



Apex Laboratories, LLC
6700 SW Sandburg St. Tigard, Oregon 97223
503.718.2323

**Level IV Data Package for
Anchor QEA, LLC
Gasco PreRD_DG 2019 – 4a-b. DOC-CAP Testing Cores
Apex Laboratories Work Order #:
A0F0670**

The information contained in this Data Package is intended solely for the purpose of validating client sample results submitted under the associated Chain of Custody(ies). An effort has been made to remove all traceable non-client data. Any incidental inclusion of non-client data is considered privileged and confidential information. The use of this information for any purpose other than data validation is strictly prohibited, and constitutes a breach of contract.

Table of Contents
A0F0670
(page 1 of 2)

Analytical Case Narrative
Analytical Report
Sample Receipt Documentation
(Work orders, Chain of Custody & Cooler Receipt Forms)
CLP-Like Forms
Raw Data

Polychlorinated Biphenyls by EPA 8082A
Benchsheet & Analysis Sequence Data
Batch 0060834
Sequence 0G06028 (A0F0670-01RE1,02RE1,03RE1)
Sequence 0F29028 (QC Only)

Calibration Data
Sequence 0F22030 (Cal ID A0F2307) DUALECD2F

Organochloride Pesticides by EPA 8081B
Benchsheet & Analysis Sequence Data (Sediment)
Batch 0070206
Sequence 0G09046 (A0F0670-01RE3,02RE3,03RE3)

Calibration Data
Sequence 0F06008 (Cal ID A0F0804) DUALECD8

Semivolatile Organic Compounds (PAHs) by EPA 8270D
Benchsheet & Analysis Sequence Data
Batch 0060858
Sequence 0F26021 (A0F0670-02RE1,03RE2)
Sequence 0F29037 (A0F0670-01RE3)

Calibration Data
Sequence 0D07056 (Cal ID A0D0804) SV-GCMS14

Conventional Chemistry Parameters
Benchsheet & Analysis Sequence Data

Total Organic Carbon- Soil (5310 B)
Batch 0060932
Sequence 0G07047 (A0F0670-02RE1,03RE1)

Table of Contents

A0F0670

(page 2 of 2)

Sequence 0G07066 (A0F0670-01RE2)

Sequence 0G02035 (QC Only)

Calibration Data

Sequence 0F12047 (Cal ID A0F1203) TOC6

Total Solids by SM2540G

Benchsheet Data

Batch 0060893 (A0F0670-01,02,03)

Balance Checksheets

Extractions June 2020

Extractions July 2020

Wet Chem June 2020

Analytical Case Narrative

Analytical Case Narrative

Client: Anchor QEA, LLC
Project: Gasco PreRD_DG 2019 – 4a-b DOC-CAP Testing Cores
Apex Work Order Number: A0F0670

Date: 07/22/2020

This data package contains data associated with analysis of samples for the above referenced Apex work order numbers. The data package Table of Contents, along with the PDF bookmarks, allow for ease of navigation and location of items within the data deliverable.

The Sample Receipt Documentation section of this package contains sample receipt information, including sample temperature and condition of receipt documented on Cooler Receipt Form(s). Apex analyzed the samples by the methods indicated on the Chain of Custody. Any additional analyses requested are indicated on the Apex Work Order.

If any anomalies were encountered during analysis that could potentially impact data quality, sample results are qualified and/or a separate Case Narrative is included in the Analytical Report. Please refer to the Notes and Definition section of the Analytical Report(s) for Qualifier explanations, Conventions, and the Blank Policy.

Data represented in this package are in compliance with the referenced method(s), both technically and for completeness, for all conditions other than those stated above and/or noted by qualification of the reported data. The signature below verifies that the Laboratory Director or his designee has authorized release of this data package.



Estella Rieben,
Quality Systems Manager
Apex Laboratories, LLC

Analytical Report



Apex Laboratories, LLC

6700 S.W. Sandburg Street
Tigard, OR 97223
503-718-2323
ORELAP ID: OR100062

Saturday, July 11, 2020

Ryan Barth
Anchor QEA, LLC
6720 SW Macadam Ave. Suite 125
Portland, OR 97219

RE: A0F0670 - Gasco PreRD DG 2019 - 4a-b. DOC-CAP Testing Cores - [none]

Thank you for using Apex Laboratories. We greatly appreciate your business and strive to provide the highest quality services to the environmental industry.

Enclosed are the results of analyses for work order A0F0670, which was received by the laboratory on 5/21/2020 at 10:15:00AM.

If you have any questions concerning this report or the services we offer, please feel free to contact me by email at: dthomas@apex-labs.com, or by phone at 503-718-2323.

Please note: All samples will be disposed of within 30 days of sample receipt, unless prior arrangements have been made.

Cooler Receipt Information

(See Cooler Receipt Form for details)

Cooler #1 0.4 degC

This Final Report is the official version of the data results for this sample submission, unless superseded by a subsequent, labeled amended report.

All other deliverables derived from this data, including Electronic Data Deliverables (EDDs), CLP-like forms, client requested summary sheets, and all other products are considered secondary to this report.



Apex Laboratories

The results in this report apply to the samples analyzed in accordance with the chain of custody document. This analytical report must be reproduced in its entirety.



Apex Laboratories, LLC

6700 S.W. Sandburg Street
Tigard, OR 97223
503-718-2323
ORELAP ID: OR100062

Anchor QEA, LLC 6720 SW Macadam Ave. Suite 125 Portland, OR 97219	Project: Gasco PreRD DG 2019 - 4a-b. DOC-CAP Testing Cores Project Number: [none] Project Manager: Ryan Barth	Report ID: A0F0670 - 07 11 20 0432
--	--	--

ANALYTICAL REPORT FOR SAMPLES

SAMPLE INFORMATION

Client Sample ID	Laboratory ID	Matrix	Date Sampled	Date Received
PDI-166SC-A-08-09-200520	A0F0670-01	SE	05/20/20 08:55	05/21/20 10:15
PDI-166SC-A-09-10-200520	A0F0670-02	SE	05/20/20 08:55	05/21/20 10:15
PDI-166SC-A-10-11.2-200520	A0F0670-03	SE	05/20/20 08:55	05/21/20 10:15

Apex Laboratories

The results in this report apply to the samples analyzed in accordance with the chain of custody document. This analytical report must be reproduced in its entirety.

Darwin Thomas, Business Development Director



Anchor QEA, LLC 6720 SW Macadam Ave. Suite 125 Portland, OR 97219	Project: Gasco PreRD DG 2019 - 4a-b. DOC-CAP Testing Cores Project Number: [none] Project Manager: Ryan Barth	Report ID: A0F0670 - 07 11 20 0432
--	---	---

ANALYTICAL SAMPLE RESULTS

Polychlorinated Biphenyls by EPA 8082A

Analyte	Sample Result	Detection Limit	Reporting Limit	Units	Dilution	Date Analyzed	Method Ref.	Notes
PDI-166SC-A-08-09-200520 (A0F0670-01RE1)			Matrix: SE		Batch: 0060834		C-07	
Aroclor 1016	ND	18.2	18.2	ug/kg dry	1	07/06/20 08:31	EPA 8082A	R-02
Aroclor 1221	ND	21.9	21.9	ug/kg dry	1	07/06/20 08:31	EPA 8082A	R-02
Aroclor 1232	ND	46.7	46.7	ug/kg dry	1	07/06/20 08:31	EPA 8082A	R-02
Aroclor 1242	ND	24.5	24.5	ug/kg dry	1	07/06/20 08:31	EPA 8082A	R-02
Aroclor 1248	ND	39.9	39.9	ug/kg dry	1	07/06/20 08:31	EPA 8082A	R-02
Aroclor 1254	34.6	1.56	3.10	ug/kg dry	1	07/06/20 08:31	EPA 8082A	P-10
Aroclor 1260	22.1	1.56	3.10	ug/kg dry	1	07/06/20 08:31	EPA 8082A	P-10
Aroclor 1262	ND	1.56	3.10	ug/kg dry	1	07/06/20 08:31	EPA 8082A	
Aroclor 1268	ND	1.56	3.10	ug/kg dry	1	07/06/20 08:31	EPA 8082A	
<i>Surrogate: Decachlorobiphenyl (Surr)</i>		<i>Recovery: 59 %</i>		<i>Limits: 43-120 %</i>		<i>1</i>	<i>07/06/20 08:31</i>	<i>EPA 8082A</i>
PDI-166SC-A-09-10-200520 (A0F0670-02RE1)			Matrix: SE		Batch: 0060834		C-07	
Aroclor 1016	ND	1.59	3.15	ug/kg dry	1	07/06/20 09:06	EPA 8082A	
Aroclor 1221	ND	1.59	3.15	ug/kg dry	1	07/06/20 09:06	EPA 8082A	
Aroclor 1232	ND	1.59	3.15	ug/kg dry	1	07/06/20 09:06	EPA 8082A	
Aroclor 1242	36.0	1.59	3.15	ug/kg dry	1	07/06/20 09:06	EPA 8082A	P-10
Aroclor 1248	ND	1.59	3.15	ug/kg dry	1	07/06/20 09:06	EPA 8082A	
Aroclor 1254	39.9	1.59	3.15	ug/kg dry	1	07/06/20 09:06	EPA 8082A	P-10
Aroclor 1260	17.5	1.59	3.15	ug/kg dry	1	07/06/20 09:06	EPA 8082A	P-10
Aroclor 1262	ND	1.59	3.15	ug/kg dry	1	07/06/20 09:06	EPA 8082A	
Aroclor 1268	ND	1.59	3.15	ug/kg dry	1	07/06/20 09:06	EPA 8082A	
<i>Surrogate: Decachlorobiphenyl (Surr)</i>		<i>Recovery: 56 %</i>		<i>Limits: 43-120 %</i>		<i>1</i>	<i>07/06/20 09:06</i>	<i>EPA 8082A</i>
PDI-166SC-A-10-11.2-200520 (A0F0670-03RE1)			Matrix: SE		Batch: 0060834		C-07	
Aroclor 1016	ND	1.98	3.93	ug/kg dry	1	07/06/20 09:41	EPA 8082A	
Aroclor 1221	ND	1.98	3.93	ug/kg dry	1	07/06/20 09:41	EPA 8082A	
Aroclor 1232	ND	1.98	3.93	ug/kg dry	1	07/06/20 09:41	EPA 8082A	
Aroclor 1242	38.5	1.98	3.93	ug/kg dry	1	07/06/20 09:41	EPA 8082A	P-10
Aroclor 1248	ND	1.98	3.93	ug/kg dry	1	07/06/20 09:41	EPA 8082A	
Aroclor 1254	37.1	1.98	3.93	ug/kg dry	1	07/06/20 09:41	EPA 8082A	P-10
Aroclor 1260	21.3	1.98	3.93	ug/kg dry	1	07/06/20 09:41	EPA 8082A	P-10
Aroclor 1262	ND	1.98	3.93	ug/kg dry	1	07/06/20 09:41	EPA 8082A	
Aroclor 1268	ND	1.98	3.93	ug/kg dry	1	07/06/20 09:41	EPA 8082A	

Apex Laboratories

The results in this report apply to the samples analyzed in accordance with the chain of custody document. This analytical report must be reproduced in its entirety.



Apex Laboratories, LLC

6700 S.W. Sandburg Street
 Tigard, OR 97223
 503-718-2323
 ORELAP ID: OR100062

Anchor QEA, LLC 6720 SW Macadam Ave. Suite 125 Portland, OR 97219	Project: Gasco PreRD DG 2019 - 4a-b. DOC-CAP Testing Cores Project Number: [none] Project Manager: Ryan Barth	Report ID: A0F0670 - 07 11 20 0432
--	---	--

ANALYTICAL SAMPLE RESULTS

Polychlorinated Biphenyls by EPA 8082A

Analyte	Sample Result	Detection Limit	Reporting Limit	Units	Dilution	Date Analyzed	Method Ref.	Notes
PDI-166SC-A-10-11.2-200520 (A0F0670-03RE1)				Matrix: SE		Batch: 0060834		C-07
<i>Surrogate: Decachlorobiphenyl (Surr)</i>		<i>Recovery: 55 %</i>		<i>Limits: 43-120 %</i>		<i>1</i>	<i>07/06/20 09:41</i>	<i>EPA 8082A</i>

Apex Laboratories

The results in this report apply to the samples analyzed in accordance with the chain of custody document. This analytical report must be reproduced in its entirety.



Anchor QEA, LLC 6720 SW Macadam Ave. Suite 125 Portland, OR 97219	Project: Gasco PreRD DG 2019 - 4a-b. DOC-CAP Testing Cores Project Number: [none] Project Manager: Ryan Barth	Report ID: A0F0670 - 07 11 20 0432
--	---	---

ANALYTICAL SAMPLE RESULTS

Organochlorine Pesticides by EPA 8081B

Analyte	Sample Result	Detection Limit	Reporting Limit	Units	Dilution	Date Analyzed	Method Ref.	Notes
PDI-166SC-A-08-09-200520 (A0F0670-01RE3)			Matrix: SE		Batch: 0070206		C-05, H-08	
2,4'-DDD	52.8	2.35	4.70	ug/kg dry	1	07/09/20 14:38	EPA 8081B	
2,4'-DDE	ND	7.04	7.04	ug/kg dry	1	07/09/20 14:38	EPA 8081B	R-02
2,4'-DDT	ND	20.7	20.7	ug/kg dry	1	07/09/20 14:38	EPA 8081B	R-02
4,4'-DDD	54.8	2.35	4.70	ug/kg dry	1	07/09/20 14:38	EPA 8081B	
4,4'-DDE	ND	10.6	10.6	ug/kg dry	1	07/09/20 14:38	EPA 8081B	R-02
4,4'-DDT	44.9	2.35	4.70	ug/kg dry	1	07/09/20 14:38	EPA 8081B	
<i>Surrogate: 2,4,5,6-TCMX (Surr)</i>		<i>Recovery: 63 %</i>		<i>Limits: 42-129 %</i>		<i>1</i>	<i>07/09/20 14:38</i>	<i>EPA 8081B</i>
<i>Decachlorobiphenyl (Surr)</i>		<i>107 %</i>		<i>55-130 %</i>		<i>1</i>	<i>07/09/20 14:38</i>	<i>EPA 8081B</i>
PDI-166SC-A-09-10-200520 (A0F0670-02RE3)			Matrix: SE		Batch: 0070206		C-05, H-08	
2,4'-DDD	16.3	4.44	8.89	ug/kg dry	2	07/09/20 19:09	EPA 8081B	
2,4'-DDE	ND	8.89	8.89	ug/kg dry	2	07/09/20 19:09	EPA 8081B	
2,4'-DDT	ND	8.89	8.89	ug/kg dry	2	07/09/20 19:09	EPA 8081B	
4,4'-DDD	36.8	4.44	8.89	ug/kg dry	2	07/09/20 19:09	EPA 8081B	
4,4'-DDE	11.4	4.44	8.89	ug/kg dry	2	07/09/20 19:09	EPA 8081B	
4,4'-DDT	ND	8.89	8.89	ug/kg dry	2	07/09/20 19:09	EPA 8081B	
<i>Surrogate: 2,4,5,6-TCMX (Surr)</i>		<i>Recovery: 59 %</i>		<i>Limits: 42-129 %</i>		<i>2</i>	<i>07/09/20 19:09</i>	<i>EPA 8081B</i>
<i>Decachlorobiphenyl (Surr)</i>		<i>92 %</i>		<i>55-130 %</i>		<i>2</i>	<i>07/09/20 19:09</i>	<i>EPA 8081B</i>
PDI-166SC-A-10-11.2-200520 (A0F0670-03RE3)			Matrix: SE		Batch: 0070206		C-05, H-08	
2,4'-DDD	ND	5.87	5.87	ug/kg dry	1	07/09/20 14:22	EPA 8081B	
2,4'-DDE	ND	5.87	5.87	ug/kg dry	1	07/09/20 14:22	EPA 8081B	
2,4'-DDT	ND	7.05	7.05	ug/kg dry	1	07/09/20 14:22	EPA 8081B	R-02
4,4'-DDD	9.60	2.94	5.87	ug/kg dry	1	07/09/20 14:22	EPA 8081B	
4,4'-DDE	ND	5.87	5.87	ug/kg dry	1	07/09/20 14:22	EPA 8081B	
4,4'-DDT	ND	5.87	5.87	ug/kg dry	1	07/09/20 14:22	EPA 8081B	
<i>Surrogate: 2,4,5,6-TCMX (Surr)</i>		<i>Recovery: 61 %</i>		<i>Limits: 42-129 %</i>		<i>1</i>	<i>07/09/20 14:22</i>	<i>EPA 8081B</i>
<i>Decachlorobiphenyl (Surr)</i>		<i>95 %</i>		<i>55-130 %</i>		<i>1</i>	<i>07/09/20 14:22</i>	<i>EPA 8081B</i>

Apex Laboratories

The results in this report apply to the samples analyzed in accordance with the chain of custody document. This analytical report must be reproduced in its entirety.



Anchor QEA, LLC 6720 SW Macadam Ave. Suite 125 Portland, OR 97219	Project: Gasco PreRD DG 2019 - 4a-b. DOC-CAP Testing Cores Project Number: [none] Project Manager: Ryan Barth	Report ID: A0F0670 - 07 11 20 0432
--	---	---

ANALYTICAL SAMPLE RESULTS

Polyaromatic Hydrocarbons (PAHs) by EPA 8270D (Scan)

Analyte	Sample Result	Detection Limit	Reporting Limit	Units	Dilution	Date Analyzed	Method Ref.	Notes
PDI-166SC-A-08-09-200520 (A0F0670-01RE3)				Matrix: SE		Batch: 0060858		H-08
Acenaphthene	5130	721	1440	ug/kg dry	250	06/29/20 13:30	EPA 8270D	
Acenaphthylene	ND	721	1440	ug/kg dry	250	06/29/20 13:30	EPA 8270D	
Anthracene	2590	721	1440	ug/kg dry	250	06/29/20 13:30	EPA 8270D	
Benz(a)anthracene	2250	721	1440	ug/kg dry	250	06/29/20 13:30	EPA 8270D	
Benzo(a)pyrene	2490	721	1440	ug/kg dry	250	06/29/20 13:30	EPA 8270D	
Benzo(b)fluoranthene	2270	721	1440	ug/kg dry	250	06/29/20 13:30	EPA 8270D	
Benzo(k)fluoranthene	779	721	1440	ug/kg dry	250	06/29/20 13:30	EPA 8270D	J
Benzo(g,h,i)perylene	1650	721	1440	ug/kg dry	250	06/29/20 13:30	EPA 8270D	
Chrysene	2620	721	1440	ug/kg dry	250	06/29/20 13:30	EPA 8270D	
Dibenz(a,h)anthracene	ND	721	1440	ug/kg dry	250	06/29/20 13:30	EPA 8270D	
Fluoranthene	7940	721	1440	ug/kg dry	250	06/29/20 13:30	EPA 8270D	
Fluorene	2510	721	1440	ug/kg dry	250	06/29/20 13:30	EPA 8270D	
Indeno(1,2,3-cd)pyrene	1510	721	1440	ug/kg dry	250	06/29/20 13:30	EPA 8270D	
2-Methylnaphthalene	2350	721	1440	ug/kg dry	250	06/29/20 13:30	EPA 8270D	
Naphthalene	3130	721	1440	ug/kg dry	250	06/29/20 13:30	EPA 8270D	B-02
Phenanthrene	9450	721	1440	ug/kg dry	250	06/29/20 13:30	EPA 8270D	
Pyrene	8770	721	1440	ug/kg dry	250	06/29/20 13:30	EPA 8270D	
<i>Surrogate: 2-Fluorobiphenyl (Surr)</i>		<i>Recovery: 92 %</i>		<i>Limits: 44-120 %</i>	250	06/29/20 13:30	EPA 8270D	S-05
<i>p-Terphenyl-d14 (Surr)</i>		<i>118 %</i>		<i>54-127 %</i>	250	06/29/20 13:30	EPA 8270D	S-05

PDI-166SC-A-09-10-200520 (A0F0670-02RE1)				Matrix: SE		Batch: 0060858		H-08
Acenaphthene	16500	2880	5750	ug/kg dry	1000	06/26/20 17:12	EPA 8270D	
Acenaphthylene	ND	2880	5750	ug/kg dry	1000	06/26/20 17:12	EPA 8270D	
Anthracene	7870	2880	5750	ug/kg dry	1000	06/26/20 17:12	EPA 8270D	
Benz(a)anthracene	5520	2880	5750	ug/kg dry	1000	06/26/20 17:12	EPA 8270D	J
Benzo(a)pyrene	7390	2880	5750	ug/kg dry	1000	06/26/20 17:12	EPA 8270D	
Benzo(b)fluoranthene	5950	2880	5750	ug/kg dry	1000	06/26/20 17:12	EPA 8270D	
Benzo(k)fluoranthene	ND	2880	5750	ug/kg dry	1000	06/26/20 17:12	EPA 8270D	
Benzo(g,h,i)perylene	4580	2880	5750	ug/kg dry	1000	06/26/20 17:12	EPA 8270D	J
Chrysene	6190	2880	5750	ug/kg dry	1000	06/26/20 17:12	EPA 8270D	
Dibenz(a,h)anthracene	ND	2880	5750	ug/kg dry	1000	06/26/20 17:12	EPA 8270D	
Fluoranthene	25500	2880	5750	ug/kg dry	1000	06/26/20 17:12	EPA 8270D	
Fluorene	8340	2880	5750	ug/kg dry	1000	06/26/20 17:12	EPA 8270D	

Apex Laboratories

The results in this report apply to the samples analyzed in accordance with the chain of custody document. This analytical report must be reproduced in its entirety.

Darwin Thomas, Business Development Director



Anchor QEA, LLC 6720 SW Macadam Ave. Suite 125 Portland, OR 97219	Project: Gasco PreRD DG 2019 - 4a-b. DOC-CAP Testing Cores Project Number: [none] Project Manager: Ryan Barth	Report ID: A0F0670 - 07 11 20 0432
--	---	---

ANALYTICAL SAMPLE RESULTS

Polyaromatic Hydrocarbons (PAHs) by EPA 8270D (Scan)

Analyte	Sample Result	Detection Limit	Reporting Limit	Units	Dilution	Date Analyzed	Method Ref.	Notes	
PDI-166SC-A-09-10-200520 (A0F0670-02RE1)			Matrix: SE		Batch: 0060858		H-08		
Indeno(1,2,3-cd)pyrene	4150	2880	5750	ug/kg dry	1000	06/26/20 17:12	EPA 8270D	J	
2-Methylnaphthalene	7420	2880	5750	ug/kg dry	1000	06/26/20 17:12	EPA 8270D		
Naphthalene	11700	2880	5750	ug/kg dry	1000	06/26/20 17:12	EPA 8270D	B-02	
Phenanthrene	38200	2880	5750	ug/kg dry	1000	06/26/20 17:12	EPA 8270D		
Pyrene	30100	2880	5750	ug/kg dry	1000	06/26/20 17:12	EPA 8270D		
<i>Surrogate: 2-Fluorobiphenyl (Surr)</i>		<i>Recovery: 110 %</i>		<i>Limits: 44-120 %</i>		<i>1000</i>	<i>06/26/20 17:12</i>	<i>EPA 8270D</i>	<i>S-05</i>
<i>p-Terphenyl-d14 (Surr)</i>		<i>170 %</i>		<i>54-127 %</i>		<i>1000</i>	<i>06/26/20 17:12</i>	<i>EPA 8270D</i>	<i>S-05</i>

PDI-166SC-A-10-11.2-200520 (A0F0670-03RE2)			Matrix: SE		Batch: 0060858		H-08		
Acenaphthene	27500	1840	3680	ug/kg dry	500	06/26/20 18:19	EPA 8270D		
Acenaphthylene	1900	1840	3680	ug/kg dry	500	06/26/20 18:19	EPA 8270D	J	
Anthracene	17400	1840	3680	ug/kg dry	500	06/26/20 18:19	EPA 8270D		
Benz(a)anthracene	6860	1840	3680	ug/kg dry	500	06/26/20 18:19	EPA 8270D		
Benzo(a)pyrene	5850	1840	3680	ug/kg dry	500	06/26/20 18:19	EPA 8270D		
Benzo(b)fluoranthene	5490	1840	3680	ug/kg dry	500	06/26/20 18:19	EPA 8270D		
Benzo(k)fluoranthene	ND	1840	3680	ug/kg dry	500	06/26/20 18:19	EPA 8270D		
Benzo(g,h,i)perylene	2960	1840	3680	ug/kg dry	500	06/26/20 18:19	EPA 8270D	J	
Chrysene	7870	1840	3680	ug/kg dry	500	06/26/20 18:19	EPA 8270D		
Dibenz(a,h)anthracene	ND	1840	3680	ug/kg dry	500	06/26/20 18:19	EPA 8270D		
Fluoranthene	31900	1840	3680	ug/kg dry	500	06/26/20 18:19	EPA 8270D		
Fluorene	16100	1840	3680	ug/kg dry	500	06/26/20 18:19	EPA 8270D		
Indeno(1,2,3-cd)pyrene	2970	1840	3680	ug/kg dry	500	06/26/20 18:19	EPA 8270D	J	
2-Methylnaphthalene	16200	1840	3680	ug/kg dry	500	06/26/20 18:19	EPA 8270D		
Naphthalene	17000	1840	3680	ug/kg dry	500	06/26/20 18:19	EPA 8270D	B-02	
Phenanthrene	55000	1840	3680	ug/kg dry	500	06/26/20 18:19	EPA 8270D		
Pyrene	31600	1840	3680	ug/kg dry	500	06/26/20 18:19	EPA 8270D		
<i>Surrogate: 2-Fluorobiphenyl (Surr)</i>		<i>Recovery: 95 %</i>		<i>Limits: 44-120 %</i>		<i>500</i>	<i>06/26/20 18:19</i>	<i>EPA 8270D</i>	<i>S-05</i>
<i>p-Terphenyl-d14 (Surr)</i>		<i>130 %</i>		<i>54-127 %</i>		<i>500</i>	<i>06/26/20 18:19</i>	<i>EPA 8270D</i>	<i>S-05</i>

Apex Laboratories

The results in this report apply to the samples analyzed in accordance with the chain of custody document. This analytical report must be reproduced in its entirety.



Anchor QEA, LLC 6720 SW Macadam Ave. Suite 125 Portland, OR 97219	Project: Gasco PreRD DG 2019 - 4a-b. DOC-CAP Testing Cores Project Number: [none] Project Manager: Ryan Barth	Report ID: A0F0670 - 07 11 20 0432
--	---	--

ANALYTICAL SAMPLE RESULTS

Demand Parameters

Analyte	Sample Result	Detection Limit	Reporting Limit	Units	Dilution	Date Analyzed	Method Ref.	Notes
PDI-166SC-A-08-09-200520 (A0F0670-01RE2)				Matrix: SE				
Batch: 0060932								
Total Organic Carbon	4.9	---	0.020	% by Weight	1	07/07/20 15:05	SM 5310 B MOD	H-08
PDI-166SC-A-09-10-200520 (A0F0670-02RE1)				Matrix: SE				
Batch: 0060932								
Total Organic Carbon	4.8	---	0.020	% by Weight	1	07/07/20 12:29	SM 5310 B MOD	H-08
PDI-166SC-A-10-11.2-200520 (A0F0670-03RE1)				Matrix: SE				
Batch: 0060932								
Total Organic Carbon	9.7	---	0.020	% by Weight	1	07/07/20 12:40	SM 5310 B MOD	H-08

Apex Laboratories

The results in this report apply to the samples analyzed in accordance with the chain of custody document. This analytical report must be reproduced in its entirety.



Anchor QEA, LLC 6720 SW Macadam Ave. Suite 125 Portland, OR 97219	Project: Gasco PreRD DG 2019 - 4a-b. DOC-CAP Testing Cores Project Number: [none] Project Manager: Ryan Barth	Report ID: A0F0670 - 07 11 20 0432
--	---	--

ANALYTICAL SAMPLE RESULTS

Solid and Moisture Determinations

Analyte	Sample Result	Detection Limit	Reporting Limit	Units	Dilution	Date Analyzed	Method Ref.	Notes
PDI-166SC-A-08-09-200520 (A0F0670-01)				Matrix: SE				
Batch: 0060893								
Total Solids	42.1	1.00	1.00	% by Weight	1	06/29/20 15:47	SM 2540 G	
PDI-166SC-A-09-10-200520 (A0F0670-02)				Matrix: SE				
Batch: 0060893								
Total Solids	42.0	1.00	1.00	% by Weight	1	06/29/20 15:47	SM 2540 G	
PDI-166SC-A-10-11.2-200520 (A0F0670-03)				Matrix: SE				
Batch: 0060893								
Total Solids	33.2	1.00	1.00	% by Weight	1	06/29/20 15:47	SM 2540 G	

Apex Laboratories

The results in this report apply to the samples analyzed in accordance with the chain of custody document. This analytical report must be reproduced in its entirety.



Anchor QEA, LLC 6720 SW Macadam Ave. Suite 125 Portland, OR 97219	Project: Gasco PreRD DG 2019 - 4a-b. DOC-CAP Testing Cores Project Number: [none] Project Manager: Ryan Barth	Report ID: A0F0670 - 07 11 20 0432
--	--	--

QUALITY CONTROL (QC) SAMPLE RESULTS

Polychlorinated Biphenyls by EPA 8082A

Analyte	Result	Detection Limit	Reporting Limit	Units	Dilution	Spike Amount	Source Result	% REC	% REC Limits	RPD	RPD Limit	Notes
Batch 0060834 - EPA 3546												
Sediment												
Blank (0060834-BLK1) Prepared: 06/25/20 11:09 Analyzed: 06/29/20 08:03 C-07												
<u>EPA 8082A</u>												
Aroclor 1016	ND	0.648	1.29	ug/kg wet	1	---	---	---	---	---	---	
Aroclor 1221	ND	0.648	1.29	ug/kg wet	1	---	---	---	---	---	---	
Aroclor 1232	ND	0.648	1.29	ug/kg wet	1	---	---	---	---	---	---	
Aroclor 1242	ND	0.648	1.29	ug/kg wet	1	---	---	---	---	---	---	
Aroclor 1248	ND	0.648	1.29	ug/kg wet	1	---	---	---	---	---	---	
Aroclor 1254	ND	0.648	1.29	ug/kg wet	1	---	---	---	---	---	---	
Aroclor 1260	ND	0.648	1.29	ug/kg wet	1	---	---	---	---	---	---	
Aroclor 1262	ND	0.648	1.29	ug/kg wet	1	---	---	---	---	---	---	
Aroclor 1268	ND	0.648	1.29	ug/kg wet	1	---	---	---	---	---	---	
Surr: Decachlorobiphenyl (Surr)		Recovery: 102 %		Limits: 43-120 %		Dilution: 1x						
LCS (0060834-BS1) Prepared: 06/25/20 11:09 Analyzed: 06/29/20 08:20 C-07												
<u>EPA 8082A</u>												
Aroclor 1016	57.9	0.670	1.33	ug/kg wet	1	83.3	---	69	47-134%	---	---	
Aroclor 1260	72.6	0.670	1.33	ug/kg wet	1	83.3	---	87	53-140%	---	---	
Surr: Decachlorobiphenyl (Surr)		Recovery: 106 %		Limits: 43-120 %		Dilution: 1x						
Duplicate (0060834-DUP1) Prepared: 06/25/20 11:09 Analyzed: 06/29/20 10:24 C-07												
<u>QC Source Sample: Non-SDG (A0F0647-03)</u>												
Aroclor 1016	ND	0.799	1.59	ug/kg dry	1	---	ND	---	---	---	30%	
Aroclor 1221	ND	0.799	1.59	ug/kg dry	1	---	ND	---	---	---	30%	
Aroclor 1232	ND	0.799	1.59	ug/kg dry	1	---	ND	---	---	---	30%	
Aroclor 1242	ND	0.799	1.59	ug/kg dry	1	---	ND	---	---	---	30%	
Aroclor 1248	ND	0.799	1.59	ug/kg dry	1	---	ND	---	---	---	30%	
Aroclor 1254	ND	0.799	1.59	ug/kg dry	1	---	ND	---	---	---	30%	
Aroclor 1260	ND	0.799	1.59	ug/kg dry	1	---	ND	---	---	---	30%	
Aroclor 1262	ND	0.799	1.59	ug/kg dry	1	---	ND	---	---	---	30%	
Aroclor 1268	ND	0.799	1.59	ug/kg dry	1	---	ND	---	---	---	30%	
Surr: Decachlorobiphenyl (Surr)		Recovery: 102 %		Limits: 43-120 %		Dilution: 1x						
Matrix Spike (0060834-MS1) Prepared: 06/25/20 11:09 Analyzed: 06/29/20 12:45 C-07												
<u>QC Source Sample: Non-SDG (A0F0647-04)</u>												

Apex Laboratories

The results in this report apply to the samples analyzed in accordance with the chain of custody document. This analytical report must be reproduced in its entirety.



Anchor QEA, LLC 6720 SW Macadam Ave. Suite 125 Portland, OR 97219	Project: Gasco PreRD DG 2019 - 4a-b. DOC-CAP Testing Cores Project Number: [none] Project Manager: Ryan Barth	Report ID: A0F0670 - 07 11 20 0432
--	---	--

QUALITY CONTROL (QC) SAMPLE RESULTS

Polychlorinated Biphenyls by EPA 8082A

Analyte	Result	Detection Limit	Reporting Limit	Units	Dilution	Spike Amount	Source Result	% REC	% REC Limits	RPD	RPD Limit	Notes	
Batch 0060834 - EPA 3546						Sediment							
Matrix Spike (0060834-MS1)						Prepared: 06/25/20 11:09 Analyzed: 06/29/20 12:45						C-07	
QC Source Sample: Non-SDG (A0F0647-04)													
EPA 8082A													
Aroclor 1016	64.2	0.762	1.51	ug/kg dry	1	94.8	ND	68	47-134%	---	---		
Aroclor 1260	76.5	0.762	1.51	ug/kg dry	1	94.8	ND	81	53-140%	---	---		
<i>Surr: Decachlorobiphenyl (Surr)</i>		<i>Recovery: 101 %</i>		<i>Limits: 43-120 %</i>		<i>Dilution: 1x</i>							Q-41

Apex Laboratories

The results in this report apply to the samples analyzed in accordance with the chain of custody document. This analytical report must be reproduced in its entirety.



Anchor QEA, LLC 6720 SW Macadam Ave. Suite 125 Portland, OR 97219	Project: Gasco PreRD DG 2019 - 4a-b. DOC-CAP Testing Cores Project Number: [none] Project Manager: Ryan Barth	Report ID: A0F0670 - 07 11 20 0432
--	---	--

QUALITY CONTROL (QC) SAMPLE RESULTS

Organochlorine Pesticides by EPA 8081B

Analyte	Result	Detection Limit	Reporting Limit	Units	Dilution	Spike Amount	Source Result	% REC	% REC Limits	RPD	RPD Limit	Notes
Batch 0070206 - EPA 3546/3640A (GPC) Sediment												
Blank (0070206-BLK1) Prepared: 07/07/20 12:49 Analyzed: 07/09/20 13:15 C-05												
<u>EPA 8081B</u>												
2,4'-DDD	ND	0.909	1.82	ug/kg wet	1	---	---	---	---	---	---	
2,4'-DDE	ND	0.909	1.82	ug/kg wet	1	---	---	---	---	---	---	
2,4'-DDT	ND	0.909	1.82	ug/kg wet	1	---	---	---	---	---	---	
4,4'-DDD	ND	0.909	1.82	ug/kg wet	1	---	---	---	---	---	---	
4,4'-DDE	ND	0.909	1.82	ug/kg wet	1	---	---	---	---	---	---	
4,4'-DDT	ND	0.909	1.82	ug/kg wet	1	---	---	---	---	---	---	
Surr: 2,4,5,6-TCMX (Surr)		Recovery: 69 %		Limits: 42-129 %		Dilution: 1x						
Decachlorobiphenyl (Surr)		103 %		55-130 %		"						
LCS (0070206-BS1) Prepared: 07/07/20 12:49 Analyzed: 07/09/20 13:32 C-05												
<u>EPA 8081B</u>												
2,4'-DDD	49.2	1.00	2.00	ug/kg wet	1	50.0	---	98	50-150%	---	---	
2,4'-DDE	48.1	1.00	2.00	ug/kg wet	1	50.0	---	96	50-150%	---	---	
2,4'-DDT	57.2	1.00	2.00	ug/kg wet	1	50.0	---	114	50-150%	---	---	
4,4'-DDD	50.4	1.00	2.00	ug/kg wet	1	50.0	---	101	50-150%	---	---	
4,4'-DDE	49.6	1.00	2.00	ug/kg wet	1	50.0	---	99	50-150%	---	---	
4,4'-DDT	54.1	1.00	2.00	ug/kg wet	1	50.0	---	108	50-150%	---	---	
Surr: 2,4,5,6-TCMX (Surr)		Recovery: 70 %		Limits: 42-129 %		Dilution: 1x						
Decachlorobiphenyl (Surr)		98 %		55-130 %		"						
Duplicate (0070206-DUP1) Prepared: 07/07/20 12:49 Analyzed: 07/09/20 17:18 C-05, H-08												
<u>QC Source Sample: Non-SDG (A0F0647-01RE3)</u>												
2,4'-DDD	ND	7.79	7.79	ug/kg dry	2	---	ND	---	---	---	30%	R-02
2,4'-DDE	ND	5.36	5.36	ug/kg dry	2	---	ND	---	---	---	30%	R-02
2,4'-DDT	ND	5.11	5.11	ug/kg dry	2	---	ND	---	---	---	30%	R-02
4,4'-DDD	17.2	2.44	4.87	ug/kg dry	2	---	17.8	---	---	4	30%	
4,4'-DDE	ND	4.87	4.87	ug/kg dry	2	---	ND	---	---	---	30%	
4,4'-DDT	ND	9.01	9.01	ug/kg dry	2	---	ND	---	---	---	30%	R-02
Surr: 2,4,5,6-TCMX (Surr)		Recovery: 86 %		Limits: 42-129 %		Dilution: 2x						
Decachlorobiphenyl (Surr)		125 %		55-130 %		"						
Matrix Spike (0070206-MS1) Prepared: 07/07/20 12:49 Analyzed: 07/09/20 19:46 C-05, H-08												

Apex Laboratories

The results in this report apply to the samples analyzed in accordance with the chain of custody document. This analytical report must be reproduced in its entirety.



Anchor QEA, LLC 6720 SW Macadam Ave. Suite 125 Portland, OR 97219	Project: Gasco PreRD DG 2019 - 4a-b. DOC-CAP Testing Cores Project Number: [none] Project Manager: Ryan Barth	Report ID: A0F0670 - 07 11 20 0432
--	---	--

QUALITY CONTROL (QC) SAMPLE RESULTS

Organochlorine Pesticides by EPA 8081B

Analyte	Result	Detection Limit	Reporting Limit	Units	Dilution	Spike Amount	Source Result	% REC	% REC Limits	RPD	RPD Limit	Notes	
Batch 0070206 - EPA 3546/3640A (GPC)						Sediment							
Matrix Spike (0070206-MS1)						Prepared: 07/07/20 12:49 Analyzed: 07/09/20 19:46						C-05, H-08	
QC Source Sample: PDI-166SC-A-09-10-200520 (A0F0670-02RE3)													
EPA 8081B													
2,4'-DDD	120	4.44	8.89	ug/kg dry	2	111	16.3	94	50-150%	---	---		
2,4'-DDE	109	8.89	8.89	ug/kg dry	2	111	ND	98	50-150%	---	---		
2,4'-DDT	140	8.89	8.89	ug/kg dry	2	111	ND	126	50-150%	---	---		
4,4'-DDD	201	4.44	8.89	ug/kg dry	2	111	36.8	148	50-150%	---	---		
4,4'-DDE	119	4.44	8.89	ug/kg dry	2	111	11.4	97	50-150%	---	---		
4,4'-DDT	150	8.89	8.89	ug/kg dry	2	111	ND	135	50-150%	---	---		
Surr: 2,4,5,6-TCMX (Surr)		Recovery: 62 %		Limits: 42-129 %		Dilution: 2x							
Decachlorobiphenyl (Surr)		97 %		55-130 %		"							

Apex Laboratories

The results in this report apply to the samples analyzed in accordance with the chain of custody document. This analytical report must be reproduced in its entirety.



Anchor QEA, LLC 6720 SW Macadam Ave. Suite 125 Portland, OR 97219	Project: Gasco PreRD DG 2019 - 4a-b. DOC-CAP Testing Cores Project Number: [none] Project Manager: Ryan Barth	Report ID: A0F0670 - 07 11 20 0432
--	---	--

QUALITY CONTROL (QC) SAMPLE RESULTS

Polyaromatic Hydrocarbons (PAHs) by EPA 8270D (Scan)

Analyte	Result	Detection Limit	Reporting Limit	Units	Dilution	Spike Amount	Source Result	% REC	% REC Limits	RPD	RPD Limit	Notes
Batch 0060858 - EPA 3546												
Sediment												
Blank (0060858-BLK1)												
Prepared: 06/26/20 07:12 Analyzed: 06/26/20 11:13												
<u>EPA 8270D</u>												
Acenaphthene	ND	1.14	2.27	ug/kg wet	1	---	---	---	---	---	---	
Acenaphthylene	ND	1.14	2.27	ug/kg wet	1	---	---	---	---	---	---	
Anthracene	ND	1.14	2.27	ug/kg wet	1	---	---	---	---	---	---	
Benz(a)anthracene	ND	1.14	2.27	ug/kg wet	1	---	---	---	---	---	---	
Benzo(a)pyrene	ND	1.14	2.27	ug/kg wet	1	---	---	---	---	---	---	
Benzo(b)fluoranthene	ND	1.14	2.27	ug/kg wet	1	---	---	---	---	---	---	
Benzo(k)fluoranthene	ND	1.14	2.27	ug/kg wet	1	---	---	---	---	---	---	
Benzo(g,h,i)perylene	ND	1.14	2.27	ug/kg wet	1	---	---	---	---	---	---	
Chrysene	ND	1.14	2.27	ug/kg wet	1	---	---	---	---	---	---	
Dibenz(a,h)anthracene	ND	1.14	2.27	ug/kg wet	1	---	---	---	---	---	---	
Fluoranthene	ND	1.14	2.27	ug/kg wet	1	---	---	---	---	---	---	
Fluorene	ND	1.14	2.27	ug/kg wet	1	---	---	---	---	---	---	
Indeno(1,2,3-cd)pyrene	ND	1.14	2.27	ug/kg wet	1	---	---	---	---	---	---	
2-Methylnaphthalene	ND	1.14	2.27	ug/kg wet	1	---	---	---	---	---	---	
Naphthalene	1.34	1.14	2.27	ug/kg wet	1	---	---	---	---	---	---	B-02, J
Phenanthrene	ND	1.14	2.27	ug/kg wet	1	---	---	---	---	---	---	
Pyrene	ND	1.14	2.27	ug/kg wet	1	---	---	---	---	---	---	
<i>Surr: 2-Fluorobiphenyl (Surr)</i>		<i>Recovery: 93 %</i>		<i>Limits: 44-120 %</i>		<i>Dilution: 1x</i>						
<i>p-Terphenyl-d14 (Surr)</i>		<i>118 %</i>		<i>54-127 %</i>		<i>"</i>						

LCS (0060858-BS1)												
Prepared: 06/26/20 07:12 Analyzed: 06/26/20 11:45												
<u>EPA 8270D</u>												
Acenaphthene	21.0	1.25	2.50	ug/kg wet	1	20.0	---	105	40-123%	---	---	
Acenaphthylene	20.6	1.25	2.50	ug/kg wet	1	20.0	---	103	32-132%	---	---	
Anthracene	21.9	1.25	2.50	ug/kg wet	1	20.0	---	110	47-123%	---	---	
Benz(a)anthracene	21.0	1.25	2.50	ug/kg wet	1	20.0	---	105	49-126%	---	---	
Benzo(a)pyrene	22.8	1.25	2.50	ug/kg wet	1	20.0	---	114	45-129%	---	---	
Benzo(b)fluoranthene	21.5	1.25	2.50	ug/kg wet	1	20.0	---	108	45-132%	---	---	
Benzo(k)fluoranthene	21.7	1.25	2.50	ug/kg wet	1	20.0	---	109	47-132%	---	---	
Benzo(g,h,i)perylene	20.6	1.25	2.50	ug/kg wet	1	20.0	---	103	43-134%	---	---	
Chrysene	21.2	1.25	2.50	ug/kg wet	1	20.0	---	106	50-124%	---	---	
Dibenz(a,h)anthracene	21.4	1.25	2.50	ug/kg wet	1	20.0	---	107	45-134%	---	---	
Fluoranthene	21.8	1.25	2.50	ug/kg wet	1	20.0	---	109	50-127%	---	---	

Apex Laboratories

The results in this report apply to the samples analyzed in accordance with the chain of custody document. This analytical report must be reproduced in its entirety.



Anchor QEA, LLC 6720 SW Macadam Ave. Suite 125 Portland, OR 97219	Project: Gasco PreRD DG 2019 - 4a-b. DOC-CAP Testing Cores Project Number: [none] Project Manager: Ryan Barth	Report ID: A0F0670 - 07 11 20 0432
--	--	--

QUALITY CONTROL (QC) SAMPLE RESULTS

Polyaromatic Hydrocarbons (PAHs) by EPA 8270D (Scan)

Analyte	Result	Detection Limit	Reporting Limit	Units	Dilution	Spike Amount	Source Result	% REC	% REC Limits	RPD	RPD Limit	Notes
Batch 0060858 - EPA 3546												
Sediment												
LCS (0060858-BS1)												
Prepared: 06/26/20 07:12 Analyzed: 06/26/20 11:45												
Fluorene	21.4	1.25	2.50	ug/kg wet	1	20.0	---	107	43-125%	---	---	
Indeno(1,2,3-cd)pyrene	21.2	1.25	2.50	ug/kg wet	1	20.0	---	106	45-133%	---	---	
2-Methylnaphthalene	22.3	1.25	2.50	ug/kg wet	1	20.0	---	111	38-122%	---	---	
Naphthalene	21.0	1.25	2.50	ug/kg wet	1	20.0	---	105	35-123%	---	---	B-02
Phenanthrene	21.0	1.25	2.50	ug/kg wet	1	20.0	---	105	50-121%	---	---	
Pyrene	22.0	1.25	2.50	ug/kg wet	1	20.0	---	110	47-127%	---	---	
<i>Surr: 2-Fluorobiphenyl (Surr)</i>		<i>Recovery: 91 %</i>		<i>Limits: 44-120 %</i>		<i>Dilution: 1x</i>						
<i>p-Terphenyl-d14 (Surr)</i>		<i>105 %</i>		<i>54-127 %</i>		<i>"</i>						
Duplicate (0060858-DUP1)												
Prepared: 06/26/20 07:12 Analyzed: 06/26/20 12:50												
QC Source Sample: Non-SDG (A0F0647-01RE1)												
Acenaphthene	35000	1490	2980	ug/kg dry	1000	---	58300	---	---	50	30%	Q-04
Acenaphthylene	5090	1490	2980	ug/kg dry	1000	---	6160	---	---	19	30%	
Anthracene	19300	1490	2980	ug/kg dry	1000	---	28300	---	---	38	30%	Q-04
Benz(a)anthracene	15900	1490	2980	ug/kg dry	1000	---	17100	---	---	7	30%	
Benzo(a)pyrene	22700	1490	2980	ug/kg dry	1000	---	24100	---	---	6	30%	
Benzo(b)fluoranthene	18300	1490	2980	ug/kg dry	1000	---	19400	---	---	6	30%	
Benzo(k)fluoranthene	6330	1490	2980	ug/kg dry	1000	---	6390	---	---	1	30%	M-05
Benzo(g,h,i)perylene	16200	1490	2980	ug/kg dry	1000	---	16300	---	---	0.7	30%	
Chrysene	18900	1490	2980	ug/kg dry	1000	---	23100	---	---	20	30%	
Dibenz(a,h)anthracene	1650	1490	2980	ug/kg dry	1000	---	1630	---	---	1	30%	J
Fluoranthene	64600	1490	2980	ug/kg dry	1000	---	69900	---	---	8	30%	
Fluorene	18100	1490	2980	ug/kg dry	1000	---	29100	---	---	46	30%	Q-04
Indeno(1,2,3-cd)pyrene	14000	1490	2980	ug/kg dry	1000	---	14400	---	---	3	30%	
2-Methylnaphthalene	1670	1490	2980	ug/kg dry	1000	---	2800	---	---	50	30%	Q-04, J
Naphthalene	7060	1490	2980	ug/kg dry	1000	---	9580	---	---	30	30%	B-02
Phenanthrene	111000	1490	2980	ug/kg dry	1000	---	145000	---	---	26	30%	
Pyrene	89100	1490	2980	ug/kg dry	1000	---	91000	---	---	2	30%	
<i>Surr: 2-Fluorobiphenyl (Surr)</i>		<i>Recovery: 160 %</i>		<i>Limits: 44-120 %</i>		<i>Dilution: 1000x</i>						
<i>p-Terphenyl-d14 (Surr)</i>		<i>200 %</i>		<i>54-127 %</i>		<i>"</i>						
Matrix Spike (0060858-MS1)												
Prepared: 06/26/20 07:12 Analyzed: 06/26/20 18:52												
QC Source Sample: PDI-166SC-A-10-11.2-200520 (A0F0670-03RE2)												

Apex Laboratories

The results in this report apply to the samples analyzed in accordance with the chain of custody document. This analytical report must be reproduced in its entirety.



Anchor QEA, LLC 6720 SW Macadam Ave. Suite 125 Portland, OR 97219	Project: Gasco PreRD DG 2019 - 4a-b. DOC-CAP Testing Cores Project Number: [none] Project Manager: Ryan Barth	Report ID: A0F0670 - 07 11 20 0432
--	---	--

QUALITY CONTROL (QC) SAMPLE RESULTS

Polyaromatic Hydrocarbons (PAHs) by EPA 8270D (Scan)

Analyte	Result	Detection Limit	Reporting Limit	Units	Dilution	Spike Amount	Source Result	% REC	% REC Limits	RPD	RPD Limit	Notes
Batch 0060858 - EPA 3546												
Sediment												
Matrix Spike (0060858-MS1)												
Prepared: 06/26/20 07:12 Analyzed: 06/26/20 18:52												
QC Source Sample: PDI-166SC-A-10-11.2-200520 (A0F0670-03RE2)												
EPA 8270D												
Acenaphthene	22700	1850	3700	ug/kg dry	500	59.1	27500	-8110	40-123%	---	---	Q-11
Acenaphthylene	ND	1850	3700	ug/kg dry	500	59.1	1900	-3210	32-132%	---	---	Q-11
Anthracene	8490	1850	3700	ug/kg dry	500	59.1	17400	-15000	47-123%	---	---	Q-11
Benz(a)anthracene	4630	1850	3700	ug/kg dry	500	59.1	6860	-3770	49-126%	---	---	Q-11
Benzo(a)pyrene	5220	1850	3700	ug/kg dry	500	59.1	5850	-1080	45-129%	---	---	Q-11
Benzo(b)fluoranthene	4260	1850	3700	ug/kg dry	500	59.1	5490	-2080	45-132%	---	---	Q-11
Benzo(k)fluoranthene	ND	1850	3700	ug/kg dry	500	59.1	ND		47-132%	---	---	Q-11
Benzo(g,h,i)perylene	3190	1850	3700	ug/kg dry	500	59.1	2960	400	43-134%	---	---	Q-11, J
Chrysene	5090	1850	3700	ug/kg dry	500	59.1	7870	-4700	50-124%	---	---	Q-11
Dibenz(a,h)anthracene	ND	1850	3700	ug/kg dry	500	59.1	ND		45-134%	---	---	Q-11
Fluoranthene	19400	1850	3700	ug/kg dry	500	59.1	31900	-21100	50-127%	---	---	Q-11
Fluorene	11900	1850	3700	ug/kg dry	500	59.1	16100	-7150	43-125%	---	---	Q-11
Indeno(1,2,3-cd)pyrene	2960	1850	3700	ug/kg dry	500	59.1	2970	-25	45-133%	---	---	Q-11, J
2-Methylnaphthalene	12600	1850	3700	ug/kg dry	500	59.1	16200	-6040	38-122%	---	---	Q-11
Naphthalene	10000	1850	3700	ug/kg dry	500	59.1	17000	-11700	35-123%	---	---	B-02, Q-11
Phenanthrene	34900	1850	3700	ug/kg dry	500	59.1	55000	-34100	50-121%	---	---	Q-11
Pyrene	16900	1850	3700	ug/kg dry	500	59.1	31600	-24900	47-127%	---	---	Q-11
<i>Surr: 2-Fluorobiphenyl (Surr)</i>		<i>Recovery: 80 %</i>		<i>Limits: 44-120 %</i>		<i>Dilution: 500x</i>						S-05
<i>p-Terphenyl-d14 (Surr)</i>		<i>110 %</i>		<i>54-127 %</i>		<i>"</i>						S-05

Apex Laboratories

The results in this report apply to the samples analyzed in accordance with the chain of custody document. This analytical report must be reproduced in its entirety.



Anchor QEA, LLC
6720 SW Macadam Ave. Suite 125
Portland, OR 97219

Project: **Gasco PreRD DG 2019 - 4a-b. DOC-CAP Testing Cores**
Project Number: [none]
Project Manager: **Ryan Barth**

Report ID:
A0F0670 - 07 11 20 0432

QUALITY CONTROL (QC) SAMPLE RESULTS

Demand Parameters

Analyte	Result	Detection Limit	Reporting Limit	Units	Dilution	Spike Amount	Source Result	% REC	% REC Limits	RPD	RPD Limit	Notes
Batch 0060932 - PSEP-5310B TOC						Soil						
Blank (0060932-BLK1)			Prepared: 06/29/20 15:35 Analyzed: 07/02/20 17:35									
<u>SM 5310 B MOD</u>												
Total Organic Carbon	ND	---	0.020	% by Weight	1	---	---	---	---	---	---	
LCS (0060932-BS1)			Prepared: 06/29/20 15:35 Analyzed: 07/02/20 17:46									
<u>SM 5310 B MOD</u>												
Total Organic Carbon	10000	---		mg/kg	1	10000	---	103	90-110%	---	---	
Duplicate (0060932-DUP1)			Prepared: 06/29/20 15:35 Analyzed: 07/02/20 18:07									
<u>QC Source Sample: Non-SDG (A0F0647-01)</u>												
Total Organic Carbon	0.75	---	0.020	% by Weight	1	---	0.41	---	---	58	20%	Q-04
Duplicate (0060932-DUP2)			Prepared: 06/29/20 15:35 Analyzed: 07/02/20 18:18									
<u>QC Source Sample: Non-SDG (A0F0647-01)</u>												
Total Organic Carbon	0.58	---	0.020	% by Weight	1	---	0.41	---	---	34	20%	Q-04
Duplicate (0060932-DUP3)			Prepared: 06/29/20 15:35 Analyzed: 07/02/20 20:49									
<u>QC Source Sample: Non-SDG (A0F0704-01)</u>												
Total Organic Carbon	0.035	---	0.020	% by Weight	1	---	0.042	---	---	18	20%	

Apex Laboratories

The results in this report apply to the samples analyzed in accordance with the chain of custody document. This analytical report must be reproduced in its entirety.



Anchor QEA, LLC 6720 SW Macadam Ave. Suite 125 Portland, OR 97219	Project: Gasco PreRD DG 2019 - 4a-b. DOC-CAP Testing Cores Project Number: [none] Project Manager: Ryan Barth	Report ID: A0F0670 - 07 11 20 0432
--	---	--

QUALITY CONTROL (QC) SAMPLE RESULTS

Solid and Moisture Determinations

Analyte	Result	Detection Limit	Reporting Limit	Units	Dilution	Spike Amount	Source Result	% REC	% REC Limits	RPD	RPD Limit	Notes
Batch 0060893 - Total Solids (SM2540G/PSEP)						Sediment						
Duplicate (0060893-DUP1)						Prepared: 06/26/20 17:24 Analyzed: 06/29/20 15:47						
<u>QC Source Sample: PDI-166SC-A-08-09-200520 (A0F0670-01)</u>												
<u>SM 2540 G</u>												
Total Solids	45.0	1.00	1.00	% by Weight	1	---	42.1	---	---	7	10%	
Duplicate (0060893-DUP2)						Prepared: 06/26/20 17:24 Analyzed: 06/29/20 15:47						
<u>QC Source Sample: Non-SDG (A0F0693-07)</u>												
Total Solids	71.2	1.00	1.00	% by Weight	1	---	71.0	---	---	0.3	10%	

Apex Laboratories

The results in this report apply to the samples analyzed in accordance with the chain of custody document. This analytical report must be reproduced in its entirety.



Anchor QEA, LLC 6720 SW Macadam Ave. Suite 125 Portland, OR 97219	Project: Gasco PreRD DG 2019 - 4a-b. DOC-CAP Testing Cores Project Number: [none] Project Manager: Ryan Barth	Report ID: A0F0670 - 07 11 20 0432
--	---	---

SAMPLE PREPARATION INFORMATION

Polychlorinated Biphenyls by EPA 8082A

Prep: EPA 3546

Lab Number	Matrix	Method	Sampled	Prepared	Sample Initial/Final	Default Initial/Final	RL Prep Factor
<u>Batch: 0060834</u>							
A0F0670-01RE1	SE	EPA 8082A	05/20/20 08:55	06/25/20 11:09	30.53g/2mL	30g/2mL	0.98
A0F0670-02RE1	SE	EPA 8082A	05/20/20 08:55	06/25/20 11:09	30.16g/2mL	30g/2mL	1.00
A0F0670-03RE1	SE	EPA 8082A	05/20/20 08:55	06/25/20 11:09	30.58g/2mL	30g/2mL	0.98

Organochlorine Pesticides by EPA 8081B

Prep: EPA 3546/3640A (GPC)

Lab Number	Matrix	Method	Sampled	Prepared	Sample Initial/Final	Default Initial/Final	RL Prep Factor
<u>Batch: 0070206</u>							
A0F0670-01RE3	SE	EPA 8081B	05/20/20 08:55	07/07/20 12:49	10.11g/10mL	10g/5mL	1.98
A0F0670-02RE3	SE	EPA 8081B	05/20/20 08:55	07/07/20 12:49	10.72g/10mL	10g/5mL	1.87
A0F0670-03RE3	SE	EPA 8081B	05/20/20 08:55	07/07/20 12:49	10.25g/10mL	10g/5mL	1.95

Polyaromatic Hydrocarbons (PAHs) by EPA 8270D (Scan)

Prep: EPA 3546

Lab Number	Matrix	Method	Sampled	Prepared	Sample Initial/Final	Default Initial/Final	RL Prep Factor
<u>Batch: 0060858</u>							
A0F0670-01RE3	SE	EPA 8270D	05/20/20 08:55	06/26/20 07:12	10.29g/5mL	10g/5mL	0.97
A0F0670-02RE1	SE	EPA 8270D	05/20/20 08:55	06/26/20 07:12	10.35g/5mL	10g/5mL	0.97
A0F0670-03RE2	SE	EPA 8270D	05/20/20 08:55	06/26/20 07:12	10.23g/5mL	10g/5mL	0.98

Demand Parameters

Prep: PSEP-5310B TOC

Lab Number	Matrix	Method	Sampled	Prepared	Sample Initial/Final	Default Initial/Final	RL Prep Factor
<u>Batch: 0060932</u>							
A0F0670-01RE2	SE	SM 5310 B MOD	05/20/20 08:55	06/29/20 15:35			NA
A0F0670-02RE1	SE	SM 5310 B MOD	05/20/20 08:55	06/29/20 15:35			NA
A0F0670-03RE1	SE	SM 5310 B MOD	05/20/20 08:55	06/29/20 15:35			NA

Solid and Moisture Determinations

Prep: Total Solids (SM2540G/PSEP)

Lab Number	Matrix	Method	Sampled	Prepared	Sample Initial/Final	Default Initial/Final	RL Prep Factor
<u>Batch: 0060893</u>							

Apex Laboratories

The results in this report apply to the samples analyzed in accordance with the chain of custody document. This analytical report must be reproduced in its entirety.



Apex Laboratories, LLC

6700 S.W. Sandburg Street
Tigard, OR 97223
503-718-2323
ORELAP ID: OR100062

Anchor QEA, LLC

6720 SW Macadam Ave. Suite 125
Portland, OR 97219

Project: **Gasco PreRD DG 2019 - 4a-b. DOC-CAP Testing Cores**

Project Number: [none]

Project Manager: **Ryan Barth**

Report ID:

A0F0670 - 07 11 20 0432

SAMPLE PREPARATION INFORMATION

Solid and Moisture Determinations

Prep: Total Solids (SM2540G/PSEP)

Lab Number	Matrix	Method	Sampled	Prepared	Sample Initial/Final	Default Initial/Final	RL Prep Factor
A0F0670-01	SE	SM 2540 G	05/20/20 08:55	06/26/20 17:24			NA
A0F0670-02	SE	SM 2540 G	05/20/20 08:55	06/26/20 17:24			NA
A0F0670-03	SE	SM 2540 G	05/20/20 08:55	06/26/20 17:24			NA

Apex Laboratories

The results in this report apply to the samples analyzed in accordance with the chain of custody document. This analytical report must be reproduced in its entirety.

Darwin Thomas, Business Development Director



Anchor QEA, LLC 6720 SW Macadam Ave. Suite 125 Portland, OR 97219	Project: Gasco PreRD DG 2019 - 4a-b. DOC-CAP Testing Cores Project Number: [none] Project Manager: Ryan Barth	Report ID: A0F0670 - 07 11 20 0432
--	---	--

QUALIFIER DEFINITIONS

Client Sample and Quality Control (QC) Sample Qualifier Definitions:

Apex Laboratories

- B-02** Analyte detected in an associated blank at a level between one-half the MRL and the MRL. (See Notes and Conventions below.)
- C-05** Extract has undergone a GPC (Gel-Permeation Chromatography) cleanup per EPA 3640A. Reporting levels may be raised due to dilution necessary for cleanup. Sample Final Volume includes the GPC dilution factor, see the Prep page for details.
- C-07** Extract has undergone Sulfuric Acid Cleanup by EPA 3665A, Sulfur Cleanup by EPA 3660B, and Florisil Cleanup by EPA 3620B in order to minimize matrix interference.
- H-08** Sample hold time extended by freezing at -18 degrees C. Total time at 4 degrees C was less than the standard hold time.
- J** Estimated Result. Result detected below the lowest point of the calibration curve, but above the specified MDL.
- M-05** Estimated results. Peak separation for structural isomers is insufficient for accurate quantification.
- P-10** Result estimated due to the presence of multiple PCB Aroclors and/or matrix interference.
- Q-04** Spike recovery and/or RPD is outside control limits due to a non-homogeneous sample matrix.
- Q-11** Spike recovery cannot be accurately quantified due to sample dilution required for high analyte concentration and/or matrix interference.
- Q-41** Estimated Results. Recovery of Continuing Calibration Verification sample above upper control limit for this analyte. Results are likely biased high.
- R-02** The Reporting Limit for this analyte has been raised to account for interference from coeluting organic compounds present in the sample.
- S-05** Surrogate recovery is estimated due to sample dilution required for high analyte concentration and/or matrix interference.

Apex Laboratories

The results in this report apply to the samples analyzed in accordance with the chain of custody document. This analytical report must be reproduced in its entirety.



Anchor QEA, LLC 6720 SW Macadam Ave. Suite 125 Portland, OR 97219	Project: Gasco PreRD DG 2019 - 4a-b. DOC-CAP Testing Cores Project Number: [none] Project Manager: Ryan Barth	Report ID: A0F0670 - 07 11 20 0432
--	---	--

REPORTING NOTES AND CONVENTIONS:

Abbreviations:

- DET Analyte DETECTED at or above the detection or reporting limit.
- ND Analyte NOT DETECTED at or above the detection or reporting limit.
- NR Result Not Reported
- RPD Relative Percent Difference. RPDs for Matrix Spikes and Matrix Spike Duplicates are based on concentration, not recovery.

Detection Limits: Limit of Detection (LOD)

Limits of Detection (LODs) are normally set at a level of one half the validated Limit of Quantitation (LOQ).
If no value is listed ('-----'), then the data has not been evaluated below the Reporting Limit.

Reporting Limits: Limit of Quantitation (LOQ)

Validated Limits of Quantitation (LOQs) are reported as the Reporting Limits for all analyses where the LOQ, MRL, PQL or CRL are requested. The LOQ represents a level at or above the low point of the calibration curve, that has been validated according to Apex Laboratories' comprehensive LOQ policies and procedures.

Reporting Conventions:

- Basis: Results for soil samples are generally reported on a 100% dry weight basis. The Result Basis is listed following the units as "dry", "wet", or "" (blank) designation.
 - "dry" Sample results and Reporting Limits are reported on a dry weight basis. (i.e. "ug/kg dry")
See Percent Solids section for details of dry weight analysis.
 - "wet" Sample results and Reporting Limits for this analysis are normally dry weight corrected, but have not been modified in this case.
 - "" Results without 'wet' or 'dry' designation are not normally dry weight corrected. These results are considered 'As Received'.

QC Source:

In cases where there is insufficient sample provided for Sample Duplicates and/or Matrix Spikes, a Lab Control Sample Duplicate (LCS Dup) may be analyzed to demonstrate accuracy and precision of the extraction batch.

Non-Client Batch QC Samples (Duplicates and Matrix Spike/Duplicates) may not be included in this report. Please request a Full QC report if this data is required.

Miscellaneous Notes:

- " --- " QC results are not applicable. For example, % Recoveries for Blanks and Duplicates, % RPD for Blanks, Blank Spikes and Matrix Spikes, etc.
- " *** " Used to indicate a possible discrepancy with the Sample and Sample Duplicate results when the %RPD is not available. In this case, either the Sample or the Sample Duplicate has a reportable result for this analyte, while the other is Non Detect (ND).

Blanks:

Standard practice is to evaluate the results from Blank QC Samples down to a level equal to 1/2 the Reporting Limit (RL).
-For Blank hits falling between 1/2 the RL and the RL (J flagged hits), the associated sample and QC data will receive a 'B-02' qualifier.
-For Blank hits above the RL, the associated sample and QC data will receive a 'B' qualifier, per Apex Laboratories' Blank Policy.
For further details, please request a copy of this document.

Apex Laboratories

The results in this report apply to the samples analyzed in accordance with the chain of custody document. This analytical report must be reproduced in its entirety.



Anchor QEA, LLC 6720 SW Macadam Ave. Suite 125 Portland, OR 97219	Project: Gasco PreRD DG 2019 - 4a-b. DOC-CAP Testing Cores Project Number: [none] Project Manager: Ryan Barth	Report ID: A0F0670 - 07 11 20 0432
--	---	--

REPORTING NOTES AND CONVENTIONS (Cont.):

Blanks (Cont.):

Sample results flagged with a 'B' or 'B-02' qualifier are potentially biased high if the sample results are less than ten times the level found in the blank for inorganic analyses, or less than five times the level found in the blank for organic analyses.

'B' and 'B-02' qualifications are only applied to sample results detected above the Reporting Level.

Preparation Notes:

Mixed Matrix Samples:

Water Samples:

Water samples containing significant amounts of sediment are decanted or separated prior to extraction, and only the water portion analyzed, unless otherwise directed by the client.

Soil and Sediment Samples:

Soil and Sediment samples containing significant amounts of water are decanted prior to extraction, and only the solid portion analyzed, unless otherwise directed by the client.

Sampling and Preservation Notes:

Certain regulatory programs, such as National Pollutant Discharge Elimination System (NPDES), require that activities such as sample filtration (for dissolved metals, orthophosphate, hexavalent chromium, etc.) and testing of short hold analytes (pH, Dissolved Oxygen, etc.) be performed in the field (on-site) within a short time window. In addition, sample matrix spikes are required for some analyses, and sufficient volume must be provided, and billable site specific QC requested, if this is required. All regulatory permits should be reviewed to ensure that these requirements are being met.

Data users should be aware of which regulations pertain to the samples they submit for testing. If related sample collection activities are not approved for a particular regulatory program, results should be considered estimates. Apex Laboratories will qualify these analytes according to the most stringent requirements, however results for samples that are for non-regulatory purposes may be acceptable.

Samples that have been filtered and preserved at Apex Laboratories per client request are listed in the preparation section of the report with the date and time of filtration listed.

Apex Laboratories maintains detailed records on sample receipt, including client label verification, cooler temperature, sample preservation, hold time compliance and field filtration. Data is qualified as necessary, and the lack of qualification indicates compliance with required parameters.

Apex Laboratories

The results in this report apply to the samples analyzed in accordance with the chain of custody document. This analytical report must be reproduced in its entirety.



Apex Laboratories, LLC

6700 S.W. Sandburg Street
Tigard, OR 97223
503-718-2323
ORELAP ID: OR100062

Anchor QEA, LLC 6720 SW Macadam Ave. Suite 125 Portland, OR 97219	Project: Gasco PreRD DG 2019 - 4a-b. DOC-CAP Testing Cores Project Number: [none] Project Manager: Ryan Barth	Report ID: A0F0670 - 07 11 20 0432
--	---	--

LABORATORY ACCREDITATION INFORMATION

ORELAP Certification ID: OR100062 (Primary Accreditation) -
EPA ID: OR01039

All methods and analytes reported from work performed at Apex Laboratories are included on Apex Laboratories' ORELAP Scope of Certification, with the exception of any analyte(s) listed below:

Apex Laboratories

Matrix	Analysis	TNI_ID	Analyte	TNI_ID	Accreditation
<u>All reported analytes are included in Apex Laboratories' current ORELAP scope.</u>					

Secondary Accreditations

Apex Laboratories also maintains reciprocal accreditation with non-TNI states (Washington DOE), as well as other state specific accreditations not listed here.

Subcontract Laboratory Accreditations

Subcontracted data falls outside of Apex Laboratories' Scope of Accreditation. Please see the Subcontract Laboratory report for full details, or contact your Project Manager for more information.

Field Testing Parameters

Results for Field Tested data are provided by the client or sampler, and fall outside of Apex Laboratories' Scope of Accreditation.

Apex Laboratories

The results in this report apply to the samples analyzed in accordance with the chain of custody document. This analytical report must be reproduced in its entirety.

Anchor QEA, LLC
6720 SW Macadam Ave. Suite 125
Portland, OR 97219

Project: **Gasco PreRD DG 2019 - 4a-b. DOC-CAP Testing Cores**
Project Number: [none]
Project Manager: **Ryan Barth**

Report ID:
A0F0670 - 07 11 20 0432

A0F0670
A0F0618

ENVIRONMENTAL SAMPLE CHAIN OF CUSTODY



COC ID: APEX1-20200520-140911
Sample Custodian: SN
Lab: Apex - Archive

Project: Gasco PDI
Client: NW Natural

POC: * Delaney Peterson (360-715-2707)
1605 Cornwell Avenue, Bellingham, WA 98225

COC Sample Number	Field Sample ID	Sample Type	Matrix	Collected Date	Time	Containers	Lab # CC*	Test Request	Method	TAT**	Preservative
001	PDI-166SC-A-08-09-200520	N	SE	05/20/2020	8:55	1	<input type="checkbox"/>	Archive (APEX)	ARCHIVE	-1	-10°C
002	PDI-166SC-A-08-10-200520	N	SE	05/20/2020	8:55	1	<input type="checkbox"/>	Archive (APEX)	ARCHIVE	-1	-10°C
003	PDI-166SC-A-10-11-2-200520	N	SE	05/20/2020	8:55	1	<input type="checkbox"/>	Archive (APEX)	ARCHIVE	-1	-10°C
004	PDI-166SC-A-08-09-200520	N	SE	05/20/2020	12:53	1	<input type="checkbox"/>	Archive (APEX)	ARCHIVE	-1	-10°C
005	PDI-166SC-A-08-10-200520	N	SE	05/20/2020	12:53	1	<input type="checkbox"/>	Archive (APEX)	ARCHIVE	-1	-10°C
006	PDI-166SC-A-10-11-200520	N	SE	05/20/2020	12:53	1	<input type="checkbox"/>	Archive (APEX)	ARCHIVE	-1	-10°C
007	PDI-166SC-A-11-12-200520	N	SE	05/20/2020	12:53	1	<input type="checkbox"/>	Archive (APEX)	ARCHIVE	-1	-10°C
008	PDI-166SC-A-12-13-200520	N	SE	05/20/2020	12:53	1	<input type="checkbox"/>	Archive (APEX)	ARCHIVE	-1	-10°C
009	PDI-166SC-A-13-14-200520	N	SE	05/20/2020	12:53	1	<input type="checkbox"/>	Archive (APEX)	ARCHIVE	-1	-10°C
010	PDI-166SC-A-14-15-1-200520	N	SE	05/20/2020	12:53	1	<input type="checkbox"/>	Archive (APEX)	ARCHIVE	-1	-10°C

Comment:

Requested By:	Requested By:	Requested By:	Requested By:
Signature	Signature	Signature	Signature
Print Name: Ryan Barth	Print Name: Delaney Peterson	Print Name: Ryan Barth	Print Name: Delaney Peterson
Company: Anchor QEA	Company: Apex Labs	Company: Anchor QEA	Company: Apex Labs
Date/Time: 5/21/20 10:15	Date/Time: 5/21/20 10:15	Date/Time: 5/21/20 10:15	Date/Time: 5/21/20 10:15

* Lab CC requested for sample when box is checked ** TAT = Turn Around Time in DAYS # POC = Project Point of Contact



Anchor QEA, LLC 6720 SW Macadam Ave. Suite 125 Portland, OR 97219	Project: Gasco PreRD DG 2019 - 4a-b. DOC-CAP Testing Cores Project Number: [none] Project Manager: Ryan Barth	Report ID: A0F0670 - 07 11 20 0432
--	--	--

APEX LABS COOLER RECEIPT FORM A0F0670

Client: Anchor Element WO#: A0 ED618

Project/Project #: Gasco PDI APEX 1-20200520-140911 Archive

Delivery Info:
Date/time received: 5/21/20 @ 1015 By: EJ
Delivered by: Apex Client ESS FedEx UPS Swift Senvoy SDS Other

Cooler Inspection Date/time inspected: 5/21/20 @ 1055 By: EJ
Chain of Custody included? Yes No Custody seals? Yes No
Signed/dated by client? Yes No
Signed/dated by Apex? Yes No

	Cooler #1	Cooler #2	Cooler #3	Cooler #4	Cooler #5	Cooler #6	Cooler #7
Temperature (°C)	<u>0.4</u>						
Received on ice? (Y/N)	<u>Y</u>						
Temp. blanks? (Y/N)	<u>Y</u>						
Ice type: (Gel/Real/Other)	<u>Real</u>						
Condition:	<u>Good</u>						

Cooler out of temp? (Y/N) Possible reason why: _____
If some coolers are in temp and some out, were green dots applied to out of temperature samples? Yes/No NA
Out of temperature samples form initiated? Yes/No NA
Samples Inspection: Date/time inspected: 5/21/20 @ 1530 By: [Signature]
All samples intact? Yes No Comments: _____
Bottle labels/COCs agree? Yes No Comments: _____
COC/container discrepancies form initiated? Yes No
Containers/volumes received appropriate for analysis? Yes No Comments: _____
Do VOA vials have visible headspace? Yes No NA
Comments: _____
Water samples: pH checked: Yes No NA pH appropriate? Yes No NA
Comments: _____
Additional information: _____
Labeled by: [Signature] Witness: [Signature] Cooler Inspected by: [Signature] See Project Contact Form: Y

**Sample Receipt Documentation
(Work orders, Chain of Custody & Cooler Receipt Forms)**

A0F0670

Apex Laboratories

Client: Anchor QEA, LLC	Project Manager: Darwin Thomas
Project: Gasco PreRD_DG 2019 - 4a-b. DOC-CAP Testing Cores	Project Number: [none]

Report To:	Invoice To:
Anchor QEA, LLC	Anchor QEA, LLC Seattle
Ryan Barth	Accounts Payable
6720 SW Macadam Ave. Suite 125	1201 3rd Avenue, Suite 2600
Portland, OR 97219	Seattle, WA 98101
Phone: (503) 670-1108	Phone : (206) 287-9130
Fax: na	Fax: (206) 287-9131

Date Due:	07/08/20 17:00 (32 day TAT)	Date Received:	05/21/20 10:15
Received By:	Eli S. Joyner	Date Logged In:	06/24/20 16:12
Logged In By:	Susan L. Treat		

Cooler #1 received at 0.4°C									
Custody Seals	Yes	Containers Intact	Yes	COC/Labels Agree	Yes	PH Confirmed	No	Received On Ice	Yes
Temperature OK	Yes								

Analysis	Due	TAT	Expires	Comments
A0F0670-01 PDI-166SC-A-08-09-200520 [Sediment] Sampled 05/20/20				
08:55 (GMT-08:00) Pacific Time (US & Canada) 1 Containers				
Dry Weight				
Dry Weight	06/26/20 17:00	3	11/16/20 08:55	Use Results from TS.. Make NR once completed.
Project Mgmt				
Data Package	07/22/20 17:00	20	08/27/20 08:55	
Semivols (ECD)				
8081B 2,4+4,4-DDx Only (+Add)	07/08/20 17:00	10	06/03/20 08:55	MDL. Use Custom Spike.
8082 PCBs - Low Level (30g/2mL)	07/08/20 17:00	10	05/20/21 08:55	+1262,1268
Semivols (Scan)				
8270D LL PAH Only (Scan)	07/08/20 17:00	10	06/03/20 08:55	
Wet Chem				
Solids, Total (SM 2540 G,B)	07/08/20 17:00	10	11/16/20 08:55	Use Results for Dry Weight (Not for Waters)
Total Organic Carbon - Soil (5310 B)	07/08/20 17:00	10	06/17/20 08:55	

A0F0670-02 PDI-166SC-A-09-10-200520 [Sediment] Sampled 05/20/20				
08:55 (GMT-08:00) Pacific Time (US & Canada) 1 Containers				
Dry Weight				
Dry Weight	06/26/20 17:00	3	11/16/20 08:55	Use Results from TS.. Make NR once completed.
Semivols (ECD)				
8081B 2,4+4,4-DDx Only (+Add)	07/08/20 17:00	10	06/03/20 08:55	MDL. Use Custom Spike.
8082 PCBs - Low Level (30g/2mL)	07/08/20 17:00	10	05/20/21 08:55	+1262,1268
Semivols (Scan)				
8270D LL PAH Only (Scan)	07/08/20 17:00	10	06/03/20 08:55	
Wet Chem				
Solids, Total (SM 2540 G,B)	07/08/20 17:00	10	11/16/20 08:55	Use Results for Dry Weight (Not for Waters)
Total Organic Carbon - Soil (5310 B)	07/08/20 17:00	10	06/17/20 08:55	

A0F0670

Apex Laboratories

Client: Anchor QEA, LLC	Project Manager: Darwin Thomas
Project: Gasco PreRD_DG 2019 - 4a-b. DOC-CAP Testing Cores	Project Number: [none]

Analysis	Due	TAT	Expires	Comments
A0F0670-03 PDI-166SC-A-10-11.2-200520 [Sediment] Sampled 05/20/20				
08:55 (GMT-08:00) Pacific Time (US & Canada) 1 Containers				
Dry Weight				
Dry Weight	06/26/20 17:00	3	11/16/20 08:55	Use Results from TS.. Make NR once completed.
Semivols (ECD)				
8081B 2,4+4,4-DDx Only (+Add)	07/08/20 17:00	10	06/03/20 08:55	MDL. Use Custom Spike.
8082 PCBs - Low Level (30g/2mL)	07/08/20 17:00	10	05/20/21 08:55	+1262,1268
Semivols (Scan)				
8270D LL PAH Only (Scan)	07/08/20 17:00	10	06/03/20 08:55	
Wet Chem				
Solids, Total (SM 2540 G,B)	07/08/20 17:00	10	11/16/20 08:55	Use Results for Dry Weight (Not for Waters)
Total Organic Carbon - Soil (5310 B)	07/08/20 17:00	10	06/17/20 08:55	

ENVIRONMENTAL SAMPLE CHAIN OF CUSTODY

A0F0670
A0E0618

POC: * Delaney Peterson (360-715-2707)
1605 Cornwall Avenue, Bellingham, WA 98225

Project: Gasco PDI
Client: NW Natural

COC ID: APEX1-20200520-140911
Sample Custodian: SN
Lab: Apex - Archive

COC Sample Number	Field Sample ID	Sample Type	Matrix	Collected Date	Time	Containers #	Lab QC*	Test Request	Method	TAT**	Preservative
001	PDI-168SC-A-06-09-200520	N	SE	05/20/2020	8:55	1	<input type="checkbox"/>	Archive (APEX)	ARCHIVE	-1	-10°C
002	PDI-168SC-A-09-10-200520	N	SE	05/20/2020	8:55	1	<input type="checkbox"/>	Archive (APEX)	ARCHIVE	-1	-10°C
003	PDI-168SC-A-10-11.2-200520	N	SE	05/20/2020	8:55	1	<input type="checkbox"/>	Archive (APEX)	ARCHIVE	-1	-10°C
004	PDI-168SC-A-08-09-200520	N	SE	05/20/2020	12:53	1	<input type="checkbox"/>	Archive (APEX)	ARCHIVE	-1	-10°C
005	PDI-168SC-A-09-10-200520	N	SE	05/20/2020	12:53	1	<input type="checkbox"/>	Archive (APEX)	ARCHIVE	-1	-10°C
006	PDI-168SC-A-10-11-200520	N	SE	05/20/2020	12:53	1	<input type="checkbox"/>	Archive (APEX)	ARCHIVE	-1	-10°C
007	PDI-168SC-A-11-12-200520	N	SE	05/20/2020	12:53	1	<input type="checkbox"/>	Archive (APEX)	ARCHIVE	-1	-10°C
008	PDI-168SC-A-12-13-200520	N	SE	05/20/2020	12:53	1	<input type="checkbox"/>	Archive (APEX)	ARCHIVE	-1	-10°C
009	PDI-168SC-A-13-14-200520	N	SE	05/20/2020	12:53	1	<input type="checkbox"/>	Archive (APEX)	ARCHIVE	-1	-10°C
010	PDI-168SC-A-14-15.1-200520	N	SE	05/20/2020	12:53	1	<input type="checkbox"/>	Archive (APEX)	ARCHIVE	-1	-10°C

Comment:

Relinquished By: Signature:	Received By: Signature:	Relinquished By: Signature:	Received By: Signature:	Relinquished By: Signature:	Received By: Signature:
Print Name: Sasha Norwood	Print Name: Eli Jayne	Print Name:	Print Name:	Print Name:	Print Name:
Company: Anchor QEA	Company: APEX LABS	Company:	Company:	Company:	Company:
Date/Time: 5/21/20 0830	Date/Time: 5/21/20 1015	Date/Time:	Date/Time:	Date/Time:	Date/Time:

Date Printed: 5/20/2020

* Lab QC Requested for sample when box is checked ** TAT = Turn Around Time in DAYS # POC = Project Point of Contact

APEX LABS COOLER RECEIPT FORM

A0F0670

Client: Anchor Element WO#: A0 ED018

Project/Project #: Gasco PDI APEX 1-20200520-140911 Archive

Delivery Info:

Date/time received: 5/21/20 @ 1015 By: EJ

Delivered by: Apex Client ESS FedEx UPS Swift Senvoy SDS Other

Cooler Inspection Date/time inspected: 5/21/20 @ 1055 By: EJ

Chain of Custody included? Yes No Custody seals? Yes No

Signed/dated by client? Yes No

Signed/dated by Apex? Yes No

	Cooler #1	Cooler #2	Cooler #3	Cooler #4	Cooler #5	Cooler #6	Cooler #7
Temperature (°C)	<u>0.4</u>						
Received on ice? (Y/N)	<u>Y</u>						
Temp. blanks? (Y/N)	<u>Y</u>						
Ice type: (Gel/Real/Other)	<u>Real</u>						
Condition:	<u>Good</u>						

Cooler out of temp? (Y/N) Possible reason why: _____
If some coolers are in temp and some out, were green dots applied to out of temperature samples? Yes/No NA

Out of temperature samples form initiated? Yes/No NA

Samples Inspection: Date/time inspected: 5/21/20 @ 1530 By: [Signature]

All samples intact? Yes No Comments: _____

Bottle labels/COCs agree? Yes No Comments: _____

COC/container discrepancies form initiated? Yes No

Containers/volumes received appropriate for analysis? Yes No Comments: _____

Do VOA vials have visible headspace? Yes No NA

Comments: _____

Water samples: pH checked: Yes No NA pH appropriate? Yes No NA

Comments: _____

Additional information: _____

Labeled by: [Signature] Witness: [Signature] Cooler Inspected by: [Signature] See Project Contact Form: Y

CLP-Like Forms

Apex Laboratories

SDG: Gasco PreRD_DG 2019

CLASS: GC

METHOD: EPA 8082A

ANALYSES DATA PACKAGE COVER PAGE

EPA 8082A

Laboratory: Apex Laboratories

SDG: Gasco PreRD_DG 2019

Client: Anchor QEA, LLC

Project: Gasco PreRD_DG 2019 - 4a-b. DOC-CAP Testing Co

Client Sample Id:	Lab Sample Id:	Matrix
<u>PDI-166SC-A-08-09-200520</u>	<u>A0F0670-01</u>	<u>SE</u>
<u>PDI-166SC-A-09-10-200520</u>	<u>A0F0670-02</u>	<u>SE</u>
<u>PDI-166SC-A-10-11.2-200520</u>	<u>A0F0670-03</u>	<u>SE</u>

I certify that this data package is in compliance with the terms and conditions of the contract, both technically and for completeness, for other than the conditions detailed above. Release of the data contained in this hardcopy data package and in computer-readable data submitted on diskette has been authorized by the Laboratory Manager or the Manager's designee, as verified by the following signatures.

Signature: _____



Name: _____

David G. Jack

Forms Created: _____

7/21/2020 4:16PM

Title: _____

Technical Manager

METHOD DETECTION AND REPORTING LIMITS

EPA 8082A

Laboratory: Apex Laboratories

SDG: Gasco PreRD_DG 2019

Client: Anchor QEA, LLC

Project: Gasco PreRD_DG 2019 - 4a-b. DOC-CAP

Batch Matrix: Sediment

Analyte	MDL	MRL	Units
Aroclor 1016	0.670	1.33	ug/kg
Aroclor 1221	0.670	1.33	ug/kg
Aroclor 1232	0.670	1.33	ug/kg
Aroclor 1242	0.670	1.33	ug/kg
Aroclor 1248	0.670	1.33	ug/kg
Aroclor 1254	0.670	1.33	ug/kg
Aroclor 1260	0.670	1.33	ug/kg
Aroclor 1262	0.670	1.33	ug/kg
Aroclor 1268	0.670	1.33	ug/kg

Note: MDLs are listed only if the corresponding analyte was evaluated to the MDL in this report .

ORGANIC ANALYSIS DATA SHEET

EPA 8082A

PDI-166SC-A-08-09-200520

Laboratory: <u>Apex Laboratories</u>	SDG: <u>Gasco PreRD_DG 2019</u>	
Client: <u>Anchor QEA, LLC</u>	Project: <u>Gasco PreRD_DG 2019 - 4a-b. DOC-CAP Testing Co</u>	
Matrix: <u>SE</u>	Laboratory ID: <u>A0F0670-01RE1</u>	File ID: <u>ECD2F005.D</u>
Sampled: <u>05/20/20 08:55</u>	Prepared: <u>06/25/20 11:09</u>	Analyzed: <u>07/06/20 08:31</u>
Solids: <u>42.12</u>	Preparation: <u>EPA 3546</u>	Initial/Final: <u>30.53 g / 2 mL</u>
Batch: <u>0060834</u>	Sequence: <u>0G06028</u>	Calibration: <u>A0F2307</u>
		Instrument: <u>DUALECD2F</u>

CAS NO.	COMPOUND	DILUTION	CONC. (ug/kg dry)	Q
12674-11-2	Aroclor 1016	1	18.2	U
11104-28-2	Aroclor 1221	1	21.9	U
11141-16-5	Aroclor 1232	1	46.7	U
53469-21-9	Aroclor 1242	1	24.5	U
12672-29-6	Aroclor 1248	1	39.9	U
11097-69-1	Aroclor 1254	1	34.6	
11096-82-5	Aroclor 1260	1	22.1	
37324-23-5	Aroclor 1262	1	1.56	U
11100-14-4	Aroclor 1268	1	1.56	U

SYSTEM MONITORING COMPOUND	ADDED (ug/kg dry)	CONC (ug/kg dry)	% REC	QC LIMITS	Q
Decachlorobiphenyl (Surr)	38.9	22.8	59	43 - 120	

* Values outside of QC limits

ORGANIC ANALYSIS DATA SHEET

EPA 8082A

PDI-166SC-A-09-10-200520

Laboratory: <u>Apex Laboratories</u>	SDG: <u>Gasco PreRD_DG 2019</u>	
Client: <u>Anchor QEA, LLC</u>	Project: <u>Gasco PreRD_DG 2019 - 4a-b. DOC-CAP Testing Co</u>	
Matrix: <u>SE</u>	Laboratory ID: <u>A0F0670-02RE1</u>	File ID: <u>ECD2F007.D</u>
Sampled: <u>05/20/20 08:55</u>	Prepared: <u>06/25/20 11:09</u>	Analyzed: <u>07/06/20 09:06</u>
Solids: <u>41.99</u>	Preparation: <u>EPA 3546</u>	Initial/Final: <u>30.16 g / 2 mL</u>
Batch: <u>0060834</u>	Sequence: <u>0G06028</u>	Calibration: <u>A0F2307</u>
		Instrument: <u>DUALECD2F</u>

CAS NO.	COMPOUND	DILUTION	CONC. (ug/kg dry)	Q
12674-11-2	Aroclor 1016	1	1.59	U
11104-28-2	Aroclor 1221	1	1.59	U
11141-16-5	Aroclor 1232	1	1.59	U
53469-21-9	Aroclor 1242	1	36.0	
12672-29-6	Aroclor 1248	1	1.59	U
11097-69-1	Aroclor 1254	1	39.9	
11096-82-5	Aroclor 1260	1	17.5	
37324-23-5	Aroclor 1262	1	1.59	U
11100-14-4	Aroclor 1268	1	1.59	U

SYSTEM MONITORING COMPOUND	ADDED (ug/kg dry)	CONC (ug/kg dry)	% REC	QC LIMITS	Q
Decachlorobiphenyl (Surr)	39.5	22.1	56	43 - 120	

* Values outside of QC limits

ORGANIC ANALYSIS DATA SHEET

EPA 8082A

PDI-166SC-A-10-11.2-200520

Laboratory: <u>Apex Laboratories</u>	SDG: <u>Gasco PreRD_DG 2019</u>	
Client: <u>Anchor QEA, LLC</u>	Project: <u>Gasco PreRD_DG 2019 - 4a-b. DOC-CAP Testing Co</u>	
Matrix: <u>SE</u>	Laboratory ID: <u>A0F0670-03RE1</u>	File ID: <u>ECD2F009.D</u>
Sampled: <u>05/20/20 08:55</u>	Prepared: <u>06/25/20 11:09</u>	Analyzed: <u>07/06/20 09:41</u>
Solids: <u>33.23</u>	Preparation: <u>EPA 3546</u>	Initial/Final: <u>30.58 g / 2 mL</u>
Batch: <u>0060834</u>	Sequence: <u>0G06028</u>	Calibration: <u>A0F2307</u>
		Instrument: <u>DUALECD2F</u>

CAS NO.	COMPOUND	DILUTION	CONC. (ug/kg dry)	Q
12674-11-2	Aroclor 1016	1	1.98	U
11104-28-2	Aroclor 1221	1	1.98	U
11141-16-5	Aroclor 1232	1	1.98	U
53469-21-9	Aroclor 1242	1	38.5	
12672-29-6	Aroclor 1248	1	1.98	U
11097-69-1	Aroclor 1254	1	37.1	
11096-82-5	Aroclor 1260	1	21.3	
37324-23-5	Aroclor 1262	1	1.98	U
11100-14-4	Aroclor 1268	1	1.98	U

SYSTEM MONITORING COMPOUND	ADDED (ug/kg dry)	CONC (ug/kg dry)	% REC	QC LIMITS	Q
Decachlorobiphenyl (Surr)	49.2	27.1	55	43 - 120	

* Values outside of QC limits

PREPARATION BATCH SUMMARY

EPA 8082A

Laboratory: Apex Laboratories

SDG: Gasco PreRD_DG 2019

Client: Anchor QEA, LLC

Project: Gasco PreRD_DG 2019 - 4a-b. DOC-CAP Testing Co

Batch: 0060834

Batch Matrix: Sediment

Preparation: EPA 3546

SAMPLE NAME	LAB SAMPLE ID	LAB FILE ID	DATE PREPARED	OBSERVATIONS
Blank	0060834-BLK1	ECD2F004.D	06/25/20 11:09	
LCS	0060834-BS1	ECD2F005.D	06/25/20 11:09	
PDI-166SC-A-08-09-200520	A0F0670-01RE1	ECD2F005.D	06/25/20 11:09	
PDI-166SC-A-09-10-200520	A0F0670-02RE1	ECD2F007.D	06/25/20 11:09	
PDI-166SC-A-10-11.2-200520	A0F0670-03RE1	ECD2F009.D	06/25/20 11:09	

Note: Client samples are listed only if they are included in this report.

Duplicates and Matrix Spike/Duplicates QC Samples are only listed if sourced from a sample included in this report.

METHOD BLANK DATA SHEET

EPA 8082A

Laboratory: <u>Apex Laboratories</u>	SDG: <u>Gasco PreRD_DG 2019</u>	
Client: <u>Anchor QEA, LLC</u>	Project: <u>Gasco PreRD_DG 2019 - 4a-b. DOC-CAP Testing C</u>	
Matrix: <u>Sediment</u>	Laboratory ID: <u>0060834-BLK1</u>	File ID: <u>ECD2F004.D</u>
Prepared: <u>06/25/20 11:09</u>	Preparation: <u>EPA 3546</u>	Initial/Final: <u>31 g / 2 mL</u>
Analyzed: <u>06/29/20 08:03</u>	Instrument: <u>DUALECD2F</u>	
Batch: <u>0060834</u>	Sequence: <u>0F29028</u>	Calibration: <u>A0F2307</u>

CAS NO.	COMPOUND	CONC. (ug/kg wet)	Q
12674-11-2	Aroclor 1016	0.648	U
11104-28-2	Aroclor 1221	0.648	U
11141-16-5	Aroclor 1232	0.648	U
53469-21-9	Aroclor 1242	0.648	U
12672-29-6	Aroclor 1248	0.648	U
11097-69-1	Aroclor 1254	0.648	U
11096-82-5	Aroclor 1260	0.648	U
37324-23-5	Aroclor 1262	0.648	U
11100-14-4	Aroclor 1268	0.648	U

SYSTEM MONITORING COMPOUND	ADDED (ug/kg wet)	CONC (ug/kg wet)	% REC	QC LIMITS	Q
Decachlorobiphenyl (Surr)	16.1	16.4	102	43 - 120	

LCS / LCS DUPLICATE RECOVERY

EPA 8082A

Laboratory: Apex Laboratories

SDG: Gasco PreRD_DG 2019

Client: Anchor QEA, LLC

Project: Gasco PreRD_DG 2019 - 4a-b. DOC-CAP Testing Co

Matrix: Sediment

Batch: 0060834

Laboratory ID: 0060834-BS1

Preparation: EPA 3546

Initial/Final: 30 g / 2 mL

COMPOUND	SPIKE ADDED (ug/kg wet)	LCS CONCENTRATION (ug/kg wet)	LCS % REC. (* = Out)	QC LIMITS REC.
Aroclor 1016	83.3	57.9	69	47 - 134
Aroclor 1260	83.3	72.6	87	53 - 140

* = Values outside of QC limits

ANALYSIS BATCH (SEQUENCE) SUMMARY

EPA 8082A

Laboratory: <u>Apex Laboratories</u>	SDG: <u>Gasco PreRD_DG 2019</u>
Client: <u>Anchor QEA, LLC</u>	Project: <u>Gasco PreRD_DG 2019 - 4a-b. DOC-CAP Testing C</u>
Sequence: <u>0F22030</u>	Instrument: <u>DUALECD2F</u>
Matrix: <u>Sediment</u>	Calibration: <u>A0F2307</u>

Sample Name	Lab Sample ID	Lab File ID	Analysis Date/Time
Initial Cal Blank	0F22030-ICB1	ECD2F009.D	06/22/20 17:22
Cal Standard	0F22030-CAL1	ECD2F010.D	06/22/20 17:40
Cal Standard	0F22030-CAL2	ECD2F011.D	06/22/20 17:58
Cal Standard	0F22030-CAL3	ECD2F012.D	06/22/20 18:15
Cal Standard	0F22030-CAL4	ECD2F013.D	06/22/20 18:33
Cal Standard	0F22030-CAL5	ECD2F014.D	06/22/20 18:51
Cal Standard	0F22030-CAL6	ECD2F015.D	06/22/20 19:08
Cal Standard	0F22030-CAL7	ECD2F016.D	06/22/20 19:26
Initial Cal Check	0F22030-ICV1	ECD2F018.D	06/22/20 20:01
Cal Standard	0F22030-CAL8	ECD2F019.D	06/22/20 20:19
Cal Standard	0F22030-CAL9	ECD2F020.D	06/22/20 20:37
Cal Standard	0F22030-CALA	ECD2F021.D	06/22/20 20:54
Cal Standard	0F22030-CALB	ECD2F022.D	06/22/20 21:12
Cal Standard	0F22030-CALC	ECD2F023.D	06/22/20 21:29
Cal Standard	0F22030-CALD	ECD2F024.D	06/22/20 21:47
Cal Standard	0F22030-CALE	ECD2F025.D	06/22/20 22:05
Initial Cal Check	0F22030-ICV2	ECD2F026.D	06/22/20 22:22
Initial Cal Check	0F22030-ICV3	ECD2F027.D	06/22/20 22:40
Initial Cal Check	0F22030-ICV4	ECD2F028.D	06/22/20 22:58
Initial Cal Check	0F22030-ICV5	ECD2F029.D	06/22/20 23:15

Note: Client samples are listed only if they are included in this report.
 Duplicates and Matrix Spike/Duplicates QC Samples are only listed if sourced from a sample included in this report.

ANALYSIS BATCH (SEQUENCE) SUMMARY

EPA 8082A

Laboratory: Apex Laboratories

SDG: Gasco PreRD_DG 2019

Client: Anchor QEA, LLC

Project: Gasco PreRD_DG 2019 - 4a-b. DOC-CAP Testing Co

Sequence: 0F29028

Instrument: DUALECD2F

Matrix: Sediment

Calibration: A0F2307

Sample Name	Lab Sample ID	Lab File ID	Analysis Date/Time
Calibration Check	0F29028-CCV1	ECD2F002.D	06/29/20 07:21
Calibration Blank	0F29028-CCB1	ECD2F003.D	06/29/20 07:39
Blank	0060834-BLK1	ECD2F004.D	06/29/20 08:03
LCS	0060834-BS1	ECD2F005.D	06/29/20 08:20
Calibration Check	0F29028-CCV2	ECD2F016.D	06/29/20 11:34
Calibration Blank	0F29028-CCB2	ECD2F017.D	06/29/20 11:52
Calibration Check	0F29028-CCV3	ECD2F032.D	06/29/20 16:17
Calibration Blank	0F29028-CCB3	ECD2F033.D	06/29/20 16:34

Note: Client samples are listed only if they are included in this report.

Duplicates and Matrix Spike/Duplicates QC Samples are only listed if sourced from a sample included in this report.

ANALYSIS BATCH (SEQUENCE) SUMMARY

EPA 8082A

Laboratory: Apex Laboratories

SDG: Gasco PreRD_DG 2019

Client: Anchor QEA, LLC

Project: Gasco PreRD_DG 2019 - 4a-b. DOC-CAP Testing Co

Sequence: 0G06028

Instrument: DUALECD2F

Matrix: Sediment

Calibration: A0F2307

Sample Name	Lab Sample ID	Lab File ID	Analysis Date/Time
Calibration Check	0G06028-CCV1	ECD2F003.D	07/06/20 07:55
Calibration Blank	0G06028-CCB1	ECD2F004.D	07/06/20 08:13
PDI-166SC-A-08-09-200520	A0F0670-01RE1	ECD2F005.D	07/06/20 08:31
PDI-166SC-A-09-10-200520	A0F0670-02RE1	ECD2F007.D	07/06/20 09:06
PDI-166SC-A-10-11.2-200520	A0F0670-03RE1	ECD2F009.D	07/06/20 09:41
Calibration Check	0G06028-CCV2	ECD2F012.D	07/06/20 10:34
Calibration Blank	0G06028-CCB2	ECD2F013.D	07/06/20 10:52

Note: Client samples are listed only if they are included in this report.

Duplicates and Matrix Spike/Duplicates QC Samples are only listed if sourced from a sample included in this report.

INITIAL CALIBRATION DATA (Summary)

EPA 8082A

Laboratory: Apex Laboratories

SDG: Gasco PreRD DG 2019

Client: Anchor QEA, LLC

Project: Gasco PreRD_DG 2019 - 4a-b. DOC-CAP Testing

Calibration: A0F2307

Date: 06/23/20 16:00

Instrument: DUALECD2F

Compound	Mean RF	FIT	RF RSD	Mean RT	RT RSD	Linear r	Quad COD	LIMIT	Q
Aroclor 1016		Ave						20	
Aroclor 1221		Ave						20	
Aroclor 1232		Ave						20	
Aroclor 1242		Ave						20	
Aroclor 1248		Ave						20	
Aroclor 1254		Ave						20	
Aroclor 1260		Ave						20	
Aroclor 1262		Ave						20	
Aroclor 1268		Ave						20	
Decachlorobiphenyl (Surr)	124879.8	Ave	6.563321	9.678143	2.033475E-02			20	

Note: ** Quad COD may be incorrect if weighting (1/a) or (1/a²) used. Weighting not shown here. Please see instrument calibration printouts for validation.

INITIAL CALIBRATION DATA

EPA 8082A

Laboratory: Apex Laboratories

SDG: Gasco PreRD DG 2019

Client: Anchor QEA, LLC

Project: Gasco PreRD DG 2019 - 4a-b. DOC-CAP Te

Calibration: A0F2307

Instrument: DUALECD2F

Calibration Date: 06/23/20 16:00

Compound	Level 01		Level 02		Level 03		Level 04		Level 05		Level 06	
	ng/mL	RF	ng/mL	RF	ng/mL	RF	ng/mL	RF	ng/mL	RF	ng/mL	RF
1016 (1)	20	5733.55	50	5012.2	100	4887.59	200	4554.705	500	4623.424	1000	4290.376
1016 (2)	20	10898.7	50	10058.98	100	9990.98	200	9990.135	500	9851.838	1000	10032.04
1016 (3)	20	6112.15	50	5445.2	100	5460.54	200	5185.68	500	5198.56	1000	5140.921
1016 (4)	20	4660.5	50	4149.28	100	4104.21	200	3799.27	500	3711.358	1000	3762.955
1016 (5)	20	5868.9	50	5270.12	100	5070.36	200	5026.935	500	4873.496	1000	4825.909
1016 (6)	20	4338.95	50	3926.86	100	3818.93	200	3497.435	500	3724.404	1000	3513.537
Aroclor 1016	20	θ	50	θ	100	θ	200	θ	500	θ	1000	θ
1260 (1)	20	10944.2	50	9885.5	100	9539.92	200	9080.21	500	9226.05	1000	9304.677
1260 (2)	20	13224.7	50	11872.48	100	11225.79	200	11446.15	500	11822.25	1000	11589.69
1260 (3)	20	10429.65	50	9370.16	100	9081.62	200	8739.385	500	8830.644	1000	9034.721
1260 (4)	20	22943.55	50	21278.3	100	21069.67	200	20621.82	500	21889.36	1000	22155.59
1260 (5)	20	15140	50	13911.26	100	13567.36	200	13955.29	500	14196.32	1000	14762.04
1260 (6)	20	7038.5	50	6235.92	100	5794.94	200	5544.33	500	5691.962	1000	5556.964
Aroclor 1260	20	θ	50	θ	100	θ	200	θ	500	θ	1000	θ
Decachlorobiphenyl (Surr)	10	122273.1	25	116048.4	50	117607.7	100	121800.9	250	125174.6	500	132103.7

INITIAL CALIBRATION DATA (Continued)

EPA 8082A

Laboratory: Apex Laboratories

SDG: Gasco PreRD_DG 2019

Client: Anchor QEA, LLC

Project: Gasco PreRD_DG 2019 - 4a-b. DOC-CAP Te

Calibration: A0F2307

Instrument: DUALECD2F

Matrix:

Calibration Date: 06/23/20 16:00

Compound	Level 07		Level 08		Level 09		Level 10		Level 11		Level 12	
	ng/mL	RF	ng/mL	RF	ng/mL	RF	ng/mL	RF	ng/mL	RF	ng/mL	RF
1016 (1)	1500	4431.631										
1016 (2)	1500	9813.373										
1016 (3)	1500	5156.79										
1016 (4)	1500	3777.565										
1016 (5)	1500	5045.39										
1016 (6)	1500	3651.675										
Aroclor 1016	1500	ϕ										
1254 (1)											500	7058.112
1254 (2)											500	8536.344
1254 (3)											500	13552.13
1254 (4)											500	9258.188
1254 (5)											500	9232.932
1254 (6)											500	3003.77
Aroclor 1254											500	ϕ
1260 (1)	1500	9225.514										
1260 (2)	1500	11754.76										
1260 (3)	1500	9453.113										
1260 (4)	1500	23111.11										
1260 (5)	1500	14981.89										
1260 (6)	1500	5739.792										
Aroclor 1260	1500	ϕ										
Decachlorobiphenyl (Surr)	800	139150.4			200	ϕ	200	ϕ	200	ϕ	200	ϕ

INITIAL CALIBRATION DATA (Continued)

EPA 8082A

Laboratory: Apex Laboratories

SDG: Gasco PreRD_DG 2019

Client: Anchor QEA, LLC

Project: Gasco PreRD_DG 2019 - 4a-b. DOC-CAP Te

Calibration: A0F2307

Instrument: DUALECD2F

Matrix:

Calibration Date: 06/23/20 16:00

Compound	Level 13		Level 14		Level 15		Level 16		Level 17		Level 18	
	ng/mL	RF	ng/mL	RF	ng/mL	RF	ng/mL	RF	ng/mL	RF	ng/mL	RF
1262 (1)	500	9071.876										
1262 (2)	500	12737.07										
1262 (3)	500	11129.37										
1262 (4)	500	23893.82										
1262 (5)	500	14482.76										
1262 (6)	500	7636.054										
Aroclor 1262	500	0										
Decachlorobiphenyl (Surr)	200	0	200	0								

SECOND-SOURCE CALIBRATION VERIFICATION

EPA 8082A

Laboratory: Apex Laboratories SDG: Gasco PreRD DG 2019
Client: Anchor QEA, LLC Project: Gasco PreRD DG 2019 - 4a-b. DOC-CAP
Instrument ID: DUALECD2F Calibration: A0F2307
Lab File ID: ECD2F018.D
Sequence: 0F22030 Inject Date: 06/22/20
Lab Sample ID: 0F22030-ICV1 Inject Time: 20:01

ANALYTE	EXPECTED (ng/mL)	FOUND (ng/mL)	% DRIFT	QC LIMIT
Aroclor 1016	500	451	-9.7	70 - 130
Aroclor 1260	500	449	-10.2	70 - 130
Decachlorobiphenyl (Surr)	200	217	8.3	70 - 130

SECOND-SOURCE CALIBRATION VERIFICATION

EPA 8082A

Laboratory: Apex Laboratories SDG: Gasco PreRD DG 2019
Client: Anchor QEA, LLC Project: Gasco PreRD DG 2019 - 4a-b. DOC-CAP
Instrument ID: DUALECD2F Calibration: A0F2307
Lab File ID: ECD2F026.D
Sequence: 0F22030 Inject Date: 06/22/20
Lab Sample ID: 0F22030-ICV2 Inject Time: 22:22

ANALYTE	EXPECTED (ng/mL)	FOUND (ng/mL)	% DRIFT	QC LIMIT
Aroclor 1221	1000	960	-4.0	70 - 130
Aroclor 1254	500	513	2.6	70 - 130
Decachlorobiphenyl (Surr)	80.0	86.7	8.4	70 - 130

SECOND-SOURCE CALIBRATION VERIFICATION

EPA 8082A

Laboratory: Apex Laboratories SDG: Gasco PreRD DG 2019
Client: Anchor QEA, LLC Project: Gasco PreRD DG 2019 - 4a-b. DOC-CAP
Instrument ID: DUALECD2F Calibration: A0F2307
Lab File ID: ECD2F027.D
Sequence: 0F22030 Inject Date: 06/22/20
Lab Sample ID: 0F22030-ICV3 Inject Time: 22:40

ANALYTE	EXPECTED (ng/mL)	FOUND (ng/mL)	% DRIFT	QC LIMIT
Aroclor 1232	500	516	3.1	70 - 130
Aroclor 1262	500	472	-5.6	70 - 130
Decachlorobiphenyl (Surr)	80.0	85.3	6.6	70 - 130

SECOND-SOURCE CALIBRATION VERIFICATION

EPA 8082A

Laboratory: Apex Laboratories SDG: Gasco PreRD DG 2019
Client: Anchor QEA, LLC Project: Gasco PreRD DG 2019 - 4a-b. DOC-CAP
Instrument ID: DUALECD2F Calibration: A0F2307
Lab File ID: ECD2F028.D
Sequence: 0F22030 Inject Date: 06/22/20
Lab Sample ID: 0F22030-ICV4 Inject Time: 22:58

ANALYTE	EXPECTED (ng/mL)	FOUND (ng/mL)	% DRIFT	QC LIMIT
Aroclor 1242	500	521	4.2	70 - 130
Aroclor 1268	500	506	1.3	70 - 130

SECOND-SOURCE CALIBRATION VERIFICATION

EPA 8082A

Laboratory: Apex Laboratories SDG: Gasco PreRD DG 2019
Client: Anchor QEA, LLC Project: Gasco PreRD DG 2019 - 4a-b. DOC-CAP
Instrument ID: DUALECD2F Calibration: A0F2307
Lab File ID: ECD2F029.D
Sequence: 0F22030 Inject Date: 06/22/20
Lab Sample ID: 0F22030-ICV5 Inject Time: 23:15

ANALYTE	EXPECTED (ng/mL)	FOUND (ng/mL)	% DRIFT	QC LIMIT
Aroclor 1248	500	512	2.5	70 - 130

CONTINUING CALIBRATION CHECK

EPA 8082A

Laboratory: <u>Apex Laboratories</u>	SDG: <u>Gasco PreRD DG 2019</u>
Client: <u>Anchor QEA, LLC</u>	Project: <u>Gasco PreRD DG 2019 - 4a-b. DOC-CAP Testing C</u>
Instrument ID: <u>DUALECD2F</u>	Calibration: <u>A0F2307</u>
Lab File ID: <u>ECD2F002.D</u>	Calibration Date: <u>06/23/20 16:00</u>
Sequence: <u>0F29028</u>	Injection Date: <u>06/29/20</u>
Lab Sample ID: <u>0F29028-CCV1</u>	Injection Time: <u>07:21</u>

COMPOUND	Curve Fit	Calculated Concentration (ng/mL) [L/Q Fits]			Response Factors [Ave RF]			Limit
		STD	CCV	% DIFF	ICAL	CCV	% Drift	
Aroclor 1016	Ave	500	475				-4.9	20
Aroclor 1260	Ave	500	494				-1.3	20

** Quadratic Curve fit may be weighted (1/a or 1/a²).

* = Values outside of QC limits

CONTINUING CALIBRATION CHECK

EPA 8082A

Laboratory: <u>Apex Laboratories</u>	SDG: <u>Gasco PreRD DG 2019</u>
Client: <u>Anchor QEA, LLC</u>	Project: <u>Gasco PreRD DG 2019 - 4a-b. DOC-CAP Testing C</u>
Instrument ID: <u>DUALECD2F</u>	Calibration: <u>A0F2307</u>
Lab File ID: <u>ECD2F016.D</u>	Calibration Date: <u>06/23/20 16:00</u>
Sequence: <u>0F29028</u>	Injection Date: <u>06/29/20</u>
Lab Sample ID: <u>0F29028-CCV2</u>	Injection Time: <u>11:34</u>

COMPOUND	Curve Fit	Calculated Concentration (ng/mL) [L/Q Fits]			Response Factors [Ave RF]			Limit
		STD	CCV	% DIFF	ICAL	CCV	% Drift	
Aroclor 1016	Ave	500	462				-7.5	20
Aroclor 1260	Ave	500	470				-6.0	20

** Quadratic Curve fit may be weighted (1/a or 1/a²).

* = Values outside of QC limits

CONTINUING CALIBRATION CHECK

EPA 8082A

Laboratory: <u>Apex Laboratories</u>	SDG: <u>Gasco PreRD DG 2019</u>
Client: <u>Anchor QEA, LLC</u>	Project: <u>Gasco PreRD DG 2019 - 4a-b. DOC-CAP Testing C</u>
Instrument ID: <u>DUALECD2F</u>	Calibration: <u>A0F2307</u>
Lab File ID: <u>ECD2F032.D</u>	Calibration Date: <u>06/23/20 16:00</u>
Sequence: <u>0F29028</u>	Injection Date: <u>06/29/20</u>
Lab Sample ID: <u>0F29028-CCV3</u>	Injection Time: <u>16:17</u>

COMPOUND	Curve Fit	Calculated Concentration (ng/mL) [L/Q Fits]			Response Factors [Ave RF]			Limit
		STD	CCV	% DIFF	ICAL	CCV	% Drift	
Aroclor 1016	Ave	500	496				-0.8	20
Aroclor 1260	Ave	500	492				-1.6	20

** Quadratic Curve fit may be weighted (1/a or 1/a²).

* = Values outside of QC limits

CONTINUING CALIBRATION CHECK

EPA 8082A

Laboratory: <u>Apex Laboratories</u>	SDG: <u>Gasco PreRD DG 2019</u>
Client: <u>Anchor QEA, LLC</u>	Project: <u>Gasco PreRD DG 2019 - 4a-b. DOC-CAP Testing C</u>
Instrument ID: <u>DUALECD2F</u>	Calibration: <u>A0F2307</u>
Lab File ID: <u>ECD2F003.D</u>	Calibration Date: <u>06/23/20 16:00</u>
Sequence: <u>0G06028</u>	Injection Date: <u>07/06/20</u>
Lab Sample ID: <u>0G06028-CCV1</u>	Injection Time: <u>07:55</u>

COMPOUND	Curve Fit	Calculated Concentration (ng/mL) [L/Q Fits]			Response Factors [Ave RF]			Limit
		STD	CCV	% DIFF	ICAL	CCV	% Drift	
Aroclor 1016	Ave	500	458				-8.4	20
Aroclor 1260	Ave	500	488				-2.4	20

** Quadratic Curve fit may be weighted (1/a or 1/a²).

* = Values outside of QC limits

CONTINUING CALIBRATION CHECK

EPA 8082A

Laboratory: <u>Apex Laboratories</u>	SDG: <u>Gasco PreRD DG 2019</u>
Client: <u>Anchor QEA, LLC</u>	Project: <u>Gasco PreRD DG 2019 - 4a-b. DOC-CAP Testing C</u>
Instrument ID: <u>DUALECD2F</u>	Calibration: <u>A0F2307</u>
Lab File ID: <u>ECD2F012.D</u>	Calibration Date: <u>06/23/20 16:00</u>
Sequence: <u>0G06028</u>	Injection Date: <u>07/06/20</u>
Lab Sample ID: <u>0G06028-CCV2</u>	Injection Time: <u>10:34</u>

COMPOUND	Curve Fit	Calculated Concentration (ng/mL) [L/Q Fits]			Response Factors [Ave RF]			Limit
		STD	CCV	% DIFF	ICAL	CCV	% Drift	
Aroclor 1016	Ave	500	443				-11.5	20
Aroclor 1260	Ave	500	453				-9.3	20

** Quadratic Curve fit may be weighted (1/a or 1/a²).

* = Values outside of QC limits

SURROGATE STANDARD RECOVERY AND RT SUMMARY

EPA 8082A

Laboratory: <u>Apex Laboratories</u>	SDG: <u>Gasco PreRD DG 2019</u>
Client: <u>Anchor QEA, LLC</u>	Project: <u>Gasco PreRD DG 2019 - 4a-b. DOC-CAP Testing Co</u>
Sequence: <u>0F22030</u>	Instrument: <u>DUALECD2F</u>
Matrix: <u>Sediment</u>	Calibration: <u>A0F2307</u>

Surrogate Compound	Spike Level ng/mL	% Recovery	Recovery Limits	RT	Calibration Mean RT	RT Diff	RT Diff Limit	Q
Initial Cal Check (0F22030-ICV1)			Lab File ID: ECD2F018.D		Analyzed: 06/22/20 20:01			
Decachlorobiphenyl (Surr)	200	108	70 - 130	9.677	9.678143	-0.0011	+/-1.0	
Initial Cal Check (0F22030-ICV2)			Lab File ID: ECD2F026.D		Analyzed: 06/22/20 22:22			
Decachlorobiphenyl (Surr)	80.0	108	70 - 130	9.678	9.678143	-0.0001	+/-1.0	
Initial Cal Check (0F22030-ICV3)			Lab File ID: ECD2F027.D		Analyzed: 06/22/20 22:40			
Decachlorobiphenyl (Surr)	80.0	107	70 - 130	9.679	9.678143	0.0009	+/-1.0	

SURROGATE STANDARD RECOVERY AND RT SUMMARY

EPA 8082A

Laboratory: <u>Apex Laboratories</u>	SDG: <u>Gasco PreRD DG 2019</u>
Client: <u>Anchor QEA, LLC</u>	Project: <u>Gasco PreRD DG 2019 - 4a-b. DOC-CAP Testing Co</u>
Sequence: <u>0F29028</u>	Instrument: <u>DUALECD2F</u>
Matrix: <u>Sediment</u>	Calibration: <u>A0F2307</u>

Surrogate Compound	Spike Level ng/mL	% Recovery	Recovery Limits	RT	Calibration Mean RT	RT Diff	RT Diff Limit	Q
Calibration Check (0F29028-CCV1)			Lab File ID: ECD2F002.D		Analyzed: 06/29/20 07:21			
Decachlorobiphenyl (Surr)	250	116	80 - 120	9.679	9.678143	0.0009	+/-1.0	
Calibration Blank (0F29028-CCB1)			Lab File ID: ECD2F003.D		Analyzed: 06/29/20 07:39			
Decachlorobiphenyl (Surr)	100	105	43 - 120	9.679	9.678143	0.0009	+/-1.0	
Blank (0060834-BLK1)			Lab File ID: ECD2F004.D		Analyzed: 06/29/20 08:03			
Decachlorobiphenyl (Surr)	16.1	102	43 - 120	9.683	9.678143	0.0049	+/-1.0	
LCS (0060834-BS1)			Lab File ID: ECD2F005.D		Analyzed: 06/29/20 08:20			
Decachlorobiphenyl (Surr)	16.7	106	43 - 120	9.68	9.678143	0.0019	+/-1.0	
Calibration Check (0F29028-CCV2)			Lab File ID: ECD2F016.D		Analyzed: 06/29/20 11:34			
Decachlorobiphenyl (Surr)	250	111	80 - 120	9.678	9.678143	-0.0001	+/-1.0	
Calibration Blank (0F29028-CCB2)			Lab File ID: ECD2F017.D		Analyzed: 06/29/20 11:52			
Decachlorobiphenyl (Surr)	100	105	43 - 120	9.678	9.678143	-0.0001	+/-1.0	
Calibration Check (0F29028-CCV3)			Lab File ID: ECD2F032.D		Analyzed: 06/29/20 16:17			
Decachlorobiphenyl (Surr)	250	126	80 - 120	9.679	9.678143	0.0009	+/-1.0	*
Calibration Blank (0F29028-CCB3)			Lab File ID: ECD2F033.D		Analyzed: 06/29/20 16:34			
Decachlorobiphenyl (Surr)	100	114	43 - 120	9.678	9.678143	-0.0001	+/-1.0	

SURROGATE STANDARD RECOVERY AND RT SUMMARY

EPA 8082A

Laboratory: <u>Apex Laboratories</u>	SDG: <u>Gasco PreRD DG 2019</u>
Client: <u>Anchor QEA, LLC</u>	Project: <u>Gasco PreRD DG 2019 - 4a-b. DOC-CAP Testing Co</u>
Sequence: <u>0G06028</u>	Instrument: <u>DUALECD2F</u>
Matrix: <u>Sediment</u>	Calibration: <u>A0F2307</u>

Surrogate Compound	Spike Level ng/mL	% Recovery	Recovery Limits	RT	Calibration Mean RT	RT Diff	RT Diff Limit	Q
Calibration Check (0G06028-CCV1)			Lab File ID: ECD2F003.D		Analyzed: 07/06/20 07:55			
Decachlorobiphenyl (Surr)	250	113	80 - 120	9.677	9.678143	-0.0011	+/-1.0	
Calibration Blank (0G06028-CCB1)			Lab File ID: ECD2F004.D		Analyzed: 07/06/20 08:13			
Decachlorobiphenyl (Surr)	100	103	43 - 120	9.677	9.678143	-0.0011	+/-1.0	
PDI-166SC-A-08-09-200520 (A0F0670-01RE1)			Lab File ID: ECD2F005.D		Analyzed: 07/06/20 08:31			
Decachlorobiphenyl (Surr)	38.9	59	43 - 120	9.677	9.678143	-0.0011	+/-1.0	
PDI-166SC-A-09-10-200520 (A0F0670-02RE1)			Lab File ID: ECD2F007.D		Analyzed: 07/06/20 09:06			
Decachlorobiphenyl (Surr)	39.5	56	43 - 120	9.679	9.678143	0.0009	+/-1.0	
PDI-166SC-A-10-11.2-200520 (A0F0670-03RE1)			Lab File ID: ECD2F009.D		Analyzed: 07/06/20 09:41			
Decachlorobiphenyl (Surr)	49.2	55	43 - 120	9.677	9.678143	-0.0011	+/-1.0	
Calibration Check (0G06028-CCV2)			Lab File ID: ECD2F012.D		Analyzed: 07/06/20 10:34			
Decachlorobiphenyl (Surr)	250	111	80 - 120	9.677	9.678143	-0.0011	+/-1.0	
Calibration Blank (0G06028-CCB2)			Lab File ID: ECD2F013.D		Analyzed: 07/06/20 10:52			
Decachlorobiphenyl (Surr)	100	99	43 - 120	9.675	9.678143	-0.0031	+/-1.0	

HOLDING TIME SUMMARY

EPA 8082A

Laboratory: Apex Laboratories

SDG: Gasco PreRD DG 2019

Client: Anchor QEA, LLC

Project: Gasco PreRD DG 2019 - 4a-b. DOC-CAP Testing C

Sample Name	Date Collected	Date Received	Date Prepared	Days to Prep	Max Days to Prep	Date Analyzed	Days to Analysis	Max Days to Analysis	Q
PDI-166SC-A-08-09-200520	05/20/20 08:55	05/21/20 10:15	06/25/20 11:09	36.09	365.00	07/06/20 08:31	10.89	40.00	
PDI-166SC-A-09-10-200520	05/20/20 08:55	05/21/20 10:15	06/25/20 11:09	36.09	365.00	07/06/20 09:06	10.91	40.00	
PDI-166SC-A-10-11.2-200520	05/20/20 08:55	05/21/20 10:15	06/25/20 11:09	36.09	365.00	07/06/20 09:41	10.94	40.00	

Apex Laboratories

SDG: Gasco PreRD_DG 2019

CLASS: GC

METHOD: EPA 8081B

ANALYSES DATA PACKAGE COVER PAGE

EPA 8081B

Laboratory: Apex Laboratories

SDG: Gasco PreRD_DG 2019

Client: Anchor QEA, LLC

Project: Gasco PreRD_DG 2019 - 4a-b. DOC-CAP Testing Co

Client Sample Id:	Lab Sample Id:	Matrix
<u>PDI-166SC-A-08-09-200520</u>	<u>A0F0670-01</u>	<u>SE</u>
<u>PDI-166SC-A-09-10-200520</u>	<u>A0F0670-02</u>	<u>SE</u>
<u>PDI-166SC-A-10-11.2-200520</u>	<u>A0F0670-03</u>	<u>SE</u>

I certify that this data package is in compliance with the terms and conditions of the contract, both technically and for completeness, for other than the conditions detailed above. Release of the data contained in this hardcopy data package and in computer-readable data submitted on diskette has been authorized by the Laboratory Manager or the Manager's designee, as verified by the following signatures.

Signature: _____



Name: _____

David G. Jack

Forms Created: _____

7/21/2020 4:16PM

Title: _____

Technical Manager

METHOD DETECTION AND REPORTING LIMITS

EPA 8081B

Laboratory: Apex Laboratories

SDG: Gasco PreRD_DG 2019

Client: Anchor QEA, LLC

Project: Gasco PreRD_DG 2019 - 4a-b. DOC-CAP

Batch Matrix: Sediment

Analyte	MDL	MRL	Units
2,4'-DDD [2C]	0.500	1.00	ug/kg
2,4'-DDE	0.500	1.00	ug/kg
2,4'-DDE [2C]	0.500	1.00	ug/kg
2,4'-DDT	0.500	1.00	ug/kg
2,4'-DDT [2C]	0.500	1.00	ug/kg
4,4'-DDD	0.500	1.00	ug/kg
4,4'-DDD [2C]	0.500	1.00	ug/kg
4,4'-DDE	0.500	1.00	ug/kg
4,4'-DDE [2C]	0.500	1.00	ug/kg
4,4'-DDT	0.500	1.00	ug/kg
4,4'-DDT [2C]	0.500	1.00	ug/kg

Note: MDLs are listed only if the corresponding analyte was evaluated to the MDL in this report .

ORGANIC ANALYSIS DATA SHEET

EPA 8081B

PDI-166SC-A-08-09-200520

Laboratory: <u>Apex Laboratories</u>	SDG: <u>Gasco PreRD_DG 2019</u>	
Client: <u>Anchor QEA, LLC</u>	Project: <u>Gasco PreRD_DG 2019 - 4a-b. DOC-CAP Testing Co</u>	
Matrix: <u>SE</u>	Laboratory ID: <u>A0F0670-01RE3</u>	File ID: <u>ECD8-07092012.D</u>
Sampled: <u>05/20/20 08:55</u>	Prepared: <u>07/07/20 12:49</u>	Analyzed: <u>07/09/20 14:38</u>
Solids: <u>42.12</u>	Preparation: <u>EPA 3546/3640A (GPC)</u>	Initial/Final: <u>10.11 g / 10 mL</u>
Batch: <u>0070206</u>	Sequence: <u>0G09046</u>	Calibration: <u>A0F0804</u> Instrument: <u>DUALECD8</u>

CAS NO.	COMPOUND	DILUTION	CONC. (ug/kg dry)	Q
53-19-0	2,4'-DDD [2C]	1	52.8	
3424-82-6	2,4'-DDE	1	7.04	U
789-02-6	2,4'-DDT	1	20.7	U
72-54-8	4,4'-DDD [2C]	1	54.8	
72-55-9	4,4'-DDE	1	10.6	U
50-29-3	4,4'-DDT [2C]	1	44.9	

SYSTEM MONITORING COMPOUND	ADDED (ug/kg dry)	CONC (ug/kg dry)	% REC	QC LIMITS	Q
2,4,5,6-TCMX (Surr) [2C]	117	74.3	63	42 - 129	
Decachlorobiphenyl (Surr) [2C]	117	125	107	55 - 130	

* Values outside of QC limits

ORGANIC ANALYSIS DATA SHEET

EPA 8081B

PDI-166SC-A-09-10-200520

Laboratory: <u>Apex Laboratories</u>	SDG: <u>Gasco PreRD_DG 2019</u>	
Client: <u>Anchor QEA, LLC</u>	Project: <u>Gasco PreRD_DG 2019 - 4a-b. DOC-CAP Testing Co</u>	
Matrix: <u>SE</u>	Laboratory ID: <u>A0F0670-02RE3</u>	File ID: <u>ECD8-07092027.D</u>
Sampled: <u>05/20/20 08:55</u>	Prepared: <u>07/07/20 12:49</u>	Analyzed: <u>07/09/20 19:09</u>
Solids: <u>41.99</u>	Preparation: <u>EPA 3546/3640A (GPC)</u>	Initial/Final: <u>10.72 g / 10 mL</u>
Batch: <u>0070206</u>	Sequence: <u>0G09046</u>	Calibration: <u>A0F0804</u> Instrument: <u>DUALECD8</u>

CAS NO.	COMPOUND	DILUTION	CONC. (ug/kg dry)	Q
53-19-0	2,4'-DDD [2C]	2	16.3	D
3424-82-6	2,4'-DDE	2	8.89	U
789-02-6	2,4'-DDT	2	8.89	U
72-54-8	4,4'-DDD	2	36.8	D
72-55-9	4,4'-DDE	2	11.4	D
50-29-3	4,4'-DDT	2	8.89	U

SYSTEM MONITORING COMPOUND	ADDED (ug/kg dry)	CONC (ug/kg dry)	% REC	QC LIMITS	Q
2,4,5,6-TCMX (Surr) [2C]	111	66.0	59	42 - 129	
Decachlorobiphenyl (Surr) [2C]	111	102	92	55 - 130	

* Values outside of QC limits

ORGANIC ANALYSIS DATA SHEET

EPA 8081B

PDI-166SC-A-10-11.2-200520

Laboratory: <u>Apex Laboratories</u>	SDG: <u>Gasco PreRD_DG 2019</u>	
Client: <u>Anchor QEA, LLC</u>	Project: <u>Gasco PreRD_DG 2019 - 4a-b. DOC-CAP Testing Co</u>	
Matrix: <u>SE</u>	Laboratory ID: <u>A0F0670-03RE3</u>	File ID: <u>ECD8-07092011.D</u>
Sampled: <u>05/20/20 08:55</u>	Prepared: <u>07/07/20 12:49</u>	Analyzed: <u>07/09/20 14:22</u>
Solids: <u>33.23</u>	Preparation: <u>EPA 3546/3640A (GPC)</u>	Initial/Final: <u>10.25 g / 10 mL</u>
Batch: <u>0070206</u>	Sequence: <u>0G09046</u>	Calibration: <u>A0F0804</u>
		Instrument: <u>DUALECD8</u>

CAS NO.	COMPOUND	DILUTION	CONC. (ug/kg dry)	Q
53-19-0	2,4'-DDD [2C]	1	5.87	U
3424-82-6	2,4'-DDE [2C]	1	5.87	U
789-02-6	2,4'-DDT [2C]	1	7.05	U
72-54-8	4,4'-DDD [2C]	1	9.60	
72-55-9	4,4'-DDE [2C]	1	5.87	U
50-29-3	4,4'-DDT [2C]	1	5.87	U

SYSTEM MONITORING COMPOUND	ADDED (ug/kg dry)	CONC (ug/kg dry)	% REC	QC LIMITS	Q
2,4,5,6-TCMX (Surr) [2C]	147	90.2	61	42 - 129	
Decachlorobiphenyl (Surr) [2C]	147	139	95	55 - 130	

* Values outside of QC limits

PREPARATION BATCH SUMMARY

EPA 8081B

Laboratory: Apex Laboratories

SDG: Gasco PreRD_DG 2019

Client: Anchor QEA, LLC

Project: Gasco PreRD_DG 2019 - 4a-b. DOC-CAP Testing Co

Batch: 0070206

Batch Matrix: Sediment

Preparation: EPA 3546/3640A (GPC)

SAMPLE NAME	LAB SAMPLE ID	LAB FILE ID	DATE PREPARED	OBSERVATIONS
Blank	0070206-BLK1	ECD8-07092007.D	07/07/20 12:49	
LCS	0070206-BS1	ECD8-07092008.D	07/07/20 12:49	
PDI-166SC-A-09-10-200520 (MS)	0070206-MS1	ECD8-07092029.D	07/07/20 12:49	
PDI-166SC-A-08-09-200520	A0F0670-01RE3	ECD8-07092012.D	07/07/20 12:49	
PDI-166SC-A-09-10-200520	A0F0670-02RE3	ECD8-07092027.D	07/07/20 12:49	
PDI-166SC-A-10-11.2-200520	A0F0670-03RE3	ECD8-07092011.D	07/07/20 12:49	

Note: Client samples are listed only if they are included in this report.

Duplicates and Matrix Spike/Duplicates QC Samples are only listed if sourced from a sample included in this report.

METHOD BLANK DATA SHEET

EPA 8081B

Laboratory: <u>Apex Laboratories</u>	SDG: <u>Gasco PreRD_DG 2019</u>	
Client: <u>Anchor QEA, LLC</u>	Project: <u>Gasco PreRD_DG 2019 - 4a-b. DOC-CAP Testing C</u>	
Matrix: <u>Sediment</u>	Laboratory ID: <u>0070206-BLK1</u>	File ID: <u>ECD8-07092007.D</u>
Prepared: <u>07/07/20 12:49</u>	Preparation: <u>EPA 3546/3640A (GPC)</u>	Initial/Final: <u>11 g / 10 mL</u>
Analyzed: <u>07/09/20 13:15</u>	Instrument: <u>DUALECD8</u>	
Batch: <u>0070206</u>	Sequence: <u>0G09046</u>	Calibration: <u>A0F0804</u>

CAS NO.	COMPOUND	CONC. (ug/kg wet)	Q
53-19-0	2,4'-DDD [2C]	0.909	U
3424-82-6	2,4'-DDE [2C]	0.909	U
789-02-6	2,4'-DDT [2C]	0.909	U
72-54-8	4,4'-DDD [2C]	0.909	U
72-55-9	4,4'-DDE [2C]	0.909	U
50-29-3	4,4'-DDT [2C]	0.909	U

SYSTEM MONITORING COMPOUND	ADDED (ug/kg wet)	CONC (ug/kg wet)	% REC	QC LIMITS	Q
2,4,5,6-TCMX (Surr) [2C]	45.5	31.5	69	42 - 129	
Decachlorobiphenyl (Surr) [2C]	45.5	47.0	103	55 - 130	

LCS / LCS DUPLICATE RECOVERY

EPA 8081B

Laboratory: <u>Apex Laboratories</u>	SDG: <u>Gasco PreRD_DG 2019</u>
Client: <u>Anchor QEA, LLC</u>	Project: <u>Gasco PreRD_DG 2019 - 4a-b. DOC-CAP Testing Co</u>
Matrix: <u>Sediment</u>	
Batch: <u>0070206</u>	Laboratory ID: <u>0070206-BS1</u>
Preparation: <u>EPA 3546/3640A (GPC)</u>	Initial/Final: <u>10 g / 10 mL</u>

COMPOUND	SPIKE ADDED (ug/kg wet)	LCS CONCENTRATION (ug/kg wet)	LCS % REC. (* = Out)	QC LIMITS REC.
2,4'-DDD [2C]	50.0	49.2	98	50 - 150
2,4'-DDE [2C]	50.0	48.1	96	50 - 150
2,4'-DDT [2C]	50.0	57.2	114	50 - 150
4,4'-DDD [2C]	50.0	50.4	101	50 - 150
4,4'-DDE [2C]	50.0	49.6	99	50 - 150
4,4'-DDT [2C]	50.0	54.1	108	50 - 150

* = Values outside of QC limits

ANALYSIS BATCH (SEQUENCE) SUMMARY

EPA 8081B

Laboratory: <u>Apex Laboratories</u>	SDG: <u>Gasco PreRD_DG 2019</u>
Client: <u>Anchor QEA, LLC</u>	Project: <u>Gasco PreRD_DG 2019 - 4a-b. DOC-CAP Testing C</u>
Sequence: <u>0F06008</u>	Instrument: <u>DUALECD8</u>
Matrix: <u>Sediment</u>	Calibration: <u>A0F0804</u>

Sample Name	Lab Sample ID	Lab File ID	Analysis Date/Time
Initial Cal Blank	0F06008-ICB1	ECD8-06062004.D	06/06/20 15:34
Cal Standard	0F06008-CAL1	ECD8-06062005.D	06/06/20 15:51
Cal Standard	0F06008-CAL2	ECD8-06062006.D	06/06/20 16:07
Cal Standard	0F06008-CAL3	ECD8-06062007.D	06/06/20 16:24
Cal Standard	0F06008-CAL4	ECD8-06062008.D	06/06/20 16:40
Cal Standard	0F06008-CAL5	ECD8-06062009.D	06/06/20 16:57
Cal Standard	0F06008-CAL6	ECD8-06062010.D	06/06/20 17:13
Cal Standard	0F06008-CAL7	ECD8-06062011.D	06/06/20 17:30
Cal Standard	0F06008-CAL8	ECD8-06062012.D	06/06/20 17:46
Cal Standard	0F06008-CAL9	ECD8-06062013.D	06/06/20 18:03
Initial Cal Check	0F06008-ICV1	ECD8-06062015.D	06/06/20 18:36
Cal Standard	0F06008-CALA	ECD8-06062016.D	06/06/20 18:52
Cal Standard	0F06008-CALB	ECD8-06062017.D	06/06/20 19:09
Cal Standard	0F06008-CALC	ECD8-06062018.D	06/06/20 19:25
Cal Standard	0F06008-CALD	ECD8-06062019.D	06/06/20 19:42
Cal Standard	0F06008-CALE	ECD8-06062020.D	06/06/20 19:58
Cal Standard	0F06008-CALF	ECD8-06062021.D	06/06/20 20:15
Cal Standard	0F06008-CALG	ECD8-06062022.D	06/06/20 20:31
Cal Standard	0F06008-CALH	ECD8-06062023.D	06/06/20 20:48
Cal Standard	0F06008-CALI	ECD8-06062024.D	06/06/20 21:04
Initial Cal Check	0F06008-ICV2	ECD8-06062026.D	06/06/20 21:38

Note: Client samples are listed only if they are included in this report.
 Duplicates and Matrix Spike/Duplicates QC Samples are only listed if sourced from a sample included in this report.

ANALYSIS BATCH (SEQUENCE) SUMMARY

EPA 8081B

Laboratory: Apex Laboratories

SDG: Gasco PreRD_DG 2019

Client: Anchor QEA, LLC

Project: Gasco PreRD_DG 2019 - 4a-b. DOC-CAP Testing C

Sequence: 0G09046

Instrument: DUALECD8

Matrix: Sediment

Calibration: A0F0804

Sample Name	Lab Sample ID	Lab File ID	Analysis Date/Time
Calibration Check	0G09046-CCV1	ECD8-07092004.D	07/09/20 12:26
Calibration Check	0G09046-CCV2	ECD8-07092005.D	07/09/20 12:42
Calibration Blank	0G09046-CCB1	ECD8-07092006.D	07/09/20 12:59
Blank	0070206-BLK1	ECD8-07092007.D	07/09/20 13:15
LCS	0070206-BS1	ECD8-07092008.D	07/09/20 13:32
PDI-166SC-A-10-11.2-200520	A0F0670-03RE3	ECD8-07092011.D	07/09/20 14:22
PDI-166SC-A-08-09-200520	A0F0670-01RE3	ECD8-07092012.D	07/09/20 14:38
Calibration Check	0G09046-CCV3	ECD8-07092016.D	07/09/20 15:52
Calibration Check	0G09046-CCV4	ECD8-07092017.D	07/09/20 16:08
Calibration Blank	0G09046-CCB2	ECD8-07092018.D	07/09/20 16:25
PDI-166SC-A-09-10-200520	A0F0670-02RE3	ECD8-07092027.D	07/09/20 19:09
PDI-166SC-A-09-10-200520 (MS)	0070206-MS1	ECD8-07092029.D	07/09/20 19:46
Calibration Check	0G09046-CCV5	ECD8-07092031.D	07/09/20 20:23
Calibration Check	0G09046-CCV6	ECD8-07092032.D	07/09/20 20:39
Calibration Blank	0G09046-CCB3	ECD8-07092033.D	07/09/20 20:56

Note: Client samples are listed only if they are included in this report.

Duplicates and Matrix Spike/Duplicates QC Samples are only listed if sourced from a sample included in this report.

INITIAL CALIBRATION DATA (Summary)

EPA 8081B

Laboratory: Apex Laboratories

SDG: Gasco PreRD DG 2019

Client: Anchor QEA, LLC

Project: Gasco PreRD_DG 2019 - 4a-b. DOC-CAP Testing

Calibration: A0F0804

Date: 06/08/20 11:32

Instrument: DUALECD8

Compound	Mean RF	FIT	RF RSD	Mean RT	RT RSD	Linear r	Quad COD	LIMIT	Q
2,4'-DDD [2C]	2078342	Ave	9.813481	8.358222	1.938592E-02			20	
2,4'-DDE	2393332	Ave	10.29904	7.214778	1.286293E-02			20	
2,4'-DDT	2034350	XXX	10.87389	7.768778	1.030623E-02				
4,4'-DDD	2853244	Ave	9.103462	7.886	1.424052E-02			20	
4,4'-DDE	3665109	Ave	6.565103	7.465222	1.525116E-02			20	
4,4'-DDT	2433669	XXX	12.61083	8.083555	1.364197E-02				
2,4,5,6-TCMX (Surr) [2C]	3550081	Ave	10.18364	5.847222	2.250635E-02			20	
Decachlorobiphenyl (Surr) [2C]	2559219	XXX	10.87433	10.39611	9.207504E-03				

Note: ** Quad COD may be incorrect if weighting (1/a) or (1/a²) used. Weighting not shown here. Please see instrument calibration printouts for validation.

INITIAL CALIBRATION DATA

EPA 8081B

Laboratory: Apex Laboratories

SDG: Gasco PreRD DG 2019

Client: Anchor QEA, LLC

Project: Gasco PreRD DG 2019 - 4a-b. DOC-CAP Te

Calibration: A0F0804

Instrument: DUALECD8

Calibration Date: 06/08/20 11:32

Compound	Level 01		Level 02		Level 03		Level 04		Level 05		Level 06	
	ng/mL	RF	ng/mL	RF	ng/mL	RF	ng/mL	RF	ng/mL	RF	ng/mL	RF
4,4'-DDD	0.5	2757348	1	2642114	2	2521979	5	2702634	10	2731552	25	2827186
4,4'-DDD [2C]	0.5	2866930	1	2582156	2	2394549	5	2508180	10	2661394	25	2887020
4,4'-DDE	0.5	3663016	1	3469480	2	3362467	5	3461446	10	3570272	25	3621114
4,4'-DDE [2C]	0.5	3426592	1	3125539	2	3020023	5	3224212	10	3333731	25	3631193
4,4'-DDT	0.5	2353994	1	2125504	2	2090029	5	2124326	10	2317338	25	2517565
4,4'-DDT [2C]	0.5	2794842	1	2507300	2	2260461	5	2328064	10	2530836	25	2808878
2,4,5,6-TCMX (Surr)	0.5	4089642	1	3739252	2	3472697	5	3499046	10	3498695	25	3469148
2,4,5,6-TCMX (Surr) [2C]	0.5	4082272	1	3664569	2	3136486	5	3184258	10	3187282	25	3311380
Decachlorobiphenyl (Surr)	0.5	4026062	1	3476866	2	3037392	5	2959616	10	2895476	25	2801752
Decachlorobiphenyl (Surr) [2C]	0.5	3200308	1	2732738	2	2449024	5	2357554	10	2313262	25	2357526

INITIAL CALIBRATION DATA (Continued)

EPA 8081B

Laboratory: Apex Laboratories

SDG: Gasco PreRD_DG 2019

Client: Anchor QEA, LLC

Project: Gasco PreRD_DG 2019 - 4a-b. DOC-CAP Te

Calibration: A0F0804

Instrument: DUALECD8

Matrix:

Calibration Date: 06/08/20 11:32

Compound	Level 07		Level 08		Level 09		Level 10		Level 11		Level 12	
	ng/mL	RF	ng/mL	RF	ng/mL	RF	ng/mL	RF	ng/mL	RF	ng/mL	RF
2,4'-DDD							0.5	2566900	1	2380316	2	1957396
2,4'-DDD [2C]							0.5	2371182	1	2357973	2	2009913
2,4'-DDE							0.5	2901294	1	2683204	2	2294640
2,4'-DDE [2C]							0.5	3188636	1	2644092	2	2182006
2,4'-DDT							0.5	2435182	1	2237919	2	1839690
2,4'-DDT [2C]							0.5	2482606	1	2243898	2	1842025
4,4'-DDD	50	3019128	100	3156475	200	3320779						
4,4'-DDD [2C]	50	3122724	100	3345143	200	3515599						
4,4'-DDE	50	3803446	100	3934936	200	4099802						
4,4'-DDE [2C]	50	3817752	100	4054416	200	4306354						
4,4'-DDT	50	2665592	100	2783095	200	2925580						
4,4'-DDT [2C]	50	2949806	100	3241420	200	3358139						
2,4,5,6-TCMX (Surr)	50	3581006	100	3722180	200	3753037						
2,4,5,6-TCMX (Surr) [2C]	50	3576598	100	3855692	200	3952190						
Decachlorobiphenyl (Surr)	50	2937072	100	2919637	200	2919577						
Decachlorobiphenyl (Surr) [2C]	50	2422998	100	2563313	200	2636253						

INITIAL CALIBRATION DATA (Continued)

EPA 8081B

Laboratory: Apex Laboratories

SDG: Gasco PreRD_DG 2019

Client: Anchor QEA, LLC

Project: Gasco PreRD_DG 2019 - 4a-b. DOC-CAP Te

Calibration: A0F0804

Instrument: DUALECD8

Matrix:

Calibration Date: 06/08/20 11:32

Compound	Level 13		Level 14		Level 15		Level 16		Level 17		Level 18	
	ng/mL	RF	ng/mL	RF	ng/mL	RF	ng/mL	RF	ng/mL	RF	ng/mL	RF
2,4'-DDD	5	1876546	10	1873191	25	1993031	50	1950309	100	2040582	200	2142023
2,4'-DDD [2C]	5	1827707	10	1831917	25	2017629	50	1968646	100	2084093	200	2236023
2,4'-DDE	5	2128830	10	2208360	25	2331620	50	2255606	100	2313200	200	2423235
2,4'-DDE [2C]	5	2136300	10	2130357	25	2348987	50	2314482	100	2474069	200	2617926
2,4'-DDT	5	1755492	10	1803541	25	2012853	50	1983064	100	2085776	200	2155637
2,4'-DDT [2C]	5	1790352	10	1883359	25	2087940	50	2079264	100	2309369	200	2477470

SECOND-SOURCE CALIBRATION VERIFICATION

EPA 8081B

Laboratory: Apex Laboratories SDG: Gasco PreRD DG 2019
Client: Anchor QEA, LLC Project: Gasco PreRD DG 2019 - 4a-b. DOC-CAP
Instrument ID: DUALECD8 Calibration: A0F0804
Lab File ID: ECD8-06062015.D
Sequence: 0F06008 Inject Date: 06/06/20
Lab Sample ID: 0F06008-ICV1 Inject Time: 18:36

ANALYTE	EXPECTED (ng/mL)	FOUND (ng/mL)	% DRIFT	QC LIMIT
4,4'-DDD	50.0	50.4	0.8	70 - 130
4,4'-DDD [2C]	50.0	51.6	3.2	70 - 130
4,4'-DDE	50.0	49.6	-0.8	70 - 130
4,4'-DDE [2C]	50.0	49.8	-0.3	70 - 130
4,4'-DDT	50.0	52.1	4.2	70 - 130
4,4'-DDT [2C]	50.0	51.3	2.5	70 - 130
2,4,5,6-TCMX (Surr)	50.0	48.7	-2.5	70 - 130
2,4,5,6-TCMX (Surr) [2C]	50.0	49.3	-1.4	70 - 130
Decachlorobiphenyl (Surr)	50.0	49.5	-1.0	70 - 130
Decachlorobiphenyl (Surr) [2C]	50.0	48.9	-2.3	70 - 130

SECOND-SOURCE CALIBRATION VERIFICATION

EPA 8081B

Laboratory: Apex Laboratories SDG: Gasco PreRD DG 2019
Client: Anchor QEA, LLC Project: Gasco PreRD DG 2019 - 4a-b. DOC-CAP
Instrument ID: DUALECD8 Calibration: A0F0804
Lab File ID: ECD8-06062026.D
Sequence: 0F06008 Inject Date: 06/06/20
Lab Sample ID: 0F06008-ICV2 Inject Time: 21:38

ANALYTE	EXPECTED (ng/mL)	FOUND (ng/mL)	% DRIFT	QC LIMIT
2,4'-DDD	50.0	52.6	5.2	70 - 130
2,4'-DDD [2C]	50.0	51.1	2.3	70 - 130
2,4'-DDE	50.0	49.8	-0.3	70 - 130
2,4'-DDE [2C]	50.0	53.5	7.0	70 - 130
2,4'-DDT	50.0	56.8	13.5	70 - 130
2,4'-DDT [2C]	50.0	57.6	15.3	70 - 130

CONTINUING CALIBRATION CHECK

EPA 8081B

Laboratory: Apex Laboratories

SDG: Gasco PreRD DG 2019

Client: Anchor QEA, LLC

Project: Gasco PreRD DG 2019 - 4a-b. DOC-CAP Testing C

Instrument ID: DUALECD8

Calibration: A0F0804

Lab File ID: ECD8-07092004.D

Calibration Date: 06/08/20 11:32

Sequence: 0G09046

Injection Date: 07/09/20

Lab Sample ID: 0G09046-CCV1

Injection Time: 12:26

COMPOUND	Curve Fit	Calculated Concentration (ng/mL) [L/Q Fits]			Response Factors [Ave RF]			Limit
		STD	CCV	% DIFF	ICAL	CCV	% Drift	
4,4'-DDD	Ave	50.0	47.0		2853244	2683854	-5.9	20
4,4'-DDD [2C]	XXX	50.0	45.3	-9.4				20
4,4'-DDE	Ave	50.0	49.9		3665109	3656488	-0.2	20
4,4'-DDE [2C]	XXX	50.0	48.0	-4.0				20
4,4'-DDT	XXX	50.0	46.4	-7.3				20
4,4'-DDT [2C]	XXX	50.0	43.4	-13.1				20

** Quadratic Curve fit may be weighted (1/a or 1/a²).

* = Values outside of QC limits

CONTINUING CALIBRATION CHECK

EPA 8081B

Laboratory: <u>Apex Laboratories</u>	SDG: <u>Gasco PreRD DG 2019</u>
Client: <u>Anchor QEA, LLC</u>	Project: <u>Gasco PreRD DG 2019 - 4a-b. DOC-CAP Testing C</u>
Instrument ID: <u>DUALECD8</u>	Calibration: <u>A0F0804</u>
Lab File ID: <u>ECD8-07092005.D</u>	Calibration Date: <u>06/08/20 11:32</u>
Sequence: <u>0G09046</u>	Injection Date: <u>07/09/20</u>
Lab Sample ID: <u>0G09046-CCV2</u>	Injection Time: <u>12:42</u>

COMPOUND	Curve Fit	Calculated Concentration (ng/mL) [L/Q Fits]			Response Factors [Ave RF]			Limit
		STD	CCV	% DIFF	ICAL	CCV	% Drift	
2,4'-DDD	XXX	50.0	43.2	-13.7				20
2,4'-DDD [2C]	Ave	50.0	40.4		2078342	1678601	-19.2	20
2,4'-DDE	Ave	50.0	41.5		2393332	1987239	-17.0	20
2,4'-DDE [2C]	XXX	50.0	42.7	-14.6				20
2,4'-DDT	XXX	50.0	43.6	-12.8				20
2,4'-DDT [2C]	XXX	50.0	44.6	-10.9				20

** Quadratic Curve fit may be weighted (1/a or 1/a²).

* = Values outside of QC limits

CONTINUING CALIBRATION CHECK

EPA 8081B

Laboratory: Apex Laboratories

SDG: Gasco PreRD DG 2019

Client: Anchor QEA, LLC

Project: Gasco PreRD DG 2019 - 4a-b. DOC-CAP Testing C

Instrument ID: DUALECD8

Calibration: A0F0804

Lab File ID: ECD8-07092016.D

Calibration Date: 06/08/20 11:32

Sequence: 0G09046

Injection Date: 07/09/20

Lab Sample ID: 0G09046-CCV3

Injection Time: 15:52

COMPOUND	Curve Fit	Calculated Concentration (ng/mL) [L/Q Fits]			Response Factors [Ave RF]			Limit
		STD	CCV	% DIFF	ICAL	CCV	% Drift	
4,4'-DDD	Ave	100	102		2853244	2924169	2.5	20
4,4'-DDD [2C]	XXX	100	92.5	-7.5				20
4,4'-DDE	Ave	100	96.1		3665109	3522009	-3.9	20
4,4'-DDE [2C]	XXX	100	91.7	-8.3				20
4,4'-DDT	XXX	100	106	6.0				20
4,4'-DDT [2C]	XXX	100	94.7	-5.3				20

** Quadratic Curve fit may be weighted (1/a or 1/a2).

* = Values outside of QC limits

CONTINUING CALIBRATION CHECK

EPA 8081B

Laboratory: Apex Laboratories

SDG: Gasco PreRD DG 2019

Client: Anchor QEA, LLC

Project: Gasco PreRD DG 2019 - 4a-b. DOC-CAP Testing C

Instrument ID: DUALECD8

Calibration: A0F0804

Lab File ID: ECD8-07092017.D

Calibration Date: 06/08/20 11:32

Sequence: 0G09046

Injection Date: 07/09/20

Lab Sample ID: 0G09046-CCV4

Injection Time: 16:08

COMPOUND	Curve Fit	Calculated Concentration (ng/mL) [L/Q Fits]			Response Factors [Ave RF]			Limit
		STD	CCV	% DIFF	ICAL	CCV	% Drift	
2,4'-DDD	XXX	100	87.3	-12.7				20
2,4'-DDD [2C]	Ave	100	87.3		2078342	1814207	-12.7	20
2,4'-DDE	Ave	100	91.8		2393332	2196643	-8.2	20
2,4'-DDE [2C]	XXX	100	92.7	-7.3				20
2,4'-DDT	XXX	100	99.2	-0.8				20
2,4'-DDT [2C]	XXX	100	90.2	-9.8				20

** Quadratic Curve fit may be weighted (1/a or 1/a²).

* = Values outside of QC limits

CONTINUING CALIBRATION CHECK

EPA 8081B

Laboratory: <u>Apex Laboratories</u>	SDG: <u>Gasco PreRD DG 2019</u>
Client: <u>Anchor QEA, LLC</u>	Project: <u>Gasco PreRD DG 2019 - 4a-b. DOC-CAP Testing C</u>
Instrument ID: <u>DUALECD8</u>	Calibration: <u>A0F0804</u>
Lab File ID: <u>ECD8-07092031.D</u>	Calibration Date: <u>06/08/20 11:32</u>
Sequence: <u>0G09046</u>	Injection Date: <u>07/09/20</u>
Lab Sample ID: <u>0G09046-CCV5</u>	Injection Time: <u>20:23</u>

COMPOUND	Curve Fit	Calculated Concentration (ng/mL) [L/Q Fits]			Response Factors [Ave RF]			Limit
		STD	CCV	% DIFF	ICAL	CCV	% Drift	
4,4'-DDD	Ave	50.0	43.9		2853244	2502734	-12.3	20
4,4'-DDD [2C]	XXX	50.0	45.2	-9.6				20
4,4'-DDE	Ave	50.0	43.3		3665109	3173248	-13.4	20
4,4'-DDE [2C]	XXX	50.0	43.8	-12.3				20
4,4'-DDT	XXX	50.0	52.9	5.8				20
4,4'-DDT [2C]	XXX	50.0	47.2	-5.7				20

** Quadratic Curve fit may be weighted (1/a or 1/a²).

* = Values outside of QC limits

CONTINUING CALIBRATION CHECK

EPA 8081B

Laboratory: <u>Apex Laboratories</u>	SDG: <u>Gasco PreRD DG 2019</u>
Client: <u>Anchor QEA, LLC</u>	Project: <u>Gasco PreRD DG 2019 - 4a-b. DOC-CAP Testing C</u>
Instrument ID: <u>DUALECD8</u>	Calibration: <u>A0F0804</u>
Lab File ID: <u>ECD8-07092032.D</u>	Calibration Date: <u>06/08/20 11:32</u>
Sequence: <u>0G09046</u>	Injection Date: <u>07/09/20</u>
Lab Sample ID: <u>0G09046-CCV6</u>	Injection Time: <u>20:39</u>

COMPOUND	Curve Fit	Calculated Concentration (ng/mL) [L/Q Fits]			Response Factors [Ave RF]			Limit
		STD	CCV	% DIFF	ICAL	CCV	% Drift	
2,4'-DDD	XXX	50.0	44.1	-11.8				20
2,4'-DDD [2C]	Ave	50.0	41.7		2078342	1732064	-16.7	20
2,4'-DDE	Ave	50.0	41.7		2393332	1994214	-16.7	20
2,4'-DDE [2C]	XXX	50.0	44.6	-10.8				20
2,4'-DDT	XXX	50.0	52.4	4.9				20
2,4'-DDT [2C]	XXX	50.0	48.9	-2.2				20

** Quadratic Curve fit may be weighted (1/a or 1/a²).

* = Values outside of QC limits

SURROGATE STANDARD RECOVERY AND RT SUMMARY

EPA 8081B

Laboratory: <u>Apex Laboratories</u>	SDG: <u>Gasco PreRD DG 2019</u>
Client: <u>Anchor QEA, LLC</u>	Project: <u>Gasco PreRD DG 2019 - 4a-b. DOC-CAP Testing Co</u>
Sequence: <u>0F06008</u>	Instrument: <u>DUALECD8</u>
Matrix: <u>Sediment</u>	Calibration: <u>A0F0804</u>

Surrogate Compound	Spike Level ng/mL	% Recovery	Recovery Limits	RT	Calibration Mean RT	RT Diff	RT Diff Limit	Q
Initial Cal Check (0F06008-ICV1)		Lab File ID: ECD8-06062015.D Analyzed: 06/06/20 18:36						
2,4,5,6-TCMX (Surr)	50.0	97	70 - 130	5.274	5.274556	-0.0006	+/-1.0	
2,4,5,6-TCMX (Surr) [2C]	50.0	99	70 - 130	5.847	5.847222	-0.0002	+/-1.0	
Decachlorobiphenyl (Surr)	50.0	99	70 - 130	9.482	9.482445	-0.0004	+/-1.0	
Decachlorobiphenyl (Surr) [2C]	50.0	98	70 - 130	10.396	10.39611	-0.0001	+/-1.0	

SURROGATE STANDARD RECOVERY AND RT SUMMARY

EPA 8081B

Laboratory: Apex Laboratories
 Client: Anchor QEA, LLC
 Sequence: 0G09046
 Matrix: Sediment

SDG: Gasco PreRD DG 2019
 Project: Gasco PreRD DG 2019 - 4a-b. DOC-CAP Testing Co
 Instrument: DUALECD8
 Calibration: A0F0804

Surrogate Compound	Spike Level ng/mL	% Recovery	Recovery Limits	RT	Calibration Mean RT	RT Diff	RT Diff Limit	Q
Calibration Check (0G09046-CCV1) Lab File ID: ECD8-07092004.D Analyzed: 07/09/20 12:26								
2,4,5,6-TCMX (Surr)	50.0	100	80 - 120	5.116	5.274556	-0.1586	+/-1.0	
2,4,5,6-TCMX (Surr) [2C]	50.0	89	80 - 120	5.677	5.847222	-0.1702	+/-1.0	
Decachlorobiphenyl (Surr)	50.0	95	80 - 120	9.321	9.482445	-0.1614	+/-1.0	
Decachlorobiphenyl (Surr) [2C]	50.0	101	80 - 120	10.204	10.39611	-0.1921	+/-1.0	
Calibration Blank (0G09046-CCB1) Lab File ID: ECD8-07092006.D Analyzed: 07/09/20 12:59								
2,4,5,6-TCMX (Surr) [2C]	100	81	42 - 129	5.681	5.847222	-0.1662	+/-1.0	
Decachlorobiphenyl (Surr) [2C]	100	89	55 - 130	10.201	10.39611	-0.1951	+/-1.0	
Blank (0070206-BLK1) Lab File ID: ECD8-07092007.D Analyzed: 07/09/20 13:15								
2,4,5,6-TCMX (Surr) [2C]	45.5	69	42 - 129	5.68	5.847222	-0.1672	+/-1.0	
Decachlorobiphenyl (Surr) [2C]	45.5	103	55 - 130	10.199	10.39611	-0.1971	+/-1.0	
LCS (0070206-BS1) Lab File ID: ECD8-07092008.D Analyzed: 07/09/20 13:32								
2,4,5,6-TCMX (Surr) [2C]	50.0	70	42 - 129	5.68	5.847222	-0.1672	+/-1.0	
Decachlorobiphenyl (Surr) [2C]	50.0	98	55 - 130	10.2	10.39611	-0.1961	+/-1.0	
PDI-166SC-A-10-11.2-200520 (A0F0670-03RE3) Lab File ID: ECD8-07092011.D Analyzed: 07/09/20 14:22								
2,4,5,6-TCMX (Surr) [2C]	147	61	42 - 129	5.679	5.847222	-0.1682	+/-1.0	
Decachlorobiphenyl (Surr) [2C]	147	95	55 - 130	10.199	10.39611	-0.1971	+/-1.0	
PDI-166SC-A-08-09-200520 (A0F0670-01RE3) Lab File ID: ECD8-07092012.D Analyzed: 07/09/20 14:38								
2,4,5,6-TCMX (Surr) [2C]	117	63	42 - 129	5.678	5.847222	-0.1692	+/-1.0	
Decachlorobiphenyl (Surr) [2C]	117	107	55 - 130	10.199	10.39611	-0.1971	+/-1.0	
Calibration Check (0G09046-CCV3) Lab File ID: ECD8-07092016.D Analyzed: 07/09/20 15:52								
2,4,5,6-TCMX (Surr)	100	107	80 - 120	5.115	5.274556	-0.1596	+/-1.0	
2,4,5,6-TCMX (Surr) [2C]	100	95	80 - 120	5.68	5.847222	-0.1672	+/-1.0	
Decachlorobiphenyl (Surr)	100	101	80 - 120	9.314	9.482445	-0.1684	+/-1.0	
Decachlorobiphenyl (Surr) [2C]	100	102	80 - 120	10.198	10.39611	-0.1981	+/-1.0	
Calibration Blank (0G09046-CCB2) Lab File ID: ECD8-07092018.D Analyzed: 07/09/20 16:25								
2,4,5,6-TCMX (Surr) [2C]	100	87	42 - 129	5.679	5.847222	-0.1682	+/-1.0	
Decachlorobiphenyl (Surr) [2C]	100	89	55 - 130	10.199	10.39611	-0.1971	+/-1.0	
PDI-166SC-A-09-10-200520 (A0F0670-02RE3) Lab File ID: ECD8-07092027.D Analyzed: 07/09/20 19:09								
2,4,5,6-TCMX (Surr) [2C]	111	59	42 - 129	5.676	5.847222	-0.1712	+/-1.0	
Decachlorobiphenyl (Surr) [2C]	111	92	55 - 130	10.192	10.39611	-0.2041	+/-1.0	
Matrix Spike (0070206-MS1) Lab File ID: ECD8-07092029.D Analyzed: 07/09/20 19:46								
2,4,5,6-TCMX (Surr) [2C]	111	62	42 - 129	5.676	5.847222	-0.1712	+/-1.0	
Decachlorobiphenyl (Surr) [2C]	111	97	55 - 130	10.191	10.39611	-0.2051	+/-1.0	

SURROGATE STANDARD RECOVERY AND RT SUMMARY

EPA 8081B

Laboratory: Apex Laboratories

SDG: Gasco PreRD_DG 2019

Client: Anchor QEA, LLC

Project: Gasco PreRD DG 2019 - 4a-b. DOC-CAP Testing Co

Sequence: 0G09046

Instrument: DUALECD8

Matrix: Sediment

Calibration: A0F0804

Surrogate Compound	Spike Level ng/mL	% Recovery	Recovery Limits	RT	Calibration Mean RT	RT Diff	RT Diff Limit	Q
Calibration Check (0G09046-CCV5)			Lab File ID: ECD8-07092031.D		Analyzed: 07/09/20 20:23			
2,4,5,6-TCMX (Surr)	50.0	104	80 - 120	5.115	5.274556	-0.1596	+/-1.0	
2,4,5,6-TCMX (Surr) [2C]	50.0	90	80 - 120	5.676	5.847222	-0.1712	+/-1.0	
Decachlorobiphenyl (Surr)	50.0	100	80 - 120	9.312	9.482445	-0.1704	+/-1.0	
Decachlorobiphenyl (Surr) [2C]	50.0	107	80 - 120	10.194	10.39611	-0.2021	+/-1.0	
Calibration Blank (0G09046-CCB3)			Lab File ID: ECD8-07092033.D		Analyzed: 07/09/20 20:56			
2,4,5,6-TCMX (Surr) [2C]	100	92	42 - 129	5.675	5.847222	-0.1722	+/-1.0	
Decachlorobiphenyl (Surr) [2C]	100	100	55 - 130	10.195	10.39611	-0.2011	+/-1.0	

HOLDING TIME SUMMARY

EPA 8081B

Laboratory: Apex Laboratories

SDG: Gasco PreRD DG 2019

Client: Anchor QEA, LLC

Project: Gasco PreRD DG 2019 - 4a-b. DOC-CAP Testing C

Sample Name	Date Collected	Date Received	Date Prepared	Days to Prep	Max Days to Prep	Date Analyzed	Days to Analysis	Max Days to Analysis	Q
PDI-166SC-A-08-09-200520	05/20/20 08:55	05/21/20 10:15	07/07/20 12:49	48.16	14.00	07/09/20 14:38	2.08	40.00	*
PDI-166SC-A-09-10-200520	05/20/20 08:55	05/21/20 10:15	07/07/20 12:49	48.16	14.00	07/09/20 19:09	2.26	40.00	*
PDI-166SC-A-10-11.2-200520	05/20/20 08:55	05/21/20 10:15	07/07/20 12:49	48.16	14.00	07/09/20 14:22	2.06	40.00	*

Apex Laboratories

SDG: Gasco PreRD_DG 2019

CLASS: GCMS

METHOD: EPA 8270D

ANALYSES DATA PACKAGE COVER PAGE

EPA 8270D

Laboratory: Apex Laboratories

SDG: Gasco PreRD_DG 2019

Client: Anchor QEA, LLC

Project: Gasco PreRD_DG 2019 - 4a-b. DOC-CAP Testing Co

Client Sample Id:	Lab Sample Id:	Matrix
<u>PDI-166SC-A-08-09-200520</u>	<u>A0F0670-01</u>	<u>SE</u>
<u>PDI-166SC-A-09-10-200520</u>	<u>A0F0670-02</u>	<u>SE</u>
<u>PDI-166SC-A-10-11.2-200520</u>	<u>A0F0670-03</u>	<u>SE</u>

I certify that this data package is in compliance with the terms and conditions of the contract, both technically and for completeness, for other than the conditions detailed above. Release of the data contained in this hardcopy data package and in computer-readable data submitted on diskette has been authorized by the Laboratory Manager or the Manager's designee, as verified by the following signatures.

Signature: _____



Name: _____

David G. Jack

Forms Created: _____

7/21/2020 4:16PM

Title: _____

Technical Manager

METHOD DETECTION AND REPORTING LIMITS

EPA 8270D

Laboratory: Apex Laboratories

SDG: Gasco PreRD_DG 2019

Client: Anchor QEA, LLC

Project: Gasco PreRD_DG 2019 - 4a-b. DOC-CAP

Batch Matrix: Sediment

Analyte	MDL	MRL	Units
Acenaphthene	1.25	2.50	ug/kg
Acenaphthylene	1.25	2.50	ug/kg
Anthracene	1.25	2.50	ug/kg
Benz(a)anthracene	1.25	2.50	ug/kg
Benzo(a)pyrene	1.25	2.50	ug/kg
Benzo(b)fluoranthene	1.25	2.50	ug/kg
Benzo(k)fluoranthene	1.25	2.50	ug/kg
Benzo(g,h,i)perylene	1.25	2.50	ug/kg
Chrysene	1.25	2.50	ug/kg
Dibenz(a,h)anthracene	1.25	2.50	ug/kg
Fluoranthene	1.25	2.50	ug/kg
Fluorene	1.25	2.50	ug/kg
Indeno(1,2,3-cd)pyrene	1.25	2.50	ug/kg
2-Methylnaphthalene	1.25	2.50	ug/kg
Naphthalene	1.25	2.50	ug/kg
Phenanthrene	1.25	2.50	ug/kg
Pyrene	1.25	2.50	ug/kg

Note: MDLs are listed only if the corresponding analyte was evaluated to the MDL in this report .

ORGANIC ANALYSIS DATA SHEET

EPA 8270D

PDI-166SC-A-08-09-200520

Laboratory: <u>Apex Laboratories</u>	SDG: <u>Gasco PreRD_DG 2019</u>	
Client: <u>Anchor QEA, LLC</u>	Project: <u>Gasco PreRD_DG 2019 - 4a-b. DOC-CAP Testing Co</u>	
Matrix: <u>SE</u>	Laboratory ID: <u>A0F0670-01RE3</u>	File ID: <u>N06272004.D</u>
Sampled: <u>05/20/20 08:55</u>	Prepared: <u>06/26/20 07:12</u>	Analyzed: <u>06/29/20 13:30</u>
Solids: <u>42.12</u>	Preparation: <u>EPA 3546</u>	Initial/Final: <u>10.29 g / 5 mL</u>
Batch: <u>0060858</u>	Sequence: <u>0F29037</u>	Calibration: <u>A0D0804</u> Instrument: <u>SV-GCMS14</u>

CAS NO.	COMPOUND	DILUTION	CONC. (ug/kg dry)	Q
83-32-9	Acenaphthene	250	5130	D
208-96-8	Acenaphthylene	250	721	U
120-12-7	Anthracene	250	2590	D
56-55-3	Benz(a)anthracene	250	2250	D
50-32-8	Benzo(a)pyrene	250	2490	D
205-99-2	Benzo(b)fluoranthene	250	2270	D
207-08-9	Benzo(k)fluoranthene	250	779	JD
191-24-2	Benzo(g,h,i)perylene	250	1650	D
218-01-9	Chrysene	250	2620	D
53-70-3	Dibenz(a,h)anthracene	250	721	U
206-44-0	Fluoranthene	250	7940	D
86-73-7	Fluorene	250	2510	D
193-39-5	Indeno(1,2,3-cd)pyrene	250	1510	D
91-57-6	2-Methylnaphthalene	250	2350	D
91-20-3	Naphthalene	250	3130	D
85-01-8	Phenanthrene	250	9450	D
129-00-0	Pyrene	250	8770	D

SYSTEM MONITORING COMPOUND	ADDED (ug/kg dry)	CONC (ug/kg dry)	% REC	QC LIMITS	Q
2-Fluorobiphenyl (Surr)	115	107	92	44 - 120	D
p-Terphenyl-d14 (Surr)	115	136	118	54 - 127	D

INTERNAL STANDARD	AREA	RT	REF AREA	REF RT	Q
Naphthalene-d8 (ISTD)	227073	7.761	235743	7.761	
Acenaphthene-d10 (ISTD)	147478	9.515	147882	9.515	
Phenanthrene-d10 (ISTD)	262904	11.025	260351	11.025	
Chrysene-d12 (ISTD)	237486	14.697	222936	14.691	
Perylene-d12 (ISTD)	230917	18.159	208078	18.153	
Dibenz(a,h)anthracene-d14 (ISTD)	182061	20.543	181080	20.543	

* Values outside of QC limits

ORGANIC ANALYSIS DATA SHEET

EPA 8270D

PDI-166SC-A-09-10-200520

Laboratory: <u>Apex Laboratories</u>	SDG: <u>Gasco PreRD DG 2019</u>	
Client: <u>Anchor QEA, LLC</u>	Project: <u>Gasco PreRD DG 2019 - 4a-b. DOC-CAP Testing Co</u>	
Matrix: <u>SE</u>	Laboratory ID: <u>A0F0670-02RE1</u>	File ID: <u>N06262015.D</u>
Sampled: <u>05/20/20 08:55</u>	Prepared: <u>06/26/20 07:12</u>	Analyzed: <u>06/26/20 17:12</u>
Solids: <u>41.99</u>	Preparation: <u>EPA 3546</u>	Initial/Final: <u>10.35 g / 5 mL</u>
Batch: <u>0060858</u>	Sequence: <u>0F26021</u>	Calibration: <u>A0D0804</u>
		Instrument: <u>SV-GCMS14</u>

CAS NO.	COMPOUND	DILUTION	CONC. (ug/kg dry)	Q
83-32-9	Acenaphthene	1000	16500	D
208-96-8	Acenaphthylene	1000	2880	U
120-12-7	Anthracene	1000	7870	D
56-55-3	Benz(a)anthracene	1000	5520	JD
50-32-8	Benzo(a)pyrene	1000	7390	D
205-99-2	Benzo(b)fluoranthene	1000	5950	D
207-08-9	Benzo(k)fluoranthene	1000	2880	U
191-24-2	Benzo(g,h,i)perylene	1000	4580	JD
218-01-9	Chrysene	1000	6190	D
53-70-3	Dibenz(a,h)anthracene	1000	2880	U
206-44-0	Fluoranthene	1000	25500	D
86-73-7	Fluorene	1000	8340	D
193-39-5	Indeno(1,2,3-cd)pyrene	1000	4150	JD
91-57-6	2-Methylnaphthalene	1000	7420	D
91-20-3	Naphthalene	1000	11700	D
85-01-8	Phenanthrene	1000	38200	D
129-00-0	Pyrene	1000	30100	D

SYSTEM MONITORING COMPOUND	ADDED (ug/kg dry)	CONC (ug/kg dry)	% REC	QC LIMITS	Q
2-Fluorobiphenyl (Surr)	115	127	110	44 - 120	D
p-Terphenyl-d14 (Surr)	115	196	170	54 - 127	D

INTERNAL STANDARD	AREA	RT	REF AREA	REF RT	Q
Naphthalene-d8 (ISTD)	200595	7.766	234949	7.761	
Acenaphthene-d10 (ISTD)	138545	9.521	147969	9.515	
Phenanthrene-d10 (ISTD)	220036	11.025	260384	11.025	
Chrysene-d12 (ISTD)	177876	14.697	211764	14.691	
Perylene-d12 (ISTD)	172574	18.159	192806	18.153	
Dibenz(a,h)anthracene-d14 (ISTD)	155655	20.543	167904	20.543	

* Values outside of QC limits

ORGANIC ANALYSIS DATA SHEET

EPA 8270D

PDI-166SC-A-10-11.2-200520

Laboratory: <u>Apex Laboratories</u>	SDG: <u>Gasco PreRD DG 2019</u>	
Client: <u>Anchor QEA, LLC</u>	Project: <u>Gasco PreRD DG 2019 - 4a-b. DOC-CAP Testing Co</u>	
Matrix: <u>SE</u>	Laboratory ID: <u>A0F0670-03RE2</u>	File ID: <u>N06262017.D</u>
Sampled: <u>05/20/20 08:55</u>	Prepared: <u>06/26/20 07:12</u>	Analyzed: <u>06/26/20 18:19</u>
Solids: <u>33.23</u>	Preparation: <u>EPA 3546</u>	Initial/Final: <u>10.23 g / 5 mL</u>
Batch: <u>0060858</u>	Sequence: <u>0F26021</u>	Calibration: <u>A0D0804</u>
		Instrument: <u>SV-GCMS14</u>

CAS NO.	COMPOUND	DILUTION	CONC. (ug/kg dry)	Q
83-32-9	Acenaphthene	500	27500	D
208-96-8	Acenaphthylene	500	1900	JD
120-12-7	Anthracene	500	17400	D
56-55-3	Benz(a)anthracene	500	6860	D
50-32-8	Benzo(a)pyrene	500	5850	D
205-99-2	Benzo(b)fluoranthene	500	5490	D
207-08-9	Benzo(k)fluoranthene	500	1840	U
191-24-2	Benzo(g,h,i)perylene	500	2960	JD
218-01-9	Chrysene	500	7870	D
53-70-3	Dibenz(a,h)anthracene	500	1840	U
206-44-0	Fluoranthene	500	31900	D
86-73-7	Fluorene	500	16100	D
193-39-5	Indeno(1,2,3-cd)pyrene	500	2970	JD
91-57-6	2-Methylnaphthalene	500	16200	D
91-20-3	Naphthalene	500	17000	D
85-01-8	Phenanthrene	500	55000	D
129-00-0	Pyrene	500	31600	D

SYSTEM MONITORING COMPOUND	ADDED (ug/kg dry)	CONC (ug/kg dry)	% REC	QC LIMITS	Q
2-Fluorobiphenyl (Surr)	147	140	95	44 - 120	D
p-Terphenyl-d14 (Surr)	147	191	130	54 - 127	D

INTERNAL STANDARD	AREA	RT	REF AREA	REF RT	Q
Naphthalene-d8 (ISTD)	208999	7.767	234949	7.761	
Acenaphthene-d10 (ISTD)	142900	9.515	147969	9.515	
Phenanthrene-d10 (ISTD)	235185	11.025	260384	11.025	
Chrysene-d12 (ISTD)	191523	14.697	211764	14.691	
Perylene-d12 (ISTD)	184242	18.159	192806	18.153	
Dibenz(a,h)anthracene-d14 (ISTD)	164634	20.543	167904	20.543	

* Values outside of QC limits

PREPARATION BATCH SUMMARY

EPA 8270D

Laboratory: Apex Laboratories

SDG: Gasco PreRD_DG 2019

Client: Anchor QEA, LLC

Project: Gasco PreRD_DG 2019 - 4a-b. DOC-CAP Testing Co

Batch: 0060858

Batch Matrix: Sediment

Preparation: EPA 3546

SAMPLE NAME	LAB SAMPLE ID	LAB FILE ID	DATE PREPARED	OBSERVATIONS
Blank	0060858-BLK1	N06262004.D	06/26/20 07:12	
LCS	0060858-BS1	N06262005.D	06/26/20 07:12	
PDI-166SC-A-10-11.2-200520 (MS)	0060858-MS1	N06262018.D	06/26/20 07:12	
PDI-166SC-A-08-09-200520	A0F0670-01RE3	N06272004.D	06/26/20 07:12	
PDI-166SC-A-09-10-200520	A0F0670-02RE1	N06262015.D	06/26/20 07:12	
PDI-166SC-A-10-11.2-200520	A0F0670-03RE2	N06262017.D	06/26/20 07:12	

Note: Client samples are listed only if they are included in this report.

Duplicates and Matrix Spike/Duplicates QC Samples are only listed if sourced from a sample included in this report.

METHOD BLANK DATA SHEET

EPA 8270D

Laboratory: <u>Apex Laboratories</u>	SDG: <u>Gasco PreRD_DG 2019</u>	
Client: <u>Anchor QEA, LLC</u>	Project: <u>Gasco PreRD_DG 2019 - 4a-b. DOC-CAP Testing C</u>	
Matrix: <u>Sediment</u>	Laboratory ID: <u>0060858-BLK1</u>	File ID: <u>N06262004.D</u>
Prepared: <u>06/26/20 07:12</u>	Preparation: <u>EPA 3546</u>	Initial/Final: <u>11 g / 5 mL</u>
Analyzed: <u>06/26/20 11:13</u>	Instrument: <u>SV-GCMS14</u>	
Batch: <u>0060858</u>	Sequence: <u>0F26021</u>	Calibration: <u>A0D0804</u>

CAS NO.	COMPOUND	CONC. (ug/kg wet)	Q
83-32-9	Acenaphthene	1.14	U
208-96-8	Acenaphthylene	1.14	U
120-12-7	Anthracene	1.14	U
56-55-3	Benz(a)anthracene	1.14	U
50-32-8	Benzo(a)pyrene	1.14	U
205-99-2	Benzo(b)fluoranthene	1.14	U
207-08-9	Benzo(k)fluoranthene	1.14	U
191-24-2	Benzo(g,h,i)perylene	1.14	U
218-01-9	Chrysene	1.14	U
53-70-3	Dibenz(a,h)anthracene	1.14	U
206-44-0	Fluoranthene	1.14	U
86-73-7	Fluorene	1.14	U
193-39-5	Indeno(1,2,3-cd)pyrene	1.14	U
91-57-6	2-Methylnaphthalene	1.14	U
91-20-3	Naphthalene	1.34	J
85-01-8	Phenanthrene	1.14	U
129-00-0	Pyrene	1.14	U

SYSTEM MONITORING COMPOUND	ADDED (ug/kg wet)	CONC (ug/kg wet)	% REC	QC LIMITS	Q
2-Fluorobiphenyl (Surr)	45.5	42.4	93	44 - 120	
p-Terphenyl-d14 (Surr)	45.5	53.6	118	54 - 127	

INTERNAL STANDARD	AREA	RT	REF AREA	REF RT	Q
Naphthalene-d8 (ISTD)	206502	7.761	234949	7.761	
Acenaphthene-d10 (ISTD)	131494	9.515	147969	9.515	
Phenanthrene-d10 (ISTD)	234879	11.025	260384	11.025	
Chrysene-d12 (ISTD)	189542	14.691	211764	14.691	
Perylene-d12 (ISTD)	174333	18.159	192806	18.153	
Dibenz(a,h)anthracene-d14 (ISTD)	152934	20.543	167904	20.543	

LCS / LCS DUPLICATE RECOVERY

EPA 8270D

Laboratory: Apex Laboratories

SDG: Gasco PreRD_DG 2019

Client: Anchor QEA, LLC

Project: Gasco PreRD_DG 2019 - 4a-b. DOC-CAP Testing Co

Matrix: Sediment

Batch: 0060858

Laboratory ID: 0060858-BS1

Preparation: EPA 3546

Initial/Final: 10 g / 5 mL

COMPOUND	SPIKE ADDED (ug/kg wet)	LCS CONCENTRATION (ug/kg wet)	LCS % REC. (*=Out)	QC LIMITS REC.
Acenaphthene	20.0	21.0	105	40 - 123
Acenaphthylene	20.0	20.6	103	32 - 132
Anthracene	20.0	21.9	110	47 - 123
Benz(a)anthracene	20.0	21.0	105	49 - 126
Benzo(a)pyrene	20.0	22.8	114	45 - 129
Benzo(b)fluoranthene	20.0	21.5	108	45 - 132
Benzo(k)fluoranthene	20.0	21.7	109	47 - 132
Benzo(g,h,i)perylene	20.0	20.6	103	43 - 134
Chrysene	20.0	21.2	106	50 - 124
Dibenz(a,h)anthracene	20.0	21.4	107	45 - 134
Fluoranthene	20.0	21.8	109	50 - 127
Fluorene	20.0	21.4	107	43 - 125
Indeno(1,2,3-cd)pyrene	20.0	21.2	106	45 - 133
2-Methylnaphthalene	20.0	22.3	111	38 - 122
Naphthalene	20.0	21.0	105	35 - 123
Phenanthrene	20.0	21.0	105	50 - 121
Pyrene	20.0	22.0	110	47 - 127

* = Values outside of QC limits

MATRIX SPIKE / MATRIX SPIKE DUPLICATE RECOVERY

PDI-166SC-A-10-11.2-200520

EPA 8270D

Laboratory: Apex Laboratories

SDG: Gasco PreRD_DG 2019

Client: Anchor QEA, LLC

Project: Gasco PreRD_DG 2019 - 4a-b. DOC-CAP Testing C

Matrix: Sediment

Batch: 0060858

Laboratory ID: 0060858-MS1

Preparation: EPA 3546

Initial/Final: 10.18 g / 5 mL

Source Sample Name: PDI-166SC-A-10-11.2-200520

COMPOUND	SPIKE ADDED (ug/kg dry)	SAMPLE CONCENTRATION (ug/kg dry)	MS CONCENTRATION (ug/kg dry)	MS % REC. (*=Out)	QC LIMITS REC.
Acenaphthene	59.1	27500	22700	-8110 *	40 - 123
Acenaphthylene	59.1	1900	ND	-3210 *	32 - 132
Anthracene	59.1	17400	8490	-15000 *	47 - 123
Benz(a)anthracene	59.1	6860	4630	-3770 *	49 - 126
Benzo(a)pyrene	59.1	5850	5220	-1080 *	45 - 129
Benzo(b)fluoranthene	59.1	5490	4260	-2080 *	45 - 132
Benzo(k)fluoranthene	59.1	ND	ND	*	47 - 132
Benzo(g,h,i)perylene	59.1	2960	3190	400 *	43 - 134
Chrysene	59.1	7870	5090	-4700 *	50 - 124
Dibenz(a,h)anthracene	59.1	ND	ND	*	45 - 134
Fluoranthene	59.1	31900	19400	-21100 *	50 - 127
Fluorene	59.1	16100	11900	-7150 *	43 - 125
Indeno(1,2,3-cd)pyrene	59.1	2970	2960	-25 *	45 - 133
2-Methylnaphthalene	59.1	16200	12600	-6040 *	38 - 122
Naphthalene	59.1	17000	10000	-11700 *	35 - 123
Phenanthrene	59.1	55000	34900	-34100 *	50 - 121
Pyrene	59.1	31600	16900	-24900 *	47 - 127

ANALYSIS BATCH (SEQUENCE) SUMMARY

EPA 8270D

Laboratory: Apex Laboratories

SDG: Gasco PreRD_DG 2019

Client: Anchor QEA, LLC

Project: Gasco PreRD_DG 2019 - 4a-b. DOC-CAP Testing Co

Sequence: 0D07056

Instrument: SV-GCMS14

Matrix: Sediment

Calibration: A0D0804

Sample Name	Lab Sample ID	Lab File ID	Analysis Date/Time
MS Tune	0D07056-TUN1	N04072011.D	04/07/20 16:40
Initial Cal Blank	0D07056-ICB1	N04072012.D	04/07/20 17:07
Cal Standard	0D07056-CAL1	N04072013.D	04/07/20 17:38
Cal Standard	0D07056-CAL2	N04072014.D	04/07/20 18:10
Cal Standard	0D07056-CAL3	N04072015.D	04/07/20 18:42
Cal Standard	0D07056-CAL4	N04072016.D	04/07/20 19:28
Cal Standard	0D07056-CAL5	N04072017.D	04/07/20 20:00
Cal Standard	0D07056-CAL6	N04072018.D	04/07/20 20:32
Cal Standard	0D07056-CAL7	N04072019.D	04/07/20 21:04
Cal Standard	0D07056-CAL8	N04072020.D	04/07/20 21:36
Cal Standard	0D07056-CAL9	N04072021.D	04/07/20 22:08
Cal Standard	0D07056-CALA	N04072022.D	04/07/20 22:40
Initial Cal Check	0D07056-ICV1	N04072024.D	04/07/20 23:44

Note: Client samples are listed only if they are included in this report.

Duplicates and Matrix Spike/Duplicates QC Samples are only listed if sourced from a sample included in this report.

ANALYSIS BATCH (SEQUENCE) SUMMARY

EPA 8270D

Laboratory: Apex Laboratories

SDG: Gasco PreRD_DG 2019

Client: Anchor QEA, LLC

Project: Gasco PreRD_DG 2019 - 4a-b. DOC-CAP Testing Co

Sequence: 0F26021

Instrument: SV-GCMS14

Matrix: Sediment

Calibration: A0D0804

Sample Name	Lab Sample ID	Lab File ID	Analysis Date/Time
MS Tune	0F26021-TUN1	N06262001.D	06/26/20 08:18
Calibration Check	0F26021-CCV1	N06262002.D	06/26/20 08:46
Calibration Blank	0F26021-CCB1	N06262003.D	06/26/20 09:18
Blank	0060858-BLK1	N06262004.D	06/26/20 11:13
LCS	0060858-BS1	N06262005.D	06/26/20 11:45
PDI-166SC-A-09-10-200520	A0F0670-02RE1	N06262015.D	06/26/20 17:12
PDI-166SC-A-10-11.2-200520	A0F0670-03RE2	N06262017.D	06/26/20 18:19
PDI-166SC-A-10-11.2-200520 (MS)	0060858-MS1	N06262018.D	06/26/20 18:52

Note: Client samples are listed only if they are included in this report.

Duplicates and Matrix Spike/Duplicates QC Samples are only listed if sourced from a sample included in this report.

MASS SPECTROMETER INSTRUMENT PERFORMANCE CHECK

EPA 8270D

Laboratory: Apex Laboratories

SDG: Gasco PreRD_DG 2019

Client: Anchor QEA, LLC

Project: Gasco PreRD_DG 2019 - 4a-b. DOC-CAP Testing Co

Lab File ID: N04072011.D

Injection Date: 04/07/20

Instrument ID: SV-GCMS14

Injection Time: 16:40

Sequence: 0D07056

Lab Sample ID: 0D07056-TUN1

m/z	ION ABUNDANCE CRITERIA	% RELATIVE ABUNDANCE	
m/z 68	Less than 2% of m/z 69	1.67	PASS
m/z 69	Base peak, 100% relative abundance	100.00	PASS
m/z 70	Less than 2% of m/z 69	0.51	PASS
m/z 197	Less than 2% of m/z 198	0.55	PASS
m/z 198	Base peak, 100% relative abundance	100.00	PASS
m/z 199	5 - 9% of m/z 198	6.87	PASS
m/z 365	1 - 100% of m/z 198	4.27	PASS
m/z 441	Less than 150% of m/z 443	77.32	PASS
m/z 442	0.1 - 200% of m/z 198	130.54	PASS
m/z 443	15 - 24% of m/z 442	19.90	PASS

MASS SPECTROMETER INSTRUMENT PERFORMANCE CHECK

EPA 8270D

Laboratory: <u>Apex Laboratories</u>	SDG: <u>Gasco PreRD_DG 2019</u>
Client: <u>Anchor QEA, LLC</u>	Project: <u>Gasco PreRD_DG 2019 - 4a-b. DOC-CAP Testing Co</u>
Lab File ID: <u>N06262001.D</u>	Injection Date: <u>06/26/20</u>
Instrument ID: <u>SV-GCMS14</u>	Injection Time: <u>08:18</u>
Sequence: <u>0F26021</u>	Lab Sample ID: <u>0F26021-TUN1</u>

m/z	ION ABUNDANCE CRITERIA	% RELATIVE ABUNDANCE	
m/z 68	Less than 2% of m/z 69	1.94	PASS
m/z 69	Base peak, 100% relative abundance	100.00	PASS
m/z 70	Less than 2% of m/z 69	0.48	PASS
m/z 197	Less than 2% of m/z 198	0.00	PASS
m/z 198	Base peak, 100% relative abundance	100.00	PASS
m/z 199	5 - 9% of m/z 198	6.79	PASS
m/z 365	1 - 100% of m/z 198	4.34	PASS
m/z 441	Less than 150% of m/z 443	77.35	PASS
m/z 442	0.1 - 200% of m/z 198	148.63	PASS
m/z 443	15 - 24% of m/z 442	19.69	PASS

MASS SPECTROMETER INSTRUMENT PERFORMANCE CHECK

EPA 8270D

Laboratory: Apex Laboratories

SDG: Gasco PreRD_DG 2019

Client: Anchor QEA, LLC

Project: Gasco PreRD_DG 2019 - 4a-b. DOC-CAP Testing Co

Lab File ID: N06272001.D

Injection Date: 06/29/20

Instrument ID: SV-GCMS14

Injection Time: 08:20

Sequence: 0F29037

Lab Sample ID: 0F29037-TUN1

m/z	ION ABUNDANCE CRITERIA	% RELATIVE ABUNDANCE	
m/z 68	Less than 2% of m/z 69	1.92	PASS
m/z 69	Base peak, 100% relative abundance	100.00	PASS
m/z 70	Less than 2% of m/z 69	0.53	PASS
m/z 197	Less than 2% of m/z 198	0.00	PASS
m/z 198	Base peak, 100% relative abundance	100.00	PASS
m/z 199	5 - 9% of m/z 198	6.76	PASS
m/z 365	1 - 100% of m/z 198	4.36	PASS
m/z 441	Less than 150% of m/z 443	78.18	PASS
m/z 442	0.1 - 200% of m/z 198	152.15	PASS
m/z 443	15 - 24% of m/z 442	19.36	PASS

INITIAL CALIBRATION DATA (Summary)

EPA 8270D

Laboratory: Apex Laboratories

SDG: Gasco PreRD DG 2019

Client: Anchor QEA, LLC

Project: Gasco PreRD_DG 2019 - 4a-b. DOC-CAP Testing

Calibration: A0D0804

Date: 04/08/20 10:34

Instrument: SV-GCMS14

Compound	Mean RF	FIT	RF RSD	Mean RT	RT RSD	Linear r	Quad COD	LIMIT	Q
Acenaphthene	1.367868	Ave	3.000799	9.696	1.796568E-02			20	
Acenaphthylene	1.864683	Ave	7.055857	9.518	3.200379E-02			20	
Anthracene	0.9426797	Ave	5.693387	11.2418	2.145989E-02			20	
Benz(a)anthracene	1.037035	Ave	7.880205	14.9276	3.321642E-02			20	
Benzo(a)pyrene	0.8181488	XXX	18.30975	18.2733	0.0541615				
Benzo(b)fluoranthene	1.033776	Ave	7.029041	17.5072	3.803325E-02			20	
Benzo(k)fluoranthene	1.030571	Ave	8.101667	17.573	5.166942E-02			20	
Benzo(g,h,i)perylene	1.165254	Ave	12.77436	21.3304	5.532415E-02			20	
Chrysene	1.066565	Ave	3.809076	15.0088	3.806531E-02			20	
Dibenz(a,h)anthracene	1.095365	Ave	6.404011	20.8618	3.878894E-02			20	
Fluoranthene	1.134427	Ave	6.429081	12.46	1.643526E-02			20	
Fluorene	1.315227	Ave	3.539518	10.216	2.468543E-02			20	
Indeno(1,2,3-cd)pyrene	1.086276	Ave	6.33341	20.7966	4.284379E-02			20	
2-Methylnaphthalene	0.7313287	Ave	4.601883	8.612	1.869654E-02			20	
Naphthalene	1.08918	Ave	5.059362	7.9246	2.266539E-02			20	
Phenanthrene	1.151046	Ave	5.449355	11.1904	3.034487E-02			20	
Pyrene	1.297049	Ave	5.357284	12.7512	2.164713E-02			20	
2-Fluorobiphenyl (Surr)	1.548187	Ave	3.813926	8.973	2.165729E-02			20	
p-Terphenyl-d14 (Surr)	0.9662238	Ave	3.01504	12.9576	1.045169E-02			20	

Note: ** Quad COD may be incorrect if weighting (1/a) or (1/a²) used. Weighting not shown here. Please see instrument calibration printouts for validation.

INITIAL CALIBRATION DATA

EPA 8270D

Laboratory: Apex Laboratories

SDG: Gasco PreRD DG 2019

Client: Anchor QEA, LLC

Project: Gasco PreRD DG 2019 - 4a-b. DOC-CAP Te

Calibration: A0D0804

Instrument: SV-GCMS14

Calibration Date: 04/08/20 10:34

Compound	Level 01		Level 02		Level 03		Level 04		Level 05		Level 06	
	ng/mL	RF	ng/mL	RF	ng/mL	RF	ng/mL	RF	ng/mL	RF	ng/mL	RF
Acenaphthene	1	1.392981	2	1.401163	5	1.423281	10	1.398985	20	1.383199	50	1.371966
Acenaphthylene	1	1.647526	2	1.721671	5	1.75393	10	1.785334	20	1.855293	50	1.929361
Anthracene	1	0.9673167	2	0.8478943	5	0.8794569	10	0.9069728	20	0.973033	50	0.9519075
Benz(a)anthracene	1	1.227169	2	1.102612	5	0.9789287	10	0.9766066	20	0.9639771	50	0.9916509
Benzo(a)pyrene	1	0.6121478	2	0.6357193	5	0.6599396	10	0.7509002	20	0.7784889	50	0.8797828
Benzo(b)fluoranthene	1	1.035048	2	0.9591165	5	0.9490622	10	0.9907528	20	1.00024	50	0.9982454
Benzo(k)fluoranthene	1	0.978485	2	0.9062718	5	0.9110777	10	1.001783	20	1.018161	50	1.032891
Benzo(b+k)fluoranthene(s)	2	1.006766	4	1.004525	10	1.019857	20	1.074332	40	1.091367	100	1.072333
Benzo(g,h,i)perylene	1	0.9646682	2	0.9675185	5	1.05158	10	1.080887	20	1.165723	50	1.189328
Chrysene	1	1.104808	2	1.160223	5	1.081351	10	1.04108	20	1.07212	50	1.056937
Dibenz(a,h)anthracene	1	1.031261	2	0.9767061	5	1.093428	10	1.046585	20	1.083822	50	1.093796
Fluoranthene	1	1.028441	2	1.051523	5	1.086274	10	1.116826	20	1.098095	50	1.145195
Fluorene	1	1.408347	2	1.266542	5	1.261454	10	1.296428	20	1.346312	50	1.288125
Indeno(1,2,3-cd)pyrene	1	1.02815	2	1.006036	5	1.029843	10	1.053719	20	1.083622	50	1.07055
1-Methylnaphthalene	1	0.7224138	2	0.710285	5	0.7034837	10	0.7080097	20	0.7466831	50	0.7333436
2-Methylnaphthalene	1	0.6825082	2	0.6996163	5	0.713529	10	0.7036183	20	0.7341421	50	0.736935
Naphthalene	1	1.189761	2	1.14893	5	1.132527	10	1.103493	20	1.101812	50	1.060371
Phenanthrene	1	1.275149	2	1.192652	5	1.218825	10	1.159445	20	1.151735	50	1.133385
Pyrene	1	1.297026	2	1.266643	5	1.186004	10	1.29014	20	1.434048	50	1.239804
Carbazole	1	0.7677409	2	0.7410394	5	0.8064844	10	0.8287495	20	0.8289322	50	0.8573341
Dibenzofuran	1	1.583388	2	1.611761	5	1.65507	10	1.699478	20	1.715996	50	1.649865
2-Fluorobiphenyl (Surr)	1	1.452442	2	1.545742	5	1.669823	10	1.604526	20	1.567368	50	1.544944
p-Terphenyl-d14 (Surr)	1	0.9944604	2	0.9185764	5	0.9416842	10	0.9843256	20	1.019771	50	0.965637

INITIAL CALIBRATION DATA (Continued)

EPA 8270D

Laboratory: Apex Laboratories

SDG: Gasco PreRD_DG 2019

Client: Anchor QEA, LLC

Project: Gasco PreRD_DG 2019 - 4a-b. DOC-CAP Te

Calibration: A0D0804

Instrument: SV-GCMS14

Matrix:

Calibration Date: 04/08/20 10:34

Compound	Level 07		Level 08		Level 09		Level 10		Level 11		Level 12	
	ng/mL	RF	ng/mL	RF	ng/mL	RF	ng/mL	RF	ng/mL	RF	ng/mL	RF
Acenaphthene	100	1.351988	200	1.336444	400	1.332166	600	1.286508				
Acenaphthylene	100	1.947951	200	1.990471	400	2.036944	600	1.978354				
Anthracene	100	0.96925	200	0.9980842	400	1.017185	600	0.915697				
Benz(a)anthracene	100	0.975921	200	1.027038	400	1.066469	600	1.059977				
Benzo(a)pyrene	100	0.9163841	200	0.9736837	400	0.9996673	600	0.9747747				
Benzo(b)fluoranthene	100	1.018458	200	1.085782	400	1.137665	600	1.163387				
Benzo(k)fluoranthene	100	1.089058	200	1.12059	400	1.138559	600	1.108832				
Benzo(b+k)fluoranthene(s)	200	1.103482	400	1.146313	800	1.179465	1200	1.17217				
Benzo(g,h,i)perylene	100	1.22438	200	1.272407	400	1.334467	600	1.401586				
Chrysene	100	1.033546	200	1.048368	400	1.037786	600	1.029432				
Dibenz(a,h)anthracene	100	1.096948	200	1.128297	400	1.200371	600	1.202437				
Fluoranthene	100	1.158201	200	1.224466	400	1.25754	600	1.177714				
Fluorene	100	1.300488	200	1.324758	400	1.367178	600	1.292641				
Indeno(1,2,3-cd)pyrene	100	1.071319	200	1.123916	400	1.168081	600	1.227521				
1-Methylnaphthalene	100	0.7085991	200	0.7361777	400	0.7628629	600	0.729539				
2-Methylnaphthalene	100	0.7225839	200	0.7660617	400	0.7871301	600	0.7671624				
Naphthalene	100	1.02942	200	1.04828	400	1.048821	600	1.02838				
Phenanthrene	100	1.083727	200	1.116584	400	1.089235	600	1.089727				
Pyrene	100	1.244536	200	1.322556	400	1.336945	600	1.352787				
Carbazole	100	0.8602247	200	0.872182	400	0.8554395	600	0.7202373				
Dibenzofuran	100	1.658052	200	1.65795	400	1.694863	600	1.629906				
2-Fluorobiphenyl (Surr)	100	1.53277	200	1.524237	400	1.547009	600	1.493007				
p-Terphenyl-d14 (Surr)	100	0.9400054	200	0.9709509	400	0.9682824	600	0.9585442				

SECOND-SOURCE CALIBRATION VERIFICATION

EPA 8270D

Laboratory: <u>Apex Laboratories</u>	SDG: <u>Gasco PreRD DG 2019</u>	
Client: <u>Anchor QEA, LLC</u>	Project: <u>Gasco PreRD DG 2019 - 4a-b. DOC-CAP</u>	
Instrument ID: <u>SV-GCMS14</u>	Calibration: <u>A0D0804</u>	
Lab File ID: <u>N04072024.D</u>		
Sequence: <u>0D07056</u>	Inject Date: <u>04/07/20</u>	
Lab Sample ID: <u>0D07056-ICV1</u>	Inject Time: <u>23:44</u>	

ANALYTE	EXPECTED (ng/mL)	FOUND (ng/mL)	% DRIFT	QC LIMIT
Acenaphthene	50.0	50.2	0.4	70 - 130
Acenaphthylene	50.0	50.5	0.9	70 - 130
Anthracene	50.0	49.6	-0.9	70 - 130
Benz(a)anthracene	50.0	46.7	-6.7	70 - 130
Benzo(a)pyrene	50.0	49.6	-0.8	70 - 130
Benzo(b)fluoranthene	50.0	46.6	-6.8	70 - 130
Benzo(k)fluoranthene	50.0	49.5	-1.1	70 - 130
Benzo(g,h,i)perylene	50.0	52.0	4.0	70 - 130
Chrysene	50.0	51.0	2.1	70 - 130
Dibenz(a,h)anthracene	50.0	48.6	-2.9	70 - 130
Fluoranthene	50.0	48.6	-2.7	70 - 130
Fluorene	50.0	51.3	2.7	70 - 130
Indeno(1,2,3-cd)pyrene	50.0	47.8	-4.5	70 - 130
1-Methylnaphthalene	50.0	49.7	-0.5	70 - 130
2-Methylnaphthalene	50.0	49.2	-1.6	70 - 130
Naphthalene	50.0	46.5	-7.0	70 - 130
Phenanthrene	50.0	49.3	-1.4	70 - 130
Pyrene	50.0	56.5	13.0	70 - 130
2-Fluorobiphenyl (Surr)	50.0	51.2	2.4	70 - 130
p-Terphenyl-d14 (Surr)	50.0	51.7	3.5	70 - 130

CONTINUING CALIBRATION CHECK

EPA 8270D

Laboratory: Apex Laboratories
 Client: Anchor QEA, LLC
 Instrument ID: SV-GCMS14
 Lab File ID: N06262002.D
 Sequence: 0F26021
 Lab Sample ID: 0F26021-CCV1

SDG: Gasco PreRD DG 2019
 Project: Gasco PreRD DG 2019 - 4a-b. DOC-CAP Testing C
 Calibration: A0D0804
 Calibration Date: 04/08/20 10:34
 Injection Date: 06/26/20
 Injection Time: 08:46

COMPOUND	Curve Fit	Calculated Concentration (ng/mL) [L/Q Fits]			Response Factors [Ave RF]			Limit
		STD	CCV	% DIFF	ICAL	CCV	% Drift	
Acenaphthene	Ave	50.0	48.6		1.367868	1.330211	-2.8	20
Acenaphthylene	Ave	50.0	52.0		1.864683	1.939704	4.0	20
Anthracene	Ave	50.0	52.2		0.9426797	0.9835551	4.3	20
Benz(a)anthracene	Ave	50.0	49.0		1.037035	1.016159	-2.0	20
Benzo(a)pyrene	XXX	50.0	56.1	12.1				20
Benzo(b)fluoranthene	Ave	50.0	52.1		1.033776	1.077238	4.2	20
Benzo(k)fluoranthene	Ave	50.0	52.2		1.030571	1.075174	4.3	20
Benzo(g,h,i)perylene	Ave	50.0	48.5		1.165254	1.129622	-3.1	20
Chrysene	Ave	50.0	48.3		1.066565	1.031252	-3.3	20
Dibenz(a,h)anthracene	Ave	50.0	51.5		1.095365	1.128752	3.0	20
Fluoranthene	Ave	50.0	51.4		1.134427	1.166001	2.8	20
Fluorene	Ave	50.0	50.7		1.315227	1.33332	1.4	20
Indeno(1,2,3-cd)pyrene	Ave	50.0	50.3		1.086276	1.091874	0.5	20
2-Methylnaphthalene	Ave	50.0	51.1		0.7313287	0.7471664	2.2	20
Naphthalene	Ave	50.0	48.0		1.08918	1.045257	-4.0	20
Phenanthrene	Ave	50.0	48.2		1.151046	1.109423	-3.6	20
Pyrene	Ave	50.0	57.7		1.297049	1.497403	15.4	20

** Quadratic Curve fit may be weighted (1/a or 1/a²).

* = Values outside of QC limits

CONTINUING CALIBRATION CHECK

EPA 8270D

Laboratory: Apex Laboratories

SDG: Gasco PreRD DG 2019

Client: Anchor QEA, LLC

Project: Gasco PreRD DG 2019 - 4a-b. DOC-CAP Testing C

Instrument ID: SV-GCMS14

Calibration: A0D0804

Lab File ID: N06272002.D

Calibration Date: 04/08/20 10:34

Sequence: 0F29037

Injection Date: 06/29/20

Lab Sample ID: 0F29037-CCV1

Injection Time: 08:47

COMPOUND	Curve Fit	Calculated Concentration (ng/mL) [L/Q Fits]			Response Factors [Ave RF]			Limit
		STD	CCV	% DIFF	ICAL	CCV	% Drift	
Acenaphthene	Ave	50.0	49.3		1.367868	1.348846	-1.4	20
Acenaphthylene	Ave	50.0	53.0		1.864683	1.975467	5.9	20
Anthracene	Ave	50.0	52.1		0.9426797	0.982151	4.2	20
Benz(a)anthracene	Ave	50.0	49.3		1.037035	1.022859	-1.4	20
Benzo(a)pyrene	XXX	50.0	56.6	13.3				20
Benzo(b)fluoranthene	Ave	50.0	53.0		1.033776	1.095608	6.0	20
Benzo(k)fluoranthene	Ave	50.0	51.8		1.030571	1.067523	3.6	20
Benzo(g,h,i)perylene	Ave	50.0	49.0		1.165254	1.143119	-1.9	20
Chrysene	Ave	50.0	48.6		1.066565	1.036199	-2.8	20
Dibenz(a,h)anthracene	Ave	50.0	48.8		1.095365	1.069097	-2.4	20
Fluoranthene	Ave	50.0	53.3		1.134427	1.20886	6.6	20
Fluorene	Ave	50.0	51.0		1.315227	1.340569	1.9	20
Indeno(1,2,3-cd)pyrene	Ave	50.0	49.2		1.086276	1.068323	-1.7	20
2-Methylnaphthalene	Ave	50.0	50.6		0.7313287	0.7401365	1.2	20
Naphthalene	Ave	50.0	48.6		1.08918	1.059628	-2.7	20
Phenanthrene	Ave	50.0	48.5		1.151046	1.116792	-3.0	20
Pyrene	Ave	50.0	56.1		1.297049	1.454328	12.1	20

** Quadratic Curve fit may be weighted (1/a or 1/a²).

* = Values outside of QC limits

SURROGATE STANDARD RECOVERY AND RT SUMMARY

EPA 8270D

Laboratory: <u>Apex Laboratories</u>	SDG: <u>Gasco PreRD DG 2019</u>
Client: <u>Anchor QEA, LLC</u>	Project: <u>Gasco PreRD DG 2019 - 4a-b. DOC-CAP Testing Co</u>
Sequence: <u>0D07056</u>	Instrument: <u>SV-GCMS14</u>
Matrix: <u>Sediment</u>	Calibration: <u>A0D0804</u>

Surrogate Compound	Spike Level ng/mL	% Recovery	Recovery Limits	RT	Calibration Mean RT	RT Diff	RT Diff Limit	Q
Initial Cal Check (0D07056-ICV1)			Lab File ID: N04072024.D		Analyzed: 04/07/20 23:44			
2-Fluorobiphenyl (Surr)	50.0	102	70 - 130	8.973	8.973	0.0000	+/-1.0	
p-Terphenyl-d14 (Surr)	50.0	103	70 - 130	12.954	12.9576	-0.0036	+/-1.0	

SURROGATE STANDARD RECOVERY AND RT SUMMARY

EPA 8270D

Laboratory: Apex Laboratories
 Client: Anchor QEA, LLC
 Sequence: 0F26021
 Matrix: Sediment

SDG: Gasco PreRD DG 2019
 Project: Gasco PreRD DG 2019 - 4a-b. DOC-CAP Testing Co
 Instrument: SV-GCMS14
 Calibration: A0D0804

Surrogate Compound	Spike Level ng/mL	% Recovery	Recovery Limits	RT	Calibration Mean RT	RT Diff	RT Diff Limit	Q
Calibration Check (0F26021-CCV1)			Lab File ID: N06262002.D		Analyzed: 06/26/20 08:46			
2-Fluorobiphenyl (Surr)	50.0	96	80 - 120	8.828	8.973	-0.1450	+/-1.0	
p-Terphenyl-d14 (Surr)	50.0	106	80 - 120	12.768	12.9576	-0.1896	+/-1.0	
Calibration Blank (0F26021-CCB1)			Lab File ID: N06262003.D		Analyzed: 06/26/20 09:18			
2-Fluorobiphenyl (Surr)			44 - 120	8.827	8.973	-0.1460	+/-1.0	
p-Terphenyl-d14 (Surr)			54 - 127	12.767	12.9576	-0.1906	+/-1.0	
Blank (0060858-BLK1)			Lab File ID: N06262004.D		Analyzed: 06/26/20 11:13			
2-Fluorobiphenyl (Surr)	45.5	93	44 - 120	8.827	8.973	-0.1460	+/-1.0	
p-Terphenyl-d14 (Surr)	45.5	118	54 - 127	12.773	12.9576	-0.1846	+/-1.0	
LCS (0060858-BS1)			Lab File ID: N06262005.D		Analyzed: 06/26/20 11:45			
2-Fluorobiphenyl (Surr)	50.0	91	44 - 120	8.827	8.973	-0.1460	+/-1.0	
p-Terphenyl-d14 (Surr)	50.0	105	54 - 127	12.768	12.9576	-0.1896	+/-1.0	
PDI-166SC-A-09-10-200520 (A0F0670-02RE1)			Lab File ID: N06262015.D		Analyzed: 06/26/20 17:12			
2-Fluorobiphenyl (Surr)	115	110	44 - 120	8.833	8.973	-0.1400	+/-1.0	
p-Terphenyl-d14 (Surr)	115	170	54 - 127	12.773	12.9576	-0.1846	+/-1.0	*
PDI-166SC-A-10-11.2-200520 (A0F0670-03RE2)			Lab File ID: N06262017.D		Analyzed: 06/26/20 18:19			
2-Fluorobiphenyl (Surr)	147	95	44 - 120	8.833	8.973	-0.1400	+/-1.0	
p-Terphenyl-d14 (Surr)	147	130	54 - 127	12.768	12.9576	-0.1896	+/-1.0	*
Matrix Spike (0060858-MS1)			Lab File ID: N06262018.D		Analyzed: 06/26/20 18:52			
2-Fluorobiphenyl (Surr)	148	80	44 - 120	8.833	8.973	-0.1400	+/-1.0	
p-Terphenyl-d14 (Surr)	148	110	54 - 127	12.773	12.9576	-0.1846	+/-1.0	

SURROGATE STANDARD RECOVERY AND RT SUMMARY

EPA 8270D

Laboratory: <u>Apex Laboratories</u>	SDG: <u>Gasco PreRD DG 2019</u>
Client: <u>Anchor QEA, LLC</u>	Project: <u>Gasco PreRD DG 2019 - 4a-b. DOC-CAP Testing Co</u>
Sequence: <u>0F29037</u>	Instrument: <u>SV-GCMS14</u>
Matrix: <u>Sediment</u>	Calibration: <u>A0D0804</u>

Surrogate Compound	Spike Level ng/mL	% Recovery	Recovery Limits	RT	Calibration Mean RT	RT Diff	RT Diff Limit	Q
Calibration Check (0F29037-CCV1)			Lab File ID: N06272002.D		Analyzed: 06/29/20 08:47			
2-Fluorobiphenyl (Surr)	50.0	98	80 - 120	8.827	8.973	-0.1460	+/-1.0	
p-Terphenyl-d14 (Surr)	50.0	106	80 - 120	12.767	12.9576	-0.1906	+/-1.0	
Calibration Blank (0F29037-CCB1)			Lab File ID: N06272003.D		Analyzed: 06/29/20 09:19			
2-Fluorobiphenyl (Surr)			44 - 120	8.827	8.973	-0.1460	+/-1.0	
p-Terphenyl-d14 (Surr)			54 - 127	0	12.9576	-12.9576	+/-1.0	
PDI-166SC-A-08-09-200520 (A0F0670-01RE3)			Lab File ID: N06272004.D		Analyzed: 06/29/20 13:30			
2-Fluorobiphenyl (Surr)	115	92	44 - 120	8.827	8.973	-0.1460	+/-1.0	
p-Terphenyl-d14 (Surr)	115	118	54 - 127	12.773	12.9576	-0.1846	+/-1.0	

**INTERNAL STANDARD AREA AND RT SUMMARY
EPA 8270D**

Laboratory:	<u>Apex Laboratories</u>	SDG:	<u>Gasco PreRD_DG 2019</u>
Client:	<u>Anchor QEA, LLC</u>	Project:	<u>Gasco PreRD_DG 2019 - 4a-b. DOC-CAP Testing C</u>
Sequence:	<u>0F26021</u>	Instrument:	<u>SV-GCMS14</u>
Matrix:	<u>Sediment</u>	Calibration:	<u>A0D0804</u>

Internal Standard	Response	RT	Reference Response	Reference RT	Area %	Area % Limits	RT Diff	RT Diff Limit	Q
Calibration Check (0F26021-CCV1)			Lab File ID: N06262002.D			Analyzed: 06/26/20 08:46			
Naphthalene-d8 (ISTD)	234949	7.761	265079	7.906	89	50 - 200	-0.1450	+/-0.50	
Acenaphthene-d10 (ISTD)	147969	9.515	146492	9.661	101	50 - 200	-0.1460	+/-0.50	
Phenanthrene-d10 (ISTD)	260384	11.025	242013	11.165	108	50 - 200	-0.1400	+/-0.50	
Chrysene-d12 (ISTD)	211764	14.691	238949	14.947	89	50 - 200	-0.2560	+/-0.50	
Perylene-d12 (ISTD)	192806	18.153	233103	18.41	83	50 - 200	-0.2570	+/-0.50	
Dibenz(a,h)anthracene-d14 (ISTD)	167904	20.543	190743	20.794	88	50 - 200	-0.2510	+/-0.50	
Calibration Blank (0F26021-CCB1)			Lab File ID: N06262003.D			Analyzed: 06/26/20 09:18			
Naphthalene-d8 (ISTD)	230562	7.761	234949	7.761	98	50 - 200	0.0000	+/-0.50	
Acenaphthene-d10 (ISTD)	143986	9.515	147969	9.515	97	50 - 200	0.0000	+/-0.50	
Phenanthrene-d10 (ISTD)	221845	11.025	260384	11.025	85	50 - 200	0.0000	+/-0.50	
Chrysene-d12 (ISTD)	190370	14.691	211764	14.691	90	50 - 200	0.0000	+/-0.50	
Perylene-d12 (ISTD)	184980	18.153	192806	18.153	96	50 - 200	0.0000	+/-0.50	
Dibenz(a,h)anthracene-d14 (ISTD)	170769	20.537	167904	20.543	102	50 - 200	-0.0060	+/-0.50	
Blank (0060858-BLK1)			Lab File ID: N06262004.D			Analyzed: 06/26/20 11:13			
Naphthalene-d8 (ISTD)	206502	7.761	234949	7.761	88	50 - 200	0.0000	+/-0.50	
Acenaphthene-d10 (ISTD)	131494	9.515	147969	9.515	89	50 - 200	0.0000	+/-0.50	
Phenanthrene-d10 (ISTD)	234879	11.025	260384	11.025	90	50 - 200	0.0000	+/-0.50	
Chrysene-d12 (ISTD)	189542	14.691	211764	14.691	90	50 - 200	0.0000	+/-0.50	
Perylene-d12 (ISTD)	174333	18.159	192806	18.153	90	50 - 200	0.0060	+/-0.50	
Dibenz(a,h)anthracene-d14 (ISTD)	152934	20.543	167904	20.543	91	50 - 200	0.0000	+/-0.50	
LCS (0060858-BS1)			Lab File ID: N06262005.D			Analyzed: 06/26/20 11:45			
Naphthalene-d8 (ISTD)	230954	7.761	234949	7.761	98	50 - 200	0.0000	+/-0.50	
Acenaphthene-d10 (ISTD)	141458	9.515	147969	9.515	96	50 - 200	0.0000	+/-0.50	
Phenanthrene-d10 (ISTD)	247025	11.025	260384	11.025	95	50 - 200	0.0000	+/-0.50	
Chrysene-d12 (ISTD)	218461	14.691	211764	14.691	103	50 - 200	0.0000	+/-0.50	
Perylene-d12 (ISTD)	204808	18.153	192806	18.153	106	50 - 200	0.0000	+/-0.50	
Dibenz(a,h)anthracene-d14 (ISTD)	172945	20.543	167904	20.543	103	50 - 200	0.0000	+/-0.50	
Duplicate (0060858-DUP1)			Lab File ID: N06262007.D			Analyzed: 06/26/20 12:50			
Naphthalene-d8 (ISTD)	227734	7.761	234949	7.761	97	50 - 200	0.0000	+/-0.50	
Acenaphthene-d10 (ISTD)	147159	9.515	147969	9.515	99	50 - 200	0.0000	+/-0.50	
Phenanthrene-d10 (ISTD)	254666	11.025	260384	11.025	98	50 - 200	0.0000	+/-0.50	
Chrysene-d12 (ISTD)	201637	14.691	211764	14.691	95	50 - 200	0.0000	+/-0.50	
Perylene-d12 (ISTD)	189478	18.153	192806	18.153	98	50 - 200	0.0000	+/-0.50	
Dibenz(a,h)anthracene-d14 (ISTD)	160013	20.537	167904	20.543	95	50 - 200	-0.0060	+/-0.50	

**INTERNAL STANDARD AREA AND RT SUMMARY
EPA 8270D**

Laboratory: Apex Laboratories
 Client: Anchor QEA, LLC
 Sequence: 0F26021
 Matrix: Sediment

SDG: Gasco PreRD DG 2019
 Project: Gasco PreRD DG 2019 - 4a-b. DOC-CAP Testing Co
 Instrument: SV-GCMS14
 Calibration: A0D0804

Internal Standard	Response	RT	Reference Response	Reference RT	Area %	Area % Limits	RT Diff	RT Diff Limit	Q
PDI-166SC-A-09-10-200520 (A0F0670-02RE1)			Lab File ID: N06262015.D			Analyzed: 06/26/20 17:12			
Naphthalene-d8 (ISTD)	200595	7.766	234949	7.761	85	50 - 200	0.0050	+/-0.50	
Acenaphthene-d10 (ISTD)	138545	9.521	147969	9.515	94	50 - 200	0.0060	+/-0.50	
Phenanthrene-d10 (ISTD)	220036	11.025	260384	11.025	85	50 - 200	0.0000	+/-0.50	
Chrysene-d12 (ISTD)	177876	14.697	211764	14.691	84	50 - 200	0.0060	+/-0.50	
Perylene-d12 (ISTD)	172574	18.159	192806	18.153	90	50 - 200	0.0060	+/-0.50	
Dibenz(a,h)anthracene-d14 (ISTD)	155655	20.543	167904	20.543	93	50 - 200	0.0000	+/-0.50	
PDI-166SC-A-10-11.2-200520 (A0F0670-03RE2)			Lab File ID: N06262017.D			Analyzed: 06/26/20 18:19			
Naphthalene-d8 (ISTD)	208999	7.767	234949	7.761	89	50 - 200	0.0060	+/-0.50	
Acenaphthene-d10 (ISTD)	142900	9.515	147969	9.515	97	50 - 200	0.0000	+/-0.50	
Phenanthrene-d10 (ISTD)	235185	11.025	260384	11.025	90	50 - 200	0.0000	+/-0.50	
Chrysene-d12 (ISTD)	191523	14.697	211764	14.691	90	50 - 200	0.0060	+/-0.50	
Perylene-d12 (ISTD)	184242	18.159	192806	18.153	96	50 - 200	0.0060	+/-0.50	
Dibenz(a,h)anthracene-d14 (ISTD)	164634	20.543	167904	20.543	98	50 - 200	0.0000	+/-0.50	
Matrix Spike (0060858-MS1)			Lab File ID: N06262018.D			Analyzed: 06/26/20 18:52			
Naphthalene-d8 (ISTD)	237617	7.766	234949	7.761	101	50 - 200	0.0050	+/-0.50	
Acenaphthene-d10 (ISTD)	146481	9.521	147969	9.515	99	50 - 200	0.0060	+/-0.50	
Phenanthrene-d10 (ISTD)	243246	11.025	260384	11.025	93	50 - 200	0.0000	+/-0.50	
Chrysene-d12 (ISTD)	252502	14.697	211764	14.691	119	50 - 200	0.0060	+/-0.50	
Perylene-d12 (ISTD)	254501	18.159	192806	18.153	132	50 - 200	0.0060	+/-0.50	
Dibenz(a,h)anthracene-d14 (ISTD)	227238	20.549	167904	20.543	135	50 - 200	0.0060	+/-0.50	

**INTERNAL STANDARD AREA AND RT SUMMARY
EPA 8270D**

Laboratory: Apex Laboratories

SDG: Gasco PreRD_DG 2019

Client: Anchor QEA, LLC

Project: Gasco PreRD DG 2019 - 4a-b. DOC-CAP Testing C

Sequence: 0F29037

Instrument: SV-GCMS14

Matrix: Sediment

Calibration: A0D0804

Internal Standard	Response	RT	Reference Response	Reference RT	Area %	Area % Limits	RT Diff	RT Diff Limit	Q
Calibration Check (0F29037-CCV1)			Lab File ID: N06272002.D			Analyzed: 06/29/20 08:47			
Naphthalene-d8 (ISTD)	235743	7.761	265079	7.906	89	50 - 200	-0.1450	+/-0.50	
Acenaphthene-d10 (ISTD)	147882	9.515	146492	9.661	101	50 - 200	-0.1460	+/-0.50	
Phenanthrene-d10 (ISTD)	260351	11.025	242013	11.165	108	50 - 200	-0.1400	+/-0.50	
Chrysene-d12 (ISTD)	222936	14.691	238949	14.947	93	50 - 200	-0.2560	+/-0.50	
Perylene-d12 (ISTD)	208078	18.153	233103	18.41	89	50 - 200	-0.2570	+/-0.50	
Dibenz(a,h)anthracene-d14 (ISTD)	181080	20.543	190743	20.794	95	50 - 200	-0.2510	+/-0.50	
Calibration Blank (0F29037-CCB1)			Lab File ID: N06272003.D			Analyzed: 06/29/20 09:19			
Naphthalene-d8 (ISTD)	222086	7.761	235743	7.761	94	50 - 200	0.0000	+/-0.50	
Acenaphthene-d10 (ISTD)	136089	9.515	147882	9.515	92	50 - 200	0.0000	+/-0.50	
Phenanthrene-d10 (ISTD)	201039	11.025	260351	11.025	77	50 - 200	0.0000	+/-0.50	
Chrysene-d12 (ISTD)	169983	14.691	222936	14.691	76	50 - 200	0.0000	+/-0.50	
Perylene-d12 (ISTD)	162541	18.153	208078	18.153	78	50 - 200	0.0000	+/-0.50	
Dibenz(a,h)anthracene-d14 (ISTD)	150384	20.537	181080	20.543	83	50 - 200	-0.0060	+/-0.50	
PDI-166SC-A-08-09-200520 (A0F0670-01RE3)			Lab File ID: N06272004.D			Analyzed: 06/29/20 13:30			
Naphthalene-d8 (ISTD)	227073	7.761	235743	7.761	96	50 - 200	0.0000	+/-0.50	
Acenaphthene-d10 (ISTD)	147478	9.515	147882	9.515	100	50 - 200	0.0000	+/-0.50	
Phenanthrene-d10 (ISTD)	262904	11.025	260351	11.025	101	50 - 200	0.0000	+/-0.50	
Chrysene-d12 (ISTD)	237486	14.697	222936	14.691	107	50 - 200	0.0060	+/-0.50	
Perylene-d12 (ISTD)	230917	18.159	208078	18.153	111	50 - 200	0.0060	+/-0.50	
Dibenz(a,h)anthracene-d14 (ISTD)	182061	20.543	181080	20.543	101	50 - 200	0.0000	+/-0.50	

HOLDING TIME SUMMARY

EPA 8270D

Laboratory: Apex Laboratories

SDG: Gasco PreRD DG 2019

Client: Anchor QEA, LLC

Project: Gasco PreRD DG 2019 - 4a-b. DOC-CAP Testing C

Sample Name	Date Collected	Date Received	Date Prepared	Days to Prep	Max Days to Prep	Date Analyzed	Days to Analysis	Max Days to Analysis	Q
PDI-166SC-A-08-09-200520	05/20/20 08:55	05/21/20 10:15	06/26/20 07:12	36.93	14.00	06/29/20 13:30	3.26	40.00	*
PDI-166SC-A-09-10-200520	05/20/20 08:55	05/21/20 10:15	06/26/20 07:12	36.93	14.00	06/26/20 17:12	0.42	40.00	*
PDI-166SC-A-10-11.2-200520	05/20/20 08:55	05/21/20 10:15	06/26/20 07:12	36.93	14.00	06/26/20 18:19	0.46	40.00	*

Apex Laboratories

SDG: Gasco PreRD_DG 2019

CLASS: WET

METHOD: SM 5310 B MOD

ANALYSES DATA PACKAGE COVER PAGE

SM 5310 B MOD

Laboratory: Apex Laboratories

SDG: Gasco PreRD_DG 2019

Client: Anchor QEA, LLC

Project: Gasco PreRD_DG 2019 - 4a-b. DOC-CAP Testing Co

Client Sample Id:	Lab Sample Id:	Matrix
<u>PDI-166SC-A-08-09-200520</u>	<u>A0F0670-01</u>	<u>SE</u>
<u>PDI-166SC-A-09-10-200520</u>	<u>A0F0670-02</u>	<u>SE</u>
<u>PDI-166SC-A-10-11.2-200520</u>	<u>A0F0670-03</u>	<u>SE</u>

I certify that this data package is in compliance with the terms and conditions of the contract, both technically and for completeness, for other than the conditions detailed above. Release of the data contained in this hardcopy data package and in computer-readable data submitted on diskette has been authorized by the Laboratory Manager or the Manager's designee, as verified by the following signatures.

Signature: _____



Name: _____

David G. Jack

Forms Created: _____

7/21/2020 4:16PM

Title: _____

Technical Manager

METHOD DETECTION AND REPORTING LIMITS

SM 5310 B MOD

Laboratory: Apex Laboratories

SDG: Gasco PreRD_DG 2019

Client: Anchor QEA, LLC

Project: Gasco PreRD_DG 2019 - 4a-b, DOC-CAP

Batch Matrix: Soil

Analyte	MDL	MRL	Units
Total Organic Carbon	0.020	0.020	% by Weight

Note: MDLs are listed only if the corresponding analyte was evaluated to the MDL in this report .

INORGANIC ANALYSIS DATA SHEET
SM 5310 B MOD

PDI-166SC-A-09-10-200520

Laboratory: Apex Laboratories

SDG: Gasco PreRD_DG 2019

Client: Anchor QEA, LLC

Project: Gasco PreRD_DG 2019 - 4a-b. DOC-CAP Testing Cores

Matrix: SE

Laboratory ID: A0F0670-02RE1

File ID: 0G07047.txt-007

Sampled: 05/20/20 08:55

Prepared: 06/29/20 15:35

Analyzed: 07/07/20 12:29

Solids: 41.99

Preparation: PSEP-5310B TOC

Initial/Final: 0.2 N/A / 0.2 N/A

Batch: 0060932

Sequence: 0G07047

Calibration: A0F1203

Instrument: TOC6

CAS NO.	Analyte	Concentration (% by Weight)	Dilution Factor	Q	Method
TOC	Total Organic Carbon	4.8	1	E	SM 5310 B MOD

PREPARATION BATCH SUMMARY

SM 5310 B MOD

Laboratory: Apex Laboratories

SDG: Gasco PreRD_DG 2019

Client: Anchor QEA, LLC

Project: Gasco PreRD DG 2019 - 4a-b. DOC-CAP Testing Co

Batch: 0060932 Batch Matrix: Soil

Preparation: PSEP-5310B TOC

SAMPLE NAME	LAB SAMPLE ID	LAB FILE ID	DATE PREPARED	OBSERVATIONS
Blank	0060932-BLK1	0G02035.txt-005	06/29/20 15:35	
LCS	0060932-BS1	0G02035.txt-006	06/29/20 15:35	
PDI-166SC-A-08-09-200520	A0F0670-01RE2	0G07066.txt-005	06/29/20 15:35	
PDI-166SC-A-09-10-200520	A0F0670-02RE1	0G07047.txt-007	06/29/20 15:35	
PDI-166SC-A-10-11.2-200520	A0F0670-03RE1	0G07047.txt-008	06/29/20 15:35	

Note: Client samples are listed only if they are included in this report.

Duplicates and Matrix Spike/Duplicates QC Samples are only listed if sourced from a sample included in this report.

METHOD BLANK DATA SHEET
SM 5310 B MOD

Laboratory: <u>Apex Laboratories</u>	SDG: <u>Gasco PreRD_DG 2019</u>	
Client: <u>Anchor QEA, LLC</u>	Project: <u>Gasco PreRD_DG 2019 - 4a-b. DOC-CAP Testing C</u>	
Matrix: <u>Soil</u>	Laboratory ID: <u>0060932-BLK1</u>	File ID: <u>0G02035.txt-005</u>
Prepared: <u>06/29/20 15:35</u>	Preparation: <u>PSEP-5310B TOC</u>	Initial/Final: <u>0.2 N/A / 0.2 N/A</u>
Analyzed: <u>07/02/20 17:35</u>	Instrument: <u>TOC6</u>	
Batch: <u>0060932</u>	Sequence: <u>0G02035</u>	Calibration: <u>A0F1203</u>

CAS NO.	COMPOUND	CONC. (% by Weight)	Q
TOC	Total Organic Carbon	0.020	U

LCS / LCS DUPLICATE RECOVERY

SM 5310 B MOD

Laboratory: Apex Laboratories

SDG: Gasco PreRD_DG 2019

Client: Anchor QEA, LLC

Project: Gasco PreRD_DG 2019 - 4a-b. DOC-CAP Testing Co

Matrix: Soil

Batch: 0060932

Laboratory ID: 0060932-BS1

Preparation: PSEP-5310B TOC

Initial/Final: 0.2 N/A / 0.2 N/A

COMPOUND	SPIKE ADDED (mg/kg)	LCS CONCENTRATION (mg/kg)	LCS % REC. (* = Out)	QC LIMITS REC.
Total Organic Carbon	10000	10000	103	90 - 110

* = Values outside of QC limits

ANALYSIS BATCH (SEQUENCE) SUMMARY

SM 5310 B MOD

Laboratory: Apex Laboratories

SDG: Gasco PreRD_DG 2019

Client: Anchor QEA, LLC

Project: Gasco PreRD_DG 2019 - 4a-b. DOC-CAP Testing Co

Sequence: 0F12047

Instrument: TOC6

Matrix: Sediment

Calibration: A0F1203

Sample Name	Lab Sample ID	Lab File ID	Analysis Date/Time
Cal Standard	0F12047-CAL2	0F12047.txt-005	06/12/20 19:40
Cal Standard	0F12047-CAL3	0F12047.txt-006	06/12/20 19:50
Cal Standard	0F12047-CAL4	0F12047.txt-007	06/12/20 20:01
Cal Standard	0F12047-CAL5	0F12047.txt-008	06/12/20 20:12
Cal Standard	0F12047-CAL6	0F12047.txt-009	06/12/20 20:23
Cal Standard	0F12047-CAL7	0F12047.txt-010	06/12/20 20:33
Cal Standard	0F12047-CAL8	0F12047.txt-011	06/12/20 20:44
Initial Cal Check	0F12047-ICV1	0F12047.txt-014	06/12/20 21:17
Initial Cal Blank	0F12047-ICB1	0F12047.txt-015	06/12/20 21:28

Note: Client samples are listed only if they are included in this report.

Duplicates and Matrix Spike/Duplicates QC Samples are only listed if sourced from a sample included in this report.

ANALYSIS BATCH (SEQUENCE) SUMMARY

SM 5310 B MOD

Laboratory: Apex Laboratories

SDG: Gasco PreRD_DG 2019

Client: Anchor QEA, LLC

Project: Gasco PreRD_DG 2019 - 4a-b. DOC-CAP Testing Co

Sequence: 0G07066

Instrument: TOC6

Matrix: Soil

Calibration: A0F1203

Sample Name	Lab Sample ID	Lab File ID	Analysis Date/Time
Calibration Check	0G07066-CCV1	0G07066.txt-003	07/07/20 14:43
Calibration Blank	0G07066-CCB1	0G07066.txt-004	07/07/20 14:54
PDI-166SC-A-08-09-200520	A0F0670-01RE2	0G07066.txt-005	07/07/20 15:05
Calibration Check	0G07066-CCV2	0G07066.txt-006	07/07/20 15:15
Calibration Blank	0G07066-CCB2	0G07066.txt-007	07/07/20 15:26

Note: Client samples are listed only if they are included in this report.

Duplicates and Matrix Spike/Duplicates QC Samples are only listed if sourced from a sample included in this report.

INITIAL CALIBRATION DATA (Summary)

SM 5310 B MOD

Laboratory: Apex Laboratories

SDG: Gasco PreRD DG 2019

Client: Anchor QEA, LLC

Project: Gasco PreRD_DG 2019 - 4a-b. DOC-CAP Testing

Calibration: A0F1203

Date: 06/12/20 18:48

Instrument: TOC6

Compound	Mean RF	FIT	RF RSD	Mean RT	RT RSD	Linear r	Quad COD	LIMIT	Q
Total Organic Carbon	130.7169	Lin	2.510081			0.99996			

Note: ** Quad COD may be incorrect if weighting (1/a) or (1/a²) used. Weighting not shown here. Please see instrument calibration printouts for validation.

INITIAL CALIBRATION DATA (Continued)

SM 5310 B MOD

Laboratory: Apex Laboratories

SDG: Gasco PreRD_DG 2019

Client: Anchor QEA, LLC

Project: Gasco PreRD_DG 2019 - 4a-b. DOC-CAP Te

Calibration: A0F1203

Instrument: TOC6

Matrix:

Calibration Date: 06/12/20 18:48

Compound	Level 07		Level 08		Level 09		Level 10		Level 11		Level 12	
	mg/kg	RF	mg/kg	RF	mg/kg	RF	mg/kg	RF	mg/kg	RF	mg/kg	RF
Total Organic Carbon	25000	131.3728										

INITIAL AND CONTINUING CALIBRATION CHECK

SM 5310 B MOD

Laboratory: Apex Laboratories

SDG: Gasco PreRD_DG 2019

Client: Anchor QEA, LLC

Project: Gasco PreRD_DG 2019 - 4a-b. DOC-CAP Testing Co

Instrument ID: TOC6

Calibration: A0F1203

Control Limit: +/- 10.00%

Sequence: 0F12047

Lab Sample ID	Analyte	True	Found	%R	Units	Method
0F12047-ICV1	Total Organic Carbon	10000	9600	96	mg/kg	SM 5310 B MOD

* Values outside of QC limits

INITIAL AND CONTINUING CALIBRATION CHECK

SM 5310 B MOD

Laboratory: Apex Laboratories

SDG: Gasco PreRD_DG 2019

Client: Anchor QEA, LLC

Project: Gasco PreRD_DG 2019 - 4a-b. DOC-CAP Testing Co

Instrument ID: TOC6

Calibration: A0F1203

Control Limit: +/- 10.00%

Sequence: 0G02035

Lab Sample ID	Analyte	True	Found	%R	Units	Method
0G02035-CCV1	Total Organic Carbon	10000	11000	107	mg/kg	SM 5310 B MOD
0G02035-CCV2	Total Organic Carbon	10000	9800	98	mg/kg	SM 5310 B MOD
0G02035-CCV3	Total Organic Carbon	10000	10000	100	mg/kg	SM 5310 B MOD
0G02035-CCV4	Total Organic Carbon	10000	10000	102	mg/kg	SM 5310 B MOD

* Values outside of OC limits

INITIAL AND CONTINUING CALIBRATION CHECK

SM 5310 B MOD

Laboratory: Apex Laboratories

SDG: Gasco PreRD_DG 2019

Client: Anchor QEA, LLC

Project: Gasco PreRD_DG 2019 - 4a-b. DOC-CAP Testing Co

Instrument ID: TOC6

Calibration: A0F1203

Control Limit: +/- 10.00%

Sequence: 0G07047

Lab Sample ID	Analyte	True	Found	%R	Units	Method
0G07047-CCV1	Total Organic Carbon	10000	11000	110	mg/kg	SM 5310 B MOD
0G07047-CCV2	Total Organic Carbon	10000	10000	101	mg/kg	SM 5310 B MOD

* Values outside of OC limits

INITIAL AND CONTINUING CALIBRATION CHECK

SM 5310 B MOD

Laboratory: Apex Laboratories

SDG: Gasco PreRD_DG 2019

Client: Anchor QEA, LLC

Project: Gasco PreRD_DG 2019 - 4a-b. DOC-CAP Testing Co

Instrument ID: TOC6

Calibration: A0F1203

Control Limit: +/- 10.00%

Sequence: 0G07066

Lab Sample ID	Analyte	True	Found	%R	Units	Method
0G07066-CCV1	Total Organic Carbon	10000	11000	107	mg/kg	SM 5310 B MOD
0G07066-CCV2	Total Organic Carbon	10000	10000	101	mg/kg	SM 5310 B MOD

* Values outside of OC limits

INSTRUMENT BLANKS
SM 5310 B MOD

Laboratory: Apex Laboratories

SDG: Gasco PreRD DG 2019

Client: Anchor QEA, LLC

Project: Gasco PreRD DG 2019 - 4a-b. DOC-CAP Testing Cores

Instrument ID: TOC6

Calibration: A0F1203

Sequence: 0F12047

Lab Sample ID	Analyte	Found	RL	Units	C	Method
0F12047-ICB1	Total Organic Carbon	ND	200 (Inst)	mg/kg		SM 5310 B MOD

(Inst) indicates on-Instrument Result and Reporting Level. Used for non-digested Instrument Blanks.

INSTRUMENT BLANKS
SM 5310 B MOD

Laboratory: Apex Laboratories

SDG: Gasco PreRD DG 2019

Client: Anchor QEA, LLC

Instrument ID: TOC6

Project: Gasco PreRD DG 2019 - 4a-b. DOC-CAP Testing Cores

Sequence: 0G02035

Calibration: A0F1203

Lab Sample ID	Analyte	Found	RL	Units	C	Method
0G02035-CCB1	Total Organic Carbon	ND	200 (Inst)	mg/kg		SM 5310 B MOD
0G02035-CCB2	Total Organic Carbon	ND	200 (Inst)	mg/kg		SM 5310 B MOD
0G02035-CCB3	Total Organic Carbon	ND	200 (Inst)	mg/kg		SM 5310 B MOD
0G02035-CCB4	Total Organic Carbon	ND	200 (Inst)	mg/kg		SM 5310 B MOD

(Inst) indicates on-Instrument Result and Reporting Level. Used for non-digested Instrument Blanks.

INSTRUMENT BLANKS
SM 5310 B MOD

Laboratory: Apex Laboratories

SDG: Gasco PreRD DG 2019

Client: Anchor QEA, LLC

Project: Gasco PreRD DG 2019 - 4a-b. DOC-CAP Testing Cores

Instrument ID: TOC6

Calibration: A0F1203

Sequence: 0G07047

Lab Sample ID	Analyte	Found	RL	Units	C	Method
0G07047-CCB1	Total Organic Carbon	ND	200 (Inst)	mg/kg		SM 5310 B MOD
0G07047-CCB2	Total Organic Carbon	ND	200 (Inst)	mg/kg		SM 5310 B MOD

(Inst) indicates on-Instrument Result and Reporting Level. Used for non-digested Instrument Blanks.

INSTRUMENT BLANKS
SM 5310 B MOD

Laboratory: Apex Laboratories

SDG: Gasco PreRD DG 2019

Client: Anchor QEA, LLC

Instrument ID: TOC6

Project: Gasco PreRD DG 2019 - 4a-b. DOC-CAP Testing Cores

Sequence: 0G07066

Calibration: A0F1203

Lab Sample ID	Analyte	Found	RL	Units	C	Method
0G07066-CCB1	Total Organic Carbon	ND	200 (Inst)	mg/kg		SM 5310 B MOD
0G07066-CCB2	Total Organic Carbon	ND	200 (Inst)	mg/kg		SM 5310 B MOD

(Inst) indicates on-Instrument Result and Reporting Level. Used for non-digested Instrument Blanks.

HOLDING TIME SUMMARY

SM 5310 B MOD

Laboratory: Apex Laboratories

SDG: Gasco PreRD DG 2019

Client: Anchor QEA, LLC

Project: Gasco PreRD DG 2019 - 4a-b. DOC-CAP Testing C

Sample Name	Date Collected	Date Received	Date Prepared	Days to Prep	Max Days to Prep	Date Analyzed	Days to Analysis	Max Days to Analysis	Q
PDI-166SC-A-08-09-200520	05/20/20 08:55	05/21/20 10:15	06/29/20 15:35	40.28	28.00	07/07/20 15:05	48.26	28.00	*
PDI-166SC-A-09-10-200520	05/20/20 08:55	05/21/20 10:15	06/29/20 15:35	40.28	28.00	07/07/20 12:29	48.15	28.00	*
PDI-166SC-A-10-11.2-200520	05/20/20 08:55	05/21/20 10:15	06/29/20 15:35	40.28	28.00	07/07/20 12:40	48.16	28.00	*

Apex Laboratories

SDG: Gasco PreRD_DG 2019

CLASS: WET

METHOD: SM 2540 G

ANALYSES DATA PACKAGE COVER PAGE

SM 2540 G

Laboratory: Apex Laboratories

SDG: Gasco PreRD_DG 2019

Client: Anchor QEA, LLC

Project: Gasco PreRD_DG 2019 - 4a-b. DOC-CAP Testing Co

Client Sample Id:	Lab Sample Id:	Matrix
<u>PDI-166SC-A-08-09-200520</u>	<u>A0F0670-01</u>	<u>SE</u>
<u>PDI-166SC-A-09-10-200520</u>	<u>A0F0670-02</u>	<u>SE</u>
<u>PDI-166SC-A-10-11.2-200520</u>	<u>A0F0670-03</u>	<u>SE</u>

I certify that this data package is in compliance with the terms and conditions of the contract, both technically and for completeness, for other than the conditions detailed above. Release of the data contained in this hardcopy data package and in computer-readable data submitted on diskette has been authorized by the Laboratory Manager or the Manager's designee, as verified by the following signatures.

Signature: _____



Name: _____

David G. Jack

Forms Created: _____

7/21/2020 4:16PM

Title: _____

Technical Manager

METHOD DETECTION AND REPORTING LIMITS

SM 2540 G

Laboratory: Apex Laboratories

SDG: Gasco PreRD_DG 2019

Client: Anchor QEA, LLC

Project: Gasco PreRD_DG 2019 - 4a-b, DOC-CAP

Batch Matrix: Sediment

Analyte	MDL	MRL	Units
Total Solids	1.00	1.00	% by Weight

Note: MDLs are listed only if the corresponding analyte was evaluated to the MDL in this report .

INORGANIC ANALYSIS DATA SHEET

SM 2540 G

PDI-166SC-A-08-09-200520

Laboratory: Apex Laboratories

SDG: Gasco PreRD DG 2019

Client: Anchor QEA, LLC

Project: Gasco PreRD DG 2019 - 4a-b. DOC-CAP Testing Cores

Matrix: SE

Laboratory ID: A0F0670-01

Sampled: 05/20/20 08:55

Prepared: 06/26/20 17:24

Analyzed: 06/29/20 15:47

Solids: 42.12

Preparation: Total Solids (SM2540G/PSEP)

Initial/Final: 1 N/A / 1 N/A

Batch: 0060893

Calibration:

Instrument: Wet Chem Balance 1

CAS NO.	Analyte	Concentration (% by Weight)	Dilution Factor	Q	Method
TS	Total Solids	42.1	1		SM 2540 G

INORGANIC ANALYSIS DATA SHEET

SM 2540 G

PDI-166SC-A-09-10-200520

Laboratory: Apex Laboratories

SDG: Gasco PreRD_DG 2019

Client: Anchor QEA, LLC

Project: Gasco PreRD DG 2019 - 4a-b. DOC-CAP Testing Cores

Matrix: SE

Laboratory ID: A0F0670-02

Sampled: 05/20/20 08:55

Prepared: 06/26/20 17:24

Analyzed: 06/29/20 15:47

Solids: 41.99

Preparation: Total Solids (SM2540G/PSEP)

Initial/Final: 1 N/A / 1 N/A

Batch: 0060893

Calibration:

Instrument: Wet Chem Balance 1

CAS NO.	Analyte	Concentration (% by Weight)	Dilution Factor	Q	Method
TS	Total Solids	42.0	1		SM 2540 G

INORGANIC ANALYSIS DATA SHEET

SM 2540 G

PDI-166SC-A-10-11.2-200520

Laboratory: Apex Laboratories

SDG: Gasco PreRD_DG 2019

Client: Anchor QEA, LLC

Project: Gasco PreRD DG 2019 - 4a-b. DOC-CAP Testing Cores

Matrix: SE

Laboratory ID: A0F0670-03

Sampled: 05/20/20 08:55

Prepared: 06/26/20 17:24

Analyzed: 06/29/20 15:47

Solids: 33.23

Preparation: Total Solids (SM2540G/PSEP)

Initial/Final: 1 N/A / 1 N/A

Batch: 0060893

Calibration:

Instrument: Wet Chem Balance 1

CAS NO.	Analyte	Concentration (% by Weight)	Dilution Factor	Q	Method
TS	Total Solids	33.2	1		SM 2540 G

PREPARATION BATCH SUMMARY

SM 2540 G

Laboratory: Apex Laboratories

SDG: Gasco PreRD_DG 2019

Client: Anchor QEA, LLC

Project: Gasco PreRD DG 2019 - 4a-b. DOC-CAP Testing Co

Batch: 0060893

Batch Matrix: Sediment

Preparation: Total Solids (SM2540G/PSEP)

SAMPLE NAME	LAB SAMPLE ID	LAB FILE ID	DATE PREPARED	OBSERVATIONS
PDI-166SC-A-08-09-200520 (Dup)	0060893-DUP1		06/26/20 17:24	
PDI-166SC-A-08-09-200520	A0F0670-01		06/26/20 17:24	
PDI-166SC-A-09-10-200520	A0F0670-02		06/26/20 17:24	
PDI-166SC-A-10-11.2-200520	A0F0670-03		06/26/20 17:24	

Note: Client samples are listed only if they are included in this report.

Duplicates and Matrix Spike/Duplicates QC Samples are only listed if sourced from a sample included in this report.

DUPLICATES

PDI-166SC-A-08-09-200520

SM 2540 G

Laboratory: Apex Laboratories

SDG: Gasco PreRD_DG 2019

Client: Anchor QEA, LLC

Project: Gasco PreRD_DG 2019 - 4a-b. DOC-CAP

Matrix: Sediment

Laboratory ID: 0060893-DUP1

Batch: 0060893

Lab Source ID: A0F0670-01

Preparation: Total Solids (SM2540G/PSEP)

Initial/Final: 1 N/A / 1 N/A

Source Sample Name: PDI-166SC-A-08-09-200520

% Solids: 42.12

ANALYTE	CONTROL LIMIT	SAMPLE CONCENTRATION (% by Weight)	C	DUPLICATE CONCENTRATION (% by Weight)	C	RPD %	Q	METHOD
Total Solids	10	42.1		45.0		7		SM 2540 G

* Values outside of QC limits

HOLDING TIME SUMMARY

SM 2540 G

Laboratory: Apex Laboratories

SDG: Gasco PreRD DG 2019

Client: Anchor QEA, LLC

Project: Gasco PreRD DG 2019 - 4a-b. DOC-CAP Testing C

Sample Name	Date Collected	Date Received	Date Prepared	Days to Prep	Max Days to Prep	Date Analyzed	Days to Analysis	Max Days to Analysis	Q
PDI-166SC-A-08-09-200520	05/20/20 08:55	05/21/20 10:15	06/26/20 17:24	37.35	180.00	06/29/20 15:47	2.93		
PDI-166SC-A-09-10-200520	05/20/20 08:55	05/21/20 10:15	06/26/20 17:24	37.35	180.00	06/29/20 15:47	2.93		
PDI-166SC-A-10-11.2-200520	05/20/20 08:55	05/21/20 10:15	06/26/20 17:24	37.35	180.00	06/29/20 15:47	2.93		

Raw Data

**Polychlorinated Biphenyls by EPA 8082A
Benchsheet & Analysis Sequence Data**

Batch 0060834
Sequence 0G06028 (A0F0670-01RE1,02RE1,03RE1)



Apex Laboratories
PREPARATION BENCH SHEET


BATCH #: 0060834 (Sediment)

Prep Method: EPA 3546

#	Lab Number	Analysis	Prepared	Initial (g)	Final (mL)	Spike ID	Source ID	ul Spike	ul Surr.	Sample ID	Extraction Comments	pH		
												<2	Other	>11
	0060834-BLK1	QC	06/25/20 11:09	31	2				100					
	0060834-BS1	QC	06/25/20 11:09	30	2	A20F380		100	100					
	A0F0647-01	A 8082 PCBs - Low Level (30g/2mL)	06/25/20 11:09	30.2	2				100	PDI-149SC-A-01-02-200425	+1262,1268			
	A0F0647-02	A 8082 PCBs - Low Level (30g/2mL)	06/25/20 11:09	30.14	2				100	PDI-149SC-A-02-03-200425	+1262,1268			
	A0F0647-03	A 8082 PCBs - Low Level (30g/2mL)	06/25/20 11:09	30.36	2				100	PDI-150SC-A-08-09-200425	+1262,1268			
	0060834-DUP1	QC	06/25/20 11:09	30.44	2		A0F0647-03		100					
	A0F0647-04	A 8082 PCBs - Low Level (30g/2mL)	06/25/20 11:09	30.14	2				100	PDI-150SC-A-09-10-200425	+1262,1268			
	0060834-MS1	QC	06/25/20 11:09	30.17	2	A20F380	A0F0647-04	100	100					
	A0F0667-01	A 8082 PCBs - Low Level (30g/2mL)	06/25/20 11:09	30.21	2				100	PDI-063SC-A-06-07-200429	+1262,1268			
	A0F0667-02	A 8082 PCBs - Low Level (30g/2mL)	06/25/20 11:09	30.07	2				100	PDI-063SC-A-07-08-200429	+1262,1268			
	A0F0670-01	A 8082 PCBs - Low Level (30g/2mL)	06/25/20 11:09	30.53	2				100	PDI-166SC-A-08-09-200520	+1262,1268			
	A0F0670-01RE1	A 8082 PCBs - Low Level (30g/2mL)	06/25/20 11:09	30.53	2				100	PDI-166SC-A-08-09-200520	Added 6/30/2020 By KAK			
	A0F0670-02	A 8082 PCBs - Low Level (30g/2mL)	06/25/20 11:09	30.16	2				100	PDI-166SC-A-09-10-200520	+1262,1268			
	A0F0670-02RE1	A 8082 PCBs - Low Level (30g/2mL)	06/25/20 11:09	30.16	2				100	PDI-166SC-A-09-10-200520	Added 6/30/2020 By KAK			
	A0F0670-03	A 8082 PCBs - Low Level (30g/2mL)	06/25/20 11:09	30.58	2				100	PDI-166SC-A-10-11.2-200520	+1262,1268			
	A0F0670-03RE1	A 8082 PCBs - Low Level (30g/2mL)	06/25/20 11:09	30.58	2				100	PDI-166SC-A-10-11.2-200520	Added 6/30/2020 By KAK			

Standards/Reagents

Prepared By: _____ Date: _____


 Reviewed By: _____ Date: 7/7/20

Apex Laboratories

PREPARATION BENCH SHEET

BATCH #: 0060834 (Sediment)

Prep Method: EPA 3546

#	Lab Number	Analysis	Prepared	Initial (g)	Final (mL)	Spike ID	Source ID	ul Spike	ul Surr.	Sample ID	Extraction Comments	pH	
												<2	>11
Reagent(s)				Analyte Spike(s)				Surrogate(s)					
<u>Std ID</u>	<u>Exp. Date</u>	<u>Description</u>		<u>Std ID</u>	<u>Exp. Date</u>	<u>Description</u>		<u>Std ID</u>	<u>Exp. Date</u>	<u>Description</u>			
A13L219	11/30/23	Extractions Balance		A20F380	11/06/20	8082 PCB Matrix Spike		A20F086	10/14/20	8082 PCB Surrogate Spike			
A20A032	06/30/23	n-Hexane Lot# 197051											
A20A327	07/22/20	Florisil Lot 919270-CP											
A20B017	08/01/20	Glass Wool											
A20C055	08/31/20	Sulfuric Acid											
A20E143	11/09/20	DCM CHEM PROD. DY726-US											
A20F023	11/29/22	Sodium Sulfate Lot # 196476											
A20F071	03/02/25	Copper, Granular Lot# 027040-BL											

Method 3546 digestion time and temperature achieved.

Initial:

Witness: _____

Prepared By: _____ Date _____

Reviewed By: _____ Date _____



Apex Laboratories
PREPARATION BENCH SHEET

BATCH #: 0060834 (Sediment)

Prep Method: EPA 3546

#	Lab Number	Analysis	Prepared	Initial (g)	Final (mL)	Spike ID	Source ID	ul Spike	ul Surr.	Sample ID	Extraction Comments	pH			
												<2	2-8	>11	
1/2	0060834-BLK1	QC	06/25/20 11:09	30 31.00	2 ✓				100						
3/4	0060834-BS1	QC	06/25/20 11:09	30	2 ✓	A20F380		100	100						
5/6	A0F0647-01	A 8082 PCBs - Low Level (30g/2mL)	06/25/20 11:09	30 30.20	2 ✓				100	PDI-149SC-A-01-02-200425	+1262,1268	dirt @, P, E			
7/8	A0F0647-02	A 8082 PCBs - Low Level (30g/2mL)	06/25/20 11:09	30 30.14	2 ✓				100	PDI-149SC-A-02-03-200425	+1262,1268	dirt @, P, E			
9/10	A0F0647-03	A 8082 PCBs - Low Level (30g/2mL)	06/25/20 11:09	30 30.36	2 ✓				100	PDI-150SC-A-08-09-200425	+1262,1268	dirt			
11/12	0060834-DUP1	QC	06/25/20 11:09	30 30.44	2 ✓		A0F0647-03		100						
13/14	A0F0647-04	A 8082 PCBs - Low Level (30g/2mL)	06/25/20 11:09	30 30.14	2 ✓				100	PDI-150SC-A-09-10-200425	+1262,1268	dirt			
15/16	0060834-MS1	QC	06/25/20 11:09	30 30.17	2 ✓	A20F380	A0F0647-04	100	100						
17/18	A0F0667-01	A 8082 PCBs - Low Level (30g/2mL)	06/25/20 11:09	30 30.21	2 ✓				100	PDI-063SC-A-06-07-200429	+1262,1268	Mud ordo @, P			
19/20	A0F0667-02	A 8082 PCBs - Low Level (30g/2mL)	06/25/20 11:09	30 30.07	2 ✓				100	PDI-063SC-A-07-08-200429	+1262,1268	Mud ordo			
21/22	A0F0670-01	A 8082 PCBs - Low Level (30g/2mL)	06/25/20 11:09	30 30.53	2 ✓				100	PDI-166SC-A-08-09-200520	+1262,1268	Mud org S, P, E			
23/24	A0F0670-02	A 8082 PCBs - Low Level (30g/2mL)	06/25/20 11:09	30 30.16	2 ✓				100	PDI-166SC-A-09-10-200520	+1262,1268	Mud org E, S, P			
25/26	A0F0670-03	A 8082 PCBs - Low Level (30g/2mL)	06/25/20 11:09	30 30.58	2 ✓				100	PDI-166SC-A-10-11.2-200520	+1262,1268	Mud org E, S, P			

Standards/Reagents

Reagent(s)			Analyte Spike(s)			Surrogate(s)		
Std ID	Exp. Date	Description	Std ID	Exp. Date	Description	Std ID	Exp. Date	Description
A13L219	11/30/23	Extractions Balance	A20F380	11/06/20	8082 PCB Matrix Spike	A20F086	10/14/20	8082 PCB Surrogate Spike
A20A032	06/30/23	n-Hexane Lot# 197051						
A20A327	07/22/20	Florisil Lot 919270-CP						
A20B017	08/01/20	Glass Wool						
A20C055	08/31/20	Sulfuric Acid						
A20E143	11/09/20	DCM CHEM PROD. DY726-US						
A20F023	11/29/22	Sodium Sulfate Lot # 196476						
A20F071	03/02/25	Copper, Granular Lot# 027040-BL						

Prepared By: CMA
Date: 6/25/20
CAS 06/25/2020

Reviewed By: SG
Date: 06/25/2020

Apex Laboratories

PREPARATION BENCH SHEET

BATCH #: 0060834 (Sediment)

Prep Method: EPA 3546

#	Lab Number	Analysis	Prepared	Initial (g)	Final (mL)	Spike ID	Source ID	ul Spike	ul Surr.	Sample ID	Extraction Comments	pH		
												<2	5-9	>11

Method 3546 digestion time and temperature achieved.

Initial: *Amk*

Witness: *ASJ 6-25-20*

Ⓢ = staining on turbovar tube both before and after hexane exchange (very heavy)

s = staining on turbovar tube after hexane exchange

p = precipitate formation after hexane exchange

E = Emulsion formed after acid cleanup

Prepared By: _____ Date _____

Reviewed By: _____ Date _____



ELEMENT SEQUENCE LOG

Apex Laboratories

Sequence: 0G06028

Instrument: DUALECD2F

Date: 07/06/20 06:29

Calibration: A0F2307

#	Lab Number	Matrix	Analysis	Client	Due	Batch	ISTD ID	STD ID
1	0G06028-CCV1	Sediment	QC	QC				A20F129
2	0G06028-CCB1	Sediment	QC	QC				A20F379
3	A0F0670-01RE1	Sediment	8082 PCBs - Low Level (30g/2mL)	Anchor QEA, LLC	07/08/20	0060834		
4	0G06028-IBL1	Sediment	QC	QC				
5	A0F0670-02RE1	Sediment	8082 PCBs - Low Level (30g/2mL)	Anchor QEA, LLC	07/08/20	0060834		
6	0G06028-IBL2	Sediment	QC	QC				
7	A0F0670-03RE1	Sediment	8082 PCBs - Low Level (30g/2mL)	Anchor QEA, LLC	07/08/20	0060834		
8	0G06028-IBL3	Sediment	QC	QC				
9	0G06028-IBL4	Sediment	QC	QC				
10	0G06028-CCV2	Sediment	QC	QC				A20F129
11	0G06028-CCB2	Sediment	QC	QC				A20F379

Data Entered By/Date: KAK 7/6/2020

Comments:

Data Reviewed By/Date: MJB 7/6/20

7/6/2020 12:53:46PM

TOTAL AROCLOR AVERAGE RESULTS

The average result for the 1016 and 1260 selected peaks are reported here to facilitate data entry and review. Averages are done on all individual peaks and must be for matrix spikes if all peaks are not used in the average.

OG06028-CCV1

Aroclor 1016

<u>Peak</u>	<u>Initial Res</u>
1016 (1)	443.08
1016 (2)	450.34
1016 (3)	448.22
1016 (4)	483.57
1016 (5)	450.19
1016 (6)	471.73
<hr/>	
Average:	457.86 ✓

Aroclor 1260

<u>Peak</u>	<u>Initial Res</u>
1260 (1)	470.60
1260 (2)	487.87
1260 (3)	473.98
1260 (4)	519.07
1260 (5)	509.77
1260 (6)	467.18
<hr/>	
Average:	488.08 ✓

OG06028-CCV2

Aroclor 1016

<u>Peak</u>	<u>Initial Res</u>
1016 (1)	425.47
1016 (2)	453.28
1016 (3)	435.00
1016 (4)	457.71
1016 (5)	438.93
1016 (6)	445.35
<hr/>	
Average:	442.62 ✓

Aroclor 1260

<u>Peak</u>	<u>Initial Res</u>
1260 (1)	455.56
1260 (2)	472.67
1260 (3)	447.57
1260 (4)	460.21
1260 (5)	451.81
1260 (6)	433.04
<hr/>	
Average:	453.48 ✓

Quantitation Report (Not Reviewed)

Data Path : K:\DATA\OG06028\
 Data File : ECD2F003.D
 Signal(s) : ECD1A.CH
 Acq On : 06 Jul 2020 7:55 am
 Operator : MJB / KAK
 Sample : OG06028-CCV1
 Misc :
 ALS Vial : 2 Sample Multiplier: 1

KAK 7/6/2020

Integration File: PCB1.e
 Quant Time: Jul 06 11:07:51 2020
 Quant Method : K:\METHODS\FECD2_QUANTPCB_200622.M
 Quant Title : PCB Data Analysis
 QLast Update : Tue Jun 23 11:23:31 2020
 Response via : Initial Calibration
 Integrator: ChemStation 6890 Scale Mode: Small noise peaks clipped

Volume Inj. : 1uL
 Signal Phase : RTX-1701
 Signal Info : 30m x 0.32mm x 0.25um

Compound	R.T.	Response	Conc Units

System Monitoring Compounds			
1) S TCMX (S)	4.882	36397351	256.263 ng/ml
64) S DCBP (S)	9.677	35390462	283.396 ng/ml
Target Compounds			
2) Aroclor 1016 (1)	5.799	2122572	443.080 ng/ml
3) Aroclor 1016 (2)	6.212	4544325	450.341 ng/ml
4) Aroclor 1016 (3)	6.294	2413998	448.224 ng/ml
5) Aroclor 1016 (4)	6.452	1931879	483.572 ng/ml
6) Aroclor 1016 (5)	6.675	2314045	450.190 ng/ml
7) Aroclor 1016 (6)	6.801	1783924	471.728 ng/ml
8) Aroclor 1016 - AVE	0.000	0	N.D. ng/ml
9) Aroclor 1221 (1)	5.237	839704	483.061 ng/ml
10) Aroclor 1221 (2)	5.357	286554	257.602 ng/ml
11) Aroclor 1221 (3)	5.438	1298769	358.744 ng/ml
12) Aroclor 1221 (4)	5.910	230760	393.980 ng/ml
13) Aroclor 1221 (5)	6.212	4544325	6487.903 ng/ml
14) Aroclor 1221 - AVE	0.000	0	N.D. ng/ml
15) Aroclor 1232 (1)	5.438	1298769	428.362 ng/ml
16) Aroclor 1232 (2)	6.212	4544325	1155.746 ng/ml
17) Aroclor 1232 (3)	6.294	2413998	1106.393 ng/ml
18) Aroclor 1232 (4)	6.452	1931879	1498.050 ng/ml
19) Aroclor 1232 (5)	6.675	2314045	1265.609 ng/ml
20) Aroclor 1232 (6)	6.801	1783924	1159.908 ng/ml
21) Aroclor 1232 - AVE	0.000	0	N.D. ng/ml
22) Aroclor 1242 (1)	5.799	2122572	605.892 ng/ml
23) Aroclor 1242 (2)	6.212	4544325	605.693 ng/ml
24) Aroclor 1242 (3)	6.294	2413998	607.319 ng/ml
25) Aroclor 1242 (4)	6.452	1931879	738.622 ng/ml
26) Aroclor 1242 (5)	6.675	2314045	617.542 ng/ml



Quantitation Report (Not Reviewed)

Data Path : K:\DATA\OG06028\
 Data File : ECD2F003.D
 Signal(s) : ECD1A.CH
 Acq On : 06 Jul 2020 7:55 am
 Operator : MJB / KAK
 Sample : OG06028-CCV1
 Misc :
 ALS Vial : 2 Sample Multiplier: 1

Integration File: PCB1.e
 Quant Time: Jul 06 11:07:51 2020
 Quant Method : K:\METHODS\FECD2_QUANTPCB_200622.M
 Quant Title : PCB Data Analysis
 QLast Update : Tue Jun 23 11:23:31 2020
 Response via : Initial Calibration
 Integrator: ChemStation 6890 Scale Mode: Small noise peaks clipped

Volume Inj. : 1uL
 Signal Phase : RTX-1701
 Signal Info : 30m x 0.32mm x 0.25um

	Compound	R.T.	Response	Conc Units
27)	Aroclor 1242 (6)	6.801	1783924	544.349 ng/ml
28)	Aroclor 1242 - AVE	0.000	0	N.D. ng/ml
29)	Aroclor 1248 (1)	6.212	4544325	982.764 ng/ml
30)	Aroclor 1248 (2)	6.452	1931879	385.218 ng/ml
31)	Aroclor 1248 (3)	6.675	2314045	378.700 ng/ml
32)	Aroclor 1248 (4)	6.968	466658	63.691 ng/ml
33)	Aroclor 1248 (5)	7.004	1544718	196.107 ng/ml
34)	Aroclor 1248 (6)	7.492	3282351	834.561 ng/ml
35)	Aroclor 1248 - AVE	0.000	0	N.D. ng/ml
36)	Aroclor 1254 (1)	7.004	1544718	218.857 ng/ml
37)	Aroclor 1254 (2)	7.112	1647050	192.946 ng/ml
38)	Aroclor 1254 (3)	7.492	3282351	242.202 ng/ml
39)	Aroclor 1254 (4)	7.650	522983	56.489 ng/ml
40)	Aroclor 1254 (5)	8.032	4728614	512.147 ng/ml
41)	Aroclor 1254 (6)	8.326	533104	177.478 ng/ml
42)	Aroclor 1254 - AVE	0.000	0	N.D. ng/ml
43)	Aroclor 1260 (1)	7.605	4518144	470.597 ng/ml
44)	Aroclor 1260 (2)	7.736	5780248	487.868 ng/ml
45)	Aroclor 1260 (3)	8.295	4397172	473.984 ng/ml
46)	Aroclor 1260 (4)	8.464	11350497	519.068 ng/ml
47)	Aroclor 1260 (5)	8.765	7319871	509.770 ng/ml
48)	Aroclor 1260 (6)	9.163	2776524	467.176 ng/ml
49)	Aroclor 1260 - AVE	0.000	0	N.D. ng/ml
50)	Aroclor 1262 (1)	7.736	5780248	637.161 ng/ml
51)	Aroclor 1262 (2)	8.062	4159379	326.557 ng/ml
52)	Aroclor 1262 (3)	8.295	4397172	395.096 ng/ml
53)	Aroclor 1262 (4)	8.464	11350497	475.039 ng/ml
54)	Aroclor 1262 (5)	8.765	7319871	505.419 ng/ml
55)	Aroclor 1262 (6)	9.163	2776524	363.607 ng/ml
56)	Aroclor 1262 - AVE	0.000	0	N.D. ng/ml
57)	Aroclor 1268 (1)	8.295	4397172	770.677 ng/ml



Quantitation Report (Not Reviewed)

Data Path : K:\DATA\OG06028\
 Data File : ECD2F003.D
 Signal(s) : ECD1A.CH
 Acq On : 06 Jul 2020 7:55 am
 Operator : MJB / KAK
 Sample : OG06028-CCV1
 Misc :
 ALS Vial : 2 Sample Multiplier: 1

Integration File: PCB1.e
 Quant Time: Jul 06 11:07:51 2020
 Quant Method : K:\METHODS\FECD2_QUANTPCB_200622.M
 Quant Title : PCB Data Analysis
 QLast Update : Tue Jun 23 11:23:31 2020
 Response via : Initial Calibration
 Integrator: ChemStation 6890 Scale Mode: Small noise peaks clipped

Volume Inj. : 1uL
 Signal Phase : RTX-1701
 Signal Info : 30m x 0.32mm x 0.25um

	Compound	R.T.	Response	Conc Units
58)	Aroclor 1268 (2)	8.712	2477595	89.299 ng/ml
59)	Aroclor 1268 (3)	8.765	7319871	310.843 ng/ml
60)	Aroclor 1268 (4)	8.942	260011	12.069 ng/ml
61)	Aroclor 1268 (5)	9.163	2776524	328.950 ng/ml
62)	Aroclor 1268 (6)	9.430	713491	11.070 ng/ml
63)	Aroclor 1268 - AVE	0.000	0	N.D. ng/ml

(f)=RT Delta > 1/2 Window

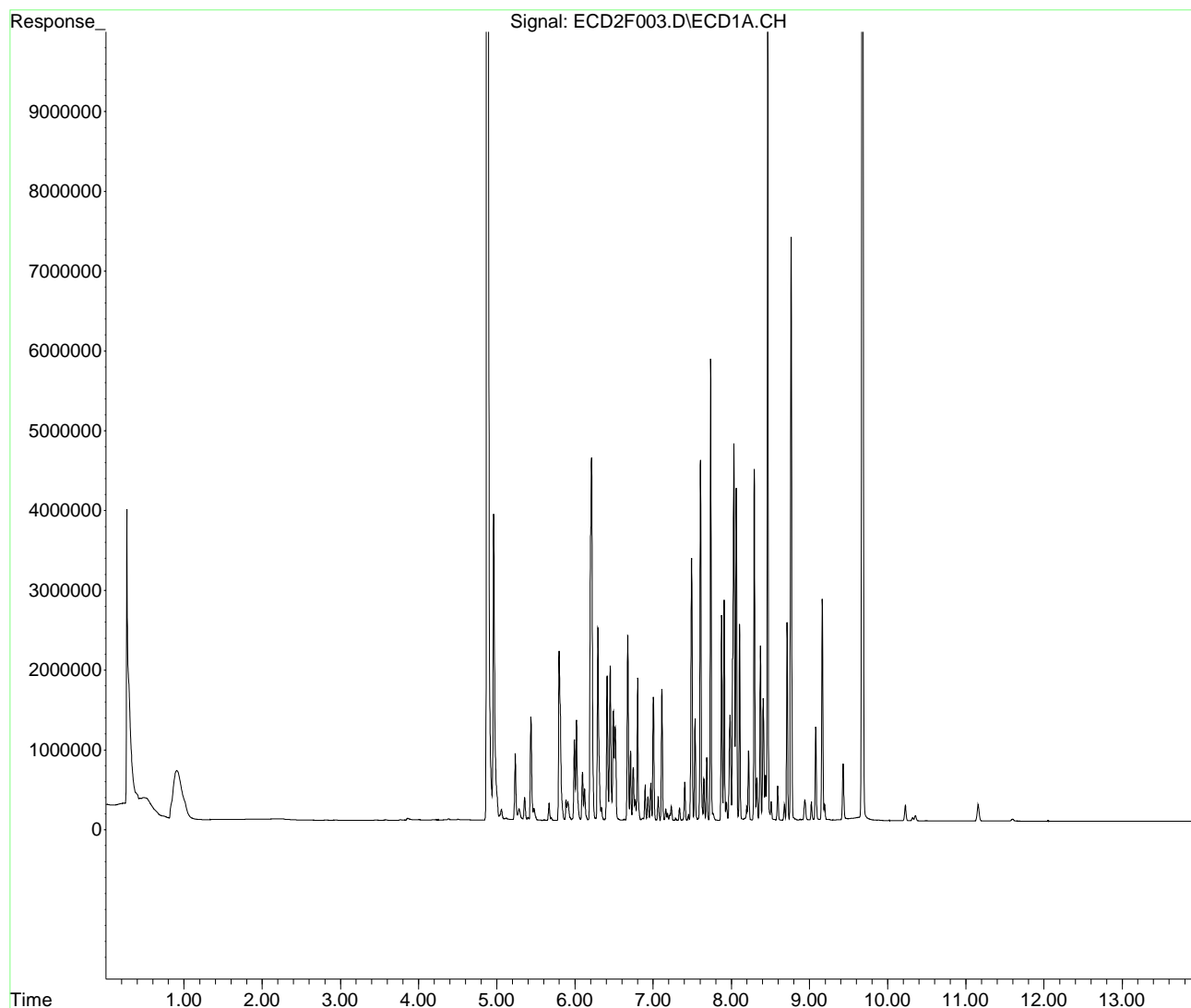
(m)=manual int.

Quantitation Report (Not Reviewed)

Data Path : K:\DATA\0G06028\
Data File : ECD2F003.D
Signal(s) : ECD1A.CH
Acq On : 06 Jul 2020 7:55 am
Operator : MJB / KAK
Sample : 0G06028-CCV1
Misc :
ALS Vial : 2 Sample Multiplier: 1

Integration File: PCB1.e
Quant Time: Jul 06 11:07:51 2020
Quant Method : K:\METHODS\FECD2_QUANTPCB_200622.M
Quant Title : PCB Data Analysis
QLast Update : Tue Jun 23 11:23:31 2020
Response via : Initial Calibration
Integrator: ChemStation 6890 Scale Mode: Small noise peaks clipped

Volume Inj. : 1uL
Signal Phase : RTX-1701
Signal Info : 30m x 0.32mm x 0.25um



Quantitation Report (Not Reviewed)

Data Path : K:\DATA\OG06028\
 Data File : ECD2F004.D
 Signal(s) : ECD1A.CH
 Acq On : 06 Jul 2020 8:13 am
 Operator : MJB / KAK
 Sample : OG06028-CCB1
 Misc :
 ALS Vial : 3 Sample Multiplier: 1

KAK 7/6/2020

Clean

Integration File: PCB1.e
 Quant Time: Jul 06 11:08:06 2020
 Quant Method : K:\METHODS\FECD2_QUANTPCB_200622.M
 Quant Title : PCB Data Analysis
 QLast Update : Tue Jun 23 11:23:31 2020
 Response via : Initial Calibration
 Integrator: ChemStation 6890 Scale Mode: Small noise peaks clipped

Volume Inj. : 1uL
 Signal Phase : RTX-1701
 Signal Info : 30m x 0.32mm x 0.25um

Compound	R.T.	Response	Conc Units

System Monitoring Compounds			
1) S TCMX (S)	4.881	13001981	91.543 ng/ml
64) S DCBP (S)	9.677	12836592	102.792 ng/ml
Target Compounds			
2) Aroclor 1016 (1)	5.792	536	0.112 ng/ml
3) Aroclor 1016 (2)	6.215	2437	0.241 ng/ml
4) Aroclor 1016 (3)	6.289	382	0.071 ng/ml
5) Aroclor 1016 (4)	6.460	1668	0.417 ng/ml
6) Aroclor 1016 (5)	6.665	360	0.070 ng/ml
7) Aroclor 1016 (6)	6.808	1578	0.417 ng/ml
8) Aroclor 1016 - AVE	0.000	0	N.D. ng/ml
9) Aroclor 1221 (1)	5.235	264537	152.182 ng/ml
10) Aroclor 1221 (2)	5.390	2818	2.534 ng/ml
11) Aroclor 1221 (3)	5.438	2453	0.678 ng/ml
12) Aroclor 1221 (4)	5.899	2103	3.591 ng/ml
13) Aroclor 1221 (5)	6.215	2437	3.479 ng/ml
14) Aroclor 1221 - AVE	0.000	0	N.D. ng/ml
15) Aroclor 1232 (1)	5.438	2453	0.809 ng/ml
16) Aroclor 1232 (2)	6.215	2437	0.620 ng/ml
17) Aroclor 1232 (3)	6.289	382	0.175 ng/ml
18) Aroclor 1232 (4)	6.460	1668	1.293 ng/ml
19) Aroclor 1232 (5)	6.665	360	0.197 ng/ml
20) Aroclor 1232 (6)	6.808	1578	1.026 ng/ml
21) Aroclor 1232 - AVE	0.000	0	N.D. ng/ml
22) Aroclor 1242 (1)	5.792	536	0.153 ng/ml
23) Aroclor 1242 (2)	6.215	2437	0.325 ng/ml
24) Aroclor 1242 (3)	6.289	382	0.096 ng/ml
25) Aroclor 1242 (4)	6.460	1668	0.638 ng/ml
26) Aroclor 1242 (5)	6.665	360	0.096 ng/ml

Quantitation Report (Not Reviewed)

Data Path : K:\DATA\OG06028\
 Data File : ECD2F004.D
 Signal(s) : ECD1A.CH
 Acq On : 06 Jul 2020 8:13 am
 Operator : MJB / KAK
 Sample : OG06028-CCB1
 Misc :
 ALS Vial : 3 Sample Multiplier: 1

Integration File: PCB1.e
 Quant Time: Jul 06 11:08:06 2020
 Quant Method : K:\METHODS\FECD2_QUANTPCB_200622.M
 Quant Title : PCB Data Analysis
 QLast Update : Tue Jun 23 11:23:31 2020
 Response via : Initial Calibration
 Integrator: ChemStation 6890 Scale Mode: Small noise peaks clipped

Volume Inj. : 1uL
 Signal Phase : RTX-1701
 Signal Info : 30m x 0.32mm x 0.25um

	Compound	R.T.	Response	Conc Units
27)	Aroclor 1242 (6)	6.808	1578	0.481 ng/ml
28)	Aroclor 1242 - AVE	0.000	0	N.D. ng/ml
29)	Aroclor 1248 (1)	6.215	2437	0.527 ng/ml
30)	Aroclor 1248 (2)	6.460	1668	0.333 ng/ml
31)	Aroclor 1248 (3)	6.665	360	0.059 ng/ml
32)	Aroclor 1248 (4)	6.972	659	0.090 ng/ml
33)	Aroclor 1248 (5)	7.000	893	0.113 ng/ml
34)	Aroclor 1248 (6)	7.493	5495	1.397 ng/ml
35)	Aroclor 1248 - AVE	0.000	0	N.D. ng/ml
36)	Aroclor 1254 (1)	7.000	893	0.127 ng/ml
37)	Aroclor 1254 (2)	7.116	2347	0.275 ng/ml
38)	Aroclor 1254 (3)	7.493	5495	0.405 ng/ml
39)	Aroclor 1254 (4)	7.652	2954	0.319 ng/ml
40)	Aroclor 1254 (5)	8.043	10239	1.109 ng/ml
41)	Aroclor 1254 (6)	8.326	6108	2.033 ng/ml
42)	Aroclor 1254 - AVE	0.000	0	N.D. ng/ml
43)	Aroclor 1260 (1)	7.605	4922	0.513 ng/ml
44)	Aroclor 1260 (2)	7.738	5959	0.503 ng/ml
45)	Aroclor 1260 (3)	8.293	8293	0.894 ng/ml
46)	Aroclor 1260 (4)	8.463	16165	0.739 ng/ml
47)	Aroclor 1260 (5)	8.766	8839	0.616 ng/ml
48)	Aroclor 1260 (6)	9.164	10298	1.733 ng/ml
49)	Aroclor 1260 - AVE	0.000	0	N.D. ng/ml
50)	Aroclor 1262 (1)	7.738	5959	0.657 ng/ml
51)	Aroclor 1262 (2)	8.062	5692	0.447 ng/ml
52)	Aroclor 1262 (3)	8.293	8293	0.745 ng/ml
53)	Aroclor 1262 (4)	8.463	16165	0.677 ng/ml
54)	Aroclor 1262 (5)	8.766	8839	0.610 ng/ml
55)	Aroclor 1262 (6)	9.164	10298	1.349 ng/ml
56)	Aroclor 1262 - AVE	0.000	0	N.D. ng/ml
57)	Aroclor 1268 (1)	8.293	8293	1.454 ng/ml

Quantitation Report (Not Reviewed)

Data Path : K:\DATA\OG06028\
 Data File : ECD2F004.D
 Signal(s) : ECD1A.CH
 Acq On : 06 Jul 2020 8:13 am
 Operator : MJB / KAK
 Sample : OG06028-CCB1
 Misc :
 ALS Vial : 3 Sample Multiplier: 1

Integration File: PCB1.e
 Quant Time: Jul 06 11:08:06 2020
 Quant Method : K:\METHODS\FECD2_QUANTPCB_200622.M
 Quant Title : PCB Data Analysis
 QLast Update : Tue Jun 23 11:23:31 2020
 Response via : Initial Calibration
 Integrator: ChemStation 6890 Scale Mode: Small noise peaks clipped

Volume Inj. : 1uL
 Signal Phase : RTX-1701
 Signal Info : 30m x 0.32mm x 0.25um

	Compound	R.T.	Response	Conc Units
58)	Aroclor 1268 (2)	8.713	5990	0.216 ng/ml
59)	Aroclor 1268 (3)	8.766	8839	0.375 ng/ml
60)	Aroclor 1268 (4)	8.945	77328	3.589 ng/ml
61)	Aroclor 1268 (5)	9.164	10298	1.220 ng/ml
62)	Aroclor 1268 (6)	9.431	65121	1.010 ng/ml
63)	Aroclor 1268 - AVE	0.000	0	N.D. ng/ml

(f)=RT Delta > 1/2 Window

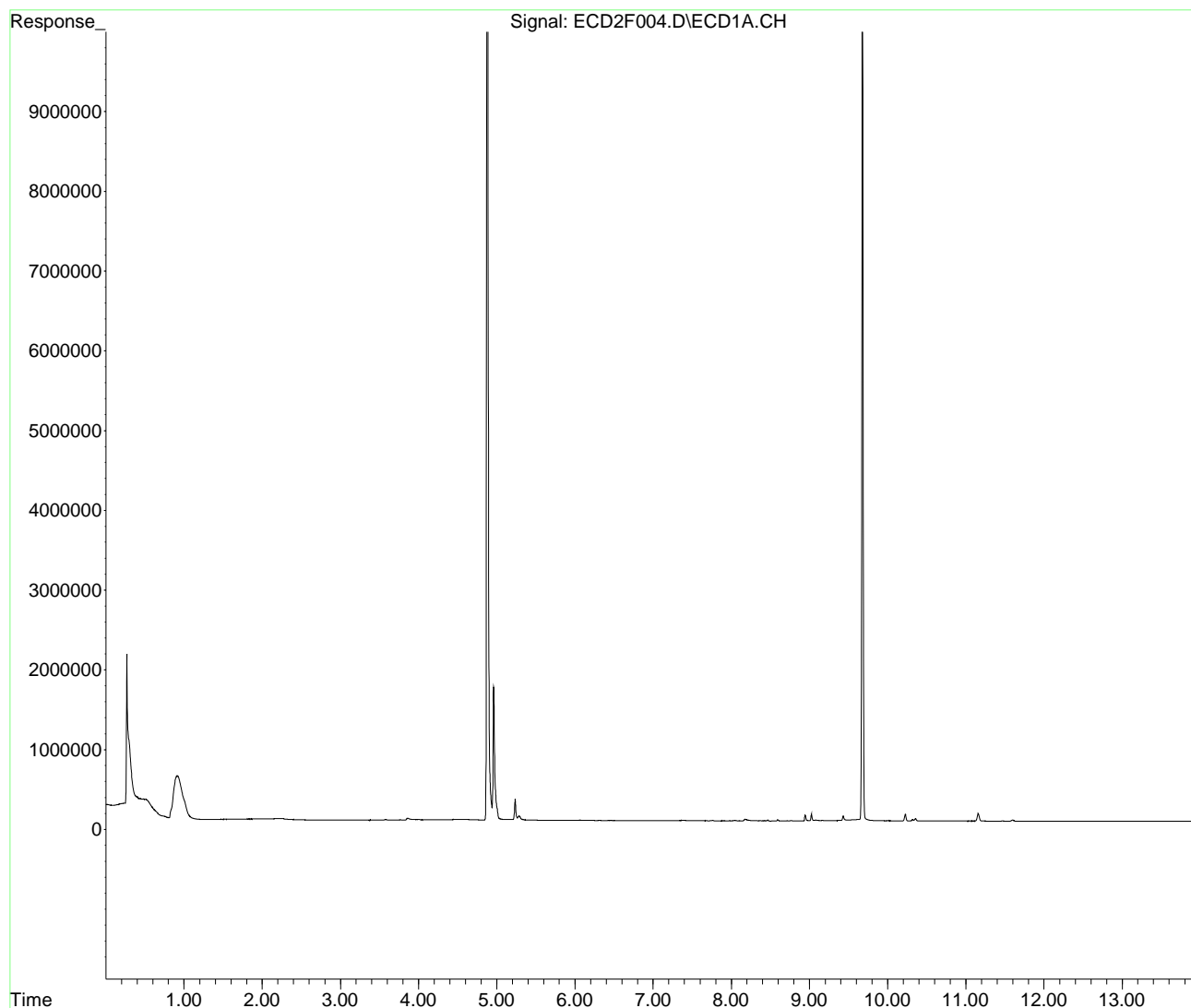
(m)=manual int.

Quantitation Report (Not Reviewed)

Data Path : K:\DATA\0G06028\
Data File : ECD2F004.D
Signal(s) : ECD1A.CH
Acq On : 06 Jul 2020 8:13 am
Operator : MJB / KAK
Sample : 0G06028-CCB1
Misc :
ALS Vial : 3 Sample Multiplier: 1

Integration File: PCB1.e
Quant Time: Jul 06 11:08:06 2020
Quant Method : K:\METHODS\FECD2_QUANTPCB_200622.M
Quant Title : PCB Data Analysis
QLast Update : Tue Jun 23 11:23:31 2020
Response via : Initial Calibration
Integrator: ChemStation 6890 Scale Mode: Small noise peaks clipped

Volume Inj. : 1uL
Signal Phase : RTX-1701
Signal Info : 30m x 0.32mm x 0.25um



Quantitation Report (Not Reviewed)

Data Path : K:\DATA\0G06028\
 Data File : ECD2F005.D
 Signal(s) : ECD1A.CH
 Acq On : 06 Jul 2020 8:31 am
 Operator : MJB / KAK
 Sample : A0F0670-01RE1
 Misc :
 ALS Vial : 4 Sample Multiplier: 1

KAK 7/6/2020

1254 P-10
 1260 P-10

Integration File: PCB1.e
 Quant Time: Jul 06 11:11:38 2020
 Quant Method : K:\METHODS\FECD2_QUANTPCB_200622MI.M
 Quant Title : PCB Data Analysis
 QLast Update : Tue Jun 23 11:23:31 2020
 Response via : Initial Calibration
 Integrator: ChemStation 6890 Scale Mode: Small noise peaks clipped

Volume Inj. : 1uL
 Signal Phase : RTX-1701
 Signal Info : 30m x 0.32mm x 0.25um

Compound	R.T.	Response	Conc	Units
System Monitoring Compounds				
1) S TCMX (S)	4.881	20679685	145.600	ng/ml
64) S DCBP (S)	9.677	18270461	146.304	ng/ml
Target Compounds				
2) Aroclor 1016 (1)	5.801	455629	95.111	ng/ml
3) Aroclor 1016 (2)	6.218	1169891	115.936	ng/ml
4) Aroclor 1016 (3)	6.275	2484737	461.359	ng/ml R-02
5) Aroclor 1016 (4)	6.452	1236167	309.427	ng/ml
6) Aroclor 1016 (5)	6.679	1886199	366.954	ng/ml
7) Aroclor 1016 (6)	6.803	953063	252.021	ng/ml
8) Aroclor 1016 - AVE	0.000	0	N.D.	ng/ml
9) Aroclor 1221 (1)	5.233	512465	294.809	ng/ml R-02
10) Aroclor 1221 (2)	5.352	182777	164.311	ng/ml
11) Aroclor 1221 (3)	5.448	293288	81.012	ng/ml 139.408 MI
12) Aroclor 1221 (4)	5.912	636799	1087.216	ng/ml
13) Aroclor 1221 (5)	6.218	1169891	1670.246	ng/ml
14) Aroclor 1221 - AVE	0.000	0	N.D.	ng/ml
15) Aroclor 1232 (1)	5.448	293288	96.733	ng/ml 165.236 MI
16) Aroclor 1232 (2)	6.218	1169891	297.535	ng/ml
17) Aroclor 1232 (3)	6.275	2484737	1138.815	ng/ml
18) Aroclor 1232 (4)	6.452	1236167	958.569	ng/ml R-02
19) Aroclor 1232 (5)	6.679	1886199	1031.609	ng/ml
20) Aroclor 1232 (6)	6.803	953063	619.682	ng/ml
21) Aroclor 1232 - AVE	0.000	0	N.D.	ng/ml
22) Aroclor 1242 (1)	5.801	455629	130.060	ng/ml
23) Aroclor 1242 (2)	6.218	1169891	155.930	ng/ml
24) Aroclor 1242 (3)	6.275	2484737	625.115	ng/ml
25) Aroclor 1242 (4)	6.452	1236167	472.628	ng/ml R-02
26) Aroclor 1242 (5)	6.679	1886199	503.364	ng/ml

Quantitation Report (Not Reviewed)

Data Path : K:\DATA\OG06028\
 Data File : ECD2F005.D
 Signal(s) : ECD1A.CH
 Acq On : 06 Jul 2020 8:31 am
 Operator : MJB / KAK
 Sample : A0F0670-01RE1
 Misc :
 ALS Vial : 4 Sample Multiplier: 1

Integration File: PCB1.e
 Quant Time: Jul 06 11:11:38 2020
 Quant Method : K:\METHODS\FECD2_QUANTPCB_200622MI.M
 Quant Title : PCB Data Analysis
 QLast Update : Tue Jun 23 11:23:31 2020
 Response via : Initial Calibration
 Integrator: ChemStation 6890 Scale Mode: Small noise peaks clipped

Volume Inj. : 1uL
 Signal Phase : RTX-1701
 Signal Info : 30m x 0.32mm x 0.25um

Compound	R.T.	Response	Conc Units	
27) Aroclor 1242 (6)	6.803	953063	290.819 ng/ml	
28) Aroclor 1242 - AVE	0.000	0	N.D. ng/ml	
29) Aroclor 1248 (1)	6.218	1169891	253.003 ng/ml	
30) Aroclor 1248 (2)	6.452	1236167	246.492 ng/ml	
31) Aroclor 1248 (3)	6.679	1886199	308.682 ng/ml	R-02
32) Aroclor 1248 (4)	6.969	1390690	189.806 ng/ml	
33) Aroclor 1248 (5)	7.005	2375598	301.590 ng/ml	
34) Aroclor 1248 (6)	7.492	2714039	690.064 ng/ml	
35) Aroclor 1248 - AVE	0.000	0	N.D. ng/ml	
36) Aroclor 1254 (1)	7.005	2375598	336.577 ng/ml	
37) Aroclor 1254 (2)	7.114	2287561	267.979 ng/ml	
38) Aroclor 1254 (3)	7.492	2714039	200.267 ng/ml	222.548 ✓
39) Aroclor 1254 (4)	7.651	1843138	199.082 ng/ml	MJB 7/6/20
40) Aroclor 1254 (5)	8.036	70639542	7650.825 ng/ml	
41) Aroclor 1254 (6)	8.326	669436	222.865 ng/ml	
42) Aroclor 1254 - AVE	0.000	0	N.D. ng/ml	
43) Aroclor 1260 (1)	7.606	2420599	252.123 ng/ml	
44) Aroclor 1260 (2)	7.746	7794479	657.874 ng/ml	
45) Aroclor 1260 (3)	8.296	1289498	138.999 ng/ml	
46) Aroclor 1260 (4)	8.466	3119703	142.667 ng/ml	141.884 ✓
47) Aroclor 1260 (5)	8.766	2176162	151.552 ng/ml	
48) Aroclor 1260 (6)	9.164	798277	134.318 ng/ml	MJB 7/6/20
49) Aroclor 1260 - AVE	0.000	0	N.D. ng/ml	
50) Aroclor 1262 (1)	7.746	7794479	859.192 ng/ml	
51) Aroclor 1262 (2)	8.062	2936122	230.518 ng/ml	
52) Aroclor 1262 (3)	8.296	1289498	115.865 ng/ml	
53) Aroclor 1262 (4)	8.466	3119703	130.565 ng/ml	
54) Aroclor 1262 (5)	8.766	2176162	150.259 ng/ml	
55) Aroclor 1262 (6)	9.164	798277	104.541 ng/ml	
56) Aroclor 1262 - AVE	0.000	0	N.D. ng/ml	
57) Aroclor 1268 (1)	8.296	1289498	226.006 ng/ml	

Quantitation Report (Not Reviewed)

Data Path : K:\DATA\0G06028\
 Data File : ECD2F005.D
 Signal(s) : ECD1A.CH
 Acq On : 06 Jul 2020 8:31 am
 Operator : MJB / KAK
 Sample : A0F0670-01RE1
 Misc :
 ALS Vial : 4 Sample Multiplier: 1

Integration File: PCB1.e
 Quant Time: Jul 06 11:11:38 2020
 Quant Method : K:\METHODS\FECD2_QUANTPCB_200622MI.M
 Quant Title : PCB Data Analysis
 QLast Update : Tue Jun 23 11:23:31 2020
 Response via : Initial Calibration
 Integrator: ChemStation 6890 Scale Mode: Small noise peaks clipped

Volume Inj. : 1uL
 Signal Phase : RTX-1701
 Signal Info : 30m x 0.32mm x 0.25um

	Compound	R.T.	Response	Conc Units
58)	Aroclor 1268 (2)	8.714	861645	31.056 ng/ml
59)	Aroclor 1268 (3)	8.766	2176162	92.412 ng/ml
60)	Aroclor 1268 (4)	8.947	506436	23.507 ng/ml
61)	Aroclor 1268 (5)	9.164	798277	94.576 ng/ml
62)	Aroclor 1268 (6)	9.430	517475	8.029 ng/ml
63)	Aroclor 1268 - AVE	0.000	0	N.D. ng/ml

(f)=RT Delta > 1/2 Window

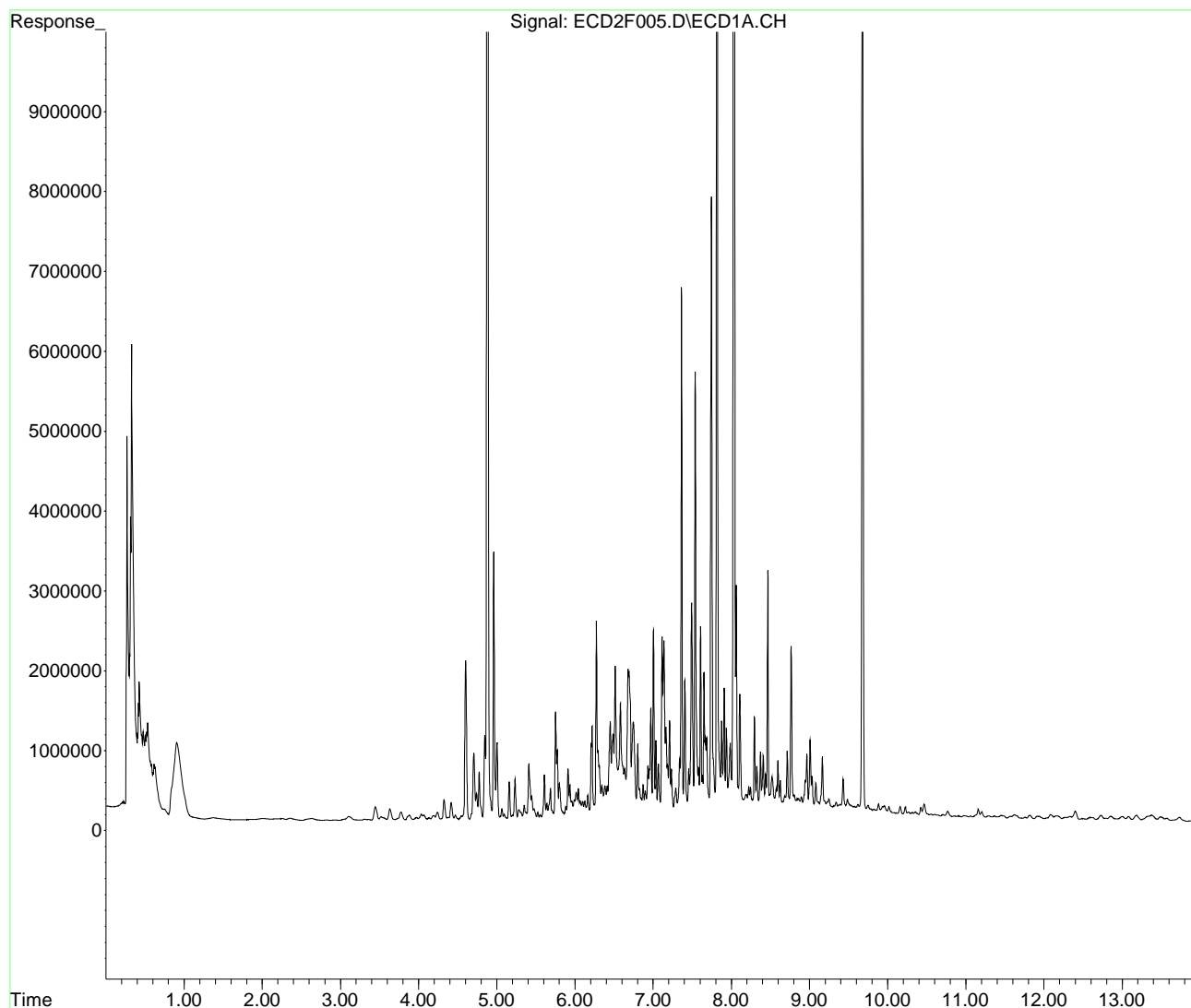
(m)=manual int.

Quantitation Report (Not Reviewed)

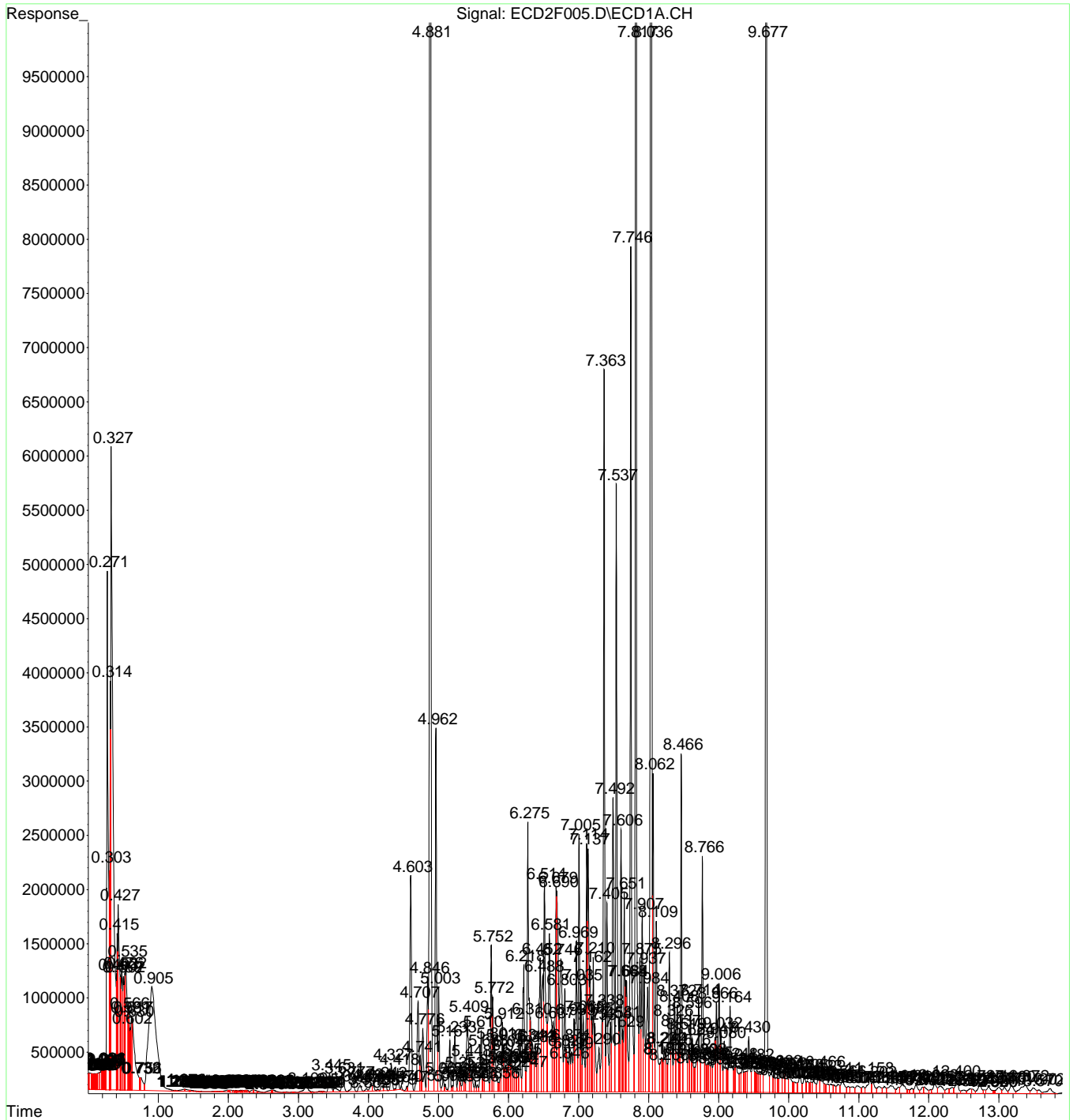
Data Path : K:\DATA\0G06028\
Data File : ECD2F005.D
Signal(s) : ECD1A.CH
Acq On : 06 Jul 2020 8:31 am
Operator : MJB / KAK
Sample : A0F0670-01RE1
Misc :
ALS Vial : 4 Sample Multiplier: 1

Integration File: PCB1.e
Quant Time: Jul 06 11:11:38 2020
Quant Method : K:\METHODS\FECD2_QUANTPCB_200622MI.M
Quant Title : PCB Data Analysis
QLast Update : Tue Jun 23 11:23:31 2020
Response via : Initial Calibration
Integrator: ChemStation 6890 Scale Mode: Small noise peaks clipped

Volume Inj. : 1uL
Signal Phase : RTX-1701
Signal Info : 30m x 0.32mm x 0.25um



File :K:\DATA\OG06028\ECD2F005.D
Operator : MJB / KAK
Acquired : 06 Jul 2020 8:31 am using AcqMethod E2A21015.M
Instrument : HP G1530A
Sample Name: A0F0670-01RE1
Misc Info :
Vial Number: 4

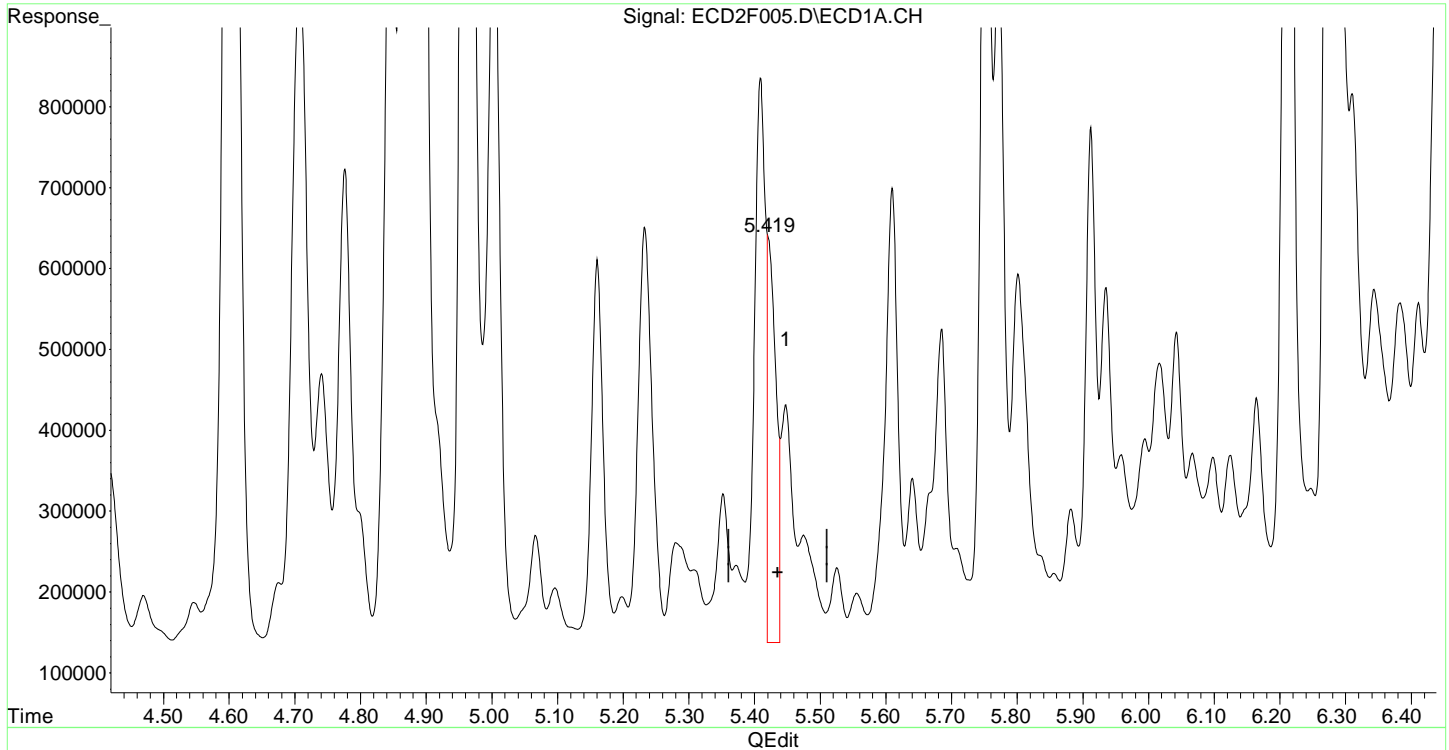


Quantitation Report (Qedit)

Data Path : K:\DATA\0G06028\
Data File : ECD2F005.D
Signal(s) : ECD1A.CH
Acq On : 06 Jul 2020 8:31 am
Operator : MJB / KAK
Sample : A0F0670-01RE1
Misc :
ALS Vial : 4 Sample Multiplier: 1

Integration File: PCB1.e
Quant Time: Jul 06 11:11:38 2020
Quant Method : K:\METHODS\FECD2_QUANTPCB_200622MI.M
Quant Title : PCB Data Analysis
QLast Update : Tue Jun 23 11:23:31 2020
Response via : Initial Calibration
Integrator: ChemStation 6890 Scale Mode: Small noise peaks clipped

Volume Inj. : 1uL
Signal Phase : RTX-1701
Signal Info : 30m x 0.32mm x 0.25um



(11) Aroclor 1221 (3)
5.419min 139.408 ng/ml m *KAK 7/6/2020*
response 504701

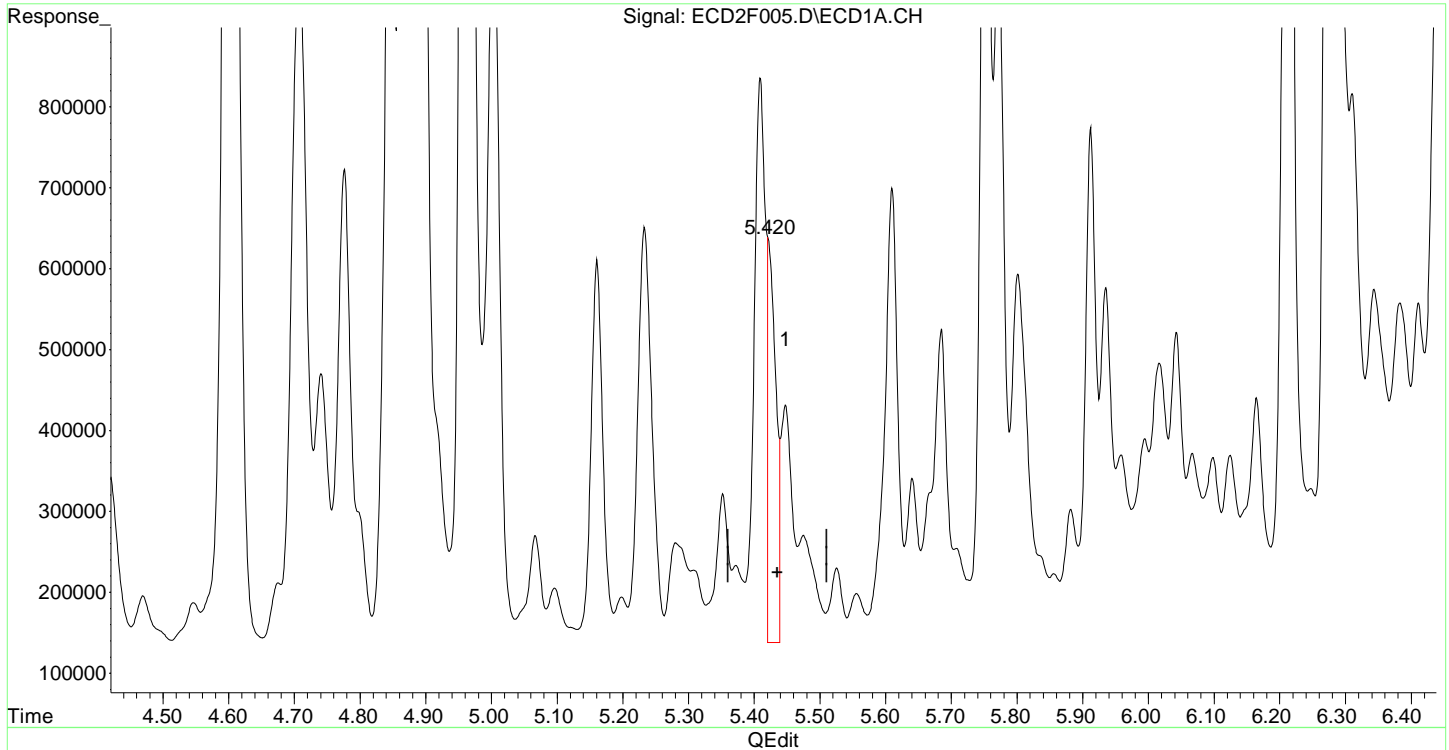


Quantitation Report (Qedit)

Data Path : K:\DATA\0G06028\
Data File : ECD2F005.D
Signal(s) : ECD1A.CH
Acq On : 06 Jul 2020 8:31 am
Operator : MJB / KAK
Sample : A0F0670-01RE1
Misc :
ALS Vial : 4 Sample Multiplier: 1

Integration File: PCB1.e
Quant Time: Jul 06 11:11:38 2020
Quant Method : K:\METHODS\FECD2_QUANTPCB_200622MI.M
Quant Title : PCB Data Analysis
QLast Update : Tue Jun 23 11:23:31 2020
Response via : Initial Calibration
Integrator: ChemStation 6890 Scale Mode: Small noise peaks clipped

Volume Inj. : 1uL
Signal Phase : RTX-1701
Signal Info : 30m x 0.32mm x 0.25um



(15) Aroclor 1232 (1)
5.420min 165.236 ng/ml m *KAK 7/6/2020*
response 500987



Quantitation Report (Not Reviewed)

Data Path : K:\DATA\OG06028\
 Data File : ECD2F005.D
 Signal(s) : ECD1A.CH
 Acq On : 06 Jul 2020 8:31 am
 Operator : MJB / KAK
 Sample : A0F0670-01RE1
 Misc :
 ALS Vial : 4 Sample Multiplier: 1

KAK 7/6/2020

Integration File: PCB1.e
 Quant Time: Jul 06 11:08:18 2020
 Quant Method : K:\METHODS\FECD2_QUANTPCB_200622.M
 Quant Title : PCB Data Analysis
 QLast Update : Tue Jun 23 11:23:31 2020
 Response via : Initial Calibration
 Integrator: ChemStation 6890 Scale Mode: Small noise peaks clipped

MI

Volume Inj. : 1uL
 Signal Phase : RTX-1701
 Signal Info : 30m x 0.32mm x 0.25um

Compound	R.T.	Response	Conc Units
System Monitoring Compounds			
1) S TCMX (S)	4.881	20670947	145.538 ng/ml
64) S DCBP (S)	9.677	18172904	145.523 ng/ml
Target Compounds			
2) Aroclor 1016 (1)	5.801	389837	81.377 ng/ml
3) Aroclor 1016 (2)	6.218	1042308	103.292 ng/ml
4) Aroclor 1016 (3)	6.275	2342407	434.931 ng/ml
5) Aroclor 1016 (4)	6.452	1048768	262.519 ng/ml
6) Aroclor 1016 (5)	6.679	1427664	277.747 ng/ml
7) Aroclor 1016 (6)	6.803	689782	182.401 ng/ml
8) Aroclor 1016 - AVE	0.000	0	N.D. ng/ml
9) Aroclor 1221 (1)	5.233	493819	284.082 ng/ml
10) Aroclor 1221 (2)	5.352	159566	143.444 ng/ml
11) Aroclor 1221 (3)	5.448	266427	73.592 ng/ml
12) Aroclor 1221 (4)	5.912	555521	948.449 ng/ml
13) Aroclor 1221 (5)	6.218	1042308	1488.097 ng/ml
14) Aroclor 1221 - AVE	0.000	0	N.D. ng/ml
15) Aroclor 1232 (1)	5.448	266427	87.873 ng/ml
16) Aroclor 1232 (2)	6.218	1042308	265.088 ng/ml
17) Aroclor 1232 (3)	6.275	2342407	1073.581 ng/ml
18) Aroclor 1232 (4)	6.452	1048768	813.253 ng/ml
19) Aroclor 1232 (5)	6.679	1427664	780.825 ng/ml
20) Aroclor 1232 (6)	6.803	689782	448.496 ng/ml
21) Aroclor 1232 - AVE	0.000	0	N.D. ng/ml
22) Aroclor 1242 (1)	5.801	389837	111.280 ng/ml
23) Aroclor 1242 (2)	6.218	1042308	138.925 ng/ml
24) Aroclor 1242 (3)	6.275	2342407	589.308 ng/ml
25) Aroclor 1242 (4)	6.452	1048768	400.979 ng/ml
26) Aroclor 1242 (5)	6.679	1427664	380.996 ng/ml

Quantitation Report (Not Reviewed)

Data Path : K:\DATA\OG06028\
 Data File : ECD2F005.D
 Signal(s) : ECD1A.CH
 Acq On : 06 Jul 2020 8:31 am
 Operator : MJB / KAK
 Sample : A0F0670-01RE1
 Misc :
 ALS Vial : 4 Sample Multiplier: 1

Integration File: PCB1.e
 Quant Time: Jul 06 11:08:18 2020
 Quant Method : K:\METHODS\FECD2_QUANTPCB_200622.M
 Quant Title : PCB Data Analysis
 QLast Update : Tue Jun 23 11:23:31 2020
 Response via : Initial Calibration
 Integrator: ChemStation 6890 Scale Mode: Small noise peaks clipped

Volume Inj. : 1uL
 Signal Phase : RTX-1701
 Signal Info : 30m x 0.32mm x 0.25um

Compound	R.T.	Response	Conc Units
27) Aroclor 1242 (6)	6.803	689782	210.481 ng/ml
28) Aroclor 1242 - AVE	0.000	0	N.D. ng/ml
29) Aroclor 1248 (1)	6.218	1042308	225.411 ng/ml
30) Aroclor 1248 (2)	6.452	1048768	209.125 ng/ml
31) Aroclor 1248 (3)	6.679	1427664	233.641 ng/ml
32) Aroclor 1248 (4)	6.969	1163538	158.803 ng/ml
33) Aroclor 1248 (5)	7.005	2156101	273.725 ng/ml
34) Aroclor 1248 (6)	7.492	2553933	649.356 ng/ml
35) Aroclor 1248 - AVE	0.000	0	N.D. ng/ml
36) Aroclor 1254 (1)	7.005	2156101	305.478 ng/ml
37) Aroclor 1254 (2)	7.114	2090735	244.922 ng/ml
38) Aroclor 1254 (3)	7.492	2553933	188.452 ng/ml
39) Aroclor 1254 (4)	7.651	1687578	182.280 ng/ml
40) Aroclor 1254 (5)	8.036	70494987	7635.168 ng/ml
41) Aroclor 1254 (6)	8.326	533193	177.508 ng/ml
42) Aroclor 1254 - AVE	0.000	0	N.D. ng/ml
43) Aroclor 1260 (1)	7.606	2263741	235.785 ng/ml
44) Aroclor 1260 (2)	7.746	7641641	644.974 ng/ml
45) Aroclor 1260 (3)	8.296	1152405	124.221 ng/ml
46) Aroclor 1260 (4)	8.466	2987461	136.619 ng/ml
47) Aroclor 1260 (5)	8.766	2052527	142.942 ng/ml
48) Aroclor 1260 (6)	9.164	686010	115.428 ng/ml
49) Aroclor 1260 - AVE	0.000	0	N.D. ng/ml
50) Aroclor 1262 (1)	7.746	7641641	842.344 ng/ml
51) Aroclor 1262 (2)	8.062	2792326	219.228 ng/ml
52) Aroclor 1262 (3)	8.296	1152405	103.546 ng/ml
53) Aroclor 1262 (4)	8.466	2987461	125.031 ng/ml
54) Aroclor 1262 (5)	8.766	2052527	141.722 ng/ml
55) Aroclor 1262 (6)	9.164	686010	89.838 ng/ml
56) Aroclor 1262 - AVE	0.000	0	N.D. ng/ml
57) Aroclor 1268 (1)	8.296	1152405	201.978 ng/ml

Quantitation Report (Not Reviewed)

Data Path : K:\DATA\OG06028\
 Data File : ECD2F005.D
 Signal(s) : ECD1A.CH
 Acq On : 06 Jul 2020 8:31 am
 Operator : MJB / KAK
 Sample : A0F0670-01RE1
 Misc :
 ALS Vial : 4 Sample Multiplier: 1

Integration File: PCB1.e
 Quant Time: Jul 06 11:08:18 2020
 Quant Method : K:\METHODS\FECD2_QUANTPCB_200622.M
 Quant Title : PCB Data Analysis
 QLast Update : Tue Jun 23 11:23:31 2020
 Response via : Initial Calibration
 Integrator: ChemStation 6890 Scale Mode: Small noise peaks clipped

Volume Inj. : 1uL
 Signal Phase : RTX-1701
 Signal Info : 30m x 0.32mm x 0.25um

	Compound	R.T.	Response	Conc Units
58)	Aroclor 1268 (2)	8.714	736519	26.546 ng/ml
59)	Aroclor 1268 (3)	8.766	2052527	87.162 ng/ml
60)	Aroclor 1268 (4)	8.947	387975	18.009 ng/ml
61)	Aroclor 1268 (5)	9.164	686010	81.275 ng/ml
62)	Aroclor 1268 (6)	9.430	412827	6.405 ng/ml
63)	Aroclor 1268 - AVE	0.000	0	N.D. ng/ml

(f)=RT Delta > 1/2 Window

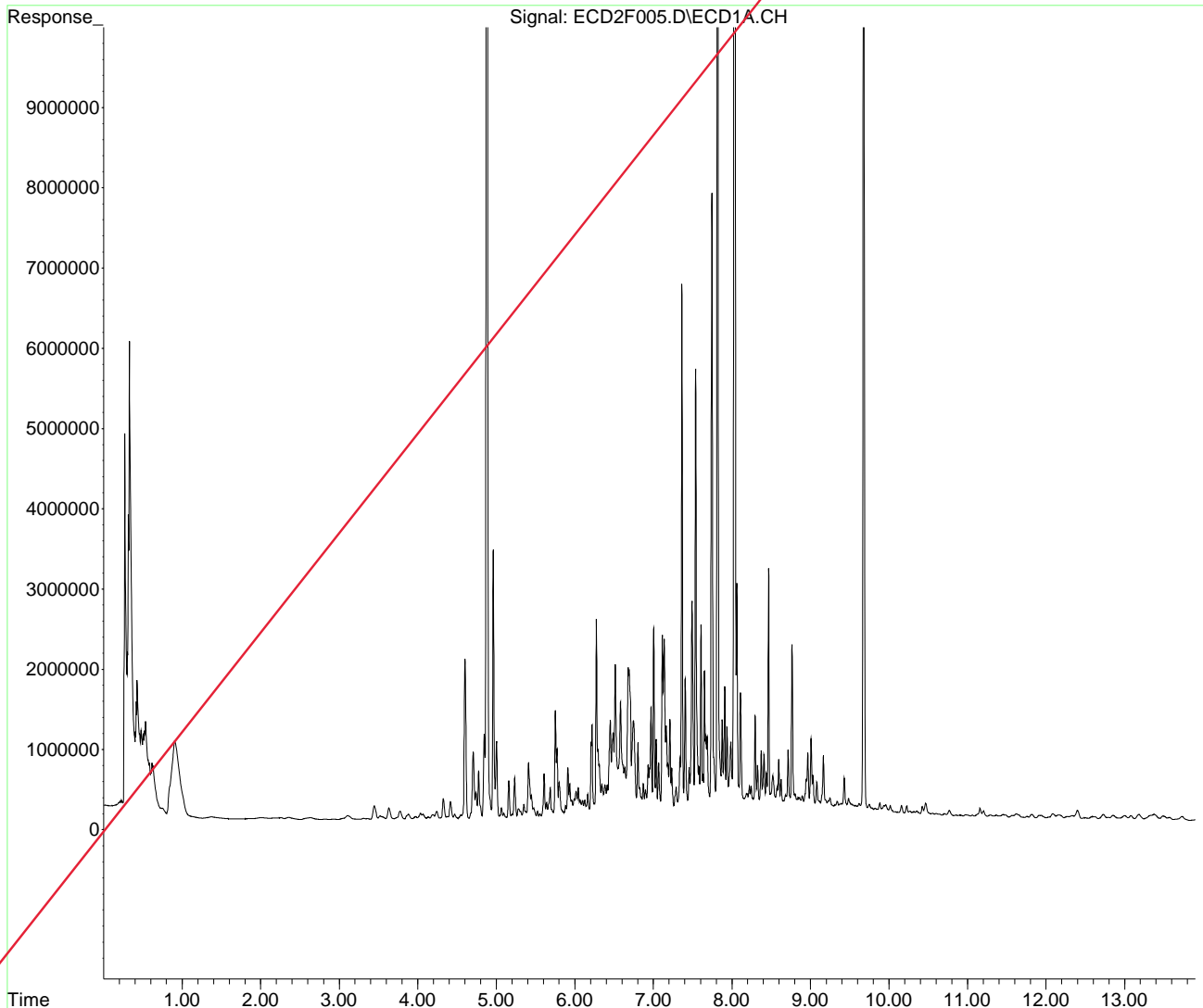
(m)=manual int.

Quantitation Report (Not Reviewed)

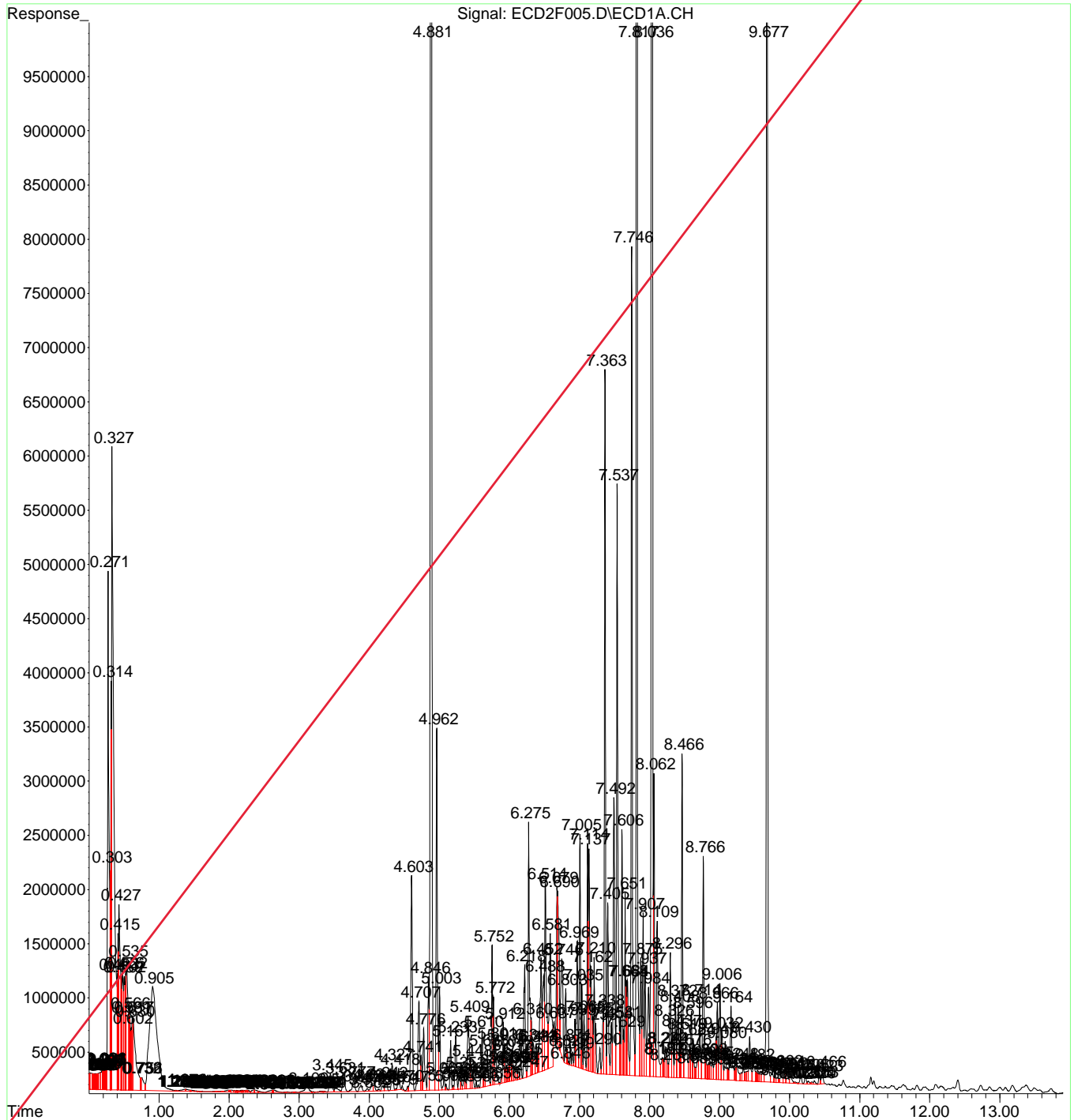
Data Path : K:\DATA\0G06028\
Data File : ECD2F005.D
Signal(s) : ECD1A.CH
Acq On : 06 Jul 2020 8:31 am
Operator : MJB / KAK
Sample : A0F0670-01RE1
Misc :
ALS Vial : 4 Sample Multiplier: 1

Integration File: PCB1.e
Quant Time: Jul 06 11:08:18 2020
Quant Method : K:\METHODS\FECD2_QUANTPCB_200622.M
Quant Title : PCB Data Analysis
QLast Update : Tue Jun 23 11:23:31 2020
Response via : Initial Calibration
Integrator: ChemStation 6890 Scale Mode: Small noise peaks clipped

Volume Inj. : 1uL
Signal Phase : RTX-1701
Signal Info : 30m x 0.32mm x 0.25um



File :K:\DATA\OG06028\ECD2F005.D
 Operator : MJB / KAK
 Acquired : 06 Jul 2020 8:31 am using AcqMethod E2A21015.M
 Instrument : HP G1530A
 Sample Name: A0F0670-01RE1
 Misc Info :
 Vial Number: 4



Quantitation Report (Not Reviewed)

Data Path : K:\DATA\OG06028\
 Data File : ECD2F007.D
 Signal(s) : ECD1A.CH
 Acq On : 06 Jul 2020 9:06 am
 Operator : MJB / KAK
 Sample : A0F0670-02RE1
 Misc :
 ALS Vial : 5 Sample Multiplier: 1

KAK 7/6/2020

1242 P-10
 1254 P-10
 1260 P-10

Integration File: PCB1.e
 Quant Time: Jul 06 11:08:32 2020
 Quant Method : K:\METHODS\FECD2_QUANTPCB_200622.M
 Quant Title : PCB Data Analysis
 QLast Update : Tue Jun 23 11:23:31 2020
 Response via : Initial Calibration
 Integrator: ChemStation 6890 Scale Mode: Small noise peaks clipped

Volume Inj. : 1uL
 Signal Phase : RTX-1701
 Signal Info : 30m x 0.32mm x 0.25um

Compound	R.T.	Response	Conc Units

System Monitoring Compounds			
1) S TCMX (S)	4.881	21446748	151.000 ng/ml
64) S DCBP (S)	9.679	17474993	139.934 ng/ml
Target Compounds			
2) Aroclor 1016 (1)	5.800	651715	136.043 ng/ml
3) Aroclor 1016 (2)	6.212	1590721	157.640 ng/ml
4) Aroclor 1016 (3)	6.294	1139820	211.638 ng/ml
5) Aroclor 1016 (4)	6.452	2145108	536.946 ng/ml
6) Aroclor 1016 (5)	6.675	1776328	345.579 ng/ml
7) Aroclor 1016 (6)	6.801	1086334	287.262 ng/ml
8) Aroclor 1016 - AVE	0.000	0	N.D. ng/ml
9) Aroclor 1221 (1)	5.236	375080	215.774 ng/ml
10) Aroclor 1221 (2)	5.352	75272	67.667 ng/ml
11) Aroclor 1221 (3)	5.425	553513	152.891 ng/ml
12) Aroclor 1221 (4)	5.912	124216	212.076 ng/ml
13) Aroclor 1221 (5)	6.212	1590721	2271.062 ng/ml
14) Aroclor 1221 - AVE	0.000	0	N.D. ng/ml
15) Aroclor 1232 (1)	5.425	553513	182.560 ng/ml
16) Aroclor 1232 (2)	6.212	1590721	404.564 ng/ml
17) Aroclor 1232 (3)	6.294	1139820	522.407 ng/ml
18) Aroclor 1232 (4)	6.452	2145108	1663.395 ng/ml
19) Aroclor 1232 (5)	6.675	1776328	971.518 ng/ml
20) Aroclor 1232 (6)	6.801	1086334	706.335 ng/ml
21) Aroclor 1232 - AVE	0.000	0	N.D. ng/ml
22) Aroclor 1242 (1)	5.800	651715	186.033 ng/ml
23) Aroclor 1242 (2)	6.212	1590721	212.020 ng/ml
24) Aroclor 1242 (3)	6.294	1139820	286.758 ng/ml
25) Aroclor 1242 (4)	6.452	2145108	820.147 ng/ml
26) Aroclor 1242 (5)	6.675	1776328	474.044 ng/ml

228.270 ✓
 MJB 7/6/20

Quantitation Report (Not Reviewed)

Data Path : K:\DATA\OG06028\
 Data File : ECD2F007.D
 Signal(s) : ECD1A.CH
 Acq On : 06 Jul 2020 9:06 am
 Operator : MJB / KAK
 Sample : A0F0670-02RE1
 Misc :
 ALS Vial : 5 Sample Multiplier: 1

Integration File: PCB1.e
 Quant Time: Jul 06 11:08:32 2020
 Quant Method : K:\METHODS\FECD2_QUANTPCB_200622.M
 Quant Title : PCB Data Analysis
 QLast Update : Tue Jun 23 11:23:31 2020
 Response via : Initial Calibration
 Integrator: ChemStation 6890 Scale Mode: Small noise peaks clipped

Volume Inj. : 1uL
 Signal Phase : RTX-1701
 Signal Info : 30m x 0.32mm x 0.25um

Compound	R.T.	Response	Conc Units	
27) Aroclor 1242 (6)	6.801	1086334	331.485 ng/ml	
28) Aroclor 1242 - AVE	0.000	0	N.D. ng/ml	
29) Aroclor 1248 (1)	6.212	1590721	344.012 ng/ml	
30) Aroclor 1248 (2)	6.452	2145108	427.736 ng/ml	
31) Aroclor 1248 (3)	6.675	1776328	290.701 ng/ml	
32) Aroclor 1248 (4)	6.969	2444264	333.601 ng/ml	
33) Aroclor 1248 (5)	7.006	4213686	534.942 ng/ml	
34) Aroclor 1248 (6)	7.490	3795801	965.109 ng/ml	
35) Aroclor 1248 - AVE	0.000	0	N.D. ng/ml	
36) Aroclor 1254 (1)	7.006	4213686	596.999 ng/ml	
37) Aroclor 1254 (2)	7.115	3132369	366.945 ng/ml	
38) Aroclor 1254 (3)	7.490	3795801	280.089 ng/ml	
39) Aroclor 1254 (4)	7.651	2533514	273.651 ng/ml	252.777 ✓ MJB 7/6/20
40) Aroclor 1254 (5)	8.033	3250457	352.050 ng/ml	
41) Aroclor 1254 (6)	8.326	614545	204.591 ng/ml	
42) Aroclor 1254 - AVE	0.000	0	N.D. ng/ml	
43) Aroclor 1260 (1)	7.605	2838629	295.664 ng/ml	
44) Aroclor 1260 (2)	7.737	3188136	269.087 ng/ml	
45) Aroclor 1260 (3)	8.296	1056848	113.921 ng/ml	
46) Aroclor 1260 (4)	8.465	2603249	119.049 ng/ml	
47) Aroclor 1260 (5)	8.766	1702765	118.584 ng/ml	110.955 ✓ MJB 7/6/20
48) Aroclor 1260 (6)	9.164	548356	92.266 ng/ml	
49) Aroclor 1260 - AVE	0.000	0	N.D. ng/ml	
50) Aroclor 1262 (1)	7.737	3188136	351.431 ng/ml	
51) Aroclor 1262 (2)	8.062	1289823	101.265 ng/ml	
52) Aroclor 1262 (3)	8.296	1056848	94.960 ng/ml	
53) Aroclor 1262 (4)	8.465	2603249	108.951 ng/ml	
54) Aroclor 1262 (5)	8.766	1702765	117.572 ng/ml	
55) Aroclor 1262 (6)	9.164	548356	71.811 ng/ml	
56) Aroclor 1262 - AVE	0.000	0	N.D. ng/ml	
57) Aroclor 1268 (1)	8.296	1056848	185.230 ng/ml	

Quantitation Report (Not Reviewed)

Data Path : K:\DATA\0G06028\
 Data File : ECD2F007.D
 Signal(s) : ECD1A.CH
 Acq On : 06 Jul 2020 9:06 am
 Operator : MJB / KAK
 Sample : A0F0670-02RE1
 Misc :
 ALS Vial : 5 Sample Multiplier: 1

Integration File: PCB1.e
 Quant Time: Jul 06 11:08:32 2020
 Quant Method : K:\METHODS\FECD2_QUANTPCB_200622.M
 Quant Title : PCB Data Analysis
 QLast Update : Tue Jun 23 11:23:31 2020
 Response via : Initial Calibration
 Integrator: ChemStation 6890 Scale Mode: Small noise peaks clipped

Volume Inj. : 1uL
 Signal Phase : RTX-1701
 Signal Info : 30m x 0.32mm x 0.25um

	Compound	R.T.	Response	Conc Units
58)	Aroclor 1268 (2)	8.713	521740	18.805 ng/ml
59)	Aroclor 1268 (3)	8.766	1702765	72.309 ng/ml
60)	Aroclor 1268 (4)	8.945	124752	5.791 ng/ml
61)	Aroclor 1268 (5)	9.164	548356	64.967 ng/ml
62)	Aroclor 1268 (6)	9.432	240805	3.736 ng/ml
63)	Aroclor 1268 - AVE	0.000	0	N.D. ng/ml

(f)=RT Delta > 1/2 Window

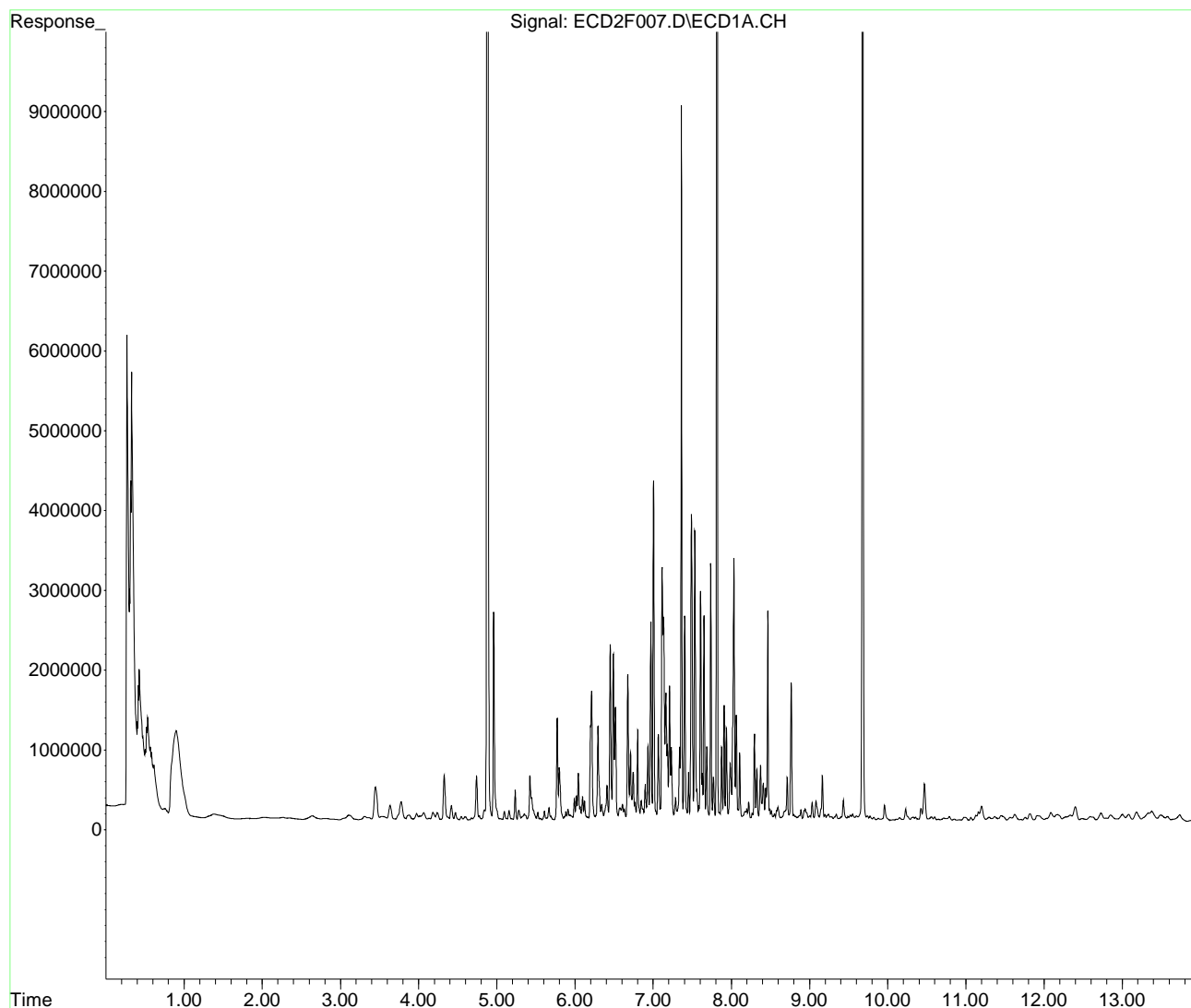
(m)=manual int.

Quantitation Report (Not Reviewed)

Data Path : K:\DATA\0G06028\
Data File : ECD2F007.D
Signal(s) : ECD1A.CH
Acq On : 06 Jul 2020 9:06 am
Operator : MJB / KAK
Sample : A0F0670-02RE1
Misc :
ALS Vial : 5 Sample Multiplier: 1

Integration File: PCB1.e
Quant Time: Jul 06 11:08:32 2020
Quant Method : K:\METHODS\FECD2_QUANTPCB_200622.M
Quant Title : PCB Data Analysis
QLast Update : Tue Jun 23 11:23:31 2020
Response via : Initial Calibration
Integrator: ChemStation 6890 Scale Mode: Small noise peaks clipped

Volume Inj. : 1uL
Signal Phase : RTX-1701
Signal Info : 30m x 0.32mm x 0.25um



Quantitation Report (Not Reviewed)

Data Path : K:\DATA\0G06028\
 Data File : ECD2F009.D
 Signal(s) : ECD1A.CH
 Acq On : 06 Jul 2020 9:41 am
 Operator : MJB / KAK
 Sample : A0F0670-03RE1
 Misc :
 ALS Vial : 6 Sample Multiplier: 1

KAK 7/6/2020

1242 P-10
 1254 P-10
 1260 P-10

Integration File: PCB1.e
 Quant Time: Jul 06 11:08:45 2020
 Quant Method : K:\METHODS\FECD2_QUANTPCB_200622.M
 Quant Title : PCB Data Analysis
 QLast Update : Tue Jun 23 11:23:31 2020
 Response via : Initial Calibration
 Integrator: ChemStation 6890 Scale Mode: Small noise peaks clipped

Volume Inj. : 1uL
 Signal Phase : RTX-1701
 Signal Info : 30m x 0.32mm x 0.25um

Compound	R.T.	Response	Conc Units

System Monitoring Compounds			
1) S TCMX (S)	4.881	19535937	137.547 ng/ml
64) S DCBP (S)	9.677	17167970	137.476 ng/ml
Target Compounds			
2) Aroclor 1016 (1)	5.800	619669	129.354 ng/ml
3) Aroclor 1016 (2)	6.212	1469122	145.589 ng/ml
4) Aroclor 1016 (3)	6.294	853010	158.384 ng/ml
5) Aroclor 1016 (4)	6.452	1141730	285.788 ng/ml
6) Aroclor 1016 (5)	6.675	1238225	240.893 ng/ml
7) Aroclor 1016 (6)	6.801	898114	237.491 ng/ml
8) Aroclor 1016 - AVE	0.000	0	N.D. ng/ml
9) Aroclor 1221 (1)	5.235	350517	201.644 ng/ml
10) Aroclor 1221 (2)	5.358	38601	34.701 ng/ml
11) Aroclor 1221 (3)	5.425	257155	71.031 ng/ml
12) Aroclor 1221 (4)	5.911	92795	158.430 ng/ml
13) Aroclor 1221 (5)	6.212	1469122	2097.455 ng/ml
14) Aroclor 1221 - AVE	0.000	0	N.D. ng/ml
15) Aroclor 1232 (1)	5.425	257155	84.815 ng/ml
16) Aroclor 1232 (2)	6.212	1469122	373.638 ng/ml
17) Aroclor 1232 (3)	6.294	853010	390.955 ng/ml
18) Aroclor 1232 (4)	6.452	1141730	885.339 ng/ml
19) Aroclor 1232 (5)	6.675	1238225	677.216 ng/ml
20) Aroclor 1232 (6)	6.801	898114	583.954 ng/ml
21) Aroclor 1232 - AVE	0.000	0	N.D. ng/ml
22) Aroclor 1242 (1)	5.800	619669	176.886 ng/ml
23) Aroclor 1242 (2)	6.212	1469122	195.813 ng/ml
24) Aroclor 1242 (3)	6.294	853010	214.602 ng/ml
25) Aroclor 1242 (4)	6.452	1141730	436.522 ng/ml
26) Aroclor 1242 (5)	6.675	1238225	330.442 ng/ml

195.767 ✓
 MJB 7/6/20

Quantitation Report (Not Reviewed)

Data Path : K:\DATA\OG06028\
 Data File : ECD2F009.D
 Signal(s) : ECD1A.CH
 Acq On : 06 Jul 2020 9:41 am
 Operator : MJB / KAK
 Sample : A0F0670-03RE1
 Misc :
 ALS Vial : 6 Sample Multiplier: 1

Integration File: PCB1.e
 Quant Time: Jul 06 11:08:45 2020
 Quant Method : K:\METHODS\FECD2_QUANTPCB_200622.M
 Quant Title : PCB Data Analysis
 QLast Update : Tue Jun 23 11:23:31 2020
 Response via : Initial Calibration
 Integrator: ChemStation 6890 Scale Mode: Small noise peaks clipped

Volume Inj. : 1uL
 Signal Phase : RTX-1701
 Signal Info : 30m x 0.32mm x 0.25um

	Compound	R.T.	Response	Conc Units	
27)	Aroclor 1242 (6)	6.801	898114	274.051 ng/ml	
28)	Aroclor 1242 - AVE	0.000	0	N.D. ng/ml	
29)	Aroclor 1248 (1)	6.212	1469122	317.715 ng/ml	
30)	Aroclor 1248 (2)	6.452	1141730	227.661 ng/ml	
31)	Aroclor 1248 (3)	6.675	1238225	202.639 ng/ml	
32)	Aroclor 1248 (4)	6.969	1715278	234.106 ng/ml	
33)	Aroclor 1248 (5)	7.005	2575028	326.909 ng/ml	
34)	Aroclor 1248 (6)	7.489	2450864	623.150 ng/ml	
35)	Aroclor 1248 - AVE	0.000	0	N.D. ng/ml	
36)	Aroclor 1254 (1)	7.005	2575028	364.832 ng/ml	
37)	Aroclor 1254 (2)	7.113	1848540	216.549 ng/ml	
38)	Aroclor 1254 (3)	7.489	2450864	180.847 ng/ml	
39)	Aroclor 1254 (4)	7.651	1920282	207.414 ng/ml	188.522 ✓
40)	Aroclor 1254 (5)	8.031	2346624	254.158 ng/ml	MJB 7/6/20
41)	Aroclor 1254 (6)	8.325	448401	149.279 ng/ml	
42)	Aroclor 1254 - AVE	0.000	0	N.D. ng/ml	
43)	Aroclor 1260 (1)	7.605	1934120	201.453 ng/ml	
44)	Aroclor 1260 (2)	7.737	2398881	202.472 ng/ml	
45)	Aroclor 1260 (3)	8.295	937908	101.100 ng/ml	
46)	Aroclor 1260 (4)	8.464	2703291	123.624 ng/ml	
47)	Aroclor 1260 (5)	8.765	1681791	117.123 ng/ml	108.272 ✓
48)	Aroclor 1260 (6)	9.163	542264	91.241 ng/ml	MJB 7/6/20
49)	Aroclor 1260 - AVE	0.000	0	N.D. ng/ml	
50)	Aroclor 1262 (1)	7.737	2398881	264.431 ng/ml	
51)	Aroclor 1262 (2)	8.062	1046300	82.146 ng/ml	
52)	Aroclor 1262 (3)	8.295	937908	84.273 ng/ml	
53)	Aroclor 1262 (4)	8.464	2703291	113.138 ng/ml	
54)	Aroclor 1262 (5)	8.765	1681791	116.124 ng/ml	
55)	Aroclor 1262 (6)	9.163	542264	71.014 ng/ml	
56)	Aroclor 1262 - AVE	0.000	0	N.D. ng/ml	
57)	Aroclor 1268 (1)	8.295	937908	164.384 ng/ml	

Quantitation Report (Not Reviewed)

Data Path : K:\DATA\OG06028\
 Data File : ECD2F009.D
 Signal(s) : ECD1A.CH
 Acq On : 06 Jul 2020 9:41 am
 Operator : MJB / KAK
 Sample : A0F0670-03RE1
 Misc :
 ALS Vial : 6 Sample Multiplier: 1

Integration File: PCB1.e
 Quant Time: Jul 06 11:08:45 2020
 Quant Method : K:\METHODS\FECD2_QUANTPCB_200622.M
 Quant Title : PCB Data Analysis
 QLast Update : Tue Jun 23 11:23:31 2020
 Response via : Initial Calibration
 Integrator: ChemStation 6890 Scale Mode: Small noise peaks clipped

Volume Inj. : 1uL
 Signal Phase : RTX-1701
 Signal Info : 30m x 0.32mm x 0.25um

	Compound	R.T.	Response	Conc Units
58)	Aroclor 1268 (2)	8.713	491281	17.707 ng/ml
59)	Aroclor 1268 (3)	8.765	1681791	71.418 ng/ml
60)	Aroclor 1268 (4)	8.943	100328	4.657 ng/ml
61)	Aroclor 1268 (5)	9.163	542264	64.245 ng/ml
62)	Aroclor 1268 (6)	9.431	220673	3.424 ng/ml
63)	Aroclor 1268 - AVE	0.000	0	N.D. ng/ml

(f)=RT Delta > 1/2 Window

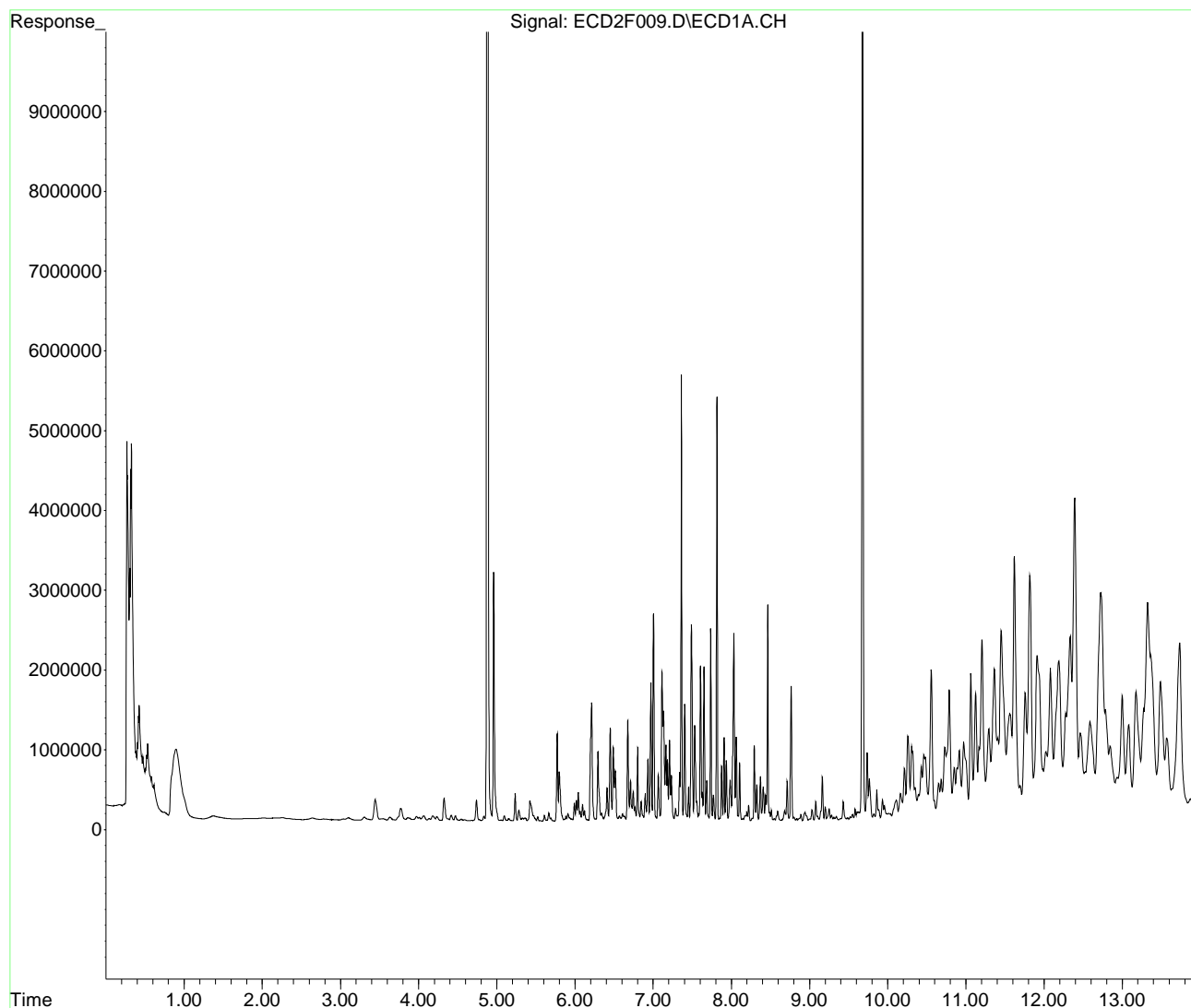
(m)=manual int.

Quantitation Report (Not Reviewed)

Data Path : K:\DATA\0G06028\
Data File : ECD2F009.D
Signal(s) : ECD1A.CH
Acq On : 06 Jul 2020 9:41 am
Operator : MJB / KAK
Sample : A0F0670-03RE1
Misc :
ALS Vial : 6 Sample Multiplier: 1

Integration File: PCB1.e
Quant Time: Jul 06 11:08:45 2020
Quant Method : K:\METHODS\FECD2_QUANTPCB_200622.M
Quant Title : PCB Data Analysis
QLast Update : Tue Jun 23 11:23:31 2020
Response via : Initial Calibration
Integrator: ChemStation 6890 Scale Mode: Small noise peaks clipped

Volume Inj. : 1uL
Signal Phase : RTX-1701
Signal Info : 30m x 0.32mm x 0.25um



Quantitation Report (Not Reviewed)

Data Path : K:\DATA\OG06028\
 Data File : ECD2F012.D
 Signal(s) : ECD1A.CH
 Acq On : 06 Jul 2020 10:34 am
 Operator : MJB / KAK
 Sample : OG06028-CCV2
 Misc :
 ALS Vial : 2 Sample Multiplier: 1

KAK 7/6/2020

Integration File: PCB1.e
 Quant Time: Jul 06 11:08:58 2020
 Quant Method : K:\METHODS\FECD2_QUANTPCB_200622.M
 Quant Title : PCB Data Analysis
 QLast Update : Tue Jun 23 11:23:31 2020
 Response via : Initial Calibration
 Integrator: ChemStation 6890 Scale Mode: Small noise peaks clipped

Volume Inj. : 1uL
 Signal Phase : RTX-1701
 Signal Info : 30m x 0.32mm x 0.25um

Compound	R.T.	Response	Conc Units

System Monitoring Compounds			
1) S TCMX (S)	4.879	34171698	240.593 ng/ml
64) S DCBP (S)	9.677	34767196	278.405 ng/ml
Target Compounds			
2) Aroclor 1016 (1)	5.797	2038203	425.468 ng/ml
3) Aroclor 1016 (2)	6.212	4573974	453.279 ng/ml
4) Aroclor 1016 (3)	6.294	2342765	434.998 ng/ml
5) Aroclor 1016 (4)	6.451	1828573	457.713 ng/ml
6) Aroclor 1016 (5)	6.674	2256190	438.934 ng/ml
7) Aroclor 1016 (6)	6.801	1684183	445.353 ng/ml
8) Aroclor 1016 - AVE	0.000	0	N.D. ng/ml
9) Aroclor 1221 (1)	5.235	790722	454.883 ng/ml
10) Aroclor 1221 (2)	5.355	281209	252.798 ng/ml
11) Aroclor 1221 (3)	5.436	1219090	336.735 ng/ml
12) Aroclor 1221 (4)	5.908	226078	385.987 ng/ml
13) Aroclor 1221 (5)	6.212	4573974	6530.233 ng/ml
14) Aroclor 1221 - AVE	0.000	0	N.D. ng/ml
15) Aroclor 1232 (1)	5.436	1219090	402.082 ng/ml
16) Aroclor 1232 (2)	6.212	4573974	1163.287 ng/ml
17) Aroclor 1232 (3)	6.294	2342765	1073.746 ng/ml
18) Aroclor 1232 (4)	6.451	1828573	1417.942 ng/ml
19) Aroclor 1232 (5)	6.674	2256190	1233.966 ng/ml
20) Aroclor 1232 (6)	6.801	1684183	1095.057 ng/ml
21) Aroclor 1232 - AVE	0.000	0	N.D. ng/ml
22) Aroclor 1242 (1)	5.797	2038203	581.808 ng/ml
23) Aroclor 1242 (2)	6.212	4573974	609.645 ng/ml
24) Aroclor 1242 (3)	6.294	2342765	589.398 ng/ml
25) Aroclor 1242 (4)	6.451	1828573	699.125 ng/ml
26) Aroclor 1242 (5)	6.674	2256190	602.103 ng/ml



Quantitation Report (Not Reviewed)

Data Path : K:\DATA\OG06028\
 Data File : ECD2F012.D
 Signal(s) : ECD1A.CH
 Acq On : 06 Jul 2020 10:34 am
 Operator : MJB / KAK
 Sample : OG06028-CCV2
 Misc :
 ALS Vial : 2 Sample Multiplier: 1

Integration File: PCB1.e
 Quant Time: Jul 06 11:08:58 2020
 Quant Method : K:\METHODS\FECD2_QUANTPCB_200622.M
 Quant Title : PCB Data Analysis
 QLast Update : Tue Jun 23 11:23:31 2020
 Response via : Initial Calibration
 Integrator: ChemStation 6890 Scale Mode: Small noise peaks clipped

Volume Inj. : 1uL
 Signal Phase : RTX-1701
 Signal Info : 30m x 0.32mm x 0.25um

	Compound	R.T.	Response	Conc Units
27)	Aroclor 1242 (6)	6.801	1684183	513.914 ng/ml
28)	Aroclor 1242 - AVE	0.000	0	N.D. ng/ml
29)	Aroclor 1248 (1)	6.212	4573974	989.176 ng/ml
30)	Aroclor 1248 (2)	6.451	1828573	364.618 ng/ml
31)	Aroclor 1248 (3)	6.674	2256190	369.232 ng/ml
32)	Aroclor 1248 (4)	6.968	423471	57.797 ng/ml
33)	Aroclor 1248 (5)	7.004	1514913	192.323 ng/ml
34)	Aroclor 1248 (6)	7.492	3167474	805.353 ng/ml
35)	Aroclor 1248 - AVE	0.000	0	N.D. ng/ml
36)	Aroclor 1254 (1)	7.004	1514913	214.634 ng/ml
37)	Aroclor 1254 (2)	7.112	1535823	179.916 ng/ml
38)	Aroclor 1254 (3)	7.492	3167474	233.725 ng/ml
39)	Aroclor 1254 (4)	7.650	474831	51.288 ng/ml
40)	Aroclor 1254 (5)	8.032	4435697	480.421 ng/ml
41)	Aroclor 1254 (6)	8.325	472148	157.185 ng/ml
42)	Aroclor 1254 - AVE	0.000	0	N.D. ng/ml
43)	Aroclor 1260 (1)	7.604	4373816	455.565 ng/ml
44)	Aroclor 1260 (2)	7.736	5600169	472.669 ng/ml
45)	Aroclor 1260 (3)	8.295	4152155	447.573 ng/ml
46)	Aroclor 1260 (4)	8.464	10063345	460.206 ng/ml
47)	Aroclor 1260 (5)	8.765	6487611	451.810 ng/ml
48)	Aroclor 1260 (6)	9.163	2573616	433.035 ng/ml
49)	Aroclor 1260 - AVE	0.000	0	N.D. ng/ml
50)	Aroclor 1262 (1)	7.736	5600169	617.311 ng/ml
51)	Aroclor 1262 (2)	8.062	3935372	308.970 ng/ml
52)	Aroclor 1262 (3)	8.295	4152155	373.081 ng/ml
53)	Aroclor 1262 (4)	8.464	10063345	421.169 ng/ml
54)	Aroclor 1262 (5)	8.765	6487611	447.954 ng/ml
55)	Aroclor 1262 (6)	9.163	2573616	337.035 ng/ml
56)	Aroclor 1262 - AVE	0.000	0	N.D. ng/ml
57)	Aroclor 1268 (1)	8.295	4152155	727.734 ng/ml



Quantitation Report (Not Reviewed)

Data Path : K:\DATA\OG06028\
 Data File : ECD2F012.D
 Signal(s) : ECD1A.CH
 Acq On : 06 Jul 2020 10:34 am
 Operator : MJB / KAK
 Sample : OG06028-CCV2
 Misc :
 ALS Vial : 2 Sample Multiplier: 1

Integration File: PCB1.e
 Quant Time: Jul 06 11:08:58 2020
 Quant Method : K:\METHODS\FECD2_QUANTPCB_200622.M
 Quant Title : PCB Data Analysis
 QLast Update : Tue Jun 23 11:23:31 2020
 Response via : Initial Calibration
 Integrator: ChemStation 6890 Scale Mode: Small noise peaks clipped

Volume Inj. : 1uL
 Signal Phase : RTX-1701
 Signal Info : 30m x 0.32mm x 0.25um

	Compound	R.T.	Response	Conc Units
58)	Aroclor 1268 (2)	8.713	2220084	80.018 ng/ml
59)	Aroclor 1268 (3)	8.765	6487611	275.500 ng/ml
60)	Aroclor 1268 (4)	8.942	219620	10.194 ng/ml
61)	Aroclor 1268 (5)	9.163	2573616	304.910 ng/ml
62)	Aroclor 1268 (6)	9.430	660406	10.246 ng/ml
63)	Aroclor 1268 - AVE	0.000	0	N.D. ng/ml

(f)=RT Delta > 1/2 Window

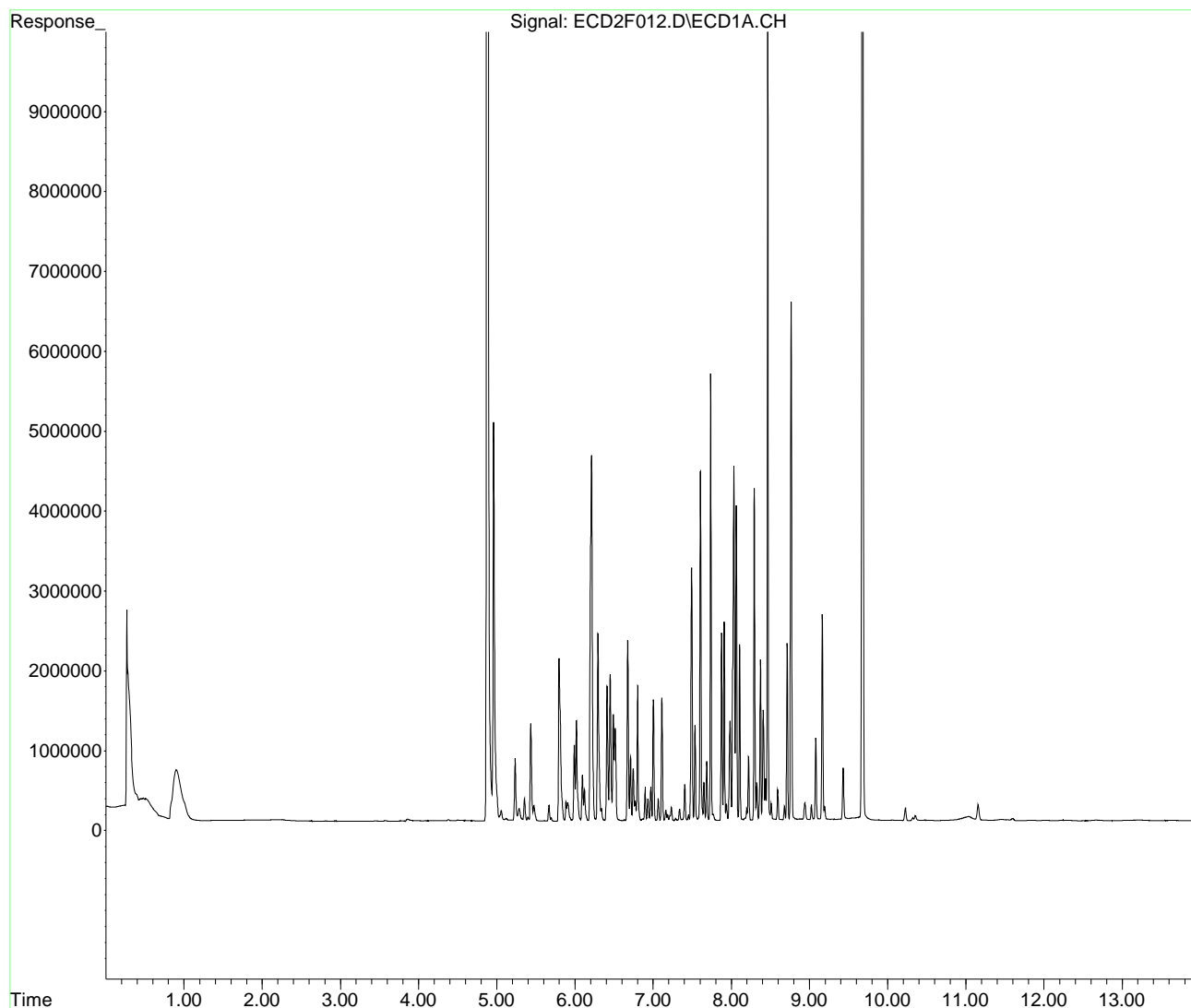
(m)=manual int.

Quantitation Report (Not Reviewed)

Data Path : K:\DATA\0G06028\
Data File : ECD2F012.D
Signal(s) : ECD1A.CH
Acq On : 06 Jul 2020 10:34 am
Operator : MJB / KAK
Sample : 0G06028-CCV2
Misc :
ALS Vial : 2 Sample Multiplier: 1

Integration File: PCB1.e
Quant Time: Jul 06 11:08:58 2020
Quant Method : K:\METHODS\FECD2_QUANTPCB_200622.M
Quant Title : PCB Data Analysis
QLast Update : Tue Jun 23 11:23:31 2020
Response via : Initial Calibration
Integrator: ChemStation 6890 Scale Mode: Small noise peaks clipped

Volume Inj. : 1uL
Signal Phase : RTX-1701
Signal Info : 30m x 0.32mm x 0.25um



Quantitation Report (Not Reviewed)

Data Path : K:\DATA\OG06028\
 Data File : ECD2F013.D
 Signal(s) : ECD1A.CH
 Acq On : 06 Jul 2020 10:52 am
 Operator : MJB / KAK
 Sample : OG06028-CCB2
 Misc :
 ALS Vial : 3 Sample Multiplier: 1

KAK 7/6/2020

Integration File: PCB1.e Clean
 Quant Time: Jul 06 11:09:26 2020
 Quant Method : K:\METHODS\FECD2_QUANTPCB_200622.M
 Quant Title : PCB Data Analysis
 QLast Update : Tue Jun 23 11:23:31 2020
 Response via : Initial Calibration
 Integrator: ChemStation 6890 Scale Mode: Small noise peaks clipped

Volume Inj. : 1uL
 Signal Phase : RTX-1701
 Signal Info : 30m x 0.32mm x 0.25um

Compound	R.T.	Response	Conc Units

System Monitoring Compounds			
1) S TCMX (S)	4.879	13054434	91.912 ng/ml
64) S DCBP (S)	9.675	12364591	99.012 ng/ml
Target Compounds			
2) Aroclor 1016 (1)	5.798	378	0.079 ng/ml
3) Aroclor 1016 (2)	6.228	2824	0.280 ng/ml
4) Aroclor 1016 (3)	6.291	1156	0.215 ng/ml
5) Aroclor 1016 (4)	6.459	3779	0.946 ng/ml
6) Aroclor 1016 (5)	6.682	1456	0.283 ng/ml
7) Aroclor 1016 (6)	6.807	1357	0.359 ng/ml
8) Aroclor 1016 - AVE	0.000	0	N.D. ng/ml
9) Aroclor 1221 (1)	5.234	261792	150.603 ng/ml
10) Aroclor 1221 (2)	5.393f	2289	2.058 ng/ml
11) Aroclor 1221 (3)	5.441	2440	0.674 ng/ml
12) Aroclor 1221 (4)	5.909	2141	3.655 ng/ml
13) Aroclor 1221 (5)	6.228	2824	4.031 ng/ml
14) Aroclor 1221 - AVE	0.000	0	N.D. ng/ml
15) Aroclor 1232 (1)	5.441	2440	0.805 ng/ml
16) Aroclor 1232 (2)	6.228	2824	0.718 ng/ml
17) Aroclor 1232 (3)	6.291	1156	0.530 ng/ml
18) Aroclor 1232 (4)	6.459	3779	2.930 ng/ml
19) Aroclor 1232 (5)	6.682	1456	0.796 ng/ml
20) Aroclor 1232 (6)	6.793	269	0.175 ng/ml
21) Aroclor 1232 - AVE	0.000	0	N.D. ng/ml
22) Aroclor 1242 (1)	5.798	378	0.108 ng/ml
23) Aroclor 1242 (2)	6.228	2824	0.376 ng/ml
24) Aroclor 1242 (3)	6.291	1156	0.291 ng/ml
25) Aroclor 1242 (4)	6.459	3779	1.445 ng/ml
26) Aroclor 1242 (5)	6.682	1456	0.389 ng/ml

Quantitation Report (Not Reviewed)

Data Path : K:\DATA\OG06028\
 Data File : ECD2F013.D
 Signal(s) : ECD1A.CH
 Acq On : 06 Jul 2020 10:52 am
 Operator : MJB / KAK
 Sample : OG06028-CCB2
 Misc :
 ALS Vial : 3 Sample Multiplier: 1

Integration File: PCB1.e
 Quant Time: Jul 06 11:09:26 2020
 Quant Method : K:\METHODS\FECD2_QUANTPCB_200622.M
 Quant Title : PCB Data Analysis
 QLast Update : Tue Jun 23 11:23:31 2020
 Response via : Initial Calibration
 Integrator: ChemStation 6890 Scale Mode: Small noise peaks clipped

Volume Inj. : 1uL
 Signal Phase : RTX-1701
 Signal Info : 30m x 0.32mm x 0.25um

	Compound	R.T.	Response	Conc Units
27)	Aroclor 1242 (6)	6.807	1357	0.414 ng/ml
28)	Aroclor 1242 - AVE	0.000	0	N.D. ng/ml
29)	Aroclor 1248 (1)	6.228	2824	0.611 ng/ml
30)	Aroclor 1248 (2)	6.459	3779	0.754 ng/ml
31)	Aroclor 1248 (3)	6.682	1456	0.238 ng/ml
32)	Aroclor 1248 (4)	6.972	553	0.075 ng/ml
33)	Aroclor 1248 (5)	7.009	1127	0.143 ng/ml
34)	Aroclor 1248 (6)	7.492	5268	1.339 ng/ml
35)	Aroclor 1248 - AVE	0.000	0	N.D. ng/ml
36)	Aroclor 1254 (1)	7.009	1127	0.160 ng/ml
37)	Aroclor 1254 (2)	7.115	2714	0.318 ng/ml
38)	Aroclor 1254 (3)	7.492	5268	0.389 ng/ml
39)	Aroclor 1254 (4)	7.653	2643	0.285 ng/ml
40)	Aroclor 1254 (5)	8.037	8510	0.922 ng/ml
41)	Aroclor 1254 (6)	8.328	3984	1.326 ng/ml
42)	Aroclor 1254 - AVE	0.000	0	N.D. ng/ml
43)	Aroclor 1260 (1)	7.606	4211	0.439 ng/ml
44)	Aroclor 1260 (2)	7.737	6638	0.560 ng/ml
45)	Aroclor 1260 (3)	8.295	5353	0.577 ng/ml
46)	Aroclor 1260 (4)	8.463	10739	0.491 ng/ml
47)	Aroclor 1260 (5)	8.766	10537	0.734 ng/ml
48)	Aroclor 1260 (6)	9.163	17585	2.959 ng/ml
49)	Aroclor 1260 - AVE	0.000	0	N.D. ng/ml
50)	Aroclor 1262 (1)	7.737	6638	0.732 ng/ml
51)	Aroclor 1262 (2)	8.062	7376	0.579 ng/ml
52)	Aroclor 1262 (3)	8.295	5353	0.481 ng/ml
53)	Aroclor 1262 (4)	8.463	10739	0.449 ng/ml
54)	Aroclor 1262 (5)	8.766	10537	0.728 ng/ml
55)	Aroclor 1262 (6)	9.163	17585	2.303 ng/ml
56)	Aroclor 1262 - AVE	0.000	0	N.D. ng/ml
57)	Aroclor 1268 (1)	8.295	5353	0.938 ng/ml

Quantitation Report (Not Reviewed)

Data Path : K:\DATA\OG06028\
 Data File : ECD2F013.D
 Signal(s) : ECD1A.CH
 Acq On : 06 Jul 2020 10:52 am
 Operator : MJB / KAK
 Sample : OG06028-CCB2
 Misc :
 ALS Vial : 3 Sample Multiplier: 1

Integration File: PCB1.e
 Quant Time: Jul 06 11:09:26 2020
 Quant Method : K:\METHODS\FECD2_QUANTPCB_200622.M
 Quant Title : PCB Data Analysis
 QLast Update : Tue Jun 23 11:23:31 2020
 Response via : Initial Calibration
 Integrator: ChemStation 6890 Scale Mode: Small noise peaks clipped

Volume Inj. : 1uL
 Signal Phase : RTX-1701
 Signal Info : 30m x 0.32mm x 0.25um

	Compound	R.T.	Response	Conc Units
58)	Aroclor 1268 (2)	8.736	7414	0.267 ng/ml
59)	Aroclor 1268 (3)	8.766	10537	0.447 ng/ml
60)	Aroclor 1268 (4)	8.944	65651	3.047 ng/ml
61)	Aroclor 1268 (5)	9.163	17585	2.083 ng/ml
62)	Aroclor 1268 (6)	9.430	54692	0.849 ng/ml
63)	Aroclor 1268 - AVE	0.000	0	N.D. ng/ml

(f)=RT Delta > 1/2 Window

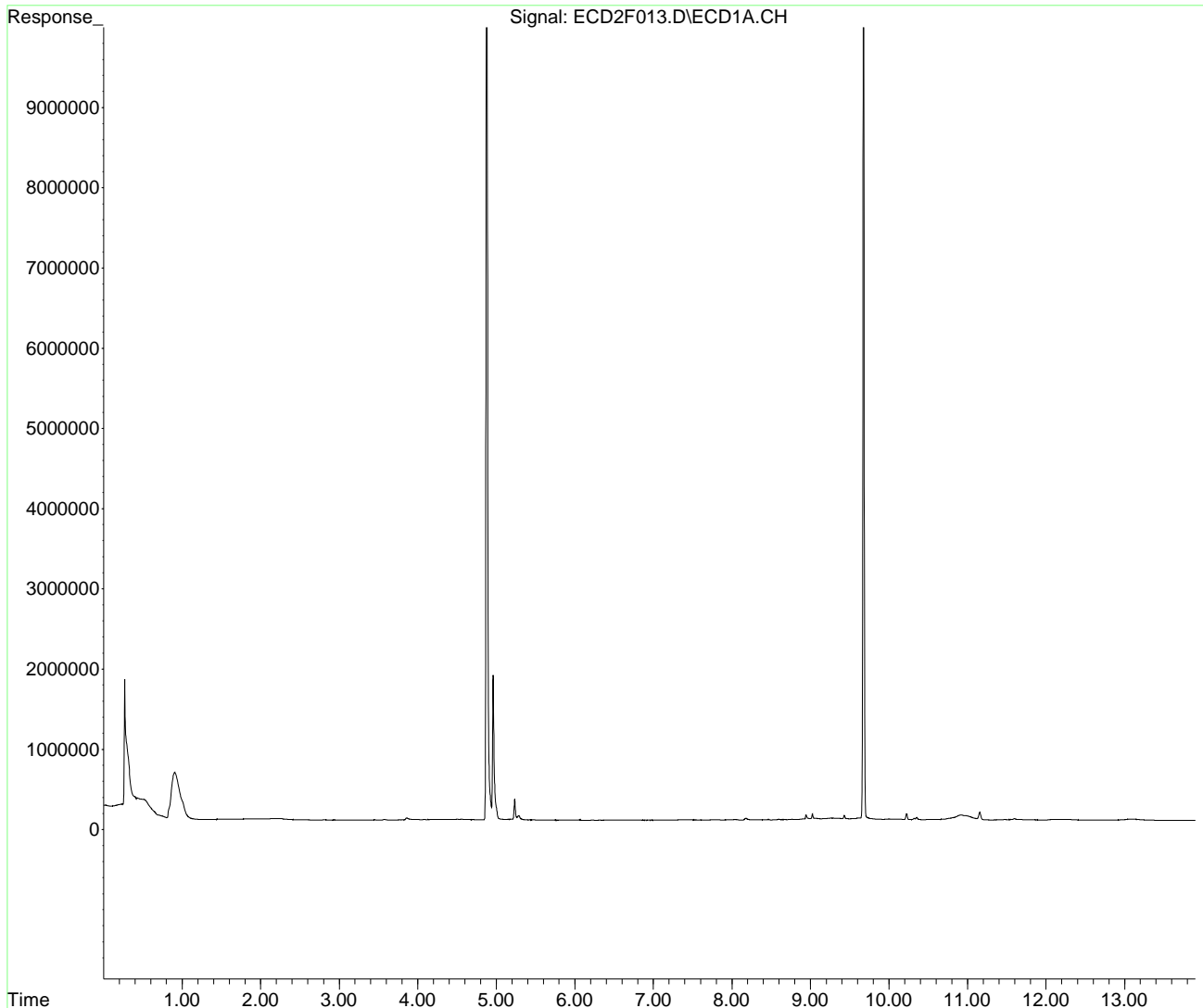
(m)=manual int.

Quantitation Report (Not Reviewed)

Data Path : K:\DATA\0G06028\
Data File : ECD2F013.D
Signal(s) : ECD1A.CH
Acq On : 06 Jul 2020 10:52 am
Operator : MJB / KAK
Sample : 0G06028-CCB2
Misc :
ALS Vial : 3 Sample Multiplier: 1

Integration File: PCB1.e
Quant Time: Jul 06 11:09:26 2020
Quant Method : K:\METHODS\FECD2_QUANTPCB_200622.M
Quant Title : PCB Data Analysis
QLast Update : Tue Jun 23 11:23:31 2020
Response via : Initial Calibration
Integrator: ChemStation 6890 Scale Mode: Small noise peaks clipped

Volume Inj. : 1uL
Signal Phase : RTX-1701
Signal Info : 30m x 0.32mm x 0.25um



**Polychlorinated Biphenyls by EPA 8082A
Benchsheet & Analysis Sequence Data**

Sequence 0F29028 (QC Only)



ELEMENT SEQUENCE LOG

Apex Laboratories

Sequence: 0F29028

Instrument: DUALECD2F

Date: 06/29/20 06:21

Calibration: A0F2307

#	Lab Number	Matrix	Analysis	Client	Due	Batch	ISTD ID	STD ID
1	0F29028-CCV1	Sediment	QC	QC				A20F129
2	0F29028-CCB1	Sediment	QC	QC				A20F379
3	0060834-BLK1	Sediment	QC	QC		0060834		
4	0060834-BS1	Sediment	QC	QC		0060834		
5	A0F0647-01	Sediment	8082 PCBs - Low Level (30g/2mL)	Anchor QEA, LLC	07/08/20	0060834		
6	0F29028-IBL1	Sediment	QC	QC				
7	A0F0647-02	Sediment	8082 PCBs - Low Level (30g/2mL)	Anchor QEA, LLC	07/08/20	0060834		
8	0F29028-IBL2	Sediment	QC	QC				
9	A0F0647-03	Sediment	8082 PCBs - Low Level (30g/2mL)	Anchor QEA, LLC	07/08/20	0060834		
10	0F29028-IBL3	Sediment	QC	QC				
11	0060834-DUP1	Sediment	QC	QC		0060834		
12	0F29028-IBL4	Sediment	QC	QC				
13	A0F0626-05RE2	Sediment	8082 PCBs - Low Level (2mL FV) +12	GSI Water Solutions	06/26/20	0060857		
14	0F29028-IBL5	Sediment	QC	QC				
15	0F29028-CCV2	Sediment	QC	QC				A20F129
16	0F29028-CCB2	Sediment	QC	QC				A20F379

Data Entered By/Date: KAK 6/29/2020

Comments: Partial

Data Reviewed By/Date: MKZ 6/30/2020

TOTAL AROCLOR AVERAGE RESULTS

The average result for the 1016 and 1260 selected peaks are reported here to facilitate data entry and review. Averages are done on all individual peaks and must be for matrix spikes if all peaks are not used in the average.

0F29028-CCV1

Aroclor 1016

<u>Peak</u>	<u>Initial Res</u>
1016 (1)	468.37
1016 (1)	468.37
1016 (2)	474.38
1016 (2)	474.38
1016 (3)	473.96
1016 (3)	473.96
1016 (4)	486.02
1016 (4)	486.02
1016 (5)	471.77
1016 (5)	471.77
1016 (6)	477.95
1016 (6)	477.95
Average:	475.41

Aroclor 1260

<u>Peak</u>	<u>Initial Res</u>
1260 (1)	486.26
1260 (1)	486.26
1260 (2)	489.18
1260 (2)	489.18
1260 (3)	470.52
1260 (3)	470.52
1260 (4)	526.83
1260 (4)	526.83
1260 (5)	512.17
1260 (5)	512.17
1260 (6)	477.06
1260 (6)	477.06
Average:	493.67

0060834-BS1

Aroclor 1016

<u>Peak</u>	<u>Initial Res</u>
1016 (1)	825.88
1016 (2)	898.27
1016 (3)	852.91
1016 (4)	898.56
1016 (5)	875.00
1016 (6)	860.29
Average:	868.49

TOTAL AROCLOR AVERAGE RESULTS

The average result for the 1016 and 1260 selected peaks are reported here to facilitate data entry and review. Averages are done on all individual peaks and must be for matrix spikes if all peaks are not used in the average.

0060834-BS1

Aroclor 1260

<u>Peak</u>	<u>Initial Res</u>
1260 (1)	1,029.78
1260 (2)	1,076.93
1260 (3)	993.88
1260 (4)	1,191.84
1260 (5)	1,170.46
1260 (6)	1,074.71
Average:	1,089.60

0F29028-CCV2

Aroclor 1016

<u>Peak</u>	<u>Initial Res</u>
1016 (1)	439.00
1016 (1)	439.00
1016 (2)	464.93
1016 (2)	464.93
1016 (3)	483.33
1016 (3)	483.33
1016 (4)	470.35
1016 (4)	470.35
1016 (5)	450.03
1016 (5)	450.03
1016 (6)	466.20
1016 (6)	466.20
Average:	462.31

Aroclor 1260

<u>Peak</u>	<u>Initial Res</u>
1260 (1)	451.81
1260 (1)	451.81
1260 (2)	483.73
1260 (2)	483.73
1260 (3)	467.03
1260 (3)	467.03
1260 (4)	484.45
1260 (4)	484.45
1260 (5)	462.23
1260 (5)	462.23
1260 (6)	469.81
1260 (6)	469.81
Average:	469.84

Quantitation Report (Not Reviewed)

Data Path : K:\DATA\0F29028\
 Data File : ECD2F002.D
 Signal(s) : ECD1A.CH
 Acq On : 29 Jun 2020 7:21
 Operator : MJB / KAK
 Sample : 0F29028-CCV1
 Misc :
 ALS Vial : 2 Sample Multiplier: 1

KAK 6/29/2020

Integration File: PCB1.e
 Quant Time: Jun 29 15:08:25 2020
 Quant Method : K:\METHODS\FECD2_QUANTPCB_200622.M
 Quant Title : PCB Data Analysis
 QLast Update : Tue Jun 23 11:23:31 2020
 Response via : Initial Calibration
 Integrator: ChemStation 6890 Scale Mode: Small noise peaks clipped

Volume Inj. : 1uL
 Signal Phase : RTX-1701
 Signal Info : 30m x 0.32mm x 0.25um

Compound	R.T.	Response	Conc Units

System Monitoring Compounds			
1) S TCMX (S)	4.882	39933563	281.160 ng/ml
64) S DCBP (S)	9.679	36338606	290.989 ng/ml
Target Compounds			
2) Aroclor 1016 (1)	5.799	2243712	468.368 ng/ml
3) Aroclor 1016 (2)	6.213	4786881	474.378 ng/ml
4) Aroclor 1016 (3)	6.294	2552631	473.965 ng/ml
5) Aroclor 1016 (4)	6.452	1941677	486.025 ng/ml
6) Aroclor 1016 (5)	6.675	2424966	471.769 ng/ml
7) Aroclor 1016 (6)	6.802	1807469	477.954 ng/ml
8) Aroclor 1016 - AVE	0.000	0	N.D. ng/ml
9) Aroclor 1221 (1)	5.237	920594	529.595 ng/ml
10) Aroclor 1221 (2)	5.357	294560	264.800 ng/ml
11) Aroclor 1221 (3)	5.439	1400880	386.949 ng/ml
12) Aroclor 1221 (4)	5.908	240710	410.968 ng/ml
13) Aroclor 1221 (5)	6.213	4786881	6834.199 ng/ml
14) Aroclor 1221 - AVE	0.000	0	N.D. ng/ml
15) Aroclor 1232 (1)	5.439	1400880	462.040 ng/ml
16) Aroclor 1232 (2)	6.213	4786881	1217.435 ng/ml
17) Aroclor 1232 (3)	6.294	2552631	1169.932 ng/ml
18) Aroclor 1232 (4)	6.452	1941677	1505.648 ng/ml
19) Aroclor 1232 (5)	6.675	2424966	1326.274 ng/ml
20) Aroclor 1232 (6)	6.802	1807469	1175.217 ng/ml
21) Aroclor 1232 - AVE	0.000	0	N.D. ng/ml
22) Aroclor 1242 (1)	5.799	2243712	640.471 ng/ml
23) Aroclor 1242 (2)	6.213	4786881	638.023 ng/ml
24) Aroclor 1242 (3)	6.294	2552631	642.196 ng/ml
25) Aroclor 1242 (4)	6.452	1941677	742.368 ng/ml
26) Aroclor 1242 (5)	6.675	2424966	647.143 ng/ml



Quantitation Report (Not Reviewed)

Data Path : K:\DATA\0F29028\
 Data File : ECD2F002.D
 Signal(s) : ECD1A.CH
 Acq On : 29 Jun 2020 7:21
 Operator : MJB / KAK
 Sample : 0F29028-CCV1
 Misc :
 ALS Vial : 2 Sample Multiplier: 1

Integration File: PCB1.e
 Quant Time: Jun 29 15:08:25 2020
 Quant Method : K:\METHODS\FECD2_QUANTPCB_200622.M
 Quant Title : PCB Data Analysis
 QLast Update : Tue Jun 23 11:23:31 2020
 Response via : Initial Calibration
 Integrator: ChemStation 6890 Scale Mode: Small noise peaks clipped

Volume Inj. : 1uL
 Signal Phase : RTX-1701
 Signal Info : 30m x 0.32mm x 0.25um

	Compound	R.T.	Response	Conc	Units
27)	Aroclor 1242 (6)	6.802	1807469	551.533	ng/ml
28)	Aroclor 1242 - AVE	0.000	0	N.D.	ng/ml
29)	Aroclor 1248 (1)	6.213	4786881	1035.220	ng/ml
30)	Aroclor 1248 (2)	6.452	1941677	387.171	ng/ml
31)	Aroclor 1248 (3)	6.675	2424966	396.853	ng/ml
32)	Aroclor 1248 (4)	6.969	471361	64.333	ng/ml
33)	Aroclor 1248 (5)	7.004	1674728	212.613	ng/ml
34)	Aroclor 1248 (6)	7.493	3269070	831.184	ng/ml
35)	Aroclor 1248 - AVE	0.000	0	N.D.	ng/ml
36)	Aroclor 1254 (1)	7.004	1674728	237.277	ng/ml
37)	Aroclor 1254 (2)	7.114	1673864	196.087	ng/ml
38)	Aroclor 1254 (3)	7.493	3269070	241.222	ng/ml
39)	Aroclor 1254 (4)	7.651	530043	57.251	ng/ml
40)	Aroclor 1254 (5)	8.033	4854608	525.793	ng/ml
41)	Aroclor 1254 (6)	8.327	554252	184.519	ng/ml
42)	Aroclor 1254 - AVE	0.000	0	N.D.	ng/ml
43)	Aroclor 1260 (1)	7.606	4668533	486.262	ng/ml
44)	Aroclor 1260 (2)	7.738	5795785	489.179	ng/ml
45)	Aroclor 1260 (3)	8.297	4364998	470.516	ng/ml
46)	Aroclor 1260 (4)	8.466	11520220	526.830	ng/ml
47)	Aroclor 1260 (5)	8.767	7354339	512.170	ng/ml
48)	Aroclor 1260 (6)	9.164	2835266	477.060	ng/ml
49)	Aroclor 1260 - AVE	0.000	0	N.D.	ng/ml
50)	Aroclor 1262 (1)	7.738	5795785	638.874	ng/ml
51)	Aroclor 1262 (2)	8.063	4293534	337.090	ng/ml
52)	Aroclor 1262 (3)	8.297	4364998	392.205	ng/ml
53)	Aroclor 1262 (4)	8.466	11520220	482.142	ng/ml
54)	Aroclor 1262 (5)	8.767	7354339	507.799	ng/ml
55)	Aroclor 1262 (6)	9.164	2835266	371.300	ng/ml
56)	Aroclor 1262 - AVE	0.000	0	N.D.	ng/ml
57)	Aroclor 1268 (1)	8.297	4364998	765.038	ng/ml



Quantitation Report (Not Reviewed)

Data Path : K:\DATA\0F29028\
 Data File : ECD2F002.D
 Signal(s) : ECD1A.CH
 Acq On : 29 Jun 2020 7:21
 Operator : MJB / KAK
 Sample : 0F29028-CCV1
 Misc :
 ALS Vial : 2 Sample Multiplier: 1

Integration File: PCB1.e
 Quant Time: Jun 29 15:08:25 2020
 Quant Method : K:\METHODS\FECD2_QUANTPCB_200622.M
 Quant Title : PCB Data Analysis
 QLast Update : Tue Jun 23 11:23:31 2020
 Response via : Initial Calibration
 Integrator: ChemStation 6890 Scale Mode: Small noise peaks clipped

Volume Inj. : 1uL
 Signal Phase : RTX-1701
 Signal Info : 30m x 0.32mm x 0.25um

	Compound	R.T.	Response	Conc Units
58)	Aroclor 1268 (2)	8.715	2433273	87.701 ng/ml
59)	Aroclor 1268 (3)	8.767	7354339	312.307 ng/ml
60)	Aroclor 1268 (4)	8.945	242208	11.243 ng/ml
61)	Aroclor 1268 (5)	9.164	2835266	335.909 ng/ml
62)	Aroclor 1268 (6)	9.433	830379	12.883 ng/ml
63)	Aroclor 1268 - AVE	0.000	0	N.D. ng/ml

(f)=RT Delta > 1/2 Window

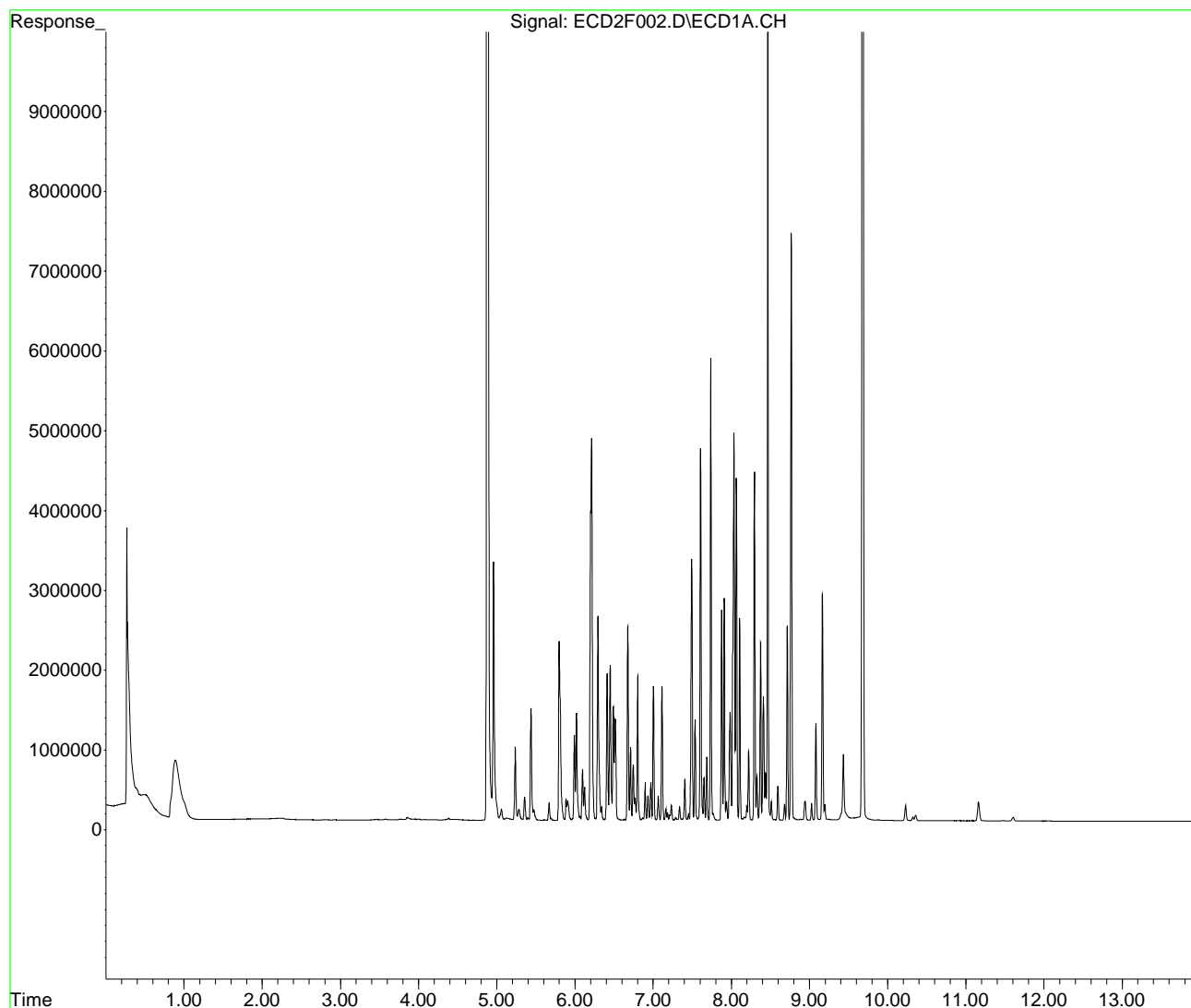
(m)=manual int.

Quantitation Report (Not Reviewed)

Data Path : K:\DATA\0F29028\
Data File : ECD2F002.D
Signal(s) : ECD1A.CH
Acq On : 29 Jun 2020 7:21
Operator : MJB / KAK
Sample : 0F29028-CCV1
Misc :
ALS Vial : 2 Sample Multiplier: 1

Integration File: PCB1.e
Quant Time: Jun 29 15:08:25 2020
Quant Method : K:\METHODS\FECD2_QUANTPCB_200622.M
Quant Title : PCB Data Analysis
QLast Update : Tue Jun 23 11:23:31 2020
Response via : Initial Calibration
Integrator: ChemStation 6890 Scale Mode: Small noise peaks clipped

Volume Inj. : 1uL
Signal Phase : RTX-1701
Signal Info : 30m x 0.32mm x 0.25um



Quantitation Report (Not Reviewed)

Data Path : K:\DATA\0F29028\
 Data File : ECD2F003.D
 Signal(s) : ECD1A.CH
 Acq On : 29 Jun 2020 7:39
 Operator : MJB / KAK
 Sample : 0F29028-CCB1
 Misc :
 ALS Vial : 3 Sample Multiplier: 1

KAK 6/29/2020

Clean

Integration File: PCB1.e
 Quant Time: Jun 29 15:08:46 2020
 Quant Method : K:\METHODS\FECD2_QUANTPCB_200622.M
 Quant Title : PCB Data Analysis
 QLast Update : Tue Jun 23 11:23:31 2020
 Response via : Initial Calibration
 Integrator: ChemStation 6890 Scale Mode: Small noise peaks clipped

Volume Inj. : 1uL
 Signal Phase : RTX-1701
 Signal Info : 30m x 0.32mm x 0.25um

Compound	R.T.	Response	Conc Units

System Monitoring Compounds			
1) S TCMX (S)	4.880	14054742	98.955 ng/ml
64) S DCBP (S)	9.679	13134748	105.179 ng/ml
Target Compounds			
2) Aroclor 1016 (1)	5.799	798	0.167 ng/ml
3) Aroclor 1016 (2)	6.195	801	0.079 ng/ml
4) Aroclor 1016 (3)	6.292	668	0.124 ng/ml
5) Aroclor 1016 (4)	6.454	862	0.216 ng/ml
6) Aroclor 1016 (5)	6.662	322	0.063 ng/ml
7) Aroclor 1016 (6)	6.807	995	0.263 ng/ml
8) Aroclor 1016 - AVE	0.000	0	N.D. ng/ml
9) Aroclor 1221 (1)	5.234	276687	159.171 ng/ml
10) Aroclor 1221 (2)	5.386	1657	1.490 ng/ml
11) Aroclor 1221 (3)	5.431	5353	1.479 ng/ml
12) Aroclor 1221 (4)	5.897	1696	2.895 ng/ml
13) Aroclor 1221 (5)	6.195	801	1.144 ng/ml
14) Aroclor 1221 - AVE	0.000	0	N.D. ng/ml
15) Aroclor 1232 (1)	5.431	5353	1.765 ng/ml
16) Aroclor 1232 (2)	6.195	801	0.204 ng/ml
17) Aroclor 1232 (3)	6.292	668	0.306 ng/ml
18) Aroclor 1232 (4)	6.454	862	0.669 ng/ml
19) Aroclor 1232 (5)	6.662	322	0.176 ng/ml
20) Aroclor 1232 (6)	6.807	995	0.647 ng/ml
21) Aroclor 1232 - AVE	0.000	0	N.D. ng/ml
22) Aroclor 1242 (1)	5.799	798	0.228 ng/ml
23) Aroclor 1242 (2)	6.195	801	0.107 ng/ml
24) Aroclor 1242 (3)	6.292	668	0.168 ng/ml
25) Aroclor 1242 (4)	6.454	862	0.330 ng/ml
26) Aroclor 1242 (5)	6.662	322	0.086 ng/ml

Quantitation Report (Not Reviewed)

Data Path : K:\DATA\0F29028\
 Data File : ECD2F003.D
 Signal(s) : ECD1A.CH
 Acq On : 29 Jun 2020 7:39
 Operator : MJB / KAK
 Sample : 0F29028-CCB1
 Misc :
 ALS Vial : 3 Sample Multiplier: 1

Integration File: PCB1.e
 Quant Time: Jun 29 15:08:46 2020
 Quant Method : K:\METHODS\FECD2_QUANTPCB_200622.M
 Quant Title : PCB Data Analysis
 QLast Update : Tue Jun 23 11:23:31 2020
 Response via : Initial Calibration
 Integrator: ChemStation 6890 Scale Mode: Small noise peaks clipped

Volume Inj. : 1uL
 Signal Phase : RTX-1701
 Signal Info : 30m x 0.32mm x 0.25um

	Compound	R.T.	Response	Conc Units
27)	Aroclor 1242 (6)	6.807	995	0.304 ng/ml
28)	Aroclor 1242 - AVE	0.000	0	N.D. ng/ml
29)	Aroclor 1248 (1)	6.195	801	0.173 ng/ml
30)	Aroclor 1248 (2)	6.454	862	0.172 ng/ml
31)	Aroclor 1248 (3)	6.662	322	0.053 ng/ml
32)	Aroclor 1248 (4)	6.987	1872	0.256 ng/ml
33)	Aroclor 1248 (5)	7.014	2989	0.379 ng/ml
34)	Aroclor 1248 (6)	7.474	4336	1.102 ng/ml
35)	Aroclor 1248 - AVE	0.000	0	N.D. ng/ml
36)	Aroclor 1254 (1)	7.014	2989	0.424 ng/ml
37)	Aroclor 1254 (2)	7.114	4866	0.570 ng/ml
38)	Aroclor 1254 (3)	7.495	5025	0.371 ng/ml
39)	Aroclor 1254 (4)	7.653	4478	0.484 ng/ml
40)	Aroclor 1254 (5)	8.044	8980	0.973 ng/ml
41)	Aroclor 1254 (6)	8.325	6922	2.304 ng/ml
42)	Aroclor 1254 - AVE	0.000	0	N.D. ng/ml
43)	Aroclor 1260 (1)	7.605	4943	0.515 ng/ml
44)	Aroclor 1260 (2)	7.739	5883	0.497 ng/ml
45)	Aroclor 1260 (3)	8.296	8402	0.906 ng/ml
46)	Aroclor 1260 (4)	8.464	14853	0.679 ng/ml
47)	Aroclor 1260 (5)	8.768	8948	0.623 ng/ml
48)	Aroclor 1260 (6)	9.165	12319	2.073 ng/ml
49)	Aroclor 1260 - AVE	0.000	0	N.D. ng/ml
50)	Aroclor 1262 (1)	7.739	5883	0.648 ng/ml
51)	Aroclor 1262 (2)	8.044	8980	0.705 ng/ml
52)	Aroclor 1262 (3)	8.296	8402	0.755 ng/ml
53)	Aroclor 1262 (4)	8.464	14853	0.622 ng/ml
54)	Aroclor 1262 (5)	8.768	8948	0.618 ng/ml
55)	Aroclor 1262 (6)	9.165	12319	1.613 ng/ml
56)	Aroclor 1262 - AVE	0.000	0	N.D. ng/ml
57)	Aroclor 1268 (1)	8.296	8402	1.473 ng/ml

Quantitation Report (Not Reviewed)

Data Path : K:\DATA\0F29028\
 Data File : ECD2F003.D
 Signal(s) : ECD1A.CH
 Acq On : 29 Jun 2020 7:39
 Operator : MJB / KAK
 Sample : 0F29028-CCB1
 Misc :
 ALS Vial : 3 Sample Multiplier: 1

Integration File: PCB1.e
 Quant Time: Jun 29 15:08:46 2020
 Quant Method : K:\METHODS\FECD2_QUANTPCB_200622.M
 Quant Title : PCB Data Analysis
 QLast Update : Tue Jun 23 11:23:31 2020
 Response via : Initial Calibration
 Integrator: ChemStation 6890 Scale Mode: Small noise peaks clipped

Volume Inj. : 1uL
 Signal Phase : RTX-1701
 Signal Info : 30m x 0.32mm x 0.25um

	Compound	R.T.	Response	Conc Units
58)	Aroclor 1268 (2)	8.714	6785	0.245 ng/ml
59)	Aroclor 1268 (3)	8.768	8948	0.380 ng/ml
60)	Aroclor 1268 (4)	8.948	61671	2.863 ng/ml
61)	Aroclor 1268 (5)	9.165	12319	1.460 ng/ml
62)	Aroclor 1268 (6)	9.433	55952	0.868 ng/ml
63)	Aroclor 1268 - AVE	0.000	0	N.D. ng/ml

(f)=RT Delta > 1/2 Window

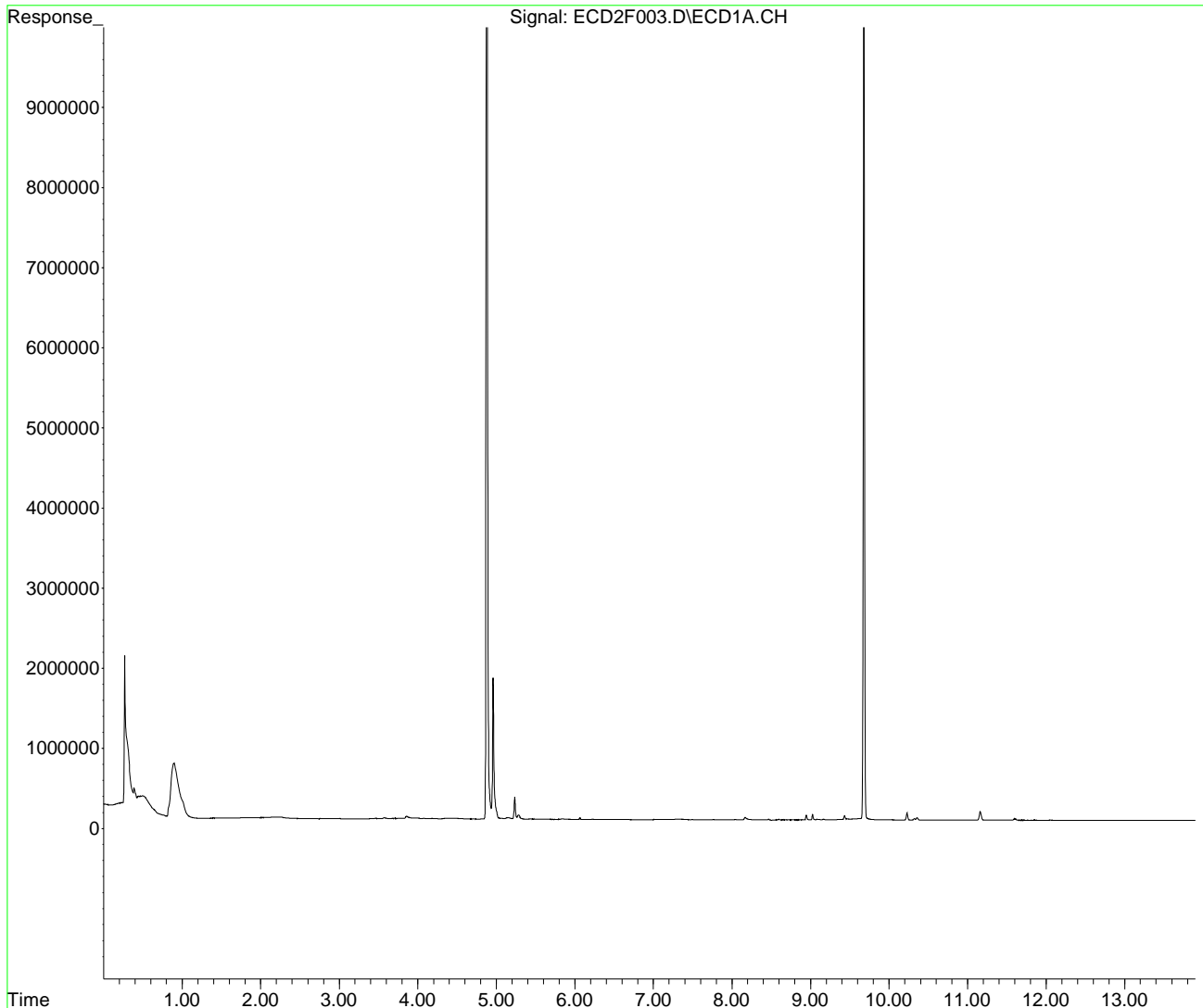
(m)=manual int.

Quantitation Report (Not Reviewed)

Data Path : K:\DATA\0F29028\
Data File : ECD2F003.D
Signal(s) : ECD1A.CH
Acq On : 29 Jun 2020 7:39
Operator : MJB / KAK
Sample : 0F29028-CCB1
Misc :
ALS Vial : 3 Sample Multiplier: 1

Integration File: PCB1.e
Quant Time: Jun 29 15:08:46 2020
Quant Method : K:\METHODS\FECD2_QUANTPCB_200622.M
Quant Title : PCB Data Analysis
QLast Update : Tue Jun 23 11:23:31 2020
Response via : Initial Calibration
Integrator: ChemStation 6890 Scale Mode: Small noise peaks clipped

Volume Inj. : 1uL
Signal Phase : RTX-1701
Signal Info : 30m x 0.32mm x 0.25um



Quantitation Report (Not Reviewed)

Data Path : K:\DATA\0F29028\
 Data File : ECD2F004.D
 Signal(s) : ECD1A.CH
 Acq On : 29 Jun 2020 8:03
 Operator : MJB / KAK
 Sample : 0060834-BLK1
 Misc :
 ALS Vial : 4 Sample Multiplier: 1

KAK 6/29/2020

Clean

Integration File: PCB1.e
 Quant Time: Jun 29 15:09:07 2020
 Quant Method : K:\METHODS\FECD2_QUANTPCB_200622.M
 Quant Title : PCB Data Analysis
 QLast Update : Tue Jun 23 11:23:31 2020
 Response via : Initial Calibration
 Integrator: ChemStation 6890 Scale Mode: Small noise peaks clipped

Volume Inj. : 1uL
 Signal Phase : RTX-1701
 Signal Info : 30m x 0.32mm x 0.25um

Compound	R.T.	Response	Conc Units

System Monitoring Compounds			
1) S TCMX (S)	4.884	27376116	192.747 ng/ml
64) S DCBP (S)	9.683	31834030	254.917 ng/ml
Target Compounds			
2) Aroclor 1016 (1)	5.788	6524	1.362 ng/ml
3) Aroclor 1016 (2)	6.205	7542	0.747 ng/ml
4) Aroclor 1016 (3)	6.290	5814	1.079 ng/ml
5) Aroclor 1016 (4)	6.454	6578	1.647 ng/ml
6) Aroclor 1016 (5)	6.678	935	0.182 ng/ml
7) Aroclor 1016 (6)	6.809	2046	0.541 ng/ml
8) Aroclor 1016 - AVE	0.000	0	N.D. ng/ml
9) Aroclor 1221 (1)	5.239	519984	299.134 ng/ml
10) Aroclor 1221 (2)	5.329	16671	14.987 ng/ml
11) Aroclor 1221 (3)	5.429	17371	4.798 ng/ml
12) Aroclor 1221 (4)	5.885	7276	12.422 ng/ml
13) Aroclor 1221 (5)	6.205	7542	10.768 ng/ml
14) Aroclor 1221 - AVE	0.000	0	N.D. ng/ml
15) Aroclor 1232 (1)	5.429	17371	5.729 ng/ml
16) Aroclor 1232 (2)	6.205	7542	1.918 ng/ml
17) Aroclor 1232 (3)	6.290	5814	2.665 ng/ml
18) Aroclor 1232 (4)	6.454	6578	5.101 ng/ml
19) Aroclor 1232 (5)	6.678	935	0.511 ng/ml
20) Aroclor 1232 (6)	6.809	2046	1.330 ng/ml
21) Aroclor 1232 - AVE	0.000	0	N.D. ng/ml
22) Aroclor 1242 (1)	5.788	6524	1.862 ng/ml
23) Aroclor 1242 (2)	6.205	7542	1.005 ng/ml
24) Aroclor 1242 (3)	6.290	5814	1.463 ng/ml
25) Aroclor 1242 (4)	6.454	6578	2.515 ng/ml
26) Aroclor 1242 (5)	6.678	935	0.249 ng/ml

Quantitation Report (Not Reviewed)

Data Path : K:\DATA\0F29028\
 Data File : ECD2F004.D
 Signal(s) : ECD1A.CH
 Acq On : 29 Jun 2020 8:03
 Operator : MJB / KAK
 Sample : 0060834-BLK1
 Misc :
 ALS Vial : 4 Sample Multiplier: 1

Integration File: PCB1.e
 Quant Time: Jun 29 15:09:07 2020
 Quant Method : K:\METHODS\FECD2_QUANTPCB_200622.M
 Quant Title : PCB Data Analysis
 QLast Update : Tue Jun 23 11:23:31 2020
 Response via : Initial Calibration
 Integrator: ChemStation 6890 Scale Mode: Small noise peaks clipped

Volume Inj. : 1uL
 Signal Phase : RTX-1701
 Signal Info : 30m x 0.32mm x 0.25um

	Compound	R.T.	Response	Conc Units
27)	Aroclor 1242 (6)	6.809	2046	0.624 ng/ml
28)	Aroclor 1242 - AVE	0.000	0	N.D. ng/ml
29)	Aroclor 1248 (1)	6.205	7542	1.631 ng/ml
30)	Aroclor 1248 (2)	6.454	6578	1.312 ng/ml
31)	Aroclor 1248 (3)	6.678	935	0.153 ng/ml
32)	Aroclor 1248 (4)	6.965	243	0.033 ng/ml
33)	Aroclor 1248 (5)	7.011	2670	0.339 ng/ml
34)	Aroclor 1248 (6)	7.495	5556	1.413 ng/ml
35)	Aroclor 1248 - AVE	0.000	0	N.D. ng/ml
36)	Aroclor 1254 (1)	7.011	2670	0.378 ng/ml
37)	Aroclor 1254 (2)	7.101	4473	0.524 ng/ml
38)	Aroclor 1254 (3)	7.495	5556	0.410 ng/ml
39)	Aroclor 1254 (4)	7.646	3138	0.339 ng/ml
40)	Aroclor 1254 (5)	8.021	3529	0.382 ng/ml
41)	Aroclor 1254 (6)	8.333	3281	1.092 ng/ml
42)	Aroclor 1254 - AVE	0.000	0	N.D. ng/ml
43)	Aroclor 1260 (1)	7.608	4273	0.445 ng/ml
44)	Aroclor 1260 (2)	7.739	5402	0.456 ng/ml
45)	Aroclor 1260 (3)	8.300	4462	0.481 ng/ml
46)	Aroclor 1260 (4)	8.466	21335	0.976 ng/ml
47)	Aroclor 1260 (5)	8.770	7837	0.546 ng/ml
48)	Aroclor 1260 (6)	9.168	15485	2.605 ng/ml
49)	Aroclor 1260 - AVE	0.000	0	N.D. ng/ml
50)	Aroclor 1262 (1)	7.739	5402	0.596 ng/ml
51)	Aroclor 1262 (2)	8.050	12902	1.013 ng/ml
52)	Aroclor 1262 (3)	8.300	4462	0.401 ng/ml
53)	Aroclor 1262 (4)	8.466	21335	0.893 ng/ml
54)	Aroclor 1262 (5)	8.770	7837	0.541 ng/ml
55)	Aroclor 1262 (6)	9.168	15485	2.028 ng/ml
56)	Aroclor 1262 - AVE	0.000	0	N.D. ng/ml
57)	Aroclor 1268 (1)	8.300	4462	0.782 ng/ml

Quantitation Report (Not Reviewed)

Data Path : K:\DATA\0F29028\
 Data File : ECD2F004.D
 Signal(s) : ECD1A.CH
 Acq On : 29 Jun 2020 8:03
 Operator : MJB / KAK
 Sample : 0060834-BLK1
 Misc :
 ALS Vial : 4 Sample Multiplier: 1

Integration File: PCB1.e
 Quant Time: Jun 29 15:09:07 2020
 Quant Method : K:\METHODS\FECD2_QUANTPCB_200622.M
 Quant Title : PCB Data Analysis
 QLast Update : Tue Jun 23 11:23:31 2020
 Response via : Initial Calibration
 Integrator: ChemStation 6890 Scale Mode: Small noise peaks clipped

Volume Inj. : 1uL
 Signal Phase : RTX-1701
 Signal Info : 30m x 0.32mm x 0.25um

	Compound	R.T.	Response	Conc Units
58)	Aroclor 1268 (2)	8.718	4073	0.147 ng/ml
59)	Aroclor 1268 (3)	8.770	7837	0.333 ng/ml
60)	Aroclor 1268 (4)	8.950	105642	4.904 ng/ml
61)	Aroclor 1268 (5)	9.168	15485	1.835 ng/ml
62)	Aroclor 1268 (6)	9.438	89407	1.387 ng/ml
63)	Aroclor 1268 - AVE	0.000	0	N.D. ng/ml

(f)=RT Delta > 1/2 Window

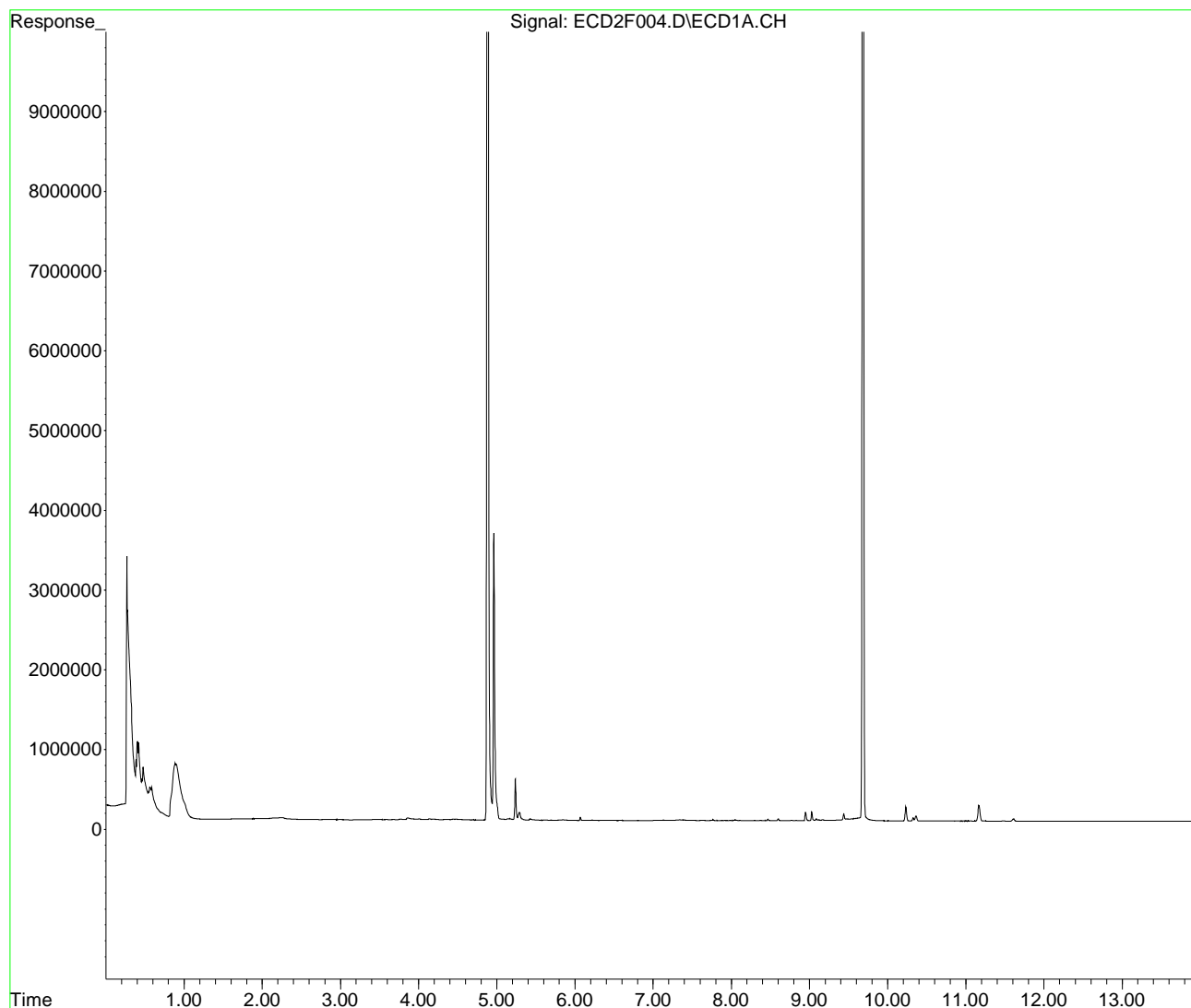
(m)=manual int.

Quantitation Report (Not Reviewed)

Data Path : K:\DATA\0F29028\
Data File : ECD2F004.D
Signal(s) : ECD1A.CH
Acq On : 29 Jun 2020 8:03
Operator : MJB / KAK
Sample : 0060834-BLK1
Misc :
ALS Vial : 4 Sample Multiplier: 1

Integration File: PCB1.e
Quant Time: Jun 29 15:09:07 2020
Quant Method : K:\METHODS\FECD2_QUANTPCB_200622.M
Quant Title : PCB Data Analysis
QLast Update : Tue Jun 23 11:23:31 2020
Response via : Initial Calibration
Integrator: ChemStation 6890 Scale Mode: Small noise peaks clipped

Volume Inj. : 1uL
Signal Phase : RTX-1701
Signal Info : 30m x 0.32mm x 0.25um



Quantitation Report (Not Reviewed)

Data Path : K:\DATA\0F29028\
 Data File : ECD2F005.D
 Signal(s) : ECD1A.CH
 Acq On : 29 Jun 2020 8:20
 Operator : MJB / KAK
 Sample : 0060834-BS1
 Misc :
 ALS Vial : 5 Sample Multiplier: 1

KAK 6/29/2020

Integration File: PCB1.e
 Quant Time: Jun 29 15:09:28 2020
 Quant Method : K:\METHODS\FECD2_QUANTPCB_200622.M
 Quant Title : PCB Data Analysis
 QLast Update : Tue Jun 23 11:23:31 2020
 Response via : Initial Calibration
 Integrator: ChemStation 6890 Scale Mode: Small noise peaks clipped

Volume Inj. : 1uL
 Signal Phase : RTX-1701
 Signal Info : 30m x 0.32mm x 0.25um

Compound	R.T.	Response	Conc Units

System Monitoring Compounds			
1) S TCMX (S)	4.881	27173054	191.317 ng/ml
64) S DCBP (S)	9.680	33043634	264.603 ng/ml
Target Compounds			
2) Aroclor 1016 (1)	5.799	3956359	825.877 ng/ml
3) Aroclor 1016 (2)	6.213	9064339	898.272 ng/ml
4) Aroclor 1016 (3)	6.294	4593512	852.910 ng/ml
5) Aroclor 1016 (4)	6.453	3589749	898.556 ng/ml
6) Aroclor 1016 (5)	6.675	4497634	874.999 ng/ml
7) Aroclor 1016 (6)	6.802	3253351	860.292 ng/ml
8) Aroclor 1016 - AVE	0.000	0	N.D. ng/ml
9) Aroclor 1221 (1)	5.237	887095	510.324 ng/ml
10) Aroclor 1221 (2)	5.358	482626	433.865 ng/ml
11) Aroclor 1221 (3)	5.438	2290052	632.555 ng/ml
12) Aroclor 1221 (4)	5.908	390608	666.890 ng/ml
13) Aroclor 1221 (5)	6.213	9064339	12941.097 ng/ml
14) Aroclor 1221 - AVE	0.000	0	N.D. ng/ml
15) Aroclor 1232 (1)	5.438	2290052	755.308 ng/ml
16) Aroclor 1232 (2)	6.213	9064339	2305.309 ng/ml
17) Aroclor 1232 (3)	6.294	4593512	2105.317 ng/ml
18) Aroclor 1232 (4)	6.453	3589749	2783.623 ng/ml
19) Aroclor 1232 (5)	6.675	4497634	2459.867 ng/ml
20) Aroclor 1232 (6)	6.802	3253351	2115.330 ng/ml
21) Aroclor 1232 - AVE	0.000	0	N.D. ng/ml
22) Aroclor 1242 (1)	5.799	3956359	1129.349 ng/ml
23) Aroclor 1242 (2)	6.213	9064339	1208.146 ng/ml
24) Aroclor 1242 (3)	6.294	4593512	1155.645 ng/ml
25) Aroclor 1242 (4)	6.453	3589749	1372.481 ng/ml
26) Aroclor 1242 (5)	6.675	4497634	1200.270 ng/ml



Quantitation Report (Not Reviewed)

Data Path : K:\DATA\0F29028\
 Data File : ECD2F005.D
 Signal(s) : ECD1A.CH
 Acq On : 29 Jun 2020 8:20
 Operator : MJB / KAK
 Sample : 0060834-BS1
 Misc :
 ALS Vial : 5 Sample Multiplier: 1

Integration File: PCB1.e
 Quant Time: Jun 29 15:09:28 2020
 Quant Method : K:\METHODS\FECD2_QUANTPCB_200622.M
 Quant Title : PCB Data Analysis
 QLast Update : Tue Jun 23 11:23:31 2020
 Response via : Initial Calibration
 Integrator: ChemStation 6890 Scale Mode: Small noise peaks clipped

Volume Inj. : 1uL
 Signal Phase : RTX-1701
 Signal Info : 30m x 0.32mm x 0.25um

	Compound	R.T.	Response	Conc	Units
27)	Aroclor 1242 (6)	6.802	3253351	992.731	ng/ml
28)	Aroclor 1242 - AVE	0.000	0	N.D.	ng/ml
29)	Aroclor 1248 (1)	6.213	9064339	1960.270	ng/ml
30)	Aroclor 1248 (2)	6.453	3589749	715.798	ng/ml
31)	Aroclor 1248 (3)	6.675	4497634	736.050	ng/ml
32)	Aroclor 1248 (4)	6.969	885954	120.918	ng/ml
33)	Aroclor 1248 (5)	7.005	3226503	409.616	ng/ml
34)	Aroclor 1248 (6)	7.493	7008235	1781.894	ng/ml
35)	Aroclor 1248 - AVE	0.000	0	N.D.	ng/ml
36)	Aroclor 1254 (1)	7.005	3226503	457.134	ng/ml
37)	Aroclor 1254 (2)	7.114	3317837	388.672	ng/ml
38)	Aroclor 1254 (3)	7.493	7008235	517.131	ng/ml
39)	Aroclor 1254 (4)	7.651	1096438	118.429	ng/ml
40)	Aroclor 1254 (5)	8.034	10477582	1134.806	ng/ml
41)	Aroclor 1254 (6)	8.326	1025861	341.525	ng/ml
42)	Aroclor 1254 - AVE	0.000	0	N.D.	ng/ml
43)	Aroclor 1260 (1)	7.606	9886782	1029.780	ng/ml
44)	Aroclor 1260 (2)	7.738	12759451	1076.931	ng/ml
45)	Aroclor 1260 (3)	8.297	9220280	993.882	ng/ml
46)	Aroclor 1260 (4)	8.467	26061946	1191.836	ng/ml
47)	Aroclor 1260 (5)	8.767	16806817	1170.459	ng/ml
48)	Aroclor 1260 (6)	9.165	6387236	1074.712	ng/ml
49)	Aroclor 1260 - AVE	0.000	0	N.D.	ng/ml
50)	Aroclor 1262 (1)	7.738	12759451	1406.484	ng/ml
51)	Aroclor 1262 (2)	8.063	9582253	752.312	ng/ml
52)	Aroclor 1262 (3)	8.297	9220280	828.464	ng/ml
53)	Aroclor 1262 (4)	8.467	26061946	1090.740	ng/ml
54)	Aroclor 1262 (5)	8.767	16806817	1160.470	ng/ml
55)	Aroclor 1262 (6)	9.165	6387236	836.458	ng/ml
56)	Aroclor 1262 - AVE	0.000	0	N.D.	ng/ml
57)	Aroclor 1268 (1)	8.297	9220280	1616.007	ng/ml



Quantitation Report (Not Reviewed)

Data Path : K:\DATA\0F29028\
 Data File : ECD2F005.D
 Signal(s) : ECD1A.CH
 Acq On : 29 Jun 2020 8:20
 Operator : MJB / KAK
 Sample : 0060834-BS1
 Misc :
 ALS Vial : 5 Sample Multiplier: 1

Integration File: PCB1.e
 Quant Time: Jun 29 15:09:28 2020
 Quant Method : K:\METHODS\FECD2_QUANTPCB_200622.M
 Quant Title : PCB Data Analysis
 QLast Update : Tue Jun 23 11:23:31 2020
 Response via : Initial Calibration
 Integrator: ChemStation 6890 Scale Mode: Small noise peaks clipped

Volume Inj. : 1uL
 Signal Phase : RTX-1701
 Signal Info : 30m x 0.32mm x 0.25um

	Compound	R.T.	Response	Conc Units
58)	Aroclor 1268 (2)	8.715	5492396	197.960 ng/ml
59)	Aroclor 1268 (3)	8.767	16806817	713.712 ng/ml
60)	Aroclor 1268 (4)	8.938	432733	20.086 ng/ml
61)	Aroclor 1268 (5)	9.165	6387236	756.731 ng/ml
62)	Aroclor 1268 (6)	9.433	1536222	23.835 ng/ml
63)	Aroclor 1268 - AVE	0.000	0	N.D. ng/ml

(f)=RT Delta > 1/2 Window

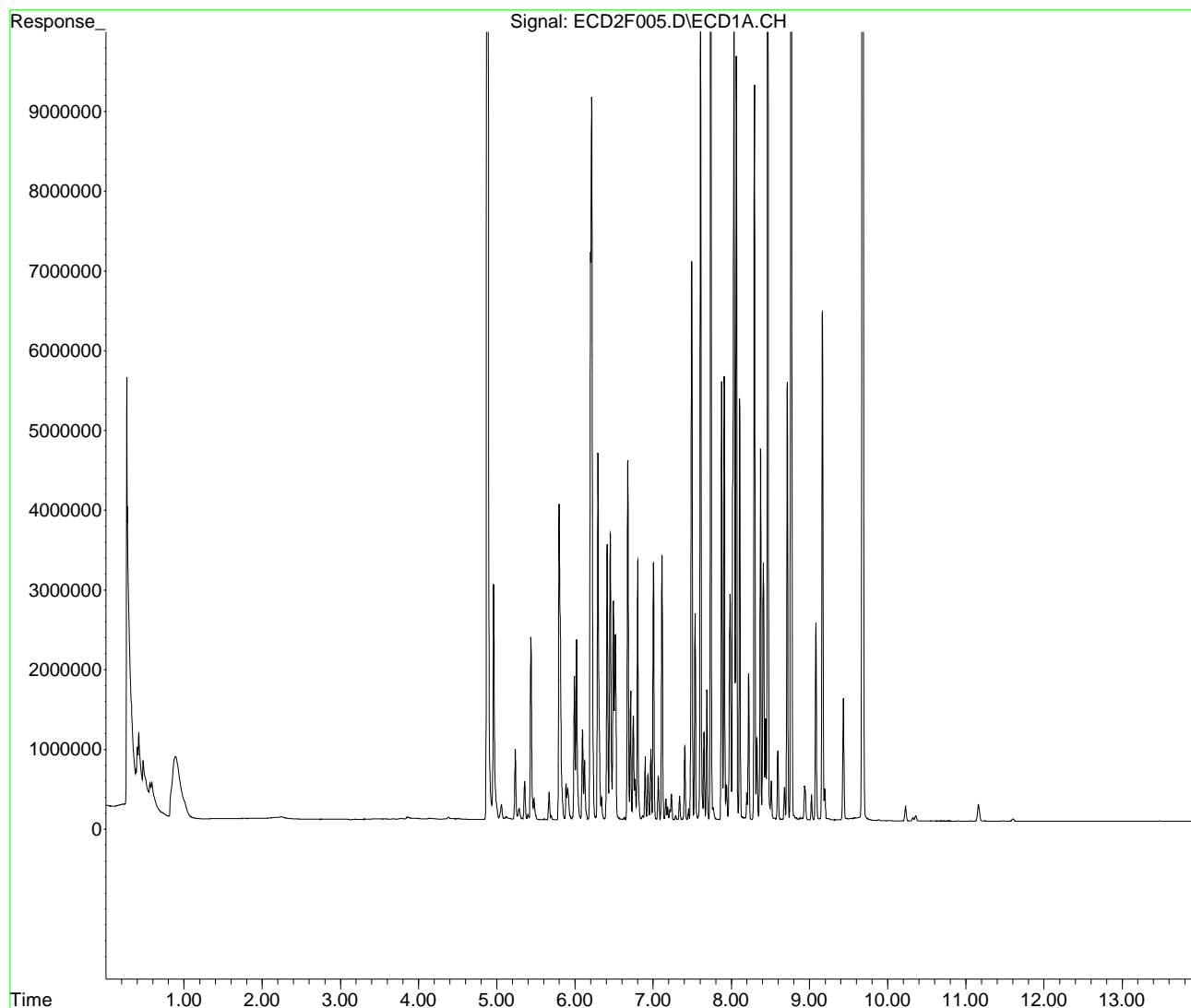
(m)=manual int.

Quantitation Report (Not Reviewed)

Data Path : K:\DATA\0F29028\
Data File : ECD2F005.D
Signal(s) : ECD1A.CH
Acq On : 29 Jun 2020 8:20
Operator : MJB / KAK
Sample : 0060834-BS1
Misc :
ALS Vial : 5 Sample Multiplier: 1

Integration File: PCB1.e
Quant Time: Jun 29 15:09:28 2020
Quant Method : K:\METHODS\FECD2_QUANTPCB_200622.M
Quant Title : PCB Data Analysis
QLast Update : Tue Jun 23 11:23:31 2020
Response via : Initial Calibration
Integrator: ChemStation 6890 Scale Mode: Small noise peaks clipped

Volume Inj. : 1uL
Signal Phase : RTX-1701
Signal Info : 30m x 0.32mm x 0.25um



Quantitation Report (Not Reviewed)

Data Path : K:\DATA\0F29028\
 Data File : ECD2F016.D
 Signal(s) : ECD1A.CH
 Acq On : 29 Jun 2020 11:34
 Operator : MJB / KAK
 Sample : 0F29028-CCV2
 Misc :
 ALS Vial : 2 Sample Multiplier: 1

KAK 6/29/2020

Integration File: PCB1.e
 Quant Time: Jun 29 15:11:32 2020
 Quant Method : K:\METHODS\FECD2_QUANTPCB_200622.M
 Quant Title : PCB Data Analysis
 QLast Update : Tue Jun 23 11:23:31 2020
 Response via : Initial Calibration
 Integrator: ChemStation 6890 Scale Mode: Small noise peaks clipped

Volume Inj. : 1uL
 Signal Phase : RTX-1701
 Signal Info : 30m x 0.32mm x 0.25um

Compound	R.T.	Response	Conc Units

System Monitoring Compounds			
1) S TCMX (S)	4.880	39262123	276.433 ng/ml
64) S DCBP (S)	9.678	34690387	277.790 ng/ml
Target Compounds			
2) Aroclor 1016 (1)	5.798	2103039	439.002 ng/ml
3) Aroclor 1016 (2)	6.212	4691588	464.934 ng/ml
4) Aroclor 1016 (3)	6.293	2603082	483.333 ng/ml
5) Aroclor 1016 (4)	6.452	1879049	470.348 ng/ml
6) Aroclor 1016 (5)	6.675	2313250	450.035 ng/ml
7) Aroclor 1016 (6)	6.802	1763038	466.205 ng/ml
8) Aroclor 1016 - AVE	0.000	0	N.D. ng/ml
9) Aroclor 1221 (1)	5.236	869797	500.373 ng/ml
10) Aroclor 1221 (2)	5.357	287226	258.206 ng/ml
11) Aroclor 1221 (3)	5.437	1302364	359.737 ng/ml
12) Aroclor 1221 (4)	5.907	235771	402.535 ng/ml
13) Aroclor 1221 (5)	6.212	4691588	6698.150 ng/ml
14) Aroclor 1221 - AVE	0.000	0	N.D. ng/ml
15) Aroclor 1232 (1)	5.437	1302364	429.548 ng/ml
16) Aroclor 1232 (2)	6.212	4691588	1193.199 ng/ml
17) Aroclor 1232 (3)	6.293	2603082	1193.055 ng/ml
18) Aroclor 1232 (4)	6.452	1879049	1457.083 ng/ml
19) Aroclor 1232 (5)	6.675	2313250	1265.173 ng/ml
20) Aroclor 1232 (6)	6.802	1763038	1146.328 ng/ml
21) Aroclor 1232 - AVE	0.000	0	N.D. ng/ml
22) Aroclor 1242 (1)	5.798	2103039	600.316 ng/ml
23) Aroclor 1242 (2)	6.212	4691588	625.321 ng/ml
24) Aroclor 1242 (3)	6.293	2603082	654.889 ng/ml
25) Aroclor 1242 (4)	6.452	1879049	718.423 ng/ml
26) Aroclor 1242 (5)	6.675	2313250	617.330 ng/ml



Quantitation Report (Not Reviewed)

Data Path : K:\DATA\0F29028\
 Data File : ECD2F016.D
 Signal(s) : ECD1A.CH
 Acq On : 29 Jun 2020 11:34
 Operator : MJB / KAK
 Sample : 0F29028-CCV2
 Misc :
 ALS Vial : 2 Sample Multiplier: 1

Integration File: PCB1.e
 Quant Time: Jun 29 15:11:32 2020
 Quant Method : K:\METHODS\FECD2_QUANTPCB_200622.M
 Quant Title : PCB Data Analysis
 QLast Update : Tue Jun 23 11:23:31 2020
 Response via : Initial Calibration
 Integrator: ChemStation 6890 Scale Mode: Small noise peaks clipped

Volume Inj. : 1uL
 Signal Phase : RTX-1701
 Signal Info : 30m x 0.32mm x 0.25um

	Compound	R.T.	Response	Conc Units
27)	Aroclor 1242 (6)	6.802	1763038	537.975 ng/ml
28)	Aroclor 1242 - AVE	0.000	0	N.D. ng/ml
29)	Aroclor 1248 (1)	6.212	4691588	1014.611 ng/ml
30)	Aroclor 1248 (2)	6.452	1879049	374.683 ng/ml
31)	Aroclor 1248 (3)	6.675	2313250	378.570 ng/ml
32)	Aroclor 1248 (4)	6.968	464273	63.365 ng/ml
33)	Aroclor 1248 (5)	7.004	1597014	202.746 ng/ml
34)	Aroclor 1248 (6)	7.493	3246876	825.541 ng/ml
35)	Aroclor 1248 - AVE	0.000	0	N.D. ng/ml
36)	Aroclor 1254 (1)	7.004	1597014	226.266 ng/ml
37)	Aroclor 1254 (2)	7.113	1616762	189.397 ng/ml
38)	Aroclor 1254 (3)	7.493	3246876	239.584 ng/ml
39)	Aroclor 1254 (4)	7.650	512392	55.345 ng/ml
40)	Aroclor 1254 (5)	8.033	4701490	509.209 ng/ml
41)	Aroclor 1254 (6)	8.327	496805	165.394 ng/ml
42)	Aroclor 1254 - AVE	0.000	0	N.D. ng/ml
43)	Aroclor 1260 (1)	7.605	4337751	451.808 ng/ml
44)	Aroclor 1260 (2)	7.738	5731255	483.733 ng/ml
45)	Aroclor 1260 (3)	8.296	4332643	467.029 ng/ml
46)	Aroclor 1260 (4)	8.466	10593493	484.450 ng/ml
47)	Aroclor 1260 (5)	8.766	6637289	462.234 ng/ml
48)	Aroclor 1260 (6)	9.164	2792177	469.810 ng/ml
49)	Aroclor 1260 - AVE	0.000	0	N.D. ng/ml
50)	Aroclor 1262 (1)	7.738	5731255	631.761 ng/ml
51)	Aroclor 1262 (2)	8.063	4172370	327.577 ng/ml
52)	Aroclor 1262 (3)	8.296	4332643	389.298 ng/ml
53)	Aroclor 1262 (4)	8.466	10593493	443.357 ng/ml
54)	Aroclor 1262 (5)	8.766	6637289	458.289 ng/ml
55)	Aroclor 1262 (6)	9.164	2792177	365.657 ng/ml
56)	Aroclor 1262 - AVE	0.000	0	N.D. ng/ml
57)	Aroclor 1268 (1)	8.296	4332643	759.368 ng/ml



Quantitation Report (Not Reviewed)

Data Path : K:\DATA\0F29028\
 Data File : ECD2F016.D
 Signal(s) : ECD1A.CH
 Acq On : 29 Jun 2020 11:34
 Operator : MJB / KAK
 Sample : 0F29028-CCV2
 Misc :
 ALS Vial : 2 Sample Multiplier: 1

Integration File: PCB1.e
 Quant Time: Jun 29 15:11:32 2020
 Quant Method : K:\METHODS\FECD2_QUANTPCB_200622.M
 Quant Title : PCB Data Analysis
 QLast Update : Tue Jun 23 11:23:31 2020
 Response via : Initial Calibration
 Integrator: ChemStation 6890 Scale Mode: Small noise peaks clipped

Volume Inj. : 1uL
 Signal Phase : RTX-1701
 Signal Info : 30m x 0.32mm x 0.25um

	Compound	R.T.	Response	Conc Units
58)	Aroclor 1268 (2)	8.714	2152887	77.596 ng/ml
59)	Aroclor 1268 (3)	8.766	6637289	281.857 ng/ml
60)	Aroclor 1268 (4)	8.944	227165	10.544 ng/ml
61)	Aroclor 1268 (5)	9.164	2792177	330.805 ng/ml
62)	Aroclor 1268 (6)	9.432	699631	10.855 ng/ml
63)	Aroclor 1268 - AVE	0.000	0	N.D. ng/ml

(f)=RT Delta > 1/2 Window

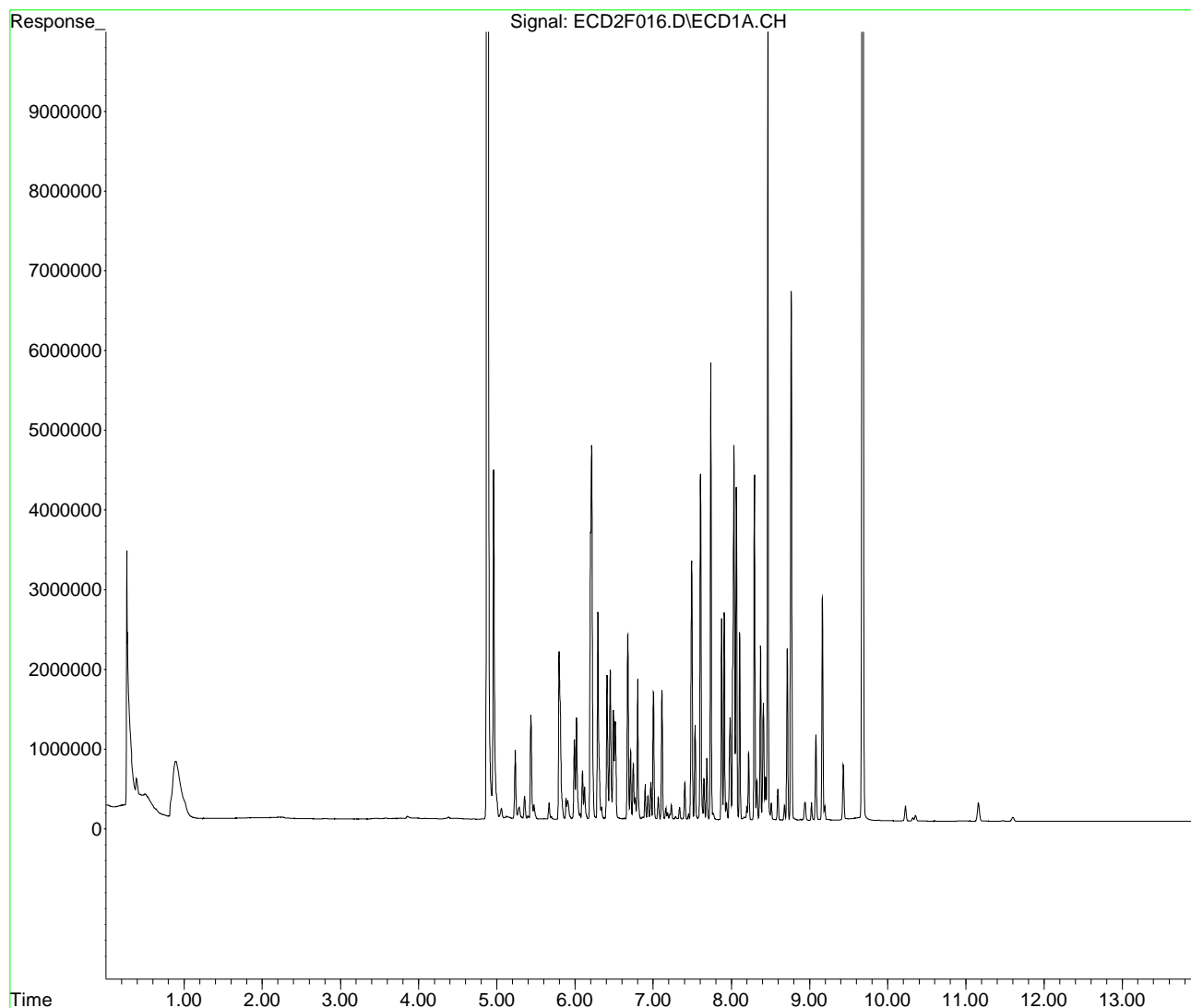
(m)=manual int.

Quantitation Report (Not Reviewed)

Data Path : K:\DATA\0F29028\
Data File : ECD2F016.D
Signal(s) : ECD1A.CH
Acq On : 29 Jun 2020 11:34
Operator : MJB / KAK
Sample : 0F29028-CCV2
Misc :
ALS Vial : 2 Sample Multiplier: 1

Integration File: PCB1.e
Quant Time: Jun 29 15:11:32 2020
Quant Method : K:\METHODS\FECD2_QUANTPCB_200622.M
Quant Title : PCB Data Analysis
QLast Update : Tue Jun 23 11:23:31 2020
Response via : Initial Calibration
Integrator: ChemStation 6890 Scale Mode: Small noise peaks clipped

Volume Inj. : 1uL
Signal Phase : RTX-1701
Signal Info : 30m x 0.32mm x 0.25um



Quantitation Report (Not Reviewed)

Data Path : K:\DATA\0F29028\
 Data File : ECD2F017.D
 Signal(s) : ECD1A.CH
 Acq On : 29 Jun 2020 11:52
 Operator : MJB / KAK
 Sample : 0F29028-CCB2
 Misc :
 ALS Vial : 3 Sample Multiplier: 1

KAK 6/29/2020

Integration File: PCB1.e Clean
 Quant Time: Jun 29 15:11:55 2020
 Quant Method : K:\METHODS\FECD2_QUANTPCB_200622.M
 Quant Title : PCB Data Analysis
 QLast Update : Tue Jun 23 11:23:31 2020
 Response via : Initial Calibration
 Integrator: ChemStation 6890 Scale Mode: Small noise peaks clipped

Volume Inj. : 1uL
 Signal Phase : RTX-1701
 Signal Info : 30m x 0.32mm x 0.25um

Compound	R.T.	Response	Conc Units

System Monitoring Compounds			
1) S TCMX (S)	4.880	14511570	102.172 ng/ml
64) S DCBP (S)	9.678	13145373	105.264 ng/ml
Target Compounds			
2) Aroclor 1016 (1)	5.801	978	0.204 ng/ml
3) Aroclor 1016 (2)	6.198	1335	0.132 ng/ml
4) Aroclor 1016 (3)	6.293	1066	0.198 ng/ml
5) Aroclor 1016 (4)	6.454	925	0.232 ng/ml
6) Aroclor 1016 (5)	6.667	618	0.120 ng/ml
7) Aroclor 1016 (6)	6.809	1175	0.311 ng/ml
8) Aroclor 1016 - AVE	0.000	0	N.D. ng/ml
9) Aroclor 1221 (1)	5.234	279839	160.985 ng/ml
10) Aroclor 1221 (2)	5.378	1388	1.248 ng/ml
11) Aroclor 1221 (3)	5.428	5812	1.605 ng/ml
12) Aroclor 1221 (4)	5.895	1949	3.327 ng/ml
13) Aroclor 1221 (5)	6.198	1335	1.905 ng/ml
14) Aroclor 1221 - AVE	0.000	0	N.D. ng/ml
15) Aroclor 1232 (1)	5.428	5812	1.917 ng/ml
16) Aroclor 1232 (2)	6.198	1335	0.339 ng/ml
17) Aroclor 1232 (3)	6.293	1066	0.489 ng/ml
18) Aroclor 1232 (4)	6.454	925	0.717 ng/ml
19) Aroclor 1232 (5)	6.667	618	0.338 ng/ml
20) Aroclor 1232 (6)	6.791	694	0.451 ng/ml
21) Aroclor 1232 - AVE	0.000	0	N.D. ng/ml
22) Aroclor 1242 (1)	5.801	978	0.279 ng/ml
23) Aroclor 1242 (2)	6.198	1335	0.178 ng/ml
24) Aroclor 1242 (3)	6.293	1066	0.268 ng/ml
25) Aroclor 1242 (4)	6.454	925	0.354 ng/ml
26) Aroclor 1242 (5)	6.667	618	0.165 ng/ml

Quantitation Report (Not Reviewed)

Data Path : K:\DATA\0F29028\
 Data File : ECD2F017.D
 Signal(s) : ECD1A.CH
 Acq On : 29 Jun 2020 11:52
 Operator : MJB / KAK
 Sample : 0F29028-CCB2
 Misc :
 ALS Vial : 3 Sample Multiplier: 1

Integration File: PCB1.e
 Quant Time: Jun 29 15:11:55 2020
 Quant Method : K:\METHODS\FECD2_QUANTPCB_200622.M
 Quant Title : PCB Data Analysis
 QLast Update : Tue Jun 23 11:23:31 2020
 Response via : Initial Calibration
 Integrator: ChemStation 6890 Scale Mode: Small noise peaks clipped

Volume Inj. : 1uL
 Signal Phase : RTX-1701
 Signal Info : 30m x 0.32mm x 0.25um

	Compound	R.T.	Response	Conc Units
27)	Aroclor 1242 (6)	6.809	1175	0.358 ng/ml
28)	Aroclor 1242 - AVE	0.000	0	N.D. ng/ml
29)	Aroclor 1248 (1)	6.198	1335	0.289 ng/ml
30)	Aroclor 1248 (2)	6.454	925	0.184 ng/ml
31)	Aroclor 1248 (3)	6.667	618	0.101 ng/ml
32)	Aroclor 1248 (4)	6.985	2763	0.377 ng/ml
33)	Aroclor 1248 (5)	7.017	4541	0.576 ng/ml
34)	Aroclor 1248 (6)	7.485	5798	1.474 ng/ml
35)	Aroclor 1248 - AVE	0.000	0	N.D. ng/ml
36)	Aroclor 1254 (1)	7.017	4541	0.643 ng/ml
37)	Aroclor 1254 (2)	7.118	6962	0.816 ng/ml
38)	Aroclor 1254 (3)	7.485	5798	0.428 ng/ml
39)	Aroclor 1254 (4)	7.649	4854	0.524 ng/ml
40)	Aroclor 1254 (5)	8.042	7914	0.857 ng/ml
41)	Aroclor 1254 (6)	8.329	4271	1.422 ng/ml
42)	Aroclor 1254 - AVE	0.000	0	N.D. ng/ml
43)	Aroclor 1260 (1)	7.605	5742	0.598 ng/ml
44)	Aroclor 1260 (2)	7.737	6431	0.543 ng/ml
45)	Aroclor 1260 (3)	8.294	6388	0.689 ng/ml
46)	Aroclor 1260 (4)	8.463	12063	0.552 ng/ml
47)	Aroclor 1260 (5)	8.767	7128	0.496 ng/ml
48)	Aroclor 1260 (6)	9.164	8152	1.372 ng/ml
49)	Aroclor 1260 - AVE	0.000	0	N.D. ng/ml
50)	Aroclor 1262 (1)	7.737	6431	0.709 ng/ml
51)	Aroclor 1262 (2)	8.063	6180	0.485 ng/ml
52)	Aroclor 1262 (3)	8.294	6388	0.574 ng/ml
53)	Aroclor 1262 (4)	8.463	12063	0.505 ng/ml
54)	Aroclor 1262 (5)	8.767	7128	0.492 ng/ml
55)	Aroclor 1262 (6)	9.164	8152	1.068 ng/ml
56)	Aroclor 1262 - AVE	0.000	0	N.D. ng/ml
57)	Aroclor 1268 (1)	8.294	6388	1.120 ng/ml

Quantitation Report (Not Reviewed)

Data Path : K:\DATA\0F29028\
 Data File : ECD2F017.D
 Signal(s) : ECD1A.CH
 Acq On : 29 Jun 2020 11:52
 Operator : MJB / KAK
 Sample : 0F29028-CCB2
 Misc :
 ALS Vial : 3 Sample Multiplier: 1

Integration File: PCB1.e
 Quant Time: Jun 29 15:11:55 2020
 Quant Method : K:\METHODS\FECD2_QUANTPCB_200622.M
 Quant Title : PCB Data Analysis
 QLast Update : Tue Jun 23 11:23:31 2020
 Response via : Initial Calibration
 Integrator: ChemStation 6890 Scale Mode: Small noise peaks clipped

Volume Inj. : 1uL
 Signal Phase : RTX-1701
 Signal Info : 30m x 0.32mm x 0.25um

	Compound	R.T.	Response	Conc Units
58)	Aroclor 1268 (2)	8.715	4735	0.171 ng/ml
59)	Aroclor 1268 (3)	8.767	7128	0.303 ng/ml
60)	Aroclor 1268 (4)	8.946	58916	2.735 ng/ml
61)	Aroclor 1268 (5)	9.164	8152	0.966 ng/ml
62)	Aroclor 1268 (6)	9.432	58750	0.912 ng/ml
63)	Aroclor 1268 - AVE	0.000	0	N.D. ng/ml

(f)=RT Delta > 1/2 Window

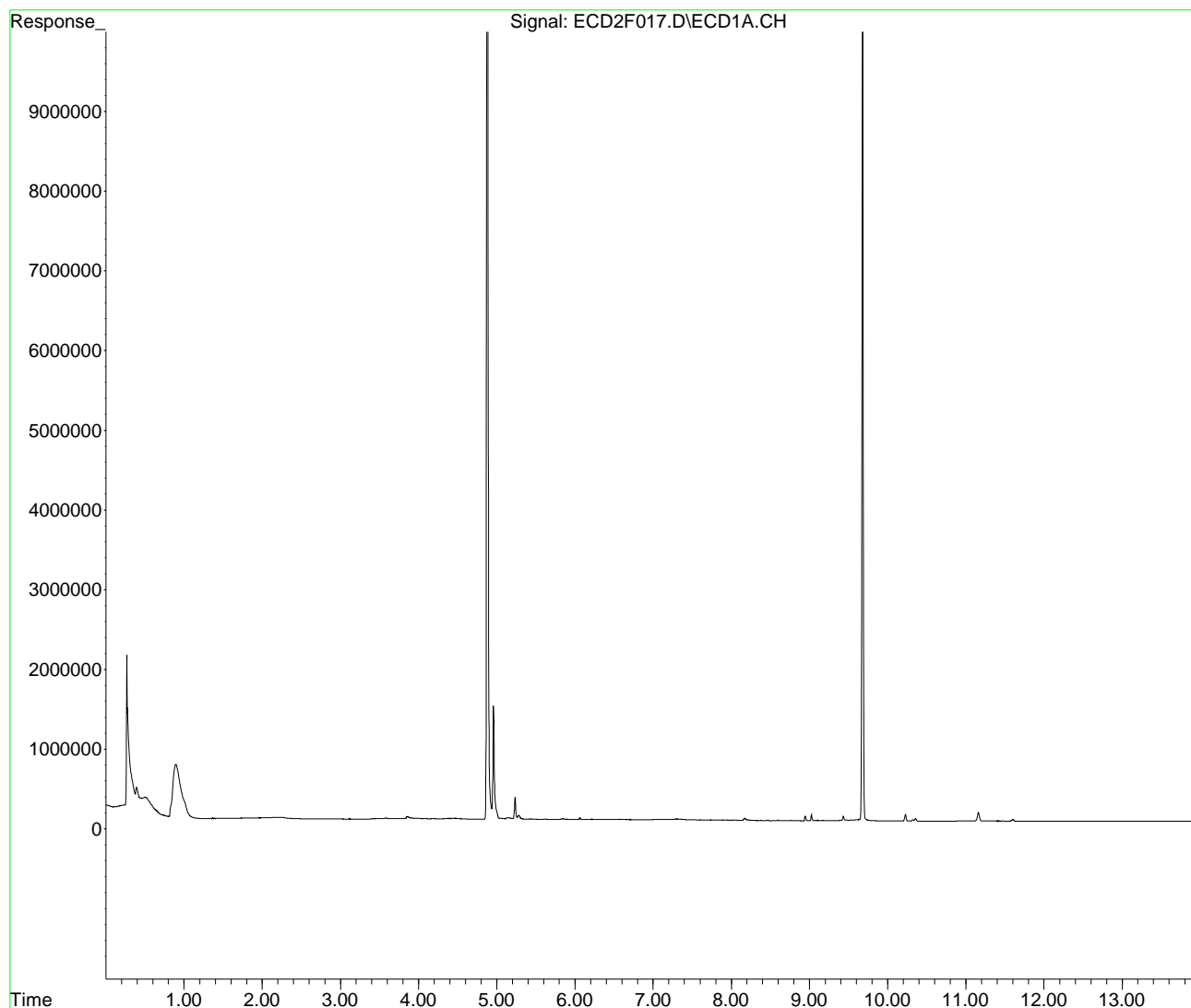
(m)=manual int.

Quantitation Report (Not Reviewed)

Data Path : K:\DATA\0F29028\
Data File : ECD2F017.D
Signal(s) : ECD1A.CH
Acq On : 29 Jun 2020 11:52
Operator : MJB / KAK
Sample : 0F29028-CCB2
Misc :
ALS Vial : 3 Sample Multiplier: 1

Integration File: PCB1.e
Quant Time: Jun 29 15:11:55 2020
Quant Method : K:\METHODS\FECD2_QUANTPCB_200622.M
Quant Title : PCB Data Analysis
QLast Update : Tue Jun 23 11:23:31 2020
Response via : Initial Calibration
Integrator: ChemStation 6890 Scale Mode: Small noise peaks clipped

Volume Inj. : 1uL
Signal Phase : RTX-1701
Signal Info : 30m x 0.32mm x 0.25um



**Polychlorinated Biphenyls by EPA 8082A
Calibration Data**

Sequence 0F22030 (Cal ID A0F2307) DUALECD2F



ELEMENT SEQUENCE LOG

Apex Laboratories

Sequence: 0F22030

Instrument: DUALECD2F

Date: 06/22/20 06:10

Calibration: A0F2307

#	<u>Lab Number</u>	<u>Matrix</u>	<u>Analysis</u>	<u>Client</u>	<u>Due</u>	<u>Batch</u>	<u>ISTD.ID</u>	<u>STD.ID</u>
1	0F22030-ICB1	Water	QC	QC				A20F087
2	0F22030-CAL1	Water	QC	QC				A20F180
3	0F22030-CAL2	Water	QC	QC				A20F181
4	0F22030-CAL3	Water	QC	QC				A20F183
5	0F22030-CAL4	Water	QC	QC				A20F184
6	0F22030-CAL5	Water	QC	QC				A20F177
7	0F22030-CAL6	Water	QC	QC				A20F178
8	0F22030-CAL7	Water	QC	QC				A20F179
9	0F22030-IBL1	Water	QC	QC				
10	0F22030-ICV1	Water	QC	QC				A20B355
11	0F22030-CAL8	Water	QC	QC				A20C117
12	0F22030-CAL9	Water	QC	QC				A20B322
13	0F22030-CALA	Water	QC	QC				A20B323
14	0F22030-CALB	Water	QC	QC				A20B324
15	0F22030-CALC	Water	QC	QC				A20B325
16	0F22030-CALD	Water	QC	QC				A20B326
17	0F22030-CALE	Water	QC	QC				A20B327
18	0F22030-ICV2	Water	QC	QC				A20B353
19	0F22030-ICV3	Water	QC	QC				A20D351
20	0F22030-ICV4	Water	QC	QC				A20B354
21	0F22030-ICV5	Water	QC	QC				A20B130

Data Entered By/Date: KAK 6/24/2020

Comments:

Data Reviewed By/Date: MKZ 6/24/2020

6/24/2020 7:55:23AM

Calibration Status Report HP G1530A

Method Path : K:\METHODS\
 Method File : FECD2_QUANTPCB_200622.M
 Title : PCB Data Analysis
 Last Update : Tue Jun 23 11:23:31 2020
 Response Via : Initial Calibration

KAK 6/23/2020

#	ID	Conc	ISTD Conc	Path\File
1	1	10	0	K:\DATA\0F22030\ECD2F010.D
2	2	25	0	K:\DATA\0F22030\ECD2F011.D
3	3	50	0	K:\DATA\0F22030\ECD2F012.D
4	4	100	0	K:\DATA\0F22030\ECD2F013.D
5	5	250	0	K:\DATA\0F22030\ECD2F021.D
6	6	500	0	K:\DATA\0F22030\ECD2F015.D
7	7	800	0	K:\DATA\0F22030\ECD2F016.D

Calibration: A0F2307

#	ID	Update Time	Quant Time	Acquisition Time
1	1	Jun 23 10:47 2020	Jun 23 10:39 2020	22 Jun 2020 17:40
2	2	Jun 23 10:47 2020	Jun 23 10:40 2020	22 Jun 2020 17:58
3	3	Jun 23 10:47 2020	Jun 23 10:42 2020	22 Jun 2020 18:15
4	4	Jun 23 10:48 2020	Jun 23 10:44 2020	22 Jun 2020 18:33
5	5	Jun 23 11:23 2020	Jun 23 11:14 2020	22 Jun 2020 20:54
6	6	Jun 23 10:48 2020	Jun 23 10:45 2020	22 Jun 2020 19:08
7	7	Jun 23 10:48 2020	Jun 23 10:46 2020	22 Jun 2020 19:26

FECD2_QUANTPCB_200622.M Tue Jun 23 16:04:13 2020

Response Factor Report HP G1530A

Method Path : K:\METHODS\
 Method File : FECD2_QUANTPCB_200622.M
 Title : PCB Data Analysis
 Last Update : Tue Jun 23 11:23:31 2020
 Response Via : Initial Calibration

KAK 6/23/2020

Calibration Files

1 =ECD2F010.D 2 =ECD2F011.D 3 =ECD2F012.D
 4 =ECD2F013.D 5 =ECD2F021.D 6 =ECD2F015.D

Compound		1	2	3	4	5	6	Avg	%RSD		
1) S	TCMX (S)	1.321	1.346	1.380	1.353	1.432	1.496	1.420	E5	7.31	
2)	Aroclor 1016 ...	5.734	5.012	4.888	4.555	4.623	4.290	4.790	E3	10.12	✓
3)	Aroclor 1016 ...	1.090	1.006	0.999	0.999	0.985	1.003	1.009	E4	3.64	✓
4)	Aroclor 1016 ...	6.112	5.445	5.461	5.186	5.199	5.141	5.386	E3	6.45	✓
5)	Aroclor 1016 ...	4.660	4.149	4.104	3.799	3.711	3.763	3.995	E3	8.54	✓
6)	Aroclor 1016 ...	5.869	5.270	5.070	5.027	4.873	4.826	5.140	E3	6.85	✓
7)	Aroclor 1016 (6)	4.339	3.927	3.819	3.497	3.724	3.514	3.782	E3	7.68	✓
8)	Aroclor 1016 ...							0.000		-1.00	
9)	Aroclor 1221 (1)					1.738		1.738	E3	0.00	
10)	Aroclor 1221 (2)					1.112		1.112	E3	0.00	
11)	Aroclor 1221 (3)					3.620		3.620	E3	0.00	
12)	Aroclor 1221 (4)					5.857		5.857	E2	0.00	
13)	Aroclor 1221 (5)					7.004		7.004	E2	0.00	
14)	Aroclor 1221 ...							0.000		-1.00	
15)	Aroclor 1232 (1)					3.032		3.032	E3	0.00	
16)	Aroclor 1232 (2)					3.932		3.932	E3	0.00	
17)	Aroclor 1232 (3)					2.182		2.182	E3	0.00	
18)	Aroclor 1232 (4)					1.290		1.290	E3	0.00	
19)	Aroclor 1232 (5)					1.828		1.828	E3	0.00	
20)	Aroclor 1232 (6)					1.538		1.538	E3	0.00	
21)	Aroclor 1232 ...							0.000		-1.00	
22)	Aroclor 1242 ...					3.503		3.503	E3	0.00	
23)	Aroclor 1242 ...					7.503		7.503	E3	0.00	
24)	Aroclor 1242 ...					3.975		3.975	E3	0.00	
25)	Aroclor 1242 ...					2.616		2.616	E3	0.00	
26)	Aroclor 1242 ...					3.747		3.747	E3	0.00	
27)	Aroclor 1242 (6)					3.277		3.277	E3	0.00	
28)	Aroclor 1242 ...							0.000		-1.00	
29)	Aroclor 1248 ...					4.624		4.624	E3	0.00	
30)	Aroclor 1248 ...					5.015		5.015	E3	0.00	
31)	Aroclor 1248 ...					6.110		6.110	E3	0.00	
32)	Aroclor 1248 ...					7.327		7.327	E3	0.00	
33)	Aroclor 1248 ...					7.877		7.877	E3	0.00	
34)	Aroclor 1248 (6)					3.933		3.933	E3	0.00	
35)	Aroclor 1248 ...							0.000		-1.00	
36)	Aroclor 1254 ...					7.058		7.058	E3	0.00	
37)	Aroclor 1254 ...					8.536		8.536	E3	0.00	
38)	Aroclor 1254 ...					1.355		1.355	E4	0.00	
39)	Aroclor 1254 ...					9.258		9.258	E3	0.00	
40)	Aroclor 1254 ...					9.233		9.233	E3	0.00	
41)	Aroclor 1254 (6)					3.004		3.004	E3	0.00	
42)	Aroclor 1254 ...							0.000		-1.00	

Response Factor Report HP G1530A

Method Path : K:\METHODS\
 Method File : FECD2_QUANTPCB_200622.M
 Title : PCB Data Analysis
 Last Update : Tue Jun 23 11:23:31 2020
 Response Via : Initial Calibration

Calibration Files

1 =ECD2F010.D 2 =ECD2F011.D 3 =ECD2F012.D
 4 =ECD2F013.D 5 =ECD2F021.D 6 =ECD2F015.D

Compound		1	2	3	4	5	6	Avg	%RSD		
43)	Aroclor 1260 ...	1.094	0.989	0.954	0.908	0.923	0.930	0.960	E4	6.76	✓
44)	Aroclor 1260 ...	1.322	1.187	1.123	1.145	1.182	1.159	1.185	E4	5.47	✓
45)	Aroclor 1260 (3)	1.043	0.937	0.908	0.874	0.883	0.903	0.928	E4	6.15	✓
46)	Aroclor 1260 (4)	2.294	2.128	2.107	2.062	2.189	2.216	2.187	E4	4.31	✓
47)	Aroclor 1260 (5)	1.514	1.391	1.357	1.396	1.420	1.476	1.436	E4	4.19	✓
48)	Aroclor 1260 (6)	7.039	6.236	5.795	5.544	5.692	5.557	5.943	E3	9.01	✓
49)	Aroclor 1260 ...							0.000		-1.00	
50)	Aroclor 1262 (1)					9.072		9.072	E3	0.00	
51)	Aroclor 1262 (2)					1.274		1.274	E4	0.00	
52)	Aroclor 1262 (3)					1.113		1.113	E4	0.00	
53)	Aroclor 1262 (4)					2.389		2.389	E4	0.00	
54)	Aroclor 1262 (5)					1.448		1.448	E4	0.00	
55)	Aroclor 1262 (6)					7.636		7.636	E3	0.00	
56)	Aroclor 1262 ...							0.000		-1.00	
57)	Aroclor 1268 (1)					5.706		5.706	E3	0.00	
58)	Aroclor 1268 (2)					2.774		2.774	E4	0.00	
59)	Aroclor 1268 (3)					2.355		2.355	E4	0.00	
60)	Aroclor 1268 (4)					2.154		2.154	E4	0.00	
61)	Aroclor 1268 (5)					8.441		8.441	E3	0.00	
62)	Aroclor 1268 (6)					6.445		6.445	E4	0.00	
63)	Aroclor 1268 ...							0.000		-1.00	
64) S	DCBP (S)	1.223	1.160	1.176	1.218	1.252	1.321	1.249	E5	6.56	✓

(#) = Out of Range ### Number of calibration levels exceeded format ###

Compound List Report HP G1530A

Method Path : K:\METHODS\
 Method File : FECD2_QUANTPCB_200622.M
 Title : PCB Data Analysis
 Last Update : Tue Jun 23 11:23:31 2020
 Response Via : Initial Calibration

KAK 6/23/2020

Total Cpnds : 64

PK#	Compound Name	Exp_RT	Rel_RT	Cal	A/H	ID
1	S TCMX (S)	4.879	1.000	A	H	L
2	Aroclor 1016 (1)	5.797	1.000	A	H	R
3	Aroclor 1016 (2)	6.210	1.000	A	H	R
4	Aroclor 1016 (3)	6.292	1.000	A	H	R
5	Aroclor 1016 (4)	6.450	1.000	A	H	R
6	Aroclor 1016 (5)	6.673	1.000	A	H	R
7	Aroclor 1016 (6)	6.800	1.000	A	H	R
8	Aroclor 1016 - AVE	0.839	1.000	A	H	R
9	Aroclor 1221 (1)	5.236	1.000	A	H	R
10	Aroclor 1221 (2)	5.355	1.000	A	H	R
11	Aroclor 1221 (3)	5.435	1.000	A	H	R
12	Aroclor 1221 (4)	5.903	1.000	A	H	R
13	Aroclor 1221 (5)	6.210	1.000	A	H	R
14	Aroclor 1221 - AVE	0.839	1.000	A	H	R
15	Aroclor 1232 (1)	5.435	1.000	A	H	R
16	Aroclor 1232 (2)	6.210	1.000	A	H	R
17	Aroclor 1232 (3)	6.292	1.000	A	H	R
18	Aroclor 1232 (4)	6.449	1.000	A	H	R
19	Aroclor 1232 (5)	6.673	1.000	A	H	R
20	Aroclor 1232 (6)	6.800	1.000	A	H	R
21	Aroclor 1232 - AVE	0.839	1.000	A	H	R
22	Aroclor 1242 (1)	5.797	1.000	A	H	R
23	Aroclor 1242 (2)	6.210	1.000	A	H	R
24	Aroclor 1242 (3)	6.291	1.000	A	H	R
25	Aroclor 1242 (4)	6.450	1.000	A	H	R
26	Aroclor 1242 (5)	6.673	1.000	A	H	R
27	Aroclor 1242 (6)	6.800	1.000	A	H	R
28	Aroclor 1242 - AVE	0.839	1.000	A	H	R
29	Aroclor 1248 (1)	6.211	1.000	A	H	R
30	Aroclor 1248 (2)	6.451	1.000	A	H	R
31	Aroclor 1248 (3)	6.673	1.000	A	H	R
32	Aroclor 1248 (4)	6.968	1.000	A	H	R
33	Aroclor 1248 (5)	7.006	1.000	A	H	R
34	Aroclor 1248 (6)	7.484	1.000	A	H	R
35	Aroclor 1248 - AVE	0.839	1.000	A	H	R
36	Aroclor 1254 (1)	7.003	1.000	A	H	R
37	Aroclor 1254 (2)	7.111	1.000	A	H	R
38	Aroclor 1254 (3)	7.485	1.000	A	H	R
39	Aroclor 1254 (4)	7.649	1.000	A	H	R
40	Aroclor 1254 (5)	8.032	1.000	A	H	R
41	Aroclor 1254 (6)	8.325	1.000	A	H	R
42	Aroclor 1254 - AVE	0.839	1.000	A	H	R
43	Aroclor 1260 (1)	7.603	1.000	A	H	R
44	Aroclor 1260 (2)	7.735	1.000	A	H	R
45	Aroclor 1260 (3)	8.295	1.000	A	H	R
46	Aroclor 1260 (4)	8.464	1.000	A	H	R
47	Aroclor 1260 (5)	8.765	1.000	A	H	R
48	Aroclor 1260 (6)	9.164	1.000	A	H	R
49	Aroclor 1260 - AVE	0.839	1.000	A	H	R
50	Aroclor 1262 (1)	7.736	1.000	A	H	R
51	Aroclor 1262 (2)	8.062	1.000	A	H	R
52	Aroclor 1262 (3)	8.295	1.000	A	H	R
53	Aroclor 1262 (4)	8.464	1.000	A	H	R
54	Aroclor 1262 (5)	8.764	1.000	A	H	R
55	Aroclor 1262 (6)	9.163	1.000	A	H	R
56	Aroclor 1262 - AVE	0.839	1.000	A	H	R

57	Aroclor 1268 (1)	8.287	1.000	A	H	R
58	Aroclor 1268 (2)	8.714	1.000	A	H	R
59	Aroclor 1268 (3)	8.761	1.000	A	H	R
60	Aroclor 1268 (4)	8.945	1.000	A	H	R
61	Aroclor 1268 (5)	9.164	1.000	A	H	R
62	Aroclor 1268 (6)	9.433	1.000	A	H	R
63	Aroclor 1268 - AVE	0.842	1.000	A	H	R
64	S DCBP (S)	9.678	1.000	A	H	R

Cal A = Average L = Linear LO = Linear w/origin Q = Quad QO = Quad w/origin

A/H = Area or Height

ID R = R.T. B = R.T. & Q Q = Qvalue L = Largest A = All

FECD2_QUANTPCB_200622.M Tue Jun 23 16:04:02 2020

Element Calibration Review Sheet

Calibration ID: **AOF2307**

Instrument: **DUALECD2F**

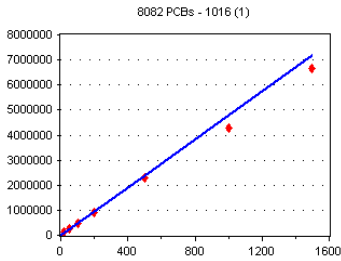
Calibration Date: **06/23/2020**

Analysis: **8082 PCBs**

Instrument Cal ID: **FECD2_QUANTPCB_20062**

1016 (1)

Curve Fit: **AVERAGE RF**

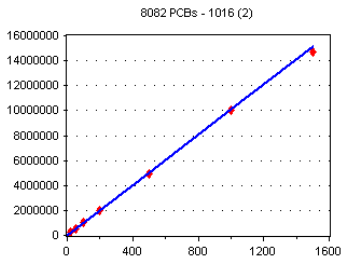


Standard	Concentration	Response	Response Factor	RT
0F22030-CAL1	20	114671	5733.550	5.80
0F22030-CAL2	50	250610	5012.200	5.80
0F22030-CAL3	100	488759	4887.590	5.80
0F22030-CAL4	200	910941	4554.705	5.80
0F22030-CAL5	500	2311712	4623.424	5.80
0F22030-CAL6	1000	4290376	4290.376	5.80
0F22030-CAL7	1500	6647447	4431.631	5.80

AVE RF **4790.497** **RF RSD** **10.12** **AVE RT** **5.80**

1016 (2)

Curve Fit: **AVERAGE RF**

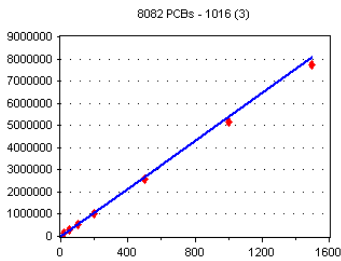


Standard	Concentration	Response	Response Factor	RT
0F22030-CAL1	20	217974	10898.700	6.21
0F22030-CAL2	50	502949	10058.980	6.21
0F22030-CAL3	100	999098	9990.980	6.21
0F22030-CAL4	200	1998027	9990.135	6.21
0F22030-CAL5	500	4925919	9851.838	6.21
0F22030-CAL6	1000	003204E+07	10032.040	6.21
0F22030-CAL7	1500	472006E+07	9813.373	6.21

AVE RF **10090.860** **RF RSD** **3.64** **AVE RT** **6.21**

1016 (3)

Curve Fit: **AVERAGE RF**

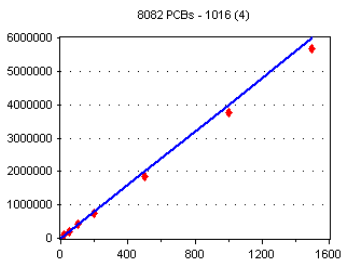


Standard	Concentration	Response	Response Factor	RT
0F22030-CAL1	20	122243	6112.150	6.29
0F22030-CAL2	50	272260	5445.200	6.29
0F22030-CAL3	100	546054	5460.540	6.29
0F22030-CAL4	200	1037136	5185.680	6.29
0F22030-CAL5	500	2599280	5198.560	6.29
0F22030-CAL6	1000	5140921	5140.921	6.29
0F22030-CAL7	1500	7735185	5156.790	6.29

AVE RF **5385.692** **RF RSD** **6.45** **AVE RT** **6.29**

1016 (4)

Curve Fit: **AVERAGE RF**



Standard	Concentration	Response	Response Factor	RT
0F22030-CAL1	20	93210	4660.500	6.45
0F22030-CAL2	50	207464	4149.280	6.45
0F22030-CAL3	100	410421	4104.210	6.45
0F22030-CAL4	200	759854	3799.270	6.45
0F22030-CAL5	500	1855679	3711.358	6.45
0F22030-CAL6	1000	3762955	3762.955	6.45
0F22030-CAL7	1500	5666348	3777.565	6.45

AVE RF **3995.020** **RF RSD** **8.54** **AVE RT** **6.45**

Element Calibration Review Sheet

Calibration ID: **A0F2307**

Instrument: **DUALECD2F**

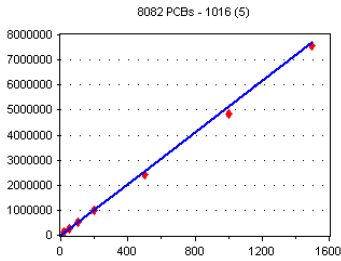
Calibration Date: **06/23/2020**

Analysis: **8082 PCBs**

Instrument Cal ID: **FECD2_QUANTPCB_20062**

1016 (5)

Curve Fit: **AVERAGE RF**

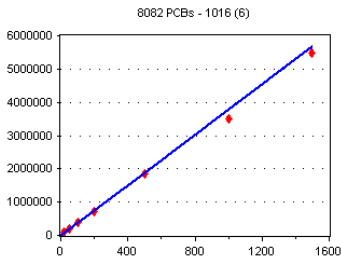


Standard	Concentration	Response	Response Factor	RT
0F22030-CAL1	20	117378	5868.900	6.67
0F22030-CAL2	50	263506	5270.120	6.67
0F22030-CAL3	100	507036	5070.360	6.67
0F22030-CAL4	200	1005387	5026.935	6.67
0F22030-CAL5	500	2436748	4873.496	6.67
0F22030-CAL6	1000	4825909	4825.909	6.67
0F22030-CAL7	1500	7568085	5045.390	6.67

AVE RF **5140.159** **RF RSD** **6.85** **AVE RT** **6.67**

1016 (6)

Curve Fit: **AVERAGE RF**

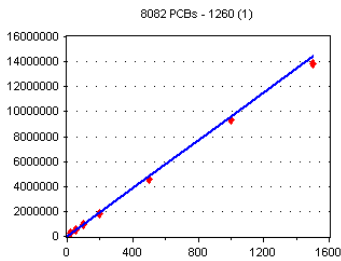


Standard	Concentration	Response	Response Factor	RT
0F22030-CAL1	20	86779	4338.950	6.80
0F22030-CAL2	50	196343	3926.860	6.80
0F22030-CAL3	100	381893	3818.930	6.80
0F22030-CAL4	200	699487	3497.435	6.80
0F22030-CAL5	500	1862202	3724.404	6.80
0F22030-CAL6	1000	3513537	3513.537	6.80
0F22030-CAL7	1500	5477513	3651.675	6.80

AVE RF **3781.685** **RF RSD** **7.68** **AVE RT** **6.80**

1260 (1)

Curve Fit: **AVERAGE RF**

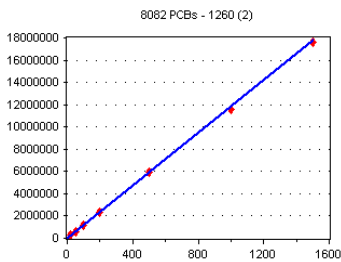


Standard	Concentration	Response	Response Factor	RT
0F22030-CAL1	20	218884	10944.200	7.60
0F22030-CAL2	50	494275	9885.500	7.60
0F22030-CAL3	100	953992	9539.920	7.60
0F22030-CAL4	200	1816042	9080.210	7.60
0F22030-CAL5	500	4613025	9226.050	7.60
0F22030-CAL6	1000	9304677	9304.677	7.60
0F22030-CAL7	1500	383827E+07	9225.514	7.61

AVE RF **9600.867** **RF RSD** **6.76** **AVE RT** **7.60**

1260 (2)

Curve Fit: **AVERAGE RF**



Standard	Concentration	Response	Response Factor	RT
0F22030-CAL1	20	264494	13224.700	7.74
0F22030-CAL2	50	593624	11872.480	7.74
0F22030-CAL3	100	1122579	11225.790	7.74
0F22030-CAL4	200	2289230	11446.150	7.74
0F22030-CAL5	500	5911126	11822.250	7.74
0F22030-CAL6	1000	158969E+07	11589.690	7.74
0F22030-CAL7	1500	763214E+07	11754.760	7.74

AVE RF **11847.970** **RF RSD** **5.47** **AVE RT** **7.74**

Element Calibration Review Sheet

Calibration ID: **A0F2307**

Instrument: **DUALECD2F**

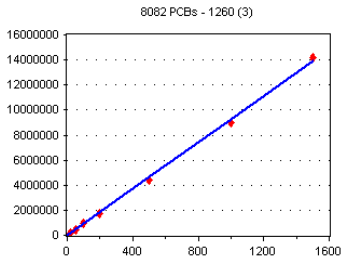
Calibration Date: **06/23/2020**

Analysis: **8082 PCBs**

Instrument Cal ID: **FECD2_QUANTPCB_20062**

1260 (3)

Curve Fit: **AVERAGE RF**

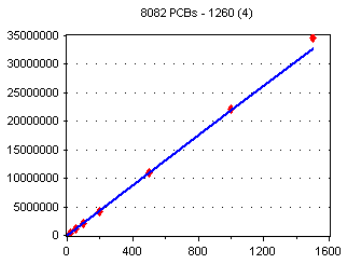


Standard	Concentration	Response	Response Factor	RT
0F22030-CAL1	20	208593	10429.650	8.30
0F22030-CAL2	50	468508	9370.160	8.29
0F22030-CAL3	100	908162	9081.620	8.30
0F22030-CAL4	200	1747877	8739.385	8.29
0F22030-CAL5	500	4415322	8830.644	8.30
0F22030-CAL6	1000	9034721	9034.721	8.30
0F22030-CAL7	1500	417967E+07	9453.113	8.30

AVE RF **9277.042** **RF RSD** **6.15** **AVE RT** **8.30**

1260 (4)

Curve Fit: **AVERAGE RF**

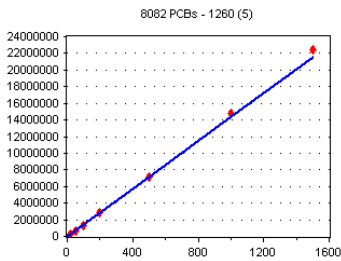


Standard	Concentration	Response	Response Factor	RT
0F22030-CAL1	20	458871	22943.550	8.47
0F22030-CAL2	50	1063915	21278.300	8.46
0F22030-CAL3	100	2106967	21069.670	8.46
0F22030-CAL4	200	4124364	20621.820	8.46
0F22030-CAL5	500	094468E+07	21889.360	8.47
0F22030-CAL6	1000	215559E+07	22155.590	8.47
0F22030-CAL7	1500	466666E+07	23111.110	8.47

AVE RF **21867.060** **RF RSD** **4.31** **AVE RT** **8.46**

1260 (5)

Curve Fit: **AVERAGE RF**

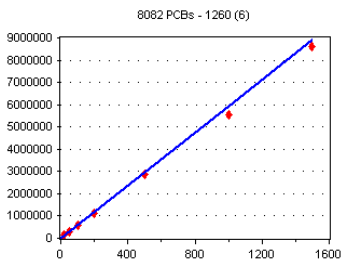


Standard	Concentration	Response	Response Factor	RT
0F22030-CAL1	20	302800	15140.000	8.77
0F22030-CAL2	50	695563	13911.260	8.76
0F22030-CAL3	100	1356736	13567.360	8.77
0F22030-CAL4	200	2791057	13955.290	8.76
0F22030-CAL5	500	7098160	14196.320	8.77
0F22030-CAL6	1000	476204E+07	14762.040	8.77
0F22030-CAL7	1500	247284E+07	14981.890	8.77

AVE RF **14359.170** **RF RSD** **4.19** **AVE RT** **8.77**

1260 (6)

Curve Fit: **AVERAGE RF**



Standard	Concentration	Response	Response Factor	RT
0F22030-CAL1	20	140770	7038.500	9.16
0F22030-CAL2	50	311796	6235.920	9.16
0F22030-CAL3	100	579494	5794.940	9.16
0F22030-CAL4	200	1108866	5544.330	9.16
0F22030-CAL5	500	2845981	5691.962	9.16
0F22030-CAL6	1000	5556964	5556.964	9.16
0F22030-CAL7	1500	8609687	5739.792	9.16

AVE RF **5943.201** **RF RSD** **9.01** **AVE RT** **9.16**

Element Calibration Review Sheet

Calibration ID: **A0F2307**

Instrument: **DUALECD2F**

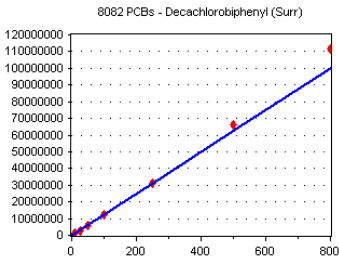
Calibration Date: **06/23/2020**

Analysis: **8082 PCBs**

Instrument Cal ID: **FECD2_QUANTPCB_20062**

Decachlorobiphenyl (Surr)

Curve Fit: **AVERAGE RF**



<u>Standard</u>	<u>Concentration</u>	<u>Response</u>	<u>Response Factor</u>	<u>RT</u>
0F22030-CAL1	10	1222731	122273.100	9.68
0F22030-CAL2	25	2901210	116048.400	9.68
0F22030-CAL3	50	5880384	117607.700	9.68
0F22030-CAL4	100	218009E+07	121800.900	9.68
0F22030-CAL5	250	129366E+07	125174.600	9.68
0F22030-CAL6	500	605183E+07	132103.700	9.68
0F22030-CAL7	800	113203E+08	139150.400	9.68

AVE RF **124879.800** RF RSD **6.56** AVE RT **9.68**

CALIBRATION SEQUENCE REVIEW SHEET

SEQUENCE: 0F22030

Analysis Included

1311/8082 TCLP PCBs
 608.3 PCBs
 608.3 PCBs - LL (1000/1mL) +1262/68
 8082 PCBs
 8082 PCBs - Low Level (2mL FV)
 8082 PCBs - Low Level (2mL FV) +1262/68
 8082 PCBs - Low Level (1000/1mL)
 8082 PCBs - Low Level (1000/1mL) (Diss)
 8082 PCBs - Low Level (1000/1mL) +1262/68
 8082 PCBs - Low Level (30g/2mL)
 8082 PCBs + 1262/1268
 8082 PCBs in Trans. Oil - LL

INSTRUMENT SEQUENCE LOG

<u>SampleID</u>	<u>SampleName</u>	<u>Matrix</u>	<u>STDID</u>	<u>ISTD_ID</u>	<u>Analyzed</u>
0F22030-ICB1	Initial Cal Blank	Water	A20F087		6/22/2020 5:22:00PM
0F22030-CAL1	Cal Standard	Water	A20F180	"	6/22/2020 5:40:00PM
0F22030-CAL2	Cal Standard	Water	A20F181	"	6/22/2020 5:58:00PM
0F22030-CAL3	Cal Standard	Water	A20F183	"	6/22/2020 6:15:00PM
0F22030-CAL4	Cal Standard	Water	A20F184	"	6/22/2020 6:33:00PM
0F22030-CAL5	Cal Standard	Water	A20F177	"	6/22/2020 6:51:00PM
0F22030-CAL6	Cal Standard	Water	A20F178	"	6/22/2020 7:08:00PM
0F22030-CAL7	Cal Standard	Water	A20F179	"	6/22/2020 7:26:00PM
0F22030-ICV1	Initial Cal Check	Water	A20B355	"	6/22/2020 8:01:00PM
0F22030-CAL8	Cal Standard	Water	A20C117	"	6/22/2020 8:19:00PM
0F22030-CAL9	Cal Standard	Water	A20B322	"	6/22/2020 8:37:00PM
0F22030-CALA	Cal Standard	Water	A20B323	"	6/22/2020 8:54:00PM
0F22030-CALB	Cal Standard	Water	A20B324	"	6/22/2020 9:12:00PM
0F22030-CALC	Cal Standard	Water	A20B325	"	6/22/2020 9:29:00PM
0F22030-CALD	Cal Standard	Water	A20B326	"	6/22/2020 9:47:00PM
0F22030-CALE	Cal Standard	Water	A20B327	"	6/22/2020 10:05:00PM
0F22030-ICV2	Initial Cal Check	Water	A20B353	"	6/22/2020 10:22:00PM
0F22030-ICV3	Initial Cal Check	Water	A20D351	"	6/22/2020 10:40:00PM
0F22030-ICV4	Initial Cal Check	Water	A20B354	"	6/22/2020 10:58:00PM
0F22030-ICV5	Initial Cal Check	Water	A20B130	"	6/22/2020 11:15:00PM

CALIBRATION STANDARD RECOVERIES

Calibration: **A0F2307**

Instrument: **DUALECD2F**

1311/8082 TCLP PCBs

Sequence: **0F22030**

Matrix: **Water**

0F22030-CAL1

Inst. MRL	Recalc Res.	Cal Level	%Rec.	Qual
-----------	-------------	-----------	-------	------

Aroclor 1016	0.0000	0.00	20.0	0
Aroclor 1260	0.0000	0.00	20.0	0

0.0000	0.00	20.0	0	
0.0000	0.00	20.0	0	

0F22030-CAL2

Inst. MRL	Recalc Res.	Cal Level	%Rec.	Qual
-----------	-------------	-----------	-------	------

Aroclor 1016	0.0000	0.00	50.0	0
Aroclor 1260	0.0000	0.00	50.0	0

0.0000	0.00	50.0	0	
0.0000	0.00	50.0	0	

CALIBRATION SEQUENCE REVIEW SHEET

SEQUENCE: 0F22030

0F22030-CAL3	Inst. MRL	Recalc Res.	Cal Level	%Rec.	Qual
Aroclor 1016	0.0000	0.00	100	0	
Aroclor 1260	0.0000	0.00	100	0	
0F22030-CAL4	Inst. MRL	Recalc Res.	Cal Level	%Rec.	Qual
Aroclor 1016	0.0000	0.00	200	0	
Aroclor 1260	0.0000	0.00	200	0	
0F22030-CAL5	Inst. MRL	Recalc Res.	Cal Level	%Rec.	Qual
Aroclor 1016	0.0000	0.00	500	0	
Aroclor 1260	0.0000	0.00	500	0	
0F22030-CAL6	Inst. MRL	Recalc Res.	Cal Level	%Rec.	Qual
Aroclor 1016	800.0000	0.00	1000	0	
Aroclor 1260	800.0000	0.00	1000	0	
Aroclor 1016	0.0000	0.00	1000	0	
Aroclor 1260	0.0000	0.00	1000	0	
0F22030-CAL7	Inst. MRL	Recalc Res.	Cal Level	%Rec.	Qual
Aroclor 1016	800.0000	0.00	1500	0	
Aroclor 1260	800.0000	0.00	1500	0	
Aroclor 1016	0.0000	0.00	1500	0	
Aroclor 1260	0.0000	0.00	1500	0	
0F22030-CAL8	Inst. MRL	Recalc Res.	Cal Level	%Rec.	Qual
Aroclor 1221	0.0000	0.00	500	0	
0F22030-CAL9	Inst. MRL	Recalc Res.	Cal Level	%Rec.	Qual
Aroclor 1232	0.0000	0.00	500	0	
0F22030-CALA	Inst. MRL	Recalc Res.	Cal Level	%Rec.	Qual
Aroclor 1242	0.0000	0.00	500	0	
0F22030-CALB	Inst. MRL	Recalc Res.	Cal Level	%Rec.	Qual
Aroclor 1248	0.0000	0.00	500	0	
0F22030-CALC	Inst. MRL	Recalc Res.	Cal Level	%Rec.	Qual
Aroclor 1254	0.0000	0.00	500	0	
0F22030-CALD	Inst. MRL	Recalc Res.	Cal Level	%Rec.	Qual
Aroclor 1262	0.0000	0.00	500	0	
0F22030-CALE	Inst. MRL	Recalc Res.	Cal Level	%Rec.	Qual
Aroclor 1268	0.0000	0.00	500	0	

Compounds listed above have recalculated recoveries outside 70-130% of the true values, and the calibration levels are above the reporting level. If no compounds are listed, all are OK. Please see the next section for quadratic fit compounds.

CALIBRATION SEQUENCE REVIEW SHEET

SEQUENCE: 0F22030

Analytes With Quadratic Curve Fits

Qualifier iMDL iMRL Spike Amt %Difference OK? Raise MRL to ?
_____ _____

Analytes listed above have quadratic curve fits. If they are using a weighting option, they must be checked against the requested curve points to determine if the recalculated results are within limits (70-130 or as specified).

ICV RECOVERIES

Calibration: **A0F2307**

Instrument: **DUALECD2F**

608.3 PCBs - LL (1000/1mL) +

Sequence: **0F22030**

Matrix: **Water**

0F22030-ICV1

	Inst. MRL	ICV Level	Result	%Rec.	Qual
1260 (6)	20	500	333.03	67	
1260 (6)	20	500	333.03	67	
1260 (6)	20	500	333.03	67	
1260 (6)	20	500	333.03	67	
1260 (6)	20	500	333.03	67	
1260 (6)	20	500	333.03	67	
1260 (6)	20	500	333.03	67	
1260 (6)	20	500	333.03	67	
1260 (6)	20	500	333.03	67	
1260 (6)	20	500	333.03	67	
1260 (6)	20	500	333.03	67	

Compounds listed above have Initial Calibration Verification standard recoveries outside 70-130% of the true values. If no compounds are listed, all have passing recoveries.

Quantitation Report (Not Reviewed)

Data Path : K:\DATA\0F22030\
 Data File : ECD2F009.D
 Signal(s) : ECD1A.CH
 Acq On : 22 Jun 2020 17:22
 Operator : MJB / KAK
 Sample : 0F22030-ICB1
 Misc :
 ALS Vial : 3 Sample Multiplier: 1

KAK 6/23/2020

Integration File: PCB1.e Clean
 Quant Time: Jun 23 13:51:52 2020
 Quant Method : K:\METHODS\FECD2_QUANTPCB_200622.M
 Quant Title : PCB Data Analysis
 QLast Update : Tue Jun 23 11:23:31 2020
 Response via : Initial Calibration
 Integrator: ChemStation 6890 Scale Mode: Small noise peaks clipped

Volume Inj. : 1uL
 Signal Phase : RTX-1701
 Signal Info : 30m x 0.32mm x 0.25um

Compound	R.T.	Response	Conc Units

System Monitoring Compounds			
1) S TCMX (S)	4.879	14889065	104.829 ng/ml
64) S DCBP (S)	9.679	12783530	102.367 ng/ml
Target Compounds			
2) Aroclor 1016 (1)	5.778	10919	2.279 ng/ml
3) Aroclor 1016 (2)	6.204	23314	2.310 ng/ml
4) Aroclor 1016 (3)	6.293	14895	2.766 ng/ml
5) Aroclor 1016 (4)	6.452	14311	3.582 ng/ml
6) Aroclor 1016 (5)	6.674	369	0.072 ng/ml
7) Aroclor 1016 (6)	6.804	3490	0.923 ng/ml
8) Aroclor 1016 - AVE	0.000	0	N.D. ng/ml
9) Aroclor 1221 (1)	5.234	292148	168.066 ng/ml
10) Aroclor 1221 (2)	5.367	5657	5.086 ng/ml
11) Aroclor 1221 (3)	5.422	21945	6.062 ng/ml
12) Aroclor 1221 (4)	5.899	10291	17.570 ng/ml
13) Aroclor 1221 (5)	6.204	23314	33.286 ng/ml
14) Aroclor 1221 - AVE	0.000	0	N.D. ng/ml
15) Aroclor 1232 (1)	5.422	21945	7.238 ng/ml
16) Aroclor 1232 (2)	6.204	23314	5.929 ng/ml
17) Aroclor 1232 (3)	6.293	14895	6.827 ng/ml
18) Aroclor 1232 (4)	6.452	14311	11.097 ng/ml
19) Aroclor 1232 (5)	6.674	369	0.202 ng/ml
20) Aroclor 1232 (6)	6.804	3490	2.269 ng/ml
21) Aroclor 1232 - AVE	0.000	0	N.D. ng/ml
22) Aroclor 1242 (1)	5.778	10919	3.117 ng/ml
23) Aroclor 1242 (2)	6.204	23314	3.107 ng/ml
24) Aroclor 1242 (3)	6.293	14895	3.747 ng/ml
25) Aroclor 1242 (4)	6.452	14311	5.471 ng/ml
26) Aroclor 1242 (5)	6.674	369	0.099 ng/ml

Quantitation Report (Not Reviewed)

Data Path : K:\DATA\0F22030\
 Data File : ECD2F009.D
 Signal(s) : ECD1A.CH
 Acq On : 22 Jun 2020 17:22
 Operator : MJB / KAK
 Sample : 0F22030-ICB1
 Misc :
 ALS Vial : 3 Sample Multiplier: 1

Integration File: PCB1.e
 Quant Time: Jun 23 13:51:52 2020
 Quant Method : K:\METHODS\FECD2_QUANTPCB_200622.M
 Quant Title : PCB Data Analysis
 QLast Update : Tue Jun 23 11:23:31 2020
 Response via : Initial Calibration
 Integrator: ChemStation 6890 Scale Mode: Small noise peaks clipped

Volume Inj. : 1uL
 Signal Phase : RTX-1701
 Signal Info : 30m x 0.32mm x 0.25um

	Compound	R.T.	Response	Conc Units
27)	Aroclor 1242 (6)	6.804	3490	1.065 ng/ml
28)	Aroclor 1242 - AVE	0.000	0	N.D. ng/ml
29)	Aroclor 1248 (1)	6.204	23314	5.042 ng/ml
30)	Aroclor 1248 (2)	6.452	14311	2.854 ng/ml
31)	Aroclor 1248 (3)	6.674	369	0.060 ng/ml
32)	Aroclor 1248 (4)	6.957	4625	0.631 ng/ml
33)	Aroclor 1248 (5)	7.017	11401	1.447 ng/ml
34)	Aroclor 1248 (6)	7.494	4643	1.181 ng/ml
35)	Aroclor 1248 - AVE	0.000	0	N.D. ng/ml
36)	Aroclor 1254 (1)	7.017	11401	1.615 ng/ml
37)	Aroclor 1254 (2)	7.112	9073	1.063 ng/ml
38)	Aroclor 1254 (3)	7.494	4643	0.343 ng/ml
39)	Aroclor 1254 (4)	7.648	3925	0.424 ng/ml
40)	Aroclor 1254 (5)	8.046	14472	1.567 ng/ml
41)	Aroclor 1254 (6)	8.325	5223	1.739 ng/ml
42)	Aroclor 1254 - AVE	0.000	0	N.D. ng/ml
43)	Aroclor 1260 (1)	7.601	2011	0.209 ng/ml
44)	Aroclor 1260 (2)	7.730	2295	0.194 ng/ml
45)	Aroclor 1260 (3)	8.292	6341	0.684 ng/ml
46)	Aroclor 1260 (4)	8.462	21527	0.984 ng/ml
47)	Aroclor 1260 (5)	8.767	7795	0.543 ng/ml
48)	Aroclor 1260 (6)	9.156	9475	1.594 ng/ml
49)	Aroclor 1260 - AVE	0.000	0	N.D. ng/ml
50)	Aroclor 1262 (1)	7.730	2295	0.253 ng/ml
51)	Aroclor 1262 (2)	8.046	14472	1.136 ng/ml
52)	Aroclor 1262 (3)	8.292	6341	0.570 ng/ml
53)	Aroclor 1262 (4)	8.462	21527	0.901 ng/ml
54)	Aroclor 1262 (5)	8.767	7795	0.538 ng/ml
55)	Aroclor 1262 (6)	9.156	9475	1.241 ng/ml
56)	Aroclor 1262 - AVE	0.000	0	N.D. ng/ml
57)	Aroclor 1268 (1)	8.292	6341	1.111 ng/ml

Quantitation Report (Not Reviewed)

Data Path : K:\DATA\0F22030\
 Data File : ECD2F009.D
 Signal(s) : ECD1A.CH
 Acq On : 22 Jun 2020 17:22
 Operator : MJB / KAK
 Sample : 0F22030-ICB1
 Misc :
 ALS Vial : 3 Sample Multiplier: 1

Integration File: PCB1.e
 Quant Time: Jun 23 13:51:52 2020
 Quant Method : K:\METHODS\FECD2_QUANTPCB_200622.M
 Quant Title : PCB Data Analysis
 QLast Update : Tue Jun 23 11:23:31 2020
 Response via : Initial Calibration
 Integrator: ChemStation 6890 Scale Mode: Small noise peaks clipped

Volume Inj. : 1uL
 Signal Phase : RTX-1701
 Signal Info : 30m x 0.32mm x 0.25um

	Compound	R.T.	Response	Conc Units
58)	Aroclor 1268 (2)	8.712	6457	0.233 ng/ml
59)	Aroclor 1268 (3)	8.767	7795	0.331 ng/ml
60)	Aroclor 1268 (4)	8.946	54769	2.542 ng/ml
61)	Aroclor 1268 (5)	9.156	9475	1.123 ng/ml
62)	Aroclor 1268 (6)	9.433	51606	0.801 ng/ml
63)	Aroclor 1268 - AVE	0.000	0	N.D. ng/ml

(f)=RT Delta > 1/2 Window

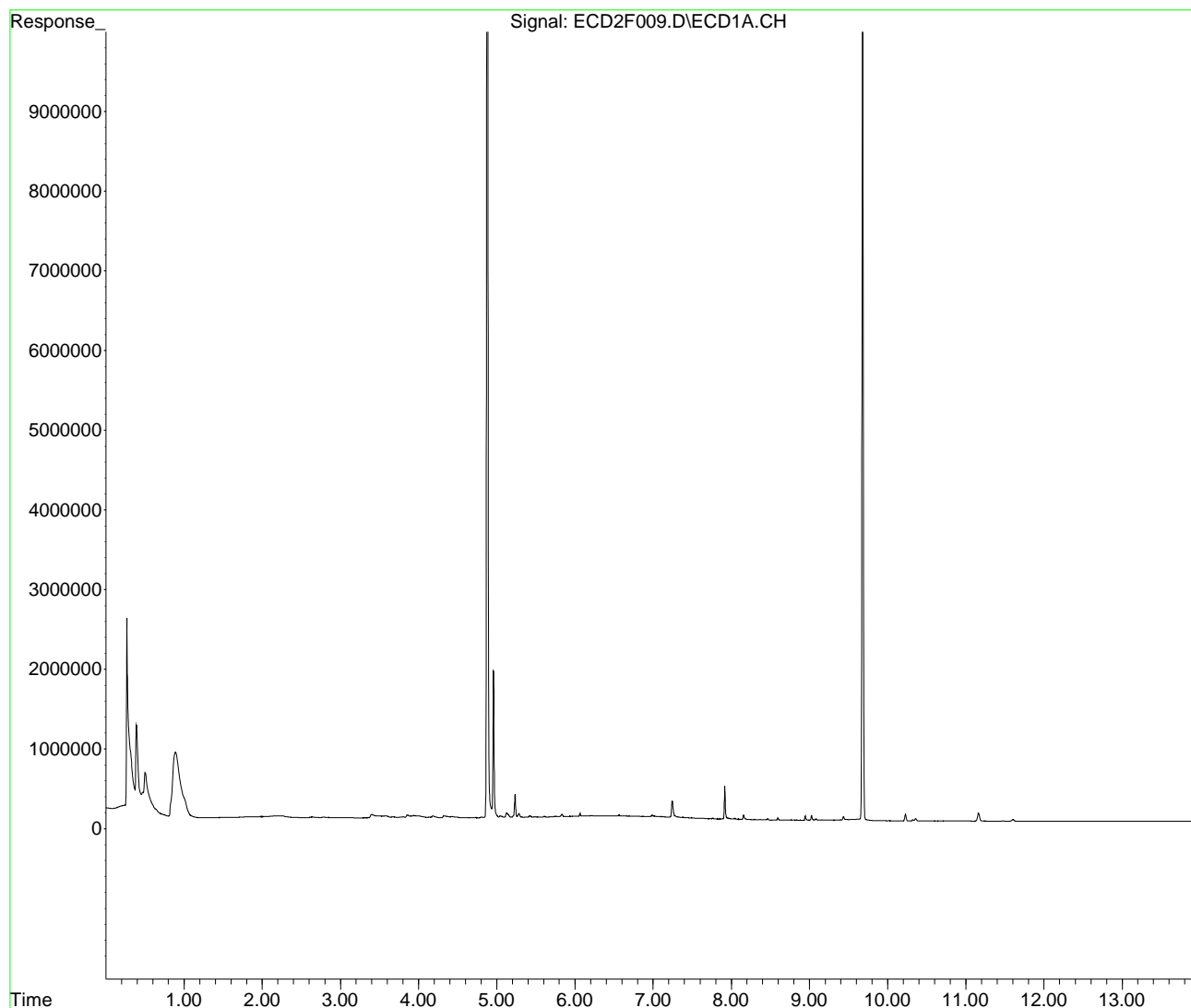
(m)=manual int.

Quantitation Report (Not Reviewed)

Data Path : K:\DATA\0F22030\
Data File : ECD2F009.D
Signal(s) : ECD1A.CH
Acq On : 22 Jun 2020 17:22
Operator : MJB / KAK
Sample : 0F22030-ICB1
Misc :
ALS Vial : 3 Sample Multiplier: 1

Integration File: PCB1.e
Quant Time: Jun 23 13:51:52 2020
Quant Method : K:\METHODS\FECD2_QUANTPCB_200622.M
Quant Title : PCB Data Analysis
QLast Update : Tue Jun 23 11:23:31 2020
Response via : Initial Calibration
Integrator: ChemStation 6890 Scale Mode: Small noise peaks clipped

Volume Inj. : 1uL
Signal Phase : RTX-1701
Signal Info : 30m x 0.32mm x 0.25um



Quantitation Report (Not Reviewed)

Data Path : K:\DATA\0F22030\
 Data File : ECD2F017.D
 Signal(s) : ECD1A.CH
 Acq On : 22 Jun 2020 19:44
 Operator : MJB / KAK
 Sample : 0F22030-IBL1
 Misc :
 ALS Vial : 1 Sample Multiplier: 1

KAK 6/23/2020

No Carryover

Integration File: PCB1.e
 Quant Time: Jun 23 13:52:11 2020
 Quant Method : K:\METHODS\FECD2_QUANTPCB_200622.M
 Quant Title : PCB Data Analysis
 QLast Update : Tue Jun 23 11:23:31 2020
 Response via : Initial Calibration
 Integrator: ChemStation 6890 Scale Mode: Small noise peaks clipped

Volume Inj. : 1uL
 Signal Phase : RTX-1701
 Signal Info : 30m x 0.32mm x 0.25um

Compound	R.T.	Response	Conc Units

System Monitoring Compounds			
1) S TCMX (S)	4.874	12741	0.090 ng/ml
64) S DCBP (S)	9.678	14225	0.114 ng/ml
Target Compounds			
2) Aroclor 1016 (1)	5.794	4992	1.042 ng/ml
3) Aroclor 1016 (2)	6.212	13005	1.289 ng/ml
4) Aroclor 1016 (3)	6.289	4212	0.782 ng/ml
5) Aroclor 1016 (4)	6.446	2218	0.555 ng/ml
6) Aroclor 1016 (5)	6.667	482	0.094 ng/ml
7) Aroclor 1016 (6)	6.803	2259	0.597 ng/ml
8) Aroclor 1016 - AVE	0.000	0	N.D. ng/ml
9) Aroclor 1221 (1)	5.262	1042	0.600 ng/ml
10) Aroclor 1221 (2)	5.360	1340	1.205 ng/ml
11) Aroclor 1221 (3)	5.426	15938	4.402 ng/ml
12) Aroclor 1221 (4)	5.896	2692	4.596 ng/ml
13) Aroclor 1221 (5)	6.212	13005	18.567 ng/ml
14) Aroclor 1221 - AVE	0.000	0	N.D. ng/ml
15) Aroclor 1232 (1)	5.426	15938	5.257 ng/ml
16) Aroclor 1232 (2)	6.212	13005	3.307 ng/ml
17) Aroclor 1232 (3)	6.289	4212	1.930 ng/ml
18) Aroclor 1232 (4)	6.446	2218	1.720 ng/ml
19) Aroclor 1232 (5)	6.667	482	0.264 ng/ml
20) Aroclor 1232 (6)	6.803	2259	1.469 ng/ml
21) Aroclor 1232 - AVE	0.000	0	N.D. ng/ml
22) Aroclor 1242 (1)	5.794	4992	1.425 ng/ml
23) Aroclor 1242 (2)	6.212	13005	1.733 ng/ml
24) Aroclor 1242 (3)	6.289	4212	1.060 ng/ml
25) Aroclor 1242 (4)	6.446	2218	0.848 ng/ml
26) Aroclor 1242 (5)	6.667	482	0.129 ng/ml

Quantitation Report (Not Reviewed)

Data Path : K:\DATA\0F22030\
 Data File : ECD2F017.D
 Signal(s) : ECD1A.CH
 Acq On : 22 Jun 2020 19:44
 Operator : MJB / KAK
 Sample : 0F22030-IBL1
 Misc :
 ALS Vial : 1 Sample Multiplier: 1

Integration File: PCB1.e
 Quant Time: Jun 23 13:52:11 2020
 Quant Method : K:\METHODS\FECD2_QUANTPCB_200622.M
 Quant Title : PCB Data Analysis
 QLast Update : Tue Jun 23 11:23:31 2020
 Response via : Initial Calibration
 Integrator: ChemStation 6890 Scale Mode: Small noise peaks clipped

Volume Inj. : 1uL
 Signal Phase : RTX-1701
 Signal Info : 30m x 0.32mm x 0.25um

	Compound	R.T.	Response	Conc Units
27)	Aroclor 1242 (6)	6.803	2259	0.689 ng/ml
28)	Aroclor 1242 - AVE	0.000	0	N.D. ng/ml
29)	Aroclor 1248 (1)	6.212	13005	2.812 ng/ml
30)	Aroclor 1248 (2)	6.446	2218	0.442 ng/ml
31)	Aroclor 1248 (3)	6.667	482	0.079 ng/ml
32)	Aroclor 1248 (4)	6.984	20852	2.846 ng/ml
33)	Aroclor 1248 (5)	6.984	20852	2.647 ng/ml
34)	Aroclor 1248 (6)	7.478	2489	0.633 ng/ml
35)	Aroclor 1248 - AVE	0.000	0	N.D. ng/ml
36)	Aroclor 1254 (1)	6.984	20852	2.954 ng/ml
37)	Aroclor 1254 (2)	7.114	7768	0.910 ng/ml
38)	Aroclor 1254 (3)	7.478	2489	0.184 ng/ml
39)	Aroclor 1254 (4)	7.648	2344	0.253 ng/ml
40)	Aroclor 1254 (5)	8.031	4673	0.506 ng/ml
41)	Aroclor 1254 (6)	8.323	255	0.085 ng/ml
42)	Aroclor 1254 - AVE	0.000	0	N.D. ng/ml
43)	Aroclor 1260 (1)	7.609	2376	0.248 ng/ml
44)	Aroclor 1260 (2)	7.735	2769	0.234 ng/ml
45)	Aroclor 1260 (3)	8.296	1960	0.211 ng/ml
46)	Aroclor 1260 (4)	8.465	5433	0.248 ng/ml
47)	Aroclor 1260 (5)	8.764	3343	0.233 ng/ml
48)	Aroclor 1260 (6)	9.163	1290	0.217 ng/ml
49)	Aroclor 1260 - AVE	0.000	0	N.D. ng/ml
50)	Aroclor 1262 (1)	7.735	2769	0.305 ng/ml
51)	Aroclor 1262 (2)	8.061	3047	0.239 ng/ml
52)	Aroclor 1262 (3)	8.296	1960	0.176 ng/ml
53)	Aroclor 1262 (4)	8.465	5433	0.227 ng/ml
54)	Aroclor 1262 (5)	8.764	3343	0.231 ng/ml
55)	Aroclor 1262 (6)	9.163	1290	0.169 ng/ml
56)	Aroclor 1262 - AVE	0.000	0	N.D. ng/ml
57)	Aroclor 1268 (1)	8.296	1960	0.344 ng/ml

Quantitation Report (Not Reviewed)

Data Path : K:\DATA\0F22030\
 Data File : ECD2F017.D
 Signal(s) : ECD1A.CH
 Acq On : 22 Jun 2020 19:44
 Operator : MJB / KAK
 Sample : 0F22030-IBL1
 Misc :
 ALS Vial : 1 Sample Multiplier: 1

Integration File: PCB1.e
 Quant Time: Jun 23 13:52:11 2020
 Quant Method : K:\METHODS\FECD2_QUANTPCB_200622.M
 Quant Title : PCB Data Analysis
 QLast Update : Tue Jun 23 11:23:31 2020
 Response via : Initial Calibration
 Integrator: ChemStation 6890 Scale Mode: Small noise peaks clipped

Volume Inj. : 1uL
 Signal Phase : RTX-1701
 Signal Info : 30m x 0.32mm x 0.25um

	Compound	R.T.	Response	Conc Units
58)	Aroclor 1268 (2)	8.712	1853	0.067 ng/ml
59)	Aroclor 1268 (3)	8.764	3343	0.142 ng/ml
60)	Aroclor 1268 (4)	8.949	599	0.028 ng/ml
61)	Aroclor 1268 (5)	9.163	1290	0.153 ng/ml
62)	Aroclor 1268 (6)	9.435	1154	0.018 ng/ml
63)	Aroclor 1268 - AVE	0.000	0	N.D. ng/ml

(f)=RT Delta > 1/2 Window

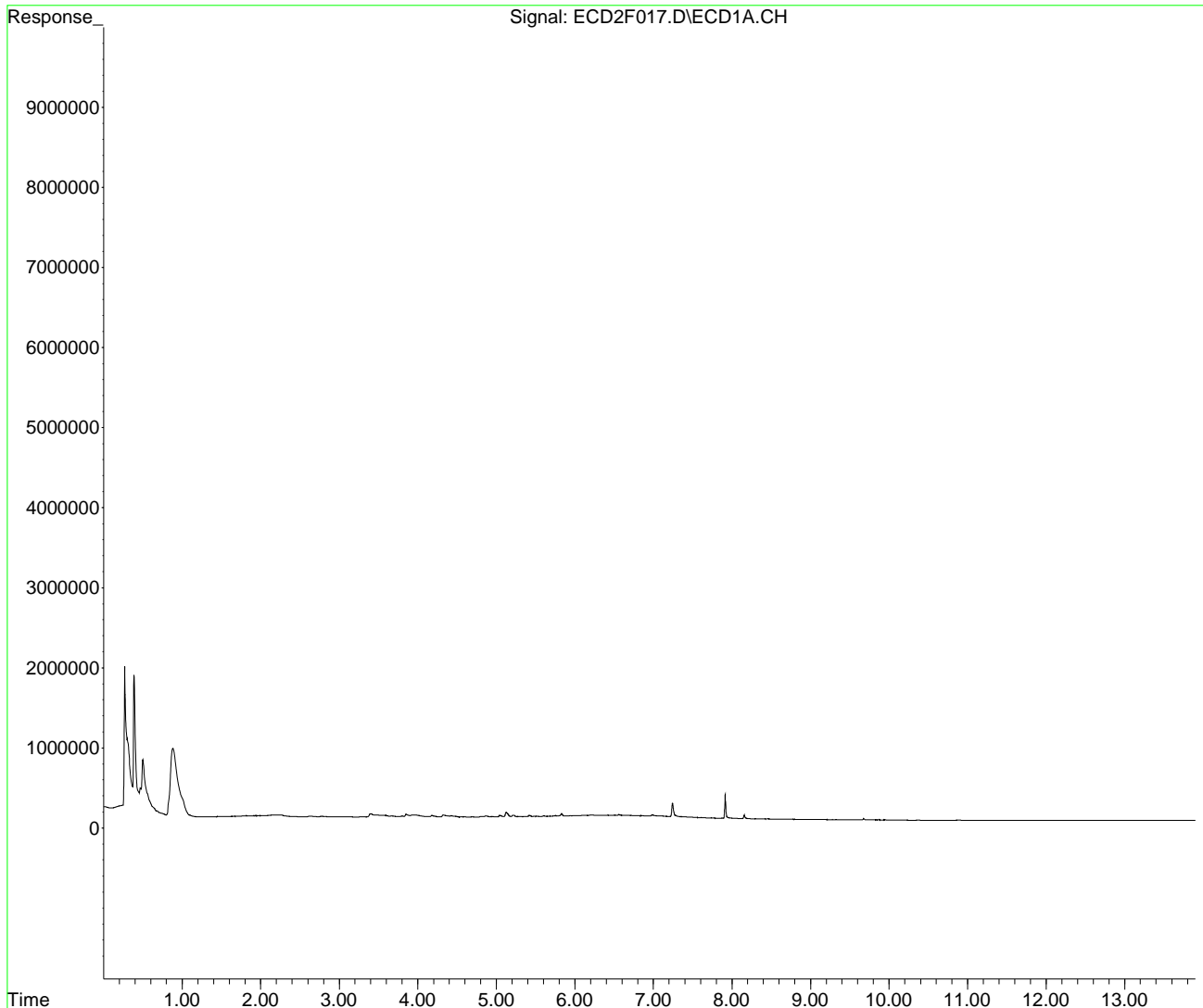
(m)=manual int.

Quantitation Report (Not Reviewed)

Data Path : K:\DATA\0F22030\
Data File : ECD2F017.D
Signal(s) : ECD1A.CH
Acq On : 22 Jun 2020 19:44
Operator : MJB / KAK
Sample : 0F22030-IBL1
Misc :
ALS Vial : 1 Sample Multiplier: 1

Integration File: PCB1.e
Quant Time: Jun 23 13:52:11 2020
Quant Method : K:\METHODS\FECD2_QUANTPCB_200622.M
Quant Title : PCB Data Analysis
QLast Update : Tue Jun 23 11:23:31 2020
Response via : Initial Calibration
Integrator: ChemStation 6890 Scale Mode: Small noise peaks clipped

Volume Inj. : 1uL
Signal Phase : RTX-1701
Signal Info : 30m x 0.32mm x 0.25um



Quantitation Report (Not Reviewed)

Data Path : K:\DATA\0F22030\
 Data File : ECD2F018.D
 Signal(s) : ECD1A.CH
 Acq On : 22 Jun 2020 20:01
 Operator : MJB / KAK
 Sample : 0F22030-ICV1
 Misc :
 ALS Vial : 61 Sample Multiplier: 1

KAK 6/23/2020

Integration File: PCB1.e 1016, 1260
 Quant Time: Jun 23 13:52:29 2020
 Quant Method : K:\METHODS\FECD2_QUANTPCB_200622.M
 Quant Title : PCB Data Analysis
 QLast Update : Tue Jun 23 11:23:31 2020
 Response via : Initial Calibration
 Integrator: ChemStation 6890 Scale Mode: Small noise peaks clipped

Volume Inj. : 1uL
 Signal Phase : RTX-1701
 Signal Info : 30m x 0.32mm x 0.25um

Compound	R.T.	Response	Conc Units

System Monitoring Compounds			
1) S TCMX (S)	4.878	32009264	225.368 ng/ml
64) S DCBP (S)	9.677	27055591	216.653 ng/ml
Target Compounds			
2) Aroclor 1016 (1)	5.797	2122839	443.136 ng/ml
3) Aroclor 1016 (2)	6.211	4683187	464.102 ng/ml
4) Aroclor 1016 (3)	6.292	2492564	462.812 ng/ml
5) Aroclor 1016 (4)	6.450	1731174	433.333 ng/ml
6) Aroclor 1016 (5)	6.674	2343658	455.951 ng/ml
7) Aroclor 1016 (6)	6.800	1696189	448.527 ng/ml
8) Aroclor 1016 - AVE	0.000	0	N.D. ng/ml
9) Aroclor 1221 (1)	5.233	747875	430.234 ng/ml
10) Aroclor 1221 (2)	5.354	273519	245.884 ng/ml
11) Aroclor 1221 (3)	5.435	1295613	357.872 ng/ml
12) Aroclor 1221 (4)	5.905	227427	388.289 ng/ml
13) Aroclor 1221 (5)	6.211	4683187	6686.155 ng/ml
14) Aroclor 1221 - AVE	0.000	0	N.D. ng/ml
15) Aroclor 1232 (1)	5.435	1295613	427.321 ng/ml
16) Aroclor 1232 (2)	6.211	4683187	1191.062 ng/ml
17) Aroclor 1232 (3)	6.292	2492564	1142.402 ng/ml
18) Aroclor 1232 (4)	6.450	1731174	1342.416 ng/ml
19) Aroclor 1232 (5)	6.674	2343658	1281.805 ng/ml
20) Aroclor 1232 (6)	6.800	1696189	1102.862 ng/ml
21) Aroclor 1232 - AVE	0.000	0	N.D. ng/ml
22) Aroclor 1242 (1)	5.797	2122839	605.968 ng/ml
23) Aroclor 1242 (2)	6.211	4683187	624.202 ng/ml
24) Aroclor 1242 (3)	6.292	2492564	627.084 ng/ml
25) Aroclor 1242 (4)	6.450	1731174	661.886 ng/ml
26) Aroclor 1242 (5)	6.674	2343658	625.445 ng/ml

451.310

Quantitation Report (Not Reviewed)

Data Path : K:\DATA\0F22030\
 Data File : ECD2F018.D
 Signal(s) : ECD1A.CH
 Acq On : 22 Jun 2020 20:01
 Operator : MJB / KAK
 Sample : 0F22030-ICV1
 Misc :
 ALS Vial : 61 Sample Multiplier: 1

Integration File: PCB1.e
 Quant Time: Jun 23 13:52:29 2020
 Quant Method : K:\METHODS\FECD2_QUANTPCB_200622.M
 Quant Title : PCB Data Analysis
 QLast Update : Tue Jun 23 11:23:31 2020
 Response via : Initial Calibration
 Integrator: ChemStation 6890 Scale Mode: Small noise peaks clipped

Volume Inj. : 1uL
 Signal Phase : RTX-1701
 Signal Info : 30m x 0.32mm x 0.25um

Compound	R.T.	Response	Conc Units
27) Aroclor 1242 (6)	6.800	1696189	517.577 ng/ml
28) Aroclor 1242 - AVE	0.000	0	N.D. ng/ml
29) Aroclor 1248 (1)	6.211	4683187	1012.794 ng/ml
30) Aroclor 1248 (2)	6.450	1731174	345.197 ng/ml
31) Aroclor 1248 (3)	6.674	2343658	383.546 ng/ml
32) Aroclor 1248 (4)	6.967	398542	54.394 ng/ml
33) Aroclor 1248 (5)	7.003	1691001	214.678 ng/ml
34) Aroclor 1248 (6)	7.491	3467207	881.562 ng/ml
35) Aroclor 1248 - AVE	0.000	0	N.D. ng/ml
36) Aroclor 1254 (1)	7.003	1691001	239.583 ng/ml
37) Aroclor 1254 (2)	7.112	1820491	213.264 ng/ml
38) Aroclor 1254 (3)	7.491	3467207	255.842 ng/ml
39) Aroclor 1254 (4)	7.649	421357	45.512 ng/ml
40) Aroclor 1254 (5)	8.032	5225090	565.919 ng/ml
41) Aroclor 1254 (6)	8.325	575312	191.530 ng/ml
42) Aroclor 1254 - AVE	0.000	0	N.D. ng/ml
43) Aroclor 1260 (1)	7.604	4832242	503.313 ng/ml
44) Aroclor 1260 (2)	7.736	6290651	530.947 ng/ml
45) Aroclor 1260 (3)	8.295	4024368	433.799 ng/ml
46) Aroclor 1260 (4)	8.465	9832709	449.659 ng/ml
47) Aroclor 1260 (5)	8.766	6367328	443.433 ng/ml
48) Aroclor 1260 (6)	9.164	1979270	333.031 ng/ml
49) Aroclor 1260 - AVE	0.000	0	N.D. ng/ml
50) Aroclor 1262 (1)	7.736	6290651	693.423 ng/ml
51) Aroclor 1262 (2)	8.062	3641447	285.894 ng/ml
52) Aroclor 1262 (3)	8.295	4024368	361.599 ng/ml
53) Aroclor 1262 (4)	8.465	9832709	411.517 ng/ml
54) Aroclor 1262 (5)	8.766	6367328	439.649 ng/ml
55) Aroclor 1262 (6)	9.164	1979270	259.201 ng/ml
56) Aroclor 1262 - AVE	0.000	0	N.D. ng/ml
57) Aroclor 1268 (1)	8.295	4024368	705.337 ng/ml

449.030

Quantitation Report (Not Reviewed)

Data Path : K:\DATA\0F22030\
 Data File : ECD2F018.D
 Signal(s) : ECD1A.CH
 Acq On : 22 Jun 2020 20:01
 Operator : MJB / KAK
 Sample : 0F22030-ICV1
 Misc :
 ALS Vial : 61 Sample Multiplier: 1

Integration File: PCB1.e
 Quant Time: Jun 23 13:52:29 2020
 Quant Method : K:\METHODS\FECD2_QUANTPCB_200622.M
 Quant Title : PCB Data Analysis
 QLast Update : Tue Jun 23 11:23:31 2020
 Response via : Initial Calibration
 Integrator: ChemStation 6890 Scale Mode: Small noise peaks clipped

Volume Inj. : 1uL
 Signal Phase : RTX-1701
 Signal Info : 30m x 0.32mm x 0.25um

	Compound	R.T.	Response	Conc Units
58)	Aroclor 1268 (2)	8.713	1723622	62.124 ng/ml
59)	Aroclor 1268 (3)	8.766	6367328	270.392 ng/ml
60)	Aroclor 1268 (4)	8.943	291267	13.520 ng/ml
61)	Aroclor 1268 (5)	9.164	1979270	234.495 ng/ml
62)	Aroclor 1268 (6)	9.431	702205	10.895 ng/ml
63)	Aroclor 1268 - AVE	0.000	0	N.D. ng/ml

(f)=RT Delta > 1/2 Window

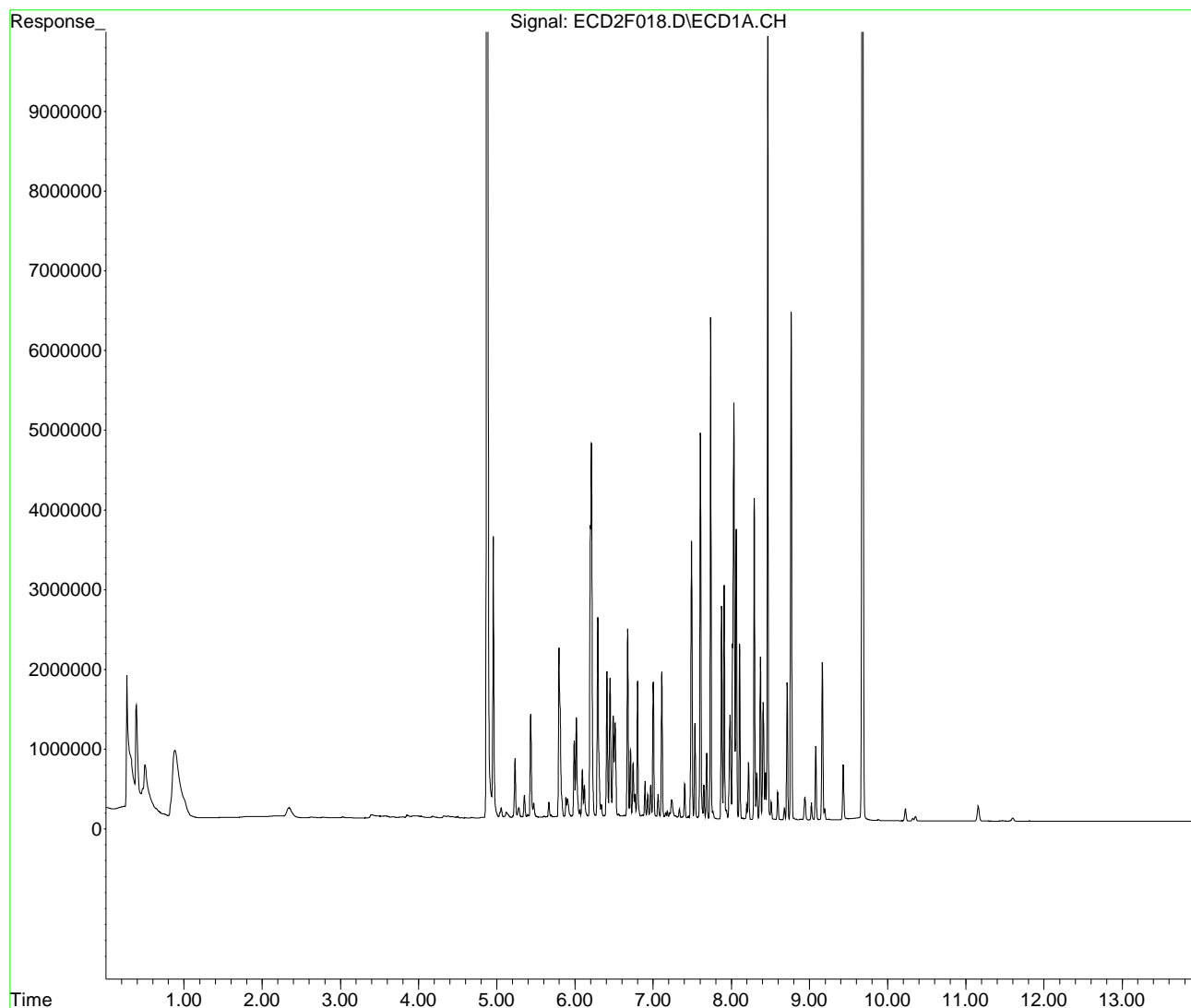
(m)=manual int.

Quantitation Report (Not Reviewed)

Data Path : K:\DATA\0F22030\
Data File : ECD2F018.D
Signal(s) : ECD1A.CH
Acq On : 22 Jun 2020 20:01
Operator : MJB / KAK
Sample : 0F22030-ICV1
Misc :
ALS Vial : 61 Sample Multiplier: 1

Integration File: PCB1.e
Quant Time: Jun 23 13:52:29 2020
Quant Method : K:\METHODS\FECD2_QUANTPCB_200622.M
Quant Title : PCB Data Analysis
QLast Update : Tue Jun 23 11:23:31 2020
Response via : Initial Calibration
Integrator: ChemStation 6890 Scale Mode: Small noise peaks clipped

Volume Inj. : 1uL
Signal Phase : RTX-1701
Signal Info : 30m x 0.32mm x 0.25um



Quantitation Report (Not Reviewed)

Data Path : K:\DATA\0F22030\
 Data File : ECD2F026.D
 Signal(s) : ECD1A.CH
 Acq On : 22 Jun 2020 22:22
 Operator : MJB / KAK
 Sample : 0F22030-ICV2
 Misc :
 ALS Vial : 69 Sample Multiplier: 1

KAK 6/23/2020

1221, 1254

Integration File: PCB1.e
 Quant Time: Jun 23 13:52:47 2020
 Quant Method : K:\METHODS\FECD2_QUANTPCB_200622.M
 Quant Title : PCB Data Analysis
 QLast Update : Tue Jun 23 11:23:31 2020
 Response via : Initial Calibration
 Integrator: ChemStation 6890 Scale Mode: Small noise peaks clipped

Volume Inj. : 1uL
 Signal Phase : RTX-1701
 Signal Info : 30m x 0.32mm x 0.25um

Compound	R.T.	Response	Conc Units

System Monitoring Compounds			
1) S TCMX (S)	4.877	5860689	41.263 ng/ml
64) S DCBP (S)	9.678	10831705	86.737 ng/ml
Target Compounds			
2) Aroclor 1016 (1)	5.797	554339	115.716 ng/ml
3) Aroclor 1016 (2)	6.212	719802	71.332 ng/ml
4) Aroclor 1016 (3)	6.292	431564	80.131 ng/ml
5) Aroclor 1016 (4)	6.452	2018749	505.316 ng/ml
6) Aroclor 1016 (5)	6.674	1379305	268.339 ng/ml
7) Aroclor 1016 (6)	6.801	660610	174.687 ng/ml
8) Aroclor 1016 - AVE	0.000	0	N.D. ng/ml
9) Aroclor 1221 (1)	5.237	1591050	915.292 ng/ml
10) Aroclor 1221 (2)	5.355	1085330	975.675 ng/ml
11) Aroclor 1221 (3)	5.437	3646406	1007.205 ng/ml
12) Aroclor 1221 (4)	5.905	513462	876.641 ng/ml
13) Aroclor 1221 (5)	6.212	719802	1027.657 ng/ml
14) Aroclor 1221 - AVE	0.000	0	N.D. ng/ml
15) Aroclor 1232 (1)	5.437	3646406	1202.663 ng/ml
16) Aroclor 1232 (2)	6.212	719802	183.065 ng/ml
17) Aroclor 1232 (3)	6.292	431564	197.796 ng/ml
18) Aroclor 1232 (4)	6.452	2018749	1565.411 ng/ml
19) Aroclor 1232 (5)	6.674	1379305	754.376 ng/ml
20) Aroclor 1232 (6)	6.801	660610	429.529 ng/ml
21) Aroclor 1232 - AVE	0.000	0	N.D. ng/ml
22) Aroclor 1242 (1)	5.797	554339	158.237 ng/ml
23) Aroclor 1242 (2)	6.212	719802	95.939 ng/ml
24) Aroclor 1242 (3)	6.292	431564	108.574 ng/ml
25) Aroclor 1242 (4)	6.452	2018749	771.835 ng/ml
26) Aroclor 1242 (5)	6.674	1379305	368.091 ng/ml

960.494

Quantitation Report (Not Reviewed)

Data Path : K:\DATA\0F22030\
 Data File : ECD2F026.D
 Signal(s) : ECD1A.CH
 Acq On : 22 Jun 2020 22:22
 Operator : MJB / KAK
 Sample : 0F22030-ICV2
 Misc :
 ALS Vial : 69 Sample Multiplier: 1

Integration File: PCB1.e
 Quant Time: Jun 23 13:52:47 2020
 Quant Method : K:\METHODS\FECD2_QUANTPCB_200622.M
 Quant Title : PCB Data Analysis
 QLast Update : Tue Jun 23 11:23:31 2020
 Response via : Initial Calibration
 Integrator: ChemStation 6890 Scale Mode: Small noise peaks clipped

Volume Inj. : 1uL
 Signal Phase : RTX-1701
 Signal Info : 30m x 0.32mm x 0.25um

Compound	R.T.	Response	Conc Units
27) Aroclor 1242 (6)	6.801	660610	201.579 ng/ml
28) Aroclor 1242 - AVE	0.000	0	N.D. ng/ml
29) Aroclor 1248 (1)	6.212	719802	155.666 ng/ml
30) Aroclor 1248 (2)	6.452	2018749	402.539 ng/ml
31) Aroclor 1248 (3)	6.674	1379305	225.727 ng/ml
32) Aroclor 1248 (4)	6.968	2116722	288.897 ng/ml
33) Aroclor 1248 (5)	7.003	4001820	508.045 ng/ml
34) Aroclor 1248 (6)	7.485	6906610	1756.055 ng/ml
35) Aroclor 1248 - AVE	0.000	0	N.D. ng/ml
36) Aroclor 1254 (1)	7.003	4001820	566.982 ng/ml
37) Aroclor 1254 (2)	7.113	4432098	519.203 ng/ml
38) Aroclor 1254 (3)	7.485	6906610	509.633 ng/ml
39) Aroclor 1254 (4)	7.650	4491634	485.153 ng/ml
40) Aroclor 1254 (5)	8.033	4675699	506.415 ng/ml
41) Aroclor 1254 (6)	8.326	1472397	490.183 ng/ml
42) Aroclor 1254 - AVE	0.000	0	N.D. ng/ml
43) Aroclor 1260 (1)	7.606	2513211	261.769 ng/ml
44) Aroclor 1260 (2)	7.737	2784980	235.060 ng/ml
45) Aroclor 1260 (3)	8.296	402598	43.397 ng/ml
46) Aroclor 1260 (4)	8.465	920045	42.074 ng/ml
47) Aroclor 1260 (5)	8.767	824437	57.415 ng/ml
48) Aroclor 1260 (6)	9.164	70923	11.933 ng/ml
49) Aroclor 1260 - AVE	0.000	0	N.D. ng/ml
50) Aroclor 1262 (1)	7.737	2784980	306.991 ng/ml
51) Aroclor 1262 (2)	8.062	311088	24.424 ng/ml
52) Aroclor 1262 (3)	8.296	402598	36.174 ng/ml
53) Aroclor 1262 (4)	8.465	920045	38.506 ng/ml
54) Aroclor 1262 (5)	8.767	824437	56.925 ng/ml
55) Aroclor 1262 (6)	9.164	70923	9.288 ng/ml
56) Aroclor 1262 - AVE	0.000	0	N.D. ng/ml
57) Aroclor 1268 (1)	8.296	402598	70.562 ng/ml

512.928

Quantitation Report (Not Reviewed)

Data Path : K:\DATA\0F22030\
 Data File : ECD2F026.D
 Signal(s) : ECD1A.CH
 Acq On : 22 Jun 2020 22:22
 Operator : MJB / KAK
 Sample : 0F22030-ICV2
 Misc :
 ALS Vial : 69 Sample Multiplier: 1

Integration File: PCB1.e
 Quant Time: Jun 23 13:52:47 2020
 Quant Method : K:\METHODS\FECD2_QUANTPCB_200622.M
 Quant Title : PCB Data Analysis
 QLast Update : Tue Jun 23 11:23:31 2020
 Response via : Initial Calibration
 Integrator: ChemStation 6890 Scale Mode: Small noise peaks clipped

Volume Inj. : 1uL
 Signal Phase : RTX-1701
 Signal Info : 30m x 0.32mm x 0.25um

	Compound	R.T.	Response	Conc Units
58)	Aroclor 1268 (2)	8.713	54990	1.982 ng/ml
59)	Aroclor 1268 (3)	8.767	824437	35.010 ng/ml
60)	Aroclor 1268 (4)	8.946	86303	4.006 ng/ml
61)	Aroclor 1268 (5)	9.164	70923	8.403 ng/ml
62)	Aroclor 1268 (6)	9.433	91152	1.414 ng/ml
63)	Aroclor 1268 - AVE	0.000	0	N.D. ng/ml

(f)=RT Delta > 1/2 Window

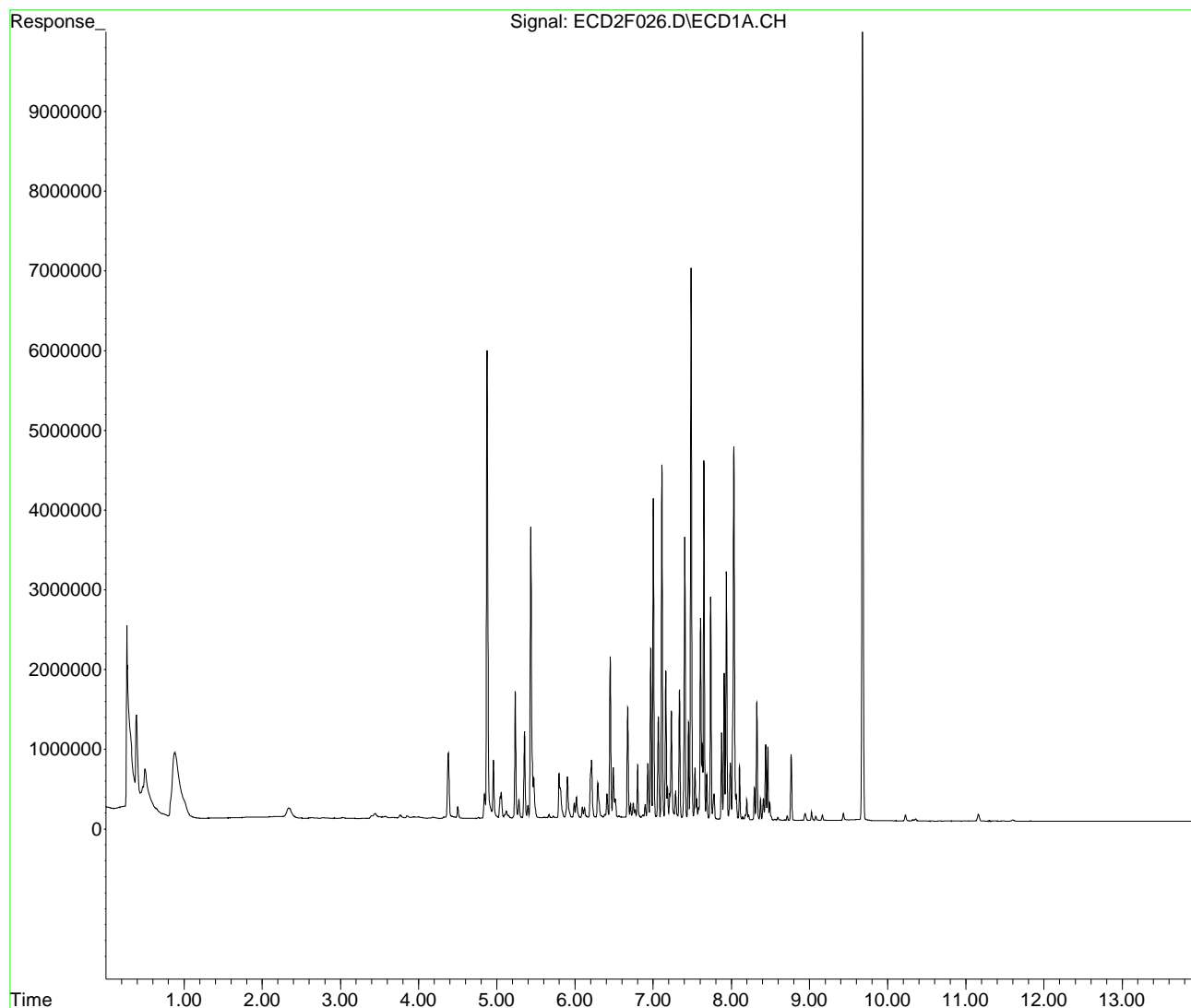
(m)=manual int.

Quantitation Report (Not Reviewed)

Data Path : K:\DATA\0F22030\
Data File : ECD2F026.D
Signal(s) : ECD1A.CH
Acq On : 22 Jun 2020 22:22
Operator : MJB / KAK
Sample : 0F22030-ICV2
Misc :
ALS Vial : 69 Sample Multiplier: 1

Integration File: PCB1.e
Quant Time: Jun 23 13:52:47 2020
Quant Method : K:\METHODS\FECD2_QUANTPCB_200622.M
Quant Title : PCB Data Analysis
QLast Update : Tue Jun 23 11:23:31 2020
Response via : Initial Calibration
Integrator: ChemStation 6890 Scale Mode: Small noise peaks clipped

Volume Inj. : 1uL
Signal Phase : RTX-1701
Signal Info : 30m x 0.32mm x 0.25um



Quantitation Report (Not Reviewed)

Data Path : K:\DATA\0F22030\
 Data File : ECD2F027.D
 Signal(s) : ECD1A.CH
 Acq On : 22 Jun 2020 22:40
 Operator : MJB / KAK
 Sample : 0F22030-ICV3
 Misc :
 ALS Vial : 70 Sample Multiplier: 1

KAK 6/23/2020

Integration File: PCB1.e 1232, 1262
 Quant Time: Jun 23 13:53:05 2020
 Quant Method : K:\METHODS\FECD2_QUANTPCB_200622.M
 Quant Title : PCB Data Analysis
 QLast Update : Tue Jun 23 11:23:31 2020
 Response via : Initial Calibration
 Integrator: ChemStation 6890 Scale Mode: Small noise peaks clipped

Volume Inj. : 1uL
 Signal Phase : RTX-1701
 Signal Info : 30m x 0.32mm x 0.25um

Compound	R.T.	Response	Conc Units

System Monitoring Compounds			
1) S TCMX (S)	4.878	5604788	39.462 ng/ml
64) S DCBP (S)	9.679	10651060	85.290 ng/ml
Target Compounds			
2) Aroclor 1016 (1)	5.797	1006094	210.019 ng/ml
3) Aroclor 1016 (2)	6.211	2001927	198.390 ng/ml
4) Aroclor 1016 (3)	6.293	1087483	201.921 ng/ml
5) Aroclor 1016 (4)	6.451	710149	177.759 ng/ml
6) Aroclor 1016 (5)	6.673	949164	184.657 ng/ml
7) Aroclor 1016 (6)	6.800	800442	211.663 ng/ml
8) Aroclor 1016 - AVE	0.000	0	N.D. ng/ml
9) Aroclor 1221 (1)	5.236	554200	318.817 ng/ml
10) Aroclor 1221 (2)	5.355	415413	373.442 ng/ml
11) Aroclor 1221 (3)	5.436	1503763	415.367 ng/ml
12) Aroclor 1221 (4)	5.904	233953	399.432 ng/ml
13) Aroclor 1221 (5)	6.211	2001927	2858.137 ng/ml
14) Aroclor 1221 - AVE	0.000	0	N.D. ng/ml
15) Aroclor 1232 (1)	5.436	1503763	495.973 ng/ml
16) Aroclor 1232 (2)	6.211	2001927	509.145 ng/ml
17) Aroclor 1232 (3)	6.293	1087483	498.419 ng/ml
18) Aroclor 1232 (4)	6.451	710149	550.675 ng/ml
19) Aroclor 1232 (5)	6.673	949164	519.121 ng/ml
20) Aroclor 1232 (6)	6.800	800442	520.447 ng/ml
21) Aroclor 1232 - AVE	0.000	0	N.D. ng/ml
22) Aroclor 1242 (1)	5.797	1006094	287.191 ng/ml
23) Aroclor 1242 (2)	6.211	2001927	266.828 ng/ml
24) Aroclor 1242 (3)	6.293	1087483	273.591 ng/ml
25) Aroclor 1242 (4)	6.451	710149	271.514 ng/ml
26) Aroclor 1242 (5)	6.673	949164	253.300 ng/ml

515.630

Quantitation Report (Not Reviewed)

Data Path : K:\DATA\0F22030\
 Data File : ECD2F027.D
 Signal(s) : ECD1A.CH
 Acq On : 22 Jun 2020 22:40
 Operator : MJB / KAK
 Sample : 0F22030-ICV3
 Misc :
 ALS Vial : 70 Sample Multiplier: 1

Integration File: PCB1.e
 Quant Time: Jun 23 13:53:05 2020
 Quant Method : K:\METHODS\FECD2_QUANTPCB_200622.M
 Quant Title : PCB Data Analysis
 QLast Update : Tue Jun 23 11:23:31 2020
 Response via : Initial Calibration
 Integrator: ChemStation 6890 Scale Mode: Small noise peaks clipped

Volume Inj. : 1uL
 Signal Phase : RTX-1701
 Signal Info : 30m x 0.32mm x 0.25um

Compound	R.T.	Response	Conc Units
27) Aroclor 1242 (6)	6.800	800442	244.248 ng/ml
28) Aroclor 1242 - AVE	0.000	0	N.D. ng/ml
29) Aroclor 1248 (1)	6.211	2001927	432.940 ng/ml
30) Aroclor 1248 (2)	6.451	710149	141.604 ng/ml
31) Aroclor 1248 (3)	6.673	949164	155.333 ng/ml
32) Aroclor 1248 (4)	6.968	993704	135.624 ng/ml
33) Aroclor 1248 (5)	7.005	1465062	185.995 ng/ml
34) Aroclor 1248 (6)	7.492	2903252	738.173 ng/ml
35) Aroclor 1248 - AVE	0.000	0	N.D. ng/ml
36) Aroclor 1254 (1)	7.005	1465062	207.571 ng/ml
37) Aroclor 1254 (2)	7.112	810685	94.969 ng/ml
38) Aroclor 1254 (3)	7.492	2903252	214.228 ng/ml
39) Aroclor 1254 (4)	7.650	349199	37.718 ng/ml
40) Aroclor 1254 (5)	8.032	2172802	235.332 ng/ml
41) Aroclor 1254 (6)	8.326	160294	53.364 ng/ml
42) Aroclor 1254 - AVE	0.000	0	N.D. ng/ml
43) Aroclor 1260 (1)	7.604	3583181	373.214 ng/ml
44) Aroclor 1260 (2)	7.737	4337017	366.056 ng/ml
45) Aroclor 1260 (3)	8.296	5164522	556.699 ng/ml
46) Aroclor 1260 (4)	8.465	11171145	510.866 ng/ml
47) Aroclor 1260 (5)	8.765	6843046	476.563 ng/ml
48) Aroclor 1260 (6)	9.164	3612183	607.784 ng/ml
49) Aroclor 1260 - AVE	0.000	0	N.D. ng/ml
50) Aroclor 1262 (1)	7.737	4337017	478.073 ng/ml
51) Aroclor 1262 (2)	8.063	6092100	478.297 ng/ml
52) Aroclor 1262 (3)	8.296	5164522	464.045 ng/ml
53) Aroclor 1262 (4)	8.465	11171145	467.533 ng/ml
54) Aroclor 1262 (5)	8.765	6843046	472.496 ng/ml
55) Aroclor 1262 (6)	9.164	3612183	473.043 ng/ml
56) Aroclor 1262 - AVE	0.000	0	N.D. ng/ml
57) Aroclor 1268 (1)	8.296	5164522	905.168 ng/ml

472.248

Quantitation Report (Not Reviewed)

Data Path : K:\DATA\0F22030\
 Data File : ECD2F027.D
 Signal(s) : ECD1A.CH
 Acq On : 22 Jun 2020 22:40
 Operator : MJB / KAK
 Sample : 0F22030-ICV3
 Misc :
 ALS Vial : 70 Sample Multiplier: 1

Integration File: PCB1.e
 Quant Time: Jun 23 13:53:05 2020
 Quant Method : K:\METHODS\FECD2_QUANTPCB_200622.M
 Quant Title : PCB Data Analysis
 QLast Update : Tue Jun 23 11:23:31 2020
 Response via : Initial Calibration
 Integrator: ChemStation 6890 Scale Mode: Small noise peaks clipped

Volume Inj. : 1uL
 Signal Phase : RTX-1701
 Signal Info : 30m x 0.32mm x 0.25um

	Compound	R.T.	Response	Conc Units
58)	Aroclor 1268 (2)	8.714	4195578	151.220 ng/ml
59)	Aroclor 1268 (3)	8.765	6843046	290.594 ng/ml
60)	Aroclor 1268 (4)	8.945	365750	16.977 ng/ml
61)	Aroclor 1268 (5)	9.164	3612183	427.955 ng/ml
62)	Aroclor 1268 (6)	9.432	1215533	18.859 ng/ml
63)	Aroclor 1268 - AVE	0.000	0	N.D. ng/ml

(f)=RT Delta > 1/2 Window

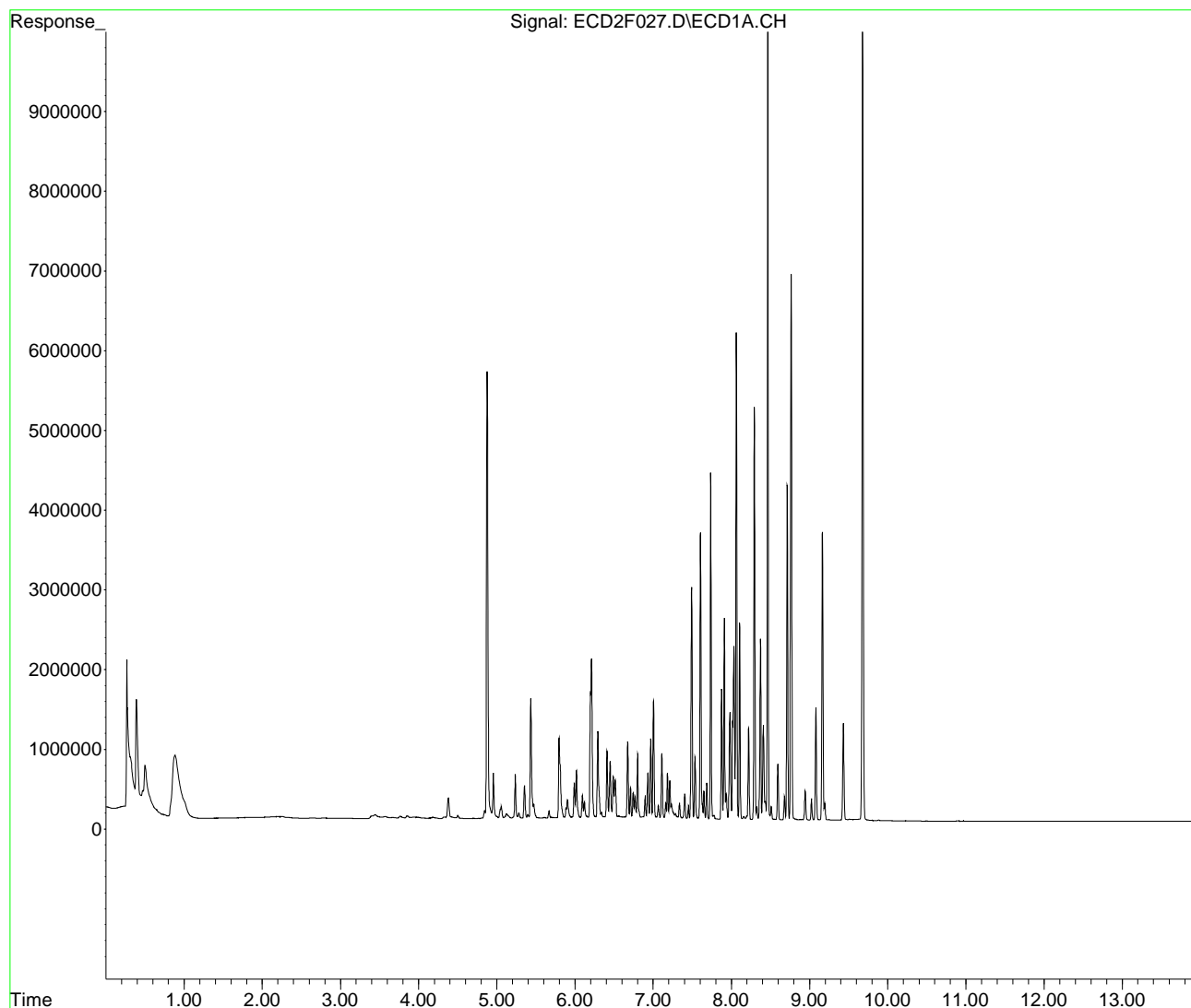
(m)=manual int.

Quantitation Report (Not Reviewed)

Data Path : K:\DATA\0F22030\
Data File : ECD2F027.D
Signal(s) : ECD1A.CH
Acq On : 22 Jun 2020 22:40
Operator : MJB / KAK
Sample : 0F22030-ICV3
Misc :
ALS Vial : 70 Sample Multiplier: 1

Integration File: PCB1.e
Quant Time: Jun 23 13:53:05 2020
Quant Method : K:\METHODS\FECD2_QUANTPCB_200622.M
Quant Title : PCB Data Analysis
QLast Update : Tue Jun 23 11:23:31 2020
Response via : Initial Calibration
Integrator: ChemStation 6890 Scale Mode: Small noise peaks clipped

Volume Inj. : 1uL
Signal Phase : RTX-1701
Signal Info : 30m x 0.32mm x 0.25um



Quantitation Report (Not Reviewed)

Data Path : K:\DATA\0F22030\
 Data File : ECD2F028.D
 Signal(s) : ECD1A.CH
 Acq On : 22 Jun 2020 22:58
 Operator : MJB / KAK
 Sample : 0F22030-ICV4
 Misc :
 ALS Vial : 71 Sample Multiplier: 1

KAK 6/23/2020

1242, 1268

Integration File: PCB1.e
 Quant Time: Jun 23 13:53:23 2020
 Quant Method : K:\METHODS\FECD2_QUANTPCB_200622.M
 Quant Title : PCB Data Analysis
 QLast Update : Tue Jun 23 11:23:31 2020
 Response via : Initial Calibration
 Integrator: ChemStation 6890 Scale Mode: Small noise peaks clipped

Volume Inj. : 1uL
 Signal Phase : RTX-1701
 Signal Info : 30m x 0.32mm x 0.25um

Compound	R.T.	Response	Conc Units

System Monitoring Compounds			
1) S TCMX (S)	4.878	6233055	43.885 ng/ml
64) S DCBP (S)	9.678	5224029	41.832 ng/ml
Target Compounds			
2) Aroclor 1016 (1)	5.797	1836498	383.363 ng/ml
3) Aroclor 1016 (2)	6.211	3878647	384.372 ng/ml
4) Aroclor 1016 (3)	6.292	2105868	391.011 ng/ml
5) Aroclor 1016 (4)	6.451	1402165	350.978 ng/ml
6) Aroclor 1016 (5)	6.674	1942914	377.987 ng/ml
7) Aroclor 1016 (6)	6.800	1639552	433.551 ng/ml
8) Aroclor 1016 - AVE	0.000	0	N.D. ng/ml
9) Aroclor 1221 (1)	5.237	236297	135.936 ng/ml
10) Aroclor 1221 (2)	5.355	253377	227.777 ng/ml
11) Aroclor 1221 (3)	5.436	1178006	325.387 ng/ml
12) Aroclor 1221 (4)	5.906	201688	344.345 ng/ml
13) Aroclor 1221 (5)	6.211	3878647	5537.519 ng/ml
14) Aroclor 1221 - AVE	0.000	0	N.D. ng/ml
15) Aroclor 1232 (1)	5.436	1178006	388.532 ng/ml
16) Aroclor 1232 (2)	6.211	3878647	986.446 ng/ml
17) Aroclor 1232 (3)	6.292	2105868	965.170 ng/ml
18) Aroclor 1232 (4)	6.451	1402165	1087.290 ng/ml
19) Aroclor 1232 (5)	6.674	1942914	1062.628 ng/ml
20) Aroclor 1232 (6)	6.800	1639552	1066.037 ng/ml
21) Aroclor 1232 - AVE	0.000	0	N.D. ng/ml
22) Aroclor 1242 (1)	5.797	1836498	524.232 ng/ml
23) Aroclor 1242 (2)	6.211	3878647	516.968 ng/ml
24) Aroclor 1242 (3)	6.292	2105868	529.799 ng/ml
25) Aroclor 1242 (4)	6.451	1402165	536.094 ng/ml
26) Aroclor 1242 (5)	6.674	1942914	518.500 ng/ml

520.981

Quantitation Report (Not Reviewed)

Data Path : K:\DATA\0F22030\
 Data File : ECD2F028.D
 Signal(s) : ECD1A.CH
 Acq On : 22 Jun 2020 22:58
 Operator : MJB / KAK
 Sample : 0F22030-ICV4
 Misc :
 ALS Vial : 71 Sample Multiplier: 1

Integration File: PCB1.e
 Quant Time: Jun 23 13:53:23 2020
 Quant Method : K:\METHODS\FECD2_QUANTPCB_200622.M
 Quant Title : PCB Data Analysis
 QLast Update : Tue Jun 23 11:23:31 2020
 Response via : Initial Calibration
 Integrator: ChemStation 6890 Scale Mode: Small noise peaks clipped

Volume Inj. : 1uL
 Signal Phase : RTX-1701
 Signal Info : 30m x 0.32mm x 0.25um

	Compound	R.T.	Response	Conc	Units
27)	Aroclor 1242 (6)	6.800	1639552	500.295	ng/ml
28)	Aroclor 1242 - AVE	0.000	0	N.D.	ng/ml
29)	Aroclor 1248 (1)	6.211	3878647	838.803	ng/ml
30)	Aroclor 1248 (2)	6.451	1402165	279.592	ng/ml
31)	Aroclor 1248 (3)	6.674	1942914	317.963	ng/ml
32)	Aroclor 1248 (4)	6.968	2023785	276.213	ng/ml
33)	Aroclor 1248 (5)	7.006	2171579	275.690	ng/ml
34)	Aroclor 1248 (6)	7.484	654113	166.313	ng/ml
35)	Aroclor 1248 - AVE	0.000	0	N.D.	ng/ml
36)	Aroclor 1254 (1)	7.006	2171579	307.671	ng/ml
37)	Aroclor 1254 (2)	7.112	444518	52.074	ng/ml
38)	Aroclor 1254 (3)	7.484	654113	48.266	ng/ml
39)	Aroclor 1254 (4)	7.650	469871	50.752	ng/ml
40)	Aroclor 1254 (5)	8.032	94917	10.280	ng/ml
41)	Aroclor 1254 (6)	8.325	44122	14.689	ng/ml
42)	Aroclor 1254 - AVE	0.000	0	N.D.	ng/ml
43)	Aroclor 1260 (1)	7.608	107424	11.189	ng/ml
44)	Aroclor 1260 (2)	7.736	86253	7.280	ng/ml
45)	Aroclor 1260 (3)	8.288	2870883	309.461	ng/ml
46)	Aroclor 1260 (4)	8.465	1326049	60.641	ng/ml
47)	Aroclor 1260 (5)	8.761	12275855	854.914	ng/ml
48)	Aroclor 1260 (6)	9.165	4340899	730.397	ng/ml
49)	Aroclor 1260 - AVE	0.000	0	N.D.	ng/ml
50)	Aroclor 1262 (1)	7.736	86253	9.508	ng/ml
51)	Aroclor 1262 (2)	8.062	2332698	183.142	ng/ml
52)	Aroclor 1262 (3)	8.288	2870883	257.956	ng/ml
53)	Aroclor 1262 (4)	8.465	1326049	55.498	ng/ml
54)	Aroclor 1262 (5)	8.761	12275855	847.618	ng/ml
55)	Aroclor 1262 (6)	9.165	4340899	568.474	ng/ml
56)	Aroclor 1262 - AVE	0.000	0	N.D.	ng/ml
57)	Aroclor 1268 (1)	8.288	2870883	503.170	ng/ml

Quantitation Report (Not Reviewed)

Data Path : K:\DATA\0F22030\
 Data File : ECD2F028.D
 Signal(s) : ECD1A.CH
 Acq On : 22 Jun 2020 22:58
 Operator : MJB / KAK
 Sample : 0F22030-ICV4
 Misc :
 ALS Vial : 71 Sample Multiplier: 1

Integration File: PCB1.e
 Quant Time: Jun 23 13:53:23 2020
 Quant Method : K:\METHODS\FECD2_QUANTPCB_200622.M
 Quant Title : PCB Data Analysis
 QLast Update : Tue Jun 23 11:23:31 2020
 Response via : Initial Calibration
 Integrator: ChemStation 6890 Scale Mode: Small noise peaks clipped

Volume Inj. : 1uL
 Signal Phase : RTX-1701
 Signal Info : 30m x 0.32mm x 0.25um

	Compound	R.T.	Response	Conc Units
58)	Aroclor 1268 (2)	8.714	14447714	520.733 ng/ml
59)	Aroclor 1268 (3)	8.761	12275855	521.302 ng/ml
60)	Aroclor 1268 (4)	8.946	10642496	493.998 ng/ml
61)	Aroclor 1268 (5)	9.165	4340899	514.290 ng/ml
62)	Aroclor 1268 (6)	9.433	31269367	485.148 ng/ml
63)	Aroclor 1268 - AVE	0.000	0	N.D. ng/ml

506.440

(f)=RT Delta > 1/2 Window

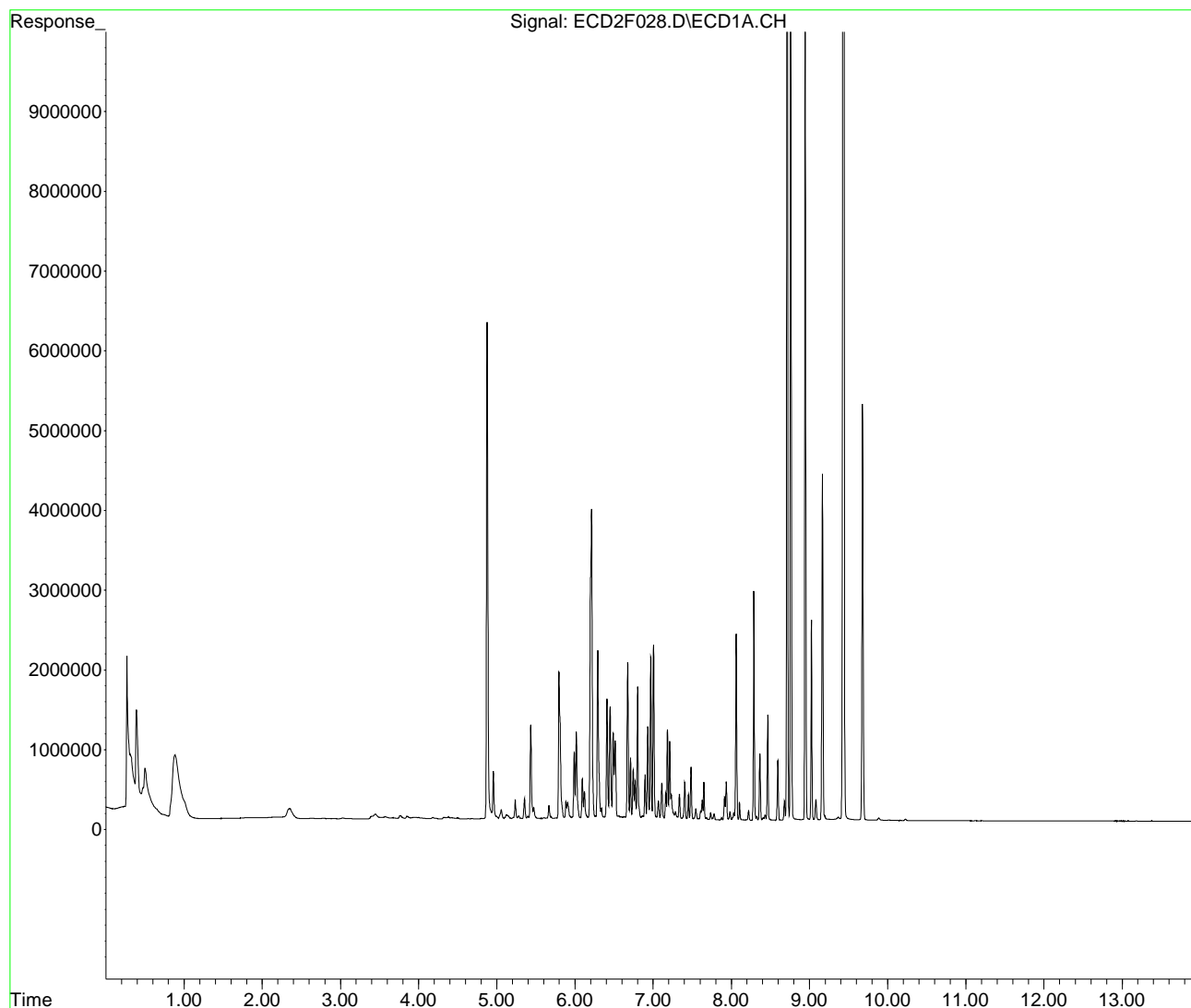
(m)=manual int.

Quantitation Report (Not Reviewed)

Data Path : K:\DATA\0F22030\
Data File : ECD2F028.D
Signal(s) : ECD1A.CH
Acq On : 22 Jun 2020 22:58
Operator : MJB / KAK
Sample : 0F22030-ICV4
Misc :
ALS Vial : 71 Sample Multiplier: 1

Integration File: PCB1.e
Quant Time: Jun 23 13:53:23 2020
Quant Method : K:\METHODS\FECD2_QUANTPCB_200622.M
Quant Title : PCB Data Analysis
QLast Update : Tue Jun 23 11:23:31 2020
Response via : Initial Calibration
Integrator: ChemStation 6890 Scale Mode: Small noise peaks clipped

Volume Inj. : 1uL
Signal Phase : RTX-1701
Signal Info : 30m x 0.32mm x 0.25um



Quantitation Report (Not Reviewed)

Data Path : K:\DATA\0F22030\
 Data File : ECD2F029.D
 Signal(s) : ECD1A.CH
 Acq On : 22 Jun 2020 23:15
 Operator : MJB / KAK
 Sample : 0F22030-ICV5
 Misc :
 ALS Vial : 72 Sample Multiplier: 1

KAK 6/23/2020

1248

Integration File: PCB1.e
 Quant Time: Jun 23 13:53:42 2020
 Quant Method : K:\METHODS\FECD2_QUANTPCB_200622.M
 Quant Title : PCB Data Analysis
 QLast Update : Tue Jun 23 11:23:31 2020
 Response via : Initial Calibration
 Integrator: ChemStation 6890 Scale Mode: Small noise peaks clipped

Volume Inj. : 1uL
 Signal Phase : RTX-1701
 Signal Info : 30m x 0.32mm x 0.25um

Compound	R.T.	Response	Conc Units

System Monitoring Compounds			
1) S TCMX (S)	4.865	9618	0.068 ng/ml
64) S DCBP (S)	9.678	5738	0.046 ng/ml
Target Compounds			
2) Aroclor 1016 (1)	5.797	932586	194.674 ng/ml
3) Aroclor 1016 (2)	6.211	2135702	211.647 ng/ml
4) Aroclor 1016 (3)	6.292	1182114	219.492 ng/ml
5) Aroclor 1016 (4)	6.450	2547325	637.625 ng/ml
6) Aroclor 1016 (5)	6.673	3172586	617.216 ng/ml
7) Aroclor 1016 (6)	6.800	2524516	667.564 ng/ml
8) Aroclor 1016 - AVE	0.000	0	N.D. ng/ml
9) Aroclor 1221 (1)	5.235	35104	20.195 ng/ml
10) Aroclor 1221 (2)	5.355	25489	22.913 ng/ml
11) Aroclor 1221 (3)	5.436	141828	39.175 ng/ml
12) Aroclor 1221 (4)	5.906	33889	57.860 ng/ml
13) Aroclor 1221 (5)	6.211	2135702	3049.128 ng/ml
14) Aroclor 1221 - AVE	0.000	0	N.D. ng/ml
15) Aroclor 1232 (1)	5.436	141828	46.778 ng/ml
16) Aroclor 1232 (2)	6.211	2135702	543.167 ng/ml
17) Aroclor 1232 (3)	6.292	1182114	541.791 ng/ml
18) Aroclor 1232 (4)	6.450	2547325	1975.289 ng/ml
19) Aroclor 1232 (5)	6.673	3172586	1735.166 ng/ml
20) Aroclor 1232 (6)	6.800	2524516	1641.441 ng/ml
21) Aroclor 1232 - AVE	0.000	0	N.D. ng/ml
22) Aroclor 1242 (1)	5.797	932586	266.208 ng/ml
23) Aroclor 1242 (2)	6.211	2135702	284.658 ng/ml
24) Aroclor 1242 (3)	6.292	1182114	297.399 ng/ml
25) Aroclor 1242 (4)	6.450	2547325	973.927 ng/ml
26) Aroclor 1242 (5)	6.673	3172586	846.659 ng/ml

Quantitation Report (Not Reviewed)

Data Path : K:\DATA\0F22030\
 Data File : ECD2F029.D
 Signal(s) : ECD1A.CH
 Acq On : 22 Jun 2020 23:15
 Operator : MJB / KAK
 Sample : 0F22030-ICV5
 Misc :
 ALS Vial : 72 Sample Multiplier: 1

Integration File: PCB1.e
 Quant Time: Jun 23 13:53:42 2020
 Quant Method : K:\METHODS\FECD2_QUANTPCB_200622.M
 Quant Title : PCB Data Analysis
 QLast Update : Tue Jun 23 11:23:31 2020
 Response via : Initial Calibration
 Integrator: ChemStation 6890 Scale Mode: Small noise peaks clipped

Volume Inj. : 1uL
 Signal Phase : RTX-1701
 Signal Info : 30m x 0.32mm x 0.25um

Compound	R.T.	Response	Conc Units
27) Aroclor 1242 (6)	6.800	2524516	770.333 ng/ml
28) Aroclor 1242 - AVE	0.000	0	N.D. ng/ml
29) Aroclor 1248 (1)	6.211	2135702	461.871 ng/ml
30) Aroclor 1248 (2)	6.450	2547325	507.938 ng/ml
31) Aroclor 1248 (3)	6.673	3172586	519.203 ng/ml
32) Aroclor 1248 (4)	6.967	3858864	526.670 ng/ml
33) Aroclor 1248 (5)	7.006	4105448	521.201 ng/ml
34) Aroclor 1248 (6)	7.484	2111469	536.856 ng/ml
35) Aroclor 1248 - AVE	0.000	0	N.D. ng/ml
36) Aroclor 1254 (1)	7.006	4105448	581.664 ng/ml
37) Aroclor 1254 (2)	7.111	1237570	144.977 ng/ml
38) Aroclor 1254 (3)	7.484	2111469	155.803 ng/ml
39) Aroclor 1254 (4)	7.650	1423533	153.759 ng/ml
40) Aroclor 1254 (5)	8.032	324114	35.104 ng/ml
41) Aroclor 1254 (6)	8.326	135450	45.093 ng/ml
42) Aroclor 1254 - AVE	0.000	0	N.D. ng/ml
43) Aroclor 1260 (1)	7.607	305213	31.790 ng/ml
44) Aroclor 1260 (2)	7.736	187728	15.845 ng/ml
45) Aroclor 1260 (3)	8.295	32911	3.548 ng/ml
46) Aroclor 1260 (4)	8.465	75329	3.445 ng/ml
47) Aroclor 1260 (5)	8.766	63142	4.397 ng/ml
48) Aroclor 1260 (6)	9.164	19407	3.265 ng/ml
49) Aroclor 1260 - AVE	0.000	0	N.D. ng/ml
50) Aroclor 1262 (1)	7.736	187728	20.693 ng/ml
51) Aroclor 1262 (2)	8.061	31143	2.445 ng/ml
52) Aroclor 1262 (3)	8.295	32911	2.957 ng/ml
53) Aroclor 1262 (4)	8.465	75329	3.153 ng/ml
54) Aroclor 1262 (5)	8.766	63142	4.360 ng/ml
55) Aroclor 1262 (6)	9.164	19407	2.541 ng/ml
56) Aroclor 1262 - AVE	0.000	0	N.D. ng/ml
57) Aroclor 1268 (1)	8.295	32911	5.768 ng/ml

Quantitation Report (Not Reviewed)

Data Path : K:\DATA\0F22030\
 Data File : ECD2F029.D
 Signal(s) : ECD1A.CH
 Acq On : 22 Jun 2020 23:15
 Operator : MJB / KAK
 Sample : 0F22030-ICV5
 Misc :
 ALS Vial : 72 Sample Multiplier: 1

Integration File: PCB1.e
 Quant Time: Jun 23 13:53:42 2020
 Quant Method : K:\METHODS\FECD2_QUANTPCB_200622.M
 Quant Title : PCB Data Analysis
 QLast Update : Tue Jun 23 11:23:31 2020
 Response via : Initial Calibration
 Integrator: ChemStation 6890 Scale Mode: Small noise peaks clipped

Volume Inj. : 1uL
 Signal Phase : RTX-1701
 Signal Info : 30m x 0.32mm x 0.25um

	Compound	R.T.	Response	Conc Units
58)	Aroclor 1268 (2)	8.713	19803	0.714 ng/ml
59)	Aroclor 1268 (3)	8.766	63142	2.681 ng/ml
60)	Aroclor 1268 (4)	8.945	4136	0.192 ng/ml
61)	Aroclor 1268 (5)	9.164	19407	2.299 ng/ml
62)	Aroclor 1268 (6)	9.433	12118	0.188 ng/ml
63)	Aroclor 1268 - AVE	0.000	0	N.D. ng/ml

(f)=RT Delta > 1/2 Window

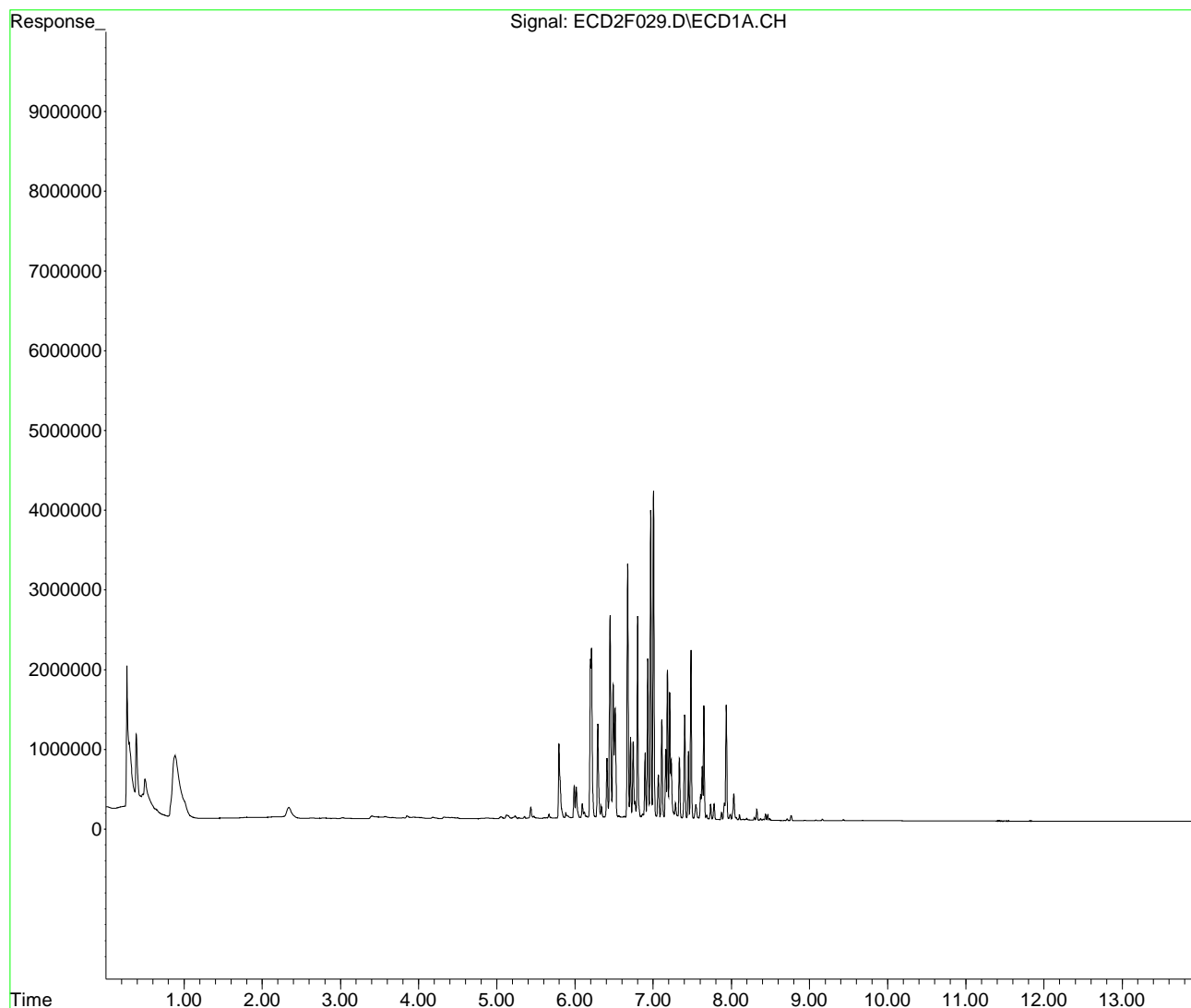
(m)=manual int.

Quantitation Report (Not Reviewed)

Data Path : K:\DATA\0F22030\
Data File : ECD2F029.D
Signal(s) : ECD1A.CH
Acq On : 22 Jun 2020 23:15
Operator : MJB / KAK
Sample : 0F22030-ICV5
Misc :
ALS Vial : 72 Sample Multiplier: 1

Integration File: PCB1.e
Quant Time: Jun 23 13:53:42 2020
Quant Method : K:\METHODS\FECD2_QUANTPCB_200622.M
Quant Title : PCB Data Analysis
QLast Update : Tue Jun 23 11:23:31 2020
Response via : Initial Calibration
Integrator: ChemStation 6890 Scale Mode: Small noise peaks clipped

Volume Inj. : 1uL
Signal Phase : RTX-1701
Signal Info : 30m x 0.32mm x 0.25um



Quantitation Report (QT Reviewed)

Data Path : K:\DATA\0F22030\requant\
 Data File : ECD2F010.D
 Signal(s) : ECD1A.CH
 Acq On : 22 Jun 2020 17:40
 Operator : MJB / KAK
 Sample : 0F22030-CAL1
 Misc :
 ALS Vial : 54 Sample Multiplier: 1

KAK 6/23/2020

Integration File: PCB1.e
 Quant Time: Jun 23 13:38:10 2020
 Quant Method : K:\METHODS\FECD2_QUANTPCB_200622.M
 Quant Title : PCB Data Analysis
 QLast Update : Tue Jun 23 11:23:31 2020
 Response via : Initial Calibration
 Integrator: ChemStation 6890 Scale Mode: Small noise peaks clipped

Volume Inj. : 1uL
 Signal Phase : RTX-1701
 Signal Info : 30m x 0.32mm x 0.25um

Compound	R.T.	Response	Conc Units	

System Monitoring Compounds				
1) S TCMX (S)	4.878	1321445	9.304 ng/ml	
64) S DCBP (S)	9.679	1222731	9.791 ng/ml	✓
Target Compounds				
2) Aroclor 1016 (1)	5.798	114671	23.937 ng/ml	
3) Aroclor 1016 (2)	6.212	217974	21.601 ng/ml	
4) Aroclor 1016 (3)	6.293	122243	22.698 ng/ml	
5) Aroclor 1016 (4)	6.451	93210	23.332 ng/ml	✓
6) Aroclor 1016 (5)	6.674	117378	22.835 ng/ml	
7) Aroclor 1016 (6)	6.801	86779	22.947 ng/ml	
8) Aroclor 1016 - AVE	0.000	0	N.D. ng/ml	
9) Aroclor 1221 (1)	0.000	0	N.D. ng/ml	
10) Aroclor 1221 (2)	0.000	0	N.D. ng/ml	
11) Aroclor 1221 (3)	0.000	0	N.D. ng/ml	
12) Aroclor 1221 (4)	0.000	0	N.D. ng/ml	
13) Aroclor 1221 (5)	0.000	0	N.D. ng/ml	
14) Aroclor 1221 - AVE	0.000	0	N.D. ng/ml	
15) Aroclor 1232 (1)	0.000	0	N.D. ng/ml	
16) Aroclor 1232 (2)	0.000	0	N.D. ng/ml	
17) Aroclor 1232 (3)	0.000	0	N.D. ng/ml	
18) Aroclor 1232 (4)	0.000	0	N.D. ng/ml	
19) Aroclor 1232 (5)	0.000	0	N.D. ng/ml	
20) Aroclor 1232 (6)	0.000	0	N.D. ng/ml	
21) Aroclor 1232 - AVE	0.000	0	N.D. ng/ml	
22) Aroclor 1242 (1)	0.000	0	N.D. ng/ml	
23) Aroclor 1242 (2)	0.000	0	N.D. ng/ml	
24) Aroclor 1242 (3)	0.000	0	N.D. ng/ml	
25) Aroclor 1242 (4)	0.000	0	N.D. ng/ml	
26) Aroclor 1242 (5)	0.000	0	N.D. ng/ml	

Quantitation Report (QT Reviewed)

Data Path : K:\DATA\0F22030\requant\
 Data File : ECD2F010.D
 Signal(s) : ECD1A.CH
 Acq On : 22 Jun 2020 17:40
 Operator : MJB / KAK
 Sample : 0F22030-CAL1
 Misc :
 ALS Vial : 54 Sample Multiplier: 1

Integration File: PCB1.e
 Quant Time: Jun 23 13:38:10 2020
 Quant Method : K:\METHODS\FECD2_QUANTPCB_200622.M
 Quant Title : PCB Data Analysis
 QLast Update : Tue Jun 23 11:23:31 2020
 Response via : Initial Calibration
 Integrator: ChemStation 6890 Scale Mode: Small noise peaks clipped

Volume Inj. : 1uL
 Signal Phase : RTX-1701
 Signal Info : 30m x 0.32mm x 0.25um

	Compound	R.T.	Response	Conc	Units
27)	Aroclor 1242 (6)	0.000	0	N.D.	ng/mld
28)	Aroclor 1242 - AVE	0.000	0	N.D.	ng/mld
29)	Aroclor 1248 (1)	0.000	0	N.D.	ng/mld
30)	Aroclor 1248 (2)	0.000	0	N.D.	ng/mld
31)	Aroclor 1248 (3)	0.000	0	N.D.	ng/mld
32)	Aroclor 1248 (4)	0.000	0	N.D.	ng/mld
33)	Aroclor 1248 (5)	0.000	0	N.D.	ng/mld
34)	Aroclor 1248 (6)	0.000	0	N.D.	ng/mld
35)	Aroclor 1248 - AVE	0.000	0	N.D.	ng/mld
36)	Aroclor 1254 (1)	0.000	0	N.D.	ng/mld
37)	Aroclor 1254 (2)	0.000	0	N.D.	ng/mld
38)	Aroclor 1254 (3)	0.000	0	N.D.	ng/mld
39)	Aroclor 1254 (4)	0.000	0	N.D.	ng/mld
40)	Aroclor 1254 (5)	0.000	0	N.D.	ng/mld
41)	Aroclor 1254 (6)	0.000	0	N.D.	ng/mld
42)	Aroclor 1254 - AVE	0.000	0	N.D.	ng/mld
43)	Aroclor 1260 (1)	7.604	218884	22.798	ng/ml
44)	Aroclor 1260 (2)	7.737	264494	22.324	ng/ml
45)	Aroclor 1260 (3)	8.296	208593	22.485	ng/ml
46)	Aroclor 1260 (4)	8.466	458871	20.985	ng/ml
47)	Aroclor 1260 (5)	8.766	302800	21.088	ng/ml
48)	Aroclor 1260 (6)	9.164	140770	23.686	ng/ml
49)	Aroclor 1260 - AVE	0.000	0	N.D.	ng/ml
50)	Aroclor 1262 (1)	0.000	0	N.D.	ng/mld
51)	Aroclor 1262 (2)	0.000	0	N.D.	ng/mld
52)	Aroclor 1262 (3)	0.000	0	N.D.	ng/mld
53)	Aroclor 1262 (4)	0.000	0	N.D.	ng/mld
54)	Aroclor 1262 (5)	0.000	0	N.D.	ng/mld
55)	Aroclor 1262 (6)	0.000	0	N.D.	ng/mld
56)	Aroclor 1262 - AVE	0.000	0	N.D.	ng/mld
57)	Aroclor 1268 (1)	0.000	0	N.D.	ng/mld



Quantitation Report (QT Reviewed)

Data Path : K:\DATA\0F22030\requant\
 Data File : ECD2F010.D
 Signal(s) : ECD1A.CH
 Acq On : 22 Jun 2020 17:40
 Operator : MJB / KAK
 Sample : 0F22030-CAL1
 Misc :
 ALS Vial : 54 Sample Multiplier: 1

Integration File: PCB1.e
 Quant Time: Jun 23 13:38:10 2020
 Quant Method : K:\METHODS\FECD2_QUANTPCB_200622.M
 Quant Title : PCB Data Analysis
 QLast Update : Tue Jun 23 11:23:31 2020
 Response via : Initial Calibration
 Integrator: ChemStation 6890 Scale Mode: Small noise peaks clipped

Volume Inj. : 1uL
 Signal Phase : RTX-1701
 Signal Info : 30m x 0.32mm x 0.25um

	Compound	R.T.	Response	Conc	Units
58)	Aroclor 1268 (2)	0.000	0	N.D.	ng/ml
59)	Aroclor 1268 (3)	0.000	0	N.D.	ng/ml
60)	Aroclor 1268 (4)	0.000	0	N.D.	ng/ml
61)	Aroclor 1268 (5)	0.000	0	N.D.	ng/ml
62)	Aroclor 1268 (6)	0.000	0	N.D.	ng/ml
63)	Aroclor 1268 - AVE	0.000	0	N.D.	ng/ml

(f)=RT Delta > 1/2 Window

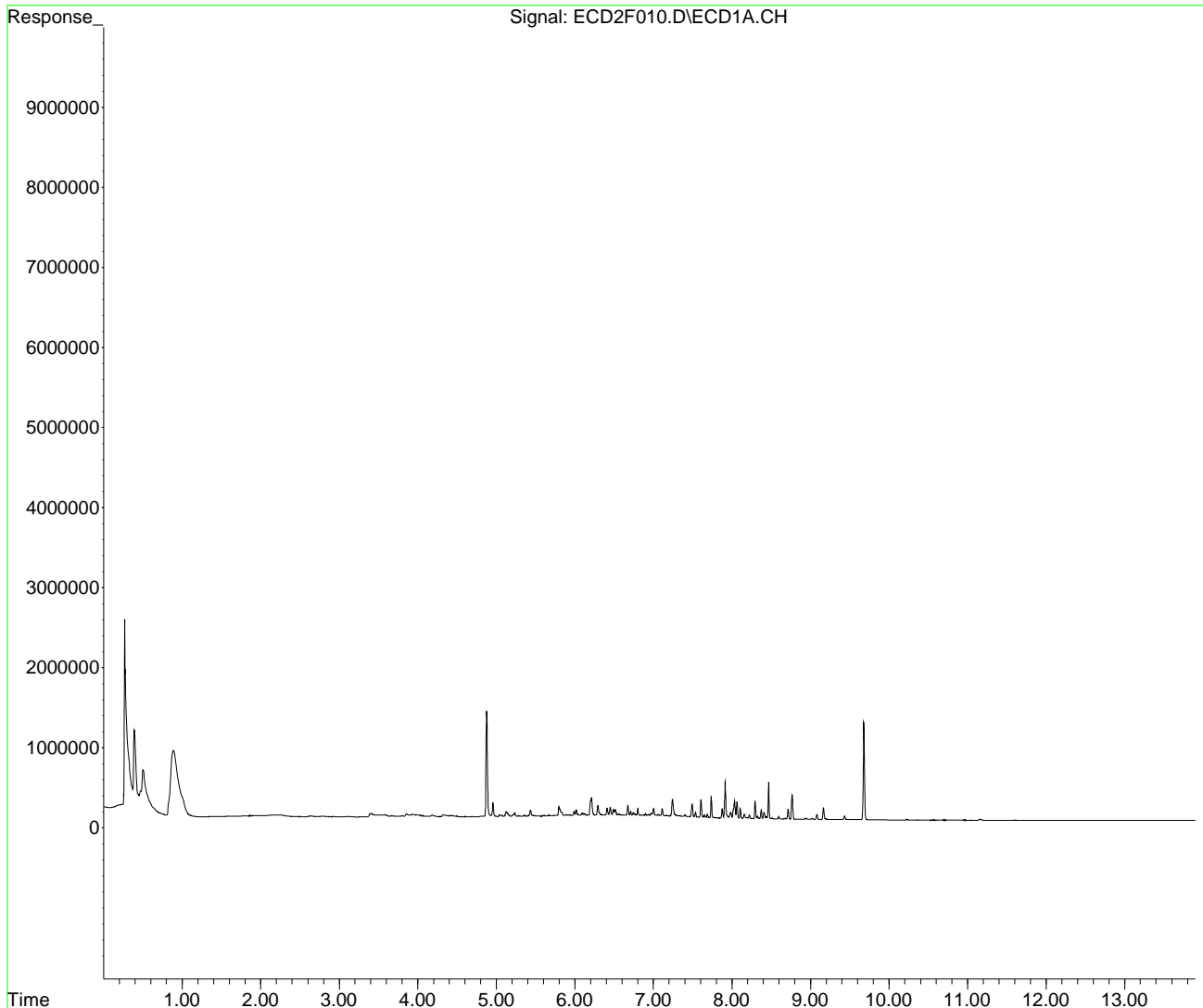
(m)=manual int.

Quantitation Report (QT Reviewed)

Data Path : K:\DATA\0F22030\requant\
Data File : ECD2F010.D
Signal(s) : ECD1A.CH
Acq On : 22 Jun 2020 17:40
Operator : MJB / KAK
Sample : 0F22030-CAL1
Misc :
ALS Vial : 54 Sample Multiplier: 1

Integration File: PCB1.e
Quant Time: Jun 23 13:38:10 2020
Quant Method : K:\METHODS\FECD2_QUANTPCB_200622.M
Quant Title : PCB Data Analysis
QLast Update : Tue Jun 23 11:23:31 2020
Response via : Initial Calibration
Integrator: ChemStation 6890 Scale Mode: Small noise peaks clipped

Volume Inj. : 1uL
Signal Phase : RTX-1701
Signal Info : 30m x 0.32mm x 0.25um



Quantitation Report (QT Reviewed)

Data Path : K:\DATA\0F22030\requant\
 Data File : ECD2F011.D
 Signal(s) : ECD1A.CH
 Acq On : 22 Jun 2020 17:58
 Operator : MJB / KAK
 Sample : 0F22030-CAL2
 Misc :
 ALS Vial : 55 Sample Multiplier: 1

KAK 6/23/2020

Integration File: PCB1.e
 Quant Time: Jun 23 13:39:09 2020
 Quant Method : K:\METHODS\FECD2_QUANTPCB_200622.M
 Quant Title : PCB Data Analysis
 QLast Update : Tue Jun 23 11:23:31 2020
 Response via : Initial Calibration
 Integrator: ChemStation 6890 Scale Mode: Small noise peaks clipped

Volume Inj. : 1uL
 Signal Phase : RTX-1701
 Signal Info : 30m x 0.32mm x 0.25um

Compound	R.T.	Response	Conc Units

System Monitoring Compounds			
1) S TCMX (S)	4.878	3364549	23.689 ng/ml
64) S DCBP (S)	9.677	2901210	23.232 ng/ml ✓
Target Compounds			
2) Aroclor 1016 (1)	5.797	250610	52.314 ng/ml
3) Aroclor 1016 (2)	6.211	502949	49.842 ng/ml
4) Aroclor 1016 (3)	6.292	272260	50.552 ng/ml
5) Aroclor 1016 (4)	6.450	207464	51.931 ng/ml ✓
6) Aroclor 1016 (5)	6.673	263506	51.264 ng/ml
7) Aroclor 1016 (6)	6.800	196343	51.919 ng/ml
8) Aroclor 1016 - AVE	0.000	0	N.D. ng/ml
9) Aroclor 1221 (1)	0.000	0	N.D. ng/ml
10) Aroclor 1221 (2)	0.000	0	N.D. ng/ml
11) Aroclor 1221 (3)	0.000	0	N.D. ng/ml
12) Aroclor 1221 (4)	0.000	0	N.D. ng/ml
13) Aroclor 1221 (5)	0.000	0	N.D. ng/ml
14) Aroclor 1221 - AVE	0.000	0	N.D. ng/ml
15) Aroclor 1232 (1)	0.000	0	N.D. ng/ml
16) Aroclor 1232 (2)	0.000	0	N.D. ng/ml
17) Aroclor 1232 (3)	0.000	0	N.D. ng/ml
18) Aroclor 1232 (4)	0.000	0	N.D. ng/ml
19) Aroclor 1232 (5)	0.000	0	N.D. ng/ml
20) Aroclor 1232 (6)	0.000	0	N.D. ng/ml
21) Aroclor 1232 - AVE	0.000	0	N.D. ng/ml
22) Aroclor 1242 (1)	0.000	0	N.D. ng/ml
23) Aroclor 1242 (2)	0.000	0	N.D. ng/ml
24) Aroclor 1242 (3)	0.000	0	N.D. ng/ml
25) Aroclor 1242 (4)	0.000	0	N.D. ng/ml
26) Aroclor 1242 (5)	0.000	0	N.D. ng/ml

Quantitation Report (QT Reviewed)

Data Path : K:\DATA\0F22030\requant\
 Data File : ECD2F011.D
 Signal(s) : ECD1A.CH
 Acq On : 22 Jun 2020 17:58
 Operator : MJB / KAK
 Sample : 0F22030-CAL2
 Misc :
 ALS Vial : 55 Sample Multiplier: 1

Integration File: PCB1.e
 Quant Time: Jun 23 13:39:09 2020
 Quant Method : K:\METHODS\FECD2_QUANTPCB_200622.M
 Quant Title : PCB Data Analysis
 QLast Update : Tue Jun 23 11:23:31 2020
 Response via : Initial Calibration
 Integrator: ChemStation 6890 Scale Mode: Small noise peaks clipped

Volume Inj. : 1uL
 Signal Phase : RTX-1701
 Signal Info : 30m x 0.32mm x 0.25um

	Compound	R.T.	Response	Conc	Units
27)	Aroclor 1242 (6)	0.000	0	N.D.	ng/mld
28)	Aroclor 1242 - AVE	0.000	0	N.D.	ng/mld
29)	Aroclor 1248 (1)	0.000	0	N.D.	ng/mld
30)	Aroclor 1248 (2)	0.000	0	N.D.	ng/mld
31)	Aroclor 1248 (3)	0.000	0	N.D.	ng/mld
32)	Aroclor 1248 (4)	0.000	0	N.D.	ng/mld
33)	Aroclor 1248 (5)	0.000	0	N.D.	ng/mld
34)	Aroclor 1248 (6)	0.000	0	N.D.	ng/mld
35)	Aroclor 1248 - AVE	0.000	0	N.D.	ng/mld
36)	Aroclor 1254 (1)	0.000	0	N.D.	ng/mld
37)	Aroclor 1254 (2)	0.000	0	N.D.	ng/mld
38)	Aroclor 1254 (3)	0.000	0	N.D.	ng/mld
39)	Aroclor 1254 (4)	0.000	0	N.D.	ng/mld
40)	Aroclor 1254 (5)	0.000	0	N.D.	ng/mld
41)	Aroclor 1254 (6)	0.000	0	N.D.	ng/mld
42)	Aroclor 1254 - AVE	0.000	0	N.D.	ng/mld
43)	Aroclor 1260 (1)	7.603	494275	51.482	ng/ml
44)	Aroclor 1260 (2)	7.735	593624	50.103	ng/ml
45)	Aroclor 1260 (3)	8.294	468508	50.502	ng/ml
46)	Aroclor 1260 (4)	8.464	1063915	48.654	ng/ml
47)	Aroclor 1260 (5)	8.764	695563	48.440	ng/ml
48)	Aroclor 1260 (6)	9.163	311796	52.463	ng/ml
49)	Aroclor 1260 - AVE	0.000	0	N.D.	ng/ml
50)	Aroclor 1262 (1)	0.000	0	N.D.	ng/mld
51)	Aroclor 1262 (2)	0.000	0	N.D.	ng/mld
52)	Aroclor 1262 (3)	0.000	0	N.D.	ng/mld
53)	Aroclor 1262 (4)	0.000	0	N.D.	ng/mld
54)	Aroclor 1262 (5)	0.000	0	N.D.	ng/mld
55)	Aroclor 1262 (6)	0.000	0	N.D.	ng/mld
56)	Aroclor 1262 - AVE	0.000	0	N.D.	ng/mld
57)	Aroclor 1268 (1)	0.000	0	N.D.	ng/mld



Quantitation Report (QT Reviewed)

Data Path : K:\DATA\0F22030\requant\
 Data File : ECD2F011.D
 Signal(s) : ECD1A.CH
 Acq On : 22 Jun 2020 17:58
 Operator : MJB / KAK
 Sample : 0F22030-CAL2
 Misc :
 ALS Vial : 55 Sample Multiplier: 1

Integration File: PCB1.e
 Quant Time: Jun 23 13:39:09 2020
 Quant Method : K:\METHODS\FECD2_QUANTPCB_200622.M
 Quant Title : PCB Data Analysis
 QLast Update : Tue Jun 23 11:23:31 2020
 Response via : Initial Calibration
 Integrator: ChemStation 6890 Scale Mode: Small noise peaks clipped

Volume Inj. : 1uL
 Signal Phase : RTX-1701
 Signal Info : 30m x 0.32mm x 0.25um

	Compound	R.T.	Response	Conc	Units
58)	Aroclor 1268 (2)	0.000	0	N.D.	ng/ml
59)	Aroclor 1268 (3)	0.000	0	N.D.	ng/ml
60)	Aroclor 1268 (4)	0.000	0	N.D.	ng/ml
61)	Aroclor 1268 (5)	0.000	0	N.D.	ng/ml
62)	Aroclor 1268 (6)	0.000	0	N.D.	ng/ml
63)	Aroclor 1268 - AVE	0.000	0	N.D.	ng/ml

(f)=RT Delta > 1/2 Window

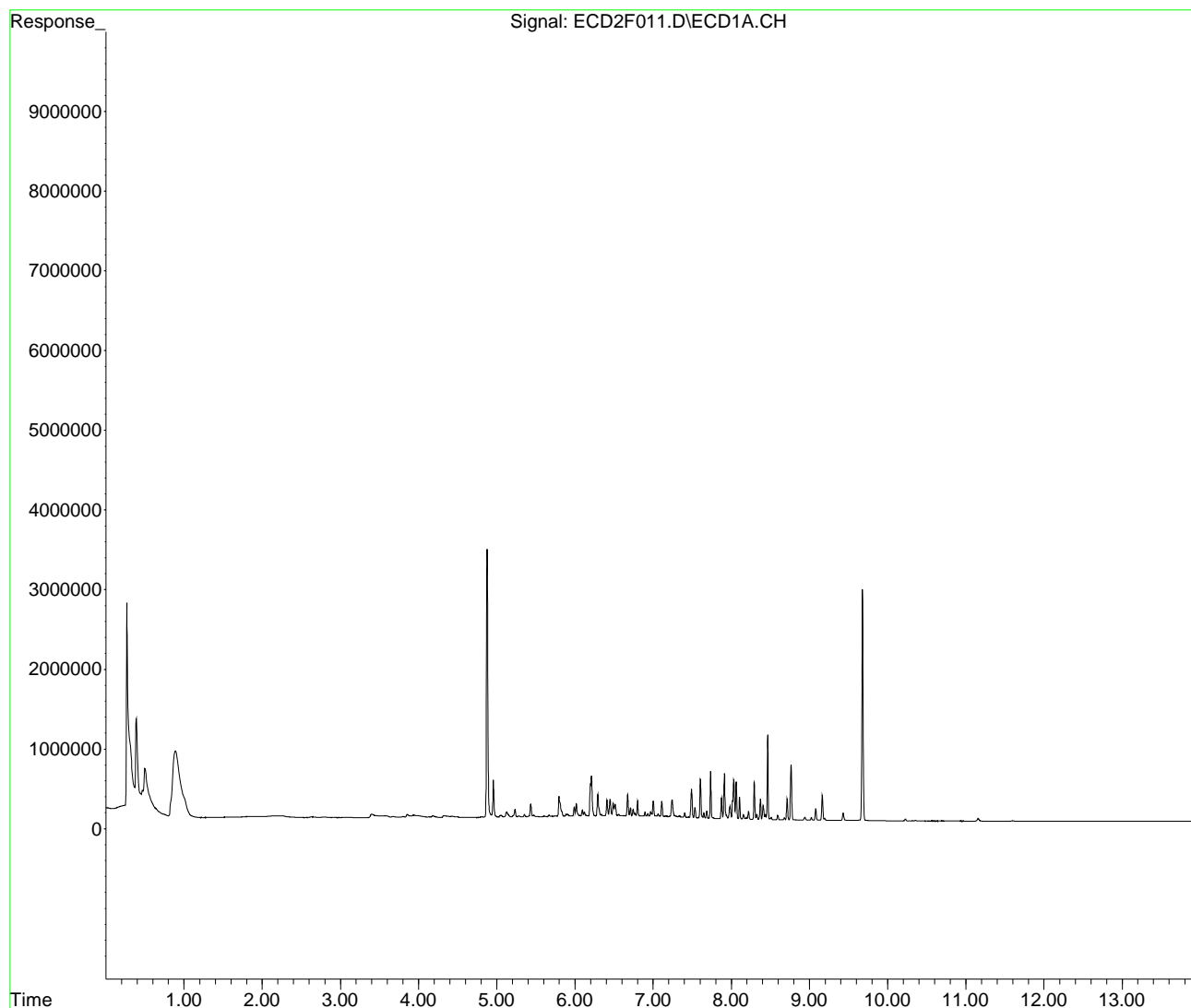
(m)=manual int.

Quantitation Report (QT Reviewed)

Data Path : K:\DATA\0F22030\requant\
Data File : ECD2F011.D
Signal(s) : ECD1A.CH
Acq On : 22 Jun 2020 17:58
Operator : MJB / KAK
Sample : 0F22030-CAL2
Misc :
ALS Vial : 55 Sample Multiplier: 1

Integration File: PCB1.e
Quant Time: Jun 23 13:39:09 2020
Quant Method : K:\METHODS\FECD2_QUANTPCB_200622.M
Quant Title : PCB Data Analysis
QLast Update : Tue Jun 23 11:23:31 2020
Response via : Initial Calibration
Integrator: ChemStation 6890 Scale Mode: Small noise peaks clipped

Volume Inj. : 1uL
Signal Phase : RTX-1701
Signal Info : 30m x 0.32mm x 0.25um



Quantitation Report (QT Reviewed)

Data Path : K:\DATA\0F22030\requant\
 Data File : ECD2F012.D
 Signal(s) : ECD1A.CH
 Acq On : 22 Jun 2020 18:15
 Operator : MJB / KAK
 Sample : 0F22030-CAL3
 Misc :
 ALS Vial : 56 Sample Multiplier: 1

KAK 6/23/2020

Integration File: PCB1.e
 Quant Time: Jun 23 13:40:32 2020
 Quant Method : K:\METHODS\FECD2_QUANTPCB_200622.M
 Quant Title : PCB Data Analysis
 QLast Update : Tue Jun 23 11:23:31 2020
 Response via : Initial Calibration
 Integrator: ChemStation 6890 Scale Mode: Small noise peaks clipped

Volume Inj. : 1uL
 Signal Phase : RTX-1701
 Signal Info : 30m x 0.32mm x 0.25um

Compound	R.T.	Response	Conc Units	

System Monitoring Compounds				
1) S TCMX (S)	4.879	6899657	48.578 ng/ml	
64) S DCBP (S)	9.678	5880384	47.088 ng/ml	✓
Target Compounds				
2) Aroclor 1016 (1)	5.797	488759	102.027 ng/ml	
3) Aroclor 1016 (2)	6.211	999098	99.010 ng/ml	
4) Aroclor 1016 (3)	6.292	546054	101.390 ng/ml	
5) Aroclor 1016 (4)	6.450	410421	102.733 ng/ml	✓
6) Aroclor 1016 (5)	6.673	507036	98.642 ng/ml	
7) Aroclor 1016 (6)	6.800	381893	100.985 ng/ml	
8) Aroclor 1016 - AVE	0.000	0	N.D. ng/ml	
9) Aroclor 1221 (1)	0.000	0	N.D. ng/ml	
10) Aroclor 1221 (2)	0.000	0	N.D. ng/ml	
11) Aroclor 1221 (3)	0.000	0	N.D. ng/ml	
12) Aroclor 1221 (4)	0.000	0	N.D. ng/ml	
13) Aroclor 1221 (5)	0.000	0	N.D. ng/ml	
14) Aroclor 1221 - AVE	0.000	0	N.D. ng/ml	
15) Aroclor 1232 (1)	0.000	0	N.D. ng/ml	
16) Aroclor 1232 (2)	0.000	0	N.D. ng/ml	
17) Aroclor 1232 (3)	0.000	0	N.D. ng/ml	
18) Aroclor 1232 (4)	0.000	0	N.D. ng/ml	
19) Aroclor 1232 (5)	0.000	0	N.D. ng/ml	
20) Aroclor 1232 (6)	0.000	0	N.D. ng/ml	
21) Aroclor 1232 - AVE	0.000	0	N.D. ng/ml	
22) Aroclor 1242 (1)	0.000	0	N.D. ng/ml	
23) Aroclor 1242 (2)	0.000	0	N.D. ng/ml	
24) Aroclor 1242 (3)	0.000	0	N.D. ng/ml	
25) Aroclor 1242 (4)	0.000	0	N.D. ng/ml	
26) Aroclor 1242 (5)	0.000	0	N.D. ng/ml	

Quantitation Report (QT Reviewed)

Data Path : K:\DATA\0F22030\requant\
 Data File : ECD2F012.D
 Signal(s) : ECD1A.CH
 Acq On : 22 Jun 2020 18:15
 Operator : MJB / KAK
 Sample : 0F22030-CAL3
 Misc :
 ALS Vial : 56 Sample Multiplier: 1

Integration File: PCB1.e
 Quant Time: Jun 23 13:40:32 2020
 Quant Method : K:\METHODS\FECD2_QUANTPCB_200622.M
 Quant Title : PCB Data Analysis
 QLast Update : Tue Jun 23 11:23:31 2020
 Response via : Initial Calibration
 Integrator: ChemStation 6890 Scale Mode: Small noise peaks clipped

Volume Inj. : 1uL
 Signal Phase : RTX-1701
 Signal Info : 30m x 0.32mm x 0.25um

	Compound	R.T.	Response	Conc	Units
27)	Aroclor 1242 (6)	0.000	0	N.D.	ng/ml
28)	Aroclor 1242 - AVE	0.000	0	N.D.	ng/ml
29)	Aroclor 1248 (1)	0.000	0	N.D.	ng/ml
30)	Aroclor 1248 (2)	0.000	0	N.D.	ng/ml
31)	Aroclor 1248 (3)	0.000	0	N.D.	ng/ml
32)	Aroclor 1248 (4)	0.000	0	N.D.	ng/ml
33)	Aroclor 1248 (5)	0.000	0	N.D.	ng/ml
34)	Aroclor 1248 (6)	0.000	0	N.D.	ng/ml
35)	Aroclor 1248 - AVE	0.000	0	N.D.	ng/ml
36)	Aroclor 1254 (1)	0.000	0	N.D.	ng/ml
37)	Aroclor 1254 (2)	0.000	0	N.D.	ng/ml
38)	Aroclor 1254 (3)	0.000	0	N.D.	ng/ml
39)	Aroclor 1254 (4)	0.000	0	N.D.	ng/ml
40)	Aroclor 1254 (5)	0.000	0	N.D.	ng/ml
41)	Aroclor 1254 (6)	0.000	0	N.D.	ng/ml
42)	Aroclor 1254 - AVE	0.000	0	N.D.	ng/ml
43)	Aroclor 1260 (1)	7.604	953992	99.365	ng/ml
44)	Aroclor 1260 (2)	7.736	1122579	94.749	ng/ml
45)	Aroclor 1260 (3)	8.295	908162	97.893	ng/ml
46)	Aroclor 1260 (4)	8.464	2106967	96.353	ng/ml
47)	Aroclor 1260 (5)	8.765	1356736	94.486	ng/ml
48)	Aroclor 1260 (6)	9.162	579494	97.505	ng/ml
49)	Aroclor 1260 - AVE	0.000	0	N.D.	ng/ml
50)	Aroclor 1262 (1)	0.000	0	N.D.	ng/ml
51)	Aroclor 1262 (2)	0.000	0	N.D.	ng/ml
52)	Aroclor 1262 (3)	0.000	0	N.D.	ng/ml
53)	Aroclor 1262 (4)	0.000	0	N.D.	ng/ml
54)	Aroclor 1262 (5)	0.000	0	N.D.	ng/ml
55)	Aroclor 1262 (6)	0.000	0	N.D.	ng/ml
56)	Aroclor 1262 - AVE	0.000	0	N.D.	ng/ml
57)	Aroclor 1268 (1)	0.000	0	N.D.	ng/ml



Quantitation Report (QT Reviewed)

Data Path : K:\DATA\0F22030\requant\
 Data File : ECD2F012.D
 Signal(s) : ECD1A.CH
 Acq On : 22 Jun 2020 18:15
 Operator : MJB / KAK
 Sample : 0F22030-CAL3
 Misc :
 ALS Vial : 56 Sample Multiplier: 1

Integration File: PCB1.e
 Quant Time: Jun 23 13:40:32 2020
 Quant Method : K:\METHODS\FECD2_QUANTPCB_200622.M
 Quant Title : PCB Data Analysis
 QLast Update : Tue Jun 23 11:23:31 2020
 Response via : Initial Calibration
 Integrator: ChemStation 6890 Scale Mode: Small noise peaks clipped

Volume Inj. : 1uL
 Signal Phase : RTX-1701
 Signal Info : 30m x 0.32mm x 0.25um

	Compound	R.T.	Response	Conc	Units
58)	Aroclor 1268 (2)	0.000	0	N.D.	ng/ml
59)	Aroclor 1268 (3)	0.000	0	N.D.	ng/ml
60)	Aroclor 1268 (4)	0.000	0	N.D.	ng/ml
61)	Aroclor 1268 (5)	0.000	0	N.D.	ng/ml
62)	Aroclor 1268 (6)	0.000	0	N.D.	ng/ml
63)	Aroclor 1268 - AVE	0.000	0	N.D.	ng/ml

(f)=RT Delta > 1/2 Window

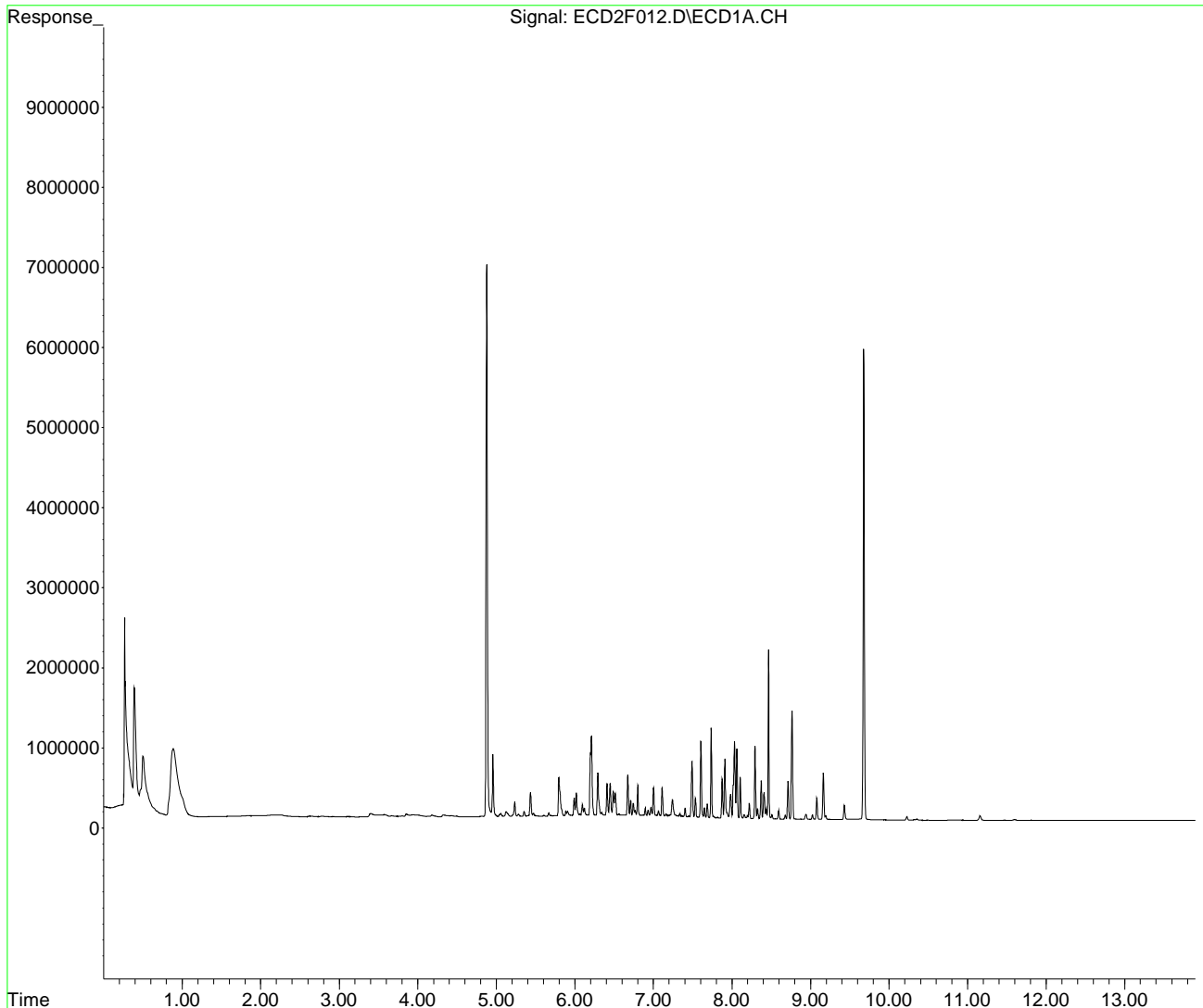
(m)=manual int.

Quantitation Report (QT Reviewed)

Data Path : K:\DATA\0F22030\requant\
Data File : ECD2F012.D
Signal(s) : ECD1A.CH
Acq On : 22 Jun 2020 18:15
Operator : MJB / KAK
Sample : 0F22030-CAL3
Misc :
ALS Vial : 56 Sample Multiplier: 1

Integration File: PCB1.e
Quant Time: Jun 23 13:40:32 2020
Quant Method : K:\METHODS\FECD2_QUANTPCB_200622.M
Quant Title : PCB Data Analysis
QLast Update : Tue Jun 23 11:23:31 2020
Response via : Initial Calibration
Integrator: ChemStation 6890 Scale Mode: Small noise peaks clipped

Volume Inj. : 1uL
Signal Phase : RTX-1701
Signal Info : 30m x 0.32mm x 0.25um



Quantitation Report (QT Reviewed)

Data Path : K:\DATA\0F22030\requant\
 Data File : ECD2F013.D
 Signal(s) : ECD1A.CH
 Acq On : 22 Jun 2020 18:33
 Operator : MJB / KAK
 Sample : 0F22030-CAL4
 Misc :
 ALS Vial : 57 Sample Multiplier: 1

KAK 6/23/2020

Integration File: PCB1.e
 Quant Time: Jun 23 13:41:29 2020
 Quant Method : K:\METHODS\FECD2_QUANTPCB_200622.M
 Quant Title : PCB Data Analysis
 QLast Update : Tue Jun 23 11:23:31 2020
 Response via : Initial Calibration
 Integrator: ChemStation 6890 Scale Mode: Small noise peaks clipped

Volume Inj. : 1uL
 Signal Phase : RTX-1701
 Signal Info : 30m x 0.32mm x 0.25um

Compound	R.T.	Response	Conc Units	

System Monitoring Compounds				
1) S TCMX (S)	4.877	13533018	95.282 ng/ml	
64) S DCBP (S)	9.677	12180091	97.535 ng/ml	✓
Target Compounds				
2) Aroclor 1016 (1)	5.796	910941	190.156 ng/ml	
3) Aroclor 1016 (2)	6.210	1998027	198.004 ng/ml	
4) Aroclor 1016 (3)	6.291	1037136	192.572 ng/ml	
5) Aroclor 1016 (4)	6.449	759854	190.200 ng/ml	✓
6) Aroclor 1016 (5)	6.672	1005387	195.595 ng/ml	
7) Aroclor 1016 (6)	6.799	699487	184.967 ng/ml	
8) Aroclor 1016 - AVE	0.000	0	N.D. ng/ml	
9) Aroclor 1221 (1)	0.000	0	N.D. ng/ml	
10) Aroclor 1221 (2)	0.000	0	N.D. ng/ml	
11) Aroclor 1221 (3)	0.000	0	N.D. ng/ml	
12) Aroclor 1221 (4)	0.000	0	N.D. ng/ml	
13) Aroclor 1221 (5)	0.000	0	N.D. ng/ml	
14) Aroclor 1221 - AVE	0.000	0	N.D. ng/ml	
15) Aroclor 1232 (1)	0.000	0	N.D. ng/ml	
16) Aroclor 1232 (2)	0.000	0	N.D. ng/ml	
17) Aroclor 1232 (3)	0.000	0	N.D. ng/ml	
18) Aroclor 1232 (4)	0.000	0	N.D. ng/ml	
19) Aroclor 1232 (5)	0.000	0	N.D. ng/ml	
20) Aroclor 1232 (6)	0.000	0	N.D. ng/ml	
21) Aroclor 1232 - AVE	0.000	0	N.D. ng/ml	
22) Aroclor 1242 (1)	0.000	0	N.D. ng/ml	
23) Aroclor 1242 (2)	0.000	0	N.D. ng/ml	
24) Aroclor 1242 (3)	0.000	0	N.D. ng/ml	
25) Aroclor 1242 (4)	0.000	0	N.D. ng/ml	
26) Aroclor 1242 (5)	0.000	0	N.D. ng/ml	

Quantitation Report (QT Reviewed)

Data Path : K:\DATA\0F22030\requant\
 Data File : ECD2F013.D
 Signal(s) : ECD1A.CH
 Acq On : 22 Jun 2020 18:33
 Operator : MJB / KAK
 Sample : 0F22030-CAL4
 Misc :
 ALS Vial : 57 Sample Multiplier: 1

Integration File: PCB1.e
 Quant Time: Jun 23 13:41:29 2020
 Quant Method : K:\METHODS\FECD2_QUANTPCB_200622.M
 Quant Title : PCB Data Analysis
 QLast Update : Tue Jun 23 11:23:31 2020
 Response via : Initial Calibration
 Integrator: ChemStation 6890 Scale Mode: Small noise peaks clipped

Volume Inj. : 1uL
 Signal Phase : RTX-1701
 Signal Info : 30m x 0.32mm x 0.25um

	Compound	R.T.	Response	Conc	Units
27)	Aroclor 1242 (6)	0.000	0	N.D.	ng/ml
28)	Aroclor 1242 - AVE	0.000	0	N.D.	ng/ml
29)	Aroclor 1248 (1)	0.000	0	N.D.	ng/ml
30)	Aroclor 1248 (2)	0.000	0	N.D.	ng/ml
31)	Aroclor 1248 (3)	0.000	0	N.D.	ng/ml
32)	Aroclor 1248 (4)	0.000	0	N.D.	ng/ml
33)	Aroclor 1248 (5)	0.000	0	N.D.	ng/ml
34)	Aroclor 1248 (6)	0.000	0	N.D.	ng/ml
35)	Aroclor 1248 - AVE	0.000	0	N.D.	ng/ml
36)	Aroclor 1254 (1)	0.000	0	N.D.	ng/ml
37)	Aroclor 1254 (2)	0.000	0	N.D.	ng/ml
38)	Aroclor 1254 (3)	0.000	0	N.D.	ng/ml
39)	Aroclor 1254 (4)	0.000	0	N.D.	ng/ml
40)	Aroclor 1254 (5)	0.000	0	N.D.	ng/ml
41)	Aroclor 1254 (6)	0.000	0	N.D.	ng/ml
42)	Aroclor 1254 - AVE	0.000	0	N.D.	ng/ml
43)	Aroclor 1260 (1)	7.603	1816042	189.154	ng/ml
44)	Aroclor 1260 (2)	7.735	2289230	193.217	ng/ml
45)	Aroclor 1260 (3)	8.294	1747877	188.409	ng/ml
46)	Aroclor 1260 (4)	8.463	4124364	188.611	ng/ml
47)	Aroclor 1260 (5)	8.764	2791057	194.375	ng/ml
48)	Aroclor 1260 (6)	9.162	1108866	186.577	ng/ml
49)	Aroclor 1260 - AVE	0.000	0	N.D.	ng/ml
50)	Aroclor 1262 (1)	0.000	0	N.D.	ng/ml
51)	Aroclor 1262 (2)	0.000	0	N.D.	ng/ml
52)	Aroclor 1262 (3)	0.000	0	N.D.	ng/ml
53)	Aroclor 1262 (4)	0.000	0	N.D.	ng/ml
54)	Aroclor 1262 (5)	0.000	0	N.D.	ng/ml
55)	Aroclor 1262 (6)	0.000	0	N.D.	ng/ml
56)	Aroclor 1262 - AVE	0.000	0	N.D.	ng/ml
57)	Aroclor 1268 (1)	0.000	0	N.D.	ng/ml



Quantitation Report (QT Reviewed)

Data Path : K:\DATA\0F22030\requant\
 Data File : ECD2F013.D
 Signal(s) : ECD1A.CH
 Acq On : 22 Jun 2020 18:33
 Operator : MJB / KAK
 Sample : 0F22030-CAL4
 Misc :
 ALS Vial : 57 Sample Multiplier: 1

Integration File: PCB1.e
 Quant Time: Jun 23 13:41:29 2020
 Quant Method : K:\METHODS\FECD2_QUANTPCB_200622.M
 Quant Title : PCB Data Analysis
 QLast Update : Tue Jun 23 11:23:31 2020
 Response via : Initial Calibration
 Integrator: ChemStation 6890 Scale Mode: Small noise peaks clipped

Volume Inj. : 1uL
 Signal Phase : RTX-1701
 Signal Info : 30m x 0.32mm x 0.25um

	Compound	R.T.	Response	Conc	Units
58)	Aroclor 1268 (2)	0.000	0	N.D.	ng/ml
59)	Aroclor 1268 (3)	0.000	0	N.D.	ng/ml
60)	Aroclor 1268 (4)	0.000	0	N.D.	ng/ml
61)	Aroclor 1268 (5)	0.000	0	N.D.	ng/ml
62)	Aroclor 1268 (6)	0.000	0	N.D.	ng/ml
63)	Aroclor 1268 - AVE	0.000	0	N.D.	ng/ml

(f)=RT Delta > 1/2 Window

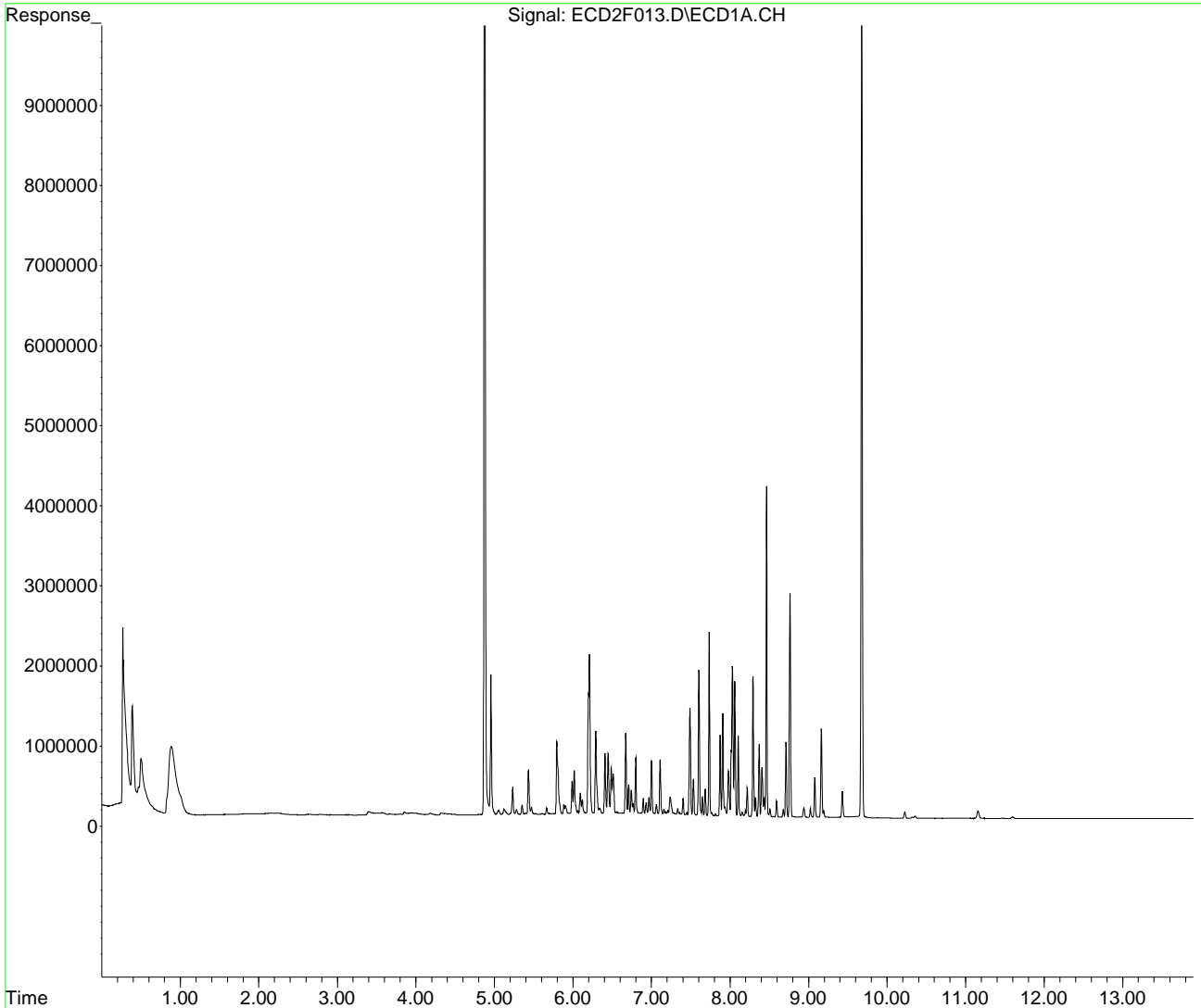
(m)=manual int.

Quantitation Report (QT Reviewed)

Data Path : K:\DATA\0F22030\requant\
Data File : ECD2F013.D
Signal(s) : ECD1A.CH
Acq On : 22 Jun 2020 18:33
Operator : MJB / KAK
Sample : 0F22030-CAL4
Misc :
ALS Vial : 57 Sample Multiplier: 1

Integration File: PCB1.e
Quant Time: Jun 23 13:41:29 2020
Quant Method : K:\METHODS\FECD2_QUANTPCB_200622.M
Quant Title : PCB Data Analysis
QLast Update : Tue Jun 23 11:23:31 2020
Response via : Initial Calibration
Integrator: ChemStation 6890 Scale Mode: Small noise peaks clipped

Volume Inj. : 1uL
Signal Phase : RTX-1701
Signal Info : 30m x 0.32mm x 0.25um



Quantitation Report (QT Reviewed)

Data Path : K:\DATA\0F22030\requant\
 Data File : ECD2F014.D
 Signal(s) : ECD1A.CH
 Acq On : 22 Jun 2020 18:51
 Operator : MJB / KAK
 Sample : 0F22030-CAL5
 Misc :
 ALS Vial : 58 Sample Multiplier: 1

KAK 6/23/2020

Integration File: PCB1.e
 Quant Time: Jun 23 13:42:26 2020
 Quant Method : K:\METHODS\FECD2_QUANTPCB_200622.M
 Quant Title : PCB Data Analysis
 QLast Update : Tue Jun 23 11:23:31 2020
 Response via : Initial Calibration
 Integrator: ChemStation 6890 Scale Mode: Small noise peaks clipped

Volume Inj. : 1uL
 Signal Phase : RTX-1701
 Signal Info : 30m x 0.32mm x 0.25um

Compound	R.T.	Response	Conc	Units	

System Monitoring Compounds					
1) S TCMX (S)	4.879	35807197	252.108	ng/ml	
64) S DCBP (S)	9.678	31293660	250.590	ng/ml	✓
Target Compounds					
2) Aroclor 1016 (1)	5.797	2311712	482.562	ng/ml	
3) Aroclor 1016 (2)	6.211	4925919	488.156	ng/ml	
4) Aroclor 1016 (3)	6.293	2599280	482.627	ng/ml	
5) Aroclor 1016 (4)	6.450	1855679	464.498	ng/ml	✓
6) Aroclor 1016 (5)	6.673	2436748	474.061	ng/ml	
7) Aroclor 1016 (6)	6.800	1862202	492.427	ng/ml	
8) Aroclor 1016 - AVE	0.000	0	N.D.	ng/ml	
9) Aroclor 1221 (1)	0.000	0	N.D.	ng/ml	
10) Aroclor 1221 (2)	0.000	0	N.D.	ng/ml	
11) Aroclor 1221 (3)	0.000	0	N.D.	ng/ml	
12) Aroclor 1221 (4)	0.000	0	N.D.	ng/ml	
13) Aroclor 1221 (5)	0.000	0	N.D.	ng/ml	
14) Aroclor 1221 - AVE	0.000	0	N.D.	ng/ml	
15) Aroclor 1232 (1)	0.000	0	N.D.	ng/ml	
16) Aroclor 1232 (2)	0.000	0	N.D.	ng/ml	
17) Aroclor 1232 (3)	0.000	0	N.D.	ng/ml	
18) Aroclor 1232 (4)	0.000	0	N.D.	ng/ml	
19) Aroclor 1232 (5)	0.000	0	N.D.	ng/ml	
20) Aroclor 1232 (6)	0.000	0	N.D.	ng/ml	
21) Aroclor 1232 - AVE	0.000	0	N.D.	ng/ml	
22) Aroclor 1242 (1)	0.000	0	N.D.	ng/ml	
23) Aroclor 1242 (2)	0.000	0	N.D.	ng/ml	
24) Aroclor 1242 (3)	0.000	0	N.D.	ng/ml	
25) Aroclor 1242 (4)	0.000	0	N.D.	ng/ml	
26) Aroclor 1242 (5)	0.000	0	N.D.	ng/ml	

Quantitation Report (QT Reviewed)

Data Path : K:\DATA\0F22030\requant\
 Data File : ECD2F014.D
 Signal(s) : ECD1A.CH
 Acq On : 22 Jun 2020 18:51
 Operator : MJB / KAK
 Sample : 0F22030-CAL5
 Misc :
 ALS Vial : 58 Sample Multiplier: 1

Integration File: PCB1.e
 Quant Time: Jun 23 13:42:26 2020
 Quant Method : K:\METHODS\FECD2_QUANTPCB_200622.M
 Quant Title : PCB Data Analysis
 QLast Update : Tue Jun 23 11:23:31 2020
 Response via : Initial Calibration
 Integrator: ChemStation 6890 Scale Mode: Small noise peaks clipped

Volume Inj. : 1uL
 Signal Phase : RTX-1701
 Signal Info : 30m x 0.32mm x 0.25um

	Compound	R.T.	Response	Conc	Units
27)	Aroclor 1242 (6)	0.000	0	N.D.	ng/ml
28)	Aroclor 1242 - AVE	0.000	0	N.D.	ng/ml
29)	Aroclor 1248 (1)	0.000	0	N.D.	ng/ml
30)	Aroclor 1248 (2)	0.000	0	N.D.	ng/ml
31)	Aroclor 1248 (3)	0.000	0	N.D.	ng/ml
32)	Aroclor 1248 (4)	0.000	0	N.D.	ng/ml
33)	Aroclor 1248 (5)	0.000	0	N.D.	ng/ml
34)	Aroclor 1248 (6)	0.000	0	N.D.	ng/ml
35)	Aroclor 1248 - AVE	0.000	0	N.D.	ng/ml
36)	Aroclor 1254 (1)	0.000	0	N.D.	ng/ml
37)	Aroclor 1254 (2)	0.000	0	N.D.	ng/ml
38)	Aroclor 1254 (3)	0.000	0	N.D.	ng/ml
39)	Aroclor 1254 (4)	0.000	0	N.D.	ng/ml
40)	Aroclor 1254 (5)	0.000	0	N.D.	ng/ml
41)	Aroclor 1254 (6)	0.000	0	N.D.	ng/ml
42)	Aroclor 1254 - AVE	0.000	0	N.D.	ng/ml
43)	Aroclor 1260 (1)	7.604	4613025	480.480	ng/ml
44)	Aroclor 1260 (2)	7.736	5911126	498.914	ng/ml
45)	Aroclor 1260 (3)	8.296	4415322	475.941	ng/ml
46)	Aroclor 1260 (4)	8.465	10944677	500.510	ng/ml
47)	Aroclor 1260 (5)	8.765	7098160	494.330	ng/ml
48)	Aroclor 1260 (6)	9.164	2845981	478.863	ng/ml
49)	Aroclor 1260 - AVE	0.000	0	N.D.	ng/ml
50)	Aroclor 1262 (1)	0.000	0	N.D.	ng/ml
51)	Aroclor 1262 (2)	0.000	0	N.D.	ng/ml
52)	Aroclor 1262 (3)	0.000	0	N.D.	ng/ml
53)	Aroclor 1262 (4)	0.000	0	N.D.	ng/ml
54)	Aroclor 1262 (5)	0.000	0	N.D.	ng/ml
55)	Aroclor 1262 (6)	0.000	0	N.D.	ng/ml
56)	Aroclor 1262 - AVE	0.000	0	N.D.	ng/ml
57)	Aroclor 1268 (1)	0.000	0	N.D.	ng/ml



Quantitation Report (QT Reviewed)

Data Path : K:\DATA\0F22030\requant\
 Data File : ECD2F014.D
 Signal(s) : ECD1A.CH
 Acq On : 22 Jun 2020 18:51
 Operator : MJB / KAK
 Sample : 0F22030-CAL5
 Misc :
 ALS Vial : 58 Sample Multiplier: 1

Integration File: PCB1.e
 Quant Time: Jun 23 13:42:26 2020
 Quant Method : K:\METHODS\FECD2_QUANTPCB_200622.M
 Quant Title : PCB Data Analysis
 QLast Update : Tue Jun 23 11:23:31 2020
 Response via : Initial Calibration
 Integrator: ChemStation 6890 Scale Mode: Small noise peaks clipped

Volume Inj. : 1uL
 Signal Phase : RTX-1701
 Signal Info : 30m x 0.32mm x 0.25um

	Compound	R.T.	Response	Conc	Units
58)	Aroclor 1268 (2)	0.000	0	N.D.	ng/ml
59)	Aroclor 1268 (3)	0.000	0	N.D.	ng/ml
60)	Aroclor 1268 (4)	0.000	0	N.D.	ng/ml
61)	Aroclor 1268 (5)	0.000	0	N.D.	ng/ml
62)	Aroclor 1268 (6)	0.000	0	N.D.	ng/ml
63)	Aroclor 1268 - AVE	0.000	0	N.D.	ng/ml

(f)=RT Delta > 1/2 Window

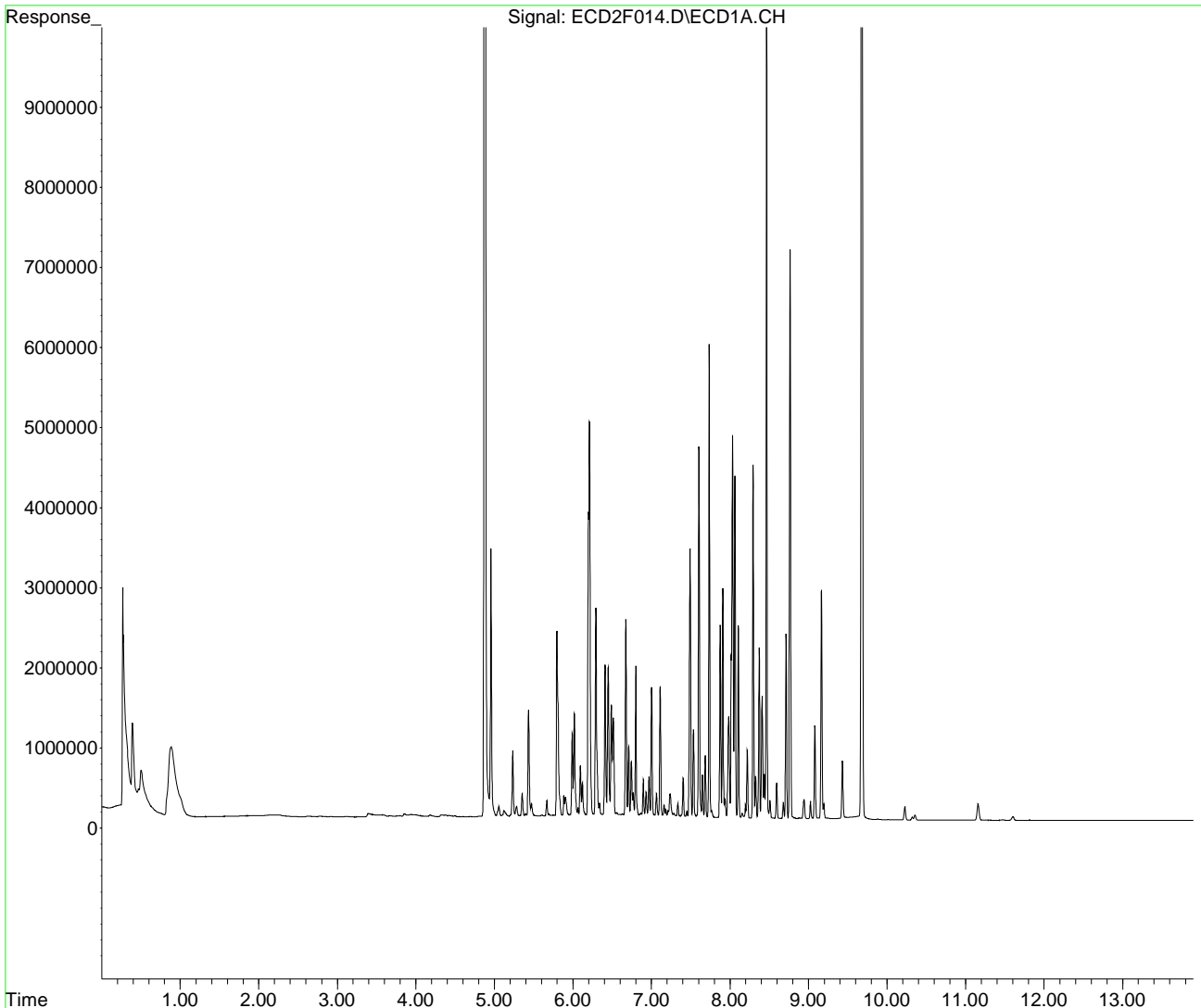
(m)=manual int.

Quantitation Report (QT Reviewed)

Data Path : K:\DATA\0F22030\requant\
Data File : ECD2F014.D
Signal(s) : ECD1A.CH
Acq On : 22 Jun 2020 18:51
Operator : MJB / KAK
Sample : 0F22030-CAL5
Misc :
ALS Vial : 58 Sample Multiplier: 1

Integration File: PCB1.e
Quant Time: Jun 23 13:42:26 2020
Quant Method : K:\METHODS\FECD2_QUANTPCB_200622.M
Quant Title : PCB Data Analysis
QLast Update : Tue Jun 23 11:23:31 2020
Response via : Initial Calibration
Integrator: ChemStation 6890 Scale Mode: Small noise peaks clipped

Volume Inj. : 1uL
Signal Phase : RTX-1701
Signal Info : 30m x 0.32mm x 0.25um



Quantitation Report (QT Reviewed)

Data Path : K:\DATA\0F22030\requant\
 Data File : ECD2F015.D
 Signal(s) : ECD1A.CH
 Acq On : 22 Jun 2020 19:08
 Operator : MJB / KAK
 Sample : 0F22030-CAL6
 Misc :
 ALS Vial : 59 Sample Multiplier: 1

KAK 6/23/2020

Integration File: PCB1.e
 Quant Time: Jun 23 13:43:22 2020
 Quant Method : K:\METHODS\FECD2_QUANTPCB_200622.M
 Quant Title : PCB Data Analysis
 QLast Update : Tue Jun 23 11:23:31 2020
 Response via : Initial Calibration
 Integrator: ChemStation 6890 Scale Mode: Small noise peaks clipped

Volume Inj. : 1uL
 Signal Phase : RTX-1701
 Signal Info : 30m x 0.32mm x 0.25um

Compound	R.T.	Response	Conc Units	

System Monitoring Compounds				
1) S TCMX (S)	4.881	74801019	526.652 ng/ml	
64) S DCBP (S)	9.678	66051827	528.923 ng/ml	✓
Target Compounds				
2) Aroclor 1016 (1)	5.798	4290376	895.602 ng/ml	
3) Aroclor 1016 (2)	6.212	10032044	994.171 ng/ml	
4) Aroclor 1016 (3)	6.293	5140921	954.551 ng/ml	
5) Aroclor 1016 (4)	6.451	3762955	941.912 ng/ml	
6) Aroclor 1016 (5)	6.674	4825909	938.864 ng/ml	✓
7) Aroclor 1016 (6)	6.800	3513537	929.094 ng/ml	
8) Aroclor 1016 - AVE	0.000	0	N.D. ng/ml	
9) Aroclor 1221 (1)	0.000	0	N.D. ng/ml	
10) Aroclor 1221 (2)	0.000	0	N.D. ng/ml	
11) Aroclor 1221 (3)	0.000	0	N.D. ng/ml	
12) Aroclor 1221 (4)	0.000	0	N.D. ng/ml	
13) Aroclor 1221 (5)	0.000	0	N.D. ng/ml	
14) Aroclor 1221 - AVE	0.000	0	N.D. ng/ml	
15) Aroclor 1232 (1)	0.000	0	N.D. ng/ml	
16) Aroclor 1232 (2)	0.000	0	N.D. ng/ml	
17) Aroclor 1232 (3)	0.000	0	N.D. ng/ml	
18) Aroclor 1232 (4)	0.000	0	N.D. ng/ml	
19) Aroclor 1232 (5)	0.000	0	N.D. ng/ml	
20) Aroclor 1232 (6)	0.000	0	N.D. ng/ml	
21) Aroclor 1232 - AVE	0.000	0	N.D. ng/ml	
22) Aroclor 1242 (1)	0.000	0	N.D. ng/ml	
23) Aroclor 1242 (2)	0.000	0	N.D. ng/ml	
24) Aroclor 1242 (3)	0.000	0	N.D. ng/ml	
25) Aroclor 1242 (4)	0.000	0	N.D. ng/ml	
26) Aroclor 1242 (5)	0.000	0	N.D. ng/ml	

Quantitation Report (QT Reviewed)

Data Path : K:\DATA\0F22030\requant\
 Data File : ECD2F015.D
 Signal(s) : ECD1A.CH
 Acq On : 22 Jun 2020 19:08
 Operator : MJB / KAK
 Sample : 0F22030-CAL6
 Misc :
 ALS Vial : 59 Sample Multiplier: 1

Integration File: PCB1.e
 Quant Time: Jun 23 13:43:22 2020
 Quant Method : K:\METHODS\FECD2_QUANTPCB_200622.M
 Quant Title : PCB Data Analysis
 QLast Update : Tue Jun 23 11:23:31 2020
 Response via : Initial Calibration
 Integrator: ChemStation 6890 Scale Mode: Small noise peaks clipped

Volume Inj. : 1uL
 Signal Phase : RTX-1701
 Signal Info : 30m x 0.32mm x 0.25um

	Compound	R.T.	Response	Conc	Units
27)	Aroclor 1242 (6)	0.000	0	N.D.	ng/ml
28)	Aroclor 1242 - AVE	0.000	0	N.D.	ng/ml
29)	Aroclor 1248 (1)	0.000	0	N.D.	ng/ml
30)	Aroclor 1248 (2)	0.000	0	N.D.	ng/ml
31)	Aroclor 1248 (3)	0.000	0	N.D.	ng/ml
32)	Aroclor 1248 (4)	0.000	0	N.D.	ng/ml
33)	Aroclor 1248 (5)	0.000	0	N.D.	ng/ml
34)	Aroclor 1248 (6)	0.000	0	N.D.	ng/ml
35)	Aroclor 1248 - AVE	0.000	0	N.D.	ng/ml
36)	Aroclor 1254 (1)	0.000	0	N.D.	ng/ml
37)	Aroclor 1254 (2)	0.000	0	N.D.	ng/ml
38)	Aroclor 1254 (3)	0.000	0	N.D.	ng/ml
39)	Aroclor 1254 (4)	0.000	0	N.D.	ng/ml
40)	Aroclor 1254 (5)	0.000	0	N.D.	ng/ml
41)	Aroclor 1254 (6)	0.000	0	N.D.	ng/ml
42)	Aroclor 1254 - AVE	0.000	0	N.D.	ng/ml
43)	Aroclor 1260 (1)	7.604	9304677	969.150	ng/ml
44)	Aroclor 1260 (2)	7.736	11589691	978.200	ng/ml
45)	Aroclor 1260 (3)	8.296	9034721	973.880	ng/ml
46)	Aroclor 1260 (4)	8.465	22155593	1013.195	ng/ml
47)	Aroclor 1260 (5)	8.766	14762035	1028.057	ng/ml
48)	Aroclor 1260 (6)	9.164	5556964	935.011	ng/ml
49)	Aroclor 1260 - AVE	0.000	0	N.D.	ng/ml
50)	Aroclor 1262 (1)	0.000	0	N.D.	ng/ml
51)	Aroclor 1262 (2)	0.000	0	N.D.	ng/ml
52)	Aroclor 1262 (3)	0.000	0	N.D.	ng/ml
53)	Aroclor 1262 (4)	0.000	0	N.D.	ng/ml
54)	Aroclor 1262 (5)	0.000	0	N.D.	ng/ml
55)	Aroclor 1262 (6)	0.000	0	N.D.	ng/ml
56)	Aroclor 1262 - AVE	0.000	0	N.D.	ng/ml
57)	Aroclor 1268 (1)	0.000	0	N.D.	ng/ml



Quantitation Report (QT Reviewed)

Data Path : K:\DATA\0F22030\requant\
 Data File : ECD2F015.D
 Signal(s) : ECD1A.CH
 Acq On : 22 Jun 2020 19:08
 Operator : MJB / KAK
 Sample : 0F22030-CAL6
 Misc :
 ALS Vial : 59 Sample Multiplier: 1

Integration File: PCB1.e
 Quant Time: Jun 23 13:43:22 2020
 Quant Method : K:\METHODS\FECD2_QUANTPCB_200622.M
 Quant Title : PCB Data Analysis
 QLast Update : Tue Jun 23 11:23:31 2020
 Response via : Initial Calibration
 Integrator: ChemStation 6890 Scale Mode: Small noise peaks clipped

Volume Inj. : 1uL
 Signal Phase : RTX-1701
 Signal Info : 30m x 0.32mm x 0.25um

	Compound	R.T.	Response	Conc	Units
58)	Aroclor 1268 (2)	0.000	0	N.D.	ng/ml
59)	Aroclor 1268 (3)	0.000	0	N.D.	ng/ml
60)	Aroclor 1268 (4)	0.000	0	N.D.	ng/ml
61)	Aroclor 1268 (5)	0.000	0	N.D.	ng/ml
62)	Aroclor 1268 (6)	0.000	0	N.D.	ng/ml
63)	Aroclor 1268 - AVE	0.000	0	N.D.	ng/ml

(f)=RT Delta > 1/2 Window

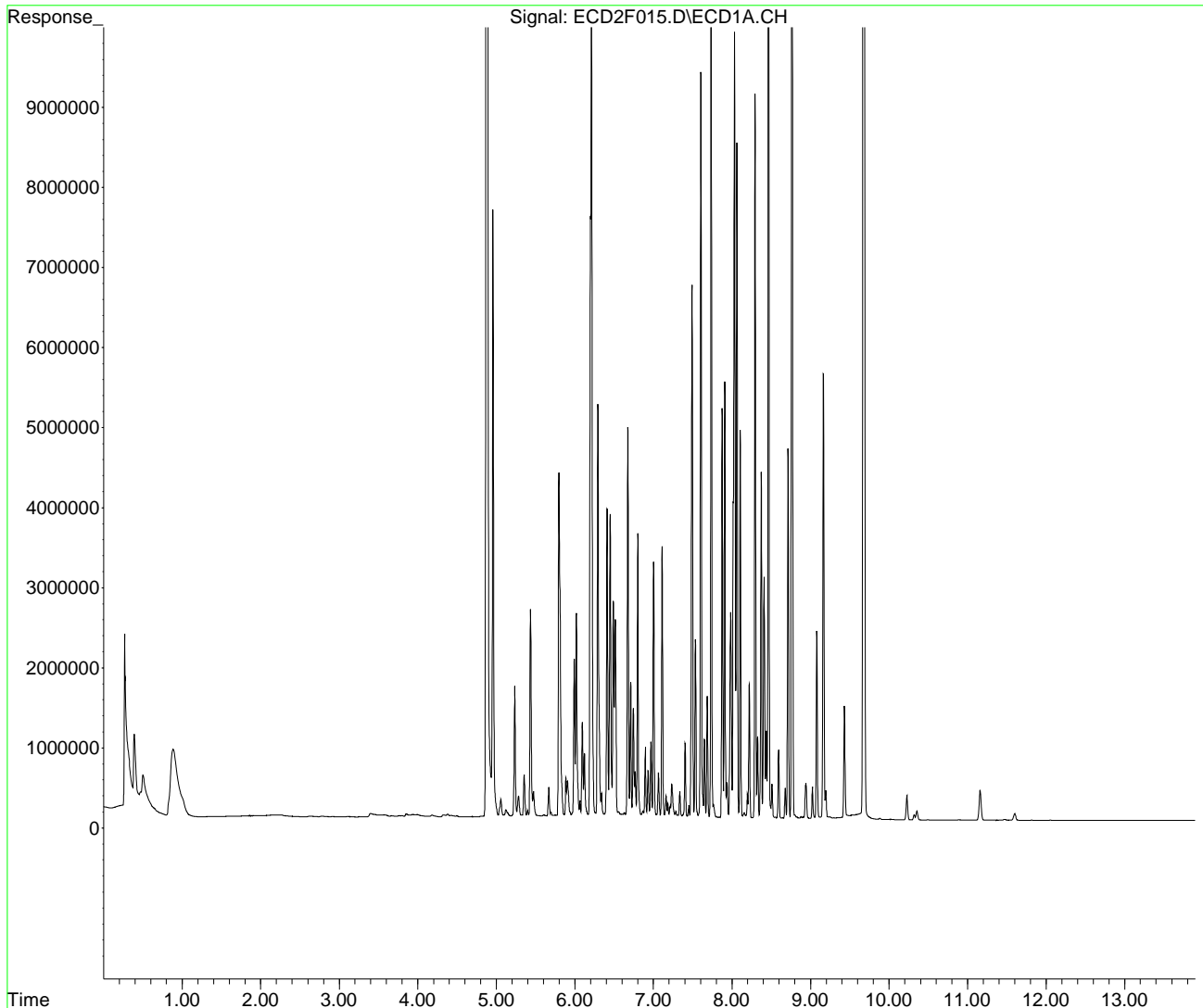
(m)=manual int.

Quantitation Report (QT Reviewed)

Data Path : K:\DATA\0F22030\requant\
Data File : ECD2F015.D
Signal(s) : ECD1A.CH
Acq On : 22 Jun 2020 19:08
Operator : MJB / KAK
Sample : 0F22030-CAL6
Misc :
ALS Vial : 59 Sample Multiplier: 1

Integration File: PCB1.e
Quant Time: Jun 23 13:43:22 2020
Quant Method : K:\METHODS\FECD2_QUANTPCB_200622.M
Quant Title : PCB Data Analysis
QLast Update : Tue Jun 23 11:23:31 2020
Response via : Initial Calibration
Integrator: ChemStation 6890 Scale Mode: Small noise peaks clipped

Volume Inj. : 1uL
Signal Phase : RTX-1701
Signal Info : 30m x 0.32mm x 0.25um



Quantitation Report (QT Reviewed)

Data Path : K:\DATA\0F22030\requant\
 Data File : ECD2F016.D
 Signal(s) : ECD1A.CH
 Acq On : 22 Jun 2020 19:26
 Operator : MJB / KAK
 Sample : 0F22030-CAL7
 Misc :
 ALS Vial : 60 Sample Multiplier: 1

KAK 6/23/2020

Integration File: PCB1.e
 Quant Time: Jun 23 13:44:41 2020
 Quant Method : K:\METHODS\FECD2_QUANTPCB_200622.M
 Quant Title : PCB Data Analysis
 QLast Update : Tue Jun 23 11:23:31 2020
 Response via : Initial Calibration
 Integrator: ChemStation 6890 Scale Mode: Small noise peaks clipped

Volume Inj. : 1uL
 Signal Phase : RTX-1701
 Signal Info : 30m x 0.32mm x 0.25um

Compound	R.T.	Response	Conc	Units	

System Monitoring Compounds					
1) S TCMX (S)	4.881	129070637	908.748	ng/ml	
64) S DCBP (S)	9.680	111320258	891.419	ng/ml	✓
Target Compounds					
2) Aroclor 1016 (1)	5.798	6647447	1387.633	ng/ml	
3) Aroclor 1016 (2)	6.212	14720058	1458.751	ng/ml	
4) Aroclor 1016 (3)	6.293	7735185	1436.246	ng/ml	
5) Aroclor 1016 (4)	6.451	5666348	1418.353	ng/ml	✓
6) Aroclor 1016 (5)	6.674	7568085	1472.345	ng/ml	
7) Aroclor 1016 (6)	6.801	5477513	1448.433	ng/ml	
8) Aroclor 1016 - AVE	0.000	0	N.D.	ng/ml	
9) Aroclor 1221 (1)	0.000	0	N.D.	ng/ml	
10) Aroclor 1221 (2)	0.000	0	N.D.	ng/ml	
11) Aroclor 1221 (3)	0.000	0	N.D.	ng/ml	
12) Aroclor 1221 (4)	0.000	0	N.D.	ng/ml	
13) Aroclor 1221 (5)	0.000	0	N.D.	ng/ml	
14) Aroclor 1221 - AVE	0.000	0	N.D.	ng/ml	
15) Aroclor 1232 (1)	0.000	0	N.D.	ng/ml	
16) Aroclor 1232 (2)	0.000	0	N.D.	ng/ml	
17) Aroclor 1232 (3)	0.000	0	N.D.	ng/ml	
18) Aroclor 1232 (4)	0.000	0	N.D.	ng/ml	
19) Aroclor 1232 (5)	0.000	0	N.D.	ng/ml	
20) Aroclor 1232 (6)	0.000	0	N.D.	ng/ml	
21) Aroclor 1232 - AVE	0.000	0	N.D.	ng/ml	
22) Aroclor 1242 (1)	0.000	0	N.D.	ng/ml	
23) Aroclor 1242 (2)	0.000	0	N.D.	ng/ml	
24) Aroclor 1242 (3)	0.000	0	N.D.	ng/ml	
25) Aroclor 1242 (4)	0.000	0	N.D.	ng/ml	
26) Aroclor 1242 (5)	0.000	0	N.D.	ng/ml	

Quantitation Report (QT Reviewed)

Data Path : K:\DATA\0F22030\requant\
 Data File : ECD2F016.D
 Signal(s) : ECD1A.CH
 Acq On : 22 Jun 2020 19:26
 Operator : MJB / KAK
 Sample : 0F22030-CAL7
 Misc :
 ALS Vial : 60 Sample Multiplier: 1

Integration File: PCB1.e
 Quant Time: Jun 23 13:44:41 2020
 Quant Method : K:\METHODS\FECD2_QUANTPCB_200622.M
 Quant Title : PCB Data Analysis
 QLast Update : Tue Jun 23 11:23:31 2020
 Response via : Initial Calibration
 Integrator: ChemStation 6890 Scale Mode: Small noise peaks clipped

Volume Inj. : 1uL
 Signal Phase : RTX-1701
 Signal Info : 30m x 0.32mm x 0.25um

	Compound	R.T.	Response	Conc	Units
27)	Aroclor 1242 (6)	0.000	0	N.D.	ng/ml
28)	Aroclor 1242 - AVE	0.000	0	N.D.	ng/ml
29)	Aroclor 1248 (1)	0.000	0	N.D.	ng/ml
30)	Aroclor 1248 (2)	0.000	0	N.D.	ng/ml
31)	Aroclor 1248 (3)	0.000	0	N.D.	ng/ml
32)	Aroclor 1248 (4)	0.000	0	N.D.	ng/ml
33)	Aroclor 1248 (5)	0.000	0	N.D.	ng/ml
34)	Aroclor 1248 (6)	0.000	0	N.D.	ng/ml
35)	Aroclor 1248 - AVE	0.000	0	N.D.	ng/ml
36)	Aroclor 1254 (1)	0.000	0	N.D.	ng/ml
37)	Aroclor 1254 (2)	0.000	0	N.D.	ng/ml
38)	Aroclor 1254 (3)	0.000	0	N.D.	ng/ml
39)	Aroclor 1254 (4)	0.000	0	N.D.	ng/ml
40)	Aroclor 1254 (5)	0.000	0	N.D.	ng/ml
41)	Aroclor 1254 (6)	0.000	0	N.D.	ng/ml
42)	Aroclor 1254 - AVE	0.000	0	N.D.	ng/ml
43)	Aroclor 1260 (1)	7.605	13838265	1441.356	ng/ml
44)	Aroclor 1260 (2)	7.737	17632145	1488.199	ng/ml
45)	Aroclor 1260 (3)	8.296	14179672	1528.469	ng/ml
46)	Aroclor 1260 (4)	8.466	34666662	1585.337	ng/ml
47)	Aroclor 1260 (5)	8.766	22472845	1565.053	ng/ml
48)	Aroclor 1260 (6)	9.164	8609687	1448.661	ng/ml
49)	Aroclor 1260 - AVE	0.000	0	N.D.	ng/ml
50)	Aroclor 1262 (1)	0.000	0	N.D.	ng/ml
51)	Aroclor 1262 (2)	0.000	0	N.D.	ng/ml
52)	Aroclor 1262 (3)	0.000	0	N.D.	ng/ml
53)	Aroclor 1262 (4)	0.000	0	N.D.	ng/ml
54)	Aroclor 1262 (5)	0.000	0	N.D.	ng/ml
55)	Aroclor 1262 (6)	0.000	0	N.D.	ng/ml
56)	Aroclor 1262 - AVE	0.000	0	N.D.	ng/ml
57)	Aroclor 1268 (1)	0.000	0	N.D.	ng/ml



Quantitation Report (QT Reviewed)

Data Path : K:\DATA\0F22030\requant\
 Data File : ECD2F016.D
 Signal(s) : ECD1A.CH
 Acq On : 22 Jun 2020 19:26
 Operator : MJB / KAK
 Sample : 0F22030-CAL7
 Misc :
 ALS Vial : 60 Sample Multiplier: 1

Integration File: PCB1.e
 Quant Time: Jun 23 13:44:41 2020
 Quant Method : K:\METHODS\FECD2_QUANTPCB_200622.M
 Quant Title : PCB Data Analysis
 QLast Update : Tue Jun 23 11:23:31 2020
 Response via : Initial Calibration
 Integrator: ChemStation 6890 Scale Mode: Small noise peaks clipped

Volume Inj. : 1uL
 Signal Phase : RTX-1701
 Signal Info : 30m x 0.32mm x 0.25um

	Compound	R.T.	Response	Conc	Units
58)	Aroclor 1268 (2)	0.000	0	N.D.	ng/ml
59)	Aroclor 1268 (3)	0.000	0	N.D.	ng/ml
60)	Aroclor 1268 (4)	0.000	0	N.D.	ng/ml
61)	Aroclor 1268 (5)	0.000	0	N.D.	ng/ml
62)	Aroclor 1268 (6)	0.000	0	N.D.	ng/ml
63)	Aroclor 1268 - AVE	0.000	0	N.D.	ng/ml

(f)=RT Delta > 1/2 Window

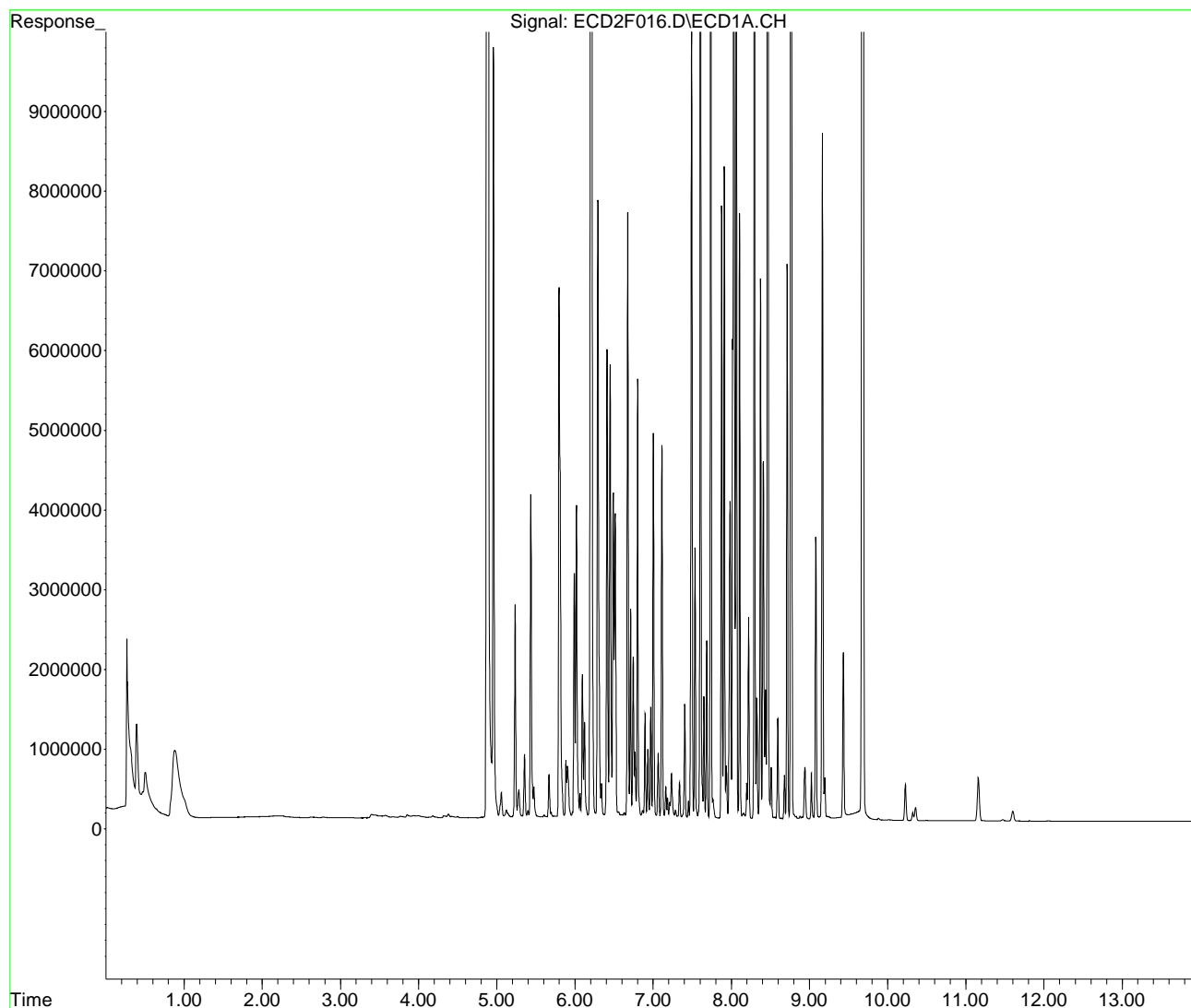
(m)=manual int.

Quantitation Report (QT Reviewed)

Data Path : K:\DATA\0F22030\requant\
Data File : ECD2F016.D
Signal(s) : ECD1A.CH
Acq On : 22 Jun 2020 19:26
Operator : MJB / KAK
Sample : 0F22030-CAL7
Misc :
ALS Vial : 60 Sample Multiplier: 1

Integration File: PCB1.e
Quant Time: Jun 23 13:44:41 2020
Quant Method : K:\METHODS\FECD2_QUANTPCB_200622.M
Quant Title : PCB Data Analysis
QLast Update : Tue Jun 23 11:23:31 2020
Response via : Initial Calibration
Integrator: ChemStation 6890 Scale Mode: Small noise peaks clipped

Volume Inj. : 1uL
Signal Phase : RTX-1701
Signal Info : 30m x 0.32mm x 0.25um



Sequence Table (Front Injector):

Method and Injection Info Part:

Line	Location	SampleName	Method	Inj	SampleType	InjVolume	DataFile
1	Vial 1	Hexane	E2A21015	1	Sample		
2	Vial 1	Hexane	E2A21015	1	Sample		
3	Vial 2	0F22030-CCV2	E2A21015	1	Sample		
4	Vial 3	0F22030-CCB1	E2A21015	1	Sample		
5	Vial 1	Hexane	E2A21015	1	Sample		
6	Vial 3	0F22030-ICB1	E2A21015	1	Sample		
7	Vial 54	0F22030-CAL1	E2A21015	1	Sample		
8	Vial 55	0F22030-CAL2	E2A21015	1	Sample		
9	Vial 56	0F22030-CAL3	E2A21015	1	Sample		
10	Vial 57	0F22030-CAL4	E2A21015	1	Sample		
11	Vial 58	0F22030-CAL5	E2A21015	1	Sample		
12	Vial 59	0F22030-CAL6	E2A21015	1	Sample		
13	Vial 60	0F22030-CAL7	E2A21015	1	Sample		
14	Vial 1	0F22030-IBL1	E2A21015	1	Sample		
15	Vial 61	0F22030-ICV1	E2A21015	1	Sample		
16	Vial 62	0F22030-CAL8	E2A21015	1	Sample		
17	Vial 63	0F22030-CAL9	E2A21015	1	Sample		
18	Vial 64	0F22030-CALA	E2A21015	1	Sample		
19	Vial 65	0F22030-CALB	E2A21015	1	Sample		
20	Vial 66	0F22030-CALC	E2A21015	1	Sample		
21	Vial 67	0F22030-CALD	E2A21015	1	Sample		
22	Vial 68	0F22030-CALE	E2A21015	1	Sample		
23	Vial 69	0F22030-ICV2	E2A21015	1	Sample		
24	Vial 70	0F22030-ICV3	E2A21015	1	Sample		
25	Vial 71	0F22030-ICV4	E2A21015	1	Sample		
26	Vial 72	0F22030-ICV5	E2A21015	1	Sample		

MJB
6/23/20

Sequence Table (Back Injector):

Method and Injection Info Part:

Line	Location	SampleName	Method	Inj	SampleType	InjVolume	DataFile
1	Vial 51	Hexane	E2A21015	1	Sample		
2	Vial 51	Hexane	E2A21015	1	Sample		
3	Vial 52	0F22031-CCV2	E2A21015	1	Sample		
4	Vial 53	0F22031-CCB1	E2A21015	1	Sample		
5	Vial 53	0F22031-ICB1	E2A21015	1	Sample		
6	Vial 54	0F22031-CAL1	E2A21015	1	Sample		
7	Vial 55	0F22031-CAL2	E2A21015	1	Sample		
8	Vial 56	0F22031-CAL3	E2A21015	1	Sample		
9	Vial 57	0F22031-CAL4	E2A21015	1	Sample		
10	Vial 58	0F22031-CAL5	E2A21015	1	Sample		
11	Vial 59	0F22031-CAL6	E2A21015	1	Sample		
12	Vial 60	0F22031-CAL7	E2A21015	1	Sample		
13	Vial 51	0F22031-IBL1	E2A21015	1	Sample		
14	Vial 61	0F22031-ICV1	E2A21015	1	Sample		
15	Vial 62	0F22031-CAL8	E2A21015	1	Sample		
16	Vial 63	0F22031-CAL9	E2A21015	1	Sample		
17	Vial 64	0F22031-CALA	E2A21015	1	Sample		
18	Vial 65	0F22031-CALB	E2A21015	1	Sample		
19	Vial 66	0F22031-CALC	E2A21015	1	Sample		
20	Vial 67	0F22031-CALD	E2A21015	1	Sample		
21	Vial 68	0F22031-CALE	E2A21015	1	Sample		
22	Vial 69	0F22031-ICV2	E2A21015	1	Sample		
23	Vial 70	0F22031-ICV3	E2A21015	1	Sample		
24	Vial 71	0F22031-ICV4	E2A21015	1	Sample		

Quantitation Report (QT Reviewed)

Data Path : K:\DATA\0F22030\
 Data File : ECD2F010.D
 Signal(s) : ECD1A.CH
 Acq On : 22 Jun 2020 17:40
 Operator : MJB / KAK
 Sample : 0F22030-CAL1
 Misc :
 ALS Vial : 54 Sample Multiplier: 1

KAK 6/24/2020

Integration File: PCB1.e
 Quant Time: Jun 23 10:39:19 2020
 Quant Method : K:\METHODS\FECD2_QUANTPCB_200622.M
 Quant Title : PCB Data Analysis
 QLast Update : Sun Jun 14 18:37:06 2020
 Response via : Initial Calibration
 Integrator: ChemStation 6890 Scale Mode: Small noise peaks clipped

Volume Inj. : 1uL
 Signal Phase : RTX-1701
 Signal Info : 30m x 0.32mm x 0.25um

Compound	R.T.	Response	Conc Units

System Monitoring Compounds			
1) S TCMX (S)	4.878	1321445	8.069 ng/ml
64) S DCBP (S)	9.679	1222731	10.682 ng/ml
Target Compounds			
2) Aroclor 1016 (1)	5.798	114671	21.972 ng/ml
3) Aroclor 1016 (2)	6.212	217974	19.829 ng/ml
4) Aroclor 1016 (3)	6.293	122243	21.170 ng/ml
5) Aroclor 1016 (4)	6.451	93210	22.011 ng/ml
6) Aroclor 1016 (5)	6.674	117378	21.875 ng/ml
7) Aroclor 1016 (6)	6.801	86779	21.895 ng/ml
8) Aroclor 1016 - AVE	0.000	0	N.D. ng/ml
9) Aroclor 1221 (1)	0.000	0	N.D. ng/ml
10) Aroclor 1221 (2)	0.000	0	N.D. ng/ml
11) Aroclor 1221 (3)	0.000	0	N.D. ng/ml
12) Aroclor 1221 (4)	0.000	0	N.D. ng/ml
13) Aroclor 1221 (5)	0.000	0	N.D. ng/ml
14) Aroclor 1221 - AVE	0.000	0	N.D. ng/ml
15) Aroclor 1232 (1)	0.000	0	N.D. ng/ml
16) Aroclor 1232 (2)	0.000	0	N.D. ng/ml
17) Aroclor 1232 (3)	0.000	0	N.D. ng/ml
18) Aroclor 1232 (4)	0.000	0	N.D. ng/ml
19) Aroclor 1232 (5)	0.000	0	N.D. ng/ml
20) Aroclor 1232 (6)	0.000	0	N.D. ng/ml
21) Aroclor 1232 - AVE	0.000	0	N.D. ng/ml
22) Aroclor 1242 (1)	0.000	0	N.D. ng/ml
23) Aroclor 1242 (2)	0.000	0	N.D. ng/ml
24) Aroclor 1242 (3)	0.000	0	N.D. ng/ml
25) Aroclor 1242 (4)	0.000	0	N.D. ng/ml
26) Aroclor 1242 (5)	0.000	0	N.D. ng/ml

Quantitation Report (QT Reviewed)

Data Path : K:\DATA\0F22030\
 Data File : ECD2F010.D
 Signal(s) : ECD1A.CH
 Acq On : 22 Jun 2020 17:40
 Operator : MJB / KAK
 Sample : 0F22030-CAL1
 Misc :
 ALS Vial : 54 Sample Multiplier: 1

Integration File: PCB1.e
 Quant Time: Jun 23 10:39:19 2020
 Quant Method : K:\METHODS\FECD2_QUANTPCB_200622.M
 Quant Title : PCB Data Analysis
 QLast Update : Sun Jun 14 18:37:06 2020
 Response via : Initial Calibration
 Integrator: ChemStation 6890 Scale Mode: Small noise peaks clipped

Volume Inj. : 1uL
 Signal Phase : RTX-1701
 Signal Info : 30m x 0.32mm x 0.25um

	Compound	R.T.	Response	Conc	Units
27)	Aroclor 1242 (6)	0.000	0	N.D.	ng/mld
28)	Aroclor 1242 - AVE	0.000	0	N.D.	ng/mld
29)	Aroclor 1248 (1)	0.000	0	N.D.	ng/mld
30)	Aroclor 1248 (2)	0.000	0	N.D.	ng/mld
31)	Aroclor 1248 (3)	0.000	0	N.D.	ng/mld
32)	Aroclor 1248 (4)	0.000	0	N.D.	ng/mld
33)	Aroclor 1248 (5)	0.000	0	N.D.	ng/mld
34)	Aroclor 1248 (6)	0.000	0	N.D.	ng/mld
35)	Aroclor 1248 - AVE	0.000	0	N.D.	ng/mld
36)	Aroclor 1254 (1)	0.000	0	N.D.	ng/mld
37)	Aroclor 1254 (2)	0.000	0	N.D.	ng/mld
38)	Aroclor 1254 (3)	0.000	0	N.D.	ng/mld
39)	Aroclor 1254 (4)	0.000	0	N.D.	ng/mld
40)	Aroclor 1254 (5)	0.000	0	N.D.	ng/mld
41)	Aroclor 1254 (6)	0.000	0	N.D.	ng/mld
42)	Aroclor 1254 - AVE	0.000	0	N.D.	ng/mld
43)	Aroclor 1260 (1)	7.604	218884	22.029	ng/ml
44)	Aroclor 1260 (2)	7.737	264494	21.439	ng/ml
45)	Aroclor 1260 (3)	8.296	208593	22.716	ng/ml
46)	Aroclor 1260 (4)	8.466	458871	20.957	ng/ml
47)	Aroclor 1260 (5)	8.766	302800	22.199	ng/ml
48)	Aroclor 1260 (6)	9.164	140770	25.911	ng/ml
49)	Aroclor 1260 - AVE	0.000	0	N.D.	ng/ml
50)	Aroclor 1262 (1)	0.000	0	N.D.	ng/mld
51)	Aroclor 1262 (2)	0.000	0	N.D.	ng/mld
52)	Aroclor 1262 (3)	0.000	0	N.D.	ng/mld
53)	Aroclor 1262 (4)	0.000	0	N.D.	ng/mld
54)	Aroclor 1262 (5)	0.000	0	N.D.	ng/mld
55)	Aroclor 1262 (6)	0.000	0	N.D.	ng/mld
56)	Aroclor 1262 - AVE	0.000	0	N.D.	ng/mld
57)	Aroclor 1268 (1)	0.000	0	N.D.	ng/mld

Quantitation Report (QT Reviewed)

Data Path : K:\DATA\0F22030\
 Data File : ECD2F010.D
 Signal(s) : ECD1A.CH
 Acq On : 22 Jun 2020 17:40
 Operator : MJB / KAK
 Sample : 0F22030-CAL1
 Misc :
 ALS Vial : 54 Sample Multiplier: 1

Integration File: PCB1.e
 Quant Time: Jun 23 10:39:19 2020
 Quant Method : K:\METHODS\FECD2_QUANTPCB_200622.M
 Quant Title : PCB Data Analysis
 QLast Update : Sun Jun 14 18:37:06 2020
 Response via : Initial Calibration
 Integrator: ChemStation 6890 Scale Mode: Small noise peaks clipped

Volume Inj. : 1uL
 Signal Phase : RTX-1701
 Signal Info : 30m x 0.32mm x 0.25um

	Compound	R.T.	Response	Conc	Units
58)	Aroclor 1268 (2)	0.000	0	N.D.	ng/ml
59)	Aroclor 1268 (3)	0.000	0	N.D.	ng/ml
60)	Aroclor 1268 (4)	0.000	0	N.D.	ng/ml
61)	Aroclor 1268 (5)	0.000	0	N.D.	ng/ml
62)	Aroclor 1268 (6)	0.000	0	N.D.	ng/ml
63)	Aroclor 1268 - AVE	0.000	0	N.D.	ng/ml

(f)=RT Delta > 1/2 Window

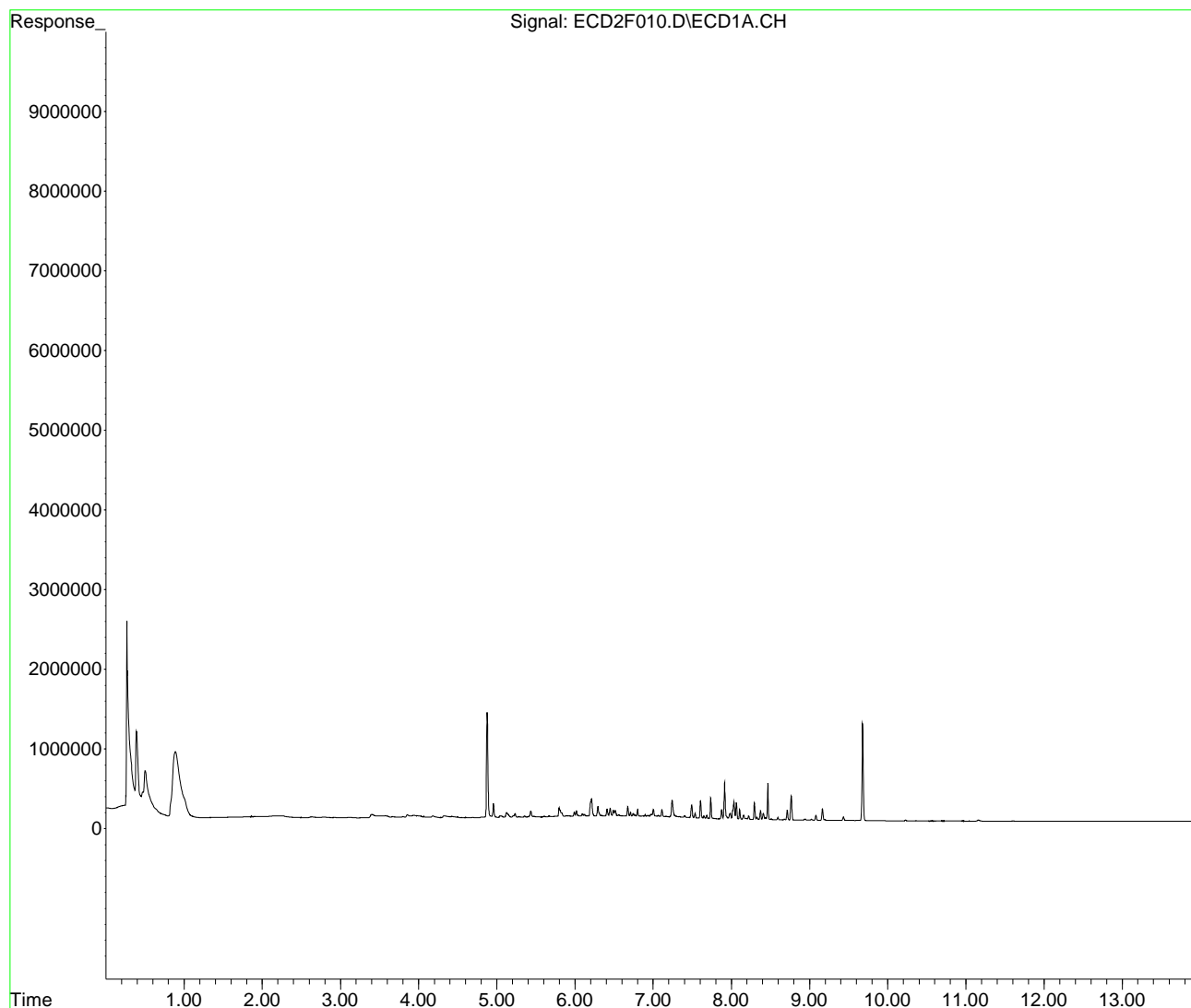
(m)=manual int.

Quantitation Report (QT Reviewed)

Data Path : K:\DATA\0F22030\
Data File : ECD2F010.D
Signal(s) : ECD1A.CH
Acq On : 22 Jun 2020 17:40
Operator : MJB / KAK
Sample : 0F22030-CAL1
Misc :
ALS Vial : 54 Sample Multiplier: 1

Integration File: PCB1.e
Quant Time: Jun 23 10:39:19 2020
Quant Method : K:\METHODS\FECD2_QUANTPCB_200622.M
Quant Title : PCB Data Analysis
QLast Update : Sun Jun 14 18:37:06 2020
Response via : Initial Calibration
Integrator: ChemStation 6890 Scale Mode: Small noise peaks clipped

Volume Inj. : 1uL
Signal Phase : RTX-1701
Signal Info : 30m x 0.32mm x 0.25um



Quantitation Report (QT Reviewed)

Data Path : K:\DATA\0F22030\
 Data File : ECD2F011.D
 Signal(s) : ECD1A.CH
 Acq On : 22 Jun 2020 17:58
 Operator : MJB / KAK
 Sample : 0F22030-CAL2
 Misc :
 ALS Vial : 55 Sample Multiplier: 1

KAK 6/24/2020

Integration File: PCB1.e
 Quant Time: Jun 23 10:40:35 2020
 Quant Method : K:\METHODS\FECD2_QUANTPCB_200622.M
 Quant Title : PCB Data Analysis
 QLast Update : Sun Jun 14 18:37:06 2020
 Response via : Initial Calibration
 Integrator: ChemStation 6890 Scale Mode: Small noise peaks clipped

Volume Inj. : 1uL
 Signal Phase : RTX-1701
 Signal Info : 30m x 0.32mm x 0.25um

Compound	R.T.	Response	Conc Units

System Monitoring Compounds			
1) S TCMX (S)	4.878	3364549	20.545 ng/ml
64) S DCBP (S)	9.677	2901210	25.346 ng/ml
Target Compounds			
2) Aroclor 1016 (1)	5.797	250610	48.020 ng/ml
3) Aroclor 1016 (2)	6.211	502949	45.753 ng/ml
4) Aroclor 1016 (3)	6.292	272260	47.150 ng/ml
5) Aroclor 1016 (4)	6.450	207464	48.991 ng/ml
6) Aroclor 1016 (5)	6.673	263506	49.109 ng/ml
7) Aroclor 1016 (6)	6.800	196343	49.539 ng/ml
8) Aroclor 1016 - AVE	0.000	0	N.D. ng/ml
9) Aroclor 1221 (1)	0.000	0	N.D. ng/ml
10) Aroclor 1221 (2)	0.000	0	N.D. ng/ml
11) Aroclor 1221 (3)	0.000	0	N.D. ng/ml
12) Aroclor 1221 (4)	0.000	0	N.D. ng/ml
13) Aroclor 1221 (5)	0.000	0	N.D. ng/ml
14) Aroclor 1221 - AVE	0.000	0	N.D. ng/ml
15) Aroclor 1232 (1)	0.000	0	N.D. ng/ml
16) Aroclor 1232 (2)	0.000	0	N.D. ng/ml
17) Aroclor 1232 (3)	0.000	0	N.D. ng/ml
18) Aroclor 1232 (4)	0.000	0	N.D. ng/ml
19) Aroclor 1232 (5)	0.000	0	N.D. ng/ml
20) Aroclor 1232 (6)	0.000	0	N.D. ng/ml
21) Aroclor 1232 - AVE	0.000	0	N.D. ng/ml
22) Aroclor 1242 (1)	0.000	0	N.D. ng/ml
23) Aroclor 1242 (2)	0.000	0	N.D. ng/ml
24) Aroclor 1242 (3)	0.000	0	N.D. ng/ml
25) Aroclor 1242 (4)	0.000	0	N.D. ng/ml
26) Aroclor 1242 (5)	0.000	0	N.D. ng/ml

Quantitation Report (QT Reviewed)

Data Path : K:\DATA\0F22030\
 Data File : ECD2F011.D
 Signal(s) : ECD1A.CH
 Acq On : 22 Jun 2020 17:58
 Operator : MJB / KAK
 Sample : 0F22030-CAL2
 Misc :
 ALS Vial : 55 Sample Multiplier: 1

Integration File: PCB1.e
 Quant Time: Jun 23 10:40:35 2020
 Quant Method : K:\METHODS\FECD2_QUANTPCB_200622.M
 Quant Title : PCB Data Analysis
 QLast Update : Sun Jun 14 18:37:06 2020
 Response via : Initial Calibration
 Integrator: ChemStation 6890 Scale Mode: Small noise peaks clipped

Volume Inj. : 1uL
 Signal Phase : RTX-1701
 Signal Info : 30m x 0.32mm x 0.25um

	Compound	R.T.	Response	Conc	Units
27)	Aroclor 1242 (6)	0.000	0	N.D.	ng/mld
28)	Aroclor 1242 - AVE	0.000	0	N.D.	ng/mld
29)	Aroclor 1248 (1)	0.000	0	N.D.	ng/mld
30)	Aroclor 1248 (2)	0.000	0	N.D.	ng/mld
31)	Aroclor 1248 (3)	0.000	0	N.D.	ng/mld
32)	Aroclor 1248 (4)	0.000	0	N.D.	ng/mld
33)	Aroclor 1248 (5)	0.000	0	N.D.	ng/mld
34)	Aroclor 1248 (6)	0.000	0	N.D.	ng/mld
35)	Aroclor 1248 - AVE	0.000	0	N.D.	ng/mld
36)	Aroclor 1254 (1)	0.000	0	N.D.	ng/mld
37)	Aroclor 1254 (2)	0.000	0	N.D.	ng/mld
38)	Aroclor 1254 (3)	0.000	0	N.D.	ng/mld
39)	Aroclor 1254 (4)	0.000	0	N.D.	ng/mld
40)	Aroclor 1254 (5)	0.000	0	N.D.	ng/mld
41)	Aroclor 1254 (6)	0.000	0	N.D.	ng/mld
42)	Aroclor 1254 - AVE	0.000	0	N.D.	ng/ml
43)	Aroclor 1260 (1)	7.603	494275	49.745	ng/ml
44)	Aroclor 1260 (2)	7.735	593624	48.117	ng/ml
45)	Aroclor 1260 (3)	8.294	468508	51.020	ng/ml
46)	Aroclor 1260 (4)	8.464	1063915	48.590	ng/ml
47)	Aroclor 1260 (5)	8.764	695563	50.994	ng/ml
48)	Aroclor 1260 (6)	9.163	311796	57.390	ng/ml
49)	Aroclor 1260 - AVE	0.000	0	N.D.	ng/ml
50)	Aroclor 1262 (1)	0.000	0	N.D.	ng/mld
51)	Aroclor 1262 (2)	0.000	0	N.D.	ng/mld
52)	Aroclor 1262 (3)	0.000	0	N.D.	ng/mld
53)	Aroclor 1262 (4)	0.000	0	N.D.	ng/mld
54)	Aroclor 1262 (5)	0.000	0	N.D.	ng/mld
55)	Aroclor 1262 (6)	0.000	0	N.D.	ng/mld
56)	Aroclor 1262 - AVE	0.000	0	N.D.	ng/mld
57)	Aroclor 1268 (1)	0.000	0	N.D.	ng/mld

Quantitation Report (QT Reviewed)

Data Path : K:\DATA\0F22030\
 Data File : ECD2F011.D
 Signal(s) : ECD1A.CH
 Acq On : 22 Jun 2020 17:58
 Operator : MJB / KAK
 Sample : 0F22030-CAL2
 Misc :
 ALS Vial : 55 Sample Multiplier: 1

Integration File: PCB1.e
 Quant Time: Jun 23 10:40:35 2020
 Quant Method : K:\METHODS\FECD2_QUANTPCB_200622.M
 Quant Title : PCB Data Analysis
 QLast Update : Sun Jun 14 18:37:06 2020
 Response via : Initial Calibration
 Integrator: ChemStation 6890 Scale Mode: Small noise peaks clipped

Volume Inj. : 1uL
 Signal Phase : RTX-1701
 Signal Info : 30m x 0.32mm x 0.25um

	Compound	R.T.	Response	Conc	Units
58)	Aroclor 1268 (2)	0.000	0	N.D.	ng/ml
59)	Aroclor 1268 (3)	0.000	0	N.D.	ng/ml
60)	Aroclor 1268 (4)	0.000	0	N.D.	ng/ml
61)	Aroclor 1268 (5)	0.000	0	N.D.	ng/ml
62)	Aroclor 1268 (6)	0.000	0	N.D.	ng/ml
63)	Aroclor 1268 - AVE	0.000	0	N.D.	ng/ml

(f)=RT Delta > 1/2 Window

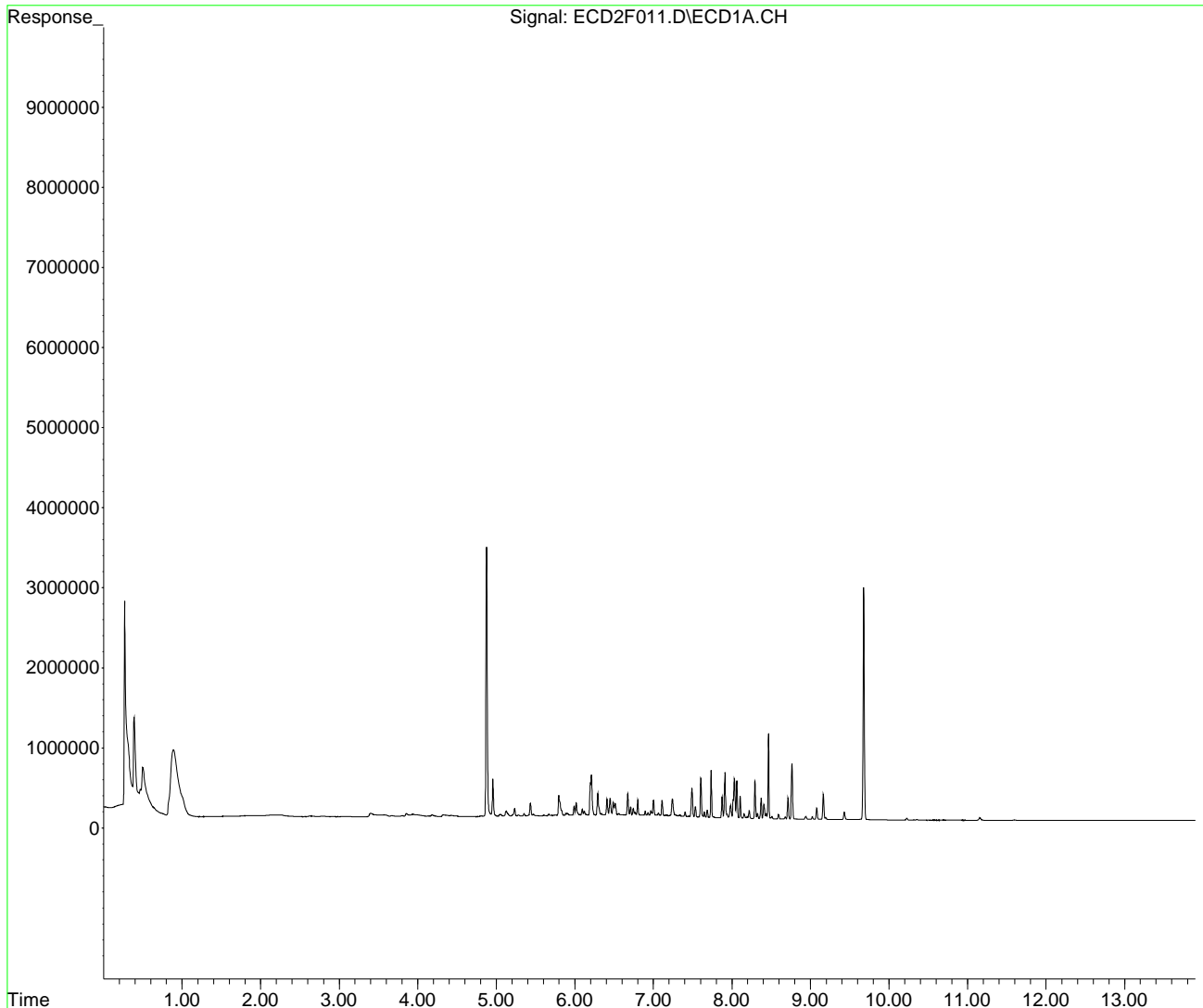
(m)=manual int.

Quantitation Report (QT Reviewed)

Data Path : K:\DATA\0F22030\
Data File : ECD2F011.D
Signal(s) : ECD1A.CH
Acq On : 22 Jun 2020 17:58
Operator : MJB / KAK
Sample : 0F22030-CAL2
Misc :
ALS Vial : 55 Sample Multiplier: 1

Integration File: PCB1.e
Quant Time: Jun 23 10:40:35 2020
Quant Method : K:\METHODS\FECD2_QUANTPCB_200622.M
Quant Title : PCB Data Analysis
QLast Update : Sun Jun 14 18:37:06 2020
Response via : Initial Calibration
Integrator: ChemStation 6890 Scale Mode: Small noise peaks clipped

Volume Inj. : 1uL
Signal Phase : RTX-1701
Signal Info : 30m x 0.32mm x 0.25um



Quantitation Report (QT Reviewed)

Data Path : K:\DATA\0F22030\
 Data File : ECD2F012.D
 Signal(s) : ECD1A.CH
 Acq On : 22 Jun 2020 18:15
 Operator : MJB / KAK
 Sample : 0F22030-CAL3
 Misc :
 ALS Vial : 56 Sample Multiplier: 1

KAK 6/24/2020

Integration File: PCB1.e
 Quant Time: Jun 23 10:42:10 2020
 Quant Method : K:\METHODS\FECD2_QUANTPCB_200622.M
 Quant Title : PCB Data Analysis
 QLast Update : Sun Jun 14 18:37:06 2020
 Response via : Initial Calibration
 Integrator: ChemStation 6890 Scale Mode: Small noise peaks clipped

Volume Inj. : 1uL
 Signal Phase : RTX-1701
 Signal Info : 30m x 0.32mm x 0.25um

Compound	R.T.	Response	Conc Units

System Monitoring Compounds			
1) S TCMX (S)	4.879	6899657	42.131 ng/ml
64) S DCBP (S)	9.678	5880384	51.372 ng/ml
Target Compounds			
2) Aroclor 1016 (1)	5.797	488759	93.652 ng/ml
3) Aroclor 1016 (2)	6.211	999098	90.888 ng/ml
4) Aroclor 1016 (3)	6.292	546054	94.566 ng/ml
5) Aroclor 1016 (4)	6.450	410421	96.918 ng/ml
6) Aroclor 1016 (5)	6.673	507036	94.494 ng/ml
7) Aroclor 1016 (6)	6.800	381893	96.355 ng/ml
8) Aroclor 1016 - AVE	0.000	0	N.D. ng/ml
9) Aroclor 1221 (1)	0.000	0	N.D. ng/ml
10) Aroclor 1221 (2)	0.000	0	N.D. ng/ml
11) Aroclor 1221 (3)	0.000	0	N.D. ng/ml
12) Aroclor 1221 (4)	0.000	0	N.D. ng/ml
13) Aroclor 1221 (5)	0.000	0	N.D. ng/ml
14) Aroclor 1221 - AVE	0.000	0	N.D. ng/ml
15) Aroclor 1232 (1)	0.000	0	N.D. ng/ml
16) Aroclor 1232 (2)	0.000	0	N.D. ng/ml
17) Aroclor 1232 (3)	0.000	0	N.D. ng/ml
18) Aroclor 1232 (4)	0.000	0	N.D. ng/ml
19) Aroclor 1232 (5)	0.000	0	N.D. ng/ml
20) Aroclor 1232 (6)	0.000	0	N.D. ng/ml
21) Aroclor 1232 - AVE	0.000	0	N.D. ng/ml
22) Aroclor 1242 (1)	0.000	0	N.D. ng/ml
23) Aroclor 1242 (2)	0.000	0	N.D. ng/ml
24) Aroclor 1242 (3)	0.000	0	N.D. ng/ml
25) Aroclor 1242 (4)	0.000	0	N.D. ng/ml
26) Aroclor 1242 (5)	0.000	0	N.D. ng/ml

Quantitation Report (QT Reviewed)

Data Path : K:\DATA\0F22030\
 Data File : ECD2F012.D
 Signal(s) : ECD1A.CH
 Acq On : 22 Jun 2020 18:15
 Operator : MJB / KAK
 Sample : 0F22030-CAL3
 Misc :
 ALS Vial : 56 Sample Multiplier: 1

Integration File: PCB1.e
 Quant Time: Jun 23 10:42:10 2020
 Quant Method : K:\METHODS\FECD2_QUANTPCB_200622.M
 Quant Title : PCB Data Analysis
 QLast Update : Sun Jun 14 18:37:06 2020
 Response via : Initial Calibration
 Integrator: ChemStation 6890 Scale Mode: Small noise peaks clipped

Volume Inj. : 1uL
 Signal Phase : RTX-1701
 Signal Info : 30m x 0.32mm x 0.25um

	Compound	R.T.	Response	Conc	Units
27)	Aroclor 1242 (6)	0.000	0	N.D.	ng/ml
28)	Aroclor 1242 - AVE	0.000	0	N.D.	ng/ml
29)	Aroclor 1248 (1)	0.000	0	N.D.	ng/ml
30)	Aroclor 1248 (2)	0.000	0	N.D.	ng/ml
31)	Aroclor 1248 (3)	0.000	0	N.D.	ng/ml
32)	Aroclor 1248 (4)	0.000	0	N.D.	ng/ml
33)	Aroclor 1248 (5)	0.000	0	N.D.	ng/ml
34)	Aroclor 1248 (6)	0.000	0	N.D.	ng/ml
35)	Aroclor 1248 - AVE	0.000	0	N.D.	ng/ml
36)	Aroclor 1254 (1)	0.000	0	N.D.	ng/ml
37)	Aroclor 1254 (2)	0.000	0	N.D.	ng/ml
38)	Aroclor 1254 (3)	0.000	0	N.D.	ng/ml
39)	Aroclor 1254 (4)	0.000	0	N.D.	ng/ml
40)	Aroclor 1254 (5)	0.000	0	N.D.	ng/ml
41)	Aroclor 1254 (6)	0.000	0	N.D.	ng/ml
42)	Aroclor 1254 - AVE	0.000	0	N.D.	ng/ml
43)	Aroclor 1260 (1)	7.604	953992	96.013	ng/ml
44)	Aroclor 1260 (2)	7.736	1122579	90.993	ng/ml
45)	Aroclor 1260 (3)	8.295	908162	98.898	ng/ml
46)	Aroclor 1260 (4)	8.464	2106967	96.228	ng/ml
47)	Aroclor 1260 (5)	8.765	1356736	99.467	ng/ml
48)	Aroclor 1260 (6)	9.162	579494	106.664	ng/ml
49)	Aroclor 1260 - AVE	0.000	0	N.D.	ng/ml
50)	Aroclor 1262 (1)	0.000	0	N.D.	ng/ml
51)	Aroclor 1262 (2)	0.000	0	N.D.	ng/ml
52)	Aroclor 1262 (3)	0.000	0	N.D.	ng/ml
53)	Aroclor 1262 (4)	0.000	0	N.D.	ng/ml
54)	Aroclor 1262 (5)	0.000	0	N.D.	ng/ml
55)	Aroclor 1262 (6)	0.000	0	N.D.	ng/ml
56)	Aroclor 1262 - AVE	0.000	0	N.D.	ng/ml
57)	Aroclor 1268 (1)	0.000	0	N.D.	ng/ml

Quantitation Report (QT Reviewed)

Data Path : K:\DATA\0F22030\
 Data File : ECD2F012.D
 Signal(s) : ECD1A.CH
 Acq On : 22 Jun 2020 18:15
 Operator : MJB / KAK
 Sample : 0F22030-CAL3
 Misc :
 ALS Vial : 56 Sample Multiplier: 1

Integration File: PCB1.e
 Quant Time: Jun 23 10:42:10 2020
 Quant Method : K:\METHODS\FECD2_QUANTPCB_200622.M
 Quant Title : PCB Data Analysis
 QLast Update : Sun Jun 14 18:37:06 2020
 Response via : Initial Calibration
 Integrator: ChemStation 6890 Scale Mode: Small noise peaks clipped

Volume Inj. : 1uL
 Signal Phase : RTX-1701
 Signal Info : 30m x 0.32mm x 0.25um

	Compound	R.T.	Response	Conc	Units
58)	Aroclor 1268 (2)	0.000	0	N.D.	ng/ml
59)	Aroclor 1268 (3)	0.000	0	N.D.	ng/ml
60)	Aroclor 1268 (4)	0.000	0	N.D.	ng/ml
61)	Aroclor 1268 (5)	0.000	0	N.D.	ng/ml
62)	Aroclor 1268 (6)	0.000	0	N.D.	ng/ml
63)	Aroclor 1268 - AVE	0.000	0	N.D.	ng/ml

(f)=RT Delta > 1/2 Window

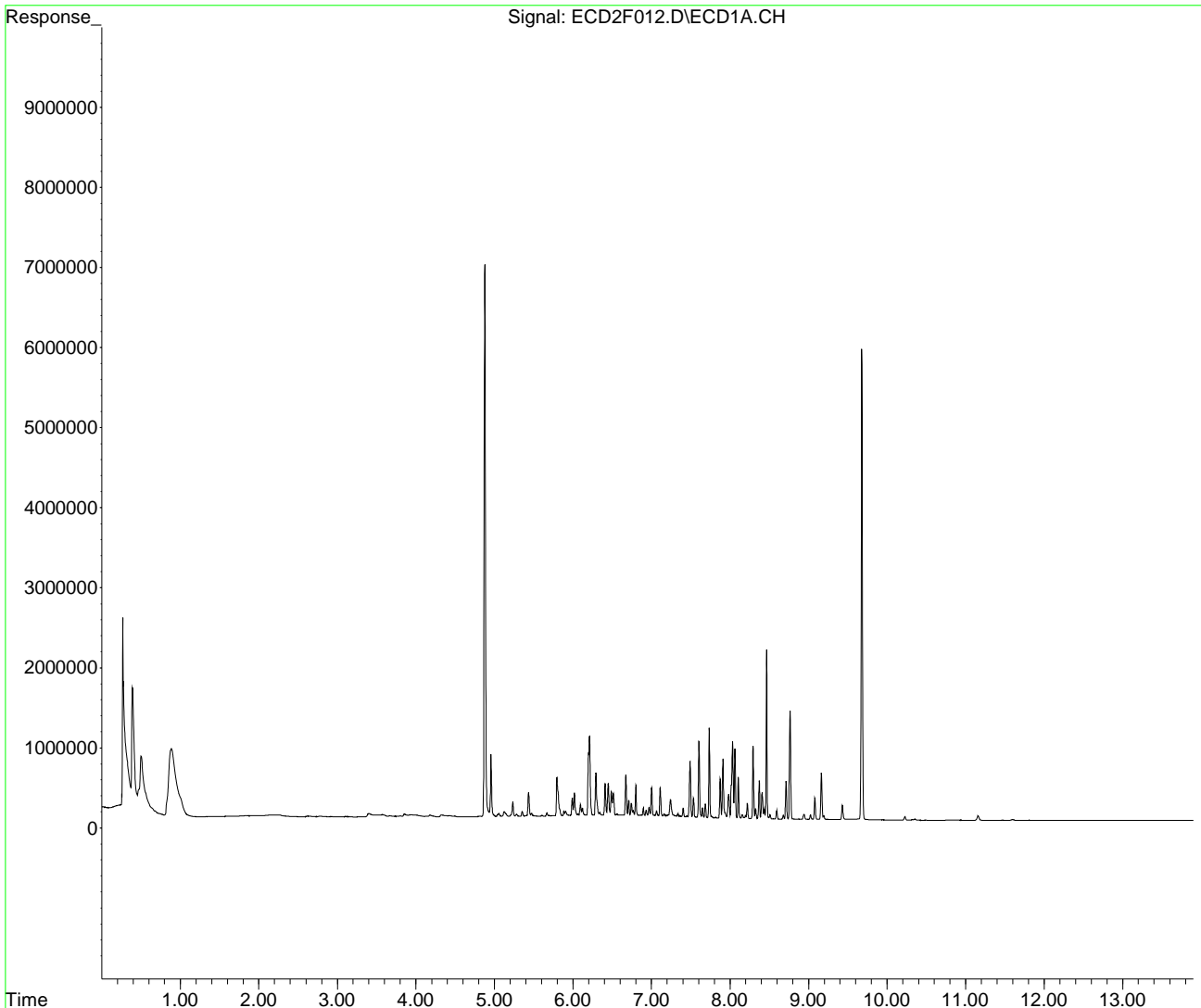
(m)=manual int.

Quantitation Report (QT Reviewed)

Data Path : K:\DATA\0F22030\
Data File : ECD2F012.D
Signal(s) : ECD1A.CH
Acq On : 22 Jun 2020 18:15
Operator : MJB / KAK
Sample : 0F22030-CAL3
Misc :
ALS Vial : 56 Sample Multiplier: 1

Integration File: PCB1.e
Quant Time: Jun 23 10:42:10 2020
Quant Method : K:\METHODS\FECD2_QUANTPCB_200622.M
Quant Title : PCB Data Analysis
QLast Update : Sun Jun 14 18:37:06 2020
Response via : Initial Calibration
Integrator: ChemStation 6890 Scale Mode: Small noise peaks clipped

Volume Inj. : 1uL
Signal Phase : RTX-1701
Signal Info : 30m x 0.32mm x 0.25um



Quantitation Report (QT Reviewed)

Data Path : K:\DATA\0F22030\
 Data File : ECD2F013.D
 Signal(s) : ECD1A.CH
 Acq On : 22 Jun 2020 18:33
 Operator : MJB / KAK
 Sample : 0F22030-CAL4
 Misc :
 ALS Vial : 57 Sample Multiplier: 1

KAK 6/24/2020

Integration File: PCB1.e
 Quant Time: Jun 23 10:44:15 2020
 Quant Method : K:\METHODS\FECD2_QUANTPCB_200622.M
 Quant Title : PCB Data Analysis
 QLast Update : Sun Jun 14 18:37:06 2020
 Response via : Initial Calibration
 Integrator: ChemStation 6890 Scale Mode: Small noise peaks clipped

Volume Inj. : 1uL
 Signal Phase : RTX-1701
 Signal Info : 30m x 0.32mm x 0.25um

Compound	R.T.	Response	Conc Units

System Monitoring Compounds			
1) S TCMX (S)	4.877	13533018	82.636 ng/ml
64) S DCBP (S)	9.677	12180091	106.408 ng/ml
Target Compounds			
2) Aroclor 1016 (1)	5.796	910941	174.547 ng/ml
3) Aroclor 1016 (2)	6.210	1998027	181.761 ng/ml
4) Aroclor 1016 (3)	6.291	1037136	179.612 ng/ml
5) Aroclor 1016 (4)	6.449	759854	179.434 ng/ml
6) Aroclor 1016 (5)	6.672	1005387	187.370 ng/ml
7) Aroclor 1016 (6)	6.799	699487	176.488 ng/ml
8) Aroclor 1016 - AVE	0.000	0	N.D. ng/ml
9) Aroclor 1221 (1)	0.000	0	N.D. ng/ml
10) Aroclor 1221 (2)	0.000	0	N.D. ng/ml
11) Aroclor 1221 (3)	0.000	0	N.D. ng/ml
12) Aroclor 1221 (4)	0.000	0	N.D. ng/ml
13) Aroclor 1221 (5)	0.000	0	N.D. ng/ml
14) Aroclor 1221 - AVE	0.000	0	N.D. ng/ml
15) Aroclor 1232 (1)	0.000	0	N.D. ng/ml
16) Aroclor 1232 (2)	0.000	0	N.D. ng/ml
17) Aroclor 1232 (3)	0.000	0	N.D. ng/ml
18) Aroclor 1232 (4)	0.000	0	N.D. ng/ml
19) Aroclor 1232 (5)	0.000	0	N.D. ng/ml
20) Aroclor 1232 (6)	0.000	0	N.D. ng/ml
21) Aroclor 1232 - AVE	0.000	0	N.D. ng/ml
22) Aroclor 1242 (1)	0.000	0	N.D. ng/ml
23) Aroclor 1242 (2)	0.000	0	N.D. ng/ml
24) Aroclor 1242 (3)	0.000	0	N.D. ng/ml
25) Aroclor 1242 (4)	0.000	0	N.D. ng/ml
26) Aroclor 1242 (5)	0.000	0	N.D. ng/ml

Quantitation Report (QT Reviewed)

Data Path : K:\DATA\0F22030\
 Data File : ECD2F013.D
 Signal(s) : ECD1A.CH
 Acq On : 22 Jun 2020 18:33
 Operator : MJB / KAK
 Sample : 0F22030-CAL4
 Misc :
 ALS Vial : 57 Sample Multiplier: 1

Integration File: PCB1.e
 Quant Time: Jun 23 10:44:15 2020
 Quant Method : K:\METHODS\FECD2_QUANTPCB_200622.M
 Quant Title : PCB Data Analysis
 QLast Update : Sun Jun 14 18:37:06 2020
 Response via : Initial Calibration
 Integrator: ChemStation 6890 Scale Mode: Small noise peaks clipped

Volume Inj. : 1uL
 Signal Phase : RTX-1701
 Signal Info : 30m x 0.32mm x 0.25um

	Compound	R.T.	Response	Conc	Units
27)	Aroclor 1242 (6)	0.000	0	N.D.	ng/ml
28)	Aroclor 1242 - AVE	0.000	0	N.D.	ng/ml
29)	Aroclor 1248 (1)	0.000	0	N.D.	ng/ml
30)	Aroclor 1248 (2)	0.000	0	N.D.	ng/ml
31)	Aroclor 1248 (3)	0.000	0	N.D.	ng/ml
32)	Aroclor 1248 (4)	0.000	0	N.D.	ng/ml
33)	Aroclor 1248 (5)	0.000	0	N.D.	ng/ml
34)	Aroclor 1248 (6)	0.000	0	N.D.	ng/ml
35)	Aroclor 1248 - AVE	0.000	0	N.D.	ng/ml
36)	Aroclor 1254 (1)	0.000	0	N.D.	ng/ml
37)	Aroclor 1254 (2)	0.000	0	N.D.	ng/ml
38)	Aroclor 1254 (3)	0.000	0	N.D.	ng/ml
39)	Aroclor 1254 (4)	0.000	0	N.D.	ng/ml
40)	Aroclor 1254 (5)	0.000	0	N.D.	ng/ml
41)	Aroclor 1254 (6)	0.000	0	N.D.	ng/ml
42)	Aroclor 1254 - AVE	0.000	0	N.D.	ng/ml
43)	Aroclor 1260 (1)	7.603	1816042	182.772	ng/ml
44)	Aroclor 1260 (2)	7.735	2289230	185.558	ng/ml
45)	Aroclor 1260 (3)	8.294	1747877	190.342	ng/ml
46)	Aroclor 1260 (4)	8.463	4124364	188.364	ng/ml
47)	Aroclor 1260 (5)	8.764	2791057	204.622	ng/ml
48)	Aroclor 1260 (6)	9.162	1108866	204.102	ng/ml
49)	Aroclor 1260 - AVE	0.000	0	N.D.	ng/ml
50)	Aroclor 1262 (1)	0.000	0	N.D.	ng/ml
51)	Aroclor 1262 (2)	0.000	0	N.D.	ng/ml
52)	Aroclor 1262 (3)	0.000	0	N.D.	ng/ml
53)	Aroclor 1262 (4)	0.000	0	N.D.	ng/ml
54)	Aroclor 1262 (5)	0.000	0	N.D.	ng/ml
55)	Aroclor 1262 (6)	0.000	0	N.D.	ng/ml
56)	Aroclor 1262 - AVE	0.000	0	N.D.	ng/ml
57)	Aroclor 1268 (1)	0.000	0	N.D.	ng/ml

Quantitation Report (QT Reviewed)

Data Path : K:\DATA\0F22030\
 Data File : ECD2F013.D
 Signal(s) : ECD1A.CH
 Acq On : 22 Jun 2020 18:33
 Operator : MJB / KAK
 Sample : 0F22030-CAL4
 Misc :
 ALS Vial : 57 Sample Multiplier: 1

Integration File: PCB1.e
 Quant Time: Jun 23 10:44:15 2020
 Quant Method : K:\METHODS\FECD2_QUANTPCB_200622.M
 Quant Title : PCB Data Analysis
 QLast Update : Sun Jun 14 18:37:06 2020
 Response via : Initial Calibration
 Integrator: ChemStation 6890 Scale Mode: Small noise peaks clipped

Volume Inj. : 1uL
 Signal Phase : RTX-1701
 Signal Info : 30m x 0.32mm x 0.25um

	Compound	R.T.	Response	Conc	Units
58)	Aroclor 1268 (2)	0.000	0	N.D.	ng/ml
59)	Aroclor 1268 (3)	0.000	0	N.D.	ng/ml
60)	Aroclor 1268 (4)	0.000	0	N.D.	ng/ml
61)	Aroclor 1268 (5)	0.000	0	N.D.	ng/ml
62)	Aroclor 1268 (6)	0.000	0	N.D.	ng/ml
63)	Aroclor 1268 - AVE	0.000	0	N.D.	ng/ml

(f)=RT Delta > 1/2 Window

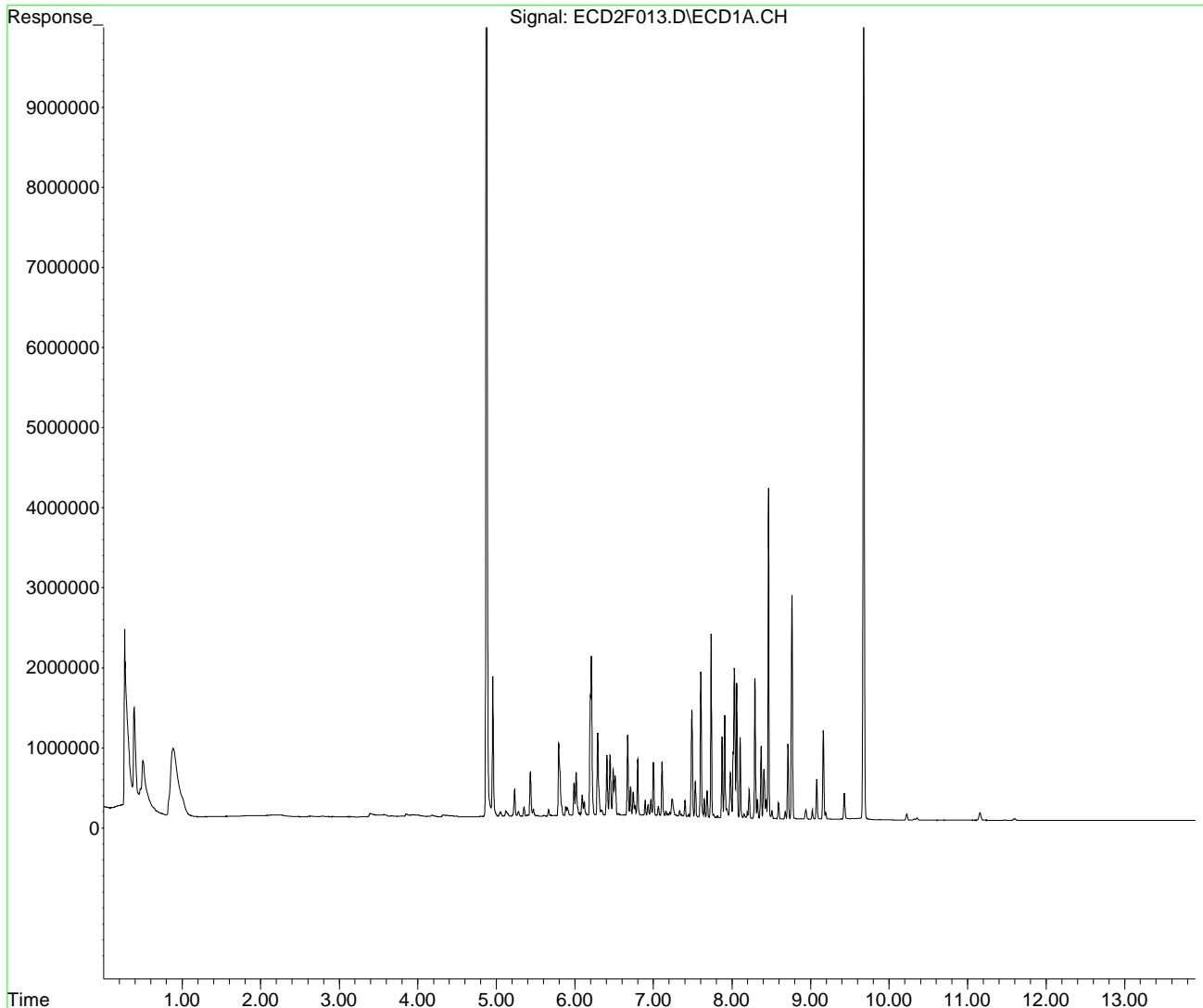
(m)=manual int.

Quantitation Report (QT Reviewed)

Data Path : K:\DATA\0F22030\
Data File : ECD2F013.D
Signal(s) : ECD1A.CH
Acq On : 22 Jun 2020 18:33
Operator : MJB / KAK
Sample : 0F22030-CAL4
Misc :
ALS Vial : 57 Sample Multiplier: 1

Integration File: PCB1.e
Quant Time: Jun 23 10:44:15 2020
Quant Method : K:\METHODS\FECD2_QUANTPCB_200622.M
Quant Title : PCB Data Analysis
QLast Update : Sun Jun 14 18:37:06 2020
Response via : Initial Calibration
Integrator: ChemStation 6890 Scale Mode: Small noise peaks clipped

Volume Inj. : 1uL
Signal Phase : RTX-1701
Signal Info : 30m x 0.32mm x 0.25um



Quantitation Report (QT Reviewed)

Data Path : K:\DATA\0F22030\
 Data File : ECD2F014.D
 Signal(s) : ECD1A.CH
 Acq On : 22 Jun 2020 18:51
 Operator : MJB / KAK
 Sample : 0F22030-CAL5
 Misc :
 ALS Vial : 58 Sample Multiplier: 1

KAK 6/24/2020

Integration File: PCB1.e
 Quant Time: Jun 23 10:37:45 2020
 Quant Method : K:\METHODS\FECD2_QUANTPCB_200622.M
 Quant Title : PCB Data Analysis
 QLast Update : Tue Jun 23 10:36:24 2020
 Response via : Initial Calibration
 Integrator: ChemStation 6890 Scale Mode: Small noise peaks clipped

Volume Inj. : 1uL
 Signal Phase : RTX-1701
 Signal Info : 30m x 0.32mm x 0.25um

Compound	R.T.	Response	Conc Units

System Monitoring Compounds			
1) S TCMX (S)	4.879	35807197	218.647 ng/ml
64) S DCBP (S)	9.678	31293660	273.389 ng/ml
Target Compounds			
2) Aroclor 1016 (1)	5.797	2311712	442.952 ng/ml
3) Aroclor 1016 (2)	6.211	4925919	448.113 ng/ml
4) Aroclor 1016 (3)	6.293	2599280	450.146 ng/ml
5) Aroclor 1016 (4)	6.450	1855679	438.204 ng/ml
6) Aroclor 1016 (5)	6.673	2436748	454.127 ng/ml
7) Aroclor 1016 (6)	6.800	1862202	469.853 ng/ml
8) Aroclor 1016 - AVE	0.000	0	N.D. ng/ml
9) Aroclor 1221 (1)	0.000	0	N.D. ng/ml
10) Aroclor 1221 (2)	0.000	0	N.D. ng/ml
11) Aroclor 1221 (3)	0.000	0	N.D. ng/ml
12) Aroclor 1221 (4)	0.000	0	N.D. ng/ml
13) Aroclor 1221 (5)	0.000	0	N.D. ng/ml
14) Aroclor 1221 - AVE	0.000	0	N.D. ng/ml
15) Aroclor 1232 (1)	0.000	0	N.D. ng/ml
16) Aroclor 1232 (2)	0.000	0	N.D. ng/ml
17) Aroclor 1232 (3)	0.000	0	N.D. ng/ml
18) Aroclor 1232 (4)	0.000	0	N.D. ng/ml
19) Aroclor 1232 (5)	0.000	0	N.D. ng/ml
20) Aroclor 1232 (6)	0.000	0	N.D. ng/ml
21) Aroclor 1232 - AVE	0.000	0	N.D. ng/ml
22) Aroclor 1242 (1)	0.000	0	N.D. ng/ml
23) Aroclor 1242 (2)	0.000	0	N.D. ng/ml
24) Aroclor 1242 (3)	0.000	0	N.D. ng/ml
25) Aroclor 1242 (4)	0.000	0	N.D. ng/ml
26) Aroclor 1242 (5)	0.000	0	N.D. ng/ml

Quantitation Report (QT Reviewed)

Data Path : K:\DATA\0F22030\
 Data File : ECD2F014.D
 Signal(s) : ECD1A.CH
 Acq On : 22 Jun 2020 18:51
 Operator : MJB / KAK
 Sample : 0F22030-CAL5
 Misc :
 ALS Vial : 58 Sample Multiplier: 1

Integration File: PCB1.e
 Quant Time: Jun 23 10:37:45 2020
 Quant Method : K:\METHODS\FECD2_QUANTPCB_200622.M
 Quant Title : PCB Data Analysis
 QLast Update : Tue Jun 23 10:36:24 2020
 Response via : Initial Calibration
 Integrator: ChemStation 6890 Scale Mode: Small noise peaks clipped

Volume Inj. : 1uL
 Signal Phase : RTX-1701
 Signal Info : 30m x 0.32mm x 0.25um

	Compound	R.T.	Response	Conc	Units
27)	Aroclor 1242 (6)	0.000	0	N.D.	ng/mld
28)	Aroclor 1242 - AVE	0.000	0	N.D.	ng/mld
29)	Aroclor 1248 (1)	0.000	0	N.D.	ng/mld
30)	Aroclor 1248 (2)	0.000	0	N.D.	ng/mld
31)	Aroclor 1248 (3)	0.000	0	N.D.	ng/mld
32)	Aroclor 1248 (4)	0.000	0	N.D.	ng/mld
33)	Aroclor 1248 (5)	0.000	0	N.D.	ng/mld
34)	Aroclor 1248 (6)	0.000	0	N.D.	ng/mld
35)	Aroclor 1248 - AVE	0.000	0	N.D.	ng/mld
36)	Aroclor 1254 (1)	0.000	0	N.D.	ng/mld
37)	Aroclor 1254 (2)	0.000	0	N.D.	ng/mld
38)	Aroclor 1254 (3)	0.000	0	N.D.	ng/mld
39)	Aroclor 1254 (4)	0.000	0	N.D.	ng/mld
40)	Aroclor 1254 (5)	0.000	0	N.D.	ng/mld
41)	Aroclor 1254 (6)	0.000	0	N.D.	ng/mld
42)	Aroclor 1254 - AVE	0.000	0	N.D.	ng/mld
43)	Aroclor 1260 (1)	7.604	4613025	464.270	ng/ml
44)	Aroclor 1260 (2)	7.736	5911126	479.137	ng/ml
45)	Aroclor 1260 (3)	8.296	4415322	480.824	ng/ml
46)	Aroclor 1260 (4)	8.465	10944677	499.856	ng/ml
47)	Aroclor 1260 (5)	8.765	7098160	520.392	ng/ml
48)	Aroclor 1260 (6)	9.164	2845981	523.843	ng/ml
49)	Aroclor 1260 - AVE	0.000	0	N.D.	ng/ml
50)	Aroclor 1262 (1)	0.000	0	N.D.	ng/mld
51)	Aroclor 1262 (2)	0.000	0	N.D.	ng/mld
52)	Aroclor 1262 (3)	0.000	0	N.D.	ng/mld
53)	Aroclor 1262 (4)	0.000	0	N.D.	ng/mld
54)	Aroclor 1262 (5)	0.000	0	N.D.	ng/mld
55)	Aroclor 1262 (6)	0.000	0	N.D.	ng/mld
56)	Aroclor 1262 - AVE	0.000	0	N.D.	ng/mld
57)	Aroclor 1268 (1)	0.000	0	N.D.	ng/mld

Quantitation Report (QT Reviewed)

Data Path : K:\DATA\0F22030\
 Data File : ECD2F014.D
 Signal(s) : ECD1A.CH
 Acq On : 22 Jun 2020 18:51
 Operator : MJB / KAK
 Sample : 0F22030-CAL5
 Misc :
 ALS Vial : 58 Sample Multiplier: 1

Integration File: PCB1.e
 Quant Time: Jun 23 10:37:45 2020
 Quant Method : K:\METHODS\FECD2_QUANTPCB_200622.M
 Quant Title : PCB Data Analysis
 QLast Update : Tue Jun 23 10:36:24 2020
 Response via : Initial Calibration
 Integrator: ChemStation 6890 Scale Mode: Small noise peaks clipped

Volume Inj. : 1uL
 Signal Phase : RTX-1701
 Signal Info : 30m x 0.32mm x 0.25um

	Compound	R.T.	Response	Conc	Units
58)	Aroclor 1268 (2)	0.000	0	N.D.	ng/ml
59)	Aroclor 1268 (3)	0.000	0	N.D.	ng/ml
60)	Aroclor 1268 (4)	0.000	0	N.D.	ng/ml
61)	Aroclor 1268 (5)	0.000	0	N.D.	ng/ml
62)	Aroclor 1268 (6)	0.000	0	N.D.	ng/ml
63)	Aroclor 1268 - AVE	0.000	0	N.D.	ng/ml

(f)=RT Delta > 1/2 Window

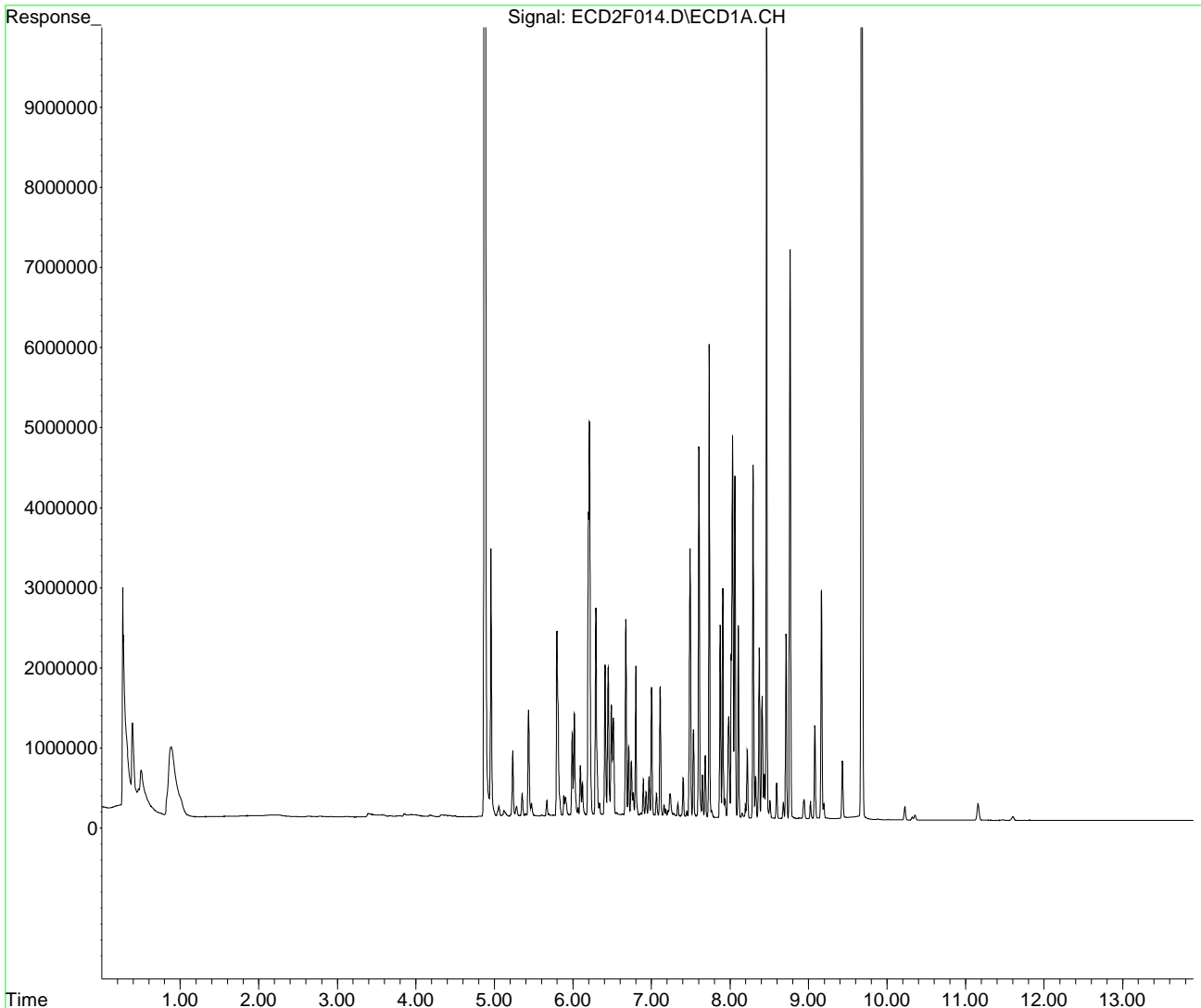
(m)=manual int.

Quantitation Report (QT Reviewed)

Data Path : K:\DATA\0F22030\
Data File : ECD2F014.D
Signal(s) : ECD1A.CH
Acq On : 22 Jun 2020 18:51
Operator : MJB / KAK
Sample : 0F22030-CAL5
Misc :
ALS Vial : 58 Sample Multiplier: 1

Integration File: PCB1.e
Quant Time: Jun 23 10:37:45 2020
Quant Method : K:\METHODS\FECD2_QUANTPCB_200622.M
Quant Title : PCB Data Analysis
QLast Update : Tue Jun 23 10:36:24 2020
Response via : Initial Calibration
Integrator: ChemStation 6890 Scale Mode: Small noise peaks clipped

Volume Inj. : 1uL
Signal Phase : RTX-1701
Signal Info : 30m x 0.32mm x 0.25um



Quantitation Report (QT Reviewed)

Data Path : K:\DATA\0F22030\
 Data File : ECD2F015.D
 Signal(s) : ECD1A.CH
 Acq On : 22 Jun 2020 19:08
 Operator : MJB / KAK
 Sample : 0F22030-CAL6
 Misc :
 ALS Vial : 59 Sample Multiplier: 1

KAK 6/24/2020

Integration File: PCB1.e
 Quant Time: Jun 23 10:45:30 2020
 Quant Method : K:\METHODS\FECD2_QUANTPCB_200622.M
 Quant Title : PCB Data Analysis
 QLast Update : Sun Jun 14 18:37:06 2020
 Response via : Initial Calibration
 Integrator: ChemStation 6890 Scale Mode: Small noise peaks clipped

Volume Inj. : 1uL
 Signal Phase : RTX-1701
 Signal Info : 30m x 0.32mm x 0.25um

Compound	R.T.	Response	Conc Units

System Monitoring Compounds			
1) S TCMX (S)	4.881	74801019	456.753 ng/ml
64) S DCBP (S)	9.678	66051827	577.044 ng/ml
Target Compounds			
2) Aroclor 1016 (1)	5.798	4290376	822.088 ng/ml
3) Aroclor 1016 (2)	6.212	10032044	912.619 ng/ml
4) Aroclor 1016 (3)	6.293	5140921	890.310 ng/ml
5) Aroclor 1016 (4)	6.451	3762955	888.593 ng/ml
6) Aroclor 1016 (5)	6.674	4825909	899.387 ng/ml
7) Aroclor 1016 (6)	6.800	3513537	886.501 ng/ml
8) Aroclor 1016 - AVE	0.000	0	N.D. ng/ml
9) Aroclor 1221 (1)	0.000	0	N.D. ng/ml
10) Aroclor 1221 (2)	0.000	0	N.D. ng/ml
11) Aroclor 1221 (3)	0.000	0	N.D. ng/ml
12) Aroclor 1221 (4)	0.000	0	N.D. ng/ml
13) Aroclor 1221 (5)	0.000	0	N.D. ng/ml
14) Aroclor 1221 - AVE	0.000	0	N.D. ng/ml
15) Aroclor 1232 (1)	0.000	0	N.D. ng/ml
16) Aroclor 1232 (2)	0.000	0	N.D. ng/ml
17) Aroclor 1232 (3)	0.000	0	N.D. ng/ml
18) Aroclor 1232 (4)	0.000	0	N.D. ng/ml
19) Aroclor 1232 (5)	0.000	0	N.D. ng/ml
20) Aroclor 1232 (6)	0.000	0	N.D. ng/ml
21) Aroclor 1232 - AVE	0.000	0	N.D. ng/ml
22) Aroclor 1242 (1)	0.000	0	N.D. ng/ml
23) Aroclor 1242 (2)	0.000	0	N.D. ng/ml
24) Aroclor 1242 (3)	0.000	0	N.D. ng/ml
25) Aroclor 1242 (4)	0.000	0	N.D. ng/ml
26) Aroclor 1242 (5)	0.000	0	N.D. ng/ml

Quantitation Report (QT Reviewed)

Data Path : K:\DATA\0F22030\
 Data File : ECD2F015.D
 Signal(s) : ECD1A.CH
 Acq On : 22 Jun 2020 19:08
 Operator : MJB / KAK
 Sample : 0F22030-CAL6
 Misc :
 ALS Vial : 59 Sample Multiplier: 1

Integration File: PCB1.e
 Quant Time: Jun 23 10:45:30 2020
 Quant Method : K:\METHODS\FECD2_QUANTPCB_200622.M
 Quant Title : PCB Data Analysis
 QLast Update : Sun Jun 14 18:37:06 2020
 Response via : Initial Calibration
 Integrator: ChemStation 6890 Scale Mode: Small noise peaks clipped

Volume Inj. : 1uL
 Signal Phase : RTX-1701
 Signal Info : 30m x 0.32mm x 0.25um

	Compound	R.T.	Response	Conc	Units
27)	Aroclor 1242 (6)	0.000	0	N.D.	ng/ml
28)	Aroclor 1242 - AVE	0.000	0	N.D.	ng/ml
29)	Aroclor 1248 (1)	0.000	0	N.D.	ng/ml
30)	Aroclor 1248 (2)	0.000	0	N.D.	ng/ml
31)	Aroclor 1248 (3)	0.000	0	N.D.	ng/ml
32)	Aroclor 1248 (4)	0.000	0	N.D.	ng/ml
33)	Aroclor 1248 (5)	0.000	0	N.D.	ng/ml
34)	Aroclor 1248 (6)	0.000	0	N.D.	ng/ml
35)	Aroclor 1248 - AVE	0.000	0	N.D.	ng/ml
36)	Aroclor 1254 (1)	0.000	0	N.D.	ng/ml
37)	Aroclor 1254 (2)	0.000	0	N.D.	ng/ml
38)	Aroclor 1254 (3)	0.000	0	N.D.	ng/ml
39)	Aroclor 1254 (4)	0.000	0	N.D.	ng/ml
40)	Aroclor 1254 (5)	0.000	0	N.D.	ng/ml
41)	Aroclor 1254 (6)	0.000	0	N.D.	ng/ml
42)	Aroclor 1254 - AVE	0.000	0	N.D.	ng/ml
43)	Aroclor 1260 (1)	7.604	9304677	936.453	ng/ml
44)	Aroclor 1260 (2)	7.736	11589691	939.423	ng/ml
45)	Aroclor 1260 (3)	8.296	9034721	983.872	ng/ml
46)	Aroclor 1260 (4)	8.465	22155593	1011.871	ng/ml
47)	Aroclor 1260 (5)	8.766	14762035	1082.258	ng/ml
48)	Aroclor 1260 (6)	9.164	5556964	1022.837	ng/ml
49)	Aroclor 1260 - AVE	0.000	0	N.D.	ng/ml
50)	Aroclor 1262 (1)	0.000	0	N.D.	ng/ml
51)	Aroclor 1262 (2)	0.000	0	N.D.	ng/ml
52)	Aroclor 1262 (3)	0.000	0	N.D.	ng/ml
53)	Aroclor 1262 (4)	0.000	0	N.D.	ng/ml
54)	Aroclor 1262 (5)	0.000	0	N.D.	ng/ml
55)	Aroclor 1262 (6)	0.000	0	N.D.	ng/ml
56)	Aroclor 1262 - AVE	0.000	0	N.D.	ng/ml
57)	Aroclor 1268 (1)	0.000	0	N.D.	ng/ml

Quantitation Report (QT Reviewed)

Data Path : K:\DATA\0F22030\
 Data File : ECD2F015.D
 Signal(s) : ECD1A.CH
 Acq On : 22 Jun 2020 19:08
 Operator : MJB / KAK
 Sample : 0F22030-CAL6
 Misc :
 ALS Vial : 59 Sample Multiplier: 1

Integration File: PCB1.e
 Quant Time: Jun 23 10:45:30 2020
 Quant Method : K:\METHODS\FECD2_QUANTPCB_200622.M
 Quant Title : PCB Data Analysis
 QLast Update : Sun Jun 14 18:37:06 2020
 Response via : Initial Calibration
 Integrator: ChemStation 6890 Scale Mode: Small noise peaks clipped

Volume Inj. : 1uL
 Signal Phase : RTX-1701
 Signal Info : 30m x 0.32mm x 0.25um

	Compound	R.T.	Response	Conc	Units
58)	Aroclor 1268 (2)	0.000	0	N.D.	ng/ml
59)	Aroclor 1268 (3)	0.000	0	N.D.	ng/ml
60)	Aroclor 1268 (4)	0.000	0	N.D.	ng/ml
61)	Aroclor 1268 (5)	0.000	0	N.D.	ng/ml
62)	Aroclor 1268 (6)	0.000	0	N.D.	ng/ml
63)	Aroclor 1268 - AVE	0.000	0	N.D.	ng/ml

(f)=RT Delta > 1/2 Window

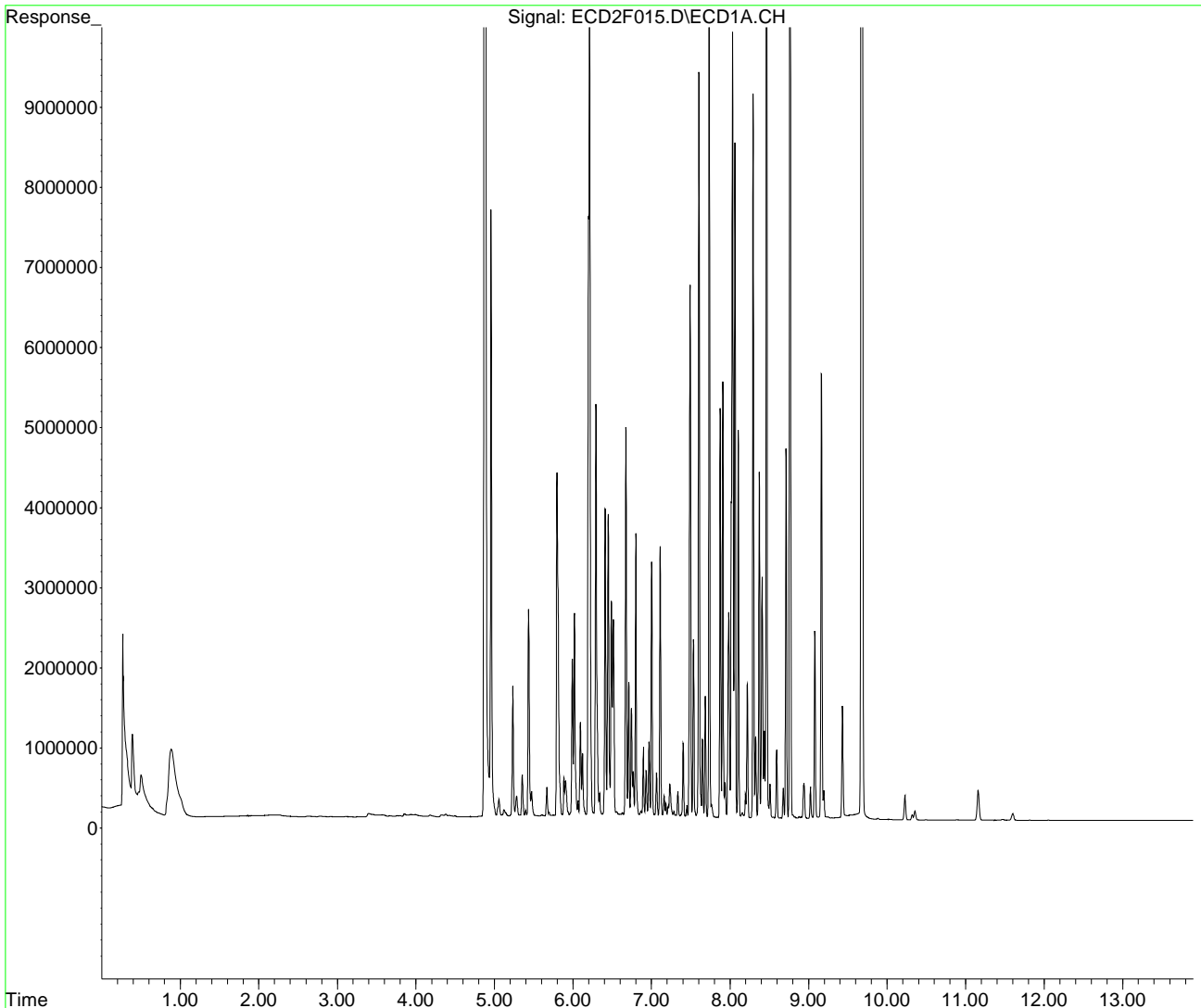
(m)=manual int.

Quantitation Report (QT Reviewed)

Data Path : K:\DATA\0F22030\
Data File : ECD2F015.D
Signal(s) : ECD1A.CH
Acq On : 22 Jun 2020 19:08
Operator : MJB / KAK
Sample : 0F22030-CAL6
Misc :
ALS Vial : 59 Sample Multiplier: 1

Integration File: PCB1.e
Quant Time: Jun 23 10:45:30 2020
Quant Method : K:\METHODS\FECD2_QUANTPCB_200622.M
Quant Title : PCB Data Analysis
QLast Update : Sun Jun 14 18:37:06 2020
Response via : Initial Calibration
Integrator: ChemStation 6890 Scale Mode: Small noise peaks clipped

Volume Inj. : 1uL
Signal Phase : RTX-1701
Signal Info : 30m x 0.32mm x 0.25um



Quantitation Report (QT Reviewed)

Data Path : K:\DATA\0F22030\
 Data File : ECD2F016.D
 Signal(s) : ECD1A.CH
 Acq On : 22 Jun 2020 19:26
 Operator : MJB / KAK
 Sample : 0F22030-CAL7
 Misc :
 ALS Vial : 60 Sample Multiplier: 1

KAK 6/24/2020

Integration File: PCB1.e
 Quant Time: Jun 23 10:46:56 2020
 Quant Method : K:\METHODS\FECD2_QUANTPCB_200622.M
 Quant Title : PCB Data Analysis
 QLast Update : Sun Jun 14 18:37:06 2020
 Response via : Initial Calibration
 Integrator: ChemStation 6890 Scale Mode: Small noise peaks clipped

Volume Inj. : 1uL
 Signal Phase : RTX-1701
 Signal Info : 30m x 0.32mm x 0.25um

Compound	R.T.	Response	Conc Units

System Monitoring Compounds			
1) S TCMX (S)	4.881	129070637	788.137 ng/ml
64) S DCBP (S)	9.680	111320258	972.520 ng/ml
Target Compounds			
2) Aroclor 1016 (1)	5.798	6647447	1273.731 ng/ml
3) Aroclor 1016 (2)	6.212	14720058	1339.090 ng/ml
4) Aroclor 1016 (3)	6.293	7735185	1339.588 ng/ml
5) Aroclor 1016 (4)	6.451	5666348	1338.064 ng/ml
6) Aroclor 1016 (5)	6.674	7568085	1410.436 ng/ml
7) Aroclor 1016 (6)	6.801	5477513	1382.032 ng/ml
8) Aroclor 1016 - AVE	0.000	0	N.D. ng/ml
9) Aroclor 1221 (1)	0.000	0	N.D. ng/ml
10) Aroclor 1221 (2)	0.000	0	N.D. ng/ml
11) Aroclor 1221 (3)	0.000	0	N.D. ng/ml
12) Aroclor 1221 (4)	0.000	0	N.D. ng/ml
13) Aroclor 1221 (5)	0.000	0	N.D. ng/ml
14) Aroclor 1221 - AVE	0.000	0	N.D. ng/ml
15) Aroclor 1232 (1)	0.000	0	N.D. ng/ml
16) Aroclor 1232 (2)	0.000	0	N.D. ng/ml
17) Aroclor 1232 (3)	0.000	0	N.D. ng/ml
18) Aroclor 1232 (4)	0.000	0	N.D. ng/ml
19) Aroclor 1232 (5)	0.000	0	N.D. ng/ml
20) Aroclor 1232 (6)	0.000	0	N.D. ng/ml
21) Aroclor 1232 - AVE	0.000	0	N.D. ng/ml
22) Aroclor 1242 (1)	0.000	0	N.D. ng/ml
23) Aroclor 1242 (2)	0.000	0	N.D. ng/ml
24) Aroclor 1242 (3)	0.000	0	N.D. ng/ml
25) Aroclor 1242 (4)	0.000	0	N.D. ng/ml
26) Aroclor 1242 (5)	0.000	0	N.D. ng/ml

Quantitation Report (QT Reviewed)

Data Path : K:\DATA\0F22030\
 Data File : ECD2F016.D
 Signal(s) : ECD1A.CH
 Acq On : 22 Jun 2020 19:26
 Operator : MJB / KAK
 Sample : 0F22030-CAL7
 Misc :
 ALS Vial : 60 Sample Multiplier: 1

Integration File: PCB1.e
 Quant Time: Jun 23 10:46:56 2020
 Quant Method : K:\METHODS\FECD2_QUANTPCB_200622.M
 Quant Title : PCB Data Analysis
 QLast Update : Sun Jun 14 18:37:06 2020
 Response via : Initial Calibration
 Integrator: ChemStation 6890 Scale Mode: Small noise peaks clipped

Volume Inj. : 1uL
 Signal Phase : RTX-1701
 Signal Info : 30m x 0.32mm x 0.25um

	Compound	R.T.	Response	Conc	Units
27)	Aroclor 1242 (6)	0.000	0	N.D.	ng/ml
28)	Aroclor 1242 - AVE	0.000	0	N.D.	ng/ml
29)	Aroclor 1248 (1)	0.000	0	N.D.	ng/ml
30)	Aroclor 1248 (2)	0.000	0	N.D.	ng/ml
31)	Aroclor 1248 (3)	0.000	0	N.D.	ng/ml
32)	Aroclor 1248 (4)	0.000	0	N.D.	ng/ml
33)	Aroclor 1248 (5)	0.000	0	N.D.	ng/ml
34)	Aroclor 1248 (6)	0.000	0	N.D.	ng/ml
35)	Aroclor 1248 - AVE	0.000	0	N.D.	ng/ml
36)	Aroclor 1254 (1)	0.000	0	N.D.	ng/ml
37)	Aroclor 1254 (2)	0.000	0	N.D.	ng/ml
38)	Aroclor 1254 (3)	0.000	0	N.D.	ng/ml
39)	Aroclor 1254 (4)	0.000	0	N.D.	ng/ml
40)	Aroclor 1254 (5)	0.000	0	N.D.	ng/ml
41)	Aroclor 1254 (6)	0.000	0	N.D.	ng/ml
42)	Aroclor 1254 - AVE	0.000	0	N.D.	ng/ml
43)	Aroclor 1260 (1)	7.605	13838265	1392.728	ng/ml
44)	Aroclor 1260 (2)	7.737	17632145	1429.204	ng/ml
45)	Aroclor 1260 (3)	8.296	14179672	1544.152	ng/ml
46)	Aroclor 1260 (4)	8.466	34666662	1583.266	ng/ml
47)	Aroclor 1260 (5)	8.766	22472845	1647.565	ng/ml
48)	Aroclor 1260 (6)	9.164	8609687	1584.734	ng/ml
49)	Aroclor 1260 - AVE	0.000	0	N.D.	ng/ml
50)	Aroclor 1262 (1)	0.000	0	N.D.	ng/ml
51)	Aroclor 1262 (2)	0.000	0	N.D.	ng/ml
52)	Aroclor 1262 (3)	0.000	0	N.D.	ng/ml
53)	Aroclor 1262 (4)	0.000	0	N.D.	ng/ml
54)	Aroclor 1262 (5)	0.000	0	N.D.	ng/ml
55)	Aroclor 1262 (6)	0.000	0	N.D.	ng/ml
56)	Aroclor 1262 - AVE	0.000	0	N.D.	ng/ml
57)	Aroclor 1268 (1)	0.000	0	N.D.	ng/ml

Quantitation Report (QT Reviewed)

Data Path : K:\DATA\0F22030\
 Data File : ECD2F016.D
 Signal(s) : ECD1A.CH
 Acq On : 22 Jun 2020 19:26
 Operator : MJB / KAK
 Sample : 0F22030-CAL7
 Misc :
 ALS Vial : 60 Sample Multiplier: 1

Integration File: PCB1.e
 Quant Time: Jun 23 10:46:56 2020
 Quant Method : K:\METHODS\FECD2_QUANTPCB_200622.M
 Quant Title : PCB Data Analysis
 QLast Update : Sun Jun 14 18:37:06 2020
 Response via : Initial Calibration
 Integrator: ChemStation 6890 Scale Mode: Small noise peaks clipped

Volume Inj. : 1uL
 Signal Phase : RTX-1701
 Signal Info : 30m x 0.32mm x 0.25um

	Compound	R.T.	Response	Conc	Units
58)	Aroclor 1268 (2)	0.000	0	N.D.	ng/ml
59)	Aroclor 1268 (3)	0.000	0	N.D.	ng/ml
60)	Aroclor 1268 (4)	0.000	0	N.D.	ng/ml
61)	Aroclor 1268 (5)	0.000	0	N.D.	ng/ml
62)	Aroclor 1268 (6)	0.000	0	N.D.	ng/ml
63)	Aroclor 1268 - AVE	0.000	0	N.D.	ng/ml

(f)=RT Delta > 1/2 Window

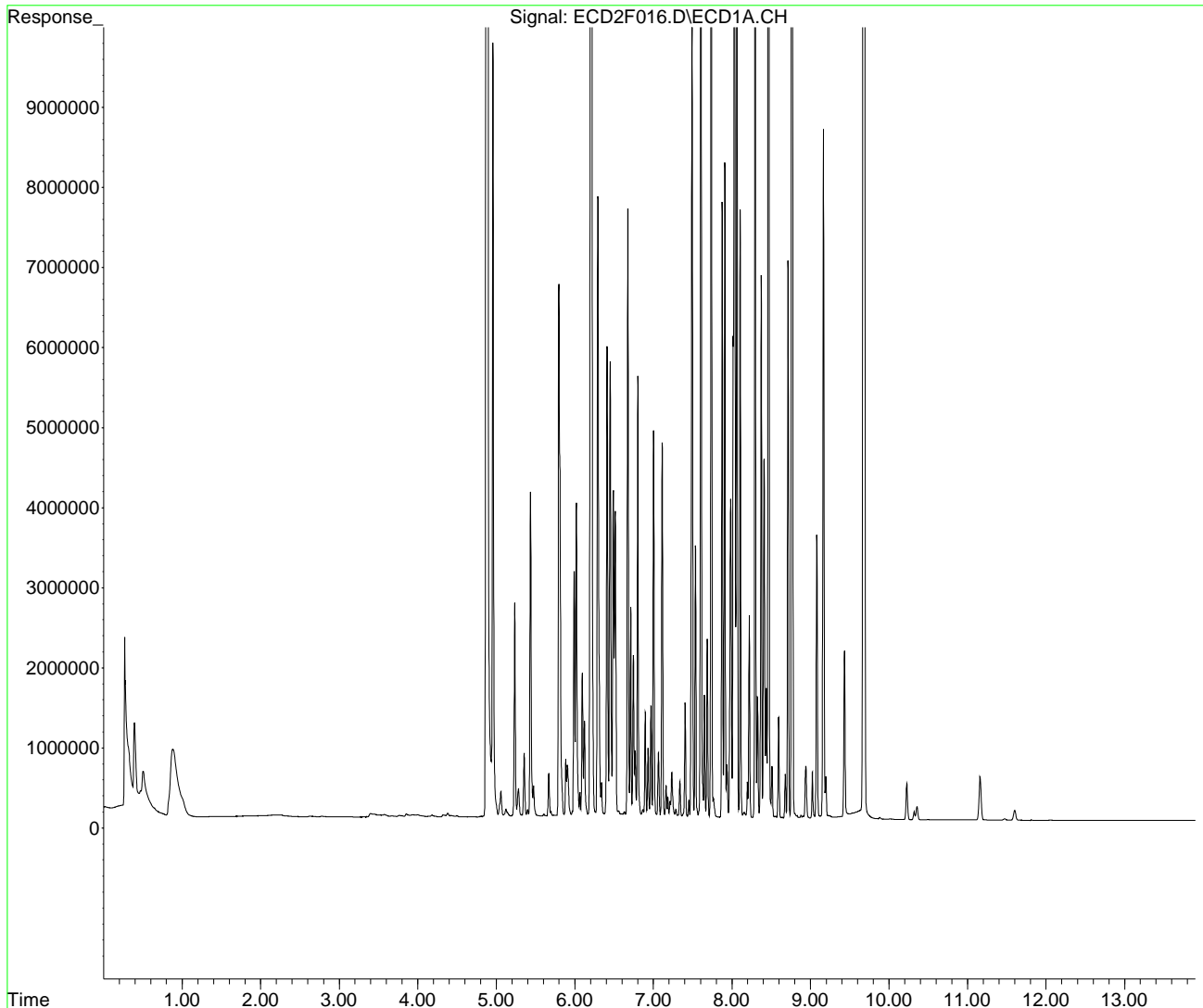
(m)=manual int.

Quantitation Report (QT Reviewed)

Data Path : K:\DATA\0F22030\
Data File : ECD2F016.D
Signal(s) : ECD1A.CH
Acq On : 22 Jun 2020 19:26
Operator : MJB / KAK
Sample : 0F22030-CAL7
Misc :
ALS Vial : 60 Sample Multiplier: 1

Integration File: PCB1.e
Quant Time: Jun 23 10:46:56 2020
Quant Method : K:\METHODS\FECD2_QUANTPCB_200622.M
Quant Title : PCB Data Analysis
QLast Update : Sun Jun 14 18:37:06 2020
Response via : Initial Calibration
Integrator: ChemStation 6890 Scale Mode: Small noise peaks clipped

Volume Inj. : 1uL
Signal Phase : RTX-1701
Signal Info : 30m x 0.32mm x 0.25um



Quantitation Report (QT Reviewed)

Data Path : K:\DATA\0F22030\
 Data File : ECD2F019.D
 Signal(s) : ECD1A.CH
 Acq On : 22 Jun 2020 20:19
 Operator : MJB / KAK
 Sample : 0F22030-CAL8
 Misc :
 ALS Vial : 62 Sample Multiplier: 1

KAK 6/24/2020

Integration File: PCB1.e
 Quant Time: Jun 23 11:10:45 2020
 Quant Method : K:\METHODS\FECD2_QUANTPCB_200622.M
 Quant Title : PCB Data Analysis
 QLast Update : Tue Jun 23 11:09:45 2020
 Response via : Initial Calibration
 Integrator: ChemStation 6890 Scale Mode: Small noise peaks clipped

Volume Inj. : 1uL
 Signal Phase : RTX-1701
 Signal Info : 30m x 0.32mm x 0.25um

Compound	R.T.	Response	Conc	Units

System Monitoring Compounds				
1) S TCMX (S)	0.000	0	N.D.	ng/ml
64) S DCBP (S)	0.000	0	N.D.	ng/ml
Target Compounds				
2) Aroclor 1016 (1)	0.000	0	N.D.	ng/ml
3) Aroclor 1016 (2)	0.000	0	N.D.	ng/ml
4) Aroclor 1016 (3)	0.000	0	N.D.	ng/ml
5) Aroclor 1016 (4)	0.000	0	N.D.	ng/ml
6) Aroclor 1016 (5)	0.000	0	N.D.	ng/ml
7) Aroclor 1016 (6)	0.000	0	N.D.	ng/ml
8) Aroclor 1016 - AVE	0.000	0	N.D.	ng/ml
9) Aroclor 1221 (1)	5.236	869149	437.887	ng/ml
10) Aroclor 1221 (2)	5.355	556194	432.932	ng/ml
11) Aroclor 1221 (3)	5.435	1810161	435.923	ng/ml
12) Aroclor 1221 (4)	5.903	292857	439.504	ng/ml
13) Aroclor 1221 (5)	6.210	350215	449.719	ng/ml
14) Aroclor 1221 - AVE	0.000	0	N.D.	ng/ml
15) Aroclor 1232 (1)	0.000	0	N.D.	ng/ml
16) Aroclor 1232 (2)	0.000	0	N.D.	ng/ml
17) Aroclor 1232 (3)	0.000	0	N.D.	ng/ml
18) Aroclor 1232 (4)	0.000	0	N.D.	ng/ml
19) Aroclor 1232 (5)	0.000	0	N.D.	ng/ml
20) Aroclor 1232 (6)	0.000	0	N.D.	ng/ml
21) Aroclor 1232 - AVE	0.000	0	N.D.	ng/ml
22) Aroclor 1242 (1)	0.000	0	N.D.	ng/ml
23) Aroclor 1242 (2)	0.000	0	N.D.	ng/ml
24) Aroclor 1242 (3)	0.000	0	N.D.	ng/ml
25) Aroclor 1242 (4)	0.000	0	N.D.	ng/ml
26) Aroclor 1242 (5)	0.000	0	N.D.	ng/ml

Quantitation Report (QT Reviewed)

Data Path : K:\DATA\0F22030\
 Data File : ECD2F019.D
 Signal(s) : ECD1A.CH
 Acq On : 22 Jun 2020 20:19
 Operator : MJB / KAK
 Sample : 0F22030-CAL8
 Misc :
 ALS Vial : 62 Sample Multiplier: 1

Integration File: PCB1.e
 Quant Time: Jun 23 11:10:45 2020
 Quant Method : K:\METHODS\FECD2_QUANTPCB_200622.M
 Quant Title : PCB Data Analysis
 QLast Update : Tue Jun 23 11:09:45 2020
 Response via : Initial Calibration
 Integrator: ChemStation 6890 Scale Mode: Small noise peaks clipped

Volume Inj. : 1uL
 Signal Phase : RTX-1701
 Signal Info : 30m x 0.32mm x 0.25um

	Compound	R.T.	Response	Conc	Units
27)	Aroclor 1242 (6)	0.000	0	N.D.	ng/ml
28)	Aroclor 1242 - AVE	0.000	0	N.D.	ng/ml
29)	Aroclor 1248 (1)	0.000	0	N.D.	ng/ml
30)	Aroclor 1248 (2)	0.000	0	N.D.	ng/ml
31)	Aroclor 1248 (3)	0.000	0	N.D.	ng/ml
32)	Aroclor 1248 (4)	0.000	0	N.D.	ng/ml
33)	Aroclor 1248 (5)	0.000	0	N.D.	ng/ml
34)	Aroclor 1248 (6)	0.000	0	N.D.	ng/ml
35)	Aroclor 1248 - AVE	0.000	0	N.D.	ng/ml
36)	Aroclor 1254 (1)	0.000	0	N.D.	ng/ml
37)	Aroclor 1254 (2)	0.000	0	N.D.	ng/ml
38)	Aroclor 1254 (3)	0.000	0	N.D.	ng/ml
39)	Aroclor 1254 (4)	0.000	0	N.D.	ng/ml
40)	Aroclor 1254 (5)	0.000	0	N.D.	ng/ml
41)	Aroclor 1254 (6)	0.000	0	N.D.	ng/ml
42)	Aroclor 1254 - AVE	0.000	0	N.D.	ng/ml
43)	Aroclor 1260 (1)	0.000	0	N.D.	ng/ml
44)	Aroclor 1260 (2)	0.000	0	N.D.	ng/ml
45)	Aroclor 1260 (3)	0.000	0	N.D.	ng/ml
46)	Aroclor 1260 (4)	0.000	0	N.D.	ng/ml
47)	Aroclor 1260 (5)	0.000	0	N.D.	ng/ml
48)	Aroclor 1260 (6)	0.000	0	N.D.	ng/ml
49)	Aroclor 1260 - AVE	0.000	0	N.D.	ng/ml
50)	Aroclor 1262 (1)	0.000	0	N.D.	ng/ml
51)	Aroclor 1262 (2)	0.000	0	N.D.	ng/ml
52)	Aroclor 1262 (3)	0.000	0	N.D.	ng/ml
53)	Aroclor 1262 (4)	0.000	0	N.D.	ng/ml
54)	Aroclor 1262 (5)	0.000	0	N.D.	ng/ml
55)	Aroclor 1262 (6)	0.000	0	N.D.	ng/ml
56)	Aroclor 1262 - AVE	0.000	0	N.D.	ng/ml
57)	Aroclor 1268 (1)	0.000	0	N.D.	ng/ml

Quantitation Report (QT Reviewed)

Data Path : K:\DATA\0F22030\
 Data File : ECD2F019.D
 Signal(s) : ECD1A.CH
 Acq On : 22 Jun 2020 20:19
 Operator : MJB / KAK
 Sample : 0F22030-CAL8
 Misc :
 ALS Vial : 62 Sample Multiplier: 1

Integration File: PCB1.e
 Quant Time: Jun 23 11:10:45 2020
 Quant Method : K:\METHODS\FECD2_QUANTPCB_200622.M
 Quant Title : PCB Data Analysis
 QLast Update : Tue Jun 23 11:09:45 2020
 Response via : Initial Calibration
 Integrator: ChemStation 6890 Scale Mode: Small noise peaks clipped

Volume Inj. : 1uL
 Signal Phase : RTX-1701
 Signal Info : 30m x 0.32mm x 0.25um

	Compound	R.T.	Response	Conc	Units
58)	Aroclor 1268 (2)	0.000	0	N.D.	ng/ml
59)	Aroclor 1268 (3)	0.000	0	N.D.	ng/ml
60)	Aroclor 1268 (4)	0.000	0	N.D.	ng/ml
61)	Aroclor 1268 (5)	0.000	0	N.D.	ng/ml
62)	Aroclor 1268 (6)	0.000	0	N.D.	ng/ml
63)	Aroclor 1268 - AVE	0.000	0	N.D.	ng/ml

(f)=RT Delta > 1/2 Window

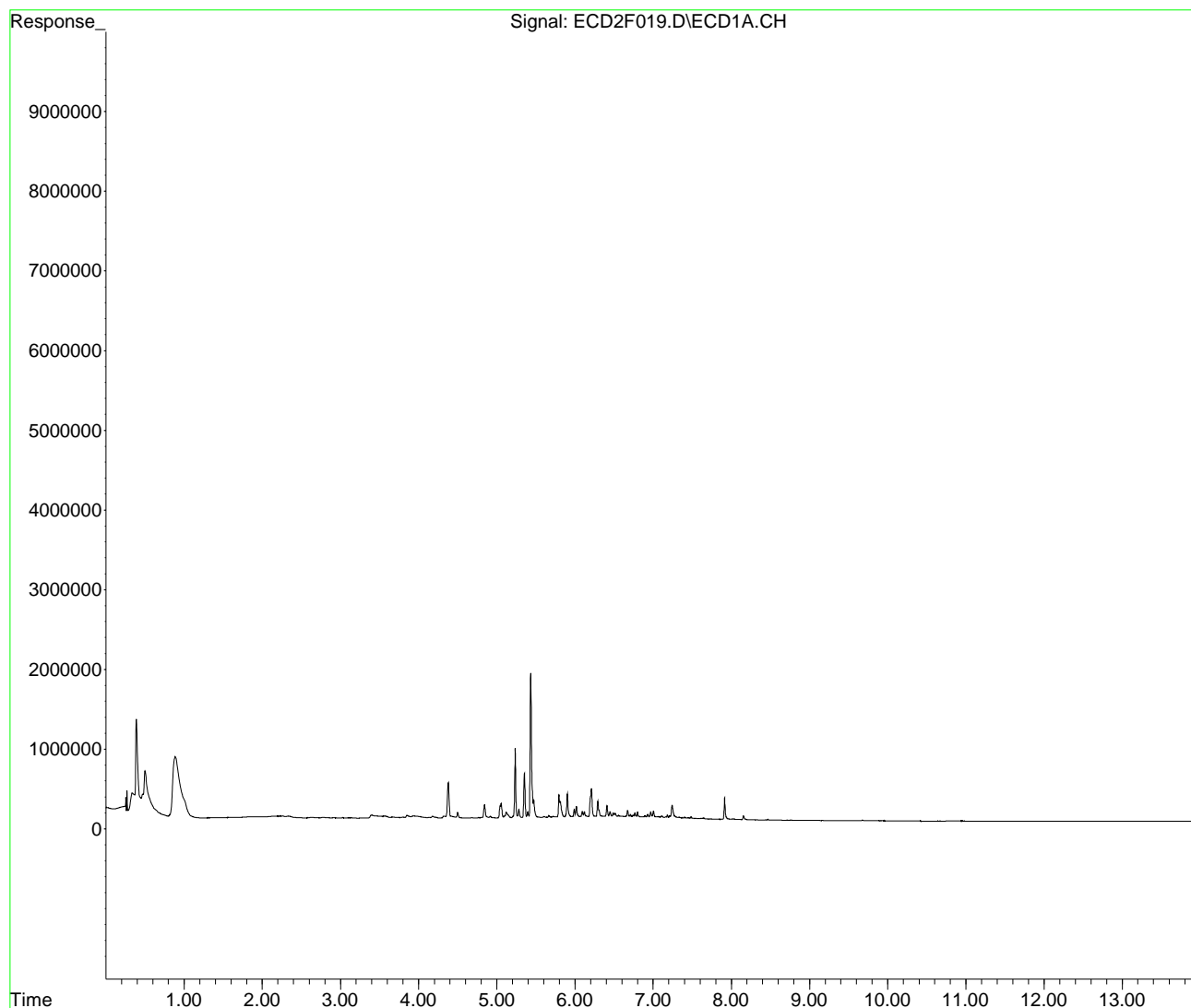
(m)=manual int.

Quantitation Report (QT Reviewed)

Data Path : K:\DATA\0F22030\
Data File : ECD2F019.D
Signal(s) : ECD1A.CH
Acq On : 22 Jun 2020 20:19
Operator : MJB / KAK
Sample : 0F22030-CAL8
Misc :
ALS Vial : 62 Sample Multiplier: 1

Integration File: PCB1.e
Quant Time: Jun 23 11:10:45 2020
Quant Method : K:\METHODS\FECD2_QUANTPCB_200622.M
Quant Title : PCB Data Analysis
QLast Update : Tue Jun 23 11:09:45 2020
Response via : Initial Calibration
Integrator: ChemStation 6890 Scale Mode: Small noise peaks clipped

Volume Inj. : 1uL
Signal Phase : RTX-1701
Signal Info : 30m x 0.32mm x 0.25um



Quantitation Report (QT Reviewed)

Data Path : K:\DATA\0F22030\
 Data File : ECD2F020.D
 Signal(s) : ECD1A.CH
 Acq On : 22 Jun 2020 20:37
 Operator : MJB / KAK
 Sample : 0F22030-CAL9
 Misc :
 ALS Vial : 63 Sample Multiplier: 1

KAK 6/24/2020

Integration File: PCB1.e
 Quant Time: Jun 23 11:12:41 2020
 Quant Method : K:\METHODS\FECD2_QUANTPCB_200622.M
 Quant Title : PCB Data Analysis
 QLast Update : Tue Jun 23 11:11:38 2020
 Response via : Initial Calibration
 Integrator: ChemStation 6890 Scale Mode: Small noise peaks clipped

Volume Inj. : 1uL
 Signal Phase : RTX-1701
 Signal Info : 30m x 0.32mm x 0.25um

Compound	R.T.	Response	Conc	Units

System Monitoring Compounds				
1) S TCMX (S)	0.000	0	N.D.	ng/ml
64) S DCBP (S)	0.000	0	N.D.	ng/ml
Target Compounds				
2) Aroclor 1016 (1)	0.000	0	N.D.	ng/ml
3) Aroclor 1016 (2)	0.000	0	N.D.	ng/ml
4) Aroclor 1016 (3)	0.000	0	N.D.	ng/ml
5) Aroclor 1016 (4)	0.000	0	N.D.	ng/ml
6) Aroclor 1016 (5)	0.000	0	N.D.	ng/ml
7) Aroclor 1016 (6)	0.000	0	N.D.	ng/ml
8) Aroclor 1016 - AVE	0.000	0	N.D.	ng/ml
9) Aroclor 1221 (1)	0.000	0	N.D.	ng/ml
10) Aroclor 1221 (2)	0.000	0	N.D.	ng/ml
11) Aroclor 1221 (3)	0.000	0	N.D.	ng/ml
12) Aroclor 1221 (4)	0.000	0	N.D.	ng/ml
13) Aroclor 1221 (5)	0.000	0	N.D.	ng/ml
14) Aroclor 1221 - AVE	0.000	0	N.D.	ng/ml
15) Aroclor 1232 (1)	5.435	1515972	464.741	ng/ml
16) Aroclor 1232 (2)	6.210	1965970	464.097	ng/ml
17) Aroclor 1232 (3)	6.292	1090931	493.574	ng/ml
18) Aroclor 1232 (4)	6.449	644798	467.779	ng/ml
19) Aroclor 1232 (5)	6.673	914203	477.942	ng/ml
20) Aroclor 1232 (6)	6.800	768994	485.351	ng/ml
21) Aroclor 1232 - AVE	0.000	0	N.D.	ng/ml
22) Aroclor 1242 (1)	0.000	0	N.D.	ng/ml
23) Aroclor 1242 (2)	0.000	0	N.D.	ng/ml
24) Aroclor 1242 (3)	0.000	0	N.D.	ng/ml
25) Aroclor 1242 (4)	0.000	0	N.D.	ng/ml
26) Aroclor 1242 (5)	0.000	0	N.D.	ng/ml

Quantitation Report (QT Reviewed)

Data Path : K:\DATA\0F22030\
 Data File : ECD2F020.D
 Signal(s) : ECD1A.CH
 Acq On : 22 Jun 2020 20:37
 Operator : MJB / KAK
 Sample : 0F22030-CAL9
 Misc :
 ALS Vial : 63 Sample Multiplier: 1

Integration File: PCB1.e
 Quant Time: Jun 23 11:12:41 2020
 Quant Method : K:\METHODS\FECD2_QUANTPCB_200622.M
 Quant Title : PCB Data Analysis
 QLast Update : Tue Jun 23 11:11:38 2020
 Response via : Initial Calibration
 Integrator: ChemStation 6890 Scale Mode: Small noise peaks clipped

Volume Inj. : 1uL
 Signal Phase : RTX-1701
 Signal Info : 30m x 0.32mm x 0.25um

	Compound	R.T.	Response	Conc	Units
27)	Aroclor 1242 (6)	0.000	0	N.D.	ng/ml
28)	Aroclor 1242 - AVE	0.000	0	N.D.	ng/ml
29)	Aroclor 1248 (1)	0.000	0	N.D.	ng/ml
30)	Aroclor 1248 (2)	0.000	0	N.D.	ng/ml
31)	Aroclor 1248 (3)	0.000	0	N.D.	ng/ml
32)	Aroclor 1248 (4)	0.000	0	N.D.	ng/ml
33)	Aroclor 1248 (5)	0.000	0	N.D.	ng/ml
34)	Aroclor 1248 (6)	0.000	0	N.D.	ng/ml
35)	Aroclor 1248 - AVE	0.000	0	N.D.	ng/ml
36)	Aroclor 1254 (1)	0.000	0	N.D.	ng/ml
37)	Aroclor 1254 (2)	0.000	0	N.D.	ng/ml
38)	Aroclor 1254 (3)	0.000	0	N.D.	ng/ml
39)	Aroclor 1254 (4)	0.000	0	N.D.	ng/ml
40)	Aroclor 1254 (5)	0.000	0	N.D.	ng/ml
41)	Aroclor 1254 (6)	0.000	0	N.D.	ng/ml
42)	Aroclor 1254 - AVE	0.000	0	N.D.	ng/ml
43)	Aroclor 1260 (1)	0.000	0	N.D.	ng/ml
44)	Aroclor 1260 (2)	0.000	0	N.D.	ng/ml
45)	Aroclor 1260 (3)	0.000	0	N.D.	ng/ml
46)	Aroclor 1260 (4)	0.000	0	N.D.	ng/ml
47)	Aroclor 1260 (5)	0.000	0	N.D.	ng/ml
48)	Aroclor 1260 (6)	0.000	0	N.D.	ng/ml
49)	Aroclor 1260 - AVE	0.000	0	N.D.	ng/ml
50)	Aroclor 1262 (1)	0.000	0	N.D.	ng/ml
51)	Aroclor 1262 (2)	0.000	0	N.D.	ng/ml
52)	Aroclor 1262 (3)	0.000	0	N.D.	ng/ml
53)	Aroclor 1262 (4)	0.000	0	N.D.	ng/ml
54)	Aroclor 1262 (5)	0.000	0	N.D.	ng/ml
55)	Aroclor 1262 (6)	0.000	0	N.D.	ng/ml
56)	Aroclor 1262 - AVE	0.000	0	N.D.	ng/ml
57)	Aroclor 1268 (1)	0.000	0	N.D.	ng/ml

Quantitation Report (QT Reviewed)

Data Path : K:\DATA\0F22030\
 Data File : ECD2F020.D
 Signal(s) : ECD1A.CH
 Acq On : 22 Jun 2020 20:37
 Operator : MJB / KAK
 Sample : 0F22030-CAL9
 Misc :
 ALS Vial : 63 Sample Multiplier: 1

Integration File: PCB1.e
 Quant Time: Jun 23 11:12:41 2020
 Quant Method : K:\METHODS\FECD2_QUANTPCB_200622.M
 Quant Title : PCB Data Analysis
 QLast Update : Tue Jun 23 11:11:38 2020
 Response via : Initial Calibration
 Integrator: ChemStation 6890 Scale Mode: Small noise peaks clipped

Volume Inj. : 1uL
 Signal Phase : RTX-1701
 Signal Info : 30m x 0.32mm x 0.25um

	Compound	R.T.	Response	Conc	Units
58)	Aroclor 1268 (2)	0.000	0	N.D.	ng/ml
59)	Aroclor 1268 (3)	0.000	0	N.D.	ng/ml
60)	Aroclor 1268 (4)	0.000	0	N.D.	ng/ml
61)	Aroclor 1268 (5)	0.000	0	N.D.	ng/ml
62)	Aroclor 1268 (6)	0.000	0	N.D.	ng/ml
63)	Aroclor 1268 - AVE	0.000	0	N.D.	ng/ml

(f)=RT Delta > 1/2 Window

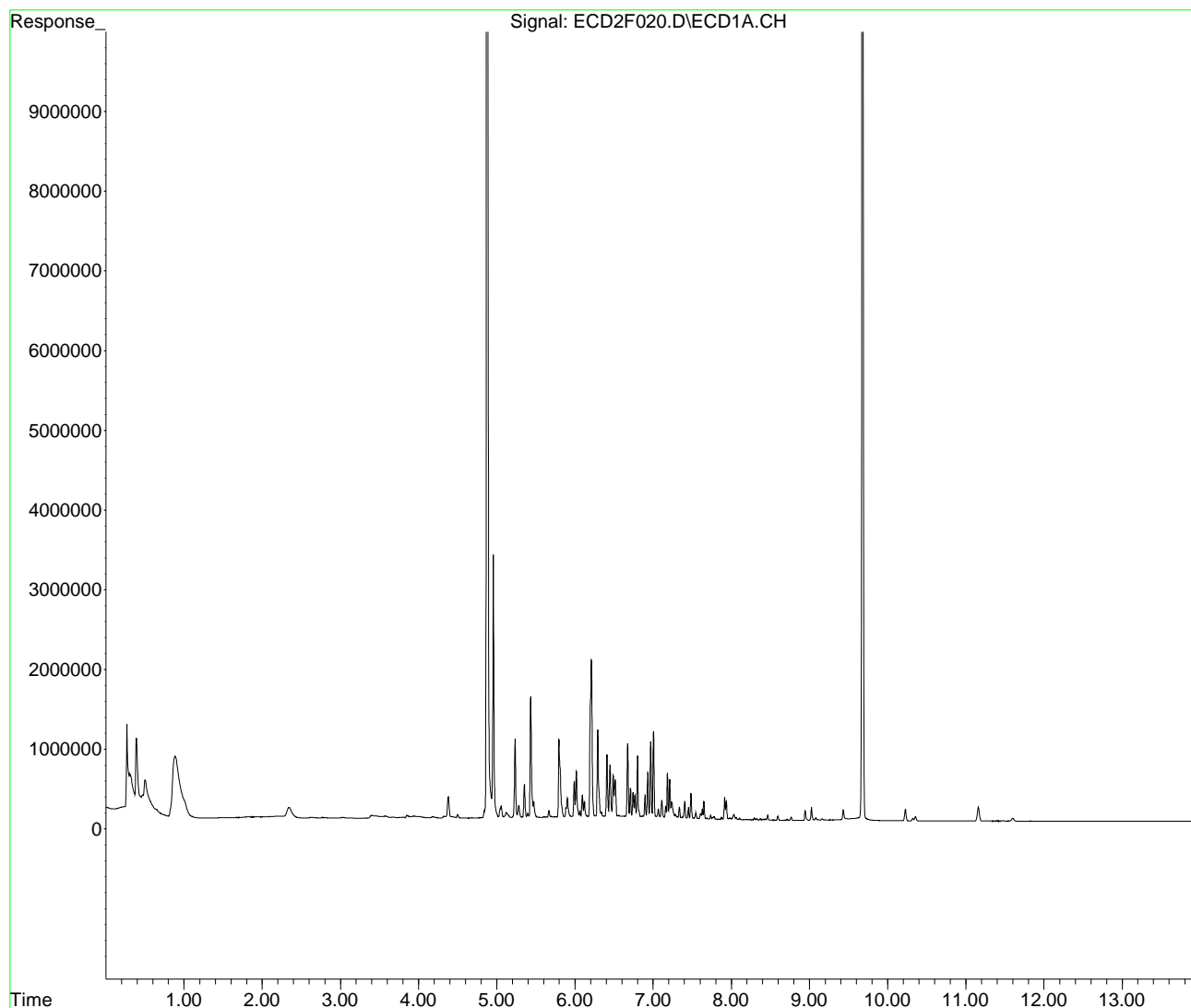
(m)=manual int.

Quantitation Report (QT Reviewed)

Data Path : K:\DATA\0F22030\
Data File : ECD2F020.D
Signal(s) : ECD1A.CH
Acq On : 22 Jun 2020 20:37
Operator : MJB / KAK
Sample : 0F22030-CAL9
Misc :
ALS Vial : 63 Sample Multiplier: 1

Integration File: PCB1.e
Quant Time: Jun 23 11:12:41 2020
Quant Method : K:\METHODS\FECD2_QUANTPCB_200622.M
Quant Title : PCB Data Analysis
QLast Update : Tue Jun 23 11:11:38 2020
Response via : Initial Calibration
Integrator: ChemStation 6890 Scale Mode: Small noise peaks clipped

Volume Inj. : 1uL
Signal Phase : RTX-1701
Signal Info : 30m x 0.32mm x 0.25um



Quantitation Report (QT Reviewed)

Data Path : K:\DATA\0F22030\
 Data File : ECD2F021.D
 Signal(s) : ECD1A.CH
 Acq On : 22 Jun 2020 20:54
 Operator : MJB / KAK
 Sample : 0F22030-CALA
 Misc :
 ALS Vial : 64 Sample Multiplier: 1

KAK 6/24/2020

Integration File: PCB1.e
 Quant Time: Jun 23 11:14:29 2020
 Quant Method : K:\METHODS\FECD2_QUANTPCB_200622.M
 Quant Title : PCB Data Analysis
 QLast Update : Tue Jun 23 11:13:22 2020
 Response via : Initial Calibration
 Integrator: ChemStation 6890 Scale Mode: Small noise peaks clipped

Volume Inj. : 1uL
 Signal Phase : RTX-1701
 Signal Info : 30m x 0.32mm x 0.25um

Compound	R.T.	Response	Conc	Units

System Monitoring Compounds				
1) S TCMX (S)	0.000	0	N.D.	ng/ml
64) S DCBP (S)	0.000	0	N.D.	ng/ml
Target Compounds				
2) Aroclor 1016 (1)	0.000	0	N.D.	ng/ml
3) Aroclor 1016 (2)	0.000	0	N.D.	ng/ml
4) Aroclor 1016 (3)	0.000	0	N.D.	ng/ml
5) Aroclor 1016 (4)	0.000	0	N.D.	ng/ml
6) Aroclor 1016 (5)	0.000	0	N.D.	ng/ml
7) Aroclor 1016 (6)	0.000	0	N.D.	ng/ml
8) Aroclor 1016 - AVE	0.000	0	N.D.	ng/ml
9) Aroclor 1221 (1)	0.000	0	N.D.	ng/ml
10) Aroclor 1221 (2)	0.000	0	N.D.	ng/ml
11) Aroclor 1221 (3)	0.000	0	N.D.	ng/ml
12) Aroclor 1221 (4)	0.000	0	N.D.	ng/ml
13) Aroclor 1221 (5)	0.000	0	N.D.	ng/ml
14) Aroclor 1221 - AVE	0.000	0	N.D.	ng/ml
15) Aroclor 1232 (1)	0.000	0	N.D.	ng/ml
16) Aroclor 1232 (2)	0.000	0	N.D.	ng/ml
17) Aroclor 1232 (3)	0.000	0	N.D.	ng/ml
18) Aroclor 1232 (4)	0.000	0	N.D.	ng/ml
19) Aroclor 1232 (5)	0.000	0	N.D.	ng/ml
20) Aroclor 1232 (6)	0.000	0	N.D.	ng/ml
21) Aroclor 1232 - AVE	0.000	0	N.D.	ng/ml
22) Aroclor 1242 (1)	5.797	1751610	484.589	ng/ml
23) Aroclor 1242 (2)	6.210	3751341	472.694	ng/ml
24) Aroclor 1242 (3)	6.291	1987423	480.322	ng/ml
25) Aroclor 1242 (4)	6.450	1307759	474.071	ng/ml
26) Aroclor 1242 (5)	6.673	1873592	492.368	ng/ml

Quantitation Report (QT Reviewed)

Data Path : K:\DATA\0F22030\
 Data File : ECD2F021.D
 Signal(s) : ECD1A.CH
 Acq On : 22 Jun 2020 20:54
 Operator : MJB / KAK
 Sample : 0F22030-CALA
 Misc :
 ALS Vial : 64 Sample Multiplier: 1

Integration File: PCB1.e
 Quant Time: Jun 23 11:14:29 2020
 Quant Method : K:\METHODS\FECD2_QUANTPCB_200622.M
 Quant Title : PCB Data Analysis
 QLast Update : Tue Jun 23 11:13:22 2020
 Response via : Initial Calibration
 Integrator: ChemStation 6890 Scale Mode: Small noise peaks clipped

Volume Inj. : 1uL
 Signal Phase : RTX-1701
 Signal Info : 30m x 0.32mm x 0.25um

	Compound	R.T.	Response	Conc Units
27)	Aroclor 1242 (6)	6.800	1638586	479.232 ng/ml
28)	Aroclor 1242 - AVE	0.000	0	N.D. ng/ml
29)	Aroclor 1248 (1)	0.000	0	N.D. ng/ml
30)	Aroclor 1248 (2)	0.000	0	N.D. ng/ml
31)	Aroclor 1248 (3)	0.000	0	N.D. ng/ml
32)	Aroclor 1248 (4)	0.000	0	N.D. ng/ml
33)	Aroclor 1248 (5)	0.000	0	N.D. ng/ml
34)	Aroclor 1248 (6)	0.000	0	N.D. ng/ml
35)	Aroclor 1248 - AVE	0.000	0	N.D. ng/ml
36)	Aroclor 1254 (1)	0.000	0	N.D. ng/ml
37)	Aroclor 1254 (2)	0.000	0	N.D. ng/ml
38)	Aroclor 1254 (3)	0.000	0	N.D. ng/ml
39)	Aroclor 1254 (4)	0.000	0	N.D. ng/ml
40)	Aroclor 1254 (5)	0.000	0	N.D. ng/ml
41)	Aroclor 1254 (6)	0.000	0	N.D. ng/ml
42)	Aroclor 1254 - AVE	0.000	0	N.D. ng/ml
43)	Aroclor 1260 (1)	0.000	0	N.D. ng/ml
44)	Aroclor 1260 (2)	0.000	0	N.D. ng/ml
45)	Aroclor 1260 (3)	0.000	0	N.D. ng/ml
46)	Aroclor 1260 (4)	0.000	0	N.D. ng/ml
47)	Aroclor 1260 (5)	0.000	0	N.D. ng/ml
48)	Aroclor 1260 (6)	0.000	0	N.D. ng/ml
49)	Aroclor 1260 - AVE	0.000	0	N.D. ng/ml
50)	Aroclor 1262 (1)	0.000	0	N.D. ng/ml
51)	Aroclor 1262 (2)	0.000	0	N.D. ng/ml
52)	Aroclor 1262 (3)	0.000	0	N.D. ng/ml
53)	Aroclor 1262 (4)	0.000	0	N.D. ng/ml
54)	Aroclor 1262 (5)	0.000	0	N.D. ng/ml
55)	Aroclor 1262 (6)	0.000	0	N.D. ng/ml
56)	Aroclor 1262 - AVE	0.000	0	N.D. ng/ml
57)	Aroclor 1268 (1)	0.000	0	N.D. ng/ml

Quantitation Report (QT Reviewed)

Data Path : K:\DATA\0F22030\
 Data File : ECD2F021.D
 Signal(s) : ECD1A.CH
 Acq On : 22 Jun 2020 20:54
 Operator : MJB / KAK
 Sample : 0F22030-CALA
 Misc :
 ALS Vial : 64 Sample Multiplier: 1

Integration File: PCB1.e
 Quant Time: Jun 23 11:14:29 2020
 Quant Method : K:\METHODS\FECD2_QUANTPCB_200622.M
 Quant Title : PCB Data Analysis
 QLast Update : Tue Jun 23 11:13:22 2020
 Response via : Initial Calibration
 Integrator: ChemStation 6890 Scale Mode: Small noise peaks clipped

Volume Inj. : 1uL
 Signal Phase : RTX-1701
 Signal Info : 30m x 0.32mm x 0.25um

	Compound	R.T.	Response	Conc	Units
58)	Aroclor 1268 (2)	0.000	0	N.D.	ng/ml
59)	Aroclor 1268 (3)	0.000	0	N.D.	ng/ml
60)	Aroclor 1268 (4)	0.000	0	N.D.	ng/ml
61)	Aroclor 1268 (5)	0.000	0	N.D.	ng/ml
62)	Aroclor 1268 (6)	0.000	0	N.D.	ng/ml
63)	Aroclor 1268 - AVE	0.000	0	N.D.	ng/ml

(f)=RT Delta > 1/2 Window

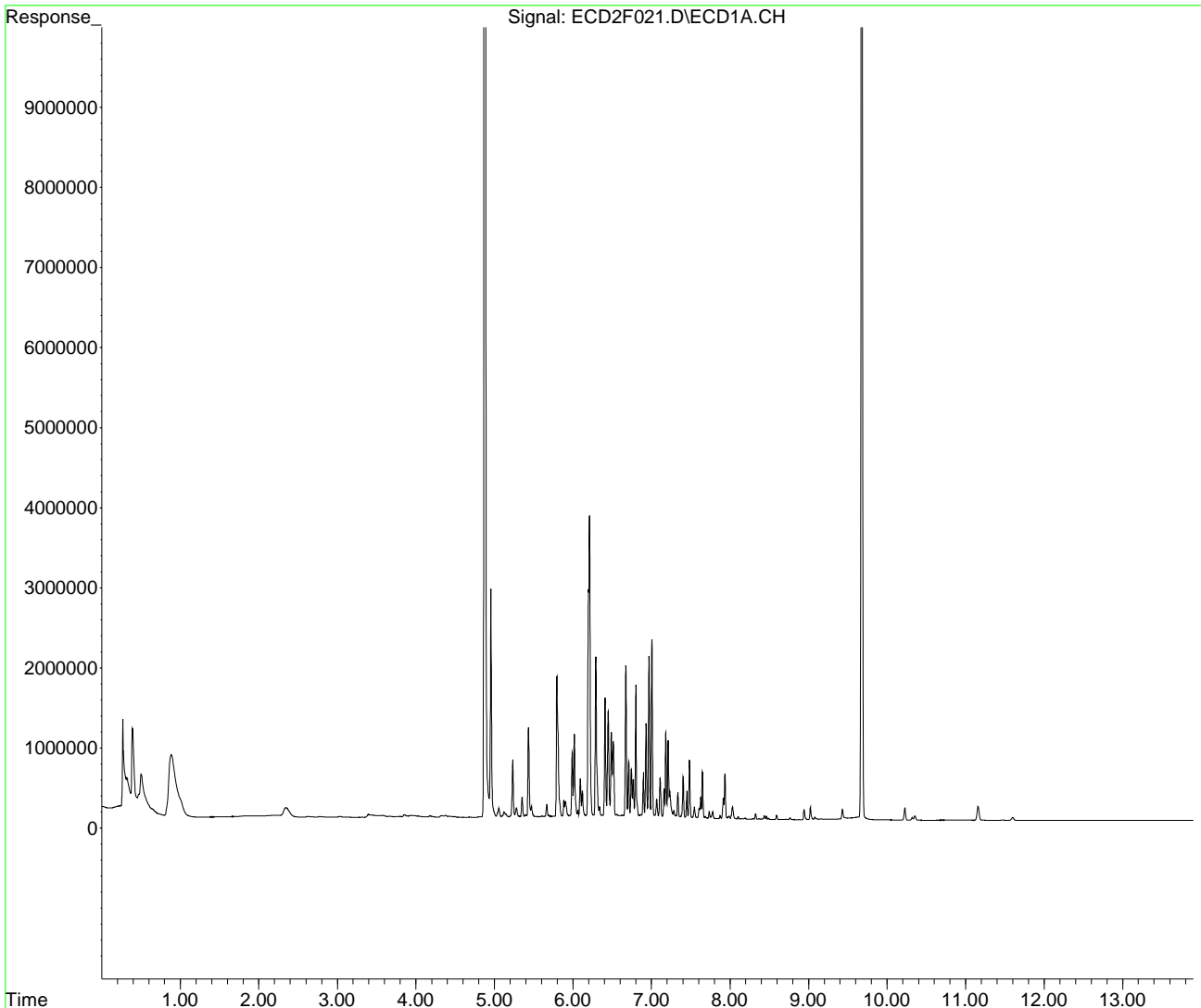
(m)=manual int.

Quantitation Report (QT Reviewed)

Data Path : K:\DATA\0F22030\
Data File : ECD2F021.D
Signal(s) : ECD1A.CH
Acq On : 22 Jun 2020 20:54
Operator : MJB / KAK
Sample : 0F22030-CALA
Misc :
ALS Vial : 64 Sample Multiplier: 1

Integration File: PCB1.e
Quant Time: Jun 23 11:14:29 2020
Quant Method : K:\METHODS\FECD2_QUANTPCB_200622.M
Quant Title : PCB Data Analysis
QLast Update : Tue Jun 23 11:13:22 2020
Response via : Initial Calibration
Integrator: ChemStation 6890 Scale Mode: Small noise peaks clipped

Volume Inj. : 1uL
Signal Phase : RTX-1701
Signal Info : 30m x 0.32mm x 0.25um



Quantitation Report (QT Reviewed)

Data Path : K:\DATA\0F22030\
 Data File : ECD2F022.D
 Signal(s) : ECD1A.CH
 Acq On : 22 Jun 2020 21:12
 Operator : MJB / KAK
 Sample : 0F22030-CALB
 Misc :
 ALS Vial : 65 Sample Multiplier: 1

KAK 6/24/2020

Integration File: PCB1.e
 Quant Time: Jun 23 11:16:15 2020
 Quant Method : K:\METHODS\FECD2_QUANTPCB_200622.M
 Quant Title : PCB Data Analysis
 QLast Update : Tue Jun 23 11:15:09 2020
 Response via : Initial Calibration
 Integrator: ChemStation 6890 Scale Mode: Small noise peaks clipped

Volume Inj. : 1uL
 Signal Phase : RTX-1701
 Signal Info : 30m x 0.32mm x 0.25um

Compound	R.T.	Response	Conc	Units

System Monitoring Compounds				
1) S TCMX (S)	0.000	0	N.D.	ng/ml
64) S DCBP (S)	0.000	0	N.D.	ng/ml
Target Compounds				
2) Aroclor 1016 (1)	0.000	0	N.D.	ng/ml
3) Aroclor 1016 (2)	0.000	0	N.D.	ng/ml
4) Aroclor 1016 (3)	0.000	0	N.D.	ng/ml
5) Aroclor 1016 (4)	0.000	0	N.D.	ng/ml
6) Aroclor 1016 (5)	0.000	0	N.D.	ng/ml
7) Aroclor 1016 (6)	0.000	0	N.D.	ng/ml
8) Aroclor 1016 - AVE	0.000	0	N.D.	ng/ml
9) Aroclor 1221 (1)	0.000	0	N.D.	ng/ml
10) Aroclor 1221 (2)	0.000	0	N.D.	ng/ml
11) Aroclor 1221 (3)	0.000	0	N.D.	ng/ml
12) Aroclor 1221 (4)	0.000	0	N.D.	ng/ml
13) Aroclor 1221 (5)	0.000	0	N.D.	ng/ml
14) Aroclor 1221 - AVE	0.000	0	N.D.	ng/ml
15) Aroclor 1232 (1)	0.000	0	N.D.	ng/ml
16) Aroclor 1232 (2)	0.000	0	N.D.	ng/ml
17) Aroclor 1232 (3)	0.000	0	N.D.	ng/ml
18) Aroclor 1232 (4)	0.000	0	N.D.	ng/ml
19) Aroclor 1232 (5)	0.000	0	N.D.	ng/ml
20) Aroclor 1232 (6)	0.000	0	N.D.	ng/ml
21) Aroclor 1232 - AVE	0.000	0	N.D.	ng/ml
22) Aroclor 1242 (1)	0.000	0	N.D.	ng/ml
23) Aroclor 1242 (2)	0.000	0	N.D.	ng/ml
24) Aroclor 1242 (3)	0.000	0	N.D.	ng/ml
25) Aroclor 1242 (4)	0.000	0	N.D.	ng/ml
26) Aroclor 1242 (5)	0.000	0	N.D.	ng/ml

Quantitation Report (QT Reviewed)

Data Path : K:\DATA\0F22030\
 Data File : ECD2F022.D
 Signal(s) : ECD1A.CH
 Acq On : 22 Jun 2020 21:12
 Operator : MJB / KAK
 Sample : 0F22030-CALB
 Misc :
 ALS Vial : 65 Sample Multiplier: 1

Integration File: PCB1.e
 Quant Time: Jun 23 11:16:15 2020
 Quant Method : K:\METHODS\FECD2_QUANTPCB_200622.M
 Quant Title : PCB Data Analysis
 QLast Update : Tue Jun 23 11:15:09 2020
 Response via : Initial Calibration
 Integrator: ChemStation 6890 Scale Mode: Small noise peaks clipped

Volume Inj. : 1uL
 Signal Phase : RTX-1701
 Signal Info : 30m x 0.32mm x 0.25um

	Compound	R.T.	Response	Conc	Units
27)	Aroclor 1242 (6)	0.000	0	N.D.	ng/ml
28)	Aroclor 1242 - AVE	0.000	0	N.D.	ng/ml
29)	Aroclor 1248 (1)	6.211	2312013	473.496	ng/ml
30)	Aroclor 1248 (2)	6.451	2507517	480.772	ng/ml
31)	Aroclor 1248 (3)	6.673	3055248	471.109	ng/ml
32)	Aroclor 1248 (4)	6.968	3663457	485.747	ng/ml
33)	Aroclor 1248 (5)	7.006	3938451	468.200	ng/ml
34)	Aroclor 1248 (6)	7.484	1966513	482.033	ng/ml
35)	Aroclor 1248 - AVE	0.000	0	N.D.	ng/ml
36)	Aroclor 1254 (1)	0.000	0	N.D.	ng/ml
37)	Aroclor 1254 (2)	0.000	0	N.D.	ng/ml
38)	Aroclor 1254 (3)	0.000	0	N.D.	ng/ml
39)	Aroclor 1254 (4)	0.000	0	N.D.	ng/ml
40)	Aroclor 1254 (5)	0.000	0	N.D.	ng/ml
41)	Aroclor 1254 (6)	0.000	0	N.D.	ng/ml
42)	Aroclor 1254 - AVE	0.000	0	N.D.	ng/ml
43)	Aroclor 1260 (1)	0.000	0	N.D.	ng/ml
44)	Aroclor 1260 (2)	0.000	0	N.D.	ng/ml
45)	Aroclor 1260 (3)	0.000	0	N.D.	ng/ml
46)	Aroclor 1260 (4)	0.000	0	N.D.	ng/ml
47)	Aroclor 1260 (5)	0.000	0	N.D.	ng/ml
48)	Aroclor 1260 (6)	0.000	0	N.D.	ng/ml
49)	Aroclor 1260 - AVE	0.000	0	N.D.	ng/ml
50)	Aroclor 1262 (1)	0.000	0	N.D.	ng/ml
51)	Aroclor 1262 (2)	0.000	0	N.D.	ng/ml
52)	Aroclor 1262 (3)	0.000	0	N.D.	ng/ml
53)	Aroclor 1262 (4)	0.000	0	N.D.	ng/ml
54)	Aroclor 1262 (5)	0.000	0	N.D.	ng/ml
55)	Aroclor 1262 (6)	0.000	0	N.D.	ng/ml
56)	Aroclor 1262 - AVE	0.000	0	N.D.	ng/ml
57)	Aroclor 1268 (1)	0.000	0	N.D.	ng/ml

Quantitation Report (QT Reviewed)

Data Path : K:\DATA\0F22030\
 Data File : ECD2F022.D
 Signal(s) : ECD1A.CH
 Acq On : 22 Jun 2020 21:12
 Operator : MJB / KAK
 Sample : 0F22030-CALB
 Misc :
 ALS Vial : 65 Sample Multiplier: 1

Integration File: PCB1.e
 Quant Time: Jun 23 11:16:15 2020
 Quant Method : K:\METHODS\FECD2_QUANTPCB_200622.M
 Quant Title : PCB Data Analysis
 QLast Update : Tue Jun 23 11:15:09 2020
 Response via : Initial Calibration
 Integrator: ChemStation 6890 Scale Mode: Small noise peaks clipped

Volume Inj. : 1uL
 Signal Phase : RTX-1701
 Signal Info : 30m x 0.32mm x 0.25um

	Compound	R.T.	Response	Conc	Units
58)	Aroclor 1268 (2)	0.000	0	N.D.	ng/ml
59)	Aroclor 1268 (3)	0.000	0	N.D.	ng/ml
60)	Aroclor 1268 (4)	0.000	0	N.D.	ng/ml
61)	Aroclor 1268 (5)	0.000	0	N.D.	ng/ml
62)	Aroclor 1268 (6)	0.000	0	N.D.	ng/ml
63)	Aroclor 1268 - AVE	0.000	0	N.D.	ng/ml

(f)=RT Delta > 1/2 Window

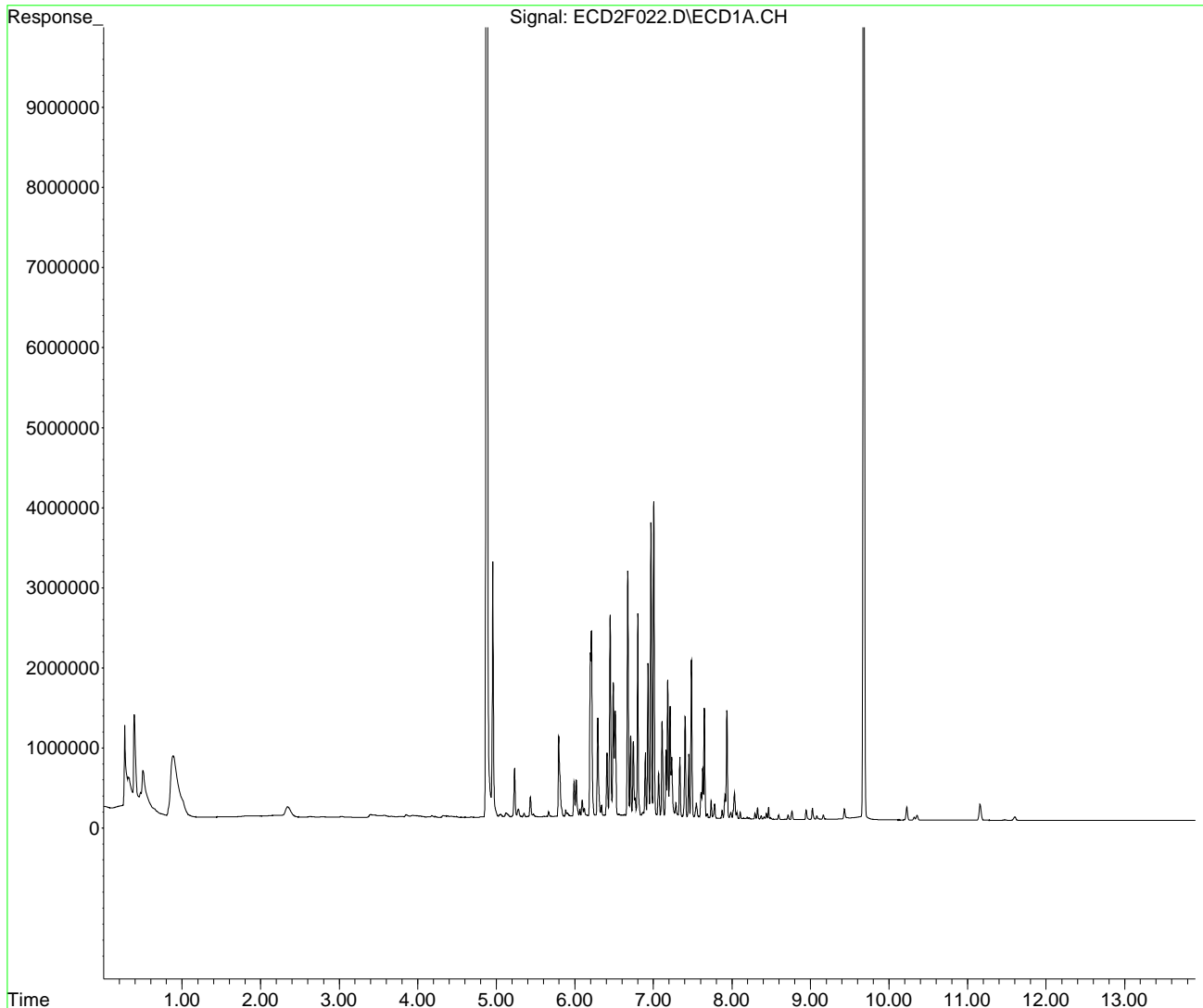
(m)=manual int.

Quantitation Report (QT Reviewed)

Data Path : K:\DATA\0F22030\
Data File : ECD2F022.D
Signal(s) : ECD1A.CH
Acq On : 22 Jun 2020 21:12
Operator : MJB / KAK
Sample : 0F22030-CALB
Misc :
ALS Vial : 65 Sample Multiplier: 1

Integration File: PCB1.e
Quant Time: Jun 23 11:16:15 2020
Quant Method : K:\METHODS\FECD2_QUANTPCB_200622.M
Quant Title : PCB Data Analysis
QLast Update : Tue Jun 23 11:15:09 2020
Response via : Initial Calibration
Integrator: ChemStation 6890 Scale Mode: Small noise peaks clipped

Volume Inj. : 1uL
Signal Phase : RTX-1701
Signal Info : 30m x 0.32mm x 0.25um



Quantitation Report (QT Reviewed)

Data Path : K:\DATA\0F22030\
 Data File : ECD2F023.D
 Signal(s) : ECD1A.CH
 Acq On : 22 Jun 2020 21:29
 Operator : MJB / KAK
 Sample : 0F22030-CALC
 Misc :
 ALS Vial : 66 Sample Multiplier: 1

KAK 6/24/2020

Integration File: PCB1.e
 Quant Time: Jun 23 11:18:03 2020
 Quant Method : K:\METHODS\FECD2_QUANTPCB_200622.M
 Quant Title : PCB Data Analysis
 QLast Update : Tue Jun 23 11:17:03 2020
 Response via : Initial Calibration
 Integrator: ChemStation 6890 Scale Mode: Small noise peaks clipped

Volume Inj. : 1uL
 Signal Phase : RTX-1701
 Signal Info : 30m x 0.32mm x 0.25um

Compound	R.T.	Response	Conc	Units

System Monitoring Compounds				
1) S TCMX (S)	0.000	0	N.D.	ng/ml
64) S DCBP (S)	0.000	0	N.D.	ng/ml
Target Compounds				
2) Aroclor 1016 (1)	0.000	0	N.D.	ng/ml
3) Aroclor 1016 (2)	0.000	0	N.D.	ng/ml
4) Aroclor 1016 (3)	0.000	0	N.D.	ng/ml
5) Aroclor 1016 (4)	0.000	0	N.D.	ng/ml
6) Aroclor 1016 (5)	0.000	0	N.D.	ng/ml
7) Aroclor 1016 (6)	0.000	0	N.D.	ng/ml
8) Aroclor 1016 - AVE	0.000	0	N.D.	ng/ml
9) Aroclor 1221 (1)	0.000	0	N.D.	ng/ml
10) Aroclor 1221 (2)	0.000	0	N.D.	ng/ml
11) Aroclor 1221 (3)	0.000	0	N.D.	ng/ml
12) Aroclor 1221 (4)	0.000	0	N.D.	ng/ml
13) Aroclor 1221 (5)	0.000	0	N.D.	ng/ml
14) Aroclor 1221 - AVE	0.000	0	N.D.	ng/ml
15) Aroclor 1232 (1)	0.000	0	N.D.	ng/ml
16) Aroclor 1232 (2)	0.000	0	N.D.	ng/ml
17) Aroclor 1232 (3)	0.000	0	N.D.	ng/ml
18) Aroclor 1232 (4)	0.000	0	N.D.	ng/ml
19) Aroclor 1232 (5)	0.000	0	N.D.	ng/ml
20) Aroclor 1232 (6)	0.000	0	N.D.	ng/ml
21) Aroclor 1232 - AVE	0.000	0	N.D.	ng/ml
22) Aroclor 1242 (1)	0.000	0	N.D.	ng/ml
23) Aroclor 1242 (2)	0.000	0	N.D.	ng/ml
24) Aroclor 1242 (3)	0.000	0	N.D.	ng/ml
25) Aroclor 1242 (4)	0.000	0	N.D.	ng/ml
26) Aroclor 1242 (5)	0.000	0	N.D.	ng/ml

Quantitation Report (QT Reviewed)

Data Path : K:\DATA\0F22030\
 Data File : ECD2F023.D
 Signal(s) : ECD1A.CH
 Acq On : 22 Jun 2020 21:29
 Operator : MJB / KAK
 Sample : 0F22030-CALC
 Misc :
 ALS Vial : 66 Sample Multiplier: 1

Integration File: PCB1.e
 Quant Time: Jun 23 11:18:03 2020
 Quant Method : K:\METHODS\FECD2_QUANTPCB_200622.M
 Quant Title : PCB Data Analysis
 QLast Update : Tue Jun 23 11:17:03 2020
 Response via : Initial Calibration
 Integrator: ChemStation 6890 Scale Mode: Small noise peaks clipped

Volume Inj. : 1uL
 Signal Phase : RTX-1701
 Signal Info : 30m x 0.32mm x 0.25um

	Compound	R.T.	Response	Conc	Units
27)	Aroclor 1242 (6)	0.000	0	N.D.	ng/ml
28)	Aroclor 1242 - AVE	0.000	0	N.D.	ng/ml
29)	Aroclor 1248 (1)	0.000	0	N.D.	ng/ml
30)	Aroclor 1248 (2)	0.000	0	N.D.	ng/ml
31)	Aroclor 1248 (3)	0.000	0	N.D.	ng/ml
32)	Aroclor 1248 (4)	0.000	0	N.D.	ng/ml
33)	Aroclor 1248 (5)	0.000	0	N.D.	ng/ml
34)	Aroclor 1248 (6)	0.000	0	N.D.	ng/ml
35)	Aroclor 1248 - AVE	0.000	0	N.D.	ng/ml
36)	Aroclor 1254 (1)	7.003	3529056	450.398	ng/ml
37)	Aroclor 1254 (2)	7.111	4268172	495.929	ng/ml
38)	Aroclor 1254 (3)	7.485	6776067	469.247	ng/ml
39)	Aroclor 1254 (4)	7.649	4629094	499.416	ng/ml
40)	Aroclor 1254 (5)	8.032	4616466	510.437	ng/ml
41)	Aroclor 1254 (6)	8.325	1501885	501.730	ng/ml
42)	Aroclor 1254 - AVE	0.000	0	N.D.	ng/ml
43)	Aroclor 1260 (1)	0.000	0	N.D.	ng/ml
44)	Aroclor 1260 (2)	0.000	0	N.D.	ng/ml
45)	Aroclor 1260 (3)	0.000	0	N.D.	ng/ml
46)	Aroclor 1260 (4)	0.000	0	N.D.	ng/ml
47)	Aroclor 1260 (5)	0.000	0	N.D.	ng/ml
48)	Aroclor 1260 (6)	0.000	0	N.D.	ng/ml
49)	Aroclor 1260 - AVE	0.000	0	N.D.	ng/ml
50)	Aroclor 1262 (1)	0.000	0	N.D.	ng/ml
51)	Aroclor 1262 (2)	0.000	0	N.D.	ng/ml
52)	Aroclor 1262 (3)	0.000	0	N.D.	ng/ml
53)	Aroclor 1262 (4)	0.000	0	N.D.	ng/ml
54)	Aroclor 1262 (5)	0.000	0	N.D.	ng/ml
55)	Aroclor 1262 (6)	0.000	0	N.D.	ng/ml
56)	Aroclor 1262 - AVE	0.000	0	N.D.	ng/ml
57)	Aroclor 1268 (1)	0.000	0	N.D.	ng/ml

Quantitation Report (QT Reviewed)

Data Path : K:\DATA\0F22030\
 Data File : ECD2F023.D
 Signal(s) : ECD1A.CH
 Acq On : 22 Jun 2020 21:29
 Operator : MJB / KAK
 Sample : 0F22030-CALC
 Misc :
 ALS Vial : 66 Sample Multiplier: 1

Integration File: PCB1.e
 Quant Time: Jun 23 11:18:03 2020
 Quant Method : K:\METHODS\FECD2_QUANTPCB_200622.M
 Quant Title : PCB Data Analysis
 QLast Update : Tue Jun 23 11:17:03 2020
 Response via : Initial Calibration
 Integrator: ChemStation 6890 Scale Mode: Small noise peaks clipped

Volume Inj. : 1uL
 Signal Phase : RTX-1701
 Signal Info : 30m x 0.32mm x 0.25um

	Compound	R.T.	Response	Conc	Units
58)	Aroclor 1268 (2)	0.000	0	N.D.	ng/ml
59)	Aroclor 1268 (3)	0.000	0	N.D.	ng/ml
60)	Aroclor 1268 (4)	0.000	0	N.D.	ng/ml
61)	Aroclor 1268 (5)	0.000	0	N.D.	ng/ml
62)	Aroclor 1268 (6)	0.000	0	N.D.	ng/ml
63)	Aroclor 1268 - AVE	0.000	0	N.D.	ng/ml

(f)=RT Delta > 1/2 Window

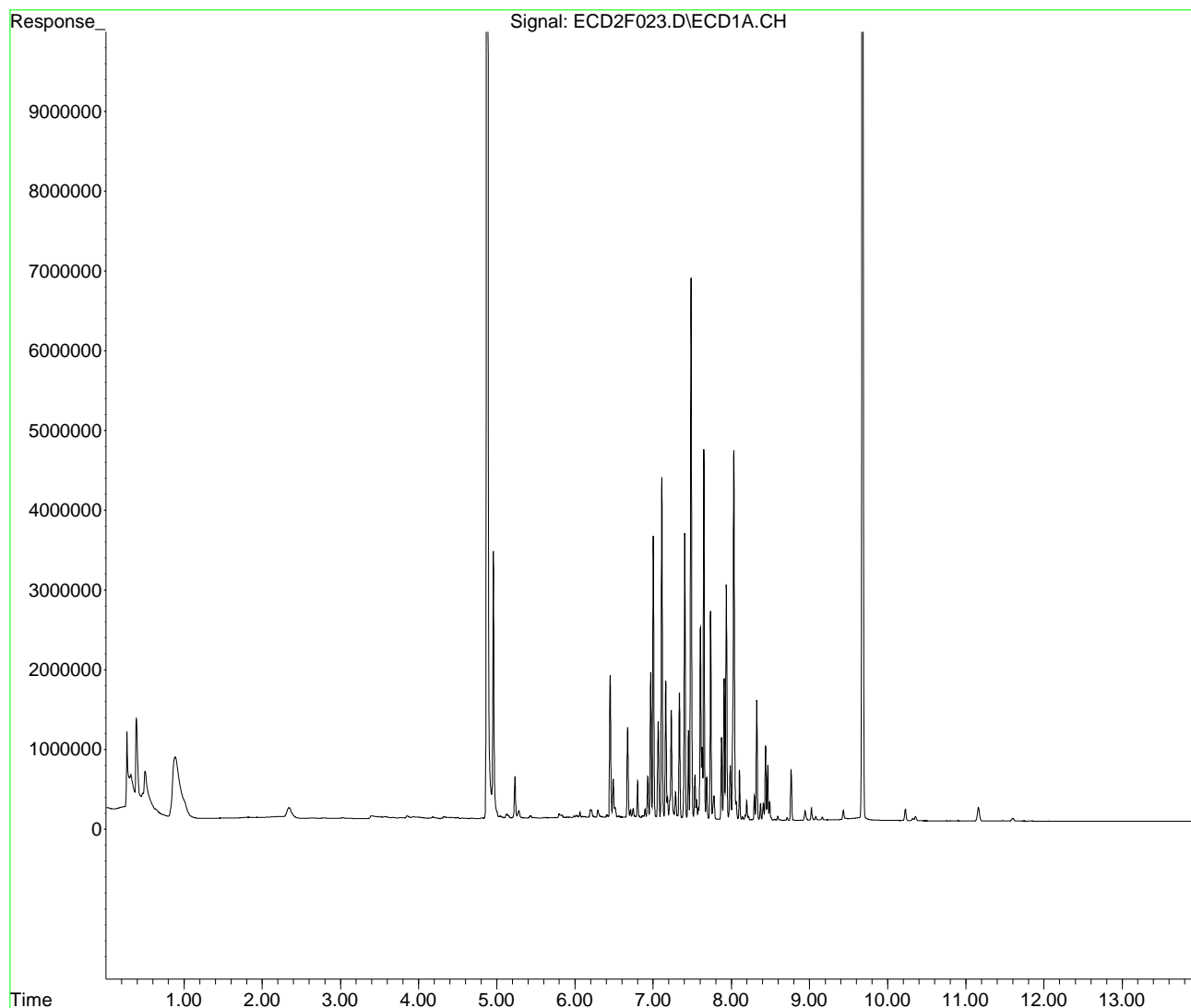
(m)=manual int.

Quantitation Report (QT Reviewed)

Data Path : K:\DATA\0F22030\
Data File : ECD2F023.D
Signal(s) : ECD1A.CH
Acq On : 22 Jun 2020 21:29
Operator : MJB / KAK
Sample : 0F22030-CALC
Misc :
ALS Vial : 66 Sample Multiplier: 1

Integration File: PCB1.e
Quant Time: Jun 23 11:18:03 2020
Quant Method : K:\METHODS\FECD2_QUANTPCB_200622.M
Quant Title : PCB Data Analysis
QLast Update : Tue Jun 23 11:17:03 2020
Response via : Initial Calibration
Integrator: ChemStation 6890 Scale Mode: Small noise peaks clipped

Volume Inj. : 1uL
Signal Phase : RTX-1701
Signal Info : 30m x 0.32mm x 0.25um



Quantitation Report (QT Reviewed)

Data Path : K:\DATA\0F22030\
 Data File : ECD2F024.D
 Signal(s) : ECD1A.CH
 Acq On : 22 Jun 2020 21:47
 Operator : MJB / KAK
 Sample : 0F22030-CALD
 Misc :
 ALS Vial : 67 Sample Multiplier: 1

KAK 6/24/2020

Integration File: PCB1.e
 Quant Time: Jun 23 11:19:51 2020
 Quant Method : K:\METHODS\FECD2_QUANTPCB_200622.M
 Quant Title : PCB Data Analysis
 QLast Update : Tue Jun 23 11:18:49 2020
 Response via : Initial Calibration
 Integrator: ChemStation 6890 Scale Mode: Small noise peaks clipped

Volume Inj. : 1uL
 Signal Phase : RTX-1701
 Signal Info : 30m x 0.32mm x 0.25um

Compound	R.T.	Response	Conc	Units

System Monitoring Compounds				
1) S TCMX (S)	0.000	0	N.D.	ng/ml
64) S DCBP (S)	0.000	0	N.D.	ng/ml
Target Compounds				
2) Aroclor 1016 (1)	0.000	0	N.D.	ng/ml
3) Aroclor 1016 (2)	0.000	0	N.D.	ng/ml
4) Aroclor 1016 (3)	0.000	0	N.D.	ng/ml
5) Aroclor 1016 (4)	0.000	0	N.D.	ng/ml
6) Aroclor 1016 (5)	0.000	0	N.D.	ng/ml
7) Aroclor 1016 (6)	0.000	0	N.D.	ng/ml
8) Aroclor 1016 - AVE	0.000	0	N.D.	ng/ml
9) Aroclor 1221 (1)	0.000	0	N.D.	ng/ml
10) Aroclor 1221 (2)	0.000	0	N.D.	ng/ml
11) Aroclor 1221 (3)	0.000	0	N.D.	ng/ml
12) Aroclor 1221 (4)	0.000	0	N.D.	ng/ml
13) Aroclor 1221 (5)	0.000	0	N.D.	ng/ml
14) Aroclor 1221 - AVE	0.000	0	N.D.	ng/ml
15) Aroclor 1232 (1)	0.000	0	N.D.	ng/ml
16) Aroclor 1232 (2)	0.000	0	N.D.	ng/ml
17) Aroclor 1232 (3)	0.000	0	N.D.	ng/ml
18) Aroclor 1232 (4)	0.000	0	N.D.	ng/ml
19) Aroclor 1232 (5)	0.000	0	N.D.	ng/ml
20) Aroclor 1232 (6)	0.000	0	N.D.	ng/ml
21) Aroclor 1232 - AVE	0.000	0	N.D.	ng/ml
22) Aroclor 1242 (1)	0.000	0	N.D.	ng/ml
23) Aroclor 1242 (2)	0.000	0	N.D.	ng/ml
24) Aroclor 1242 (3)	0.000	0	N.D.	ng/ml
25) Aroclor 1242 (4)	0.000	0	N.D.	ng/ml
26) Aroclor 1242 (5)	0.000	0	N.D.	ng/ml

Quantitation Report (QT Reviewed)

Data Path : K:\DATA\0F22030\
 Data File : ECD2F024.D
 Signal(s) : ECD1A.CH
 Acq On : 22 Jun 2020 21:47
 Operator : MJB / KAK
 Sample : 0F22030-CALD
 Misc :
 ALS Vial : 67 Sample Multiplier: 1

Integration File: PCB1.e
 Quant Time: Jun 23 11:19:51 2020
 Quant Method : K:\METHODS\FECD2_QUANTPCB_200622.M
 Quant Title : PCB Data Analysis
 QLast Update : Tue Jun 23 11:18:49 2020
 Response via : Initial Calibration
 Integrator: ChemStation 6890 Scale Mode: Small noise peaks clipped

Volume Inj. : 1uL
 Signal Phase : RTX-1701
 Signal Info : 30m x 0.32mm x 0.25um

	Compound	R.T.	Response	Conc	Units
27)	Aroclor 1242 (6)	0.000	0	N.D.	ng/ml
28)	Aroclor 1242 - AVE	0.000	0	N.D.	ng/ml
29)	Aroclor 1248 (1)	0.000	0	N.D.	ng/ml
30)	Aroclor 1248 (2)	0.000	0	N.D.	ng/ml
31)	Aroclor 1248 (3)	0.000	0	N.D.	ng/ml
32)	Aroclor 1248 (4)	0.000	0	N.D.	ng/ml
33)	Aroclor 1248 (5)	0.000	0	N.D.	ng/ml
34)	Aroclor 1248 (6)	0.000	0	N.D.	ng/ml
35)	Aroclor 1248 - AVE	0.000	0	N.D.	ng/ml
36)	Aroclor 1254 (1)	0.000	0	N.D.	ng/ml
37)	Aroclor 1254 (2)	0.000	0	N.D.	ng/ml
38)	Aroclor 1254 (3)	0.000	0	N.D.	ng/ml
39)	Aroclor 1254 (4)	0.000	0	N.D.	ng/ml
40)	Aroclor 1254 (5)	0.000	0	N.D.	ng/ml
41)	Aroclor 1254 (6)	0.000	0	N.D.	ng/ml
42)	Aroclor 1254 - AVE	0.000	0	N.D.	ng/ml
43)	Aroclor 1260 (1)	0.000	0	N.D.	ng/ml
44)	Aroclor 1260 (2)	0.000	0	N.D.	ng/ml
45)	Aroclor 1260 (3)	0.000	0	N.D.	ng/ml
46)	Aroclor 1260 (4)	0.000	0	N.D.	ng/ml
47)	Aroclor 1260 (5)	0.000	0	N.D.	ng/ml
48)	Aroclor 1260 (6)	0.000	0	N.D.	ng/ml
49)	Aroclor 1260 - AVE	0.000	0	N.D.	ng/ml
50)	Aroclor 1262 (1)	7.736	4535938	510.346	ng/ml
51)	Aroclor 1262 (2)	8.062	6368536	505.972	ng/ml
52)	Aroclor 1262 (3)	8.295	5564683	509.769	ng/ml
53)	Aroclor 1262 (4)	8.464	11946912	508.416	ng/ml
54)	Aroclor 1262 (5)	8.764	7241382	522.402	ng/ml
55)	Aroclor 1262 (6)	9.163	3818027	566.778	ng/ml
56)	Aroclor 1262 - AVE	0.000	0	N.D.	ng/ml
57)	Aroclor 1268 (1)	0.000	0	N.D.	ng/ml

Quantitation Report (QT Reviewed)

Data Path : K:\DATA\0F22030\
 Data File : ECD2F024.D
 Signal(s) : ECD1A.CH
 Acq On : 22 Jun 2020 21:47
 Operator : MJB / KAK
 Sample : 0F22030-CALD
 Misc :
 ALS Vial : 67 Sample Multiplier: 1

Integration File: PCB1.e
 Quant Time: Jun 23 11:19:51 2020
 Quant Method : K:\METHODS\FECD2_QUANTPCB_200622.M
 Quant Title : PCB Data Analysis
 QLast Update : Tue Jun 23 11:18:49 2020
 Response via : Initial Calibration
 Integrator: ChemStation 6890 Scale Mode: Small noise peaks clipped

Volume Inj. : 1uL
 Signal Phase : RTX-1701
 Signal Info : 30m x 0.32mm x 0.25um

	Compound	R.T.	Response	Conc	Units
58)	Aroclor 1268 (2)	0.000	0	N.D.	ng/ml
59)	Aroclor 1268 (3)	0.000	0	N.D.	ng/ml
60)	Aroclor 1268 (4)	0.000	0	N.D.	ng/ml
61)	Aroclor 1268 (5)	0.000	0	N.D.	ng/ml
62)	Aroclor 1268 (6)	0.000	0	N.D.	ng/ml
63)	Aroclor 1268 - AVE	0.000	0	N.D.	ng/ml

(f)=RT Delta > 1/2 Window

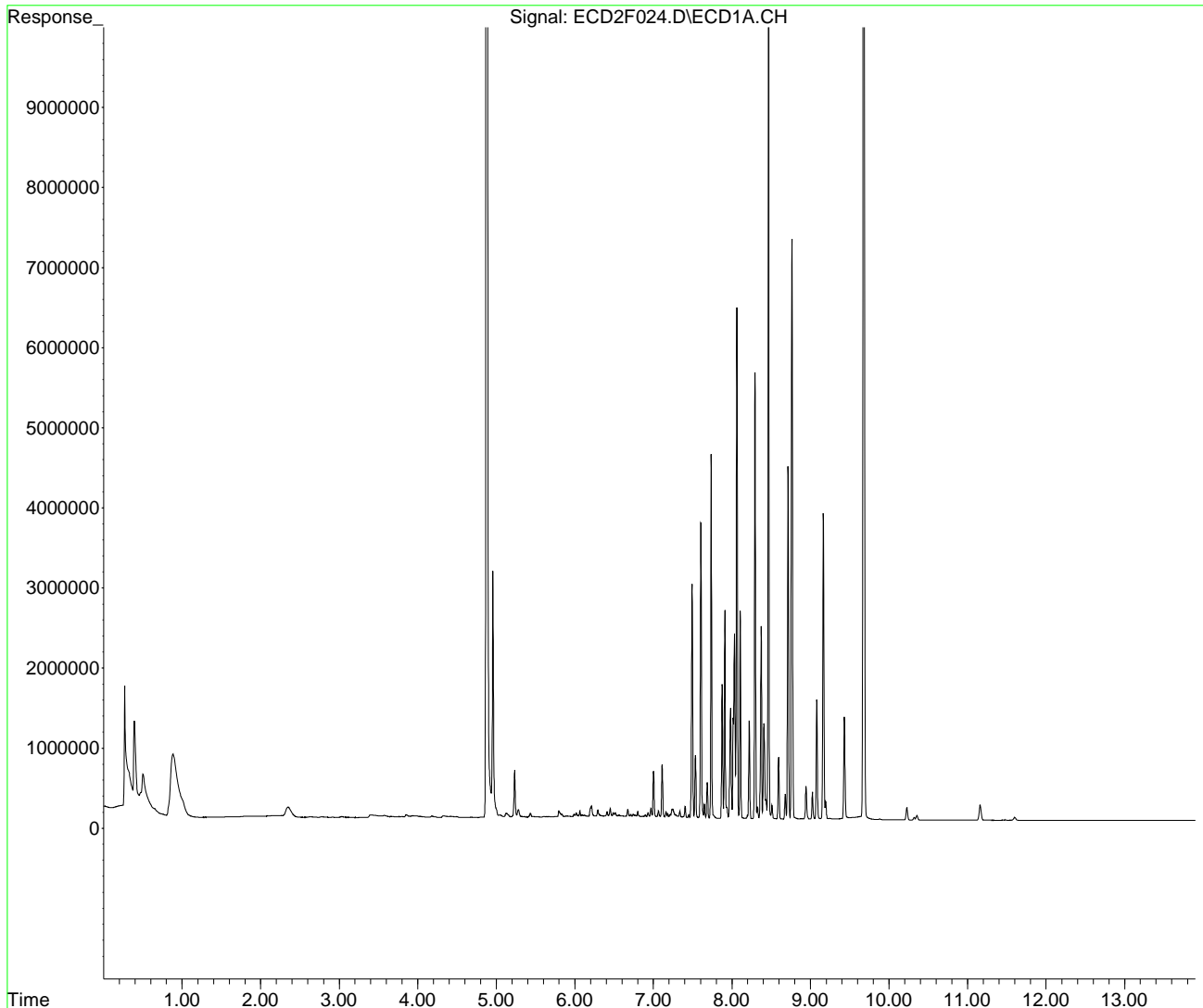
(m)=manual int.

Quantitation Report (QT Reviewed)

Data Path : K:\DATA\0F22030\
Data File : ECD2F024.D
Signal(s) : ECD1A.CH
Acq On : 22 Jun 2020 21:47
Operator : MJB / KAK
Sample : 0F22030-CALD
Misc :
ALS Vial : 67 Sample Multiplier: 1

Integration File: PCB1.e
Quant Time: Jun 23 11:19:51 2020
Quant Method : K:\METHODS\FECD2_QUANTPCB_200622.M
Quant Title : PCB Data Analysis
QLast Update : Tue Jun 23 11:18:49 2020
Response via : Initial Calibration
Integrator: ChemStation 6890 Scale Mode: Small noise peaks clipped

Volume Inj. : 1uL
Signal Phase : RTX-1701
Signal Info : 30m x 0.32mm x 0.25um



Quantitation Report (QT Reviewed)

Data Path : K:\DATA\0F22030\
 Data File : ECD2F025.D
 Signal(s) : ECD1A.CH
 Acq On : 22 Jun 2020 22:05
 Operator : MJB / KAK
 Sample : 0F22030-CALE
 Misc :
 ALS Vial : 68 Sample Multiplier: 1

KAK 6/24/2020

Integration File: PCB1.e
 Quant Time: Jun 23 11:21:44 2020
 Quant Method : K:\METHODS\FECD2_QUANTPCB_200622.M
 Quant Title : PCB Data Analysis
 QLast Update : Tue Jun 23 11:20:41 2020
 Response via : Initial Calibration
 Integrator: ChemStation 6890 Scale Mode: Small noise peaks clipped

Volume Inj. : 1uL
 Signal Phase : RTX-1701
 Signal Info : 30m x 0.32mm x 0.25um

Compound	R.T.	Response	Conc	Units

System Monitoring Compounds				
1) S TCMX (S)	0.000	0	N.D.	ng/ml
64) S DCBP (S)	0.000	0	N.D.	ng/ml
Target Compounds				
2) Aroclor 1016 (1)	0.000	0	N.D.	ng/ml
3) Aroclor 1016 (2)	0.000	0	N.D.	ng/ml
4) Aroclor 1016 (3)	0.000	0	N.D.	ng/ml
5) Aroclor 1016 (4)	0.000	0	N.D.	ng/ml
6) Aroclor 1016 (5)	0.000	0	N.D.	ng/ml
7) Aroclor 1016 (6)	0.000	0	N.D.	ng/ml
8) Aroclor 1016 - AVE	0.000	0	N.D.	ng/ml
9) Aroclor 1221 (1)	0.000	0	N.D.	ng/ml
10) Aroclor 1221 (2)	0.000	0	N.D.	ng/ml
11) Aroclor 1221 (3)	0.000	0	N.D.	ng/ml
12) Aroclor 1221 (4)	0.000	0	N.D.	ng/ml
13) Aroclor 1221 (5)	0.000	0	N.D.	ng/ml
14) Aroclor 1221 - AVE	0.000	0	N.D.	ng/ml
15) Aroclor 1232 (1)	0.000	0	N.D.	ng/ml
16) Aroclor 1232 (2)	0.000	0	N.D.	ng/ml
17) Aroclor 1232 (3)	0.000	0	N.D.	ng/ml
18) Aroclor 1232 (4)	0.000	0	N.D.	ng/ml
19) Aroclor 1232 (5)	0.000	0	N.D.	ng/ml
20) Aroclor 1232 (6)	0.000	0	N.D.	ng/ml
21) Aroclor 1232 - AVE	0.000	0	N.D.	ng/ml
22) Aroclor 1242 (1)	0.000	0	N.D.	ng/ml
23) Aroclor 1242 (2)	0.000	0	N.D.	ng/ml
24) Aroclor 1242 (3)	0.000	0	N.D.	ng/ml
25) Aroclor 1242 (4)	0.000	0	N.D.	ng/ml
26) Aroclor 1242 (5)	0.000	0	N.D.	ng/ml

Quantitation Report (QT Reviewed)

Data Path : K:\DATA\0F22030\
 Data File : ECD2F025.D
 Signal(s) : ECD1A.CH
 Acq On : 22 Jun 2020 22:05
 Operator : MJB / KAK
 Sample : 0F22030-CALE
 Misc :
 ALS Vial : 68 Sample Multiplier: 1

Integration File: PCB1.e
 Quant Time: Jun 23 11:21:44 2020
 Quant Method : K:\METHODS\FECD2_QUANTPCB_200622.M
 Quant Title : PCB Data Analysis
 QLast Update : Tue Jun 23 11:20:41 2020
 Response via : Initial Calibration
 Integrator: ChemStation 6890 Scale Mode: Small noise peaks clipped

Volume Inj. : 1uL
 Signal Phase : RTX-1701
 Signal Info : 30m x 0.32mm x 0.25um

	Compound	R.T.	Response	Conc	Units
27)	Aroclor 1242 (6)	0.000	0	N.D.	ng/ml
28)	Aroclor 1242 - AVE	0.000	0	N.D.	ng/ml
29)	Aroclor 1248 (1)	0.000	0	N.D.	ng/ml
30)	Aroclor 1248 (2)	0.000	0	N.D.	ng/ml
31)	Aroclor 1248 (3)	0.000	0	N.D.	ng/ml
32)	Aroclor 1248 (4)	0.000	0	N.D.	ng/ml
33)	Aroclor 1248 (5)	0.000	0	N.D.	ng/ml
34)	Aroclor 1248 (6)	0.000	0	N.D.	ng/ml
35)	Aroclor 1248 - AVE	0.000	0	N.D.	ng/ml
36)	Aroclor 1254 (1)	0.000	0	N.D.	ng/ml
37)	Aroclor 1254 (2)	0.000	0	N.D.	ng/ml
38)	Aroclor 1254 (3)	0.000	0	N.D.	ng/ml
39)	Aroclor 1254 (4)	0.000	0	N.D.	ng/ml
40)	Aroclor 1254 (5)	0.000	0	N.D.	ng/ml
41)	Aroclor 1254 (6)	0.000	0	N.D.	ng/ml
42)	Aroclor 1254 - AVE	0.000	0	N.D.	ng/ml
43)	Aroclor 1260 (1)	0.000	0	N.D.	ng/ml
44)	Aroclor 1260 (2)	0.000	0	N.D.	ng/ml
45)	Aroclor 1260 (3)	0.000	0	N.D.	ng/ml
46)	Aroclor 1260 (4)	0.000	0	N.D.	ng/ml
47)	Aroclor 1260 (5)	0.000	0	N.D.	ng/ml
48)	Aroclor 1260 (6)	0.000	0	N.D.	ng/ml
49)	Aroclor 1260 - AVE	0.000	0	N.D.	ng/ml
50)	Aroclor 1262 (1)	0.000	0	N.D.	ng/ml
51)	Aroclor 1262 (2)	0.000	0	N.D.	ng/ml
52)	Aroclor 1262 (3)	0.000	0	N.D.	ng/ml
53)	Aroclor 1262 (4)	0.000	0	N.D.	ng/ml
54)	Aroclor 1262 (5)	0.000	0	N.D.	ng/ml
55)	Aroclor 1262 (6)	0.000	0	N.D.	ng/ml
56)	Aroclor 1262 - AVE	0.000	0	N.D.	ng/ml
57)	Aroclor 1268 (1)	8.287	2852797	505.771	ng/ml

Quantitation Report (QT Reviewed)

Data Path : K:\DATA\0F22030\
 Data File : ECD2F025.D
 Signal(s) : ECD1A.CH
 Acq On : 22 Jun 2020 22:05
 Operator : MJB / KAK
 Sample : 0F22030-CALE
 Misc :
 ALS Vial : 68 Sample Multiplier: 1

Integration File: PCB1.e
 Quant Time: Jun 23 11:21:44 2020
 Quant Method : K:\METHODS\FECD2_QUANTPCB_200622.M
 Quant Title : PCB Data Analysis
 QLast Update : Tue Jun 23 11:20:41 2020
 Response via : Initial Calibration
 Integrator: ChemStation 6890 Scale Mode: Small noise peaks clipped

Volume Inj. : 1uL
 Signal Phase : RTX-1701
 Signal Info : 30m x 0.32mm x 0.25um

	Compound	R.T.	Response	Conc Units
58)	Aroclor 1268 (2)	8.714	13872474	528.370 ng/ml
59)	Aroclor 1268 (3)	8.761	11774233	509.083 ng/ml
60)	Aroclor 1268 (4)	8.945	10771801	509.888 ng/ml
61)	Aroclor 1268 (5)	9.164	4220282	566.602 ng/ml
62)	Aroclor 1268 (6)	9.433	32226609	555.364 ng/ml
63)	Aroclor 1268 - AVE	0.000	0	N.D. ng/ml

(f)=RT Delta > 1/2 Window

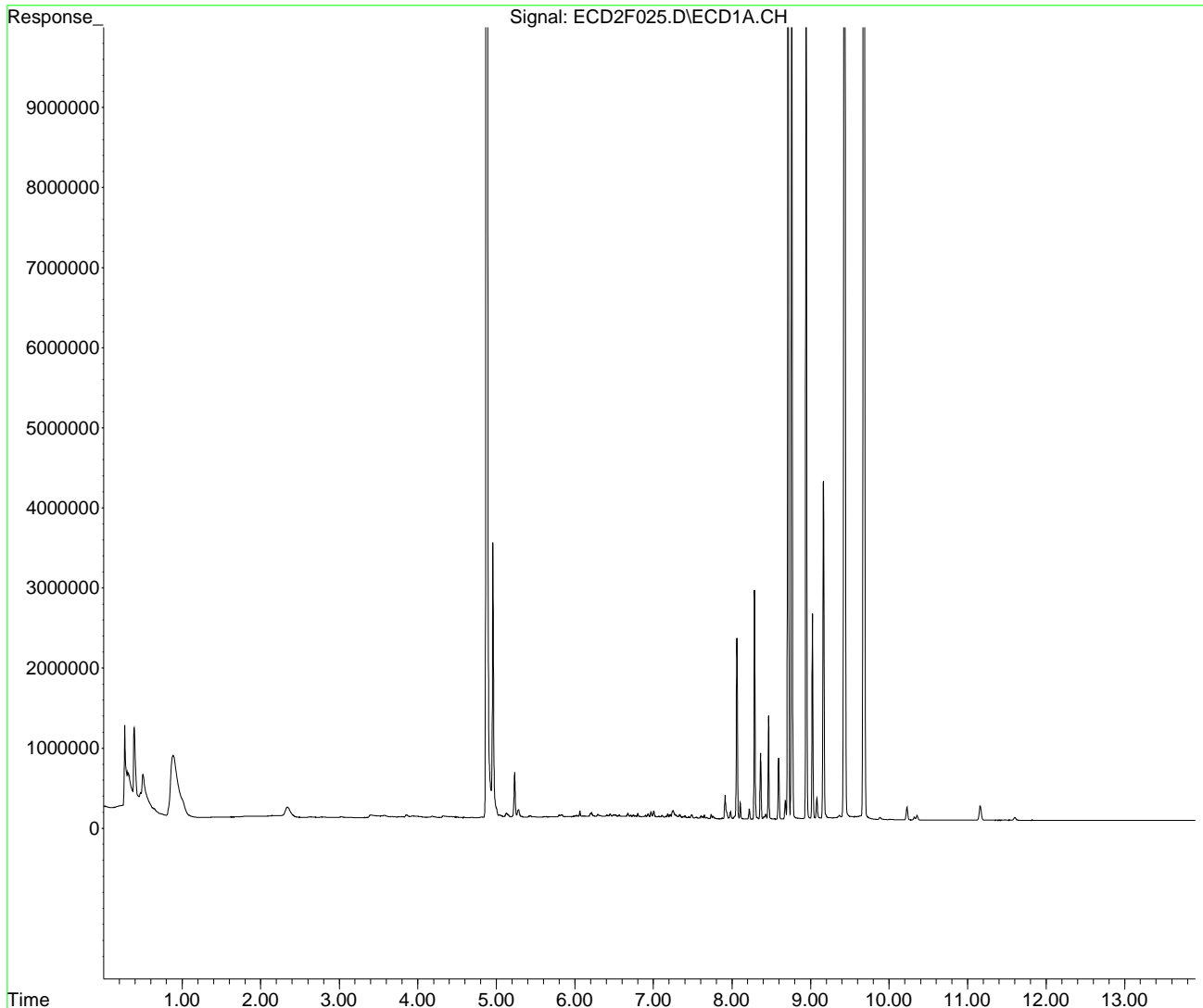
(m)=manual int.

Quantitation Report (QT Reviewed)

Data Path : K:\DATA\0F22030\
Data File : ECD2F025.D
Signal(s) : ECD1A.CH
Acq On : 22 Jun 2020 22:05
Operator : MJB / KAK
Sample : 0F22030-CALE
Misc :
ALS Vial : 68 Sample Multiplier: 1

Integration File: PCB1.e
Quant Time: Jun 23 11:21:44 2020
Quant Method : K:\METHODS\FECD2_QUANTPCB_200622.M
Quant Title : PCB Data Analysis
QLast Update : Tue Jun 23 11:20:41 2020
Response via : Initial Calibration
Integrator: ChemStation 6890 Scale Mode: Small noise peaks clipped

Volume Inj. : 1uL
Signal Phase : RTX-1701
Signal Info : 30m x 0.32mm x 0.25um



**Organochloride Pesticides by EPA 8081B
Benchsheet & Analysis Sequence Data**

Batch 0070206
Sequence 0G09046 (A0F0670-01RE3,02RE3,03RE3)



Apex Laboratories
PREPARATION BENCH SHEET

BATCH #: 0070206 (Sediment)

Prep Method: EPA 3546/3640A (GPC)

#	Lab Number	Analysis	Prepared	Initial (g)	Final (mL)	Spike ID	Source ID	ul Spike	ul Surr.	Sample ID	Extraction Comments	pH		
												<2	one	>11
	0070206-BLK1	QC	07/07/20 12:49	11	10				100					
	0070206-BS1	QC	07/07/20 12:49	10	10	A20E221		100	100					
	A0F0647-01RE3	A 8081B 2,4+4,4-DDx Only (+Add)	07/07/20 12:49	10.1	10				100	PDI-149SC-A-01-02-200425	MS was not spiked. Re-extract added 7/7/2020 by MJB			
	0070206-DUP1	QC	07/07/20 12:49	10.15	10		A0F0647-01RE3		100					
	A0F0647-02RE3	A 8081B 2,4+4,4-DDx Only (+Add)	07/07/20 12:49	10.02	10				100	PDI-149SC-A-02-03-200425	MS was not spiked. Re-extract added 7/7/2020 by MJB			
	A0F0647-03RE3	A 8081B 2,4+4,4-DDx Only (+Add)	07/07/20 12:49	10.35	10				100	PDI-150SC-A-08-09-200425	MS was not spiked. Re-extract added 7/7/2020 by MJB			
	A0F0647-04RE3	A 8081B 2,4+4,4-DDx Only (+Add)	07/07/20 12:49	10.4	10				100	PDI-150SC-A-09-10-200425	MS was not spiked. Re-extract added 7/7/2020 by MJB			
	A0F0667-01RE3	A 8081B 2,4+4,4-DDx Only (+Add)	07/07/20 12:49	10.03	20				100	PDI-063SC-A-06-07-200429	MS was not spiked. Re-extract added 7/7/2020 by MJB			
	A0F0667-02RE3	A 8081B 2,4+4,4-DDx Only (+Add)	07/07/20 12:49	10.39	10				100	PDI-063SC-A-07-08-200429	MS was not spiked. Re-extract added 7/7/2020 by MJB			
	A0F0670-01RE3	A 8081B 2,4+4,4-DDx Only (+Add)	07/07/20 12:49	10.11	10				100	PDI-166SC-A-08-09-200520	MS was not spiked. Re-extract added 7/7/2020 by MJB			
	A0F0670-02RE3	A 8081B 2,4+4,4-DDx Only (+Add)	07/07/20 12:49	10.72	10				100	PDI-166SC-A-09-10-200520	MS was not spiked. Re-extract added 7/7/2020 by MJB			
	0070206-MS1	QC	07/07/20 12:49	10.72	10	A20E221	A0F0670-02RE3	100	100					
	A0F0670-03RE3	A 8081B 2,4+4,4-DDx Only (+Add)	07/07/20 12:49	10.25	10				100	PDI-166SC-A-10-11.2-200520	MS was not spiked. Re-extract added 7/7/2020 by MJB			

Standards/Reagents

Reagent(s)			Analyte Spike(s)			Surrogate(s)		
Std ID	Exp. Date	Description	Std ID	Exp. Date	Description	Std ID	Exp. Date	Description
A20A032	06/30/23	n-Hexane Lot# 197051	A20E221	09/25/20	2,4 + 4,4 DDx Pesticide Matrix Spike	A20G026	12/12/20	8082 PCB Surrogate Spike
A20F399	12/23/20	DCM CHEM PROD. DY942-US						

From 0070145 on 7/8/2020 by gwh

Prepared By: _____ Date _____

Reviewed By: _____ Date 7/10/20



Apex Laboratories
PREPARATION BENCH SHEET

BATCH #: **0070206 (Sediment)**

Prep Method: EPA 3546/3640A (GPC)

#	Lab Number	Analysis	Prepared	Initial (g)	Final (mL)	Spike ID	Source ID	ul Spike	ul Surr.	Sample ID	Extraction Comments	pH		
												<2	Other	>11
3	0070206-BLK1	QC	07/07/20 12:49	11	510				100		1mL 2mL			
4	0070206-BS1	QC	07/07/20 12:49	10	510	A20E221		100	100		1mL 2mL			
5	A0F0647-01RE3	A 8081B 2,4+4,4-DDx Only (+Add)	07/07/20 12:49	10.1	510				100	PDI-149SC-A-01-02-200425	MS was not spiked. Re-extract added 7/7/2020 by MJB			(S)
6	0070206-DUP1	QC	07/07/20 12:49	10.15	510		A0F0647-01RE3		100		1mL 2mL			
7	A0F0647-02RE3	A 8081B 2,4+4,4-DDx Only (+Add)	07/07/20 12:49	10.02	510				100	PDI-149SC-A-02-03-200425	MS was not spiked. Re-extract added 7/7/2020 by MJB			
8	A0F0647-03RE3	A 8081B 2,4+4,4-DDx Only (+Add)	07/07/20 12:49	10.35	510				100	PDI-150SC-A-08-09-200425	MS was not spiked. Re-extract added 7/7/2020 by MJB			
9	A0F0647-04RE3	A 8081B 2,4+4,4-DDx Only (+Add)	07/07/20 12:49	10.4	510				100	PDI-150SC-A-09-10-200425	MS was not spiked. Re-extract added 7/7/2020 by MJB			
10	A0F0667-01RE3	A 8081B 2,4+4,4-DDx Only (+Add)	07/07/20 12:49	10.03	520				100	PDI-063SC-A-06-07-200429	MS was not spiked. Re-extract added 7/7/2020 by MJB			(S) P
11	A0F0667-02RE3	A 8081B 2,4+4,4-DDx Only (+Add)	07/07/20 12:49	10.39	510				100	PDI-063SC-A-07-08-200429	MS was not spiked. Re-extract added 7/7/2020 by MJB			
12	A0F0670-01RE3	A 8081B 2,4+4,4-DDx Only (+Add)	07/07/20 12:49	10.11	510				10.11	PDI-166SC-A-08-09-200520	MS was not spiked. Re-extract added 7/7/2020 by MJB			
13	A0F0670-02RE3	A 8081B 2,4+4,4-DDx Only (+Add)	07/07/20 12:49	10.72	510				100	PDI-166SC-A-09-10-200520	MS was not spiked. Re-extract added 7/7/2020 by MJB			
14	0070206-MS1	QC	07/07/20 12:49	10.72	510	A20E221	A0F0670-02RE3	100	100		1mL 2mL			
15	A0F0670-03RE3	A 8081B 2,4+4,4-DDx Only (+Add)	07/07/20 12:49	10.25	510				100	PDI-166SC-A-10-11.2-200520	MS was not spiked. Re-extract added 7/7/2020 by MJB			(S)

Standards/Reagents

Reagent(s)			Analyte Spike(s)			Surrogate(s)		
Std ID	Exp. Date	Description	Std ID	Exp. Date	Description	Std ID	Exp. Date	Description
A20A032	06/30/23	n-Hexane Lot# 197051	A20E221	09/25/20	2,4 + 4,4 DDx Pesticide Matrix Spike	A20G026	12/12/20	8082 PCB Surrogate Spike
A20F399	12/23/20	DCM CHEM PROD. DY942-US						

From 0070145 on 7/8/2020 by gwh

P = precipitate formed during solvent exchange. 7-9-20

on GPC #2

(S) = staining on turbovap

tube during solvent exchange. 7-9-20

Prepared By: AWJ

Date: 7/8/20
7-9-20

Reviewed By: cas

Date: 07/09/2020



Apex Laboratories
PREPARATION BENCH SHEET
BATCH #: 0070145 (Sediment)

Prep Method: EPA 3546

#	Lab Number	Analysis	Prepared	Initial (g)	Final (mL)	Spike ID	Source ID	ul Spike	ul Surr.	Sample ID	Extraction Comments	pH	
												<2	>11
	0070145-BLK1	QC	07/07/20 12:49	10.11	5				100				
	0070145-BS1	QC	07/07/20 12:49	10	5	A20E221		100	100				
	A0F0647-01RE2	A 8081B 2,4+4,4-DDx Only (+Add)	07/07/20 12:49	10 10.10	5				100	PDI-149SC-A-01-02-200425	MS was not spiked. Re-extract added 7/7/2020 by MJB soil #		
	0070145-DUP1	QC	07/07/20 12:49	10.15	5		A0F0647-01RE2		100		soil #		
	A0F0647-02RE2	A 8081B 2,4+4,4-DDx Only (+Add)	07/07/20 12:49	10 10.02	5				100	PDI-149SC-A-02-03-200425	MS was not spiked. Re-extract added 7/7/2020 by MJB soil.org		
	A0F0647-03RE2	A 8081B 2,4+4,4-DDx Only (+Add)	07/07/20 12:49	10 10.35	5				100	PDI-150SC-A-08-09-200425	MS was not spiked. Re-extract added 7/7/2020 by MJB soil		
	A0F0647-04RE2	A 8081B 2,4+4,4-DDx Only (+Add)	07/07/20 12:49	10 10.40	5				100	PDI-150SC-A-09-10-200425	MS was not spiked. Re-extract added 7/7/2020 by MJB soil		
	A0F0667-01RE2	A 8081B 2,4+4,4-DDx Only (+Add)	07/07/20 12:49	10 10.03	5				100	PDI-063SC-A-06-07-200429	MS was not spiked. Re-extract added 7/7/2020 by MJB mudH		
	A0F0667-02RE2	A 8081B 2,4+4,4-DDx Only (+Add)	07/07/20 12:49	10 10.39	5				100	PDI-063SC-A-07-08-200429	MS was not spiked. Re-extract added 7/7/2020 by MJB mud		
	A0F0670-01RE2	A 8081B 2,4+4,4-DDx Only (+Add)	07/07/20 12:49	10 10.11	5				100	PDI-166SC-A-08-09-200520	MS was not spiked. Re-extract added 7/7/2020 by MJB soil.org		
	A0F0670-02RE2	A 8081B 2,4+4,4-DDx Only (+Add)	07/07/20 12:49	10 10.72	5				100	PDI-166SC-A-09-10-200520	MS was not spiked. Re-extract added 7/7/2020 by MJB soil.org		
	0070145-MS1	QC	07/07/20 12:49	10.72	5	A20E221	A0F0670-02RE2	100	100				
	A0F0670-03RE2	A 8081B 2,4+4,4-DDx Only (+Add)	07/07/20 12:49	10 10.25	5				100	PDI-166SC-A-10-11.2-200520	MS was not spiked. Re-extract added 7/7/2020 by MJB soil.org		

Standards/Reagents

Reagent(s)			Analyte Spike(s)			Surrogate(s)		
Std ID	Exp. Date	Description	Std ID	Exp. Date	Description	Std ID	Exp. Date	Description
A13L219	11/30/23	Extractions Balance	A20E221	09/25/20	2,4 + 4,4 DDx Pesticide Matrix Spike	A20G026	12/12/20	8082 PCB Surrogate Spike
A20B017	08/01/20	Glass Wool						
A20F023	11/29/22	Sodium Sulfate Lot # 196476						
A20F299	12/16/20	DCM Fisher #186806						

Method 3546 digestion time and temperature achieved.
 Initial: JAG

= staining on turbid.

Witness: CAS 07/07/2020

Prepared By: CAM Date: 7/7/20

Reviewed By: CAS Date: 07/07/2020



ELEMENT SEQUENCE LOG

Apex Laboratories

Sequence: **OG09046**

Instrument: **DUALECD8**

Date: **07/09/20 11:17**

Calibration: **A0F0804**

#	Lab Number	Matrix	Analysis	Client	Due	Batch	ISTD ID	STD ID
1	OG09046-BKD1	Sediment	QC	QC				A20E203
2	OG09046-CCV1	Sediment	QC	QC				A20E232
3	OG09046-CCV2	Sediment	QC	QC				A20C358
4	OG09046-CCB1	Sediment	QC	QC				A20F379
5	0070206-BLK1	Sediment	QC	QC		0070206		
6	0070206-BS1	Sediment	QC	QC		0070206		
7	A0F0647-03RE3	Sediment	8081B 2,4+4,4-DDx Only (+Add)	Anchor QEA, LLC	07/08/20	0070206		
8	A0F0647-04RE3	Sediment	8081B 2,4+4,4-DDx Only (+Add)	Anchor QEA, LLC	07/08/20	0070206		
9	A0F0670-03RE3	Sediment	8081B 2,4+4,4-DDx Only (+Add)	Anchor QEA, LLC	07/08/20	0070206		
10	A0F0670-01RE3	Sediment	8081B 2,4+4,4-DDx Only (+Add)	Anchor QEA, LLC	07/08/20	0070206		
11	OG09046-IBL1	Sediment	QC	QC				
12	A0F0667-02RE3	Sediment	8081B 2,4+4,4-DDx Only (+Add)	Anchor QEA, LLC	07/08/20	0070206		
13	OG09046-IBL2	Sediment	QC	QC				
14	OG09046-CCV3	Sediment	QC	QC				A20E233
15	OG09046-CCV4	Sediment	QC	QC				A20C359
16	OG09046-CCB2	Sediment	QC	QC				A20F379
17	A0F0647-01RE3	Sediment	8081B 2,4+4,4-DDx Only (+Add)	Anchor QEA, LLC	07/08/20	0070206		
18	OG09046-IBL3	Sediment	QC	QC				
19	0070206-DUP1	Sediment	QC	QC		0070206		
20	OG09046-IBL4	Sediment	QC	QC				
21	A0F0647-02RE3	Sediment	8081B 2,4+4,4-DDx Only (+Add)	Anchor QEA, LLC	07/08/20	0070206		
22	OG09046-IBL5	Sediment	QC	QC				
23	A0F0667-01RE3	Sediment	8081B 2,4+4,4-DDx Only (+Add)	Anchor QEA, LLC	07/08/20	0070206		
24	OG09046-IBL6	Sediment	QC	QC				
25	A0F0670-02RE3	Sediment	8081B 2,4+4,4-DDx Only (+Add)	Anchor QEA, LLC	07/08/20	0070206		
26	OG09046-IBL7	Sediment	QC	QC				
27	0070206-MS1	Sediment	QC	QC		0070206		
28	OG09046-IBL8	Sediment	QC	QC				
29	OG09046-CCV5	Sediment	QC	QC				A20E232
30	OG09046-CCV6	Sediment	QC	QC				A20C358
31	OG09046-CCB3	Sediment	QC	QC				A20F379
32	OG09046-IBL9	Sediment	QC	QC				
33	OG09046-IBLA	Sediment	QC	QC				

Data Entered By/Date: MJB 7/10/20

Comments:

Data Reviewed By/Date: MKZ 7/10/2020

Pesticide BKD

Pesticide Breakdown Check (Validated 8/8/2013)

Sequence: 0G09046 BKD1
Data File: ECD8-07092003.D

MJB 7/10/20

First Column Area Counts		Percent Breakdown	
DDE	22939489		
DDD	92587492		
DDT	2311885072	4.76	PASS
Endrin	1329775764	19.39	FAIL
Endrin Aldehyde	162482859		
Endrin Ketone	157407831		

DDx Only

Second Column Area Counts		Percent Breakdown	
DDE	19241230		
DDD	78939357		
DDT	2208903308	4.26	PASS
Endrin	1088679491	19.01	FAIL
Endrin Aldehyde	131131589		
Endrin Ketone	124450931		

Breakdown must be less than 15% to accept sample data.

Quantitation Report (QT Reviewed)

Data Path : C:\msdchem\1\data\2020-07\0G09046\
 Data File : ECD8-07092003.D
 Signal(s) : Signal #1: ECD1A.ch Signal #2: ECD2B.ch
 Acq On : 9 Jul 2020 12:03
 Operator : MJB
 Sample : 0G09046-BKD1
 Misc : A20E203
 ALS Vial : 2 Sample Multiplier: 1

MJB 7/10/20

Integration File signal 1: PEST1.e
 Integration File signal 2: PEST2.e
 Quant Time: Jul 10 10:53:01 2020
 Quant Method : C:\msdchem\1\methods\PestBreakdownCHK_200606RT6.M
 Quant Title : Pesticides
 QLast Update : Fri Nov 09 13:28:51 2018
 Response via : Initial Calibration
 Integrator: ChemStation

RT Update

Compound	R.T.	Response	Conc	Units

Target Compounds				
1) 4,4'-DDE	7.312	22939489	NoCal	ng/mL
2) Endrin	7.667	1329775764	NoCal	ng/mL
3) 4,4'-DDD	7.730	92587492	NoCal	ng/mL
4) 4,4'-DDT	7.925	2311885072	NoCal	ng/mL
5) Endrin Aldehyde	8.113	162482859	NoCal	ng/mL
6) Endrin Ketone	8.605	157407831	NoCal	ng/mL
8) 4,4'-DDE [2C]	8.040	19241230	NoCal	ng/mL
9) Endrin [2C]	8.393	1088679491	NoCal	ng/mL
10) 4,4'-DDD [2C]	8.453	78939357	NoCal	ng/mL
11) Endrin Aldehyde [2C]	8.780	131131589	NoCal	ng/mL
12) 4,4'-DDT [2C]	8.676	2208903308	NoCal	ng/mL
13) Endrin Ketone [2C]	9.365	124450931	NoCal	ng/mL

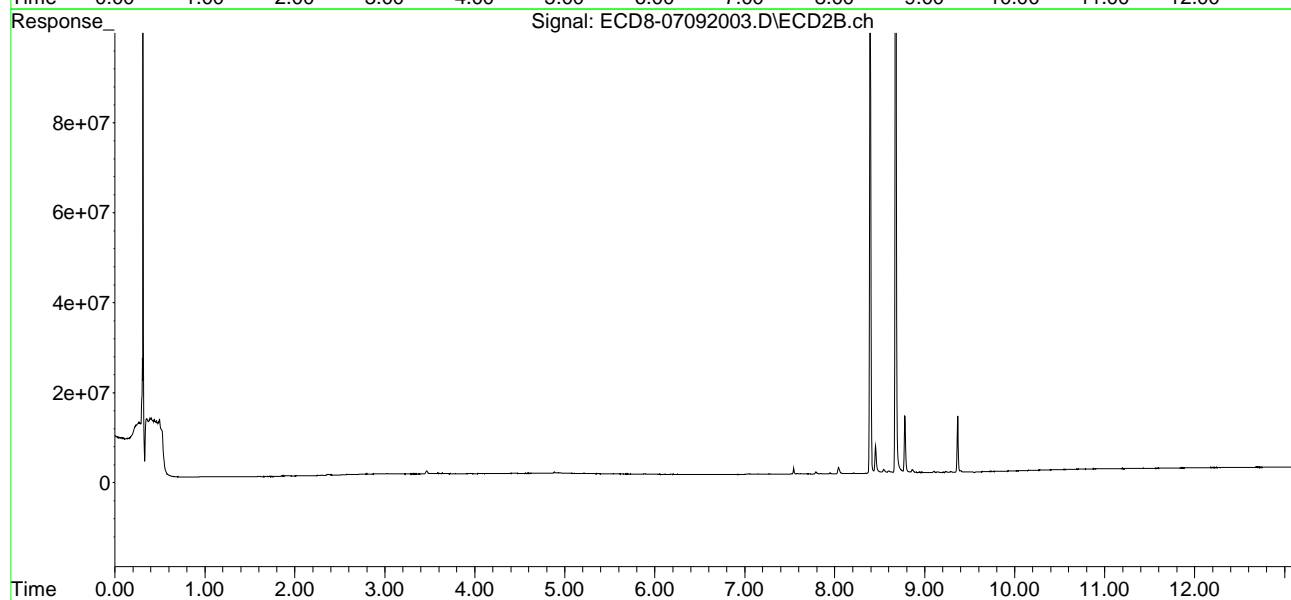
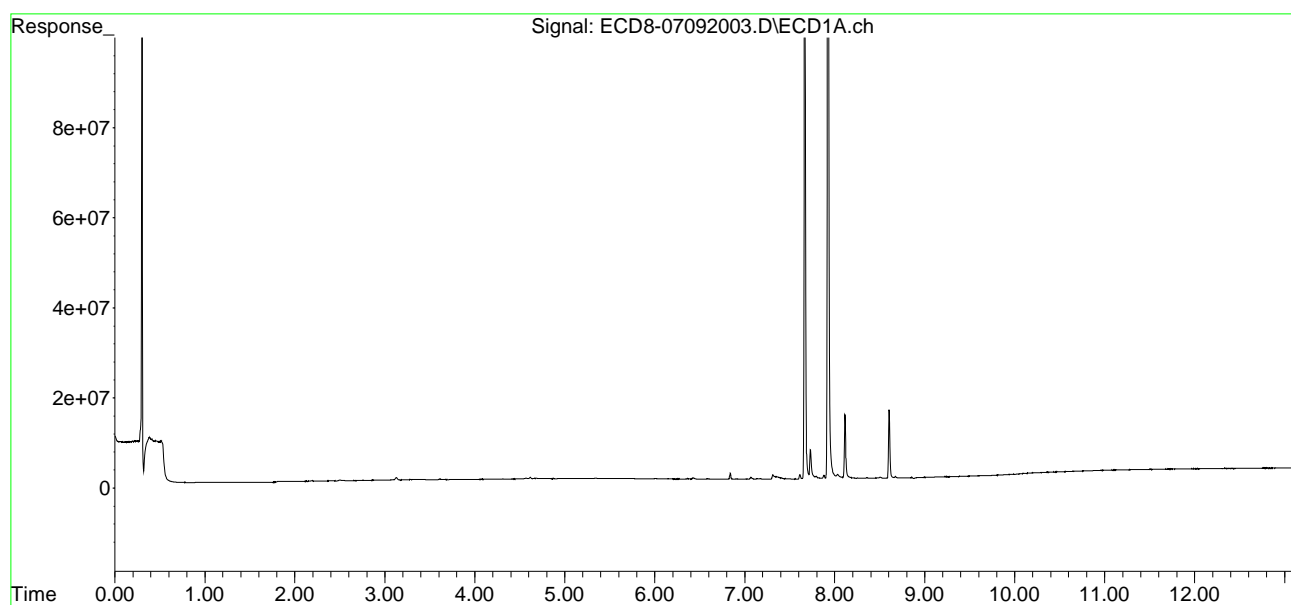
(f)=RT Delta > 1/2 Window

(m)=manual int.

Quantitation Report (QT Reviewed)

Data Path : C:\msdchem\1\data\2020-07\0G09046\
Data File : ECD8-07092003.D
Signal(s) : Signal #1: ECD1A.ch Signal #2: ECD2B.ch
Acq On : 9 Jul 2020 12:03
Operator : MJB
Sample : 0G09046-BKD1
Misc : A20E203
ALS Vial : 2 Sample Multiplier: 1

Integration File signal 1: PEST1.e
Integration File signal 2: PEST2.e
Quant Time: Jul 10 10:53:01 2020
Quant Method : C:\msdchem\1\methods\PestBreakdownCHK_200606RT6.M
Quant Title : Pesticides
QLast Update : Fri Nov 09 13:28:51 2018
Response via : Initial Calibration
Integrator: ChemStation



Quantitation Report (Not Reviewed)

Data Path : C:\msdchem\1\data\2020-07\0G09046\
 Data File : ECD8-07092004.D
 Signal(s) : Signal #1: ECD1A.ch Signal #2: ECD2B.ch
 Acq On : 9 Jul 2020 12:26
 Operator : MJB
 Sample : 0G09046-CCV1
 Misc : A20E232, AB 50 ppb
 ALS Vial : 3 Sample Multiplier: 1

MJB 7/10/20

Integration File signal 1: PEST1.e
 Integration File signal 2: PEST2.e
 Quant Time: Jul 10 11:19:20 2020
 Quant Method : C:\msdchem\1\methods\ECD8_QUANTPEST_200606RT6.M
 Quant Title : Instrument: DualECD8
 QLast Update : Wed Jun 17 08:38:46 2020
 Response via : Initial Calibration
 Integrator: ChemStation

RT Update

Compound	RT#1	RT#2	Resp#1	Resp#2	ng/mL	ng/mL

System Monitoring Compounds						
1) S TCMX (S)	5.116	5.677	182.0E6	158.1E6	49.905	44.536
22) S DCBP (S)	9.321	10.204	136.1E6	120.2E6	47.538	50.364
Target Compounds						
2) a-BHC	5.654	6.283	248.4E6	216.0E6	50.965	45.324
3) g-BHC	5.936	6.601	204.7E6	193.4E6	47.938	45.296
4) b-BHC	6.014	6.671	76888590	73041431	42.643	39.960
5) Heptachlor	6.345	6.969	184.8E6	174.0E6	46.752	41.057
6) d-BHC	6.162	6.923	171.6E6	164.8E6	46.549	41.495
7) Aldrin	6.583	7.231	210.6E6	194.0E6	48.852	48.386
8) Heptachlo...	7.045	7.672	191.1E6	173.7E6	48.343	46.150
9) trans-Chl...	7.141	7.812	184.1E6	172.3E6	45.762	45.119
10) cis-Chlor...	7.238	7.919	184.2E6	169.9E6	48.994	45.594
11) Endosulfa...	7.333	7.967	184.3E6	156.8E6	50.067	46.233
12) 4,4'-DDE	7.310	8.037	182.8E6	171.9E6	49.882	47.982
13) Dieldrin	7.505	8.167	199.1E6	185.5E6	49.332	48.105
14) Endrin	7.668	8.392	143.7E6	121.5E6	42.596	41.093
15) 4,4'-DDD	7.730	8.452	134.2E6	129.6E6	47.032	45.313
16) Endosulfa...	7.824	8.542	153.4E6	142.6E6	50.419	47.154
17) 4,4'-DDT	7.926	8.676	113.7E6	117.9E6	46.354	43.447
18) Endrin Al...	8.114	8.780	145.1E6	137.0E6	51.930	47.357
19) Endosulfa...	8.415	8.971	145.5E6	124.2E6	49.275	41.872
20) Methoxychlor	8.272	9.162	55202193	60166771	48.481	46.264
21) Endrin Ke...	8.607	9.366	186.8E6	165.8E6	52.370	49.364
23) Hexachlor...	2.877	3.399f	16660	18021	BelowCal	BelowCal
24) Hexachlor...	5.496	0.000	490348	0	BelowCal	N.D.
25) Oxychlorane	6.983	7.612	830171	22787	0.068	BelowCal #
26) 2,4'-DDE	7.045	7.812	191.1E6	172.3E6	79.827	74.282
27) trans-Non...	7.238	7.869	184.2E6	1007751	52.316	0.053 #
28) 2,4'-DDD	7.423	8.205	952208	798272	0.310	0.384
29) 2,4'-DDT	7.610	8.392	932062	121.5E6	0.339	59.051 #

Quantitation Report (Not Reviewed)

Data Path : C:\msdchem\1\data\2020-07\0G09046\
 Data File : ECD8-07092004.D
 Signal(s) : Signal #1: ECD1A.ch Signal #2: ECD2B.ch
 Acq On : 9 Jul 2020 12:26
 Operator : MJB
 Sample : 0G09046-CCV1
 Misc : A20E232, AB 50 ppb
 ALS Vial : 3 Sample Multiplier: 1

Integration File signal 1: PEST1.e
 Integration File signal 2: PEST2.e
 Quant Time: Jul 10 11:19:20 2020
 Quant Method : C:\msdchem\1\methods\ECD8_QUANTPEST_200606RT6.M
 Quant Title : Instrument: DualECD8
 QLast Update : Wed Jun 17 08:38:46 2020
 Response via : Initial Calibration
 Integrator: ChemStation

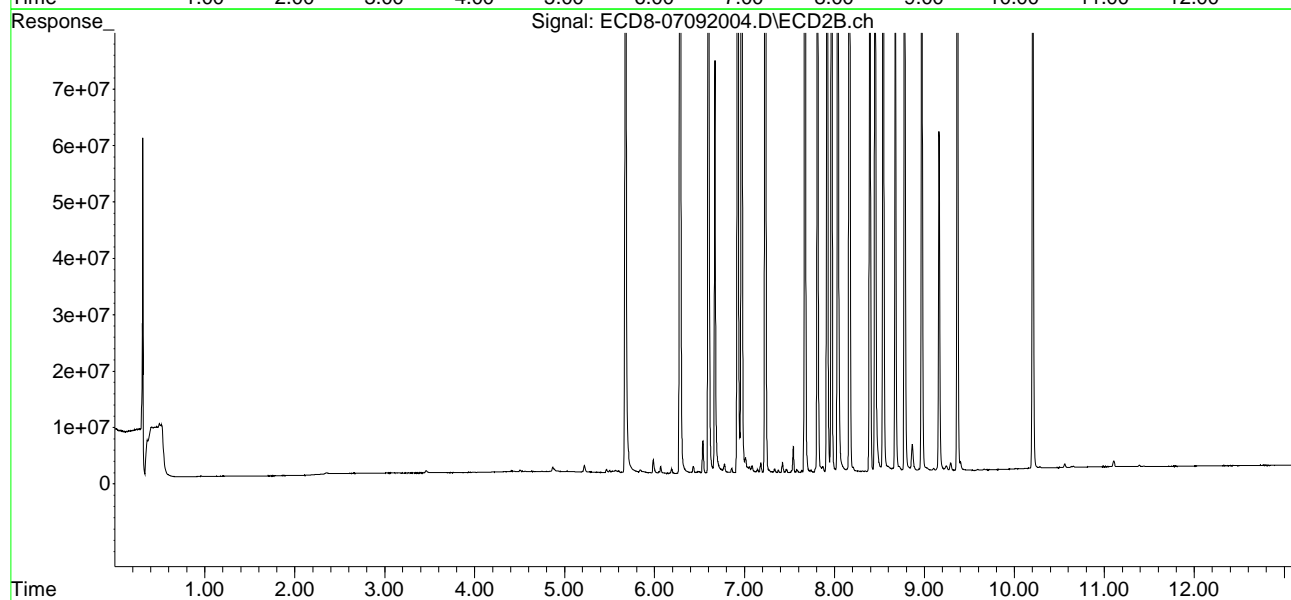
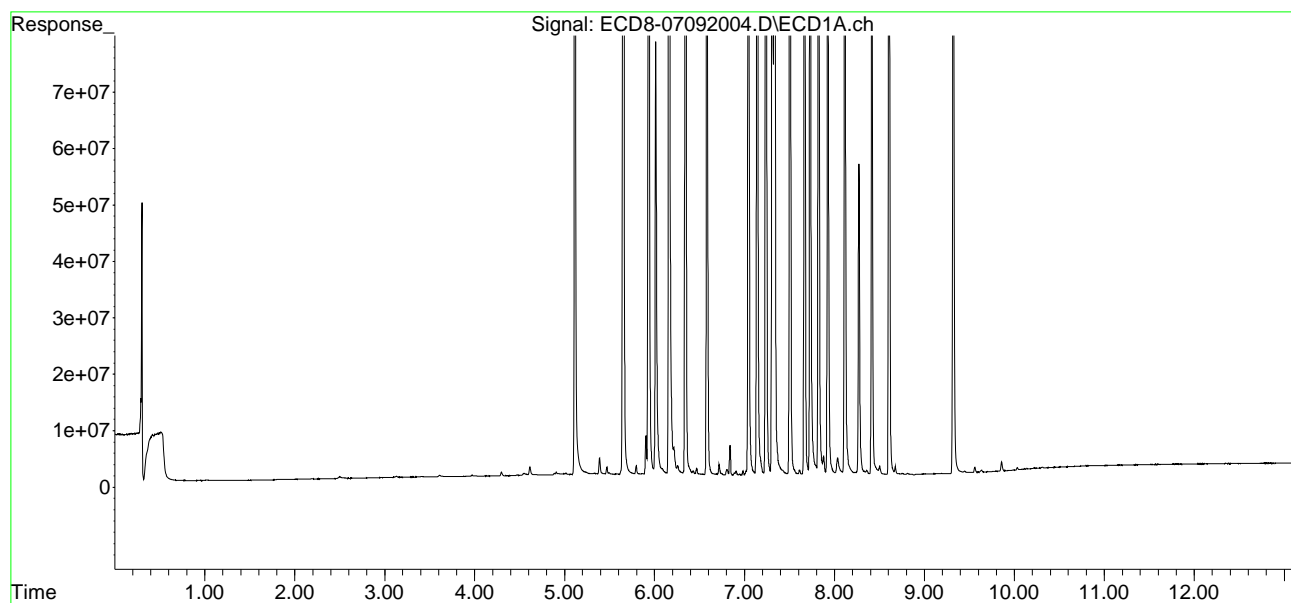
	Compound	RT#1	RT#2	Resp#1	Resp#2	ng/mL	ng/mL
30)	cis-Nonac...	7.730f	8.452	134.2E6	129.6E6	32.635	32.421
31)	Mirex	8.359	9.366	830859	165.8E6	0.018	71.708 #
32)	Chlordane...	7.238f	7.869f	184.2E6	1007751	445.906	2.327 #
33)	Chlordane...	7.310	7.967f	182.8E6	156.8E6	355.342	429.852
34)	Chlordane...	7.824f	8.645	153.4E6	580515	1186.694	4.867 #
35)	Chlordane...	0.000	0.000	0	0	N.D.	N.D.
36)	Toxaphene...	7.310f	8.205f	182.8E6	798272	9585.013	24.327 #
37)	Toxaphene...	7.610f	8.595	932062	969950	25.946	22.777
38)	Toxaphene...	7.877	8.595	3499325	969950	48.236	15.351 #
39)	Toxaphene...	8.114	8.676	145.1E6	117.9E6	2073.054	1113.079 #
40)	Toxaphene...	8.359	8.865	830859	4780513	15.952	81.418 #
41)	Toxaphene...	8.415	9.241	145.5E6	929511	1971.974	14.468 #
42)	Toxaphene...	0.000	0.000	0	0	N.D.	N.D.

(f)=RT Delta > 1/2 Window (#)=Amounts differ by > 25% (m)=manual int.

Quantitation Report (Not Reviewed)

Data Path : C:\msdchem\1\data\2020-07\0G09046\
Data File : ECD8-07092004.D
Signal(s) : Signal #1: ECD1A.ch Signal #2: ECD2B.ch
Acq On : 9 Jul 2020 12:26
Operator : MJB
Sample : 0G09046-CCV1
Misc : A20E232, AB 50 ppb
ALS Vial : 3 Sample Multiplier: 1

Integration File signal 1: PEST1.e
Integration File signal 2: PEST2.e
Quant Time: Jul 10 11:19:20 2020
Quant Method : C:\msdchem\1\methods\ECD8_QUANTPEST_200606RT6.M
Quant Title : Instrument: DualECD8
QLast Update : Wed Jun 17 08:38:46 2020
Response via : Initial Calibration
Integrator: ChemStation



Quantitation Report (Not Reviewed)

Data Path : C:\msdchem\1\data\2020-07\0G09046\
 Data File : ECD8-07092005.D
 Signal(s) : Signal #1: ECD1A.ch Signal #2: ECD2B.ch
 Acq On : 9 Jul 2020 12:42
 Operator : MJB
 Sample : 0G09046-CCV2
 Misc : A20C358, 9-42 50 ppb
 ALS Vial : 4 Sample Multiplier: 1

MJB 7/10/20

Integration File signal 1: PEST1.e
 Integration File signal 2: PEST2.e
 Quant Time: Jul 10 11:19:44 2020
 Quant Method : C:\msdchem\1\methods\ECD8_QUANTPEST_200606RT6.M
 Quant Title : Instrument: DualECD8
 QLast Update : Wed Jun 17 08:38:46 2020
 Response via : Initial Calibration
 Integrator: ChemStation

Compound	RT#1	RT#2	Resp#1	Resp#2	ng/mL	ng/mL

System Monitoring Compounds						
1) S TCMX (S)	5.091f	5.681	2140159	59879	0.587	0.017 #
22) S DCBP (S)	9.320	10.204	58483	171781	BelowCal	BelowCal
Target Compounds						
2) a-BHC	0.000	0.000	0	0	N.D.	N.D.
3) g-BHC	5.906f	6.594	682737	57154	0.160	0.013 #
4) b-BHC	6.018	6.679	137065	41081	0.076	0.022 #
5) Heptachlor	6.344	6.971	460400	410652	0.116	0.097
6) d-BHC	6.141f	6.937	257847	107443	0.109	0.064 #
7) Aldrin	6.603f	7.233	34271	91331	0.008	0.023 #
8) Heptachlo...	7.058	0.000	99361931	0	25.142	N.D. #
9) trans-Chl...	7.140	7.814	2900977	95196630	0.721	24.933 #
10) cis-Chlor...	7.230	7.920	165.8E6	6225675	44.216	1.671 #
11) Endosulfa...	7.338	7.986	2101749	682416	0.571	0.201 #
12) 4,4'-DDE	7.319	8.030	892056	234000	0.243	0.077 #
13) Dieldrin	7.474f	8.188f	5783598	83930072	1.433	21.769 #
14) Endrin	7.699f	8.408	183.0E6	89460577	54.233	30.260 #
15) 4,4'-DDD	7.699f	8.441	183.0E6	175.0E6	64.142	59.624
16) Endosulfa...	7.849f	0.000	236127	0	0.078	N.D. #
17) 4,4'-DDT	7.926	8.678	145950	121367	0.073	0.011 #
18) Endrin Al...	8.123	8.785	377318	149703	BelowCal	0.052
19) Endosulfa...	0.000	8.972	0	45156	N.D.	0.015 #
20) Methoxychlor	0.000	9.164	0	33269	N.D.	BelowCal
21) Endrin Ke...	8.613	9.350	477811	102.2E6	0.134	30.413 #
23) Hexachlor...	2.883	3.375	170.0E6	187.9E6	44.933	42.861
24) Hexachlor...	5.496	6.146	156.3E6	123.4E6	49.542	40.887
25) Oxychlorane	6.973	7.601	151.5E6	136.0E6	47.065	44.808
26) 2,4'-DDE	7.058	7.814	99361931	95196630	41.516	42.683
27) trans-Non...	7.230	7.877	165.8E6	154.3E6	47.160	45.670
28) 2,4'-DDD	7.430	8.188	83462935	83930072	43.174	40.383
29) 2,4'-DDT	7.611	8.408	82983599	89460577	43.575	44.567

Quantitation Report (Not Reviewed)

Data Path : C:\msdchem\1\data\2020-07\0G09046\
 Data File : ECD8-07092005.D
 Signal(s) : Signal #1: ECD1A.ch Signal #2: ECD2B.ch
 Acq On : 9 Jul 2020 12:42
 Operator : MJB
 Sample : 0G09046-CCV2
 Misc : A20C358, 9-42 50 ppb
 ALS Vial : 4 Sample Multiplier: 1

Integration File signal 1: PEST1.e
 Integration File signal 2: PEST2.e
 Quant Time: Jul 10 11:19:44 2020
 Quant Method : C:\msdchem\1\methods\ECD8_QUANTPEST_200606RT6.M
 Quant Title : Instrument: DualECD8
 QLast Update : Wed Jun 17 08:38:46 2020
 Response via : Initial Calibration
 Integrator: ChemStation

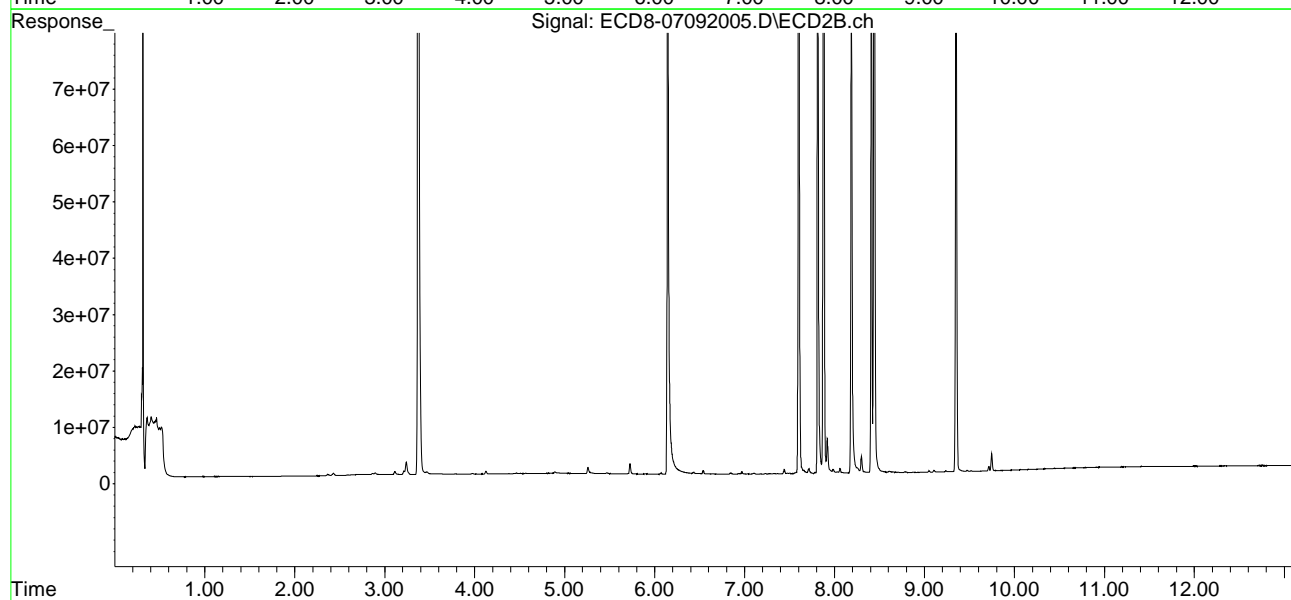
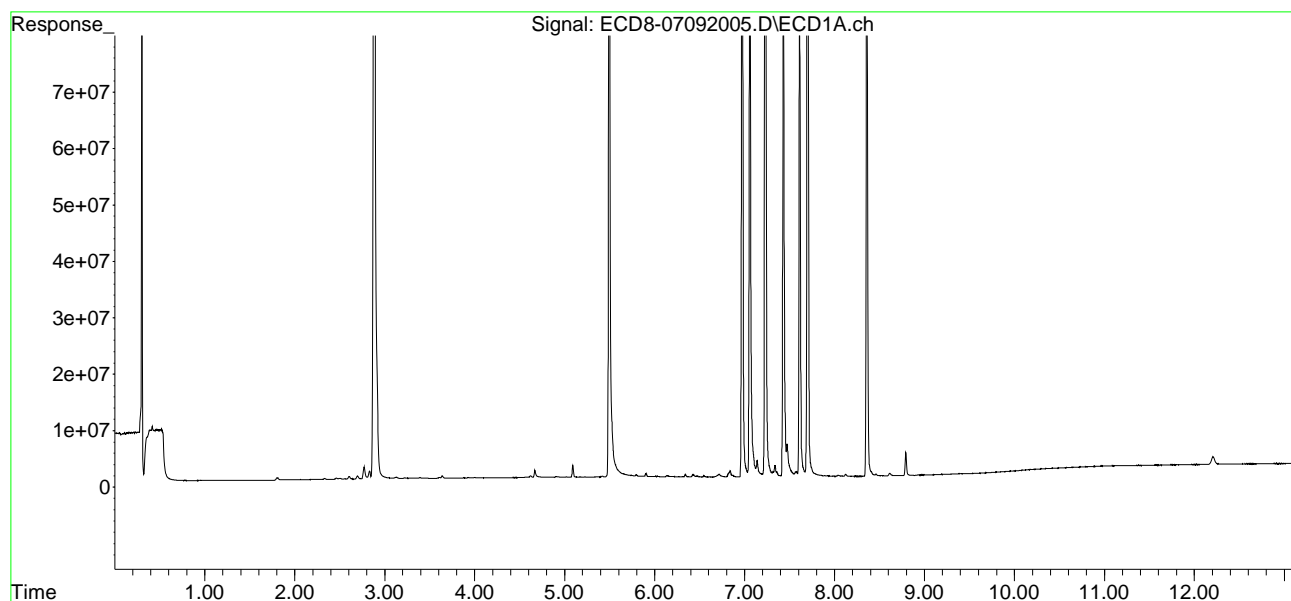
	Compound	RT#1	RT#2	Resp#1	Resp#2	ng/mL	ng/mL
30)	cis-Nonac...	7.699	8.441	183.0E6	175.0E6	44.508	43.792
31)	Mirex	8.359	9.350	118.6E6	102.2E6	48.155	44.594
32)	Chlordane...	7.230f	7.877	165.8E6	154.3E6	401.288	356.157
33)	Chlordane...	7.319	7.986	892056	682416	1.734	1.870
34)	Chlordane...	7.849	8.650	236127	152855	1.827	1.282 #
35)	Chlordane...	0.000	0.000	0	0	N.D.	N.D.
36)	Toxaphene...	7.319f	8.252f	892056	927776	52.365	28.274 #
37)	Toxaphene...	7.577	8.610f	939665	239489	26.188	5.624 #
38)	Toxaphene...	7.888	8.610	182944	239489	2.522	3.790 #
39)	Toxaphene...	8.123	8.678	377318	121367	BelowCal	BelowCal
40)	Toxaphene...	8.359	8.874	118.6E6	61677	2277.526	1.050 #
41)	Toxaphene...	8.460f	9.236	345529	226582	4.682	3.527
42)	Toxaphene...	0.000	0.000	0	0	N.D.	N.D.

(f)=RT Delta > 1/2 Window (#)=Amounts differ by > 25% (m)=manual int.

Quantitation Report (Not Reviewed)

Data Path : C:\msdchem\1\data\2020-07\0G09046\
Data File : ECD8-07092005.D
Signal(s) : Signal #1: ECD1A.ch Signal #2: ECD2B.ch
Acq On : 9 Jul 2020 12:42
Operator : MJB
Sample : 0G09046-CCV2
Misc : A20C358, 9-42 50 ppb
ALS Vial : 4 Sample Multiplier: 1

Integration File signal 1: PEST1.e
Integration File signal 2: PEST2.e
Quant Time: Jul 10 11:19:44 2020
Quant Method : C:\msdchem\1\methods\ECD8_QUANTPEST_200606RT6.M
Quant Title : Instrument: DualECD8
QLast Update : Wed Jun 17 08:38:46 2020
Response via : Initial Calibration
Integrator: ChemStation



Quantitation Report (Not Reviewed)

Data Path : C:\msdchem\1\data\2020-07\0G09046\
 Data File : ECD8-07092006.D
 Signal(s) : Signal #1: ECD1A.ch Signal #2: ECD2B.ch
 Acq On : 9 Jul 2020 12:59
 Operator : MJB
 Sample : 0G09046-CCB1
 Misc : A20F379
 ALS Vial : 7 Sample Multiplier: 1

MJB 7/10/20

Integration File signal 1: PEST1.e
 Integration File signal 2: PEST2.e
 Quant Time: Jul 10 11:20:04 2020
 Quant Method : C:\msdchem\1\methods\ECD8_QUANTPEST_200606RT6.M
 Quant Title : Instrument: DualECD8
 QLast Update : Wed Jun 17 08:38:46 2020
 Response via : Initial Calibration
 Integrator: ChemStation

Compound		RT#1	RT#2	Resp#1	Resp#2	ng/mL	ng/mL

System Monitoring Compounds							
1) S	TCMX (S)	5.116	5.681	329.1E6	288.0E6	90.221	81.123
22) S	DCBP (S)	9.317	10.201	256.7E6	220.0E6	89.064	89.361
Target Compounds							
2)	a-BHC	0.000	0.000	0	0	N.D.	N.D.
3)	g-BHC	5.953	6.588	10694	5174	0.003	0.001 #
4)	b-BHC	6.005	6.679	80861	14239	0.045	0.008 #
5)	Heptachlor	0.000	6.934f	0	29978	N.D.	0.007 #
6)	d-BHC	6.140f	6.929	24548	28836	0.040	0.043
7)	Aldrin	6.600	7.235	64908	18442	0.015	0.005 #
8)	Heptachlo...	0.000	7.672	0	35016	N.D.	0.009 #
9)	trans-Chl...	7.139	7.814	97749	26107	0.024	0.007 #
10)	cis-Chlor...	7.237	7.921	25705	17898	BelowCal	0.005
11)	Endosulfa...	7.295f	7.968	21527	20082	0.006	0.006
12)	4,4'-DDE	7.295	8.041	21527	20272	0.006	0.012 #
13)	Dieldrin	7.474f	8.170	12179	14387	0.003	0.004
14)	Endrin	7.661	8.387	17364	22254	0.005	0.008 #
15)	4,4'-DDD	7.742	8.458	49855	20630	0.017	BelowCal #
16)	Endosulfa...	7.826	8.543	47167	28906	0.016	0.010 #
17)	4,4'-DDT	7.926	8.667	33272	32159	0.024	BelowCal #
18)	Endrin Al...	8.115	8.783	131376	98921	BelowCal	0.034
19)	Endosulfa...	8.415	8.970	65463	69004	0.022	0.023
20)	Methoxychlor	8.262	9.154	132815	66066	BelowCal	BelowCal
21)	Endrin Ke...	8.613	9.368	366510	131433	0.103	0.039 #
23)	Hexachlor...	0.000	3.395f	0	17245	N.D.	BelowCal
24)	Hexachlor...	5.497	6.148	567896	68044	BelowCal	BelowCal
25)	Oxychlorane	0.000	7.599	0	44512	N.D.	BelowCal
26)	2,4'-DDE	0.000	7.814	0	26107	N.D.	BelowCal
27)	trans-Non...	7.233	7.847f	31475	1001593	BelowCal	0.051
28)	2,4'-DDD	0.000	8.191	0	11649	N.D.	0.006 #
29)	2,4'-DDT	7.590f	8.408	56488	56961	BelowCal	BelowCal

Quantitation Report (Not Reviewed)

Data Path : C:\msdchem\1\data\2020-07\0G09046\
 Data File : ECD8-07092006.D
 Signal(s) : Signal #1: ECD1A.ch Signal #2: ECD2B.ch
 Acq On : 9 Jul 2020 12:59
 Operator : MJB
 Sample : 0G09046-CCB1
 Misc : A20F379
 ALS Vial : 7 Sample Multiplier: 1

Integration File signal 1: PEST1.e
 Integration File signal 2: PEST2.e
 Quant Time: Jul 10 11:20:04 2020
 Quant Method : C:\msdchem\1\methods\ECD8_QUANTPEST_200606RT6.M
 Quant Title : Instrument: DualECD8
 QLast Update : Wed Jun 17 08:38:46 2020
 Response via : Initial Calibration
 Integrator: ChemStation

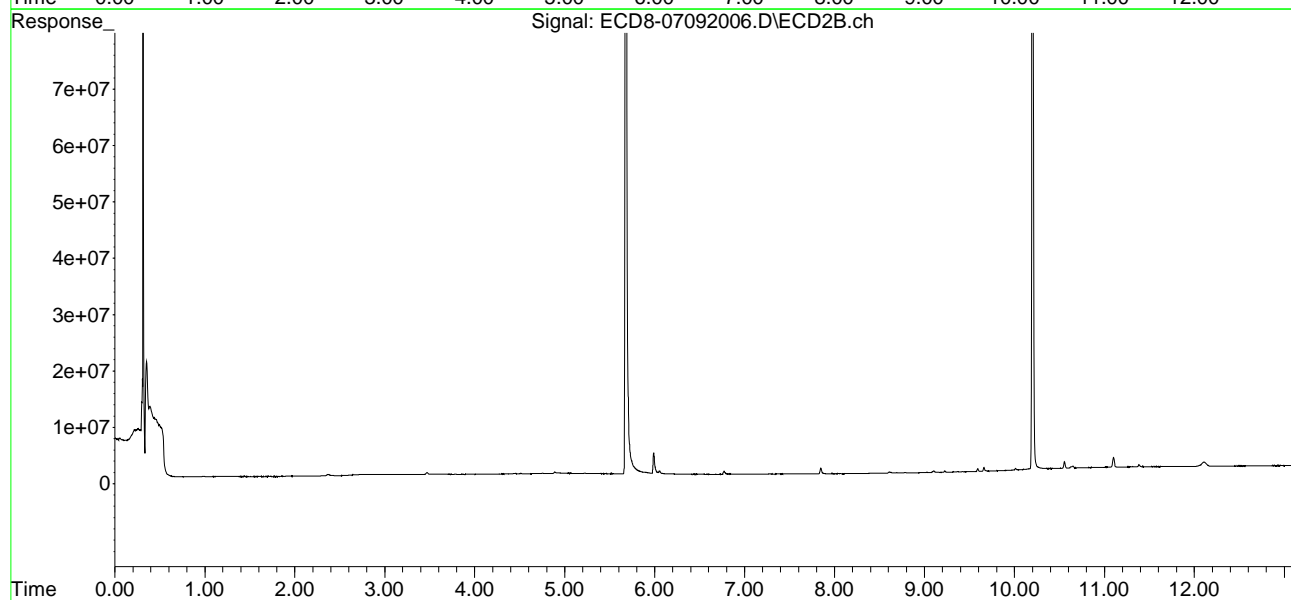
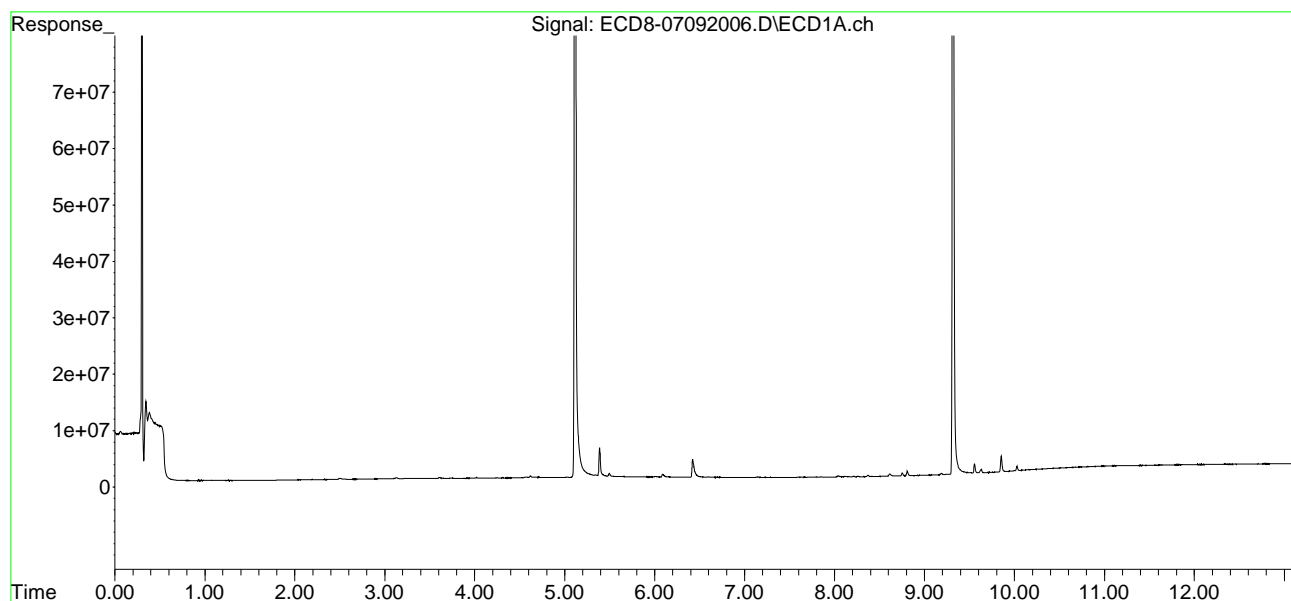
	Compound	RT#1	RT#2	Resp#1	Resp#2	ng/mL	ng/mL
30)	cis-Nonac...	7.700	8.458	24123	20630	0.006	0.005
31)	Mirex	8.370	9.347	273841	72486	BelowCal	BelowCal
32)	Chlordane...	7.233f	7.921f	31475	17898	0.076	0.041 #
33)	Chlordane...	7.295	7.991	21527	17836	0.042	0.049
34)	Chlordane...	7.850	8.667	85958	32159	0.665	0.270 #
35)	Chlordane...	0.000	0.000	0	0	N.D.	N.D.
36)	Toxaphene...	7.292	8.222	25215	11651	BelowCal	0.355
37)	Toxaphene...	7.590	8.560	56488	27464	175390.348	0.645 #
38)	Toxaphene...	7.883	8.610	26748	193650	0.369	3.065 #
39)	Toxaphene...	8.115	8.667	131376	32159	BelowCal	BelowCal
40)	Toxaphene...	8.370	8.864	273841	32543	5.258	0.554 #
41)	Toxaphene...	8.415	9.225	65463	259378	0.887	4.037 #
42)	Toxaphene...	0.000	0.000	0	0	N.D.	N.D.

(f)=RT Delta > 1/2 Window (#)=Amounts differ by > 25% (m)=manual int.

Quantitation Report (Not Reviewed)

Data Path : C:\msdchem\1\data\2020-07\0G09046\
Data File : ECD8-07092006.D
Signal(s) : Signal #1: ECD1A.ch Signal #2: ECD2B.ch
Acq On : 9 Jul 2020 12:59
Operator : MJB
Sample : 0G09046-CCB1
Misc : A20F379
ALS Vial : 7 Sample Multiplier: 1

Integration File signal 1: PEST1.e
Integration File signal 2: PEST2.e
Quant Time: Jul 10 11:20:04 2020
Quant Method : C:\msdchem\1\methods\ECD8_QUANTPEST_200606RT6.M
Quant Title : Instrument: DualECD8
QLast Update : Wed Jun 17 08:38:46 2020
Response via : Initial Calibration
Integrator: ChemStation



Quantitation Report (QT Reviewed)

Data Path : C:\msdchem\1\data\2020-07\0G09046\
 Data File : ECD8-07092007.D
 Signal(s) : Signal #1: ECD1A.ch Signal #2: ECD2B.ch
 Acq On : 9 Jul 2020 13:15
 Operator : MJB
 Sample : 0070206-BLK1
 Misc : 1x, 8081B 2,4+4,4-DDx Only, GPC
 ALS Vial : 8 Sample Multiplier: 1

MJB 7/10/20

Integration File signal 1: PEST1.e
 Integration File signal 2: PEST2.e
 Quant Time: Jul 10 11:20:43 2020
 Quant Method : C:\msdchem\1\methods\ECD8_QUANTPEST_200606RT6.M
 Quant Title : Instrument: DualECD8
 QLast Update : Wed Jun 17 08:38:46 2020
 Response via : Initial Calibration
 Integrator: ChemStation

Compound	RT#1	RT#2	Resp#1	Resp#2	ng/mL	ng/mL

System Monitoring Compounds						
1) S TCMX (S)	5.115	5.680	132.4E6	122.9E6	36.301	34.618
22) S DCBP (S)	9.315	10.199	148.0E6	123.4E6	51.654	51.668
Target Compounds						
2) a-BHC	5.658	6.311f	1220365	2678050	0.250	0.562 #
3) g-BHC	5.937	6.589	335145	2886606	0.078	0.676 #
4) b-BHC	6.008	6.668	651012	2812506	0.361	1.539 #
5) Heptachlor	6.333	6.975	759429	3086523	0.192	0.728 #
6) d-BHC	6.148	6.904	254501	3346153	0.108	0.936 #
7) Aldrin	6.587	7.226	395098	3134338	0.092	0.782 #
8) Heptachlo...	7.032	7.659	318418	3560078	0.081	0.946 #
9) trans-Chl...	7.135	7.814	165671	3496904	0.041	0.916 #
10) cis-Chlor...	7.219	7.910	434875	3430603	BelowCal	0.921
11) Endosulfa...	7.341	7.957	775471	4071934	0.211	1.200 #
12) 4,4'-DDE	7.287f	8.048	630835	959088	0.172	0.296m#
13) Dieldrin	7.543f	8.174	403338	3745199	0.100	0.971 #
14) Endrin	7.656	8.403	87964	3560264	0.026	1.204 #
15) 4,4'-DDD	7.736	8.449	124798	163993	0.044	0.040m
16) Endosulfa...	7.807	8.553	992014	3738848	0.326	1.236 #
17) 4,4'-DDT	7.935	8.679	528129	515234	0.241	0.169m#
18) Endrin Al...	8.104	8.772	418639	4042926	BelowCal	1.397
19) Endosulfa...	8.415	8.956	84300	4050089	0.029	1.366 #
20) Methoxychlor	8.264	9.158	2645695	6606555	2.366	5.301 #
21) Endrin Ke...	8.603	9.359	29281458	5637180	8.210	1.678 #
23) Hexachlor...	2.881	3.351f	743693	11310110	0.008	2.456 #
24) Hexachlor...	5.497	6.151	616073	2733384	0.011	0.773 #
25) Oxychlorane	6.936f	7.608	246266	3291535	BelowCal	0.910
26) 2,4'-DDE	7.032f	7.814	318418	413280	0.133	BelowCalm#
27) trans-Non...	7.219	7.910f	434875	3430603	BelowCal	0.798
28) 2,4'-DDD	7.448	8.173	229541	470533	BelowCal	0.226m
29) 2,4'-DDT	7.605	8.378f	181177	237983	BelowCal	BelowCalm

Quantitation Report (QT Reviewed)

Data Path : C:\msdchem\1\data\2020-07\0G09046\
 Data File : ECD8-07092007.D
 Signal(s) : Signal #1: ECD1A.ch Signal #2: ECD2B.ch
 Acq On : 9 Jul 2020 13:15
 Operator : MJB
 Sample : 0070206-BLK1
 Misc : 1x, 8081B 2,4+4,4-DDx Only, GPC
 ALS Vial : 8 Sample Multiplier: 1

Integration File signal 1: PEST1.e
 Integration File signal 2: PEST2.e
 Quant Time: Jul 10 11:20:43 2020
 Quant Method : C:\msdchem\1\methods\ECD8_QUANTPEST_200606RT6.M
 Quant Title : Instrument: DualECD8
 QLast Update : Wed Jun 17 08:38:46 2020
 Response via : Initial Calibration
 Integrator: ChemStation

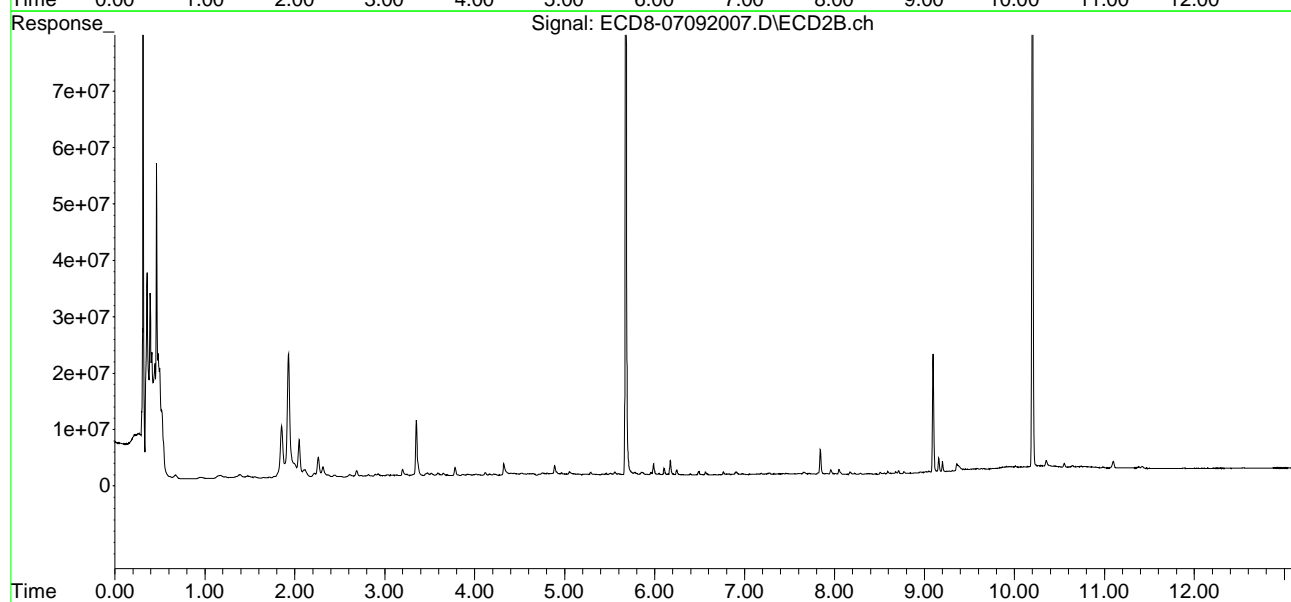
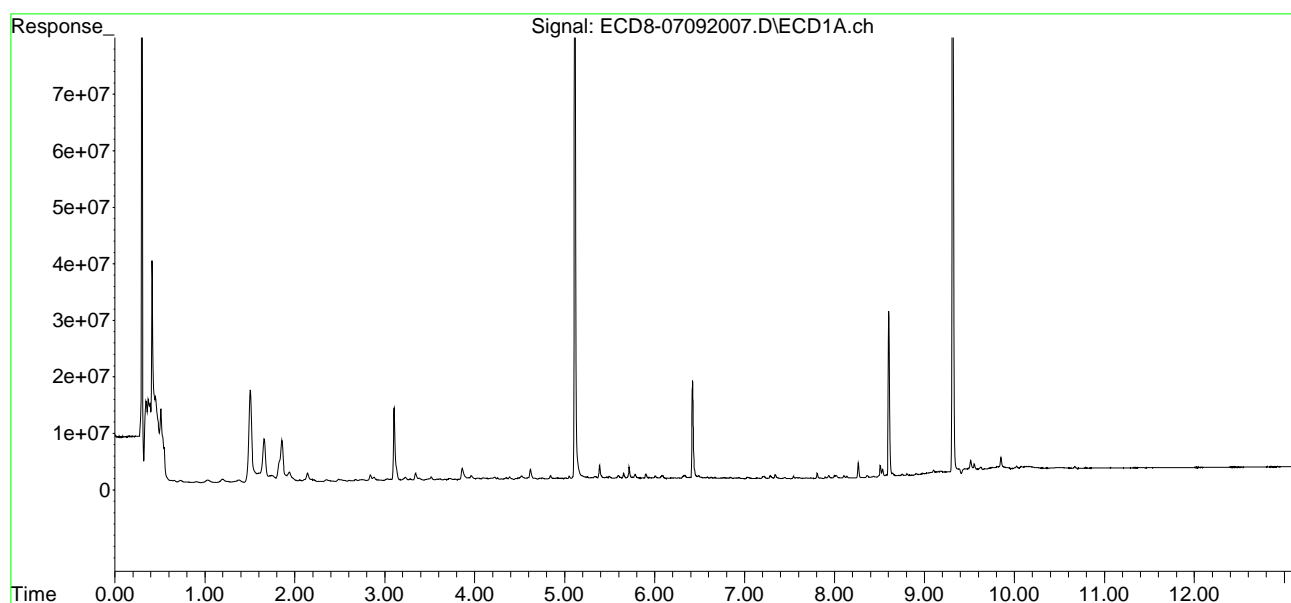
	Compound	RT#1	RT#2	Resp#1	Resp#2	ng/mL	ng/mL
30)	cis-Nonac...	7.682	8.450	144438	3537214	0.035	0.885 #
31)	Mirex	8.363	9.359	376409	5637180	BelowCal	2.237
32)	Chlordane...	7.204	7.910f	398348	3430603	0.964	7.920 #
33)	Chlordane...	7.287	8.008	630835	3437185	1.226	9.421 #
34)	Chlordane...	7.843	8.654	113376	3741842	0.877	31.372 #
35)	Chlordane...	0.000	0.000	0	0	N.D.	N.D.
36)	Toxaphene...	7.287	8.224	630835	3543726	35.815	107.995 #
37)	Toxaphene...	7.577	8.591	200328	4000042	2.659	93.931 #
38)	Toxaphene...	7.896	8.591	261499	4000042	3.605	63.305 #
39)	Toxaphene...	8.133	8.680	321880	4005205	BelowCal	25.899
40)	Toxaphene...	8.363	8.839	376409	3812536	7.227	64.932 #
41)	Toxaphene...	8.415	9.250	84300	4290866	1.142	66.788 #
42)	Toxaphene...	0.000	0.000	0	0	N.D.	N.D.

(f)=RT Delta > 1/2 Window (#)=Amounts differ by > 25% (m)=manual int.

Quantitation Report (QT Reviewed)

Data Path : C:\msdchem\1\data\2020-07\0G09046\
Data File : ECD8-07092007.D
Signal(s) : Signal #1: ECD1A.ch Signal #2: ECD2B.ch
Acq On : 9 Jul 2020 13:15
Operator : MJB
Sample : 0070206-BLK1
Misc : 1x, 8081B 2,4+4,4-DDx Only, GPC
ALS Vial : 8 Sample Multiplier: 1

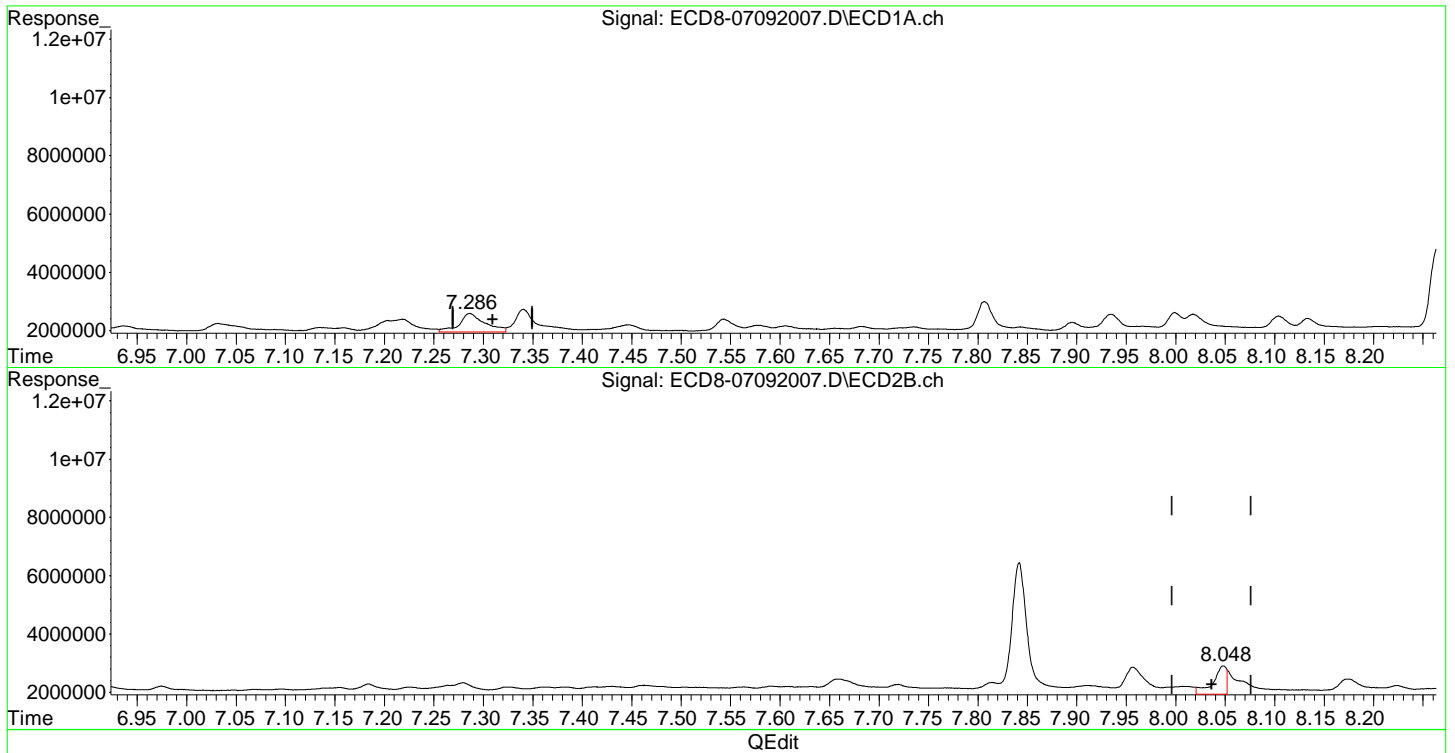
Integration File signal 1: PEST1.e
Integration File signal 2: PEST2.e
Quant Time: Jul 10 11:20:43 2020
Quant Method : C:\msdchem\1\methods\ECD8_QUANTPEST_200606RT6.M
Quant Title : Instrument: DualECD8
QLast Update : Wed Jun 17 08:38:46 2020
Response via : Initial Calibration
Integrator: ChemStation



Quantitation Report (Qedit)

Data Path : C:\msdchem\1\data\2020-07\0G09046\
Data File : ECD8-07092007.D
Signal(s) : Signal #1: ECD1A.ch Signal #2: ECD2B.ch
Acq On : 9 Jul 2020 13:15
Operator : MJB
Sample : 0070206-BLK1
Misc : 1x, 8081B 2,4+4,4-DDx Only, GPC
ALS Vial : 8 Sample Multiplier: 1

Integration File signal 1: PEST1.e
Integration File signal 2: PEST2.e
Quant Time: Jul 10 11:20:43 2020
Quant Method : C:\msdchem\1\methods\ECD8_QUANTPEST_200606RT6.M
Quant Title : Instrument: DualECD8
QLast Update : Wed Jun 17 08:38:46 2020
Response via : Initial Calibration
Integrator: ChemStation



(12) 4,4'-DDE
7.287min 0.172 ng/mL
response 630835

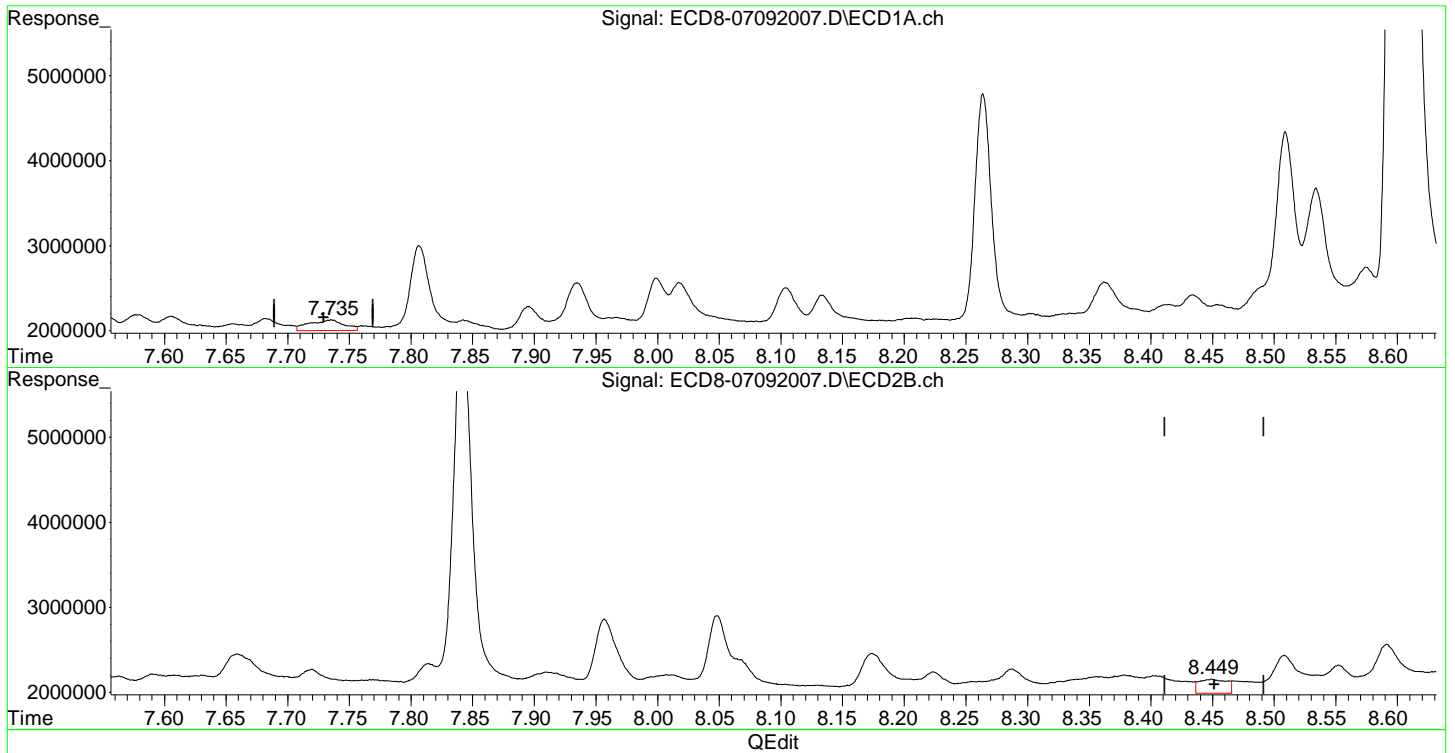
MJB 7/10/20

(12) 4,4'-DDE #2
8.048min 0.296 ng/mL m
response 959088

Quantitation Report (Qedit)

Data Path : C:\msdchem\1\data\2020-07\0G09046\
Data File : ECD8-07092007.D
Signal(s) : Signal #1: ECD1A.ch Signal #2: ECD2B.ch
Acq On : 9 Jul 2020 13:15
Operator : MJB
Sample : 0070206-BLK1
Misc : 1x, 8081B 2,4+4,4-DDx Only, GPC
ALS Vial : 8 Sample Multiplier: 1

Integration File signal 1: PEST1.e
Integration File signal 2: PEST2.e
Quant Time: Jul 10 11:20:43 2020
Quant Method : C:\msdchem\1\methods\ECD8_QUANTPEST_200606RT6.M
Quant Title : Instrument: DualECD8
QLast Update : Wed Jun 17 08:38:46 2020
Response via : Initial Calibration
Integrator: ChemStation



(15) 4,4'-DDD
7.736min 0.044 ng/mL
response 124798

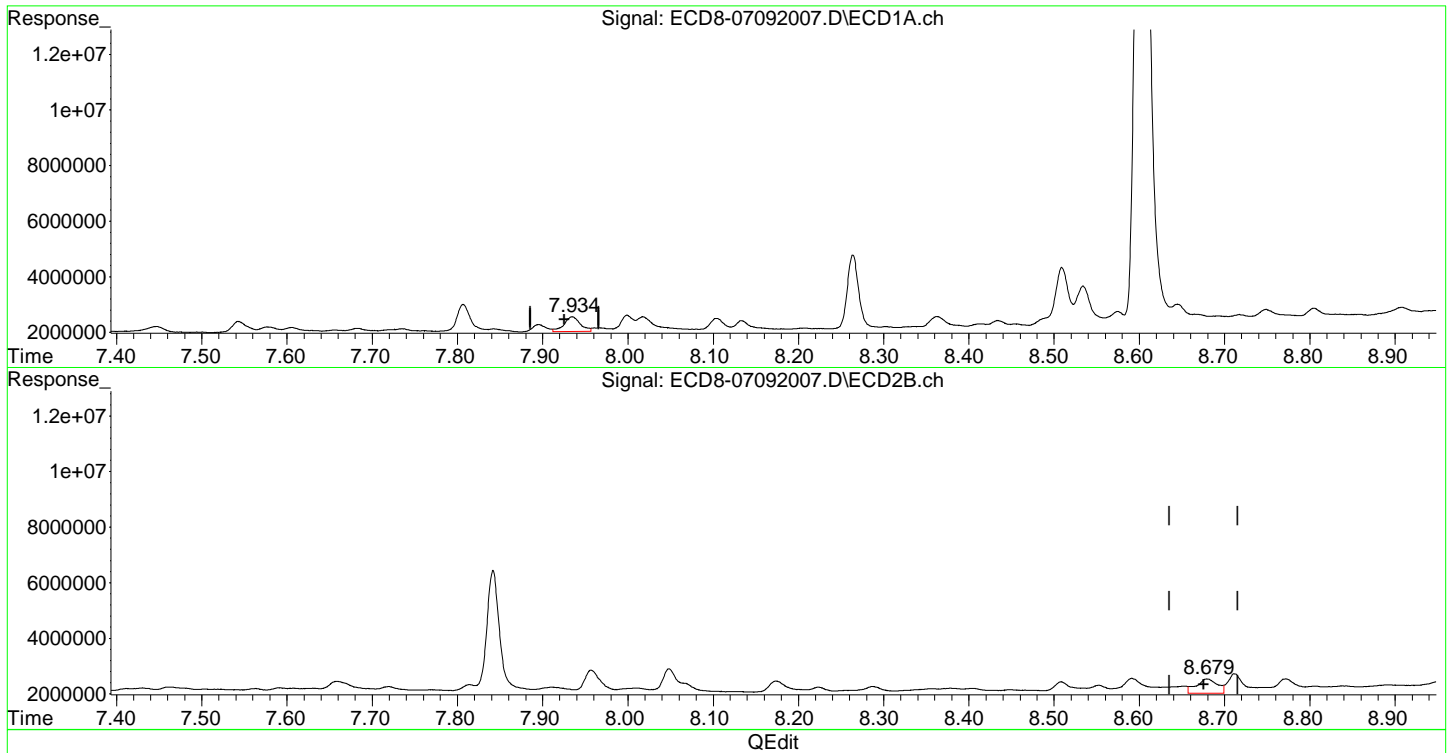
MJB 7/10/20

(15) 4,4'-DDD #2
8.449min 0.040 ng/mL m
response 163993

Quantitation Report (Qedit)

Data Path : C:\msdchem\1\data\2020-07\0G09046\
Data File : ECD8-07092007.D
Signal(s) : Signal #1: ECD1A.ch Signal #2: ECD2B.ch
Acq On : 9 Jul 2020 13:15
Operator : MJB
Sample : 0070206-BLK1
Misc : 1x, 8081B 2,4+4,4-DDx Only, GPC
ALS Vial : 8 Sample Multiplier: 1

Integration File signal 1: PEST1.e
Integration File signal 2: PEST2.e
Quant Time: Jul 10 11:20:43 2020
Quant Method : C:\msdchem\1\methods\ECD8_QUANTPEST_200606RT6.M
Quant Title : Instrument: DualECD8
QLast Update : Wed Jun 17 08:38:46 2020
Response via : Initial Calibration
Integrator: ChemStation



(17) 4,4'-DDT
7.935min 0.241 ng/mL
response 528129

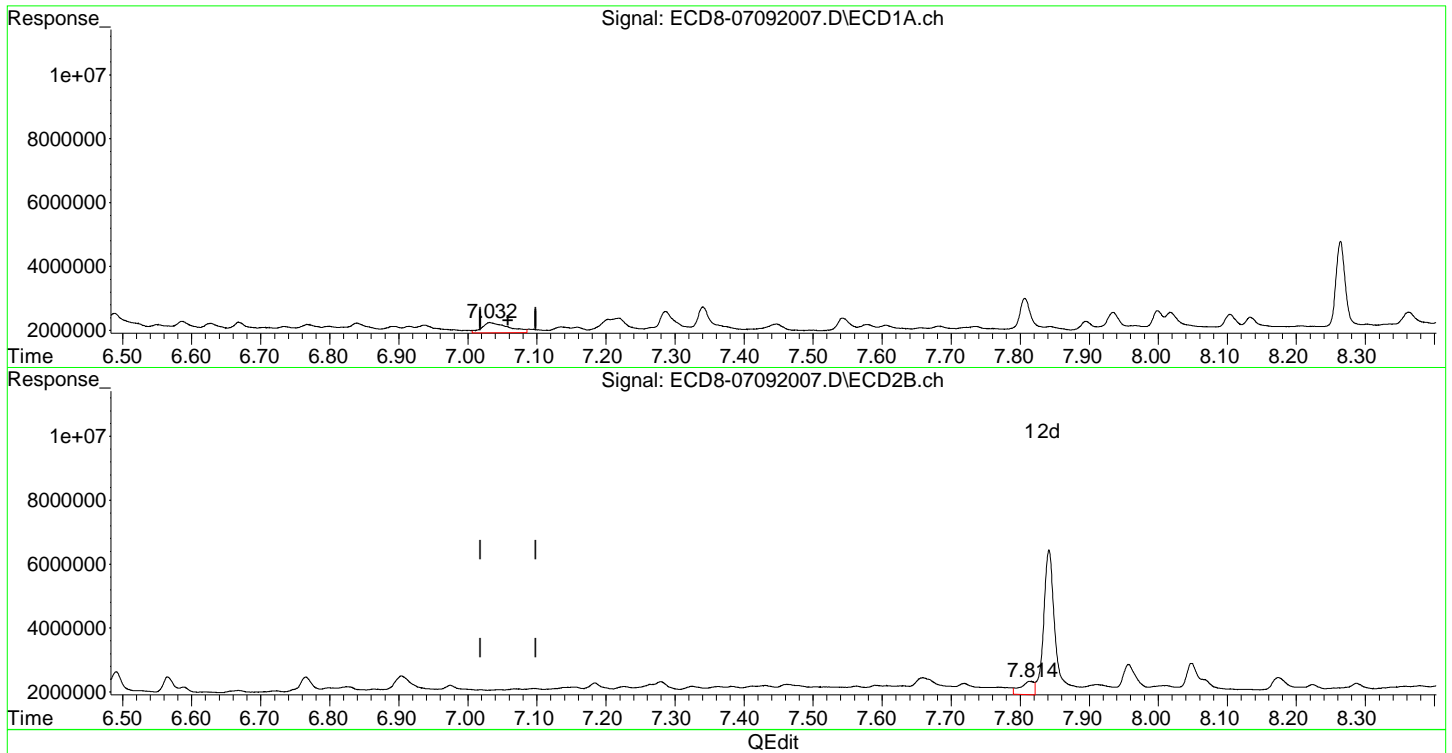
MJB 7/10/20

(17) 4,4'-DDT #2
8.679min 0.169 ng/mL m
response 515234

Quantitation Report (Qedit)

Data Path : C:\msdchem\1\data\2020-07\0G09046\
Data File : ECD8-07092007.D
Signal(s) : Signal #1: ECD1A.ch Signal #2: ECD2B.ch
Acq On : 9 Jul 2020 13:15
Operator : MJB
Sample : 0070206-BLK1
Misc : 1x, 8081B 2,4+4,4-DDx Only, GPC
ALS Vial : 8 Sample Multiplier: 1

Integration File signal 1: PEST1.e
Integration File signal 2: PEST2.e
Quant Time: Jul 10 11:20:43 2020
Quant Method : C:\msdchem\1\methods\ECD8_QUANTPEST_200606RT6.M
Quant Title : Instrument: DualECD8
QLast Update : Wed Jun 17 08:38:46 2020
Response via : Initial Calibration
Integrator: ChemStation



(26) 2,4'-DDE
7.032min 0.133 ng/mL
response 318418

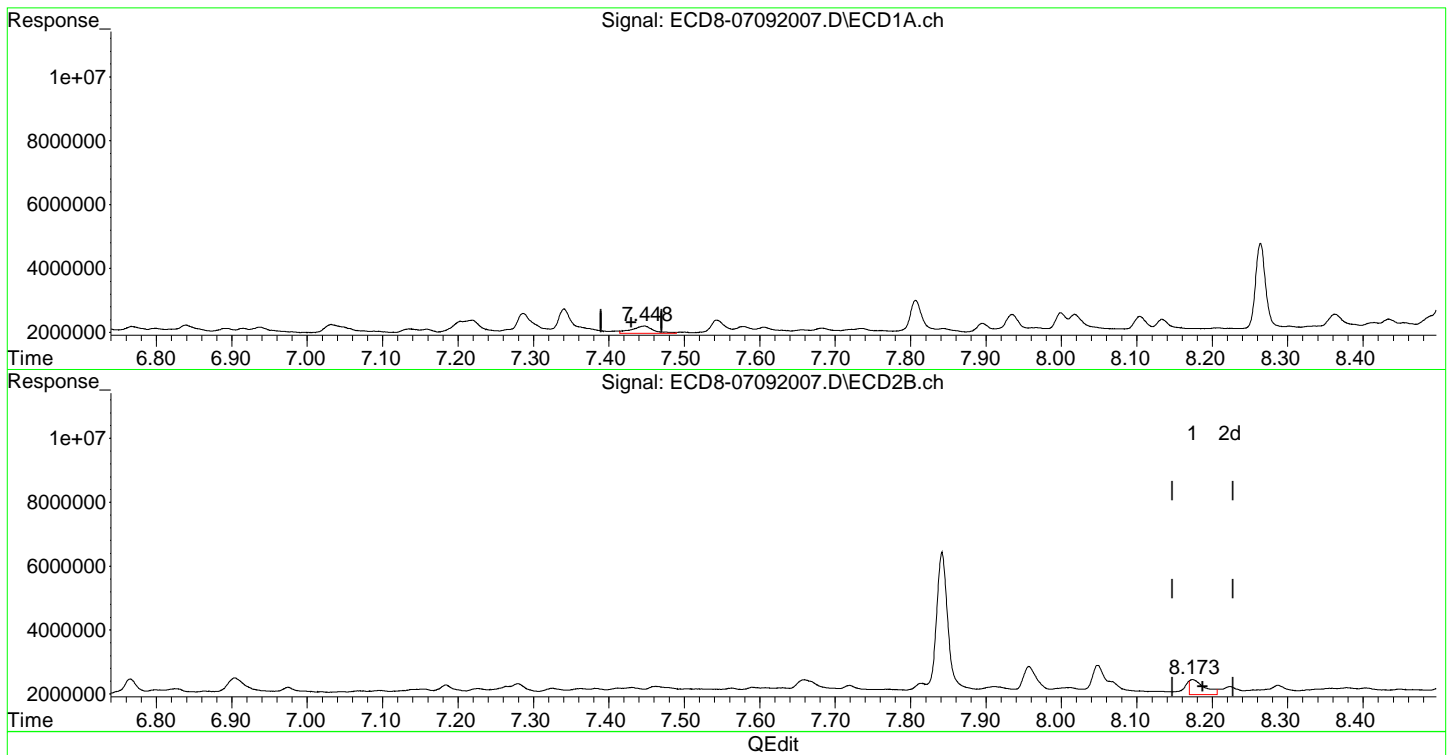
MJB 7/10/20

(26) 2,4'-DDE #2
7.814min -0.055 ng/mL m
response 413280

Quantitation Report (Qedit)

Data Path : C:\msdchem\1\data\2020-07\0G09046\
Data File : ECD8-07092007.D
Signal(s) : Signal #1: ECD1A.ch Signal #2: ECD2B.ch
Acq On : 9 Jul 2020 13:15
Operator : MJB
Sample : 0070206-BLK1
Misc : 1x, 8081B 2,4+4,4-DDx Only, GPC
ALS Vial : 8 Sample Multiplier: 1

Integration File signal 1: PEST1.e
Integration File signal 2: PEST2.e
Quant Time: Jul 10 11:20:43 2020
Quant Method : C:\msdchem\1\methods\ECD8_QUANTPEST_200606RT6.M
Quant Title : Instrument: DualECD8
QLast Update : Wed Jun 17 08:38:46 2020
Response via : Initial Calibration
Integrator: ChemStation



(28) 2,4'-DDD
7.448min -0.078 ng/mL
response 229541

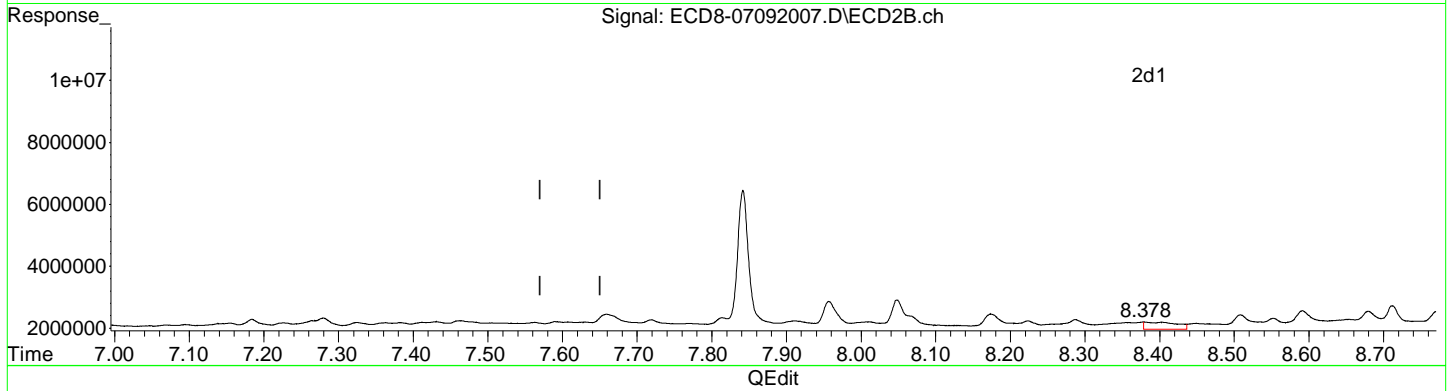
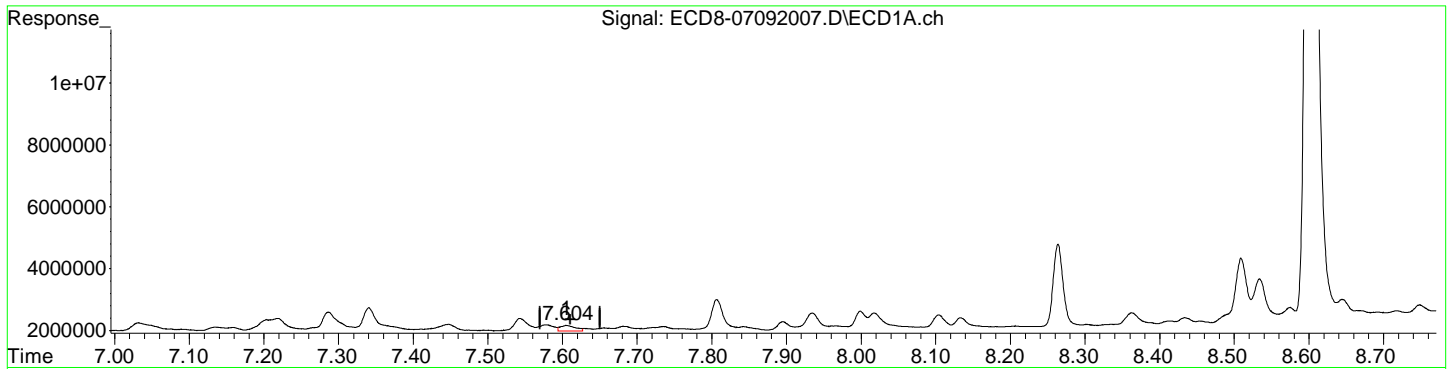
MJB 7/10/20

(28) 2,4'-DDD #2
8.173min 0.226 ng/mL m
response 470533

Quantitation Report (Qedit)

Data Path : C:\msdchem\1\data\2020-07\0G09046\
Data File : ECD8-07092007.D
Signal(s) : Signal #1: ECD1A.ch Signal #2: ECD2B.ch
Acq On : 9 Jul 2020 13:15
Operator : MJB
Sample : 0070206-BLK1
Misc : 1x, 8081B 2,4+4,4-DDx Only, GPC
ALS Vial : 8 Sample Multiplier: 1

Integration File signal 1: PEST1.e
Integration File signal 2: PEST2.e
Quant Time: Jul 10 11:20:43 2020
Quant Method : C:\msdchem\1\methods\ECD8_QUANTPEST_200606RT6.M
Quant Title : Instrument: DualECD8
QLast Update : Wed Jun 17 08:38:46 2020
Response via : Initial Calibration
Integrator: ChemStation



(29) 2,4'-DDT
7.605min -0.076 ng/mL
response 181177

MJB 7/10/20

(29) 2,4'-DDT #2
8.378min -0.042 ng/mL m
response 237983

Quantitation Report (Not Reviewed)

Data Path : C:\msdchem\1\data\2020-07\0G09046\
 Data File : ECD8-07092007.D
 Signal(s) : Signal #1: ECD1A.ch Signal #2: ECD2B.ch
 Acq On : 9 Jul 2020 13:15
 Operator : MJB
 Sample : 0070206-BLK1
 Misc : 1x, 8081B 2,4+4,4-DDx Only, GPC
 ALS Vial : 8 Sample Multiplier: 1

MI

MJB 7/10/20

Integration File signal 1: PEST1.e
 Integration File signal 2: PEST2.e
 Quant Time: Jul 10 11:20:43 2020
 Quant Method : C:\msdchem\1\methods\ECD8_QUANTPEST_200606RT6.M
 Quant Title : Instrument: DualECD8
 QLast Update : Wed Jun 17 08:38:46 2020
 Response via : Initial Calibration
 Integrator: ChemStation

Compound	RT#1	RT#2	Resp#1	Resp#2	ng/mL	ng/mL

System Monitoring Compounds						
1) S TCMX (S)	5.115	5.680	132.4E6	122.9E6	36.301	34.618
22) S DCBP (S)	9.315	10.199	148.0E6	123.4E6	51.654	51.668
Target Compounds						
2) a-BHC	5.658	6.311f	1220365	2678050	0.250	0.562 #
3) g-BHC	5.937	6.589	335145	2886606	0.078	0.676 #
4) b-BHC	6.008	6.668	651012	2812506	0.361	1.539 #
5) Heptachlor	6.333	6.975	759429	3086523	0.192	0.728 #
6) d-BHC	6.148	6.904	254501	3346153	0.108	0.936 #
7) Aldrin	6.587	7.226	395098	3134338	0.092	0.782 #
8) Heptachlo...	7.032	7.659	318418	3560078	0.081	0.946 #
9) trans-Chl...	7.135	7.814	165671	3496904	0.041	0.916 #
10) cis-Chlor...	7.219	7.910	434875	3430603	BelowCal	0.921
11) Endosulfa...	7.341	7.957	775471	4071934	0.211	1.200 #
12) 4,4'-DDE	7.287f	8.048	630835	4145810	0.172	1.258 #
13) Dieldrin	7.543f	8.174	403338	3745199	0.100	0.971 #
14) Endrin	7.656	8.403	87964	3560264	0.026	1.204 #
15) 4,4'-DDD	7.736	8.450	124798	3537214	0.044	1.325 #
16) Endosulfa...	7.807	8.553	992014	3738848	0.326	1.236 #
17) 4,4'-DDT	7.935	8.680	528129	4005205	0.241	1.571 #
18) Endrin Al...	8.104	8.772	418639	4042926	BelowCal	1.397
19) Endosulfa...	8.415	8.956	84300	4050089	0.029	1.366 #
20) Methoxychlor	8.264	9.158	2645695	6606555	2.366	5.301 #
21) Endrin Ke...	8.603	9.359	29281458	5637180	8.210	1.678 #
23) Hexachlor...	2.881	3.351f	743693	11310110	0.008	2.456 #
24) Hexachlor...	5.497	6.151	616073	2733384	0.011	0.773 #
25) Oxychlorane	6.936f	7.608	246266	3291535	BelowCal	0.910
26) 2,4'-DDE	7.032f	7.814	318418	3496904	0.133	1.417 #
27) trans-Non...	7.219	7.910f	434875	3430603	BelowCal	0.798
28) 2,4'-DDD	7.448	8.174	229541	3745199	BelowCal	1.802
29) 2,4'-DDT	7.605	8.403	181177	3560264	BelowCal	1.757

Quantitation Report (Not Reviewed)

Data Path : C:\msdchem\1\data\2020-07\0G09046\
 Data File : ECD8-07092007.D
 Signal(s) : Signal #1: ECD1A.ch Signal #2: ECD2B.ch
 Acq On : 9 Jul 2020 13:15
 Operator : MJB
 Sample : 0070206-BLK1
 Misc : 1x, 8081B 2,4+4,4-DDx Only, GPC
 ALS Vial : 8 Sample Multiplier: 1

Integration File signal 1: PEST1.e
 Integration File signal 2: PEST2.e
 Quant Time: Jul 10 11:20:43 2020
 Quant Method : C:\msdchem\1\methods\ECD8_QUANTPEST_200606RT6.M
 Quant Title : Instrument: DualECD8
 QLast Update : Wed Jun 17 08:38:46 2020
 Response via : Initial Calibration
 Integrator: ChemStation

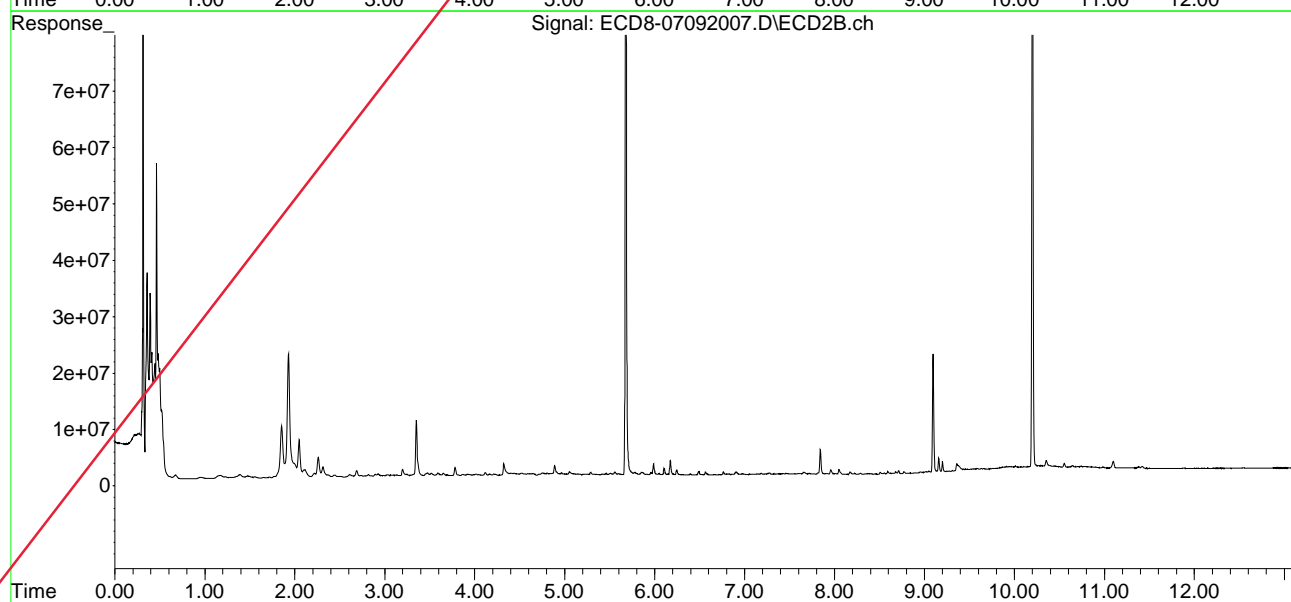
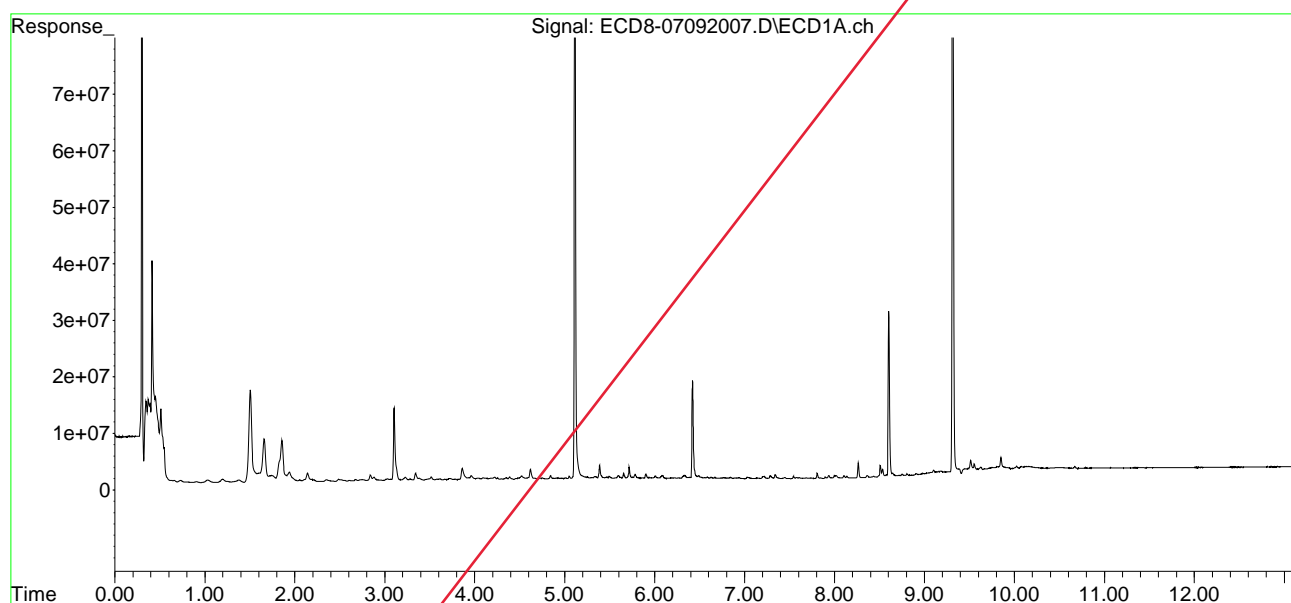
	Compound	RT#1	RT#2	Resp#1	Resp#2	ng/mL	ng/mL
30)	cis-Nonac...	7.682	8.450	144438	3537214	0.035	0.885 #
31)	Mirex	8.363	9.359	376409	5637180	BelowCal	2.237
32)	Chlordane...	7.204	7.910f	398348	3430603	0.964	7.920 #
33)	Chlordane...	7.287	8.008	630835	3437185	1.226	9.421 #
34)	Chlordane...	7.843	8.654	113376	3741842	0.877	31.372 #
35)	Chlordane...	0.000	0.000	0	0	N.D.	N.D.
36)	Toxaphene...	7.287	8.224	630835	3543726	35.815	107.995 #
37)	Toxaphene...	7.577	8.591	200328	4000042	2.659	93.931 #
38)	Toxaphene...	7.896	8.591	261499	4000042	3.605	63.305 #
39)	Toxaphene...	8.133	8.680	321880	4005205	BelowCal	25.899
40)	Toxaphene...	8.363	8.839	376409	3812536	7.227	64.932 #
41)	Toxaphene...	8.415	9.250	84300	4290866	1.142	66.788 #
42)	Toxaphene...	0.000	0.000	0	0	N.D.	N.D.

(f)=RT Delta > 1/2 Window (#)=Amounts differ by > 25% (m)=manual int.

Quantitation Report (Not Reviewed)

Data Path : C:\msdchem\1\data\2020-07\0G09046\
Data File : ECD8-07092007.D
Signal(s) : Signal #1: ECD1A.ch Signal #2: ECD2B.ch
Acq On : 9 Jul 2020 13:15
Operator : MJB
Sample : 0070206-BLK1
Misc : 1x, 8081B 2,4+4,4-DDx Only, GPC
ALS Vial : 8 Sample Multiplier: 1

Integration File signal 1: PEST1.e
Integration File signal 2: PEST2.e
Quant Time: Jul 10 11:20:43 2020
Quant Method : C:\msdchem\1\methods\ECD8_QUANTPEST_200606RT6.M
Quant Title : Instrument: DualECD8
QLast Update : Wed Jun 17 08:38:46 2020
Response via : Initial Calibration
Integrator: ChemStation



Quantitation Report (Not Reviewed)

Data Path : C:\msdchem\1\data\2020-07\0G09046\
 Data File : ECD8-07092008.D
 Signal(s) : Signal #1: ECD1A.ch Signal #2: ECD2B.ch
 Acq On : 9 Jul 2020 13:32
 Operator : MJB
 Sample : 0070206-BS1
 Misc : 1x, 8081B 2,4+4,4-DDx Only, GPC
 ALS Vial : 9 Sample Multiplier: 1

MJB 7/10/20

Integration File signal 1: PEST1.e
 Integration File signal 2: PEST2.e
 Quant Time: Jul 10 11:23:41 2020
 Quant Method : C:\msdchem\1\methods\ECD8_QUANTPEST_200606RT6.M
 Quant Title : Instrument: DualECD8
 QLast Update : Wed Jun 17 08:38:46 2020
 Response via : Initial Calibration
 Integrator: ChemStation

Compound	RT#1	RT#2	Resp#1	Resp#2	ng/mL	ng/mL

System Monitoring Compounds						
1) S TCMX (S)	5.115	5.680	139.0E6	124.4E6	38.107	35.034
22) S DCBP (S)	9.315	10.200	146.0E6	116.7E6	50.965	48.983
Target Compounds						
2) a-BHC	5.658	6.311f	1134307	136365	0.233	0.029 #
3) g-BHC	5.963f	6.588	247677	208522	0.058	0.049
4) b-BHC	6.008	6.670	575998	98492	0.319	0.054 #
5) Heptachlor	6.332	6.974	661294	208005	0.167	0.049 #
6) d-BHC	6.192f	6.903	272705	532072	0.113	0.179 #
7) Aldrin	6.586	7.226	325142	144860	0.075	0.036 #
8) Heptachlo...	7.053	7.658	117.7E6	485265	29.786	0.129 #
9) trans-Chl...	7.131	7.811	354061	108.1E6	0.088	28.310 #
10) cis-Chlor...	7.217f	7.912	421346	184199	BelowCal	0.049
11) Endosulfa...	7.304f	7.956	193.2E6	793548	52.475	0.234 #
12) 4,4'-DDE	7.304	8.034	193.2E6	178.1E6	52.703	49.597
13) Dieldrin	7.542f	8.184	470121	102.2E6	0.116	26.515 #
14) Endrin	7.681	8.406	167608	117.4E6	0.050	39.716 #
15) 4,4'-DDD	7.723	8.448	163.9E6	145.4E6	57.443	50.375
16) Endosulfa...	7.806	8.554	1268809	452064	0.417	0.149 #
17) 4,4'-DDT	7.921	8.674	161.2E6	149.9E6	63.943	54.133
18) Endrin Al...	8.103	8.771	324672	287844	BelowCal	0.099
19) Endosulfa...	8.412	8.953	76280	196417	0.026	0.066 #
20) Methoxychlor	8.264	9.158	2148839	2173333	1.896	1.650
21) Endrin Ke...	8.603	9.358	28626030	1557504	8.026	0.464 #
23) Hexachlor...	2.880	3.351f	608178	10797735	BelowCal	2.337
24) Hexachlor...	5.496	6.151	547841	263953	BelowCal	BelowCal
25) Oxychlorane	6.958	7.609	159065	110499	BelowCal	BelowCal
26) 2,4'-DDE	7.053	7.811	117.7E6	108.1E6	49.184	48.144
27) trans-Non...	7.217	7.912f	421346	184199	BelowCal	BelowCal
28) 2,4'-DDD	7.424	8.184	113.7E6	102.2E6	58.199	49.187
29) 2,4'-DDT	7.606	8.406	135.2E6	117.4E6	69.195	57.247

Quantitation Report (Not Reviewed)

Data Path : C:\msdchem\1\data\2020-07\0G09046\
 Data File : ECD8-07092008.D
 Signal(s) : Signal #1: ECD1A.ch Signal #2: ECD2B.ch
 Acq On : 9 Jul 2020 13:32
 Operator : MJB
 Sample : 0070206-BS1
 Misc : 1x, 8081B 2,4+4,4-DDx Only, GPC
 ALS Vial : 9 Sample Multiplier: 1

Integration File signal 1: PEST1.e
 Integration File signal 2: PEST2.e
 Quant Time: Jul 10 11:23:41 2020
 Quant Method : C:\msdchem\1\methods\ECD8_QUANTPEST_200606RT6.M
 Quant Title : Instrument: DualECD8
 QLast Update : Wed Jun 17 08:38:46 2020
 Response via : Initial Calibration
 Integrator: ChemStation

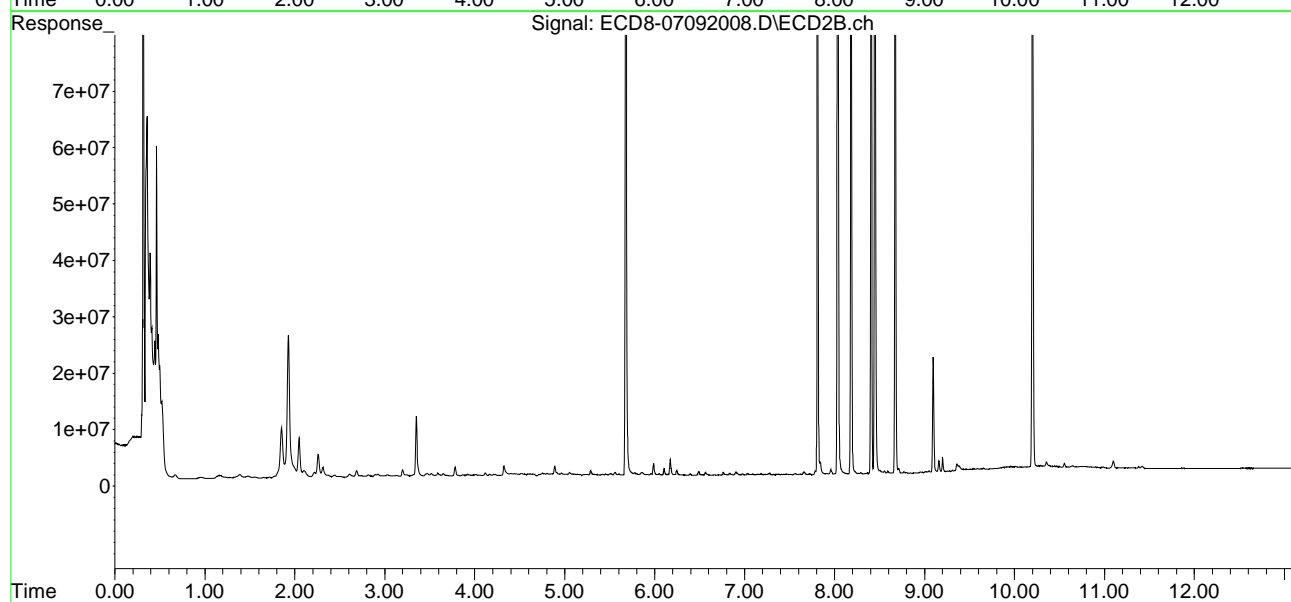
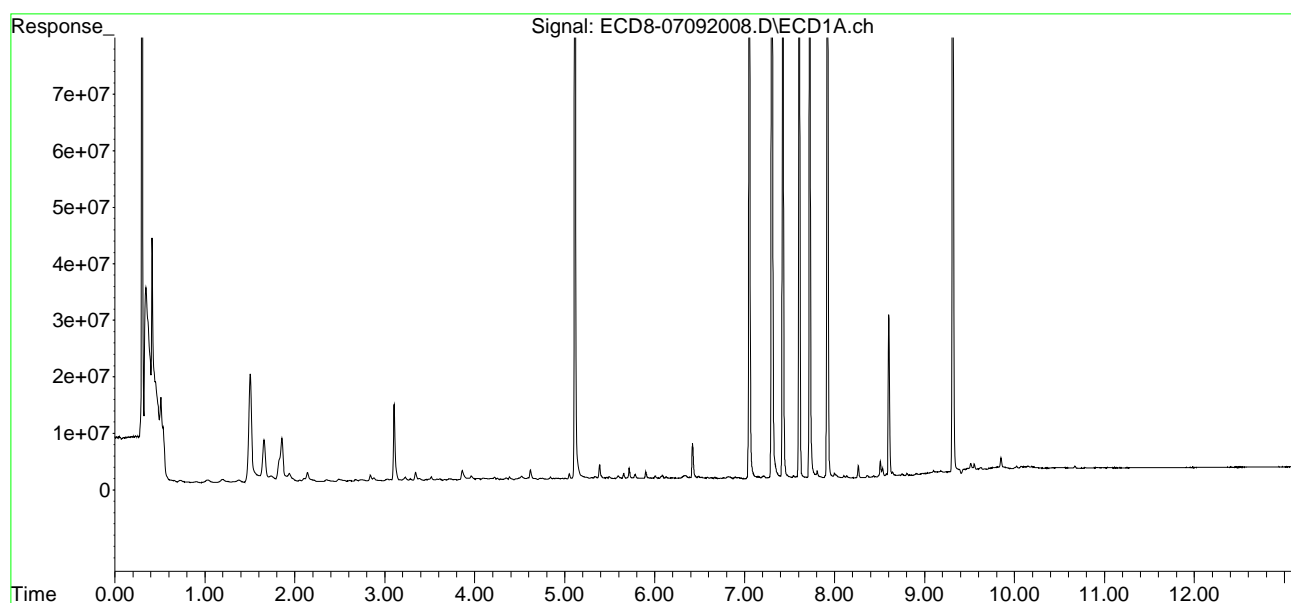
	Compound	RT#1	RT#2	Resp#1	Resp#2	ng/mL	ng/mL
30)	cis-Nonac...	7.681	8.448	167608	145.4E6	0.041	36.381 #
31)	Mirex	8.362	9.358	371304	1557504	BelowCal	0.411
32)	Chlordane...	7.217	7.912f	421346	184199	1.020	0.425 #
33)	Chlordane...	7.304	8.034f	193.2E6	178.1E6	375.434	488.149 #
34)	Chlordane...	0.000	8.674	0	149.9E6	N.D.	1256.769 #
35)	Chlordane...	0.000	0.000	0	0	N.D.	N.D.
36)	Toxaphene...	7.263	0.000	156446	0	5.728	N.D. #
37)	Toxaphene...	7.576	8.591	291694	426747	5.566	10.021 #
38)	Toxaphene...	7.895	8.591	381331	426747	5.256	6.754 #
39)	Toxaphene...	8.133	8.674	352815	149.9E6	BelowCal	1375.164
40)	Toxaphene...	8.362	8.839	371304	40021	7.129	0.682 #
41)	Toxaphene...	8.412	9.251	76280	300685	1.034	4.680 #
42)	Toxaphene...	0.000	0.000	0	0	N.D.	N.D.

(f)=RT Delta > 1/2 Window (#)=Amounts differ by > 25% (m)=manual int.

Quantitation Report (Not Reviewed)

Data Path : C:\msdchem\1\data\2020-07\0G09046\
Data File : ECD8-07092008.D
Signal(s) : Signal #1: ECD1A.ch Signal #2: ECD2B.ch
Acq On : 9 Jul 2020 13:32
Operator : MJB
Sample : 0070206-BS1
Misc : 1x, 8081B 2,4+4,4-DDx Only, GPC
ALS Vial : 9 Sample Multiplier: 1

Integration File signal 1: PEST1.e
Integration File signal 2: PEST2.e
Quant Time: Jul 10 11:23:41 2020
Quant Method : C:\msdchem\1\methods\ECD8_QUANTPEST_200606RT6.M
Quant Title : Instrument: DualECD8
QLast Update : Wed Jun 17 08:38:46 2020
Response via : Initial Calibration
Integrator: ChemStation



Quantitation Report (QT Reviewed)

Data Path : C:\msdchem\1\data\2020-07\0G09046\
 Data File : ECD8-07092011.D
 Signal(s) : Signal #1: ECD1A.ch Signal #2: ECD2B.ch
 Acq On : 9 Jul 2020 14:22
 Operator : MJB
 Sample : A0F0670-03RE3
 Misc : 1x, 8081B 2,4+4,4-DDx Only, GPC
 ALS Vial : 12 Sample Multiplier: 1

Integration File signal 1: PEST1.e
 Integration File signal 2: PEST2.e
 Quant Time: Jul 10 11:27:59 2020
 Quant Method : C:\msdchem\1\methods\ECD8_QUANTPEST_200606RT6.M
 Quant Title : Instrument: DualECD8
 QLast Update : Wed Jun 17 08:38:46 2020
 Response via : Initial Calibration
 Integrator: ChemStation

MJB 7/10/20

Compound	RT#1	RT#2	Resp#1	Resp#2	ng/mL	ng/mL

System Monitoring Compounds						
1) S TCMX (S)	5.116	5.679	121.4E6	109.1E6	33.281	30.718
22) S DCBP (S)	9.313	10.199	141.4E6	112.5E6	49.365	47.269
Target Compounds						
2) a-BHC	5.658	6.269	6945395	2187963	1.425	0.459 #
3) g-BHC	5.906f	6.602	28117796	4712050	6.584	1.104 #
4) b-BHC	6.011	6.687	85235609	3441858	47.272	1.883 #
5) Heptachlor	6.347	6.968	7622219	5837726	1.928	1.378 #
6) d-BHC	6.145	6.947f	10303912	10601125	3.040	2.878
7) Aldrin	6.565	7.245	8866059	2578184	2.056	0.643 #
8) Heptachlo...	7.056	7.665	8327545	4922702	2.107	1.308 #
9) trans-Chl...	7.134	7.806	7786516	4450556	1.935	1.166 #
10) cis-Chlor...	7.220	7.937	9522495	4108163	2.419	1.103 #
11) Endosulfa...	7.334	7.937f	7586453	4108163	2.061	1.211 #
12) 4,4'-DDE	7.301	8.033	6966847	6474764	1.901m	1.959 MDL=MRL
13) Dieldrin	7.510	8.181	8761694	3699659	2.171	0.960 #
14) Endrin	7.668	8.389	58482809	3691485	17.330	1.249 #
15) 4,4'-DDD	7.721	8.447	11567289	8669843	4.054m	3.268
16) Endosulfa...	7.839	8.532	7405164	3048515	2.434	1.008 #
17) 4,4'-DDT	7.898f	8.675	4858610	3890429	2.139m	1.525 # MDL=MRL
18) Endrin Al...	8.093f	8.785	9391601	2286863	3.247	0.790 #
19) Endosulfa...	8.409	8.979	13736901	3818627	4.651	1.288 #
20) Methoxychlor	8.260	9.165	8559597	5401378	7.900	4.313 #
21) Endrin Ke...	8.601	9.363	32929106	4077534	9.233	1.214 #
23) Hexachlor...	2.843f	3.351f	9246573	5337333	2.267	1.065 #
24) Hexachlor...	5.496	6.127	6632128	6650691	1.984	2.158
25) Oxychlorane	6.978	7.588	11992545	16943035	3.606	5.558 #
26) 2,4'-DDE	7.054	7.806	4949167	4450556	2.068m	1.871 MDL=MRL
27) trans-Non...	7.220	7.866	9522495	4471356	2.493	1.118 #
28) 2,4'-DDD	7.422	8.181	6735040	3699659	3.411m	1.780 # MDL=MRL
29) 2,4'-DDT	7.591	8.411	4509225	4592179	2.312m	2.313 R-02

Quantitation Report (QT Reviewed)

Data Path : C:\msdchem\1\data\2020-07\0G09046\
 Data File : ECD8-07092011.D
 Signal(s) : Signal #1: ECD1A.ch Signal #2: ECD2B.ch
 Acq On : 9 Jul 2020 14:22
 Operator : MJB
 Sample : A0F0670-03RE3
 Misc : 1x, 8081B 2,4+4,4-DDx Only, GPC
 ALS Vial : 12 Sample Multiplier: 1

Integration File signal 1: PEST1.e
 Integration File signal 2: PEST2.e
 Quant Time: Jul 10 11:27:59 2020
 Quant Method : C:\msdchem\1\methods\ECD8_QUANTPEST_200606RT6.M
 Quant Title : Instrument: DualECD8
 QLast Update : Wed Jun 17 08:38:46 2020
 Response via : Initial Calibration
 Integrator: ChemStation

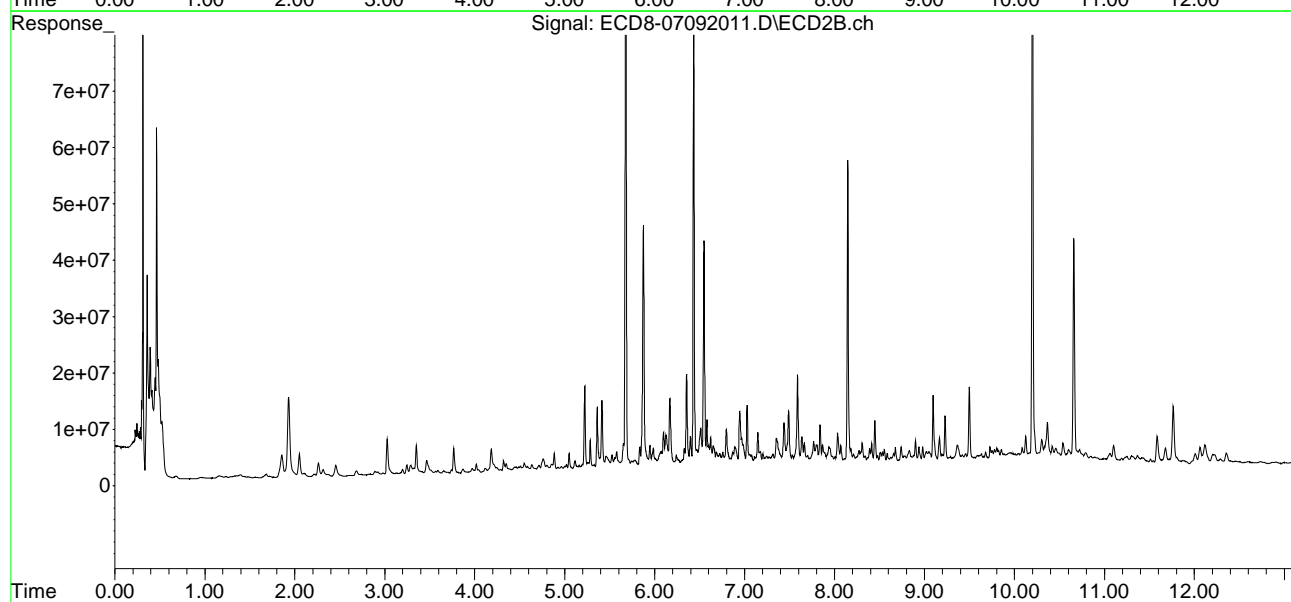
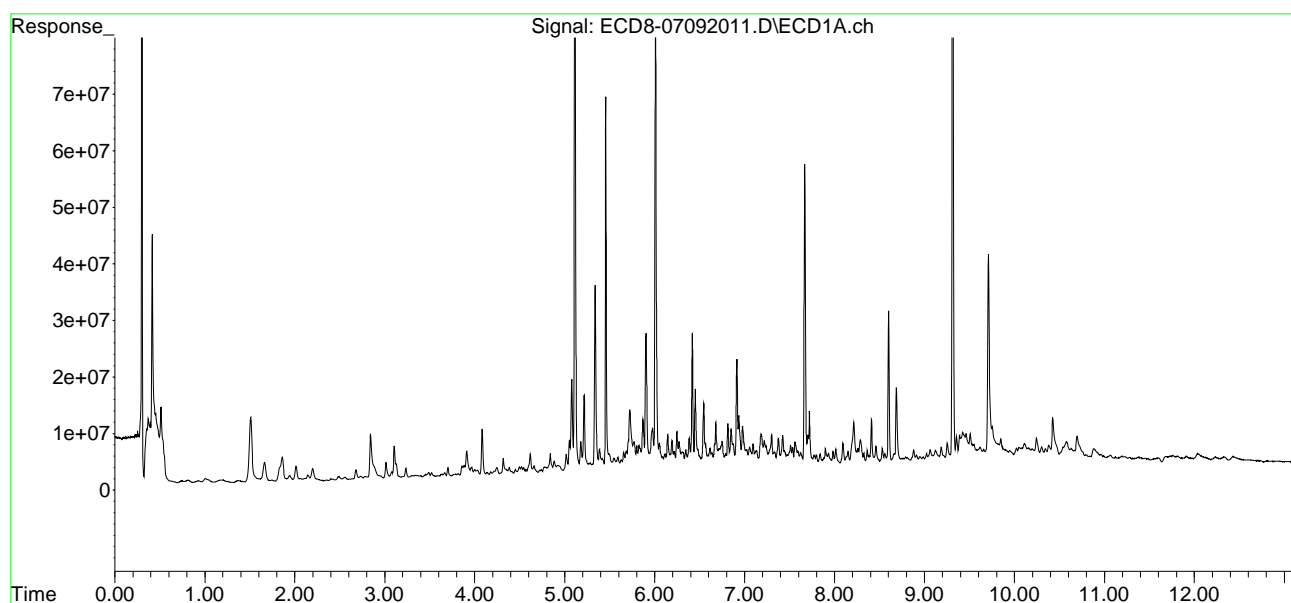
	Compound	RT#1	RT#2	Resp#1	Resp#2	ng/mL	ng/mL
30)	cis-Nonac...	7.702	8.447	10683321	8669843	2.598	2.169
31)	Mirex	8.363	9.363	8199229	4077534	3.046	1.539 #
32)	Chlordane...	7.220	7.866f	9522495	4471356	23.053	10.323 #
33)	Chlordane...	7.301	8.006	10716417	2358038	20.829	6.463 #
34)	Chlordane...	7.859	8.655	6439901	2713900	49.815	22.753 #
35)	Chlordane...	0.000	0.000	0	0	N.D.	N.D.
36)	Toxaphene...	7.301	8.209	10716417	2716953	666.328	82.799 #
37)	Toxaphene...	7.561	8.584	9411328	2761346	296.249	64.844 #
38)	Toxaphene...	7.899	8.624	8395792	2110029	115.730	33.394 #
39)	Toxaphene...	8.148f	8.675	7968519	3890429	120.782	24.632 #
40)	Toxaphene...	8.363	8.877f	8199229	2367251	157.423	40.317 #
41)	Toxaphene...	8.409	9.229	13736901	9291160	186.146	144.619
42)	Toxaphene...	0.000	0.000	0	0	N.D.	N.D.

(f)=RT Delta > 1/2 Window (#)=Amounts differ by > 25% (m)=manual int.

Quantitation Report (QT Reviewed)

Data Path : C:\msdchem\1\data\2020-07\0G09046\
Data File : ECD8-07092011.D
Signal(s) : Signal #1: ECD1A.ch Signal #2: ECD2B.ch
Acq On : 9 Jul 2020 14:22
Operator : MJB
Sample : A0F0670-03RE3
Misc : 1x, 8081B 2,4+4,4-DDx Only, GPC
ALS Vial : 12 Sample Multiplier: 1

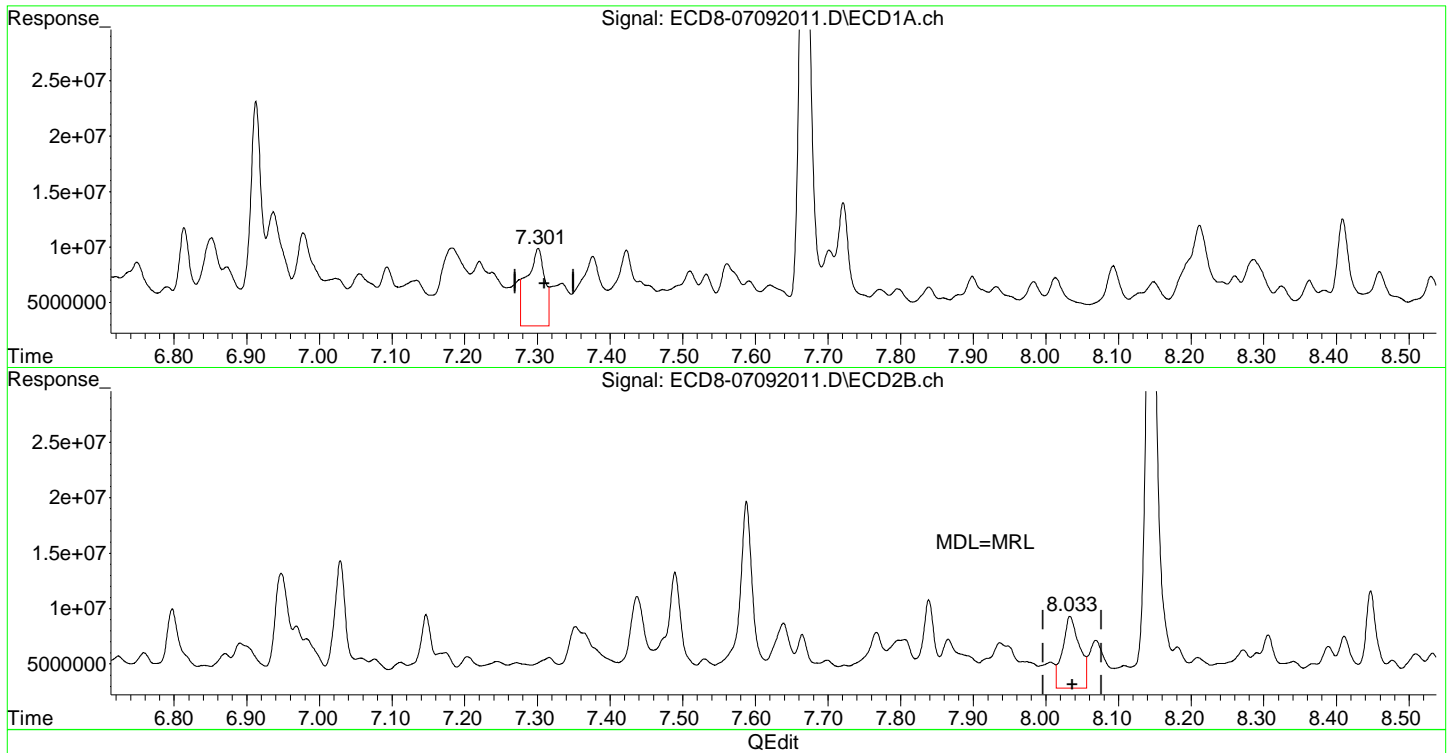
Integration File signal 1: PEST1.e
Integration File signal 2: PEST2.e
Quant Time: Jul 10 11:27:59 2020
Quant Method : C:\msdchem\1\methods\ECD8_QUANTPEST_200606RT6.M
Quant Title : Instrument: DualECD8
QLast Update : Wed Jun 17 08:38:46 2020
Response via : Initial Calibration
Integrator: ChemStation



Quantitation Report (Qedit)

Data Path : C:\msdchem\1\data\2020-07\0G09046\
Data File : ECD8-07092011.D
Signal(s) : Signal #1: ECD1A.ch Signal #2: ECD2B.ch
Acq On : 9 Jul 2020 14:22
Operator : MJB
Sample : A0F0670-03RE3
Misc : 1x, 8081B 2,4+4,4-DDx Only, GPC
ALS Vial : 12 Sample Multiplier: 1

Integration File signal 1: PEST1.e
Integration File signal 2: PEST2.e
Quant Time: Jul 10 11:27:59 2020
Quant Method : C:\msdchem\1\methods\ECD8_QUANTPEST_200606RT6.M
Quant Title : Instrument: DualECD8
QLast Update : Wed Jun 17 08:38:46 2020
Response via : Initial Calibration
Integrator: ChemStation



(12) 4,4'-DDE
7.301min 1.901 ng/mL m
response 6966847

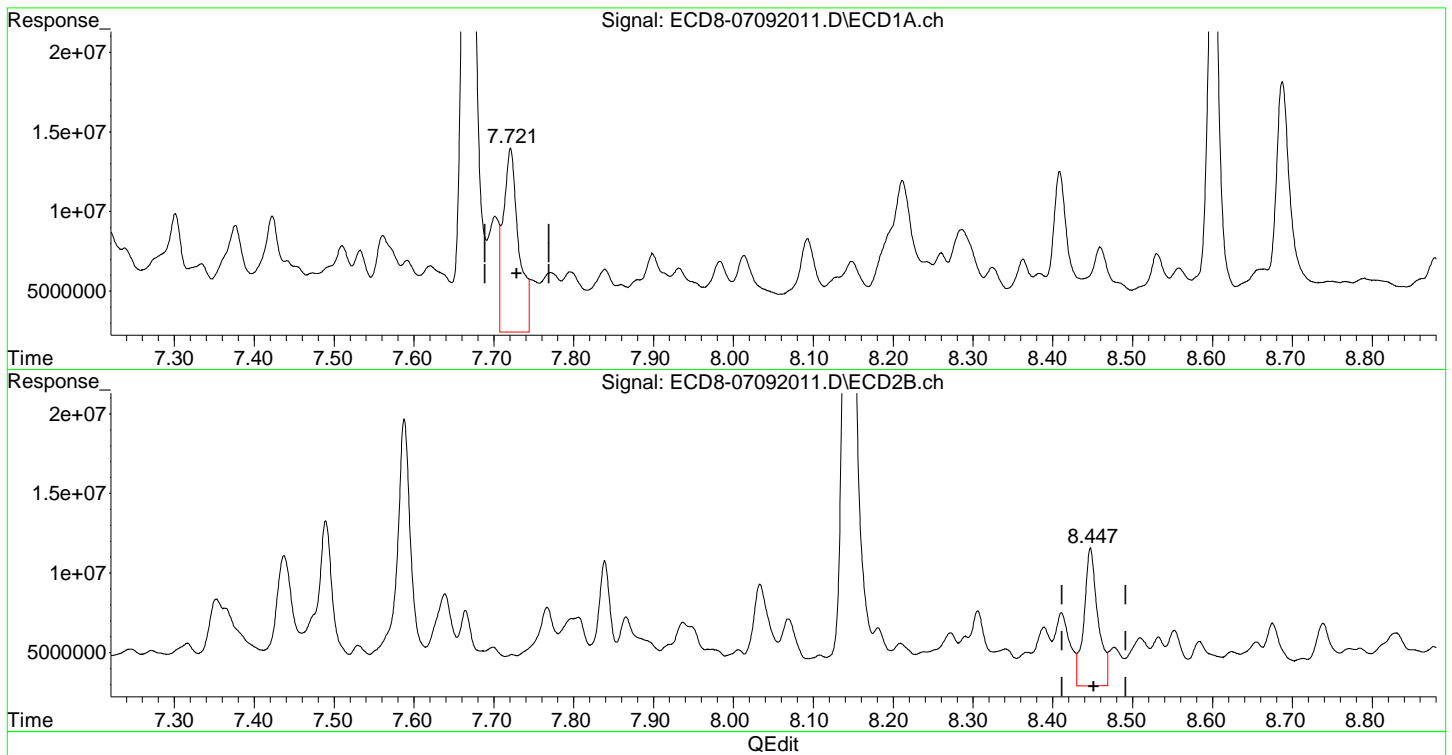
MJB 7/10/20

(12) 4,4'-DDE #2
8.033min 1.959 ng/mL
response 6474764

Quantitation Report (Qedit)

Data Path : C:\msdchem\1\data\2020-07\0G09046\
Data File : ECD8-07092011.D
Signal(s) : Signal #1: ECD1A.ch Signal #2: ECD2B.ch
Acq On : 9 Jul 2020 14:22
Operator : MJB
Sample : A0F0670-03RE3
Misc : 1x, 8081B 2,4+4,4-DDx Only, GPC
ALS Vial : 12 Sample Multiplier: 1

Integration File signal 1: PEST1.e
Integration File signal 2: PEST2.e
Quant Time: Jul 10 11:27:59 2020
Quant Method : C:\msdchem\1\methods\ECD8_QUANTPEST_200606RT6.M
Quant Title : Instrument: DualECD8
QLast Update : Wed Jun 17 08:38:46 2020
Response via : Initial Calibration
Integrator: ChemStation



(15) 4,4'-DDD
7.721min 4.054 ng/mL m
response 11567289

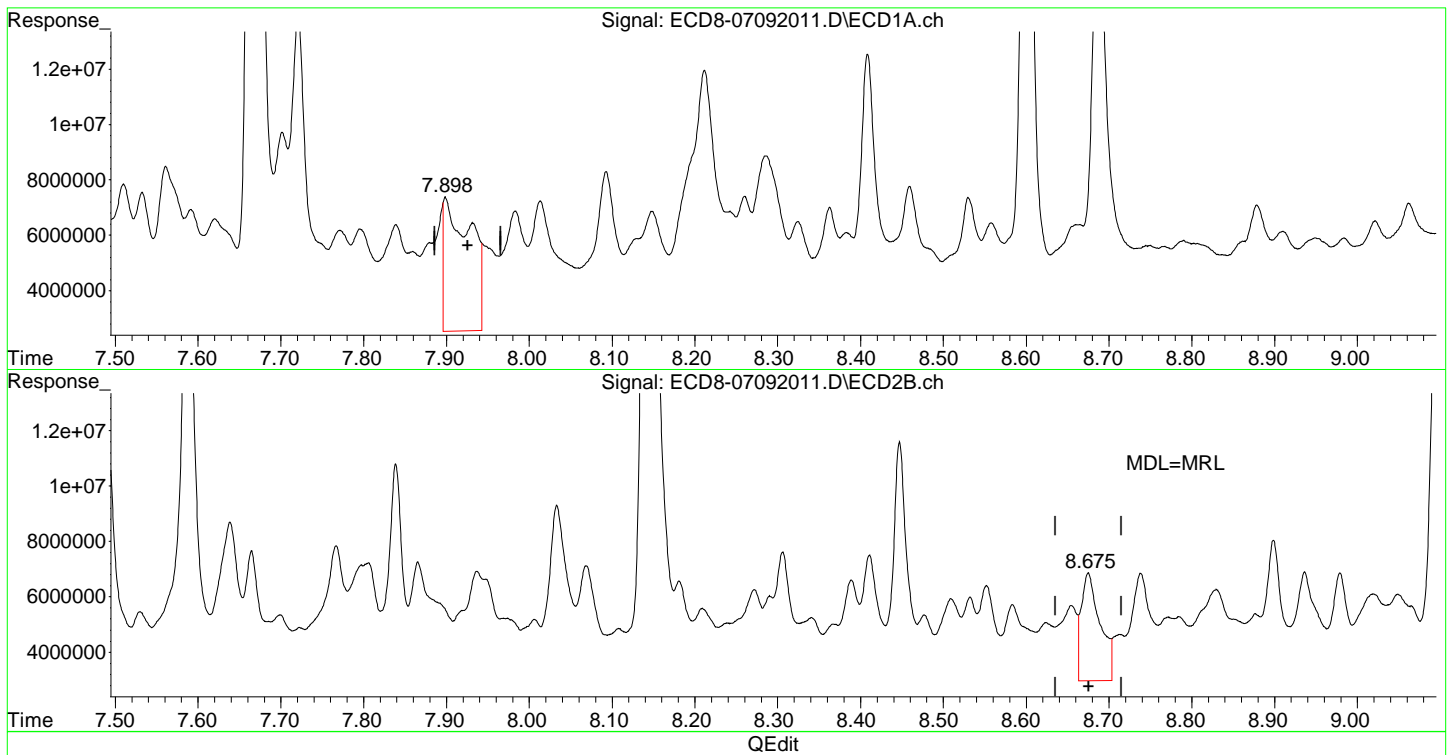
MJB 7/10/20

(15) 4,4'-DDD #2
8.447min 3.268 ng/mL
response 8669843

Quantitation Report (Qedit)

Data Path : C:\msdchem\1\data\2020-07\0G09046\
Data File : ECD8-07092011.D
Signal(s) : Signal #1: ECD1A.ch Signal #2: ECD2B.ch
Acq On : 9 Jul 2020 14:22
Operator : MJB
Sample : A0F0670-03RE3
Misc : 1x, 8081B 2,4+4,4-DDx Only, GPC
ALS Vial : 12 Sample Multiplier: 1

Integration File signal 1: PEST1.e
Integration File signal 2: PEST2.e
Quant Time: Jul 10 11:27:59 2020
Quant Method : C:\msdchem\1\methods\ECD8_QUANTPEST_200606RT6.M
Quant Title : Instrument: DualECD8
QLast Update : Wed Jun 17 08:38:46 2020
Response via : Initial Calibration
Integrator: ChemStation



(17) 4,4'-DDT
7.898min 2.139 ng/mL m
response 4858610

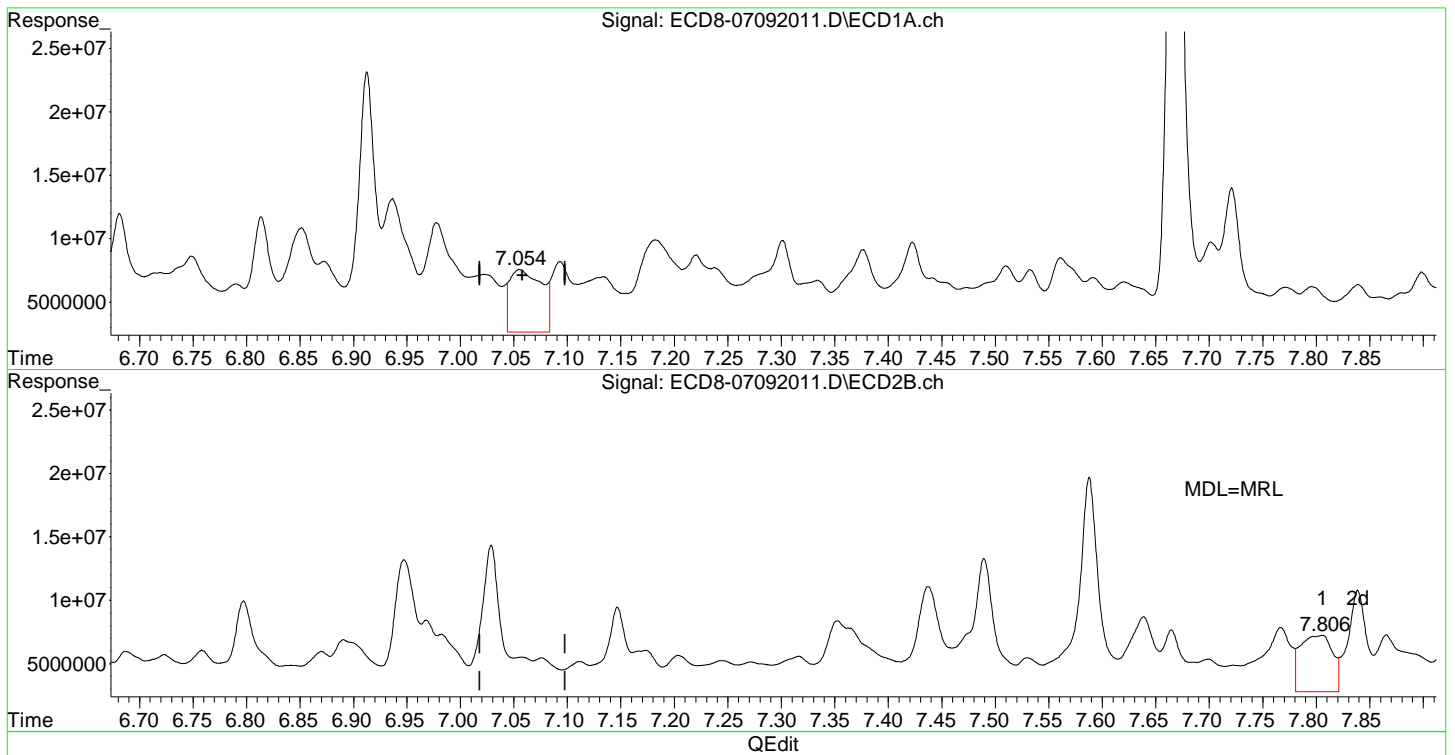
MJB 7/10/20

(17) 4,4'-DDT #2
8.675min 1.525 ng/mL
response 3890429

Quantitation Report (Qedit)

Data Path : C:\msdchem\1\data\2020-07\0G09046\
Data File : ECD8-07092011.D
Signal(s) : Signal #1: ECD1A.ch Signal #2: ECD2B.ch
Acq On : 9 Jul 2020 14:22
Operator : MJB
Sample : A0F0670-03RE3
Misc : 1x, 8081B 2,4+4,4-DDx Only, GPC
ALS Vial : 12 Sample Multiplier: 1

Integration File signal 1: PEST1.e
Integration File signal 2: PEST2.e
Quant Time: Jul 10 11:27:59 2020
Quant Method : C:\msdchem\1\methods\ECD8_QUANTPEST_200606RT6.M
Quant Title : Instrument: DualECD8
QLast Update : Wed Jun 17 08:38:46 2020
Response via : Initial Calibration
Integrator: ChemStation



(26) 2,4'-DDE
7.054min 2.068 ng/mL m
response 4949167

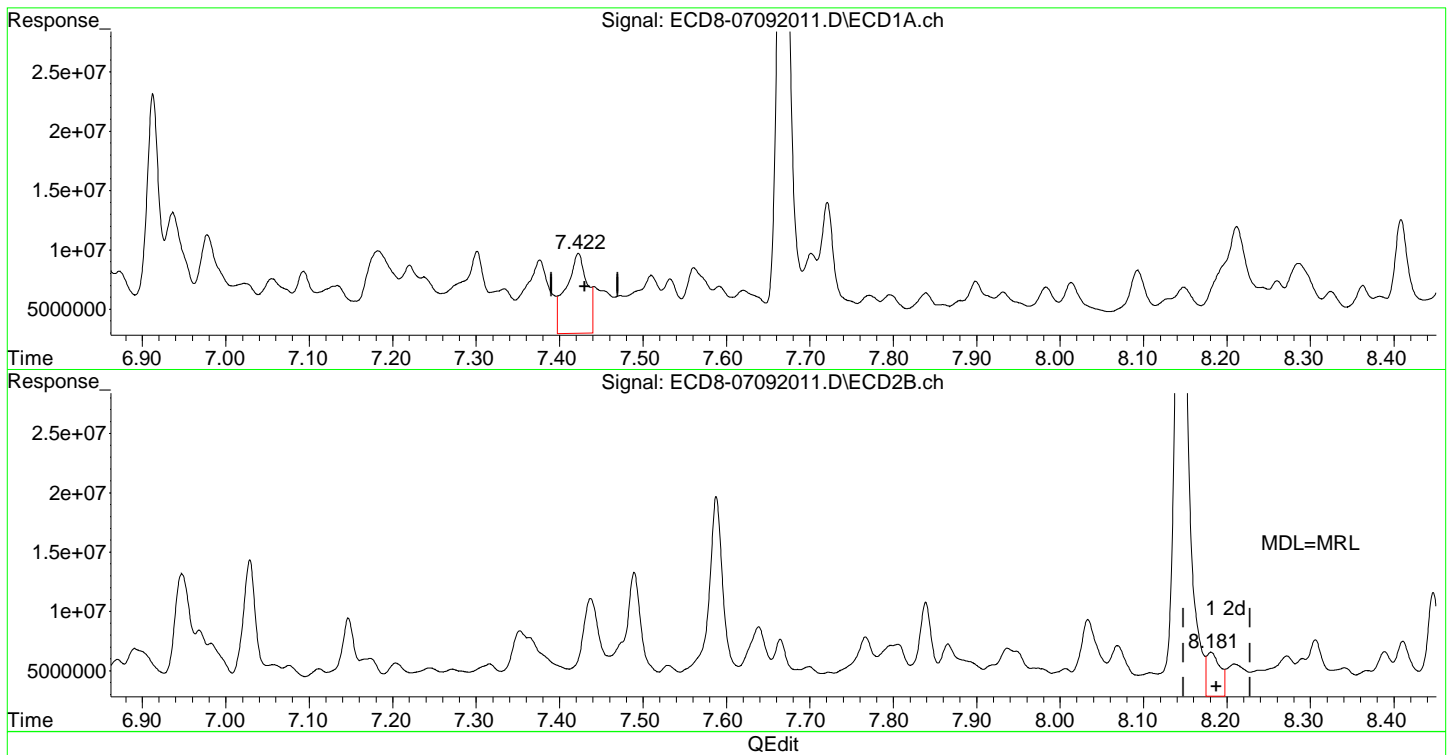
MJB 7/10/20

(26) 2,4'-DDE #2
7.806min 1.871 ng/mL
response 4450556

Quantitation Report (Qedit)

Data Path : C:\msdchem\1\data\2020-07\0G09046\
Data File : ECD8-07092011.D
Signal(s) : Signal #1: ECD1A.ch Signal #2: ECD2B.ch
Acq On : 9 Jul 2020 14:22
Operator : MJB
Sample : A0F0670-03RE3
Misc : 1x, 8081B 2,4+4,4-DDx Only, GPC
ALS Vial : 12 Sample Multiplier: 1

Integration File signal 1: PEST1.e
Integration File signal 2: PEST2.e
Quant Time: Jul 10 11:27:59 2020
Quant Method : C:\msdchem\1\methods\ECD8_QUANTPEST_200606RT6.M
Quant Title : Instrument: DualECD8
QLast Update : Wed Jun 17 08:38:46 2020
Response via : Initial Calibration
Integrator: ChemStation



(28) 2,4'-DDD
7.422min 3.411 ng/mL m
response 6735040

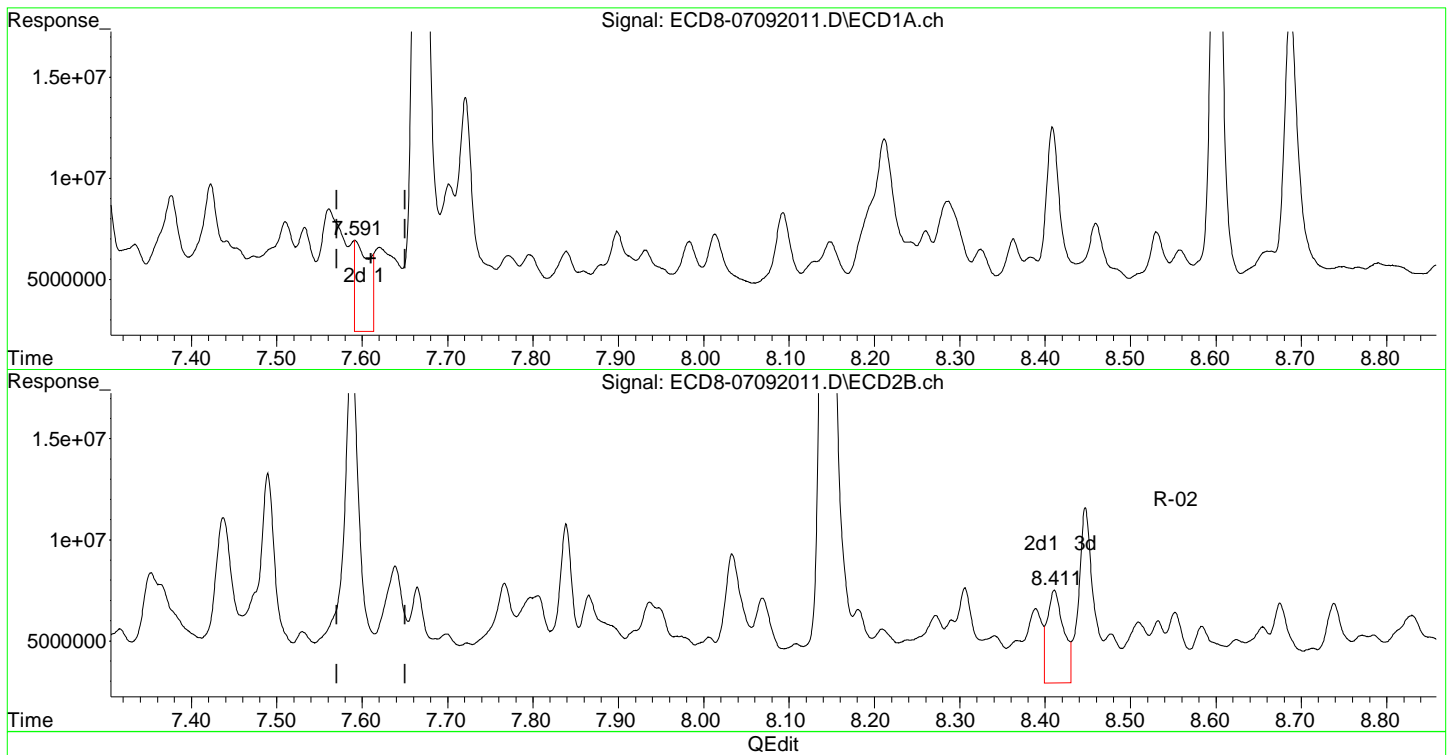
MJB 7/10/20

(28) 2,4'-DDD #2
8.181min 1.780 ng/mL
response 3699659

Quantitation Report (Qedit)

Data Path : C:\msdchem\1\data\2020-07\0G09046\
Data File : ECD8-07092011.D
Signal(s) : Signal #1: ECD1A.ch Signal #2: ECD2B.ch
Acq On : 9 Jul 2020 14:22
Operator : MJB
Sample : A0F0670-03RE3
Misc : 1x, 8081B 2,4+4,4-DDx Only, GPC
ALS Vial : 12 Sample Multiplier: 1

Integration File signal 1: PEST1.e
Integration File signal 2: PEST2.e
Quant Time: Jul 10 11:27:59 2020
Quant Method : C:\msdchem\1\methods\ECD8_QUANTPEST_200606RT6.M
Quant Title : Instrument: DualECD8
QLast Update : Wed Jun 17 08:38:46 2020
Response via : Initial Calibration
Integrator: ChemStation



(29) 2,4'-DDT
7.591min 2.312 ng/mL m
response 4509225

MJB 7/10/20

(29) 2,4'-DDT #2
8.411min 2.313 ng/mL
response 4592179

Quantitation Report (Not Reviewed)

Data Path : C:\msdchem\1\data\2020-07\0G09046\
 Data File : ECD8-07092011.D
 Signal(s) : Signal #1: ECD1A.ch Signal #2: ECD2B.ch
 Acq On : 9 Jul 2020 14:22
 Operator : MJB
 Sample : A0F0670-03RE3
 Misc : 1x, 8081B 2,4+4,4-DDx Only, GPC
 ALS Vial : 12 Sample Multiplier: 1

MI

MJB 7/10/20

Integration File signal 1: PEST1.e
 Integration File signal 2: PEST2.e
 Quant Time: Jul 10 11:27:59 2020
 Quant Method : C:\msdchem\1\methods\ECD8_QUANTPEST_200606RT6.M
 Quant Title : Instrument: DualECD8
 QLast Update : Wed Jun 17 08:38:46 2020
 Response via : Initial Calibration
 Integrator: ChemStation

Compound	RT#1	RT#2	Resp#1	Resp#2	ng/mL	ng/mL

System Monitoring Compounds						
1) S TCMX (S)	5.116	5.679	121.4E6	109.1E6	33.281	30.718
22) S DCBP (S)	9.313	10.199	141.4E6	112.5E6	49.365	47.269
Target Compounds						
2) a-BHC	5.658	6.269	6945395	2187963	1.425	0.459 #
3) g-BHC	5.906f	6.602	28117796	4712050	6.584	1.104 #
4) b-BHC	6.011	6.687	85235609	3441858	47.272	1.883 #
5) Heptachlor	6.347	6.968	7622219	5837726	1.928	1.378 #
6) d-BHC	6.145	6.947f	10303912	10601125	3.040	2.878
7) Aldrin	6.565	7.245	8866059	2578184	2.056	0.643 #
8) Heptachlo...	7.056	7.665	8327545	4922702	2.107	1.308 #
9) trans-Chl...	7.134	7.806	7786516	4450556	1.935	1.166 #
10) cis-Chlor...	7.220	7.937	9522495	4108163	2.419	1.103 #
11) Endosulfa...	7.334	7.937f	7586453	4108163	2.061	1.211 #
12) 4,4'-DDE	7.301	8.033	10716417	6474764	2.924	1.959 #
13) Dieldrin	7.510	8.181	8761694	3699659	2.171	0.960 #
14) Endrin	7.668	8.389	58482809	3691485	17.330	1.249 #
15) 4,4'-DDD	7.721	8.447	14970725	8669843	5.247	3.268 #
16) Endosulfa...	7.839	8.532	7405164	3048515	2.434	1.008 #
17) 4,4'-DDT	7.932	8.675	7492008	3890429	3.287	1.525 #
18) Endrin Al...	8.093f	8.785	9391601	2286863	3.247	0.790 #
19) Endosulfa...	8.409	8.979	13736901	3818627	4.651	1.288 #
20) Methoxychlor	8.260	9.165	8559597	5401378	7.900	4.313 #
21) Endrin Ke...	8.601	9.363	32929106	4077534	9.233	1.214 #
23) Hexachlor...	2.843f	3.351f	9246573	5337333	2.267	1.065 #
24) Hexachlor...	5.496	6.127	6632128	6650691	1.984	2.158
25) Oxychlorane	6.978	7.588	11992545	16943035	3.606	5.558 #
26) 2,4'-DDE	7.056	7.806	8327545	4450556	3.479	1.871 #
27) trans-Non...	7.220	7.866	9522495	4471356	2.493	1.118 #
28) 2,4'-DDD	7.423	8.181	10594674	3699659	5.472	1.780 #
29) 2,4'-DDT	7.620	8.411	7531627	4592179	3.972	2.313 #

Quantitation Report (Not Reviewed)

Data Path : C:\msdchem\1\data\2020-07\0G09046\
 Data File : ECD8-07092011.D
 Signal(s) : Signal #1: ECD1A.ch Signal #2: ECD2B.ch
 Acq On : 9 Jul 2020 14:22
 Operator : MJB
 Sample : A0F0670-03RE3
 Misc : 1x, 8081B 2,4+4,4-DDx Only, GPC
 ALS Vial : 12 Sample Multiplier: 1

Integration File signal 1: PEST1.e
 Integration File signal 2: PEST2.e
 Quant Time: Jul 10 11:27:59 2020
 Quant Method : C:\msdchem\1\methods\ECD8_QUANTPEST_200606RT6.M
 Quant Title : Instrument: DualECD8
 QLast Update : Wed Jun 17 08:38:46 2020
 Response via : Initial Calibration
 Integrator: ChemStation

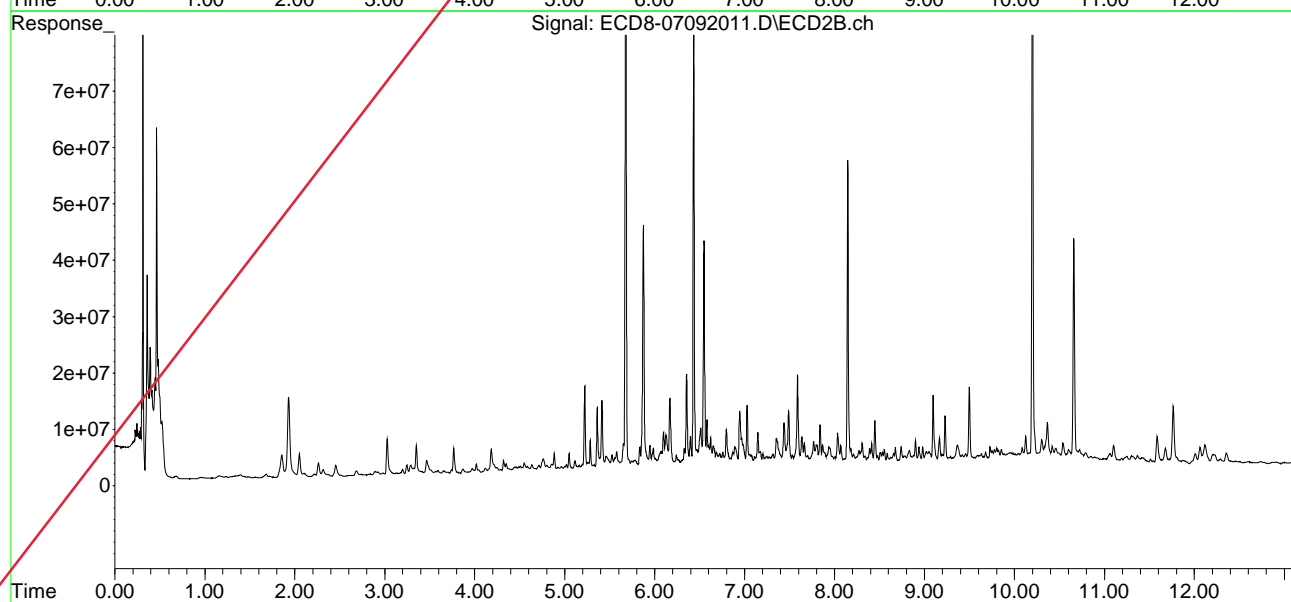
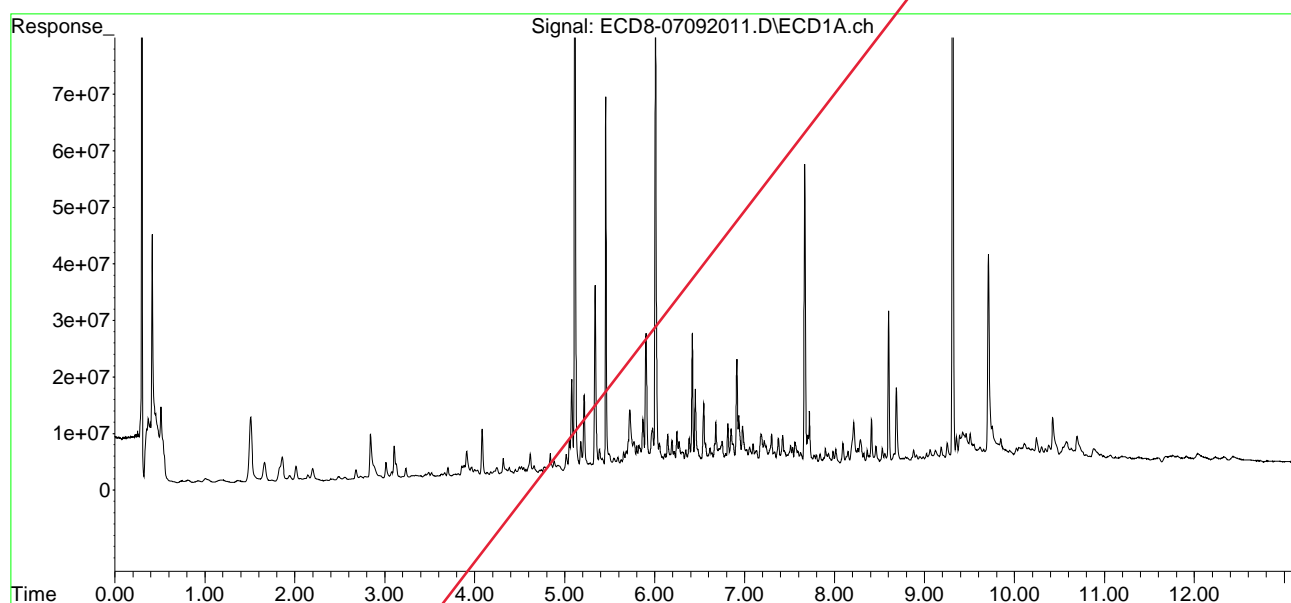
	Compound	RT#1	RT#2	Resp#1	Resp#2	ng/mL	ng/mL
30)	cis-Nonac...	7.702	8.447	10683321	8669843	2.598	2.169
31)	Mirex	8.363	9.363	8199229	4077534	3.046	1.539 #
32)	Chlordane...	7.220	7.866f	9522495	4471356	23.053	10.323 #
33)	Chlordane...	7.301	8.006	10716417	2358038	20.829	6.463 #
34)	Chlordane...	7.859	8.655	6439901	2713900	49.815	22.753 #
35)	Chlordane...	0.000	0.000	0	0	N.D.	N.D.
36)	Toxaphene...	7.301	8.209	10716417	2716953	666.328	82.799 #
37)	Toxaphene...	7.561	8.584	9411328	2761346	296.249	64.844 #
38)	Toxaphene...	7.899	8.624	8395792	2110029	115.730	33.394 #
39)	Toxaphene...	8.148f	8.675	7968519	3890429	120.782	24.632 #
40)	Toxaphene...	8.363	8.877f	8199229	2367251	157.423	40.317 #
41)	Toxaphene...	8.409	9.229	13736901	9291160	186.146	144.619
42)	Toxaphene...	0.000	0.000	0	0	N.D.	N.D.

(f)=RT Delta > 1/2 Window (#)=Amounts differ by > 25% (m)=manual int.

Quantitation Report (Not Reviewed)

Data Path : C:\msdchem\1\data\2020-07\0G09046\
Data File : ECD8-07092011.D
Signal(s) : Signal #1: ECD1A.ch Signal #2: ECD2B.ch
Acq On : 9 Jul 2020 14:22
Operator : MJB
Sample : A0F0670-03RE3
Misc : 1x, 8081B 2,4+4,4-DDx Only, GPC
ALS Vial : 12 Sample Multiplier: 1

Integration File signal 1: PEST1.e
Integration File signal 2: PEST2.e
Quant Time: Jul 10 11:27:59 2020
Quant Method : C:\msdchem\1\methods\ECD8_QUANTPEST_200606RT6.M
Quant Title : Instrument: DualECD8
QLast Update : Wed Jun 17 08:38:46 2020
Response via : Initial Calibration
Integrator: ChemStation



Quantitation Report (Not Reviewed)

Data Path : C:\msdchem\1\data\2020-07\0G09046\
 Data File : ECD8-07092012.D
 Signal(s) : Signal #1: ECD1A.ch Signal #2: ECD2B.ch
 Acq On : 9 Jul 2020 14:38
 Operator : MJB
 Sample : A0F0670-01RE3
 Misc : 1x, 8081B 2,4+4,4-DDx Only, GPC
 ALS Vial : 13 Sample Multiplier: 1

MJB 7/10/20

Integration File signal 1: PEST1.e
 Integration File signal 2: PEST2.e
 Quant Time: Jul 10 11:34:58 2020
 Quant Method : C:\msdchem\1\methods\ECD8_QUANTPEST_200606RT6.M
 Quant Title : Instrument: DualECD8
 QLast Update : Wed Jun 17 08:38:46 2020
 Response via : Initial Calibration
 Integrator: ChemStation

Compound	RT#1	RT#2	Resp#1	Resp#2	ng/mL	ng/mL

System Monitoring Compounds						
1) S TCMX (S)	5.116	5.678	129.9E6	112.4E6	35.625	31.664
22) S DCBP (S)	9.315	10.199	181.2E6	127.7E6	63.165	53.407
Target Compounds						
2) a-BHC	5.657	6.297	5206655	3717602	1.068	0.780 #
3) g-BHC	5.905f	6.583	18824906	12080773	4.408	2.830 #
4) b-BHC	6.012	6.684	51255450	5269612	28.427	2.883 #
5) Heptachlor	6.346	6.944f	411.7E6	419.8E6	104.137	99.073
6) d-BHC	6.146	6.944f	8389454	419.8E6	2.484	96.985 #
7) Aldrin	6.585	7.247	6669785	4010565	1.547	1.000 #
8) Heptachlo...	7.054	7.664	7128787	8516298	1.804	2.262 #
9) trans-Chl...	7.156	7.823	9394488	14042123	2.335	3.678 #
10) cis-Chlor...	7.239	7.902	64059807	35357211	17.283	9.490 #
11) Endosulfa...	7.336	7.991f	9150065	6095598	2.486	1.797 #
12) 4,4'-DDE	7.303	8.033	16189147	15194618	4.417	R-02 4.569 P-01
13) Dieldrin	7.510	8.183	8900858	46694829	2.205	12.111 #
14) Endrin	7.670	8.405	88401740	18244652	26.196	6.171 #
15) 4,4'-DDD	7.722	8.447	70632584	64065928	24.755	23.347
16) Endosulfa...	7.837	8.533	4964395	7803912	1.632	2.581 #
17) 4,4'-DDT	7.920	8.673	50093084	49503523	21.274	19.134
18) Endrin Al...	8.091f	8.775	8308139	6001982	2.850	2.074 #
19) Endosulfa...	8.409	8.979	12700240	7730689	4.300	2.607 #
20) Methoxychlor	8.291	9.164	10564330	12120161	9.754	9.779
21) Endrin Ke...	8.602	9.364	29366730	8373895	8.234	2.493 #
23) Hexachlor...	2.882	3.372	2723197	1507180	0.534	0.173 #
24) Hexachlor...	5.494	6.128	6889260	6583272	2.069	2.134
25) Oxychlorane	6.977	7.589	7889119	17965532	2.307	5.905 #
26) 2,4'-DDE	7.054	7.823	7128787	14042123	2.979	R-02 6.405 # P-01
27) trans-Non...	7.239	7.865	64059807	8831731	18.287	2.457 #
28) 2,4'-DDD	7.422	8.183	56906849	46694829	29.689	22.467
29) 2,4'-DDT	7.605	8.405	16298443	18244652	8.752	R-02 9.562 P-01

Quantitation Report (Not Reviewed)

Data Path : C:\msdchem\1\data\2020-07\0G09046\
 Data File : ECD8-07092012.D
 Signal(s) : Signal #1: ECD1A.ch Signal #2: ECD2B.ch
 Acq On : 9 Jul 2020 14:38
 Operator : MJB
 Sample : A0F0670-01RE3
 Misc : 1x, 8081B 2,4+4,4-DDx Only, GPC
 ALS Vial : 13 Sample Multiplier: 1

Integration File signal 1: PEST1.e
 Integration File signal 2: PEST2.e
 Quant Time: Jul 10 11:34:58 2020
 Quant Method : C:\msdchem\1\methods\ECD8_QUANTPEST_200606RT6.M
 Quant Title : Instrument: DualECD8
 QLast Update : Wed Jun 17 08:38:46 2020
 Response via : Initial Calibration
 Integrator: ChemStation

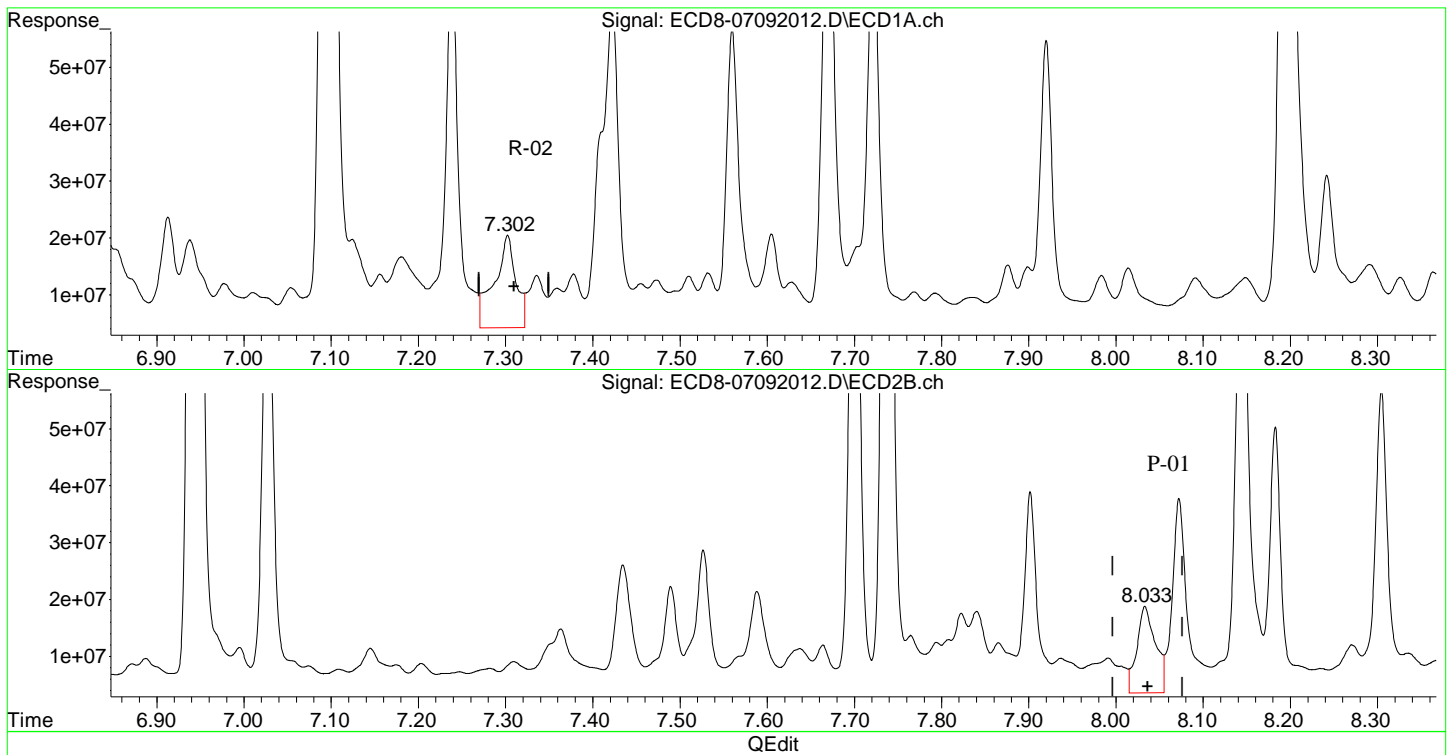
	Compound	RT#1	RT#2	Resp#1	Resp#2	ng/mL	ng/mL
30)	cis-Nonac...	7.722f	8.447	70632584	64065928	17.178	16.029
31)	Mirex	8.364	9.364	9178875	8373895	3.448	3.460
32)	Chlordane...	7.181f	7.902	12501967	35357211	30.266	81.629 #
33)	Chlordane...	7.303	7.991	16189147	6095598	31.466	16.707 #
34)	Chlordane...	7.837	8.673	4964395	49503523	38.401	415.036 #
35)	Chlordane...	0.000	0.000	0	0	N.D.	N.D.
36)	Toxaphene...	7.303	8.235	16189147	4192908	1001.468	127.779 #
37)	Toxaphene...	7.560	8.583	52233635	5390286	1674.319	126.578 #
38)	Toxaphene...	7.876	8.608	10689688	9331013	147.350	147.674
39)	Toxaphene...	8.149f	8.673	8319683	49503523	126.472	496.147 #
40)	Toxaphene...	8.364	8.830f	9178875	6514570	176.232	110.951 #
41)	Toxaphene...	8.431	9.228	13358881	13033319	181.023	202.867
42)	Toxaphene...	0.000	0.000	0	0	N.D.	N.D.

(f)=RT Delta > 1/2 Window (#)=Amounts differ by > 25% (m)=manual int.

Quantitation Report (Qedit)

Data Path : C:\msdchem\1\data\2020-07\0G09046\
Data File : ECD8-07092012.D
Signal(s) : Signal #1: ECD1A.ch Signal #2: ECD2B.ch
Acq On : 9 Jul 2020 14:38
Operator : MJB
Sample : A0F0670-01RE3
Misc : 1x, 8081B 2,4+4,4-DDx Only, GPC
ALS Vial : 13 Sample Multiplier: 1

Integration File signal 1: PEST1.e
Integration File signal 2: PEST2.e
Quant Time: Jul 10 11:34:58 2020
Quant Method : C:\msdchem\1\methods\ECD8_QUANTPEST_200606RT6.M
Quant Title : Instrument: DualECD8
QLast Update : Wed Jun 17 08:38:46 2020
Response via : Initial Calibration
Integrator: ChemStation



(12) 4,4'-DDE
7.303min 4.417 ng/mL
response 16189147

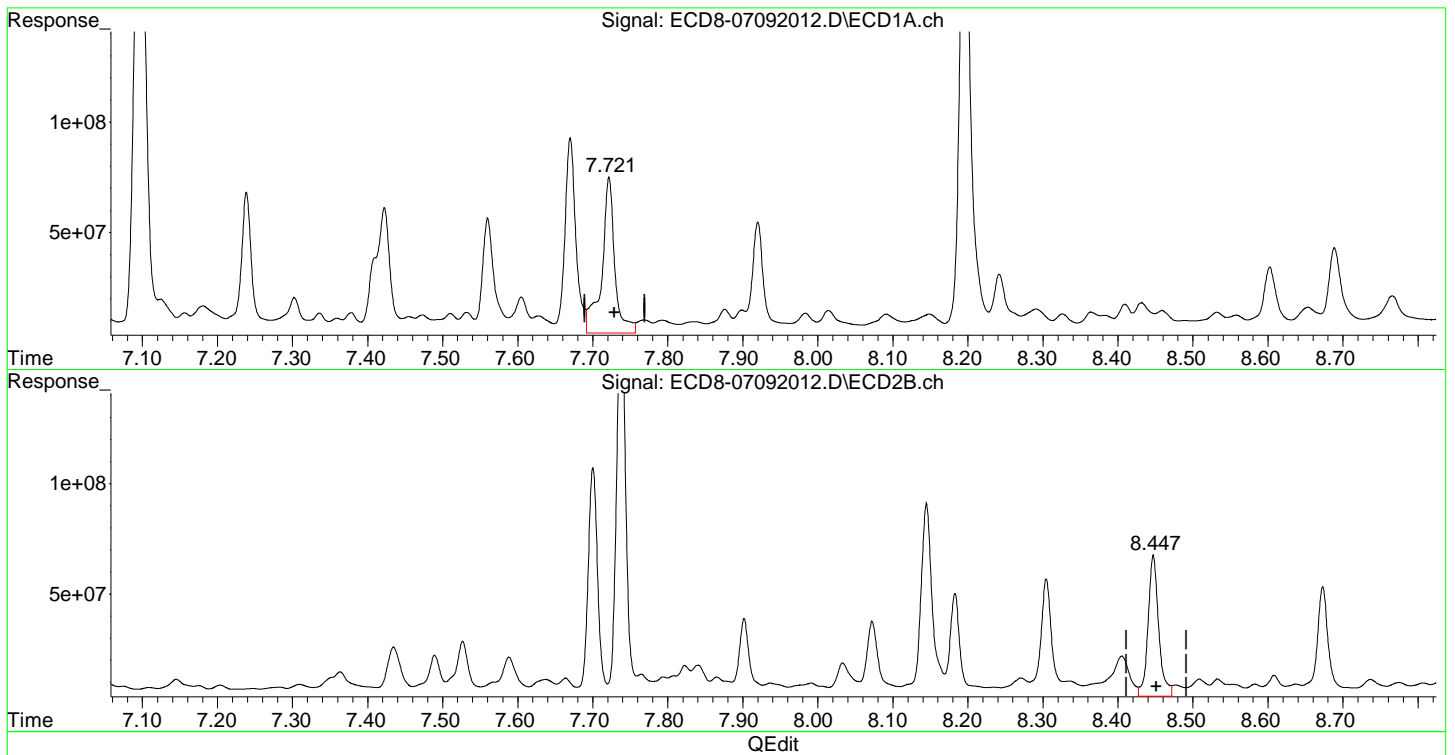
MJB 7/10/20

(12) 4,4'-DDE #2
8.033min 4.569 ng/mL
response 15194618

Quantitation Report (Qedit)

Data Path : C:\msdchem\1\data\2020-07\0G09046\
Data File : ECD8-07092012.D
Signal(s) : Signal #1: ECD1A.ch Signal #2: ECD2B.ch
Acq On : 9 Jul 2020 14:38
Operator : MJB
Sample : A0F0670-01RE3
Misc : 1x, 8081B 2,4+4,4-DDx Only, GPC
ALS Vial : 13 Sample Multiplier: 1

Integration File signal 1: PEST1.e
Integration File signal 2: PEST2.e
Quant Time: Jul 10 11:34:58 2020
Quant Method : C:\msdchem\1\methods\ECD8_QUANTPEST_200606RT6.M
Quant Title : Instrument: DualECD8
QLast Update : Wed Jun 17 08:38:46 2020
Response via : Initial Calibration
Integrator: ChemStation



(15) 4,4'-DDD
7.722min 24.755 ng/mL
response 70632584

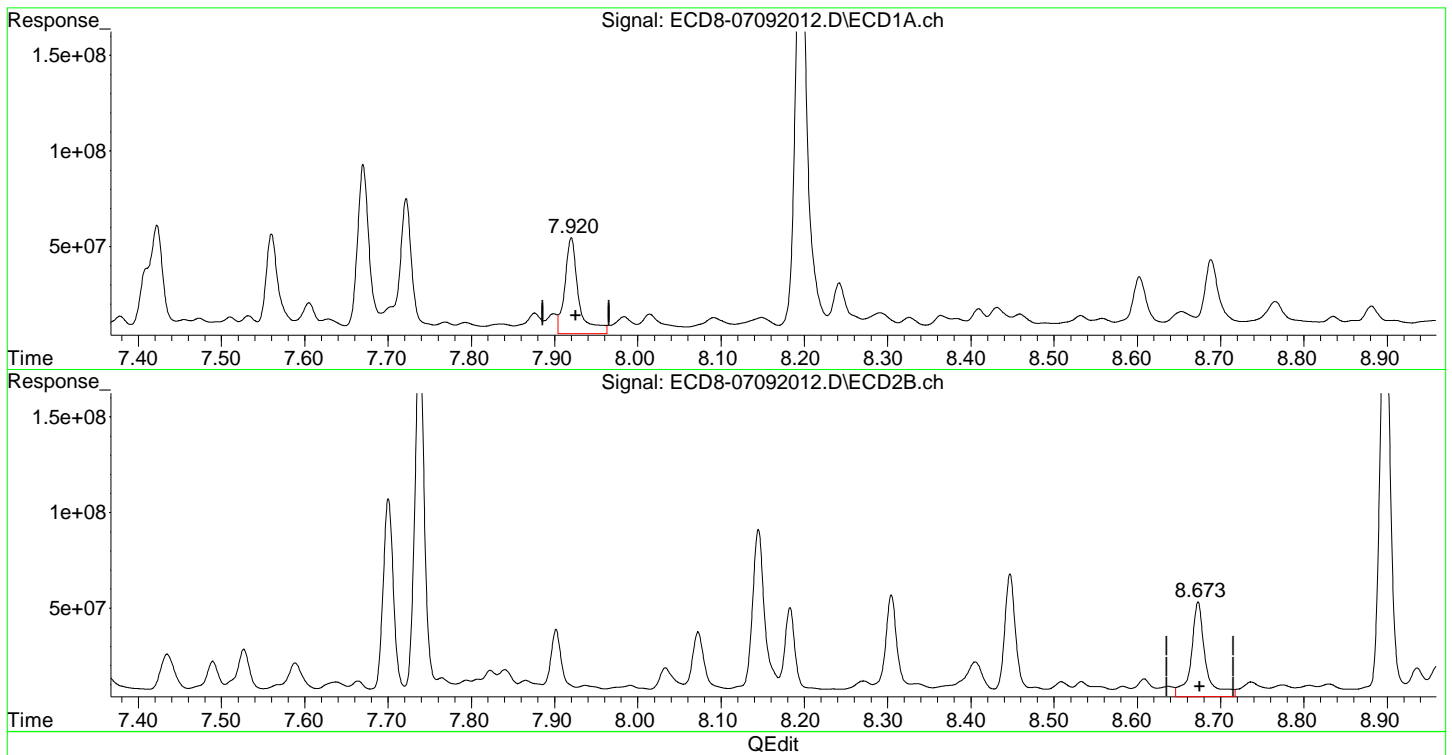
MJB 7/10/20

(15) 4,4'-DDD #2
8.447min 23.347 ng/mL
response 64065928

Quantitation Report (Qedit)

Data Path : C:\msdchem\1\data\2020-07\0G09046\
Data File : ECD8-07092012.D
Signal(s) : Signal #1: ECD1A.ch Signal #2: ECD2B.ch
Acq On : 9 Jul 2020 14:38
Operator : MJB
Sample : A0F0670-01RE3
Misc : 1x, 8081B 2,4+4,4-DDx Only, GPC
ALS Vial : 13 Sample Multiplier: 1

Integration File signal 1: PEST1.e
Integration File signal 2: PEST2.e
Quant Time: Jul 10 11:34:58 2020
Quant Method : C:\msdchem\1\methods\ECD8_QUANTPEST_200606RT6.M
Quant Title : Instrument: DualECD8
QLast Update : Wed Jun 17 08:38:46 2020
Response via : Initial Calibration
Integrator: ChemStation



(17) 4,4'-DDT
7.920min 21.274 ng/mL
response 50093084

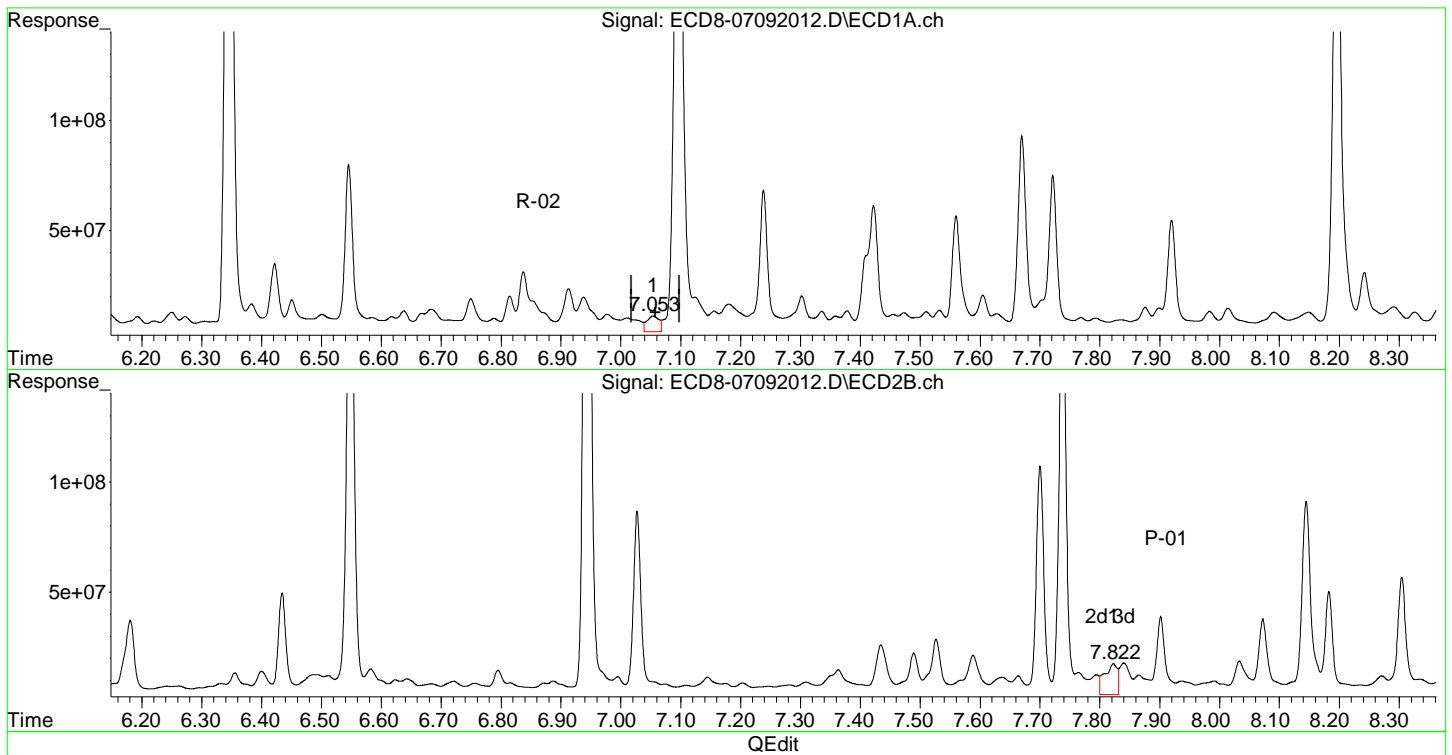
MJB 7/10/20

(17) 4,4'-DDT #2
8.673min 19.134 ng/mL
response 49503523

Quantitation Report (Qedit)

Data Path : C:\msdchem\1\data\2020-07\0G09046\
Data File : ECD8-07092012.D
Signal(s) : Signal #1: ECD1A.ch Signal #2: ECD2B.ch
Acq On : 9 Jul 2020 14:38
Operator : MJB
Sample : A0F0670-01RE3
Misc : 1x, 8081B 2,4+4,4-DDx Only, GPC
ALS Vial : 13 Sample Multiplier: 1

Integration File signal 1: PEST1.e
Integration File signal 2: PEST2.e
Quant Time: Jul 10 11:34:58 2020
Quant Method : C:\msdchem\1\methods\ECD8_QUANTPEST_200606RT6.M
Quant Title : Instrument: DualECD8
QLast Update : Wed Jun 17 08:38:46 2020
Response via : Initial Calibration
Integrator: ChemStation



(26) 2,4'-DDE
7.054min 2.979 ng/mL
response 7128787

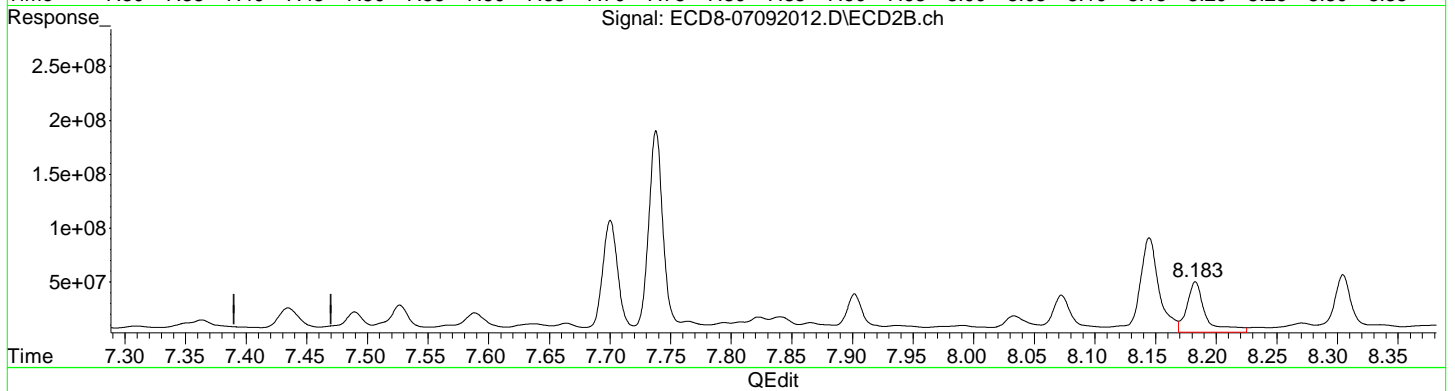
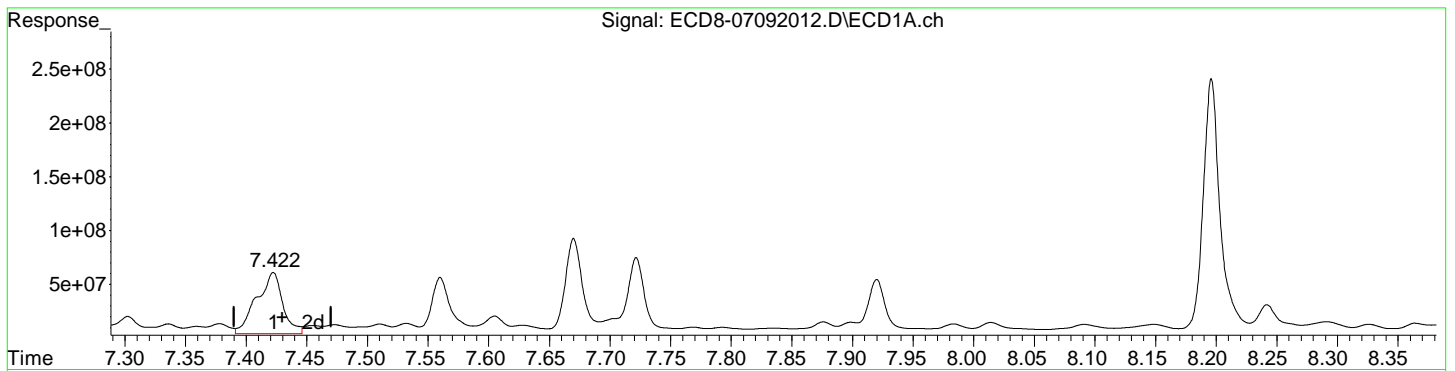
MJB 7/10/20

(26) 2,4'-DDE #2
7.823min 6.405 ng/mL
response 14042123

Quantitation Report (Qedit)

Data Path : C:\msdchem\1\data\2020-07\0G09046\
Data File : ECD8-07092012.D
Signal(s) : Signal #1: ECD1A.ch Signal #2: ECD2B.ch
Acq On : 9 Jul 2020 14:38
Operator : MJB
Sample : A0F0670-01RE3
Misc : 1x, 8081B 2,4+4,4-DDx Only, GPC
ALS Vial : 13 Sample Multiplier: 1

Integration File signal 1: PEST1.e
Integration File signal 2: PEST2.e
Quant Time: Jul 10 11:34:58 2020
Quant Method : C:\msdchem\1\methods\ECD8_QUANTPEST_200606RT6.M
Quant Title : Instrument: DualECD8
QLast Update : Wed Jun 17 08:38:46 2020
Response via : Initial Calibration
Integrator: ChemStation



(28) 2,4'-DDD
7.422min 29.689 ng/mL
response 56906849

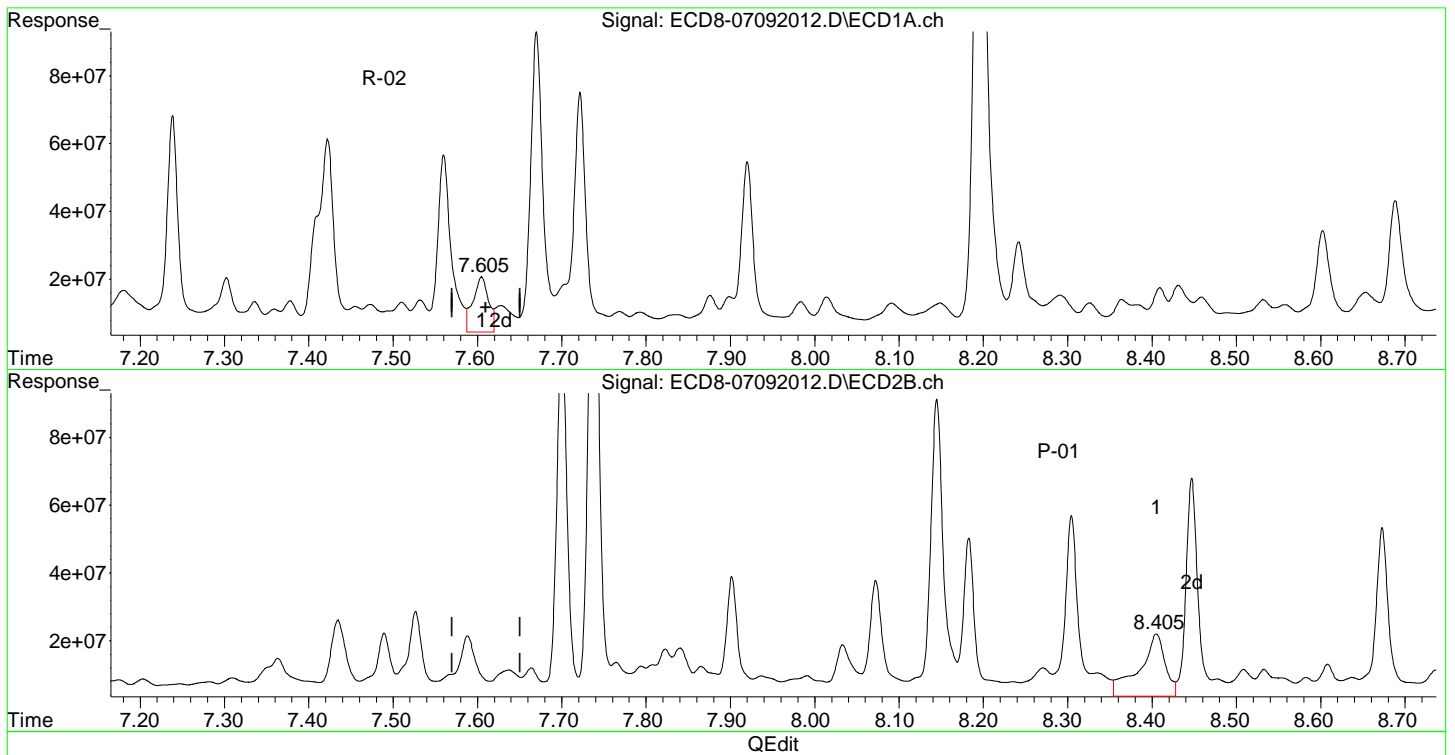
MJB 7/10/20

(28) 2,4'-DDD #2
8.183min 22.467 ng/mL
response 46694829

Quantitation Report (Qedit)

Data Path : C:\msdchem\1\data\2020-07\0G09046\
Data File : ECD8-07092012.D
Signal(s) : Signal #1: ECD1A.ch Signal #2: ECD2B.ch
Acq On : 9 Jul 2020 14:38
Operator : MJB
Sample : A0F0670-01RE3
Misc : 1x, 8081B 2,4+4,4-DDx Only, GPC
ALS Vial : 13 Sample Multiplier: 1

Integration File signal 1: PEST1.e
Integration File signal 2: PEST2.e
Quant Time: Jul 10 11:34:58 2020
Quant Method : C:\msdchem\1\methods\ECD8_QUANTPEST_200606RT6.M
Quant Title : Instrument: DualECD8
QLast Update : Wed Jun 17 08:38:46 2020
Response via : Initial Calibration
Integrator: ChemStation



(29) 2,4'-DDT
7.605min 8.752 ng/mL
response 16298443

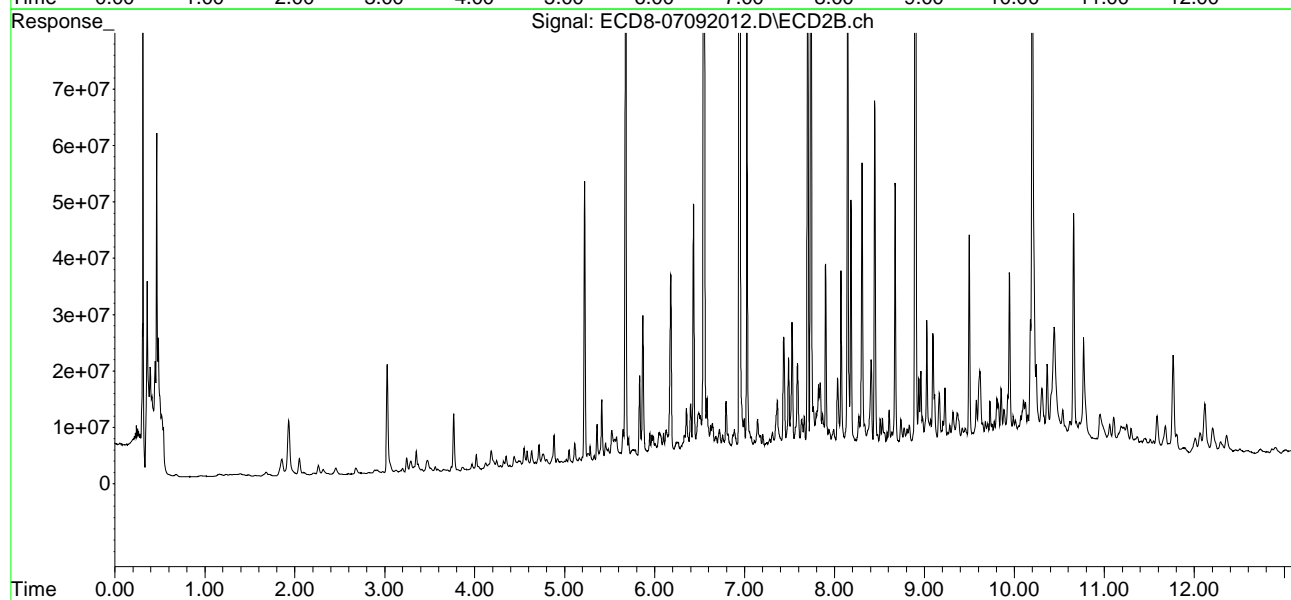
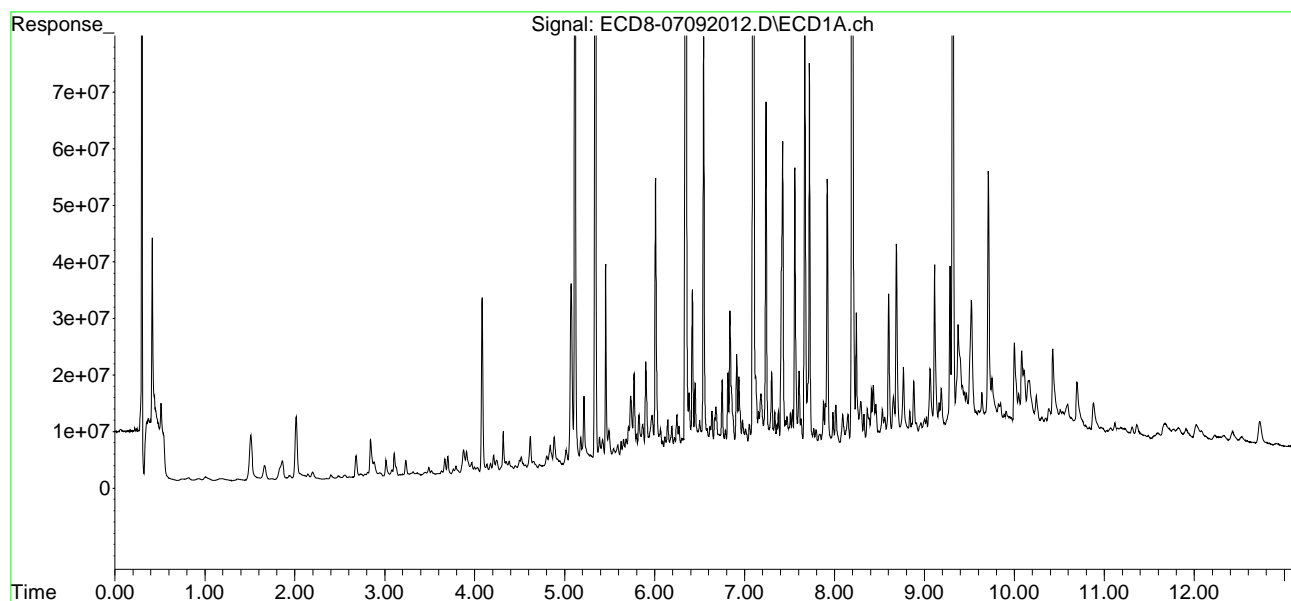
MJB 7/10/20

(29) 2,4'-DDT #2
8.405min 9.562 ng/mL
response 18244652

Quantitation Report (Not Reviewed)

Data Path : C:\msdchem\1\data\2020-07\0G09046\
Data File : ECD8-07092012.D
Signal(s) : Signal #1: ECD1A.ch Signal #2: ECD2B.ch
Acq On : 9 Jul 2020 14:38
Operator : MJB
Sample : A0F0670-01RE3
Misc : 1x, 8081B 2,4+4,4-DDx Only, GPC
ALS Vial : 13 Sample Multiplier: 1

Integration File signal 1: PEST1.e
Integration File signal 2: PEST2.e
Quant Time: Jul 10 11:34:58 2020
Quant Method : C:\msdchem\1\methods\ECD8_QUANTPEST_200606RT6.M
Quant Title : Instrument: DualECD8
QLast Update : Wed Jun 17 08:38:46 2020
Response via : Initial Calibration
Integrator: ChemStation



Quantitation Report (Not Reviewed)

Data Path : C:\msdchem\1\data\2020-07\0G09046\
 Data File : ECD8-07092016.D
 Signal(s) : Signal #1: ECD1A.ch Signal #2: ECD2B.ch
 Acq On : 9 Jul 2020 15:52
 Operator : MJB
 Sample : 0G09046-CCV3
 Misc : A20E233, AB 100 ppb
 ALS Vial : 5 Sample Multiplier: 1

MJB 7/10/20

Integration File signal 1: PEST1.e
 Integration File signal 2: PEST2.e
 Quant Time: Jul 10 11:44:12 2020
 Quant Method : C:\msdchem\1\methods\ECD8_QUANTPEST_200606RT6.M
 Quant Title : Instrument: DualECD8
 QLast Update : Wed Jun 17 08:38:46 2020
 Response via : Initial Calibration
 Integrator: ChemStation

Compound	RT#1	RT#2	Resp#1	Resp#2	ng/mL	ng/mL

System Monitoring Compounds						
1) S TCMX (S)	5.115	5.680	391.2E6	335.6E6	107.264	94.536
22) S DCBP (S)	9.314	10.198	292.1E6	254.3E6	101.099	102.248
Target Compounds						
2) a-BHC	5.653	6.286	537.2E6	507.8E6	110.246	106.533
3) g-BHC	5.935	6.603	484.6E6	442.4E6	113.467	103.625
4) b-BHC	6.013	6.672	165.7E6	164.6E6	91.875	90.041
5) Heptachlor	6.344	6.970	453.8E6	442.4E6	114.776	104.396
6) d-BHC	6.161	6.924	365.1E6	378.4E6	92.142	88.521
7) Aldrin	6.582	7.232	466.1E6	427.4E6	108.106	106.591
8) Heptachlo...	7.043	7.671	423.5E6	380.3E6	107.172	101.013
9) trans-Chl...	7.139	7.811	419.5E6	388.3E6	104.260	101.709
10) cis-Chlor...	7.236	7.918	406.6E6	372.8E6	104.445	100.065
11) Endosulfa...	7.329	7.965	411.8E6	353.7E6	111.869	104.263
12) 4,4'-DDE	7.307	8.035	352.2E6	351.8E6	96.096	91.732
13) Dieldrin	7.501	8.165	444.2E6	415.9E6	110.032	107.879
14) Endrin	7.664	8.391	343.0E6	302.4E6	101.654	102.276
15) 4,4'-DDD	7.727	8.450	292.4E6	287.6E6	102.486	92.459
16) Endosulfa...	7.820	8.540	327.6E6	315.3E6	107.660	104.276
17) 4,4'-DDT	7.923	8.674	284.6E6	282.6E6	106.020	94.728
18) Endrin Al...	8.110	8.777	315.5E6	282.5E6	110.436	97.641
19) Endosulfa...	8.410	8.968	314.8E6	292.1E6	106.595	98.504
20) Methoxychlor	8.267	9.159	126.0E6	135.3E6	102.333	96.410
21) Endrin Ke...	8.602	9.362	410.8E6	359.2E6	115.180	106.929
23) Hexachlor...	2.877	3.404f	6843	21261	BelowCal	BelowCal
24) Hexachlor...	5.496	0.000	793751	0	0.069	N.D. #
25) Oxychlorane	6.980	7.612	1786134	44488	0.372	BelowCal #
26) 2,4'-DDE	7.043	7.811	423.5E6	388.3E6	176.969	152.408
27) trans-Non...	7.236	7.868	406.6E6	1698224	112.806	0.266 #
28) 2,4'-DDD	0.000	8.165f	0	415.9E6	N.D.	200.121 #
29) 2,4'-DDT	7.607	8.391	1598187	302.4E6	0.707	130.844 #

Quantitation Report (Not Reviewed)

Data Path : C:\msdchem\1\data\2020-07\0G09046\
 Data File : ECD8-07092016.D
 Signal(s) : Signal #1: ECD1A.ch Signal #2: ECD2B.ch
 Acq On : 9 Jul 2020 15:52
 Operator : MJB
 Sample : 0G09046-CCV3
 Misc : A20E233, AB 100 ppb
 ALS Vial : 5 Sample Multiplier: 1

Integration File signal 1: PEST1.e
 Integration File signal 2: PEST2.e
 Quant Time: Jul 10 11:44:12 2020
 Quant Method : C:\msdchem\1\methods\ECD8_QUANTPEST_200606RT6.M
 Quant Title : Instrument: DualECD8
 QLast Update : Wed Jun 17 08:38:46 2020
 Response via : Initial Calibration
 Integrator: ChemStation

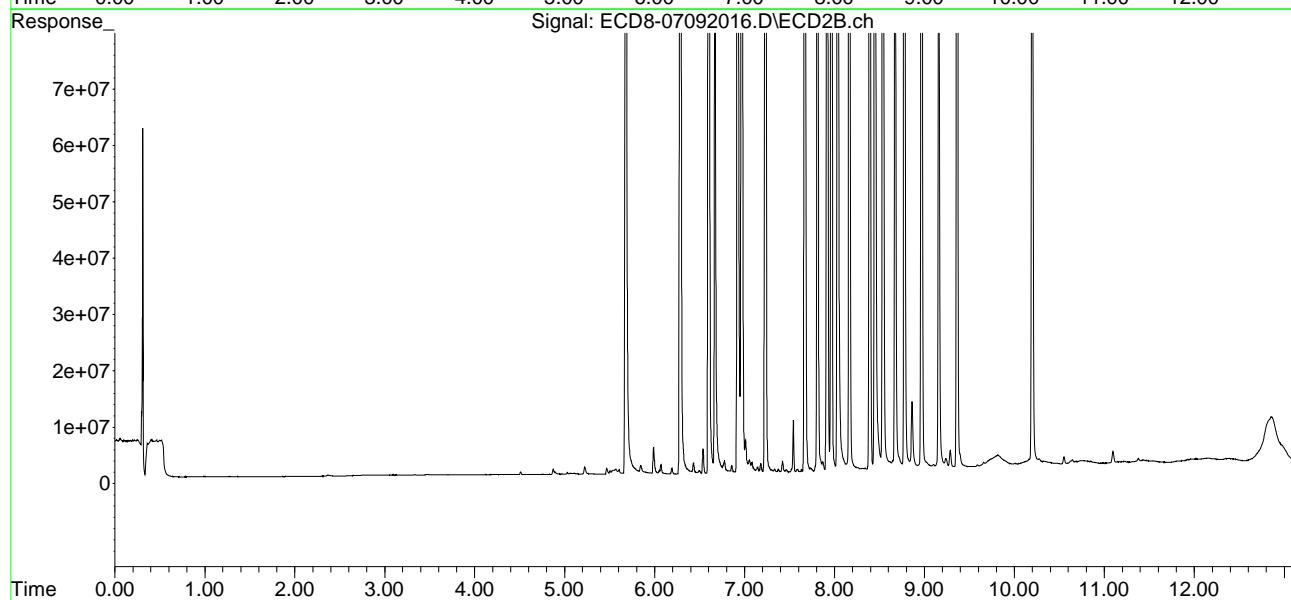
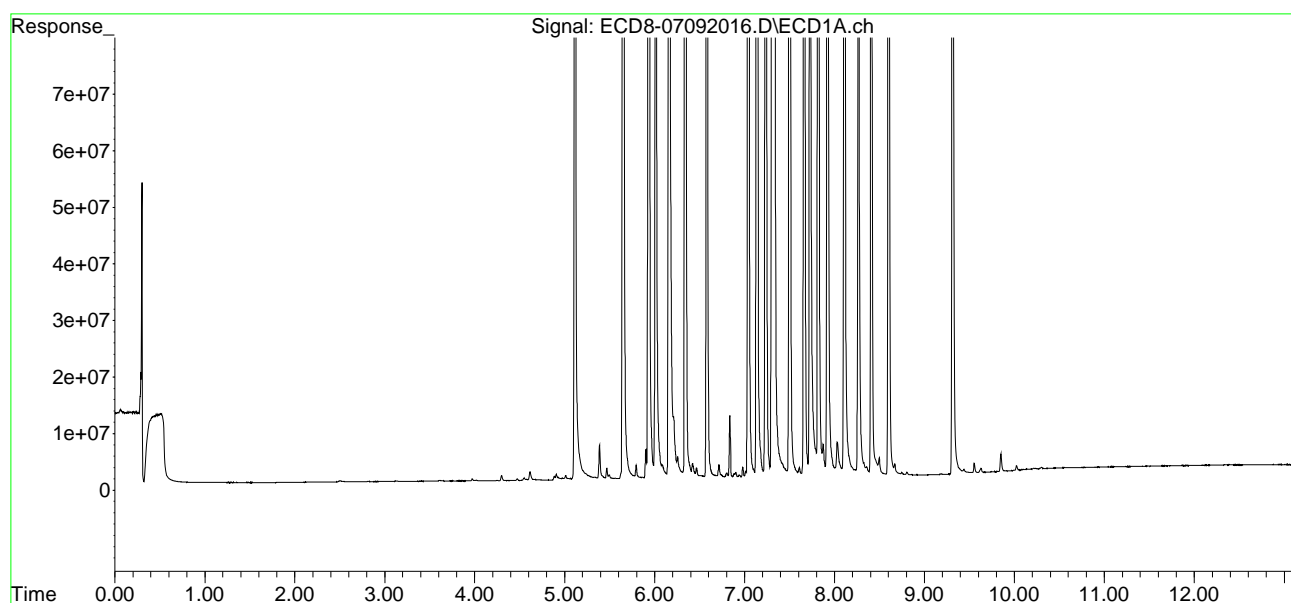
	Compound	RT#1	RT#2	Resp#1	Resp#2	ng/mL	ng/mL
30)	cis-Nonac...	7.727f	8.450	292.4E6	287.6E6	71.114	71.944
31)	Mirex	8.357	9.362	1590306	359.2E6	0.330	150.532 #
32)	Chlordane...	7.236f	7.868f	406.6E6	1698224	984.343	3.921 #
33)	Chlordane...	7.307	7.965f	352.2E6	353.7E6	684.547	969.396 #
34)	Chlordane...	7.873f	8.674	5595113	282.6E6	43.280	2369.189 #
35)	Chlordane...	0.000	0.000	0	0	N.D.	N.D.
36)	Toxaphene...	7.307f	8.264f	352.2E6	434188	16429.203	13.232 #
37)	Toxaphene...	7.607f	8.540f	1598187	315.3E6	47.151	7404.423 #
38)	Toxaphene...	7.873	8.645f	5595113	1520263	77.125	24.060 #
39)	Toxaphene...	8.110	8.674	315.5E6	282.6E6	4025.904	2336.413 #
40)	Toxaphene...	8.357	8.863	1590306	11977332	30.533	203.988 #
41)	Toxaphene...	8.410	9.237	314.8E6	1737016	4265.964	27.037 #
42)	Toxaphene...	0.000	0.000	0	0	N.D.	N.D.

(f)=RT Delta > 1/2 Window (#)=Amounts differ by > 25% (m)=manual int.

Quantitation Report (Not Reviewed)

Data Path : C:\msdchem\1\data\2020-07\0G09046\
Data File : ECD8-07092016.D
Signal(s) : Signal #1: ECD1A.ch Signal #2: ECD2B.ch
Acq On : 9 Jul 2020 15:52
Operator : MJB
Sample : 0G09046-CCV3
Misc : A20E233, AB 100 ppb
ALS Vial : 5 Sample Multiplier: 1

Integration File signal 1: PEST1.e
Integration File signal 2: PEST2.e
Quant Time: Jul 10 11:44:12 2020
Quant Method : C:\msdchem\1\methods\ECD8_QUANTPEST_200606RT6.M
Quant Title : Instrument: DualECD8
QLast Update : Wed Jun 17 08:38:46 2020
Response via : Initial Calibration
Integrator: ChemStation



Quantitation Report (Not Reviewed)

Data Path : C:\msdchem\1\data\2020-07\0G09046\
 Data File : ECD8-07092017.D
 Signal(s) : Signal #1: ECD1A.ch Signal #2: ECD2B.ch
 Acq On : 9 Jul 2020 16:08
 Operator : MJB
 Sample : 0G09046-CCV4
 Misc : A20C359, 9-42 100 ppb
 ALS Vial : 6 Sample Multiplier: 1

MJB 7/10/20

Integration File signal 1: PEST1.e
 Integration File signal 2: PEST2.e
 Quant Time: Jul 10 11:44:35 2020
 Quant Method : C:\msdchem\1\methods\ECD8_QUANTPEST_200606RT6.M
 Quant Title : Instrument: DualECD8
 QLast Update : Wed Jun 17 08:38:46 2020
 Response via : Initial Calibration
 Integrator: ChemStation

Compound	RT#1	RT#2	Resp#1	Resp#2	ng/mL	ng/mL

System Monitoring Compounds						
1) S TCMX (S)	5.091f	5.680	4368273	54594	1.198	0.015 #
22) S DCBP (S)	9.316	0.000	59572	0	BelowCal	N.D.
Target Compounds						
2) a-BHC	0.000	0.000	0	0	N.D.	N.D.
3) g-BHC	5.905f	6.595	983783	110737	0.230	0.026 #
4) b-BHC	6.022	6.642f	191650	164553	0.106	0.090
5) Heptachlor	6.343	6.969	937078	822020	0.237	0.194
6) d-BHC	6.138f	6.936	497139	137856	0.179	0.073 #
7) Aldrin	6.586	7.229	41061	169835	0.010	0.042 #
8) Heptachlo...	7.057	7.654	219.7E6	1064291	55.583	0.283 #
9) trans-Chl...	7.139	7.811	5670382	219.9E6	1.409	57.583 #
10) cis-Chlor...	7.229	7.918	372.0E6	13274802	96.058	3.563 #
11) Endosulfa...	7.336	7.983	3966762	1546255	1.078	0.456 #
12) 4,4'-DDE	7.318	8.028	1912464	603342	0.522	0.188 #
13) Dieldrin	7.472f	8.184	12120722	181.4E6	3.003	47.056 #
14) Endrin	7.697f	8.405	401.4E6	195.4E6	118.961	66.104 #
15) 4,4'-DDD	7.697f	8.438	401.4E6	372.2E6	140.698	115.209
16) Endosulfa...	7.846f	0.000	526488	0	0.173	N.D. #
17) 4,4'-DDT	7.925	8.675	349863	741001	0.163	0.260 #
18) Endrin Al...	8.120	8.781	855497	659763	0.115	0.228 #
19) Endosulfa...	0.000	8.964	0	570099	N.D.	0.192 #
20) Methoxychlor	8.292f	9.148	18575	448886	BelowCal	0.217
21) Endrin Ke...	8.611	9.347	572771	222.6E6	0.161	66.279 #
23) Hexachlor...	2.885	3.375	346.4E6	398.3E6	91.697	89.316
24) Hexachlor...	5.496	6.144	342.4E6	297.7E6	105.014	91.717
25) Oxychlorane	6.972	7.600	332.3E6	298.1E6	101.445	94.966
26) 2,4'-DDE	7.057	7.811	219.7E6	219.9E6	91.782	92.671
27) trans-Non...	7.229	7.875	372.0E6	344.6E6	103.582	98.575
28) 2,4'-DDD	7.427	8.184	174.2E6	181.4E6	87.305	87.291
29) 2,4'-DDT	7.609	8.405	199.8E6	195.4E6	99.187	90.195

Quantitation Report (Not Reviewed)

Data Path : C:\msdchem\1\data\2020-07\0G09046\
 Data File : ECD8-07092017.D
 Signal(s) : Signal #1: ECD1A.ch Signal #2: ECD2B.ch
 Acq On : 9 Jul 2020 16:08
 Operator : MJB
 Sample : 0G09046-CCV4
 Misc : A20C359, 9-42 100 ppb
 ALS Vial : 6 Sample Multiplier: 1

Integration File signal 1: PEST1.e
 Integration File signal 2: PEST2.e
 Quant Time: Jul 10 11:44:35 2020
 Quant Method : C:\msdchem\1\methods\ECD8_QUANTPEST_200606RT6.M
 Quant Title : Instrument: DualECD8
 QLast Update : Wed Jun 17 08:38:46 2020
 Response via : Initial Calibration
 Integrator: ChemStation

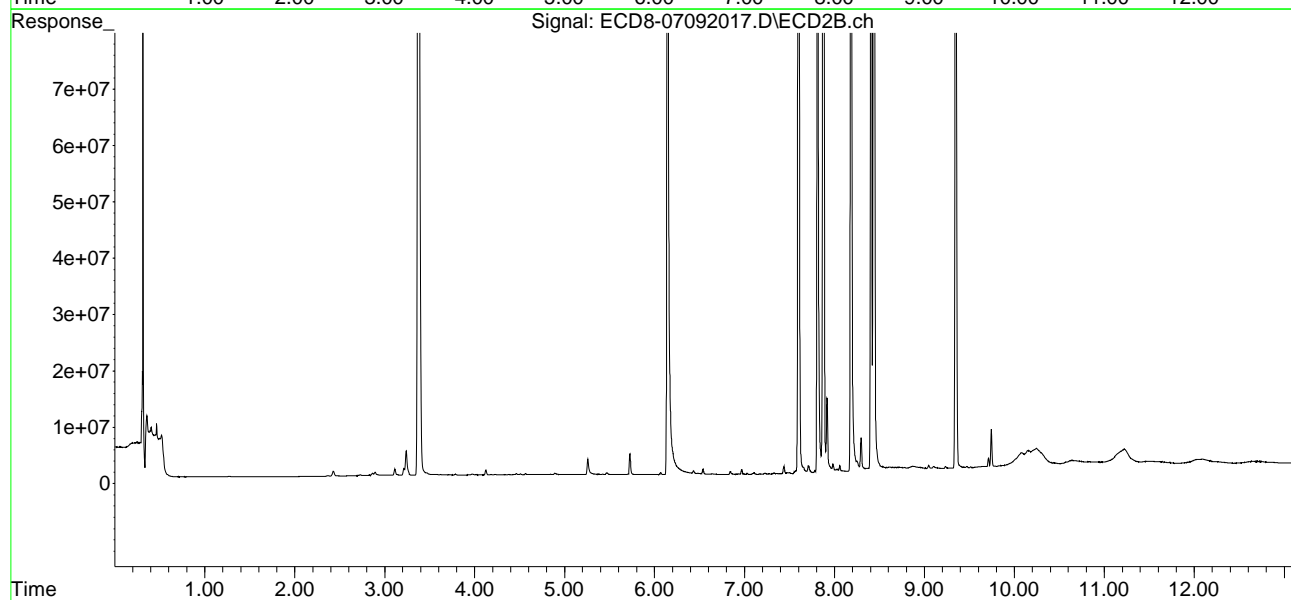
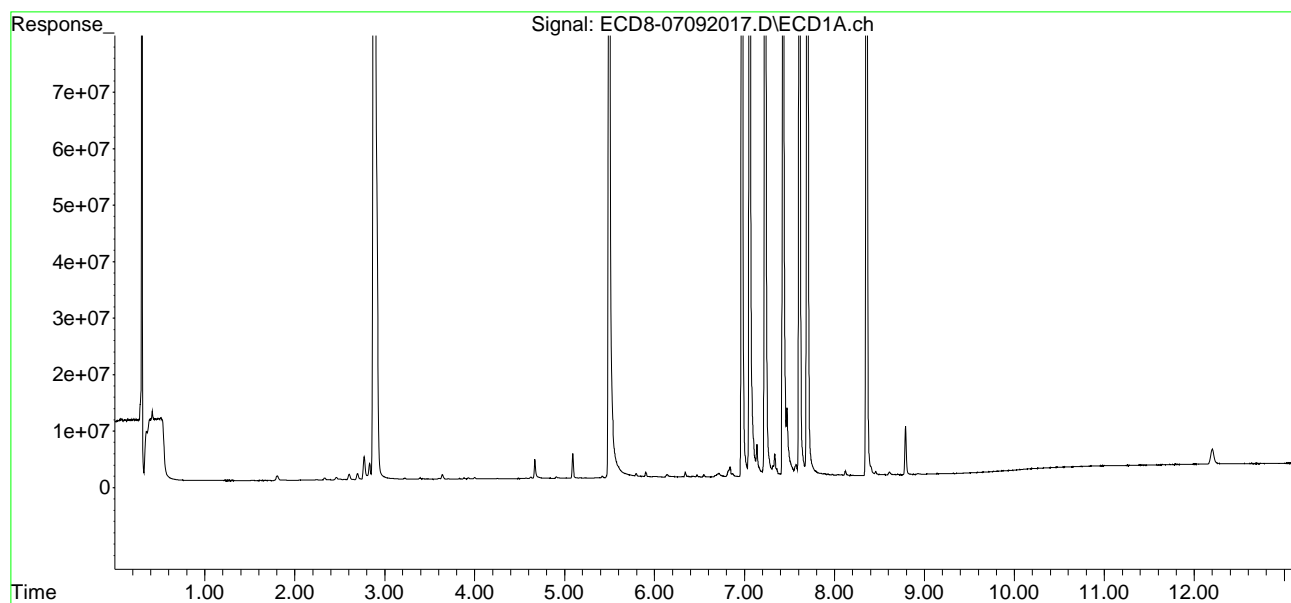
	Compound	RT#1	RT#2	Resp#1	Resp#2	ng/mL	ng/mL
30)	cis-Nonac...	7.697	8.438	401.4E6	372.2E6	97.629	93.133
31)	Mirex	8.356	9.347	246.3E6	222.6E6	99.712	95.398
32)	Chlordane...	7.229f	7.875	372.0E6	344.6E6	900.467	795.467
33)	Chlordane...	7.318	7.983	1912464	1546255	3.717	4.238
34)	Chlordane...	7.846	8.647	526488	772241	4.073	6.474 #
35)	Chlordane...	0.000	0.000	0	0	N.D.	N.D.
36)	Toxaphene...	7.318f	8.249f	1912464	1985327	116.901	60.503 #
37)	Toxaphene...	7.575	0.000	2054252	0	61.671	N.D. #
38)	Toxaphene...	7.888	8.619	430590	768710	5.935	12.166 #
39)	Toxaphene...	8.120	8.675	855497	741001	4.533	BelowCal #
40)	Toxaphene...	8.356	8.871	246.3E6	878526	4728.693	14.962 #
41)	Toxaphene...	8.457f	9.234	702355	702832	9.517	10.940
42)	Toxaphene...	0.000	0.000	0	0	N.D.	N.D.

(f)=RT Delta > 1/2 Window (#)=Amounts differ by > 25% (m)=manual int.

Quantitation Report (Not Reviewed)

Data Path : C:\msdchem\1\data\2020-07\0G09046\
Data File : ECD8-07092017.D
Signal(s) : Signal #1: ECD1A.ch Signal #2: ECD2B.ch
Acq On : 9 Jul 2020 16:08
Operator : MJB
Sample : 0G09046-CCV4
Misc : A20C359, 9-42 100 ppb
ALS Vial : 6 Sample Multiplier: 1

Integration File signal 1: PEST1.e
Integration File signal 2: PEST2.e
Quant Time: Jul 10 11:44:35 2020
Quant Method : C:\msdchem\1\methods\ECD8_QUANTPEST_200606RT6.M
Quant Title : Instrument: DualECD8
QLast Update : Wed Jun 17 08:38:46 2020
Response via : Initial Calibration
Integrator: ChemStation



Quantitation Report (Not Reviewed)

Data Path : C:\msdchem\1\data\2020-07\0G09046\
 Data File : ECD8-07092018.D
 Signal(s) : Signal #1: ECD1A.ch Signal #2: ECD2B.ch
 Acq On : 9 Jul 2020 16:25
 Operator : MJB
 Sample : 0G09046-CCB2
 Misc : A20F379
 ALS Vial : 7 Sample Multiplier: 1

MJB 7/10/20

Integration File signal 1: PEST1.e
 Integration File signal 2: PEST2.e
 Quant Time: Jul 10 11:44:53 2020
 Quant Method : C:\msdchem\1\methods\ECD8_QUANTPEST_200606RT6.M
 Quant Title : Instrument: DualECD8
 QLast Update : Wed Jun 17 08:38:46 2020
 Response via : Initial Calibration
 Integrator: ChemStation

Compound	RT#1	RT#2	Resp#1	Resp#2	ng/mL	ng/mL

System Monitoring Compounds						
1) S TCMX (S)	5.116	5.679	334.0E6	308.6E6	91.581	86.935
22) S DCBP (S)	9.316	10.199	260.9E6	218.3E6	90.494	88.738
Target Compounds						
2) a-BHC	0.000	0.000	0	0	N.D.	N.D.
3) g-BHC	0.000	6.594	0	14325	N.D.	0.003 #
4) b-BHC	6.021	6.679	49051	13484	0.027	0.007 #
5) Heptachlor	6.344	6.952	6313	7233	0.002	0.002
6) d-BHC	6.160	6.930	21743	25972	0.039	0.043
7) Aldrin	6.597	7.231	82612	15753	0.019	0.004 #
8) Heptachlo...	7.066f	7.679	20856	33563	0.005	0.009 #
9) trans-Chl...	7.138	7.816	115310	20879	0.029	0.005 #
10) cis-Chlor...	7.234	7.917	52700	25838	BelowCal	0.007
11) Endosulfa...	7.294f	7.964	39073	17883	0.011	0.005 #
12) 4,4'-DDE	7.294	8.040	39073	34273	0.011	0.016 #
13) Dieldrin	7.508	8.171	11861	27898	0.003	0.007 #
14) Endrin	7.666	8.412	16779	74319	0.005	0.025 #
15) 4,4'-DDD	7.718	8.457	34950	50999	0.012	BelowCal #
16) Endosulfa...	7.826	8.544	53040	79787	0.017	0.026 #
17) 4,4'-DDT	7.927	8.665	41681	78485	0.028	BelowCal #
18) Endrin Al...	8.116	8.782	129493	166453	BelowCal	0.058
19) Endosulfa...	8.412	8.969	89154	215809	0.030	0.073 #
20) Methoxychlor	8.263	9.145	164090	355210	0.013	0.139 #
21) Endrin Ke...	8.613	9.366	382275	408270	0.107	0.122
23) Hexachlor...	0.000	3.403f	0	35050	N.D.	BelowCal
24) Hexachlor...	5.496	6.146	598749	59865	0.005	BelowCal #
25) Oxychlorane	6.975	7.597	31234	55542	BelowCal	BelowCal
26) 2,4'-DDE	7.066	7.816	20856	20879	0.009	BelowCal #
27) trans-Non...	7.234	7.907f	52700	21757	BelowCal	BelowCal
28) 2,4'-DDD	7.435	8.191	18466	36785	BelowCal	0.018
29) 2,4'-DDT	7.589f	8.412	48517	74319	BelowCal	BelowCal

Quantitation Report (Not Reviewed)

Data Path : C:\msdchem\1\data\2020-07\0G09046\
 Data File : ECD8-07092018.D
 Signal(s) : Signal #1: ECD1A.ch Signal #2: ECD2B.ch
 Acq On : 9 Jul 2020 16:25
 Operator : MJB
 Sample : 0G09046-CCB2
 Misc : A20F379
 ALS Vial : 7 Sample Multiplier: 1

Integration File signal 1: PEST1.e
 Integration File signal 2: PEST2.e
 Quant Time: Jul 10 11:44:53 2020
 Quant Method : C:\msdchem\1\methods\ECD8_QUANTPEST_200606RT6.M
 Quant Title : Instrument: DualECD8
 QLast Update : Wed Jun 17 08:38:46 2020
 Response via : Initial Calibration
 Integrator: ChemStation

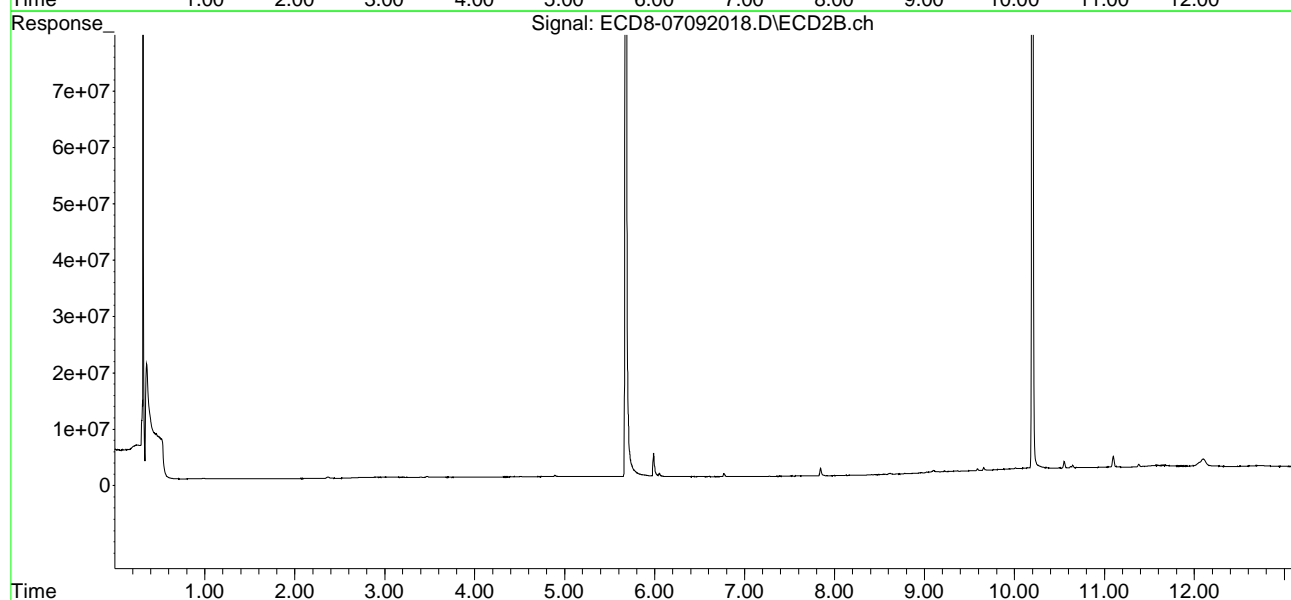
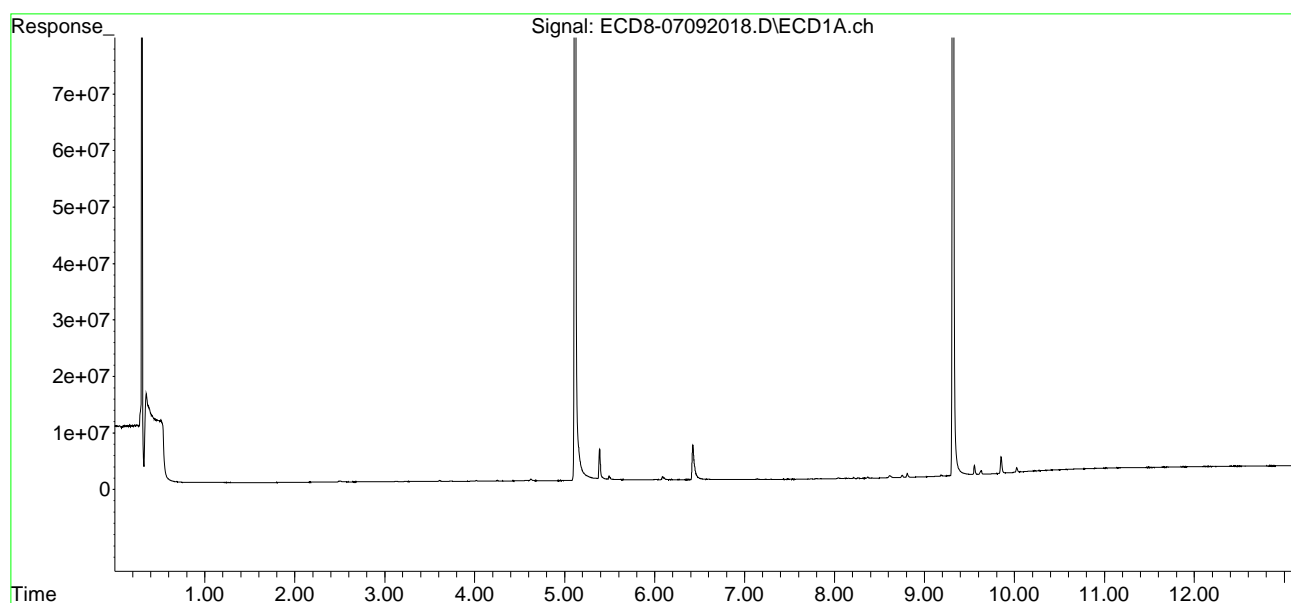
	Compound	RT#1	RT#2	Resp#1	Resp#2	ng/mL	ng/mL
30)	cis-Nonac...	7.699	8.444	45010	61862	0.011	0.015 #
31)	Mirex	8.370	9.347	263421	373137	BelowCal	BelowCal
32)	Chlordane...	7.234f	7.907	52700	21757	0.128	0.050 #
33)	Chlordane...	7.294	7.990	39073	20397	0.076	0.056 #
34)	Chlordane...	7.849	8.657	76902	78620	0.595	0.659
35)	Chlordane...	0.000	0.000	0	0	N.D.	N.D.
36)	Toxaphene...	7.294	8.222	39073	18221	BelowCal	0.555
37)	Toxaphene...	7.589	8.580	48517	51776	175390.601	1.216 #
38)	Toxaphene...	7.849f	8.616	76902	223492	1.060	3.537 #
39)	Toxaphene...	8.139	8.665	95195	78485	BelowCal	BelowCal
40)	Toxaphene...	8.370	8.873	263421	134522	5.058	2.291 #
41)	Toxaphene...	8.412	9.223	89154	458616	1.208	7.138 #
42)	Toxaphene...	0.000	0.000	0	0	N.D.	N.D.

(f)=RT Delta > 1/2 Window (#)=Amounts differ by > 25% (m)=manual int.

Quantitation Report (Not Reviewed)

Data Path : C:\msdchem\1\data\2020-07\0G09046\
Data File : ECD8-07092018.D
Signal(s) : Signal #1: ECD1A.ch Signal #2: ECD2B.ch
Acq On : 9 Jul 2020 16:25
Operator : MJB
Sample : 0G09046-CCB2
Misc : A20F379
ALS Vial : 7 Sample Multiplier: 1

Integration File signal 1: PEST1.e
Integration File signal 2: PEST2.e
Quant Time: Jul 10 11:44:53 2020
Quant Method : C:\msdchem\1\methods\ECD8_QUANTPEST_200606RT6.M
Quant Title : Instrument: DualECD8
QLast Update : Wed Jun 17 08:38:46 2020
Response via : Initial Calibration
Integrator: ChemStation



Quantitation Report (QT Reviewed)

Data Path : C:\msdchem\1\data\2020-07\0G09046\
 Data File : ECD8-07092027.D
 Signal(s) : Signal #1: ECD1A.ch Signal #2: ECD2B.ch
 Acq On : 9 Jul 2020 19:09
 Operator : MJB
 Sample : A0F0670-02RE3@2
 Misc : 2x, 8081B 2,4+4,4-DDx Only, GPC
 ALS Vial : 19 Sample Multiplier: 1

MJB 7/10/20

Integration File signal 1: PEST1.e
 Integration File signal 2: PEST2.e
 Quant Time: Jul 10 12:00:18 2020
 Quant Method : C:\msdchem\1\methods\ECD8_QUANTPEST_200606RT6.M
 Quant Title : Instrument: DualECD8
 QLast Update : Wed Jun 17 08:38:46 2020
 Response via : Initial Calibration
 Integrator: ChemStation

Compound	RT#1	RT#2	Resp#1	Resp#2	ng/mL	ng/mL

System Monitoring Compounds						
1) S TCMX (S)	5.114	5.676	58383702	52718606	16.008	14.850
22) S DCBP (S)	9.309	10.192	60715060	53562104	21.211	22.885
Target Compounds						
2) a-BHC	5.655	6.313f	1813328	2748031	0.372	0.577 #
3) g-BHC	5.907f	6.579f	4989461	6359092	1.168	1.490 #
4) b-BHC	6.010	6.672	19113209	4142466	10.600	2.266 #
5) Heptachlor	6.345	6.992f	5503277	4769208	1.392	1.126
6) d-BHC	6.177	6.943f	2323091	5350388	0.714	1.474 #
7) Aldrin	6.584	7.239	4566251	3120031	1.059	0.778 #
8) Heptachlo...	7.053	7.663	3788578	8341207	0.959	2.216 #
9) trans-Chl...	7.122	7.804	5212362	7069708	1.295	1.852 #
10) cis-Chlor...	7.235	7.914	4851138	4793761	1.131	1.287
11) Endosulfa...	7.333	7.987f	2892706	4869807	0.786	1.436 #
12) 4,4'-DDE	7.300	8.029	9372861	10624440	2.557	3.204 #
13) Dieldrin	7.508	8.179	4519031	7606952	1.120	1.973 #
14) Endrin	7.668	8.388	38418622	4763737	11.385	1.611 #
15) 4,4'-DDD	7.718	8.443	23624265	22865091	8.280	8.564
16) Endosulfa...	7.835	8.529	1641990	6549537	0.540	2.166 #
17) 4,4'-DDT	7.912	8.671	3618865	7928087	1.597m	MDL=MRL3.136 # P-01
18) Endrin Al...	8.089f	8.789	3539292	4648959	1.100	1.607 #
19) Endosulfa...	8.405	8.975	13050318	7449639	4.419	2.512 #
20) Methoxychlor	8.279	9.161	6327205	9724608	5.823	7.842 #
21) Endrin Ke...	8.598	9.359	17323984	7614794	4.857	2.267 #
23) Hexachlor...	2.880	3.350f	1135265	2850824	0.112	0.486 #
24) Hexachlor...	5.493	6.153	2534755	5008157	0.641	1.578 #
25) Oxychlorane	6.977	7.586	2746568	14068774	0.676	4.582 #
26) 2,4'-DDE	7.053	7.804	3788578	7069708	1.583	MDL=MRL3.115 # P-01
27) trans-Non...	7.235	7.864	4851138	6154030	1.130	1.635 #
28) 2,4'-DDD	7.420	8.179	8308388	7606952	4.252	3.660
29) 2,4'-DDT	7.597	8.407	2512696	7274991	1.212m	MDL=MRL3.753 # P-01

Quantitation Report (QT Reviewed)

Data Path : C:\msdchem\1\data\2020-07\0G09046\
 Data File : ECD8-07092027.D
 Signal(s) : Signal #1: ECD1A.ch Signal #2: ECD2B.ch
 Acq On : 9 Jul 2020 19:09
 Operator : MJB
 Sample : A0F0670-02RE3@2
 Misc : 2x, 8081B 2,4+4,4-DDx Only, GPC
 ALS Vial : 19 Sample Multiplier: 1

Integration File signal 1: PEST1.e
 Integration File signal 2: PEST2.e
 Quant Time: Jul 10 12:00:18 2020
 Quant Method : C:\msdchem\1\methods\ECD8_QUANTPEST_200606RT6.M
 Quant Title : Instrument: DualECD8
 QLast Update : Wed Jun 17 08:38:46 2020
 Response via : Initial Calibration
 Integrator: ChemStation

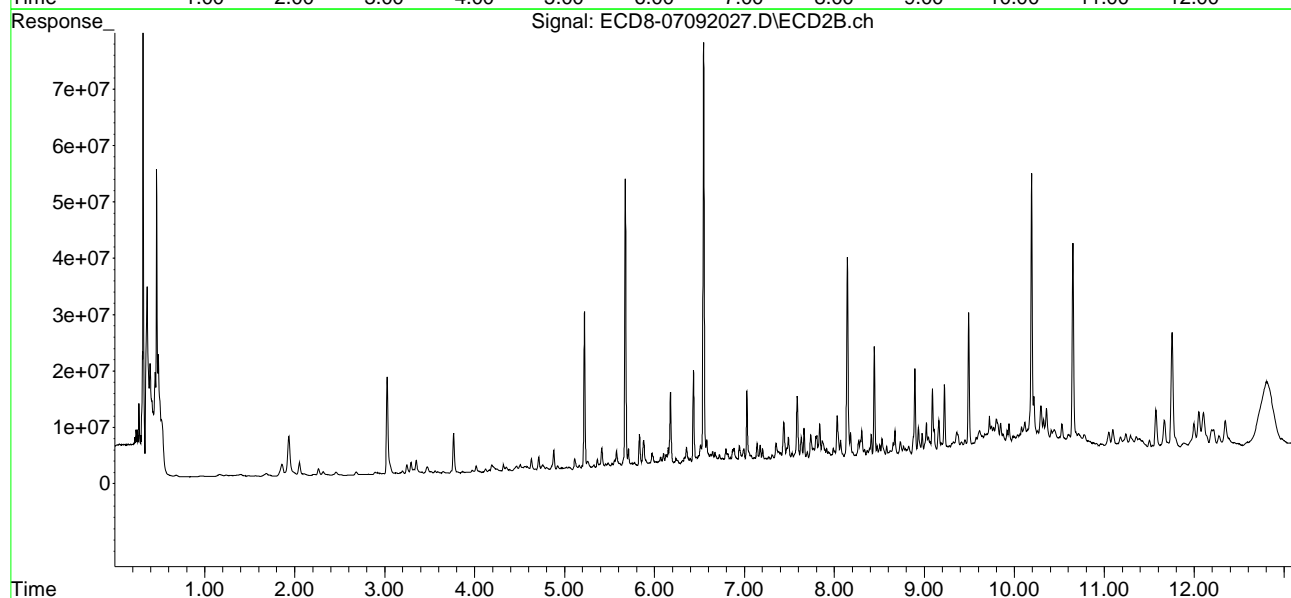
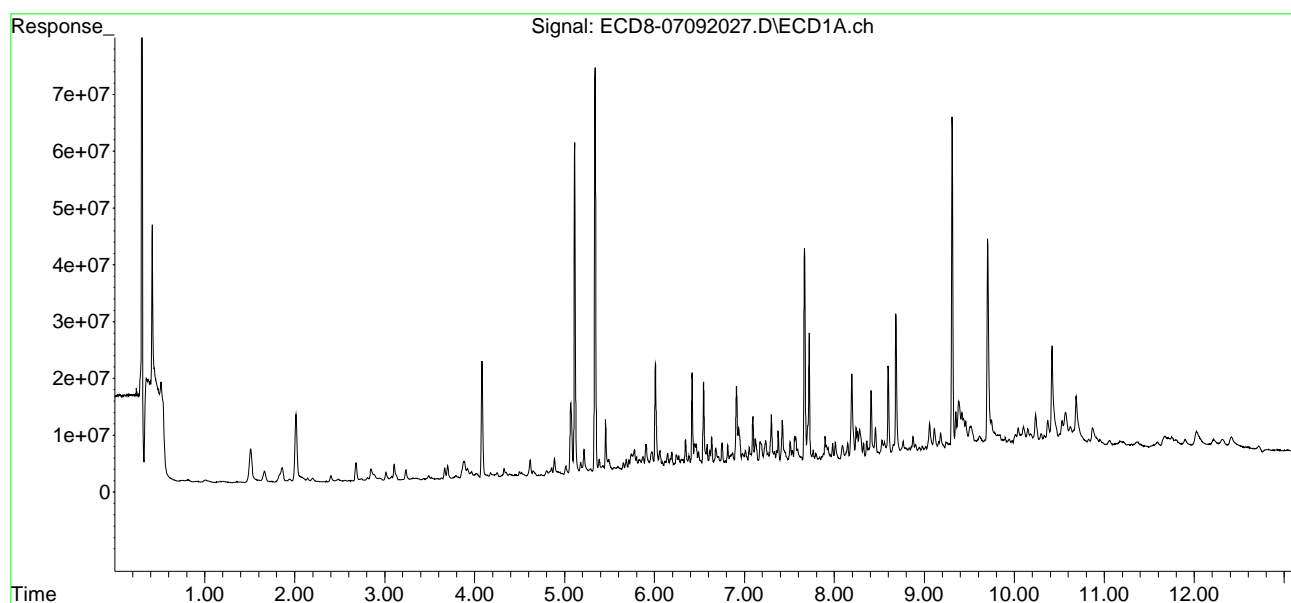
	Compound	RT#1	RT#2	Resp#1	Resp#2	ng/mL	ng/mL
30)	cis-Nonac...	7.718	8.443	23624265	22865091	5.745	5.721
31)	Mirex	8.360	9.359	4226345	7614794	1.414	3.120 #
32)	Chlordane...	7.235f	7.894	4851138	4628833	11.744	10.687
33)	Chlordane...	7.300	8.005	9372861	4290812	18.217	11.761 #
34)	Chlordane...	7.858	8.652	1784177	5830970	13.801	48.887 #
35)	Chlordane...	0.000	0.000	0	0	N.D.	N.D.
36)	Toxaphene...	7.300	8.231	9372861	3667112	583.316	111.755 #
37)	Toxaphene...	7.570	8.579	5326188	5150907	165.918	120.957 #
38)	Toxaphene...	7.876	8.620	2228800	4362403	30.722	69.040 #
39)	Toxaphene...	8.146	8.671	3922175	7928087	54.889	68.901 #
40)	Toxaphene...	8.360	8.825f	4226345	5154005	81.145	87.779
41)	Toxaphene...	8.405	9.223	13050318	16099507	176.842	250.593 #
42)	Toxaphene...	0.000	0.000	0	0	N.D.	N.D.

(f)=RT Delta > 1/2 Window (#)=Amounts differ by > 25% (m)=manual int.

Quantitation Report (QT Reviewed)

Data Path : C:\msdchem\1\data\2020-07\0G09046\
Data File : ECD8-07092027.D
Signal(s) : Signal #1: ECD1A.ch Signal #2: ECD2B.ch
Acq On : 9 Jul 2020 19:09
Operator : MJB
Sample : A0F0670-02RE3@2
Misc : 2x, 8081B 2,4+4,4-DDx Only, GPC
ALS Vial : 19 Sample Multiplier: 1

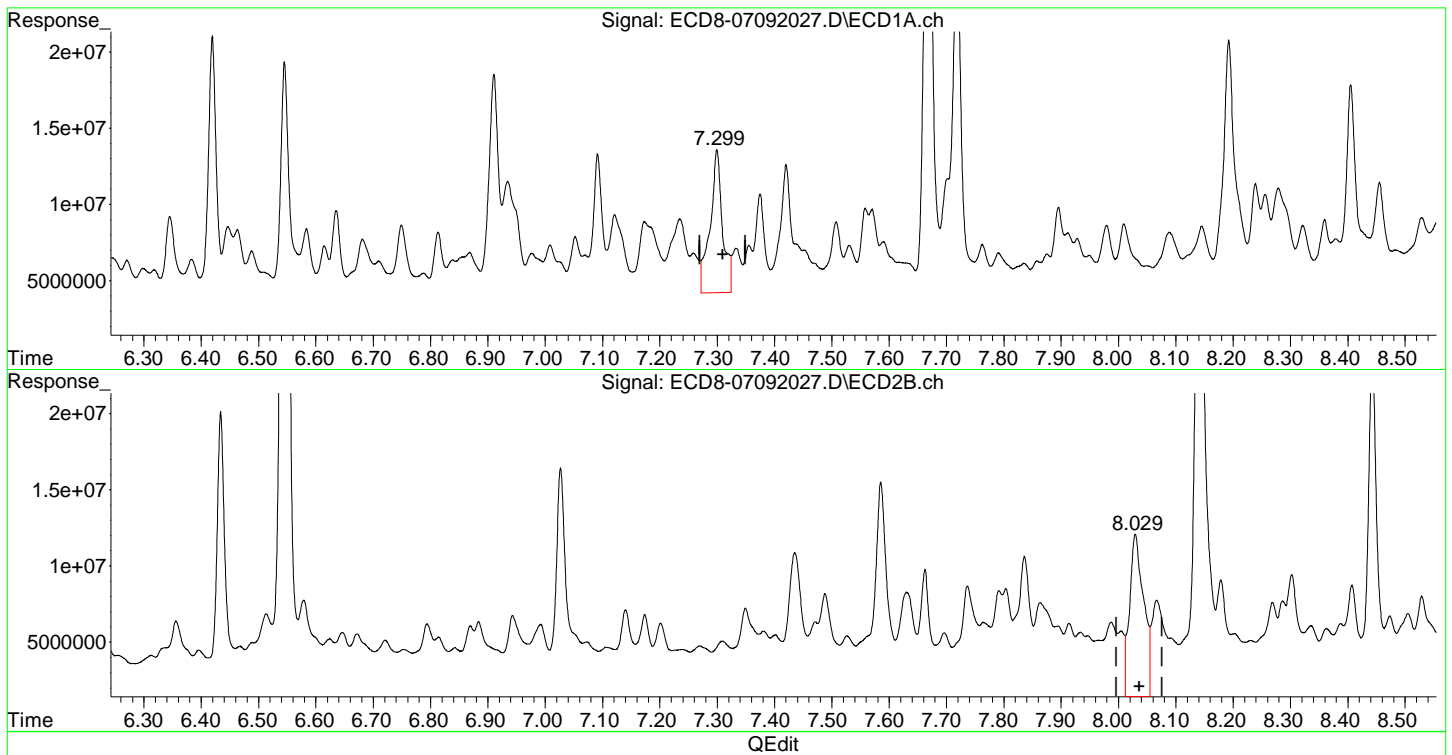
Integration File signal 1: PEST1.e
Integration File signal 2: PEST2.e
Quant Time: Jul 10 12:00:18 2020
Quant Method : C:\msdchem\1\methods\ECD8_QUANTPEST_200606RT6.M
Quant Title : Instrument: DualECD8
QLast Update : Wed Jun 17 08:38:46 2020
Response via : Initial Calibration
Integrator: ChemStation



Quantitation Report (Qedit)

Data Path : C:\msdchem\1\data\2020-07\0G09046\
Data File : ECD8-07092027.D
Signal(s) : Signal #1: ECD1A.ch Signal #2: ECD2B.ch
Acq On : 9 Jul 2020 19:09
Operator : MJB
Sample : A0F0670-02RE3@2
Misc : 2x, 8081B 2,4+4,4-DDx Only, GPC
ALS Vial : 19 Sample Multiplier: 1

Integration File signal 1: PEST1.e
Integration File signal 2: PEST2.e
Quant Time: Jul 10 12:00:18 2020
Quant Method : C:\msdchem\1\methods\ECD8_QUANTPEST_200606RT6.M
Quant Title : Instrument: DualECD8
QLast Update : Wed Jun 17 08:38:46 2020
Response via : Initial Calibration
Integrator: ChemStation



(12) 4,4'-DDE
7.300min 2.557 ng/mL
response 9372861

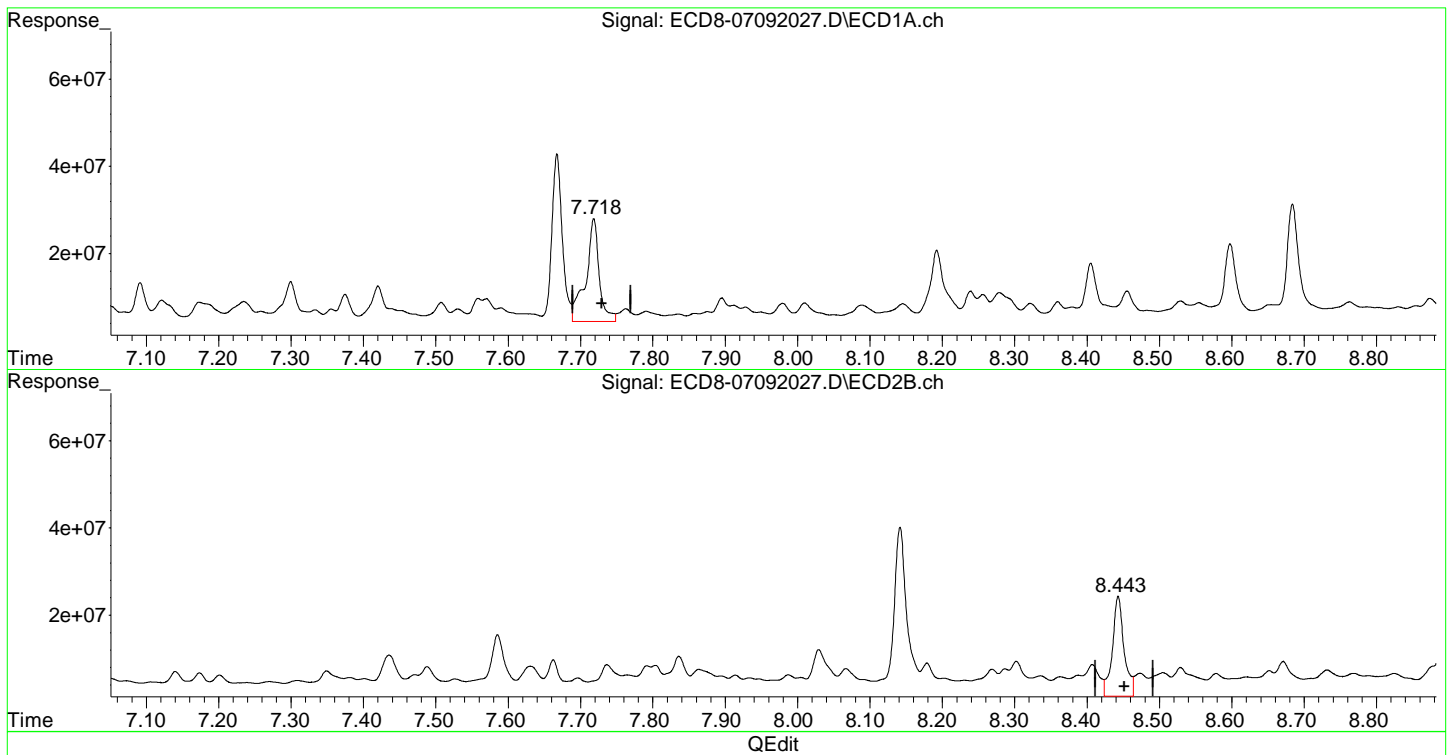
MJB 7/10/20

(12) 4,4'-DDE #2
8.029min 3.204 ng/mL
response 10624440

Quantitation Report (Qedit)

Data Path : C:\msdchem\1\data\2020-07\0G09046\
Data File : ECD8-07092027.D
Signal(s) : Signal #1: ECD1A.ch Signal #2: ECD2B.ch
Acq On : 9 Jul 2020 19:09
Operator : MJB
Sample : A0F0670-02RE3@2
Misc : 2x, 8081B 2,4+4,4-DDx Only, GPC
ALS Vial : 19 Sample Multiplier: 1

Integration File signal 1: PEST1.e
Integration File signal 2: PEST2.e
Quant Time: Jul 10 12:00:18 2020
Quant Method : C:\msdchem\1\methods\ECD8_QUANTPEST_200606RT6.M
Quant Title : Instrument: DualECD8
QLast Update : Wed Jun 17 08:38:46 2020
Response via : Initial Calibration
Integrator: ChemStation



(15) 4,4'-DDD
7.718min 8.280 ng/mL
response 23624265

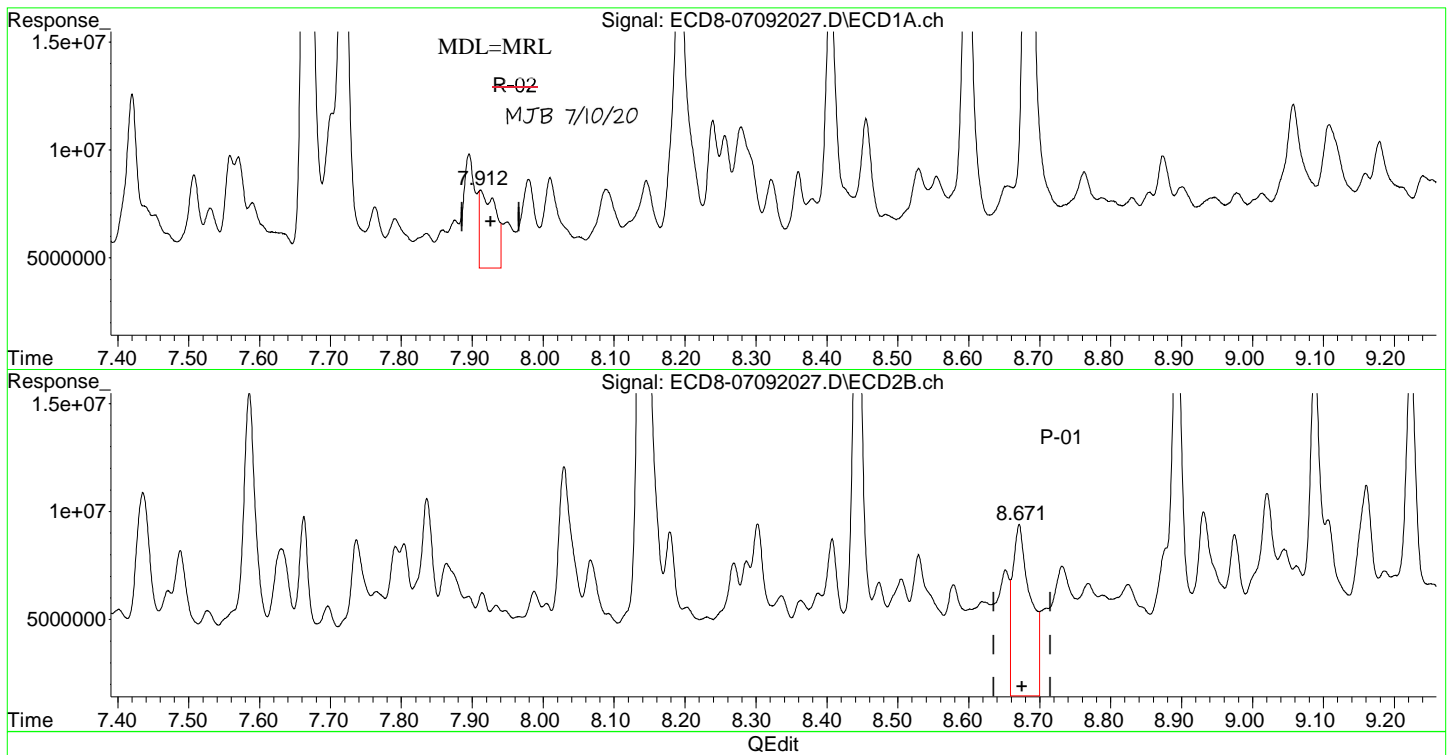
MJB 7/10/20

(15) 4,4'-DDD #2
8.443min 8.564 ng/mL
response 22865091

Quantitation Report (Qedit)

Data Path : C:\msdchem\1\data\2020-07\0G09046\
Data File : ECD8-07092027.D
Signal(s) : Signal #1: ECD1A.ch Signal #2: ECD2B.ch
Acq On : 9 Jul 2020 19:09
Operator : MJB
Sample : A0F0670-02RE3@2
Misc : 2x, 8081B 2,4+4,4-DDx Only, GPC
ALS Vial : 19 Sample Multiplier: 1

Integration File signal 1: PEST1.e
Integration File signal 2: PEST2.e
Quant Time: Jul 10 12:00:18 2020
Quant Method : C:\msdchem\1\methods\ECD8_QUANTPEST_200606RT6.M
Quant Title : Instrument: DualECD8
QLast Update : Wed Jun 17 08:38:46 2020
Response via : Initial Calibration
Integrator: ChemStation



(17) 4,4'-DDT
7.912min 1.597 ng/mL m
response 3618865

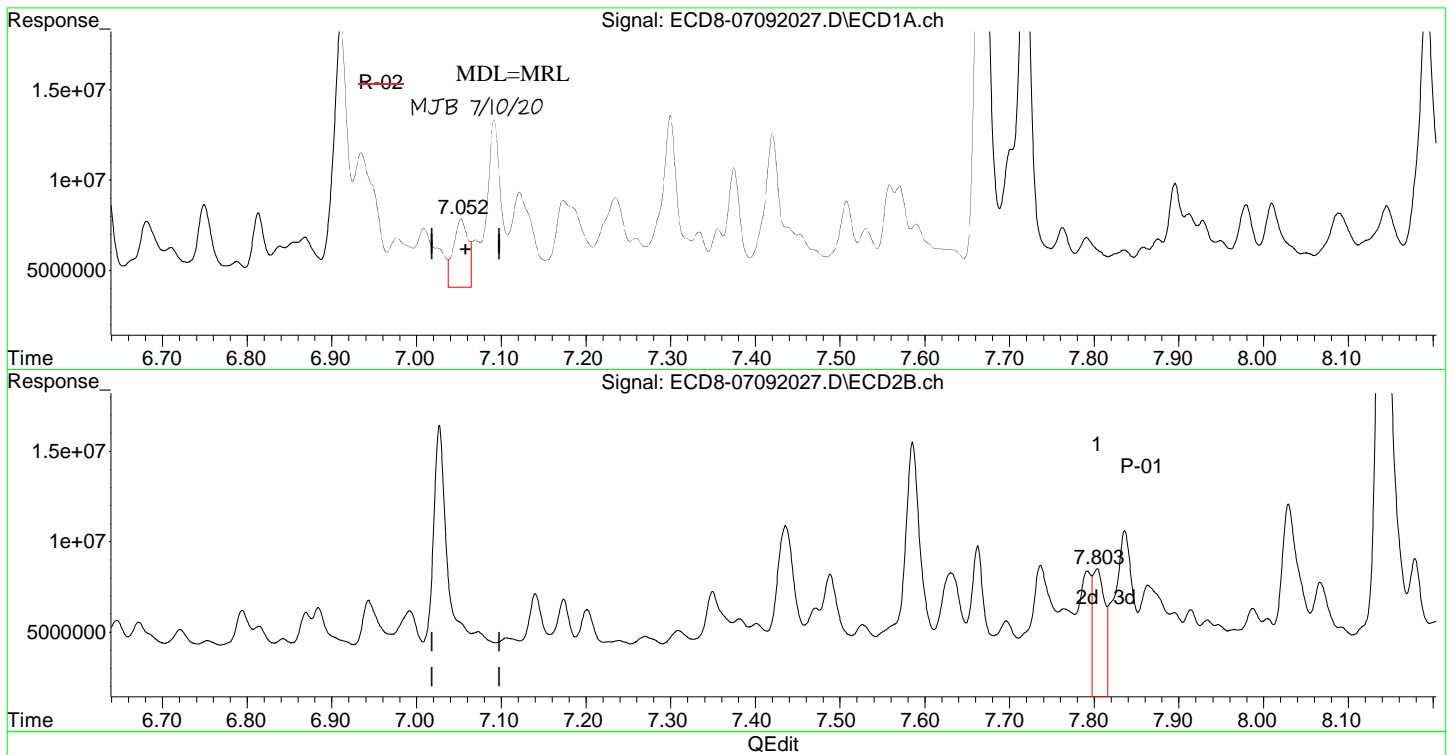
MJB 7/10/20

(17) 4,4'-DDT #2
8.671min 3.136 ng/mL
response 7928087

Quantitation Report (Qedit)

Data Path : C:\msdchem\1\data\2020-07\0G09046\
Data File : ECD8-07092027.D
Signal(s) : Signal #1: ECD1A.ch Signal #2: ECD2B.ch
Acq On : 9 Jul 2020 19:09
Operator : MJB
Sample : A0F0670-02RE3@2
Misc : 2x, 8081B 2,4+4,4-DDx Only, GPC
ALS Vial : 19 Sample Multiplier: 1

Integration File signal 1: PEST1.e
Integration File signal 2: PEST2.e
Quant Time: Jul 10 12:00:18 2020
Quant Method : C:\msdchem\1\methods\ECD8_QUANTPEST_200606RT6.M
Quant Title : Instrument: DualECD8
QLast Update : Wed Jun 17 08:38:46 2020
Response via : Initial Calibration
Integrator: ChemStation



(26) 2,4'-DDE
7.053min 1.583 ng/mL
response 3788578

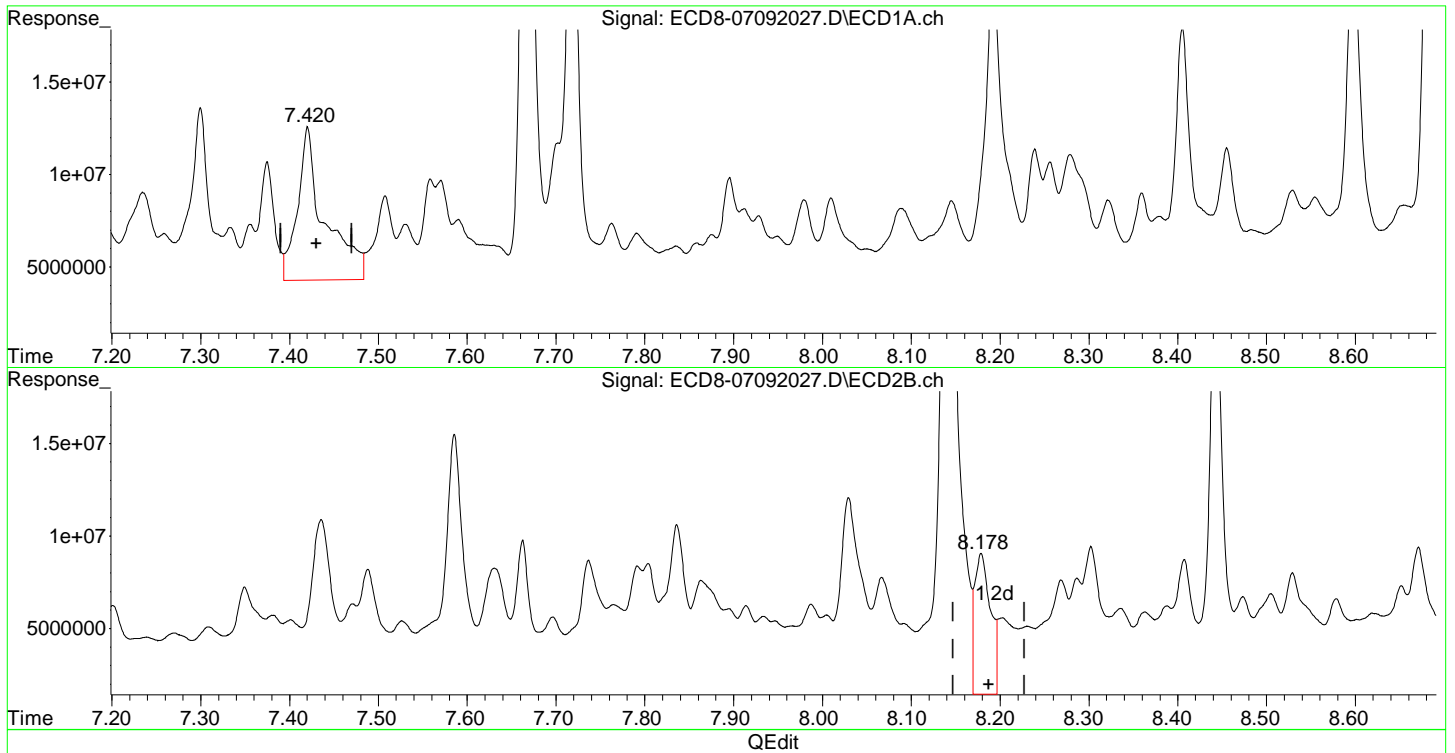
(26) 2,4'-DDE #2
7.804min 3.115 ng/mL
response 7069708

MJB 7/10/20

Quantitation Report (Qedit)

Data Path : C:\msdchem\1\data\2020-07\0G09046\
Data File : ECD8-07092027.D
Signal(s) : Signal #1: ECD1A.ch Signal #2: ECD2B.ch
Acq On : 9 Jul 2020 19:09
Operator : MJB
Sample : A0F0670-02RE3@2
Misc : 2x, 8081B 2,4+4,4-DDx Only, GPC
ALS Vial : 19 Sample Multiplier: 1

Integration File signal 1: PEST1.e
Integration File signal 2: PEST2.e
Quant Time: Jul 10 12:00:18 2020
Quant Method : C:\msdchem\1\methods\ECD8_QUANTPEST_200606RT6.M
Quant Title : Instrument: DualECD8
QLast Update : Wed Jun 17 08:38:46 2020
Response via : Initial Calibration
Integrator: ChemStation



(28) 2,4'-DDD
7.420min 4.252 ng/mL
response 8308388

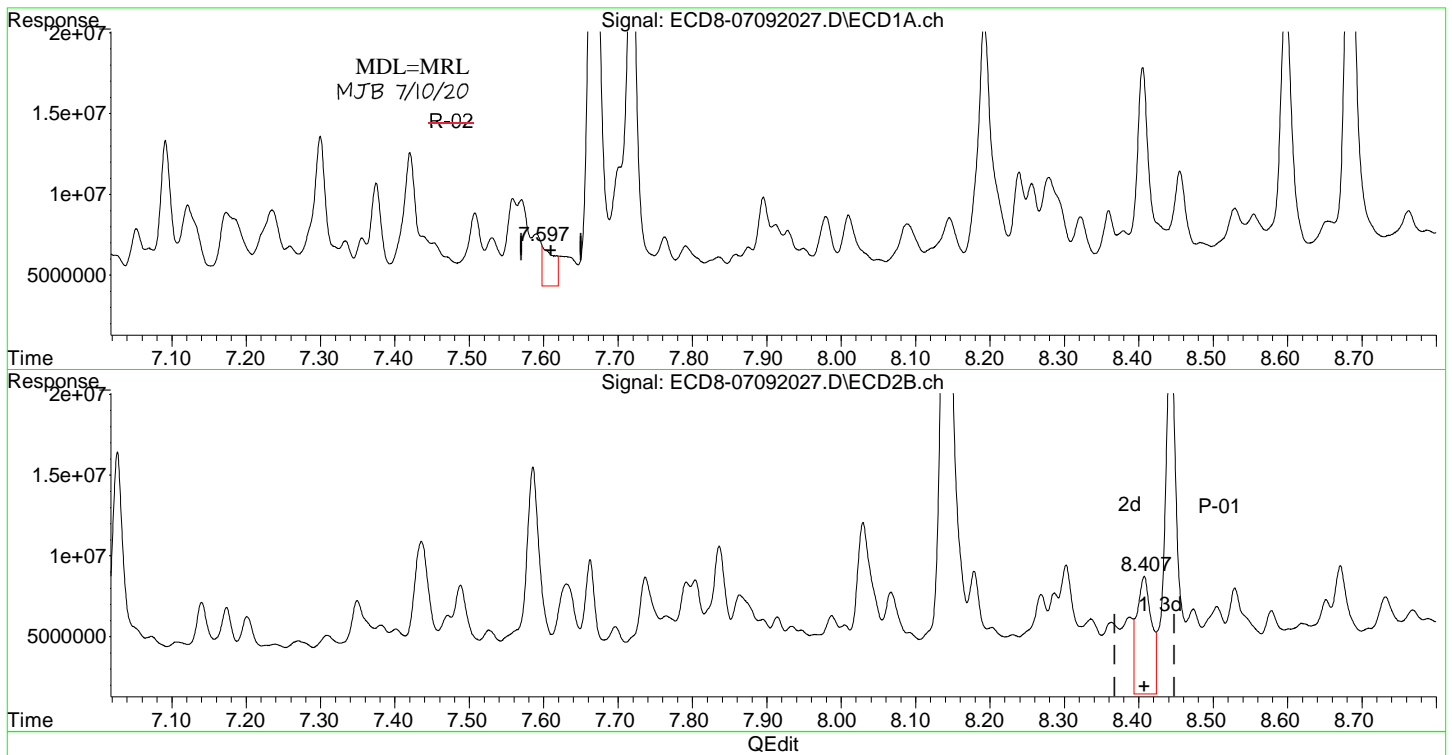
MJB 7/10/20

(28) 2,4'-DDD #2
8.179min 3.660 ng/mL
response 7606952

Quantitation Report (Qedit)

Data Path : C:\msdchem\1\data\2020-07\0G09046\
Data File : ECD8-07092027.D
Signal(s) : Signal #1: ECD1A.ch Signal #2: ECD2B.ch
Acq On : 9 Jul 2020 19:09
Operator : MJB
Sample : A0F0670-02RE3@2
Misc : 2x, 8081B 2,4+4,4-DDx Only, GPC
ALS Vial : 19 Sample Multiplier: 1

Integration File signal 1: PEST1.e
Integration File signal 2: PEST2.e
Quant Time: Jul 10 12:00:18 2020
Quant Method : C:\msdchem\1\methods\ECD8_QUANTPEST_200606RT6.M
Quant Title : Instrument: DualECD8
QLast Update : Wed Jun 17 08:38:46 2020
Response via : Initial Calibration
Integrator: ChemStation



(29) 2,4'-DDT
7.597min 1.212 ng/mL m
response 2512696

MJB 7/10/20

(29) 2,4'-DDT #2
8.407min 3.753 ng/mL
response 7274991

Quantitation Report (Not Reviewed)

Data Path : C:\msdchem\1\data\2020-07\0G09046\
 Data File : ECD8-07092027.D
 Signal(s) : Signal #1: ECD1A.ch Signal #2: ECD2B.ch
 Acq On : 9 Jul 2020 19:09
 Operator : MJB
 Sample : A0F0670-02RE3@2
 Misc : 2x, 8081B 2,4+4,4-DDx Only, GPC
 ALS Vial : 19 Sample Multiplier: 1

MI

MJB 7/10/20

Integration File signal 1: PEST1.e
 Integration File signal 2: PEST2.e
 Quant Time: Jul 10 12:00:18 2020
 Quant Method : C:\msdchem\1\methods\ECD8_QUANTPEST_200606RT6.M
 Quant Title : Instrument: DualECD8
 QLast Update : Wed Jun 17 08:38:46 2020
 Response via : Initial Calibration
 Integrator: ChemStation

Compound	RT#1	RT#2	Resp#1	Resp#2	ng/mL	ng/mL
System Monitoring Compounds						
1) S TCMX (S)	5.114	5.676	58383702	52718606	16.008	14.850
22) S DCBP (S)	9.309	10.192	60715060	53562104	21.211	22.885
Target Compounds						
2) a-BHC	5.655	6.313f	1813328	2748031	0.372	0.577 #
3) g-BHC	5.907f	6.579f	4989461	6359092	1.168	1.490 #
4) b-BHC	6.010	6.672	19113209	4142466	10.600	2.266 #
5) Heptachlor	6.345	6.992f	5503277	4769208	1.392	1.126
6) d-BHC	6.177	6.943f	2323091	5350388	0.714	1.474 #
7) Aldrin	6.584	7.239	4566251	3120031	1.059	0.778 #
8) Heptachlo...	7.053	7.663	3788578	8341207	0.959	2.216 #
9) trans-Chl...	7.122	7.804	5212362	7069708	1.295	1.852 #
10) cis-Chlor...	7.235	7.914	4851138	4793761	1.131	1.287
11) Endosulfa...	7.333	7.987f	2892706	4869807	0.786	1.436 #
12) 4,4'-DDE	7.300	8.029	9372861	10624440	2.557	3.204 #
13) Dieldrin	7.508	8.179	4519031	7606952	1.120	1.973 #
14) Endrin	7.668	8.388	38418622	4763737	11.385	1.611 #
15) 4,4'-DDD	7.718	8.443	23624265	22865091	8.280	8.564
16) Endosulfa...	7.835	8.529	1641990	6549537	0.540	2.166 #
17) 4,4'-DDT	7.928	8.671	3226352	7928087	1.425	3.136 #
18) Endrin Al...	8.089f	8.789	3539292	4648959	1.100	1.607 #
19) Endosulfa...	8.405	8.975	13050318	7449639	4.419	2.512 #
20) Methoxychlor	8.279	9.161	6327205	9724608	5.823	7.842 #
21) Endrin Ke...	8.598	9.359	17323984	7614794	4.857	2.267 #
23) Hexachlor...	2.880	3.350f	1135265	2850824	0.112	0.486 #
24) Hexachlor...	5.493	6.153	2534755	5008157	0.641	1.578 #
25) Oxychlorane	6.977	7.586	2746568	14068774	0.676	4.582 #
26) 2,4'-DDE	7.053	7.804	3788578	7069708	1.583	3.115 #
27) trans-Non...	7.235	7.864	4851138	6154030	1.130	1.635 #
28) 2,4'-DDD	7.420	8.179	8308388	7606952	4.252	3.660
29) 2,4'-DDT	7.590f	8.407	3208408	7274991	1.596	3.753 #

Quantitation Report (Not Reviewed)

Data Path : C:\msdchem\1\data\2020-07\0G09046\
 Data File : ECD8-07092027.D
 Signal(s) : Signal #1: ECD1A.ch Signal #2: ECD2B.ch
 Acq On : 9 Jul 2020 19:09
 Operator : MJB
 Sample : A0F0670-02RE3@2
 Misc : 2x, 8081B 2,4+4,4-DDx Only, GPC
 ALS Vial : 19 Sample Multiplier: 1

Integration File signal 1: PEST1.e
 Integration File signal 2: PEST2.e
 Quant Time: Jul 10 12:00:18 2020
 Quant Method : C:\msdchem\1\methods\ECD8_QUANTPEST_200606RT6.M
 Quant Title : Instrument: DualECD8
 QLast Update : Wed Jun 17 08:38:46 2020
 Response via : Initial Calibration
 Integrator: ChemStation

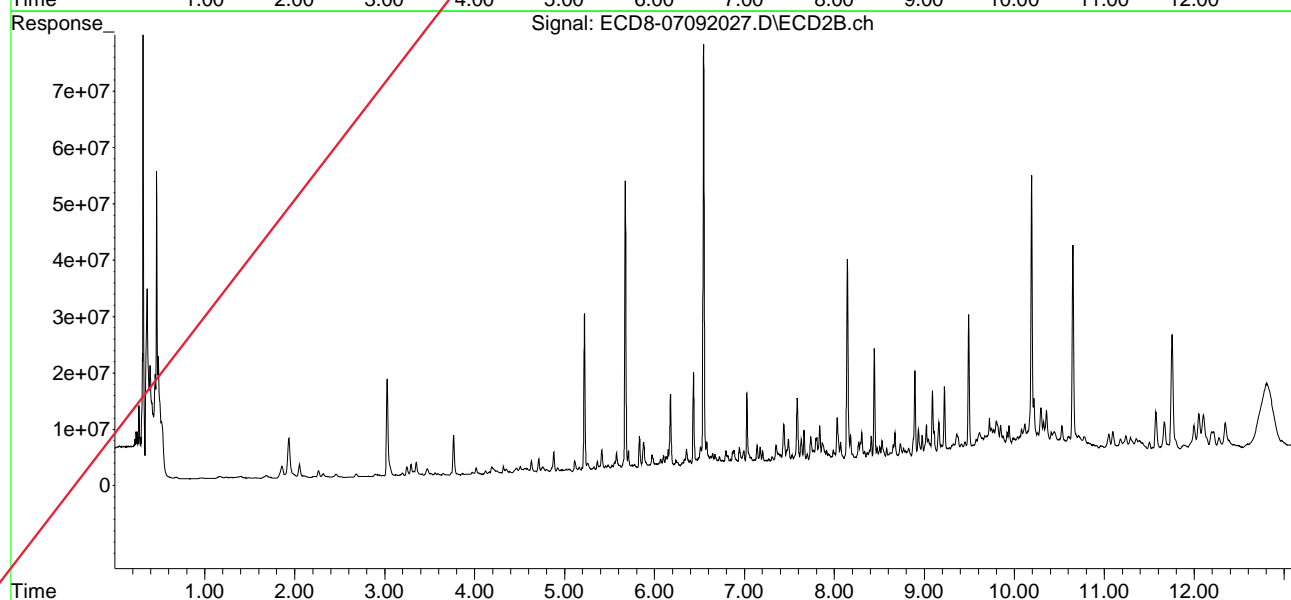
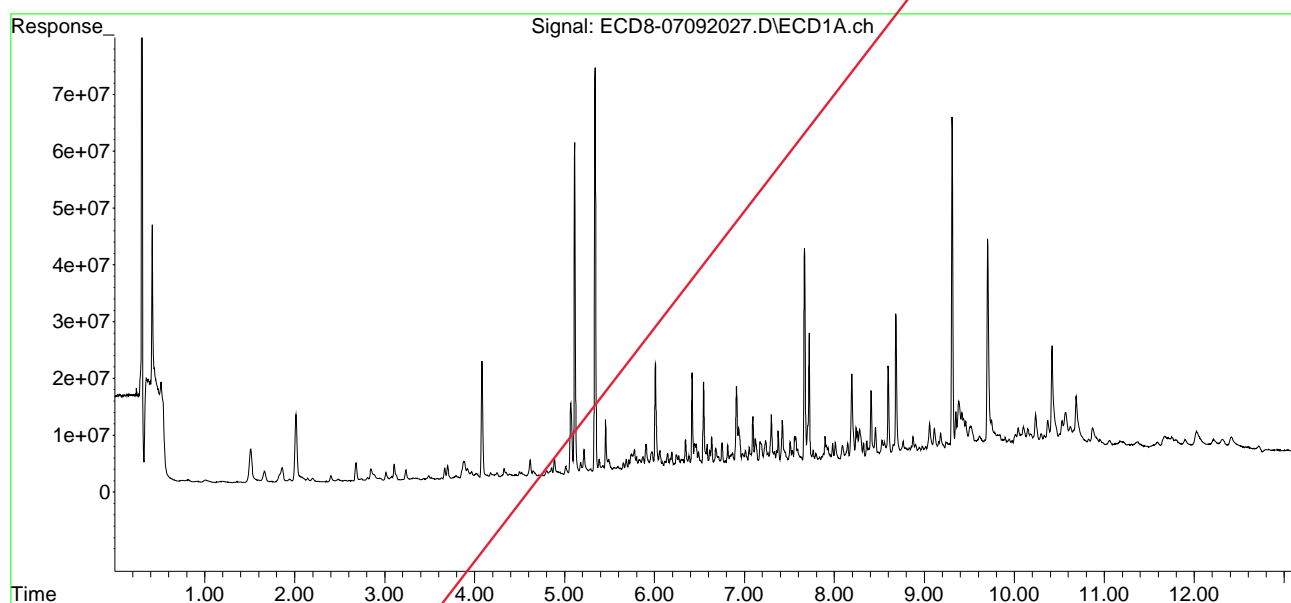
	Compound	RT#1	RT#2	Resp#1	Resp#2	ng/mL	ng/mL
30)	cis-Nonac...	7.718	8.443	23624265	22865091	5.745	5.721
31)	Mirex	8.360	9.359	4226345	7614794	1.414	3.120 #
32)	Chlordane...	7.235f	7.894	4851138	4628833	11.744	10.687
33)	Chlordane...	7.300	8.005	9372861	4290812	18.217	11.761 #
34)	Chlordane...	7.858	8.652	1784177	5830970	13.801	48.887 #
35)	Chlordane...	0.000	0.000	0	0	N.D.	N.D.
36)	Toxaphene...	7.300	8.231	9372861	3667112	583.316	111.755 #
37)	Toxaphene...	7.570	8.579	5326188	5150907	165.918	120.957 #
38)	Toxaphene...	7.876	8.620	2228800	4362403	30.722	69.040 #
39)	Toxaphene...	8.146	8.671	3922175	7928087	54.889	68.901 #
40)	Toxaphene...	8.360	8.825f	4226345	5154005	81.145	87.779
41)	Toxaphene...	8.405	9.223	13050318	16099507	176.842	250.593 #
42)	Toxaphene...	0.000	0.000	0	0	N.D.	N.D.

(f)=RT Delta > 1/2 Window (#)=Amounts differ by > 25% (m)=manual int.

Quantitation Report (Not Reviewed)

Data Path : C:\msdchem\1\data\2020-07\0G09046\
Data File : ECD8-07092027.D
Signal(s) : Signal #1: ECD1A.ch Signal #2: ECD2B.ch
Acq On : 9 Jul 2020 19:09
Operator : MJB
Sample : A0F0670-02RE3@2
Misc : 2x, 8081B 2,4+4,4-DDx Only, GPC
ALS Vial : 19 Sample Multiplier: 1

Integration File signal 1: PEST1.e
Integration File signal 2: PEST2.e
Quant Time: Jul 10 12:00:18 2020
Quant Method : C:\msdchem\1\methods\ECD8_QUANTPEST_200606RT6.M
Quant Title : Instrument: DualECD8
QLast Update : Wed Jun 17 08:38:46 2020
Response via : Initial Calibration
Integrator: ChemStation



Quantitation Report (Not Reviewed)

Data Path : C:\msdchem\1\data\2020-07\0G09046\
 Data File : ECD8-07092029.D
 Signal(s) : Signal #1: ECD1A.ch Signal #2: ECD2B.ch
 Acq On : 9 Jul 2020 19:46
 Operator : MJB
 Sample : 0070206-MS1@2
 Misc : 2x, 8081B 2,4+4,4-DDx Only, GPC
 ALS Vial : 20 Sample Multiplier: 1

MJB 7/10/20

Integration File signal 1: PEST1.e
 Integration File signal 2: PEST2.e
 Quant Time: Jul 10 12:05:10 2020
 Quant Method : C:\msdchem\1\methods\ECD8_QUANTPEST_200606RT6.M
 Quant Title : Instrument: DualECD8
 QLast Update : Wed Jun 17 08:38:46 2020
 Response via : Initial Calibration
 Integrator: ChemStation

Compound	RT#1	RT#2	Resp#1	Resp#2	ng/mL	ng/mL

System Monitoring Compounds						
1) S TCMX (S)	5.113	5.676	58931993	54971655	16.158	15.485
22) S DCBP (S)	9.309	10.191	59984423	56536150	20.954	24.139
Target Compounds						
2) a-BHC	5.654	6.312f	2179700	3580965	0.447	0.751 #
3) g-BHC	5.902f	6.578f	7644486	8047655	1.790	1.885
4) b-BHC	6.011	6.671	18911186	5236779	10.488	2.865 #
5) Heptachlor	6.344	6.966	6295849	6117062	1.592	1.444
6) d-BHC	6.176	6.942	2726987	6267250	0.832	1.719 #
7) Aldrin	6.583	7.240	5377677	3953855	1.247	0.986
8) Heptachlo...	7.049	7.661	58844743	8140674	14.890	2.162 #
9) trans-Chl...	7.122	7.805	4462112	55116923	1.109	14.436 #
10) cis-Chlor...	7.234	7.914	4334101	5209924	0.989	1.398 #
11) Endosulfa...	7.355f	7.987f	3097823	5413046	0.842	1.596 #
12) 4,4'-DDE	7.299	8.028	98275301	96198465	26.814	RPT 27.771
13) Dieldrin	7.506	8.178	4660622	56367344	1.155	14.620 #
14) Endrin	7.666	8.400	45418464	57515912	13.459	19.455 #
15) 4,4'-DDD	7.719	8.442	129.1E6	121.1E6	45.239	RPT 42.572
16) Endosulfa...	7.836	8.527	2124321	7208765	0.698	2.384 #
17) 4,4'-DDT	7.916	8.667	81165378	81689313	33.770	MDL=MR 30.857
18) Endrin Al...	8.124	8.771	3056466	5614900	0.923	1.941 #
19) Endosulfa...	8.405	8.975	29845667	11074441	10.106	3.735 #
20) Methoxychlor	8.279	9.160	11287543	13623643	10.420	10.989
21) Endrin Ke...	8.598	9.357	15542952	9093793	4.358	2.707 #
23) Hexachlor...	2.879	3.349f	995711	2094312	0.075	0.310 #
24) Hexachlor...	5.492	6.152	3092677	4872930	0.824	1.530 #
25) Oxychlorane	6.978	7.585	3173859	13743034	0.812	4.471 #
26) 2,4'-DDE	7.049	7.805	58844743	55116923	24.587	MDL=MR 25.204
27) trans-Non...	7.234	7.863	4334101	6947933	0.979	1.879 #
28) 2,4'-DDD	7.420	8.178	61090853	56367344	31.833	27.121
29) 2,4'-DDT	7.602	8.400	59416282	57515912	31.561	MDL=MR 29.394

Quantitation Report (Not Reviewed)

Data Path : C:\msdchem\1\data\2020-07\0G09046\
 Data File : ECD8-07092029.D
 Signal(s) : Signal #1: ECD1A.ch Signal #2: ECD2B.ch
 Acq On : 9 Jul 2020 19:46
 Operator : MJB
 Sample : 0070206-MS1@2
 Misc : 2x, 8081B 2,4+4,4-DDx Only, GPC
 ALS Vial : 20 Sample Multiplier: 1

Integration File signal 1: PEST1.e
 Integration File signal 2: PEST2.e
 Quant Time: Jul 10 12:05:10 2020
 Quant Method : C:\msdchem\1\methods\ECD8_QUANTPEST_200606RT6.M
 Quant Title : Instrument: DualECD8
 QLast Update : Wed Jun 17 08:38:46 2020
 Response via : Initial Calibration
 Integrator: ChemStation

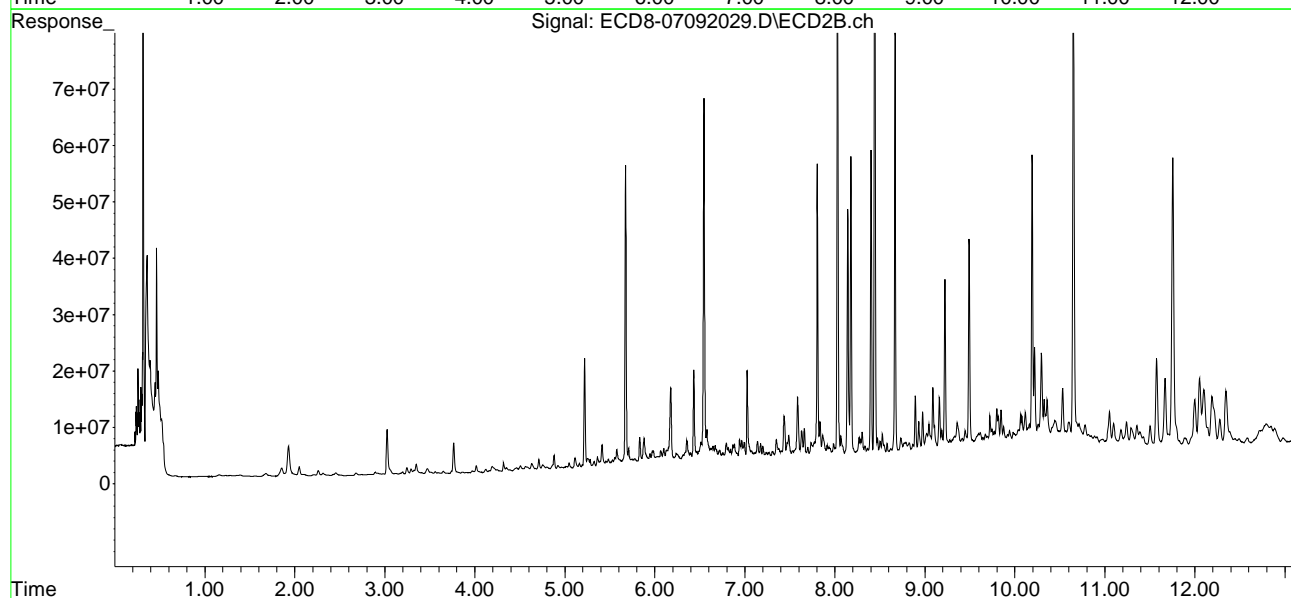
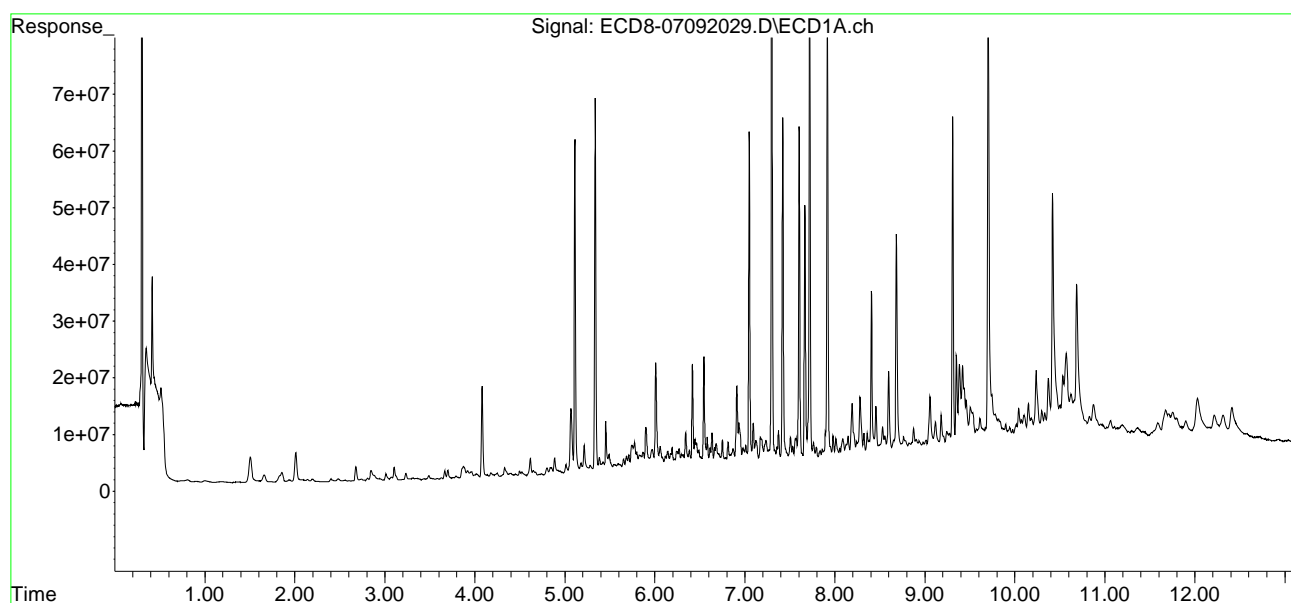
	Compound	RT#1	RT#2	Resp#1	Resp#2	ng/mL	ng/mL
30)	cis-Nonac...	7.719	8.442	129.1E6	121.1E6	31.391	30.305
31)	Mirex	8.359	9.357	4811983	9093793	1.654	3.781 #
32)	Chlordane...	7.234f	7.914f	4334101	5209924	10.493	12.028
33)	Chlordane...	7.299	7.987	98275301	5413046	191.011	14.837 #
34)	Chlordane...	7.859	8.667	2359147	81689313	18.249	684.881 #
35)	Chlordane...	0.000	0.000	0	0	N.D.	N.D.
36)	Toxaphene...	7.299	8.234	98275301	4045717	5556.617	123.293 #
37)	Toxaphene...	7.570	8.578	4463834	5462628	138.431	128.277
38)	Toxaphene...	7.859f	8.621	2359147	4562925	32.519	72.214 #
39)	Toxaphene...	8.124	8.667	3056466	81689313	40.711	797.675 #
40)	Toxaphene...	8.359	8.867	4811983	5253045	92.389	89.466
41)	Toxaphene...	8.405	9.223	29845667	34544483	404.432	537.693 #
42)	Toxaphene...	0.000	0.000	0	0	N.D.	N.D.

(f)=RT Delta > 1/2 Window (#)=Amounts differ by > 25% (m)=manual int.

Quantitation Report (Not Reviewed)

Data Path : C:\msdchem\1\data\2020-07\0G09046\
Data File : ECD8-07092029.D
Signal(s) : Signal #1: ECD1A.ch Signal #2: ECD2B.ch
Acq On : 9 Jul 2020 19:46
Operator : MJB
Sample : 0070206-MS1@2
Misc : 2x, 8081B 2,4+4,4-DDx Only, GPC
ALS Vial : 20 Sample Multiplier: 1

Integration File signal 1: PEST1.e
Integration File signal 2: PEST2.e
Quant Time: Jul 10 12:05:10 2020
Quant Method : C:\msdchem\1\methods\ECD8_QUANTPEST_200606RT6.M
Quant Title : Instrument: DualECD8
QLast Update : Wed Jun 17 08:38:46 2020
Response via : Initial Calibration
Integrator: ChemStation



Quantitation Report (Not Reviewed)

Data Path : C:\msdchem\1\data\2020-07\0G09046\
 Data File : ECD8-07092031.D
 Signal(s) : Signal #1: ECD1A.ch Signal #2: ECD2B.ch
 Acq On : 9 Jul 2020 20:23
 Operator : MJB
 Sample : 0G09046-CCV5
 Misc : A20E232, AB 50 ppb
 ALS Vial : 3 Sample Multiplier: 1

MJB 7/10/20

Integration File signal 1: PEST1.e
 Integration File signal 2: PEST2.e
 Quant Time: Jul 10 12:06:05 2020
 Quant Method : C:\msdchem\1\methods\ECD8_QUANTPEST_200606RT6.M
 Quant Title : Instrument: DualECD8
 QLast Update : Wed Jun 17 08:38:46 2020
 Response via : Initial Calibration
 Integrator: ChemStation

Compound	RT#1	RT#2	Resp#1	Resp#2	ng/mL	ng/mL

System Monitoring Compounds						
1) S TCMX (S)	5.115	5.676	189.1E6	160.1E6	51.854	45.091
22) S DCBP (S)	9.312	10.194	143.0E6	127.4E6	49.944	53.294
Target Compounds						
2) a-BHC	5.651	6.282	277.3E6	237.4E6	56.909	49.804
3) g-BHC	5.933	6.599	230.1E6	211.0E6	53.877	49.418
4) b-BHC	6.012	6.668	76881234	75059386	42.639	41.064
5) Heptachlor	6.341	6.966	232.3E6	216.2E6	58.745	51.027
6) d-BHC	6.160	6.921	161.4E6	173.7E6	43.977	43.576
7) Aldrin	6.580	7.227	230.9E6	207.1E6	53.556	51.652
8) Heptachlo...	7.041	7.667	203.1E6	190.0E6	51.391	50.478
9) trans-Chl...	7.137	7.807	197.6E6	190.4E6	49.108	49.872
10) cis-Chlor...	7.233	7.914	197.0E6	183.5E6	52.297	49.259
11) Endosulfa...	7.327	7.962	211.0E6	168.2E6	57.310	49.575
12) 4,4'-DDE	7.307	8.033	158.7E6	156.0E6	43.290	43.840
13) Dieldrin	7.499	8.161	219.0E6	197.1E6	54.259	51.116
14) Endrin	7.662	8.386	167.8E6	145.4E6	49.710	49.197
15) 4,4'-DDD	7.726	8.447	125.1E6	129.3E6	43.858	45.212
16) Endosulfa...	7.818	8.535	162.5E6	155.2E6	53.395	51.337
17) 4,4'-DDT	7.921	8.670	131.0E6	128.8E6	52.879	47.154
18) Endrin Al...	8.107	8.773	150.8E6	140.8E6	53.940	48.660
19) Endosulfa...	8.406	8.964	154.5E6	139.9E6	52.301	47.183
20) Methoxychlor	8.265	9.156	60003714	61922054	52.392	47.522
21) Endrin Ke...	8.599	9.358	202.3E6	175.9E6	56.723	52.362
23) Hexachlor...	0.000	0.000	0	0	N.D.	N.D.
24) Hexachlor...	5.494	6.106f	390675	84063	BelowCal	BelowCal
25) Oxychlorane	6.978	7.610	832446	8161	0.069	BelowCal #
26) 2,4'-DDE	7.041	7.807	203.1E6	190.4E6	84.861	81.386
27) trans-Non...	7.233	7.864	197.0E6	916993	55.884	0.025 #
28) 2,4'-DDD	0.000	8.161f	0	197.1E6	N.D.	94.822 #
29) 2,4'-DDT	7.606	8.386f	894970	145.4E6	0.319	69.466 #

Quantitation Report (Not Reviewed)

Data Path : C:\msdchem\1\data\2020-07\0G09046\
 Data File : ECD8-07092031.D
 Signal(s) : Signal #1: ECD1A.ch Signal #2: ECD2B.ch
 Acq On : 9 Jul 2020 20:23
 Operator : MJB
 Sample : 0G09046-CCV5
 Misc : A20E232, AB 50 ppb
 ALS Vial : 3 Sample Multiplier: 1

Integration File signal 1: PEST1.e
 Integration File signal 2: PEST2.e
 Quant Time: Jul 10 12:06:05 2020
 Quant Method : C:\msdchem\1\methods\ECD8_QUANTPEST_200606RT6.M
 Quant Title : Instrument: DualECD8
 QLast Update : Wed Jun 17 08:38:46 2020
 Response via : Initial Calibration
 Integrator: ChemStation

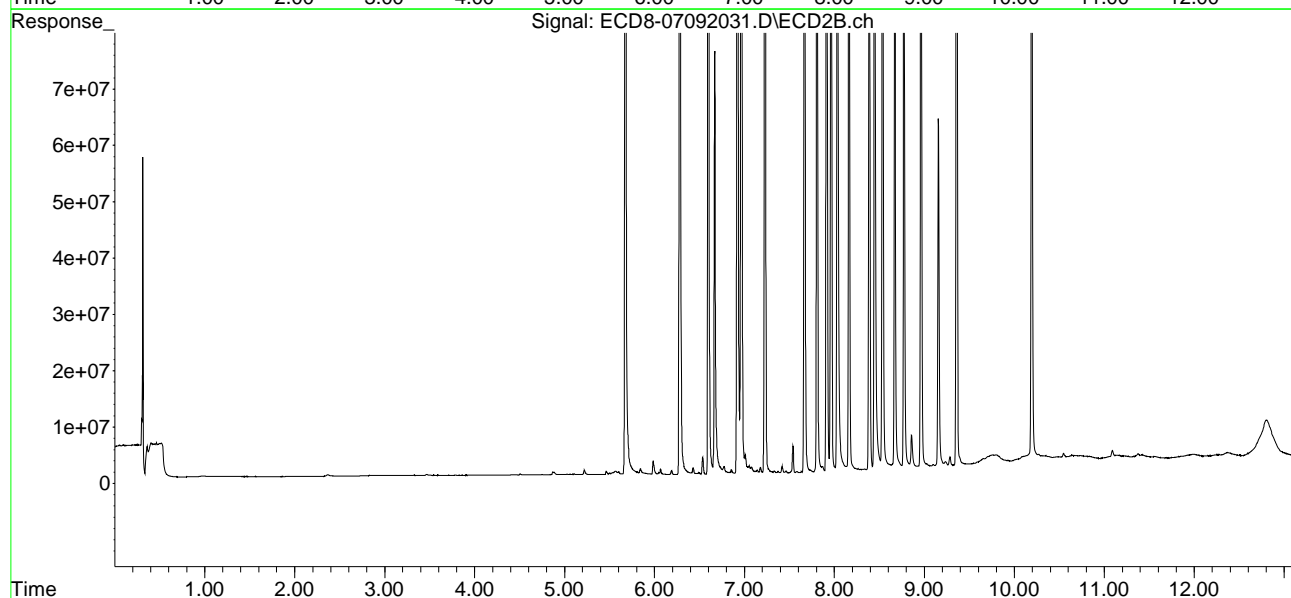
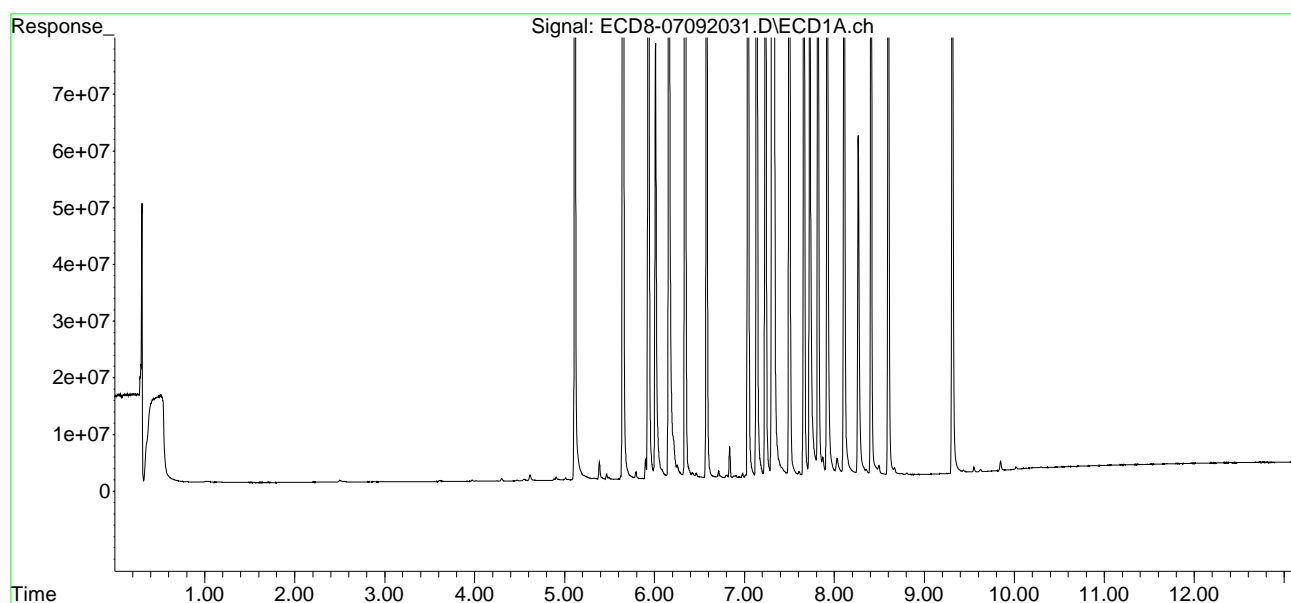
	Compound	RT#1	RT#2	Resp#1	Resp#2	ng/mL	ng/mL
30)	cis-Nonac...	7.726f	8.447	125.1E6	129.3E6	30.433	32.343
31)	Mirex	8.353	9.358	1020262	175.9E6	0.096	75.941 #
32)	Chlordane...	7.233f	7.914f	197.0E6	183.5E6	476.908	423.708
33)	Chlordane...	7.307	8.033f	158.7E6	156.0E6	308.381	427.466 #
34)	Chlordane...	7.870f	8.670	3359939	128.8E6	25.990	1080.246 #
35)	Chlordane...	0.000	0.000	0	0	N.D.	N.D.
36)	Toxaphene...	7.307f	8.262f	158.7E6	270950	8486.811	8.257 #
37)	Toxaphene...	7.606f	8.613f	894970	909609	24.765	21.360
38)	Toxaphene...	7.870	8.613	3359939	909609	46.314	14.396 #
39)	Toxaphene...	8.107f	8.670	150.8E6	128.8E6	2145.428	1204.518 #
40)	Toxaphene...	8.353	8.858	1020262	5951736	19.589	101.365 #
41)	Toxaphene...	8.406	9.234	154.5E6	1020022	2093.083	15.877 #
42)	Toxaphene...	0.000	0.000	0	0	N.D.	N.D.

(f)=RT Delta > 1/2 Window (#)=Amounts differ by > 25% (m)=manual int.

Quantitation Report (Not Reviewed)

Data Path : C:\msdchem\1\data\2020-07\0G09046\
Data File : ECD8-07092031.D
Signal(s) : Signal #1: ECD1A.ch Signal #2: ECD2B.ch
Acq On : 9 Jul 2020 20:23
Operator : MJB
Sample : 0G09046-CCV5
Misc : A20E232, AB 50 ppb
ALS Vial : 3 Sample Multiplier: 1

Integration File signal 1: PEST1.e
Integration File signal 2: PEST2.e
Quant Time: Jul 10 12:06:05 2020
Quant Method : C:\msdchem\1\methods\ECD8_QUANTPEST_200606RT6.M
Quant Title : Instrument: DualECD8
QLast Update : Wed Jun 17 08:38:46 2020
Response via : Initial Calibration
Integrator: ChemStation



Quantitation Report (Not Reviewed)

Data Path : C:\msdchem\1\data\2020-07\0G09046\
 Data File : ECD8-07092032.D
 Signal(s) : Signal #1: ECD1A.ch Signal #2: ECD2B.ch
 Acq On : 9 Jul 2020 20:39
 Operator : MJB
 Sample : 0G09046-CCV6
 Misc : A20C358, 9-42 50 ppb
 ALS Vial : 4 Sample Multiplier: 1

MJB 7/10/20

Integration File signal 1: PEST1.e
 Integration File signal 2: PEST2.e
 Quant Time: Jul 10 12:06:36 2020
 Quant Method : C:\msdchem\1\methods\ECD8_QUANTPEST_200606RT6.M
 Quant Title : Instrument: DualECD8
 QLast Update : Wed Jun 17 08:38:46 2020
 Response via : Initial Calibration
 Integrator: ChemStation

Compound	RT#1	RT#2	Resp#1	Resp#2	ng/mL	ng/mL

System Monitoring Compounds						
1) S TCMX (S)	5.088f	5.676	2371594	18574	0.650	0.005 #
22) S DCBP (S)	9.314	10.200	66739	2908434	BelowCal	1.078
Target Compounds						
2) a-BHC	0.000	0.000	0	0	N.D.	N.D.
3) g-BHC	5.930	6.584	99955	74199	0.023	0.017 #
4) b-BHC	6.000	6.676	126261	57294	0.070	0.031 #
5) Heptachlor	6.341	6.965	456448	458542	0.115	0.108
6) d-BHC	6.140f	6.930	157701	54749	0.079	0.050 #
7) Aldrin	6.590	7.226	62847	79398	0.015	0.020 #
8) Heptachlo...	7.056	7.706f	99710680	597809	25.230	0.159 #
9) trans-Chl...	7.137	7.809	3245359	99758081	0.807	26.128 #
10) cis-Chlor...	7.227	7.914	188.1E6	6701198	50.007	1.799 #
11) Endosulfa...	7.334	7.980	2495494	740331	0.678	0.218 #
12) 4,4'-DDE	7.314	8.025	900512	515196	0.246	0.162 #
13) Dieldrin	7.470f	8.182	7137927	86603210	1.768	22.463 #
14) Endrin	7.695f	8.403	198.7E6	98933857	58.872	33.464 #
15) 4,4'-DDD	7.695f	8.435	198.7E6	187.0E6	69.628	63.292
16) Endosulfa...	7.816	0.000	413325	0	0.136	N.D. #
17) 4,4'-DDT	7.923	8.673	215298	511242	0.104	0.168 #
18) Endrin Al...	8.118	8.777	285743	437472	BelowCal	0.151
19) Endosulfa...	0.000	8.967	0	370915	N.D.	0.125 #
20) Methoxychlor	8.274	9.164	21327	345316	BelowCal	0.131
21) Endrin Ke...	8.609	9.343f	467032	115.0E6	0.131	34.253 #
23) Hexachlor...	2.882	3.372	186.6E6	207.1E6	49.346	47.176
24) Hexachlor...	5.493	6.141	160.8E6	126.3E6	50.905	41.801
25) Oxychlorane	6.970	7.596	168.5E6	154.7E6	52.262	50.775
26) 2,4'-DDE	7.056	7.809	99710680	99758081	41.662	44.624
27) trans-Non...	7.227	7.871	188.1E6	168.1E6	53.410	49.656
28) 2,4'-DDD	7.426	8.182	85289909	86603210	44.091	41.669
29) 2,4'-DDT	7.607	8.403	100.8E6	98933857	52.453	48.923

Quantitation Report (Not Reviewed)

Data Path : C:\msdchem\1\data\2020-07\0G09046\
 Data File : ECD8-07092032.D
 Signal(s) : Signal #1: ECD1A.ch Signal #2: ECD2B.ch
 Acq On : 9 Jul 2020 20:39
 Operator : MJB
 Sample : 0G09046-CCV6
 Misc : A20C358, 9-42 50 ppb
 ALS Vial : 4 Sample Multiplier: 1

Integration File signal 1: PEST1.e
 Integration File signal 2: PEST2.e
 Quant Time: Jul 10 12:06:36 2020
 Quant Method : C:\msdchem\1\methods\ECD8_QUANTPEST_200606RT6.M
 Quant Title : Instrument: DualECD8
 QLast Update : Wed Jun 17 08:38:46 2020
 Response via : Initial Calibration
 Integrator: ChemStation

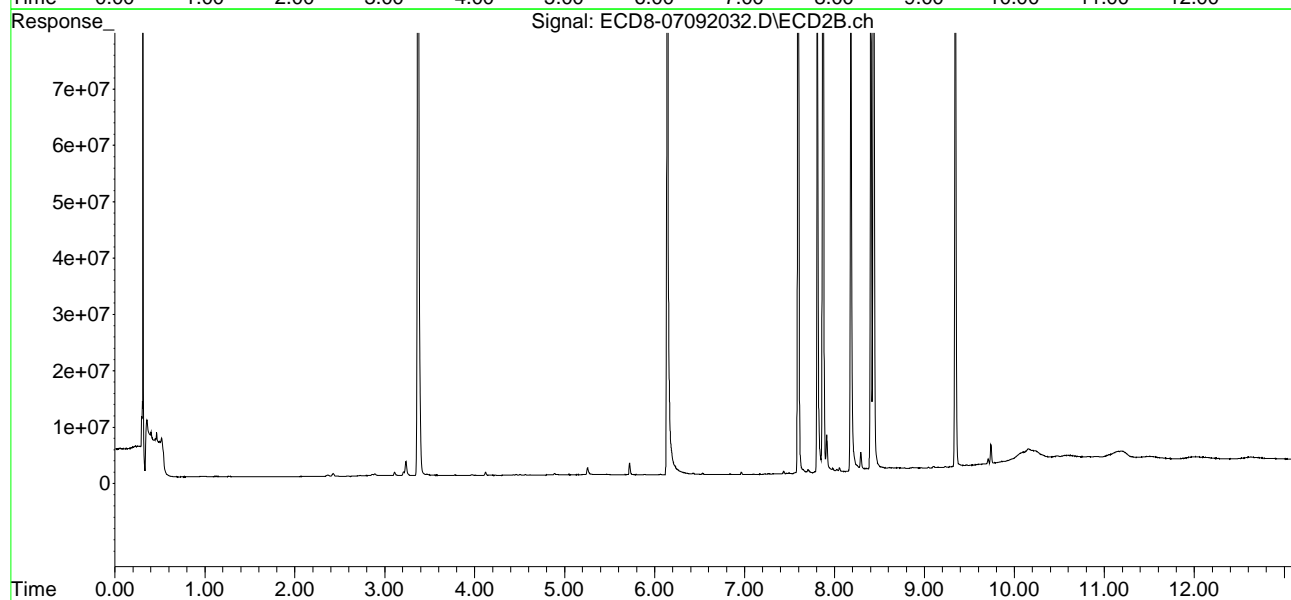
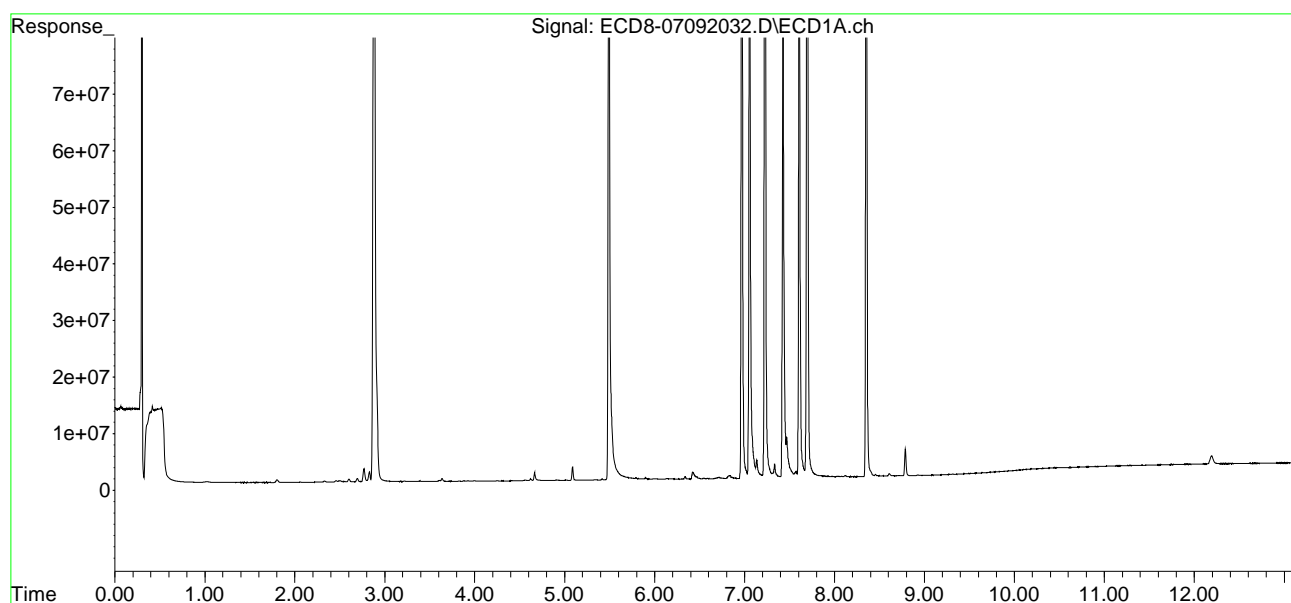
	Compound	RT#1	RT#2	Resp#1	Resp#2	ng/mL	ng/mL
30)	cis-Nonac...	7.695	8.435	198.7E6	187.0E6	48.315	46.795
31)	Mirex	8.354	9.343	128.7E6	115.0E6	52.230	50.139
32)	Chlordane...	7.227	7.871	188.1E6	168.1E6	455.403	388.171
33)	Chlordane...	7.314	7.980	900512	740331	1.750	2.029
34)	Chlordane...	7.845	8.673	332810	511242	2.574	4.286 #
35)	Chlordane...	0.000	0.000	0	0	N.D.	N.D.
36)	Toxaphene...	7.314f	8.245	900512	1237726	52.901	37.720 #
37)	Toxaphene...	7.574	8.604f	1152451	551827	32.961	12.958 #
38)	Toxaphene...	7.885	8.604	256465	551827	3.535	8.733 #
39)	Toxaphene...	8.118	8.673	285743	511242	BelowCal	BelowCal
40)	Toxaphene...	8.354	8.869	128.7E6	448837	2470.181	7.644 #
41)	Toxaphene...	8.455f	9.230	383922	486748	5.202	7.576 #
42)	Toxaphene...	0.000	0.000	0	0	N.D.	N.D.

(f)=RT Delta > 1/2 Window (#)=Amounts differ by > 25% (m)=manual int.

Quantitation Report (Not Reviewed)

Data Path : C:\msdchem\1\data\2020-07\0G09046\
Data File : ECD8-07092032.D
Signal(s) : Signal #1: ECD1A.ch Signal #2: ECD2B.ch
Acq On : 9 Jul 2020 20:39
Operator : MJB
Sample : 0G09046-CCV6
Misc : A20C358, 9-42 50 ppb
ALS Vial : 4 Sample Multiplier: 1

Integration File signal 1: PEST1.e
Integration File signal 2: PEST2.e
Quant Time: Jul 10 12:06:36 2020
Quant Method : C:\msdchem\1\methods\ECD8_QUANTPEST_200606RT6.M
Quant Title : Instrument: DualECD8
QLast Update : Wed Jun 17 08:38:46 2020
Response via : Initial Calibration
Integrator: ChemStation



Quantitation Report (Not Reviewed)

Data Path : C:\msdchem\1\data\2020-07\0G09046\
 Data File : ECD8-07092033.D
 Signal(s) : Signal #1: ECD1A.ch Signal #2: ECD2B.ch
 Acq On : 9 Jul 2020 20:56
 Operator : MJB
 Sample : 0G09046-CCB3
 Misc : A20F379
 ALS Vial : 7 Sample Multiplier: 1

MJB 7/10/20

Integration File signal 1: PEST1.e
 Integration File signal 2: PEST2.e
 Quant Time: Jul 10 12:06:57 2020
 Quant Method : C:\msdchem\1\methods\ECD8_QUANTPEST_200606RT6.M
 Quant Title : Instrument: DualECD8
 QLast Update : Wed Jun 17 08:38:46 2020
 Response via : Initial Calibration
 Integrator: ChemStation

Compound	RT#1	RT#2	Resp#1	Resp#2	ng/mL	ng/mL

System Monitoring Compounds						
1) S TCMX (S)	5.113	5.675	371.6E6	327.3E6	101.877	92.188
22) S DCBP (S)	9.313	10.195	279.3E6	247.7E6	96.756	99.766
Target Compounds						
2) a-BHC	5.657	6.268	15280	38777	0.003	0.008 #
3) g-BHC	5.945	6.604	9058	14746	0.002	0.003 #
4) b-BHC	6.013	6.675	46287	18519	0.026	0.010 #
5) Heptachlor	6.348	6.983	12326	109892	0.003	0.026 #
6) d-BHC	6.166	6.925	30991	36824	0.042	0.045
7) Aldrin	6.565	7.225	271672	23697	0.063	0.006 #
8) Heptachlo...	7.054	7.668	12089	91965	0.003	0.024 #
9) trans-Chl...	7.131	7.807	141189	55885	0.035	0.015 #
10) cis-Chlor...	7.229	7.913	27108	116463	BelowCal	0.031
11) Endosulfa...	7.334	0.000	17263	0	0.005	N.D. #
12) 4,4'-DDE	7.309	8.041	10159	22369	0.003	0.013 #
13) Dieldrin	7.498	8.165	28598	28849	0.007	0.007
14) Endrin	7.671	8.409	18500	29834	0.005	0.010 #
15) 4,4'-DDD	7.736	8.460	41873	32654	0.015	BelowCal #
16) Endosulfa...	7.822	8.536	42205	46984	0.014	0.016
17) 4,4'-DDT	7.928	8.670	12315	29898	0.015	BelowCal #
18) Endrin Al...	8.114	8.777	62388	102832	BelowCal	0.036
19) Endosulfa...	8.410	8.966	110316	182080	0.037	0.061 #
20) Methoxychlor	8.267	9.153	97903	243588	BelowCal	0.046
21) Endrin Ke...	8.607	9.359	450893	343257	0.126	0.102
23) Hexachlor...	0.000	3.398f	0	54718	N.D.	BelowCal
24) Hexachlor...	5.494	6.184f	672936	85648	0.029	BelowCal #
25) Oxychlorane	6.971	7.594	16672	108313	BelowCal	BelowCal
26) 2,4'-DDE	7.054	7.807	12089	55885	0.005	BelowCal #
27) trans-Non...	7.229	7.913f	27108	116463	BelowCal	BelowCal
28) 2,4'-DDD	7.429	8.183	18245	26945	BelowCal	0.013
29) 2,4'-DDT	7.595	8.409	116301	29834	BelowCal	BelowCal

Quantitation Report (Not Reviewed)

Data Path : C:\msdchem\1\data\2020-07\0G09046\
 Data File : ECD8-07092033.D
 Signal(s) : Signal #1: ECD1A.ch Signal #2: ECD2B.ch
 Acq On : 9 Jul 2020 20:56
 Operator : MJB
 Sample : 0G09046-CCB3
 Misc : A20F379
 ALS Vial : 7 Sample Multiplier: 1

Integration File signal 1: PEST1.e
 Integration File signal 2: PEST2.e
 Quant Time: Jul 10 12:06:57 2020
 Quant Method : C:\msdchem\1\methods\ECD8_QUANTPEST_200606RT6.M
 Quant Title : Instrument: DualECD8
 QLast Update : Wed Jun 17 08:38:46 2020
 Response via : Initial Calibration
 Integrator: ChemStation

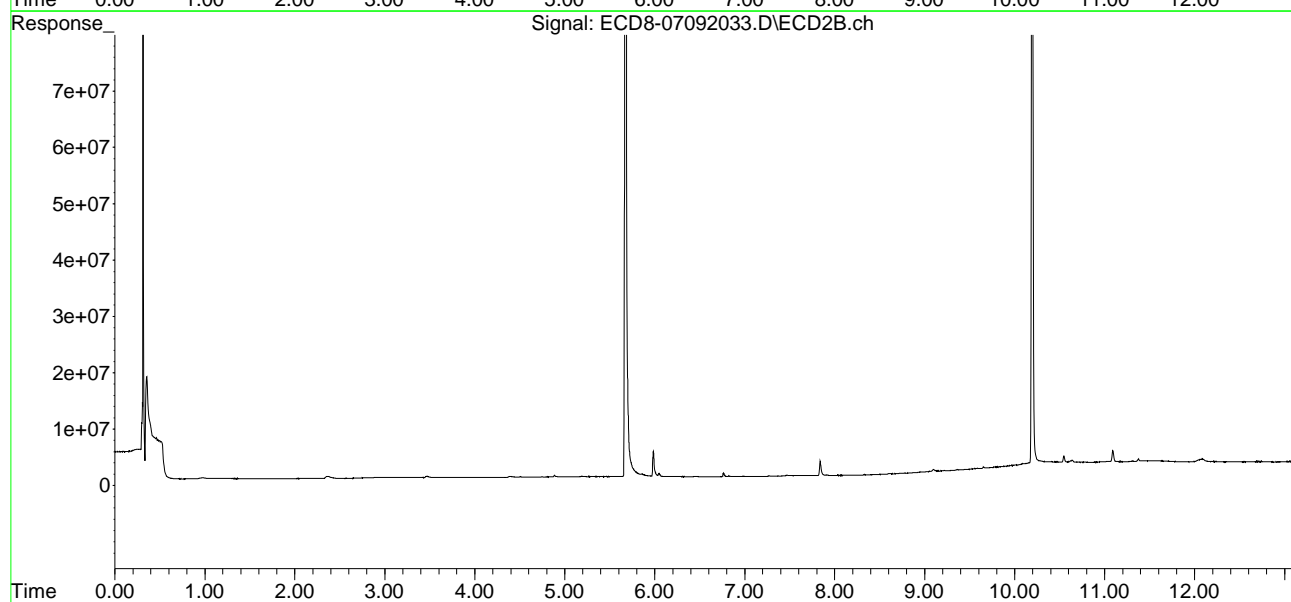
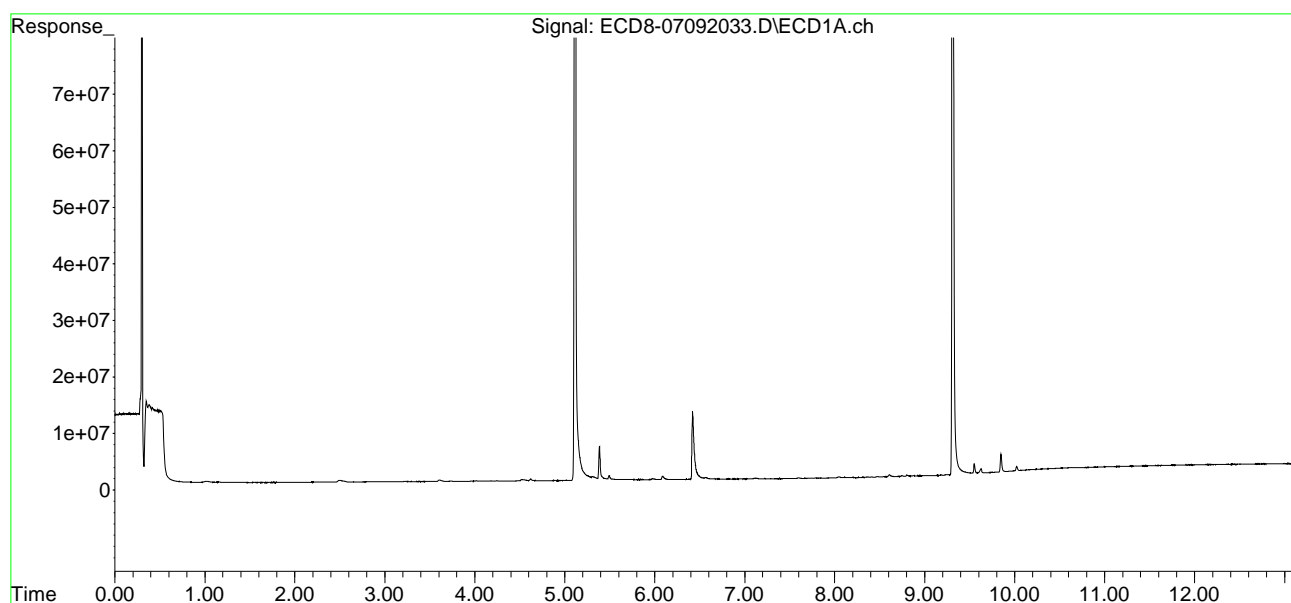
	Compound	RT#1	RT#2	Resp#1	Resp#2	ng/mL	ng/mL
30)	cis-Nonac...	7.695	8.460	29348	32654	0.007	0.008
31)	Mirex	8.366	9.359	142338	343257	BelowCal	BelowCal
32)	Chlordane...	7.229f	7.913f	27108	116463	0.066	0.269 #
33)	Chlordane...	7.309	8.013	10159	12322	0.020	0.034 #
34)	Chlordane...	7.846	8.657	31890	32010	0.247	0.268
35)	Chlordane...	0.000	0.000	0	0	N.D.	N.D.
36)	Toxaphene...	7.292	8.227	21521	13463	BelowCal	0.410
37)	Toxaphene...	7.595	8.557	116301	20876	175388.445	0.490 #
38)	Toxaphene...	7.873	8.612	12843	113188	0.177	1.791 #
39)	Toxaphene...	8.132	8.670	37402	29898	BelowCal	BelowCal
40)	Toxaphene...	8.366	8.866	142338	85839	2.733	1.462 #
41)	Toxaphene...	8.410	9.245	110316	226522	1.495	3.526 #
42)	Toxaphene...	0.000	0.000	0	0	N.D.	N.D.

(f)=RT Delta > 1/2 Window (#)=Amounts differ by > 25% (m)=manual int.

Quantitation Report (Not Reviewed)

Data Path : C:\msdchem\1\data\2020-07\0G09046\
Data File : ECD8-07092033.D
Signal(s) : Signal #1: ECD1A.ch Signal #2: ECD2B.ch
Acq On : 9 Jul 2020 20:56
Operator : MJB
Sample : 0G09046-CCB3
Misc : A20F379
ALS Vial : 7 Sample Multiplier: 1

Integration File signal 1: PEST1.e
Integration File signal 2: PEST2.e
Quant Time: Jul 10 12:06:57 2020
Quant Method : C:\msdchem\1\methods\ECD8_QUANTPEST_200606RT6.M
Quant Title : Instrument: DualECD8
QLast Update : Wed Jun 17 08:38:46 2020
Response via : Initial Calibration
Integrator: ChemStation



**Organochloride Pesticides by EPA 8081B
Calibration Data**

Sequence 0F06008 (Cal ID A0F0804) DUALECD8



ELEMENT SEQUENCE LOG

Apex Laboratories

Sequence:

0F06008

Instrument:

DUALECD8

Date:

06/06/20 14:30

Calibration:

A0F0804

#	Lab Number	Matrix	Analysis	Client	Due	Batch	ISTD ID	STD ID
1	0F06008-BKD1	Water	QC	QC				A20E203
2	0F06008-ICB1	Water	QC	QC				A20F087
3	0F06008-CAL1	Water	QC	QC				A20F080
4	0F06008-CAL2	Water	QC	QC				A20F081
5	0F06008-CAL3	Water	QC	QC				A20C179
6	0F06008-CAL4	Water	QC	QC				A20C180
7	0F06008-CAL5	Water	QC	QC				A20C181
8	0F06008-CAL6	Water	QC	QC				A20C182
9	0F06008-CAL7	Water	QC	QC				A20E232
10	0F06008-CAL8	Water	QC	QC				A20E233
11	0F06008-CAL9	Water	QC	QC				A20C177
12	0F06008-IBL1	Water	QC	QC				
13	0F06008-ICV1	Water	QC	QC				A20C164
14	0F06008-CALA	Water	QC	QC				A20F082
15	0F06008-CALB	Water	QC	QC				A20C353
16	0F06008-CALC	Water	QC	QC				A20C354
17	0F06008-CALD	Water	QC	QC				A20C355
18	0F06008-CALE	Water	QC	QC				A20C356
19	0F06008-CALF	Water	QC	QC				A20C357
20	0F06008-CALG	Water	QC	QC				A20C358
21	0F06008-CALH	Water	QC	QC				A20C359
22	0F06008-CALI	Water	QC	QC				A20C352
23	0F06008-IBL2	Water	QC	QC				
24	0F06008-ICV2	Water	QC	QC				A20C360
25	0F06008-CALJ	Water	QC	QC				A20F083
26	0F06008-CALK	Water	QC	QC				A20F057
27	0F06008-CALL	Water	QC	QC				A20F058
28	0F06008-CALM	Water	QC	QC				A20F059
29	0F06008-CALN	Water	QC	QC				A20F060
30	0F06008-CALO	Water	QC	QC				A20F061
31	0F06008-CALP	Water	QC	QC				A20F056
32	0F06008-IBL3	Water	QC	QC				
33	0F06008-ICV3	Water	QC	QC				A20F062
34	0F06008-CALQ	Water	QC	QC				A20F084
35	0F06008-CALR	Water	QC	QC				A20F064
36	0F06008-CALS	Water	QC	QC				A20F065
37	0F06008-CALT	Water	QC	QC				A20F066
38	0F06008-CALU	Water	QC	QC				A20D430
39	0F06008-CALV	Water	QC	QC				A20D431
40	0F06008-CALW	Water	QC	QC				A20F063
41	0F06008-IBL4	Water	QC	QC				
42	0F06008-ICV4	Water	QC	QC				A20F067

Comments: I CAL

Data Entered By/Date: MJB 6/8/20

Data Reviewed By/Date: MJB 6/8/20

Calibration Status Report DUALECD8

Method Path : C:\msdchem\1\methods\
 Method File : ECD8_QUANTPEST_200606.M
 Title : Instrument: DualECD8
 Last Update : Sun Jun 07 14:07:09 2020
 Response Via : Initial Calibration

A0F06004

#	ID	Conc	ISTD Conc	Path\File
1	1	10	0	C:\msdchem\1\data\2020-06\0F06008\ECD8-06062036.D
2	2	50	0	C:\msdchem\1\data\2020-06\0F06008\ECD8-06062037.D
3	3	100	0	C:\msdchem\1\data\2020-06\0F06008\ECD8-06062038.D
4	4	200	0	C:\msdchem\1\data\2020-06\0F06008\ECD8-06062039.D
5	5	500	0	C:\msdchem\1\data\2020-06\0F06008\ECD8-06062040.D
6	6	1000	0	C:\msdchem\1\data\2020-06\0F06008\ECD8-06062041.D
7	7	2000	0	C:\msdchem\1\data\2020-06\0F06008\ECD8-06062042.D
8	8	-1	0	C:\msdchem\1\data\2020-06\0F06008\ECD8-06062023.D
9	9	-1	0	C:\msdchem\1\data\2020-06\0F06008\ECD8-06062024.D

*MB
6/8/20*

#	ID	Update Time	Quant Time	Acquisition Time
1	1	Jun 07 14:06 2020	Jun 07 13:50 2020	7 Jun 2020 00:23
2	2	Jun 07 14:06 2020	Jun 07 13:51 2020	7 Jun 2020 00:39
3	3	Jun 07 14:06 2020	Jun 07 13:51 2020	7 Jun 2020 00:56
4	4	Jun 07 14:06 2020	Jun 07 13:52 2020	7 Jun 2020 1:12
5	5	Jun 07 14:06 2020	Jun 07 13:49 2020	7 Jun 2020 1:29
6	6	Jun 07 14:07 2020	Jun 07 13:52 2020	7 Jun 2020 1:45
7	7	Jun 07 14:07 2020	Jun 07 13:53 2020	7 Jun 2020 2:02
8	8	Jun 07 14:05 2020	Jun 07 13:42 2020	6 Jun 2020 20:48
9	9	Jun 07 14:05 2020	Jun 07 13:42 2020	6 Jun 2020 21:04

ECD8_QUANTPEST_200606.M Mon Jun 08 11:13:32 2020

Response Factor Report DUALECD8

Method Path : C:\msdchem\1\methods\
 Method File : ECD8_QUANTPEST_200606.M
 Title : Instrument: DualECD8
 Last Update : Sun Jun 07 14:07:09 2020
 Response Via : Initial Calibration

Calibration Files

1 =ECD8-06062036.D 2 =ECD8-06062037.D 3 =ECD8-06062038.D 4 =ECD8-06062039.D 5 =ECD8-06062040.D
 6 =ECD8-06062041.D 7 =ECD8-06062042.D 8 =ECD8-06062023.D 9 =ECD8-06062024.D

Compound	1	2	3	4	5	6	7	8	9	Avg	%RSD	
1) S TCMX (S)	4.090	3.739	3.473	3.499	3.499	3.469	3.581	3.722	3.753	3.647	E6	5.58
2) a-BHC	4.872	4.659	4.467	4.645	4.794	4.752	5.076	5.317	5.276	4.873	E6	6.00
3) g-BHC	4.433	4.063	3.889	4.077	4.131	4.229	4.445	4.573	4.595	4.271	E6	5.86
4) b-BHC	2.059	1.828	1.692	1.687	1.656	1.707	1.804	1.892	1.902	1.803	E6	7.35
5) Heptachlor	4.179	3.783	3.595	3.672	3.864	3.911	4.000	4.305	4.274	3.954	E6	6.48
6) d-BHC	3.341	3.148	3.066	3.334	3.453	3.629	3.961	4.251	4.426	3.623	E6	13.39
7) Aldrin	4.433	4.211	4.018	4.218	4.211	4.254	4.392	4.542	4.527	4.312	E6	4.01
8) Heptachlor Exp...	4.486	3.938	3.693	3.764	3.780	3.795	3.904	4.139	4.070	3.952	E6	6.28
9) trans-Chlordane	4.654	4.057	3.751	3.784	3.822	3.808	4.016	4.095	4.226	4.023	E6	7.16
10) cis-Chlordane	5.178	4.335	3.894	3.726	3.711	3.732	3.891	3.969	4.058	4.055	E6	11.47
11) Endosulfan I	4.021	3.674	3.488	3.554	3.562	3.519	3.726	3.777	3.808	3.681	E6	4.67
12) 4,4'-DDE	3.663	3.469	3.362	3.461	3.570	3.621	3.803	3.935	4.100	3.665	E6	6.57
13) Dieldrin	4.178	3.835	3.667	3.964	3.928	3.979	4.210	4.279	4.289	4.037	E6	5.33
14) Endrin	3.460	3.240	3.103	3.147	3.382	3.305	3.438	3.628	3.669	3.375	E6	5.84
15) 4,4'-DDD	2.757	2.642	2.522	2.703	2.732	2.827	3.019	3.156	3.321	2.853	E6	9.10
16) Endosulfan II	3.380	2.878	2.781	2.862	2.890	2.913	3.091	3.256	3.335	3.043	E6	7.49
17) 4,4'-DDT	2.354	2.126	2.090	2.124	2.317	2.518	2.666	2.783	2.926	2.434	E6	12.61
18) Endrin Aldehyde	3.760	3.347	3.038	2.830	2.768	2.708	2.769	2.895	2.950	3.007	E6	11.36
19) Endosulfan Sul...	3.285	3.005	2.732	2.755	2.757	2.846	2.968	3.122	3.110	2.953	E6	6.60
20) Methoxychlor	1.385	1.189	1.042	1.031	1.111	1.133	1.188	1.297	1.352	1.192	E6	10.79
21) Endrin Ketone	4.227	3.684	3.341	3.282	3.276	3.386	3.507	3.650	3.747	3.567	E6	8.54
22) S DCBP (S)	4.026	3.477	3.037	2.960	2.895	2.802	2.937	2.920	2.920	3.108	E6	12.69
23) Hexachlorobuta...	5.026	4.817	4.095	3.966	3.804	3.812	3.622	3.634	3.891	4.074	E6	12.41
24) Hexachlorobenzene	4.140	3.808	3.337	3.029	3.038	3.195	3.201	3.280	3.420	3.383	E6	10.86
25) Oxychlordane	4.249	4.069	3.426	3.182	3.181	3.270	3.147	3.269	3.404	3.466	E6	11.73
26) 2,4'-DDE	2.901	2.683	2.295	2.129	2.208	2.332	2.256	2.313	2.423	2.393	E6	10.30
27) trans-Nonachlor	5.414	4.424	3.797	3.563	3.521	3.604	3.539	3.664	3.681	3.912	E6	16.05
28) 2,4'-DDD	2.567	2.380	1.957	1.877	1.873	1.993	1.950	2.041	2.142	2.087	E6	11.44
29) 2,4'-DDT	2.435	2.238	1.840	1.755	1.804	2.013	1.983	2.086	2.156	2.034	E6	10.87
30) cis-Nonachlor	4.994	4.619	4.035	3.783	3.795	3.897	3.879	3.968	4.037	4.112	E6	10.09
31) Mirex	3.904	3.450	2.802	2.556	2.442	2.514	2.436	2.440	2.516	2.784	E6	19.05
32) Chlordane (1)	4.409	3.855	3.873	3.897	4.173	4.254	4.454			4.131	E5	6.21
33) Chlordane (2)	5.648	4.880	4.920	4.765	5.149	5.216	5.438			5.145	E5	6.20
34) Chlordane (3)	1.512	1.206	1.207	1.192	1.285	1.294	1.353			1.293	E5	8.74
35) Chlordane - AVE										0.000		-1.00
36) Toxaphene (1)	2.232	1.734	1.662	1.596	1.599	1.592	1.662			1.725	E4	13.29
37) Toxaphene (2)	4.283	3.503	3.335	3.118	3.059	3.084	3.165			3.364	E4	12.94
38) Toxaphene (3)	8.667	6.860	6.846	6.691	7.144	7.258	7.316			7.255	E4	9.16
39) Toxaphene (4)	1.189	0.717	0.669	0.641	0.643	0.668	0.690			0.745	E5	26.48
40) Toxaphene (5)	5.990	4.886	4.962	4.784	5.097	5.284	5.455			5.208	E4	7.98
41) Toxaphene (6)	8.607	6.954	6.836	6.830	7.108	7.516	7.806			7.380	E4	8.85
42) Toxaphene - AVE										0.000		-1.00

MJB
6/8/20

Response Factor Report DUALECD8

Method Path : C:\msdchem\1\methods\
 Method File : ECD8_QUANTPEST_200606.M
 Title : Instrument: DualECD8

Signal #2 Calibration Files

1 =ECD8-06062036.D 2 =ECD8-06062037.D 3 =ECD8-06062038.D
 4 =ECD8-06062039.D 5 =ECD8-06062040.D 6 =ECD8-06062041.D

Compound	1	2	3	4	5	6	Avg	%RSD				
44) S TCMX (S) #2	4.082	3.665	3.136	3.184	3.187	3.311	3.577	3.856	3.952	3.550	E6	10.18
45) a-BHC #2	4.536	4.299	4.205	4.441	4.628	4.719	5.064	5.356	5.648	4.766	E6	10.30
46) g-BHC #2	4.283	3.940	3.809	3.918	4.102	4.249	4.551	4.659	4.912	4.269	E6	8.75
47) b-BHC #2	2.138	1.907	1.680	1.664	1.678	1.682	1.799	1.931	1.973	1.828	E6	9.23
48) Heptachlor #2	4.575	4.131	3.780	3.839	4.058	4.104	4.344	4.675	4.629	4.237	E6	7.92
49) d-BHC #2	3.572	3.489	3.402	3.618	3.657	4.003	4.222	4.664	4.773	3.933	E6	13.07
50) Aldrin #2	4.047	3.671	3.628	3.793	3.945	3.990	4.119	4.375	4.524	4.010	E6	7.50
51) Heptachlor Exp...	4.061	3.756	3.483	3.538	3.671	3.571	3.769	3.983	4.050	3.765	E6	5.89
52) trans-Chlordan...	4.273	3.715	3.484	3.545	3.566	3.641	3.838	4.114	4.187	3.818	E6	7.87
53) cis-Chlordane #2	4.314	3.733	3.472	3.400	3.378	3.612	3.800	3.890	3.934	3.726	E6	8.08
54) Endosulfan I #2	3.638	3.245	3.145	3.163	3.187	3.251	3.438	3.700	3.762	3.392	E6	7.31
55) 4,4'-DDE #2	3.427	3.126	3.020	3.224	3.334	3.631	3.818	4.054	4.306	3.549	E6	12.34
56) Dieldrin #2	3.882	3.632	3.445	3.558	3.602	3.779	4.052	4.344	4.405	3.855	E6	8.97
57) Endrin #2	3.089	2.730	2.661	2.646	2.810	2.885	3.068	3.273	3.445	2.956	E6	9.50
58) 4,4'-DDD #2	2.867	2.582	2.395	2.508	2.661	2.887	3.123	3.345	3.516	2.876	E6	13.41
59) Endosulfan II #2	3.230	2.841	2.757	2.783	2.777	2.935	3.139	3.229	3.523	3.024	E6	8.89
60) 4,4'-DDT #2	2.795	2.507	2.260	2.328	2.531	2.809	2.950	3.241	3.358	2.753	E6	13.96
61) Endrin Aldehyd...	3.437	3.155	2.859	2.597	2.580	2.586	2.802	2.988	3.036	2.893	E6	10.10
62) Endosulfan Sul...	3.185	2.906	2.740	2.699	2.649	2.811	3.081	3.260	3.355	2.965	E6	8.84
63) Methoxychlor #2	1.595	1.408	1.198	1.192	1.280	1.313	1.339	1.429	1.595	1.372	E6	10.93
64) Endrin Ketone #2	3.839	3.295	3.005	3.027	3.030	3.227	3.460	3.605	3.743	3.359	E6	9.50
65) S DCBP (S) #2	3.200	2.733	2.449	2.358	2.313	2.358	2.423	2.563	2.636	2.559	E6	10.87
66) Hexachlorobuta...	5.662	5.391	4.629	4.533	4.332	4.447	4.214	4.288	4.785	4.698	E6	10.77
67) Hexachlorobenz...	3.915	3.490	3.007	2.718	2.774	3.189	3.185	3.378	3.648	3.256	E6	12.15
68) Oxychlordane #2	4.156	3.680	3.159	2.952	2.917	3.137	3.079	3.222	3.312	3.291	E6	11.99
69) 2,4'-DDE #2	3.189	2.644	2.182	2.136	2.130	2.349	2.314	2.474	2.618	2.449	E6	13.80
70) trans-Nonachlo...	4.909	4.150	3.639	3.275	3.327	3.491	3.365	3.586	3.683	3.714	E6	13.98
71) 2,4'-DDD #2	2.371	2.358	2.010	1.828	1.832	2.018	1.969	2.084	2.236	2.078	E6	9.81
72) 2,4'-DDT #2	2.483	2.244	1.842	1.790	1.883	2.088	2.079	2.309	2.477	2.133	E6	12.33
73) cis-Nonachlor #2	4.687	4.362	3.778	3.551	3.709	3.854	3.796	3.945	4.289	3.997	E6	9.23
74) Mirex #2	3.409	3.067	2.624	2.313	2.212	2.291	2.229	2.384	2.431	2.551	E6	16.35
75) Chlordane (1) #2	4.482	3.900	4.035	3.945	4.480	4.646	4.833			4.331	E5	8.53
76) Chlordane (2) #2	3.943	3.319	3.399	3.308	3.659	3.844	4.066			3.648	E5	8.57
77) Chlordane (3) #2	1.378	1.106	1.088	1.053	1.197	1.218	1.310			1.193	E5	10.09
78) Chlordane - AV...										0.000		-1.00
79) Toxaphene (1) #2	3.725	3.338	3.187	3.087	3.168	3.208	3.256			3.281	E4	6.41
80) Toxaphene (2) #2	4.550	4.055	4.059	4.060	4.161	4.356	4.569			4.258	E4	5.43
81) Toxaphene (3) #2	7.373	6.099	5.828	5.829	6.030	6.334	6.736			6.319	E4	8.90
82) Toxaphene (4) #2	2.581	1.169	1.056	1.022	1.058	1.087	1.134			1.301	E5	43.57
83) Toxaphene (5) #2	6.964	5.396	5.383	5.393	5.693	5.895	6.377			5.872	E4	10.25
84) Toxaphene (6) #2	7.425	6.044	5.802	5.862	6.181	6.663	6.996			6.425	E4	9.62
85) Toxaphene - AV...										0.000		-1.00

(#) = Out of Range

Compound List Report DUALECD8

Method Path : C:\msdchem\1\methods\
 Method File : ECD8_QUANTPEST_200606.M
 Title : Instrument: DualECD8
 Last Update : Sun Jun 07 14:07:09 2020
 Response Via : Initial Calibration

Total Cpnds : 85

MJB
6/14/20

PK#	Compound Name	Exp_RT	Rel_RT	Cal	A/H	ID
1	S TCMX (S)	5.274	1.000	A	H	R
2	a-BHC	5.813	1.000	A	H	R
3	g-BHC	6.094	1.000	A	H	R
4	b-BHC	6.171	1.000	A	H	R
5	Heptachlor	6.504	1.000	A	H	R
6	d-BHC	6.319	1.000	Q	H	R
7	Aldrin	6.745	1.000	A	H	R
8	Heptachlor Expoxide	7.205	1.000	A	H	R
9	trans-Chlordane	7.301	1.000	A	H	R
10	cis-Chlordane	7.398	1.000	Q	H	R
11	Endosulfan I	7.494	1.000	A	H	R
12	4,4'-DDE	7.464	1.000	A	H	R
13	Dieldrin	7.666	1.000	A	H	R
14	Endrin	7.831	1.000	A	H	R
15	4,4'-DDD	7.884	1.000	A	H	R
16	Endosulfan II	7.987	1.000	A	H	R
17	4,4'-DDT	8.083	1.000	Q	H	R
18	Endrin Aldehyde	8.278	1.000	Q	H	R
19	Endosulfan Sulfate	8.580	1.000	A	H	R
20	Methoxychlor	8.423	1.000	Q	H	R
21	Endrin Ketone	8.774	1.000	A	H	R
22	S DCBP (S)	9.481	1.000	Q	H	R
23	Hexachlorobutadiene	3.047	1.000	Q	H	R
24	Hexachlorobenzene	5.655	1.000	Q	H	R
25	Oxychlordane	7.134	1.000	Q	H	R
26	2,4'-DDE	7.214	1.000	A	H	R
27	trans-Nonachlor	7.391	1.000	Q	H	R
28	2,4'-DDD	7.585	1.000	Q	H	R
29	2,4'-DDT	7.768	1.000	Q	H	R
30	cis-Nonachlor	7.860	1.000	A	H	R
31	Mirex	8.526	1.000	Q	H	R
32	Chlordane (1)	7.302	1.000	A	H	R
33	Chlordane (2)	7.396	1.000	A	H	R
34	Chlordane (3)	7.944	1.000	A	H	R
35	Chlordane - AVE	0.000	1.000	A	H	R
36	Toxaphene (1)	7.376	1.000	Q	H	R
37	Toxaphene (2)	7.668	1.000	Q	H	R
38	Toxaphene (3)	7.980	1.000	A	H	R
39	Toxaphene (4)	8.221	1.000	Q	H	R
40	Toxaphene (5)	8.448	1.000	A	H	R
41	Toxaphene (6)	8.515	1.000	A	H	R
42	Toxaphene - AVE	0.000	1.000	A	H	R
43	Signal #2	0.000	1.000	A	H	R
44	S TCMX (S) #2	5.847	1.000	A	H	R
45	a-BHC #2	6.453	1.000	A	H	R
46	g-BHC #2	6.772	1.000	A	H	R
47	b-BHC #2	6.838	1.000	A	H	R
48	Heptachlor #2	7.142	1.000	A	H	R
49	d-BHC #2	7.091	1.000	Q	H	R
50	Aldrin #2	7.406	1.000	A	H	R
51	Heptachlor Expoxide #2	7.847	1.000	A	H	R
52	trans-Chlordane #2	7.987	1.000	A	H	R
53	cis-Chlordane #2	8.095	1.000	A	H	R
54	Endosulfan I #2	8.144	1.000	A	H	R
55	4,4'-DDE #2	8.206	1.000	Q	H	R
56	Dieldrin #2	8.344	1.000	A	H	R

57	Endrin #2	8.571	1.000	A	H	R
58	4,4'-DDD #2	8.623	1.000	Q	H	R
59	Endosulfan II #2	8.720	1.000	A	H	R
60	4,4'-DDT #2	8.849	1.000	Q	H	R
61	Endrin Aldehyde #2	8.958	1.000	A	H	R
62	Endosulfan Sulfate #2	9.150	1.000	A	H	R
63	Methoxychlor #2	9.334	1.000	Q	H	R
64	Endrin Ketone #2	9.549	1.000	A	H	R
65	S DCBP (S) #2	10.396	1.000	Q	H	R
66	Hexachlorobutadiene #2	3.534	1.000	Q	H	R
67	Hexachlorobenzene #2	6.312	1.000	Q	H	R
68	Oxychlorane #2	7.774	1.000	Q	H	R
69	2,4'-DDE #2	7.982	1.000	Q	H	R
70	trans-Nonachlor #2	8.049	1.000	Q	H	R
71	2,4'-DDD #2	8.357	1.000	A	H	R
72	2,4'-DDT #2	8.581	1.000	Q	H	R
73	cis-Nonachlor #2	8.616	1.000	A	H	R
74	Mirex #2	9.536	1.000	Q	H	R
75	Chlordane (1) #2	7.986	1.000	A	H	R
76	Chlordane (2) #2	8.094	1.000	A	H	R
77	Chlordane (3) #2	8.755	1.000	A	H	R
78	Chlordane - AVE #2	0.000	1.000	A	H	R
79	Toxaphene (1) #2	8.323	1.000	A	H	R
80	Toxaphene (2) #2	8.671	1.000	A	H	R
81	Toxaphene (3) #2	8.704	1.000	A	H	R
82	Toxaphene (4) #2	8.772	1.000	Q	H	R
83	Toxaphene (5) #2	8.951	1.000	A	H	R
84	Toxaphene (6) #2	9.330	1.000	A	H	R
85	Toxaphene - AVE #2	0.000	1.000	A	H	R

Cal A = Average L = Linear LO = Linear w/origin Q = Quad QO = Quad w/origin
A/H = Area or Height
ID R = R.T. B = R.T. & Q Q = Qvalue L = Largest A = All

ECD8_QUANTPEST_200606.M Mon Jun 08 11:13:49 2020

Calibration Report DUALECD8

Method Path : C:\msdchem\1\methods\
 Method File : ECD8_QUANTPEST_200606.M
 Title : Instrument: DualECD8
 Last Update : Sun Jun 07 14:07:09 2020
 Response Via : Initial Calibration

Calibration Files

1 =ECD8-06062036 2 =ECD8-06062037 3 =ECD8-06062038 4 =ECD8-06062039 5 =ECD8-06062040
 6 =ECD8-06062041 7 =ECD8-06062042 8 =ECD8-06062023 9 =ECD8-06062024

	Compound	Fit	Constant	Linear	Quad	RSD/Cf
1) S	TCMX (S)	Avg	-----	3.6472 e6	-----	0.0558
2)	a-BHC	Avg	-----	4.8731 e6	-----	0.0600
3)	g-BHC	Avg	-----	4.2706 e6	-----	0.0586
4)	b-BHC	Avg	-----	1.8031 e6	-----	0.0735
5)	Heptachlor	Avg	-----	3.9537 e6	-----	0.0648
6)	d-BHC	Quad	-1.1242 e5	3.4077 e6	6.0334 e3	0.9966
7)	Aldrin	Avg	-----	4.3119 e6	-----	0.0401
8)	Heptachlor Expoxide	Avg	-----	3.9520 e6	-----	0.0628
9)	trans-Chlordane	Avg	-----	4.0235 e6	-----	0.0716
10)	cis-Chlordane	Quad	7.5333 e5	3.6188 e6	2.5560 e3	0.9994
11)	Endosulfan I	Avg	-----	3.6810 e6	-----	0.0467
12)	4,4'-DDE	Avg	-----	3.6651 e6	-----	0.0657
13)	Dieldrin	Avg	-----	4.0366 e6	-----	0.0533
14)	Endrin	Avg	-----	3.3746 e6	-----	0.0584
15)	4,4'-DDD	Avg	-----	2.8532 e6	-----	0.0910
16)	Endosulfan II	Avg	-----	3.0428 e6	-----	0.0749
17)	4,4'-DDT	Quad	-2.1004 e4	2.2730 e6	3.8808 e3	0.9954
18)	Endrin Aldehyde	Quad	5.4281 e5	2.7218 e6	1.1816 e3	0.9996
19)	Endosulfan Sulfate	Avg	-----	2.9533 e6	-----	0.0660
20)	Methoxychlor	Quad	1.5057 e5	1.0505 e6	1.7538 e3	0.9972
21)	Endrin Ketone	Avg	-----	3.5666 e6	-----	0.0854
22) S	DCBP (S)	Quad	6.0484 e5	2.8210 e6	6.1200 e2	0.9996
23)	Hexachlorobutadiene	Quad	7.1449 e5	3.7630 e6	7.9174 e1	0.9976
24)	Hexachlorobenzene	Quad	5.8355 e5	3.0443 e6	2.0085 e3	0.9988
25)	Oxychlordane	Quad	6.1480 e5	3.1506 e6	1.1700 e3	0.9980
26)	2,4'-DDE	Avg	-----	2.3933 e6	-----	0.1030
27)	trans-Nonachlor	Quad	9.8361 e5	3.4208 e6	1.5502 e3	0.9995
28)	2,4'-DDD	Quad	3.7479 e5	1.8592 e6	1.5119 e3	0.9981
29)	2,4'-DDT	Quad	3.1813 e5	1.8081 e6	2.0429 e3	0.9965
30)	cis-Nonachlor	Avg	-----	4.1119 e6	-----	0.1009
31)	Mirex	Quad	7.8655 e5	2.4329 e6	2.9319 e2	0.9980
32)	Chlordane (1)	Avg	-----	4.1307 e5	-----	0.0621
33)	Chlordane (2)	Avg	-----	5.1450 e5	-----	0.0620
34)	Chlordane (3)	Avg	-----	1.2928 e5	-----	0.0874
35)	Chlordane - AVE	Avg	-----	-----	-----	0.0000
36)	Toxaphene (1)	Quad	6.6198 e4	1.5753 e4	0.3458	0.9998
37)	Toxaphene (2)	Quad	1.1677 e5	3.1427 e4	-0.1792	0.9991
38)	Toxaphene (3)	Avg	-----	7.2546 e4	-----	0.0916
39)	Toxaphene (4)	Quad	5.8052 e5	6.0640 e4	4.3696	0.9999
40)	Toxaphene (5)	Avg	-----	5.2084 e4	-----	0.0798
41)	Toxaphene (6)	Avg	-----	7.3796 e4	-----	0.0885
42)	Toxaphene - AVE	Avg	-----	-----	-----	0.0000

MJB
6/9/20

Signal #2

	Compound	Fit	Constant	Linear	Quad	RSD/Cf
1) S	TCMX (S)	Avg	-----	3.5501 e6	-----	0.1018
2)	a-BHC	Avg	-----	4.7662 e6	-----	0.1030
3)	g-BHC	Avg	-----	4.2691 e6	-----	0.0875
4)	b-BHC	Avg	-----	1.8279 e6	-----	0.0923
5)	Heptachlor	Avg	-----	4.2374 e6	-----	0.0792
6)	d-BHC	Quad	-1.3192 e5	3.7111 e6	6.3808 e3	0.9970
7)	Aldrin	Avg	-----	4.0102 e6	-----	0.0750

8)	Heptachlor Epoxide	Avg	-----	3.7647	e6	-----	0.0589
9)	trans-Chlordane	Avg	-----	3.8181	e6	-----	0.0787
10)	cis-Chlordane	Avg	-----	3.7257	e6	-----	0.0808
11)	Endosulfan I	Avg	-----	3.3922	e6	-----	0.0731
12)	4,4'-DDE	Quad	-1.9448 e4	3.3036	e6	5.8007 e3	0.9966
13)	Dieldrin	Avg	-----	3.8554	e6	-----	0.0897
14)	Endrin	Avg	-----	2.9564	e6	-----	0.0950
15)	4,4'-DDD	Quad	6.0449 e4	2.6172	e6	5.3234 e3	0.9953
16)	Endosulfan II	Avg	-----	3.0239	e6	-----	0.0889
17)	4,4'-DDT	Quad	9.5234 e4	2.4810	e6	5.2900 e3	0.9940
18)	Endrin Aldehyde	Avg	-----	2.8933	e6	-----	0.1010
19)	Endosulfan Sulfate	Avg	-----	2.9651	e6	-----	0.0884
20)	Methoxychlor	Quad	1.8798 e5	1.1997	e6	2.0905 e3	0.9982
21)	Endrin Ketone	Avg	-----	3.3588	e6	-----	0.0950
22) S	DCBP (S)	Quad	4.5507 e5	2.2738	e6	2.0463 e3	0.9996
23)	Hexachlorobutadiene	Quad	7.6660 e5	4.2884	e6	1.8178 e3	0.9980
24)	Hexachlorobenzene	Quad	5.5412 e5	2.8152	e6	4.6254 e3	0.9969
25)	Oxychlordane	Quad	6.3062 e5	2.9227	e6	2.2025 e3	0.9988
26)	2,4'-DDE	Quad	5.2842 e5	2.0909	e6	2.9763 e3	0.9974
27)	trans-Nonachlor	Quad	8.3423 e5	3.2497	e6	2.4054 e3	0.9991
28)	2,4'-DDD	Avg	-----	2.0783	e6	-----	0.0981
29)	2,4'-DDT	Quad	3.1516 e5	1.8410	e6	3.5728 e3	0.9965
30)	cis-Nonachlor	Avg	-----	3.9969	e6	-----	0.0923
31)	Mirex	Quad	6.4024 e5	2.2320	e6	9.9420 e2	0.9978
32)	Chlordane (1)	Avg	-----	4.3314	e5	-----	0.0853
33)	Chlordane (2)	Avg	-----	3.6484	e5	-----	0.0857
34)	Chlordane (3)	Avg	-----	1.1928	e5	-----	0.1009
35)	Chlordane - AVE	Avg	-----	-----	-----	-----	0.0000
36)	Toxaphene (1)	Avg	-----	3.2814	e4	-----	0.0641
37)	Toxaphene (2)	Avg	-----	4.2585	e4	-----	0.0543
38)	Toxaphene (3)	Avg	-----	6.3186	e4	-----	0.0890
39)	Toxaphene (4)	Quad	1.6657 e6	8.9997	e4	1.2942 e1	0.9976
40)	Toxaphene (5)	Avg	-----	5.8716	e4	-----	0.1025
41)	Toxaphene (6)	Avg	-----	6.4246	e4	-----	0.0962
42)	Toxaphene - AVE	Avg	-----	-----	-----	-----	0.0000

ECD8_QUANTPEST_200606.M Mon Jun 08 11:14:05 2020

Element Calibration Review Sheet

Calibration ID: **A0F0804**

Instrument: **DUALECD8**

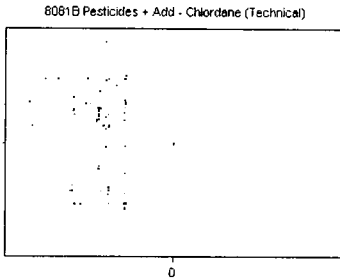
Calibration Date: **06/08/2020**

Analysis: **8081B Pesticides + Add**

Instrument Cal ID: **ECD8_QUANTPEST_200601**

Chlordane (Technical)

Curve Fit: **AVERAGE RF**

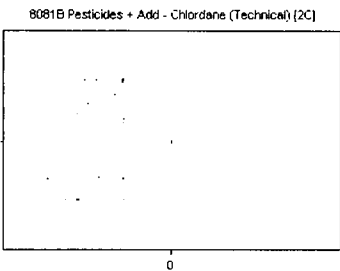


Standard	Concentration	Response	Response Factor	RT
0F06008-CALJ	10	0	0.000	0.00
0F06008-CALK	50	0	0.000	0.00
0F06008-CALL	100	0	0.000	0.00
0F06008-CALM	200	0	0.000	0.00
0F06008-CALN	500	0	0.000	0.00
0F06008-CALO	1000	0	0.000	0.00
0F06008-CALP	2000	0	0.000	0.00

AVE RF 0.000 RF RSD 0.00 AVE RT 0.00

Chlordane (Technical) [2C]

Curve Fit: **AVERAGE RF**

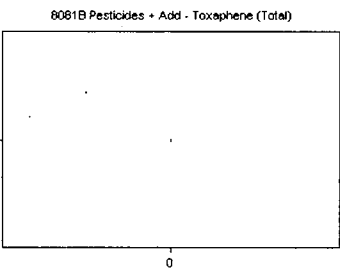


Standard	Concentration	Response	Response Factor	RT
0F06008-CALJ	10	0	0.000	0.00
0F06008-CALK	50	0	0.000	0.00
0F06008-CALL	100	0	0.000	0.00
0F06008-CALM	200	0	0.000	0.00
0F06008-CALN	500	0	0.000	0.00
0F06008-CALO	1000	0	0.000	0.00
0F06008-CALP	2000	0	0.000	0.00

AVE RF 0.000 RF RSD 0.00 AVE RT 0.00

Toxaphene (Total)

Curve Fit: **AVERAGE RF**

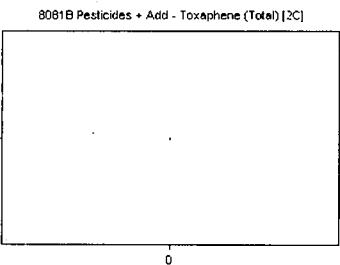


Standard	Concentration	Response	Response Factor	RT
0F06008-CALQ	10	0	0.000	0.00
0F06008-CALR	50	0	0.000	0.00
0F06008-CALS	100	0	0.000	0.00
0F06008-CALT	200	0	0.000	0.00
0F06008-CALU	500	0	0.000	0.00
0F06008-CALV	1000	0	0.000	0.00
0F06008-CALW	2000	0	0.000	0.00

AVE RF 0.000 RF RSD 0.00 AVE RT 0.00

Toxaphene (Total) [2C]

Curve Fit: **AVERAGE RF**



Standard	Concentration	Response	Response Factor	RT
0F06008-CALQ	10	0	0.000	0.00
0F06008-CALR	50	0	0.000	0.00
0F06008-CALS	100	0	0.000	0.00
0F06008-CALT	200	0	0.000	0.00
0F06008-CALU	500	0	0.000	0.00
0F06008-CALV	1000	0	0.000	0.00
0F06008-CALW	2000	0	0.000	0.00

AVE RF 0.000 RF RSD 0.00 AVE RT 0.00

Element Calibration Review Sheet

Calibration ID: **A0F0804**

Instrument: **DUALECD8**

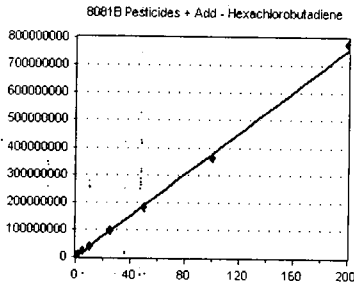
Calibration Date: **06/08/2020**

Analysis: **8081B Pesticides + Add**

Instrument Cal ID: **ECD8_QUANTPEST_20060**

Hexachlorobutadiene

Curve Fit: **QUADRATIC: Weighting: (1/a^2), Origin: Ignore**

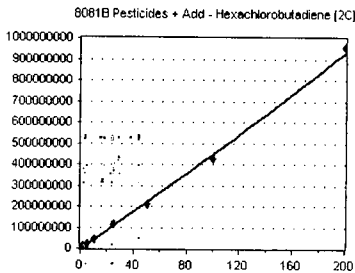


Standard	Concentration	Response	Response Factor	RT
OF06008-CALA	0.5	2512894	5025788.000	3.05
OF06008-CALB	1	4817265	4817265.000	3.05
OF06008-CALC	2	8189944	4094972.000	3.05
OF06008-CALD	5	1.982969E+07	3965938.000	3.05
OF06008-CALE	10	3.803698E+07	3803698.000	3.05
OF06008-CALF	25	9.529468E+07	3811787.000	3.05
OF06008-CALG	50	1.811247E+08	3622494.000	3.05
OF06008-CALH	100	3.633748E+08	3633748.000	3.05
OF06008-CALI	200	7.782024E+08	3891012.000	3.05

AVE RF 4074078.000 RF RSD 12.41 AVE RT 3.05

Hexachlorobutadiene [2C]

Curve Fit: **QUADRATIC: Weighting: (1/a^2), Origin: Ignore**

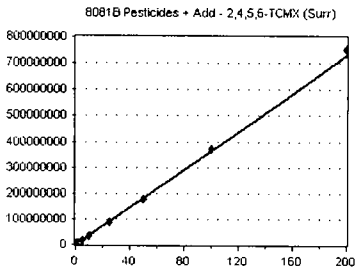


Standard	Concentration	Response	Response Factor	RT
OF06008-CALA	0.5	2831116	5662232.000	3.53
OF06008-CALB	1	5390738	5390738.000	3.53
OF06008-CALC	2	9258660	4629330.000	3.53
OF06008-CALD	5	2.266468E+07	4532936.000	3.53
OF06008-CALE	10	4.332244E+07	4332244.000	3.53
OF06008-CALF	25	1.111811E+08	4447244.000	3.53
OF06008-CALG	50	2.106969E+08	4213938.000	3.54
OF06008-CALH	100	4.287604E+08	4287604.000	3.53
OF06008-CALI	200	9.570979E+08	4785490.000	3.54

AVE RF 4697973.000 RF RSD 10.77 AVE RT 3.53

2,4,5,6-TCMX (Surr)

Curve Fit: **AVERAGE RF**

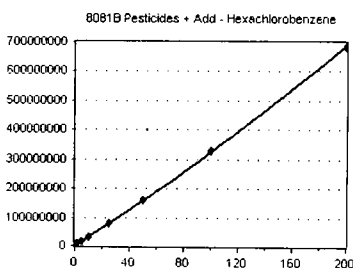


Standard	Concentration	Response	Response Factor	RT
OF06008-CAL1	0.5	2044821	4089642.000	5.28
OF06008-CAL2	1	3739252	3739252.000	5.27
OF06008-CAL3	2	6945394	3472697.000	5.28
OF06008-CAL4	5	1.749523E+07	3499046.000	5.28
OF06008-CAL5	10	3.498695E+07	3498695.000	5.27
OF06008-CAL6	25	8.672869E+07	3469148.000	5.27
OF06008-CAL7	50	1.790503E+08	3581006.000	5.27
OF06008-CAL8	100	3.72218E+08	3722180.000	5.28
OF06008-CAL9	200	7.506074E+08	3753037.000	5.28

AVE RF 3647189.000 RF RSD 5.58 AVE RT 5.27

Hexachlorobenzene

Curve Fit: **QUADRATIC: Weighting: (1/a^2), Origin: Ignore**



Standard	Concentration	Response	Response Factor	RT
OF06008-CALA	0.5	2070033	4140066.000	5.66
OF06008-CALB	1	3808389	3808389.000	5.66
OF06008-CALC	2	6674738	3337369.000	5.66
OF06008-CALD	5	1.514618E+07	3029236.000	5.66
OF06008-CALE	10	3.038142E+07	3038142.000	5.66
OF06008-CALF	25	7.988011E+07	3195205.000	5.66
OF06008-CALG	50	1.60025E+08	3200500.000	5.66
OF06008-CALH	100	3.280487E+08	3280487.000	5.66
OF06008-CALI	200	6.84096E+08	3420480.000	5.66

AVE RF 3383319.000 RF RSD 10.86 AVE RT 5.66

Element Calibration Review Sheet

Calibration ID: **A0F0804**

Instrument: **DUALECD8**

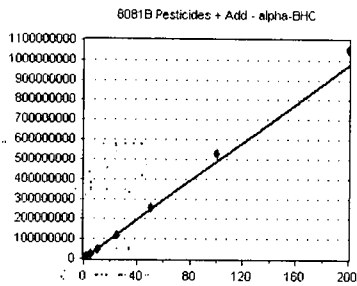
Calibration Date: **06/08/2020**

Analysis: **8081B Pesticides + Add**

Instrument Cal ID: **ECD8_QUANTPEST_200601**

alpha-BHC

Curve Fit: **AVERAGE RF**

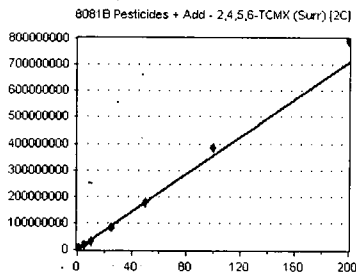


Standard	Concentration	Response	Response Factor	RT
OF06008-CAL1	0.5	2436012	4872024.000	5.81
OF06008-CAL2	1	4659043	4659043.000	5.81
OF06008-CAL3	2	8934865	4467433.000	5.81
OF06008-CAL4	5	2.322514E+07	4645028.000	5.81
OF06008-CAL5	10	4.79434E+07	4794340.000	5.81
OF06008-CAL6	25	1.188076E+08	4752304.000	5.81
OF06008-CAL7	50	2.537892E+08	5075784.000	5.81
OF06008-CAL8	100	5.316676E+08	5316676.000	5.81
OF06008-CAL9	200	1.055142E+09	5275710.000	5.81

AVE RF 4873149.000 **RF RSD** 6.00 **AVE RT** 5.81

2,4,5,6-TCMX (Surr) [2C]

Curve Fit: **AVERAGE RF**

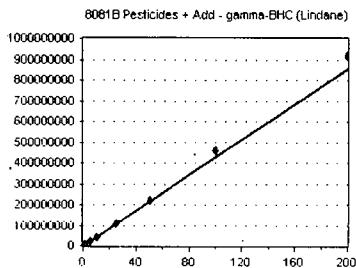


Standard	Concentration	Response	Response Factor	RT
OF06008-CAL1	0.5	2041136	4082272.000	5.85
OF06008-CAL2	1	3664569	3664569.000	5.85
OF06008-CAL3	2	6272971	3136486.000	5.85
OF06008-CAL4	5	1.592129E+07	3184258.000	5.85
OF06008-CAL5	10	3.187282E+07	3187282.000	5.85
OF06008-CAL6	25	8.27845E+07	3311380.000	5.85
OF06008-CAL7	50	1.788299E+08	3576598.000	5.85
OF06008-CAL8	100	3.855692E+08	3855692.000	5.85
OF06008-CAL9	200	7.90438E+08	3952190.000	5.85

AVE RF 3550081.000 **RF RSD** 10.18 **AVE RT** 5.85

gamma-BHC (Lindane)

Curve Fit: **AVERAGE RF**

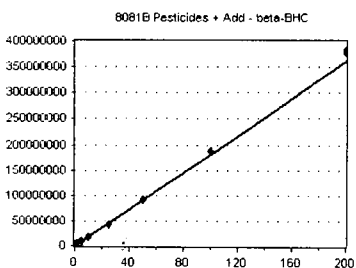


Standard	Concentration	Response	Response Factor	RT
OF06008-CAL1	0.5	2216617	4433234.000	6.10
OF06008-CAL2	1	4062836	4062836.000	6.10
OF06008-CAL3	2	7777680	3888840.000	6.10
OF06008-CAL4	5	2.038635E+07	4077270.000	6.10
OF06008-CAL5	10	4.130726E+07	4130726.000	6.09
OF06008-CAL6	25	1.057326E+08	4229304.000	6.10
OF06008-CAL7	50	2.222262E+08	4444524.000	6.09
OF06008-CAL8	100	4.573063E+08	4573063.000	6.10
OF06008-CAL9	200	9.190418E+08	4595209.000	6.10

AVE RF 4270556.000 **RF RSD** 5.86 **AVE RT** 6.10

beta-BHC

Curve Fit: **AVERAGE RF**



Standard	Concentration	Response	Response Factor	RT
OF06008-CAL1	0.5	1029510	2059020.000	6.18
OF06008-CAL2	1	1828397	1828397.000	6.17
OF06008-CAL3	2	3383841	1691921.000	6.17
OF06008-CAL4	5	8436819	1687364.000	6.17
OF06008-CAL5	10	1.656392E+07	1656392.000	6.17
OF06008-CAL6	25	4.266394E+07	1706558.000	6.17
OF06008-CAL7	50	9.021186E+07	1804237.000	6.17
OF06008-CAL8	100	1.891662E+08	1891662.000	6.17
OF06008-CAL9	200	3.804316E+08	1902158.000	6.17

AVE RF 1803079.000 **RF RSD** 7.35 **AVE RT** 6.17

Element Calibration Review Sheet

Calibration ID: **A0F0804**

Instrument: **DUALECD8**

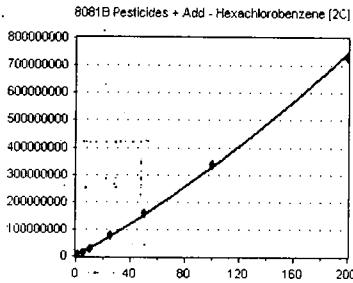
Calibration Date: **06/08/2020**

Analysis: **8081B Pesticides + Add**

Instrument Cal ID: **ECD8_QUANTPEST_200601**

Hexachlorobenzene [2C]

Curve Fit: **QUADRATIC: Weighting: (1/a^2), Origin: Ignore**

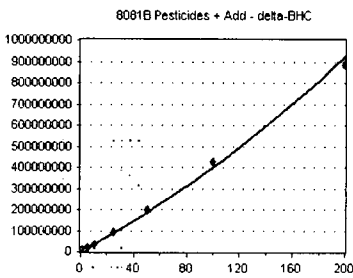


Standard	Concentration	Response	Response Factor	RT
0F06008-CALA	0.5	1957618	3915236.000	6.32
0F06008-CALB	1	3490476	3490476.000	6.32
0F06008-CALC	2	6013960	3006980.000	6.32
0F06008-CALD	5	1.35893E+07	2717860.000	6.31
0F06008-CALE	10	2.77425E+07	2774250.000	6.31
0F06008-CALF	25	7.97289E+07	3189159.000	6.31
0F06008-CALG	50	1.59243E+08	3184872.000	6.31
0F06008-CALH	100	3.37785E+08	3377859.000	6.31
0F06008-CALI	200	7.2956E+08	3647800.000	6.31

AVE RF 3256055.000 RF RSD 12.15 AVE RT 6.31

delta-BHC

Curve Fit: **QUADRATIC: Weighting: (1/a^2), Origin: Ignore**

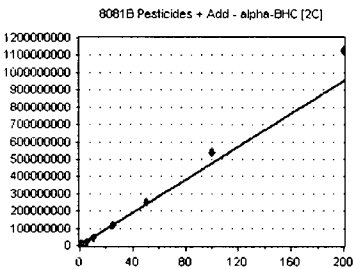


Standard	Concentration	Response	Response Factor	RT
0F06008-CAL1	0.5	1670301	3340602.000	6.32
0F06008-CAL2	1	3147880	3147880.000	6.32
0F06008-CAL3	2	6132156	3066078.000	6.32
0F06008-CAL4	5	1.666935E+07	3333870.000	6.32
0F06008-CAL5	10	3.452914E+07	3452914.000	6.32
0F06008-CAL6	25	9.072161E+07	3628864.000	6.32
0F06008-CAL7	50	1.980374E+08	3960748.000	6.32
0F06008-CAL8	100	4.250902E+08	4250902.000	6.32
0F06008-CAL9	200	8.852381E+08	4426191.000	6.32

AVE RF 3623117.000 RF RSD 13.39 AVE RT 6.32

alpha-BHC [2C]

Curve Fit: **AVERAGE RF**

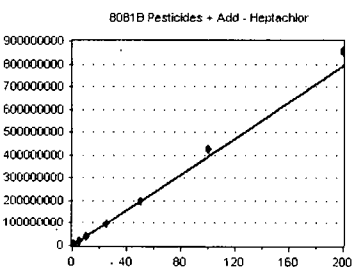


Standard	Concentration	Response	Response Factor	RT
0F06008-CAL1	0.5	2268024	4536048.000	6.45
0F06008-CAL2	1	4299192	4299192.000	6.45
0F06008-CAL3	2	8409840	4204920.000	6.45
0F06008-CAL4	5	2.220676E+07	4441352.000	6.45
0F06008-CAL5	10	4.628085E+07	4628085.000	6.45
0F06008-CAL6	25	1.179717E+08	4718868.000	6.45
0F06008-CAL7	50	2.531772E+08	5063544.000	6.45
0F06008-CAL8	100	5.355608E+08	5355608.000	6.45
0F06008-CAL9	200	1.129601E+09	5648005.000	6.45

AVE RF 4766180.000 RF RSD 10.30 AVE RT 6.45

Heptachlor

Curve Fit: **AVERAGE RF**



Standard	Concentration	Response	Response Factor	RT
0F06008-CAL1	0.5	2089353	4178706.000	6.51
0F06008-CAL2	1	3783244	3783244.000	6.51
0F06008-CAL3	2	7189639	3594820.000	6.51
0F06008-CAL4	5	1.836234E+07	3672468.000	6.51
0F06008-CAL5	10	3.864312E+07	3864312.000	6.50
0F06008-CAL6	25	9.77874E+07	3911496.000	6.50
0F06008-CAL7	50	1.999791E+08	3999582.000	6.50
0F06008-CAL8	100	4.304687E+08	4304687.000	6.51
0F06008-CAL9	200	8.547201E+08	4273601.000	6.51

AVE RF 3953657.000 RF RSD 6.48 AVE RT 6.50

Element Calibration Review Sheet

Calibration ID: **A0F0804**

Instrument: **DUALECD8**

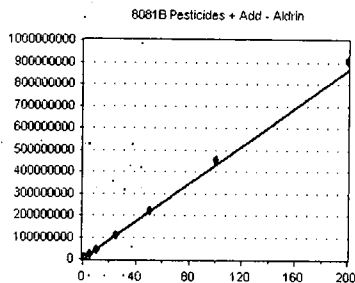
Calibration Date: **06/08/2020**

Analysis: **8081B Pesticides + Add**

Instrument Cal ID: **ECD8_QUANTPEST_200601**

Aldrin

Curve Fit: **AVERAGE RF**

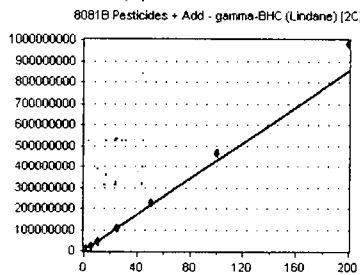


Standard	Concentration	Response	Response Factor	RT
0F06008-CAL1	0.5	2216702	4433404.000	6.75
0F06008-CAL2	1	4211391	4211391.000	6.75
0F06008-CAL3	2	8035771	4017886.000	6.74
0F06008-CAL4	5	2.1091E+07	4218200.000	6.75
0F06008-CAL5	10	4.211484E+07	4211484.000	6.74
0F06008-CAL6	25	1.063616E+08	4254464.000	6.74
0F06008-CAL7	50	2.195754E+08	4391508.000	6.75
0F06008-CAL8	100	4.541675E+08	4541675.000	6.75
0F06008-CAL9	200	9.054911E+08	4527456.000	6.75

AVE RF 4311941.000 RF RSD 4.01 AVE RT 6.74

gamma-BHC (Lindane) [2C]

Curve Fit: **AVERAGE RF**

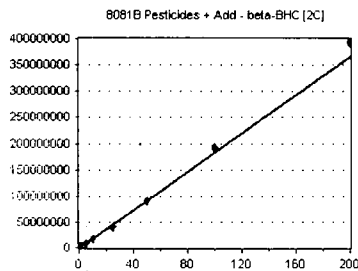


Standard	Concentration	Response	Response Factor	RT
0F06008-CAL1	0.5	2141693	4283386.000	6.77
0F06008-CAL2	1	3939884	3939884.000	6.77
0F06008-CAL3	2	7617064	3808532.000	6.77
0F06008-CAL4	5	1.958783E+07	3917566.000	6.77
0F06008-CAL5	10	4.102407E+07	4102407.000	6.77
0F06008-CAL6	25	1.062165E+08	4248660.000	6.77
0F06008-CAL7	50	2.275312E+08	4550624.000	6.77
0F06008-CAL8	100	4.659285E+08	4659285.000	6.77
0F06008-CAL9	200	9.823348E+08	4911674.000	6.77

AVE RF 4269113.000 RF RSD 8.75 AVE RT 6.77

beta-BHC [2C]

Curve Fit: **AVERAGE RF**

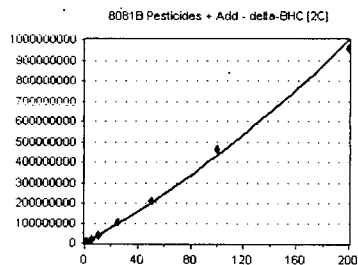


Standard	Concentration	Response	Response Factor	RT
0F06008-CAL1	0.5	1069043	2138086.000	6.84
0F06008-CAL2	1	1906857	1906857.000	6.84
0F06008-CAL3	2	3359896	1679948.000	6.84
0F06008-CAL4	5	8320126	1664025.000	6.84
0F06008-CAL5	10	1.677931E+07	1677931.000	6.84
0F06008-CAL6	25	4.203947E+07	1681579.000	6.84
0F06008-CAL7	50	8.992502E+07	1798501.000	6.84
0F06008-CAL8	100	1.930951E+08	1930951.000	6.84
0F06008-CAL9	200	3.945622E+08	1972811.000	6.84

AVE RF 1827854.000 RF RSD 9.23 AVE RT 6.84

delta-BHC [2C]

Curve Fit: **QUADRATIC: Weighting: (1/a^2), Origin: Ignore**



Standard	Concentration	Response	Response Factor	RT
0F06008-CAL1	0.5	1786163	3572326.000	7.09
0F06008-CAL2	1	3488504	3488504.000	7.09
0F06008-CAL3	2	6804587	3402294.000	7.09
0F06008-CAL4	5	1.808935E+07	3617870.000	7.09
0F06008-CAL5	10	3.657064E+07	3657064.000	7.09
0F06008-CAL6	25	1.000647E+08	4002588.000	7.09
0F06008-CAL7	50	2.110976E+08	4221952.000	7.09
0F06008-CAL8	100	4.664062E+08	4664062.000	7.09
0F06008-CAL9	200	9.546493E+08	4773247.000	7.09

AVE RF 3933323.000 RF RSD 13.07 AVE RT 7.09

Element Calibration Review Sheet

Calibration ID: **A0F0804**

Instrument: **DUALECD8**

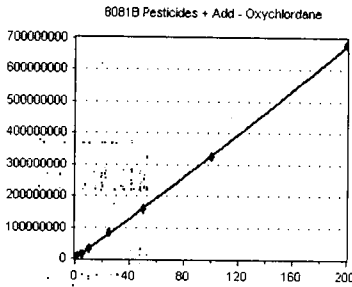
Calibration Date: **06/08/2020**

Analysis: **8081B Pesticides + Add**

Instrument Cal ID: **ECD8_QUANTPEST_20060**

Oxychlorthane

Curve Fit: **QUADRATIC: Weighting: (1/a^2), Origin: Ignore**

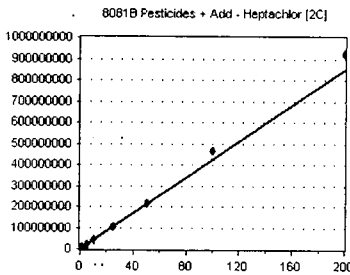


Standard	Concentration	Response	Response Factor	RT
OF06008-CALA	0.5	2124726	4249452.000	7.14
OF06008-CALB	1	4069036	4069036.000	7.14
OF06008-CALC	2	6851909	3425955.000	7.14
OF06008-CALD	5	1.591163E+07	3182326.000	7.14
OF06008-CALE	10	3.181176E+07	3181176.000	7.13
OF06008-CALF	25	8.175862E+07	3270345.000	7.13
OF06008-CALG	50	1.57349E+08	3146980.000	7.13
OF06008-CALH	100	3.268872E+08	3268872.000	7.13
OF06008-CALI	200	6.808485E+08	3404243.000	7.14

AVE RF 3466487.000 RF RSD 11.73 AVE RT 7.13

Heptachlor [2C]

Curve Fit: **AVERAGE RF**

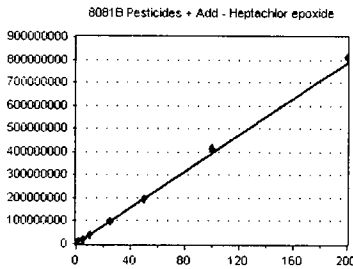


Standard	Concentration	Response	Response Factor	RT
OF06008-CAL1	0.5	2287728	4575456.000	7.14
OF06008-CAL2	1	4131038	4131038.000	7.14
OF06008-CAL3	2	7559963	3779982.000	7.14
OF06008-CAL4	5	1.919702E+07	3839404.000	7.14
OF06008-CAL5	10	4.057913E+07	4057913.000	7.14
OF06008-CAL6	25	1.025924E+08	4103696.000	7.14
OF06008-CAL7	50	2.172068E+08	4344136.000	7.14
OF06008-CAL8	100	4.675244E+08	4675244.000	7.14
OF06008-CAL9	200	9.258958E+08	4629479.000	7.14

AVE RF 4237372.000 RF RSD 7.92 AVE RT 7.14

Heptachlor epoxide

Curve Fit: **AVERAGE RF**

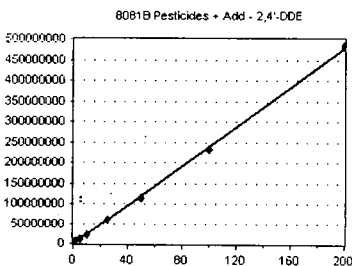


Standard	Concentration	Response	Response Factor	RT
OF06008-CAL1	0.5	2242901	4485802.000	7.21
OF06008-CAL2	1	3938014	3938014.000	7.21
OF06008-CAL3	2	7385357	3692679.000	7.21
OF06008-CAL4	5	1.881852E+07	3763704.000	7.21
OF06008-CAL5	10	3.780331E+07	3780331.000	7.21
OF06008-CAL6	25	9.486647E+07	3794659.000	7.21
OF06008-CAL7	50	1.952055E+08	3904110.000	7.21
OF06008-CAL8	100	4.138632E+08	4138632.000	7.21
OF06008-CAL9	200	8.140326E+08	4070163.000	7.21

AVE RF 3952010.000 RF RSD 6.28 AVE RT 7.21

2,4'-DDE

Curve Fit: **AVERAGE RF**



Standard	Concentration	Response	Response Factor	RT
OF06008-CALA	0.5	1450647	2901294.000	7.22
OF06008-CALB	1	2683204	2683204.000	7.22
OF06008-CALC	2	4589279	2294640.000	7.22
OF06008-CALD	5	1.064415E+07	2128830.000	7.22
OF06008-CALE	10	2.20836E+07	2208360.000	7.22
OF06008-CALF	25	5.829049E+07	2331620.000	7.21
OF06008-CALG	50	1.127803E+08	2255606.000	7.21
OF06008-CALH	100	2.3132E+08	2313200.000	7.21
OF06008-CALI	200	4.84647E+08	2423235.000	7.21

AVE RF 2393332.000 RF RSD 10.30 AVE RT 7.21

Element Calibration Review Sheet

Calibration ID: **A0F0804**

Instrument: **DUALECD8**

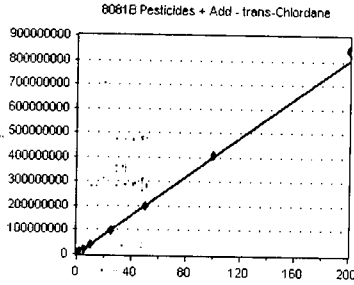
Calibration Date: **06/08/2020**

Analysis: **8081B Pesticides + Add**

Instrument Cal ID: **ECD8_QUANTPEST_20060**

trans-Chlordane

Curve Fit: **AVERAGE RF**

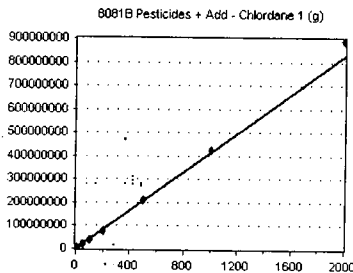


Standard	Concentration	Response	Response Factor	RT
0F06008-CAL1	0.5	2326907	4653814.000	7.30
0F06008-CAL2	1	4057330	4057330.000	7.30
0F06008-CAL3	2	7502150	3751075.000	7.30
0F06008-CAL4	5	1.891758E+07	3783516.000	7.30
0F06008-CAL5	10	3.821807E+07	3821807.000	7.30
0F06008-CAL6	25	9.518814E+07	3807526.000	7.30
0F06008-CAL7	50	2.007857E+08	4015714.000	7.30
0F06008-CAL8	100	4.0946E+08	4094600.000	7.30
0F06008-CAL9	200	8.452209E+08	4226105.000	7.30

AVE RF 4023499.000 RF RSD 7.16 AVE RT 7.30

Chlordane 1 (g)

Curve Fit: **AVERAGE RF**

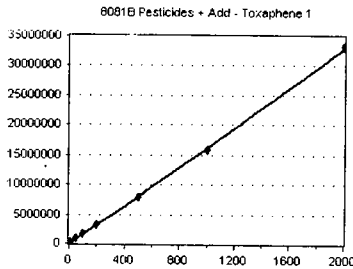


Standard	Concentration	Response	Response Factor	RT
0F06008-CALJ	10	4408504	440850.400	7.30
0F06008-CALK	50	1.927452E+07	385490.400	7.30
0F06008-CALL	100	3.872964E+07	387296.400	7.30
0F06008-CALM	200	7.794846E+07	389742.300	7.30
0F06008-CALN	500	2.086748E+08	417349.600	7.30
0F06008-CALO	1000	4.253646E+08	425364.600	7.30
0F06008-CALP	2000	8.907384E+08	445369.200	7.30

AVE RF 413066.100 RF RSD 6.21 AVE RT 7.30

Toxaphene 1

Curve Fit: **QUADRATIC: Weighting: (1/a^2), Origin: Ignore**

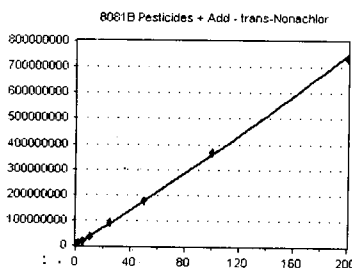


Standard	Concentration	Response	Response Factor	RT
0F06008-CALQ	10	223232	22323.200	7.38
0F06008-CALR	50	867007	17340.140	7.38
0F06008-CALS	100	1661660	16616.600	7.38
0F06008-CALT	200	3191894	15959.470	7.38
0F06008-CALU	500	7997162	15994.320	7.38
0F06008-CALV	1000	1.591887E+07	15918.870	7.38
0F06008-CALW	2000	3.324375E+07	16621.880	7.38

AVE RF 17253.500 RF RSD 13.29 AVE RT 7.38

trans-Nonachlor

Curve Fit: **QUADRATIC: Weighting: (1/a^2), Origin: Ignore**



Standard	Concentration	Response	Response Factor	RT
0F06008-CALA	0.5	2706753	5413506.000	7.39
0F06008-CALB	1	4424272	4424272.000	7.39
0F06008-CALC	2	7594996	3797498.000	7.39
0F06008-CALD	5	1.781713E+07	3563426.000	7.39
0F06008-CALE	10	3.521171E+07	3521171.000	7.39
0F06008-CALF	25	9.011133E+07	3604453.000	7.39
0F06008-CALG	50	1.769606E+08	3539212.000	7.39
0F06008-CALH	100	3.663856E+08	3663856.000	7.39
0F06008-CALI	200	7.362885E+08	3681443.000	7.39

AVE RF 3912093.000 RF RSD 16.05 AVE RT 7.39

Element Calibration Review Sheet

Calibration ID: **A0F0804**

Instrument: **DUALECD8**

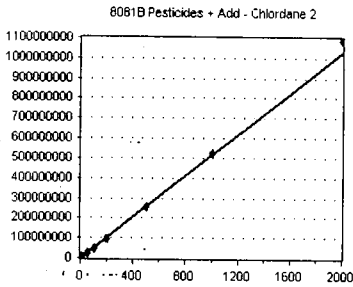
Calibration Date: **06/08/2020**

Analysis: **8081B Pesticides + Add**

Instrument Cal ID: **ECD8_QUANTPEST_20060**

Chlordane 2

Curve Fit: **AVERAGE RF**

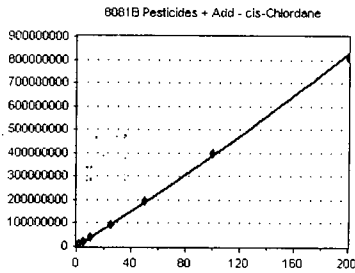


Standard	Concentration	Response	Response Factor	RT
OF06008-CALJ	10	5647776	564777.600	7.40
OF06008-CALK	50	2.439993E+07	487998.600	7.40
OF06008-CALL	100	4.919884E+07	491988.400	7.40
OF06008-CALM	200	9.529086E+07	476454.300	7.40
OF06008-CALN	500	2.574318E+08	514863.600	7.40
OF06008-CALO	1000	5.215904E+08	521590.400	7.40
OF06008-CALP	2000	1.087682E+09	543841.000	7.40

AVE RF 514502.000 RF RSD 6.20 AVE RT 7.40

cis-Chlordane

Curve Fit: **QUADRATIC: Weighting: (1/a^2), Origin: Ignore**

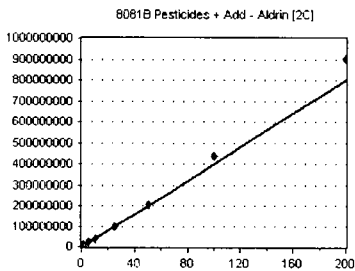


Standard	Concentration	Response	Response Factor	RT
OF06008-CAL1	0.5	2588788	5177576.000	7.40
OF06008-CAL2	1	4334731	4334731.000	7.40
OF06008-CAL3	2	7787006	3893503.000	7.40
OF06008-CAL4	5	1.862959E+07	3725918.000	7.40
OF06008-CAL5	10	3.711436E+07	3711436.000	7.40
OF06008-CAL6	25	9.330993E+07	3732397.000	7.40
OF06008-CAL7	50	1.94558E+08	3891160.000	7.40
OF06008-CAL8	100	3.968927E+08	3968927.000	7.40
OF06008-CAL9	200	8.116776E+08	4058388.000	7.40

AVE RF 4054893.000 RF RSD 11.47 AVE RT 7.40

Aldrin [2C]

Curve Fit: **AVERAGE RF**

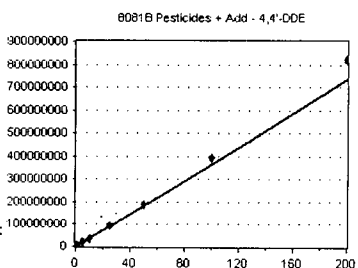


Standard	Concentration	Response	Response Factor	RT
OF06008-CAL1	0.5	2023732	4047464.000	7.41
OF06008-CAL2	1	3671024	3671024.000	7.41
OF06008-CAL3	2	7256390	3628195.000	7.41
OF06008-CAL4	5	1.896265E+07	3792530.000	7.41
OF06008-CAL5	10	3.94494E+07	3944940.000	7.41
OF06008-CAL6	25	9.974054E+07	3989622.000	7.41
OF06008-CAL7	50	2.059749E+08	4119498.000	7.41
OF06008-CAL8	100	4.374826E+08	4374826.000	7.41
OF06008-CAL9	200	9.047082E+08	4523541.000	7.41

AVE RF 4010182.000 RF RSD 7.50 AVE RT 7.41

4,4'-DDE

Curve Fit: **AVERAGE RF**



Standard	Concentration	Response	Response Factor	RT
OF06008-CAL1	0.5	1831508	3663016.000	7.47
OF06008-CAL2	1	3469480	3469480.000	7.47
OF06008-CAL3	2	6724934	3362467.000	7.47
OF06008-CAL4	5	1.730723E+07	3461446.000	7.47
OF06008-CAL5	10	3.570272E+07	3570272.000	7.47
OF06008-CAL6	25	9.052785E+07	3621114.000	7.47
OF06008-CAL7	50	1.901723E+08	3803446.000	7.46
OF06008-CAL8	100	3.934936E+08	3934936.000	7.46
OF06008-CAL9	200	8.199603E+08	4099802.000	7.46

AVE RF 3665109.000 RF RSD 6.57 AVE RT 7.47

Element Calibration Review Sheet

Calibration ID: **A0F0804**

Instrument: **DUALECD8**

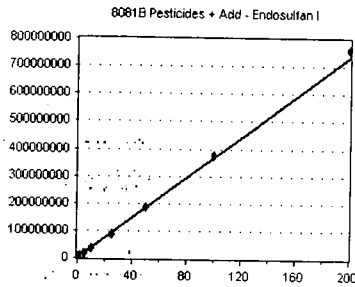
Calibration Date: **06/08/2020**

Analysis: **8081B Pesticides + Add**

Instrument Cal ID: **ECD8_QUANTPEST_20060**

Endosulfan I

Curve Fit: **AVERAGE RF**

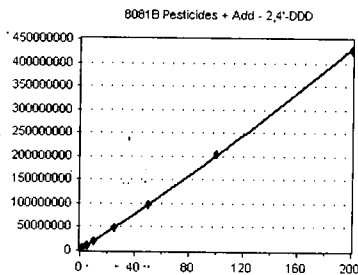


Standard	Concentration	Response	Response Factor	RT
OF06008-CAL1	0.5	2010361	4020722.000	7.50
OF06008-CAL2	1	3674308	3674308.000	7.50
OF06008-CAL3	2	6975798	3487899.000	7.50
OF06008-CAL4	5	1.777203E+07	3554406.000	7.50
OF06008-CAL5	10	3.562079E+07	3562079.000	7.49
OF06008-CAL6	25	8.796988E+07	3518795.000	7.49
OF06008-CAL7	50	1.862794E+08	3725588.000	7.49
OF06008-CAL8	100	3.777263E+08	3777263.000	7.50
OF06008-CAL9	200	7.61633E+08	3808165.000	7.49

AVE RF 3681025.000 RF RSD 4.67 AVE RT 7.50

2,4'-DDD

Curve Fit: **QUADRATIC: Weighting: (1/a^2), Origin: Ignore**

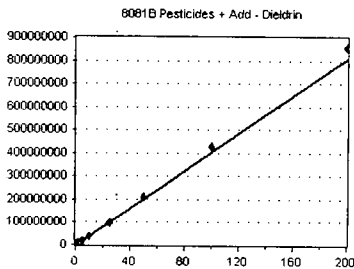


Standard	Concentration	Response	Response Factor	RT
OF06008-CALA	0.5	1283450	2566900.000	7.59
OF06008-CALB	1	2380316	2380316.000	7.59
OF06008-CALC	2	3914792	1957396.000	7.59
OF06008-CALD	5	9382730	1876546.000	7.59
OF06008-CALE	10	1.873191E+07	1873191.000	7.59
OF06008-CALF	25	4.982577E+07	1993031.000	7.59
OF06008-CALG	50	9.751546E+07	1950309.000	7.59
OF06008-CALH	100	2.040582E+08	2040582.000	7.59
OF06008-CALI	200	4.284045E+08	2142023.000	7.59

AVE RF 2086699.000 RF RSD 11.44 AVE RT 7.59

Dieldrin

Curve Fit: **AVERAGE RF**

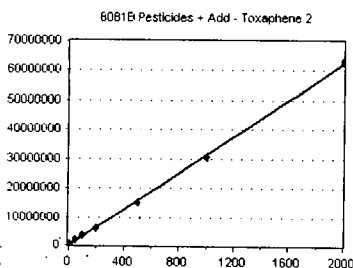


Standard	Concentration	Response	Response Factor	RT
OF06008-CAL1	0.5	2088893	4177786.000	7.67
OF06008-CAL2	1	3834504	3834504.000	7.67
OF06008-CAL3	2	7333173	3666587.000	7.67
OF06008-CAL4	5	1.981932E+07	3963864.000	7.67
OF06008-CAL5	10	3.928329E+07	3928329.000	7.67
OF06008-CAL6	25	9.948322E+07	3979329.000	7.67
OF06008-CAL7	50	2.10519E+08	4210380.000	7.67
OF06008-CAL8	100	4.279445E+08	4279445.000	7.67
OF06008-CAL9	200	8.577927E+08	4288964.000	7.67

AVE RF 4036576.000 RF RSD 5.33 AVE RT 7.67

Toxaphene 2

Curve Fit: **QUADRATIC: Weighting: (1/a^2), Origin: Ignore**



Standard	Concentration	Response	Response Factor	RT
OF06008-CALQ	10	428322	42832.200	7.67
OF06008-CALR	50	1751397	35027.940	7.67
OF06008-CALS	100	3335225	33352.250	7.67
OF06008-CALT	200	6236956	31184.780	7.67
OF06008-CALU	500	1.529676E+07	30593.520	7.67
OF06008-CALV	1000	3.083503E+07	30835.030	7.67
OF06008-CALW	2000	6.329266E+07	31646.330	7.67

AVE RF 33638.860 RF RSD 12.94 AVE RT 7.67

Element Calibration Review Sheet

Calibration ID: **A0F0804**

Instrument: **DUALECD8**

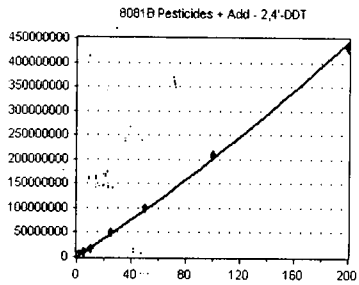
Calibration Date: **06/08/2020**

Analysis: **8081B Pesticides + Add**

Instrument Cal ID: **ECD8_QUANTPEST_200601**

2,4'-DDT

Curve Fit: **QUADRATIC: Weighting: (1/a^2), Origin: Ignore**

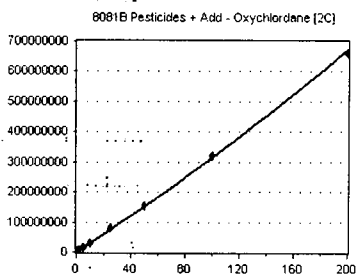


Standard	Concentration	Response	Response Factor	RT
OF06008-CALA	0.5	1217591	2435182.000	7.77
OF06008-CALB	1	2237919	2237919.000	7.77
OF06008-CALC	2	3679380	1839690.000	7.77
OF06008-CALD	5	8777458	1755492.000	7.77
OF06008-CALE	10	1.803541E+07	1803541.000	7.77
OF06008-CALF	25	5.032132E+07	2012853.000	7.77
OF06008-CALG	50	9.91532E+07	1983064.000	7.77
OF06008-CALH	100	2.085776E+08	2085776.000	7.77
OF06008-CALI	200	4.311273E+08	2155637.000	7.77

AVE RF 2034350.000 **RF RSD** 10.87 **AVE RT** 7.77

Oxychlorane [2C]

Curve Fit: **QUADRATIC: Weighting: (1/a^2), Origin: Ignore**

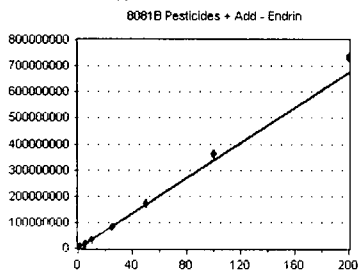


Standard	Concentration	Response	Response Factor	RT
OF06008-CALA	0.5	2077896	4155792.000	7.78
OF06008-CALB	1	3679856	3679856.000	7.78
OF06008-CALC	2	6318570	3159285.000	7.78
OF06008-CALD	5	1.476148E+07	2952296.000	7.78
OF06008-CALE	10	2.917128E+07	2917128.000	7.78
OF06008-CALF	25	7.843356E+07	3137343.000	7.77
OF06008-CALG	50	1.539408E+08	3078816.000	7.77
OF06008-CALH	100	3.222219E+08	3222219.000	7.78
OF06008-CALI	200	6.624637E+08	3312319.000	7.78

AVE RF 3290561.000 **RF RSD** 11.99 **AVE RT** 7.77

Endrin

Curve Fit: **AVERAGE RF**

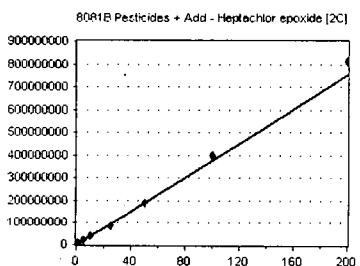


Standard	Concentration	Response	Response Factor	RT
OF06008-CAL1	0.5	1730100	3460200.000	7.83
OF06008-CAL2	1	3239569	3239569.000	7.83
OF06008-CAL3	2	6205989	3102995.000	7.83
OF06008-CAL4	5	1.573264E+07	3146528.000	7.83
OF06008-CAL5	10	3.382195E+07	3382195.000	7.83
OF06008-CAL6	25	8.261793E+07	3304717.000	7.83
OF06008-CAL7	50	1.719097E+08	3438194.000	7.83
OF06008-CAL8	100	3.627833E+08	3627833.000	7.83
OF06008-CAL9	200	7.337914E+08	3668957.000	7.83

AVE RF 3374576.000 **RF RSD** 5.84 **AVE RT** 7.83

Heptachlor epoxide [2C]

Curve Fit: **AVERAGE RF**



Standard	Concentration	Response	Response Factor	RT
OF06008-CAL1	0.5	2030251	4060502.000	7.85
OF06008-CAL2	1	3756308	3756308.000	7.85
OF06008-CAL3	2	6966527	3483264.000	7.85
OF06008-CAL4	5	1.769044E+07	3538088.000	7.85
OF06008-CAL5	10	3.67103E+07	3671030.000	7.85
OF06008-CAL6	25	8.927006E+07	3570803.000	7.85
OF06008-CAL7	50	1.88467E+08	3769340.000	7.85
OF06008-CAL8	100	3.983266E+08	3983266.000	7.85
OF06008-CAL9	200	8.100269E+08	4050135.000	7.85

AVE RF 3764748.000 **RF RSD** 5.89 **AVE RT** 7.85

Element Calibration Review Sheet

Calibration ID: **A0F0804**

Instrument: **DUALECD8**

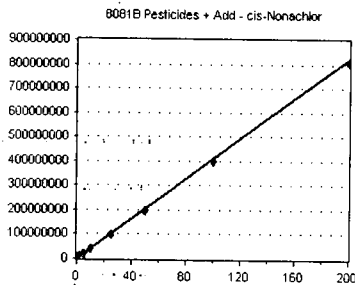
Calibration Date: **06/08/2020**

Analysis: **8081B Pesticides + Add**

Instrument Cal ID: **ECD8_QUANTPEST_20060**

cis-Nonachlor

Curve Fit: **AVERAGE RF**

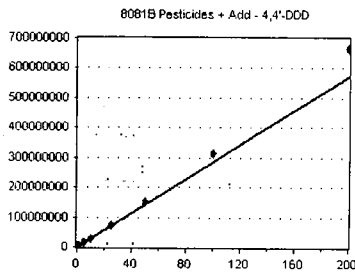


Standard	Concentration	Response	Response Factor	RT
OF06008-CALA	0.5	2497038	4994076.000	7.86
OF06008-CALB	1	4619495	4619495.000	7.86
OF06008-CALC	2	8069719	4034860.000	7.86
OF06008-CALD	5	1.891543E+07	3783086.000	7.86
OF06008-CALE	10	3.794503E+07	3794503.000	7.86
OF06008-CALF	25	9.741745E+07	3896698.000	7.86
OF06008-CALG	50	1.939701E+08	3879402.000	7.86
OF06008-CALH	100	3.967771E+08	3967771.000	7.86
OF06008-CALI	200	8.074796E+08	4037398.000	7.86

AVE RF 4111921.000 RF RSD 10.09 AVE RT 7.86

4,4'-DDD

Curve Fit: **AVERAGE RF**

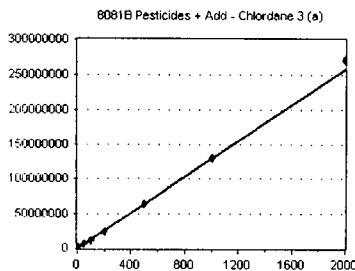


Standard	Concentration	Response	Response Factor	RT
OF06008-CAL1	0.5	1378674	2757348.000	7.89
OF06008-CAL2	1	2642114	2642114.000	7.89
OF06008-CAL3	2	5043957	2521979.000	7.89
OF06008-CAL4	5	1.351317E+07	2702634.000	7.89
OF06008-CAL5	10	2.731552E+07	2731552.000	7.89
OF06008-CAL6	25	7.067964E+07	2827186.000	7.89
OF06008-CAL7	50	1.509564E+08	3019128.000	7.89
OF06008-CAL8	100	3.156475E+08	3156475.000	7.89
OF06008-CAL9	200	6.641558E+08	3320779.000	7.88

AVE RF 2853244.000 RF RSD 9.10 AVE RT 7.89

Chlordane 3 (a)

Curve Fit: **AVERAGE RF**

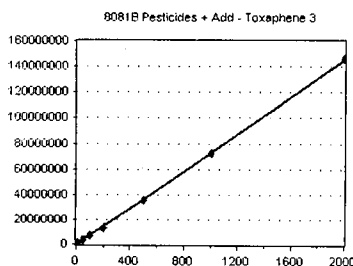


Standard	Concentration	Response	Response Factor	RT
OF06008-CALJ	10	1511798	151179.800	7.95
OF06008-CALK	50	6029645	120592.900	7.95
OF06008-CALL	100	1.207154E+07	120715.400	7.95
OF06008-CALM	200	2.384763E+07	119238.100	7.94
OF06008-CALN	500	6.427297E+07	128545.900	7.94
OF06008-CALO	1000	1.29417E+08	129417.000	7.94
OF06008-CALP	2000	2.705068E+08	135253.400	7.94

AVE RF 129277.500 RF RSD 8.74 AVE RT 7.94

Toxaphene 3

Curve Fit: **AVERAGE RF**



Standard	Concentration	Response	Response Factor	RT
OF06008-CALQ	10	866733	86673.300	7.98
OF06008-CALR	50	3429819	68596.380	7.98
OF06008-CALS	100	6846475	68464.750	7.98
OF06008-CALT	200	1.338203E+07	66910.150	7.98
OF06008-CALU	500	3.572019E+07	71440.380	7.98
OF06008-CALV	1000	7.257624E+07	72576.240	7.98
OF06008-CALW	2000	1.463252E+08	73162.600	7.98

AVE RF 72546.260 RF RSD 9.16 AVE RT 7.98

Element Calibration Review Sheet

Calibration ID: **A0F0804**

Instrument: **DUALECD8**

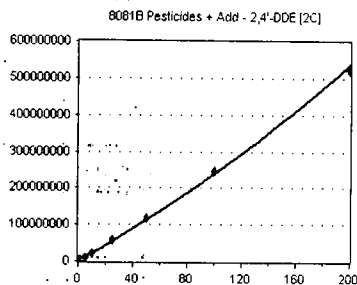
Calibration Date: **06/08/2020**

Analysis: **8081B Pesticides + Add**

Instrument Cal ID: **ECD8_QUANTPEST_200601**

2,4'-DDE [2C]

Curve Fit: **QUADRATIC: Weighting: (1/a^2), Origin: Ignore**

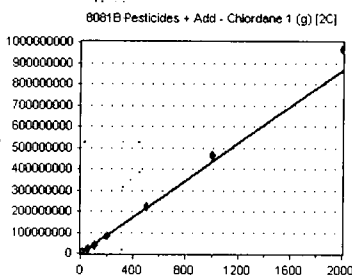


Standard	Concentration	Response	Response Factor	RT
OF06008-CALA	0.5	1594318	3188636.000	7.99
OF06008-CALB	1	2644092	2644092.000	7.99
OF06008-CALC	2	4364012	2182006.000	7.99
OF06008-CALD	5	1.06815E+07	2136300.000	7.98
OF06008-CALE	10	2.130357E+07	2130357.000	7.98
OF06008-CALF	25	5.872468E+07	2348987.000	7.98
OF06008-CALG	50	1.157241E+08	2314482.000	7.98
OF06008-CALH	100	2.474069E+08	2474069.000	7.98
OF06008-CALI	200	5.235851E+08	2617926.000	7.98

AVE RF 2448539.000 **RF RSD** 13.80 **AVE RT** 7.98

Chlordane 1 (g) [2C]

Curve Fit: **AVERAGE RF**

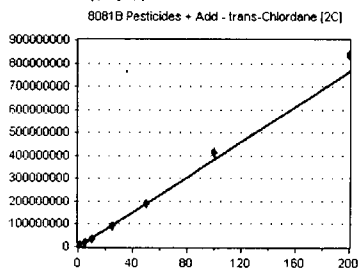


Standard	Concentration	Response	Response Factor	RT
OF06008-CALJ	10	4481852	448185.200	7.99
OF06008-CALK	50	1.950088E+07	390017.600	7.99
OF06008-CALL	100	4.034854E+07	403485.400	7.99
OF06008-CALM	200	7.889733E+07	394486.600	7.99
OF06008-CALN	500	2.239754E+08	447950.800	7.99
OF06008-CALO	1000	4.646026E+08	464602.600	7.99
OF06008-CALP	2000	9.66543E+08	483271.500	7.99

AVE RF 433142.800 **RF RSD** 8.53 **AVE RT** 7.99

trans-Chlordane [2C]

Curve Fit: **AVERAGE RF**

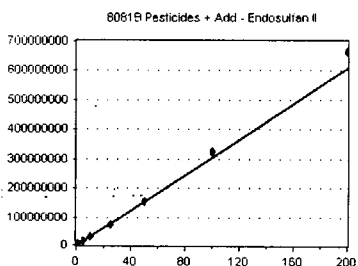


Standard	Concentration	Response	Response Factor	RT
OF06008-CAL1	0.5	2136256	4272512.000	7.99
OF06008-CAL2	1	3714650	3714650.000	7.99
OF06008-CAL3	2	6968284	3484142.000	7.99
OF06008-CAL4	5	1.772512E+07	3545024.000	7.99
OF06008-CAL5	10	3.56578E+07	3565780.000	7.99
OF06008-CAL6	25	9.101561E+07	3640624.000	7.99
OF06008-CAL7	50	1.919127E+08	3838254.000	7.99
OF06008-CAL8	100	4.114088E+08	4114088.000	7.99
OF06008-CAL9	200	8.37478E+08	4187390.000	7.99

AVE RF 3818052.000 **RF RSD** 7.87 **AVE RT** 7.99

Endosulfan II

Curve Fit: **AVERAGE RF**



Standard	Concentration	Response	Response Factor	RT
OF06008-CAL1	0.5	1690214	3380428.000	7.99
OF06008-CAL2	1	2878102	2878102.000	7.99
OF06008-CAL3	2	5561746	2780873.000	7.99
OF06008-CAL4	5	1.431041E+07	2862082.000	7.99
OF06008-CAL5	10	2.88951E+07	2889510.000	7.99
OF06008-CAL6	25	7.281431E+07	2912573.000	7.99
OF06008-CAL7	50	1.545384E+08	3090768.000	7.99
OF06008-CAL8	100	3.255514E+08	3255514.000	7.99
OF06008-CAL9	200	6.670335E+08	3335167.000	7.99

AVE RF 3042780.000 **RF RSD** 7.49 **AVE RT** 7.99

Element Calibration Review Sheet

Calibration ID: **A0F0804**

Instrument: **DUALECD8**

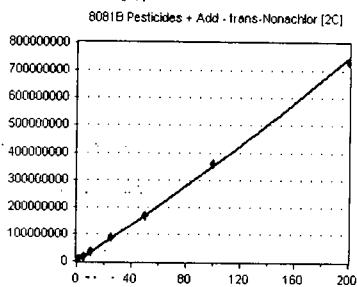
Calibration Date: **06/08/2020**

Analysis: **8081B Pesticides + Add**

Instrument Cal ID: **ECD8_QUANTPEST_20060**

trans-Nonachlor [2C]

Curve Fit: **QUADRATIC: Weighting: (1/a^2), Origin: Ignore**

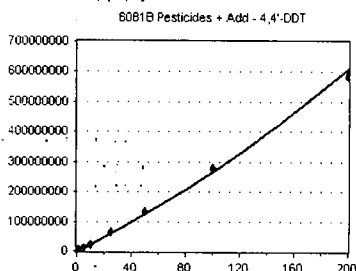


Standard	Concentration	Response	Response Factor	RT
OF06008-CALA	0.5	2454721	4909442.000	8.05
OF06008-CALB	1	4150088	4150088.000	8.05
OF06008-CALC	2	7278851	3639426.000	8.05
OF06008-CALD	5	1.637421E+07	3274842.000	8.05
OF06008-CALE	10	3.32689E+07	3326890.000	8.05
OF06008-CALF	25	8.727599E+07	3491040.000	8.05
OF06008-CALG	50	1.6827E+08	3365400.000	8.05
OF06008-CALH	100	3.586213E+08	3586213.000	8.05
OF06008-CALI	200	7.366821E+08	3683411.000	8.05

AVE RF 3714083.000 RF RSD 13.98 AVE RT 8.05

4,4'-DDT

Curve Fit: **QUADRATIC: Weighting: (1/a^2), Origin: Ignore**

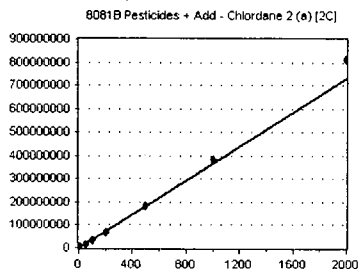


Standard	Concentration	Response	Response Factor	RT
OF06008-CAL1	0.5	1176997	2353994.000	8.08
OF06008-CAL2	1	2125504	2125504.000	8.08
OF06008-CAL3	2	4180058	2090029.000	8.08
OF06008-CAL4	5	1.062163E+07	2124326.000	8.08
OF06008-CAL5	10	2.317338E+07	2317338.000	8.08
OF06008-CAL6	25	6.293912E+07	2517565.000	8.08
OF06008-CAL7	50	1.332796E+08	2665592.000	8.08
OF06008-CAL8	100	2.783095E+08	2783095.000	8.08
OF06008-CAL9	200	5.85116E+08	2925580.000	8.08

AVE RF 2433669.000 RF RSD 12.61 AVE RT 8.08

Chlordane 2 (a) [2C]

Curve Fit: **AVERAGE RF**

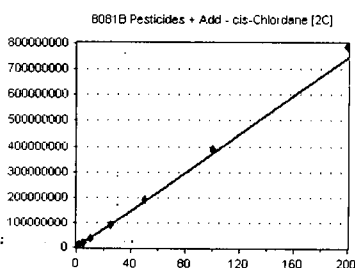


Standard	Concentration	Response	Response Factor	RT
OF06008-CALJ	10	3943445	394344.500	8.09
OF06008-CALK	50	1.659551E+07	331910.200	8.09
OF06008-CALL	100	3.39943E+07	339943.000	8.10
OF06008-CALM	200	6.615788E+07	330789.400	8.09
OF06008-CALN	500	1.82957E+08	365914.000	8.09
OF06008-CALO	1000	3.843868E+08	384386.800	8.09
OF06008-CALP	2000	8.132308E+08	406615.400	8.09

AVE RF 364843.300 RF RSD 8.57 AVE RT 8.09

cis-Chlordane [2C]

Curve Fit: **AVERAGE RF**



Standard	Concentration	Response	Response Factor	RT
OF06008-CAL1	0.5	2156882	4313764.000	8.10
OF06008-CAL2	1	3732649	3732649.000	8.10
OF06008-CAL3	2	6943307	3471654.000	8.10
OF06008-CAL4	5	1.700191E+07	3400382.000	8.10
OF06008-CAL5	10	3.378101E+07	3378101.000	8.10
OF06008-CAL6	25	9.029682E+07	3611873.000	8.10
OF06008-CAL7	50	1.899764E+08	3799528.000	8.10
OF06008-CAL8	100	3.890147E+08	3890147.000	8.10
OF06008-CAL9	200	7.867141E+08	3933571.000	8.10

AVE RF 3725741.000 RF RSD 8.08 AVE RT 8.10

Element Calibration Review Sheet

Calibration ID: **A0F0804**

Instrument: **DUALECD8**

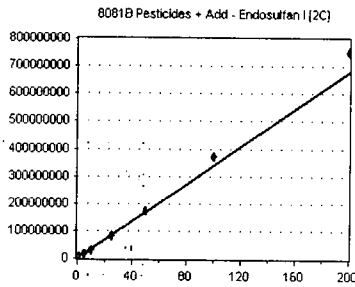
Calibration Date: **06/08/2020**

Analysis: **8081B Pesticides + Add**

Instrument Cal ID: **ECD8_QUANTPEST_200601**

Endosulfan I [2C]

Curve Fit: **AVERAGE RF**

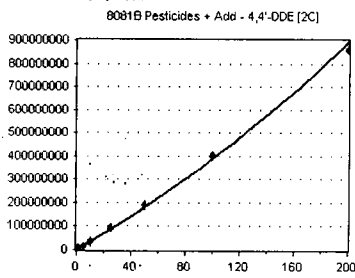


Standard	Concentration	Response	Response Factor	RT
OF06008-CAL1	0.5	1818776	3637552.000	8.14
OF06008-CAL2	1	3245203	3245203.000	8.14
OF06008-CAL3	2	6290523	3145262.000	8.14
OF06008-CAL4	5	1.581419E+07	3162838.000	8.14
OF06008-CAL5	10	3.187448E+07	3187448.000	8.14
OF06008-CAL6	25	8.126439E+07	3250576.000	8.14
OF06008-CAL7	50	1.718989E+08	3437978.000	8.14
OF06008-CAL8	100	3.700339E+08	3700339.000	8.14
OF06008-CAL9	200	7.524525E+08	3762263.000	8.14

AVE RF 3392162.000 RF RSD 7.31 AVE RT 8.14

4,4'-DDE [2C]

Curve Fit: **QUADRATIC: Weighting: (1/a^2), Origin: Ignore**

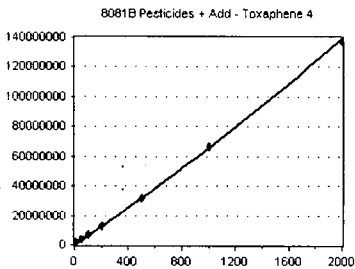


Standard	Concentration	Response	Response Factor	RT
OF06008-CAL1	0.5	1713296	3426592.000	8.21
OF06008-CAL2	1	3125539	3125539.000	8.21
OF06008-CAL3	2	6040045	3020023.000	8.21
OF06008-CAL4	5	1.612106E+07	3224212.000	8.21
OF06008-CAL5	10	3.333731E+07	3333731.000	8.21
OF06008-CAL6	25	9.077982E+07	3631193.000	8.21
OF06008-CAL7	50	1.908876E+08	3817752.000	8.21
OF06008-CAL8	100	4.054416E+08	4054416.000	8.21
OF06008-CAL9	200	8.612708E+08	4306354.000	8.21

AVE RF 3548868.000 RF RSD 12.34 AVE RT 8.21

Toxaphene 4

Curve Fit: **QUADRATIC: Weighting: (1/a^2), Origin: Ignore**

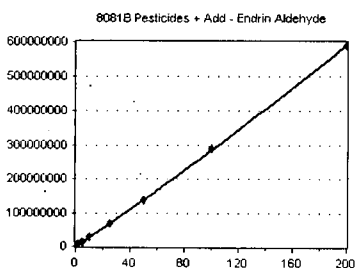


Standard	Concentration	Response	Response Factor	RT
OF06008-CALQ	10	1188909	118890.900	8.22
OF06008-CALR	50	3584023	71680.460	8.22
OF06008-CALS	100	6690852	66908.520	8.22
OF06008-CALT	200	1.282181E+07	64109.050	8.22
OF06008-CALU	500	3.21594E+07	64318.800	8.22
OF06008-CALV	1000	6.682571E+07	66825.710	8.22
OF06008-CALW	2000	1.380348E+08	69017.400	8.22

AVE RF 74535.830 RF RSD 26.48 AVE RT 8.22

Endrin Aldehyde

Curve Fit: **QUADRATIC: Weighting: (1/a^2), Origin: Ignore**



Standard	Concentration	Response	Response Factor	RT
OF06008-CAL1	0.5	1879799	3759598.000	8.28
OF06008-CAL2	1	3347299	3347299.000	8.28
OF06008-CAL3	2	6075803	3037902.000	8.28
OF06008-CAL4	5	1.414811E+07	2829622.000	8.28
OF06008-CAL5	10	2.767718E+07	2767718.000	8.28
OF06008-CAL6	25	6.770545E+07	2708218.000	8.28
OF06008-CAL7	50	1.384375E+08	2768750.000	8.28
OF06008-CAL8	100	2.894749E+08	2894749.000	8.28
OF06008-CAL9	200	5.90079E+08	2950395.000	8.28

AVE RF 3007139.000 RF RSD 11.36 AVE RT 8.28

Element Calibration Review Sheet

Calibration ID: **A0F0804**

Instrument: **DUALECD8**

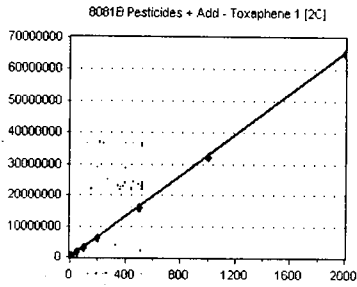
Calibration Date: **06/08/2020**

Analysis: **8081B Pesticides + Add**

Instrument Cal ID: **ECD8_QUANTPEST_200601**

Toxaphene 1 [2C]

Curve Fit: **AVERAGE RF**

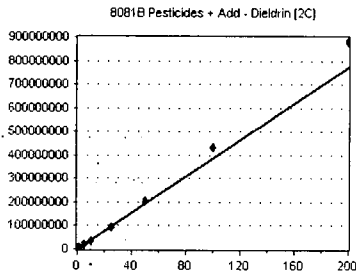


Standard	Concentration	Response	Response Factor	RT
0F06008-CALQ	10	372544	37254.400	8.32
0F06008-CALR	50	1668991	33379.820	8.32
0F06008-CALS	100	3187485	31874.850	8.32
0F06008-CALT	200	6174593	30872.960	8.32
0F06008-CALU	500	1.58378E+07	31675.600	8.32
0F06008-CALV	1000	3.208299E+07	32082.990	8.32
0F06008-CALW	2000	6.51119E+07	32555.950	8.32

AVE RF 32813.800 RF RSD 6.41 AVE RT 8.32

Dieldrin [2C]

Curve Fit: **AVERAGE RF**

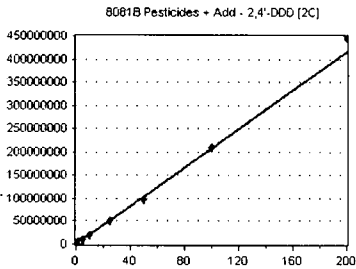


Standard	Concentration	Response	Response Factor	RT
0F06008-CAL1	0.5	1940818	3881636.000	8.35
0F06008-CAL2	1	3631612	3631612.000	8.35
0F06008-CAL3	2	6890064	3445032.000	8.35
0F06008-CAL4	5	1.779247E+07	3558494.000	8.35
0F06008-CAL5	10	3.602043E+07	3602043.000	8.35
0F06008-CAL6	25	9.447097E+07	3778839.000	8.34
0F06008-CAL7	50	2.026062E+08	4052124.000	8.34
0F06008-CAL8	100	4.344226E+08	4344226.000	8.35
0F06008-CAL9	200	8.809841E+08	4404921.000	8.35

AVE RF 3855436.000 RF RSD 8.97 AVE RT 8.34

2,4'-DDD [2C]

Curve Fit: **AVERAGE RF**

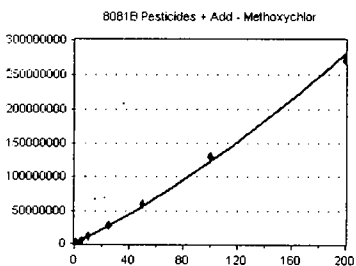


Standard	Concentration	Response	Response Factor	RT
0F06008-CALA	0.5	1185591	2371182.000	8.36
0F06008-CALB	1	2357973	2357973.000	8.36
0F06008-CALC	2	4019825	2009913.000	8.36
0F06008-CALD	5	9138537	1827707.000	8.36
0F06008-CALE	10	1.831917E+07	1831917.000	8.36
0F06008-CALF	25	5.044072E+07	2017629.000	8.36
0F06008-CALG	50	9.843228E+07	1968646.000	8.36
0F06008-CALH	100	2.084093E+08	2084093.000	8.36
0F06008-CALI	200	4.472045E+08	2236023.000	8.36

AVE RF 2078342.000 RF RSD 9.81 AVE RT 8.36

Methoxychlor

Curve Fit: **QUADRATIC: Weighting: (1/a^2), Origin: Ignore**



Standard	Concentration	Response	Response Factor	RT
0F06008-CAL1	0.5	692268	1384536.000	8.43
0F06008-CAL2	1	1188720	1188720.000	8.43
0F06008-CAL3	2	2083992	1041996.000	8.43
0F06008-CAL4	5	5153462	1030692.000	8.43
0F06008-CAL5	10	1.111372E+07	1111372.000	8.43
0F06008-CAL6	25	2.832909E+07	1133164.000	8.42
0F06008-CAL7	50	5.942428E+07	1188486.000	8.42
0F06008-CAL8	100	1.297068E+08	1297068.000	8.42
0F06008-CAL9	200	2.704406E+08	1352203.000	8.42

AVE RF 1192026.000 RF RSD 10.79 AVE RT 8.42

Element Calibration Review Sheet

Calibration ID: **A0F0804**

Instrument: **DUALECD8**

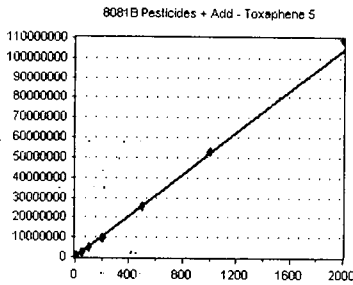
Calibration Date: **06/08/2020**

Analysis: **8081B Pesticides + Add**

Instrument Cal ID: **ECD8_QUANTPEST_20060**

Toxaphene 5

Curve Fit: **AVERAGE RF**

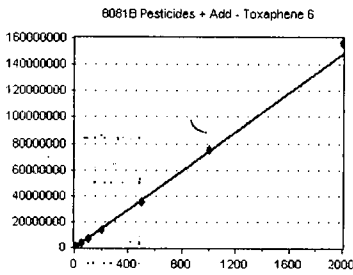


Standard	Concentration	Response	Response Factor	RT
OF06008-CALQ	10	599046	59904.600	8.45
OF06008-CALR	50	2442896	48857.920	8.45
OF06008-CALS	100	4962066	49620.660	8.45
OF06008-CALT	200	9567302	47836.510	8.45
OF06008-CALU	500	2.548496E+07	50969.920	8.45
OF06008-CALV	1000	5.284462E+07	52844.620	8.45
OF06008-CALW	2000	1.091099E+08	54554.950	8.45

AVE RF 52084.170 RF RSD 7.98 AVE RT 8.45

Toxaphene 6

Curve Fit: **AVERAGE RF**

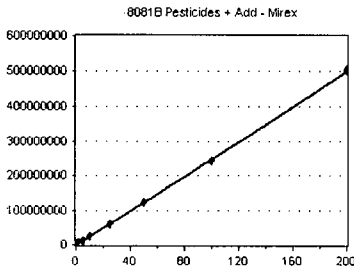


Standard	Concentration	Response	Response Factor	RT
OF06008-CALQ	10	860734	86073.400	8.52
OF06008-CALR	50	3477197	69543.940	8.52
OF06008-CALS	100	6835641	68356.410	8.52
OF06008-CALT	200	1.36602E+07	68301.000	8.52
OF06008-CALU	500	3.554189E+07	71083.770	8.52
OF06008-CALV	1000	7.515898E+07	75158.980	8.52
OF06008-CALW	2000	1.561148E+08	78057.400	8.52

AVE RF 73796.410 RF RSD 8.85 AVE RT 8.52

Mirex

Curve Fit: **QUADRATIC: Weighting: (1/a^2), Origin: Ignore**

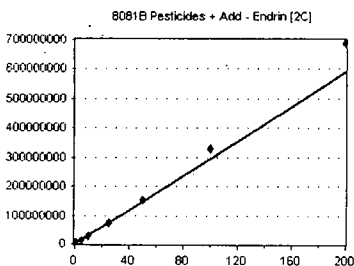


Standard	Concentration	Response	Response Factor	RT
OF06008-CALA	0.5	1951891	3903782.000	8.53
OF06008-CALB	1	3450319	3450319.000	8.53
OF06008-CALC	2	5603738	2801869.000	8.53
OF06008-CALD	5	1.278145E+07	2556290.000	8.53
OF06008-CALE	10	2.441517E+07	2441517.000	8.53
OF06008-CALF	25	6.284691E+07	2513877.000	8.53
OF06008-CALG	50	1.217952E+08	2435904.000	8.53
OF06008-CALH	100	2.43953E+08	2439530.000	8.53
OF06008-CALI	200	5.032382E+08	2516191.000	8.53

AVE RF 2784364.000 RF RSD 19.05 AVE RT 8.53

Endrin [2C]

Curve Fit: **AVERAGE RF**



Standard	Concentration	Response	Response Factor	RT
OF06008-CAL1	0.5	1544731	3089462.000	8.57
OF06008-CAL2	1	2729745	2729745.000	8.57
OF06008-CAL3	2	5322724	2661362.000	8.57
OF06008-CAL4	5	1.322808E+07	2645616.000	8.57
OF06008-CAL5	10	2.80958E+07	2809580.000	8.57
OF06008-CAL6	25	7.212264E+07	2884906.000	8.57
OF06008-CAL7	50	1.534064E+08	3068128.000	8.57
OF06008-CAL8	100	3.273262E+08	3273262.000	8.57
OF06008-CAL9	200	6.890865E+08	3445433.000	8.57

AVE RF 2956388.000 RF RSD 9.50 AVE RT 8.57

Element Calibration Review Sheet

Calibration ID: **A0F0804**

Instrument: **DUALECD8**

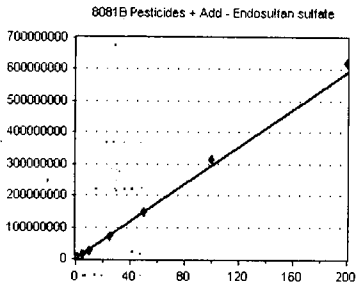
Calibration Date: **06/08/2020**

Analysis: **8081B Pesticides + Add**

Instrument Cal ID: **ECD8_QUANTPEST_200601**

Endosulfan sulfate

Curve Fit: **AVERAGE RF**

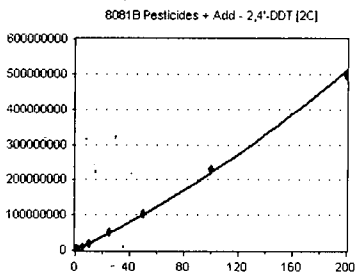


Standard	Concentration	Response	Response Factor	RT
OF06008-CAL1	0.5	1642508	3285016.000	8.58
OF06008-CAL2	1	3004760	3004760.000	8.58
OF06008-CAL3	2	5464489	2732245.000	8.58
OF06008-CAL4	5	1.377658E+07	2755316.000	8.58
OF06008-CAL5	10	2.75691E+07	2756910.000	8.58
OF06008-CAL6	25	7.115276E+07	2846111.000	8.58
OF06008-CAL7	50	1.484149E+08	2968298.000	8.58
OF06008-CAL8	100	3.121926E+08	3121926.000	8.58
OF06008-CAL9	200	6.219037E+08	3109519.000	8.58

AVE RF 2953344.000 RF RSD 6.60 AVE RT 8.58

2,4'-DDT [2C]

Curve Fit: **QUADRATIC: Weighting: (1/a^2), Origin: Ignore**

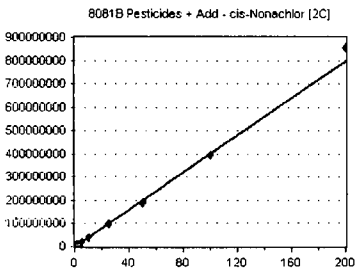


Standard	Concentration	Response	Response Factor	RT
OF06008-CALA	0.5	1241303	2482606.000	8.58
OF06008-CALB	1	2243898	2243898.000	8.58
OF06008-CALC	2	3684050	1842025.000	8.58
OF06008-CALD	5	8951762	1790352.000	8.58
OF06008-CALE	10	1.883359E+07	1883359.000	8.58
OF06008-CALF	25	5.21985E+07	2087940.000	8.58
OF06008-CALG	50	1.039632E+08	2079264.000	8.58
OF06008-CALH	100	2.309369E+08	2309369.000	8.58
OF06008-CALI	200	4.95494E+08	2477470.000	8.58

AVE RF 2132920.000 RF RSD 12.33 AVE RT 8.58

cis-Nonachlor [2C]

Curve Fit: **AVERAGE RF**

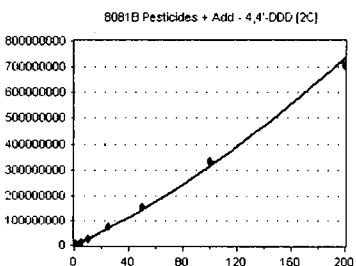


Standard	Concentration	Response	Response Factor	RT
OF06008-CALA	0.5	2343379	4686758.000	8.62
OF06008-CALB	1	4362479	4362479.000	8.62
OF06008-CALC	2	7556685	3778343.000	8.62
OF06008-CALD	5	1.775257E+07	3550514.000	8.62
OF06008-CALE	10	3.709458E+07	3709458.000	8.62
OF06008-CALF	25	9.6357E+07	3854280.000	8.62
OF06008-CALG	50	1.898044E+08	3796088.000	8.62
OF06008-CALH	100	3.944956E+08	3944956.000	8.62
OF06008-CALI	200	8.578132E+08	4289066.000	8.62

AVE RF 3996882.000 RF RSD 9.23 AVE RT 8.62

4,4'-DDD [2C]

Curve Fit: **QUADRATIC: Weighting: (1/a^2), Origin: Ignore**



Standard	Concentration	Response	Response Factor	RT
OF06008-CAL1	0.5	1433465	2866930.000	8.63
OF06008-CAL2	1	2582156	2582156.000	8.63
OF06008-CAL3	2	4789098	2394549.000	8.63
OF06008-CAL4	5	1.25409E+07	2508180.000	8.63
OF06008-CAL5	10	2.661394E+07	2661394.000	8.63
OF06008-CAL6	25	7.217549E+07	2887020.000	8.62
OF06008-CAL7	50	1.561362E+08	3122724.000	8.62
OF06008-CAL8	100	3.345143E+08	3345143.000	8.62
OF06008-CAL9	200	7.031197E+08	3515599.000	8.62

AVE RF 2875966.000 RF RSD 13.41 AVE RT 8.62

Element Calibration Review Sheet

Calibration ID: **A0F0804**

Instrument: **DUALECD8**

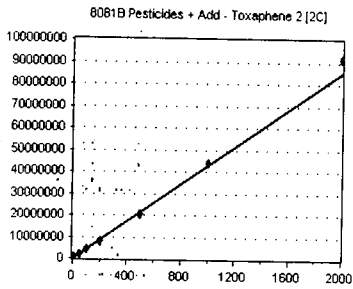
Calibration Date: **06/08/2020**

Analysis: **8081B Pesticides + Add**

Instrument Cal ID: **ECD8_QUANTPEST_20060**

Toxaphene 2 [2C]

Curve Fit: **AVERAGE RF**

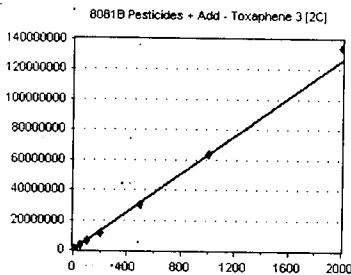


Standard	Concentration	Response	Response Factor	RT
OF06008-CALQ	10	454972	45497.200	8.67
OF06008-CALR	50	2027364	40547.280	8.67
OF06008-CALS	100	4059174	40591.740	8.67
OF06008-CALT	200	8120804	40604.020	8.67
OF06008-CALU	500	2.080319E+07	41606.380	8.67
OF06008-CALV	1000	4.355887E+07	43558.870	8.67
OF06008-CALW	2000	9.137571E+07	45687.860	8.67

AVE RF 42584.760 RF RSD 5.43 AVE RT 8.67

Toxaphene 3 [2C]

Curve Fit: **AVERAGE RF**

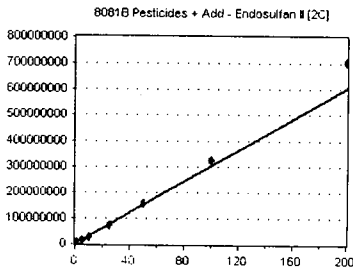


Standard	Concentration	Response	Response Factor	RT
OF06008-CALQ	10	737338	73733.800	8.71
OF06008-CALR	50	3049566	60991.320	8.71
OF06008-CALS	100	5827857	58278.570	8.71
OF06008-CALT	200	1.165809E+07	58290.450	8.71
OF06008-CALU	500	3.015073E+07	60301.460	8.70
OF06008-CALV	1000	6.334426E+07	63344.260	8.71
OF06008-CALW	2000	1.347299E+08	67364.950	8.70

AVE RF 63186.400 RF RSD 8.90 AVE RT 8.71

Endosulfan II [2C]

Curve Fit: **AVERAGE RF**

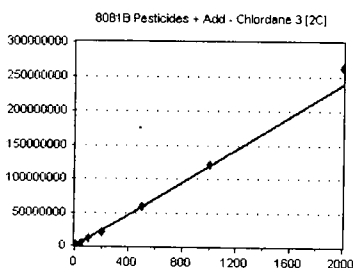


Standard	Concentration	Response	Response Factor	RT
OF06008-CAL1	0.5	1615141	3230282.000	8.72
OF06008-CAL2	1	2841269	2841269.000	8.72
OF06008-CAL3	2	5513918	2756959.000	8.72
OF06008-CAL4	5	1.391595E+07	2783190.000	8.72
OF06008-CAL5	10	2.776886E+07	2776886.000	8.72
OF06008-CAL6	25	7.337006E+07	2934803.000	8.72
OF06008-CAL7	50	1.569653E+08	3139306.000	8.72
OF06008-CAL8	100	3.229488E+08	3229488.000	8.72
OF06008-CAL9	200	7.045011E+08	3522506.000	8.72

AVE RF 3023854.000 RF RSD 8.89 AVE RT 8.72

Chlordane 3 [2C]

Curve Fit: **AVERAGE RF**



Standard	Concentration	Response	Response Factor	RT
OF06008-CALJ	10	1377635	137763.500	8.76
OF06008-CALK	50	5527957	110559.100	8.76
OF06008-CALL	100	1.087873E+07	108787.300	8.76
OF06008-CALM	200	2.105665E+07	105283.300	8.76
OF06008-CALN	500	5.982671E+07	119653.400	8.76
OF06008-CALO	1000	1.218456E+08	121845.600	8.76
OF06008-CALP	2000	2.620668E+08	131033.400	8.76

AVE RF 119275.100 RF RSD 10.09 AVE RT 8.76

Element Calibration Review Sheet

Calibration ID: **A0F0804**

Instrument: **DUALECD8**

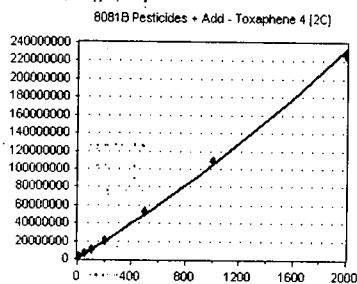
Calibration Date: **06/08/2020**

Analysis: **8081B Pesticides + Add**

Instrument Cal ID: **ECD8_QUANTPEST_20060**

Toxaphene 4 [2C]

Curve Fit: **QUADRATIC: Weighting: (1/a^2), Origin: Ignore**

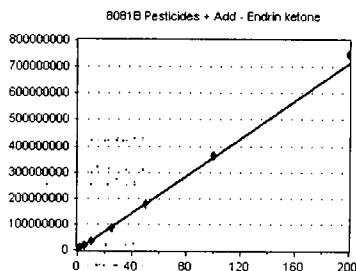


Standard	Concentration	Response	Response Factor	RT
OF06008-CALQ	10	2581320	258132.000	8.77
OF06008-CALR	50	5845916	116918.300	8.77
OF06008-CALS	100	1.056301E+07	105630.100	8.77
OF06008-CALT	200	2.043685E+07	102184.300	8.77
OF06008-CALU	500	5.287739E+07	105754.800	8.77
OF06008-CALV	1000	1.086692E+08	108669.200	8.77
OF06008-CALW	2000	2.267029E+08	113351.400	8.77

AVE RF 130091.400 RF RSD 43.57 AVE RT 8.77

Endrin ketone

Curve Fit: **AVERAGE RF**

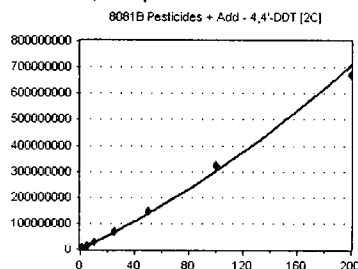


Standard	Concentration	Response	Response Factor	RT
OF06008-CAL1	0.5	2113749	4227498.000	8.77
OF06008-CAL2	1	3683963	3683963.000	8.77
OF06008-CAL3	2	6682577	3341289.000	8.78
OF06008-CAL4	5	1.641169E+07	3282338.000	8.77
OF06008-CAL5	10	3.275681E+07	3275681.000	8.77
OF06008-CAL6	25	8.464596E+07	3385839.000	8.77
OF06008-CAL7	50	1.753298E+08	3506596.000	8.77
OF06008-CAL8	100	3.649758E+08	3649758.000	8.77
OF06008-CAL9	200	7.493416E+08	3746708.000	8.77

AVE RF 3566630.000 RF RSD 8.54 AVE RT 8.77

4,4'-DDT [2C]

Curve Fit: **QUADRATIC: Weighting: (1/a^2), Origin: Ignore**

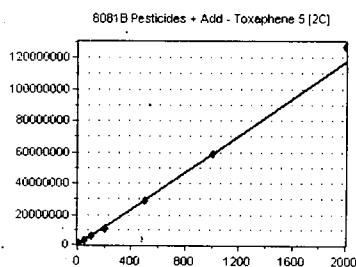


Standard	Concentration	Response	Response Factor	RT
OF06008-CAL1	0.5	1397421	2794842.000	8.85
OF06008-CAL2	1	2507300	2507300.000	8.85
OF06008-CAL3	2	4520922	2260461.000	8.85
OF06008-CAL4	5	1.164032E+07	2328064.000	8.85
OF06008-CAL5	10	2.530836E+07	2530836.000	8.85
OF06008-CAL6	25	7.022194E+07	2808878.000	8.85
OF06008-CAL7	50	1.474903E+08	2949806.000	8.85
OF06008-CAL8	100	3.24142E+08	3241420.000	8.85
OF06008-CAL9	200	6.716278E+08	3358139.000	8.85

AVE RF 2753305.000 RF RSD 13.96 AVE RT 8.85

Toxaphene 5 [2C]

Curve Fit: **AVERAGE RF**



Standard	Concentration	Response	Response Factor	RT
OF06008-CALQ	10	696424	69642.400	8.95
OF06008-CALR	50	2698078	53961.560	8.95
OF06008-CALS	100	5383300	53833.000	8.95
OF06008-CALT	200	1.078588E+07	53929.400	8.95
OF06008-CALU	500	2.84637E+07	56927.400	8.95
OF06008-CALV	1000	5.894802E+07	58948.020	8.95
OF06008-CALW	2000	1.275366E+08	63768.300	8.95

AVE RF 58715.730 RF RSD 10.25 AVE RT 8.95

Element Calibration Review Sheet

Calibration ID: **A0F0804**

Instrument: **DUALECD8**

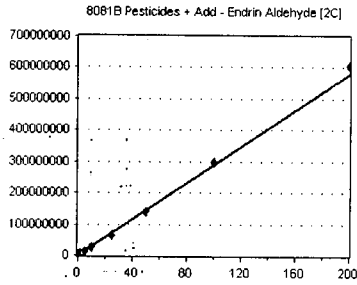
Calibration Date: **06/08/2020**

Analysis: **8081B Pesticides + Add**

Instrument Cal ID: **ECD8_QUANTPEST_200601**

Endrin Aldehyde [2C]

Curve Fit: **AVERAGE RF**

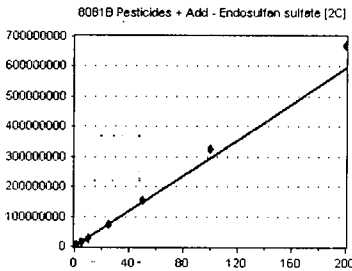


Standard	Concentration	Response	Response Factor	RT
0F06008-CAL1	0.5	1718494	3436988.000	8.96
0F06008-CAL2	1	3154587	3154587.000	8.96
0F06008-CAL3	2	5717746	2858873.000	8.96
0F06008-CAL4	5	1.298674E+07	2597348.000	8.96
0F06008-CAL5	10	2.580052E+07	2580052.000	8.96
0F06008-CAL6	25	6.463944E+07	2585578.000	8.96
0F06008-CAL7	50	1.400919E+08	2801838.000	8.96
0F06008-CAL8	100	2.988383E+08	2988383.000	8.96
0F06008-CAL9	200	6.072426E+08	3036213.000	8.96

AVE RF 2893318.000 **RF RSD** 10.10 **AVE RT** 8.96

Endosulfan sulfate [2C]

Curve Fit: **AVERAGE RF**

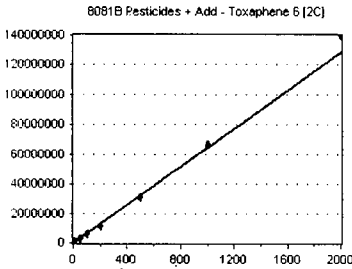


Standard	Concentration	Response	Response Factor	RT
0F06008-CAL1	0.5	1592318	3184636.000	9.15
0F06008-CAL2	1	2906383	2906383.000	9.15
0F06008-CAL3	2	5480703	2740352.000	9.15
0F06008-CAL4	5	1.349592E+07	2699184.000	9.15
0F06008-CAL5	10	2.6487E+07	2648700.000	9.15
0F06008-CAL6	25	7.028007E+07	2811203.000	9.15
0F06008-CAL7	50	1.540264E+08	3080528.000	9.15
0F06008-CAL8	100	3.260439E+08	3260439.000	9.15
0F06008-CAL9	200	6.709503E+08	3354751.000	9.15

AVE RF 2965131.000 **RF RSD** 8.84 **AVE RT** 9.15

Toxaphene 6 [2C]

Curve Fit: **AVERAGE RF**

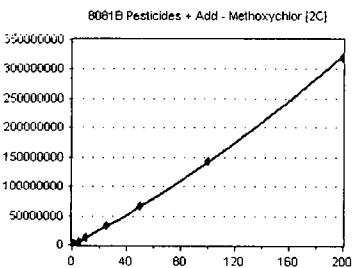


Standard	Concentration	Response	Response Factor	RT
0F06008-CALQ	10	742472	74247.200	9.33
0F06008-CALR	50	3021892	60437.840	9.33
0F06008-CALS	100	5801758	58017.580	9.33
0F06008-CALT	200	1.172404E+07	58620.200	9.33
0F06008-CALU	500	3.090438E+07	61808.760	9.33
0F06008-CALV	1000	6.662541E+07	66625.410	9.33
0F06008-CALW	2000	1.399259E+08	69962.950	9.33

AVE RF 64245.710 **RF RSD** 9.62 **AVE RT** 9.33

Methoxychlor [2C]

Curve Fit: **QUADRATIC: Weighting: (1/a^2), Origin: Ignore**



Standard	Concentration	Response	Response Factor	RT
0F06008-CAL1	0.5	797429	1594858.000	9.34
0F06008-CAL2	1	1407906	1407906.000	9.34
0F06008-CAL3	2	2395626	1197813.000	9.34
0F06008-CAL4	5	5959726	1191945.000	9.34
0F06008-CAL5	10	1.279638E+07	1279638.000	9.34
0F06008-CAL6	25	3.282125E+07	1312850.000	9.33
0F06008-CAL7	50	6.694992E+07	1338998.000	9.33
0F06008-CAL8	100	1.429294E+08	1429294.000	9.33
0F06008-CAL9	200	3.190594E+08	1595297.000	9.33

AVE RF 1372067.000 **RF RSD** 10.93 **AVE RT** 9.33

Element Calibration Review Sheet

Calibration ID: **A0F0804**

Instrument: **DUALECD8**

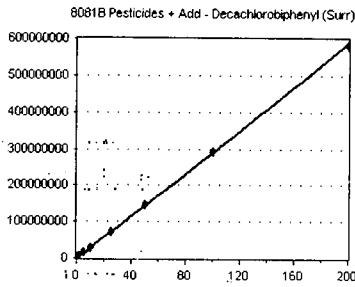
Calibration Date: **06/08/2020**

Analysis: **8081B Pesticides + Add**

Instrument Cal ID: **ECD8_QUANTPEST_20060**

Decachlorobiphenyl (Surr)

Curve Fit: **QUADRATIC: Weighting: (1/a^2), Origin: Ignore**

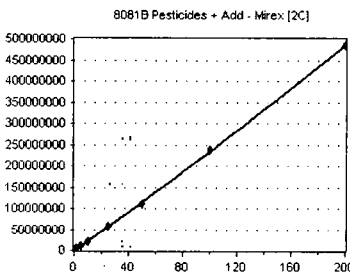


Standard	Concentration	Response	Response Factor	RT
OF06008-CAL1	0.5	2013031	4026062.000	9.48
OF06008-CAL2	1	3476866	3476866.000	9.48
OF06008-CAL3	2	6074784	3037392.000	9.48
OF06008-CAL4	5	1.479808E+07	2959616.000	9.48
OF06008-CAL5	10	2.895476E+07	2895476.000	9.48
OF06008-CAL6	25	7.00438E+07	2801752.000	9.48
OF06008-CAL7	50	1.468536E+08	2937072.000	9.48
OF06008-CAL8	100	2.919637E+08	2919637.000	9.48
OF06008-CAL9	200	5.839153E+08	2919577.000	9.48

AVE RF 3108161.000 RF RSD 12.69 AVE RT 9.48

Mirex [2C]

Curve Fit: **QUADRATIC: Weighting: (1/a^2), Origin: Ignore**

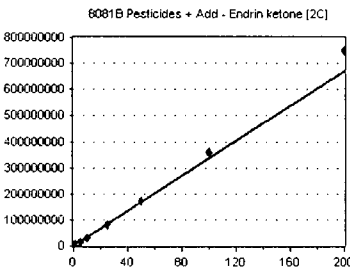


Standard	Concentration	Response	Response Factor	RT
OF06008-CALA	0.5	1704303	3408606.000	9.54
OF06008-CALB	1	3067448	3067448.000	9.54
OF06008-CALC	2	5247610	2623805.000	9.54
OF06008-CALD	5	1.156363E+07	2312726.000	9.54
OF06008-CALE	10	2.212072E+07	2212072.000	9.54
OF06008-CALF	25	5.728059E+07	2291224.000	9.54
OF06008-CALG	50	1.11468E+08	2229360.000	9.54
OF06008-CALH	100	2.384168E+08	2384168.000	9.54
OF06008-CALI	200	4.861259E+08	2430630.000	9.54

AVE RF 2551115.000 RF RSD 16.35 AVE RT 9.54

Endrin ketone [2C]

Curve Fit: **AVERAGE RF**

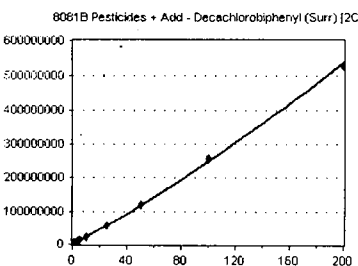


Standard	Concentration	Response	Response Factor	RT
OF06008-CAL1	0.5	1919402	3838804.000	9.55
OF06008-CAL2	1	3294560	3294560.000	9.55
OF06008-CAL3	2	6009531	3004766.000	9.55
OF06008-CAL4	5	1.513307E+07	3026614.000	9.55
OF06008-CAL5	10	3.029832E+07	3029832.000	9.55
OF06008-CAL6	25	8.067641E+07	3227056.000	9.55
OF06008-CAL7	50	1.730066E+08	3460132.000	9.55
OF06008-CAL8	100	3.604723E+08	3604723.000	9.55
OF06008-CAL9	200	7.485304E+08	3742652.000	9.55

AVE RF 3358793.000 RF RSD 9.50 AVE RT 9.55

Decachlorobiphenyl (Surr) [2C]

Curve Fit: **QUADRATIC: Weighting: (1/a^2), Origin: Ignore**



Standard	Concentration	Response	Response Factor	RT
OF06008-CAL1	0.5	1600154	3200308.000	10.40
OF06008-CAL2	1	2732738	2732738.000	10.40
OF06008-CAL3	2	4898047	2449024.000	10.40
OF06008-CAL4	5	1.178777E+07	2357554.000	10.40
OF06008-CAL5	10	2.313262E+07	2313262.000	10.40
OF06008-CAL6	25	5.893814E+07	2357526.000	10.40
OF06008-CAL7	50	1.211499E+08	2422998.000	10.40
OF06008-CAL8	100	2.563313E+08	2563313.000	10.40
OF06008-CAL9	200	5.272506E+08	2636253.000	10.40

AVE RF 2559219.000 RF RSD 10.87 AVE RT 10.40

CALIBRATION SEQUENCE REVIEW SHEET

SEQUENCE: 0F06008

Analysis Included

1311/8081B TCLP Pest Reg List
1311/8081B TCLP Pest Reg List +ADD
1311/8081B TCLP Pesticides (All)
1311/8081B TCLP Pesticides + Add (All)
1312/8081B SPLP Pesticides
608.3 Pesticides
608.3 Additional
608.3 Chlordane
608.3 Pest (Chlordane)
608.3 Pesticides (DDT Only)
608.3 Pesticides (SW)
608.3 Pesticides (SW) Full List
608.3 Pesticides (TTO)
608.3 Toxaphene
8081B Pesticides
8081B 2,4+4,4-DDx Only (+Add)
8081B Chlordane
8081B DDT Only
8081B Pesticides + Add
8081B Pesticides + Add (Diss)
8081B RSET FW Sed (+Add) (2016)
8081B RSET Sediment List (+Add)
8081B RSET Sediment Marine (2016) (+Add)
8081B Toxaphene

CALIBRATION SEQUENCE REVIEW SHEET

SEQUENCE: 0F06008

INSTRUMENT SEQUENCE LOG

SampleID	SampleName	Matrix	STDID	ISTD_ID	Analyzed
0F06008-ICB1	Initial Cal Blank	Water	A20F087		6/6/2020 3:34:00PM
0F06008-CAL1	Cal Standard	Water	A20F080	"	6/6/2020 3:51:00PM
0F06008-CAL2	Cal Standard	Water	A20F081	"	6/6/2020 4:07:00PM
0F06008-CAL3	Cal Standard	Water	A20C179	"	6/6/2020 4:24:00PM
0F06008-CAL4	Cal Standard	Water	A20C180	"	6/6/2020 4:40:00PM
0F06008-CAL5	Cal Standard	Water	A20C181	"	6/6/2020 4:57:00PM
0F06008-CAL6	Cal Standard	Water	A20C182	"	6/6/2020 5:13:00PM
0F06008-CAL7	Cal Standard	Water	A20E232	"	6/6/2020 5:30:00PM
0F06008-CAL8	Cal Standard	Water	A20E233	"	6/6/2020 5:46:00PM
0F06008-CAL9	Cal Standard	Water	A20C177	"	6/6/2020 6:03:00PM
0F06008-ICV1	Initial Cal Check	Water	A20C164	"	6/6/2020 6:36:00PM
0F06008-CALA	Cal Standard	Water	A20F082	"	6/6/2020 6:52:00PM
0F06008-CALB	Cal Standard	Water	A20C353	"	6/6/2020 7:09:00PM
0F06008-CALC	Cal Standard	Water	A20C354	"	6/6/2020 7:25:00PM
0F06008-CALD	Cal Standard	Water	A20C355	"	6/6/2020 7:42:00PM
0F06008-CALE	Cal Standard	Water	A20C356	"	6/6/2020 7:58:00PM
0F06008-CALF	Cal Standard	Water	A20C357	"	6/6/2020 8:15:00PM
0F06008-CALG	Cal Standard	Water	A20C358	"	6/6/2020 8:31:00PM
0F06008-CALH	Cal Standard	Water	A20C359	"	6/6/2020 8:48:00PM
0F06008-CALI	Cal Standard	Water	A20C352	"	6/6/2020 9:04:00PM
0F06008-ICV2	Initial Cal Check	Water	A20C360	"	6/6/2020 9:38:00PM
0F06008-CALJ	Cal Standard	Water	A20F083	"	6/6/2020 9:54:00PM
0F06008-CALK	Cal Standard	Water	A20F057	"	6/6/2020 10:11:00PM
0F06008-CALL	Cal Standard	Water	A20F058	"	6/6/2020 10:27:00PM
0F06008-CALM	Cal Standard	Water	A20F059	"	6/6/2020 10:44:00PM
0F06008-CALN	Cal Standard	Water	A20F060	"	6/6/2020 11:00:00PM
0F06008-CALO	Cal Standard	Water	A20F061	"	6/6/2020 11:17:00PM
0F06008-CALP	Cal Standard	Water	A20F056	"	6/6/2020 11:33:00PM
0F06008-ICV3	Initial Cal Check	Water	A20F062	"	6/7/2020 12:06:00AM
0F06008-CALQ	Cal Standard	Water	A20F084	"	6/7/2020 12:23:00AM
0F06008-CALR	Cal Standard	Water	A20F064	"	6/7/2020 12:39:00AM
0F06008-CALS	Cal Standard	Water	A20F065	"	6/7/2020 12:56:00AM
0F06008-CALT	Cal Standard	Water	A20F066	"	6/7/2020 1:12:00AM
0F06008-CALU	Cal Standard	Water	A20D430	"	6/7/2020 1:29:00AM
0F06008-CALV	Cal Standard	Water	A20D431	"	6/7/2020 1:45:00AM
0F06008-CALW	Cal Standard	Water	A20F063	"	6/7/2020 2:02:00AM
0F06008-ICV4	Initial Cal Check	Water	A20F067	"	6/7/2020 2:35:00AM

CALIBRATION STANDARD RECOVERIES

Calibration: **A0F0804** Instrument: **DUALECD8F**

1311/8081B TCLP Pest Reg L Sequence: **0F06008** Matrix: **Water**

	Inst. MRL	Recalc Res.	Cal Level	%Rec.	Qual
0F06008-CAL1					
0F06008-CAL2					
0F06008-CAL3					

CALIBRATION SEQUENCE REVIEW SHEET

SEQUENCE: 0F06008

Calibration ID	Inst. MRL	Recalc Res.	Cal Level	%Rec.	Qual
0F06008-CAL4					
0F06008-CAL5					
0F06008-CAL6					
0F06008-CAL7					
0F06008-CAL8					
0F06008-CAL9					
0F06008-CALA					
0F06008-CALB					
0F06008-CALC					
0F06008-CALD					
0F06008-CALE					
0F06008-CALF					
0F06008-CALG					
0F06008-CALH					
0F06008-CALI					
0F06008-CALJ					
0F06008-CALK					
0F06008-CALL					
0F06008-CALM					
0F06008-CALN					
0F06008-CALO					
0F06008-CALP					
0F06008-CALQ					
0F06008-CALR					
0F06008-CALS					
0F06008-CALT					
0F06008-CALU					
0F06008-CALV					
0F06008-CALW					

CALIBRATION SEQUENCE REVIEW SHEET

SEQUENCE: 0F06008

Compounds listed above have recalculated recoveries outside 70-130% of the true values, and the calibration levels are above the reporting level. If no compounds are listed, all are OK. Please see the next section for quadratic fit compounds.

Analytes With Quadratic Curve Fits

Qualifier IMDL IMRL Spike Amt %Difference OK? Raise MRL to ?
 _____ _____

Analytes listed above have quadratic curve fits. If they are using a weighting option, they must be checked against the requested curve points to determine if the recalculated results are within limits (70-130 or as specified).

ICV RECOVERIES

Calibration: **A0F0804**

Instrument: **DUALECD8F**

608.3 Pesticides

Sequence: **0F06008**

Matrix: **Water**

0F06008-ICV1	Inst. MRL	ICV Level	Result	%Rec.	Qual
0F06008-ICV2	Inst. MRL	ICV Level	Result	%Rec.	Qual
0F06008-ICV3	Inst. MRL	ICV Level	Result	%Rec.	Qual
0F06008-ICV4	Inst. MRL	ICV Level	Result	%Rec.	Qual

Compounds listed above have Initial Calibration Verification standard recoveries outside 70-130% of the true values. If no compounds are listed, all have passing recoveries.

d-BHC

Response

9.00e+008

8.00e+008

7.00e+008

6.00e+008

5.00e+008

4.00e+008

3.00e+008

2.00e+008

1.00e+008

0

0

50

100

150

200

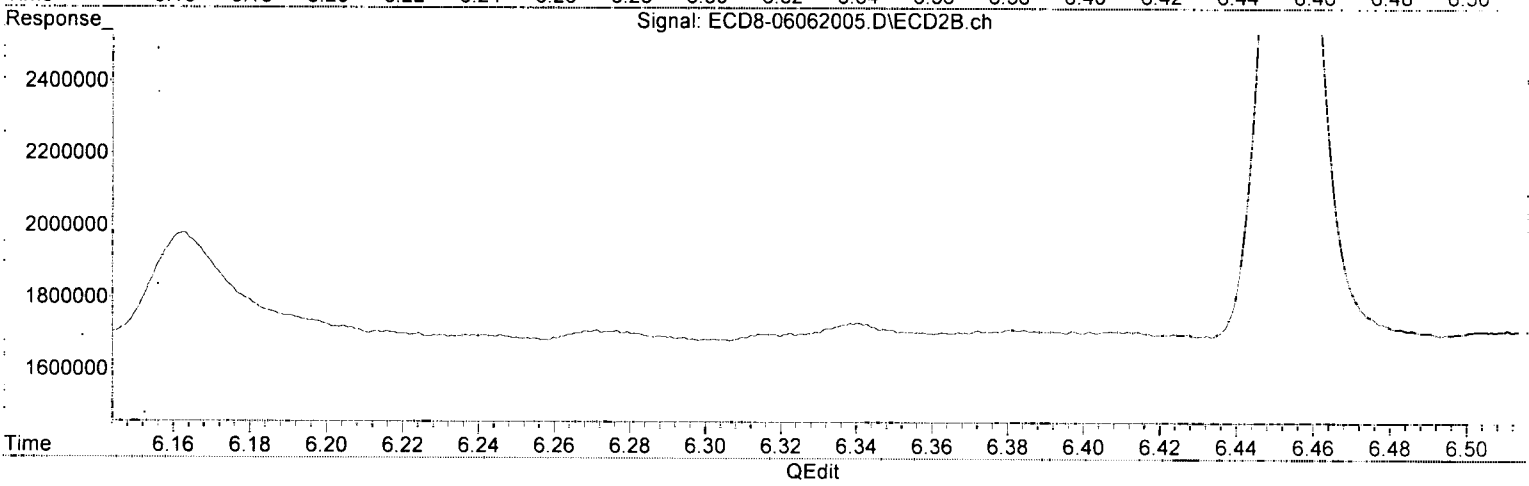
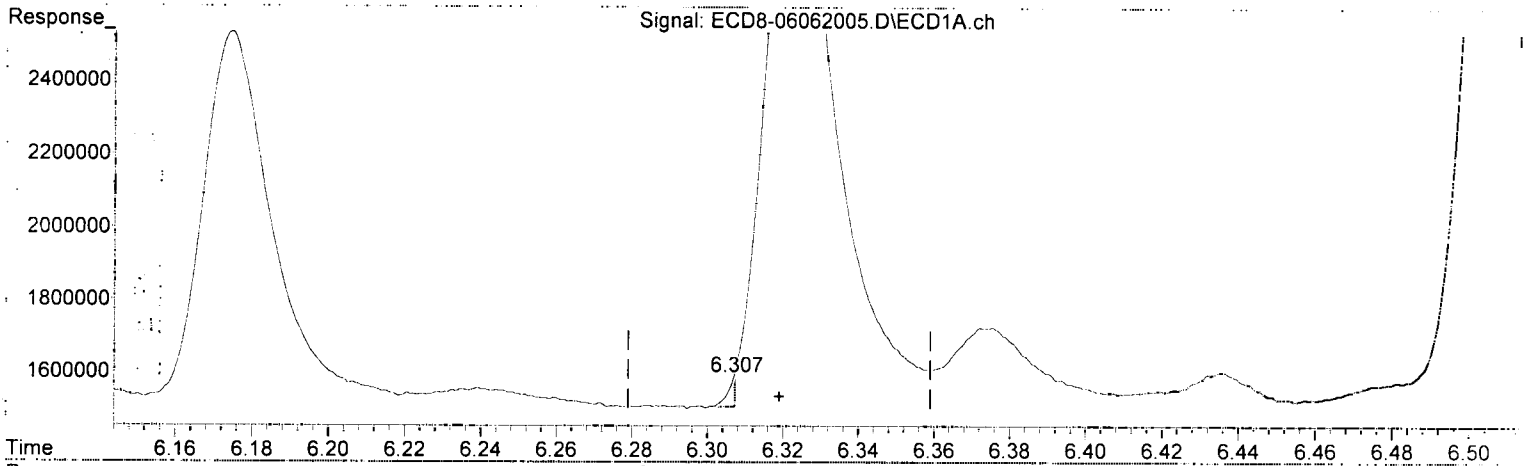
Concentration

R = 6.03e+003 A*A + 3.41e+006 A - 1.12e+005
Coef of Det (r^2) = 0.997
Method Name: C:\msdchem\1\methods\ECD8_QUANTPEST_200606.M
Calibration Table Last Updated: Sun Jun 07 14:14:20 2009
07/24/20 Anchor QEA, LLC - Gasco Field DC 2019 14a-b.DOC-CAP Testing Cores Page 479 of 962

Quantitation Report (Qedit)

Data Path : C:\msdchem\1\data\2020-06\0F06008\REQUANT\
Data File : ECD8-06062005.D
Signal(s) : Signal #1: ECD1A.ch Signal #2: ECD2B.ch
Acq On : 6 Jun 2020 15:51
Operator : MJB
Sample : 0F06008-CAL1
Misc : A20F080, AB 0.5 ppb
ALS Vial : 4 Sample Multiplier: 1

Integration File signal 1: PEST1.e
Integration File signal 2: PEST2.e
Quant Time: Jun 07 14:57:09 2020
Quant Method : C:\msdchem\1\methods\ECD8_QUANTPEST_200606.M
Quant Title : Instrument: DualECD8
QLast Update : Sun Jun 07 14:07:09 2020
Response via : Initial Calibration
Integrator: ChemStation

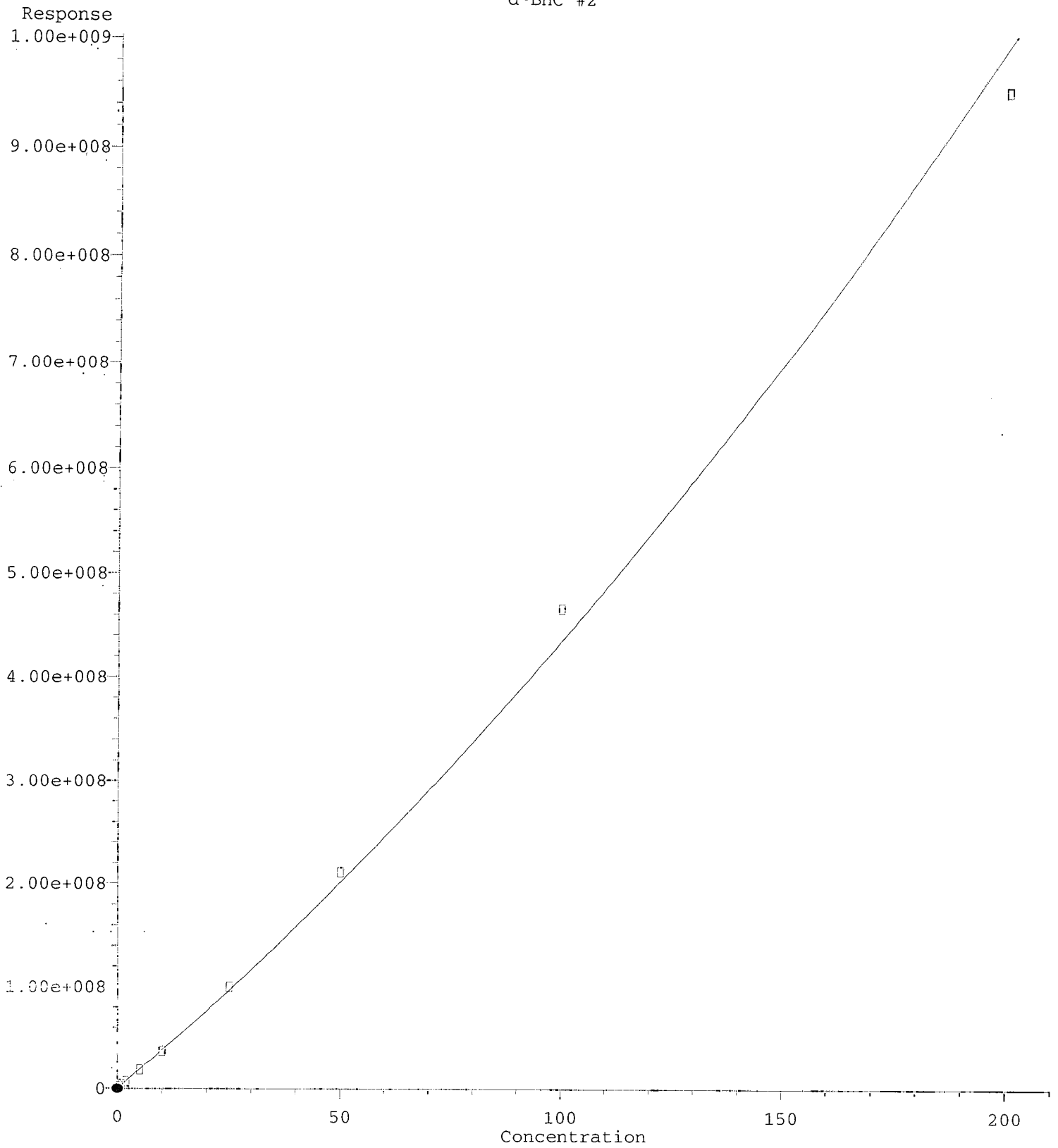


(6) d-BHC
6.307min 0.057 ng/mL(m)
response 80219

MJB
6/7/20

(6) d-BHC #2
7.093min 0.516 ng/mL
response 1786163

d-BHC #2



$R = 6.38e+003 A^*A + 3.71e+006 A - 1.32e+005$

Coef of Det (r^2) = 0.997
07/24/20 Anchor QEA, LLC - Gasco - Pier 40 2019 (4a-b) DOC-CAP Testing Cores Page 481 of 962

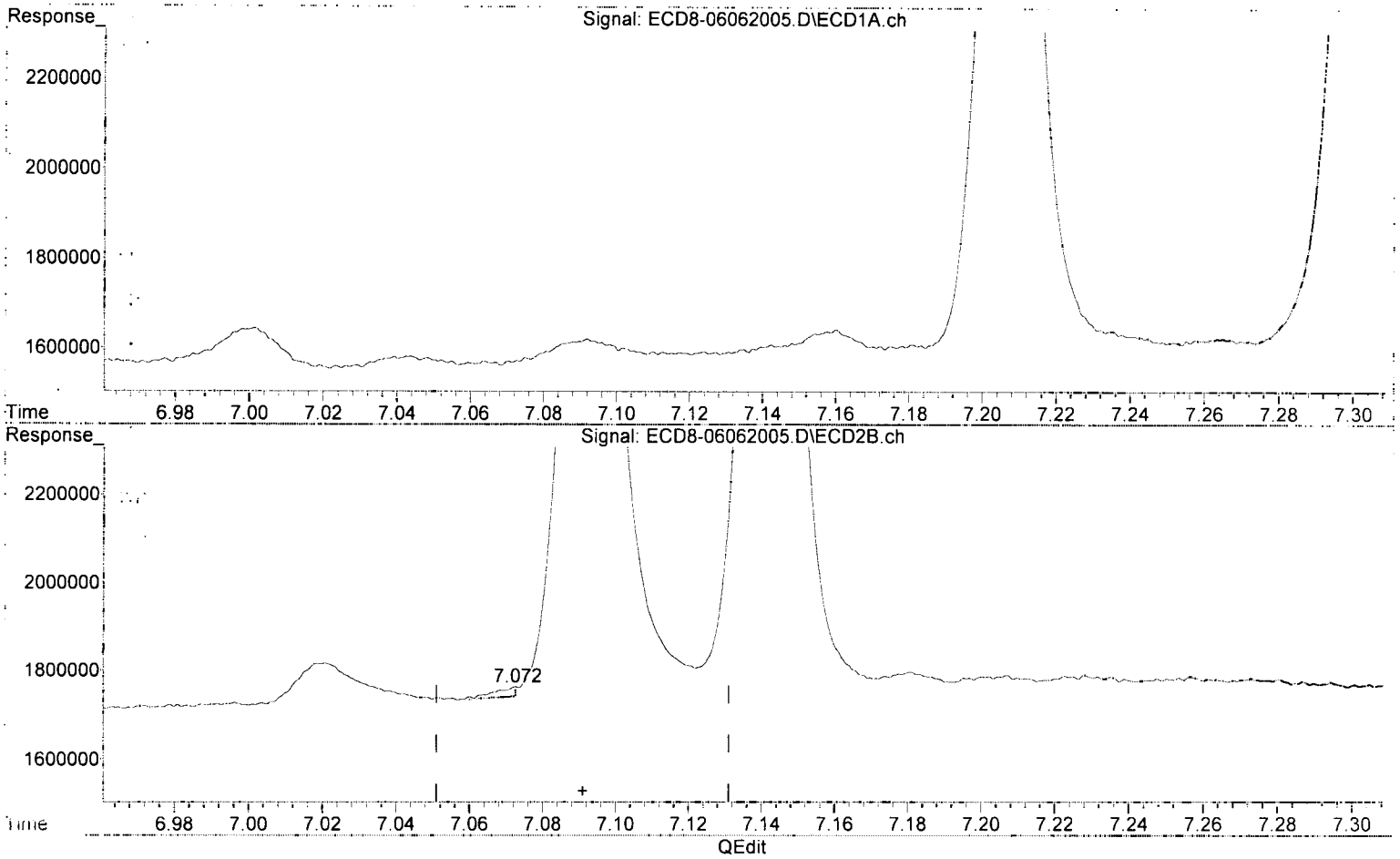
Method Name: C:\msdchem\1\methods\ECD8_QUANTPEST_200606.M

Calibration Table Last Updated: Sun Jun 07 14:14:20 2020

Quantitation Report (Qedit)

Data Path : C:\msdchem\1\data\2020-06\0F06008\REQUANT\
Data File : ECD8-06062005.D
Signal(s) : Signal #1: ECD1A.ch Signal #2: ECD2B.ch
Acq On : 6 Jun 2020 15:51
Operator : MJB
Sample : 0F06008-CAL1
Misc : A20F080, AB 0.5 ppb
ALS Vial : 4 Sample Multiplier: 1

Integration File signal 1: PEST1.e
Integration File signal 2: PEST2.e
Quant Time: Jun 07 14:57:09 2020
Quant Method : C:\msdchem\1\methods\ECD8_QUANTPEST_200606.M
Quant Title : Instrument: DualECD8
QLast Update : Sun Jun 07 14:07:09 2020
Response via : Initial Calibration
Integrator: ChemStation

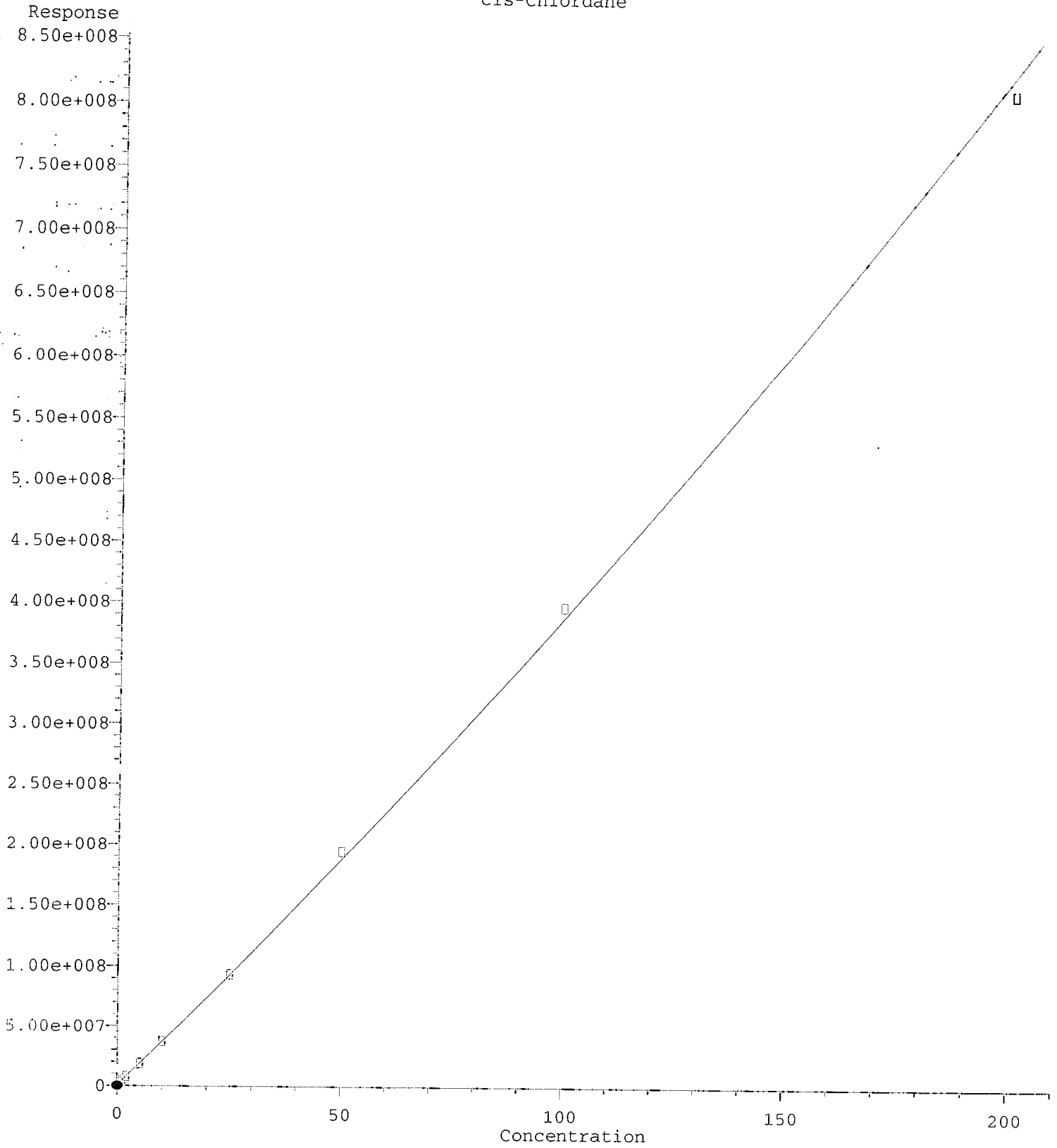


(6) d-BHC
6.307min 0.057 ng/mL m
response 80219

MJB
6/7/20

(6) d-BHC #2
7.072min 0.041 ng/mL(m)
response 22076

cis-Chlordane

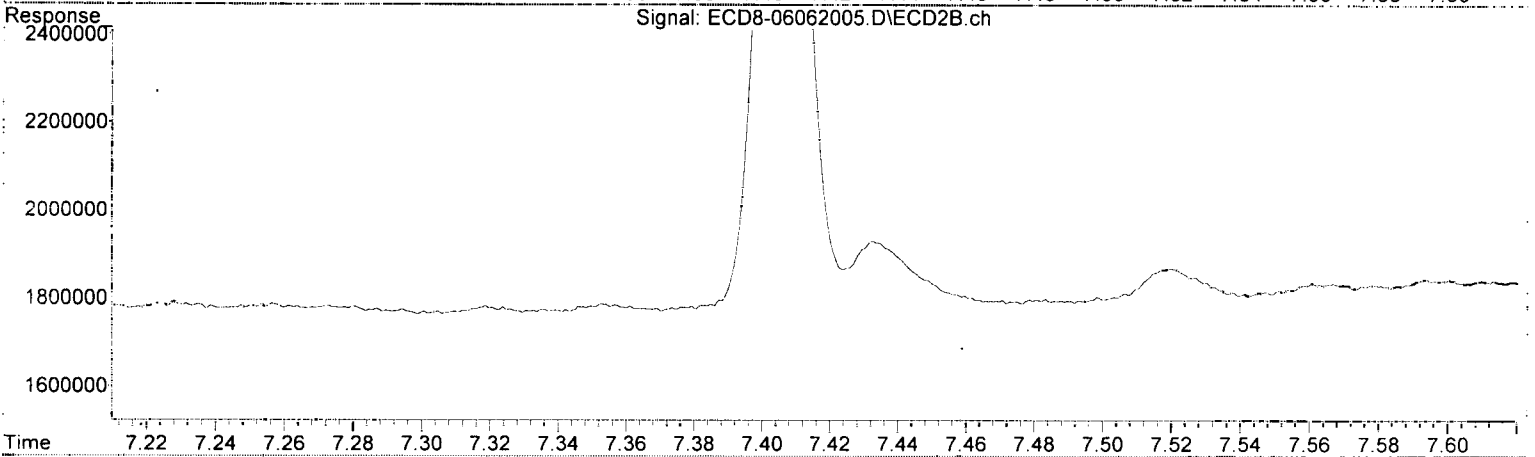
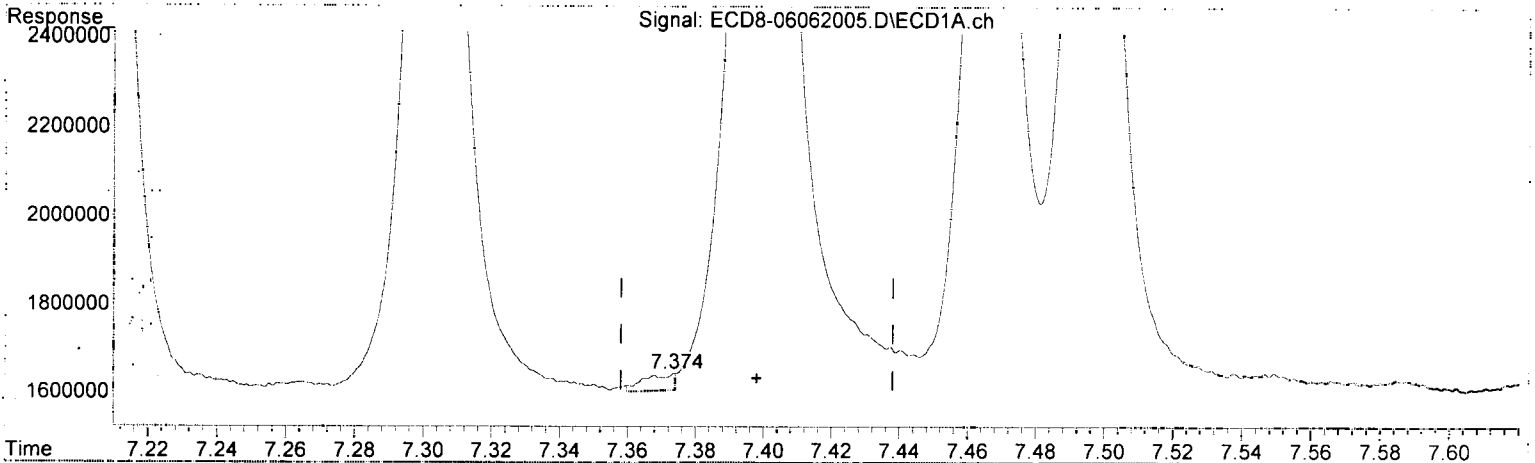


R = 2.56e+003 A*A + 3.62e+006 A + 7.53e+005
Coef of Det (r^2) = 0.989
Method Name: C:\msdchem\1\methods\ECD8_QUANTPEST_200606.M
Calibration Table Last Updated: Sun Jun 07 14:14:20 2009
07/24/20 Anchor QEX, LLC Gaso Perms DC-2019 14a6.D DC-CAP Testing Cores Page 483 of 962

Quantitation Report (Qedit)

Data Path : C:\msdchem\1\data\2020-06\0F06008\REQUANT\
Data File : ECD8-06062005.D
Signal(s) : Signal #1: ECD1A.ch Signal #2: ECD2B.ch
Acq On : 6 Jun 2020 15:51
Operator : MJB
Sample : 0F06008-CAL1
Misc : A20F080, AB 0.5 ppb
ALS Vial : 4 Sample Multiplier: 1

Integration File signal 1: PEST1.e
Integration File signal 2: PEST2.e
Quant Time: Jun 07 14:57:09 2020
Quant Method : C:\msdchem\1\methods\ECD8_QUANTPEST_200606.M
Quant Title : Instrument: DualECD8
QLast Update : Sun Jun 07 14:07:09 2020
Response via : Initial Calibration
Integrator: ChemStation

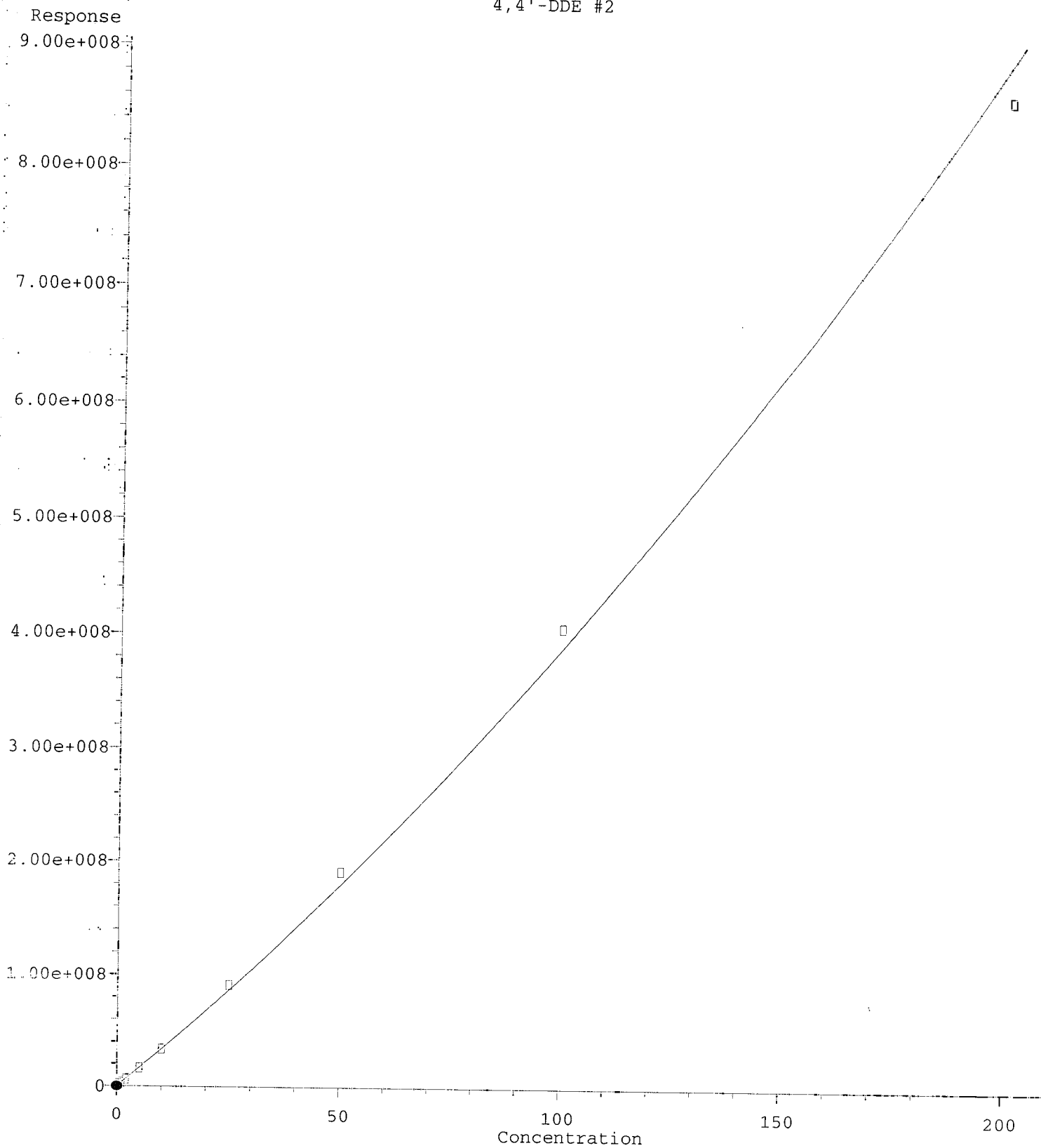


(10) cis-Chlordane
7.374min -0.198 ng/mL(m)
response 37331

MJB
6/7/20

(10) cis-Chlordane #2
8.095min 0.579 ng/mL
response 2156882

4,4'-DDE #2

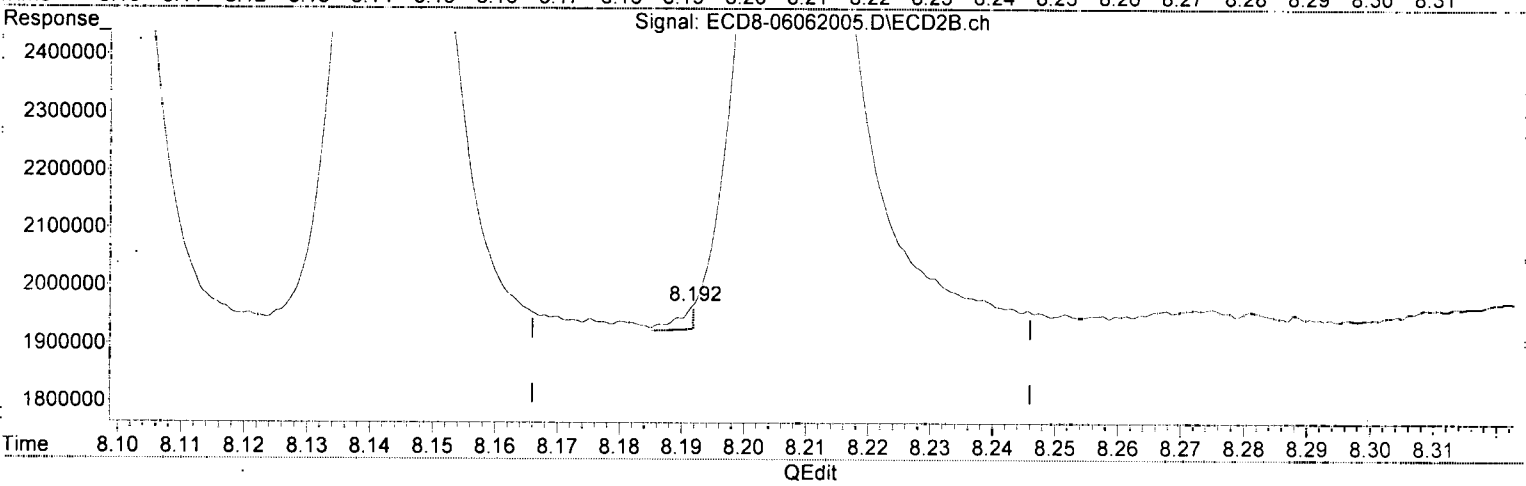
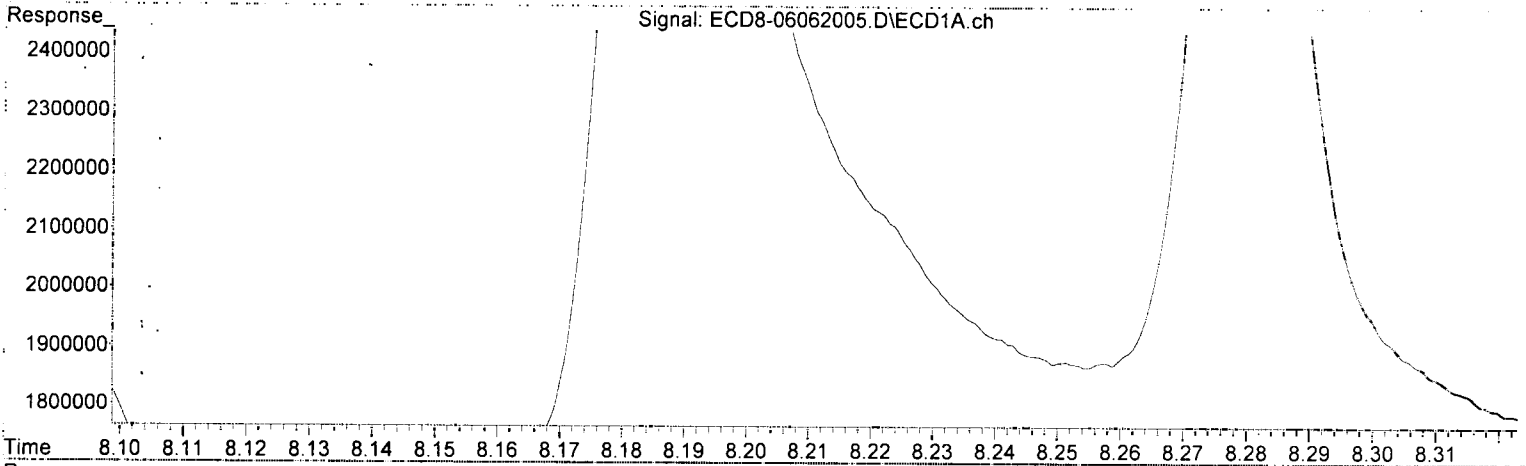


R = 5.80e+003 A*A + 3.30e+006 A - 1.94e+004
Coef of Det (r^2) = 0.997
Method Name: C:\msdchem\1\methods\ECD8_QUANTPEST_200606.M
Calibration Table Last Updated: Sun Jun 27 14:14:28 2006
Anchor QEX, LLC - Case QEX-2019-146-DOC-CAP Testing Cores Page 485 of 962

Quantitation Report (Qedit)

Data Path : C:\msdchem\1\data\2020-06\0F06008\REQUANT\
Data File : ECD8-06062005.D
Signal(s) : Signal #1: ECD1A.ch Signal #2: ECD2B.ch
Acq On : 6 Jun 2020 15:51
Operator : MJB
Sample : 0F06008-CAL1
Misc : A20F080, AB 0.5 ppb
ALS Vial : 4 Sample Multiplier: 1

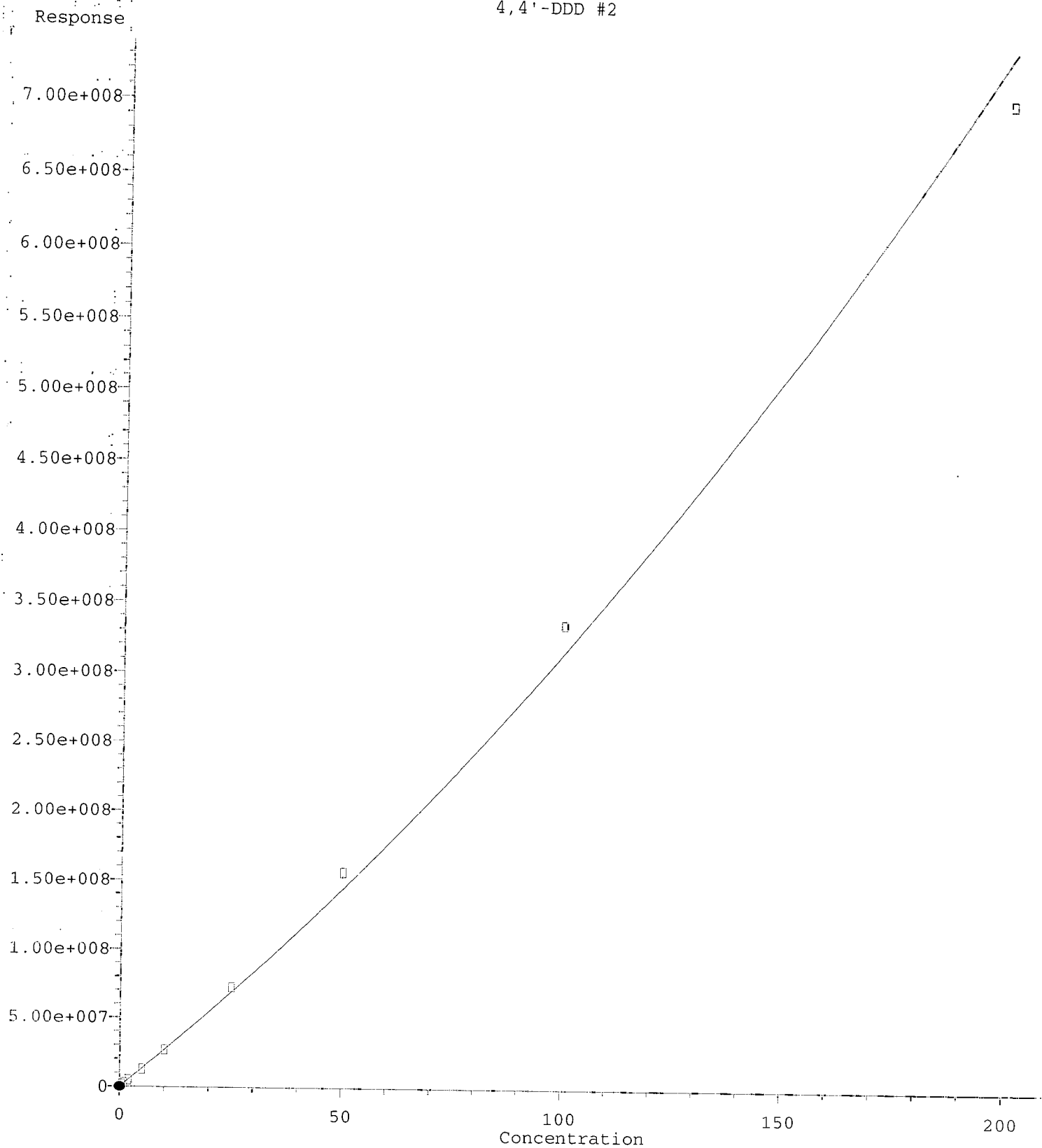
Integration File signal 1: PEST1.e
Integration File signal 2: PEST2.e
Quant Time: Jun 07 14:57:09 2020
Quant Method : C:\msdchem\1\methods\ECD8_QUANTPEST_200606.M
Quant Title : Instrument: DualECD8
QLast Update : Sun Jun 07 14:07:09 2020
Response via : Initial Calibration
Integrator: ChemStation



(12) 4,4'-DDE
7.467min 0.500 ng/mL
response 1831508

*MJB
6/7/20*

(12) 4,4'-DDE #2
8.192min 0.018 ng/mL(m)
response 39729

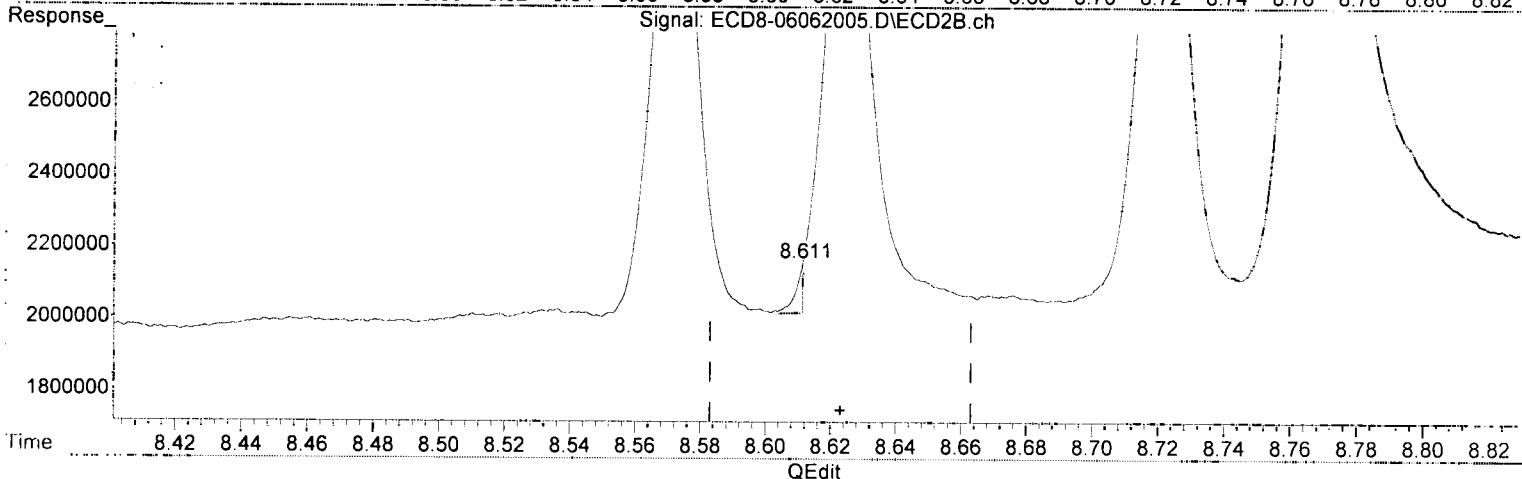
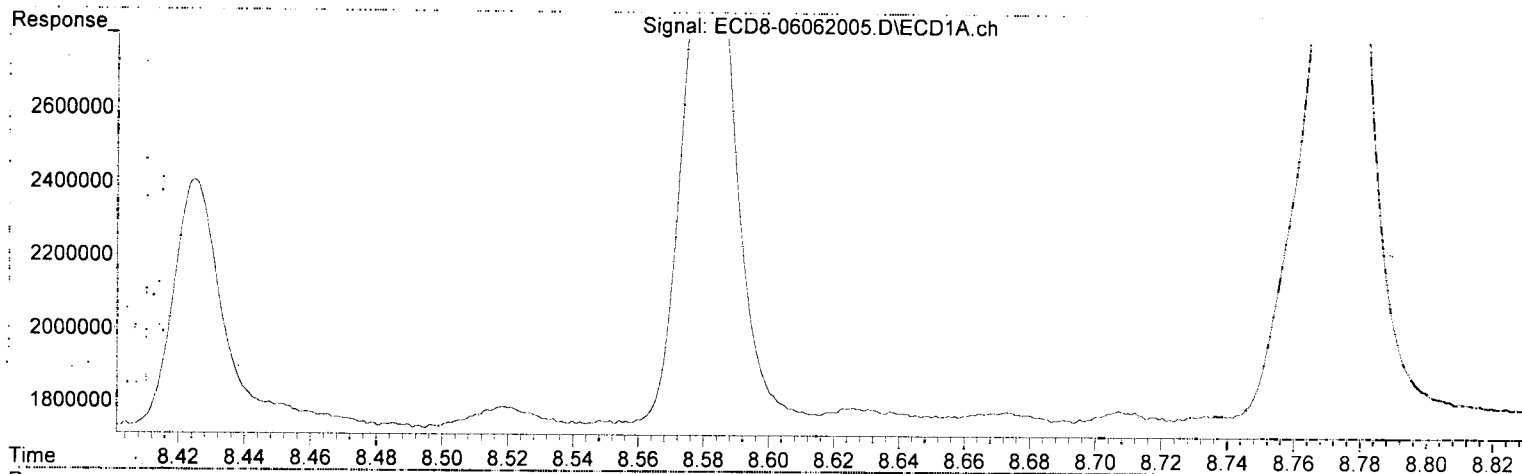


R = 5.32e+003 A*A + 2.62e+006 A + 6.04e+004
Coef of Det (r^2) = 0.995
Method Name: C:\msdchem\1\methods\ECD8_QUANTPEST_200606.M
Calibration Table Last Updated: Sun Jun 07 14:14:20 2009
07/24/20 Anchor QEA, LLC - Gasco-Peris DC 2019 14a6.2 DOC-CAP Testing Cores Page 487 of 962

Quantitation Report (Qedit)

Data Path : C:\msdchem\1\data\2020-06\0F06008\REQUANT\
Data File : ECD8-06062005.D
Signal(s) : Signal #1: ECD1A.ch Signal #2: ECD2B.ch
Acq On : 6 Jun 2020 15:51
Operator : MJB
Sample : 0F06008-CAL1
Misc : A20F080, AB 0.5 ppb
ALS Vial : 4 Sample Multiplier: 1

Integration File signal 1: PEST1.e
Integration File signal 2: PEST2.e
Quant Time: Jun 07 14:57:09 2020
Quant Method : C:\msdchem\1\methods\ECD8_QUANTPEST_200606.M
Quant Title : Instrument: DualECD8
QLast Update : Sun Jun 07 14:07:09 2020
Response via : Initial Calibration
Integrator: ChemStation



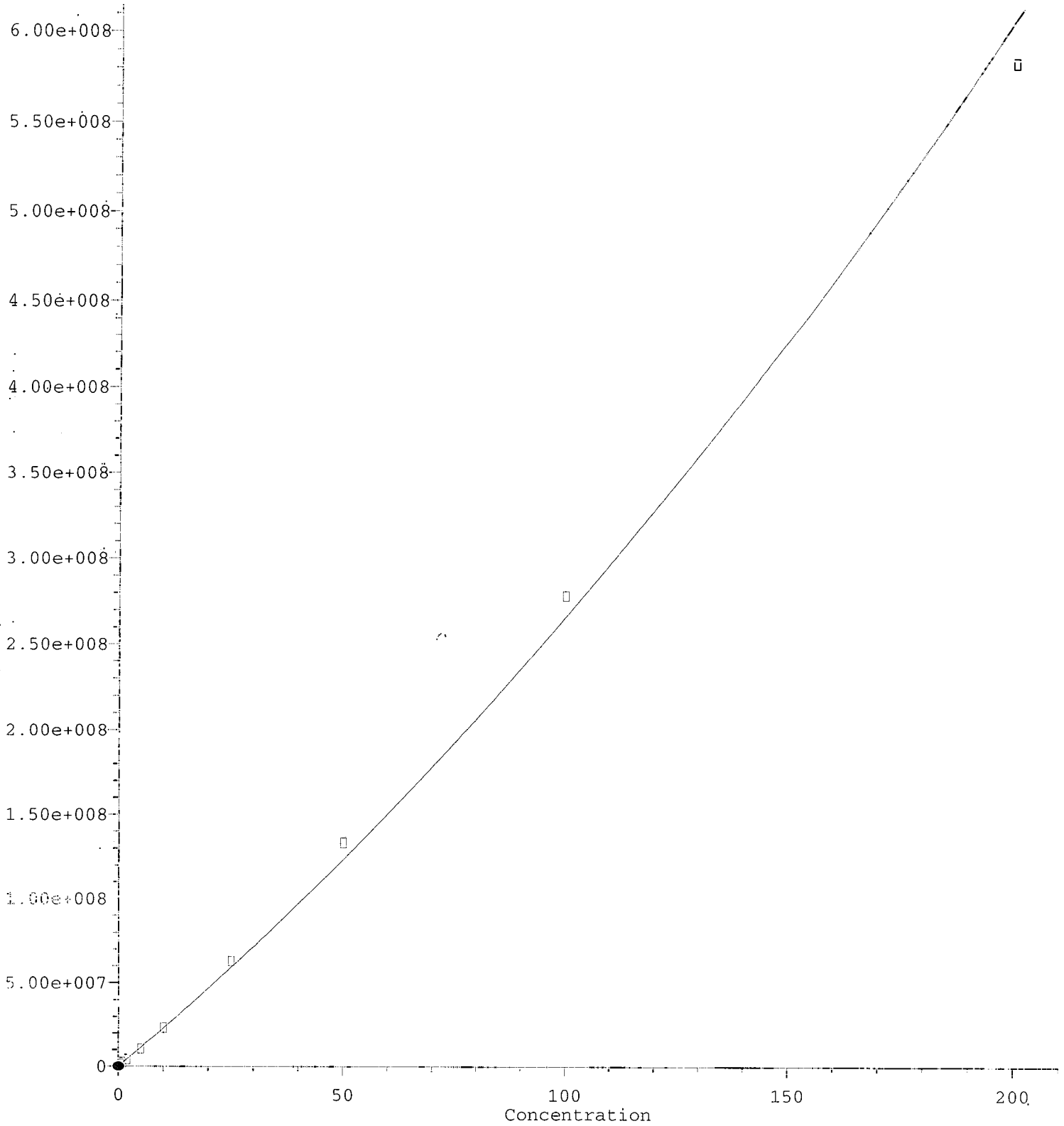
(15) 4,4'-DDD
7.888min 0.483 ng/mL
response 1378674

MJB 6/7/20

(15) 4,4'-DDD #2
8.611min 0.030 ng/mL(m)
response 138557

4,4'-DDT

Response



$R = 3.88e+003 A^*A + 2.27e+006 A - 2.10e+004$

Coef of Det (r^2) = 0.9895
07/24/20 Anchor QEA, LLC - Gasco Pier 2019 (1a) DOC-CAP Testing Cores Page 489 of 962

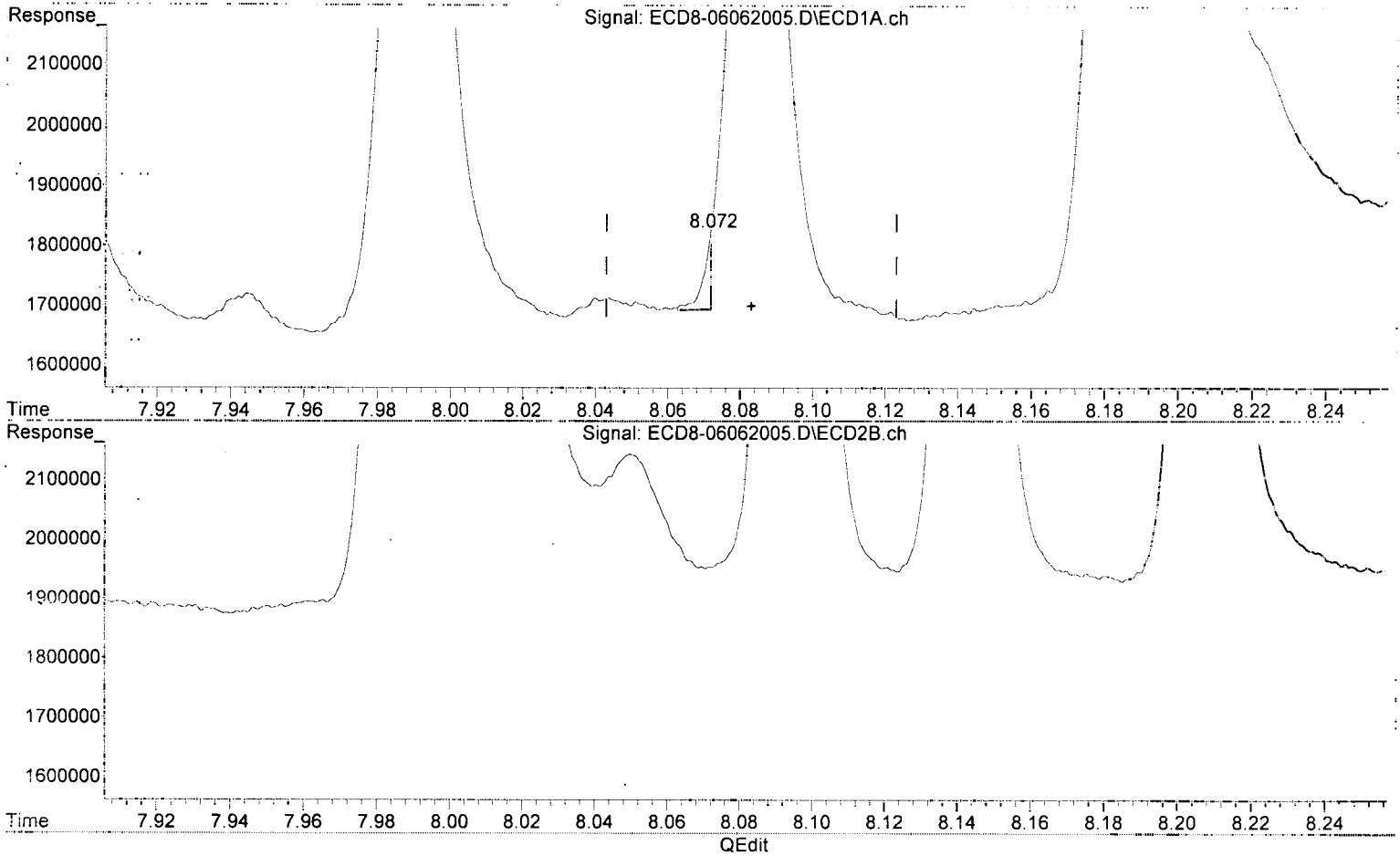
Method Name: C:\msdchem\1\methods\ECD8_QUANTPEST_200606.M

Calibration Table Last Updated: Sun Jun 07 14:14:30 2020

Quantitation Report (Qedit)

Data Path : C:\msdchem\1\data\2020-06\0F06008\REQUANT\
Data File : ECD8-06062005.D
Signal(s) : Signal #1: ECD1A.ch Signal #2: ECD2B.ch
Acq On : 6 Jun 2020 15:51
Operator : MJB
Sample : 0F06008-CAL1
Misc : A20F080, AB 0.5 ppb
ALS Vial : 4 Sample Multiplier: 1

Integration File signal 1: PEST1.e
Integration File signal 2: PEST2.e
Quant Time: Jun 07 14:57:09 2020
Quant Method : C:\msdchem\1\methods\ECD8_QUANTPEST_200606.M
Quant Title : Instrument: DualECD8
QLast Update : Sun Jun 07 14:07:09 2020
Response via : Initial Calibration
Integrator: ChemStation

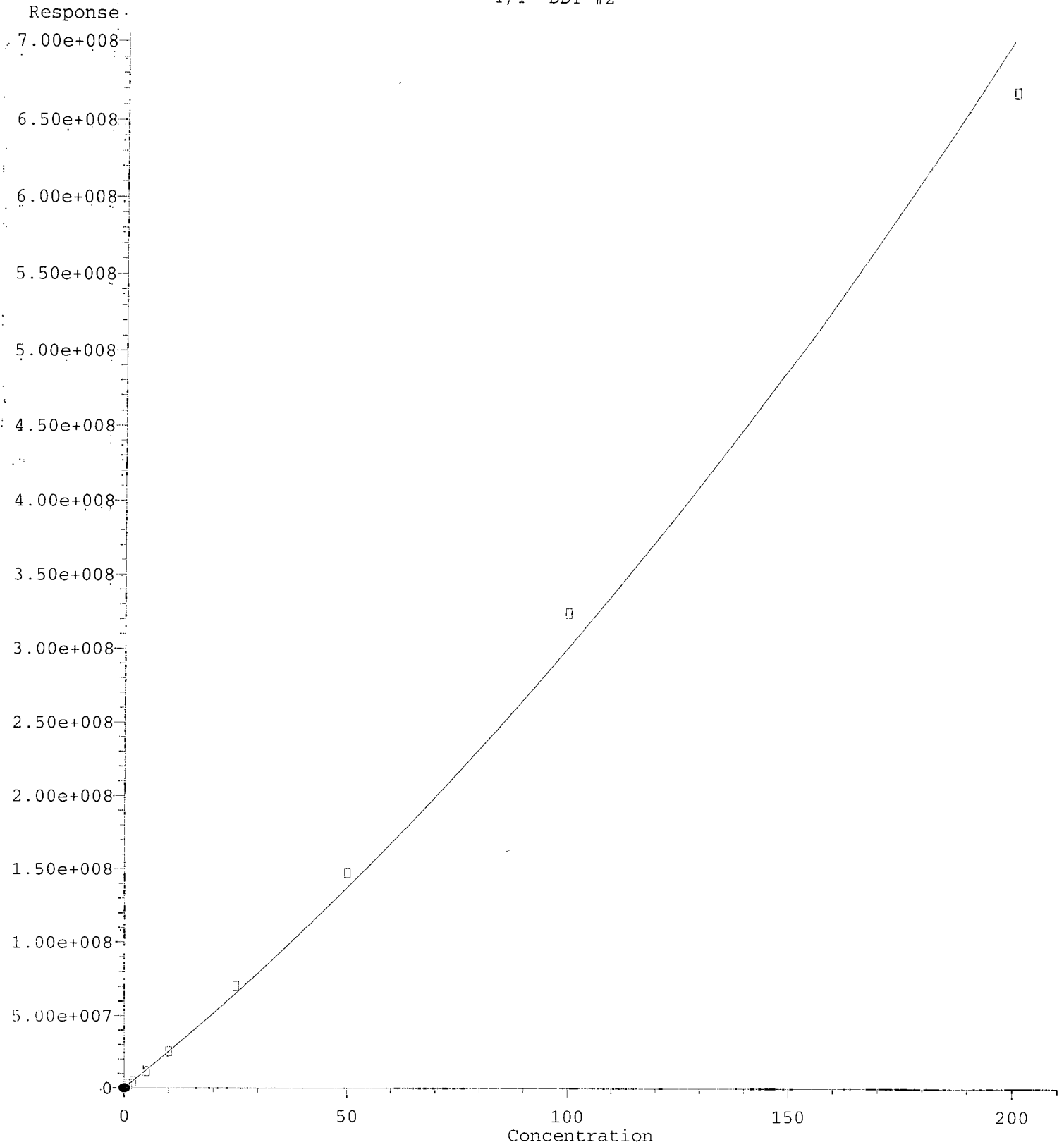


(17) 4,4'-DDT
8.072min 0.066 ng/mL(m)
response 129017

MJB
6/7/20

(17) 4,4'-DDT #2
8.851min 0.524 ng/mL
response 1397421

4,4'-DDT #2



$R = 5.29e+003 A^2 + 2.48e+006 A + 9.52e+004$

Coef of Det (r^2) = 0.9994
07/24/20 Anchor QEA, LC-Gasco-PreRD-2019-14-B-DC-CAP Testing Cores Page 491 of 962

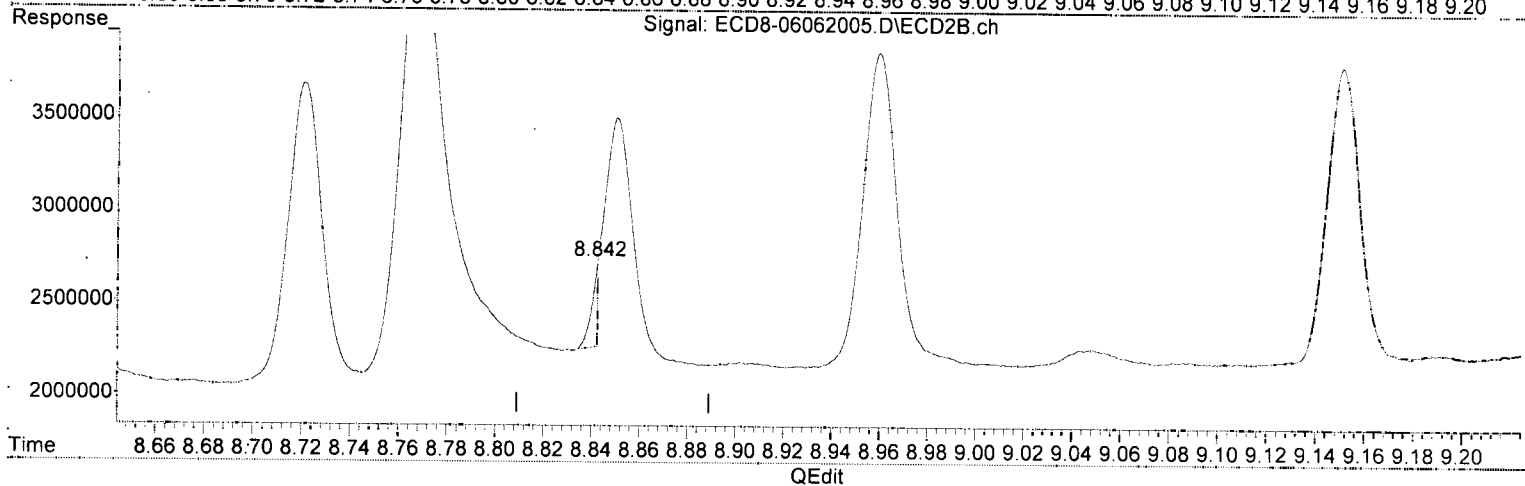
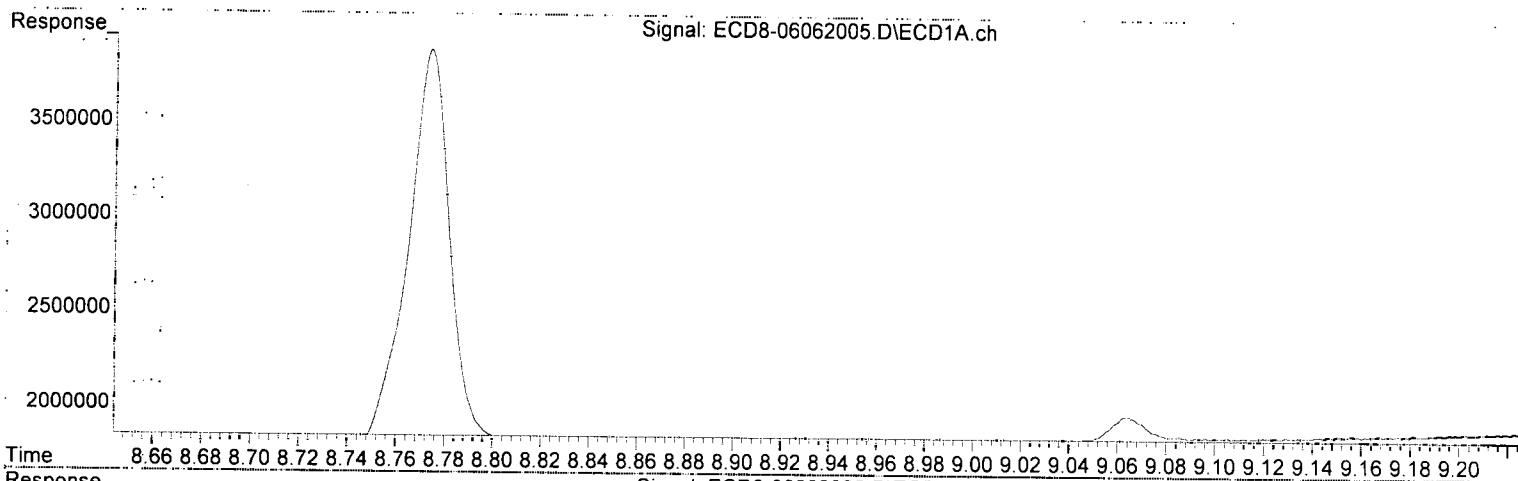
Method Name: C:\msdchem\1\methods\ECD8_QUANTPEST_200606.M

Calibration Table Last Updated: Sun Jun 07 14:14:20 2020

Quantitation Report (Qedit)

Data Path : C:\msdchem\1\data\2020-06\0F06008\REQUANT\
Data File : ECD8-06062005.D
Signal(s) : Signal #1: ECD1A.ch Signal #2: ECD2B.ch
Acq On : 6 Jun 2020 15:51
Operator : MJB
Sample : 0F06008-CAL1
Misc : A20F080, AB 0.5 ppb
ALS Vial : 4 Sample Multiplier: 1

Integration File signal 1: PEST1.e
Integration File signal 2: PEST2.e
Quant Time: Jun 07 14:57:09 2020
Quant Method : C:\msdchem\1\methods\ECD8_QUANTPEST_200606.M
Quant Title : Instrument: DualECD8
QLast Update : Sun Jun 07 14:07:09 2020
Response via : Initial Calibration
Integrator: ChemStation



(17) 4,4'-DDT

8.072min 0.066 ng/mL m

response 129017

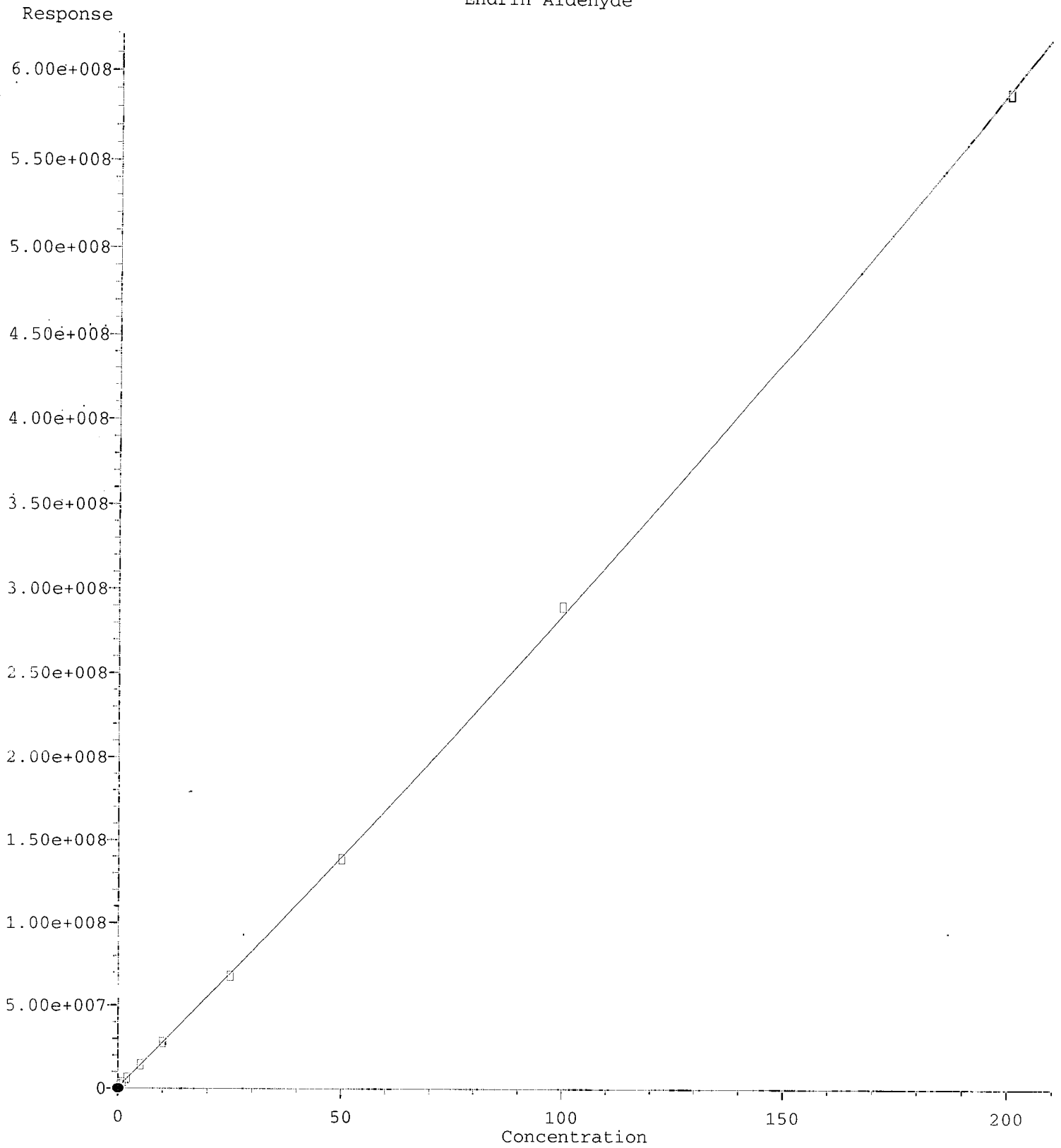
*MJB
6/7/20*

(17) 4,4'-DDT #2

8.842min 0.131 ng/mL m

response 420517

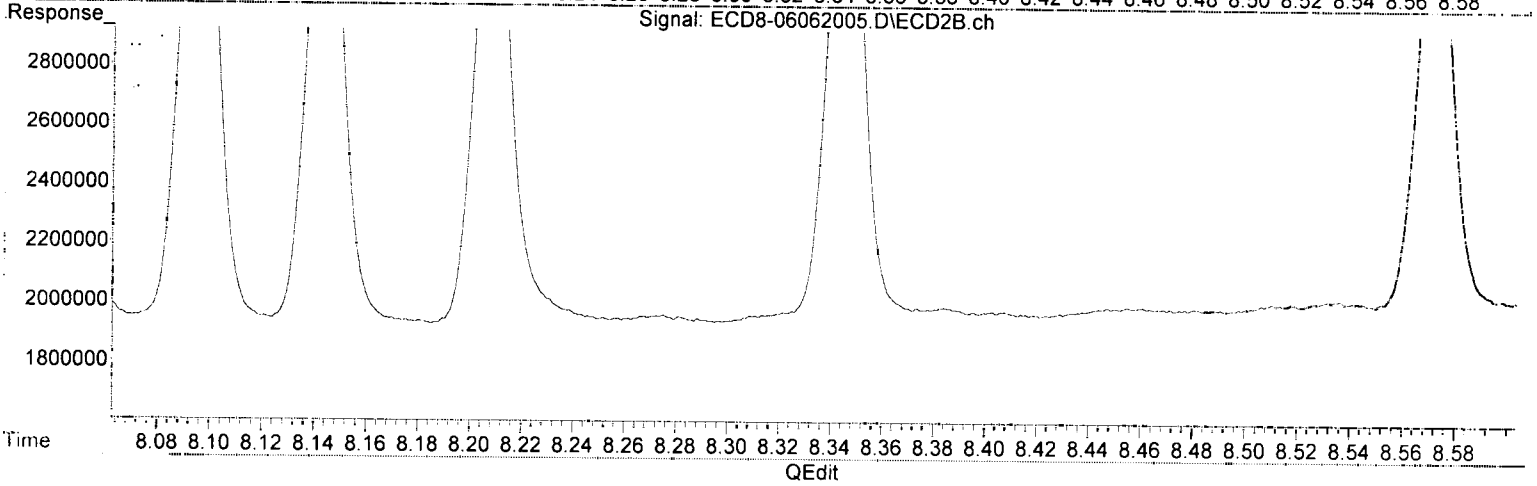
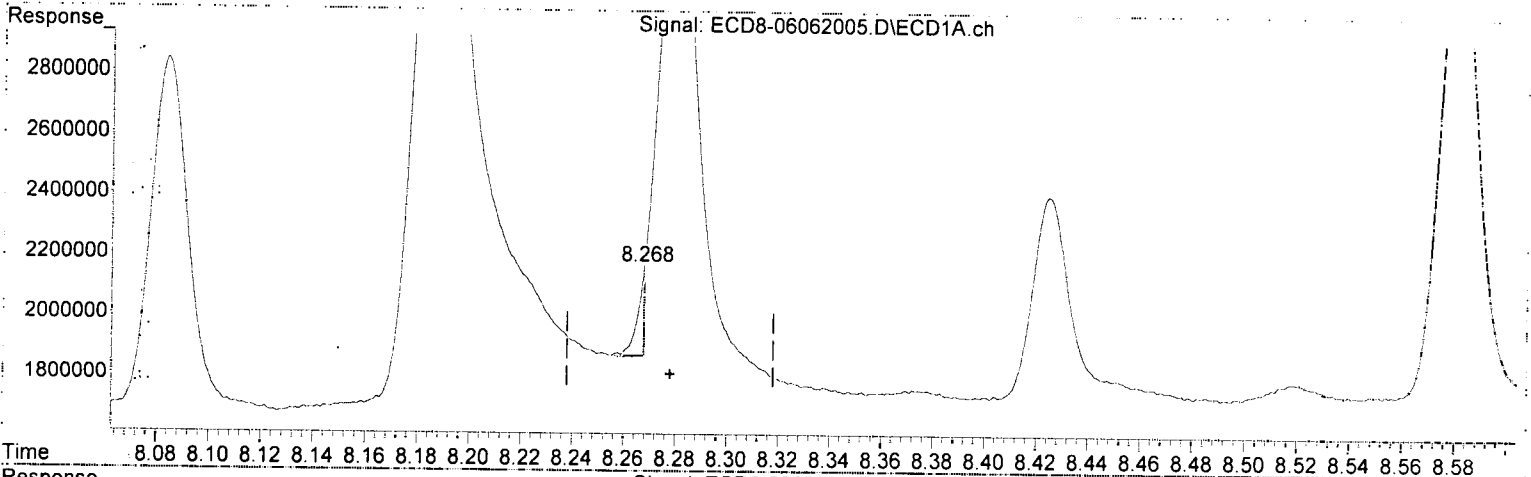
Endrin Aldehyde



Quantitation Report (Qedit)

Data Path : C:\msdchem\1\data\2020-06\0F06008\REQUANT\
Data File : ECD8-06062005.D
Signal(s) : Signal #1: ECD1A.ch Signal #2: ECD2B.ch
Acq On : 6 Jun 2020 15:51
Operator : MJB
Sample : 0F06008-CAL1
Misc : A20F080, AB 0.5 ppb
ALS Vial : 4 Sample Multiplier: 1

Integration File signal 1: PEST1.e
Integration File signal 2: PEST2.e
Quant Time: Jun 07 14:57:09 2020
Quant Method : C:\msdchem\1\methods\ECD8_QUANTPEST_200606.M
Quant Title : Instrument: DualECD8
QLast Update : Sun Jun 07 14:07:09 2020
Response via : Initial Calibration
Integrator: ChemStation



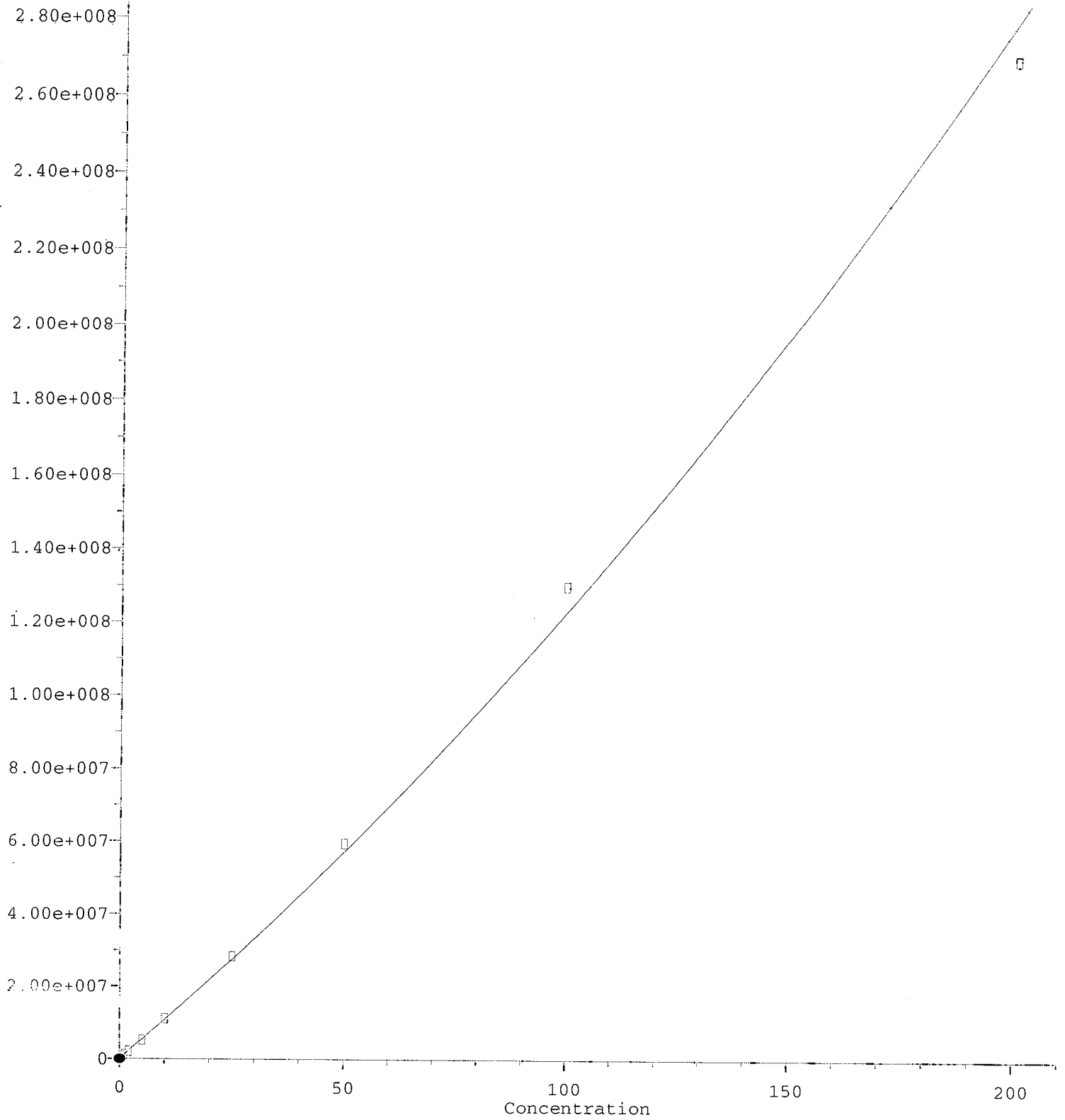
(18) Endrin Aldehyde
8.268min -0.090 ng/mL(m)
response 296884

MJB
6/7/20

(18) Endrin Aldehyde #2
8.960min 0.594 ng/mL
response 1718494

Methoxychlor

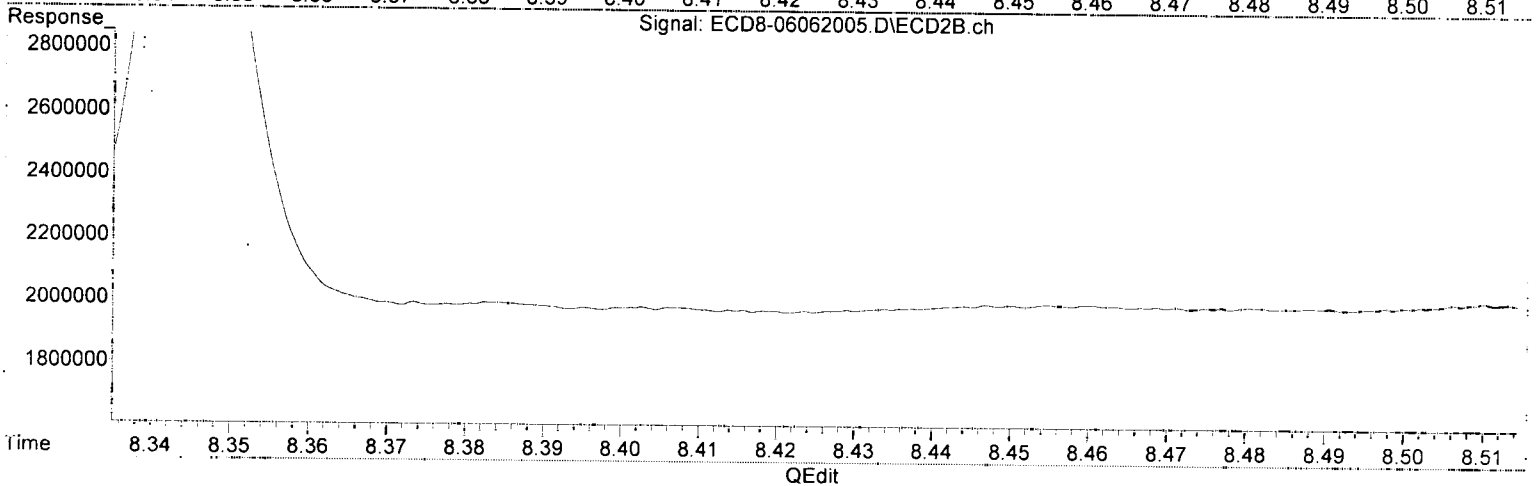
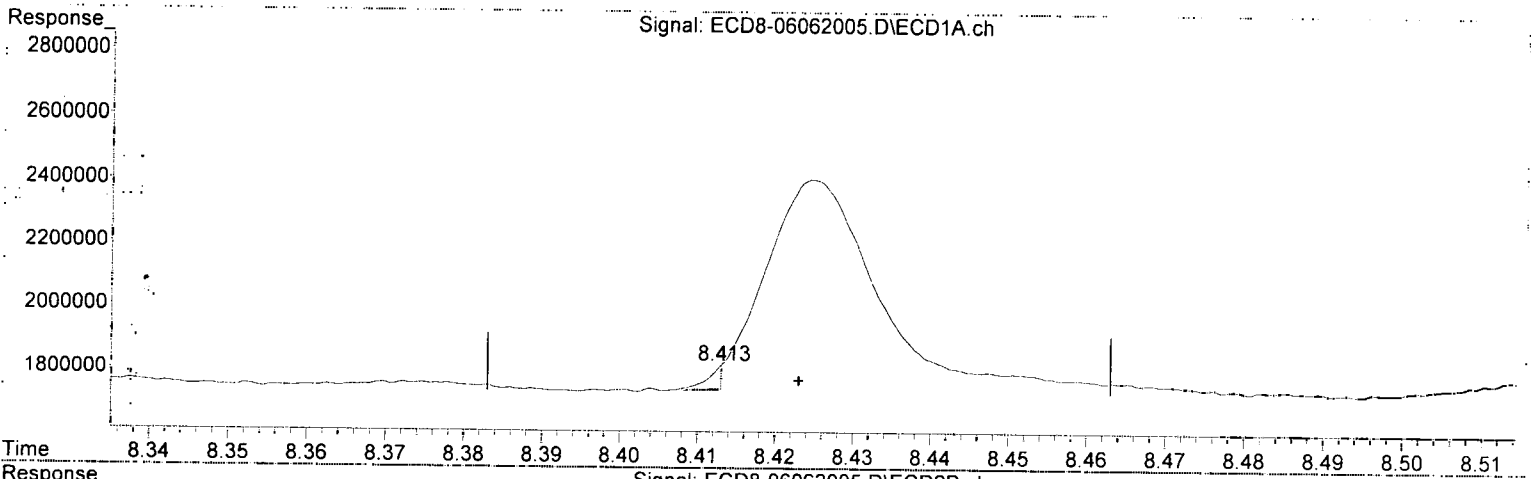
Response



Quantitation Report (Qedit)

Data Path : C:\msdchem\1\data\2020-06\0F06008\REQUANT\
Data File : ECD8-06062005.D
Signal(s) : Signal #1: ECD1A.ch Signal #2: ECD2B.ch
Acq On : 6 Jun 2020 15:51
Operator : MJB
Sample : 0F06008-CAL1
Misc : A20F080, AB 0.5 ppb
ALS Vial : 4 Sample Multiplier: 1

Integration File signal 1: PEST1.e
Integration File signal 2: PEST2.e
Quant Time: Jun 07 14:57:09 2020
Quant Method : C:\msdchem\1\methods\ECD8_QUANTPEST_200606.M
Quant Title : Instrument: DualECD8
QLast Update : Sun Jun 07 14:07:09 2020
Response via : Initial Calibration
Integrator: ChemStation



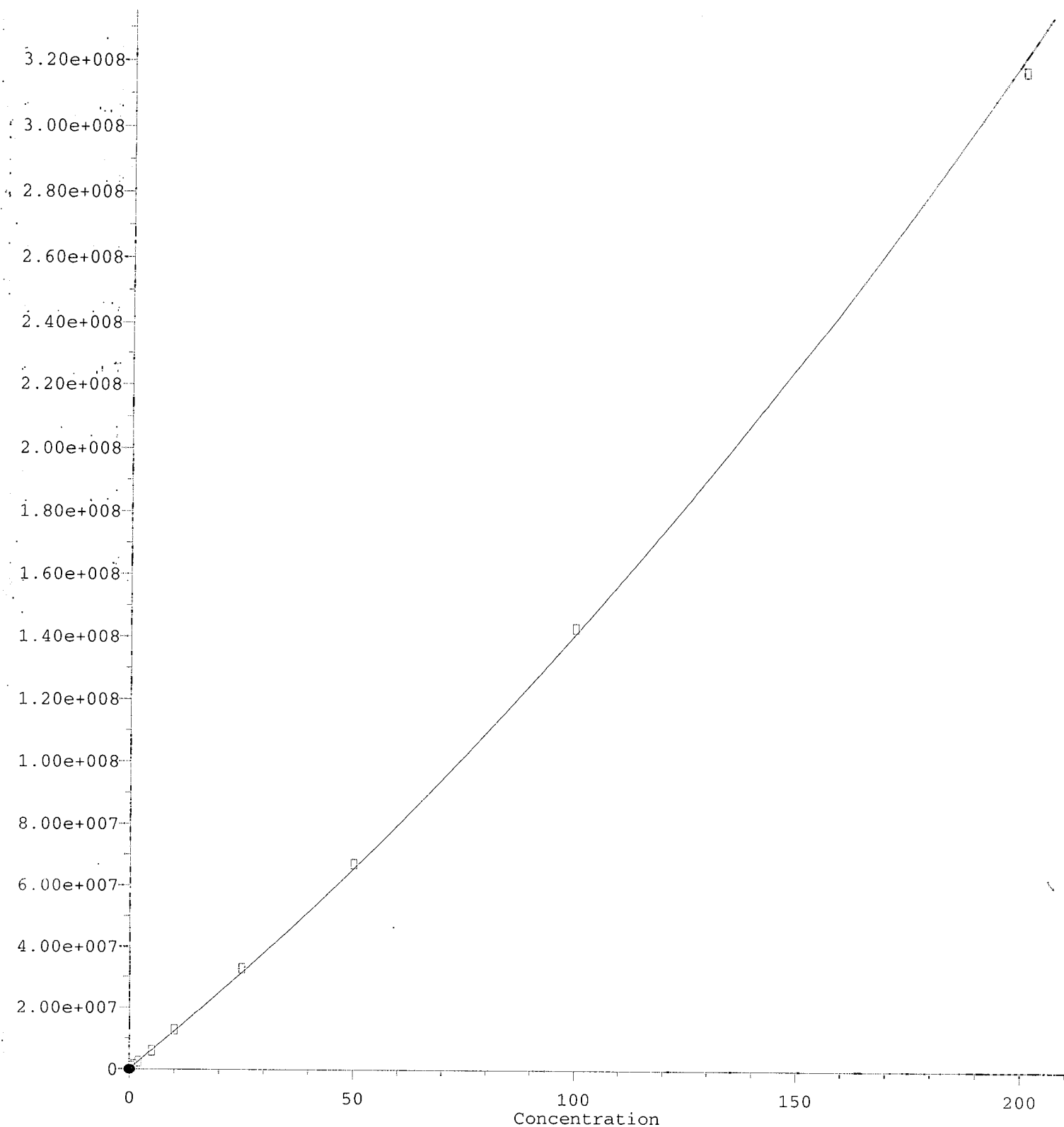
(20) Methoxychlor
8.413min -0.069 ng/mL(m)
response 77928

*MJB
6/7/20*

(20) Methoxychlor #2
9.335min 0.508 ng/mL
response 797429

Methoxychlor #2

Response



$R = 2.09e+003 A^2 + 1.20e+006 A + 1.88e+005$

Coef of Det (r^2) = 0.998
07/24/20 Anchor QEA, ELC - Gasco-Pre RD-DC 2019 (1 of 5) DOC-CAP Testing Cores Page 497 of 962

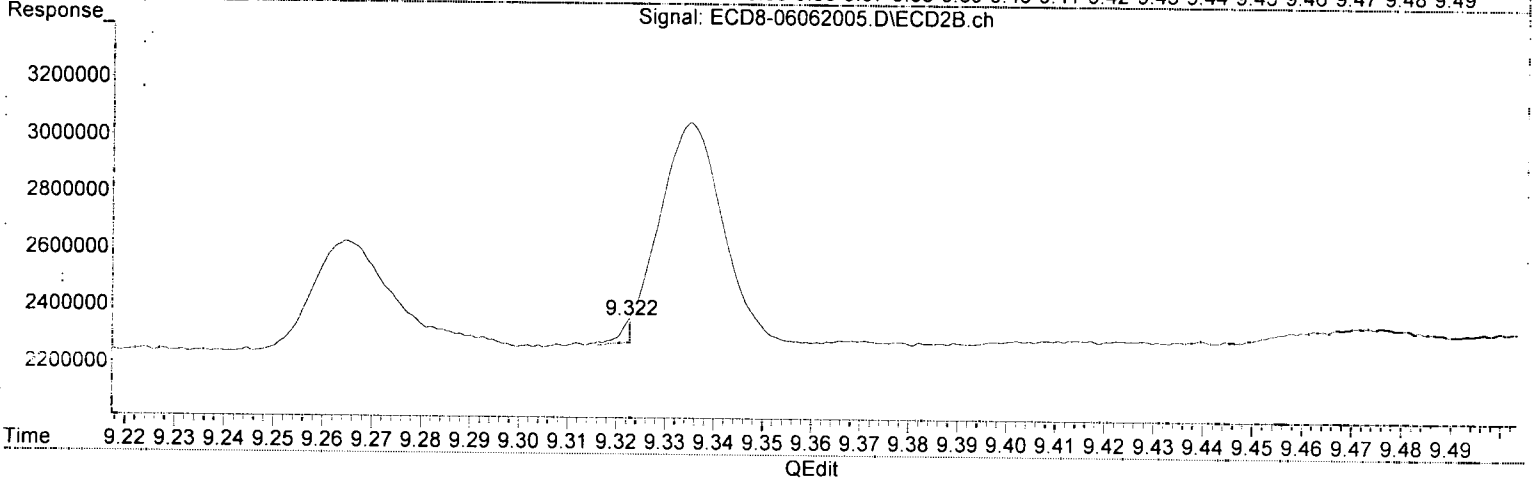
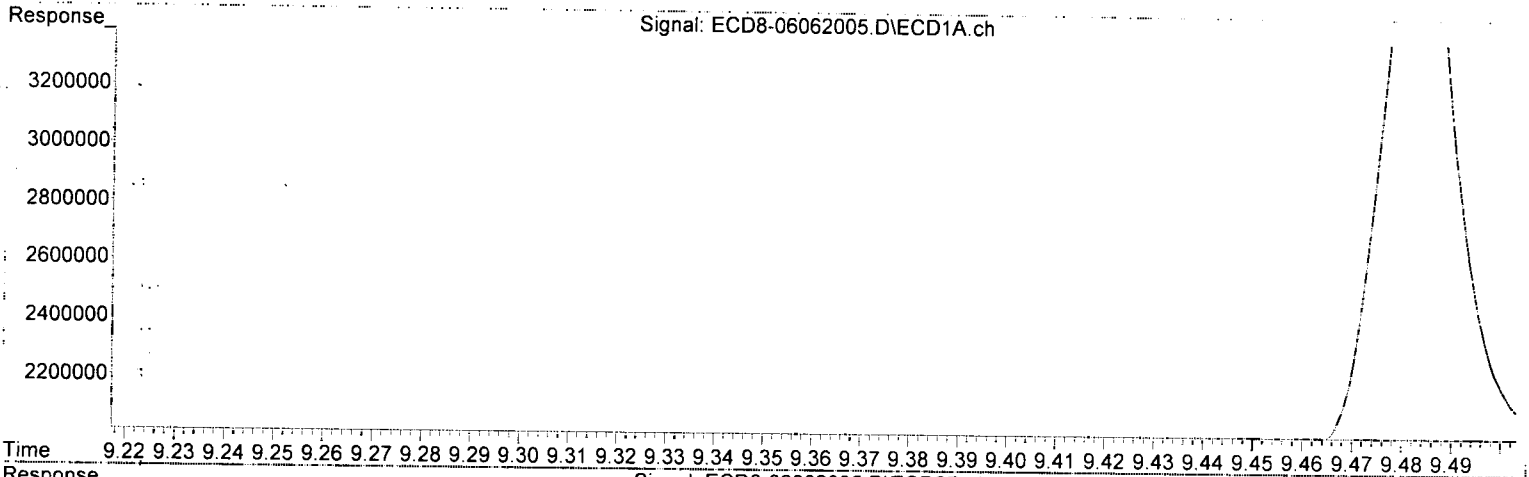
Method Name: C:\msdchem\1\methods\ECD8_QUANTPEST_200606.M

Calibration Table Last Updated: Sun Jun 07 14:14:20 2020

Quantitation Report (Qedit)

Data Path : C:\msdchem\1\data\2020-06\0F06008\REQUANT\
Data File : ECD8-06062005.D
Signal(s) : Signal #1: ECD1A.ch Signal #2: ECD2B.ch
Acq On : 6 Jun 2020 15:51
Operator : MJB
Sample : 0F06008-CAL1
Misc : A20F080, AB 0.5 ppb
ALS Vial : 4 Sample Multiplier: 1

Integration File signal 1: PEST1.e
Integration File signal 2: PEST2.e
Quant Time: Jun 07 14:57:09 2020
Quant Method : C:\msdchem\1\methods\ECD8_QUANTPEST_200606.M
Quant Title : Instrument: DualECD8
QLast Update : Sun Jun 07 14:07:09 2020
Response via : Initial Calibration
Integrator: ChemStation



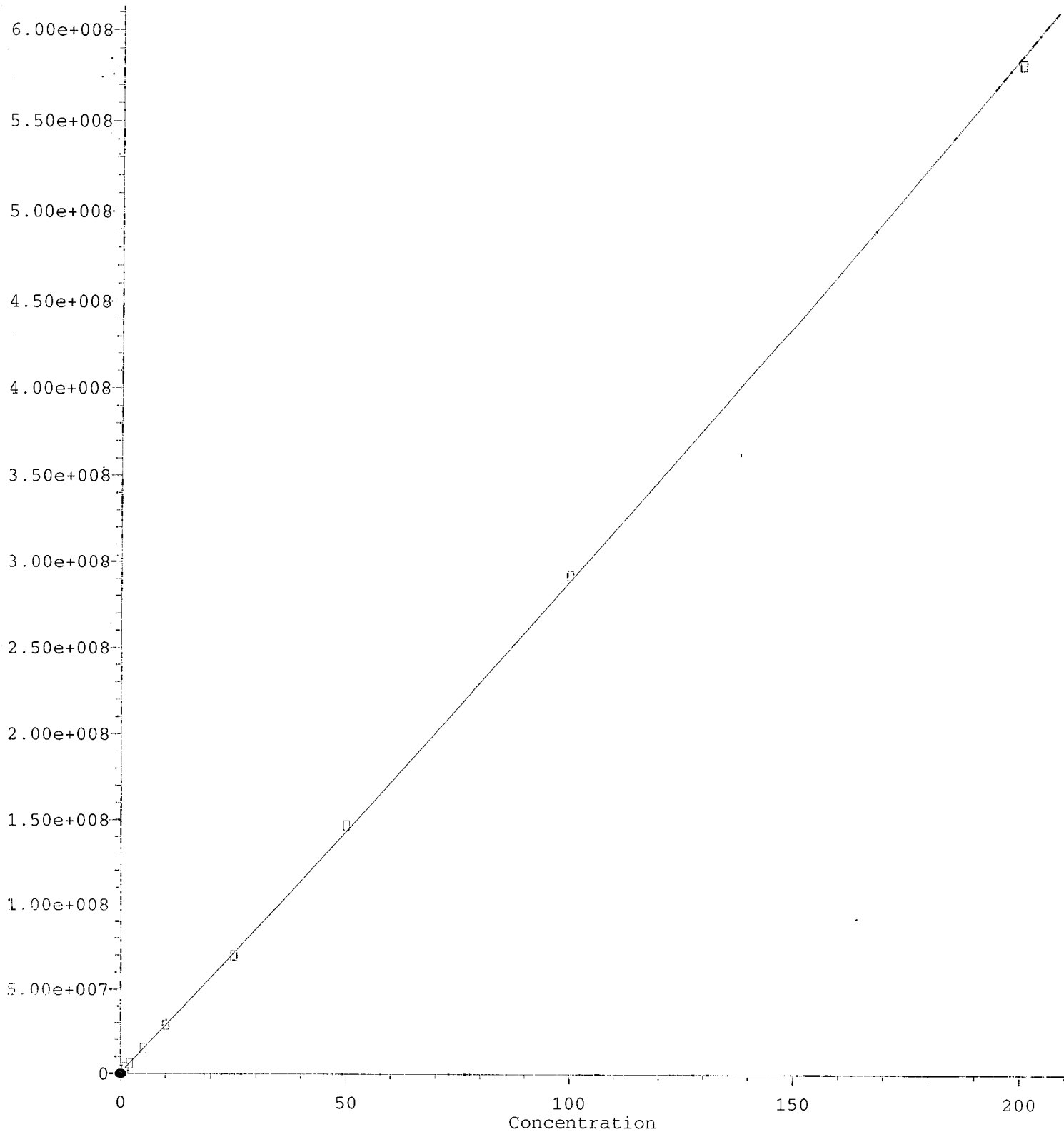
(20) Methoxychlor
8.413min -0.069 ng/mL m
response 77928

*MJB
6/7/20*

(20) Methoxychlor #2
9.322min -0.091 ng/mL(m)
response 78587

DCBP (S)

Response



$R = 6.12e+002 A^2 + 2.82e+006 A + 6.05e+005$

Coef of Det (r^2) 07/24/2000 Anchor GE, ME, E, Gasco, PierD, DC 2019-14-15 DC-CAP Testing Cores Page 499 of 962

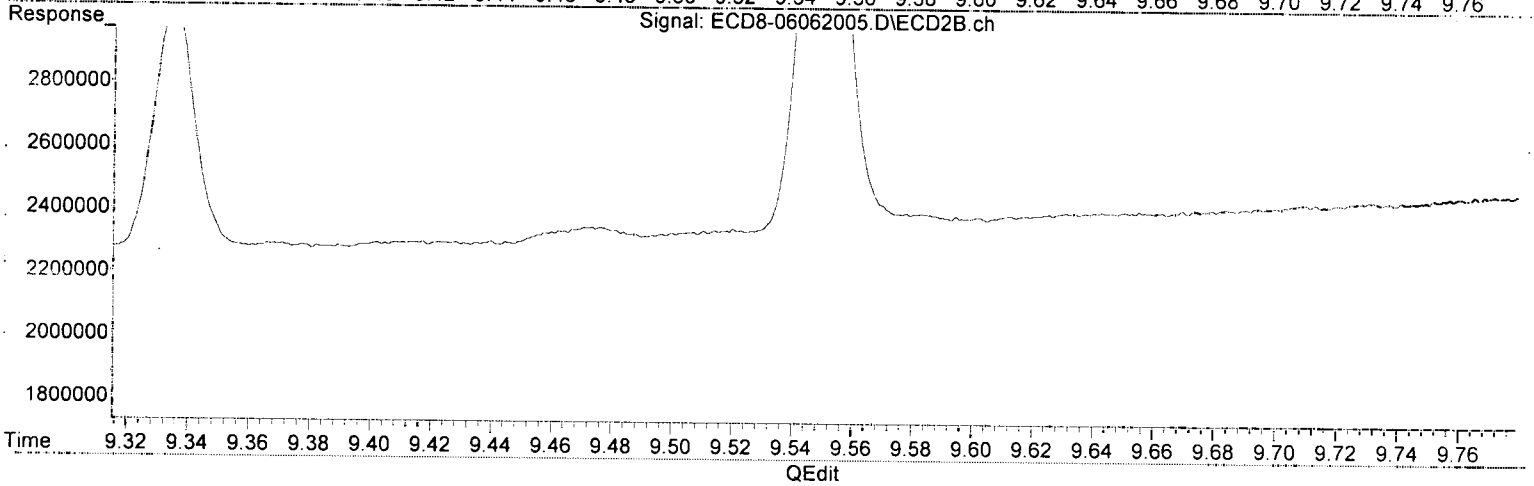
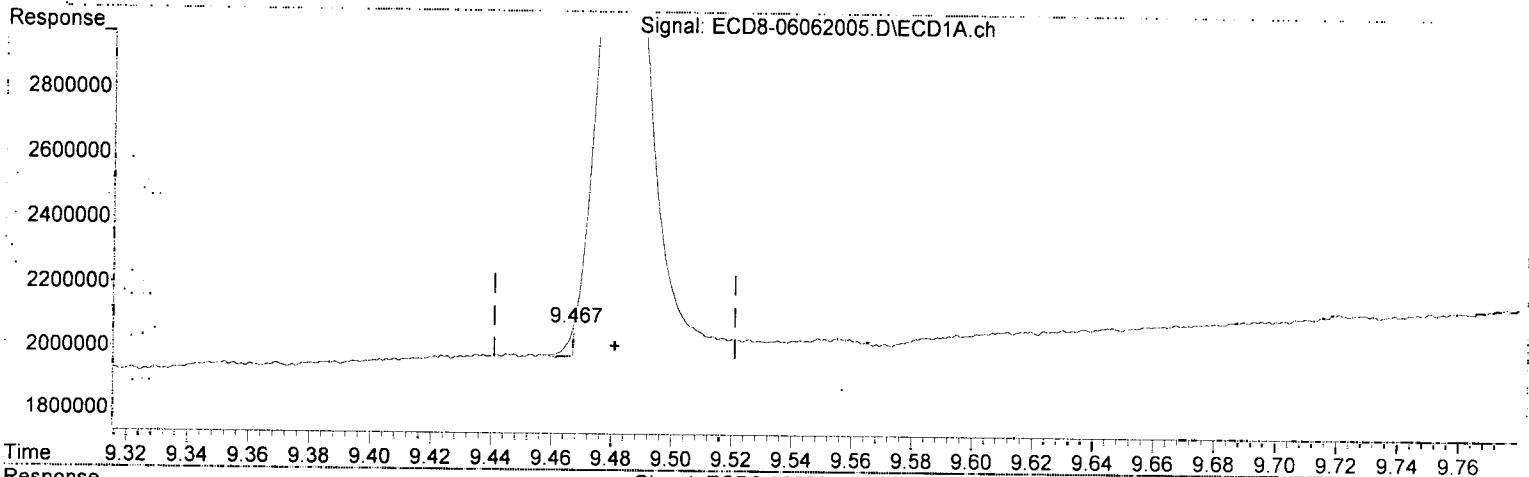
Method Name: C:\msdchem\1\methods\ECD8_QUANTPEST_200606.M

Calibration Table Last Updated: Sun Jun 07 14:14:20 2009

Quantitation Report (Qedit)

Data Path : C:\msdchem\1\data\2020-06\0F06008\REQUANT\
Data File : ECD8-06062005.D
Signal(s) : Signal #1: ECD1A.ch Signal #2: ECD2B.ch
Acq On : 6 Jun 2020 15:51
Operator : MJB
Sample : 0F06008-CAL1
Misc : A20F080, AB 0.5 ppb
ALS Vial : 4 Sample Multiplier: 1

Integration File signal 1: PEST1.e
Integration File signal 2: PEST2.e
Quant Time: Jun 07 14:57:09 2020
Quant Method : C:\msdchem\1\methods\ECD8_QUANTPEST_200606.M
Quant Title : Instrument: DualECD8
QLast Update : Sun Jun 07 14:07:09 2020
Response via : Initial Calibration
Integrator: ChemStation



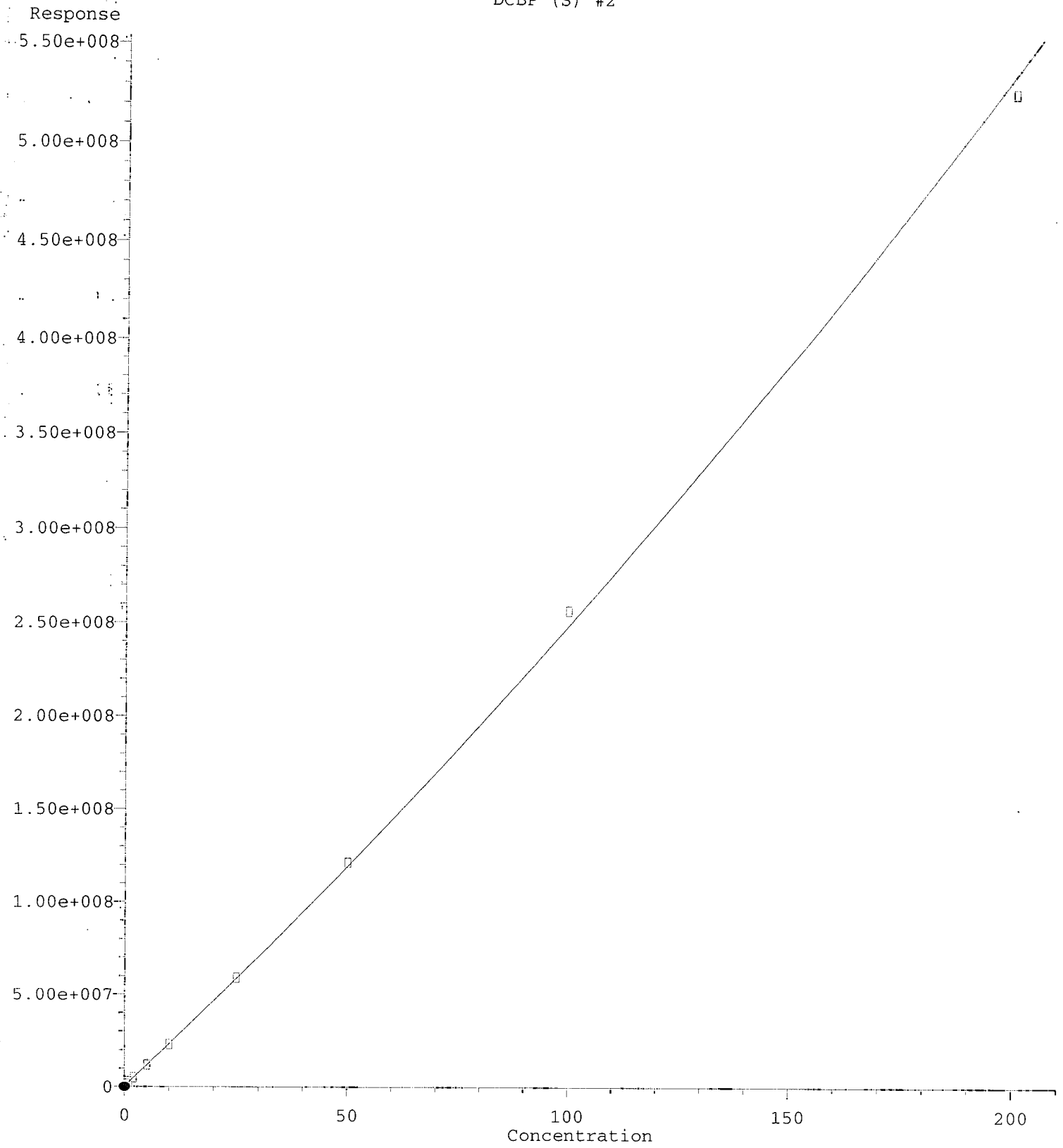
(22) DCBP (S) (S)

9.467min -0.183 ng/mL (M)
response 89510

MJB
6/7/20

(22) DCBP (S) #2 (S)

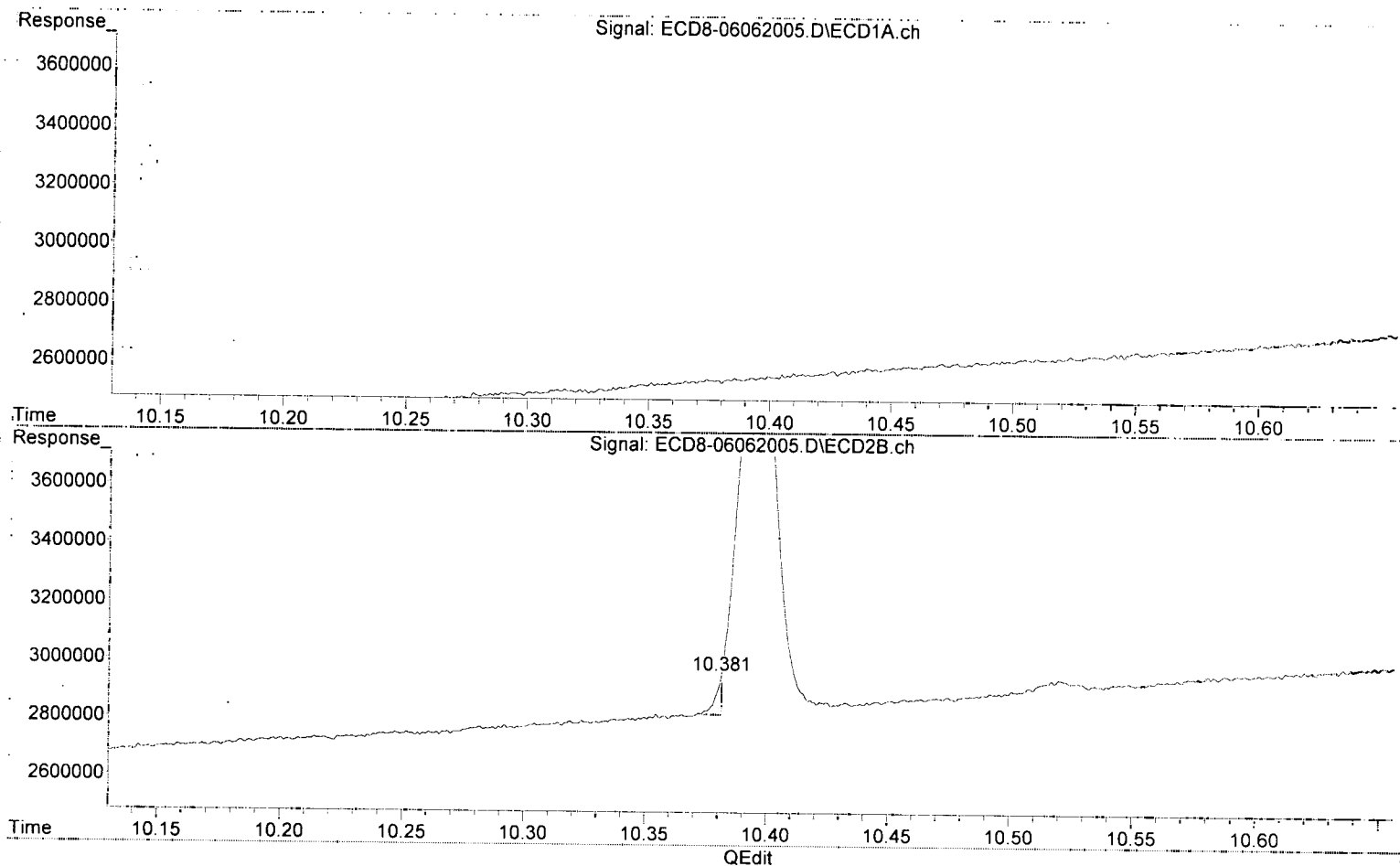
10.396min 0.503 ng/mL
response 1600154



Quantitation Report (Qedit)

Data Path : C:\msdchem\1\data\2020-06\0F06008\REQUANT\
Data File : ECD8-06062005.D
Signal(s) : Signal #1: ECD1A.ch Signal #2: ECD2B.ch
Acq On : 6 Jun 2020 15:51
Operator : MJB
Sample : 0F06008-CAL1
Misc : A20F080, AB 0.5 ppb
ALS Vial : 4 Sample Multiplier: 1

Integration File signal 1: PEST1.e
Integration File signal 2: PEST2.e
Quant Time: Jun 07 14:57:09 2020
Quant Method : C:\msdchem\1\methods\ECD8_QUANTPEST_200606.M
Quant Title : Instrument: DualECD8
QLast Update : Sun Jun 07 14:07:09 2020
Response via : Initial Calibration
Integrator: ChemStation



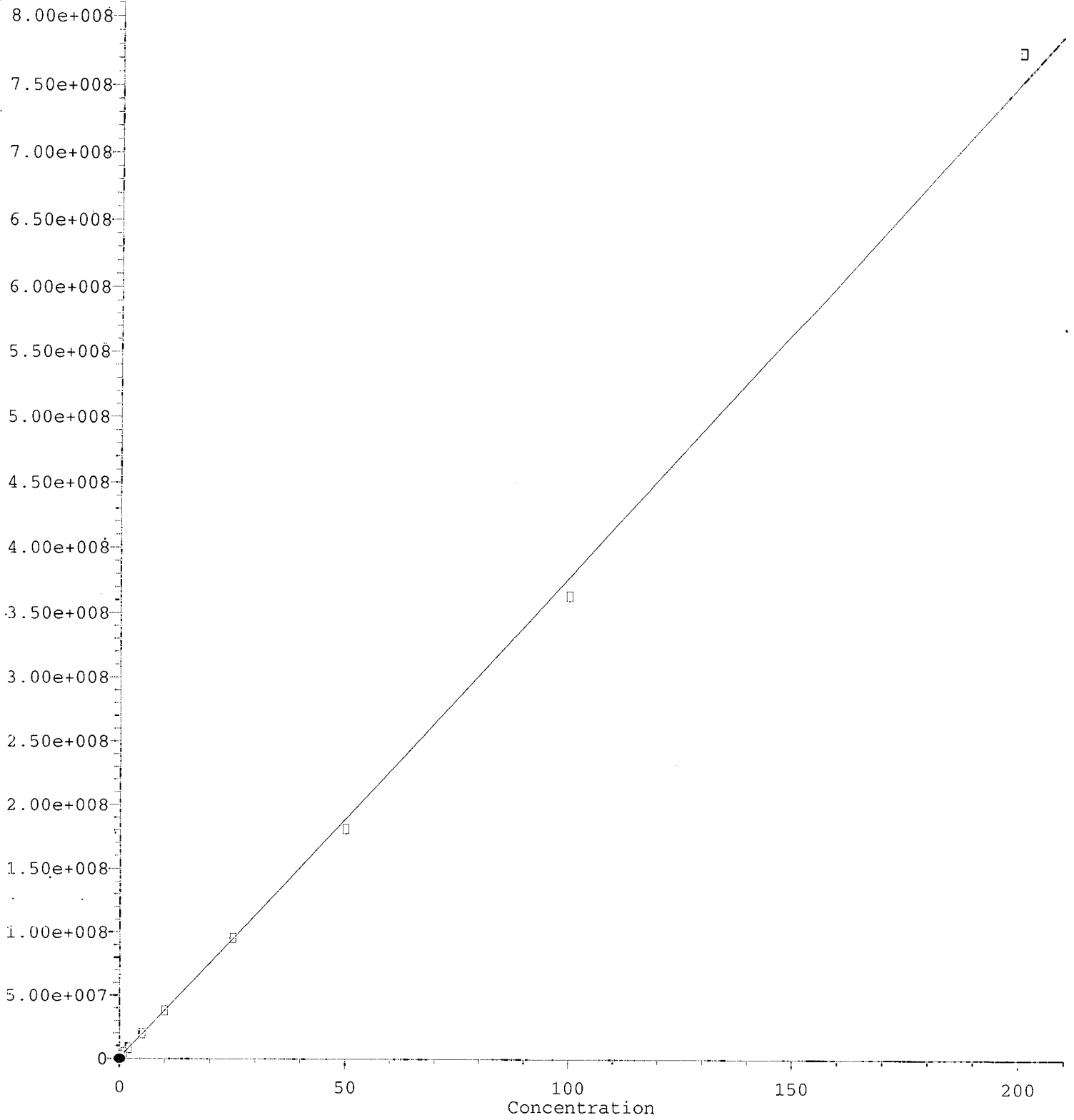
(22) DCBP (S) (S)
9.467min -0.183 ng/mL m
response 89510

MJB
6/7/20

(22) DCBP (S) #2 (S)
10.381min -0.140 ng/mL (m)
response 136804

Hexachlorobutadiene

Response



$R = 7.92e+001 A^2 + 3.76e+006 A + 7.14e+005$

Coef of Det (r^2) = 0.998. Curve Fit: Quadratic (1/e^2)

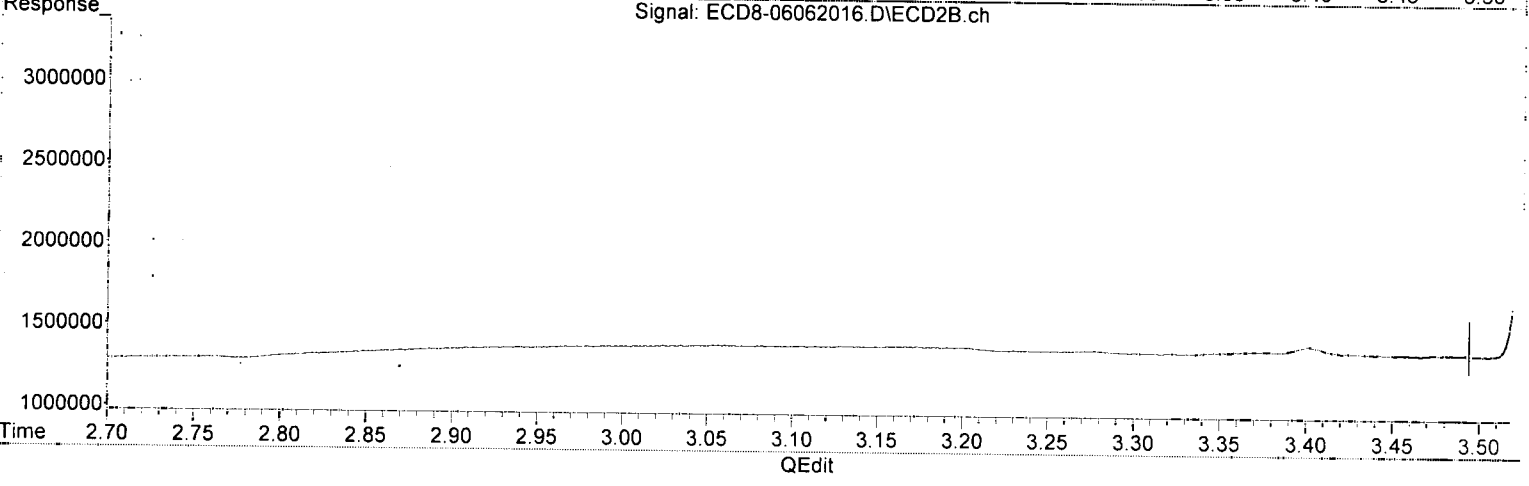
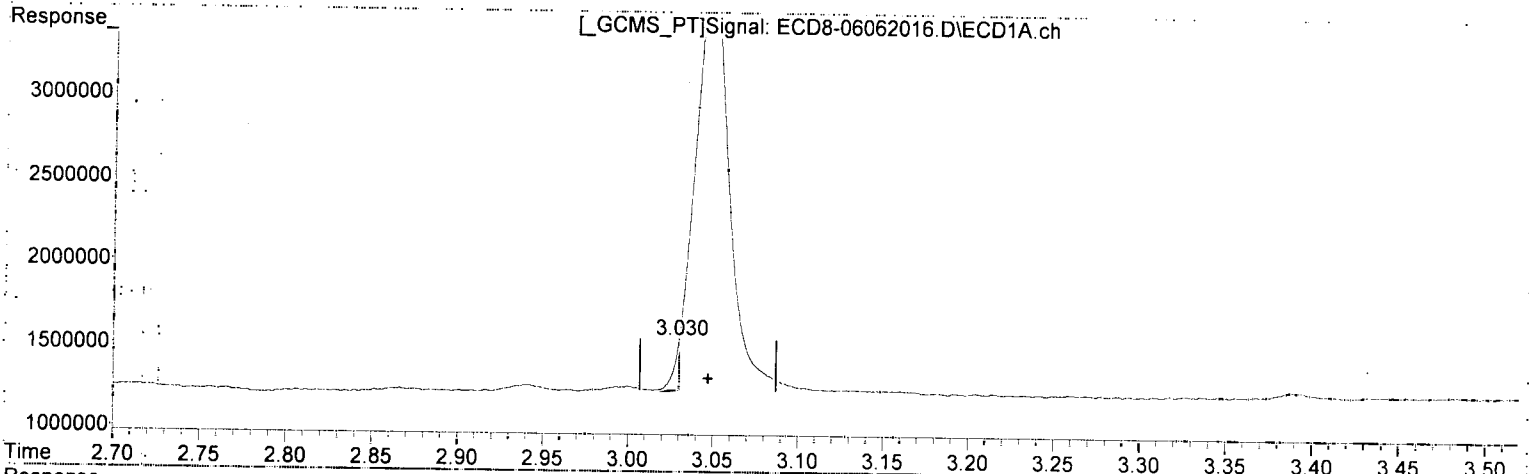
Method Name: C:\msdchem\1\methods\ECD8_QUANTPEST_200606.M

Calibration Table Last Updated: Sun Jun 07 14:14:20 2020

Quantitation Report (Qedit)

Data Path : C:\msdchem\1\data\2020-06\0F06008\REQUANT\
Data File : ECD8-06062016.D
Signal(s) : Signal #1: ECD1A.ch Signal #2: ECD2B.ch
Acq On : 6 Jun 2020 18:52
Operator : MJB
Sample : 0F06008-CALA
Misc : A20F082, 9-42 0.5 ppb
ALS Vial : 14 Sample Multiplier: 1

Integration File signal 1: PEST1.e
Integration File signal 2: PEST2.e
Quant Time: Jun 07 14:59:14 2020
Quant Method : C:\msdchem\1\methods\ECD8_QUANTPEST_200606.M
Quant Title : Instrument: DualECD8
QLast Update : Sun Jun 07 14:07:09 2020
Response via : Initial Calibration
Integrator: ChemStation

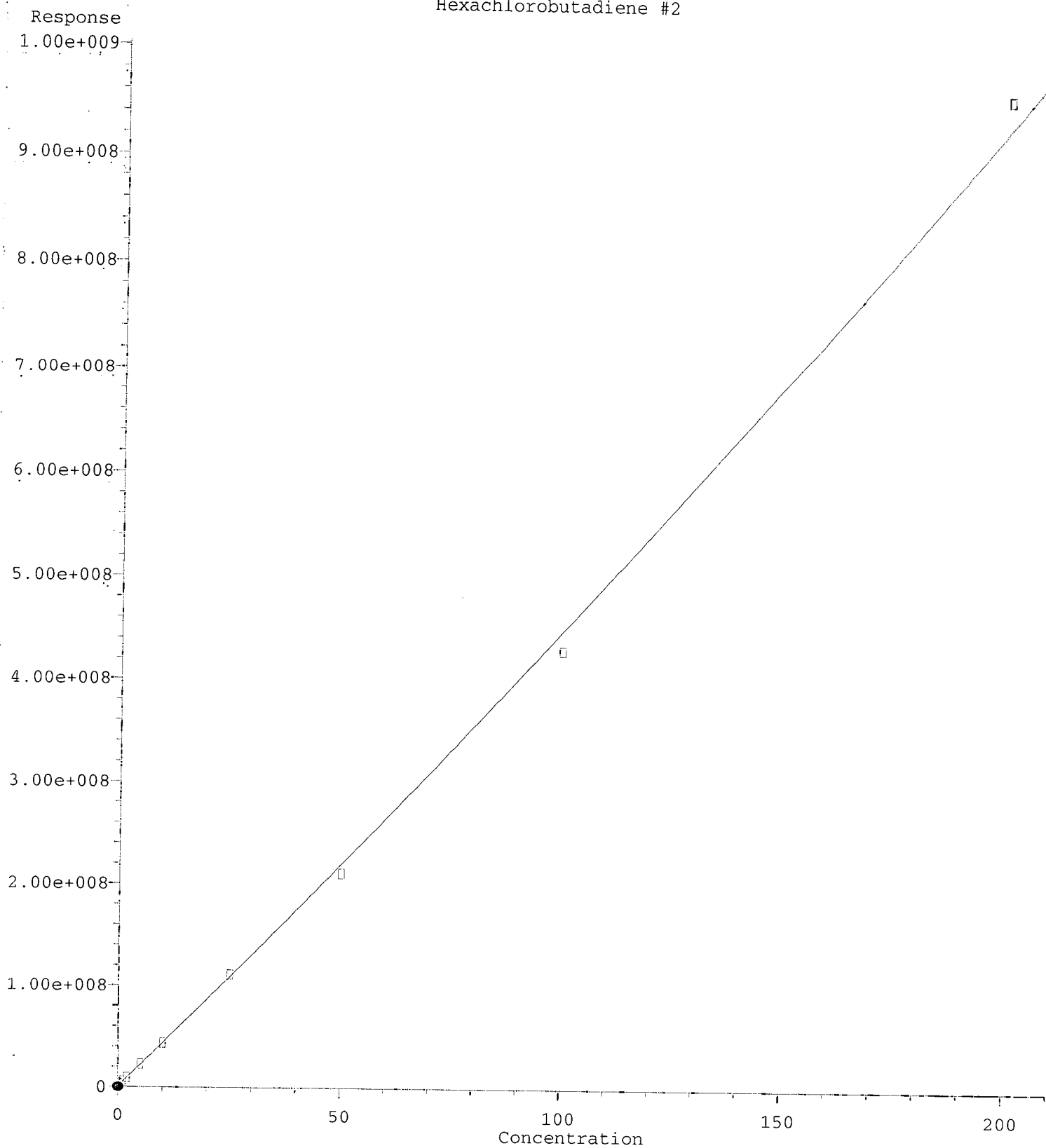


(23) Hexachlorobutadiene
3.030min -0.109 ng/mL(m)
response 303996

*MJB
6/7/20*

(23) Hexachlorobutadiene #2
3.534min 0.481 ng/mL
response 2831116

Hexachlorobutadiene #2

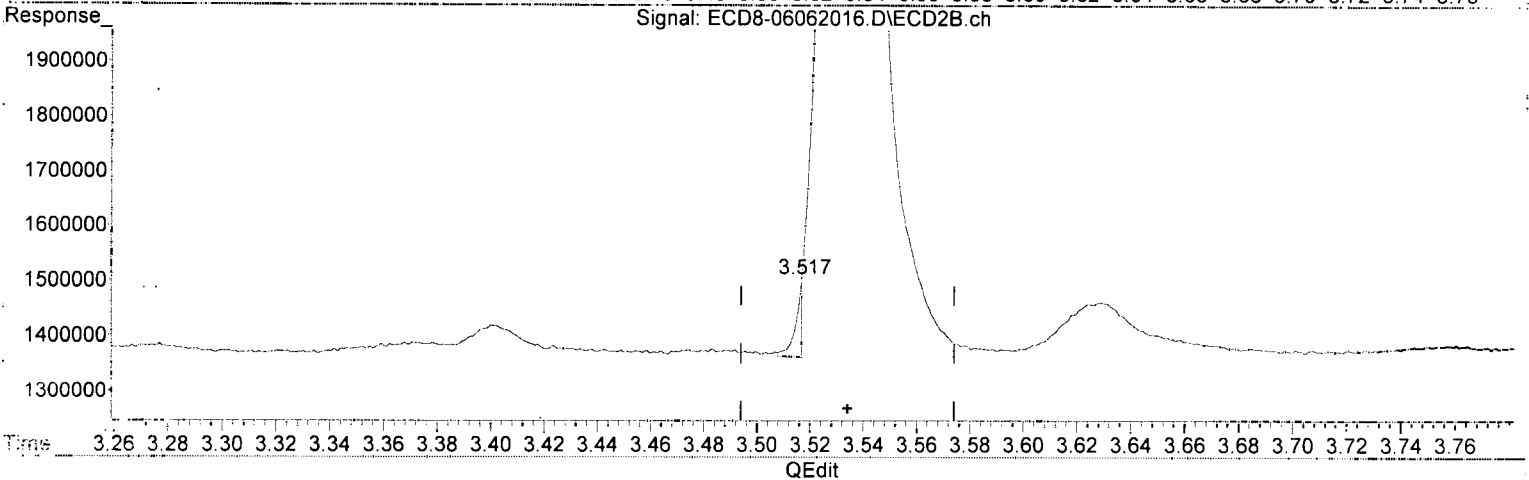
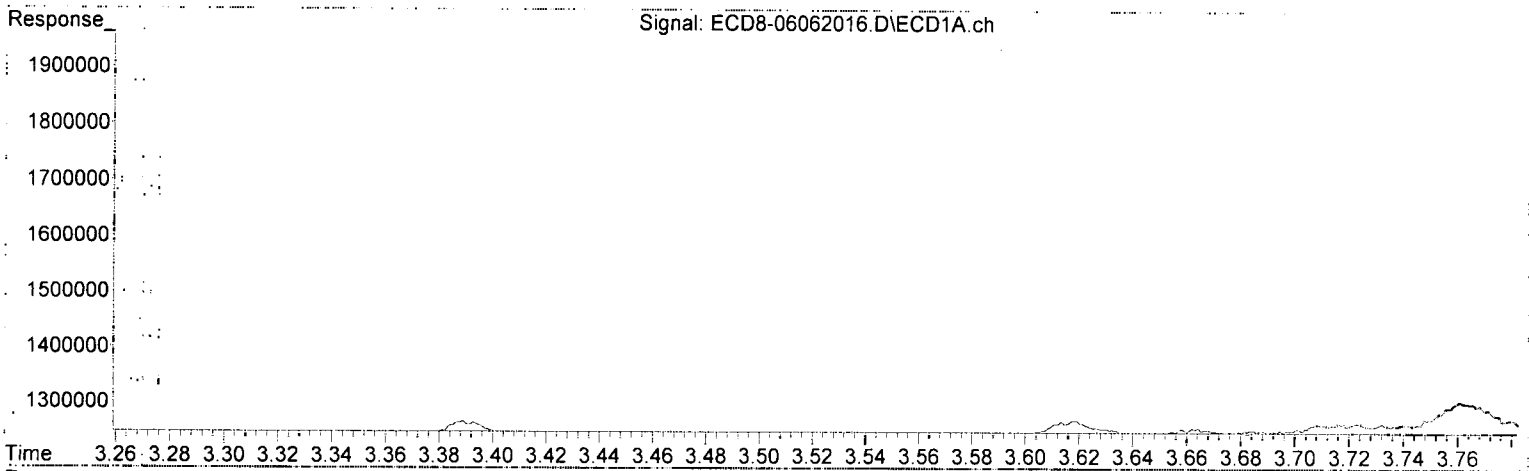


R = 1.82e+003 A*A + 4.29e+006 A + 7.67e+005
Coef of Det (r^2) = 0.998
Method Name: C:\msdchem\1\methods\ECD8_QUANTPEST_200606.M
Calibration Table Last Updated: Sun Jun 07 14:14:20 2009
Anchor QEX, LLC - Gas Chromatography - DDC-CAP Testing Cores Page 505 of 962

Quantitation Report (Qedit)

Data Path : C:\msdchem\1\data\2020-06\0F06008\REQUANT\
Data File : ECD8-06062016.D
Signal(s) : Signal #1: ECD1A.ch Signal #2: ECD2B.ch
Acq On : 6 Jun 2020 18:52
Operator : MJB
Sample : 0F06008-CALA
Misc : A20F082, 9-42 0.5 ppb
ALS Vial : 14 Sample Multiplier: 1

Integration File signal 1: PEST1.e
Integration File signal 2: PEST2.e
Quant Time: Jun 07 14:59:14 2020
Quant Method : C:\msdchem\1\methods\ECD8_QUANTPEST_200606.M
Quant Title : Instrument: DualECD8
QLast Update : Sun Jun 07 14:07:09 2020
Response via : Initial Calibration
Integrator: ChemStation

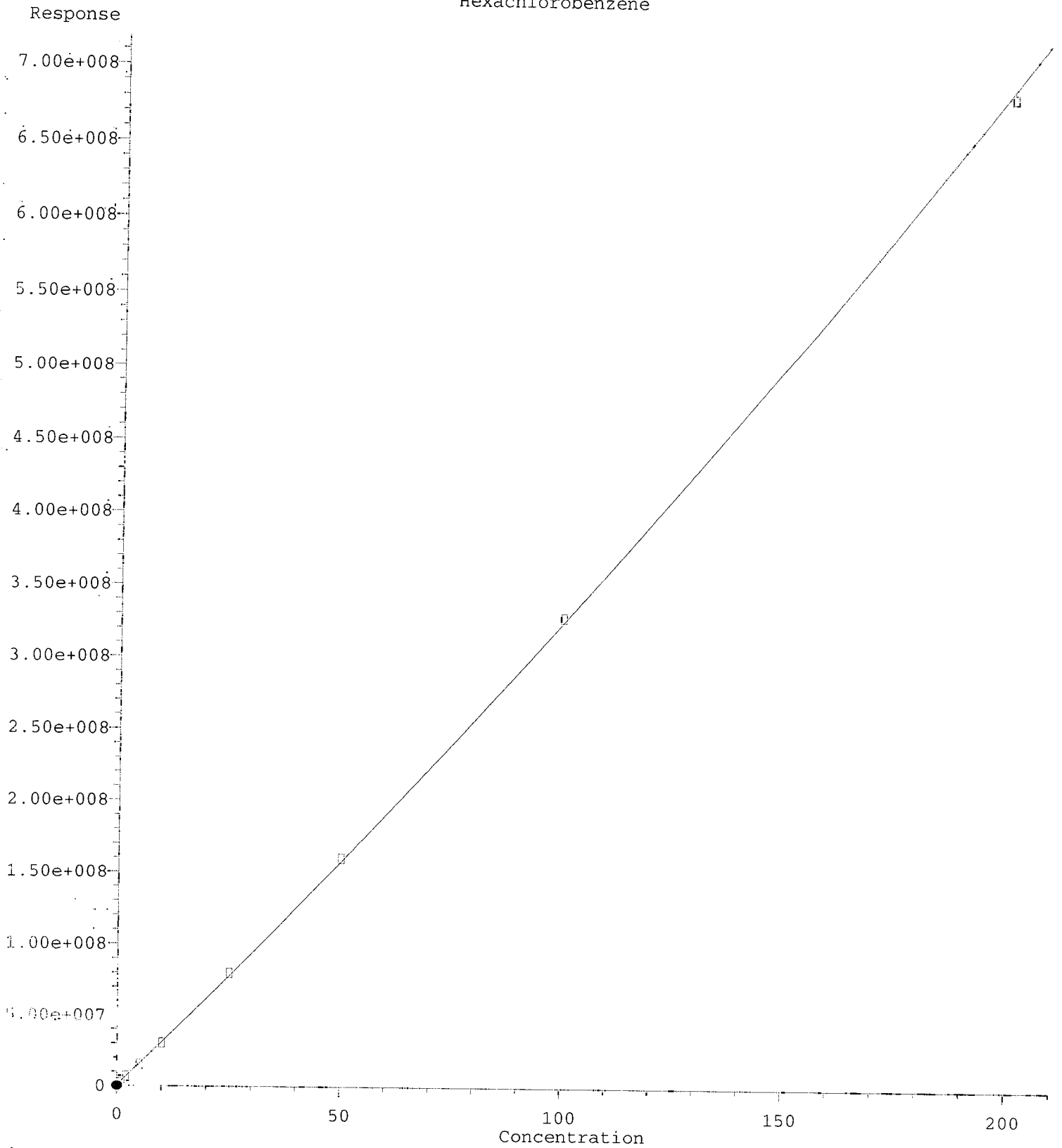


(23) Hexachlorobutadiene
3.030min -0.109 ng/mL m
response 303996

*MJB
6/7/20*

(23) Hexachlorobutadiene #2
3.517min -0.146 ng/mL (m)
response 142557

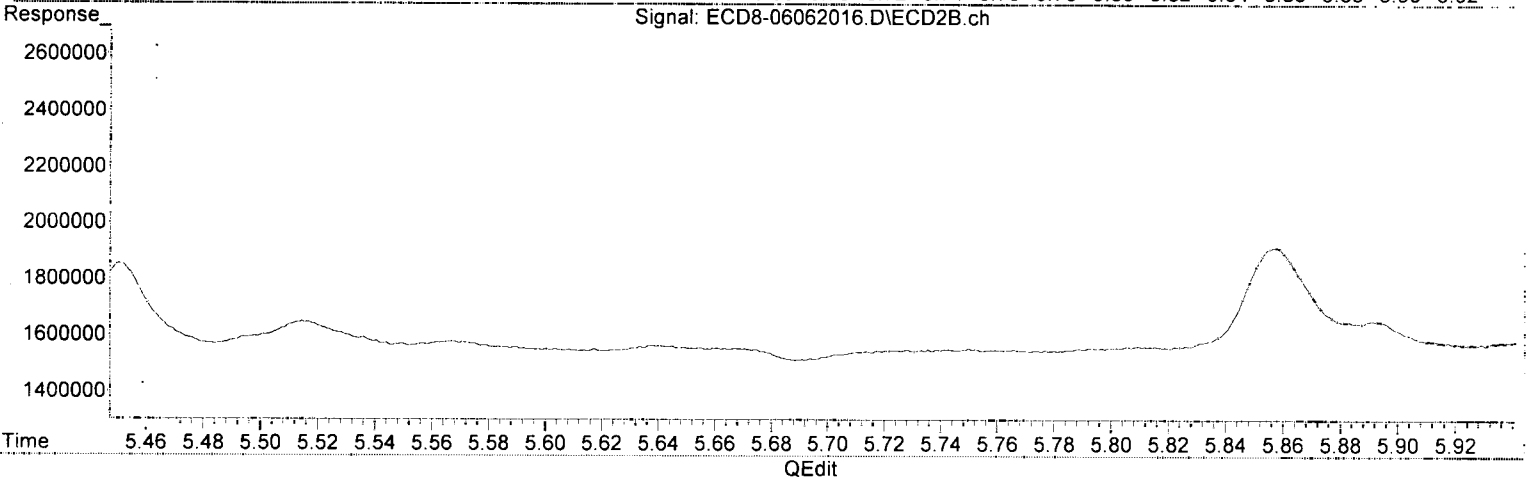
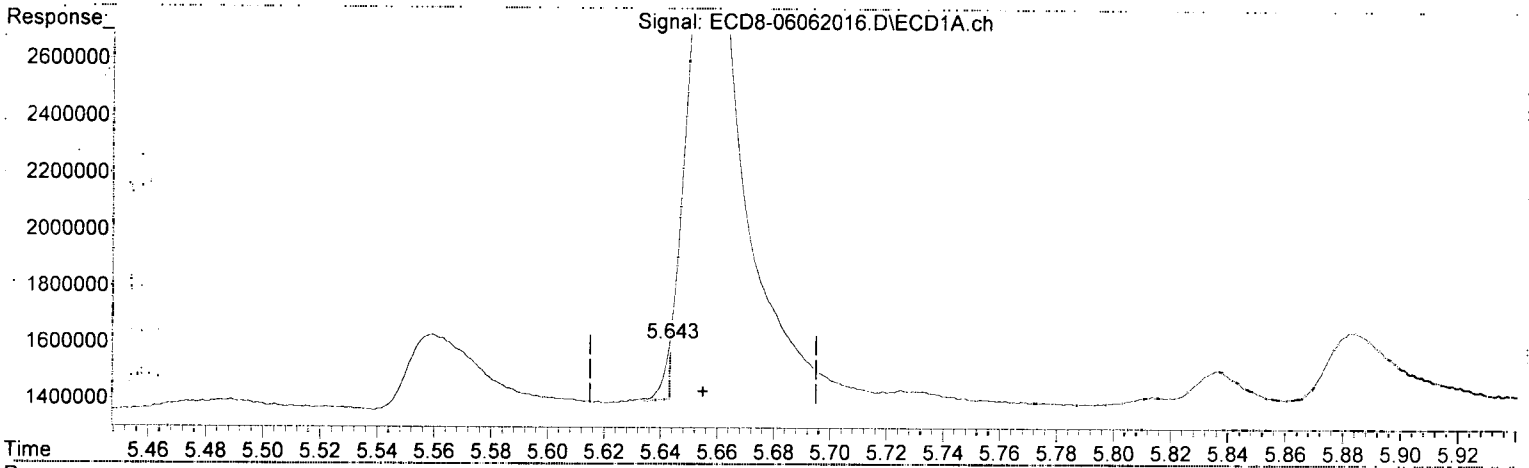
Hexachlorobenzene



Quantitation Report (Qedit)

Data Path : C:\msdchem\1\data\2020-06\0F06008\REQUANT\
Data File : ECD8-06062016.D
Signal(s) : Signal #1: ECD1A.ch Signal #2: ECD2B.ch
Acq On : 6 Jun 2020 18:52
Operator : MJB
Sample : 0F06008-CALA
Misc : A20F082, 9-42 0.5 ppb
ALS Vial : 14 Sample Multiplier: 1

Integration File signal 1: PEST1.e
Integration File signal 2: PEST2.e
Quant Time: Jun 07 14:59:14 2020
Quant Method : C:\msdchem\1\methods\ECD8_QUANTPEST_200606.M
Quant Title : Instrument: DualECD8
QLast Update : Sun Jun 07 14:07:09 2020
Response via : Initial Calibration
Integrator: ChemStation

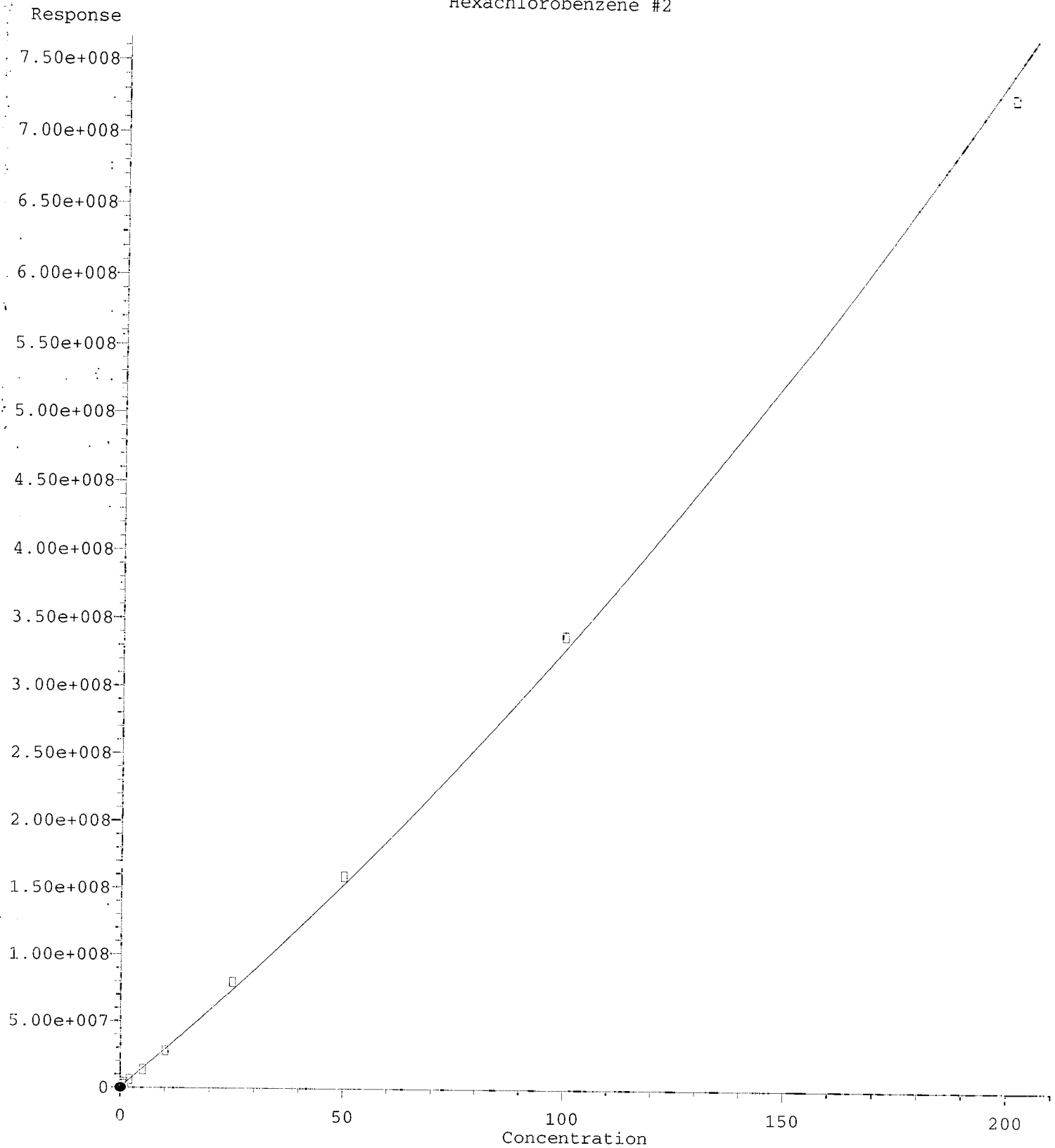


(24) Hexachlorobenzene
5.643min -0.127 ng/mL(m)
response 197862

MJB
6/7/20

(24) Hexachlorobenzene #2
6.315min 0.498 ng/mL
response 1957618

Hexachlorobenzene #2

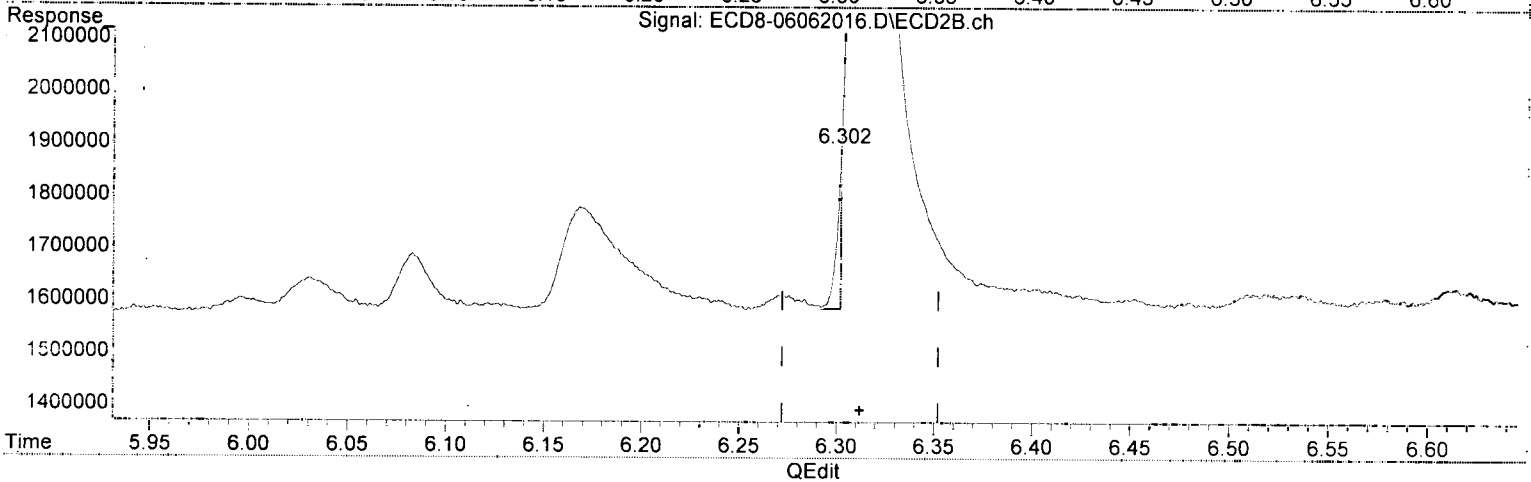
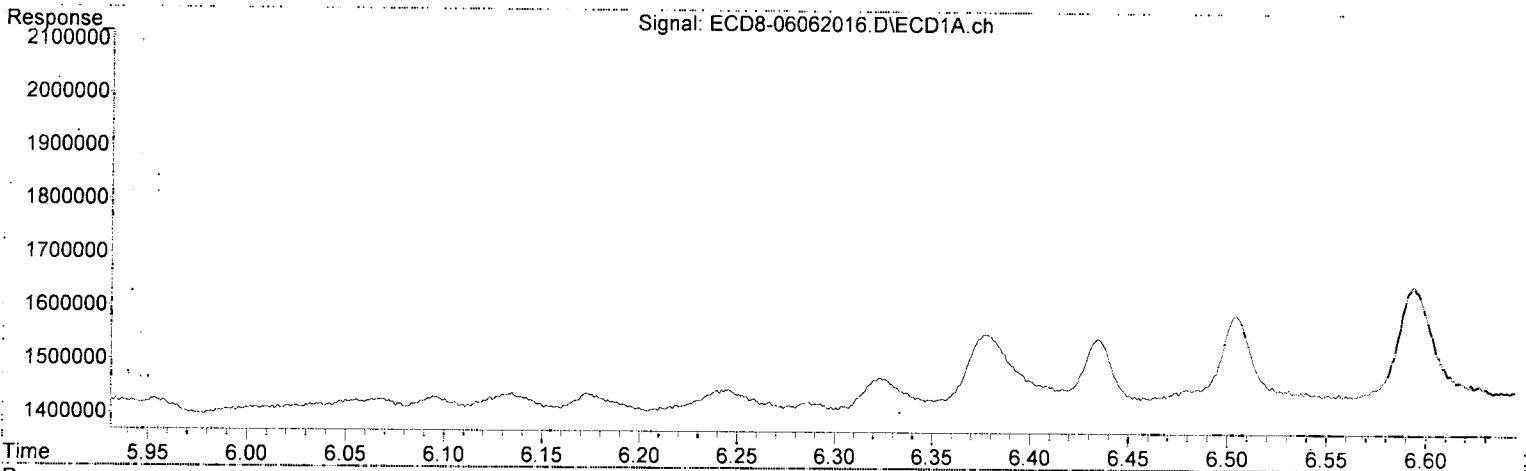


R = 4.63e+003 A*A + 2.82e+006 A + 5.54e+005
Coef of Det (r^2) = 0.997
Method Name: C:\msdchem\1\methods\ECD8_QUANTPEST_200606.M
Calibration Table Last Updated: Sun Jun 07 14:14:20 2009

Quantitation Report (Qedit)

Data Path : C:\msdchem\1\data\2020-06\0F06008\REQUANT\
Data File : ECD8-06062016.D
Signal(s) : Signal #1: ECD1A.ch Signal #2: ECD2B.ch
Acq On : 6 Jun 2020 18:52
Operator : MJB
Sample : 0F06008-CALA
Misc : A20F082, 9-42 0.5 ppb
ALS Vial : 14 Sample Multiplier: 1

Integration File signal 1: PEST1.e
Integration File signal 2: PEST2.e
Quant Time: Jun 07 14:59:14 2020
Quant Method : C:\msdchem\1\methods\ECD8_QUANTPEST_200606.M
Quant Title : Instrument: DualECD8
QLast Update : Sun Jun 07 14:07:09 2020
Response via : Initial Calibration
Integrator: ChemStation

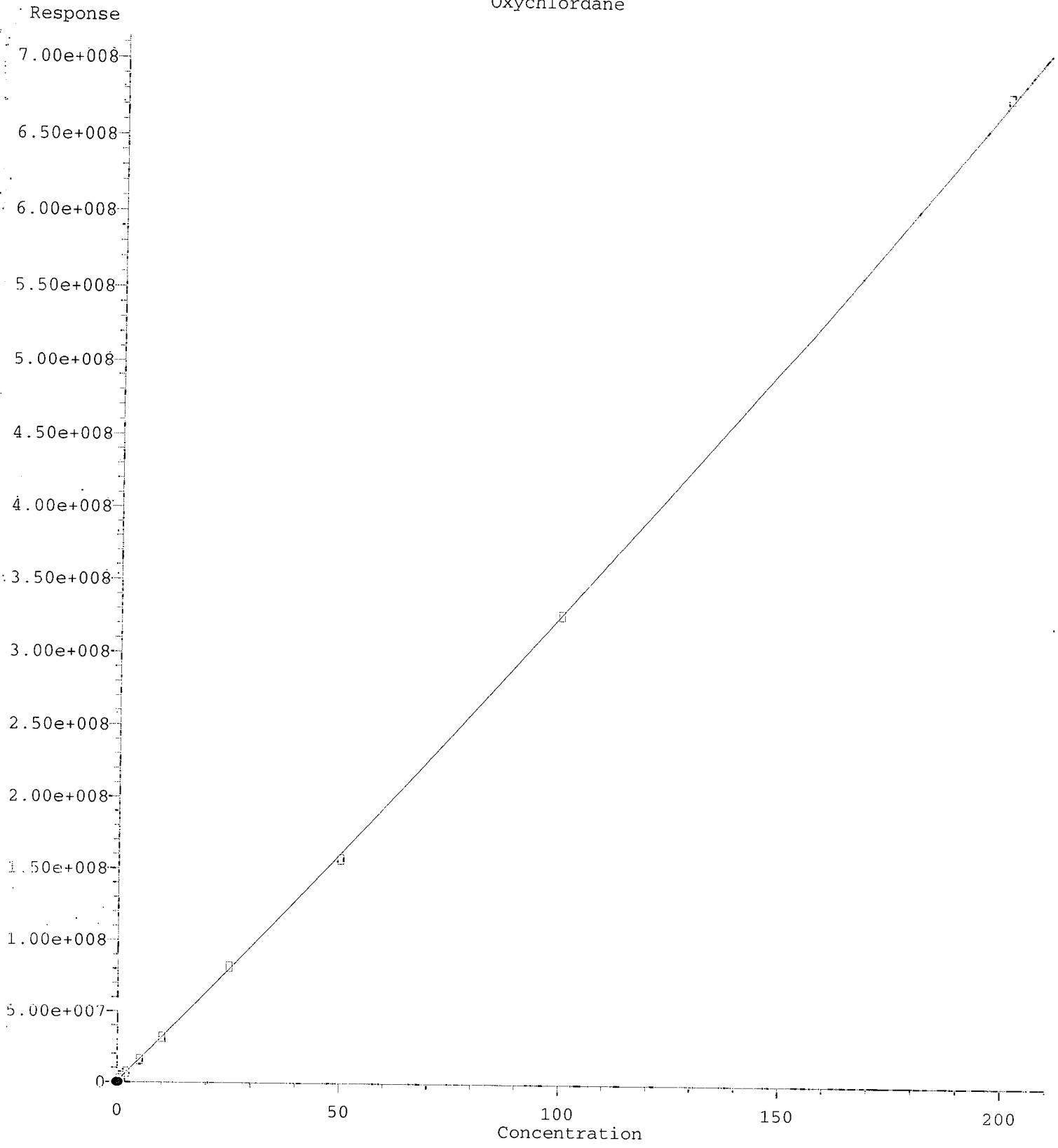


(24) Hexachlorobenzene
5.643min -0.127 ng/mL m
response 197862

*MJB
6/7/20*

(24) Hexachlorobenzene #2
6.302min -0.087 ng/mL (m)
response 307899

Oxychlorthane

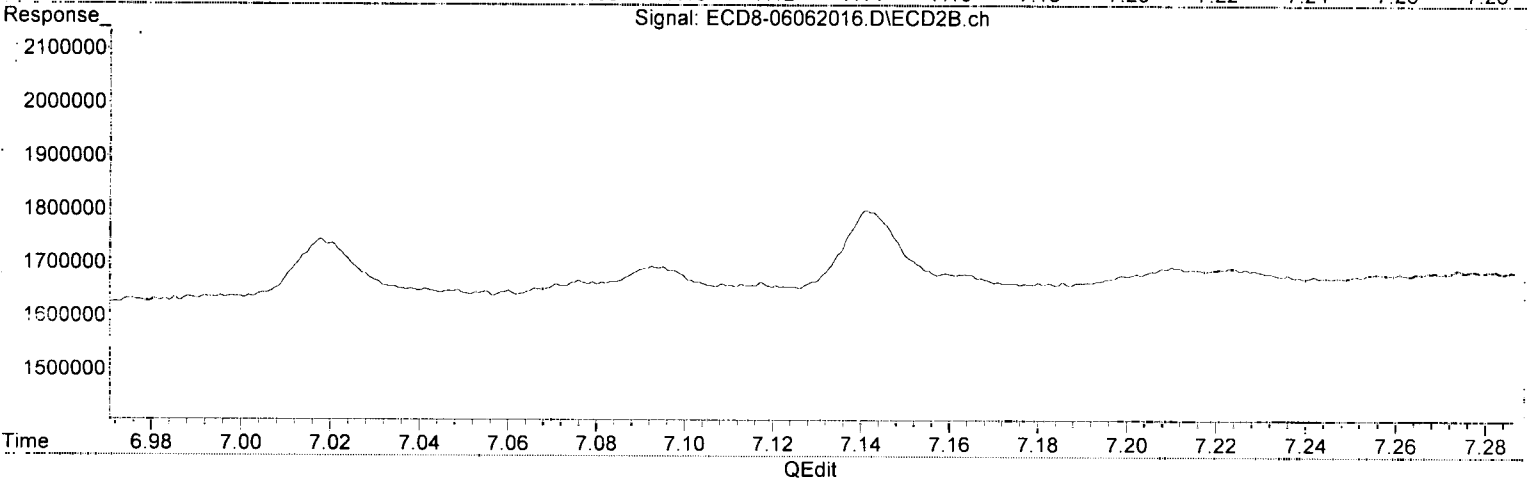
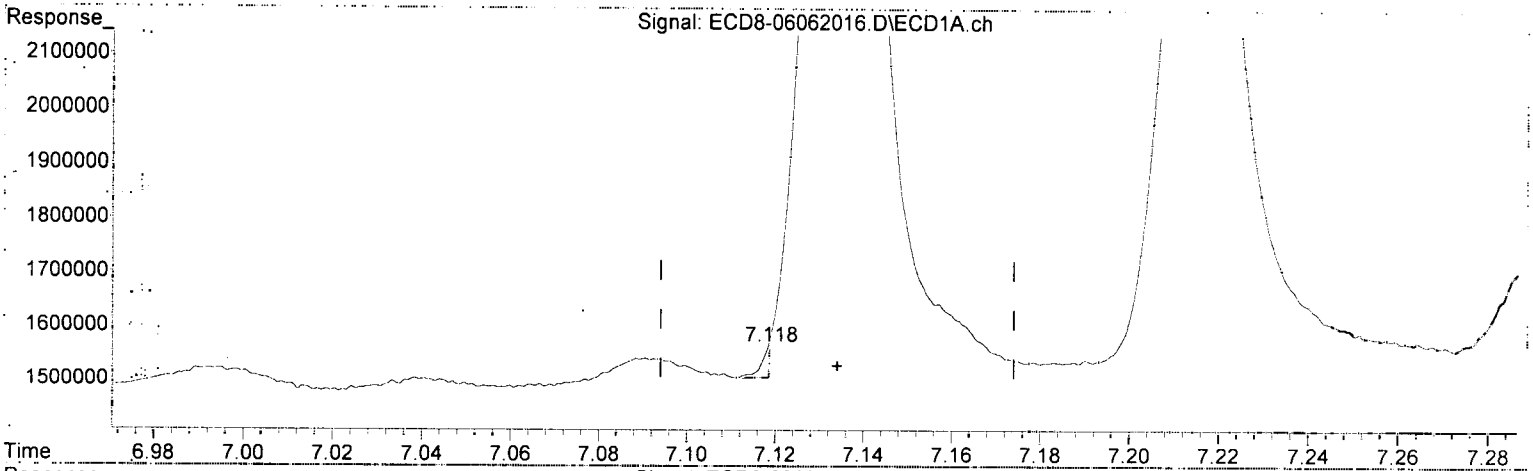


R = 1.17e+003 A*A + 3.15e+006 A + 6.15e+005
Coef of Det (r^2) = 0.998
Method Name: C:\msdchem\1\methods\ECD8_QUANTPEST_200606.M
Calibration Table Last Updated: Sun Jun 07 14:14:28 2009
07/24/20 Anchor QEX, LLC Case QP-RD-DC-2019-14ab.DOC-CAP Testing Cores Page 511 of 962

Quantitation Report (Qedit)

Data Path : C:\msdchem\1\data\2020-06\0F06008\REQUANT\
Data File : ECD8-06062016.D
Signal(s) : Signal #1: ECD1A.ch Signal #2: ECD2B.ch
Acq On : 6 Jun 2020 18:52
Operator : MJB
Sample : 0F06008-CALA
Misc : A20F082, 9-42 0.5 ppb
ALS Vial : 14 Sample Multiplier: 1

Integration File signal 1: PEST1.e
Integration File signal 2: PEST2.e
Quant Time: Jun 07 14:59:14 2020
Quant Method : C:\msdchem\1\methods\ECD8_QUANTPEST_200606.M
Quant Title : Instrument: DualECD8
QLast Update : Sun Jun 07 14:07:09 2020
Response via : Initial Calibration
Integrator: ChemStation



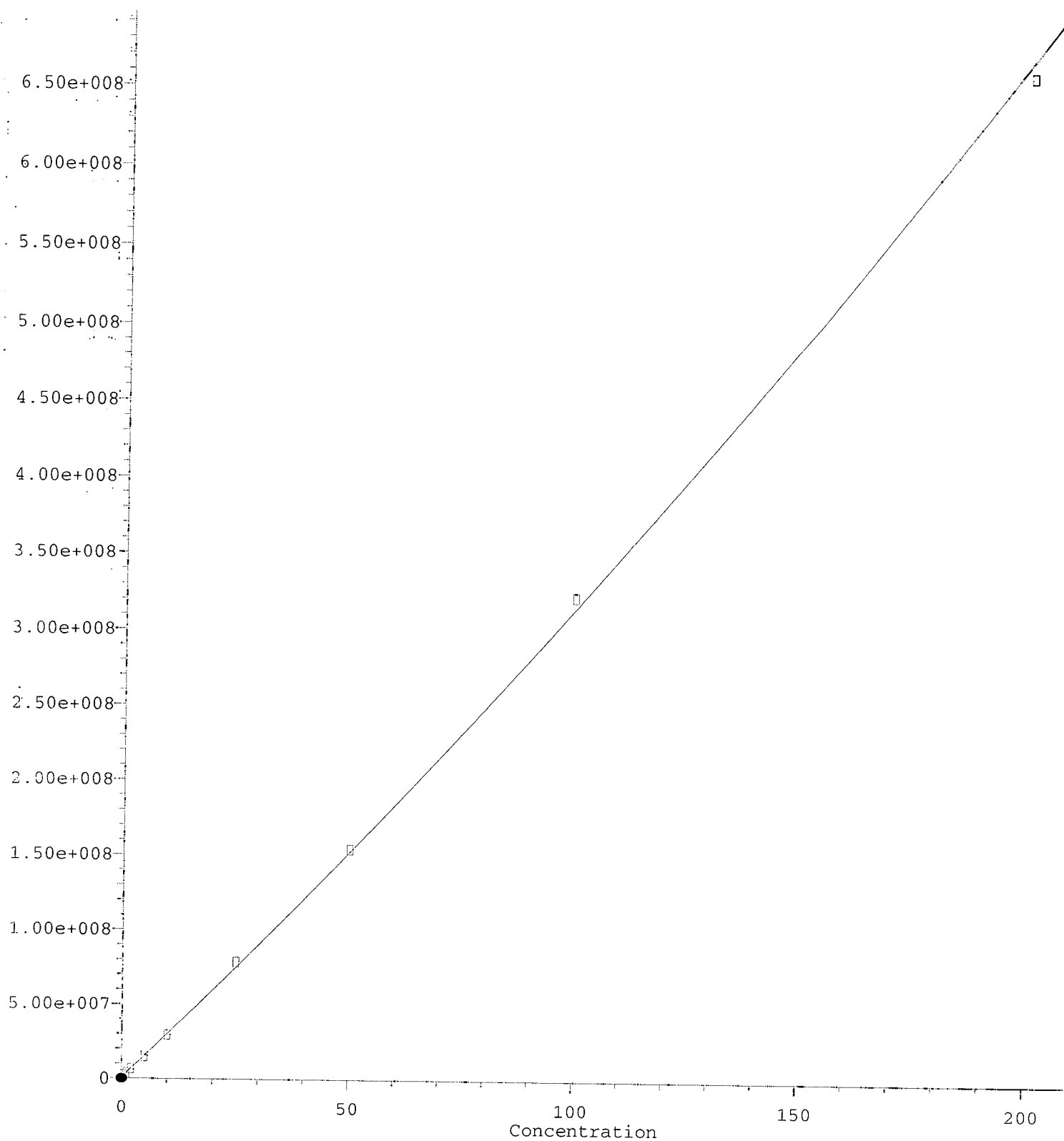
(25) Oxychlordane
7.118min -0.176 ng/mL(m)
response 58958

MJB
6/7/20

(25) Oxychlordane #2
7.775min 0.495 ng/mL
response 2077896

Oxychlorthane #2

Response

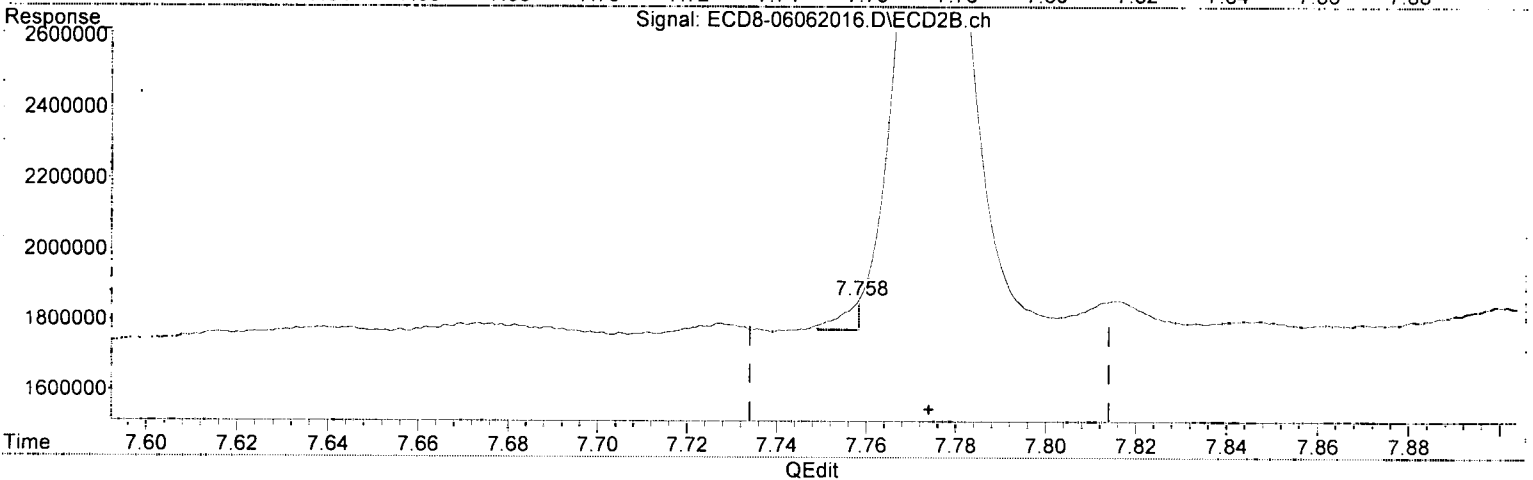
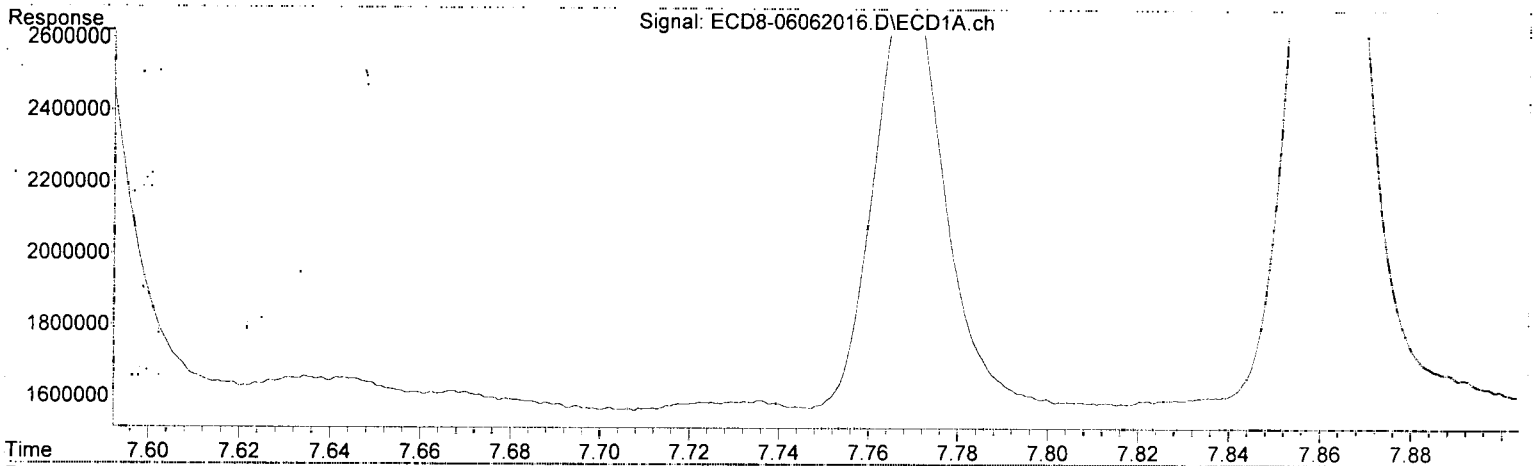


R = 2.20e+003 A*A + 2.92e+006 A + 6.31e+005
Coef of Det (r^2) = 0.999
Method Name: C:\msdchem\1\methods\ECD8_QUANTPEST_200606.M
Calibration Table Last Updated: Sun Jun 07 14:14:20 2009
Anchor QEA, LLC - Gaso-PHERO-DIC-2019-14a6.2 DOC-CAP Testing Cores Page 513 of 962

Quantitation Report (Qedit)

Data Path : C:\msdchem\1\data\2020-06\0F06008\REQUANT\
Data File : ECD8-06062016.D
Signal(s) : Signal #1: ECD1A.ch Signal #2: ECD2B.ch
Acq On : 6 Jun 2020 18:52
Operator : MJB
Sample : 0F06008-CALA
Misc : A20F082, 9-42 0.5 ppb
ALS Vial : 14 Sample Multiplier: 1

Integration File signal 1: PEST1.e
Integration File signal 2: PEST2.e
Quant Time: Jun 07 14:59:14 2020
Quant Method : C:\msdchem\1\methods\ECD8_QUANTPEST_200606.M
Quant Title : Instrument: DualECD8
QLast Update : Sun Jun 07 14:07:09 2020
Response via : Initial Calibration
Integrator: ChemStation



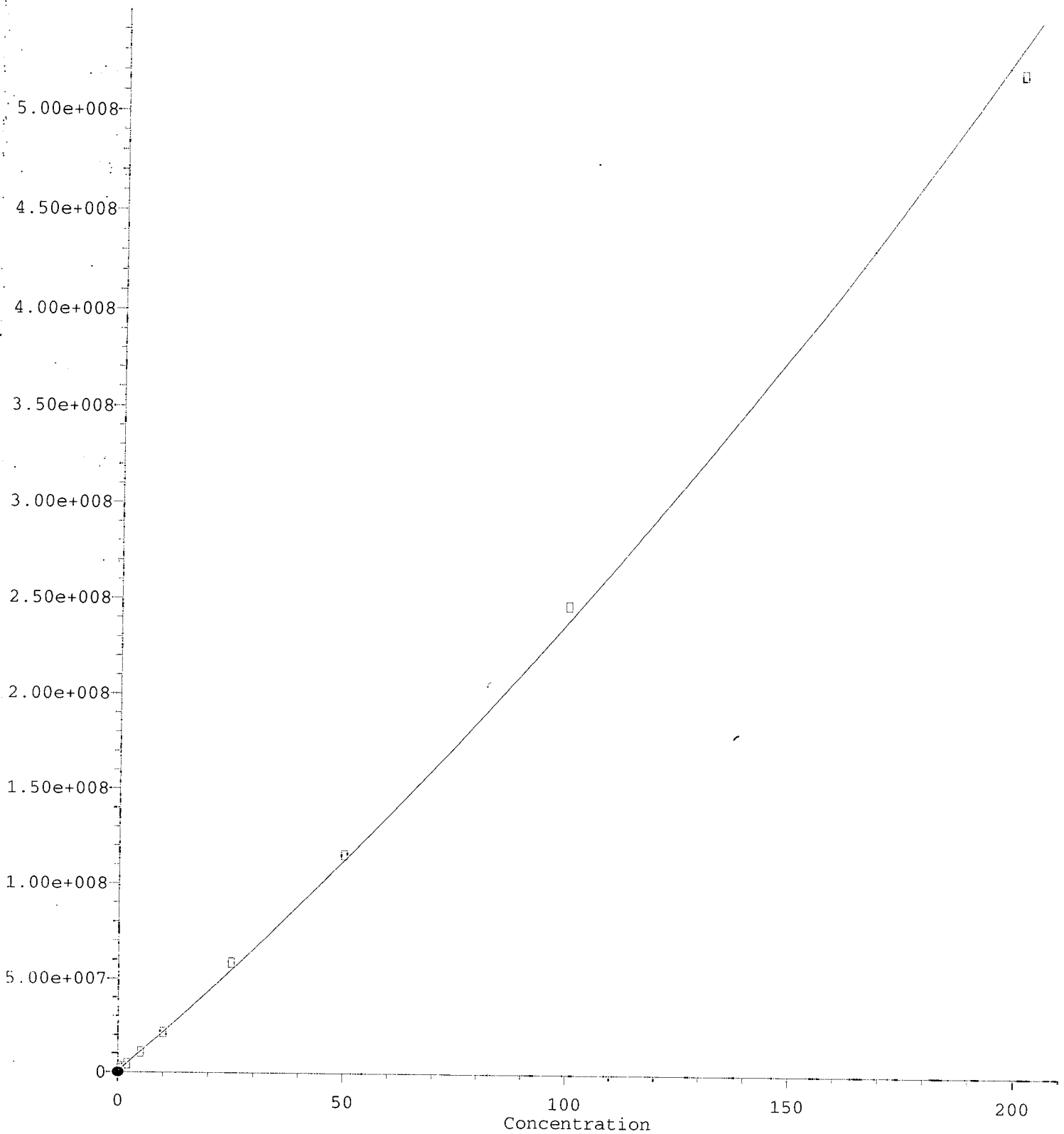
(25) Oxychlordane
7.118min -0.176 ng/mL m
response 58958

*MJB
6/7/20*

(25) Oxychlordane #2
7.758min -0.187 ng/mL (m)
response 84787

2,4'-DDE #2

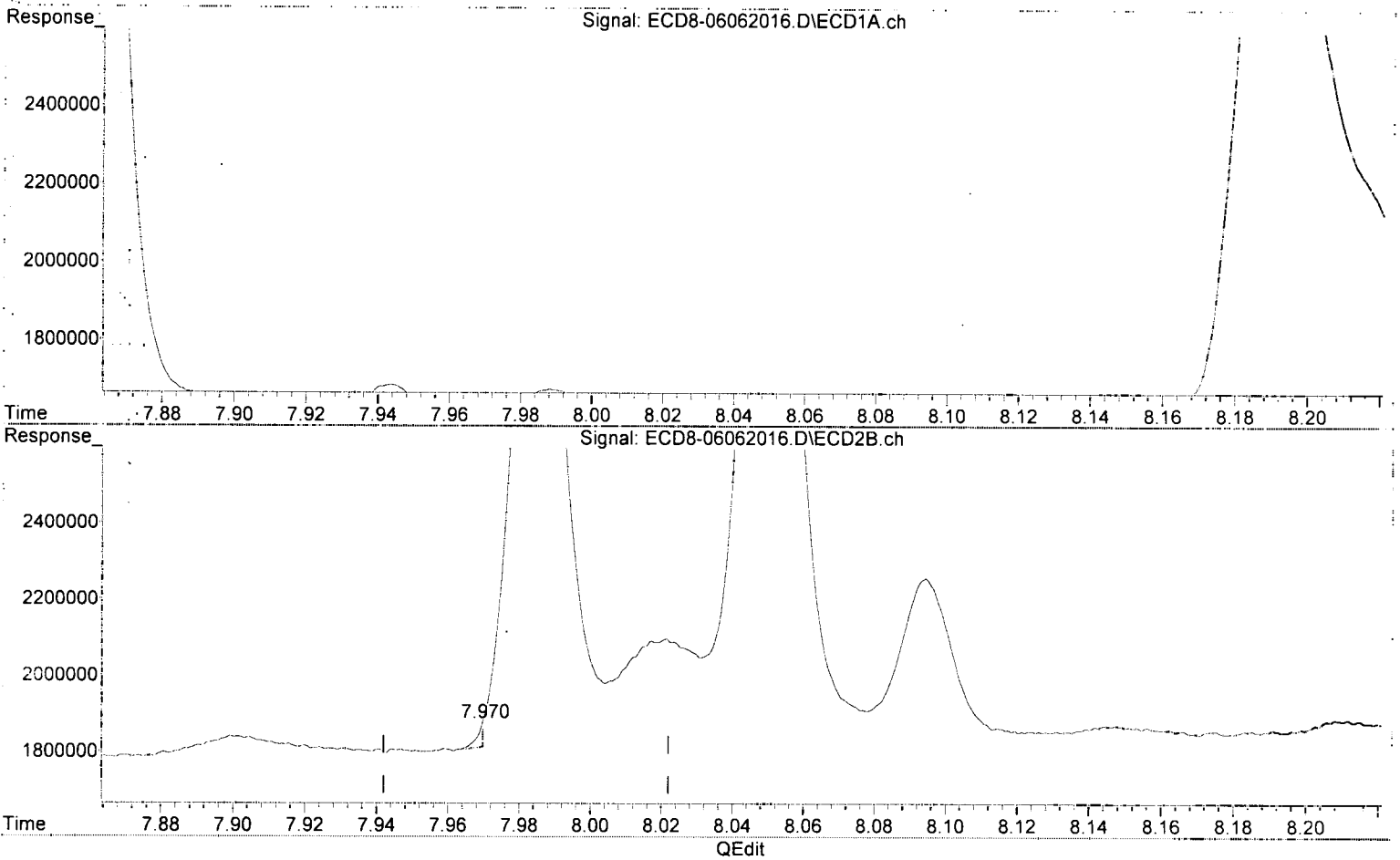
Response



Quantitation Report (Qedit)

Data Path : C:\msdchem\1\data\2020-06\0F06008\REQUANT\
Data File : ECD8-06062016.D
Signal(s) : Signal #1: ECD1A.ch Signal #2: ECD2B.ch
Acq On : 6 Jun 2020 18:52
Operator : MJB
Sample : 0F06008-CALA
Misc : A20F082, 9-42 0.5 ppb
ALS Vial : 14 Sample Multiplier: 1

Integration File signal 1: PEST1.e
Integration File signal 2: PEST2.e
Quant Time: Jun 07 14:59:14 2020
Quant Method : C:\msdchem\1\methods\ECD8_QUANTPEST_200606.M
Quant Title : Instrument: DualECD8
QLast Update : Sun Jun 07 14:07:09 2020
Response via : Initial Calibration
Integrator: ChemStation



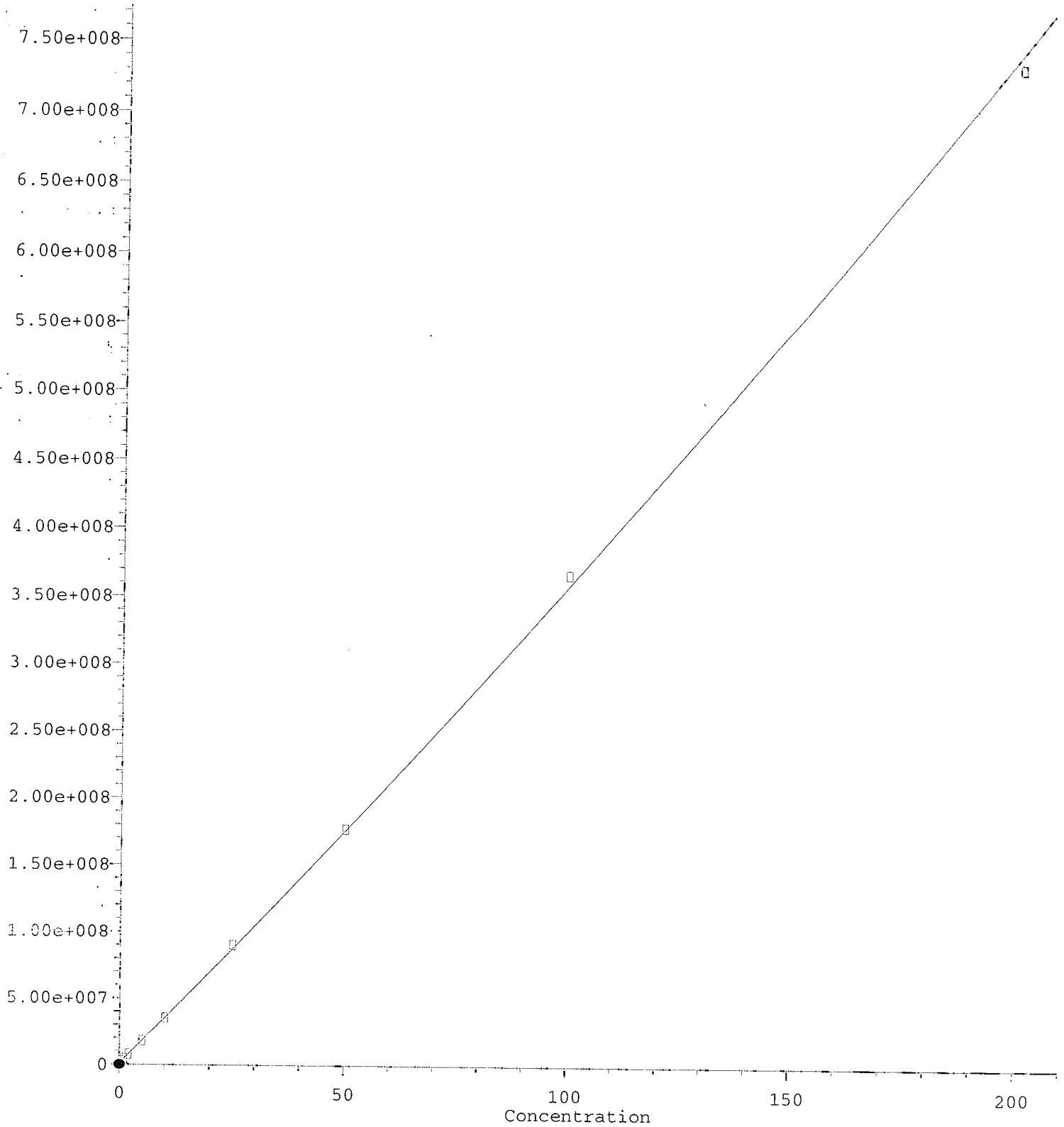
(26) 2,4'-DDE
7.216min 0.606 ng/mL
response 1450647

MJB
6/7/20

(26) 2,4'-DDE #2
7.970min -0.222 ng/mL (m)
response 63874

trans-Nonachlor

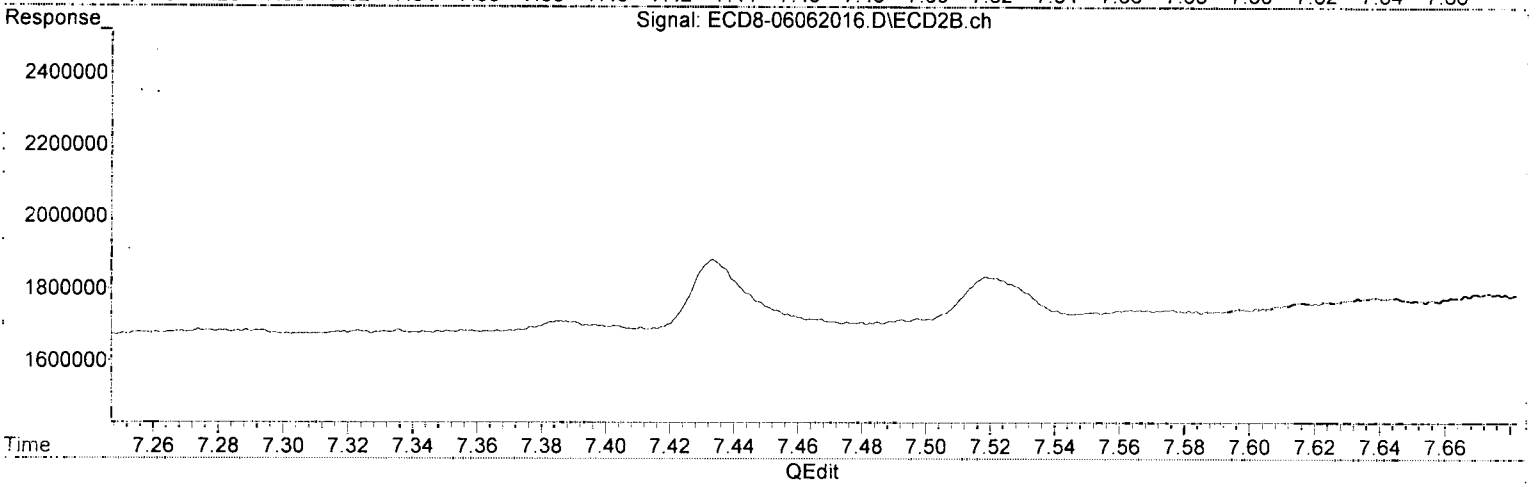
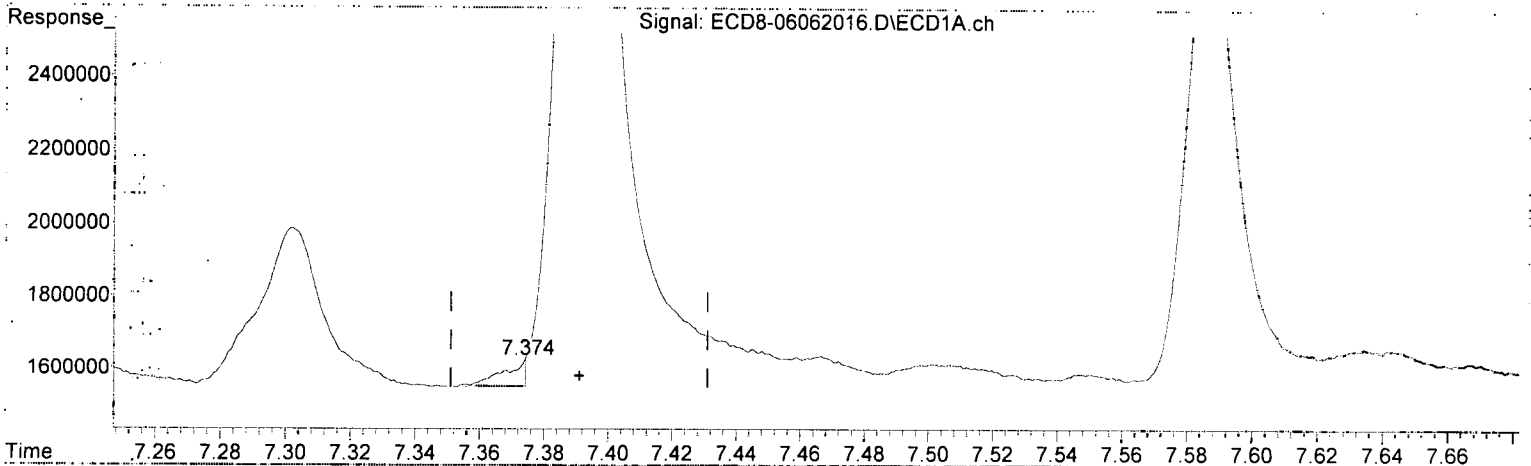
Response



Quantitation Report (Qedit)

Data Path : C:\msdchem\1\data\2020-06\0F06008\REQUANT\
Data File : ECD8-06062016.D
Signal(s) : Signal #1: ECD1A.ch Signal #2: ECD2B.ch
Acq On : 6 Jun 2020 18:52
Operator : MJB
Sample : 0F06008-CALA
Misc : A20F082, 9-42 0.5 ppb
ALS Vial : 14 Sample Multiplier: 1

Integration File signal 1: PEST1.e
Integration File signal 2: PEST2.e
Quant Time: Jun 07 14:59:14 2020
Quant Method : C:\msdchem\1\methods\ECD8_QUANTPEST_200606.M
Quant Title : Instrument: DualECD8
QLast Update : Sun Jun 07 14:07:09 2020
Response via : Initial Calibration
Integrator: ChemStation

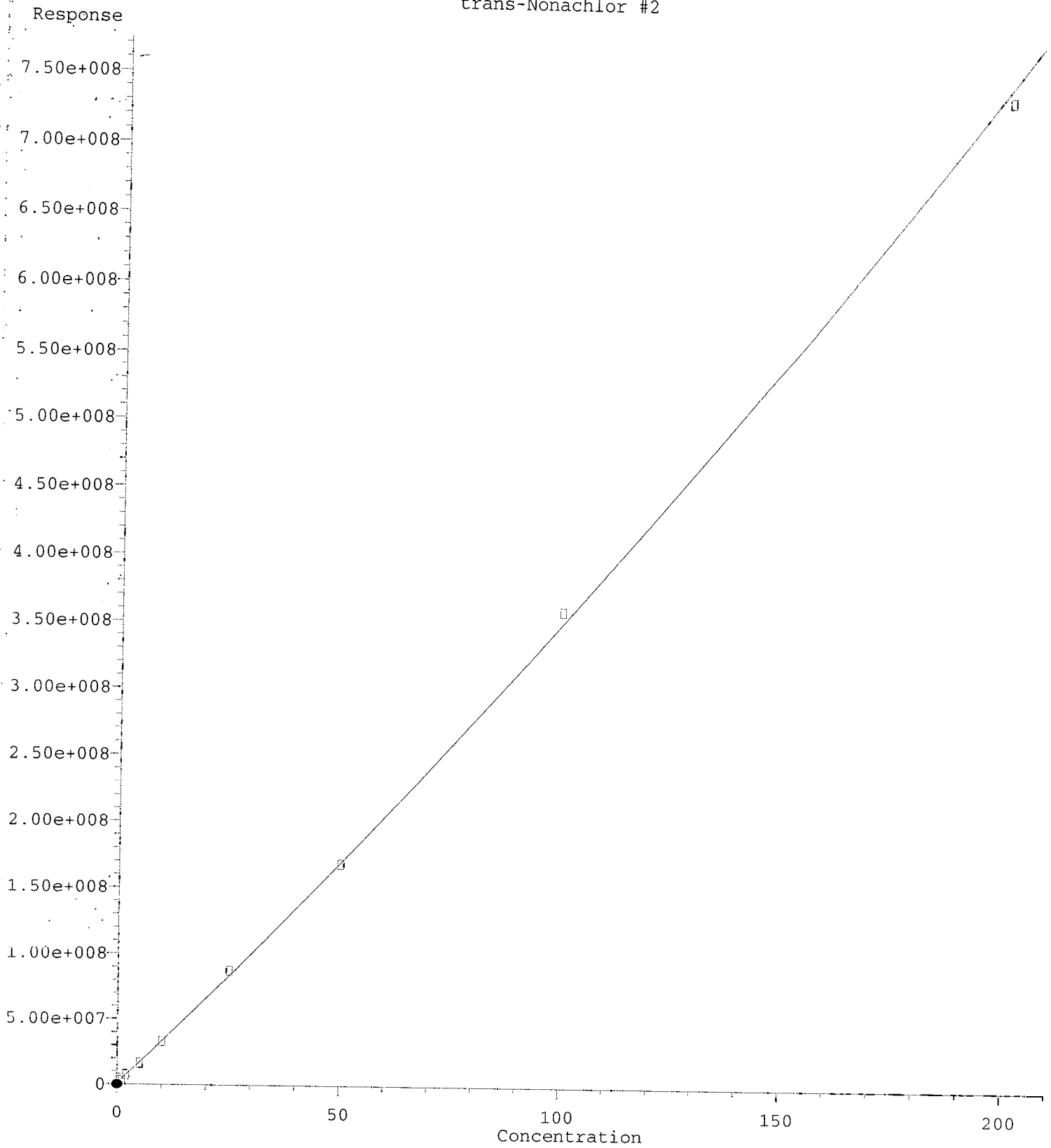


(27) trans-Nonachlor
7.374min -0.266 ng/mL(m)
response 74884

MJB
6/17/20

(27) trans-Nonachlor #2
8.050min 0.498 ng/mL
response 2454721

trans-Nonachlor #2

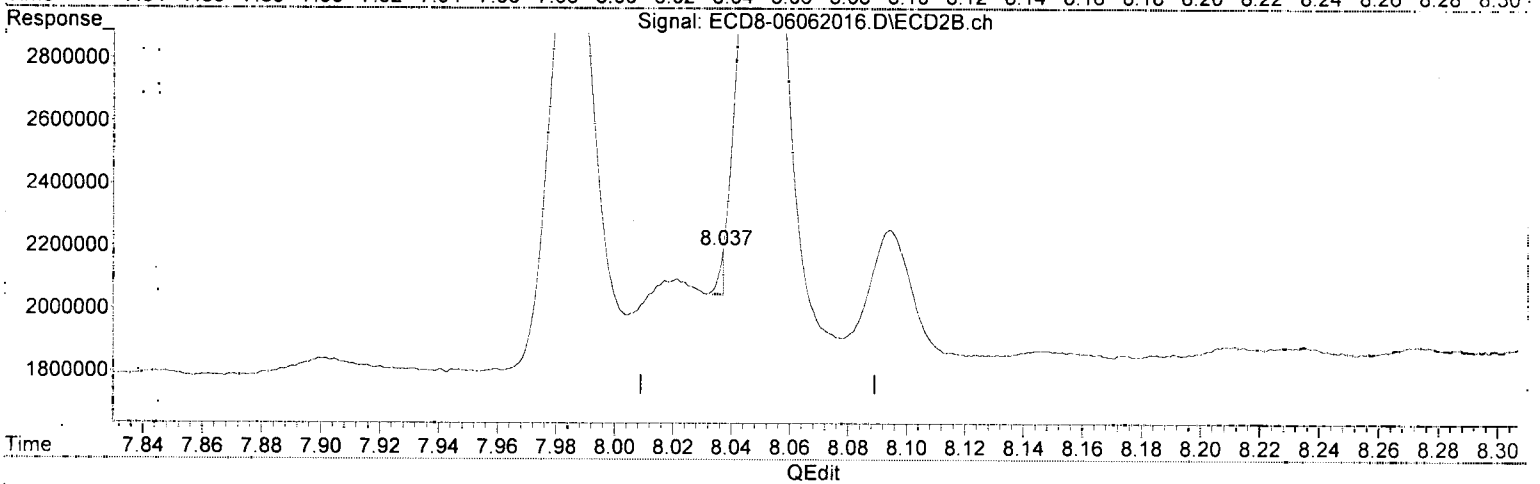
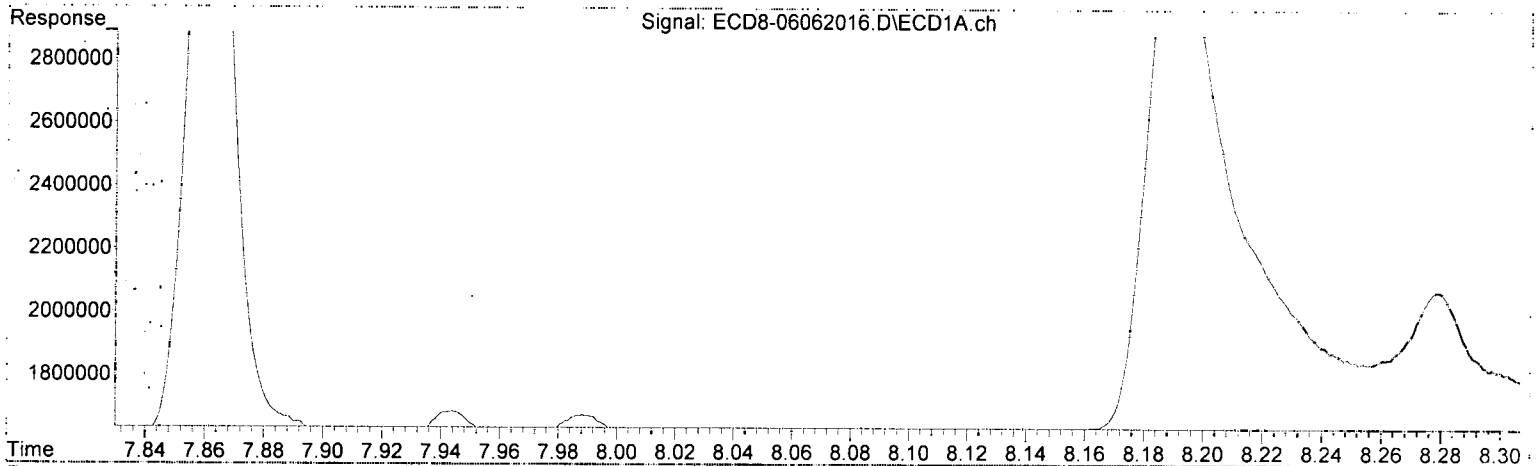


R = 2.41e+003 A*A + 3.25e+006 A + 8.34e+005
Coef of Det (r^2) = 0.999
Method Name: C:\msdchem\1\methods\ECD8_QUANTPEST_200606.M
Calibration Table Last Updated: Sun Jun 07 14:14:20 2009
07/24/20 Anchor QEA, LLC - Gasco PESTS, Inc 2019 14a6.2 DOC-CAP Testing Cores Page 519 of 962

Quantitation Report (Qedit)

Data Path : C:\msdchem\1\data\2020-06\0F06008\REQUANT\
Data File : ECD8-06062016.D
Signal(s) : Signal #1: ECD1A.ch Signal #2: ECD2B.ch
Acq On : 6 Jun 2020 18:52
Operator : MJB
Sample : 0F06008-CALA
Misc : A20F082, 9-42 0.5 ppb
ALS Vial : 14 Sample Multiplier: 1

Integration File signal 1: PEST1.e
Integration File signal 2: PEST2.e
Quant Time: Jun 07 14:59:14 2020
Quant Method : C:\msdchem\1\methods\ECD8_QUANTPEST_200606.M
Quant Title : Instrument: DualECD8
QLast Update : Sun Jun 07 14:07:09 2020
Response via : Initial Calibration
Integrator: ChemStation

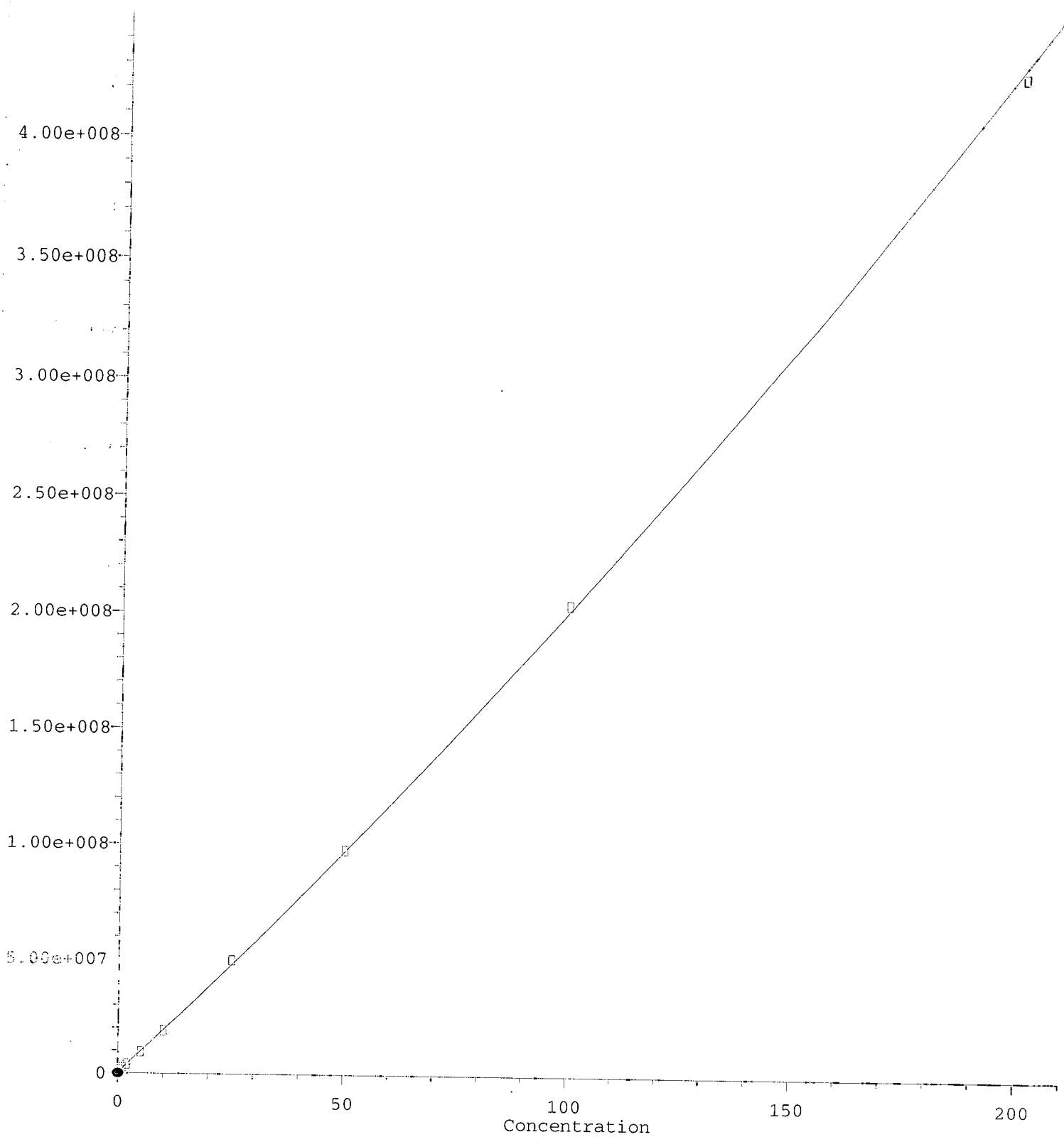


(27) trans-Nonachlor
7.374min -0.266 ng/mL m
response 74884

*MJB
6/7/20*

(27) trans-Nonachlor #2
8.037min -0.213 ng/mL (m)
response 141706

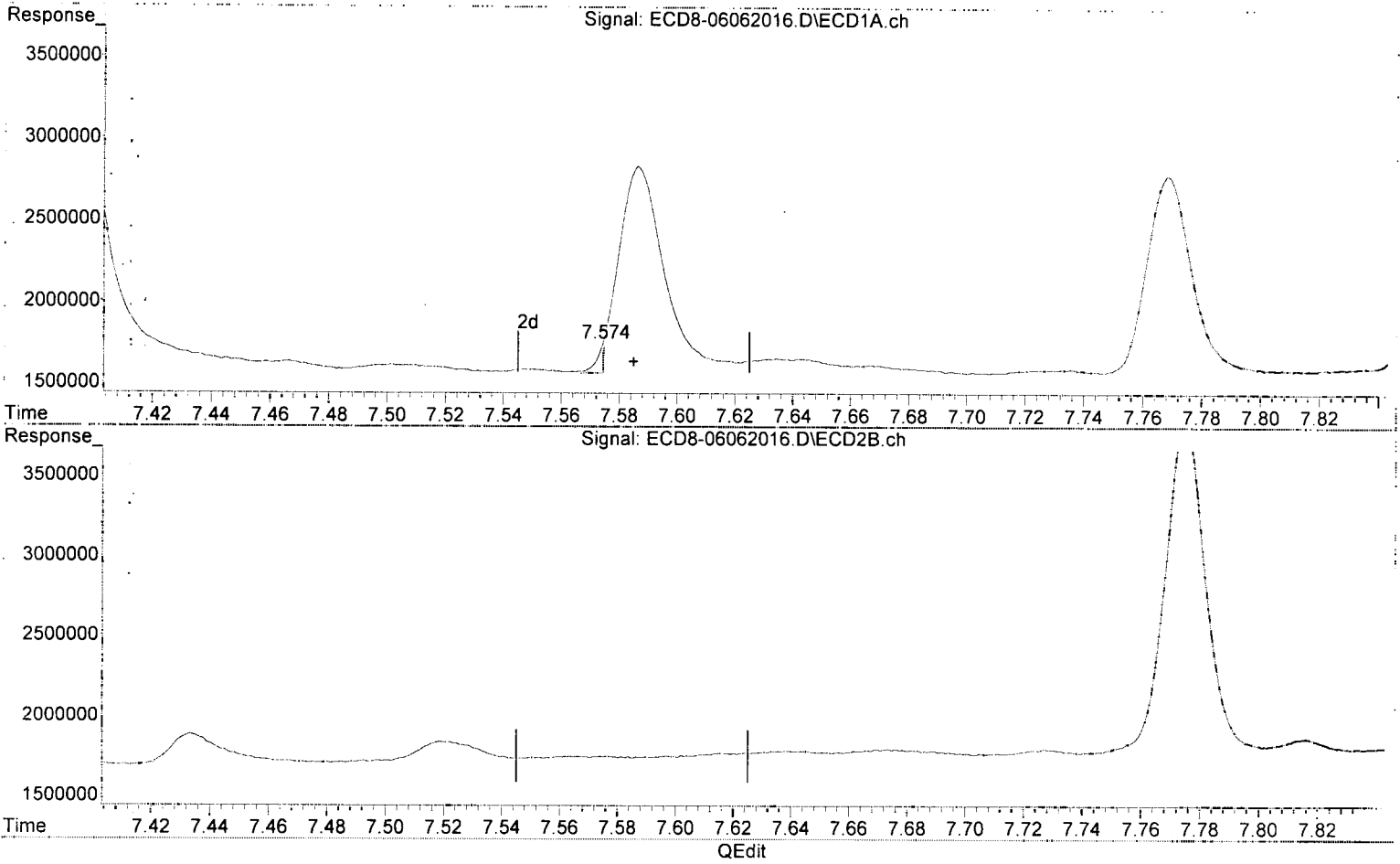
Response



Quantitation Report (Qedit)

Data Path : C:\msdchem\1\data\2020-06\0F06008\REQUANT\
Data File : ECD8-06062016.D
Signal(s) : Signal #1: ECD1A.ch Signal #2: ECD2B.ch
Acq On : 6 Jun 2020 18:52
Operator : MJB
Sample : 0F06008-CALA
Misc : A20F082, 9-42 0.5 ppb
ALS Vial : 14 Sample Multiplier: 1

Integration File signal 1: PEST1.e
Integration File signal 2: PEST2.e
Quant Time: Jun 07 14:59:14 2020
Quant Method : C:\msdchem\1\methods\ECD8_QUANTPEST_200606.M
Quant Title : Instrument: DualECD8
QLast Update : Sun Jun 07 14:07:09 2020
Response via : Initial Calibration
Integrator: ChemStation

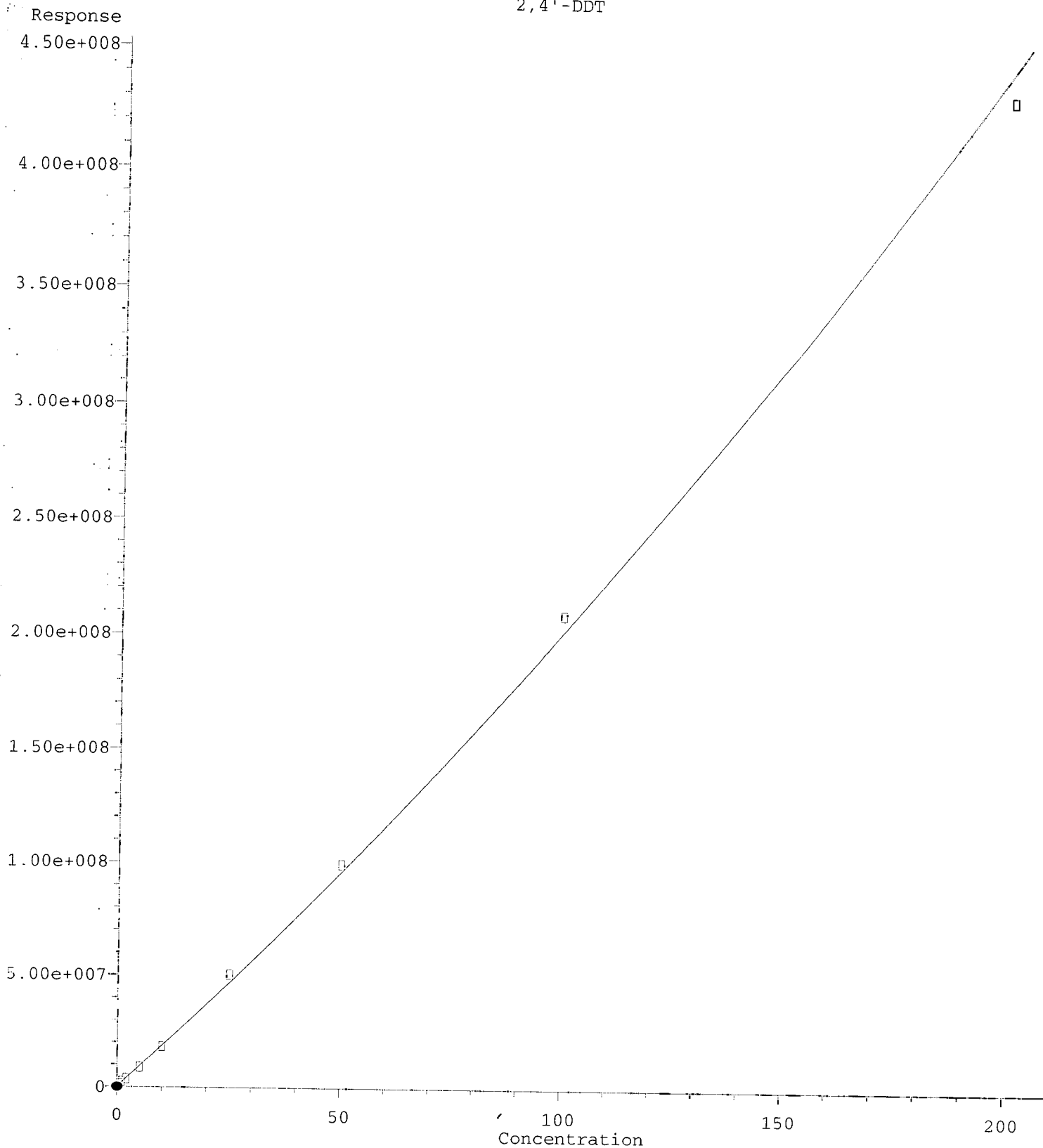


(28) 2,4'-DDD
7.574min -0.101 ng/mL(m)
response 186338

MJB
6/7/20

(28) 2,4'-DDD #2
8.359min 0.570 ng/mL
response 1185591

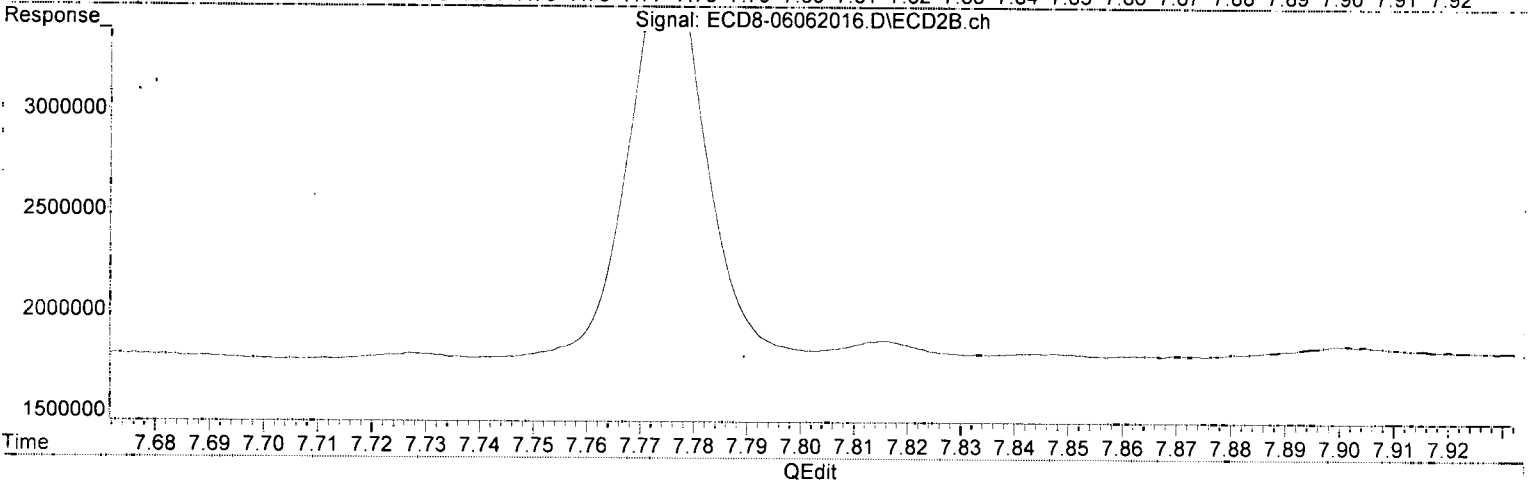
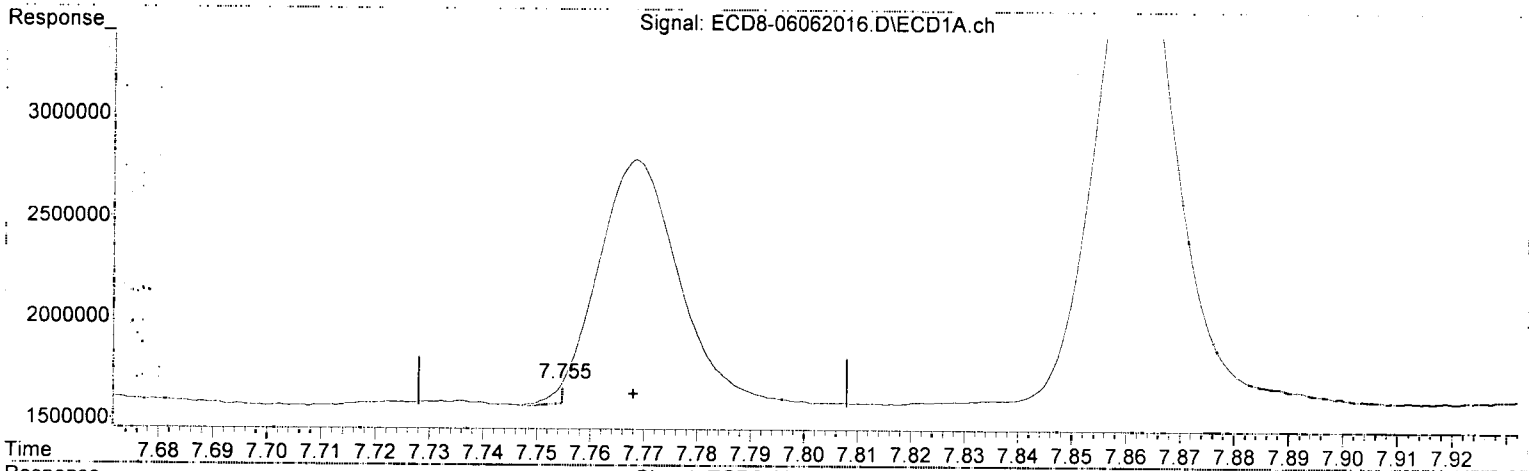
2,4'-DDT



Quantitation Report (Qedit)

Data Path : C:\msdchem\1\data\2020-06\0F06008\REQUANT\
Data File : ECD8-06062016.D
Signal(s) : Signal #1: ECD1A.ch Signal #2: ECD2B.ch
Acq On : 6 Jun 2020 18:52
Operator : MJB
Sample : 0F06008-CALA
Misc : A20F082, 9-42 0.5 ppb
ALS Vial : 14 Sample Multiplier: 1

Integration File signal 1: PEST1.e
Integration File signal 2: PEST2.e
Quant Time: Jun 07 14:59:14 2020
Quant Method : C:\msdchem\1\methods\ECD8_QUANTPEST_200606.M
Quant Title : Instrument: DualECD8
QLast Update : Sun Jun 07 14:07:09 2020
Response via : Initial Calibration
Integrator: ChemStation



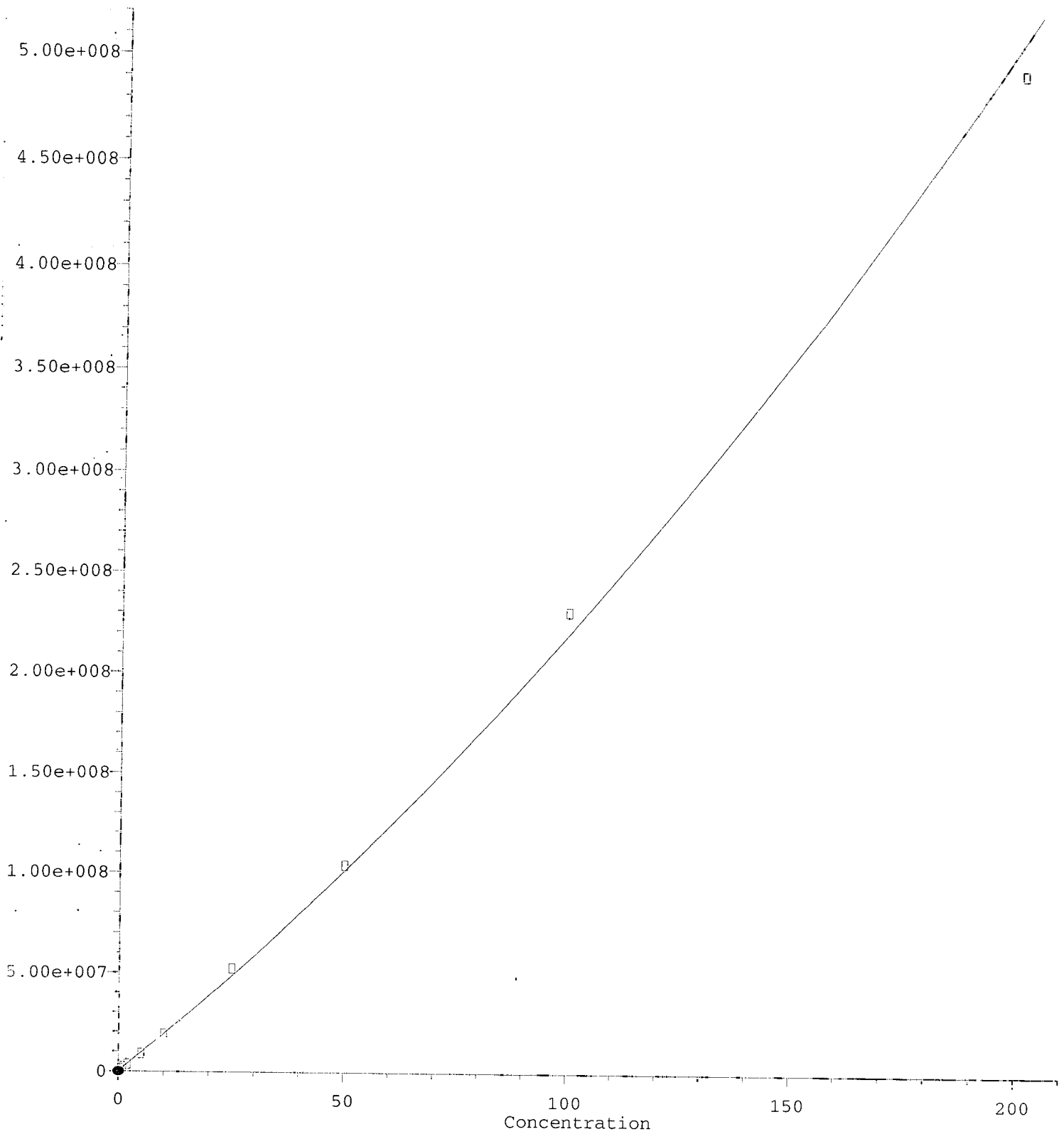
(29) 2,4'-DDT
7.755min -0.121 ng/mL(m)
response 98604

MJB
6/7/20

(29) 2,4'-DDT #2
8.582min 0.503 ng/mL
response 1241303

2,4'-DDT #2

Response

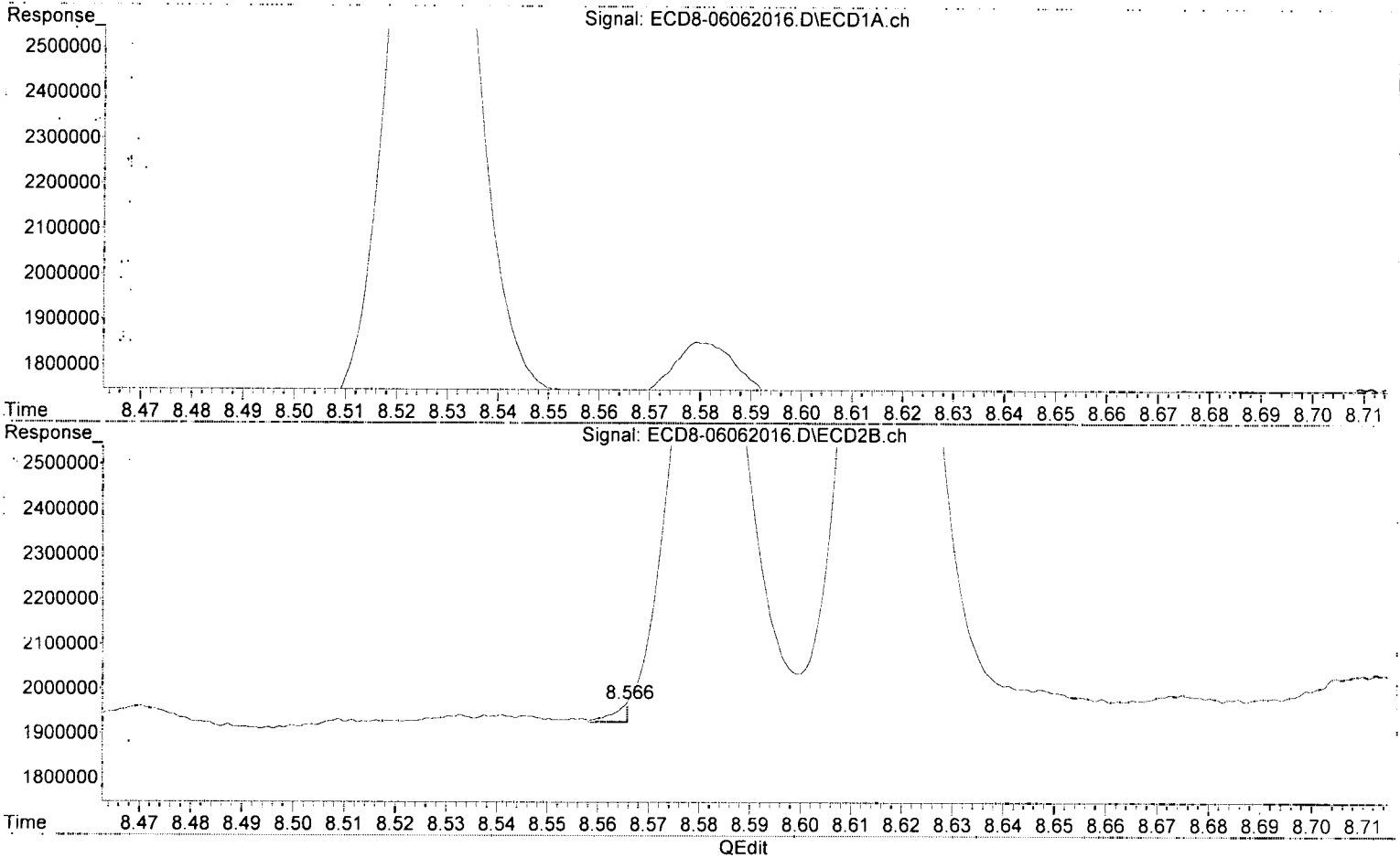


R = 3.57e+003 A*A + 1.84e+006 A + 3.15e+005
Coef of Det (r^2) = 0.996
Method Name: C:\msdchem\1\methods\ECD8_QUANTPEST_200606.M
Calibration Table Last Updated: Sun Jun 07 14:14:20 2009
Anchor Case: 07242009
COEX, LLC
Pre-Prod
2009 14:14:20
DOC-CAP Testing Cores Page 525 of 962

Quantitation Report (Qedit)

Data Path : C:\msdchem\1\data\2020-06\0F06008\REQUANT\
Data File : ECD8-06062016.D
Signal(s) : Signal #1: ECD1A.ch Signal #2: ECD2B.ch
Acq On : 6 Jun 2020 18:52
Operator : MJB
Sample : 0F06008-CALA
Misc : A20F082, 9-42 0.5 ppb
ALS Vial : 14 Sample Multiplier: 1

Integration File signal 1: PEST1.e
Integration File signal 2: PEST2.e
Quant Time: Jun 07 14:59:14 2020
Quant Method : C:\msdchem\1\methods\ECD8_QUANTPEST_200606.M
Quant Title : Instrument: DualECD8
QLast Update : Sun Jun 07 14:07:09 2020
Response via : Initial Calibration
Integrator: ChemStation



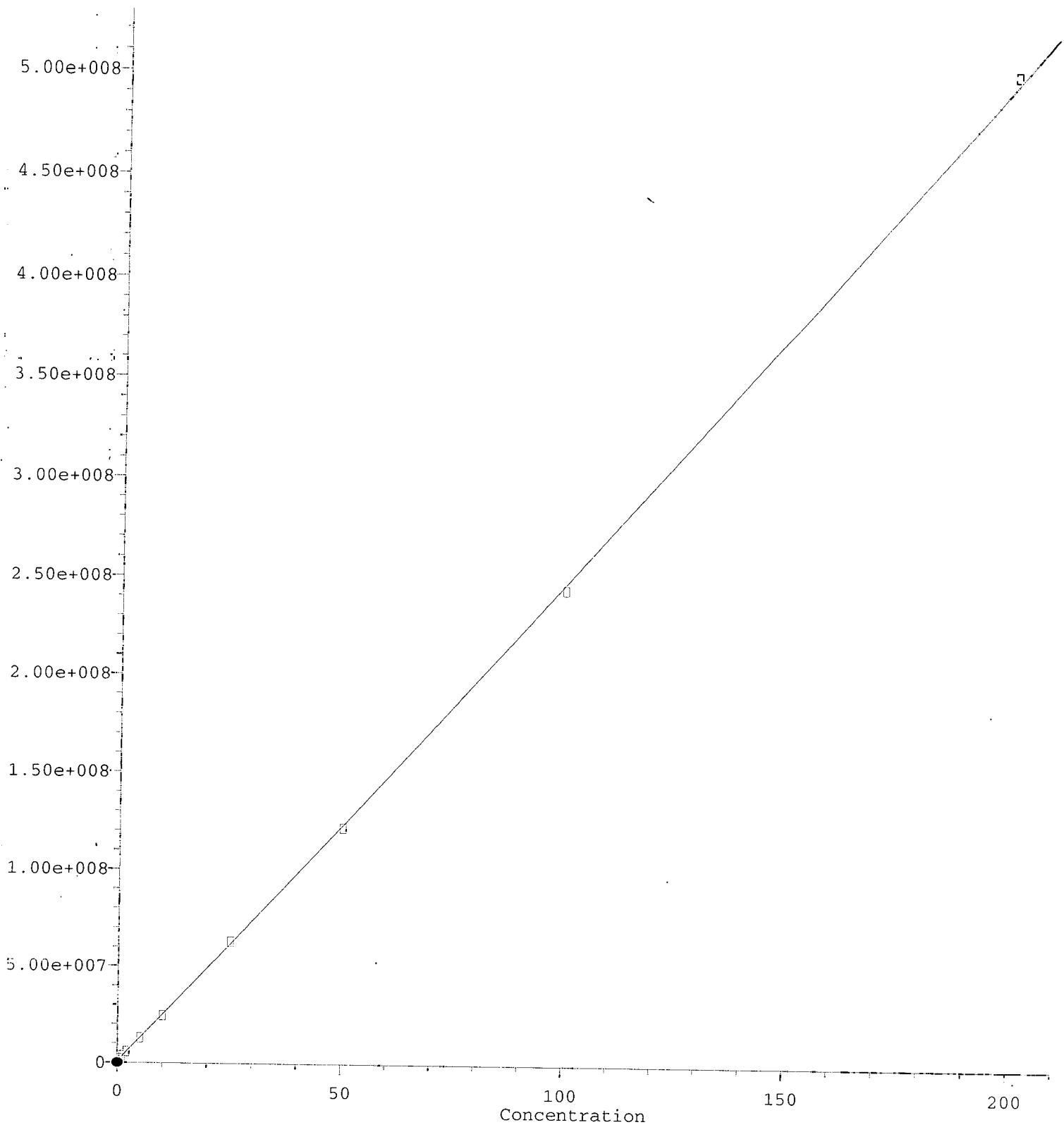
(29) 2,4'-DDT
7.755min -0.121 ng/mL m
response 98604

MJB
6/7/20

(29) 2,4'-DDT #2
8.566min -0.148 ng/mL (m)
response 42146

Mirex

Response

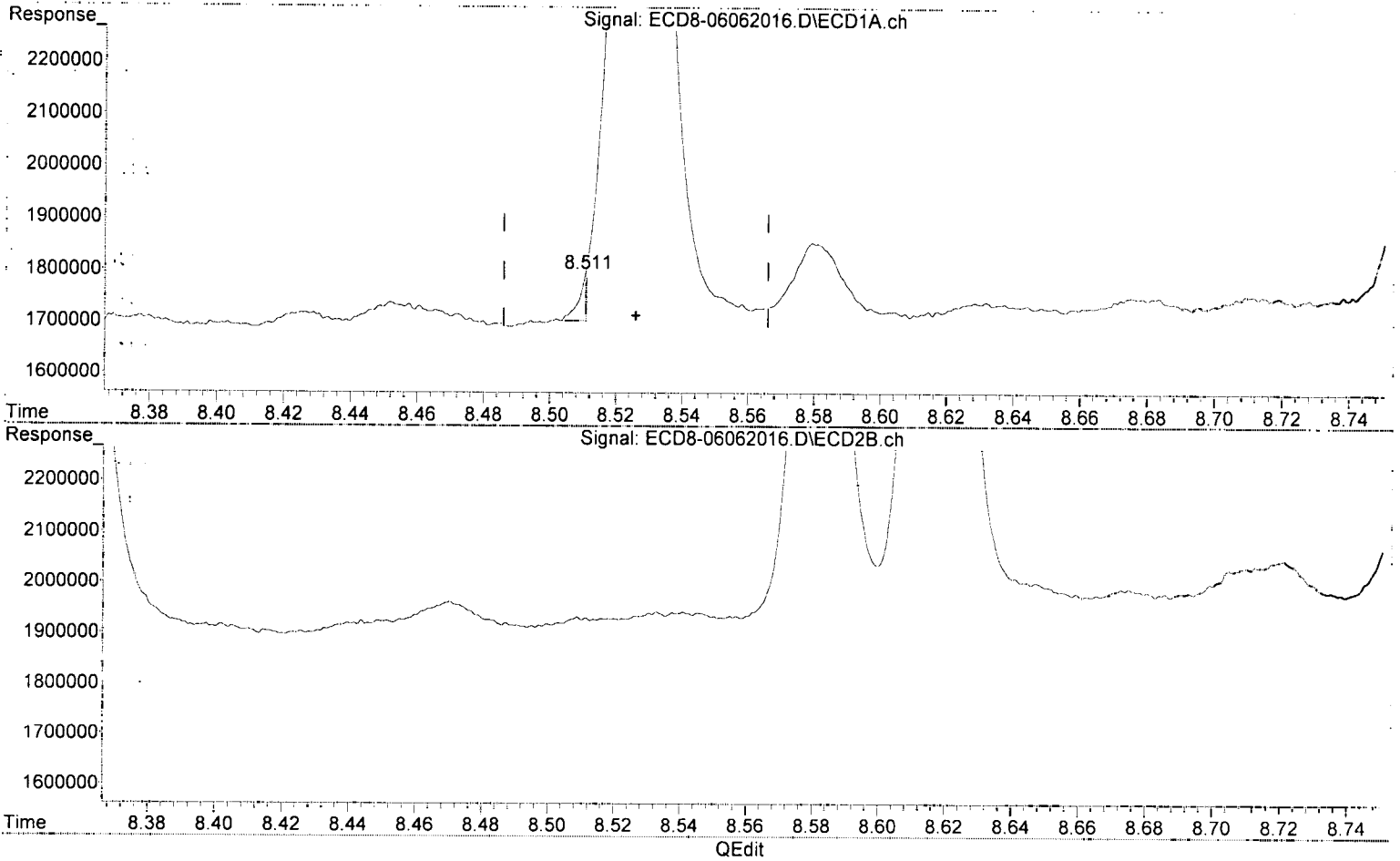


R = 2.93e+002 A*A + 2.43e+006 A + 7.87e+005
Coef of Det (r^2) = 0.998
Method Name: C:\msdchem\1\methods\ECD8_QUANTPEST_200606.M
Calibration Table Last Updated: Sun Jun 07 14:14:26 2009
07/24/20 Anchor QEA, LLC - Gaso-PHED-DC-2019-14a-b-2 DOC-CAP Testing Cores Page 527 of 962

Quantitation Report (Qedit)

Data Path : C:\msdchem\1\data\2020-06\0F06008\REQUANT\
Data File : ECD8-06062016.D
Signal(s) : Signal #1: ECD1A.ch Signal #2: ECD2B.ch
Acq On : 6 Jun 2020 18:52
Operator : MJB
Sample : 0F06008-CALA
Misc : A20F082, 9-42 0.5 ppb
ALS Vial : 14 Sample Multiplier: 1

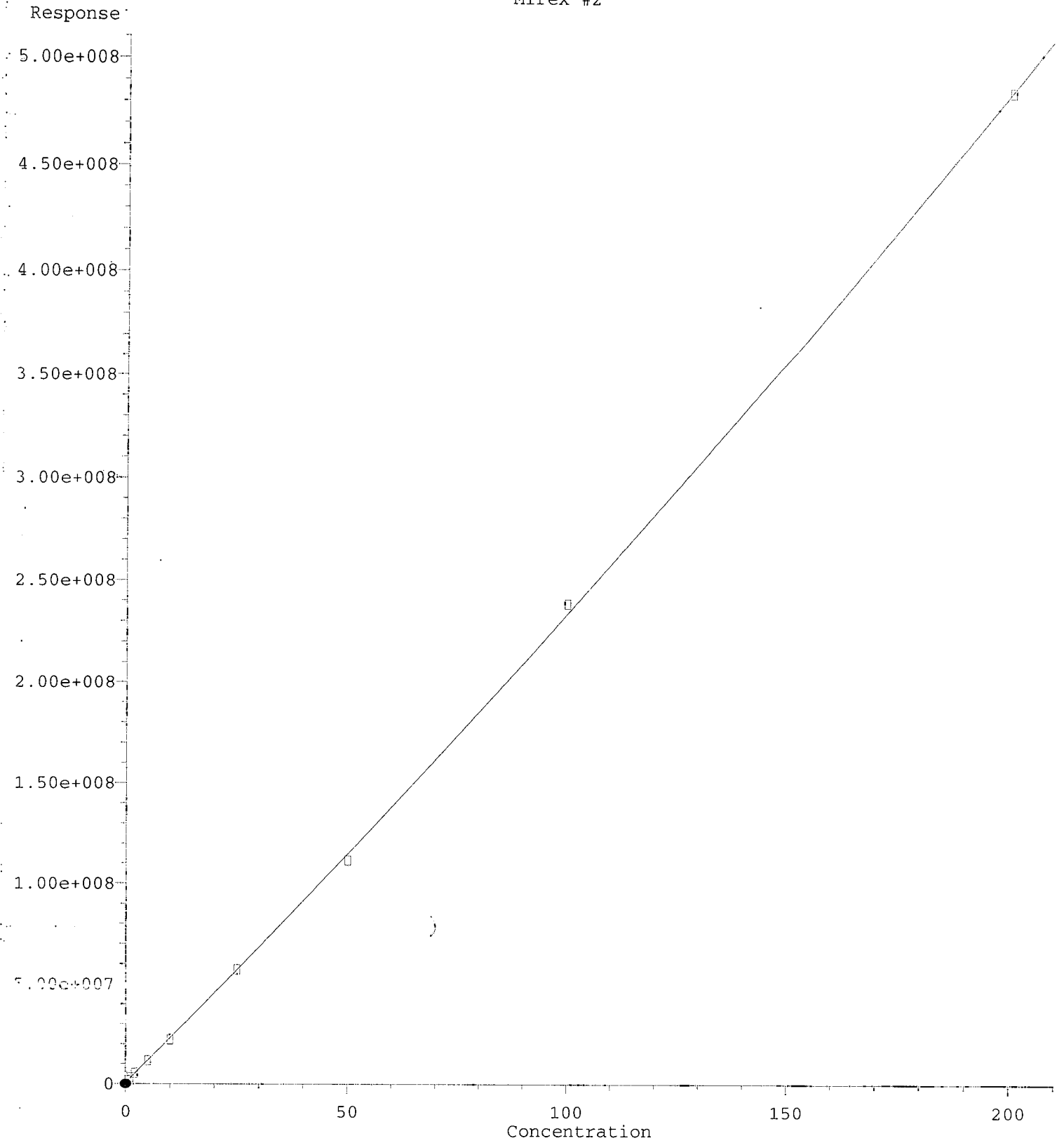
Integration File signal 1: PEST1.e
Integration File signal 2: PEST2.e
Quant Time: Jun 07 14:59:14 2020
Quant Method : C:\msdchem\1\methods\ECD8_QUANTPEST_200606.M
Quant Title : Instrument: DualECD8
QLast Update : Sun Jun 07 14:07:09 2020
Response via : Initial Calibration
Integrator: ChemStation



(31) Mirex
8.511min -0.286 ng/mL(m)
response 91666

(31) Mirex #2
9.536min 0.477 ng/mL
response 1704303

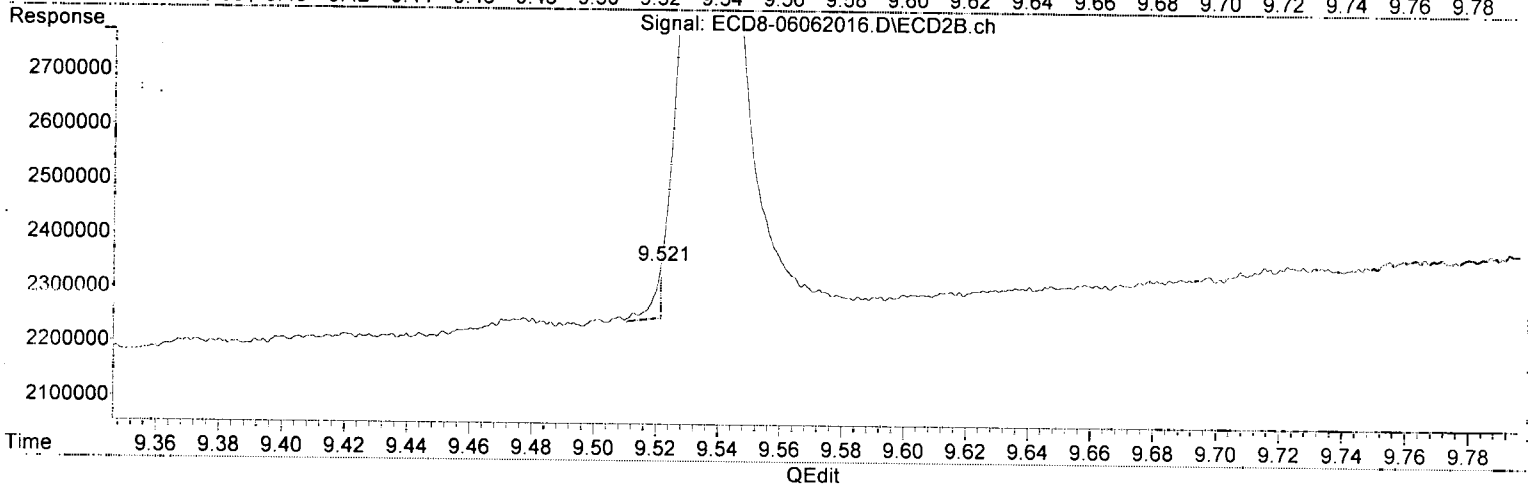
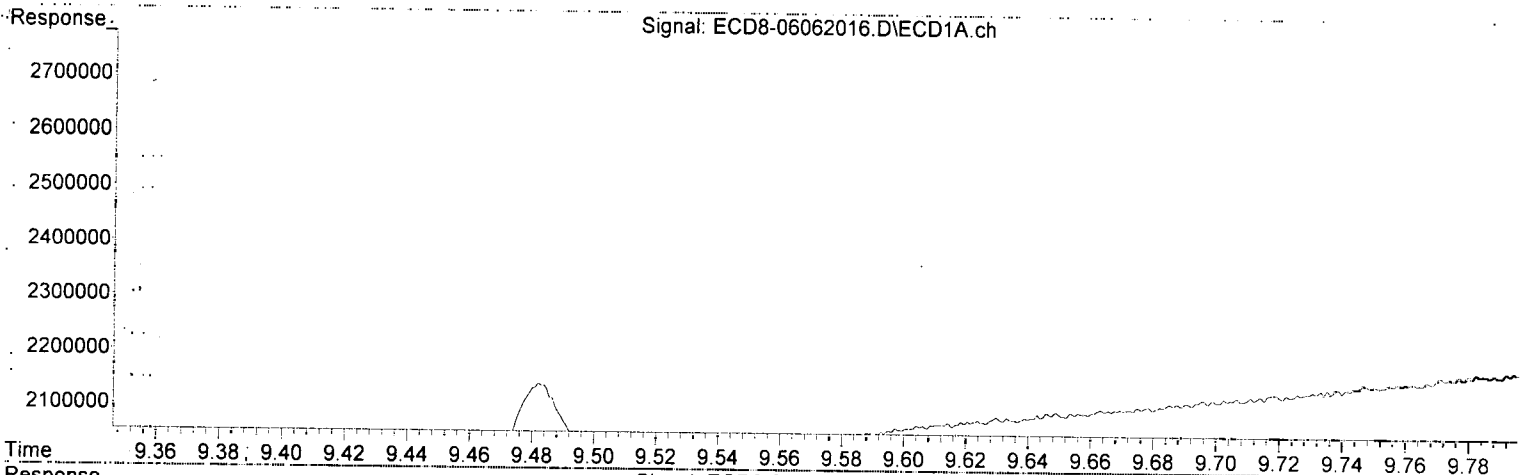
Mirex #2



Quantitation Report (Qedit)

Data Path : C:\msdchem\1\data\2020-06\0F06008\REQUANT\
Data File : ECD8-06062016.D
Signal(s) : Signal #1: ECD1A.ch Signal #2: ECD2B.ch
Acq On : 6 Jun 2020 18:52
Operator : MJB
Sample : 0F06008-CALA
Misc. : A20F082, 9-42 0.5 ppb
ALS Vial : 14 Sample Multiplier: 1

Integration File signal 1: PEST1.e
Integration File signal 2: PEST2.e
Quant Time: Jun 07 14:59:14 2020
Quant Method : C:\msdchem\1\methods\ECD8_QUANTPEST_200606.M
Quant Title : Instrument: DualECD8
QLast Update : Sun Jun 07 14:07:09 2020
Response via : Initial Calibration
Integrator: ChemStation

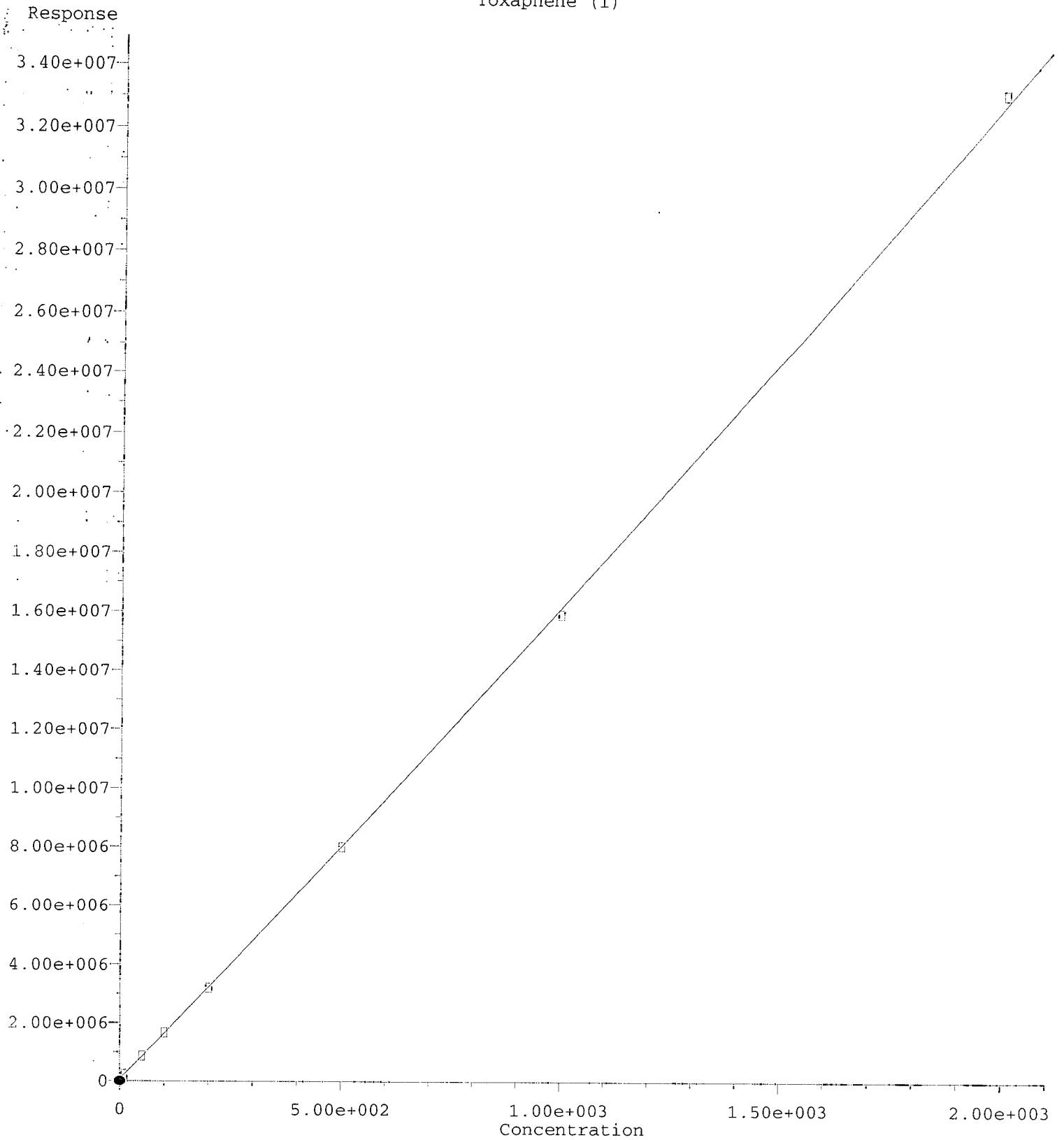


(31) Mirex
8.511min -0.286 ng/mL m
response 91666

*MJB
6/7/20*

(31) Mirex #2
9.521min -0.243 ng/mL (m)
response 97303

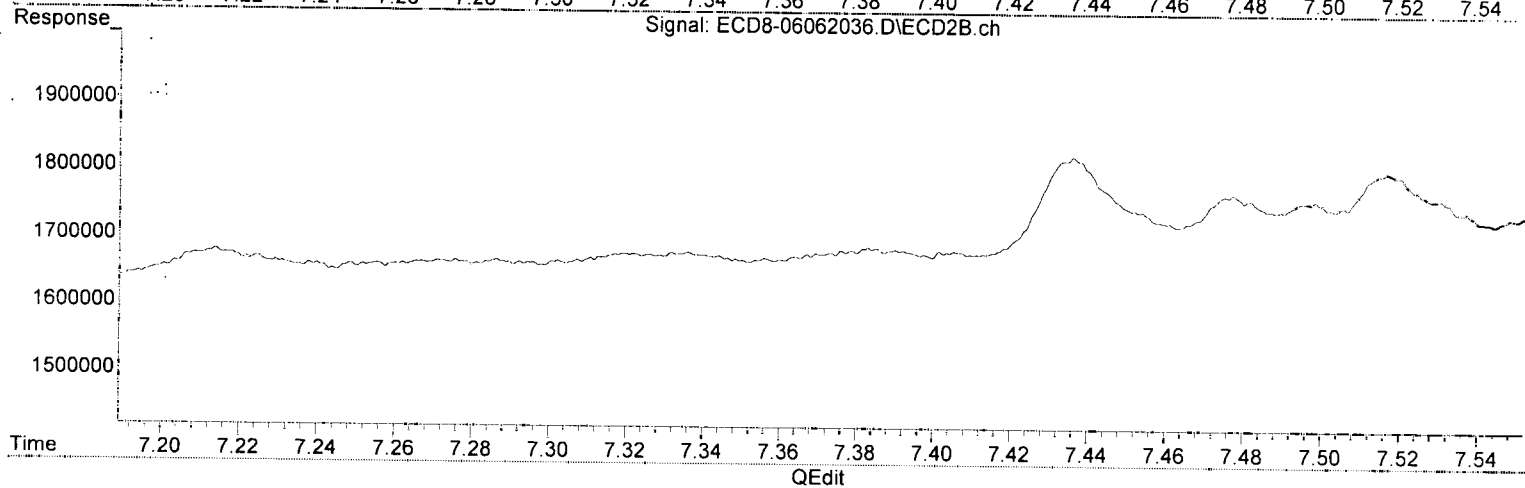
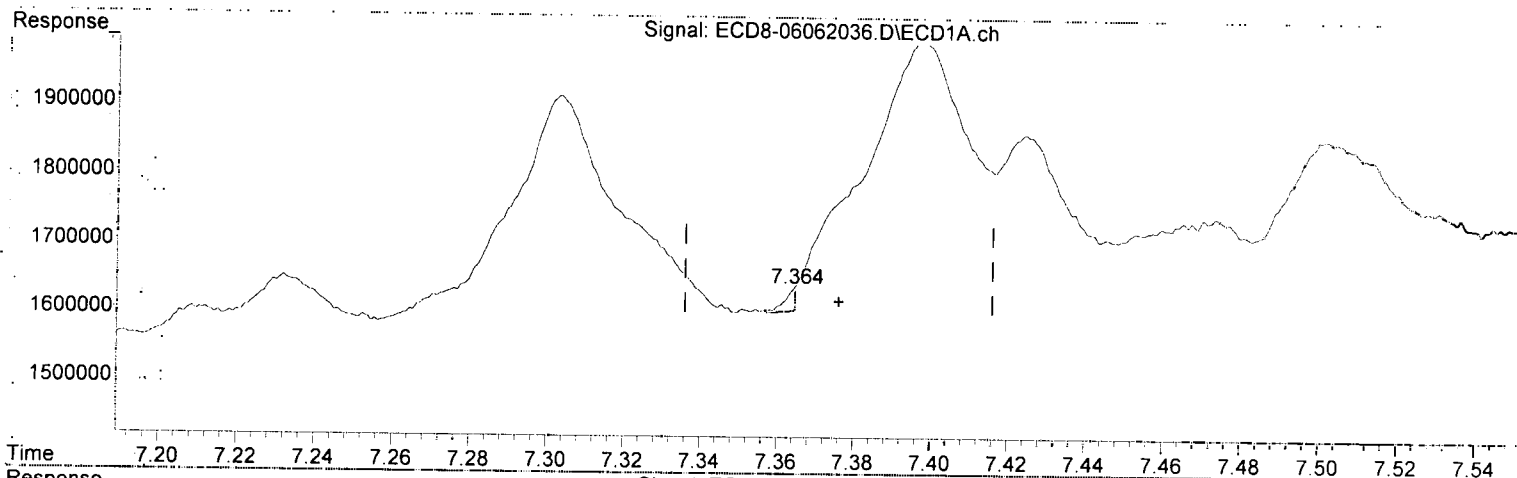
Toxaphene (1)



Quantitation Report (Qedit)

Data Path : C:\msdchem\1\data\2020-06\0F06008\REQUANT\
Data File : ECD8-06062036.D
Signal(s) : Signal #1: ECD1A.ch Signal #2: ECD2B.ch
Acq On : 7 Jun 2020 00:23
Operator : MJB
Sample : 0F06008-CALQ
Misc : A20F084, TOX 10 ppb
ALS Vial : 32 Sample Multiplier: 1

Integration File signal 1: PEST1.e
Integration File signal 2: PEST2.e
Quant Time: Jun 07 15:03:19 2020
Quant Method : C:\msdchem\1\methods\ECD8_QUANTPEST_200606.M
Quant Title : Instrument: DualECD8
QLast Update : Sun Jun 07 14:07:09 2020
Response via : Initial Calibration
Integrator: ChemStation

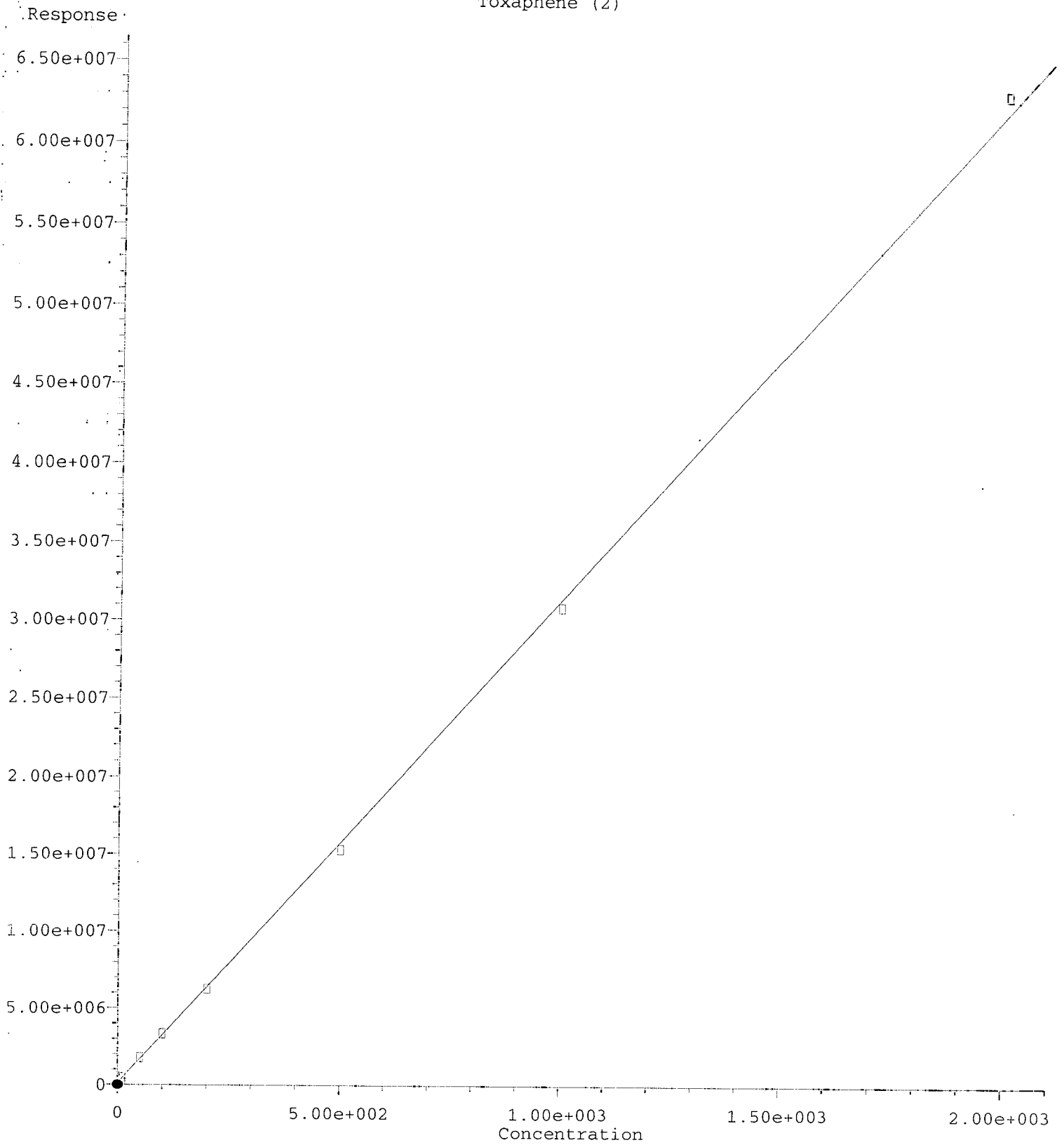


(36) Toxaphene (1)
7.364min -2.084 ng/mL (m)
response 33377

MJB
6/7/20

(36) Toxaphene (1) #2
8.324min 11.353 ng/mL
response 372544

Toxaphene (2)

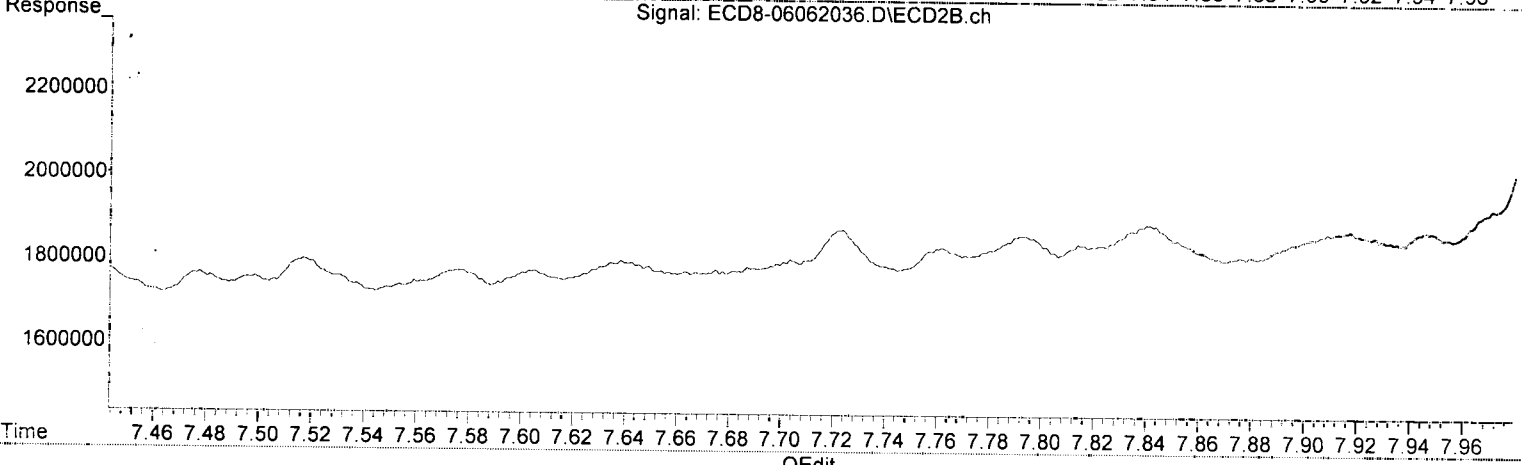
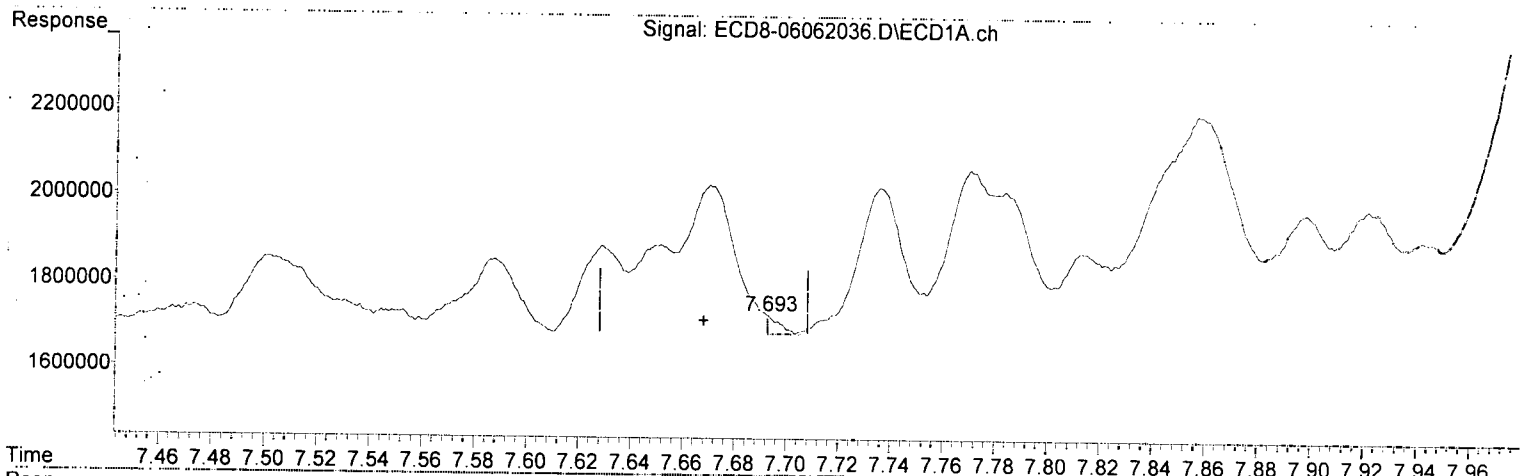


R = -1.79e-001 A*A + 3.14e+004 A + 1.17e+005
Coef of Det (r^2) = 0.999
07/24/20 Anchor OEA, ELC - Gasco PerRD-DC 2019-144-80 OC-CAP Testing Cores Page 533 of 962
Method Name: C:\msdchem\1\methods\ECD8_QUANTPEST_200606.M
Calibration Table Last Updated: Sun Jun 07 14:14:20 2020

Quantitation Report (Qedit)

Data Path : C:\msdchem\1\data\2020-06\0F06008\REQUANT\
Data File : ECD8-06062036.D
Signal(s) : Signal #1: ECD1A.ch Signal #2: ECD2B.ch
Acq On : 7 Jun 2020 00:23
Operator : MJB
Sample : 0F06008-CALQ
Misc : A20F084, TOX 10 ppb
ALS Vial : 32 Sample Multiplier: 1

Integration File signal 1: PEST1.e
Integration File signal 2: PEST2.e
Quant Time: Jun 07 15:03:19 2020
Quant Method : C:\msdchem\1\methods\ECD8_QUANTPEST_200606.M
Quant Title : Instrument: DualECD8
QLast Update : Sun Jun 07 14:07:09 2020
Response via : Initial Calibration
Integrator: ChemStation



(37) Toxaphene (2)

7.693min 175390.743 ng/mL

response 44075

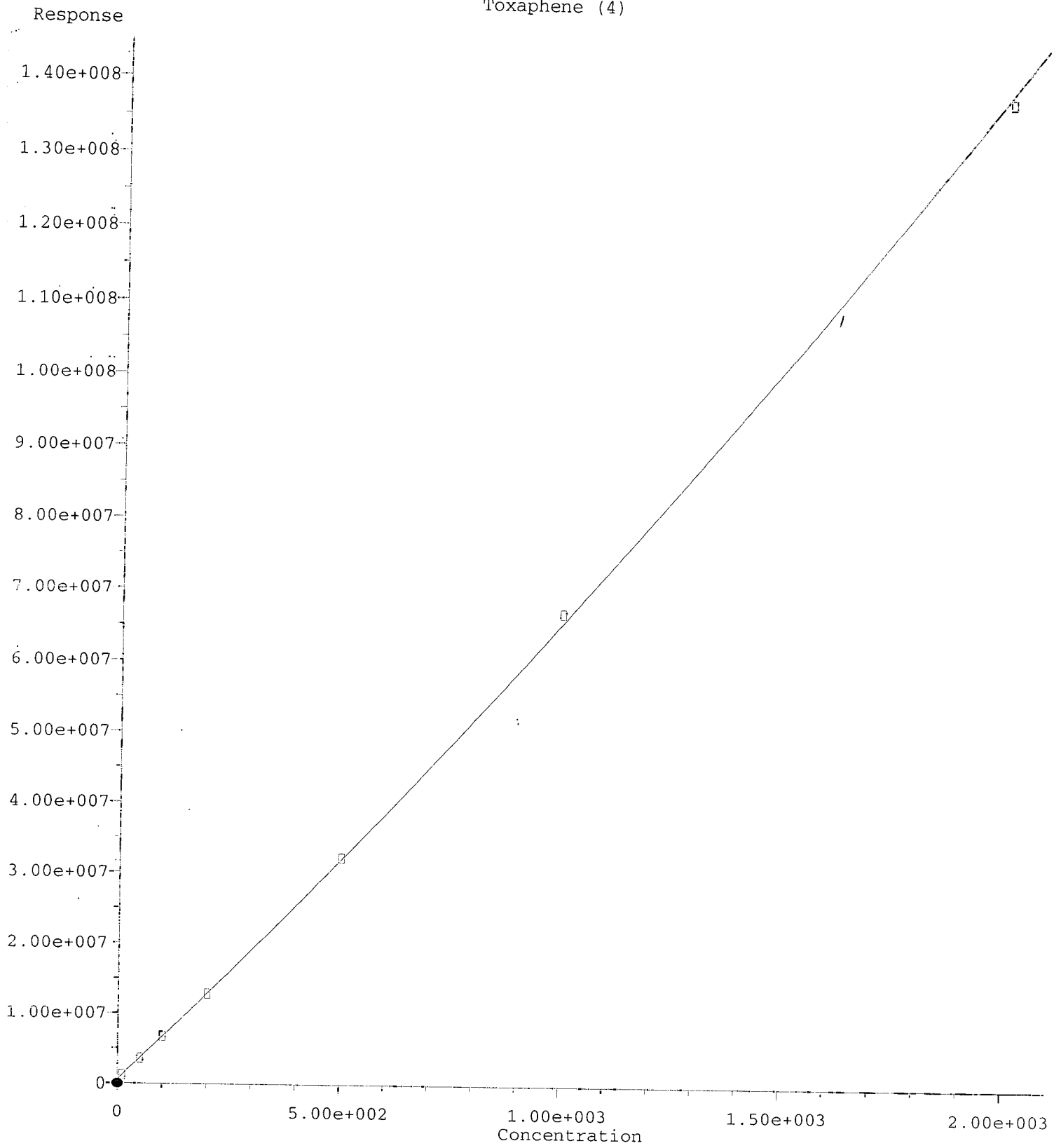
Q-DM
MJB 6/7/20

(37) Toxaphene (2) #2

8.673min 10.684 ng/mL

response 454972

Toxaphene (4)

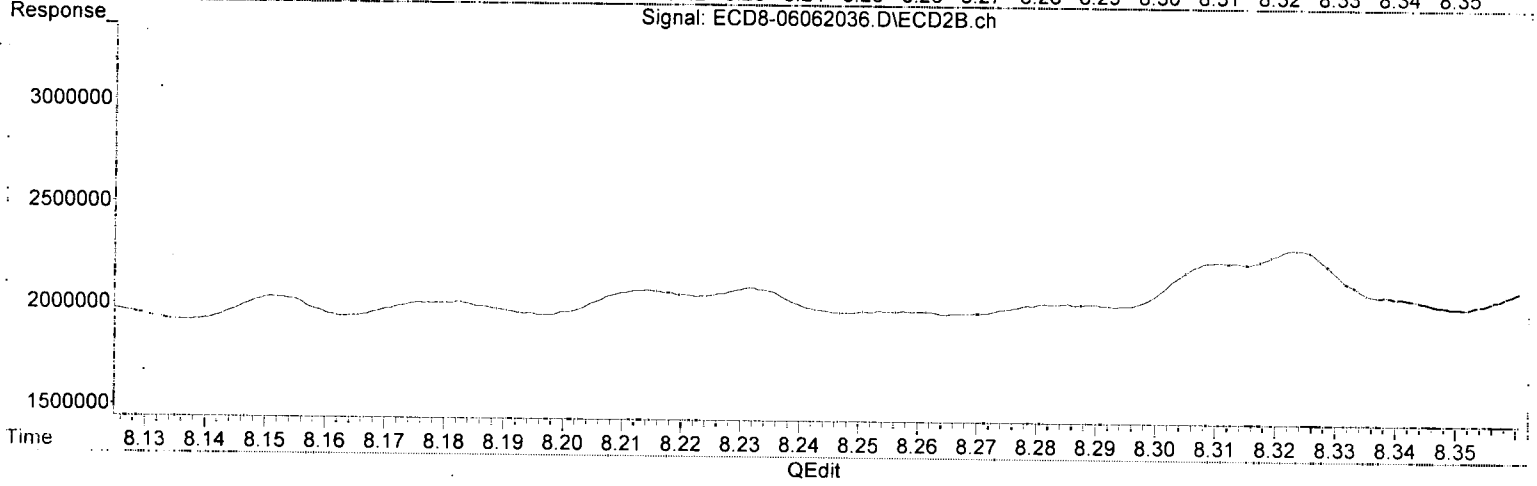
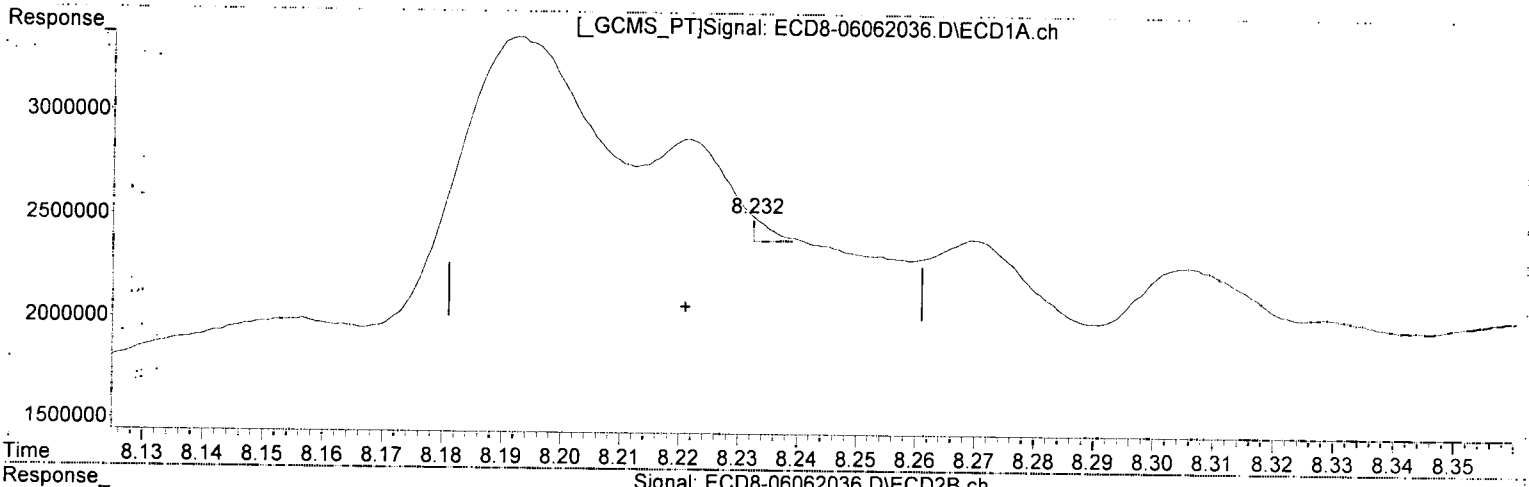


R = 4.37e+000 A*A + 6.06e+004 A + 5.81e+005
Coef of Det (r^2) = 1.000
07/24/20 Anchor DEA, LLC - Gasco PreRD - DG 2019-14a-b DOC-CAP Testing Cores Page 535 of 962
Method Name: C:\msdchem\1\methods\ECD8_QUANTPEST_200606.M
Calibration Table Last Updated: Sun Jun 07 14:14:20 2020

Quantitation Report (Qedit)

Data Path : C:\msdchem\1\data\2020-06\0F06008\REQUANT\
Data File : ECD8-06062036.D
Signal(s) : Signal #1: ECD1A.ch Signal #2: ECD2B.ch
Acq On : 7 Jun 2020 00:23
Operator : MJB
Sample : 0F06008-CALQ
Misc : A20F084, TOX 10 ppb
ALS Vial : 32 Sample Multiplier: 1

Integration File signal 1: PEST1.e
Integration File signal 2: PEST2.e
Quant Time: Jun 07 15:03:19 2020
Quant Method : C:\msdchem\1\methods\ECD8_QUANTPEST_200606.M
Quant Title : Instrument: DualECD8
QLast Update : Sun Jun 07 14:07:09 2020
Response via : Initial Calibration
Integrator: ChemStation

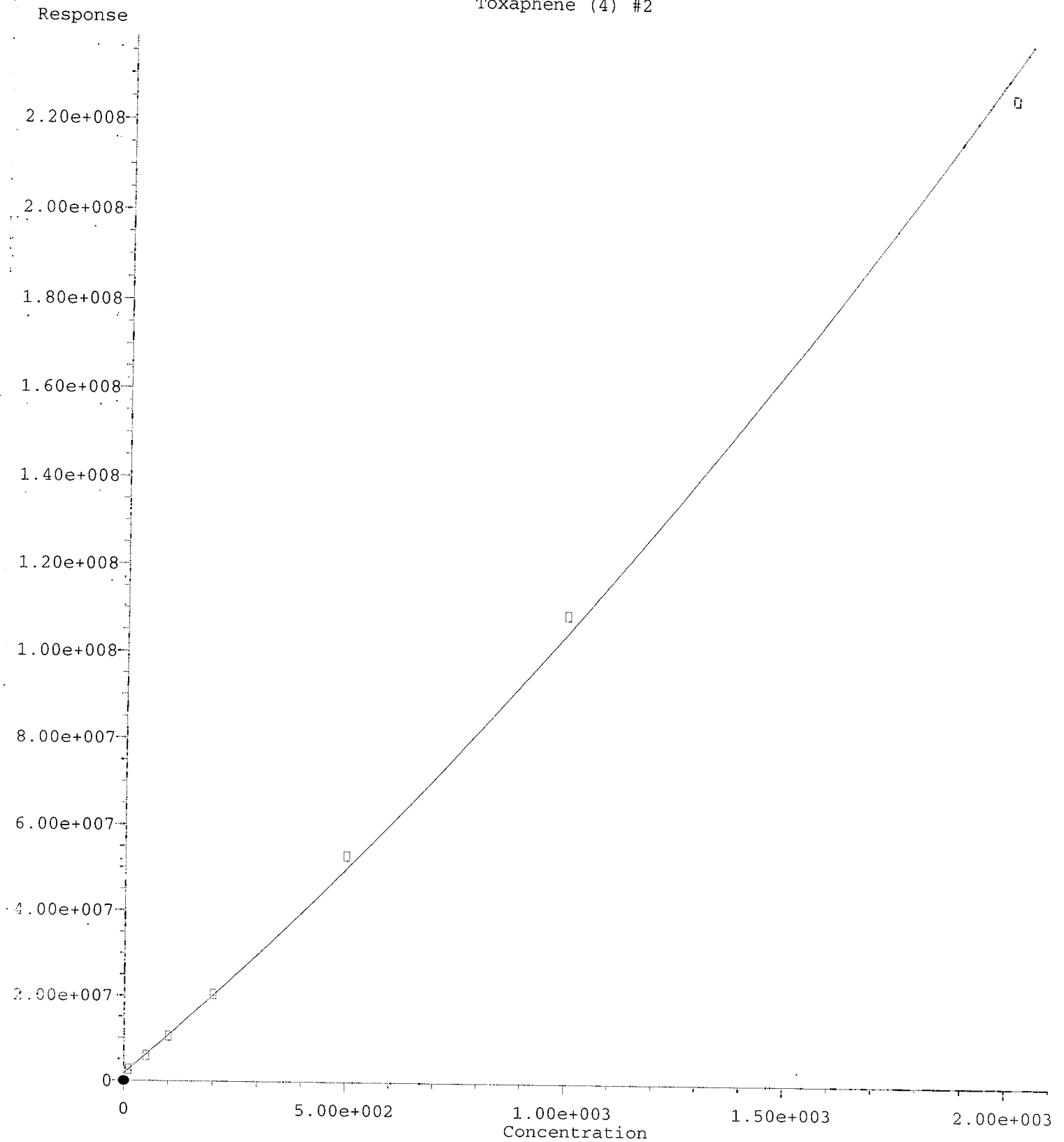


(39) Toxaphene (4)
8.232min -7.618 ng/mL(m)
response 118817

MJB
6/7/20

(39) Toxaphene (4) #2
8.773min 10.159 ng/mL
response 2581320

Toxaphene (4) #2

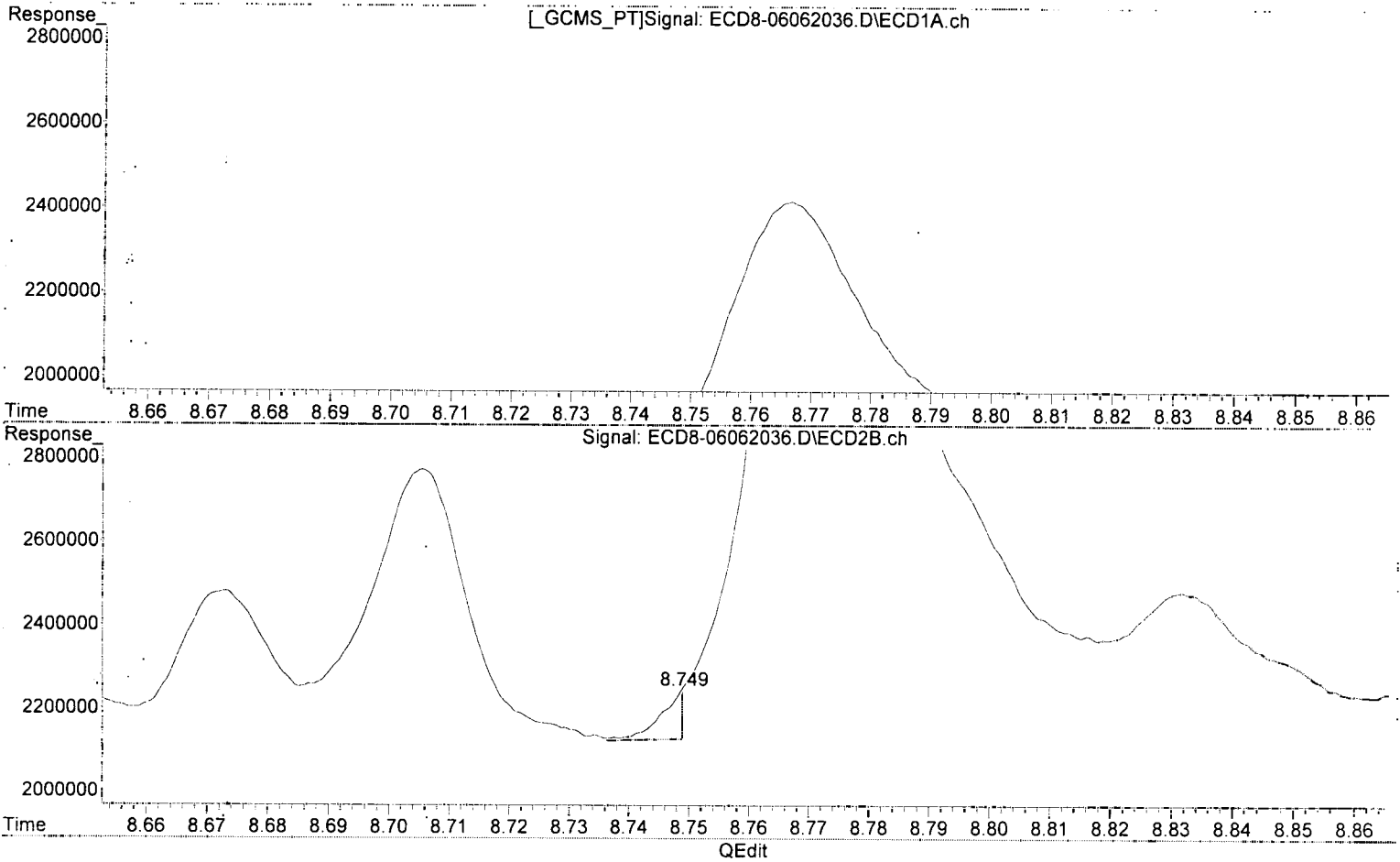


R = 1.29e+001 A*A + 9.00e+004 A + 1.67e+006
Coef of Det (r^2) = 0.998
07/24/20 Anchor DEA, LLC - Gasce PreRD DS 2019-14a-b DOC-CAP Testing Cores Page 537 of 962
Method Name: C:\msdchem\1\methods\ECD8_QUANTPEST_200606.M
Calibration Table Last Updated: Sun Jun 07 14:14:20 2020

Quantitation Report (Qedit)

Data Path : C:\msdchem\1\data\2020-06\0F06008\REQUANT\
Data File : ECD8-06062036.D
Signal(s) : Signal #1: ECD1A.ch Signal #2: ECD2B.ch
Acq On : 7 Jun 2020 00:23
Operator : MJB
Sample : 0F06008-CALQ
Misc : A20F084, TOX 10 ppb
ALS Vial : 32 Sample Multiplier: 1

Integration File signal 1: PEST1.e
Integration File signal 2: PEST2.e
Quant Time: Jun 07 15:03:19 2020
Quant Method : C:\msdchem\1\methods\ECD8_QUANTPEST_200606.M
Quant Title : Instrument: DualeCD8
QLast Update : Sun Jun 07 14:07:09 2020
Response via : Initial Calibration
Integrator: ChemStation



(39) Toxaphene (4)
8.232min -7.618 ng/mL m
response 118817

MJB
6/7/20

(39) Toxaphene (4) #2
8.749min -17.248 ng/mL (m)
response 117255

Quantitation Report (Not Reviewed)

Data Path : C:\msdchem\1\data\2020-06\0F06008\
 Data File : ECD8-06062004.D
 Signal(s) : Signal #1: ECD1A.ch Signal #2: ECD2B.ch
 Acq On : 6 Jun 2020 15:34
 Operator : MJB
 Sample : 0F06008-ICB1
 Misc : A20E115
 ALS Vial : 3 Sample Multiplier: 1

Integration File signal 1: PEST1.e
 Integration File signal 2: PEST2.e
 Quant Time: Jun 07 15:41:30 2020
 Quant Method : C:\msdchem\1\methods\ECD8_QUANTPEST_200606.M
 Quant Title : Instrument: DualECD8
 QLast Update : Sun Jun 07 14:07:09 2020
 Response via : Initial Calibration
 Integrator: ChemStation

MJB
6/7/20

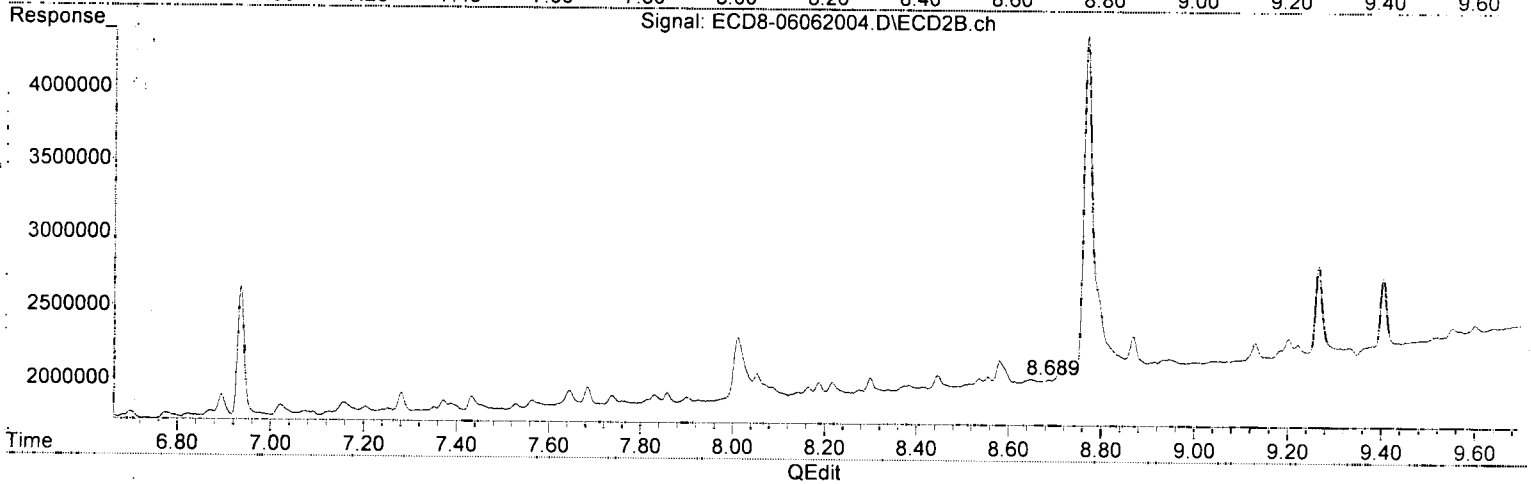
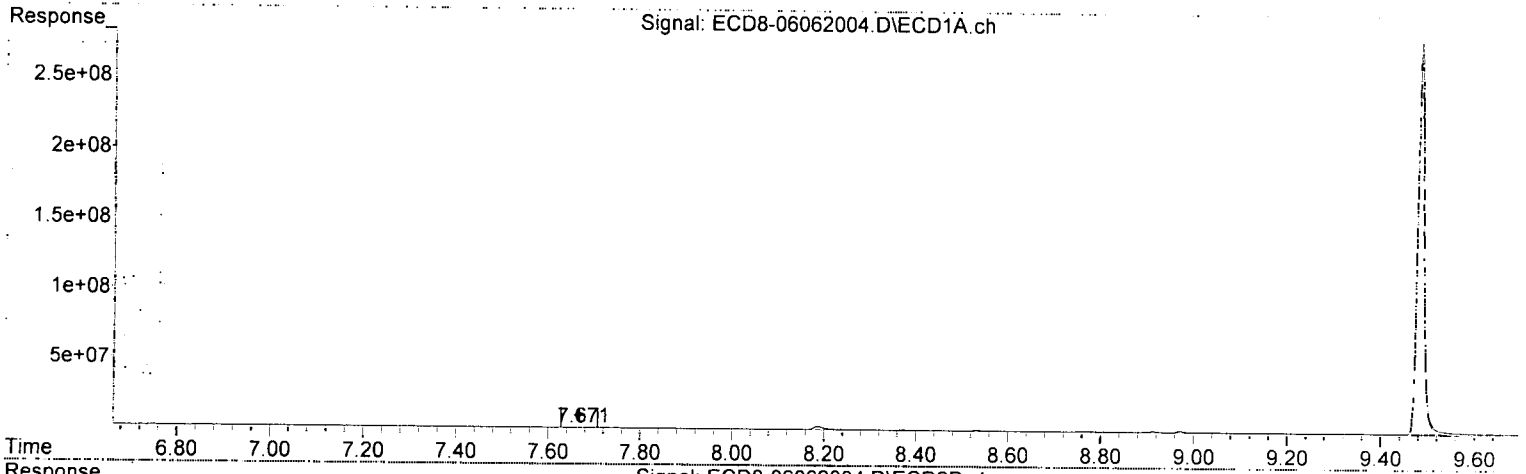
Compound	RT#1	RT#2	Resp#1	Resp#2	ng/mL	ng/mL
System Monitoring Compounds						
1) S TCMX (S)	5.276	5.847	368.7E6	369.2E6	101.092	103.989
22) S DCBP (S)	9.483	10.395	279.0E6	235.9E6	96.645	95.371
Target Compounds						
2) a-BHC	5.816	0.000	74627	0	0.015	N.D. #
3) g-BHC	6.069f	6.773	51697	41576	0.012	0.010 #
4) b-BHC	6.171	6.838	55999	24065	0.031	0.013 #
5) Heptachlor	6.503	7.156	60603	87393	0.015	0.021 #
6) d-BHC	6.351f	7.092	32341	25247	0.042	0.042 #
7) Aldrin	6.748	7.387	26788	55079	0.006	0.014 #
8) Heptachlo...	7.240f	7.858	116521	68875	0.029	0.018 #
9) trans-Chl...	7.289	8.011f	106608	428530	0.026	0.112 #
10) cis-Chlor...	7.394	8.087	416655	75162	BelowCal	0.020 #
11) Endosulfa...	7.497	8.141	51396	29067	0.014	0.009 #
12) 4,4'-DDE	7.474	8.218	48205	86744	0.013	0.032 #
13) Dieldrin	7.671	8.340	29742	13791	0.007	0.004 #
14) Endrin	0.000	8.581	0	165366	N.D.	0.056 #
15) 4,4'-DDD	7.876	8.625	85590	6026	0.030	BelowCal #
16) Endosulfa...	7.977	8.714	14754	97700	0.005	0.032 #
17) 4,4'-DDT	8.082	8.868	14874	255891	0.016	0.065 #
18) Endrin Al...	8.283	8.935f	117487	82391	BelowCal	0.028 #
19) Endosulfa...	8.557f	9.150	22442	39771	0.008	0.013 #
20) Methoxychlor	8.413	9.331	220522	51882	0.067	BelowCal #
21) Endrin Ke...	8.762	9.552	462940	81109	0.130	0.024 #
23) Hexachlor...	0.000	3.558f	0	50437	N.D.	BelowCal #
24) Hexachlor...	5.657	6.312	794957	22226	0.069	BelowCal #
25) Oxychlorane	7.107f	7.787	40165	14275	BelowCal	BelowCal #
26) 2,4'-DDE	7.240f	8.011f	116521	428530	0.049	BelowCal #
27) trans-Non...	7.394	8.053	416655	170711	BelowCal	BelowCal #
28) 2,4'-DDD	0.000	8.374	0	34839	N.D.	0.017 #
29) 2,4'-DDT	7.775	8.581	77096	165366	BelowCal	BelowCal #
30) cis-Nonac...	7.876	8.613	85590	15528	0.021	0.004 #
31) Mirex	8.532	9.534	559948	31718	BelowCal	BelowCal #
32) Chlordane...	7.289	8.011f	106608	428530	0.258	0.989 #
33) Chlordane...	7.394	8.087	416655	75162	0.810	0.206 #
34) Chlordane...	7.953	8.768	169790	2337957	1.313	19.601 #
35) Chlordane...	0.000	0.000	0	0	N.D.	N.D. #
36) Toxaphene...	7.394	8.340	416655	13791	22.236	0.420 #
37) Toxaphene...	7.671	8.688	29742	9541	175391.199	0.224 #
38) Toxaphene...	7.977	8.714	14754	97700	0.203	1.546 #
39) Toxaphene...	8.187f	8.768	2224117	2337957	27.051	7.462 #
40) Toxaphene...	8.447	8.935	26677	82391	0.512	1.403 #
41) Toxaphene...	8.532	9.331	559948	51882	7.588	0.808 #
42) Toxaphene...	0.000	0.000	0	0	N.D.	N.D. #

(f)=RT Delta > 1/2 Window (#)=Amounts differ by > 25% (m)=manual int.

Quantitation Report (Qedit)

Data Path : C:\msdchem\1\data\2020-06\0F06008\
Data File : ECD8-06062004.D
Signal(s) : Signal #1: ECD1A.ch Signal #2: ECD2B.ch
Acq On : 6 Jun 2020 15:34
Operator : MJB
Sample : 0F06008-ICB1
Misc : A20E115
ALS Vial : 3 Sample Multiplier: 1

Integration File signal 1: PEST1.e
Integration File signal 2: PEST2.e
Quant Time: Jun 07 15:41:30 2020
Quant Method : C:\msdchem\1\methods\ECD8_QUANTPEST_200606.M
Quant Title : Instrument: DualECD8
QLast Update : Sun Jun 07 14:07:09 2020
Response via : Initial Calibration
Integrator: ChemStation



(37) Toxaphene (2)

7.671min 175391.199 ng/mL *Q-D4*

response 29742

(37) Toxaphene (2) #2

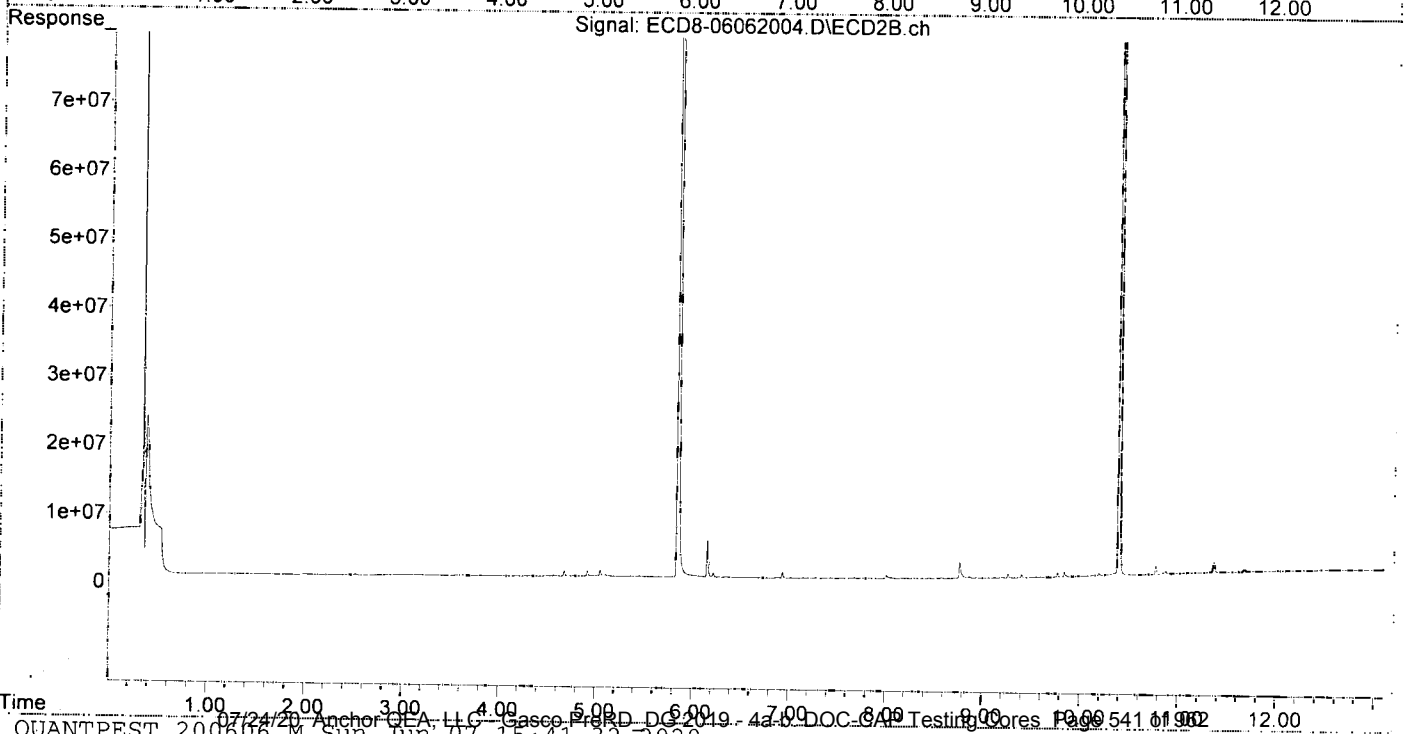
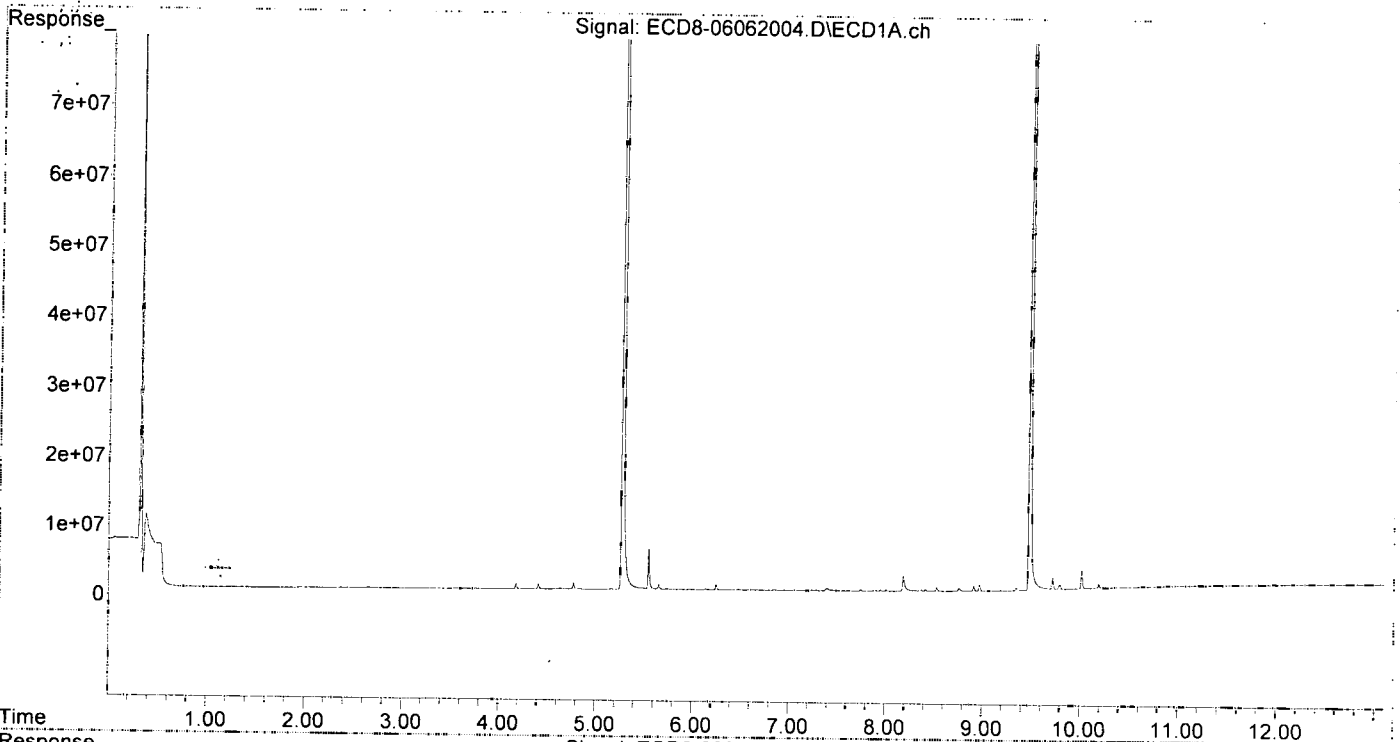
8.688min 0.224 ng/mL

response 9541

Quantitation Report (Not Reviewed)

Data Path : C:\msdchem\1\data\2020-06\0F06008\
Data File : ECD8-06062004.D
Signal(s) : Signal #1: ECD1A.ch Signal #2: ECD2B.ch
Acq On : 6 Jun 2020 15:34
Operator : MJB
Sample : 0F06008-ICB1
Misc : A20E115
ALS Vial : 3 Sample Multiplier: 1

Integration File signal 1: PEST1.e
Integration File signal 2: PEST2.e
Quant Time: Jun 07 15:41:30 2020
Quant Method : C:\msdchem\1\methods\ECD8_QUANTPEST_200606.M
Quant Title : Instrument: DualECD8
QLast Update : Sun Jun 07 14:07:09 2020
Response via : Initial Calibration
Integrator: ChemStation



Quantitation Report (Not Reviewed)

Data Path : C:\msdchem\1\data\2020-06\0F06008\
 Data File : ECD8-06062014.D
 Signal(s) : Signal #1: ECD1A.ch Signal #2: ECD2B.ch
 Acq On : 6 Jun 2020 18:19
 Operator : MJB
 Sample : 0F06008-IBL1
 Misc : Instrument Blank
 ALS Vial : 1 Sample Multiplier: 1

Integration File signal 1: PEST1.e
 Integration File signal 2: PEST2.e
 Quant Time: Jun 07 15:41:34 2020
 Quant Method : C:\msdchem\1\methods\ECD8_QUANTPEST_200606.M
 Quant Title : Instrument: DualECD8
 QLast Update : Sun Jun 07 14:07:09 2020
 Response via : Initial Calibration
 Integrator: ChemStation

Clear

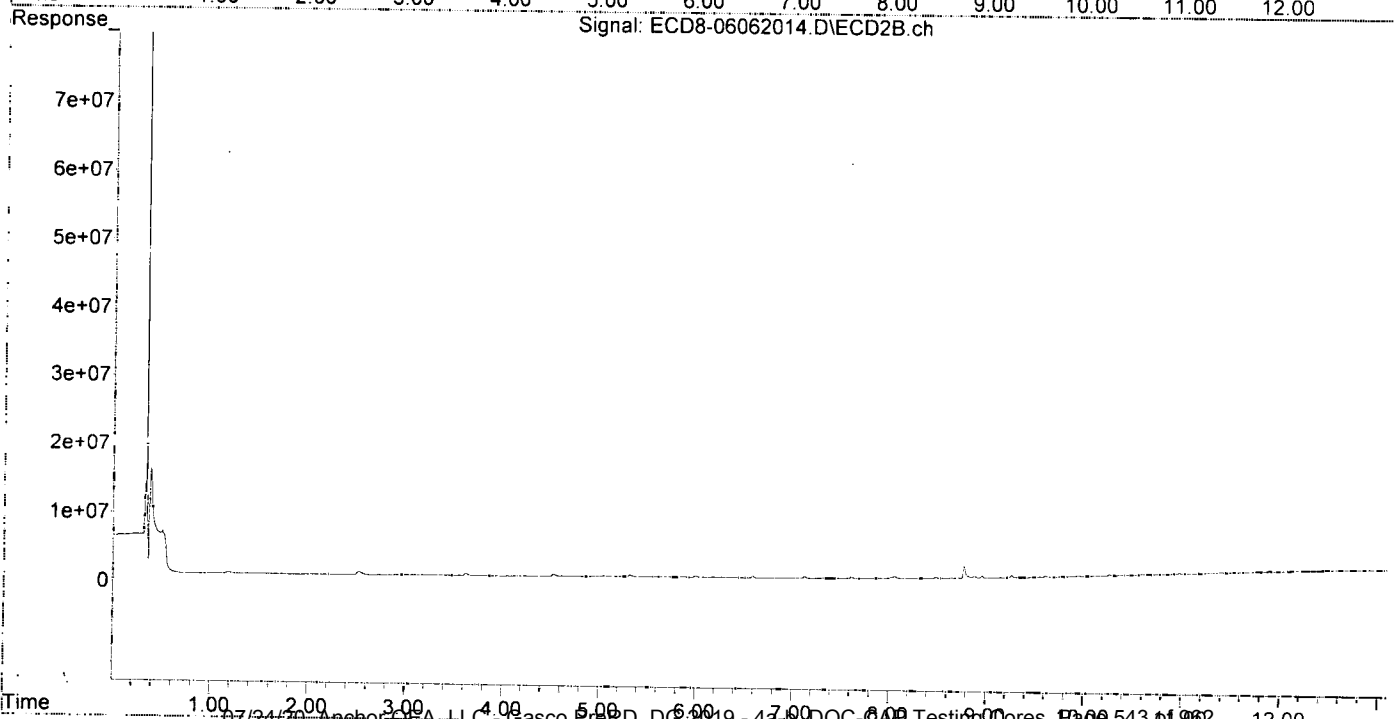
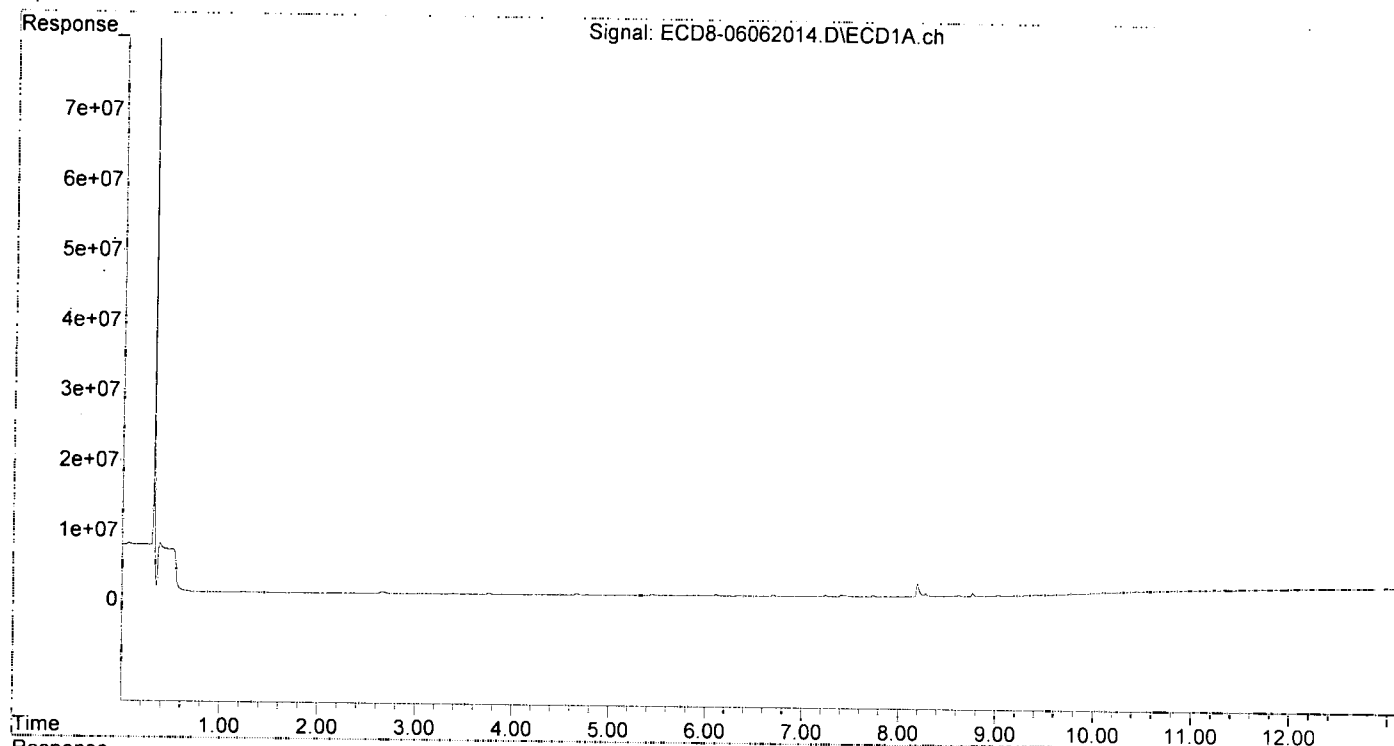
Compound	RT#1	RT#2	Resp#1	Resp#2	ng/mL	ng/mL
System Monitoring Compounds						
1) S TCMX (S)	5.277	5.861	25577	107560	0.007	0.030 #
22) S DCBP (S)	9.481	10.396	84194	60925	BelowCal	BelowCal
Target Compounds						
2) a-BHC	5.815	6.438	53284	31824	0.011	0.007 #
3) g-BHC	6.110	6.772	197153	16183	0.046	0.004 #
4) b-BHC	6.172	6.840	33259	44473	0.018	0.024 #
5) Heptachlor	6.501	7.127	26489	243993	0.007	0.058 #
6) d-BHC	6.329	7.096	32671	42315	0.043	0.047 #
7) Aldrin	6.706f	7.408	167760	29766	0.039	0.007 #
8) Heptachlo...	7.206	7.848	25557	40509	0.006	0.011 #
9) trans-Chl...	7.305	7.988	27849	32045	0.007	0.008 #
10) cis-Chlor...	7.411	8.061f	210269	309774	BelowCal	0.083
11) Endosulfa...	7.498	8.144	72663	42101	0.020	0.012 #
12) 4,4'-DDE	7.464	8.211	114945	25476	0.031	0.014 #
13) Dieldrin	7.665	8.345	28937	33805	0.007	0.009 #
14) Endrin	7.834	8.577	21792	14630	0.006	0.005 #
15) 4,4'-DDD	7.888	8.650f	24999	22255	0.009	BelowCal #
16) Endosulfa...	7.989	8.723	48107	56088	0.016	0.019 #
17) 4,4'-DDT	8.083	8.880f	23911	297530	0.020	0.082 #
18) Endrin Al...	8.279	8.960	507874	360068	BelowCal	0.124
19) Endosulfa...	8.581	9.152	104401	93365	0.035	0.031 #
20) Methoxychlor	8.424	9.336	46766	30510	BelowCal	BelowCal
21) Endrin Ke...	8.762	9.552	491464	69583	0.138	0.021 #
23) Hexachlor...	3.046	3.538	10794	19534	BelowCal	BelowCal
24) Hexachlor...	0.000	6.302	0	55884	N.D.	BelowCal
25) Oxychlorane	0.000	7.778	0	8162	N.D.	BelowCal
26) 2,4'-DDE	7.206	7.988	25557	32045	0.011	BelowCal #
27) trans-Non...	7.411f	8.061	210269	309774	BelowCal	BelowCal
28) 2,4'-DDD	0.000	8.345	0	33805	N.D.	0.016 #
29) 2,4'-DDT	7.737f	8.577	154757	14630	BelowCal	BelowCal
30) cis-Nonac...	7.834f	8.591f	21792	11062	0.005	0.003 #
31) Mirex	8.524	9.552	29949	69583	BelowCal	BelowCal
32) Chlordane...	7.305	7.988	27849	32045	0.067	0.074 #
33) Chlordane...	7.411	8.061f	210269	309774	0.409	0.849 #
34) Chlordane...	7.944	8.773	21315	1757580	0.165	14.736 #
35) Chlordane...	0.000	0.000	0	0	N.D.	N.D.
36) Toxaphene...	7.411f	8.306	210269	24248	9.144	0.739 #
37) Toxaphene...	7.665	8.650f	28937	22255	175391.224	0.523 #
38) Toxaphene...	7.989	8.723	48107	56088	0.663	0.888 #
39) Toxaphene...	8.192f	8.773	1952641	1757580	22.590	1.021 #
40) Toxaphene...	8.424f	8.960	46766	360068	0.898	6.132 #
41) Toxaphene...	8.515	9.336	31620	30510	0.428	0.475 #
42) Toxaphene...	0.000	0.000	0	0	N.D.	N.D.

(f)=RT.Delta > 1/2 Window (#)=Amounts differ by > 25% (m)=manual int.

Quantitation Report (Not Reviewed)

Data Path : C:\msdchem\1\data\2020-06\0F06008\
Data File : ECD8-06062014.D
Signal(s) : Signal #1: ECD1A.ch Signal #2: ECD2B.ch
Acq On : 6 Jun 2020 18:19
Operator : MJB
Sample : 0F06008-IBL1
Misc : Instrument Blank
ALS Vial : 1 Sample Multiplier: 1

Integration File signal 1: PEST1.e
Integration File signal 2: PEST2.e
Quant Time: Jun 07 15:41:34 2020
Quant Method : C:\msdchem\1\methods\ECD8_QUANTPEST_200606.M
Quant Title : Instrument: DualECD8
QLast Update : Sun Jun 07 14:07:09 2020
Response via : Initial Calibration
Integrator: ChemStation



Quantitation Report (Not Reviewed)

Data Path : C:\msdchem\1\data\2020-06\0F06008\
 Data File : ECD8-06062015.D
 Signal(s) : Signal #1: ECD1A.ch Signal #2: ECD2B.ch
 Acq On : 6 Jun 2020 18:36
 Operator : MJB
 Sample : 0F06008-ICV1
 Misc : A20C164, AB 50 ppb
 ALS Vial : 13 Sample Multiplier: 1

Integration File signal 1: PEST1.e
 Integration File signal 2: PEST2.e
 Quant Time: Jun 07 15:41:38 2020
 Quant Method : C:\msdchem\1\methods\ECD8_QUANTPEST_200606.M
 Quant Title : Instrument: DualECD8
 QLast Update : Sun Jun 07 14:07:09 2020
 Response via : Initial Calibration
 Integrator: ChemStation

Compound	RT#1	RT#2	Resp#1	Resp#2	ng/mL	ng/mL
System Monitoring Compounds						
1) S TCMX (S)	5.274	5.847	177.7E6	175.0E6	48.731	49.296
22) S DCBP (S)	9.482	10.396	141.8E6	116.5E6	49.525	48.869
Target Compounds						
2) a-BHC	5.813	6.453	240.9E6	250.2E6	49.430	52.494
3) g-BHC	6.095	6.771	221.2E6	222.9E6	51.798	52.216
4) b-BHC	6.172	6.838	87452890	86748081	48.502	47.459
5) Heptachlor	6.504	7.142	195.7E6	201.4E6	49.503	47.541
6) d-BHC	6.320	7.091	192.8E6	207.3E6	51.841	51.354
7) Aldrin	6.745	7.406	215.2E6	203.9E6	49.908	50.844
8) Heptachlo...	7.206	7.846	196.9E6	187.6E6	49.821	49.822
9) trans-Chl...	7.301	7.987	195.0E6	189.2E6	48.455	49.547
10) cis-Chlor...	7.398	8.095	187.3E6	180.7E6	49.806	48.512
11) Endosulfa...	7.495	8.143	180.3E6	166.1E6	48.985	48.975
12) 4,4'-DDE	7.464	8.207	181.7E6	179.0E6	49.575	49.842
13) Dieldrin	7.667	8.344	200.5E6	193.3E6	49.673	50.137
14) Endrin	7.831	8.572	168.3E6	152.9E6	49.872	51.708
15) 4,4'-DDD	7.885	8.623	143.8E6	149.2E6	50.391	51.583
16) Endosulfa...	7.987	8.720	156.9E6	160.7E6	51.551	53.133
17) 4,4'-DDT	8.083	8.850	128.9E6	141.2E6	52.090	51.273
18) Endrin Al...	8.278	8.959	133.4E6	128.8E6	47.824	44.500
19) Endosulfa...	8.580	9.150	149.4E6	147.9E6	50.579	49.880
20) Methoxychlor	8.424	9.334	57696314	65932751	50.518	50.377
21) Endrin Ke...	8.773	9.549	167.9E6	164.9E6	47.064	49.084
23) Hexachlor...	3.045	0.000	18585	0	BelowCal	N.D.
24) Hexachlor...	5.656	6.318	392885	38128	BelowCal	BelowCal
25) Oxychlorane	7.142	7.780	891829	39446	0.088	BelowCal #
26) 2,4'-DDE	7.206	7.987	196.9E6	189.2E6	82.267	80.905
27) trans-Non...	7.398	8.048	187.3E6	704039	53.192	BelowCal #
28) 2,4'-DDD	7.585	8.344	2302204	193.3E6	1.036	93.007 #
29) 2,4'-DDT	7.769	8.572	1270000	152.9E6	0.526	72.628 #
30) cis-Nonac...	7.885f	8.623	143.8E6	149.2E6	34.966	37.336
31) Mirex	8.529	9.549	733229	164.9E6	BelowCal	71.312
32) Chlordane...	7.301	7.987	195.0E6	189.2E6	471.984	436.746
33) Chlordane...	7.398	8.095	187.3E6	180.7E6	364.100	495.399 #
34) Chlordane...	0.000	8.769	0	2290358	N.D.	19.202 #
35) Chlordane...	0.000	0.000	0	0	N.D.	N.D.
36) Toxaphene...	7.398f	8.344f	187.3E6	193.3E6	9785.721	5890.844 #
37) Toxaphene...	7.667	0.000	200.5E6	0	6626.725	N.D. #
38) Toxaphene...	7.987	8.720	156.9E6	160.7E6	2162.204	2542.733
39) Toxaphene...	8.199f	8.769	7256567	2290358	109.233	6.934 #
40) Toxaphene...	8.424f	8.959	57696314	128.8E6	1107.751	2192.803 #
41) Toxaphene...	8.529	9.334	733229	65932751	9.936	1026.259 #
42) Toxaphene...	0.000	0.000	0	0	N.D.	N.D.

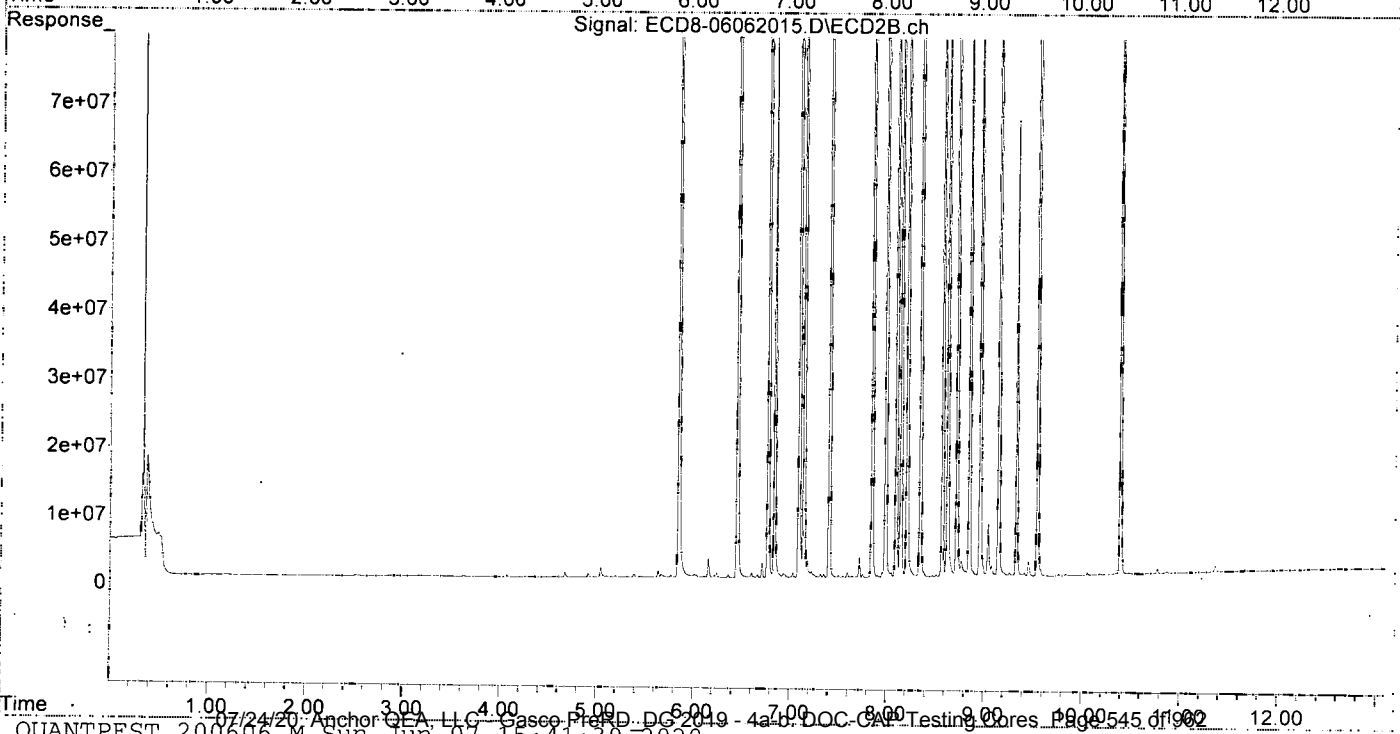
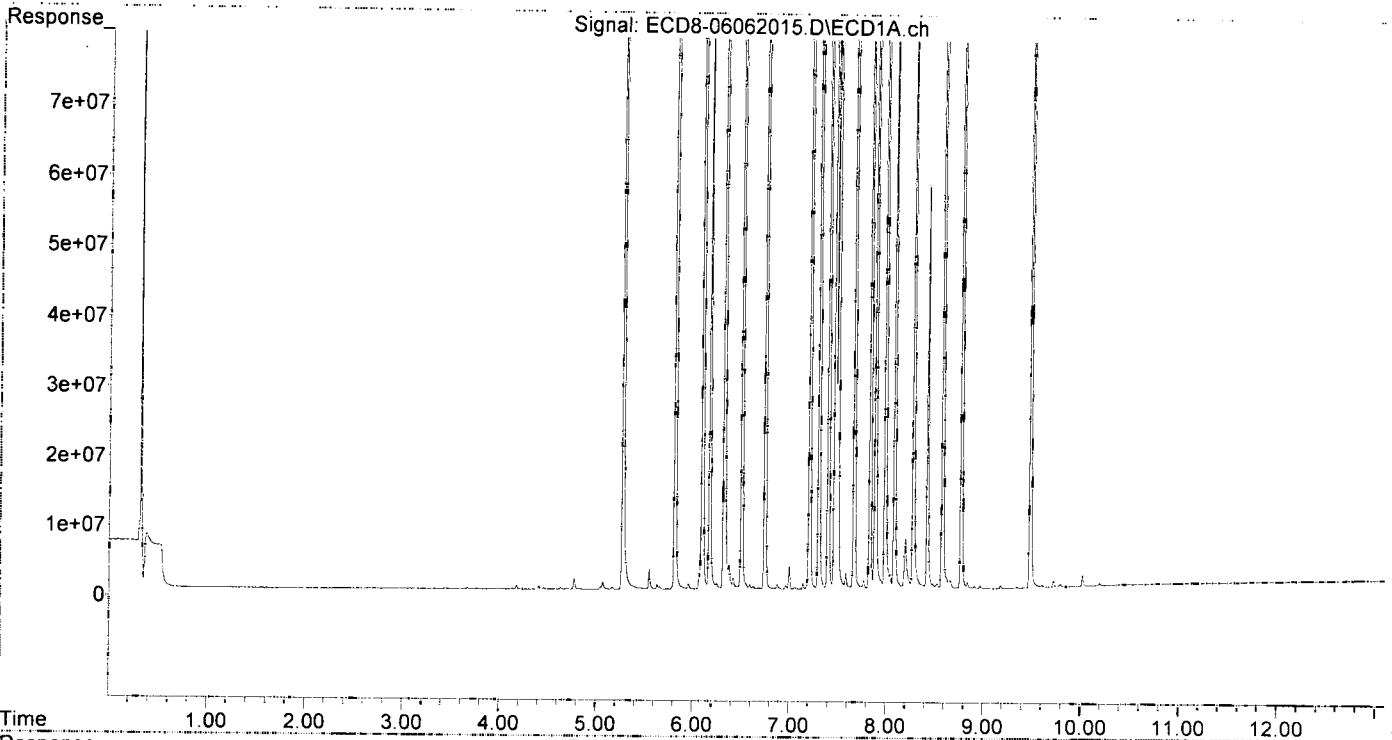
MJB
6/7/20

(f)=RT Delta > 1/2 Window (#)=Amounts differ by > 25% (m)=manual int.

Quantitation Report (Not Reviewed)

Data Path : C:\msdchem\1\data\2020-06\0F06008\
Data File : ECD8-06062015.D
Signal(s) : Signal #1: ECD1A.ch Signal #2: ECD2B.ch
Acq On : 6 Jun 2020 18:36
Operator : MJB
Sample : 0F06008-ICV1
Misc : A20C164, AB 50 ppb
ALS Vial : 13 Sample Multiplier: 1

Integration File signal 1: PEST1.e
Integration File signal 2: PEST2.e
Quant Time: Jun 07 15:41:38 2020
Quant Method : C:\msdchem\1\methods\ECD8_QUANTPEST_200606.M
Quant Title : Instrument: DualECD8
QLast Update : Sun Jun 07 14:07:09 2020
Response via : Initial Calibration
Integrator: ChemStation



Quantitation Report (Not Reviewed)

Data Path : C:\msdchem\1\data\2020-06\0F06008\
 Data File : ECD8-06062025.D
 Signal(s) : Signal #1: ECD1A.ch Signal #2: ECD2B.ch
 Acq On : 6 Jun 2020 21:21
 Operator : MJB
 Sample : 0F06008-IBL2
 Misc : Instrument Blank
 ALS Vial : 1 Sample Multiplier: 1

Integration File signal 1: PEST1.e
 Integration File signal 2: PEST2.e
 Quant Time: Jun 07 15:41:42 2020
 Quant Method : C:\msdchem\1\methods\ECD8_QUANTPEST_200606.M
 Quant Title : Instrument: DualECD8
 QLast Update : Sun Jun 07 14:07:09 2020
 Response via : Initial Calibration
 Integrator: ChemStation

Qean

*MJB
6/17/20*

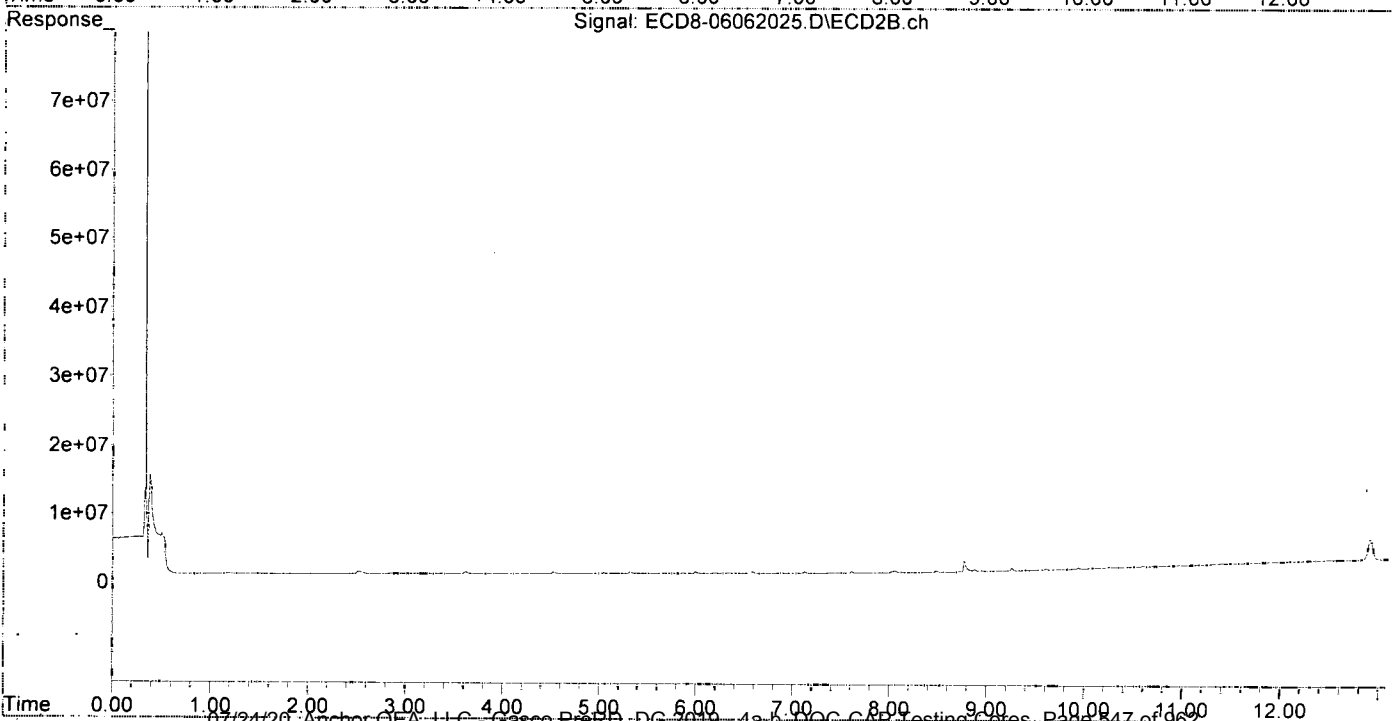
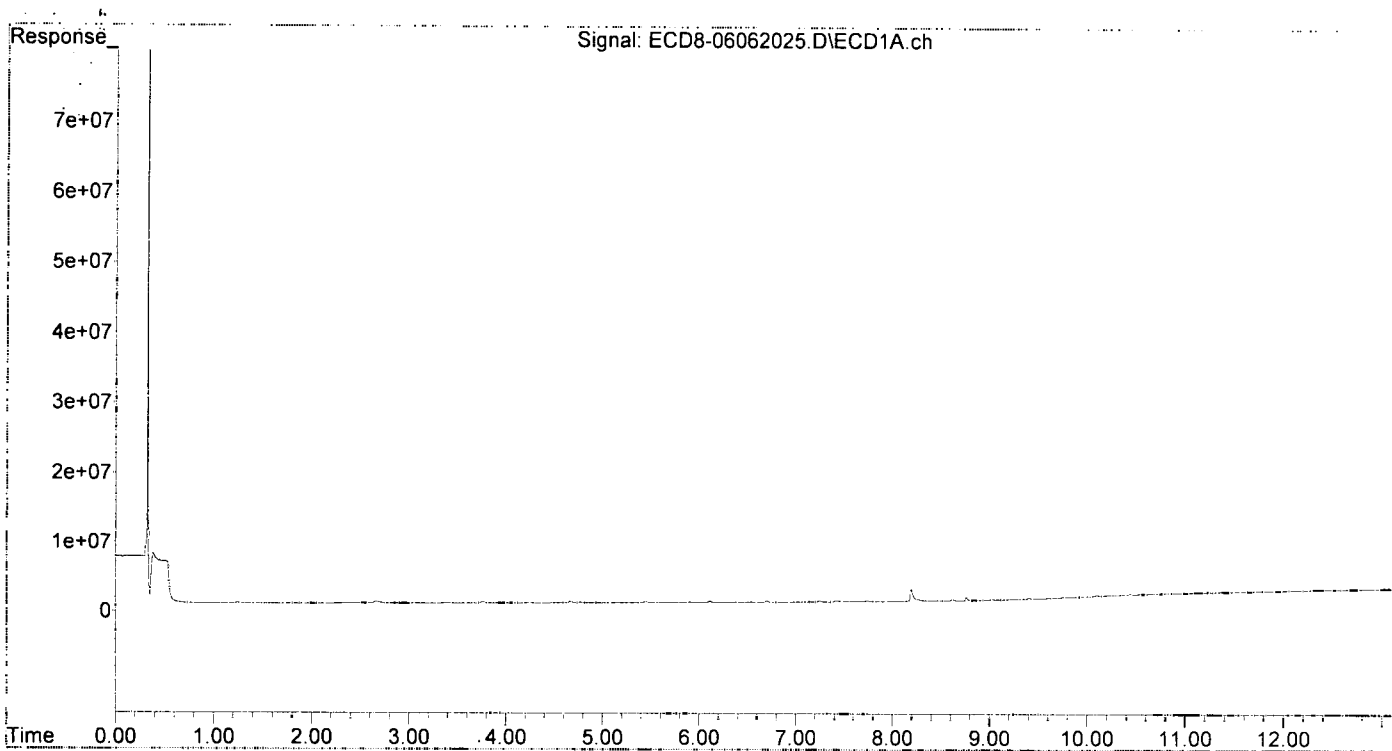
Compound	RT#1	RT#2	Resp#1	Resp#2	ng/mL	ng/mL
System Monitoring Compounds						
1) S TCMX (S)	0.000	5.835	0	15788	N.D.	0.004 #
22) S DCBP (S)	9.480	10.391	31551	28749	BelowCal	BelowCal
Target Compounds						
2) a-BHC	5.814	6.488f	31603	14318	0.006	0.003 #
3) g-BHC	6.109	6.795f	168321	6053	0.039	0.001 #
4) b-BHC	6.173	6.838	5521	37658	0.003	0.021 #
5) Heptachlor	0.000	7.126	0	233262	N.D.	0.055 #
6) d-BHC	6.324	7.097	10077	22340	0.036	0.042 #
7) Aldrin	0.000	7.390	0	17234	N.D.	0.004 #
8) Heptachlo...	7.243f	7.840	167024	10960	0.042	0.003 #
9) trans-Chl...	0.000	7.987	0	22332	N.D.	0.006 #
10) cis-Chlor...	7.415	8.060f	140238	323494	BelowCal	0.087
11) Endosulfa...	0.000	0.000	0	0	N.D.	N.D.
12) 4,4'-DDE	7.452	8.214	76578	8764	0.021	0.009 #
13) Dieldrin	0.000	8.344	0	11128	N.D.	0.003 #
14) Endrin	7.858f	8.579	20851	17603	0.006	0.006
15) 4,4'-DDD	7.862f	8.617	22681	27586	0.008	BelowCal #
16) Endosulfa...	7.988	8.723	17017	24764	0.006	0.008 #
17) 4,4'-DDT	8.084	8.880f	15293	309847	0.016	0.086 #
18) Endrin Al...	8.279	8.953	221689	115606	BelowCal	0.040
19) Endosulfa...	8.582	9.150	26841	34129	0.009	0.012 #
20) Methoxychlor	8.405	9.339	47719	17341	BelowCal	BelowCal
21) Endrin Ke...	8.764	9.551	496870	39079	0.139	0.012 #
23) Hexachlor...	3.047	3.538	43840	22506	BelowCal	BelowCal
24) Hexachlor...	5.659	6.310	24975	61391	BelowCal	BelowCal
25) Oxychlorane	7.132	7.775	20005	13832	BelowCal	BelowCal
26) 2,4'-DDE	7.243f	7.980	167024	19016	0.070	BelowCal #
27) trans-Non...	7.415f	8.056	140238	320537	BelowCal	BelowCal
28) 2,4'-DDD	7.586	8.355	4837	15262	BelowCal	0.007
29) 2,4'-DDT	7.737f	8.579	156837	17603	BelowCal	BelowCal
30) cis-Nonac...	7.858	8.617	20851	27586	0.005	0.007 #
31) Mirex	8.526	9.551	54315	39079	BelowCal	BelowCal
32) Chlordane...	0.000	7.987	0	22332	N.D.	0.052 #
33) Chlordane...	7.415	8.060f	140238	323494	0.273	0.887 #
34) Chlordane...	7.949	8.737	18848	5952	0.146	0.050 #
35) Chlordane...	0.000	0.000	0	0	N.D.	N.D.
36) Toxaphene...	7.415f	8.327	140238	10550	4.700	0.322 #
37) Toxaphene...	0.000	8.668	0	7041	N.D.	0.165 #
38) Toxaphene...	7.988	8.723	17017	24764	0.235	0.392 #
39) Toxaphene...	8.194f	8.774	1798095	1608085	20.050	BelowCal #
40) Toxaphene...	0.000	8.953	0	115606	N.D.	1.969 #
41) Toxaphene...	8.526	9.339	54315	17341	0.736	0.270 #
42) Toxaphene...	0.000	0.000	0	0	N.D.	N.D.

(f)=RT Delta > 1/2 Window (#)=Amounts differ by > 25% (m)=manual int.

Quantitation Report (Not Reviewed)

Data Path : C:\msdchem\1\data\2020-06\0F06008\
Data File : ECD8-06062025.D
Signal(s) : Signal #1: ECD1A.ch Signal #2: ECD2B.ch
Acq On : 6 Jun 2020 21:21
Operator : MJB
Sample : 0F06008-IBL2
Misc : Instrument Blank
ALS Vial : 1 Sample Multiplier: 1

Integration File signal 1: PEST1.e
Integration File signal 2: PEST2.e
Quant Time: Jun 07 15:41:42 2020
Quant Method : C:\msdchem\1\methods\ECD8_QUANTPEST_200606.M
Quant Title : Instrument: DualECD8
QLast Update : Sun Jun 07 14:07:09 2020
Response via : Initial Calibration
Integrator: ChemStation



Quantitation Report (Not Reviewed)

Data Path : C:\msdchem\1\data\2020-06\0F06008\
 Data File : ECD8-06062026.D
 Signal(s) : Signal #1: ECD1A.ch Signal #2: ECD2B.ch
 Acq On : 6 Jun 2020 21:38
 Operator : MJB
 Sample : 0F06008-ICV2
 Misc : A20C360, 9-42 50 ppb
 ALS Vial : 23 Sample Multiplier: 1

Integration File signal 1: PEST1.e
 Integration File signal 2: PEST2.e
 Quant Time: Jun 07 15:41:46 2020
 Quant Method : C:\msdchem\1\methods\ECD8_QUANTPEST_200606.M
 Quant Title : Instrument: DualECD8
 QLast Update : Sun Jun 07 14:07:09 2020
 Response via : Initial Calibration
 Integrator: ChemStation

MJB
6/7/20

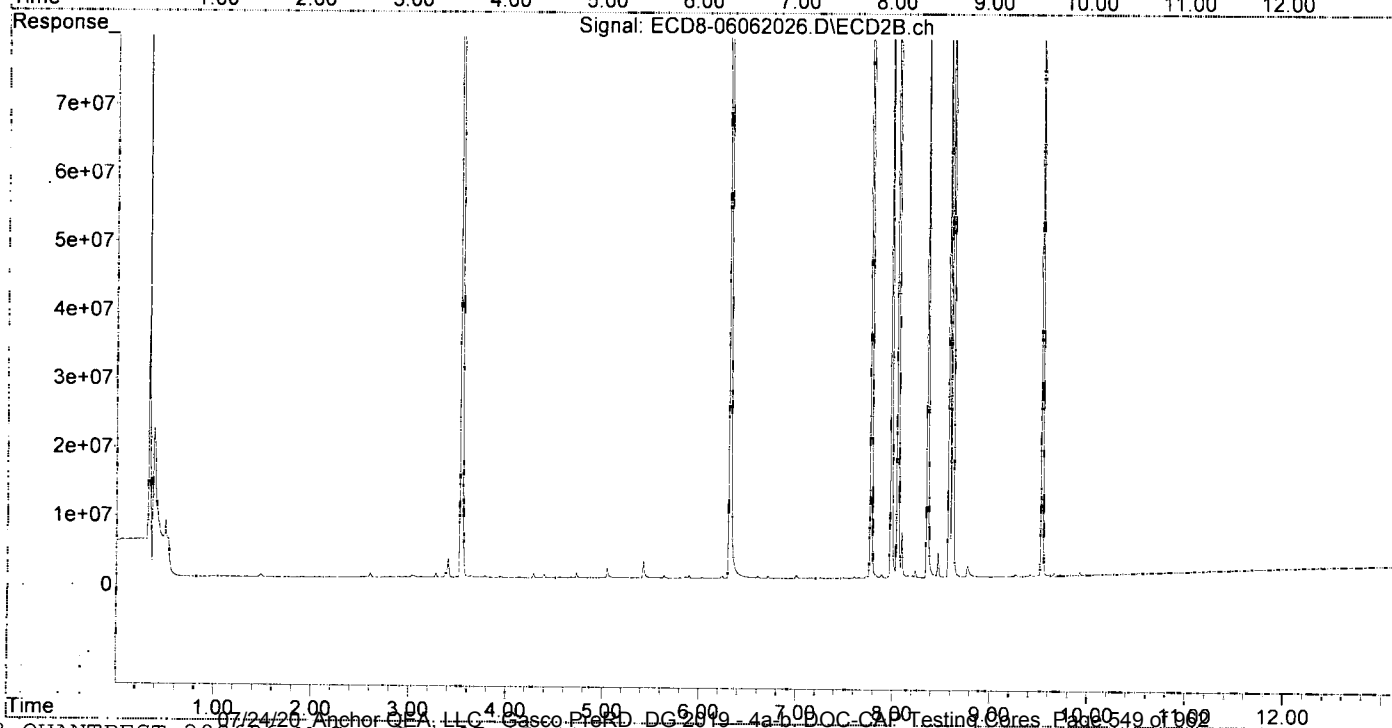
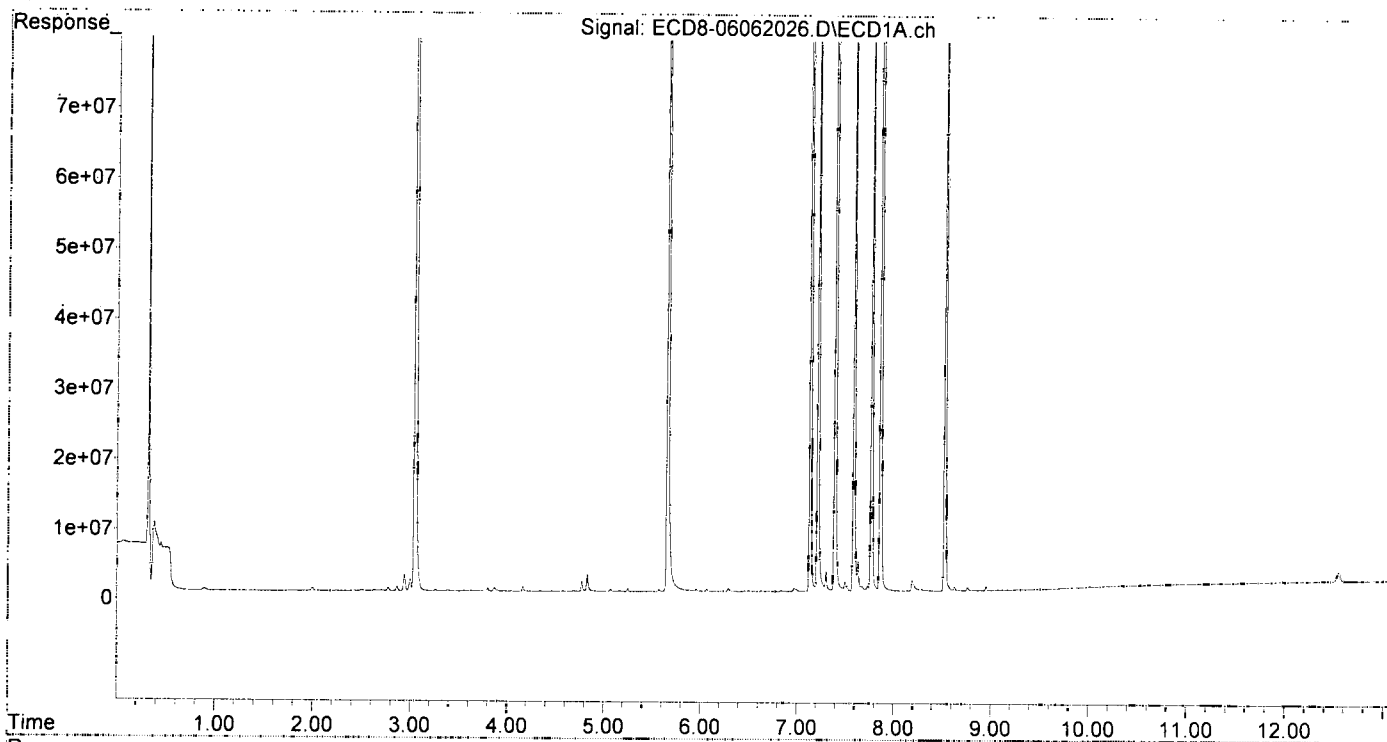
Compound	RT#1	RT#2	Resp#1	Resp#2	ng/mL	ng/mL
System Monitoring Compounds						
1) S TCMX (S)	5.250f	5.860	413619	175639	0.113	0.049 #
22) S DCBP (S)	0.000	10.391	0	8525	N.D.	BelowCal
Target Compounds						
2) a-BHC	0.000	0.000	0	0	N.D.	N.D.
3) g-BHC	6.068f	6.808f	334605	48239	0.078	0.011 #
4) b-BHC	6.165	6.842	38677	31257	0.021	0.017
5) Heptachlor	6.505	7.142	121164	107130	0.031	0.025
6) d-BHC	6.291f	7.098	461755	129813	0.168	0.071 #
7) Aldrin	6.757	7.401	14174	21157	0.003	0.005 #
8) Heptachlo...	7.213	0.000	119.2E6	0	30.174	N.D. #
9) trans-Chl...	7.302	7.984	2872134	120.9E6	0.714	31.656 #
10) cis-Chlor...	7.391	8.095	190.6E6	6554015	50.661	1.759 #
11) Endosulfa...	7.499	8.160	1469320	383686	0.399	0.113 #
12) 4,4'-DDE	7.477	8.206	469384	368510	0.128	0.117
13) Dieldrin	7.672	8.358	713651	106.3E6	0.177	27.568 #
14) Endrin	7.861f	8.581	204.6E6	118.3E6	60.621	40.026 #
15) 4,4'-DDD	7.861f	8.617	204.6E6	202.9E6	71.698	68.089
16) Endosulfa...	0.000	0.000	0	0	N.D.	N.D.
17) 4,4'-DDT	8.085	8.850	66429	185368	0.038	0.036
18) Endrin Al...	8.289	8.963	247226	101765	BelowCal	0.035
19) Endosulfa...	0.000	9.151	0	24425	N.D.	0.008 #
20) Methoxychlor	0.000	0.000	0	0	N.D.	N.D.
21) Endrin Ke...	8.764	9.536	480975	119.3E6	0.135	35.533 #
23) Hexachlor...	3.048	3.534	194.6E6	231.1E6	51.456	52.545
24) Hexachlor...	5.657	6.313	169.2E6	162.6E6	53.491	52.946
25) Oxychlorane	7.135	7.775	173.2E6	163.2E6	53.714	53.481
26) 2,4'-DDE	7.213	7.984	119.2E6	120.9E6	49.826	53.481
27) trans-Non...	7.391	8.050	190.6E6	190.4E6	54.116	56.007
28) 2,4'-DDD	7.586	8.358	102.3E6	106.3E6	52.592	51.140
29) 2,4'-DDT	7.769	8.581	109.5E6	118.3E6	56.767	57.654
30) cis-Nonac...	7.861	8.617	204.6E6	202.9E6	49.751	50.775
31) Mirex	8.527	9.536	123.3E6	119.3E6	50.075	51.981
32) Chlordane...	7.302	7.984	2872134	120.9E6	6.953	279.043 #
33) Chlordane...	7.391	8.095	190.6E6	6554015	370.540	17.964 #
34) Chlordane...	0.000	8.774	0	1617523	N.D.	13.561 #
35) Chlordane...	0.000	0.000	0	0	N.D.	N.D.
36) Toxaphene...	7.391	8.358f	190.6E6	106.3E6	9932.520	3239.056 #
37) Toxaphene...	7.672	0.000	713651	0	18.994	N.D. #
38) Toxaphene...	0.000	0.000	0	0	N.D.	N.D.
39) Toxaphene...	8.195f	8.774	1546673	1617523	15.914	BelowCal #
40) Toxaphene...	0.000	8.963	0	101765	N.D.	1.733 #
41) Toxaphene...	8.527	0.000	123.3E6	0	1671.470	N.D. #
42) Toxaphene...	0.000	0.000	0	0	N.D.	N.D.

(f)=RT Delta > 1/2 Window (#)=Amounts differ by > 25% (m)=manual int.

Quantitation Report (Not Reviewed)

Data Path : C:\msdchem\1\data\2020-06\0F06008\
Data File : ECD8-06062026.D
Signal(s) : Signal #1: ECD1A.ch Signal #2: ECD2B.ch
Acq On : 6 Jun 2020 21:38
Operator : MJB
Sample : 0F06008-ICV2
Misc : A20C360, 9-42 50 ppb
ALS Vial : 23 Sample Multiplier: 1

Integration File signal 1: PEST1.e
Integration File signal 2: PEST2.e
Quant Time: Jun 07 15:41:46 2020
Quant Method : C:\msdchem\1\methods\ECD8_QUANTPEST_200606.M
Quant Title : Instrument: DualECD8
QLast Update : Sun Jun 07 14:07:09 2020
Response via : Initial Calibration
Integrator: ChemStation



Quantitation Report (Not Reviewed)

Data Path : C:\msdchem\1\data\2020-06\0F06008\
 Data File : ECD8-06062034.D
 Signal(s) : Signal #1: ECD1A.ch Signal #2: ECD2B.ch
 Acq On : 6 Jun 2020 23:50
 Operator : MJB
 Sample : 0F06008-IBL3
 Misc : Instrument Blank
 ALS Vial : 1 Sample Multiplier: 1

Integration File signal 1: PEST1.e
 Integration File signal 2: PEST2.e
 Quant Time: Jun 07 15:41:50 2020
 Quant Method : C:\msdchem\1\methods\ECD8_QUANTPEST_200606.M
 Quant Title : Instrument: DualECD8
 Last Update : Sun Jun 07 14:07:09 2020
 Response via : Initial Calibration
 Integrator: ChemStation

Clean
 MJB
 6/7/20

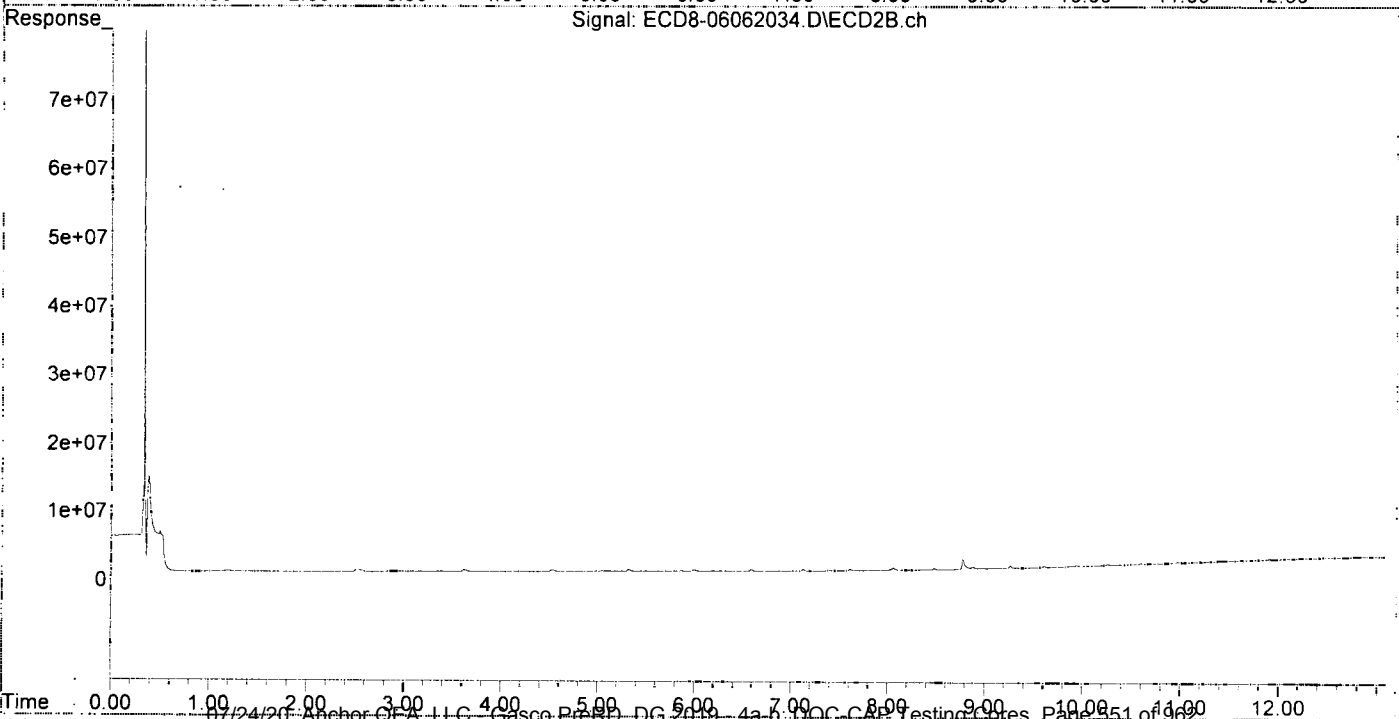
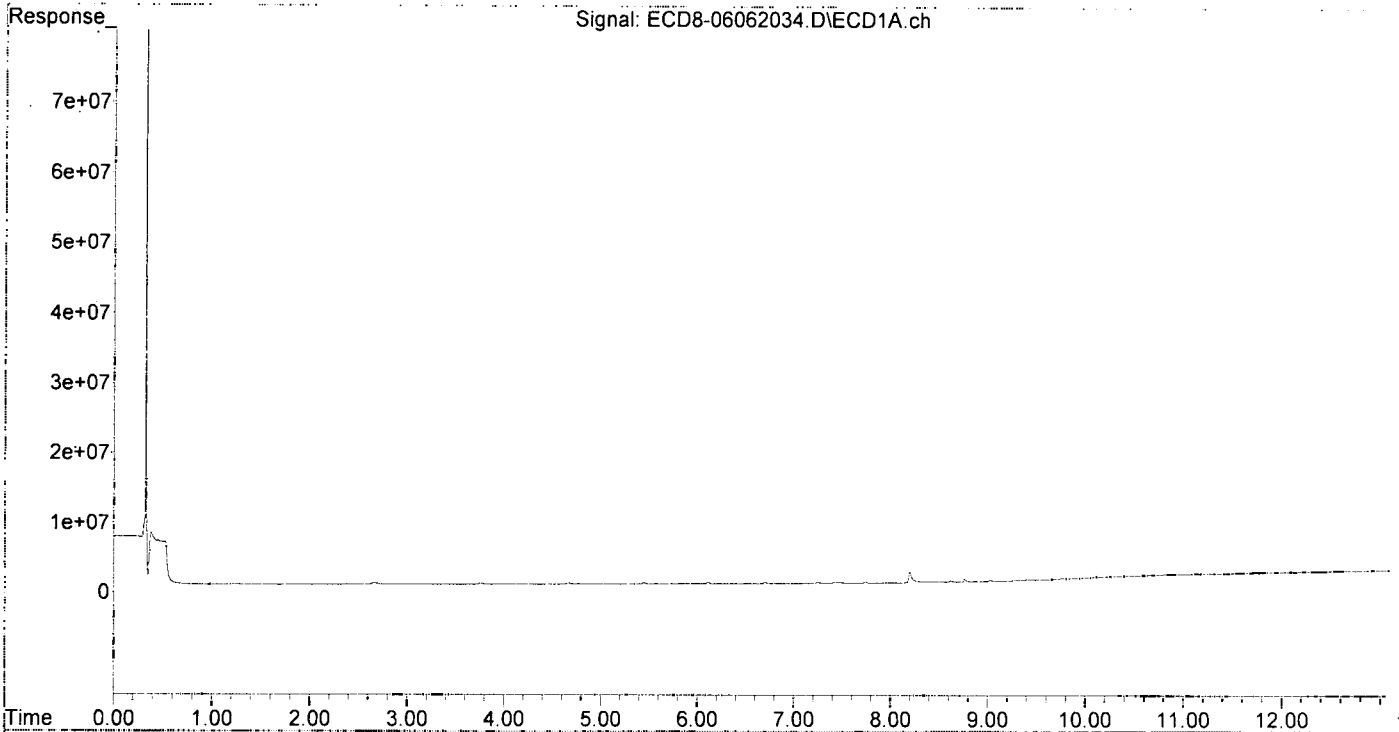
Compound	RT#1	RT#2	Resp#1	Resp#2	ng/mL	ng/mL
System Monitoring Compounds						
1) S TCMX (S)	0.000	5.844	0	15134	N.D.	0.004 #
2) S DCBP (S)	9.481	10.389	28358	21381	BelowCal	BelowCal
Target Compounds						
2) a-BHC	5.816	6.435	37201	23327	0.008	0.005 #
3) g-BHC	6.109	0.000	167300	0	0.039	N.D. #
4) b-BHC	6.175	6.841	15531	35561	0.009	0.019 #
5) Heptachlor	0.000	7.127	0	232372	N.D.	0.055 #
6) d-BHC	6.326	7.127f	6287	232372	0.035	0.098 #
7) Aldrin	6.706f	7.412	173932	14883	0.040	0.004 #
8) Heptachlo...	0.000	7.861	0	18619	N.D.	0.005 #
9) trans-Chl...	7.301	7.984	30926	28507	0.008	0.007
10) cis-Chlor...	7.430f	8.060f	125819	324357	BelowCal	0.087
11) Endosulfa...	7.506	8.137	38718	23856	0.011	0.007 #
12) 4,4'-DDE	7.454	8.212	101808	8081	0.028	0.008 #
13) Dieldrin	0.000	8.353	0	10002	N.D.	0.003 #
14) Endrin	7.827	8.581	9215	15733	0.003	0.005 #
15) 4,4'-DDD	7.859f	8.627	11029	11185	0.004	BelowCal #
16) Endosulfa...	7.990	8.719	14318	23420	0.005	0.008 #
17) 4,4'-DDT	8.083	8.882f	14404	315359	0.016	0.089 #
18) Endrin Al...	8.279	8.957	181157	109389	BelowCal	0.038
19) Endosulfa...	8.583	9.150	13759	29048	0.005	0.010 #
20) Methoxychlor	0.000	9.335	0	15782	N.D.	BelowCal
21) Endrin Ke...	8.763	9.550	437445	29053	0.123	0.009 #
23) Hexachlor...	3.046	3.536	22448	19275	BelowCal	BelowCal
24) Hexachlor...	0.000	6.302	0	47356	N.D.	BelowCal
25) Oxychlordane	0.000	7.772	0	8886	N.D.	BelowCal
26) 2,4'-DDE	7.248f	7.984	172267	28507	0.072	BelowCal #
27) trans-Non...	7.430f	8.060	125819	324357	BelowCal	BelowCal
28) 2,4'-DDD	7.560f	8.353	13934	10002	BelowCal	0.005
29) 2,4'-DDT	7.736f	8.581	157342	15733	BelowCal	BelowCal
30) cis-Nonac...	7.859	8.612	11029	15006	0.003	0.004 #
31) Mirex	8.525	9.527	14497	8160	BelowCal	BelowCal
32) Chlordane...	7.301	7.984	30926	28507	0.075	0.066
33) Chlordane...	7.430f	8.060f	125819	324357	0.245	0.889 #
34) Chlordane...	7.950	8.776f	21316	1429068	0.165	11.981 #
35) Chlordane...	0.000	0.000	0	0	N.D.	N.D.
36) Toxaphene...	0.000	8.308	0	19080	N.D.	0.581 #
37) Toxaphene...	0.000	8.674	0	5170	N.D.	0.121 #
38) Toxaphene...	7.974	8.719	10252	23420	0.141	0.371 #
39) Toxaphene...	8.198f	8.776	1548298	1429068	15.941	BelowCal #
40) Toxaphene...	8.484f	8.957	13279	109389	0.255	1.863 #
41) Toxaphene...	8.525	9.335	14497	15782	0.196	0.246 #
42) Toxaphene...	0.000	0.000	0	0	N.D.	N.D.

(f)=RT Delta > 1/2 Window (#)=Amounts differ by > 25% (m)=manual int.

Quantitation Report (Not Reviewed)

Data Path : C:\msdchem\1\data\2020-06\0F06008\
Data File : ECD8-06062034.D
Signal(s) : Signal #1: ECD1A.ch Signal #2: ECD2B.ch
Acq On : 6 Jun 2020 23:50
Operator : MJB
Sample : 0F06008-IBL3
Misc : Instrument Blank
ALS Vial : 1 Sample Multiplier: 1

Integration File signal 1: PEST1.e
Integration File signal 2: PEST2.e
Quant Time: Jun 07 15:41:50 2020
Quant Method : C:\msdchem\1\methods\ECD8_QUANTPEST_200606.M
Quant Title : Instrument: DualECD8
QLast Update : Sun Jun 07 14:07:09 2020
Response via : Initial Calibration
Integrator: ChemStation



Quantitation Report (Not Reviewed)

Data Path : C:\msdchem\1\data\2020-06\0F06008\
 Data File : ECD8-06062035.D
 Signal(s) : Signal #1: ECD1A.ch Signal #2: ECD2B.ch
 Acq On : 7 Jun 2020 00:06
 Operator : MJB
 Sample : 0F06008-ICV3
 Misc : A20F062, CHOLR 500 ppb
 ALS Vial : 31 Sample Multiplier: 1

Integration File signal 1: PEST1.e
 Integration File signal 2: PEST2.e
 Quant Time: Jun 07 15:41:54 2020
 Quant Method : C:\msdchem\1\methods\ECD8_QUANTPEST_200606.M
 Quant Title : Instrument: DualECD8
 QLast Update : Sun Jun 07 14:07:09 2020
 Response via : Initial Calibration
 Integrator: ChemStation

MJB
6/7/20

Compound	RT#1	RT#2	Resp#1	Resp#2	ng/mL	ng/mL
System Monitoring Compounds						
1) S TCMX (S)	5.268	5.858	118341	106616	0.032	0.030
22) S DCBP (S)	9.488	10.407	332774	44590	BelowCal	BelowCal
Target Compounds						
2) a-BHC	5.800	6.479f	97714	3866664	0.020	0.811 #
3) g-BHC	6.112	6.777	327667	2303861	0.077	0.540 #
4) b-BHC	6.170	6.845	573527	223894	0.318	0.122 #
5) Heptachlor	6.505	7.141	91273094	94632680	23.086	22.333
6) d-BHC	6.315	7.078	1317299	594458	0.419	0.196 #
7) Aldrin	6.748	7.415	1407794	1032501	0.326	0.257
8) Heptachlo...	7.216	7.865	15794683	4981292	3.997	1.323 #
9) trans-Chl...	7.303	7.985	212.4E6	220.5E6	52.782	57.750
10) cis-Chlor...	7.396	8.094	263.0E6	183.6E6	69.086	49.282 #
11) Endosulfa...	7.516f	8.163	5197990	3048005	1.412	0.899 #
12) 4,4'-DDE	7.453	8.214	6050594	4723993	1.651	1.432
13) Dieldrin	7.681	8.344	6617599	18642920	1.639	4.835 #
14) Endrin	7.822	8.588	3469858	2494107	1.028	0.844
15) 4;4'-DDD	7.861f	8.617	35643996	35932050	12.492	13.344
16) Endosulfa...	7.995	8.707	3945826	4973920	1.297	1.645 #
17) 4,4'-DDT	8.118f	8.858	12007366	1673054	5.245	0.635 #
18) Endrin Al...	8.303f	8.985f	1245428	10228101	0.258	3.535 #
19) Endosulfa...	8.586	9.151	2492801	176171	0.844	0.059 #
20) Methoxychlor	8.428	9.327	1132132	183947	0.933	BelowCal #
21) Endrin Ke...	8.768	9.548	671356	1887036	0.188	0.562 #
23) Hexachlor...	0.000	3.559f	0	48760	N.D.	BelowCal
24) Hexachlor...	5.633f	6.287f	716156	398938	0.044	BelowCal #
25) Oxychlorthane	7.128	7.788	1986686	2590491	0.435	0.670 #
26) 2,4'-DDE	7.216	7.985	15794683	220.5E6	6.599	92.913 #
27) trans-Non...	7.396	8.050	263.0E6	161.6E6	74.095	47.785 #
28) 2,4'-DDD	7.550f	8.344	16141430	18642920	8.423	8.970
29) 2,4'-DDT	7.790f	8.588	5189040	2494107	2.686	1.181 #
30) cis-Nonac...	7.861	8.617	35643996	35932050	8.668	8.990
31) Mirex	8.523	9.548	333075	1887036	BelowCal	0.558
32) Chlordane...	7.303	7.985	212.4E6	220.5E6	514.126	509.055
33) Chlordane...	7.396	8.094	263.0E6	183.6E6	511.099	503.258
34) Chlordane...	7.944	8.755	65173883	59919264	504.139	502.362
35) Chlordane...	0.000	0.000	0	0	N.D.	N.D.
36) Toxaphene...	7.368	8.303	30737972	2297259	1870.264	70.009 #
37) Toxaphene...	7.681	8.674	6617599	5179832	207.098	121.636 #
38) Toxaphene...	7.995	8.707	3945826	4973920	54.390	78.718 #
39) Toxaphene...	8.221	8.755	2894828	59919264	38.060	596.169 #
40) Toxaphene...	8.428	8.927f	1132132	1110584	21.737	18.915
41) Toxaphene...	8.523	9.327	333075	183947	4.513	2.863 #
42) Toxaphene...	0.000	0.000	0	0	N.D.	N.D.

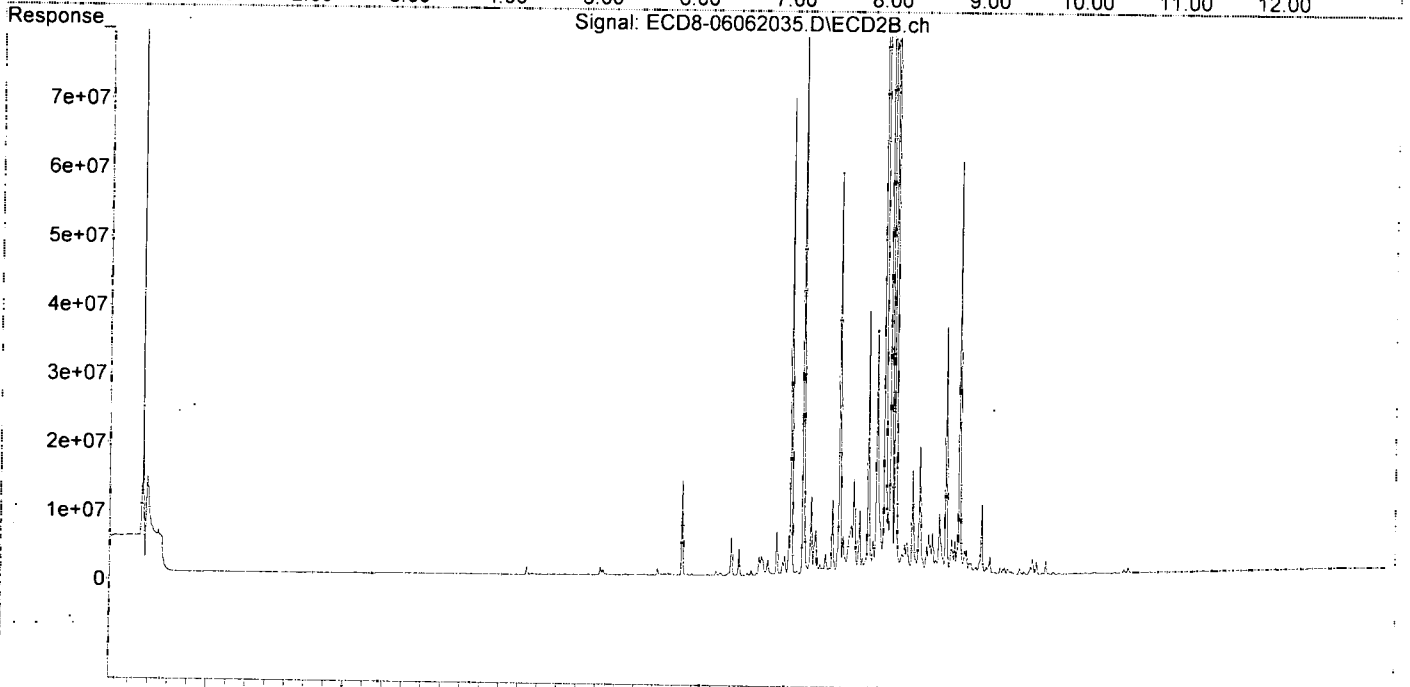
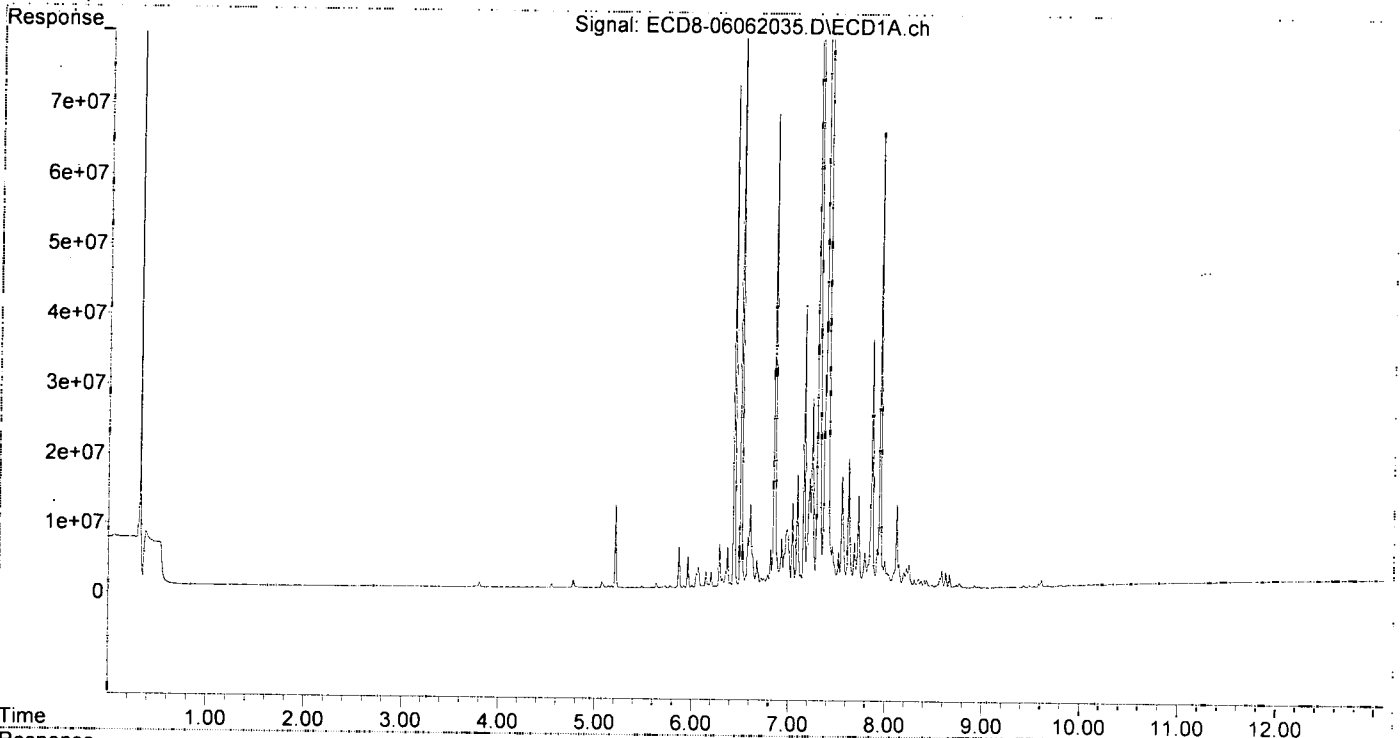
509.79 504.82

(f)=RT Delta > 1/2 Window (#)=Amounts differ by > 25% (m)=manual int.

Quantitation Report (Not Reviewed)

Data Path : C:\msdchem\1\data\2020-06\0F06008\
Data File : ECD8-06062035.D
Signal(s) : Signal #1: ECD1A.ch Signal #2: ECD2B.ch
Acq On : 7 Jun 2020 00:06
Operator : MJB
Sample : 0F06008-ICV3
Misc : A20F062, CHOLR 500 ppb
ALS Vial : 31 Sample Multiplier: 1

Integration File signal 1: PEST1.e
Integration File signal 2: PEST2.e
Quant Time: Jun 07 15:41:54 2020
Quant Method : C:\msdchem\1\methods\ECD8_QUANTPEST_200606.M
Quant Title : Instrument: DualECD8
QLast Update : Sun Jun 07 14:07:09 2020
Response via : Initial Calibration
Integrator: ChemStation



Quantitation Report (Not Reviewed)

Data Path : C:\msdchem\1\data\2020-06\0F06008\
 Data File : ECD8-06062043.D
 Signal(s) : Signal #1: ECD1A.ch Signal #2: ECD2B.ch
 Acq On : 7 Jun 2020 2:18
 Operator : MJB
 Sample : 0F06008-IBL4
 Misc : Instrument Blank
 ALS Vial : 1 Sample Multiplier: 1

Integration File signal 1: PEST1.e
 Integration File signal 2: PEST2.e
 Quant Time: Jun 07 15:41:58 2020
 Quant Method : C:\msdchem\1\methods\ECD8_QUANTPEST_200606.M
 Quant Title : Instrument: DualECD8
 QLast Update : Sun Jun 07 14:07:09 2020
 Response via : Initial Calibration
 Integrator: ChemStation

Cleas
MJB
6/7/20

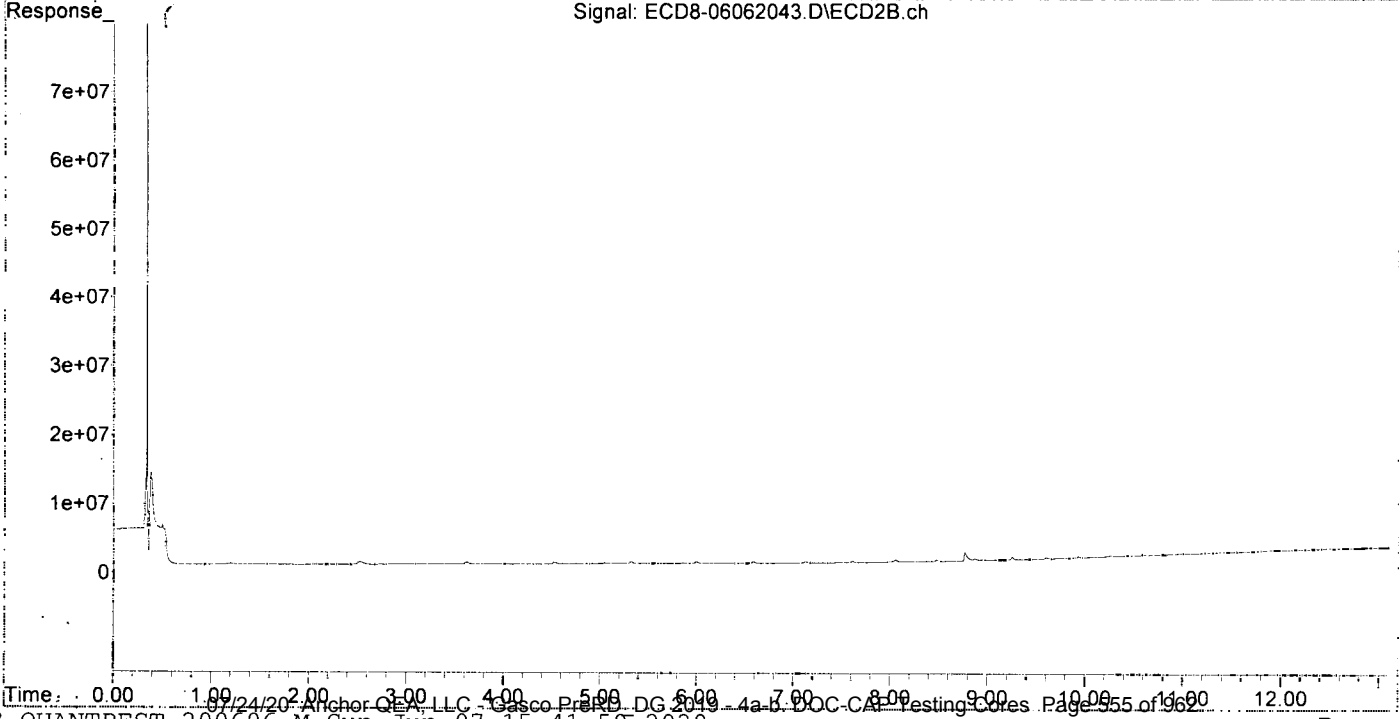
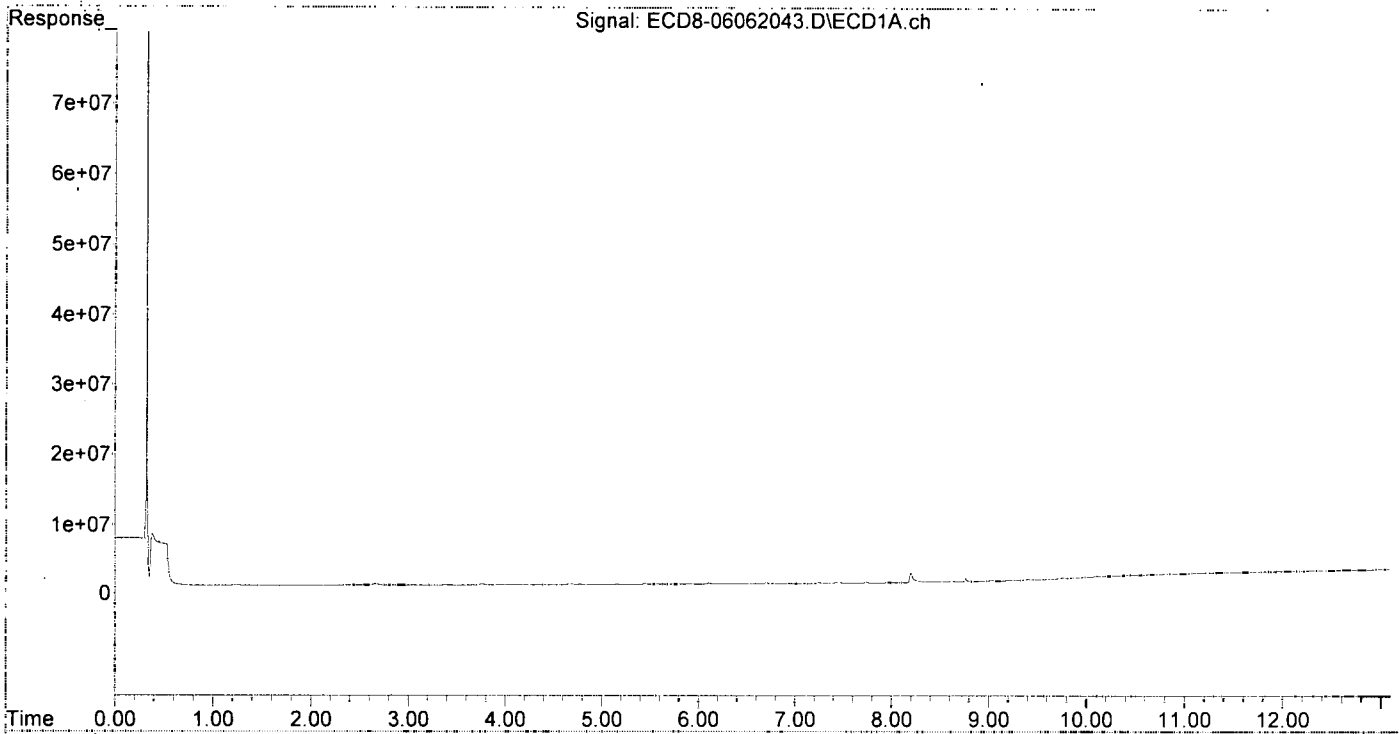
Compound	RT#1	RT#2	Resp#1	Resp#2	ng/mL	ng/mL
System Monitoring Compounds						
1) S TCMX (S)	0.000	5.843	0	39475	N.D.	0.011 #
22) S DCBP (S)	9.480	10.378	23534	27577	BelowCal	BelowCal
Target Compounds						
2) a-BHC	5.815	6.428f	31712	29237	0.007	0.006
3) g-BHC	6.109	0.000	165210	0	0.039	N.D. #
4) b-BHC	0.000	6.840	0	33118	N.D.	0.018 #
5) Heptachlor	0.000	7.124	0	231743	N.D.	0.055 #
6) d-BHC	6.328	7.089	12524	11524	0.037	0.039
7) Aldrin	6.706f	7.397	170074	11350	0.039	0.003 #
8) Heptachlo...	0.000	7.858	0	22163	N.D.	0.006 #
9) trans-Chl...	7.297	7.983	16463	15213	0.004	0.004
10) cis-Chlor...	7.431f	8.128f	117685	30162	BelowCal	0.008
11) Endosulfa...	7.471f	8.141	94668	23719	0.026	0.007 #
12) 4,4'-DDE	7.467	8.202	96612	11007	0.026	0.009 #
13) Dieldrin	0.000	8.342	0	13238	N.D.	0.003 #
14) Endrin	0.000	8.569	0	12326	N.D.	0.004 #
15) 4,4'-DDD	0.000	8.640	0	13287	N.D.	BelowCal
16) Endosulfa...	7.986	8.720	16324	19329	0.005	0.006
17) 4,4'-DDT	8.059f	8.879f	13384	315697	0.015	0.089 #
18) Endrin Al...	8.275	8.953	232225	108777	BelowCal	0.038
19) Endosulfa...	8.581	9.147	21337	28497	0.007	0.010 #
20) Methoxychlor	0.000	9.334	0	19975	N.D.	BelowCal
21) Endrin Ke...	8.764	9.546	445772	31345	0.125	0.009 #
23) Hexachlor...	3.046	3.536	43285	18800	BelowCal	BelowCal
24) Hexachlor...	0.000	6.315	0	43327	N.D.	BelowCal
25) Oxychlorane	0.000	7.768	0	8422	N.D.	BelowCal
26) 2,4'-DDE	7.246f	7.983	170033	15213	0.071	BelowCal #
27) trans-Non...	0.000	8.058	0	320653	N.D.	BelowCal
28) 2,4'-DDD	0.000	8.364	0	12541	N.D.	0.006 #
29) 2,4'-DDT	7.741f	8.585	156682	11096	BelowCal	BelowCal
30) cis-Nonac...	0.000	8.593f	0	12167	N.D.	0.003 #
31) Mirex	0.000	9.528	0	10224	N.D.	BelowCal
32) Chlordane...	7.297	7.983	16463	15213	0.040	0.035
33) Chlordane...	7.431f	8.128f	117685	30162	0.229	0.083 #
34) Chlordane...	7.948	8.776f	18424	1293246	0.143	10.843 #
35) Chlordane...	0.000	0.000	0	0	N.D.	N.D.
36) Toxaphene...	0.000	8.315	0	18715	N.D.	0.570 #
37) Toxaphene...	0.000	8.676	0	5543	N.D.	0.130 #
38) Toxaphene...	7.977	8.714	13599	21495	0.187	0.340 #
39) Toxaphene...	8.198f	8.776	1398722	1293246	13.480	BelowCal #
40) Toxaphene...	0.000	8.953	0	108777	N.D.	1.853 #
41) Toxaphene...	0.000	9.334	0	19975	N.D.	0.311 #
42) Toxaphene...	0.000	0.000	0	0	N.D.	N.D.

(f)=RT Delta > 1/2 Window (#)=Amounts differ by > 25% (m)=manual int.

Quantitation Report (Not Reviewed)

Data Path : C:\msdchem\1\data\2020-06\0F06008\
Data File : ECD8-06062043.D
Signal(s) : Signal #1: ECD1A.ch Signal #2: ECD2B.ch
Acq On : 7 Jun 2020 2:18
Operator : MJB
Sample : 0F06008-IBL4
Misc : Instrument Blank
ALS Vial : 1 Sample Multiplier: 1

Integration File signal 1: PEST1.e
Integration File signal 2: PEST2.e
Quant Time: Jun 07 15:41:58 2020
Quant Method : C:\msdchem\1\methods\ECD8_QUANTPEST_200606.M
Quant Title : Instrument: DualECD8
QLast Update : Sun Jun 07 14:07:09 2020
Response via : Initial Calibration
Integrator: ChemStation



Quantitation Report (Not Reviewed)

Data Path : C:\msdchem\1\data\2020-06\0F06008\
 Data File : ECD8-06062044.D
 Signal(s) : Signal #1: ECD1A.ch Signal #2: ECD2B.ch
 Acq On : 7 Jun 2020 2:35
 Operator : MJB
 Sample : 0F06008-ICV4
 Misc : A20F067, TOX 500 ppb
 ALS Vial : 39 Sample Multiplier: 1

Integration File signal 1: PEST1.e
 Integration File signal 2: PEST2.e
 Quant Time: Jun 07 15:42:02 2020
 Quant Method : C:\msdchem\1\methods\ECD8_QUANTPEST_200606.M
 Quant Title : Instrument: DualECD8
 QLast Update : Sun Jun 07 14:07:09 2020
 Response via : Initial Calibration
 Integrator: ChemStation

MJB
6/7/20

Compound	RT#1	RT#2	Resp#1	Resp#2	ng/mL	ng/mL
System Monitoring Compounds						
1) S TCMX (S)	5.292	5.859	16079	49096	0.004	0.014 #
22) S DCBP (S)	9.474	10.371f	629829	701789	0.009	0.108 #
Target Compounds						
2) a-BHC	5.814	6.454	62700	66019	0.013	0.014
3) g-BHC	6.082	6.765	29315	105702	0.007	0.025 #
4) b-BHC	6.169	6.840	86250	75297	0.048	0.041
5) Heptachlor	6.506	7.145	344329	330289	0.087	0.078
6) d-BHC	6.305	7.084	98238	211151	0.062	0.092 #
7) Aldrin	6.745	7.435f	840054	1053673	0.195	0.263 #
8) Heptachlo...	7.209	7.838	2934492	4494835	0.743	1.194 #
9) trans-Chl...	7.287	7.991	4040430	3753283	1.004	0.983
10) cis-Chlor...	7.375f	8.075	8114445	4797296	2.031	1.288 #
11) Endosulfa...	7.499	8.150	10244346	6713163	2.783	1.979 #
12) 4,4'-DDE	7.473	8.212	5309130	8259797	1.449	2.495 #
13) Dieldrin	7.669	8.361	15960679	8393098	3.954	2.177 #
14) Endrin	7.813	8.567	12994161	14105961	3.851	4.771
15) 4,4'-DDD	7.898	8.619	14306486	10908682	5.014	4.111
16) Endosulfa...	7.980	8.704	36577326	31106443	12.021	10.287
17) 4,4'-DDT	8.063	8.831	31590966	13573201	13.592	5.371 #
18) Endrin Al...	8.269	8.951	24684001	30428314	8.836	10.517
19) Endosulfa...	8.585	9.148	13760643	13171920	4.659	4.442
20) Methoxychlor	8.420	9.329	11786436	32591300	10.879	25.845 #
21) Endrin Ke...	8.769	9.575f	9846944	6576777	2.761	1.958 #
23) Hexachlor...	0.000	3.559f	0	18232	N.D.	BelowCal
24) Hexachlor...	5.693f	6.304	25420	23625	BelowCal	BelowCal
25) Oxychlorane	7.138	7.790	6537999	3649562	1.879	1.032 #
26) 2,4'-DDE	7.209	7.991	2934492	3753283	1.226	1.539 #
27) trans-Non...	7.375	8.060	8114445	5206395	2.083	1.344 #
28) 2,4'-DDD	7.586	8.361	11298097	8393098	5.847	4.038 #
29) 2,4'-DDT	7.769	8.567	19095755	14105961	10.266	7.385 #
30) cis-Nonac...	7.856	8.619	23247040	10908682	5.654	2.729 #
31) Mirex	8.515	9.500f	37471796	7130752	15.052	2.904 #
32) Chlordane...	7.287	7.991	4040430	3753283	9.782	8.665
33) Chlordane...	7.375f	8.075	8114445	4797296	15.771	13.149
34) Chlordane...	7.920f	8.772	15894513	53527502	122.949	448.773 # B
35) Chlordane...	0.000	0.000	0	0	N.D.	N.D.
36) Toxaphene...	7.375	8.322	8114445	15715454	505.297	478.928
37) Toxaphene...	7.669	8.670	15960679	21920897	505.603	514.759
38) Toxaphene...	7.980	8.704	36577326	31106443	504.193	492.296
39) Toxaphene...	8.222	8.772	33140217	53527502	517.625	535.085
40) Toxaphene...	8.449	8.951	27542634	30428314	528.810	518.231
41) Toxaphene...	8.515	9.329	37471796	32591300	507.773	507.291
42) Toxaphene...	0.000	0.000	0	0	N.D.	N.D.

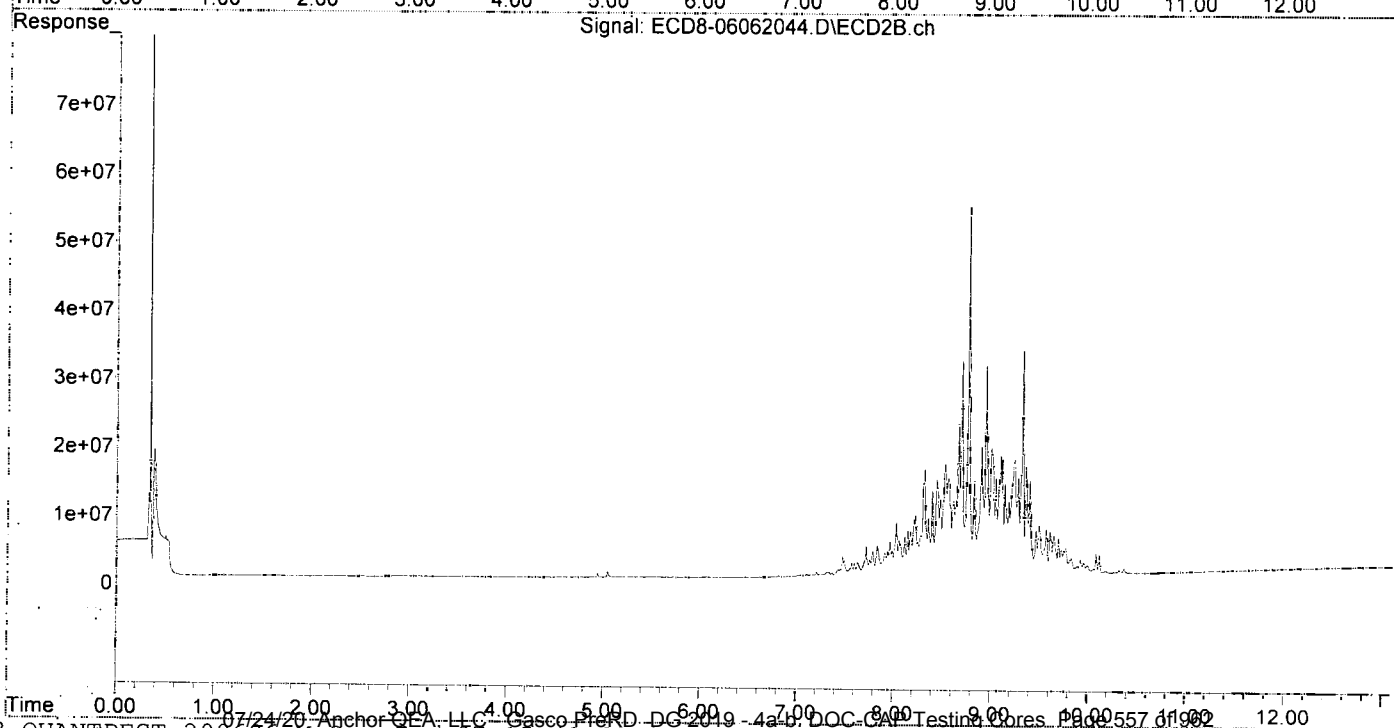
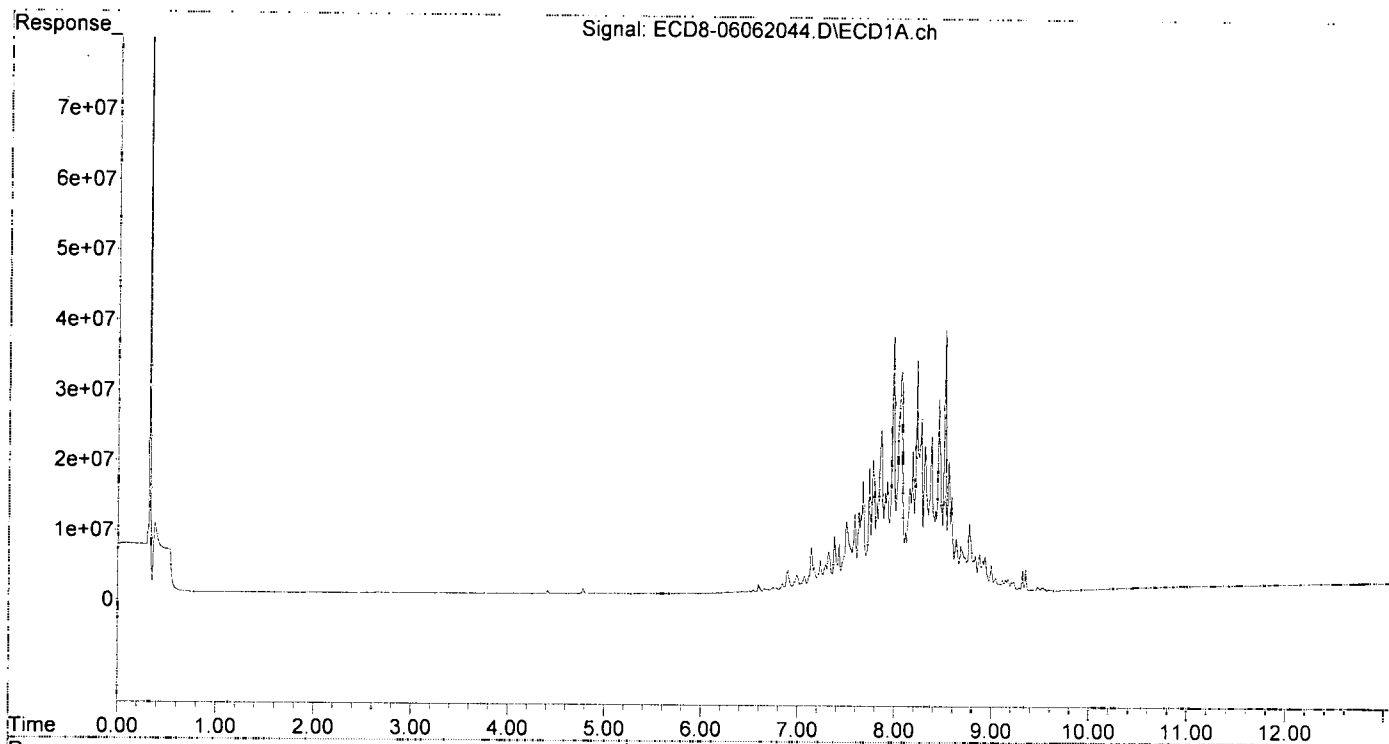
511.55 507.77

(f)=RT Delta > 1/2 Window (#)=Amounts differ by > 25% (m)=manual int.

Quantitation Report (Not Reviewed)

Data Path : C:\msdchem\1\data\2020-06\0F06008\
Data File : ECD8-06062044.D
Signal(s) : Signal #1: ECD1A.ch Signal #2: ECD2B.ch
Acq On : 7 Jun 2020 2:35
Operator : MJB
Sample : 0F06008-ICV4
Misc : A20F067, TOX 500 ppb
ALS Vial : 39 Sample Multiplier: 1

Integration File signal 1: PEST1.e
Integration File signal 2: PEST2.e
Quant Time: Jun 07 15:42:02 2020
Quant Method : C:\msdchem\1\methods\ECD8_QUANTPEST_200606.M
Quant Title : Instrument: DualECD8
QLast Update : Sun Jun 07 14:07:09 2020
Response via : Initial Calibration
Integrator: ChemStation



Quantitation Report (Not Reviewed)

Data Path : C:\msdchem\1\data\2020-06\0F06008\REQUANT\
 Data File : ECD8-06062005.D
 Signal(s) : Signal #1: ECD1A.ch Signal #2: ECD2B.ch
 Acq On : 6 Jun 2020 15:51
 Operator : MJB
 Sample : 0F06008-CAL1
 Misc : A20F080, AB 0.5 ppb
 ALS Vial : 4 Sample Multiplier: 1

Integration File signal 1: PEST1.e
 Integration File signal 2: PEST2.e
 Quant Time: Jun 07 14:57:09 2020
 Quant Method : C:\msdchem\1\methods\ECD8_QUANTPEST_200606.M
 Quant Title : Instrument: DualECD8
 QLast Update : Sun Jun 07 14:07:09 2020
 Response via : Initial Calibration
 Integrator: ChemStation

MJB
6/7/20

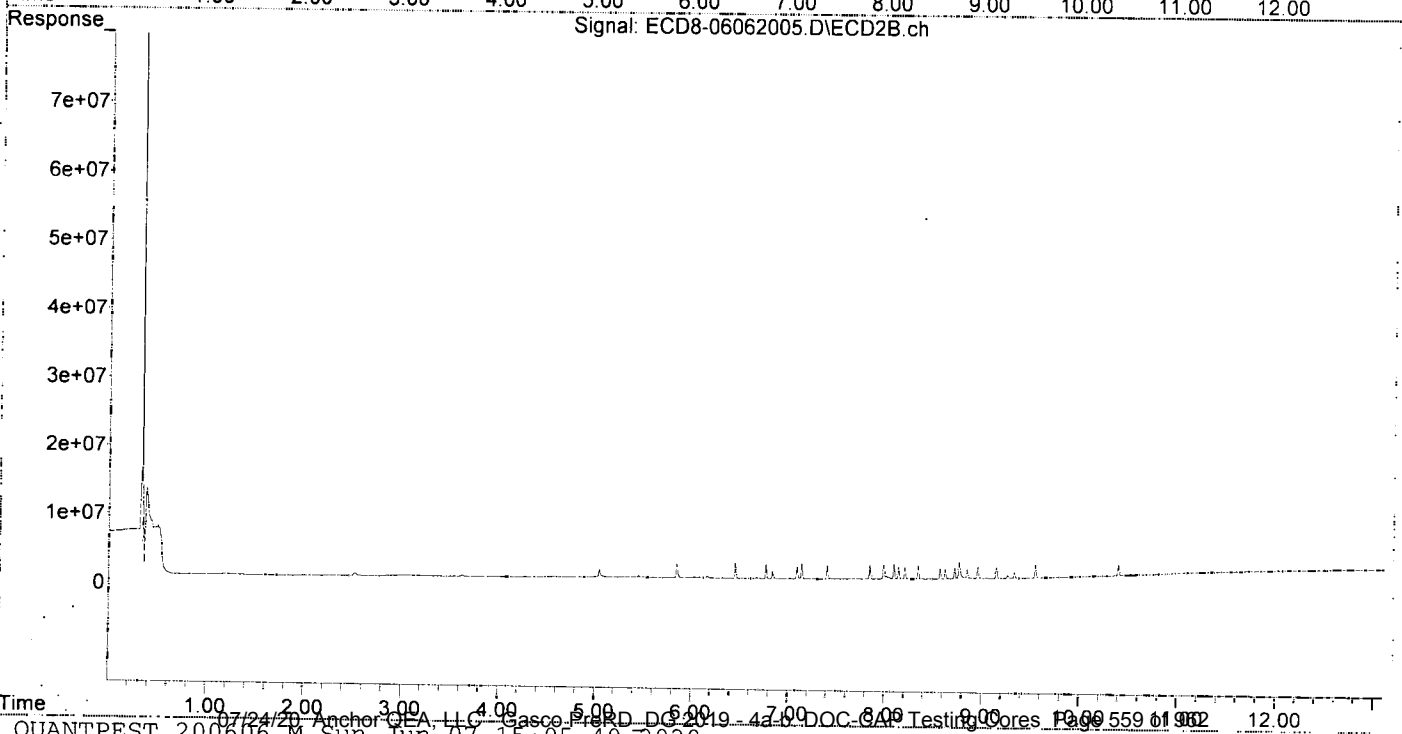
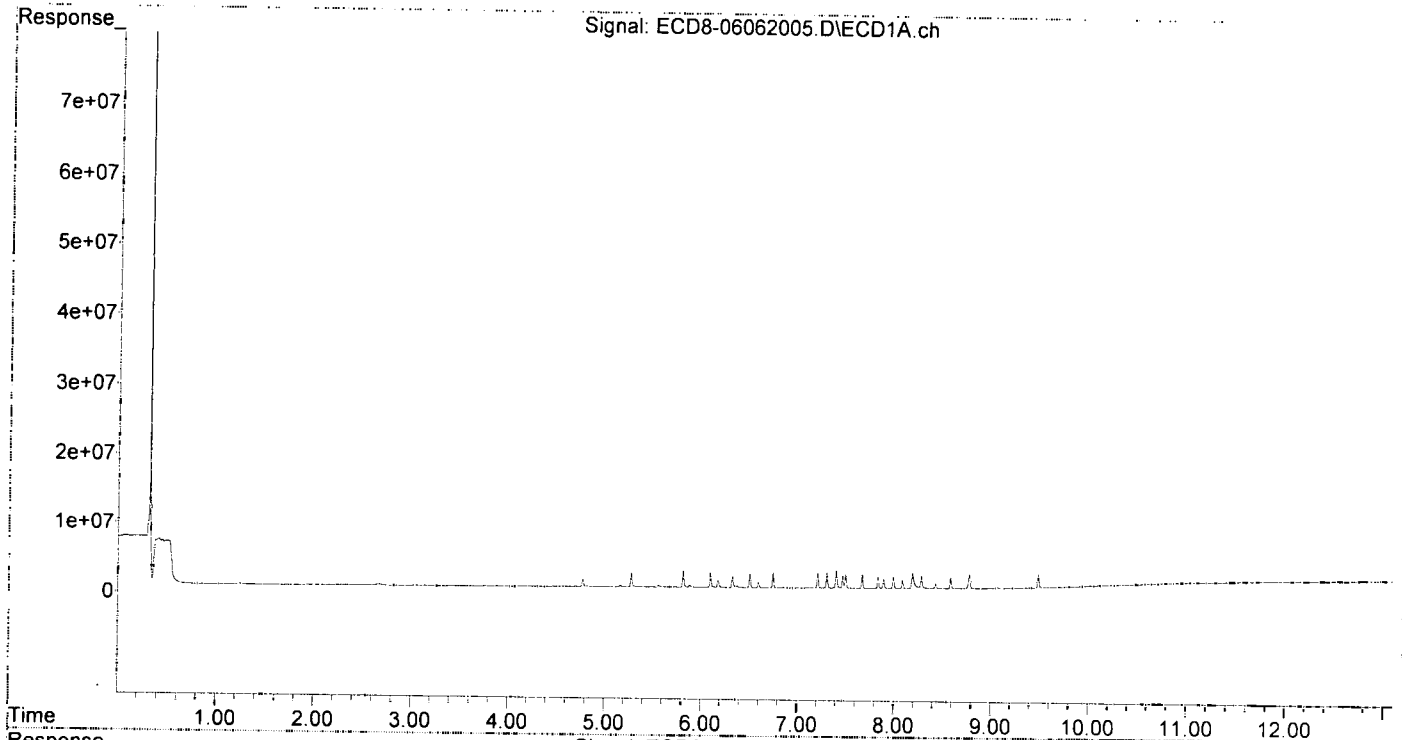
Compound	RT#1	RT#2	Resp#1	Resp#2	ng/mL	ng/mL
System Monitoring Compounds						
1) S TCMX (S)	5.275	5.848	2044821	2041136	0.561	0.575
22) S DCBP (S)	9.483	10.396	2013031	1600154	0.499	0.503
Target Compounds						
2) a-BHC	5.813	6.454	2436012	2268024	0.500	0.476
3) g-BHC	6.095	6.772	2216617	2141693	0.519	0.502
4) b-BHC	6.175	6.840	1029510	1069043	0.571	0.585
5) Heptachlor	6.506	7.142	2089353	2287728	0.528	0.540
6) d-BHC	6.323	7.093	1670301	1786163	0.523	0.516
7) Aldrin	6.746	7.406	2216702	2023732	0.514	0.505
8) Heptachlo...	7.207	7.847	2242901	2030251	0.568	0.539
9) trans-Chl...	7.303	7.987	2326907	2136256	0.578	0.560
10) cis-Chlor...	7.399	8.095	2588788	2156882	0.507	0.579
11) Endosulfa...	7.496	8.144	2010361	1818776	0.546	0.536
12) 4,4'-DDE	7.467	8.208	1831508	1713296	0.500	0.524
13) Dieldrin	7.669	8.345	2088893	1940818	0.517	0.503
14) Endrin	7.832	8.572	1730100	1544731	0.513	0.523
15) 4,4'-DDD	7.888	8.625	1378674	1433465	0.483	0.524
16) Endosulfa...	7.990	8.721	1690214	1615141	0.555	0.534
17) 4,4'-DDT	8.084	8.851	1176997	1397421	0.527	0.524
18) Endrin Al...	8.280	8.960	1879799	1718494	0.491	0.594
19) Endosulfa...	8.581	9.151	1642508	1592318	0.556	0.537
20) Methoxychlor	8.425	9.335	692268	797429	0.515	0.508
21) Endrin Ke...	8.774	9.550	2113749	1919402	0.593	0.571
23) Hexachlor...	0.000	3.535	0	62377	N.D.	BelowCal
24) Hexachlor...	5.654	6.315	14310	17509	BelowCal	BelowCal
25) Oxychlordan	7.124	7.788	29560	26907	BelowCal	BelowCal
26) 2,4'-DDE	7.207	7.987	2242901	2136256	0.937	0.768
27) trans-Non...	7.399	8.050	2588788	246480	0.469	BelowCal #
28) 2,4'-DDD	0.000	8.345	0	1940818	N.D.	0.934 #
29) 2,4'-DDT	7.770	8.572	25341	1544731	BelowCal	0.667
30) cis-Nonac...	7.862	8.625	85323	1433465	0.021	0.359 #
31) Mirex	8.519	9.550	60729	1919402	BelowCal	0.573
32) Chlordane...	7.303	7.987	2326907	2136256	5.633	4.932
33) Chlordane...	7.399	8.095	2588788	2156882	5.032	5.912
34) Chlordane...	7.945	8.768	76504	2400678	0.592	20.127 #
35) Chlordane...	0.000	0.000	0	0	N.D.	N.D.
36) Toxaphene...	7.368	8.345f	55272	1940818	BelowCal	59.146
37) Toxaphene...	7.669	8.669	2088893	27168	62.774	0.638 #
38) Toxaphene...	7.990	8.721	1690214	1615141	23.298	25.562
39) Toxaphene...	8.187f	8.768	2334081	2400678	28.857	8.157 #
40) Toxaphene...	8.425f	8.960	692268	1718494	13.291	29.268 #
41) Toxaphene...	8.519	9.335	60729	797429	0.823	12.412 #
42) Toxaphene...	0.000	0.000	0	0	N.D.	N.D.

(f)=RT Delta > 1/2 Window (#)=Amounts differ by > 25% (m)=manual int.

Quantitation Report (Not Reviewed)

Data Path : C:\msdchem\1\data\2020-06\0F06008\REQUANT\
Data File : ECD8-06062005.D
Signal(s) : Signal #1: ECD1A.ch Signal #2: ECD2B.ch
Acq On : 6 Jun 2020 15:51
Operator : MJB
Sample : 0F06008-CAL1
Misc : A20F080, AB 0.5 ppb
ALS Vial : 4 Sample Multiplier: 1

Integration File signal 1: PEST1.e
Integration File signal 2: PEST2.e
Quant Time: Jun 07 14:57:09 2020
Quant Method : C:\msdchem\1\methods\ECD8_QUANTPEST_200606.M
Quant Title : Instrument: DualECD8
QLast Update : Sun Jun 07 14:07:09 2020
Response via : Initial Calibration
Integrator: ChemStation



Quantitation Report (Not Reviewed)

Data Path : C:\msdchem\1\data\2020-06\0F06008\REQUANT\
 Data File : ECD8-06062006.D
 Signal(s) : Signal #1: ECD1A.ch Signal #2: ECD2B.ch
 Acq On : 6 Jun 2020 16:07
 Operator : MJB
 Sample : 0F06008-CAL2
 Misc : A20F081, AB 1 ppb
 ALS Vial : 5 Sample Multiplier: 1

Integration File signal 1: PEST1.e
 Integration File signal 2: PEST2.e
 Quant Time: Jun 07 14:57:23 2020
 Quant Method : C:\msdchem\1\methods\ECD8_QUANTPEST_200606.M
 Quant Title : Instrument: DualECD8
 QLast Update : Sun Jun 07 14:07:09 2020
 Response via : Initial Calibration
 Integrator: ChemStation

MJB
6/7/20

Compound	RT#1	RT#2	Resp#1	Resp#2	ng/mL	ng/mL
----------	------	------	--------	--------	-------	-------

System Monitoring Compounds

1) S	TCMX (S)	5.274	5.848	3739252	3664569	1.025	1.032
22) S	DCBP (S)	9.482	10.396	3476866	2732738	1.018	1.001

Target Compounds

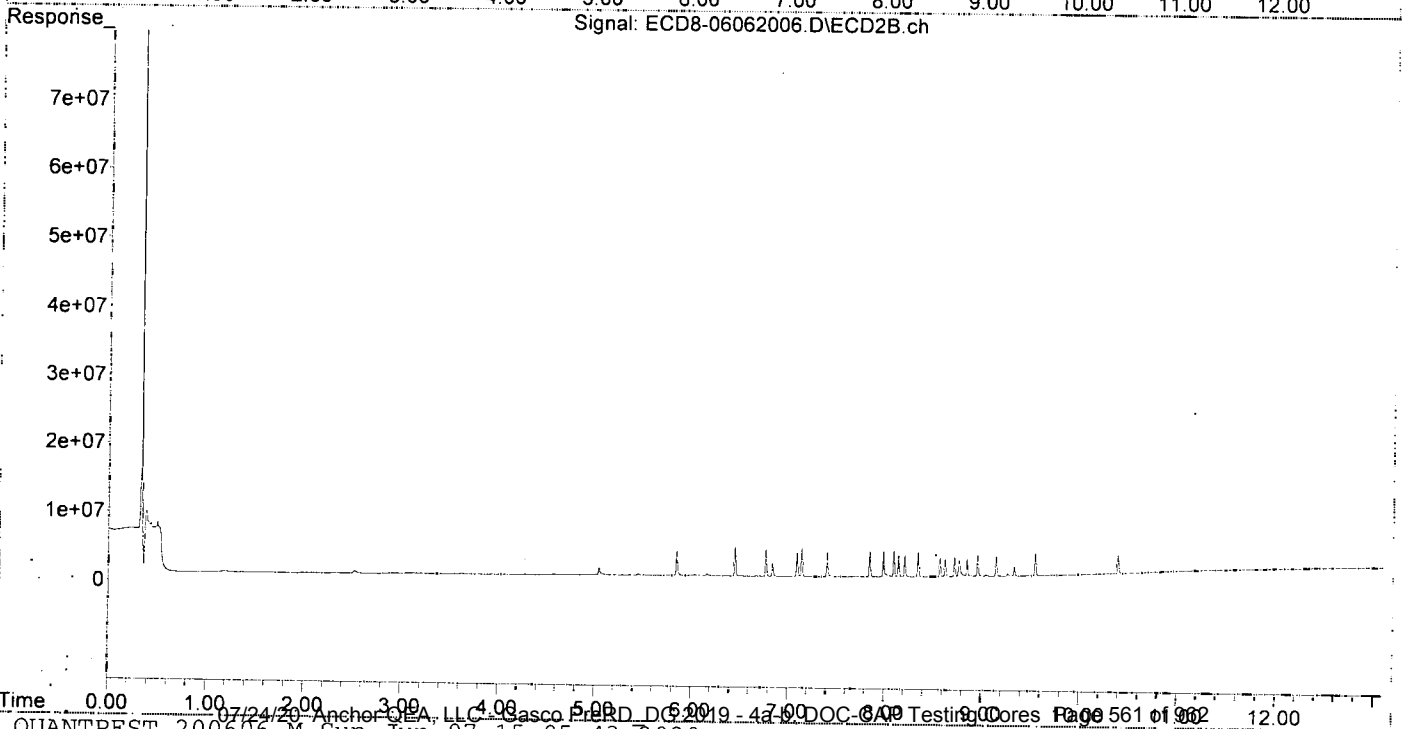
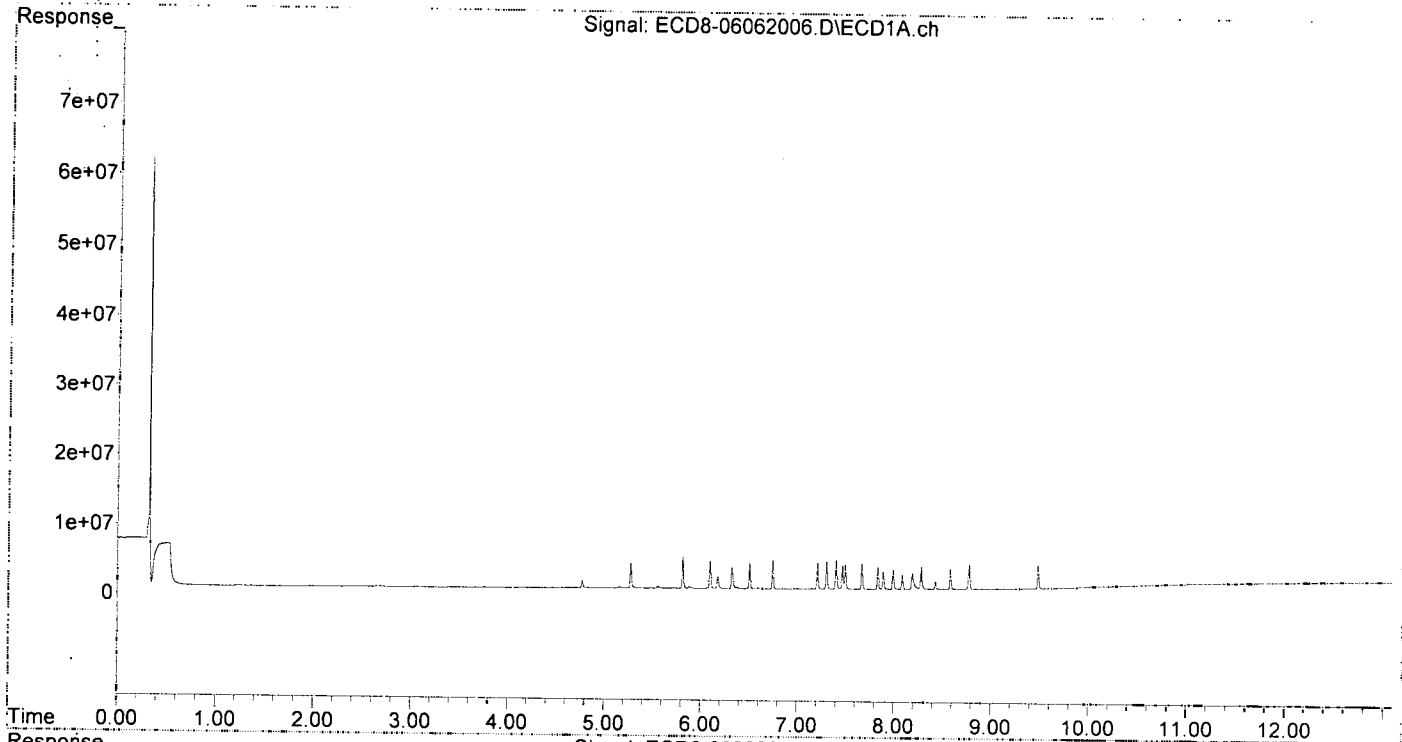
2)	a-BHC	5.813	6.453	4659043	4299192	0.956	0.902
3)	g-BHC	6.095	6.772	4062836	3939884	0.951	0.923
4)	b-BHC	6.174	6.840	1828397	1906857	1.014	1.043
5)	Heptachlor	6.505	7.143	3783244	4131038	0.957	0.975
6)	d-BHC	6.322	7.093	3147880	3488504	0.955	0.974
7)	Aldrin	6.745	7.407	4211391	3671024	0.977	0.915
8)	Heptachlo...	7.207	7.847	3938014	3756308	0.996	0.998
9)	trans-Chl...	7.303	7.987	4057330	3714650	1.008	0.973
10)	cis-Chlor...	7.400	8.095	4334731	3732649	0.989	1.002
11)	Endosulfa...	7.496	8.144	3674308	3245203	0.998	0.957
12)	4,4'-DDE	7.466	8.208	3469480	3125539	0.947	0.950
13)	Dieldrin	7.667	8.345	3834504	3631612	0.950	0.942
14)	Endrin	7.832	8.572	3239569	2729745	0.960	0.923
15)	4,4'-DDD	7.887	8.625	2642114	2582156	0.926	0.962
16)	Endosulfa...	7.989	8.721	2878102	2841269	0.946	0.940
17)	4,4'-DDT	8.084	8.851	2125504	2507300	0.943	0.970
18)	Endrin Al...	8.280	8.959	3347299	3154587	1.030	1.090
19)	Endosulfa...	8.581	9.151	3004760	2906383	1.017	0.980
20)	Methoxychlor	8.426	9.335	1188720	1407906	0.987	1.015
21)	Endrin Ke...	8.774	9.551	3683963	3294560	1.033	0.981
23)	Hexachlor...	0.000	3.534	0	8942	N.D.	BelowCal
24)	Hexachlor...	5.657	6.322	51039	52595	BelowCal	BelowCal
25)	Oxychlorane	7.144	7.778	55388	23865	BelowCal	BelowCal
26)	2,4'-DDE	7.207	7.987	3938014	3714650	1.645	1.521
27)	trans-Non...	7.400	8.051	4334731	224737	0.979	BelowCal #
28)	2,4'-DDD	0.000	8.345	0	3631612	N.D.	1.747 #
29)	2,4'-DDT	7.770	8.572	39470	2729745	BelowCal	1.308
30)	cis-Nonac...	7.887f	8.625	2642114	2582156	0.643	0.646
31)	Mirex	8.522	9.551	45671	3294560	BelowCal	1.189
32)	Chlordane...	7.303	7.987	4057330	3714650	9.822	8.576
33)	Chlordane...	7.400	8.095	4334731	3732649	8.425	10.231
34)	Chlordane...	7.943	8.768	69924	2345422	0.541	19.664 #
35)	Chlordane...	0.000	0.000	0	0	N.D.	N.D.
36)	Toxaphene...	7.369	8.345f	47770	3631612	BelowCal	110.673
37)	Toxaphene...	7.667	8.685	3834504	19500	118.376	0.458 #
38)	Toxaphene...	7.989	8.721	2878102	2841269	39.673	44.966
39)	Toxaphene...	8.187f	8.768	2368017	2345422	29.415	7.544 #
40)	Toxaphene...	8.426f	8.959	1188720	3154587	22.823	53.726 #
41)	Toxaphene...	8.522	9.335	45671	1407906	0.619	21.914 #
42)	Toxaphene...	0.000	0.000	0	0	N.D.	N.D.

(f)=RT Delta > 1/2 Window (#)=Amounts differ by > 25% (m)=manual int.

Quantitation Report (Not Reviewed)

Data Path : C:\msdchem\1\data\2020-06\0F06008\REQUANT\
Data File : ECD8-06062006.D
Signal(s) : Signal #1: ECD1A.ch Signal #2: ECD2B.ch
Acq On : 6 Jun 2020 16:07
Operator : MJB
Sample : 0F06008-CAL2
Misc : A20F081, AB 1 ppb
ALS Vial : 5 Sample Multiplier: 1

Integration File signal 1: PEST1.e
Integration File signal 2: PEST2.e
Quant Time: Jun 07 14:57:23 2020
Quant Method : C:\msdchem\1\methods\ECD8_QUANTPEST_200606.M
Quant Title : Instrument: DualECD8
QLast Update : Sun Jun 07 14:07:09 2020
Response via : Initial Calibration
Integrator: ChemStation



Quantitation Report (Not Reviewed)

Data Path : C:\msdchem\1\data\2020-06\0F06008\REQUANT\
 Data File : ECD8-06062007.D
 Signal(s) : Signal #1: ECD1A.ch Signal #2: ECD2B.ch
 Acq On : 6 Jun 2020 16:24
 Operator : MJB
 Sample : 0F06008-CAL3
 Misc : A20C178, AB 2 ppb
 ALS Vial : 6 Sample Multiplier: 1

Integration File signal 1: PEST1.e
 Integration File signal 2: PEST2.e
 Quant Time: Jun 07 14:57:35 2020
 Quant Method : C:\msdchem\1\methods\ECD8_QUANTPEST_200606.M
 Quant Title : Instrument: DualECD8
 QLast Update : Sun Jun 07 14:07:09 2020
 Response via : Initial Calibration
 Integrator: ChemStation

MJB
6/7/20

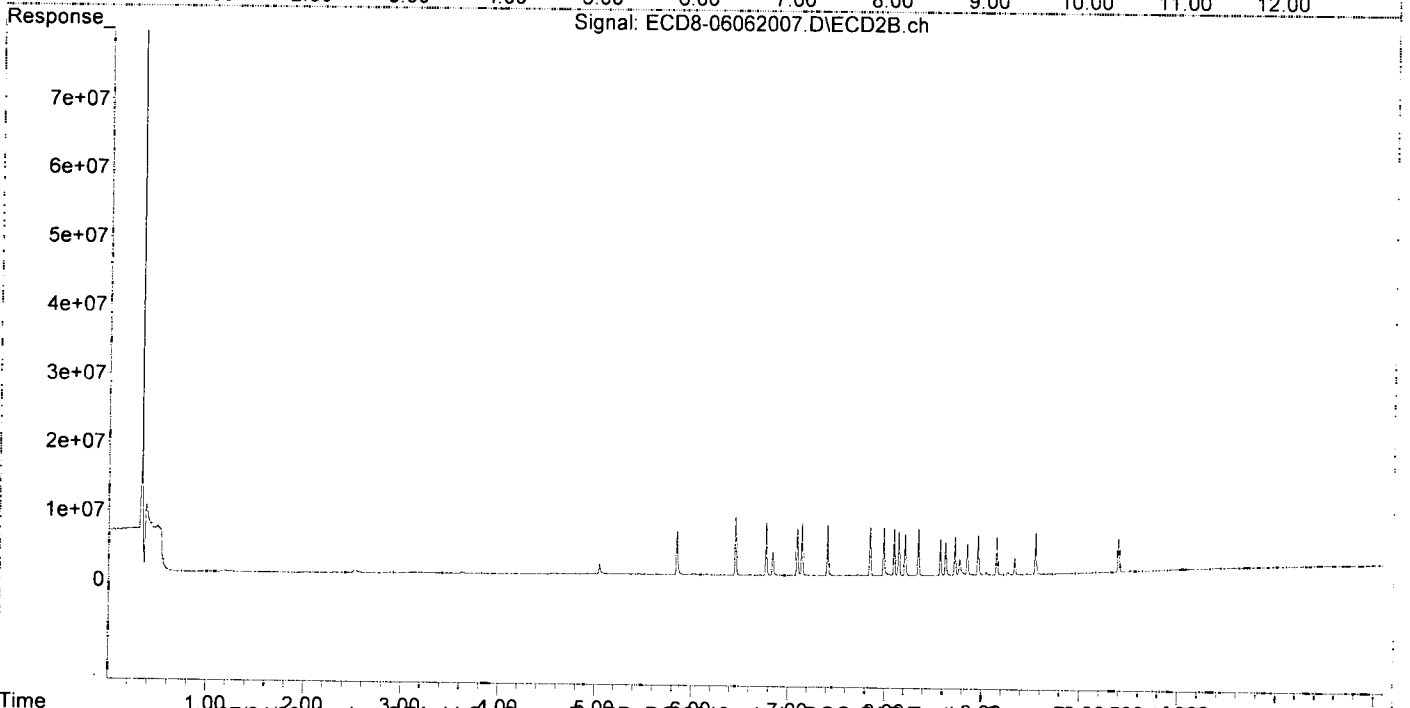
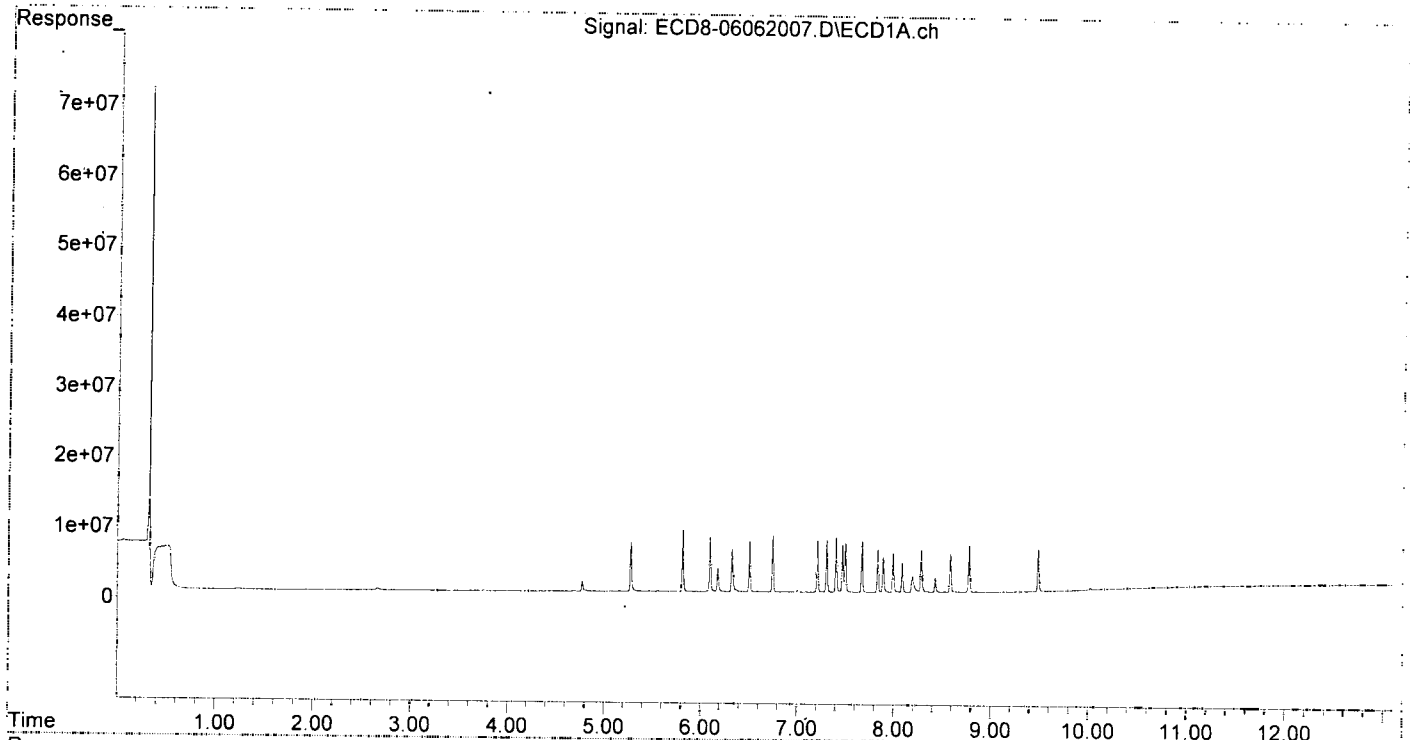
Compound	RT#1	RT#2	Resp#1	Resp#2	ng/mL	ng/mL
System Monitoring Compounds						
1) S TCMX (S)	5.275	5.847	6945394	6272971	1.904	1.767
22) S DCBP (S)	9.484	10.396	6074784	4898047	1.938	1.951
Target Compounds						
2) a-BHC	5.813	6.454	8934865	8409840	1.833	1.764
3) g-BHC	6.095	6.772	7777680	7617064	1.821	1.784
4) b-BHC	6.174	6.840	3383841	3359896	1.877	1.838
5) Heptachlor	6.505	7.142	7189639	7559963	1.818	1.784
6) d-BHC	6.322	7.094	6132156	6804587	1.827	1.863
7) Aldrin	6.744	7.407	8035771	7256390	1.864	1.809
8) Heptachlo...	7.207	7.847	7385357	6966527	1.869	1.850
9) trans-Chl...	7.303	7.987	7502150	6968284	1.865	1.825
10) cis-Chlor...	7.401	8.095	7787006	6943307	1.941	1.864
11) Endosulfa...	7.496	8.144	6975798	6290523	1.895	1.854
12) 4,4'-DDE	7.466	8.208	6724934	6040045	1.835	1.828
13) Dieldrin	7.668	8.346	7333173	6890064	1.817	1.787
14) Endrin	7.832	8.573	6205989	5322724	1.839	1.800
15) 4,4'-DDD	7.887	8.626	5043957	4789098	1.768	1.800
16) Endosulfa...	7.989	8.722	5561746	5513918	1.828	1.823
17) 4,4'-DDT	8.084	8.851	4180058	4520922	1.842	1.777
18) Endrin Al...	8.280	8.960	6075803	5717746	2.031	1.976
19) Endosulfa...	8.582	9.151	5464489	5480703	1.850	1.848
20) Methoxychlor	8.426	9.335	2083992	2395626	1.835	1.834
21) Endrin Ke...	8.775	9.550	6682577	6009531	1.874	1.789
23) Hexachlor...	0.000	3.537	0	54259	N.D.	BelowCal
24) Hexachlor...	5.655	6.313	34388	27178	BelowCal	BelowCal
25) Oxychlorane	7.142	7.775	39397	18453	BelowCal	BelowCal
26) 2,4'-DDE	7.207	7.987	7385357	6968284	3.086	3.067
27) trans-Non...	7.401	8.047	7787006	176023	1.987	BelowCal #
28) 2,4'-DDD	0.000	8.346	0	6890064	N.D.	3.315 #
29) 2,4'-DDT	7.771	8.573	60372	5322724	BelowCal	2.706
30) cis-Nonac...	7.887f	8.626	5043957	4789098	1.227	1.198
31) Mirex	8.530	9.550	54620	6009531	BelowCal	2.403
32) Chlordane...	7.303	7.987	7502150	6968284	18.162	16.088
33) Chlordane...	7.401	8.095	7787006	6943307	15.135	19.031 #
34) Chlordane...	0.000	8.769	0	2318766	N.D.	19.440 #
35) Chlordane...	0.000	0.000	0	0	N.D.	N.D.
36) Toxaphene...	7.401f	8.346f	7787006	6890064	484.953	209.975 #
37) Toxaphene...	7.668	8.692f	7333173	25282	229.924	0.594 #
38) Toxaphene...	7.989	8.692	5561746	25282	76.665	0.400 #
39) Toxaphene...	8.189f	8.769	2318935	2318766	28.623	7.249 #
40) Toxaphene...	8.426f	8.960	2083992	5717746	40.012	97.380 #
41) Toxaphene...	8.530	9.335	54620	2395626	0.740	37.288 #
42) Toxaphene...	0.000	0.000	0	0	N.D.	N.D.

(f)=RT Delta > 1/2 Window (#)=Amounts differ by > 25% (m)=manual int.

Quantitation Report (Not Reviewed)

Data Path : C:\msdchem\1\data\2020-06\0F06008\REQUANT\
Data File : ECD8-06062007.D
Signal(s) : Signal #1: ECD1A.ch Signal #2: ECD2B.ch
Acq On : 6 Jun 2020 16:24
Operator : MJB
Sample : 0F06008-CAL3
Misc : A20C178, AB 2 ppb
ALS Vial : 6 Sample Multiplier: 1

Integration File signal 1: PEST1.e
Integration File signal 2: PEST2.e
Quant Time: Jun 07 14:57:35 2020
Quant Method : C:\msdchem\1\methods\ECD8_QUANTPEST_200606.M
Quant Title : Instrument: DualECD8
QLast Update : Sun Jun 07 14:07:09 2020
Response via : Initial Calibration
Integrator: ChemStation



Quantitation Report (Not Reviewed)

Data Path : C:\msdchem\1\data\2020-06\0F06008\REQUANT\
 Data File : ECD8-06062008.D
 Signal(s) : Signal #1: ECD1A.ch Signal #2: ECD2B.ch
 Acq On : 6 Jun 2020 16:40
 Operator : MJB
 Sample : 0F06008-CAL4
 Misc : A20C179, AB 5 ppb
 ALS Vial : 7 Sample Multiplier: 1

Integration File signal 1: PEST1.e
 Integration File signal 2: PEST2.e
 Quant Time: Jun 07 14:57:45 2020
 Quant Method : C:\msdchem\1\methods\ECD8_QUANTPEST_200606.M
 Quant Title : Instrument: DualECD8
 QLast Update : Sun Jun 07 14:07:09 2020
 Response via : Initial Calibration
 Integrator: ChemStation

MJB
6/7/20

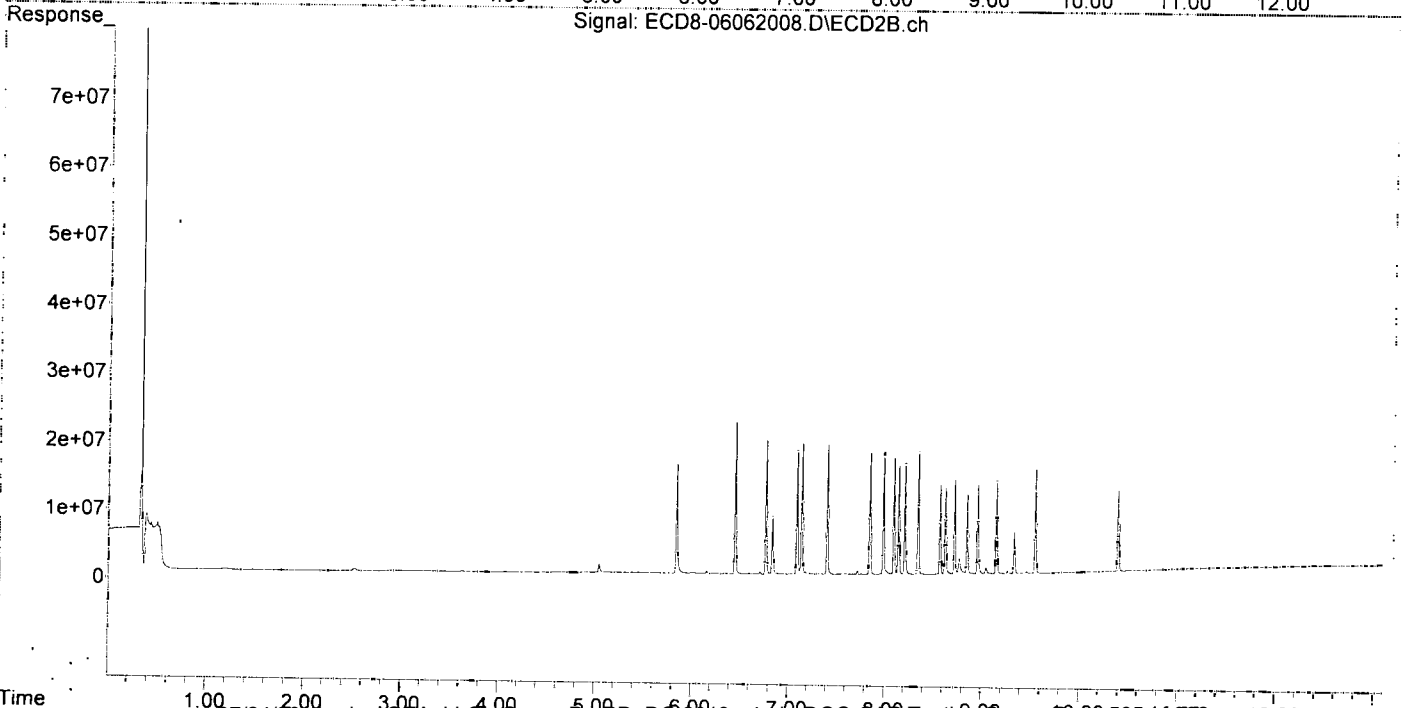
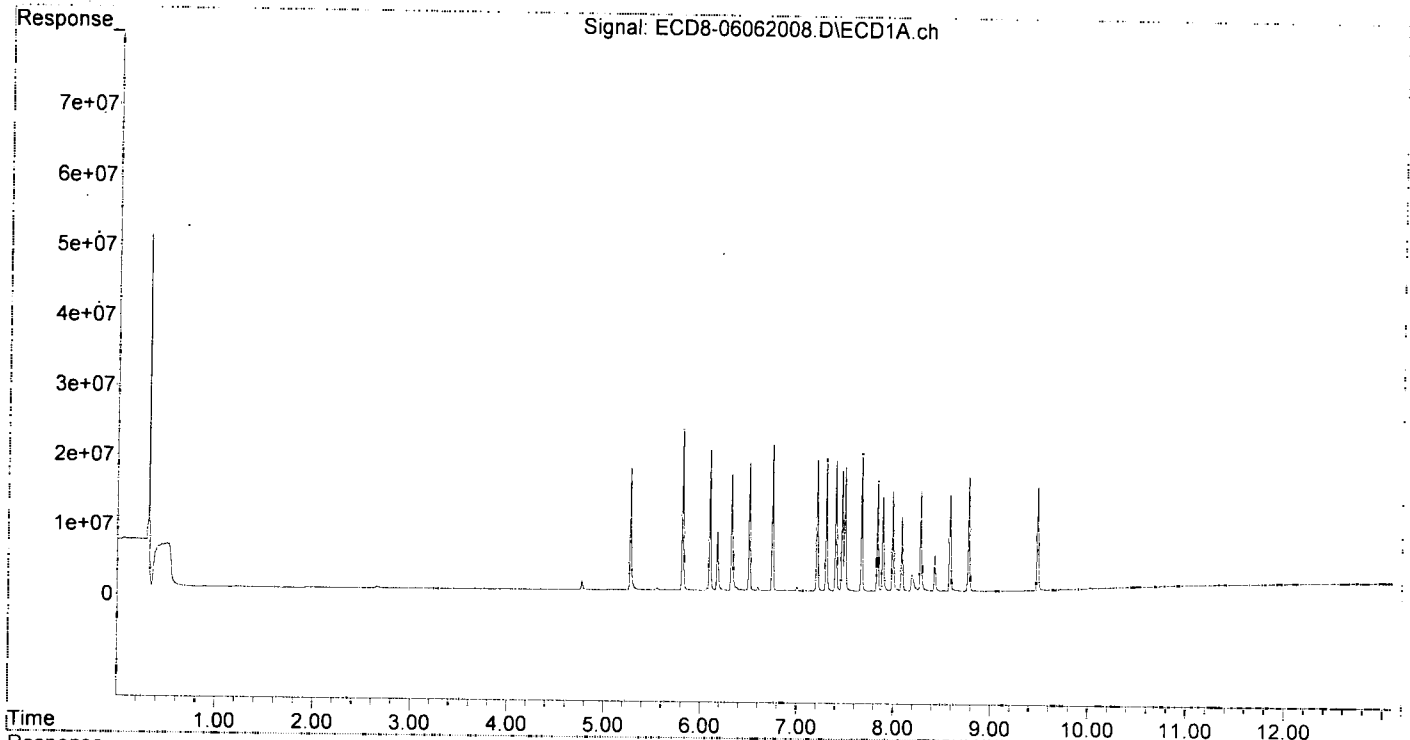
	Compound	RT#1	RT#2	Resp#1	Resp#2	ng/mL	ng/mL
System Monitoring Compounds							
1)	S TCMX (S)	5.275	5.847	17495230	15921287	4.797	4.485
22)	S DCBP (S)	9.482	10.396	14798076	11787774	5.026	4.962
Target Compounds							
2)	a-BHC	5.813	6.454	23225137	22206764	4.766	4.659
3)	g-BHC	6.096	6.772	20386349	19587830	4.774	4.588
4)	b-BHC	6.174	6.839	8436819	8320126	4.679	4.552
5)	Heptachlor	6.505	7.143	18362337	19197024	4.644	4.530
6)	d-BHC	6.322	7.093	16669350	18089354	4.882	4.869
7)	Aldrin	6.745	7.407	21091004	18962649	4.891	4.729
8)	Heptachlo...	7.207	7.847	18818515	17690437	4.762	4.699
9)	trans-Chl...	7.303	7.987	18917580	17725122	4.702	4.642
10)	cis-Chlor...	7.400	8.095	18629592	17001909	4.923	4.563
11)	Endosulfa...	7.496	8.143	17772028	15814187	4.828	4.662
12)	4,4'-DDE	7.466	8.208	17307228	16121059	4.722	4.844
13)	Dieldrin	7.668	8.345	19819324	17792473	4.910	4.615
14)	Endrin	7.832	8.572	15732638	13228080	4.662	4.474
15)	4,4'-DDD	7.887	8.625	13513169	12540904	4.736	4.723
16)	Endosulfa...	7.989	8.721	14310412	13915949	4.703	4.602
17)	4,4'-DDT	8.084	8.850	10621630	11640318	4.645	4.608
18)	Endrin Al...	8.280	8.960	14148113	12986736	4.988	4.489
19)	Endosulfa...	8.581	9.151	13776582	13495919	4.665	4.552
20)	Methoxychlor	8.425	9.335	5153462	5959726	4.725	4.771
21)	Endrin Ke...	8.774	9.551	16411692	15133071	4.601	4.506
23)	Hexachlor...	3.045	3.536	55224	16692	BelowCal	BelowCal
24)	Hexachlor...	5.657	6.341f	41668	63473	BelowCal	BelowCal
25)	Oxychlorane	7.144	7.755	99965	113402	BelowCal	BelowCal
26)	2,4'-DDE	7.207	7.987	18818515	17725122	7.863	8.130
27)	trans-Non...	7.400	0.000	18629592	0	5.146	N.D. #
28)	2,4'-DDD	0.000	8.345	0	17792473	N.D.	8.561 #
29)	2,4'-DDT	7.771	8.572	117256	13228080	BelowCal	6.921
30)	cis-Nonac...	7.887f	8.625	13513169	12540904	3.286	3.138
31)	Mirex	8.529	9.551	114293	15133071	BelowCal	6.475
32)	Chlordane...	7.303	7.987	18917580	17725122	45.798	40.922
33)	Chlordane...	7.400	8.095	18629592	17001909	36.209	46.601 #
34)	Chlordane...	0.000	8.768	0	2290454	N.D.	19.203 #
35)	Chlordane...	0.000	0.000	0	0	N.D.	N.D. #
36)	Toxaphene...	7.400f	8.345f	18629592	17792473	1149.403	542.225 #
37)	Toxaphene...	7.668	0.000	19819324	0	629.183	N.D. #
38)	Toxaphene...	7.989	8.721	14310412	13915949	197.259	220.236
39)	Toxaphene...	8.190f	8.768	2388939	2290454	29.758	6.935 #
40)	Toxaphene...	8.425f	8.960	5153462	12986736	98.945	221.180 #
41)	Toxaphene...	8.529	9.335	114293	5959726	1.549	92.765 #
42)	Toxaphene...	0.000	0.000	0	0	N.D.	N.D.

(f)=RT Delta > 1/2 Window (#)=Amounts differ by > 25% (m)=manual int.

Quantitation Report (Not Reviewed)

Data Path : C:\msdchem\1\data\2020-06\0F06008\REQUANT\
Data File : ECD8-06062008.D
Signal(s) : Signal #1: ECD1A.ch Signal #2: ECD2B.ch
Acq On : 6 Jun 2020 16:40
Operator : MJB
Sample : 0F06008-CAL4
Misc : A20C179, AB 5 ppb
ALS Vial : 7 Sample Multiplier: 1

Integration File signal 1: PEST1.e
Integration File signal 2: PEST2.e
Quant Time: Jun 07 14:57:45 2020
Quant Method : C:\msdchem\1\methods\ECD8_QUANTPEST_200606.M
Quant Title : Instrument: DualECD8
QLast Update : Sun Jun 07 14:07:09 2020
Response via : Initial Calibration
Integrator: ChemStation



Quantitation Report (Not Reviewed)

Data Path : C:\msdchem\1\data\2020-06\0F06008\REQUANT\
 Data File : ECD8-06062009.D
 Signal(s) : Signal #1: ECD1A.ch Signal #2: ECD2B.ch
 Acq On : 6 Jun 2020 16:57
 Operator : MJB
 Sample : 0F06008-CAL5
 Misc : A20C180, AB 10 ppb
 ALS Vial : 8 Sample Multiplier: 1

Integration File signal 1: PEST1.e
 Integration File signal 2: PEST2.e
 Quant Time: Jun 07 14:57:55 2020
 Quant Method : C:\msdchem\1\methods\ECD8_QUANTPEST_200606.M
 Quant Title : Instrument: DualECD8
 QLast Update : Sun Jun 07 14:07:09 2020
 Response via : Initial Calibration
 Integrator: ChemStation

*MJB
6/7/20*

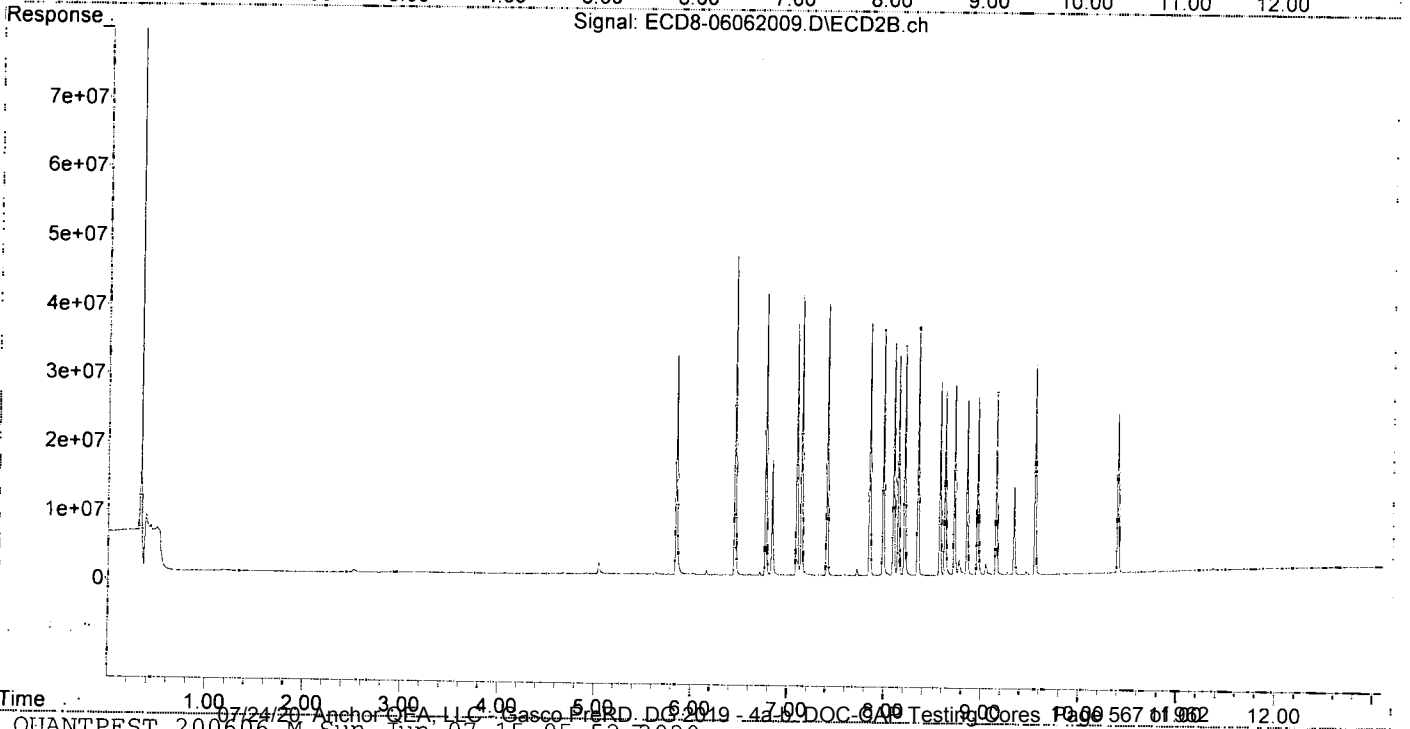
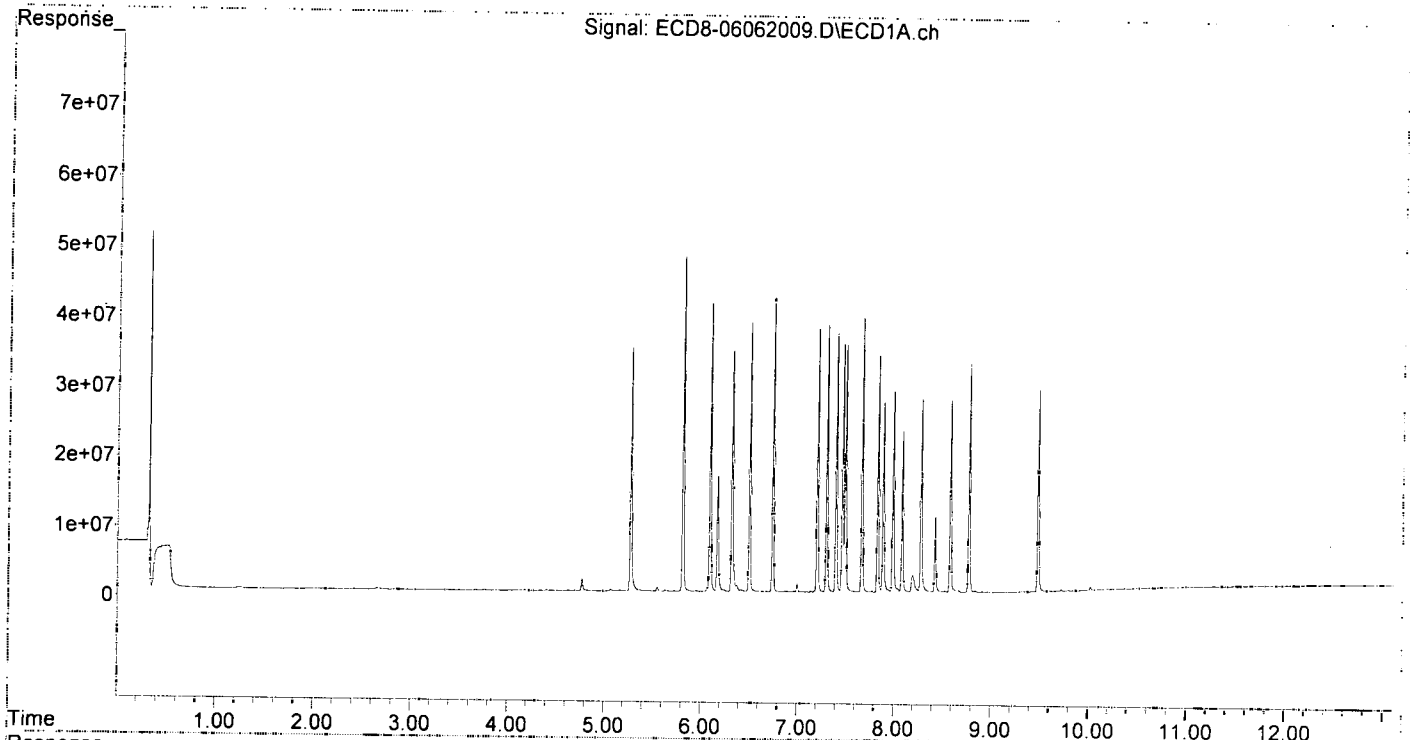
Compound	RT#1	RT#2	Resp#1	Resp#2	ng/mL	ng/mL
System Monitoring Compounds						
1) S TCMX (S)	5.273	5.847	34986950	31872820	9.593	8.978
22) S DCBP (S)	9.483	10.396	28954755	23132623	10.028	9.885
Target Compounds						
2) a-BHC	5.812	6.454	47943397	46280849	9.838	9.710
3) g-BHC	6.094	6.771	41307256	41024069	9.673	9.610
4) b-BHC	6.172	6.839	16563915	16779314	9.186	9.180
5) Heptachlor	6.504	7.142	38643124	40579127	9.774	9.576
6) d-BHC	6.320	7.092	34529136	36570640	9.989	9.727
7) Aldrin	6.744	7.406	42114836	39449401	9.767	9.837
8) Heptachlo...	7.205	7.847	37803310	36710294	9.566	9.751
9) trans-Chl...	7.301	7.987	38218074	35657796	9.499	9.339
10) cis-Chlor...	7.399	8.095	37114363	33781008	9.978	9.067
11) Endosulfa...	7.494	8.144	35620792	31874483	9.677	9.397
12) 4,4'-DDE	7.465	8.207	35702721	33337311	9.741	9.924
13) Dieldrin	7.667	8.345	39283290	36020428	9.732	9.343
14) Endrin	7.831	8.573	33821953	28095797	10.023	9.503
15) 4,4'-DDD	7.886	8.625	27315515	26613943	9.573	9.945
16) Endosulfa...	7.988	8.721	28895100	27768863	9.496	9.183
17) 4,4'-DDT	8.083	8.850	23173376	25308357	10.032	9.951
18) Endrin Al...	8.278	8.960	27677178	25800518	9.927	8.917
19) Endosulfa...	8.581	9.151	27569100	26486998	9.335	8.933
20) Methoxychlor	8.425	9.335	11113724	12796383	10.260	10.324
21) Endrin Ke...	8.774	9.550	32756813	30298317	9.184	9.021
23) Hexachlor...	0.000	3.533	0	16714	N.D.	BelowCal
24) Hexachlor...	5.656	6.318	102071	37547	BelowCal	BelowCal
25) Oxychlorane	7.142	7.784	187075	11688	BelowCal	BelowCal
26) 2,4'-DDE	7.205	7.987	37803310	35657796	15.795	16.417
27) trans-Non...	7.399	8.044	37114363	245646	10.512	BelowCal #
28) 2,4'-DDD	0.000	8.345	0	36020428	N.D.	17.331 #
29) 2,4'-DDT	7.770	8.573	191894	28095797	BelowCal	14.672
30) cis-Nonac...	7.886f	8.625	27315515	26613943	6.643	6.659
31) Mirex	8.529	9.550	158095	30298317	BelowCal	13.210
32) Chlordane...	7.301	7.987	38218074	35657796	92.523	82.323
33) Chlordane...	7.399	8.095	37114363	33781008	72.136	92.590 #
34) Chlordane...	0.000	8.769	0	2245558	N.D.	18.827 #
35) Chlordane...	0.000	0.000	0	0	N.D.	N.D. #
36) Toxaphene...	7.399f	8.345f	37114363	36020428	2241.530	1097.722 #
37) Toxaphene...	7.667	0.000	39283290	0	1255.245	N.D. #
38) Toxaphene...	7.988	8.721	28895100	27768863	398.299	439.475
39) Toxaphene...	8.194f	8.769	2445997	2245558	30.695	6.437 #
40) Toxaphene...	8.425f	8.960	11113724	25800518	213.380	439.414 #
41) Toxaphene...	8.529	9.335	158095	12796383	2.142	199.179 #
42) Toxaphene...	0.000	0.000	0	0	N.D.	N.D.

(f)=RT Delta > 1/2 Window (#)=Amounts differ by > 25% (m)=manual int.

Quantitation Report (Not Reviewed)

Data Path : C:\msdchem\1\data\2020-06\0F06008\REQUANT\
Data File : ECD8-06062009.D
Signal(s) : Signal #1: ECD1A.ch Signal #2: ECD2B.ch
Acq On : 6 Jun 2020 16:57
Operator : MJB
Sample : 0F06008-CAL5
Misc : A20C180, AB 10 ppb
ALS Vial : 8 Sample Multiplier: 1

Integration File signal 1: PEST1.e
Integration File signal 2: PEST2.e
Quant Time: Jun 07 14:57:55 2020
Quant Method : C:\msdchem\1\methods\ECD8_QUANTPEST_200606.M
Quant Title : Instrument: DualECD8
QLast Update : Sun Jun 07 14:07:09 2020
Response via : Initial Calibration
Integrator: ChemStation



Quantitation Report (Not Reviewed)

Data Path: C:\msdchem\1\data\2020-06\0F06008\REQUANT\
 Data File: ECD8-06062010.D
 Signal(s): Signal #1: ECD1A.ch Signal #2: ECD2B.ch
 Acq On: 6 Jun 2020 17:13
 Operator: MJB
 Sample: 0F06008-CAL6
 Misc: A20C181, AB 25 ppb
 ALS Vial: 9 Sample Multiplier: 1

Integration File signal 1: PEST1.e
 Integration File signal 2: PEST2.e
 Quant Time: Jun 07 14:58:11 2020
 Quant Method: C:\msdchem\1\methods\ECD8_QUANTPEST_200606.M
 Quant Title: Instrument: DualECD8
 QLast Update: Sun Jun 07 14:07:09 2020
 Response via: Initial Calibration
 Integrator: ChemStation

MJB
6/7/20

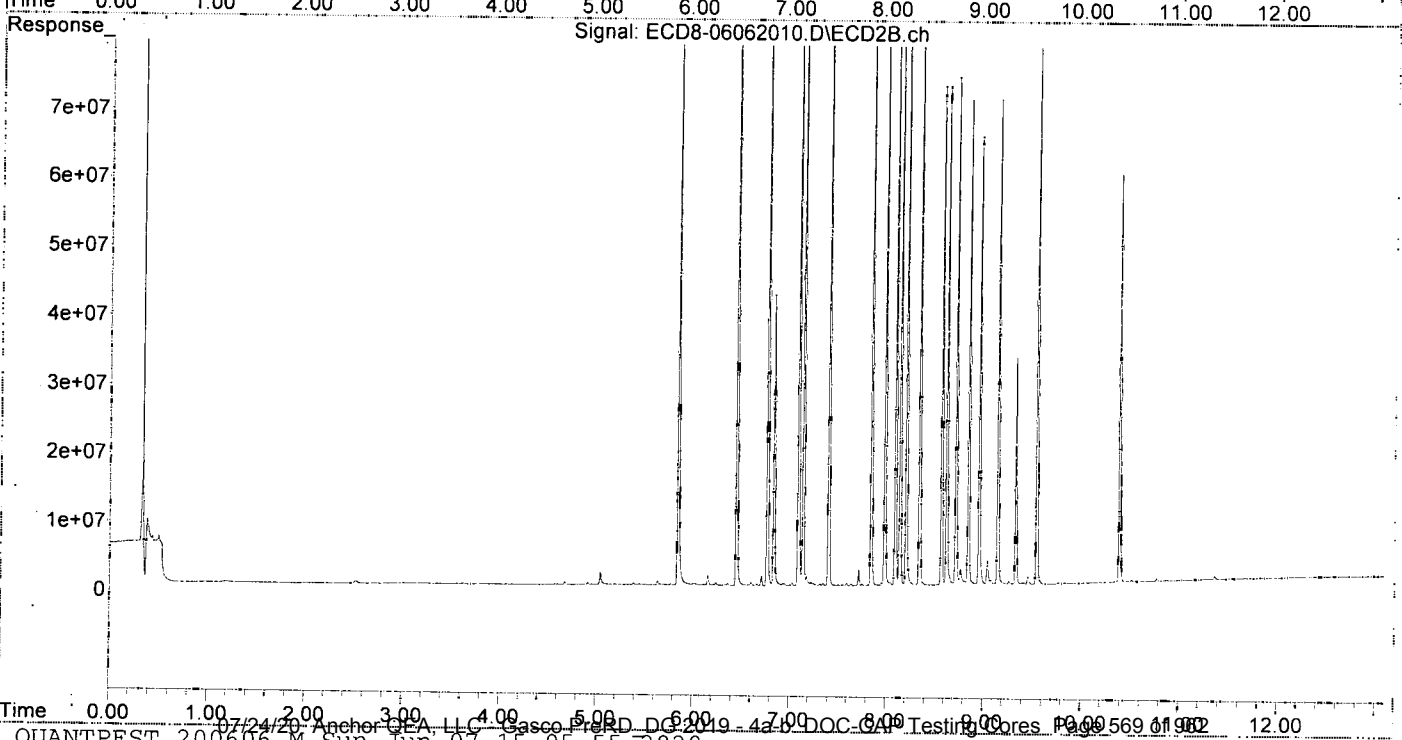
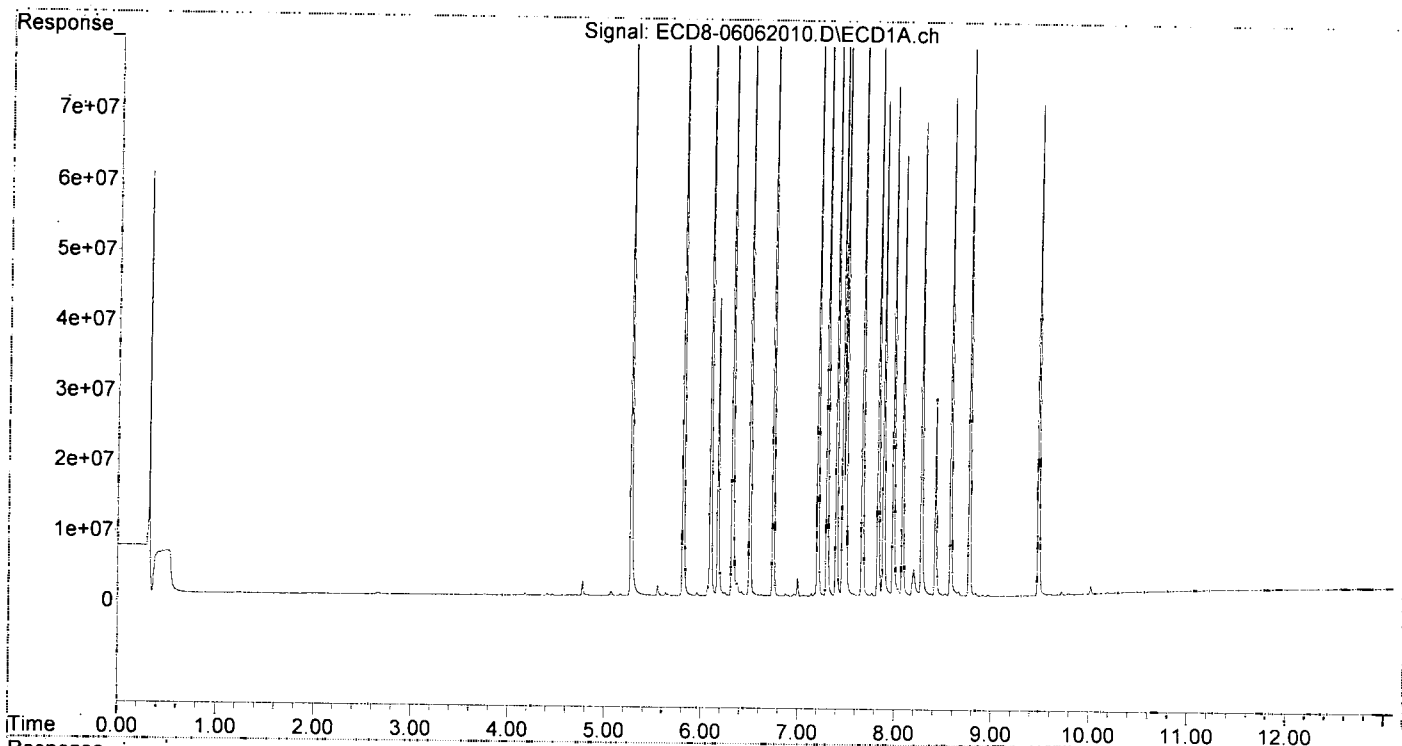
Compound	RT#1	RT#2	Resp#1	Resp#2	ng/mL	ng/mL
System-Monitoring Compounds						
1) S TCMX (S)	5.274	5.847	86728691	82784505	23.780	23.319
22) S DCBP (S)	9.482	10.396	70043801	58938146	24.485	25.151
Target Compounds						
2) a-BHC	5.812	6.453	118.8E6	118.0E6	24.380	24.752
3) g-BHC	6.095	6.772	105.7E6	106.2E6	24.759	24.880
4) b-BHC	6.171	6.838	42663935	42039469	23.662	22.999
5) Heptachlor	6.504	7.143	97787402	102.6E6	24.733	24.211
6) d-BHC	6.320	7.092	90721611	100.1E6	25.504	25.850
7) Aldrin	6.744	7.406	106.4E6	99740544	24.667	24.872
8) Heptachlo...	7.206	7.846	94866469	89270067	24.005	23.712
9) trans-Chl...	7.301	7.987	95188146	91015607	23.658	23.838
10) cis-Chlor...	7.399	8.095	93309929	90296816	25.131	24.236
11) Endosulfa...	7.494	8.143	87969882	81264393	23.898	23.957
12) 4,4'-DDE	7.465	8.208	90527851	90779828	24.700	26.273
13) Dieldrin	7.667	8.344	99483227	94470967	24.645	24.503
14) Endrin	7.831	8.572	82617925	72122642	24.482	24.396
15) 4,4'-DDD	7.885	8.624	70679640	72175489	24.772	26.162
16) Endosulfa...	7.988	8.721	72814315	73370058	23.930	24.264
17) 4,4'-DDT	8.083	8.850	62939123	70221935	26.500	26.741
18) Endrin Al...	8.278	8.959	67705447	64639443	24.417	22.341
19) Endosulfa...	8.580	9.150	71152760	70280072	24.092	23.702
20) Methoxychlor	8.424	9.334	28329088	32821247	25.719	26.021
21) Endrin Ke...	8.773	9.550	84645957	80676406	23.733	24.019
23) Hexachlor...	3.038	3.537	5662	17627	BelowCal	BelowCal
24) Hexachlor...	5.655	6.317	209027	60627	BelowCal	BelowCal
25) Oxychlorane	7.142	7.754	444880	310438	BelowCal	BelowCal
26) 2,4'-DDE	7.206	7.987	94866469	91015607	39.638	40.896
27) trans-Non...	7.399	8.046	93309929	429218	26.667	BelowCal #
28) 2,4'-DDD	0.000	8.344	0	94470967	N.D.	45.455 #
29) 2,4'-DDT	7.770	8.572	488948	72122642	0.094	36.429 #
30) cis-Nonac...	7.885f	8.624	70679640	72175489	17.189	18.058
31) Mirex	8.529	9.550	375767	80676406	BelowCal	35.304
32) Chlordane...	7.301	7.987	95188146	91015607	230.443	210.128
33) Chlordane...	7.399	8.095	93309929	90296816	181.360	247.495 #
34) Chlordane...	0.000	8.768	0	2341763	N.D.	19.633 #
35) Chlordane...	0.000	0.000	0	0	N.D.	N.D.
36) Toxaphene...	7.399f	8.344f	93309929	94470967	5302.080	2879.001 #
37) Toxaphene...	7.667	0.000	99483227	0	3220.947	N.D. #
38) Toxaphene...	7.988	8.721	72814315	73370058	1003.695	1161.168
39) Toxaphene...	8.199f	8.768	3847168	2341763	53.662	7.504 #
40) Toxaphene...	8.424f	8.959	28329088	64639443	543.910	1100.888 #
41) Toxaphene...	8.529	9.334	375767	32821247	5.092	510.871 #
42) Toxaphene...	0.000	0.000	0	0	N.D.	N.D.

(f)=RT Delta > 1/2 Window (#)=Amounts differ by > 25% (m)=manual int.

Quantitation Report (Not Reviewed)

Data Path : C:\msdchem\1\data\2020-06\0F06008\REQUANT\
Data File : ECD8-06062010.D
Signal(s) : Signal #1: ECD1A.ch Signal #2: ECD2B.ch
Acq On : 6 Jun 2020 17:13
Operator : MJB
Sample : 0F06008-CAL6
Misc : A20C181, AB 25 ppb
ALS Vial : 9 Sample Multiplier: 1

Integration File signal 1: PEST1.e
Integration File signal 2: PEST2.e
Quant Time: Jun 07 14:58:11 2020
Quant Method : C:\msdchem\1\methods\ECD8_QUANTPEST_200606.M
Quant Title : Instrument: DualECD8
QLast Update : Sun Jun 07 14:07:09 2020
Response via : Initial Calibration
Integrator: ChemStation



Quantitation Report (Not Reviewed)

Data Path : C:\msdchem\1\data\2020-06\0F06008\REQUANT\
 Data File : ECD8-06062011.D
 Signal(s) : Signal #1: ECD1A.ch Signal #2: ECD2B.ch
 Acq On : 6 Jun 2020 17:30
 Operator : MJB
 Sample : 0F06008-CAL7
 Misc : A20E232, AB 50 ppb
 ALS Vial : 10 Sample Multiplier: 1

Integration File signal 1: PEST1.e
 Integration File signal 2: PEST2.e
 Quant Time: Jun 07 14:58:21 2020
 Quant Method : C:\msdchem\1\methods\ECD8_QUANTPEST_200606.M
 Quant Title : Instrument: DualECD8
 QLast Update : Sun Jun 07 14:07:09 2020
 Response via : Initial Calibration
 Integrator: ChemStation

*MJB
6/7/20*

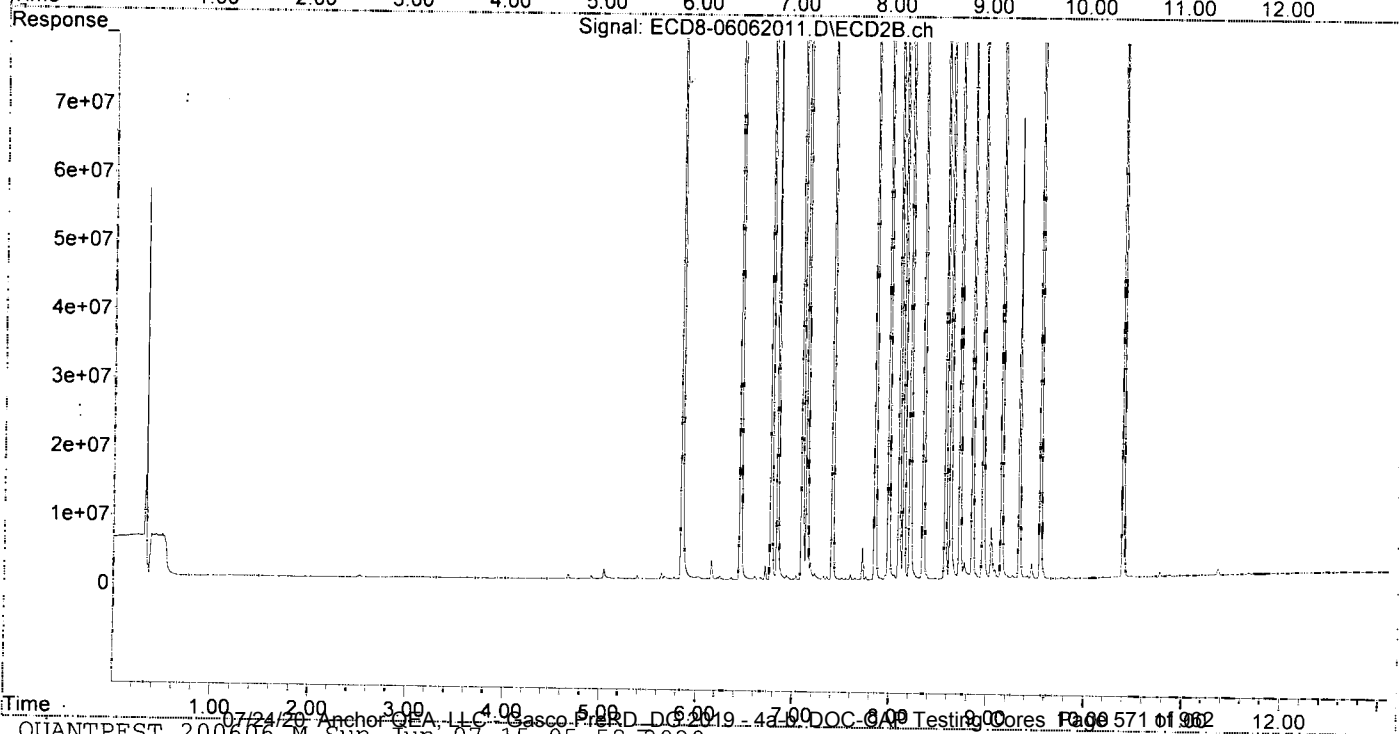
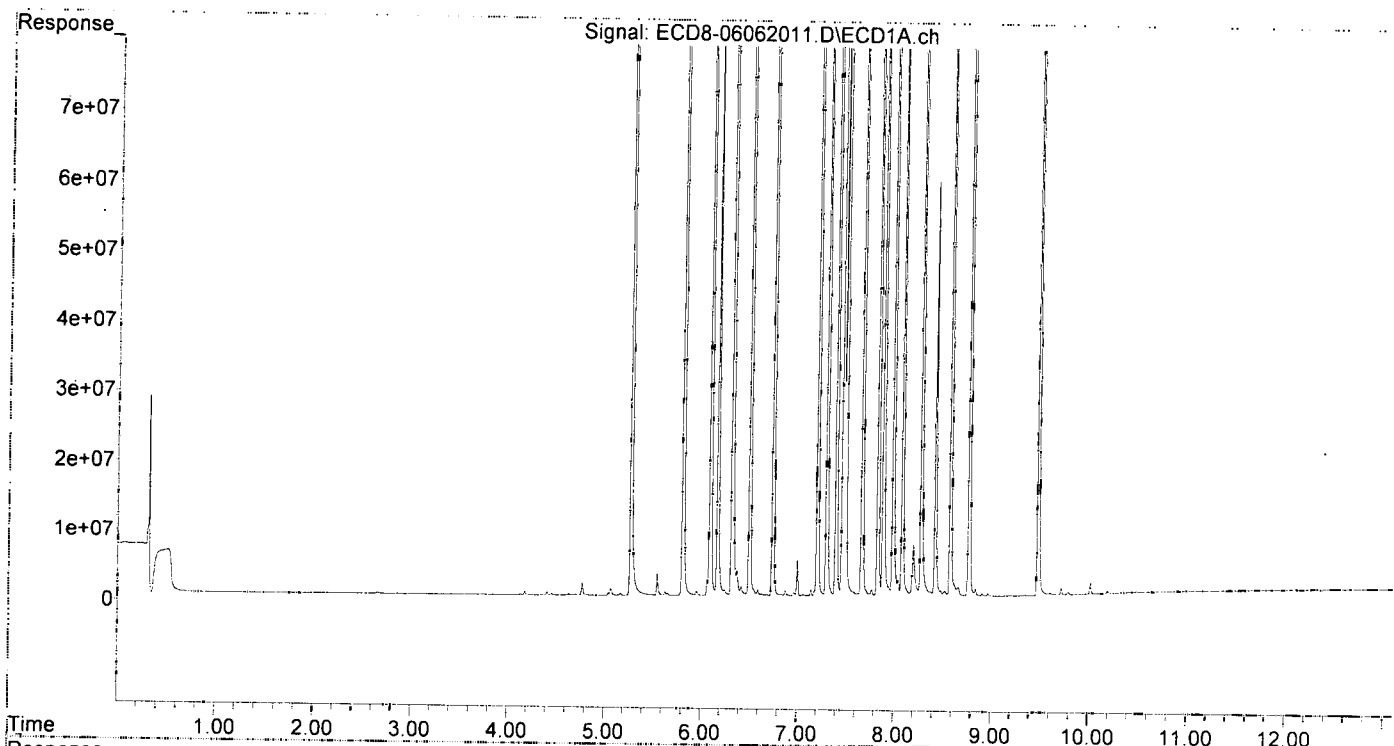
	Compound	RT#1	RT#2	Resp#1	Resp#2	ng/mL	ng/mL
System Monitoring Compounds							
1)	S TCMX (S)	5.274	5.847	179.1E6	178.8E6	49.093	50.373
22)	S DCBP (S)	9.482	10.396	146.9E6	121.1E6	51.273	50.761
Target Compounds							
2)	a-BHC	5.813	6.453	253.8E6	253.2E6	52.079	53.120
3)	g-BHC	6.094	6.772	222.2E6	227.5E6	52.037	53.297
4)	b-BHC	6.171	6.838	90211863	89925013	50.032	49.197
5)	Heptachlor	6.504	7.142	200.0E6	217.2E6	50.581	51.260
6)	d-BHC	6.320	7.091	198.0E6	211.1E6	53.146	52.228
7)	Aldrin	6.745	7.406	219.6E6	206.0E6	50.923	51.363
8)	Heptachlo...	7.205	7.847	195.2E6	188.5E6	49.394	50.061
9)	trans-Chl...	7.301	7.987	200.8E6	191.9E6	49.903	50.265
10)	cis-Chlor...	7.398	8.095	194.6E6	190.0E6	51.669	50.990
11)	Endosulfa...	7.494	8.144	186.3E6	171.9E6	50.605	50.675
12)	4,4'-DDE	7.464	8.207	190.2E6	190.9E6	51.887	52.878
13)	Dieldrin	7.666	8.344	210.5E6	202.6E6	52.153	52.551
14)	Endrin	7.831	8.571	171.9E6	153.4E6	50.943	51.890
15)	4,4'-DDD	7.885	8.623	151.0E6	156.1E6	52.907	53.757
16)	Endosulfa...	7.987	8.720	154.5E6	157.0E6	50.789	51.909
17)	4,4'-DDT	8.084	8.850	133.3E6	147.5E6	53.718	53.342
18)	Endrin Al...	8.278	8.959	138.4E6	140.1E6	49.596	48.419
19)	Endosulfa...	8.580	9.150	148.4E6	154.0E6	50.253	51.946
20)	Methoxychlor	8.424	9.334	59424282	66949924	51.923	51.098
21)	Endrin Ke...	8.774	9.549	175.3E6	173.0E6	49.158	51.509
23)	Hexachlor...	0.000	3.559f	0	16308	N.D.	BelowCal
24)	Hexachlor...	5.656	6.319	396415	27851	BelowCal	BelowCal
25)	Oxychlorane	7.142	7.755	876360	477679	0.083	BelowCal #
26)	2,4'-DDE	7.205	7.987	195.2E6	191.9E6	81.562	81.968
27)	trans-Non...	7.398	8.049	194.6E6	679645	55.206	BelowCal #
28)	2,4'-DDD	0.000	8.344	0	202.6E6	N.D.	97.485 #
29)	2,4'-DDT	7.770	8.571	922437	153.4E6	0.334	72.855 #
30)	cis-Nonac...	7.885f	8.623	151.0E6	156.1E6	36.712	39.064
31)	Mirex	8.529	9.549	710596	173.0E6	BelowCal	74.737
32)	Chlordane...	7.301	7.987	200.8E6	191.9E6	486.086	443.070
33)	Chlordane...	7.398	8.095	194.6E6	190.0E6	378.148	520.707 #
34)	Chlordane...	0.000	8.769	0	2457802	N.D.	20.606 #
35)	Chlordane...	0.000	0.000	0	0	N.D.	N.D.
36)	Toxaphene...	7.398f	8.344f	194.6E6	202.6E6	10105.096	6174.420 #
37)	Toxaphene...	7.666	0.000	210.5E6	0	6972.057	N.D. #
38)	Toxaphene...	7.987	8.720	154.5E6	157.0E6	2130.205	2484.163
39)	Toxaphene...	8.199f	8.769	7287546	2457802	109.736	8.790 #
40)	Toxaphene...	8.424f	8.959	59424282	140.1E6	1140.928	2385.935 #
41)	Toxaphene...	8.529	9.334	710596	66949924	9.629	1042.092 #
42)	Toxaphene...	0.000	0.000	0	0	N.D.	N.D.

(f)=RT Delta > 1/2 Window (#)=Amounts differ by > 25% (m)=manual int.

Quantitation Report (Not Reviewed)

Data Path : C:\msdchem\1\data\2020-06\0F06008\REQUANT\
Data File : ECD8-06062011.D
Signal(s) : Signal #1: ECD1A.ch Signal #2: ECD2B.ch
Acq On : 6 Jun 2020 17:30
Operator : MJB
Sample : 0F06008-CAL7
Misc : A20E232, AB 50 ppb
ALS Vial : 10 Sample Multiplier: 1

Integration File signal 1: PEST1.e
Integration File signal 2: PEST2.e
Quant Time: Jun 07 14:58:21 2020
Quant Method : C:\msdchem\1\methods\ECD8_QUANTPEST_200606.M
Quant Title : Instrument: DualECD8
QLast Update : Sun Jun 07 14:07:09 2020
Response via : Initial Calibration
Integrator: ChemStation



Quantitation Report (Not Reviewed)

Data Path : C:\msdchem\1\data\2020-06\0F06008\REQUANT\
 Data File : ECD8-06062012.D
 Signal(s) : Signal #1: ECD1A.ch Signal #2: ECD2B.ch
 Acq On : 6 Jun 2020 17:46
 Operator : MJB
 Sample : 0F06008-CAL8
 Misc : A20E233, AB 100 ppb
 ALS Vial : 11 Sample Multiplier: 1

Integration File signal 1: PEST1.e
 Integration File signal 2: PEST2.e
 Quant Time: Jun 07 14:58:31 2020
 Quant Method : C:\msdchem\1\methods\ECD8_QUANTPEST_200606.M
 Quant Title : Instrument: DualECD8
 QLast Update : Sun Jun 07 14:07:09 2020
 Response via : Initial Calibration
 Integrator: ChemStation

MJB
6/7/20

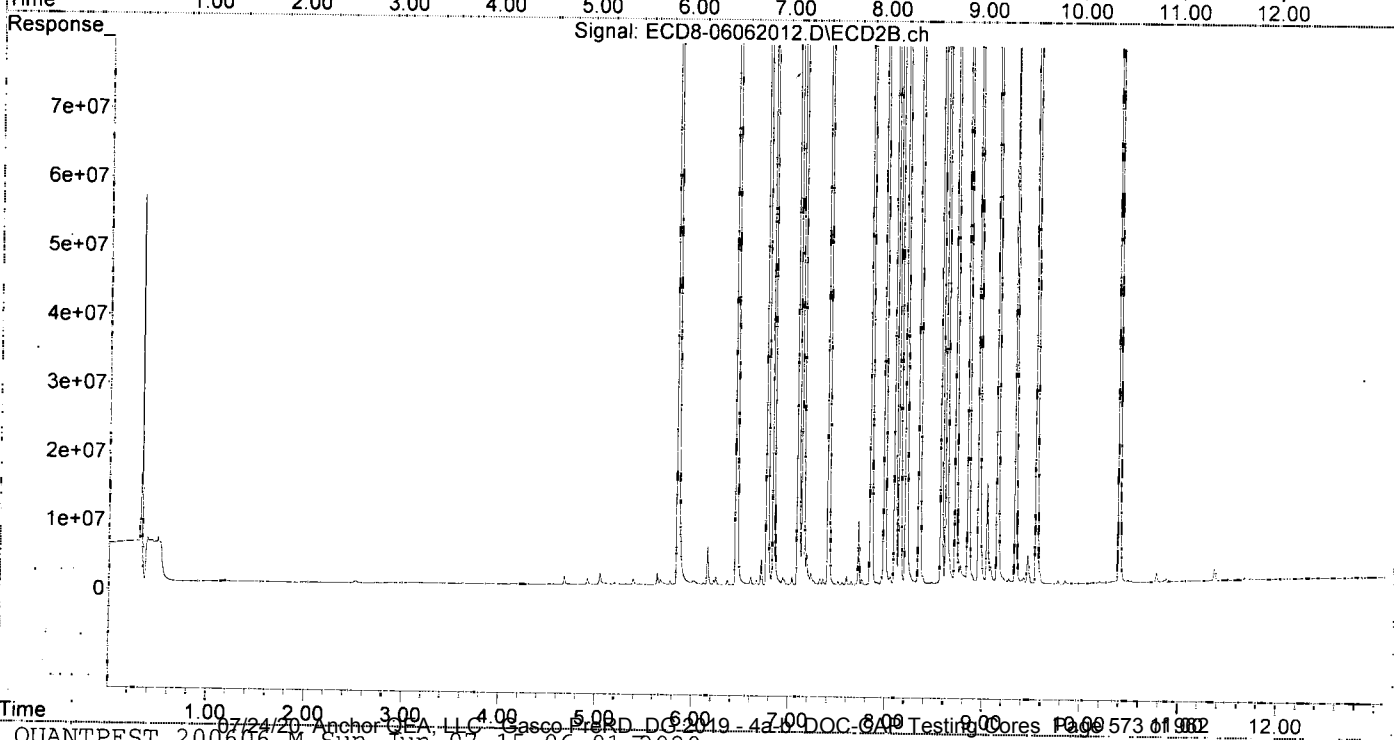
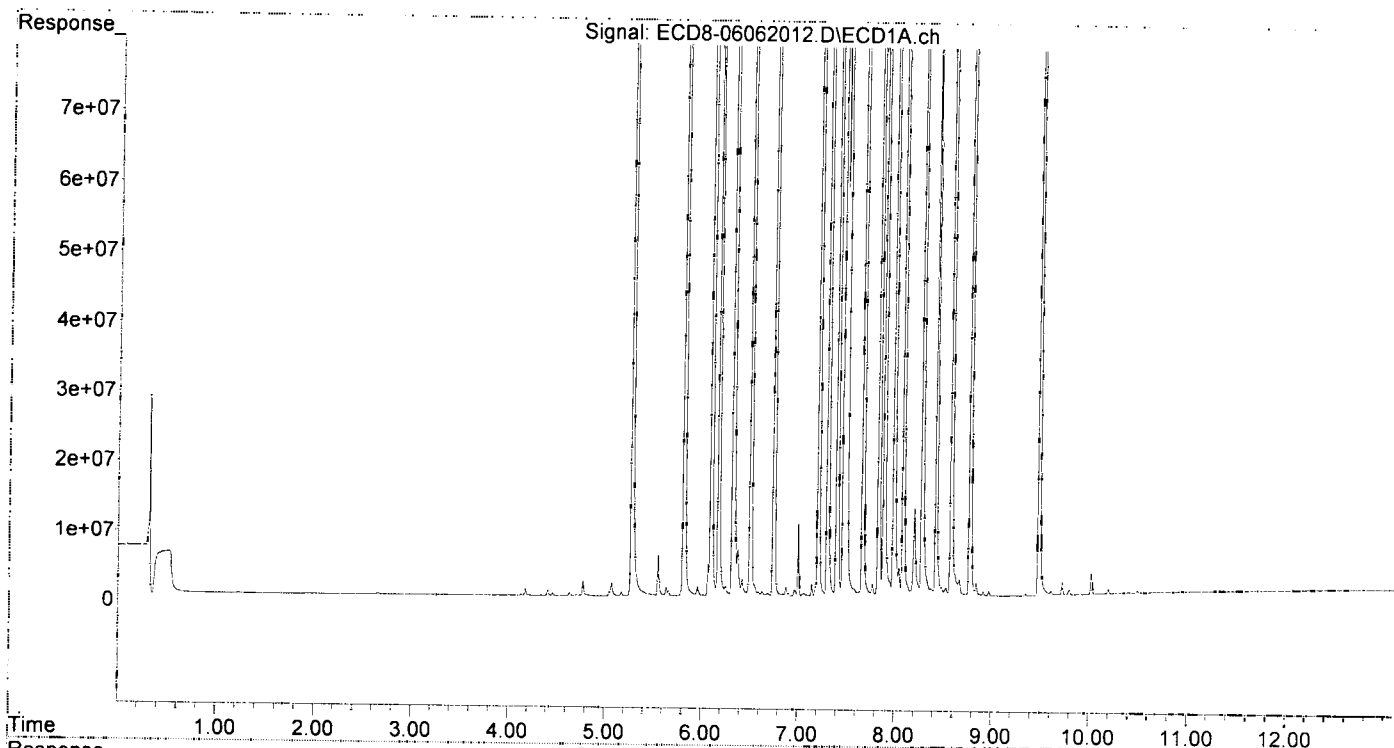
Compound	RT#1	RT#2	Resp#1	Resp#2	ng/mL	ng/mL
System Monitoring Compounds						
1) S TCMX (S)	5.275	5.847	372.2E6	385.6E6	102.056	108.609
22) S DCBP (S)	9.482	10.397	292.0E6	256.3E6	101.067	102.986
Target Compounds						
2) a-BHC	5.814	6.454	531.7E6	535.6E6	109.101	112.367
3) g-BHC	6.096	6.772	457.3E6	465.9E6	107.084	109.139
4) b-BHC	6.172	6.838	189.2E6	193.1E6	104.913	105.640
5) Heptachlor	6.505	7.143	430.5E6	467.5E6	108.879	110.334
6) d-BHC	6.320	7.092	425.1E6	466.4E6	105.187	106.289
7) Aldrin	6.745	7.407	454.2E6	437.5E6	105.328	109.093
8) Heptachlo...	7.206	7.846	413.9E6	398.3E6	104.722	105.804
9) trans-Chl...	7.301	7.986	409.5E6	411.4E6	101.767	107.754
10) cis-Chlor...	7.399	8.095	396.9E6	389.0E6	102.104	104.413
11) Endosulfa...	7.495	8.143	377.7E6	370.0E6	102.614	109.085
12) 4,4'-DDE	7.464	8.207	393.5E6	405.4E6	107.362	103.810
13) Dieldrin	7.667	8.345	427.9E6	434.4E6	106.017	112.678
14) Endrin	7.831	8.572	362.8E6	327.3E6	107.505	110.718
15) 4,4'-DDD	7.885	8.623	315.6E6	334.5E6	110.628	105.257
16) Endosulfa...	7.987	8.720	325.6E6	322.9E6	106.991	106.800
17) 4,4'-DDT	8.083	8.850	278.3E6	324.1E6	103.987	106.450
18) Endrin Al...	8.278	8.959	289.5E6	298.8E6	101.669	103.286
19) Endosulfa...	8.580	9.150	312.2E6	326.0E6	105.708	109.959
20) Methoxychlor	8.424	9.334	129.7E6	142.9E6	104.941	101.150
21) Endrin Ke...	8.773	9.550	365.0E6	360.5E6	102.331	107.322
23) Hexachlor...	0.000	3.556f	0	15106	N.D.	BelowCal
24) Hexachlor...	5.656	6.318	778727	57475	0.064	BelowCal #
25) Oxychlorane	7.142	7.779	1738464	62728	0.357	BelowCal #
26) 2,4'-DDE	7.206	7.986	413.9E6	411.4E6	172.923	160.047
27) trans-Non...	7.399	8.048	396.9E6	1205735	110.229	0.114 #
28) 2,4'-DDD	0.000	8.345	0	434.4E6	N.D.	209.024 #
29) 2,4'-DDT	7.769	8.572	1793516	327.3E6	0.815	139.733 #
30) cis-Nonac...	7.885f	8.623	315.6E6	334.5E6	76.764	83.694
31) Mirex	8.529	9.550	1254293	360.5E6	0.192	151.053 #
32) Chlordane...	7.301	7.986	409.5E6	411.4E6	991.270	949.822
33) Chlordane...	7.399	8.095	396.9E6	389.0E6	771.411	1066.251 #
34) Chlordane...	0.000	8.769	0	2760345	N.D.	23.143 #
35) Chlordane...	0.000	0.000	0	0	N.D.	N.D.
36) Toxaphene...	7.399f	8.345f	396.9E6	434.4E6	18044.242	13239.019 #
37) Toxaphene...	7.667	0.000	427.9E6	0	14874.831	N.D. #
38) Toxaphene...	7.987	8.720	325.6E6	322.9E6	4487.501	5111.049
39) Toxaphene...	8.199f	8.769	12660109	2760345	196.421	12.142 #
40) Toxaphene...	8.424f	8.959	129.7E6	298.8E6	2490.331	5089.578 #
41) Toxaphene...	8.529	9.334	1254293	142.9E6	16.997	2224.730 #
42) Toxaphene...	0.000	0.000	0	0	N.D.	N.D.

(f)=RT Delta > 1/2 Window (#)=Amounts differ by > 25% (m)=manual int.

Quantitation Report (Not Reviewed)

Data Path : C:\msdchem\1\data\2020-06\0F06008\REQUANT\
Data File : ECD8-06062012.D
Signal(s) : Signal #1: ECD1A.ch Signal #2: ECD2B.ch
Acq On : 6 Jun 2020 17:46
Operator : MJB
Sample : 0F06008-CAL8
Misc : A20E233, AB 100 ppb
ALS Vial : 11 Sample Multiplier: 1

Integration File signal 1: PEST1.e
Integration File signal 2: PEST2.e
Quant Time: Jun 07 14:58:31 2020
Quant Method : C:\msdchem\1\methods\ECD8_QUANTPEST_200606.M
Quant Title : Instrument: DualECD8
QLast Update : Sun Jun 07 14:07:09 2020
Response via : Initial Calibration
Integrator: ChemStation



Quantitation Report (Not Reviewed)

Data Path : C:\msdchem\1\data\2020-06\0F06008\REQUANT\
 Data File : ECD8-06062013.D
 Signal(s) : Signal #1: ECD1A.ch Signal #2: ECD2B.ch
 Acq On : 6 Jun 2020 18:03
 Operator : MJB
 Sample : 0F06008-CAL9
 Misc : A20C177, AB 200 ppb
 ALS Vial : 12 Sample Multiplier: 1

Integration File signal 1: PEST1.e
 Integration File signal 2: PEST2.e
 Quant Time: Jun 07 14:58:44 2020
 Quant Method : C:\msdchem\1\methods\ECD8_QUANTPEST_200606.M
 Quant Title : Instrument: DualECD8
 QLast Update : Sun Jun 07 14:07:09 2020
 Response via : Initial Calibration
 Integrator: ChemStation

MJB
6/7/20


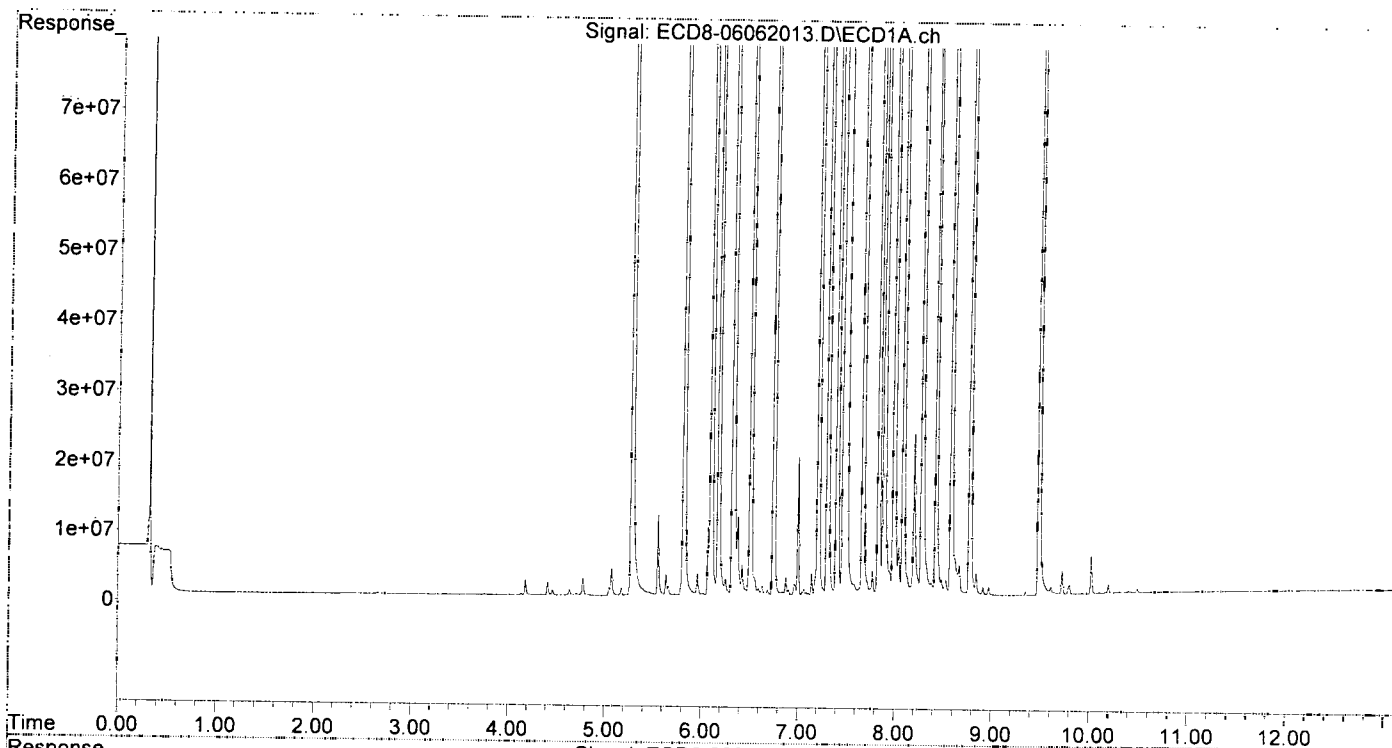
Compound	RT#1	RT#2	Resp#1	Resp#2	ng/mL	ng/mL
System Monitoring Compounds						
1) S TCMX (S)	5.276	5.847	750.6E6	790.4E6	205.804	222.654
22) S DCBP (S)	9.482	10.396	583.9E6	527.3E6	198.249	196.817
Target Compounds						
2) a-BHC	5.814	6.454	1055.1E6	1129.6E6	216.522	237.003
3) g-BHC	6.096	6.772	919.0E6	982.3E6	215.204	230.103
4) b-BHC	6.172	6.837	380.4E6	394.6E6	210.990	215.861
5) Heptachlor	6.506	7.142	854.7E6	925.9E6	216.185	218.507
6) d-BHC	6.320	7.091	885.2E6	954.6E6	193.509	193.138
7) Aldrin	6.745	7.407	905.5E6	904.7E6	209.996	225.603
8) Heptachlo...	7.206	7.846	814.0E6	810.0E6	205.979	215.161
9) trans-Chl...	7.301	7.986	845.2E6	837.5E6	210.071	219.347
10) cis-Chlor...	7.399	8.095	811.7E6	786.7E6	196.747	211.156
11) Endosulfa...	7.494	8.143	761.6E6	752.5E6	206.908	221.821
12) 4,4'-DDE	7.464	8.207	820.0E6	861.3E6	223.721	194.373
13) Dieldrin	7.667	8.345	857.8E6	881.0E6	212.505	228.504
14) Endrin	7.831	8.572	733.8E6	689.1E6	217.447	233.084
15) 4,4'-DDD	7.884	8.623	664.2E6	703.1E6	232.772	192.925
16) Endosulfa...	7.987	8.720	667.0E6	704.5E6	219.218	232.981
17) 4,4'-DDT	8.083	8.850	585.1E6	671.6E6	193.500	192.037
18) Endrin Al...	8.278	8.959	590.1E6	607.2E6	199.349	209.878
19) Endosulfa...	8.580	9.151	621.9E6	671.0E6	210.576	226.280
20) Methoxychlor	8.423	9.334	270.4E6	319.1E6	194.279	197.688
21) Endrin Ke...	8.774	9.550	749.3E6	748.5E6	210.098	222.857
23) Hexachlor...	3.044	0.000	41503	0	BelowCal	N.D.
24) Hexachlor...	5.656	6.316	1438662	163518	0.281	BelowCal #
25) Oxychlorane	7.141	7.777	3219331	139997	0.826	BelowCal #
26) 2,4'-DDE	7.206	7.986	814.0E6	837.5E6	340.125	284.813
27) trans-Non...	7.399	8.048	811.7E6	2055965	215.870	0.376 #
28) 2,4'-DDD	7.580	8.345	1657344	881.0E6	0.689	423.888 #
29) 2,4'-DDT	7.769	8.572	3482332	689.1E6	1.747	251.436 #
30) cis-Nonac...	7.884f	8.623	664.2E6	703.1E6	161.520	175.917
31) Mirex	8.528	9.550	2164365	748.5E6	0.566	296.041 #
32) Chlordane...	7.301	7.986	845.2E6	837.5E6	2046.212	1933.492
33) Chlordane...	7.399	8.095	811.7E6	786.7E6	1577.599	2156.307 #
34) Chlordane...	0.000	8.767	0	3446608	N.D.	28.896 #
35) Chlordane...	0.000	0.000	0	0	N.D.	N.D.
36) Toxaphene...	7.399f	8.345f	811.7E6	881.0E6	30757.463	26847.971
37) Toxaphene...	7.667	0.000	857.8E6	0	33807.538	N.D. #
38) Toxaphene...	7.987	8.720	667.0E6	704.5E6	9194.597	11149.568
39) Toxaphene...	8.198f	8.767	23220453	3446608	363.811	19.732 #
40) Toxaphene...	8.423f	8.959	270.4E6	607.2E6	5192.376	10342.076 #
41) Toxaphene...	8.528	9.334	2164365	319.1E6	29.329	4966.236 #
42) Toxaphene...	0.000	0.000	0	0	N.D.	N.D.

(f)=RT Delta > 1/2 Window (#)=Amounts differ by > 25% (m)=manual int.

Quantitation Report (Not Reviewed)

Data Path : C:\msdchem\1\data\2020-06\0F06008\REQUANT\
Data File : ECD8-06062013.D
Signal(s) : Signal #1: ECD1A.ch Signal #2: ECD2B.ch
Acq On : 6 Jun 2020 18:03
Operator : MJB
Sample : 0F06008-CAL9
Misc : A20C177, AB 200 ppb
ALS Vial : 12 Sample Multiplier: 1

Integration File signal 1: PEST1.e
Integration File signal 2: PEST2.e
Quant Time: Jun 07 14:58:44 2020
Quant Method : C:\msdchem\1\methods\ECD8_QUANTPEST_200606.M
Quant Title : Instrument: DualECD8
QLast Update : Sun Jun 07 14:07:09 2020
Response via : Initial Calibration
Integrator: ChemStation



Quantitation Report (Not Reviewed)

Data Path : C:\msdchem\1\data\2020-06\0F06008\REQUANT\
 Data File : ECD8-06062016.D
 Signal(s) : Signal #1: ECD1A.ch Signal #2: ECD2B.ch
 Acq On : 6 Jun 2020 18:52
 Operator : MJB
 Sample : 0F06008-CALA
 Misc : A20F082, 9-42 0.5 ppb
 ALS Vial : 14 Sample Multiplier: 1

Integration File signal 1: PEST1.e
 Integration File signal 2: PEST2.e
 Quant Time: Jun 07 14:59:14 2020
 Quant Method : C:\msdchem\1\methods\ECD8_QUANTPEST_200606.M
 Quant Title : Instrument: DualECD8
 QLast Update : Sun Jun 07 14:07:09 2020
 Response via : Initial Calibration
 Integrator: ChemStation

MJB
6/7/20

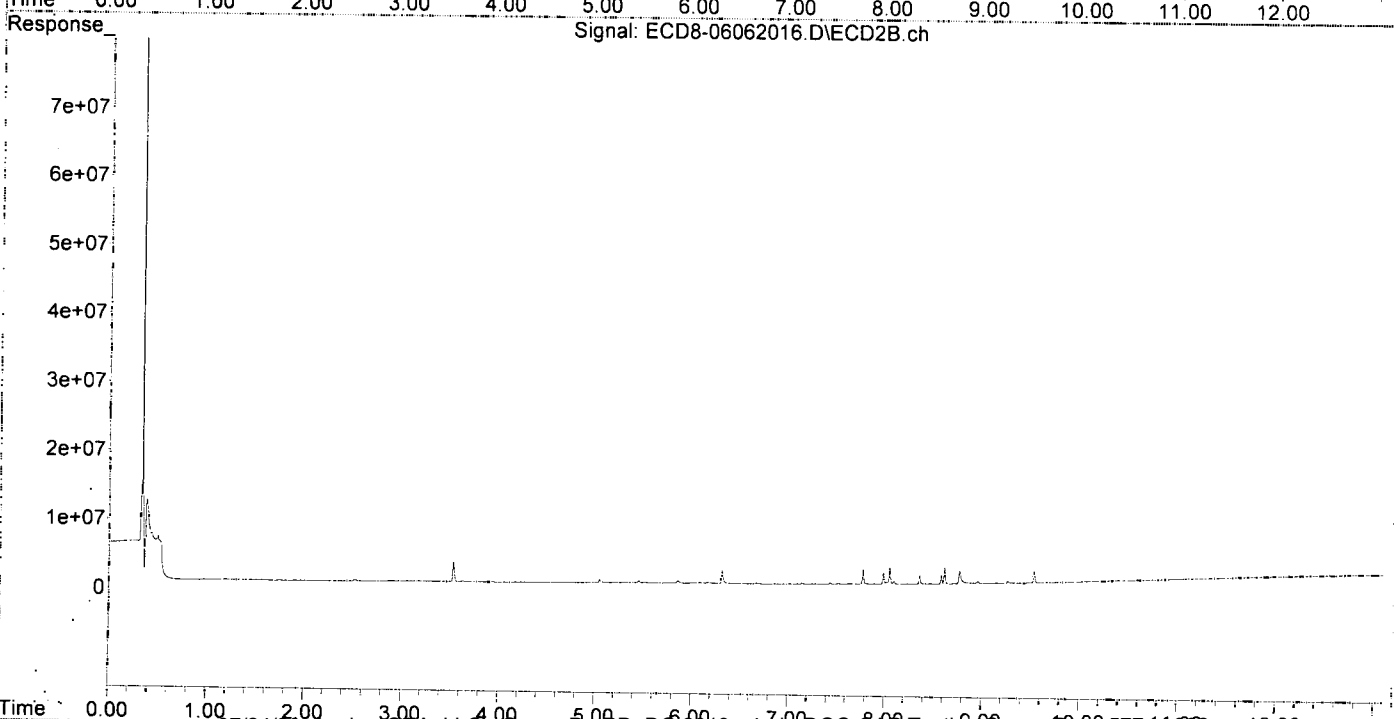
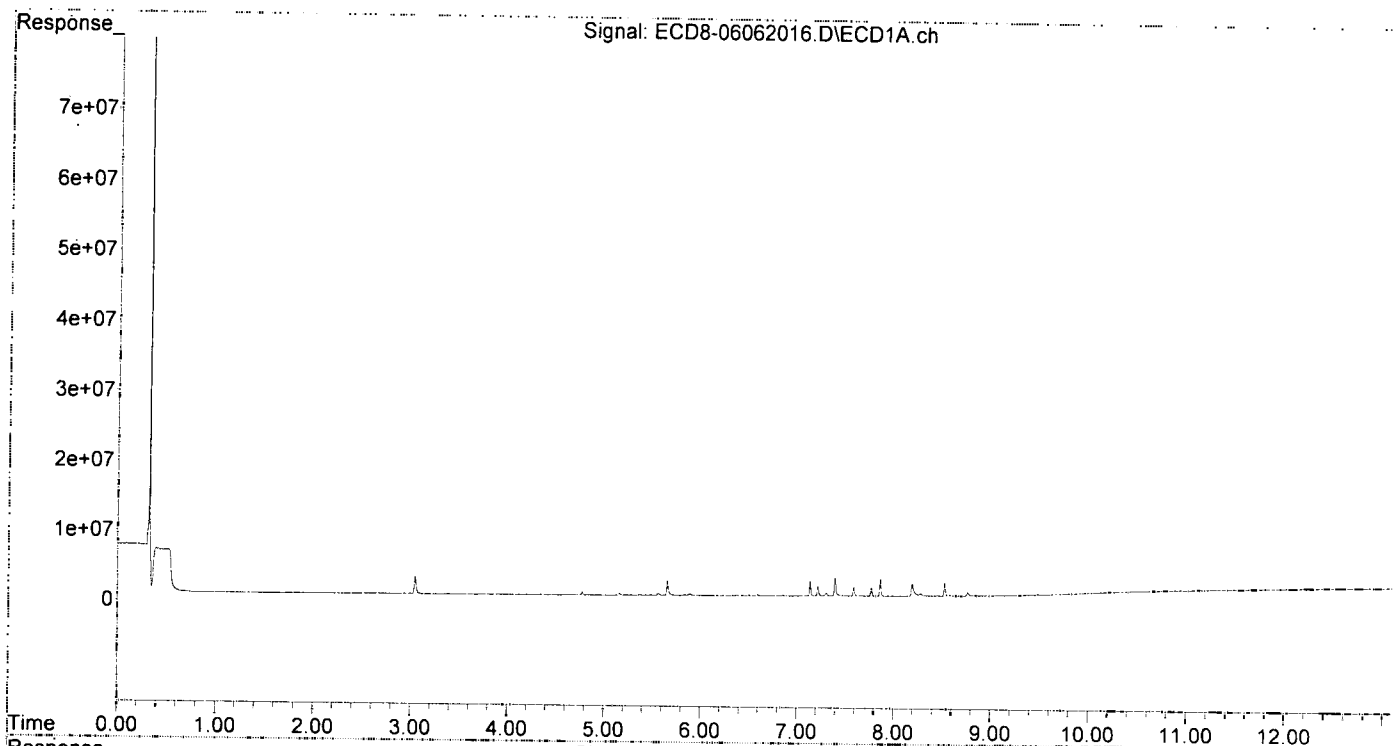
Compound	RT#1	RT#2	Resp#1	Resp#2	ng/mL	ng/mL
System Monitoring Compounds						
1) S TCMX (S)	5.277	5.858	27261	392157	0.007	0.110 #
22) S DCBP (S)	9.483	10.396	152592	120171	BelowCal	BelowCal
Target Compounds						
2) a-BHC	5.814	6.480f	40053	23464	0.008	0.005 #
3) g-BHC	6.095	6.771	34310	14015	0.008	0.003 #
4) b-BHC	6.174	6.842	35629	30606	0.020	0.017
5) Heptachlor	6.504	7.142	161931	150417	0.041	0.035
6) d-BHC	6.324	7.093	56048	51415	0.049	0.049
7) Aldrin	6.747	7.403	18848	10254	0.004	0.003 #
8) Heptachlo...	7.216	7.845	1450647	24089	0.367	0.006 #
9) trans-Chl...	7.303	7.985	475644	1594318	0.118	0.418 #
10) cis-Chlor...	7.392	8.095	2706753	428761	0.540	0.115 #
11) Endosulfa...	7.502	8.147	78160	32530	0.021	0.010 #
12) 4,4'-DDE	7.466	8.210	104028	34221	0.028	0.016 #
13) Dieldrin	7.667	8.359	61849	1185591	0.015	0.308 #
14) Endrin	7.861f	8.582	2497038	1241303	0.740	0.420 #
15) 4,4'-DDD	7.861f	8.618	2497038	2343379	0.875	0.871
16) Endosulfa...	7.989	8.720	82097	74869	0.027	0.025
17) 4,4'-DDT	8.083	0.000	32795	0	0.024	N.D. #
18) Endrin Al...	8.279	8.959	429620	343141	BelowCal	0.119
19) Endosulfa...	8.581	9.151	148148	128463	0.050	0.043
20) Methoxychlor	8.427	9.334	44235	63597	BelowCal	BelowCal
21) Endrin Ke...	8.763	9.536	516000	1704303	0.145	0.507 #
23) Hexachlor...	3.047	3.534	2512894	2831116	0.478	0.481
24) Hexachlor...	5.657	6.315	2070033	1957618	0.488	0.498
25) Oxychlorane	7.135	7.775	2124726	2077896	0.479	0.495
26) 2,4'-DDE	7.216	7.985	1450647	1594318	0.606	0.509
27) trans-Non...	7.392	8.050	2706753	2454721	0.504	0.498
28) 2,4'-DDD	7.587	8.359	1283450	1185591	0.489	0.570
29) 2,4'-DDT	7.769	8.582	1217591	1241303	0.497	0.503
30) cis-Nonac...	7.861	8.618	2497038	2343379	0.607	0.586
31) Mirex	8.527	9.536	1951891	1704303	0.479	0.477
32) Chlordane...	7.303	7.985	475644	1594318	1.151	3.681 #
33) Chlordane...	7.392	8.095	2706753	428761	5.261	1.175 #
34) Chlordane...	7.944	8.771	98980	1831435	0.766	15.355 #
35) Chlordane...	0.000	0.000	0	0	N.D.	N.D.
36) Toxaphene...	7.392	8.329	2706753	17311	167.010	0.528 #
37) Toxaphene...	7.667	8.675	61849	31404	175390.177	0.737 #
38) Toxaphene...	7.989	8.720	82097	74869	1.132	1.185
39) Toxaphene...	8.191f	8.771	1769833	1831435	19.585	1.841 #
40) Toxaphene...	8.453	8.959	59493	343141	1.142	5.844 #
41) Toxaphene...	8.527	9.334	1951891	63597	26.450	0.990 #
42) Toxaphene...	0.000	0.000	0	0	N.D.	N.D.

(f)=RT Delta > 1/2 Window (#)=Amounts differ by > 25% (m)=manual int.

Quantitation Report (Not Reviewed)

Data Path : C:\msdchem\1\data\2020-06\0F06008\REQUANT\
 Data File : ECD8-06062016.D
 Signal(s) : Signal #1: ECD1A.ch Signal #2: ECD2B.ch
 Acq On : 6 Jun 2020 18:52
 Operator : MJB
 Sample : 0F06008-CALA
 Misc : A20F082, 9-42 0.5 ppb
 ALS Vial : 14 Sample Multiplier: 1

Integration File signal 1: PEST1.e
 Integration File signal 2: PEST2.e
 Quant Time: Jun 07 14:59:14 2020
 Quant Method : C:\msdchem\1\methods\ECD8_QUANTPEST_200606.M
 Quant Title : Instrument: DualECD8
 QLast Update : Sun Jun 07 14:07:09 2020
 Response via : Initial Calibration
 Integrator: ChemStation



Quantitation Report (Not Reviewed)

Data Path : C:\msdchem\1\data\2020-06\0F06008\REQUANT\
 Data File : ECD8-06062017.D
 Signal(s) : Signal #1: ECD1A.ch Signal #2: ECD2B.ch
 Acq On : 6 Jun 2020 19:09
 Operator : MJB
 Sample : 0F06008-CALB
 Misc : A20C353, 9-42 1 ppb
 ALS Vial : 15 Sample Multiplier: 1

Integration File signal 1: PEST1.e
 Integration File signal 2: PEST2.e
 Quant Time: Jun 07 14:59:55 2020
 Quant Method : C:\msdchem\1\methods\ECD8_QUANTPEST_200606.M
 Quant Title : Instrument: DualECD8
 QLast Update : Sun Jun 07 14:07:09 2020
 Response via : Initial Calibration
 Integrator: ChemStation

MB
6/7/20

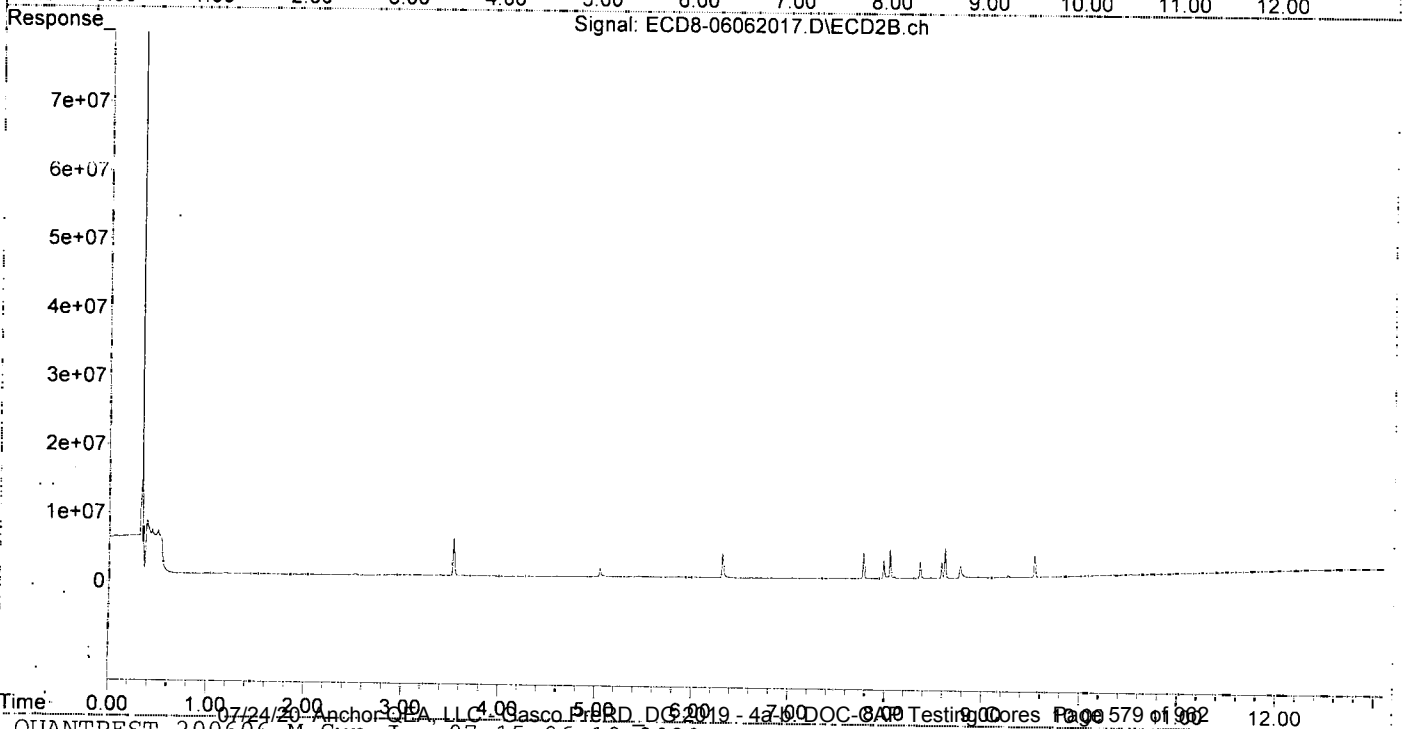
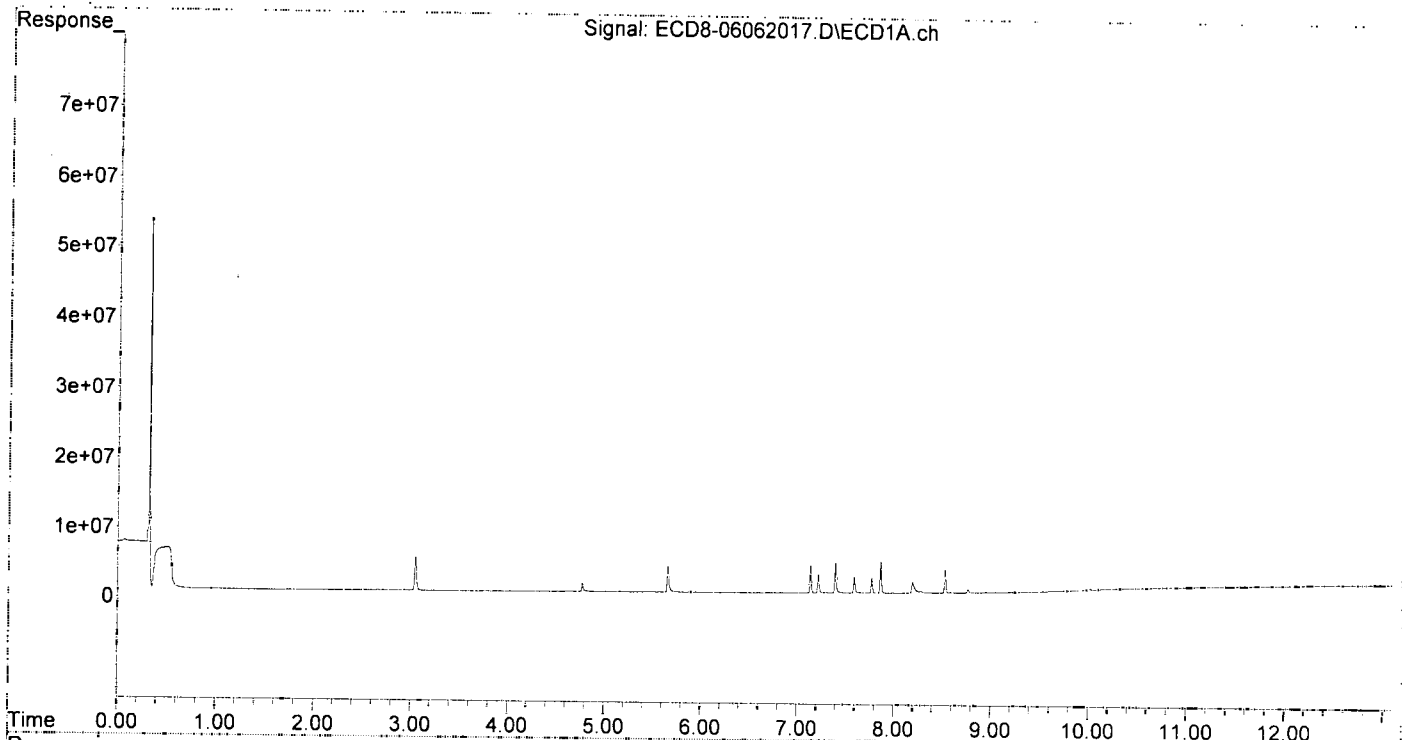
Compound	RT#1	RT#2	Resp#1	Resp#2	ng/mL	ng/mL
System Monitoring Compounds						
1) S TCMX (S)	5.250f	5.859	56413	116341	0.015	0.033 #
22) S DCBP (S)	9.484	10.389	28116	42234	BelowCal	BelowCal
Target Compounds						
2) a-BHC	5.815	6.486f	14388	9508	0.003	0.002 #
3) g-BHC	6.133f	0.000	18934	0	0.004	N.D. #
4) b-BHC	6.174	6.842	4359	35334	0.002	0.019 #
5) Heptachlor	6.505	7.146	32041	33538	0.008	0.008
6) d-BHC	6.325	7.093	17014	48086	0.038	0.049 #
7) Aldrin	6.723f	7.406	17621	7733	0.004	0.002 #
8) Heptachlo...	7.216	0.000	2683204	0	0.679	N.D. #
9) trans-Chl...	7.302	7.985	155967	2644092	0.039	0.693 #
10) cis-Chlor...	7.393	8.094	4424272	298828	1.014	0.080 #
11) Endosulfa...	7.499	8.145	46265	36731	0.013	0.011
12) 4,4'-DDE	7.463	8.209	74160	19773	0.020	0.012 #
13) Dieldrin	7.662	8.360	39966	2357973	0.010	0.612 #
14) Endrin	7.862f	8.582	4619495	2243898	1.369	0.759 #
15) 4,4'-DDD	7.862f	8.617	4619495	4362479	1.619	1.638
16) Endosulfa...	7.992	8.721	29458	35429	0.010	0.012
17) 4,4'-DDT	8.086	0.000	10912	0	0.014	N.D. #
18) Endrin Al...	8.280	8.960	309872	197352	BelowCal	0.068
19) Endosulfa...	8.581	9.151	101429	79477	0.034	0.027
20) Methoxychlor	8.394f	9.332	40070	18615	BelowCal	BelowCal
21) Endrin Ke...	8.763	9.536	492563	3067448	0.138	0.913 #
23) Hexachlor...	3.047	3.534	4817265	5390738	1.090	1.078
24) Hexachlor...	5.657	6.315	3808389	3490476	1.059	1.041
25) Oxychlorane	7.135	7.775	4069036	3679856	1.096	1.042
26) 2,4'-DDE	7.216	7.985	2683204	2644092	1.121	1.010
27) trans-Non...	7.393	8.050	4424272	4150088	1.005	1.020
28) 2,4'-DDD	7.588	8.360	2380316	2357973	1.078	1.135
29) 2,4'-DDT	7.770	8.582	2237919	2243898	1.061	1.046
30) cis-Nonac...	7.862	8.617	4619495	4362479	1.123	1.091
31) Mirex	8.527	9.536	3450319	3067448	1.095	1.087
32) Chlordane...	7.302	7.985	155967	2644092	0.378	6.104 #
33) Chlordane...	7.393	8.094	4424272	298828	8.599	0.819 #
34) Chlordane...	7.922f	8.773	5528	1701535	0.043	14.266 #
35) Chlordane...	0.000	0.000	0	0	N.D.	N.D.
36) Toxaphene...	7.393	8.320	4424272	6487	274.990	0.198 #
37) Toxaphene...	7.662	8.683	39966	14610	175390.874	0.343 #
38) Toxaphene...	7.992	8.721	29458	35429	0.406	0.561 #
39) Toxaphene...	8.192f	8.773	1640106	1701535	17.451	0.398 #
40) Toxaphene...	0.000	8.960	0	197352	N.D.	3.361 #
41) Toxaphene...	8.527	9.332	3450319	18615	46.755	0.290 #
42) Toxaphene...	0.000	0.000	0	0	N.D.	N.D.

(f)=RT Delta > 1/2 Window (#)=Amounts differ by > 25% (m)=manual int.

Quantitation Report (Not Reviewed)

Data Path : C:\msdchem\1\data\2020-06\0F06008\REQUANT\
Data File : ECD8-06062017.D
Signal(s) : Signal #1: ECD1A.ch Signal #2: ECD2B.ch
Acq On : 6 Jun 2020 19:09
Operator : MJB
Sample : 0F06008-CALB
Misc : A20C353, 9-42 1 ppb
ALS Vial : 15 Sample Multiplier: 1

Integration File signal 1: PEST1.e
Integration File signal 2: PEST2.e
Quant Time: Jun 07 14:59:55 2020
Quant Method : C:\msdchem\1\methods\ECD8_QUANTPEST_200606.M
Quant Title : Instrument: DualECD8
QLast Update : Sun Jun 07 14:07:09 2020
Response via : Initial Calibration
Integrator: ChemStation



Quantitation Report (Not Reviewed)

Data Path : C:\msdchem\1\data\2020-06\0F06008\REQUANT\
 Data File : ECD8-06062018.D
 Signal(s) : Signal #1: ECD1A.ch Signal #2: ECD2B.ch
 Acq On : 6 Jun 2020 19:25
 Operator : MJB
 Sample : 0F06008-CALC
 Misc : A20C354, 9-42 2 ppb
 ALS Vial : 16 Sample Multiplier: 1

Integration File signal 1: PEST1.e
 Integration File signal 2: PEST2.e
 Quant Time: Jun 07 15:00:06 2020
 Quant Method : C:\msdchem\1\methods\ECD8_QUANTPEST_200606.M
 Quant Title : Instrument: DualECD8
 QLast Update : Sun Jun 07 14:07:09 2020
 Response via : Initial Calibration
 Integrator: ChemStation

MJB
6/7/20

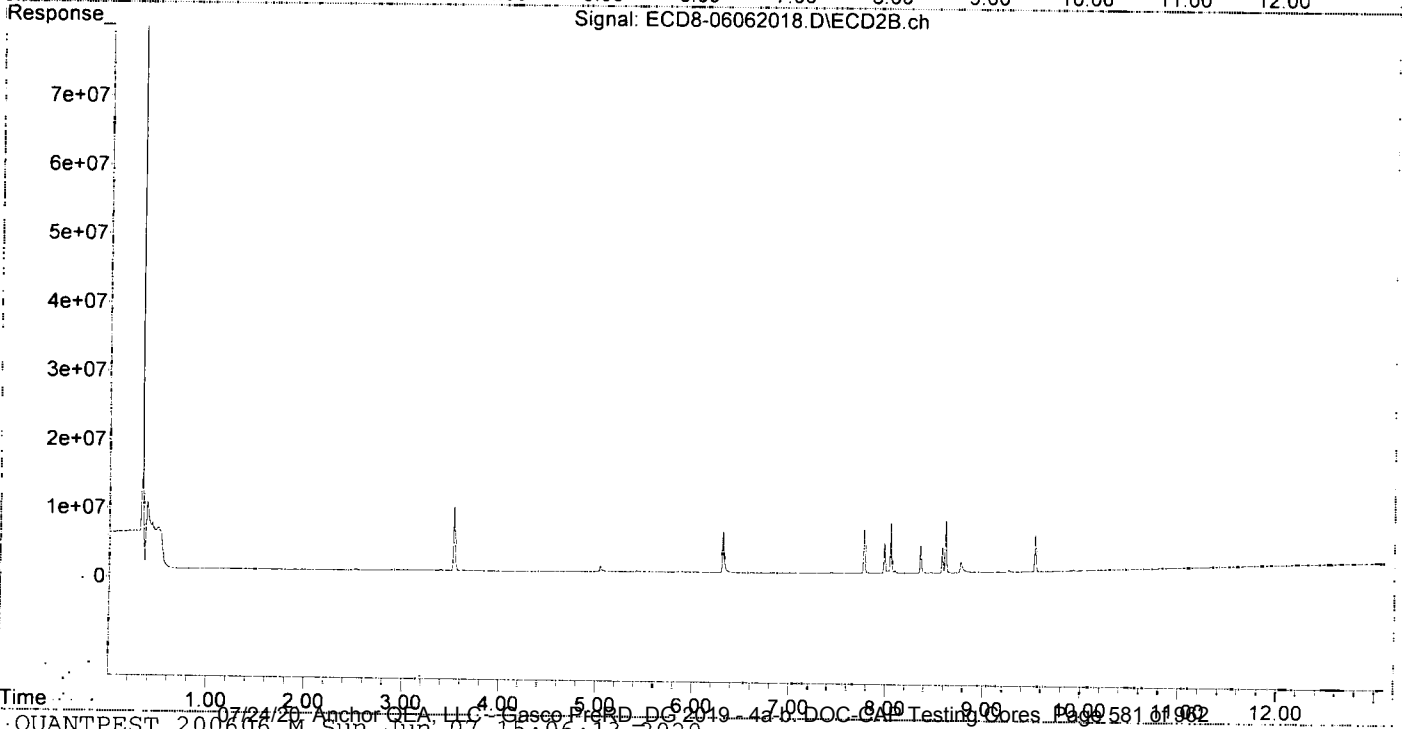
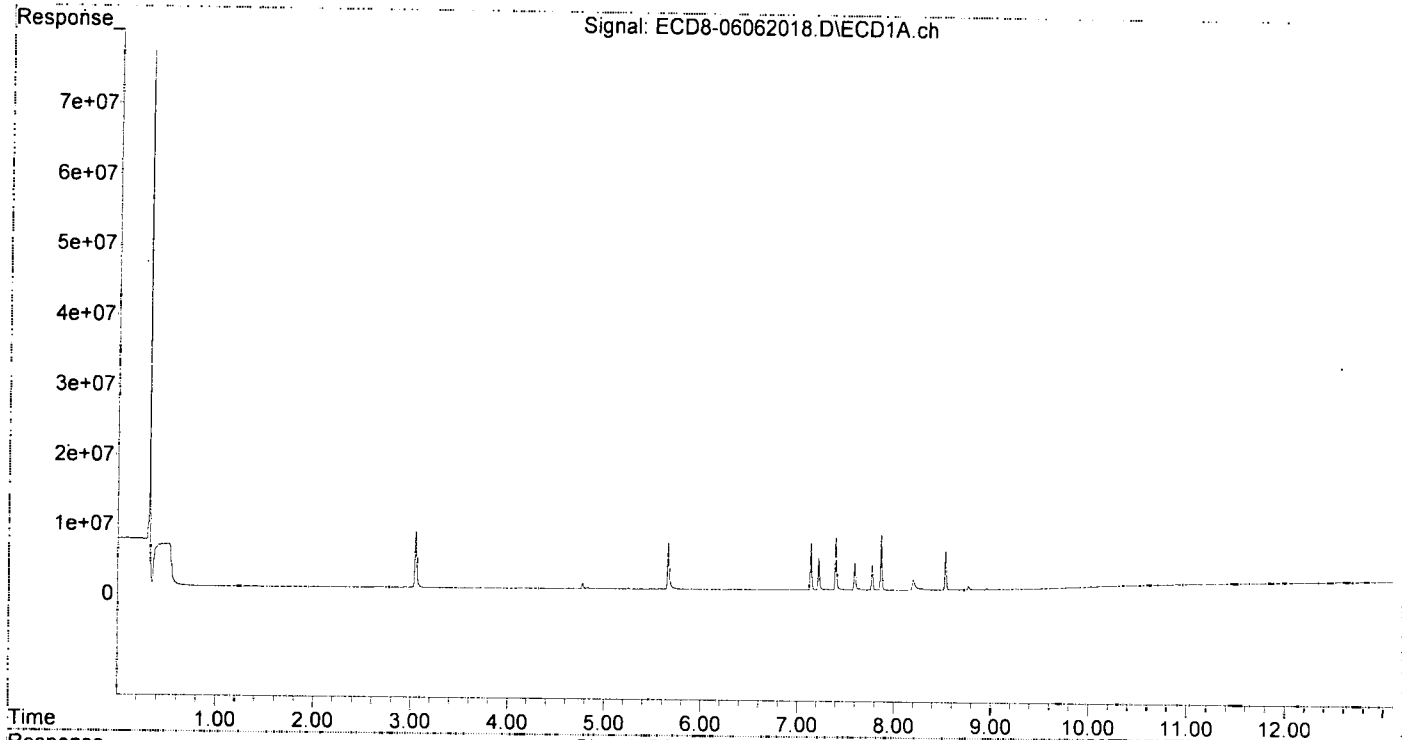
Compound	RT#1	RT#2	Resp#1	Resp#2	ng/mL	ng/mL
System Monitoring Compounds						
1) S TCMX (S)	5.249f	5.862	123604	126896	0.034	0.036
22) S DCBP (S)	9.485	10.386	27054	24879	BelowCal	BelowCal
Target Compounds						
2) a-BHC	5.814	6.449	49959	36320	0.010	0.008 #
3) g-BHC	6.073f	6.788	28512	7042	0.007	0.002 #
4) b-BHC	6.176	6.839	24800	22679	0.014	0.012
5) Heptachlor	6.504	7.143	37004	32331	0.009	0.008
6) d-BHC	6.332	7.094	17129	39567	0.038	0.046
7) Aldrin	6.724f	7.408	5749	5817	0.001	0.001
8) Heptachlo...	7.216	7.845	4589279	22601	1.161	0.006 #
9) trans-Chl...	7.301	7.986	184856	4364012	0.046	1.143 #
10) cis-Chlor...	7.392	8.094	7594996	407448	1.888	0.109 #
11) Endosulfa...	7.496	8.158	63785	32203	0.017	0.009 #
12) 4,4'-DDE	7.460	8.209	106810	15691	0.029	0.011 #
13) Dieldrin	7.634f	8.359	284064	4019825	0.070	1.043 #
14) Endrin	7.828	8.582	30764	3684050	0.009	1.246 #
15) 4,4'-DDD	7.862f	8.617	8069719	7556685	2.828	2.848
16) Endosulfa...	7.989	8.722	25023	31136	0.008	0.010 #
17) 4,4'-DDT	8.084	0.000	12961	0	0.015	N.D. #
18) Endrin Al...	8.277	8.960	184012	136174	BelowCal	0.047
19) Endosulfa...	8.582	9.151	79114	51800	0.027	0.017 #
20) Methoxychlor	0.000	9.335	0	18453	N.D.	BelowCal
21) Endrin Ke...	8.764	9.536	497271	5247610	0.139	1.562 #
23) Hexachlor...	3.048	3.534	8189944	9258660	1.986	1.979
24) Hexachlor...	5.657	6.315	6674738	6013960	1.998	1.933
25) Oxychlorane	7.135	7.775	6851909	6318570	1.978	1.943
26) 2,4'-DDE	7.216	7.986	4589279	4364012	1.918	1.830
27) trans-Non...	7.392	8.050	7594996	7278851	1.931	1.980
28) 2,4'-DDD	7.589	8.359	3914792	4019825	1.901	1.934
29) 2,4'-DDT	7.770	8.582	3679380	3684050	1.855	1.823
30) cis-Nonac...	7.862	8.617	8069719	7556685	1.963	1.891
31) Mirex	8.527	9.536	5603738	5247610	1.980	2.062
32) Chlordane...	7.301	7.986	184856	4364012	0.448	10.075 #
33) Chlordane...	7.392	8.094	7594996	407448	14.762	1.117 #
34) Chlordane...	7.910f	8.773	47249	1582837	0.365	13.270 #
35) Chlordane...	0.000	0.000	0	0	N.D.	N.D.
36) Toxaphene...	7.392	8.318	7594996	7121	473.015	0.217 #
37) Toxaphene...	7.634f	0.000	284064	0	5.323	N.D. #
38) Toxaphene...	7.989	8.722	25023	31136	0.345	0.493 #
39) Toxaphene...	8.193f	8.773	1515964	1582837	15.409	BelowCal #
40) Toxaphene...	0.000	8.960	0	136174	N.D.	2.319 #
41) Toxaphene...	8.527	9.335	5603738	18453	75.935	0.287 #
42) Toxaphene...	0.000	0.000	0	0	N.D.	N.D.

(f)=RT Delta > 1/2 Window (#)=Amounts differ by > 25% (m)=manual int.

Quantitation Report (Not Reviewed)

Data Path : C:\msdchem\1\data\2020-06\0F06008\REQUANT\
Data File : ECD8-06062018.D
Signal(s) : Signal #1: ECD1A.ch Signal #2: ECD2B.ch
Acq On : 6 Jun 2020 19:25
Operator : MJB
Sample : 0F06008-CALC
Misc : A20C354, 9-42 2 ppb
ALS Vial : 16 Sample Multiplier: 1

Integration File signal 1: PEST1.e
Integration File signal 2: PEST2.e
Quant Time: Jun 07 15:00:06 2020
Quant Method : C:\msdchem\1\methods\ECD8_QUANTPEST_200606.M
Quant Title : Instrument: DualECD8
QLast Update : Sun Jun 07 14:07:09 2020
Response via : Initial Calibration
Integrator: ChemStation



Quantitation Report (Not Reviewed)

Data Path: C:\msdchem\1\data\2020-06\0F06008\REQUANT\
 Data File: ECD8-06062019.D
 Signal(s): Signal #1: ECD1A.ch Signal #2: ECD2B.ch
 Acq On: 6 Jun 2020 19:42
 Operator: MJB
 Sample: 0F06008-CALD
 Misc: A20C355, 9-42 5 ppb
 ALS Vial: 17 Sample Multiplier: 1

Integration File signal 1: PEST1.e
 Integration File signal 2: PEST2.e
 Quant Time: Jun 07 15:00:17 2020
 Quant Method: C:\msdchem\1\methods\ECD8_QUANTPEST_200606.M
 Quant Title: Instrument: DualECD8
 QLast Update: Sun Jun 07 14:07:09 2020
 Response via: Initial Calibration
 Integrator: ChemStation

MJB
6/7/20

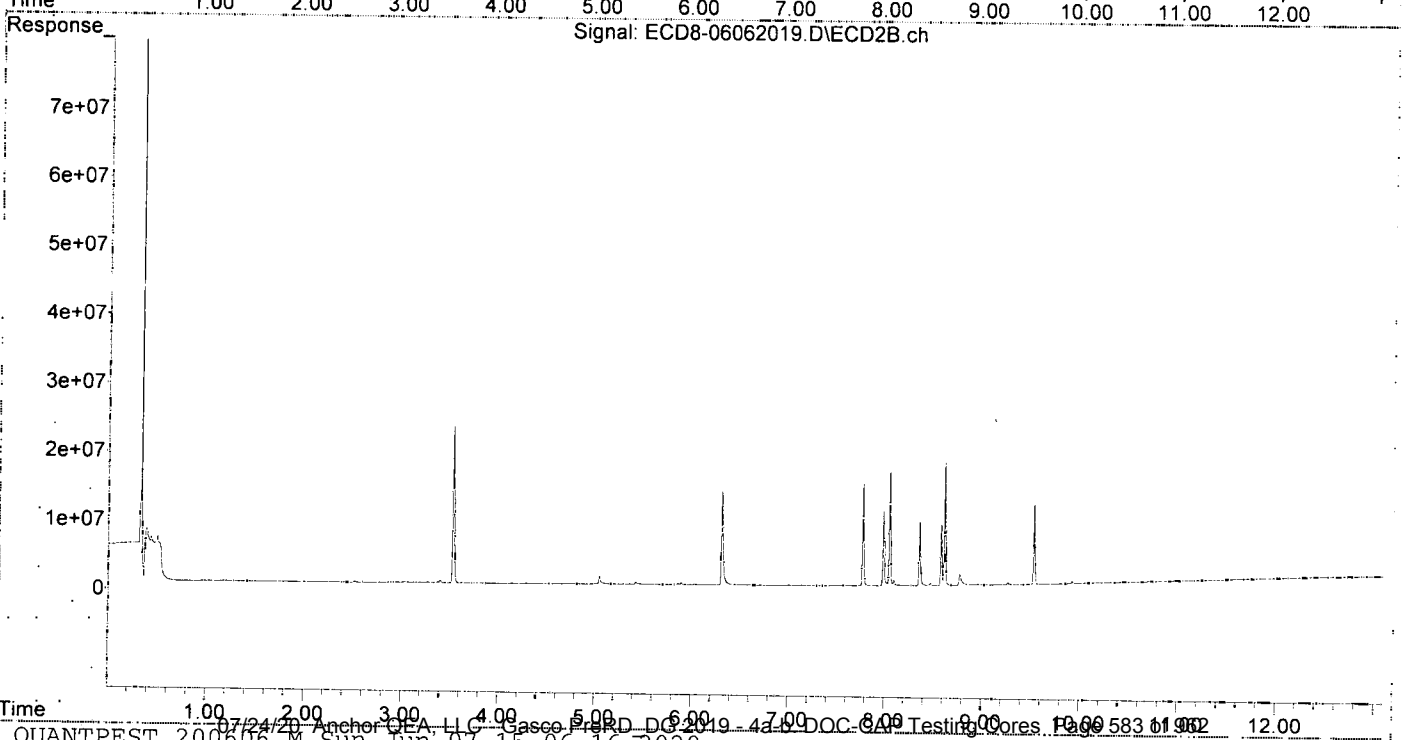
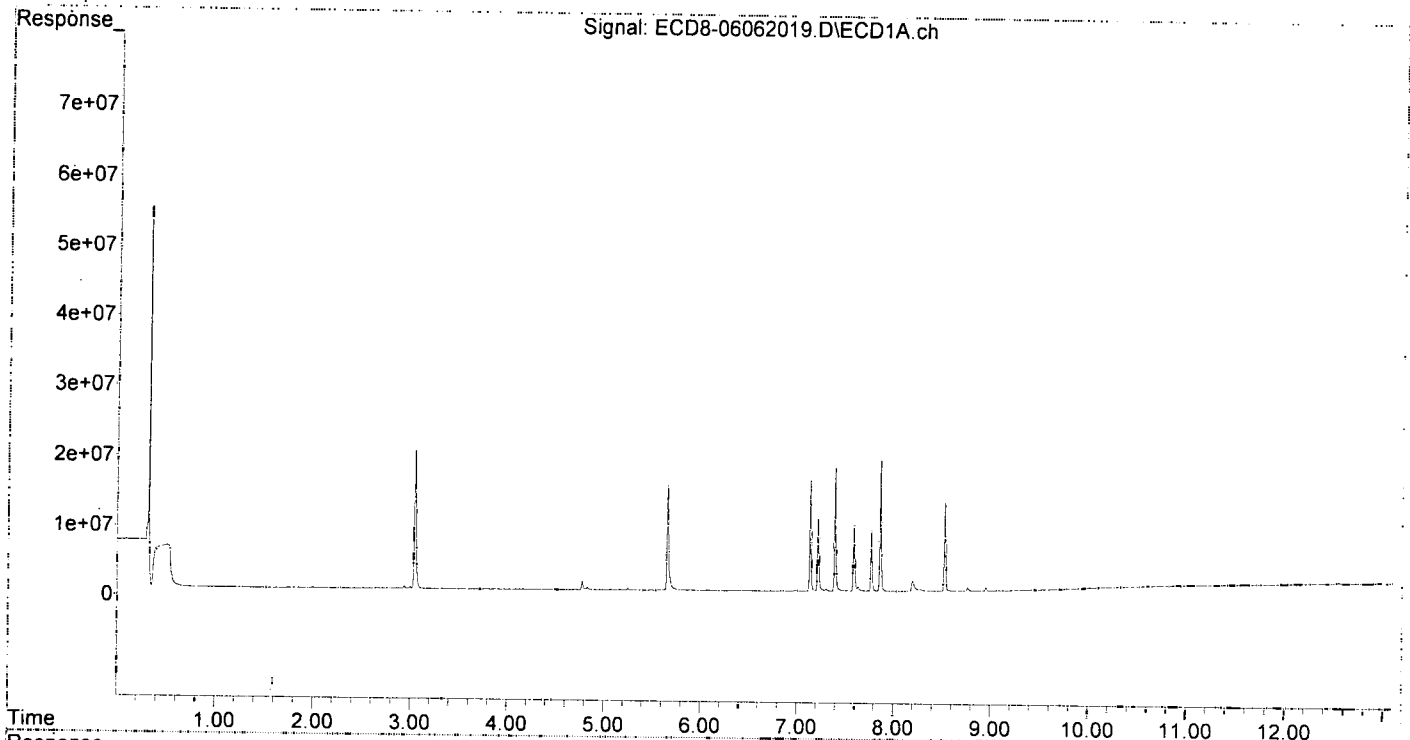
	Compound	RT#1	RT#2	Resp#1	Resp#2	ng/mL	ng/mL
System Monitoring Compounds							
1)	S TCMX (S)	5.249f	5.844	301208	49410	0.083	0.014 #
22)	S DCBP (S)	9.481	10.388	23937	30129	BelowCal	BelowCal
Target Compounds							
2)	a-BHC	5.816	6.444	70364	72587	0.014	0.015
3)	g-BHC	6.095	6.811f	8304	11458	0.002	0.003 #
4)	b-BHC	6.178	6.842	16774	23095	0.009	0.013 #
5)	Heptachlor	6.505	7.142	59018	55957	0.015	0.013
6)	d-BHC	6.327	7.091	17902	36855	0.038	0.045
7)	Aldrin	6.754	7.401	13446	7767	0.003	0.002 #
8)	Heptachlo...	7.216	0.000	10644145	0	2.693	N.D. #
9)	trans-Chl...	7.302	7.984	337353	10681498	0.084	2.798 #
10)	cis-Chlor...	7.392	8.095	17817126	837073	4.700	0.225 #
11)	Endosulfa...	7.499	8.152	128604	57340	0.035	0.017 #
12)	4,4'-DDE	7.499f	8.206	128604	30341	0.035	0.015 #
13)	Dieldrin	7.633f	8.359	639311	9138537	0.158	2.370 #
14)	Endrin	7.862f	8.581	18915433	8951762	5.605	3.028 #
15)	4,4'-DDD	7.862f	8.617	18915433	17752573	6.629	6.669
16)	Endosulfa...	7.991	8.718	34208	34030	0.011	0.011
17)	4,4'-DDT	8.085	8.868	13760	103064	0.015	0.003 #
18)	Endrin Al...	8.280	8.959	218891	118264	BelowCal	0.041
19)	Endosulfa...	8.576	9.151	106102	59219	0.036	0.020 #
20)	Methoxychlor	0.000	9.332	0	17727	N.D.	BelowCal
21)	Endrin Ke...	8.763	9.536	474348	11563627	0.133	3.443 #
23)	Hexachlor...	3.047	3.534	19829693	22664682	5.079	5.095
24)	Hexachlor...	5.657	6.314	15146184	13589298	4.769	4.596
25)	Oxychlorane	7.135	7.775	15911628	14761477	4.846	4.817
26)	2,4'-DDE	7.216	7.984	10644145	10681498	4.447	4.823
27)	trans-Non...	7.392	8.050	17817126	16374211	4.910	4.765
28)	2,4'-DDD	7.588	8.359	9382730	9138537	4.826	4.397
29)	2,4'-DDT	7.769	8.581	8777458	8951762	4.654	4.649
30)	cis-Nonac...	7.862	8.617	18915433	17752573	4.600	4.442
31)	Mirex	8.527	9.536	12781446	11563627	4.927	4.883
32)	Chlordane...	7.302	7.984	337353	10681498	0.817	24.660 #
33)	Chlordane...	7.392	8.095	17817126	837073	34.630	2.294 #
34)	Chlordane...	0.000	8.773	0	1594489	N.D.	13.368 #
35)	Chlordane...	0.000	0.000	0	0	N.D.	N.D.
36)	Toxaphene...	7.392	8.359f	17817126	9138537	1100.255	278.497 #
37)	Toxaphene...	7.633f	0.000	639311	0	16.628	N.D. #
38)	Toxaphene...	7.991	8.718	34208	34030	0.472	0.539
39)	Toxaphene...	8.195f	8.773	1539441	1594489	15.795	BelowCal #
40)	Toxaphene...	0.000	8.959	0	118264	N.D.	2.014 #
41)	Toxaphene...	8.527	9.332	12781446	17727	173.199	0.276 #
42)	Toxaphene...	0.000	0.000	0	0	N.D.	N.D.

(f)=RT Delta > 1/2 Window (#)=Amounts differ by > 25% (m)=manual int.

Quantitation Report (Not Reviewed)

Data Path : C:\msdchem\1\data\2020-06\0F06008\REQUANT\
Data File : ECD8-06062019.D
Signal(s) : Signal #1: ECD1A.ch Signal #2: ECD2B.ch
Acq On : 6 Jun 2020 19:42
Operator : MJB
Sample : 0F06008-CALD
Misc : A20C355, 9-42 5 ppb
ALS Vial : 17 Sample Multiplier: 1

Integration File signal 1: PEST1.e
Integration File signal 2: PEST2.e
Quant Time: Jun 07 15:00:17 2020
Quant Method : C:\msdchem\1\methods\ECD8_QUANTPEST_200606.M
Quant Title : Instrument: DualECD8
QLast Update : Sun Jun 07 14:07:09 2020
Response via : Initial Calibration
Integrator: ChemStation



Quantitation Report (Not Reviewed)

Data Path : C:\msdchem\1\data\2020-06\0F06008\REQUANT\
 Data File : ECD8-06062020.D
 Signal(s) : Signal #1: ECD1A.ch Signal #2: ECD2B.ch
 Acq On : 6 Jun 2020 19:58
 Operator : MJB
 Sample : 0F06008-CALE
 Misc : A20C356, 9-42 10 ppb
 ALS Vial : 18 Sample Multiplier: 1

Integration File signal 1: PEST1.e
 Integration File signal 2: PEST2.e
 Quant Time: Jun 07 15:00:28 2020
 Quant Method : C:\msdchem\1\methods\ECD8_QUANTPEST_200606.M
 Quant Title : Instrument: DualECD8
 QLast Update : Sun Jun 07 14:07:09 2020
 Response via : Initial Calibration
 Integrator: ChemStation

MJB
6/7/20

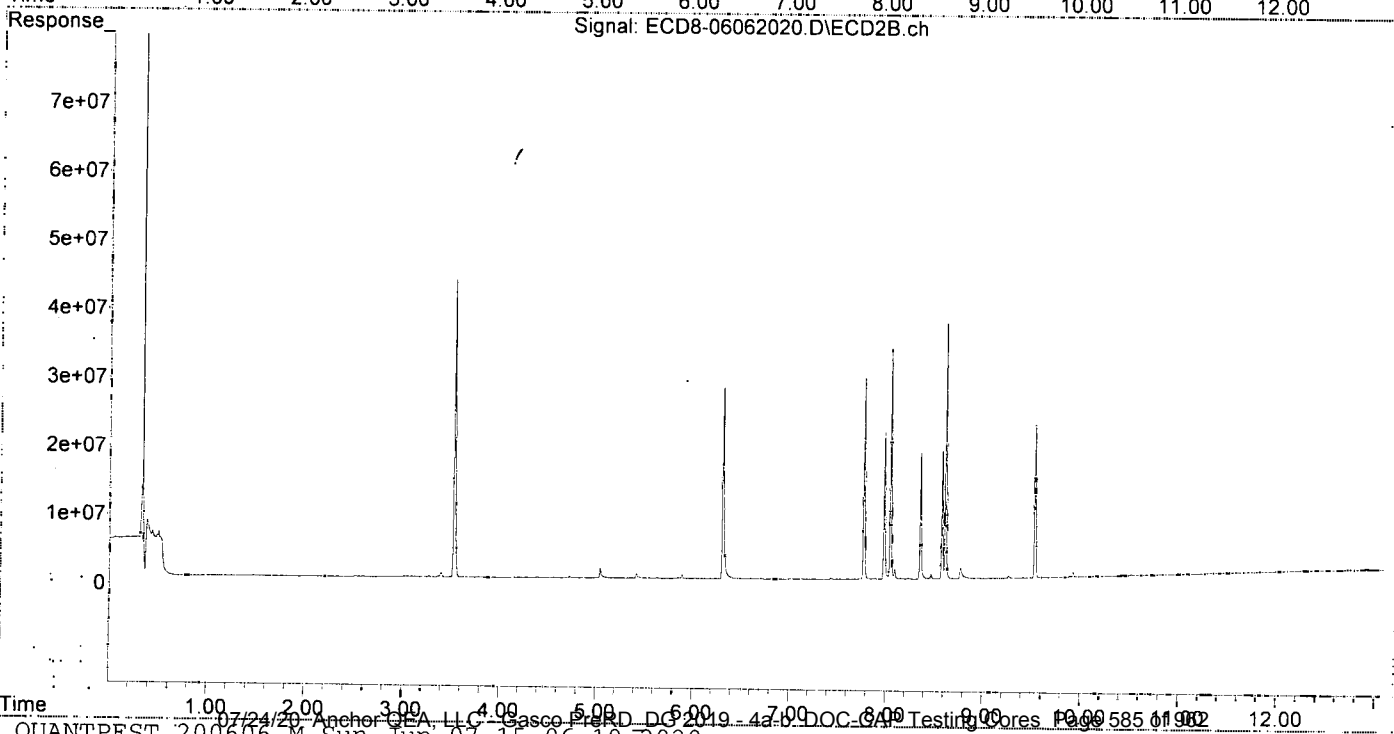
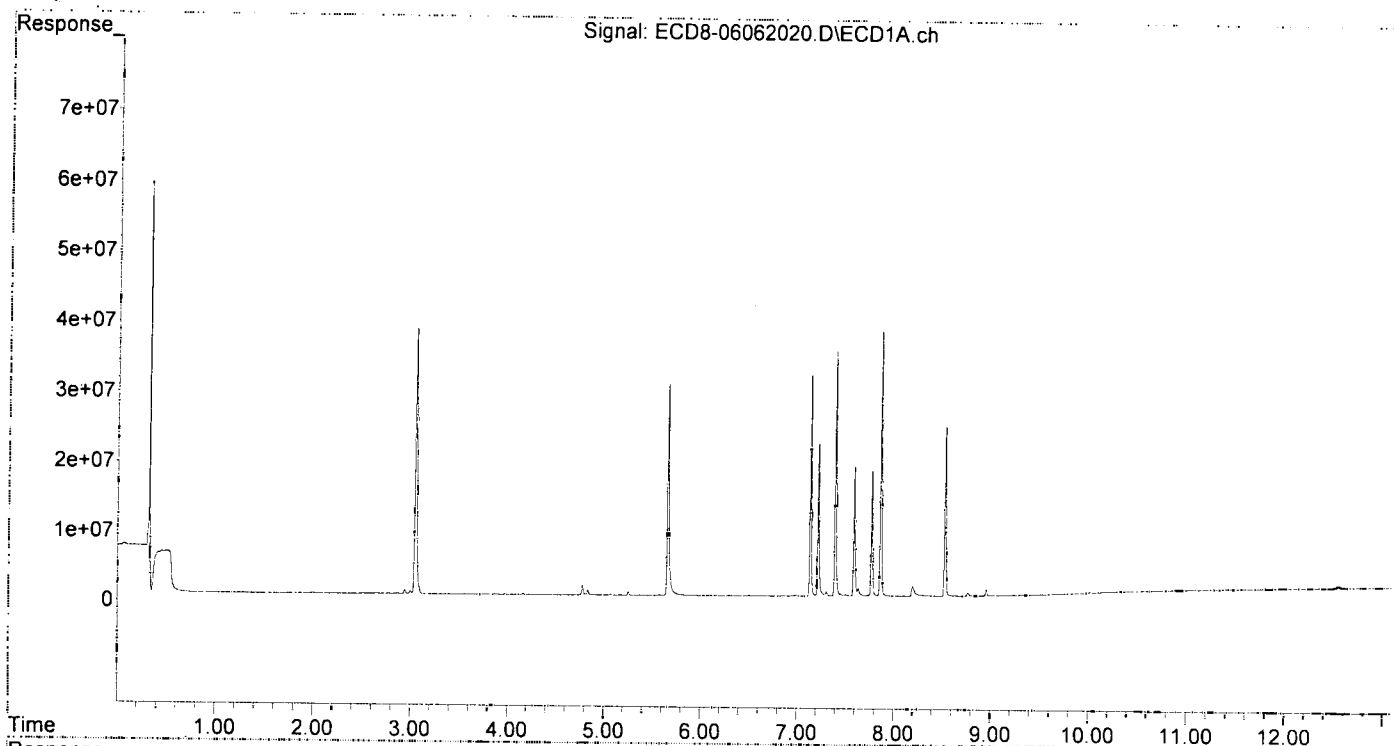
Compound	RT#1	RT#2	Resp#1	Resp#2	ng/mL	ng/mL
System Monitoring Compounds						
1) S TCMX (S)	5.250f	5.861	538318	156026	0.148	0.044 #
22) S DCBP (S)	0.000	10.382	0	35880	N.D.	BelowCal
Target Compounds						
2) a-BHC	5.813	6.424f	115678	174985	0.024	0.037 #
3) g-BHC	6.067f	6.786	85615	14939	0.020	0.003 #
4) b-BHC	6.179	6.840	31515	21281	0.017	0.012 #
5) Heptachlor	6.505	7.141	116022	106367	0.029	0.025
6) d-BHC	6.326	7.093	25591	48925	0.040	0.049
7) Aldrin	6.756	7.395	10228	7161	0.002	0.002
8) Heptachlo...	7.215	0.000	22083596	0	5.588	N.D. #
9) trans-Chl...	7.302	7.984	639702	21303568	0.159	5.580 #
10) cis-Chlor...	7.392	8.094	35211712	1514183	9.459	0.406 #
11) Endosulfa...	7.500	8.157	226027	103746	0.061	0.031 #
12) 4,4'-DDE	7.500f	8.206	226027	51388	0.062	0.021 #
13) Dieldrin	7.634f	8.358	1150862	18319171	0.285	4.752 #
14) Endrin	7.862f	8.582	37945033	18833586	11.244	6.370 #
15) 4,4'-DDD	7.862f	8.617	37945033	37094585	13.299	13.765
16) Endosulfa...	0.000	8.718	0	37526	N.D.	0.012 #
17) 4,4'-DDT	8.084	0.000	20302	0	0.018	N.D. #
18) Endrin Al...	8.280	8.960	193280	92604	BelowCal	0.032
19) Endosulfa...	0.000	9.151	0	38512	N.D.	0.013 #
20) Methoxychlor	8.422	9.329	18876	13331	BelowCal	BelowCal
21) Endrin Ke...	8.764	9.536	474223	22120715	0.133	6.586 #
23) Hexachlor...	3.047	3.534	38036984	43322437	9.916	9.882
24) Hexachlor...	5.656	6.314	30381416	27742495	9.726	9.509
25) Oxychlorane	7.134	7.775	31811761	29171276	9.866	9.694
26) 2,4'-DDE	7.215	7.984	22083596	21303568	9.227	9.799
27) trans-Non...	7.392	8.049	35211712	33268899	9.961	9.908
28) 2,4'-DDD	7.587	8.358	18731913	18319171	9.795	8.814
29) 2,4'-DDT	7.769	8.582	18035412	18833586	9.693	9.870
30) cis-Nonac...	7.862	8.617	37945033	37094585	9.228	9.281
31) Mirex	8.527	9.536	24415174	22120715	9.701	9.583
32) Chlordane...	7.302	7.984	639702	21303568	1.549	49.184 #
33) Chlordane...	7.392	8.094	35211712	1514183	68.438	4.150 #
34) Chlordane...	0.000	8.773	0	1554331	N.D.	13.031 #
35) Chlordane...	0.000	0.000	0	0	N.D.	N.D.
36) Toxaphene...	7.392	8.316	35211712	8930	2131.327	0.272 #
37) Toxaphene...	7.634f	0.000	1150862	0	32.910	N.D. #
38) Toxaphene...	0.000	8.718	0	37526	N.D.	0.594 #
39) Toxaphene...	8.192f	8.773	1464971	1554331	14.570	BelowCal #
40) Toxaphene...	8.422f	8.960	18876	92604	0.362	1.577 #
41) Toxaphene...	8.527	9.329	24415174	13331	330.845	0.207 #
42) Toxaphene...	0.000	0.000	0	0	N.D.	N.D.

(f)=RT Delta > 1/2 Window (#)=Amounts differ by > 25% (m)=manual int.

Quantitation Report (Not Reviewed)

Data Path : C:\msdchem\1\data\2020-06\0F06008\REQUANT\
Data File : ECD8-06062020.D
Signal(s) : Signal #1: ECD1A.ch Signal #2: ECD2B.ch
Acq On : 6 Jun 2020 19:58
Operator : MJB
Sample : 0F06008-CALE
Misc : A20C356, 9-42 10 ppb
ALS Vial : 18 Sample Multiplier: 1

Integration File signal 1: PEST1.e
Integration File signal 2: PEST2.e
Quant Time: Jun 07 15:00:28 2020
Quant Method : C:\msdchem\1\methods\ECD8_QUANTPEST_200606.M
Quant Title : Instrument: DualECD8
QLast Update : Sun Jun 07 14:07:09 2020
Response via : Initial Calibration
Integrator: ChemStation



Quantitation Report (Not Reviewed)

Data Path : C:\msdchem\1\data\2020-06\0F06008\REQUANT\
 Data File : ECD8-06062021.D
 Signal(s) : Signal #1: ECD1A.ch Signal #2: ECD2B.ch
 Acq On : 6 Jun 2020 20:15
 Operator : MJB
 Sample : 0F06008-CALF
 Misc : A20C357, 9-42 25 ppb
 ALS Vial : 19 Sample Multiplier: 1

Integration File signal 1: PEST1.e
 Integration File signal 2: PEST2.e
 Quant Time: Jun 07 15:00:39 2020
 Quant Method : C:\msdchem\1\methods\ECD8_QUANTPEST_200606.M
 Quant Title : Instrument: DualECD8
 QLast Update : Sun Jun 07 14:07:09 2020
 Response via : Initial Calibration
 Integrator: ChemStation

*MJB
6/7/20*

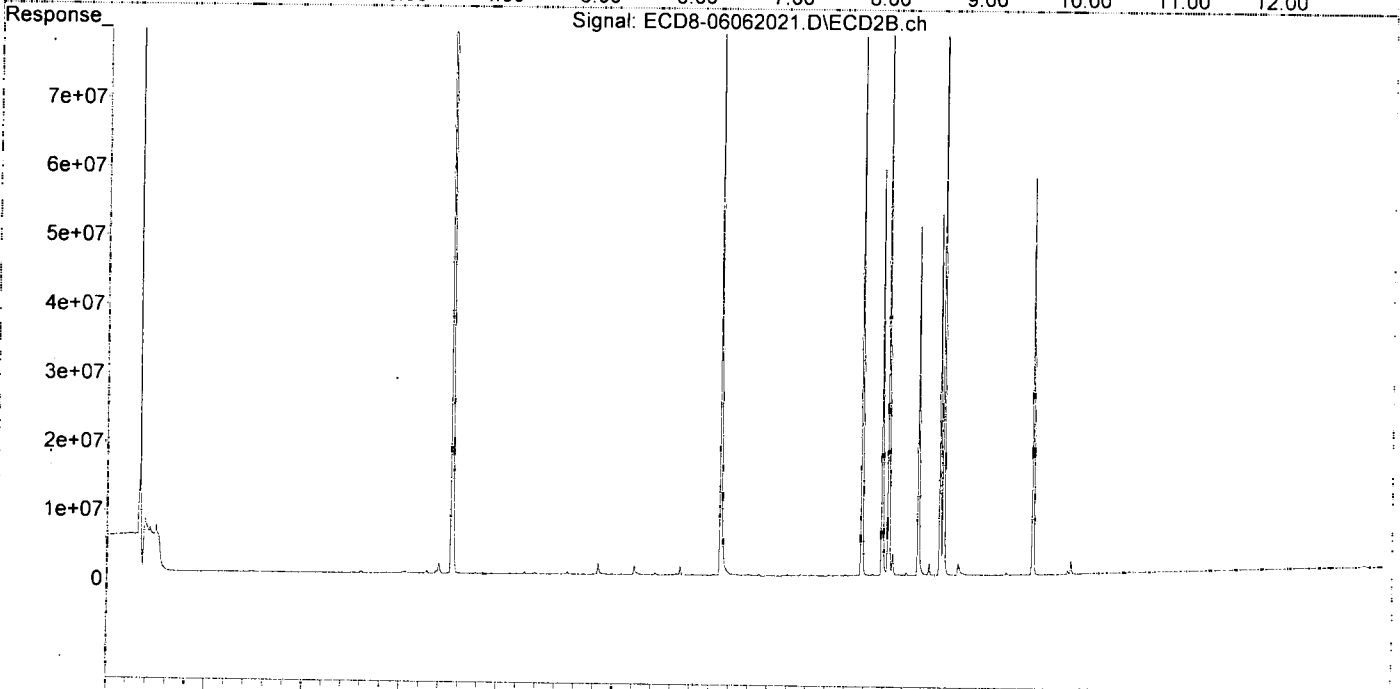
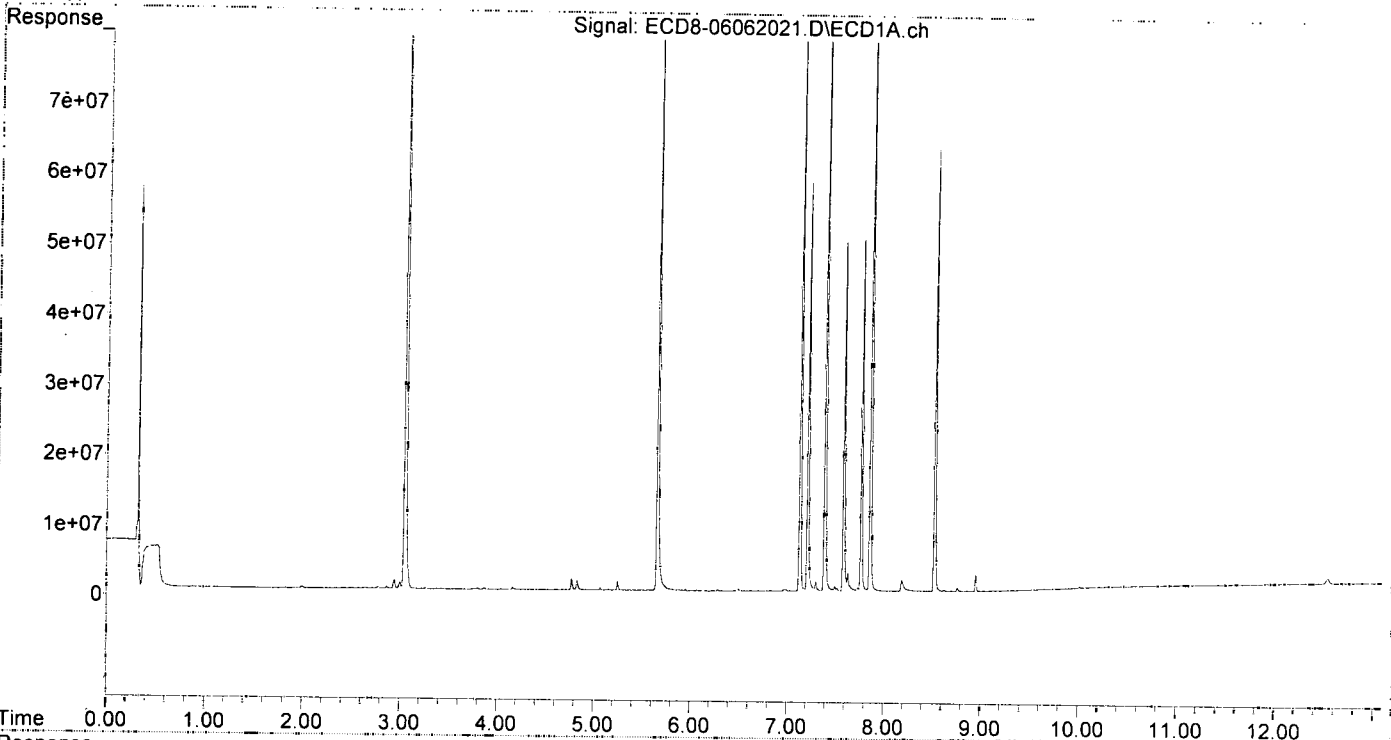
	Compound	RT#1	RT#2	Resp#1	Resp#2	ng/mL	ng/mL
System Monitoring Compounds							
1)	S TCMX (S)	5.249f	5.856	1240308	163621	0.340	0.046 #
22)	S DCBP (S)	9.482	10.385	60281	63188	BelowCal	BelowCal
Target Compounds							
2)	a-BHC	5.809	6.431f	239331	290947	0.049	0.061
3)	g-BHC	6.094	6.784	93914	108688	0.022	0.025
4)	b-BHC	6.167	6.840	102463	110091	0.057	0.060
5)	Heptachlor	6.503	7.141	309783	308024	0.078	0.073
6)	d-BHC	6.324	7.096	92836	120196	0.060	0.068
7)	Aldrin	6.763	7.405	55524	40884	0.013	0.010
8)	Heptachlo...	7.214	7.828	58290492	240902	14.750	0.064 #
9)	trans-Chl...	7.301	7.983	1350698	58724684	0.336	15.381 #
10)	cis-Chlor...	7.390	8.093	90111332	3169229	24.277	0.851 #
11)	Endosulfa...	7.498	8.161	746111	184976	0.203	0.055 #
12)	4,4'-DDE	7.498f	8.206	746111	158730	0.204	0.054 #
13)	Dieldrin	7.633f	8.357	2624022	50440715	0.650	13.083 #
14)	Endrin	7.861f	8.581	97417447	52198495	28.868	17.656 #
15)	4,4'-DDD	7.861f	8.617	97417447	96357003	34.143	34.389
16)	Endosulfa...	8.013f	8.718	122870	58209	0.040	0.019 #
17)	4,4'-DDT	8.084	8.847	124557	160089	0.064	0.026 #
18)	Endrin Al...	8.278	8.961	238734	68767	BelowCal	0.024
19)	Endosulfa...	0.000	9.152	0	39593	N.D.	0.013 #
20)	Methoxychlor	8.425	9.332	87730	30985	BelowCal	BelowCal
21)	Endrin Ke...	8.761	9.535	499135	57280592	0.140	17.054 #
23)	Hexachlor...	3.048	3.534	95294680	111.2E6	25.121	25.472
24)	Hexachlor...	5.656	6.313	79880115	79728985	25.615	26.932
25)	Oxychlorane	7.133	7.774	81758626	78433559	25.513	26.106
26)	2,4'-DDE	7.214	7.983	58290492	58724684	24.355	26.810
27)	trans-Non...	7.390	8.050	90111332	87275991	25.754	26.096
28)	2,4'-DDD	7.585	8.357	49825773	50440715	26.046	24.270
29)	2,4'-DDT	7.768	8.581	50321319	52198495	26.842	26.789
30)	cis-Nonac...	7.861	8.617	97417447	96357003	23.691	24.108
31)	Mirex	8.527	9.535	62846910	57280592	25.431	25.096
32)	Chlordane...	7.301	7.983	1350698	58724684	3.270	135.578 #
33)	Chlordane...	7.390	8.093	90111332	3169229	175.143	8.687 #
34)	Chlordane...	0.000	8.770	0	1636426	N.D.	13.720 #
35)	Chlordane...	0.000	0.000	0	0	N.D.	N.D.
36)	Toxaphene...	7.390	8.317	90111332	8783	5136.883	0.268 #
37)	Toxaphene...	7.633f	0.000	2624022	0	79.816	N.D. #
38)	Toxaphene...	8.013f	8.718	122870	58209	1.694	0.921 #
39)	Toxaphene...	8.191f	8.770	1626593	1636426	17.229	BelowCal #
40)	Toxaphene...	8.425f	8.961	87730	68767	1.684	1.171 #
41)	Toxaphene...	8.527	9.332	62846910	30985	851.625	0.482 #
42)	Toxaphene...	0.000	0.000	0	0	N.D.	N.D.

(f)=RT Delta > 1/2 Window (#)=Amounts differ by > 25% (m)=manual int.

Quantitation Report (Not Reviewed)

Data Path : C:\msdchem\1\data\2020-06\0F06008\REQUANT\
Data File : ECD8-06062021.D
Signal(s) : Signal #1: ECD1A.ch Signal #2: ECD2B.ch
Acq On : 6 Jun 2020 20:15
Operator : MJB
Sample : 0F06008-CALF
Misc : A20C357, 9-42 25 ppb
ALS Vial : 19 Sample Multiplier: 1

Integration File signal 1: PEST1.e
Integration File signal 2: PEST2.e
Quant Time: Jun 07 15:00:39 2020
Quant Method : C:\msdchem\1\methods\ECD8_QUANTPEST_200606.M
Quant Title : Instrument: DualECD8
QLast Update : Sun Jun 07 14:07:09 2020
Response via : Initial Calibration
Integrator: ChemStation



Quantitation Report (Not Reviewed)

Data Path : C:\msdchem\1\data\2020-06\0F06008\REQUANT\
 Data File : ECD8-06062022.D
 Signal(s) : Signal #1: ECD1A.ch Signal #2: ECD2B.ch
 Acq On : 6 Jun 2020 20:31
 Operator : MJB
 Sample : 0F06008-CALG
 Misc : A20C358, 9-42 50 ppb
 ALS Vial : 20 Sample Multiplier: 1

Integration File signal 1: PEST1.e
 Integration File signal 2: PEST2.e
 Quant Time: Jun 07 15:00:53 2020
 Quant Method : C:\msdchem\1\methods\ECD8_QUANTPEST_200606.M
 Quant Title : Instrument: DualECD8
 QLast Update : Sun Jun 07 14:07:09 2020
 Response via : Initial Calibration
 Integrator: ChemStation

MJB
6/7/20

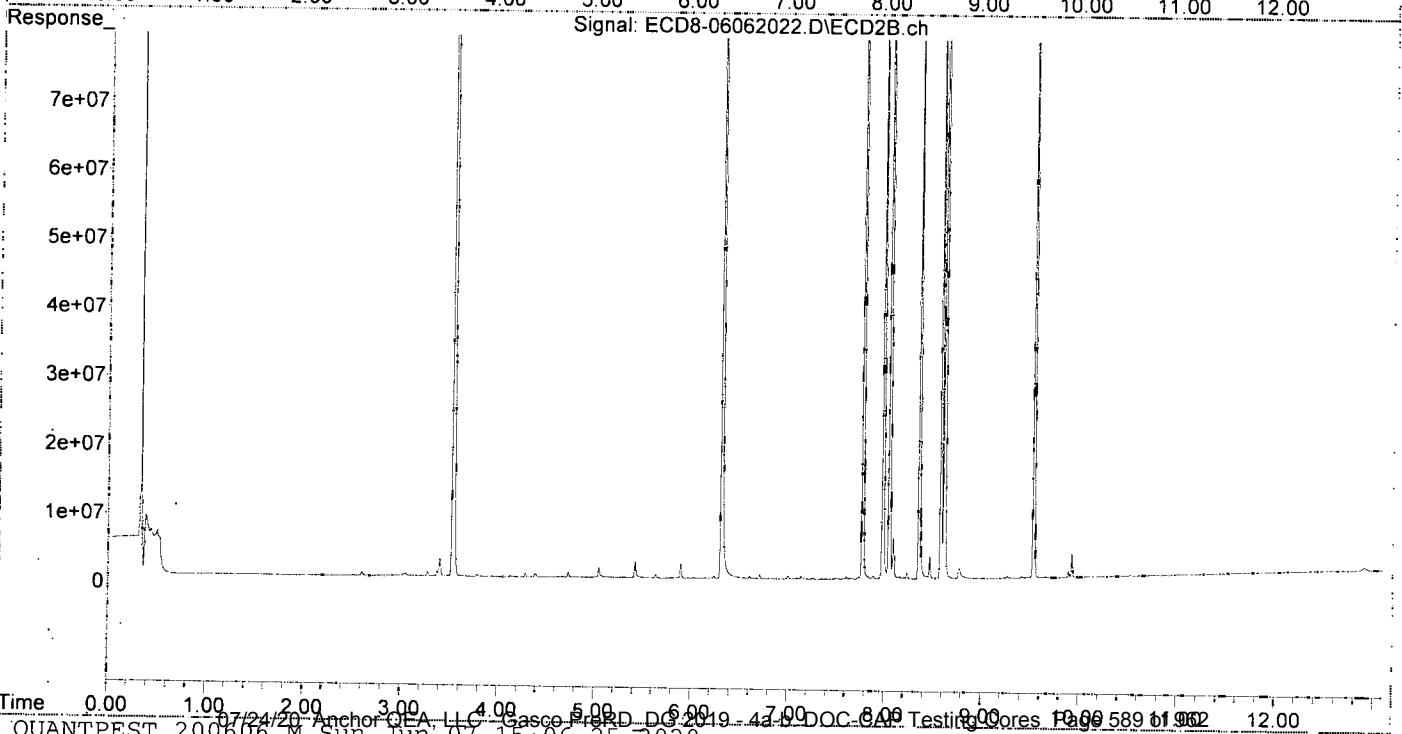
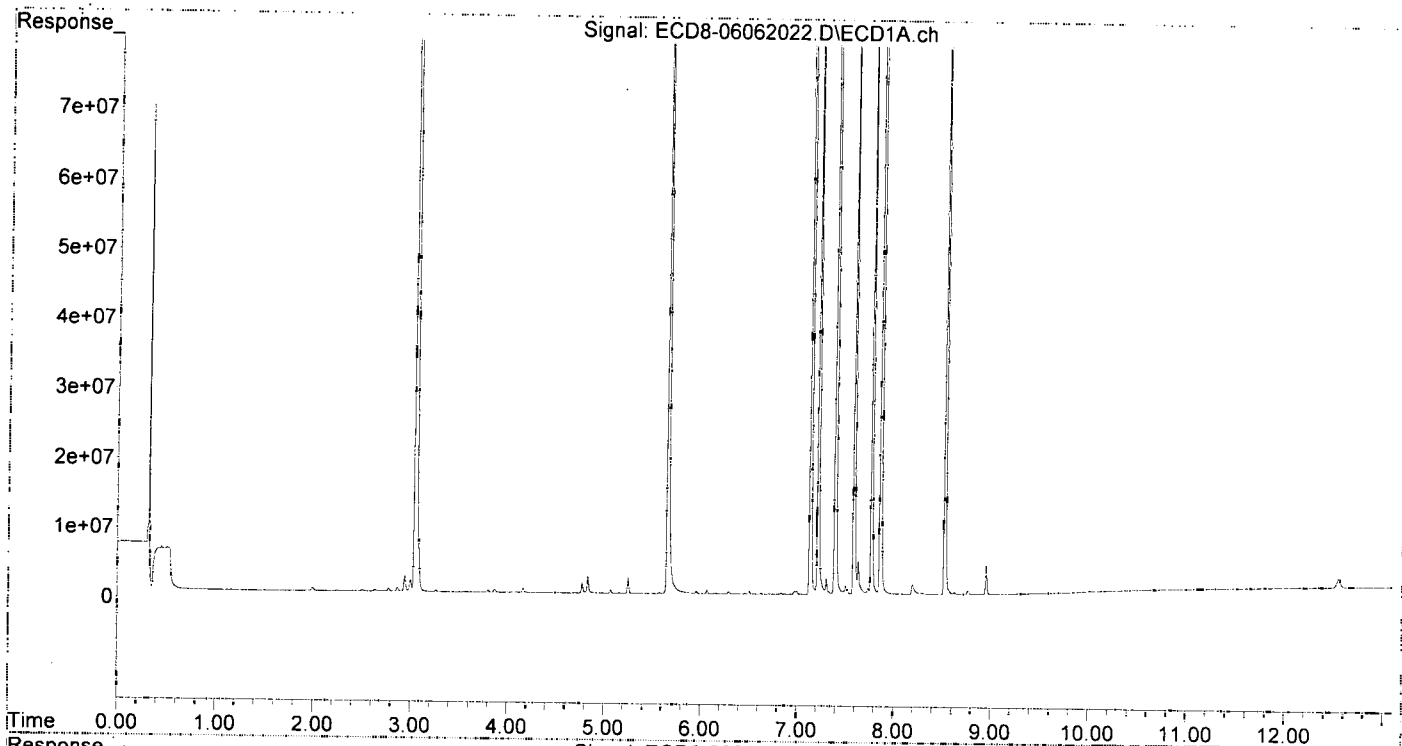
	Compound	RT#1	RT#2	Resp#1	Resp#2	ng/mL	ng/mL	
System Monitoring Compounds								
1)	S TCMX (S)	5.249f	5.859	2278604	114210	0.625	0.032	#
22)	S DCBP (S)	9.484	10.385	26895	20181	BelowCal	BelowCal	
Target Compounds								
2)	a-BHC	0.000	6.492f	0	193846	N.D.	0.041	#
3)	g-BHC	6.067f	6.771	551919	9179	0.129	0.002	#
4)	b-BHC	6.149f	6.841	61264	24494	0.034	0.013	#
5)	Heptachlor	6.505	7.142	451498	434893	0.114	0.103	
6)	d-BHC	6.290f	7.106	381111	113271	0.145	0.066	#
7)	Aldrin	6.709f	7.402	92784	27193	0.022	0.007	#
8)	Heptachlo...	7.214	7.827	112.8E6	475984	28.537	0.126	#
9)	trans-Chl...	7.302	7.983	2306234	115.7E6	0.573	30.310	#
10)	cis-Chlor...	7.391	8.093	177.0E6	5905244	47.124	1.585	#
11)	Endosulfa...	7.499	8.159	1274676	361809	0.346	0.107	#
12)	4,4'-DDE	7.477	8.205	463690	283934	0.127	0.092	#
13)	Dieldrin	7.633f	8.357	4742186	98432282	1.175	25.531	#
14)	Endrin	7.861f	8.581	194.0E6	104.0E6	57.480	35.166	#
15)	4,4'-DDD	7.861f	8.617	194.0E6	189.8E6	67.982	64.133	#
16)	Endosulfa...	8.014f	0.000	134972	0	0.044	N.D.	#
17)	4,4'-DDT	8.084	8.848	108251	203374	0.057	0.044	
18)	Endrin Al...	8.289	8.963	241893	91700	BelowCal	0.032	
19)	Endosulfa...	0.000	9.149	0	32180	N.D.	0.011	#
20)	Methoxychlor	0.000	9.332	0	36937	N.D.	BelowCal	
21)	Endrin Ke...	8.764	9.536	496552	111.5E6	0.139	33.187	#
23)	Hexachlor...	3.048	3.535	181.1E6	210.7E6	47.895	47.977	#
24)	Hexachlor...	5.656	6.313	160.0E6	159.2E6	50.680	51.936	#
25)	Oxychlordane	7.134	7.774	157.3E6	153.9E6	48.860	50.530	#
26)	2,4'-DDE	7.214	7.983	112.8E6	115.7E6	47.123	51.342	#
27)	trans-Non...	7.391	8.050	177.0E6	168.3E6	50.297	49.695	#
28)	2,4'-DDD	7.586	8.357	97515455	98432282	50.199	47.361	#
29)	2,4'-DDT	7.768	8.581	99153199	104.0E6	51.650	51.210	#
30)	cis-Nonac...	7.861	8.617	194.0E6	189.8E6	47.173	47.488	#
31)	Mirex	8.527	9.536	121.8E6	111.5E6	49.444	48.602	#
32)	Chlordane...	7.302	7.983	2306234	115.7E6	5.583	267.173	#
33)	Chlordane...	7.391	8.093	177.0E6	5905244	343.945	16.186	#
34)	Chlordane...	0.000	8.774	0	1516202	N.D.	12.712	#
35)	Chlordane...	0.000	0.000	0	0	N.D.	N.D.	
36)	Toxaphene...	7.391	8.357f	177.0E6	98432282	9321.945	2999.722	#
37)	Toxaphene...	7.633f	8.675	4742186	311778	147.302	7.321	#
38)	Toxaphene...	8.014f	8.675f	134972	311778	1.861	4.934	#
39)	Toxaphene...	8.194f	8.774	1437320	1516202	14.115	BelowCal	#
40)	Toxaphene...	0.000	8.963	0	91700	N.D.	1.562	#
41)	Toxaphene...	8.527	9.332	121.8E6	36937	1650.421	0.575	#
42)	Toxaphene...	0.000	0.000	0	0	N.D.	N.D.	

(f)=RT Delta > 1/2 Window (#)=Amounts differ by > 25% (m)=manual int.

Quantitation Report (Not Reviewed)

Data Path : C:\msdchem\1\data\2020-06\0F06008\REQUANT\
Data File : ECD8-06062022.D
Signal(s) : Signal #1: ECD1A.ch Signal #2: ECD2B.ch
Acq On : 6 Jun 2020 20:31
Operator : MJB
Sample : 0F06008-CALG
Misc : A20C358, 9-42 50 ppb
ALS Vial : 20 Sample Multiplier: 1

Integration File signal 1: PEST1.e
Integration File signal 2: PEST2.e
Quant Time: Jun 07 15:00:53 2020
Quant Method : C:\msdchem\1\methods\ECD8_QUANTPEST_200606.M
Quant Title : Instrument: DualECD8
QLast Update : Sun Jun 07 14:07:09 2020
Response via : Initial Calibration
Integrator: ChemStation



Quantitation Report (Not Reviewed)

Data Path : C:\msdchem\1\data\2020-06\0F06008\REQUANT\
 Data File : ECD8-06062023.D
 Signal(s) : Signal #1: ECD1A.ch Signal #2: ECD2B.ch
 Acq On : 6 Jun 2020 20:48
 Operator : MJB
 Sample : 0F06008-CALH
 Misc : A20C359, 9-42 100 ppb
 ALS Vial : 21 Sample Multiplier: 1

Integration File signal 1: PEST1.e
 Integration File signal 2: PEST2.e
 Quant Time: Jun 07 15:01:04 2020
 Quant Method : C:\msdchem\1\methods\ECD8_QUANTPEST_200606.M
 Quant Title : Instrument: DualECD8
 QLast Update : Sun Jun 07 14:07:09 2020
 Response via : Initial Calibration
 Integrator: ChemStation

MJB
6/7/20

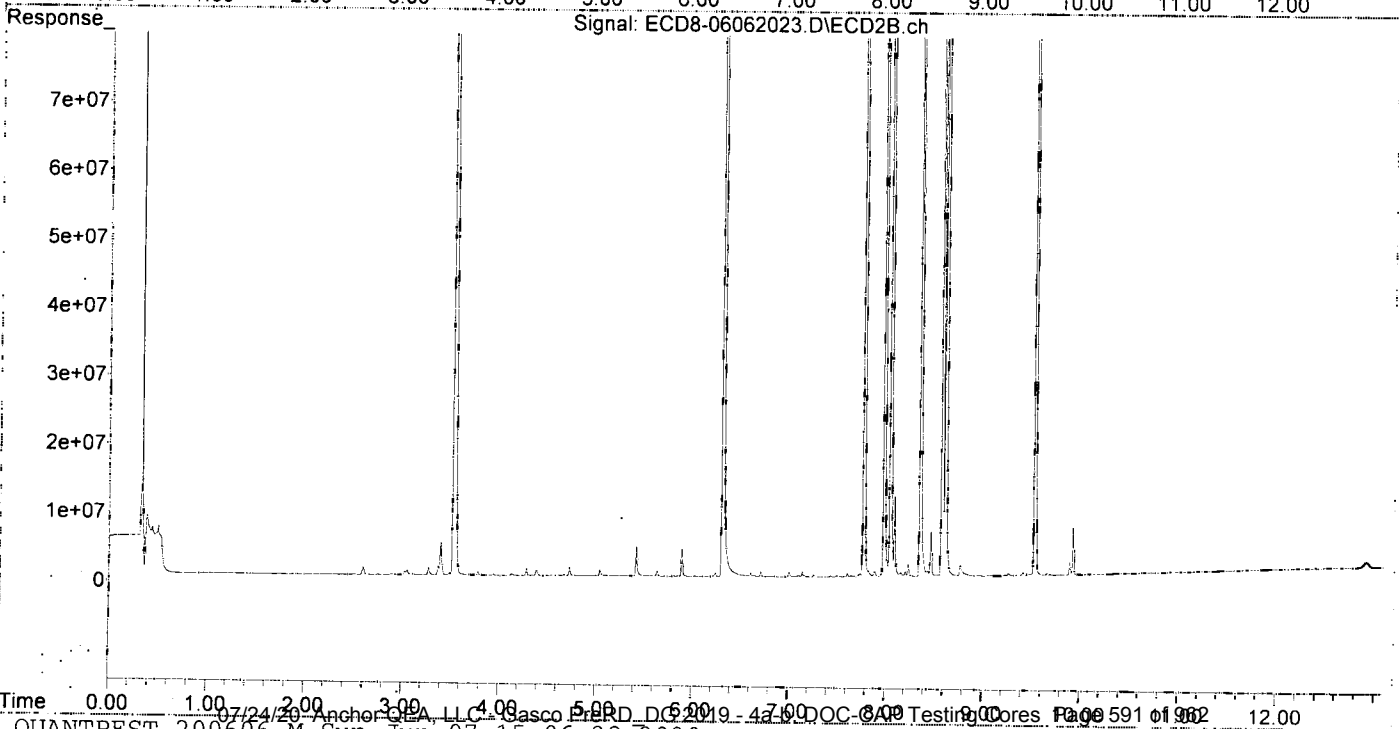
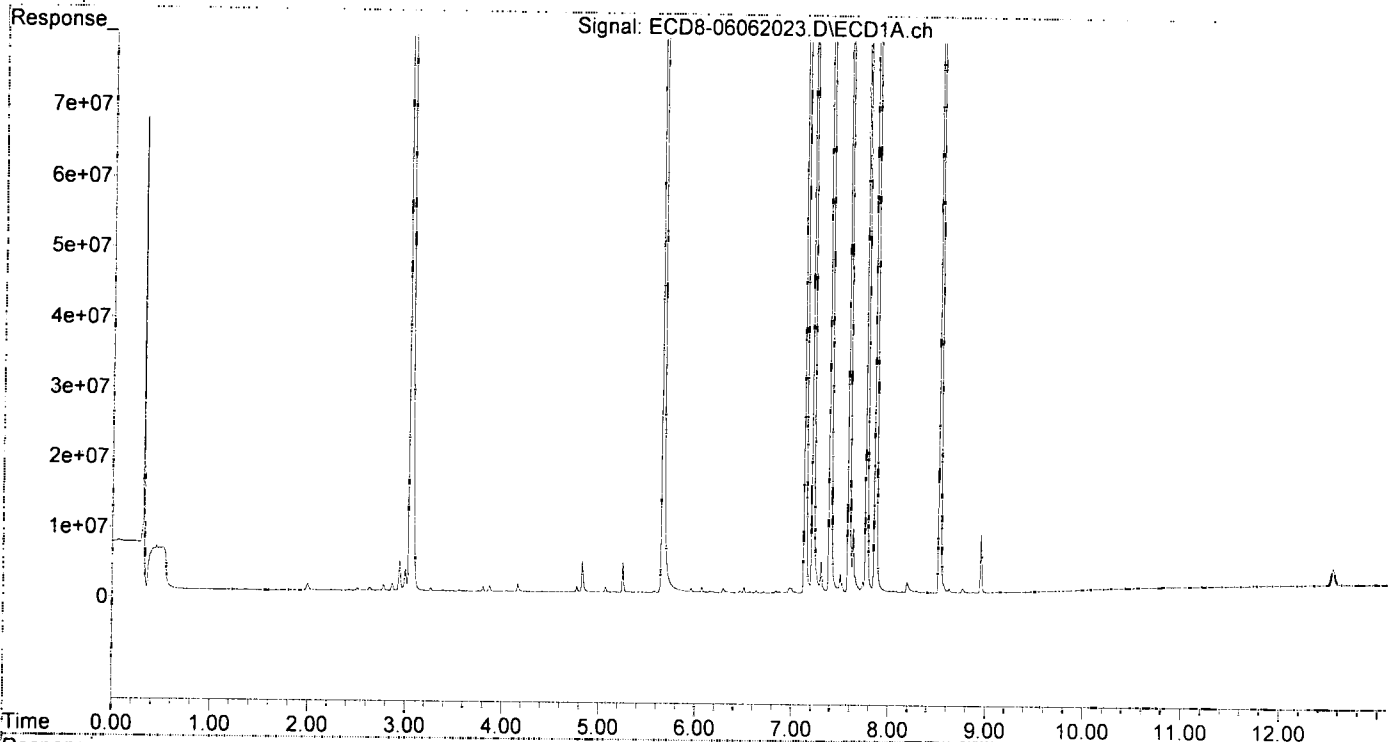
Compound	RT#1	RT#2	Resp#1	Resp#2	ng/mL	ng/mL
System Monitoring Compounds						
1) S TCMX (S)	5.249f	5.844	4244313	51931	1.164	0.015 #
22) S DCBP (S)	0.000	0.000	0	0	N.D.	N.D.
Target Compounds						
2) a-BHC	0.000	0.000	0	0	N.D.	N.D.
3) g-BHC	6.068f	6.781	805694	84423	0.189	0.020 #
4) b-BHC	6.188	6.842	101251	75866	0.056	0.042 #
5) Heptachlor	6.506	7.141	808363	802887	0.204	0.189
6) d-BHC	6.290f	7.105	630291	192707	0.218	0.087 #
7) Aldrin	6.736	7.398	30144	36638	0.007	0.009 #
8) Heptachlo...	7.213	7.828	231.3E6	868723	58.532	0.231 #
9) trans-Chl...	7.301	7.983	4467047	247.4E6	1.110	64.799 #
10) cis-Chlor...	7.391	8.094	366.4E6	11605707	94.703	3.115 #
11) Endosulfa...	7.499	8.160	2762485	615681	0.750	0.182 #
12) 4,4'-DDE	7.476	8.205	756147	768887	0.206	0.239
13) Dieldrin	7.633f	8.357	9188140	208.4E6	2.276	54.056 #
14) Endrin	7.861f	8.581	396.8E6	230.9E6	117.578	78.115 #
15) 4,4'-DDD	7.861f	8.617	396.8E6	394.5E6	139.062	120.953
16) Endosulfa...	8.014f	0.000	290520	0	0.095	N.D. #
17) 4,4'-DDT	8.084	8.849	249156	309895	0.119	0.087 #
18) Endrin Al...	8.289	8.964	320688	138107	BelowCal	0.048
19) Endosulfa...	0.000	9.149	0	35906	N.D.	0.012 #
20) Methoxychlor	0.000	9.331	0	64464	N.D.	BelowCal
21) Endrin Ke...	8.766	9.536	555391	238.4E6	0.156	70.983 #
23) Hexachlor...	3.049	3.534	363.4E6	428.8E6	96.181	95.903
24) Hexachlor...	5.657	6.313	328.0E6	337.8E6	100.857	102.520
25) Oxychlorane	7.134	7.775	326.9E6	322.2E6	99.855	102.165
26) 2,4'-DDE	7.213	7.983	231.3E6	247.4E6	96.652	102.978
27) trans-Non...	7.391	8.050	366.4E6	358.6E6	102.094	102.345
28) 2,4'-DDD	7.585	8.357	204.1E6	208.4E6	101.221	100.277
29) 2,4'-DDT	7.768	8.581	208.6E6	230.9E6	103.160	104.198
30) cis-Nonac...	7.861	8.617	396.8E6	394.5E6	96.494	98.701
31) Mirex	8.527	9.536	244.0E6	238.4E6	98.774	101.906
32) Chlordane...	7.301	7.983	4467047	247.4E6	10.814	571.190 #
33) Chlordane...	7.391	8.094	366.4E6	11605707	712.117	31.810 #
34) Chlordane...	0.000	8.772	0	1660723	N.D.	13.923 #
35) Chlordane...	0.000	0.000	0	0	N.D.	N.D.
36) Toxaphene...	7.391	8.357f	366.4E6	208.4E6	16948.913	6351.268 #
37) Toxaphene...	7.633f	0.000	9188140	0	289.123	N.D. #
38) Toxaphene...	8.014f	0.000	290520	0	4.005	N.D. #
39) Toxaphene...	8.194f	8.772	1535723	1660723	15.734	BelowCal #
40) Toxaphene...	0.000	8.964	0	138107	N.D.	2.352 #
41) Toxaphene...	8.527	9.331	244.0E6	64464	3305.757	1.003 #
42) Toxaphene...	0.000	0.000	0	0	N.D.	N.D.

(f)=RT Delta > 1/2 Window (#)=Amounts differ by > 25% (m)=manual int.

Quantitation Report (Not Reviewed)

Data Path : C:\msdchem\1\data\2020-06\0F06008\REQUANT\
Data File : ECD8-06062023.D
Signal(s) : Signal #1: ECD1A.ch Signal #2: ECD2B.ch
Acq On : 6 Jun 2020 20:48
Operator : MJB
Sample : 0F06008-CALH
Misc : A20C359, 9-42 100 ppb
ALS Vial : 21 Sample Multiplier: 1

Integration File signal 1: PEST1.e
Integration File signal 2: PEST2.e
Quant Time: Jun 07 15:01:04 2020
Quant Method : C:\msdchem\1\methods\ECD8_QUANTPEST_200606.M
Quant Title : Instrument: DualECD8
QLast Update : Sun Jun 07 14:07:09 2020
Response via : Initial Calibration
Integrator: ChemStation



Quantitation Report (Not Reviewed)

Data Path : C:\msdchem\1\data\2020-06\0F06008\REQUANT\
 Data File : ECD8-06062024.D
 Signal(s) : Signal #1: ECD1A.ch Signal #2: ECD2B.ch
 Acq On : 6 Jun 2020 21:04
 Operator : MJB
 Sample : 0F06008-CALI
 Misc : A20C352, 9-42 200 ppb
 ALS Vial : 22 Sample Multiplier: 1

Integration File signal 1: PEST1.e
 Integration File signal 2: PEST2.e
 Quant Time: Jun 07 15:01:14 2020
 Quant Method : C:\msdchem\1\methods\ECD8_QUANTPEST_200606.M
 Quant Title : Instrument: DualECD8
 QLast Update : Sun Jun 07 14:07:09 2020
 Response via : Initial Calibration
 Integrator: ChemStation

MJB
6/7/20

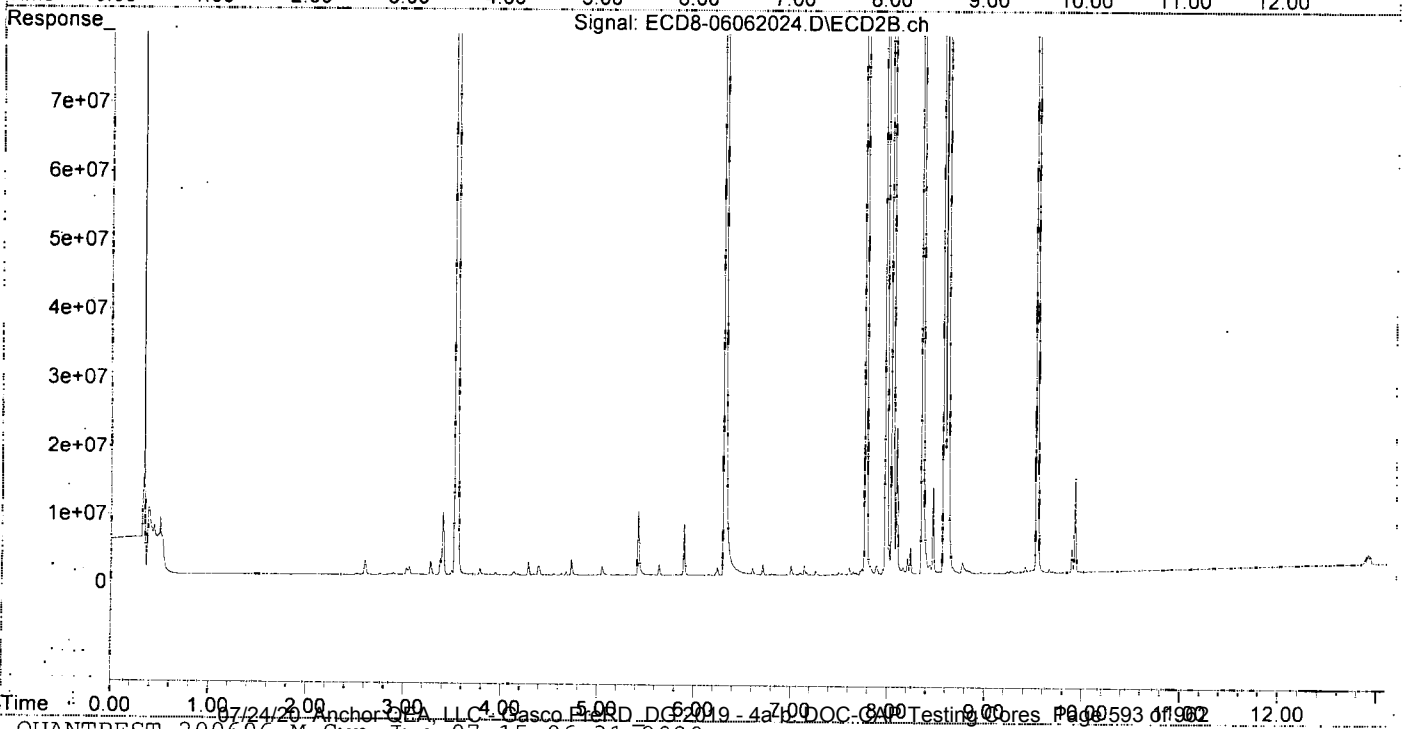
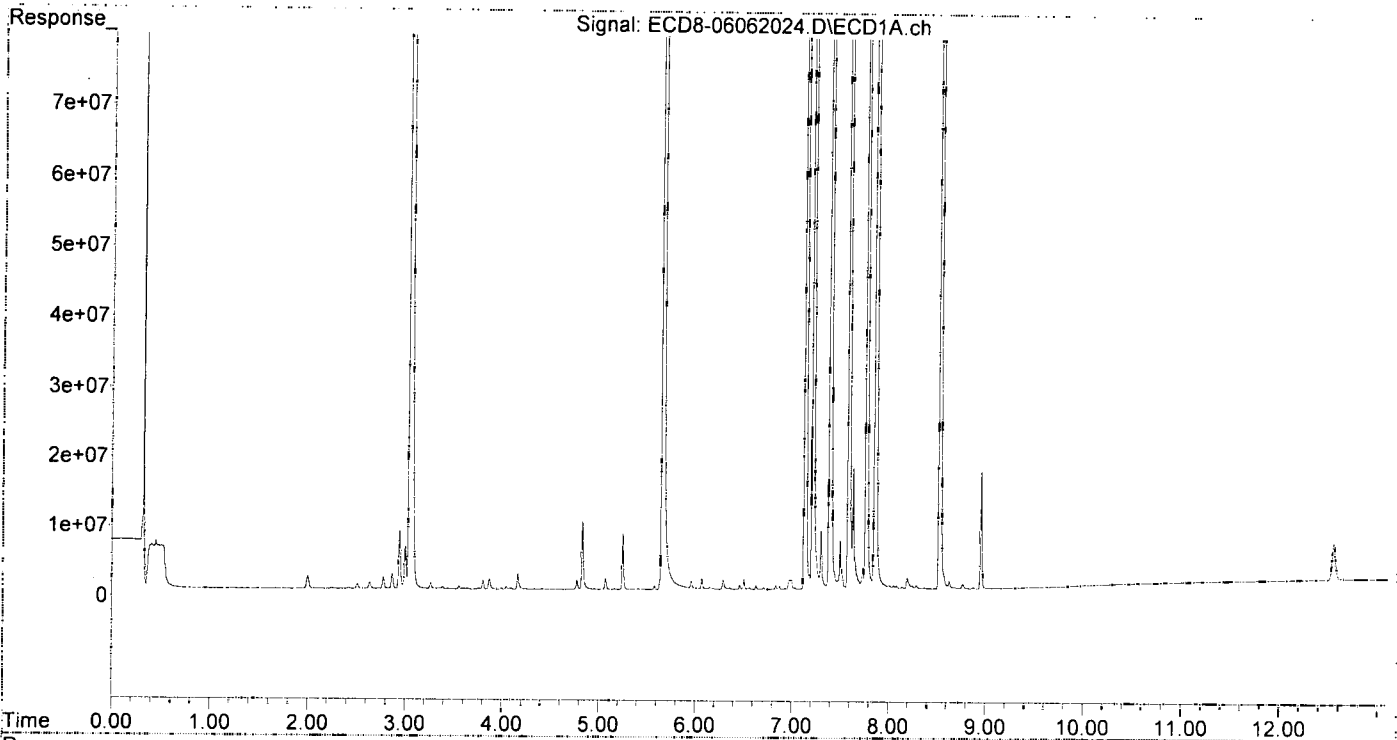
Compound	RT#1	RT#2	Resp#1	Resp#2	ng/mL	ng/mL
System Monitoring Compounds						
1) S TCMX (S)	5.249f	5.859	7992791	148108	2.191	0.042 #
22) S DCBP (S)	9.484	10.394	39481	15662	BelowCal	BelowCal
Target Compounds						
2) a-BHC	0.000	0.000	0	0	N.D.	N.D.
3) g-BHC	6.068f	6.782	1699536	156746	0.398	0.037 #
4) b-BHC	6.151f	6.843	324223	142062	0.180	0.078 #
5) Heptachlor	6.505	7.142	1520423	1486371	0.385	0.351
6) d-BHC	6.288f	7.105	1379378	384143	0.437	0.139 #
7) Aldrin	6.736	7.403	48939	65755	0.011	0.016 #
8) Heptachlo...	7.213	7.828	484.6E6	1403502	122.633	0.373 #
9) trans-Chl...	7.301	7.983	8404883	523.6E6	2.089	137.134 #
10) cis-Chlor...	7.391	8.094	736.3E6	21386293	180.295	5.740 #
11) Endosulfa...	7.499	8.160	6906995	1086862	1.876	0.320 #
12) 4,4'-DDE	7.477	8.206	1238555	2384745	0.338	0.727 #
13) Dieldrin	7.633f	8.358	17346617	447.2E6	4.297	115.993 #
14) Endrin	7.862f	8.582	807.5E6	495.5E6	239.283	167.601 #
15) 4,4'-DDD	7.862f	8.618	807.5E6	857.8E6	283.004	224.878
16) Endosulfa...	8.014f	0.000	533670	0	0.175	N.D. #
17) 4,4'-DDT	8.084	8.849	489841	507769	0.225	0.166 #
18) Endrin Al...	8.290	8.964	515881	251742	BelowCal	0.087
19) Endosulfa...	0.000	9.150	0	36905	N.D.	0.012 #
20) Methoxychlor	8.406	9.338	40993	113491	BelowCal	BelowCal
21) Endrin Ke...	8.768	9.537	649693	486.1E6	0.182	144.732 #
23) Hexachlor...	3.049	3.536	778.2E6	957.1E6	205.724	205.161
24) Hexachlor...	5.657	6.313	684.1E6	729.6E6	198.523	195.898
25) Oxychlordan...	7.135	7.775	680.8E6	662.5E6	200.914	197.152
26) 2,4'-DDE	7.213	7.983	484.6E6	523.6E6	202.499	195.663
27) trans-Non...	7.391	8.050	736.3E6	736.7E6	197.308	197.548
28) 2,4'-DDD	7.585	8.358	428.4E6	447.2E6	198.256	215.174
29) 2,4'-DDT	7.768	8.582	431.1E6	495.5E6	195.214	195.100
30) cis-Nonac...	7.862	8.618	807.5E6	857.8E6	196.375	214.621
31) Mirex	8.528	9.537	503.2E6	486.1E6	201.625	199.742
32) Chlordane...	7.301	7.983	8404883	523.6E6	20.348	1208.805 #
33) Chlordane...	7.391	8.094	736.3E6	21386293	1431.070	58.618 #
34) Chlordane...	0.000	8.773	0	1696109	N.D.	14.220 #
35) Chlordane...	0.000	0.000	0	0	N.D.	N.D.
36) Toxaphene...	7.391	8.358f	736.3E6	447.2E6	28680.851	13628.548 #
37) Toxaphene...	7.633f	8.676	17346617	953276	549.970	22.385 #
38) Toxaphene...	8.014f	8.676f	533670	953276	7.356	15.087 #
39) Toxaphene...	8.247f	8.773	436387	1696109	BelowCal	0.338
40) Toxaphene...	0.000	8.964	0	251742	N.D.	4.287 #
41) Toxaphene...	8.528	9.338	503.2E6	113491	6819.277	1.767 #
42) Toxaphene...	0.000	0.000	0	0	N.D.	N.D.

(f)=RT Delta > 1/2 Window (#)=Amounts differ by > 25% (m)=manual int.

Quantitation Report (Not Reviewed)

Data Path : C:\msdchem\1\data\2020-06\0F06008\REQUANT\
Data File : ECD8-06062024.D
Signal(s) : Signal #1: ECD1A.ch Signal #2: ECD2B.ch
Acq On : 6 Jun 2020 21:04
Operator : MJB
Sample : 0F06008-CALI
Misc : A20C352, 9-42 200 ppb
ALS Vial : 22 Sample Multiplier: 1

Integration File signal 1: PEST1.e
Integration File signal 2: PEST2.e
Quant Time: Jun 07 15:01:14 2020
Quant Method : C:\msdchem\1\methods\ECD8_QUANTPEST_200606.M
Quant Title : Instrument: DualECD8
QLast Update : Sun Jun 07 14:07:09 2020
Response via : Initial Calibration
Integrator: ChemStation



Quantitation Report (Not Reviewed)

Data Path : C:\msdchem\1\data\2020-06\0F06008\REQUANT\
 Data File : ECD8-06062027.D
 Signal(s) : Signal #1: ECD1A.ch Signal #2: ECD2B.ch
 Acq On : 6 Jun 2020 21:54
 Operator : MJB
 Sample : 0F06008-CALJ
 Misc : A20F083, CHLOR 10 ppb
 ALS Vial : 24 Sample Multiplier: 1

Integration File signal 1: PEST1.e
 Integration File signal 2: PEST2.e
 Quant Time: Jun 07 15:01:48 2020
 Quant Method : C:\msdchem\1\methods\ECD8_QUANTPEST_200606.M
 Quant Title : Instrument: DualECD8
 QLast Update : Sun Jun 07 14:07:09 2020
 Response via : Initial Calibration
 Integrator: ChemStation

MVB
6/7/20

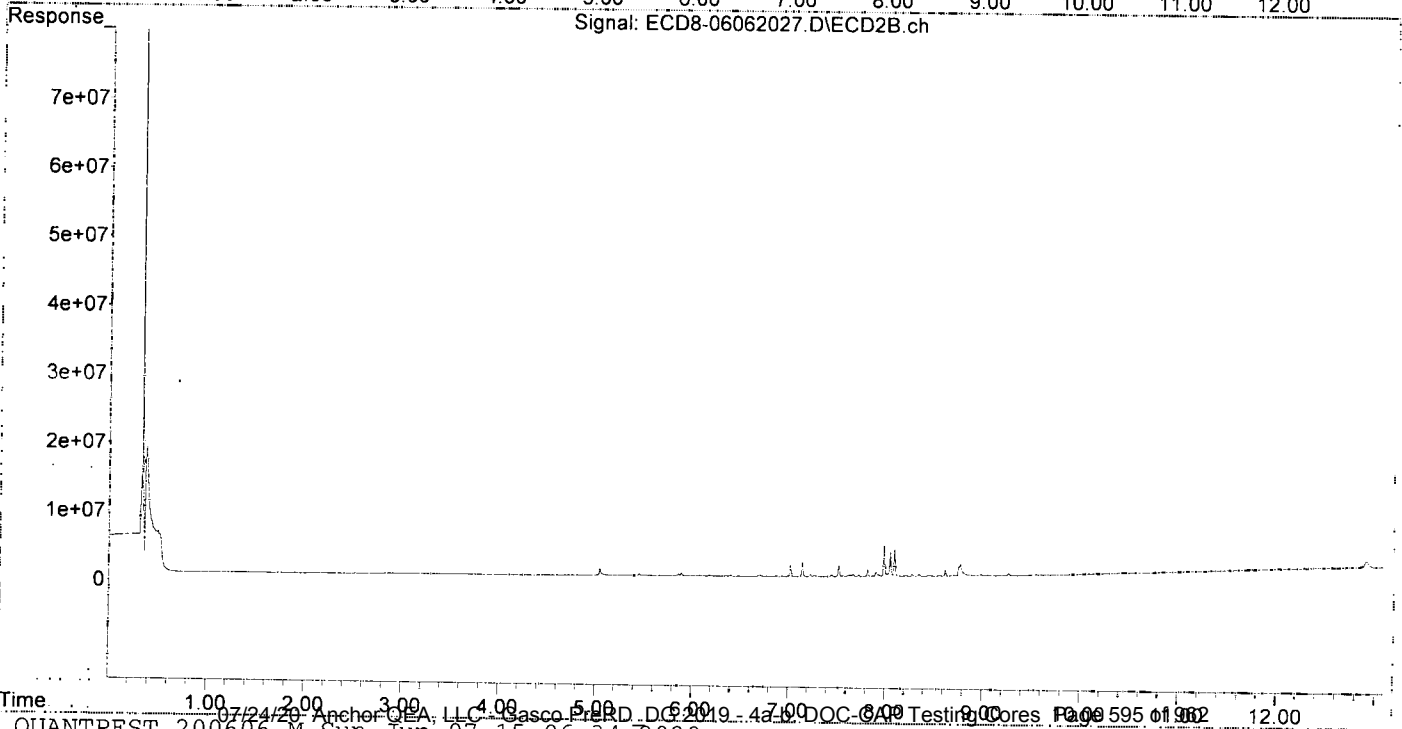
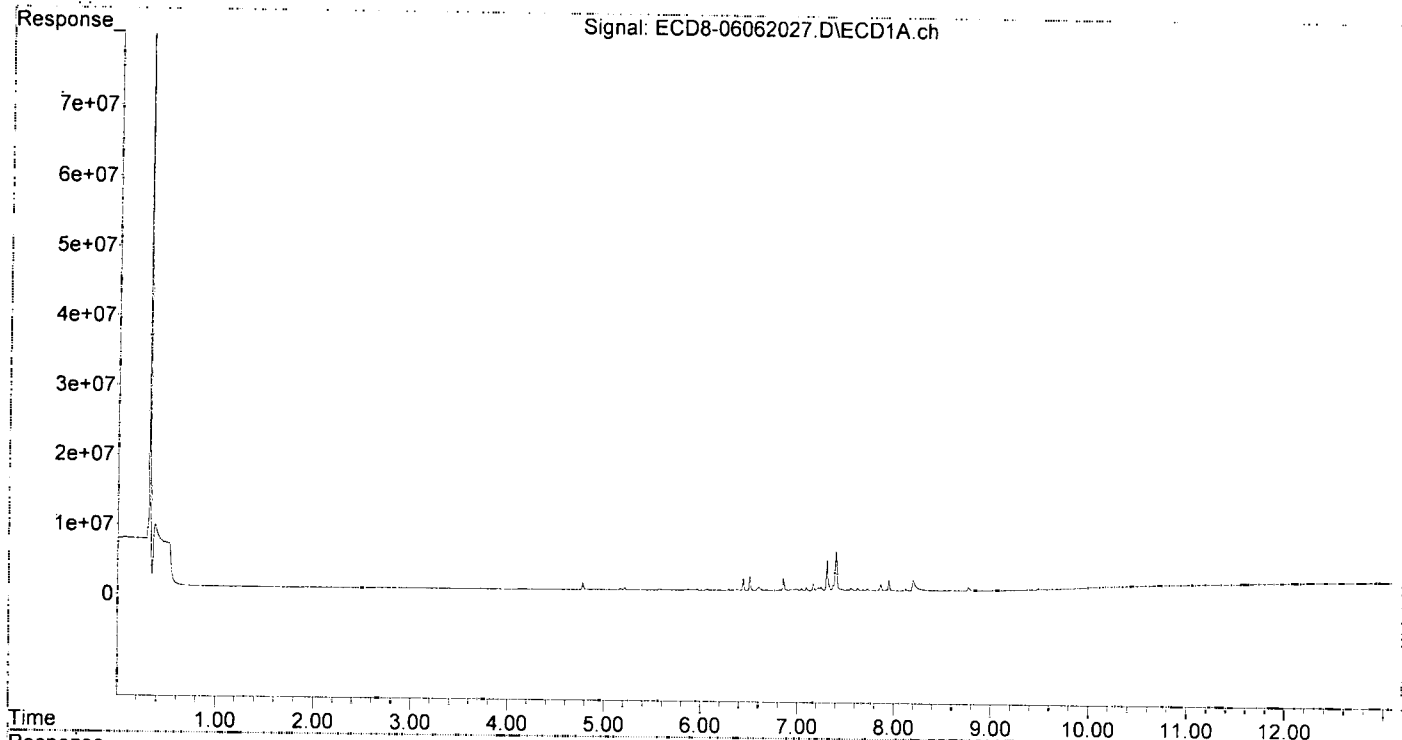
Compound	RT#1	RT#2	Resp#1	Resp#2	ng/mL	ng/mL
System Monitoring Compounds						
1) S TCMX (S)	0.000	5.861	0	262058	N.D.	0.074 #
22) S DCBP (S)	9.484	10.394	207310	152475	BelowCal	BelowCal
Target Compounds						
2) a-BHC	5.817	6.479f	16921	123214	0.003	0.026 #
3) g-BHC	6.067f	6.776	140339	61801	0.033	0.014 #
4) b-BHC	6.174	6.835	23018	13633	0.013	0.007 #
5) Heptachlor	6.505	7.141	2025134	2085654	0.512	0.492
6) d-BHC	6.325	7.093	60625	30857	0.051	0.044
7) Aldrin	6.749	7.373f	21825	71917	0.005	0.018 #
8) Heptachlo...	7.217	7.866	424700	100221	0.107	0.027 #
9) trans-Chl...	7.304	7.986	4408504	4481852	1.096	1.174
10) cis-Chlor...	7.398	8.094	5647776	3943445	1.351	1.058
11) Endosulfa...	7.516f	8.151	148614	59069	0.040	0.017 #
12) 4,4'-DDE	7.452	8.216	221166	127406	0.060	0.044 #
13) Dieldrin	7.682	8.346	163185	320204	0.040	0.083 #
14) Endrin	7.862f	8.571	905275	101483	0.268	0.034 #
15) 4,4'-DDD	7.862f	8.618	905275	907250	0.317	0.323
16) Endosulfa...	7.993	8.708	123890	124653	0.041	0.041
17) 4,4'-DDT	8.087	8.851	55548	180013	0.034	0.034
18) Endrin Al...	8.277	8.958	200862	122795	BelowCal	0.042
19) Endosulfa...	8.585	9.150	129834	62425	0.044	0.021 #
20) Methoxychlor	8.429	9.334	65496	65388	BelowCal	BelowCal
21) Endrin Ke...	8.766	9.550	457976	129248	0.128	0.038 #
23) Hexachlor...	0.000	3.559f	0	54550	N.D.	BelowCal
24) Hexachlor...	5.652	6.311	11951	26619	BelowCal	BelowCal
25) Oxychlorane	7.131	7.788	29922	48831	BelowCal	BelowCal
26) 2,4'-DDE	7.217	7.986	424700	4481852	0.177	1.886 #
27) trans-Non...	7.398	8.051	5647776	3547230	1.363	0.834 #
28) 2,4'-DDD	7.552f	8.346	394101	320204	0.010	0.154 #
29) 2,4'-DDT	7.792f	8.589	118804	40528	BelowCal	BelowCal
30) cis-Nonac...	7.862	8.618	905275	907250	0.220	0.227
31) Mirex	8.522	9.550	37721	129248	BelowCal	BelowCal
32) Chlordane...	7.304	7.986	4408504	4481852	10.673	10.347
33) Chlordane...	7.398	8.094	5647776	3943445	10.977	10.809
34) Chlordane...	7.945	8.757	1511798	1377635	11.694	11.550
35) Chlordane...	0.000	0.000	0	0	N.D.	N.D.
36) Toxaphene...	7.369	8.306	758462	44740	43.902	1.363 #
37) Toxaphene...	7.682	8.675	163185	114285	1.477	2.684 #
38) Toxaphene...	7.993	8.708	123890	124653	1.708	1.973
39) Toxaphene...	8.195f	8.773	1543461	1743153	15.861	0.860 #
40) Toxaphene...	8.429	8.958	65496	122795	1.258	2.091 #
41) Toxaphene...	8.516	9.334	33019	65388	0.447	1.018 #
42) Toxaphene...	0.000	0.000	0	0	N.D.	N.D.

(f)=RT Delta > 1/2 Window (#)=Amounts differ by > 25% (m)=manual int.

Quantitation Report (Not Reviewed)

Data Path : C:\msdchem\1\data\2020-06\0F06008\REQUANT\
Data File : ECD8-06062027.D
Signal(s) : Signal #1: ECD1A.ch Signal #2: ECD2B.ch
Acq On : 6 Jun 2020 21:54
Operator : MJB
Sample : 0F06008-CALJ
Misc : A20F083, CHLOR 10 ppb
ALS Vial : 24 Sample Multiplier: 1

Integration File signal 1: PEST1.e
Integration File signal 2: PEST2.e
Quant Time: Jun 07 15:01:48 2020
Quant Method : C:\msdchem\1\methods\ECD8_QUANTPEST_200606.M
Quant Title : Instrument: DualECD8
QLast Update : Sun Jun 07 14:07:09 2020
Response via : Initial Calibration
Integrator: ChemStation



Quantitation Report (Not Reviewed)

Data Path : C:\msdchem\1\data\2020-06\0F06008\REQUANT\
 Data File : ECD8-06062028.D
 Signal(s) : Signal #1: ECD1A.ch Signal #2: ECD2B.ch
 Acq On : 6 Jun 2020 22:11
 Operator : MJB
 Sample : 0F06008-CALK
 Misc : A20F057, CHLOR 50 ppb
 ALS Vial : 25 Sample Multiplier: 1

Integration File signal 1: PEST1.e
 Integration File signal 2: PEST2.e
 Quant Time: Jun 07 15:01:57 2020
 Quant Method : C:\msdchem\1\methods\ECD8_QUANTPEST_200606.M
 Quant Title : Instrument: DualECD8
 QLast Update : Sun Jun 07 14:07:09 2020
 Response via : Initial Calibration
 Integrator: ChemStation

*int
6/7/20*

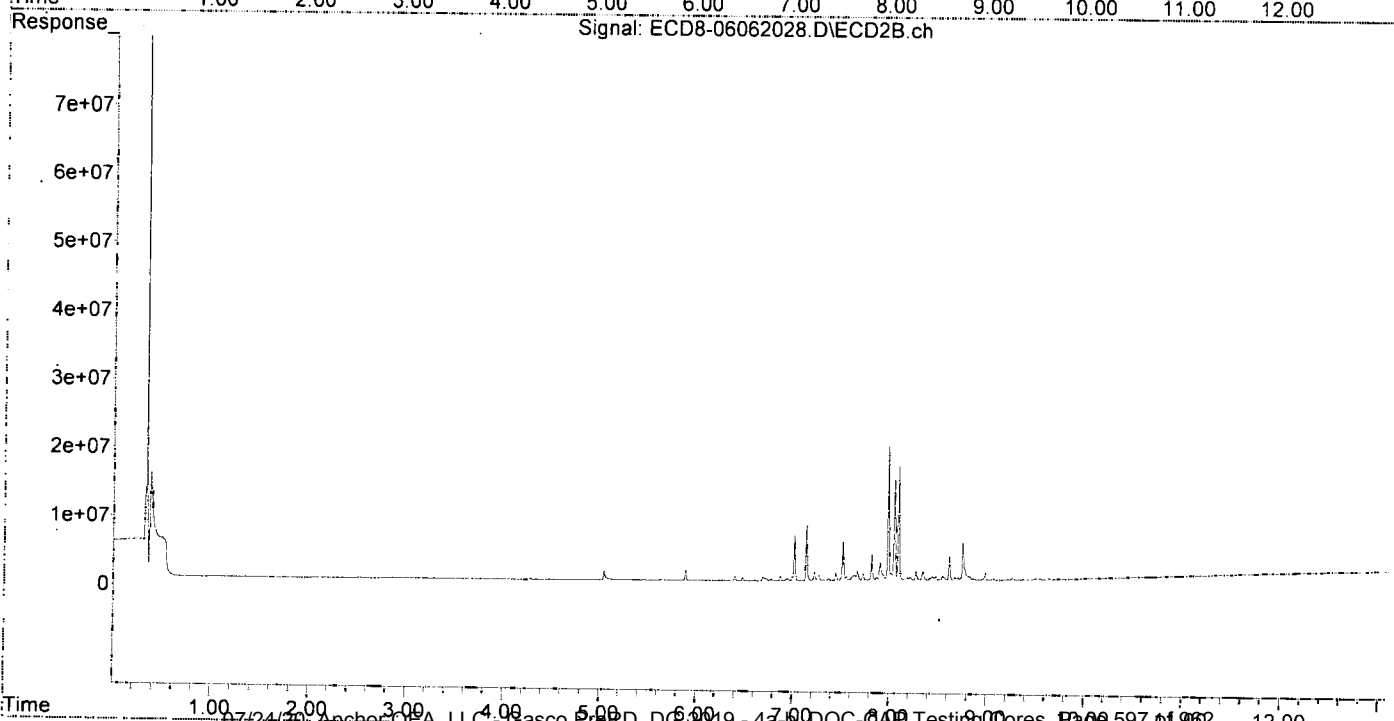
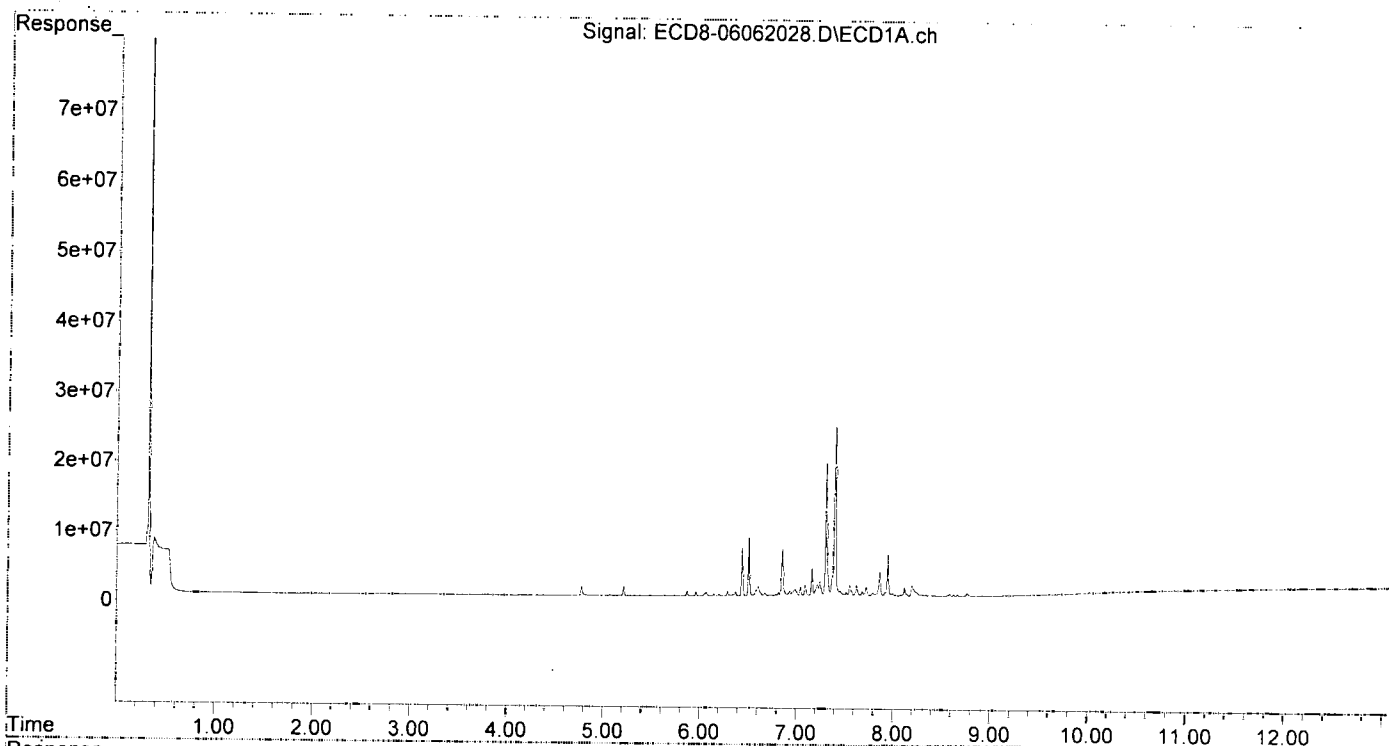
Compound	RT#1	RT#2	Resp#1	Resp#2	ng/mL	ng/mL
System Monitoring Compounds						
1) S TCMX (S)	0.000	5.839	0	40272	N.D.	0.011 #
22) S DCBP (S)	9.488	10.388	47375	21993	BelowCal	BelowCal
Target Compounds						
2) a-BHC	5.843f	6.480f	41748	501514	0.009	0.105 #
3) g-BHC	6.105	6.778	50180	283868	0.012	0.066 #
4) b-BHC	6.172	6.844	80664	27207	0.045	0.015 #
5) Heptachlor	6.506	7.141	8430481	8345484	2.132	1.969
6) d-BHC	6.322	7.079	190240	66551	0.089	0.053 #
7) Aldrin	6.749	7.416	153205	78380	0.036	0.020 #
8) Heptachlo...	7.218	7.867f	1691862	499944	0.428	0.133 #
9) trans-Chl...	7.303	7.986	19274517	19500876	4.790	5.108
10) cis-Chlor...	7.397	8.094	24399927	16595506	6.505	4.454 #
11) Endosulfa...	7.516f	8.163	588701	239157	0.160	0.071 #
12) 4,4'-DDE	7.455	8.216	736154	504507	0.201	0.159
13) Dieldrin	7.683	8.346	711218	1390062	0.176	0.361 #
14) Endrin	7.823	8.569	333864	412950	0.099	0.140 #
15) 4,4'-DDD	7.862f	8.618	3529084	3525755	1.237	1.321
16) Endosulfa...	7.996	8.708	398975	434967	0.131	0.144
17) 4,4'-DDT	8.119f	8.859	1240161	239140	0.554	0.058 #
18) Endrin Al...	8.304f	8.987f	207781	1072893	BelowCal	0.371
19) Endosulfa...	8.587	9.148	287857	15320	0.097	0.005 #
20) Methoxychlor	8.428	9.334	118584	24300	BelowCal	BelowCal
21) Endrin Ke...	8.765	9.550	425327	200545	0.119	0.060 #
23) Hexachlor...	0.000	3.561f	0	45775	N.D.	BelowCal
24) Hexachlor...	5.656	6.312	41194	20882	BelowCal	BelowCal
25) Oxychlorane	7.128	7.790	204543	241423	BelowCal	BelowCal
26) 2,4'-DDE	7.218	7.986	1691862	19500876	0.707	8.960 #
27) trans-Non...	7.397	8.051	24399927	14679343	6.824	4.247 #
28) 2,4'-DDD	7.552f	8.346	1572033	1390062	0.644	0.669
29) 2,4'-DDT	7.793f	8.588	537406	195121	0.121	BelowCal #
30) cis-Nonac...	7.862	8.618	3529084	3525755	0.858	0.882
31) Mirex	8.526	9.550	19478	200545	BelowCal	BelowCal
32) Chlordane...	7.303	7.986	19274517	19500876	46.662	45.022
33) Chlordane...	7.397	8.094	24399927	16595506	47.424	45.487
34) Chlordane...	7.945	8.756	6029645	5527957	46.641	46.346
35) Chlordane...	0.000	0.000	0	0	N.D.	N.D.
36) Toxaphene...	7.369	8.346f	2979803	1390062	184.210	42.362 #
37) Toxaphene...	7.683	8.675	711218	496131	18.917	11.650 #
38) Toxaphene...	7.996	8.708	398975	434967	5.500	6.884 #
39) Toxaphene...	8.246f	8.756	603439	5527957	0.378	42.653 #
40) Toxaphene...	8.428	8.929f	118584	104685	2.277	1.783
41) Toxaphene...	8.526	9.334	19478	24300	0.264	0.378 #
42) Toxaphene...	0.000	0.000	0	0	N.D.	N.D.

(f)=RT Delta > 1/2 Window (#)=Amounts differ by > 25% (m)=manual int.

Quantitation Report (Not Reviewed)

Data Path : C:\msdchem\1\data\2020-06\0F06008\REQUANT\
Data File : ECD8-06062028.D
Signal(s) : Signal #1: ECD1A.ch Signal #2: ECD2B.ch
Acq On : 6 Jun 2020 22:11
Operator : MJB
Sample : 0F06008-CALK
Misc : A20F057, CHLOR 50 ppb
ALS Vial : 25 Sample Multiplier: 1

Integration File signal 1: PEST1.e
Integration File signal 2: PEST2.e
Quant Time: Jun 07 15:01:57 2020
Quant Method : C:\msdchem\1\methods\ECD8_QUANTPEST_200606.M
Quant Title : Instrument: DualECD8
QLast Update : Sun Jun 07 14:07:09 2020
Response via : Initial Calibration
Integrator: ChemStation



Quantitation Report (Not Reviewed)

Data Path : C:\msdchem\1\data\2020-06\0F06008\REQUANT\
 Data File : ECD8-06062029.D
 Signal(s) : Signal #1: ECD1A.ch Signal #2: ECD2B.ch
 Acq On : 6 Jun 2020 22:27
 Operator : MJB
 Sample : 0F06008-CALL
 Misc : A20F058, CHLOR 100 ppb
 ALS Vial : 26 Sample Multiplier: 1

Integration File signal 1: PEST1.e
 Integration File signal 2: PEST2.e
 Quant Time: Jun 07 15:02:06 2020
 Quant Method : C:\msdchem\1\methods\ECD8_QUANTPEST_200606.M
 Quant Title : Instrument: DualECD8
 QLast Update : Sun Jun 07 14:07:09 2020
 Response via : Initial Calibration
 Integrator: ChemStation

MB
6/7/20

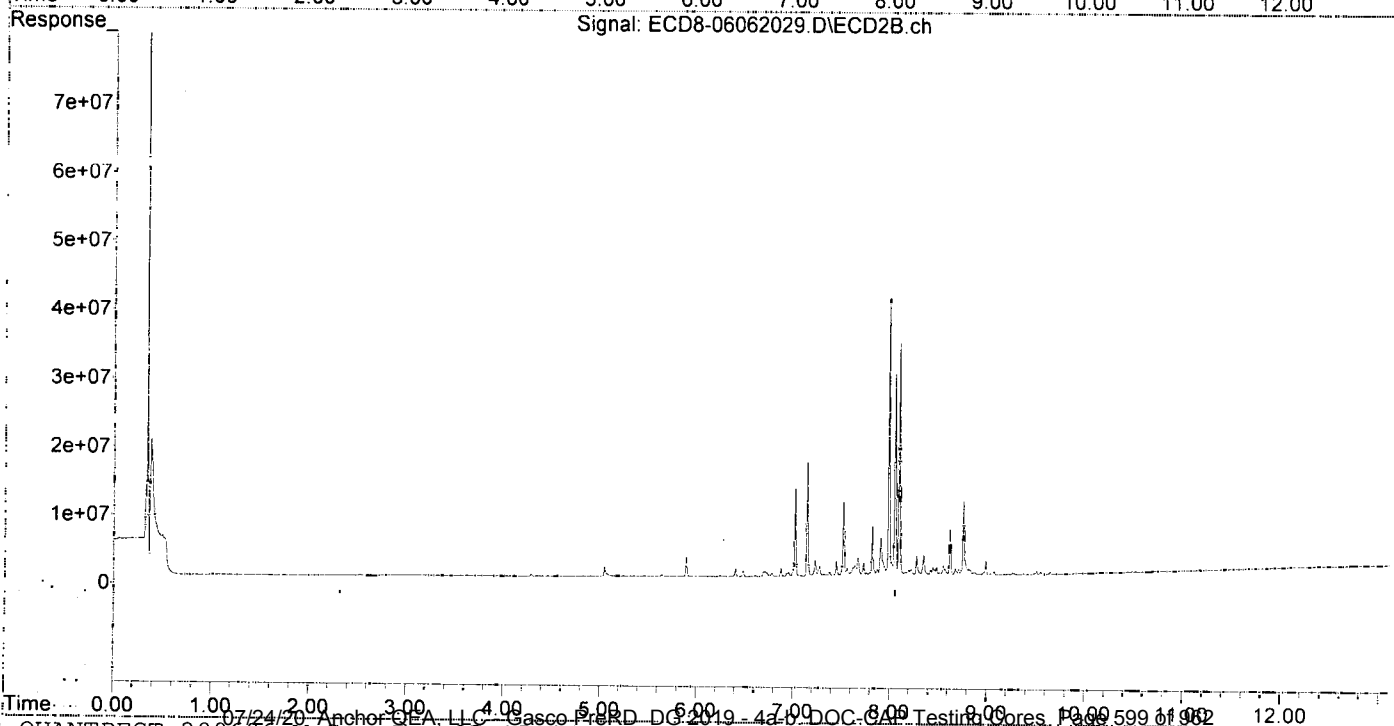
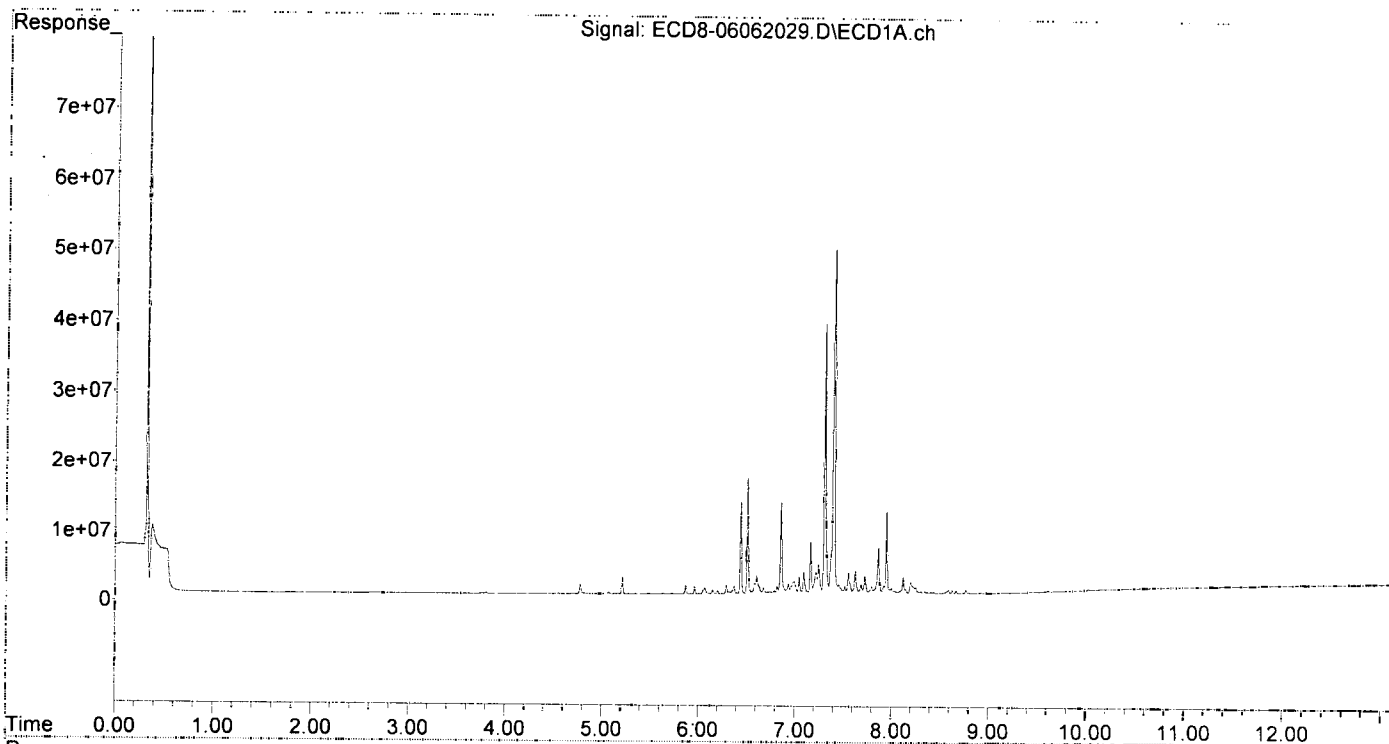
Compound	RT#1	RT#2	Resp#1	Resp#2	ng/mL	ng/mL
System Monitoring Compounds						
1) S TCMX (S)	0.000	5.859	0	65199	N.D.	0.018 #
22) S DCBP (S)	9.488	10.377	73802	24851	BelowCal	BelowCal
Target Compounds						
2) a-BHC	5.844f	6.480f	66487	902812	0.014	0.189 #
3) g-BHC	6.106	6.778	95120	530283	0.022	0.124 #
4) b-BHC	6.171	6.871f	155114	1288844	0.086	0.705 #
5) Heptachlor	6.506	7.142	16740654	16855992	4.234	3.978
6) d-BHC	6.317	7.078	358845	123101	0.138	0.069 #
7) Aldrin	6.748	7.416	323235	183054	0.075	0.046 #
8) Heptachlo...	7.217	7.866	3197910	988804	0.809	0.263 #
9) trans-Chl...	7.302	7.986	38729637	40348541	9.626	10.568
10) cis-Chlor...	7.396	8.095	49198842	33994305	13.263	9.124 #
11) Endosulfa...	7.516f	8.163	1138128	517979	0.309	0.153 #
12) 4,4'-DDE	7.453	8.216	1319099	966015	0.360	0.298
13) Dieldrin	7.682	8.346	1372637	2988418	0.340	0.775 #
14) Endrin	7.824	8.568	680241	896965	0.202	0.303 #
15) 4,4'-DDD	7.862f	8.618	6734665	6864217	2.360	2.586
16) Endosulfa...	7.996	8.708	794680	931344	0.261	0.308
17) 4,4'-DDT	8.118f	8.858	2399882	379298	1.063	0.114 #
18) Endrin Al...	8.304f	8.987f	317704	2131066	BelowCal	0.737
19) Endosulfa...	8.586	9.147	545168	17013	0.185	0.006 #
20) Methoxychlor	8.429	9.331	229157	30608	0.075	BelowCal #
21) Endrin Ke...	8.766	9.549	447666	387260	0.126	0.115
23) Hexachlor...	0.000	3.559f	0	43475	N.D.	BelowCal
24) Hexachlor...	5.655	6.288f	49075	97996	BelowCal	BelowCal
25) Oxychlorane	7.129	7.790	433568	497302	BelowCal	BelowCal
26) 2,4'-DDE	7.217	7.986	3197910	40348541	1.336	18.554 #
27) trans-Non...	7.396	8.051	49198842	29449063	14.006	8.749 #
28) 2,4'-DDD	7.551f	8.346	3061100	2988418	1.443	1.438
29) 2,4'-DDT	7.791f	8.589	1059447	438054	0.410	0.067 #
30) cis-Nonac...	7.862	8.618	6734665	6864217	1.638	1.717
31) Mirex	8.524	9.549	39496	387260	BelowCal	BelowCal
32) Chlordane...	7.302	7.986	38729637	40348541	93.761	93.153 #
33) Chlordane...	7.396	8.095	49198842	33994305	95.624	93.175 #
34) Chlordane...	7.945	8.756	12071538	10878732	93.377	91.207 #
35) Chlordane...	0.000	0.000	0	0	N.D.	N.D.
36) Toxaphene...	7.368	8.346f	5865507	2988418	365.211	91.072 #
37) Toxaphene...	7.682	8.675	1372637	1008788	39.970	23.689 #
38) Toxaphene...	7.973	8.708	652168	931344	8.990	14.740 #
39) Toxaphene...	8.219	8.756	1045020	10878732	7.656	100.906 #
40) Toxaphene...	8.429	8.928f	229157	209547	4.400	3.569
41) Toxaphene...	8.524	9.331	39496	30608	0.535	0.476
42) Toxaphene...	0.000	0.000	0	0	N.D.	N.D.

(f)=RT Delta > 1/2 Window (#)=Amounts differ by > 25% (m)=manual int.

Quantitation Report (Not Reviewed)

Data Path : C:\msdchem\1\data\2020-06\0F06008\REQUANT\
Data File : ECD8-06062029.D
Signal(s) : Signal #1: ECD1A.ch Signal #2: ECD2B.ch
Acq On : 6 Jun 2020 22:27
Operator : MJB
Sample : 0F06008-CALL
Misc : A20F058, CHLOR 100 ppb
ALS Vial : 26 Sample Multiplier: 1

Integration File signal 1: PEST1.e
Integration File signal 2: PEST2.e
Quant Time: Jun 07 15:02:06 2020
Quant Method : C:\msdchem\1\methods\ECD8_QUANTPEST_200606.M
Quant Title : Instrument: DualECD8
QLast Update : Sun Jun 07 14:07:09 2020
Response via : Initial Calibration
Integrator: ChemStation



Quantitation Report (Not Reviewed)

Data Path : C:\msdchem\1\data\2020-06\0F06008\REQUANT\
 Data File : ECD8-06062030.D
 Signal(s) : Signal #1: ECD1A.ch Signal #2: ECD2B.ch
 Acq On : 6 Jun 2020 22:44
 Operator : MJB
 Sample : 0F06008-CALM
 Misc : A20F059, CHLOR 200 ppb
 ALS Vial : 27 Sample Multiplier: 1

Integration File signal 1: PEST1.e
 Integration File signal 2: PEST2.e
 Quant Time: Jun 07 15:02:15 2020
 Quant Method : C:\msdchem\1\methods\ECD8_QUANTPEST_200606.M
 Quant Title : Instrument: DualECD8
 QLast Update : Sun Jun 07 14:07:09 2020
 Response via : Initial Calibration
 Integrator: ChemStation

*h.B.
6/7/20*

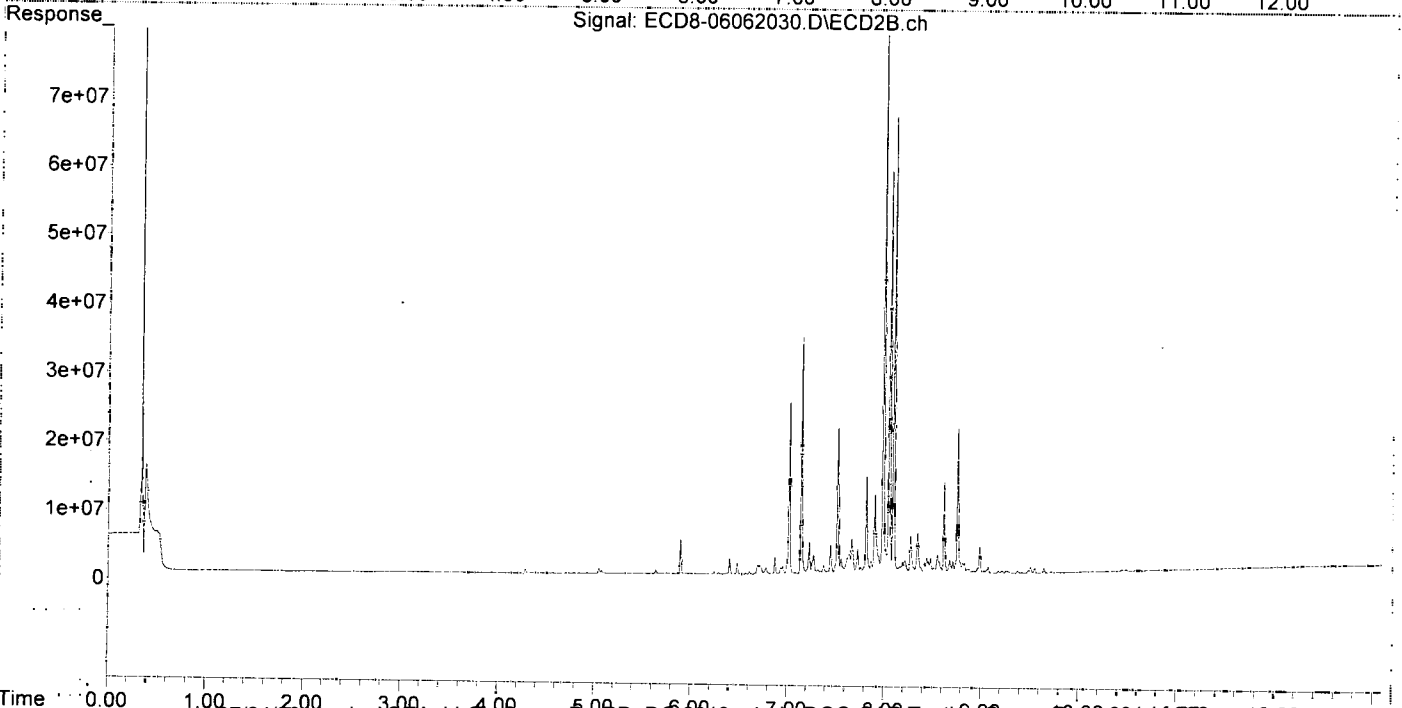
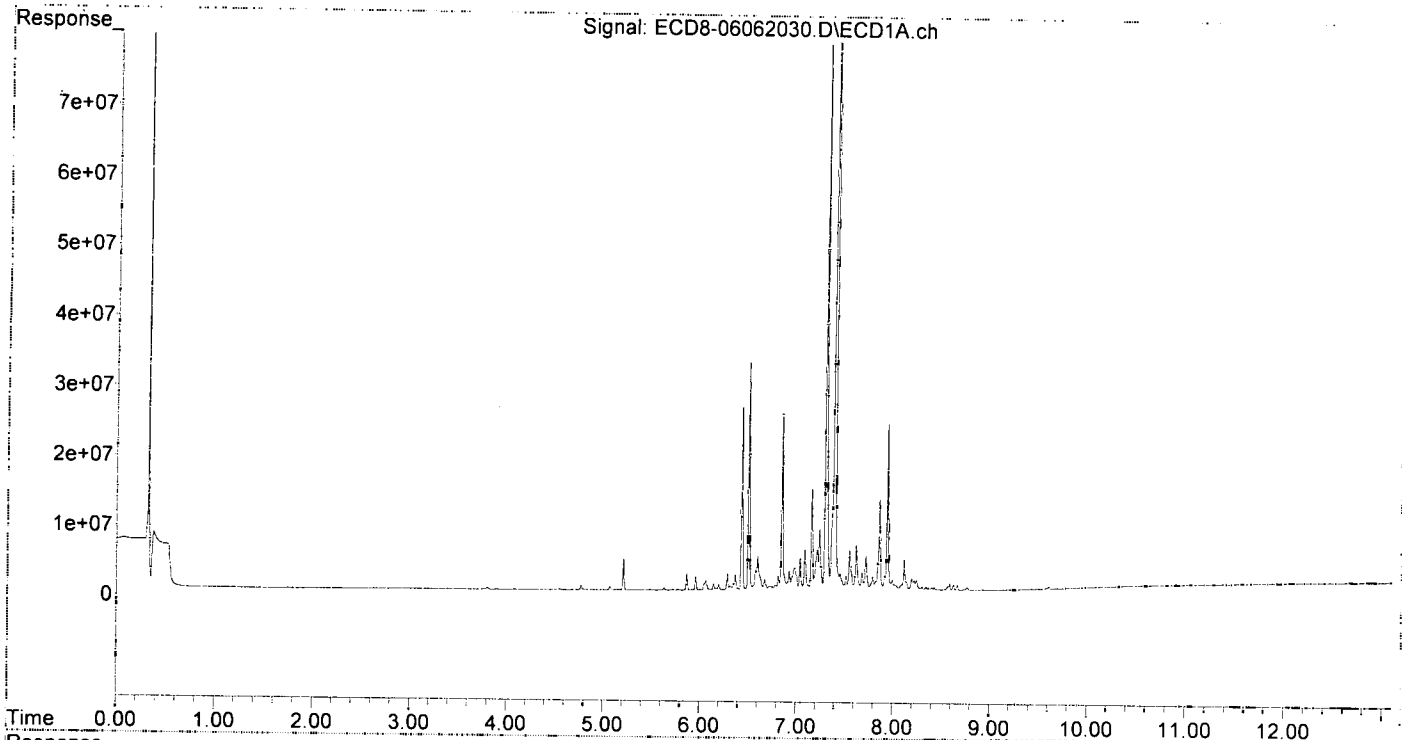
Compound	RT#1	RT#2	Resp#1	Resp#2	ng/mL	ng/mL
System Monitoring Compounds						
1) S TCMX (S)	5.271	5.860	50249	112186	0.014	0.032 #
22) S DCBP (S)	9.487	10.387	134057	23592	BelowCal	BelowCal
Target Compounds						
2) a-BHC	5.800	6.479f	43469	1609004	0.009	0.338 #
3) g-BHC	6.112	6.778	153759	988351	0.036	0.232 #
4) b-BHC	6.171	6.844	271947	83915	0.151	0.046 #
5) Heptachlor	6.506	7.141	32684208	34326937	8.267	8.101
6) d-BHC	6.317	7.077	641953	249398	0.221	0.103 #
7) Aldrin	6.747	7.415	602048	398010	0.140	0.099 #
8) Heptachlo...	7.217	7.865	5942221	1873359	1.504	0.498 #
9) trans-Chl...	7.302	7.986	77948458	78897328	19.373	20.664
10) cis-Chlor...	7.397	8.094	95290864	66157880	25.659	17.757 #
11) Endosulfa...	7.516f	8.163	2090116	1044045	0.568	0.308 #
12) 4,4'-DDE	7.454	8.214	2437955	1895416	0.665	0.579
13) Dieldrin	7.682	8.345	2589928	6006071	0.642	1.558 #
14) Endrin	7.822	8.568	1309481	1702383	0.388	0.576 #
15) 4,4'-DDD	7.861f	8.618	13082746	13250675	4.585	4.989
16) Endosulfa...	7.996	8.708	1525548	1776080	0.501	0.587
17) 4,4'-DDT	8.118f	8.858	4497255	661627	1.981	0.228 #
18) Endrin Al...	8.303f	8.987f	523594	3931613	BelowCal	1.359
19) Endosulfa...	8.586	9.152	989498	44232	0.335	0.015 #
20) Methoxychlor	8.428	9.326	433647	63291	0.269	BelowCal #
21) Endrin Ke...	8.767	9.549	456442	724309	0.128	0.216 #
23) Hexachlor...	0.000	3.560f	0	41265	N.D.	BelowCal
24) Hexachlor...	5.665	6.288f	34745	167246	BelowCal	BelowCal
25) Oxychlordane	7.128	7.789	811861	1017523	0.063	0.132 #
26) 2,4'-DDE	7.217	7.986	5942221	78897328	2.483	35.670 #
27) trans-Non...	7.397	8.050	95290864	58275802	27.233	17.450 #
28) 2,4'-DDD	7.551f	8.345	5777790	6006071	2.899	2.890
29) 2,4'-DDT	7.791f	8.588	2001943	886930	0.930	0.310 #
30) cis-Nonac...	7.861	8.618	13082746	13250675	3.182	3.315
31) Mirex	8.523	9.549	90626	724309	BelowCal	0.038
32) Chlordane...	7.302	7.986	77948458	78897328	188.707	182.151
33) Chlordane...	7.397	8.094	95290864	66157880	185.210	181.332
34) Chlordane...	7.944	8.756	23847628	21056652	184.469	176.539
35) Chlordane...	0.000	0.000	0	0	N.D.	N.D.
36) Toxaphene...	7.369	8.305	11204563	866005	696.416	26.391 #
37) Toxaphene...	7.682	8.675	2589928	1989759	78.730	46.725 #
38) Toxaphene...	7.970	8.708	1207638	1776080	16.646	28.109 #
39) Toxaphene...	8.221	8.756	1427410	21056652	13.952	209.169 #
40) Toxaphene...	8.428	8.929f	433647	397100	8.326	6.763
41) Toxaphene...	8.523	9.326	90626	63291	1.228	0.985
42) Toxaphene...	0.000	0.000	0	0	N.D.	N.D.

(f)=RT Delta > 1/2 Window (#)=Amounts differ by > 25% (m)=manual int.

Quantitation Report (Not Reviewed)

Data Path : C:\msdchem\1\data\2020-06\0F06008\REQUANT\
Data File : ECD8-06062030.D
Signal(s) : Signal #1: ECD1A.ch Signal #2: ECD2B.ch
Acq On : 6 Jun 2020 22:44
Operator : MJB
Sample : 0F06008-CALM
Misc : A20F059, CHLOR 200 ppb
ALS Vial : 27 Sample Multiplier: 1

Integration File signal 1: PEST1.e
Integration File signal 2: PEST2.e
Quant Time: Jun 07 15:02:15 2020
Quant Method : C:\msdchem\1\methods\ECD8_QUANTPEST_200606.M
Quant Title : Instrument: DualECD8
QLast Update : Sun Jun 07 14:07:09 2020
Response via : Initial Calibration
Integrator: ChemStation



Quantitation Report (Not Reviewed)

Data Path : C:\msdchem\1\data\2020-06\0F06008\REQUANT\
 Data File : ECD8-06062031.D
 Signal(s) : Signal #1: ECD1A.ch Signal #2: ECD2B.ch
 Acq On : 6 Jun 2020 23:00
 Operator : MJB
 Sample : 0F06008-CALN
 Misc : A20F060, CHLOR 500 ppb
 ALS Vial : 28 Sample Multiplier: 1

Integration File signal 1: PEST1.e
 Integration File signal 2: PEST2.e
 Quant Time: Jun 07 15:02:24 2020
 Quant Method : C:\msdchem\1\methods\ECD8_QUANTPEST_200606.M
 Quant Title : Instrument: DualECD8
 QLast Update : Sun Jun 07 14:07:09 2020
 Response via : Initial Calibration
 Integrator: ChemStation

MJB
6/7/20

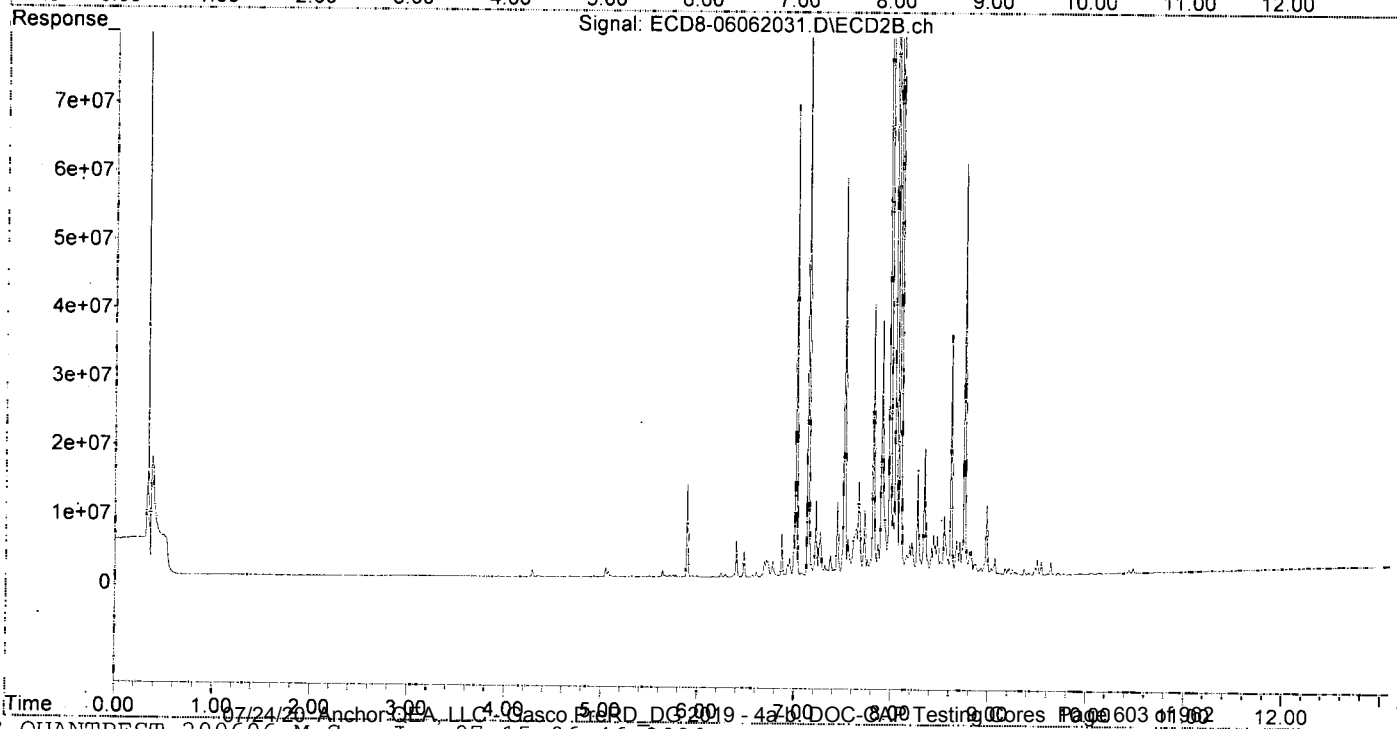
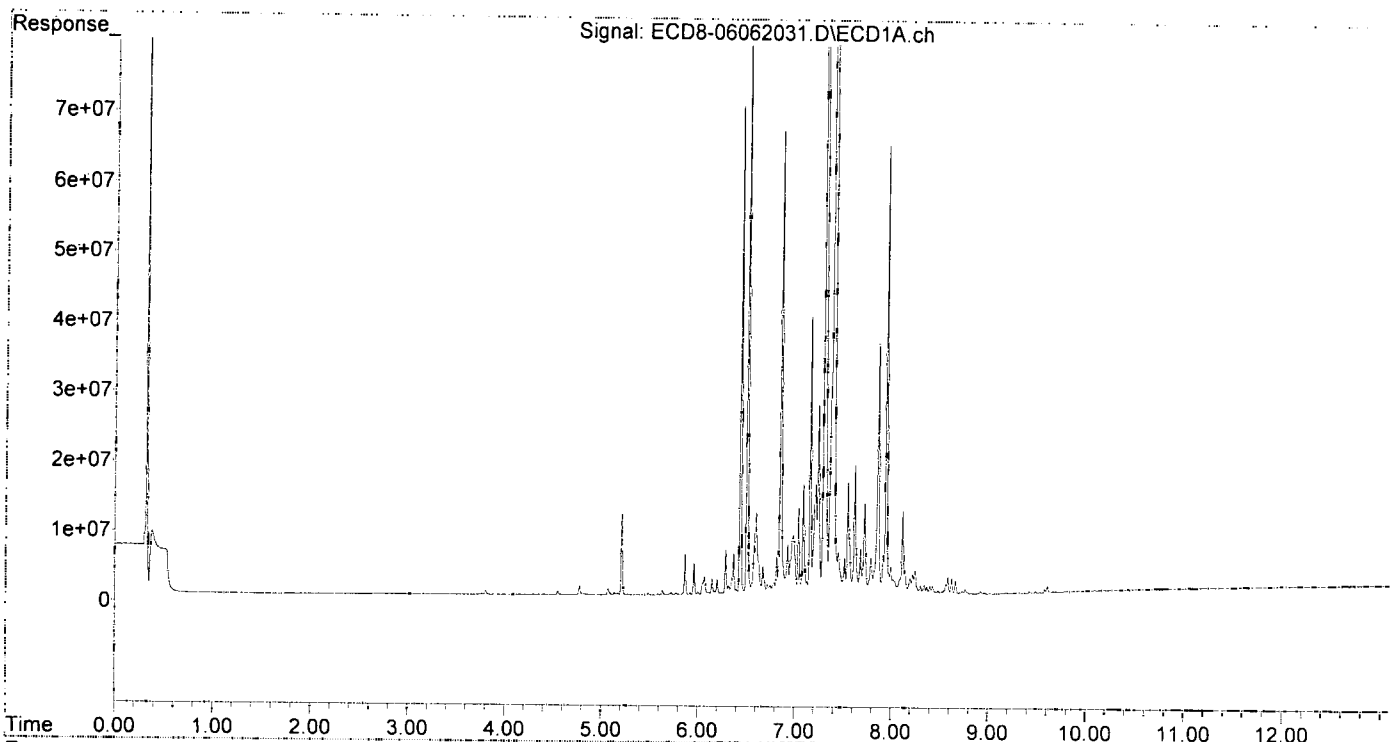
Compound	RT#1	RT#2	Resp#1	Resp#2	ng/mL	ng/mL
System Monitoring Compounds						
1) S TCMX (S)	5.274	5.861	97614	97205	0.027	0.027
22) S DCBP (S)	9.487	10.403	330967	45962	BelowCal	BelowCal
Target Compounds						
2) a-BHC	5.813	6.479f	43428	3721474	0.009	0.781 #
3) g-BHC	6.114	6.778	320045	2299952	0.075	0.539 #
4) b-BHC	6.171	6.845	514905	206748	0.286	0.113 #
5) Heptachlor	6.506	7.142	91530342	93416157	23.151	22.046
6) d-BHC	6.317	7.078	1251934	606815	0.400	0.199 #
7) Aldrin	6.748	7.414	1374924	992364	0.319	0.247
8) Heptachlo...	7.216	7.865	15872982	4710603	4.016	1.251 #
9) trans-Chl...	7.302	7.986	208.7E6	224.0E6	51.864	58.662
10) cis-Chlor...	7.396	8.094	257.4E6	183.0E6	67.693	49.106 #
11) Endosulfa...	7.516f	8.163	5262086	3041767	1.430	0.897 #
12) 4,4'-DDE	7.453	8.214	6070316	4867326	1.656	1.475
13) Dieldrin	7.682	8.345	6495386	18423863	1.609	4.779 #
14) Endrin	7.822	8.567	3495272	4452767	1.036	1.506 #
15) 4,4'-DDD	7.861f	8.617	35770933	34777549	12.537	12.925
16) Endosulfa...	7.995	8.707	3960103	4945733	1.301	1.636 #
17) 4,4'-DDT	8.118f	8.858	11907607	1644214	5.202	0.624 #
18) Endrin Al...	8.303f	8.986f	1239439	10204027	0.256	3.527 #
19) Endosulfa...	8.586	9.150	2530421	163289	0.857	0.055 #
20) Methoxychlor	8.429	9.330	1183916	186298	0.982	BelowCal #
21) Endrin Ke...	8.768	9.548	677245	1942014	0.190	0.578 #
23) Hexachlor...	0.000	3.558f	0	43902	N.D.	BelowCal
24) Hexachlor...	5.667	6.287f	58484	375357	BelowCal	BelowCal
25) Oxychlorane	7.128	7.790	1951580	2549398	0.424	0.656 #
26) 2,4'-DDE	7.216	7.986	15872982	224.0E6	6.632	94.228 #
27) trans-Non...	7.396	8.050	257.4E6	159.1E6	72.580	47.065 #
28) 2,4'-DDD	7.551f	8.345	16001074	18423863	8.348	8.865
29) 2,4'-DDT	7.791f	8.588	5230112	2452813	2.708	1.159 #
30) cis-Nonac...	7.861	8.617	35770933	34777549	8.699	8.701
31) Mirex	8.523	9.548	341635	1942014	BelowCal	0.583
32) Chlordane...	7.302	7.986	208.7E6	224.0E6	505.185	517.094
33) Chlordane...	7.396	8.094	257.4E6	183.0E6	500.351	501.467
34) Chlordane...	7.944	8.756	64272968	59826712	497.171	501.586
35) Chlordane...	0.000	0.000	0	0	N.D.	N.D.
36) Toxaphene...	7.368	8.345f	29923993	18423863	1822.467	561.467 #
37) Toxaphene...	7.682	8.675	6495386	5132960	203.200	120.535 #
38) Toxaphene...	7.972	8.707	3087250	4945733	42.556	78.272 #
39) Toxaphene...	8.222	8.756	2915645	59826712	38.402	595.291 #
40) Toxaphene...	8.429	8.927f	1183916	1119385	22.731	19.064
41) Toxaphene...	8.523	9.330	341635	186298	4.629	2.900 #
42) Toxaphene...	0.000	0.000	0	0	N.D.	N.D.

(f)=RT Delta > 1/2 Window (#)=Amounts differ by > 25% (m)=manual int.

Quantitation Report (Not Reviewed)

Data Path : C:\msdchem\1\data\2020-06\0F06008\REQUANT\
Data File : ECD8-06062031.D
Signal(s) : Signal #1: ECD1A.ch Signal #2: ECD2B.ch
Acq On : 6 Jun 2020 23:00
Operator : MJB
Sample : 0F06008-CALN
Misc : A20F060, CHLOR 500 ppb
ALS Vial : 28 Sample Multiplier: 1

Integration File signal 1: PEST1.e
Integration File signal 2: PEST2.e
Quant Time: Jun 07 15:02:24 2020
Quant Method : C:\msdchem\1\methods\ECD8_QUANTPEST_200606.M
Quant Title : Instrument: DualECD8
QLast Update : Sun Jun 07 14:07:09 2020
Response via : Initial Calibration
Integrator: ChemStation



Quantitation Report (Not Reviewed)

Data Path : C:\msdchem\1\data\2020-06\0F06008\REQUANT\
 Data File : ECD8-06062032.D
 Signal(s) : Signal #1: ECD1A.ch Signal #2: ECD2B.ch
 Acq On : 6 Jun 2020 23:17
 Operator : MJB
 Sample : 0F06008-CALO
 Misc : A20F061, CHLOR 1000 ppb
 ALS Vial : 29 Sample Multiplier: 1

Integration File signal 1: PEST1.e
 Integration File signal 2: PEST2.e
 Quant Time: Jun 07 15:02:33 2020
 Quant Method : C:\msdchem\1\methods\ECD8_QUANTPEST_200606.M
 Quant Title : Instrument: DualECD8
 QLast Update : Sun Jun 07 14:07:09 2020
 Response via : Initial Calibration
 Integrator: ChemStation

MJB
6/7/20

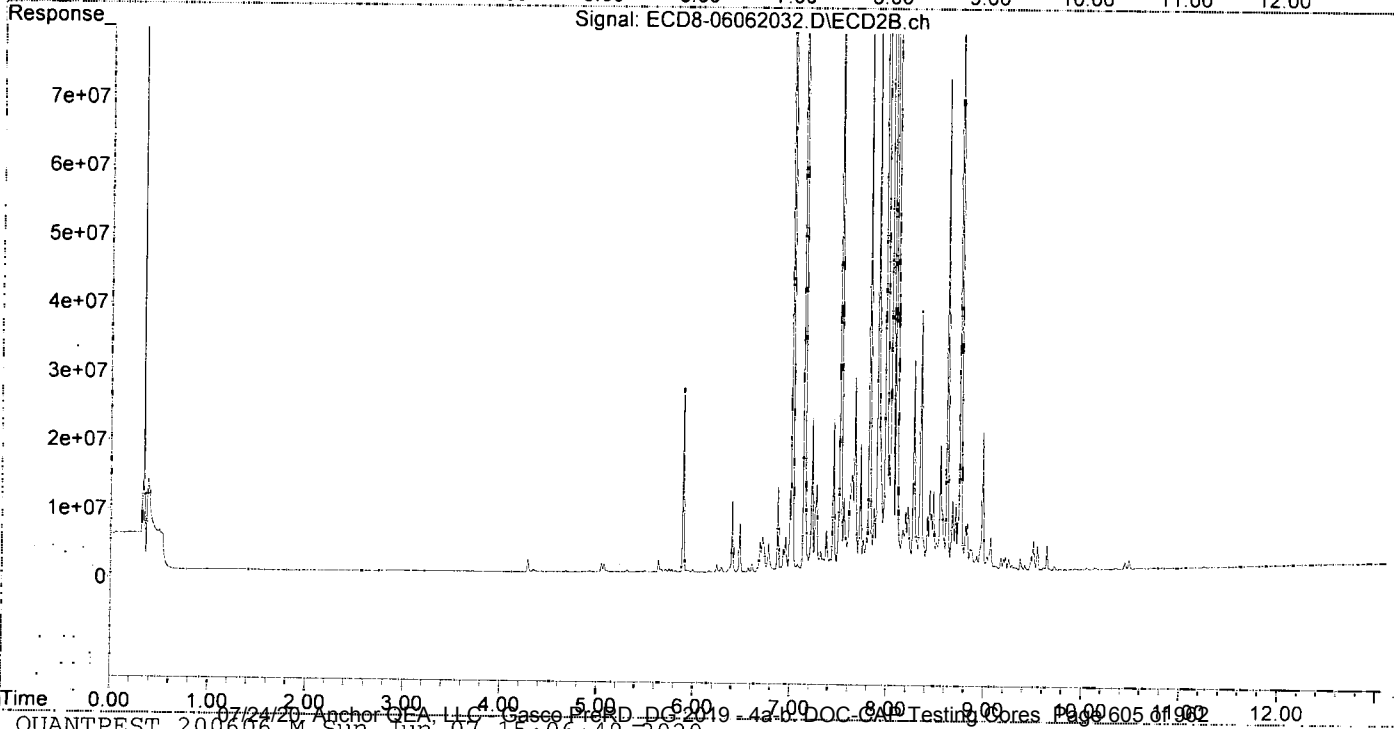
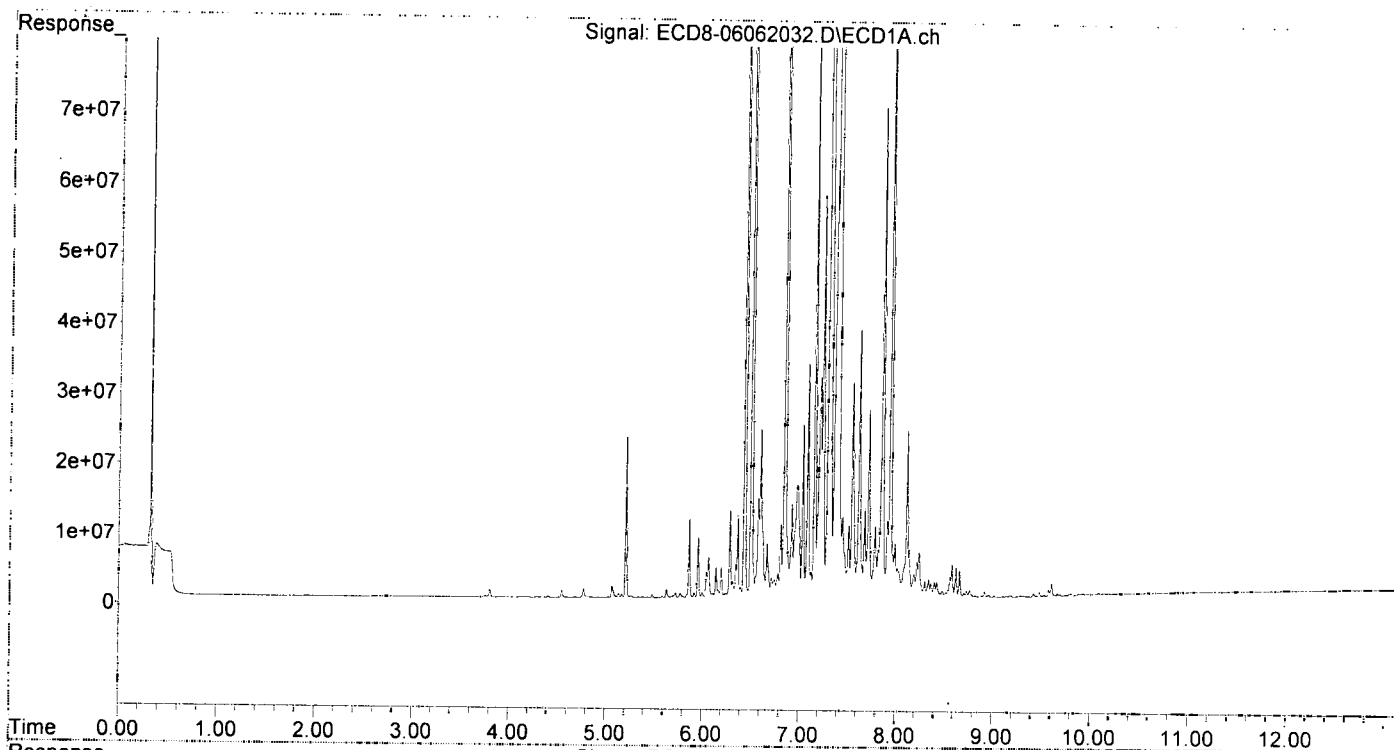
Compound	RT#1	RT#2	Resp#1	Resp#2	ng/mL	ng/mL
System Monitoring Compounds						
1) S TCMX (S)	5.262	5.858	218431	106841	0.060	0.030 #
22) S DCBP (S)	9.487	10.406	595137	72908	BelowCal	BelowCal
Target Compounds						
2) a-BHC	5.801	6.479f	195883	7057318	0.040	1.481 #
3) g-BHC	6.112	6.777	567765	4168627	0.133	0.976 #
4) b-BHC	6.169	6.845	1054041	448074	0.585	0.245 #
5) Heptachlor	6.505	7.141	182.9E6	192.2E6	46.262	45.353
6) d-BHC	6.313	7.077	2364431	1104126	0.726	0.333 #
7) Aldrin	6.748	7.414	2602487	1918792	0.604	0.478
8) Heptachlo...	7.215	7.865	31646316	9301401	8.008	2.471 #
9) trans-Chl...	7.302	7.985	425.4E6	464.6E6	105.720	121.686
10) cis-Chlor...	7.396	8.094	521.6E6	384.4E6	131.679	103.171
11) Endosulfa...	7.514f	8.163	10388780	6076444	2.822	1.791 #
12) 4,4'-DDE	7.452	8.214	11658993	9451524	3.181	2.853
13) Dieldrin	7.681	8.345	12758846	37807947	3.161	9.806 #
14) Endrin	7.821	8.589	6910590	4908803	2.048	1.660
15) 4,4'-DDD	7.861f	8.617	69908605	71302395	24.501	25.861
16) Endosulfa...	7.994	8.733	7704103	7880002	2.532	2.606
17) 4,4'-DDT	8.064	8.858	2253674	3203742	0.999	1.250 #
18) Endrin Al...	8.304f	8.986f	2350207	20129117	0.664	6.957 #
19) Endosulfa...	8.585	9.151	4761551	400883	1.612	0.135 #
20) Methoxychlor	8.428	9.333	2200863	411465	1.945	0.186 #
21) Endrin Ke...	8.769	9.549	1003706	3564748	0.281	1.061 #
23) Hexachlor...	0.000	3.558f	0	43339	N.D.	BelowCal
24) Hexachlor...	5.633f	6.288f	1217789	728373	0.208	0.062 #
25) Oxychlorane	7.127	7.788	3718106	5092134	0.985	1.525 #
26) 2,4'-DDE	7.215	7.985	31646316	464.6E6	13.223	177.235 #
27) trans-Non...	7.396	8.050	521.6E6	338.0E6	142.930	96.803 #
28) 2,4'-DDD	7.620f	8.345	38414049	37807947	20.130	18.191
29) 2,4'-DDT	7.790f	8.589	10297789	4908803	5.486	2.483 #
30) cis-Nonac...	7.861	8.617	69908605	71302395	17.001	17.840
31) Mirex	8.523	9.549	718969	3564748	BelowCal	1.310
32) Chlordane...	7.302	7.985	425.4E6	464.6E6	1029.774	1072.631
33) Chlordane...	7.396	8.094	521.6E6	384.4E6	1013.777	1053.567
34) Chlordane...	7.944	8.755	129.4E6	121.8E6	1001.079	1021.551
35) Chlordane...	0.000	0.000	0	0	N.D.	N.D.
36) Toxaphene...	7.367	8.345f	61102098	37807947	3591.445	1152.196 #
37) Toxaphene...	7.681	8.674	12758846	10281189	403.192	241.429 #
38) Toxaphene...	7.970	8.707	6068491	9584451	83.650	151.685 #
39) Toxaphene...	8.223	8.755	5093691	121.8E6	74.030	1146.383 #
40) Toxaphene...	8.428	8.927f	2200863	2199675	42.256	37.463
41) Toxaphene...	8.523	9.333	718969	411465	9.743	6.405 #
42) Toxaphene...	0.000	0.000	0	0	N.D.	N.D.

(f)=RT Delta > 1/2 Window (#)=Amounts differ by > 25% (m)=manual int.

Quantitation Report (Not Reviewed)

Data Path : C:\msdchem\1\data\2020-06\0F06008\REQUANT\
Data File : ECD8-06062032.D
Signal(s) : Signal #1: ECD1A.ch Signal #2: ECD2B.ch
Acq On : 6 Jun 2020 23:17
Operator : MJB
Sample : 0F06008-CALO
Misc : A20F061, CHLOR 1000 ppb
ALS Vial : 29 Sample Multiplier: 1

Integration File signal 1: PEST1.e
Integration File signal 2: PEST2.e
Quant Time: Jun 07 15:02:33 2020
Quant Method : C:\msdchem\1\methods\ECD8_QUANTPEST_200606.M
Quant Title : Instrument: DualECD8
QLast Update : Sun Jun 07 14:07:09 2020
Response via : Initial Calibration
Integrator: ChemStation



Quantitation Report (Not Reviewed)

Data Path : C:\msdchem\1\data\2020-06\0F06008\REQUANT\
 Data File : ECD8-06062033.D
 Signal(s) : Signal #1: ECD1A.ch Signal #2: ECD2B.ch
 Acq On : 6 Jun 2020 23:33
 Operator : MJB
 Sample : 0F06008-CALP
 Misc : A20F056, CHLOR 2000 ppb
 ALS Vial : 30 Sample Multiplier: 1

Integration File signal 1: PEST1.e
 Integration File signal 2: PEST2.e
 Quant Time: Jun 07 15:02:47 2020
 Quant Method : C:\msdchem\1\methods\ECD8_QUANTPEST_200606.M
 Quant Title : Instrument: DualECD8
 QLast Update : Sun Jun 07 14:07:09 2020
 Response via : Initial Calibration
 Integrator: ChemStation

MJB
6/7/20

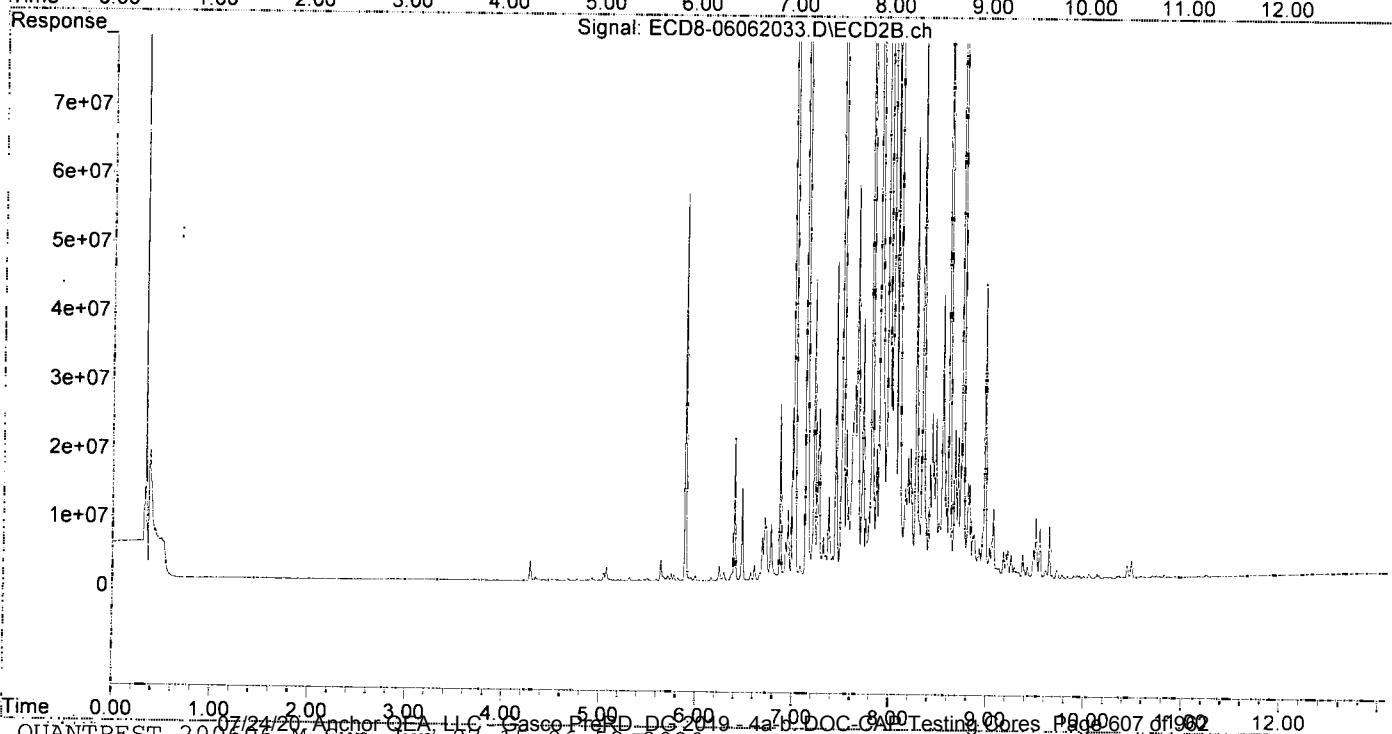
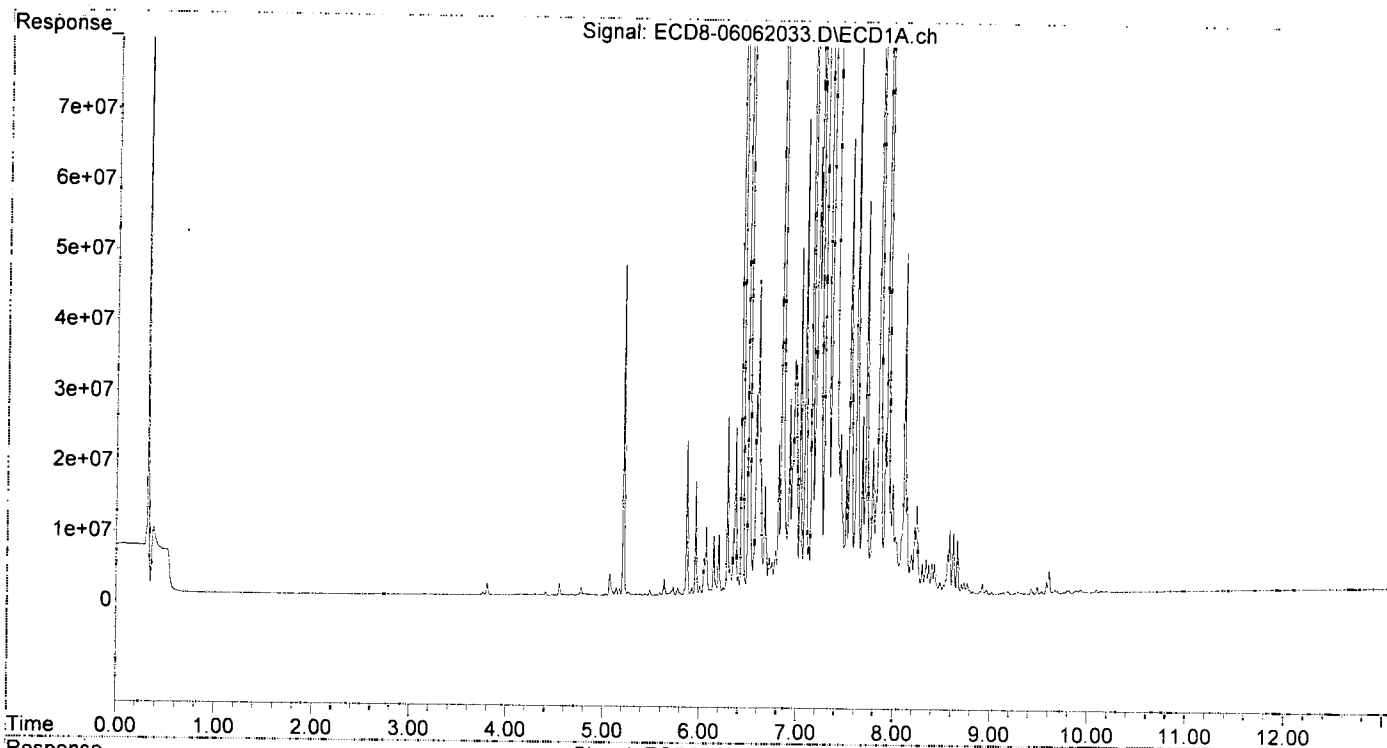
Compound	RT#1	RT#2	Resp#1	Resp#2	ng/mL	ng/mL
System Monitoring Compounds						
1) S TCMX (S)	5.262	5.858	439079	160151	0.120	0.045 #
22) S DCBP (S)	9.486	10.403	1116205	164795	0.181	BelowCal #
Target Compounds						
2) a-BHC	5.800	6.479f	353949	13353325	0.073	2.802 #
3) g-BHC	6.113	6.777	912788	8178865	0.214	1.916 #
4) b-BHC	6.169	6.845	1637240	838918	0.908	0.459 #
5) Heptachlor	6.505	7.141	382.1E6	402.9E6	96.657	95.078
6) d-BHC	6.314	7.078	3815202	2094357	1.150	0.599 #
7) Aldrin	6.748	7.413	4865122	3528874	1.128	0.880
8) Heptachlo...	7.214	7.864	64122896	19316440	16.225	5.131 #
9) trans-Chl...	7.301	7.985	890.7E6	966.5E6	221.384	253.151
10) cis-Chlor...	7.397	8.094	1087.7E6	813.2E6	254.580	218.274
11) Endosulfa...	7.496	8.162	7053481	13212241	1.916	3.895 #
12) 4,4'-DDE	7.452	8.214	23138201	19056914	6.313	5.717
13) Dieldrin	7.680	8.344	25750901	88663746	6.379	22.997 #
14) Endrin	7.821	8.588	14282337	10270512	4.232	3.474
15) 4,4'-DDD	7.860f	8.617	145.2E6	150.7E6	50.884	52.054
16) Endosulfa...	7.994	8.732	15874616	16879323	5.217	5.582
17) 4,4'-DDT	8.117f	8.857	49024613	6415690	20.836	2.534 #
18) Endrin Al...	8.302f	8.985f	4538564	42653340	1.467	14.742 #
19) Endosulfa...	8.585	9.152	9380929	924970	3.176	0.312 #
20) Methoxychlor	8.428	9.336	4484836	1019507	4.098	0.692 #
21) Endrin Ke...	8.769	9.548	1748613	7310066	0.490	2.176 #
23) Hexachlor...	0.000	3.560f	0	39849	N.D.	BelowCal
24) Hexachlor...	5.633f	6.288f	2403253	1291439	0.598	0.262 #
25) Oxychlorane	7.127	7.789	7097923	9954965	2.056	3.183 #
26) 2,4'-DDE	7.214	7.985	64122896	966.5E6	26.792	318.033 #
27) trans-Non...	7.397	8.050	1087.7E6	708.2E6	281.708	190.743 #
28) 2,4'-DDD	7.620f	8.344	85393797	88663746	44.143	42.661
29) 2,4'-DDT	7.790f	8.588	21121664	10270512	11.360	5.352 #
30) cis-Nonac...	7.860	8.617	145.2E6	150.7E6	35.308	37.709
31) Mirex	8.523	9.548	1503779	7310066	0.295	2.984 #
32) Chlordane...	7.301	7.985	890.7E6	966.5E6	2156.406	2231.465 #
33) Chlordane...	7.397	8.094	1087.7E6	813.2E6	2114.048	2228.986 #
34) Chlordane...	7.943	8.755	270.5E6	262.1E6	2092.451	2197.163 #
35) Chlordane...	0.000	0.000	0	0	N.D.	N.D.
36) Toxaphene...	7.366	8.344f	125.9E6	88663746	6934.647	2702.026 #
37) Toxaphene...	7.680	8.674	25750901	21591837	819.495	507.032 #
38) Toxaphene...	7.971	8.707	11938461	20620106	164.563	326.338 #
39) Toxaphene...	8.222	8.755	9826200	262.1E6	150.828	2198.416 #
40) Toxaphene...	8.428f	8.927f	4484836	4463472	86.107	76.018
41) Toxaphene...	8.523	9.336	1503779	1019507	20.377	15.869
42) Toxaphene...	0.000	0.000	0	0	N.D.	N.D.

(f)=RT Delta > 1/2 Window (#)=Amounts differ by > 25% (m)=manual int.

Quantitation Report (Not Reviewed)

Data Path : C:\msdchem\1\data\2020-06\0F06008\REQUANT\
Data File : ECD8-06062033.D
Signal(s) : Signal #1: ECD1A.ch Signal #2: ECD2B.ch
Acq On : 6 Jun 2020 23:33
Operator : MJB
Sample : 0F06008-CALP
Misc : A20F056, CHLOR 2000 ppb
ALS Vial : 30 Sample Multiplier: 1

Integration File signal 1: PEST1.e
Integration File signal 2: PEST2.e
Quant Time: Jun 07 15:02:47 2020
Quant Method : C:\msdchem\1\methods\ECD8_QUANTPEST_200606.M
Quant Title : Instrument: DualECD8
QLast Update : Sun Jun 07 14:07:09 2020
Response via : Initial Calibration
Integrator: ChemStation



Quantitation Report (QT Reviewed)

Data Path : C:\msdchem\1\data\2020-06\0F06008\REQUANT\
 Data File : ECD8-06062036.D
 Signal(s) : Signal #1: ECD1A.ch Signal #2: ECD2B.ch
 Acq On : 7 Jun 2020 00:23
 Operator : MJB
 Sample : 0F06008-CALQ
 Misc : A20F084, TOX 10 ppb
 ALS Vial : 32 Sample Multiplier: 1

Integration File signal 1: PEST1.e
 Integration File signal 2: PEST2.e
 Quant Time: Jun 07 15:03:19 2020
 Quant Method : C:\msdchem\1\methods\ECD8_QUANTPEST_200606.M
 Quant Title : Instrument: DualECD8
 QLast Update : Sun Jun 07 14:07:09 2020
 Response via : Initial Calibration
 Integrator: ChemStation

MJB
6/7/20


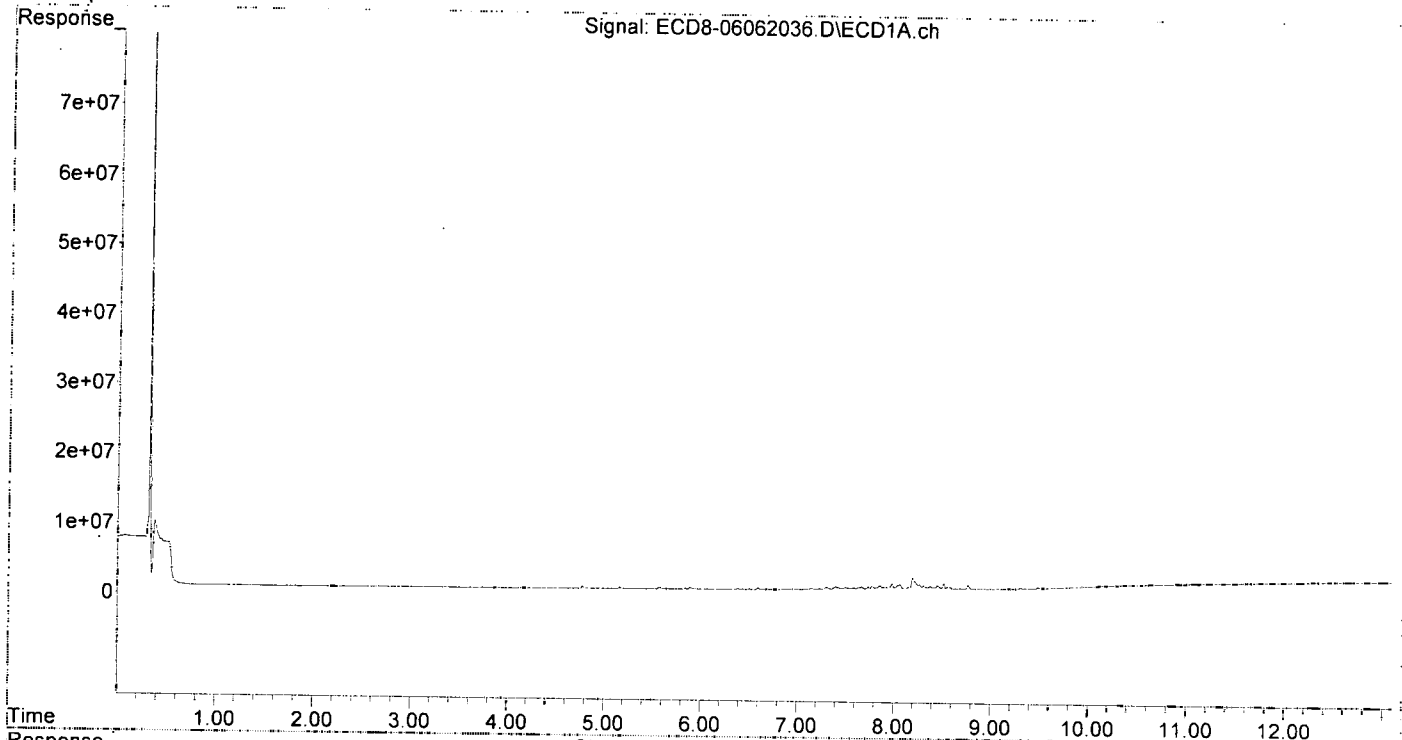
Compound	RT#1	RT#2	Resp#1	Resp#2	ng/mL	ng/mL
System Monitoring Compounds						
1) S TCMX (S)	0.000	5.861	0	375491	N.D.	0.106 #
22) S DCBP (S)	9.482	10.393	212056	153398	BelowCal	BelowCal
Target Compounds						
2) a-BHC	5.810	6.478f	17703	11343	0.004	0.002 #
3) g-BHC	6.134f	6.765	30126	16246	0.007	0.004 #
4) b-BHC	6.140f	6.841	34164	22015	0.019	0.012 #
5) Heptachlor	6.506	7.143	112780	93559	0.029	0.022
6) d-BHC	6.321	7.092	20839	28545	0.039	0.043
7) Aldrin	6.734	7.406	20845	6155	0.005	0.002 #
8) Heptachlo...	7.209	7.841	81606	98799	0.021	0.026 #
9) trans-Chl...	7.304	7.986	375305	261267	0.093	0.068 #
10) cis-Chlor...	7.397	8.093	444632	273491	BelowCal	0.073
11) Endosulfa...	7.502	8.151	285317	154338	0.078	0.045 #
12) 4,4'-DDE	7.465	8.214	170748	181452	0.047	0.061 #
13) Dieldrin	7.671	8.364	428322	172506	0.106	0.045 #
14) Endrin	7.813	8.565	253405	279439	0.075	0.095 #
15) 4,4'-DDD	7.899	8.620	333362	249813	0.117	0.072 #
16) Endosulfa...	7.982	8.706	866733	737338	0.285	0.244
17) 4,4'-DDT	8.062f	8.832	697142	410612	0.316	0.127 #
18) Endrin Al...	8.270	8.953	704055	696424	0.059	0.241 #
19) Endosulfa...	8.585	9.151	322336	285806	0.109	0.096
20) Methoxychlor	8.422	9.331	267378	742472	0.111	0.462 #
21) Endrin Ke...	8.767	9.553	630181	151615	0.177	0.045 #
23) Hexachlor...	0.000	3.558f	0	49942	N.D.	BelowCal
24) Hexachlor...	5.659	6.344f	36997	45953	BelowCal	BelowCal
25) Oxychlordane	7.138	7.762	167251	63001	BelowCal	BelowCal
26) 2,4'-DDE	7.209	7.986	81606	261267	0.034	BelowCal #
27) trans-Non...	7.397	8.048	444632	315011	BelowCal	BelowCal
28) 2,4'-DDD	7.588	8.364	267371	172506	BelowCal	0.083
29) 2,4'-DDT	7.771	8.590	450415	172387	0.073	BelowCal #
30) cis-Nonac...	7.857	8.620	568211	249813	0.138	0.063 #
31) Mirex	8.516	9.553	860734	151615	0.030	BelowCal #
32) Chlordane...	7.304	7.986	375305	261267	0.909	0.603 #
33) Chlordane...	7.397	8.093	444632	273491	0.864	0.750
34) Chlordane...	7.946	8.773	260332	2581320	2.014	21.642 #
35) Chlordane...	0.000	0.000	0	0	N.D.	N.D.
36) Toxaphene...	7.381	8.324	233297	372544	10.605m	11.353
37) Toxaphene...	7.671	8.673	428322	454972	9.914	10.684
38) Toxaphene...	7.982	8.706	866733	737338	11.947	11.669
39) Toxaphene...	8.222	8.773	1188909	2581320	10.025	10.159
40) Toxaphene...	8.450	8.953	599046	696424	11.501	11.861
41) Toxaphene...	8.516	9.331	860734	742472	11.664	11.557
42) Toxaphene...	0.000	0.000	0	0	N.D.	N.D.

(f)=RT Delta > 1/2 Window (#)=Amounts differ by > 25% (m)=manual int.

Quantitation Report (QT Reviewed)

Data Path : C:\msdchem\1\data\2020-06\0F06008\REQUANT\
Data File : ECD8-06062036.D
Signal(s) : Signal #1: ECD1A.ch Signal #2: ECD2B.ch
Acq On : 7 Jun 2020 00:23
Operator : MJB
Sample : 0F06008-CALQ
Misc : A20F084, TOX 10 ppb
ALS Vial : 32 Sample Multiplier: 1

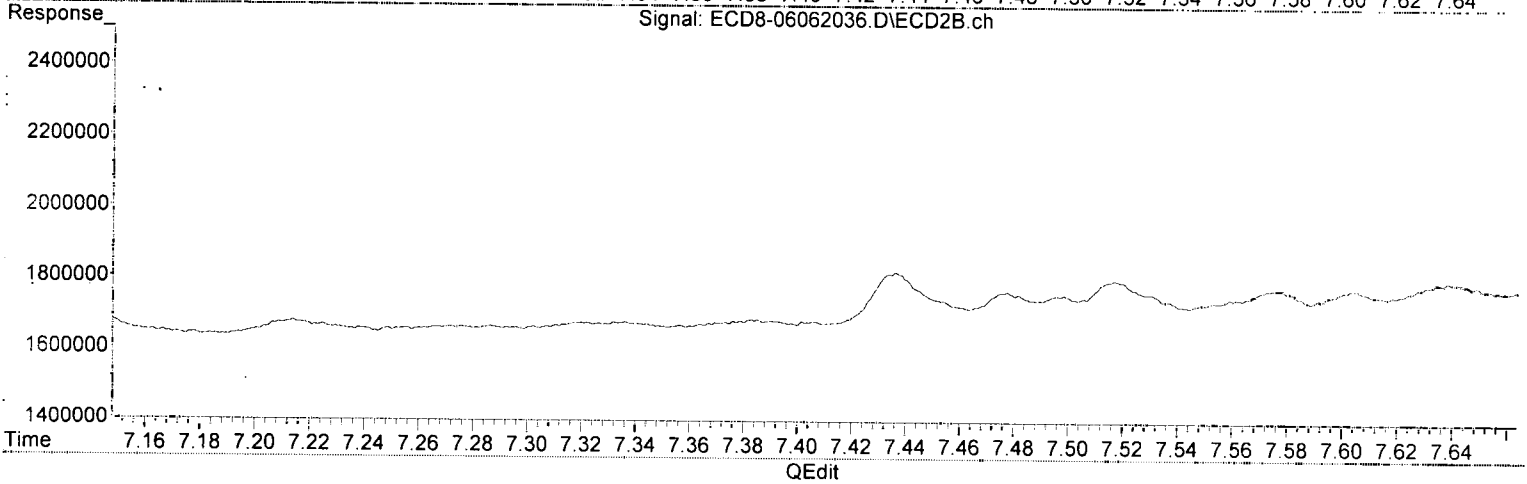
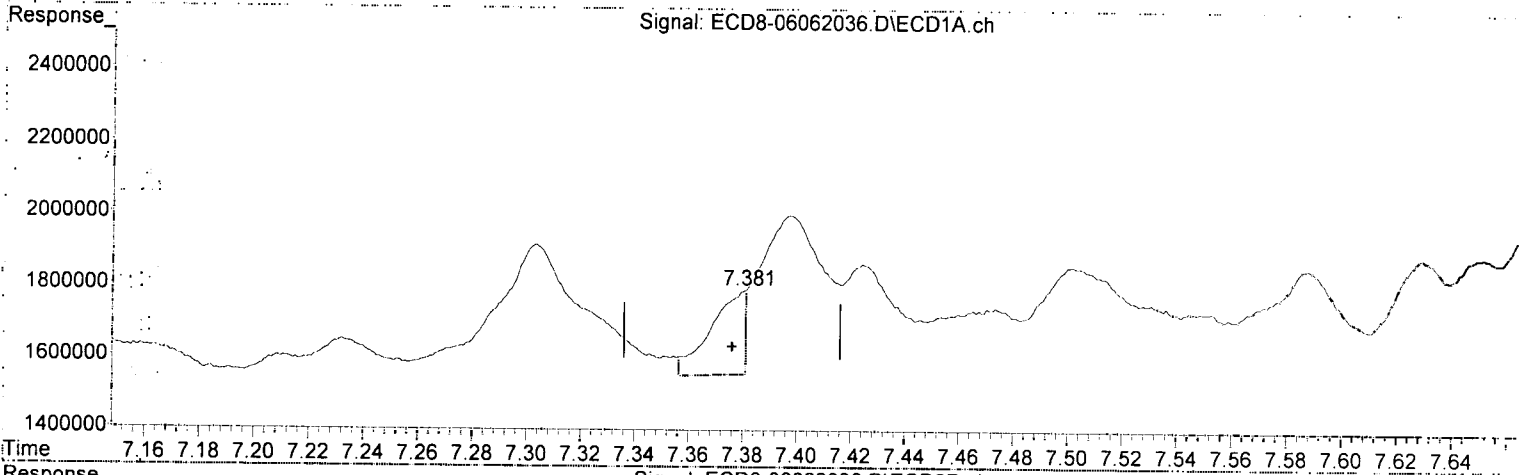
Integration File signal 1: PEST1.e
Integration File signal 2: PEST2.e
Quant Time: Jun 07 15:03:19 2020
Quant Method : C:\msdchem\1\methods\ECD8_QUANTPEST_200606.M
Quant Title : Instrument: DualECD8
QLast Update : Sun Jun 07 14:07:09 2020
Response via : Initial Calibration
Integrator: ChemStation



Quantitation Report (Qedit)

Data Path : C:\msdchem\1\data\2020-06\0F06008\REQUANT\
Data File : ECD8-06062036.D
Signal(s) : Signal #1: ECD1A.ch Signal #2: ECD2B.ch
Acq On : 7 Jun 2020 00:23
Operator : MJB
Sample : 0F06008-CALQ
Misc : A20F084, TOX 10 ppb
ALS Vial : 32 Sample Multiplier: 1

Integration File signal 1: PEST1.e
Integration File signal 2: PEST2.e
Quant Time: Jun 07 15:03:19 2020
Quant Method : C:\msdchem\1\methods\ECD8_QUANTPEST_200606.M
Quant Title : Instrument: DualECD8
QLast Update : Sun Jun 07 14:07:09 2020
Response via : Initial Calibration
Integrator: ChemStation



(36) Toxaphene (1)
7.381min 10.605 ng/mL(m)
response 233297

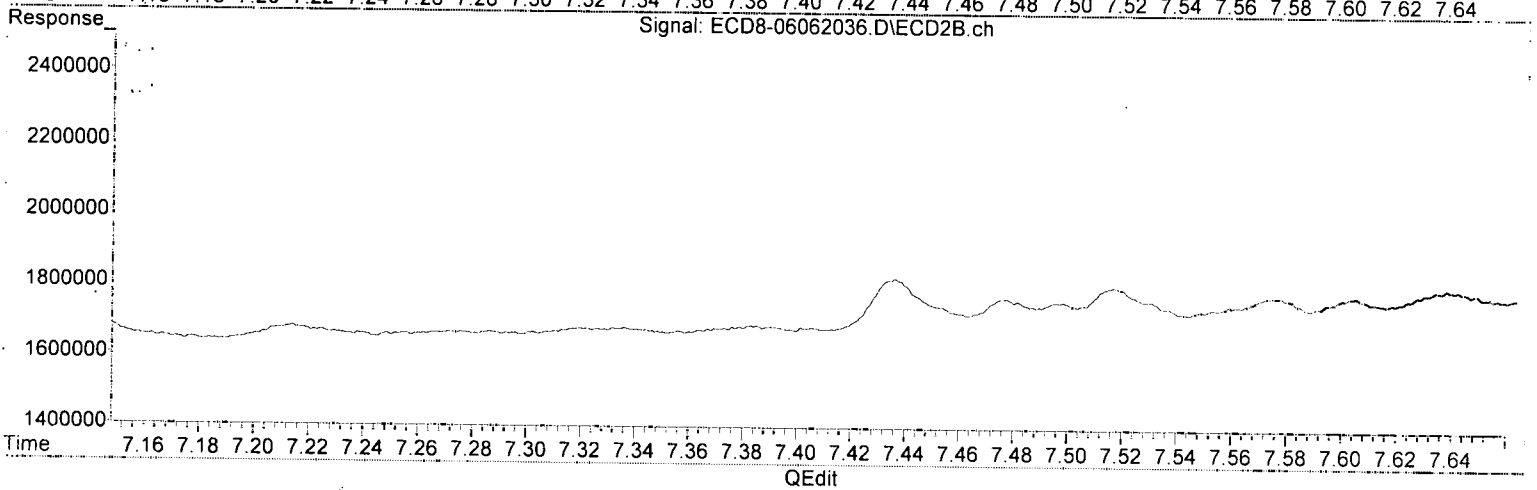
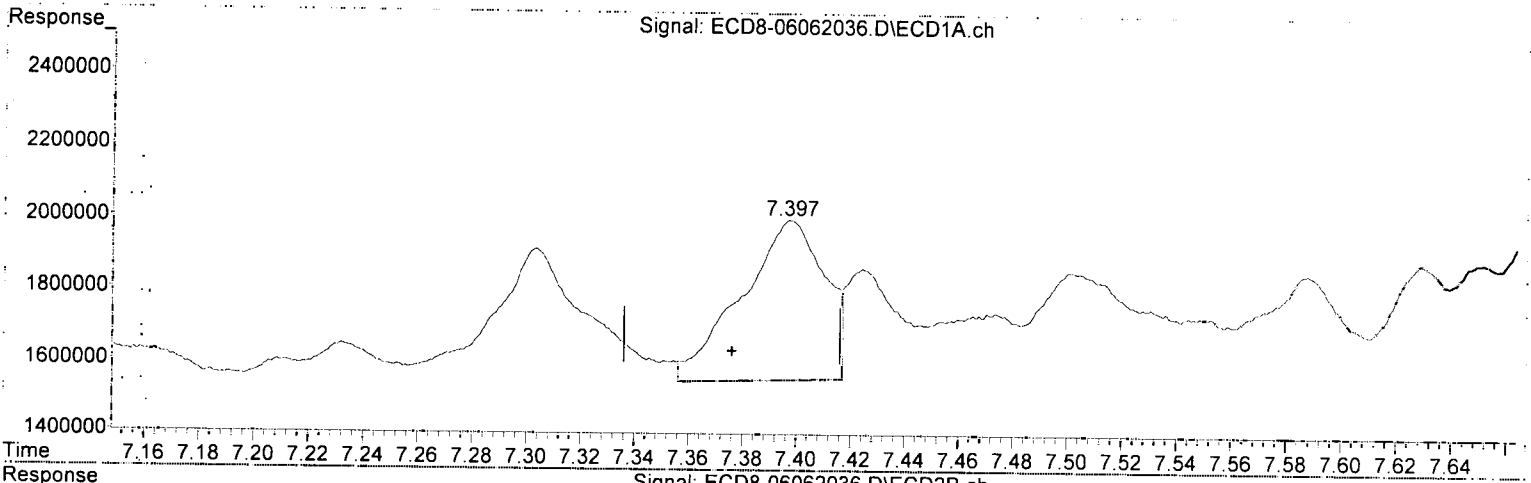
MJB
6/7/20

(36) Toxaphene (1) #2
8.324min 11.353 ng/mL
response 372544

Quantitation Report (Qedit)

Data Path : C:\msdchem\1\data\2020-06\0F06008\REQUANT\
Data File : ECD8-06062036.D
Signal(s) : Signal #1: ECD1A.ch Signal #2: ECD2B.ch
Acq On : 7 Jun 2020 00:23
Operator : MJB
Sample : 0F06008-CALQ
Misc : A20F084, TOX 10 ppb
ALS Vial : 32 Sample Multiplier: 1

Integration File signal 1: PEST1.e
Integration File signal 2: PEST2.e
Quant Time: Jun 07 15:03:19 2020
Quant Method : C:\msdchem\1\methods\ECD8_QUANTPEST_200606.M
Quant Title : Instrument: DualECD8
QLast Update : Sun Jun 07 14:07:09 2020
Response via : Initial Calibration
Integrator: ChemStation



(36) Toxaphene (1)
7.397min 24.010 ng/mL
response ~~444632~~

*MJB
6/7/20*

(36) Toxaphene (1) #2
8.324min 11.353 ng/mL
response 372544

Quantitation Report (Not Reviewed)

Data Path: C:\msdchem\1\data\2020-06\0F06008\REQUANT\
 Data File: ECD8-06062036.D
 Signal(s): Signal #1: ECD1A.ch Signal #2: ECD2B.ch
 Acq On: 7 Jun 2020 00:23
 Operator: MJB
 Sample: 0F06008-CALQ
 Misc: A20F084, TOX 10 ppb
 ALS Vial: 32 Sample Multiplier: 1

Integration File signal 1: PEST1.e
 Integration File signal 2: PEST2.e
 Quant Time: Jun 07 15:03:19 2020
 Quant Method: C:\msdchem\1\methods\ECD8_QUANTPEST_200606.M
 Quant Title: Instrument: DualECD8
 QLast Update: Sun Jun 07 14:07:09 2020
 Response via: Initial Calibration
 Integrator: ChemStation

MJB
6/7/20

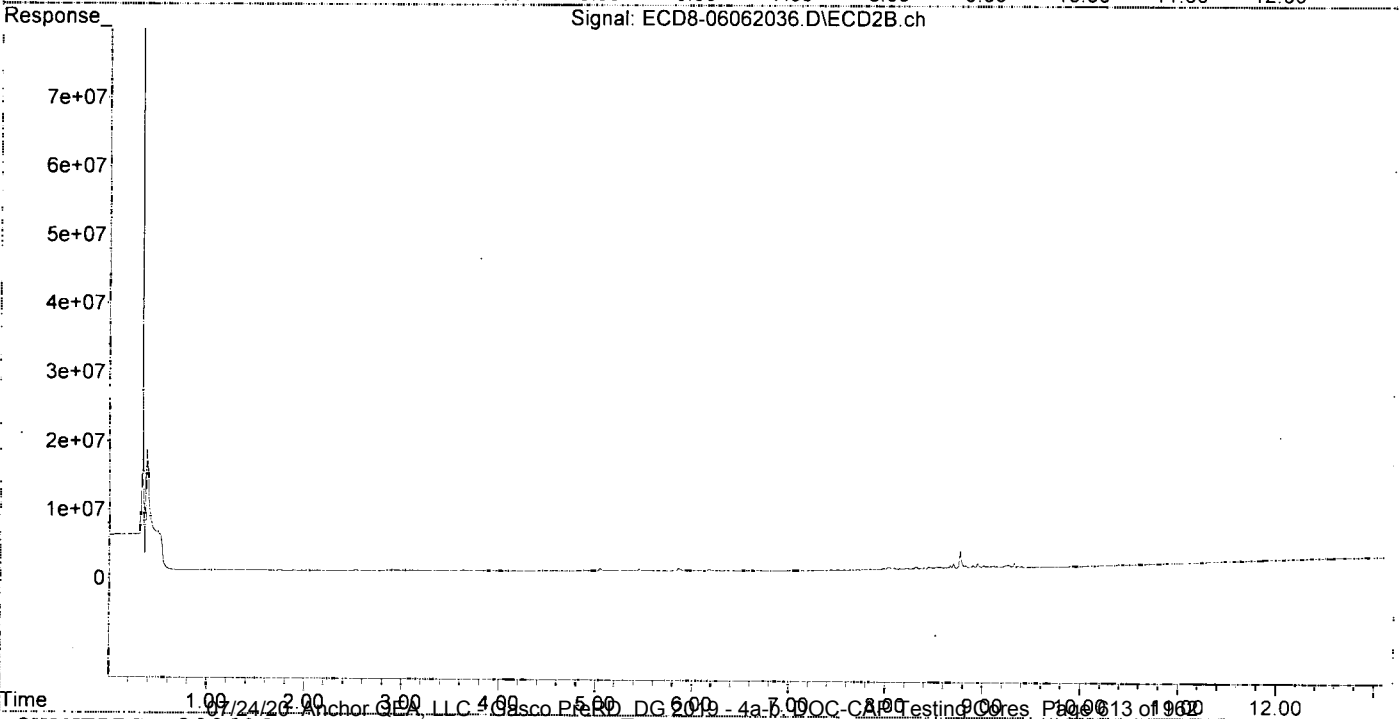
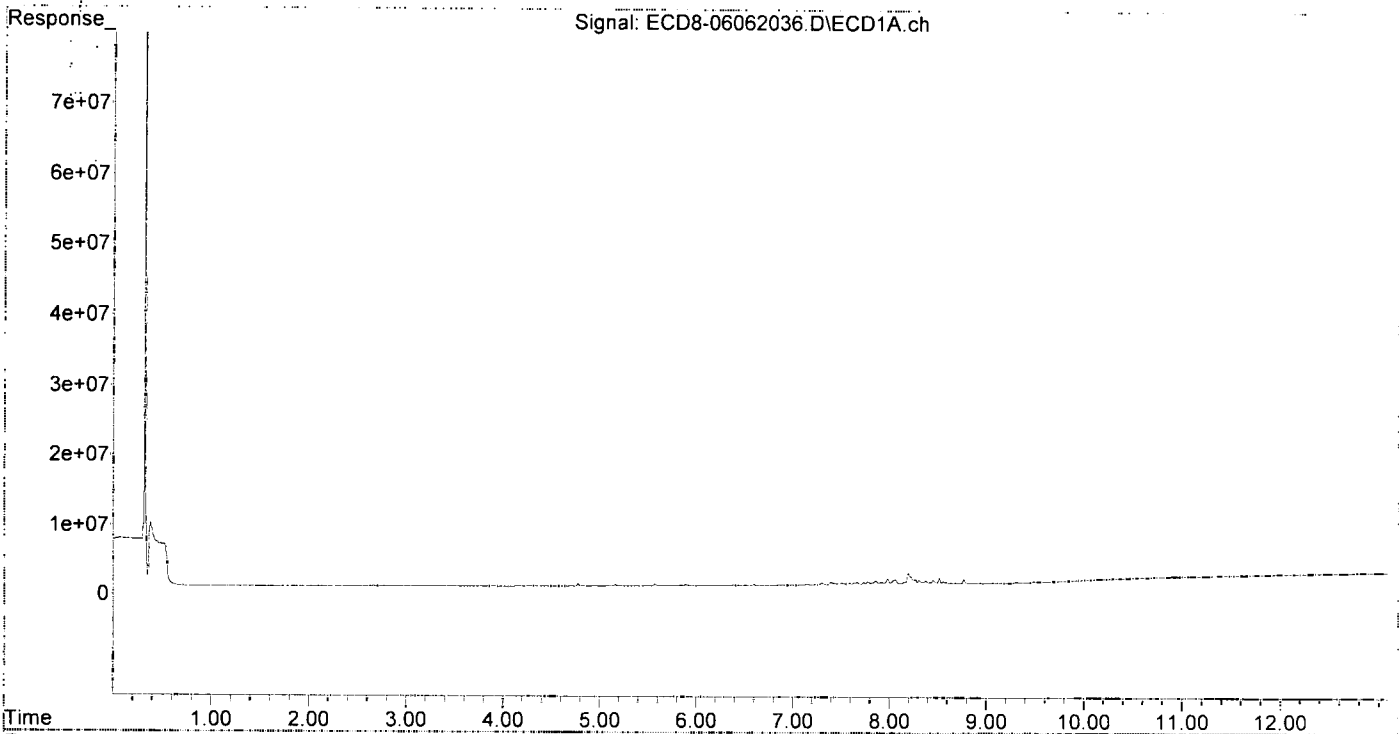
Compound	RT#1	RT#2	Resp#1	Resp#2	ng/mL	ng/mL
System Monitoring Compounds						
1) S TCMX (S)	0.000	5.861	0	375491	N.D.	0.106 #
22) S DCBP (S)	9.482	10.393	212056	153398	BelowCal	BelowCal
Target Compounds						
2) a-BHC	5.810	6.478f	17703	11343	0.004	0.002 #
3) g-BHC	6.134f	6.765	30126	16246	0.007	0.004 #
4) b-BHC	6.140f	6.841	34164	22015	0.019	0.012 #
5) Heptachlor	6.506	7.143	112780	93559	0.029	0.022
6) d-BHC	6.321	7.092	20839	28545	0.039	0.043
7) Aldrin	6.734	7.406	20845	6155	0.005	0.002 #
8) Heptachlo...	7.209	7.841	81606	98799	0.021	0.026 #
9) trans-Chl...	7.304	7.986	375305	261267	0.093	0.068 #
10) cis-Chlor...	7.397	8.093	444632	273491	BelowCal	0.073
11) Endosulfa...	7.502	8.151	285317	154338	0.078	0.045 #
12) 4,4'-DDE	7.465	8.214	170748	181452	0.047	0.061 #
13) Dieldrin	7.671	8.364	428322	172506	0.106	0.045 #
14) Endrin	7.813	8.565	253405	279439	0.075	0.095 #
15) 4,4'-DDD	7.899	8.620	333362	249813	0.117	0.072 #
16) Endosulfa...	7.982	8.706	866733	737338	0.285	0.244
17) 4,4'-DDT	8.062f	8.832	697142	410612	0.316	0.127 #
18) Endrin Al...	8.270	8.953	704055	696424	0.059	0.241 #
19) Endosulfa...	8.585	9.151	322336	285806	0.109	0.096
20) Methoxychlor	8.422	9.331	267378	742472	0.111	0.462 #
21) Endrin Ke...	8.767	9.553	630181	151615	0.177	0.045 #
23) Hexachlor...	0.000	3.558f	0	49942	N.D.	BelowCal
24) Hexachlor...	5.659	6.344f	36997	45953	BelowCal	BelowCal
25) Oxychlorane	7.138	7.762	167251	63001	BelowCal	BelowCal
26) 2,4'-DDE	7.209	7.986	81606	261267	0.034	BelowCal #
27) trans-Non...	7.897	8.048	444632	315011	BelowCal	BelowCal
28) 2,4'-DDD	7.588	8.364	267371	172506	BelowCal	0.083
29) 2,4'-DDT	7.771	8.590	450415	172387	0.073	BelowCal #
30) cis-Nonac...	7.857	8.620	568211	249813	0.138	0.063 #
31) Mirex	8.516	9.553	860734	151615	0.030	BelowCal #
32) Chlordane...	7.304	7.986	375305	261267	0.909	0.603 #
33) Chlordane...	7.397	8.093	444632	273491	0.864	0.750
34) Chlordane...	7.946	8.773	260332	2581320	2.014	21.642 #
35) Chlordane...	0.000	0.000	0	0	N.D.	N.D.
36) Toxaphene...	7.397f	8.324	444632	372544	24.010	11.353 #
37) Toxaphene...	7.671	8.673	428322	454972	9.914	10.684
38) Toxaphene...	7.982	8.706	866733	737338	11.947	11.669
39) Toxaphene...	8.222	8.773	1188909	2581320	10.025	10.159
40) Toxaphene...	8.450	8.953	599046	696424	11.501	11.861
41) Toxaphene...	8.516	9.331	860734	742472	11.664	11.557
42) Toxaphene...	0.000	0.000	0	0	N.D.	N.D.

(f)=RT Delta > 1/2 Window (#)=Amounts differ by > 25% (m)=manual int.

Quantitation Report (Not Reviewed)

Data Path : C:\msdchem\1\data\2020-06\0F06008\REQUANT\
Data File : ECD8-06062036.D
Signal(s) : Signal #1: ECD1A.ch Signal #2: ECD2B.ch
Acq On : 7 Jun 2020 00:23
Operator : MJB
Sample : 0F06008-CALQ
Misc : A20F084, TOX 10 ppb
ALS Vial : 32 Sample Multiplier: 1

Integration File signal 1: PEST1.e
Integration File signal 2: PEST2.e
Quant Time: Jun 07 15:03:19 2020
Quant Method : C:\msdchem\1\methods\ECD8_QUANTPEST_200606.M
Quant Title : Instrument: DualECD8
QLast Update : Sun Jun 07 14:07:09 2020
Response via : Initial Calibration
Integrator: ChemStation



Quantitation Report (Not Reviewed)

Data Path : C:\msdchem\1\data\2020-06\0F06008\REQUANT\
 Data File : ECD8-06062037.D
 Signal(s) : Signal #1: ECD1A.ch Signal #2: ECD2B.ch
 Acq On : 7 Jun 2020 00:39
 Operator : MJB
 Sample : 0F06008-CALR
 Misc : A20F064, TOX 50 ppb
 ALS Vial : 33 Sample Multiplier: 1

Integration File signal 1: PEST1.e
 Integration File signal 2: PEST2.e
 Quant Time: Jun 07 15:04:02 2020
 Quant Method : C:\msdchem\1\methods\ECD8_QUANTPEST_200606.M
 Quant Title : Instrument: DualECD8
 QLast Update : Sun Jun 07 14:07:09 2020
 Response via : Initial Calibration
 Integrator: ChemStation

MJB
6/7/20

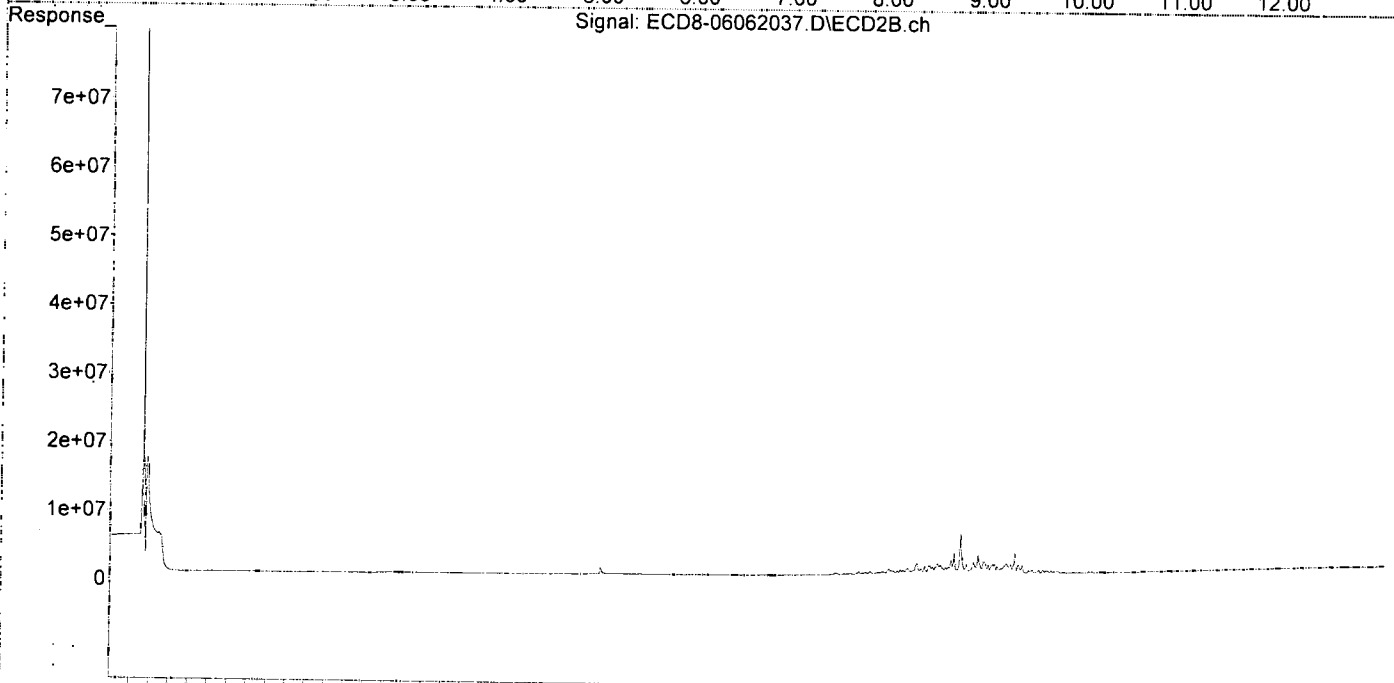
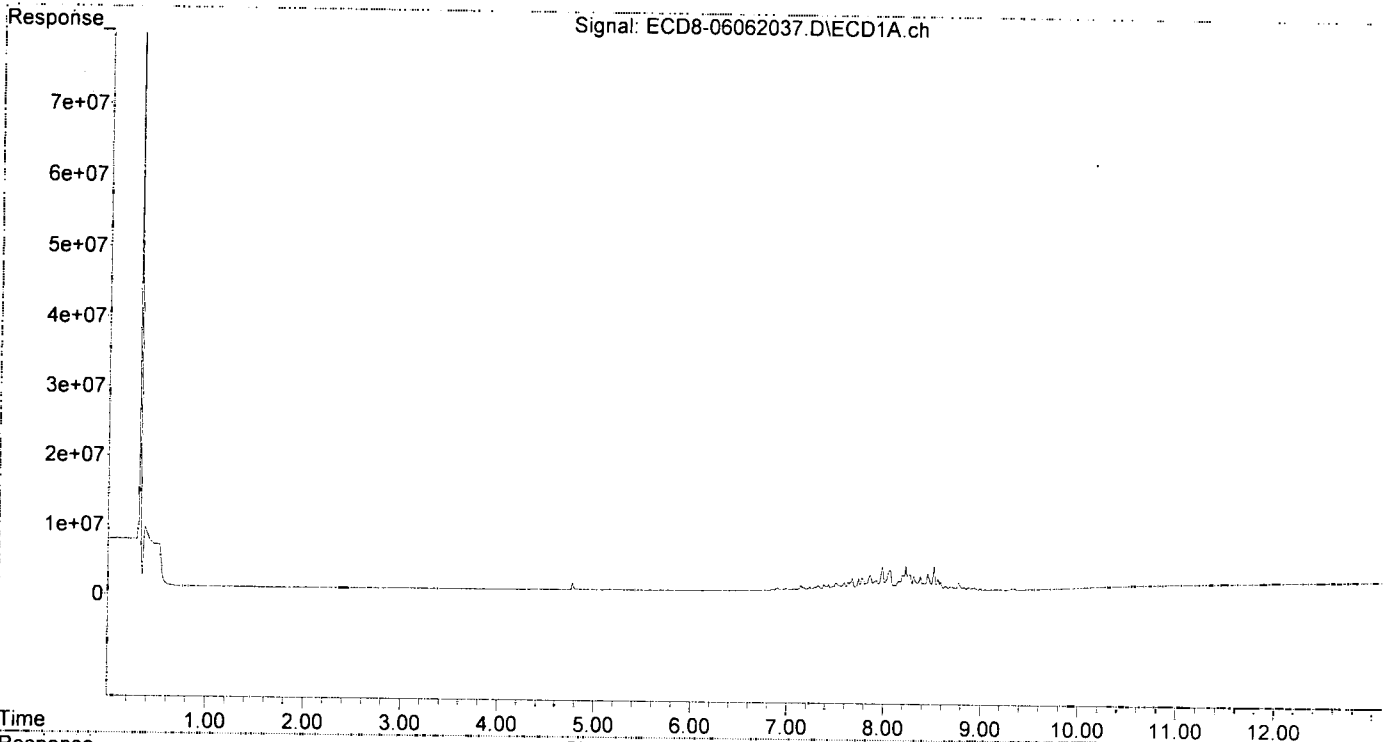
Compound	RT#1	RT#2	Resp#1	Resp#2	ng/mL	ng/mL
System Monitoring Compounds						
1) S TCMX (S)	0.000	5.862	0	54331	N.D.	0.015 #
22) S DCBP (S)	9.475	10.373f	48858	42389	BelowCal	BelowCal
Target Compounds						
2) a-BHC	5.811	6.431f	13369	9671	0.003	0.002 #
3) g-BHC	6.129f	6.763	6629	14632	0.002	0.003 #
4) b-BHC	6.174	6.844	5748	12470	0.003	0.007 #
5) Heptachlor	6.504	7.147	43006	31849	0.011	0.008 #
6) d-BHC	6.339	7.088	17843	32092	0.038	0.044 #
7) Aldrin	6.747	7.404	81426	28241	0.019	0.007 #
8) Heptachlo...	7.211	7.840	312255	478092	0.079	0.127 #
9) trans-Chl...	7.289	7.989	459601	352162	0.114	0.092 #
10) cis-Chlor...	7.405	8.077	550412	561883	BelowCal	0.151 #
11) Endosulfa...	7.502	8.152	1105616	715087	0.300	0.211 #
12) 4,4'-DDE	7.473	8.215	601481	803801	0.164	0.249 #
13) Dieldrin	7.671	8.364	1751397	840591	0.434	0.218 #
14) Endrin	7.814	8.564	1119157	1338960	0.332	0.453 #
15) 4,4'-DDD	7.899	8.619	1347952	992525	0.472	0.356 #
16) Endosulfa...	7.982	8.706	3429819	3049566	1.127	1.009 #
17) 4,4'-DDT	8.064	8.833	2934214	1387198	1.297	0.520 #
18) Endrin Al...	8.270	8.952	2351147	2698078	0.664	0.933 #
19) Endosulfa...	8.587	9.149	1218490	1085513	0.413	0.366 #
20) Methoxychlor	8.422	9.330	1033546	3021892	0.839	2.352 #
21) Endrin Ke...	8.768	9.576f	1141083	466885	0.320	0.139 #
23) Hexachlor...	0.000	3.550	0	7917	N.D.	BelowCal
24) Hexachlor...	0.000	6.313	0	11118	N.D.	BelowCal
25) Oxychlorane	7.139	7.761	726510	255679	0.035	BelowCal #
26) 2,4'-DDE	7.211	7.989	312255	352162	0.130	BelowCal #
27) trans-Non...	7.377	8.060	867007	583694	BelowCal	BelowCal
28) 2,4'-DDD	7.588	8.364	1154338	840591	0.419	0.404 #
29) 2,4'-DDT	7.771	8.590	1856177	911096	0.850	0.323 #
30) cis-Nonac...	7.858	8.619	2252767	992525	0.548	0.248 #
31) Mirex	8.517	9.501f	3477197	505881	1.106	BelowCal #
32) Chlordane...	7.289	7.989	459601	352162	1.113	0.813 #
33) Chlordane...	7.405	8.077	550412	561883	1.070	1.540 #
34) Chlordane...	7.921f	8.773	1468925	5845916	11.363	49.012 #
35) Chlordane...	0.000	0.000	0	0	N.D.	N.D.
36) Toxaphene...	7.377	8.324	867007	1668991	50.779	50.862 #
37) Toxaphene...	7.671	8.673	1751397	2027364	52.028	47.608 #
38) Toxaphene...	7.982	8.706	3429819	3049566	47.278	48.263 #
39) Toxaphene...	8.223	8.773	3584023	5845916	49.354	46.142 #
40) Toxaphene...	8.450	8.952	2442896	2698078	46.903	45.952 #
41) Toxaphene...	8.517	9.330	3477197	3021892	47.119	47.036 #
42) Toxaphene...	0.000	0.000	0	0	N.D.	N.D.

(f)=RT Delta > 1/2 Window (#)=Amounts differ by > 25% (m)=manual int.

Quantitation Report (Not Reviewed)

Data Path : C:\msdchem\1\data\2020-06\0F06008\REQUANT\
Data File : ECD8-06062037.D
Signal(s) : Signal #1: ECD1A.ch Signal #2: ECD2B.ch
Acq On : 7 Jun 2020 00:39
Operator : MJB
Sample : 0F06008-CALR
Misc : A20F064, TOX 50 ppb
ALS Vial : 33 Sample Multiplier: 1

Integration File signal 1: PEST1.e
Integration File signal 2: PEST2.e
Quant Time: Jun 07 15:04:02 2020
Quant Method : C:\msdchem\1\methods\ECD8_QUANTPEST_200606.M
Quant Title : Instrument: DualECD8
QLast Update : Sun Jun 07 14:07:09 2020
Response via : Initial Calibration
Integrator: ChemStation



Quantitation Report (Not Reviewed)

Data Path : C:\msdchem\1\data\2020-06\0F06008\REQUANT\
 Data File : ECD8-06062038.D
 Signal(s) : Signal #1: ECD1A.ch Signal #2: ECD2B.ch
 Acq On : 7 Jun 2020 00:56
 Operator : MJB
 Sample : 0F06008-CALS
 Misc : A20F065, TOX 100 ppb
 ALS Vial : 34 Sample Multiplier: 1

Integration File signal 1: PEST1.e
 Integration File signal 2: PEST2.e
 Quant Time: Jun 07 15:04:10 2020
 Quant Method : C:\msdchem\1\methods\ECD8_QUANTPEST_200606.M
 Quant Title : Instrument: DualECD8
 QLast Update : Sun Jun 07 14:07:09 2020
 Response via : Initial Calibration
 Integrator: ChemStation

*MJB
6/7/20*

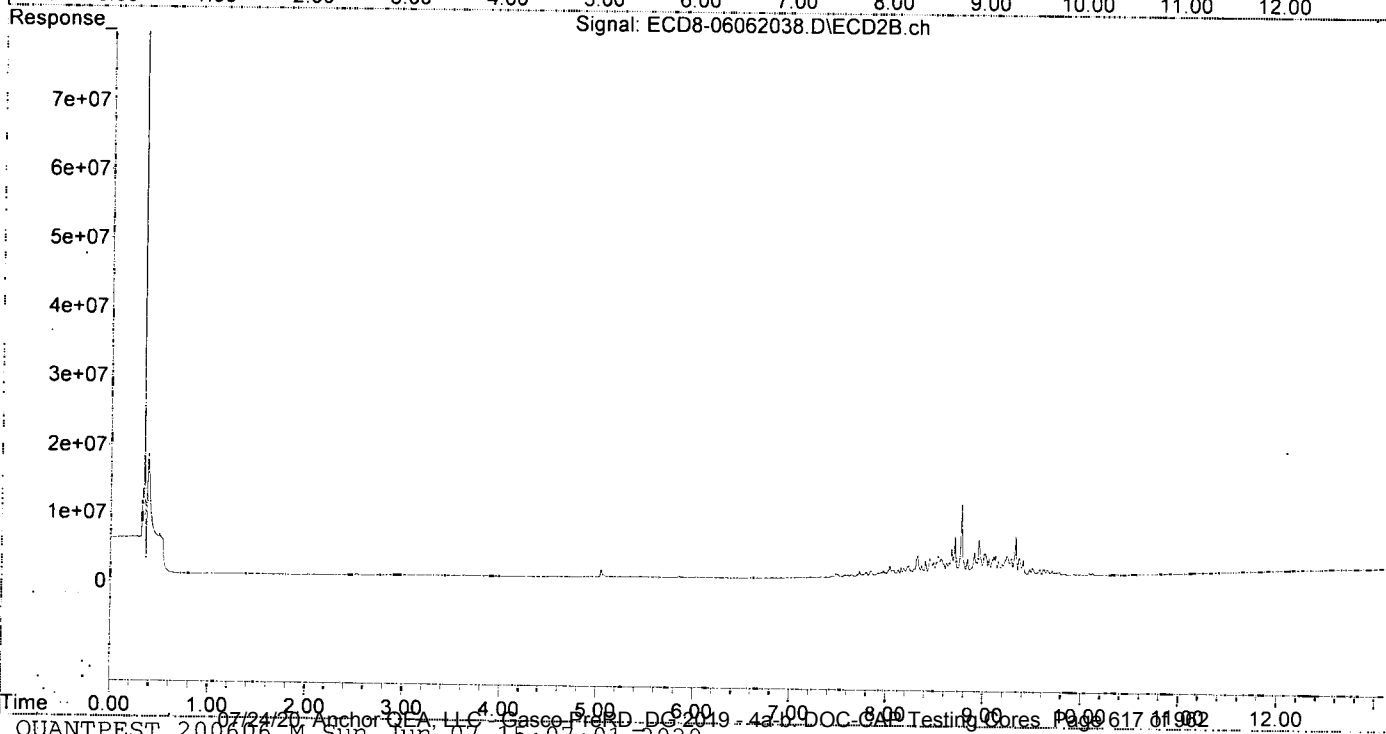
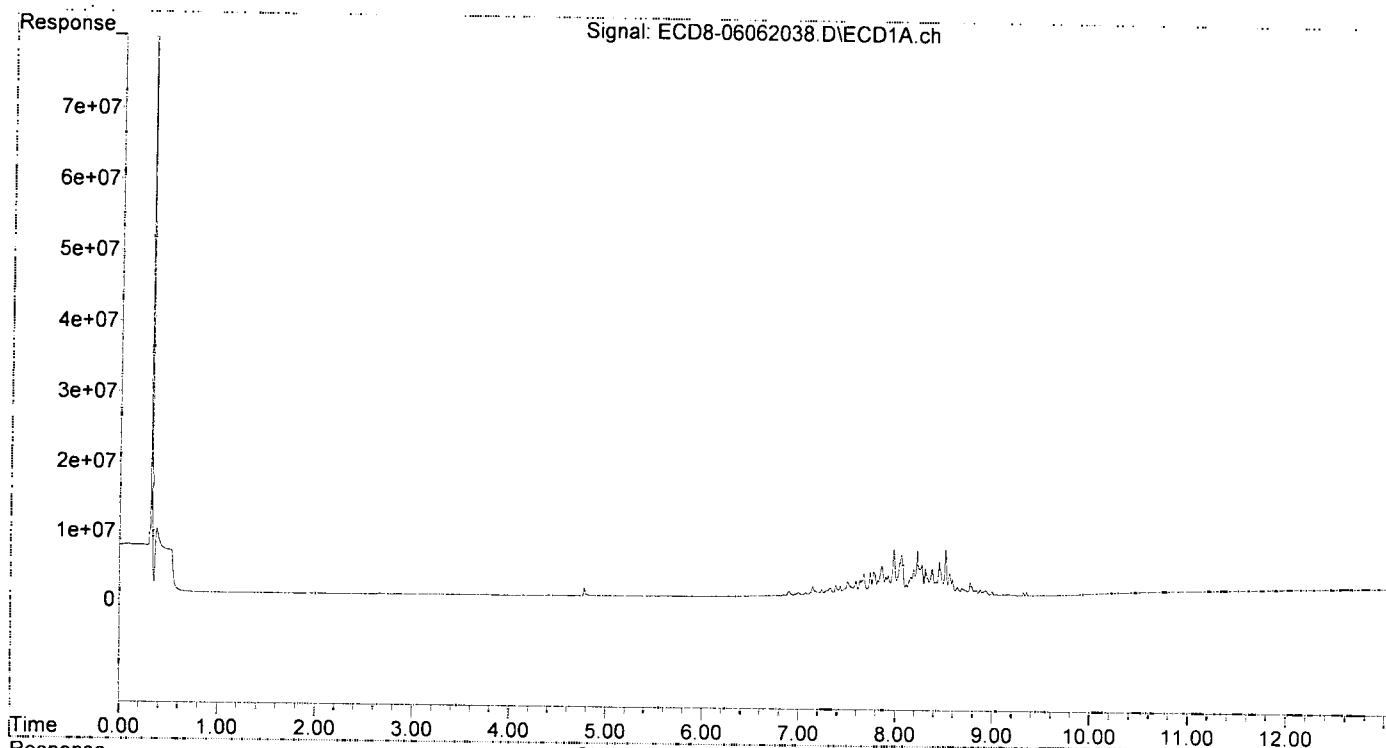
Compound	RT#1	RT#2	Resp#1	Resp#2	ng/mL	ng/mL
System Monitoring Compounds						
1) S TCMX (S)	0.000	5.861	0	166986	N.D.	0.047 #
22) S DCBP (S)	9.474	10.412	101516	7143	BelowCal	BelowCal
Target Compounds						
2) a-BHC	5.818	6.456	25529	18704	0.005	0.004 #
3) g-BHC	0.000	6.763	0	25387	N.D.	0.006 #
4) b-BHC	6.175	6.846	26293	13677	0.015	0.007 #
5) Heptachlor	6.508	7.148	75785	55482	0.019	0.013 #
6) d-BHC	6.309	7.089	12956	45153	0.037	0.048 #
7) Aldrin	6.745	7.406	191692	66183	0.044	0.017 #
8) Heptachlo...	7.211	7.839	624975	935549	0.158	0.249 #
9) trans-Chl...	7.289	7.991	856511	705355	0.213	0.185
10) cis-Chlor...	7.378f	8.076	1661660	1043672	0.251	0.280
11) Endosulfa...	7.503	8.151	2127326	1429835	0.578	0.422 #
12) 4,4'-DDE	7.474	8.213	1122780	1624430	0.306	0.497 #
13) Dieldrin	7.670	8.363	3335225	1692144	0.826	0.439 #
14) Endrin	7.814	8.562	2357664	2632406	0.699	0.890 #
15) 4,4'-DDD	7.898	8.620	2768324	2101439	0.970	0.779
16) Endosulfa...	7.981	8.706	6846475	5827857	2.250	1.927
17) 4,4'-DDT	8.058f	8.833	6014080	2631541	2.643	1.020 #
18) Endrin Al...	8.269	8.952	4625839	5383300	1.499	1.861
19) Endosulfa...	8.586	9.149	2468195	2308783	0.836	0.779
20) Methoxychlor	8.420	9.330	2196912	5801758	1.942	4.642 #
21) Endrin Ke...	8.769	9.576f	2002222	1032720	0.561	0.307 #
23) Hexachlor...	0.000	3.557f	0	22047	N.D.	BelowCal
24) Hexachlor...	5.628f	6.320	24077	18109	BelowCal	BelowCal
25) Oxychlordane	7.139	7.760	1439800	504807	0.262	BelowCal #
26) 2,4'-DDE	7.211	7.991	624975	705355	0.261	0.085 #
27) trans-Non...	7.378	8.060	1661660	1088052	0.198	0.078 #
28) 2,4'-DDD	7.587	8.363	2268578	1692144	1.018	0.814
29) 2,4'-DDT	7.770	8.562	3635385	2632406	1.831	1.256 #
30) cis-Nonac...	7.857	8.620	4471293	2101439	1.087	0.526 #
31) Mirex	8.516	9.501f	6835641	1181031	2.486	0.242 #
32) Chlordane...	7.289	7.991	856511	705355	2.074	1.628
33) Chlordane...	7.378	8.076	1661660	1043672	3.230	2.861
34) Chlordane...	7.921f	8.773	2995147	10563005	23.168	88.560 #
35) Chlordane...	0.000	0.000	0	0	N.D.	N.D.
36) Toxaphene...	7.378	8.323	1661660	3187485	101.055	97.139
37) Toxaphene...	7.670	8.672	3335225	4059174	102.470	95.320
38) Toxaphene...	7.981	8.706	6846475	5827857	94.374	92.233
39) Toxaphene...	8.222	8.773	6690852	10563005	100.042	97.495
40) Toxaphene...	8.449	8.952	4962066	5383300	95.270	91.684
41) Toxaphene...	8.516	9.330	6835641	5801758	92.628	90.306
42) Toxaphene...	0.000	0.000	0	0	N.D.	N.D.

(f)=RT Delta > 1/2 Window (#)=Amounts differ by > 25% (m)=manual int.

Quantitation Report (Not Reviewed)

Data Path : C:\msdchem\1\data\2020-06\0F06008\REQUANT\
Data File : ECD8-06062038.D
Signal(s) : Signal #1: ECD1A.ch Signal #2: ECD2B.ch
Acq On : 7 Jun 2020 00:56
Operator : MJB
Sample : 0F06008-CALS
Misc : A20F065, TOX 100 ppb
ALS Vial : 34 Sample Multiplier: 1

Integration File signal 1: PEST1.e
Integration File signal 2: PEST2.e
Quant Time: Jun 07 15:04:10 2020
Quant Method : C:\msdchem\1\methods\ECD8_QUANTPEST_200606.M
Quant Title : Instrument: DualECD8
QLast Update : Sun Jun 07 14:07:09 2020
Response via : Initial Calibration
Integrator: ChemStation



Quantitation Report (Not Reviewed)

Data Path : C:\msdchem\1\data\2020-06\0F06008\REQUANT\
 Data File : ECD8-06062039.D
 Signal(s) : Signal #1: ECD1A.ch Signal #2: ECD2B.ch
 Acq On : 7 Jun 2020 1:12
 Operator : MJB
 Sample : 0F06008-CALT
 Misc : A20F066, TOX 200 ppb
 ALS Vial : 35 Sample Multiplier: 1

Integration File signal 1: PEST1.e
 Integration File signal 2: PEST2.e
 Quant Time: Jun 07 15:04:19 2020
 Quant Method : C:\msdchem\1\methods\ECD8_QUANTPEST_200606.M
 Quant Title : Instrument: DualECD8
 QLast Update : Sun Jun 07 14:07:09 2020
 Response via : Initial Calibration
 Integrator: ChemStation

MJB
6/7/20

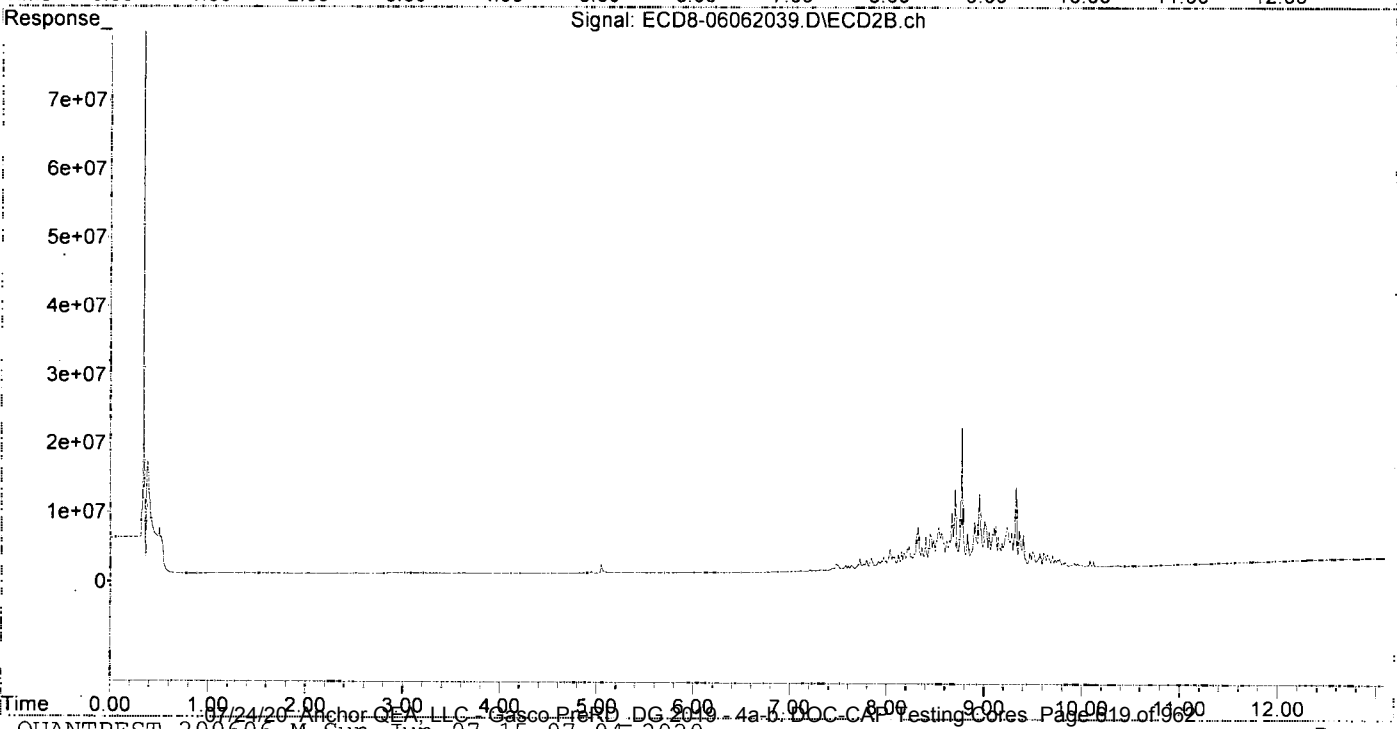
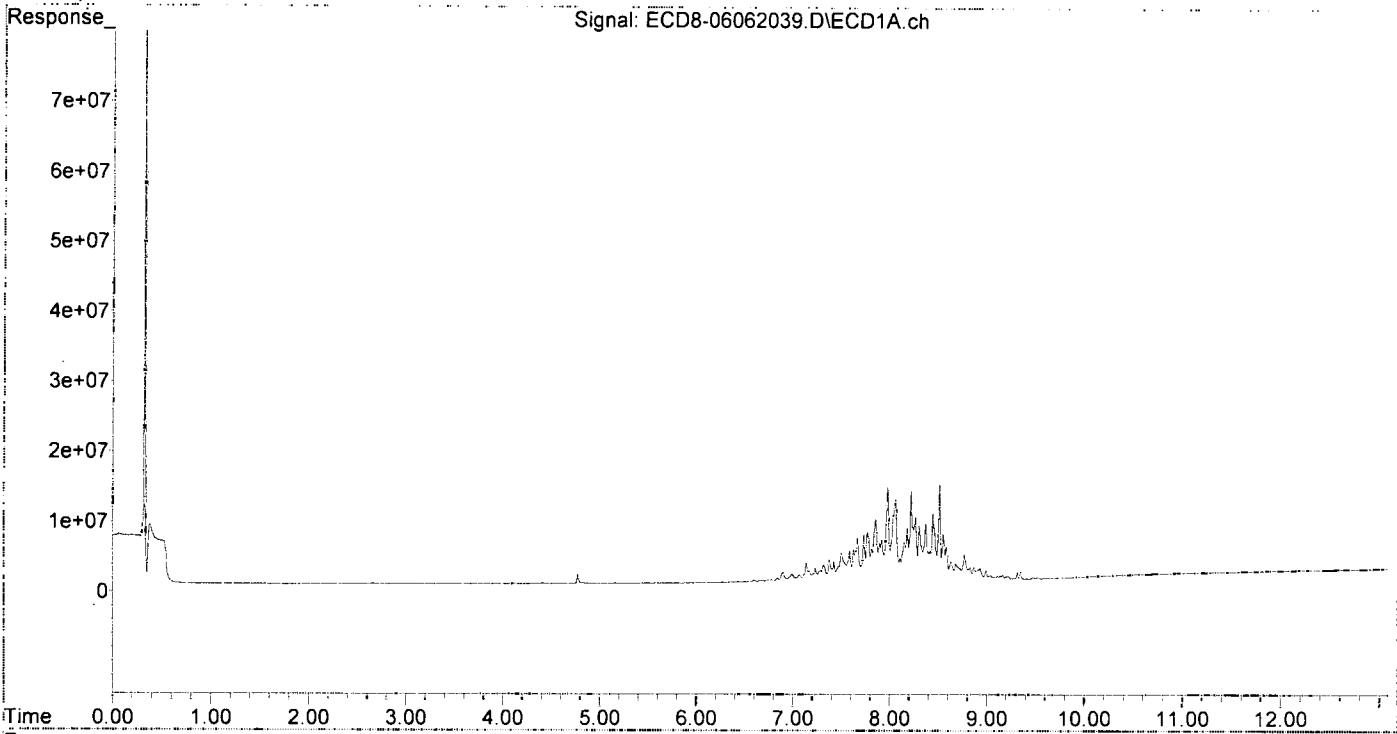
Compound	RT#1	RT#2	Resp#1	Resp#2	ng/mL	ng/mL
System Monitoring Compounds						
1) S TCMX (S)	5.296f	5.842	13483	24710	0.004	0.007 #
22) S DCBP (S)	9.473	10.371f	207793	189983	BelowCal	BelowCal
Target Compounds						
2) a-BHC	5.816	6.452	33053	33624	0.007	0.007
3) g-BHC	6.105	6.766	11121	40870	0.003	0.010 #
4) b-BHC	6.169	6.841	6914	23464	0.004	0.013 #
5) Heptachlor	6.506	7.147	139489	127412	0.035	0.030
6) d-BHC	6.317	7.111	25690	190547	0.041	0.087 #
7) Aldrin	6.745	7.437f	359879	438187	0.083	0.109 #
8) Heptachlo...	7.209	7.840	1189159	1850625	0.301	0.492 #
9) trans-Chl...	7.287	7.991	1635908	1470311	0.407	0.385
10) cis-Chlor...	7.405	8.077	1771458	2027126	0.281	0.544 #
11) Endosulfa...	7.501	8.151	4055606	2743080	1.102	0.809 #
12) 4,4'-DDE	7.473	8.214	2153947	3180681	0.588	0.967 #
13) Dieldrin	7.670	8.362	6236956	3320054	1.545	0.861 #
14) Endrin	7.814	8.563	4683726	5269901	1.388	1.783 #
15) 4,4'-DDD	7.898	8.619	5435331	4135266	1.905	1.552
16) Endosulfa...	7.980	8.705	13382025	11658085	4.398	3.855
17) 4,4'-DDT	8.062f	8.833	11628527	5144630	5.081	2.026 #
18) Endrin Al...	8.269	8.952	9052524	10785883	3.122	3.728
19) Endosulfa...	8.585	9.150	4843113	4611724	1.640	1.555
20) Methoxychlor	8.420	9.330	4209960	11724043	3.840	9.460 #
21) Endrin Ke...	8.769	9.576f	3656574	2159294	1.025	0.643 #
23) Hexachlor...	0.000	3.556f	0	14926	N.D.	BelowCal
24) Hexachlor...	5.694f	6.310	21608	18700	BelowCal	BelowCal
25) Oxychlordan...	7.138	7.760	2728782	1004331	0.671	0.128 #
26) 2,4'-DDE	7.209	7.991	1189159	1470311	0.497	0.450
27) trans-Non...	7.405	8.061	1771458	2046707	0.230	0.373 #
28) 2,4'-DDD	7.587	8.362	4370951	3320054	2.146	1.597 #
29) 2,4'-DDT	7.770	8.563	7032689	5269901	3.698	2.677 #
30) cis-Nonac...	7.858	8.619	8813326	4135266	2.143	1.035 #
31) Mirex	8.516	9.501f	13660201	2421723	5.288	0.798 #
32) Chlordane...	7.287	7.991	1635908	1470311	3.960	3.395
33) Chlordane...	7.405	8.077	1771458	2027126	3.443	5.556 #
34) Chlordane...	7.921f	8.773	5900726	20436846	45.644	171.342 #
35) Chlordane...	0.000	0.000	0	0	N.D.	N.D.
36) Toxaphene...	7.376	8.323	3191894	6174593	197.562	188.171
37) Toxaphene...	7.670	8.672	6236956	8120804	194.958	190.697
38) Toxaphene...	7.980	8.705	13382025	11658085	184.462	184.503
39) Toxaphene...	8.223	8.773	12821813	20436846	199.013	202.667
40) Toxaphene...	8.449	8.952	9567302	10785883	183.689	183.697
41) Toxaphene...	8.516	9.330	13660201	11724043	185.107	182.488
42) Toxaphene...	0.000	0.000	0	0	N.D.	N.D.

(f)=RT Delta > 1/2 Window (#)=Amounts differ by > 25% (m)=manual int.

Quantitation Report (Not Reviewed)

Data Path : C:\msdchem\1\data\2020-06\0F06008\REQUANT\
Data File : ECD8-06062039.D
Signal(s) : Signal #1: ECD1A.ch Signal #2: ECD2B.ch
Acq On : 7 Jun 2020 1:12
Operator : MJB
Sample : 0F06008-CALT
Misc : A20F066, TOX 200 ppb
ALS Vial : 35 Sample Multiplier: 1

Integration File signal 1: PEST1.e
Integration File signal 2: PEST2.e
Quant Time: Jun 07 15:04:19 2020
Quant Method : C:\msdchem\1\methods\ECD8_QUANTPEST_200606.M
Quant Title : Instrument: DualECD8
QLast Update : Sun Jun 07 14:07:09 2020
Response via : Initial Calibration
Integrator: ChemStation



Quantitation Report (Not Reviewed)

Data Path : C:\msdchem\1\data\2020-06\0F06008\REQUANT\
 Data File : ECD8-06062040.D
 Signal(s) : Signal #1: ECD1A.ch Signal #2: ECD2B.ch
 Acq On : 7 Jun 2020 1:29
 Operator : MJB
 Sample : 0F06008-CALU
 Misc : A20D430, TOX 500 ppb
 ALS Vial : 36 Sample Multiplier: 1

Integration File signal 1: PEST1.e
 Integration File signal 2: PEST2.e
 Quant Time: Jun 07 15:04:29 2020
 Quant Method : C:\msdchem\1\methods\ECD8_QUANTPEST_200606.M
 Quant Title : Instrument: DualECD8
 QLast Update : Sun Jun 07 14:07:09 2020
 Response via : Initial Calibration
 Integrator: ChemStation

*MB
6/7/20*

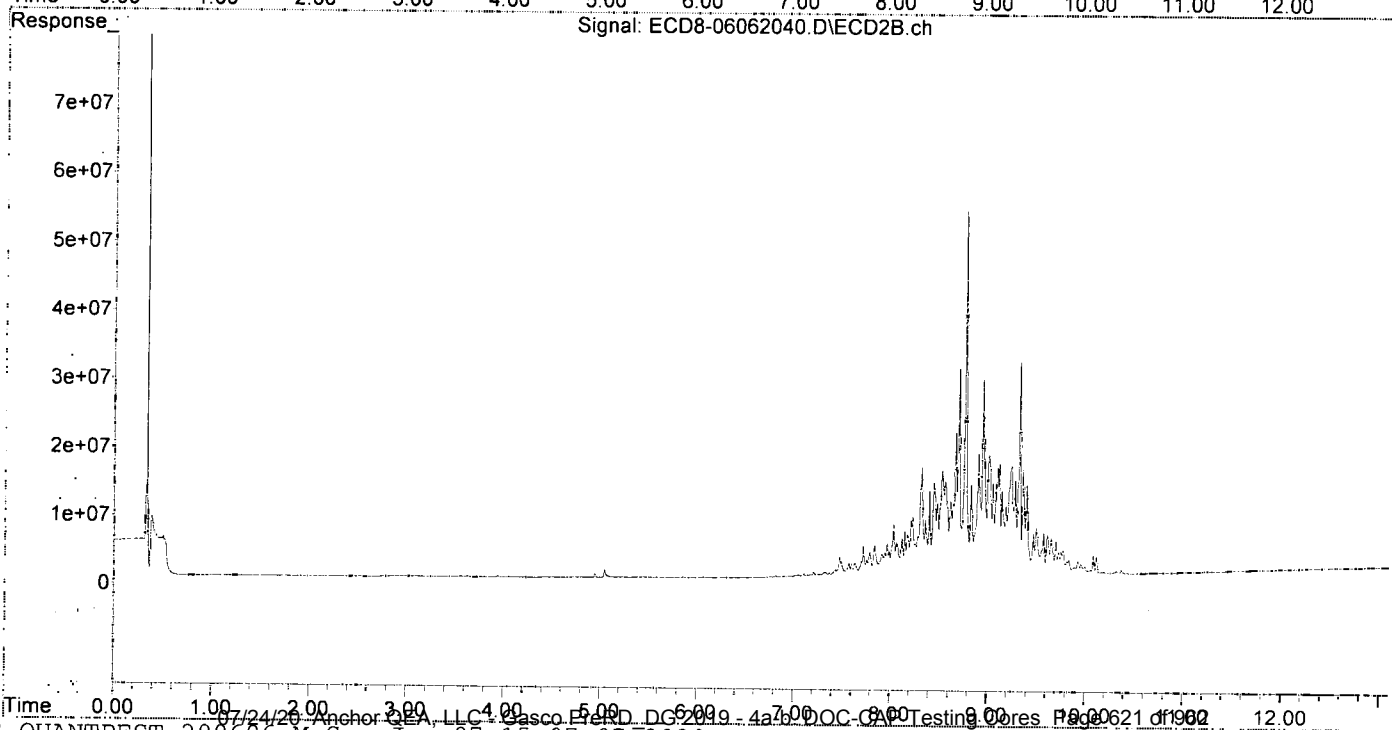
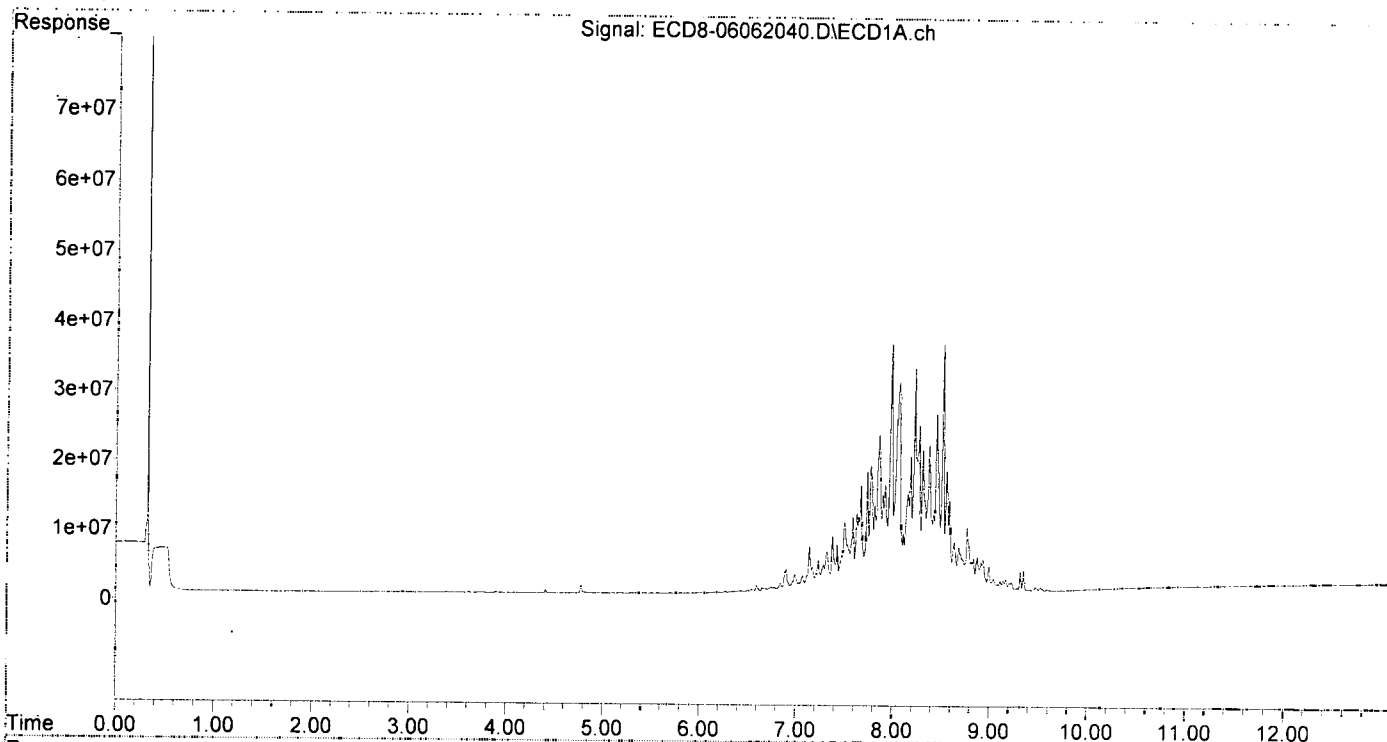
Compound	RT#1	RT#2	Resp#1	Resp#2	ng/mL	ng/mL
System Monitoring Compounds						
1) S TCMX (S)	5.290	5.860	14829	93705	0.004	0.026 #
22) S DCBP (S)	9.473	10.370f	569568	608121	BelowCal	0.067
Target Compounds						
2) a-BHC	5.813	6.454	64368	65022	0.013	0.014
3) g-BHC	6.083	6.765	29424	122933	0.007	0.029 #
4) b-BHC	6.168	6.841	100707	84817	0.056	0.046
5) Heptachlor	6.506	7.147	355565	348969	0.090	0.082
6) d-BHC	6.307	7.088	114538	241657	0.067	0.101 #
7) Aldrin	6.745	7.436f	862543	1084916	0.200	0.271 #
8) Heptachlo...	7.209	7.839	2850192	4541282	0.721	1.206 #
9) trans-Chl...	7.288	7.991	3925074	3649633	0.976	0.956
10) cis-Chlor...	7.405	8.075	4058426	4815998	0.913	1.293 #
11) Endosulfa...	7.500	8.151	10009465	6669990	2.719	1.966 #
12) 4,4'-DDE	7.473	8.213	5313209	8239426	1.450	2.489 #
13) Dieldrin	7.669	8.362	15296757	8197389	3.790	2.126 #
14) Endrin	7.813	8.564	12384484	13770795	3.670	4.658 #
15) 4,4'-DDD	7.896	8.620	13907509	10797952	4.874	4.069
16) Endosulfa...	7.980	8.704	35720189	30150729	11.739	9.971
17) 4,4'-DDT	8.063	8.832	30102907	13283762	12.966	5.257 #
18) Endrin Al...	8.269	8.951	23950429	28463697	8.568	9.838
19) Endosulfa...	8.586	9.149	13079264	12292873	4.429	4.146
20) Methoxychlor	8.420	9.330	11096270	30904377	10.244	24.552 #
21) Endrin Ke...	8.768	9.575f	9092897	6096100	2.549	1.815 #
23) Hexachlor...	0.000	3.559f	0	149559	N.D.	BelowCal
24) Hexachlor...	5.693f	6.320	31608	25288	BelowCal	BelowCal
25) Oxychlorane	7.139	7.758	6527422	2488845	1.875	0.635 #
26) 2,4'-DDE	7.209	7.991	2850192	3649633	1.191	1.490 #
27) trans-Non...	7.405	8.060	4058426	4984898	0.898	1.276 #
28) 2,4'-DDD	7.587	8.362	10746422	8197389	5.553	3.944 #
29) 2,4'-DDT	7.769	8.588	18083079	9952552	9.719	5.183 #
30) cis-Nonac...	7.857	8.620	22554493	10797952	5.485	2.702 #
31) Mirex	8.515	9.501f	35541888	6814632	14.261	2.763 #
32) Chlordane...	7.288	7.991	3925074	3649633	9.502	8.426
33) Chlordane...	7.405	8.075	4058426	4815998	7.888	13.200 #
34) Chlordane...	7.919f	8.773	15397958	52877394	119.108	443.323 #
35) Chlordane...	0.000	0.000	0	0	N.D.	N.D.
36) Toxaphene...	7.376	8.323	7997162	15837804	498.012	482.657
37) Toxaphene...	7.669	8.671	15296757	20803186	484.358	488.513
38) Toxaphene...	7.980	8.704	35720189	30150729	492.378	477.171
39) Toxaphene...	8.221	8.773	32159395	52877394	502.558	528.820
40) Toxaphene...	8.449	8.951	25484963	28463697	489.303	484.771
41) Toxaphene...	8.515	9.330	35541888	30904377	481.621	481.034
42) Toxaphene...	0.000	0.000	0	0	N.D.	N.D.

(f)=RT.Delta > 1/2 Window (#)=Amounts differ by > 25% (m)=manual int.

Quantitation Report (Not Reviewed)

Data Path : C:\msdchem\1\data\2020-06\0F06008\REQUANT\
Data File : ECD8-06062040.D
Signal(s) : Signal #1: ECD1A.ch Signal #2: ECD2B.ch
Acq On : 7 Jun 2020 1:29
Operator : MJB
Sample : 0F06008-CALU
Misc : A20D430, TOX 500 ppb
ALS Vial : 36 Sample Multiplier: 1

Integration File signal 1: PEST1.e
Integration File signal 2: PEST2.e
Quant Time: Jun 07 15:04:29 2020
Quant Method : C:\msdchem\1\methods\ECD8_QUANTPEST_200606.M
Quant Title : Instrument: DualECD8
QLast Update : Sun Jun 07 14:07:09 2020
Response via : Initial Calibration
Integrator: ChemStation



Quantitation Report (Not Reviewed)

Data Path : C:\msdchem\1\data\2020-06\0F06008\REQUANT\
 Data File : ECD8-06062041.D
 Signal(s) : Signal #1: ECD1A.ch Signal #2: ECD2B.ch
 Acq On : 7 Jun 2020 1:45
 Operator : MJB
 Sample : 0F06008-CALV
 Misc : A20D431, TOX 1000 ppb
 ALS Vial : 37 Sample Multiplier: 1

Integration File signal 1: PEST1.e
 Integration File signal 2: PEST2.e
 Quant Time: Jun 07 15:04:39 2020
 Quant Method : C:\msdchem\1\methods\ECD8_QUANTPEST_200606.M
 Quant Title : Instrument: DualECD8
 QLast Update : Sun Jun 07 14:07:09 2020
 Response via : Initial Calibration
 Integrator: ChemStation

MJB
6/7/20

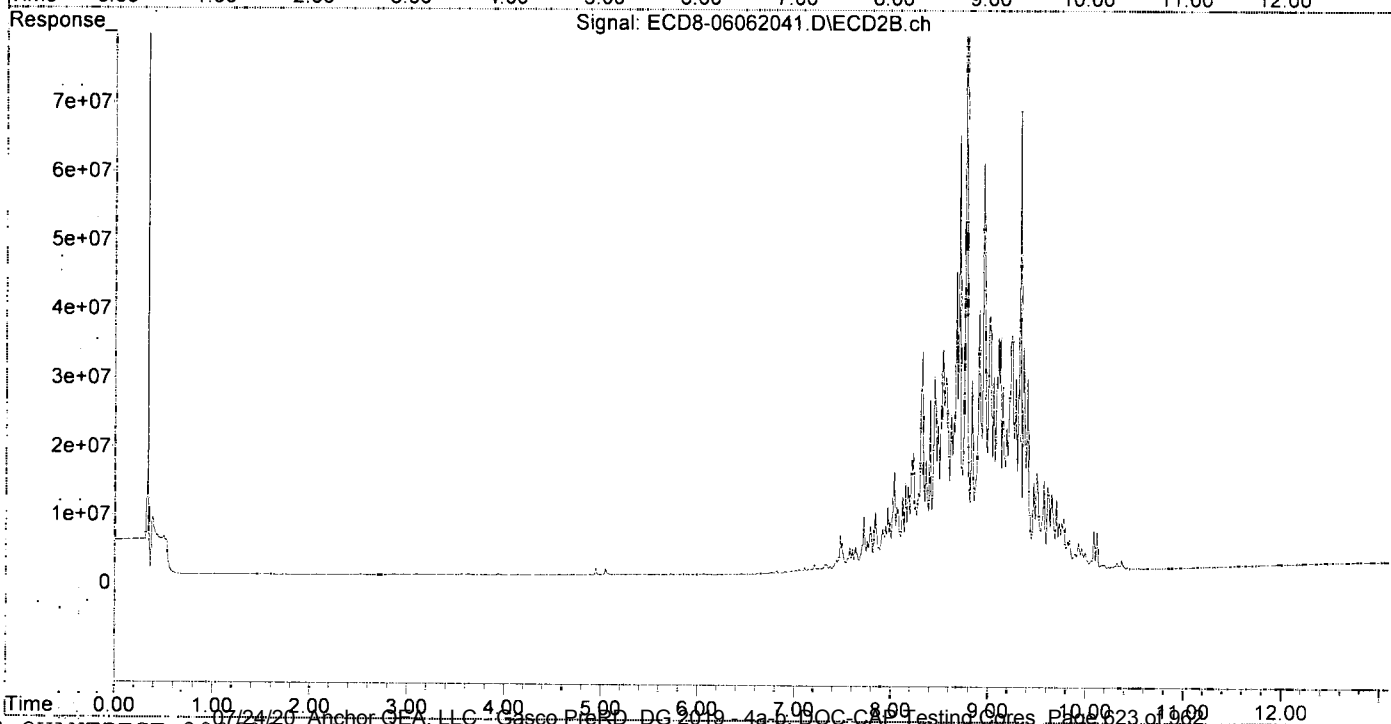
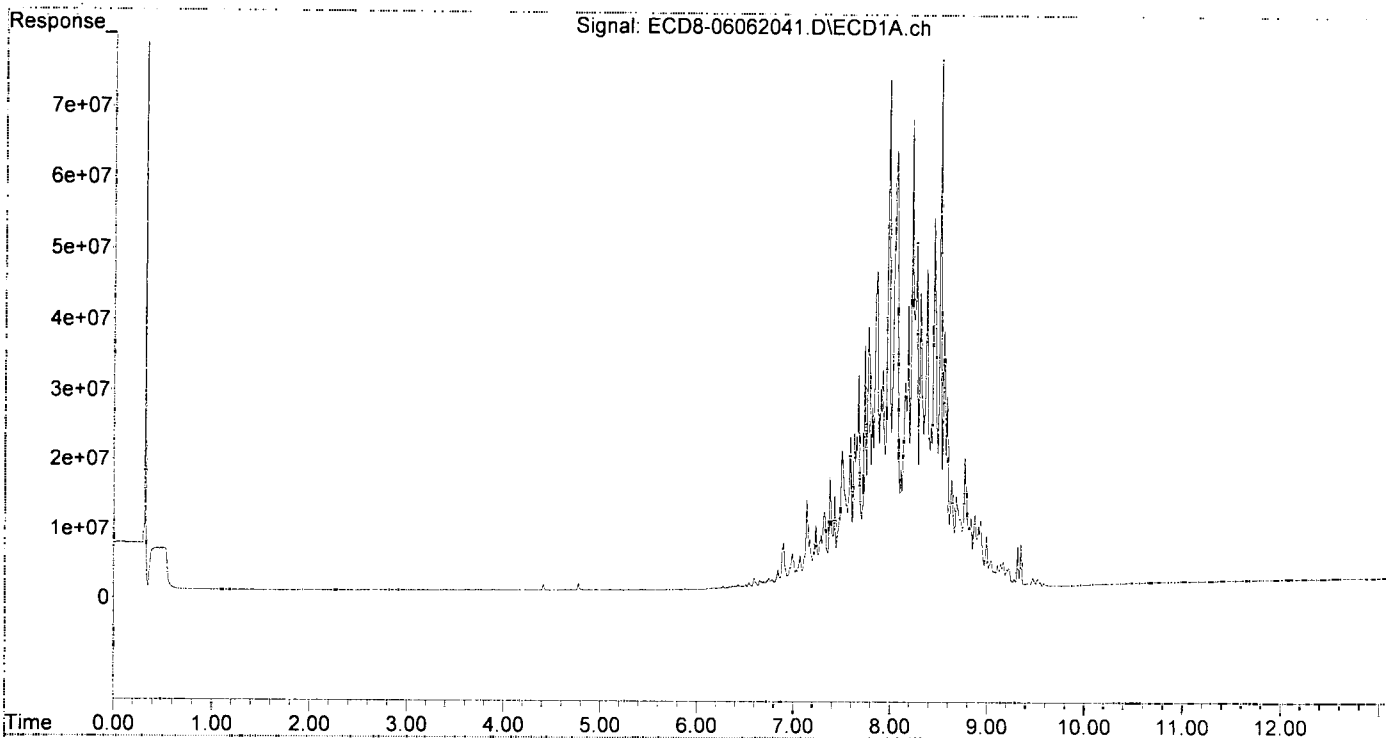
Compound	RT#1	RT#2	Resp#1	Resp#2	ng/mL	ng/mL
System Monitoring Compounds						
1) S TCMX (S)	5.255	5.843	14075	25086	0.004	0.007 #
22) S DCBP (S)	9.473	10.371f	1242302	1413887	0.226	0.422 #
Target Compounds						
2) a-BHC	5.810	6.454	137798	134666	0.028	0.028
3) g-BHC	6.082	6.764	79929	257772	0.019	0.060 #
4) b-BHC	6.174	6.842	195137	177521	0.108	0.097
5) Heptachlor	6.507	7.144	675470	675075	0.171	0.159
6) d-BHC	6.305	7.085	245553	451857	0.105	0.157 #
7) Aldrin	6.746	7.436f	1583423	2002995	0.367	0.499 #
8) Heptachlo...	7.208	7.838	5391414	8843468	1.364	2.349 #
9) trans-Chl...	7.286	7.990	7703627	7389133	1.915	1.935
10) cis-Chlor...	7.376f	8.075f	15918869	9389361	4.178	2.520 #
11) Endosulfa...	7.501	8.149	19913280	13024729	5.410	3.840 #
12) 4,4'-DDE	7.473	8.213	10377575	16573650	2.831	4.979 #
13) Dieldrin	7.669	8.361	30835026	16423449	7.639	4.260 #
14) Endrin	7.812	8.563	26090454	28491953	7.731	9.637
15) 4,4'-DDD	7.898	8.619	28681134	22714256	10.052	8.509
16) Endosulfa...	7.980	8.705	72576238	63344254	23.852	20.948
17) 4,4'-DDT	8.058f	8.832	62366210	27797963	26.269	10.912 #
18) Endrin Al...	8.268	8.951	49429615	58948018	17.824	20.374
19) Endosulfa...	8.586	9.149	27571531	26600519	9.336	8.971
20) Methoxychlor	8.419	9.330	23225383	66625407	21.214	50.868 #
21) Endrin Ke...	8.769	9.575f	18642133	13172367	5.227	3.922
23) Hexachlor...	0.000	3.557f	0	145820	N.D.	BelowCal
24) Hexachlor...	5.653	6.305	17059	48401	BelowCal	BelowCal
25) Oxychlordan	7.137	7.758	12965478	4695036	3.914	1.389 #
26) 2,4'-DDE	7.208	7.990	5391414	7389133	2.253	3.266 #
27) trans-Non...	7.376	8.060	15918869	9714152	4.357	2.727 #
28) 2,4'-DDD	7.586	8.361	22009343	16423449	11.528	7.902 #
29) 2,4'-DDT	7.769	8.563	37596387	28491953	20.159	14.876 #
30) cis-Nonac...	7.857	8.619	45449502	22714256	11.053	5.683 #
31) Mirex	8.515	9.501f	75158985	14315496	30.458	6.110 #
32) Chlordane...	7.286	7.990	7703627	7389133	18.650	17.059
33) Chlordane...	7.376f	8.075	15918869	9389361	30.940	25.735
34) Chlordane...	7.919f	8.773	31598839	108.7E6	244.426	911.080 #
35) Chlordane...	0.000	0.000	0	0	N.D.	N.D.
36) Toxaphene...	7.376	8.322	15918869	32082992	985.028	977.729
37) Toxaphene...	7.669	8.671	30835026	43558867	982.950	1022.875
38) Toxaphene...	7.980	8.705	72576238	63344254	1000.413	1002.498
39) Toxaphene...	8.221	8.773	66825708	108.7E6	1017.785	1034.934
40) Toxaphene...	8.448	8.951	52844619	58948018	1014.600	1003.956
41) Toxaphene...	8.515	9.330	75158985	66625407	1018.464	1037.040
42) Toxaphene...	0.000	0.000	0	0	N.D.	N.D.

(f)=RT Delta > 1/2 Window (#)=Amounts differ by > 25% (m)=manual int.

Quantitation Report (Not Reviewed)

Data Path : C:\msdchem\1\data\2020-06\0F06008\REQUANT\
Data File : ECD8-06062041.D
Signal(s) : Signal #1: ECD1A.ch Signal #2: ECD2B.ch
Acq On : 7 Jun 2020 1:45
Operator : MJB
Sample : 0F06008-CALV
Misc : A20D431, TOX 1000 ppb
ALS Vial : 37 Sample Multiplier: 1

Integration File signal 1: PEST1.e
Integration File signal 2: PEST2.e
Quant Time: Jun 07 15:04:39 2020
Quant Method : C:\msdchem\1\methods\ECD8_QUANTPEST_200606.M
Quant Title : Instrument: DualECD8
QLast Update : Sun Jun 07 14:07:09 2020
Response via : Initial Calibration
Integrator: ChemStation



Quantitation Report (Not Reviewed)

Data Path : C:\msdchem\1\data\2020-06\0F06008\REQUANT\
 Data File : ECD8-06062042.D
 Signal(s) : Signal #1: ECD1A.ch Signal #2: ECD2B.ch
 Acq On : 7 Jun 2020 2:02
 Operator : MJB
 Sample : 0F06008-CALW
 Misc : A20F063, TOX 2000 ppb
 ALS Vial : 38 Sample Multiplier: 1

Integration File signal 1: PEST1.e
 Integration File signal 2: PEST2.e
 Quant Time: Jun 07 15:04:48 2020
 Quant Method : C:\msdchem\1\methods\ECD8_QUANTPEST_200606.M
 Quant Title : Instrument: DualECD8
 QLast Update : Sun Jun 07 14:07:09 2020
 Response via : Initial Calibration
 Integrator: ChemStation

MJB
6/7/20

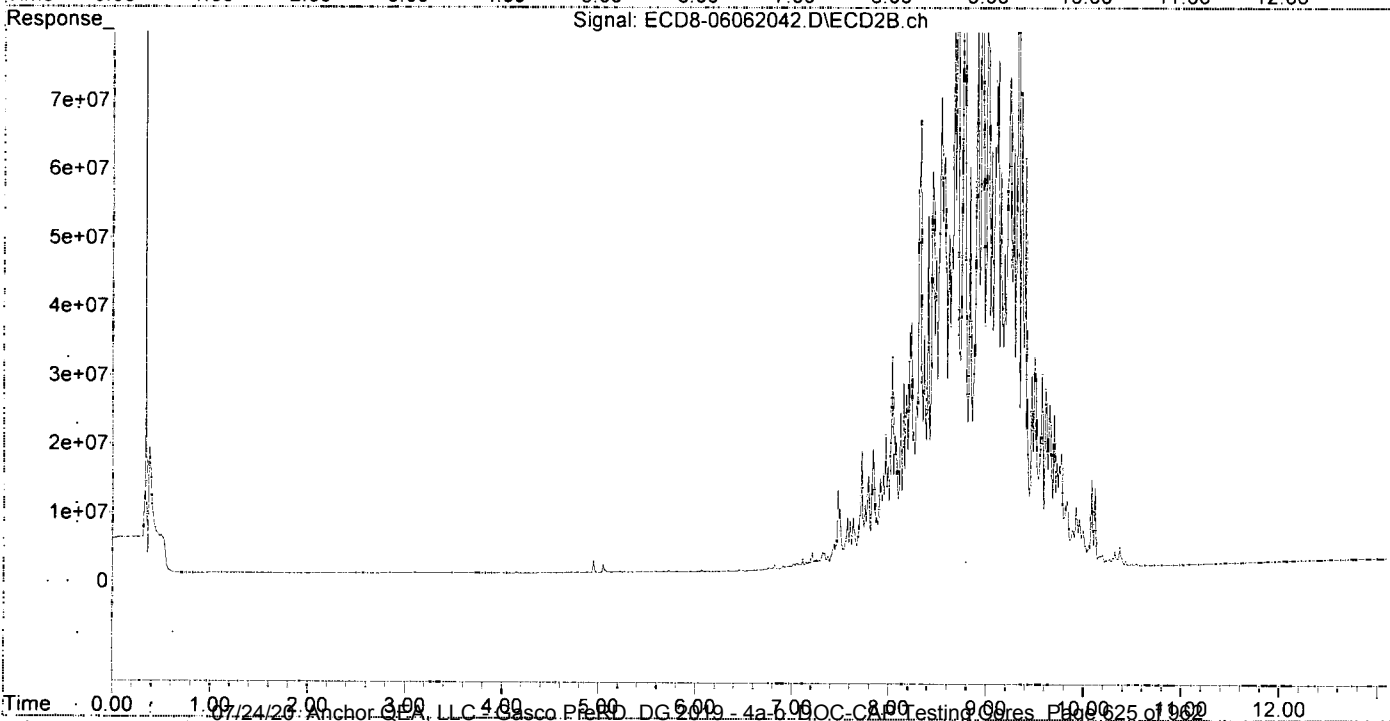
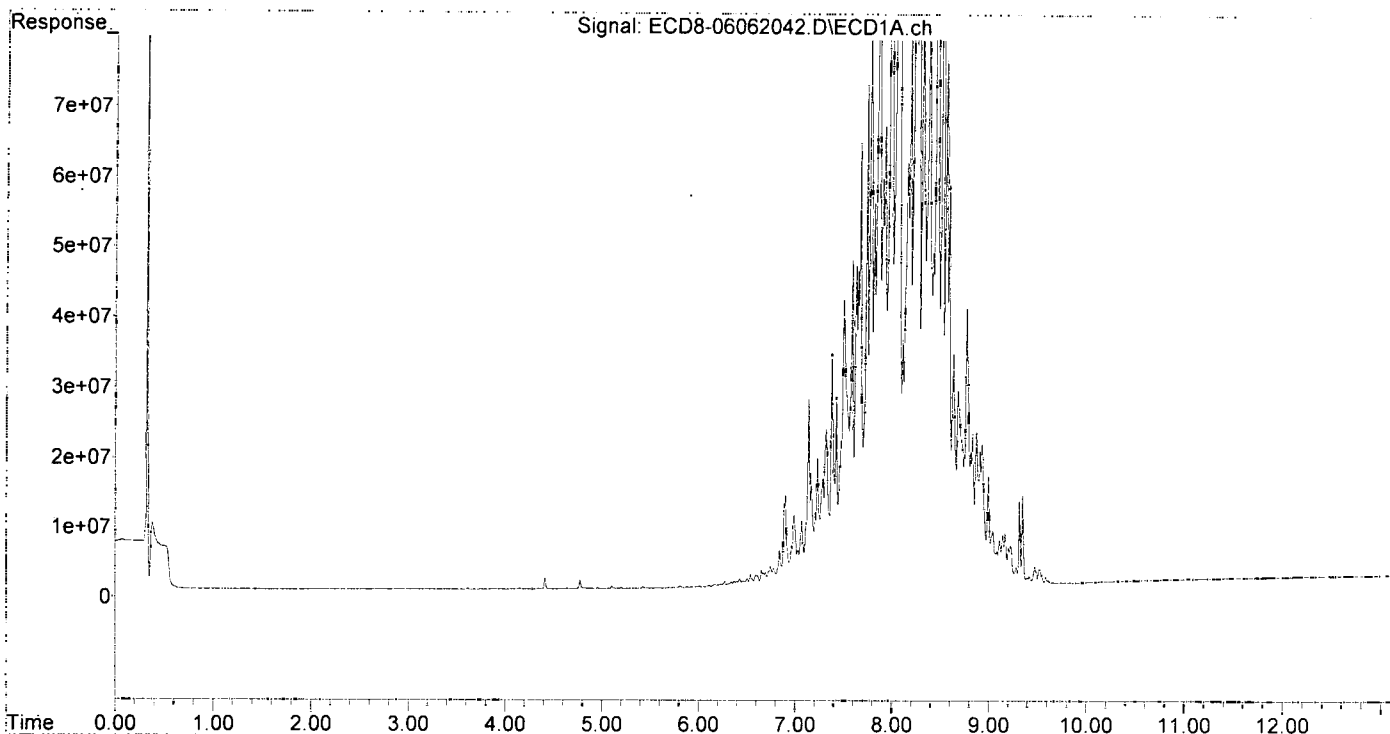
Compound	RT#1	RT#2	Resp#1	Resp#2	ng/mL	ng/mL
System Monitoring Compounds						
1) S TCMX (S)	5.257	5.858	24749	55546	0.007	0.016 #
22) S DCBP (S)	9.474	10.371f	2529781	2894048	0.682	1.072 #
Target Compounds						
2) a-BHC	5.813	6.453	289035	276992	0.059	0.058
3) g-BHC	6.082	6.762	210192	516915	0.049	0.121 #
4) b-BHC	6.169	6.841	425036	371565	0.236	0.203
5) Heptachlor	6.506	7.144	1285598	1314452	0.325	0.310
6) d-BHC	6.306	7.090	528697	853595	0.188	0.265 #
7) Aldrin	6.744	7.436f	3023887	3893714	0.701	0.971 #
8) Heptachlo...	7.208	7.839	10787929	17485494	2.730	4.645 #
9) trans-Chl...	7.286	7.990	15567565	15020555	3.869	3.934
10) cis-Chlor...	7.375f	8.075	33243746	18603675	8.922	4.993 #
11) Endosulfa...	7.499	8.150	40925007	26905756	11.118	7.932 #
12) 4,4'-DDE	7.471	8.213	20962140	34255391	5.719	10.193 #
13) Dieldrin	7.668	8.362	63292655	33802939	15.680	8.768 #
14) Endrin	7.812	8.569	54692913	59767968	16.207	20.217
15) 4,4'-DDD	7.896	8.618	58268335	48397863	20.422	17.823
16) Endosulfa...	7.979	8.728	146.3E6	31512998	48.089	10.421 #
17) 4,4'-DDT	8.062f	8.831	128.1E6	58129729	51.778	22.328 #
18) Endrin Al...	8.268	8.951	100.0E6	127.5E6	35.984	44.080
19) Endosulfa...	8.585	9.149	57090129	57101615	19.331	19.258
20) Methoxychlor	8.419	9.330	47592696	139.9E6	42.189	99.295 #
21) Endrin Ke...	8.768	9.575f	39535315	27847636	11.085	8.291 #
23) Hexachlor...	0.000	3.560f	0	18758	N.D.	BelowCal
24) Hexachlor...	5.646	6.302	27900	112954	BelowCal	BelowCal
25) Oxychlorane	7.137	7.789	26817557	13651801	8.291	4.440 #
26) 2,4'-DDE	7.208	7.990	10787929	15020555	4.507	6.864 #
27) trans-Non...	7.375	8.060	33243746	19731864	9.391	5.790 #
28) 2,4'-DDD	7.586	8.362	46623717	33802939	24.392	16.264 #
29) 2,4'-DDT	7.768	8.569	78379903	59767968	41.252	30.489 #
30) cis-Nonac...	7.856	8.618	93791662	48397863	22.810	12.109 #
31) Mirex	8.515	9.500f	156.1E6	30461769	63.361	13.282 #
32) Chlordane...	7.286	7.990	15567565	15020555	37.688	34.678
33) Chlordane...	7.375f	8.075	33243746	18603675	64.613	50.991
34) Chlordane...	7.918f	8.773	65851149	226.7E6	509.378	1900.672 #
35) Chlordane...	0.000	0.000	0	0	N.D.	N.D.
36) Toxaphene...	7.375	8.322	33243746	65111902	2016.826	1984.284
37) Toxaphene...	7.668	8.671	63292655	91375711	2033.812	2145.738
38) Toxaphene...	7.979	8.704	146.3E6	134.7E6	2016.992	2132.261
39) Toxaphene...	8.222	8.773	138.0E6	226.7E6	1983.282	1952.349
40) Toxaphene...	8.448	8.951	109.1E6	127.5E6	2094.877	2172.103
41) Toxaphene...	8.515	9.330	156.1E6	139.9E6	2115.480	2177.981
42) Toxaphene...	0.000	0.000	0	0	N.D.	N.D.

(f)=RT Delta > 1/2 Window (#)=Amounts differ by > 25% (m)=manual int.

Quantitation Report (Not Reviewed)

Data Path : C:\msdchem\1\data\2020-06\0F06008\REQUANT\
Data File : ECD8-06062042.D
Signal(s) : Signal #1: ECD1A.ch Signal #2: ECD2B.ch
Acq On : 7 Jun 2020 2:02
Operator : MJB
Sample : 0F06008-CALW
Misc : A20F063, TOX 2000 ppb
ALS Vial : 38 Sample Multiplier: 1

Integration File signal 1: PEST1.e
Integration File signal 2: PEST2.e
Quant Time: Jun 07 15:04:48 2020
Quant Method : C:\msdchem\1\methods\ECD8_QUANTPEST_200606.M
Quant Title : Instrument: DualECD8
QLast Update : Sun Jun 07 14:07:09 2020
Response via : Initial Calibration
Integrator: ChemStation



Sequence Name: C:\msdchem\1\sequence\0F06008.s

Comment: Pesticides

Operator: MJB

Data Path: C:\MSDCHEM\1\DATA\2020-06\0F06008\

Instrument Control Pre-Seq Cmd:

Data Analysis Pre-Seq Cmd:

Instrument Control Post-Seq Cmd:

Data Analysis Post-Seq Cmd:

Method Sections To Run	Sequence Barcode Options
(X) Full Method	(X) On Mismatch, Inject Anyway
(.) Reprocessing Only	() On Mismatch, Don't Inject
	() Barcode Disabled

Line:	Sample Name/Misc Info
-------	-----------------------

- | | | |
|------------|----|---------------------|
| 1) Sample | 1 | Hexane |
| Datafile | | ECD8-06062001 |
| Method | | ECD8_AQUPEST_190925 |
| 2) Sample | 1 | Hexane |
| Datafile | | ECD8-06062002 |
| Method | | ECD8_AQUPEST_190925 |
| 3) Sample | 2 | 0F06008-BKD1 |
| Datafile | | ECD8-06062003 |
| Method | | ECD8_AQUPEST_190925 |
| 4) Sample | 3 | 0F06008-ICB1 |
| Datafile | | ECD8-06062004 |
| Method | | ECD8_AQUPEST_190925 |
| 5) Sample | 4 | 0F06008-CAL1 |
| Datafile | | ECD8-06062005 |
| Method | | ECD8_AQUPEST_190925 |
| 6) Sample | 5 | 0F06008-CAL2 |
| Datafile | | ECD8-06062006 |
| Method | | ECD8_AQUPEST_190925 |
| 7) Sample | 6 | 0F06008-CAL3 |
| Datafile | | ECD8-06062007 |
| Method | | ECD8_AQUPEST_190925 |
| 8) Sample | 7 | 0F06008-CAL4 |
| Datafile | | ECD8-06062008 |
| Method | | ECD8_AQUPEST_190925 |
| 9) Sample | 8 | 0F06008-CAL5 |
| Datafile | | ECD8-06062009 |
| Method | | ECD8_AQUPEST_190925 |
| 10) Sample | 9 | 0F06008-CAL6 |
| Datafile | | ECD8-06062010 |
| Method | | ECD8_AQUPEST_190925 |
| 11) Sample | 10 | 0F06008-CAL7 |
| Datafile | | ECD8-06062011 |
| Method | | ECD8_AQUPEST_190925 |
| 12) Sample | 11 | 0F06008-CAL8 |
| Datafile | | ECD8-06062012 |
| Method | | ECD8_AQUPEST_190925 |
| 13) Sample | 12 | 0F06008-CAL9 |
| Datafile | | ECD8-06062013 |
| Method | | ECD8_AQUPEST_190925 |
| 14) Sample | 1 | 0F06008-IBL1 |
| Datafile | | ECD8-06062014 |
| Method | | ECD8_AQUPEST_190925 |
| 15) Sample | 13 | 0F06008-ICV1 |
| Datafile | | ECD8-06062015 |
| Method | | ECD8_AQUPEST_190925 |
| 16) Sample | 14 | 0F06008-CALA |
| Datafile | | ECD8-06062016 |
| Method | | ECD8_AQUPEST_190925 |
| 17) Sample | 15 | 0F06008-CALB |
| Datafile | | ECD8-06062017 |
| Method | | ECD8_AQUPEST_190925 |
| 18) Sample | 16 | 0F06008-CALC |
| Datafile | | ECD8-06062018 |
| Method | | ECD8_AQUPEST_190925 |
| 19) Sample | 17 | 0F06008-CALD |
| Datafile | | ECD8-06062019 |
| Method | | ECD8_AQUPEST_190925 |
| 20) Sample | 18 | 0F06008-CALE |

MJB
6/17/20

	Datafile		ECD8-06062020
	Method		ECD8_AQUPEST_190925
21)	Sample	19	0F06008-CALF
	Datafile		ECD8-06062021
	Method		ECD8_AQUPEST_190925
22)	Sample	20	0F06008-CALG
	Datafile		ECD8-06062022
	Method		ECD8_AQUPEST_190925
23)	Sample	21	0F06008-CALH
	Datafile		ECD8-06062023
	Method		ECD8_AQUPEST_190925
24)	Sample	22	0F06008-CALI
	Datafile		ECD8-06062024
	Method		ECD8_AQUPEST_190925
25)	Sample	1	0F06008-IBL2
	Datafile		ECD8-06062025
	Method		ECD8_AQUPEST_190925
26)	Sample	23	0F06008-ICV2
	Datafile		ECD8-06062026
	Method		ECD8_AQUPEST_190925
27)	Sample	24	0F06008-CALJ
	Datafile		ECD8-06062027
	Method		ECD8_AQUPEST_190925
28)	Sample	25	0F06008-CALK
	Datafile		ECD8-06062028
	Method		ECD8_AQUPEST_190925
29)	Sample	26	0F06008-CALL
	Datafile		ECD8-06062029
	Method		ECD8_AQUPEST_190925
30)	Sample	27	0F06008-CALM
	Datafile		ECD8-06062030
	Method		ECD8_AQUPEST_190925
31)	Sample	28	0F06008-CALN
	Datafile		ECD8-06062031
	Method		ECD8_AQUPEST_190925
32)	Sample	29	0F06008-CALO
	Datafile		ECD8-06062032
	Method		ECD8_AQUPEST_190925
33)	Sample	30	0F06008-CALP
	Datafile		ECD8-06062033
	Method		ECD8_AQUPEST_190925
34)	Sample	1	0F06008-IBL3
	Datafile		ECD8-06062034
	Method		ECD8_AQUPEST_190925
35)	Sample	31	0F06008-ICV3
	Datafile		ECD8-06062035
	Method		ECD8_AQUPEST_190925
36)	Sample	32	0F06008-CALQ
	Datafile		ECD8-06062036
	Method		ECD8_AQUPEST_190925
37)	Sample	33	0F06008-CALR
	Datafile		ECD8-06062037
	Method		ECD8_AQUPEST_190925
38)	Sample	34	0F06008-CALS
	Datafile		ECD8-06062038
	Method		ECD8_AQUPEST_190925
39)	Sample	35	0F06008-CALT
	Datafile		ECD8-06062039
	Method		ECD8_AQUPEST_190925
40)	Sample	36	0F06008-CALU
	Datafile		ECD8-06062040
	Method		ECD8_AQUPEST_190925
41)	Sample	37	0F06008-CALV
	Datafile		ECD8-06062041
	Method		ECD8_AQUPEST_190925
42)	Sample	38	0F06008-CALW
	Datafile		ECD8-06062042
	Method		ECD8_AQUPEST_190925
43)	Sample	1	0F06008-IBL 29 ⁷⁹
	Datafile		ECD8-06062043
	Method		ECD8_AQUPEST_190925

M/S
6/1/20

Sequence Name: C:\msdchem\1\sequence\0F06008.s

Line Type	Vial	DataFile	Method	Sample Name
44) Sample	39	0F06008-ICV ⁴	M ^B	
Datafile		ECD8-06062044	6/7/20	
Method		ECD8_AQUPEST_190925		

Pesticide BKD

Pesticide Breakdown Check (Validated 8/8/2013)

Sequence: 0F06008 BKD1

Data File: ECD8-06062003.D

First Column Area Counts		Percent Breakdown	
DDE	17663257		
DDD	51840706		
DDT	2413372474	2.80	PASS
Endrin	1622312114	9.45	PASS
Endrin Aldehyde	75526984		
Endrin Ketone	93835850		

Second Column Area Counts		Percent Breakdown	
DDE	17662272		
DDD	53171054		
DDT	2656377544	2.60	PASS
Endrin	1404825220	10.35	PASS
Endrin Aldehyde	71143425		
Endrin Ketone	91089375		

Breakdown must be less than 15% to accept sample data.

WB
6/1/20

Quantitation Report (QT Reviewed)

Data Path : C:\msdchem\1\data\2020-06\0F06008\
 Data File : ECD8-06062003.D
 Signal(s) : Signal #1: ECD1A.ch Signal #2: ECD2B.ch
 Acq On : 6 Jun 2020 15:18
 Operator : MJB
 Sample : 0F06008-BKD1
 Misc : A20E203
 ALS Vial : 2 Sample Multiplier: 1

Integration File signal 1: PEST1.e
 Integration File signal 2: PEST2.e
 Quant Time: Jun 06 15:33:36 2020
 Quant Method : C:\msdchem\1\methods\PestBreakdownCHK_200606.M
 Quant Title : Pesticides
 QLast Update : Fri Nov 09 13:28:51 2018
 Response via : Initial Calibration
 Integrator: ChemStation

Compound	R.T.	Response	Conc	Units

Target Compounds				
1) 4,4'-DDE	7.467	17663257	NoCal	ng/mL
2) Endrin	7.832	1622312114	NoCal	ng/mL
3) 4,4'-DDD	7.886	51840706	NoCal	ng/mL
4) 4,4'-DDT	8.084	2413372474	NoCal	ng/mL
5) Endrin Aldehyde	8.280	75526984	NoCal	ng/mL
6) Endrin Ketone	8.775	93835850	NoCal	ng/mL
8) 4,4'-DDE [2C]	8.208	17662272	NoCal	ng/mL
9) Endrin [2C]	8.572	1404825220	NoCal	ng/mL
10) 4,4'-DDD [2C]	8.624	53171054	NoCal	ng/mL
11) Endrin Aldehyde [2C]	8.959	71143425	NoCal	ng/mL
12) 4,4'-DDT [2C]	8.850	2656377544	NoCal	ng/mL
13) Endrin Ketone [2C]	9.550	91089375	NoCal	ng/mL

(f)=RT Delta > 1/2 Window

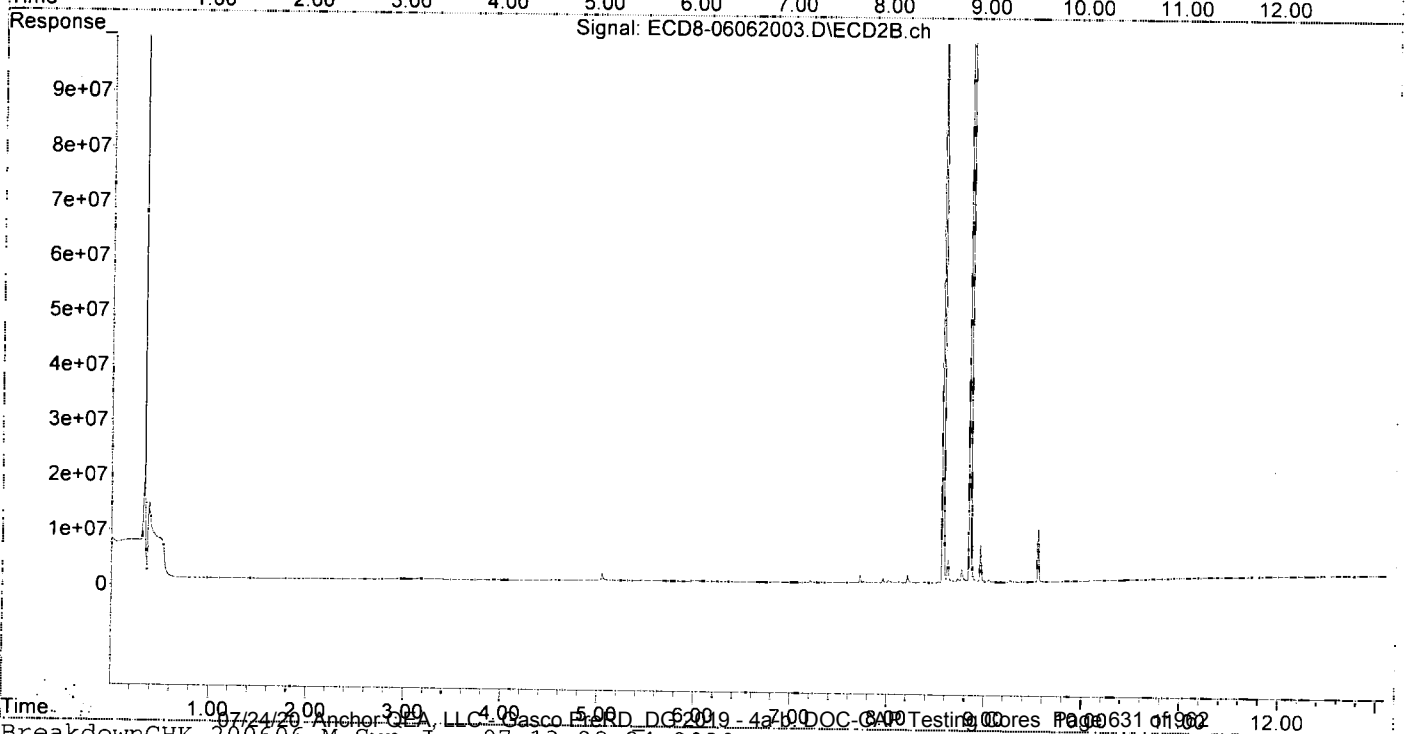
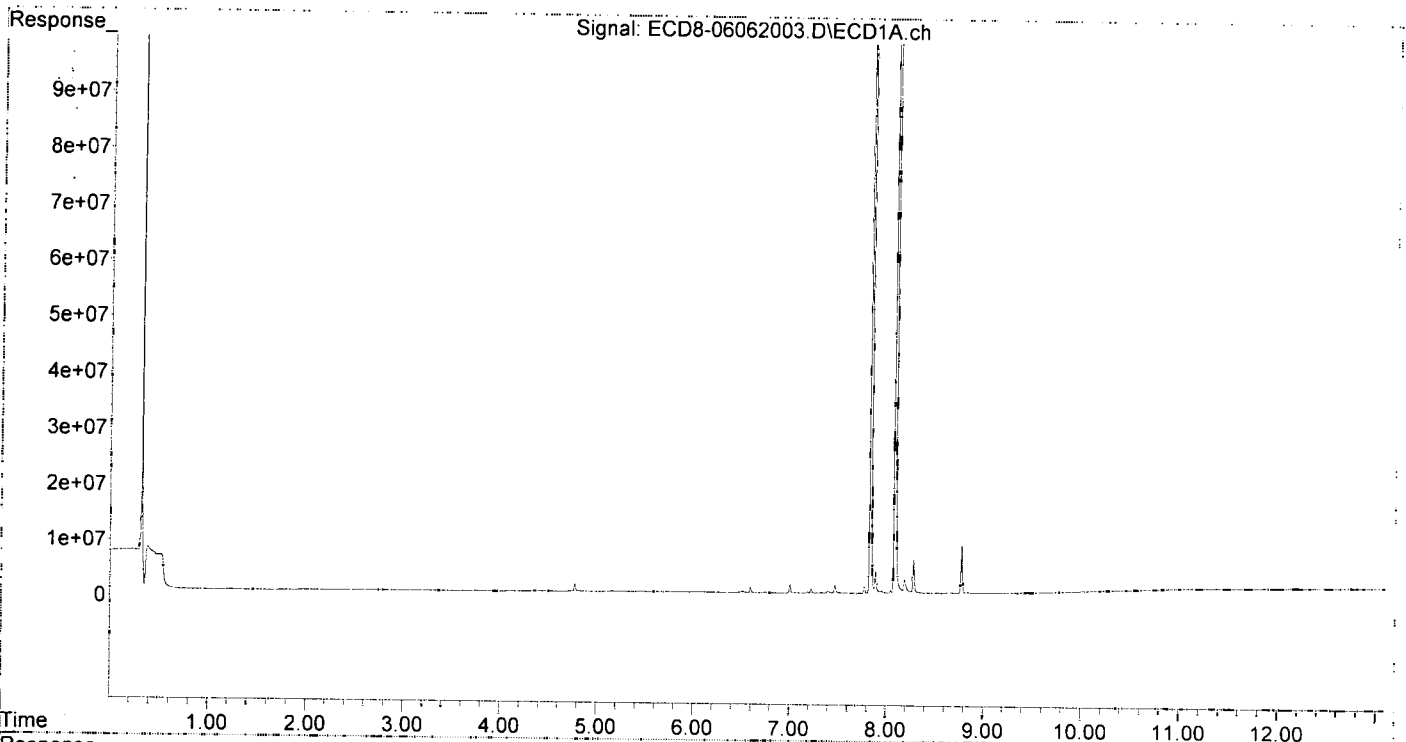
(m)=manual int.

MB
6/7/20

Quantitation Report (QT Reviewed)

Data Path : C:\msdchem\1\data\2020-06\0F06008\
Data File : ECD8-06062003.D
Signal(s) : Signal #1: ECD1A.ch Signal #2: ECD2B.ch
Acq On : 6 Jun 2020 15:18
Operator : MJB
Sample : 0F06008-BKD1
Misc : A20E203
ALS Vial : 2 Sample Multiplier: 1

Integration File signal 1: PEST1.e
Integration File signal 2: PEST2.e
Quant Time: Jun 06 15:33:36 2020
Quant Method : C:\msdchem\1\methods\PestBreakdownCHK_200606.M
Quant Title : Pesticides
QLast Update : Fri Nov 09 13:28:51 2018
Response via : Initial Calibration
Integrator: ChemStation



Quantitation Report (QT Reviewed)

Data Path : C:\msdchem\1\data\2020-06\0F06008\
 Data File : ECD8-06062005.D
 Signal(s) : Signal #1: ECD1A.ch Signal #2: ECD2B.ch
 Acq On : 6 Jun 2020 15:51
 Operator : MJB
 Sample : 0F06008-CAL1
 Misc : A20F080, AB 0.5 ppb
 ALS Vial : 4 Sample Multiplier: 1

Integration File signal 1: PEST1.e
 Integration File signal 2: PEST2.e
 Quant Time: Jun 07 13:32:43 2020
 Quant Method : C:\msdchem\1\methods\ECD8_QUANTPEST_200606.M
 Quant Title : Instrument: DualECD8
 QLast Update : Sun Jun 07 13:32:12 2020
 Response via : Initial Calibration
 Integrator: ChemStation

MJB
6/7/20

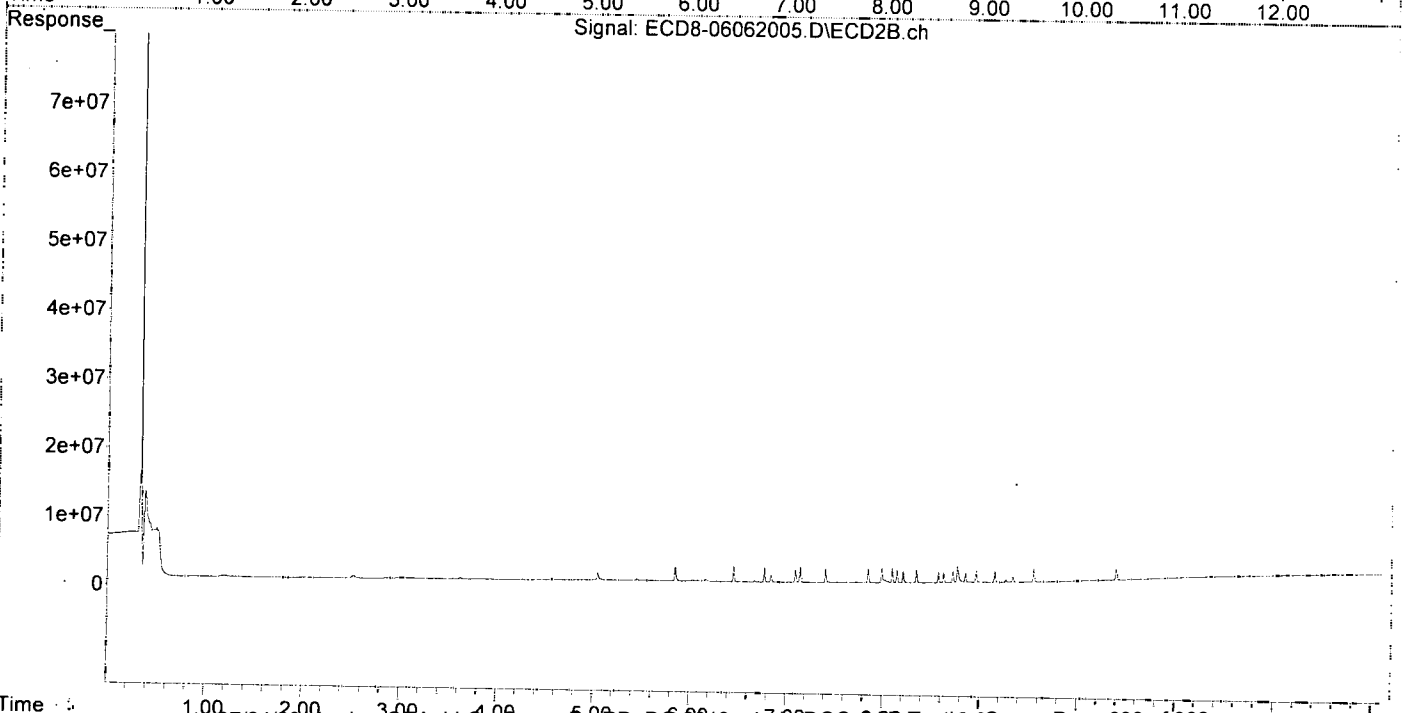
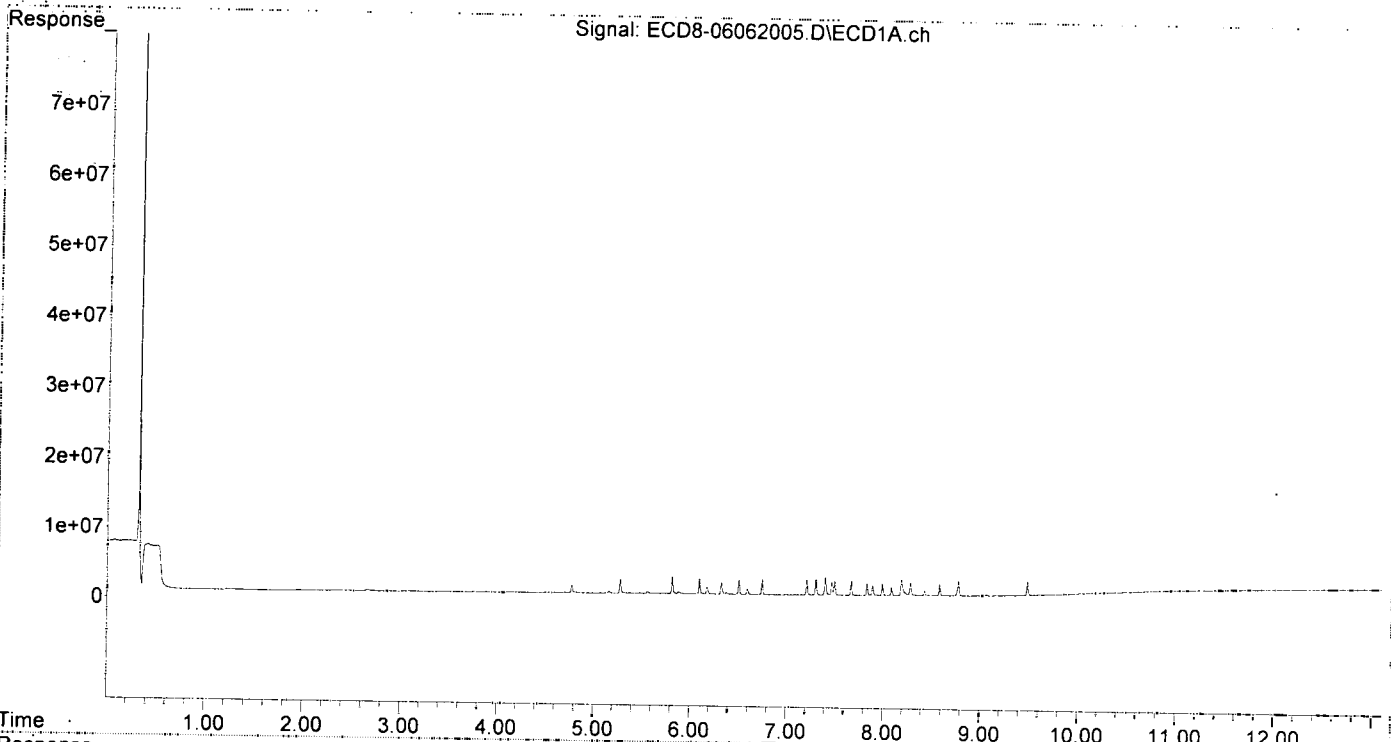
Compound	RT#1	RT#2	Resp#1	Resp#2	ng/mL	ng/mL
System Monitoring Compounds						
1) S TCMX (S)	5.275	5.848	2044821	2041136	0.625	0.705
22) S DCBP (S)	9.483	10.396	2013031	1600154	0.539	0.558
Target Compounds						
2) a-BHC	5.813	6.454	2436012	2268024	0.537	0.620
3) g-BHC	6.095	6.772	2216617	2141693	0.558	0.577
4) b-BHC	6.175	6.840	1029510	1069043	0.600	0.672
5) Heptachlor	6.506	7.142	2089353	2287728	0.535	0.611
6) d-BHC	6.323	7.093	1670301	1786163	0.585	0.629
7) Aldrin	6.746	7.406	2216702	2023732	0.563	0.576
8) Heptachlo...	7.207	7.847	2242901	2030251	0.630	0.639
9) trans-Chl...	7.303	7.987	2326907	2136256	0.644	0.642
10) cis-Chlor...	7.399	8.095	2588788	2156882	0.716	0.675
11) Endosulfa...	7.496	8.144	2010361	1818776	0.604	0.604
12) 4,4'-DDE	7.467	8.208	1831508	1713296	0.567	0.635
13) Dieldrin	7.669	8.345	2088893	1940818	0.572	0.588
14) Endrin	7.832	8.572	1730100	1544731	0.611	0.757
15) 4,4'-DDD	7.888	8.625	1378674	1433465	0.592	0.616
16) Endosulfa...	7.990	8.721	1690214	1615141	0.593	0.621
17) 4,4'-DDT	8.084	8.851	1176997	1397421	0.572	0.623
18) Endrin Al...	8.280	8.960	1879799	1718494	0.512	0.510
19) Endosulfa...	8.581	9.151	1642508	1592318	0.620	0.667
20) Methoxychlor	8.425	9.335	692268	797429	0.629	0.622
21) Endrin Ke...	8.774	9.550	2113749	1919402	0.616	0.679
23) Hexachlor...	0.000	0.000	0	0	N.D. d	N.D. d
24) Hexachlor...	0.000	0.000	0	0	N.D. d	N.D. d
25) Oxychlorane	0.000	0.000	0	0	N.D. d	N.D. d
26) 2,4'-DDE	0.000	0.000	0	0	N.D. d	N.D. d
27) trans-Non...	0.000	0.000	0	0	N.D. d	N.D. d
28) 2,4'-DDD	0.000	0.000	0	0	N.D. d	N.D. d
29) 2,4'-DDT	0.000	0.000	0	0	N.D. d	N.D. d
30) cis-Nonac...	0.000	0.000	0	0	N.D. d	N.D. d
31) Mirex	0.000	0.000	0	0	N.D. d	N.D. d
32) Chlordane...	0.000	0.000	0	0	N.D. d	N.D. d
33) Chlordane...	0.000	0.000	0	0	N.D. d	N.D. d
34) Chlordane...	0.000	0.000	0	0	N.D. d	N.D. d
35) Chlordane...	0.000	0.000	0	0	N.D. d	N.D. d
36) Toxaphene...	0.000	0.000	0	0	N.D. d	N.D. d
37) Toxaphene...	0.000	0.000	0	0	N.D. d	N.D. d
38) Toxaphene...	0.000	0.000	0	0	N.D. d	N.D. d
39) Toxaphene...	0.000	0.000	0	0	N.D. d	N.D. d
40) Toxaphene...	0.000	0.000	0	0	N.D. d	N.D. d
41) Toxaphene...	0.000	0.000	0	0	N.D. d	N.D. d
42) Toxaphene...	0.000	0.000	0	0	N.D. d	N.D. d

(f)=RT Delta > 1/2 Window (#)=Amounts differ by > 25% (m)=manual int.

Quantitation Report (QT Reviewed)

Data Path : C:\msdchem\1\data\2020-06\0F06008\
Data File : ECD8-06062005.D
Signal(s) : Signal #1: ECD1A.ch Signal #2: ECD2B.ch
Acq On : 6 Jun 2020 15:51
Operator : MJB
Sample : 0F06008-CAL1
Misc : A20F080, AB 0.5 ppb
ALS Vial : 4 Sample Multiplier: 1

Integration File signal 1: PEST1.e
Integration File signal 2: PEST2.e
Quant Time: Jun 07 13:32:43 2020
Quant Method : C:\msdchem\1\methods\ECD8_QUANTPEST_200606.M
Quant Title : Instrument: DualECD8
QLast Update : Sun Jun 07 13:32:12 2020
Response via : Initial Calibration
Integrator: ChemStation



Quantitation Report (QT Reviewed)

Data Path : C:\msdchem\1\data\2020-06\0F06008\
 Data File : ECD8-06062006.D
 Signal(s) : Signal #1: ECD1A.ch Signal #2: ECD2B.ch
 Acq On : 6 Jun 2020 16:07
 Operator : MJB
 Sample : 0F06008-CAL2
 Misc : A20F081, AB 1 ppb
 ALS Vial : 5 Sample Multiplier: 1

Integration File signal 1: PEST1.e
 Integration File signal 2: PEST2.e
 Quant Time: Jun 07 13:33:18 2020
 Quant Method : C:\msdchem\1\methods\ECD8_QUANTPEST_200606.M
 Quant Title : Instrument: DualECD8
 QLast Update : Sun Jun 07 13:32:12 2020
 Response via : Initial Calibration
 Integrator: ChemStation

MJB
6/7/20

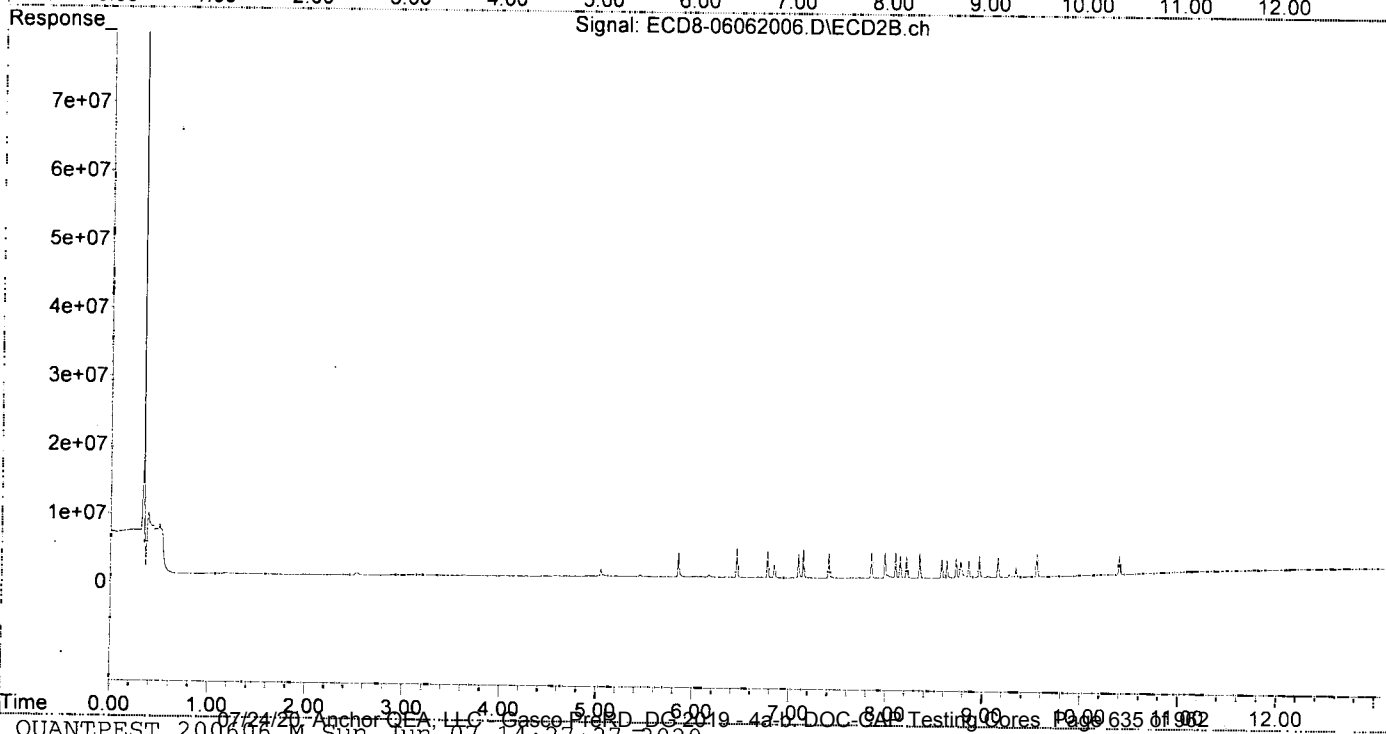
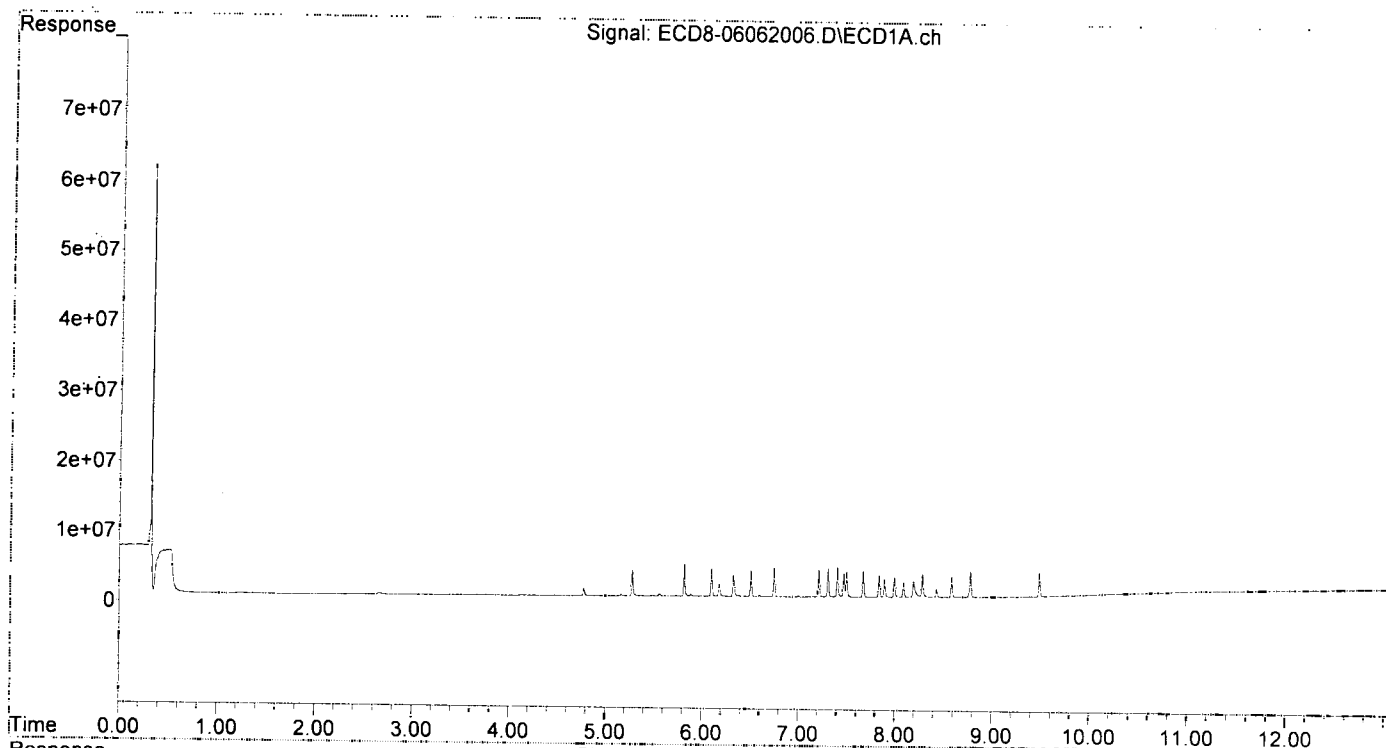
Compound	RT#1	RT#2	Resp#1	Resp#2	ng/mL	ng/mL
System Monitoring Compounds						
1) S TCMX (S)	5.274	5.848	3739252	3664569	1.143	1.265
22) S DCBP (S)	9.482	10.396	3476866	2732738	1.097	1.170
Target Compounds						
2) a-BHC	5.813	6.453	4659043	4299192	1.026	1.139
3) g-BHC	6.095	6.772	4062836	3939884	1.023	1.061
4) b-BHC	6.174	6.840	1828397	1906857	1.065	1.198
5) Heptachlor	6.505	7.143	3783244	4131038	0.969	1.103
6) d-BHC	6.322	7.093	3147880	3488504	1.022	1.188
7) Aldrin	6.745	7.407	4211391	3671024	1.069	1.045
8) Heptachlo...	7.207	7.847	3938014	3756308	1.106	1.182
9) trans-Chl...	7.303	7.987	4057330	3714650	1.122	1.116
10) cis-Chlor...	7.400	8.095	4334731	3732649	1.199	1.169
11) Endosulfa...	7.496	8.144	3674308	3245203	1.103	1.078
12) 4,4'-DDE	7.466	8.208	3469480	3125539	1.075	1.134
13) Dieldrin	7.667	8.345	3834504	3631612	1.050	1.099
14) Endrin	7.832	8.572	3239569	2729745	1.256	1.341
15) 4,4'-DDD	7.887	8.625	2642114	2582156	1.107	1.116
16) Endosulfa...	7.989	8.721	2878102	2841269	1.010	1.093
17) 4,4'-DDT	8.084	8.851	2125504	2507300	1.011	1.162
18) Endrin Al...	8.280	8.959	3347299	3154587	1.074	1.132
19) Endosulfa...	8.581	9.151	3004760	2906383	1.135	1.217
20) Methoxychlor	8.426	9.335	1188720	1407906	1.111	1.226
21) Endrin Ke...	8.774	9.551	3683963	3294560	1.073	1.166
23) Hexachlor...	0.000	0.000	0	0	N.D. d	N.D. d
24) Hexachlor...	0.000	0.000	0	0	N.D. d	N.D. d
25) Oxychlordane	0.000	0.000	0	0	N.D. d	N.D. d
26) 2,4'-DDE	0.000	0.000	0	0	N.D. d	N.D. d
27) trans-Non...	0.000	0.000	0	0	N.D. d	N.D. d
28) 2,4'-DDD	0.000	0.000	0	0	N.D. d	N.D. d
29) 2,4'-DDT	0.000	0.000	0	0	N.D. d	N.D. d
30) cis-Nonac...	0.000	0.000	0	0	N.D. d	N.D. d
31) Mirex	0.000	0.000	0	0	N.D. d	N.D. d
32) Chlordane...	0.000	0.000	0	0	N.D. d	N.D. d
33) Chlordane...	0.000	0.000	0	0	N.D. d	N.D. d
34) Chlordane...	0.000	0.000	0	0	N.D. d	N.D. d
35) Chlordane...	0.000	0.000	0	0	N.D. d	N.D. d
36) Toxaphene...	0.000	0.000	0	0	N.D. d	N.D. d
37) Toxaphene...	0.000	0.000	0	0	N.D. d	N.D. d
38) Toxaphene...	0.000	0.000	0	0	N.D. d	N.D. d
39) Toxaphene...	0.000	0.000	0	0	N.D. d	N.D. d
40) Toxaphene...	0.000	0.000	0	0	N.D. d	N.D. d
41) Toxaphene...	0.000	0.000	0	0	N.D. d	N.D. d
42) Toxaphene...	0.000	0.000	0	0	N.D. d	N.D. d

(f)=RT. Delta > 1/2 Window (#)=Amounts differ by > 25% (m)=manual int.

Quantitation Report (QT Reviewed)

Data Path : C:\msdchem\1\data\2020-06\0F06008\
 Data File : ECD8-06062006.D
 Signal(s) : Signal #1: ECD1A.ch Signal #2: ECD2B.ch
 Acq On : 6 Jun 2020 16:07
 Operator : MJB
 Sample : 0F06008-CAL2
 Misc : A20F081, AB 1 ppb
 ALS Vial : 5 Sample Multiplier: 1

Integration File signal 1: PEST1.e
 Integration File signal 2: PEST2.e
 Quant Time: Jun 07 13:33:18 2020
 Quant Method : C:\msdchem\1\methods\ECD8_QUANTPEST_200606.M
 Quant Title : Instrument: DualECD8
 QLast Update : Sun Jun 07 13:32:12 2020
 Response via : Initial Calibration
 Integrator: ChemStation



Quantitation Report (QT Reviewed)

Data Path : C:\msdchem\1\data\2020-06\0F06008\
 Data File : ECD8-06062007.D
 Signal(s) : Signal #1: ECD1A.ch Signal #2: ECD2B.ch
 Acq On : 6 Jun 2020 16:24
 Operator : MJB
 Sample : 0F06008-CAL3
 Misc : A20C178, AB 2 ppb
 ALS Vial : 6 Sample Multiplier: 1

Integration File signal 1: PEST1.e
 Integration File signal 2: PEST2.e
 Quant Time: Jun 07 13:33:47 2020
 Quant Method : C:\msdchem\1\methods\ECD8_QUANTPEST_200606.M
 Quant Title : Instrument: DualECD8
 QLast Update : Sun Jun 07 13:32:12 2020
 Response via : Initial Calibration
 Integrator: ChemStation

*MJB
6/7/20*

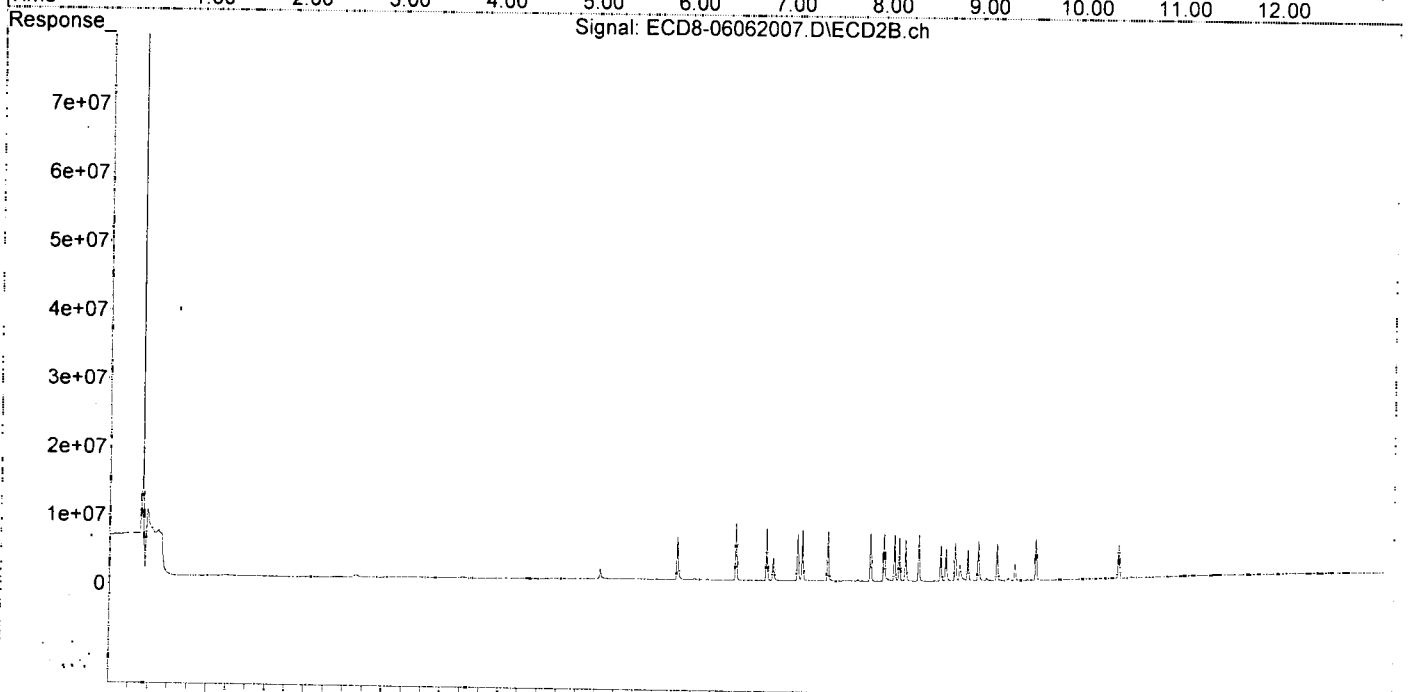
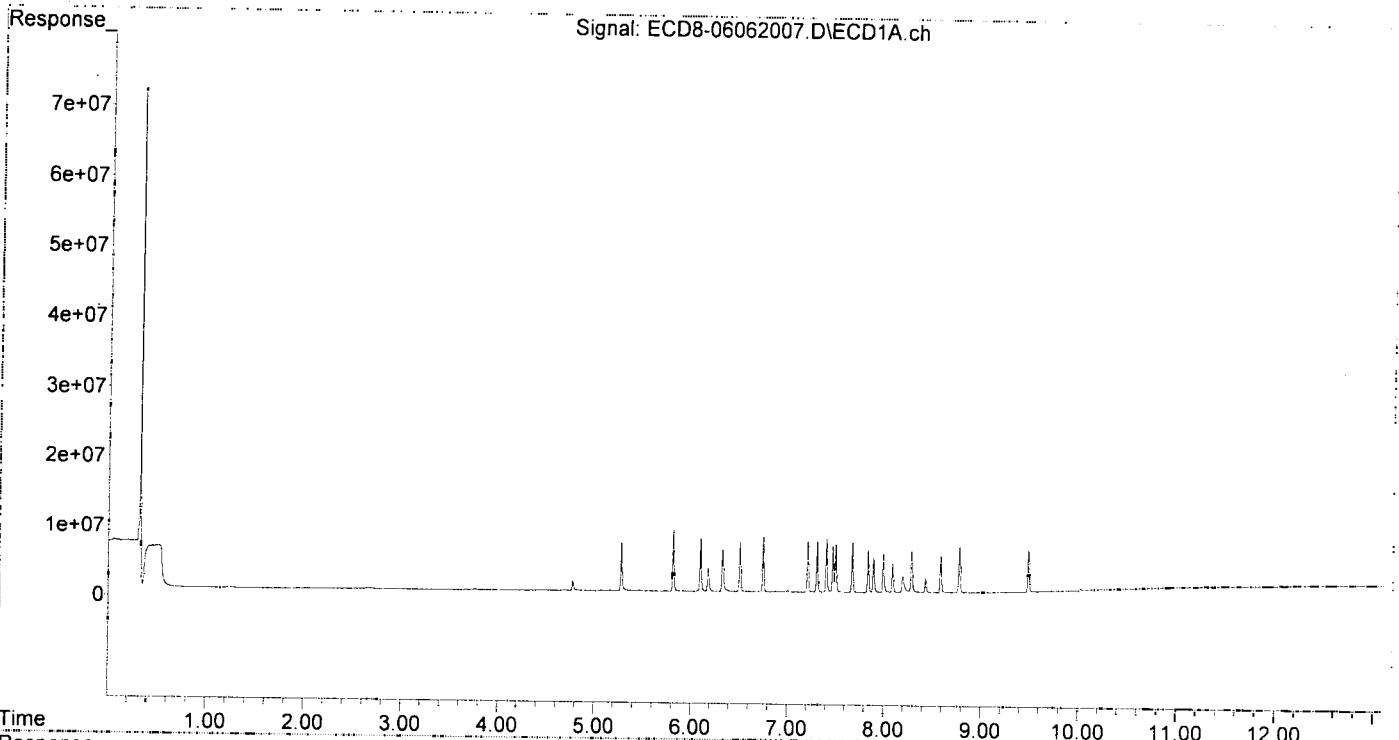
Compound	RT#1	RT#2	Resp#1	Resp#2	ng/mL	ng/mL
System-Monitoring Compounds						
1) S TCMX (S)	5.275	5.847	6945394	6272971	2.123	2.166
22) S DCBP (S)	9.484	10.396	6074784	4898047	2.086	2.337
Target Compounds						
2) a-BHC	5.813	6.454	8934865	8409840	1.968	2.188
3) g-BHC	6.095	6.772	7777680	7617064	1.959	2.052
4) b-BHC	6.174	6.840	3383841	3359896	1.971	2.111
5) Heptachlor	6.505	7.142	7189639	7559963	1.841	2.019
6) d-BHC	6.322	7.094	6132156	6804587	1.901	2.275
7) Aldrin	6.744	7.407	8035771	7256390	2.040	2.066
8) Heptachlo...	7.207	7.847	7385357	6966527	2.075	2.192
9) trans-Chl...	7.303	7.987	7502150	6968284	2.075	2.094
10) cis-Chlor...	7.401	8.095	7787006	6943307	2.154	2.174
11) Endosulfa...	7.496	8.144	6975798	6290523	2.095	2.090
12) 4,4'-DDE	7.466	8.208	6724934	6040045	2.083	2.161
13) Dieldrin	7.668	8.346	7333173	6890064	2.008	2.086
14) Endrin	7.832	8.573	6205989	5322724	2.405	2.614
15) 4,4'-DDD	7.887	8.626	5043957	4789098	2.085	2.072
16) Endosulfa...	7.989	8.722	5561746	5513918	1.952	2.120
17) 4,4'-DDT	8.084	8.851	4180058	4520922	1.961	2.136
18) Endrin Al...	8.280	8.960	6075803	5717746	2.119	2.241
19) Endosulfa...	8.582	9.151	5464489	5480703	2.064	2.295
20) Methoxychlor	8.426	9.335	2083992	2395626	1.976	2.201
21) Endrin Ke...	8.775	9.550	6682577	6009531	1.947	2.127
23) Hexachlor...	0.000	0.000	0	0	N.D. d	N.D. d
24) Hexachlor...	0.000	0.000	0	0	N.D. d	N.D. d
25) Oxychlorane	0.000	0.000	0	0	N.D. d	N.D. d
26) 2,4'-DDE	0.000	0.000	0	0	N.D. d	N.D. d
27) trans-Non...	0.000	0.000	0	0	N.D. d	N.D. d
28) 2,4'-DDD	0.000	0.000	0	0	N.D. d	N.D. d
29) 2,4'-DDT	0.000	0.000	0	0	N.D. d	N.D. d
30) cis-Nonac...	0.000	0.000	0	0	N.D. d	N.D. d
31) Mirex	0.000	0.000	0	0	N.D. d	N.D. d
32) Chlordane...	0.000	0.000	0	0	N.D. d	N.D. d
33) Chlordane...	0.000	0.000	0	0	N.D. d	N.D. d
34) Chlordane...	0.000	0.000	0	0	N.D. d	N.D. d
35) Chlordane...	0.000	0.000	0	0	N.D. d	N.D. d
36) Toxaphene...	0.000	0.000	0	0	N.D. d	N.D. d
37) Toxaphene...	0.000	0.000	0	0	N.D. d	N.D. d
38) Toxaphene...	0.000	0.000	0	0	N.D. d	N.D. d
39) Toxaphene...	0.000	0.000	0	0	N.D. d	N.D. d
40) Toxaphene...	0.000	0.000	0	0	N.D. d	N.D. d
41) Toxaphene...	0.000	0.000	0	0	N.D. d	N.D. d
42) Toxaphene...	0.000	0.000	0	0	N.D. d	N.D. d

(f)=RT Delta > 1/2 Window (#)=Amounts differ by > 25% (m)=manual int.

Quantitation Report (QT Reviewed)

Data Path : C:\msdchem\1\data\2020-06\0F06008\
Data File : ECD8-06062007.D
Signal(s) : Signal #1: ECD1A.ch Signal #2: ECD2B.ch
Acq On : 6 Jun 2020 16:24
Operator : MJB
Sample : 0F06008-CAL3
Misc : A20C178, AB 2 ppb
ALS Vial : 6 Sample Multiplier: 1

Integration File signal 1: PEST1.e
Integration File signal 2: PEST2.e
Quant Time: Jun 07 13:33:47 2020
Quant Method : C:\msdchem\1\methods\ECD8_QUANTPEST_200606.M
Quant Title : Instrument: DualECD8
QLast Update : Sun Jun 07 13:32:12 2020
Response via : Initial Calibration
Integrator: ChemStation



Quantitation Report (QT Reviewed)

Data Path : C:\msdchem\1\data\2020-06\0F06008\
 Data File : ECD8-06062008.D
 Signal(s) : Signal #1: ECD1A.ch Signal #2: ECD2B.ch
 Acq On : 6 Jun 2020 16:40
 Operator : MJB
 Sample : 0F06008-CAL4
 Misc : A20C179, AB 5 ppb
 ALS Vial : 7 Sample Multiplier: 1

Integration File signal 1: PEST1.e
 Integration File signal 2: PEST2.e
 Quant Time: Jun 07 13:34:19 2020
 Quant Method : C:\msdchem\1\methods\ECD8_QUANTPEST_200606.M
 Quant Title : Instrument: DualECD8
 Last Update : Sun Jun 07 13:32:12 2020
 Response via : Initial Calibration
 Integrator: ChemStation

MJB
6/7/20

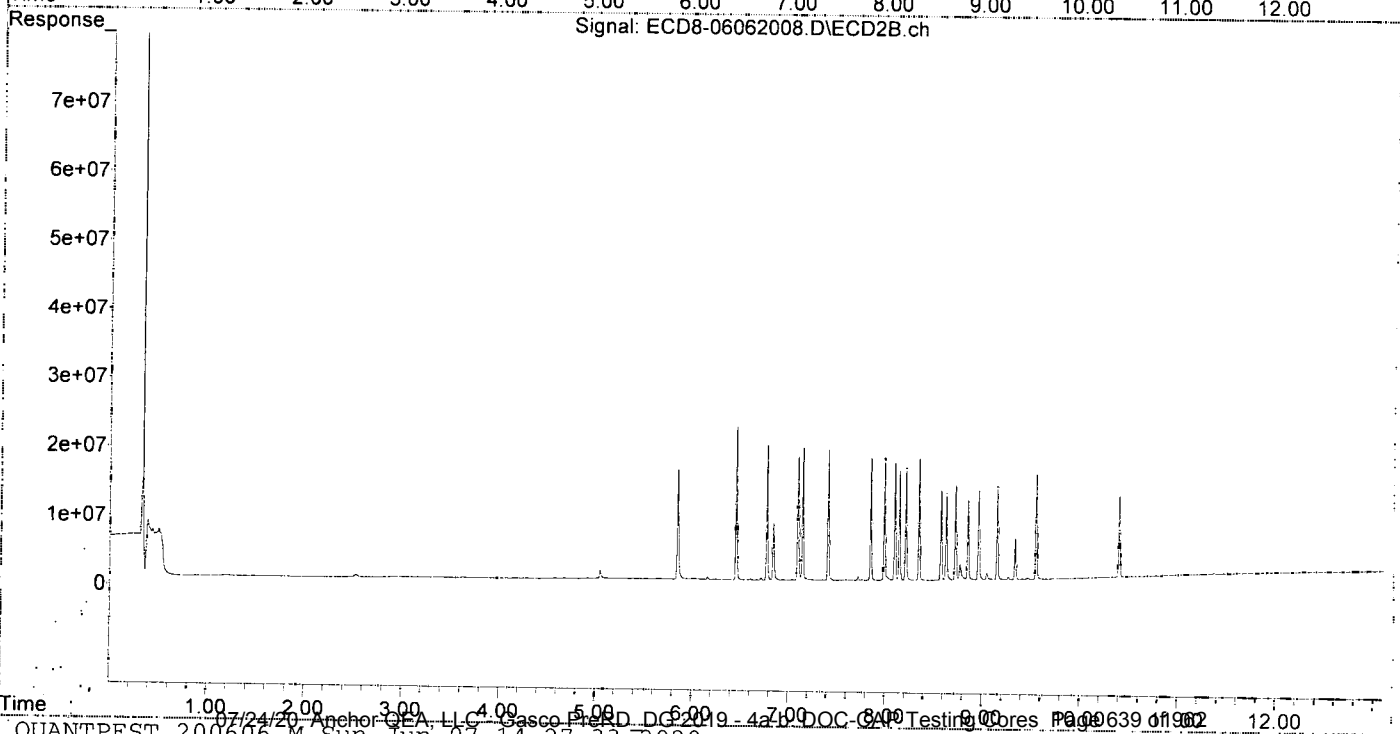
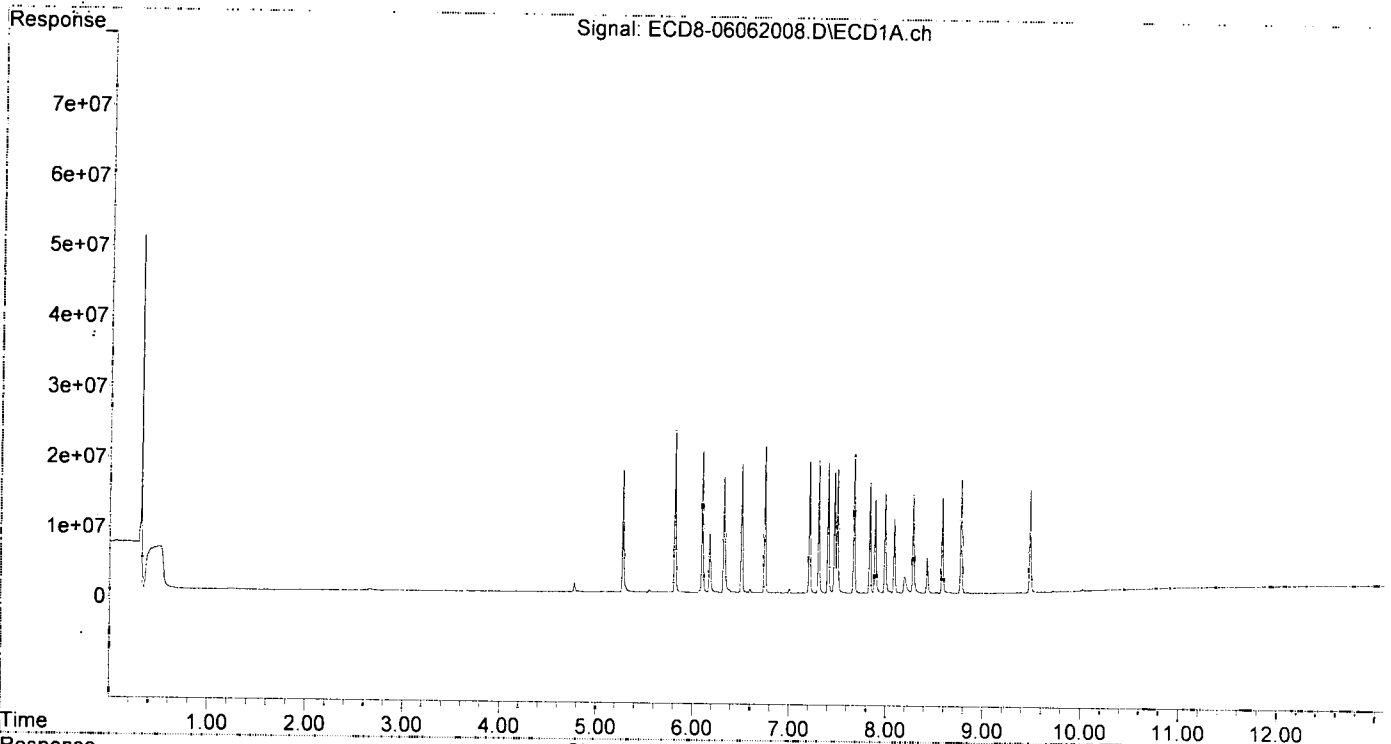
Compound	RT#1	RT#2	Resp#1	Resp#2	ng/mL	ng/mL
System Monitoring Compounds						
1) S TCMX (S)	5.275	5.847	17495230	15921287	5.347	5.498
22) S DCBP (S)	9.482	10.396	14798076	11787774	5.402	6.035
Target Compounds						
2) a-BHC	5.813	6.454	23225137	22206764	5.117	5.683
3) g-BHC	6.096	6.772	20386349	19587830	5.134	5.276
4) b-BHC	6.174	6.839	8436819	8320126	4.915	5.226
5) Heptachlor	6.505	7.143	18362337	19197024	4.701	5.126
6) d-BHC	6.322	7.093	16669350	18089354	4.992	5.931
7) Aldrin	6.745	7.407	21091004	18962649	5.354	5.398
8) Heptachlo...	7.207	7.847	18818515	17690437	5.286	5.567
9) trans-Chl...	7.303	7.987	18917580	17725122	5.233	5.326
10) cis-Chlor...	7.400	8.095	18629592	17001909	5.154	5.323
11) Endosulfa...	7.496	8.143	17772028	15814187	5.337	5.254
12) 4,4'-DDE	7.466	8.208	17307228	16121059	5.360	5.684
13) Dieldrin	7.668	8.345	19819324	17792473	5.427	5.386
14) Endrin	7.832	8.572	15732638	13228080	6.098	6.456
15) 4,4'-DDD	7.887	8.625	13513169	12540904	5.510	5.402
16) Endosulfa...	7.989	8.721	14310412	13915949	5.023	5.351
17) 4,4'-DDT	8.084	8.850	10621630	11640318	4.913	5.539
18) Endrin Al...	8.280	8.960	14148113	12986736	5.208	5.371
19) Endosulfa...	8.581	9.151	13776582	13495919	5.203	5.650
20) Methoxychlor	8.425	9.335	5153462	5959726	4.922	5.683
21) Endrin Ke...	8.774	9.551	16411692	15133071	4.781	5.357
23) Hexachlor...	0.000	0.000	0	0	N.D. d	N.D. d
24) Hexachlor...	0.000	0.000	0	0	N.D. d	N.D. d
25) Oxychlorane	0.000	0.000	0	0	N.D. d	N.D. d
26) 2,4'-DDE	0.000	0.000	0	0	N.D. d	N.D. d
27) trans-Non...	0.000	0.000	0	0	N.D. d	N.D. d
28) 2,4'-DDD	0.000	0.000	0	0	N.D. d	N.D. d
29) 2,4'-DDT	0.000	0.000	0	0	N.D. d	N.D. d
30) cis-Nonac...	0.000	0.000	0	0	N.D. d	N.D. d
31) Mirex	0.000	0.000	0	0	N.D. d	N.D. d
32) Chlordane...	0.000	0.000	0	0	N.D. d	N.D. d
33) Chlordane...	0.000	0.000	0	0	N.D. d	N.D. d
34) Chlordane...	0.000	0.000	0	0	N.D. d	N.D. d
35) Chlordane...	0.000	0.000	0	0	N.D. d	N.D. d
36) Toxaphene...	0.000	0.000	0	0	N.D. d	N.D. d
37) Toxaphene...	0.000	0.000	0	0	N.D. d	N.D. d
38) Toxaphene...	0.000	0.000	0	0	N.D. d	N.D. d
39) Toxaphene...	0.000	0.000	0	0	N.D. d	N.D. d
40) Toxaphene...	0.000	0.000	0	0	N.D. d	N.D. d
41) Toxaphene...	0.000	0.000	0	0	N.D. d	N.D. d
42) Toxaphene...	0.000	0.000	0	0	N.D. d	N.D. d

(f)=RT Delta > 1/2 Window (#)=Amounts differ by > 25% (m)=manual int.

Quantitation Report (QT Reviewed)

Data Path : C:\msdchem\1\data\2020-06\0F06008\
Data File : ECD8-06062008.D
Signal(s) : Signal #1: ECD1A.ch Signal #2: ECD2B.ch
Acq On : 6 Jun 2020 16:40
Operator : MJB
Sample : 0F06008-CAL4
Misc : A20C179, AB 5 ppb
ALS Vial : 7 Sample Multiplier: 1

Integration File signal 1: PEST1.e
Integration File signal 2: PEST2.e
Quant Time: Jun 07 13:34:19 2020
Quant Method : C:\msdchem\1\methods\ECD8_QUANTPEST_200606.M
Quant Title : Instrument: DualECD8
QLast Update : Sun Jun 07 13:32:12 2020
Response via : Initial Calibration
Integrator: ChemStation



Quantitation Report (QT Reviewed)

Data Path : C:\msdchem\1\data\2020-06\0F06008\
 Data File : ECD8-06062009.D
 Signal(s) : Signal #1: ECD1A.ch Signal #2: ECD2B.ch
 Acq On: 6 Jun 2020 16:57
 Operator: MJB
 Sample: 0F06008-CAL5
 Misc : A20C180, AB 10 ppb
 ALS Vial: 8 Sample Multiplier: 1

Integration File signal 1: PEST1.e
 Integration File signal 2: PEST2.e
 Quant Time: Jun 07 13:34:48 2020
 Quant Method : C:\msdchem\1\methods\ECD8_QUANTPEST_200606.M
 Quant Title : Instrument: DualECD8
 QLast Update : Sun Jun 07 13:32:12 2020
 Response via : Initial Calibration
 Integrator: ChemStation

*MJB
6/7/20*

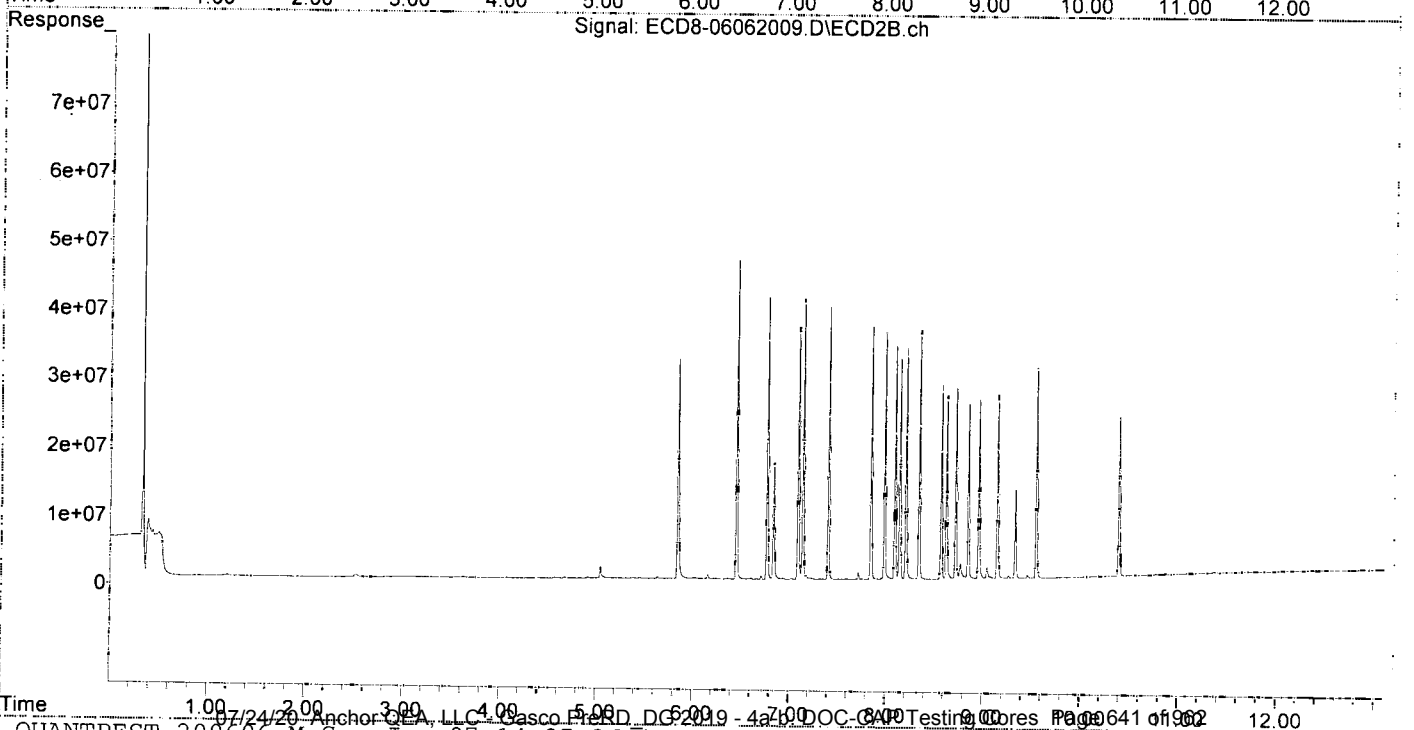
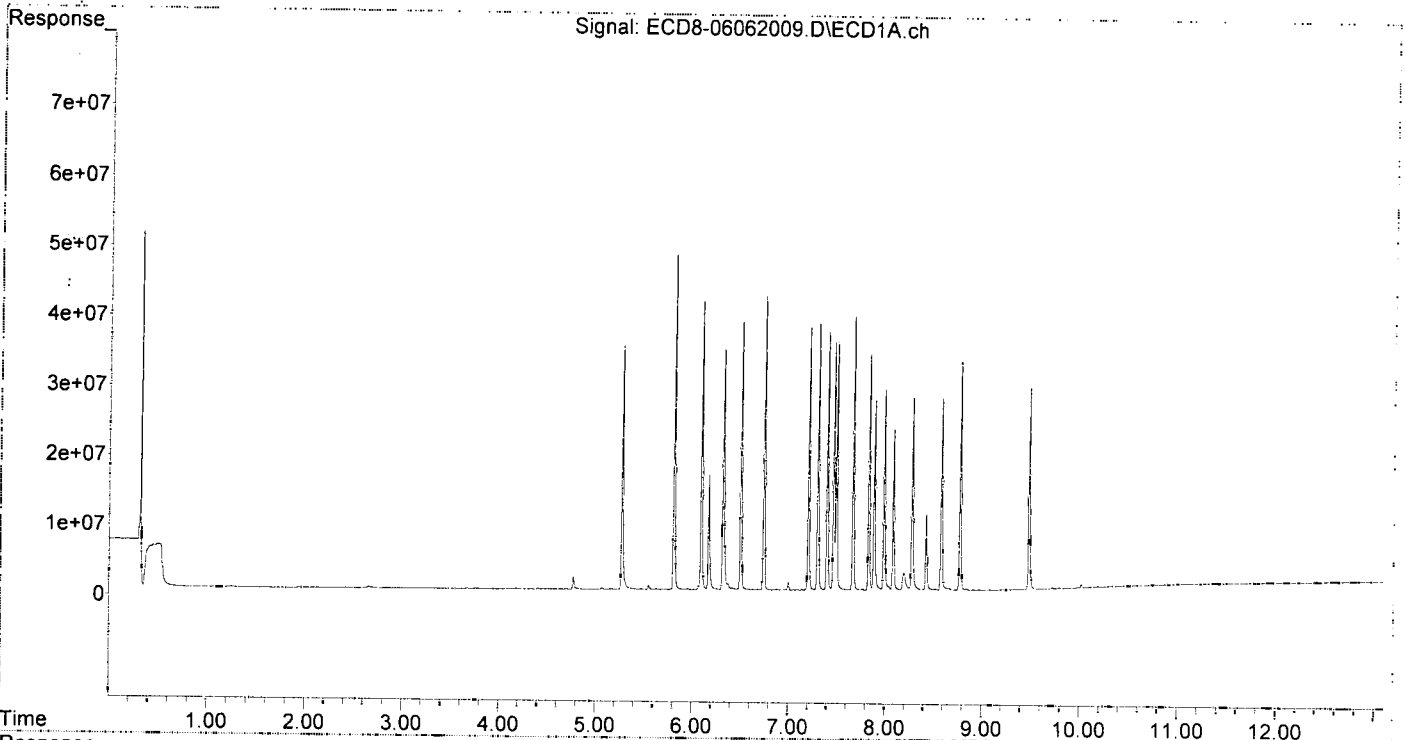
Compound	RT#1	RT#2	Resp#1	Resp#2	ng/mL	ng/mL
System Monitoring Compounds						
1) S TCMX (S)	5.273	5.847	34986950	31872820	10.694	11.006
22) S DCBP (S)	9.483	10.396	28954755	23132623	10.767	12.079
Target Compounds						
2) a-BHC	5.812	6.454	47943397	46280849	10.563	11.685
3) g-BHC	6.094	6.771	41307256	41024069	10.403	11.050
4) b-BHC	6.172	6.839	16563915	16779314	9.649	10.540
5) Heptachlor	6.504	7.142	38643124	40579127	9.893	10.836
6) d-BHC	6.320	7.092	34529136	36570640	10.179	11.790
7) Aldrin	6.744	7.406	42114836	39449401	10.691	11.230
8) Heptachlo...	7.205	7.847	37803310	36710294	10.619	11.552
9) trans-Chl...	7.301	7.987	38218074	35657796	10.571	10.715
10) cis-Chlor...	7.399	8.095	37114363	33781008	10.268	10.577
11) Endosulfa...	7.494	8.144	35620792	31874483	10.698	10.589
12) 4,4'-DDE	7.465	8.207	35702721	33337311	11.058	11.599
13) Dieldrin	7.667	8.345	39283290	36020428	10.756	10.904
14) Endrin	7.831	8.573	33821953	28095797	13.109	13.519
15) 4,4'-DDD	7.886	8.625	27315515	26613943	11.020	11.338
16) Endosulfa...	7.988	8.721	28895100	27768863	10.143	10.678
17) 4,4'-DDT	8.083	8.850	23173376	25308357	10.567	11.906
18) Endrin Al...	8.278	8.960	27677178	25800518	10.374	10.841
19) Endosulfa...	8.581	9.151	27569100	26486998	10.411	11.089
20) Methoxychlor	8.425	9.335	11113724	12796383	10.553	12.222
21) Endrin Ke...	8.774	9.550	32756813	30298317	9.543	10.725
23) Hexachlor...	0.000	0.000	0	0	N.D. d	N.D. d
24) Hexachlor...	0.000	0.000	0	0	N.D. d	N.D. d
25) Oxychlorane	0.000	0.000	0	0	N.D. d	N.D. d
26) 2,4'-DDE	0.000	0.000	0	0	N.D. d	N.D. d
27) trans-Non...	0.000	0.000	0	0	N.D. d	N.D. d
28) 2,4'-DDD	0.000	0.000	0	0	N.D. d	N.D. d
29) 2,4'-DDT	0.000	0.000	0	0	N.D. d	N.D. d
30) cis-Nonac...	0.000	0.000	0	0	N.D. d	N.D. d
31) Mirex	0.000	0.000	0	0	N.D. d	N.D. d
32) Chlordane...	0.000	0.000	0	0	N.D. d	N.D. d
33) Chlordane...	0.000	0.000	0	0	N.D. d	N.D. d
34) Chlordane...	0.000	0.000	0	0	N.D. d	N.D. d
35) Chlordane...	0.000	0.000	0	0	N.D. d	N.D. d
36) Toxaphene...	0.000	0.000	0	0	N.D. d	N.D. d
37) Toxaphene...	0.000	0.000	0	0	N.D. d	N.D. d
38) Toxaphene...	0.000	0.000	0	0	N.D. d	N.D. d
39) Toxaphene...	0.000	0.000	0	0	N.D. d	N.D. d
40) Toxaphene...	0.000	0.000	0	0	N.D. d	N.D. d
41) Toxaphene...	0.000	0.000	0	0	N.D. d	N.D. d
42) Toxaphene...	0.000	0.000	0	0	N.D. d	N.D. d

(f)=RT Delta > 1/2 Window (#)=Amounts differ by > 25% (m)=manual int.

Quantitation Report (QT Reviewed)

Data Path : C:\msdchem\1\data\2020-06\0F06008\
Data File : ECD8-06062009.D
Signal(s) : Signal #1: ECD1A.ch Signal #2: ECD2B.ch
Acq On : 6 Jun 2020 16:57
Operator : MJB
Sample : 0F06008-CAL5
Misc : A20C180, AB 10 ppb
ALS Vial : 8 Sample Multiplier: 1

Integration File signal 1: PEST1.e
Integration File signal 2: PEST2.e
Quant Time: Jun 07 13:34:48 2020
Quant Method : C:\msdchem\1\methods\ECD8_QUANTPEST_200606.M
Quant Title : Instrument: DualECD8
QLast Update : Sun Jun 07 13:32:12 2020
Response via : Initial Calibration
Integrator: ChemStation



Quantitation Report (QT Reviewed)

Data Path : C:\msdchem\1\data\2020-06\0F06008\
 Data File : ECD8-06062010.D
 Signal(s) : Signal #1: ECD1A.ch Signal #2: ECD2B.ch
 Acq On : 6 Jun 2020 17:13
 Operator : MJB
 Sample : 0F06008-CAL6
 Misc : A20C181, AB 25 ppb
 ALS Vial : 9 Sample Multiplier: 1

Integration File signal 1: PEST1.e
 Integration File signal 2: PEST2.e
 Quant Time: Jun 07 13:35:20 2020
 Quant Method : C:\msdchem\1\methods\ECD8_QUANTPEST_200606.M
 Quant Title : Instrument: DualECD8
 QLast Update : Sun Jun 07 13:32:12 2020
 Response via : Initial Calibration
 Integrator: ChemStation

MJB
6/17/20

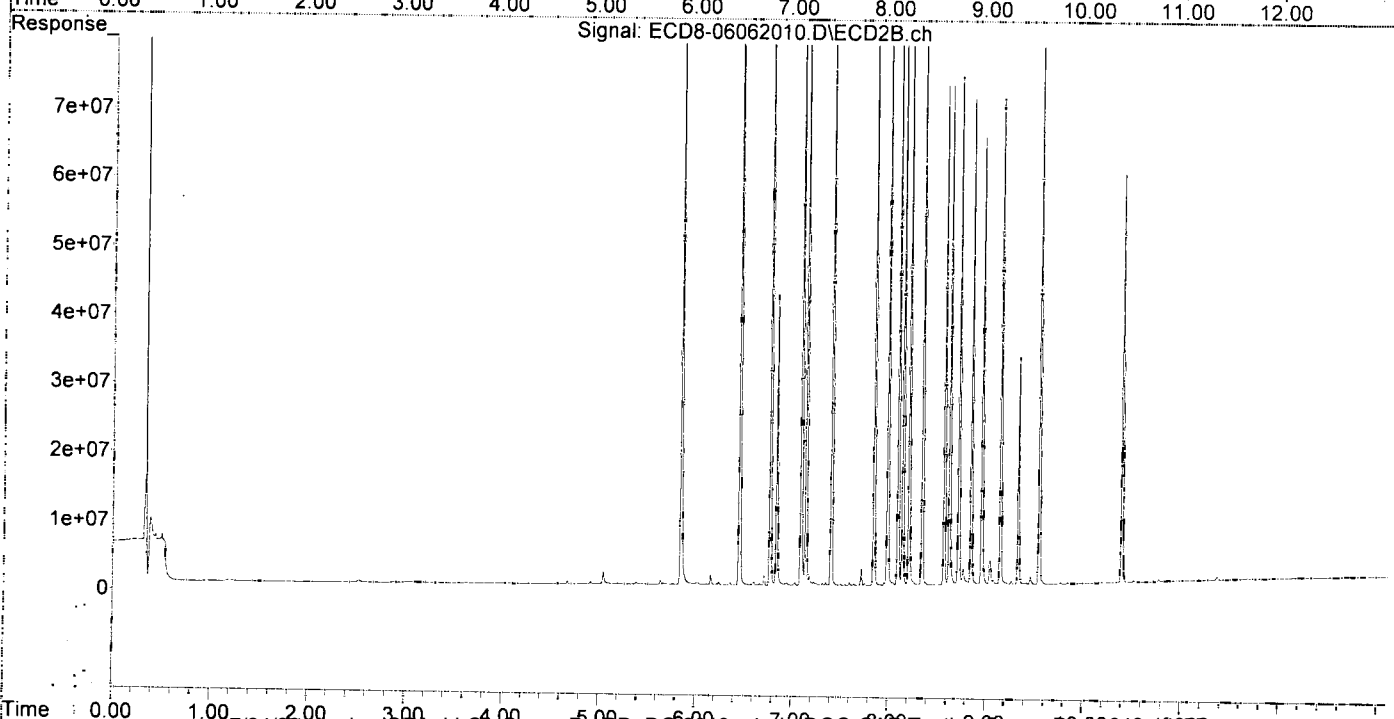
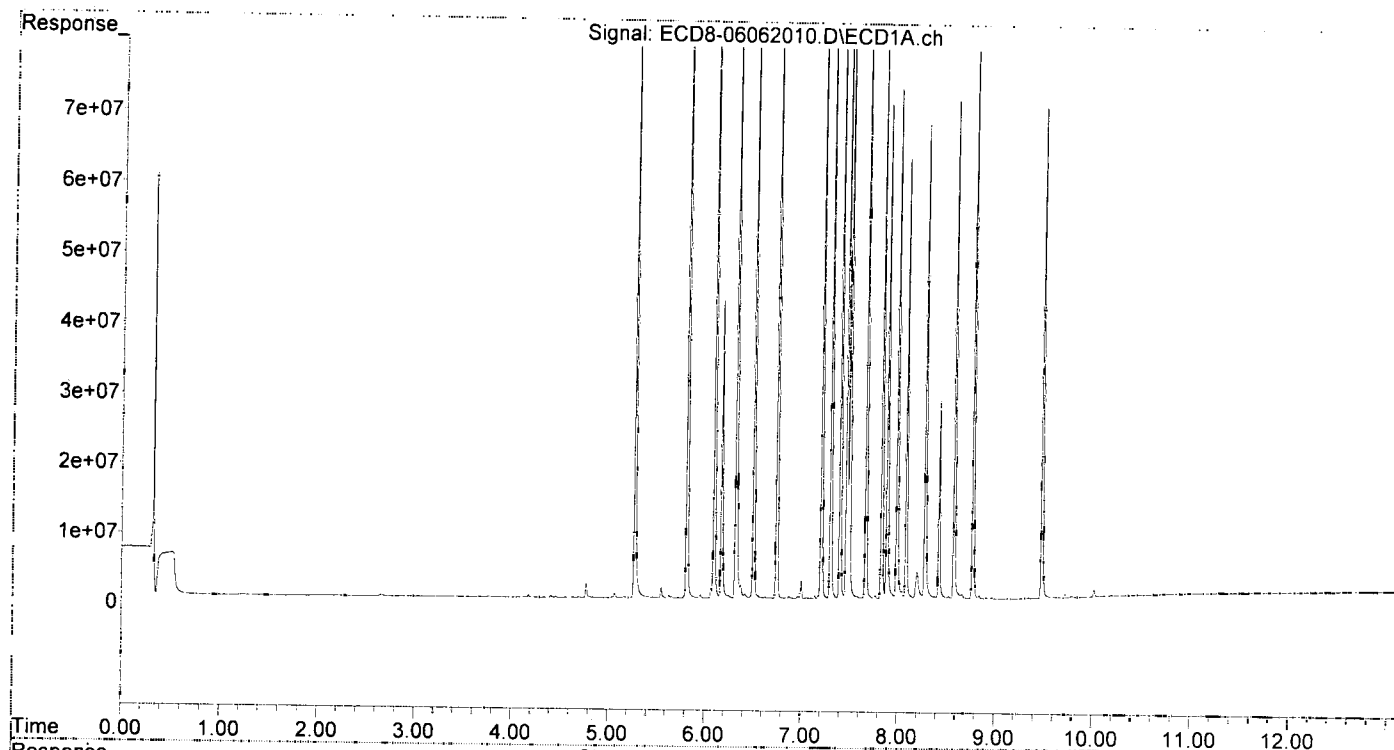
Compound	RT#1	RT#2	Resp#1	Resp#2	ng/mL	ng/mL
System Monitoring Compounds						
1) S TCMX (S)	5.274	5.847	86728691	82784505	26.509	28.586
22) S DCBP (S)	9.482	10.396	70043801	58938146	26.222	30.782
Target Compounds						
2) a-BHC	5.812	6.453	118.8E6	118.0E6	26.175	28.906
3) g-BHC	6.095	6.772	105.7E6	106.2E6	26.627	28.610
4) b-BHC	6.171	6.838	42663935	42039469	24.853	26.407
5) Heptachlor	6.504	7.143	97787402	102.6E6	25.034	27.396
6) d-BHC	6.320	7.092	90721611	100.1E6	26.102	30.851
7) Aldrin	6.744	7.406	106.4E6	99740544	27.000	28.393
8) Heptachlo...	7.206	7.846	94866469	89270067	26.648	28.092
9) trans-Chl...	7.301	7.987	95188146	91015607	26.729	27.350
10) cis-Chlor...	7.399	8.095	93309929	90296816	25.816	28.272
11) Endosulfa...	7.494	8.143	87969882	81264393	26.419	26.997
12) 4,4'-DDE	7.465	8.208	90527851	90779828	28.038	30.504
13) Dieldrin	7.667	8.344	99483227	94470967	27.238	28.599
14) Endrin	7.831	8.572	82617925	72122642	32.022	33.352
15) 4,4'-DDD	7.885	8.624	70679640	72175489	27.795	29.685
16) Endosulfa...	7.988	8.721	72814315	73370058	25.559	28.214
17) 4,4'-DDT	8.083	8.850	62939123	70221935	27.692	31.500
18) Endrin Al...	8.278	8.959	67705447	64639443	25.580	27.060
19) Endosulfa...	8.580	9.150	71152760	70280072	26.870	29.424
20) Methoxychlor	8.424	9.334	28329088	32821247	26.207	30.427
21) Endrin Ke...	8.773	9.550	84645957	80676406	24.661	28.557
23) Hexachlor...	0.000	0.000	0	0	N.D. d	N.D. d
24) Hexachlor...	0.000	0.000	0	0	N.D. d	N.D. d
25) Oxychlorane	0.000	0.000	0	0	N.D. d	N.D. d
26) 2,4'-DDE	0.000	0.000	0	0	N.D. d	N.D. d
27) trans-Non...	0.000	0.000	0	0	N.D. d	N.D. d
28) 2,4'-DDD	0.000	0.000	0	0	N.D. d	N.D. d
29) 2,4'-DDT	0.000	0.000	0	0	N.D. d	N.D. d
30) cis-Nonac...	0.000	0.000	0	0	N.D. d	N.D. d
31) Mirex	0.000	0.000	0	0	N.D. d	N.D. d
32) Chlordane...	0.000	0.000	0	0	N.D. d	N.D. d
33) Chlordane...	0.000	0.000	0	0	N.D. d	N.D. d
34) Chlordane...	0.000	0.000	0	0	N.D. d	N.D. d
35) Chlordane...	0.000	0.000	0	0	N.D. d	N.D. d
36) Toxaphene...	0.000	0.000	0	0	N.D. d	N.D. d
37) Toxaphene...	0.000	0.000	0	0	N.D. d	N.D. d
38) Toxaphene...	0.000	0.000	0	0	N.D. d	N.D. d
39) Toxaphene...	0.000	0.000	0	0	N.D. d	N.D. d
40) Toxaphene...	0.000	0.000	0	0	N.D. d	N.D. d
41) Toxaphene...	0.000	0.000	0	0	N.D. d	N.D. d
42) Toxaphene...	0.000	0.000	0	0	N.D. d	N.D. d

(f)=RT Delta > 1/2 Window (#)=Amounts differ by > 25% (m)=manual int.

Quantitation Report (QT Reviewed)

Data Path : C:\msdchem\1\data\2020-06\0F06008\
Data File : ECD8-06062010.D
Signal(s) : Signal #1: ECD1A.ch Signal #2: ECD2B.ch
Acq On : 6 Jun 2020 17:13
Operator : MJB
Sample : 0F06008-CAL6
Misc : A20C181, AB 25 ppb
ALS Vial : 9 Sample Multiplier: 1

Integration File signal 1: PEST1.e
Integration File signal 2: PEST2.e
Quant Time: Jun 07 13:35:20 2020
Quant Method : C:\msdchem\1\methods\ECD8_QUANTPEST_200606.M
Quant Title : Instrument: DualECD8
QLast Update : Sun Jun 07 13:32:12 2020
Response via : Initial Calibration
Integrator: ChemStation



Quantitation Report (QT Reviewed)

Data Path : C:\msdchem\1\data\2020-06\0F06008\
 Data File : ECD8-06062011.D
 Signal(s) : Signal #1: ECD1A.ch Signal #2: ECD2B.ch
 Acq On : 6 Jun 2020 17:30
 Operator : MJB
 Sample : 0F06008-CAL7
 Misc : A20E232, AB 50 ppb
 ALS Vial : 10 Sample Multiplier: 1

Integration File signal 1: PEST1.e
 Integration File signal 2: PEST2.e
 Quant Time: Jun 07 13:31:21 2020
 Quant Method : C:\msdchem\1\methods\ECD8_QUANTPEST_200606.M
 Quant Title : Instrument: DualECD8
 QLast Update : Mon Apr 27 12:27:02 2020
 Response via : Initial Calibration
 Integrator: ChemStation

MJB
6/7/20

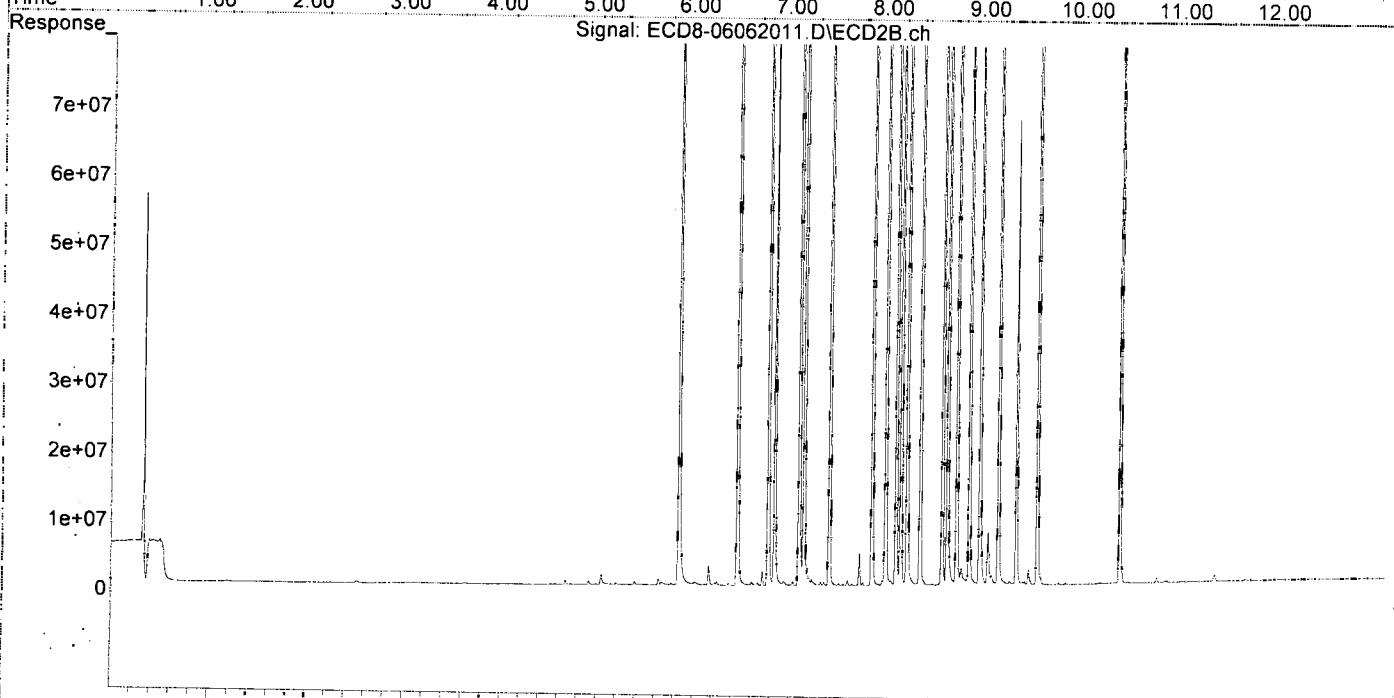
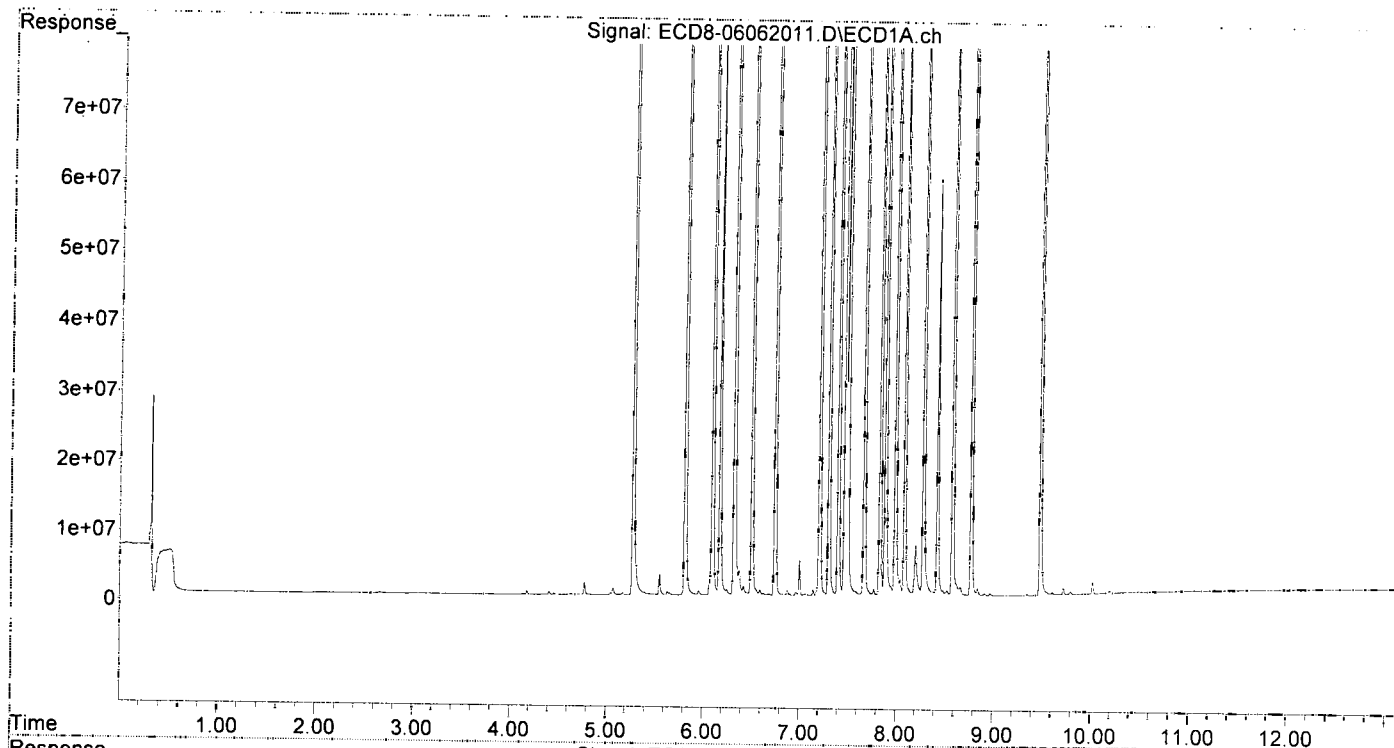
Compound	RT#1	RT#2	Resp#1	Resp#2	ng/mL	ng/mL
System Monitoring Compounds						
1) S TCMX (S)	5.274	5.847	179.1E6	178.8E6	54.728	61.751
22) S DCBP (S)	9.482	10.396	146.9E6	121.1E6	54.668	62.055
Target Compounds						
2) a-BHC	5.813	6.453	253.8E6	253.2E6	55.914	59.123
3) g-BHC	6.094	6.772	222.2E6	227.5E6	55.964	61.287
4) b-BHC	6.171	6.838	90211863	89925013	52.551	56.487
5) Heptachlor	6.504	7.142	200.0E6	217.2E6	51.195	58.001
6) d-BHC	6.320	7.091	198.0E6	211.1E6	55.016	61.015
7) Aldrin	6.745	7.406	219.6E6	206.0E6	55.740	58.634
8) Heptachlo...	7.205	7.847	195.2E6	188.5E6	54.834	59.307
9) trans-Chl...	7.301	7.987	200.8E6	191.9E6	55.536	57.670
10) cis-Chlor...	7.398	8.095	194.6E6	190.0E6	53.827	59.481
11) Endosulfa...	7.494	8.144	186.3E6	171.9E6	55.943	57.106
12) 4,4'-DDE	7.464	8.207	190.2E6	190.9E6	58.899	60.905
13) Dieldrin	7.666	8.344	210.5E6	202.6E6	57.640	61.334
14) Endrin	7.831	8.571	171.9E6	153.4E6	66.630	66.569
15) 4,4'-DDD	7.885	8.623	151.0E6	156.1E6	56.981	60.641
16) Endosulfa...	7.987	8.720	154.5E6	157.0E6	54.245	60.360
17) 4,4'-DDT	8.084	8.850	133.3E6	147.5E6	55.565	61.561
18) Endrin Al...	8.278	8.959	138.4E6	140.1E6	52.174	57.172
19) Endosulfa...	8.580	9.150	148.4E6	154.0E6	56.047	64.486
20) Methoxychlor	8.424	9.334	59424282	66949924	52.536	58.812
21) Endrin Ke...	8.774	9.549	175.3E6	173.0E6	51.080	61.238
23) Hexachlor...	0.000	0.000	0	0	N.D. d	N.D. d
24) Hexachlor...	0.000	0.000	0	0	N.D. d	N.D. d
25) Oxychlorane	0.000	0.000	0	0	N.D. d	N.D. d
26) 2,4'-DDE	0.000	0.000	0	0	N.D. d	N.D. d
27) trans-Non...	0.000	0.000	0	0	N.D. d	N.D. d
28) 2,4'-DDD	0.000	0.000	0	0	N.D. d	N.D. d
29) 2,4'-DDT	0.000	0.000	0	0	N.D. d	N.D. d
30) cis-Nonac...	0.000	0.000	0	0	N.D. d	N.D. d
31) Mirex	0.000	0.000	0	0	N.D. d	N.D. d
32) Chlordane...	0.000	0.000	0	0	N.D. d	N.D. d
33) Chlordane...	0.000	0.000	0	0	N.D. d	N.D. d
34) Chlordane...	0.000	0.000	0	0	N.D. d	N.D. d
35) Chlordane...	0.000	0.000	0	0	N.D. d	N.D. d
36) Toxaphene...	0.000	0.000	0	0	N.D. d	N.D. d
37) Toxaphene...	0.000	0.000	0	0	N.D. d	N.D. d
38) Toxaphene...	0.000	0.000	0	0	N.D. d	N.D. d
39) Toxaphene...	0.000	0.000	0	0	N.D. d	N.D. d
40) Toxaphene...	0.000	0.000	0	0	N.D. d	N.D. d
41) Toxaphene...	0.000	0.000	0	0	N.D. d	N.D. d
42) Toxaphene...	0.000	0.000	0	0	N.D. d	N.D. d

(f)=RT Delta > 1/2 Window (#)=Amounts differ by > 25% (m)=manual int.

Quantitation Report (QT Reviewed)

Data Path : C:\msdchem\1\data\2020-06\0F06008\
Data File : ECD8-06062011.D
Signal(s) : Signal #1: ECD1A.ch Signal #2: ECD2B.ch
Acq On : 6 Jun 2020 17:30
Operator : MJB
Sample : 0F06008-CAL7
Misc : A20E232, AB 50 ppb
ALS Vial : 10 Sample Multiplier: 1

Integration File signal 1: PEST1.e
Integration File signal 2: PEST2.e
Quant Time: Jun 07 13:31:21 2020
Quant Method : C:\msdchem\1\methods\ECD8_QUANTPEST_200606.M
Quant Title : Instrument: DualECD8
QLast Update : Mon Apr 27 12:27:02 2020
Response via : Initial Calibration
Integrator: ChemStation



Quantitation Report (QT Reviewed)

Data Path : C:\msdchem\1\data\2020-06\0F06008\
 Data File : ECD8-06062012.D
 Signal(s) : Signal #1: ECD1A.ch Signal #2: ECD2B.ch
 Acq On : 6 Jun 2020 17:46
 Operator : MJB
 Sample : 0F06008-CAL8
 Misc : A20E233, AB 100 ppb
 ALS Vial : 11 Sample Multiplier: 1

Integration File signal 1: PEST1.e
 Integration File signal 2: PEST2.e
 Quant Time: Jun 07 13:35:53 2020
 Quant Method : C:\msdchem\1\methods\ECD8_QUANTPEST_200606.M
 Quant Title : Instrument: DualECD8
 QLast Update : Sun Jun 07 13:32:12 2020
 Response via : Initial Calibration
 Integrator: ChemStation

MJB
6/7/20

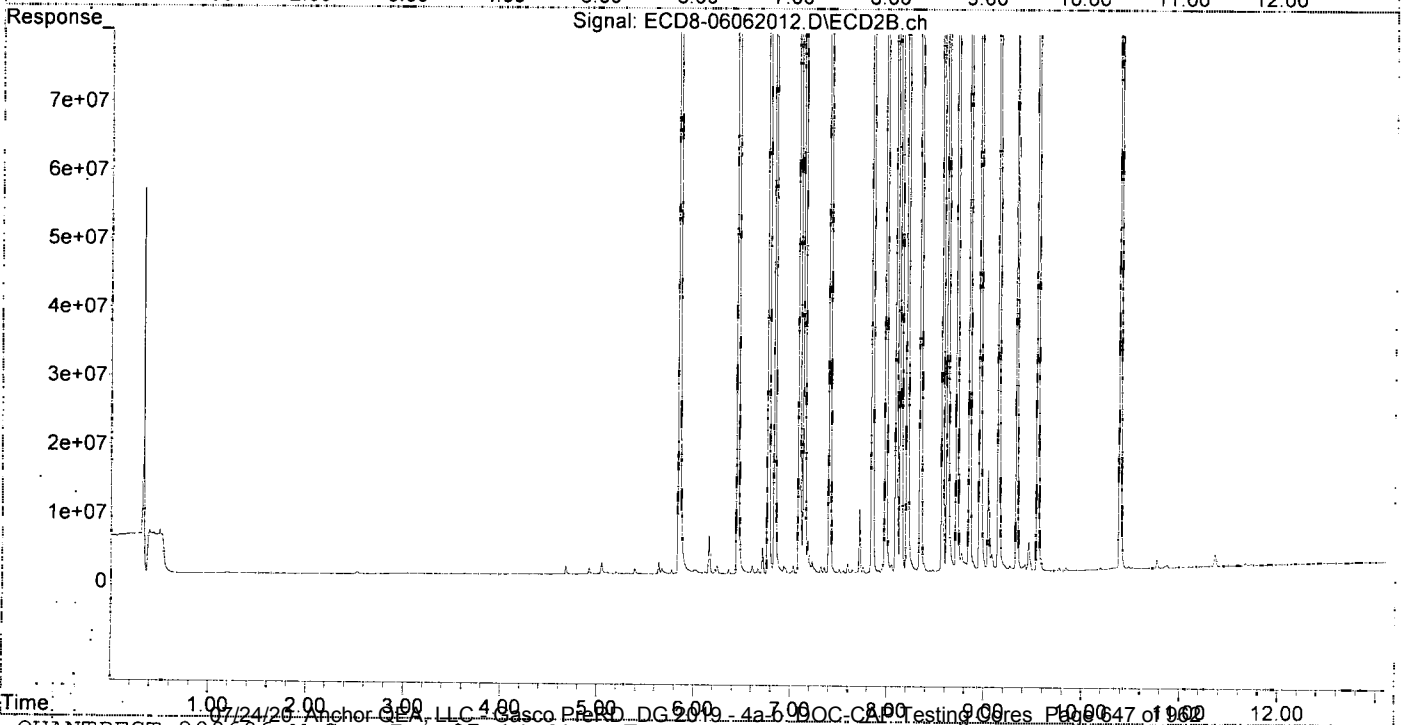
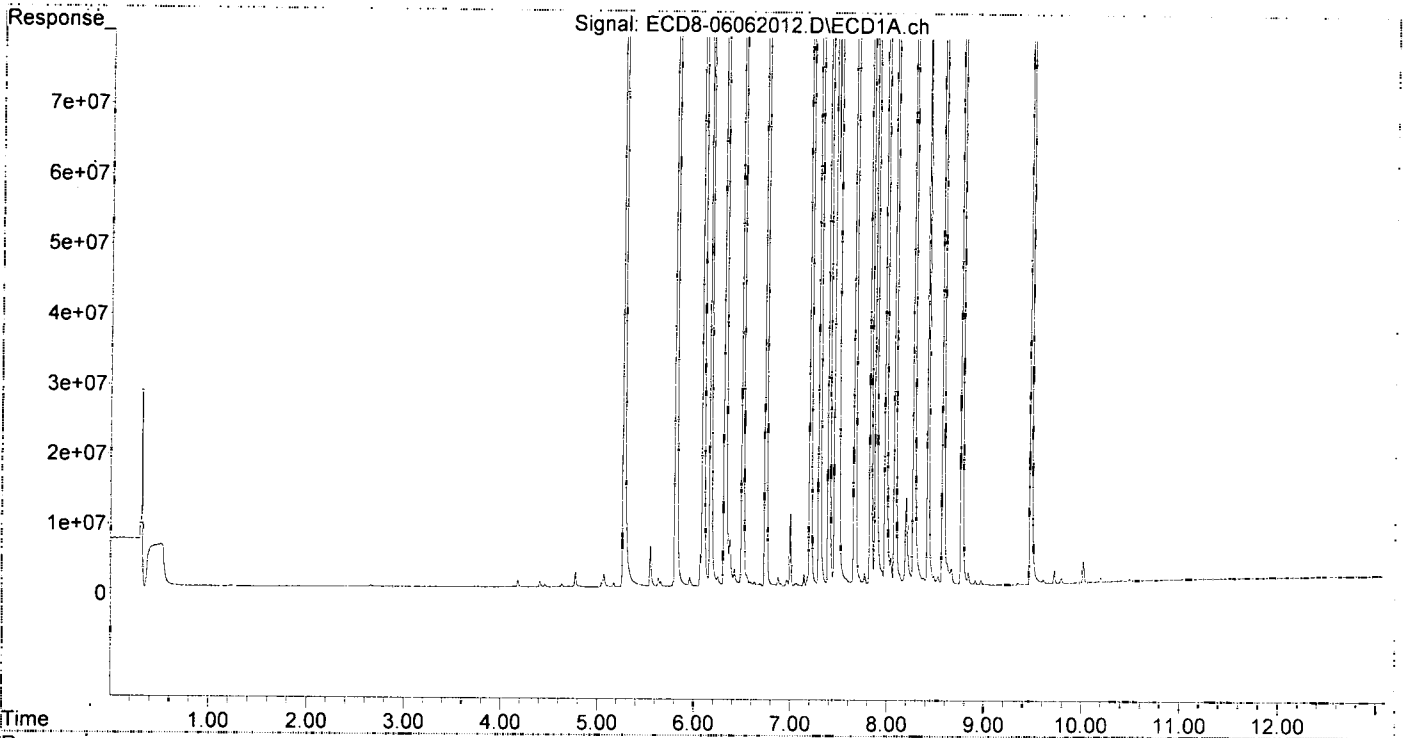
Compound	RT#1	RT#2	Resp#1	Resp#2	ng/mL	ng/mL
System Monitoring Compounds						
1) S TCMX (S)	5.275	5.847	372.2E6	385.6E6	113.770	133.140
22) S DCBP (S)	9.482	10.397	292.0E6	256.3E6	106.930	125.481
Target Compounds						
2) a-BHC	5.814	6.454	531.7E6	535.6E6	117.135	115.146
3) g-BHC	6.096	6.772	457.3E6	465.9E6	115.165	125.501
4) b-BHC	6.172	6.838	189.2E6	193.1E6	110.195	121.293
5) Heptachlor	6.505	7.143	430.5E6	467.5E6	110.200	124.844
6) d-BHC	6.320	7.092	425.1E6	466.4E6	110.980	120.172
7) Aldrin	6.745	7.407	454.2E6	437.5E6	115.292	124.536
8) Heptachlo...	7.206	7.846	413.9E6	398.3E6	116.255	125.346
9) trans-Chl...	7.301	7.986	409.5E6	411.4E6	113.255	123.629
10) cis-Chlor...	7.399	8.095	396.9E6	389.0E6	109.806	121.799
11) Endosulfa...	7.495	8.143	377.7E6	370.0E6	113.438	122.928
12) 4,4'-DDE	7.464	8.207	393.5E6	405.4E6	121.869	118.191
13) Dieldrin	7.667	8.345	427.9E6	434.4E6	117.171	131.511
14) Endrin	7.831	8.572	362.8E6	327.3E6	140.611	127.582
15) 4,4'-DDD	7.885	8.623	315.6E6	334.5E6	110.979	117.793
16) Endosulfa...	7.987	8.720	325.6E6	322.9E6	114.273	124.189
17) 4,4'-DDT	8.083	8.850	278.3E6	324.1E6	106.022	119.253
18) Endrin Al...	8.278	8.959	289.5E6	298.8E6	107.834	115.575
19) Endosulfa...	8.580	9.150	312.2E6	326.0E6	117.895	136.505
20) Methoxychlor	8.424	9.334	129.7E6	142.9E6	105.219	113.660
21) Endrin Ke...	8.773	9.550	365.0E6	360.5E6	106.332	127.595
23) Hexachlor...	0.000	0.000	0	0	N.D. d	N.D. d
24) Hexachlor...	0.000	0.000	0	0	N.D. d	N.D. d
25) Oxychlorane	0.000	0.000	0	0	N.D. d	N.D. d
26) 2,4'-DDE	0.000	0.000	0	0	N.D. d	N.D. d
27) trans-Non...	0.000	0.000	0	0	N.D. d	N.D. d
28) 2,4'-DDD	0.000	0.000	0	0	N.D. d	N.D. d
29) 2,4'-DDT	0.000	0.000	0	0	N.D. d	N.D. d
30) cis-Nonac...	0.000	0.000	0	0	N.D. d	N.D. d
31) Mirex	0.000	0.000	0	0	N.D. d	N.D. d
32) Chlordane...	0.000	0.000	0	0	N.D. d	N.D. d
33) Chlordane...	0.000	0.000	0	0	N.D. d	N.D. d
34) Chlordane...	0.000	0.000	0	0	N.D. d	N.D. d
35) Chlordane...	0.000	0.000	0	0	N.D. d	N.D. d
36) Toxaphene...	0.000	0.000	0	0	N.D. d	N.D. d
37) Toxaphene...	0.000	0.000	0	0	N.D. d	N.D. d
38) Toxaphene...	0.000	0.000	0	0	N.D. d	N.D. d
39) Toxaphene...	0.000	0.000	0	0	N.D. d	N.D. d
40) Toxaphene...	0.000	0.000	0	0	N.D. d	N.D. d
41) Toxaphene...	0.000	0.000	0	0	N.D. d	N.D. d
42) Toxaphene...	0.000	0.000	0	0	N.D. d	N.D. d

(f)=RT Delta > 1/2 Window (#)=Amounts differ by > 25% (m)=manual int.

Quantitation Report (QT Reviewed)

Data Path : C:\msdchem\1\data\2020-06\0F06008\
Data File : ECD8-06062012.D
Signal(s) : Signal #1: ECD1A.ch Signal #2: ECD2B.ch
Acq On : 6 Jun 2020 17:46
Operator : MJB
Sample : 0F06008-CAL8
Misc : A20E233, AB 100 ppb
ALS Vial : 11 Sample Multiplier: 1

Integration File signal 1: PEST1.e
Integration File signal 2: PEST2.e
Quant Time: Jun 07 13:35:53 2020
Quant Method : C:\msdchem\1\methods\ECD8_QUANTPEST_200606.M
Quant Title : Instrument: DualECD8
QLast Update : Sun Jun 07 13:32:12 2020
Response via : Initial Calibration
Integrator: ChemStation



Quantitation Report (QT Reviewed)

Data Path : C:\msdchem\1\data\2020-06\0F06008\
 Data File : ECD8-06062013.D
 Signal(s) : Signal #1: ECD1A.ch Signal #2: ECD2B.ch
 Acq On : 6 Jun 2020 18:03
 Operator : MJB
 Sample : 0F06008-CAL9
 Misc : A20C177, AB 200 ppb
 ALS Vial : 12 Sample Multiplier: 1

Integration File signal 1: PEST1.e
 Integration File signal 2: PEST2.e
 Quant Time: Jun 07 13:36:21 2020
 Quant Method : C:\msdchem\1\methods\ECD8_QUANTPEST_200606.M
 Quant Title : Instrument: DualECD8
 QLast Update : Sun Jun 07 13:32:12 2020
 Response via : Initial Calibration
 Integrator: ChemStation

MJB
6/7/20


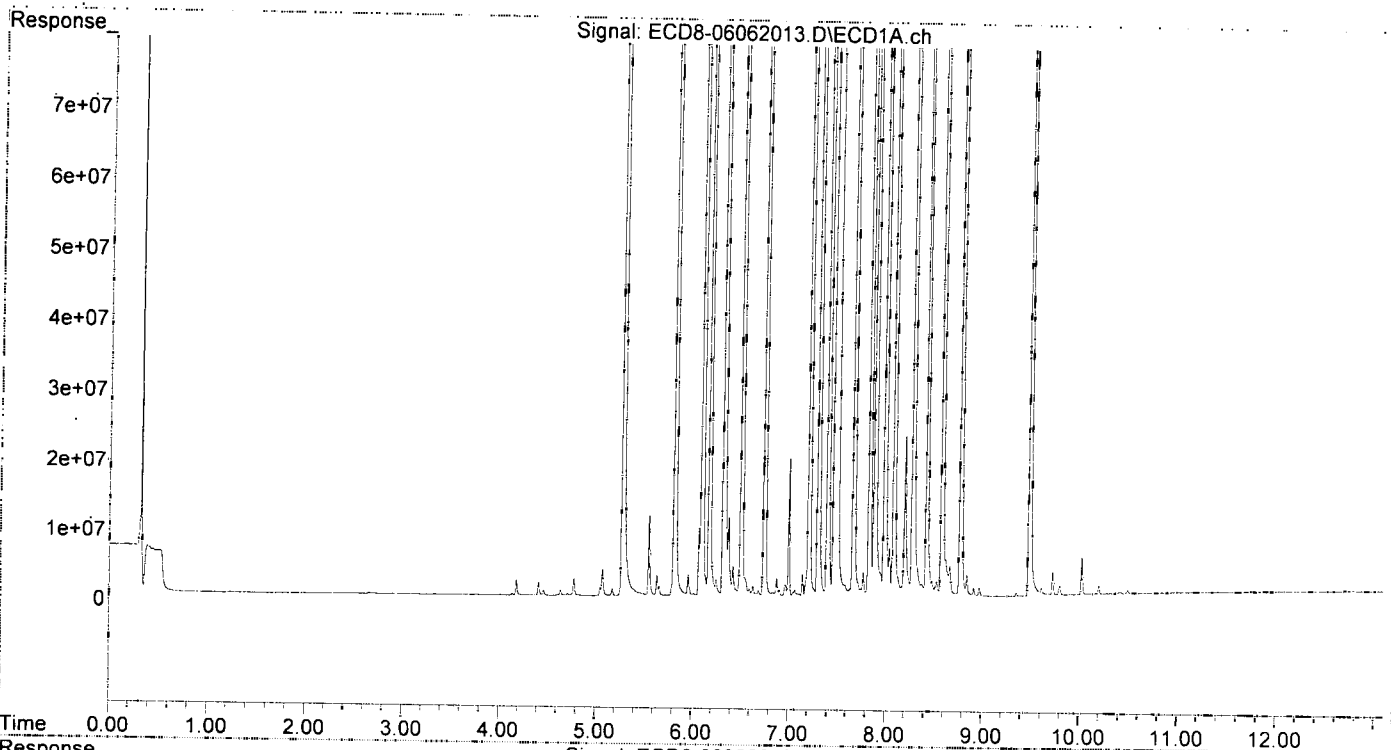
Compound	RT#1	RT#2	Resp#1	Resp#2	ng/mL	ng/mL
System Monitoring Compounds						
1) S TCMX (S)	5.276	5.847	750.6E6	790.4E6	229.427	272.944
22) S DCBP (S)	9.482	10.396	583.9E6	527.3E6	206.884	238.550
Target Compounds						
2) a-BHC	5.814	6.454	1055.1E6	1129.6E6	232.465	213.297
3) g-BHC	6.096	6.772	919.0E6	982.3E6	231.446	264.598
4) b-BHC	6.172	6.837	380.4E6	394.6E6	221.613	247.845
5) Heptachlor	6.506	7.142	854.7E6	925.9E6	218.808	247.244
6) d-BHC	6.320	7.091	885.2E6	954.6E6	209.197	210.908
7) Aldrin	6.745	7.407	905.5E6	904.7E6	229.862	257.540
8) Heptachlo...	7.206	7.846	814.0E6	810.0E6	228.665	254.900
9) trans-Chl...	7.301	7.986	845.2E6	837.5E6	233.784	251.663
10) cis-Chlor...	7.399	8.095	811.7E6	786.7E6	224.563	246.318
11) Endosulfa...	7.494	8.143	761.6E6	752.5E6	228.733	249.970
12) 4,4'-DDE	7.464	8.207	820.0E6	861.3E6	253.951	218.222
13) Dieldrin	7.667	8.345	857.8E6	881.0E6	234.863	266.696
14) Endrin	7.831	8.572	733.8E6	689.1E6	284.410	229.533
15) 4,4'-DDD	7.884	8.623	664.2E6	703.1E6	207.965	213.966
16) Endosulfa...	7.987	8.720	667.0E6	704.5E6	234.137	270.913
17) 4,4'-DDT	8.083	8.850	585.1E6	671.6E6	193.844	208.673
18) Endrin Al...	8.278	8.959	590.1E6	607.2E6	214.433	215.153
19) Endosulfa...	8.580	9.151	621.9E6	671.0E6	234.852	280.908
20) Methoxychlor	8.423	9.334	270.4E6	319.1E6	192.858	215.490
21) Endrin Ke...	8.774	9.550	749.3E6	748.5E6	218.312	264.954
23) Hexachlor...	0.000	0.000	0	0	N.D. d	N.D. d
24) Hexachlor...	0.000	0.000	0	0	N.D. d	N.D. d
25) Oxychlorane	0.000	0.000	0	0	N.D. d	N.D. d
26) 2,4'-DDE	0.000	0.000	0	0	N.D. d	N.D. d
27) trans-Non...	0.000	0.000	0	0	N.D. d	N.D. d
28) 2,4'-DDD	0.000	0.000	0	0	N.D. d	N.D. d
29) 2,4'-DDT	0.000	0.000	0	0	N.D. d	N.D. d
30) cis-Nonac...	0.000	0.000	0	0	N.D. d	N.D. d
31) Mirex	0.000	0.000	0	0	N.D. d	N.D. d
32) Chlordane...	0.000	0.000	0	0	N.D. d	N.D. d
33) Chlordane...	0.000	0.000	0	0	N.D. d	N.D. d
34) Chlordane...	0.000	0.000	0	0	N.D. d	N.D. d
35) Chlordane...	0.000	0.000	0	0	N.D. d	N.D. d
36) Toxaphene...	0.000	0.000	0	0	N.D. d	N.D. d
37) Toxaphene...	0.000	0.000	0	0	N.D. d	N.D. d
38) Toxaphene...	0.000	0.000	0	0	N.D. d	N.D. d
39) Toxaphene...	0.000	0.000	0	0	N.D. d	N.D. d
40) Toxaphene...	0.000	0.000	0	0	N.D. d	N.D. d
41) Toxaphene...	0.000	0.000	0	0	N.D. d	N.D. d
42) Toxaphene...	0.000	0.000	0	0	N.D. d	N.D. d

(f)=RT Delta > 1/2 Window (#)=Amounts differ by > 25% (m)=manual int.

Quantitation Report (QT Reviewed)

Data Path : C:\msdchem\1\data\2020-06\0F06008\
Data File : ECD8-06062013.D
Signal(s) : Signal #1: ECD1A.ch Signal #2: ECD2B.ch
Acq On : 6 Jun 2020 18:03
Operator : MJB
Sample : 0F06008-CAL9
Misc : A20C177, AB 200 ppb
ALS Vial : 12 Sample Multiplier: 1

Integration File signal 1: PEST1.e
Integration File signal 2: PEST2.e
Quant Time: Jun 07 13:36:21 2020
Quant Method : C:\msdchem\1\methods\ECD8_QUANTPEST_200606.M
Quant Title : Instrument: DualECD8
QLast Update : Sun Jun 07 13:32:12 2020
Response via : Initial Calibration
Integrator: ChemStation



Quantitation Report (QT Reviewed)

Data Path : C:\msdchem\1\data\2020-06\0F06008\
 Data File : ECD8-06062016.D
 Signal(s) : Signal #1: ECD1A.ch Signal #2: ECD2B.ch
 Acq On : 6 Jun 2020 18:52
 Operator : MJB
 Sample : 0F06008-CALA
 Misc : A20F082, 9-42 0.5 ppb
 ALS Vial : 14 Sample Multiplier: 1

Integration File signal 1: PEST1.e
 Integration File signal 2: PEST2.e
 Quant Time: Jun 07 13:38:45 2020
 Quant Method : C:\msdchem\1\methods\ECD8_QUANTPEST_200606.M
 Quant Title : Instrument: DualECD8
 QLast Update : Sun Jun 07 13:38:30 2020
 Response via : Initial Calibration
 Integrator: ChemStation

MJB
6/7/20

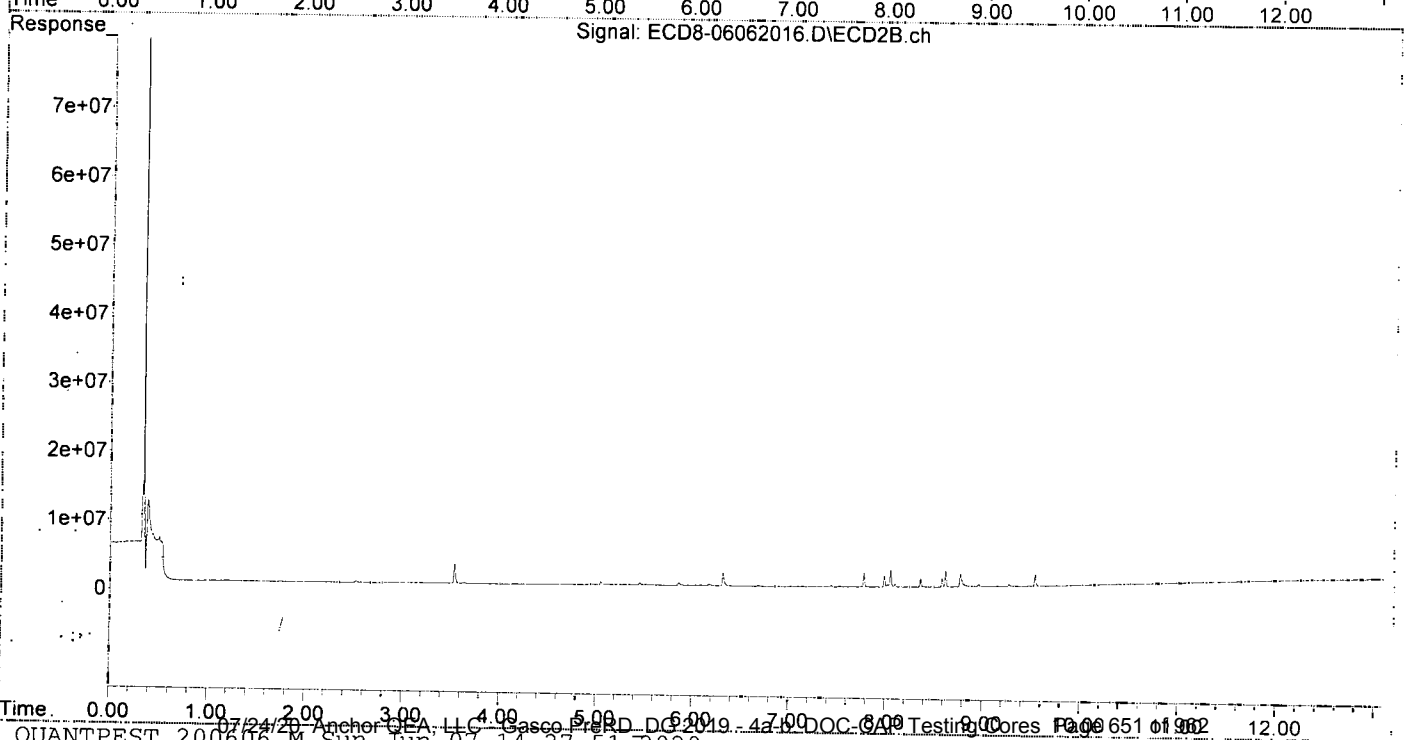
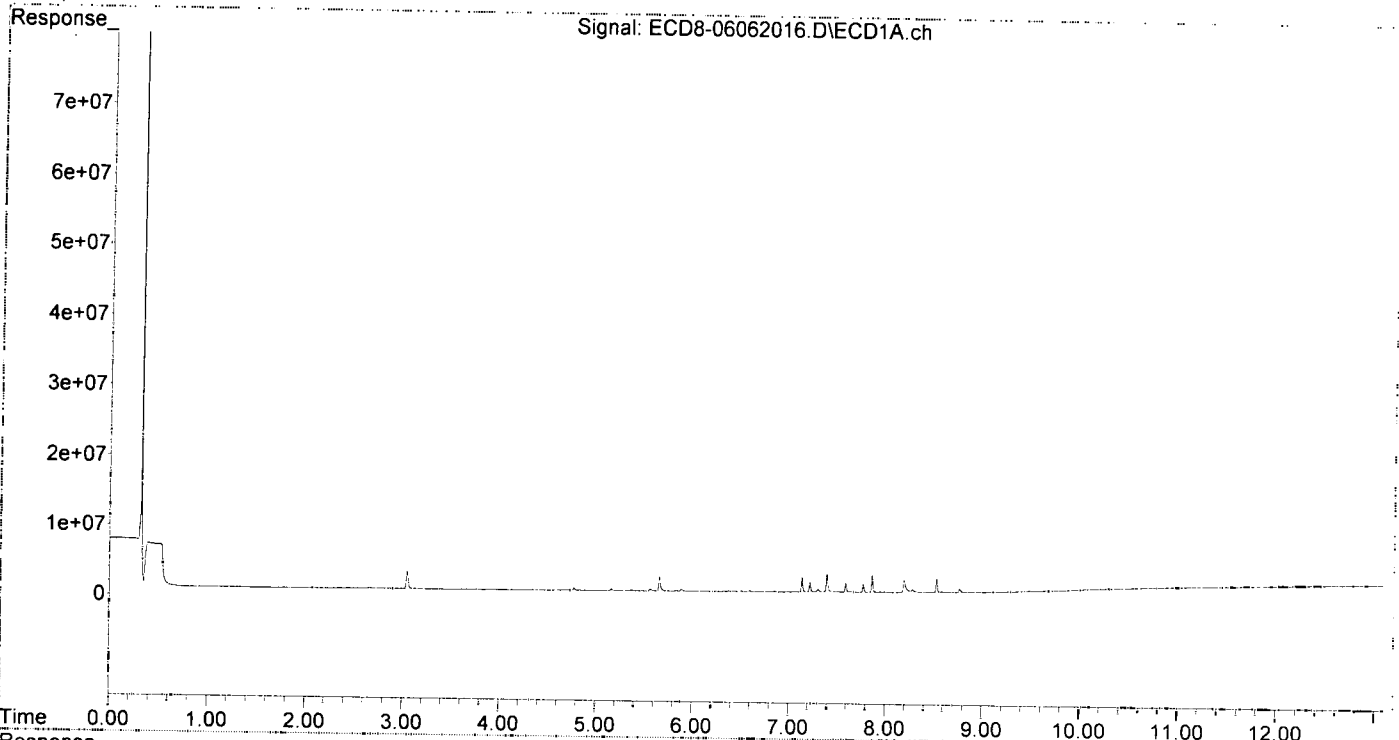
Compound	RT#1	RT#2	Resp#1	Resp#2	ng/mL	ng/mL
System Monitoring Compounds						
1) S TCMX (S)	0.000	0.000	0	0	N.D. d	N.D. d
22) S DCBP (S)	0.000	0.000	0	0	N.D. d	N.D. d
Target Compounds						
2) a-BHC	0.000	0.000	0	0	N.D. d	N.D. d
3) g-BHC	0.000	0.000	0	0	N.D. d	N.D. d
4) b-BHC	0.000	0.000	0	0	N.D. d	N.D. d
5) Heptachlor	0.000	0.000	0	0	N.D. d	N.D. d
6) d-BHC	0.000	0.000	0	0	N.D. d	N.D. d
7) Aldrin	0.000	0.000	0	0	N.D. d	N.D. d
8) Heptachlo...	0.000	0.000	0	0	N.D. d	N.D. d
9) trans-Chl...	0.000	0.000	0	0	N.D. d	N.D. d
10) cis-Chlor...	0.000	0.000	0	0	N.D. d	N.D. d
11) Endosulfa...	0.000	0.000	0	0	N.D. d	N.D. d
12) 4,4'-DDE	0.000	0.000	0	0	N.D. d	N.D. d
13) Dieldrin	0.000	0.000	0	0	N.D. d	N.D. d
14) Endrin	0.000	0.000	0	0	N.D. d	N.D. d
15) 4,4'-DDD	0.000	0.000	0	0	N.D. d	N.D. d
16) Endosulfa...	0.000	0.000	0	0	N.D. d	N.D. d
17) 4,4'-DDT	0.000	0.000	0	0	N.D. d	N.D. d
18) Endrin Al...	0.000	0.000	0	0	N.D. d	N.D. d
19) Endosulfa...	0.000	0.000	0	0	N.D. d	N.D. d
20) Methoxychlor	0.000	0.000	0	0	N.D. d	N.D. d
21) Endrin Ke...	0.000	0.000	0	0	N.D. d	N.D. d
23) Hexachlor...	3.047	3.534	2512894	2831116	0.511	0.550
24) Hexachlor...	5.657	6.315	2070033	1957618	0.488	0.546
25) Oxychlorane	7.135	7.775	2124726	2077896	0.528	0.544
26) 2,4'-DDE	7.216	7.985	1450647	1594318	0.668	0.661
27) trans-Non...	7.392	8.050	2706753	2454721	0.637	0.612
28) 2,4'-DDD	7.587	8.359	1283450	1185591	0.665	0.480 #
29) 2,4'-DDT	7.769	8.582	1217591	1241303	0.655	0.627
30) cis-Nonac...	7.861	8.618	2497038	2343379	0.542	0.515
31) Mirex	8.527	9.536	1951891	1704303	0.553	0.455
32) Chlordane...	0.000	0.000	0	0	N.D. d	N.D. d
33) Chlordane...	0.000	0.000	0	0	N.D. d	N.D. d
34) Chlordane...	0.000	0.000	0	0	N.D. d	N.D. d
35) Chlordane...	0.000	0.000	0	0	N.D. d	N.D. d
36) Toxaphene...	0.000	0.000	0	0	N.D. d	N.D. d
37) Toxaphene...	0.000	0.000	0	0	N.D. d	N.D. d
38) Toxaphene...	0.000	0.000	0	0	N.D. d	N.D. d
39) Toxaphene...	0.000	0.000	0	0	N.D. d	N.D. d
40) Toxaphene...	0.000	0.000	0	0	N.D. d	N.D. d
41) Toxaphene...	0.000	0.000	0	0	N.D. d	N.D. d
42) Toxaphene...	0.000	0.000	0	0	N.D. d	N.D. d

(f)=RT Delta > 1/2 Window (#)=Amounts differ by > 25% (m)=manual int.

Quantitation Report (QT Reviewed)

Data Path : C:\msdchem\1\data\2020-06\0F06008\
Data File : ECD8-06062016.D
Signal(s) : Signal #1: ECD1A.ch Signal #2: ECD2B.ch
Acq On : 6 Jun 2020 18:52
Operator : MJB
Sample : 0F06008-CALA
Misc : A20F082, 9-42 0.5 ppb
ALS Vial : 14 Sample Multiplier: 1

Integration File signal 1: PEST1.e
Integration File signal 2: PEST2.e
Quant Time: Jun 07 13:38:45 2020
Quant Method : C:\msdchem\1\methods\ECD8_QUANTPEST_200606.M
Quant Title : Instrument: DualECD8
QLast Update : Sun Jun 07 13:38:30 2020
Response via : Initial Calibration
Integrator: ChemStation



Quantitation Report (QT Reviewed)

Data Path : C:\msdchem\1\data\2020-06\0F06008\
 Data File : ECD8-06062017.D
 Signal(s) : Signal #1: ECD1A.ch Signal #2: ECD2B.ch
 Acq On : 6 Jun 2020 19:09
 Operator : MJB
 Sample : 0F06008-CALB
 Misc : A20C353, 9-42 1 ppb
 ALS Vial : 15 Sample Multiplier: 1

Integration File signal 1: PEST1.e
 Integration File signal 2: PEST2.e
 Quant Time: Jun 07 13:39:16 2020
 Quant Method : C:\msdchem\1\methods\ECD8_QUANTPEST_200606.M
 Quant Title : Instrument: DualECD8
 QLast Update : Sun Jun 07 13:38:30 2020
 Response via : Initial Calibration
 Integrator: ChemStation

MJB
6/7/20

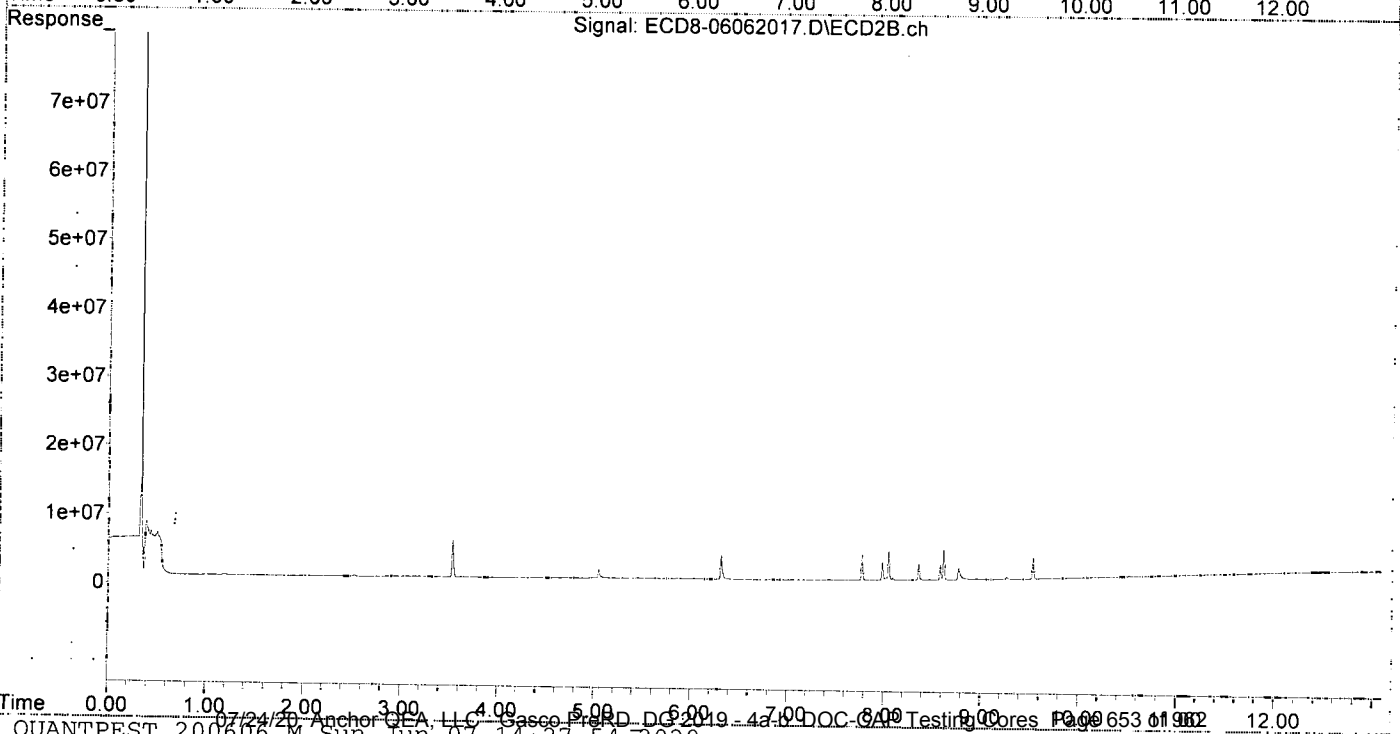
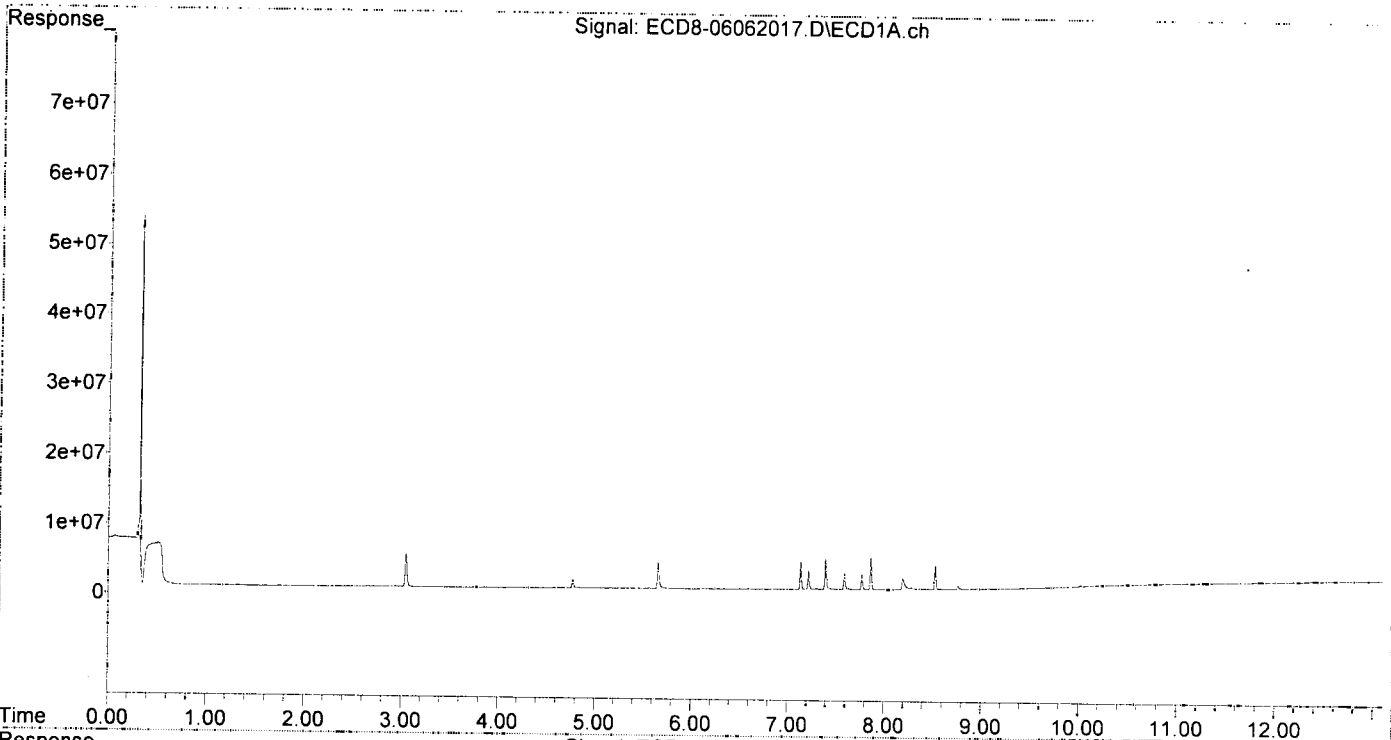
Compound	RT#1	RT#2	Resp#1	Resp#2	ng/mL	ng/mL
System Monitoring Compounds						
1) S TCMX (S)	0.000	0.000	0	0	N.D. d	N.D. d
22) S DCBP (S)	0.000	0.000	0	0	N.D. d	N.D. d
Target Compounds						
2) a-BHC	0.000	0.000	0	0	N.D. d	N.D. d
3) g-BHC	0.000	0.000	0	0	N.D. d	N.D. d
4) b-BHC	0.000	0.000	0	0	N.D. d	N.D. d
5) Heptachlor	0.000	0.000	0	0	N.D. d	N.D. d
6) d-BHC	0.000	0.000	0	0	N.D. d	N.D. d
7) Aldrin	0.000	0.000	0	0	N.D. d	N.D. d
8) Heptachlo...	0.000	0.000	0	0	N.D. d	N.D. d
9) trans-Chl...	0.000	0.000	0	0	N.D. d	N.D. d
10) cis-Chlor...	0.000	0.000	0	0	N.D. d	N.D. d
11) Endosulfa...	0.000	0.000	0	0	N.D. d	N.D. d
12) 4,4'-DDE	0.000	0.000	0	0	N.D. d	N.D. d
13) Dieldrin	0.000	0.000	0	0	N.D. d	N.D. d
14) Endrin	0.000	0.000	0	0	N.D. d	N.D. d
15) 4,4'-DDD	0.000	0.000	0	0	N.D. d	N.D. d
16) Endosulfa...	0.000	0.000	0	0	N.D. d	N.D. d
17) 4,4'-DDT	0.000	0.000	0	0	N.D. d	N.D. d
18) Endrin Al...	0.000	0.000	0	0	N.D. d	N.D. d
19) Endosulfa...	0.000	0.000	0	0	N.D. d	N.D. d
20) Methoxychlor	0.000	0.000	0	0	N.D. d	N.D. d
21) Endrin Ke...	0.000	0.000	0	0	N.D. d	N.D. d
23) Hexachlor...	3.047	3.534	4817265	5390738	1.171	1.233
24) Hexachlor...	5.657	6.315	3808389	3490476	1.073	1.158
25) Oxychlorane	7.135	7.775	4069036	3679856	1.213	1.185
26) 2,4'-DDE	7.216	7.985	2683204	2644092	1.236	1.229
27) trans-Non...	7.393	8.050	4424272	4150088	1.168	1.197
28) 2,4'-DDD	7.588	8.360	2380316	2357973	1.233	1.195
29) 2,4'-DDT	7.770	8.582	2237919	2243898	1.203	1.252
30) cis-Nonac...	7.862	8.617	4619495	4362479	1.153	1.183
31) Mirex	8.527	9.536	3450319	3067448	1.219	1.147
32) Chlordane...	0.000	0.000	0	0	N.D. d	N.D. d
33) Chlordane...	0.000	0.000	0	0	N.D. d	N.D. d
34) Chlordane...	0.000	0.000	0	0	N.D. d	N.D. d
35) Chlordane...	0.000	0.000	0	0	N.D. d	N.D. d
36) Toxaphene...	0.000	0.000	0	0	N.D. d	N.D. d
37) Toxaphene...	0.000	0.000	0	0	N.D. d	N.D. d
38) Toxaphene...	0.000	0.000	0	0	N.D. d	N.D. d
39) Toxaphene...	0.000	0.000	0	0	N.D. d	N.D. d
40) Toxaphene...	0.000	0.000	0	0	N.D. d	N.D. d
41) Toxaphene...	0.000	0.000	0	0	N.D. d	N.D. d
42) Toxaphene...	0.000	0.000	0	0	N.D. d	N.D. d

(f)=RT Delta > 1/2 Window (#)=Amounts differ by > 25% (m)=manual int.

Quantitation Report (QT Reviewed)

Data Path : C:\msdchem\1\data\2020-06\0F06008\
Data File : ECD8-06062017.D
Signal(s) : Signal #1: ECD1A.ch Signal #2: ECD2B.ch
Acq On : 6 Jun 2020 19:09
Operator : MJB
Sample : 0F06008-CALB
Misc : A20C353, 9-42 1 ppb
ALS Vial : 15 Sample Multiplier: 1

Integration File signal 1: PEST1.e
Integration File signal 2: PEST2.e
Quant Time: Jun 07 13:39:16 2020
Quant Method : C:\msdchem\1\methods\ECD8_QUANTPEST_200606.M
Quant Title : Instrument: DualECD8
QLast Update : Sun Jun 07 13:38:30 2020
Response via : Initial Calibration
Integrator: ChemStation



Quantitation Report (QT Reviewed)

Data Path : C:\msdchem\1\data\2020-06\0F06008\
 Data File : ECD8-06062018.D
 Signal(s) : Signal #1: ECD1A.ch Signal #2: ECD2B.ch
 Acq On : 6 Jun 2020 19:25
 Operator : MJB
 Sample : 0F06008-CALC
 Misc : A20C354, 9-42 2 ppb
 ALS Vial : 16 Sample Multiplier: 1

Integration File signal 1: PEST1.e
 Integration File signal 2: PEST2.e
 Quant Time: Jun 07 13:39:49 2020
 Quant Method : C:\msdchem\1\methods\ECD8_QUANTPEST_200606.M
 Quant Title : Instrument: DualeCD8
 QLast Update : Sun Jun 07 13:38:30 2020
 Response via : Initial Calibration
 Integrator: ChemStation

MJB
6/7/20

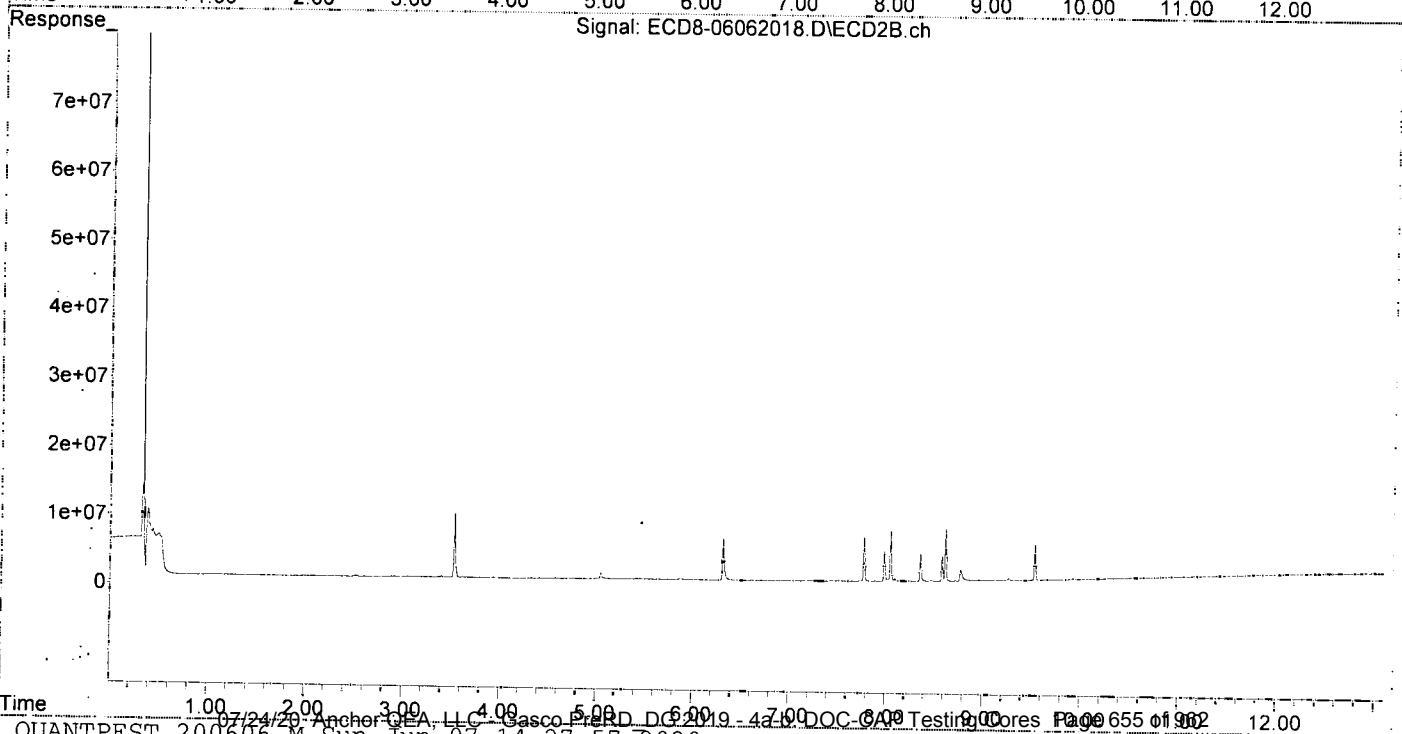
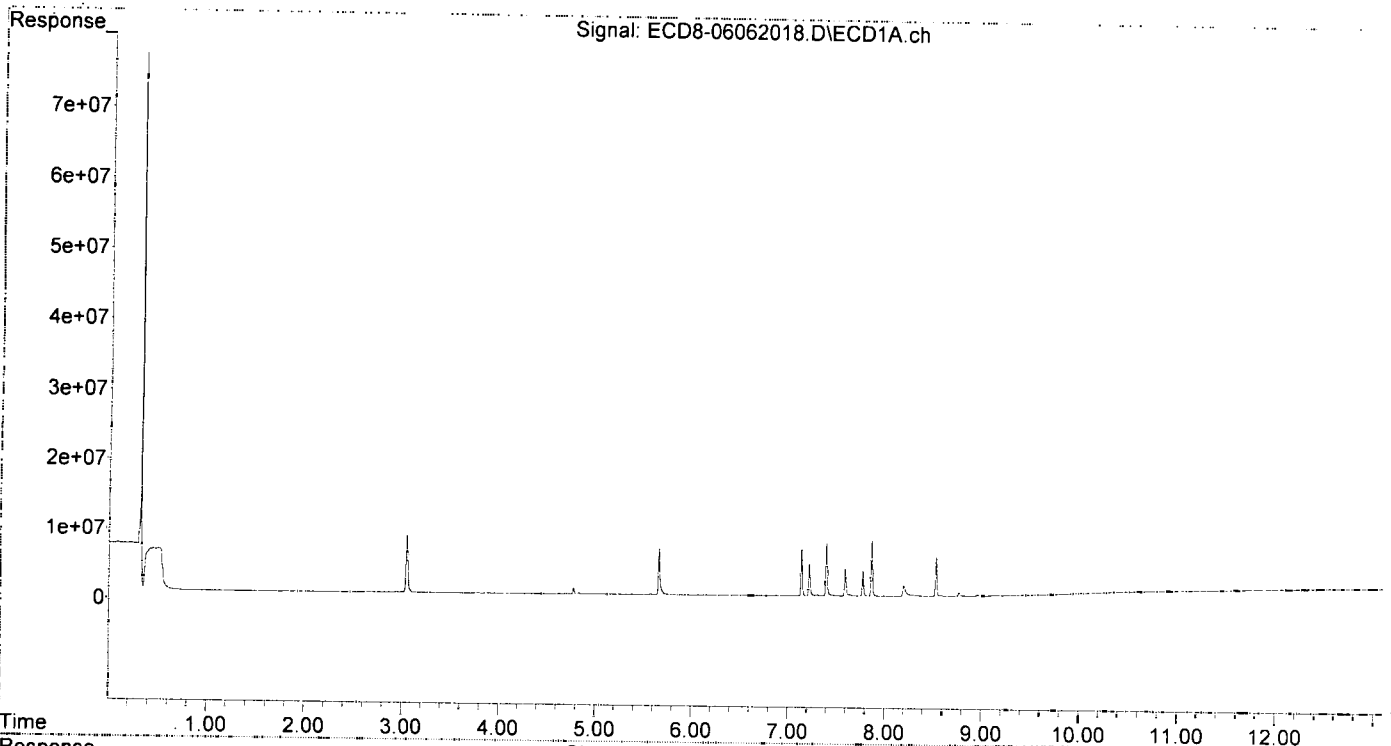
Compound	RT#1	RT#2	Resp#1	Resp#2	ng/mL	ng/mL
System Monitoring Compounds						
1) S TCMX (S)	0.000	0.000	0	0	N.D. d	N.D. d
22) S DCBP (S)	0.000	0.000	0	0	N.D. d	N.D. d
Target Compounds						
2) a-BHC	0.000	0.000	0	0	N.D. d	N.D. d
3) g-BHC	0.000	0.000	0	0	N.D. d	N.D. d
4) b-BHC	0.000	0.000	0	0	N.D. d	N.D. d
5) Heptachlor	0.000	0.000	0	0	N.D. d	N.D. d
6) d-BHC	0.000	0.000	0	0	N.D. d	N.D. d
7) Aldrin	0.000	0.000	0	0	N.D. d	N.D. d
8) Heptachlo...	0.000	0.000	0	0	N.D. d	N.D. d
9) trans-Chl...	0.000	0.000	0	0	N.D. d	N.D. d
10) cis-Chlor...	0.000	0.000	0	0	N.D. d	N.D. d
11) Endosulfa...	0.000	0.000	0	0	N.D. d	N.D. d
12) 4,4'-DDE	0.000	0.000	0	0	N.D. d	N.D. d
13) Dieldrin	0.000	0.000	0	0	N.D. d	N.D. d
14) Endrin	0.000	0.000	0	0	N.D. d	N.D. d
15) 4,4'-DDD	0.000	0.000	0	0	N.D. d	N.D. d
16) Endosulfa...	0.000	0.000	0	0	N.D. d	N.D. d
17) 4,4'-DDT	0.000	0.000	0	0	N.D. d	N.D. d
18) Endrin Al...	0.000	0.000	0	0	N.D. d	N.D. d
19) Endosulfa...	0.000	0.000	0	0	N.D. d	N.D. d
20) Methoxychlor	0.000	0.000	0	0	N.D. d	N.D. d
21) Endrin Ke...	0.000	0.000	0	0	N.D. d	N.D. d
23) Hexachlor...	3.048	3.534	8189944	9258660	2.137	2.265
24) Hexachlor...	5.657	6.315	6674738	6013960	2.037	2.164
25) Oxychlorane	7.135	7.775	6851909	6318570	2.193	2.238
26) 2,4'-DDE	7.216	7.986	4589279	4364012	2.115	2.158
27) trans-Non...	7.392	8.050	7594996	7278851	2.146	2.275
28) 2,4'-DDD	7.589	8.359	3914792	4019825	2.028	2.205
29) 2,4'-DDT	7.770	8.582	3679380	3684050	1.978	2.147
30) cis-Nonac...	7.862	8.617	8069719	7556685	2.144	2.238
31) Mirex	8.527	9.536	5603738	5247610	2.176	2.252
32) Chlordane...	0.000	0.000	0	0	N.D. d	N.D. d
33) Chlordane...	0.000	0.000	0	0	N.D. d	N.D. d
34) Chlordane...	0.000	0.000	0	0	N.D. d	N.D. d
35) Chlordane...	0.000	0.000	0	0	N.D. d	N.D. d
36) Toxaphene...	0.000	0.000	0	0	N.D. d	N.D. d
37) Toxaphene...	0.000	0.000	0	0	N.D. d	N.D. d
38) Toxaphene...	0.000	0.000	0	0	N.D. d	N.D. d
39) Toxaphene...	0.000	0.000	0	0	N.D. d	N.D. d
40) Toxaphene...	0.000	0.000	0	0	N.D. d	N.D. d
41) Toxaphene...	0.000	0.000	0	0	N.D. d	N.D. d
42) Toxaphene...	0.000	0.000	0	0	N.D. d	N.D. d

(f)=RT Delta > 1/2 Window (#)=Amounts differ by > 25% (m)=manual int.

Quantitation Report (QT Reviewed)

Data Path : C:\msdchem\1\data\2020-06\0F06008\
Data File : ECD8-06062018.D
Signal(s) : Signal #1: ECD1A.ch Signal #2: ECD2B.ch
Acq On : 6 Jun 2020 19:25
Operator : MJB
Sample : 0F06008-CALC
Misc : A20C354, 9-42 2 ppb
ALS Vial : 16 Sample Multiplier: 1

Integration File signal 1: PEST1.e
Integration File signal 2: PEST2.e
Quant Time: Jun 07 13:39:49 2020
Quant Method : C:\msdchem\1\methods\ECD8_QUANTPEST_200606.M
Quant Title : Instrument: DualECD8
QLast Update : Sun Jun 07 13:38:30 2020
Response via : Initial Calibration
Integrator: ChemStation



Quantitation Report (QT Reviewed)

Data Path : C:\msdchem\1\data\2020-06\0F06008\
 Data File : ECD8-06062019.D
 Signal(s) : Signal #1: ECD1A.ch Signal #2: ECD2B.ch
 Acq On : 6 Jun 2020 19:42
 Operator : MJB
 Sample : 0F06008-CALD
 Misc : A20C355, 9-42 5 ppb
 ALS Vial : 17 Sample Multiplier: 1

Integration File signal 1: PEST1.e
 Integration File signal 2: PEST2.e
 Quant Time: Jun 07 13:40:23 2020
 Quant Method : C:\msdchem\1\methods\ECD8_QUANTPEST_200606.M
 Quant Title : Instrument: DualECD8
 QLast Update : Sun Jun 07 13:38:30 2020
 Response via : Initial Calibration
 Integrator: ChemStation

MJB
6/7/20

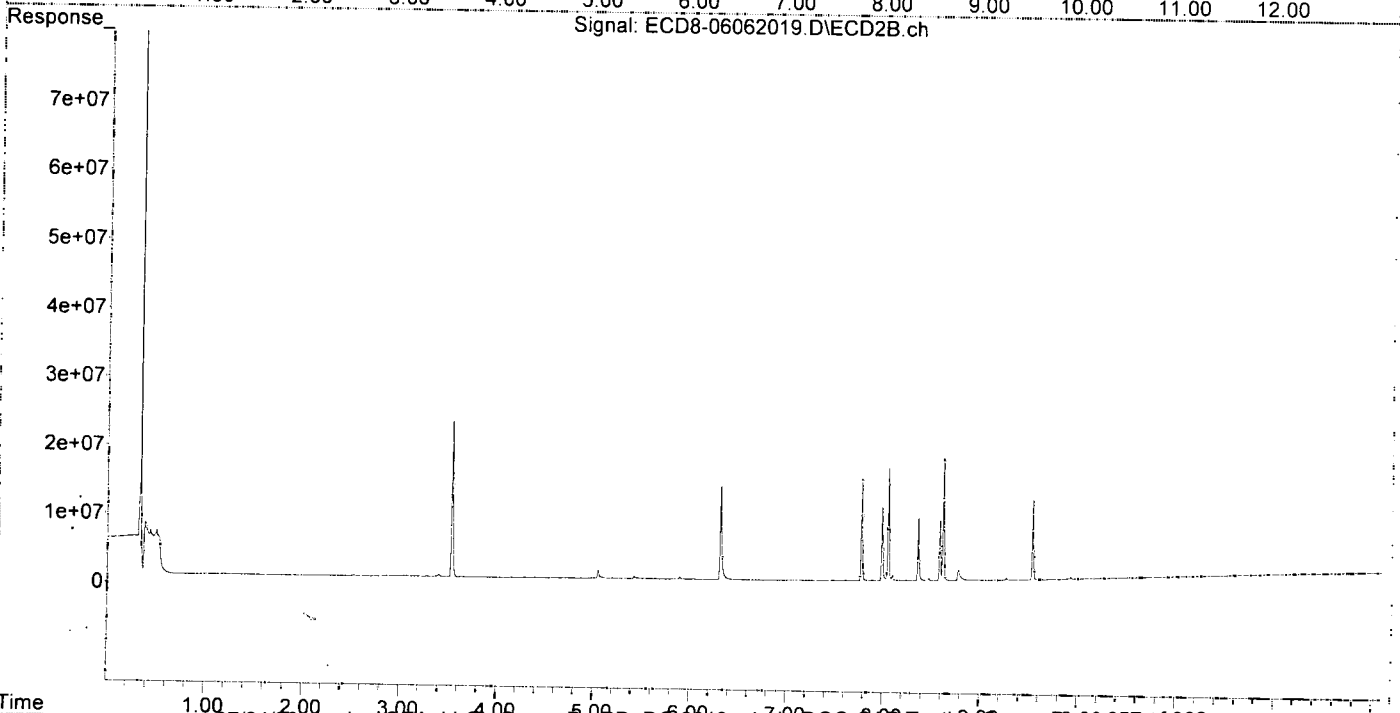
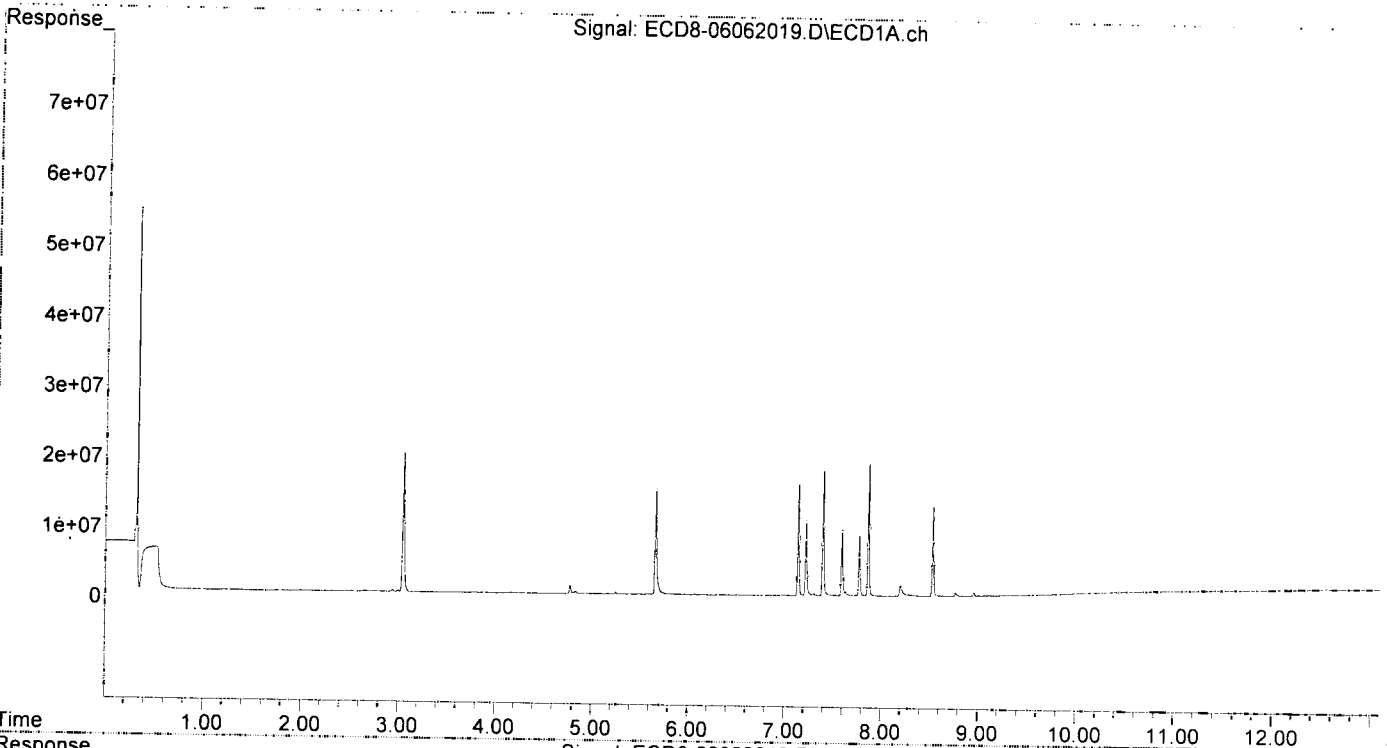
Compound	RT#1	RT#2	Resp#1	Resp#2	ng/mL	ng/mL
System Monitoring Compounds						
1) S TCMX (S)	0.000	0.000	0	0	N.D. d	N.D. d
22) S DCBP (S)	0.000	0.000	0	0	N.D. d	N.D. d
Target Compounds						
2) a-BHC	0.000	0.000	0	0	N.D. d	N.D. d
3) g-BHC	0.000	0.000	0	0	N.D. d	N.D. d
4) b-BHC	0.000	0.000	0	0	N.D. d	N.D. d
5) Heptachlor	0.000	0.000	0	0	N.D. d	N.D. d
6) d-BHC	0.000	0.000	0	0	N.D. d	N.D. d
7) Aldrin	0.000	0.000	0	0	N.D. d	N.D. d
8) Heptachlo...	0.000	0.000	0	0	N.D. d	N.D. d
9) trans-Chl...	0.000	0.000	0	0	N.D. d	N.D. d
10) cis-Chlor...	0.000	0.000	0	0	N.D. d	N.D. d
11) Endosulfa...	0.000	0.000	0	0	N.D. d	N.D. d
12) 4,4'-DDE	0.000	0.000	0	0	N.D. d	N.D. d
13) Dieldrin	0.000	0.000	0	0	N.D. d	N.D. d
14) Endrin	0.000	0.000	0	0	N.D. d	N.D. d
15) 4,4'-DDD	0.000	0.000	0	0	N.D. d	N.D. d
16) Endosulfa...	0.000	0.000	0	0	N.D. d	N.D. d
17) 4,4'-DDT	0.000	0.000	0	0	N.D. d	N.D. d
18) Endrin Al...	0.000	0.000	0	0	N.D. d	N.D. d
19) Endosulfa...	0.000	0.000	0	0	N.D. d	N.D. d
20) Methoxychlor	0.000	0.000	0	0	N.D. d	N.D. d
21) Endrin Ke...	0.000	0.000	0	0	N.D. d	N.D. d
23) Hexachlor...	3.047	3.534	19829693	22664682	5.469	5.828
24) Hexachlor...	5.657	6.314	15146184	13589298	4.882	5.164
25) Oxychlorane	7.135	7.775	15911628	14761477	5.379	5.597
26) 2,4'-DDE	7.216	7.984	10644145	10681498	4.905	5.553
27) trans-Non...	7.392	8.050	17817126	16374211	5.294	5.396
28) 2,4'-DDD	7.588	8.359	9382730	9138537	4.861	5.301
29) 2,4'-DDT	7.769	8.581	8777458	8951762	4.719	5.397
30) cis-Nonac...	7.862	8.617	18915433	17752573	5.256	5.581
31) Mirex	8.527	9.536	12781446	11563627	5.362	5.447
32) Chlordane...	0.000	0.000	0	0	N.D. d	N.D. d
33) Chlordane...	0.000	0.000	0	0	N.D. d	N.D. d
34) Chlordane...	0.000	0.000	0	0	N.D. d	N.D. d
35) Chlordane...	0.000	0.000	0	0	N.D. d	N.D. d
36) Toxaphene...	0.000	0.000	0	0	N.D. d	N.D. d
37) Toxaphene...	0.000	0.000	0	0	N.D. d	N.D. d
38) Toxaphene...	0.000	0.000	0	0	N.D. d	N.D. d
39) Toxaphene...	0.000	0.000	0	0	N.D. d	N.D. d
40) Toxaphene...	0.000	0.000	0	0	N.D. d	N.D. d
41) Toxaphene...	0.000	0.000	0	0	N.D. d	N.D. d
42) Toxaphene...	0.000	0.000	0	0	N.D. d	N.D. d

(f)=RT Delta > 1/2 Window (#)=Amounts differ by > 25% (m)=manual int.

Quantitation Report (QT Reviewed)

Data Path : C:\msdchem\1\data\2020-06\0F06008\
Data File : ECD8-06062019.D
Signal(s) : Signal #1: ECD1A.ch Signal #2: ECD2B.ch
Acq On : 6 Jun 2020 19:42
Operator : MJB
Sample : 0F06008-CALD
Misc : A20C355, 9-42 5 ppb
ALS Vial : 17 Sample Multiplier: 1

Integration File signal 1: PEST1.e
Integration File signal 2: PEST2.e
Quant Time: Jun 07 13:40:23 2020
Quant Method : C:\msdchem\1\methods\ECD8_QUANTPEST_200606.M
Quant Title : Instrument: DualECD8
QLast Update : Sun Jun 07 13:38:30 2020
Response via : Initial Calibration
Integrator: ChemStation



Quantitation Report (QT Reviewed)

Data Path : C:\msdchem\1\data\2020-06\0F06008\
 Data File : ECD8-06062020.D
 Signal(s) : Signal #1: ECD1A.ch Signal #2: ECD2B.ch
 Acq On : 6 Jun 2020 19:58
 Operator : MJB
 Sample : 0F06008-CALE
 Misc : A20C356, 9-42 10 ppb
 ALS Vial : 18 Sample Multiplier: 1

Integration File signal 1: PEST1.e
 Integration File signal 2: PEST2.e
 Quant Time: Jun 07 13:40:55 2020
 Quant Method : C:\msdchem\1\methods\ECD8_QUANTPEST_200606.M
 Quant Title : Instrument: DualECD8
 QLast Update : Sun Jun 07 13:38:30 2020
 Response via : Initial Calibration
 Integrator: ChemStation

*MJB
6/7/20*

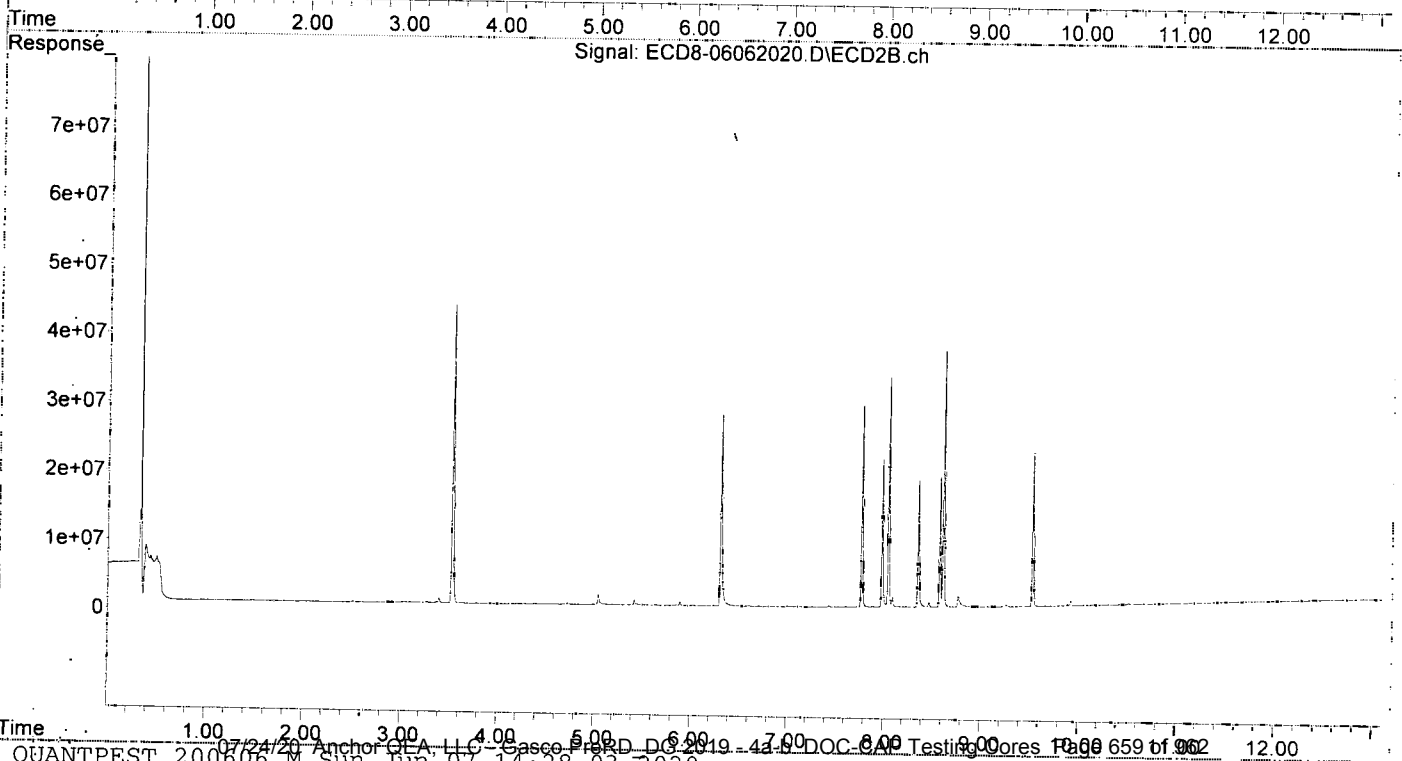
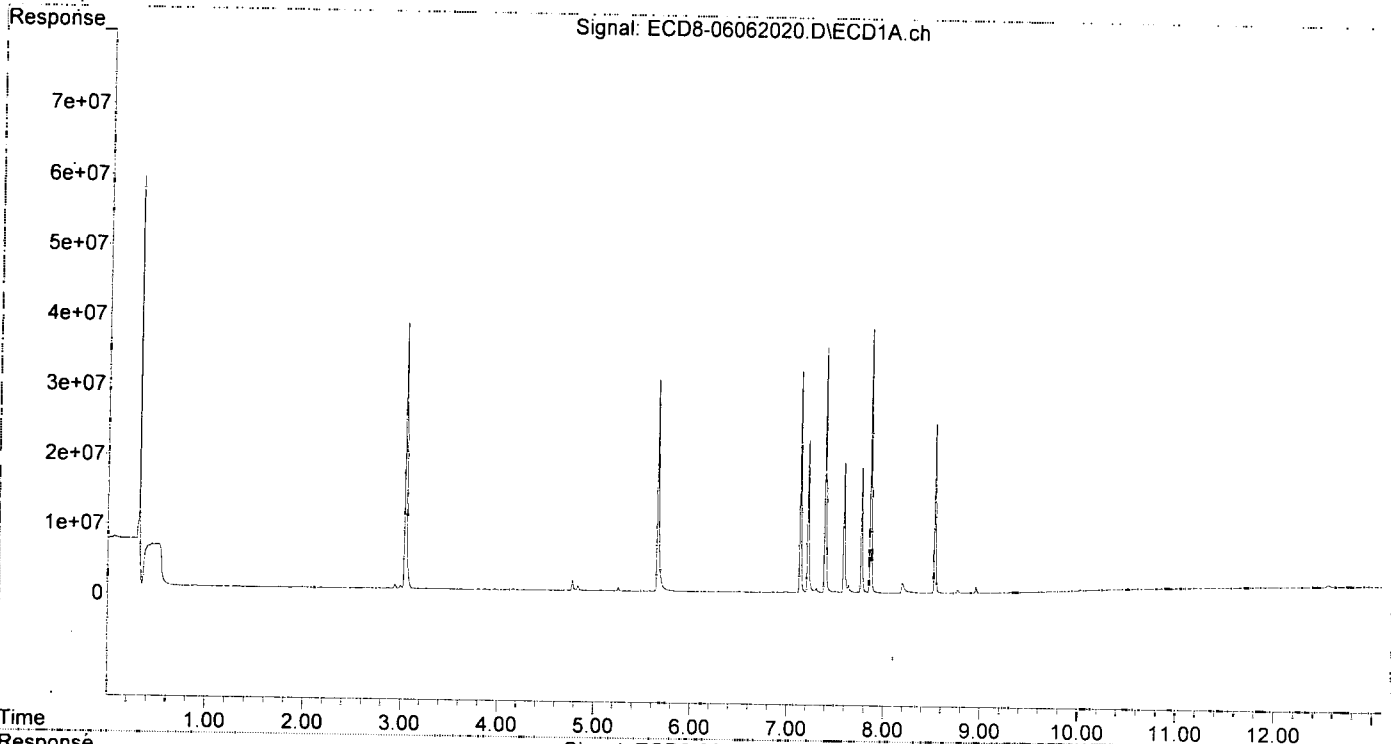
Compound	RT#1	RT#2	Resp#1	Resp#2	ng/mL	ng/mL
System Monitoring Compounds						
1) S TCMX (S)	0.000	0.000	0	0	N.D. d	N.D. d
22) S DCBP (S)	0.000	0.000	0	0	N.D. d	N.D. d
Target Compounds						
2) a-BHC	0.000	0.000	0	0	N.D. d	N.D. d
3) g-BHC	0.000	0.000	0	0	N.D. d	N.D. d
4) b-BHC	0.000	0.000	0	0	N.D. d	N.D. d
5) Heptachlor	0.000	0.000	0	0	N.D. d	N.D. d
6) d-BHC	0.000	0.000	0	0	N.D. d	N.D. d
7) Aldrin	0.000	0.000	0	0	N.D. d	N.D. d
8) Heptachlo...	0.000	0.000	0	0	N.D. d	N.D. d
9) trans-Chl...	0.000	0.000	0	0	N.D. d	N.D. d
10) cis-Chlor...	0.000	0.000	0	0	N.D. d	N.D. d
11) Endosulfa...	0.000	0.000	0	0	N.D. d	N.D. d
12) 4,4'-DDE	0.000	0.000	0	0	N.D. d	N.D. d
13) Dieldrin	0.000	0.000	0	0	N.D. d	N.D. d
14) Endrin	0.000	0.000	0	0	N.D. d	N.D. d
15) 4,4'-DDD	0.000	0.000	0	0	N.D. d	N.D. d
16) Endosulfa...	0.000	0.000	0	0	N.D. d	N.D. d
17) 4,4'-DDT	0.000	0.000	0	0	N.D. d	N.D. d
18) Endrin Al...	0.000	0.000	0	0	N.D. d	N.D. d
19) Endosulfa...	0.000	0.000	0	0	N.D. d	N.D. d
20) Methoxychlor	0.000	0.000	0	0	N.D. d	N.D. d
21) Endrin Ke...	0.000	0.000	0	0	N.D. d	N.D. d
23) Hexachlor...	3.047	3.534	38036984	43322437	10.676	11.284
24) Hexachlor...	5.656	6.314	30381416	27742495	9.979	10.697
25) Oxychlorane	7.134	7.775	31811761	29171276	10.950	11.288
26) 2,4'-DDE	7.215	7.984	22083596	21303568	10.176	11.205
27) trans-Non...	7.392	8.049	35211712	33268899	10.626	11.139
28) 2,4'-DDD	7.587	8.358	18731913	18319171	9.704	10.793
29) 2,4'-DDT	7.769	8.582	18035412	18833586	9.697	11.391
30) cis-Nonac...	7.862	8.617	37945033	37094585	10.697	11.834
31) Mirex	8.527	9.536	24415174	22120715	10.513	10.764
32) Chlordane...	0.000	0.000	0	0	N.D. d	N.D. d
33) Chlordane...	0.000	0.000	0	0	N.D. d	N.D. d
34) Chlordane...	0.000	0.000	0	0	N.D. d	N.D. d
35) Chlordane...	0.000	0.000	0	0	N.D. d	N.D. d
36) Toxaphene...	0.000	0.000	0	0	N.D. d	N.D. d
37) Toxaphene...	0.000	0.000	0	0	N.D. d	N.D. d
38) Toxaphene...	0.000	0.000	0	0	N.D. d	N.D. d
39) Toxaphene...	0.000	0.000	0	0	N.D. d	N.D. d
40) Toxaphene...	0.000	0.000	0	0	N.D. d	N.D. d
41) Toxaphene...	0.000	0.000	0	0	N.D. d	N.D. d
42) Toxaphene...	0.000	0.000	0	0	N.D. d	N.D. d

(f)=RT Delta > 1/2 Window (#)=Amounts differ by > 25% (m)=manual int.

Quantitation Report (QT Reviewed)

Data Path : C:\msdchem\1\data\2020-06\0F06008\
Data File : ECD8-06062020.D
Signal(s) : Signal #1: ECD1A.ch Signal #2: ECD2B.ch
Acq On : 6 Jun 2020 19:58
Operator : MJB
Sample : 0F06008-CALE
Misc : A20C356, 9-42 10 ppb
ALS Vial : 18 Sample Multiplier: 1

Integration File signal 1: PEST1.e
Integration File signal 2: PEST2.e
Quant Time: Jun 07 13:40:55 2020
Quant Method : C:\msdchem\1\methods\ECD8_QUANTPEST_200606.M
Quant Title : Instrument: DualECD8
QLast Update : Sun Jun 07 13:38:30 2020
Response via : Initial Calibration
Integrator: ChemStation



Quantitation Report (QT Reviewed)

Data Path : C:\msdchem\1\data\2020-06\0F06008\
 Data File : ECD8-06062021.D
 Signal(s) : Signal #1: ECD1A.ch Signal #2: ECD2B.ch
 Acq On : 6 Jun 2020 20:15
 Operator : MJB
 Sample : 0F06008-CALF
 Misc : A20C357, 9-42 25 ppb
 ALS Vial : 19 Sample Multiplier: 1

Integration File signal 1: PEST1.e
 Integration File signal 2: PEST2.e
 Quant Time: Jun 07 13:41:27 2020
 Quant Method : C:\msdchem\1\methods\ECD8_QUANTPEST_200606.M
 Quant Title : Instrument: DualECD8
 QLast Update : Sun Jun 07 13:38:30 2020
 Response via : Initial Calibration
 Integrator: ChemStation

MJB
6/7/20

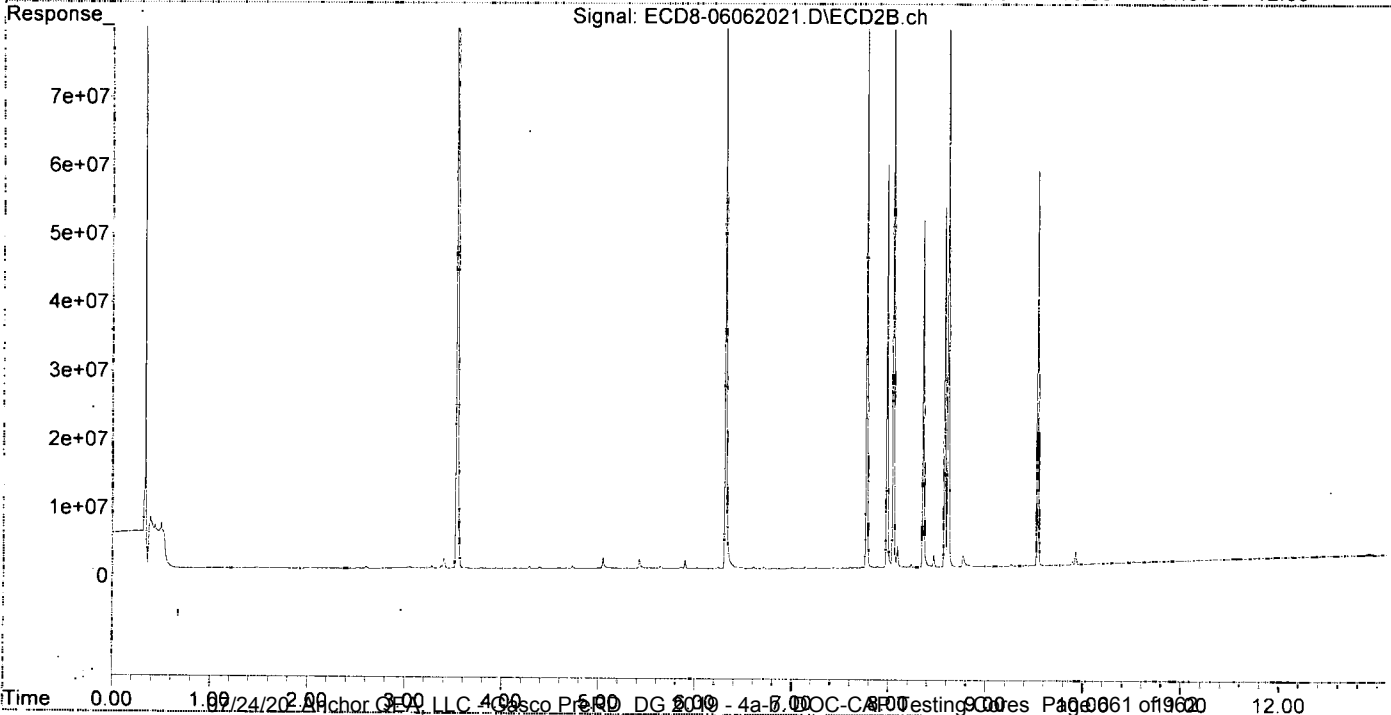
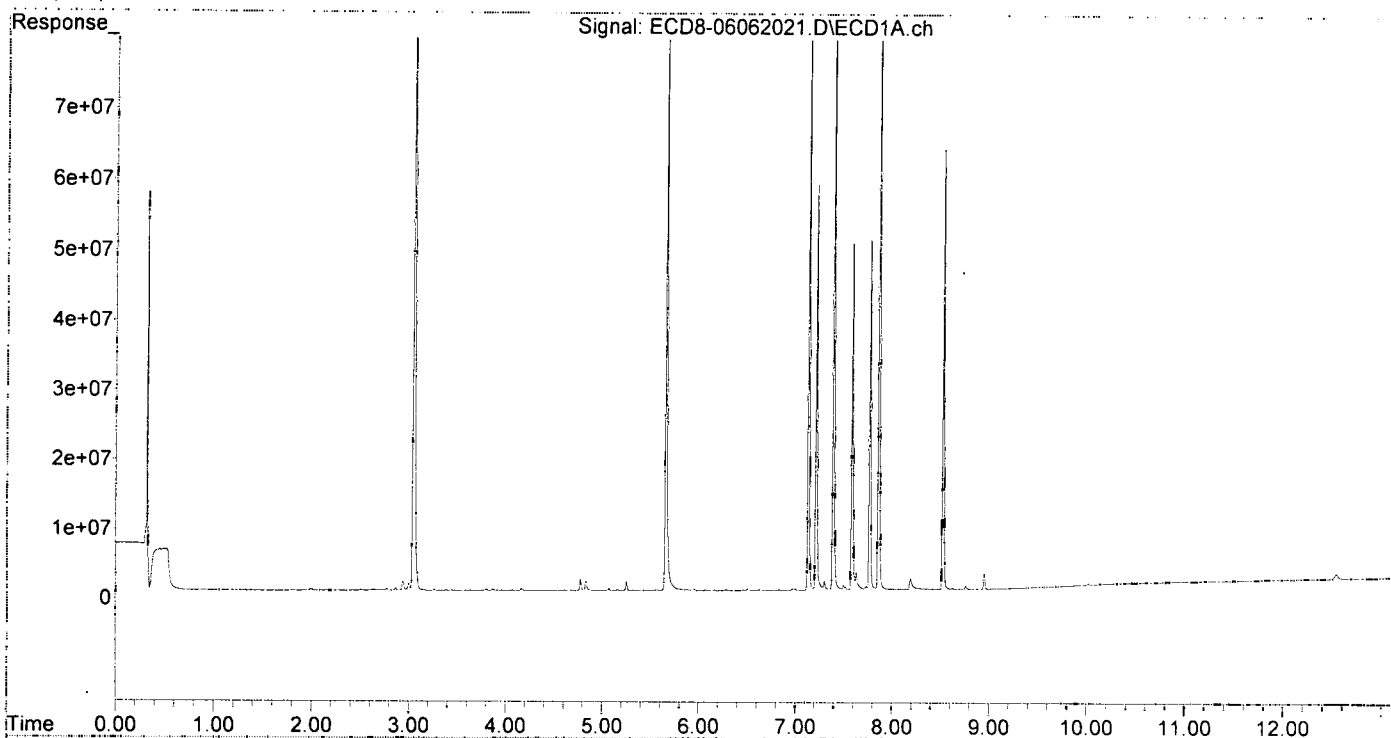
Compound	RT#1	RT#2	Resp#1	Resp#2	ng/mL	ng/mL
System Monitoring Compounds						
1) S TCMX (S)	0.000	0.000	0	0	N.D. d	N.D. d
22) S DCBP (S)	0.000	0.000	0	0	N.D. d	N.D. d
Target Compounds						
2) a-BHC	0.000	0.000	0	0	N.D. d	N.D. d
3) g-BHC	0.000	0.000	0	0	N.D. d	N.D. d
4) b-BHC	0.000	0.000	0	0	N.D. d	N.D. d
5) Heptachlor	0.000	0.000	0	0	N.D. d	N.D. d
6) d-BHC	0.000	0.000	0	0	N.D. d	N.D. d
7) Aldrin	0.000	0.000	0	0	N.D. d	N.D. d
8) Heptachlo...	0.000	0.000	0	0	N.D. d	N.D. d
9) trans-Chl...	0.000	0.000	0	0	N.D. d	N.D. d
10) cis-Chlor...	0.000	0.000	0	0	N.D. d	N.D. d
11) Endosulfa...	0.000	0.000	0	0	N.D. d	N.D. d
12) 4,4'-DDE	0.000	0.000	0	0	N.D. d	N.D. d
13) Dieldrin	0.000	0.000	0	0	N.D. d	N.D. d
14) Endrin	0.000	0.000	0	0	N.D. d	N.D. d
15) 4,4'-DDD	0.000	0.000	0	0	N.D. d	N.D. d
16) Endosulfa...	0.000	0.000	0	0	N.D. d	N.D. d
17) 4,4'-DDT	0.000	0.000	0	0	N.D. d	N.D. d
18) Endrin Al...	0.000	0.000	0	0	N.D. d	N.D. d
19) Endosulfa...	0.000	0.000	0	0	N.D. d	N.D. d
20) Methoxychlor	0.000	0.000	0	0	N.D. d	N.D. d
21) Endrin Ke...	0.000	0.000	0	0	N.D. d	N.D. d
23) Hexachlor...	3.048	3.534	95294680	111.2E6	27.011	28.920
24) Hexachlor...	5.656	6.313	79880115	79728985	26.376	30.263
25) Oxychlordane	7.133	7.774	81758626	78433559	28.280	30.364
26) 2,4'-DDE	7.214	7.983	58290492	58724684	26.860	30.570
27) trans-Non...	7.390	8.050	90111332	87275991	27.271	29.062
28) 2,4'-DDD	7.585	8.357	49825773	50440715	25.813	29.434
29) 2,4'-DDT	7.768	8.581	50321319	52198495	27.055	30.740
30) cis-Nonac...	7.861	8.617	97417447	96357003	27.549	30.320
31) Mirex	8.527	9.535	62846910	57280592	27.415	28.268
32) Chlordane...	0.000	0.000	0	0	N.D. d	N.D. d
33) Chlordane...	0.000	0.000	0	0	N.D. d	N.D. d
34) Chlordane...	0.000	0.000	0	0	N.D. d	N.D. d
35) Chlordane...	0.000	0.000	0	0	N.D. d	N.D. d
36) Toxaphene...	0.000	0.000	0	0	N.D. d	N.D. d
37) Toxaphene...	0.000	0.000	0	0	N.D. d	N.D. d
38) Toxaphene...	0.000	0.000	0	0	N.D. d	N.D. d
39) Toxaphene...	0.000	0.000	0	0	N.D. d	N.D. d
40) Toxaphene...	0.000	0.000	0	0	N.D. d	N.D. d
41) Toxaphene...	0.000	0.000	0	0	N.D. d	N.D. d
42) Toxaphene...	0.000	0.000	0	0	N.D. d	N.D. d

(f)=RT Delta > 1/2 Window (#)=Amounts differ by > 25% (m)=manual int.

Quantitation Report (QT Reviewed)

Data Path : C:\msdchem\1\data\2020-06\0F06008\
Data File : ECD8-06062021.D
Signal(s) : Signal #1: ECD1A.ch Signal #2: ECD2B.ch
Acq On : 6 Jun 2020 20:15
Operator : MJB
Sample : 0F06008-CALF
Misc : A20C357, 9-42 25 ppb
ALS Vial : 19 Sample Multiplier: 1

Integration File signal 1: PEST1.e
Integration File signal 2: PEST2.e
Quant Time: Jun 07 13:41:27 2020
Quant Method : C:\msdchem\1\methods\ECD8_QUANTPEST_200606.M
Quant Title : Instrument: DualECD8
QLast Update : Sun Jun 07 13:38:30 2020
Response via : Initial Calibration
Integrator: ChemStation



Quantitation Report (QT Reviewed)

Data Path : C:\msdchem\1\data\2020-06\0F06008\
 Data File : ECD8-06062022.D
 Signal(s) : Signal #1: ECD1A.ch Signal #2: ECD2B.ch
 Acq On : 6 Jun 2020 20:31
 Operator : MJB
 Sample : 0F06008-CALG
 Misc : A20C358, 9-42 50 ppb
 ALS Vial : 20 Sample Multiplier: 1

Integration File signal 1: PEST1.e
 Integration File signal 2: PEST2.e
 Quant Time: Jun 07 13:37:52 2020
 Quant Method : C:\msdchem\1\methods\ECD8_QUANTPEST_200606.M
 Quant Title : Instrument: DualECD8
 QLast Update : Sun Jun 07 13:32:12 2020
 Response via : Initial Calibration
 Integrator: ChemStation

*MJB
6/17/20*

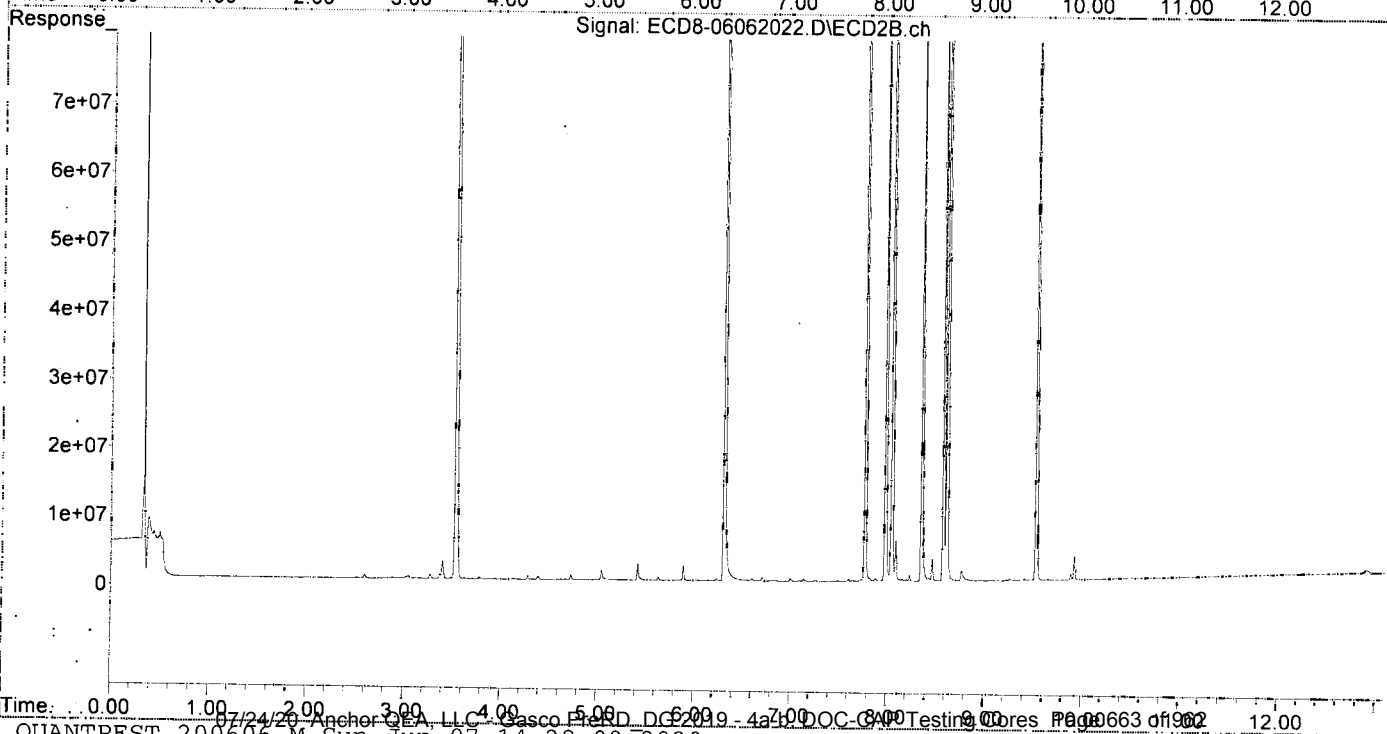
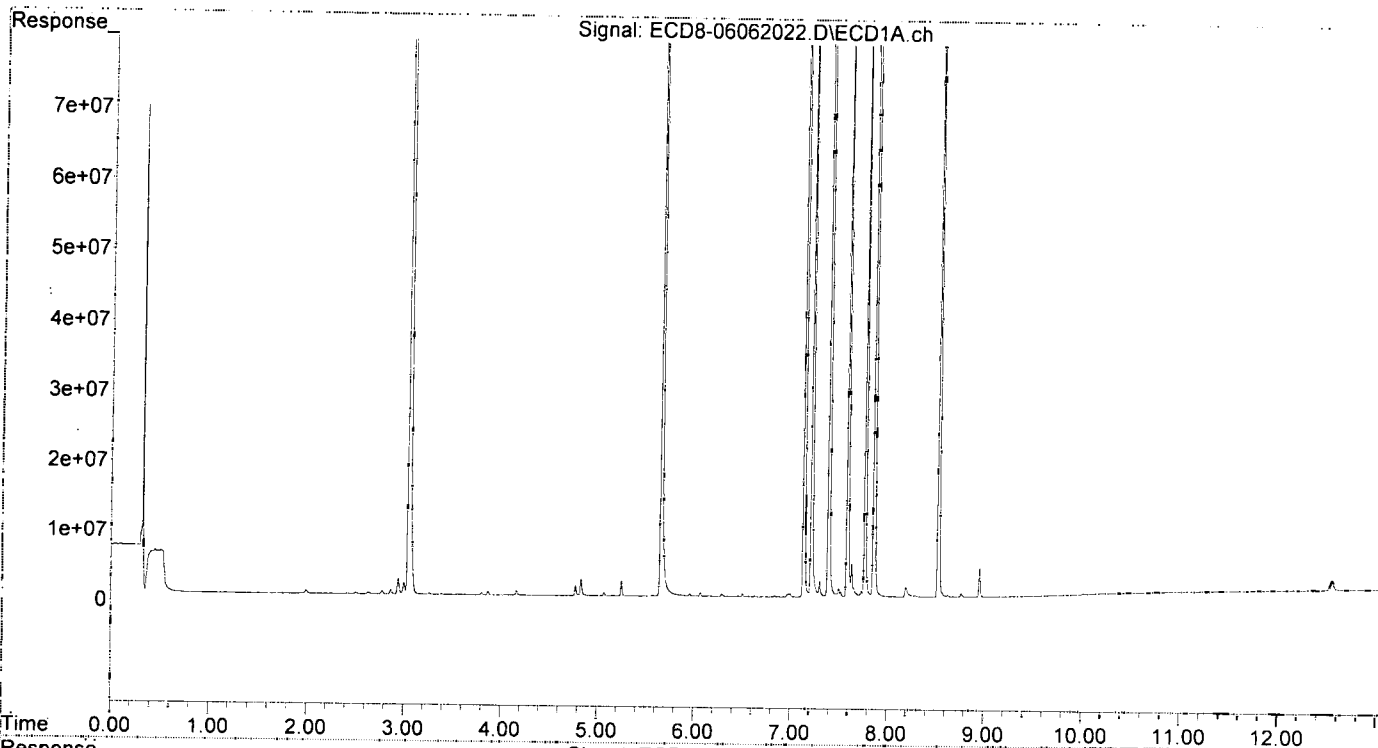
Compound	RT#1	RT#2	Resp#1	Resp#2	ng/mL	ng/mL
System Monitoring Compounds						
1) S TCMX (S)	0.000	0.000	0	0	N.D. d	N.D. d
22) S DCBP (S)	0.000	0.000	0	0	N.D. d	N.D. d
Target Compounds						
2) a-BHC	0.000	0.000	0	0	N.D. d	N.D. d
3) g-BHC	0.000	0.000	0	0	N.D. d	N.D. d
4) b-BHC	0.000	0.000	0	0	N.D. d	N.D. d
5) Heptachlor	0.000	0.000	0	0	N.D. d	N.D. d
6) d-BHC	0.000	0.000	0	0	N.D. d	N.D. d
7) Aldrin	0.000	0.000	0	0	N.D. d	N.D. d
8) Heptachlo...	0.000	0.000	0	0	N.D. d	N.D. d
9) trans-Chl...	0.000	0.000	0	0	N.D. d	N.D. d
10) cis-Chlor...	0.000	0.000	0	0	N.D. d	N.D. d
11) Endosulfa...	0.000	0.000	0	0	N.D. d	N.D. d
12) 4,4'-DDE	0.000	0.000	0	0	N.D. d	N.D. d
13) Dieldrin	0.000	0.000	0	0	N.D. d	N.D. d
14) Endrin	0.000	0.000	0	0	N.D. d	N.D. d
15) 4,4'-DDD	0.000	0.000	0	0	N.D. d	N.D. d
16) Endosulfa...	0.000	0.000	0	0	N.D. d	N.D. d
17) 4,4'-DDT	0.000	0.000	0	0	N.D. d	N.D. d
18) Endrin Al...	0.000	0.000	0	0	N.D. d	N.D. d
19) Endosulfa...	0.000	0.000	0	0	N.D. d	N.D. d
20) Methoxychlor	0.000	0.000	0	0	N.D. d	N.D. d
21) Endrin Ke...	0.000	0.000	0	0	N.D. d	N.D. d
23) Hexachlor...	3.048	3.535	181.1E6	210.7E6	51.386	54.042
24) Hexachlor...	5.656	6.313	160.0E6	159.2E6	52.418	58.225
25) Oxychlorane	7.134	7.774	157.3E6	153.9E6	54.042	58.551
26) 2,4'-DDE	7.214	7.983	112.8E6	115.7E6	51.968	58.613
27) trans-Non...	7.391	8.050	177.0E6	168.3E6	53.052	54.810
28) 2,4'-DDD	7.586	8.357	97515455	98432282	50.520	55.817
29) 2,4'-DDT	7.768	8.581	99153199	104.0E6	53.300	58.492
30) cis-Nonac...	7.861	8.617	194.0E6	189.8E6	54.435	57.688
31) Mirex	8.527	9.536	121.8E6	111.5E6	53.016	54.662
32) Chlordane...	0.000	0.000	0	0	N.D. d	N.D. d
33) Chlordane...	0.000	0.000	0	0	N.D. d	N.D. d
34) Chlordane...	0.000	0.000	0	0	N.D. d	N.D. d
35) Chlordane...	0.000	0.000	0	0	N.D. d	N.D. d
36) Toxaphene...	0.000	0.000	0	0	N.D. d	N.D. d
37) Toxaphene...	0.000	0.000	0	0	N.D. d	N.D. d
38) Toxaphene...	0.000	0.000	0	0	N.D. d	N.D. d
39) Toxaphene...	0.000	0.000	0	0	N.D. d	N.D. d
40) Toxaphene...	0.000	0.000	0	0	N.D. d	N.D. d
41) Toxaphene...	0.000	0.000	0	0	N.D. d	N.D. d
42) Toxaphene...	0.000	0.000	0	0	N.D. d	N.D. d

(f)=RT Delta > 1/2 Window (#)=Amounts differ by > 25% (m)=manual int.

Quantitation Report (QT Reviewed)

Data Path : C:\msdchem\1\data\2020-06\0F06008\
Data File : ECD8-06062022.D
Signal(s) : Signal #1: ECD1A.ch Signal #2: ECD2B.ch
Acq On : 6 Jun 2020 20:31
Operator : MJB
Sample : 0F06008-CALG
Misc : A20C358, 9-42 50 ppb
ALS Vial : 20 Sample Multiplier: 1

Integration File signal 1: PEST1.e
Integration File signal 2: PEST2.e
Quant Time: Jun 07 13:37:52 2020
Quant Method : C:\msdchem\1\methods\ECD8_QUANTPEST_200606.M
Quant Title : Instrument: DualECD8
QLast Update : Sun Jun 07 13:32:12 2020
Response via : Initial Calibration
Integrator: ChemStation



Quantitation Report (QT Reviewed)

Data Path : C:\msdchem\1\data\2020-06\0F06008\
 Data File : ECD8-06062023.D
 Signal(s) : Signal #1: ECD1A.ch Signal #2: ECD2B.ch
 Acq On : 6 Jun 2020 20:48
 Operator : MJB
 Sample : 0F06008-CALH
 Misc : A20C359, 9-42 100 ppb
 ALS Vial : 21 Sample Multiplier: 1

Integration File signal 1: PEST1.e
 Integration File signal 2: PEST2.e
 Quant Time: Jun 07 13:42:03 2020
 Quant Method : C:\msdchem\1\methods\ECD8_QUANTPEST_200606.M
 Quant Title : Instrument: DualECD8
 QLast Update : Sun Jun 07 13:38:30 2020
 Response via : Initial Calibration
 Integrator: ChemStation

MJB
6/7/20

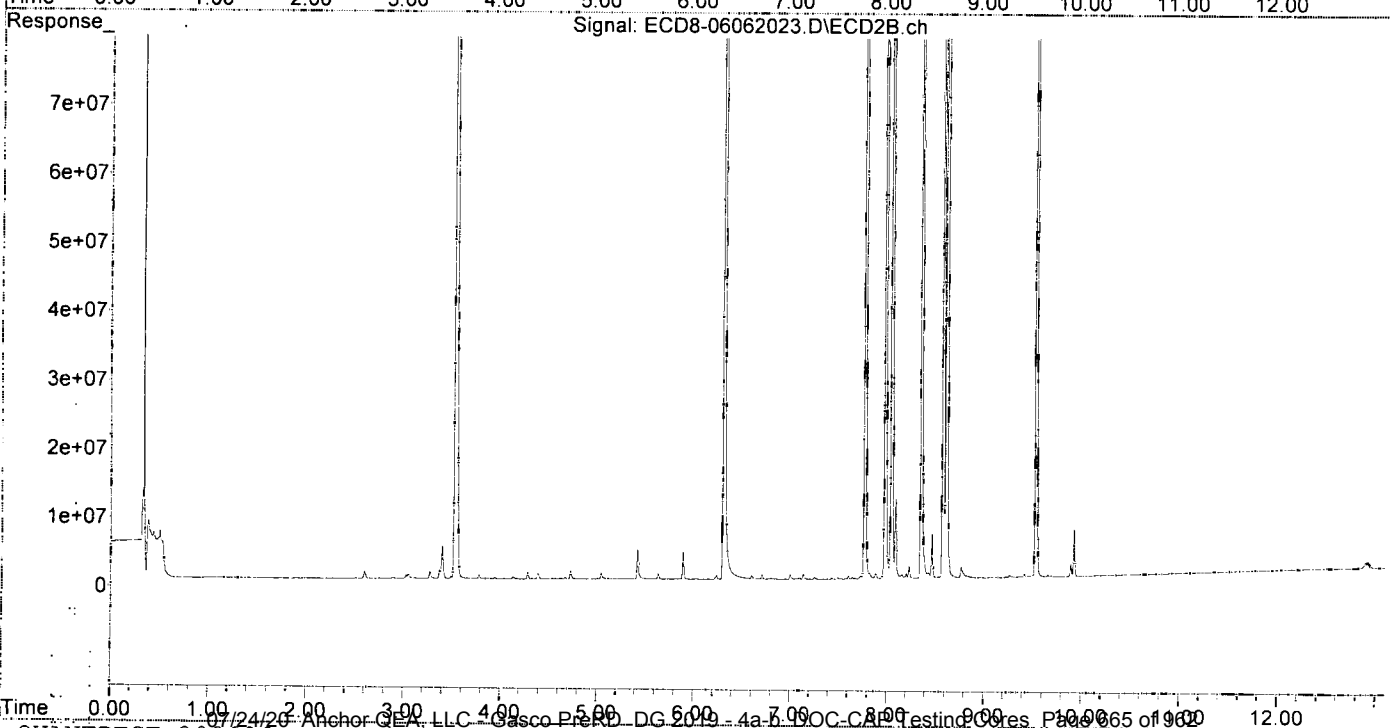
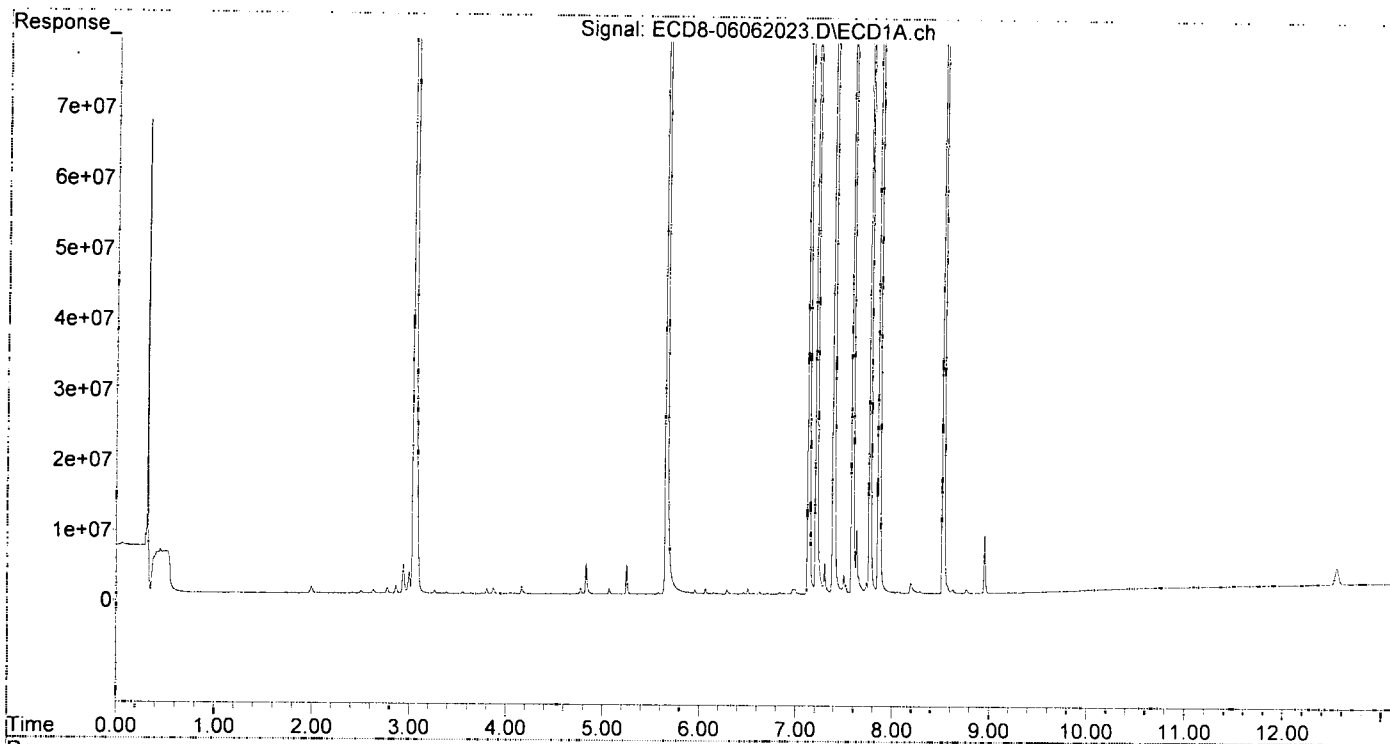
Compound	RT#1	RT#2	Resp#1	Resp#2	ng/mL	ng/mL
System Monitoring Compounds						
1) S TCMX (S)	0.000	0.000	0	0	N.D. d	N.D. d
22) S DCBP (S)	0.000	0.000	0	0	N.D. d	N.D. d
Target Compounds						
2) a-BHC	0.000	0.000	0	0	N.D. d	N.D. d
3) g-BHC	0.000	0.000	0	0	N.D. d	N.D. d
4) b-BHC	0.000	0.000	0	0	N.D. d	N.D. d
5) Heptachlor	0.000	0.000	0	0	N.D. d	N.D. d
6) d-BHC	0.000	0.000	0	0	N.D. d	N.D. d
7) Aldrin	0.000	0.000	0	0	N.D. d	N.D. d
8) Heptachlo...	0.000	0.000	0	0	N.D. d	N.D. d
9) trans-Chl...	0.000	0.000	0	0	N.D. d	N.D. d
10) cis-Chlor...	0.000	0.000	0	0	N.D. d	N.D. d
11) Endosulfa...	0.000	0.000	0	0	N.D. d	N.D. d
12) 4,4'-DDE	0.000	0.000	0	0	N.D. d	N.D. d
13) Dieldrin	0.000	0.000	0	0	N.D. d	N.D. d
14) Endrin	0.000	0.000	0	0	N.D. d	N.D. d
15) 4,4'-DDD	0.000	0.000	0	0	N.D. d	N.D. d
16) Endosulfa...	0.000	0.000	0	0	N.D. d	N.D. d
17) 4,4'-DDT	0.000	0.000	0	0	N.D. d	N.D. d
18) Endrin Al...	0.000	0.000	0	0	N.D. d	N.D. d
19) Endosulfa...	0.000	0.000	0	0	N.D. d	N.D. d
20) Methoxychlor	0.000	0.000	0	0	N.D. d	N.D. d
21) Endrin Ke...	0.000	0.000	0	0	N.D. d	N.D. d
23) Hexachlor...	3.049	3.534	363.4E6	428.8E6	102.711	106.377
24) Hexachlor...	5.657	6.313	328.0E6	337.8E6	105.145	114.467
25) Oxychlorane	7.134	7.775	326.9E6	322.2E6	109.940	117.467
26) 2,4'-DDE	7.213	7.983	231.3E6	247.4E6	106.591	118.001
27) trans-Non...	7.391	8.050	366.4E6	358.6E6	107.149	110.900
28) 2,4'-DDD	7.585	8.357	204.1E6	208.4E6	105.717	111.003
29) 2,4'-DDT	7.768	8.581	208.6E6	230.9E6	112.139	118.194
30) cis-Nonac...	7.861	8.617	396.8E6	394.5E6	109.143	111.769
31) Mirex	8.527	9.536	244.0E6	238.4E6	104.881	113.990
32) Chlordane...	0.000	0.000	0	0	N.D. d	N.D. d
33) Chlordane...	0.000	0.000	0	0	N.D. d	N.D. d
34) Chlordane...	0.000	0.000	0	0	N.D. d	N.D. d
35) Chlordane...	0.000	0.000	0	0	N.D. d	N.D. d
36) Toxaphene...	0.000	0.000	0	0	N.D. d	N.D. d
37) Toxaphene...	0.000	0.000	0	0	N.D. d	N.D. d
38) Toxaphene...	0.000	0.000	0	0	N.D. d	N.D. d
39) Toxaphene...	0.000	0.000	0	0	N.D. d	N.D. d
40) Toxaphene...	0.000	0.000	0	0	N.D. d	N.D. d
41) Toxaphene...	0.000	0.000	0	0	N.D. d	N.D. d
42) Toxaphene...	0.000	0.000	0	0	N.D. d	N.D. d

(f)=RT Delta > 1/2 Window (#)=Amounts differ by > 25% (m)=manual int.

Quantitation Report (QT Reviewed)

Data Path : C:\msdchem\1\data\2020-06\0F06008\
Data File : ECD8-06062023.D
Signal(s) : Signal #1: ECD1A.ch Signal #2: ECD2B.ch
Acq On : 6 Jun 2020 20:48
Operator : MJB
Sample : 0F06008-CALH
Misc : A20C359, 9-42 100 ppb
ALS Vial : 21 Sample Multiplier: 1

Integration File signal 1: PEST1.e
Integration File signal 2: PEST2.e
Quant Time: Jun 07 13:42:03 2020
Quant Method : C:\msdchem\1\methods\ECD8_QUANTPEST_200606.M
Quant Title : Instrument: DualECD8
QLast Update : Sun Jun 07 13:38:30 2020
Response via : Initial Calibration
Integrator: ChemStation



Quantitation Report (QT Reviewed)

Data Path : C:\msdchem\1\data\2020-06\0F06008\
 Data File : ECD8-06062024.D
 Signal(s) : Signal #1: ECD1A.ch Signal #2: ECD2B.ch
 Acq On : 6 Jun 2020 21:04
 Operator : MJB
 Sample : 0F06008-CALI
 Misc : A20C352, 9-42 200 ppb
 ALS Vial : 22 Sample Multiplier: 1

Integration File signal 1: PEST1.e
 Integration File signal 2: PEST2.e
 Quant Time: Jun 07 13:42:34 2020
 Quant Method : C:\msdchem\1\methods\ECD8_QUANTPEST_200606.M
 Quant Title : Instrument: DualECD8
 QLast Update : Sun Jun 07 13:38:30 2020
 Response via : Initial Calibration
 Integrator: ChemStation

MJB
6/7/20

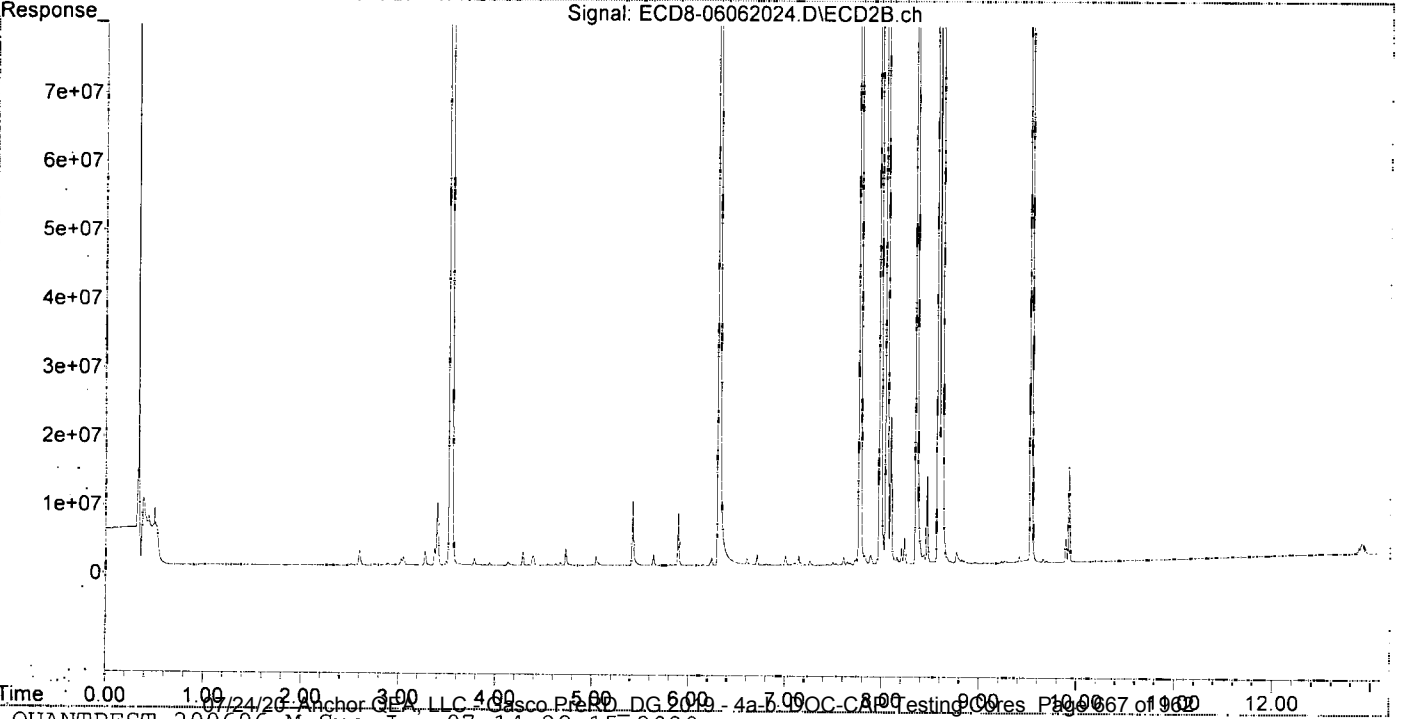
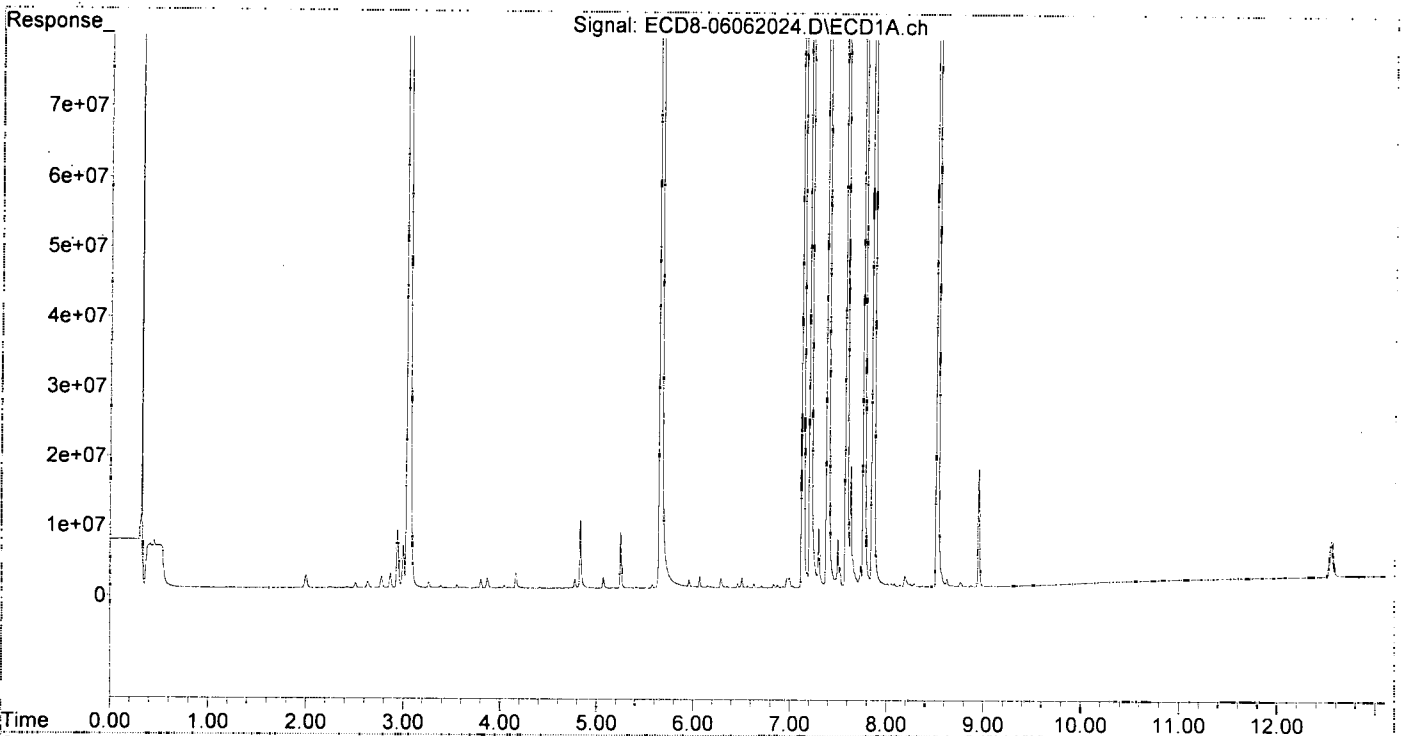
Compound	RT#1	RT#2	Resp#1	Resp#2	ng/mL	ng/mL
System Monitoring Compounds						
1) S TCMX (S)	0.000	0.000	0	0	N.D. d	N.D. d
22) S DCBP (S)	0.000	0.000	0	0	N.D. d	N.D. d
Target Compounds						
2) a-BHC	0.000	0.000	0	0	N.D. d	N.D. d
3) g-BHC	0.000	0.000	0	0	N.D. d	N.D. d
4) b-BHC	0.000	0.000	0	0	N.D. d	N.D. d
5) Heptachlor	0.000	0.000	0	0	N.D. d	N.D. d
6) d-BHC	0.000	0.000	0	0	N.D. d	N.D. d
7) Aldrin	0.000	0.000	0	0	N.D. d	N.D. d
8) Heptachlo...	0.000	0.000	0	0	N.D. d	N.D. d
9) trans-Chl...	0.000	0.000	0	0	N.D. d	N.D. d
10) cis-Chlor...	0.000	0.000	0	0	N.D. d	N.D. d
11) Endosulfa...	0.000	0.000	0	0	N.D. d	N.D. d
12) 4,4'-DDE	0.000	0.000	0	0	N.D. d	N.D. d
13) Dieldrin	0.000	0.000	0	0	N.D. d	N.D. d
14) Endrin	0.000	0.000	0	0	N.D. d	N.D. d
15) 4,4'-DDD	0.000	0.000	0	0	N.D. d	N.D. d
16) Endosulfa...	0.000	0.000	0	0	N.D. d	N.D. d
17) 4,4'-DDT	0.000	0.000	0	0	N.D. d	N.D. d
18) Endrin Al...	0.000	0.000	0	0	N.D. d	N.D. d
19) Endosulfa...	0.000	0.000	0	0	N.D. d	N.D. d
20) Methoxychlor	0.000	0.000	0	0	N.D. d	N.D. d
21) Endrin Ke...	0.000	0.000	0	0	N.D. d	N.D. d
23) Hexachlor...	3.049	3.536	778.2E6	957.1E6	217.429	220.989
24) Hexachlor...	5.657	6.313	684.1E6	729.6E6	209.725	217.550
25) Oxychlorane	7.135	7.775	680.8E6	662.5E6	219.423	224.009
26) 2,4'-DDE	7.213	7.983	484.6E6	523.6E6	223.322	225.465
27) trans-Non...	7.391	8.050	736.3E6	736.7E6	205.656	208.832
28) 2,4'-DDD	7.585	8.358	428.4E6	447.2E6	221.945	213.539
29) 2,4'-DDT	7.768	8.582	431.1E6	495.5E6	231.791	219.612
30) cis-Nonac...	7.862	8.618	807.5E6	857.8E6	213.567	214.743
31) Mirex	8.528	9.537	503.2E6	486.1E6	210.187	221.297
32) Chlordane...	0.000	0.000	0	0	N.D. d	N.D. d
33) Chlordane...	0.000	0.000	0	0	N.D. d	N.D. d
34) Chlordane...	0.000	0.000	0	0	N.D. d	N.D. d
35) Chlordane...	0.000	0.000	0	0	N.D. d	N.D. d
36) Toxaphene...	0.000	0.000	0	0	N.D. d	N.D. d
37) Toxaphene...	0.000	0.000	0	0	N.D. d	N.D. d
38) Toxaphene...	0.000	0.000	0	0	N.D. d	N.D. d
39) Toxaphene...	0.000	0.000	0	0	N.D. d	N.D. d
40) Toxaphene...	0.000	0.000	0	0	N.D. d	N.D. d
41) Toxaphene...	0.000	0.000	0	0	N.D. d	N.D. d
42) Toxaphene...	0.000	0.000	0	0	N.D. d	N.D. d

(f)=RT Delta > 1/2 Window (#)=Amounts differ by > 25% (m)=manual int.

Quantitation Report (QT Reviewed)

Data Path : C:\msdchem\1\data\2020-06\0F06008\
Data File : ECD8-06062024.D
Signal(s) : Signal #1: ECD1A.ch Signal #2: ECD2B.ch
Acq On : 6 Jun 2020 21:04
Operator : MJB
Sample : 0F06008-CALI
Misc : A20C352, 9-42 200 ppb
ALS Vial : 22 Sample Multiplier: 1

Integration File signal 1: PEST1.e
Integration File signal 2: PEST2.e
Quant Time: Jun 07 13:42:34 2020
Quant Method : C:\msdchem\1\methods\ECD8_QUANTPEST_200606.M
Quant Title : Instrument: DualECD8
QLast Update : Sun Jun 07 13:38:30 2020
Response via : Initial Calibration
Integrator: ChemStation



Quantitation Report (QT Reviewed)

Data Path : C:\msdchem\1\data\2020-06\0F06008\
 Data File : ECD8-06062027.D
 Signal(s) : Signal #1: ECD1A.ch Signal #2: ECD2B.ch
 Acq On : 6 Jun 2020 21:54
 Operator : MJB
 Sample : 0F06008-CALJ
 Misc : A20F083, CHLOR 10 ppb
 ALS Vial : 24 Sample Multiplier: 1

Integration File signal 1: PEST1.e
 Integration File signal 2: PEST2.e
 Quant Time: Jun 07 13:44:41 2020
 Quant Method : C:\msdchem\1\methods\ECD8_QUANTPEST_200606.M
 Quant Title : Instrument: DualECD8
 QLast Update : Sun Jun 07 13:44:25 2020
 Response via : Initial Calibration
 Integrator: ChemStation

MJB
6/7/20

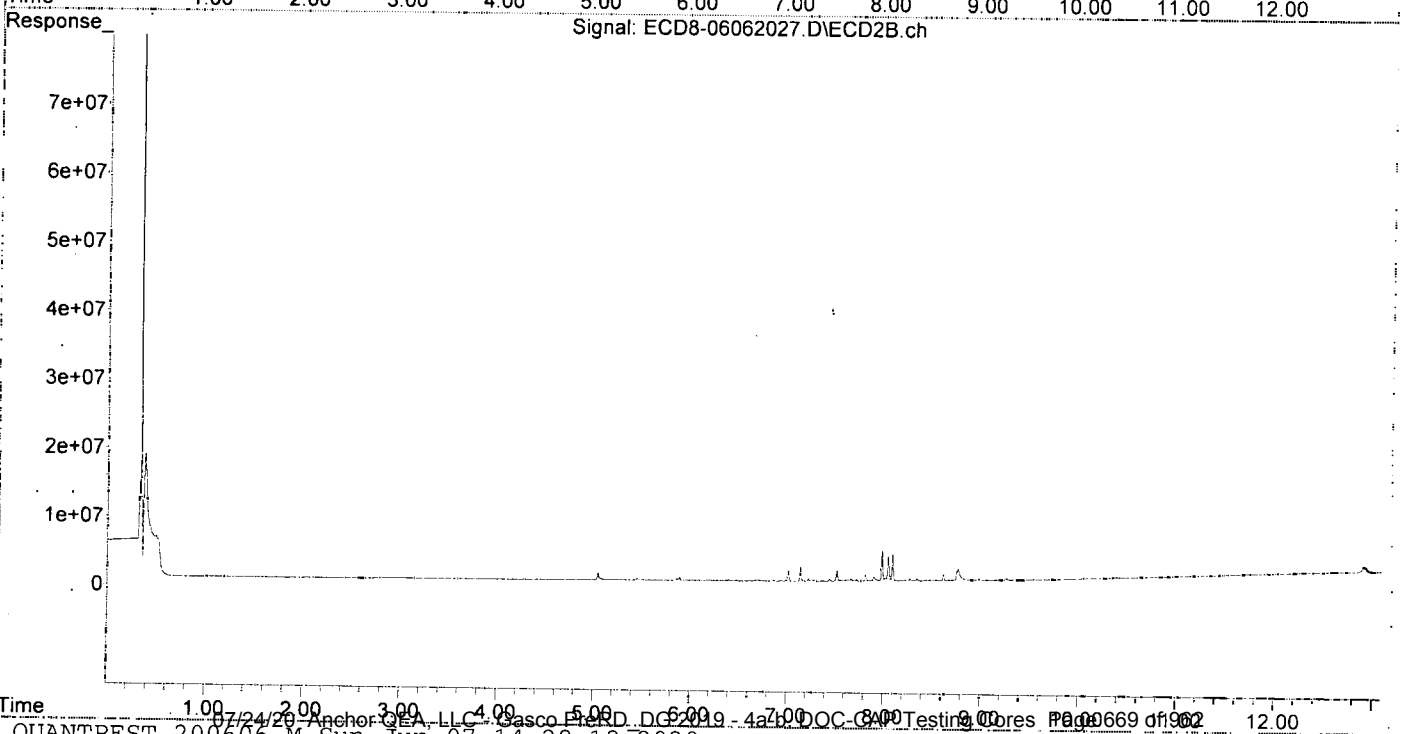
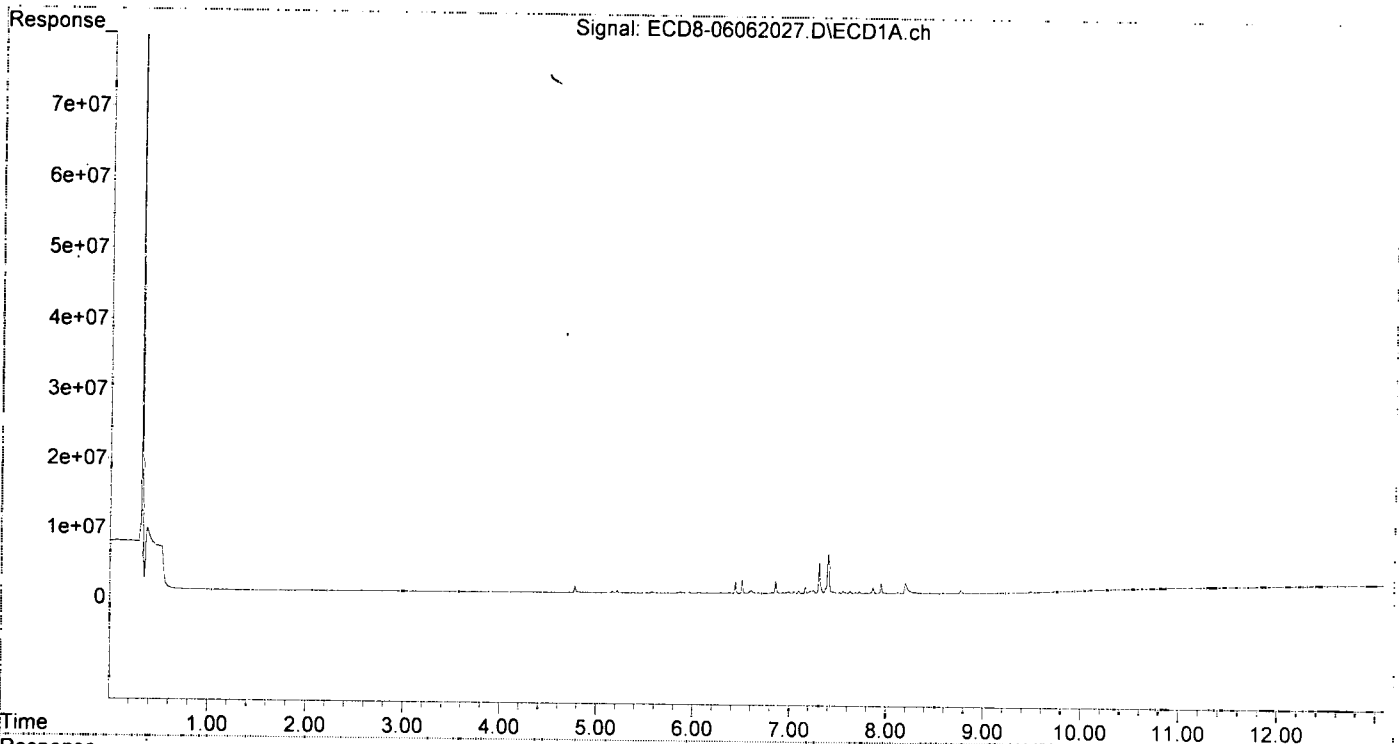
Compound	RT#1	RT#2	Resp#1	Resp#2	ng/mL	ng/mL
System Monitoring Compounds						
1) S TCMX (S)	0.000	0.000	0	0	N.D. d	N.D. d
22) S DCBP (S)	0.000	0.000	0	0	N.D. d	N.D. d
Target Compounds						
2) a-BHC	0.000	0.000	0	0	N.D. d	N.D. d
3) g-BHC	0.000	0.000	0	0	N.D. d	N.D. d
4) b-BHC	0.000	0.000	0	0	N.D. d	N.D. d
5) Heptachlor	0.000	0.000	0	0	N.D. d	N.D. d
6) d-BHC	0.000	0.000	0	0	N.D. d	N.D. d
7) Aldrin	0.000	0.000	0	0	N.D. d	N.D. d
8) Heptachlo...	0.000	0.000	0	0	N.D. d	N.D. d
9) trans-Chl...	0.000	0.000	0	0	N.D. d	N.D. d
10) cis-Chlor...	0.000	0.000	0	0	N.D. d	N.D. d
11) Endosulfa...	0.000	0.000	0	0	N.D. d	N.D. d
12) 4,4'-DDE	0.000	0.000	0	0	N.D. d	N.D. d
13) Dieldrin	0.000	0.000	0	0	N.D. d	N.D. d
14) Endrin	0.000	0.000	0	0	N.D. d	N.D. d
15) 4,4'-DDD	0.000	0.000	0	0	N.D. d	N.D. d
16) Endosulfa...	0.000	0.000	0	0	N.D. d	N.D. d
17) 4,4'-DDT	0.000	0.000	0	0	N.D. d	N.D. d
18) Endrin Al...	0.000	0.000	0	0	N.D. d	N.D. d
19) Endosulfa...	0.000	0.000	0	0	N.D. d	N.D. d
20) Methoxychlor	0.000	0.000	0	0	N.D. d	N.D. d
21) Endrin Ke...	0.000	0.000	0	0	N.D. d	N.D. d
23) Hexachlor...	0.000	0.000	0	0	N.D. d	N.D. d
24) Hexachlor...	0.000	0.000	0	0	N.D. d	N.D. d
25) Oxychlorane	0.000	0.000	0	0	N.D. d	N.D. d
26) 2,4'-DDE	0.000	0.000	0	0	N.D. d	N.D. d
27) trans-Non...	0.000	0.000	0	0	N.D. d	N.D. d
28) 2,4'-DDD	0.000	0.000	0	0	N.D. d	N.D. d
29) 2,4'-DDT	0.000	0.000	0	0	N.D. d	N.D. d
30) cis-Nonac...	0.000	0.000	0	0	N.D. d	N.D. d
31) Mirex	0.000	0.000	0	0	N.D. d	N.D. d
32) Chlordane...	7.304	7.986	4408504	4481852	11.246	11.214
33) Chlordane...	7.398	8.094	5647776	3943445	12.553	11.767
34) Chlordane...	7.945	8.757	1511798	1377635	12.382	4.731 #
35) Chlordane...	0.000	0.000	0	0	N.D. d	N.D. d
36) Toxaphene...	0.000	0.000	0	0	N.D. d	N.D. d
37) Toxaphene...	0.000	0.000	0	0	N.D. d	N.D. d
38) Toxaphene...	0.000	0.000	0	0	N.D. d	N.D. d
39) Toxaphene...	0.000	0.000	0	0	N.D. d	N.D. d
40) Toxaphene...	0.000	0.000	0	0	N.D. d	N.D. d
41) Toxaphene...	0.000	0.000	0	0	N.D. d	N.D. d
42) Toxaphene...	0.000	0.000	0	0	N.D. d	N.D. d

(f)=RT Delta > 1/2 Window (#)=Amounts differ by > 25% (m)=manual int.

Quantitation Report (QT Reviewed)

Data Path : C:\msdchem\1\data\2020-06\0F06008\
Data File : ECD8-06062027.D
Signal(s) : Signal #1: ECD1A.ch Signal #2: ECD2B.ch
Acq On : 6 Jun 2020 21:54
Operator : MJB
Sample : 0F06008-CALJ
Misc : A20F083, CHLOR 10 ppb
ALS Vial : 24 Sample Multiplier: 1

Integration File signal 1: PEST1.e
Integration File signal 2: PEST2.e
Quant Time: Jun 07 13:44:41 2020
Quant Method : C:\msdchem\1\methods\ECD8_QUANTPEST_200606.M
Quant Title : Instrument: DualECD8
QLast Update : Sun Jun 07 13:44:25 2020
Response via : Initial Calibration
Integrator: ChemStation



Quantitation Report (QT Reviewed)

Data Path : C:\msdchem\1\data\2020-06\0F06008\
 Data File : ECD8-06062028.D
 Signal(s) : Signal #1: ECD1A.ch Signal #2: ECD2B.ch
 Acq On : 6 Jun 2020 22:11
 Operator : MJB
 Sample : 0F06008-CALK
 Misc : A20F057, CHLOR 50 ppb
 ALS Vial : 25 Sample Multiplier: 1

Integration File signal 1: PEST1.e
 Integration File signal 2: PEST2.e
 Quant Time: Jun 07 13:45:16 2020
 Quant Method : C:\msdchem\1\methods\ECD8_QUANTPEST_200606.M
 Quant Title : Instrument: DualECD8
 QLast Update : Sun Jun 07 13:44:25 2020
 Response via : Initial Calibration
 Integrator: ChemStation

MJB
6/7/20

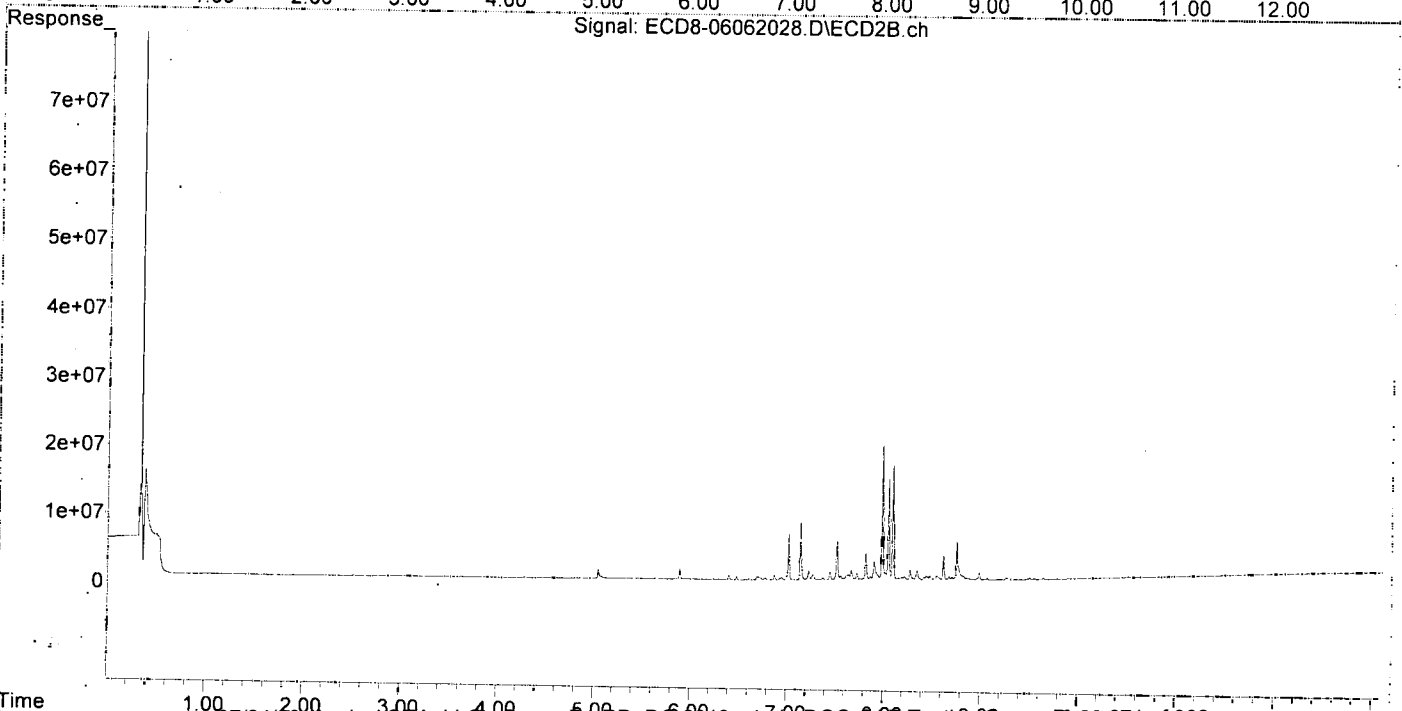
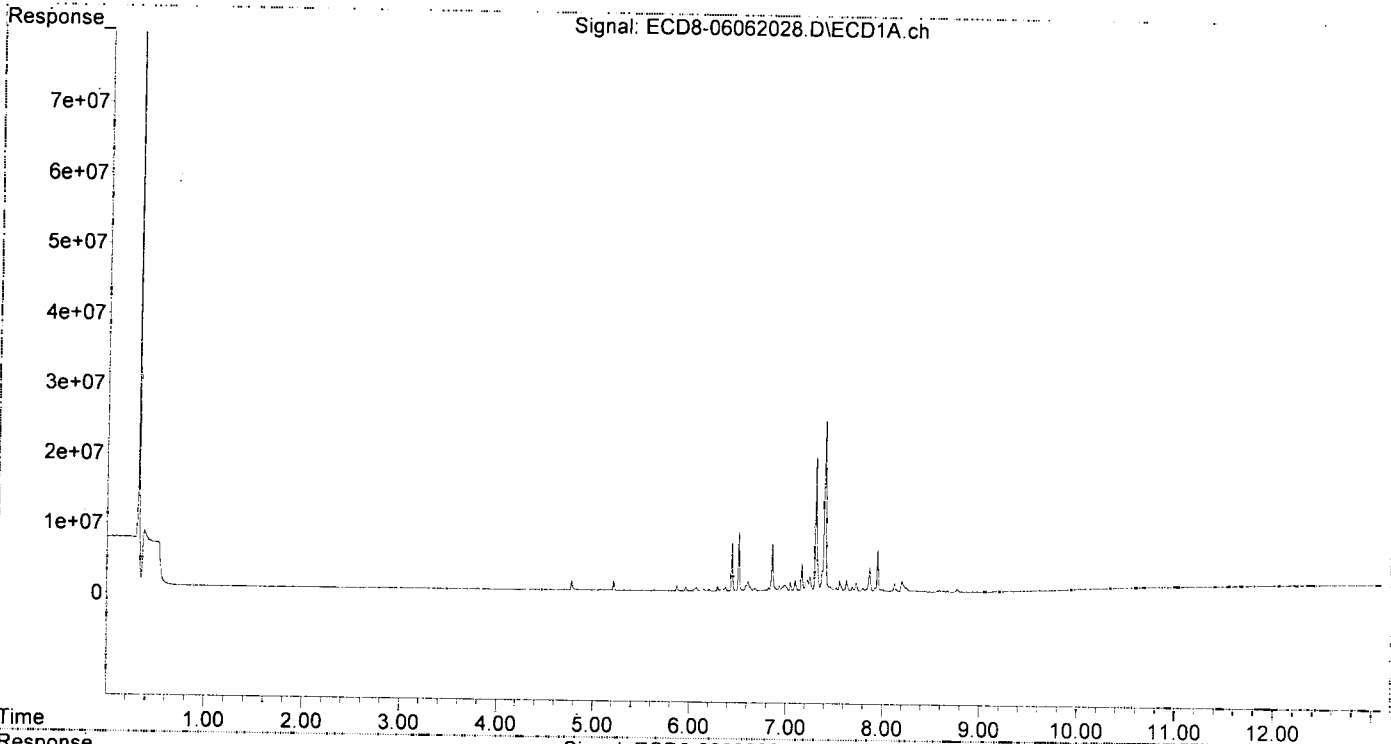
Compound	RT#1	RT#2	Resp#1	Resp#2	ng/mL	ng/mL
System Monitoring Compounds						
1) S TCMX (S)	0.000	0.000	0	0	N.D. d	N.D. d
22) S DCBP (S)	0.000	0.000	0	0	N.D. d	N.D. d
Target Compounds						
2) a-BHC	0.000	0.000	0	0	N.D. d	N.D. d
3) g-BHC	0.000	0.000	0	0	N.D. d	N.D. d
4) b-BHC	0.000	0.000	0	0	N.D. d	N.D. d
5) Heptachlor	0.000	0.000	0	0	N.D. d	N.D. d
6) d-BHC	0.000	0.000	0	0	N.D. d	N.D. d
7) Aldrin	0.000	0.000	0	0	N.D. d	N.D. d
8) Heptachlo...	0.000	0.000	0	0	N.D. d	N.D. d
9) trans-Chl...	0.000	0.000	0	0	N.D. d	N.D. d
10) cis-Chlor...	0.000	0.000	0	0	N.D. d	N.D. d
11) Endosulfa...	0.000	0.000	0	0	N.D. d	N.D. d
12) 4,4'-DDE	0.000	0.000	0	0	N.D. d	N.D. d
13) Dieldrin	0.000	0.000	0	0	N.D. d	N.D. d
14) Endrin	0.000	0.000	0	0	N.D. d	N.D. d
15) 4,4'-DDD	0.000	0.000	0	0	N.D. d	N.D. d
16) Endosulfa...	0.000	0.000	0	0	N.D. d	N.D. d
17) 4,4'-DDT	0.000	0.000	0	0	N.D. d	N.D. d
18) Endrin Al...	0.000	0.000	0	0	N.D. d	N.D. d
19) Endosulfa...	0.000	0.000	0	0	N.D. d	N.D. d
20) Methoxychlor	0.000	0.000	0	0	N.D. d	N.D. d
21) Endrin Ke...	0.000	0.000	0	0	N.D. d	N.D. d
23) Hexachlor...	0.000	0.000	0	0	N.D. d	N.D. d
24) Hexachlor...	0.000	0.000	0	0	N.D. d	N.D. d
25) Oxychlorane	0.000	0.000	0	0	N.D. d	N.D. d
26) 2,4'-DDE	0.000	0.000	0	0	N.D. d	N.D. d
27) trans-Non...	0.000	0.000	0	0	N.D. d	N.D. d
28) 2,4'-DDD	0.000	0.000	0	0	N.D. d	N.D. d
29) 2,4'-DDT	0.000	0.000	0	0	N.D. d	N.D. d
30) cis-Nonac...	0.000	0.000	0	0	N.D. d	N.D. d
31) Mirex	0.000	0.000	0	0	N.D. d	N.D. d
32) Chlordane...	7.303	7.986	19274517	19500876	49.169	48.791
33) Chlordane...	7.397	8.094	24399927	16595506	54.233	49.522
34) Chlordane...	7.945	8.756	6029645	5527957	49.383	47.215
35) Chlordane...	0.000	0.000	0	0	N.D. d	N.D. d
36) Toxaphene...	0.000	0.000	0	0	N.D. d	N.D. d
37) Toxaphene...	0.000	0.000	0	0	N.D. d	N.D. d
38) Toxaphene...	0.000	0.000	0	0	N.D. d	N.D. d
39) Toxaphene...	0.000	0.000	0	0	N.D. d	N.D. d
40) Toxaphene...	0.000	0.000	0	0	N.D. d	N.D. d
41) Toxaphene...	0.000	0.000	0	0	N.D. d	N.D. d
42) Toxaphene...	0.000	0.000	0	0	N.D. d	N.D. d

(f)=RT Delta > 1/2 Window (#)=Amounts differ by > 25% (m)=manual int.

Quantitation Report (QT Reviewed)

Data Path : C:\msdchem\1\data\2020-06\0F06008\
Data File : ECD8-06062028.D
Signal(s) : Signal #1: ECD1A.ch Signal #2: ECD2B.ch
Acq On : 6 Jun 2020 22:11
Operator : MJB
Sample : 0F06008-CALK
Misc : A20F057, CHLOR 50 ppb
ALS Vial : 25 Sample Multiplier: 1

Integration File signal 1: PEST1.e
Integration File signal 2: PEST2.e
Quant Time: Jun 07 13:45:16 2020
Quant Method : C:\msdchem\1\methods\ECD8_QUANTPEST_200606.M
Quant Title : Instrument: DualeCD8
QLast Update : Sun Jun 07 13:44:25 2020
Response via : Initial Calibration
Integrator: ChemStation



Quantitation Report (QT Reviewed)

Data Path : C:\msdchem\1\data\2020-06\0F06008\
 Data File : ECD8-06062029.D
 Signal(s) : Signal #1: ECD1A.ch Signal #2: ECD2B.ch
 Acq On : 6 Jun 2020 22:27
 Operator : MJB
 Sample : 0F06008-CALL
 Misc : A20F058, CHLOR 100 ppb
 ALS Vial : 26 Sample Multiplier: 1

Integration File signal 1: PEST1.e
 Integration File signal 2: PEST2.e
 Quant Time: Jun 07 13:45:45 2020
 Quant Method : C:\msdchem\1\methods\ECD8_QUANTPEST_200606.M
 Quant Title : Instrument: DualeCD8
 QLast Update : Sun Jun 07 13:44:25 2020
 Response via : Initial Calibration
 Integrator: ChemStation

*MJB
6/12*

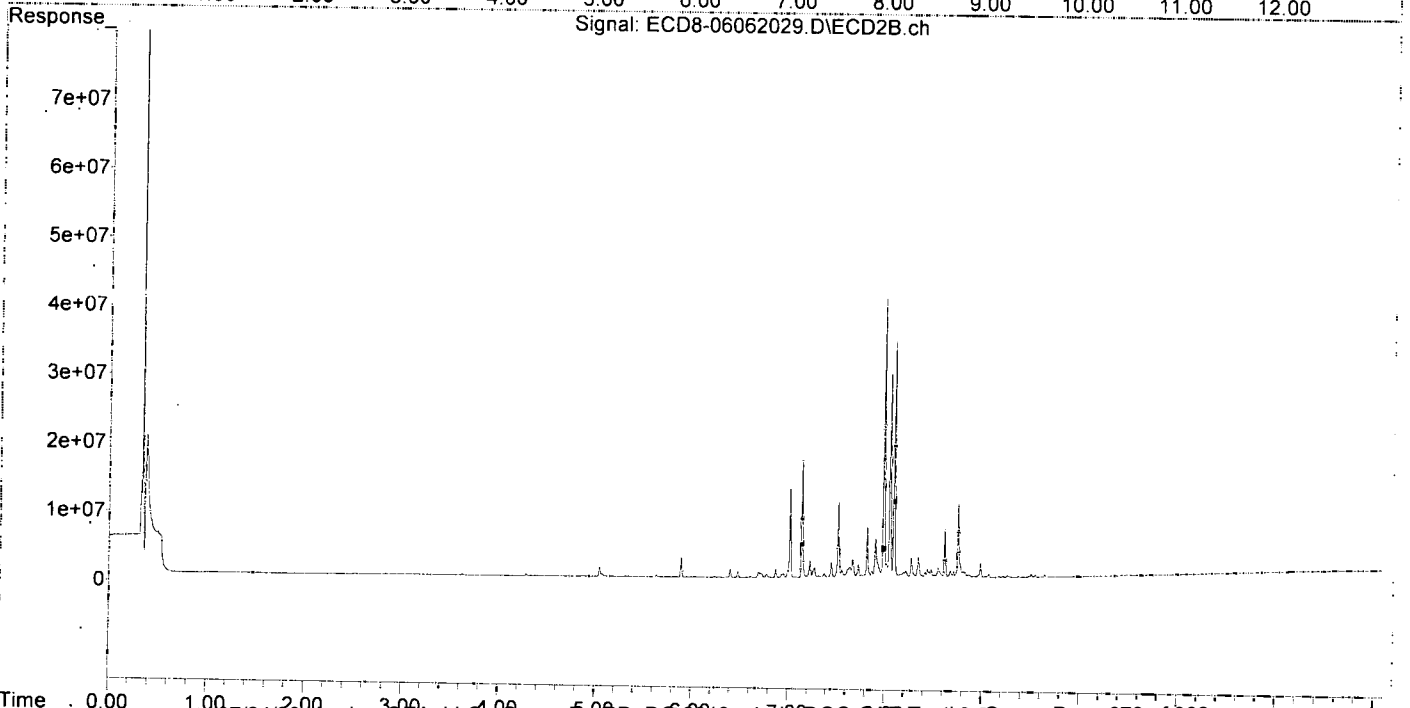
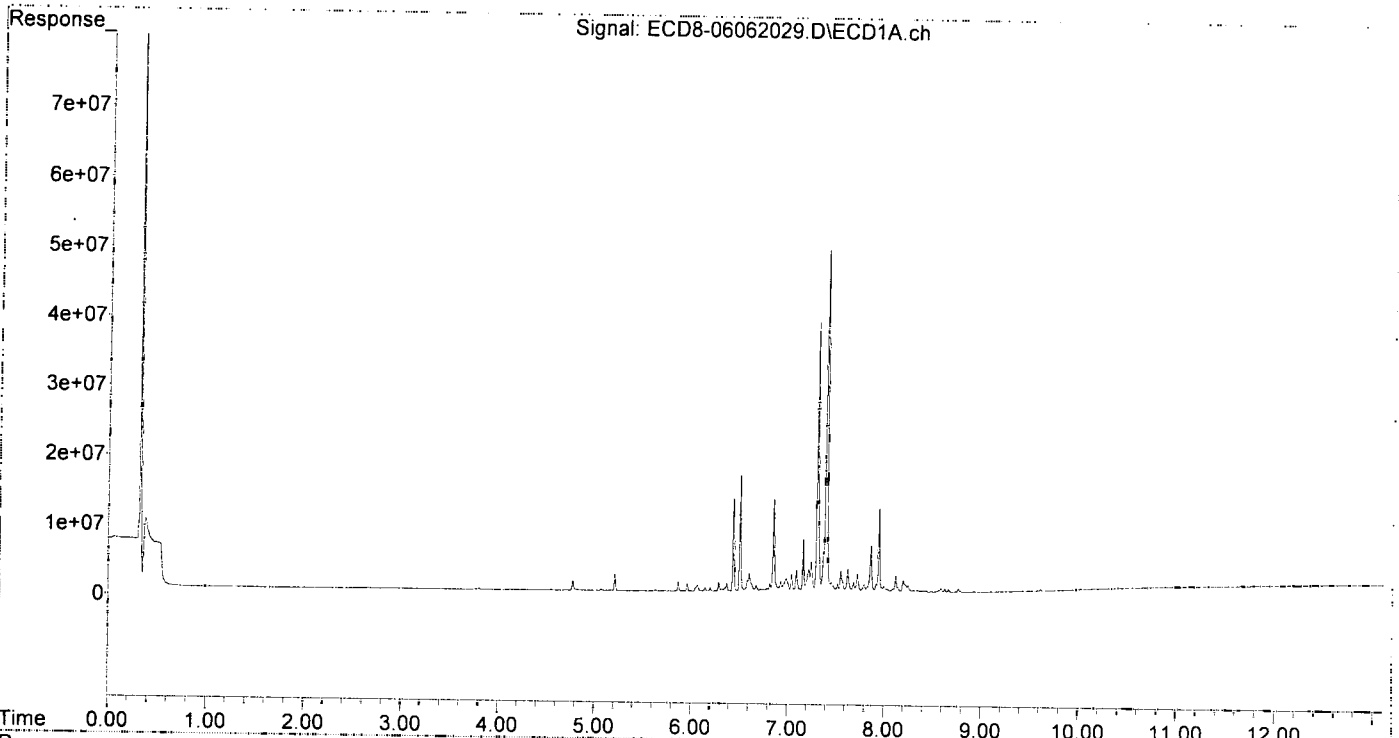
Compound	RT#1	RT#2	Resp#1	Resp#2	ng/mL	ng/mL
System Monitoring Compounds						
1) S TCMX (S)	0.000	0.000	0	0	N.D. d	N.D. d
22) S DCBP (S)	0.000	0.000	0	0	N.D. d	N.D. d
Target Compounds						
2) a-BHC	0.000	0.000	0	0	N.D. d	N.D. d
3) g-BHC	0.000	0.000	0	0	N.D. d	N.D. d
4) b-BHC	0.000	0.000	0	0	N.D. d	N.D. d
5) Heptachlor	0.000	0.000	0	0	N.D. d	N.D. d
6) d-BHC	0.000	0.000	0	0	N.D. d	N.D. d
7) Aldrin	0.000	0.000	0	0	N.D. d	N.D. d
8) Heptachlo...	0.000	0.000	0	0	N.D. d	N.D. d
9) trans-Chl...	0.000	0.000	0	0	N.D. d	N.D. d
10) cis-Chlor...	0.000	0.000	0	0	N.D. d	N.D. d
11) Endosulfa...	0.000	0.000	0	0	N.D. d	N.D. d
12) 4,4'-DDE	0.000	0.000	0	0	N.D. d	N.D. d
13) Dieldrin	0.000	0.000	0	0	N.D. d	N.D. d
14) Endrin	0.000	0.000	0	0	N.D. d	N.D. d
15) 4,4'-DDD	0.000	0.000	0	0	N.D. d	N.D. d
16) Endosulfa...	0.000	0.000	0	0	N.D. d	N.D. d
17) 4,4'-DDT	0.000	0.000	0	0	N.D. d	N.D. d
18) Endrin Al...	0.000	0.000	0	0	N.D. d	N.D. d
19) Endosulfa...	0.000	0.000	0	0	N.D. d	N.D. d
20) Methoxychlor	0.000	0.000	0	0	N.D. d	N.D. d
21) Endrin Ke...	0.000	0.000	0	0	N.D. d	N.D. d
23) Hexachlor...	0.000	0.000	0	0	N.D. d	N.D. d
24) Hexachlor...	0.000	0.000	0	0	N.D. d	N.D. d
25) Oxychlorane	0.000	0.000	0	0	N.D. d	N.D. d
26) 2,4'-DDE	0.000	0.000	0	0	N.D. d	N.D. d
27) trans-Non...	0.000	0.000	0	0	N.D. d	N.D. d
28) 2,4'-DDD	0.000	0.000	0	0	N.D. d	N.D. d
29) 2,4'-DDT	0.000	0.000	0	0	N.D. d	N.D. d
30) cis-Nonac...	0.000	0.000	0	0	N.D. d	N.D. d
31) Mirex	0.000	0.000	0	0	N.D. d	N.D. d
32) Chlordane...	7.302	7.986	38729637	40348541	98.799	100.951
33) Chlordane...	7.396	8.095	49198842	33994305	109.354	101.441
34) Chlordane...	7.945	8.756	12071538	10878732	98.866	101.377
35) Chlordane...	0.000	0.000	0	0	N.D. d	N.D. d
36) Toxaphene...	0.000	0.000	0	0	N.D. d	N.D. d
37) Toxaphene...	0.000	0.000	0	0	N.D. d	N.D. d
38) Toxaphene...	0.000	0.000	0	0	N.D. d	N.D. d
39) Toxaphene...	0.000	0.000	0	0	N.D. d	N.D. d
40) Toxaphene...	0.000	0.000	0	0	N.D. d	N.D. d
41) Toxaphene...	0.000	0.000	0	0	N.D. d	N.D. d
42) Toxaphene...	0.000	0.000	0	0	N.D. d	N.D. d

(f)=RT Delta > 1/2 Window (#)=Amounts differ by > 25% (m)=manual int.

Quantitation Report (QT Reviewed)

Data Path : C:\msdchem\1\data\2020-06\0F06008\
Data File : ECD8-06062029.D
Signal(s) : Signal #1: ECD1A.ch Signal #2: ECD2B.ch
Acq On : 6 Jun 2020 22:27
Operator : MJB
Sample : 0F06008-CALL
Misc : A20F058, CHLOR 100 ppb
ALS Vial : 26 Sample Multiplier: 1

Integration File signal 1: PEST1.e
Integration File signal 2: PEST2.e
Quant Time: Jun 07 13:45:45 2020
Quant Method : C:\msdchem\1\methods\ECD8_QUANTPEST_200606.M
Quant Title : Instrument: DualECD8
QLast Update : Sun Jun 07 13:44:25 2020
Response via : Initial Calibration
Integrator: ChemStation



Quantitation Report (QT Reviewed)

Data Path : C:\msdchem\1\data\2020-06\0F06008\
 Data File : ECD8-06062030.D
 Signal(s) : Signal #1: ECD1A.ch Signal #2: ECD2B.ch
 Acq On : 6 Jun 2020 22:44
 Operator : MJB
 Sample : 0F06008-CALM
 Misc : A20F059, CHLOR 200 ppb
 ALS Vial : 27 Sample Multiplier: 1

Integration File signal 1: PEST1.e
 Integration File signal 2: PEST2.e
 Quant Time: Jun 07 13:46:13 2020
 Quant Method : C:\msdchem\1\methods\ECD8_QUANTPEST_200606.M
 Quant Title : Instrument: DualeCD8
 QLast Update : Sun Jun 07 13:44:25 2020
 Response via : Initial Calibration
 Integrator: ChemStation

MJR
6/7/20

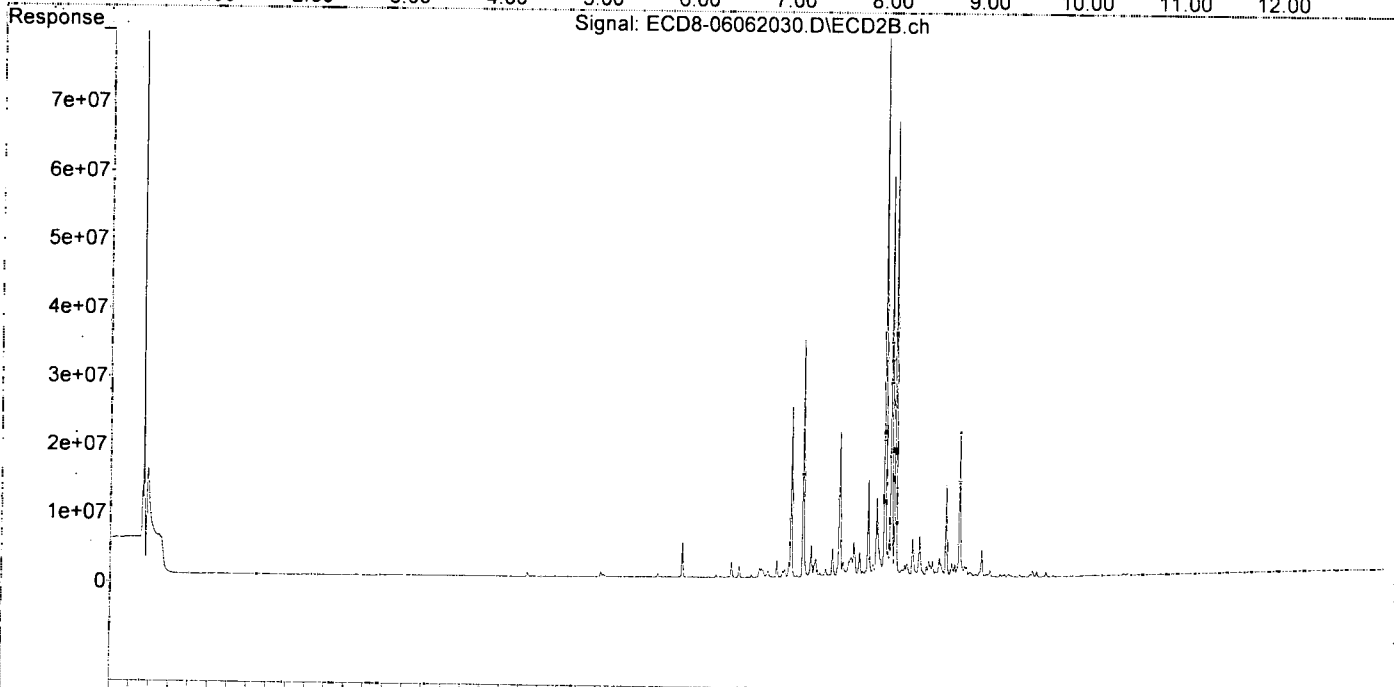
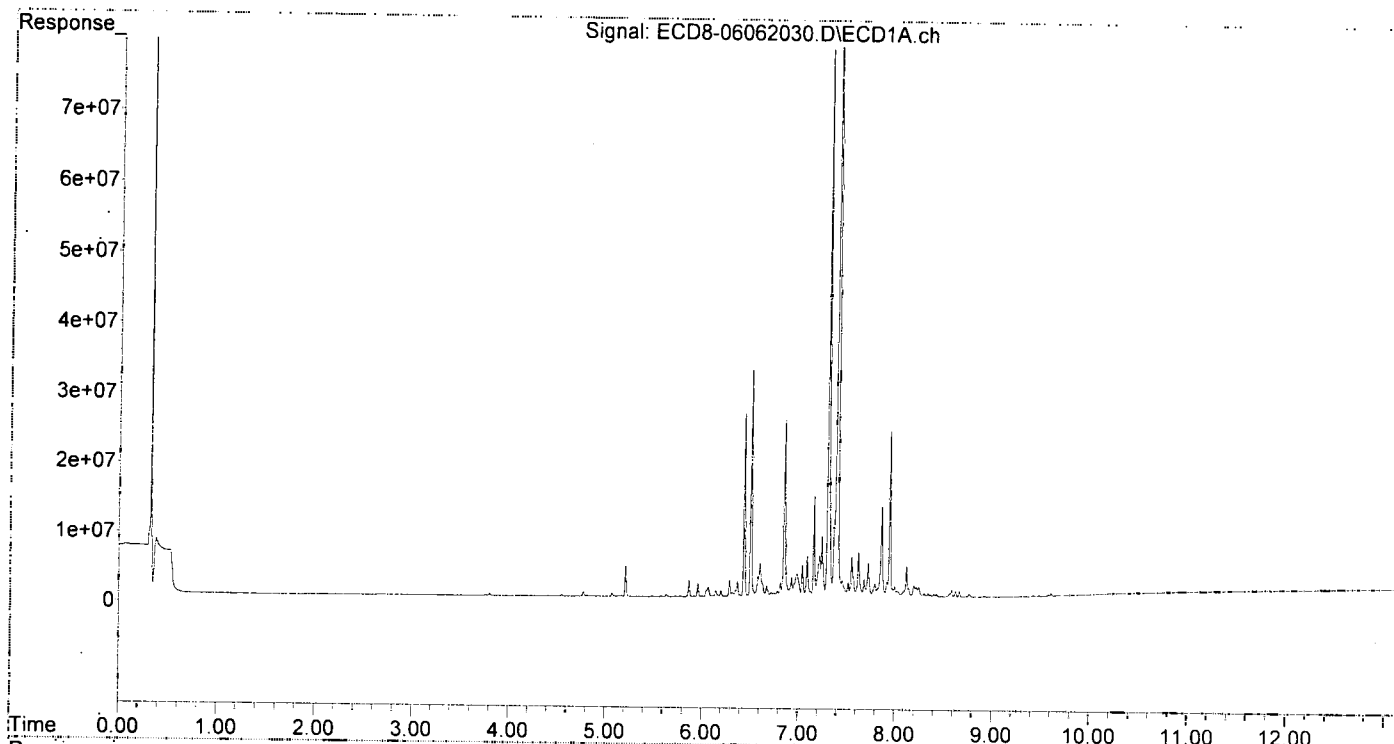
Compound	RT#1	RT#2	Resp#1	Resp#2	ng/mL	ng/mL
System Monitoring Compounds						
1) S TCMX (S)	0.000	0.000	0	0	N.D. d	N.D. d
22) S DCBP (S)	0.000	0.000	0	0	N.D. d	N.D. d
Target Compounds						
2) a-BHC	0.000	0.000	0	0	N.D. d	N.D. d
3) g-BHC	0.000	0.000	0	0	N.D. d	N.D. d
4) b-BHC	0.000	0.000	0	0	N.D. d	N.D. d
5) Heptachlor	0.000	0.000	0	0	N.D. d	N.D. d
6) d-BHC	0.000	0.000	0	0	N.D. d	N.D. d
7) Aldrin	0.000	0.000	0	0	N.D. d	N.D. d
8) Heptachlo...	0.000	0.000	0	0	N.D. d	N.D. d
9) trans-Chl...	0.000	0.000	0	0	N.D. d	N.D. d
10) cis-Chlor...	0.000	0.000	0	0	N.D. d	N.D. d
11) Endosulfa...	0.000	0.000	0	0	N.D. d	N.D. d
12) 4,4'-DDE	0.000	0.000	0	0	N.D. d	N.D. d
13) Dieldrin	0.000	0.000	0	0	N.D. d	N.D. d
14) Endrin	0.000	0.000	0	0	N.D. d	N.D. d
15) 4,4'-DDD	0.000	0.000	0	0	N.D. d	N.D. d
16) Endosulfa...	0.000	0.000	0	0	N.D. d	N.D. d
17) 4,4'-DDT	0.000	0.000	0	0	N.D. d	N.D. d
18) Endrin Al...	0.000	0.000	0	0	N.D. d	N.D. d
19) Endosulfa...	0.000	0.000	0	0	N.D. d	N.D. d
20) Methoxychlor	0.000	0.000	0	0	N.D. d	N.D. d
21) Endrin Ke...	0.000	0.000	0	0	N.D. d	N.D. d
23) Hexachlor...	0.000	0.000	0	0	N.D. d	N.D. d
24) Hexachlor...	0.000	0.000	0	0	N.D. d	N.D. d
25) Oxychlorane	0.000	0.000	0	0	N.D. d	N.D. d
26) 2,4'-DDE	0.000	0.000	0	0	N.D. d	N.D. d
27) trans-Non...	0.000	0.000	0	0	N.D. d	N.D. d
28) 2,4'-DDD	0.000	0.000	0	0	N.D. d	N.D. d
29) 2,4'-DDT	0.000	0.000	0	0	N.D. d	N.D. d
30) cis-Nonac...	0.000	0.000	0	0	N.D. d	N.D. d
31) Mirex	0.000	0.000	0	0	N.D. d	N.D. d
32) Chlordane...	7.302	7.986	77948458	78897328	198.846	197.400
33) Chlordane...	7.397	8.094	95290864	66157880	211.802	197.419
34) Chlordane...	7.944	8.756	23847628	21056652	195.313	202.582
35) Chlordane...	0.000	0.000	0	0	N.D. d	N.D. d
36) Toxaphene...	0.000	0.000	0	0	N.D. d	N.D. d
37) Toxaphene...	0.000	0.000	0	0	N.D. d	N.D. d
38) Toxaphene...	0.000	0.000	0	0	N.D. d	N.D. d
39) Toxaphene...	0.000	0.000	0	0	N.D. d	N.D. d
40) Toxaphene...	0.000	0.000	0	0	N.D. d	N.D. d
41) Toxaphene...	0.000	0.000	0	0	N.D. d	N.D. d
42) Toxaphene...	0.000	0.000	0	0	N.D. d	N.D. d

(f)=RT Delta > 1/2 Window (#)=Amounts differ by > 25% (m)=manual int.

Quantitation Report (QT Reviewed)

Data Path : C:\msdchem\1\data\2020-06\0F06008\
Data File : ECD8-06062030.D
Signal(s) : Signal #1: ECD1A.ch Signal #2: ECD2B.ch
Acq On : 6 Jun 2020 22:44
Operator : MJB
Sample : 0F06008-CALM
Misc : A20F059, CHLOR 200 ppb
ALS Vial : 27 Sample Multiplier: 1

Integration File signal 1: PEST1.e
Integration File signal 2: PEST2.e
Quant Time: Jun 07 13:46:13 2020
Quant Method : C:\msdchem\1\methods\ECD8_QUANTPEST_200606.M
Quant Title : Instrument: DualECD8
QLast Update : Sun Jun 07 13:44:25 2020
Response via : Initial Calibration
Integrator: ChemStation



Quantitation Report (QT Reviewed)

Data Path : C:\msdchem\1\data\2020-06\0F06008\
 Data File : ECD8-06062031.D
 Signal(s) : Signal #1: ECD1A.ch Signal #2: ECD2B.ch
 Acq On : 6 Jun 2020 23:00
 Operator : MJB
 Sample : 0F06008-CALN
 Misc : A20F060, CHLOR 500 ppb
 ALS Vial : 28 Sample Multiplier: 1

Integration File signal 1: PEST1.e
 Integration File signal 2: PEST2.e
 Quant Time: Jun 07 13:43:35 2020
 Quant Method : C:\msdchem\1\methods\ECD8_QUANTPEST_200606.M
 Quant Title : Instrument: DualECD8
 Last Update : Sun Jun 07 13:38:30 2020
 Response via : Initial Calibration
 Integrator: ChemStation

MJB
6/7/20

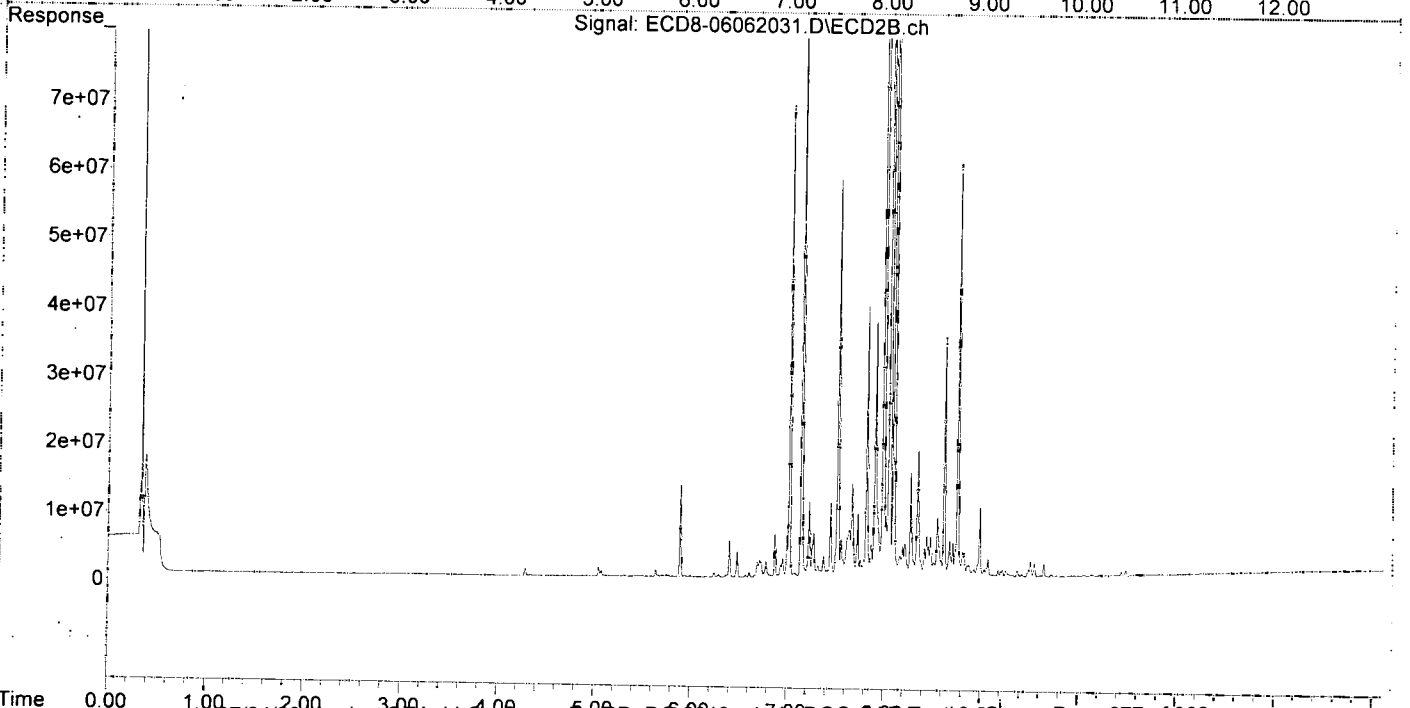
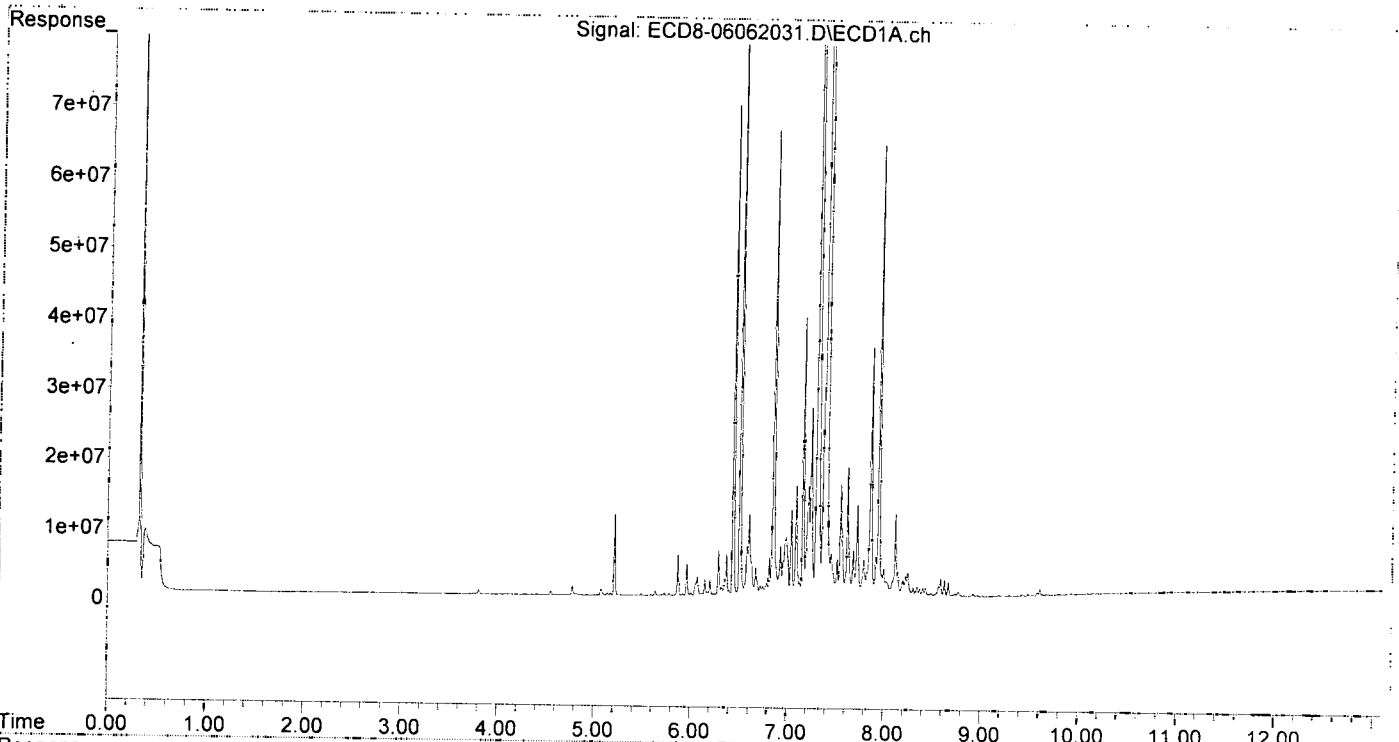
Compound	RT#1	RT#2	Resp#1	Resp#2	ng/mL	ng/mL
System Monitoring Compounds						
1) S TCMX (S)	0.000	0.000	0	0	N.D. d	N.D. d
22) S DCBP (S)	0.000	0.000	0	0	N.D. d	N.D. d
Target Compounds						
2) a-BHC	0.000	0.000	0	0	N.D. d	N.D. d
3) g-BHC	0.000	0.000	0	0	N.D. d	N.D. d
4) b-BHC	0.000	0.000	0	0	N.D. d	N.D. d
5) Heptachlor	0.000	0.000	0	0	N.D. d	N.D. d
6) d-BHC	0.000	0.000	0	0	N.D. d	N.D. d
7) Aldrin	0.000	0.000	0	0	N.D. d	N.D. d
8) Heptachlo...	0.000	0.000	0	0	N.D. d	N.D. d
9) trans-Chl...	0.000	0.000	0	0	N.D. d	N.D. d
10) cis-Chlor...	0.000	0.000	0	0	N.D. d	N.D. d
11) Endosulfa...	0.000	0.000	0	0	N.D. d	N.D. d
12) 4,4'-DDE	0.000	0.000	0	0	N.D. d	N.D. d
13) Dieldrin	0.000	0.000	0	0	N.D. d	N.D. d
14) Endrin	0.000	0.000	0	0	N.D. d	N.D. d
15) 4,4'-DDD	0.000	0.000	0	0	N.D. d	N.D. d
16) Endosulfa...	0.000	0.000	0	0	N.D. d	N.D. d
17) 4,4'-DDT	0.000	0.000	0	0	N.D. d	N.D. d
18) Endrin Al...	0.000	0.000	0	0	N.D. d	N.D. d
19) Endosulfa...	0.000	0.000	0	0	N.D. d	N.D. d
20) Methoxychlor	0.000	0.000	0	0	N.D. d	N.D. d
21) Endrin Ke...	0.000	0.000	0	0	N.D. d	N.D. d
23) Hexachlor...	0.000	0.000	0	0	N.D. d	N.D. d
24) Hexachlor...	0.000	0.000	0	0	N.D. d	N.D. d
25) Oxychlorane	0.000	0.000	0	0	N.D. d	N.D. d
26) 2,4'-DDE	0.000	0.000	0	0	N.D. d	N.D. d
27) trans-Non...	0.000	0.000	0	0	N.D. d	N.D. d
28) 2,4'-DDD	0.000	0.000	0	0	N.D. d	N.D. d
29) 2,4'-DDT	0.000	0.000	0	0	N.D. d	N.D. d
30) cis-Nonac...	0.000	0.000	0	0	N.D. d	N.D. d
31) Mirex	0.000	0.000	0	0	N.D. d	N.D. d
32) Chlordane...	7.302	7.986	208.7E6	224.0E6	532.329	560.383
33) Chlordane...	7.396	8.094	257.4E6	183.0E6	572.190	545.953
34) Chlordane...	7.944	8.756	64272968	59826712	526.397	568.678
35) Chlordane...	0.000	0.000	0	0	N.D. d	N.D. d
36) Toxaphene...	0.000	0.000	0	0	N.D. d	N.D. d
37) Toxaphene...	0.000	0.000	0	0	N.D. d	N.D. d
38) Toxaphene...	0.000	0.000	0	0	N.D. d	N.D. d
39) Toxaphene...	0.000	0.000	0	0	N.D. d	N.D. d
40) Toxaphene...	0.000	0.000	0	0	N.D. d	N.D. d
41) Toxaphene...	0.000	0.000	0	0	N.D. d	N.D. d
42) Toxaphene...	0.000	0.000	0	0	N.D. d	N.D. d

(f)=RT Delta > 1/2 Window (#)=Amounts differ by > 25% (m)=manual int.

Quantitation Report (QT Reviewed)

Data Path : C:\msdchem\1\data\2020-06\0F06008\
Data File : ECD8-06062031.D
Signal(s) : Signal #1: ECD1A.ch Signal #2: ECD2B.ch
Acq On : 6 Jun 2020 23:00
Operator : MJB
Sample : 0F06008-CALN
Misc : A20F060, CHLOR 500 ppb
ALS Vial : 28 Sample Multiplier: 1

Integration File signal 1: PEST1.e
Integration File signal 2: PEST2.e
Quant Time: Jun 07 13:43:35 2020
Quant Method : C:\msdchem\1\methods\ECD8_QUANTPEST_200606.M
Quant Title : Instrument: DualECD8
QLast Update : Sun Jun 07 13:38:30 2020
Response via : Initial Calibration
Integrator: ChemStation



Quantitation Report (QT Reviewed)

Data Path : C:\msdchem\1\data\2020-06\0F06008\
 Data File : ECD8-06062032.D
 Signal(s) : Signal #1: ECD1A.ch Signal #2: ECD2B.ch
 Acq On : 6 Jun 2020 23:17
 Operator : MJB
 Sample : 0F06008-CALO
 Misc : A20F061, CHLOR 1000 ppb
 ALS Vial : 29 Sample Multiplier: 1

Integration File signal 1: PEST1.e
 Integration File signal 2: PEST2.e
 Quant Time: Jun 07 13:46:43 2020
 Quant Method : C:\msdchem\1\methods\ECD8_QUANTPEST_200606.M
 Quant Title : Instrument: DualECD8
 QLast Update : Sun Jun 07 13:44:25 2020
 Response via : Initial Calibration
 Integrator: ChemStation

MJB
6/7/20

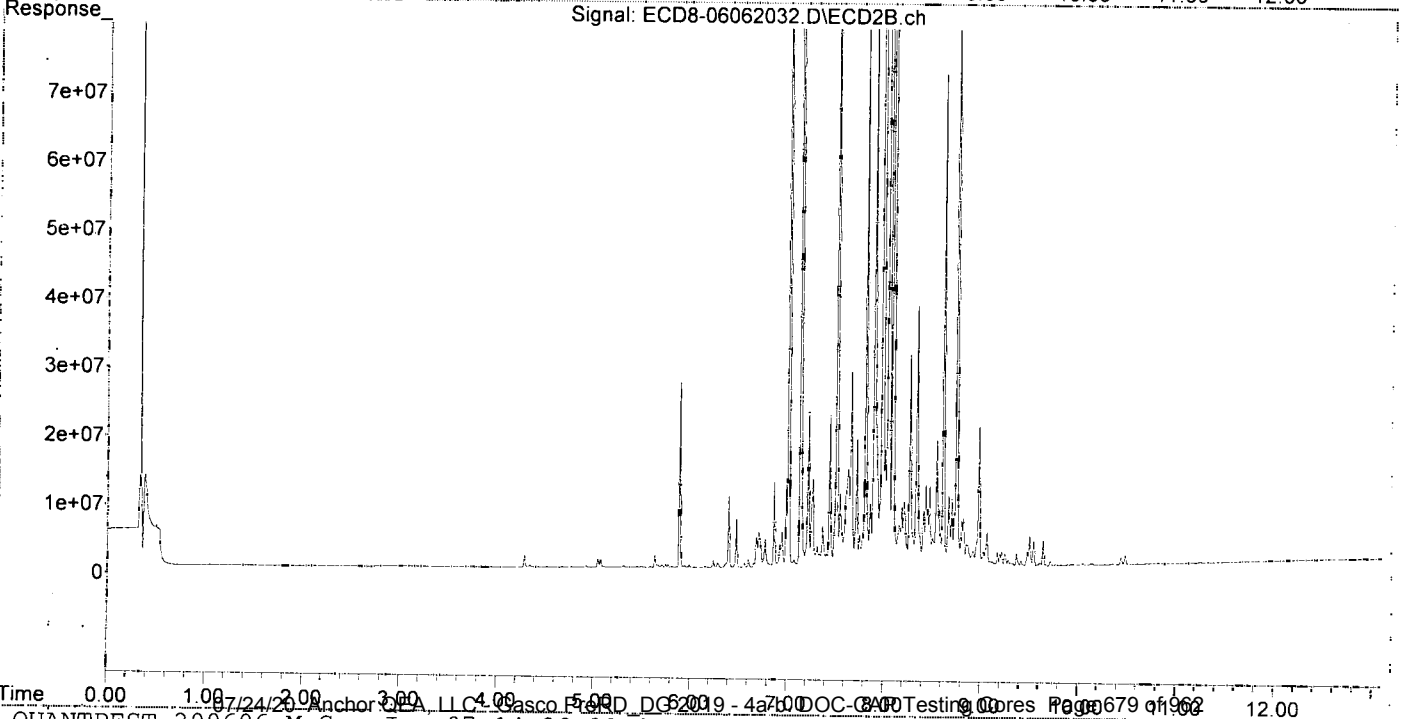
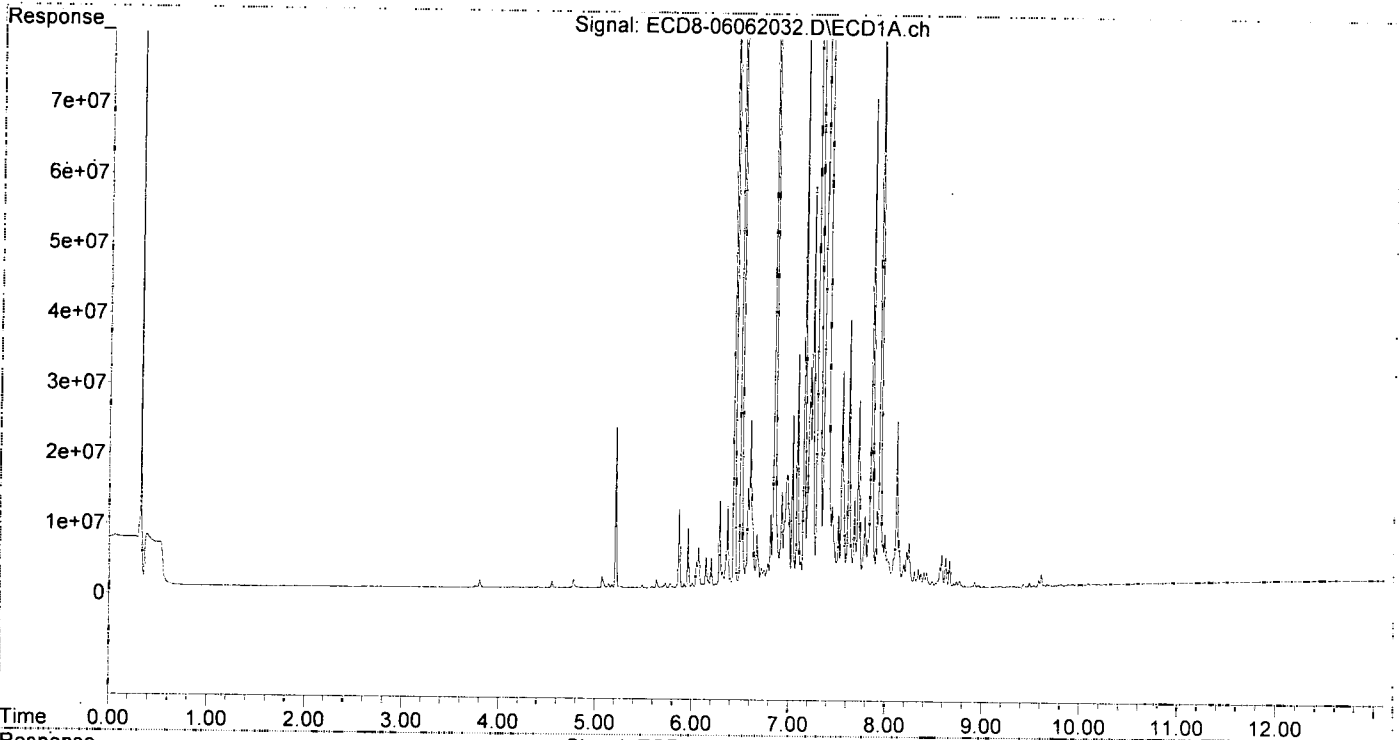
Compound	RT#1	RT#2	Resp#1	Resp#2	ng/mL	ng/mL
System Monitoring Compounds						
1) S TCMX (S)	0.000	0.000	0	0	N.D. d	N.D. d
22) S DCBP (S)	0.000	0.000	0	0	N.D. d	N.D. d
Target Compounds						
2) a-BHC	0.000	0.000	0	0	N.D. d	N.D. d
3) g-BHC	0.000	0.000	0	0	N.D. d	N.D. d
4) b-BHC	0.000	0.000	0	0	N.D. d	N.D. d
5) Heptachlor	0.000	0.000	0	0	N.D. d	N.D. d
6) d-BHC	0.000	0.000	0	0	N.D. d	N.D. d
7) Aldrin	0.000	0.000	0	0	N.D. d	N.D. d
8) Heptachlo...	0.000	0.000	0	0	N.D. d	N.D. d
9) trans-Chl...	0.000	0.000	0	0	N.D. d	N.D. d
10) cis-Chlor...	0.000	0.000	0	0	N.D. d	N.D. d
11) Endosulfa...	0.000	0.000	0	0	N.D. d	N.D. d
12) 4,4'-DDE	0.000	0.000	0	0	N.D. d	N.D. d
13) Dieldrin	0.000	0.000	0	0	N.D. d	N.D. d
14) Endrin	0.000	0.000	0	0	N.D. d	N.D. d
15) 4,4'-DDD	0.000	0.000	0	0	N.D. d	N.D. d
16) Endosulfa...	0.000	0.000	0	0	N.D. d	N.D. d
17) 4,4'-DDT	0.000	0.000	0	0	N.D. d	N.D. d
18) Endrin Al...	0.000	0.000	0	0	N.D. d	N.D. d
19) Endosulfa...	0.000	0.000	0	0	N.D. d	N.D. d
20) Methoxychlor	0.000	0.000	0	0	N.D. d	N.D. d
21) Endrin Ke...	0.000	0.000	0	0	N.D. d	N.D. d
23) Hexachlor...	0.000	0.000	0	0	N.D. d	N.D. d
24) Hexachlor...	0.000	0.000	0	0	N.D. d	N.D. d
25) Oxychlorane	0.000	0.000	0	0	N.D. d	N.D. d
26) 2,4'-DDE	0.000	0.000	0	0	N.D. d	N.D. d
27) trans-Non...	0.000	0.000	0	0	N.D. d	N.D. d
28) 2,4'-DDD	0.000	0.000	0	0	N.D. d	N.D. d
29) 2,4'-DDT	0.000	0.000	0	0	N.D. d	N.D. d
30) cis-Nonac...	0.000	0.000	0	0	N.D. d	N.D. d
31) Mirex	0.000	0.000	0	0	N.D. d	N.D. d
32) Chlordane...	7.302	7.985	425.4E6	464.6E6	1085.103	1162.428
33) Chlordane...	7.396	8.094	521.6E6	384.4E6	1159.332	1147.030
34) Chlordane...	7.944	8.755	129.4E6	121.8E6	1059.928	1102.517
35) Chlordane...	0.000	0.000	0	0	N.D. d	N.D. d
36) Toxaphene...	0.000	0.000	0	0	N.D. d	N.D. d
37) Toxaphene...	0.000	0.000	0	0	N.D. d	N.D. d
38) Toxaphene...	0.000	0.000	0	0	N.D. d	N.D. d
39) Toxaphene...	0.000	0.000	0	0	N.D. d	N.D. d
40) Toxaphene...	0.000	0.000	0	0	N.D. d	N.D. d
41) Toxaphene...	0.000	0.000	0	0	N.D. d	N.D. d
42) Toxaphene...	0.000	0.000	0	0	N.D. d	N.D. d

(f)=RT Delta > 1/2 Window (#)=Amounts differ by > 25% (m)=manual int.

Quantitation Report (QT Reviewed)

Data Path : C:\msdchem\1\data\2020-06\0F06008\
Data File : ECD8-06062032.D
Signal(s) : Signal #1: ECD1A.ch Signal #2: ECD2B.ch
Acq On : 6 Jun 2020 23:17
Operator : MJB
Sample : 0F06008-CALO
Misc : A20F061, CHLOR 1000 ppb
ALS Vial : 29 Sample Multiplier: 1

Integration File signal 1: PEST1.e
Integration File signal 2: PEST2.e
Quant Time: Jun 07 13:46:43 2020
Quant Method : C:\msdchem\1\methods\ECD8_QUANTPEST_200606.M
Quant Title : Instrument: DualECD8
QLast Update : Sun Jun 07 13:44:25 2020
Response via : Initial Calibration
Integrator: ChemStation



Quantitation Report (QT Reviewed)

Data Path : C:\msdchem\1\data\2020-06\0F06008\
 Data File : ECD8-06062033.D
 Signal(s) : Signal #1: ECD1A.ch Signal #2: ECD2B.ch
 Acq On : 6 Jun 2020 23:33
 Operator : MJB
 Sample : 0F06008-CALP
 Misc : A20F056, CHLOR 2000 ppb
 ALS Vial : 30 Sample Multiplier: 1

Integration File signal 1: PEST1.e
 Integration File signal 2: PEST2.e
 Quant Time: Jun 07 13:47:12 2020
 Quant Method : C:\msdchem\1\methods\ECD8_QUANTPEST_200606.M
 Quant Title : Instrument: DualECD8
 QLast Update : Sun Jun 07 13:44:25 2020
 Response via : Initial Calibration
 Integrator: ChemStation

MJB
6/17/20

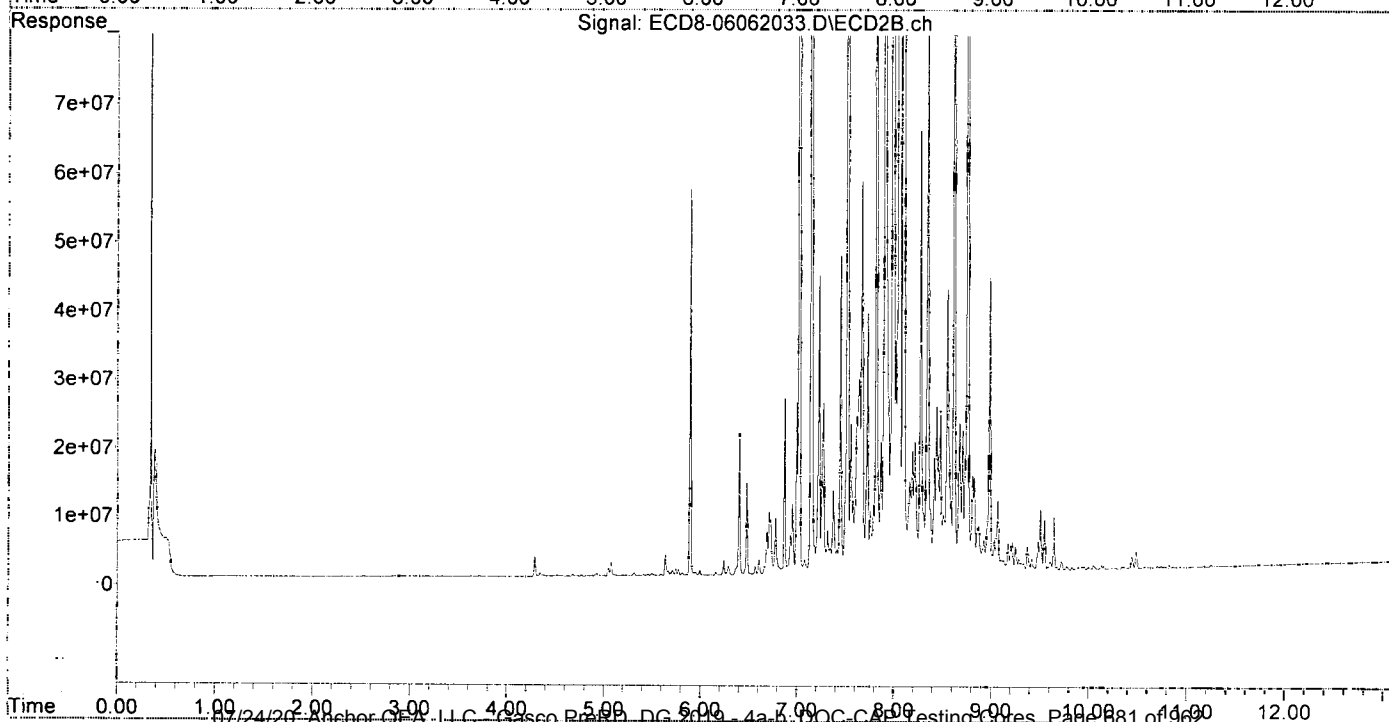
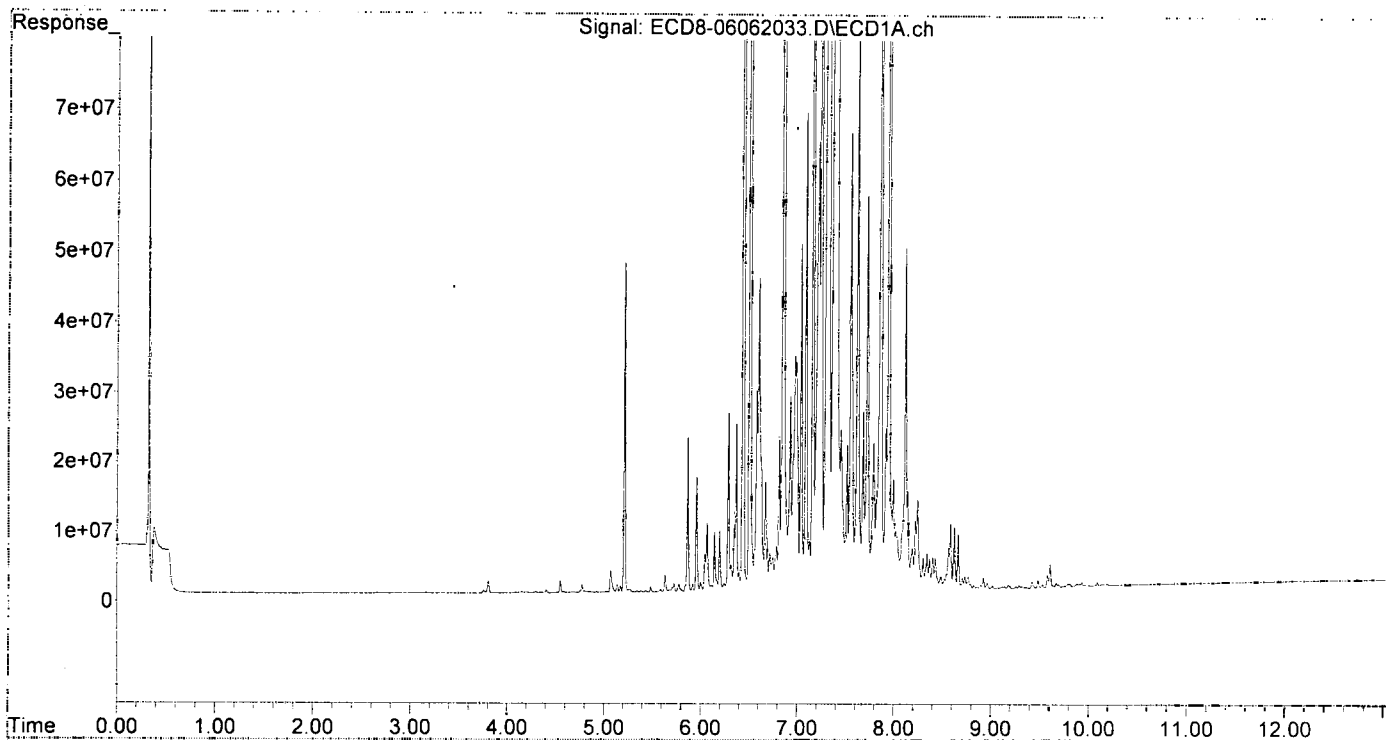
Compound	RT#1	RT#2	Resp#1	Resp#2	ng/mL	ng/mL
System Monitoring Compounds						
1) S TCMX (S)	0.000	0.000	0	0	N.D. d	N.D. d
22) S DCBP (S)	0.000	0.000	0	0	N.D. d	N.D. d
Target Compounds						
2) a-BHC	0.000	0.000	0	0	N.D. d	N.D. d
3) g-BHC	0.000	0.000	0	0	N.D. d	N.D. d
4) b-BHC	0.000	0.000	0	0	N.D. d	N.D. d
5) Heptachlor	0.000	0.000	0	0	N.D. d	N.D. d
6) d-BHC	0.000	0.000	0	0	N.D. d	N.D. d
7) Aldrin	0.000	0.000	0	0	N.D. d	N.D. d
8) Heptachlo...	0.000	0.000	0	0	N.D. d	N.D. d
9) trans-Chl...	0.000	0.000	0	0	N.D. d	N.D. d
10) cis-Chlor...	0.000	0.000	0	0	N.D. d	N.D. d
11) Endosulfa...	0.000	0.000	0	0	N.D. d	N.D. d
12) 4,4'-DDE	0.000	0.000	0	0	N.D. d	N.D. d
13) Dieldrin	0.000	0.000	0	0	N.D. d	N.D. d
14) Endrin	0.000	0.000	0	0	N.D. d	N.D. d
15) 4,4'-DDD	0.000	0.000	0	0	N.D. d	N.D. d
16) Endosulfa...	0.000	0.000	0	0	N.D. d	N.D. d
17) 4,4'-DDT	0.000	0.000	0	0	N.D. d	N.D. d
18) Endrin Al...	0.000	0.000	0	0	N.D. d	N.D. d
19) Endosulfa...	0.000	0.000	0	0	N.D. d	N.D. d
20) Methoxychlor	0.000	0.000	0	0	N.D. d	N.D. d
21) Endrin Ke...	0.000	0.000	0	0	N.D. d	N.D. d
23) Hexachlor...	0.000	0.000	0	0	N.D. d	N.D. d
24) Hexachlor...	0.000	0.000	0	0	N.D. d	N.D. d
25) Oxychlorane	0.000	0.000	0	0	N.D. d	N.D. d
26) 2,4'-DDE	0.000	0.000	0	0	N.D. d	N.D. d
27) trans-Non...	0.000	0.000	0	0	N.D. d	N.D. d
28) 2,4'-DDD	0.000	0.000	0	0	N.D. d	N.D. d
29) 2,4'-DDT	0.000	0.000	0	0	N.D. d	N.D. d
30) cis-Nonac...	0.000	0.000	0	0	N.D. d	N.D. d
31) Mirex	0.000	0.000	0	0	N.D. d	N.D. d
32) Chlordane...	7.301	7.985	890.7E6	966.5E6	2272.270	2418.274
33) Chlordane...	7.397	8.094	1087.7E6	813.2E6	2417.576	2426.723
34) Chlordane...	7.943	8.755	270.5E6	262.1E6	2215.457	2147.399
35) Chlordane...	0.000	0.000	0	0	N.D. d	N.D. d
36) Toxaphene...	0.000	0.000	0	0	N.D. d	N.D. d
37) Toxaphene...	0.000	0.000	0	0	N.D. d	N.D. d
38) Toxaphene...	0.000	0.000	0	0	N.D. d	N.D. d
39) Toxaphene...	0.000	0.000	0	0	N.D. d	N.D. d
40) Toxaphene...	0.000	0.000	0	0	N.D. d	N.D. d
41) Toxaphene...	0.000	0.000	0	0	N.D. d	N.D. d
42) Toxaphene...	0.000	0.000	0	0	N.D. d	N.D. d

(f)=RT Delta > 1/2 Window (#)=Amounts differ by > 25% (m)=manual int.

Quantitation Report (QT Reviewed)

Data Path : C:\msdchem\1\data\2020-06\0F06008\
Data File : ECD8-06062033.D
Signal(s) : Signal #1: ECD1A.ch Signal #2: ECD2B.ch
Acq On : 6 Jun 2020 23:33
Operator : MJB
Sample : 0F06008-CALP
Misc : A20F056, CHLOR 2000 ppb
ALS Vial : 30 Sample Multiplier: 1

Integration File signal 1: PEST1.e
Integration File signal 2: PEST2.e
Quant Time: Jun 07 13:47:12 2020
Quant Method : C:\msdchem\1\methods\ECD8_QUANTPEST_200606.M
Quant Title : Instrument: DualECD8
QLast Update : Sun Jun 07 13:44:25 2020
Response via : Initial Calibration
Integrator: ChemStation



Data Path : C:\msdchem\1\data\2020-06\0F06008\
 Data File : ECD8-06062036.D
 Signal(s) : Signal #1: ECD1A.ch Signal #2: ECD2B.ch
 Acq On : 7 Jun 2020 00:23
 Operator : MJB
 Sample : 0F06008-CALQ
 Misc : A20F084, TOX 10 ppb
 ALS Vial : 32 Sample Multiplier: 1

Integration File signal 1: PEST1.e
 Integration File signal 2: PEST2.e
 Quant Time: Jun 07 13:49:34 2020
 Quant Method : C:\msdchem\1\methods\ECD8_QUANTPEST_200606.M
 Quant Title : Instrument: DualECD8
 QLast Update : Sun Jun 07 13:49:20 2020
 Response via : Initial Calibration
 Integrator: ChemStation

*MJB
6/7/20*

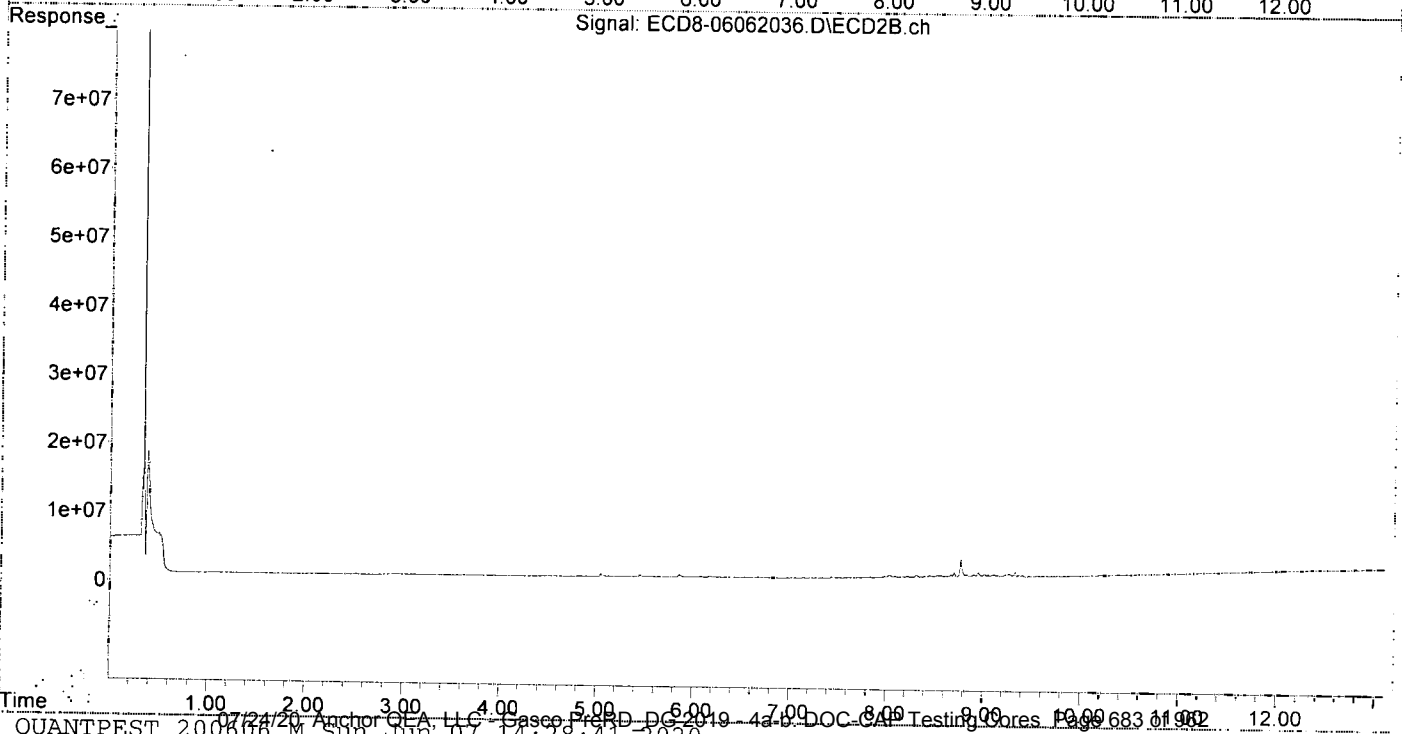
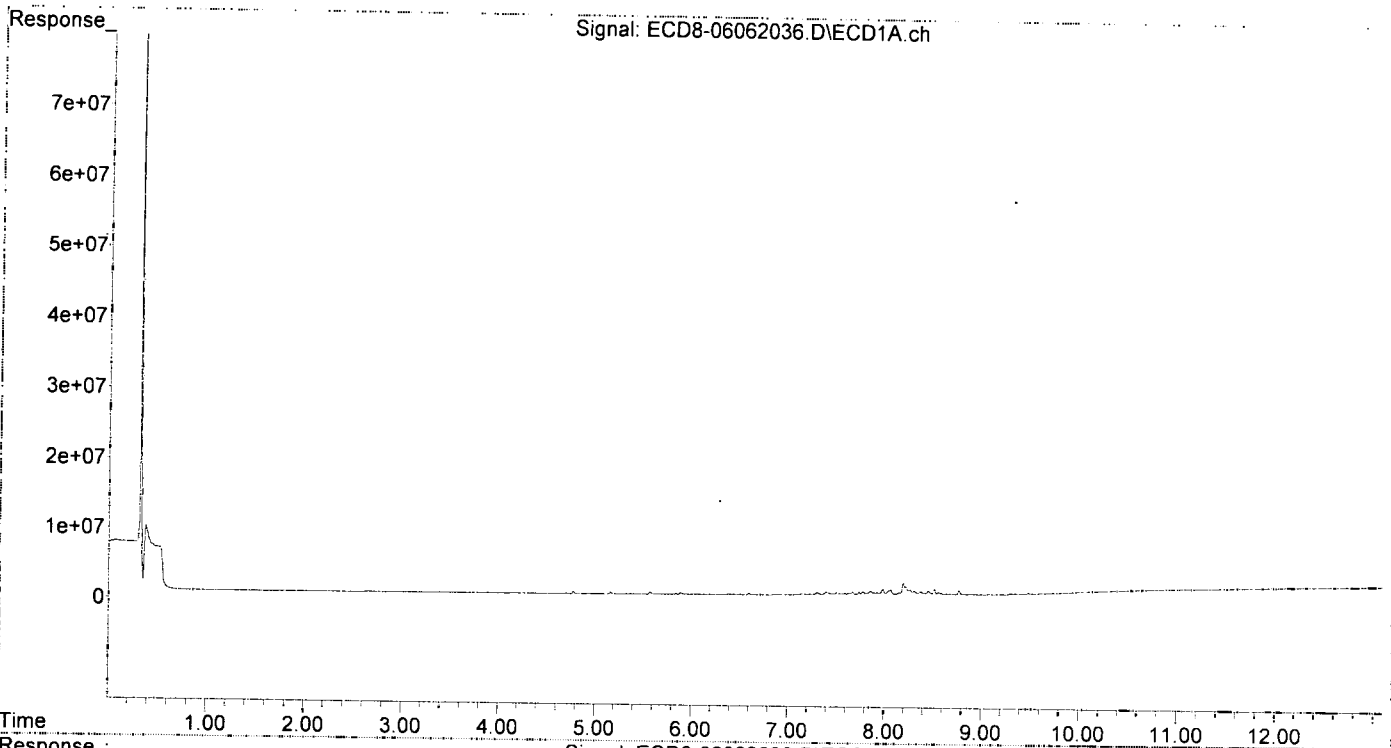
Compound	RT#1	RT#2	Resp#1	Resp#2	ng/mL	ng/mL
System Monitoring Compounds						
1) S TCMX (S)	0.000	0.000	0	0	N.D. d	N.D. d
22) S DCBP (S)	0.000	0.000	0	0	N.D. d	N.D. d
Target Compounds						
2) a-BHC	0.000	0.000	0	0	N.D. d	N.D. d
3) g-BHC	0.000	0.000	0	0	N.D. d	N.D. d
4) b-BHC	0.000	0.000	0	0	N.D. d	N.D. d
5) Heptachlor	0.000	0.000	0	0	N.D. d	N.D. d
6) d-BHC	0.000	0.000	0	0	N.D. d	N.D. d
7) Aldrin	0.000	0.000	0	0	N.D. d	N.D. d
8) Heptachlo...	0.000	0.000	0	0	N.D. d	N.D. d
9) trans-Chl...	0.000	0.000	0	0	N.D. d	N.D. d
10) cis-Chlor...	0.000	0.000	0	0	N.D. d	N.D. d
11) Endosulfa...	0.000	0.000	0	0	N.D. d	N.D. d
12) 4,4'-DDE	0.000	0.000	0	0	N.D. d	N.D. d
13) Dieldrin	0.000	0.000	0	0	N.D. d	N.D. d
14) Endrin	0.000	0.000	0	0	N.D. d	N.D. d
15) 4,4'-DDD	0.000	0.000	0	0	N.D. d	N.D. d
16) Endosulfa...	0.000	0.000	0	0	N.D. d	N.D. d
17) 4,4'-DDT	0.000	0.000	0	0	N.D. d	N.D. d
18) Endrin Al...	0.000	0.000	0	0	N.D. d	N.D. d
19) Endosulfa...	0.000	0.000	0	0	N.D. d	N.D. d
20) Methoxychlor	0.000	0.000	0	0	N.D. d	N.D. d
21) Endrin Ke...	0.000	0.000	0	0	N.D. d	N.D. d
23) Hexachlor...	0.000	0.000	0	0	N.D. d	N.D. d
24) Hexachlor...	0.000	0.000	0	0	N.D. d	N.D. d
25) Oxychlorane	0.000	0.000	0	0	N.D. d	N.D. d
26) 2,4'-DDE	0.000	0.000	0	0	N.D. d	N.D. d
27) trans-Non...	0.000	0.000	0	0	N.D. d	N.D. d
28) 2,4'-DDD	0.000	0.000	0	0	N.D. d	N.D. d
29) 2,4'-DDT	0.000	0.000	0	0	N.D. d	N.D. d
30) cis-Nonac...	0.000	0.000	0	0	N.D. d	N.D. d
31) Mirex	0.000	0.000	0	0	N.D. d	N.D. d
32) Chlordane...	0.000	0.000	0	0	N.D. d	N.D. d
33) Chlordane...	0.000	0.000	0	0	N.D. d	N.D. d
34) Chlordane...	0.000	0.000	0	0	N.D. d	N.D. d
35) Chlordane...	0.000	0.000	0	0	N.D. d	N.D. d
36) Toxaphene...	7.380	8.324	223232	372544	14.212m	12.708
37) Toxaphene...	7.671	8.673	428322	454972	13.828	12.326
38) Toxaphene...	7.982	8.706	866733	737338	13.096	12.482
39) Toxaphene...	8.222	8.773	1188909	2581320	12.745	17.459 #
40) Toxaphene...	8.450	8.953	599046	696424	12.706	12.969
41) Toxaphene...	8.516	9.331	860734	742472	12.830	12.430
42) Toxaphene...	0.000	0.000	0	0	N.D. d	N.D. d

(f)=RT Delta > 1/2 Window (#)=Amounts differ by > 25% (m)=manual int.

Quantitation Report (QT Reviewed)

Data Path : C:\msdchem\1\data\2020-06\0F06008\
Data File : ECD8-06062036.D
Signal(s) : Signal #1: ECD1A.ch Signal #2: ECD2B.ch
Acq On : 7 Jun 2020 00:23
Operator : MJB
Sample : 0F06008-CALQ
Misc : A20F084, TOX 10 ppb
ALS Vial : 32 Sample Multiplier: 1

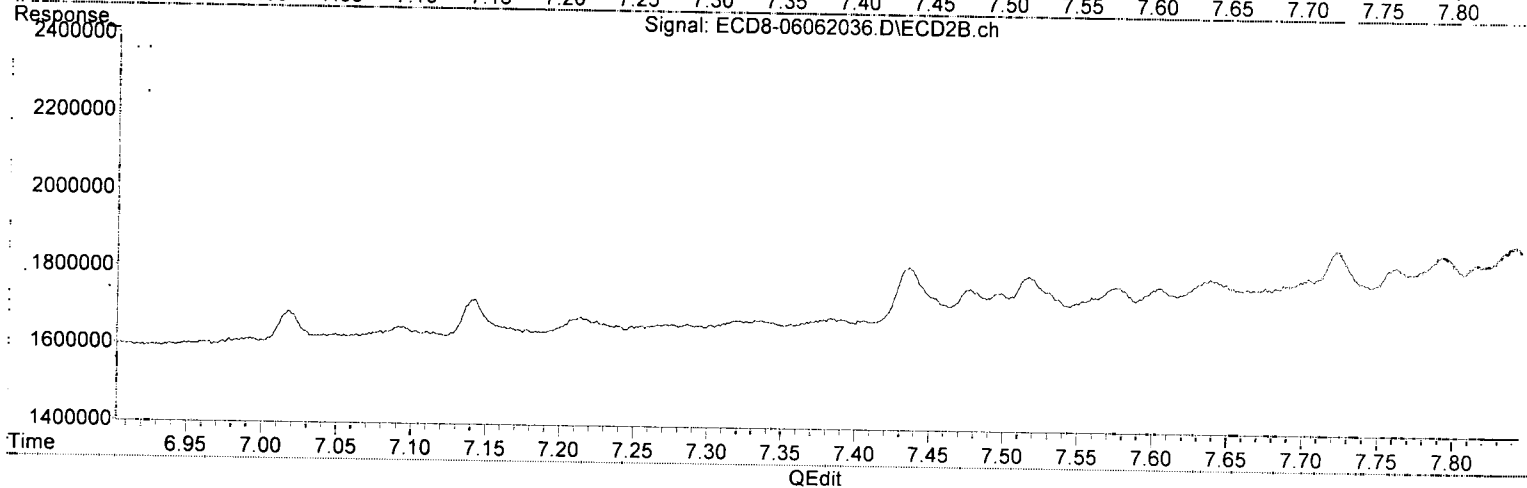
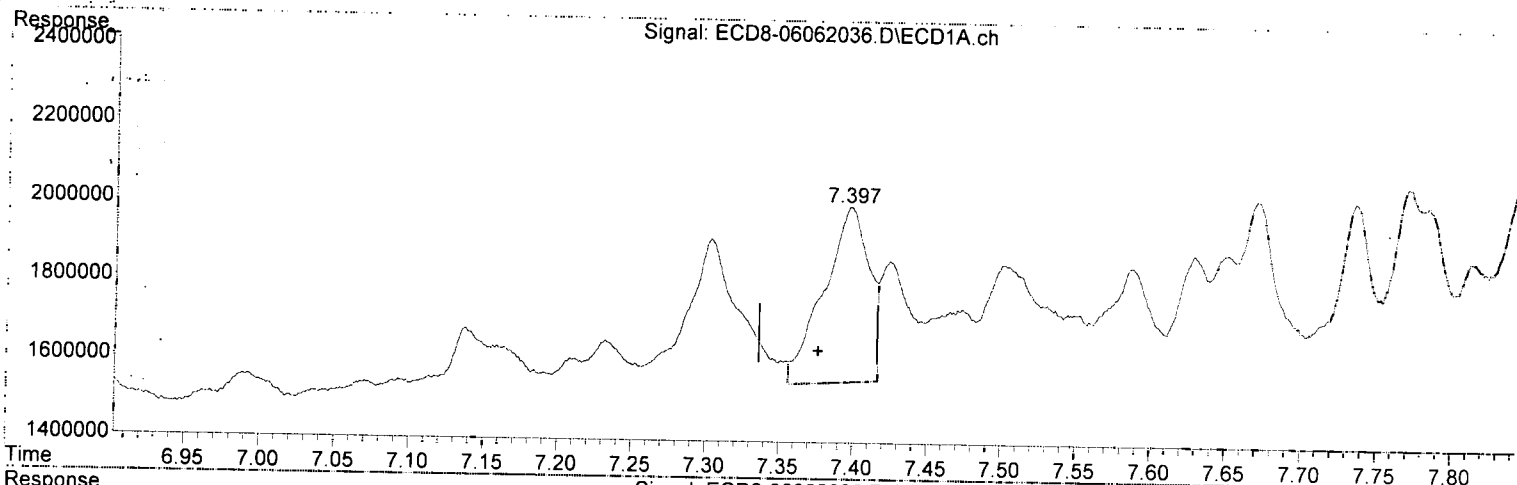
Integration File signal 1: PEST1.e
Integration File signal 2: PEST2.e
Quant Time: Jun 07 13:49:34 2020
Quant Method : C:\msdchem\1\methods\ECD8_QUANTPEST_200606.M
Quant Title : Instrument: DualECD8
QLast Update : Sun Jun 07 13:49:20 2020
Response via : Initial Calibration
Integrator: ChemStation



Quantitation Report (Qedit)

Data Path : C:\msdchem\1\data\2020-06\0F06008\
Data File : ECD8-06062036.D
Signal(s) : Signal #1: ECD1A.ch Signal #2: ECD2B.ch
Acq On : 7 Jun 2020 00:23
Operator : MJB
Sample : 0F06008-CALQ
Misc : A20F084, TOX 10 ppb
ALS Vial : 32 Sample Multiplier: 1

Integration File signal 1: PEST1.e
Integration File signal 2: PEST2.e
Quant Time: Jun 07 13:49:34 2020
Quant Method : C:\msdchem\1\methods\ECD8_QUANTPEST_200606.M
Quant Title : Instrument: DualeCD8
QLast Update : Sun Jun 07 13:49:20 2020
Response via : Initial Calibration
Integrator: ChemStation



(36) Toxaphene (1)
7.397min 28.308 ng/mL
response 444632

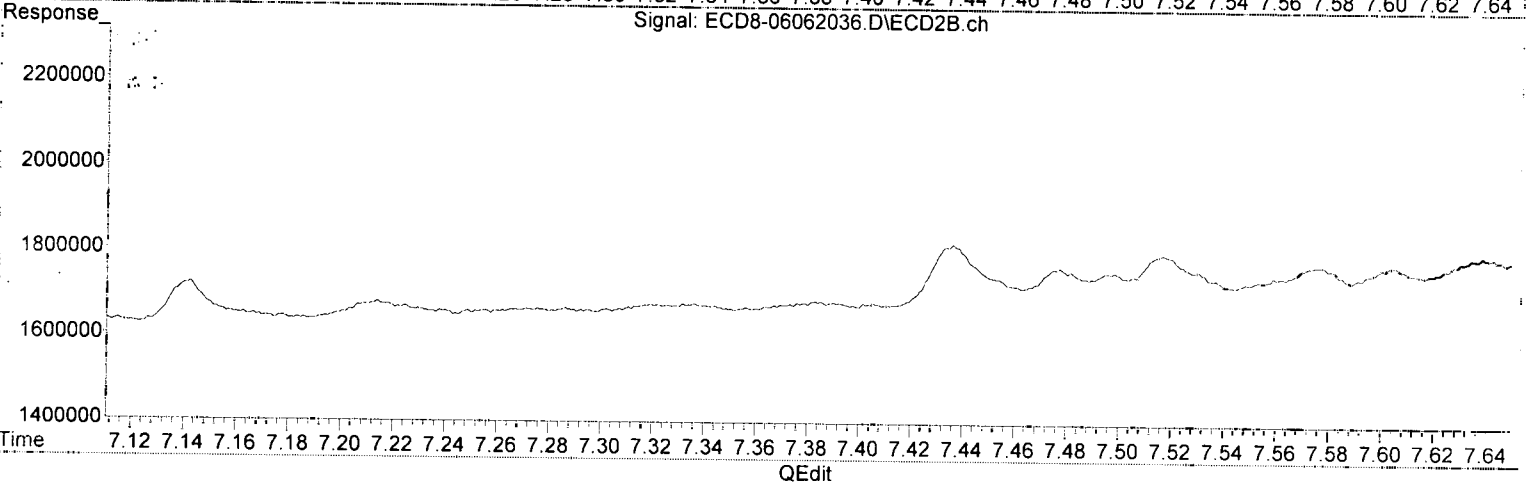
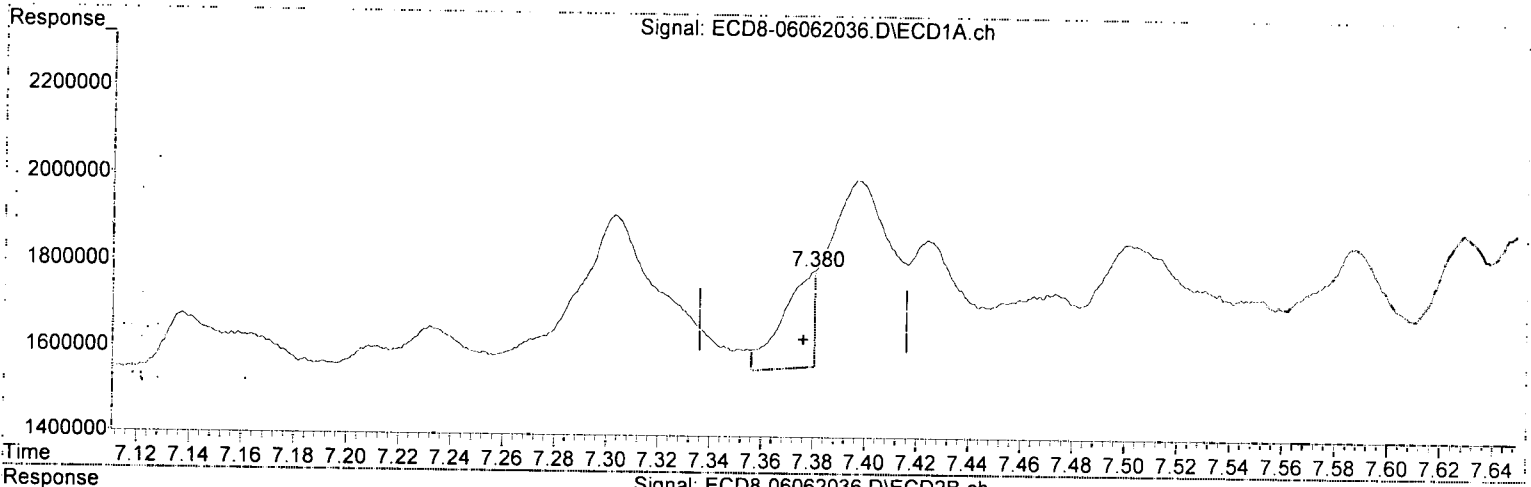
*MJB
6/12/20*

(36) Toxaphene (1) #2
8.324min 12.708 ng/mL
response 372544

Quantitation Report (Qedit)

Data Path : C:\msdchem\1\data\2020-06\0F06008\
Data File : ECD8-06062036.D
Signal(s) : Signal #1: ECD1A.ch Signal #2: ECD2B.ch
Acq On : 7 Jun 2020 00:23
Operator : MJB
Sample : 0F06008-CALQ
Misc : A20F084, TOX 10 ppb
ALS Vial : 32 Sample Multiplier: 1

Integration File signal 1: PEST1.e
Integration File signal 2: PEST2.e
Quant Time: Jun 07 13:49:34 2020
Quant Method : C:\msdchem\1\methods\ECD8_QUANTPEST_200606.M
Quant Title : Instrument: DualECD8
QLast Update : Sun Jun 07 13:49:20 2020
Response via : Initial Calibration
Integrator: ChemStation



(36) Toxaphene (1)
7.380min 14.212 ng/mL (m)
response 223232

*MJB
6/7/20*

(36) Toxaphene (1) #2
8.324min 12.708 ng/mL
response 372544

Quantitation Report (QT Reviewed)

Data Path : C:\msdchem\1\data\2020-06\0F06008\
 Data File : ECD8-06062036.D
 Signal(s) : Signal #1: ECD1A.ch Signal #2: ECD2B.ch
 Acq On : 7 Jun 2020 00:23
 Operator : MJB
 Sample : 0F06008-CALQ
 Misc : A20F084, TOX 10 ppb
 ALS Vial : 32 Sample Multiplier: 1

Integration File signal 1: PEST1.e
 Integration File signal 2: PEST2.e
 Quant Time: Jun 07 13:49:34 2020
 Quant Method : C:\msdchem\1\methods\ECD8_QUANTPEST_200606.M
 Quant Title : Instrument: DualECD8
 QLast Update : Sun Jun 07 13:49:20 2020
 Response via : Initial Calibration
 Integrator: ChemStation

MJB
6/7/20

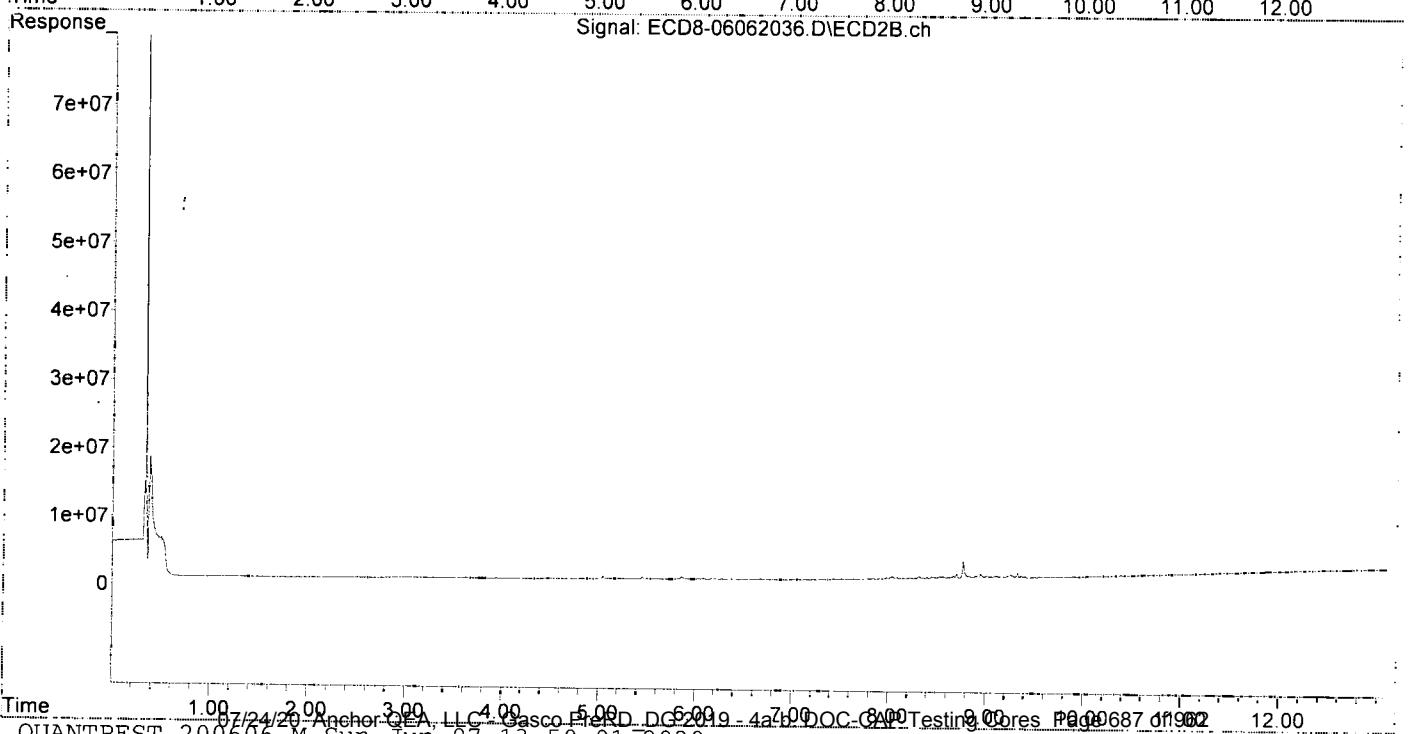
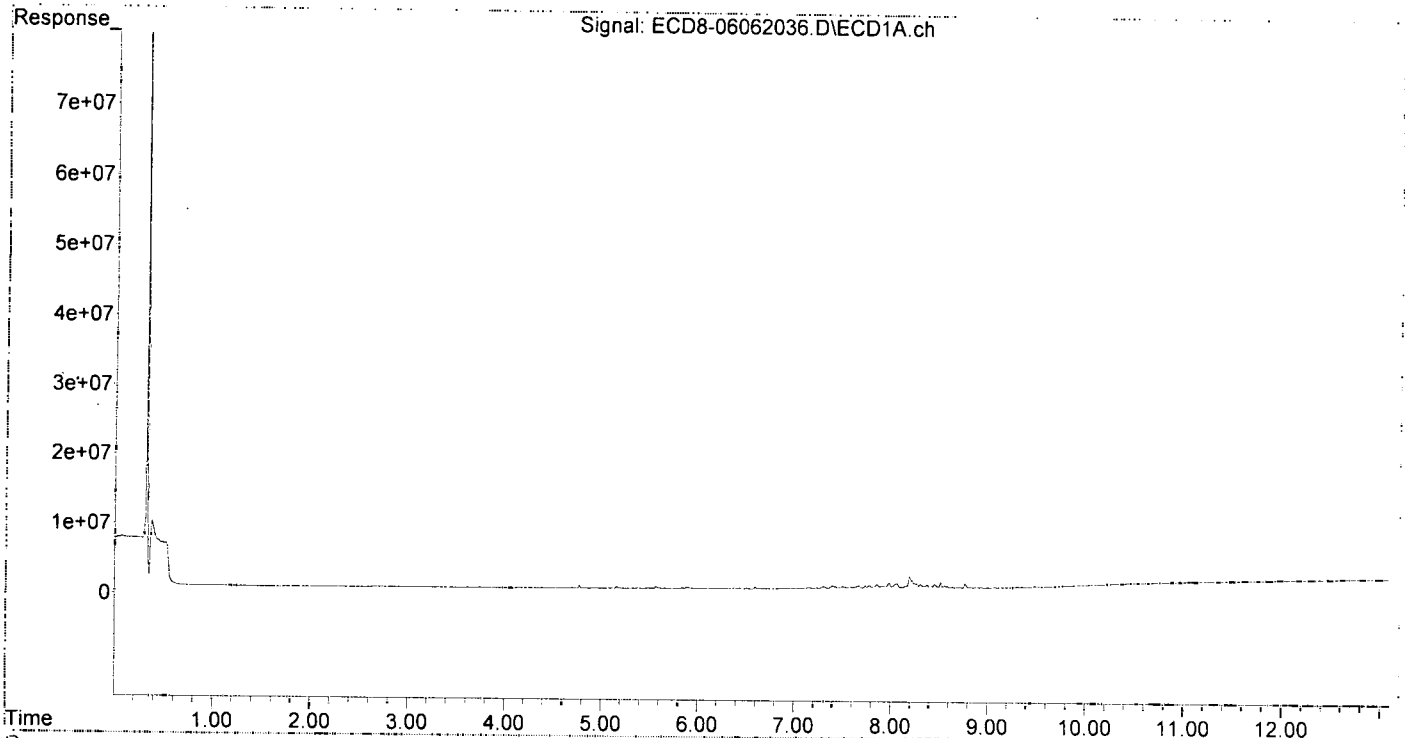
Compound	RT#1	RT#2	Resp#1	Resp#2	ng/mL	ng/mL
System Monitoring Compounds						
1) S TCMX (S)	0.000	0.000	0	0	N.D. d	N.D. d
22) S DCBP (S)	0.000	0.000	0	0	N.D. d	N.D. d
Target Compounds						
2) a-BHC	0.000	0.000	0	0	N.D. d	N.D. d
3) g-BHC	0.000	0.000	0	0	N.D. d	N.D. d
4) b-BHC	0.000	0.000	0	0	N.D. d	N.D. d
5) Heptachlor	0.000	0.000	0	0	N.D. d	N.D. d
6) d-BHC	0.000	0.000	0	0	N.D. d	N.D. d
7) Aldrin	0.000	0.000	0	0	N.D. d	N.D. d
8) Heptachlo...	0.000	0.000	0	0	N.D. d	N.D. d
9) trans-Chl...	0.000	0.000	0	0	N.D. d	N.D. d
10) cis-Chlor...	0.000	0.000	0	0	N.D. d	N.D. d
11) Endosulfa...	0.000	0.000	0	0	N.D. d	N.D. d
12) 4,4'-DDE	0.000	0.000	0	0	N.D. d	N.D. d
13) Dieldrin	0.000	0.000	0	0	N.D. d	N.D. d
14) Endrin	0.000	0.000	0	0	N.D. d	N.D. d
15) 4,4'-DDD	0.000	0.000	0	0	N.D. d	N.D. d
16) Endosulfa...	0.000	0.000	0	0	N.D. d	N.D. d
17) 4,4'-DDT	0.000	0.000	0	0	N.D. d	N.D. d
18) Endrin Al...	0.000	0.000	0	0	N.D. d	N.D. d
19) Endosulfa...	0.000	0.000	0	0	N.D. d	N.D. d
20) Methoxychlor	0.000	0.000	0	0	N.D. d	N.D. d
21) Endrin Ke...	0.000	0.000	0	0	N.D. d	N.D. d
23) Hexachlor...	0.000	0.000	0	0	N.D. d	N.D. d
24) Hexachlor...	0.000	0.000	0	0	N.D. d	N.D. d
25) Oxychlorane	0.000	0.000	0	0	N.D. d	N.D. d
26) 2,4'-DDE	0.000	0.000	0	0	N.D. d	N.D. d
27) trans-Non...	0.000	0.000	0	0	N.D. d	N.D. d
28) 2,4'-DDD	0.000	0.000	0	0	N.D. d	N.D. d
29) 2,4'-DDT	0.000	0.000	0	0	N.D. d	N.D. d
30) cis-Nonac...	0.000	0.000	0	0	N.D. d	N.D. d
31) Mirex	0.000	0.000	0	0	N.D. d	N.D. d
32) Chlordane...	0.000	0.000	0	0	N.D. d	N.D. d
33) Chlordane...	0.000	0.000	0	0	N.D. d	N.D. d
34) Chlordane...	0.000	0.000	0	0	N.D. d	N.D. d
35) Chlordane...	0.000	0.000	0	0	N.D. d	N.D. d
36) Toxaphene...	7.397f	8.324	444632	372544	28.308	12.708 #
37) Toxaphene...	7.671	8.673	428322	454972	13.828	12.326
38) Toxaphene...	7.982	8.706	866733	737338	13.096	12.482
39) Toxaphene...	8.222	8.773	1188909	2581320	12.745	17.459 #
40) Toxaphene...	8.450	8.953	599046	696424	12.706	12.969
41) Toxaphene...	8.516	9.331	860734	742472	12.830	12.430
42) Toxaphene...	0.000	0.000	0	0	N.D.	N.D.

(f)=RT Delta > 1/2 Window (#)=Amounts differ by > 25% (m)=manual int.

Quantitation Report (QT Reviewed)

Data Path : C:\msdchem\1\data\2020-06\0F06008\
Data File : ECD8-06062036.D
Signal(s) : Signal #1: ECD1A.ch Signal #2: ECD2B.ch
Acq On : 7 Jun 2020 00:23
Operator : MJB
Sample : 0F06008-CALQ
Misc : A20F084, TOX 10 ppb
ALS Vial : 32 Sample Multiplier: 1

Integration File signal 1: PEST1.e
Integration File signal 2: PEST2.e
Quant Time: Jun 07 13:49:34 2020
Quant Method : C:\msdchem\1\methods\ECD8_QUANTPEST_200606.M
Quant Title : Instrument: DualECD8
QLast Update : Sun Jun 07 13:49:20 2020
Response via : Initial Calibration
Integrator: ChemStation



Quantitation Report (QT Reviewed)

Data Path : C:\msdchem\1\data\2020-06\0F06008\
 Data File : ECD8-06062037.D
 Signal(s) : Signal #1: ECD1A.ch Signal #2: ECD2B.ch
 Acq On : 7 Jun 2020 00:39
 Operator : MJB
 Sample : 0F06008-CALR
 Misc : A20F064, TOX 50 ppb
 ALS Vial : 33 Sample Multiplier: 1

Integration File signal 1: PEST1.e
 Integration File signal 2: PEST2.e
 Quant Time: Jun 07 13:50:45 2020
 Quant Method : C:\msdchem\1\methods\ECD8_QUANTPEST_200606.M
 Quant Title : Instrument: DualECD8
 QLast Update : Sun Jun 07 13:49:20 2020
 Response via : Initial Calibration
 Integrator: ChemStation

MJB
6/7/20

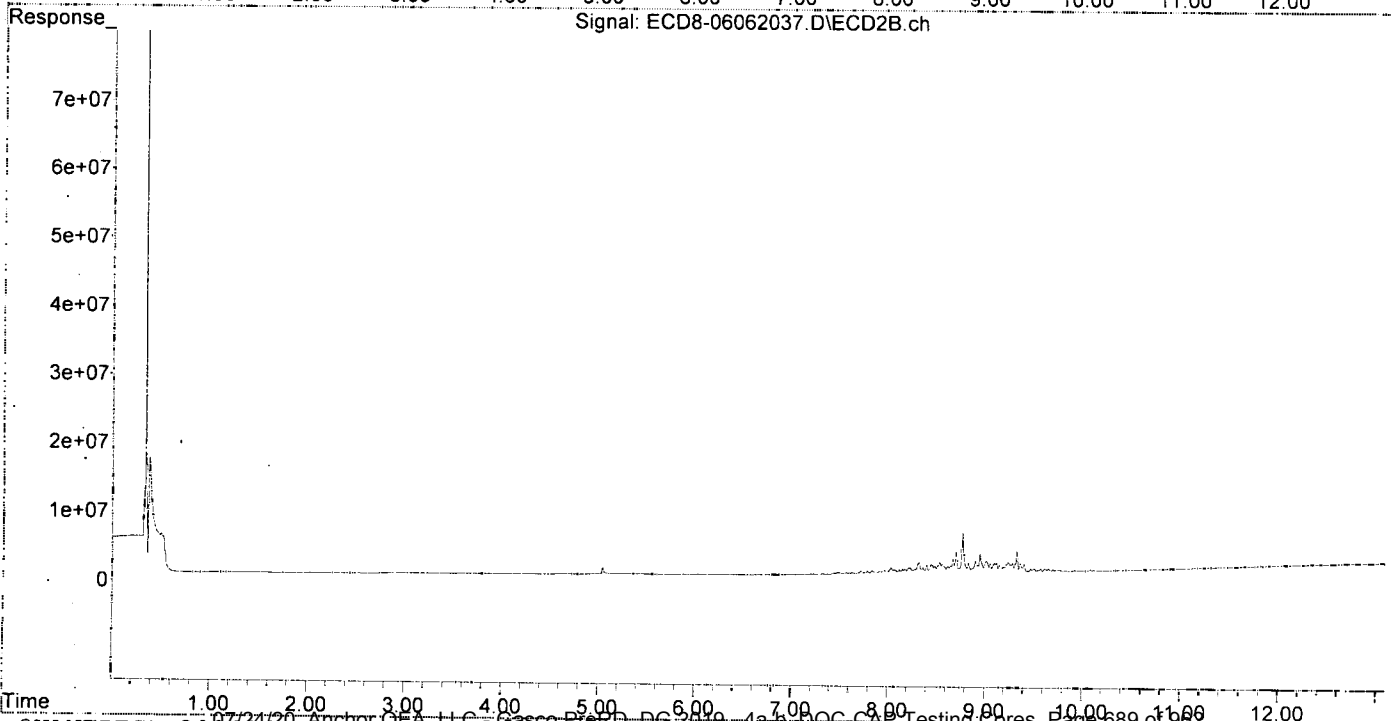
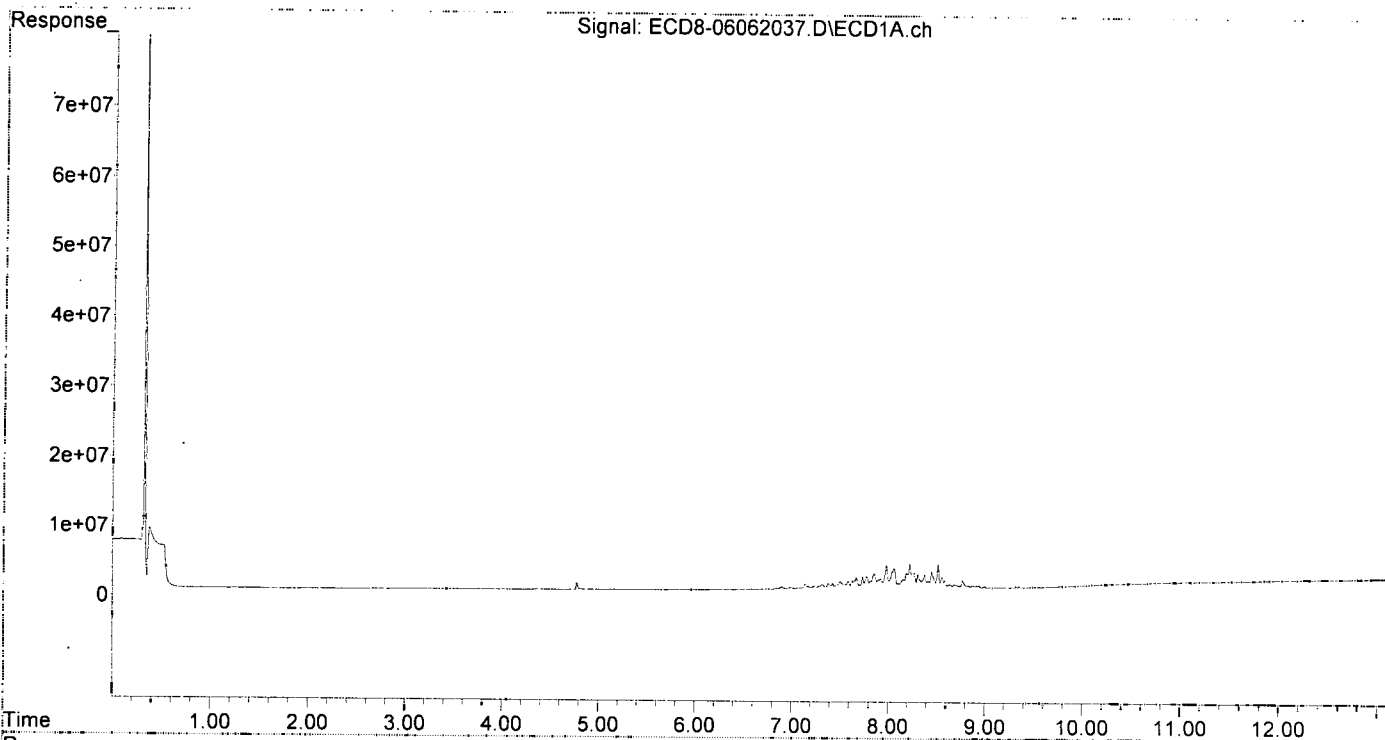
Compound	RT#1	RT#2	Resp#1	Resp#2	ng/mL	ng/mL
System Monitoring Compounds						
1) S TCMX (S)	0.000	0.000	0	0	N.D. d	N.D. d
22) S DCBP (S)	0.000	0.000	0	0	N.D. d	N.D. d
Target Compounds						
2) a-BHC	0.000	0.000	0	0	N.D. d	N.D. d
3) g-BHC	0.000	0.000	0	0	N.D. d	N.D. d
4) b-BHC	0.000	0.000	0	0	N.D. d	N.D. d
5) Heptachlor	0.000	0.000	0	0	N.D. d	N.D. d
6) d-BHC	0.000	0.000	0	0	N.D. d	N.D. d
7) Aldrin	0.000	0.000	0	0	N.D. d	N.D. d
8) Heptachlo...	0.000	0.000	0	0	N.D. d	N.D. d
9) trans-Chl...	0.000	0.000	0	0	N.D. d	N.D. d
10) cis-Chlor...	0.000	0.000	0	0	N.D. d	N.D. d
11) Endosulfa...	0.000	0.000	0	0	N.D. d	N.D. d
12) 4,4'-DDE	0.000	0.000	0	0	N.D. d	N.D. d
13) Dieldrin	0.000	0.000	0	0	N.D. d	N.D. d
14) Endrin	0.000	0.000	0	0	N.D. d	N.D. d
15) 4;4'-DDD	0.000	0.000	0	0	N.D. d	N.D. d
16) Endosulfa...	0.000	0.000	0	0	N.D. d	N.D. d
17) 4,4'-DDT	0.000	0.000	0	0	N.D. d	N.D. d
18) Endrin Al...	0.000	0.000	0	0	N.D. d	N.D. d
19) Endosulfa...	0.000	0.000	0	0	N.D. d	N.D. d
20) Methoxychlor	0.000	0.000	0	0	N.D. d	N.D. d
21) Endrin Ke...	0.000	0.000	0	0	N.D. d	N.D. d
23) Hexachlor...	0.000	0.000	0	0	N.D. d	N.D. d
24) Hexachlor...	0.000	0.000	0	0	N.D. d	N.D. d
25) Oxychlorane	0.000	0.000	0	0	N.D. d	N.D. d
26) 2,4'-DDE	0.000	0.000	0	0	N.D. d	N.D. d
27) trans-Non...	0.000	0.000	0	0	N.D. d	N.D. d
28) 2,4'-DDD	0.000	0.000	0	0	N.D. d	N.D. d
29) 2,4'-DDT	0.000	0.000	0	0	N.D. d	N.D. d
30) cis-Nonac...	0.000	0.000	0	0	N.D. d	N.D. d
31) Mirex	0.000	0.000	0	0	N.D. d	N.D. d
32) Chlordane...	0.000	0.000	0	0	N.D. d	N.D. d
33) Chlordane...	0.000	0.000	0	0	N.D. d	N.D. d
34) Chlordane...	0.000	0.000	0	0	N.D. d	N.D. d
35) Chlordane...	0.000	0.000	0	0	N.D. d	N.D. d
36) Toxaphene...	7.377	8.324	867007	1668991	55.198	56.930
37) Toxaphene...	7.671	8.673	1751397	2027364	56.541	54.925
38) Toxaphene...	7.982	8.706	3429819	3049566	51.823	51.625
39) Toxaphene...	8.223	8.773	3584023	5845916	52.176	56.488
40) Toxaphene...	8.450	8.952	2442896	2698078	49.617	50.245
41) Toxaphene...	8.517	9.330	3477197	3021892	51.829	50.592
42) Toxaphene...	0.000	0.000	0	0	N.D. d	N.D. d

(f)=RT Delta > 1/2 Window (#)=Amounts differ by > 25% (m)=manual int.

Quantitation Report (QT Reviewed)

Data Path : C:\msdchem\1\data\2020-06\0F06008\
Data File : ECD8-06062037.D
Signal(s) : Signal #1: ECD1A.ch Signal #2: ECD2B.ch
Acq On : 7 Jun 2020 00:39
Operator : MJB
Sample : 0F06008-CALR
Misc : A20F064, TOX 50 ppb
ALS Vial : 33 Sample Multiplier: 1

Integration File signal 1: PEST1.e
Integration File signal 2: PEST2.e
Quant Time: Jun 07 13:50:45 2020
Quant Method : C:\msdchem\1\methods\ECD8_QUANTPEST_200606.M
Quant Title : Instrument: DualECD8
QLast Update : Sun Jun 07 13:49:20 2020
Response via : Initial Calibration
Integrator: ChemStation



Quantitation Report (QT Reviewed)

Data Path : C:\msdchem\1\data\2020-06\0F06008\
 Data File : ECD8-06062038.D
 Signal(s) : Signal #1: ECD1A.ch Signal #2: ECD2B.ch
 Acq On : 7 Jun 2020 00:56
 Operator : MJB
 Sample : 0F06008-CALS
 Misc : A20F065, TOX 100 ppb
 ALS Vial : 34 Sample Multiplier: 1

Integration File signal 1: PEST1.e
 Integration File signal 2: PEST2.e
 Quant Time: Jun 07 13:51:18 2020
 Quant Method : C:\msdchem\1\methods\ECD8_QUANTPEST_200606.M
 Quant Title : Instrument: DualECD8
 QLast Update : Sun Jun 07 13:49:20 2020
 Response via : Initial Calibration
 Integrator: ChemStation

MJB
6/7/20

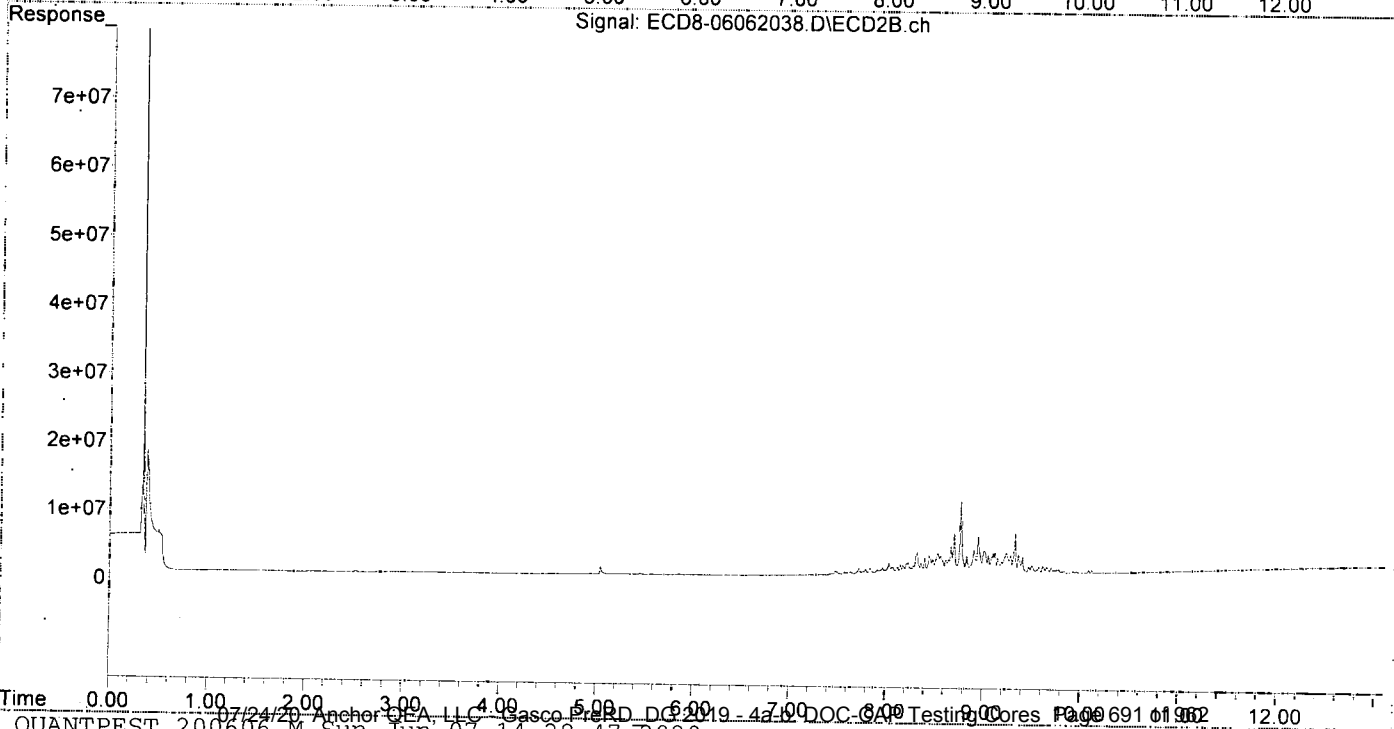
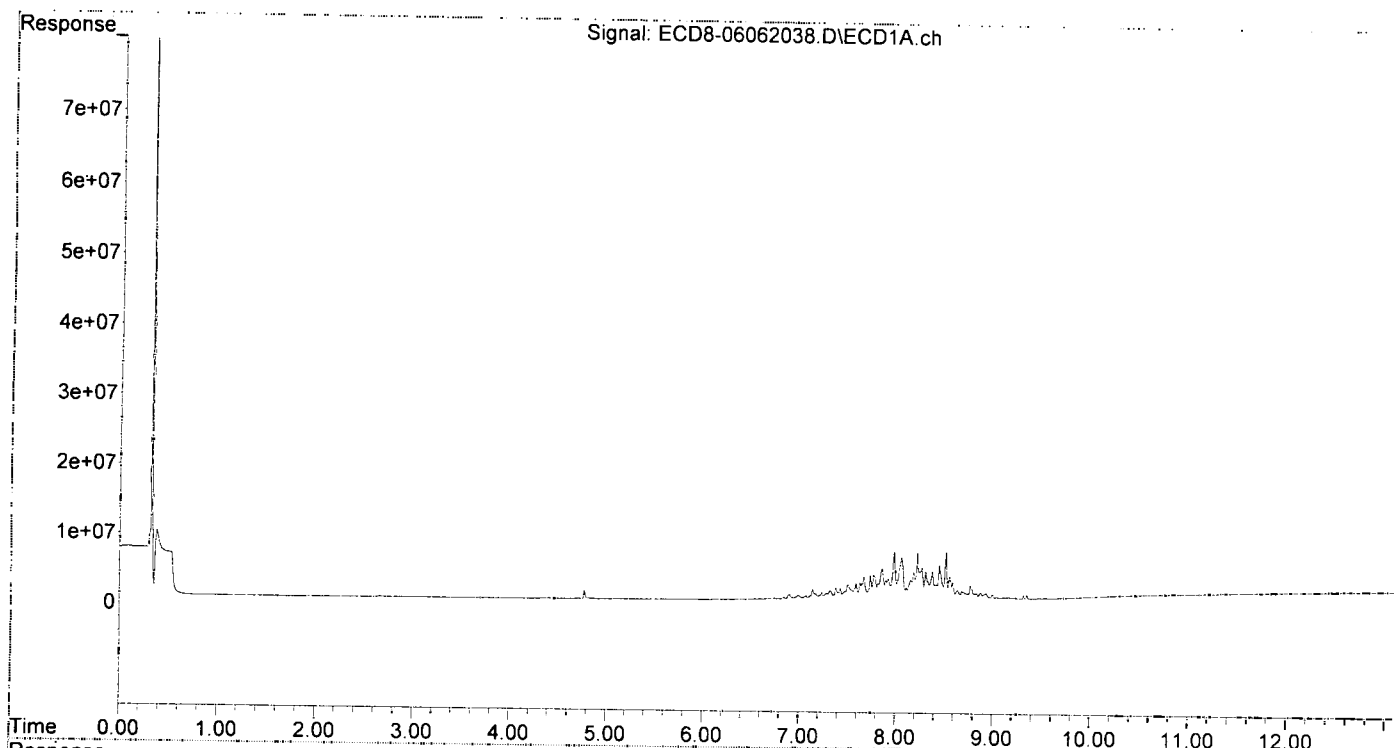
Compound	RT#1	RT#2	Resp#1	Resp#2	ng/mL	ng/mL
System Monitoring Compounds						
1) S TCMX (S)	0.000	0.000	0	0	N.D. d	N.D. d
22) S DCBP (S)	0.000	0.000	0	0	N.D. d	N.D. d
Target Compounds						
2) a-BHC	0.000	0.000	0	0	N.D. d	N.D. d
3) g-BHC	0.000	0.000	0	0	N.D. d	N.D. d
4) b-BHC	0.000	0.000	0	0	N.D. d	N.D. d
5) Heptachlor	0.000	0.000	0	0	N.D. d	N.D. d
6) d-BHC	0.000	0.000	0	0	N.D. d	N.D. d
7) Aldrin	0.000	0.000	0	0	N.D. d	N.D. d
8) Heptachlo...	0.000	0.000	0	0	N.D. d	N.D. d
9) trans-Chl...	0.000	0.000	0	0	N.D. d	N.D. d
10) cis-Chlor...	0.000	0.000	0	0	N.D. d	N.D. d
11) Endosulfa...	0.000	0.000	0	0	N.D. d	N.D. d
12) 4,4'-DDE	0.000	0.000	0	0	N.D. d	N.D. d
13) Dieldrin	0.000	0.000	0	0	N.D. d	N.D. d
14) Endrin	0.000	0.000	0	0	N.D. d	N.D. d
15) 4,4'-DDD	0.000	0.000	0	0	N.D. d	N.D. d
16) Endosulfa...	0.000	0.000	0	0	N.D. d	N.D. d
17) 4,4'-DDT	0.000	0.000	0	0	N.D. d	N.D. d
18) Endrin Al...	0.000	0.000	0	0	N.D. d	N.D. d
19) Endosulfa...	0.000	0.000	0	0	N.D. d	N.D. d
20) Methoxychlor	0.000	0.000	0	0	N.D. d	N.D. d
21) Endrin Ke...	0.000	0.000	0	0	N.D. d	N.D. d
23) Hexachlor...	0.000	0.000	0	0	N.D. d	N.D. d
24) Hexachlor...	0.000	0.000	0	0	N.D. d	N.D. d
25) Oxychlorane	0.000	0.000	0	0	N.D. d	N.D. d
26) 2,4'-DDE	0.000	0.000	0	0	N.D. d	N.D. d
27) trans-Non...	0.000	0.000	0	0	N.D. d	N.D. d
28) 2,4'-DDD	0.000	0.000	0	0	N.D. d	N.D. d
29) 2,4'-DDT	0.000	0.000	0	0	N.D. d	N.D. d
30) cis-Nonac...	0.000	0.000	0	0	N.D. d	N.D. d
31) Mirex	0.000	0.000	0	0	N.D. d	N.D. d
32) Chlordane...	0.000	0.000	0	0	N.D. d	N.D. d
33) Chlordane...	0.000	0.000	0	0	N.D. d	N.D. d
34) Chlordane...	0.000	0.000	0	0	N.D. d	N.D. d
35) Chlordane...	0.000	0.000	0	0	N.D. d	N.D. d
36) Toxaphene...	7.378	8.323	1661660	3187485	105.790	108.726
37) Toxaphene...	7.670	8.672	3335225	4059174	107.672	109.971
38) Toxaphene...	7.981	8.706	6846475	5827857	103.448	98.658
39) Toxaphene...	8.222	8.773	6690852	10563005	102.955	112.175
40) Toxaphene...	8.449	8.952	4962066	5383300	99.608	100.251
41) Toxaphene...	8.516	9.330	6835641	5801758	101.888	97.132
42) Toxaphene...	0.000	0.000	0	0	N.D. d	N.D. d

(f)=RT Delta > 1/2 Window (#)=Amounts differ by > 25% (m)=manual int.

Quantitation Report (QT Reviewed)

Data Path : C:\msdchem\1\data\2020-06\0F06008\
Data File : ECD8-06062038.D
Signal(s) : Signal #1: ECD1A.ch Signal #2: ECD2B.ch
Acq On : 7 Jun 2020 00:56
Operator : MJB
Sample : 0F06008-CALS
Misc : A20F065, TOX 100 ppb
ALS Vial : 34 Sample Multiplier: 1

Integration File signal 1: PEST1.e
Integration File signal 2: PEST2.e
Quant Time: Jun 07 13:51:18 2020
Quant Method : C:\msdchem\1\methods\ECD8_QUANTPEST_200606.M
Quant Title : Instrument: DualECD8
QLast Update : Sun Jun 07 13:49:20 2020
Response via : Initial Calibration
Integrator: ChemStation



Quantitation Report (QT Reviewed)

Data Path : C:\msdchem\1\data\2020-06\0F06008\
 Data File : ECD8-06062039.D
 Signal(s) : Signal #1: ECD1A.ch Signal #2: ECD2B.ch
 Acq On : 7 Jun 2020 1:12
 Operator : MJB
 Sample : 0F06008-CALT
 Misc : A20F066, TOX 200 ppb
 ALS Vial : 35 Sample Multiplier: 1

Integration File signal 1: PEST1.e
 Integration File signal 2: PEST2.e
 Quant Time: Jun 07 13:51:50 2020
 Quant Method : C:\msdchem\1\methods\ECD8_QUANTPEST_200606.M
 Quant Title : Instrument: DualECD8
 QLast Update : Sun Jun 07 13:49:20 2020
 Response via : Initial Calibration
 Integrator: ChemStation

MJB
6/17/20

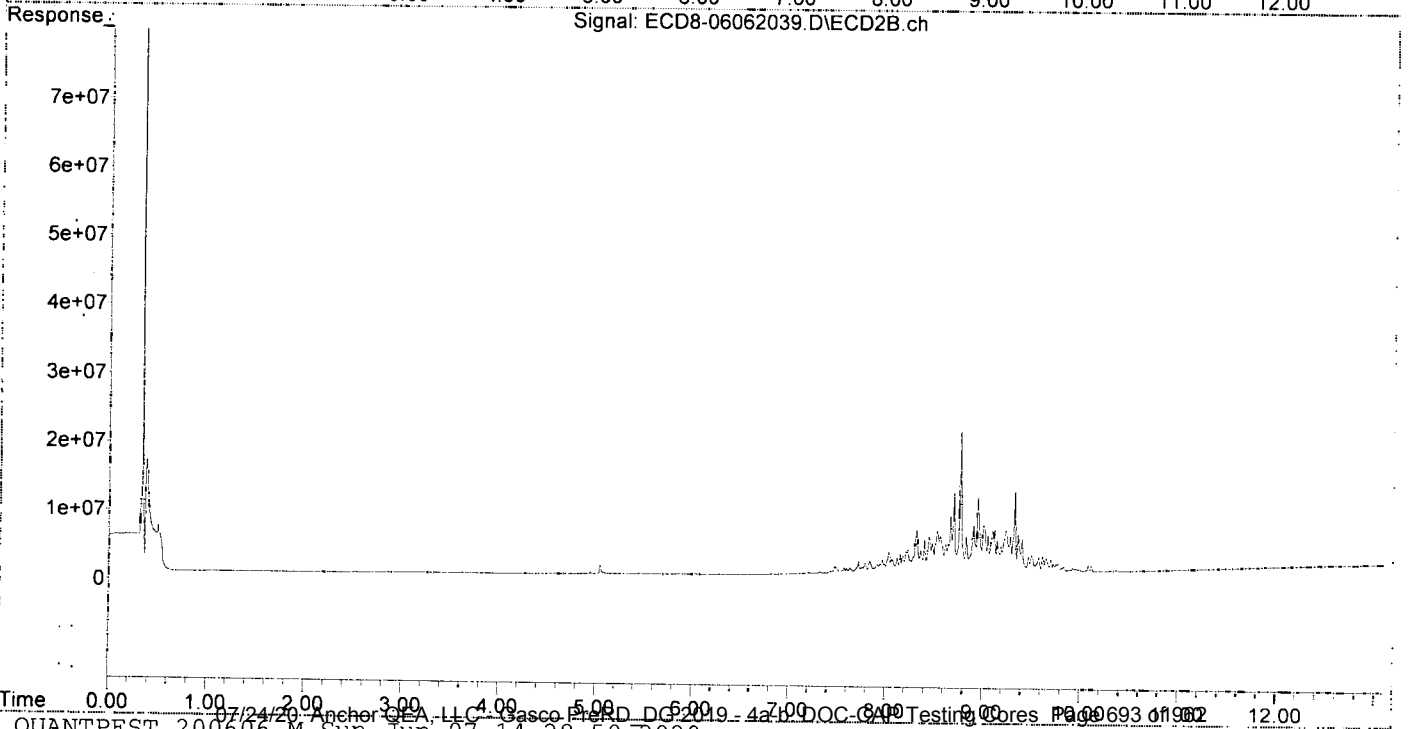
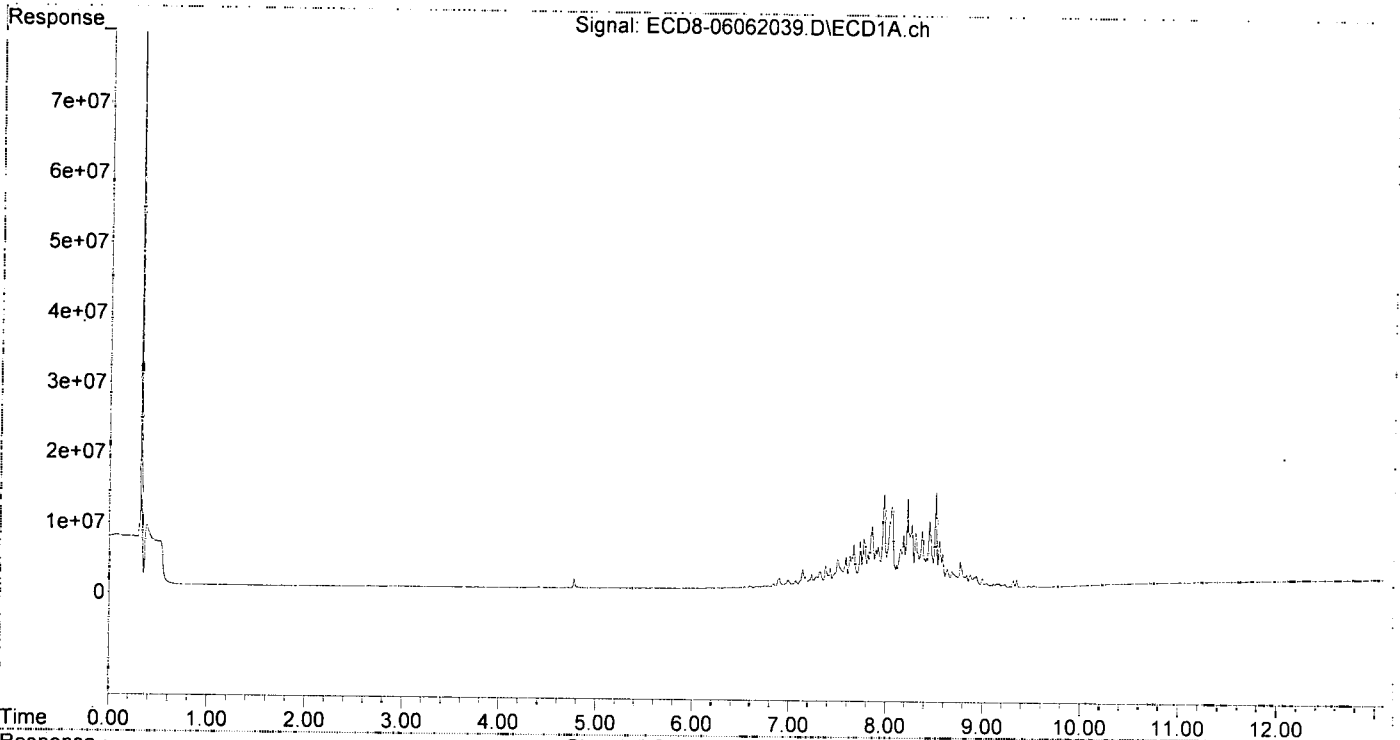
Compound	RT#1	RT#2	Resp#1	Resp#2	ng/mL	ng/mL
System Monitoring Compounds						
1) S TCMX (S)	0.000	0.000	0	0	N.D. d	N.D. d
22) S DCBP (S)	0.000	0.000	0	0	N.D. d	N.D. d
Target Compounds						
2) a-BHC	0.000	0.000	0	0	N.D. d	N.D. d
3) g-BHC	0.000	0.000	0	0	N.D. d	N.D. d
4) b-BHC	0.000	0.000	0	0	N.D. d	N.D. d
5) Heptachlor	0.000	0.000	0	0	N.D. d	N.D. d
6) d-BHC	0.000	0.000	0	0	N.D. d	N.D. d
7) Aldrin	0.000	0.000	0	0	N.D. d	N.D. d
8) Heptachlo...	0.000	0.000	0	0	N.D. d	N.D. d
9) trans-Chl...	0.000	0.000	0	0	N.D. d	N.D. d
10) cis-Chlor...	0.000	0.000	0	0	N.D. d	N.D. d
11) Endosulfa...	0.000	0.000	0	0	N.D. d	N.D. d
12) 4,4'-DDE	0.000	0.000	0	0	N.D. d	N.D. d
13) Dieldrin	0.000	0.000	0	0	N.D. d	N.D. d
14) Endrin	0.000	0.000	0	0	N.D. d	N.D. d
15) 4,4'-DDD	0.000	0.000	0	0	N.D. d	N.D. d
16) Endosulfa...	0.000	0.000	0	0	N.D. d	N.D. d
17) 4,4'-DDT	0.000	0.000	0	0	N.D. d	N.D. d
18) Endrin Al...	0.000	0.000	0	0	N.D. d	N.D. d
19) Endosulfa...	0.000	0.000	0	0	N.D. d	N.D. d
20) Methoxychlor	0.000	0.000	0	0	N.D. d	N.D. d
21) Endrin Ke...	0.000	0.000	0	0	N.D. d	N.D. d
23) Hexachlor...	0.000	0.000	0	0	N.D. d	N.D. d
24) Hexachlor...	0.000	0.000	0	0	N.D. d	N.D. d
25) Oxychlorane	0.000	0.000	0	0	N.D. d	N.D. d
26) 2,4'-DDE	0.000	0.000	0	0	N.D. d	N.D. d
27) trans-Non...	0.000	0.000	0	0	N.D. d	N.D. d
28) 2,4'-DDD	0.000	0.000	0	0	N.D. d	N.D. d
29) 2,4'-DDT	0.000	0.000	0	0	N.D. d	N.D. d
30) cis-Nonac...	0.000	0.000	0	0	N.D. d	N.D. d
31) Mirex	0.000	0.000	0	0	N.D. d	N.D. d
32) Chlordane...	0.000	0.000	0	0	N.D. d	N.D. d
33) Chlordane...	0.000	0.000	0	0	N.D. d	N.D. d
34) Chlordane...	0.000	0.000	0	0	N.D. d	N.D. d
35) Chlordane...	0.000	0.000	0	0	N.D. d	N.D. d
36) Toxaphene...	7.376	8.323	3191894	6174593	203.212	210.617
37) Toxaphene...	7.670	8.672	6236956	8120804	201.350	220.009
38) Toxaphene...	7.980	8.705	13382025	11658085	202.198	197.356
39) Toxaphene...	8.223	8.773	12821813	20436846	201.970	226.185
40) Toxaphene...	8.449	8.952	9567302	10785883	189.731	200.862
41) Toxaphene...	8.516	9.330	13660201	11724043	203.611	196.281
42) Toxaphene...	0.000	0.000	0	0	N.D. d	N.D. d

(f)=RT Delta > 1/2 Window (#)=Amounts differ by > 25% (m)=manual int.

Quantitation Report (QT Reviewed)

Data Path : C:\msdchem\1\data\2020-06\0F06008\
Data File : ECD8-06062039.D
Signal(s) : Signal #1: ECD1A.ch Signal #2: ECD2B.ch
Acq On : 7 Jun 2020 1:12
Operator : MJB
Sample : 0F06008-CALT
Misc : A20F066, TOX 200 ppb
ALS Vial : 35 Sample Multiplier: 1

Integration File signal 1: PEST1.e
Integration File signal 2: PEST2.e
Quant Time: Jun 07 13:51:50 2020
Quant Method : C:\msdchem\1\methods\ECD8_QUANTPEST_200606.M
Quant Title : Instrument: DualECD8
QLast Update : Sun Jun 07 13:49:20 2020
Response via : Initial Calibration
Integrator: ChemStation



Quantitation Report (QT Reviewed)

Data Path : C:\msdchem\1\data\2020-06\0F06008\
 Data File : ECD8-06062040.D
 Signal(s) : Signal #1: ECD1A.ch Signal #2: ECD2B.ch
 Acq On : 7 Jun 2020 1:29
 Operator : MJB
 Sample : 0F06008-CALU
 Misc : A20D430, TOX 500 ppb
 ALS Vial : 36 Sample Multiplier: 1

Integration File signal 1: PEST1.e
 Integration File signal 2: PEST2.e
 Quant Time: Jun 07 13:48:37 2020
 Quant Method : C:\msdchem\1\methods\ECD8_QUANTPEST_200606.M
 Quant Title : Instrument: DualECD8
 QLast Update : Sun Jun 07 13:44:25 2020
 Response via : Initial Calibration
 Integrator: ChemStation

MJB
6/7/20

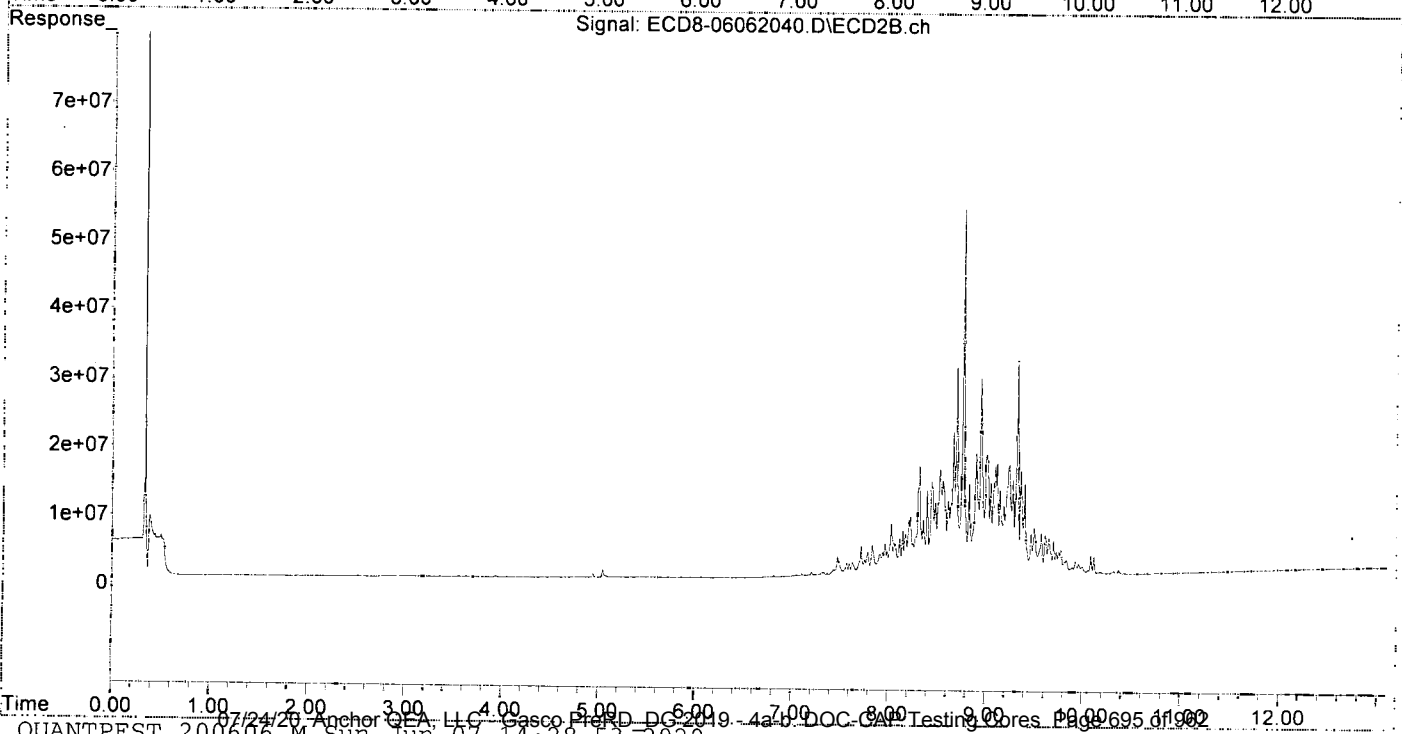
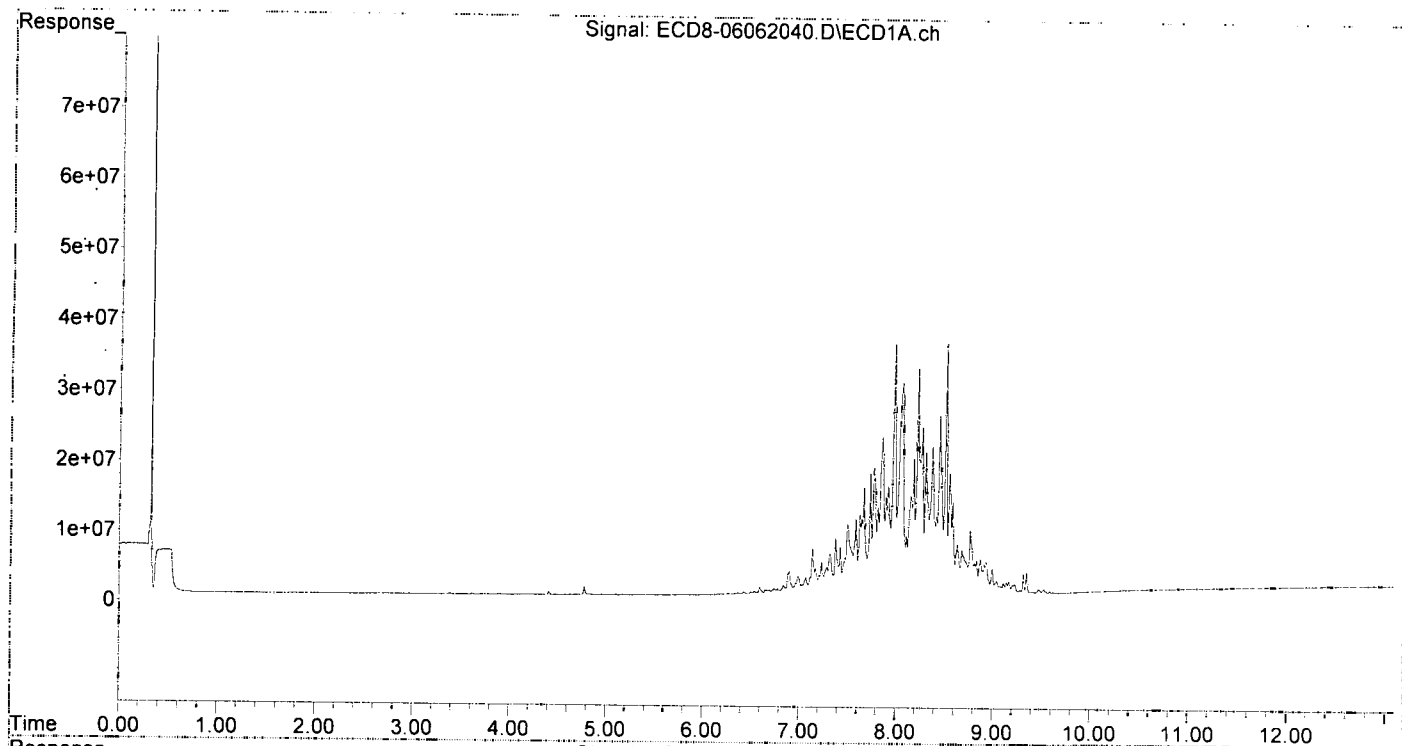
Compound	RT#1	RT#2	Resp#1	Resp#2	ng/mL	ng/mL
System Monitoring Compounds						
1) S TCMX (S)	0.000	0.000	0	0	N.D. d	N.D. d
22) S DCBP (S)	0.000	0.000	0	0	N.D. d	N.D. d
Target Compounds						
2) a-BHC	0.000	0.000	0	0	N.D. d	N.D. d
3) g-BHC	0.000	0.000	0	0	N.D. d	N.D. d
4) b-BHC	0.000	0.000	0	0	N.D. d	N.D. d
5) Heptachlor	0.000	0.000	0	0	N.D. d	N.D. d
6) d-BHC	0.000	0.000	0	0	N.D. d	N.D. d
7) Aldrin	0.000	0.000	0	0	N.D. d	N.D. d
8) Heptachlo...	0.000	0.000	0	0	N.D. d	N.D. d
9) trans-Chl...	0.000	0.000	0	0	N.D. d	N.D. d
10) cis-Chlor...	0.000	0.000	0	0	N.D. d	N.D. d
11) Endosulfa...	0.000	0.000	0	0	N.D. d	N.D. d
12) 4,4'-DDE	0.000	0.000	0	0	N.D. d	N.D. d
13) Dieldrin	0.000	0.000	0	0	N.D. d	N.D. d
14) Endrin	0.000	0.000	0	0	N.D. d	N.D. d
15) 4,4'-DDD	0.000	0.000	0	0	N.D. d	N.D. d
16) Endosulfa...	0.000	0.000	0	0	N.D. d	N.D. d
17) 4,4'-DDT	0.000	0.000	0	0	N.D. d	N.D. d
18) Endrin Al...	0.000	0.000	0	0	N.D. d	N.D. d
19) Endosulfa...	0.000	0.000	0	0	N.D. d	N.D. d
20) Methoxychlor	0.000	0.000	0	0	N.D. d	N.D. d
21) Endrin Ke...	0.000	0.000	0	0	N.D. d	N.D. d
23) Hexachlor...	0.000	0.000	0	0	N.D. d	N.D. d
24) Hexachlor...	0.000	0.000	0	0	N.D. d	N.D. d
25) Oxychlorane	0.000	0.000	0	0	N.D. d	N.D. d
26) 2,4'-DDE	0.000	0.000	0	0	N.D. d	N.D. d
27) trans-Non...	0.000	0.000	0	0	N.D. d	N.D. d
28) 2,4'-DDD	0.000	0.000	0	0	N.D. d	N.D. d
29) 2,4'-DDT	0.000	0.000	0	0	N.D. d	N.D. d
30) cis-Nonac...	0.000	0.000	0	0	N.D. d	N.D. d
31) Mirex	0.000	0.000	0	0	N.D. d	N.D. d
32) Chlordane...	0.000	0.000	0	0	N.D. d	N.D. d
33) Chlordane...	0.000	0.000	0	0	N.D. d	N.D. d
34) Chlordane...	0.000	0.000	0	0	N.D. d	N.D. d
35) Chlordane...	0.000	0.000	0	0	N.D. d	N.D. d
36) Toxaphene...	7.376	8.323	7997162	15837804	509.140	540.232
37) Toxaphene...	7.669	8.671	15296757	20803186	493.831	563.601
38) Toxaphene...	7.980	8.704	35720189	30150729	539.720	510.413
39) Toxaphene...	8.221	8.773	32159395	52877394	504.631	579.439
40) Toxaphene...	8.449	8.951	25484963	28463697	489.686	530.069
41) Toxaphene...	8.515	9.330	35541888	30904377	529.766	517.394
42) Toxaphene...	0.000	0.000	0	0	N.D. d	N.D. d

(f)=RT Delta > 1/2 Window (#)=Amounts differ by > 25% (m)=manual int.

Quantitation Report (QT Reviewed)

Data Path : C:\msdchem\1\data\2020-06\0F06008\
Data File : ECD8-06062040.D
Signal(s) : Signal #1: ECD1A.ch Signal #2: ECD2B.ch
Acq On : 7 Jun 2020 1:29
Operator : MJB
Sample : 0F06008-CALU
Misc : A20D430, TOX 500 ppb
ALS Vial : 36 Sample Multiplier: 1

Integration File signal 1: PEST1.e
Integration File signal 2: PEST2.e
Quant Time: Jun 07 13:48:37 2020
Quant Method : C:\msdchem\1\methods\ECD8_QUANTPEST_200606.M
Quant Title : Instrument: DualECD8
QLast Update : Sun Jun 07 13:44:25 2020
Response via : Initial Calibration
Integrator: ChemStation



Quantitation Report (QT Reviewed)

Data Path : C:\msdchem\1\data\2020-06\0F06008\
 Data File : ECD8-06062041.D
 Signal(s) : Signal #1: ECD1A.ch Signal #2: ECD2B.ch
 Acq On : 7 Jun 2020 1:45
 Operator : MJB
 Sample : 0F06008-CALV
 Misc : A20D431, TOX 1000 ppb
 ALS Vial : 37 Sample Multiplier: 1

Integration File signal 1: PEST1.e
 Integration File signal 2: PEST2.e
 Quant Time: Jun 07 13:52:26 2020
 Quant Method : C:\msdchem\1\methods\ECD8_QUANTPEST_200606.M
 Quant Title : Instrument: DualECD8
 QLast Update : Sun Jun 07 13:49:20 2020
 Response via : Initial Calibration
 Integrator: ChemStation

MJB
6/7/20

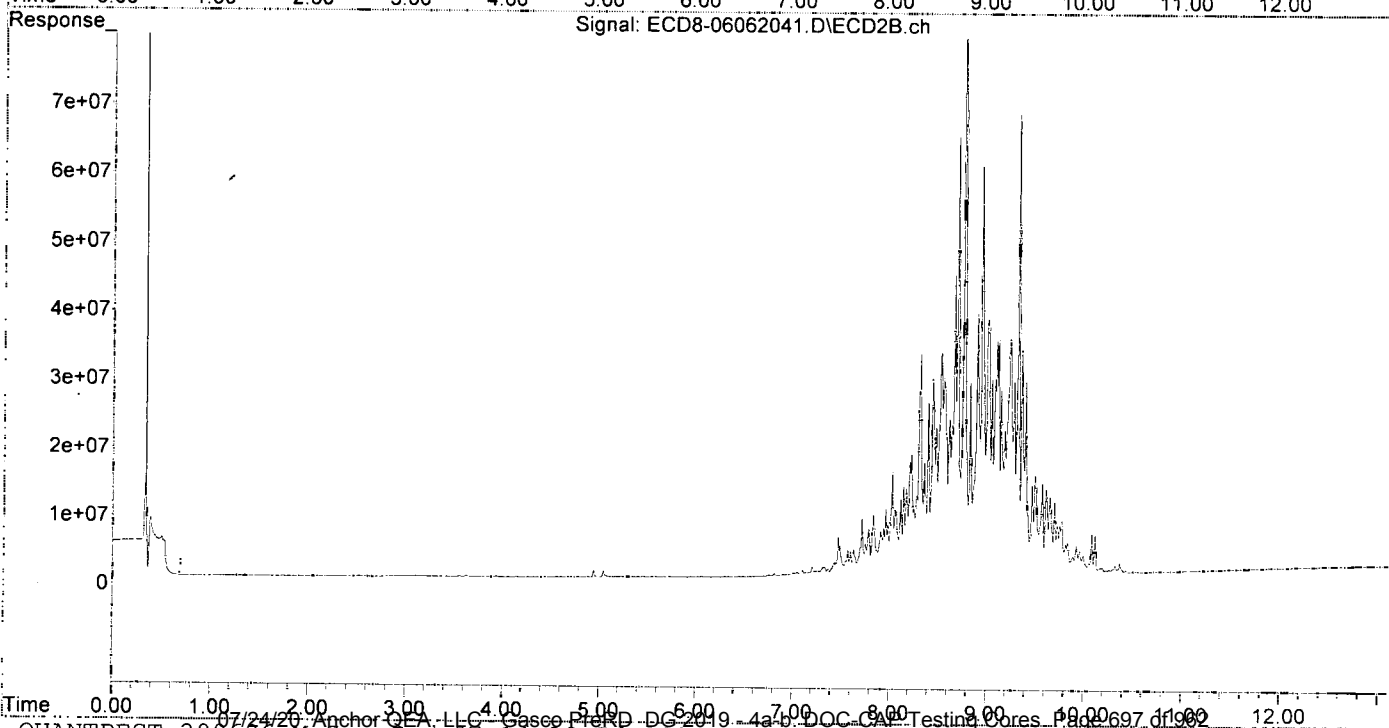
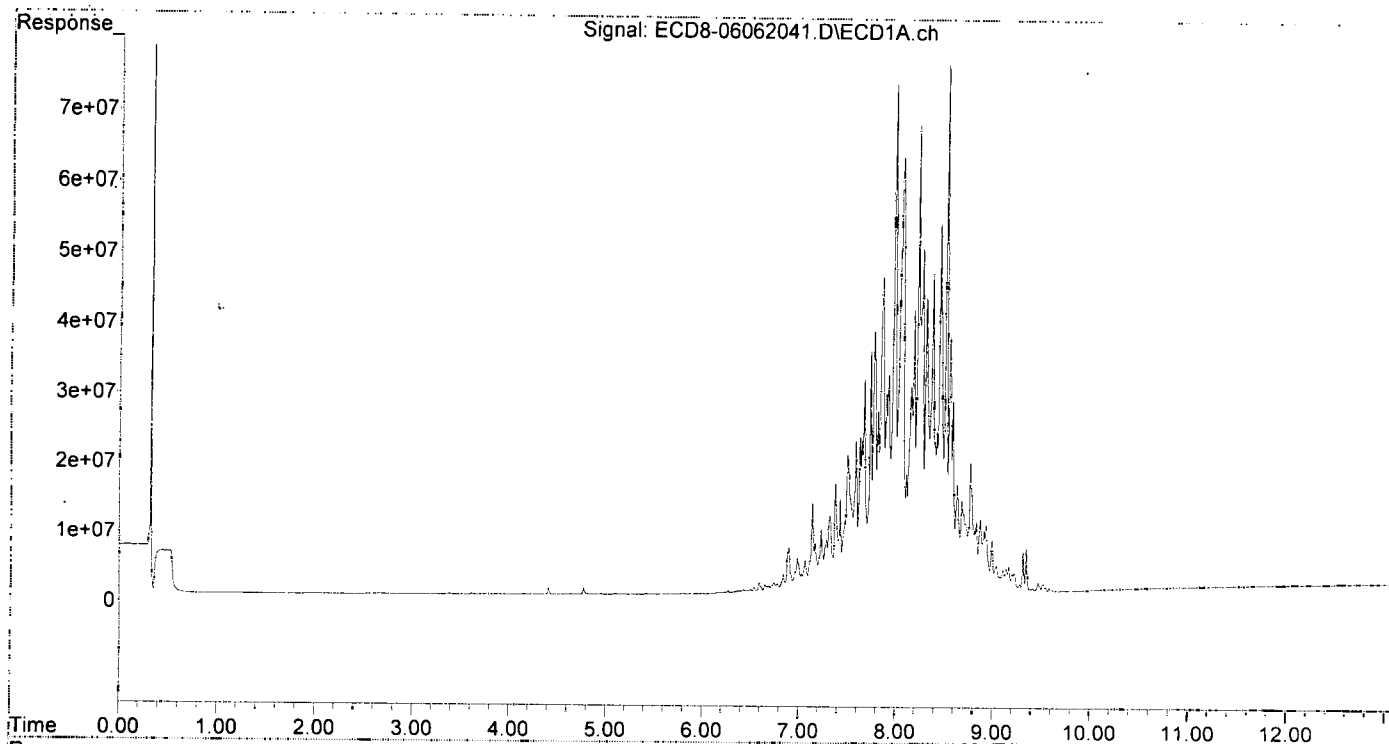
Compound	RT#1	RT#2	Resp#1	Resp#2	ng/mL	ng/mL
System Monitoring Compounds						
1) S TCMX (S)	0.000	0.000	0	0	N.D. d	N.D. d
22) S DCBP (S)	0.000	0.000	0	0	N.D. d	N.D. d
Target Compounds						
2) a-BHC	0.000	0.000	0	0	N.D. d	N.D. d
3) g-BHC	0.000	0.000	0	0	N.D. d	N.D. d
4) b-BHC	0.000	0.000	0	0	N.D. d	N.D. d
5) Heptachlor	0.000	0.000	0	0	N.D. d	N.D. d
6) d-BHC	0.000	0.000	0	0	N.D. d	N.D. d
7) Aldrin	0.000	0.000	0	0	N.D. d	N.D. d
8) Heptachlo...	0.000	0.000	0	0	N.D. d	N.D. d
9) trans-Chl...	0.000	0.000	0	0	N.D. d	N.D. d
10) cis-Chlor...	0.000	0.000	0	0	N.D. d	N.D. d
11) Endosulfa...	0.000	0.000	0	0	N.D. d	N.D. d
12) 4,4'-DDE	0.000	0.000	0	0	N.D. d	N.D. d
13) Dieldrin	0.000	0.000	0	0	N.D. d	N.D. d
14) Endrin	0.000	0.000	0	0	N.D. d	N.D. d
15) 4,4'-DDD	0.000	0.000	0	0	N.D. d	N.D. d
16) Endosulfa...	0.000	0.000	0	0	N.D. d	N.D. d
17) 4,4'-DDT	0.000	0.000	0	0	N.D. d	N.D. d
18) Endrin Al...	0.000	0.000	0	0	N.D. d	N.D. d
19) Endosulfa...	0.000	0.000	0	0	N.D. d	N.D. d
20) Methoxychlor	0.000	0.000	0	0	N.D. d	N.D. d
21) Endrin Ke...	0.000	0.000	0	0	N.D. d	N.D. d
23) Hexachlor...	0.000	0.000	0	0	N.D. d	N.D. d
24) Hexachlor...	0.000	0.000	0	0	N.D. d	N.D. d
25) Oxychlordane	0.000	0.000	0	0	N.D. d	N.D. d
26) 2,4'-DDE	0.000	0.000	0	0	N.D. d	N.D. d
27) trans-Non...	0.000	0.000	0	0	N.D. d	N.D. d
28) 2,4'-DDD	0.000	0.000	0	0	N.D. d	N.D. d
29) 2,4'-DDT	0.000	0.000	0	0	N.D. d	N.D. d
30) cis-Nonac...	0.000	0.000	0	0	N.D. d	N.D. d
31) Mirex	0.000	0.000	0	0	N.D. d	N.D. d
32) Chlordane...	0.000	0.000	0	0	N.D. d	N.D. d
33) Chlordane...	0.000	0.000	0	0	N.D. d	N.D. d
34) Chlordane...	0.000	0.000	0	0	N.D. d	N.D. d
35) Chlordane...	0.000	0.000	0	0	N.D. d	N.D. d
36) Toxaphene...	7.376	8.322	15918869	32082992	1013.475	1094.359
37) Toxaphene...	7.669	8.671	30835026	43558867	995.458	1180.099
38) Toxaphene...	7.980	8.705	72576238	63344254	1096.603	1072.337
39) Toxaphene...	8.221	8.773	66825708	108.7E6	1015.288	1126.894
40) Toxaphene...	8.448	8.951	52844619	58948018	969.673	1097.768
41) Toxaphene...	8.515	9.330	75158985	66625407	1120.274	1115.428
42) Toxaphene...	0.000	0.000	0	0	N.D. d	N.D. d

(f)=RT Delta > 1/2 Window (#)=Amounts differ by > 25% (m)=manual int.

Quantitation Report (QT Reviewed)

Data Path : C:\msdchem\1\data\2020-06\0F06008\
Data File : ECD8-06062041.D
Signal(s) : Signal #1: ECD1A.ch Signal #2: ECD2B.ch
Acq On : 7 Jun 2020 1:45
Operator : MJB
Sample : 0F06008-CALV
Misc : A20D431, TOX 1000 ppb
ALS Vial : 37 Sample Multiplier: 1

Integration File signal 1: PEST1.e
Integration File signal 2: PEST2.e
Quant Time: Jun 07 13:52:26 2020
Quant Method : C:\msdchem\1\methods\ECD8_QUANTPEST_200606.M
Quant Title : Instrument: DualECD8
QLast Update : Sun Jun 07 13:49:20 2020
Response via : Initial Calibration
Integrator: ChemStation



Quantitation Report (QT Reviewed)

Data Path : C:\msdchem\1\data\2020-06\0F06008\
 Data File : ECD8-06062042.D
 Signal(s) : Signal #1: ECD1A.ch Signal #2: ECD2B.ch
 Acq On : 7 Jun 2020 2:02
 Operator : MJB
 Sample : 0F06008-CALW
 Misc : A20F063, TOX 2000 ppb
 ALS Vial : 38 Sample Multiplier: 1

Integration File signal 1: PEST1.e
 Integration File signal 2: PEST2.e
 Quant Time: Jun 07 13:53:00 2020
 Quant Method : C:\msdchem\1\methods\ECD8_QUANTPEST_200606.M
 Quant Title : Instrument: DualECD8
 Last Update : Sun Jun 07 13:49:20 2020
 Response via : Initial Calibration
 Integrator: ChemStation

MJB
4/7/20

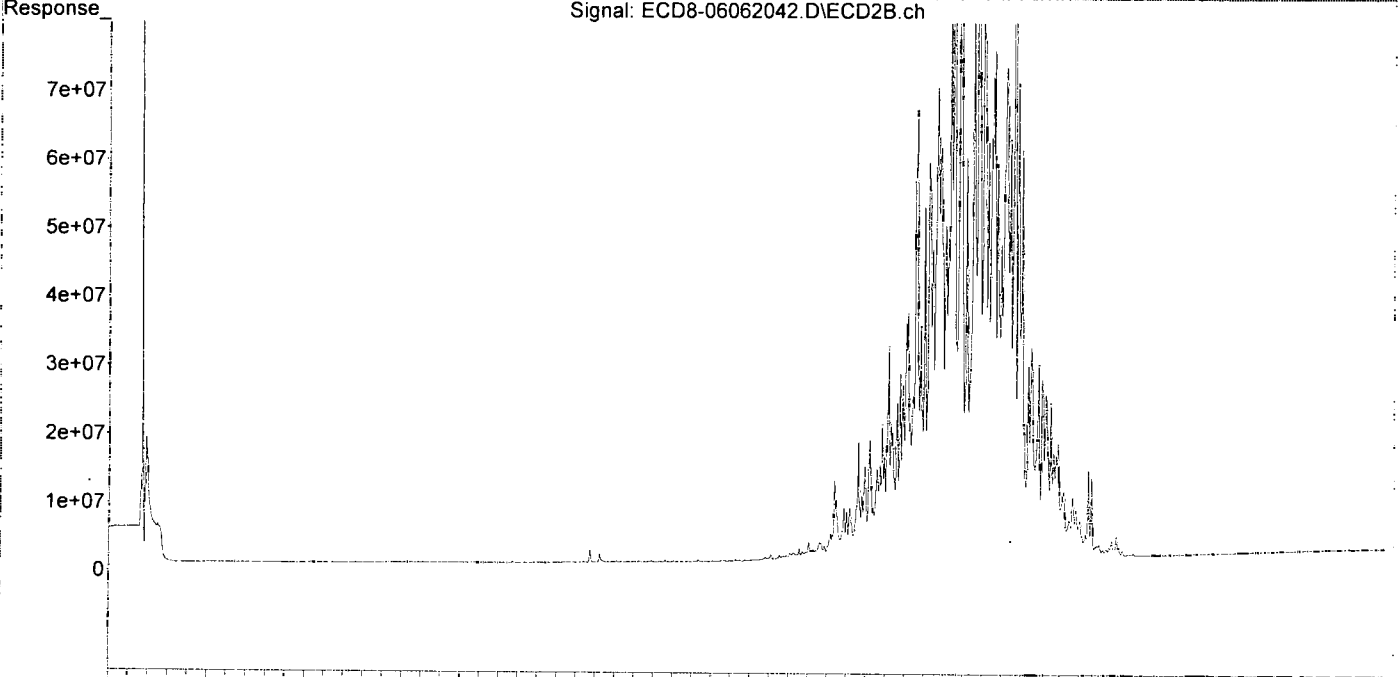
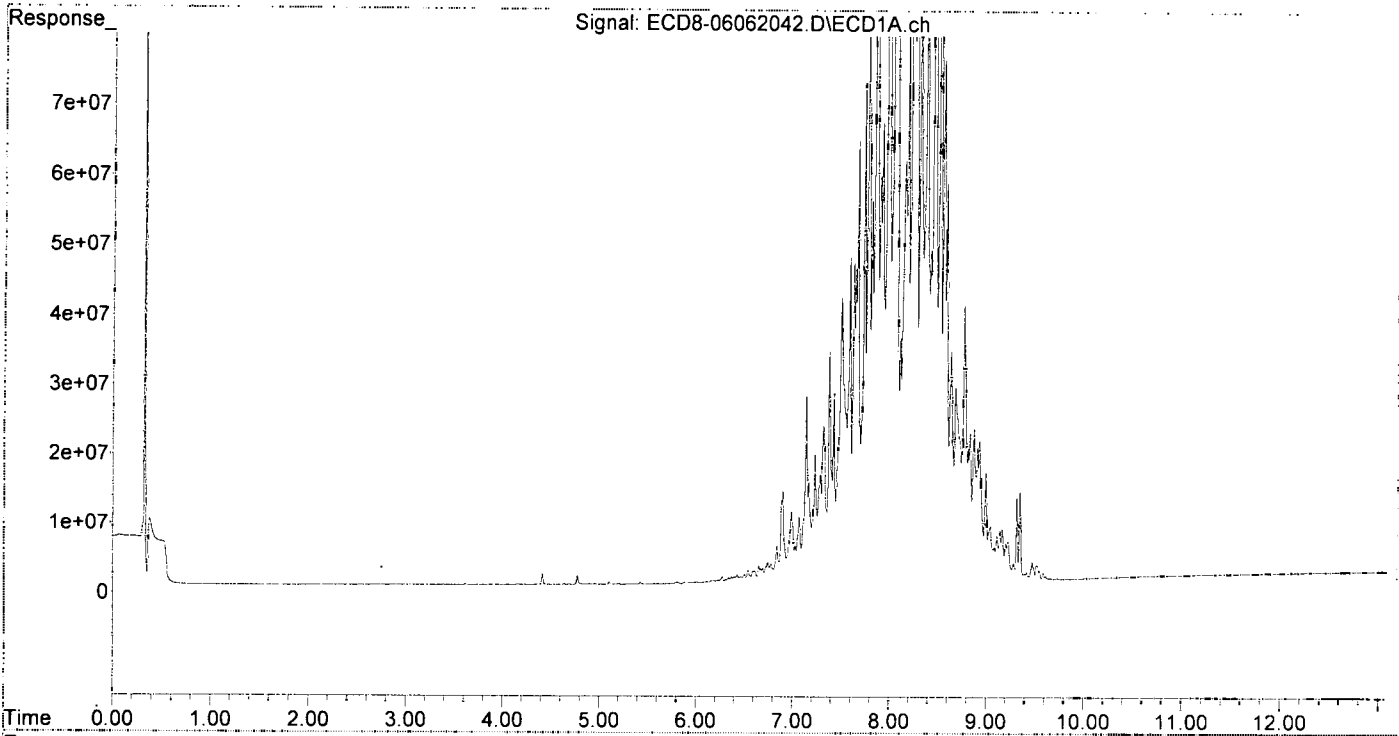
Compound	RT#1	RT#2	Resp#1	Resp#2	ng/mL	ng/mL
System Monitoring Compounds						
1) S TCMX (S)	0.000	0.000	0	0	N.D. d	N.D. d
22) S DCBP (S)	0.000	0.000	0	0	N.D. d	N.D. d
Target Compounds						
2) a-BHC	0.000	0.000	0	0	N.D. d	N.D. d
3) g-BHC	0.000	0.000	0	0	N.D. d	N.D. d
4) b-BHC	0.000	0.000	0	0	N.D. d	N.D. d
5) Heptachlor	0.000	0.000	0	0	N.D. d	N.D. d
6) d-BHC	0.000	0.000	0	0	N.D. d	N.D. d
7) Aldrin	0.000	0.000	0	0	N.D. d	N.D. d
8) Heptachlo...	0.000	0.000	0	0	N.D. d	N.D. d
9) trans-Chl...	0.000	0.000	0	0	N.D. d	N.D. d
10) cis-Chlor...	0.000	0.000	0	0	N.D. d	N.D. d
11) Endosulfa...	0.000	0.000	0	0	N.D. d	N.D. d
12) 4,4'-DDE	0.000	0.000	0	0	N.D. d	N.D. d
13) Dieldrin	0.000	0.000	0	0	N.D. d	N.D. d
14) Endrin	0.000	0.000	0	0	N.D. d	N.D. d
15) 4,4'-DDD	0.000	0.000	0	0	N.D. d	N.D. d
16) Endosulfa...	0.000	0.000	0	0	N.D. d	N.D. d
17) 4,4'-DDT	0.000	0.000	0	0	N.D. d	N.D. d
18) Endrin Al...	0.000	0.000	0	0	N.D. d	N.D. d
19) Endosulfa...	0.000	0.000	0	0	N.D. d	N.D. d
20) Methoxychlor	0.000	0.000	0	0	N.D. d	N.D. d
21) Endrin Ke...	0.000	0.000	0	0	N.D. d	N.D. d
23) Hexachlor...	0.000	0.000	0	0	N.D. d	N.D. d
24) Hexachlor...	0.000	0.000	0	0	N.D. d	N.D. d
25) Oxychlorane	0.000	0.000	0	0	N.D. d	N.D. d
26) 2,4'-DDE	0.000	0.000	0	0	N.D. d	N.D. d
27) trans-Non...	0.000	0.000	0	0	N.D. d	N.D. d
28) 2,4'-DDD	0.000	0.000	0	0	N.D. d	N.D. d
29) 2,4'-DDT	0.000	0.000	0	0	N.D. d	N.D. d
30) cis-Nonac...	0.000	0.000	0	0	N.D. d	N.D. d
31) Mirex	0.000	0.000	0	0	N.D. d	N.D. d
32) Chlordane...	0.000	0.000	0	0	N.D. d	N.D. d
33) Chlordane...	0.000	0.000	0	0	N.D. d	N.D. d
34) Chlordane...	0.000	0.000	0	0	N.D. d	N.D. d
35) Chlordane...	0.000	0.000	0	0	N.D. d	N.D. d
36) Toxaphene...	7.375	8.322	33243746	65111902	2116.464	2220.984
37) Toxaphene...	7.668	8.671	63292655	91375711	2043.299	2475.555
38) Toxaphene...	7.979	8.704	146.3E6	134.7E6	2210.925	2280.804
39) Toxaphene...	8.222	8.773	138.0E6	226.7E6	1964.082	2117.749
40) Toxaphene...	8.448	8.951	109.1E6	127.5E6	1850.671	2375.070 #
41) Toxaphene...	8.515	9.330	156.1E6	139.9E6	2326.952	2342.609
42) Toxaphene...	0.000	0.000	0	0	N.D. d	N.D. d

(f)=RT Delta > 1/2 Window (#)=Amounts differ by > 25% (m)=manual int.

Quantitation Report (QT Reviewed)

Data Path : C:\msdchem\1\data\2020-06\0F06008\
Data File : ECD8-06062042.D
Signal(s) : Signal #1: ECD1A.ch Signal #2: ECD2B.ch
Acq On : 7 Jun 2020 2:02
Operator : MJB
Sample : 0F06008-CALW
Misc : A20F063, TOX 2000 ppb
ALS Vial : 38 Sample Multiplier: 1

Integration File signal 1: PEST1.e
Integration File signal 2: PEST2.e
Quant Time: Jun 07 13:53:00 2020
Quant Method : C:\msdchem\1\methods\ECD8_QUANTPEST_200606.M
Quant Title : Instrument: DualECD8
QLast Update : Sun Jun 07 13:49:20 2020
Response via : Initial Calibration
Integrator: ChemStation



**Semivolatile Organic Compounds (PAHs) by EPA 8270D
Benchsheet & Analysis Sequence Data**

Batch 0060858
Sequence 0F26021 (A0F0670-02RE1,03RE2)



Apex Laboratories
PREPARATION BENCH SHEET

BATCH #: 0060858 (Sediment)

Prep Method: EPA 3546

#	Lab Number	Analysis	Prepared	Initial (g)	Final (mL)	Spike ID	Source ID	ul Spike	ul Surr.	Sample ID	Extraction Comments	pH	
												<2	>11
	0060858-BLK1	QC	06/26/20 07:12	11	5				100				
	0060858-BS1	QC	06/26/20 07:12	10	5	A20E219		100	100				
	A0F0647-01RE1	A 8270D LL PAH Only (Scan)	06/26/20 07:12	10.37	5				100	PDI-149SC-A-01-02-200425	Due to apparent sample switch. Re-extract added 6/25/2020 by jk		
	0060858-DUP1	QC	06/26/20 07:12	10.37	5		A0F0647-01RE1		100				
	A0F0647-02RE1	A 8270D LL PAH Only (Scan)	06/26/20 07:12	10.68	5				100	PDI-149SC-A-02-03-200425	Due to apparent sample switch. Re-extract added 6/25/2020 by jk		
	A0F0647-03RE1	A 8270D LL PAH Only (Scan)	06/26/20 07:12	10.2	5				100	PDI-150SC-A-08-09-200425	Due to apparent sample switch. Re-extract added 6/25/2020 by jk		
	A0F0647-04RE1	A 8270D LL PAH Only (Scan)	06/26/20 07:12	10.56	5				100	PDI-150SC-A-09-10-200425	Due to apparent sample switch. Re-extract added 6/25/2020 by jk		
	A0F0667-01RE1	A 8270D LL PAH Only (Scan)	06/26/20 07:12	10.14	5				100	PDI-063SC-A-06-07-200429	Due to apparent sample switch. Re-extract added 6/25/2020 by jk		
	A0F0667-02RE1	A 8270D LL PAH Only (Scan)	06/26/20 07:12	10.79	5				100	PDI-063SC-A-07-08-200429	Due to apparent sample switch. Re-extract added 6/25/2020 by jk		
	A0F0670-01RE1	A 8270D LL PAH Only (Scan)	06/26/20 07:12	10.29	5				100	PDI-166SC-A-08-09-200520	Due to apparent sample switch. Re-extract added 6/25/2020 by jk		
	A0F0670-01RE2	A 8270D LL PAH Only (Scan)	06/26/20 07:12	10.29	5				100	PDI-166SC-A-08-09-200520	Due to apparent sample switch. Re-extract added 6/25/2020 by jk		
	A0F0670-02RE1	A 8270D LL PAH Only (Scan)	06/26/20 07:12	10.35	5				100	PDI-166SC-A-09-10-200520	Due to apparent sample switch. Re-extract added 6/25/2020 by jk		
	A0F0670-03RE1	A 8270D LL PAH Only (Scan)	06/26/20 07:12	10.23	5				100	PDI-166SC-A-10-11.2-200520	Due to apparent sample switch. Re-extract added 6/25/2020 by jk		
	A0F0670-03RE2	A 8270D LL PAH Only (Scan)	06/26/20 07:12	10.23	5				100	PDI-166SC-A-10-11.2-200520	Due to apparent sample switch. Re-extract added 6/25/2020 by jk		
	0060858-MS1	QC	06/26/20 07:12	10.18	5	A20E219	A0F0670-03RE2	100	100				

Standards/Reagents

Reagent(s)			Analyte Spike(s)			Surrogate(s)		
Std ID	Exp. Date	Description	Std ID	Exp. Date	Description	Std ID	Exp. Date	Description
A18L176	11/30/23	Balance s/n 1701A109	A20E219	08/01/20	LVI PAH Spike @2000ng/ml	A20E263	11/08/20	8270E LL PAH Only Surr. (5ppm)
A20B017	08/01/20	Glass Wool						
A20E143	11/09/20	DCM CHEM PROD. DY726-US						
A20F023	11/29/22	Sodium Sulfate Lot # 196476						

Prepared By: _____ Date _____

Reviewed By: 6/29/20
Date



Apex Laboratories
PREPARATION BENCH SHEET
BATCH #: 0060858 (Sediment)

Prep Method: EPA 3546

#	Lab Number	Analysis	Prepared	Initial (g)	Final (mL)	Spike ID	Source ID	ul Spike	ul Surr.	Sample ID	Extraction Comments	pH	
												<2	>11
1	0060858-BLK1	QC	06/26/20 07:12	10.11	5				100				
2	0060858-BS1	QC	06/26/20 07:12	10	5	A20E219		100	100				
3	A0F0647-01RE1	A 8270D LL PAH Only (Scan)	06/26/20 07:12	10.37	5				100	PDI-149SC-A-01-02-200425	Due to apparent sample switch. Re-extract added 6/25/2020 by jk		
4	0060858-DUP1	QC	06/26/20 07:12	10.37	5		A0F0647-01RE1		100				
5	A0F0647-02RE1	A 8270D LL PAH Only (Scan)	06/26/20 07:12	10.68	5				100	PDI-149SC-A-02-03-200425	Due to apparent sample switch. Re-extract added 6/25/2020 by jk		
6	A0F0647-03RE1	A 8270D LL PAH Only (Scan)	06/26/20 07:12	10.20	5				100	PDI-150SC-A-08-09-200425	Due to apparent sample switch. Re-extract added 6/25/2020 by jk		
7	A0F0647-04RE1	A 8270D LL PAH Only (Scan)	06/26/20 07:12	10.56	5				100	PDI-150SC-A-09-10-200425	Due to apparent sample switch. Re-extract added 6/25/2020 by jk		
8	A0F0667-01RE1	A 8270D LL PAH Only (Scan)	06/26/20 07:12	10.14	5				100	PDI-063SC-A-06-07-200429	Due to apparent sample switch. Re-extract added 6/25/2020 by jk		
9	A0F0667-02RE1	A 8270D LL PAH Only (Scan)	06/26/20 07:12	10.79	5				100	PDI-063SC-A-07-08-200429	Due to apparent sample switch. Re-extract added 6/25/2020 by jk		
10	A0F0670-01RE1	A 8270D LL PAH Only (Scan)	06/26/20 07:12	10.29	5				100	PDI-166SC-A-08-09-200520	Due to apparent sample switch. Re-extract added 6/25/2020 by jk		
11	A0F0670-02RE1	A 8270D LL PAH Only (Scan)	06/26/20 07:12	10.35	5				100	PDI-166SC-A-09-10-200520	Due to apparent sample switch. Re-extract added 6/25/2020 by jk		
12	A0F0670-03RE1	A 8270D LL PAH Only (Scan)	06/26/20 07:12	10.23	5				100	PDI-166SC-A-10-11.2-200520	Due to apparent sample switch. Re-extract added 6/25/2020 by jk		
13	0060858-MS1	QC	06/26/20 07:12	10.18	5	A20E219	A0F0670-03RE1	100	100				

Standards/Reagents

Reagent(s)			Analyte Spike(s)			Surrogate(s)		
Std ID	Exp. Date	Description	Std ID	Exp. Date	Description	Std ID	Exp. Date	Description
A13L219	11/30/23	Extractions Balance	A20E219	08/01/20	LVI PAH Spike @2000ng/ml	A20E263	11/08/20	8270E LL PAH Only Surr. (5ppm)
A20B017	08/01/20	Glass Wool						
A20E143	11/09/20	DCM CHEM PROD. DY726-US						
A20F023	11/29/22	Sodium Sulfate Lot # 196476						

Method 3546 digestion time and temperture achieved.

Initial: JAG

Witness: CAH 6/26/20

JAG 6/26/2020
 Prepared By: _____ Date: 6/26/2020

SCB 06/26/2020
 Reviewed By: _____ Date: 06/26/2020



ELEMENT SEQUENCE LOG

Apex Laboratories

ATML 06/29/20

Sequence: 0F26021
Date: 06/26/20 08:04

Instrument: SV-GCMS14
Calibration: A0D0804

#	Lab Number	Matrix	Analysis	Client	Due	Batch	ISTD ID	STD ID
1	0F26021-TUN1	Soil	QC	QC			A20F043	A20F269
2	0F26021-CCV1	Soil	QC	QC			A20F043	A20C472
3	0F26021-CCB1	Soil	QC	QC			A20F043	
4	0060858-BLK1	Sediment	QC	QC		0060858	A20F043	
5	0060858-BS1	Sediment	QC	QC		0060858	A20F043	
6	A0F0647-01RE1	Sediment	8270D LL PAH Only (Scan)	Anchor QEA, LLC	07/08/20	0060858	A20F043	
7	0060858-DUP1	Sediment	QC	QC		0060858	A20F043	
8	A0F0670-03RE1	Sediment	8270D LL PAH Only (Scan)	Anchor QEA, LLC	07/08/20	0060858	A20F043	
9	A0F0647-02RE1	Sediment	8270D LL PAH Only (Scan)	Anchor QEA, LLC	07/08/20	0060858	A20F043	
10	A0F0647-03RE1	Sediment	8270D LL PAH Only (Scan)	Anchor QEA, LLC	07/08/20	0060858	A20F043	
11	A0F0647-04RE1	Sediment	8270D LL PAH Only (Scan)	Anchor QEA, LLC	07/08/20	0060858	A20F043	
12	A0F0667-01RE1	Sediment	8270D LL PAH Only (Scan)	Anchor QEA, LLC	07/08/20	0060858	A20F043	
13	A0F0667-02RE1	Sediment	8270D LL PAH Only (Scan)	Anchor QEA, LLC	07/08/20	0060858	A20F043	
14	A0F0670-01RE1	Sediment	8270D LL PAH Only (Scan)	Anchor QEA, LLC	07/08/20	0060858	A20F043	
15	A0F0670-02RE1	Sediment	8270D LL PAH Only (Scan)	Anchor QEA, LLC	07/08/20	0060858	A20F043	
16	A0F0670-01RE2	Sediment	8270D LL PAH Only (Scan)	Anchor QEA, LLC	07/08/20	0060858	A20F043	
17	A0F0670-03RE2	Sediment	8270D LL PAH Only (Scan)	Anchor QEA, LLC	07/08/20	0060858	A20F043	
18	0060858-MS1	Sediment	QC	QC		0060858	A20F043	
19	0F26021-IBL1	Soil	QC	QC			A20F043	

Data Entered By/Date: ATML 06/29/20 Comments:

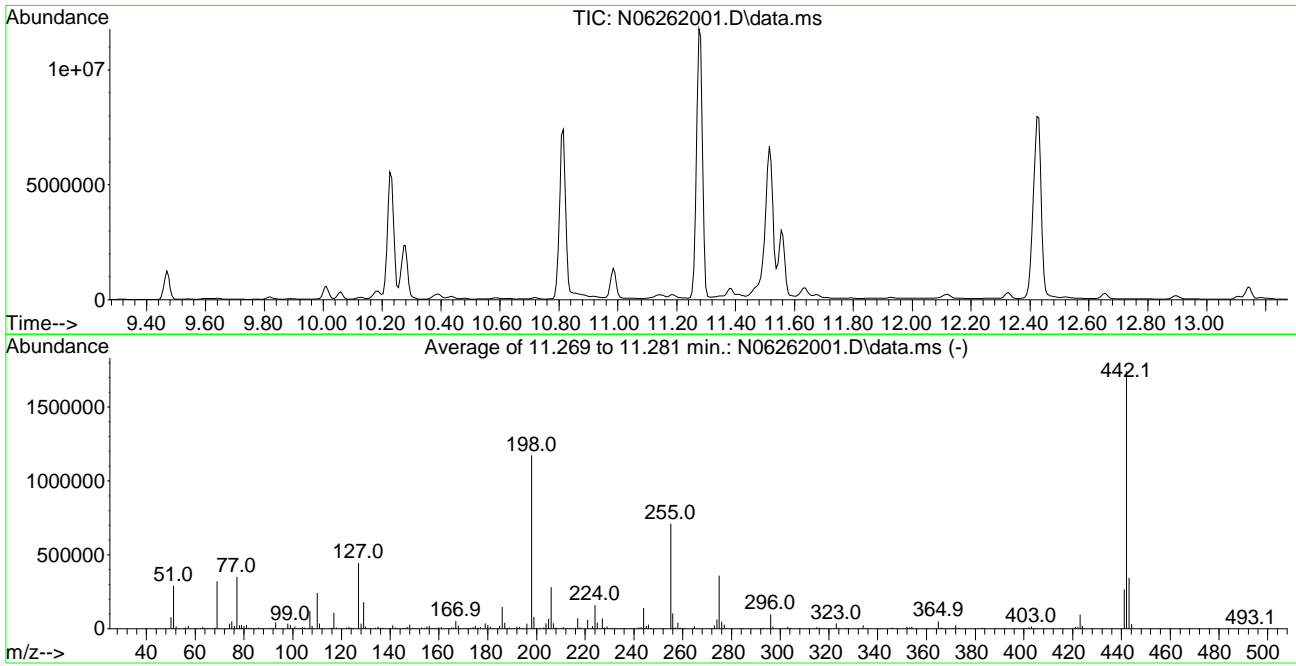
Data Reviewed By/Date: JK 6/29/20

6/29/2020 1:11:25PM

Data Path : R:\data\2020-06\0F26021\
 Data File : N06262001.D
 Acq On : 26 Jun 2020 08:18 am
 Operator : JK/ AMS/ DTH
 Sample : 0F26021-TUN1
 Misc : 1x, A20F269 DFTPP @ 45
 ALS Vial : 1 Sample Multiplier: 1

Integration File: rteint.p

Method : R:\methods\DFTPP.M
 Title : 8270 DFTPP Tune Method
 Last Update : Thu Jun 25 12:53:40 2020



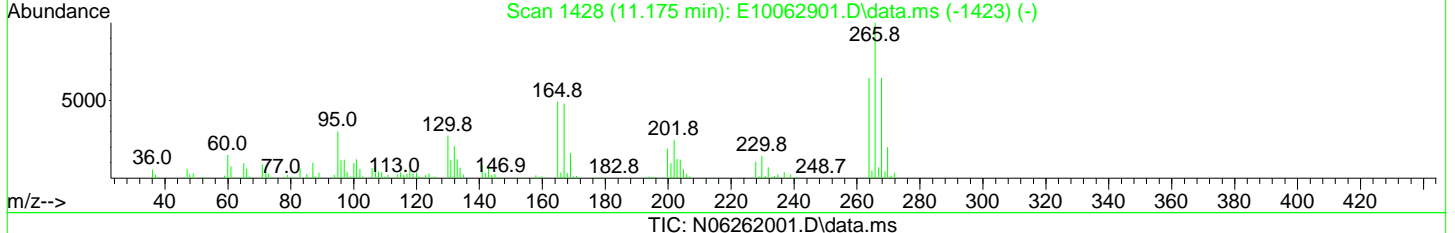
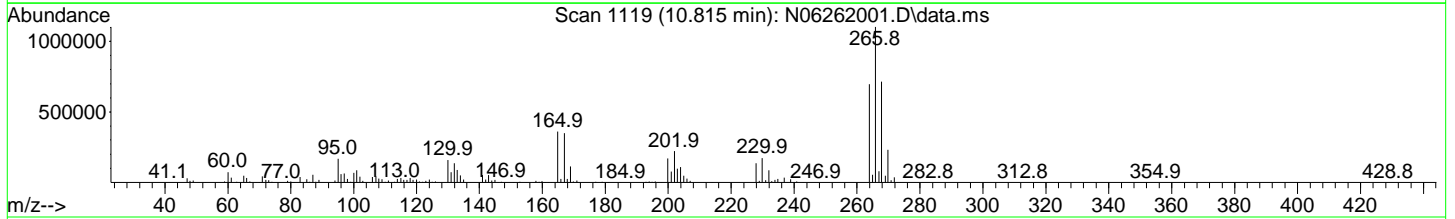
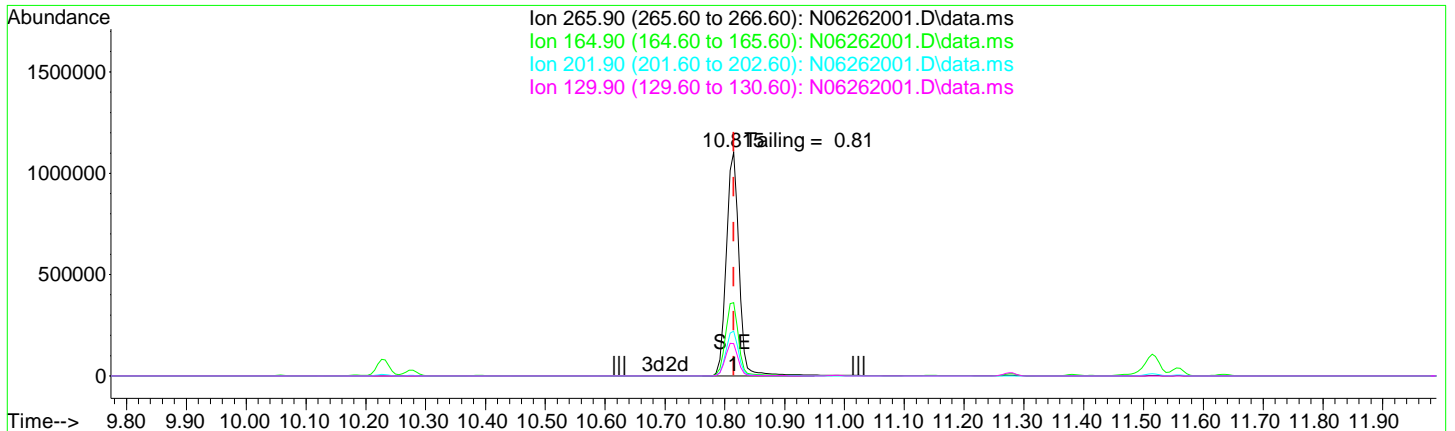
AutoFind: Scans 1197, 1198, 1199; Background Corrected with Scan 1191

Target Mass	Rel. to Mass	Lower Limit%	Upper Limit%	Rel. Abn%	Raw Abn	Result Pass/Fail
68	69	0.00	2	1.9	6192	PASS
69	69	100	100	100.0	319741	PASS
70	69	0.00	2	0.5	1535	PASS
197	198	0.00	2	0.0	0	PASS
198	198	100	100	100.0	1173271	PASS
199	198	5	9	6.8	79620	PASS
365	198	1	100	4.3	50893	PASS
441	443	0.01	150	77.3	265621	PASS
442	198	0.10	200	148.6	1743872	PASS
443	442	15	24	19.7	343403	PASS

Quantitation Report (Qedit)

Data Path : R:\data\2020-06\0F26021\
 Data File : N06262001.D
 Acq On : 26 Jun 2020 08:18 am
 Operator : JK/ AMS/ DTH
 Sample : 0F26021-TUN1
 Misc : 1x, A20F269 DFTPP @ 45
 ALS Vial : 1 Sample Multiplier: 1

Quant Time: Jun 26 08:40:21 2020
 Quant Method : M:\methods\DFTPP.M
 Quant Title : 8270 DFTPP Tune Method
 QLast Update : Thu Jun 25 12:53:40 2020
 Response via : Initial Calibration



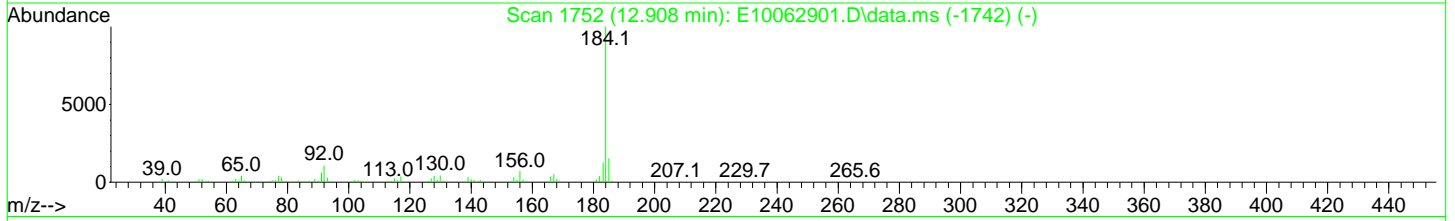
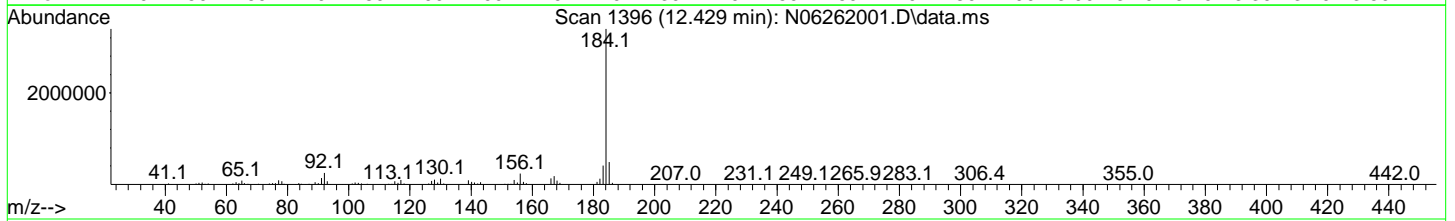
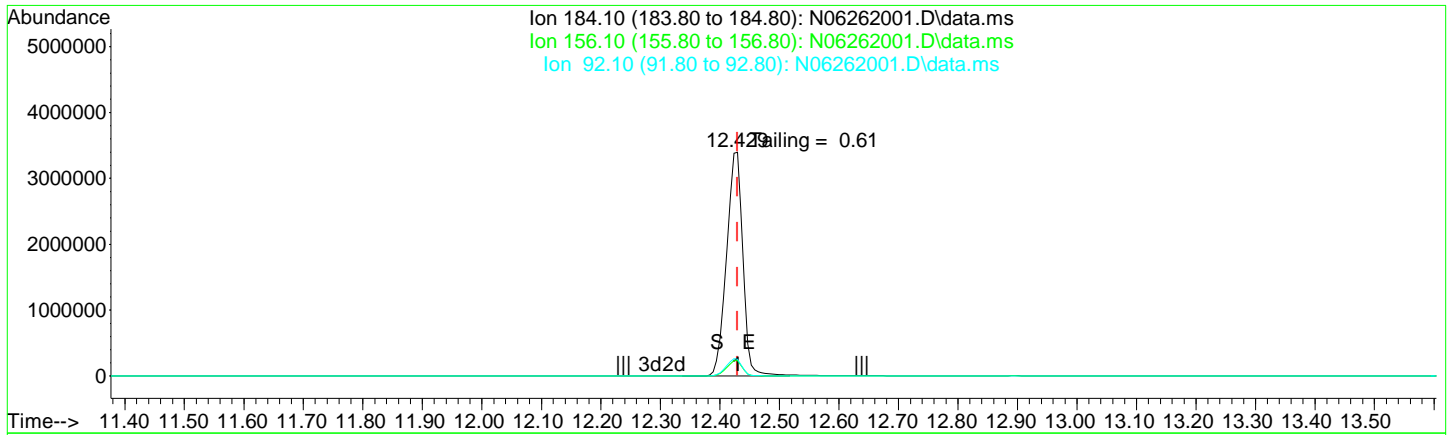
TIC: N06262001.D\data.ms

(4) Pentachlorophenol			
10.815min (-0.000)		48.13 ug/mL	
response	1638209		
Ion	Exp%	Act%	
265.90	100.00	100.00	
164.90	50.60	32.70	
201.90	25.80	20.08	
129.90	27.30	14.40	

Quantitation Report (Qedit)

Data Path : R:\data\2020-06\0F26021\
 Data File : N06262001.D
 Acq On : 26 Jun 2020 08:18 am
 Operator : JK/ AMS/ DTH
 Sample : 0F26021-TUN1
 Misc : 1x, A20F269 DFTPP @ 45
 ALS Vial : 1 Sample Multiplier: 1

Quant Time: Jun 26 08:40:21 2020
 Quant Method : M:\methods\DFTPP.M
 Quant Title : 8270 DFTPP Tune Method
 QLast Update : Thu Jun 25 12:53:40 2020
 Response via : Initial Calibration



TIC: N06262001.D\data.ms

(7) Benzidine

12.429min (-0.000) 26.83 ug/mL

response 6466888

Ion	Exp%	Act%
184.10	100.00	100.00
156.10	8.50	6.88
92.10	8.20	7.42
0.00	0.00	0.00

DDT Breakdown Check (Validated 5/1/2013)

From:

0F26021-TUN1
SV-GCMS 14

First Column Area Counts	Percent Breakdown		
DDE	350807		
DDD	769210		
DDT	20117822	5.27	PASS

Breakdown must be less than 20% to accept sample data.

Quantitation Report (Not Reviewed)

Data Path : R:\data\2020-06\0F26021\
 Data File : N06262001.D
 Acq On : 26 Jun 2020 08:18 am
 Operator : JK/ AMS/ DTH
 Sample : 0F26021-TUN1
 Misc : 1x, A20F269 DFTPP @ 45
 ALS Vial : 1 Sample Multiplier: 1

Quant Time: Jun 29 09:15:40 2020
 Quant Method : R:\methods\DFTPP.M
 Quant Title : 8270 DFTPP Tune Method
 QLast Update : Thu Jun 25 12:53:40 2020
 Response via : Initial Calibration

Compound	R.T.	QIon	Response	Conc	Units	Dev(Min)

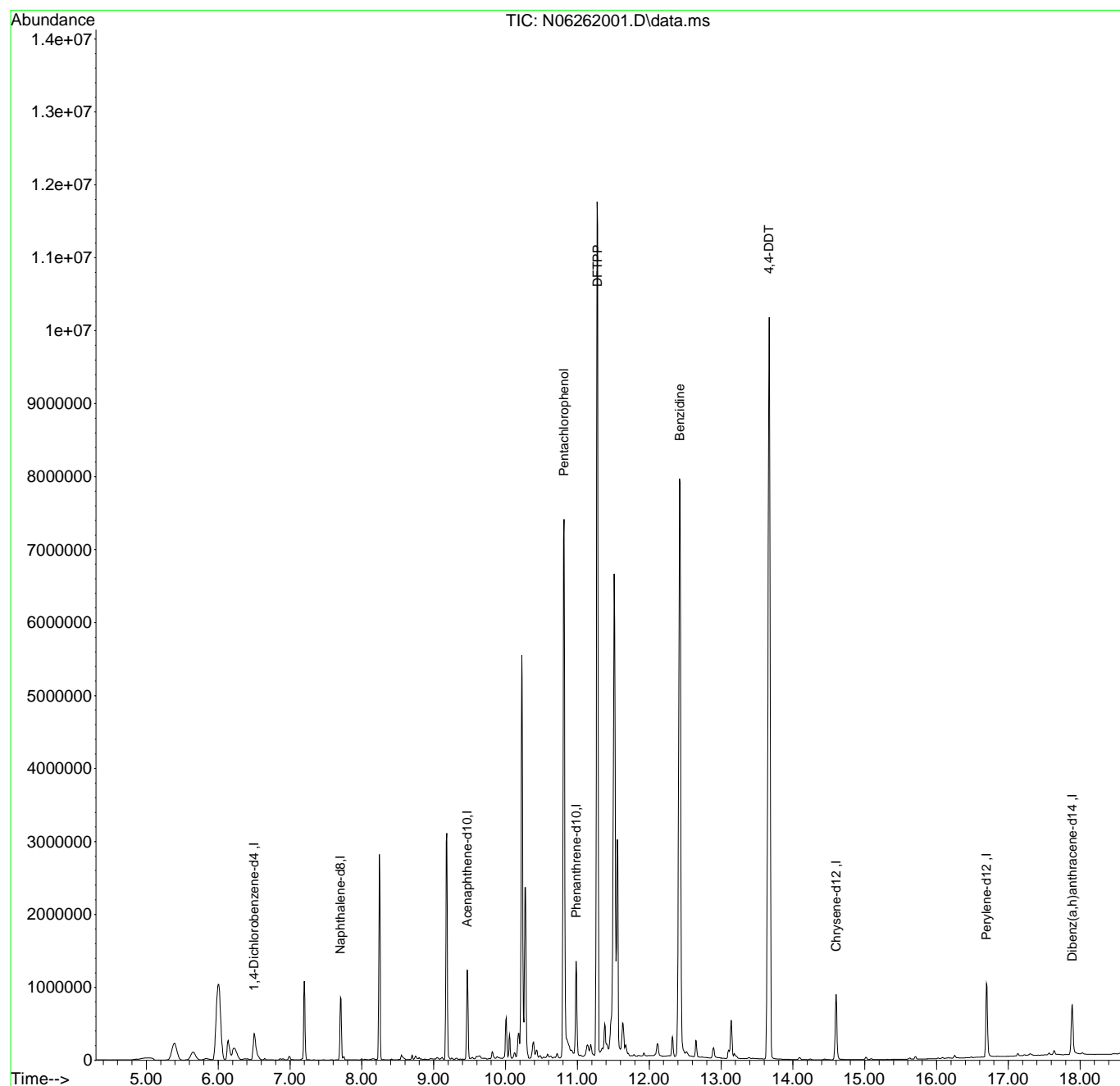
Internal Standards						
1) 1,4-Dichlorobenzene-d4	6.502	150	213324	2.00	ug/mL	0.00
2) Naphthalene-d8	7.702	136	610091	2.00	ug/mL	0.00
3) Acenaphthene-d10	9.468	162	360450	2.00	ug/mL	0.00
5) Phenanthrene-d10	10.984	188	677639	2.00	ug/mL	0.00
11) Chrysene-d12	14.603	240	617872	2.00	ug/mL	0.00
12) Perylene-d12	16.696	264	598439	2.00	ug/mL	0.00
13) Dibenz(a,h)anthracene-...	17.891	292	541104	2.00	ug/mL	# 0.00
Target Compounds						Qvalue
4) Pentachlorophenol	10.815	266	1638209	48.13	ug/mL	78
6) DFTPP	11.281	442	2908828	53.17	ug/mL#	62
7) Benzidine	12.429	184	6466888	26.83	ug/mL	97
8) 4,4-DDE	12.651	TIC	350807	No Calib		
9) 4,4-DDD	13.140	TIC	769210	No Calib		
10) 4,4-DDT	13.671	TIC	20117822	28.95	ug/mL	94

(#) = qualifier out of range (m) = manual integration (+) = signals summed

Quantitation Report (Not Reviewed)

Data Path : R:\data\2020-06\0F26021\
Data File : N06262001.D
Acq On : 26 Jun 2020 08:18 am
Operator : JK/ AMS/ DTH
Sample : 0F26021-TUN1
Misc : 1x, A20F269 DFTPP @ 45
ALS Vial : 1 Sample Multiplier: 1

Quant Time: Jun 29 09:15:40 2020
Quant Method : R:\methods\DFTPP.M
Quant Title : 8270 DFTPP Tune Method
QLast Update : Thu Jun 25 12:53:40 2020
Response via : Initial Calibration



Evaluate Continuing Calibration Report

HML 06/29/20

Data Path : R:\data\2020-06\0F26021\
 Data File : N06262002.D
 Acq On : 26 Jun 2020 08:46 am
 Operator : JK/ AMS/ DTH
 Sample : 0F26021-CCV1
 Misc : 1x, A20C472@50
 ALS Vial : 2 Sample Multiplier: 1

Quant Time: Jun 26 09:12:18 2020
 Quant Method : M:\methods\SV14_040720_PAHR6.M
 Quant Title : EPA 8270D: Semivolatile Organics
 QLast Update : Tue Jun 09 09:45:26 2020
 Response via : Initial Calibration

Min. RRF : 0.000 Min. Rel. Area : 50% Max. R.T. Dev 0.50min
 Max. RRF Dev : 20% Max. Rel. Area : 200%

	Compound	Amount	Calc.	%Dev	Area%	Dev(min)
1 I	Naphthalene-d8 (ISTD)	100.000	100.000	0.0	89	0.00
2 S	Nitrobenzene-d5 (Surr)	50.000	46.342	7.3	85	0.00
3 T	Decalin	50.000	46.343	7.3	87	0.00
4 T	Naphthalene	50.000	47.984	4.0	87	0.00
5 T	2-Methylnaphthalene	50.000	51.083	-2.2	90	0.00
6 T	1-Methylnaphthalene	50.000	51.532	-3.1	90	0.00
7 T	1,1'-Biphenyl	50.000	51.946	-3.9	93	0.00
8 T	2,6-Dimethylnaphthalene	50.000	55.923	-11.8	100	0.00
9 I	Acenaphthene-d10 (ISTD)	100.000	100.000	0.0	101	0.00
10 S	2-Fluorobiphenyl (Surr)	50.000	47.938	4.1	97	0.00
11 T	Acenaphthylene	50.000	52.012	-4.0	102	0.00
12 T	Acenaphthene	50.000	48.624	2.8	98	0.00
13 T	Dibenzofuran	50.000	49.424	1.2	100	0.00
14 T	1,6,7-Trimethylnaphthalene	50.000	52.675	-5.3	108	0.00
15 T	Fluorene	50.000	50.688	-1.4	105	0.00
16 I	Phenanthrene-d10 (ISTD)	100.000	100.000	0.0	108	0.00
17 T	Dibenzothiopene	50.000	50.289	-0.6	107	0.00
18 T	Phenanthrene	50.000	48.192	3.6	105	0.00
19 T	Anthracene	50.000	52.168	-4.3	111	0.00
20 T	Carbazole	50.000	47.780	4.4	98	0.00
21 T	1-Methylphenanthrene	50.000	52.417	-4.8	110	0.00
22 T	Fluoranthene	50.000	51.392	-2.8	110	0.00
23 I	Chrysene-d12 (ISTD)	100.000	100.000	0.0	89	0.00
24 T	Pyrene	50.000	57.723	-15.4	107	0.00
25 S	Terphenyl-d14 (Surr)	50.000	53.227	-6.5	94	0.00
26 T	Benz(a)anthracene	50.000	48.994	2.0	91	0.00
27 T	Chrysene	50.000	48.345	3.3	86	0.00
28 I	Perylene-d12 (ISTD)	100.000	100.000	0.0	83	0.00
29 T	Benzo(b)fluoranthene	50.000	52.102	-4.2	89	0.00
30 T	Benzo(k)fluoranthene	50.000	52.164	-4.3	86	0.00

Evaluate Continuing Calibration Report

Data Path : R:\data\2020-06\0F26021\
 Data File : N06262002.D
 Acq On : 26 Jun 2020 08:46 am
 Operator : JK/ AMS/ DTH
 Sample : 0F26021-CCV1
 Misc : 1x, A20C472@50
 ALS Vial : 2 Sample Multiplier: 1

Quant Time: Jun 26 09:12:18 2020
 Quant Method : M:\methods\SV14_040720_PAHR6.M
 Quant Title : EPA 8270D: Semivolatile Organics
 QLast Update : Tue Jun 09 09:45:26 2020
 Response via : Initial Calibration

Min. RRF : 0.000 Min. Rel. Area : 50% Max. R.T. Dev 0.50min
 Max. RRF Dev : 20% Max. Rel. Area : 200%

	Compound	Amount	Calc.	%Dev	Area%	Dev(min)
31 T	Benzo(b+k)fluoranthene	100.000	103.833	-3.8	87	0.00
32 T	Benzo(e)pyrene	50.000	49.258	1.5	84	0.00
33 T	Benzo(a)pyrene	50.000	56.074	-12.1	87	0.00
34 T	Perylene	50.000	52.925	-5.8	81	0.00
35 I	Dibenz(a,h)Anthrcene-d14(IS	100.000	100.000	0.0	88	0.00
36 T	Indeno(1,2,3-cd)Pyrene	50.000	50.258	-0.5	90	0.00
37 T	Dibenz(a,h)anthracene	50.000	51.524	-3.0	91	0.00
38 T	Benzo(g,h,i)perylene	50.000	48.471	3.1	84	0.00

(#) = Out of Range

SPCC's out = 0 CCC's out = 0

Quantitation Report (Not Reviewed)

Data Path : R:\data\2020-06\0F26021\
 Data File : N06262002.D
 Acq On : 26 Jun 2020 08:46 am
 Operator : JK/ AMS/ DTH
 Sample : 0F26021-CCV1
 Misc : 1x, A20C472@50
 ALS Vial : 2 Sample Multiplier: 1

Quant Time: Jun 29 09:20:11 2020
 Quant Method : R:\methods\SV14_040720_PAHR6.M
 Quant Title : EPA 8270D: Semivolatile Organics
 QLast Update : Tue Jun 09 09:45:26 2020
 Response via : Initial Calibration

Compound	R.T.	QIon	Response	Conc	Units	Dev(Min)	

Internal Standards							
1) Naphthalene-d8 (ISTD)	7.761	136	234949	100.00	ng/ml	0.00	
9) Acenaphthene-d10 (ISTD)	9.515	162	147969	100.00	ng/ml	0.00	
16) Phenanthrene-d10 (ISTD)	11.025	188	260384	100.00	ng/ml	0.00	
23) Chrysene-d12 (ISTD)	14.691	240	211764	100.00	ng/ml	0.00	
28) Perylene-d12 (ISTD)	18.153	264	192806	100.00	ng/ml	0.00	
35) Dibenz(a,h)Anthrcene-d...	20.543	292	167904	100.00	ng/ml	0.00	
System Monitoring Compounds							
2) Nitrobenzene-d5 (Surr)	7.067	82	34013	46.34	ng/ml	0.00	
10) 2-Fluorobiphenyl (Surr)	8.828	172	109818	47.94	ng/ml	0.00	
25) Terphenyl-d14 (Surr)	12.768	244	108908	53.23	ng/ml	0.00	
Target Compounds							
							Qvalue
3) Decalin	7.236	138	8706	46.34	ng/ml		82
4) Naphthalene	7.784	128	122791	47.98	ng/ml		99
5) 2-Methylnaphthalene	8.466	142	87773	51.08	ng/ml		97
6) 1-Methylnaphthalene	8.565	142	87917	51.53	ng/ml		96
7) 1,1'-Biphenyl	8.932	154	112499	51.95	ng/ml		96
8) 2,6-Dimethylnaphthalene	9.090	156	83085	55.92	ng/ml		97
11) Acenaphthylene	9.375	152	143508	52.01	ng/ml		99
12) Acenaphthene	9.550	153	98415	48.62	ng/ml		99
13) Dibenzofuran	9.725	168	121079	49.42	ng/ml		93
14) 1,6,7-Trimethylnaphtha...	9.935	170	83545	52.68	ng/ml		100
15) Fluorene	10.069	166	98645	50.69	ng/ml		98
17) Dibenzothiopene	10.920	184	132328	50.29	ng/ml		93
18) Phenanthrene	11.048	178	144438	48.19	ng/ml		99
19) Anthracene	11.101	178	128051	52.17	ng/ml		99
20) Carbazole	11.270	167	101251	47.78	ng/ml		98
21) 1-Methylphenanthrene	11.672	192	105940	52.42	ng/ml		99
22) Fluoranthene	12.296	202	151804	51.39	ng/ml		96
24) Pyrene	12.575	202	158548	57.72	ng/ml		99
26) Benz(a)anthracene	14.668	228	107593	48.99	ng/ml		99
27) Chrysene	14.749	228	109191	48.34	ng/ml		100
29) Benzo(b)fluoranthene	17.244	252	103849	52.10	ng/ml		92
30) Benzo(k)fluoranthene	17.314	252	103650	52.16	ng/ml		91
31) Benzo(b+k)fluoranthene	17.314	252	217626	103.83	ng/ml		91
32) Benzo(e)pyrene	17.897	252	102659	49.26	ng/ml		98

Quantitation Report (Not Reviewed)

Data Path : R:\data\2020-06\0F26021\
 Data File : N06262002.D
 Acq On : 26 Jun 2020 08:46 am
 Operator : JK/ AMS/ DTH
 Sample : 0F26021-CCV1
 Misc : 1x, A20C472@50
 ALS Vial : 2 Sample Multiplier: 1

Quant Time: Jun 29 09:20:11 2020
 Quant Method : R:\methods\SV14_040720_PAHR6.M
 Quant Title : EPA 8270D: Semivolatile Organics
 QLast Update : Tue Jun 09 09:45:26 2020
 Response via : Initial Calibration

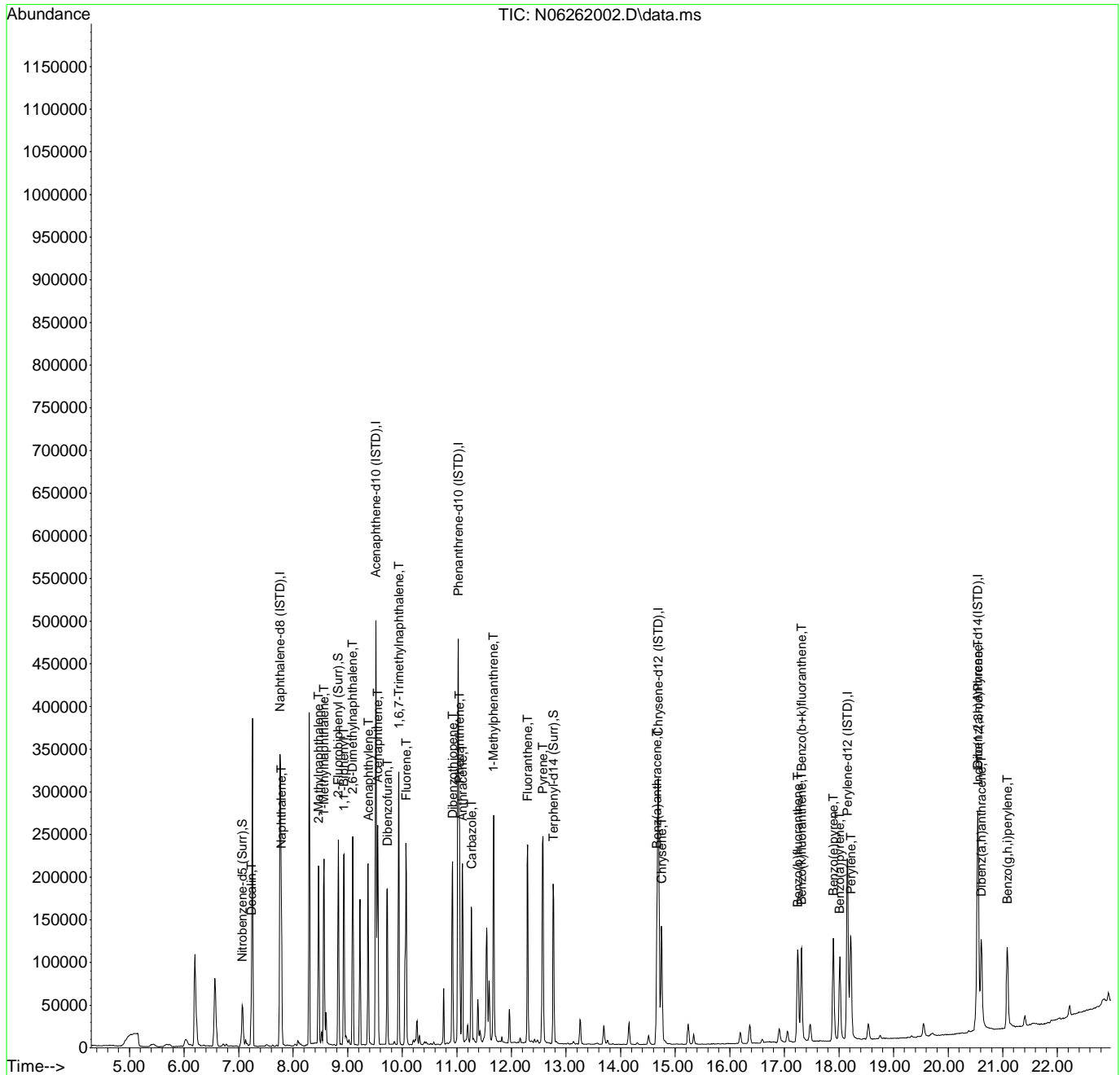
Compound	R.T.	QIon	Response	Conc	Units	Dev(Min)
33) Benzo(a)pyrene	18.013	252	89717	56.07	ng/ml	96
34) Perylene	18.217	252	113577	52.92	ng/ml	99
36) Indeno(1,2,3-cd)Pyrene	20.549	276	91665	50.26	ng/ml	76
37) Dibenz(a,h)anthracene	20.607	278	94761	51.52	ng/ml	80
38) Benzo(g,h,i)perylene	21.085	276	94834	48.47	ng/ml	78

(#) = qualifier out of range (m) = manual integration (+) = signals summed

Quantitation Report (Not Reviewed)

Data Path : R:\data\2020-06\0F26021\
 Data File : N06262002.D
 Acq On : 26 Jun 2020 08:46 am
 Operator : JK/ AMS/ DTH
 Sample : 0F26021-CCV1
 Misc : 1x, A20C472@50
 ALS Vial : 2 Sample Multiplier: 1

Quant Time: Jun 29 09:20:11 2020
 Quant Method : R:\methods\SV14_040720_PAHR6.M
 Quant Title : EPA 8270D: Semivolatile Organics
 QLast Update : Tue Jun 09 09:45:26 2020
 Response via : Initial Calibration



ATML 06/29/20

Data Path : R:\data\2020-06\0F26021\
 Data File : N06262003.D
 Acq On : 26 Jun 2020 09:18 am
 Operator : JK/ AMS/ DTH
 Sample : 0F26021-CCB1
 Misc : 1x, DCM + ISTD
 ALS Vial : 3 Sample Multiplier: 1

Quant Time: Jun 29 09:22:27 2020
 Quant Method : R:\methods\SV14_040720_PAHR6.M
 Quant Title : EPA 8270D: Semivolatile Organics
 QLast Update : Tue Jun 09 09:45:26 2020
 Response via : Initial Calibration

Compound	R.T.	QIon	Response	Conc	Units	Dev(Min)

Internal Standards						
1) Naphthalene-d8 (ISTD)	7.761	136	230562	100.00	ng/ml	0.00
9) Acenaphthene-d10 (ISTD)	9.515	162	143986	100.00	ng/ml	0.00
16) Phenanthrene-d10 (ISTD)	11.025	188	221845	100.00	ng/ml	0.00
23) Chrysene-d12 (ISTD)	14.691	240	190370	100.00	ng/ml	0.00
28) Perylene-d12 (ISTD)	18.153	264	184980	100.00	ng/ml	0.00
35) Dibenz(a,h)Anthrcene-d...	20.537	292	170769	100.00	ng/ml	0.00
System Monitoring Compounds						
2) Nitrobenzene-d5 (Surr)	0.000	82	0	0.00	ng/ml	
10) 2-Fluorobiphenyl (Surr)	8.827	172	56	0.03	ng/ml	0.00
25) Terphenyl-d14 (Surr)	12.767	244	55	0.03	ng/ml	0.00
Target Compounds						
						Qvalue
3) Decalin	0.000		0		N.D.	
4) Naphthalene	7.790	128	258		N.D.	
5) 2-Methylnaphthalene	8.472	142	54		N.D.	
6) 1-Methylnaphthalene	8.565	142	56		N.D.	
7) 1,1'-Biphenyl	8.932	154	141		N.D.	
8) 2,6-Dimethylnaphthalene	0.000		0		N.D.	
11) Acenaphthylene	0.000		0		N.D.	
12) Acenaphthene	0.000		0		N.D.	
13) Dibenzofuran	0.000		0		N.D.	
14) 1,6,7-Trimethylnaphtha...	0.000		0		N.D.	
15) Fluorene	0.000		0		N.D.	
17) Dibenzothiopene	0.000		0		N.D.	
18) Phenanthrene	11.048	178	104		N.D.	
19) Anthracene	11.095	178	70		N.D.	
20) Carbazole	11.269	167	76		N.D.	
21) 1-Methylphenanthrene	0.000		0		N.D.	
22) Fluoranthene	0.000		0		N.D.	
24) Pyrene	0.000		0		N.D.	
26) Benz(a)anthracene	14.685	228	518		N.D.	
27) Chrysene	14.685	228	443		N.D.	
29) Benzo(b)fluoranthene	0.000		0		N.D.	
30) Benzo(k)fluoranthene	0.000		0		N.D.	
31) Benzo(b+k)fluoranthene	0.000		0		N.D.	
32) Benzo(e)pyrene	18.159	252	478		N.D.	

Quantitation Report (Not Reviewed)

Data Path : R:\data\2020-06\0F26021\
 Data File : N06262003.D
 Acq On : 26 Jun 2020 09:18 am
 Operator : JK/ AMS/ DTH
 Sample : 0F26021-CCB1
 Misc : 1x, DCM + ISTD
 ALS Vial : 3 Sample Multiplier: 1

Quant Time: Jun 29 09:22:27 2020
 Quant Method : R:\methods\SV14_040720_PAHR6.M
 Quant Title : EPA 8270D: Semivolatile Organics
 QLast Update : Tue Jun 09 09:45:26 2020
 Response via : Initial Calibration

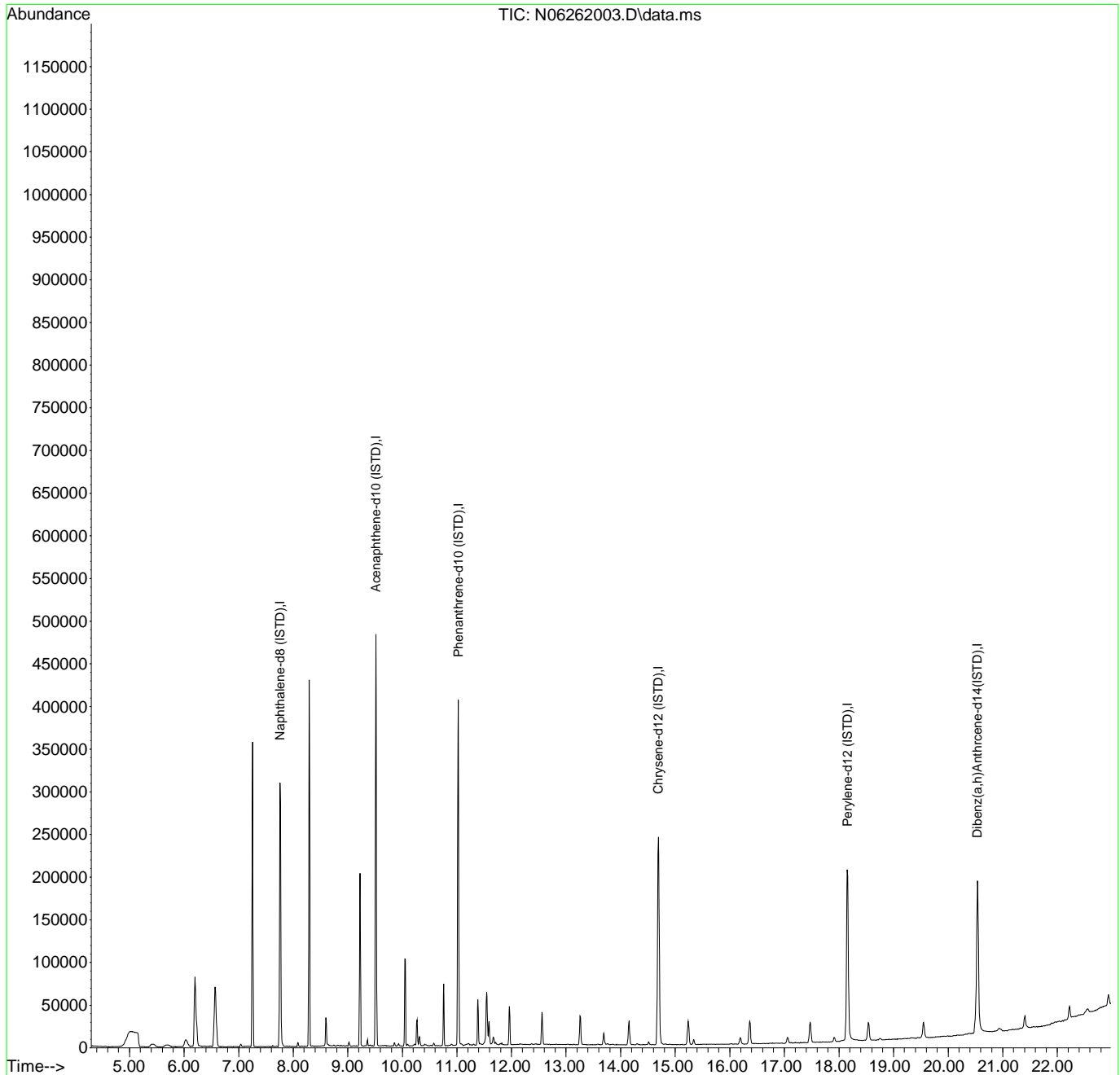
Compound	R.T.	QIon	Response	Conc	Units	Dev(Min)
33) Benzo(a)pyrene	0.000		0			N.D.
34) Perylene	18.159	252	618			N.D.
36) Indeno(1,2,3-cd)Pyrene	20.543	276	58			N.D.
37) Dibenz(a,h)anthracene	0.000		0			N.D.
38) Benzo(g,h,i)perylene	0.000		0			N.D.

(#) = qualifier out of range (m) = manual integration (+) = signals summed

Quantitation Report (Not Reviewed)

Data Path : R:\data\2020-06\0F26021\
Data File : N06262003.D
Acq On : 26 Jun 2020 09:18 am
Operator : JK/ AMS/ DTH
Sample : 0F26021-CCB1
Misc : 1x, DCM + ISTD
ALS Vial : 3 Sample Multiplier: 1

Quant Time: Jun 29 09:22:27 2020
Quant Method : R:\methods\SV14_040720_PAHR6.M
Quant Title : EPA 8270D: Semivolatile Organics
QLast Update : Tue Jun 09 09:45:26 2020
Response via : Initial Calibration



AML 06/29/20

Data Path : R:\data\2020-06\0F26021\
 Data File : N06262004.D
 Acq On : 26 Jun 2020 11:13 am
 Operator : JK/ AMS/ DTH
 Sample : 0060858-BLK1
 Misc : 1x, 8270D LL PAH ONLY
 ALS Vial : 4 Sample Multiplier: 1

B02

Quant Time: Jun 29 09:23:23 2020
 Quant Method : R:\methods\SV14_040720_PAHR6.M
 Quant Title : EPA 8270D: Semivolatile Organics
 QLast Update : Tue Jun 09 09:45:26 2020
 Response via : Initial Calibration

Compound	R.T.	QIon	Response	Conc	Units	Dev(Min)
Internal Standards						
1) Naphthalene-d8 (ISTD)	7.761	136	206502	100.00	ng/ml	0.00
9) Acenaphthene-d10 (ISTD)	9.515	162	131494	100.00	ng/ml	0.00
16) Phenanthrene-d10 (ISTD)	11.025	188	234879	100.00	ng/ml	0.00
23) Chrysene-d12 (ISTD)	14.691	240	189542	100.00	ng/ml	0.00
28) Perylene-d12 (ISTD)	18.159	264	174333	100.00	ng/ml	0.00
35) Dibenz(a,h)Anthracene-d...	20.543	292	152934	100.00	ng/ml	0.00
System Monitoring Compounds						
2) Nitrobenzene-d5 (Surr)	7.067	82	52026	80.65	ng/ml	0.00
10) 2-Fluorobiphenyl (Surr)	8.827	172	189879	93.27	ng/ml	0.00
25) Terphenyl-d14 (Surr)	12.773	244	216049	117.97	ng/ml	0.00
Target Compounds						
3) Decalin	0.000		0		N.D.	
4) Naphthalene	7.784	128	6602	2.94	ng/ml	99
5) 2-Methylnaphthalene	8.466	142	1475	0.98	ng/ml	97
6) 1-Methylnaphthalene	8.565	142	940	0.63	ng/ml	95
7) 1,1'-Biphenyl	8.932	154	933	0.49	ng/ml	86
8) 2,6-Dimethylnaphthalene	9.095	156	499		N.D.	
11) Acenaphthylene	9.375	152	346		N.D.	
12) Acenaphthene	9.550	153	1589	0.88	ng/ml	94
13) Dibenzofuran	9.725	168	745		N.D.	
14) 1,6,7-Trimethylnaphtha...	9.935	170	189		N.D.	
15) Fluorene	10.069	166	968	0.56	ng/ml	88
17) Dibenzothiopene	10.920	184	469		N.D.	
18) Phenanthrene	11.048	178	4390	1.62	ng/ml	98
19) Anthracene	11.101	178	671		N.D.	
20) Carbazole	11.270	167	306		N.D.	
21) 1-Methylphenanthrene	11.672	192	488		N.D.	
22) Fluoranthene	12.295	202	2196	0.82	ng/ml	95
24) Pyrene	12.575	202	2090	0.85	ng/ml	98
26) Benz(a)anthracene	14.679	228	904	0.46	ng/ml	90
27) Chrysene	14.749	228	600		N.D.	
29) Benzo(b)fluoranthene	17.250	252	582		N.D.	
30) Benzo(k)fluoranthene	17.250	252	663		N.D.	
31) Benzo(b+k)fluoranthene	17.250	252	722		N.D.	
32) Benzo(e)pyrene	17.897	252	419		N.D.	

Quantitation Report (QT Reviewed)

Data Path : R:\data\2020-06\0F26021\
 Data File : N06262004.D
 Acq On : 26 Jun 2020 11:13 am
 Operator : JK/ AMS/ DTH
 Sample : 0060858-BLK1
 Misc : 1x, 8270D LL PAH ONLY
 ALS Vial : 4 Sample Multiplier: 1

Quant Time: Jun 29 09:23:23 2020
 Quant Method : R:\methods\SV14_040720_PAHR6.M
 Quant Title : EPA 8270D: Semivolatile Organics
 QLast Update : Tue Jun 09 09:45:26 2020
 Response via : Initial Calibration

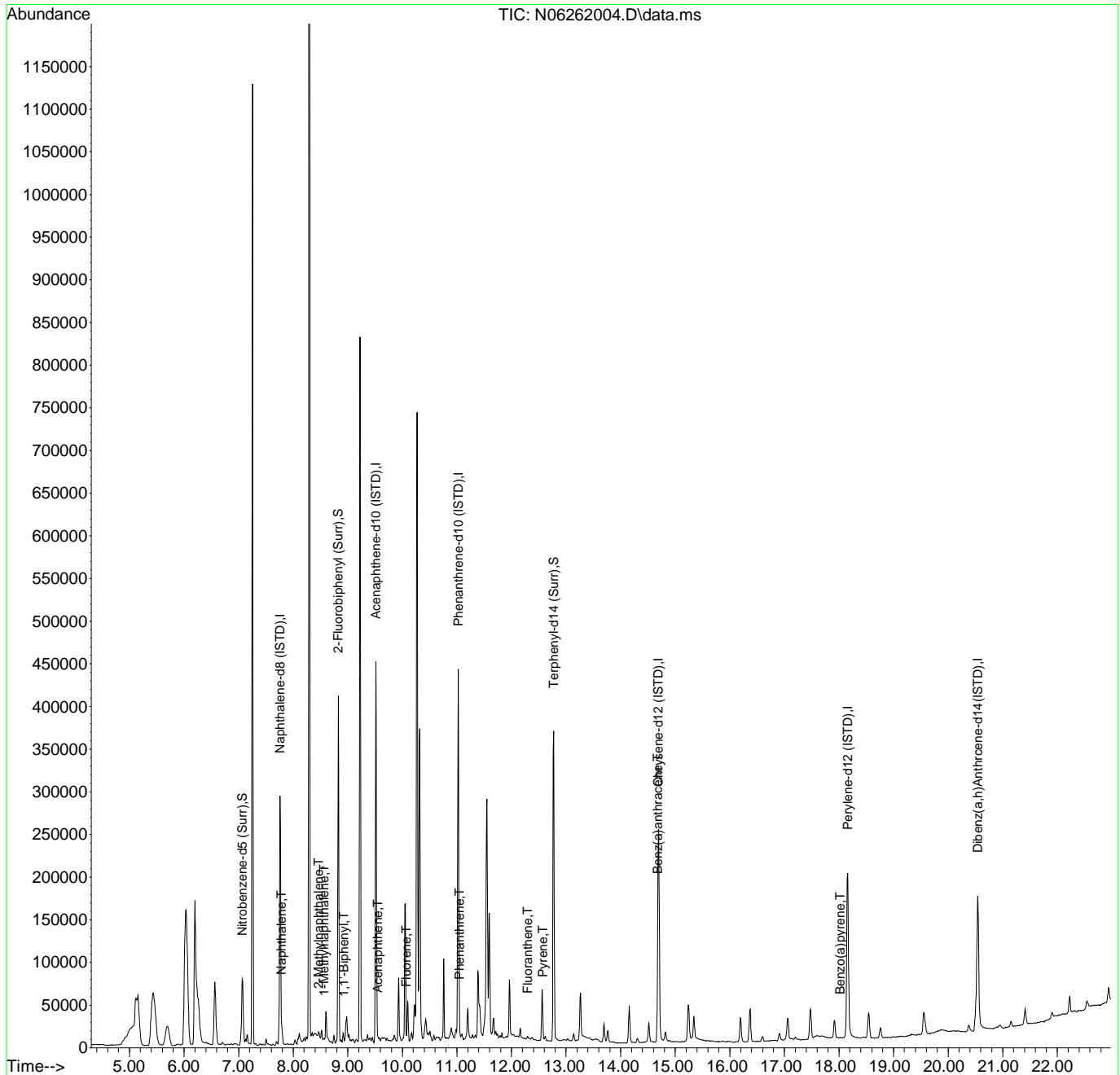
Compound	R.T.	QIon	Response	Conc	Units	Dev(Min)
33) Benzo(a)pyrene	18.019	252	359	0.56	ng/ml	87
34) Perylene	18.217	252	174	N.D.		
36) Indeno(1,2,3-cd)Pyrene	20.549	276	386	N.D.		
37) Dibenz(a,h)anthracene	20.601	278	81	N.D.		
38) Benzo(g,h,i)perylene	21.085	276	425	N.D.		

(#) = qualifier out of range (m) = manual integration (+) = signals summed

Quantitation Report (QT Reviewed)

Data Path : R:\data\2020-06\0F26021\
Data File : N06262004.D
Acq On : 26 Jun 2020 11:13 am
Operator : JK/ AMS/ DTH
Sample : 0060858-BLK1
Misc : 1x, 8270D LL PAH ONLY
ALS Vial : 4 Sample Multiplier: 1

Quant Time: Jun 29 09:23:23 2020
Quant Method : R:\methods\SV14_040720_PAHR6.M
Quant Title : EPA 8270D: Semivolatile Organics
QLast Update : Tue Jun 09 09:45:26 2020
Response via : Initial Calibration



Quantitation Report (Not Reviewed)

Data Path : R:\data\2020-06\0F26021\
 Data File : N06262004.D
 Acq On : 26 Jun 2020 11:13 am
 Operator : JK/ AMS/ DTH
 Sample : 0060858-BLK1
 Misc : 1x, 8270D LL PAH ONLY
 ALS Vial : 4 Sample Multiplier: 1

Quant Time: Jun 29 09:23:23 2020
 Quant Method : R:\methods\SV14_040720_PAHR6.M
 Quant Title : EPA 8270D: Semivolatile Organics
 QLast Update : Tue Jun 09 09:45:26 2020
 Response via : Initial Calibration

Compound	R.T.	QIon	Response	Conc	Units	Dev(Min)

Internal Standards						
1) Naphthalene-d8 (ISTD)	7.761	136	206502	100.00	ng/ml	0.00
9) Acenaphthene-d10 (ISTD)	9.515	162	131494	100.00	ng/ml	0.00
16) Phenanthrene-d10 (ISTD)	11.025	188	234879	100.00	ng/ml	0.00
23) Chrysene-d12 (ISTD)	14.691	240	189542	100.00	ng/ml	0.00
28) Perylene-d12 (ISTD)	18.159	264	174333	100.00	ng/ml	0.00
35) Dibenz(a,h)Anthrcene-d...	20.543	292	152934	100.00	ng/ml	0.00
System Monitoring Compounds						
2) Nitrobenzene-d5 (Surr)	7.067	82	52026	80.65	ng/ml	0.00
10) 2-Fluorobiphenyl (Surr)	8.827	172	189879	93.27	ng/ml	0.00
25) Terphenyl-d14 (Surr)	12.773	244	216049	117.97	ng/ml	0.00
Target Compounds						
						Qvalue
3) Decalin	0.000		0		N.D.	
4) Naphthalene	7.784	128	6602	2.94	ng/ml	99
5) 2-Methylnaphthalene	8.466	142	1475	0.98	ng/ml	97
6) 1-Methylnaphthalene	8.565	142	940	0.63	ng/ml	95
7) 1,1'-Biphenyl	8.932	154	933	0.49	ng/ml	86
8) 2,6-Dimethylnaphthalene	9.095	156	499		N.D.	
11) Acenaphthylene	9.375	152	346		N.D.	
12) Acenaphthene	9.550	153	1589	0.88	ng/ml	94
13) Dibenzofuran	9.725	168	745		N.D.	
14) 1,6,7-Trimethylnaphtha...	9.935	170	189		N.D.	
15) Fluorene	10.069	166	968	0.56	ng/ml	88
17) Dibenzothiopene	10.920	184	469		N.D.	
18) Phenanthrene	11.048	178	4390	1.62	ng/ml	98
19) Anthracene	11.101	178	671		N.D.	
20) Carbazole	11.270	167	306		N.D.	
21) 1-Methylphenanthrene	11.672	192	488		N.D.	
22) Fluoranthene	12.295	202	2196	0.82	ng/ml	95
24) Pyrene	12.575	202	2090	0.85	ng/ml	98
26) Benz(a)anthracene	14.679	228	904	0.46	ng/ml	90
27) Chrysene	14.749	228	600		N.D.	
29) Benzo(b)fluoranthene	17.250	252	582		N.D.	
30) Benzo(k)fluoranthene	17.250	252	663		N.D.	
31) Benzo(b+k)fluoranthene	17.250	252	722		N.D.	
32) Benzo(e)pyrene	17.897	252	419		N.D.	

Quantitation Report (Not Reviewed)

Data Path : R:\data\2020-06\0F26021\
 Data File : N06262004.D
 Acq On : 26 Jun 2020 11:13 am
 Operator : JK/ AMS/ DTH
 Sample : 0060858-BLK1
 Misc : 1x, 8270D LL PAH ONLY
 ALS Vial : 4 Sample Multiplier: 1

Quant Time: Jun 29 09:23:23 2020
 Quant Method : R:\methods\SV14_040720_PAHR6.M
 Quant Title : EPA 8270D: Semivolatile Organics
 QLast Update : Tue Jun 09 09:45:26 2020
 Response via : Initial Calibration

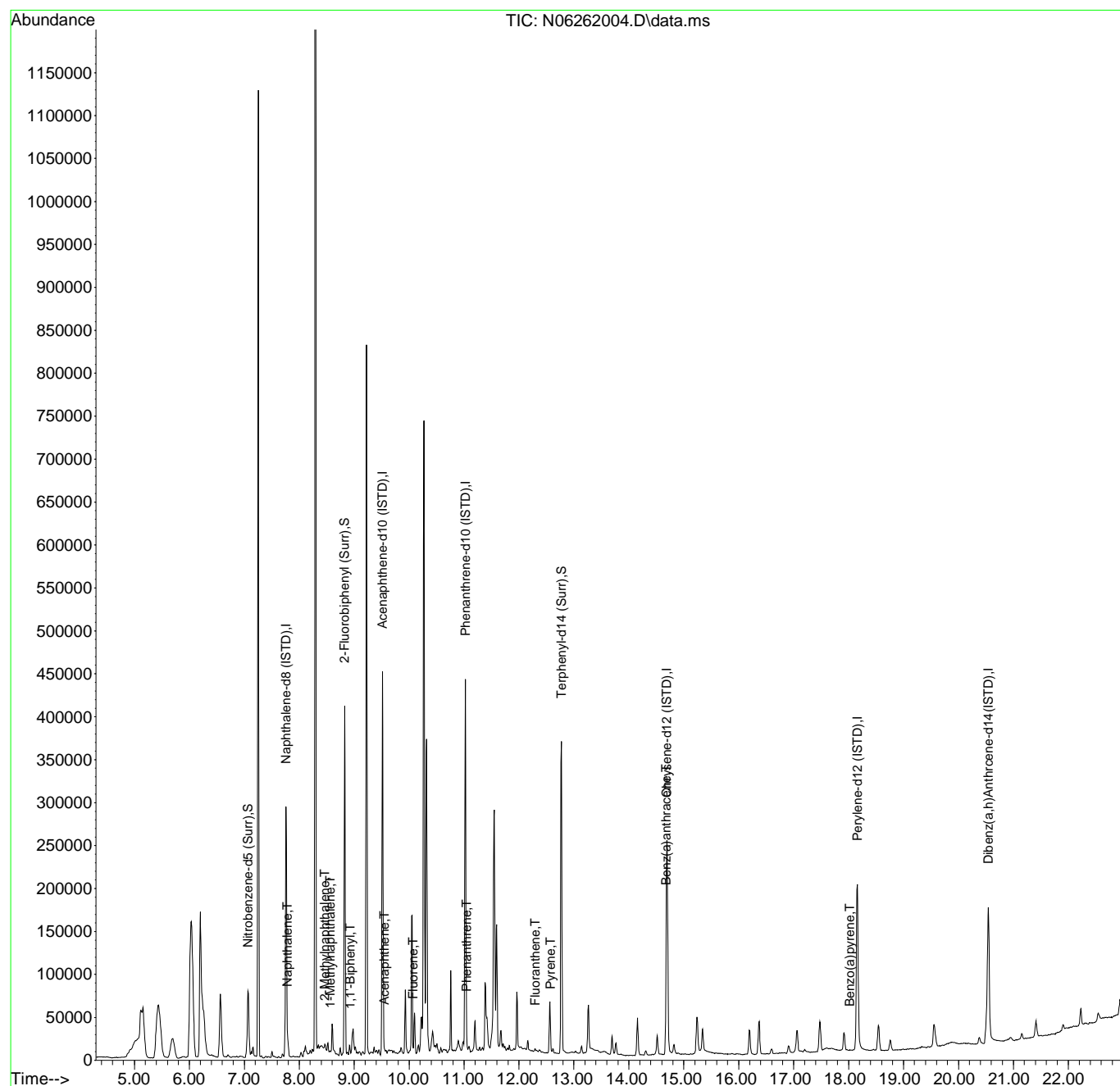
Compound	R.T.	QIon	Response	Conc	Units	Dev(Min)
33) Benzo(a)pyrene	18.019	252	359	0.56	ng/ml	87
34) Perylene	18.217	252	174	N.D.		
36) Indeno(1,2,3-cd)Pyrene	20.549	276	386	N.D.		
37) Dibenz(a,h)anthracene	20.601	278	81	N.D.		
38) Benzo(g,h,i)perylene	21.085	276	425	N.D.		

(#) = qualifier out of range (m) = manual integration (+) = signals summed

Quantitation Report (Not Reviewed)

Data Path : R:\data\2020-06\0F26021\
 Data File : N06262004.D
 Acq On : 26 Jun 2020 11:13 am
 Operator : JK/ AMS/ DTH
 Sample : 0060858-BLK1
 Misc : 1x, 8270D LL PAH ONLY
 ALS Vial : 4 Sample Multiplier: 1

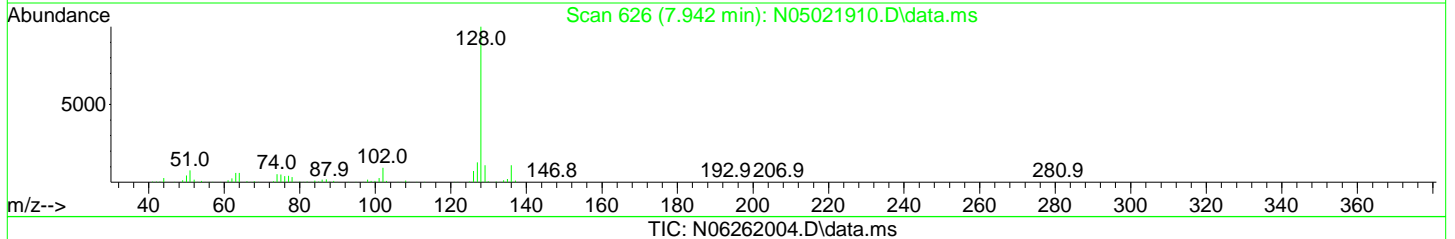
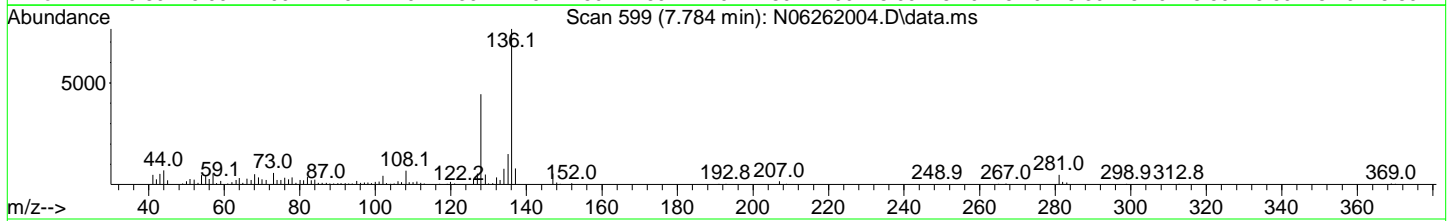
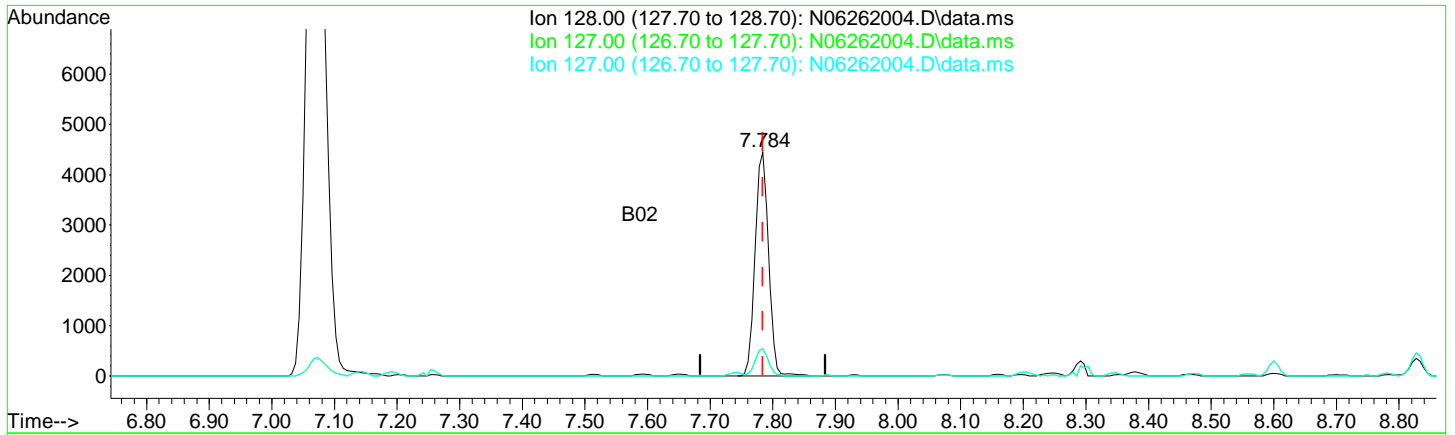
Quant Time: Jun 29 09:23:23 2020
 Quant Method : R:\methods\SV14_040720_PAHR6.M
 Quant Title : EPA 8270D: Semivolatile Organics
 QLast Update : Tue Jun 09 09:45:26 2020
 Response via : Initial Calibration



Quantitation Report (Qedit)

Data Path : R:\data\2020-06\0F26021\
 Data File : N06262004.D
 Acq On : 26 Jun 2020 11:13 am
 Operator : JK/ AMS/ DTH
 Sample : 0060858-BLK1
 Misc : 1x, 8270D LL PAH ONLY
 ALS Vial : 4 Sample Multiplier: 1

Quant Time: Jun 29 09:23:23 2020
 Quant Method : R:\methods\SV14_040720_PAHR6.M
 Quant Title : EPA 8270D: Semivolatile Organics
 QLast Update : Tue Jun 09 09:45:26 2020
 Response via : Initial Calibration



TIC: N06262004.D\data.ms

(4) Naphthalene (T)

7.784min (+ 0.000) 2.94 ng/ml

response 6602

Ion	Exp%	Act%
128.00	100.00	100.00
127.00	12.60	12.21
127.00	12.60	12.21
0.00	0.00	0.00

HML 06/29/20

Data Path : R:\data\2020-06\0F26021\
 Data File : N06262005.D
 Acq On : 26 Jun 2020 11:45 am
 Operator : JK/ AMS/ DTH
 Sample : 0060858-BS1
 Misc : 1x, 8270D LL PAH ONLY
 ALS Vial : 5 Sample Multiplier: 1

B02

Quant Time: Jun 29 09:25:57 2020
 Quant Method : R:\methods\SV14_040720_PAHR6.M
 Quant Title : EPA 8270D: Semivolatile Organics
 QLast Update : Tue Jun 09 09:45:26 2020
 Response via : Initial Calibration

Compound	R.T.	QIon	Response	Conc	Units	Dev(Min)

Internal Standards						
1) Naphthalene-d8 (ISTD)	7.761	136	230954	100.00	ng/ml	0.00
9) Acenaphthene-d10 (ISTD)	9.515	162	141458	100.00	ng/ml	0.00
16) Phenanthrene-d10 (ISTD)	11.025	188	247025	100.00	ng/ml	0.00
23) Chrysene-d12 (ISTD)	14.691	240	218461	100.00	ng/ml	0.00
28) Perylene-d12 (ISTD)	18.153	264	204808	100.00	ng/ml	0.00
35) Dibenz(a,h)Anthracene-d...	20.543	292	172945	100.00	ng/ml	0.00
System Monitoring Compounds						
2) Nitrobenzene-d5 (Surr)	7.061	82	59214	82.07	ng/ml	0.00
10) 2-Fluorobiphenyl (Surr)	8.827	172	199073	90.90	ng/ml	0.00
25) Terphenyl-d14 (Surr)	12.768	244	222137	105.24	ng/ml	0.00
Target Compounds						
						Qvalue
3) Decalin	7.230	138	7092	38.40	ng/ml	84
4) Naphthalene	7.778	128	105468	41.93	ng/ml	99
5) 2-Methylnaphthalene	8.466	142	75248	44.55	ng/ml	97
6) 1-Methylnaphthalene	8.565	142	73919	44.08	ng/ml	97
7) 1,1'-Biphenyl	8.927	154	90736	42.62	ng/ml	96
8) 2,6-Dimethylnaphthalene	9.090	156	65900	45.12	ng/ml	97
11) Acenaphthylene	9.375	152	108490	41.13	ng/ml	99
12) Acenaphthene	9.544	153	81197	41.96	ng/ml	100
13) Dibenzofuran	9.725	168	95421	40.74	ng/ml	93
14) 1,6,7-Trimethylnaphtha...	9.935	170	66287	43.72	ng/ml	98
15) Fluorene	10.069	166	79575	42.77	ng/ml	99
17) Dibenzothiopene	10.920	184	102829	41.19	ng/ml	94
18) Phenanthrene	11.048	178	119282	41.95	ng/ml	100
19) Anthracene	11.101	178	102190	43.88	ng/ml	99
20) Carbazole	11.270	167	76990	38.30	ng/ml	98
21) 1-Methylphenanthrene	11.672	192	84827	44.24	ng/ml	97
22) Fluoranthene	12.295	202	122199	43.61	ng/ml	95
24) Pyrene	12.575	202	124715	44.01	ng/ml	99
26) Benz(a)anthracene	14.668	228	95051	41.96	ng/ml	99
27) Chrysene	14.749	228	98706	42.36	ng/ml	99
29) Benzo(b)fluoranthene	17.250	252	91148	43.05	ng/ml	91
30) Benzo(k)fluoranthene	17.314	252	91706	43.45	ng/ml	91
31) Benzo(b+k)fluoranthene	17.314	252	192090	86.28	ng/ml	91
32) Benzo(e)pyrene	17.897	252	91328	41.25	ng/ml	97

Quantitation Report (QT Reviewed)

Data Path : R:\data\2020-06\0F26021\
 Data File : N06262005.D
 Acq On : 26 Jun 2020 11:45 am
 Operator : JK/ AMS/ DTH
 Sample : 0060858-BS1
 Misc : 1x, 8270D LL PAH ONLY
 ALS Vial : 5 Sample Multiplier: 1

Quant Time: Jun 29 09:25:57 2020
 Quant Method : R:\methods\SV14_040720_PAHR6.M
 Quant Title : EPA 8270D: Semivolatile Organics
 QLast Update : Tue Jun 09 09:45:26 2020
 Response via : Initial Calibration

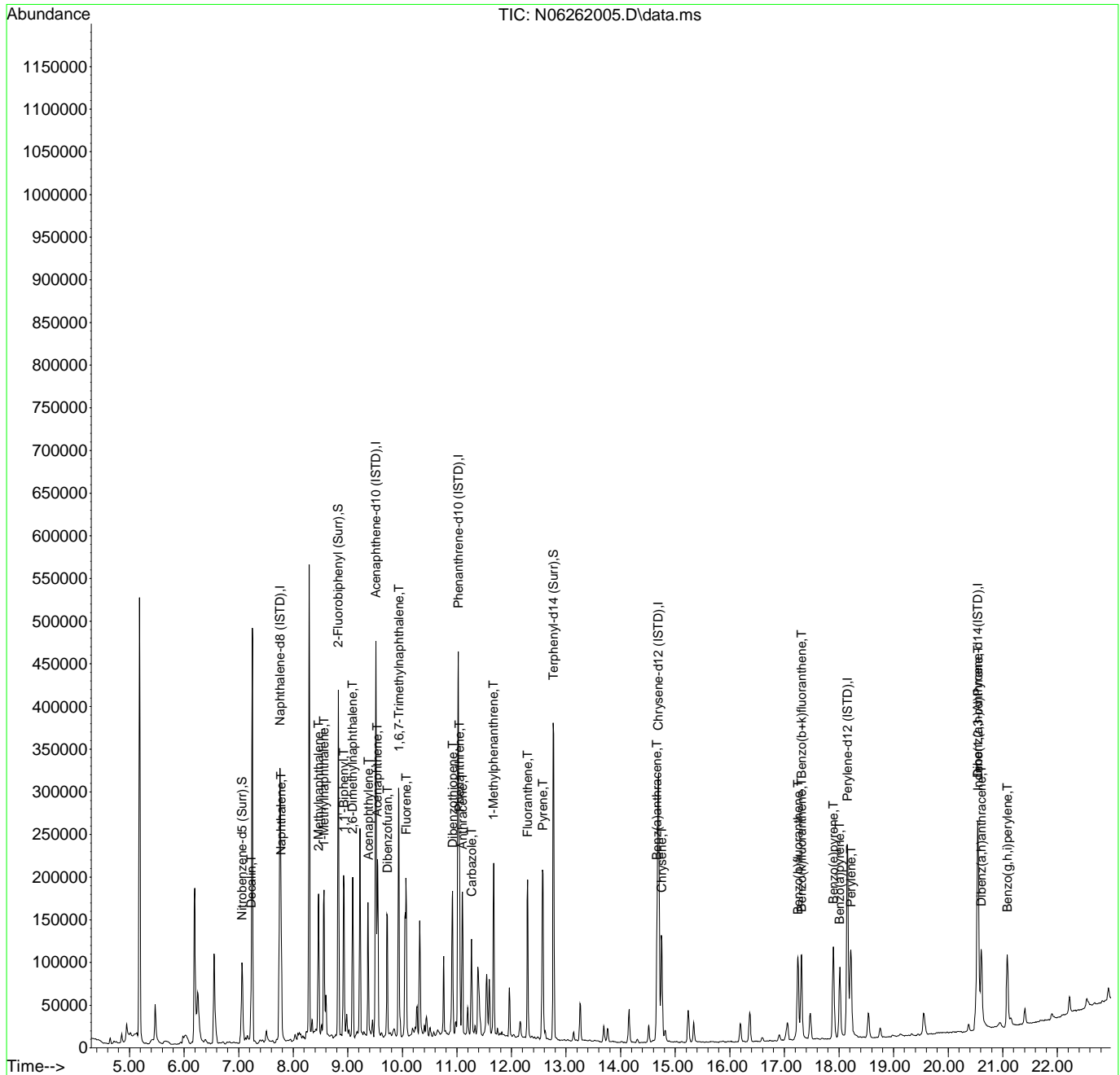
Compound	R.T.	QIon	Response	Conc	Units	Dev(Min)
33) Benzo(a)pyrene	18.013	252	77019	45.59	ng/ml	96
34) Perylene	18.217	252	97336	42.70	ng/ml	99
36) Indeno(1,2,3-cd)Pyrene	20.549	276	79844	42.50	ng/ml	79
37) Dibenz(a,h)anthracene	20.607	278	81023	42.77	ng/ml	80
38) Benzo(g,h,i)perylene	21.085	276	83140	41.26	ng/ml	78

(#) = qualifier out of range (m) = manual integration (+) = signals summed

Quantitation Report (QT Reviewed)

Data Path : R:\data\2020-06\0F26021\
 Data File : N06262005.D
 Acq On : 26 Jun 2020 11:45 am
 Operator : JK/ AMS/ DTH
 Sample : 0060858-BS1
 Misc : 1x, 8270D LL PAH ONLY
 ALS Vial : 5 Sample Multiplier: 1

Quant Time: Jun 29 09:25:57 2020
 Quant Method : R:\methods\SV14_040720_PAHR6.M
 Quant Title : EPA 8270D: Semivolatile Organics
 QLast Update : Tue Jun 09 09:45:26 2020
 Response via : Initial Calibration



Quantitation Report (Not Reviewed)

Data Path : R:\data\2020-06\0F26021\
 Data File : N06262005.D
 Acq On : 26 Jun 2020 11:45 am
 Operator : JK/ AMS/ DTH
 Sample : 0060858-BS1
 Misc : 1x, 8270D LL PAH ONLY
 ALS Vial : 5 Sample Multiplier: 1

Quant Time: Jun 29 09:25:57 2020
 Quant Method : R:\methods\SV14_040720_PAHR6.M
 Quant Title : EPA 8270D: Semivolatile Organics
 QLast Update : Tue Jun 09 09:45:26 2020
 Response via : Initial Calibration

Compound	R.T.	QIon	Response	Conc	Units	Dev(Min)	

Internal Standards							
1) Naphthalene-d8 (ISTD)	7.761	136	230954	100.00	ng/ml	0.00	
9) Acenaphthene-d10 (ISTD)	9.515	162	141458	100.00	ng/ml	0.00	
16) Phenanthrene-d10 (ISTD)	11.025	188	247025	100.00	ng/ml	0.00	
23) Chrysene-d12 (ISTD)	14.691	240	218461	100.00	ng/ml	0.00	
28) Perylene-d12 (ISTD)	18.153	264	204808	100.00	ng/ml	0.00	
35) Dibenz(a,h)Anthrcene-d...	20.543	292	172945	100.00	ng/ml	0.00	
System Monitoring Compounds							
2) Nitrobenzene-d5 (Surr)	7.061	82	59214	82.07	ng/ml	0.00	
10) 2-Fluorobiphenyl (Surr)	8.827	172	199073	90.90	ng/ml	0.00	
25) Terphenyl-d14 (Surr)	12.768	244	222137	105.24	ng/ml	0.00	
Target Compounds							
							Qvalue
3) Decalin	7.230	138	7092	38.40	ng/ml		84
4) Naphthalene	7.778	128	105468	41.93	ng/ml		99
5) 2-Methylnaphthalene	8.466	142	75248	44.55	ng/ml		97
6) 1-Methylnaphthalene	8.565	142	73919	44.08	ng/ml		97
7) 1,1'-Biphenyl	8.927	154	90736	42.62	ng/ml		96
8) 2,6-Dimethylnaphthalene	9.090	156	65900	45.12	ng/ml		97
11) Acenaphthylene	9.375	152	108490	41.13	ng/ml		99
12) Acenaphthene	9.544	153	81197	41.96	ng/ml		100
13) Dibenzofuran	9.725	168	95421	40.74	ng/ml		93
14) 1,6,7-Trimethylnaphtha...	9.935	170	66287	43.72	ng/ml		98
15) Fluorene	10.069	166	79575	42.77	ng/ml		99
17) Dibenzothiopene	10.920	184	102829	41.19	ng/ml		94
18) Phenanthrene	11.048	178	119282	41.95	ng/ml		100
19) Anthracene	11.101	178	102190	43.88	ng/ml		99
20) Carbazole	11.270	167	76990	38.30	ng/ml		98
21) 1-Methylphenanthrene	11.672	192	84827	44.24	ng/ml		97
22) Fluoranthene	12.295	202	122199	43.61	ng/ml		95
24) Pyrene	12.575	202	124715	44.01	ng/ml		99
26) Benz(a)anthracene	14.668	228	95051	41.96	ng/ml		99
27) Chrysene	14.749	228	98706	42.36	ng/ml		99
29) Benzo(b)fluoranthene	17.250	252	91148	43.05	ng/ml		91
30) Benzo(k)fluoranthene	17.314	252	91706	43.45	ng/ml		91
31) Benzo(b+k)fluoranthene	17.314	252	192090	86.28	ng/ml		91
32) Benzo(e)pyrene	17.897	252	91328	41.25	ng/ml		97

Quantitation Report (Not Reviewed)

Data Path : R:\data\2020-06\0F26021\
 Data File : N06262005.D
 Acq On : 26 Jun 2020 11:45 am
 Operator : JK/ AMS/ DTH
 Sample : 0060858-BS1
 Misc : 1x, 8270D LL PAH ONLY
 ALS Vial : 5 Sample Multiplier: 1

Quant Time: Jun 29 09:25:57 2020
 Quant Method : R:\methods\SV14_040720_PAHR6.M
 Quant Title : EPA 8270D: Semivolatile Organics
 QLast Update : Tue Jun 09 09:45:26 2020
 Response via : Initial Calibration

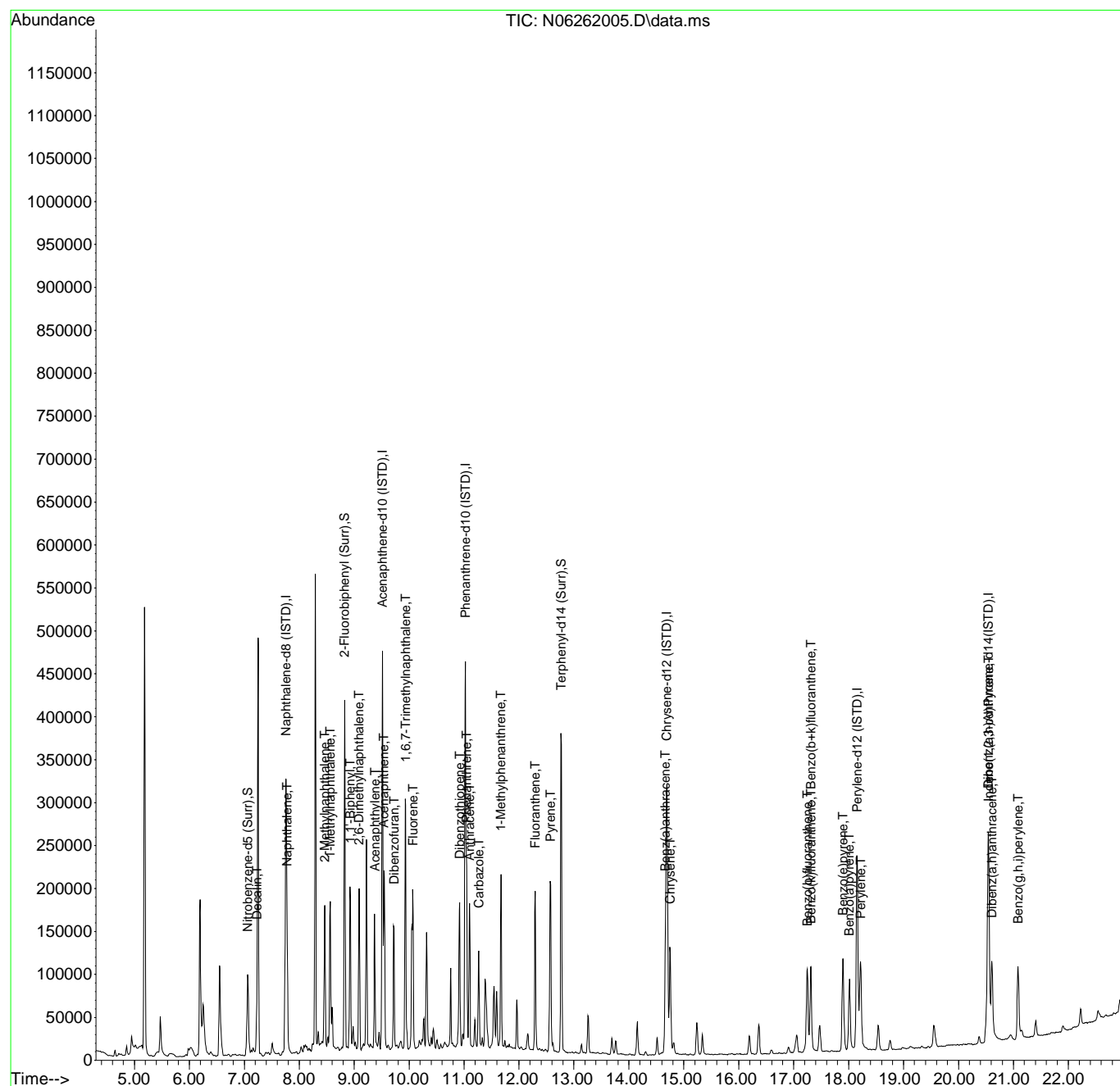
Compound	R.T.	QIon	Response	Conc	Units	Dev(Min)
33) Benzo(a)pyrene	18.013	252	77019	45.59	ng/ml	96
34) Perylene	18.217	252	97336	42.70	ng/ml	99
36) Indeno(1,2,3-cd)Pyrene	20.549	276	79844	42.50	ng/ml	79
37) Dibenz(a,h)anthracene	20.607	278	81023	42.77	ng/ml	80
38) Benzo(g,h,i)perylene	21.085	276	83140	41.26	ng/ml	78

(#) = qualifier out of range (m) = manual integration (+) = signals summed

Quantitation Report (Not Reviewed)

Data Path : R:\data\2020-06\0F26021\
 Data File : N06262005.D
 Acq On : 26 Jun 2020 11:45 am
 Operator : JK/ AMS/ DTH
 Sample : 0060858-BS1
 Misc : 1x, 8270D LL PAH ONLY
 ALS Vial : 5 Sample Multiplier: 1

Quant Time: Jun 29 09:25:57 2020
 Quant Method : R:\methods\SV14_040720_PAHR6.M
 Quant Title : EPA 8270D: Semivolatile Organics
 QLast Update : Tue Jun 09 09:45:26 2020
 Response via : Initial Calibration



ATML 06/29/20

Data Path : R:\data\2020-06\0F26021\
 Data File : N06262008.D
 Acq On : 26 Jun 2020 01:23 pm
 Operator : JK/ AMS/ DTH
 Sample : A0F0670-03RE1@1000
 Misc : 1000x, 8270D LL PAH ONLY
 ALS Vial : 8 Sample Multiplier: 1

RR-1

Quant Time: Jun 29 09:42:34 2020
 Quant Method : R:\methods\SV14_040720_PAHR6.M
 Quant Title : EPA 8270D: Semivolatile Organics
 QLast Update : Tue Jun 09 09:45:26 2020
 Response via : Initial Calibration

Compound	R.T.	QIon	Response	Conc	Units	Dev(Min)
Internal Standards						
1) Naphthalene-d8 (ISTD)	7.766	136	217074	100.00	ng/ml	0.00
9) Acenaphthene-d10 (ISTD)	9.515	162	143347	100.00	ng/ml	0.00
16) Phenanthrene-d10 (ISTD)	11.025	188	230507	100.00	ng/ml	0.00
23) Chrysene-d12 (ISTD)	14.691	240	183721	100.00	ng/ml	0.00
28) Perylene-d12 (ISTD)	18.159	264	175704	100.00	ng/ml	0.00
35) Dibenz(a,h)Anthracene-d...	20.543	292	158390	100.00	ng/ml	0.00
System Monitoring Compounds						
2) Nitrobenzene-d5 (Surr)	7.067	82	77	0.11	ng/ml	0.00
10) 2-Fluorobiphenyl (Surr)	8.833	172	190	0.09	ng/ml	0.00
25) Terphenyl-d14 (Surr)	12.773	244	242	0.14	ng/ml	0.00
Target Compounds						
3) Decalin	0.000		0	N.D.		Qvalue
4) Naphthalene	7.784	128	25425	10.75	ng/ml	100
5) 2-Methylnaphthalene	8.466	142	16362	10.31	ng/ml	96
6) 1-Methylnaphthalene	8.565	142	10937	6.94	ng/ml	97
7) 1,1'-Biphenyl	8.932	154	977	0.49	ng/ml	91
8) 2,6-Dimethylnaphthalene	9.101	156	3778	2.75	ng/ml	98
11) Acenaphthylene	9.375	152	3833	1.43	ng/ml	94
12) Acenaphthene	9.550	153	33975	17.33	ng/ml	99
13) Dibenzofuran	9.725	168	16210	6.83	ng/ml	96
14) 1,6,7-Trimethylnaphtha...	9.929	170	1336	0.87	ng/ml	93
15) Fluorene	10.075	166	19539	10.36	ng/ml	98
17) Dibenzothiopene	10.920	184	5936	2.55	ng/ml	96
18) Phenanthrene	11.048	178	95536	36.01	ng/ml	99
19) Anthracene	11.100	178	23874	10.99	ng/ml	99
20) Carbazole	11.269	167	3613	1.93	ng/ml	98
21) 1-Methylphenanthrene	11.672	192	5415	3.03	ng/ml	93
22) Fluoranthene	12.295	202	51358	19.64	ng/ml	96
24) Pyrene	12.575	202	47281	19.84	ng/ml	99
26) Benz(a)anthracene	14.673	228	8655	4.54	ng/ml	86
27) Chrysene	14.749	228	10073	5.14	ng/ml	97
29) Benzo(b)fluoranthene	17.255	252	6358	3.50	ng/ml	94
30) Benzo(k)fluoranthene	17.314	252	1998m	1.10	ng/ml	
31) Benzo(b+k)fluoranthene	17.255	252	8625	4.52	ng/ml	92
32) Benzo(e)pyrene	17.897	252	3786	1.99	ng/ml	94

Quantitation Report (QT Reviewed)

Data Path : R:\data\2020-06\0F26021\
 Data File : N06262008.D
 Acq On : 26 Jun 2020 01:23 pm
 Operator : JK/ AMS/ DTH
 Sample : A0F0670-03RE1@1000
 Misc : 1000x, 8270D LL PAH ONLY
 ALS Vial : 8 Sample Multiplier: 1

Quant Time: Jun 29 09:42:34 2020
 Quant Method : R:\methods\SV14_040720_PAHR6.M
 Quant Title : EPA 8270D: Semivolatile Organics
 QLast Update : Tue Jun 09 09:45:26 2020
 Response via : Initial Calibration

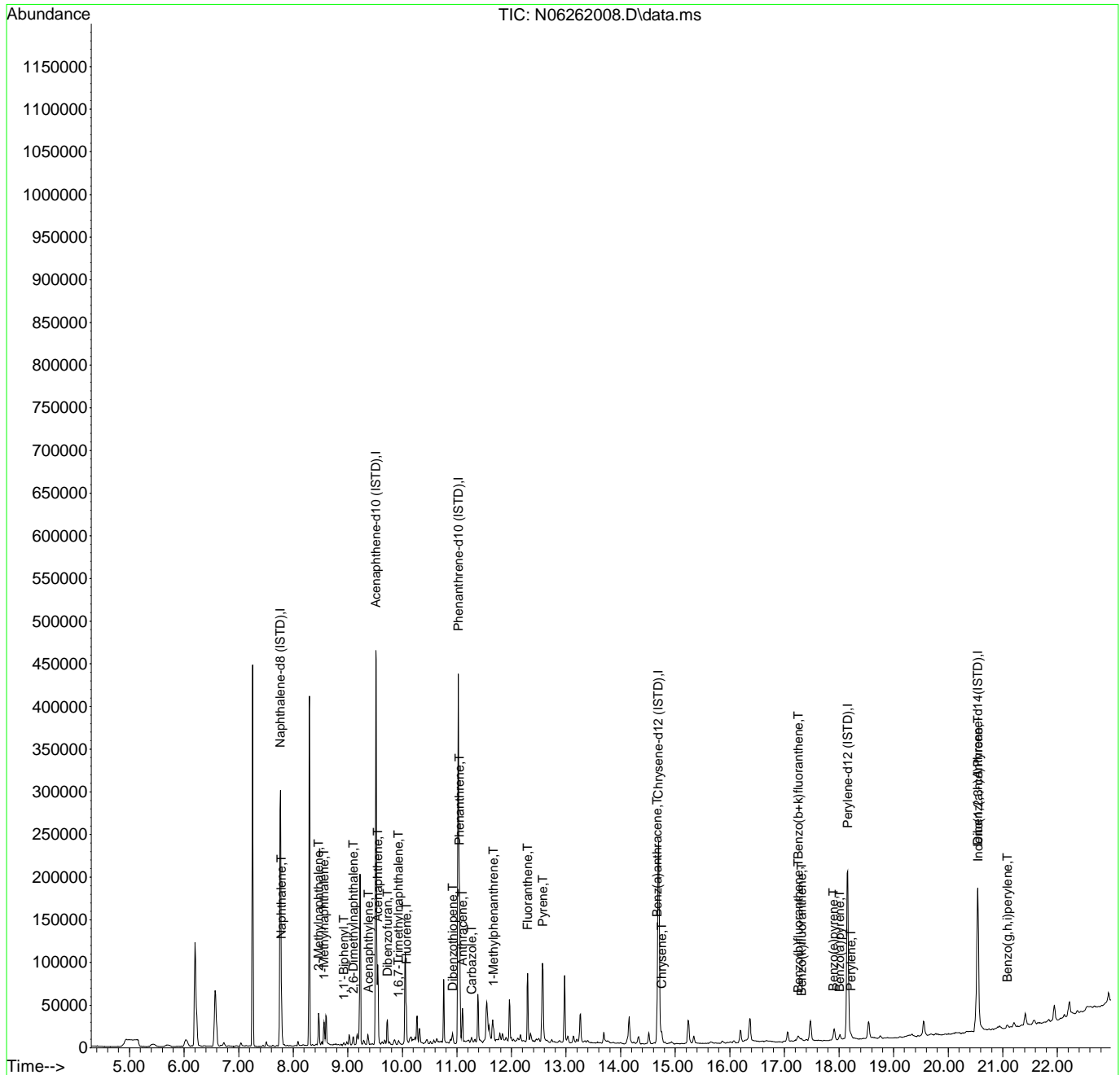
Compound	R.T.	QIon	Response	Conc	Units	Dev(Min)
33) Benzo(a)pyrene	18.013	252	4898	3.73	ng/ml	96
34) Perylene	18.217	252	1817	0.93	ng/ml	93
36) Indeno(1,2,3-cd)Pyrene	20.549	276	3189	1.85	ng/ml	73
37) Dibenz(a,h)anthracene	20.607	278	551	N.D.		
38) Benzo(g,h,i)perylene	21.085	276	3611	1.96	ng/ml	84

(#) = qualifier out of range (m) = manual integration (+) = signals summed

Quantitation Report (QT Reviewed)

Data Path : R:\data\2020-06\0F26021\
 Data File : N06262008.D
 Acq On : 26 Jun 2020 01:23 pm
 Operator : JK/ AMS/ DTH
 Sample : A0F0670-03RE1@1000
 Misc : 1000x, 8270D LL PAH ONLY
 ALS Vial : 8 Sample Multiplier: 1

Quant Time: Jun 29 09:42:34 2020
 Quant Method : R:\methods\SV14_040720_PAHR6.M
 Quant Title : EPA 8270D: Semivolatile Organics
 QLast Update : Tue Jun 09 09:45:26 2020
 Response via : Initial Calibration



Quantitation Report (Not Reviewed)

Data Path : R:\data\2020-06\0F26021\
 Data File : N06262008.D
 Acq On : 26 Jun 2020 01:23 pm
 Operator : JK/ AMS/ DTH
 Sample : A0F0670-03RE1@1000
 Misc : 1000x, 8270D LL PAH ONLY
 ALS Vial : 8 Sample Multiplier: 1

Quant Time: Jun 29 09:39:46 2020
 Quant Method : R:\methods\SV14_040720_PAHR6.M
 Quant Title : EPA 8270D: Semivolatile Organics
 QLast Update : Tue Jun 09 09:45:26 2020
 Response via : Initial Calibration

Compound	R.T.	QIon	Response	Conc	Units	Dev(Min)	

Internal Standards							
1) Naphthalene-d8 (ISTD)	7.766	136	217074	100.00	ng/ml	0.00	
9) Acenaphthene-d10 (ISTD)	9.515	162	143347	100.00	ng/ml	0.00	
16) Phenanthrene-d10 (ISTD)	11.025	188	230507	100.00	ng/ml	0.00	
23) Chrysene-d12 (ISTD)	14.691	240	183721	100.00	ng/ml	0.00	
28) Perylene-d12 (ISTD)	18.159	264	175704	100.00	ng/ml	0.00	
35) Dibenz(a,h)Anthrcene-d...	20.543	292	158390	100.00	ng/ml	0.00	
System Monitoring Compounds							
2) Nitrobenzene-d5 (Surr)	7.067	82	77	0.11	ng/ml	0.00	
10) 2-Fluorobiphenyl (Surr)	8.833	172	190	0.09	ng/ml	0.00	
25) Terphenyl-d14 (Surr)	12.773	244	242	0.14	ng/ml	0.00	
Target Compounds							
							Qvalue
3) Decalin	0.000		0	N.D.			
4) Naphthalene	7.784	128	25425	10.75	ng/ml	100	
5) 2-Methylnaphthalene	8.466	142	16362	10.31	ng/ml	96	
6) 1-Methylnaphthalene	8.565	142	10937	6.94	ng/ml	97	
7) 1,1'-Biphenyl	8.932	154	977	0.49	ng/ml	91	
8) 2,6-Dimethylnaphthalene	9.101	156	3778	2.75	ng/ml	98	
11) Acenaphthylene	9.375	152	3833	1.43	ng/ml	94	
12) Acenaphthene	9.550	153	33975	17.33	ng/ml	99	
13) Dibenzofuran	9.725	168	16210	6.83	ng/ml	96	
14) 1,6,7-Trimethylnaphtha...	9.929	170	1336	0.87	ng/ml	93	
15) Fluorene	10.075	166	19539	10.36	ng/ml	98	
17) Dibenzothiopene	10.920	184	5936	2.55	ng/ml	96	
18) Phenanthrene	11.048	178	95536	36.01	ng/ml	99	
19) Anthracene	11.100	178	23874	10.99	ng/ml	99	
20) Carbazole	11.269	167	3613	1.93	ng/ml	98	
21) 1-Methylphenanthrene	11.672	192	5415	3.03	ng/ml	93	
22) Fluoranthene	12.295	202	51358	19.64	ng/ml	96	
24) Pyrene	12.575	202	47281	19.84	ng/ml	99	
26) Benz(a)anthracene	14.673	228	8655	4.54	ng/ml	86	
27) Chrysene	14.749	228	10073	5.14	ng/ml	97	
29) Benzo(b)fluoranthene	17.255	252	6358	3.50	ng/ml	94	
30) Benzo(k)fluoranthene	17.255	252	7847	4.33	ng/ml	92	
31) Benzo(b+k)fluoranthene	17.255	252	8625	4.52	ng/ml	92	
32) Benzo(e)pyrene	17.897	252	3786	1.99	ng/ml	94	

Quantitation Report (Not Reviewed)

Data Path : R:\data\2020-06\0F26021\
 Data File : N06262008.D
 Acq On : 26 Jun 2020 01:23 pm
 Operator : JK/ AMS/ DTH
 Sample : A0F0670-03RE1@1000
 Misc : 1000x, 8270D LL PAH ONLY
 ALS Vial : 8 Sample Multiplier: 1

Quant Time: Jun 29 09:39:46 2020
 Quant Method : R:\methods\SV14_040720_PAHR6.M
 Quant Title : EPA 8270D: Semivolatile Organics
 QLast Update : Tue Jun 09 09:45:26 2020
 Response via : Initial Calibration

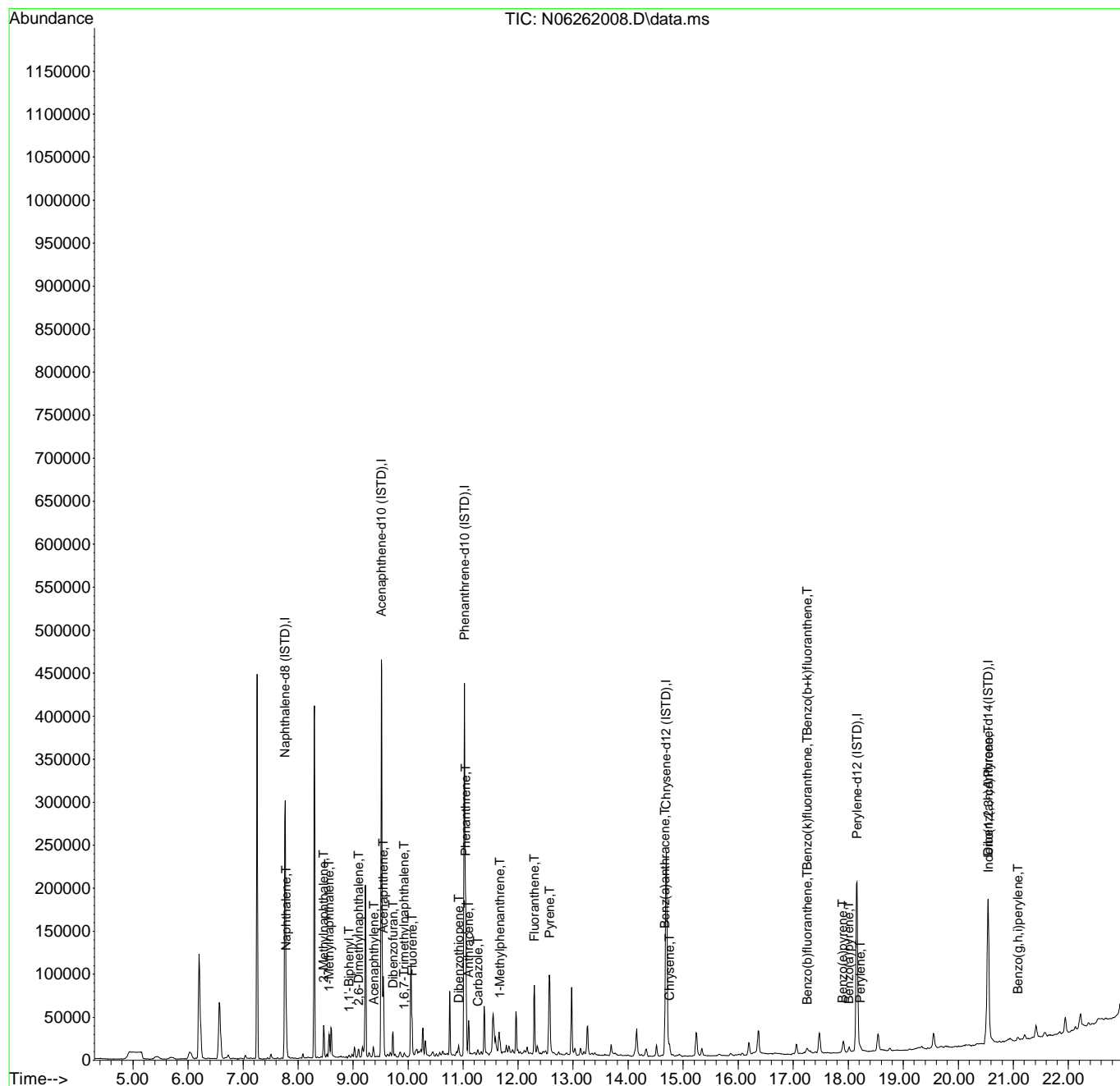
Compound	R.T.	QIon	Response	Conc	Units	Dev(Min)
33) Benzo(a)pyrene	18.013	252	4898	3.73	ng/ml	96
34) Perylene	18.217	252	1817	0.93	ng/ml	93
36) Indeno(1,2,3-cd)Pyrene	20.549	276	3189	1.85	ng/ml	73
37) Dibenz(a,h)anthracene	20.607	278	551	N.D.		
38) Benzo(g,h,i)perylene	21.085	276	3611	1.96	ng/ml	84

(#) = qualifier out of range (m) = manual integration (+) = signals summed

Quantitation Report (Not Reviewed)

Data Path : R:\data\2020-06\0F26021\
 Data File : N06262008.D
 Acq On : 26 Jun 2020 01:23 pm
 Operator : JK/ AMS/ DTH
 Sample : A0F0670-03RE1@1000
 Misc : 1000x, 8270D LL PAH ONLY
 ALS Vial : 8 Sample Multiplier: 1

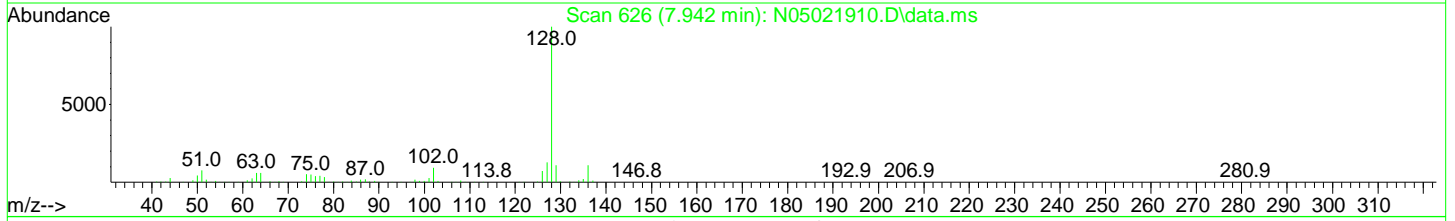
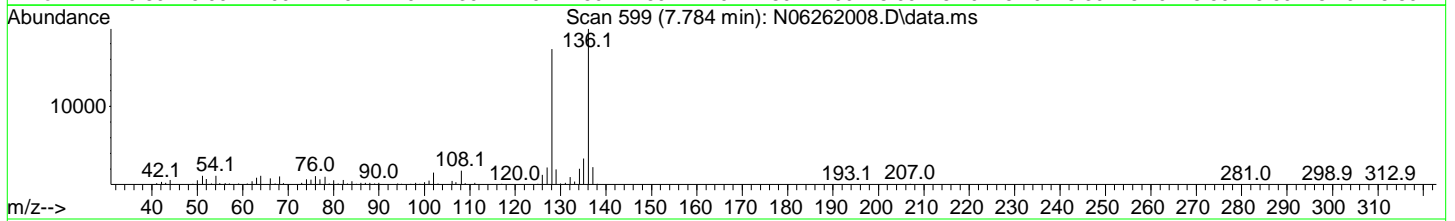
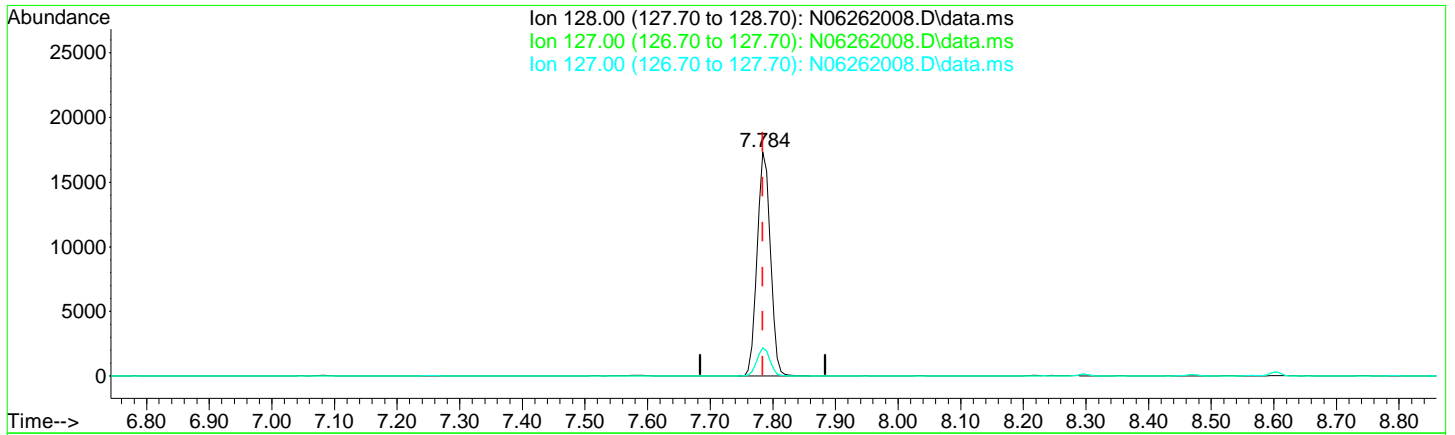
Quant Time: Jun 29 09:39:46 2020
 Quant Method : R:\methods\SV14_040720_PAHR6.M
 Quant Title : EPA 8270D: Semivolatile Organics
 QLast Update : Tue Jun 09 09:45:26 2020
 Response via : Initial Calibration



Quantitation Report (Qedit)

Data Path : R:\data\2020-06\0F26021\
 Data File : N06262008.D
 Acq On : 26 Jun 2020 01:23 pm
 Operator : JK/ AMS/ DTH
 Sample : A0F0670-03RE1@1000
 Misc : 1000x, 8270D LL PAH ONLY
 ALS Vial : 8 Sample Multiplier: 1

Quant Time: Jun 29 09:39:46 2020
 Quant Method : R:\methods\SV14_040720_PAHR6.M
 Quant Title : EPA 8270D: Semivolatile Organics
 QLast Update : Tue Jun 09 09:45:26 2020
 Response via : Initial Calibration



TIC: N06262008.D\data.ms

(4) Naphthalene (T)

7.784min (-0.000) 10.75 ng/ml

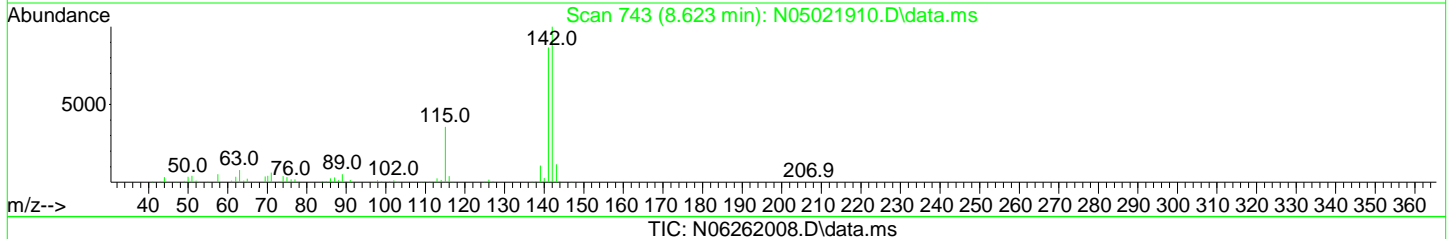
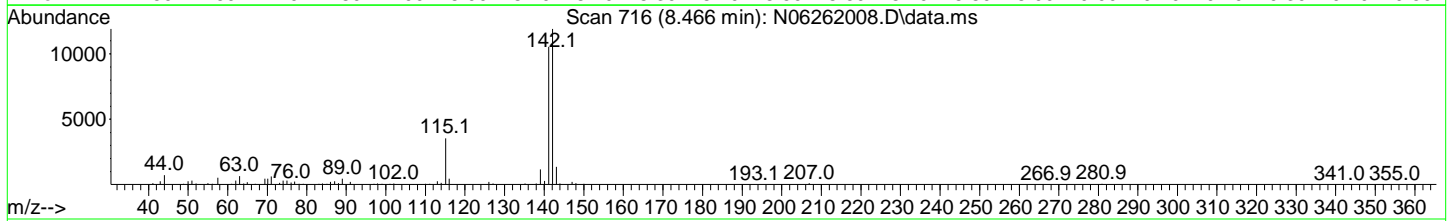
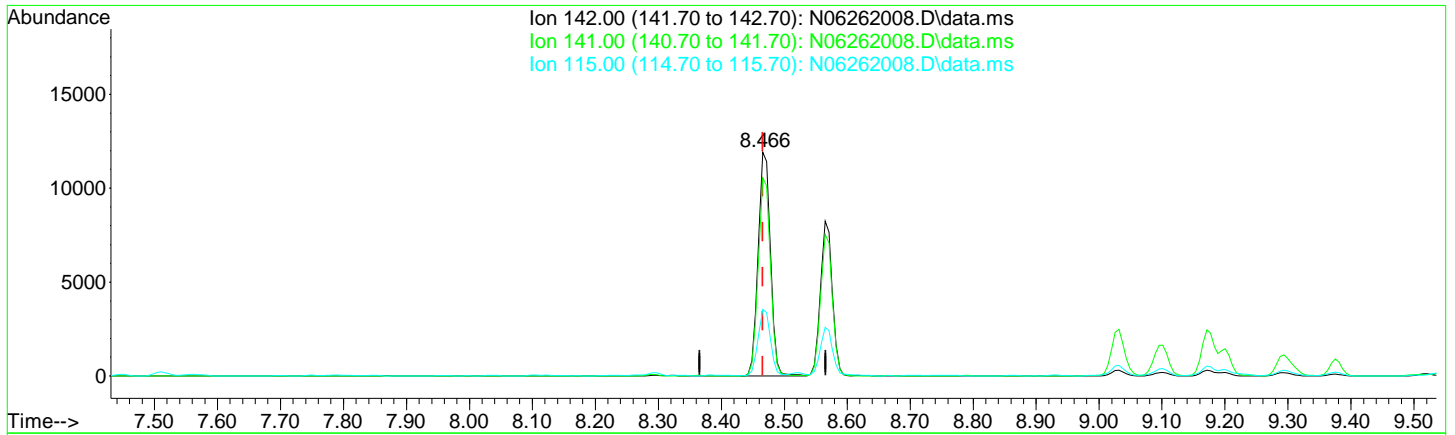
response 25425

Ion	Exp%	Act%
128.00	100.00	100.00
127.00	12.60	12.63
127.00	12.60	12.63
0.00	0.00	0.00

Quantitation Report (Qedit)

Data Path : R:\data\2020-06\0F26021\
 Data File : N06262008.D
 Acq On : 26 Jun 2020 01:23 pm
 Operator : JK/ AMS/ DTH
 Sample : A0F0670-03RE1@1000
 Misc : 1000x, 8270D LL PAH ONLY
 ALS Vial : 8 Sample Multiplier: 1

Quant Time: Jun 29 09:39:46 2020
 Quant Method : R:\methods\SV14_040720_PAHR6.M
 Quant Title : EPA 8270D: Semivolatile Organics
 QLast Update : Tue Jun 09 09:45:26 2020
 Response via : Initial Calibration



TIC: N06262008.D\data.ms

(5) 2-Methylnaphthalene (T)

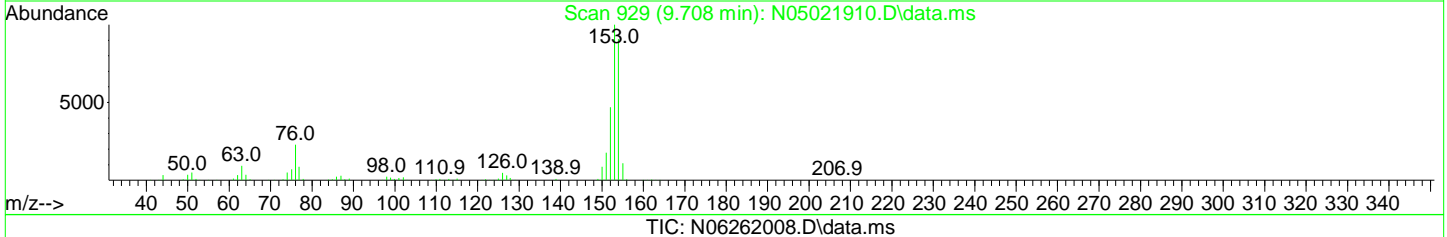
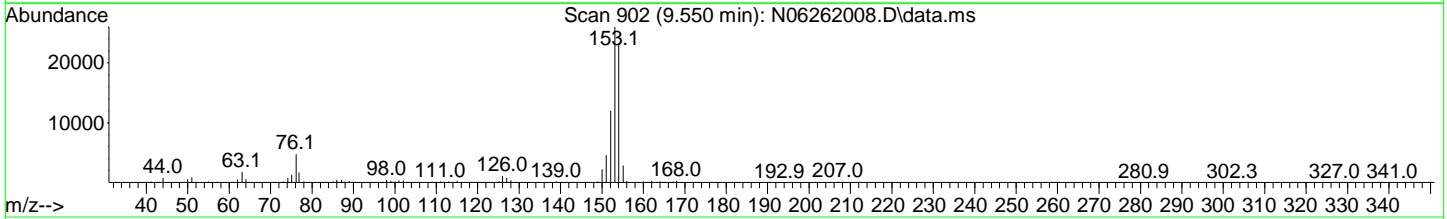
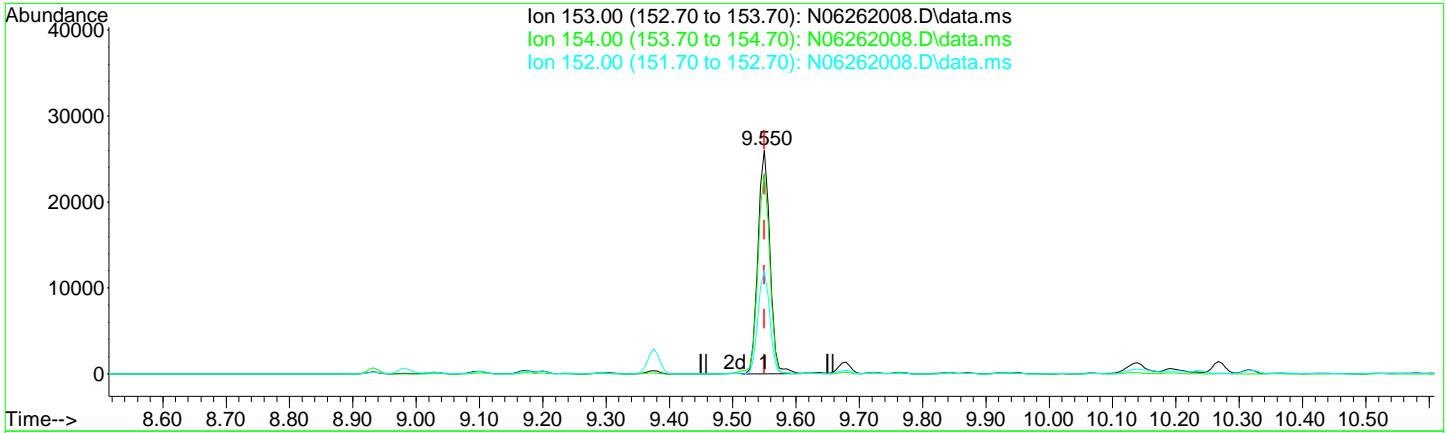
8.466min (-0.000) 10.31 ng/ml

response		
16362	Ion	Exp%
	Act%	
	142.00	100.00
	141.00	86.60
	115.00	35.70
	0.00	0.00

Quantitation Report (Qedit)

Data Path : R:\data\2020-06\0F26021\
 Data File : N06262008.D
 Acq On : 26 Jun 2020 01:23 pm
 Operator : JK/ AMS/ DTH
 Sample : A0F0670-03RE1@1000
 Misc : 1000x, 8270D LL PAH ONLY
 ALS Vial : 8 Sample Multiplier: 1

Quant Time: Jun 29 09:39:46 2020
 Quant Method : R:\methods\SV14_040720_PAHR6.M
 Quant Title : EPA 8270D: Semivolatile Organics
 QLast Update : Tue Jun 09 09:45:26 2020
 Response via : Initial Calibration



TIC: N06262008.D\data.ms

(12) Acenaphthene (T)

9.550min (-0.000) 17.33 ng/ml

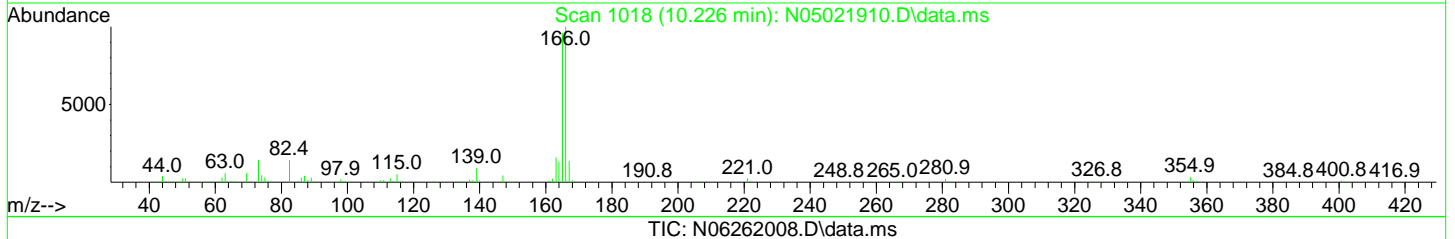
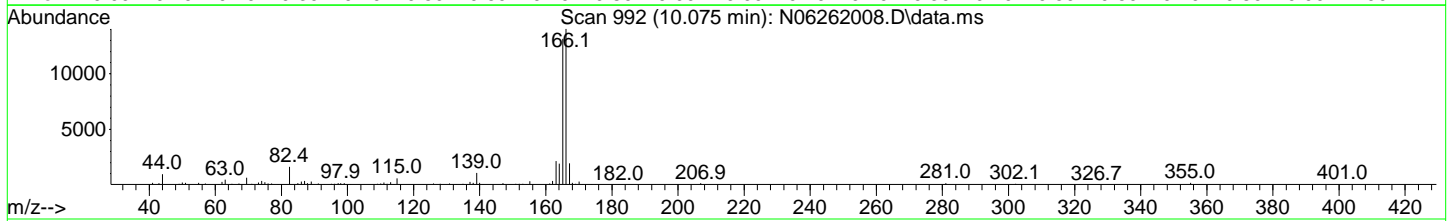
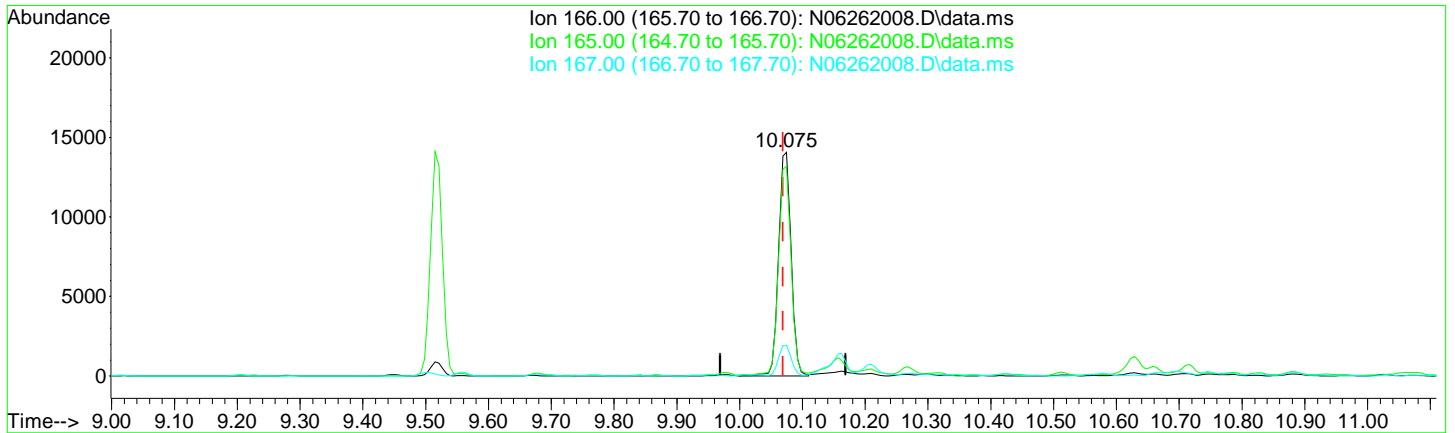
response 33975

Ion	Exp%	Act%
153.00	100.00	100.00
154.00	90.70	89.64
152.00	46.80	46.13
0.00	0.00	0.00

Quantitation Report (Qedit)

Data Path : R:\data\2020-06\0F26021\
 Data File : N06262008.D
 Acq On : 26 Jun 2020 01:23 pm
 Operator : JK/ AMS/ DTH
 Sample : A0F0670-03RE1@1000
 Misc : 1000x, 8270D LL PAH ONLY
 ALS Vial : 8 Sample Multiplier: 1

Quant Time: Jun 29 09:39:46 2020
 Quant Method : R:\methods\SV14_040720_PAHR6.M
 Quant Title : EPA 8270D: Semivolatile Organics
 QLast Update : Tue Jun 09 09:45:26 2020
 Response via : Initial Calibration



TIC: N06262008.D\data.ms

(15) Fluorene (T)

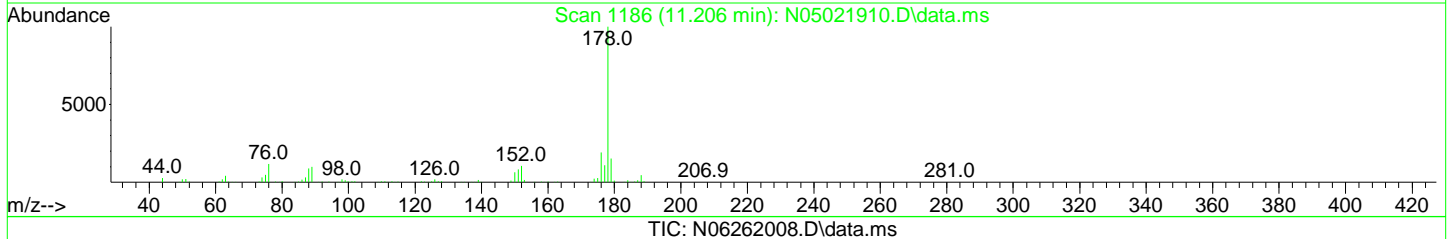
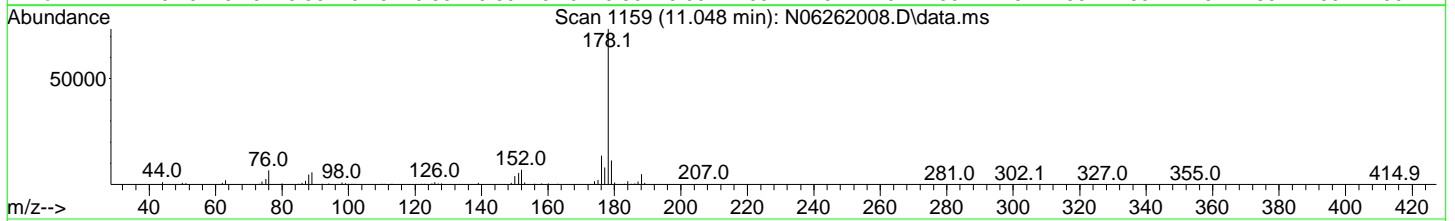
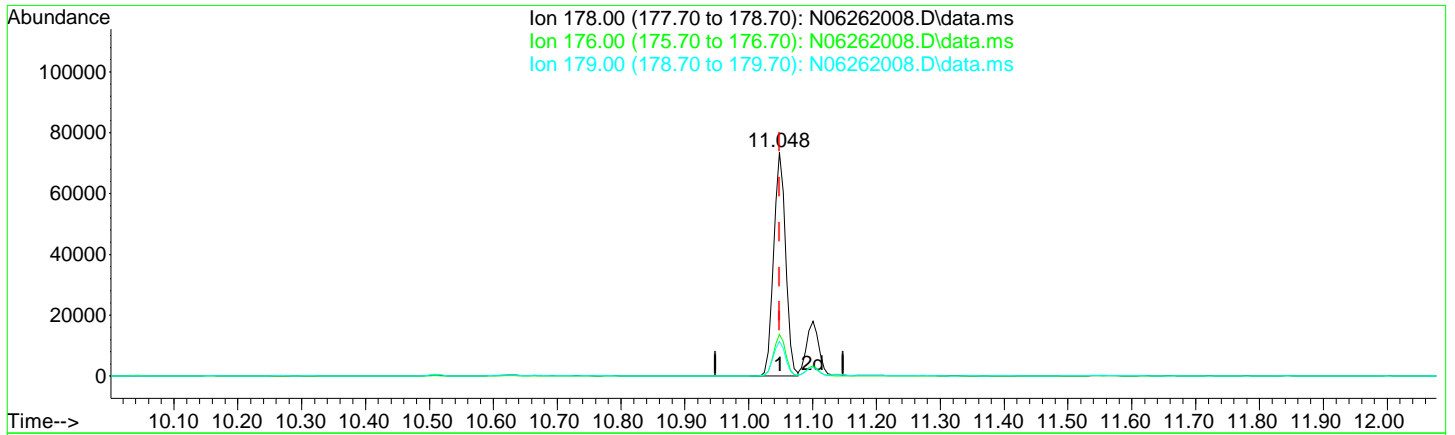
10.075min (+ 0.006) 10.36 ng/ml

response		
Ion	Exp%	Act%
166.00	100.00	100.00
165.00	95.70	93.66
167.00	13.60	13.82
0.00	0.00	0.00

Quantitation Report (Qedit)

Data Path : R:\data\2020-06\0F26021\
 Data File : N06262008.D
 Acq On : 26 Jun 2020 01:23 pm
 Operator : JK/ AMS/ DTH
 Sample : A0F0670-03RE1@1000
 Misc : 1000x, 8270D LL PAH ONLY
 ALS Vial : 8 Sample Multiplier: 1

Quant Time: Jun 29 09:39:46 2020
 Quant Method : R:\methods\SV14_040720_PAHR6.M
 Quant Title : EPA 8270D: Semivolatile Organics
 QLast Update : Tue Jun 09 09:45:26 2020
 Response via : Initial Calibration



TIC: N06262008.D\data.ms

(18) Phenanthrene (T)

11.048min (-0.000) 36.01 ng/ml

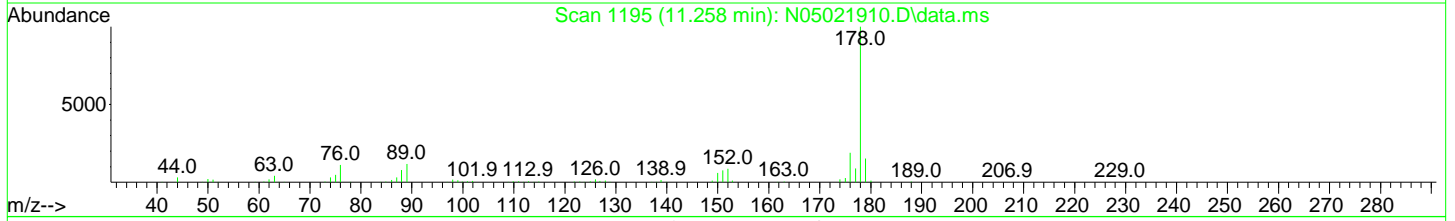
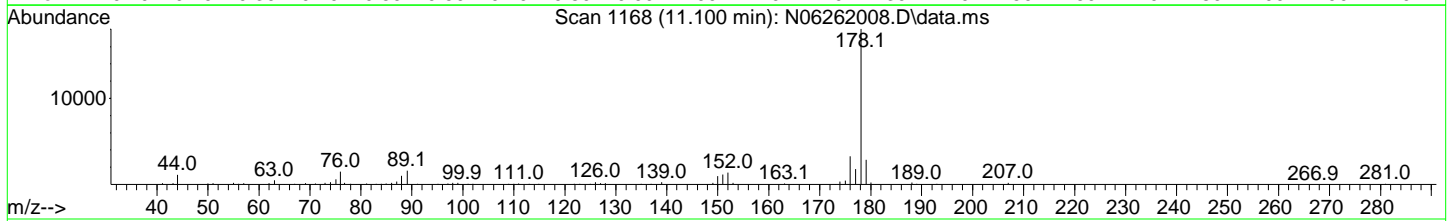
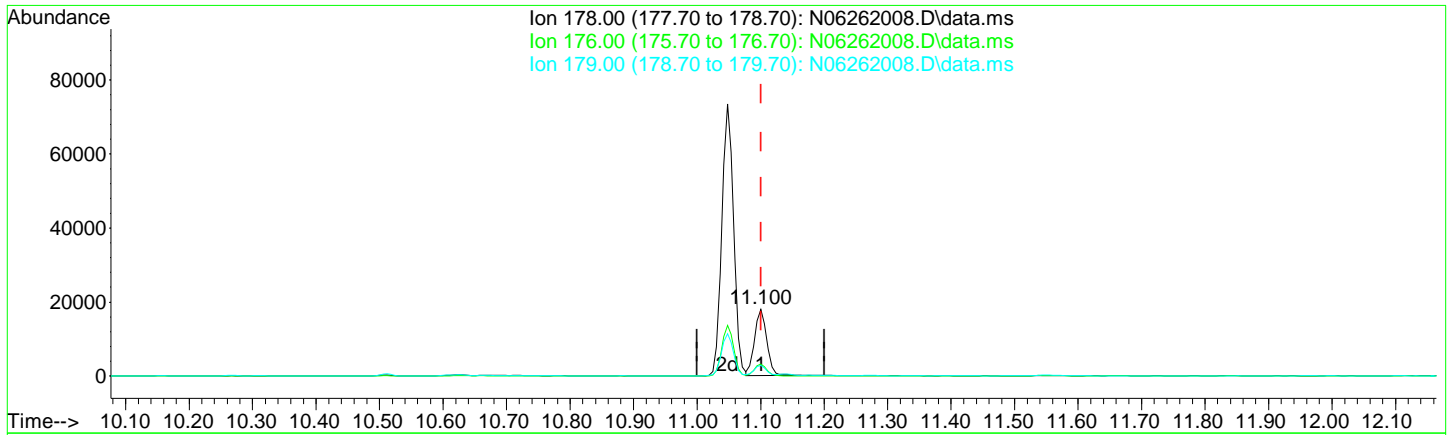
response 95536

Ion	Exp%	Act%
178.00	100.00	100.00
176.00	19.00	18.61
179.00	15.10	15.50
0.00	0.00	0.00

Quantitation Report (Qedit)

Data Path : R:\data\2020-06\0F26021\
 Data File : N06262008.D
 Acq On : 26 Jun 2020 01:23 pm
 Operator : JK/ AMS/ DTH
 Sample : A0F0670-03RE1@1000
 Misc : 1000x, 8270D LL PAH ONLY
 ALS Vial : 8 Sample Multiplier: 1

Quant Time: Jun 29 09:39:46 2020
 Quant Method : R:\methods\SV14_040720_PAHR6.M
 Quant Title : EPA 8270D: Semivolatile Organics
 QLast Update : Tue Jun 09 09:45:26 2020
 Response via : Initial Calibration



TIC: N06262008.D\data.ms

(19) Anthracene (T)

11.100min (-0.000) 10.99 ng/ml

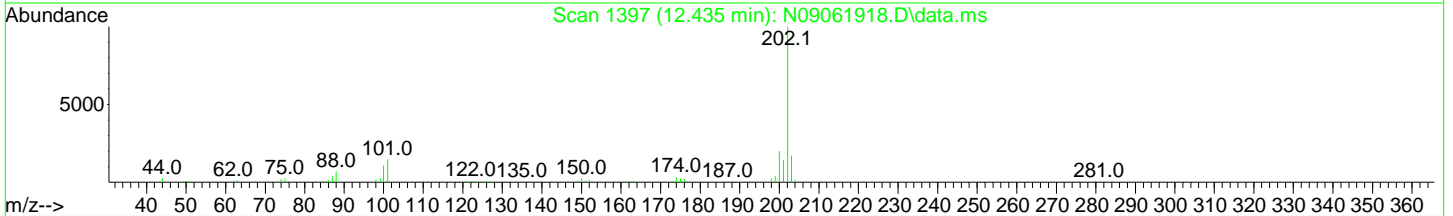
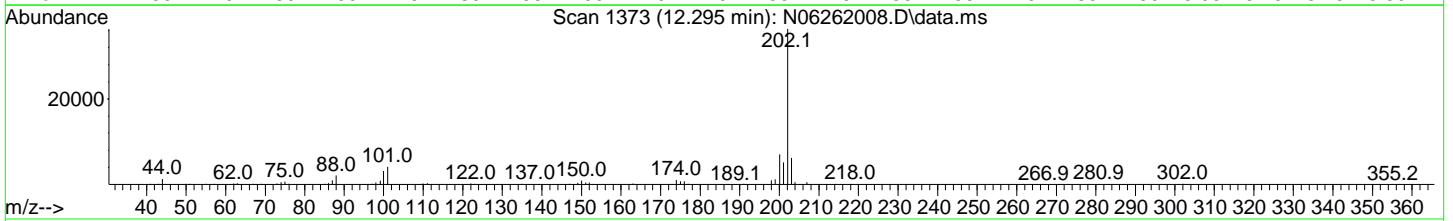
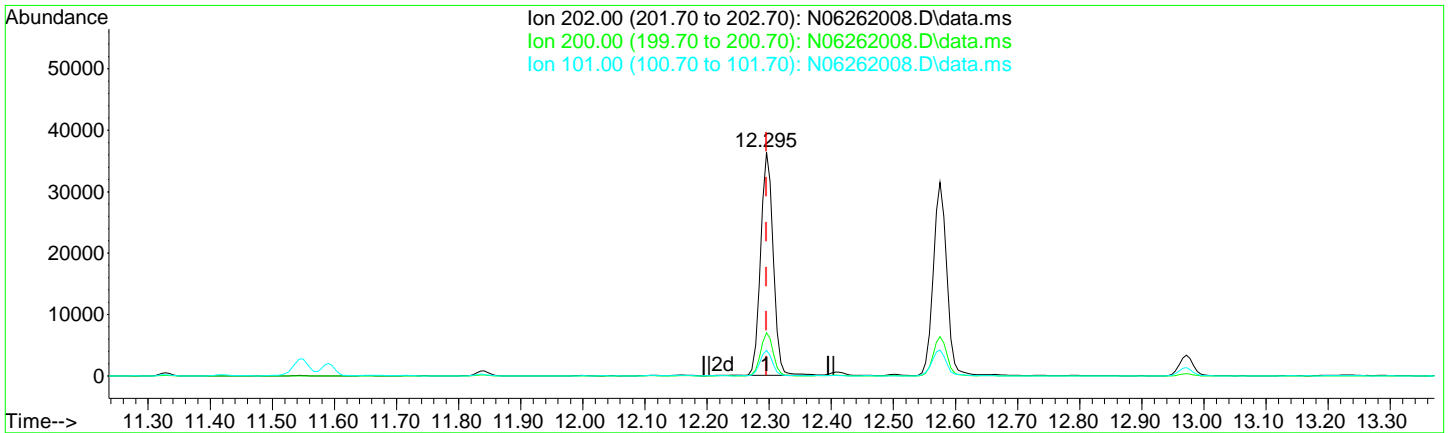
response 23874

Ion	Exp%	Act%
178.00	100.00	100.00
176.00	18.90	18.26
179.00	15.30	15.90
0.00	0.00	0.00

Quantitation Report (Qedit)

Data Path : R:\data\2020-06\0F26021\
 Data File : N06262008.D
 Acq On : 26 Jun 2020 01:23 pm
 Operator : JK/ AMS/ DTH
 Sample : A0F0670-03RE1@1000
 Misc : 1000x, 8270D LL PAH ONLY
 ALS Vial : 8 Sample Multiplier: 1

Quant Time: Jun 29 09:39:46 2020
 Quant Method : R:\methods\SV14_040720_PAHR6.M
 Quant Title : EPA 8270D: Semivolatile Organics
 QLast Update : Tue Jun 09 09:45:26 2020
 Response via : Initial Calibration



TIC: N06262008.D\data.ms

(22) Fluoranthene (T)

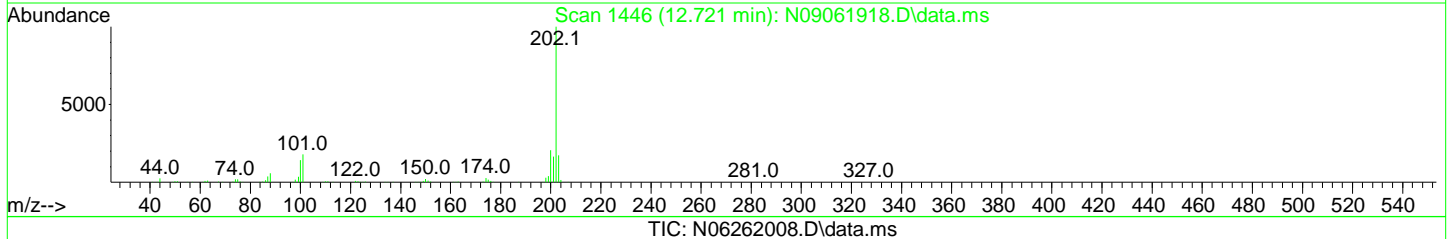
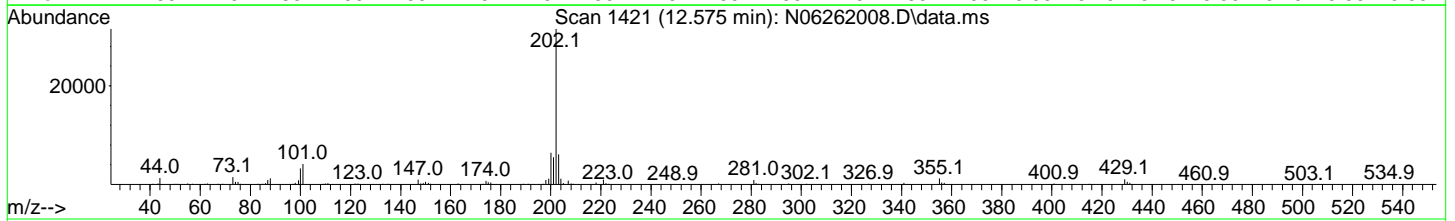
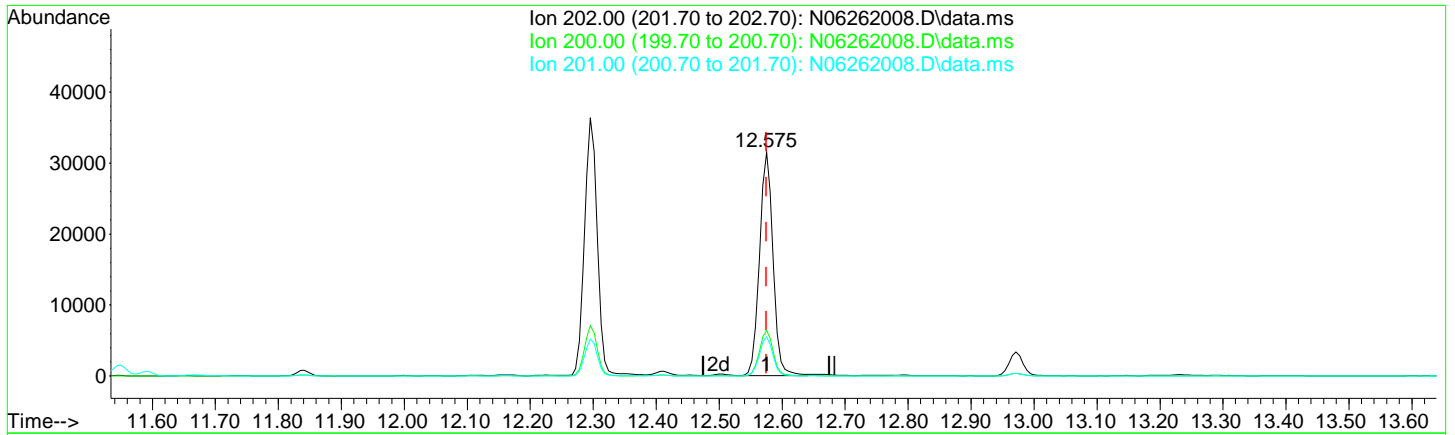
12.295min (-0.000) 19.64 ng/ml

response	51358
Ion	Exp% Act%
202.00	100.00 100.00
200.00	19.70 19.44
101.00	15.30 11.40
0.00	0.00 0.00

Quantitation Report (Qedit)

Data Path : R:\data\2020-06\0F26021\
 Data File : N06262008.D
 Acq On : 26 Jun 2020 01:23 pm
 Operator : JK/ AMS/ DTH
 Sample : A0F0670-03RE1@1000
 Misc : 1000x, 8270D LL PAH ONLY
 ALS Vial : 8 Sample Multiplier: 1

Quant Time: Jun 29 09:39:46 2020
 Quant Method : R:\methods\SV14_040720_PAHR6.M
 Quant Title : EPA 8270D: Semivolatile Organics
 QLast Update : Tue Jun 09 09:45:26 2020
 Response via : Initial Calibration



TIC: N06262008.D\data.ms

(24) Pyrene (T)

12.575min (-0.000) 19.84 ng/ml

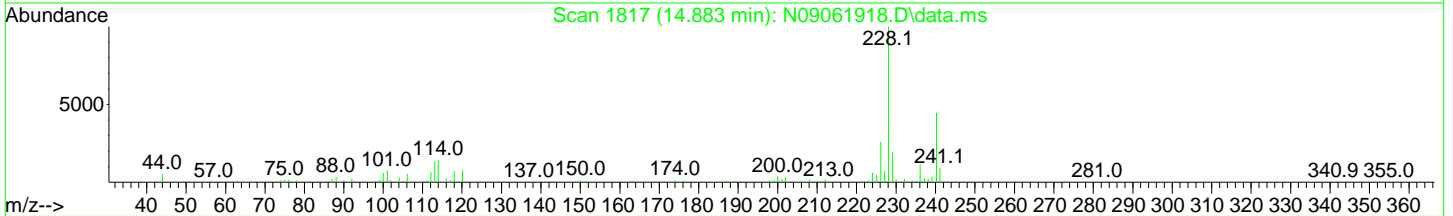
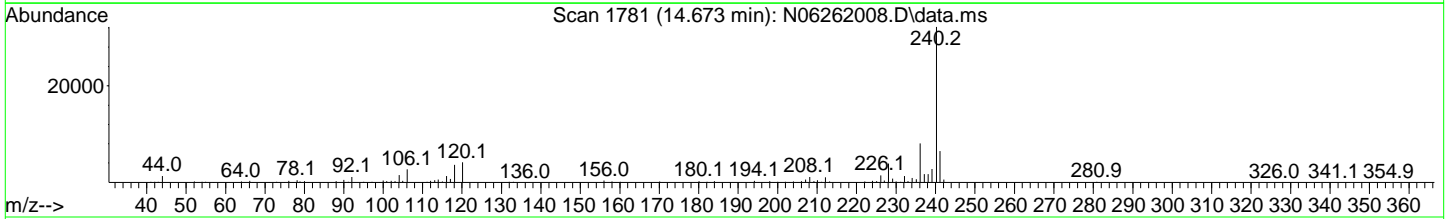
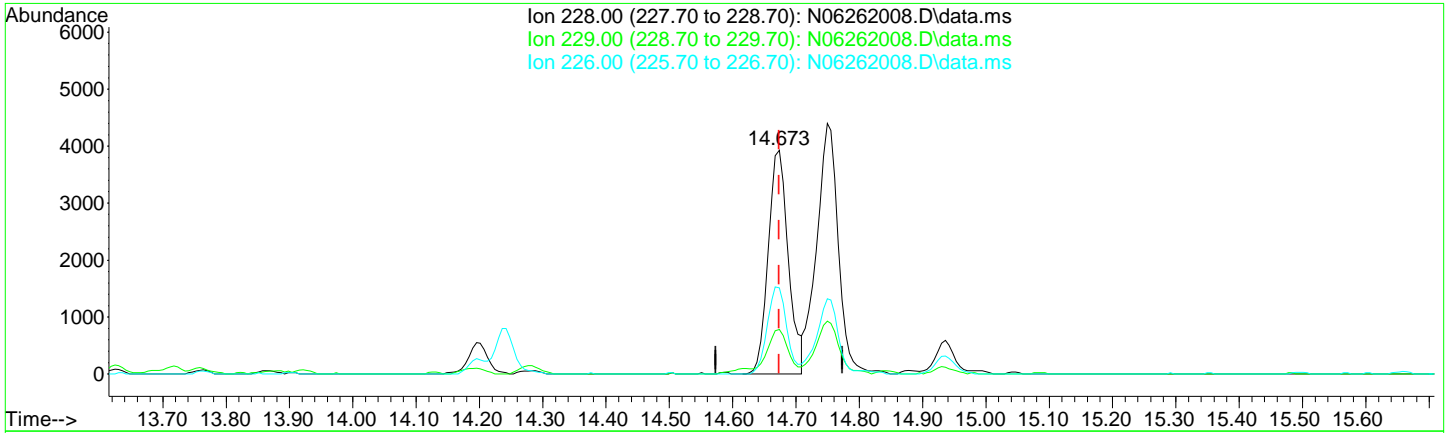
response 47281

Ion	Exp%	Act%
202.00	100.00	100.00
200.00	20.70	20.41
201.00	16.80	17.47
0.00	0.00	0.00

Quantitation Report (Qedit)

Data Path : R:\data\2020-06\0F26021\
 Data File : N06262008.D
 Acq On : 26 Jun 2020 01:23 pm
 Operator : JK/ AMS/ DTH
 Sample : A0F0670-03RE1@1000
 Misc : 1000x, 8270D LL PAH ONLY
 ALS Vial : 8 Sample Multiplier: 1

Quant Time: Jun 29 09:39:46 2020
 Quant Method : R:\methods\SV14_040720_PAHR6.M
 Quant Title : EPA 8270D: Semivolatile Organics
 QLast Update : Tue Jun 09 09:45:26 2020
 Response via : Initial Calibration



TIC: N06262008.D\data.ms

(26) Benz(a)anthracene (T)

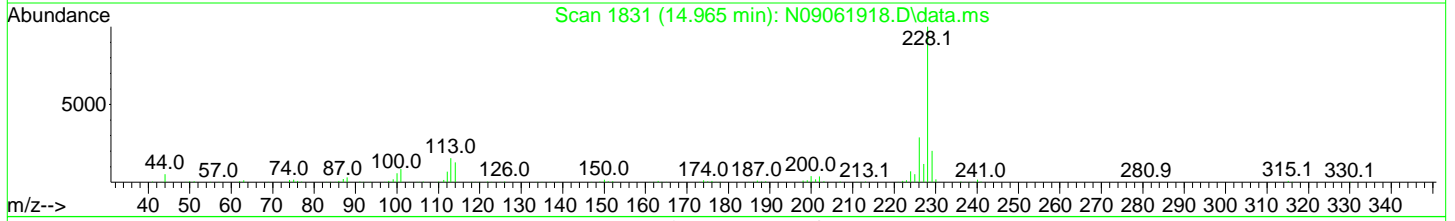
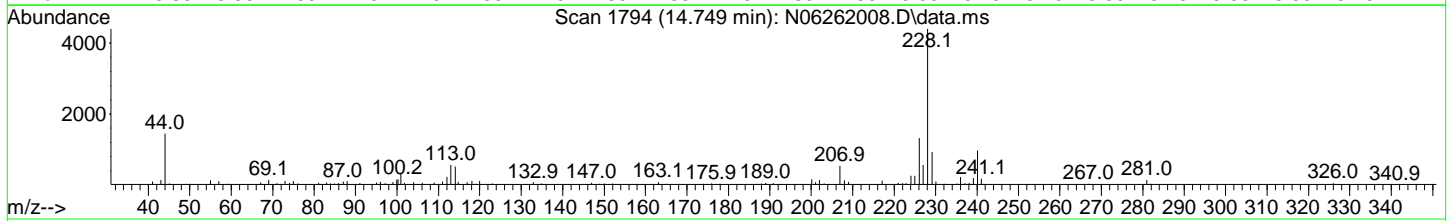
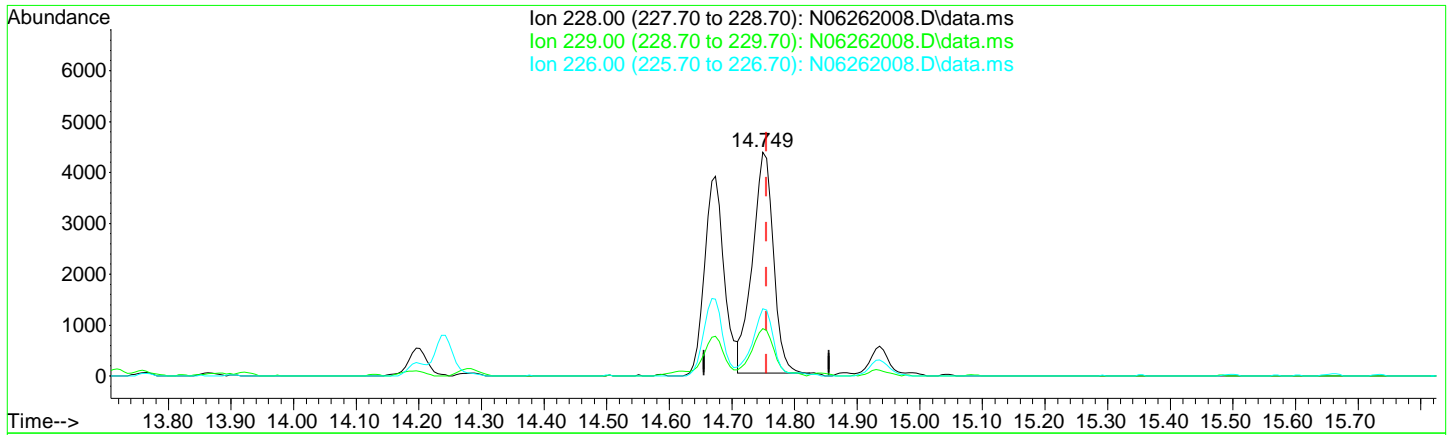
14.673min (-0.000) 4.54 ng/ml

response	8655	
Ion	Exp%	Act%
228.00	100.00	100.00
229.00	19.40	19.93
226.00	26.20	38.52
0.00	0.00	0.00

Quantitation Report (Qedit)

Data Path : R:\data\2020-06\0F26021\
 Data File : N06262008.D
 Acq On : 26 Jun 2020 01:23 pm
 Operator : JK/ AMS/ DTH
 Sample : A0F0670-03RE1@1000
 Misc : 1000x, 8270D LL PAH ONLY
 ALS Vial : 8 Sample Multiplier: 1

Quant Time: Jun 29 09:39:46 2020
 Quant Method : R:\methods\SV14_040720_PAHR6.M
 Quant Title : EPA 8270D: Semivolatile Organics
 QLast Update : Tue Jun 09 09:45:26 2020
 Response via : Initial Calibration



TIC: N06262008.D\data.ms

(27) Chrysene (T)

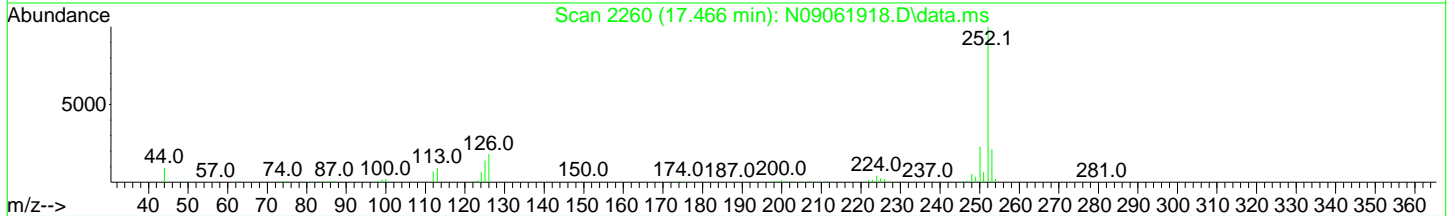
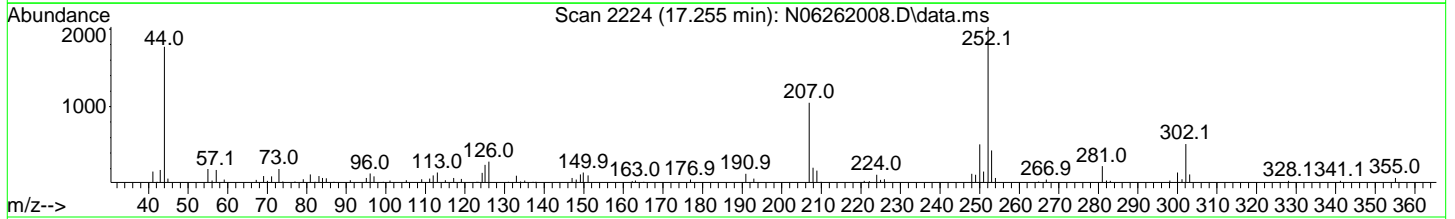
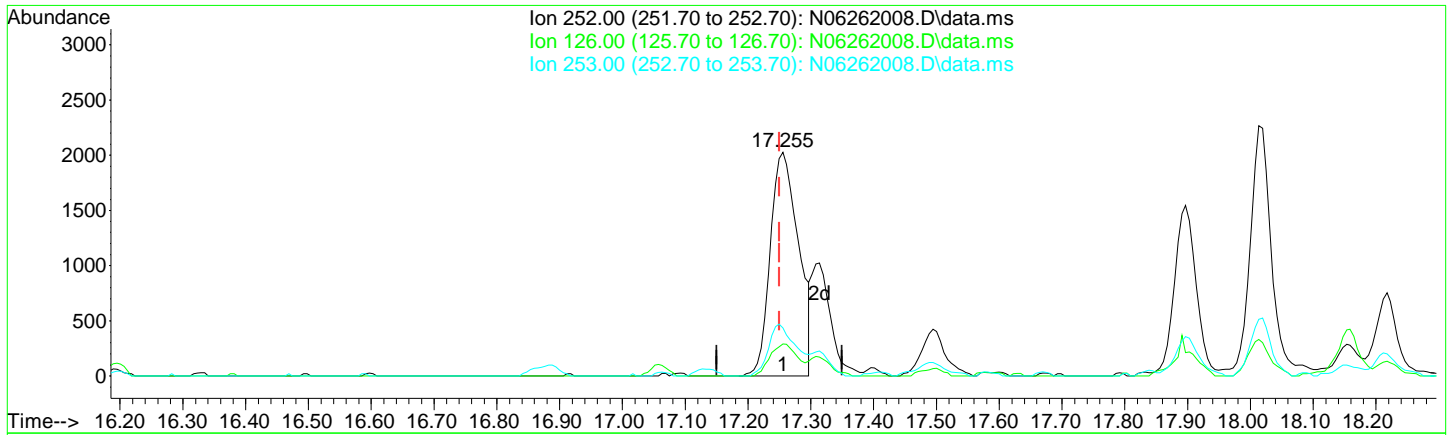
14.749min (-0.006) 5.14 ng/ml

response	10073
Ion	Exp% Act%
228.00	100.00 100.00
229.00	19.60 21.16
226.00	28.60 30.12
0.00	0.00 0.00

Quantitation Report (Qedit)

Data Path : R:\data\2020-06\0F26021\
 Data File : N06262008.D
 Acq On : 26 Jun 2020 01:23 pm
 Operator : JK/ AMS/ DTH
 Sample : A0F0670-03RE1@1000
 Misc : 1000x, 8270D LL PAH ONLY
 ALS Vial : 8 Sample Multiplier: 1

Quant Time: Jun 29 09:39:46 2020
 Quant Method : R:\methods\SV14_040720_PAHR6.M
 Quant Title : EPA 8270D: Semivolatile Organics
 QLast Update : Tue Jun 09 09:45:26 2020
 Response via : Initial Calibration



TIC: N06262008.D\data.ms

(29) Benzo(b)fluoranthene (T)

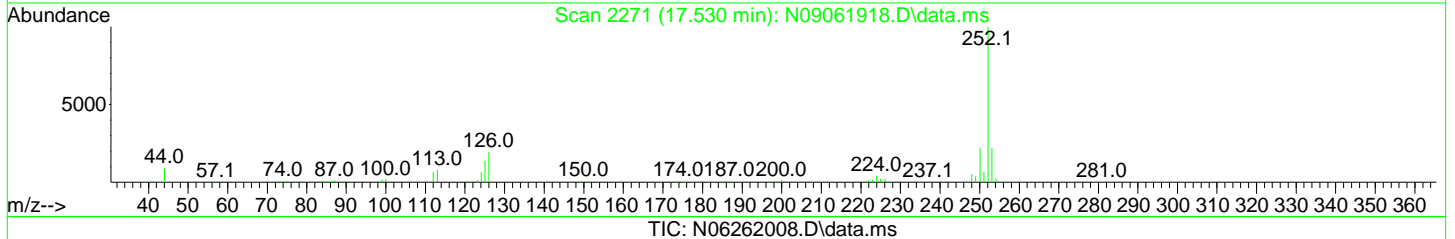
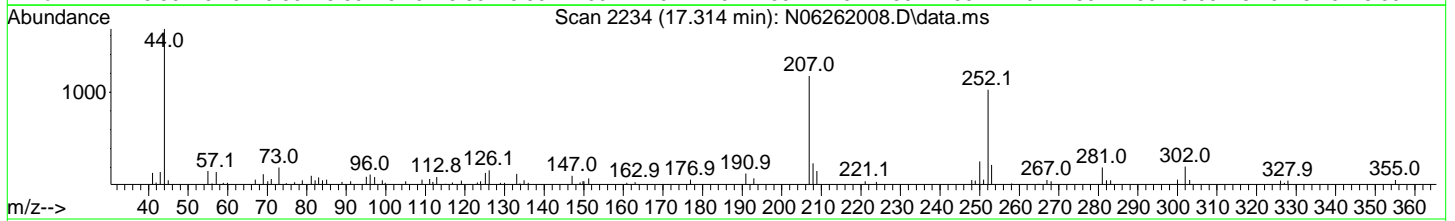
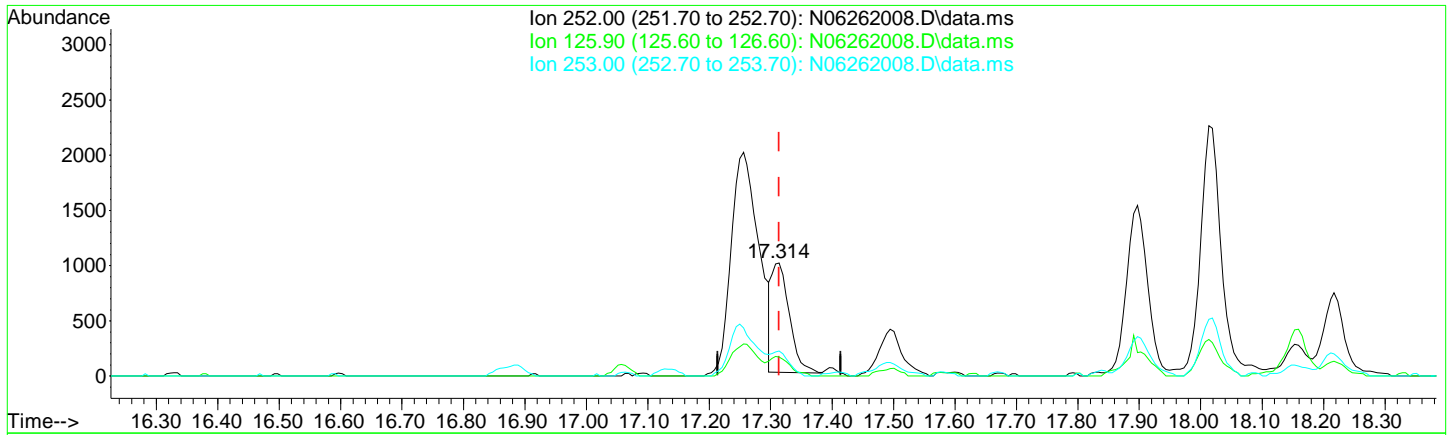
17.255min (+ 0.006) 3.50 ng/ml

response		
6358	Ion	Act%
	252.00	100.00
	126.00	14.26
	253.00	21.41
	0.00	0.00

Quantitation Report (Qedit)

Data Path : R:\data\2020-06\0F26021\
 Data File : N06262008.D
 Acq On : 26 Jun 2020 01:23 pm
 Operator : JK/ AMS/ DTH
 Sample : A0F0670-03RE1@1000
 Misc : 1000x, 8270D LL PAH ONLY
 ALS Vial : 8 Sample Multiplier: 1

Quant Time: Jun 29 09:39:46 2020
 Quant Method : R:\methods\SV14_040720_PAHR6.M
 Quant Title : EPA 8270D: Semivolatile Organics
 QLast Update : Tue Jun 09 09:45:26 2020
 Response via : Initial Calibration



(30) Benzo(k)fluoranthene (T)

17.314min (-0.000) 1.10 ng/ml m

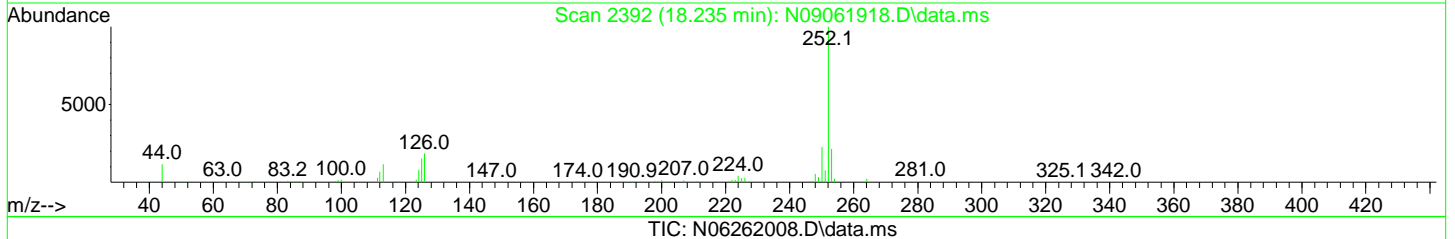
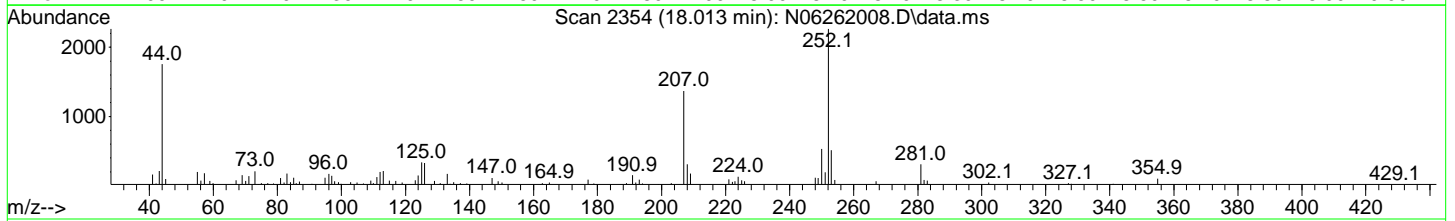
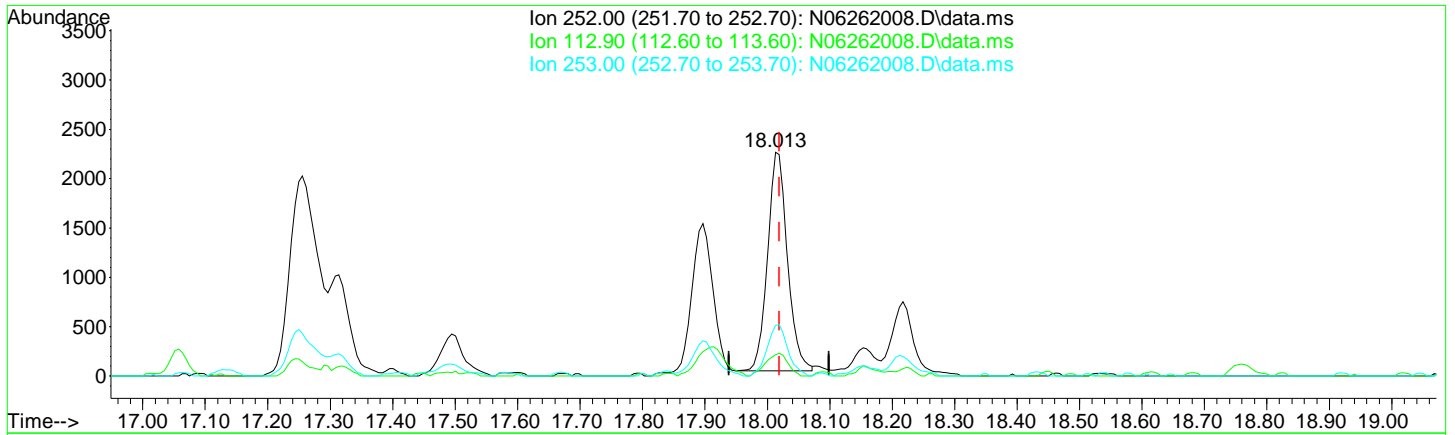
response 1998

Ion	Exp%	Act%
252.00	100.00	100.00
125.90	22.10	16.67
253.00	21.50	21.93
0.00	0.00	0.00

Quantitation Report (Qedit)

Data Path : R:\data\2020-06\0F26021\
 Data File : N06262008.D
 Acq On : 26 Jun 2020 01:23 pm
 Operator : JK/ AMS/ DTH
 Sample : A0F0670-03RE1@1000
 Misc : 1000x, 8270D LL PAH ONLY
 ALS Vial : 8 Sample Multiplier: 1

Quant Time: Jun 29 09:39:46 2020
 Quant Method : R:\methods\SV14_040720_PAHR6.M
 Quant Title : EPA 8270D: Semivolatile Organics
 QLast Update : Tue Jun 09 09:45:26 2020
 Response via : Initial Calibration



TIC: N06262008.D\data.ms

(33) Benzo(a)pyrene (T)		
Time (min)	Response	Concentration (ng/ml)
18.013min (-0.006)	4898	3.73
Ion	Exp%	Act%
252.00	100.00	100.00
112.90	12.70	9.44
253.00	21.90	22.63
0.00	0.00	0.00

Data Path : R:\data\2020-06\0F26021\
 Data File : N06262014.D
 Acq On : 26 Jun 2020 04:39 pm
 Operator : JK/ AMS/ DTH
 Sample : A0F0670-01RE1@1000
 Misc : 1000x, 8270D LL PAH ONLY
 ALS Vial : 14 Sample Multiplier: 1

RR-1

Quant Time: Jun 29 10:23:40 2020
 Quant Method : R:\methods\SV14_040720_PAHR6.M
 Quant Title : EPA 8270D: Semivolatile Organics
 QLast Update : Tue Jun 09 09:45:26 2020
 Response via : Initial Calibration

Compound	R.T.	QIon	Response	Conc	Units	Dev(Min)
Internal Standards						
1) Naphthalene-d8 (ISTD)	7.767	136	215933	100.00	ng/ml	0.00
9) Acenaphthene-d10 (ISTD)	9.515	162	147069	100.00	ng/ml	0.00
16) Phenanthrene-d10 (ISTD)	11.025	188	239209	100.00	ng/ml	0.00
23) Chrysene-d12 (ISTD)	14.697	240	222908	100.00	ng/ml	0.00
28) Perylene-d12 (ISTD)	18.159	264	223217	100.00	ng/ml	0.00
35) Dibenz(a,h)Anthracene-d...	20.543	292	210176	100.00	ng/ml	0.00
System Monitoring Compounds						
2) Nitrobenzene-d5 (Surr)	7.056	82	86	0.13	ng/ml	-0.01
10) 2-Fluorobiphenyl (Surr)	8.833	172	221	0.10	ng/ml	0.00
25) Terphenyl-d14 (Surr)	12.774	244	274	0.13	ng/ml	0.00
Target Compounds						
3) Decalin	0.000		0	N.D.		Qvalue
4) Naphthalene	7.784	128	6645	2.83	ng/ml	99
5) 2-Methylnaphthalene	8.466	142	3336	2.11	ng/ml	96
6) 1-Methylnaphthalene	8.565	142	3621	2.31	ng/ml	97
7) 1,1'-Biphenyl	8.932	154	760	N.D.		
8) 2,6-Dimethylnaphthalene	9.101	156	1721	1.26	ng/ml	93
11) Acenaphthylene	9.375	152	1526	0.56	ng/ml	91
12) Acenaphthene	9.550	153	9629	4.79	ng/ml	99
13) Dibenzofuran	9.725	168	2668	1.10	ng/ml	95
14) 1,6,7-Trimethylnaphtha...	9.929	170	989	0.63	ng/ml	78
15) Fluorene	10.075	166	4590	2.37	ng/ml	96
17) Dibenzothiopene	10.920	184	2765	1.14	ng/ml	95
18) Phenanthrene	11.048	178	26044	9.46	ng/ml	100
19) Anthracene	11.101	178	5593	2.48	ng/ml	96
20) Carbazole	11.270	167	1121	0.58	ng/ml	88
21) 1-Methylphenanthrene	11.654	192	1177	0.63	ng/ml	73
22) Fluoranthene	12.296	202	18928	6.98	ng/ml	95
24) Pyrene	12.575	202	21713	7.51	ng/ml	98
26) Benz(a)anthracene	14.674	228	5886	2.55	ng/ml	82
27) Chrysene	14.749	228	6056	2.55	ng/ml	91
29) Benzo(b)fluoranthene	17.250	252	5139	2.23	ng/ml	87
30) Benzo(k)fluoranthene	17.314	252	1791	0.78	ng/ml	80
31) Benzo(b+k)fluoranthene	17.250	252	7425	3.06	ng/ml	85
32) Benzo(e)pyrene	17.897	252	3274	1.36	ng/ml	91

Quantitation Report (QT Reviewed)

Data Path : R:\data\2020-06\0F26021\
 Data File : N06262014.D
 Acq On : 26 Jun 2020 04:39 pm
 Operator : JK/ AMS/ DTH
 Sample : A0F0670-01RE1@1000
 Misc : 1000x, 8270D LL PAH ONLY
 ALS Vial : 14 Sample Multiplier: 1

Quant Time: Jun 29 10:23:40 2020
 Quant Method : R:\methods\SV14_040720_PAHR6.M
 Quant Title : EPA 8270D: Semivolatile Organics
 QLast Update : Tue Jun 09 09:45:26 2020
 Response via : Initial Calibration

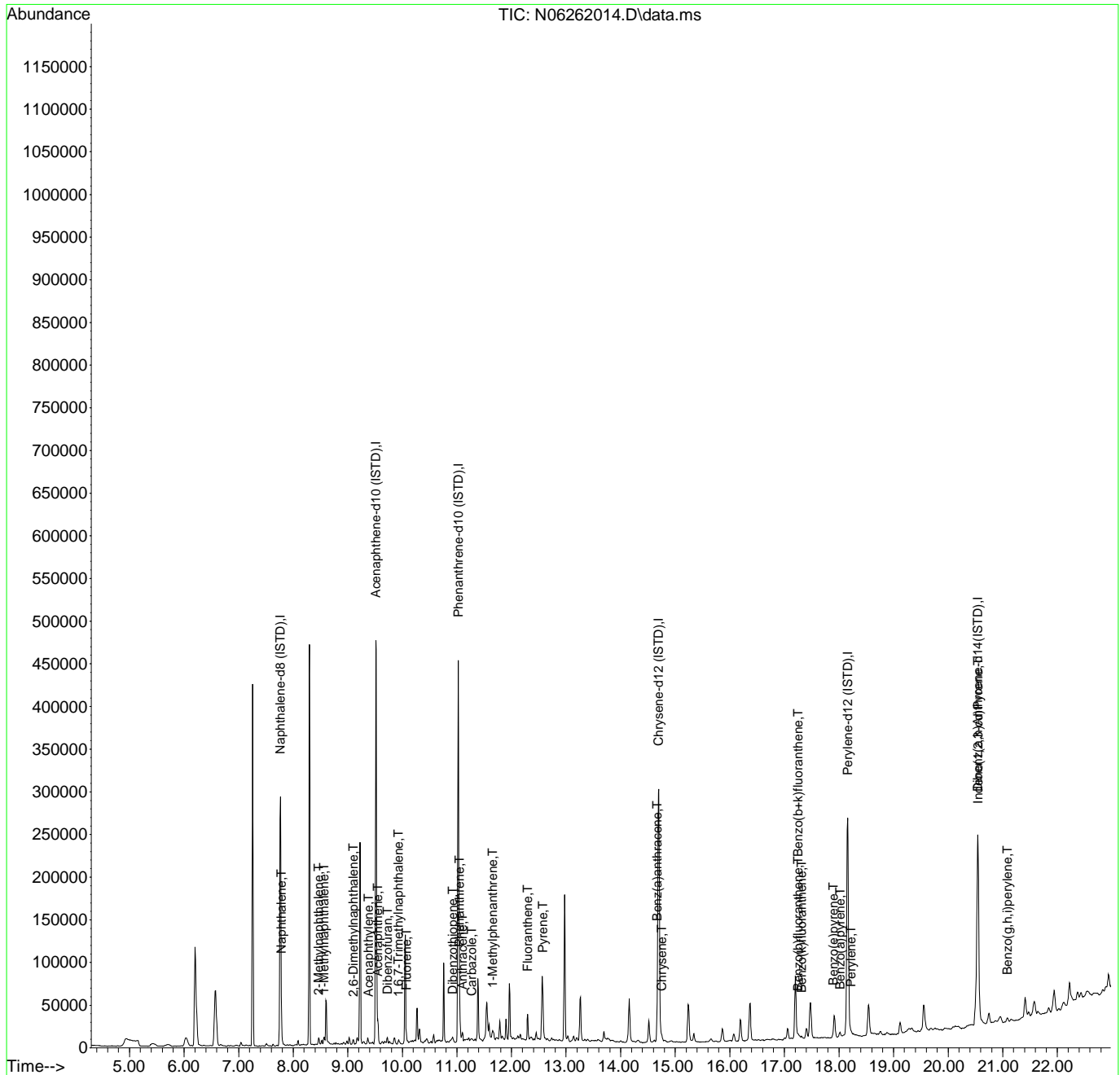
Compound	R.T.	QIon	Response	Conc	Units	Dev(Min)
33) Benzo(a)pyrene	18.019	252	4719	2.91	ng/ml	96
34) Perylene	18.217	252	1452	0.58	ng/ml	97
36) Indeno(1,2,3-cd)Pyrene	20.549	276	3660	1.60	ng/ml	99
37) Dibenz(a,h)anthracene	20.607	278	613	N.D.		
38) Benzo(g,h,i)perylene	21.085	276	3807	1.55	ng/ml	87

(#) = qualifier out of range (m) = manual integration (+) = signals summed

Quantitation Report (QT Reviewed)

Data Path : R:\data\2020-06\0F26021\
 Data File : N06262014.D
 Acq On : 26 Jun 2020 04:39 pm
 Operator : JK/ AMS/ DTH
 Sample : A0F0670-01RE1@1000
 Misc : 1000x, 8270D LL PAH ONLY
 ALS Vial : 14 Sample Multiplier: 1

Quant Time: Jun 29 10:23:40 2020
 Quant Method : R:\methods\SV14_040720_PAHR6.M
 Quant Title : EPA 8270D: Semivolatile Organics
 QLast Update : Tue Jun 09 09:45:26 2020
 Response via : Initial Calibration



Quantitation Report (Not Reviewed)

Data Path : R:\data\2020-06\0F26021\
 Data File : N06262014.D
 Acq On : 26 Jun 2020 04:39 pm
 Operator : JK/ AMS/ DTH
 Sample : A0F0670-01RE1@1000
 Misc : 1000x, 8270D LL PAH ONLY
 ALS Vial : 14 Sample Multiplier: 1

Quant Time: Jun 29 10:23:40 2020
 Quant Method : R:\methods\SV14_040720_PAHR6.M
 Quant Title : EPA 8270D: Semivolatile Organics
 QLast Update : Tue Jun 09 09:45:26 2020
 Response via : Initial Calibration

Compound	R.T.	QIon	Response	Conc	Units	Dev(Min)	

Internal Standards							
1) Naphthalene-d8 (ISTD)	7.767	136	215933	100.00	ng/ml	0.00	
9) Acenaphthene-d10 (ISTD)	9.515	162	147069	100.00	ng/ml	0.00	
16) Phenanthrene-d10 (ISTD)	11.025	188	239209	100.00	ng/ml	0.00	
23) Chrysene-d12 (ISTD)	14.697	240	222908	100.00	ng/ml	0.00	
28) Perylene-d12 (ISTD)	18.159	264	223217	100.00	ng/ml	0.00	
35) Dibenz(a,h)Anthrcene-d...	20.543	292	210176	100.00	ng/ml	0.00	
System Monitoring Compounds							
2) Nitrobenzene-d5 (Surr)	7.056	82	86	0.13	ng/ml	-0.01	
10) 2-Fluorobiphenyl (Surr)	8.833	172	221	0.10	ng/ml	0.00	
25) Terphenyl-d14 (Surr)	12.774	244	274	0.13	ng/ml	0.00	
Target Compounds							
							Qvalue
3) Decalin	0.000		0	N.D.			
4) Naphthalene	7.784	128	6645	2.83	ng/ml	99	
5) 2-Methylnaphthalene	8.466	142	3336	2.11	ng/ml	96	
6) 1-Methylnaphthalene	8.565	142	3621	2.31	ng/ml	97	
7) 1,1'-Biphenyl	8.932	154	760	N.D.			
8) 2,6-Dimethylnaphthalene	9.101	156	1721	1.26	ng/ml	93	
11) Acenaphthylene	9.375	152	1526	0.56	ng/ml	91	
12) Acenaphthene	9.550	153	9629	4.79	ng/ml	99	
13) Dibenzofuran	9.725	168	2668	1.10	ng/ml	95	
14) 1,6,7-Trimethylnaphtha...	9.929	170	989	0.63	ng/ml	78	
15) Fluorene	10.075	166	4590	2.37	ng/ml	96	
17) Dibenzothiopene	10.920	184	2765	1.14	ng/ml	95	
18) Phenanthrene	11.048	178	26044	9.46	ng/ml	100	
19) Anthracene	11.101	178	5593	2.48	ng/ml	96	
20) Carbazole	11.270	167	1121	0.58	ng/ml	88	
21) 1-Methylphenanthrene	11.654	192	1177	0.63	ng/ml	73	
22) Fluoranthene	12.296	202	18928	6.98	ng/ml	95	
24) Pyrene	12.575	202	21713	7.51	ng/ml	98	
26) Benz(a)anthracene	14.674	228	5886	2.55	ng/ml	82	
27) Chrysene	14.749	228	6056	2.55	ng/ml	91	
29) Benzo(b)fluoranthene	17.250	252	5139	2.23	ng/ml	87	
30) Benzo(k)fluoranthene	17.314	252	1791	0.78	ng/ml	80	
31) Benzo(b+k)fluoranthene	17.250	252	7425	3.06	ng/ml	85	
32) Benzo(e)pyrene	17.897	252	3274	1.36	ng/ml	91	

Quantitation Report (Not Reviewed)

Data Path : R:\data\2020-06\0F26021\
 Data File : N06262014.D
 Acq On : 26 Jun 2020 04:39 pm
 Operator : JK/ AMS/ DTH
 Sample : A0F0670-01RE1@1000
 Misc : 1000x, 8270D LL PAH ONLY
 ALS Vial : 14 Sample Multiplier: 1

Quant Time: Jun 29 10:23:40 2020
 Quant Method : R:\methods\SV14_040720_PAHR6.M
 Quant Title : EPA 8270D: Semivolatile Organics
 QLast Update : Tue Jun 09 09:45:26 2020
 Response via : Initial Calibration

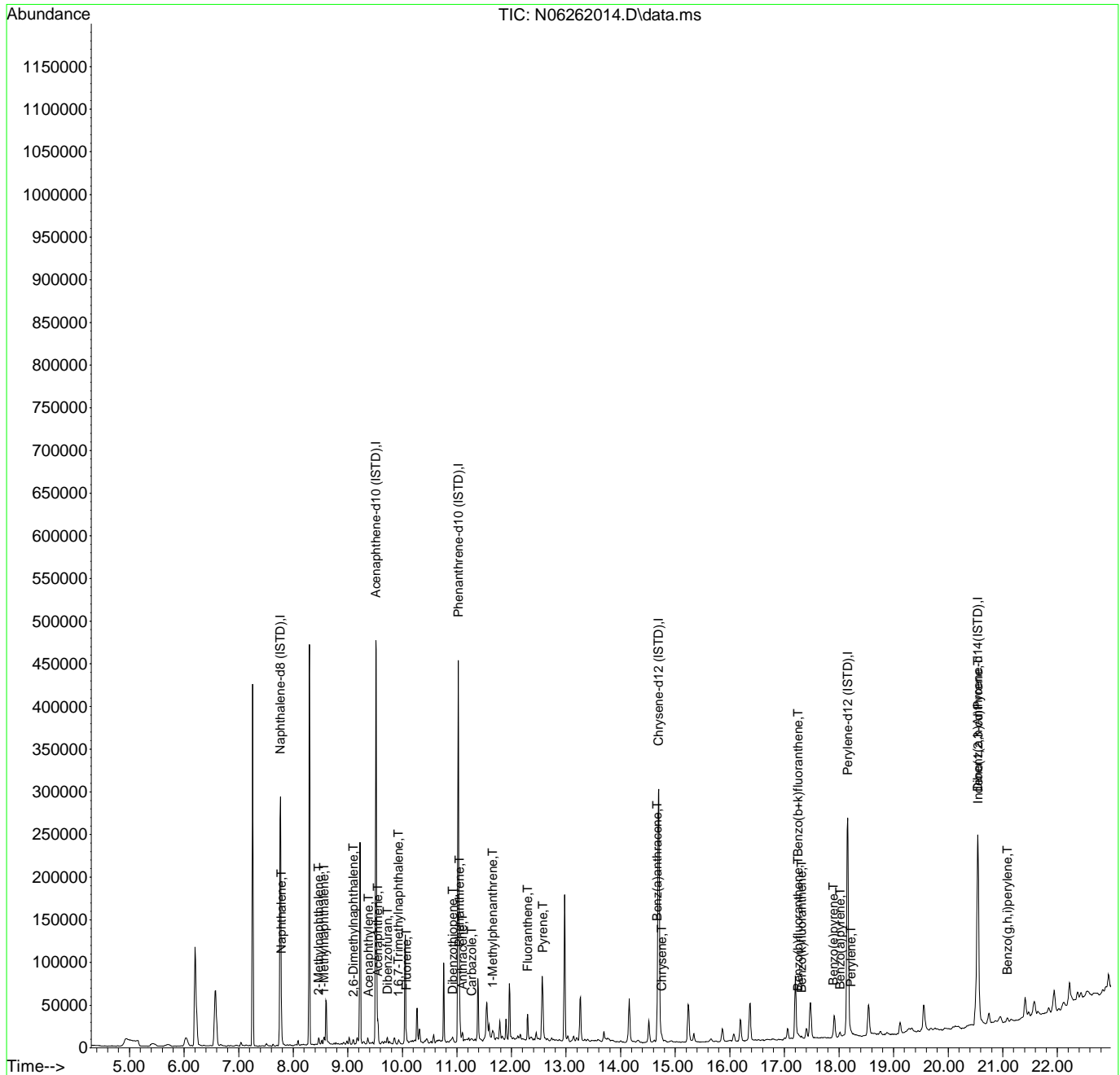
Compound	R.T.	QIon	Response	Conc	Units	Dev(Min)
33) Benzo(a)pyrene	18.019	252	4719	2.91	ng/ml	96
34) Perylene	18.217	252	1452	0.58	ng/ml	97
36) Indeno(1,2,3-cd)Pyrene	20.549	276	3660	1.60	ng/ml	99
37) Dibenz(a,h)anthracene	20.607	278	613	N.D.		
38) Benzo(g,h,i)perylene	21.085	276	3807	1.55	ng/ml	87

(#) = qualifier out of range (m) = manual integration (+) = signals summed

Quantitation Report (Not Reviewed)

Data Path : R:\data\2020-06\0F26021\
 Data File : N06262014.D
 Acq On : 26 Jun 2020 04:39 pm
 Operator : JK/ AMS/ DTH
 Sample : A0F0670-01RE1@1000
 Misc : 1000x, 8270D LL PAH ONLY
 ALS Vial : 14 Sample Multiplier: 1

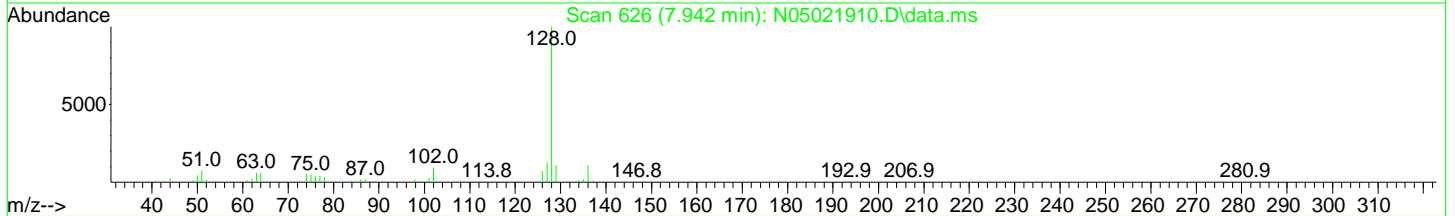
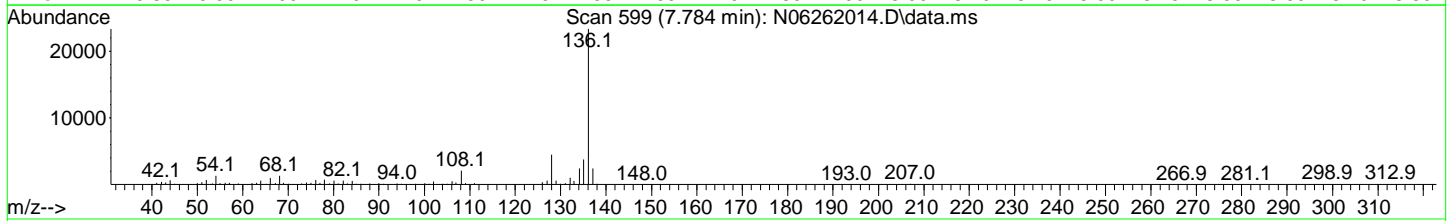
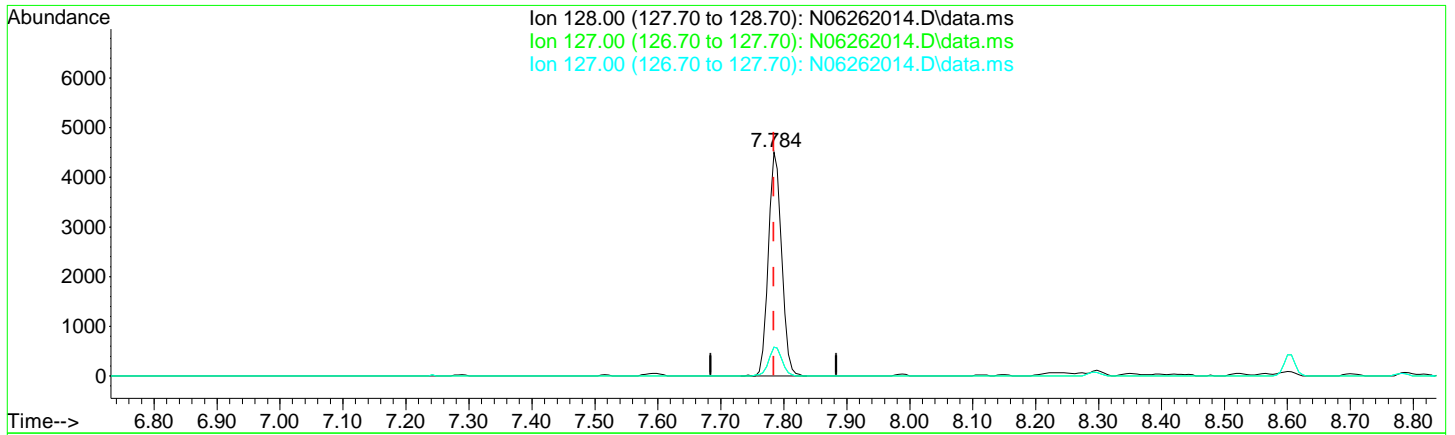
Quant Time: Jun 29 10:23:40 2020
 Quant Method : R:\methods\SV14_040720_PAHR6.M
 Quant Title : EPA 8270D: Semivolatile Organics
 QLast Update : Tue Jun 09 09:45:26 2020
 Response via : Initial Calibration



Quantitation Report (Qedit)

Data Path : R:\data\2020-06\0F26021\
 Data File : N06262014.D
 Acq On : 26 Jun 2020 04:39 pm
 Operator : JK/ AMS/ DTH
 Sample : A0F0670-01RE1@1000
 Misc : 1000x, 8270D LL PAH ONLY
 ALS Vial : 14 Sample Multiplier: 1

Quant Time: Jun 29 10:23:40 2020
 Quant Method : R:\methods\SV14_040720_PAHR6.M
 Quant Title : EPA 8270D: Semivolatile Organics
 QLast Update : Tue Jun 09 09:45:26 2020
 Response via : Initial Calibration



TIC: N06262014.D\data.ms

(4) Naphthalene (T)

7.784min (+ 0.000) 2.83 ng/ml

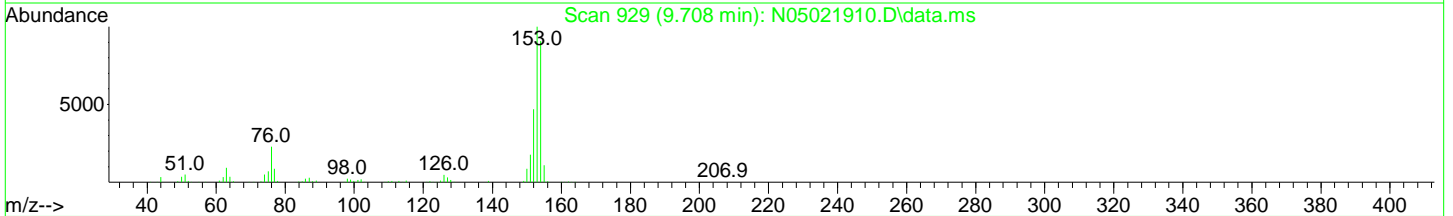
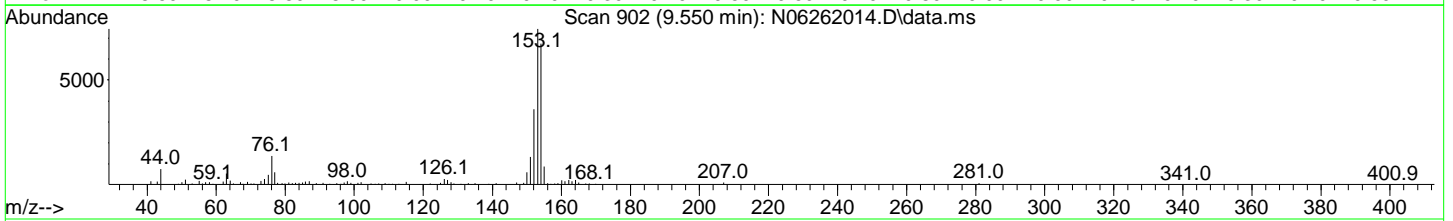
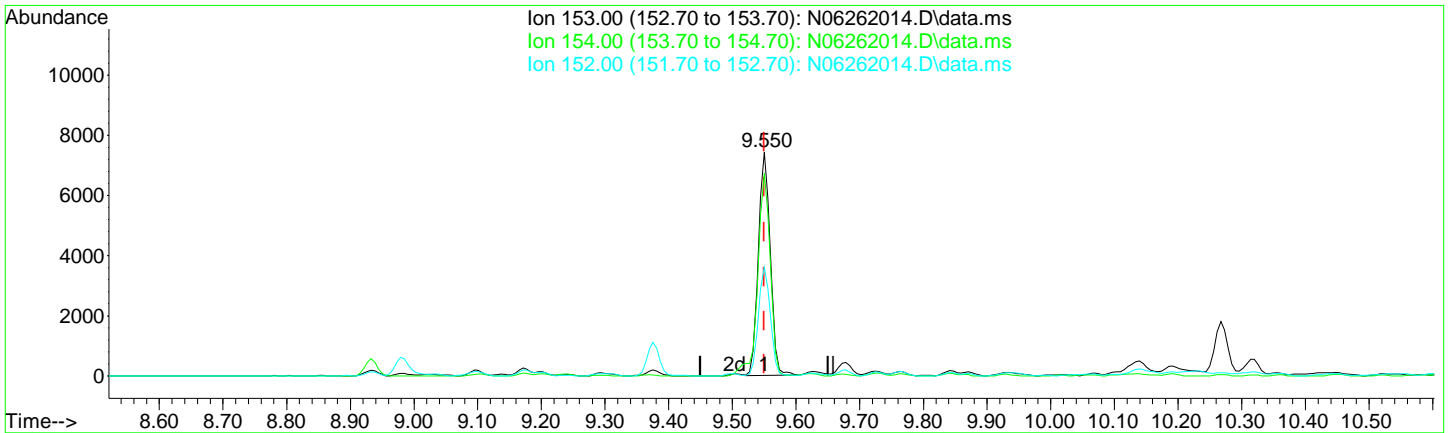
response 6645

Ion	Exp%	Act%
128.00	100.00	100.00
127.00	12.60	12.90
127.00	12.60	12.90
0.00	0.00	0.00

Quantitation Report (Qedit)

Data Path : R:\data\2020-06\0F26021\
 Data File : N06262014.D
 Acq On : 26 Jun 2020 04:39 pm
 Operator : JK/ AMS/ DTH
 Sample : A0F0670-01RE1@1000
 Misc : 1000x, 8270D LL PAH ONLY
 ALS Vial : 14 Sample Multiplier: 1

Quant Time: Jun 29 10:23:40 2020
 Quant Method : R:\methods\SV14_040720_PAHR6.M
 Quant Title : EPA 8270D: Semivolatile Organics
 QLast Update : Tue Jun 09 09:45:26 2020
 Response via : Initial Calibration



TIC: N06262014.D\data.ms

(12) Acenaphthene (T)

9.550min (+ 0.000) 4.79 ng/ml

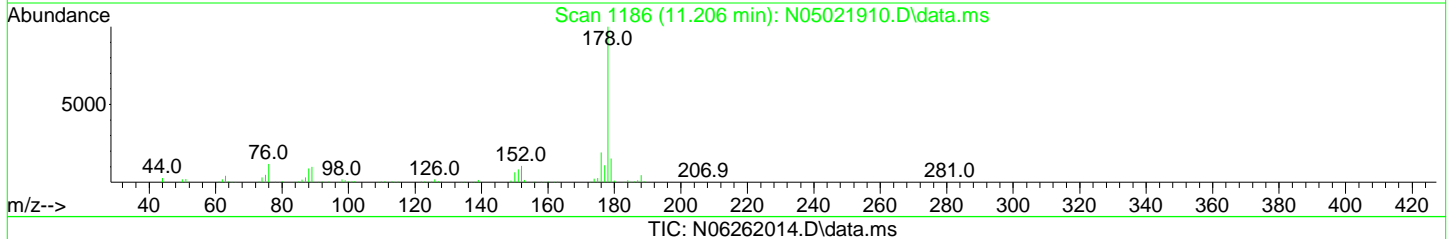
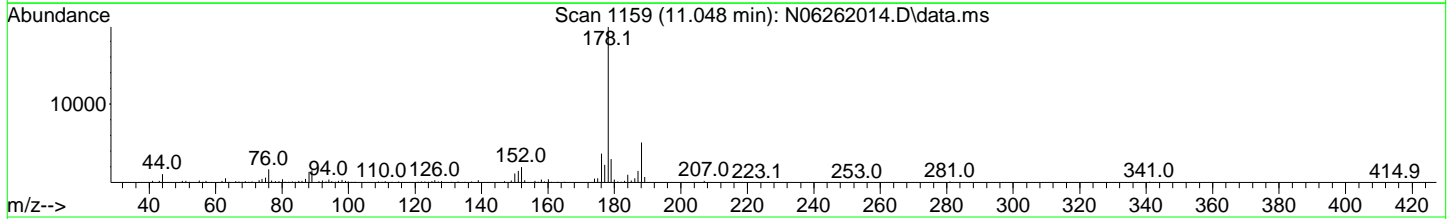
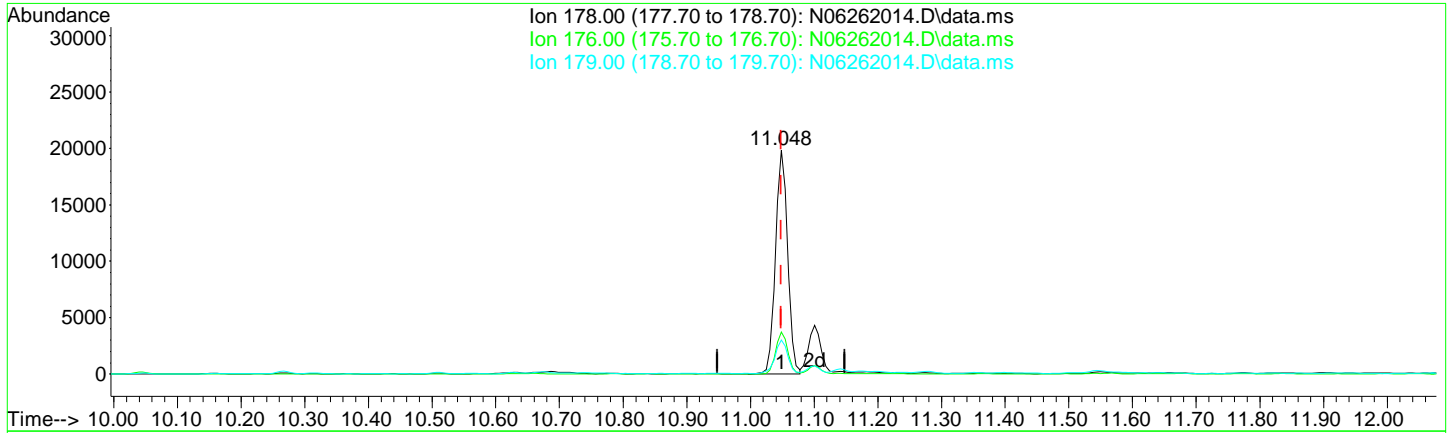
response 9629

Ion	Exp%	Act%
153.00	100.00	100.00
154.00	90.70	90.59
152.00	46.80	48.63
0.00	0.00	0.00

Quantitation Report (Qedit)

Data Path : R:\data\2020-06\0F26021\
 Data File : N06262014.D
 Acq On : 26 Jun 2020 04:39 pm
 Operator : JK/ AMS/ DTH
 Sample : A0F0670-01RE1@1000
 Misc : 1000x, 8270D LL PAH ONLY
 ALS Vial : 14 Sample Multiplier: 1

Quant Time: Jun 29 10:23:40 2020
 Quant Method : R:\methods\SV14_040720_PAHR6.M
 Quant Title : EPA 8270D: Semivolatile Organics
 QLast Update : Tue Jun 09 09:45:26 2020
 Response via : Initial Calibration



TIC: N06262014.D\data.ms

(18) Phenanthrene (T)

11.048min (+ 0.000) 9.46 ng/ml

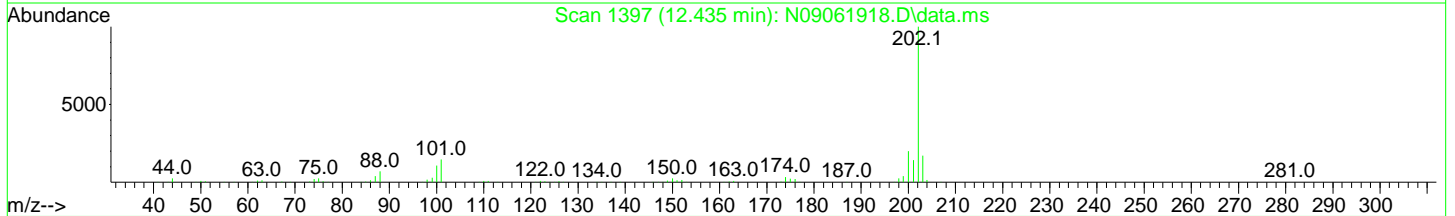
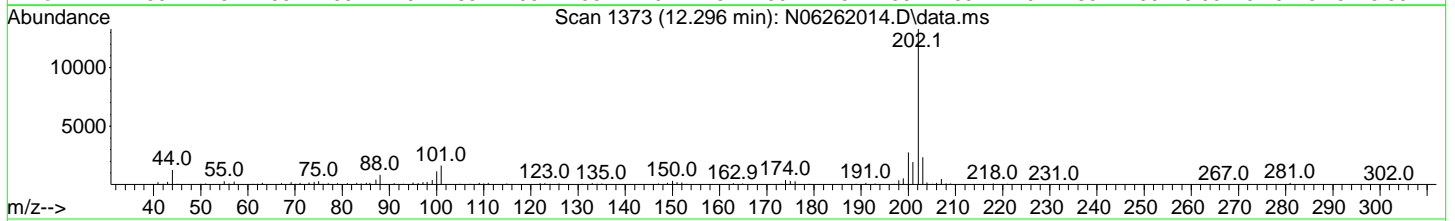
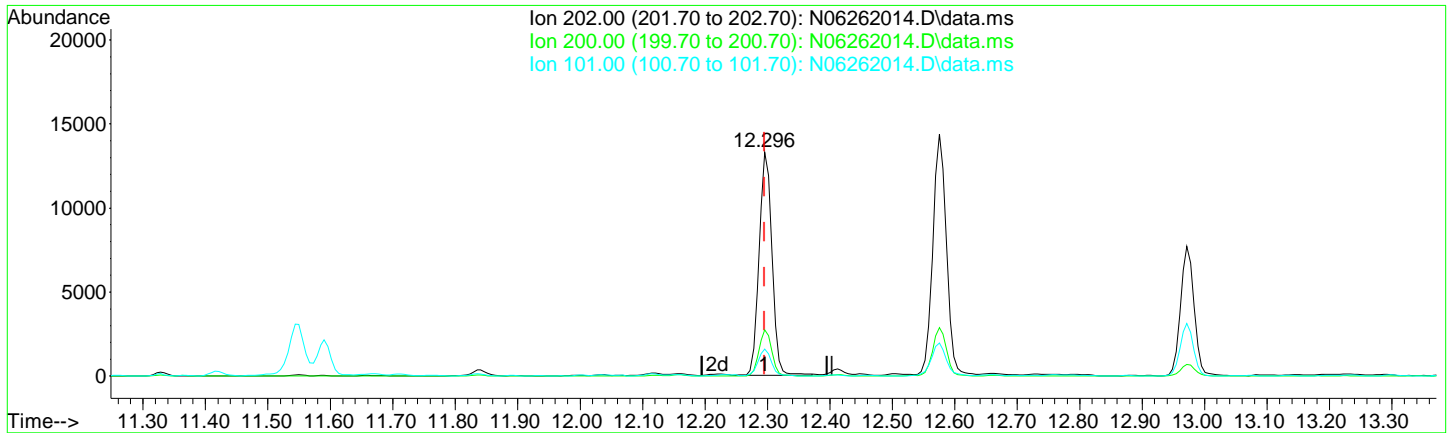
response 26044

Ion	Exp%	Act%
178.00	100.00	100.00
176.00	19.00	18.72
179.00	15.10	15.16
0.00	0.00	0.00

Quantitation Report (Qedit)

Data Path : R:\data\2020-06\0F26021\
 Data File : N06262014.D
 Acq On : 26 Jun 2020 04:39 pm
 Operator : JK/ AMS/ DTH
 Sample : A0F0670-01RE1@1000
 Misc : 1000x, 8270D LL PAH ONLY
 ALS Vial : 14 Sample Multiplier: 1

Quant Time: Jun 29 10:23:40 2020
 Quant Method : R:\methods\SV14_040720_PAHR6.M
 Quant Title : EPA 8270D: Semivolatile Organics
 QLast Update : Tue Jun 09 09:45:26 2020
 Response via : Initial Calibration



TIC: N06262014.D\data.ms

(22) Fluoranthene (T)

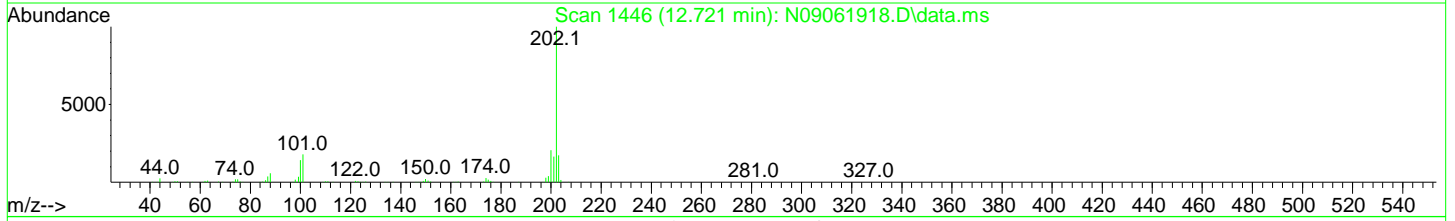
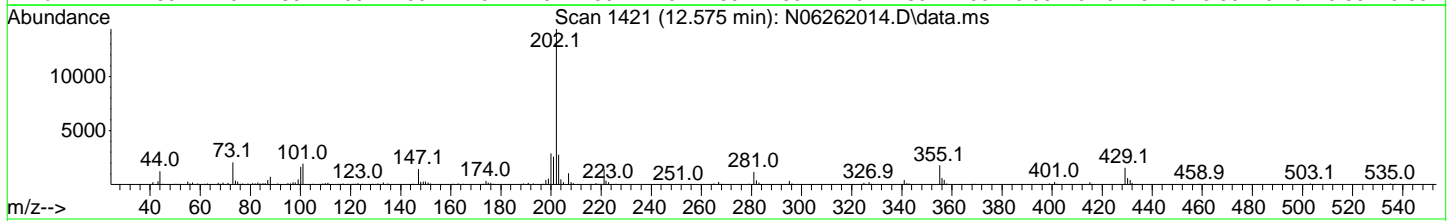
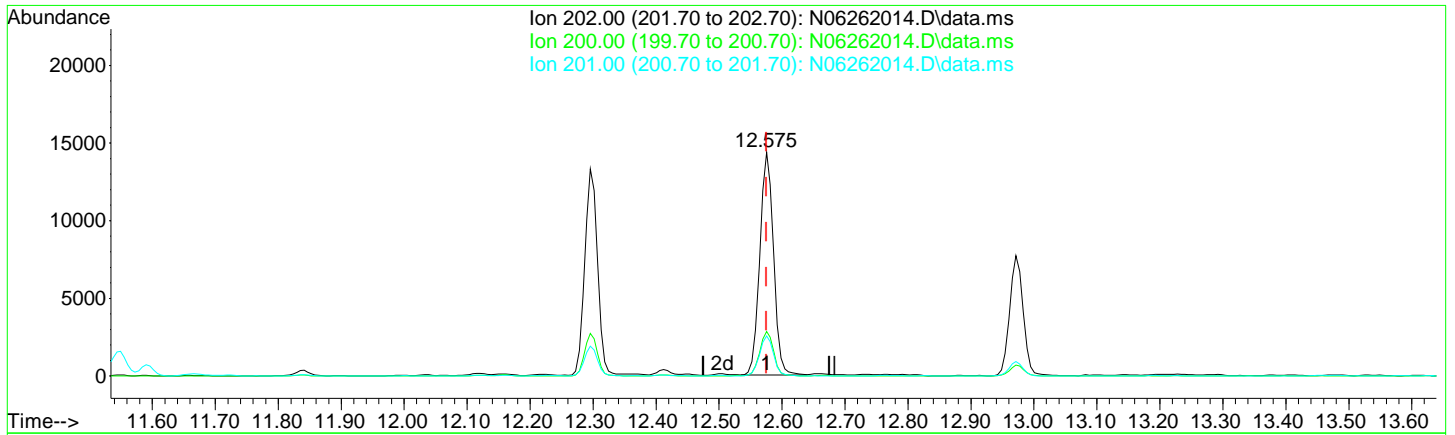
12.296min (+ 0.000) 6.98 ng/ml

response	18928
Ion	Exp% Act%
202.00	100.00 100.00
200.00	19.70 20.68
101.00	15.30 12.10
0.00	0.00 0.00

Quantitation Report (Qedit)

Data Path : R:\data\2020-06\0F26021\
 Data File : N06262014.D
 Acq On : 26 Jun 2020 04:39 pm
 Operator : JK/ AMS/ DTH
 Sample : A0F0670-01RE1@1000
 Misc : 1000x, 8270D LL PAH ONLY
 ALS Vial : 14 Sample Multiplier: 1

Quant Time: Jun 29 10:23:40 2020
 Quant Method : R:\methods\SV14_040720_PAHR6.M
 Quant Title : EPA 8270D: Semivolatile Organics
 QLast Update : Tue Jun 09 09:45:26 2020
 Response via : Initial Calibration



TIC: N06262014.D\data.ms

(24) Pyrene (T)

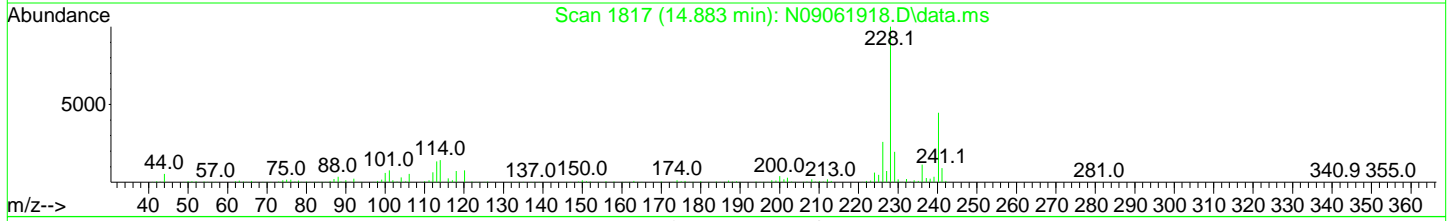
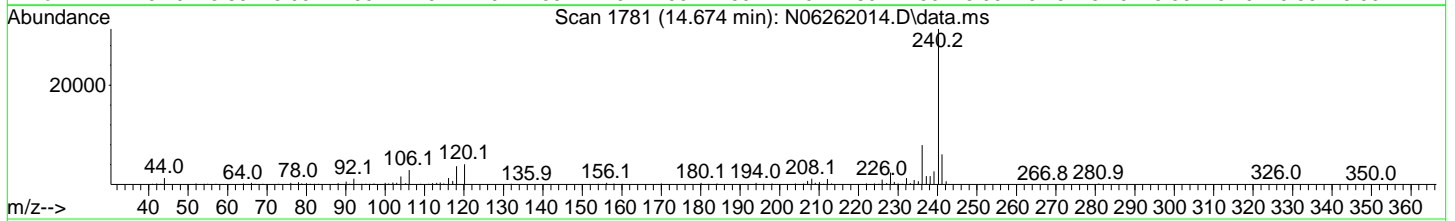
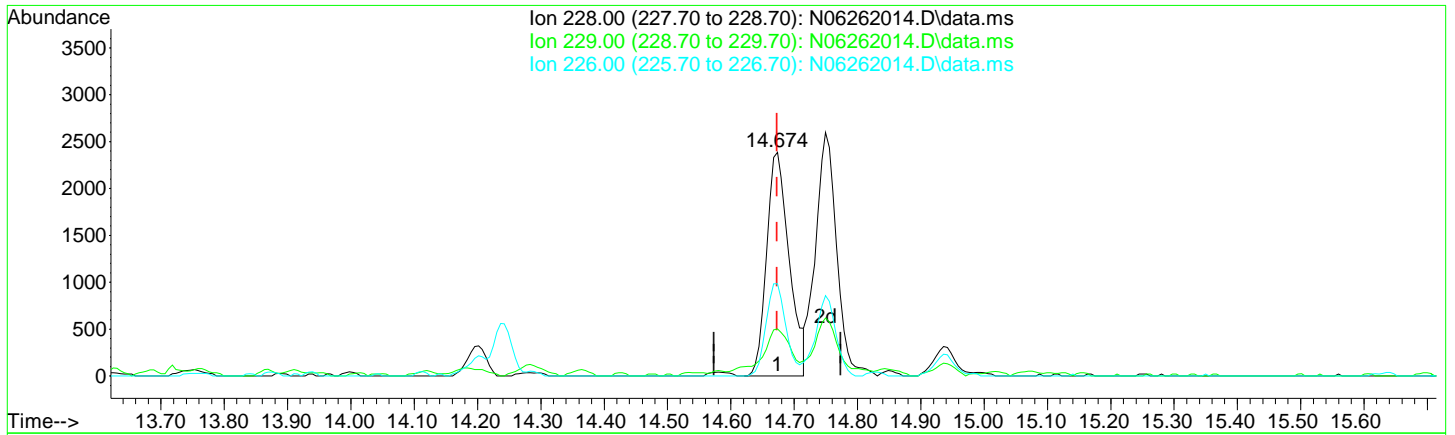
12.575min (+ 0.000) 7.51 ng/ml

response	21713
Ion	Exp% Act%
202.00	100.00 100.00
200.00	20.70 20.00
201.00	16.80 17.84
0.00	0.00 0.00

Quantitation Report (Qedit)

Data Path : R:\data\2020-06\0F26021\
 Data File : N06262014.D
 Acq On : 26 Jun 2020 04:39 pm
 Operator : JK/ AMS/ DTH
 Sample : A0F0670-01RE1@1000
 Misc : 1000x, 8270D LL PAH ONLY
 ALS Vial : 14 Sample Multiplier: 1

Quant Time: Jun 29 10:23:40 2020
 Quant Method : R:\methods\SV14_040720_PAHR6.M
 Quant Title : EPA 8270D: Semivolatile Organics
 QLast Update : Tue Jun 09 09:45:26 2020
 Response via : Initial Calibration



TIC: N06262014.D\data.ms

(26) Benz(a)anthracene (T)

14.674min (+ 0.000) 2.55 ng/ml

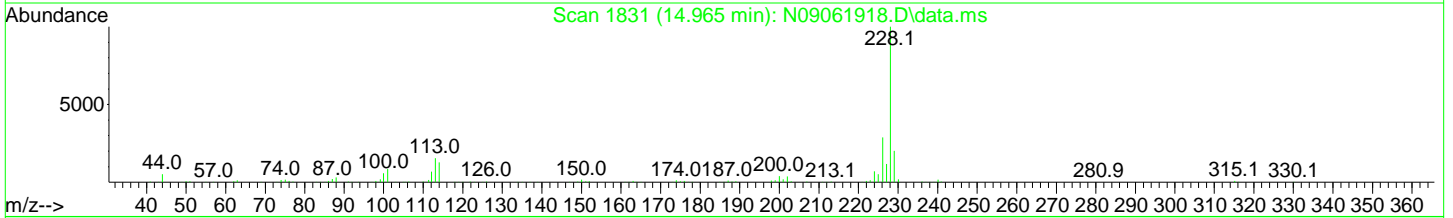
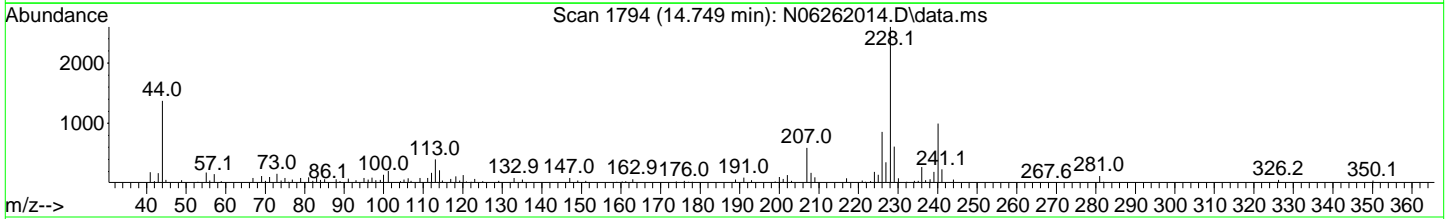
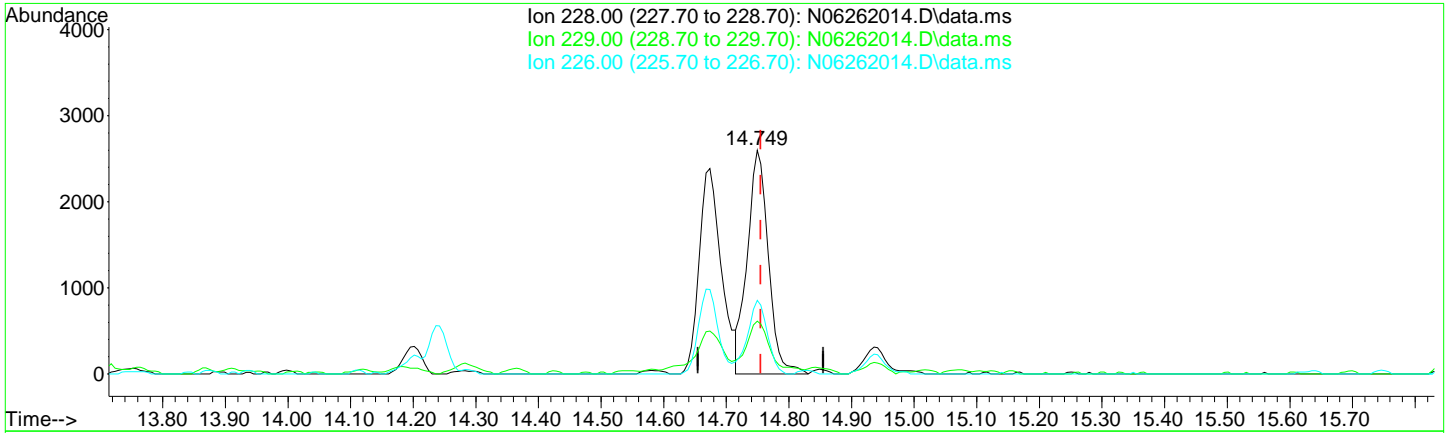
response 5886

Ion	Exp%	Act%
228.00	100.00	100.00
229.00	19.40	21.03
226.00	26.20	41.18
0.00	0.00	0.00

Quantitation Report (Qedit)

Data Path : R:\data\2020-06\0F26021\
 Data File : N06262014.D
 Acq On : 26 Jun 2020 04:39 pm
 Operator : JK/ AMS/ DTH
 Sample : A0F0670-01RE1@1000
 Misc : 1000x, 8270D LL PAH ONLY
 ALS Vial : 14 Sample Multiplier: 1

Quant Time: Jun 29 10:23:40 2020
 Quant Method : R:\methods\SV14_040720_PAHR6.M
 Quant Title : EPA 8270D: Semivolatile Organics
 QLast Update : Tue Jun 09 09:45:26 2020
 Response via : Initial Calibration



TIC: N06262014.D\data.ms

(27) Chrysene (T)

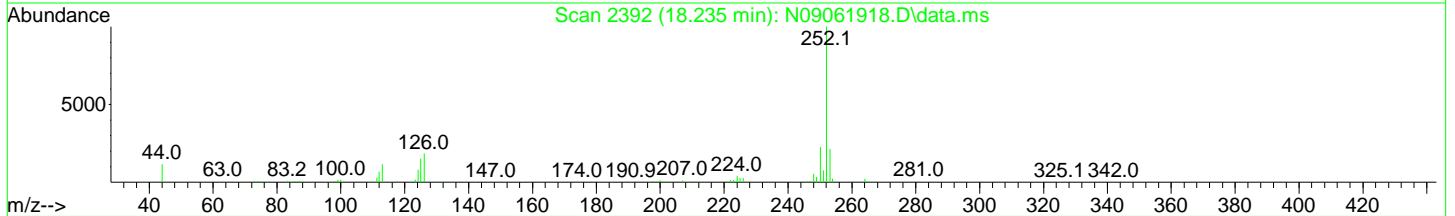
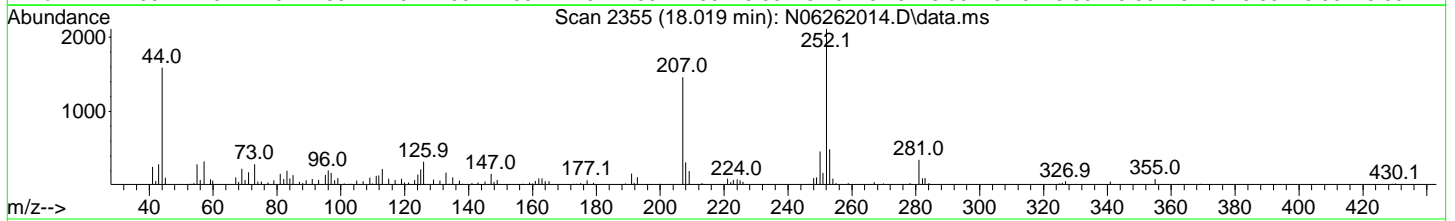
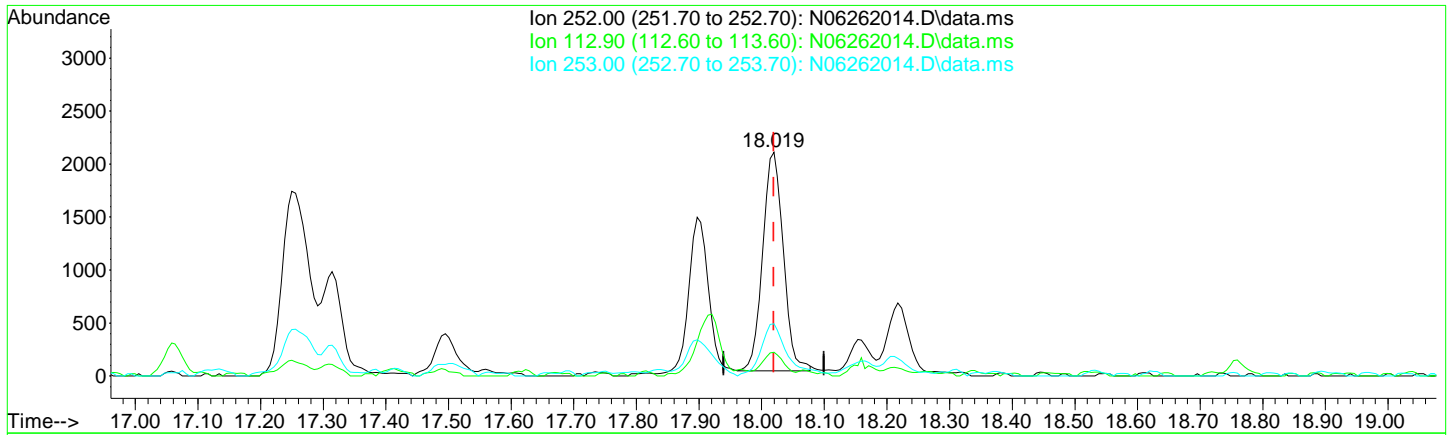
14.749min (-0.006) 2.55 ng/ml

response		
6056	Ion	Exp%
	228.00	100.00
	229.00	19.60
	226.00	28.60
	0.00	0.00

Quantitation Report (Qedit)

Data Path : R:\data\2020-06\0F26021\
 Data File : N06262014.D
 Acq On : 26 Jun 2020 04:39 pm
 Operator : JK/ AMS/ DTH
 Sample : A0F0670-01RE1@1000
 Misc : 1000x, 8270D LL PAH ONLY
 ALS Vial : 14 Sample Multiplier: 1

Quant Time: Jun 29 10:23:40 2020
 Quant Method : R:\methods\SV14_040720_PAHR6.M
 Quant Title : EPA 8270D: Semivolatile Organics
 QLast Update : Tue Jun 09 09:45:26 2020
 Response via : Initial Calibration



TIC: N06262014.D\data.ms

(33) Benzo(a)pyrene (T)

18.019min (+ 0.000) 2.91 ng/ml

response 4719

Ion	Exp%	Act%
252.00	100.00	100.00
112.90	12.70	10.66
253.00	21.90	23.35
0.00	0.00	0.00

HML 06/29/20

Data Path : R:\data\2020-06\0F26021\
 Data File : N06262015.D
 Acq On : 26 Jun 2020 05:12 pm
 Operator : JK/ AMS/ DTH
 Sample : A0F0670-02RE1@1000
 Misc : 1000x, 8270D LL PAH ONLY
 ALS Vial : 15 Sample Multiplier: 1

Quant Time: Jun 29 10:50:58 2020
 Quant Method : R:\methods\SV14_040720_PAHR6.M
 Quant Title : EPA 8270D: Semivolatile Organics
 QLast Update : Tue Jun 09 09:45:26 2020
 Response via : Initial Calibration

Compound	R.T.	QIon	Response	Conc	Units	Dev(Min)

Internal Standards						
1) Naphthalene-d8 (ISTD)	7.766	136	200595	100.00	ng/ml	0.00
9) Acenaphthene-d10 (ISTD)	9.521	162	138545	100.00	ng/ml	0.00
16) Phenanthrene-d10 (ISTD)	11.025	188	220036	100.00	ng/ml	0.00
23) Chrysene-d12 (ISTD)	14.697	240	177876	100.00	ng/ml	0.00
28) Perylene-d12 (ISTD)	18.159	264	172574	100.00	ng/ml	0.00
35) Dibenz(a,h)Anthracene-d...	20.543	292	155655	100.00	ng/ml	0.00
System Monitoring Compounds						
2) Nitrobenzene-d5 (Surr)	7.067	82	90	0.14	ng/ml	0.00
10) 2-Fluorobiphenyl (Surr)	8.833	172	226	0.11	ng/ml	0.00
25) Terphenyl-d14 (Surr)	12.773	244	292	0.17	ng/ml	0.00
Target Compounds						
						Qvalue
3) Decalin	0.000		0	N.D.		
4) Naphthalene	7.790	128	22281	10.20	ng/ml	99
5) 2-Methylnaphthalene	8.472	142	9469	6.45	ng/ml	96
6) 1-Methylnaphthalene	8.571	142	8874	6.09	ng/ml	97
7) 1,1'-Biphenyl	8.932	154	1933	1.05	ng/ml	98
8) 2,6-Dimethylnaphthalene	9.101	156	3686	2.91	ng/ml	92
11) Acenaphthylene	9.375	152	4276	1.66	ng/ml	92
12) Acenaphthene	9.550	153	27208	14.36	ng/ml	100
13) Dibenzofuran	9.725	168	8781	3.83	ng/ml	97
14) 1,6,7-Trimethylnaphtha...	9.935	170	1914	1.29	ng/ml	80
15) Fluorene	10.075	166	13212	7.25	ng/ml	98
17) Dibenzothiopene	10.920	184	8097	3.64	ng/ml	96
18) Phenanthrene	11.048	178	84155	33.23	ng/ml	99
19) Anthracene	11.100	178	14191	6.84	ng/ml	99
20) Carbazole	11.269	167	2337	1.31	ng/ml	92
21) 1-Methylphenanthrene	11.672	192	3813	2.23	ng/ml	88
22) Fluoranthene	12.295	202	55239	22.13	ng/ml	96
24) Pyrene	12.575	202	60458	26.20	ng/ml	98
26) Benz(a)anthracene	14.673	228	8848	4.80	ng/ml	73
27) Chrysene	14.755	228	10213	5.38	ng/ml	98
29) Benzo(b)fluoranthene	17.255	252	9226	5.17	ng/ml	92
30) Benzo(k)fluoranthene	17.314	252	3630m	2.04	ng/ml	
31) Benzo(b+k)fluoranthene	17.255	252	13142	7.01	ng/ml	90
32) Benzo(e)pyrene	17.897	252	6064	3.25	ng/ml	97

Quantitation Report (QT Reviewed)

Data Path : R:\data\2020-06\0F26021\
 Data File : N06262015.D
 Acq On : 26 Jun 2020 05:12 pm
 Operator : JK/ AMS/ DTH
 Sample : A0F0670-02RE1@1000
 Misc : 1000x, 8270D LL PAH ONLY
 ALS Vial : 15 Sample Multiplier: 1

Quant Time: Jun 29 10:50:58 2020
 Quant Method : R:\methods\SV14_040720_PAHR6.M
 Quant Title : EPA 8270D: Semivolatile Organics
 QLast Update : Tue Jun 09 09:45:26 2020
 Response via : Initial Calibration

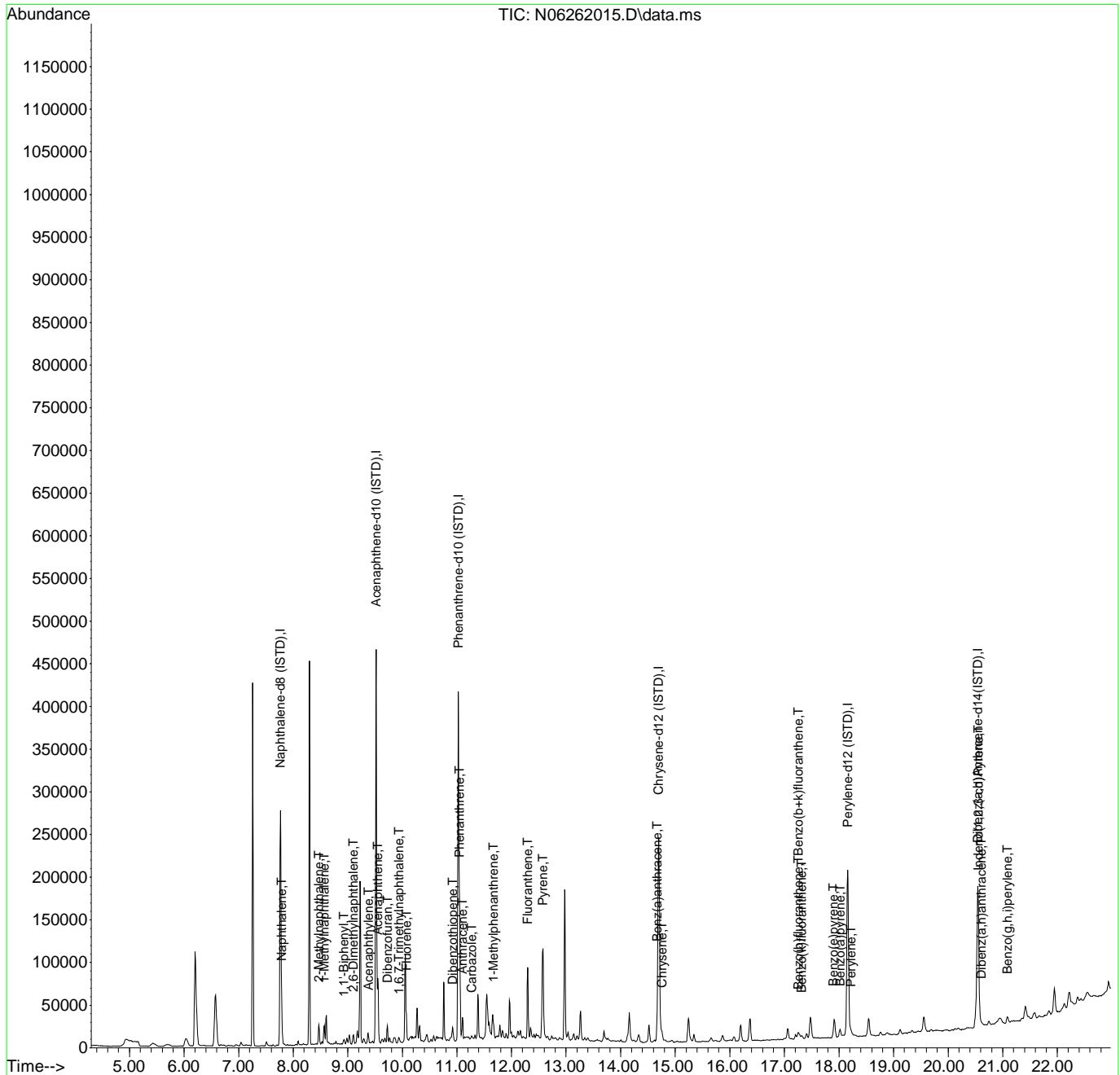
Compound	R.T.	QIon	Response	Conc	Units	Dev(Min)
33) Benzo(a)pyrene	18.019	252	8595	6.42	ng/ml	95
34) Perylene	18.217	252	2744	1.43	ng/ml	95
36) Indeno(1,2,3-cd)Pyrene	20.554	276	6099	3.61	ng/ml	95
37) Dibenz(a,h)anthracene	20.607	278	862	0.51	ng/ml	93
38) Benzo(g,h,i)perylene	21.085	276	7224	3.98	ng/ml	82

(#) = qualifier out of range (m) = manual integration (+) = signals summed

Quantitation Report (QT Reviewed)

Data Path : R:\data\2020-06\0F26021\
 Data File : N06262015.D
 Acq On : 26 Jun 2020 05:12 pm
 Operator : JK/ AMS/ DTH
 Sample : A0F0670-02RE1@1000
 Misc : 1000x, 8270D LL PAH ONLY
 ALS Vial : 15 Sample Multiplier: 1

Quant Time: Jun 29 10:50:58 2020
 Quant Method : R:\methods\SV14_040720_PAHR6.M
 Quant Title : EPA 8270D: Semivolatile Organics
 QLast Update : Tue Jun 09 09:45:26 2020
 Response via : Initial Calibration



Quantitation Report (Not Reviewed)

Data Path : R:\data\2020-06\0F26021\
 Data File : N06262015.D
 Acq On : 26 Jun 2020 05:12 pm
 Operator : JK/ AMS/ DTH
 Sample : A0F0670-02RE1@1000
 Misc : 1000x, 8270D LL PAH ONLY
 ALS Vial : 15 Sample Multiplier: 1

Quant Time: Jun 29 10:49:12 2020
 Quant Method : R:\methods\SV14_040720_PAHR6.M
 Quant Title : EPA 8270D: Semivolatile Organics
 QLast Update : Tue Jun 09 09:45:26 2020
 Response via : Initial Calibration

Compound	R.T.	QIon	Response	Conc	Units	Dev(Min)

Internal Standards						
1) Naphthalene-d8 (ISTD)	7.766	136	200595	100.00	ng/ml	0.00
9) Acenaphthene-d10 (ISTD)	9.521	162	138545	100.00	ng/ml	0.00
16) Phenanthrene-d10 (ISTD)	11.025	188	220036	100.00	ng/ml	0.00
23) Chrysene-d12 (ISTD)	14.697	240	177876	100.00	ng/ml	0.00
28) Perylene-d12 (ISTD)	18.159	264	172574	100.00	ng/ml	0.00
35) Dibenz(a,h)Anthrcene-d...	20.543	292	155655	100.00	ng/ml	0.00
System Monitoring Compounds						
2) Nitrobenzene-d5 (Surr)	7.067	82	90	0.14	ng/ml	0.00
10) 2-Fluorobiphenyl (Surr)	8.833	172	226	0.11	ng/ml	0.00
25) Terphenyl-d14 (Surr)	12.773	244	292	0.17	ng/ml	0.00
Target Compounds						
						Qvalue
3) Decalin	0.000		0	N.D.		
4) Naphthalene	7.790	128	22281	10.20	ng/ml	99
5) 2-Methylnaphthalene	8.472	142	9469	6.45	ng/ml	96
6) 1-Methylnaphthalene	8.571	142	8874	6.09	ng/ml	97
7) 1,1'-Biphenyl	8.932	154	1933	1.05	ng/ml	98
8) 2,6-Dimethylnaphthalene	9.101	156	3686	2.91	ng/ml	92
11) Acenaphthylene	9.375	152	4276	1.66	ng/ml	92
12) Acenaphthene	9.550	153	27208	14.36	ng/ml	100
13) Dibenzofuran	9.725	168	8781	3.83	ng/ml	97
14) 1,6,7-Trimethylnaphtha...	9.935	170	1914	1.29	ng/ml	80
15) Fluorene	10.075	166	13212	7.25	ng/ml	98
17) Dibenzothiopene	10.920	184	8097	3.64	ng/ml	96
18) Phenanthrene	11.048	178	84155	33.23	ng/ml	99
19) Anthracene	11.100	178	14191	6.84	ng/ml	99
20) Carbazole	11.269	167	2337	1.31	ng/ml	92
21) 1-Methylphenanthrene	11.672	192	3813	2.23	ng/ml	88
22) Fluoranthene	12.295	202	55239	22.13	ng/ml	96
24) Pyrene	12.575	202	60458	26.20	ng/ml	98
26) Benz(a)anthracene	14.673	228	8848	4.80	ng/ml	73
27) Chrysene	14.755	228	10213	5.38	ng/ml	98
29) Benzo(b)fluoranthene	17.255	252	9226	5.17	ng/ml	92
30) Benzo(k)fluoranthene	17.255	252	11679	6.57	ng/ml	90
31) Benzo(b+k)fluoranthene	17.255	252	13142	7.01	ng/ml	90
32) Benzo(e)pyrene	17.897	252	6064	3.25	ng/ml	97

Quantitation Report (Not Reviewed)

Data Path : R:\data\2020-06\0F26021\
 Data File : N06262015.D
 Acq On : 26 Jun 2020 05:12 pm
 Operator : JK/ AMS/ DTH
 Sample : A0F0670-02RE1@1000
 Misc : 1000x, 8270D LL PAH ONLY
 ALS Vial : 15 Sample Multiplier: 1

Quant Time: Jun 29 10:49:12 2020
 Quant Method : R:\methods\SV14_040720_PAHR6.M
 Quant Title : EPA 8270D: Semivolatile Organics
 QLast Update : Tue Jun 09 09:45:26 2020
 Response via : Initial Calibration

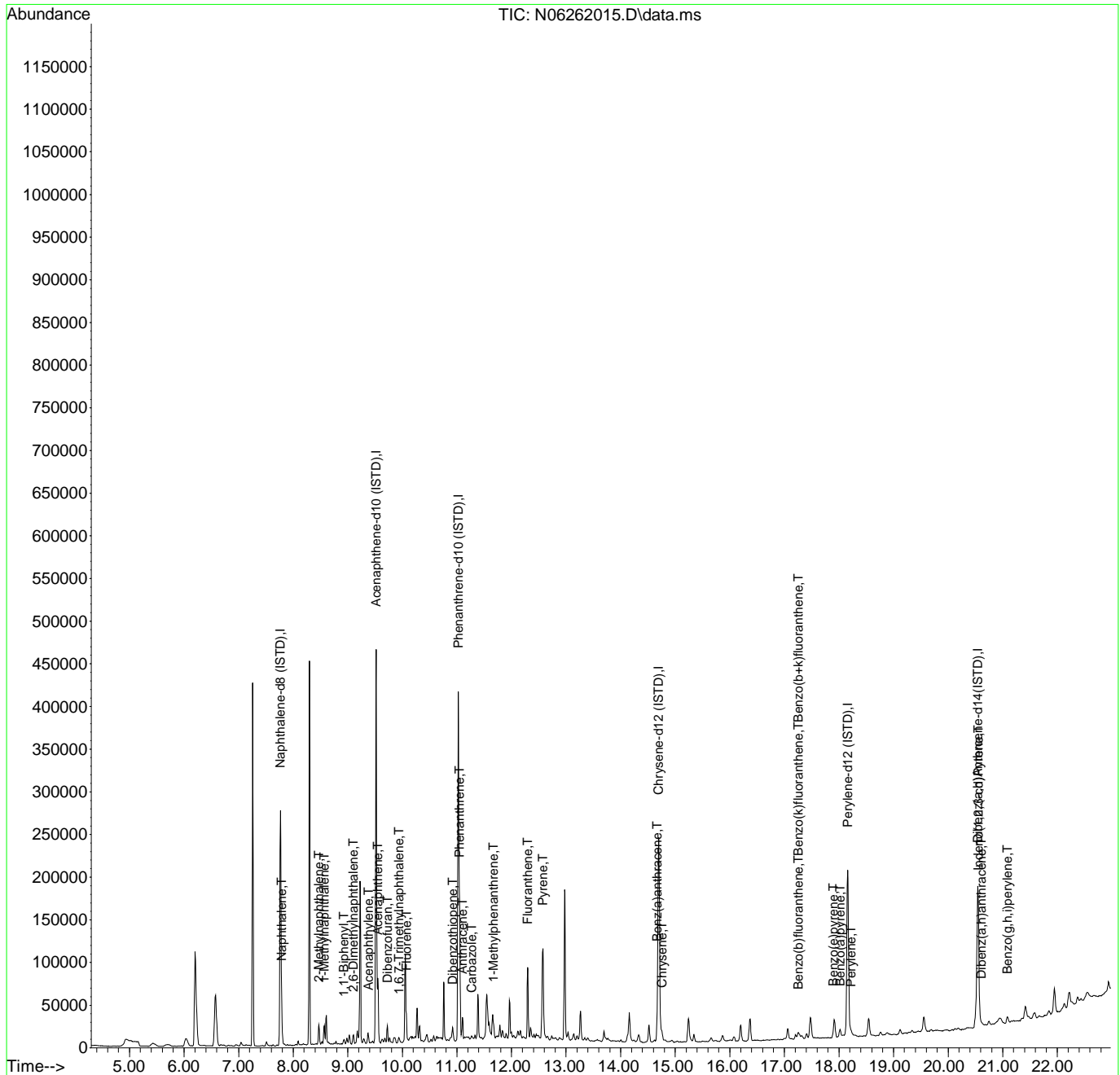
Compound	R.T.	QIon	Response	Conc	Units	Dev(Min)
33) Benzo(a)pyrene	18.019	252	8595	6.42	ng/ml	95
34) Perylene	18.217	252	2744	1.43	ng/ml	95
36) Indeno(1,2,3-cd)Pyrene	20.554	276	6099	3.61	ng/ml	95
37) Dibenz(a,h)anthracene	20.607	278	862	0.51	ng/ml	93
38) Benzo(g,h,i)perylene	21.085	276	7224	3.98	ng/ml	82

(#) = qualifier out of range (m) = manual integration (+) = signals summed

Quantitation Report (Not Reviewed)

Data Path : R:\data\2020-06\0F26021\
 Data File : N06262015.D
 Acq On : 26 Jun 2020 05:12 pm
 Operator : JK/ AMS/ DTH
 Sample : A0F0670-02RE1@1000
 Misc : 1000x, 8270D LL PAH ONLY
 ALS Vial : 15 Sample Multiplier: 1

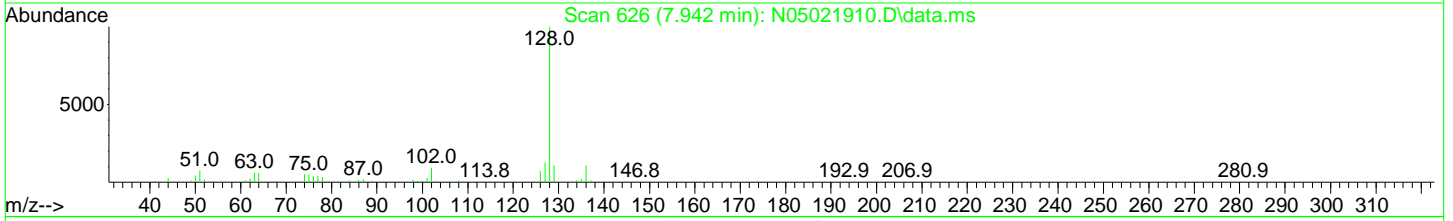
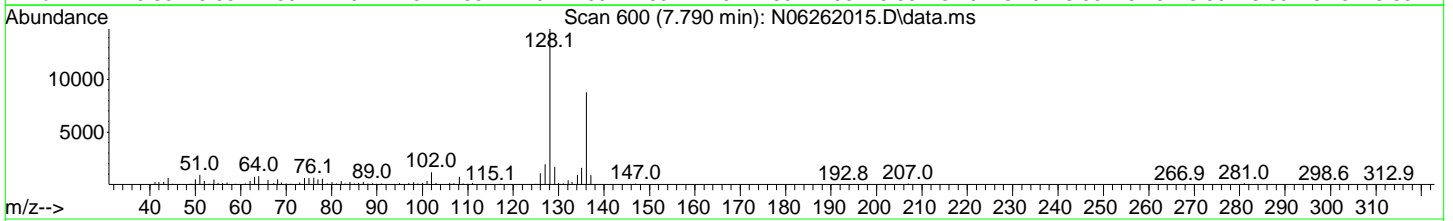
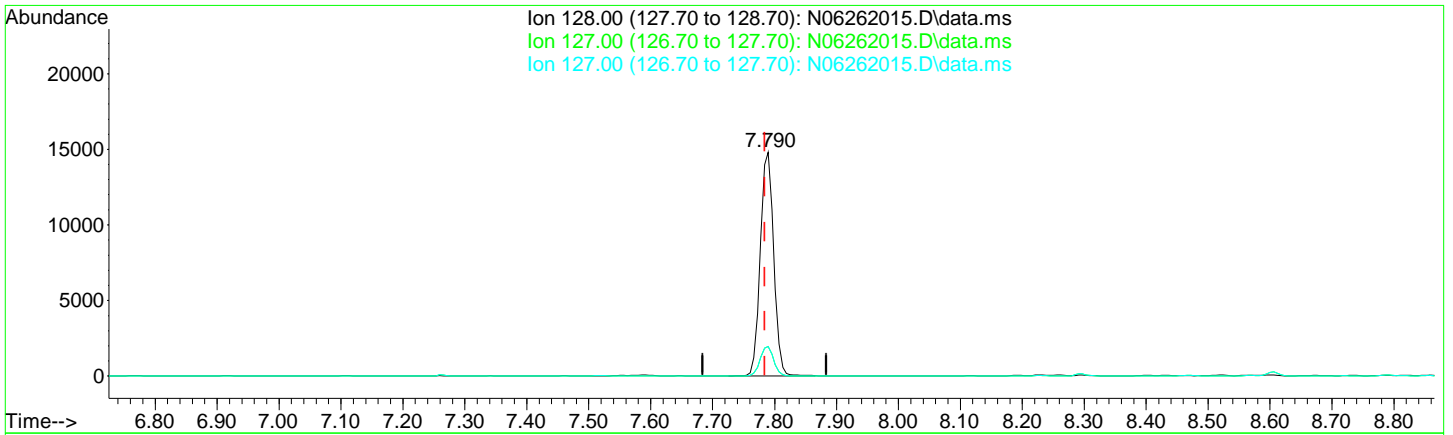
Quant Time: Jun 29 10:49:12 2020
 Quant Method : R:\methods\SV14_040720_PAHR6.M
 Quant Title : EPA 8270D: Semivolatile Organics
 QLast Update : Tue Jun 09 09:45:26 2020
 Response via : Initial Calibration



Quantitation Report (Qedit)

Data Path : R:\data\2020-06\0F26021\
 Data File : N06262015.D
 Acq On : 26 Jun 2020 05:12 pm
 Operator : JK/ AMS/ DTH
 Sample : A0F0670-02RE1@1000
 Misc : 1000x, 8270D LL PAH ONLY
 ALS Vial : 15 Sample Multiplier: 1

Quant Time: Jun 29 10:49:12 2020
 Quant Method : R:\methods\SV14_040720_PAHR6.M
 Quant Title : EPA 8270D: Semivolatile Organics
 QLast Update : Tue Jun 09 09:45:26 2020
 Response via : Initial Calibration



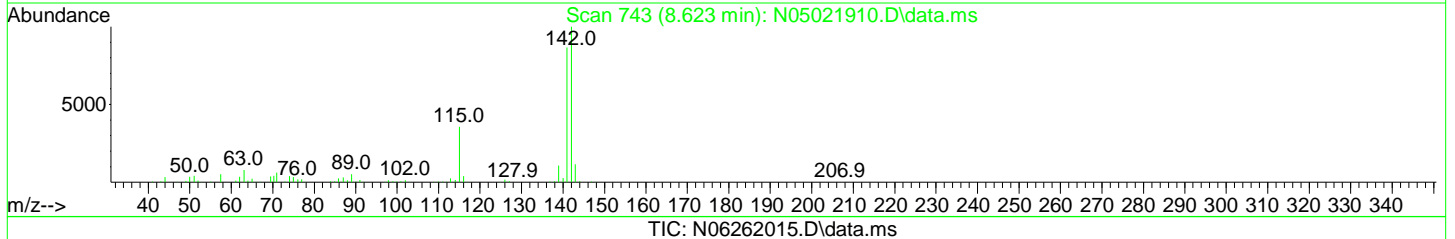
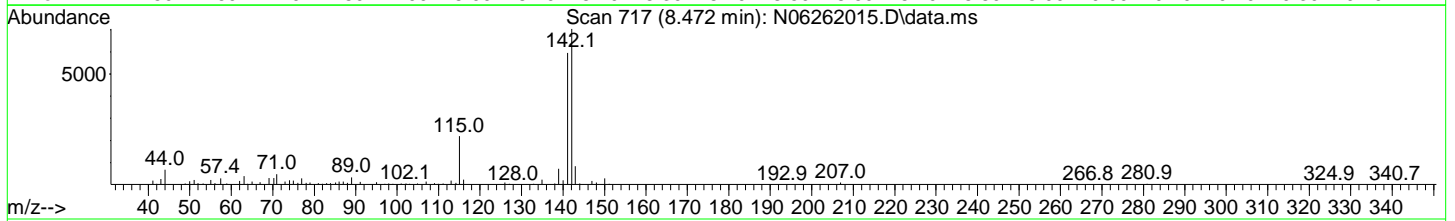
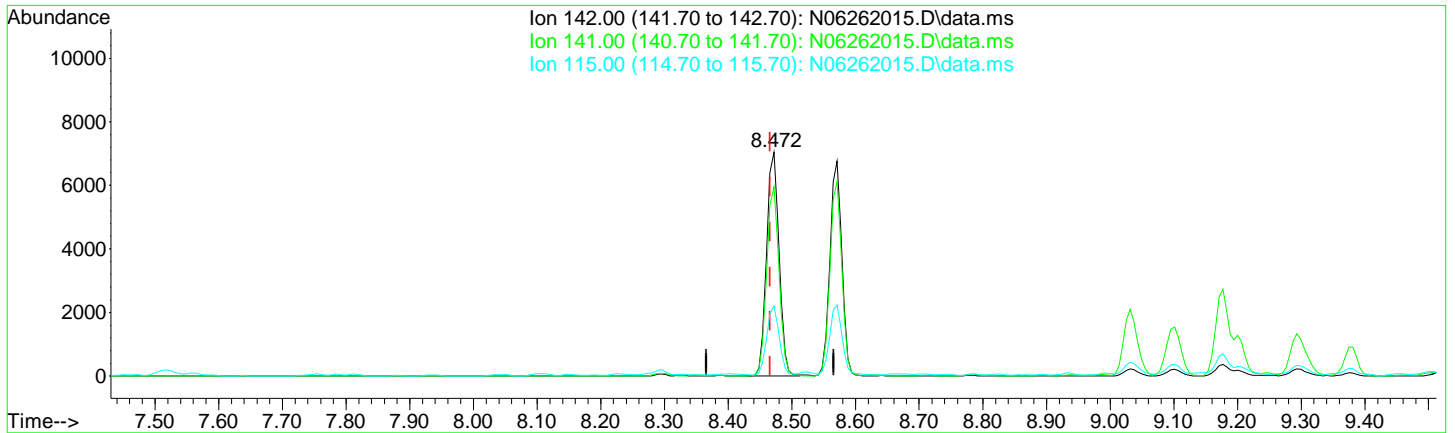
TIC: N06262015.D\data.ms

(4) Naphthalene (T)			
7.790min (+ 0.006) 10.20 ng/ml			
response	22281		
Ion	Exp%	Act%	
128.00	100.00	100.00	
127.00	12.60	13.17	
127.00	12.60	13.17	
0.00	0.00	0.00	

Quantitation Report (Qedit)

Data Path : R:\data\2020-06\0F26021\
 Data File : N06262015.D
 Acq On : 26 Jun 2020 05:12 pm
 Operator : JK/ AMS/ DTH
 Sample : A0F0670-02RE1@1000
 Misc : 1000x, 8270D LL PAH ONLY
 ALS Vial : 15 Sample Multiplier: 1

Quant Time: Jun 29 10:49:12 2020
 Quant Method : R:\methods\SV14_040720_PAHR6.M
 Quant Title : EPA 8270D: Semivolatile Organics
 QLast Update : Tue Jun 09 09:45:26 2020
 Response via : Initial Calibration



(5) 2-Methylnaphthalene (T)

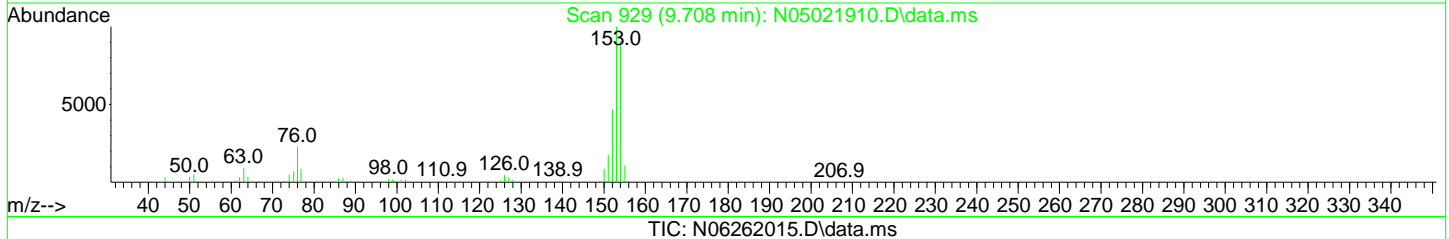
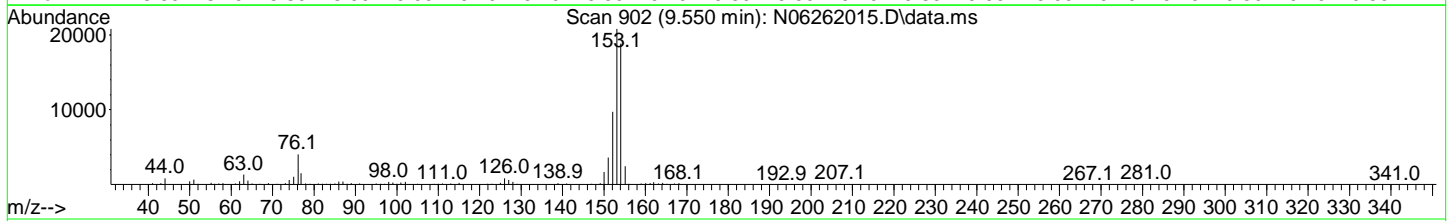
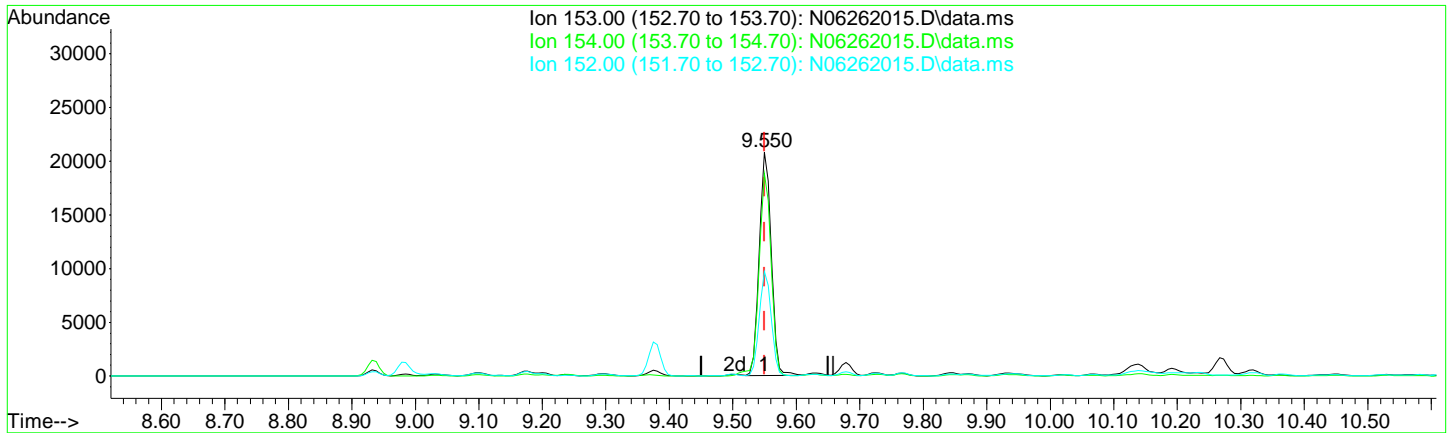
8.472min (+ 0.006) 6.45 ng/ml

response	9469	
Ion	Exp%	Act%
142.00	100.00	100.00
141.00	86.60	84.59
115.00	35.70	31.19
0.00	0.00	0.00

Quantitation Report (Qedit)

Data Path : R:\data\2020-06\0F26021\
 Data File : N06262015.D
 Acq On : 26 Jun 2020 05:12 pm
 Operator : JK/ AMS/ DTH
 Sample : A0F0670-02RE1@1000
 Misc : 1000x, 8270D LL PAH ONLY
 ALS Vial : 15 Sample Multiplier: 1

Quant Time: Jun 29 10:49:12 2020
 Quant Method : R:\methods\SV14_040720_PAHR6.M
 Quant Title : EPA 8270D: Semivolatile Organics
 QLast Update : Tue Jun 09 09:45:26 2020
 Response via : Initial Calibration



TIC: N06262015.D\data.ms

(12) Acenaphthene (T)

9.550min (-0.000) 14.36 ng/ml

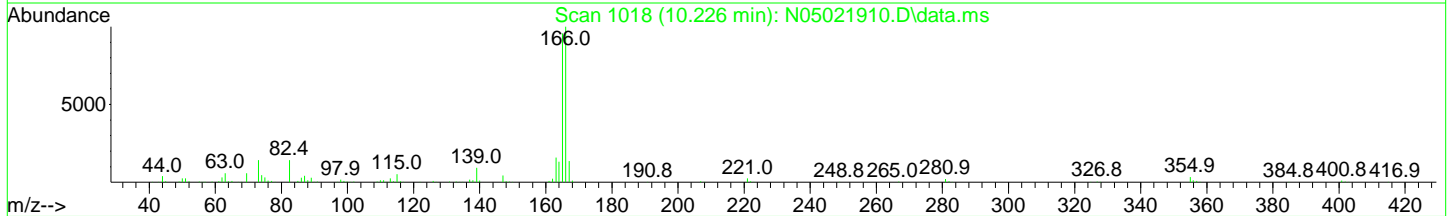
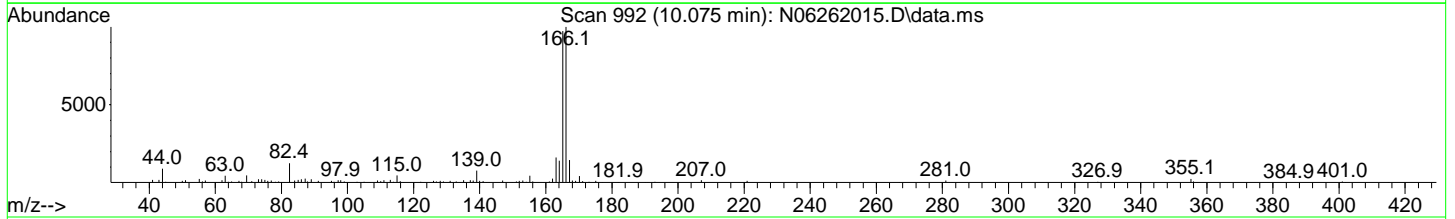
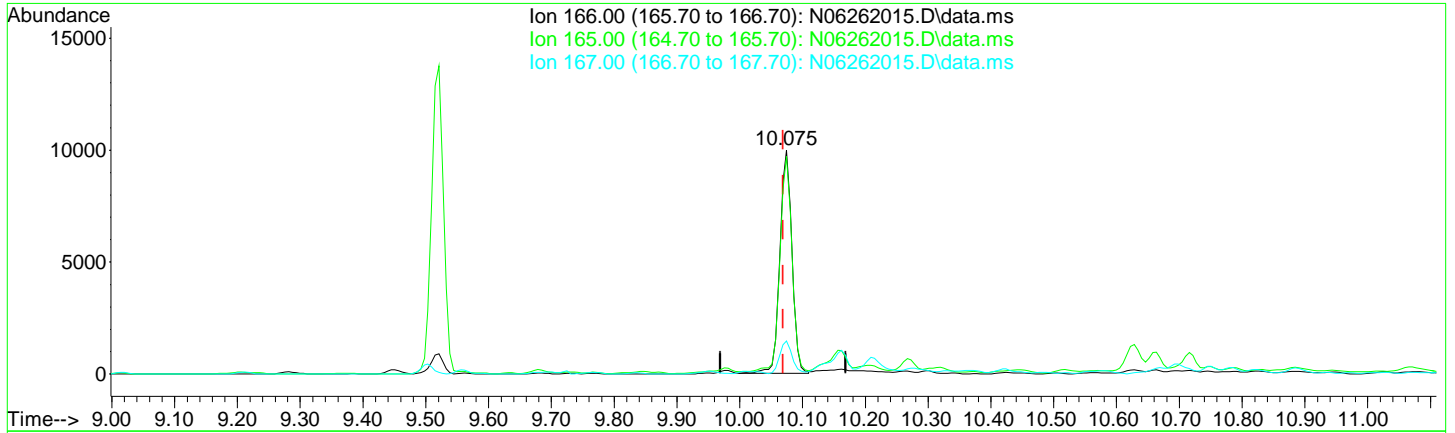
response 27208

Ion	Exp%	Act%
153.00	100.00	100.00
154.00	90.70	90.44
152.00	46.80	46.63
0.00	0.00	0.00

Quantitation Report (Qedit)

Data Path : R:\data\2020-06\0F26021\
 Data File : N06262015.D
 Acq On : 26 Jun 2020 05:12 pm
 Operator : JK/ AMS/ DTH
 Sample : A0F0670-02RE1@1000
 Misc : 1000x, 8270D LL PAH ONLY
 ALS Vial : 15 Sample Multiplier: 1

Quant Time: Jun 29 10:49:12 2020
 Quant Method : R:\methods\SV14_040720_PAHR6.M
 Quant Title : EPA 8270D: Semivolatile Organics
 QLast Update : Tue Jun 09 09:45:26 2020
 Response via : Initial Calibration



TIC: N06262015.D\data.ms

(15) Fluorene (T)

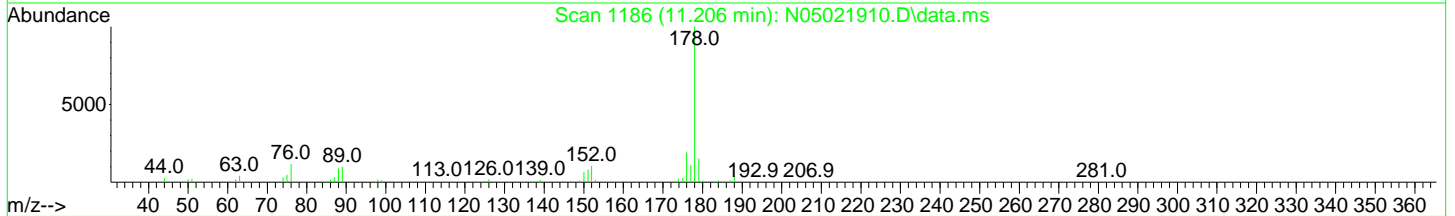
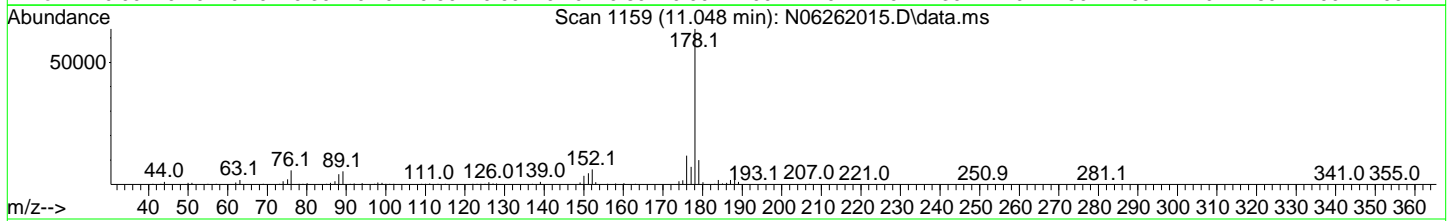
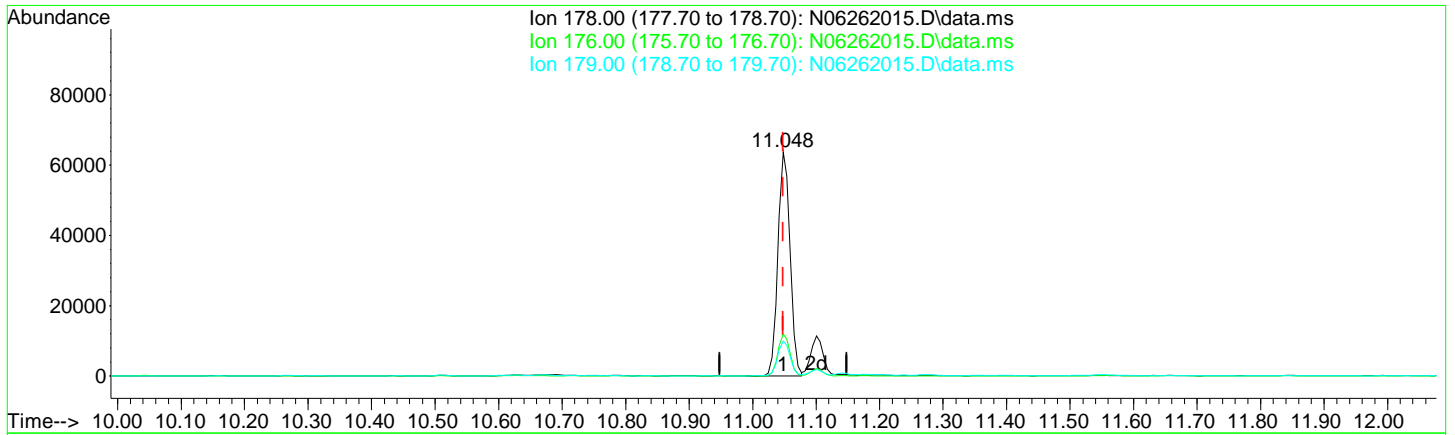
10.075min (+ 0.006) 7.25 ng/ml

response	13212
Ion	Exp% Act%
166.00	100.00 100.00
165.00	95.70 97.28
167.00	13.60 14.68
0.00	0.00 0.00

Quantitation Report (Qedit)

Data Path : R:\data\2020-06\0F26021\
 Data File : N06262015.D
 Acq On : 26 Jun 2020 05:12 pm
 Operator : JK/ AMS/ DTH
 Sample : A0F0670-02RE1@1000
 Misc : 1000x, 8270D LL PAH ONLY
 ALS Vial : 15 Sample Multiplier: 1

Quant Time: Jun 29 10:49:12 2020
 Quant Method : R:\methods\SV14_040720_PAHR6.M
 Quant Title : EPA 8270D: Semivolatile Organics
 QLast Update : Tue Jun 09 09:45:26 2020
 Response via : Initial Calibration



TIC: N06262015.D\data.ms

(18) Phenanthrene (T)

11.048min (-0.000) 33.23 ng/ml

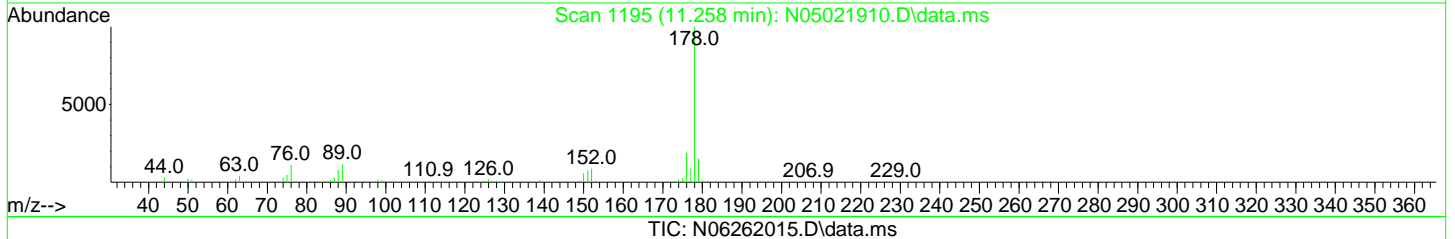
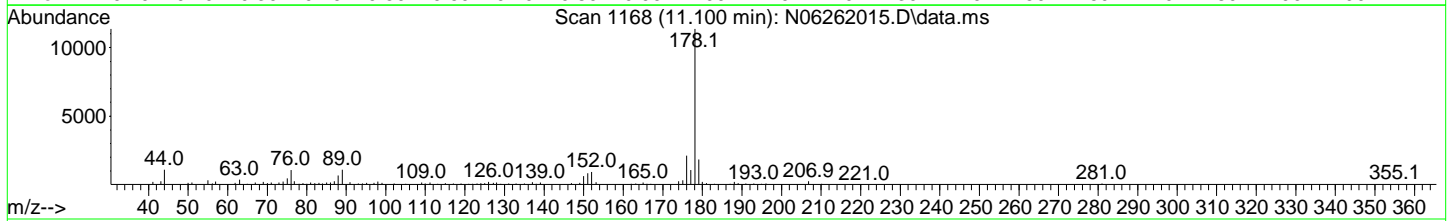
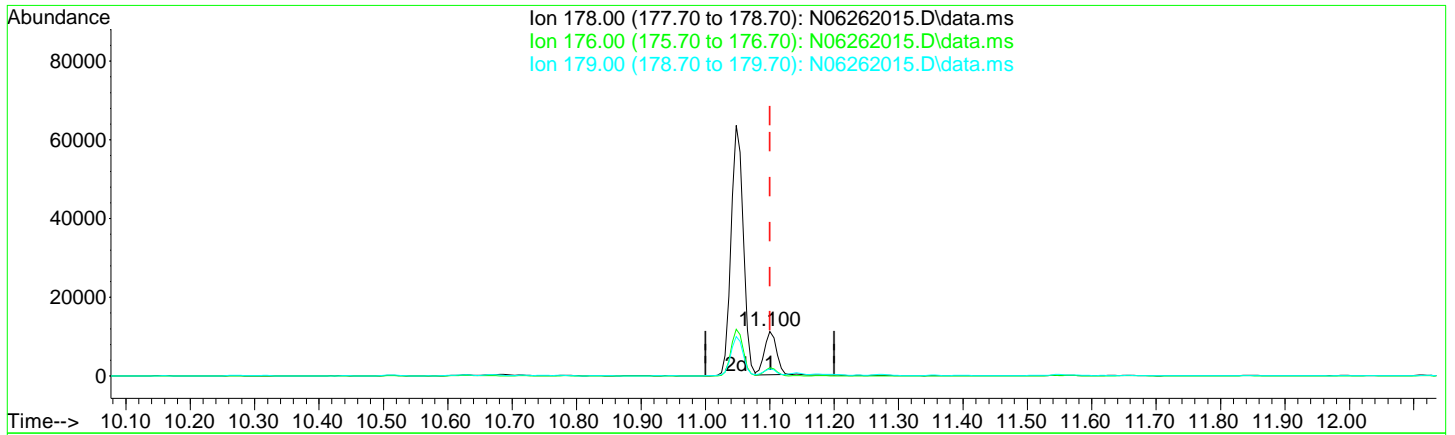
response 84155

Ion	Exp%	Act%
178.00	100.00	100.00
176.00	19.00	18.69
179.00	15.10	15.73
0.00	0.00	0.00

Quantitation Report (Qedit)

Data Path : R:\data\2020-06\0F26021\
 Data File : N06262015.D
 Acq On : 26 Jun 2020 05:12 pm
 Operator : JK/ AMS/ DTH
 Sample : A0F0670-02RE1@1000
 Misc : 1000x, 8270D LL PAH ONLY
 ALS Vial : 15 Sample Multiplier: 1

Quant Time: Jun 29 10:49:12 2020
 Quant Method : R:\methods\SV14_040720_PAHR6.M
 Quant Title : EPA 8270D: Semivolatile Organics
 QLast Update : Tue Jun 09 09:45:26 2020
 Response via : Initial Calibration



TIC: N06262015.D\data.ms

(19) Anthracene (T)

11.100min (-0.000) 6.84 ng/ml

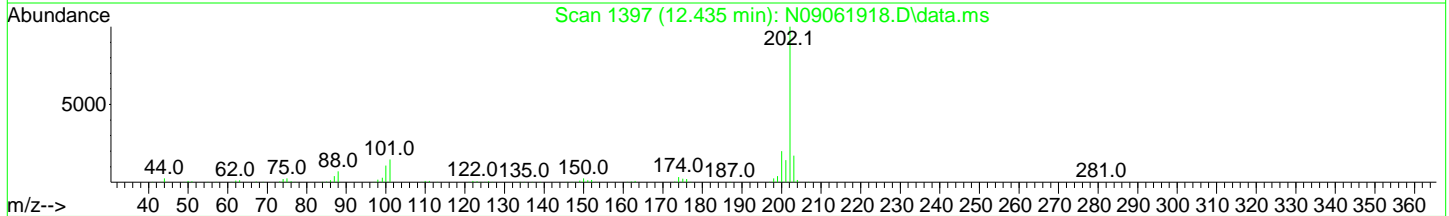
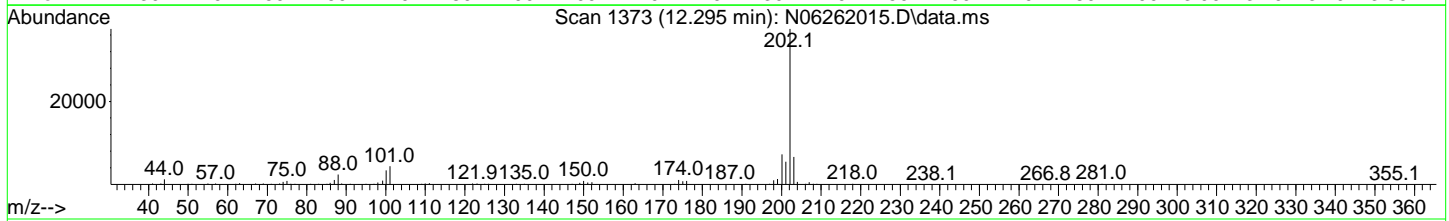
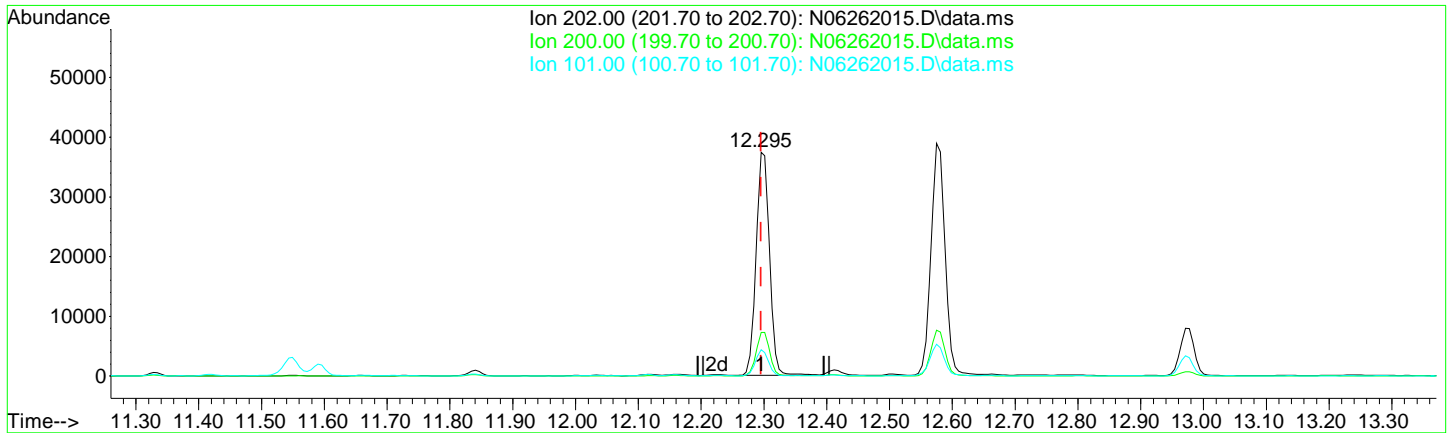
response 14191

Ion	Exp%	Act%
178.00	100.00	100.00
176.00	18.90	18.67
179.00	15.30	16.08
0.00	0.00	0.00

Quantitation Report (Qedit)

Data Path : R:\data\2020-06\0F26021\
 Data File : N06262015.D
 Acq On : 26 Jun 2020 05:12 pm
 Operator : JK/ AMS/ DTH
 Sample : A0F0670-02RE1@1000
 Misc : 1000x, 8270D LL PAH ONLY
 ALS Vial : 15 Sample Multiplier: 1

Quant Time: Jun 29 10:49:12 2020
 Quant Method : R:\methods\SV14_040720_PAHR6.M
 Quant Title : EPA 8270D: Semivolatile Organics
 QLast Update : Tue Jun 09 09:45:26 2020
 Response via : Initial Calibration



TIC: N06262015.D\data.ms

(22) Fluoranthene (T)

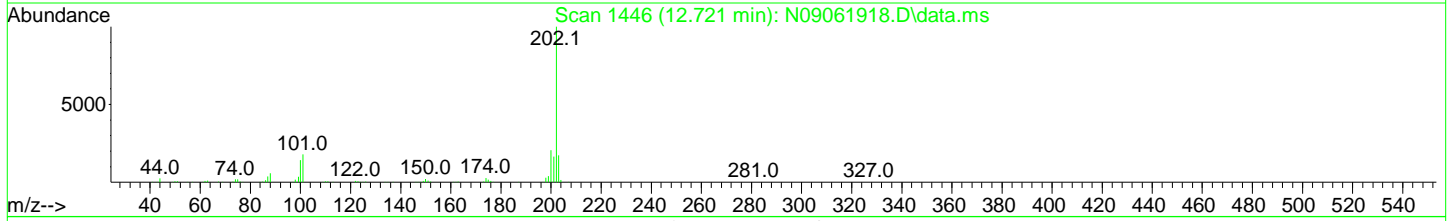
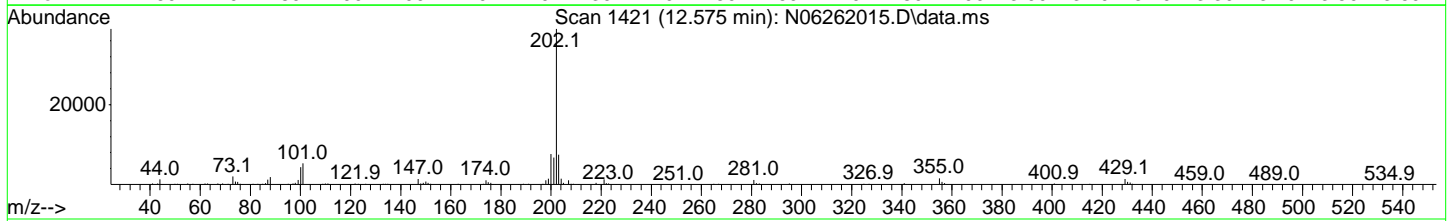
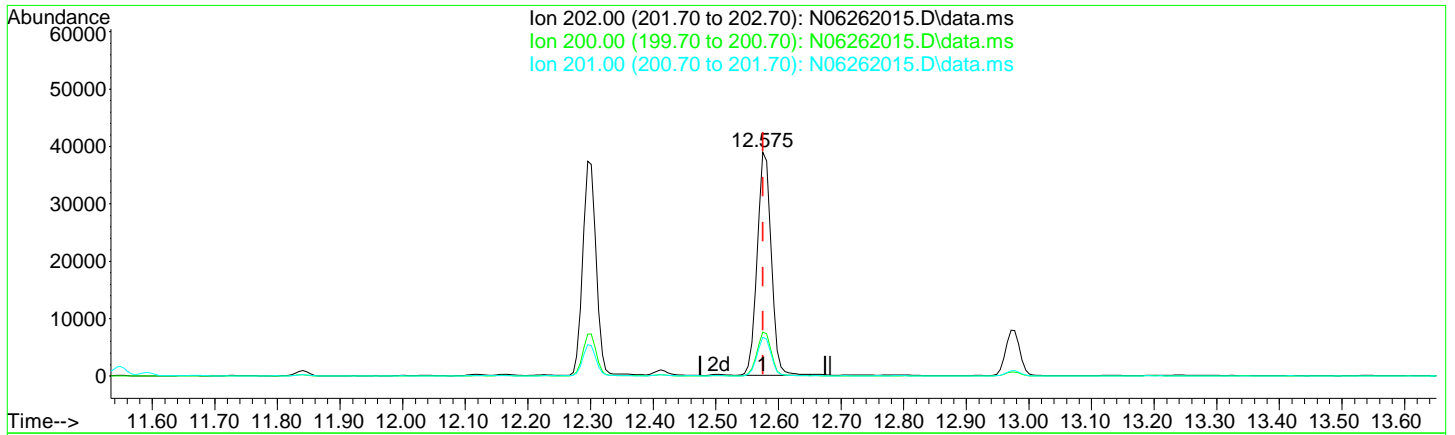
12.295min (-0.000) 22.13 ng/ml

response	55239
Ion	Exp% Act%
202.00	100.00 100.00
200.00	19.70 19.49
101.00	15.30 11.70
0.00	0.00 0.00

Quantitation Report (Qedit)

Data Path : R:\data\2020-06\0F26021\
 Data File : N06262015.D
 Acq On : 26 Jun 2020 05:12 pm
 Operator : JK/ AMS/ DTH
 Sample : A0F0670-02RE1@1000
 Misc : 1000x, 8270D LL PAH ONLY
 ALS Vial : 15 Sample Multiplier: 1

Quant Time: Jun 29 10:49:12 2020
 Quant Method : R:\methods\SV14_040720_PAHR6.M
 Quant Title : EPA 8270D: Semivolatile Organics
 QLast Update : Tue Jun 09 09:45:26 2020
 Response via : Initial Calibration



TIC: N06262015.D\data.ms

(24) Pyrene (T)

12.575min (-0.000) 26.20 ng/ml

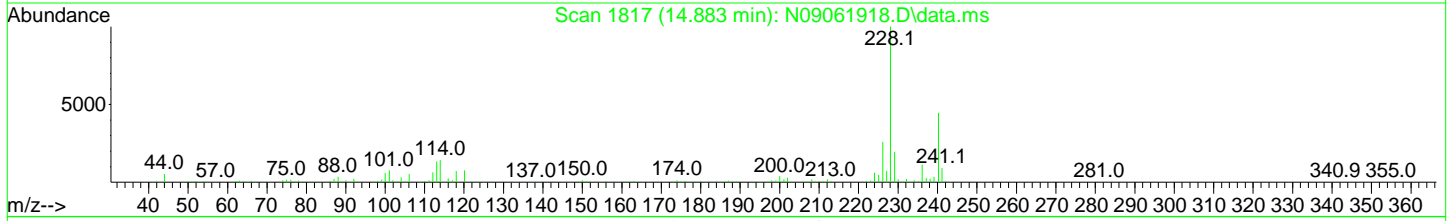
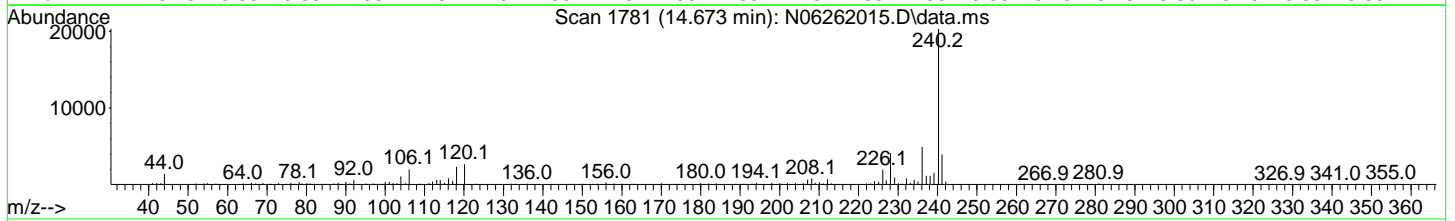
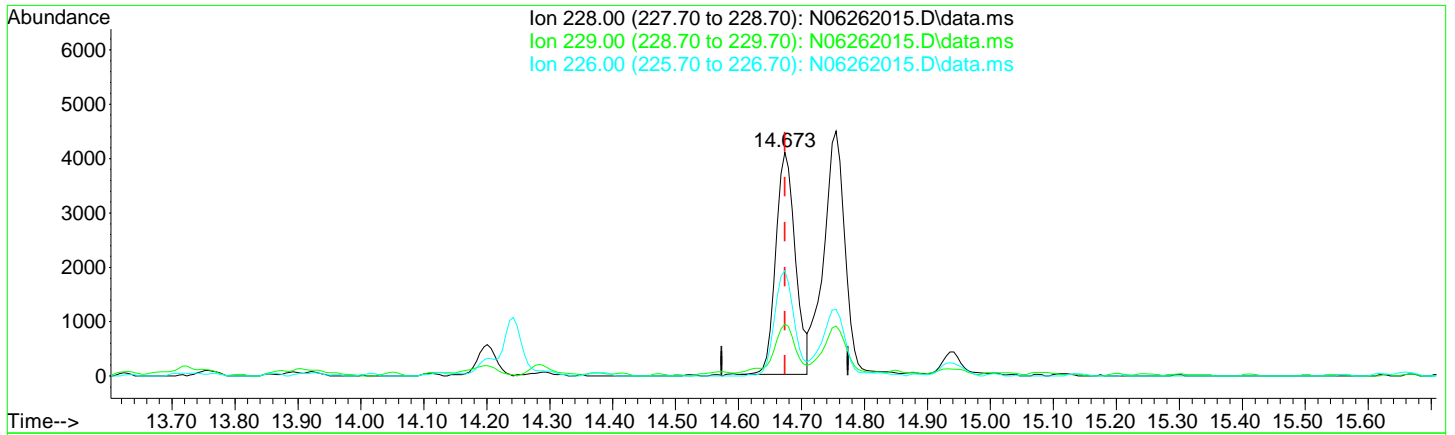
response 60458

Ion	Exp%	Act%
202.00	100.00	100.00
200.00	20.70	19.64
201.00	16.80	17.29
0.00	0.00	0.00

Quantitation Report (Qedit)

Data Path : R:\data\2020-06\0F26021\
 Data File : N06262015.D
 Acq On : 26 Jun 2020 05:12 pm
 Operator : JK/ AMS/ DTH
 Sample : A0F0670-02RE1@1000
 Misc : 1000x, 8270D LL PAH ONLY
 ALS Vial : 15 Sample Multiplier: 1

Quant Time: Jun 29 10:49:12 2020
 Quant Method : R:\methods\SV14_040720_PAHR6.M
 Quant Title : EPA 8270D: Semivolatile Organics
 QLast Update : Tue Jun 09 09:45:26 2020
 Response via : Initial Calibration



TIC: N06262015.D\data.ms

(26) Benz(a)anthracene (T)

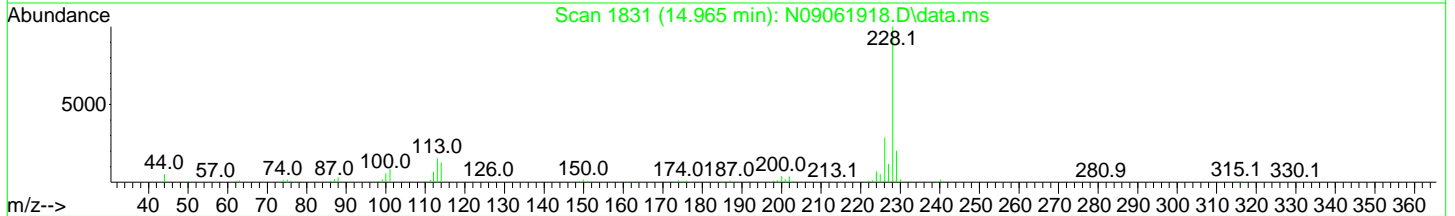
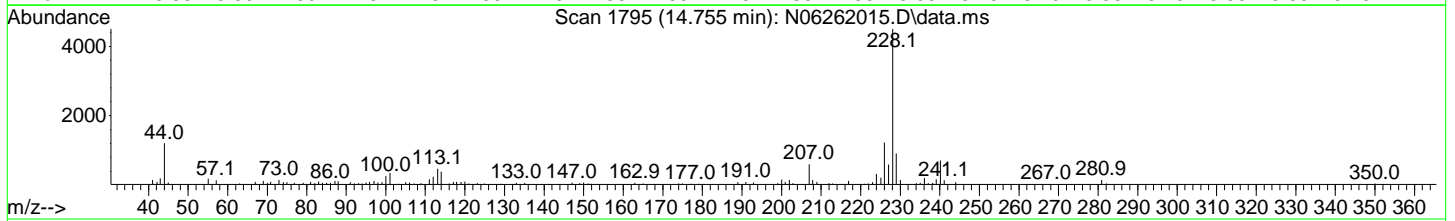
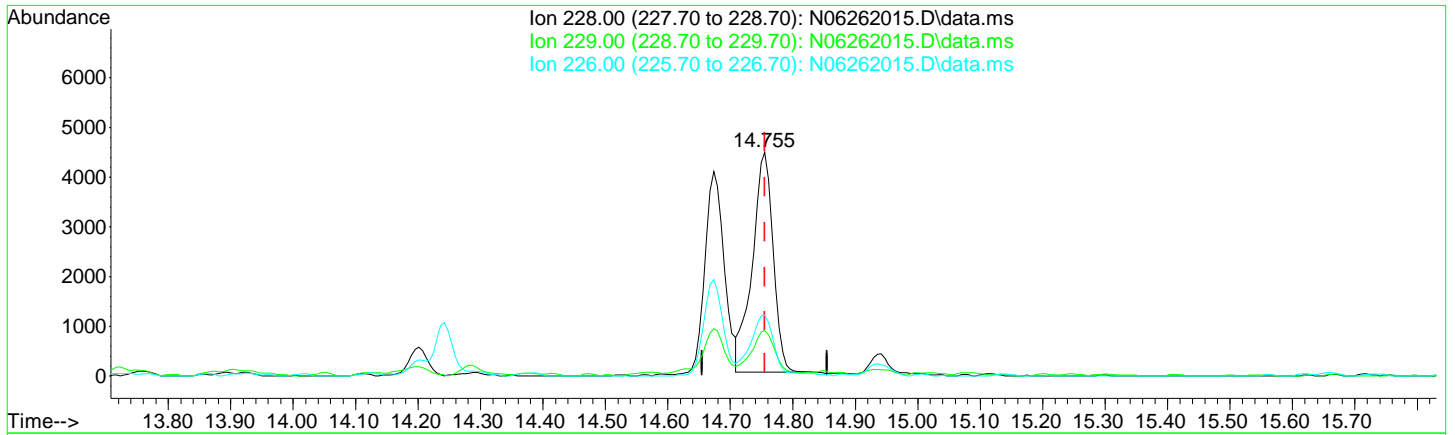
14.673min (-0.000) 4.80 ng/ml

response	8848	
Ion	Exp%	Act%
228.00	100.00	100.00
229.00	19.40	23.25
226.00	26.20	47.13
0.00	0.00	0.00

Quantitation Report (Qedit)

Data Path : R:\data\2020-06\0F26021\
 Data File : N06262015.D
 Acq On : 26 Jun 2020 05:12 pm
 Operator : JK/ AMS/ DTH
 Sample : A0F0670-02RE1@1000
 Misc : 1000x, 8270D LL PAH ONLY
 ALS Vial : 15 Sample Multiplier: 1

Quant Time: Jun 29 10:49:12 2020
 Quant Method : R:\methods\SV14_040720_PAHR6.M
 Quant Title : EPA 8270D: Semivolatile Organics
 QLast Update : Tue Jun 09 09:45:26 2020
 Response via : Initial Calibration



TIC: N06262015.D\data.ms

(27) Chrysene (T)

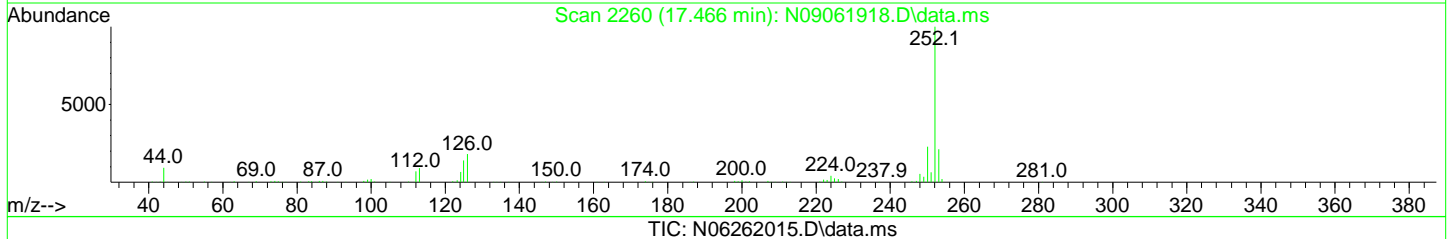
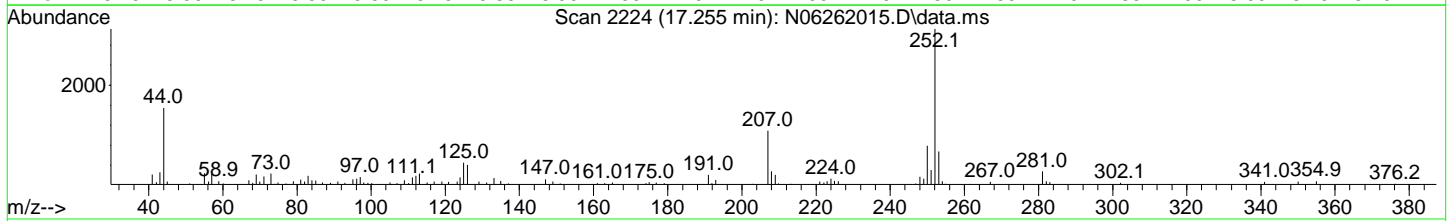
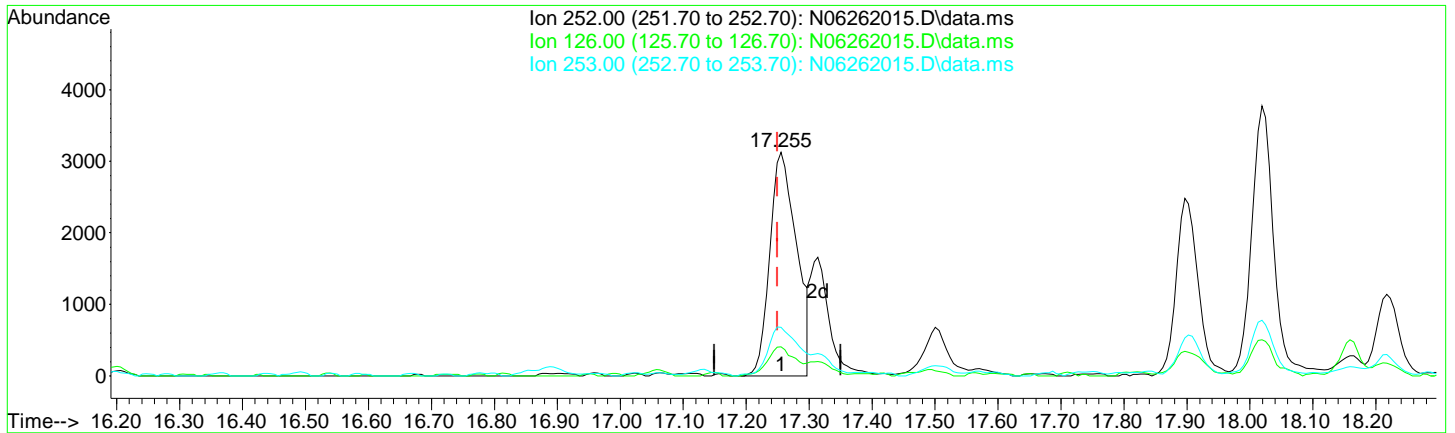
14.755min (-0.000) 5.38 ng/ml

response		
10213	Ion	Exp%
	228.00	100.00
	229.00	19.60
	226.00	28.60
	0.00	0.00

Quantitation Report (Qedit)

Data Path : R:\data\2020-06\0F26021\
 Data File : N06262015.D
 Acq On : 26 Jun 2020 05:12 pm
 Operator : JK/ AMS/ DTH
 Sample : A0F0670-02RE1@1000
 Misc : 1000x, 8270D LL PAH ONLY
 ALS Vial : 15 Sample Multiplier: 1

Quant Time: Jun 29 10:49:12 2020
 Quant Method : R:\methods\SV14_040720_PAHR6.M
 Quant Title : EPA 8270D: Semivolatile Organics
 QLast Update : Tue Jun 09 09:45:26 2020
 Response via : Initial Calibration



TIC: N06262015.D\data.ms

(29) Benzo(b)fluoranthene (T)

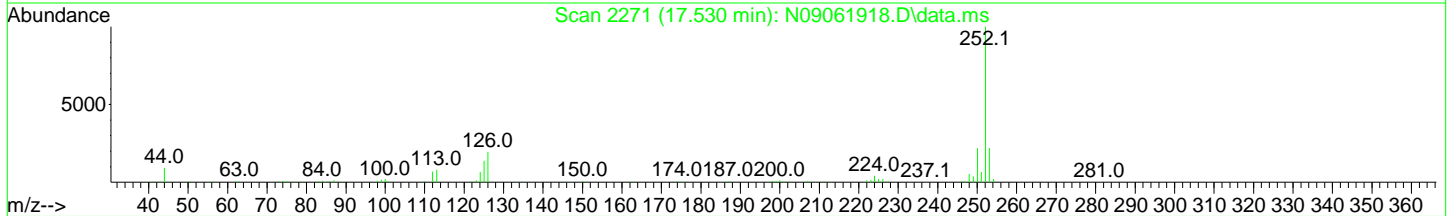
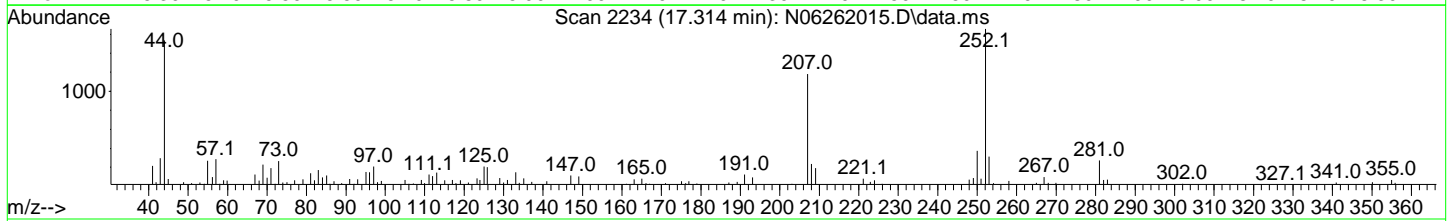
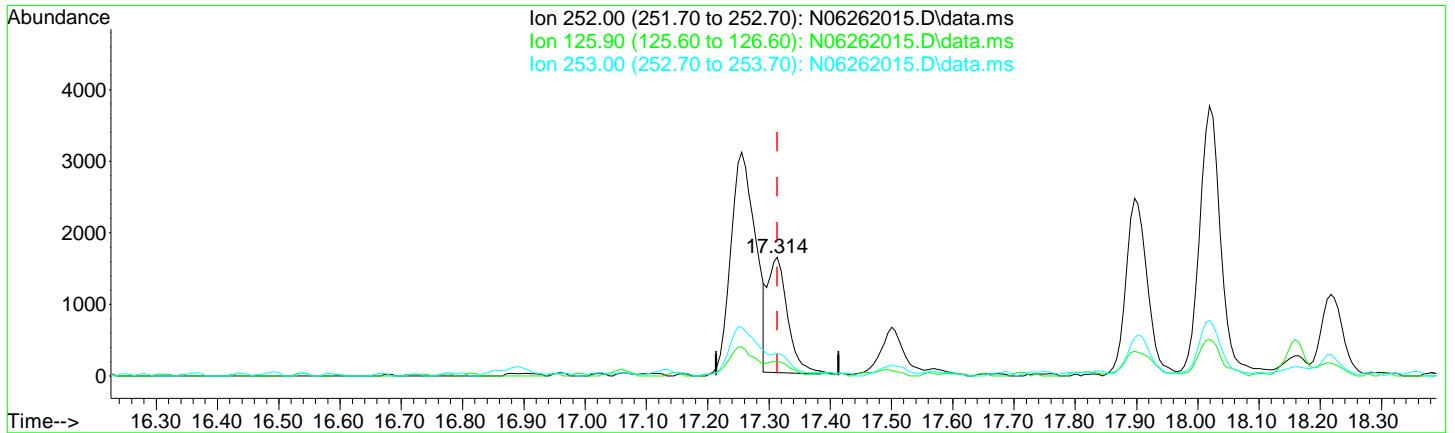
17.255min (+ 0.006) 5.17 ng/ml

response		
9226	Ion	Act%
	252.00	100.00
	126.00	13.02
	253.00	21.66
	0.00	0.00

Quantitation Report (Qedit)

Data Path : R:\data\2020-06\0F26021\
 Data File : N06262015.D
 Acq On : 26 Jun 2020 05:12 pm
 Operator : JK/ AMS/ DTH
 Sample : A0F0670-02RE1@1000
 Misc : 1000x, 8270D LL PAH ONLY
 ALS Vial : 15 Sample Multiplier: 1

Quant Time: Jun 29 10:49:12 2020
 Quant Method : R:\methods\SV14_040720_PAHR6.M
 Quant Title : EPA 8270D: Semivolatile Organics
 QLast Update : Tue Jun 09 09:45:26 2020
 Response via : Initial Calibration



TIC: N06262015.D\data.ms

(30) Benzo(k)fluoranthene (T)

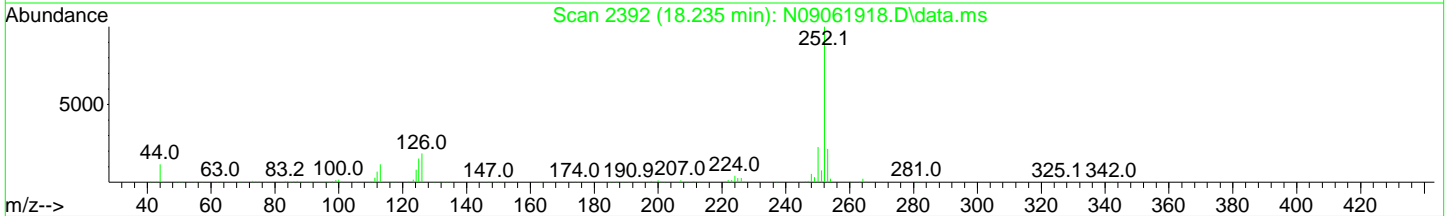
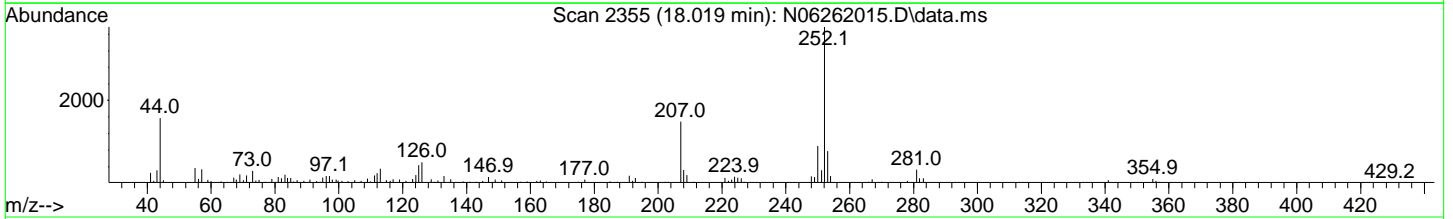
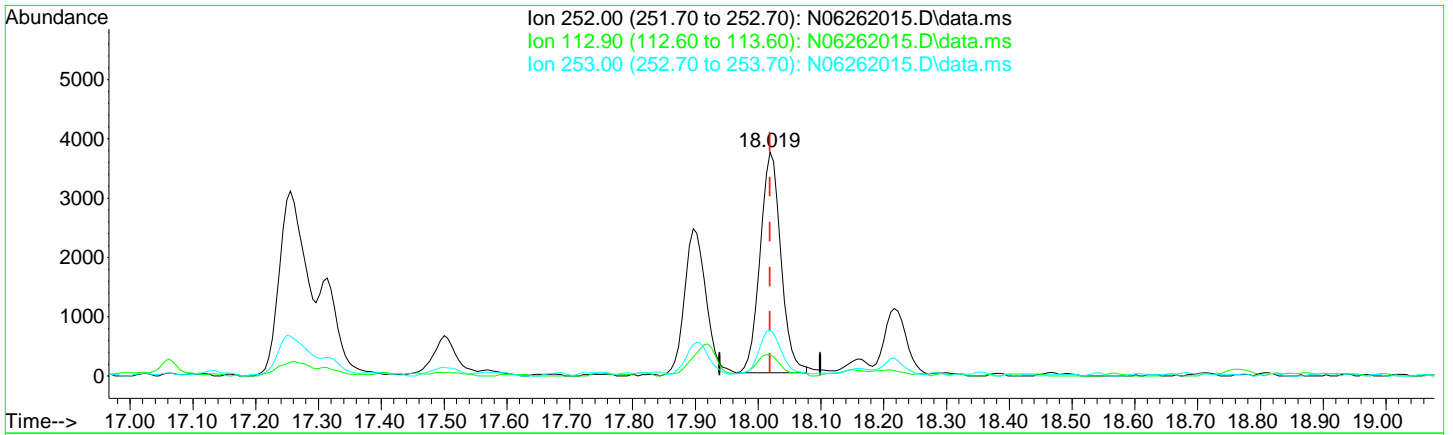
17.314min (-0.000) 2.04 ng/ml m

response	3630
Ion	Exp% Act%
252.00	100.00 100.00
125.90	22.10 12.13
253.00	21.50 18.89
0.00	0.00 0.00

Quantitation Report (Qedit)

Data Path : R:\data\2020-06\0F26021\
 Data File : N06262015.D
 Acq On : 26 Jun 2020 05:12 pm
 Operator : JK/ AMS/ DTH
 Sample : A0F0670-02RE1@1000
 Misc : 1000x, 8270D LL PAH ONLY
 ALS Vial : 15 Sample Multiplier: 1

Quant Time: Jun 29 10:49:12 2020
 Quant Method : R:\methods\SV14_040720_PAHR6.M
 Quant Title : EPA 8270D: Semivolatile Organics
 QLast Update : Tue Jun 09 09:45:26 2020
 Response via : Initial Calibration



TIC: N06262015.D\data.ms

(33) Benzo(a)pyrene (T)

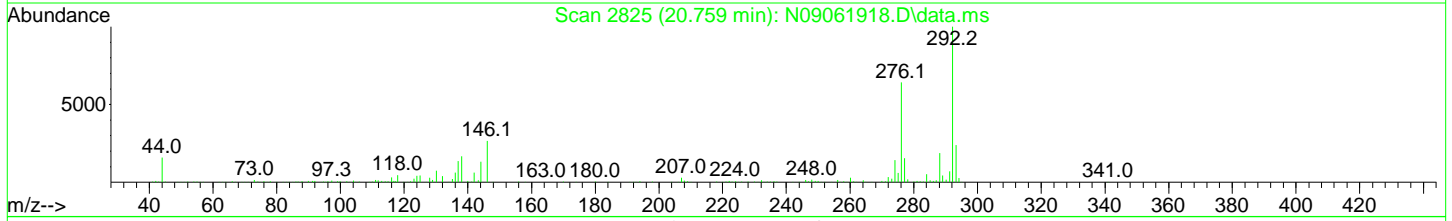
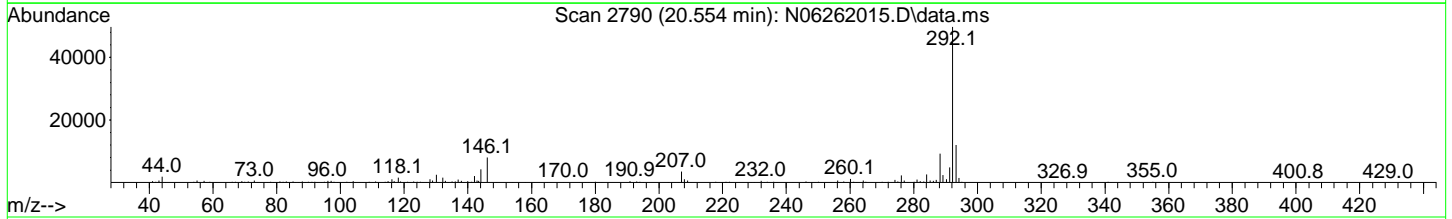
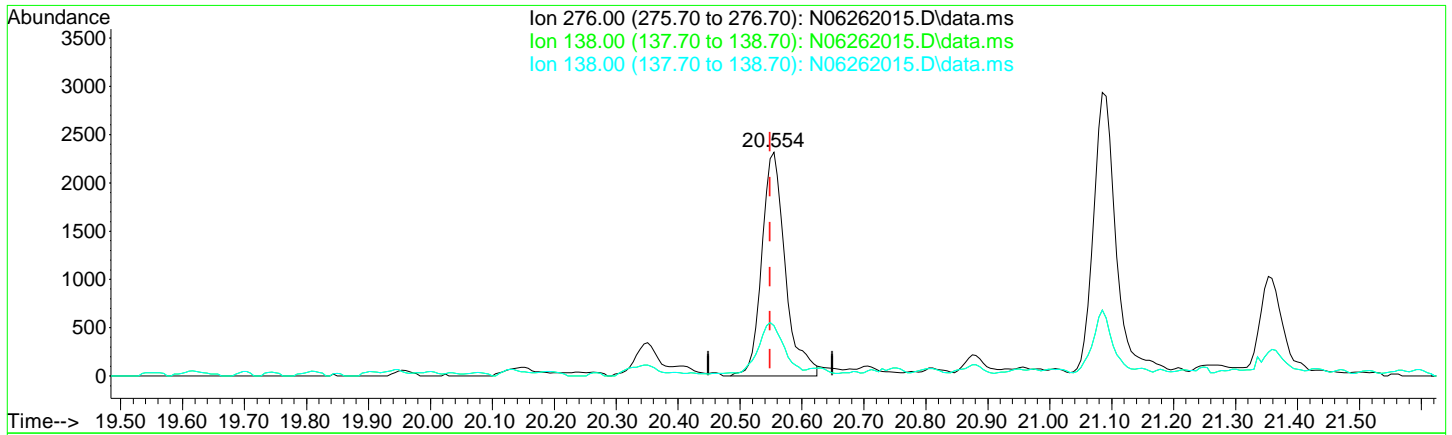
18.019min (-0.000) 6.42 ng/ml

response	8595	
Ion	Exp%	Act%
252.00	100.00	100.00
112.90	12.70	9.35
253.00	21.90	20.64
0.00	0.00	0.00

Quantitation Report (Qedit)

Data Path : R:\data\2020-06\0F26021\
 Data File : N06262015.D
 Acq On : 26 Jun 2020 05:12 pm
 Operator : JK/ AMS/ DTH
 Sample : A0F0670-02RE1@1000
 Misc : 1000x, 8270D LL PAH ONLY
 ALS Vial : 15 Sample Multiplier: 1

Quant Time: Jun 29 10:49:12 2020
 Quant Method : R:\methods\SV14_040720_PAHR6.M
 Quant Title : EPA 8270D: Semivolatile Organics
 QLast Update : Tue Jun 09 09:45:26 2020
 Response via : Initial Calibration



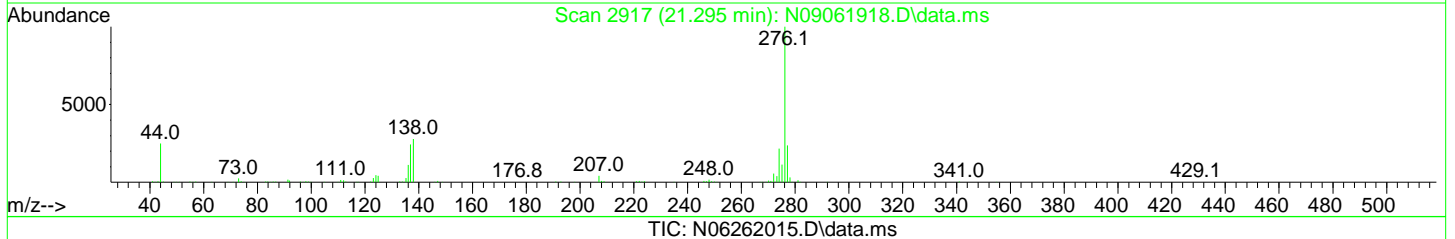
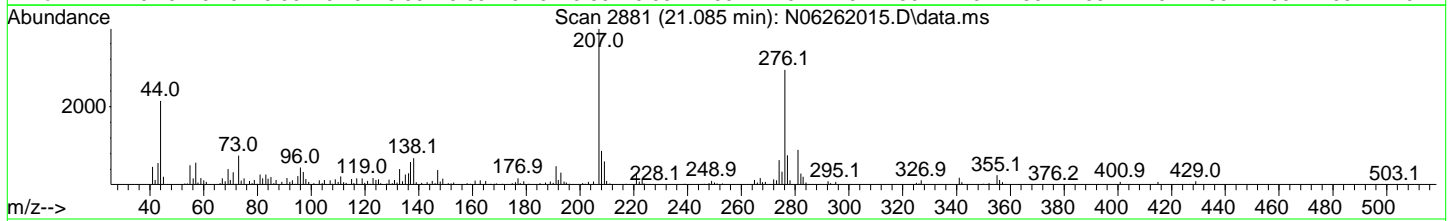
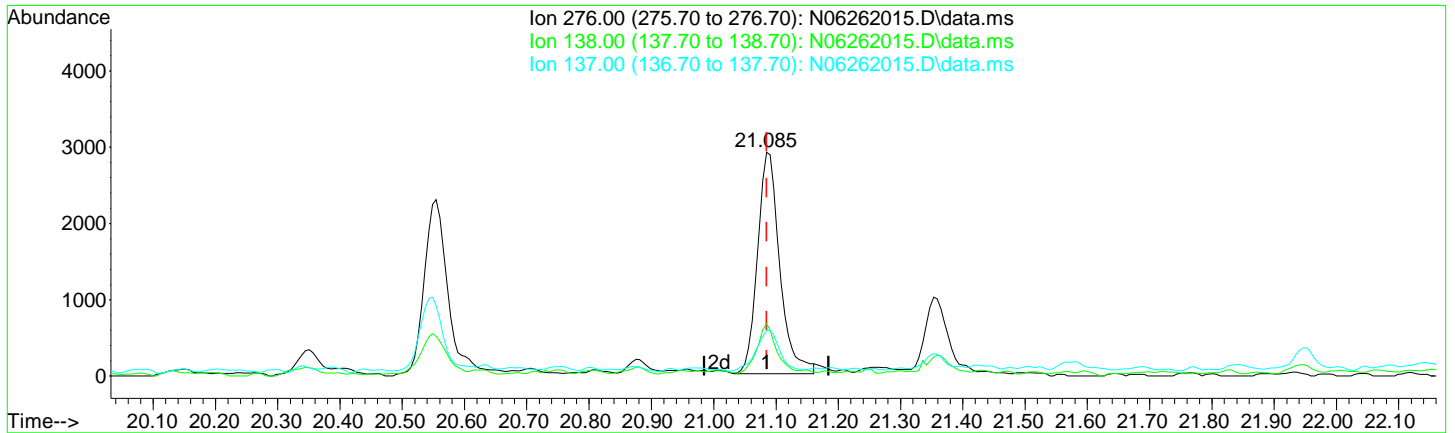
TIC: N06262015.D\data.ms

(36) Indeno(1,2,3-cd)Pyrene (T)		
20.554min (+ 0.006)	3.61 ng/ml	
response	6099	
Ion	Exp%	Act%
276.00	100.00	100.00
138.00	31.60	29.00
138.00	31.60	29.00
0.00	0.00	0.00

Quantitation Report (Qedit)

Data Path : R:\data\2020-06\0F26021\
 Data File : N06262015.D
 Acq On : 26 Jun 2020 05:12 pm
 Operator : JK/ AMS/ DTH
 Sample : A0F0670-02RE1@1000
 Misc : 1000x, 8270D LL PAH ONLY
 ALS Vial : 15 Sample Multiplier: 1

Quant Time: Jun 29 10:49:12 2020
 Quant Method : R:\methods\SV14_040720_PAHR6.M
 Quant Title : EPA 8270D: Semivolatile Organics
 QLast Update : Tue Jun 09 09:45:26 2020
 Response via : Initial Calibration



TIC: N06262015.D\data.ms

(38) Benzo(g,h,i)perylene (T)

21.085min (-0.000) 3.98 ng/ml

response		
7224	Ion	Exp%
	276.00	100.00
	138.00	34.40
	137.00	28.60
	0.00	0.00

Data Path : R:\data\2020-06\0F26021\
 Data File : N06262016.D
 Acq On : 26 Jun 2020 05:46 pm
 Operator : JK/ AMS/ DTH
 Sample : A0F0670-01RE2@500
 Misc : 500x, 8270D LL PAH ONLY
 ALS Vial : 16 Sample Multiplier: 1

RR-1

Quant Time: Jun 29 10:39:50 2020
 Quant Method : R:\methods\SV14_040720_PAHR6.M
 Quant Title : EPA 8270D: Semivolatile Organics
 QLast Update : Tue Jun 09 09:45:26 2020
 Response via : Initial Calibration

Compound	R.T.	QIon	Response	Conc	Units	Dev(Min)
Internal Standards						
1) Naphthalene-d8 (ISTD)	7.767	136	220320	100.00	ng/ml	0.00
9) Acenaphthene-d10 (ISTD)	9.521	162	143863	100.00	ng/ml	0.00
16) Phenanthrene-d10 (ISTD)	11.025	188	236344	100.00	ng/ml	0.00
23) Chrysene-d12 (ISTD)	14.697	240	205548	100.00	ng/ml	0.00
28) Perylene-d12 (ISTD)	18.159	264	202951	100.00	ng/ml	0.00
35) Dibenz(a,h)Anthracene-d...	20.543	292	181871	100.00	ng/ml	0.00
System Monitoring Compounds						
2) Nitrobenzene-d5 (Surr)	7.079	82	239	0.35	ng/ml	0.01
10) 2-Fluorobiphenyl (Surr)	8.833	172	339	0.15	ng/ml	0.00
25) Terphenyl-d14 (Surr)	12.773	244	491	0.25	ng/ml	0.00
Target Compounds						
3) Decalin	0.000		0	N.D.		Qvalue
4) Naphthalene	7.784	128	11877	4.95	ng/ml	100
5) 2-Methylnaphthalene	8.472	142	5987	3.72	ng/ml	95
6) 1-Methylnaphthalene	8.571	142	6184	3.87	ng/ml	93
7) 1,1'-Biphenyl	8.932	154	1235	0.61	ng/ml	94
8) 2,6-Dimethylnaphthalene	9.101	156	3208	2.30	ng/ml	98
11) Acenaphthylene	9.375	152	2494	0.93	ng/ml	89
12) Acenaphthene	9.550	153	16088	8.18	ng/ml	99
13) Dibenzofuran	9.725	168	4356	1.83	ng/ml	97
14) 1,6,7-Trimethylnaphtha...	9.935	170	1688	1.09	ng/ml	91
15) Fluorene	10.075	166	7669	4.05	ng/ml	99
17) Dibenzothiopene	10.920	184	4086	1.71	ng/ml	97
18) Phenanthrene	11.048	178	42670	15.69	ng/ml	98
19) Anthracene	11.101	178	9325	4.19	ng/ml	96
20) Carbazole	11.270	167	1783	0.93	ng/ml	97
21) 1-Methylphenanthrene	11.672	192	2613	1.42	ng/ml	99
22) Fluoranthene	12.295	202	32485	12.12	ng/ml	96
24) Pyrene	12.575	202	37195	13.95	ng/ml	98
26) Benz(a)anthracene	14.674	228	8470	3.97	ng/ml	88
27) Chrysene	14.755	228	9315	4.25	ng/ml	95
29) Benzo(b)fluoranthene	17.256	252	8128	3.87	ng/ml	91
30) Benzo(k)fluoranthene	17.314	252	3000m	1.43	ng/ml	
31) Benzo(b+k)fluoranthene	17.256	252	11677	5.29	ng/ml	89
32) Benzo(e)pyrene	17.897	252	5293	2.41	ng/ml	98

Quantitation Report (QT Reviewed)

Data Path : R:\data\2020-06\0F26021\
 Data File : N06262016.D
 Acq On : 26 Jun 2020 05:46 pm
 Operator : JK/ AMS/ DTH
 Sample : A0F0670-01RE2@500
 Misc : 500x, 8270D LL PAH ONLY
 ALS Vial : 16 Sample Multiplier: 1

Quant Time: Jun 29 10:39:50 2020
 Quant Method : R:\methods\SV14_040720_PAHR6.M
 Quant Title : EPA 8270D: Semivolatile Organics
 QLast Update : Tue Jun 09 09:45:26 2020
 Response via : Initial Calibration

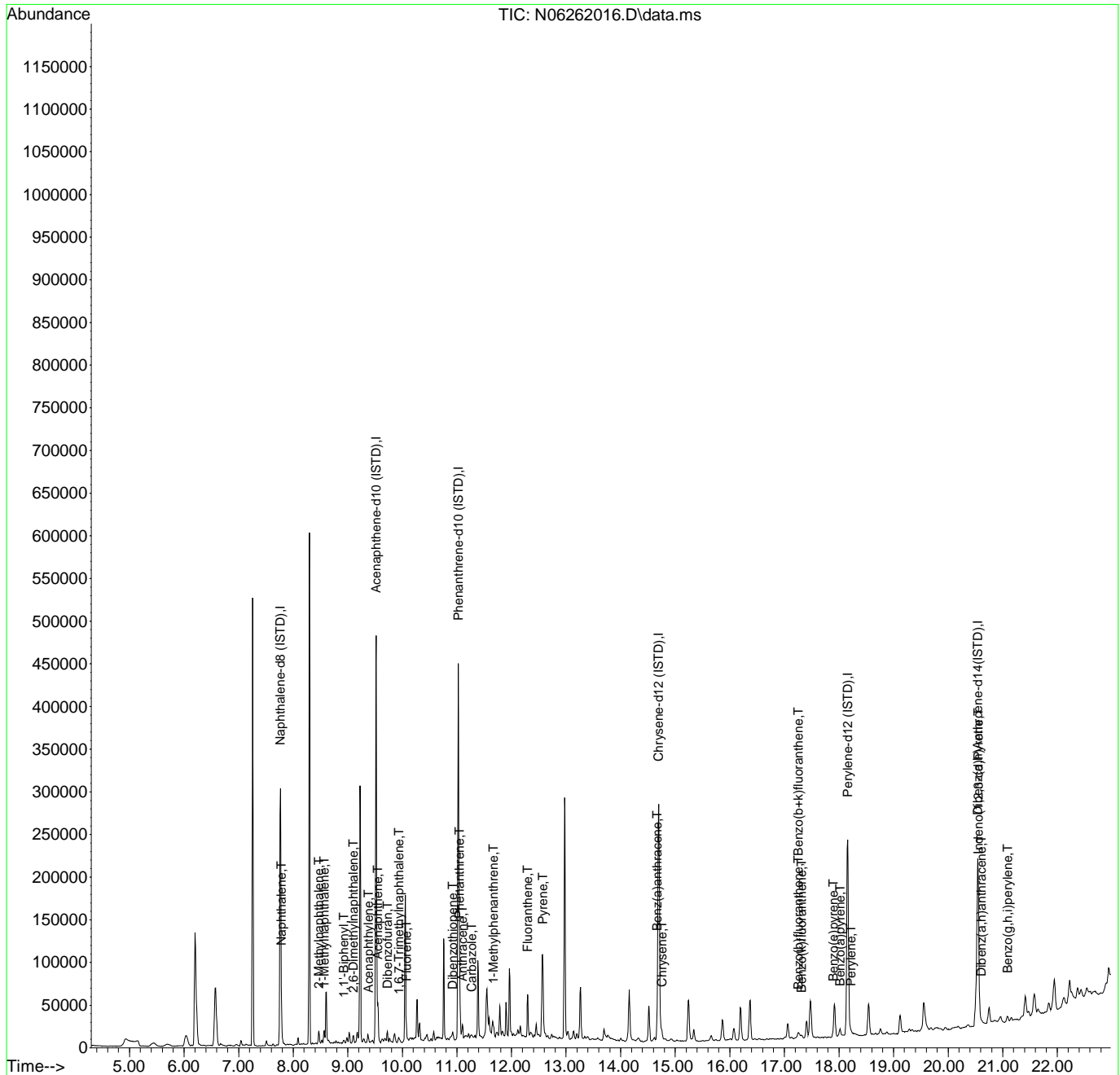
Compound	R.T.	QIon	Response	Conc	Units	Dev(Min)
33) Benzo(a)pyrene	18.019	252	7213	4.67	ng/ml	94
34) Perylene	18.217	252	2579	1.14	ng/ml	97
36) Indeno(1,2,3-cd)Pyrene	20.555	276	4836	2.45	ng/ml	92
37) Dibenz(a,h)anthracene	20.607	278	973	0.49	ng/ml	78
38) Benzo(g,h,i)perylene	21.091	276	5981	2.82	ng/ml	86

(#) = qualifier out of range (m) = manual integration (+) = signals summed

Quantitation Report (QT Reviewed)

Data Path : R:\data\2020-06\0F26021\
 Data File : N06262016.D
 Acq On : 26 Jun 2020 05:46 pm
 Operator : JK/ AMS/ DTH
 Sample : A0F0670-01RE2@500
 Misc : 500x, 8270D LL PAH ONLY
 ALS Vial : 16 Sample Multiplier: 1

Quant Time: Jun 29 10:39:50 2020
 Quant Method : R:\methods\SV14_040720_PAHR6.M
 Quant Title : EPA 8270D: Semivolatile Organics
 QLast Update : Tue Jun 09 09:45:26 2020
 Response via : Initial Calibration



Quantitation Report (Not Reviewed)

Data Path : R:\data\2020-06\0F26021\
 Data File : N06262016.D
 Acq On : 26 Jun 2020 05:46 pm
 Operator : JK/ AMS/ DTH
 Sample : A0F0670-01RE2@500
 Misc : 500x, 8270D LL PAH ONLY
 ALS Vial : 16 Sample Multiplier: 1

Quant Time: Jun 29 10:37:57 2020
 Quant Method : R:\methods\SV14_040720_PAHR6.M
 Quant Title : EPA 8270D: Semivolatile Organics
 QLast Update : Tue Jun 09 09:45:26 2020
 Response via : Initial Calibration

Compound	R.T.	QIon	Response	Conc	Units	Dev(Min)	

Internal Standards							
1) Naphthalene-d8 (ISTD)	7.767	136	220320	100.00	ng/ml	0.00	
9) Acenaphthene-d10 (ISTD)	9.521	162	143863	100.00	ng/ml	0.00	
16) Phenanthrene-d10 (ISTD)	11.025	188	236344	100.00	ng/ml	0.00	
23) Chrysene-d12 (ISTD)	14.697	240	205548	100.00	ng/ml	0.00	
28) Perylene-d12 (ISTD)	18.159	264	202951	100.00	ng/ml	0.00	
35) Dibenz(a,h)Anthrcene-d...	20.543	292	181871	100.00	ng/ml	0.00	
System Monitoring Compounds							
2) Nitrobenzene-d5 (Surr)	7.079	82	239	0.35	ng/ml	0.01	
10) 2-Fluorobiphenyl (Surr)	8.833	172	339	0.15	ng/ml	0.00	
25) Terphenyl-d14 (Surr)	12.773	244	491	0.25	ng/ml	0.00	
Target Compounds							
							Qvalue
3) Decalin	0.000		0	N.D.			
4) Naphthalene	7.784	128	11877	4.95	ng/ml	100	
5) 2-Methylnaphthalene	8.472	142	5987	3.72	ng/ml	95	
6) 1-Methylnaphthalene	8.571	142	6184	3.87	ng/ml	93	
7) 1,1'-Biphenyl	8.932	154	1235	0.61	ng/ml	94	
8) 2,6-Dimethylnaphthalene	9.101	156	3208	2.30	ng/ml	98	
11) Acenaphthylene	9.375	152	2494	0.93	ng/ml	89	
12) Acenaphthene	9.550	153	16088	8.18	ng/ml	99	
13) Dibenzofuran	9.725	168	4356	1.83	ng/ml	97	
14) 1,6,7-Trimethylnaphtha...	9.935	170	1688	1.09	ng/ml	91	
15) Fluorene	10.075	166	7669	4.05	ng/ml	99	
17) Dibenzothiopene	10.920	184	4086	1.71	ng/ml	97	
18) Phenanthrene	11.048	178	42670	15.69	ng/ml	98	
19) Anthracene	11.101	178	9325	4.19	ng/ml	96	
20) Carbazole	11.270	167	1783	0.93	ng/ml	97	
21) 1-Methylphenanthrene	11.672	192	2613	1.42	ng/ml	99	
22) Fluoranthene	12.295	202	32485	12.12	ng/ml	96	
24) Pyrene	12.575	202	37195	13.95	ng/ml	98	
26) Benz(a)anthracene	14.674	228	8470	3.97	ng/ml	88	
27) Chrysene	14.755	228	9315	4.25	ng/ml	95	
29) Benzo(b)fluoranthene	17.256	252	8128	3.87	ng/ml	91	
30) Benzo(k)fluoranthene	17.256	252	10009	4.79	ng/ml	89	
31) Benzo(b+k)fluoranthene	17.256	252	11677	5.29	ng/ml	89	
32) Benzo(e)pyrene	17.897	252	5293	2.41	ng/ml	98	

Quantitation Report (Not Reviewed)

Data Path : R:\data\2020-06\0F26021\
 Data File : N06262016.D
 Acq On : 26 Jun 2020 05:46 pm
 Operator : JK/ AMS/ DTH
 Sample : A0F0670-01RE2@500
 Misc : 500x, 8270D LL PAH ONLY
 ALS Vial : 16 Sample Multiplier: 1

Quant Time: Jun 29 10:37:57 2020
 Quant Method : R:\methods\SV14_040720_PAHR6.M
 Quant Title : EPA 8270D: Semivolatile Organics
 QLast Update : Tue Jun 09 09:45:26 2020
 Response via : Initial Calibration

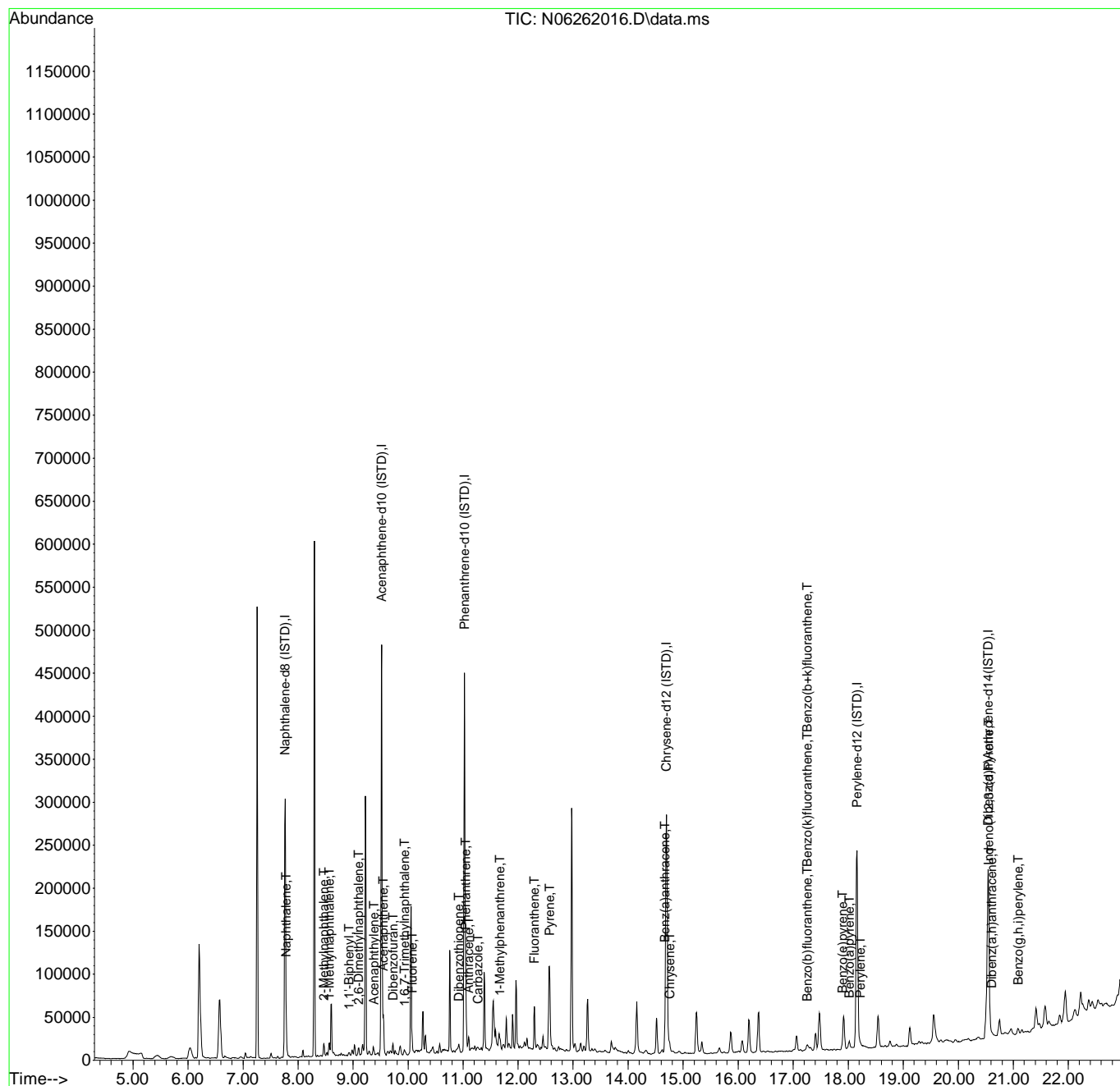
Compound	R.T.	QIon	Response	Conc	Units	Dev(Min)
33) Benzo(a)pyrene	18.019	252	7213	4.67	ng/ml	94
34) Perylene	18.217	252	2579	1.14	ng/ml	97
36) Indeno(1,2,3-cd)Pyrene	20.555	276	4836	2.45	ng/ml	92
37) Dibenz(a,h)anthracene	20.607	278	973	0.49	ng/ml	78
38) Benzo(g,h,i)perylene	21.091	276	5981	2.82	ng/ml	86

(#) = qualifier out of range (m) = manual integration (+) = signals summed

Quantitation Report (Not Reviewed)

Data Path : R:\data\2020-06\0F26021\
 Data File : N06262016.D
 Acq On : 26 Jun 2020 05:46 pm
 Operator : JK/ AMS/ DTH
 Sample : A0F0670-01RE2@500
 Misc : 500x, 8270D LL PAH ONLY
 ALS Vial : 16 Sample Multiplier: 1

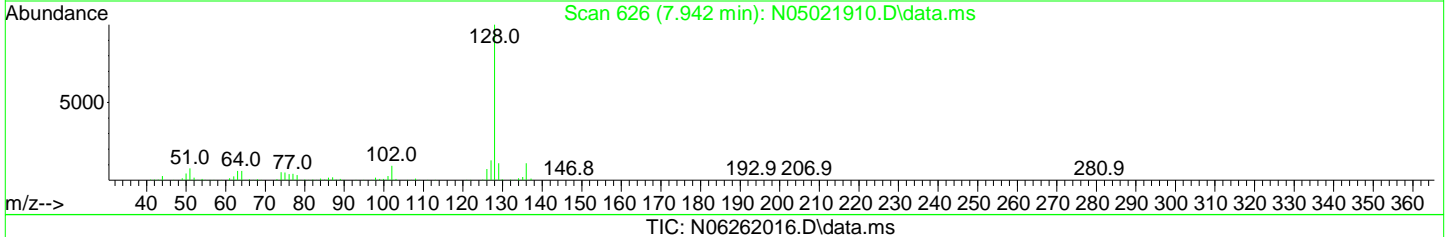
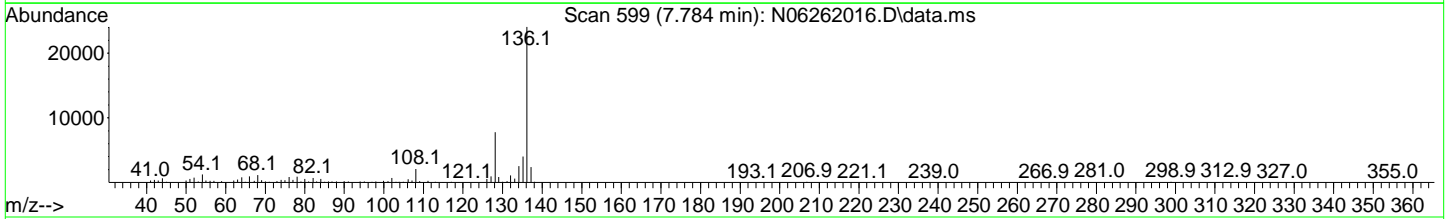
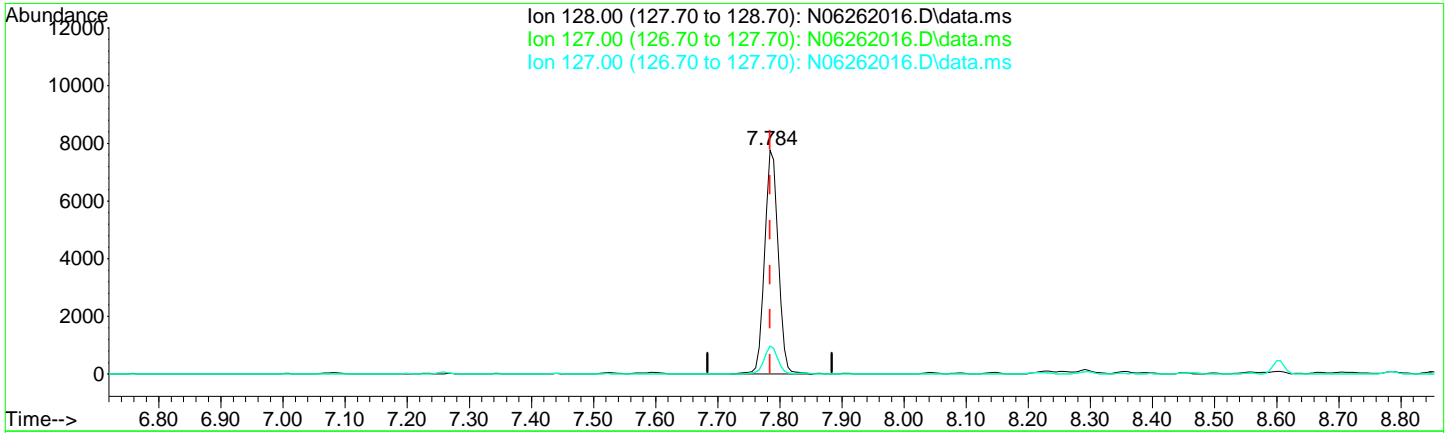
Quant Time: Jun 29 10:37:57 2020
 Quant Method : R:\methods\SV14_040720_PAHR6.M
 Quant Title : EPA 8270D: Semivolatile Organics
 QLast Update : Tue Jun 09 09:45:26 2020
 Response via : Initial Calibration



Quantitation Report (Qedit)

Data Path : R:\data\2020-06\0F26021\
 Data File : N06262016.D
 Acq On : 26 Jun 2020 05:46 pm
 Operator : JK/ AMS/ DTH
 Sample : A0F0670-01RE2@500
 Misc : 500x, 8270D LL PAH ONLY
 ALS Vial : 16 Sample Multiplier: 1

Quant Time: Jun 29 10:37:57 2020
 Quant Method : R:\methods\SV14_040720_PAHR6.M
 Quant Title : EPA 8270D: Semivolatile Organics
 QLast Update : Tue Jun 09 09:45:26 2020
 Response via : Initial Calibration



TIC: N06262016.D\data.ms

(4) Naphthalene (T)

7.784min (+ 0.000) 4.95 ng/ml

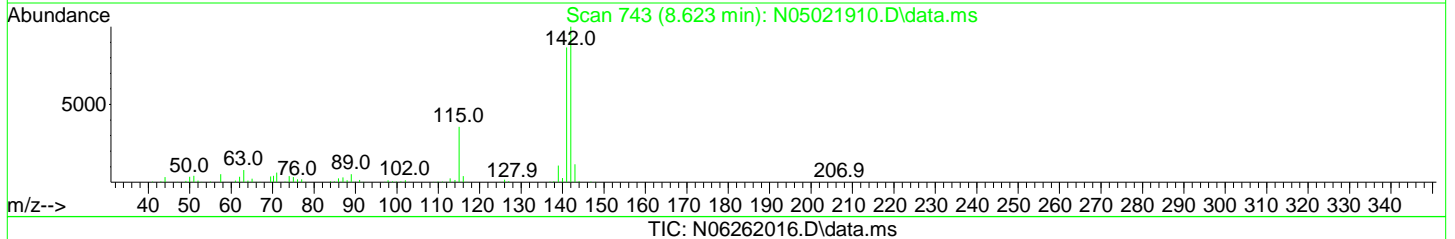
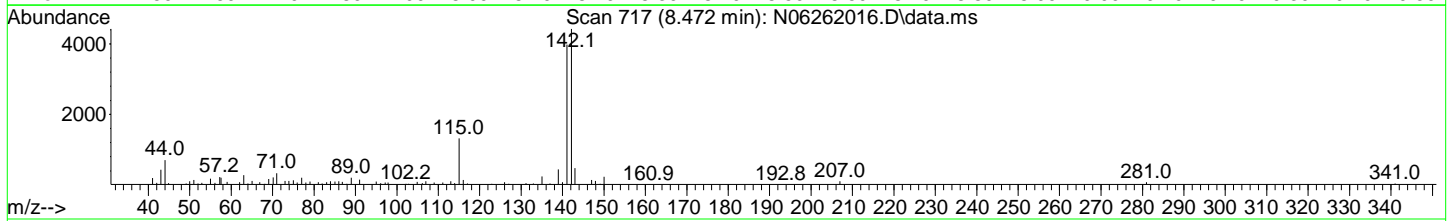
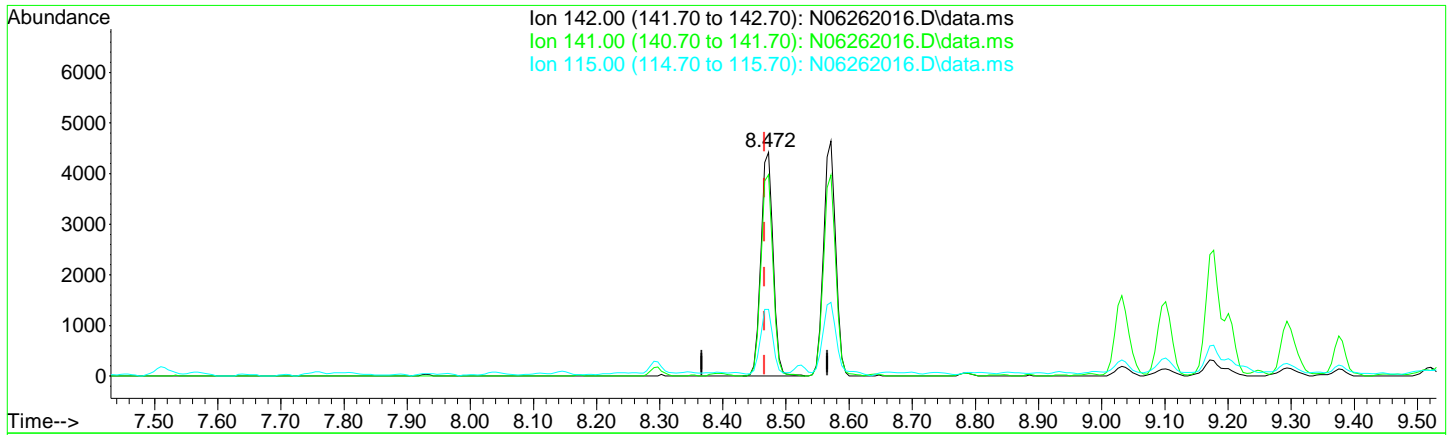
response 11877

Ion	Exp%	Act%
128.00	100.00	100.00
127.00	12.60	12.60
127.00	12.60	12.60
0.00	0.00	0.00

Quantitation Report (Qedit)

Data Path : R:\data\2020-06\0F26021\
 Data File : N06262016.D
 Acq On : 26 Jun 2020 05:46 pm
 Operator : JK/ AMS/ DTH
 Sample : A0F0670-01RE2@500
 Misc : 500x, 8270D LL PAH ONLY
 ALS Vial : 16 Sample Multiplier: 1

Quant Time: Jun 29 10:37:57 2020
 Quant Method : R:\methods\SV14_040720_PAHR6.M
 Quant Title : EPA 8270D: Semivolatile Organics
 QLast Update : Tue Jun 09 09:45:26 2020
 Response via : Initial Calibration



TIC: N06262016.D\data.ms

(5) 2-Methylnaphthalene (T)

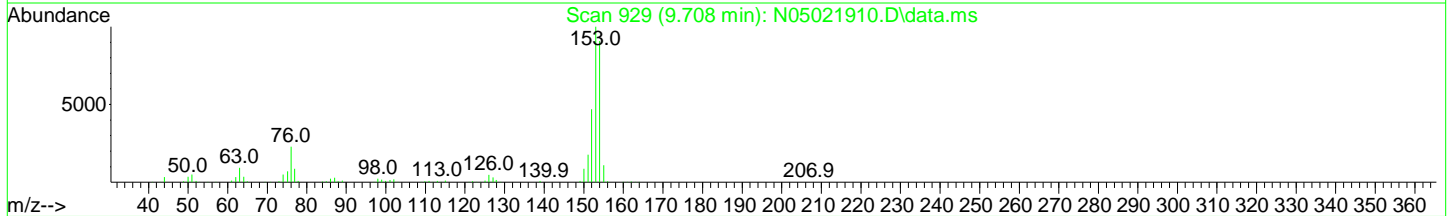
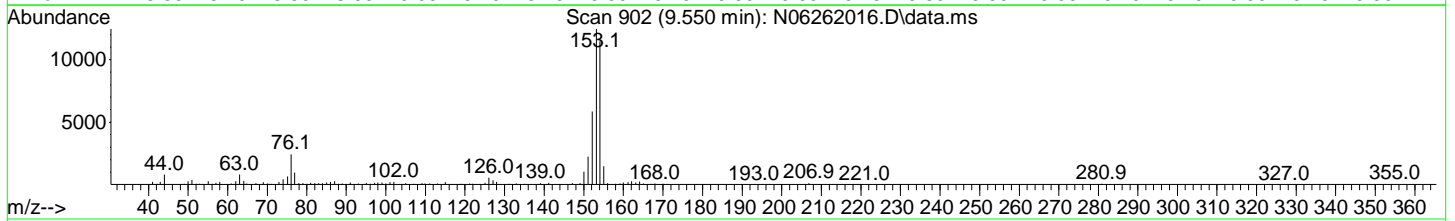
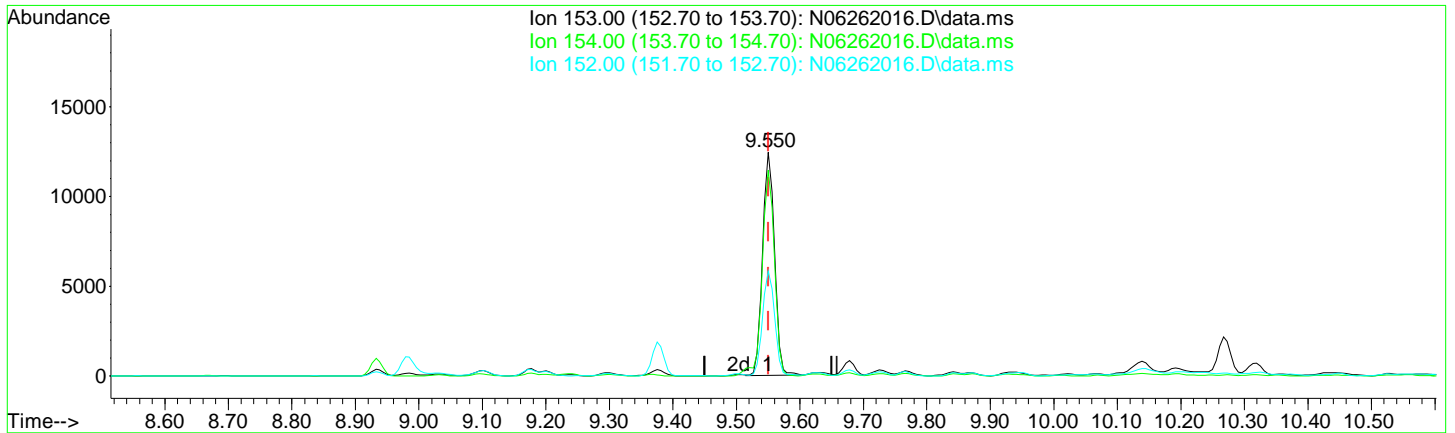
8.472min (+ 0.006) 3.72 ng/ml

response	5987
Ion	Exp% Act%
142.00	100.00 100.00
141.00	86.60 89.98
115.00	35.70 29.91
0.00	0.00 0.00

Quantitation Report (Qedit)

Data Path : R:\data\2020-06\0F26021\
 Data File : N06262016.D
 Acq On : 26 Jun 2020 05:46 pm
 Operator : JK/ AMS/ DTH
 Sample : A0F0670-01RE2@500
 Misc : 500x, 8270D LL PAH ONLY
 ALS Vial : 16 Sample Multiplier: 1

Quant Time: Jun 29 10:37:57 2020
 Quant Method : R:\methods\SV14_040720_PAHR6.M
 Quant Title : EPA 8270D: Semivolatile Organics
 QLast Update : Tue Jun 09 09:45:26 2020
 Response via : Initial Calibration



TIC: N06262016.D\data.ms

(12) Acenaphthene (T)

9.550min (+ 0.000) 8.18 ng/ml

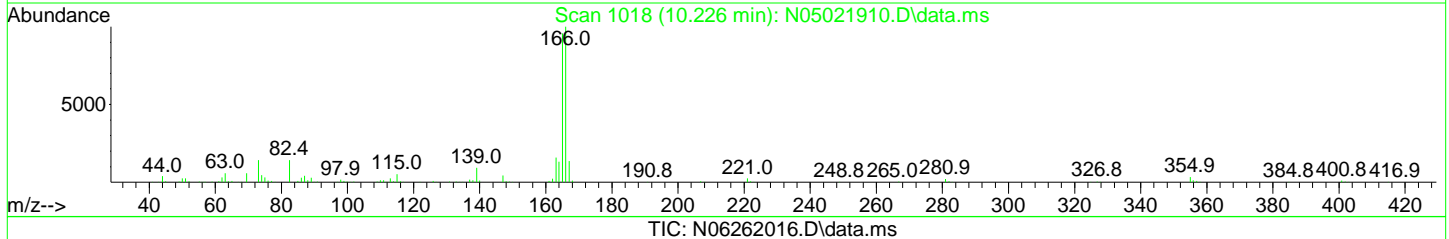
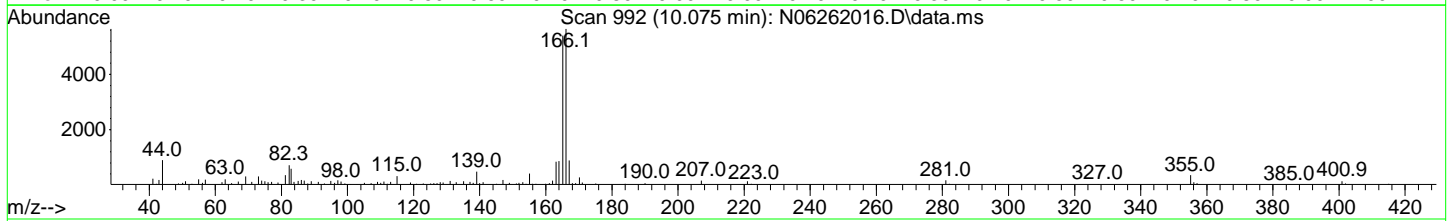
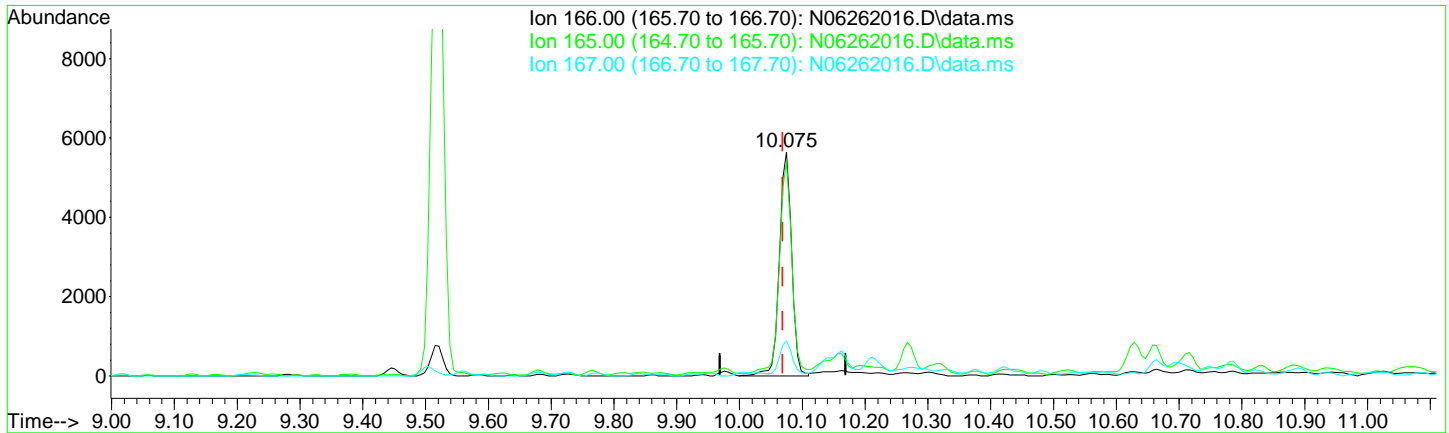
response 16088

Ion	Exp%	Act%
153.00	100.00	100.00
154.00	90.70	91.88
152.00	46.80	46.96
0.00	0.00	0.00

Quantitation Report (Qedit)

Data Path : R:\data\2020-06\0F26021\
 Data File : N06262016.D
 Acq On : 26 Jun 2020 05:46 pm
 Operator : JK/ AMS/ DTH
 Sample : A0F0670-01RE2@500
 Misc : 500x, 8270D LL PAH ONLY
 ALS Vial : 16 Sample Multiplier: 1

Quant Time: Jun 29 10:37:57 2020
 Quant Method : R:\methods\SV14_040720_PAHR6.M
 Quant Title : EPA 8270D: Semivolatile Organics
 QLast Update : Tue Jun 09 09:45:26 2020
 Response via : Initial Calibration



TIC: N06262016.D\data.ms

(15) Fluorene (T)

10.075min (+ 0.006) 4.05 ng/ml

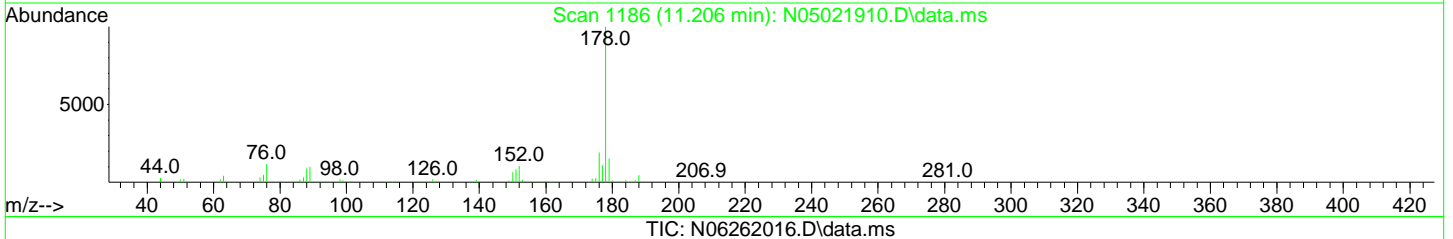
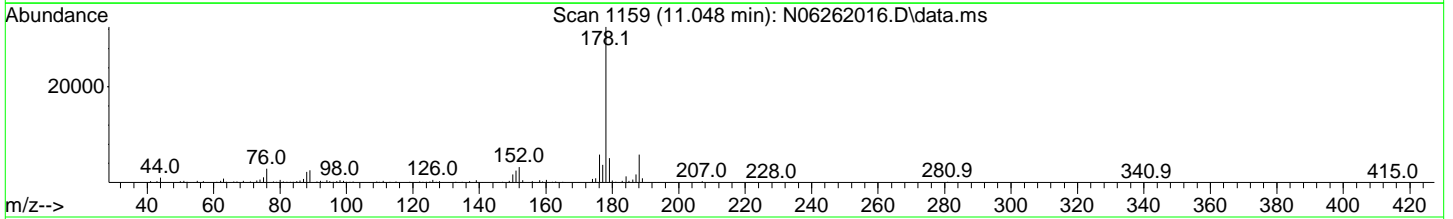
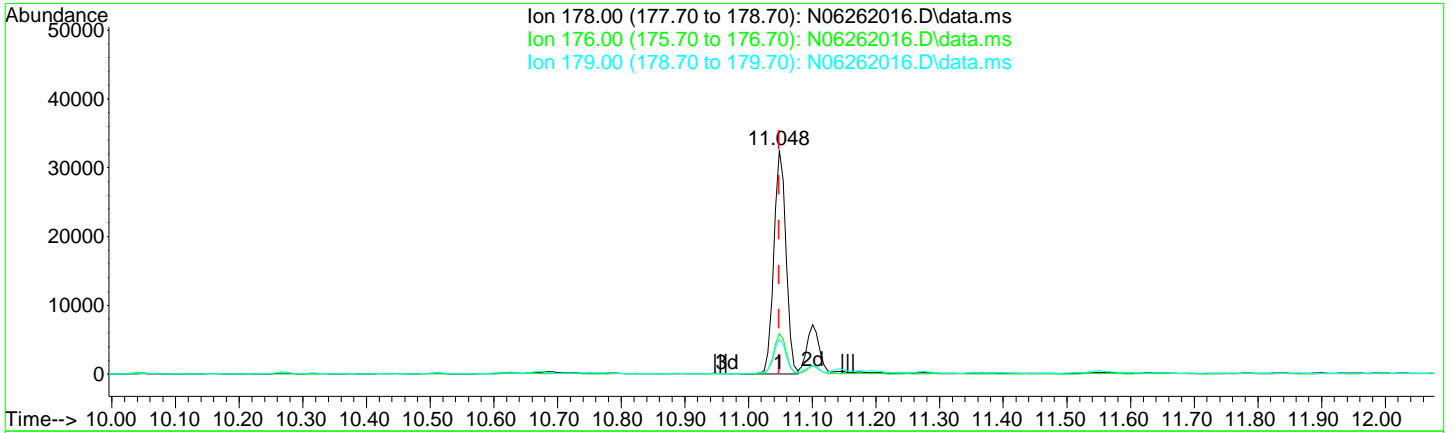
response 7669

Ion	Exp%	Act%
166.00	100.00	100.00
165.00	95.70	95.64
167.00	13.60	15.73
0.00	0.00	0.00

Quantitation Report (Qedit)

Data Path : R:\data\2020-06\0F26021\
 Data File : N06262016.D
 Acq On : 26 Jun 2020 05:46 pm
 Operator : JK/ AMS/ DTH
 Sample : A0F0670-01RE2@500
 Misc : 500x, 8270D LL PAH ONLY
 ALS Vial : 16 Sample Multiplier: 1

Quant Time: Jun 29 10:37:57 2020
 Quant Method : R:\methods\SV14_040720_PAHR6.M
 Quant Title : EPA 8270D: Semivolatile Organics
 QLast Update : Tue Jun 09 09:45:26 2020
 Response via : Initial Calibration



TIC: N06262016.D\data.ms

(18) Phenanthrene (T)

11.048min (+ 0.000) 15.69 ng/ml

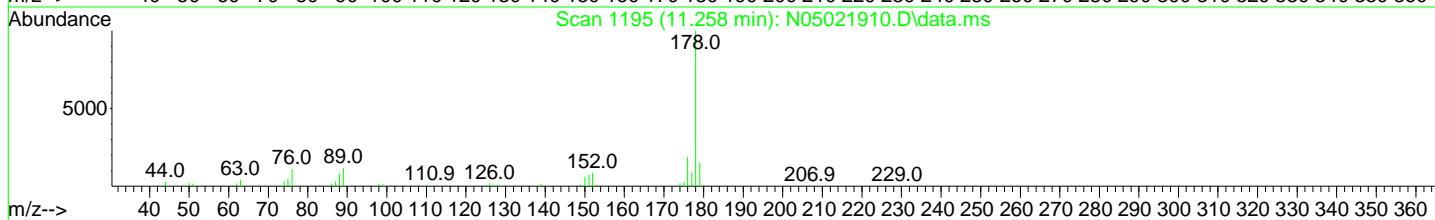
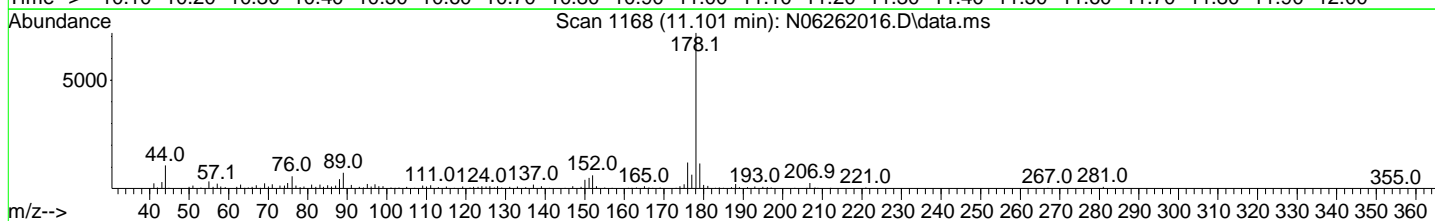
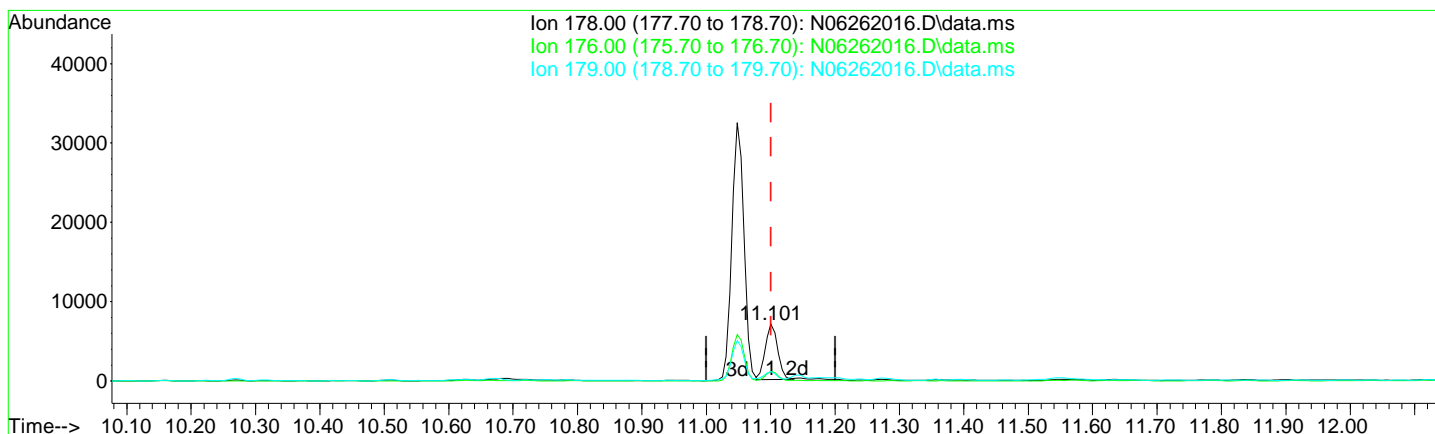
response 42670

Ion	Exp%	Act%
178.00	100.00	100.00
176.00	19.00	18.02
179.00	15.10	15.66
0.00	0.00	0.00

Quantitation Report (Qedit)

Data Path : R:\data\2020-06\0F26021\
 Data File : N06262016.D
 Acq On : 26 Jun 2020 05:46 pm
 Operator : JK/ AMS/ DTH
 Sample : A0F0670-01RE2@500
 Misc : 500x, 8270D LL PAH ONLY
 ALS Vial : 16 Sample Multiplier: 1

Quant Time: Jun 29 10:37:57 2020
 Quant Method : R:\methods\SV14_040720_PAHR6.M
 Quant Title : EPA 8270D: Semivolatile Organics
 QLast Update : Tue Jun 09 09:45:26 2020
 Response via : Initial Calibration



TIC: N06262016.D\data.ms

(19) Anthracene (T)

11.101min (+ 0.000) 4.19 ng/ml

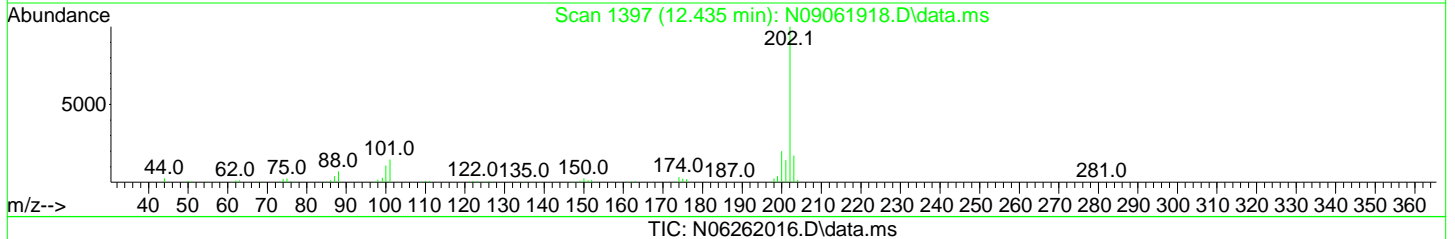
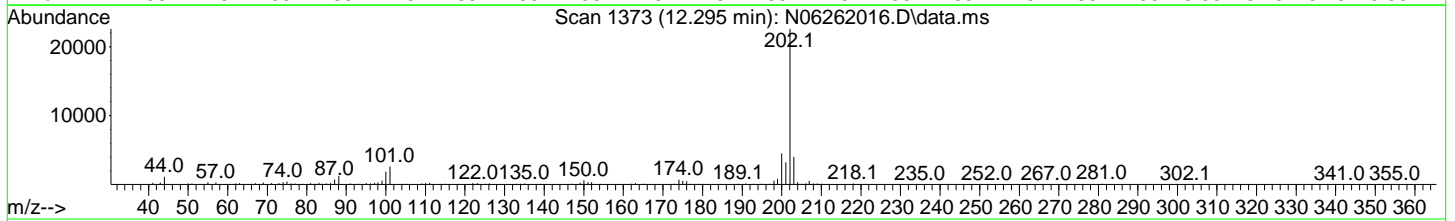
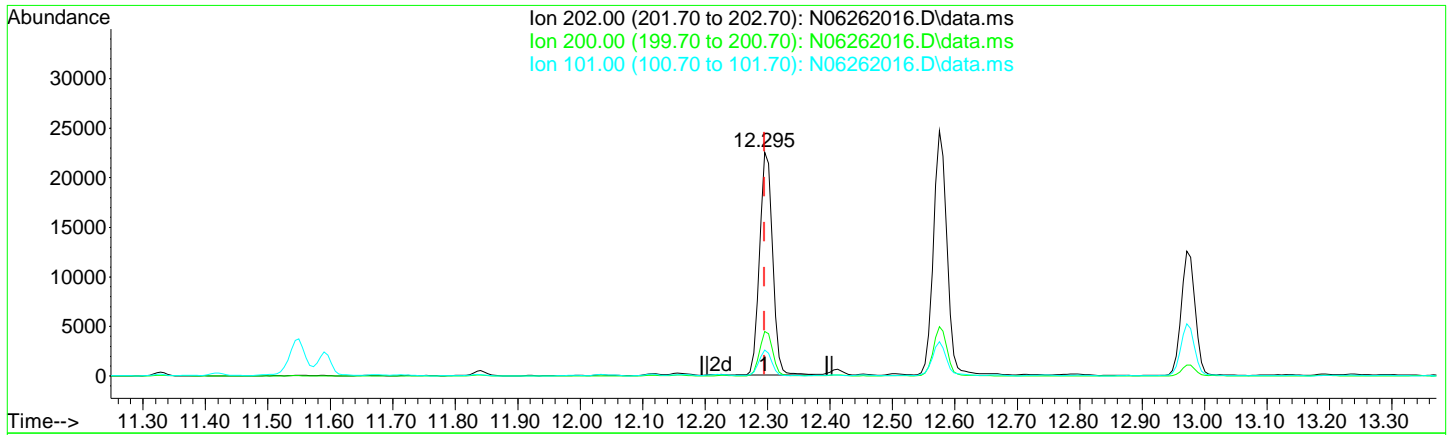
response 9325

Ion	Exp%	Act%
178.00	100.00	100.00
176.00	18.90	16.81
179.00	15.30	16.18
0.00	0.00	0.00

Quantitation Report (Qedit)

Data Path : R:\data\2020-06\0F26021\
 Data File : N06262016.D
 Acq On : 26 Jun 2020 05:46 pm
 Operator : JK/ AMS/ DTH
 Sample : A0F0670-01RE2@500
 Misc : 500x, 8270D LL PAH ONLY
 ALS Vial : 16 Sample Multiplier: 1

Quant Time: Jun 29 10:37:57 2020
 Quant Method : R:\methods\SV14_040720_PAHR6.M
 Quant Title : EPA 8270D: Semivolatile Organics
 QLast Update : Tue Jun 09 09:45:26 2020
 Response via : Initial Calibration



TIC: N06262016.D\data.ms

(22) Fluoranthene (T)

12.295min (+ 0.000) 12.12 ng/ml

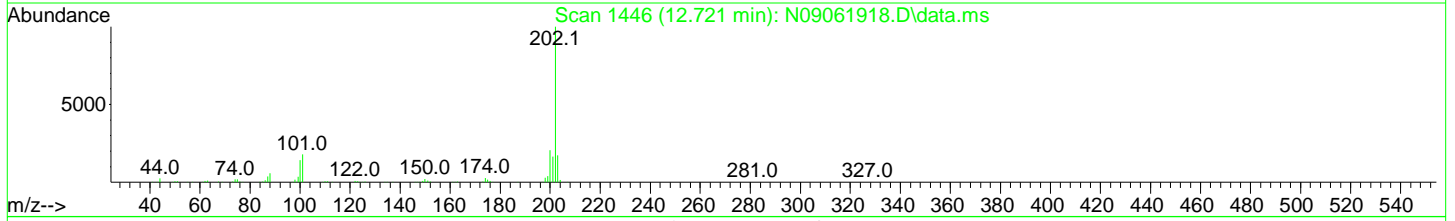
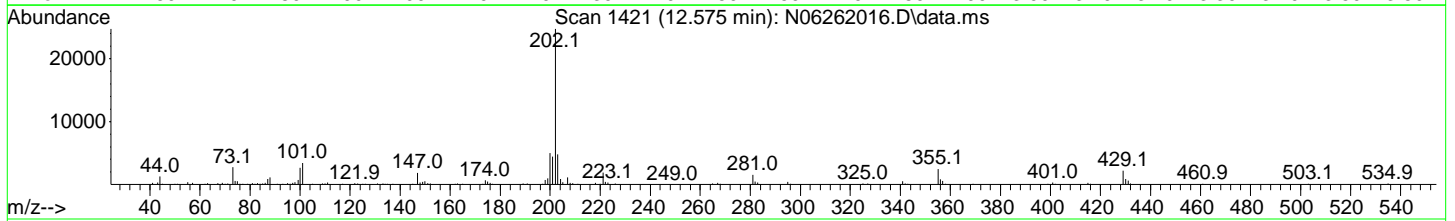
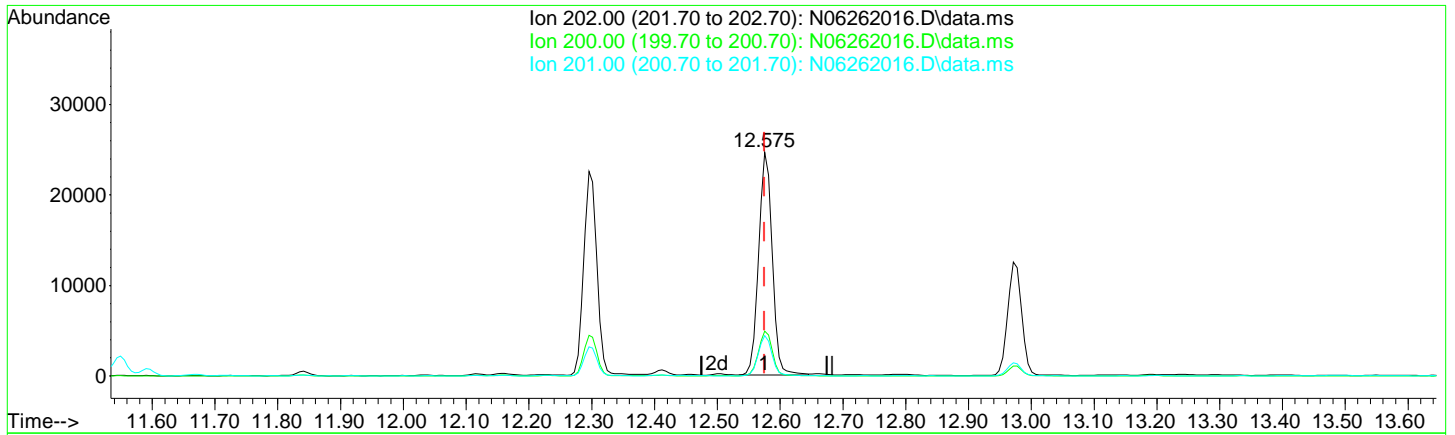
response 32485

Ion	Exp%	Act%
202.00	100.00	100.00
200.00	19.70	19.96
101.00	15.30	11.61
0.00	0.00	0.00

Quantitation Report (Qedit)

Data Path : R:\data\2020-06\0F26021\
 Data File : N06262016.D
 Acq On : 26 Jun 2020 05:46 pm
 Operator : JK/ AMS/ DTH
 Sample : A0F0670-01RE2@500
 Misc : 500x, 8270D LL PAH ONLY
 ALS Vial : 16 Sample Multiplier: 1

Quant Time: Jun 29 10:37:57 2020
 Quant Method : R:\methods\SV14_040720_PAHR6.M
 Quant Title : EPA 8270D: Semivolatile Organics
 QLast Update : Tue Jun 09 09:45:26 2020
 Response via : Initial Calibration



TIC: N06262016.D\data.ms

(24) Pyrene (T)

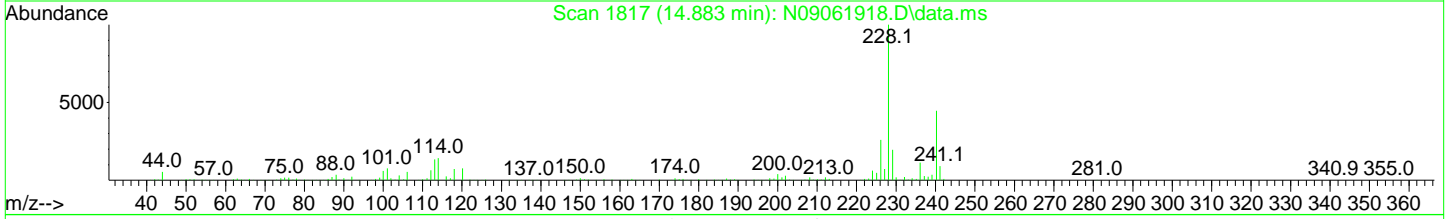
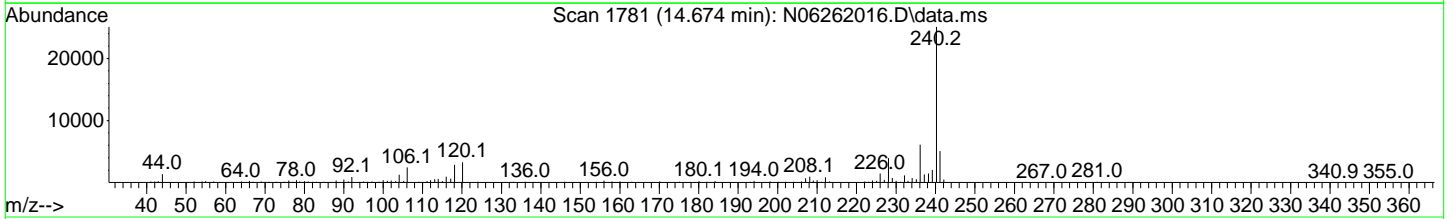
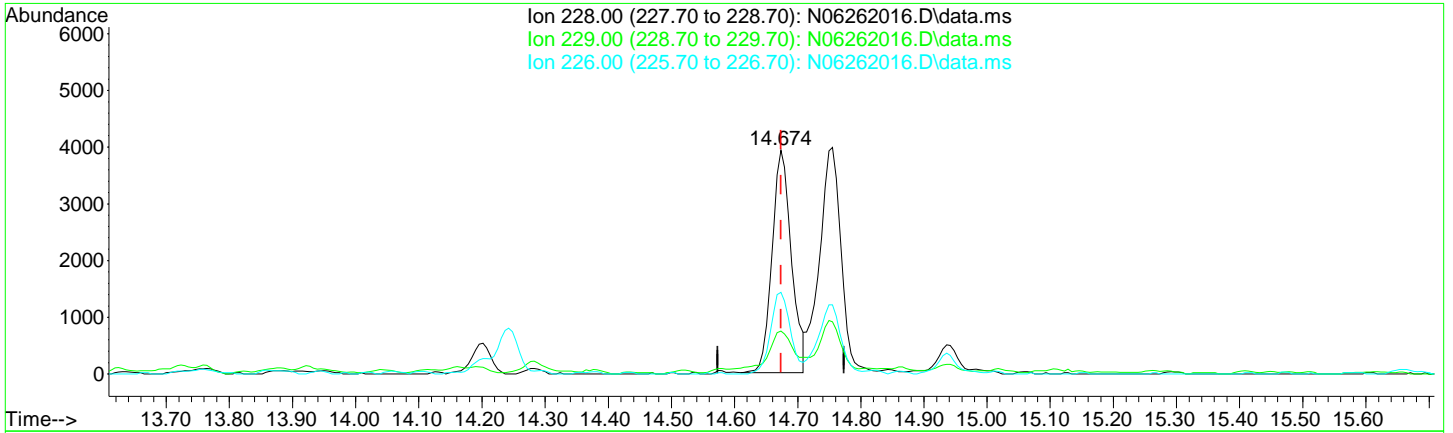
12.575min (+ 0.000) 13.95 ng/ml

response	Ion	Exp%	Act%
37195	202.00	100.00	100.00
	200.00	20.70	20.15
	201.00	16.80	17.99
	0.00	0.00	0.00

Quantitation Report (Qedit)

Data Path : R:\data\2020-06\0F26021\
 Data File : N06262016.D
 Acq On : 26 Jun 2020 05:46 pm
 Operator : JK/ AMS/ DTH
 Sample : A0F0670-01RE2@500
 Misc : 500x, 8270D LL PAH ONLY
 ALS Vial : 16 Sample Multiplier: 1

Quant Time: Jun 29 10:37:57 2020
 Quant Method : R:\methods\SV14_040720_PAHR6.M
 Quant Title : EPA 8270D: Semivolatile Organics
 QLast Update : Tue Jun 09 09:45:26 2020
 Response via : Initial Calibration



TIC: N06262016.D\data.ms

(26) Benz(a)anthracene (T)

14.674min (+ 0.000) 3.97 ng/ml

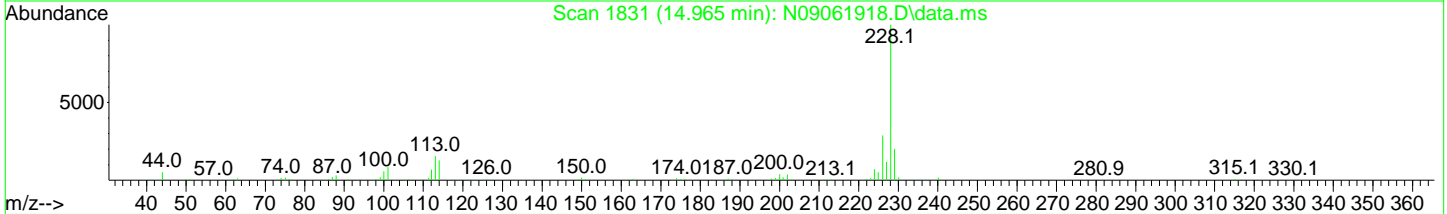
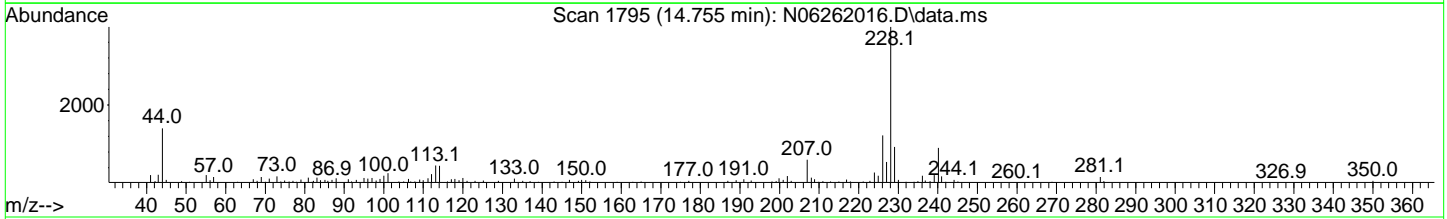
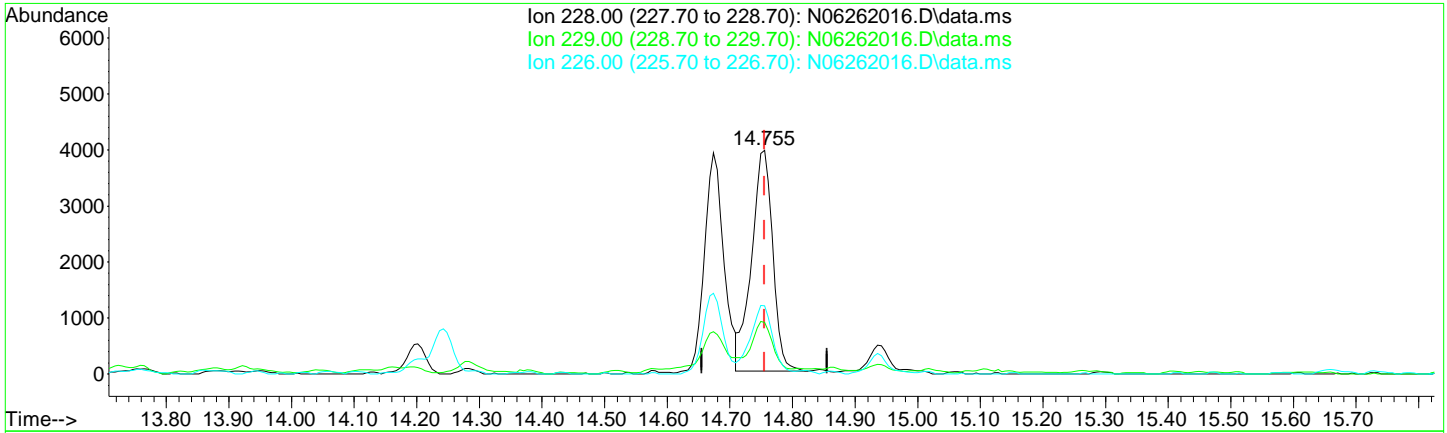
response 8470

Ion	Exp%	Act%
228.00	100.00	100.00
229.00	19.40	19.29
226.00	26.20	36.55
0.00	0.00	0.00

Quantitation Report (Qedit)

Data Path : R:\data\2020-06\0F26021\
 Data File : N06262016.D
 Acq On : 26 Jun 2020 05:46 pm
 Operator : JK/ AMS/ DTH
 Sample : A0F0670-01RE2@500
 Misc : 500x, 8270D LL PAH ONLY
 ALS Vial : 16 Sample Multiplier: 1

Quant Time: Jun 29 10:37:57 2020
 Quant Method : R:\methods\SV14_040720_PAHR6.M
 Quant Title : EPA 8270D: Semivolatile Organics
 QLast Update : Tue Jun 09 09:45:26 2020
 Response via : Initial Calibration



TIC: N06262016.D\data.ms

(27) Chrysene (T)

14.755min (+ 0.000) 4.25 ng/ml

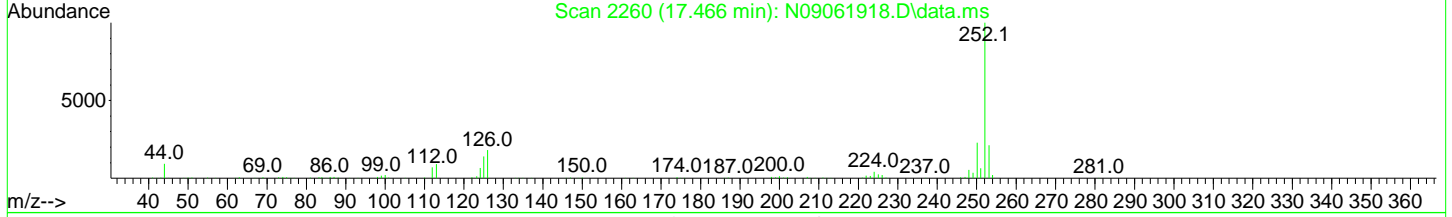
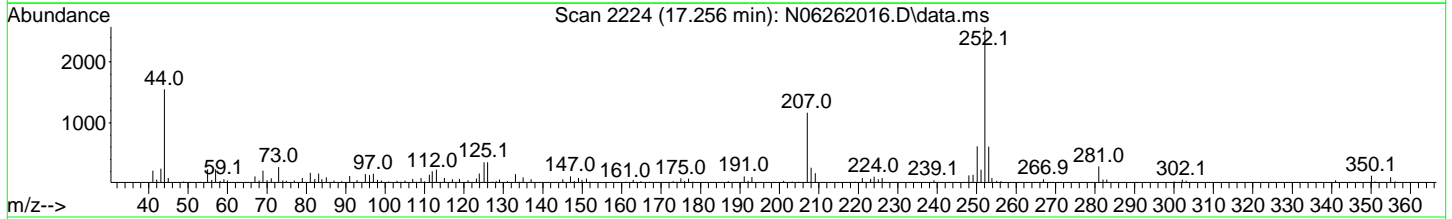
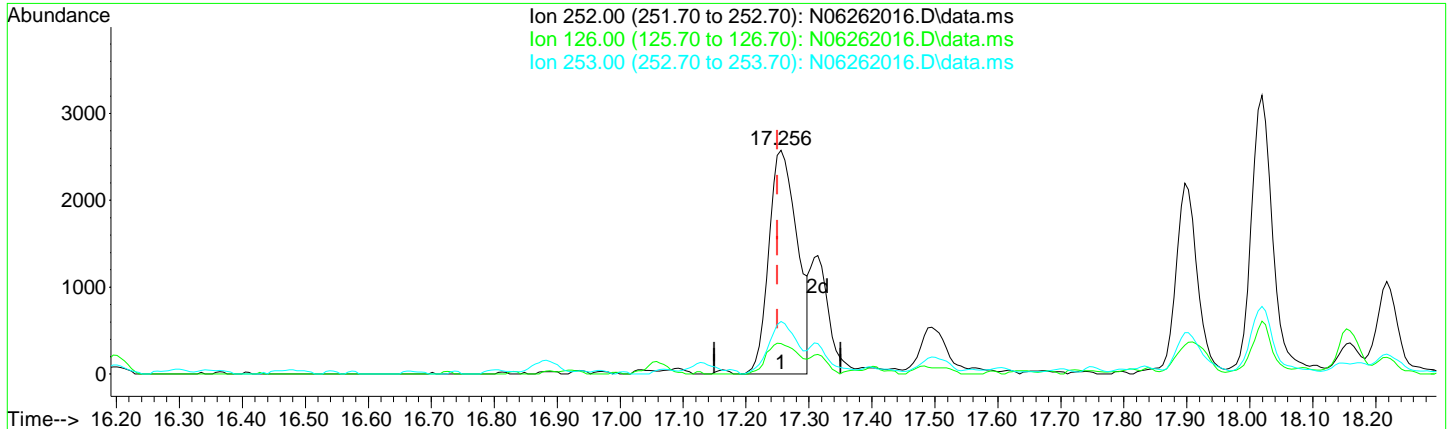
response 9315

Ion	Exp%	Act%
228.00	100.00	100.00
229.00	19.60	23.08
226.00	28.60	30.60
0.00	0.00	0.00

Quantitation Report (Qedit)

Data Path : R:\data\2020-06\0F26021\
 Data File : N06262016.D
 Acq On : 26 Jun 2020 05:46 pm
 Operator : JK/ AMS/ DTH
 Sample : A0F0670-01RE2@500
 Misc : 500x, 8270D LL PAH ONLY
 ALS Vial : 16 Sample Multiplier: 1

Quant Time: Jun 29 10:37:57 2020
 Quant Method : R:\methods\SV14_040720_PAHR6.M
 Quant Title : EPA 8270D: Semivolatile Organics
 QLast Update : Tue Jun 09 09:45:26 2020
 Response via : Initial Calibration



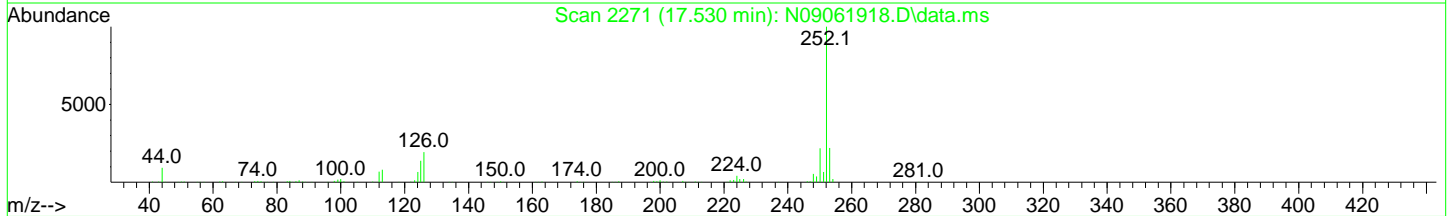
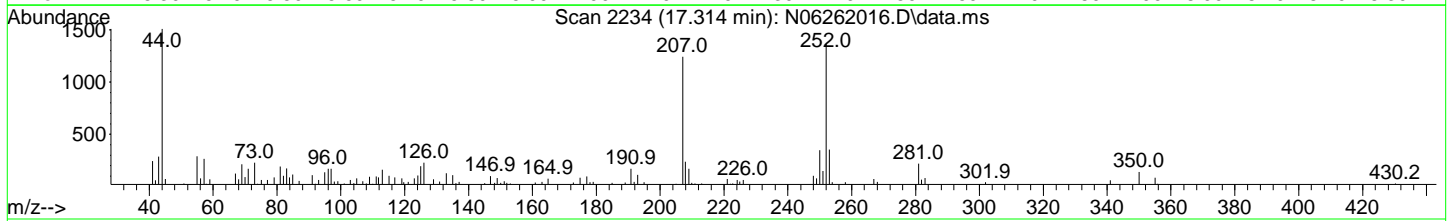
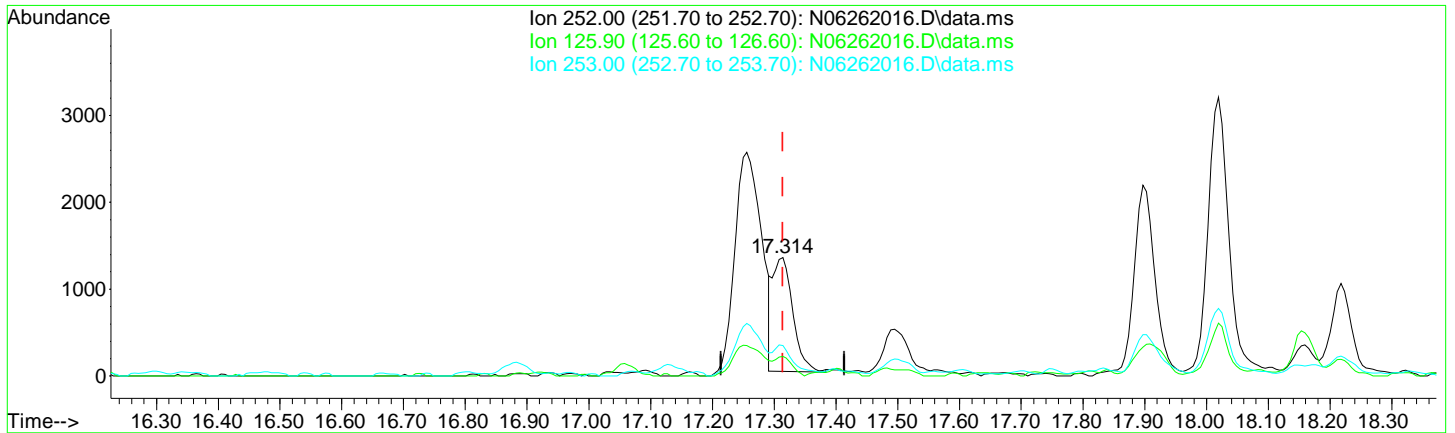
TIC: N06262016.D\data.ms

(29) Benzo(b)fluoranthene (T)		
17.256min (+ 0.006)	3.87 ng/ml	
response	8128	
Ion	Exp%	Act%
252.00	100.00	100.00
126.00	20.00	13.58
253.00	21.10	23.55
0.00	0.00	0.00

Quantitation Report (Qedit)

Data Path : R:\data\2020-06\0F26021\
 Data File : N06262016.D
 Acq On : 26 Jun 2020 05:46 pm
 Operator : JK/ AMS/ DTH
 Sample : A0F0670-01RE2@500
 Misc : 500x, 8270D LL PAH ONLY
 ALS Vial : 16 Sample Multiplier: 1

Quant Time: Jun 29 10:37:57 2020
 Quant Method : R:\methods\SV14_040720_PAHR6.M
 Quant Title : EPA 8270D: Semivolatile Organics
 QLast Update : Tue Jun 09 09:45:26 2020
 Response via : Initial Calibration



TIC: N06262016.D\data.ms

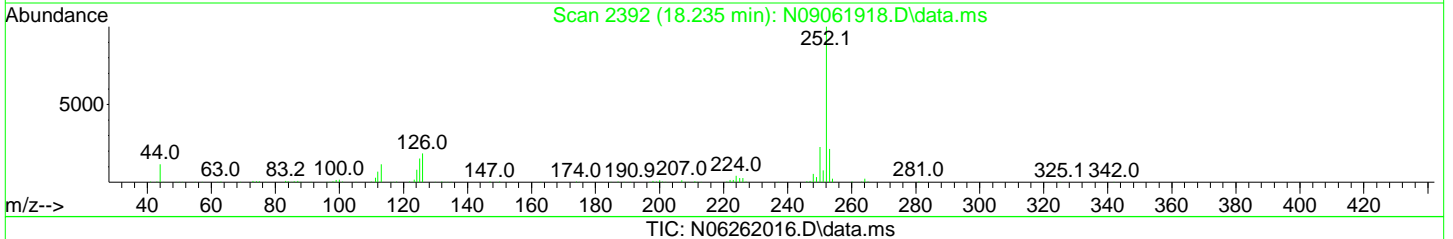
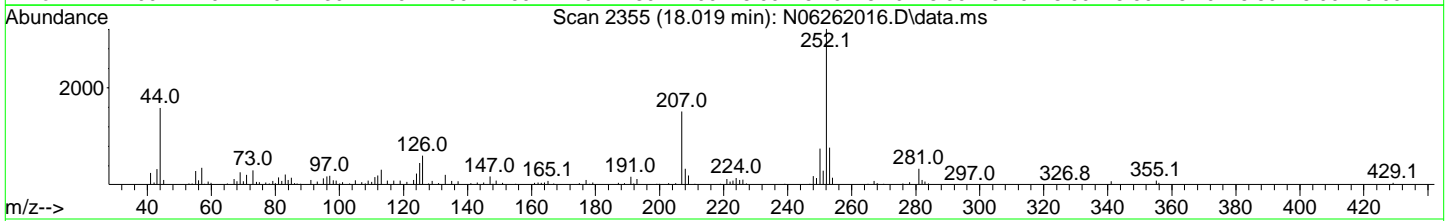
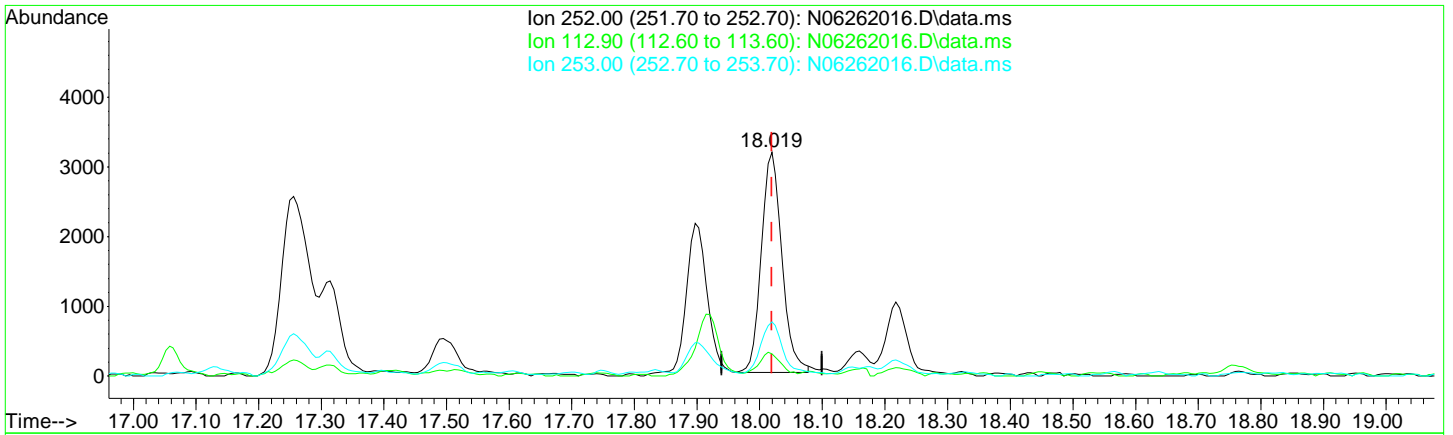
(30) Benzo(k)fluoranthene (T)

17.314min (+ 0.000)	1.43 ng/ml m	
response	3000	
Ion	Exp%	Act%
252.00	100.00	100.00
125.90	22.10	16.70
253.00	21.50	25.79
0.00	0.00	0.00

Quantitation Report (Qedit)

Data Path : R:\data\2020-06\0F26021\
 Data File : N06262016.D
 Acq On : 26 Jun 2020 05:46 pm
 Operator : JK/ AMS/ DTH
 Sample : A0F0670-01RE2@500
 Misc : 500x, 8270D LL PAH ONLY
 ALS Vial : 16 Sample Multiplier: 1

Quant Time: Jun 29 10:37:57 2020
 Quant Method : R:\methods\SV14_040720_PAHR6.M
 Quant Title : EPA 8270D: Semivolatile Organics
 QLast Update : Tue Jun 09 09:45:26 2020
 Response via : Initial Calibration



(33) Benzo(a)pyrene (T)

18.019min (+ 0.000) 4.67 ng/ml

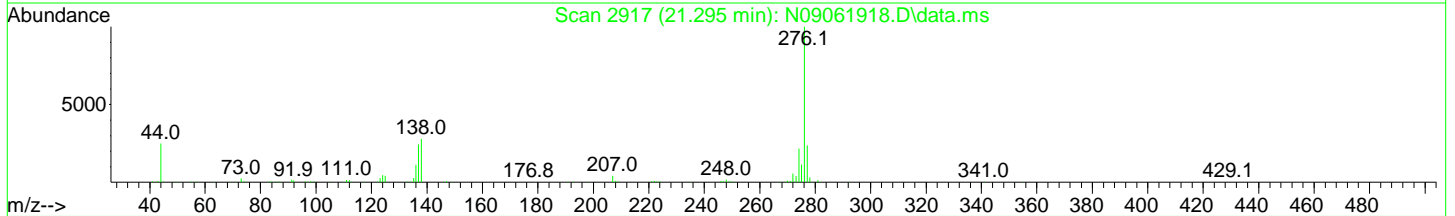
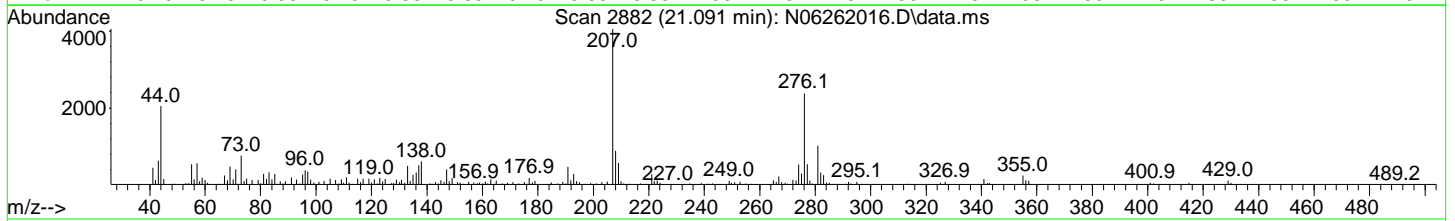
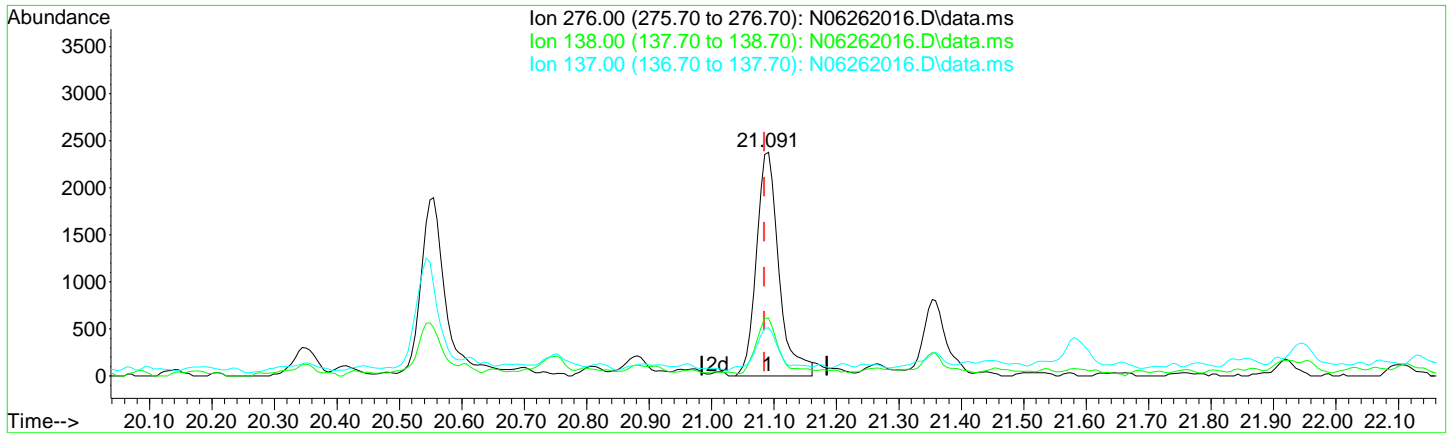
response 7213

Ion	Exp%	Act%
252.00	100.00	100.00
112.90	12.70	9.97
253.00	21.90	24.27
0.00	0.00	0.00

Quantitation Report (Qedit)

Data Path : R:\data\2020-06\0F26021\
 Data File : N06262016.D
 Acq On : 26 Jun 2020 05:46 pm
 Operator : JK/ AMS/ DTH
 Sample : A0F0670-01RE2@500
 Misc : 500x, 8270D LL PAH ONLY
 ALS Vial : 16 Sample Multiplier: 1

Quant Time: Jun 29 10:37:57 2020
 Quant Method : R:\methods\SV14_040720_PAHR6.M
 Quant Title : EPA 8270D: Semivolatile Organics
 QLast Update : Tue Jun 09 09:45:26 2020
 Response via : Initial Calibration



TIC: N06262016.D\data.ms

(38) Benzo(g,h,i)perylene (T)

21.091min (+ 0.006) 2.82 ng/ml

response		
Ion	Exp%	Act%
276.00	100.00	100.00
138.00	34.40	25.85
137.00	28.60	21.65
0.00	0.00	0.00

HML 06/29/20

Data Path : R:\data\2020-06\0F26021\
 Data File : N06262017.D
 Acq On : 26 Jun 2020 06:19 pm
 Operator : JK/ AMS/ DTH
 Sample : A0F0670-03RE2@500
 Misc : 500x, 8270D LL PAH ONLY
 ALS Vial : 17 Sample Multiplier: 1

Quant Time: Jun 29 10:44:17 2020
 Quant Method : R:\methods\SV14_040720_PAHR6.M
 Quant Title : EPA 8270D: Semivolatile Organics
 QLast Update : Tue Jun 09 09:45:26 2020
 Response via : Initial Calibration

Compound	R.T.	QIon	Response	Conc	Units	Dev(Min)

Internal Standards						
1) Naphthalene-d8 (ISTD)	7.767	136	208999	100.00	ng/ml	0.00
9) Acenaphthene-d10 (ISTD)	9.515	162	142900	100.00	ng/ml	0.00
16) Phenanthrene-d10 (ISTD)	11.025	188	235185	100.00	ng/ml	0.00
23) Chrysene-d12 (ISTD)	14.697	240	191523	100.00	ng/ml	0.00
28) Perylene-d12 (ISTD)	18.159	264	184242	100.00	ng/ml	0.00
35) Dibenz(a,h)Anthracene-d...	20.543	292	164634	100.00	ng/ml	0.00
System Monitoring Compounds						
2) Nitrobenzene-d5 (Surr)	7.073	82	181	0.28	ng/ml	0.00
10) 2-Fluorobiphenyl (Surr)	8.833	172	414	0.19	ng/ml	0.00
25) Terphenyl-d14 (Surr)	12.768	244	486	0.26	ng/ml	0.00
Target Compounds						
						Qvalue
3) Decalin	0.000		0	N.D.		
4) Naphthalene	7.784	128	52466	23.05	ng/ml	100
5) 2-Methylnaphthalene	8.466	142	33606	21.99	ng/ml	97
6) 1-Methylnaphthalene	8.571	142	22631	14.91	ng/ml	95
7) 1,1'-Biphenyl	8.932	154	1887	0.98	ng/ml	91
8) 2,6-Dimethylnaphthalene	9.101	156	7967	6.03	ng/ml	96
11) Acenaphthylene	9.375	152	6875	2.58	ng/ml	93
12) Acenaphthene	9.550	153	73112	37.40	ng/ml	99
13) Dibenzofuran	9.725	168	33976	14.36	ng/ml	95
14) 1,6,7-Trimethylnaphtha...	9.929	170	2797	1.83	ng/ml	89
15) Fluorene	10.075	166	41240	21.94	ng/ml	99
17) Dibenzothiopene	10.920	184	12769	5.37	ng/ml	95
18) Phenanthrene	11.048	178	202614	74.85	ng/ml	100
19) Anthracene	11.101	178	52314	23.60	ng/ml	99
20) Carbazole	11.270	167	7598	3.97	ng/ml	97
21) 1-Methylphenanthrene	11.672	192	12166	6.66	ng/ml	94
22) Fluoranthene	12.296	202	115746	43.38	ng/ml	96
24) Pyrene	12.575	202	106631	42.92	ng/ml	99
26) Benz(a)anthracene	14.674	228	18540	9.33	ng/ml	88
27) Chrysene	14.749	228	21848	10.70	ng/ml	99
29) Benzo(b)fluoranthene	17.256	252	14223	7.47	ng/ml	93
30) Benzo(k)fluoranthene	17.314	252	4548m	2.40	ng/ml	
31) Benzo(b+k)fluoranthene	17.256	252	20004	9.99	ng/ml	91
32) Benzo(e)pyrene	17.897	252	7881	3.96	ng/ml	96

Quantitation Report (QT Reviewed)

Data Path : R:\data\2020-06\0F26021\
 Data File : N06262017.D
 Acq On : 26 Jun 2020 06:19 pm
 Operator : JK/ AMS/ DTH
 Sample : A0F0670-03RE2@500
 Misc : 500x, 8270D LL PAH ONLY
 ALS Vial : 17 Sample Multiplier: 1

Quant Time: Jun 29 10:44:17 2020
 Quant Method : R:\methods\SV14_040720_PAHR6.M
 Quant Title : EPA 8270D: Semivolatile Organics
 QLast Update : Tue Jun 09 09:45:26 2020
 Response via : Initial Calibration

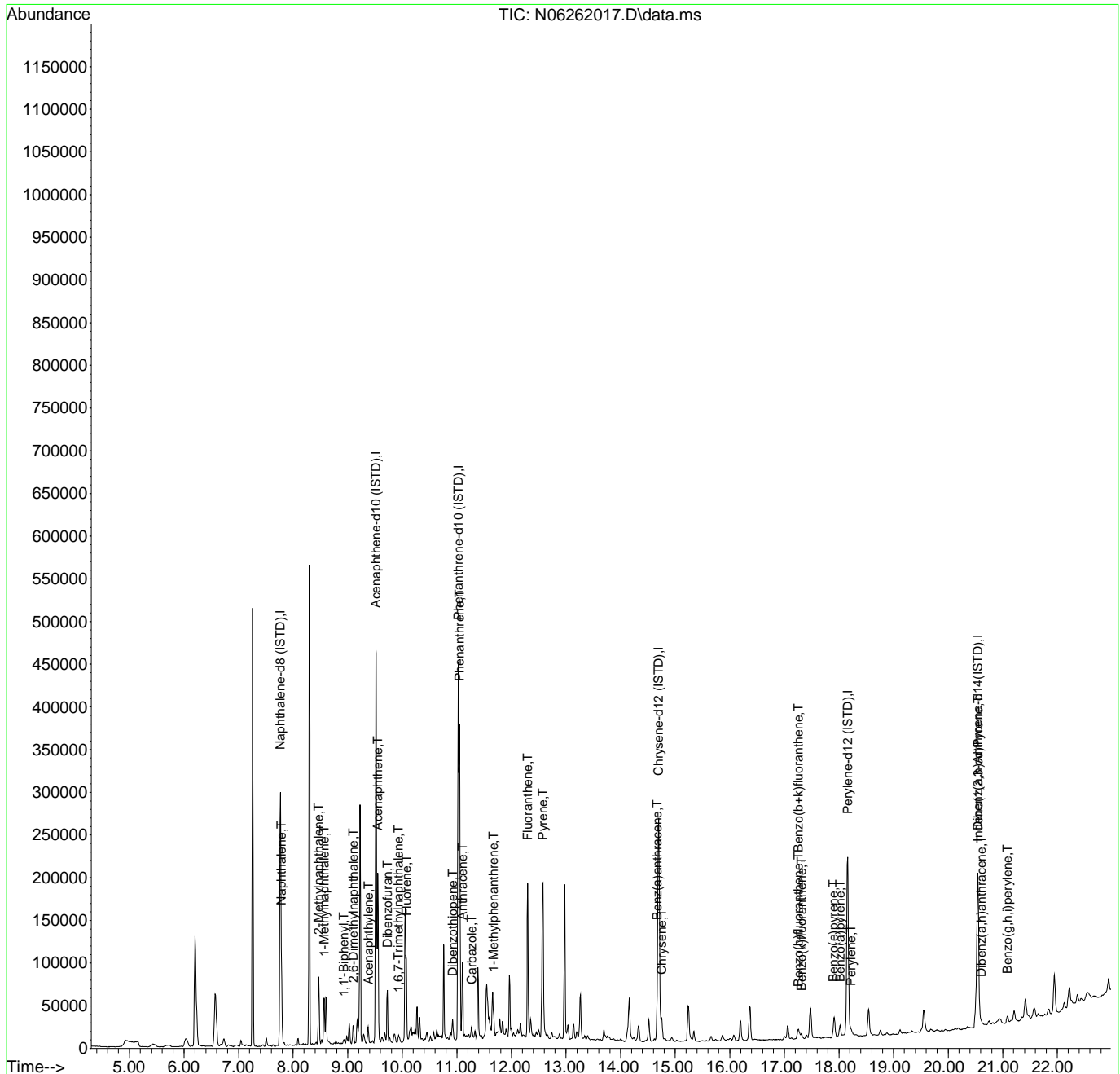
Compound	R.T.	QIon	Response	Conc	Units	Dev(Min)
33) Benzo(a)pyrene	18.019	252	11507	7.96	ng/ml	95
34) Perylene	18.217	252	3825	1.87	ng/ml	98
36) Indeno(1,2,3-cd)Pyrene	20.549	276	7221	4.04	ng/ml	87
37) Dibenz(a,h)anthracene	20.607	278	956	0.53	ng/ml	88
38) Benzo(g,h,i)perylene	21.085	276	7705	4.02	ng/ml	84

(#) = qualifier out of range (m) = manual integration (+) = signals summed

Quantitation Report (QT Reviewed)

Data Path : R:\data\2020-06\0F26021\
 Data File : N06262017.D
 Acq On : 26 Jun 2020 06:19 pm
 Operator : JK/ AMS/ DTH
 Sample : A0F0670-03RE2@500
 Misc : 500x, 8270D LL PAH ONLY
 ALS Vial : 17 Sample Multiplier: 1

Quant Time: Jun 29 10:44:17 2020
 Quant Method : R:\methods\SV14_040720_PAHR6.M
 Quant Title : EPA 8270D: Semivolatile Organics
 QLast Update : Tue Jun 09 09:45:26 2020
 Response via : Initial Calibration



Quantitation Report (Not Reviewed)

Data Path : R:\data\2020-06\0F26021\
 Data File : N06262017.D
 Acq On : 26 Jun 2020 06:19 pm
 Operator : JK/ AMS/ DTH
 Sample : A0F0670-03RE2@500
 Misc : 500x, 8270D LL PAH ONLY
 ALS Vial : 17 Sample Multiplier: 1

Quant Time: Jun 29 10:41:37 2020
 Quant Method : R:\methods\SV14_040720_PAHR6.M
 Quant Title : EPA 8270D: Semivolatile Organics
 QLast Update : Tue Jun 09 09:45:26 2020
 Response via : Initial Calibration

Compound	R.T.	QIon	Response	Conc	Units	Dev(Min)	

Internal Standards							
1) Naphthalene-d8 (ISTD)	7.767	136	208999	100.00	ng/ml	0.00	
9) Acenaphthene-d10 (ISTD)	9.515	162	142900	100.00	ng/ml	0.00	
16) Phenanthrene-d10 (ISTD)	11.025	188	235185	100.00	ng/ml	0.00	
23) Chrysene-d12 (ISTD)	14.697	240	191523	100.00	ng/ml	0.00	
28) Perylene-d12 (ISTD)	18.159	264	184242	100.00	ng/ml	0.00	
35) Dibenz(a,h)Anthrcene-d...	20.543	292	164634	100.00	ng/ml	0.00	
System Monitoring Compounds							
2) Nitrobenzene-d5 (Surr)	7.073	82	181	0.28	ng/ml	0.00	
10) 2-Fluorobiphenyl (Surr)	8.833	172	414	0.19	ng/ml	0.00	
25) Terphenyl-d14 (Surr)	12.768	244	486	0.26	ng/ml	0.00	
Target Compounds							
							Qvalue
3) Decalin	0.000		0	N.D.			
4) Naphthalene	7.784	128	52466	23.05	ng/ml		100
5) 2-Methylnaphthalene	8.466	142	33606	21.99	ng/ml		97
6) 1-Methylnaphthalene	8.571	142	22631	14.91	ng/ml		95
7) 1,1'-Biphenyl	8.932	154	1887	0.98	ng/ml		91
8) 2,6-Dimethylnaphthalene	9.101	156	7967	6.03	ng/ml		96
11) Acenaphthylene	9.375	152	6875	2.58	ng/ml		93
12) Acenaphthene	9.550	153	73112	37.40	ng/ml		99
13) Dibenzofuran	9.725	168	33976	14.36	ng/ml		95
14) 1,6,7-Trimethylnaphtha...	9.929	170	2797	1.83	ng/ml		89
15) Fluorene	10.075	166	41240	21.94	ng/ml		99
17) Dibenzothiopene	10.920	184	12769	5.37	ng/ml		95
18) Phenanthrene	11.048	178	202614	74.85	ng/ml		100
19) Anthracene	11.101	178	52314	23.60	ng/ml		99
20) Carbazole	11.270	167	7598	3.97	ng/ml		97
21) 1-Methylphenanthrene	11.672	192	12166	6.66	ng/ml		94
22) Fluoranthene	12.296	202	115746	43.38	ng/ml		96
24) Pyrene	12.575	202	106631	42.92	ng/ml		99
26) Benz(a)anthracene	14.674	228	18540	9.33	ng/ml		88
27) Chrysene	14.749	228	21848	10.70	ng/ml		99
29) Benzo(b)fluoranthene	17.256	252	14223	7.47	ng/ml		93
30) Benzo(k)fluoranthene	17.256	252	17515	9.22	ng/ml		91
31) Benzo(b+k)fluoranthene	17.256	252	20004	9.99	ng/ml		91
32) Benzo(e)pyrene	17.897	252	7881	3.96	ng/ml		96

Quantitation Report (Not Reviewed)

Data Path : R:\data\2020-06\0F26021\
 Data File : N06262017.D
 Acq On : 26 Jun 2020 06:19 pm
 Operator : JK/ AMS/ DTH
 Sample : A0F0670-03RE2@500
 Misc : 500x, 8270D LL PAH ONLY
 ALS Vial : 17 Sample Multiplier: 1

Quant Time: Jun 29 10:41:37 2020
 Quant Method : R:\methods\SV14_040720_PAHR6.M
 Quant Title : EPA 8270D: Semivolatile Organics
 QLast Update : Tue Jun 09 09:45:26 2020
 Response via : Initial Calibration

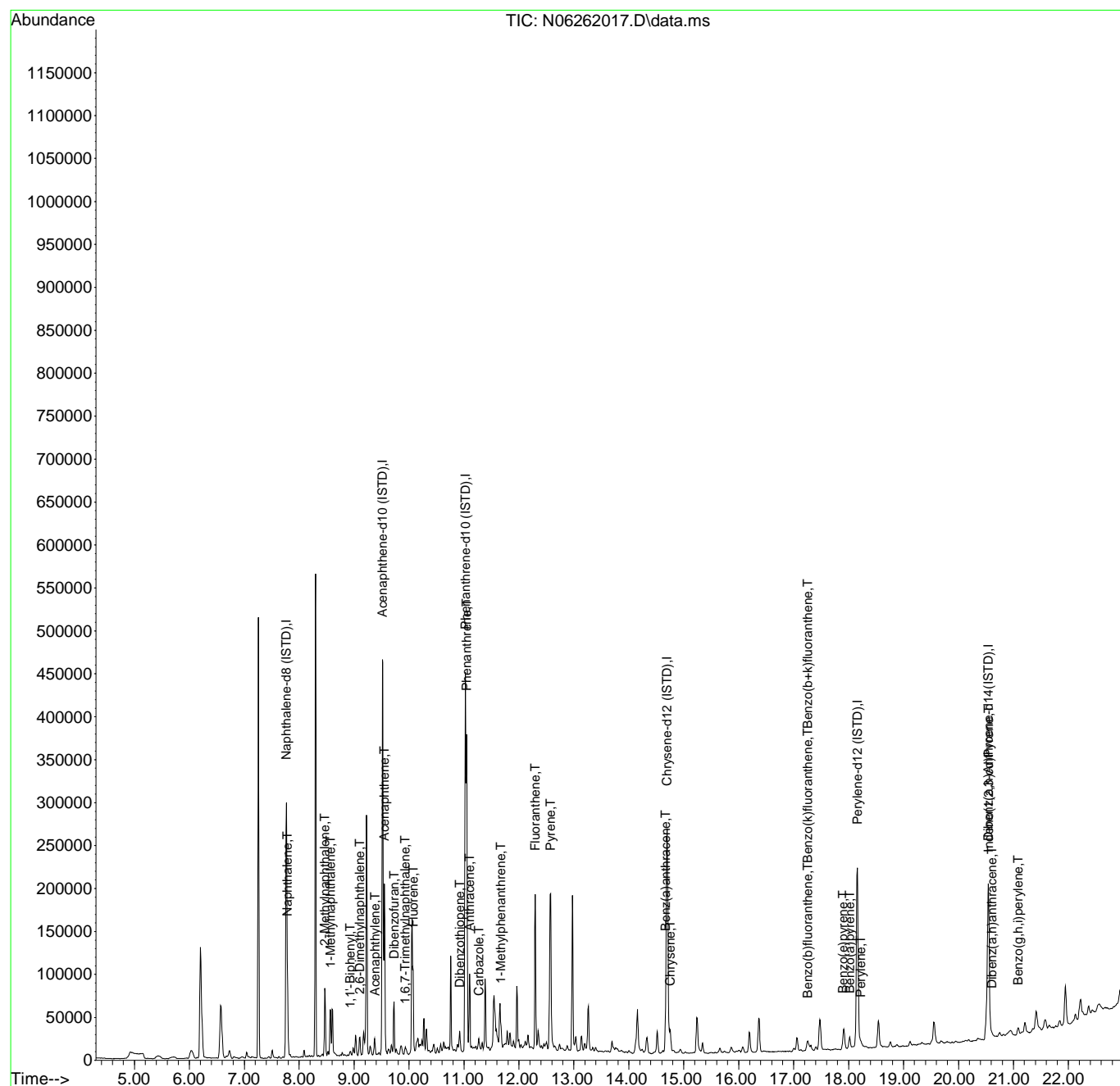
Compound	R.T.	QIon	Response	Conc	Units	Dev(Min)
33) Benzo(a)pyrene	18.019	252	11507	7.96	ng/ml	95
34) Perylene	18.217	252	3825	1.87	ng/ml	98
36) Indeno(1,2,3-cd)Pyrene	20.549	276	7221	4.04	ng/ml	87
37) Dibenz(a,h)anthracene	20.607	278	956	0.53	ng/ml	88
38) Benzo(g,h,i)perylene	21.085	276	7705	4.02	ng/ml	84

(#) = qualifier out of range (m) = manual integration (+) = signals summed

Quantitation Report (Not Reviewed)

Data Path : R:\data\2020-06\0F26021\
 Data File : N06262017.D
 Acq On : 26 Jun 2020 06:19 pm
 Operator : JK/ AMS/ DTH
 Sample : A0F0670-03RE2@500
 Misc : 500x, 8270D LL PAH ONLY
 ALS Vial : 17 Sample Multiplier: 1

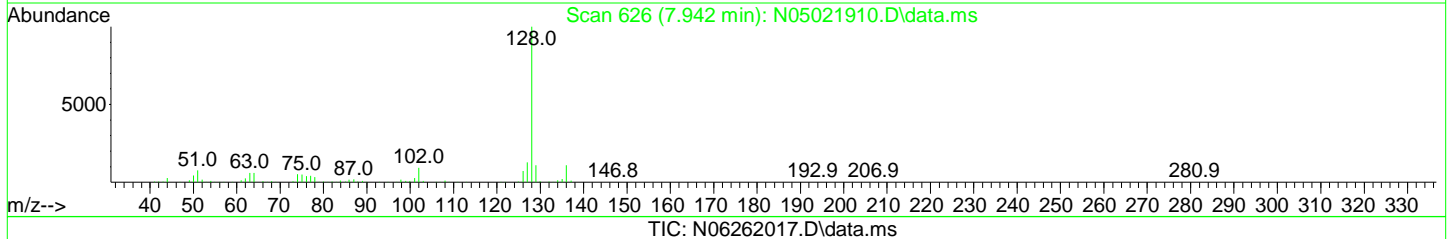
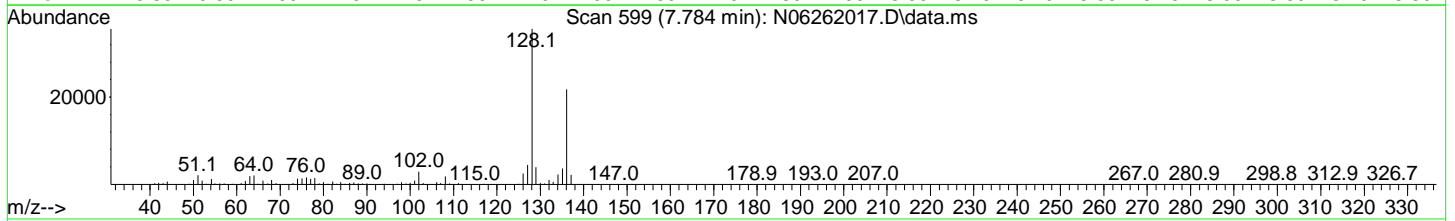
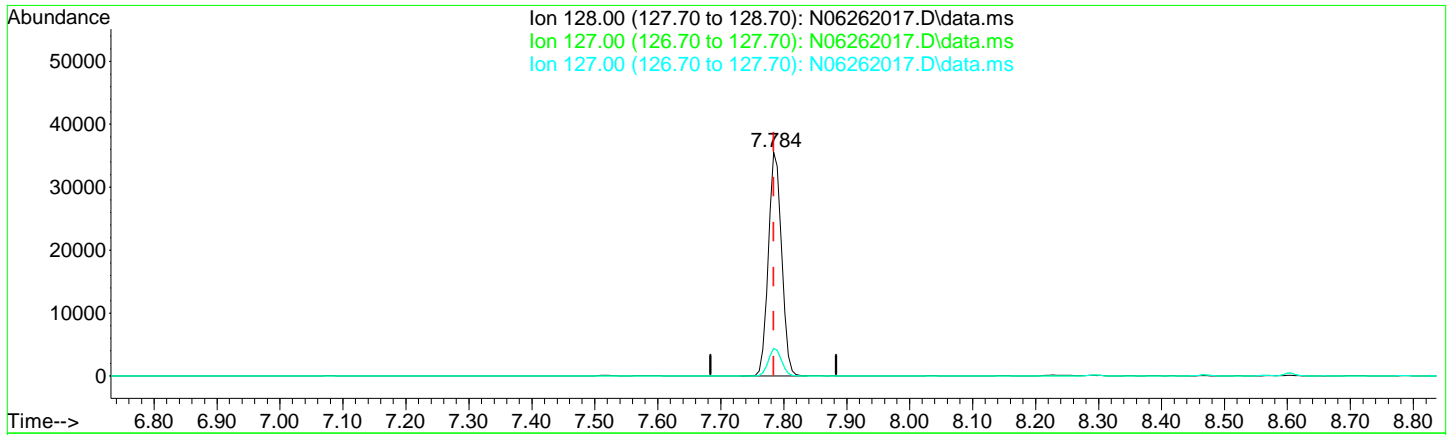
Quant Time: Jun 29 10:41:37 2020
 Quant Method : R:\methods\SV14_040720_PAHR6.M
 Quant Title : EPA 8270D: Semivolatile Organics
 QLast Update : Tue Jun 09 09:45:26 2020
 Response via : Initial Calibration



Quantitation Report (Qedit)

Data Path : R:\data\2020-06\0F26021\
 Data File : N06262017.D
 Acq On : 26 Jun 2020 06:19 pm
 Operator : JK/ AMS/ DTH
 Sample : A0F0670-03RE2@500
 Misc : 500x, 8270D LL PAH ONLY
 ALS Vial : 17 Sample Multiplier: 1

Quant Time: Jun 29 10:41:37 2020
 Quant Method : R:\methods\SV14_040720_PAHR6.M
 Quant Title : EPA 8270D: Semivolatile Organics
 QLast Update : Tue Jun 09 09:45:26 2020
 Response via : Initial Calibration



TIC: N06262017.D\data.ms

(4) Naphthalene (T)

7.784min (+ 0.000) 23.05 ng/ml

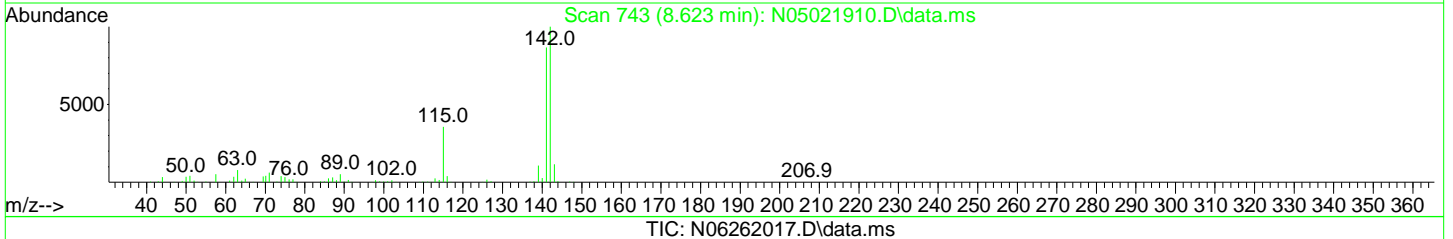
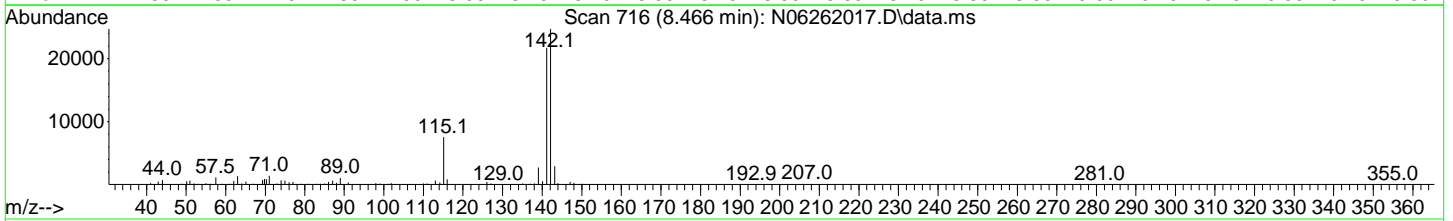
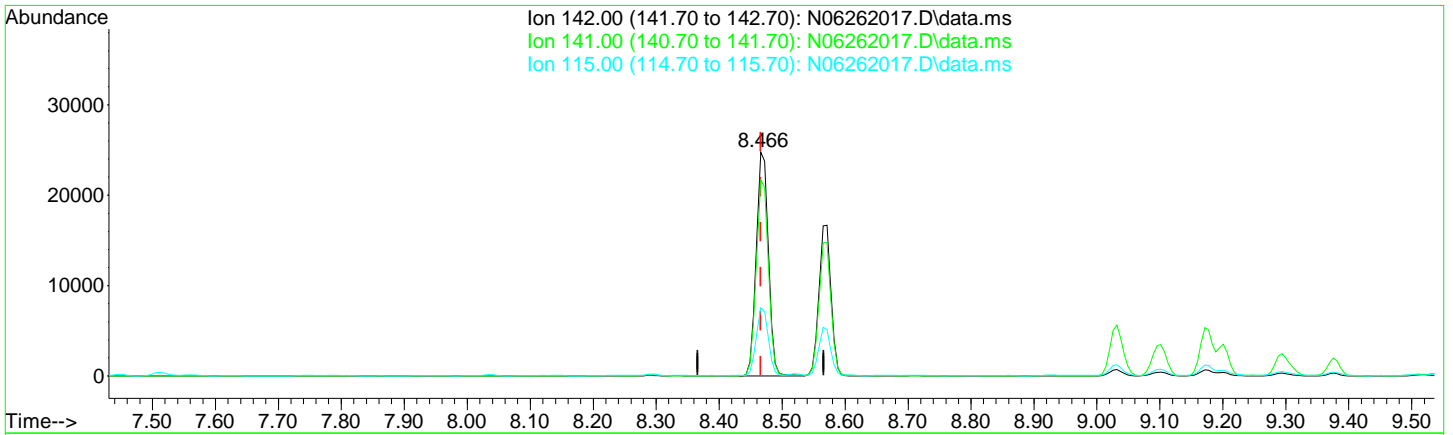
response 52466

Ion	Exp%	Act%
128.00	100.00	100.00
127.00	12.60	12.42
127.00	12.60	12.42
0.00	0.00	0.00

Quantitation Report (Qedit)

Data Path : R:\data\2020-06\0F26021\
 Data File : N06262017.D
 Acq On : 26 Jun 2020 06:19 pm
 Operator : JK/ AMS/ DTH
 Sample : A0F0670-03RE2@500
 Misc : 500x, 8270D LL PAH ONLY
 ALS Vial : 17 Sample Multiplier: 1

Quant Time: Jun 29 10:41:37 2020
 Quant Method : R:\methods\SV14_040720_PAHR6.M
 Quant Title : EPA 8270D: Semivolatile Organics
 QLast Update : Tue Jun 09 09:45:26 2020
 Response via : Initial Calibration



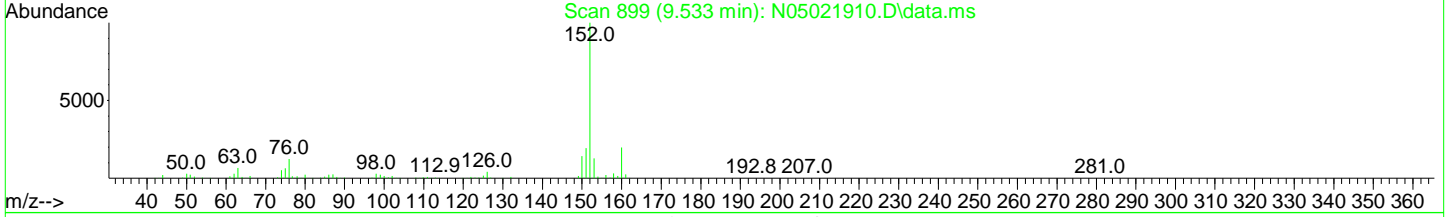
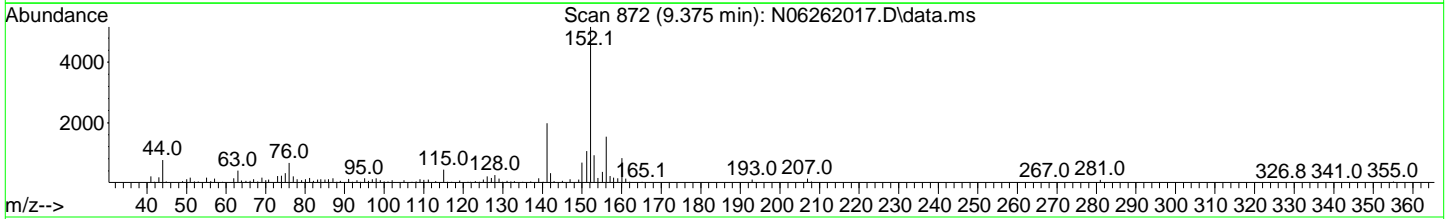
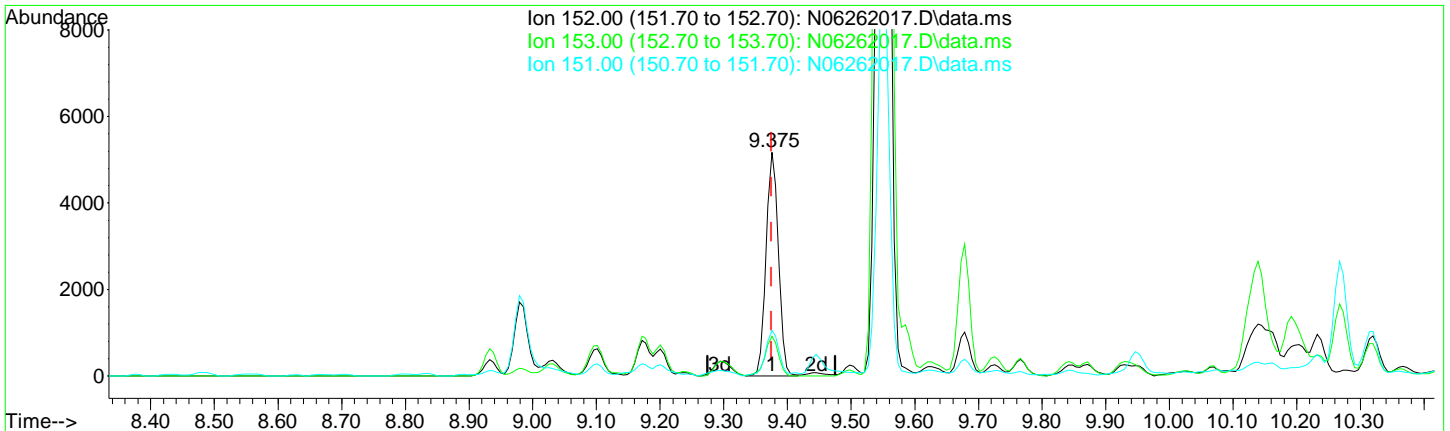
TIC: N06262017.D\data.ms

(5) 2-Methylnaphthalene (T)		
8.466min (+ 0.000)	21.99 ng/ml	
response	33606	
Ion	Exp%	Act%
142.00	100.00	100.00
141.00	86.60	87.72
115.00	35.70	30.48
0.00	0.00	0.00

Quantitation Report (Qedit)

Data Path : R:\data\2020-06\0F26021\
 Data File : N06262017.D
 Acq On : 26 Jun 2020 06:19 pm
 Operator : JK/ AMS/ DTH
 Sample : A0F0670-03RE2@500
 Misc : 500x, 8270D LL PAH ONLY
 ALS Vial : 17 Sample Multiplier: 1

Quant Time: Jun 29 10:41:37 2020
 Quant Method : R:\methods\SV14_040720_PAHR6.M
 Quant Title : EPA 8270D: Semivolatile Organics
 QLast Update : Tue Jun 09 09:45:26 2020
 Response via : Initial Calibration



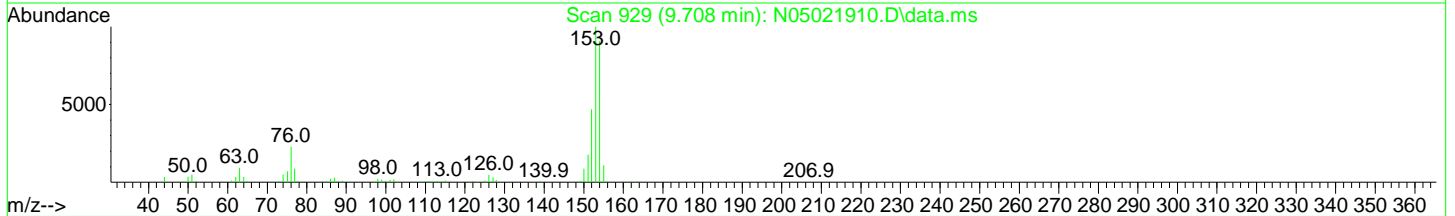

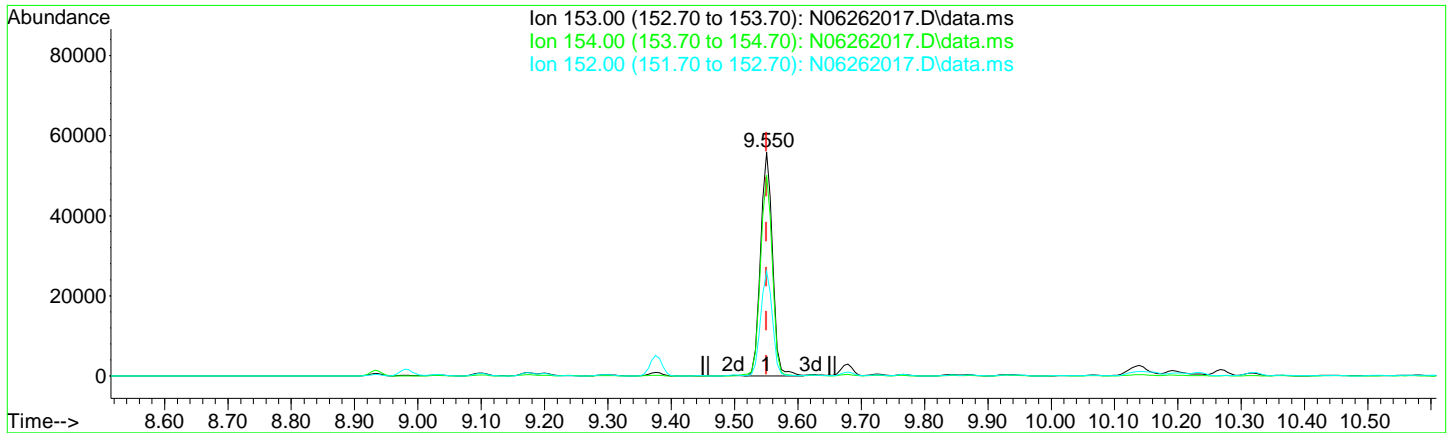
TIC: N06262017.D\data.ms

(11) Acenaphthylene (T)		
9.375min (+ 0.000)	2.58 ng/ml	
response	6875	
Ion	Exp%	Act%
152.00	100.00	100.00
153.00	12.70	17.75
151.00	19.30	20.39
0.00	0.00	0.00

Quantitation Report (Qedit)

Data Path : R:\data\2020-06\0F26021\
 Data File : N06262017.D
 Acq On : 26 Jun 2020 06:19 pm
 Operator : JK/ AMS/ DTH
 Sample : A0F0670-03RE2@500
 Misc : 500x, 8270D LL PAH ONLY
 ALS Vial : 17 Sample Multiplier: 1

Quant Time: Jun 29 10:41:37 2020
 Quant Method : R:\methods\SV14_040720_PAHR6.M
 Quant Title : EPA 8270D: Semivolatile Organics
 QLast Update : Tue Jun 09 09:45:26 2020
 Response via : Initial Calibration



TIC: N06262017.D\data.ms

(12) Acenaphthene (T)

9.550min (+ 0.000) 37.40 ng/ml

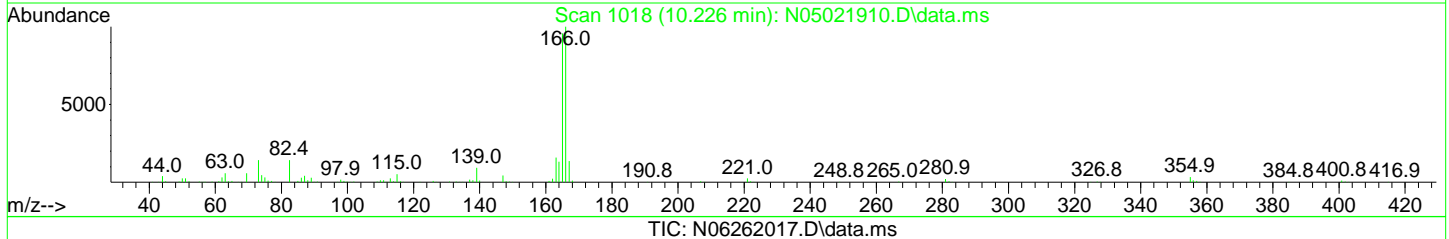
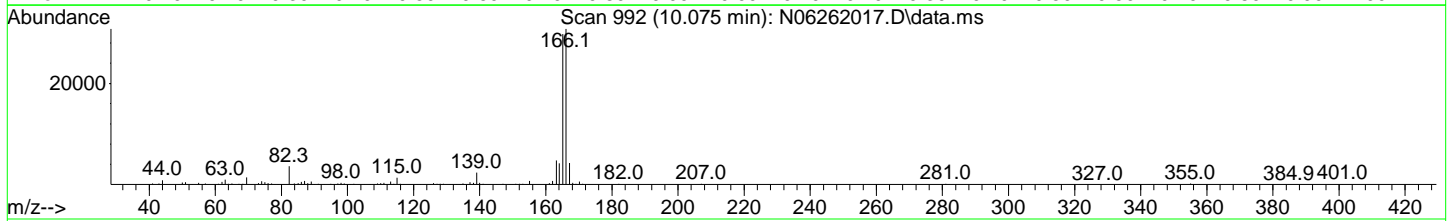
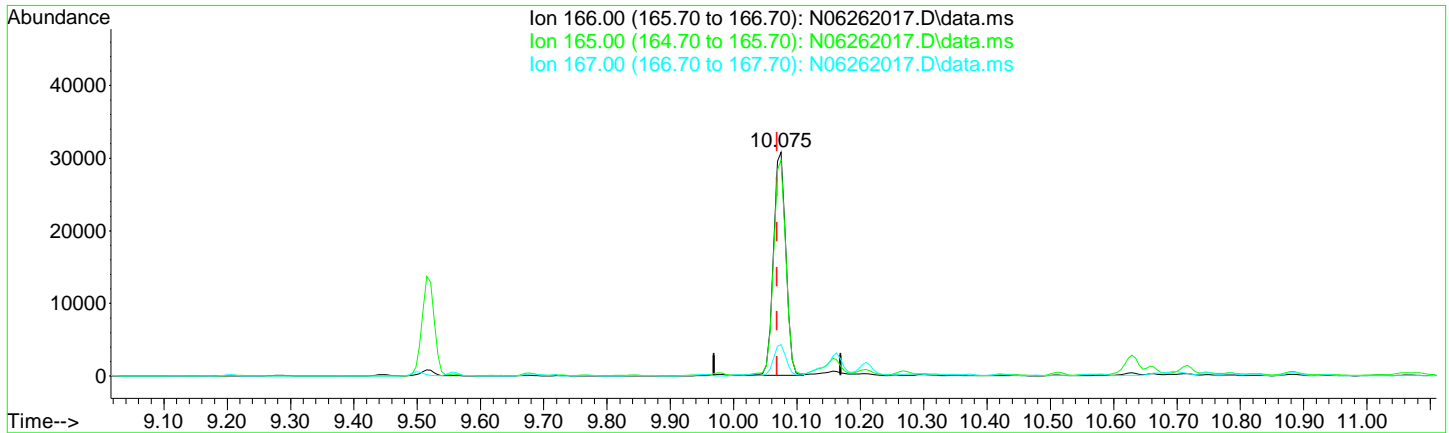
response 73112

Ion	Exp%	Act%
153.00	100.00	100.00
154.00	90.70	89.92
152.00	46.80	46.76
0.00	0.00	0.00

Quantitation Report (Qedit)

Data Path : R:\data\2020-06\0F26021\
 Data File : N06262017.D
 Acq On : 26 Jun 2020 06:19 pm
 Operator : JK/ AMS/ DTH
 Sample : A0F0670-03RE2@500
 Misc : 500x, 8270D LL PAH ONLY
 ALS Vial : 17 Sample Multiplier: 1

Quant Time: Jun 29 10:41:37 2020
 Quant Method : R:\methods\SV14_040720_PAHR6.M
 Quant Title : EPA 8270D: Semivolatile Organics
 QLast Update : Tue Jun 09 09:45:26 2020
 Response via : Initial Calibration



TIC: N06262017.D\data.ms

(15) Fluorene (T)

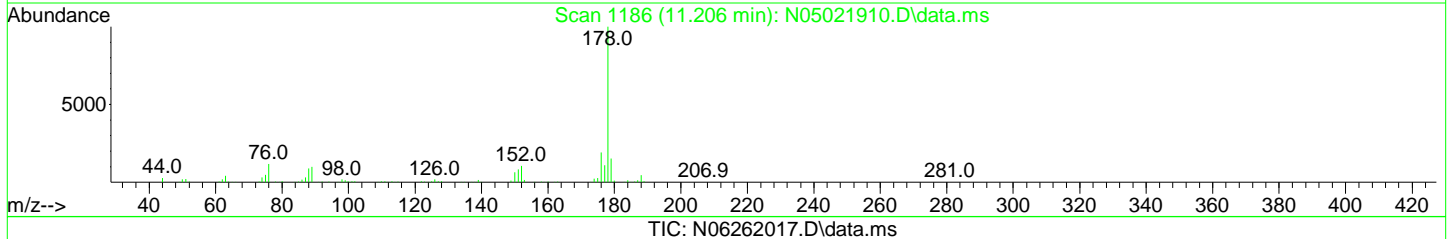
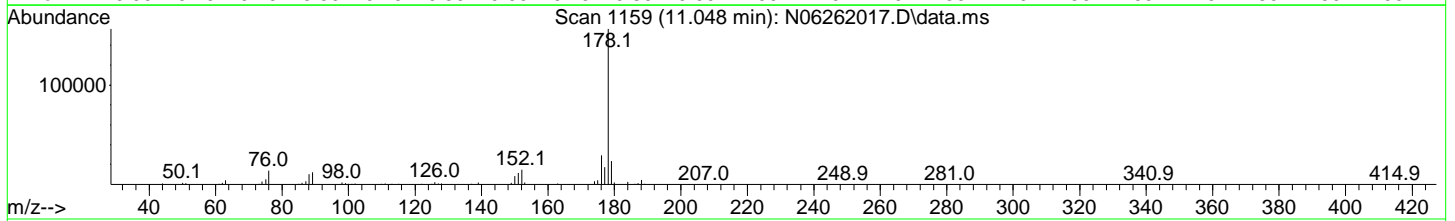
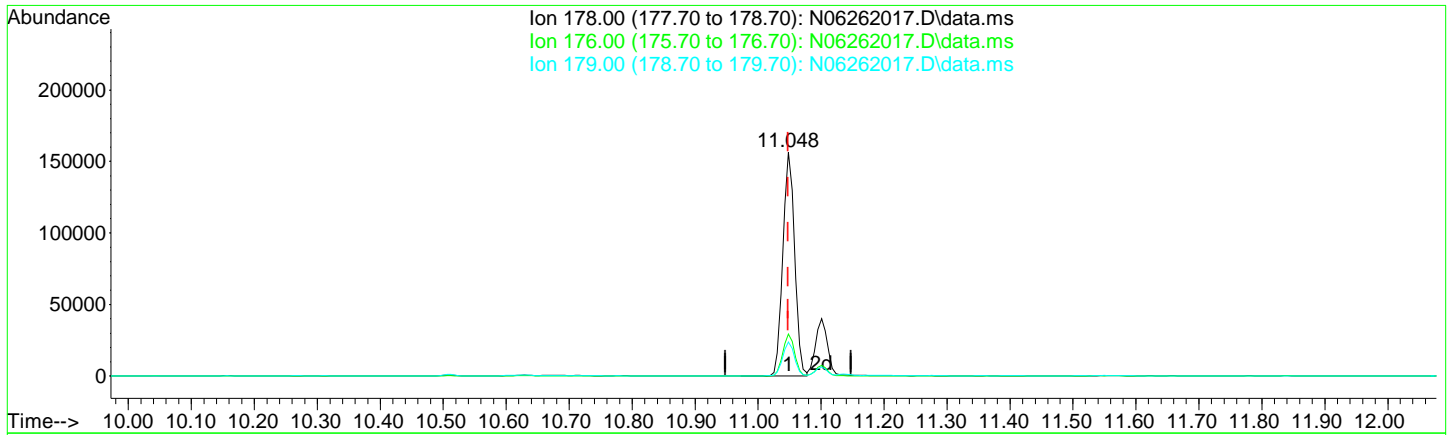
10.075min (+ 0.006) 21.94 ng/ml

response	41240
Ion	Exp% Act%
166.00	100.00 100.00
165.00	95.70 96.65
167.00	13.60 13.99
0.00	0.00 0.00

Quantitation Report (Qedit)

Data Path : R:\data\2020-06\0F26021\
 Data File : N06262017.D
 Acq On : 26 Jun 2020 06:19 pm
 Operator : JK/ AMS/ DTH
 Sample : A0F0670-03RE2@500
 Misc : 500x, 8270D LL PAH ONLY
 ALS Vial : 17 Sample Multiplier: 1

Quant Time: Jun 29 10:41:37 2020
 Quant Method : R:\methods\SV14_040720_PAHR6.M
 Quant Title : EPA 8270D: Semivolatile Organics
 QLast Update : Tue Jun 09 09:45:26 2020
 Response via : Initial Calibration



TIC: N06262017.D\data.ms

(18) Phenanthrene (T)

11.048min (+ 0.000) 74.85 ng/ml

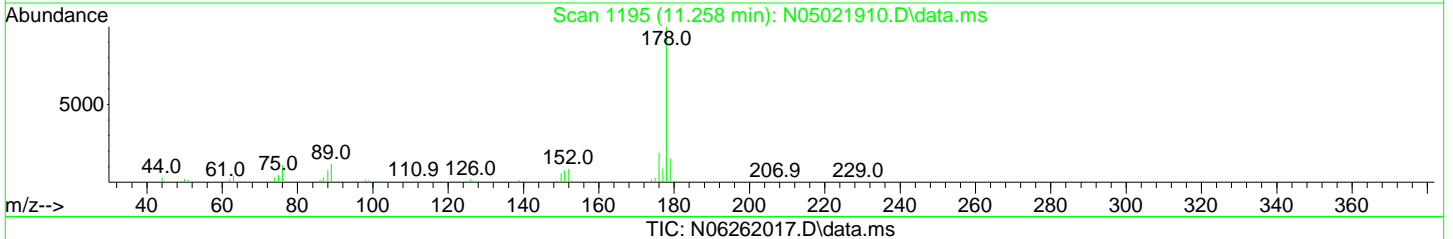
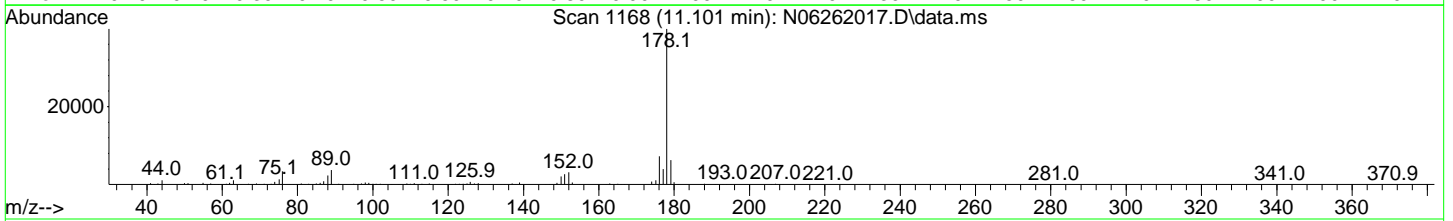
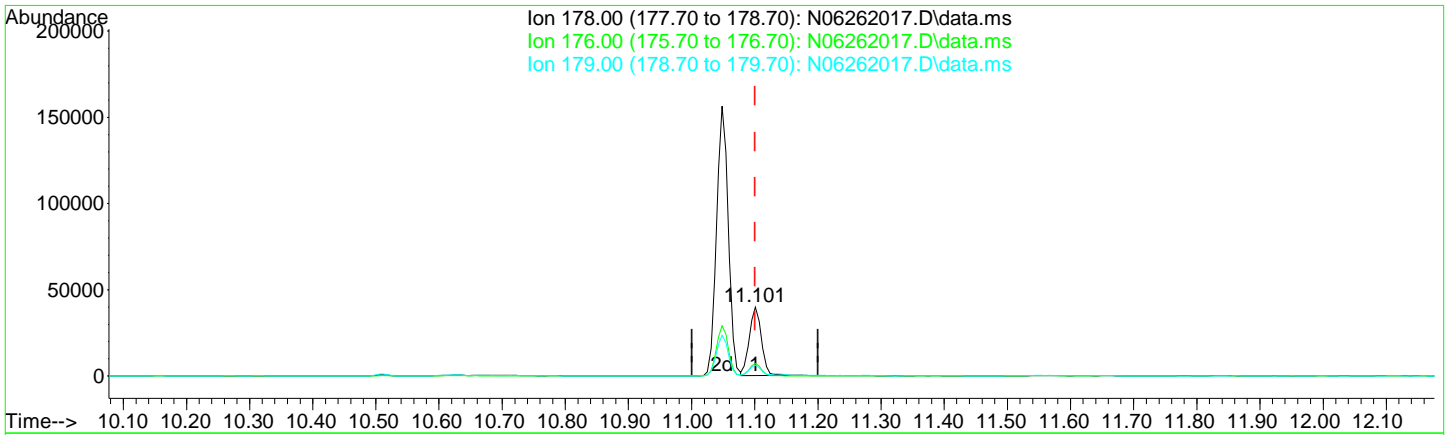
response 202614

Ion	Exp%	Act%
178.00	100.00	100.00
176.00	19.00	18.70
179.00	15.10	15.09
0.00	0.00	0.00

Quantitation Report (Qedit)

Data Path : R:\data\2020-06\0F26021\
 Data File : N06262017.D
 Acq On : 26 Jun 2020 06:19 pm
 Operator : JK/ AMS/ DTH
 Sample : A0F0670-03RE2@500
 Misc : 500x, 8270D LL PAH ONLY
 ALS Vial : 17 Sample Multiplier: 1

Quant Time: Jun 29 10:41:37 2020
 Quant Method : R:\methods\SV14_040720_PAHR6.M
 Quant Title : EPA 8270D: Semivolatile Organics
 QLast Update : Tue Jun 09 09:45:26 2020
 Response via : Initial Calibration



TIC: N06262017.D\data.ms

(19) Anthracene (T)

11.101min (+ 0.000) 23.60 ng/ml

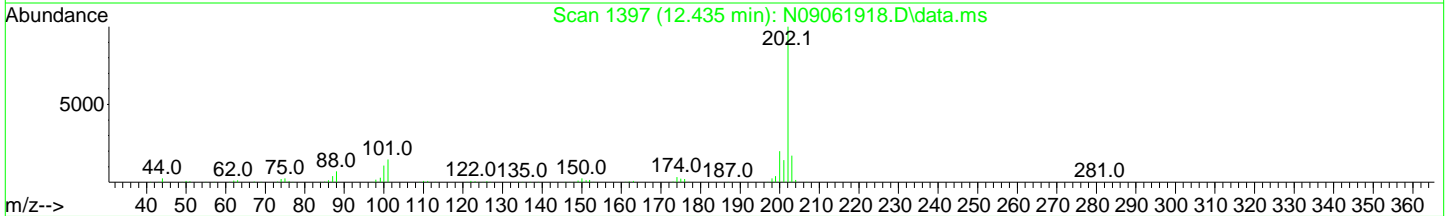
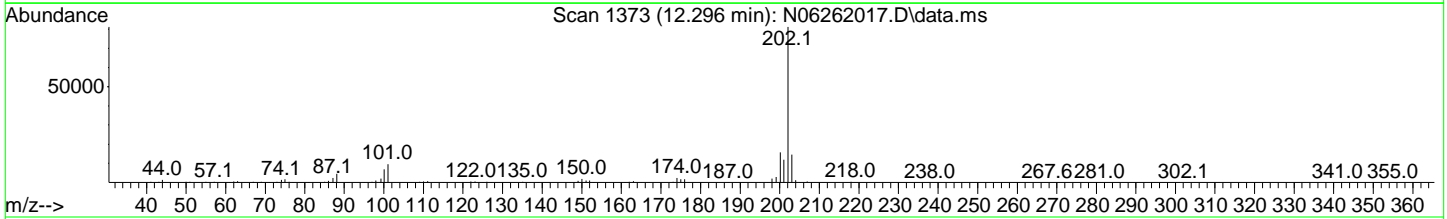
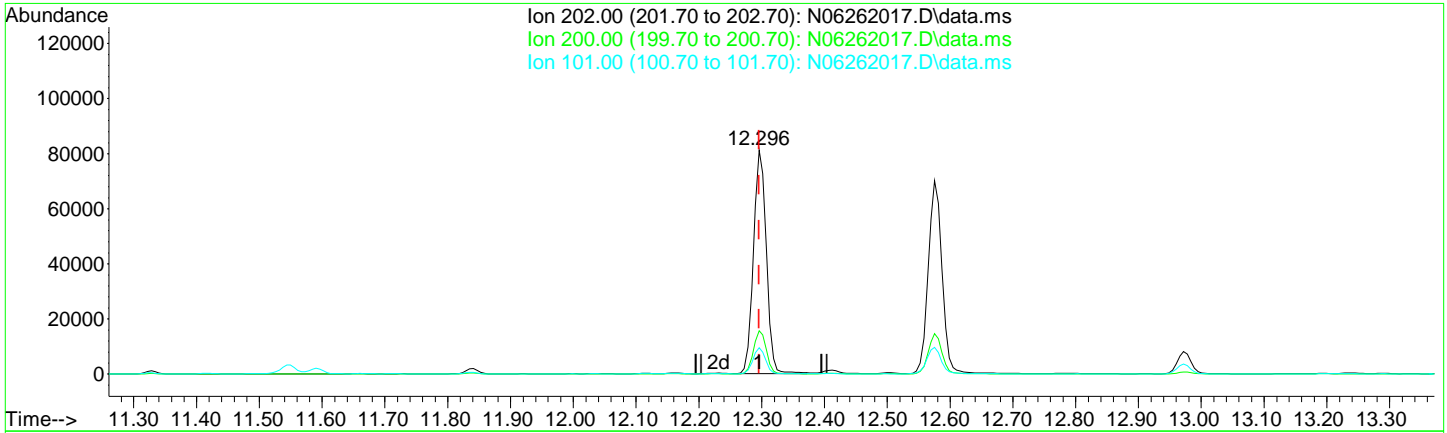
response 52314

Ion	Exp%	Act%
178.00	100.00	100.00
176.00	18.90	18.29
179.00	15.30	15.76
0.00	0.00	0.00

Quantitation Report (Qedit)

Data Path : R:\data\2020-06\0F26021\
 Data File : N06262017.D
 Acq On : 26 Jun 2020 06:19 pm
 Operator : JK/ AMS/ DTH
 Sample : A0F0670-03RE2@500
 Misc : 500x, 8270D LL PAH ONLY
 ALS Vial : 17 Sample Multiplier: 1

Quant Time: Jun 29 10:41:37 2020
 Quant Method : R:\methods\SV14_040720_PAHR6.M
 Quant Title : EPA 8270D: Semivolatile Organics
 QLast Update : Tue Jun 09 09:45:26 2020
 Response via : Initial Calibration



TIC: N06262017.D\data.ms

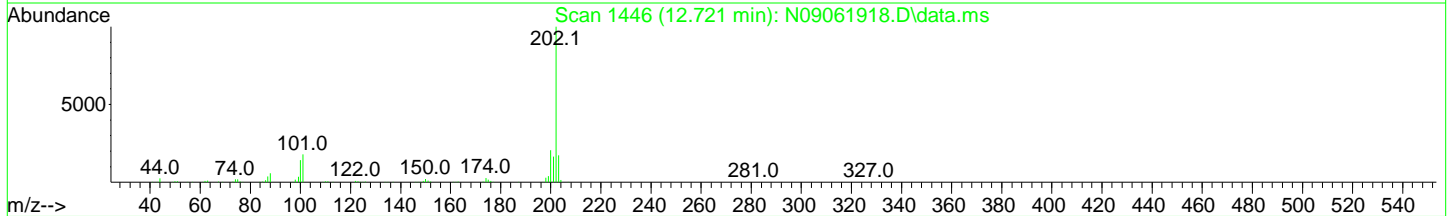
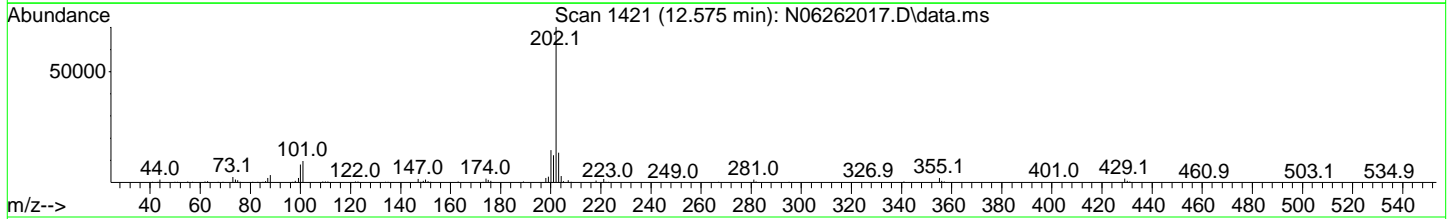
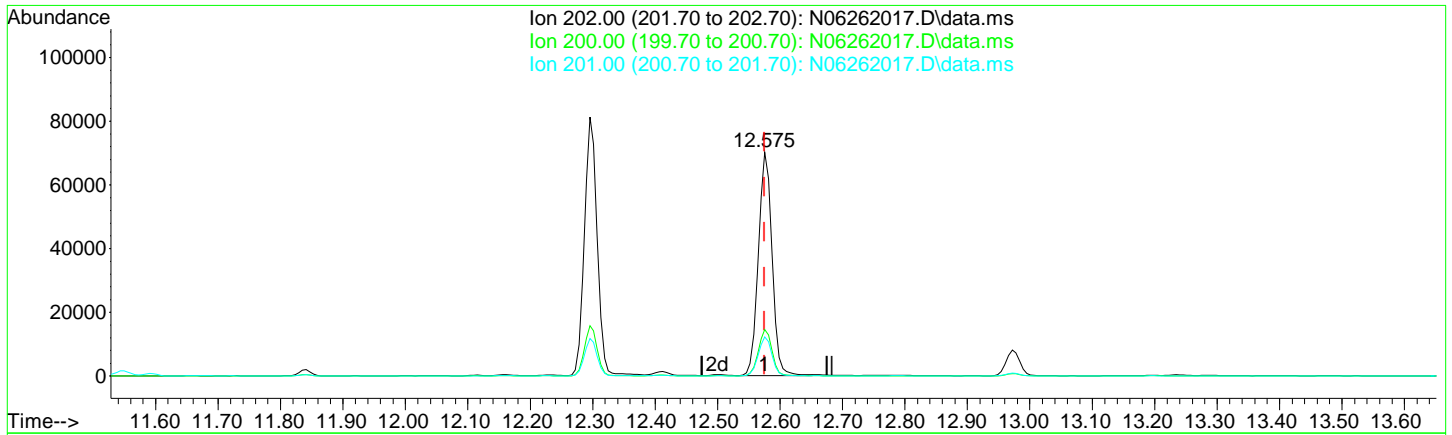
(22) Fluoranthene (T)

12.296min (+ 0.000)	43.38 ng/ml
response	115746
Ion	Exp% Act%
202.00	100.00 100.00
200.00	19.70 19.40
101.00	15.30 11.71
0.00	0.00 0.00

Quantitation Report (Qedit)

Data Path : R:\data\2020-06\0F26021\
 Data File : N06262017.D
 Acq On : 26 Jun 2020 06:19 pm
 Operator : JK/ AMS/ DTH
 Sample : A0F0670-03RE2@500
 Misc : 500x, 8270D LL PAH ONLY
 ALS Vial : 17 Sample Multiplier: 1

Quant Time: Jun 29 10:41:37 2020
 Quant Method : R:\methods\SV14_040720_PAHR6.M
 Quant Title : EPA 8270D: Semivolatile Organics
 QLast Update : Tue Jun 09 09:45:26 2020
 Response via : Initial Calibration



TIC: N06262017.D\data.ms

(24) Pyrene (T)

12.575min (+ 0.000) 42.92 ng/ml

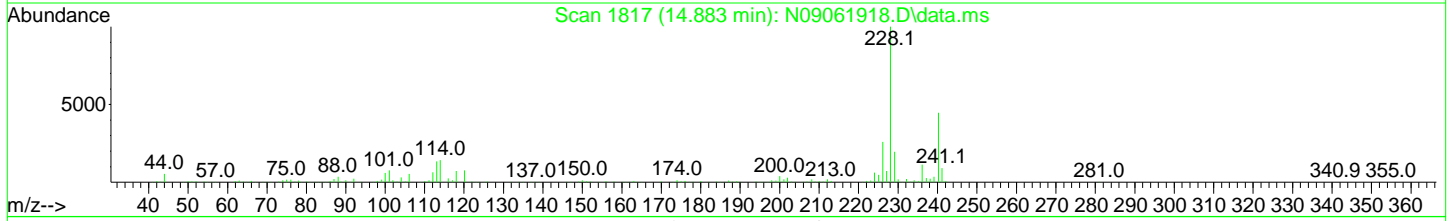
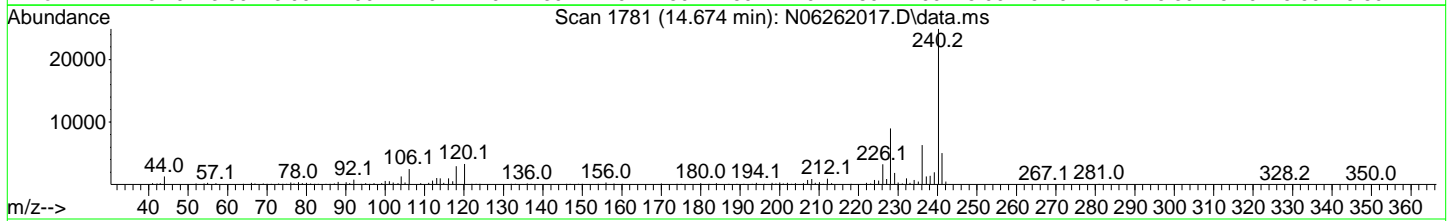
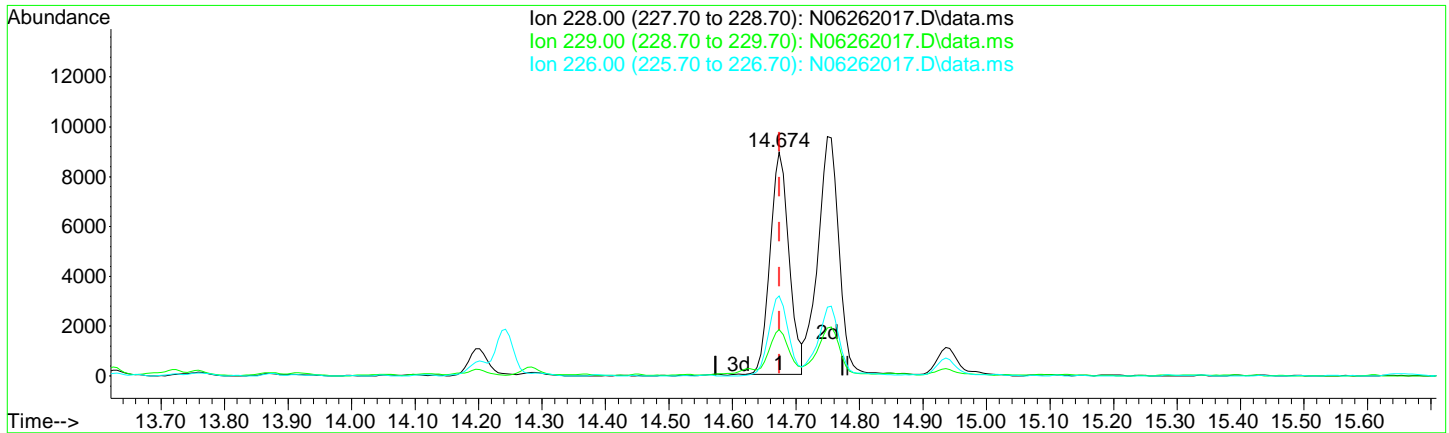
response 106631

Ion	Exp%	Act%
202.00	100.00	100.00
200.00	20.70	20.80
201.00	16.80	17.48
0.00	0.00	0.00

Quantitation Report (Qedit)

Data Path : R:\data\2020-06\0F26021\
 Data File : N06262017.D
 Acq On : 26 Jun 2020 06:19 pm
 Operator : JK/ AMS/ DTH
 Sample : A0F0670-03RE2@500
 Misc : 500x, 8270D LL PAH ONLY
 ALS Vial : 17 Sample Multiplier: 1

Quant Time: Jun 29 10:41:37 2020
 Quant Method : R:\methods\SV14_040720_PAHR6.M
 Quant Title : EPA 8270D: Semivolatile Organics
 QLast Update : Tue Jun 09 09:45:26 2020
 Response via : Initial Calibration



TIC: N06262017.D\data.ms

(26) Benz(a)anthracene (T)

14.674min (+ 0.000) 9.33 ng/ml

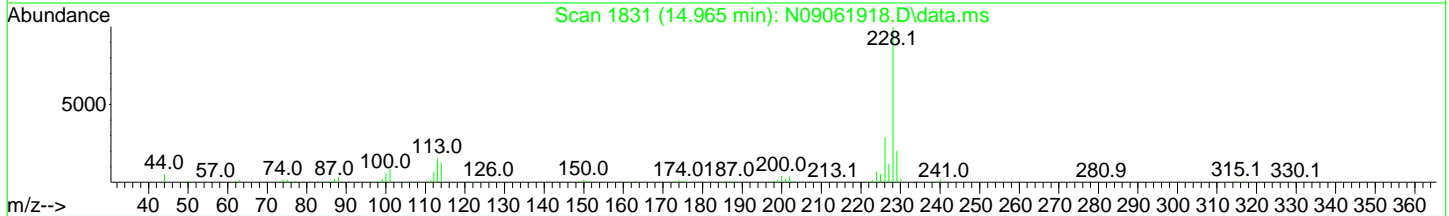
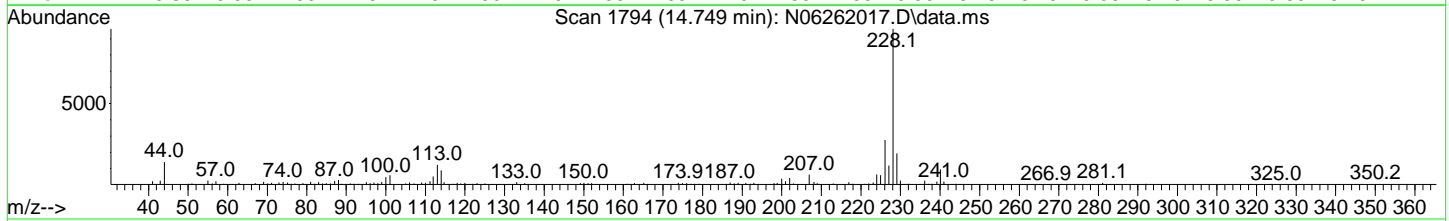
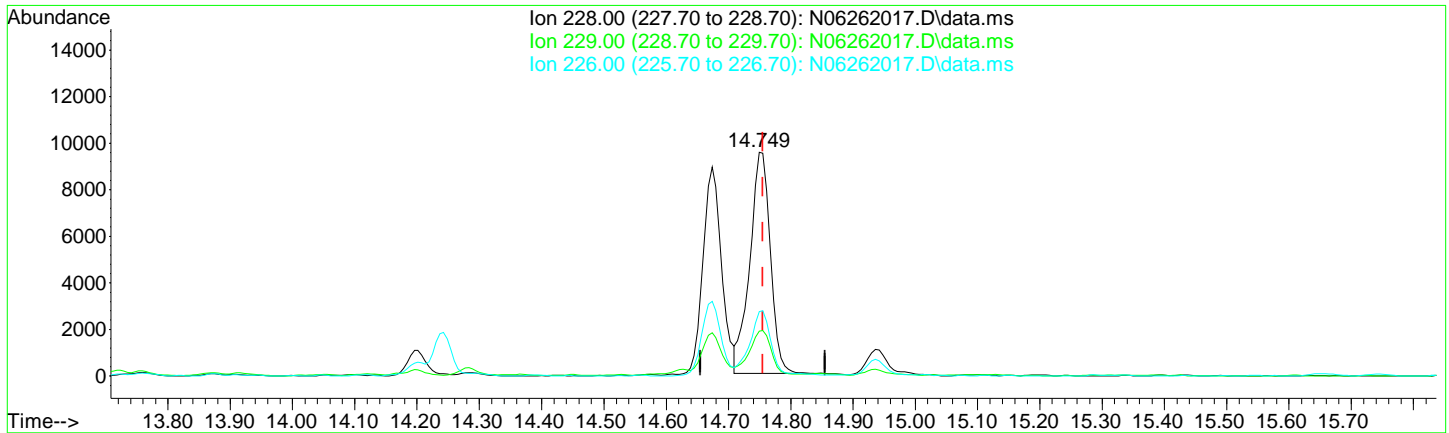
response 18540

Ion	Exp%	Act%
228.00	100.00	100.00
229.00	19.40	20.73
226.00	26.20	35.78
0.00	0.00	0.00

Quantitation Report (Qedit)

Data Path : R:\data\2020-06\0F26021\
 Data File : N06262017.D
 Acq On : 26 Jun 2020 06:19 pm
 Operator : JK/ AMS/ DTH
 Sample : A0F0670-03RE2@500
 Misc : 500x, 8270D LL PAH ONLY
 ALS Vial : 17 Sample Multiplier: 1

Quant Time: Jun 29 10:41:37 2020
 Quant Method : R:\methods\SV14_040720_PAHR6.M
 Quant Title : EPA 8270D: Semivolatile Organics
 QLast Update : Tue Jun 09 09:45:26 2020
 Response via : Initial Calibration



TIC: N06262017.D\data.ms

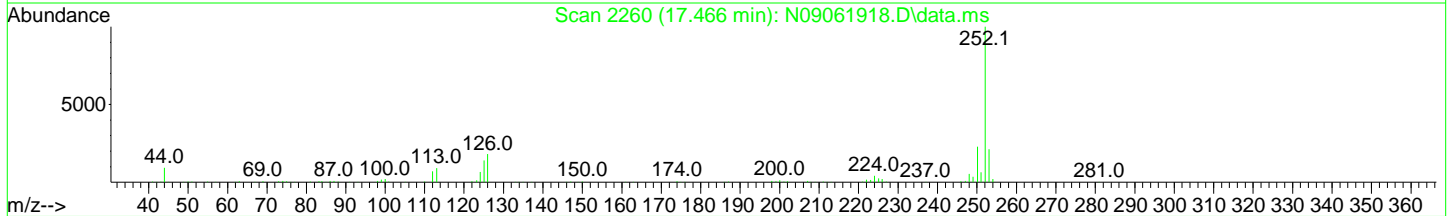
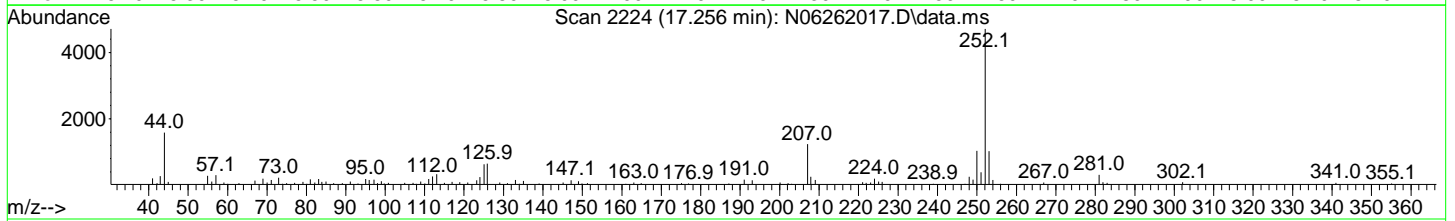
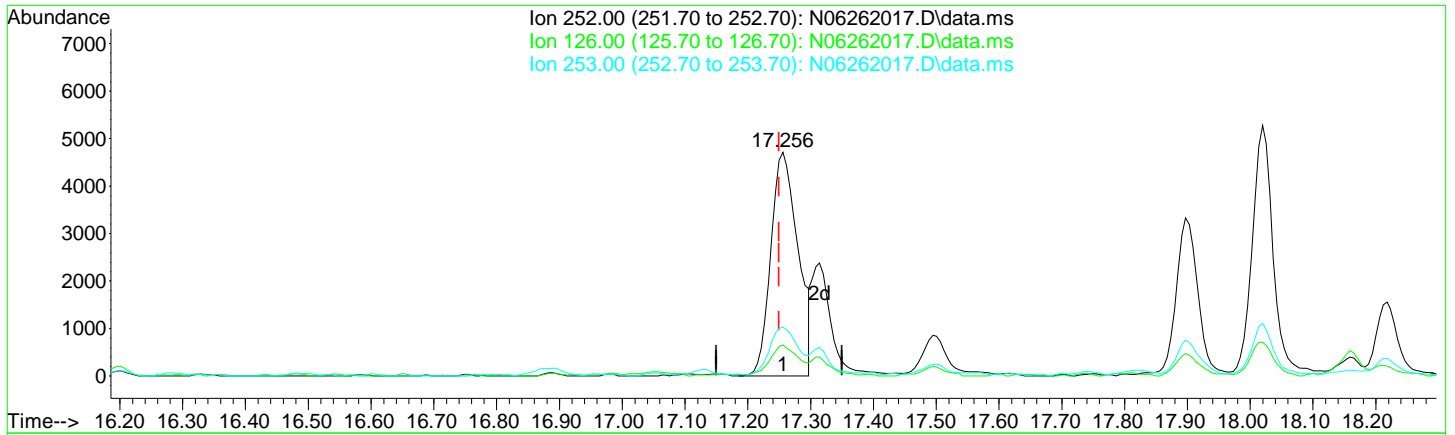
(27) **Chrysene (T)**
 14.749min (-0.006) 10.70 ng/ml
 response 21848

Ion	Exp%	Act%
228.00	100.00	100.00
229.00	19.60	20.07
226.00	28.60	28.79
0.00	0.00	0.00

Quantitation Report (Qedit)

Data Path : R:\data\2020-06\0F26021\
 Data File : N06262017.D
 Acq On : 26 Jun 2020 06:19 pm
 Operator : JK/ AMS/ DTH
 Sample : A0F0670-03RE2@500
 Misc : 500x, 8270D LL PAH ONLY
 ALS Vial : 17 Sample Multiplier: 1

Quant Time: Jun 29 10:41:37 2020
 Quant Method : R:\methods\SV14_040720_PAHR6.M
 Quant Title : EPA 8270D: Semivolatile Organics
 QLast Update : Tue Jun 09 09:45:26 2020
 Response via : Initial Calibration



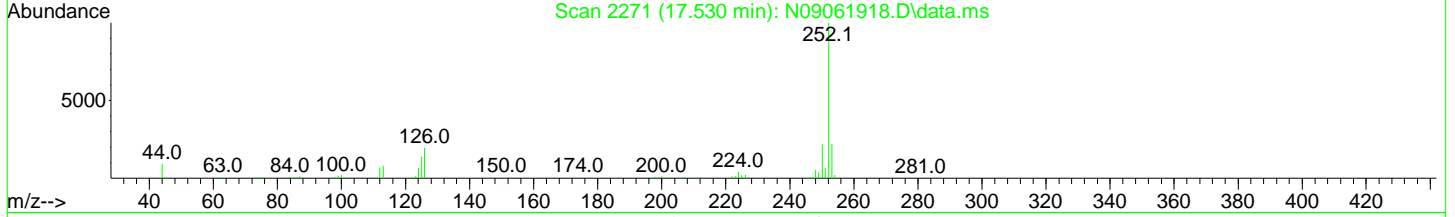
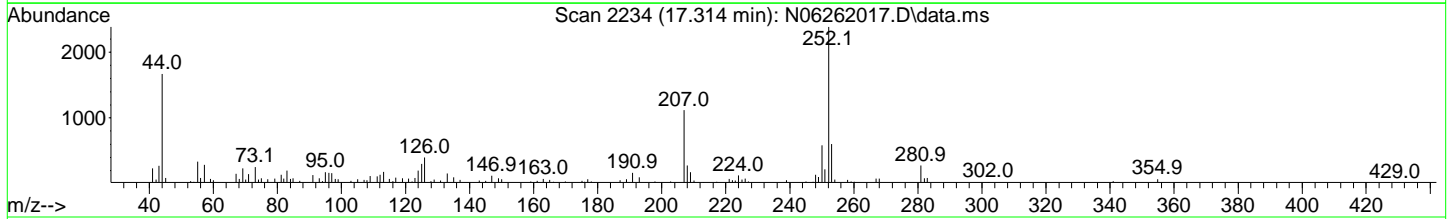
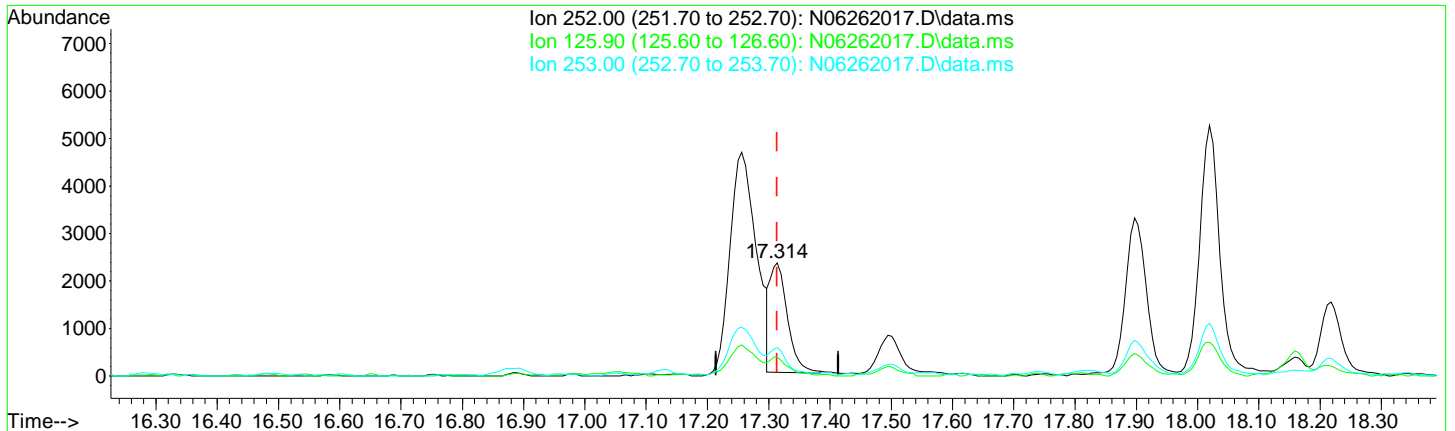
TIC: N06262017.D\data.ms

(29) Benzo(b)fluoranthene (T)		
Retention Time	Concentration	Response
17.256min (+ 0.006)	7.47 ng/ml	14223
Ion	Exp%	Act%
252.00	100.00	100.00
126.00	20.00	13.87
253.00	21.10	21.68
0.00	0.00	0.00

Quantitation Report (Qedit)

Data Path : R:\data\2020-06\0F26021\
 Data File : N06262017.D
 Acq On : 26 Jun 2020 06:19 pm
 Operator : JK/ AMS/ DTH
 Sample : A0F0670-03RE2@500
 Misc : 500x, 8270D LL PAH ONLY
 ALS Vial : 17 Sample Multiplier: 1

Quant Time: Jun 29 10:41:37 2020
 Quant Method : R:\methods\SV14_040720_PAHR6.M
 Quant Title : EPA 8270D: Semivolatile Organics
 QLast Update : Tue Jun 09 09:45:26 2020
 Response via : Initial Calibration



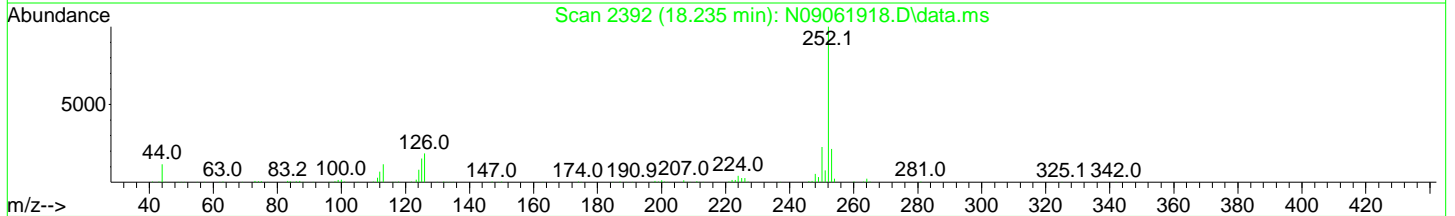
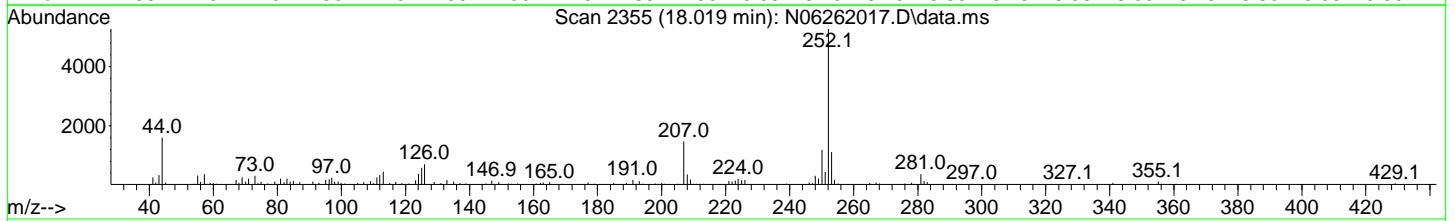
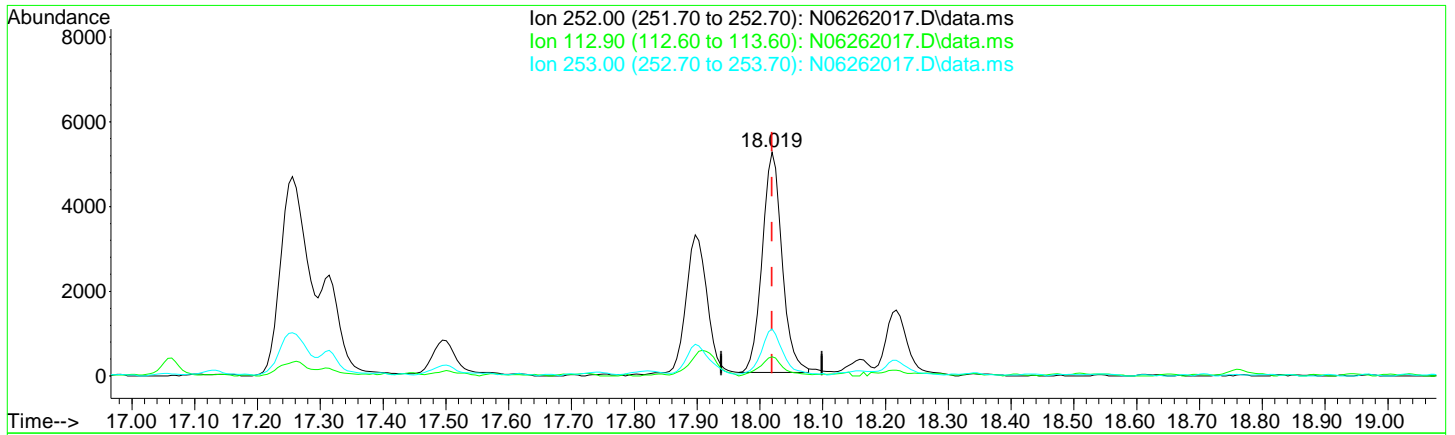
TIC: N06262017.D\data.ms

(30) Benzo(k)fluoranthene (T)		
17.314min (+ 0.000)	2.40	ng/ml m
response	4548	
Ion	Exp%	Act%
252.00	100.00	100.00
125.90	22.10	16.81
253.00	21.50	25.28
0.00	0.00	0.00

Quantitation Report (Qedit)

Data Path : R:\data\2020-06\0F26021\
 Data File : N06262017.D
 Acq On : 26 Jun 2020 06:19 pm
 Operator : JK/ AMS/ DTH
 Sample : A0F0670-03RE2@500
 Misc : 500x, 8270D LL PAH ONLY
 ALS Vial : 17 Sample Multiplier: 1

Quant Time: Jun 29 10:41:37 2020
 Quant Method : R:\methods\SV14_040720_PAHR6.M
 Quant Title : EPA 8270D: Semivolatile Organics
 QLast Update : Tue Jun 09 09:45:26 2020
 Response via : Initial Calibration



TIC: N06262017.D\data.ms

(33) Benzo(a)pyrene (T)

18.019min (+ 0.000) 7.96 ng/ml

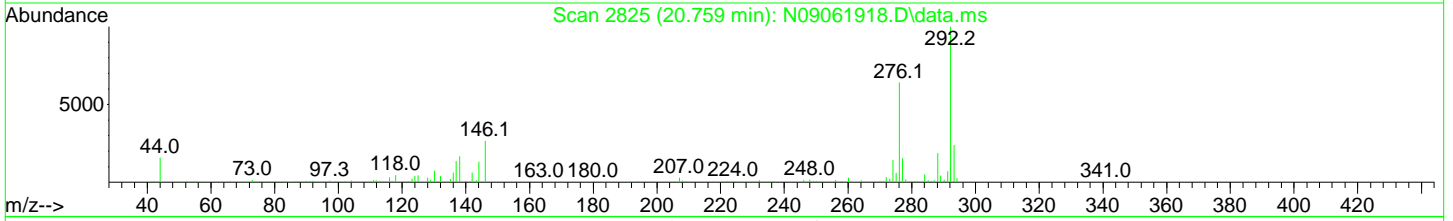
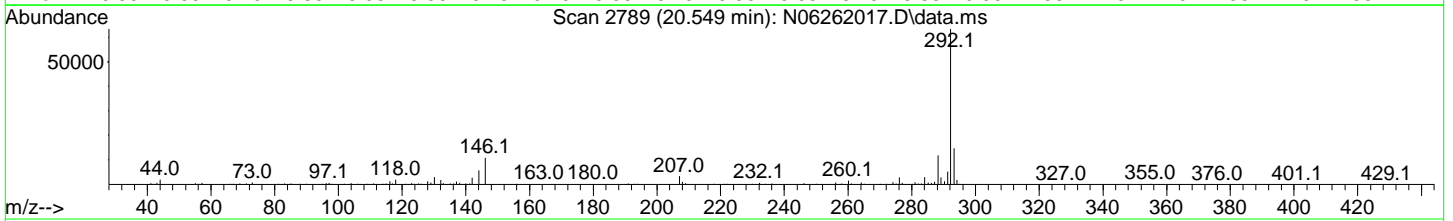
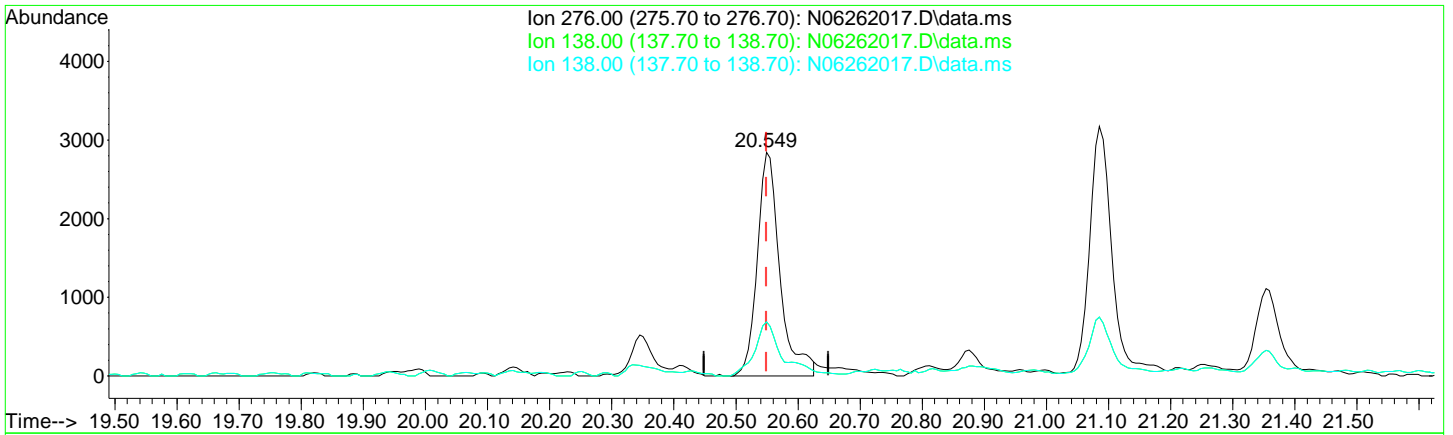
response 11507

Ion	Exp%	Act%
252.00	100.00	100.00
112.90	12.70	8.73
253.00	21.90	21.02
0.00	0.00	0.00

Quantitation Report (Qedit)

Data Path : R:\data\2020-06\0F26021\
 Data File : N06262017.D
 Acq On : 26 Jun 2020 06:19 pm
 Operator : JK/ AMS/ DTH
 Sample : A0F0670-03RE2@500
 Misc : 500x, 8270D LL PAH ONLY
 ALS Vial : 17 Sample Multiplier: 1

Quant Time: Jun 29 10:41:37 2020
 Quant Method : R:\methods\SV14_040720_PAHR6.M
 Quant Title : EPA 8270D: Semivolatile Organics
 QLast Update : Tue Jun 09 09:45:26 2020
 Response via : Initial Calibration



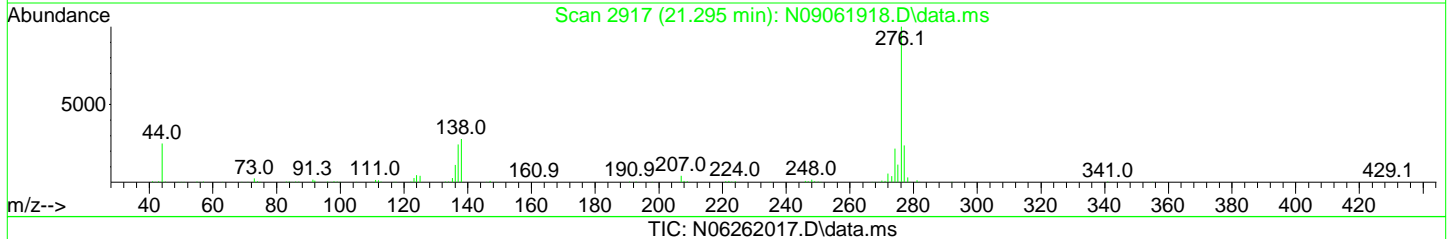
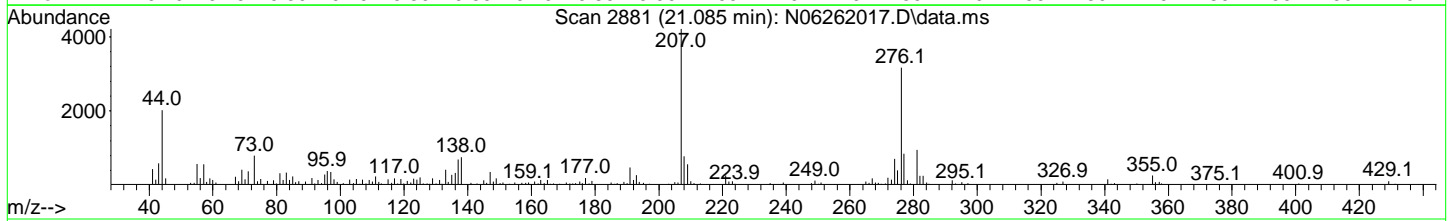
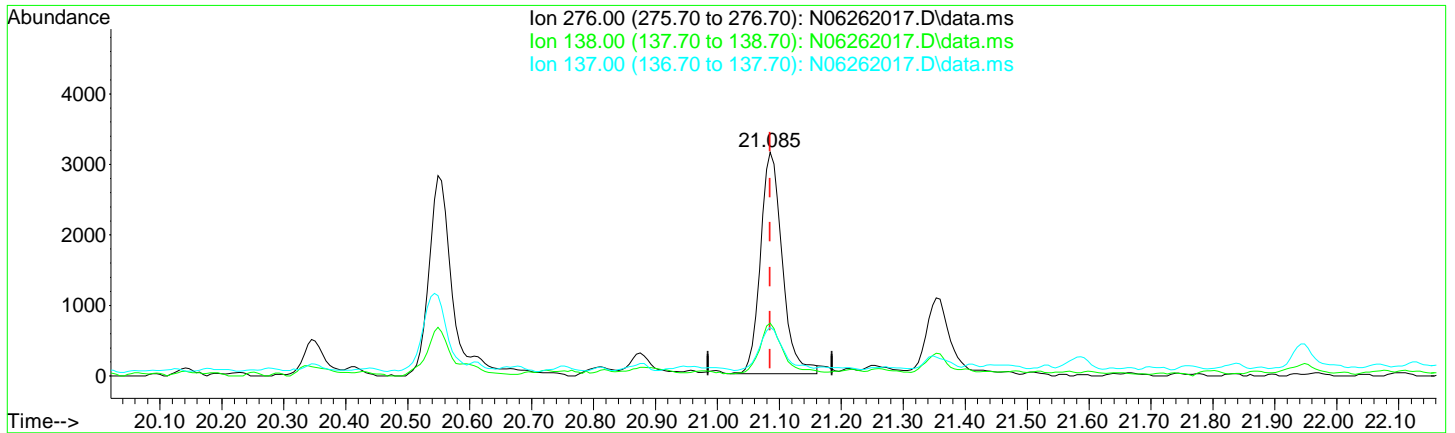
TIC: N06262017.D\data.ms

(36) Indeno(1,2,3-cd)Pyrene (T)		
20.549min (+ 0.000)	4.04 ng/ml	
response	7221	
Ion	Exp%	Act%
276.00	100.00	100.00
138.00	31.60	24.25
138.00	31.60	24.25
0.00	0.00	0.00

Quantitation Report (Qedit)

Data Path : R:\data\2020-06\0F26021\
 Data File : N06262017.D
 Acq On : 26 Jun 2020 06:19 pm
 Operator : JK/ AMS/ DTH
 Sample : A0F0670-03RE2@500
 Misc : 500x, 8270D LL PAH ONLY
 ALS Vial : 17 Sample Multiplier: 1

Quant Time: Jun 29 10:41:37 2020
 Quant Method : R:\methods\SV14_040720_PAHR6.M
 Quant Title : EPA 8270D: Semivolatile Organics
 QLast Update : Tue Jun 09 09:45:26 2020
 Response via : Initial Calibration



TIC: N06262017.D\data.ms

(38) Benzo(g,h,i)perylene (T)

21.085min (+ 0.000) 4.02 ng/ml

response 7705

Ion	Exp%	Act%
276.00	100.00	100.00
138.00	34.40	23.73
137.00	28.60	21.68
0.00	0.00	0.00

AML 06/29/20

Data Path : R:\data\2020-06\0F26021\
 Data File : N06262018.D
 Acq On : 26 Jun 2020 06:52 pm
 Operator : JK/ AMS/ DTH
 Sample : 0060858-MS1@500
 Misc : 500x, 8270D LL PAH ONLY
 ALS Vial : 18 Sample Multiplier: 1

Quant Time: Jun 29 10:47:16 2020
 Quant Method : R:\methods\SV14_040720_PAHR6.M
 Quant Title : EPA 8270D: Semivolatile Organics
 QLast Update : Tue Jun 09 09:45:26 2020
 Response via : Initial Calibration

Compound	R.T.	QIon	Response	Conc	Units	Dev(Min)

Internal Standards						
1) Naphthalene-d8 (ISTD)	7.766	136	237617	100.00	ng/ml	0.00
9) Acenaphthene-d10 (ISTD)	9.521	162	146481	100.00	ng/ml	0.00
16) Phenanthrene-d10 (ISTD)	11.025	188	243246	100.00	ng/ml	0.00
23) Chrysene-d12 (ISTD)	14.697	240	252502	100.00	ng/ml	0.00
28) Perylene-d12 (ISTD)	18.159	264	254501	100.00	ng/ml	0.00
35) Dibenz(a,h)Anthrcene-d...	20.549	292	227238	100.00	ng/ml	0.00
System Monitoring Compounds						
2) Nitrobenzene-d5 (Surr)	7.073	82	249	0.34	ng/ml	0.00
10) 2-Fluorobiphenyl (Surr)	8.833	172	352	0.16	ng/ml	0.00
25) Terphenyl-d14 (Surr)	12.773	244	527	0.22	ng/ml	0.00
Target Compounds						
						Qvalue
3) Decalin	0.000		0	N.D.		
4) Naphthalene	7.784	128	35123	13.57	ng/ml	98
5) 2-Methylnaphthalene	8.472	142	29624	17.05	ng/ml	95
6) 1-Methylnaphthalene	8.571	142	17706	10.26	ng/ml	95
7) 1,1'-Biphenyl	8.932	154	1678	0.77	ng/ml	99
8) 2,6-Dimethylnaphthalene	9.101	156	5275	3.51	ng/ml	98
11) Acenaphthylene	9.375	152	5471	2.00	ng/ml	94
12) Acenaphthene	9.550	153	61577	30.73	ng/ml	99
13) Dibenzofuran	9.725	168	26103	10.76	ng/ml	95
14) 1,6,7-Trimethylnaphtha...	9.935	170	2155	1.37	ng/ml	82
15) Fluorene	10.075	166	31045	16.11	ng/ml	98
17) Dibenzothiopene	10.920	184	10004	4.07	ng/ml	94
18) Phenanthrene	11.048	178	132162	47.20	ng/ml	99
19) Anthracene	11.100	178	26354	11.49	ng/ml	99
20) Carbazole	11.269	167	6233	3.15	ng/ml	95
21) 1-Methylphenanthrene	11.672	192	7615	4.03	ng/ml	91
22) Fluoranthene	12.295	202	72578	26.30	ng/ml	96
24) Pyrene	12.575	202	74783	22.83	ng/ml	99
26) Benz(a)anthracene	14.673	228	16430	6.27	ng/ml	79
27) Chrysene	14.755	228	18559	6.89	ng/ml	98
29) Benzo(b)fluoranthene	17.255	252	15184	5.77	ng/ml	91
30) Benzo(k)fluoranthene	17.314	252	5490m	2.09	ng/ml	
31) Benzo(b+k)fluoranthene	17.255	252	21906	7.92	ng/ml	90
32) Benzo(e)pyrene	17.902	252	9517	3.46	ng/ml	96

Quantitation Report (QT Reviewed)

Data Path : R:\data\2020-06\0F26021\
 Data File : N06262018.D
 Acq On : 26 Jun 2020 06:52 pm
 Operator : JK/ AMS/ DTH
 Sample : 0060858-MS1@500
 Misc : 500x, 8270D LL PAH ONLY
 ALS Vial : 18 Sample Multiplier: 1

Quant Time: Jun 29 10:47:16 2020
 Quant Method : R:\methods\SV14_040720_PAHR6.M
 Quant Title : EPA 8270D: Semivolatile Organics
 QLast Update : Tue Jun 09 09:45:26 2020
 Response via : Initial Calibration

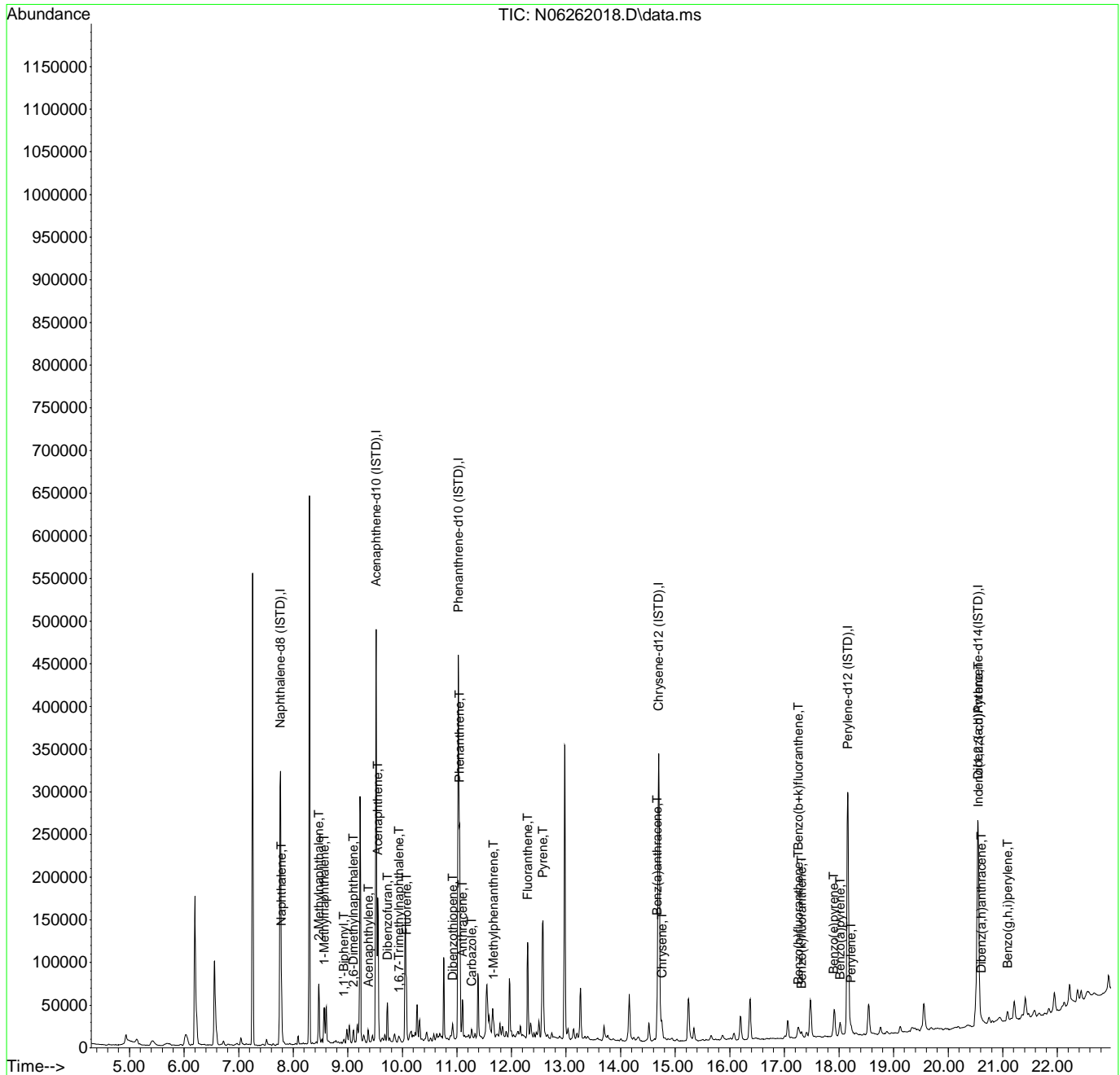
Compound	R.T.	QIon	Response	Conc	Units	Dev(Min)
33) Benzo(a)pyrene	18.019	252	14009	7.06	ng/ml	96
34) Perylene	18.223	252	5006	1.77	ng/ml	99
36) Indeno(1,2,3-cd)Pyrene	20.554	276	9884	4.00	ng/ml	84
37) Dibenz(a,h)anthracene	20.607	278	1605	0.64	ng/ml	87
38) Benzo(g,h,i)perylene	21.091	276	11449	4.32	ng/ml	78

(#) = qualifier out of range (m) = manual integration (+) = signals summed

Quantitation Report (QT Reviewed)

Data Path : R:\data\2020-06\0F26021\
 Data File : N06262018.D
 Acq On : 26 Jun 2020 06:52 pm
 Operator : JK/ AMS/ DTH
 Sample : 0060858-MS1@500
 Misc : 500x, 8270D LL PAH ONLY
 ALS Vial : 18 Sample Multiplier: 1

Quant Time: Jun 29 10:47:16 2020
 Quant Method : R:\methods\SV14_040720_PAHR6.M
 Quant Title : EPA 8270D: Semivolatile Organics
 QLast Update : Tue Jun 09 09:45:26 2020
 Response via : Initial Calibration



Quantitation Report (Not Reviewed)

Data Path : R:\data\2020-06\0F26021\
 Data File : N06262018.D
 Acq On : 26 Jun 2020 06:52 pm
 Operator : JK/ AMS/ DTH
 Sample : 0060858-MS1@500
 Misc : 500x, 8270D LL PAH ONLY
 ALS Vial : 18 Sample Multiplier: 1

Quant Time: Jun 29 10:46:20 2020
 Quant Method : R:\methods\SV14_040720_PAHR6.M
 Quant Title : EPA 8270D: Semivolatile Organics
 QLast Update : Tue Jun 09 09:45:26 2020
 Response via : Initial Calibration

Compound	R.T.	QIon	Response	Conc	Units	Dev(Min)	

Internal Standards							
1) Naphthalene-d8 (ISTD)	7.766	136	237617	100.00	ng/ml	0.00	
9) Acenaphthene-d10 (ISTD)	9.521	162	146481	100.00	ng/ml	0.00	
16) Phenanthrene-d10 (ISTD)	11.025	188	243246	100.00	ng/ml	0.00	
23) Chrysene-d12 (ISTD)	14.697	240	252502	100.00	ng/ml	0.00	
28) Perylene-d12 (ISTD)	18.159	264	254501	100.00	ng/ml	0.00	
35) Dibenz(a,h)Anthrcene-d...	20.549	292	227238	100.00	ng/ml	0.00	
System Monitoring Compounds							
2) Nitrobenzene-d5 (Surr)	7.073	82	249	0.34	ng/ml	0.00	
10) 2-Fluorobiphenyl (Surr)	8.833	172	352	0.16	ng/ml	0.00	
25) Terphenyl-d14 (Surr)	12.773	244	527	0.22	ng/ml	0.00	
Target Compounds							
							Qvalue
3) Decalin	0.000		0	N.D.			
4) Naphthalene	7.784	128	35123	13.57	ng/ml	98	
5) 2-Methylnaphthalene	8.472	142	29624	17.05	ng/ml	95	
6) 1-Methylnaphthalene	8.571	142	17706	10.26	ng/ml	95	
7) 1,1'-Biphenyl	8.932	154	1678	0.77	ng/ml	99	
8) 2,6-Dimethylnaphthalene	9.101	156	5275	3.51	ng/ml	98	
11) Acenaphthylene	9.375	152	5471	2.00	ng/ml	94	
12) Acenaphthene	9.550	153	61577	30.73	ng/ml	99	
13) Dibenzofuran	9.725	168	26103	10.76	ng/ml	95	
14) 1,6,7-Trimethylnaphtha...	9.935	170	2155	1.37	ng/ml	82	
15) Fluorene	10.075	166	31045	16.11	ng/ml	98	
17) Dibenzothiopene	10.920	184	10004	4.07	ng/ml	94	
18) Phenanthrene	11.048	178	132162	47.20	ng/ml	99	
19) Anthracene	11.100	178	26354	11.49	ng/ml	99	
20) Carbazole	11.269	167	6233	3.15	ng/ml	95	
21) 1-Methylphenanthrene	11.672	192	7615	4.03	ng/ml	91	
22) Fluoranthene	12.295	202	72578	26.30	ng/ml	96	
24) Pyrene	12.575	202	74783	22.83	ng/ml	99	
26) Benz(a)anthracene	14.673	228	16430	6.27	ng/ml	79	
27) Chrysene	14.755	228	18559	6.89	ng/ml	98	
29) Benzo(b)fluoranthene	17.255	252	15184	5.77	ng/ml	91	
30) Benzo(k)fluoranthene	17.255	252	19468	7.42	ng/ml	90	
31) Benzo(b+k)fluoranthene	17.255	252	21906	7.92	ng/ml	90	
32) Benzo(e)pyrene	17.902	252	9517	3.46	ng/ml	96	

Quantitation Report (Not Reviewed)

Data Path : R:\data\2020-06\0F26021\
 Data File : N06262018.D
 Acq On : 26 Jun 2020 06:52 pm
 Operator : JK/ AMS/ DTH
 Sample : 0060858-MS1@500
 Misc : 500x, 8270D LL PAH ONLY
 ALS Vial : 18 Sample Multiplier: 1

Quant Time: Jun 29 10:46:20 2020
 Quant Method : R:\methods\SV14_040720_PAHR6.M
 Quant Title : EPA 8270D: Semivolatile Organics
 QLast Update : Tue Jun 09 09:45:26 2020
 Response via : Initial Calibration

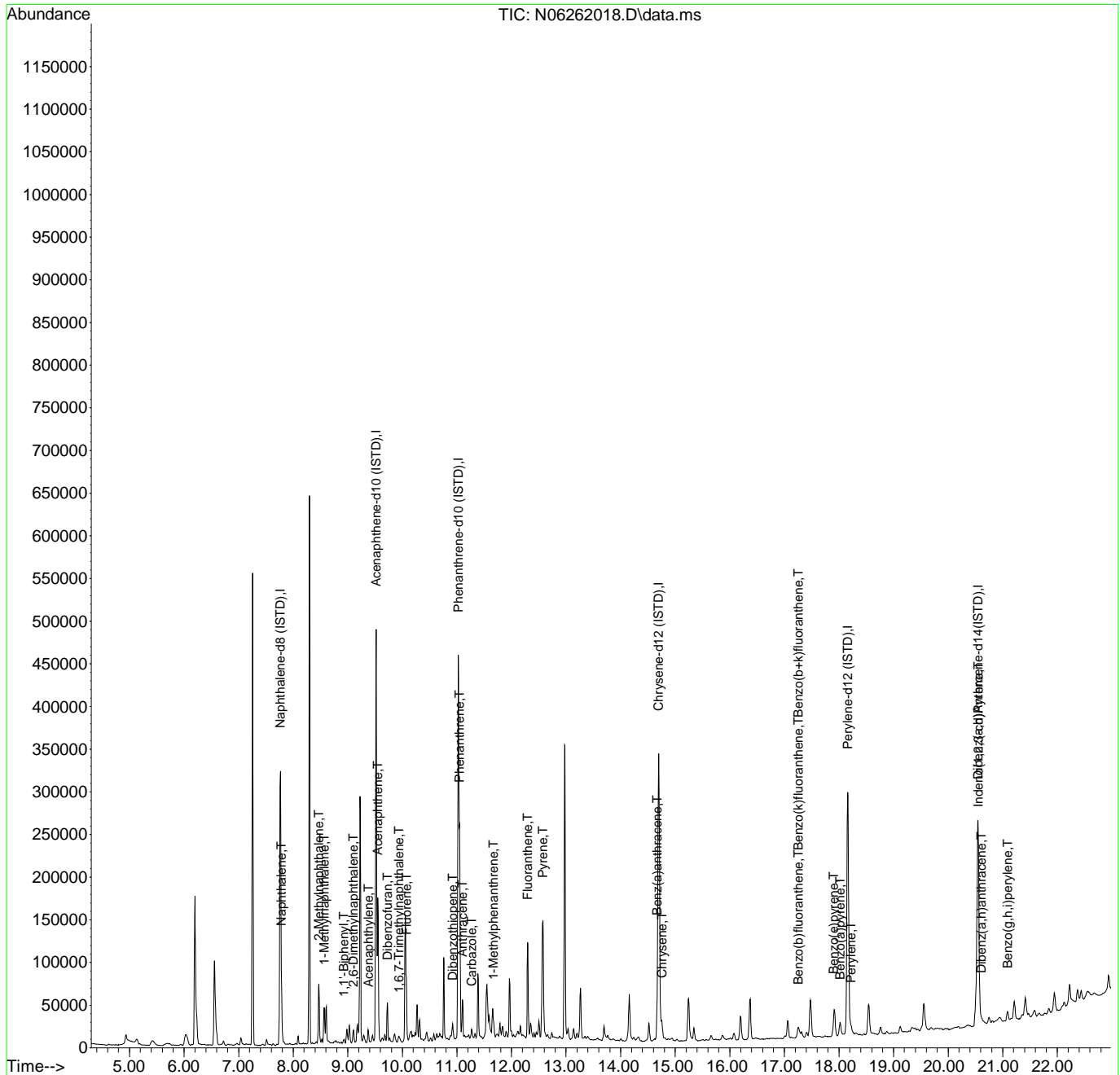
Compound	R.T.	QIon	Response	Conc	Units	Dev(Min)
33) Benzo(a)pyrene	18.019	252	14009	7.06	ng/ml	96
34) Perylene	18.223	252	5006	1.77	ng/ml	99
36) Indeno(1,2,3-cd)Pyrene	20.554	276	9884	4.00	ng/ml	84
37) Dibenz(a,h)anthracene	20.607	278	1605	0.64	ng/ml	87
38) Benzo(g,h,i)perylene	21.091	276	11449	4.32	ng/ml	78

(#) = qualifier out of range (m) = manual integration (+) = signals summed

Quantitation Report (Not Reviewed)

Data Path : R:\data\2020-06\0F26021\
 Data File : N06262018.D
 Acq On : 26 Jun 2020 06:52 pm
 Operator : JK/ AMS/ DTH
 Sample : 0060858-MS1@500
 Misc : 500x, 8270D LL PAH ONLY
 ALS Vial : 18 Sample Multiplier: 1

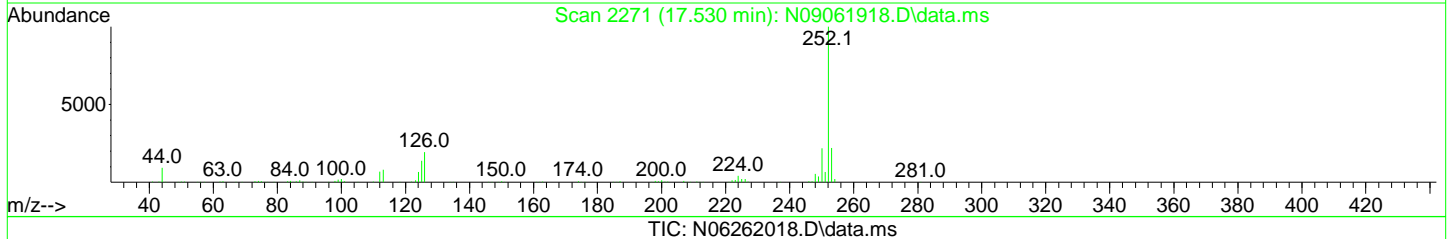
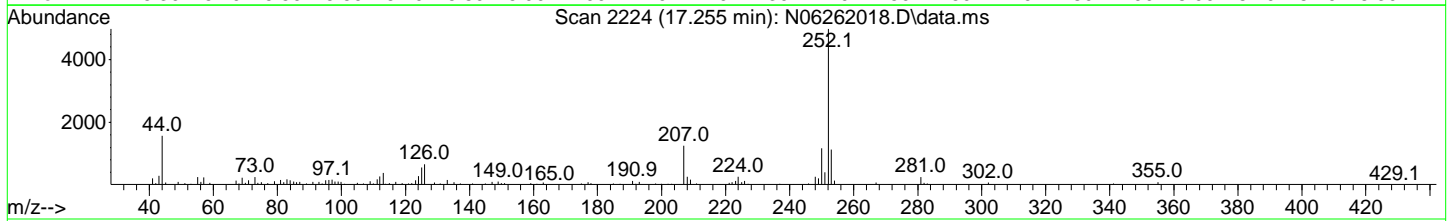
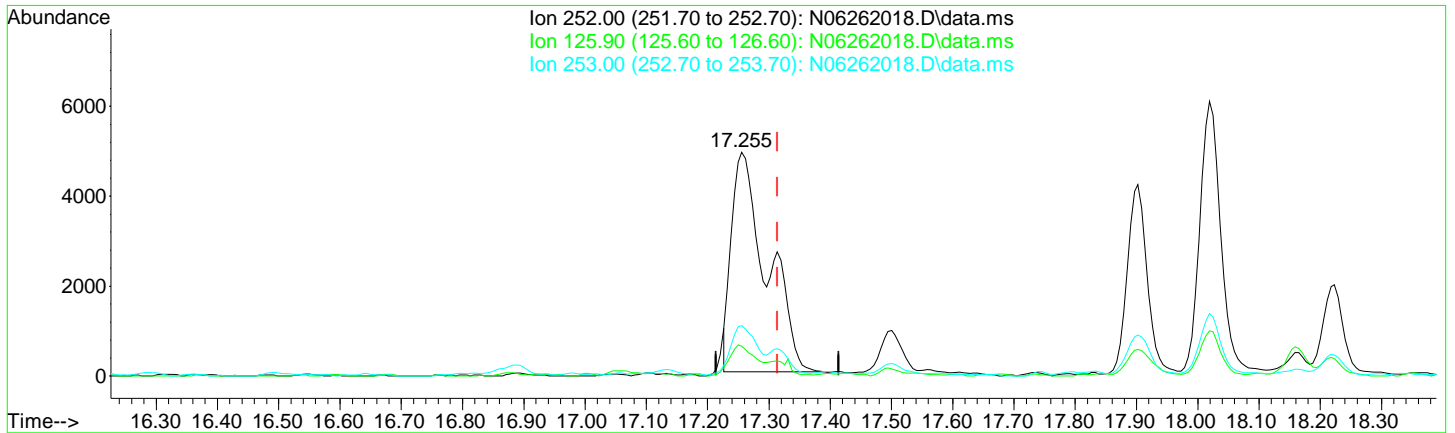
Quant Time: Jun 29 10:46:20 2020
 Quant Method : R:\methods\SV14_040720_PAHR6.M
 Quant Title : EPA 8270D: Semivolatile Organics
 QLast Update : Tue Jun 09 09:45:26 2020
 Response via : Initial Calibration



Quantitation Report (Qedit)

Data Path : R:\data\2020-06\0F26021\
 Data File : N06262018.D
 Acq On : 26 Jun 2020 06:52 pm
 Operator : JK/ AMS/ DTH
 Sample : 0060858-MS1@500
 Misc : 500x, 8270D LL PAH ONLY
 ALS Vial : 18 Sample Multiplier: 1

Quant Time: Jun 29 10:46:20 2020
 Quant Method : R:\methods\SV14_040720_PAHR6.M
 Quant Title : EPA 8270D: Semivolatile Organics
 QLast Update : Tue Jun 09 09:45:26 2020
 Response via : Initial Calibration



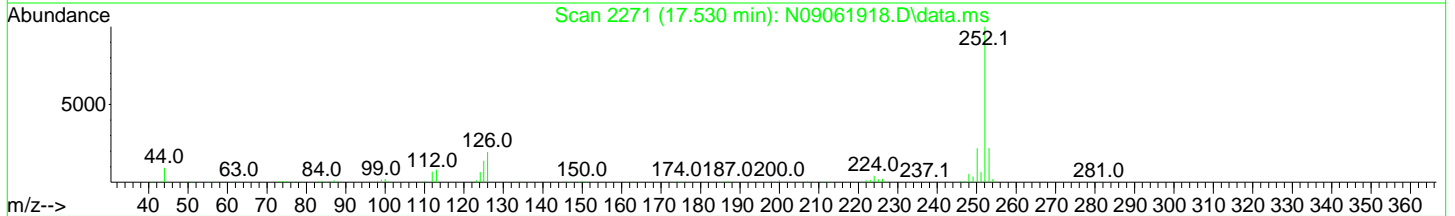
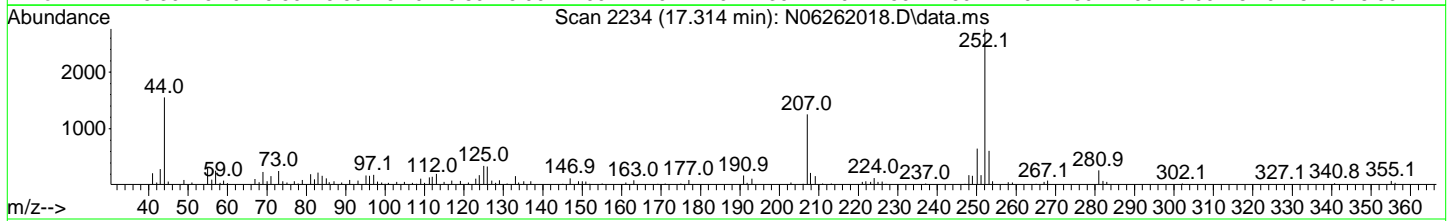
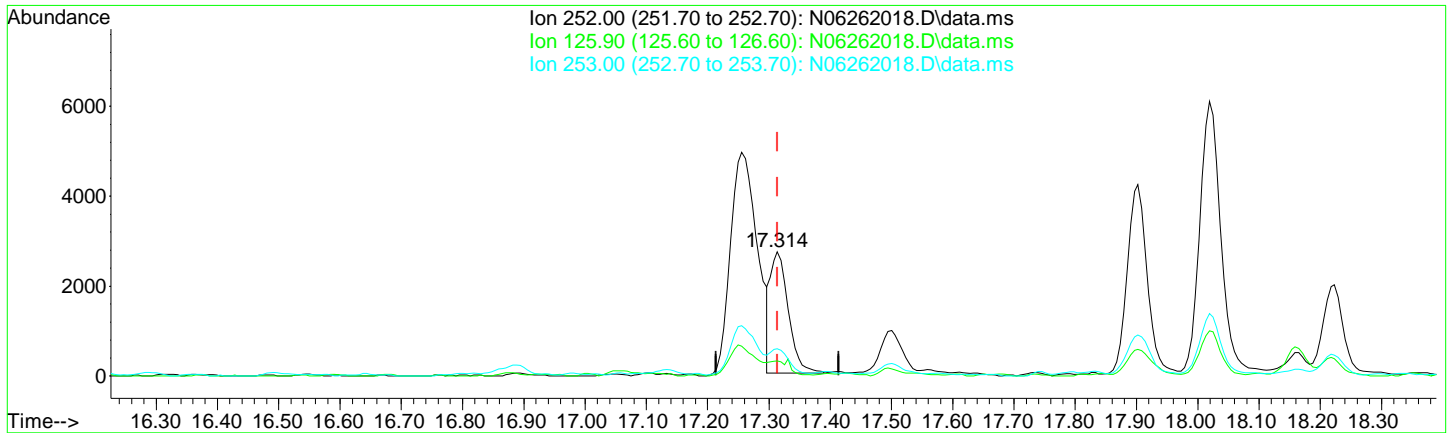
TIC: N06262018.D\data.ms

(30) Benzo(k)fluoranthene (T)		
17.255min (-0.058) 7.42 ng/ml		
response	19468	
Ion	Exp%	Act%
252.00	100.00	100.00
125.90	22.10	13.38
253.00	21.50	22.61
0.00	0.00	0.00

Quantitation Report (Qedit)

Data Path : R:\data\2020-06\0F26021\
 Data File : N06262018.D
 Acq On : 26 Jun 2020 06:52 pm
 Operator : JK/ AMS/ DTH
 Sample : 0060858-MS1@500
 Misc : 500x, 8270D LL PAH ONLY
 ALS Vial : 18 Sample Multiplier: 1

Quant Time: Jun 29 10:46:20 2020
 Quant Method : R:\methods\SV14_040720_PAHR6.M
 Quant Title : EPA 8270D: Semivolatile Organics
 QLast Update : Tue Jun 09 09:45:26 2020
 Response via : Initial Calibration



TIC: N06262018.D\data.ms

(30) Benzo(k)fluoranthene (T)

17.314min (-0.000) 2.09 ng/ml m

response		
5490	Ion	Exp%
	252.00	100.00
	125.90	22.10
	253.00	21.50
	0.00	0.00

**Semivolatile Organic Compounds (PAHs) by EPA 8270D
Benchsheet & Analysis Sequence Data**

Sequence 0F29037 (A0F0670-01RE3)



ELEMENT SEQUENCE LOG

Apex Laboratories

Sequence: 0F29037

Instrument: SV-GCMS14

Date: 06/29/20 08:09

Calibration: A0D0804

#	Lab Number	Matrix	Analysis	Client	Due	Batch	ISTD ID	STD ID
1	0F29037-TUN1	Sediment	QC	QC			A20F043	A20F269
2	0F29037-CCV1	Sediment	QC	QC			A20F043	A20C472
3	0F29037-CCB1	Sediment	QC	QC			A20F043	
4	A0F0670-01RE3	Sediment	8270D LL PAH Only (Scan)	Anchor QEA, LLC	07/08/20	0060858	A20F043	
5	0F29037-IBL1	Sediment	QC	QC			A20F043	

Data Entered By/Date: AMS 6/29/20

Comments:

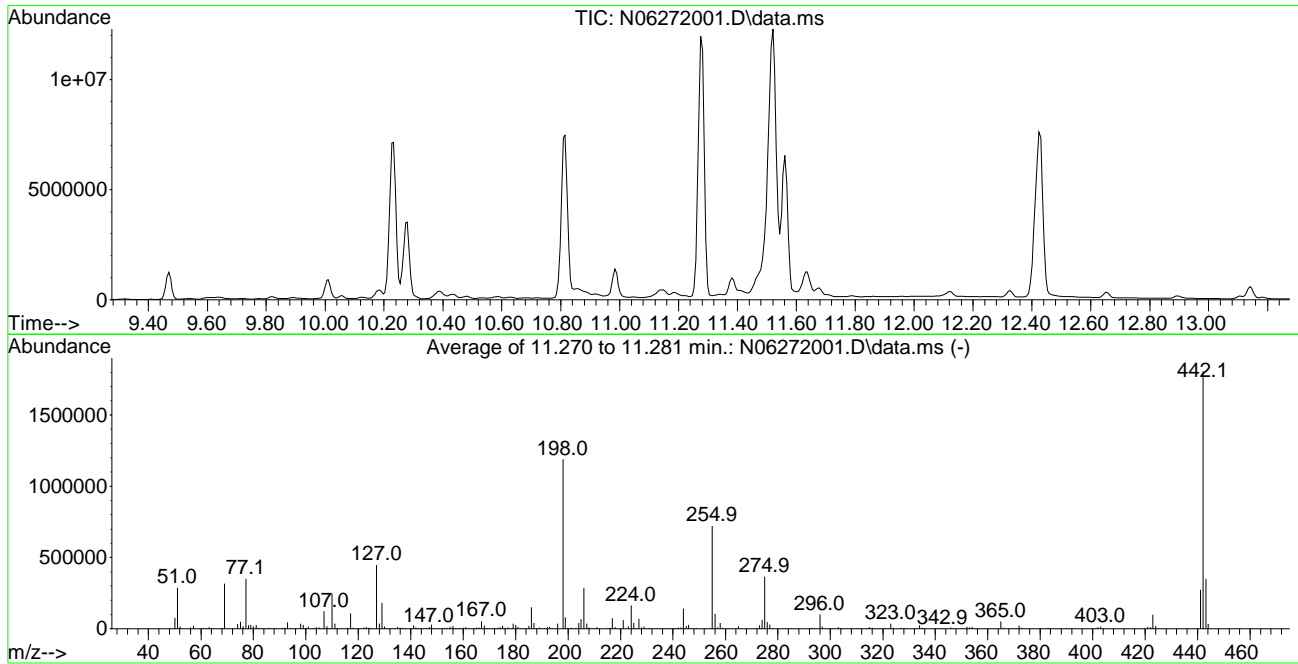
Data Reviewed By/Date: JK 6/30/20

6/29/2020 2:08:49PM

Data Path : U:\data\2020-06\0F29037\
 Data File : N06272001.D
 Acq On : 29 Jun 2020 08:20 am
 Operator : JK/ AMS/ DTH
 Sample : 0F29037-TUN1
 Misc : 1x, A20F269 DFTPP @ 45
 ALS Vial : 1 Sample Multiplier: 1

Integration File: rteint.p

Method : U:\methods\DFTPP.M
 Title : 8270 DFTPP Tune Method
 Last Update : Thu Jun 25 12:53:40 2020



AutoFind: Scans 1197, 1198, 1199; Background Corrected with Scan 1191

Target Mass	Rel. to Mass	Lower Limit%	Upper Limit%	Rel. Abn%	Raw Abn	Result
68	69	0.00	2	1.9	6092	PASS
69	69	100	100	100.0	317974	PASS
70	69	0.00	2	0.5	1685	PASS
197	198	0.00	2	0.0	0	PASS
198	198	100	100	100.0	1188515	PASS
199	198	5	9	6.8	80335	PASS
365	198	1	100	4.4	51814	PASS
441	443	0.01	150	78.2	273685	PASS
442	198	0.10	200	152.2	1808384	PASS
443	442	15	24	19.4	350080	PASS

Quantitation Report (Not Reviewed)

Data Path : U:\data\2020-06\0F29037\
 Data File : N06272001.D
 Acq On : 29 Jun 2020 08:20 am
 Operator : JK/ AMS/ DTH
 Sample : 0F29037-TUN1
 Misc : 1x, A20F269 DFTPP @ 45
 ALS Vial : 1 Sample Multiplier: 1

Quant Time: Jun 29 14:00:26 2020
 Quant Method : U:\methods\DFTPP.M
 Quant Title : 8270 DFTPP Tune Method
 QLast Update : Thu Jun 25 12:53:40 2020
 Response via : Initial Calibration

Compound	R.T.	QIon	Response	Conc	Units	Dev(Min)

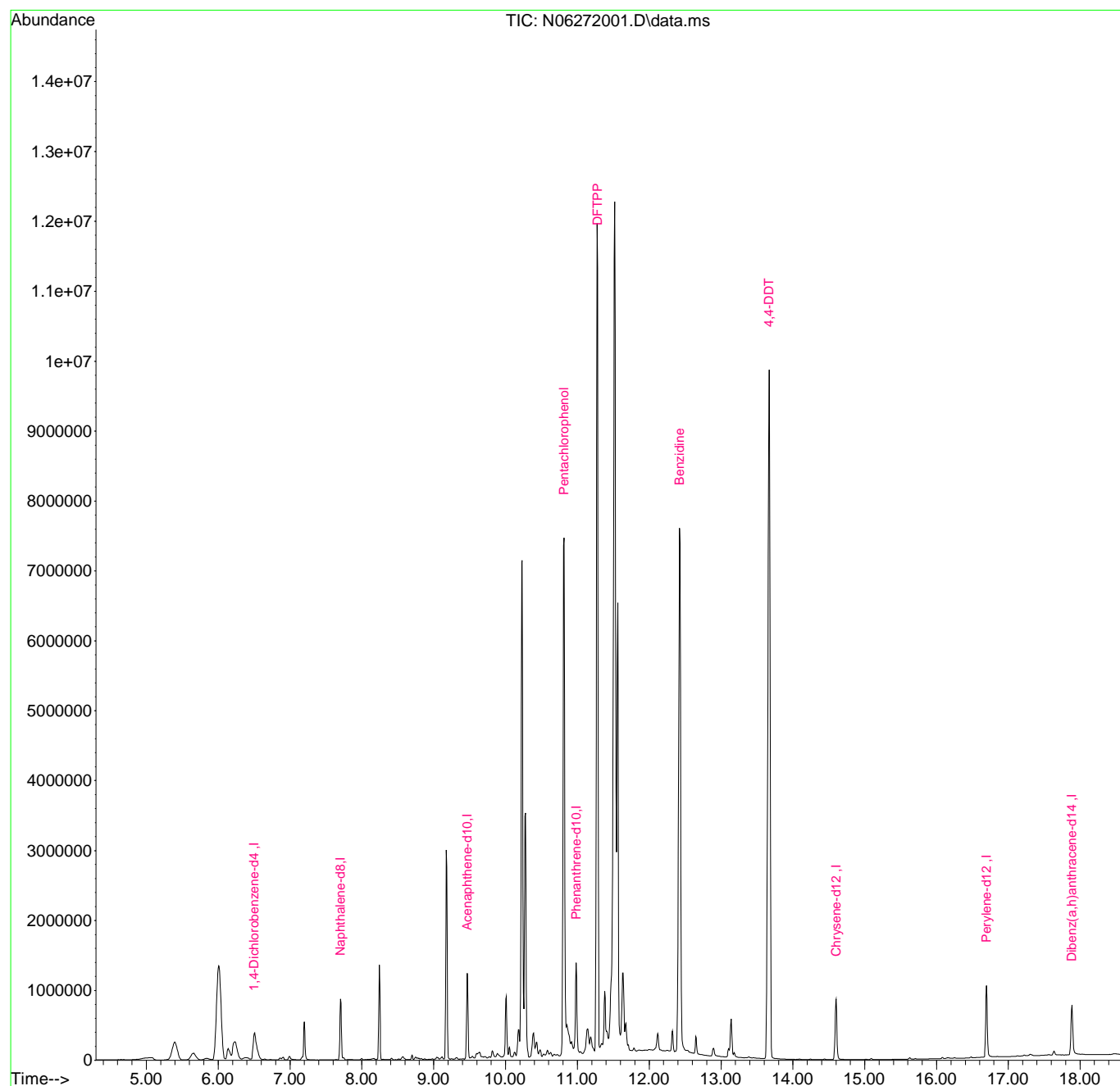
Internal Standards						
1) 1,4-Dichlorobenzene-d4	6.502	150	231662	2.00	ug/mL	0.00
2) Naphthalene-d8	7.703	136	610702	2.00	ug/mL	0.00
3) Acenaphthene-d10	9.469	162	363034	2.00	ug/mL	0.00
5) Phenanthrene-d10	10.984	188	664350	2.00	ug/mL	0.00
11) Chrysene-d12	14.604	240	608852	2.00	ug/mL	0.00
12) Perylene-d12	16.696	264	597418	2.00	ug/mL	0.00
13) Dibenz(a,h)anthracene-...	17.885	292	542126	2.00	ug/mL	# 0.00
Target Compounds						Qvalue
4) Pentachlorophenol	10.815	266	1664226	48.55	ug/mL	78
6) DFTPP	11.281	442	3024296	56.39	ug/mL#	61
7) Benzidine	12.424	184	6190472	26.19	ug/mL	97
8) 4,4-DDE	12.651	TIC	393291	No Calib		
9) 4,4-DDD	13.141	TIC	840795	No Calib		
10) 4,4-DDT	13.671	TIC	20085808	29.48	ug/mL	94

(#) = qualifier out of range (m) = manual integration (+) = signals summed

Quantitation Report (Not Reviewed)

Data Path : U:\data\2020-06\0F29037\
Data File : N06272001.D
Acq On : 29 Jun 2020 08:20 am
Operator : JK/ AMS/ DTH
Sample : 0F29037-TUN1
Misc : 1x, A20F269 DFTPP @ 45
ALS Vial : 1 Sample Multiplier: 1

Quant Time: Jun 29 14:00:26 2020
Quant Method : U:\methods\DFTPP.M
Quant Title : 8270 DFTPP Tune Method
QLast Update : Thu Jun 25 12:53:40 2020
Response via : Initial Calibration



DDT Breakdown Check (Validated 5/1/2013)

From:

0F29037-TUN1

SV-GCMS 14

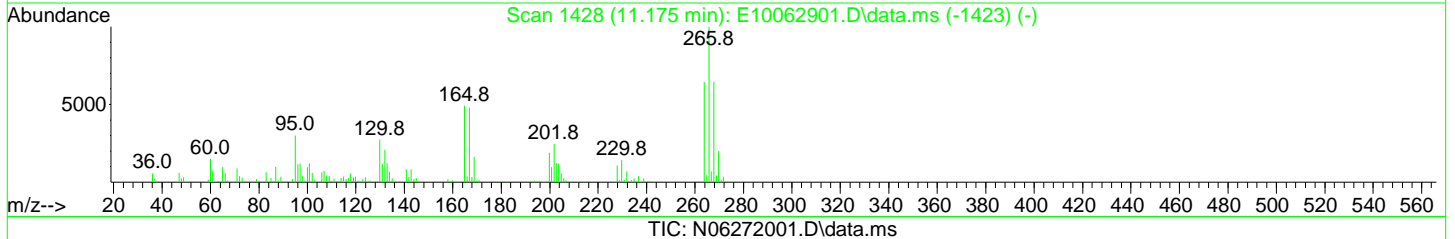
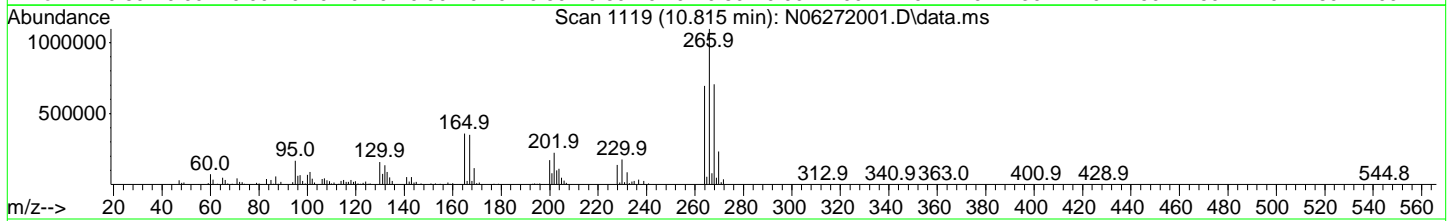
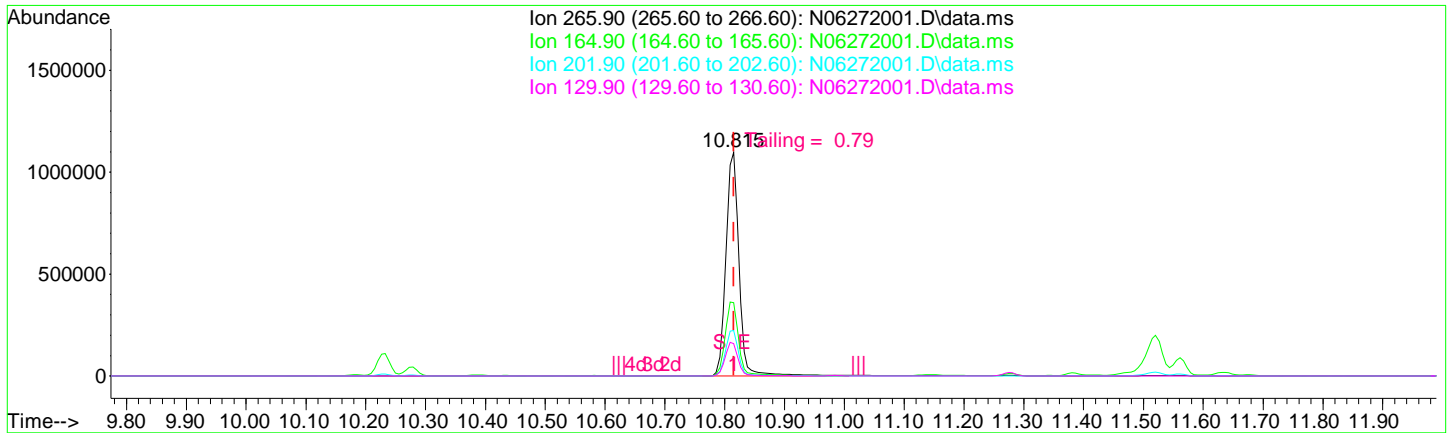
First Column Area Counts	Percent Breakdown		
DDE	393291		
DDD	840795		
DDT	20085808	5.79	PASS

Breakdown must be less than 20% to accept sample data.

Quantitation Report (Qedit)

Data Path : U:\data\2020-06\0F29037\
 Data File : N06272001.D
 Acq On : 29 Jun 2020 08:20 am
 Operator : JK/ AMS/ DTH
 Sample : 0F29037-TUN1
 Misc : 1x, A20F269 DFTPP @ 45
 ALS Vial : 1 Sample Multiplier: 1

Quant Time: Jun 29 14:00:26 2020
 Quant Method : U:\methods\DFTPP.M
 Quant Title : 8270 DFTPP Tune Method
 QLast Update : Thu Jun 25 12:53:40 2020
 Response via : Initial Calibration



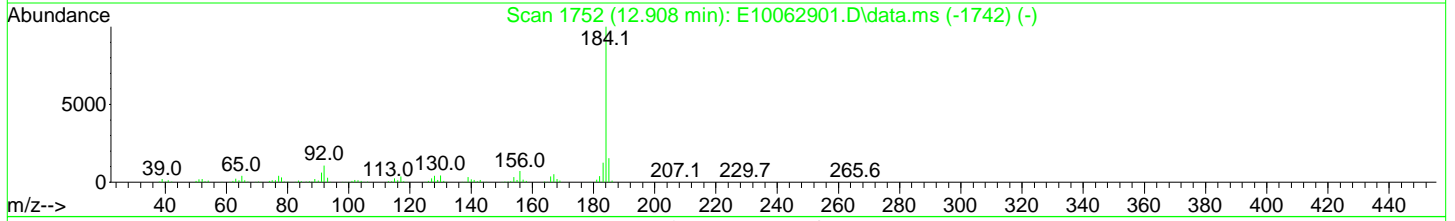
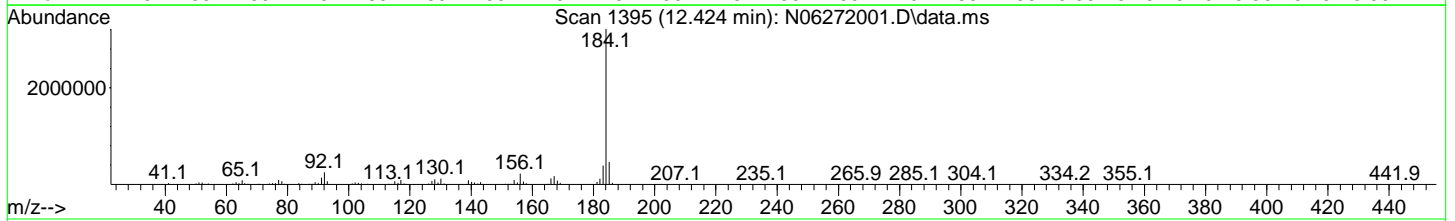
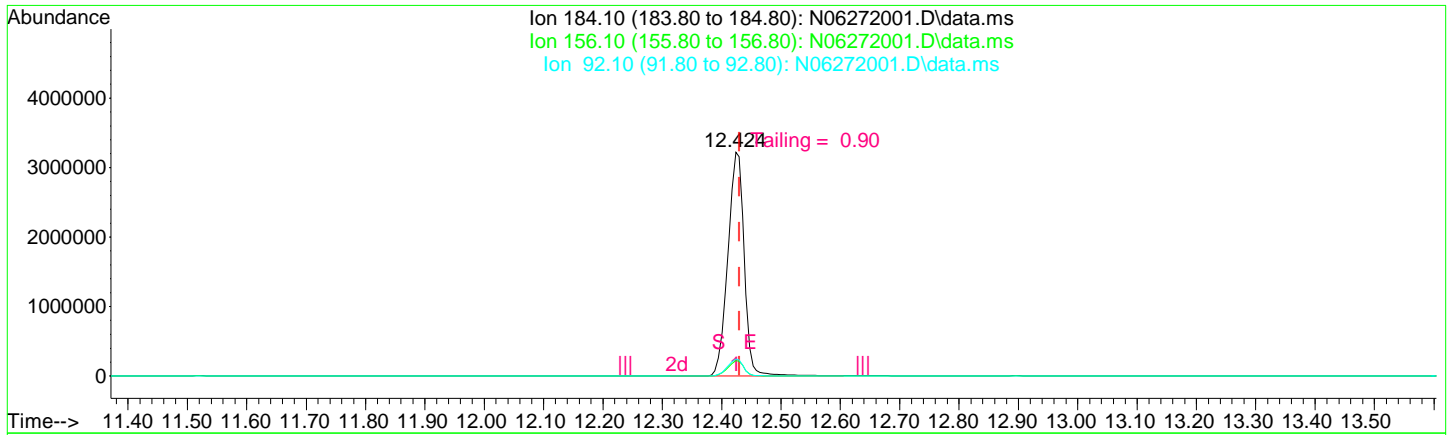
(4) Pentachlorophenol
 10.815min (-0.000) 48.55 ug/mL
 response 1664226

Ion	Exp%	Act%
265.90	100.00	100.00
164.90	50.60	32.68
201.90	25.80	20.35
129.90	27.30	14.41

Quantitation Report (Qedit)

Data Path : U:\data\2020-06\0F29037\
 Data File : N06272001.D
 Acq On : 29 Jun 2020 08:20 am
 Operator : JK/ AMS/ DTH
 Sample : 0F29037-TUN1
 Misc : 1x, A20F269 DFTPP @ 45
 ALS Vial : 1 Sample Multiplier: 1

Quant Time: Jun 29 14:00:26 2020
 Quant Method : U:\methods\DFTPP.M
 Quant Title : 8270 DFTPP Tune Method
 QLast Update : Thu Jun 25 12:53:40 2020
 Response via : Initial Calibration



TIC: N06272001.D\data.ms

(7) Benzidine

12.424min (-0.006) 26.19 ug/mL

response 6190472

Ion	Exp%	Act%
184.10	100.00	100.00
156.10	8.50	6.87
92.10	8.20	7.62
0.00	0.00	0.00

Evaluate Continuing Calibration Report

AMS 6/29/20

Data Path : U:\data\2020-06\0F29037\
 Data File : N06272002.D
 Acq On : 29 Jun 2020 08:47 am
 Operator : JK/ AMS/ DTH
 Sample : 0F29037-CCV1
 Misc : 1x, A20C472@50
 ALS Vial : 2 Sample Multiplier: 1

Quant Time: Jun 29 14:02:43 2020
 Quant Method : U:\methods\SV14_040720_PAHR6.M
 Quant Title : EPA 8270D: Semivolatile Organics
 QLast Update : Tue Jun 09 09:45:26 2020
 Response via : Initial Calibration

Min. RRF : 0.000 Min. Rel. Area : 50% Max. R.T. Dev 0.50min
 Max. RRF Dev : 20% Max. Rel. Area : 200%

	Compound	Amount	Calc.	%Dev	Area%	Dev(min)
1 I	Naphthalene-d8 (ISTD)	100.000	100.000	0.0	89	0.00
2 S	Nitrobenzene-d5 (Surr)	50.000	46.523	7.0	86	0.00
3 T	Decalin	50.000	45.168	9.7	86	0.00
4 T	Naphthalene	50.000	48.643	2.7	89	0.00
5 T	2-Methylnaphthalene	50.000	50.602	-1.2	89	0.00
6 T	1-Methylnaphthalene	50.000	52.747	-5.5	93	0.00
7 T	1,1'-Biphenyl	50.000	52.248	-4.5	94	0.00
8 T	2,6-Dimethylnaphthalene	50.000	54.671	-9.3	98	0.00
9 I	Acenaphthene-d10 (ISTD)	100.000	100.000	0.0	101	0.00
10 S	2-Fluorobiphenyl (Surr)	50.000	48.825	2.3	99	0.00
11 T	Acenaphthylene	50.000	52.971	-5.9	103	0.00
12 T	Acenaphthene	50.000	49.305	1.4	99	0.00
13 T	Dibenzofuran	50.000	49.912	0.2	101	0.00
14 T	1,6,7-Trimethylnaphthalene	50.000	53.711	-7.4	110	0.00
15 T	Fluorene	50.000	50.963	-1.9	105	0.00
16 I	Phenanthrene-d10 (ISTD)	100.000	100.000	0.0	108	0.00
17 T	Dibenzothiopene	50.000	49.636	0.7	105	0.00
18 T	Phenanthrene	50.000	48.512	3.0	106	0.00
19 T	Anthracene	50.000	52.094	-4.2	111	0.00
20 T	Carbazole	50.000	47.163	5.7	96	0.00
21 T	1-Methylphenanthrene	50.000	54.062	-8.1	113	0.00
22 T	Fluoranthene	50.000	53.281	-6.6	114	0.00
23 I	Chrysene-d12 (ISTD)	100.000	100.000	0.0	93	0.00
24 T	Pyrene	50.000	56.063	-12.1	109	0.00
25 S	Terphenyl-d14 (Surr)	50.000	53.064	-6.1	99	0.00
26 T	Benz(a)anthracene	50.000	49.316	1.4	96	0.00
27 T	Chrysene	50.000	48.576	2.8	91	0.00
28 I	Perylene-d12 (ISTD)	100.000	100.000	0.0	89	0.00
29 T	Benzo(b)fluoranthene	50.000	52.991	-6.0	98	0.00
30 T	Benzo(k)fluoranthene	50.000	51.793	-3.6	92	0.00

Evaluate Continuing Calibration Report

Data Path : U:\data\2020-06\0F29037\
 Data File : N06272002.D
 Acq On : 29 Jun 2020 08:47 am
 Operator : JK/ AMS/ DTH
 Sample : 0F29037-CCV1
 Misc : 1x, A20C472@50
 ALS Vial : 2 Sample Multiplier: 1

Quant Time: Jun 29 14:02:43 2020
 Quant Method : U:\methods\SV14_040720_PAHR6.M
 Quant Title : EPA 8270D: Semivolatile Organics
 QLast Update : Tue Jun 09 09:45:26 2020
 Response via : Initial Calibration

Min. RRF : 0.000 Min. Rel. Area : 50% Max. R.T. Dev 0.50min
 Max. RRF Dev : 20% Max. Rel. Area : 200%

Compound		Amount	Calc.	%Dev	Area%	Dev(min)
31 T	Benzo(b+k)fluoranthene	100.000	103.803	-3.8	94	0.00
32 T	Benzo(e)pyrene	50.000	49.290	1.4	91	0.00
33 T	Benzo(a)pyrene	50.000	56.646	-13.3	95	0.00
34 T	Perylene	50.000	53.206	-6.4	88	0.00
35 I	Dibenz(a,h)Anthrcene-d14(IS	100.000	100.000	0.0	95	0.00
36 T	Indeno(1,2,3-cd)Pyrene	50.000	49.174	1.7	95	0.00
37 T	Dibenz(a,h)anthracene	50.000	48.801	2.4	93	0.00
38 T	Benzo(g,h,i)perylene	50.000	49.050	1.9	91	0.00

(#) = Out of Range

SPCC's out = 0 CCC's out = 0

Quantitation Report (Not Reviewed)

Data Path : U:\data\2020-06\0F29037\
 Data File : N06272002.D
 Acq On : 29 Jun 2020 08:47 am
 Operator : JK/ AMS/ DTH
 Sample : 0F29037-CCV1
 Misc : 1x, A20C472@50
 ALS Vial : 2 Sample Multiplier: 1

Quant Time: Jun 29 14:02:43 2020
 Quant Method : U:\methods\SV14_040720_PAHR6.M
 Quant Title : EPA 8270D: Semivolatile Organics
 QLast Update : Tue Jun 09 09:45:26 2020
 Response via : Initial Calibration

Compound	R.T.	QIon	Response	Conc	Units	Dev(Min)	

Internal Standards							
1) Naphthalene-d8 (ISTD)	7.761	136	235743	100.00	ng/ml	0.00	
9) Acenaphthene-d10 (ISTD)	9.515	162	147882	100.00	ng/ml	0.00	
16) Phenanthrene-d10 (ISTD)	11.025	188	260351	100.00	ng/ml	0.00	
23) Chrysene-d12 (ISTD)	14.691	240	222936	100.00	ng/ml	0.00	
28) Perylene-d12 (ISTD)	18.153	264	208078	100.00	ng/ml	0.00	
35) Dibenz(a,h)Anthrcene-d...	20.543	292	181080	100.00	ng/ml	0.00	
System Monitoring Compounds							
2) Nitrobenzene-d5 (Surr)	7.067	82	34261	46.52	ng/ml	0.00	
10) 2-Fluorobiphenyl (Surr)	8.827	172	111784	48.82	ng/ml	0.00	
25) Terphenyl-d14 (Surr)	12.767	244	114303	53.06	ng/ml	0.00	
Target Compounds							
							Qvalue
3) Decalin	7.236	138	8514	45.17	ng/ml		85
4) Naphthalene	7.784	128	124900	48.64	ng/ml		99
5) 2-Methylnaphthalene	8.466	142	87241	50.60	ng/ml		97
6) 1-Methylnaphthalene	8.565	142	90293	52.75	ng/ml		96
7) 1,1'-Biphenyl	8.932	154	113537	52.25	ng/ml		95
8) 2,6-Dimethylnaphthalene	9.090	156	81500	54.67	ng/ml		97
11) Acenaphthylene	9.375	152	146068	52.97	ng/ml		99
12) Acenaphthene	9.550	153	99735	49.30	ng/ml		99
13) Dibenzofuran	9.725	168	122203	49.91	ng/ml		93
14) 1,6,7-Trimethylnaphtha...	9.935	170	85138	53.71	ng/ml		99
15) Fluorene	10.069	166	99123	50.96	ng/ml		100
17) Dibenzothiopene	10.920	184	130593	49.64	ng/ml		94
18) Phenanthrene	11.048	178	145379	48.51	ng/ml		100
19) Anthracene	11.100	178	127852	52.09	ng/ml		100
20) Carbazole	11.264	167	99931	47.16	ng/ml		99
21) 1-Methylphenanthrene	11.672	192	109252	54.06	ng/ml		98
22) Fluoranthene	12.295	202	157364	53.28	ng/ml		95
24) Pyrene	12.575	202	162111	56.06	ng/ml		99
26) Benz(a)anthracene	14.668	228	114016	49.32	ng/ml		99
27) Chrysene	14.749	228	115503	48.58	ng/ml		99
29) Benzo(b)fluoranthene	17.244	252	113986	52.99	ng/ml		91
30) Benzo(k)fluoranthene	17.308	252	111064	51.79	ng/ml		92
31) Benzo(b+k)fluoranthene	17.308	252	234795	103.80	ng/ml		92
32) Benzo(e)pyrene	17.897	252	110863	49.29	ng/ml		98

Quantitation Report (Not Reviewed)

Data Path : U:\data\2020-06\0F29037\
 Data File : N06272002.D
 Acq On : 29 Jun 2020 08:47 am
 Operator : JK/ AMS/ DTH
 Sample : 0F29037-CCV1
 Misc : 1x, A20C472@50
 ALS Vial : 2 Sample Multiplier: 1

Quant Time: Jun 29 14:02:43 2020
 Quant Method : U:\methods\SV14_040720_PAHR6.M
 Quant Title : EPA 8270D: Semivolatile Organics
 QLast Update : Tue Jun 09 09:45:26 2020
 Response via : Initial Calibration

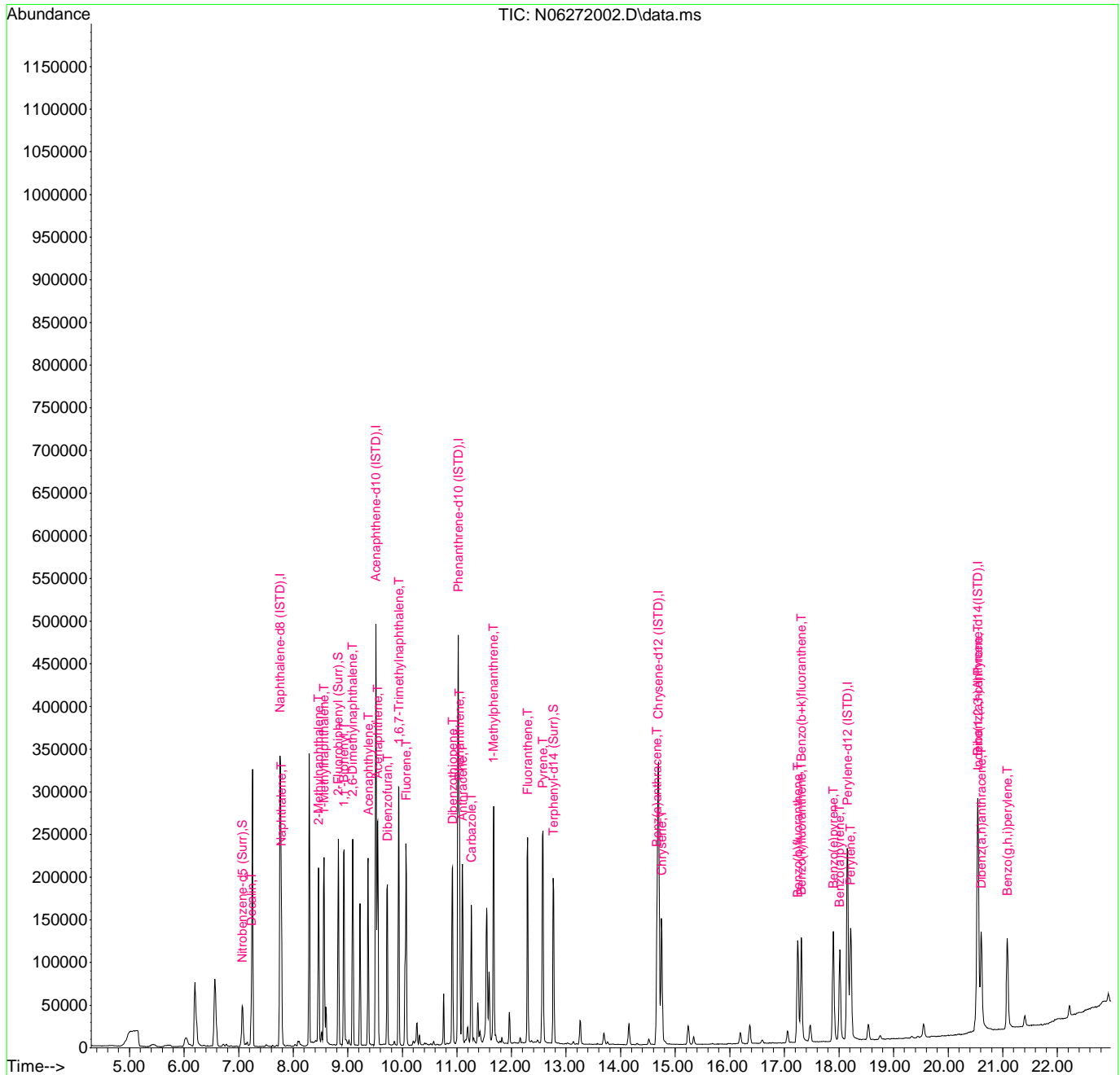
Compound	R.T.	QIon	Response	Conc	Units	Dev(Min)
33) Benzo(a)pyrene	18.013	252	97842	56.65	ng/ml	96
34) Perylene	18.211	252	123224	53.21	ng/ml	99
36) Indeno(1,2,3-cd)Pyrene	20.549	276	96726	49.17	ng/ml	74
37) Dibenz(a,h)anthracene	20.607	278	96796	48.80	ng/ml	80
38) Benzo(g,h,i)perylene	21.085	276	103498	49.05	ng/ml	77

(#) = qualifier out of range (m) = manual integration (+) = signals summed

Quantitation Report (Not Reviewed)

Data Path : U:\data\2020-06\0F29037\
Data File : N06272002.D
Acq On : 29 Jun 2020 08:47 am
Operator : JK/ AMS/ DTH
Sample : 0F29037-CCV1
Misc : 1x, A20C472@50
ALS Vial : 2 Sample Multiplier: 1

Quant Time: Jun 29 14:02:43 2020
Quant Method : U:\methods\SV14_040720_PAHR6.M
Quant Title : EPA 8270D: Semivolatile Organics
QLast Update : Tue Jun 09 09:45:26 2020
Response via : Initial Calibration



AMS 6/29/20

Data Path : U:\data\2020-06\0F29037\
 Data File : N06272003.D
 Acq On : 29 Jun 2020 09:19 am
 Operator : JK/ AMS/ DTH
 Sample : 0F29037-CCB1
 Misc : 1x, DCM + ISTD
 ALS Vial : 3 Sample Multiplier: 1

Quant Time: Jun 29 14:03:17 2020
 Quant Method : U:\methods\SV14_040720_PAHR6.M
 Quant Title : EPA 8270D: Semivolatile Organics
 QLast Update : Tue Jun 09 09:45:26 2020
 Response via : Initial Calibration

Compound	R.T.	QIon	Response	Conc	Units	Dev(Min)

Internal Standards						
1) Naphthalene-d8 (ISTD)	7.761	136	222086	100.00	ng/ml	0.00
9) Acenaphthene-d10 (ISTD)	9.515	162	136089	100.00	ng/ml	0.00
16) Phenanthrene-d10 (ISTD)	11.025	188	201039	100.00	ng/ml	0.00
23) Chrysene-d12 (ISTD)	14.691	240	169983	100.00	ng/ml	0.00
28) Perylene-d12 (ISTD)	18.153	264	162541	100.00	ng/ml	0.00
35) Dibenz(a,h)Anthrcene-d...	20.537	292	150384	100.00	ng/ml	0.00
System Monitoring Compounds						
2) Nitrobenzene-d5 (Surr)	0.000	82	0	0.00	ng/ml	
10) 2-Fluorobiphenyl (Surr)	8.827	172	55	0.03	ng/ml	0.00
25) Terphenyl-d14 (Surr)	0.000	244	0	0.00	ng/ml	
Target Compounds						
						Qvalue
3) Decalin	0.000		0		N.D.	
4) Naphthalene	7.790	128	299		N.D.	
5) 2-Methylnaphthalene	0.000		0		N.D.	
6) 1-Methylnaphthalene	8.565	142	64		N.D.	
7) 1,1'-Biphenyl	8.932	154	98		N.D.	
8) 2,6-Dimethylnaphthalene	0.000		0		N.D.	
11) Acenaphthylene	9.375	152	97		N.D.	
12) Acenaphthene	0.000		0		N.D.	
13) Dibenzofuran	0.000		0		N.D.	
14) 1,6,7-Trimethylnaphtha...	0.000		0		N.D.	
15) Fluorene	0.000		0		N.D.	
17) Dibenzothiopene	10.926	184	71		N.D.	
18) Phenanthrene	11.042	178	186		N.D.	
19) Anthracene	11.042	178	176		N.D.	
20) Carbazole	11.549	167	489		N.D.	
21) 1-Methylphenanthrene	0.000		0		N.D.	
22) Fluoranthene	0.000		0		N.D.	
24) Pyrene	12.569	202	69		N.D.	
26) Benz(a)anthracene	14.691	228	502		N.D.	
27) Chrysene	14.691	228	438		N.D.	
29) Benzo(b)fluoranthene	0.000		0		N.D.	
30) Benzo(k)fluoranthene	0.000		0		N.D.	
31) Benzo(b+k)fluoranthene	0.000		0		N.D.	
32) Benzo(e)pyrene	18.153	252	471		N.D.	

Quantitation Report (QT Reviewed)

Data Path : U:\data\2020-06\0F29037\
 Data File : N06272003.D
 Acq On : 29 Jun 2020 09:19 am
 Operator : JK/ AMS/ DTH
 Sample : 0F29037-CCB1
 Misc : 1x, DCM + ISTD
 ALS Vial : 3 Sample Multiplier: 1

Quant Time: Jun 29 14:03:17 2020
 Quant Method : U:\methods\SV14_040720_PAHR6.M
 Quant Title : EPA 8270D: Semivolatile Organics
 QLast Update : Tue Jun 09 09:45:26 2020
 Response via : Initial Calibration

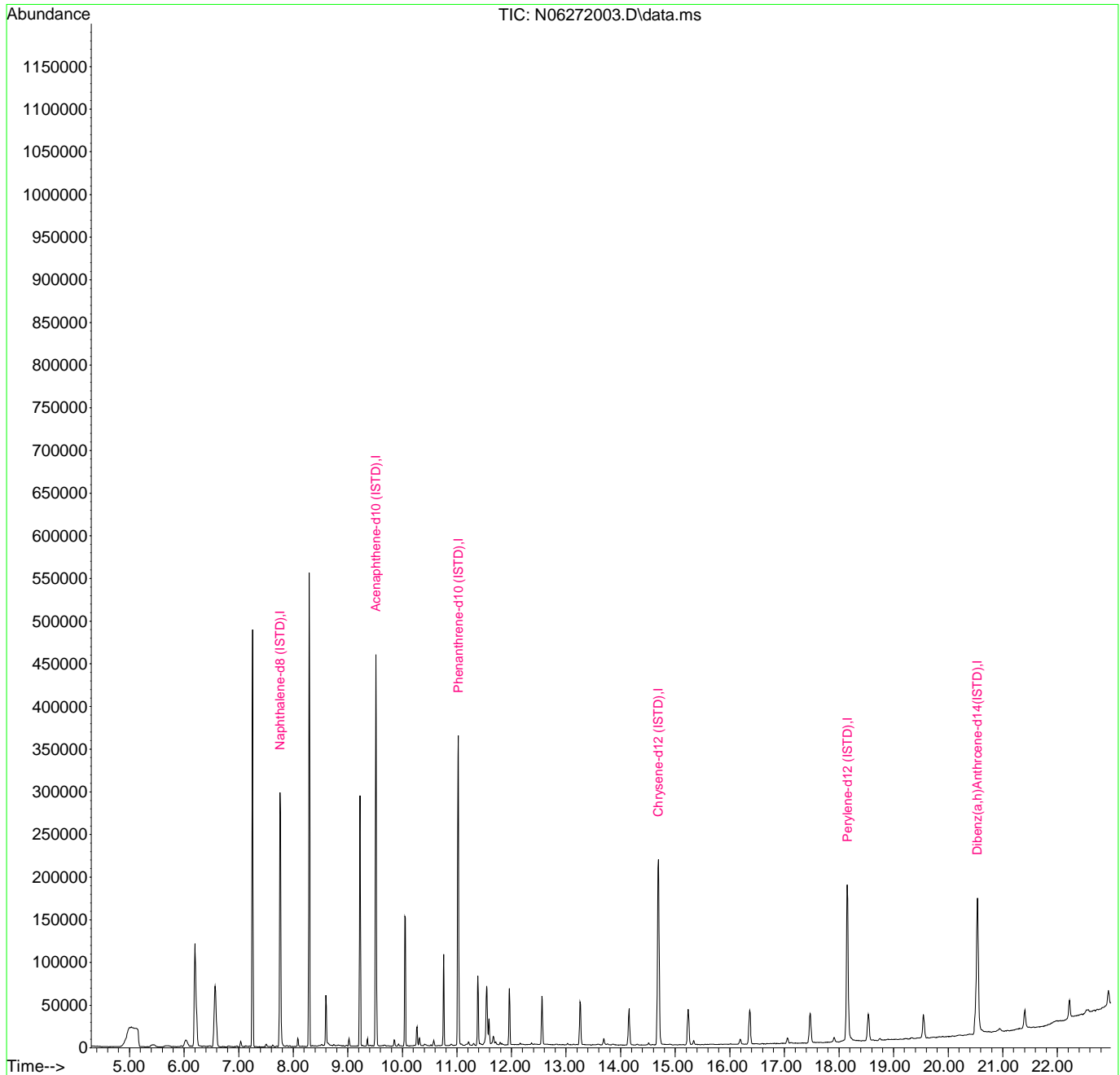
Compound	R.T.	QIon	Response	Conc	Units	Dev(Min)
33) Benzo(a)pyrene	0.000		0		N.D.	
34) Perylene	18.153	252	508		N.D.	
36) Indeno(1,2,3-cd)Pyrene	20.537	276	94		N.D.	
37) Dibenz(a,h)anthracene	20.607	278	53		N.D.	
38) Benzo(g,h,i)perylene	0.000		0		N.D.	

(#) = qualifier out of range (m) = manual integration (+) = signals summed

Quantitation Report (QT Reviewed)

Data Path : U:\data\2020-06\0F29037\
Data File : N06272003.D
Acq On : 29 Jun 2020 09:19 am
Operator : JK/ AMS/ DTH
Sample : 0F29037-CCB1
Misc : 1x, DCM + ISTD
ALS Vial : 3 Sample Multiplier: 1

Quant Time: Jun 29 14:03:17 2020
Quant Method : U:\methods\SV14_040720_PAHR6.M
Quant Title : EPA 8270D: Semivolatile Organics
QLast Update : Tue Jun 09 09:45:26 2020
Response via : Initial Calibration



Quantitation Report (Not Reviewed)

Data Path : U:\data\2020-06\0F29037\
 Data File : N06272003.D
 Acq On : 29 Jun 2020 09:19 am
 Operator : JK/ AMS/ DTH
 Sample : 0F29037-CCB1
 Misc : 1x, DCM + ISTD
 ALS Vial : 3 Sample Multiplier: 1

Quant Time: Jun 29 14:03:17 2020
 Quant Method : U:\methods\SV14_040720_PAHR6.M
 Quant Title : EPA 8270D: Semivolatile Organics
 QLast Update : Tue Jun 09 09:45:26 2020
 Response via : Initial Calibration

Compound	R.T.	QIon	Response	Conc	Units	Dev(Min)

Internal Standards						
1) Naphthalene-d8 (ISTD)	7.761	136	222086	100.00	ng/ml	0.00
9) Acenaphthene-d10 (ISTD)	9.515	162	136089	100.00	ng/ml	0.00
16) Phenanthrene-d10 (ISTD)	11.025	188	201039	100.00	ng/ml	0.00
23) Chrysene-d12 (ISTD)	14.691	240	169983	100.00	ng/ml	0.00
28) Perylene-d12 (ISTD)	18.153	264	162541	100.00	ng/ml	0.00
35) Dibenz(a,h)Anthrcene-d...	20.537	292	150384	100.00	ng/ml	0.00
System Monitoring Compounds						
2) Nitrobenzene-d5 (Surr)	0.000	82	0	0.00	ng/ml	
10) 2-Fluorobiphenyl (Surr)	8.827	172	55	0.03	ng/ml	0.00
25) Terphenyl-d14 (Surr)	0.000	244	0	0.00	ng/ml	
Target Compounds						
						Qvalue
3) Decalin	0.000		0		N.D.	
4) Naphthalene	7.790	128	299		N.D.	
5) 2-Methylnaphthalene	0.000		0		N.D.	
6) 1-Methylnaphthalene	8.565	142	64		N.D.	
7) 1,1'-Biphenyl	8.932	154	98		N.D.	
8) 2,6-Dimethylnaphthalene	0.000		0		N.D.	
11) Acenaphthylene	9.375	152	97		N.D.	
12) Acenaphthene	0.000		0		N.D.	
13) Dibenzofuran	0.000		0		N.D.	
14) 1,6,7-Trimethylnaphtha...	0.000		0		N.D.	
15) Fluorene	0.000		0		N.D.	
17) Dibenzothiopene	10.926	184	71		N.D.	
18) Phenanthrene	11.042	178	186		N.D.	
19) Anthracene	11.042	178	176		N.D.	
20) Carbazole	11.549	167	489		N.D.	
21) 1-Methylphenanthrene	0.000		0		N.D.	
22) Fluoranthene	0.000		0		N.D.	
24) Pyrene	12.569	202	69		N.D.	
26) Benz(a)anthracene	14.691	228	502		N.D.	
27) Chrysene	14.691	228	438		N.D.	
29) Benzo(b)fluoranthene	0.000		0		N.D.	
30) Benzo(k)fluoranthene	0.000		0		N.D.	
31) Benzo(b+k)fluoranthene	0.000		0		N.D.	
32) Benzo(e)pyrene	18.153	252	471		N.D.	

Quantitation Report (Not Reviewed)

Data Path : U:\data\2020-06\0F29037\
 Data File : N06272003.D
 Acq On : 29 Jun 2020 09:19 am
 Operator : JK/ AMS/ DTH
 Sample : 0F29037-CCB1
 Misc : 1x, DCM + ISTD
 ALS Vial : 3 Sample Multiplier: 1

Quant Time: Jun 29 14:03:17 2020
 Quant Method : U:\methods\SV14_040720_PAHR6.M
 Quant Title : EPA 8270D: Semivolatile Organics
 QLast Update : Tue Jun 09 09:45:26 2020
 Response via : Initial Calibration

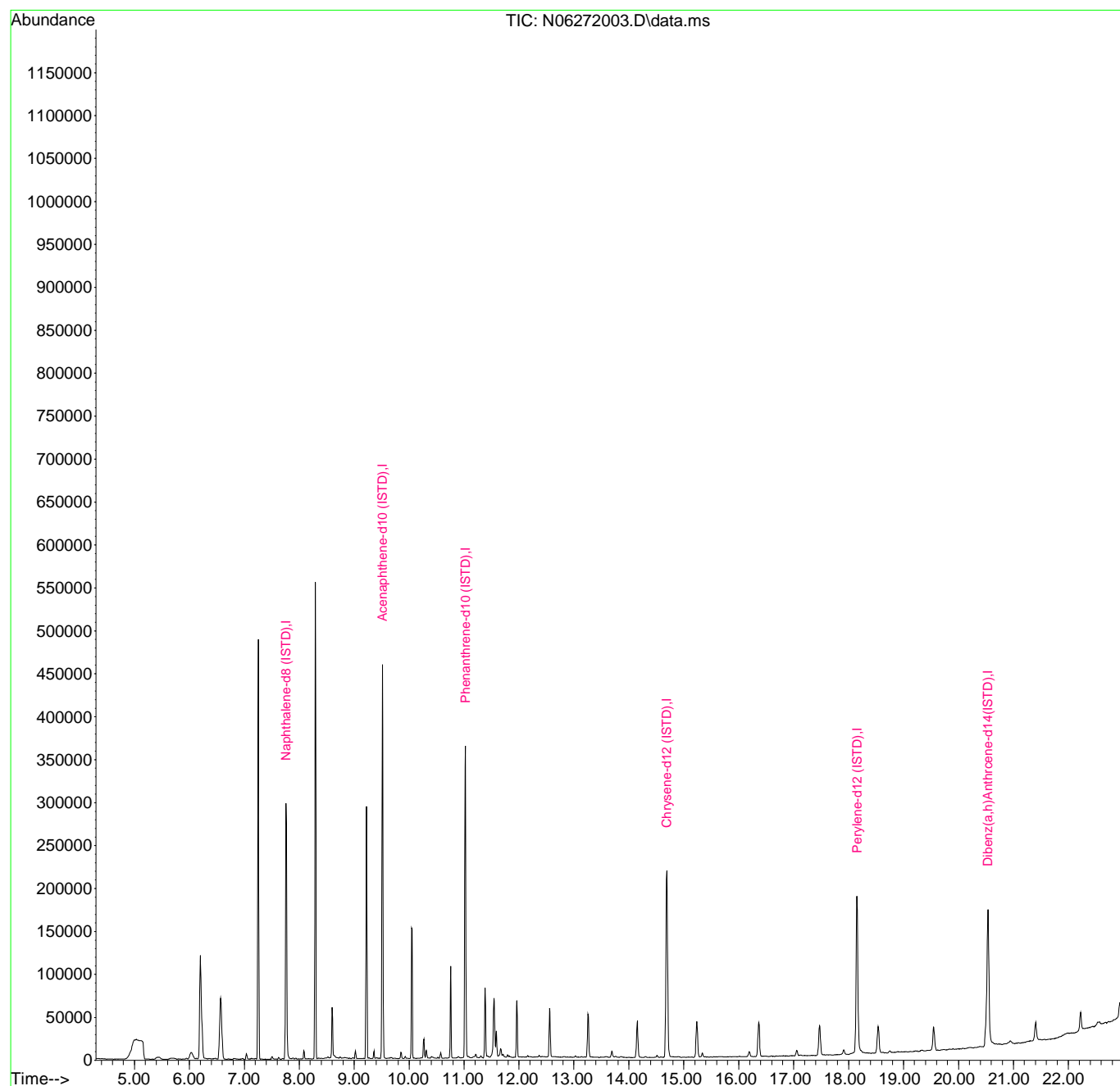
Compound	R.T.	QIon	Response	Conc	Units	Dev(Min)
33) Benzo(a)pyrene	0.000		0			N.D.
34) Perylene	18.153	252	508			N.D.
36) Indeno(1,2,3-cd)Pyrene	20.537	276	94			N.D.
37) Dibenz(a,h)anthracene	20.607	278	53			N.D.
38) Benzo(g,h,i)perylene	0.000		0			N.D.

(#) = qualifier out of range (m) = manual integration (+) = signals summed

Quantitation Report (Not Reviewed)

Data Path : U:\data\2020-06\0F29037\
Data File : N06272003.D
Acq On : 29 Jun 2020 09:19 am
Operator : JK/ AMS/ DTH
Sample : 0F29037-CCB1
Misc : 1x, DCM + ISTD
ALS Vial : 3 Sample Multiplier: 1

Quant Time: Jun 29 14:03:17 2020
Quant Method : U:\methods\SV14_040720_PAHR6.M
Quant Title : EPA 8270D: Semivolatile Organics
QLast Update : Tue Jun 09 09:45:26 2020
Response via : Initial Calibration



Data Path : U:\data\2020-06\0F29037\
 Data File : N06272004.D
 Acq On : 29 Jun 2020 01:30 pm
 Operator : JK/ AMS/ DTH
 Sample : A0F0670-01RE3@250
 Misc : 250x, 8270D LL PAH ONLY
 ALS Vial : 4 Sample Multiplier: 1

Quant Time: Jun 29 14:04:50 2020
 Quant Method : U:\methods\SV14_040720_PAHR6.M
 Quant Title : EPA 8270D: Semivolatile Organics
 QLast Update : Tue Jun 09 09:45:26 2020
 Response via : Initial Calibration

Compound	R.T.	QIon	Response	Conc	Units	Dev(Min)

Internal Standards						
1) Naphthalene-d8 (ISTD)	7.761	136	227073	100.00	ng/ml	0.00
9) Acenaphthene-d10 (ISTD)	9.515	162	147478	100.00	ng/ml	0.00
16) Phenanthrene-d10 (ISTD)	11.025	188	262904	100.00	ng/ml	0.00
23) Chrysene-d12 (ISTD)	14.697	240	237486	100.00	ng/ml	0.00
28) Perylene-d12 (ISTD)	18.159	264	230917	100.00	ng/ml	0.00
35) Dibenz(a,h)Anthracene-d...	20.543	292	182061	100.00	ng/ml	0.00
System Monitoring Compounds						
2) Nitrobenzene-d5 (Surr)	7.079	82	367	0.52	ng/ml	0.01
10) 2-Fluorobiphenyl (Surr)	8.827	172	835	0.37	ng/ml	0.00
25) Terphenyl-d14 (Surr)	12.773	244	1075	0.47	ng/ml	0.00
Target Compounds						
						Qvalue
3) Decalin	0.000		0	N.D.		
4) Naphthalene	7.784	128	26809	10.84	ng/ml	99
5) 2-Methylnaphthalene	8.466	142	13547	8.16	ng/ml	97
6) 1-Methylnaphthalene	8.565	142	13162	7.98	ng/ml	97
7) 1,1'-Biphenyl	8.932	154	2999	1.43	ng/ml	91
8) 2,6-Dimethylnaphthalene	9.095	156	6970	4.85	ng/ml	97
11) Acenaphthylene	9.375	152	6449	2.35	ng/ml	91
12) Acenaphthene	9.550	153	35868	17.78	ng/ml	97
13) Dibenzofuran	9.725	168	10787	4.42	ng/ml	96
14) 1,6,7-Trimethylnaphtha...	9.929	170	3655	2.31	ng/ml	81
15) Fluorene	10.069	166	16902	8.71	ng/ml	99
17) Dibenzothiopene	10.920	184	10053	3.78	ng/ml	94
18) Phenanthrene	11.048	178	99183	32.78	ng/ml	99
19) Anthracene	11.100	178	22279	8.99	ng/ml	97
20) Carbazole	11.269	167	3485	1.63	ng/ml	92
21) 1-Methylphenanthrene	11.672	192	5742	2.81	ng/ml	92
22) Fluoranthene	12.295	202	82085	27.52	ng/ml	96
24) Pyrene	12.575	202	93655	30.40	ng/ml	99
26) Benz(a)anthracene	14.673	228	19221	7.80	ng/ml	82
27) Chrysene	14.755	228	22976	9.07	ng/ml	97
29) Benzo(b)fluoranthene	17.255	252	18787	7.87	ng/ml	93
30) Benzo(k)fluoranthene	17.314	252	6421m	2.70	ng/ml	
31) Benzo(b+k)fluoranthene	17.255	252	26444	10.53	ng/ml	91
32) Benzo(e)pyrene	17.897	252	12181	4.88	ng/ml	99

Quantitation Report (QT Reviewed)

Data Path : U:\data\2020-06\0F29037\
 Data File : N06272004.D
 Acq On : 29 Jun 2020 01:30 pm
 Operator : JK/ AMS/ DTH
 Sample : A0F0670-01RE3@250
 Misc : 250x, 8270D LL PAH ONLY
 ALS Vial : 4 Sample Multiplier: 1

Quant Time: Jun 29 14:04:50 2020
 Quant Method : U:\methods\SV14_040720_PAHR6.M
 Quant Title : EPA 8270D: Semivolatile Organics
 QLast Update : Tue Jun 09 09:45:26 2020
 Response via : Initial Calibration

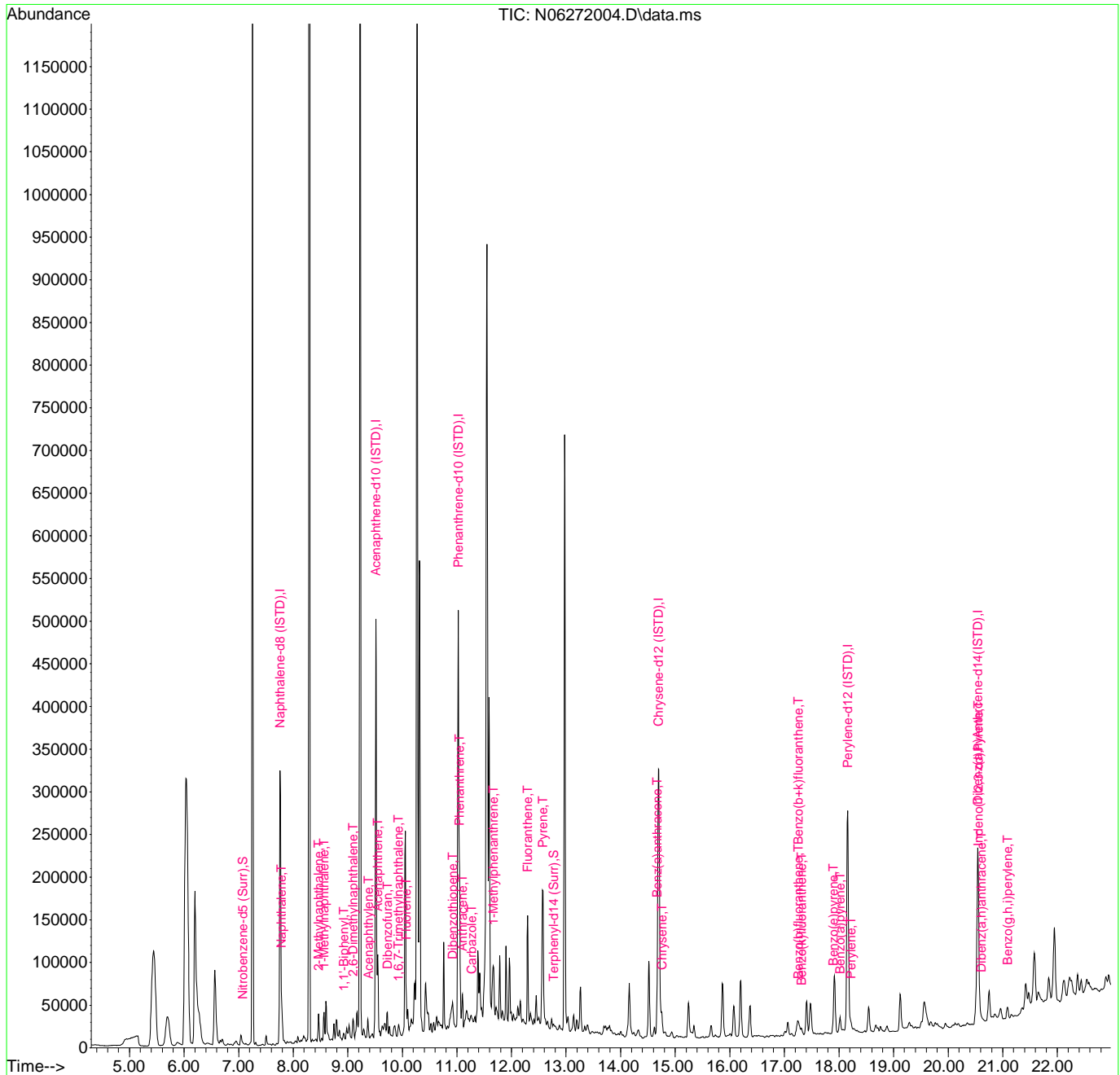
Compound	R.T.	QIon	Response	Conc	Units	Dev(Min)
33) Benzo(a)pyrene	18.019	252	15679	8.63	ng/ml	96
34) Perylene	18.217	252	5408	2.10	ng/ml	96
36) Indeno(1,2,3-cd)Pyrene	20.554	276	10357	5.24	ng/ml	82
37) Dibenz(a,h)anthracene	20.607	278	1401	0.70	ng/ml	81
38) Benzo(g,h,i)perylene	21.091	276	12116	5.71	ng/ml	80

(#) = qualifier out of range (m) = manual integration (+) = signals summed

Quantitation Report (QT Reviewed)

Data Path : U:\data\2020-06\0F29037\
 Data File : N06272004.D
 Acq On : 29 Jun 2020 01:30 pm
 Operator : JK/ AMS/ DTH
 Sample : A0F0670-01RE3@250
 Misc : 250x, 8270D LL PAH ONLY
 ALS Vial : 4 Sample Multiplier: 1

Quant Time: Jun 29 14:04:50 2020
 Quant Method : U:\methods\SV14_040720_PAHR6.M
 Quant Title : EPA 8270D: Semivolatile Organics
 QLast Update : Tue Jun 09 09:45:26 2020
 Response via : Initial Calibration



Quantitation Report (Not Reviewed)

Data Path : U:\data\2020-06\0F29037\
 Data File : N06272004.D
 Acq On : 29 Jun 2020 01:30 pm
 Operator : JK/ AMS/ DTH
 Sample : A0F0670-01RE3@250
 Misc : 250x, 8270D LL PAH ONLY
 ALS Vial : 4 Sample Multiplier: 1

Quant Time: Jun 29 14:03:48 2020
 Quant Method : U:\methods\SV14_040720_PAHR6.M
 Quant Title : EPA 8270D: Semivolatile Organics
 QLast Update : Tue Jun 09 09:45:26 2020
 Response via : Initial Calibration

Compound	R.T.	QIon	Response	Conc	Units	Dev(Min)

Internal Standards						
1) Naphthalene-d8 (ISTD)	7.761	136	227073	100.00	ng/ml	0.00
9) Acenaphthene-d10 (ISTD)	9.515	162	147478	100.00	ng/ml	0.00
16) Phenanthrene-d10 (ISTD)	11.025	188	262904	100.00	ng/ml	0.00
23) Chrysene-d12 (ISTD)	14.697	240	237486	100.00	ng/ml	0.00
28) Perylene-d12 (ISTD)	18.159	264	230917	100.00	ng/ml	0.00
35) Dibenz(a,h)Anthrcene-d...	20.543	292	182061	100.00	ng/ml	0.00
System Monitoring Compounds						
2) Nitrobenzene-d5 (Surr)	7.079	82	367	0.52	ng/ml	0.01
10) 2-Fluorobiphenyl (Surr)	8.827	172	835	0.37	ng/ml	0.00
25) Terphenyl-d14 (Surr)	12.773	244	1075	0.47	ng/ml	0.00
Target Compounds						
						Qvalue
3) Decalin	0.000		0	N.D.		
4) Naphthalene	7.784	128	26809	10.84	ng/ml	99
5) 2-Methylnaphthalene	8.466	142	13547	8.16	ng/ml	97
6) 1-Methylnaphthalene	8.565	142	13162	7.98	ng/ml	97
7) 1,1'-Biphenyl	8.932	154	2999	1.43	ng/ml	91
8) 2,6-Dimethylnaphthalene	9.095	156	6970	4.85	ng/ml	97
11) Acenaphthylene	9.375	152	6449	2.35	ng/ml	91
12) Acenaphthene	9.550	153	35868	17.78	ng/ml	97
13) Dibenzofuran	9.725	168	10787	4.42	ng/ml	96
14) 1,6,7-Trimethylnaphtha...	9.929	170	3655	2.31	ng/ml	81
15) Fluorene	10.069	166	16902	8.71	ng/ml	99
17) Dibenzothiopene	10.920	184	10053	3.78	ng/ml	94
18) Phenanthrene	11.048	178	99183	32.78	ng/ml	99
19) Anthracene	11.100	178	22279	8.99	ng/ml	97
20) Carbazole	11.269	167	3485	1.63	ng/ml	92
21) 1-Methylphenanthrene	11.672	192	5742	2.81	ng/ml	92
22) Fluoranthene	12.295	202	82085	27.52	ng/ml	96
24) Pyrene	12.575	202	93655	30.40	ng/ml	99
26) Benz(a)anthracene	14.673	228	19221	7.80	ng/ml	82
27) Chrysene	14.755	228	22976	9.07	ng/ml	97
29) Benzo(b)fluoranthene	17.255	252	18787	7.87	ng/ml	93
30) Benzo(k)fluoranthene	17.255	252	22623	9.51	ng/ml	91
31) Benzo(b+k)fluoranthene	17.255	252	26444	10.53	ng/ml	91
32) Benzo(e)pyrene	17.897	252	12181	4.88	ng/ml	99

Quantitation Report (Not Reviewed)

Data Path : U:\data\2020-06\0F29037\
 Data File : N06272004.D
 Acq On : 29 Jun 2020 01:30 pm
 Operator : JK/ AMS/ DTH
 Sample : A0F0670-01RE3@250
 Misc : 250x, 8270D LL PAH ONLY
 ALS Vial : 4 Sample Multiplier: 1

Quant Time: Jun 29 14:03:48 2020
 Quant Method : U:\methods\SV14_040720_PAHR6.M
 Quant Title : EPA 8270D: Semivolatile Organics
 QLast Update : Tue Jun 09 09:45:26 2020
 Response via : Initial Calibration

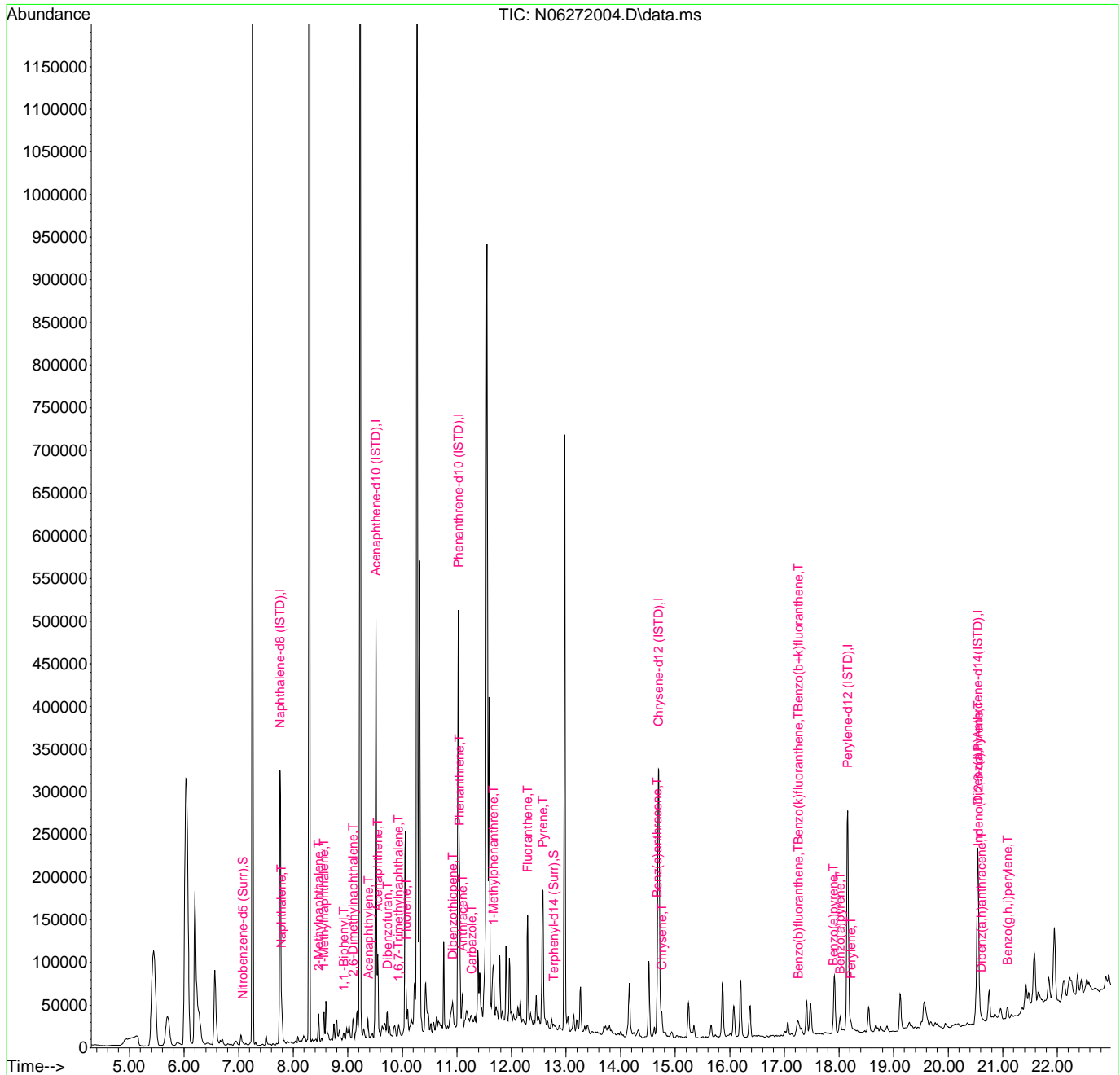
Compound	R.T.	QIon	Response	Conc	Units	Dev(Min)
33) Benzo(a)pyrene	18.019	252	15679	8.63	ng/ml	96
34) Perylene	18.217	252	5408	2.10	ng/ml	96
36) Indeno(1,2,3-cd)Pyrene	20.554	276	10357	5.24	ng/ml	82
37) Dibenz(a,h)anthracene	20.607	278	1401	0.70	ng/ml	81
38) Benzo(g,h,i)perylene	21.091	276	12116	5.71	ng/ml	80

(#) = qualifier out of range (m) = manual integration (+) = signals summed

Quantitation Report (Not Reviewed)

Data Path : U:\data\2020-06\0F29037\
 Data File : N06272004.D
 Acq On : 29 Jun 2020 01:30 pm
 Operator : JK/ AMS/ DTH
 Sample : A0F0670-01RE3@250
 Misc : 250x, 8270D LL PAH ONLY
 ALS Vial : 4 Sample Multiplier: 1

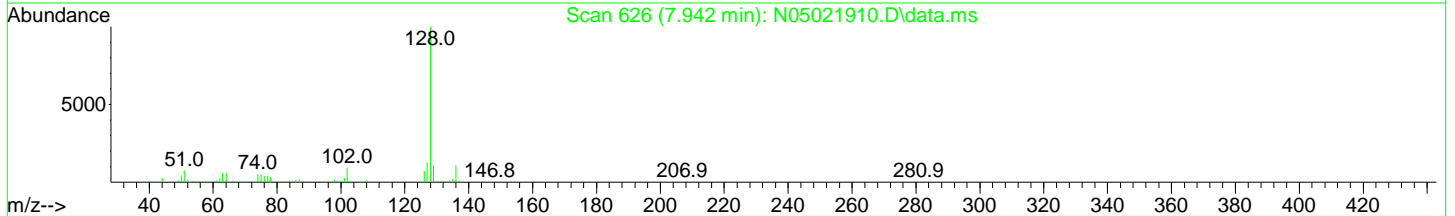
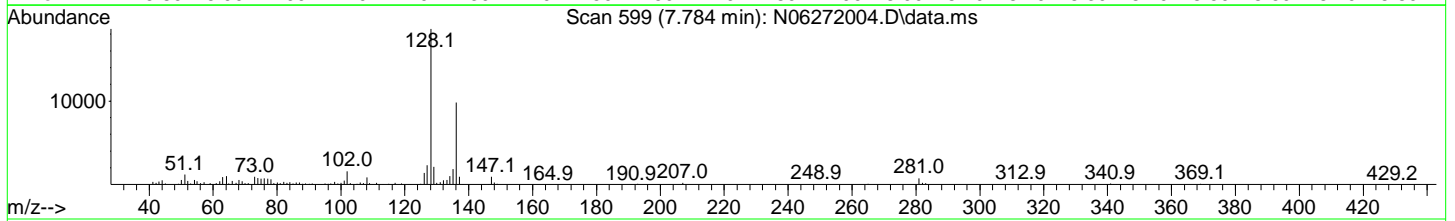
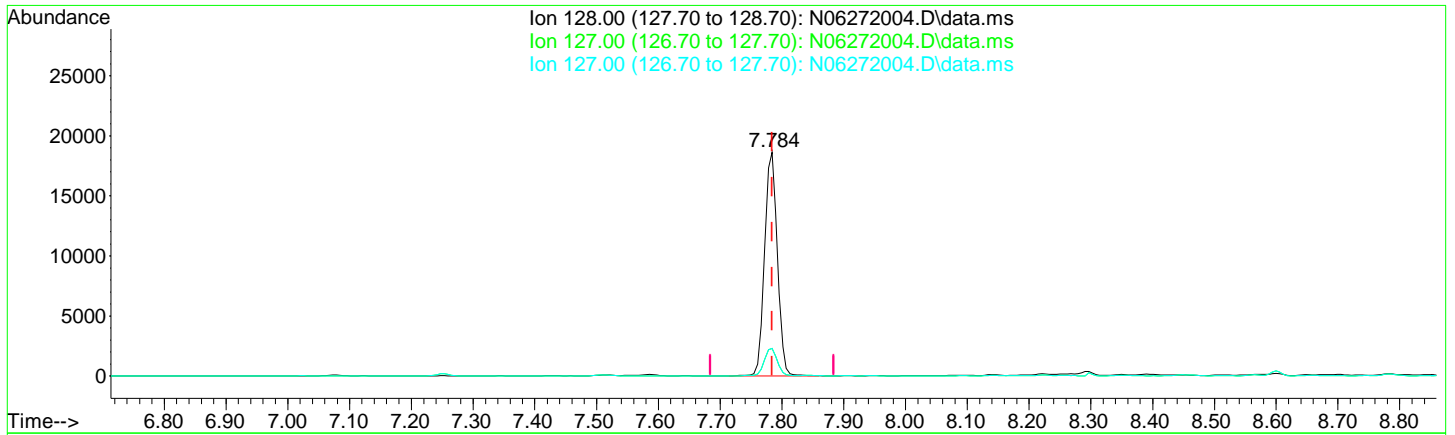
Quant Time: Jun 29 14:03:48 2020
 Quant Method : U:\methods\SV14_040720_PAHR6.M
 Quant Title : EPA 8270D: Semivolatile Organics
 QLast Update : Tue Jun 09 09:45:26 2020
 Response via : Initial Calibration



Quantitation Report (Qedit)

Data Path : U:\data\2020-06\0F29037\
 Data File : N06272004.D
 Acq On : 29 Jun 2020 01:30 pm
 Operator : JK/ AMS/ DTH
 Sample : A0F0670-01RE3@250
 Misc : 250x, 8270D LL PAH ONLY
 ALS Vial : 4 Sample Multiplier: 1

Quant Time: Jun 29 14:03:48 2020
 Quant Method : U:\methods\SV14_040720_PAHR6.M
 Quant Title : EPA 8270D: Semivolatile Organics
 QLast Update : Tue Jun 09 09:45:26 2020
 Response via : Initial Calibration



TIC: N06272004.D\data.ms

(4) Naphthalene (T)

7.784min (-0.000) 10.84 ng/ml

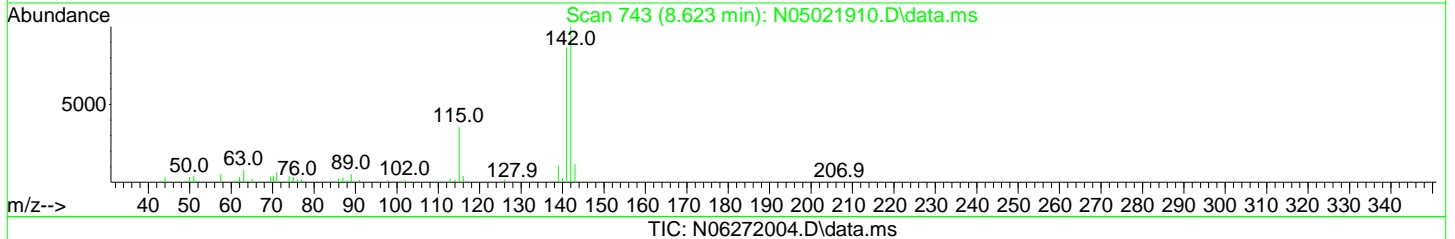
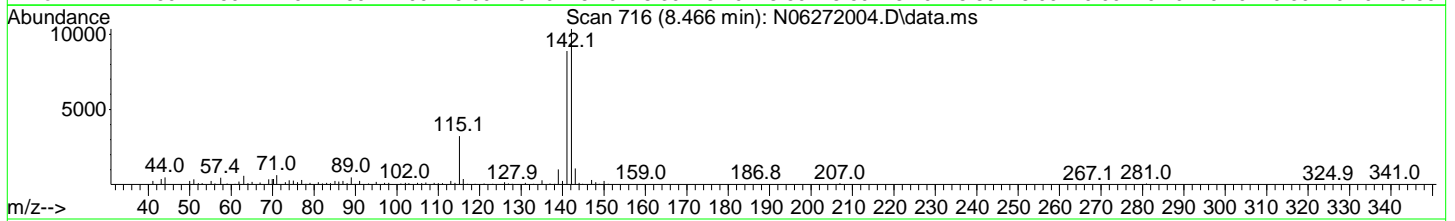
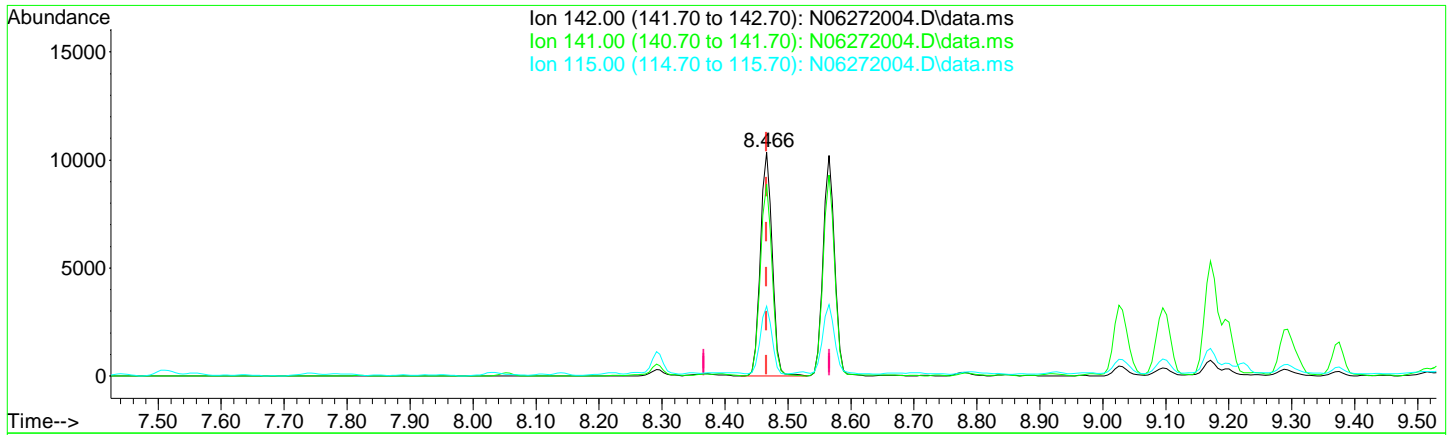
response 26809

Ion	Exp%	Act%
128.00	100.00	100.00
127.00	12.60	12.34
127.00	12.60	12.34
0.00	0.00	0.00

Quantitation Report (Qedit)

Data Path : U:\data\2020-06\0F29037\
 Data File : N06272004.D
 Acq On : 29 Jun 2020 01:30 pm
 Operator : JK/ AMS/ DTH
 Sample : A0F0670-01RE3@250
 Misc : 250x, 8270D LL PAH ONLY
 ALS Vial : 4 Sample Multiplier: 1

Quant Time: Jun 29 14:03:48 2020
 Quant Method : U:\methods\SV14_040720_PAHR6.M
 Quant Title : EPA 8270D: Semivolatile Organics
 QLast Update : Tue Jun 09 09:45:26 2020
 Response via : Initial Calibration



TIC: N06272004.D\data.ms

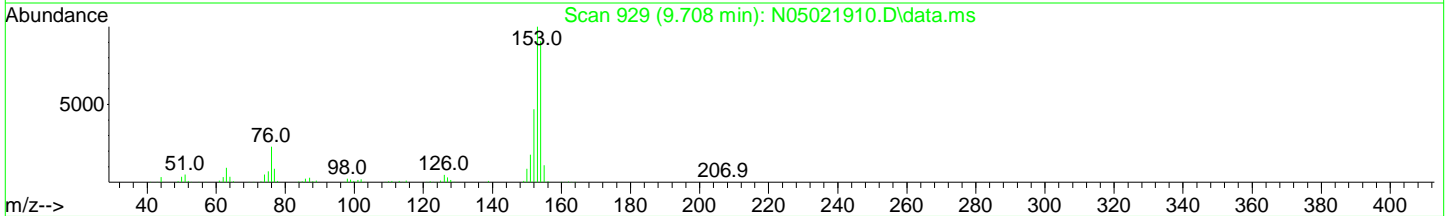
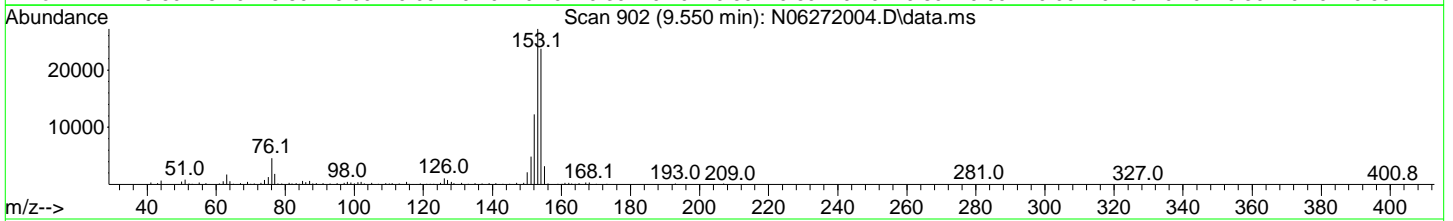
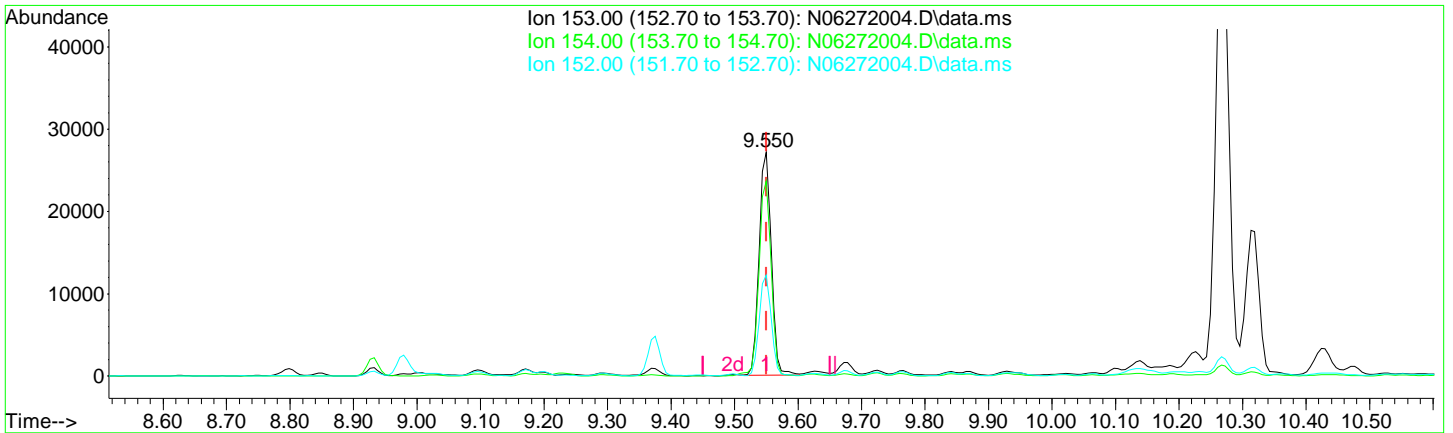
(5) 2-Methylnaphthalene (T)
 8.466min (-0.000) 8.16 ng/ml

response	13547
Ion	Exp% Act%
142.00	100.00 100.00
141.00	86.60 85.72
115.00	35.70 31.24
0.00	0.00 0.00

Quantitation Report (Qedit)

Data Path : U:\data\2020-06\0F29037\
 Data File : N06272004.D
 Acq On : 29 Jun 2020 01:30 pm
 Operator : JK/ AMS/ DTH
 Sample : A0F0670-01RE3@250
 Misc : 250x, 8270D LL PAH ONLY
 ALS Vial : 4 Sample Multiplier: 1

Quant Time: Jun 29 14:03:48 2020
 Quant Method : U:\methods\SV14_040720_PAHR6.M
 Quant Title : EPA 8270D: Semivolatile Organics
 QLast Update : Tue Jun 09 09:45:26 2020
 Response via : Initial Calibration



TIC: N06272004.D\data.ms

(12) Acenaphthene (T)

9.550min (-0.000) 17.78 ng/ml

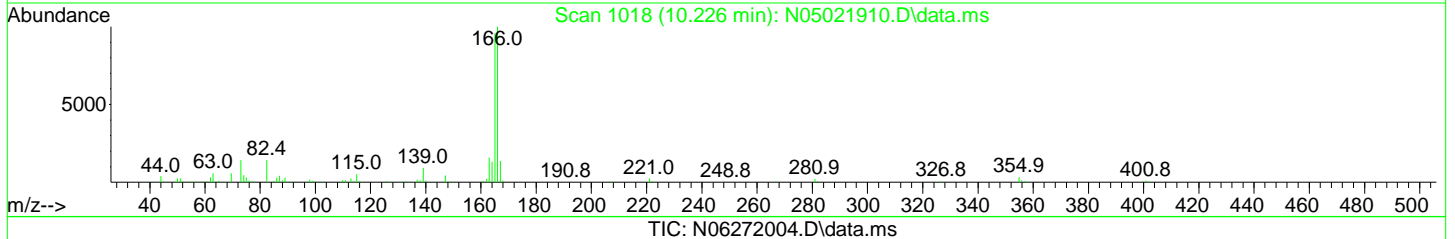
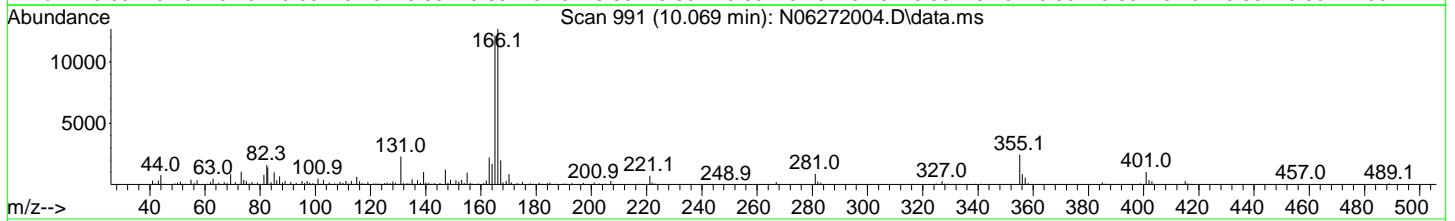
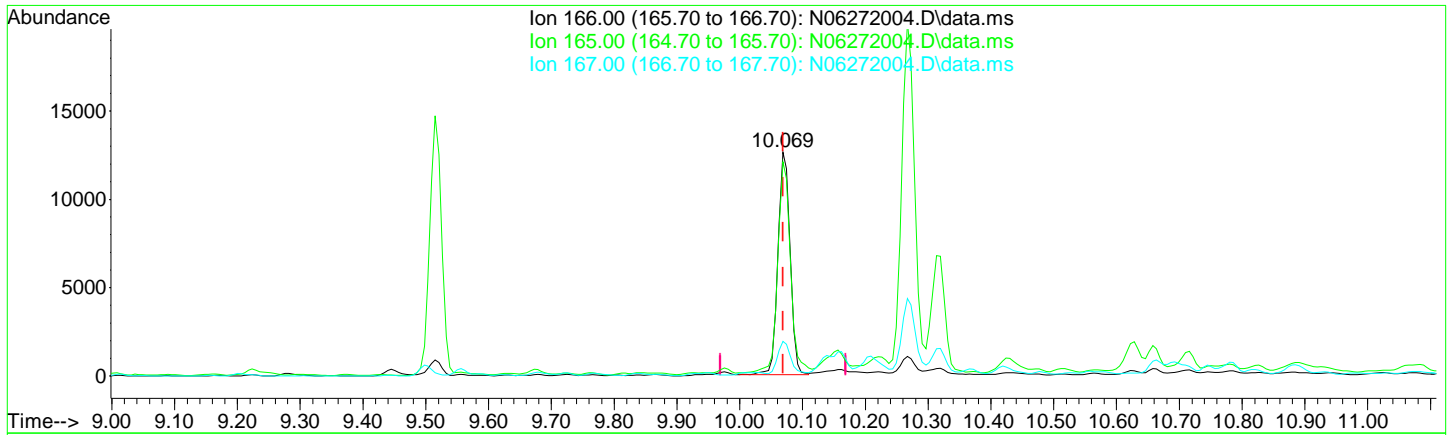
response 35868

Ion	Exp%	Act%
153.00	100.00	100.00
154.00	90.70	87.14
152.00	46.80	45.15
0.00	0.00	0.00

Quantitation Report (Qedit)

Data Path : U:\data\2020-06\0F29037\
 Data File : N06272004.D
 Acq On : 29 Jun 2020 01:30 pm
 Operator : JK/ AMS/ DTH
 Sample : A0F0670-01RE3@250
 Misc : 250x, 8270D LL PAH ONLY
 ALS Vial : 4 Sample Multiplier: 1

Quant Time: Jun 29 14:03:48 2020
 Quant Method : U:\methods\SV14_040720_PAHR6.M
 Quant Title : EPA 8270D: Semivolatile Organics
 QLast Update : Tue Jun 09 09:45:26 2020
 Response via : Initial Calibration



TIC: N06272004.D\data.ms

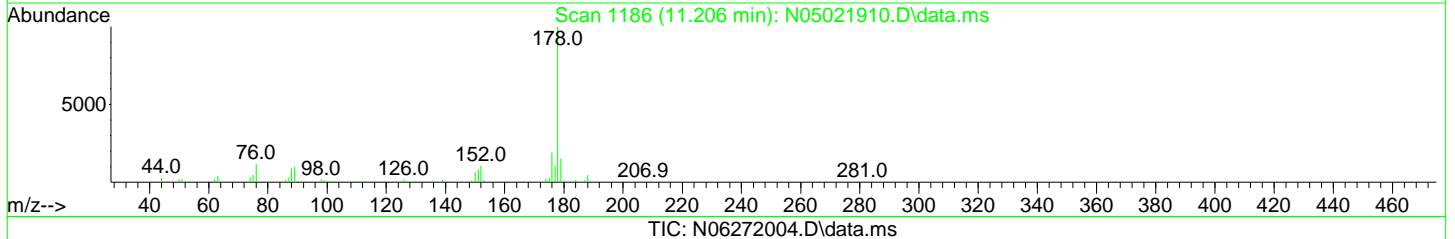
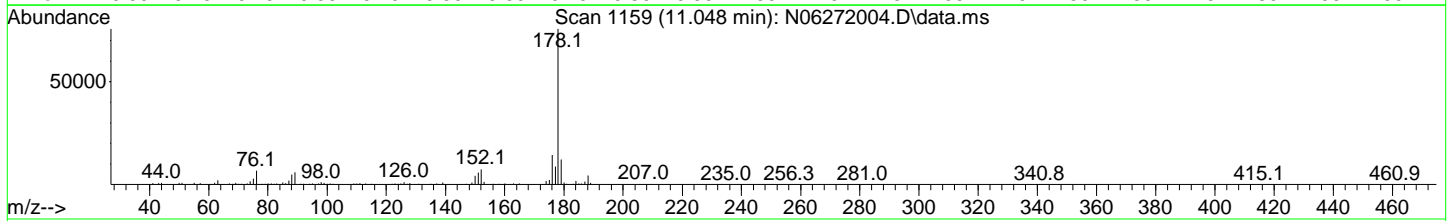
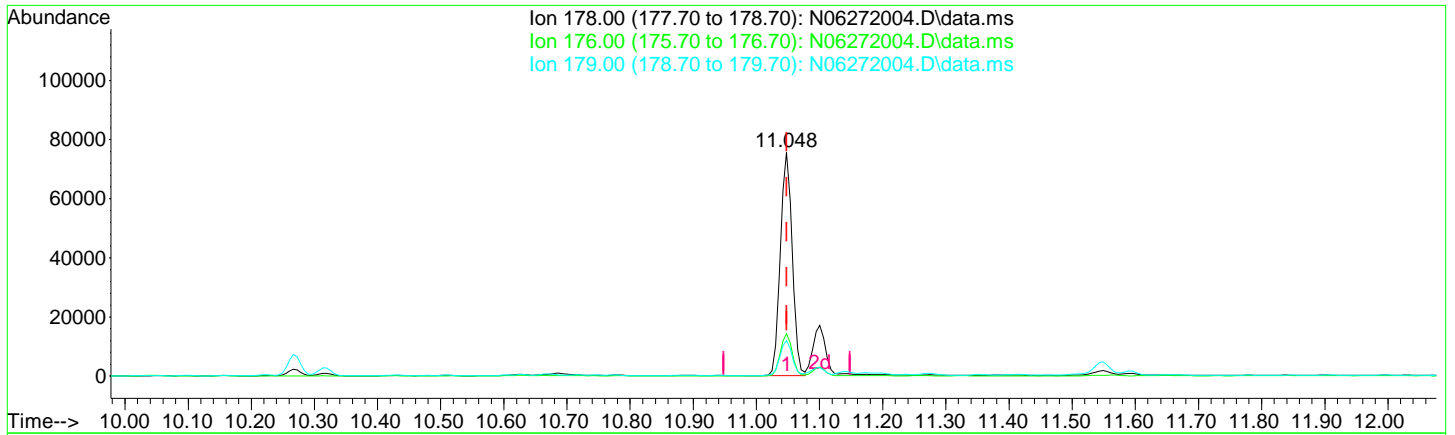
(15) Fluorene (T)
 10.069min (-0.000) 8.71 ng/ml
 response 16902

Ion	Exp%	Act%
166.00	100.00	100.00
165.00	95.70	95.60
167.00	13.60	15.53
0.00	0.00	0.00

Quantitation Report (Qedit)

Data Path : U:\data\2020-06\0F29037\
 Data File : N06272004.D
 Acq On : 29 Jun 2020 01:30 pm
 Operator : JK/ AMS/ DTH
 Sample : A0F0670-01RE3@250
 Misc : 250x, 8270D LL PAH ONLY
 ALS Vial : 4 Sample Multiplier: 1

Quant Time: Jun 29 14:03:48 2020
 Quant Method : U:\methods\SV14_040720_PAHR6.M
 Quant Title : EPA 8270D: Semivolatile Organics
 QLast Update : Tue Jun 09 09:45:26 2020
 Response via : Initial Calibration



TIC: N06272004.D\data.ms

(18) Phenanthrene (T)

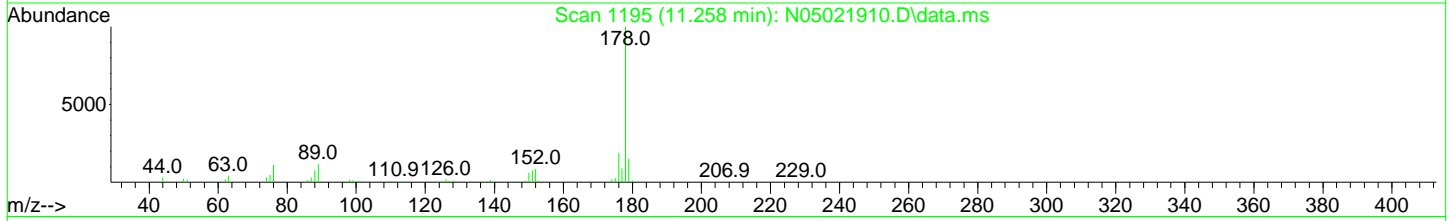
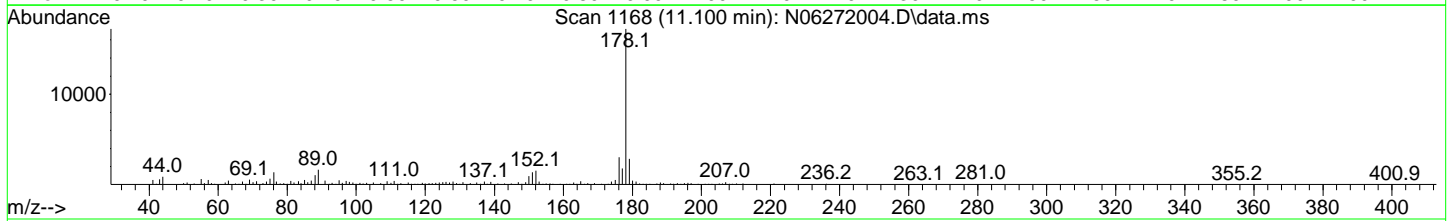
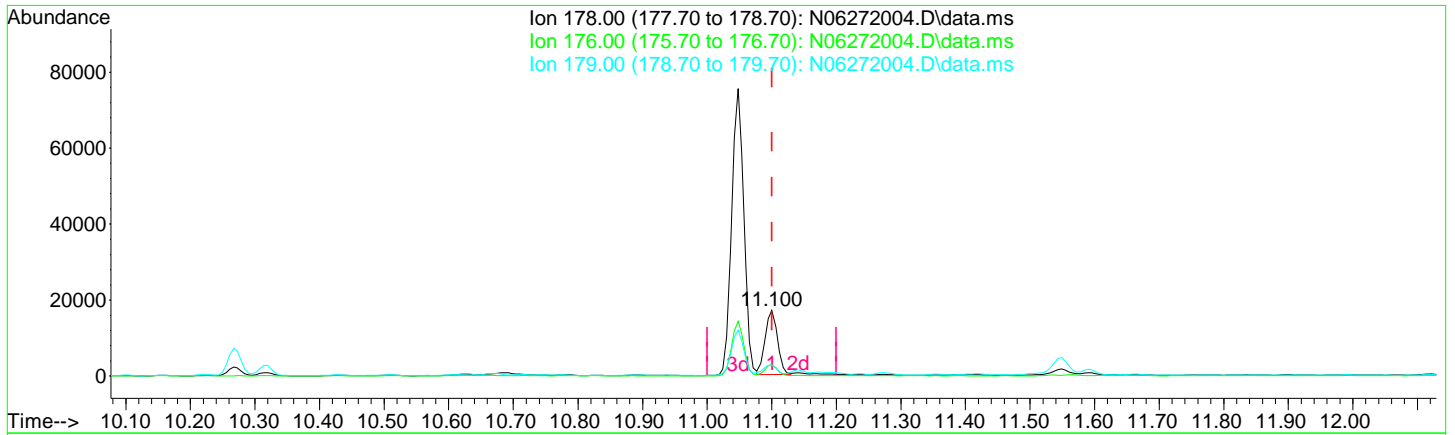
11.048min (-0.000) 32.78 ng/ml

response	99183
Ion	Exp% Act%
178.00	100.00 100.00
176.00	19.00 19.03
179.00	15.10 15.97
0.00	0.00 0.00

Quantitation Report (Qedit)

Data Path : U:\data\2020-06\0F29037\
 Data File : N06272004.D
 Acq On : 29 Jun 2020 01:30 pm
 Operator : JK/ AMS/ DTH
 Sample : A0F0670-01RE3@250
 Misc : 250x, 8270D LL PAH ONLY
 ALS Vial : 4 Sample Multiplier: 1

Quant Time: Jun 29 14:03:48 2020
 Quant Method : U:\methods\SV14_040720_PAHR6.M
 Quant Title : EPA 8270D: Semivolatile Organics
 QLast Update : Tue Jun 09 09:45:26 2020
 Response via : Initial Calibration



TIC: N06272004.D\data.ms

(19) Anthracene (T)

11.100min (-0.000) 8.99 ng/ml

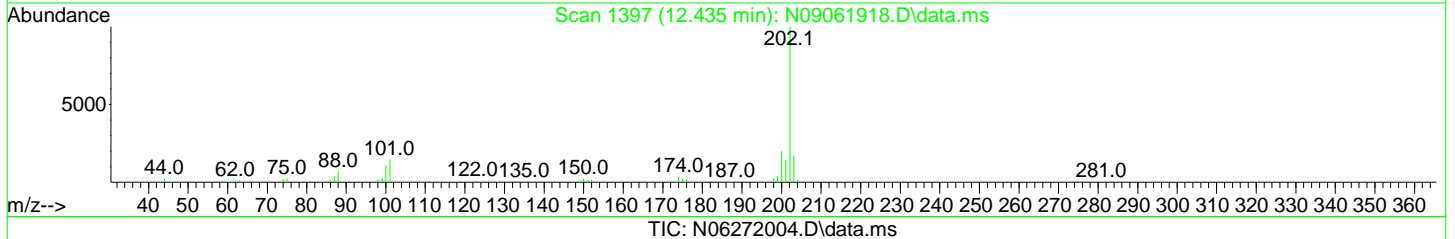
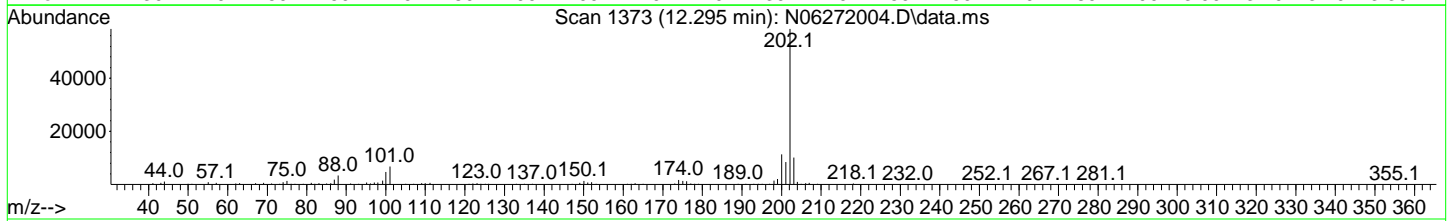
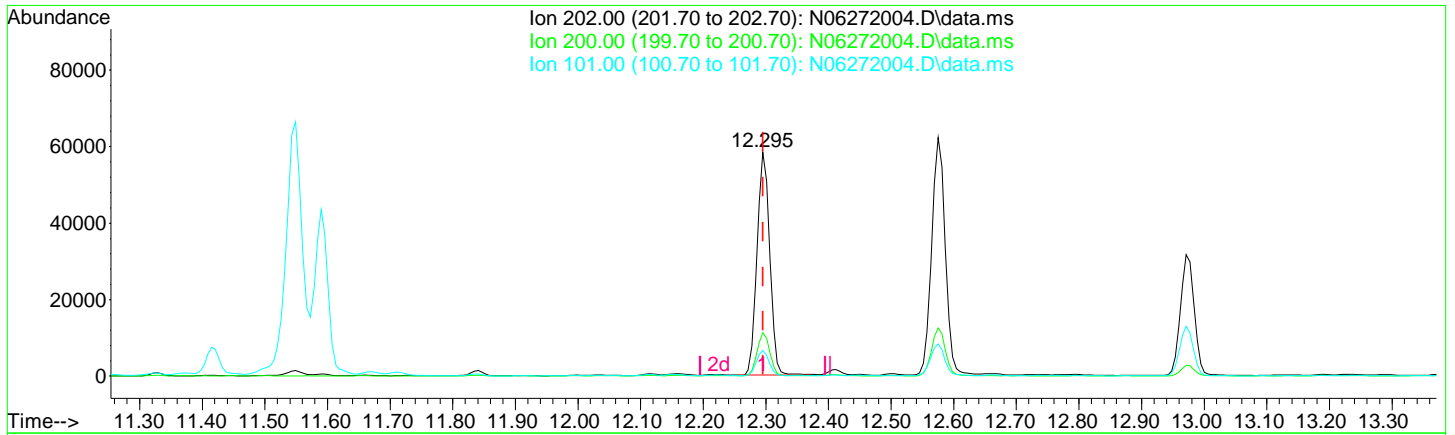
response 22279

Ion	Exp%	Act%
178.00	100.00	100.00
176.00	18.90	17.48
179.00	15.30	16.49
0.00	0.00	0.00

Quantitation Report (Qedit)

Data Path : U:\data\2020-06\0F29037\
 Data File : N06272004.D
 Acq On : 29 Jun 2020 01:30 pm
 Operator : JK/ AMS/ DTH
 Sample : A0F0670-01RE3@250
 Misc : 250x, 8270D LL PAH ONLY
 ALS Vial : 4 Sample Multiplier: 1

Quant Time: Jun 29 14:03:48 2020
 Quant Method : U:\methods\SV14_040720_PAHR6.M
 Quant Title : EPA 8270D: Semivolatile Organics
 QLast Update : Tue Jun 09 09:45:26 2020
 Response via : Initial Calibration



TIC: N06272004.D\data.ms

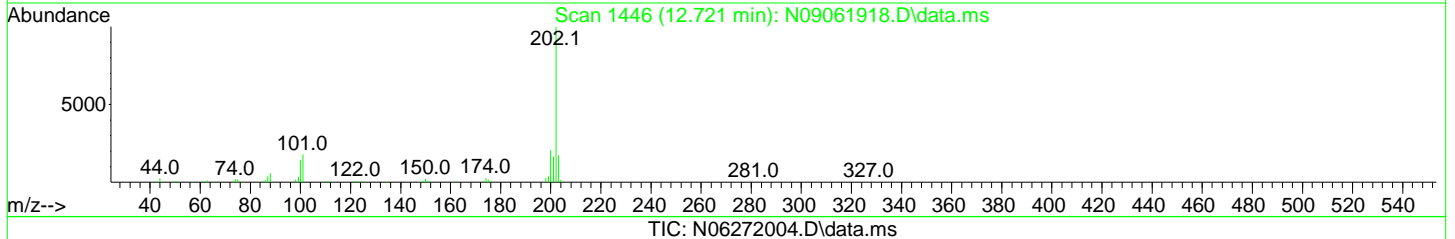
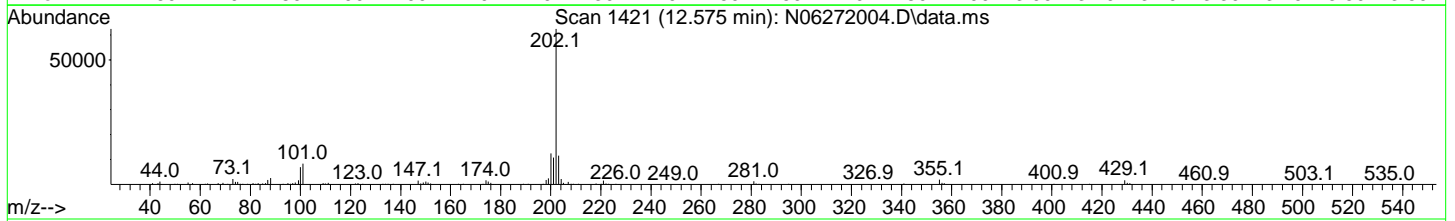
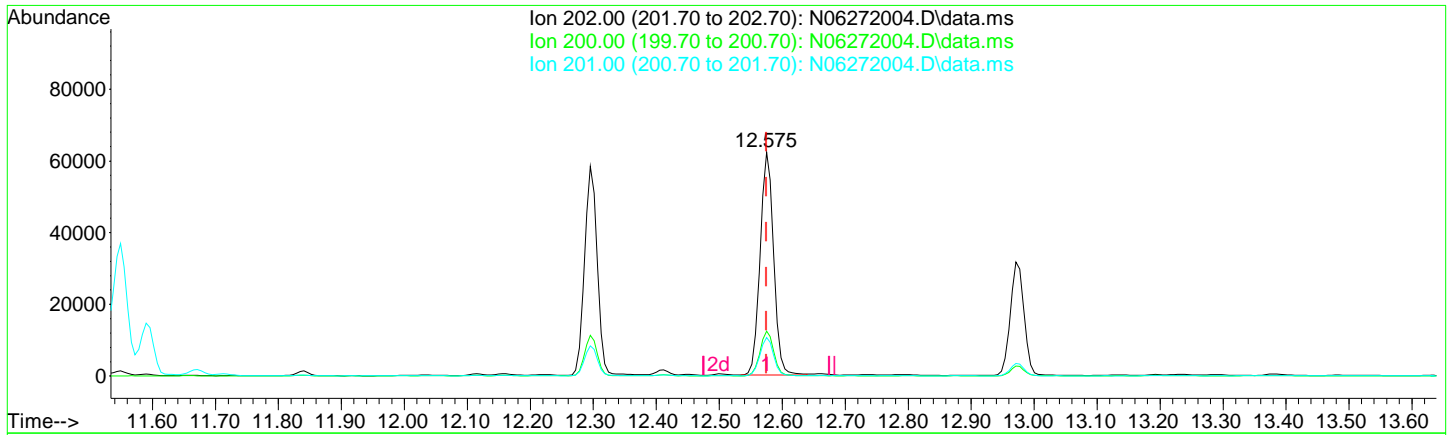
(22) Fluoranthene (T)
 12.295min (-0.000) 27.52 ng/ml

response	82085
Ion	Exp% Act%
202.00	100.00 100.00
200.00	19.70 19.42
101.00	15.30 11.42
0.00	0.00 0.00

Quantitation Report (Qedit)

Data Path : U:\data\2020-06\0F29037\
 Data File : N06272004.D
 Acq On : 29 Jun 2020 01:30 pm
 Operator : JK/ AMS/ DTH
 Sample : A0F0670-01RE3@250
 Misc : 250x, 8270D LL PAH ONLY
 ALS Vial : 4 Sample Multiplier: 1

Quant Time: Jun 29 14:03:48 2020
 Quant Method : U:\methods\SV14_040720_PAHR6.M
 Quant Title : EPA 8270D: Semivolatile Organics
 QLast Update : Tue Jun 09 09:45:26 2020
 Response via : Initial Calibration



TIC: N06272004.D\data.ms

(24) Pyrene (T)

12.575min (-0.000) 30.40 ng/ml

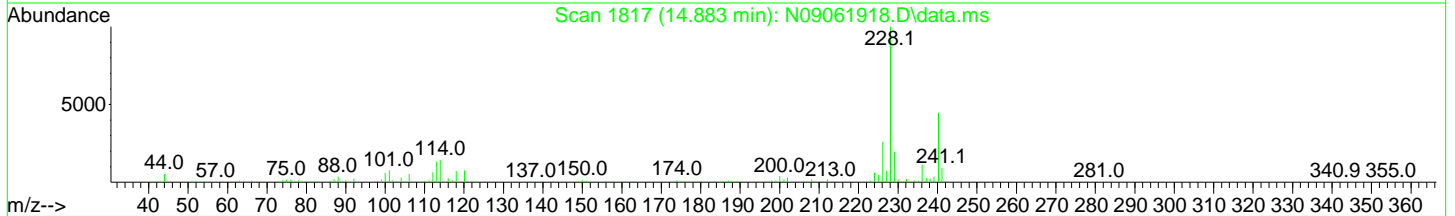
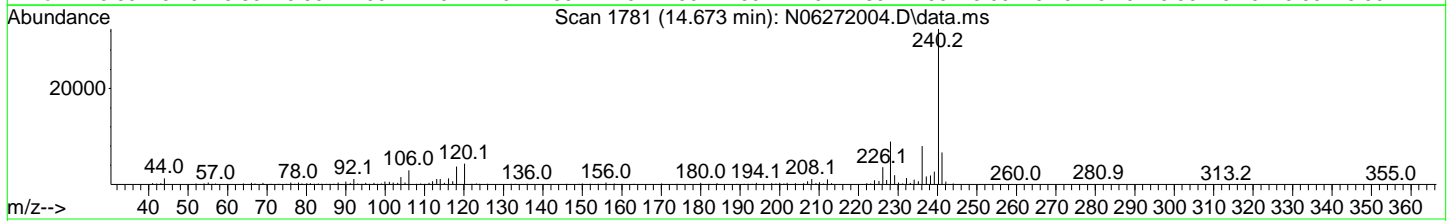
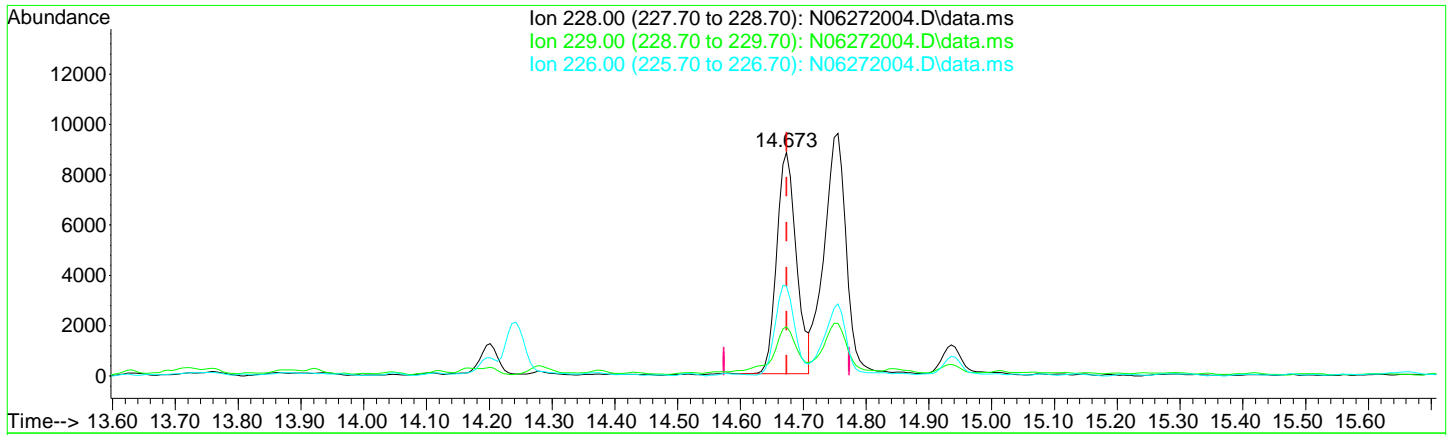
response 93655

Ion	Exp%	Act%
202.00	100.00	100.00
200.00	20.70	20.09
201.00	16.80	17.15
0.00	0.00	0.00

Quantitation Report (Qedit)

Data Path : U:\data\2020-06\0F29037\
 Data File : N06272004.D
 Acq On : 29 Jun 2020 01:30 pm
 Operator : JK/ AMS/ DTH
 Sample : A0F0670-01RE3@250
 Misc : 250x, 8270D LL PAH ONLY
 ALS Vial : 4 Sample Multiplier: 1

Quant Time: Jun 29 14:03:48 2020
 Quant Method : U:\methods\SV14_040720_PAHR6.M
 Quant Title : EPA 8270D: Semivolatile Organics
 QLast Update : Tue Jun 09 09:45:26 2020
 Response via : Initial Calibration



TIC: N06272004.D\data.ms

(26) Benz(a)anthracene (T)

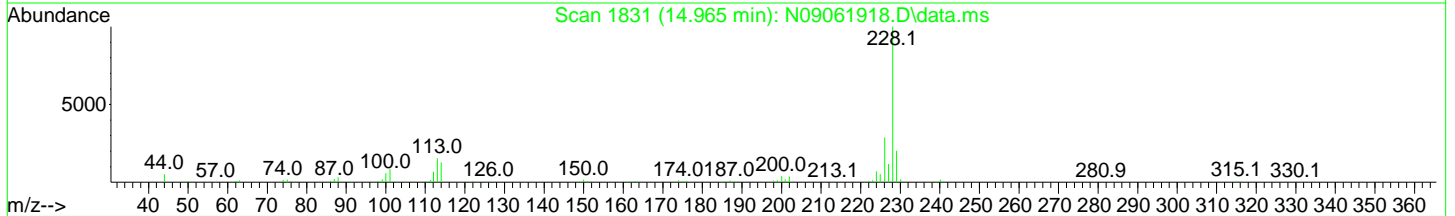
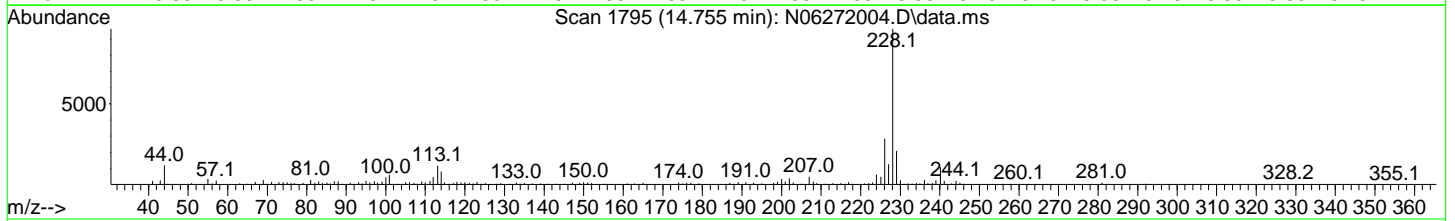
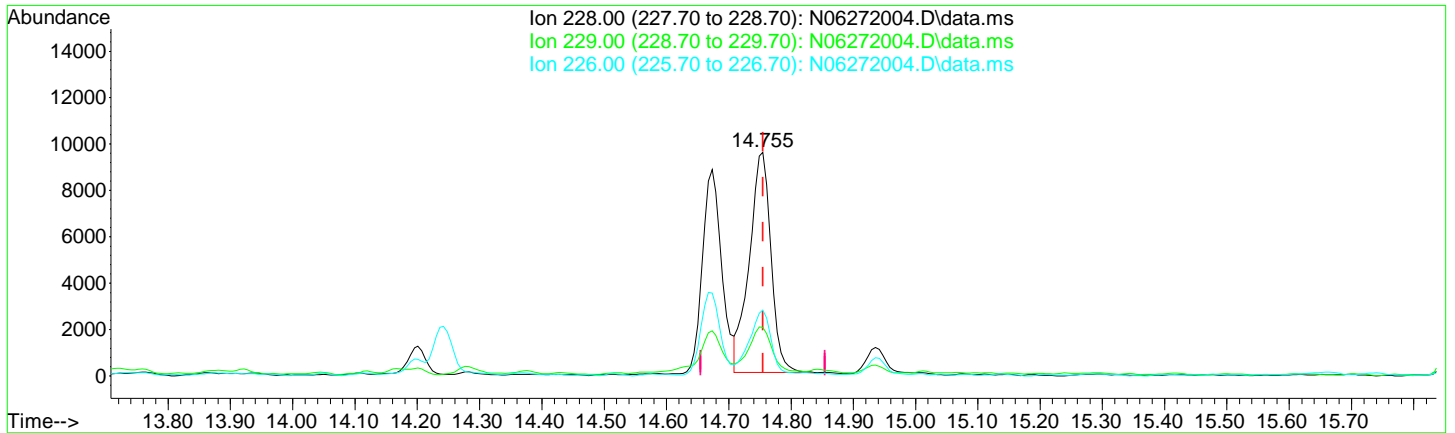
14.673min (-0.000) 7.80 ng/ml

response	Ion	Exp%	Act%
19221	228.00	100.00	100.00
	229.00	19.40	22.00
	226.00	26.20	40.31
	0.00	0.00	0.00

Quantitation Report (Qedit)

Data Path : U:\data\2020-06\0F29037\
 Data File : N06272004.D
 Acq On : 29 Jun 2020 01:30 pm
 Operator : JK/ AMS/ DTH
 Sample : A0F0670-01RE3@250
 Misc : 250x, 8270D LL PAH ONLY
 ALS Vial : 4 Sample Multiplier: 1

Quant Time: Jun 29 14:03:48 2020
 Quant Method : U:\methods\SV14_040720_PAHR6.M
 Quant Title : EPA 8270D: Semivolatile Organics
 QLast Update : Tue Jun 09 09:45:26 2020
 Response via : Initial Calibration



TIC: N06272004.D\data.ms

(27) Chrysene (T)

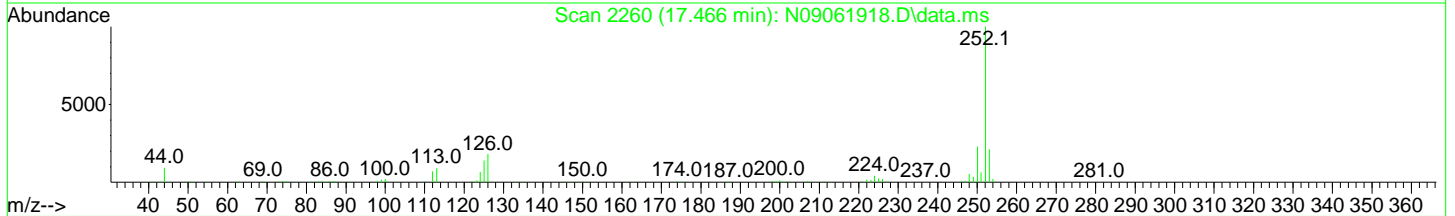
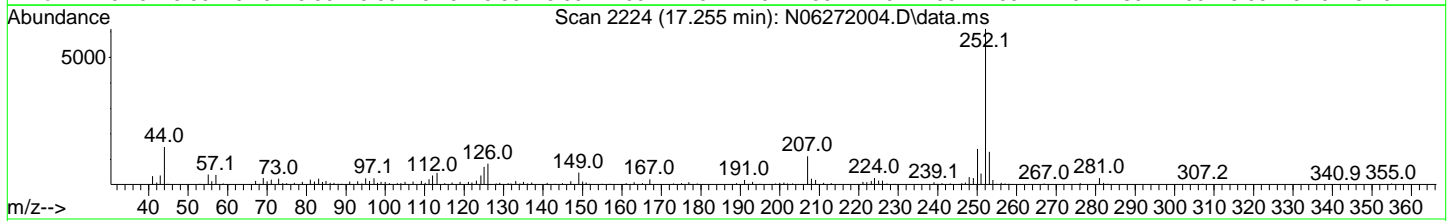
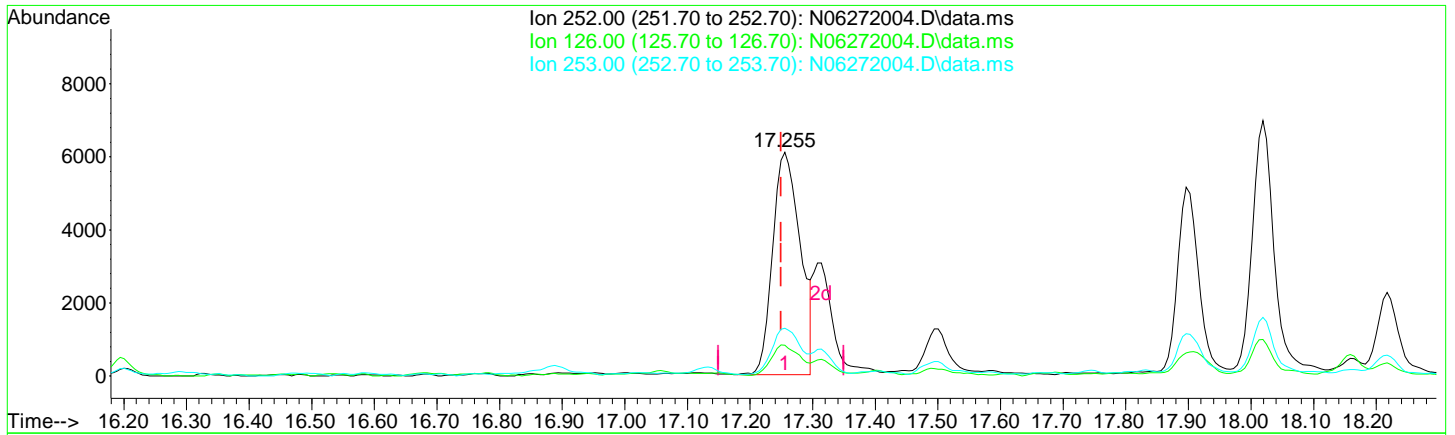
14.755min (-0.000) 9.07 ng/ml

response	22976	
Ion	Exp%	Act%
228.00	100.00	100.00
229.00	19.60	21.75
226.00	28.60	29.63
0.00	0.00	0.00

Quantitation Report (Qedit)

Data Path : U:\data\2020-06\0F29037\
 Data File : N06272004.D
 Acq On : 29 Jun 2020 01:30 pm
 Operator : JK/ AMS/ DTH
 Sample : A0F0670-01RE3@250
 Misc : 250x, 8270D LL PAH ONLY
 ALS Vial : 4 Sample Multiplier: 1

Quant Time: Jun 29 14:03:48 2020
 Quant Method : U:\methods\SV14_040720_PAHR6.M
 Quant Title : EPA 8270D: Semivolatile Organics
 QLast Update : Tue Jun 09 09:45:26 2020
 Response via : Initial Calibration



TIC: N06272004.D\data.ms

(29) Benzo(b)fluoranthene (T)

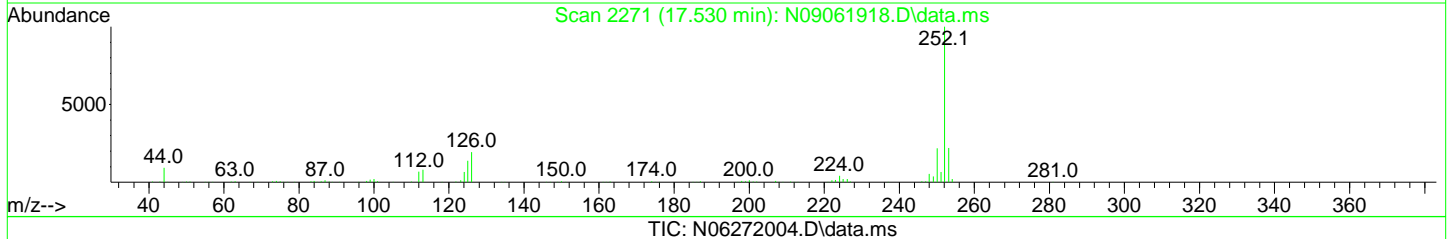
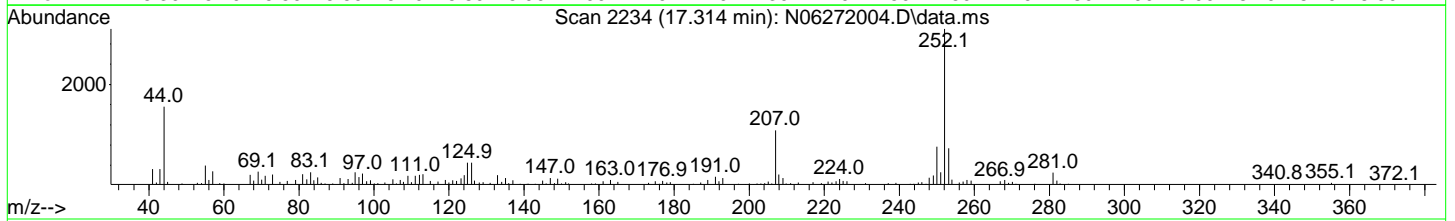
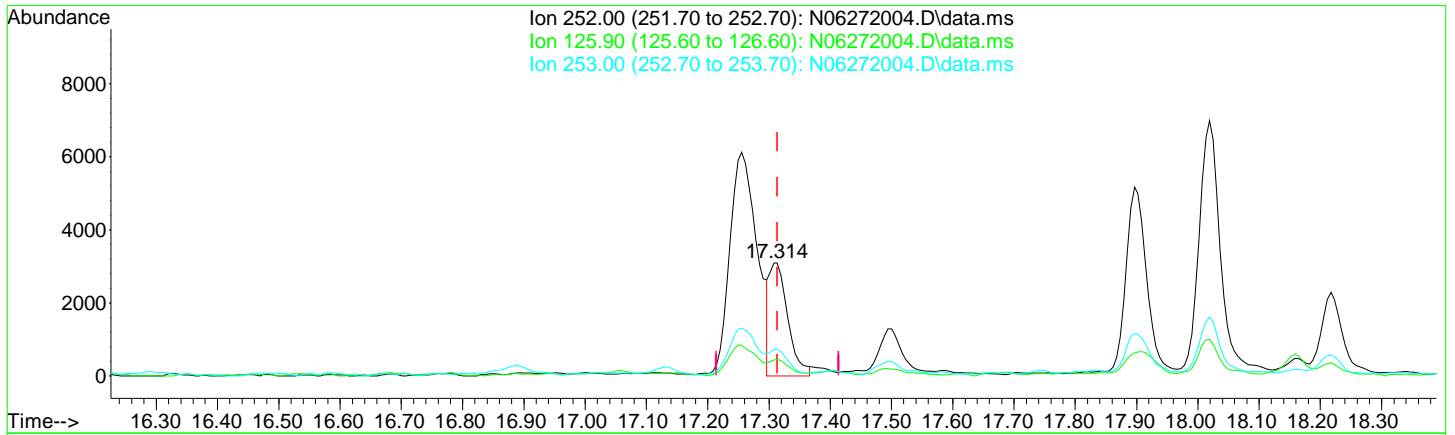
17.255min (+ 0.006) 7.87 ng/ml

response	18787
Ion	Exp% Act%
252.00	100.00 100.00
126.00	20.00 13.78
253.00	21.10 21.26
0.00	0.00 0.00

Quantitation Report (Qedit)

Data Path : U:\data\2020-06\0F29037\
 Data File : N06272004.D
 Acq On : 29 Jun 2020 01:30 pm
 Operator : JK/ AMS/ DTH
 Sample : A0F0670-01RE3@250
 Misc : 250x, 8270D LL PAH ONLY
 ALS Vial : 4 Sample Multiplier: 1

Quant Time: Jun 29 14:03:48 2020
 Quant Method : U:\methods\SV14_040720_PAHR6.M
 Quant Title : EPA 8270D: Semivolatile Organics
 QLast Update : Tue Jun 09 09:45:26 2020
 Response via : Initial Calibration



TIC: N06272004.D\data.ms

(30) Benzo(k)fluoranthene (T)

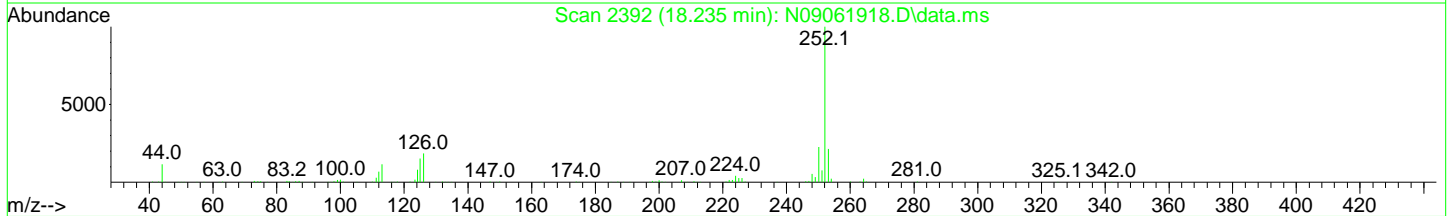
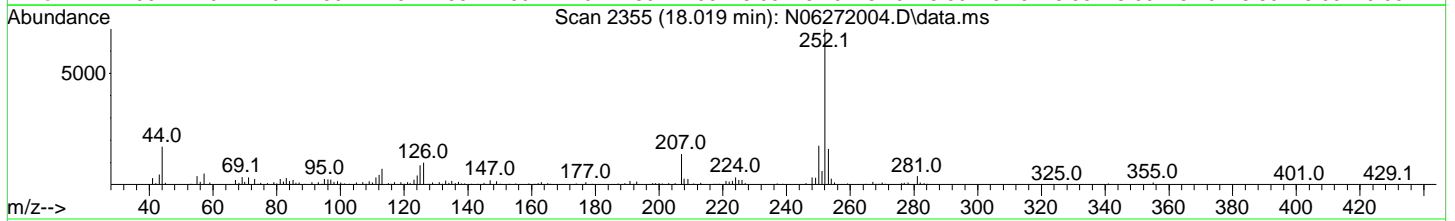
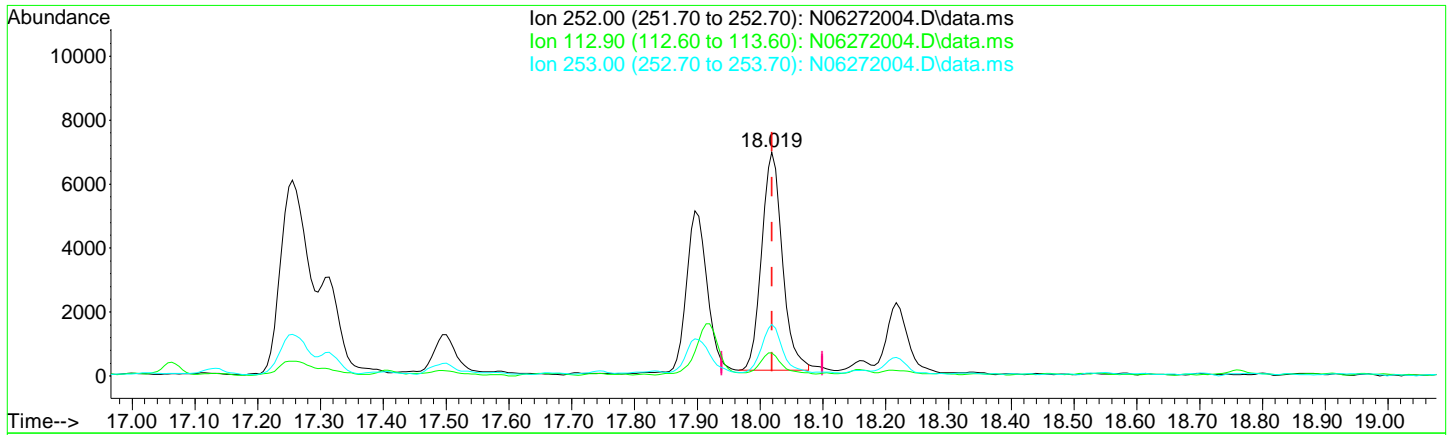
17.314min (-0.000) 2.70 ng/ml m

response	6421
Ion	Exp% Act%
252.00	100.00 100.00
125.90	22.10 14.65
253.00	21.50 23.85
0.00	0.00 0.00

Quantitation Report (Qedit)

Data Path : U:\data\2020-06\0F29037\
 Data File : N06272004.D
 Acq On : 29 Jun 2020 01:30 pm
 Operator : JK/ AMS/ DTH
 Sample : A0F0670-01RE3@250
 Misc : 250x, 8270D LL PAH ONLY
 ALS Vial : 4 Sample Multiplier: 1

Quant Time: Jun 29 14:03:48 2020
 Quant Method : U:\methods\SV14_040720_PAHR6.M
 Quant Title : EPA 8270D: Semivolatile Organics
 QLast Update : Tue Jun 09 09:45:26 2020
 Response via : Initial Calibration



TIC: N06272004.D\data.ms

(33) Benzo(a)pyrene (T)

18.019min (-0.000) 8.63 ng/ml

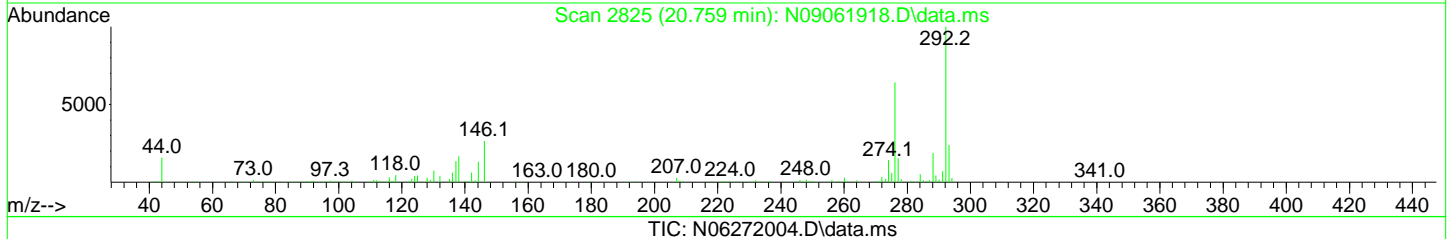
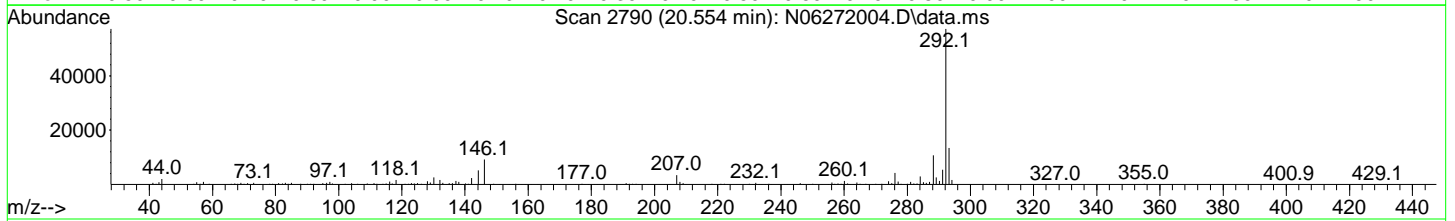
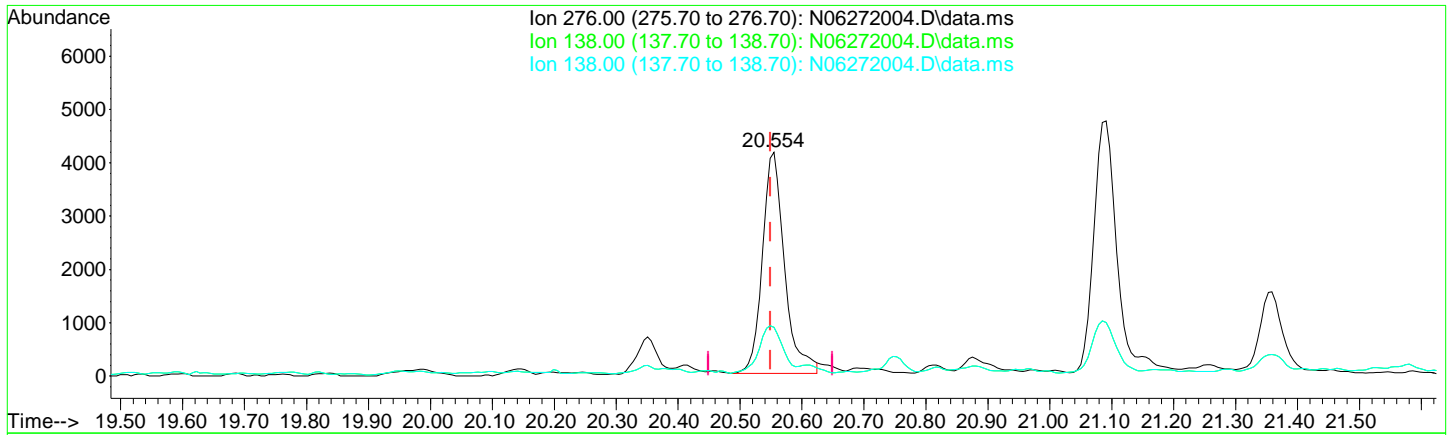
response 15679

Ion	Exp%	Act%
252.00	100.00	100.00
112.90	12.70	10.39
253.00	21.90	23.05
0.00	0.00	0.00

Quantitation Report (Qedit)

Data Path : U:\data\2020-06\0F29037\
 Data File : N06272004.D
 Acq On : 29 Jun 2020 01:30 pm
 Operator : JK/ AMS/ DTH
 Sample : A0F0670-01RE3@250
 Misc : 250x, 8270D LL PAH ONLY
 ALS Vial : 4 Sample Multiplier: 1

Quant Time: Jun 29 14:03:48 2020
 Quant Method : U:\methods\SV14_040720_PAHR6.M
 Quant Title : EPA 8270D: Semivolatile Organics
 QLast Update : Tue Jun 09 09:45:26 2020
 Response via : Initial Calibration



TIC: N06272004.D\data.ms

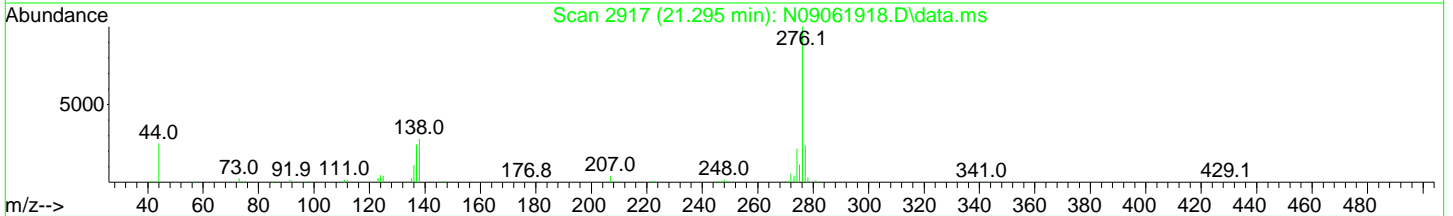
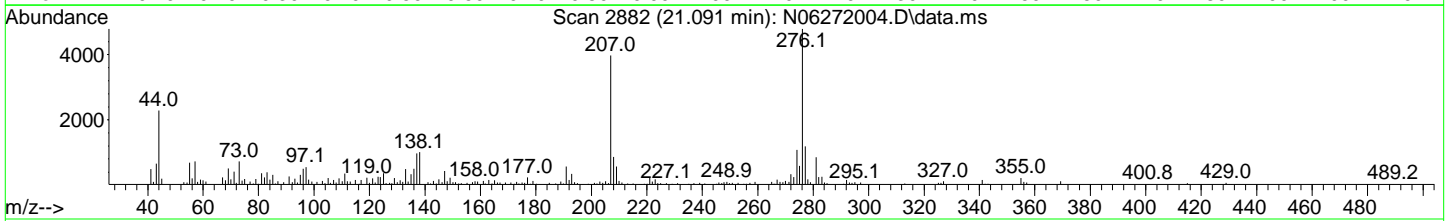
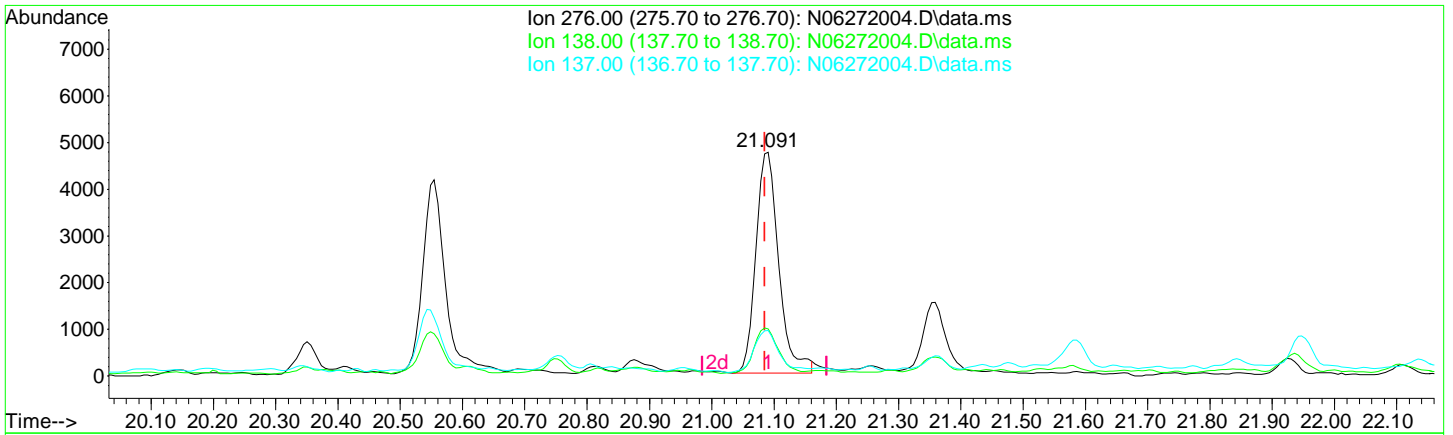
(36) Indeno(1,2,3-cd)Pyrene (T)
 20.554min (+ 0.006) 5.24 ng/ml
 response 10357

Ion	Exp%	Act%
276.00	100.00	100.00
138.00	31.60	21.72
138.00	31.60	21.72
0.00	0.00	0.00

Quantitation Report (Qedit)

Data Path : U:\data\2020-06\0F29037\
 Data File : N06272004.D
 Acq On : 29 Jun 2020 01:30 pm
 Operator : JK/ AMS/ DTH
 Sample : A0F0670-01RE3@250
 Misc : 250x, 8270D LL PAH ONLY
 ALS Vial : 4 Sample Multiplier: 1

Quant Time: Jun 29 14:03:48 2020
 Quant Method : U:\methods\SV14_040720_PAHR6.M
 Quant Title : EPA 8270D: Semivolatile Organics
 QLast Update : Tue Jun 09 09:45:26 2020
 Response via : Initial Calibration



TIC: N06272004.D\data.ms

(38) Benzo(g,h,i)perylene (T)

21.091min (+ 0.006) 5.71 ng/ml

response 12116

Ion	Exp%	Act%
276.00	100.00	100.00
138.00	34.40	20.99
137.00	28.60	20.33
0.00	0.00	0.00

**Semivolatile Organic Compounds (PAHs) by EPA 8270D
Calibration Data**

Sequence 0D07056 (Cal ID A0D0804) SV-GCMS14



ELEMENT SEQUENCE LOG

Apex Laboratories

Sequence: 0D07056
Date: 04/07/20 16:31

Instrument: SV-GCMS14
Calibration: A0D0804

#	Lab Number	Matrix	Analysis	Client	Due	Batch	ISTD ID	STD ID
1	0D07056-TUN1	Soil	QC	QC			A20C067	A20C407
2	0D07056-ICB1	Soil	QC	QC			A20C067	
3	0D07056-CAL1	Soil	QC	QC			A20C067	A20C467
4	0D07056-CAL2	Soil	QC	QC			A20C067	A20C468
5	0D07056-CAL3	Soil	QC	QC			A20C067	A20C469
6	0D07056-CAL4	Soil	QC	QC			A20C067	A20C470
7	0D07056-CAL5	Soil	QC	QC			A20C067	A20C471
8	0D07056-CAL6	Soil	QC	QC			A20C067	A20C472
9	0D07056-CAL7	Soil	QC	QC			A20C067	A20C473
10	0D07056-CAL8	Soil	QC	QC			A20C067	A20C474
11	0D07056-CAL9	Soil	QC	QC			A20C067	A20C475
12	0D07056-CALA	Soil	QC	QC			A20C067	A20C476
13	0D07056-IBL1	Soil	QC	QC			A20C067	
14	0D07056-ICV1	Soil	QC	QC			A20C067	A20C479
15	0D07056-IBL2	Soil	QC	QC			A20C067	

Data Entered By:

AMS 4/8/20

Comments:

Data Reviewed By:

MJ 4/9/20

Calibration Status Report SV-GCMS14

Method Path : N:\methods\
 Method File : SV14_040720_PAH.M
 Title : EPA 8270D: Semivolatile Organics
 Last Update : Wed Apr 08 10:01:43 2020
 Response Via : Initial Calibration

QA 4/8/20

#	ID	Conc	ISTD Conc	Path\File
1	1.0	1	100	N:\data\2020-04\0D07056\N04072013.D
2	2.0	2	100	N:\data\2020-04\0D07056\N04072014.D
3	5.0	5	100	N:\data\2020-04\0D07056\N04072015.D
4	10.0	10	100	N:\data\2020-04\0D07056\N04072016.D
5	20	20	100	N:\data\2020-04\0D07056\N04072017.D
6	50.0	50	100	N:\data\2020-04\0D07056\N04072018.D
7	100	100	100	N:\data\2020-04\0D07056\N04072019.D
8	200	200	100	N:\data\2020-04\0D07056\N04072020.D
9	400	400	100	N:\data\2020-04\0D07056\N04072021.D
10	600	600	100	N:\data\2020-04\0D07056\N04072022.D

#	ID	Update Time	Quant Time	Acquisition Time
1	1.0	Apr 08 10:01 2020	Apr 08 09:41 2020	07 Apr 2020 17:38
2	2.0	Apr 08 10:01 2020	Apr 08 09:41 2020	07 Apr 2020 18:10
3	5.0	Apr 08 10:01 2020	Apr 08 09:41 2020	07 Apr 2020 18:42
4	10.0	Apr 08 10:01 2020	Apr 08 09:41 2020	07 Apr 2020 19:28
5	20	Apr 08 10:01 2020	Apr 08 09:41 2020	07 Apr 2020 20:00
6	50.0	Apr 08 10:01 2020	Apr 08 09:41 2020	07 Apr 2020 20:32
7	100	Apr 08 10:01 2020	Apr 08 09:41 2020	07 Apr 2020 21:04
8	200	Apr 08 10:01 2020	Apr 08 09:41 2020	07 Apr 2020 21:36
9	400	Apr 08 10:01 2020	Apr 08 09:41 2020	07 Apr 2020 22:08
10	600	Apr 08 10:01 2020	Apr 08 09:41 2020	07 Apr 2020 22:40

SV14_040720_PAH.M Wed Apr 08 10:26:23 2020

Method Path : N:\methods\
 Method File : SV14_040720_PAH.M
 Title : EPA 8270D: Semivolatile Organics
 Last Update : Wed Apr 08 10:01:43 2020
 Response Via : Initial Calibration

9/8/20

Calibration Files

1.0 =N04072013.D 2.0 =N04072014.D 5.0 =N04072015.D 10.0=N04072016.D 20 =N04072017.D 50.0=N04072018.D 100 =N04072019.D
 200 =N04072020.D 400 =N04072021.D 600 =N04072022.D

Compound	1.0	2.0	5.0	10.0	20	50.0	100	200	400	600	Avg	%RSD	
1) I Naphthalene-d8 (ISTD)	-----ISTD-----												<i>4.55</i>
2) S Nitrobenzene-d...	0.346	0.316	0.325	0.292	0.305	0.302	0.298	0.308	0.315	0.318	0.312	4.94	
3) T Decalin		0.070	0.093	0.082	0.076	0.075	0.077	0.076	0.080	0.090	0.080	9.45	
4) T Naphthalene	1.190	1.149	1.133	1.103	1.102	1.060	1.029	1.048	1.049	1.028	1.089	5.06 ✓	
5) T 2-Methylnaphth...	0.683	0.700	0.714	0.704	0.734	0.737	0.723	0.766	0.787	0.767	0.731	4.60 ✓	
6) T 1-Methylnaphth...	0.722	0.710	0.703	0.708	0.747	0.733	0.709	0.736	0.763	0.730	0.726	2.66 ✓	
7) T 1,1'-Biphenyl	0.998	0.870	0.856	0.892	0.948	0.914	0.881	0.938	0.983	0.938	0.922	5.18	
8) T 2,6-Dimethylna...	0.608	0.585	0.572	0.585	0.650	0.630	0.628	0.674	0.711	0.680	0.632	7.33	
9) I Acenaphthene-d10 (...)	-----ISTD-----												<i>4.91</i>
10) S 2-Fluorobiphen...	1.452	1.546	1.670	1.605	1.567	1.545	1.533	1.524	1.547	1.493	1.548	3.81 ✓	
11) T Acenaphthylene	1.648	1.722	1.754	1.785	1.855	1.929	1.948	1.990	2.037	1.978	1.865	7.06 ✓	
12) T Acenaphthene	1.393	1.401	1.423	1.399	1.383	1.372	1.352	1.336	1.332	1.287	1.368	3.00 ✓	
13) T Dibenzofuran	1.583	1.612	1.655	1.699	1.716	1.650	1.658	1.658	1.695	1.630	1.656	2.46 ✓	
14) T 1,6,7-Trimethy...	1.114	1.016	1.034	1.036	1.116	1.061	1.089	1.089	1.121	1.044	1.072	3.60 ✓	
15) T Fluorene	1.408	1.267	1.261	1.296	1.346	1.288	1.300	1.325	1.367	1.293	1.315	3.54 ✓	
16) I Phenanthrene-d10 (...)	-----ISTD-----												<i>8.64</i>
17) T Dibenzothiopene	1.081	0.993	0.995	1.009	1.031	1.025	0.977	1.015	1.005	0.975	1.011	3.07	
18) T Phenanthrene	1.275	1.193	1.219	1.159	1.152	1.133	1.084	1.117	1.089	1.090	1.151	5.45 ✓	
19) T Anthracene	0.967	0.848	0.879	0.907	0.973	0.952	0.969	0.998	1.017	0.916	0.943	5.69 ✓	
20) T Carbazole	0.768	0.741	0.806	0.829	0.829	0.857	0.860	0.872	0.855	0.720	0.814	6.59 ✓	
21) T 1-Methylphenan...	0.730	0.730	0.748	0.765	0.779	0.796	0.791	0.817	0.827	0.778	0.776	4.32	
22) T Fluoranthene	1.028	1.052	1.086	1.117	1.098	1.145	1.158	1.224	1.258	1.178	1.134	6.43 ✓	
23) I Chrysene-d12 (ISTD)	-----ISTD-----												<i>12.22</i>
24) T Pyrene	1.297	1.267	1.186	1.290	1.434	1.240	1.245	1.323	1.337	1.353	1.297	5.36 ✓	
25) S Terphenyl-d14 ...	0.994	0.919	0.942	0.984	1.020	0.966	0.940	0.971	0.968	0.959	0.966	3.02 ✓	
26) T Benz(a)anthracene	1.227	1.103	0.979	0.977	0.964	0.992	0.976	1.027	1.066	1.060	1.037	7.88 ✓	
27) T Chrysene	1.105	1.160	1.081	1.041	1.072	1.057	1.034	1.048	1.038	1.029	1.067	3.81 ✓	
28) I Perylene-d12 (ISTD)	-----ISTD-----												<i>16.44</i>
29) T Benzo(b)fluora...	1.035	0.959	0.949	0.991	1.000	0.998	1.018	1.086	1.138	1.163	1.034	7.03 ✓	
30) T Benzo(k)fluora...	0.978	0.906	0.911	1.002	1.018	1.033	1.089	1.121	1.139	1.109	1.031	8.10 ✓	
31) T Benzo(b+k)fluo...	1.007	1.005	1.020	1.074	1.091	1.072	1.103	1.146	1.179	1.172	1.087	5.96 ✓	
32) T Benzo(e)pyrene	0.955	1.069	1.006	1.054	1.096	1.047	1.075	1.136	1.176	1.196	1.081	6.84 ✓	
33) T Benzo(a)pyrene	0.612	0.636	0.660	0.751	0.778	0.880	0.916	0.974	1.000	0.975	0.818	18.31 ✓	
34) T Perylene		0.838	0.972	1.086	1.118	1.204	1.181	1.201	1.219	1.198	1.113	11.68 ✓	
35) I Dibenz(a,h)Anthrce...	-----ISTD-----												<i>13.68</i>
36) T Indeno(1,2,3-c...	1.028	1.006	1.030	1.054	1.084	1.071	1.071	1.124	1.168	1.228	1.086	6.33 ✓	

Method Path : N:\methods\
Method File : SV14_040720_PAH.M

Title : EPA 8270D: Semivolatile Organics

37) T	Dibenz(a,h)ant...	1.031	0.977	1.093	1.047	1.084	1.094	1.097	1.128	1.200	1.202	1.095	6.40 ✓
38) T	Benzo(g,h,i)pe...	0.965	0.968	1.052	1.081	1.166	1.189	1.224	1.272	1.334	1.402	1.165	12.77 ✓

(#) = Out of Range

Compound List Report SV-GCMS14

Method Path : N:\methods\
 Method File : SV14_040720_PAH.M
 Title : EPA 8270D: Semivolatile Organics
 Last Update : Wed Apr 08 10:01:43 2020
 Response Via : Initial Calibration

QA 4/8/20

Total Cpnds : 38

PK#	Compound Name	QIon	Exp_RT	Rel_RT	Cal	#Qual	A/H	ID
1	I Naphthalene-d8 (ISTD)	136	7.906	1.000	A	2	A	B
2	S Nitrobenzene-d5 (Surr)	82	7.207	0.912	A	1	A	R
3	T Decalin	138	7.381	0.934	A	2	A	B
4	T Naphthalene	128	7.924	1.002	A	2	A	R
5	T 2-Methylnaphthalene	142	8.612	1.089	A	2	A	R
6	T 1-Methylnaphthalene	142	8.711	1.102	A	2	A	R
7	T 1,1'-Biphenyl	154	9.078	1.148	A	2	A	B
8	T 2,6-Dimethylnaphthalene	156	9.235	1.168	A	2	A	R
9	I Acenaphthene-d10 (ISTD)	162	9.661	1.000	A	2	A	R
10	S 2-Fluorobiphenyl (Surr)	172	8.973	0.929	A	2	A	R
11	T Acenaphthylene	152	9.515	0.985	A	2	A	R
12	T Acenaphthene	153	9.696	1.004	A	2	A	R
13	T Dibenzofuran	168	9.865	1.021	A	2	A	R
14	T 1,6,7-Trimethylnaphthalene	170	10.080	1.043	A	2	A	R
15	T Fluorene	166	10.215	1.057	A	2	A	R
16	I Phenanthrene-d10 (ISTD)	188	11.165	1.000	A	2	A	R
17	T Dibenzothiopene	184	11.066	0.991	A	3	A	R
18	T Phenanthrene	178	11.188	1.002	A	2	A	R
19	T Anthracene	178	11.240	1.007	A	2	A	R
20	T Carbazole	167	11.398	1.021	A	2	A	R
21	T 1-Methylphenanthrene	192	11.817	1.058	A	2	A	R
22	T Fluoranthene	202	12.459	1.116	A	2	A	R
23	I Chrysene-d12 (ISTD)	240	14.947	1.000	A	2	A	R
24	T Pyrene	202	12.750	0.853	A	2	A	R
25	S Terphenyl-d14 (Surr)	244	12.960	0.867	A	2	A	R
26	T Benz(a)anthracene	228	14.924	0.998	A	2	A	R
27	T Chrysene	228	15.006	1.004	A	2	A	R
28	I Perylene-d12 (ISTD)	264	18.410	1.000	A	2	A	R
29	T Benzo(b)fluoranthene	252	17.506	0.951	A	2	A	R
30	T Benzo(k)fluoranthene	252	17.570	0.954	A	2	A	R
31	T Benzo(b+k)fluoranthene	252	17.570	0.954	A	2	A	R
32	T Benzo(e)pyrene	252	18.153	0.986	A	2	A	R
33	T Benzo(a)pyrene	252	18.270	0.992	Q 2	2	A	R
34	T Perylene	252	18.473	1.003	A	2	A	R
35	I Dibenz(a,h)Anthracene-d14 (ISTD)	292	20.794	1.000	A	2	A	R
36	T Indeno(1,2,3-cd)Pyrene	276	20.794	1.000	A	2	A	R
37	T Dibenz(a,h)anthracene	278	20.857	1.003	A	2	A	R
38	T Benzo(g,h,i)perylene	276	21.324	1.026	A	2	A	R

Cal A = Average L = Linear LO = Linear w/origin Q = Quad QO = Quad w/origin
 #Qual = number of qualifiers
 A/H = Area or Height
 ID R = R.T. B = R.T. & Q Q = Qvalue L = Largest A = All

Element Calibration Review Sheet

Calibration ID: **A0D0804**

Instrument: **SV-GCMS14**

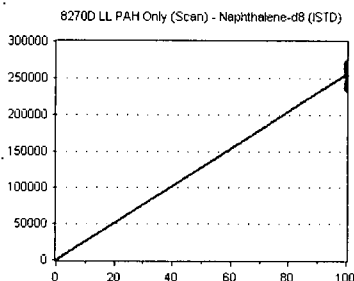
Calibration Date: **04/08/2020**

Analysis: **8270D LL PAH Only (Scan)**

Instrument Cal ID: **A0D0804**

Naphthalene-d8 (ISTD)

Curve Fit: **AVERAGE RF**

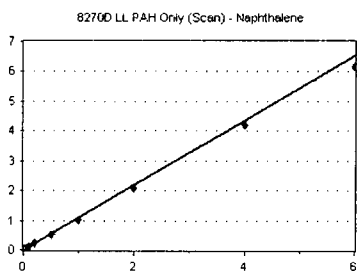


Standard	Concentration	Response	Response Factor	RT
0D07056-CAL1	100	243074	2430.740	7.91
0D07056-CAL2	100	243705	2437.050	7.91
0D07056-CAL3	100	254846	2548.460	7.91
0D07056-CAL4	100	270985	2709.850	7.91
0D07056-CAL5	100	258751	2587.510	7.91
0D07056-CAL6	100	265079	2650.790	7.91
0D07056-CAL7	100	270936	2709.360	7.91
0D07056-CAL8	100	259002	2590.020	7.91
0D07056-CAL9	100	255231	2552.310	7.91
0D07056-CALA	100	237171	2371.710	7.91

AVE RF 2558.780 RF RSD 4.55 AVE RT 7.91

Naphthalene

Curve Fit: **AVERAGE RF**

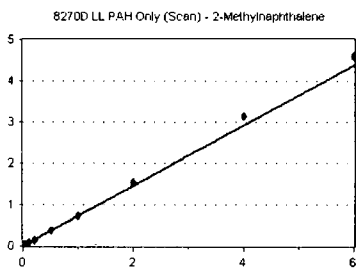


Standard	Concentration	Response	Response Factor	RT
0D07056-CAL1	1	2892	1.190	7.93
0D07056-CAL2	2	5600	1.149	7.92
0D07056-CAL3	5	14431	1.133	7.92
0D07056-CAL4	10	29903	1.103	7.92
0D07056-CAL5	20	57019	1.102	7.92
0D07056-CAL6	50	140541	1.060	7.92
0D07056-CAL7	100	278907	1.029	7.92
0D07056-CAL8	200	543013	1.048	7.92
0D07056-CAL9	400	1070767	1.049	7.92
0D07056-CALA	600	1463412	1.028	7.92

AVE RF 1.089 RF RSD 5.06 AVE RT 7.92

2-Methylnaphthalene

Curve Fit: **AVERAGE RF**

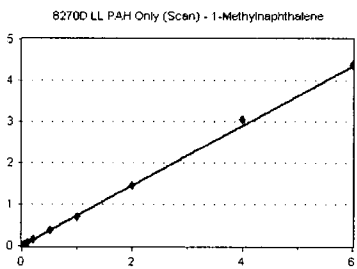


Standard	Concentration	Response	Response Factor	RT
0D07056-CAL1	1	1659	0.683	8.61
0D07056-CAL2	2	3410	0.700	8.61
0D07056-CAL3	5	9092	0.714	8.61
0D07056-CAL4	10	19067	0.704	8.61
0D07056-CAL5	20	37992	0.734	8.61
0D07056-CAL6	50	97673	0.737	8.61
0D07056-CAL7	100	195774	0.723	8.61
0D07056-CAL8	200	396823	0.766	8.61
0D07056-CAL9	400	803600	0.787	8.61
0D07056-CALA	600	1091692	0.767	8.61

AVE RF 0.731 RF RSD 4.60 AVE RT 8.61

1-Methylnaphthalene

Curve Fit: **AVERAGE RF**



Standard	Concentration	Response	Response Factor	RT
0D07056-CAL1	1	1756	0.722	8.71
0D07056-CAL2	2	3462	0.710	8.71
0D07056-CAL3	5	8964	0.703	8.71
0D07056-CAL4	10	19186	0.708	8.71
0D07056-CAL5	20	38641	0.747	8.71
0D07056-CAL6	50	97197	0.733	8.71
0D07056-CAL7	100	191985	0.709	8.71
0D07056-CAL8	200	381343	0.736	8.71
0D07056-CAL9	400	778825	0.763	8.71
0D07056-CALA	600	1038153	0.730	8.71

AVE RF 0.726 RF RSD 2.66 AVE RT 8.71

Element Calibration Review Sheet

Calibration ID: **A0D0804**

Instrument: **SV-GCMS14**

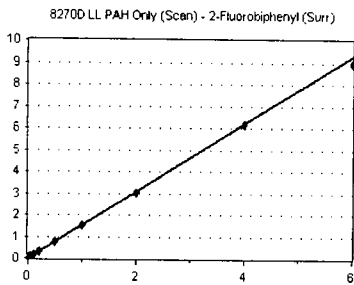
Calibration Date: **04/08/2020**

Analysis: **8270D LL PAH Only (Scan)**

Instrument Cal ID: **A0D0804**

2-Fluorobiphenyl (Surr)

Curve Fit: **AVERAGE RF**

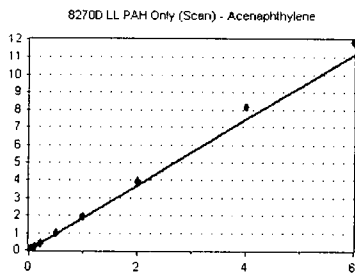


Standard	Concentration	Response	Response Factor	RT
OD07056-CAL1	1	2174	1.452	8.97
OD07056-CAL2	2	4191	1.546	8.97
OD07056-CAL3	5	10979	1.670	8.97
OD07056-CAL4	10	22576	1.605	8.97
OD07056-CAL5	20	46527	1.567	8.97
OD07056-CAL6	50	113161	1.545	8.97
OD07056-CAL7	100	225961	1.533	8.97
OD07056-CAL8	200	456518	1.524	8.97
OD07056-CAL9	400	957543	1.547	8.97
OD07056-CALA	600	1276915	1.493	8.97

AVE RF 1.548 RF RSD 3.81 AVE RT 8.97

Acenaphthylene

Curve Fit: **AVERAGE RF**

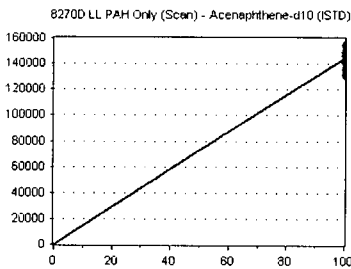


Standard	Concentration	Response	Response Factor	RT
OD07056-CAL1	1	2466	1.648	9.52
OD07056-CAL2	2	4668	1.722	9.52
OD07056-CAL3	5	11532	1.754	9.52
OD07056-CAL4	10	25120	1.785	9.52
OD07056-CAL5	20	55074	1.855	9.52
OD07056-CAL6	50	141318	1.929	9.52
OD07056-CAL7	100	287167	1.948	9.52
OD07056-CAL8	200	596158	1.990	9.52
OD07056-CAL9	400	1260795	2.037	9.52
OD07056-CALA	600	1692015	1.978	9.52

AVE RF 1.865 RF RSD 7.06 AVE RT 9.52

Acenaphthene-d10 (ISTD)

Curve Fit: **AVERAGE RF**

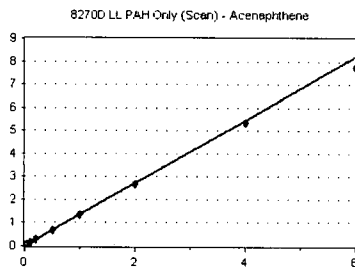


Standard	Concentration	Response	Response Factor	RT
OD07056-CAL1	100	149679	1496.790	9.66
OD07056-CAL2	100	135566	1355.660	9.66
OD07056-CAL3	100	131499	1314.990	9.66
OD07056-CAL4	100	140702	1407.020	9.66
OD07056-CAL5	100	148424	1484.240	9.66
OD07056-CAL6	100	146492	1464.920	9.66
OD07056-CAL7	100	147420	1474.200	9.66
OD07056-CAL8	100	149753	1497.530	9.66
OD07056-CAL9	100	154741	1547.410	9.66
OD07056-CALA	100	142544	1425.440	9.66

AVE RF 1446.820 RF RSD 4.91 AVE RT 9.66

Acenaphthene

Curve Fit: **AVERAGE RF**



Standard	Concentration	Response	Response Factor	RT
OD07056-CAL1	1	2085	1.393	9.70
OD07056-CAL2	2	3799	1.401	9.70
OD07056-CAL3	5	9358	1.423	9.70
OD07056-CAL4	10	19684	1.399	9.70
OD07056-CAL5	20	41060	1.383	9.70
OD07056-CAL6	50	100491	1.372	9.70
OD07056-CAL7	100	199310	1.352	9.70
OD07056-CAL8	200	400273	1.336	9.70
OD07056-CAL9	400	824563	1.332	9.70
OD07056-CALA	600	1100304	1.287	9.70

AVE RF 1.368 RF RSD 3.00 AVE RT 9.70

Element Calibration Review Sheet

Calibration ID: **A0D0804**

Instrument: **SV-GCMS14**

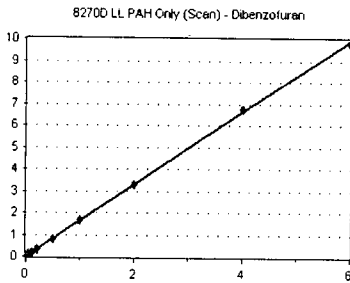
Calibration Date: **04/08/2020**

Analysis: **8270D LL PAH Only (Scan)**

Instrument Cal ID: **A0D0804**

Dibenzofuran

Curve Fit: **AVERAGE RF**

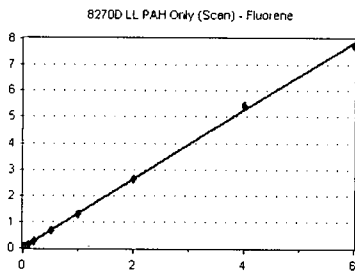


Standard	Concentration	Response	Response Factor	RT
OD07056-CAL1	1	2370	1.583	9.87
OD07056-CAL2	2	4370	1.612	9.87
OD07056-CAL3	5	10882	1.655	9.87
OD07056-CAL4	10	23912	1.699	9.87
OD07056-CAL5	20	50939	1.716	9.87
OD07056-CAL6	50	120846	1.650	9.87
OD07056-CAL7	100	244430	1.658	9.87
OD07056-CAL8	200	496566	1.658	9.87
OD07056-CAL9	400	1049059	1.695	9.87
OD07056-CALA	600	1394000	1.630	9.87

AVE RF 1.656 RF RSD 2.46 AVE RT 9.87

Fluorene

Curve Fit: **AVERAGE RF**

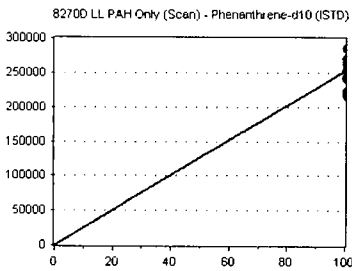


Standard	Concentration	Response	Response Factor	RT
OD07056-CAL1	1	2108	1.408	10.22
OD07056-CAL2	2	3434	1.267	10.22
OD07056-CAL3	5	8294	1.261	10.22
OD07056-CAL4	10	18241	1.296	10.22
OD07056-CAL5	20	39965	1.346	10.22
OD07056-CAL6	50	94350	1.288	10.22
OD07056-CAL7	100	191718	1.300	10.22
OD07056-CAL8	200	396773	1.325	10.21
OD07056-CAL9	400	846234	1.367	10.22
OD07056-CALA	600	1105549	1.293	10.22

AVE RF 1.315 RF RSD 3.54 AVE RT 10.22

Phenanthrene-d10 (ISTD)

Curve Fit: **AVERAGE RF**

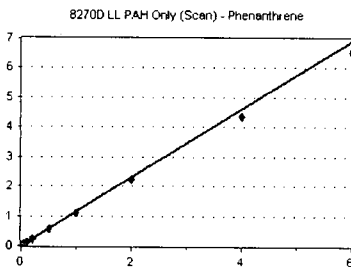


Standard	Concentration	Response	Response Factor	RT
OD07056-CAL1	100	271576	2715.760	11.17
OD07056-CAL2	100	223200	2232.000	11.17
OD07056-CAL3	100	216520	2165.200	11.17
OD07056-CAL4	100	243789	2437.890	11.17
OD07056-CAL5	100	266029	2660.290	11.17
OD07056-CAL6	100	242013	2420.130	11.17
OD07056-CAL7	100	265984	2659.840	11.17
OD07056-CAL8	100	262815	2628.150	11.17
OD07056-CAL9	100	286145	2861.450	11.17
OD07056-CALA	100	254222	2542.220	11.17

AVE RF 2532.293 RF RSD 8.64 AVE RT 11.17

Phenanthrene

Curve Fit: **AVERAGE RF**



Standard	Concentration	Response	Response Factor	RT
OD07056-CAL1	1	3463	1.275	11.19
OD07056-CAL2	2	5324	1.193	11.19
OD07056-CAL3	5	13195	1.219	11.19
OD07056-CAL4	10	28266	1.159	11.19
OD07056-CAL5	20	61279	1.152	11.19
OD07056-CAL6	50	137147	1.133	11.19
OD07056-CAL7	100	288254	1.084	11.19
OD07056-CAL8	200	586910	1.117	11.19
OD07056-CAL9	400	1246717	1.089	11.19
OD07056-CALA	600	1662195	1.090	11.19

AVE RF 1.151 RF RSD 5.45 AVE RT 11.19

Element Calibration Review Sheet

Calibration ID: **A0D0804**

Instrument: **SV-GCMS14**

Calibration Date:

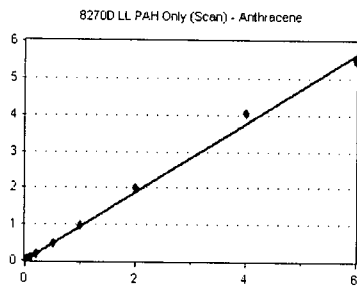
04/08/2020

Analysis: **8270D LL PAH Only (Scan)**

Instrument Cal ID: **A0D0804**

Anthracene

Curve Fit: **AVERAGE RF**

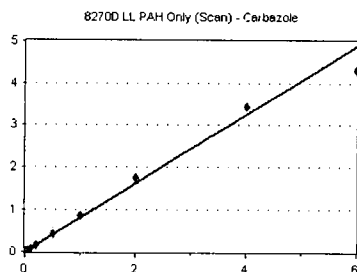


Standard	Concentration	Response	Response Factor	RT
OD07056-CAL1	1	2627	0.967	11.24
OD07056-CAL2	2	3785	0.848	11.24
OD07056-CAL3	5	9521	0.879	11.24
OD07056-CAL4	10	22111	0.907	11.25
OD07056-CAL5	20	51771	0.973	11.24
OD07056-CAL6	50	115187	0.952	11.24
OD07056-CAL7	100	257805	0.969	11.24
OD07056-CAL8	200	524623	0.998	11.24
OD07056-CAL9	400	1164250	1.017	11.25
OD07056-CALA	600	1396742	0.916	11.25

AVE RF 0.943 RF RSD 5.69 AVE RT 11.24

Carbazole

Curve Fit: **AVERAGE RF**

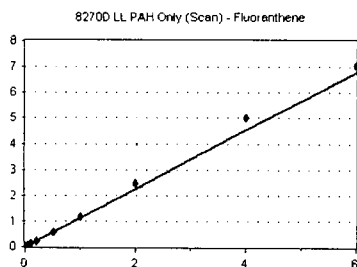


Standard	Concentration	Response	Response Factor	RT
OD07056-CAL1	1	2085	0.768	11.40
OD07056-CAL2	2	3308	0.741	11.40
OD07056-CAL3	5	8731	0.806	11.40
OD07056-CAL4	10	20204	0.829	11.40
OD07056-CAL5	20	44104	0.829	11.40
OD07056-CAL6	50	103743	0.857	11.40
OD07056-CAL7	100	228806	0.860	11.40
OD07056-CAL8	200	458445	0.872	11.40
OD07056-CAL9	400	979119	0.855	11.40
OD07056-CALA	600	1098601	0.720	11.40

AVE RF 0.814 RF RSD 6.59 AVE RT 11.40

Fluoranthene

Curve Fit: **AVERAGE RF**

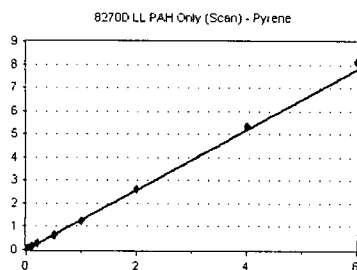


Standard	Concentration	Response	Response Factor	RT
OD07056-CAL1	1	2793	1.028	12.46
OD07056-CAL2	2	4694	1.052	12.46
OD07056-CAL3	5	11760	1.086	12.46
OD07056-CAL4	10	27227	1.117	12.46
OD07056-CAL5	20	58425	1.098	12.46
OD07056-CAL6	50	138576	1.145	12.46
OD07056-CAL7	100	308063	1.158	12.46
OD07056-CAL8	200	643616	1.224	12.46
OD07056-CAL9	400	1439355	1.258	12.46
OD07056-CALA	600	1796405	1.178	12.47

AVE RF 1.134 RF RSD 6.43 AVE RT 12.46

Pyrene

Curve Fit: **AVERAGE RF**



Standard	Concentration	Response	Response Factor	RT
OD07056-CAL1	1	2915	1.297	12.75
OD07056-CAL2	2	4749	1.267	12.75
OD07056-CAL3	5	12228	1.186	12.75
OD07056-CAL4	10	28915	1.290	12.75
OD07056-CAL5	20	61609	1.434	12.75
OD07056-CAL6	50	148125	1.240	12.75
OD07056-CAL7	100	328255	1.245	12.75
OD07056-CAL8	200	678143	1.323	12.75
OD07056-CAL9	400	1513534	1.337	12.76
OD07056-CALA	600	1875198	1.353	12.76

AVE RF 1.297 RF RSD 5.36 AVE RT 12.75

Element Calibration Review Sheet

Calibration ID: **A0D0804**

Instrument: **SV-GCMS14**

Calibration Date:

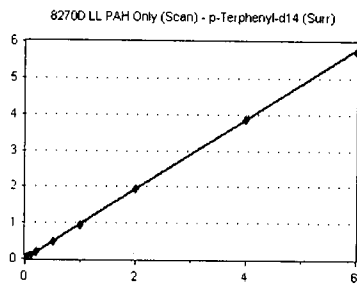
04/08/2020

Analysis: **8270D LL PAH Only (Scan)**

Instrument Cal ID: **A0D0804**

p-Terphenyl-d14 (Surr)

Curve Fit: **AVERAGE RF**

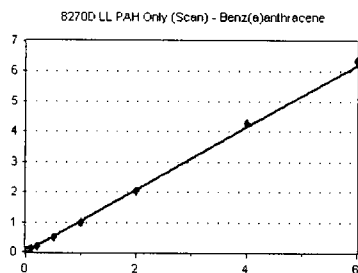


Standard	Concentration	Response	Response Factor	RT
OD07056-CAL1	1	2235	0.994	12.95
OD07056-CAL2	2	3444	0.919	12.95
OD07056-CAL3	5	9709	0.942	12.95
OD07056-CAL4	10	22061	0.984	12.96
OD07056-CAL5	20	43811	1.020	12.96
OD07056-CAL6	50	115369	0.966	12.96
OD07056-CAL7	100	247933	0.940	12.95
OD07056-CAL8	200	497857	0.971	12.96
OD07056-CAL9	400	1096177	0.968	12.96
OD07056-CALA	600	1328709	0.959	12.96

AVE RF 0.966 RF RSD 3.02 AVE RT 12.96

Benz(a)anthracene

Curve Fit: **AVERAGE RF**

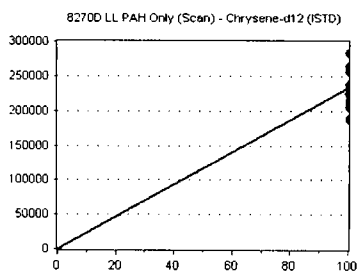


Standard	Concentration	Response	Response Factor	RT
OD07056-CAL1	1	2758	1.227	14.92
OD07056-CAL2	2	4134	1.103	14.92
OD07056-CAL3	5	10093	0.979	14.92
OD07056-CAL4	10	21888	0.977	14.93
OD07056-CAL5	20	41414	0.964	14.92
OD07056-CAL6	50	118477	0.992	14.92
OD07056-CAL7	100	257406	0.976	14.92
OD07056-CAL8	200	526616	1.027	14.93
OD07056-CAL9	400	1207333	1.066	14.94
OD07056-CALA	600	1469312	1.060	14.94

AVE RF 1.037 RF RSD 7.88 AVE RT 14.93

Chrysene-d12 (ISTD)

Curve Fit: **AVERAGE RF**

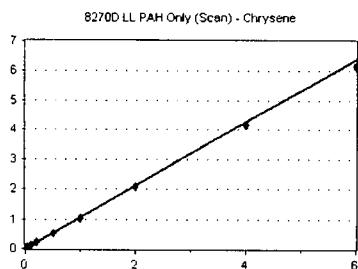


Standard	Concentration	Response	Response Factor	RT
OD07056-CAL1	100	224745	2247.450	14.95
OD07056-CAL2	100	187464	1874.640	14.94
OD07056-CAL3	100	206205	2062.050	14.95
OD07056-CAL4	100	224123	2241.230	14.95
OD07056-CAL5	100	214808	2148.080	14.95
OD07056-CAL6	100	238949	2389.490	14.95
OD07056-CAL7	100	263757	2637.570	14.95
OD07056-CAL8	100	256376	2563.760	14.95
OD07056-CAL9	100	283021	2830.210	14.95
OD07056-CALA	100	231029	2310.290	14.95

AVE RF 2330.477 RF RSD 12.22 AVE RT 14.95

Chrysene

Curve Fit: **AVERAGE RF**



Standard	Concentration	Response	Response Factor	RT
OD07056-CAL1	1	2483	1.105	15.01
OD07056-CAL2	2	4350	1.160	15.00
OD07056-CAL3	5	11149	1.081	15.01
OD07056-CAL4	10	23333	1.041	15.01
OD07056-CAL5	20	46060	1.072	15.01
OD07056-CAL6	50	126277	1.057	15.01
OD07056-CAL7	100	272605	1.034	15.01
OD07056-CAL8	200	537553	1.048	15.01
OD07056-CAL9	400	1174861	1.038	15.02
OD07056-CALA	600	1426972	1.029	15.02

AVE RF 1.067 RF RSD 3.81 AVE RT 15.01

Element Calibration Review Sheet

Calibration ID: **A0D0804**

Instrument: **SV-GCMS14**

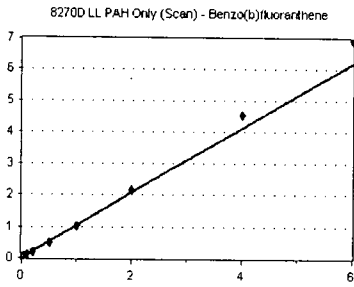
Calibration Date: **04/08/2020**

Analysis: **8270D LL PAH Only (Scan)**

Instrument Cal ID: **A0D0804**

Benzo(b)fluoranthene

Curve Fit: **AVERAGE RF**

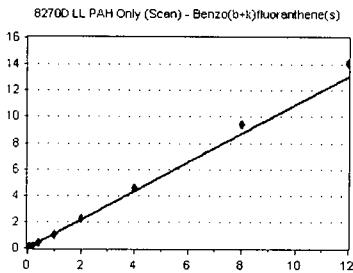


Standard	Concentration	Response	Response Factor	RT
OD07056-CAL1	1	1958	1.035	17.50
OD07056-CAL2	2	3031	0.959	17.50
OD07056-CAL3	5	8620	0.949	17.50
OD07056-CAL4	10	20389	0.991	17.51
OD07056-CAL5	20	37506	1.000	17.51
OD07056-CAL6	50	116347	0.998	17.51
OD07056-CAL7	100	253202	1.018	17.51
OD07056-CAL8	200	536283	1.086	17.51
OD07056-CAL9	400	1217211	1.138	17.52
OD07056-CALA	600	1548382	1.163	17.52

AVE RF 1.034 RF RSD 7.03 AVE RT 17.51

Benzo(b+k)fluoranthene(s)

Curve Fit: **AVERAGE RF**

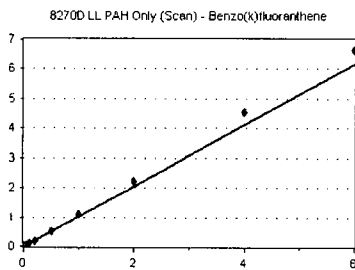


Standard	Concentration	Response	Response Factor	RT
OD07056-CAL1	2	3809	1.007	17.50
OD07056-CAL2	4	6349	1.005	17.50
OD07056-CAL3	10	18526	1.020	17.50
OD07056-CAL4	20	44218	1.074	17.58
OD07056-CAL5	40	81846	1.091	17.57
OD07056-CAL6	100	249964	1.072	17.57
OD07056-CAL7	200	548680	1.103	17.57
OD07056-CAL8	400	1132360	1.146	17.58
OD07056-CAL9	800	2523866	1.179	17.59
OD07056-CALA	1200	3120142	1.172	17.59

AVE RF 1.087 RF RSD 5.96 AVE RT 17.55

Benzo(k)fluoranthene

Curve Fit: **AVERAGE RF**

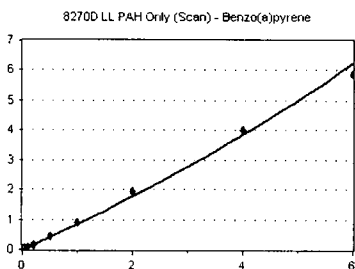


Standard	Concentration	Response	Response Factor	RT
OD07056-CAL1	1	1851	0.978	17.56
OD07056-CAL2	2	2864	0.906	17.56
OD07056-CAL3	5	8275	0.911	17.56
OD07056-CAL4	10	20616	1.002	17.58
OD07056-CAL5	20	38178	1.018	17.57
OD07056-CAL6	50	120385	1.033	17.57
OD07056-CAL7	100	270754	1.089	17.57
OD07056-CAL8	200	553475	1.121	17.58
OD07056-CAL9	400	1218167	1.139	17.59
OD07056-CALA	600	1475774	1.109	17.59

AVE RF 1.031 RF RSD 8.10 AVE RT 17.57

Benzo(a)pyrene

Curve Fit: **QUADRATIC: Weighting: (1/a^2) Origin: Ignore**



Standard	Concentration	Response	Response Factor	RT
OD07056-CAL1	1	1158	0.612	18.26
OD07056-CAL2	2	2009	0.636	18.26
OD07056-CAL3	5	5994	0.660	18.26
OD07056-CAL4	10	15453	0.751	18.28
OD07056-CAL5	20	29191	0.778	18.27
OD07056-CAL6	50	102540	0.880	18.27
OD07056-CAL7	100	227825	0.916	18.27
OD07056-CAL8	200	480916	0.974	18.28
OD07056-CAL9	400	1069564	1.000	18.29
OD07056-CALA	600	1297353	0.975	18.29

AVE RF 0.818 RF RSD 18.31 AVE RT 18.27

Element Calibration Review Sheet

Calibration ID: **A0D0804**

Instrument: **SV-GCMS14**

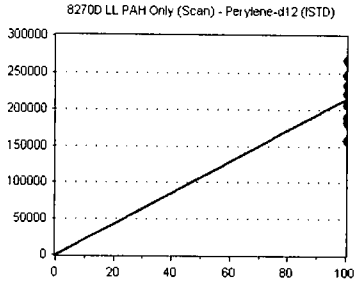
Calibration Date: **04/08/2020**

Analysis: **8270D LL PAH Only (Scan)**

Instrument Cal ID: **A0D0804**

Perylene-d12 (ISTD)

Curve Fit: **AVERAGE RF**

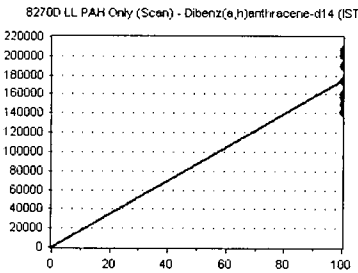


Standard	Concentration	Response	Response Factor	RT
OD07056-CAL1	100	189170	1891.700	18.41
OD07056-CAL2	100	158010	1580.100	18.41
OD07056-CAL3	100	181653	1816.530	18.41
OD07056-CAL4	100	205793	2057.930	18.42
OD07056-CAL5	100	187485	1874.850	18.41
OD07056-CAL6	100	233103	2331.030	18.41
OD07056-CAL7	100	248613	2486.130	18.42
OD07056-CAL8	100	246957	2469.570	18.42
OD07056-CAL9	100	267480	2674.800	18.42
OD07056-CALA	100	221821	2218.210	18.42

AVE RF 2140.085 RF RSD 16.44 AVE RT 18.41

Dibenz(a,h)anthracene-d14 (ISTD)

Curve Fit: **AVERAGE RF**

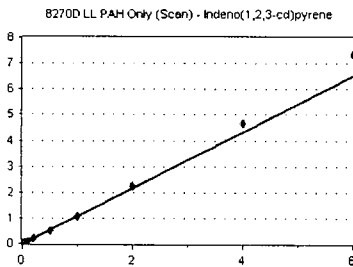


Standard	Concentration	Response	Response Factor	RT
OD07056-CAL1	100	160677	1606.770	20.79
OD07056-CAL2	100	141496	1414.960	20.79
OD07056-CAL3	100	160102	1601.020	20.79
OD07056-CAL4	100	175208	1752.080	20.80
OD07056-CAL5	100	149877	1498.770	20.79
OD07056-CAL6	100	190743	1907.430	20.79
OD07056-CAL7	100	201252	2012.520	20.79
OD07056-CAL8	100	201443	2014.430	20.79
OD07056-CAL9	100	206453	2064.530	20.81
OD07056-CALA	100	157020	1570.200	20.81

AVE RF 1744.271 RF RSD 13.68 AVE RT 20.79

Indeno(1,2,3-cd)pyrene

Curve Fit: **AVERAGE RF**

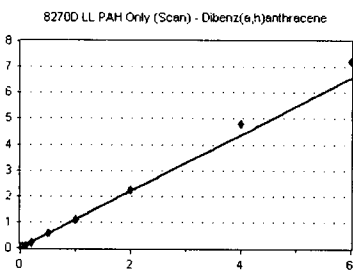


Standard	Concentration	Response	Response Factor	RT
OD07056-CAL1	1	1652	1.028	20.79
OD07056-CAL2	2	2847	1.006	20.79
OD07056-CAL3	5	8244	1.030	20.79
OD07056-CAL4	10	18462	1.054	20.80
OD07056-CAL5	20	32482	1.084	20.79
OD07056-CAL6	50	102100	1.071	20.79
OD07056-CAL7	100	215605	1.071	20.79
OD07056-CAL8	200	452810	1.124	20.80
OD07056-CAL9	400	964615	1.168	20.81
OD07056-CALA	600	1156472	1.228	20.81

AVE RF 1.086 RF RSD 6.33 AVE RT 20.80

Dibenz(a,h)anthracene

Curve Fit: **AVERAGE RF**



Standard	Concentration	Response	Response Factor	RT
OD07056-CAL1	1	1657	1.031	20.86
OD07056-CAL2	2	2764	0.977	20.85
OD07056-CAL3	5	8753	1.093	20.85
OD07056-CAL4	10	18337	1.047	20.86
OD07056-CAL5	20	32488	1.084	20.86
OD07056-CAL6	50	104317	1.094	20.86
OD07056-CAL7	100	220763	1.097	20.86
OD07056-CAL8	200	454575	1.128	20.86
OD07056-CAL9	400	991281	1.200	20.88
OD07056-CALA	600	1132840	1.202	20.88

AVE RF 1.095 RF RSD 6.40 AVE RT 20.86

Element Calibration Review Sheet

Calibration ID: **A0D0804**

Instrument: **SV-GCMS14**

Calibration Date:

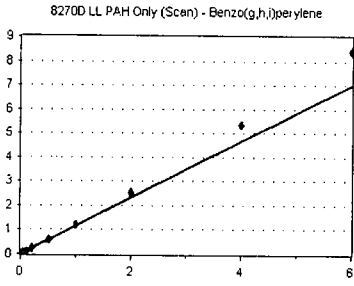
04/08/2020

Analysis: **8270D LL PAH Only (Scan)**

Instrument Cal ID: **A0D0804**

Benzo(g,h,i)perylene

Curve Fit: **AVERAGE RF**



Standard	Concentration	Response	Response	
			Factor	RT
0D07056-CAL1	1	1550	0.965	21.32
0D07056-CAL2	2	2738	0.968	21.32
0D07056-CAL3	5	8418	1.052	21.32
0D07056-CAL4	10	18938	1.081	21.33
0D07056-CAL5	20	34943	1.166	21.32
0D07056-CAL6	50	113428	1.189	21.32
0D07056-CAL7	100	246409	1.224	21.33
0D07056-CAL8	200	512635	1.272	21.34
0D07056-CAL9	400	1102019	1.334	21.35
0D07056-CALA	600	1320462	1.402	21.35

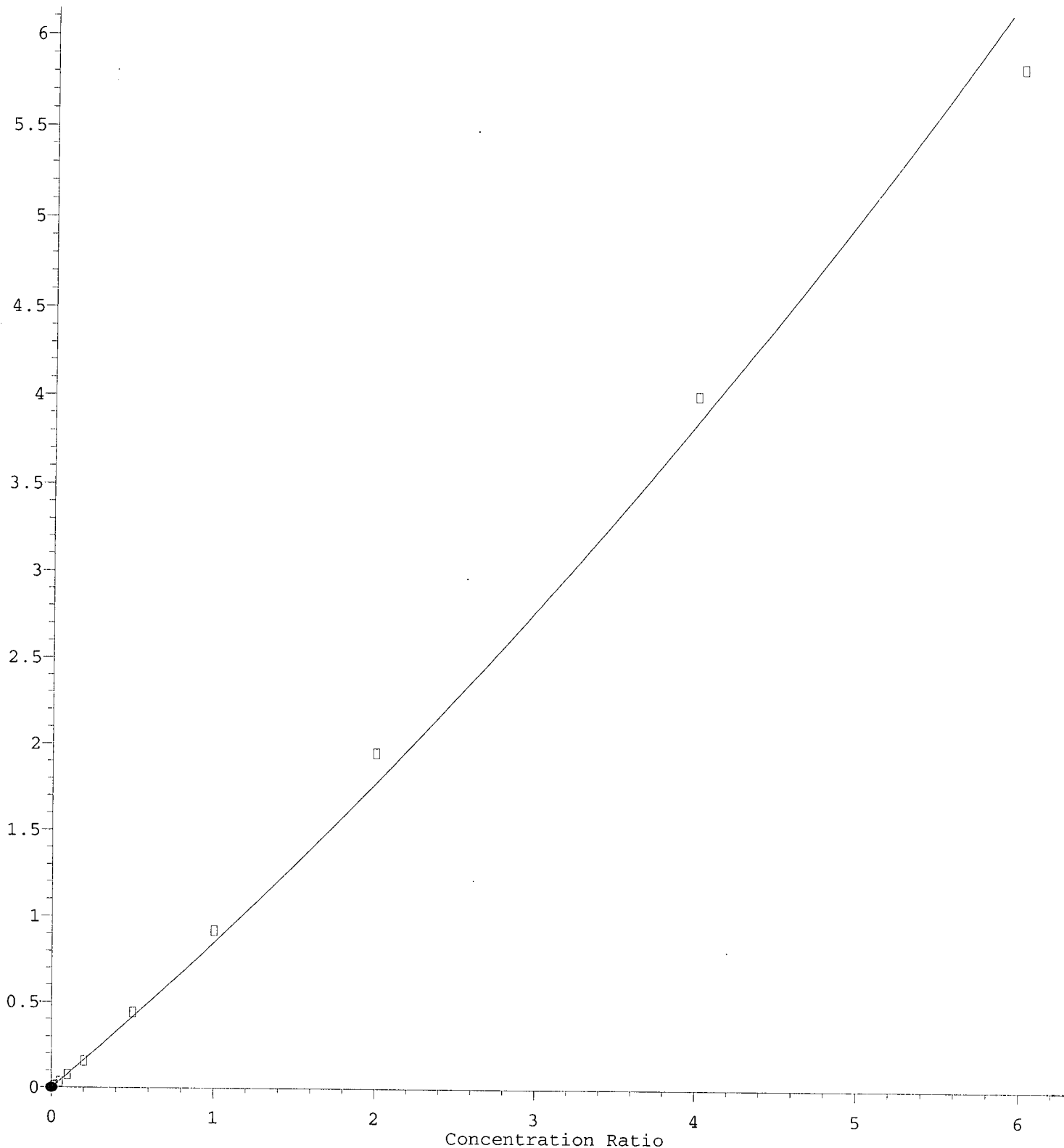
AVE RF **1.165**

RF RSD **12.77**

AVE RT **21.33**

Benzo(a)pyrene

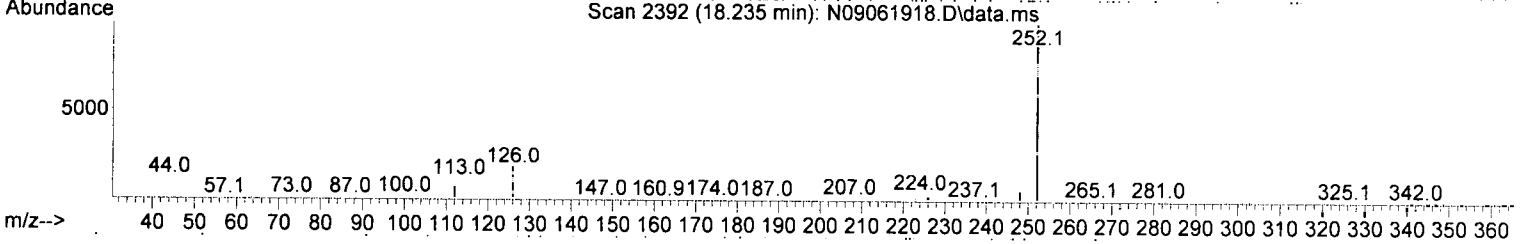
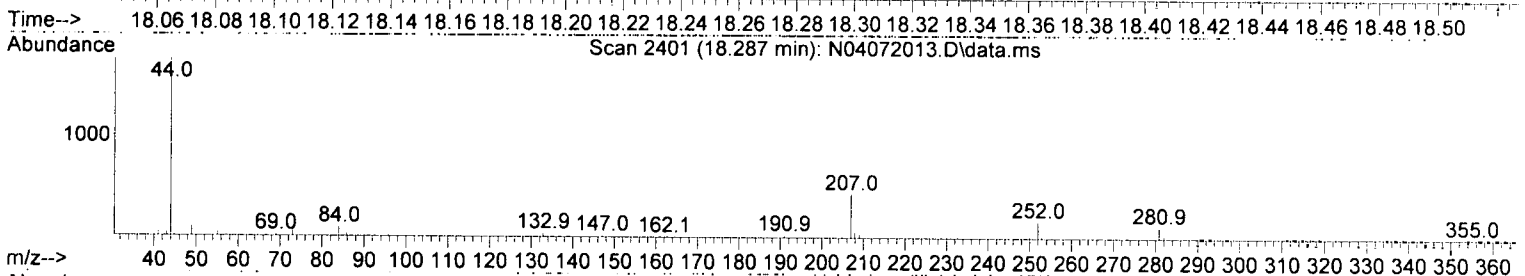
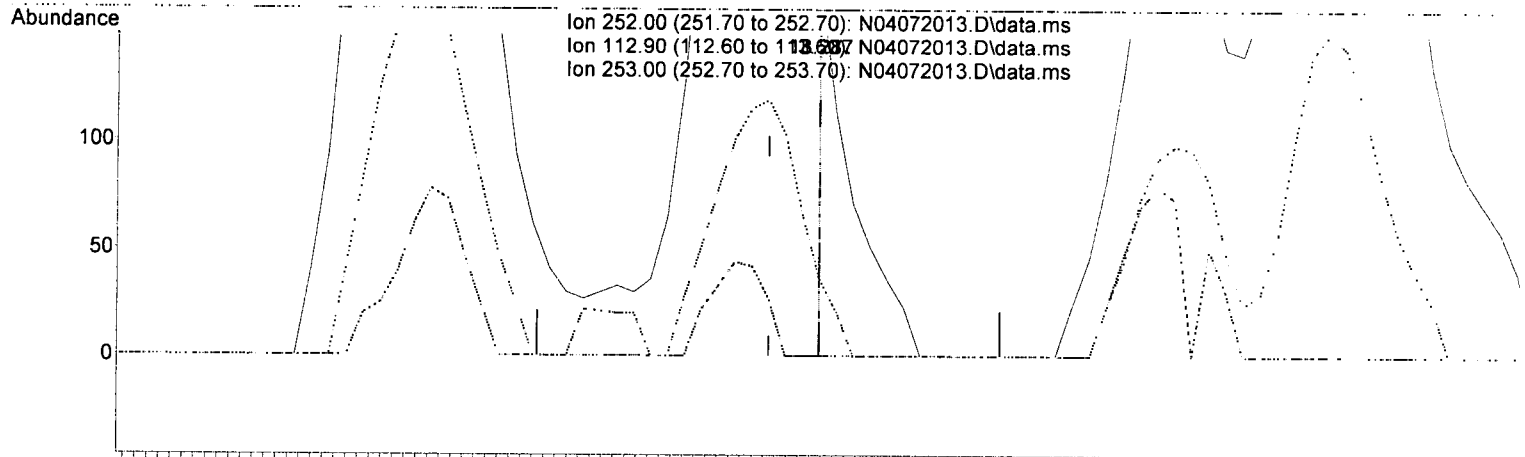
Response Ratio



Quantitation Report (Qedit)

Data Path : N:\data\2020-04\0D07056\REQUANT\
 Data File : N04072013.D
 Acq On : 07 Apr 2020 17:38
 Operator : JK/ AMS/ DTH
 Sample : 0D07056-CAL1
 Misc : 1x, A20C467@1PPB
 ALS Vial : 3 Sample Multiplier: 1
 DataAcq Meth:LVI14_BNA_ACQ.M

Quant Time: Apr 08 10:25:18 2020
 Quant Method : N:\methods\SV14_040720_PAH.M
 Quant Title : EPA 8270D: Semivolatile Organics
 QLast Update : Wed Apr 08 10:01:43 2020
 Response via : Initial Calibration
 InstName : SV-GCMS14



TIC: N04072013.D\data.ms

(33) Benzo(a)pyrene (T)

18.287min (+ 0.017) 0.38 ng/ml m

response 102

Ion	Exp%	Act%
252.00	100.00	100.00
112.90	12.70	0.00
253.00	21.90	20.34
0.00	0.00	0.00

CALIBRATION SEQUENCE REVIEW SHEET

SEQUENCE: 0D07056

Analysis Included
8270D LL PAH Only (Scan)

INSTRUMENT SEQUENCE LOG

SampleID	SampleName	Matrix	STDID	ISTD_ID	Analized
0D07056-TUN1	MS Tune	Soil	A20C407	A20C067	4/7/2020 4:40:00PM
0D07056-ICB1	Initial Cal Blank	Soil		A20C067	4/7/2020 5:07:00PM
0D07056-CAL1	Cal Standard	Soil	A20C467	"	4/7/2020 5:38:00PM
0D07056-CAL2	Cal Standard	Soil	A20C468	"	4/7/2020 6:10:00PM
0D07056-CAL3	Cal Standard	Soil	A20C469	"	4/7/2020 6:42:00PM
0D07056-CAL4	Cal Standard	Soil	A20C470	"	4/7/2020 7:28:00PM
0D07056-CAL5	Cal Standard	Soil	A20C471	"	4/7/2020 8:00:00PM
0D07056-CAL6	Cal Standard	Soil	A20C472	"	4/7/2020 8:32:00PM
0D07056-CAL7	Cal Standard	Soil	A20C473	"	4/7/2020 9:04:00PM
0D07056-CAL8	Cal Standard	Soil	A20C474	"	4/7/2020 9:36:00PM
0D07056-CAL9	Cal Standard	Soil	A20C475	"	4/7/2020 10:08:00PM
0D07056-CALA	Cal Standard	Soil	A20C476	"	4/7/2020 10:40:00PM
0D07056-ICV1	Initial Cal Check	Soil	A20C479	"	4/7/2020 11:44:00PM

CALIBRATION STANDARD RECOVERIES

Calibration: **A0D0804** Instrument: **SV-GCMS14**

8270D LL PAH Only (Scan) Sequence: **0D07056** Matrix: **Soil**

SampleID	Inst. MRL	Recalc Res.	Cal Level	%Rec.	Qual
0D07056-CAL1					
0D07056-CAL2					
0D07056-CAL3					
0D07056-CAL4					
0D07056-CAL5					
0D07056-CAL6					
0D07056-CAL7					
0D07056-CAL8					
0D07056-CAL9					
0D07056-CALA					

Compounds listed above have recalculated recoveries outside 70-130% of the true values, and the calibration levels are above the reporting level. If no compounds are listed, all are OK. Please see the next section for quadratic fit compounds.

Evaluate Continuing Calibration Report

Data Path : N:\data\2020-04\0D07056\
 Data File : N04072024.D
 Acq On : 07 Apr 2020 23:44
 Operator : JK/ AMS/ DTH
 Sample : 0D07056-ICV1
 Misc : 1x, A20C479@50PPB
 ALS Vial : 13 Sample Multiplier: 1
 DataAcq Meth:LVI14_BNA_ACQ.M

Quant Time: Apr 08 10:25:58 2020
 Quant Method : N:\methods\SV14_040720_PAH.M
 Quant Title : EPA 8270D: Semivolatile Organics
 QLast Update : Wed Apr 08 10:01:43 2020
 Response via : Initial Calibration
 InstName : SV-GCMS14

JK 4/8/20

Min. RRF : 0.000 Min. Rel. Area : 50% Max. R.T. Dev 0.50min
 Max. RRF Dev : 30% Max. Rel. Area : 200%

Compound		Amount	Calc.	%Dev	Area%	Dev(min)
1 I	Naphthalene-d8 (ISTD)	100.000	100.000	0.0	100	0.00
2 S	Nitrobenzene-d5 (Surr)	50.000	38.067	23.9	79	0.00
3 T	Decalin	50.000	41.463	17.1	88	0.00
4 T	Naphthalene	50.000	46.475	7.0	96	0.00
5 T	2-Methylnaphthalene	50.000	49.193	1.6	98	0.00
6 T	1-Methylnaphthalene	50.000	49.741	0.5	99	0.00
7 T	1,1'-Biphenyl	50.000	50.032	-0.1	101	0.00
8 T	2,6-Dimethylnaphthalene	50.000	50.010	-0.0	101	0.00
9 I	Acenaphthene-d10 (ISTD)	100.000	100.000	0.0	99	0.00
10 S	2-Fluorobiphenyl (Surr)	50.000	51.187	-2.4	102	0.00
11 T	Acenaphthylene	50.000	50.464	-0.9	97	0.00
12 T	Acenaphthene	50.000	50.180	-0.4	99	0.00
13 T	Dibenzofuran	50.000	52.969	-5.9	105	0.00
14 T	1,6,7-Trimethylnaphthalene	50.000	51.548	-3.1	103	0.00
15 T	Fluorene	50.000	51.338	-2.7	104	0.00
16 I	Phenanthrene-d10 (ISTD)	100.000	100.000	0.0	109	0.00
17 T	Dibenzothiopene	50.000	46.957	6.1	101	0.00
18 T	Phenanthrene	50.000	49.287	1.4	109	0.00
19 T	Anthracene	50.000	49.565	0.9	107	0.00
20 T	Carbazole	50.000	49.867	0.3	103	0.00
21 T	1-Methylphenanthrene	50.000	50.546	-1.1	107	0.00
22 T	Fluoranthene	50.000	48.648	2.7	105	0.00
23 I	Chrysene-d12 (ISTD)	100.000	100.000	0.0	88	0.00
24 T	Pyrene	50.000	56.518	-13.0	104	0.00
25 S	Terphenyl-d14 (Surr)	50.000	51.739	-3.5	91	0.00
26 T	Benz(a)anthracene	50.000	46.660	6.7	86	0.00
27 T	Chrysene	50.000	51.045	-2.1	90	0.00
28 I	Perylene-d12 (ISTD)	100.000	100.000	0.0	83	0.00
29 T	Benzo(b)fluoranthene	50.000	46.576	6.8	80	0.00
30 T	Benzo(k)fluoranthene	50.000	49.454	1.1	82	0.00
31 T	Benzo(b+k)fluoranthene	100.000	97.550	2.5	82	0.00
32 T	Benzo(e)pyrene	50.000	49.681	0.6	85	0.00
33 T	Benzo(a)pyrene	50.000	49.592	0.8	78	0.00
34 T	Perylene	50.000	52.757	-5.5	81	0.00
35 I	Dibenz(a,h)Anthracene-d14 (IS	100.000	100.000	0.0	79	0.00
36 T	Indeno(1,2,3-cd)Pyrene	50.000	47.755	4.5	76	0.00
37 T	Dibenz(a,h)anthracene	50.000	48.550	2.9	76	0.00
38 T	Benzo(g,h,i)perylene	50.000	52.008	-4.0	80	0.00

(#) = Out of Range

SPCC's out = 0 CCC's out = 0

Quantitation Report (Not Reviewed)

Data Path : N:\data\2020-04\0D07056\
 Data File : N04072011.D
 Acq On : 07 Apr 2020 16:40
 Operator : JK/ AMS/ DTH
 Sample : 0D07056-TUN1
 Misc : 1x, A20C407 DFTPP @ 45
 ALS Vial : 1 Sample Multiplier: 1
 DataAcq Meth:DFTPP.M

Quant Time: Apr 08 09:38:32 2020
 Quant Method : N:\methods\DFTPP.M
 Quant Title : 8270 DFTPP Tune Method
 QLast Update : Wed Apr 08 09:38:16 2020
 Response via : Initial Calibration
 InstName : SV-GCMS14

gpd 4/8/20

Compound	R.T.	QIon	Response	Conc	Units	Dev(Min)
Internal Standards						
1) 1,4-Dichlorobenzene-d4	6.653	150	240709	2.00	ug/mL	0.00
2) Naphthalene-d8	7.854	136	713167	2.00	ug/mL	0.00
3) Acenaphthene-d10	9.620	162	406349	2.00	ug/mL	0.00
5) Phenanthrene-d10	11.130	188	757910	2.00	ug/mL	0.00
11) Chrysene-d12	14.819	240	611764	2.00	ug/mL	0.00
12) Perylene-d12	16.842	264	570030	2.00	ug/mL	0.00
13) Dibenz(a,h)anthracene-...	18.066	292	501838	2.00	ug/mL #	0.00
Target Compounds						
4) Pentachlorophenol	10.949	266	1845493	48.09	ug/mL	83
6) DFTPP	11.427	442	2747851	44.91	ug/mL#	69
7) Benzidine	12.593	184	7014847	26.02	ug/mL	98
8) 4,4-DDE	12.837	TIC	341628	No Calib		
9) 4,4-DDD	13.345	TIC	396978	No Calib		
10) 4,4-DDT	13.916	TIC	24135849	31.05	ug/mL	95

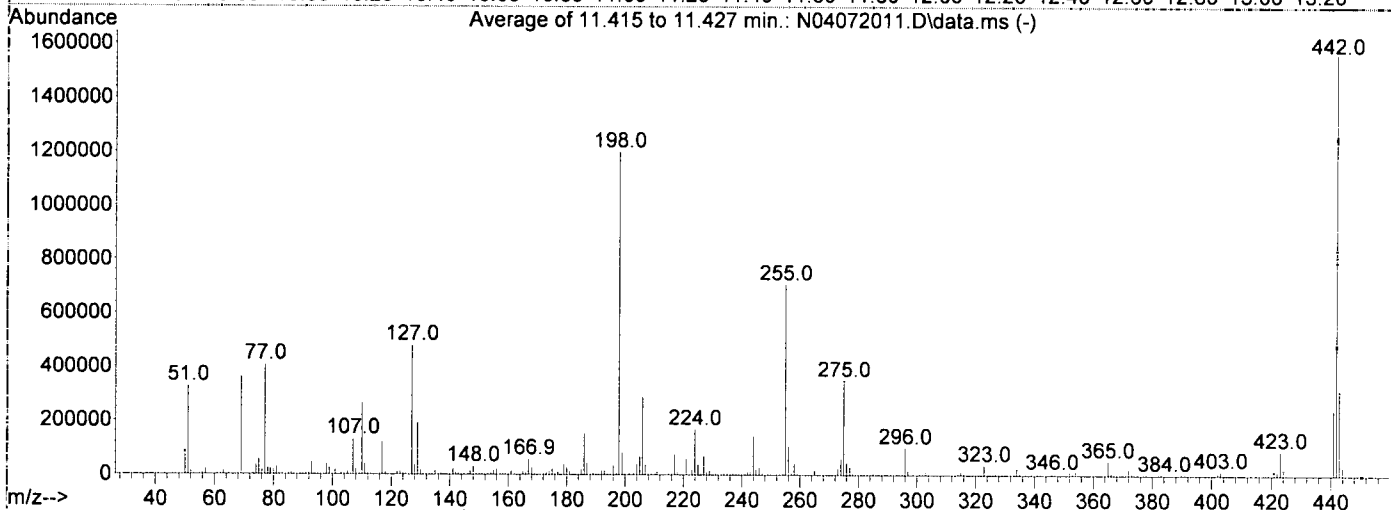
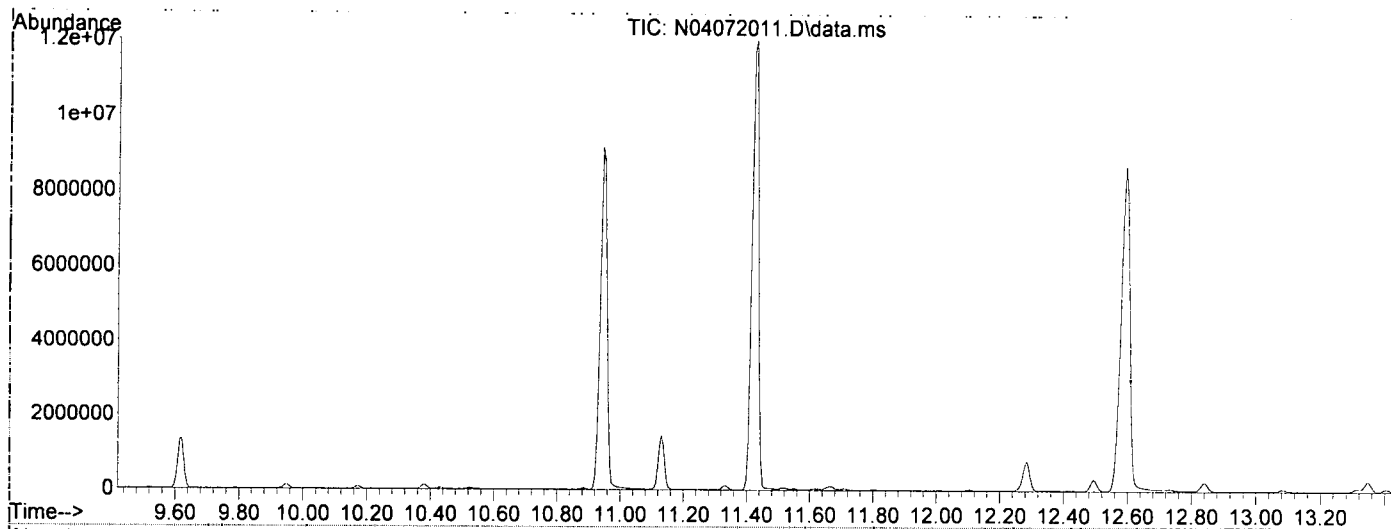
(#) = qualifier out of range (m) = manual integration (+) = signals summed

Data Path : N:\data\2020-04\0D07056\
 Data File : N04072011.D
 Acq On : 07 Apr 2020 16:40
 Operator : JK/ AMS/ DTH
 Sample : 0D07056-TUN1
 Misc : 1x, A20C407 DFTPP @ 45
 ALS Vial : 1 Sample Multiplier: 1

Integration File: rteint.p

Method : N:\methods\DFTPP.M
 Title : 8270 DFTPP Tune Method
 Last Update : Wed Apr 08 09:38:16 2020

JK 4/8/20




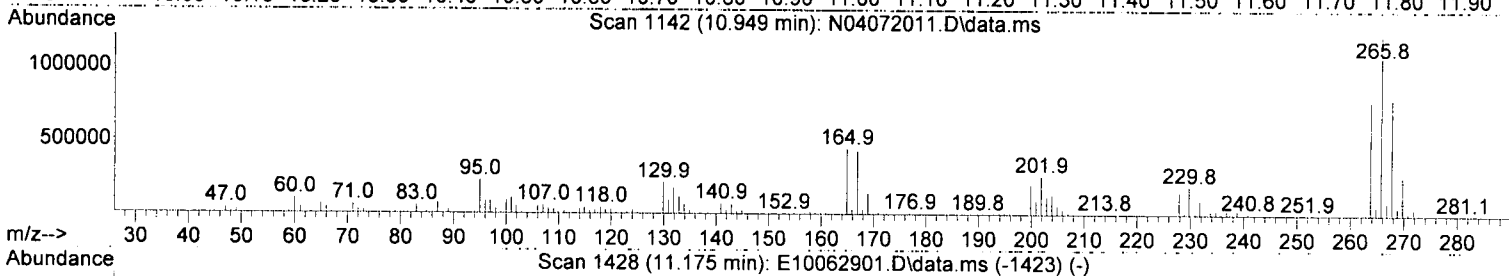
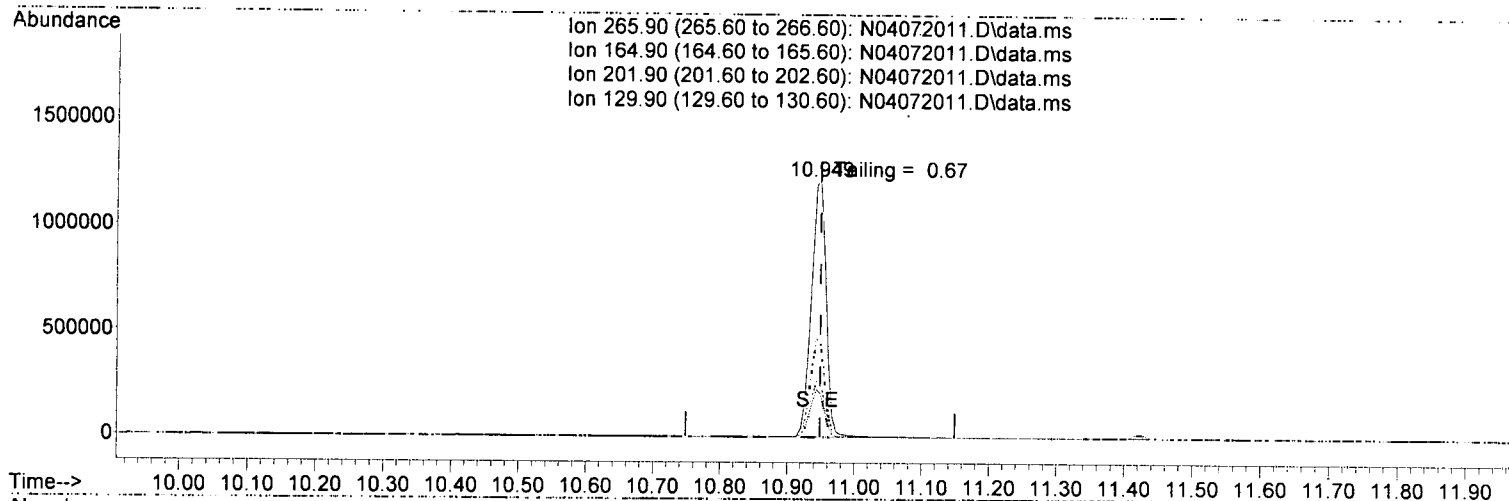
AutoFind: Scans 1222, 1223, 1224; Background Corrected with Scan 1216

Target Mass	Rel. to Mass	Lower Limit%	Upper Limit%	Rel. Abn%	Raw Abn	Result Pass/Fail
68	69	0.00	2	1.7	6083	PASS
69	69	100	100	100.0	365241	PASS
70	69	0.00	2	0.5	1854	PASS
197	198	0.00	2	0.5	6580	PASS
198	198	100	100	100.0	1198699	PASS
199	198	5	9	6.9	82376	PASS
365	198	1	100	4.3	51179	PASS
441	443	0.01	150	77.3	240704	PASS
442	198	0.10	200	130.5	1564779	PASS
443	442	15	24	19.9	311317	PASS

Quantitation Report (Qedit)

Data Path : N:\data\2020-04\0D07056\
 Data File : N04072011.D
 Acq On : 07 Apr 2020 16:40
 Operator : JK/ AMS/ DTH
 Sample : 0D07056-TUN1
 Misc : 1x, A20C407 DFTPP @ 45
 ALS Vial : 1 Sample Multiplier: 1
 DataAcq Meth:DFTPP.M

Quant Time: Apr 08 09:38:32 2020
 Quant Method : N:\methods\DFTPP.M
 Quant Title : 8270 DFTPP Tune Method
 QLast Update : Wed Apr 08 09:38:16 2020
 Response via : Initial Calibration
 InstName : SV-GCMS14



TIC: N04072011.D\data.ms

(4) Pentachlorophenol

10.949min (0.000) 48.09 ug/mL

response 1845493


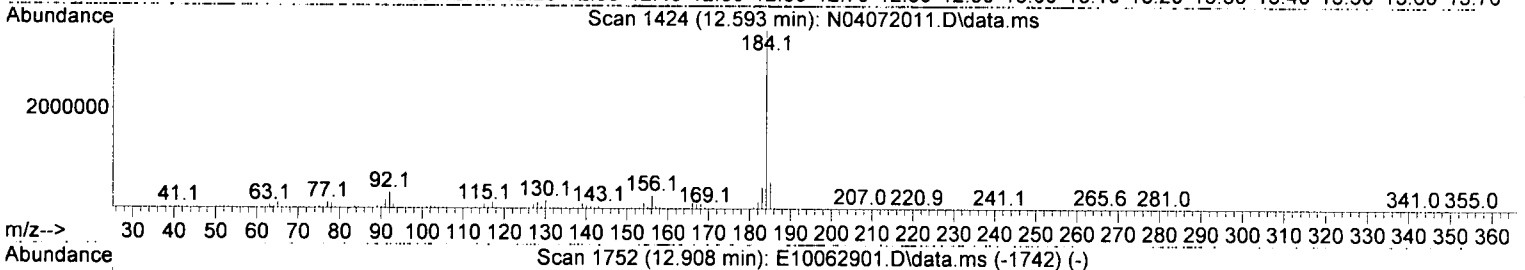
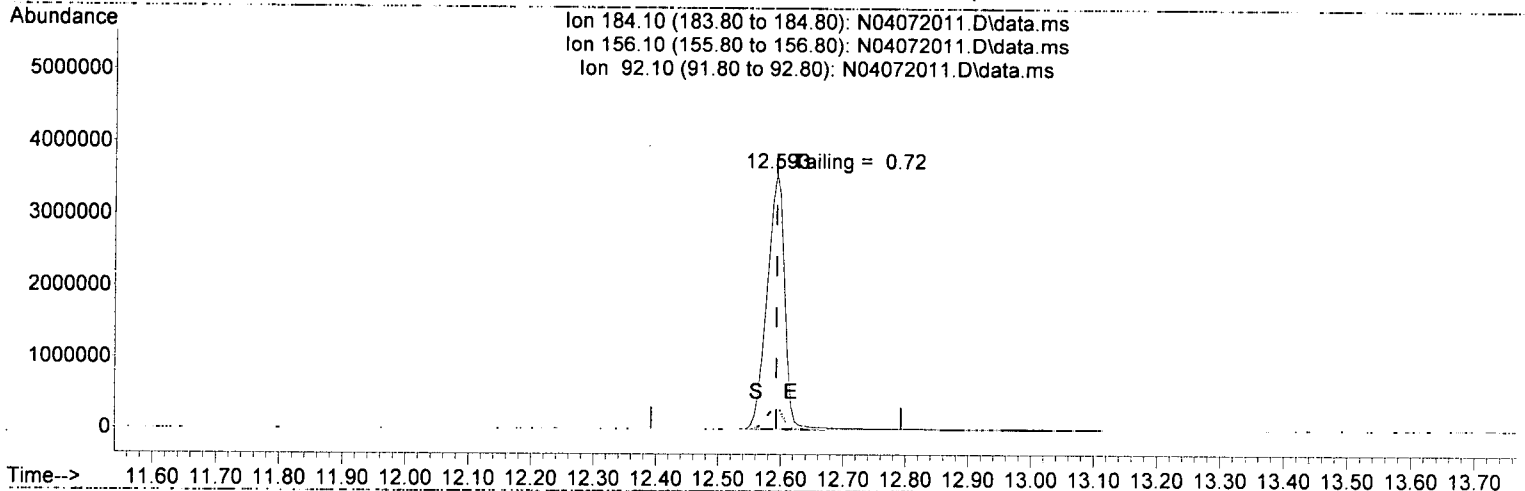
Ion	Exp%	Act%
265.90	100.00	100.00
164.90	50.60	36.50
201.90	25.80	21.24
129.90	27.30	17.26

Handwritten signature 4/8/20

Quantitation Report (Qedit)

Data Path : N:\data\2020-04\0D07056\
 Data File : N04072011.D
 Acq On : 07 Apr 2020 16:40
 Operator : JK/ AMS/ DTH
 Sample : 0D07056-TUN1
 Misc : 1x, A20C407 DFTPP @ 45
 ALS Vial : 1 Sample Multiplier: 1
 DataAcq Meth:DFTPP.M

Quant Time: Apr 08 09:38:32 2020
 Quant Method : N:\methods\DFTPP.M
 Quant Title : 8270 DFTPP Tune Method
 QLast Update : Wed Apr 08 09:38:16 2020
 Response via : Initial Calibration
 InstName : SV-GCMS14



(7) Benzidine

12.593min (0.000) 26.02 ug/mL

response 7014847

Ion	Exp%	Act%
184.10	100.00	100.00
156.10	8.50	7.22
92.10	8.20	8.66
0.00	0.00	0.00

Handwritten signature and date: 4/8/20

DDT Breakdown Check (Validated 5/1/2013)

From:
OD07056-TUN1
SV-GCMS14

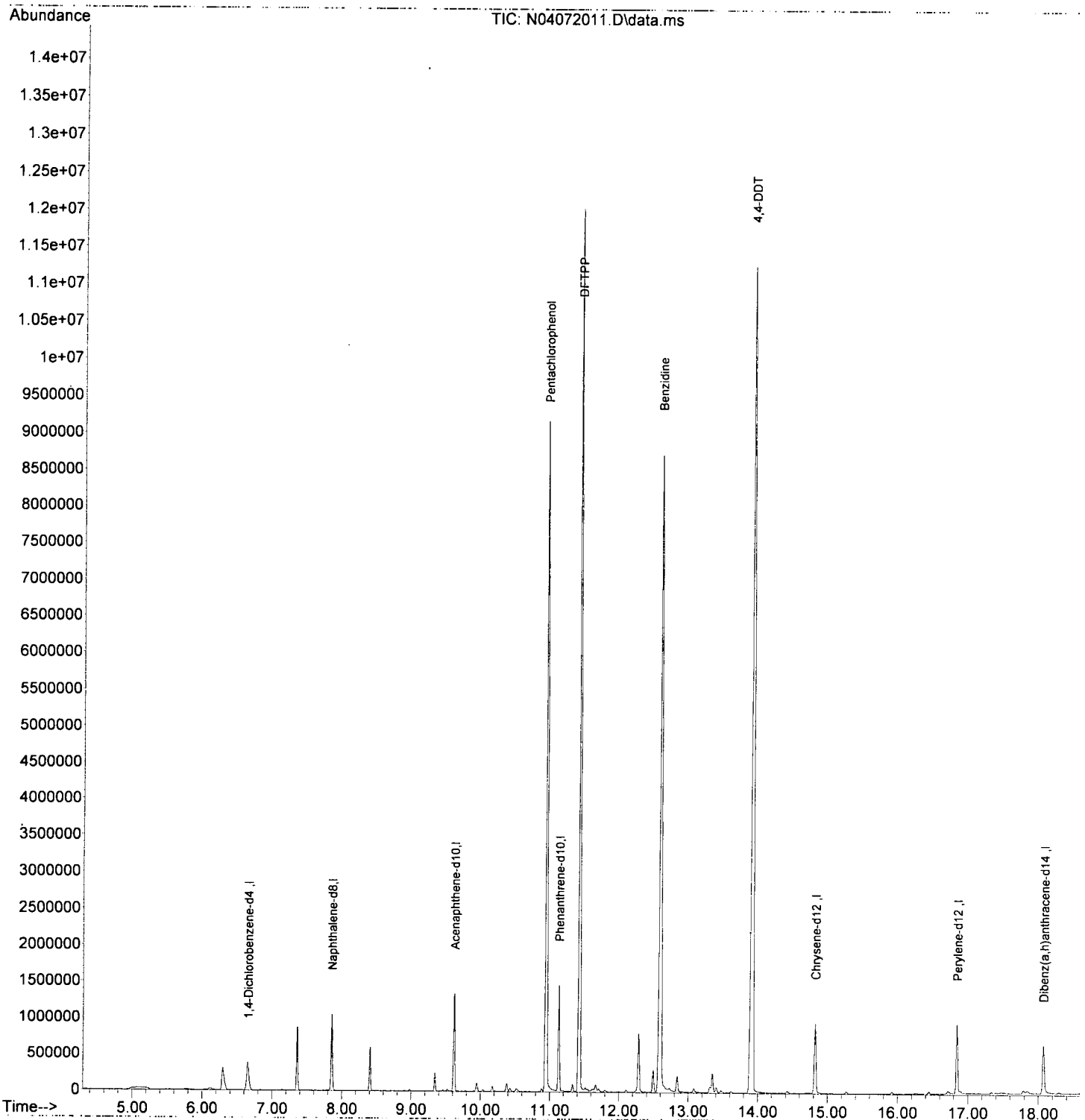
First Column Area Counts	Percent Breakdown
DDE 341628	
DDD 396978	
DDT 24135849	2.97 PASS

✓
JK 4/8/20

Breakdown must be less than 20% to accept sample data.

Data Path : N:\data\2020-04\0D07056\
 Data File : N04072011.D
 Acq On : 07 Apr 2020 16:40
 Operator : JK/ AMS/ DTH
 Sample : 0D07056-TUN1
 Misc : 1x, A20C407 DFTPP @ 45
 ALS Vial : 1 Sample Multiplier: 1
 DataAcq Meth:DFTPP.M

Quant Time: Apr 08 09:38:32 2020
 Quant Method : N:\methods\DFTPP.M
 Quant Title : 8270 DFTPP Tune Method
 QLast Update : Wed Apr 08 09:38:16 2020
 Response via : Initial Calibration
 InstName : SV-GCMS14



Quantitation Report (Not Reviewed)

Data Path : N:\data\2020-04\0D07056\
 Data File : N04072012.D
 Acq On : 07 Apr 2020 17:07
 Operator : JK/ AMS/ DTH
 Sample : 0D07056-ICB1
 Misc : 1x, DCM+ISTD
 ALS Vial : 2 Sample Multiplier: 1
 DataAcq Meth:LVI14_BNA_ACQ.M

Quant Time: Apr 08 09:41:04 2020
 Quant Method : N:\methods\SV14_040720_PAH.M
 Quant Title : EPA 8270D: Semivolatile Organics
 QLast Update : Wed Apr 08 09:40:52 2020
 Response via : Initial Calibration
 InstName : SV-GCMS14

JK 4/8/20

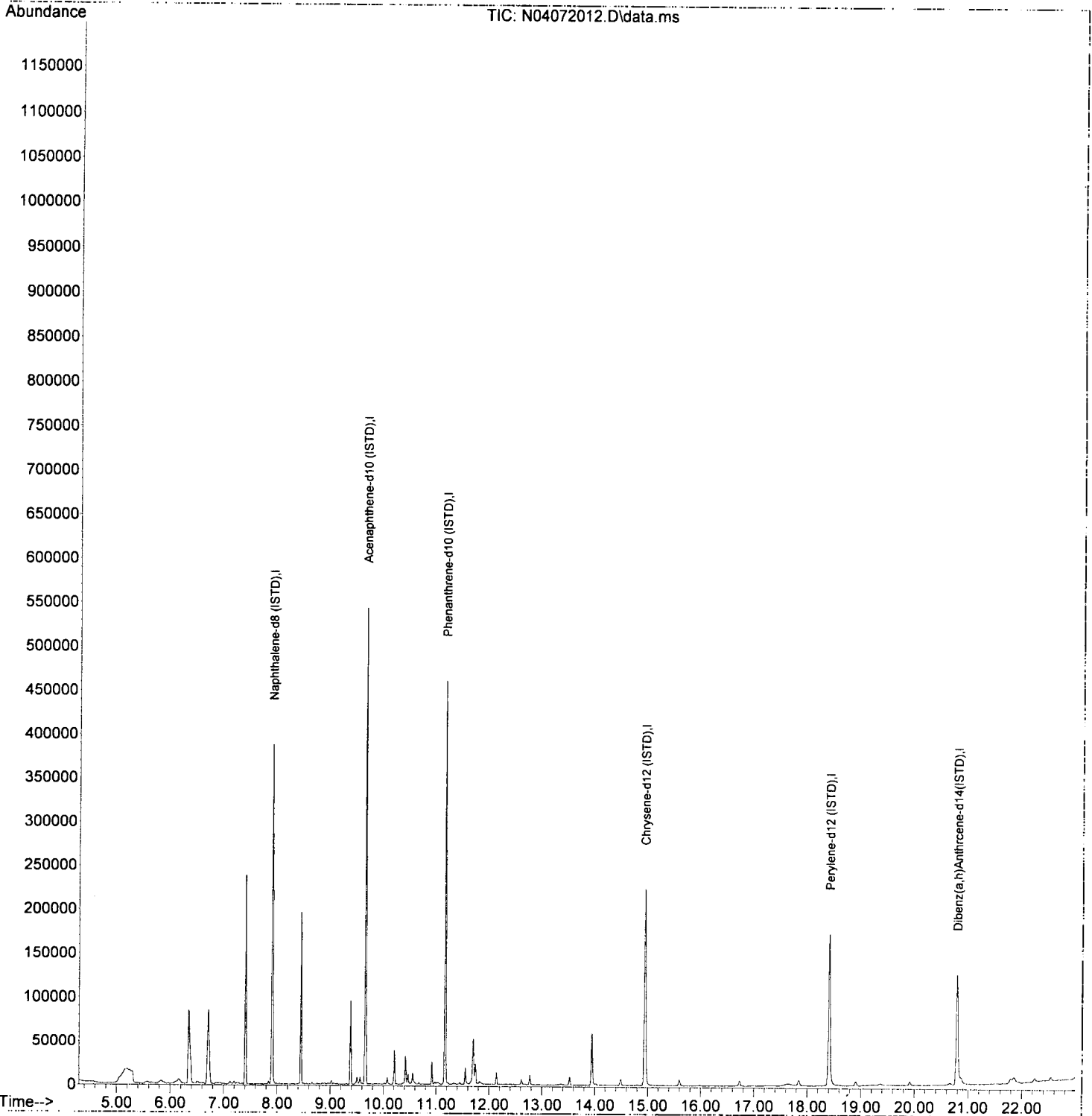
Compound	R.T.	QIon	Response	Conc	Units	Dev(Min)	
Internal Standards							
1) Naphthalene-d8 (ISTD)	7.906	136	278751	100.00	ng/ml	0.00	
9) Acenaphthene-d10 (ISTD)	9.661	162	161180	100.00	ng/ml	0.00	
16) Phenanthrene-d10 (ISTD)	11.165	188	252730	100.00	ng/ml	0.00	
23) Chrysene-d12 (ISTD)	14.942	240	175674	100.00	ng/ml	0.00	
28) Perylene-d12 (ISTD)	18.410	264	149144	100.00	ng/ml	0.00	
35) Dibenz(a,h)Anthracene-d...	20.788	292	126750	100.00	ng/ml	0.00	
System Monitoring Compounds							
2) Nitrobenzene-d5 (Surr)	7.201	82	178	0.29	ng/ml	0.00	
10) 2-Fluorobiphenyl (Surr)	8.973	172	248	0.09	ng/ml	0.00	
25) Terphenyl-d14 (Surr)	12.954	244	284	0.17	ng/ml	0.00	
Target Compounds							
3) Decalin	0.000		0	N.D.			Qvalue
4) Naphthalene	7.936	128	452	N.D.			
5) 2-Methylnaphthalene	8.612	142	80	N.D.			
6) 1-Methylnaphthalene	0.000		0	N.D.			
7) 1,1'-Biphenyl	9.078	154	289	N.D.			
8) 2,6-Dimethylnaphthalene	0.000		0	N.D.			
11) Acenaphthylene	9.521	152	86	N.D.			
12) Acenaphthene	0.000		0	N.D.			
13) Dibenzofuran	9.865	168	94	N.D.			
14) 1,6,7-Trimethylnaphtha...	10.075	170	51	N.D.			
15) Fluorene	10.215	166	103	N.D.			
17) Dibenzothiopene	11.066	184	278	N.D.			
18) Phenanthrene	11.188	178	313	N.D.			
19) Anthracene	11.188	178	300	N.D.			
20) Carbazole	11.398	167	106	N.D.			
21) 1-Methylphenanthrene	11.818	192	50	N.D.			
22) Fluoranthene	12.459	202	59	N.D.			
24) Pyrene	12.750	202	69	N.D.			
26) Benz(a)anthracene	14.942	228	504	N.D.			
27) Chrysene	14.994	228	96	N.D.			
29) Benzo(b)fluoranthene	0.000		0	N.D.			
30) Benzo(k)fluoranthene	0.000		0	N.D.			
31) Benzo(b+k)fluoranthene	0.000		0	N.D.			
32) Benzo(e)pyrene	18.410	252	471	N.D.			
33) Benzo(a)pyrene	0.000		0	N.D.			
34) Perylene	18.474	252	71	N.D.			
36) Indeno(1,2,3-cd)Pyrene	20.788	276	97	N.D.			
37) Dibenz(a,h)anthracene	0.000		0	N.D.			
38) Benzo(g,h,i)perylene	0.000		0	N.D.			

(#) = qualifier out of range (m) = manual integration (+) = signals summed

Quantitation Report (Not Reviewed)

Data Path : N:\data\2020-04\0D07056\
Data File : N04072012.D
Acq On : 07 Apr 2020 17:07
Operator : JK/ AMS/ DTH
Sample : 0D07056-ICB1
Misc : 1x, DCM+ISTD
ALS Vial : 2 Sample Multiplier: 1
DataAcq Meth:LVI14_BNA_ACQ.M

Quant Time: Apr 08 09:41:04 2020
Quant Method : N:\methods\SV14_040720_PAH.M
Quant Title : EPA 8270D: Semivolatile Organics
QLast Update : Wed Apr 08 09:40:52 2020
Response via : Initial Calibration
InstName : SV-GCMS14



Quantitation Report (Not Reviewed)

Data Path : N:\data\2020-04\0D07056\
 Data File : N04072012.D
 Acq On : 07 Apr 2020 17:07
 Operator : JK/ AMS/ DTH
 Sample : 0D07056-ICB1
 Misc : 1x, DCM+ISTD
 ALS Vial : 2 Sample Multiplier: 1
 DataAcq Meth:LVI14_BNA_ACQ.M

Final Request

Quant Time: Apr 08 10:25:50 2020
 Quant Method : N:\methods\SV14_040720_PAH.M
 Quant Title : EPA 8270D: Semivolatile Organics
 QLast Update : Wed Apr 08 10:01:43 2020
 Response via : Initial Calibration
 InstName : SV-GCMS14

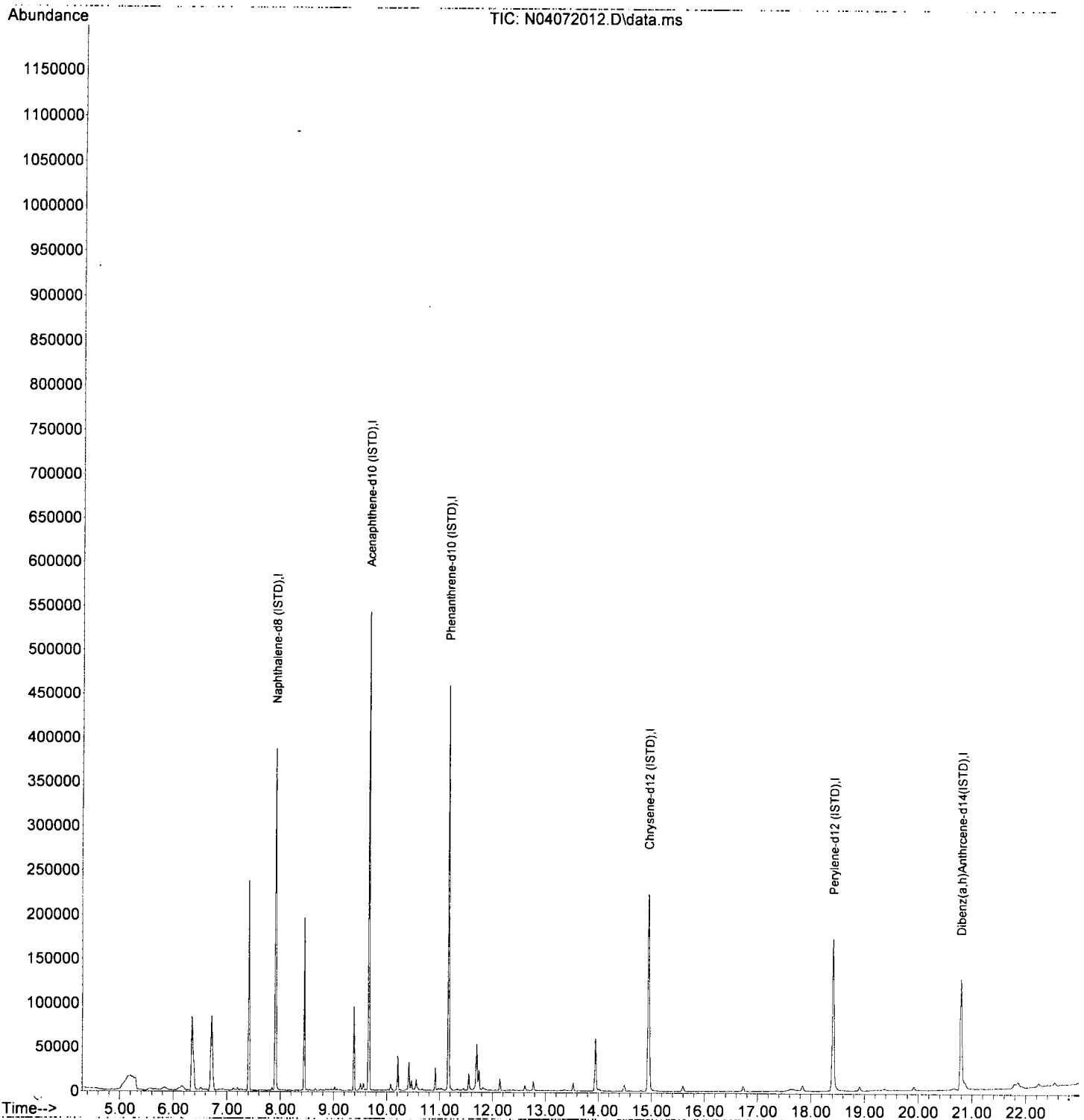
MD 4/8/20

Compound	R.T.	QIon	Response	Conc	Units	Dev(Min)	
Internal Standards							
1) Naphthalene-d8 (ISTD)	7.906	136	278751	100.00	ng/ml	0.00	
9) Acenaphthene-d10 (ISTD)	9.661	162	161180	100.00	ng/ml	0.00	
16) Phenanthrene-d10 (ISTD)	11.165	188	252730	100.00	ng/ml	0.00	
23) Chrysene-d12 (ISTD)	14.942	240	175674	100.00	ng/ml	0.00	
28) Perylene-d12 (ISTD)	18.410	264	149144	100.00	ng/ml	0.00	
35) Dibenz(a,h)Anthracene-d...	20.788	292	126750	100.00	ng/ml	0.00	
System Monitoring Compounds							
2) Nitrobenzene-d5 (Surr)	7.201	82	178	0.20	ng/ml	0.00	
10) 2-Fluorobiphenyl (Surr)	8.973	172	248	0.10	ng/ml	0.00	
25) Terphenyl-d14 (Surr)	12.954	244	284	0.17	ng/ml	0.00	
Target Compounds							
3) Decalin	0.000		0	N.D.			Qvalue
4) Naphthalene	7.936	128	452	N.D.			
5) 2-Methylnaphthalene	8.612	142	80	N.D.			
6) 1-Methylnaphthalene	0.000		0	N.D.			
7) 1,1'-Biphenyl	9.078	154	289	N.D.			
8) 2,6-Dimethylnaphthalene	0.000		0	N.D.			
11) Acenaphthylene	9.521	152	86	N.D.			
12) Acenaphthene	0.000		0	N.D.			
13) Dibenzofuran	9.865	168	94	N.D.			
14) 1,6,7-Trimethylnaphtha...	10.075	170	51	N.D.			
15) Fluorene	10.215	166	103	N.D.			
17) Dibenzothiopene	11.066	184	278	N.D.			
18) Phenanthrene	11.188	178	313	N.D.			
19) Anthracene	11.188	178	300	N.D.			
20) Carbazole	11.398	167	106	N.D.			
21) 1-Methylphenanthrene	11.818	192	50	N.D.			
22) Fluoranthene	12.459	202	59	N.D.			
24) Pyrene	12.750	202	69	N.D.			
26) Benz(a)anthracene	14.942	228	504	N.D.			
27) Chrysene	14.994	228	96	N.D.			
29) Benzo(b)fluoranthene	0.000		0	N.D.			
30) Benzo(k)fluoranthene	0.000		0	N.D.			
31) Benzo(b+k)fluoranthene	0.000		0	N.D.			
32) Benzo(e)pyrene	18.410	252	471	N.D.			
33) Benzo(a)pyrene	0.000		0	N.D.			
34) Perylene	18.474	252	71	N.D.			
36) Indeno(1,2,3-cd)Pyrene	20.788	276	97	N.D.			
37) Dibenz(a,h)anthracene	0.000		0	N.D.			
38) Benzo(g,h,i)perylene	0.000		0	N.D.			

(#) = qualifier out of range (m) = manual integration (+) = signals summed

Data Path : N:\data\2020-04\0D07056\
Data File : N04072012.D
Acq On : 07 Apr 2020 17:07
Operator : JK/ AMS/ DTH
Sample : 0D07056-ICB1
Misc : 1x, DCM+ISTD
ALS Vial : 2 Sample Multiplier: 1
DataAcq Meth:LVI14_BNA_ACQ.M

Quant Time: Apr 08 10:25:50 2020
Quant Method : N:\methods\SV14_040720_PAH.M
Quant Title : EPA 8270D: Semivolatile Organics
QLast Update : Wed Apr 08 10:01:43 2020
Response via : Initial Calibration
InstName : SV-GCMS14



Data Path : N:\data\2020-04\0D07056\
 Data File : N04072013.D
 Acq On : 07 Apr 2020 17:38
 Operator : JK/ AMS/ DTH
 Sample : 0D07056-CAL1
 Misc : 1x, A20C467@1PPB
 ALS Vial : 3 Sample Multiplier: 1
 DataAcq Meth:LVI14_BNA_ACQ.M

Quant Time: Apr 08 09:41:13 2020
 Quant Method : N:\methods\SV14_040720_PAH.M
 Quant Title : EPA 8270D: Semivolatile Organics
 QLast Update : Wed Apr 08 09:40:52 2020
 Response via : Initial Calibration
 InstName : SV-GCMS14

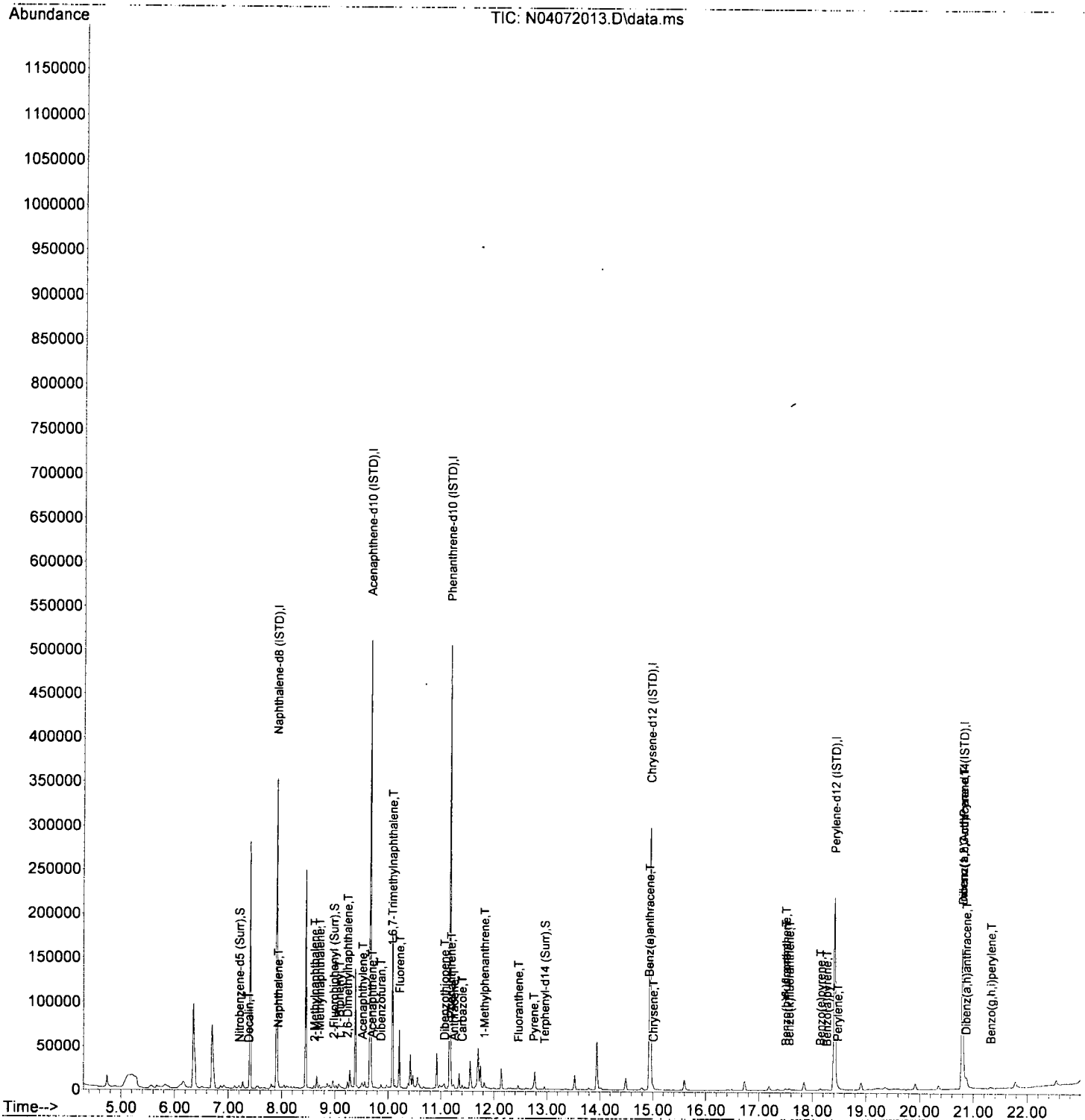
JK 4/8/20

Compound	R.T.	QIon	Response	Conc	Units	Dev(Min)	
Internal Standards							
1) Naphthalene-d8 (ISTD)	7.906	136	243074	100.00	ng/ml	0.00	
9) Acenaphthene-d10 (ISTD)	9.661	162	149679	100.00	ng/ml	0.00	
16) Phenanthrene-d10 (ISTD)	11.165	188	271576	100.00	ng/ml	0.00	
23) Chrysene-d12 (ISTD)	14.947	240	224745	100.00	ng/ml	0.00	
28) Perylene-d12 (ISTD)	18.410	264	189170	100.00	ng/ml	0.00	
35) Dibenz(a,h)Anthracene-d...	20.788	292	160677	100.00	ng/ml	0.00	
System Monitoring Compounds							
2) Nitrobenzene-d5 (Surr)	7.207	82	840	1.54	ng/ml	0.00	
10) 2-Fluorobiphenyl (Surr)	8.973	172	2174	0.85	ng/ml	0.00	
25) Terphenyl-d14 (Surr)	12.954	244	2235	1.05	ng/ml	0.00	
Target Compounds							
							Qvalue
3) Decalin	7.382	138	130	0.74	ng/ml		85
4) Naphthalene	7.930	128	2892	1.10	ng/ml		97
5) 2-Methylnaphthalene	8.612	142	1659	0.99	ng/ml		97
6) 1-Methylnaphthalene	8.711	142	1756	1.10	ng/ml		94
7) 1,1'-Biphenyl	9.078	154	2427	1.13	ng/ml		93
8) 2,6-Dimethylnaphthalene	9.235	156	1477	1.10	ng/ml		95
11) Acenaphthylene	9.515	152	2466	0.95	ng/ml		96
12) Acenaphthene	9.696	153	2085	1.07	ng/ml		97
13) Dibenzofuran	9.865	168	2370	0.85	ng/ml		95
14) 1,6,7-Trimethylnaphtha...	10.075	170	1667	1.01	ng/ml		71
15) Fluorene	10.215	166	2108	1.11	ng/ml		94
17) Dibenzothiopene	11.060	184	2936	1.07	ng/ml		96
18) Phenanthrene	11.188	178	3463	1.12	ng/ml		98
19) Anthracene	11.240	178	2627	1.03	ng/ml		95
20) Carbazole	11.398	167	2085	0.98	ng/ml		95
21) 1-Methylphenanthrene	11.817	192	1983	0.99	ng/ml		94
22) Fluoranthene	12.459	202	2793	0.97	ng/ml		100
24) Pyrene	12.750	202	2915	1.07	ng/ml		96
26) Benz(a)anthracene	14.924	228	2758	1.22	ng/ml		95
27) Chrysene	15.006	228	2483	1.04	ng/ml		99
29) Benzo(b)fluoranthene	17.500	252	1958	1.00	ng/ml		94
30) Benzo(k)fluoranthene	17.564	252	1851	0.93	ng/ml		88
31) Benzo(b+k)fluoranthene	17.500	252	3809	1.84	ng/ml		92
32) Benzo(e)pyrene	18.147	252	1806	0.90	ng/ml		96
33) Benzo(a)pyrene	18.264	252	1158	1.01	ng/ml		93
34) Perylene	18.468	252	1518	0.72	ng/ml		96
36) Indeno(1,2,3-cd)Pyrene	20.788	276	1652	0.93	ng/ml		83
37) Dibenz(a,h)anthracene	20.858	278	1657	0.88	ng/ml		81
38) Benzo(g,h,i)perylene	21.318	276	1550	0.81	ng/ml		78

(#) = qualifier out of range (m) = manual integration (+) = signals summed

Data Path : N:\data\2020-04\0D07056\
 Data File : N04072013.D
 Acq On : 07 Apr 2020 17:38
 Operator : JK/ AMS/ DTH
 Sample : 0D07056-CAL1
 Misc : 1x, A20C467@1PPB
 ALS Vial : 3 Sample Multiplier: 1
 DataAcq Meth:LVI14_BNA_ACQ.M

Quant Time: Apr 08 09:41:13 2020
 Quant Method : N:\methods\SV14_040720_PAH.M
 Quant Title : EPA 8270D: Semivolatile Organics
 QLast Update : Wed Apr 08 09:40:52 2020
 Response via : Initial Calibration
 InstName : SV-GCMS14



Data Path : N:\data\2020-04\0D07056\
 Data File : N04072014.D
 Acq On : 07 Apr 2020 18:10
 Operator : JK/ AMS/ DTH
 Sample : 0D07056-CAL2
 Misc : 1x, A20C468@2PPB
 ALS Vial : 4 Sample Multiplier: 1
 DataAcq Meth:LVI14_BNA_ACQ.M

Quant Time: Apr 08 09:41:17 2020
 Quant Method : N:\methods\SV14_040720_PAH.M
 Quant Title : EPA 8270D: Semivolatile Organics
 QLast Update : Wed Apr 08 09:40:52 2020
 Response via : Initial Calibration
 InstName : SV-GCMS14

JK 4/8/20


Compound	R.T.	QIon	Response	Conc	Units	Dev(Min)	
Internal Standards							
1) Naphthalene-d8 (ISTD)	7.906	136	243705	100.00	ng/ml	0.00	
9) Acenaphthene-d10 (ISTD)	9.661	162	135566	100.00	ng/ml	0.00	
16) Phenanthrene-d10 (ISTD)	11.165	188	223200	100.00	ng/ml	0.00	
23) Chrysene-d12 (ISTD)	14.942	240	187464	100.00	ng/ml	0.00	
28) Perylene-d12 (ISTD)	18.410	264	158010	100.00	ng/ml	0.00	
35) Dibenz(a,h)Anthracene-d...	20.788	292	141496	100.00	ng/ml	0.00	
System Monitoring Compounds							
2) Nitrobenzene-d5 (Surr)	7.207	82	1542	2.82	ng/ml	0.00	
10) 2-Fluorobiphenyl (Surr)	8.973	172	4191	1.81	ng/ml	0.00	
25) Terphenyl-d14 (Surr)	12.954	244	3444	1.94	ng/ml	0.00	
Target Compounds							
							Qvalue
3) Decalin	7.382	138	340	1.93	ng/ml		94
4) Naphthalene	7.924	128	5600	2.13	ng/ml		97
5) 2-Methylnaphthalene	8.612	142	3410	2.04	ng/ml		96
6) 1-Methylnaphthalene	8.711	142	3462	2.16	ng/ml		95
7) 1,1'-Biphenyl	9.078	154	4239	1.96	ng/ml		96
8) 2,6-Dimethylnaphthalene	9.235	156	2853	2.11	ng/ml		97
11) Acenaphthylene	9.515	152	4668	1.98	ng/ml		99
12) Acenaphthene	9.696	153	3799	2.14	ng/ml		97
13) Dibenzofuran	9.865	168	4370	1.72	ng/ml		94
14) 1,6,7-Trimethylnaphtha...	10.075	170	2754	1.85	ng/ml		82
15) Fluorene	10.215	166	3434	2.00	ng/ml		96
17) Dibenzothiopene	11.060	184	4432	1.97	ng/ml		96
18) Phenanthrene	11.188	178	5324	2.10	ng/ml		99
19) Anthracene	11.240	178	3785	1.81	ng/ml		98
20) Carbazole	11.398	167	3308	1.90	ng/ml		96
21) 1-Methylphenanthrene	11.817	192	3257	1.97	ng/ml		99
22) Fluoranthene	12.459	202	4694	1.97	ng/ml		97
24) Pyrene	12.750	202	4749	2.10	ng/ml		99
26) Benz(a)anthracene	14.924	228	4134	2.18	ng/ml		95
27) Chrysene	15.000	228	4350	2.18	ng/ml		99
29) Benzo(b)fluoranthene	17.500	252	3031	1.86	ng/ml		95
30) Benzo(k)fluoranthene	17.564	252	2864	1.71	ng/ml		91
31) Benzo(b+k)fluoranthene	17.500	252	6349	3.66	ng/ml		93
32) Benzo(e)pyrene	18.147	252	3379	2.01	ng/ml		92
33) Benzo(a)pyrene	18.264	252	2009	1.85	ng/ml		98
34) Perylene	18.468	252	2648	1.49	ng/ml		98
36) Indeno(1,2,3-cd)Pyrene	20.788	276	2847	1.81	ng/ml		95
37) Dibenz(a,h)anthracene	20.852	278	2764	1.66	ng/ml		84
38) Benzo(g,h,i)perylene	21.318	276	2738	1.62	ng/ml		80

(#) = qualifier out of range (m) = manual integration (+) = signals summed

Quantitation Report (Not Reviewed)

Data Path : N:\data\2020-04\0D07056\
 Data File : N04072014.D
 Acq On : 07 Apr 2020 18:10
 Operator : JK/ AMS/ DTH
 Sample : 0D07056-CAL2
 Misc : 1x, A20C468@2PPB
 ALS Vial : 4 Sample Multiplier: 1
 DataAcq Meth:LVI14_BNA_ACQ.M

Quant Time: Apr 08 09:41:17 2020
 Quant Method : N:\methods\SV14_040720_PAH.M
 Quant Title : EPA 8270D: Semivolatile Organics
 QLast Update : Wed Apr 08 09:40:52 2020
 Response via : Initial Calibration
 InstName : SV-GCMS14



Quantitation Report (Not Reviewed)

Data Path : N:\data\2020-04\0D07056\
 Data File : N04072015.D
 Acq On : 07 Apr 2020 18:42
 Operator : JK/ AMS/ DTH
 Sample : 0D07056-CAL3
 Misc : 1x, A20C469@5PPB
 ALS Vial : 5 Sample Multiplier: 1
 DataAcq Meth:LVI14_BNA_ACQ.M

Quant Time: Apr 08 09:41:21 2020
 Quant Method : N:\methods\SV14_040720_PAH.M
 Quant Title : EPA 8270D: Semivolatile Organics
 QLast Update : Wed Apr 08 09:40:52 2020
 Response via : Initial Calibration
 InstName : SV-GCMS14

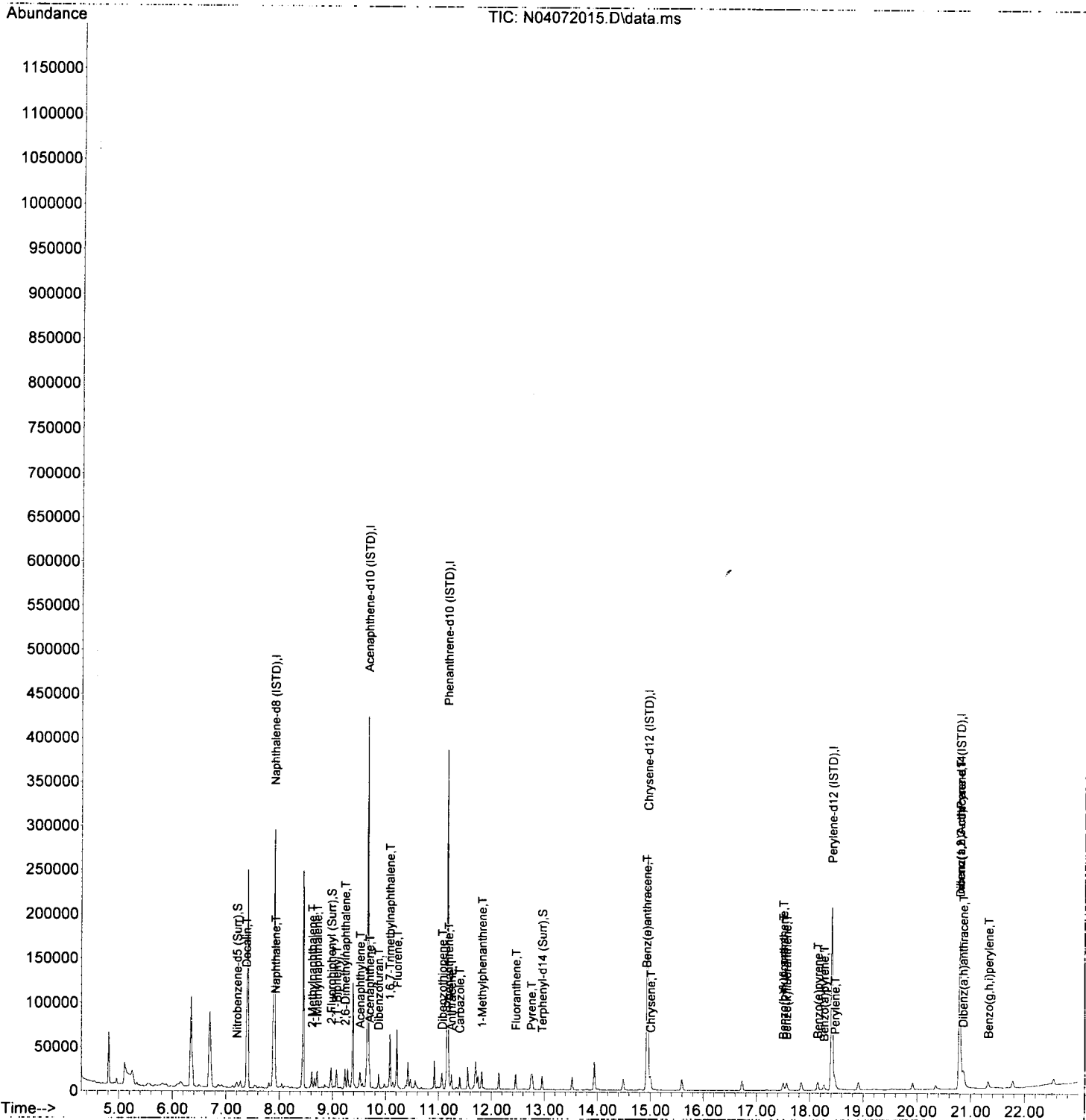
9/2 4/8/20

Compound	R.T.	QIon	Response	Conc	Units	Dev(Min)	
Internal Standards							
1) Naphthalene-d8 (ISTD)	7.906	136	254846	100.00	ng/ml	0.00	
9) Acenaphthene-d10 (ISTD)	9.661	162	131499	100.00	ng/ml	0.00	
16) Phenanthrene-d10 (ISTD)	11.165	188	216520	100.00	ng/ml	0.00	
23) Chrysene-d12 (ISTD)	14.947	240	206205	100.00	ng/ml	0.00	
28) Perylene-d12 (ISTD)	18.410	264	181653	100.00	ng/ml	0.00	
35) Dibenz(a,h)Anthracene-d...	20.788	292	160102	100.00	ng/ml	0.00	
System Monitoring Compounds							
2) Nitrobenzene-d5 (Surr)	7.207	82	4141	7.25	ng/ml	0.00	
10) 2-Fluorobiphenyl (Surr)	8.973	172	10979	4.88	ng/ml	0.00	
25) Terphenyl-d14 (Surr)	12.954	244	9709	4.96	ng/ml	0.00	
Target Compounds							
							Qvalue
3) Decalin	7.382	138	1190	6.44	ng/ml		96
4) Naphthalene	7.924	128	14431	5.25	ng/ml		100
5) 2-Methylnaphthalene	8.612	142	9092	5.20	ng/ml		96
6) 1-Methylnaphthalene	8.711	142	8964	5.36	ng/ml		95
7) 1,1'-Biphenyl	9.072	154	10903	4.83	ng/ml		98
8) 2,6-Dimethylnaphthalene	9.235	156	7289	5.16	ng/ml		98
11) Acenaphthylene	9.515	152	11532	5.05	ng/ml		97
12) Acenaphthene	9.696	153	9358	5.45	ng/ml		99
13) Dibenzofuran	9.865	168	10882	4.42	ng/ml		95
14) 1,6,7-Trimethylnaphtha...	10.075	170	6797	4.71	ng/ml		100
15) Fluorene	10.215	166	8294	4.97	ng/ml		98
17) Dibenzothiopene	11.066	184	10769	4.94	ng/ml		96
18) Phenanthrene	11.188	178	13195	5.37	ng/ml		98
19) Anthracene	11.240	178	9521	4.68	ng/ml		99
20) Carbazole	11.398	167	8731	5.17	ng/ml		97
21) 1-Methylphenanthrene	11.817	192	8102	5.06	ng/ml		98
22) Fluoranthene	12.459	202	11760	5.10	ng/ml		96
24) Pyrene	12.750	202	12228	4.91	ng/ml		99
26) Benz(a)anthracene	14.924	228	10093	4.85	ng/ml		98
27) Chrysene	15.006	228	11149	5.09	ng/ml		97
29) Benzo(b)fluoranthene	17.500	252	8620	4.59	ng/ml		92
30) Benzo(k)fluoranthene	17.564	252	8275	4.31	ng/ml		93
31) Benzo(b+k)fluoranthene	17.500	252	18526	9.30	ng/ml		90
32) Benzo(e)pyrene	18.147	252	9139	4.73	ng/ml		97
33) Benzo(a)pyrene	18.264	252	5994	4.43	ng/ml		94
34) Perylene	18.468	252	8831	4.33	ng/ml		97
36) Indeno(1,2,3-cd)Pyrene	20.788	276	8244	4.64	ng/ml		86
37) Dibenz(a,h)anthracene	20.852	278	8753	4.64	ng/ml		85
38) Benzo(g,h,i)perylene	21.324	276	8418	4.41	ng/ml		84

(#) = qualifier out of range (m) = manual integration (+) = signals summed

Data Path : N:\data\2020-04\0D07056\
 Data File : N04072015.D
 Acq On : 07 Apr 2020 18:42
 Operator : JK/ AMS/ DTH
 Sample : 0D07056-CAL3
 Misc : 1x, A20C469@5PPB
 ALS Vial : 5 Sample Multiplier: 1
 DataAcq Meth:LVI14_BNA_ACQ.M

Quant Time: Apr 08 09:41:21 2020
 Quant Method : N:\methods\SV14_040720_PAH.M
 Quant Title : EPA 8270D: Semivolatile Organics
 QLast Update : Wed Apr 08 09:40:52 2020
 Response via : Initial Calibration
 InstName : SV-GCMS14



Quantitation Report (Not Reviewed)

Data Path : N:\data\2020-04\0D07056\
 Data File : N04072016.D
 Acq On : 07 Apr 2020 19:28
 Operator : JK/ AMS/ DTH
 Sample : 0D07056-CAL4
 Misc : 1x, A20C470@10PPB
 ALS Vial : 6 Sample Multiplier: 1
 DataAcq Meth:LVI14_BNA_ACQ.M

Quant Time: Apr 08 09:41:25 2020
 Quant Method : N:\methods\SV14_040720_PAH.M
 Quant Title : EPA 8270D: Semivolatile Organics
 QLast Update : Wed Apr 08 09:40:52 2020
 Response via : Initial Calibration
 InstName : SV-GCMS14

Handwritten: 4/8/20

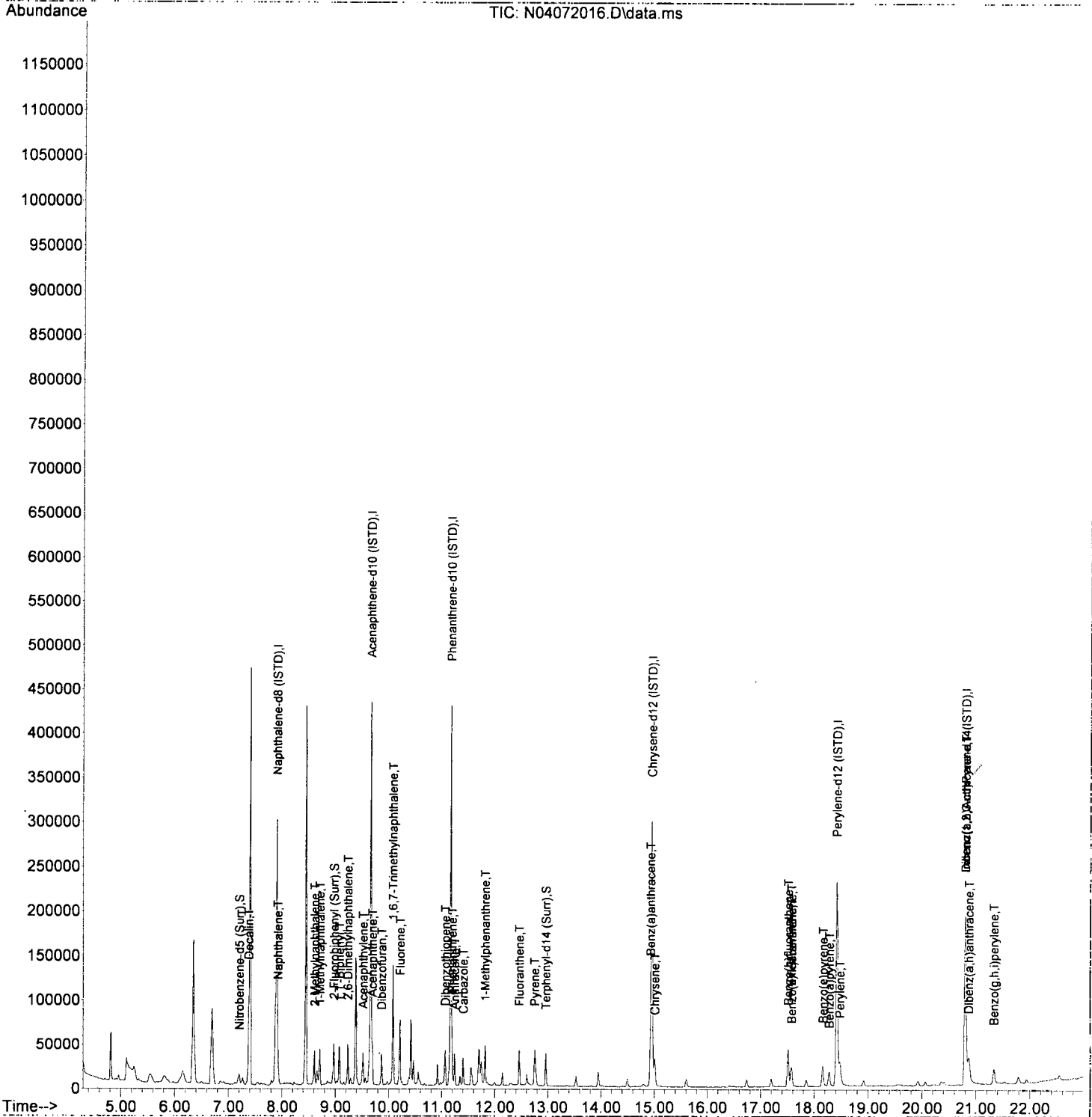
Compound	R.T.	QIon	Response	Conc	Units	Dev(Min)	
Internal Standards							
1) Naphthalene-d8 (ISTD)	7.907	136	270985	100.00	ng/ml	0.00	
9) Acenaphthene-d10 (ISTD)	9.661	162	140702	100.00	ng/ml	0.00	
16) Phenanthrene-d10 (ISTD)	11.171	188	243789	100.00	ng/ml	0.00	
23) Chrysene-d12 (ISTD)	14.953	240	224123	100.00	ng/ml	0.00	
28) Perylene-d12 (ISTD)	18.416	264	205793	100.00	ng/ml	0.00	
35) Dibenz(a,h)Anthracene-d...	20.799	292	175208	100.00	ng/ml	0.00	
System Monitoring Compounds							
2) Nitrobenzene-d5 (Surr)	7.207	82	7904	13.02	ng/ml	0.00	
10) 2-Fluorobiphenyl (Surr)	8.973	172	22576	9.39	ng/ml	0.00	
25) Terphenyl-d14 (Surr)	12.960	244	22061	10.37	ng/ml	0.00	
Target Compounds							
							Qvalue
3) Decalin	7.382	138	2225	11.33	ng/ml		85
4) Naphthalene	7.924	128	29903	10.23	ng/ml		99
5) 2-Methylnaphthalene	8.612	142	19067	10.25	ng/ml		97
6) 1-Methylnaphthalene	8.711	142	19186	10.78	ng/ml		95
7) 1,1'-Biphenyl	9.078	154	24176	10.07	ng/ml		98
8) 2,6-Dimethylnaphthalene	9.235	156	15846	10.55	ng/ml		95
11) Acenaphthylene	9.521	152	25120	10.28	ng/ml		97
12) Acenaphthene	9.696	153	19684	10.71	ng/ml		98
13) Dibenzofuran	9.871	168	23912	9.08	ng/ml		95
14) 1,6,7-Trimethylnaphtha...	10.081	170	14575	9.44	ng/ml		98
15) Fluorene	10.215	166	18241	10.21	ng/ml		98
17) Dibenzothiopene	11.066	184	24599	10.03	ng/ml		95
18) Phenanthrene	11.194	178	28266	10.22	ng/ml		100
19) Anthracene	11.246	178	22111	9.66	ng/ml		100
20) Carbazole	11.404	167	20204	10.62	ng/ml		98
21) 1-Methylphenanthrene	11.818	192	18661	10.35	ng/ml		97
22) Fluoranthene	12.459	202	27227	10.48	ng/ml		96
24) Pyrene	12.750	202	28915	10.69	ng/ml		98
26) Benz(a)anthracene	14.930	228	21888	9.67	ng/ml		98
27) Chrysene	15.012	228	23333	9.79	ng/ml		100
29) Benzo(b)fluoranthene	17.512	252	20389	9.58	ng/ml		92
30) Benzo(k)fluoranthene	17.576	252	20616	9.48	ng/ml		92
31) Benzo(b+k)fluoranthene	17.576	252	44218	19.60	ng/ml		92
32) Benzo(e)pyrene	18.159	252	21685	9.91	ng/ml		98
33) Benzo(a)pyrene	18.276	252	15453	9.75	ng/ml		96
34) Perylene	18.474	252	22348	9.68	ng/ml		99
36) Indeno(1,2,3-cd)Pyrene	20.799	276	18462	9.49	ng/ml		83
37) Dibenz(a,h)anthracene	20.864	278	18337	8.89	ng/ml		85
38) Benzo(g,h,i)perylene	21.330	276	18938	9.07	ng/ml		84

(#) = qualifier out of range (m) = manual integration (+) = signals summed

Quantitation Report (Not Reviewed)

Data Path : N:\data\2020-04\0D07056\
 Data File : N04072016.D
 Acq On : 07 Apr 2020 19:28
 Operator : JK/ AMS/ DTH
 Sample : 0D07056-CAL4
 Misc : 1x, A20C470@10PPB
 ALS Vial : 6 Sample Multiplier: 1
 DataAcq Meth:LVI14_BNA_ACQ.M

Quant Time: Apr 08 09:41:25 2020
 Quant Method : N:\methods\SV14_040720_PAH.M
 Quant Title : EPA 8270D: Semivolatile Organics
 QLast Update : Wed Apr 08 09:40:52 2020
 Response via : Initial Calibration
 InstName : SV-GCMS14



Quantitation Report (Not Reviewed)

Data Path : N:\data\2020-04\0D07056\
 Data File : N04072017.D
 Acq On : 07 Apr 2020 20:00
 Operator : JK/ AMS/ DTH
 Sample : 0D07056-CAL5
 Misc : 1x, A20C471@20PPB
 ALS Vial : 7 Sample Multiplier: 1
 DataAcq Meth:LVI14_BNA_ACQ.M

Quant Time: Apr 08 09:41:30 2020
 Quant Method : N:\methods\SV14_040720_PAH.M
 Quant Title : EPA 8270D: Semivolatile Organics
 QLast Update : Wed Apr 08 09:40:52 2020
 Response via : Initial Calibration
 InstName : SV-GCMS14

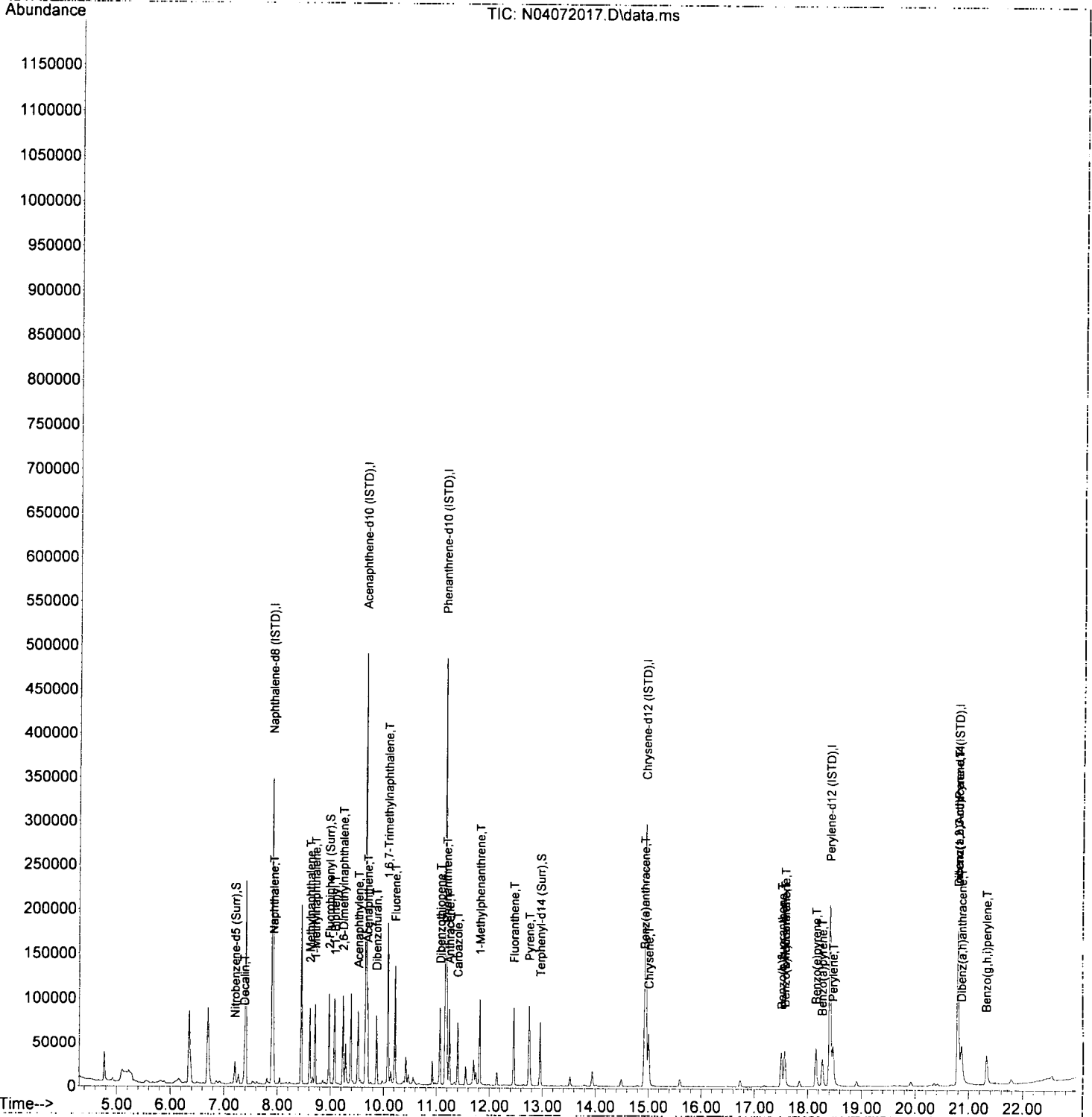
9/27/8/20

Compound	R.T.	QIon	Response	Conc	Units	Dev(Min)	
Internal Standards							
1) Naphthalene-d8 (ISTD)	7.906	136	258751	100.00	ng/ml	0.00	
9) Acenaphthene-d10 (ISTD)	9.661	162	148424	100.00	ng/ml	0.00	
16) Phenanthrene-d10 (ISTD)	11.165	188	266029	100.00	ng/ml	0.00	
23) Chrysene-d12 (ISTD)	14.947	240	214808	100.00	ng/ml	0.00	
28) Perylene-d12 (ISTD)	18.410	264	187485	100.00	ng/ml	0.00	
35) Dibenz(a,h)Anthracene-d...	20.794	292	149877	100.00	ng/ml	0.00	
System Monitoring Compounds							
2) Nitrobenzene-d5 (Surr)	7.207	82	15766	27.20	ng/ml	0.00	
10) 2-Fluorobiphenyl (Surr)	8.973	172	46527	18.34	ng/ml	0.00	
25) Terphenyl-d14 (Surr)	12.960	244	43811	21.48	ng/ml	0.00	
Target Compounds							
							Qvalue
3) Decalin	7.382	138	3947	21.05	ng/ml		88
4) Naphthalene	7.924	128	57019	20.43	ng/ml		99
5) 2-Methylnaphthalene	8.612	142	37992	21.38	ng/ml		97
6) 1-Methylnaphthalene	8.711	142	38641	22.75	ng/ml		97
7) 1,1'-Biphenyl	9.078	154	49046	21.39	ng/ml		97
8) 2,6-Dimethylnaphthalene	9.235	156	33645	23.45	ng/ml		95
11) Acenaphthylene	9.521	152	55074	21.36	ng/ml		99
12) Acenaphthene	9.696	153	41060	21.17	ng/ml		99
13) Dibenzofuran	9.865	168	50939	18.34	ng/ml		95
14) 1,6,7-Trimethylnaphtha...	10.081	170	33116	20.32	ng/ml		97
15) Fluorene	10.215	166	39965	21.21	ng/ml		99
17) Dibenzothiopene	11.066	184	54876	20.51	ng/ml		95
18) Phenanthrene	11.188	178	61279	20.30	ng/ml		100
19) Anthracene	11.240	178	51771	20.73	ng/ml		100
20) Carbazole	11.398	167	44104	21.24	ng/ml		99
21) 1-Methylphenanthrene	11.817	192	41436	21.06	ng/ml		100
22) Fluoranthene	12.459	202	58425	20.61	ng/ml		96
24) Pyrene	12.750	202	61609	23.77	ng/ml		99
26) Benz(a)anthracene	14.924	228	41414	19.09	ng/ml		100
27) Chrysene	15.006	228	46060	20.17	ng/ml		99
29) Benzo(b)fluoranthene	17.506	252	37506	19.35	ng/ml		94
30) Benzo(k)fluoranthene	17.570	252	38178	19.27	ng/ml		93
31) Benzo(b+k)fluoranthene	17.570	252	81846	39.81	ng/ml		93
32) Benzo(e)pyrene	18.153	252	41095	20.61	ng/ml		98
33) Benzo(a)pyrene	18.270	252	29191	19.83	ng/ml		96
34) Perylene	18.468	252	41934	19.94	ng/ml		98
36) Indeno(1,2,3-cd)Pyrene	20.794	276	32482	19.53	ng/ml		81
37) Dibenz(a,h)anthracene	20.858	278	32488	18.41	ng/ml		85
38) Benzo(g,h,i)perylene	21.324	276	34943	19.56	ng/ml		81

(#) = qualifier out of range (m) = manual integration (+) = signals summed

Data Path : N:\data\2020-04\0D07056\
 Data File : N04072017.D
 Acq On : 07 Apr 2020 20:00
 Operator : JK/ AMS/ DTH
 Sample : 0D07056-CAL5
 Misc : 1x, A20C471@20PPB
 ALS Vial : 7 Sample Multiplier: 1
 DataAcq Meth:LVI14_BNA_ACQ.M

Quant Time: Apr 08 09:41:30 2020
 Quant Method : N:\methods\SV14_040720_PAH.M
 Quant Title : EPA 8270D: Semivolatile Organics
 QLast Update : Wed Apr 08 09:40:52 2020
 Response via : Initial Calibration
 InstName : SV-GCMS14



Quantitation Report (Not Reviewed)

Data Path : N:\data\2020-04\0D07056\
 Data File : N04072018.D
 Acq On : 07 Apr 2020 20:32
 Operator : JK/ AMS/ DTH
 Sample : 0D07056-CAL6
 Misc : 1x, A20C472@50PPB
 ALS Vial : 8 Sample Multiplier: 1
 DataAcq Meth:LVI14_BNA_ACQ.M

Quant Time: Apr 08 09:41:35 2020
 Quant Method : N:\methods\SV14_040720_PAH.M.
 Quant Title : EPA 8270D: Semivolatile Organics
 QLast Update : Wed Apr 08 09:40:52 2020
 Response via : Initial Calibration
 InstName : SV-GCMS14

Qd 4/8/20

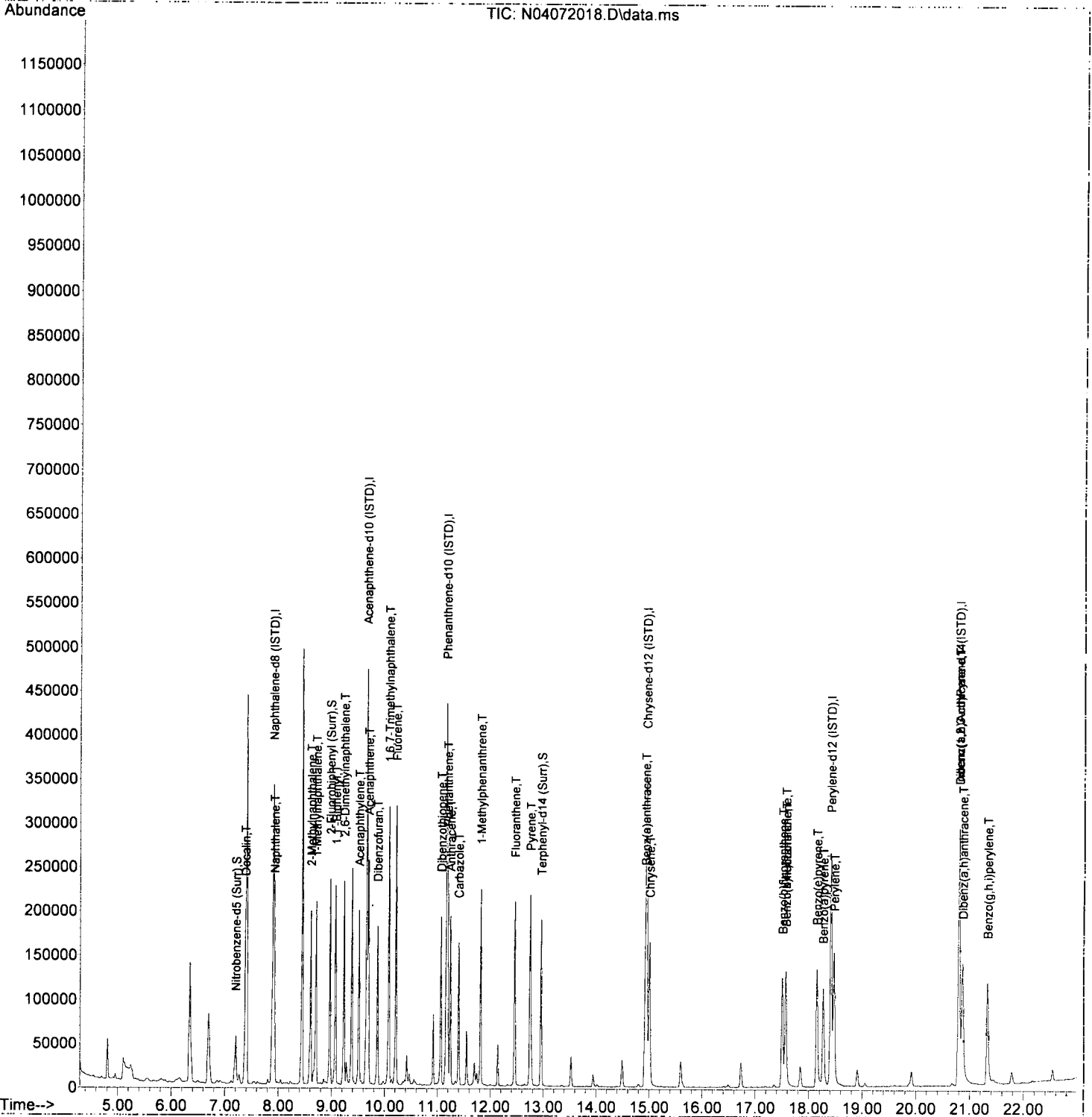
Compound	R.T.	QIon	Response	Conc	Units	Dev(Min)	
Internal Standards							
1) Naphthalene-d8 (ISTD)	7.906	136	265079	100.00	ng/ml	0.00	
9) Acenaphthene-d10 (ISTD)	9.661	162	146492	100.00	ng/ml	0.00	
16) Phenanthrene-d10 (ISTD)	11.165	188	242013	100.00	ng/ml	0.00	
23) Chrysene-d12 (ISTD)	14.947	240	238949	100.00	ng/ml	0.00	
28) Perylene-d12 (ISTD)	18.410	264	233103	100.00	ng/ml	0.00	
35) Dibenz(a,h)Anthracene-d...	20.794	292	190743	100.00	ng/ml	0.00	
System Monitoring Compounds							
2) Nitrobenzene-d5 (Surr)	7.207	82	40026	67.41	ng/ml	0.00	
10) 2-Fluorobiphenyl (Surr)	8.973	172	113161	45.19	ng/ml	0.00	
25) Terphenyl-d14 (Surr)	12.960	244	115369	50.86	ng/ml	0.00	
Target Compounds							
							Qvalue
3) Decalin	7.382	138	9951	51.81	ng/ml		86
4) Naphthalene	7.924	128	140541	49.16	ng/ml		99
5) 2-Methylnaphthalene	8.612	142	97673	53.66	ng/ml		97
6) 1-Methylnaphthalene	8.711	142	97197	55.85	ng/ml		97
7) 1,1'-Biphenyl	9.078	154	121079	51.55	ng/ml		97
8) 2,6-Dimethylnaphthalene	9.235	156	83485	56.81	ng/ml		96
11) Acenaphthylene	9.515	152	141318	55.54	ng/ml		99
12) Acenaphthene	9.696	153	100491	52.49	ng/ml		99
13) Dibenzofuran	9.865	168	120846	44.07	ng/ml		96
14) 1,6,7-Trimethylnaphtha...	10.080	170	77695	48.31	ng/ml		97
15) Fluorene	10.215	166	94350	50.73	ng/ml		98
17) Dibenzothiopene	11.066	184	124022	50.95	ng/ml		94
18) Phenanthrene	11.188	178	137147	49.93	ng/ml		99
19) Anthracene	11.240	178	115187	50.70	ng/ml		99
20) Carbazole	11.398	167	103743	54.92	ng/ml		98
21) 1-Methylphenanthrene	11.817	192	96368	53.84	ng/ml		98
22) Fluoranthene	12.459	202	138576	53.73	ng/ml		97
24) Pyrene	12.750	202	148125	51.37	ng/ml		99
26) Benz(a)anthracene	14.924	228	118477	49.10	ng/ml		99
27) Chrysene	15.006	228	126277	49.72	ng/ml		99
29) Benzo(b)fluoranthene	17.506	252	116347	48.29	ng/ml		94
30) Benzo(k)fluoranthene	17.570	252	120385	48.86	ng/ml		93
31) Benzo(b+k)fluoranthene	17.570	252	249964	97.80	ng/ml		93
32) Benzo(e)pyrene	18.153	252	121997	49.20	ng/ml		98
33) Benzo(a)pyrene	18.270	252	102540	54.26	ng/ml		96
34) Perylene	18.474	252	140321	53.68	ng/ml		100
36) Indeno(1,2,3-cd)Pyrene	20.794	276	102100	48.23	ng/ml		80
37) Dibenz(a,h)anthracene	20.858	278	104317	46.46	ng/ml		84
38) Benzo(g,h,i)perylene	21.324	276	113428	49.88	ng/ml		83

(#) = qualifier out of range (m) = manual integration (+) = signals summed

Quantitation Report (Not Reviewed)

Data Path : N:\data\2020-04\0D07056\
 Data File : N04072018.D
 Acq On : 07 Apr 2020 20:32
 Operator : JK/ AMS/ DTH
 Sample : 0D07056-CAL6
 Misc : 1x, A20C472@50PPB
 ALS Vial : 8 Sample Multiplier: 1
 DataAcq Meth:LVI14_BNA_ACQ.M

Quant Time: Apr 08 09:41:35 2020
 Quant Method : N:\methods\SV14_040720_PAH.M
 Quant Title : EPA 8270D: Semivolatile Organics
 QLast Update : Wed Apr 08 09:40:52 2020
 Response via : Initial Calibration
 InstName : SV-GCMS14



Quantitation Report (Not Reviewed)

Data Path : N:\data\2020-04\0D07056\
 Data File : N04072019.D
 Acq On : 07 Apr 2020 21:04
 Operator : JK/ AMS/ DTH
 Sample : 0D07056-CAL7
 Misc : 1x, A20C473@100PPB
 ALS Vial : 9 Sample Multiplier: 1
 DataAcq Meth:LVI14_BNA_ACQ.M

Quant Time: Apr 08 09:41:39 2020
 Quant Method : N:\methods\SV14_040720_PAH.M
 Quant Title : EPA 8270D: Semivolatile Organics
 QLast Update : Wed Apr 08 09:40:52 2020
 Response via : Initial Calibration
 InstName : SV-GCMS14

JK 4/8/20

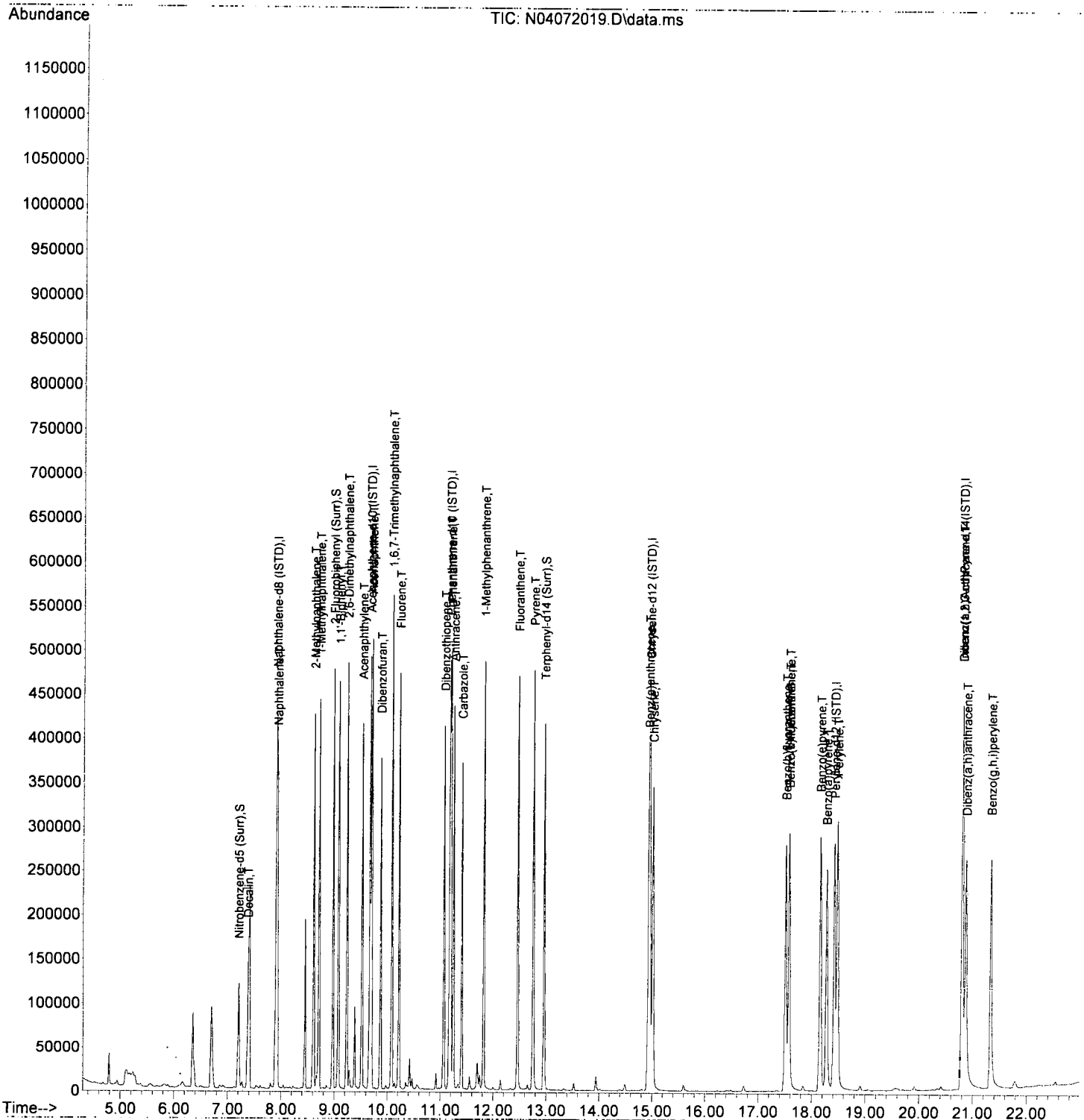
Compound	R.T.	QIon	Response	Conc	Units	Dev(Min)	
Internal Standards							
1) Naphthalene-d8 (ISTD)	7.906	136	270936	100.00	ng/ml	0.00	
9) Acenaphthene-d10 (ISTD)	9.661	162	147420	100.00	ng/ml	0.00	
16) Phenanthrene-d10 (ISTD)	11.165	188	265984	100.00	ng/ml	0.00	
23) Chrysene-d12 (ISTD)	14.947	240	263757	100.00	ng/ml	0.00	
28) Perylene-d12 (ISTD)	18.415	264	248613	100.00	ng/ml	0.00	
35) Dibenz(a,h)Anthracene-d...	20.794	292	201252	100.00	ng/ml	0.00	
System Monitoring Compounds							
2) Nitrobenzene-d5 (Surr)	7.207	82	80657	132.90	ng/ml	0.00	
10) 2-Fluorobiphenyl (Surr)	8.973	172	225961	89.66	ng/ml	0.00	
25) Terphenyl-d14 (Surr)	12.954	244	247933	99.02	ng/ml	0.00	
Target Compounds							
							Qvalue
3) Decalin	7.382	138	20917	106.56	ng/ml		88
4) Naphthalene	7.924	128	278907	95.46	ng/ml		100
5) 2-Methylnaphthalene	8.612	142	195774	105.24	ng/ml		97
6) 1-Methylnaphthalene	8.711	142	191985	107.92	ng/ml		96
7) 1,1'-Biphenyl	9.078	154	238654	99.42	ng/ml		97
8) 2,6-Dimethylnaphthalene	9.235	156	170143	113.27	ng/ml		97
11) Acenaphthylene	9.515	152	287167	112.15	ng/ml		100
12) Acenaphthene	9.696	153	199310	103.46	ng/ml		100
13) Dibenzofuran	9.865	168	244430	88.59	ng/ml		95
14) 1,6,7-Trimethylnaphtha...	10.075	170	160492	99.16	ng/ml		98
15) Fluorene	10.215	166	191718	102.43	ng/ml		99
17) Dibenzothiopene	11.066	184	259859	97.13	ng/ml		94
18) Phenanthrene	11.188	178	288254	95.49	ng/ml		100
19) Anthracene	11.240	178	257805	103.25	ng/ml		99
20) Carbazole	11.398	167	228806	110.20	ng/ml		99
21) 1-Methylphenanthrene	11.817	192	210395	106.94	ng/ml		99
22) Fluoranthene	12.459	202	308063	108.68	ng/ml		96
24) Pyrene	12.750	202	328255	103.12	ng/ml		99
26) Benz(a)anthracene	14.924	228	257406	96.63	ng/ml		100
27) Chrysene	15.006	228	272605	97.23	ng/ml		100
29) Benzo(b)fluoranthene	17.506	252	253202	98.53	ng/ml		93
30) Benzo(k)fluoranthene	17.570	252	270754	103.03	ng/ml		93
31) Benzo(b+k)fluoranthene	17.570	252	548680	201.28	ng/ml		93
32) Benzo(e)pyrene	18.153	252	267193	101.04	ng/ml		98
33) Benzo(a)pyrene	18.270	252	227825	108.62	ng/ml		97
34) Perylene	18.474	252	293633	105.31	ng/ml		99
36) Indeno(1,2,3-cd)Pyrene	20.794	276	215605	96.53	ng/ml		81
37) Dibenz(a,h)anthracene	20.863	278	220763	93.19	ng/ml		83
38) Benzo(g,h,i)perylene	21.330	276	246409	102.70	ng/ml		81

(#) = qualifier out of range (m) = manual integration (+) = signals summed

Quantitation Report (Not Reviewed)

Data Path : N:\data\2020-04\0D07056\
 Data File : N04072019.D
 Acq On : 07 Apr 2020 21:04
 Operator : JK/ AMS/ DTH
 Sample : 0D07056-CAL7
 Misc : 1x, A20C473@100PPB
 ALS Vial : 9 Sample Multiplier: 1
 DataAcq Meth:LVI14_BNA_ACQ.M

Quant Time: Apr 08 09:41:39 2020
 Quant Method : N:\methods\SV14_040720_PAH.M
 Quant Title : EPA 8270D: Semivolatile Organics
 QLast Update : Wed Apr 08 09:40:52 2020
 Response via : Initial Calibration
 InstName : SV-GCMS14



Quantitation Report (Not Reviewed)

Data Path : N:\data\2020-04\0D07056\
 Data File : N04072020.D
 Acq On : 07 Apr 2020 21:36
 Operator : JK/ AMS/ DTH
 Sample : 0D07056-CAL8
 Misc : 1x, A20C474@200PPB
 ALS Vial : 10 Sample Multiplier: 1
 DataAcq Meth:LVI14_BNA_ACQ.M

Quant Time: Apr 08 09:41:44 2020
 Quant Method : N:\methods\SV14_040720_PAH.M
 Quant Title : EPA 8270D: Semivolatile Organics
 QLast Update : Wed Apr 08 09:40:52 2020
 Response via : Initial Calibration
 InstName : SV-GCMS14

JK 4/8/20

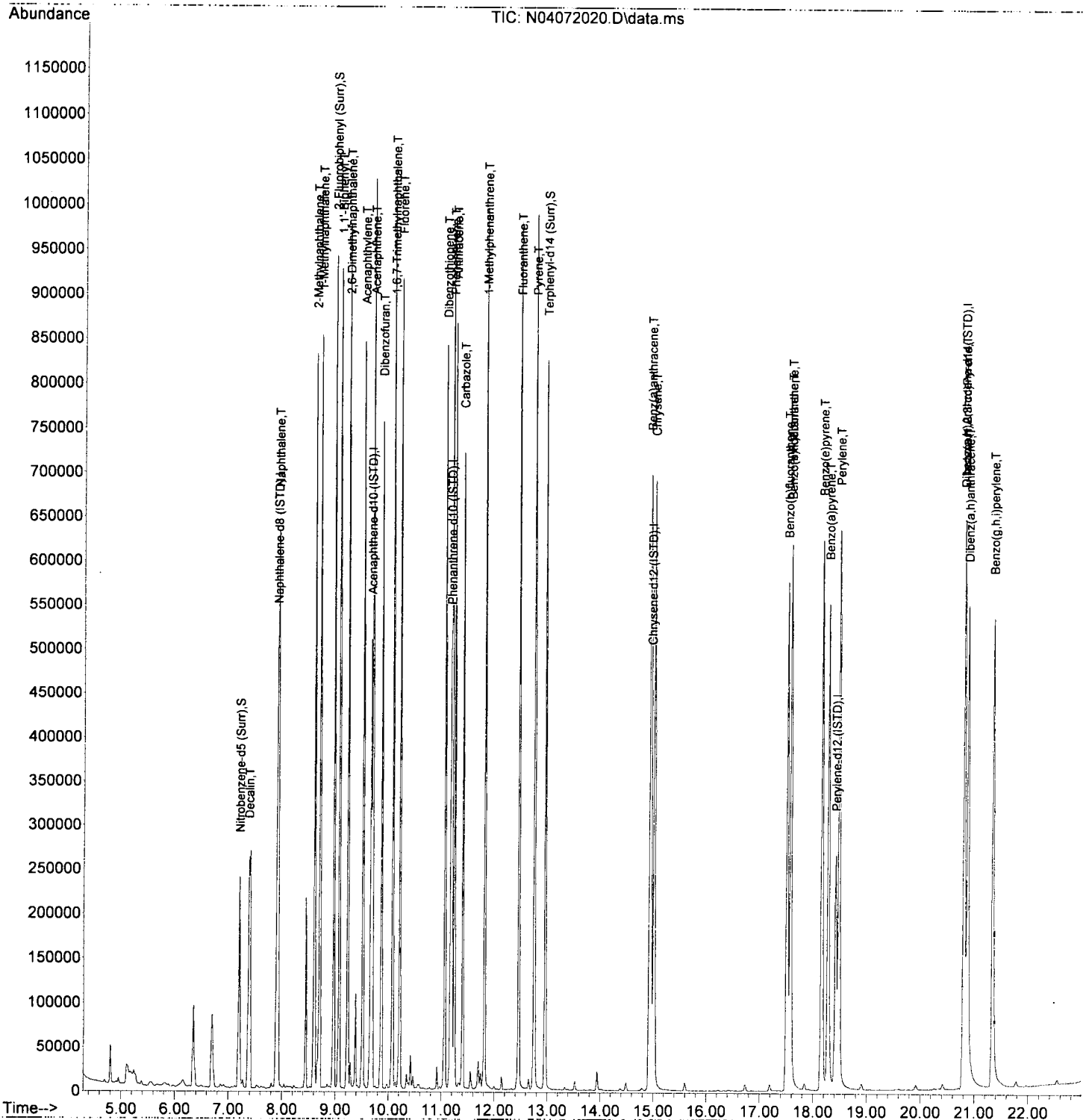
Compound	R.T.	QIon	Response	Conc	Units	Dev(Min)	
Internal Standards							
1) Naphthalene-d8 (ISTD)	7.906	136	259002	100.00	ng/ml	0.00	
9) Acenaphthene-d10 (ISTD)	9.661	162	149753	100.00	ng/ml	0.00	
16) Phenanthrene-d10 (ISTD)	11.165	188	262815	100.00	ng/ml	0.00	
23) Chrysene-d12 (ISTD)	14.953	240	256376	100.00	ng/ml	0.00	
28) Perylene-d12 (ISTD)	18.415	264	246957	100.00	ng/ml	0.00	
35) Dibenz(a,h)Anthracene-d...	20.793	292	201443	100.00	ng/ml	0.00	
System Monitoring Compounds							
2) Nitrobenzene-d5 (Surr)	7.207	82	159557	275.03	ng/ml	0.00	
10) 2-Fluorobiphenyl (Surr)	8.973	172	456518	178.37	ng/ml	0.00	
25) Terphenyl-d14 (Surr)	12.960	244	497857	204.56	ng/ml	0.00	
Target Compounds							
							Qvalue
3) Decalin	7.382	138	39266	209.25	ng/ml		88
4) Naphthalene	7.924	128	543013	194.41	ng/ml		100
5) 2-Methylnaphthalene	8.612	142	396823	223.13	ng/ml		97
6) 1-Methylnaphthalene	8.711	142	381343	224.25	ng/ml		97
7) 1,1'-Biphenyl	9.078	154	486099	211.83	ng/ml		97
8) 2,6-Dimethylnaphthalene	9.235	156	349071	243.10	ng/ml		96
11) Acenaphthylene	9.521	152	596158	229.20	ng/ml		99
12) Acenaphthene	9.696	153	400273	204.93	ng/ml		99
13) Dibenzofuran	9.865	168	496566	177.16	ng/ml		96
14) 1,6,7-Trimethylnaphtha...	10.080	170	326170	198.38	ng/ml		98
15) Fluorene	10.214	166	396773	208.68	ng/ml		98
17) Dibenzothiopene	11.065	184	533586	201.84	ng/ml		94
18) Phenanthrene	11.194	178	586910	196.76	ng/ml		100
19) Anthracene	11.240	178	524623	212.65	ng/ml		99
20) Carbazole	11.398	167	458445	223.47	ng/ml		98
21) 1-Methylphenanthrene	11.817	192	429423	220.91	ng/ml		99
22) Fluoranthene	12.458	202	643616	229.79	ng/ml		96
24) Pyrene	12.750	202	678143	219.17	ng/ml		100
26) Benz(a)anthracene	14.930	228	526616	203.39	ng/ml		100
27) Chrysene	15.011	228	537553	197.25	ng/ml		100
29) Benzo(b)fluoranthene	17.506	252	536283	210.08	ng/ml		93
30) Benzo(k)fluoranthene	17.576	252	553475	212.03	ng/ml		93
31) Benzo(b+k)fluoranthene	17.576	252	1132360	418.18	ng/ml		93
32) Benzo(e)pyrene	18.159	252	561080	213.59	ng/ml		98
33) Benzo(a)pyrene	18.275	252	480916	214.97	ng/ml		97
34) Perylene	18.479	252	593049	214.13	ng/ml		100
36) Indeno(1,2,3-cd)Pyrene	20.799	276	452810	202.54	ng/ml		80
37) Dibenz(a,h)anthracene	20.863	278	454575	191.70	ng/ml		84
38) Benzo(g,h,i)perylene	21.336	276	512635	213.45	ng/ml		82

(#) = qualifier out of range (m) = manual integration (+) = signals summed

Quantitation Report (Not Reviewed)

Data Path : N:\data\2020-04\0D07056\
 Data File : N04072020.D
 Acq On : 07 Apr 2020 21:36
 Operator : JK/ AMS/ DTH
 Sample : 0D07056-CAL8
 Misc : 1x, A20C474@200PPB
 ALS Vial : 10 Sample Multiplier: 1
 DataAcq Meth:LVI14_BNA_ACQ.M

Quant Time: Apr 08 09:41:44 2020
 Quant Method : N:\methods\SV14_040720_PAH.M
 Quant Title : EPA 8270D: Semivolatile Organics
 QLast Update : Wed Apr 08 09:40:52 2020
 Response via : Initial Calibration
 InstName : SV-GCMS14



Data Path : N:\data\2020-04\0D07056\
 Data File : N04072021.D
 Acq On : 07 Apr 2020 22:08
 Operator : JK/ AMS/ DTH
 Sample : 0D07056-CAL9
 Misc : 1x, A20C475@400PPB
 ALS Vial : 11 Sample Multiplier: 1
 DataAcq Meth:LVI14_BNA_ACQ.M

Quant Time: Apr 08 09:41:49 2020
 Quant Method : N:\methods\SV14_040720_PAH.M
 Quant Title : EPA 8270D: Semivolatile Organics
 QLast Update : Wed Apr 08 09:40:52 2020
 Response via : Initial Calibration
 InstName : SV-GCMS14


Jd 4/8/20

Compound	R.T.	QIon	Response	Conc	Units	Dev(Min)	
Internal Standards							
1) Naphthalene-d8 (ISTD)	7.906	136	255231	100.00	ng/ml	0.00	
9) Acenaphthene-d10 (ISTD)	9.661	162	154741	100.00	ng/ml	0.00	
16) Phenanthrene-d10 (ISTD)	11.171	188	286145	100.00	ng/ml	0.00	
23) Chrysene-d12 (ISTD)	14.953	240	283021	100.00	ng/ml	0.00	
28) Perylene-d12 (ISTD)	18.416	264	267480	100.00	ng/ml	0.00	
35) Dibenz(a,h)Anthracene-d...	20.805	292	206453	100.00	ng/ml	0.01	
System Monitoring Compounds							
2) Nitrobenzene-d5 (Surr)	7.207	82	322003	563.23	ng/ml	0.00	
10) 2-Fluorobiphenyl (Surr)	8.973	172	957543	361.97	ng/ml	0.00	
25) Terphenyl-d14 (Surr)	12.960	244	1096177	408.00	ng/ml	0.00	
Target Compounds							
							Qvalue
3) Decalin	7.382	138	81440	440.41	ng/ml		87
4) Naphthalene	7.924	128	1070767	389.02	ng/ml		100
5) 2-Methylnaphthalene	8.612	142	803600	458.54	ng/ml		98
6) 1-Methylnaphthalene	8.711	142	778825	464.76	ng/ml		97
7) 1,1'-Biphenyl	9.078	154	1003410	443.73	ng/ml		96
8) 2,6-Dimethylnaphthalene	9.235	156	726355	513.32	ng/ml		98
11) Acenaphthylene	9.521	152	1260795	469.09	ng/ml		99
12) Acenaphthene	9.696	153	824563	407.76	ng/ml		99
13) Dibenzofuran	9.871	168	1049059	362.21	ng/ml		95
14) 1,6,7-Trimethylnaphtha...	10.081	170	693935	408.46	ng/ml		100
15) Fluorene	10.220	166	846234	430.71	ng/ml		98
17) Dibenzothiopene	11.066	184	1150026	399.56	ng/ml		95
18) Phenanthrene	11.194	178	1246717	383.88	ng/ml		100
19) Anthracene	11.246	178	1164250	433.45	ng/ml		99
20) Carbazole	11.404	167	979119	438.35	ng/ml		99
21) 1-Methylphenanthrene	11.817	192	947023	447.45	ng/ml		99
22) Fluoranthene	12.464	202	1439355	472.00	ng/ml		96
24) Pyrene	12.756	202	1513534	443.12	ng/ml		99
26) Benz(a)anthracene	14.936	228	1207333	422.40	ng/ml		99
27) Chrysene	15.017	228	1174861	390.53	ng/ml		100
29) Benzo(b)fluoranthene	17.518	252	1217211	440.24	ng/ml		93
30) Benzo(k)fluoranthene	17.588	252	1218167	430.86	ng/ml		93
31) Benzo(b+k)fluoranthene	17.588	252	2523866	860.55	ng/ml		93
32) Benzo(e)pyrene	18.171	252	1258723	442.41	ng/ml		98
33) Benzo(a)pyrene	18.287	252	1069564	395.70	ng/ml		96
34) Perylene	18.491	252	1303992	434.70	ng/ml		100
36) Indeno(1,2,3-cd)Pyrene	20.811	276	964615	421.00	ng/ml		80
37) Dibenz(a,h)anthracene	20.875	278	991281	407.89	ng/ml		83
38) Benzo(g,h,i)perylene	21.347	276	1102019	447.72	ng/ml		81

(#) = qualifier out of range (m) = manual integration (+) = signals summed

Data Path : N:\data\2020-04\0D07056\
 Data File : N04072021.D
 Acq On : 07 Apr 2020 22:08
 Operator : JK/ AMS/ DTH
 Sample : 0D07056-CAL9
 Misc : 1x, A20C475@400PPB
 ALS Vial : 11 Sample Multiplier: 1
 DataAcq Meth:LVI14_BNA_ACQ.M

Quant Time: Apr 08 09:41:49 2020
 Quant Method : N:\methods\SV14_040720_PAH.M
 Quant Title : EPA 8270D: Semivolatile Organics
 QLast Update : Wed Apr 08 09:40:52 2020
 Response via : Initial Calibration
 InstName : SV-GCMS14



Quantitation Report (Not Reviewed)

Data Path : N:\data\2020-04\0D07056\
 Data File : N04072022.D
 Acq On : 07 Apr 2020 22:40
 Operator : JK/ AMS/ DTH
 Sample : 0D07056-CALA
 Misc : 1x, A20C476@600PPB
 ALS Vial : 12 Sample Multiplier: 1
 DataAcq Meth:LVI14_BNA_ACQ.M

Quant Time: Apr 08 09:41:53 2020
 Quant Method : N:\methods\SV14_040720_PAH.M
 Quant Title : EPA 8270D: Semivolatile Organics
 QLast Update : Wed Apr 08 09:40:52 2020
 Response via : Initial Calibration
 InstName : SV-GCMS14


JK 4/8/20

Compound	R.T.	QIon	Response	Conc	Units	Dev(Min)	
Internal Standards							
1) Naphthalene-d8 (ISTD)	7.907	136	237171	100.00	ng/ml	0.00	
9) Acenaphthene-d10 (ISTD)	9.661	162	142544	100.00	ng/ml	0.00	
16) Phenanthrene-d10 (ISTD)	11.165	188	254222	100.00	ng/ml	0.00	
23) Chrysene-d12 (ISTD)	14.953	240	231029	100.00	ng/ml	0.00	
28) Perylene-d12 (ISTD)	18.421	264	221821	100.00	ng/ml	0.01	
35) Dibenz(a,h)Anthracene-d...	20.805	292	157020	100.00	ng/ml	0.01	
System Monitoring Compounds							
2) Nitrobenzene-d5 (Surr)	7.207	82	451853	850.55	ng/ml	0.00	
10) 2-Fluorobiphenyl (Surr)	8.973	172	1276915	524.01	ng/ml	0.00	
25) Terphenyl-d14 (Surr)	12.960	244	1328709	605.85	ng/ml	0.00	
Target Compounds							
							Qvalue
3) Decalin	7.382	138	128416	747.82	ng/ml		88
4) Naphthalene	7.924	128	1463412	572.15	ng/ml		100
5) 2-Methylnaphthalene	8.612	142	1091692	670.87	ng/ml		98
6) 1-Methylnaphthalene	8.711	142	1038153	666.58	ng/ml		97
7) 1,1'-Biphenyl	9.078	154	1335421	635.52	ng/ml		97
8) 2,6-Dimethylnaphthalene	9.236	156	968269	736.39	ng/ml		98
11) Acenaphthylene	9.521	152	1692015	683.40	ng/ml		99
12) Acenaphthene	9.696	153	1100304	590.67	ng/ml		99
13) Dibenzofuran	9.871	168	1394000	522.49	ng/ml		96
14) 1,6,7-Trimethylnaphtha...	10.081	170	893285	570.79	ng/ml		99
15) Fluorene	10.221	166	1105549	610.85	ng/ml		99
17) Dibenzothiopene	11.066	184	1486980	581.50	ng/ml		95
18) Phenanthrene	11.194	178	1662195	576.08	ng/ml		100
19) Anthracene	11.246	178	1396742	585.30	ng/ml		99
20) Carbazole	11.404	167	1098601	553.61	ng/ml		99
21) 1-Methylphenanthrene	11.818	192	1186501	631.00	ng/ml		98
22) Fluoranthene	12.465	202	1796405	663.06	ng/ml		96
24) Pyrene	12.756	202	1875198	672.55	ng/ml		100
26) Benz(a)anthracene	14.936	228	1469312	629.74	ng/ml		99
27) Chrysene	15.018	228	1426972	581.07	ng/ml		99
29) Benzo(b)fluoranthene	17.518	252	1548382	675.29	ng/ml		93
30) Benzo(k)fluoranthene	17.588	252	1475774	629.42	ng/ml		93
31) Benzo(b+k)fluoranthene	17.588	252	3120142	1282.84	ng/ml		93
32) Benzo(e)pyrene	18.171	252	1591400	674.47	ng/ml		98
33) Benzo(a)pyrene	18.293	252	1297353	535.84	ng/ml		96
34) Perylene	18.491	252	1594908	641.12	ng/ml		99
36) Indeno(1,2,3-cd)Pyrene	20.811	276	1156472	663.63	ng/ml		80
37) Dibenz(a,h)anthracene	20.875	278	1132840	612.89	ng/ml		83
38) Benzo(g,h,i)perylene	21.353	276	1320462	705.35	ng/ml		81

(#) = qualifier out of range (m) = manual integration (+) = signals summed

Data Path : N:\data\2020-04\0D07056\
 Data File : N04072022.D
 Acq On : 07 Apr 2020 22:40
 Operator : JK/ AMS/ DTH
 Sample : 0D07056-CALA
 Misc : 1x, A20C476@600PPB
 ALS Vial : 12 Sample Multiplier: 1
 DataAcq Meth:LVI14_BNA_ACQ.M

Quant Time: Apr 08 09:41:53 2020
 Quant Method : N:\methods\SV14_040720_PAH.M
 Quant Title : EPA 8270D: Semivolatile Organics
 QLast Update : Wed Apr 08 09:40:52 2020
 Response via : Initial Calibration
 InstName : SV-GCMS14



Quantitation Report (Not Reviewed)

Data Path : N:\data\2020-04\0D07056\
 Data File : N04072024.D
 Acq On : 07 Apr 2020 23:44
 Operator : JK/ AMS/ DTH
 Sample : 0D07056-ICV1
 Misc : 1x, A20C479@50PPB
 ALS Vial : 13 Sample Multiplier: 1
 DataAcq Meth:LVI14_BNA_ACQ.M

Quant Time: Apr 08 09:42:06 2020
 Quant Method : N:\methods\SV14_040720_PAH.M
 Quant Title : EPA 8270D: Semivolatile Organics
 QLast Update : Wed Apr 08 09:40:52 2020
 Response via : Initial Calibration
 InstName : SV-GCMS14

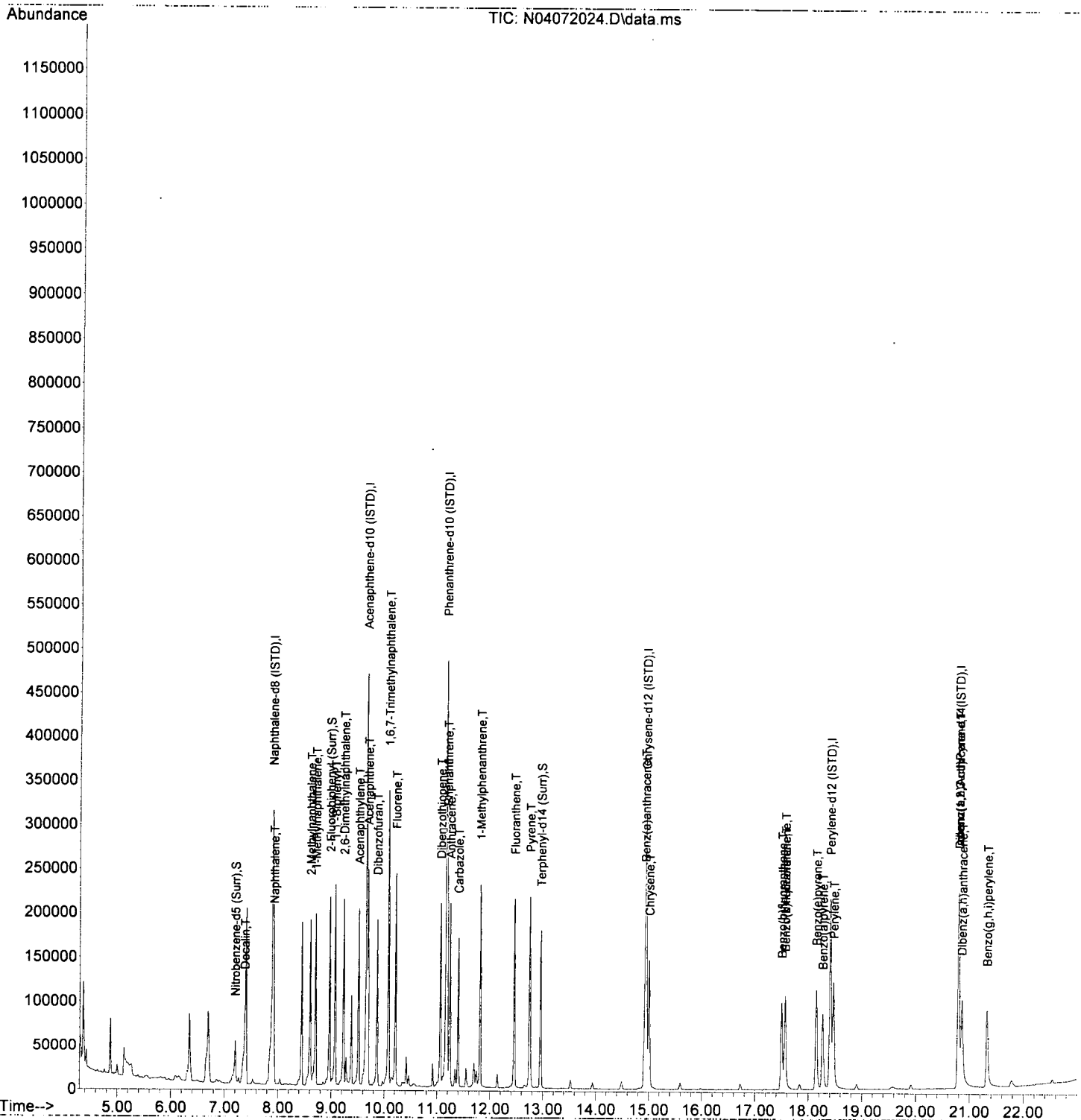
JK 4/8/20

Compound	R.T.	QIon	Response	Conc	Units	Dev(Min)	
Internal Standards							
1) Naphthalene-d8 (ISTD)	7.901	136	265379	100.00	ng/ml	0.00	
9) Acenaphthene-d10 (ISTD)	9.661	162	144991	100.00	ng/ml	0.00	
16) Phenanthrene-d10 (ISTD)	11.165	188	263411	100.00	ng/ml	0.00	
23) Chrysene-d12 (ISTD)	14.942	240	209391	100.00	ng/ml	0.00	
28) Perylene-d12 (ISTD)	18.404	264	193930	100.00	ng/ml	0.00	
35) Dibenz(a,h)Anthracene-d...	20.788	292	149770	100.00	ng/ml	0.00	
System Monitoring Compounds							
2) Nitrobenzene-d5 (Surr)	7.201	82	31558	53.09	ng/ml	0.00	
10) 2-Fluorobiphenyl (Surr)	8.973	172	114902	46.36	ng/ml	0.00	
25) Terphenyl-d14 (Surr)	12.954	244	104677	52.66	ng/ml	0.00	
Target Compounds							
							Qvalue
3) Decalin	7.382	138	8798	45.76	ng/ml		87
4) Naphthalene	7.924	128	134333	46.94	ng/ml		100
5) 2-Methylnaphthalene	8.606	142	95473	52.39	ng/ml		97
6) 1-Methylnaphthalene	8.705	142	95852	55.01	ng/ml		97
7) 1,1'-Biphenyl	9.072	154	122388	52.05	ng/ml		97
8) 2,6-Dimethylnaphthalene	9.236	156	83923	57.04	ng/ml		96
11) Acenaphthylene	9.515	152	136436	54.18	ng/ml		99
12) Acenaphthene	9.690	153	99522	52.52	ng/ml		98
13) Dibenzofuran	9.865	168	127154	46.85	ng/ml		95
14) 1,6,7-Trimethylnaphtha...	10.075	170	80111	50.33	ng/ml		98
15) Fluorene	10.215	166	97899	53.18	ng/ml		98
17) Dibenzothiopene	11.060	184	124997	47.18	ng/ml		96
18) Phenanthrene	11.188	178	149438	49.99	ng/ml		99
19) Anthracene	11.241	178	123075	49.77	ng/ml		99
20) Carbazole	11.398	167	106901	51.99	ng/ml		98
21) 1-Methylphenanthrene	11.812	192	103346	53.04	ng/ml		100
22) Fluoranthene	12.459	202	145369	51.78	ng/ml		96
24) Pyrene	12.750	202	153498	60.74	ng/ml		100
26) Benz(a)anthracene	14.924	228	101320	47.91	ng/ml		99
27) Chrysene	15.000	228	113999	51.22	ng/ml		99
29) Benzo(b)fluoranthene	17.500	252	93375	46.58	ng/ml		93
30) Benzo(k)fluoranthene	17.565	252	98839	48.22	ng/ml		93
31) Benzo(b+k)fluoranthene	17.565	252	205649	96.71	ng/ml		93
32) Benzo(e)pyrene	18.147	252	104146	50.49	ng/ml		98
33) Benzo(a)pyrene	18.264	252	79516	50.72	ng/ml		97
34) Perylene	18.468	252	113877	52.35	ng/ml		100
36) Indeno(1,2,3-cd)Pyrene	20.788	276	77694	46.74	ng/ml		80
37) Dibenz(a,h)anthracene	20.852	278	79648	45.18	ng/ml		84
38) Benzo(g,h,i)perylene	21.324	276	90765	50.83	ng/ml		80

(#) = qualifier out of range (m) = manual integration (+) = signals summed

Data Path : N:\data\2020-04\0D07056\
 Data File : N04072024.D
 Acq On : 07 Apr 2020 23:44
 Operator : JK/ AMS/ DTH
 Sample : 0D07056-ICV1
 Misc : 1x, A20C479@50PPB
 ALS Vial : 13 Sample Multiplier: 1
 DataAcq Meth:LVI14_BNA_ACQ.M

Quant Time: Apr 08 09:42:06 2020
 Quant Method : N:\methods\SV14_040720_PAH.M
 Quant Title : EPA 8270D: Semivolatile Organics
 QLast Update : Wed Apr 08 09:40:52 2020
 Response via : Initial Calibration
 InstName : SV-GCMS14



Quantitation Report (Not Reviewed)

Data Path : N:\data\2020-04\0D07056\
 Data File : N04072024.D
 Acq On : 07 Apr 2020 23:44
 Operator : JK/ AMS/ DTH
 Sample : 0D07056-ICV1
 Misc : 1x, A20C479@50PPB
 ALS Vial : 13 Sample Multiplier: 1
 DataAcq Meth:LVI14_BNA_ACQ.M

Final Request

Quant Time: Apr 08 10:25:58 2020
 Quant Method : N:\methods\SV14_040720_PAH.M
 Quant Title : EPA 8270D: Semivolatile Organics
 QLast Update : Wed Apr 08 10:01:43 2020
 Response via : Initial Calibration
 InstName : SV-GCMS14

Qtd 4/8/20

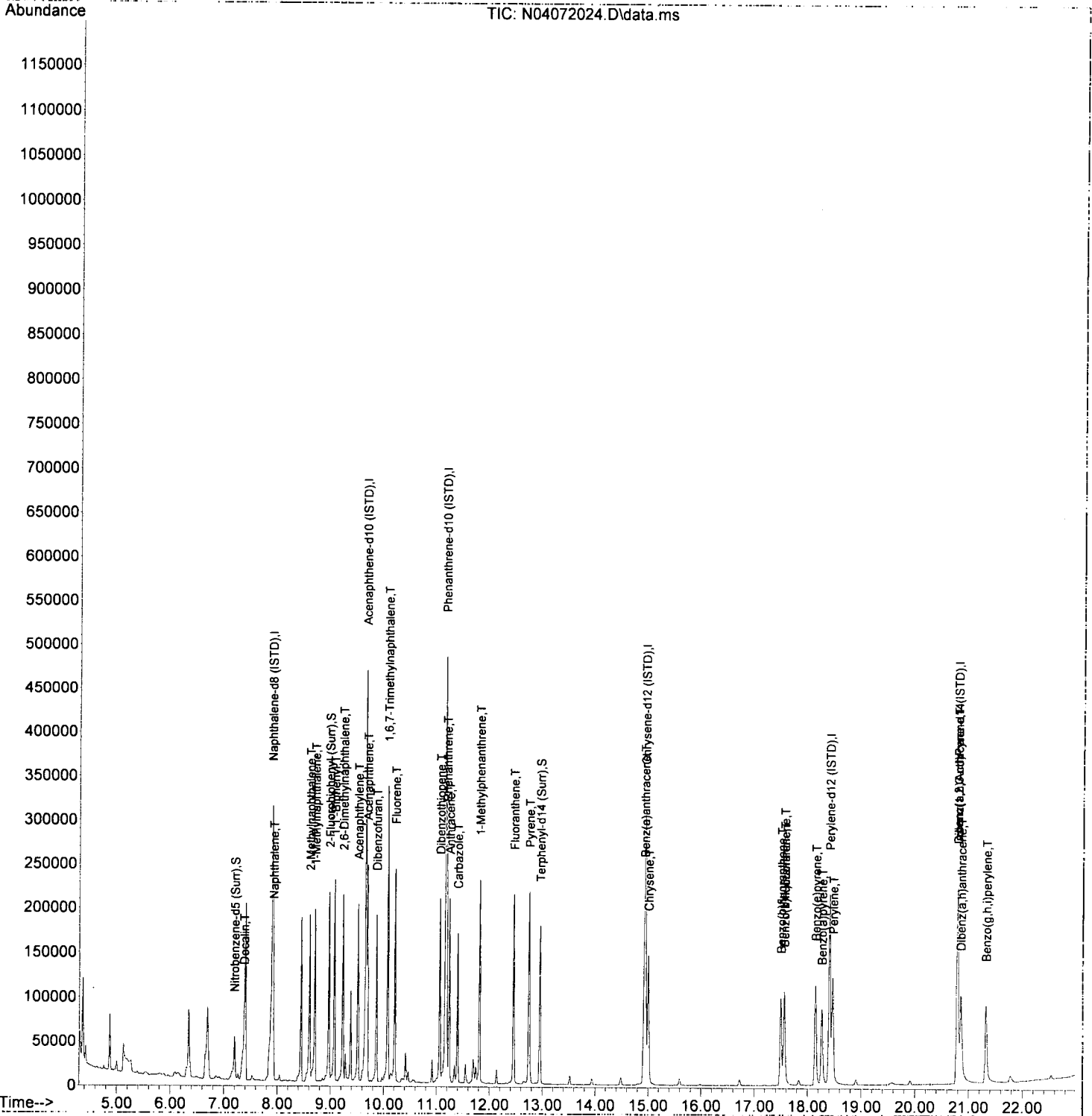
Compound	R.T.	QIon	Response	Conc	Units	Dev (Min)	
Internal Standards							
1) Naphthalene-d8 (ISTD)	7.901	136	265379	100.00	ng/ml	0.00	
9) Acenaphthene-d10 (ISTD)	9.661	162	144991	100.00	ng/ml	0.00	
16) Phenanthrene-d10 (ISTD)	11.165	188	263411	100.00	ng/ml	0.00	
23) Chrysene-d12 (ISTD)	14.942	240	209391	100.00	ng/ml	0.00	
28) Perylene-d12 (ISTD)	18.404	264	193930	100.00	ng/ml	0.00	
35) Dibenz(a,h)Anthracene-d...	20.788	292	149770	100.00	ng/ml	0.00	
System Monitoring Compounds							
2) Nitrobenzene-d5 (Surr)	7.201	82	31558	38.07	ng/ml	0.00	
10) 2-Fluorobiphenyl (Surr)	8.973	172	114902	51.19	ng/ml	0.00	
25) Terphenyl-d14 (Surr)	12.954	244	104677	51.74	ng/ml	0.00	
Target Compounds							
							Qvalue
3) Decalin	7.382	138	8798	41.46	ng/ml		87
4) Naphthalene	7.924	128	134333	46.47	ng/ml		100
5) 2-Methylnaphthalene	8.606	142	95473	49.19	ng/ml		97
6) 1-Methylnaphthalene	8.705	142	95852	49.74	ng/ml		97
7) 1,1'-Biphenyl	9.072	154	122388	50.03	ng/ml		97
8) 2,6-Dimethylnaphthalene	9.236	156	83923	50.01	ng/ml		96
11) Acenaphthylene	9.515	152	136436	50.46	ng/ml		99
12) Acenaphthene	9.690	153	99522	50.18	ng/ml		98
13) Dibenzofuran	9.865	168	127154	52.97	ng/ml		95
14) 1,6,7-Trimethylnaphtha...	10.075	170	80111	51.55	ng/ml		98
15) Fluorene	10.215	166	97899	51.34	ng/ml		98
17) Dibenzothiopene	11.060	184	124997	46.96	ng/ml		96
18) Phenanthrene	11.188	178	149438	49.29	ng/ml		99
19) Anthracene	11.241	178	123075	49.56	ng/ml		99
20) Carbazole	11.398	167	106901	49.87	ng/ml		98
21) 1-Methylphenanthrene	11.812	192	103346	50.55	ng/ml		100
22) Fluoranthene	12.459	202	145369	48.65	ng/ml		96
24) Pyrene	12.750	202	153498	56.52	ng/ml		100
26) Benz(a)anthracene	14.924	228	101320	46.66	ng/ml		99
27) Chrysene	15.000	228	113999	51.05	ng/ml		99
29) Benzo(b)fluoranthene	17.500	252	93375	46.58	ng/ml		93
30) Benzo(k)fluoranthene	17.565	252	98839	49.45	ng/ml		93
31) Benzo(b+k)fluoranthene	17.565	252	205649	97.55	ng/ml		93
32) Benzo(e)pyrene	18.147	252	104146	49.68	ng/ml		98
33) Benzo(a)pyrene	18.264	252	79516	49.59	ng/ml		97
34) Perylene	18.468	252	113877	52.76	ng/ml		100
36) Indeno(1,2,3-cd)Pyrene	20.788	276	77694	47.76	ng/ml		80
37) Dibenz(a,h)anthracene	20.852	278	79648	48.55	ng/ml		84
38) Benzo(g,h,i)perylene	21.324	276	90765	52.01	ng/ml		80

(#) = qualifier out of range (m) = manual integration (+) = signals summed

Quantitation Report (Not Reviewed)

Data Path : N:\data\2020-04\0D07056\
 Data File : N04072024.D
 Acq On : 07 Apr 2020 23:44
 Operator : JK/ AMS/ DTH
 Sample : 0D07056-ICV1
 Misc : 1x, A20C479@50PPB
 ALS Vial : 13 Sample Multiplier: 1
 DataAcq Meth:LVI14_BNA_ACQ.M

Quant Time: Apr 08 10:25:58 2020
 Quant Method : N:\methods\SV14_040720_PAH.M
 Quant Title : EPA 8270D: Semivolatile Organics
 QLast Update : Wed Apr 08 10:01:43 2020
 Response via : Initial Calibration
 InstName : SV-GCMS14



**Conventional Chemistry Parameters
Benchsheet & Analysis Sequence Data**

Total Organic Carbon- Soil (5310 B)

Batch 0060932
Sequence 0G07047 (A0F0670-02RE1,03RE1)



Apex Laboratories
PREPARATION BENCH SHEET

BATCH #: 0060932 (Soil)

Prep Method: PSEP-5310B TOC

#	Lab Number	Analysis	Prepared	Initial (N/A)	Final (N/A)	Spike ID	Source ID	ul Spike	ul Surr.	Sample ID	Extraction Comments	pH		
												<2	8	>11
	0060932-BLK1	QC	06/29/20 15:35	0.2	0.2									
	0060932-BS1	QC	06/29/20 15:35	0.2	0.2	A20E110		1						
	A0F0647-01	A Total Organic Carbon - Soil (5310 B)	06/29/20 15:35	0.2	0.2					PDI-149SC-A-01-02-200425				
	0060932-DUP1	QC	06/29/20 15:35	0.2	0.2		A0F0647-01							
	0060932-DUP2	QC	06/29/20 15:35	0.2	0.2		A0F0647-01							
	A0F0647-02	A Total Organic Carbon - Soil (5310 B)	06/29/20 15:35	0.2	0.2					PDI-149SC-A-02-03-200425				
	A0F0647-03	A Total Organic Carbon - Soil (5310 B)	06/29/20 15:35	0.2	0.2					PDI-150SC-A-08-09-200425				
	A0F0647-04	A Total Organic Carbon - Soil (5310 B)	06/29/20 15:35	0.2	0.2					PDI-150SC-A-09-10-200425				
	A0F0667-01	A Total Organic Carbon - Soil (5310 B)	06/29/20 15:35	0.2	0.2					PDI-063SC-A-06-07-200429				
	A0F0667-02	A Total Organic Carbon - Soil (5310 B)	06/29/20 15:35	0.2	0.2					PDI-063SC-A-07-08-200429				
	A0F0670-01	A Total Organic Carbon - Soil (5310 B)	06/29/20 15:35	0.2	0.2					PDI-166SC-A-08-09-200520				
	A0F0670-02	A Total Organic Carbon - Soil (5310 B)	06/29/20 15:35	0.2	0.2					PDI-166SC-A-09-10-200520				
	A0F0670-03	A Total Organic Carbon - Soil (5310 B)	06/29/20 15:35	0.2	0.2					PDI-166SC-A-10-11.2-200520				
	A0F0685-01	A Total Organic Carbon - Soil (5310 B)	06/29/20 15:35	0.2	0.2					B-111-47				
	A0F0685-03	A Total Organic Carbon - Soil (5310 B)	06/29/20 15:35	0.2	0.2					B-108-26				
	A0F0704-01	A Total Organic Carbon - Soil (5310 B)	06/29/20 15:35	0.2	0.2					B-104-30				
	0060932-DUP3	QC	06/29/20 15:35	0.2	0.2		A0F0704-01							
	A0F0704-03	A Total Organic Carbon - Soil (5310 B)	06/29/20 15:35	0.2	0.2					B-104-36				
	A0F0704-05	A Total Organic Carbon - Soil (5310 B)	06/29/20 15:35	0.2	0.2					B-103-25				
	A0F0704-07	A Total Organic Carbon - Soil (5310 B)	06/29/20 15:35	0.2	0.2					B-103-42				

Prepared By: MAS Date: 6/29/20

Reviewed By: AM Date: 7/6/2020

Apex Laboratories
PREPARATION BENCH SHEET

BATCH #: 0060932 (Soil)

Prep Method: PSEP-5310B TOC

#	Lab Number	Analysis	Prepared	Initial (N/A)	Final (N/A)	Spike ID	Source ID	ul Spike	ul Surr.	Sample ID	Extraction Comments	pH		
												<2	7.5	>11
	A0F0704-09	A Total Organic Carbon - Soil (5310 B)	06/29/20 15:35	0.2	0.2					AB-5-12				
	A0F0704-11	A Total Organic Carbon - Soil (5310 B)	06/29/20 15:35	0.2	0.2					AB-5-26				
	A0F0704-13	A Total Organic Carbon - Soil (5310 B)	06/29/20 15:35	0.2	0.2					B-101-11				
	A0F0704-15	A Total Organic Carbon - Soil (5310 B)	06/29/20 15:35	0.2	0.2					B-101-46				

Standards/Reagents

Reagent(s)		
Std ID	Exp. Date	Description
A13L220	11/30/23	Wet Chem Balance 1
A19J023	11/30/23	Wet Chem Balance 4
A19J145	05/30/22	TOC Soil Blank Matrix ✓
A19K369	11/27/24	VWR002V
A20F100	12/08/20	10% Phosphoric Acid

Analyte Spike(s)		
Std ID	Exp. Date	Description
A20E110	11/08/20	TOC 10k ppm secondary ✓

Surrogate(s)		
Std ID	Exp. Date	Description

Prepared By: _____ Date _____

Reviewed By: _____ Date _____



ELEMENT SEQUENCE LOG

Apex Laboratories

Sequence: **0G07047** ✓

Instrument: **TOC6** ✓

Date: **07/07/20 10:28**

Calibration: **A0F1203** ✓

#	Lab Number	Matrix	Analysis	Client	Due	Batch	ISTD ID	STD ID
1	0G07047-CCV1	Soil	QC	QC				A20G032 ✓
2	0G07047-CCB1	Soil	QC	QC				
3	A0F0667-01RE1	Soil	Total Organic Carbon - Soil (5310 B)	Anchor QEA, LLC	07/08/20	0060932		
4	A0F0670-01RE1	Soil	Total Organic Carbon - Soil (5310 B)	Anchor QEA, LLC	07/08/20	0060932		
5	A0F0670-02RE1	Soil	Total Organic Carbon - Soil (5310 B)	Anchor QEA, LLC	07/08/20	0060932		
6	A0F0670-03RE1	Soil	Total Organic Carbon - Soil (5310 B)	Anchor QEA, LLC	07/08/20	0060932		
7	A0F0685-01RE1	Soil	Total Organic Carbon - Soil (5310 B)		07/09/20	0060932		
8	0G07047-CCV2	Soil	QC	QC				A20G032 ✓
9	0G07047-CCB2	Soil	QC	QC				

Data Entered By/Date: MAS 7-7-20

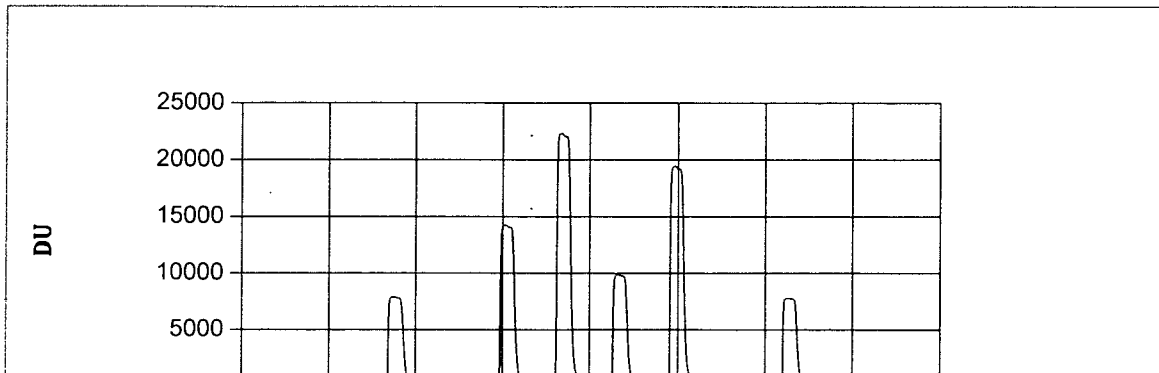
Comments:

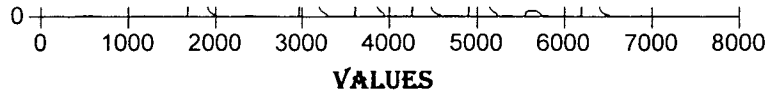
Data Reviewed By/Date: CMZ 7/7/2020

Method: TCDirect Run Start Time: 7/7/2020 11:23:15 A
 Method Type: TC_DIRECT Run End Time: 7/7/2020 1:28:25 PM
 Table: 0G07047 Device ID: TOC6
 Analyst: Administrator Run Name: SN10020200707A0

Cup Position	Sample ID	Weight (mg)	Final Result (mg/kg)	Result mg C abs	Peak Area	Analysed Date and time
A99	Prime	200	83.999	0.017	10999.37	7/7/2020 11:23:39 AM
A2	Blank	200	37.732	0.008	4940.92	7/7/2020 11:35:22 AM
A1	0G07047-CCV1	200	10980.264 ✓	2.196	1437827.49	7/7/2020 11:46:16 AM
A2	0G07047-CCB1	200	54.187 ✓	0.011	7095.62	7/7/2020 11:57:03 AM
A3	A0F0667-01RE1	26	143091.654 ✓	3.72	2435856.31	7/7/2020 12:07:50 PM
A5	A0F0670-01RE1	102.2	56703.413 ✓	5.795	3794234.005	7/7/2020 12:18:37 PM
A6	A0F0670-02RE1	53	47983.874 ✓	2.543	1665080.33	7/7/2020 12:29:23 PM
A7	A0F0670-03RE1	51.5	96832.537 ✓	4.987	3265070.42	7/7/2020 12:40:09 PM
A8	A0F0685-01RE1	200.7	643.058 ✓	0.129	84500.99	7/7/2020 12:50:55 PM
A9	0G07047-CCV2	200	10115.766 ✓	2.023	1324624.46	7/7/2020 1:01:41 PM
A2	0G07047-CCB2	200	60.93 ✓	0.012	7978.595	7/7/2020 1:12:27 PM

*RR-2
 7/7/2020*





Handwritten signature and date: 7/7/2020

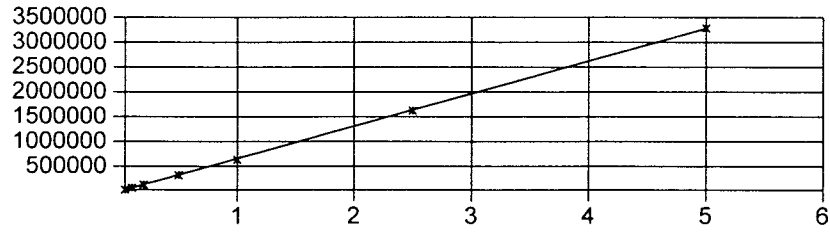
SNACCESS

RUN NAME : SN10020200612A2 METHOD NAME : TCDIRECT CALIBRATION TYPE : I

ORDER FORCED THRO ZERO GROUP : 1

A = 0.0000000000000000 B = 654732.67362587400000 R = 0.99996410015350 R-

SQUARED = 0.99990924197382



**Conventional Chemistry Parameters
Benchsheet & Analysis Sequence Data**

Total Organic Carbon- Soil (5310 B)

Sequence 0G07066 (A0F0670-01RE2)



ELEMENT SEQUENCE LOG

Apex Laboratories

Sequence: 0G07066 -

Instrument: TOC6

Date: 07/07/20 13:59

Calibration: A0F1203 ✓

#	Lab Number	Matrix	Analysis	Client	Due	Batch	ISTD ID	STD ID
1	0G07066-CCV1	Soil	QC	QC				A20G032 ✓
2	0G07066-CCB1	Soil	QC	QC				
3	A0F0670-01RE2	Soil	Total Organic Carbon - Soil (5310 B)	Anchor QEA, LLC	07/08/20	0060932		
4	0G07066-CCV2	Soil	QC	QC				A20G032 ✓
5	0G07066-CCB2	Soil	QC	QC				

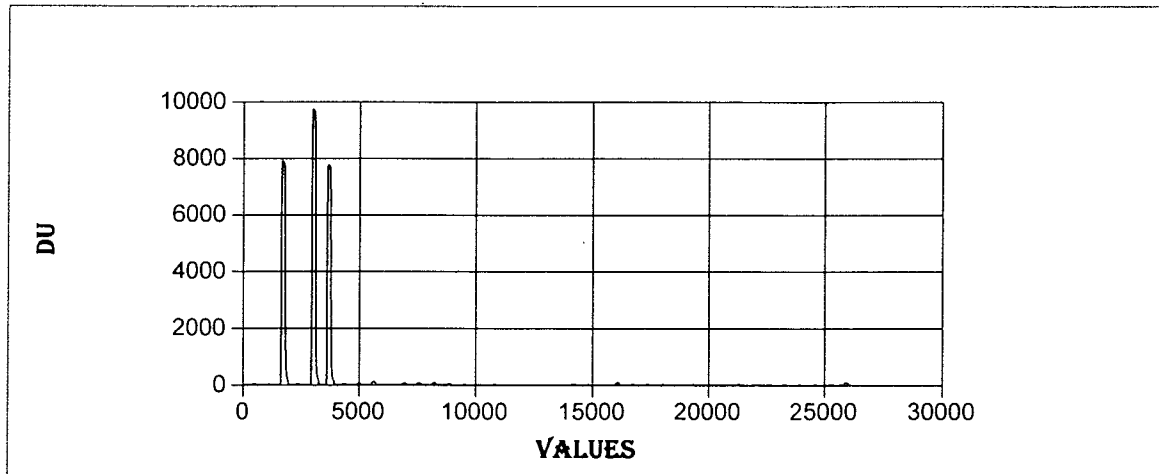
Data Entered By/Date: MAS 7-7-20

Comments:

Data Reviewed By/Date: AMZ 7/19/2020

Method:	TCDirect	Run Start Time:	7/7/2020 2:20:13 PM
Method Type:	TC_DIRECT	Run End Time:	7/7/2020 9:42:35 PM
Table:	0G07066	Device ID:	TOC6
Analyst:	Administrator	Run Name:	SN10020200707A1

Cup Position	Sample ID	Weight (mg)	Final Result (mg/kg)	Result mg C abs	Peak Area	Analysed Date and time
A99	Prime	200	65.398	0.013	8563.695	7/7/2020 2:21:11 PM
A2	Blank	200	0	0	0	7/7/2020 2:32:19 PM
A10	0G07066-CCV1	200	10655.332 ✓	2.131	1395278.84	7/7/2020 2:43:13 PM
A2	0G07066-CCB1	200	54.353 ✓	0.011	7117.345	7/7/2020 2:54:07 PM
A14	A0F0670-01RE2	51.3	49122.564 ✓	2.52	1649918.18	7/7/2020 3:05:00 PM
A16	0G07066-CCV2	200	10074.382 ✓	2.015	1319205.44	7/7/2020 3:15:53 PM
A2	0G07066-CCB2	200	60.419 ✓	0.012	7911.63	7/7/2020 3:26:46 PM



OK 7/8/2020

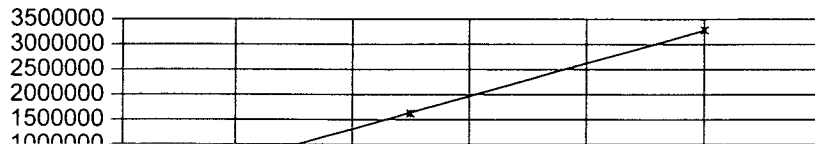
SNACCESS

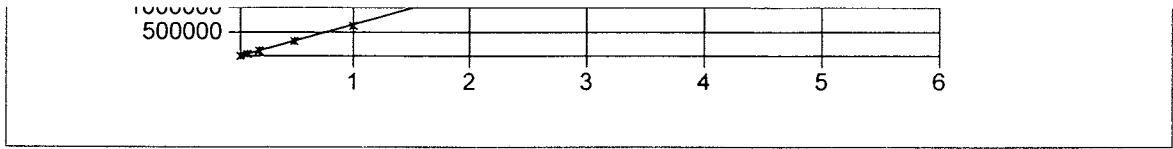
RUN NAME : SN10020200612A2 METHOD NAME : TCDIRECT CALIBRATION TYPE : I

ORDER FORCED THRO ZERO GROUP : 1

A = 0.0000000000000000 B = 654732.67362587400000 R = 0.99996410015350 R-

SQUARED = 0.99990924197382 /





**Conventional Chemistry Parameters
Benchsheet & Analysis Sequence Data**

Total Organic Carbon- Soil (5310 B)

Sequence 0G02035 (QC Only)



ELEMENT SEQUENCE LOG

Apex Laboratories

Sequence: 0G02035 ✓
Date: 07/02/20 10:12

Instrument: TOC6
Calibration: A0F1203 ✓

#	Lab Number	Matrix	Analysis	Client	Due	Batch	ISTD ID	STD ID
1	0G02035-CCV1	Sediment	QC	QC				A20G032 ✓
2	0G02035-CCB1	Sediment	QC	QC				
3	0060932-BLK1	Soil	QC	QC		0060932		
4	0060932-BS1	Soil	QC	QC		0060932		
5	A0F0647-01	Soil	Total Organic Carbon - Soil (5310 B)	Anchor QEA, LLC	07/08/20	0060932		
6	0060932-DUP1	Soil	QC	QC		0060932		
7	0060932-DUP2	Soil	QC	QC		0060932		
8	A0F0647-02	Soil	Total Organic Carbon - Soil (5310 B)	Anchor QEA, LLC	07/08/20	0060932		
9	A0F0647-03	Soil	Total Organic Carbon - Soil (5310 B)	Anchor QEA, LLC	07/08/20	0060932		
10	A0F0647-04	Soil	Total Organic Carbon - Soil (5310 B)	Anchor QEA, LLC	07/08/20	0060932		
11	A0F0667-01	Soil	Total Organic Carbon - Soil (5310 B)	Anchor QEA, LLC	07/08/20	0060932		
12	A0F0667-02	Soil	Total Organic Carbon - Soil (5310 B)	Anchor QEA, LLC	07/08/20	0060932		
13	0G02035-CCV2	Sediment	QC	QC				A20G032 ✓
14	0G02035-CCB2	Sediment	QC	QC				
15	A0F0670-01	Soil	Total Organic Carbon - Soil (5310 B)	Anchor QEA, LLC	07/08/20	0060932		
16	A0F0670-02	Soil	Total Organic Carbon - Soil (5310 B)	Anchor QEA, LLC	07/08/20	0060932		
17	A0F0670-03	Soil	Total Organic Carbon - Soil (5310 B)	Anchor QEA, LLC	07/08/20	0060932		
18	A0F0685-01	Soil	Total Organic Carbon - Soil (5310 B)		07/09/20	0060932		
19	A0F0685-03	Soil	Total Organic Carbon - Soil (5310 B)		07/09/20	0060932		
20	A0F0704-01	Soil	Total Organic Carbon - Soil (5310 B)		07/08/20	0060932		
21	0060932-DUP3	Soil	QC	QC		0060932		
22	A0F0704-03	Soil	Total Organic Carbon - Soil (5310 B)		07/08/20	0060932		
23	A0F0704-05	Soil	Total Organic Carbon - Soil (5310 B)		07/08/20	0060932		
24	A0F0704-07	Soil	Total Organic Carbon - Soil (5310 B)		07/08/20	0060932		
25	0G02035-CCV3	Sediment	QC	QC				A20G032 ✓
26	0G02035-CCB3	Sediment	QC	QC				
27	A0F0704-09	Soil	Total Organic Carbon - Soil (5310 B)		07/08/20	0060932		
28	A0F0704-11	Soil	Total Organic Carbon - Soil (5310 B)		07/08/20	0060932		
29	A0F0704-13	Soil	Total Organic Carbon - Soil (5310 B)		07/08/20	0060932		
30	A0F0704-15	Soil	Total Organic Carbon - Soil (5310 B)		07/08/20	0060932		
31	A0F0658-05RE1	Sediment	Total Organic Carbon - Sediment (PSI		07/09/20	0060933		
32	A0F0658-06RE1	Sediment	Total Organic Carbon - Sediment (PSI		07/09/20	0060933		
33	A0F0658-10RE1	Sediment	Total Organic Carbon - Sediment (PSI		07/09/20	0060933		
34	0G02035-CCV4	Sediment	QC	QC				A20G032 ✓
35	0G02035-CCB4	Sediment	QC	QC				

Comments:

Data Entered By/Date: AMB 7/6/20

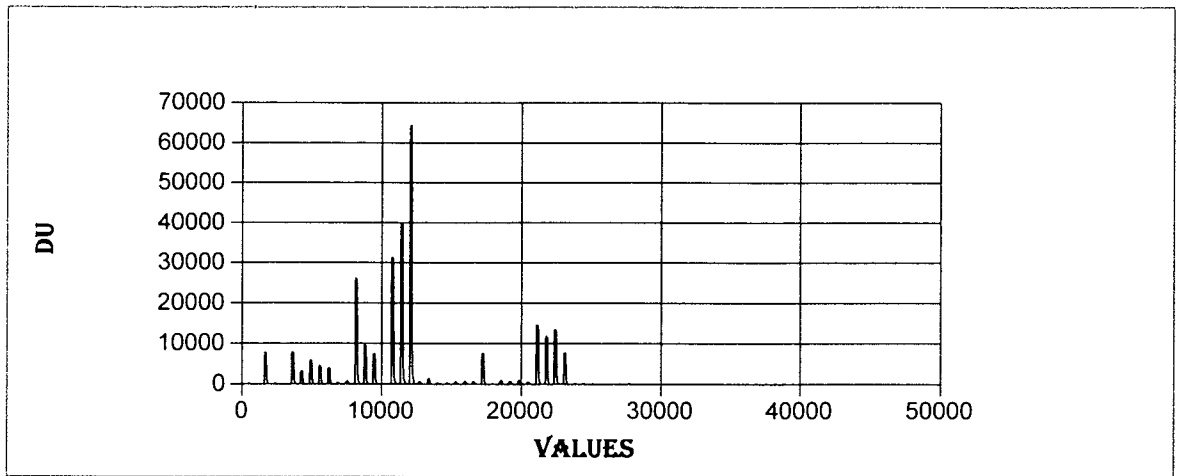
Data Reviewed By/Date: AMB 7/6/2020

Method: TCDirect Run Start Time: 7/2/2020 4:51:54 PM
 Method Type: TC_DIRECT Run End Time: 7/3/2020 5:17:55 AM
 Table: 0G02035 Device ID: TOC6
 Analyst: Administrator Run Name: SN10020200702A1

Cup Position	Sample ID	Weight (mg)	Final Result (mg/kg)	Result mg C abs	Peak Area	Analysed Date and time
A99	Prime	200	65.699	0.013	8603.045	7/2/2020 4:52:09 PM
A2	Blank	200	0	0	0	7/2/2020 5:03:03 PM
A1	0G02035-CCV1	200	10685.814 ✓	2.137	1399270.32	7/2/2020 5:13:57 PM
A2	0G02035-CCB1	200	51.239 ✓	0.01	6709.6	7/2/2020 5:24:44 PM
A3	0060932-BLK1	211.5	51.493 ✓	0.011	7130.555	7/2/2020 5:35:31 PM
A4	0060932-BS1	200	10254.091 ✓	2.051	1342737.725	7/2/2020 5:46:18 PM
A5	A0F0647-01	203.4	4127.344 ✓	0.84	549649.24	7/2/2020 5:57:05 PM
A6	0060932-DUP1	204.1	7467.559 ✓	1.524	997896.95	7/2/2020 6:07:52 PM
A7	0060932-DUP2	201.7	5828.685 ✓	1.176	769733.73	7/2/2020 6:18:39 PM
A8	A0F0647-02	202	5100.363 ✓	1.03	674553.64	7/2/2020 6:29:26 PM
A9	A0F0647-03	200.2	461.426 ✓	0.092	60482.59	7/2/2020 6:40:13 PM
A10	A0F0647-04	204.4	923.321 ✓	0.189	123565.59	7/2/2020 6:51:00 PM
A11	A0F0667-01	51.2	131198.24 ✓	6.717	4398068.445	7/2/2020 7:01:47 PM
A12	A0F0667-02	204.5	11958.916 ✓	2.446	1601213.19	7/2/2020 7:12:34 PM
A13	0G02035-CCV2	200	9810.984 ✓	1.962	1284714.39	7/2/2020 7:23:21 PM
A2	0G02035-CCB2	200	64.587 ✓	0.013	8457.5	7/2/2020 7:34:08 PM
A14	A0F0670-01	200.7	40095.407 ✓	8.047	5268730.86	7/2/2020 7:45:02 PM
A15	A0F0670-02	203.3	50407.464 ✓	10.248	6709594.015	7/2/2020 7:55:57 PM
A16	A0F0670-03	202.3	81889.019 ✓	16.566	10846398.74	7/2/2020 8:06:44 PM
A17	A0F0685-01	202.8	824.472 ✓	0.167	109473.28	7/2/2020 8:17:31 PM
A18	A0F0685-03	203.1	1796.975 ✓	0.365	238954.865	7/2/2020 8:28:18 PM
A19	A0F0704-01	204.6	422.886 ✓	0.087	56649.055	7/2/2020 8:39:05 PM
A20	0060932-DUP3	202.5	353.091 ✓	0.072	46813.95	7/2/2020 8:49:52 PM
A21	A0F0704-03	204.8	764.646 ✓	0.157	102530.845	7/2/2020 9:00:39 PM
A22	A0F0704-05	203.1	875.803 ✓	0.178	116461.01	7/2/2020 9:11:26 PM
A23	A0F0704-07	201.6	888.696 ✓	0.179	117302.69	7/2/2020 9:22:13 PM
A24	0G02035-CCV3	200	9971.074 ✓	1.994	1305677.585	7/2/2020 9:33:00 PM
A2	0G02035-CCB3	200	52.634 ✓	0.011	6892.25	7/2/2020 9:43:47 PM
A25	A0F0704-09	203	1160.159 ✓	0.236	154197.535	7/2/2020 9:54:41 PM
A26	A0F0704-11	204.1	915.702 ✓	0.187	122366.07	7/2/2020 10:05:35 PM
A27	A0F0704-13	204.3	1116.292 ✓	0.228	149317.33	7/2/2020 10:16:22 PM
A28	A0F0704-15	203.5	653.137 ✓	0.133	87022.71	7/2/2020 10:27:09 PM
A29	A0F0658-05RE1	101	37442.378	3.782	2475989.56	7/2/2020 10:37:56 PM

RR-2
 7/16/2020
 RR-2
 7/16/2020
 RR-3

A30	A0F0658-06RE1	101	30209.306	3.051	1997681	7/2/2020 10:48:44 PM
A31	A0F0658-10RE1	101.1	34344.798	3.472	2273401.495	7/2/2020 10:59:34 PM
A32	OG02035-CCV4	200	10216.587-	2.043	1337826.65	7/2/2020 11:10:24 PM
A2	OG02035-CCB4	200	65.407 -	0.013	8564.78	7/2/2020 11:21:13 PM
A70	Clean70	200	79.059 <i>mk</i>	0.016	10352.46	7/2/2020 11:32:10 PM
A71	Clean71	200	37.269	0.007	4880.19	7/2/2020 11:43:09 PM
A72	Clean72	200	35.639	0.007	4666.78	7/2/2020 11:54:14 PM
A73	Clean73	200	58.34	0.012	7639.41	7/3/2020 12:05:07 AM
A74	Clean74	200	61.426	0.012	8043.47	7/3/2020 12:16:00 AM
A75	Clean75	200	60.865	0.012	7970.1	7/3/2020 12:26:58 AM
A76	Clean76	200	51.988	0.01	6807.6	7/3/2020 12:37:55 AM
A77	Clean77	200	35.515	0.007	4650.6	7/3/2020 12:48:52 AM
A78	Clean78	200	56.414	0.011	7387.17	7/3/2020 12:59:46 AM
A79	Clean79	200	67.151	0.013	8793.215	7/3/2020 1:10:45 AM
A80	Clean80	200	63.559	0.013	8322.81	7/3/2020 1:21:38 AM
A81	Clean81	200	56.536	0.011	7403.145	7/3/2020 1:32:36 AM
A82	Clean82	200	65.171	0.013	8533.91	7/3/2020 1:43:29 AM
A83	Clean83	200	49.442	0.01	6474.32	7/3/2020 1:54:27 AM
A84	Clean84	200	69.156	0.014	9055.755	7/3/2020 2:05:20 AM
A85	Clean85	200	78.37	0.016	10262.32	7/3/2020 2:16:18 AM
A86	Clean86	200	55.601	0.011	7280.715	7/3/2020 2:27:15 AM
A87	Clean87	200	27.057	0.005	3543.075	7/3/2020 2:38:14 AM
A88	Clean88	200	53.737	0.011	7036.67	7/3/2020 2:49:13 AM
A89	Clean89	200	101.995	0.02	13355.83	7/3/2020 3:00:06 AM
A90	Clean90	200	92.945	0.019	12170.85	7/3/2020 3:10:59 AM
A91	Clean91	200	44.84	0.009	5871.705	7/3/2020 3:21:57 AM
A92	Clean92	200	56.476	0.011	7395.345	7/3/2020 3:32:59 AM
A93	Clean93	200	53.015	0.011	6942.09	7/3/2020 3:44:00 AM
A94	Clean94	200	40.732	0.008	5333.775	7/3/2020 3:54:58 AM
A95	Clean95	200	56.383	0.011	7383.16	7/3/2020 4:05:55 AM
A96	Clean96	200	22.716	0.005	2974.58	7/3/2020 4:16:53 AM
A97	Clean97	200	60.114	0.012	7871.69	7/3/2020 4:27:55 AM
A98	Clean98	200	43.317	0.009	5672.155	7/3/2020 4:38:56 AM
A99	Clean99	200	0	0	0	7/3/2020 4:49:54 AM
A100	Clean100	200	74.974	0.015	9817.605	7/3/2020 5:00:52 AM



SNACCESS

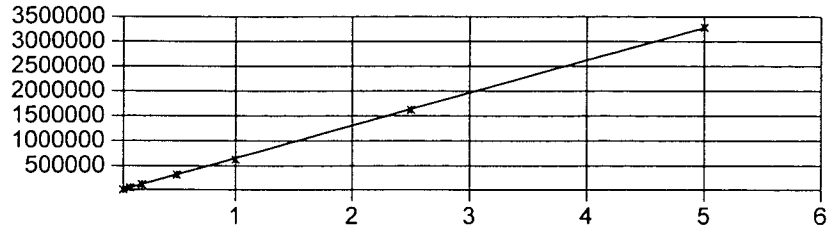
Handwritten: 6/7/2020

RUN NAME : SN10020200612A2 METHOD NAME : TCDIRECT CALIBRATION TYPE : I

ORDER FORCED THRO ZERO GROUP : 1

A = 0.0000000000000000 B = 654732.67362587400000 R = 0.99996410015350 R-

SQUARED = 0.99990924197382



Batch 0060932

Sample Drying

Analyst Amb

TOC conversion from dried @ 70 °C to "as received"

Sequence: 0602035

Analyst: Amb

Sample ID	Tare (g)	initial + tare(g)	dried + tare(g)	correction factor	Skalar TOC (mg/kg)	Result for Element
A0F0589-27	1.2592	9.2090	7.0911	0.7336	7185.2	5271.0
A0F0658-02	1.2472	7.1593	6.1950	0.8369	399.7	334.5
A0F0658-03	1.2594	15.1610	13.7780	0.9005	442.5	398.5
A0F0658-04	1.2529	7.2664	5.9275	0.7774	271.3	210.9
0060933-DUP1	1.2651	9.0372	7.3049	0.7771	277.8	215.9
A0F0658-05	1.2560	9.2937	7.4682	0.7729	36038.0	27853.1
A0F0658-06	1.2837	9.1034	7.4902	0.7937	26444.0	20988.6
A0F0658-07	1.2564	12.0106	8.7493	0.6967	12764.5	8893.6
A0F0658-09	1.2588	6.8738	4.6565	0.6051	17135.8	10369.0
A0F0658-10	1.2517	8.2874	6.3200	0.7204	34578.8	24909.5
A0F0693-01	1.2684	7.3026	4.7896	0.5835	8726.7	5092.4
A0F0693-02	1.2629	6.6029	5.6639	0.8242	5193.0	4279.8
A0F0693-03	1.2567	15.6300	14.0638	0.8910	10328.8	9203.3
A0F0693-04	1.2645	7.3793	5.9561	0.7673	1800.8	1381.6
A0F0693-05	1.2675	6.4021	3.6060	0.4554	33560.0	15284.6
A0F0693-06	1.2542	6.8002	5.9568	0.8479	744.2	631.1
A0F0693-07	1.2725	7.4516	5.6143	0.7027	4998.1	3511.9
0060933-DUP2	1.2586	9.1540	6.8861	0.7128	5073.9	3616.5
0060933-DUP3	1.2586	9.1540	6.8861	0.7128	6341.5	4519.9
A0F0693-08	1.2695	7.1079	5.0996	0.6560	7316.7	4799.9
A0F0589-18RE1	1.2568	6.2222	4.1250	0.5776	23075.6	13329.3
A0F0658-05RE1	1.2560	9.2937	7.4682	0.7729	37442.3780	28938.6
A0F0658-06RE1	1.2837	9.1034	7.4902	0.7937	30209.3060	23977.1
A0F0658-10RE1	1.2517	8.2874	6.3200	0.7204	34344.7980	24740.9

amb
7/16/2020

p rev.
amb
7/16/2020

**Conventional Chemistry Parameters
Calibration Data**

Sequence 0F12047 (Cal ID A0F1203) TOC6



ELEMENT SEQUENCE LOG

Apex Laboratories

JUN 17 2020

Sequence: **0F12047**
Date: **06/12/20 18:48**

Instrument: **TOC6**
Calibration: **A0F1203**

#	Lab Number	Matrix	Analysis	Client	Due	Batch	ISTD ID	STD ID
1	0F12047-CAL1	Sediment	QC	QC				
2	0F12047-CAL2	Sediment	QC	QC				A20F046
3	0F12047-CAL3	Sediment	QC	QC				A20F047
4	0F12047-CAL4	Sediment	QC	QC				A20F048
5	0F12047-CAL5	Sediment	QC	QC				A20F049
6	0F12047-CAL6	Sediment	QC	QC				A20F050
7	0F12047-CAL7	Sediment	QC	QC				A20F051
8	0F12047-CAL8	Sediment	QC	QC				A20F052
9	0F12047-CAL9	Sediment	QC	QC				A20F053
10	0F12047-ICV1	Sediment	QC	QC				A20E110
11	0F12047-ICB1	Sediment	QC	QC				

- not used in Cal.
CMR 6/11/2020

Data Entered By/Date: *CMR 6/15/2020*

Comments: *PKalar ID SN 10020200612A*

Data Reviewed By/Date: *ALF 6/15/20*

CMR 6/15/2020

Method: TCDirect Run Start Time: 6/12/2020 6:56:09 P
 Method Type: TC_DIRECT Run End Time: 6/13/2020 3:51:09 P
 Table: OF12047 Device ID: TOC6
 Analyst: Administrator Run Name: SN10020200612A2

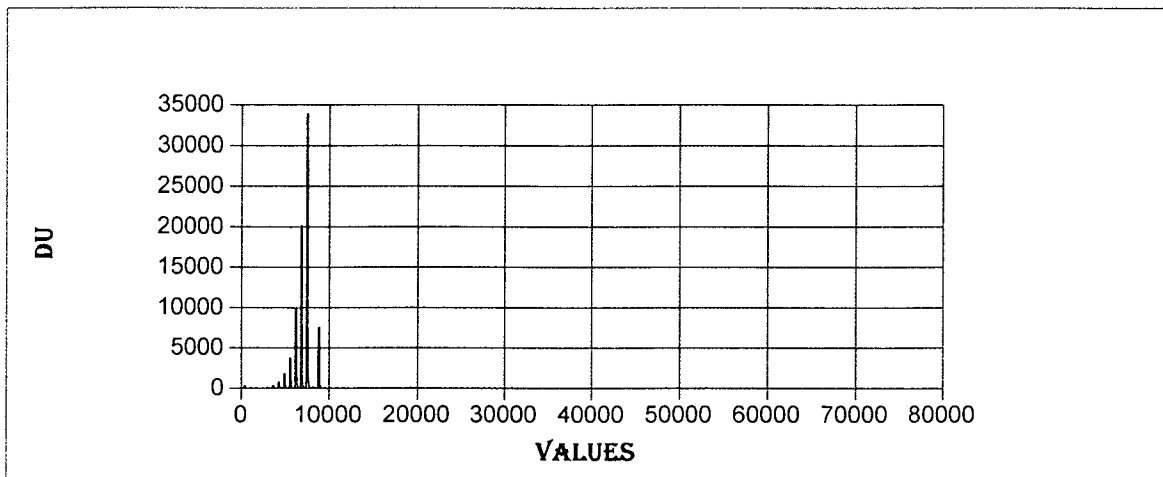
Cup Position	Sample ID	Weight (mg)	Final Result (mg/kg)	Result mg C abs	Peak Area	Analysed Date and time
A98	prime	200	453.85	0.091	59430.11	6/12/2020 6:56:19 PM
A1	blank	200	26.221	0.005	3433.49	6/12/2020 7:07:20 PM
A11	blank	200	0	0	0	6/12/2020 7:18:15 PM
A1	OF12047-CAL1	200	0	0	0	6/12/2020 7:29:08 PM
A2	OF12047-CAL2	40	1046.084	0.042	27396.22	6/12/2020 7:40:01 PM
A3	OF12047-CAL3	100	986.71	0.099	64603.16	6/12/2020 7:50:47 PM
A4	OF12047-CAL4	200	1006.529	0.201	131801.52	6/12/2020 8:01:34 PM
A5	OF12047-CAL5	50	9869.864	0.493	323106.12	6/12/2020 8:12:20 PM
A6	OF12047-CAL6	100	9651.095	0.965	631888.745	6/12/2020 8:23:06 PM
A7	OF12047-CAL7	250	9930.506	2.483	1625456.72	6/12/2020 8:33:53 PM
A8	OF12047-CAL8	500	10032.55	5.016	3284319.205	6/12/2020 8:44:39 PM
A9	OF12047-CAL9	1000	8374.312	8.374	5482935.96	6/12/2020 8:55:25 PM
A97	OF12047-IBL1	200	223.681	0.045	29290.2	6/12/2020 9:06:11 PM
A10	OF12047-ICV1	200	9611.006	1.922	1258527.955	6/12/2020 9:17:12 PM
A11	OF12047-ICB1	200	83.059	0.017	10876.28	6/12/2020 9:28:05 PM
A2	clean2	200	42.567	0.009	5573.96	6/12/2020 9:38:51 PM
A3	clean3	200	34.177	0.007	4475.31	6/12/2020 9:49:45 PM
A4	clean4	200	28.621	0.006	3747.825	6/12/2020 10:00:31 PM
A5	clean5	200	24.911	0.005	3262.01	6/12/2020 10:11:17 PM
A6	clean6	200	34.578	0.007	4527.87	6/12/2020 10:22:03 PM
A7	clean7	200	87.966	0.018	11518.81	6/12/2020 10:32:50 PM
A8	clean8	200	64.125	0.013	8396.99	6/12/2020 10:43:36 PM
A9	clean9	200	46.767	0.009	6123.975	6/12/2020 10:54:23 PM
A10	clean10	200	77.364	0.015	10130.56	6/12/2020 11:05:09 PM
A11	clean11	200	0	0	0	6/12/2020 11:15:55 PM
A12	clean12	200	44.373	0.009	5810.485	6/12/2020 11:26:42 PM
A13	clean13	200	31.964	0.006	4185.61	6/12/2020 11:37:28 PM
A14	clean14	200	70.487	0.014	9230.02	6/12/2020 11:48:15 PM
A15	clean15	200	36.199	0.007	4740.165	6/12/2020 11:59:02 PM
A16	clean16	200	114.512	0.023	14994.95	6/13/2020 12:09:49 AM
A17	clean17	200	33.567	0.007	4395.46	6/13/2020 12:20:36 AM
A18	clean18	200	100.617	0.02	13175.47	6/13/2020 12:31:23 AM
A19	clean19	200	27.591	0.006	3612.93	6/13/2020 12:42:10 AM

Handwritten notes:
 6/11/2020
 10.0002 = 210
 = 495
 = 1005
 = 2465
 = 4825
 = 12415
 = 25080
 Not used = 41875
 6/11/2020

A20	clean20	200	25.074	0.005	3283.365	6/13/2020 12:52:57 AM
A21	clean21	200	44.433	0.009	5818.305	6/13/2020 1:03:43 AM
A22	clean22	200	29.612	0.006	3877.545	6/13/2020 1:14:30 AM
A23	clean23	200	25.004	0.005	3274.16	6/13/2020 1:25:17 AM
A24	clean24	200	25.73	0.005	3369.22	6/13/2020 1:36:04 AM
A25	clean25	200	41.186	0.008	5393.15	6/13/2020 1:46:50 AM
A26	clean26	200	36.037	0.007	4718.87	6/13/2020 1:57:37 AM
A27	clean27	200	25.653	0.005	3359.2	6/13/2020 2:08:25 AM
A28	clean28	200	19.863	0.004	2601.02	6/13/2020 2:19:11 AM
A29	clean29	200	23.764	0.005	3111.82	6/13/2020 2:29:58 AM
A30	clean30	200	20.949	0.004	2743.26	6/13/2020 2:40:45 AM
A31	clean31	200	24.147	0.005	3162.005	6/13/2020 2:51:32 AM
A32	clean32	200	20.595	0.004	2696.875	6/13/2020 3:02:19 AM
A33	clean33	200	23.665	0.005	3098.89	6/13/2020 3:13:06 AM
A34	clean34	200	28.882	0.006	3782.025	6/13/2020 3:23:54 AM
A35	clean35	200	0	0	0	6/13/2020 3:34:40 AM
A36	clean36	200	44.626	0.009	5843.595	6/13/2020 3:45:27 AM
A37	clean37	200	19.638	0.004	2571.495	6/13/2020 3:56:14 AM
A38	clean38	200	21.878	0.004	2864.83	6/13/2020 4:07:01 AM
A39	clean39	200	25.279	0.005	3310.24	6/13/2020 4:17:48 AM
A40	clean40	200	25.911	0.005	3392.95	6/13/2020 4:28:35 AM
A41	clean41	200	26.379	0.005	3454.26	6/13/2020 4:39:22 AM
A42	clean42	200	31.203	0.006	4085.91	6/13/2020 4:50:23 AM
A43	clean43	200	19.855	0.004	2599.92	6/13/2020 5:01:17 AM
A44	clean44	200	30.656	0.006	4014.29	6/13/2020 5:12:11 AM
A45	clean45	200	29.298	0.006	3836.48	6/13/2020 5:23:05 AM
A46	clean46	200	20.438	0.004	2676.23	6/13/2020 5:33:59 AM
A47	clean47	200	35.044	0.007	4588.88	6/13/2020 5:44:54 AM
A48	clean48	200	32.419	0.006	4245.11	6/13/2020 5:55:48 AM
A49	clean49	200	38.954	0.008	5100.92	6/13/2020 6:06:43 AM
A50	clean50	200	18.247	0.004	2389.34	6/13/2020 6:17:38 AM
A51	clean51	200	23.7	0.005	3103.44	6/13/2020 6:28:33 AM
A52	clean52	200	43.793	0.009	5734.595	6/13/2020 6:39:28 AM
A53	clean53	200	18.501	0.004	2422.69	6/13/2020 6:50:21 AM
A54	clean54	200	34.99	0.007	4581.76	6/13/2020 7:01:11 AM
A55	clean55	200	15.414	0.003	2018.375	6/13/2020 7:12:05 AM
A56	clean56	200	29.155	0.006	3817.77	6/13/2020 7:22:59 AM
A57	clean57	200	20.275	0.004	2654.92	6/13/2020 7:33:54 AM
A58	clean58	200	24.978	0.005	3270.84	6/13/2020 7:44:48 AM

A59	clean59	200	21.11	0.004	2764.225	6/13/2020 7:55:42 AM
A60	clean60	200	25.696	0.005	3364.755	6/13/2020 8:06:36 AM
A61	clean61	200	65.651	0.013	8596.76	6/13/2020 8:17:30 AM
A62	clean62	200	22.461	0.004	2941.185	6/13/2020 8:28:23 AM
A63	clean63	200	23.033	0.005	3016.15	6/13/2020 8:39:17 AM
A64	clean64	200	0	0	0	6/13/2020 8:50:12 AM
A65	clean65	200	0	0	0	6/13/2020 9:01:07 AM
A66	clean66	200	33.276	0.007	4357.42	6/13/2020 9:12:02 AM
A67	clean67	200	17.429	0.003	2282.29	6/13/2020 9:22:55 AM
A68	clean68	200	26.367	0.005	3452.725	6/13/2020 9:33:49 AM
A69	clean69	200	53.205	0.011	6967	6/13/2020 9:44:43 AM
A70	clean70	200	32.531	0.007	4259.835	6/13/2020 9:55:38 AM
A71	clean71	200	39.559	0.008	5180.175	6/13/2020 10:06:32 AM
A72	clean72	200	20.88	0.004	2734.14	6/13/2020 10:17:33 AM
A73	clean73	200	29.788	0.006	3900.685	6/13/2020 10:28:27 AM
A74	clean74	200	21.963	0.004	2876.01	6/13/2020 10:39:20 AM
A75	clean75	200	0	0	0	6/13/2020 10:50:15 AM
A76	clean76	200	28.171	0.006	3688.935	6/13/2020 11:01:09 AM
A77	clean77	200	18.394	0.004	2408.635	6/13/2020 11:12:03 AM
A78	clean78	200	21.359	0.004	2796.915	6/13/2020 11:22:57 AM
A79	clean79	200	27.365	0.005	3583.35	6/13/2020 11:33:51 AM
A80	clean80	200	26.809	0.005	3510.515	6/13/2020 11:44:45 AM
A81	clean81	200	35.897	0.007	4700.635	6/13/2020 11:55:38 AM
A82	clean82	200	18.717	0.004	2450.895	6/13/2020 12:06:32 PM
A83	clean83	200	27.338	0.005	3579.76	6/13/2020 12:17:27 PM
A84	clean84	200	22.516	0.005	2948.34	6/13/2020 12:28:21 PM
A85	clean85	200	32.224	0.006	4219.615	6/13/2020 12:39:15 PM
A86	clean86	200	39.467	0.008	5168.09	6/13/2020 12:50:09 PM
A87	clean87	200	26.503	0.005	3470.52	6/13/2020 1:01:02 PM
A88	clean88	200	35.237	0.007	4614.1	6/13/2020 1:11:55 PM
A89	clean89	200	33.581	0.007	4397.32	6/13/2020 1:22:48 PM
A90	clean90	200	40.785	0.008	5340.62	6/13/2020 1:33:44 PM
A91	clean91	200	30.827	0.006	4036.655	6/13/2020 1:44:40 PM
A92	clean92	200	27.587	0.006	3612.48	6/13/2020 1:55:42 PM
A93	clean93	200	23.897	0.005	3129.23	6/13/2020 2:06:42 PM
A94	clean94	200	34.201	0.007	4478.53	6/13/2020 2:17:44 PM
A95	clean95	200	25.22	0.005	3302.53	6/13/2020 2:28:45 PM
A96	clean96	200	26.398	0.005	3456.79	6/13/2020 2:39:45 PM
A97	clean97	200	0	0	0	6/13/2020 2:50:45 PM

A98	clean98	200	56.915	0.011	7452.8	6/13/2020 3:01:46 PM
A99	clean99	200	0	0	0	6/13/2020 3:12:43 PM
A100	clean100	200	24.573	0.005	3217.78	6/13/2020 3:23:40 PM
A75	clean75	200	46.699	0.009	6115.115	6/13/2020 3:34:42 PM

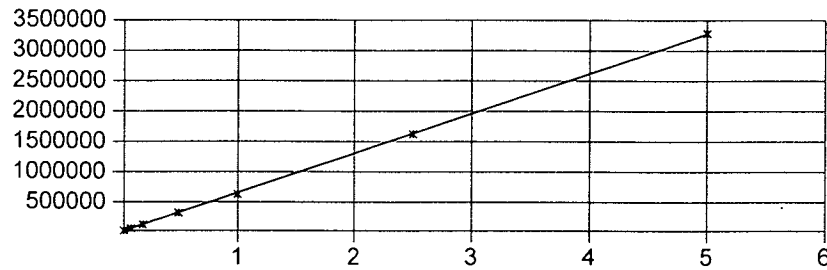


SNACCESS

METHOD NAME : TCDIRECT CALIBRATION TYPE : 1 ORDER FORCED THRO ZERO GROUP : 1

A = 0.0000000000000000 B = 654732.67362587400000 R = 0.99996410015350 R-

SQUARED = 0.99990924197382



**Total Solids by SM2540G
Benchsheet Data**

Batch 0060893 (A0F0670-01,02,03)



Apex Laboratories
PREPARATION BENCH SHEET

JUN 30 2020

Percent Solids + Dry Weight Worksheet

BATCH #: 0060893 (Matrix: Sediment)

Lab Number	Analysis	QC Source ID	Prepared (Time In)	Weighed (Time Out)	Tare Wt. (g)	Wet Weight (+Tare) (g)	Dry Weight (+Tare) (g)	% Solids (Calc)	LogComments
A0F0452-01	Solids, Total (SM 254)		06/26/20 17:24		1.2655 ✓	26.9171 ✓	16.3453 ✓	58.8 ✓	+ 6/26 Clinet needs total solids but no dry wt corre
A0F0670-01	Dry Weight		06/26/20 17:24		1.2642 ✓	27.3373 ✓	12.2465 ✓	42.1 ✓	Use Results from TS.. Make NR once completed.
A0F0670-01	Solids, Total (SM 254)		06/26/20 17:24		1.2642 ✓	27.3373 ✓	12.2465 ✓	42.1 ✓	Use Results for Dry Weight (Not for Waters)
0060893-DUP1	QC	A0F0670-01	06/26/20 17:24		1.2622 ✓	27.5572 ✓	13.0929 ✓	45.0 ✓	
A0F0670-02	Dry Weight		06/26/20 17:24		1.2623 ✓	27.059 ✓	12.0955 ✓	42.0 ✓	Use Results from TS.. Make NR once completed.
A0F0670-02	Solids, Total (SM 254)		06/26/20 17:24		1.2623 ✓	27.059 ✓	12.0955 ✓	42.0 ✓	Use Results for Dry Weight (Not for Waters)
A0F0670-03	Dry Weight		06/26/20 17:24		1.2556 ✓	27.9091 ✓	10.1129 ✓	33.2 ✓	Use Results from TS.. Make NR once completed.
A0F0670-03	Solids, Total (SM 254)		06/26/20 17:24		1.2556 ✓	27.9091 ✓	10.1129 ✓	33.2 ✓	Use Results for Dry Weight (Not for Waters)
A0F0693-01	Dry Weight		06/26/20 17:24		1.2572 ✓	28.0632 ✓	16.8264 ✓	58.1 ✓	Use TS for DW
A0F0693-01	Solids, Total (SM 254)		06/26/20 17:24		1.2572 ✓	28.0632 ✓	16.8264 ✓	58.1 ✓	need 3 day TAT enter total solids results for dry w
A0F0693-02	Dry Weight		06/26/20 17:24		1.2563 ✓	27.6404 ✓	22.9754 ✓	82.3 ✓	Use TS for DW
A0F0693-02	Solids, Total (SM 254)		06/26/20 17:24		1.2563 ✓	27.6404 ✓	22.9754 ✓	82.3 ✓	need 3 day TAT enter total solids results for dry w
A0F0693-03	Dry Weight		06/26/20 17:24		1.2474 ✓	34.5282 ✓	31.8254 ✓	91.9 ✓	Use TS for DW
A0F0693-03	Solids, Total (SM 254)		06/26/20 17:24		1.2474 ✓	34.5282 ✓	31.8254 ✓	91.9 ✓	need 3 day TAT enter total solids results for dry w
A0F0693-04	Dry Weight		06/26/20 17:24		1.2665 ✓	29.4816 ✓	22.6548 ✓	75.8 ✓	Use TS for DW
A0F0693-04	Solids, Total (SM 254)		06/26/20 17:24		1.2665 ✓	29.4816 ✓	22.6548 ✓	75.8 ✓	need 3 day TAT enter total solids results for dry w
A0F0693-05	Dry Weight		06/26/20 17:24		1.2518 ✓	27.6308 ✓	14.036 ✓	48.5 ✓	Use TS for DW
A0F0693-05	Solids, Total (SM 254)		06/26/20 17:24		1.2518 ✓	27.6308 ✓	14.036 ✓	48.5 ✓	need 3 day TAT enter total solids results for dry w
A0F0693-06	Dry Weight		06/26/20 17:24		1.2709 ✓	29.2697 ✓	24.7688 ✓	83.9 ✓	Use TS for DW
A0F0693-06	Solids, Total (SM 254)		06/26/20 17:24		1.2709 ✓	29.2697 ✓	24.7688 ✓	83.9 ✓	need 3 day TAT enter total solids results for dry w
A0F0693-07	Dry Weight		06/26/20 17:24		1.2553 ✓	36.2154 ✓	26.0841 ✓	71.0 ✓	Use TS for DW

MAS 6/29/20
Prepared By: _____ Date

CMR 6/29/2020
Reviewed By: _____ Date



Apex Laboratories
PREPARATION BENCH SHEET

Percent Solids + Dry Weight Worksheet

BATCH #: 0060893 (Matrix: Sediment)

Lab Number	Analysis	QC Source ID	Prepared (Time In)	Weighed (Time Out)	Tare Wt. (g)	Wet Weight (+Tare) (g)	Dry Weight (+Tare) (g)	% Solids (Calc)	LogComments
A0F0693-07	Solids, Total (SM 254		06/26/20 17:24		1.2553 ✓	36.2154 ✓	26.0841 ✓	71.0 ✓	need 3 day TAT enter total solids results for dry w
0060893-DUP2	QC	A0F0693-07	06/26/20 17:24		1.2563 ✓	30.6961 ✓	22.2267 ✓	71.2 ✓	
A0F0693-08	Dry Weight		06/26/20 17:24		1.2489 ✓	28.2139 ✓	19.079 ✓	66.1 ✓	Use TS for DW
A0F0693-08	Solids, Total (SM 254		06/26/20 17:24		1.2489 ✓	28.2139 ✓	19.079 ✓	66.1 ✓	need 3 day TAT enter total solids results for dry w

Prepared By: _____ Date _____

Reviewed By: _____ Date _____

Balance Checksheets

Extractions June 2020
Extractions July 2020
Wet Chem June 2020

Balance Challenge Log

Extractions
AND FX-2000
ID# 5210177

Weight ID	weight (g)	acceptance range (g)	
	=/<1g	± 0.02g	
	>1g	± 2%	
10077	0.5g	0.48	0.52
1000143395	300g	294.00	306.00

If other than as listed above, the weight and tracking ID of the mass used to challenge the balance must be recorded.

Month: June
Year: 2020

Alternate Weight/ID used: 1000143395 300g 6/1/2020 6/30/2020
10077 0.5g 6/1/2020 6/30/2020

Day/Time	Initials
1 07:02	JAG
2 0801	AJJ
3 07:22	CAM
4 07:08 2e	AJJ
5 7:30	CAM
6	
7	
8 7:20	CAM
9 07:31	AJJ
10 07:40	JAG
11 11:03	CAM
12 8:03	CAM
13	
14	
15 07:33	JAG
16 07:34	JAG
17 07:30	AJJ
18 11:27	CAM
19 12:40	CAM
20	
21	
22 07:15	CAM
23 07:25	CAM
24 07:30	JAG
25 07:33	JAG
26 07:05	AJJ
27	
28	
29 07:35	CAM
30 07:17	AJJ
31	

Weight One	Observed	Weight Two	Observed
	.51		299.96
	0.51		299.99
	0.50		299.96
	0.49		299.94
	0.49		299.95
	0.49		299.94
	0.51		299.99
	.51		300.00
	.51		299.97
	0.50		299.97
	.50		300.01
0.50g	.50	300.00g	299.99
	0.50		299.99
	0.50		299.99
	0.50		299.99
	0.50		299.99
	0.51		300.00
	0.50		299.99
	.50		299.99
	.51		300.01
	0.50		300.01
	0.50		300.00
	0.51		300.01

Balance Challenge Log

Wet Chem Balance 1
Ohaus Adventurer Pro
ID# 8C30461093

Weight ID	weight (g)	acceptance range (g)	
	<0.5000g	± 0.5mg	
	>/=0.5000g	± 0.1%	
1000015949	0.005g	0.0045	0.0055
66067	0.100g	0.0995	0.1005
66067	100g	99.9000	100.1000

If other than as listed above, the weight and tracking ID of the mass used to challenge the balance must be recorded.

Month: June
Year: 2020

Alternate Weight/ID used: _____
Date Range: _____

Day/Time	Initials	Weight 1	Observed	Weight 2	Observed	Weight 3	Observed
1	1028	MAS	99.9997		0.0999		0.0048
2	1014	MAS	99.9995		0.1000		0.0050
3	1216	MAS	99.9995		0.1000		0.0051
4	1133	MAS	99.9990		0.0999		0.0051
5	1029	MAS	99.9996		0.1001		0.0049
6							
7							
8	1019	MAS	99.9999		0.1001		0.0050
9	1015	MAS	99.9994		0.0998		0.0050
10	1022	MAS	99.9999		0.0999		0.0052
11	1015	MAS	99.9998		0.0999		0.0049
12	1314	CNR	100.0001		0.0999		0.0049
13	1212	CNR	100.0001		0.0999		0.0047
14							
15	0900	CNR	100.0005		0.0998		0.0051
16	1026	MAS	100.0001	100.000g	0.1002	0.0050g	0.0051
17	0717	CNR	100.0005		0.1004		0.0050
18	1011	MAS	100.0000		0.0998		0.0051
19	1130	MAS	100.0005		0.1002		0.0052
20			101 MAS 6/22/20				
21							
22	1017	MAS	100.0003		0.0999		0.0049
23	1018	MAS	100.0005		0.1001		0.0047
24	1007	MAS	100.0003		0.1000		0.0051
25	1121	MAS	100.0002		0.1000		0.0051
26	1003	MAS	100.0003		0.998		0.0052
27							
28							
29	1114	MAS	100.0003		0.1000		0.0050
30	1016	MAS	100.0005		0.1001		0.0049
31							