

PUGET SOUND ENERGY, INC.
Electric Tariff G

SCHEDULE 7
RESIDENTIAL SERVICE
(Single phase or three phase where available)

AVAILABILITY:

1. This schedule is limited to residential service, which means service that is delivered through one meter to a single-family and is used principally for domestic purposes, even though such service may incidentally be used for nondomestic purposes. Electric service for nondomestic use may be separately metered and served under the provisions of the applicable general service schedule, provided that such service does not include single-family units.
2. If this schedule is applied to transient occupancy in separately metered living units, billing shall be in the name of the owner on a continuous basis.
3. Single-phase motors rated greater than 7-1/2 HP shall not be served under this schedule except by the express written approval of the Company.
4. Space conditioning and water heating capacities shall be energized in increments of 6 KW or less by a thermostat, low voltage relay, or suitable time delay equipment.
5. Customers requiring three-phase service under this schedule will be required to contribute the incremental cost of three-phase facilities to provide such service.

MONTHLY RATE:

Basic Charge: \$7.49 single phase or \$17.99 three phase

Energy Charge:


8.5578¢ per kWh for the first 600 kWh (R)
10.4157¢ per kWh for all over 600 kWh (R)

Issued: June 26, 2013
Advice No.: 2013-10

Effective: July 1, 2013

By Authority of the Washington Utilities and Transportation Commission in Docket Nos. UE-130137 & UG-130138
Issued By Puget Sound Energy, Inc.

By:



Ken Johnson

Title: Director, State Regulatory Affairs

**PUGET SOUND ENERGY, INC.
Electric Tariff G**

SCHEDULE 7A

MASTER METERED RESIDENTIAL SERVICE

(Secondary Voltage or at available Primary distribution Voltage)

(Single phase or three phase where available)

AVAILABILITY:

1. This schedule is limited to master metered residential service, which is service delivered through one meter to multiple single-family units located in a structure of four (4) or more stories that are above ground level. Electric Service must be used principally for domestic purposes, but may incorporate incidental non-domestic use. Electric service for non-domestic use may be separately metered and served under the provisions of the applicable general service schedule, provided that such service does not include single-family units.
2. Single-phase motors rated greater than 7-1/2 HP shall not be served under this schedule except by the express written approval of the Company.
3. Space conditioning and water heating capacities shall be energized in increments of 6 kW or less by a thermostat, low voltage relay, or suitable time delay equipment.
4. Customers requiring three-phase service under this schedule are responsible for the incremental costs of three-phase facilities to provide such service.

MONTHLY RATE – SECONDARY VOLTAGE:

Basic Charge: \$51.67

Demand Charge: No charge for the first 50 kW or less of Billing Demand

OCT-MAR

APR-SEP

\$9.01

\$6.01

per kW for all kW over 50 kW of Billing Demand

Energy Charge:

OCTOBER-MARCH

8.9583¢ per kWh for the first 20,000 kWh

(R)

6.4072¢ per kWh for all over 20,000 kWh

(R)

APRIL-SEPTEMBER

8.1430¢ per kWh for the first 20,000 kWh

(R)

6.4072¢ per kWh for all over 20,000 kWh

(R)

Reactive Power Charge: 0.283¢ per reactive kilovolt ampere/hour (kvarh)

Issued: June 26, 2013

Effective: July 1, 2013

Advice No.: 2013-10

By Authority of the Washington Utilities and Transportation Commission in Docket Nos. UE-130137 & UG-130138

Issued By Puget Sound Energy, Inc.

By:



Ken Johnson

Title: Director, State Regulatory Affairs

PUGET SOUND ENERGY, INC.
Electric Tariff G

SCHEDULE 24
GENERAL SERVICE

(Secondary Voltage)
(Single phase or three phase where available)
(Demand of 50 kW or less)

AVAILABILITY:

1. This schedule is available to any Customer for general electric energy requirements other than Residential Service (as defined in Paragraph 1 of Schedule 7) and whose estimated or actual Demand is 50 kW or less.
2. Customers whose metered Demand exceeds 50 kW twice during the most recent 12 consecutive months are not eligible for service under this schedule.
3. Customers with less than 12 months billing history and Billing Demand over 50 kW twice are not eligible for service under this schedule.
4. The Company shall not cause customers who are principally residential and were taking service under this schedule on or before September 17, 1983, to take service under Schedule 7 of this tariff.
5. Deliveries at more than one point will be separately metered and billed.
6. Single-phase motors rated greater than 7-1/2 HP shall not be served under this schedule except by the express written approval of the Company.
7. Highly intermittent loads such as welders, X-ray machines, elevators, and similar loads which may cause undue lighting fluctuation shall not be served under this schedule unless approved by the Company.

MONTHLY RATES:

Basic Charge: \$9.66 single phase or \$24.55 three phase

Energy Charge:

OCTOBER-MARCH

8.9457¢ per kWh

(R)

APRIL-SEPTEMBER

8.6359¢ per kWh

(R)


Issued: June 26, 2013

Effective: July 1, 2013

Advice No.: 2013-10

By Authority of the Washington Utilities and Transportation Commission in Docket Nos. UE-130137 & UG-130138
Issued By Puget Sound Energy, Inc.

By:



Ken Johnson

Title: Director, State Regulatory Affairs

PUGET SOUND ENERGY, INC.
Electric Tariff G

SCHEDULE 25
SMALL DEMAND GENERAL SERVICE

(Secondary Voltage)

(Single phase or three phase where available)

(Demand Greater than 50 kW but less than or equal to 350 kW)

AVAILABILITY:

1. This schedule is available to any Customer for general electric energy requirements other than Residential Service (as defined in Paragraph 1 of Schedule 7) and whose estimated or actual Demand is greater than 50 kW but less than or equal to 350 kW.
2. Customers whose Billing Demand is 50 kW or below for eleven (11) of the most recent 12 consecutive months or above 350 kW twice during the most recent 12 consecutive months are not eligible for service under this schedule.
3. Customers with less than 12 months billing history and Billing Demand over 350 kW twice are not eligible for service under this schedule.
4. Deliveries at more than one point will be separately metered and billed.
5. Dingle-phase motors rated greater than 7-1/2 HP shall not be served under this schedule except by the express written approval of the Company.
6. Highly intermittent loads such as welders, X-ray machines, elevators, and similar loads which may cause undue lighting fluctuation shall not be served under this schedule unless approved by the Company.

MONTHLY RATE:

Basic Charge: \$51.67

Demand Charge: No charge for the first 50 kW or less of Billing Demand

<u>OCT-MAR</u>	<u>APR-SEP</u>	
\$9.01	\$6.01	per kW for all over 50 kW of Billing Demand

Energy Charge:

OCTOBER-MARCH

8.9583¢ per kWh for the first 20,000 kWh (R)

6.4072¢ per kWh for all over 20,000 kWh (R)

APRIL-SEPTEMBER

8.1430¢ per kWh for the first 20,000 kWh (R)


6.4072¢ per kWh for all over 20,000 kWh (R)

Issued: June 26, 2013
Advice No.: 2013-10

Effective: July 1, 2013

By Authority of the Washington Utilities and Transportation Commission in Docket Nos. UE-130137 & UG-130138
Issued By Puget Sound Energy, Inc.

By:



Ken Johnson

Title: Director, State Regulatory Affairs

**PUGET SOUND ENERGY, INC.
Electric Tariff G**

SCHEDULE 26

LARGE DEMAND GENERAL SERVICE

(Secondary Voltage or at available Primary distribution Voltage)

(Single phase or three phase where available)(Demand Greater than 350 kW)

AVAILABILITY:

1. This schedule is available to any Customer for general electric energy requirements other than Residential Service (as defined in Paragraph 1 of Schedule 7) and whose estimated or actual Demand is greater than 350 kW.
2. Customers taking service at Secondary Voltage and whose Billing Demand is 350 kW or below for eleven (11) of the most recent 12 consecutive months are not eligible for service under this schedule.
3. Deliveries at Secondary voltage at more than one point will be separately metered and billed. Deliveries at Primary voltage to a Customer will be at one Point of Delivery for all service to that Customer on contiguous property.
4. Single-phase motors rated greater than 7-1/2 HP shall not be served under this schedule except by the express written approval of the Company.
5. Highly intermittent loads, such as welders, X-ray machines, elevators, and similar loads that may cause undue lighting fluctuation, shall not be served under this schedule unless approved by the Company.
6. For service at Primary voltage, all necessary wiring, transformers, switches, cut-outs and protection equipment beyond the Point of Delivery shall be provided, installed and maintained by the Customer, and such service facilities shall be of types and characteristics acceptable to the Company. The entire service installation, protection coordination, and the balance of the load between phases shall be approved by Company engineers.

MONTHLY RATE – SECONDARY VOLTAGE:

Basic Charge:	\$104.46		
Demand Charge:	<u>OCT-MAR</u>	<u>APR-SEP</u>	
	\$8.94	\$5.96	per kW of Billing Demand
Energy Charge:	\$6.2202¢ per kWh		
Reactive Power Charge:	0.124¢ per reactive kilovolt ampere-hour (kvarh)		

(R)

ADJUSTMENTS TO SECONDARY VOLTAGE RATES FOR DELIVERY AT PRIMARY VOLTAGE:

Basic Charge:	\$235.05 in addition to Secondary voltage rate
Demand Charge:	\$0.26 credit per kW to all Demand rates
Energy Charge:	3.45% reduction to all Energy and Reactive Power Charges

ADJUSTMENTS:Rates in this schedule are subject to adjustment by such other schedules in this tariff as may apply.

Issued: June 26, 2013

Effective: July 1, 2013

Advice No.: 2013-10

By Authority of the Washington Utilities and Transportation Commission in Docket Nos. UE-130137 & UG-130138

Issued By Puget Sound Energy, Inc.

By:



Ken Johnson

Title: Director, State Regulatory Affairs

PUGET SOUND ENERGY, INC.
Electric Tariff G

SCHEDULE 29
SEASONAL IRRIGATION & DRAINAGE PUMPING SERVICE
(Single phase or three phase where available)

AVAILABILITY:

1. This schedule applies to any Customer whose seasonal electric energy requirements are used exclusively for the purpose of irrigation and/or drainage pumping of water on agricultural land used in production of plant crops, and who requires service at secondary voltage. To be eligible for service under this schedule, customers must be qualifying agricultural irrigation or drainage pumping customers pursuant to the Bonneville Power Administration's General Rate Schedule Provisions.
2. Usage must be measured at the point of delivery and deliveries at more than one point will be separately metered and billed.
3. Single-phase motors rated greater than 7-1/2 HP shall not be served under this schedule except by the express written approval of the Company.
4. Power loads which may cause undue fluctuations in electric service shall not be served under this schedule unless approved by the Company.

MONTHLY RATE:

Basic Charge: \$9.56 single phase or \$24.28 three phase

Demand Charge: No charge for the first 50 kW or less of Billing Demand

OCT-MAR

\$8.83

APR-SEP

\$4.35 per kW for all over 50 kW of Billing Demand

Energy Charge:

OCTOBER-MARCH

8.9583¢ per kWh for the first 20,000 kWh

(R)

6.8036¢ per kWh for all over 20,000 kWh

(R)

APRIL-SEPTEMBER

6.2076¢ per kWh for the first 20,000 kWh

(R)

5.3189¢ per kWh for all over 20,000 kWh

(R)

Reactive Power Charge: 0.281¢ per reactive kilovolt ampere-hour (kvarh)

Issued: June 26, 2013


Advice No.: 2013-10

Effective: July 1, 2013

By Authority of the Washington Utilities and Transportation Commission in Docket Nos. UE-130137 & UG-130138

Issued By Puget Sound Energy, Inc.

By:



Ken Johnson

Title: Director, State Regulatory Affairs

PUGET SOUND ENERGY, INC.
Electric Tariff G

SCHEDULE 31
PRIMARY GENERAL SERVICE

(Single phase or three phase at the available Primary distribution voltage)

AVAILABILITY:

This schedule applies to all service to contiguous property supplied through one meter where:

1. The customer requires primary voltage to operate equipment other than transformers; or
2. The customer requires distribution facilities and multiple transformers due to loads being separated by distances that preclude delivery of service at secondary voltage; or
3. The load is at a remote or inaccessible location that is not feasible to be served at secondary voltage from Company facilities.
4. All necessary wiring, transformers, switches, cut-outs and protection equipment beyond the point of delivery shall be provided, installed and maintained by the Customer, and such service facilities shall be of types and characteristics acceptable to the Company. The entire service installation, protection coordination, and the balance of the load between phases shall be approved by Company engineers.
5. Facilities that are being served under this schedule as of May 13, 1985, may, at the customer's option, retain service under this schedule.

MONTHLY RATE:

Basic Charge: \$339.51

Demand Charge: OCT-MAR APR-SEP
\$8.64 \$5.76 per KW of Billing Demand

Energy Charge: 6.0042¢ per kWh

(R)

Reactive Power Charge: 0.106¢ per reactive kilovolt ampere-hour (kvarh)

Issued: June 26, 2013
Advice No.: 2013-10

Effective: July 1, 2013

By Authority of the Washington Utilities and Transportation Commission in Docket Nos. UE-130137 & UG-130138
Issued By Puget Sound Energy, Inc.

By:



Ken Johnson

Title: Director, State Regulatory Affairs

PUGET SOUND ENERGY, INC.
Electric Tariff G

SCHEDULE 35
SEASONAL PRIMARY IRRIGATION & DRAINAGE PUMPING SERVICE
(Single phase or three phase at the available Primary distribution voltage)

AVAILABILITY:

1. This schedule applies to any customer whose seasonal electric energy requirements are used exclusively for the purpose of irrigation and/or drainage pumping of water on agricultural land used in production of plant crops, and who requires service at primary voltage. To be eligible for service under this schedule, customers must be qualifying agricultural irrigation or drainage pumping customers pursuant to Bonneville Power Administration's General Rate Schedule Provisions.
2. All necessary wiring, transformers, switches, cut-outs, and protection equipment beyond the Point of Delivery shall be provided, installed, and maintained by the Customer; and such service facilities shall be of types and characteristics acceptable to the Company. The entire service installation, protection coordination, and the balance of the load between phases shall be approved by Company engineers.

MONTHLY RATE:

Basic Charge: \$339.51

Demand Charge: OCT-MAR: APR-SEP
 \$4.49 \$2.99 PER kW OF Billing Demand

Energy Charge: 4.8598¢ per kWh

(R)


Reactive Power Charge: 0.108¢ per reactive kilovolt ampere-hour (kvarh)

Issued: June 26, 2013
Advice No.: 2013-10

Effective: July 1, 2013

By Authority of the Washington Utilities and Transportation Commission in Docket Nos. UE-130137 & UG-130138
Issued By Puget Sound Energy, Inc.

By:



Ken Johnson

Title: Director, State Regulatory Affairs

PUGET SOUND ENERGY, INC.
Electric Tariff G

SCHEDULE 40
LARGE GENERAL SERVICE GREATER THAN 3 aMW

(Single phase or three phase at the available Primary or Secondary distribution voltages)

AVAILABILITY:

1. This schedule does not apply to Customers taking service on Schedules 46, 49, 448, or 449 but is mandatory for all other Customers with over 3 Average MW of load on a non-dedicated distribution feeder (or substation when, but for the feeder configuration, the customer would have 3 aMW of load on a distribution feeder) where:
 - a. For Customers not on Schedule 40 the 3 aMW of load has occurred during six (6) of the 12 months of a test year for any general rate case, or
 - b. For Customers already on Schedule 40 who have maintained a minimum of an average of 2 aMW over the entire test year of the most recent general rate case shall remain on Schedule 40. Customers who fall below this average will be removed from this Schedule on the date rates go into effect as a result of the applicable general rate case. However, a Customer whose Schedule 40 usage falls below 2 aMW shall remain on Schedule 40 if the Customer has a designated energy manager and can document to the Company that the reduction in its energy usage below 2 aMW is directly attributable to energy efficiency investments undertaken by the Customer during the time the Customer has been served on Schedule 40.
2. For Primary Service all necessary wiring, transformers, switches, cut-outs and protection equipment beyond the Point of Delivery shall be provided, installed and maintained by the Customer, and such service facilities shall be of types and characteristics acceptable to the Company. The entire service installation, protection coordination, and the balance of the load between phases shall be approved by Company engineers prior to availability of service under this schedule.

MONTHLY RATES:

This tariff is for bundled retail service only and the Customer will be billed for the Basic Charge, Production and Transmission Charges, and Distribution Charges.

1. Basic Charge(s): applies to each metering point
 - Primary Voltage Metering Points: \$339.51
 - Secondary Voltage Metering Points with annual peak Demand <= 350 kW: \$51.67
 - Secondary Voltage Metering Points with annual peak Demand > 350 kW: \$104.46
2. Production and Transmission Charges:
 - a. Demand Charge:

	<u>JAN-DEC</u>	
High Voltage Metering Point	\$4.02 per kW of Coincident Billing Demand	
Primary Voltage Metering Point	\$4.11 per kW of Coincident Billing Demand	
Secondary Voltage Metering Point	\$4.20 per kW of Coincident Billing Demand	
 - b. Energy Charge:

High Voltage Metering Point	5.4413¢ per kWh	(R)
Primary Voltage Metering Point	5.5191¢ per kWh	(R)
Secondary Voltage Metering Point	5.6638¢ per kWh	(R)

Issued: June 26, 2013

Effective: July 1, 2013

Advice No.: 2013-10

By Authority of the Washington Utilities and Transportation Commission in Docket Nos. UE-130137 & UG-130138

Issued By Puget Sound Energy, Inc.

By:



Ken Johnson

Title: Director, State Regulatory Affairs

PUGET SOUND ENERGY, INC.
Electric Tariff G

SCHEDULE 43

INTERRUPTIBLE PRIMARY SERVICE FOR TOTAL-ELECTRIC SCHOOLS (Continued)

(Single phase or three phase at the available Primary distribution voltage)

MONTHLY RATE:

Basic Charge: \$339.51

Demand Charge:

\$4.75 per kW of Billing Demand

Plus \$3.89 per kW of Critical Demand established in the preceding 11 months

Energy Charge: 5.5894¢ per kWh

(R)

Reactive Power Charge: 0.300¢ per reactive kilovolt ampere-hour (kvarh)

ADJUSTMENTS:

Rates in this schedule are subject to adjustment by such other schedules in this tariff as may apply.

BILLING DEMAND:

The highest Demand established during the month.

CRITICAL DEMAND:

The highest average 15-minute demand recorded between 5:00 p.m. and 8:00 p.m. on any day the customer has been notified by the Company that power interruption is required, less a demand credit allowed at the rate of .6 watts per square foot of structure.

REACTIVE POWER CHARGE:

The reactive power charge shall apply to only those electric loads with a maximum monthly Demand of 100 kW or higher. The meter used for the measurement of kvarh shall be ratcheted to prevent reverse registration.

GENERAL RULES AND PROVISIONS:


Service under this schedule is subject to the General Rules and Provisions contained in this tariff.

Issued: June 26, 2013
Advice No.: 2013-10

Effective: July 1, 2013

By Authority of the Washington Utilities and Transportation Commission in Docket Nos. UE-130137 & UG-130138
Issued By Puget Sound Energy, Inc.

By:



Ken Johnson

Title: Director, State Regulatory Affairs

PUGET SOUND ENERGY, INC.
Electric Tariff G

SCHEDULE 46
HIGH VOLTAGE INTERRUPTIBLE SERVICE
(Three phase, delivery voltage of 50,000 volts or higher)

AVAILABILITY:

1. This schedule applies to service that may be interrupted at the request of the Company to maintain or manage the integrity of its electrical system or to assist the Company in the management of energy supplies and resources for economic or other purposes subject to the terms and conditions described below.
2. Customer taking service under this Schedule must anticipate 210 hours of service interruption annually, as described in subsequent sections of this schedule.
3. Separate voltage arrangements with individual customers may be required in instances where available high voltage delivery voltages are subject to change in accordance with the Company's programs for system improvements.
4. All necessary wiring, transformers, switches, cut-outs, and protection equipment beyond the Point of Delivery shall be provided, installed, and maintained by the Customer, and such service facilities shall be of types and characteristics acceptable to the Company. The entire service installation, protection coordination, and the balance of the load between phases shall be approved by Company engineers.

MONTHLY RATE:

Demand Charge: \$2.09 per kVa of Billing Demand

Energy Charge: 5.4413¢ per kWh

(R)

ADJUSTMENT:

Rates in this schedule are subject to adjustment by such other schedules in this tariff as may apply.

BILLING DEMAND:

The highest average thirty minute Demand recorded during the month (but not less than 4,400 kVa), exclusive of Demand occurring on Sundays or between 12:00 midnight and 5:00 a.m.


Issued: June 26, 2013
Advice No.: 2013-10

Effective: July 1, 2013

By Authority of the Washington Utilities and Transportation Commission in Docket Nos. UE-130137 & UG-130138

Issued By Puget Sound Energy, Inc.

By:



Ken Johnson

Title: Director, State Regulatory Affairs

PUGET SOUND ENERGY, INC.
Electric Tariff G

SCHEDULE 46
HIGH VOLTAGE INTERRUPTIBLE SERVICE (Continued)
(Three phase, delivery voltage of 50,000 volts or higher)

ANNUAL MINIMUM CHARGE:

The sum of the monthly bills in any period of twelve (12) consecutive months shall not be less than \$25.08 per kVa of the maximum Billing Demand established plus 4.8972¢ per kWh consumed during the period. (R)

INTERRUPTION OF SERVICE:

1. Times and Durations of Interruptions: Electric Service shall be interrupted and suspended by Customer, as directed by the Company, between the hours of 8:00 a.m. and 12:00 noon and between 5:00 p.m. and 8:00 p.m. Monday through Saturday. Subject to paragraph 3 below, the duration of such interruption and suspension ("Suspension Period") shall be specified in the Company's notice to the Customer to initiate and maintain such interruption and suspension.
2. Notice Prior to Suspension Period: The Company shall provide the Customer reasonable advance notice of a Suspension Period; provided, however Company will provide Customer at least 14 hours advanced notice of a Suspension Period when such service interruption is for the Company to economically manage its energy supplies and resources. When Company notifies Customer of a service interruption for the Company to economically manage its energy supplies and resources, Company will provide customer with a non-binding estimate of the penalty per kWh to be assessed if Customer fails to interrupt and suspend service.
3. Limitations on Service Interruptions: Customer will not be required to interrupt and suspend Electric Service under this Schedule for more than 210 hours during any twelve-month period commencing on October 1 of each year; provided, however, no Customer will be required to interrupt and suspend Electric Service pursuant to this Schedule for more than 182 hours during any such twelve-month period for the sole purpose of Company management of energy supplies and resources for economic purposes. This maximum of 182 hours of interruption for Company management of energy supplies and resources for economic purposes shall also include hours used to test Customer's preparedness to interrupt and suspend service; provided, however, the Company will not institute any more than two such tests during the twelve month period.

Issued: June 26, 2013
Advice No.: 2013-10

Effective: July 1, 2013

By Authority of the Washington Utilities and Transportation Commission in Docket Nos. UE-130137 & UG-130138
Issued By Puget Sound Energy, Inc.

By:



Ken Johnson

Title: Director, State Regulatory Affairs

PUGET SOUND ENERGY, INC.
Electric Tariff G

SCHEDULE 49
HIGH VOLTAGE GENERAL SERVICE

(Three phase delivery voltage of 50,000 volts or higher)

AVAILABILITY:

1. Separate voltage arrangements with individual Customers may be required in instances where available high voltage delivery voltages are subject to change in accordance with the Company's programs for system improvements.
2. All necessary wiring, transformers, switches, cut-outs, and protection equipment beyond the Point of Delivery shall be provided, installed, and maintained by the Customer, and such facilities shall be of types and characteristics acceptable to the Company. The entire service installation, protection coordination, and the balance of the load between phases shall be approved by Company engineers.

MONTHLY RATE:

Demand Charge: \$3.70 per kVa of Billing Demand

Energy Charge: 5.4413¢ per kWh

(R)

ADJUSTMENTS:

Rates in the schedule are subject to adjustment by such other schedules in this tariff as may apply.

Issued: June 26, 2013
Advice No.: 2013-10

Effective: July 1, 2013

By Authority of the Washington Utilities and Transportation Commission in Docket Nos. UE-130137 & UG-130138
Issued By Puget Sound Energy, Inc.

By:



Ken Johnson

Title: Director, State Regulatory Affairs

PUGET SOUND ENERGY, INC.
Electric Tariff G

SCHEDULE 50
LIMITED STREET LIGHTING SERVICE

AVAILABILITY:

1. Incandescent Lighting Service hereunder is limited to Customers receiving service under this schedule as of April 18, 1972.
2. Mercury Vapor Lighting Service hereunder is limited to Customers receiving service under this tariff at locations existing as of November 23, 1979.
3. No new installations or additions to existing systems or relocated fixtures will be served by the Company under this schedule.
4. This schedule applies to existing dusk-to-dawn incandescent and mercury vapor lighting of streets, alleys, and other public thoroughfares with installations of at least five (5) lamps supplied from the Company's existing distribution system.

MONTHLY RATES PER LAMP:

Customer-Owned Incandescent Lighting Service (Code A):

Lamp Wattage	KWhs per lamp per month	Monthly Rate
327 Watt	114	\$11.92

(R)

Customer-Owned Mercury Vapor Lighting Service (Code A):

Lamp Wattage	KWhs per lamp per month	Monthly Rate
100 Watt	44	\$5.94
175 Watt	74	\$8.74
400 Watt	161	\$17.15

(R)

|

(R)

Customer-Owned Energy Only Mercury Vapor Lighting Service (Code B):

Lamp Wattage	KWhs per lamp per month	Monthly Rate
100 Watt	44	\$4.05
175 Watt	74	\$6.85
400 Watt	161	\$15.14
700 Watt	273	\$28.57
1000Watt	383	\$38.64

(R)

|

|

|

(R)

SPECIAL TERMS AND CONDITIONS:

1. Installation and maintenance of Customer-Owned systems: A system installed and wholly owned by the Customer shall conform to the Company's specifications for such type of system in effect at the time of installation and shall have been installed without expense to the Company.

Issued: June 26, 2013

Effective: July 1, 2013

Advice No.: 2013-10

By Authority of the Washington Utilities and Transportation Commission in Docket Nos. UE-130137 & UG-130138

Issued By Puget Sound Energy, Inc.

By:



Ken Johnson

Title: Director, State Regulatory Affairs

Second Revision of Sheet No. 51-b

Canceling First Revision

of Sheet No. 51-b

WN U-60

PUGET SOUND ENERGY, INC.
Electric Tariff G

SCHEDULE 51
LED (Light Emitting Diode) LIGHTING SERVICE (Continued)
COMPANY OWNED

MONTHLY LAMP CHARGES FOR COMPANY-OWNED LIGHTS:

LED Lamp Wattage	Wattage Including Driver	Rate per Month per lamp	
30-35	32.50	\$1.14	(R)
35.01-40	37.50	\$1.35	
40.01-45	42.50	\$1.49	
45.01-50	47.50	\$1.67	
50.01-55	52.50	\$1.84	
55.01-60	57.50	\$2.03	
60.01-65	62.50	\$2.20	
65.01-70	67.50	\$2.38	
70.01-75	72.50	\$2.55	
75.01-80	77.50	\$2.73	
80.01-85	82.50	\$2.90	
85.01-90	87.50	\$3.07	
90.01-95	92.50	\$3.26	
95.01-100	97.50	\$3.43	
100.01-105	102.50	\$3.61	
105.01-110	107.50	\$3.78	
110.01-115	112.50	\$3.96	
115.01-120	117.50	\$4.13	
120.01-125	122.50	\$4.31	
125.01-130	127.50	\$4.49	
130.01-135	132.50	\$4.66	
135.01-140	137.50	\$4.84	
140.01-145	142.50	\$5.01	
145.01-150	147.50	\$5.19	
150.01-155	152.50	\$5.36	
155.01-160	157.50	\$5.54	
160.01-165	162.50	\$5.72	
165.01-170	167.50	\$5.90	
170.01-175	172.50	\$6.07	(R)

Issued: June 26, 2013
Advice No.: 2013-10

Effective: July 1, 2013

By Authority of the Washington Utilities and Transportation Commission in Docket Nos. UE-130137 & UG-130138
Issued By Puget Sound Energy, Inc.

By:



Ken Johnson

Title: Director, State Regulatory Affairs

PUGET SOUND ENERGY, INC.
Electric Tariff G

SCHEDULE 51
LED (Light Emitting Diode) LIGHTING SERVICE (Continued)
COMPANY OWNED

MONTHLY LAMP CHARGES FOR COMPANY-OWNED LIGHTS (Continued):

LED Lamp Wattage	Wattage Including Driver	Rate per Month per lamp	
175.01-180	177.50	\$6.25	(R)
180.01-185	182.50	\$6.42	
185.01-190	187.50	\$6.59	
190.01-195	192.50	\$6.77	
195.01-200	197.50	\$6.95	
200.01-205	202.50	\$7.13	
205.01-210	207.50	\$7.30	
210.01-215	212.50	\$7.48	
215.01-220	217.50	\$7.65	
220.01-225	222.50	\$7.83	
225.01-230	227.50	\$8.00	
230.01-235	232.50	\$8.19	
235.01-240	237.50	\$8.36	
240.01-245	242.50	\$8.53	
245.01-250	247.50	\$8.71	
250.01-255	252.50	\$8.88	
255.01-260	257.50	\$9.06	
260.01-265	262.50	\$9.23	
265.01-270	267.50	\$9.42	
270.01-275	272.50	\$9.59	
275.01-280	277.50	\$9.77	
280.01-285	282.50	\$9.94	
285.01-290	287.50	\$10.12	
290.01-295	292.50	\$10.29	
295.01-300	387.50	\$10.46	(R)

Issued: June 26, 2013
Advice No.: 2013-10

Effective: July 1, 2013

By Authority of the Washington Utilities and Transportation Commission in Docket Nos. UE-130137 & UG-130138
Issued By Puget Sound Energy, Inc.

By:



Ken Johnson

Title: Director, State Regulatory Affairs

PUGET SOUND ENERGY, INC.
Electric Tariff G

SCHEDULE 52
CUSTOM LIGHTING SERVICE (Continued)
COMPANY OWNED

Lamp Charges:

Sodium Vapor Lamp Wattage	Rates per Month per lamp	
50	\$2.02	(R)
70	\$2.94	
100	\$4.15	
150	\$6.02	
200	\$7.97	
250	\$9.91	
310	\$13.51	
400	\$15.45	(R)
Metal Halide Lamp Wattage	Rates per Month per lamp	
70	\$3.19	(R)
100	\$4.06	
150	\$5.85	
175 ⁽¹⁾	\$6.92	
250	\$9.41	
400	\$14.76	
1000	\$35.33	(R)

(1)Limited availability – see section 9 of Special Terms And Conditions.

Facilities Charge:

Options A and B Terms:

1. Estimated Installed Cost: The Estimated Installed Cost is the estimated installed cost of the lighting system, including but not limited to, luminaires, poles, distribution facilities, labor, overheads and includes the effect of applicable taxes (when applicable).
2. Estimated System Cost: The Estimated System Cost is the estimated installed cost of the lighting system including, but not limited to, luminaires, poles, distribution facilities, labor, overheads but excludes the effect of applicable taxes.

Amounts of the facilities charges:

Option A: 1.567% times the Estimated System Cost per month.
 Under Option A the Customer makes no payment up-front. The monthly facilities charge covers taxes, depreciation, insurance, return and routine maintenance. At any time, upon notice to the Company, the Customer may pay the unamortized balance of the Estimated Installed Cost and thereafter pay the monthly facilities charge under Option B for the remainder of the term.

Issued: June 26, 2013

Effective: July 1, 2013

Advice No.: 2013-10

By Authority of the Washington Utilities and Transportation Commission in Docket Nos. UE-130137 & UG-130138

Issued By Puget Sound Energy, Inc.

By:



Ken Johnson

Title: Director, State Regulatory Affairs

Nineteenth Revision of Sheet No. 53-a
Canceling Eighteenth Revision
of Sheet No. 53-a

WN U-60

PUGET SOUND ENERGY, INC.
Electric Tariff G

SCHEDULE 53
STREET LIGHTING SERVICE (Continued)

COMPANY-OWNED LIGHTS:

MONTHLY RATES PER LAMP FOR COMPANY-OWNED LIGHTS:

HPS Lamp Wattage	Rate per Month per lamp	
50	\$9.04	(R)
70	\$10.34	
100	\$11.66	
150	\$13.78	
200	\$16.57	
250	\$18.65	
310	\$21.57	
400	\$25.21	
1000	\$55.88	(R)


Metal Halide Lamp Wattage	Rate per Month per lamp	
70	\$14.13	(R)
100	\$15.11	
150	\$17.44	
250	\$22.43	
400	\$25.41	(R)

Issued: June 26, 2013
Advice No.: 2013-10

Effective: July 1, 2013

By Authority of the Washington Utilities and Transportation Commission in Docket Nos. UE-130137 & UG-130138
Issued By Puget Sound Energy, Inc.

By:



Ken Johnson

Title: Director, State Regulatory Affairs

PUGET SOUND ENERGY, INC.
Electric Tariff G

SCHEDULE 53
STREET LIGHTING SERVICE (Continued)

MONTHLY RATES PER LAMP FOR COMPANY-OWNED LIGHTS (Continued):

LED Lamp Wattage	Wattage Including Driver	Rate per Month per lamp	
30-35	32.50	\$7.43	(R)
35.01-40	37.50	\$7.60	
40.01-45	42.50	\$7.78	
45.01-50	47.50	\$7.95	
50.01-55	52.50	\$8.13	
55.01-60	57.50	\$8.31	
60.01-65	62.50	\$8.78	
65.01-70	67.50	\$8.95	
70.01-75	72.50	\$9.13	
75.01-80	77.50	\$9.30	
80.01-85	82.50	\$9.47	
85.01-90	87.50	\$9.80	
90.01-95	92.50	\$9.98	
95.01-100	97.50	\$10.15	
100.01-105	102.50	\$10.33	
105.01-110	107.50	\$10.50	
110.01-115	112.50	\$10.68	
115.01-120	117.50	\$10.85	
120.01-125	122.50	\$11.03	
125.01-130	127.50	\$11.39	
130.01-135	132.50	\$11.56	
135.01-140	137.50	\$11.73	
140.01-145	142.50	\$11.91	
145.01-150	147.50	\$12.08	
150.01-155	152.50	\$12.26	
155.01-160	157.50	\$12.43	
160.01-165	162.50	\$12.62	
165.01-170	167.50	\$12.79	
170.01-175	172.50	\$12.97	(R)

Issued: June 26, 2013
Advice No.: 2013-10

Effective: July 1, 2013

By Authority of the Washington Utilities and Transportation Commission in Docket Nos. UE-130137 & UG-130138
Issued By Puget Sound Energy, Inc.

By:



Ken Johnson

Title: Director, State Regulatory Affairs

PUGET SOUND ENERGY, INC.
Electric Tariff G

SCHEDULE 53
STREET LIGHTING SERVICE (Continued)

MONTHLY RATES PER LAMP FOR COMPANY-OWNED LIGHTS (Continued):


LED Lamp Wattage	Wattage Including Driver	Rate per Month per lamp	
175.01-180	177.50	\$14.02	(R)
180.01-185	182.50	\$14.20	
185.01-190	187.50	\$14.37	
190.01-195	192.50	\$14.55	
195.01-200	197.50	\$14.73	
200.01-205	202.50	\$14.91	
205.01-210	207.50	\$15.08	
210.01-215	212.50	\$15.26	
215.01-220	217.50	\$15.43	
220.01-225	222.50	\$15.60	
225.01-230	227.50	\$15.86	
230.01-235	232.50	\$16.04	
235.01-240	237.50	\$16.22	
240.01-245	242.50	\$16.39	
245.01-250	247.50	\$16.56	
250.01-255	252.50	\$16.74	
255.01-260	257.50	\$16.91	
260.01-265	262.50	\$17.09	
265.01-270	267.50	\$17.27	
270.01-275	272.50	\$17.45	
275.01-280	277.50	\$17.62	
280.01-285	282.50	\$18.22	
285.01-290	287.50	\$18.40	
290.01-295	292.50	\$18.57	
295.01-300	387.50	\$18.75	(R)

Issued: June 26, 2013
Advice No.: 2013-10

Effective: July 1, 2013

By Authority of the Washington Utilities and Transportation Commission in Docket Nos. UE-130137 & UG-130138
Issued By Puget Sound Energy, Inc.

By:



Ken Johnson

Title: Director, State Regulatory Affairs

PUGET SOUND ENERGY, INC.
Electric Tariff G

SCHEDULE 53
STREET LIGHTING SERVICE (Continued)

COMPANY-OWNED LIGHTS – SPECIAL TERMS AND CONDITIONS (Continued):

7. (Cont.) Upon failure in the future, the Company will replace the LED luminaire at no charge to the Customer however, if the actual future cost is different than the Company's investment in the luminaire, this may result in a change in rates. The O&M cost component is estimated based on manufacturer's representations, if actual O&M costs differ from this estimate this may result in a change in rates.
8. Photocell with LED Luminaires: The photocell receptacle shall accept a locking type 120 volt photocell complying with ANSI C136.10 – 1988 or subsequent revision.
9. Availability: The Company may limit or not offer new street lights of any type or wattage at any time, even though rates for such lights may be in this Schedule. Existing lights may remain until replaced.

CUSTOMER-OWNED LIGHTS:

MONTHLY RATES PER LAMP FOR CUSTOMER-OWNED LIGHTS:

HPS Lamp Wattage	Rate per Month per Lamp	
50	\$4.10	(R)
70	\$5.11	
100	\$6.28	
150	\$8.21	
200	\$10.14	
250	\$12.14	
310	\$14.63	
400	\$17.69	
1000	\$42.79	(R)
Metal Halide Lamp Wattage	Rate per Month per lamp	
70	\$9.11	(R)
100	\$9.98	
150	\$12.09	
175 ⁽¹⁾	\$15.58	
250	\$16.08	
400	\$18.09	(R)

⁽¹⁾ Limited availability – see section 10 of Customer-Owned Lights – Special Terms and Conditions.


Issued: June 26, 2013
Advice No.: 2013-10

Effective: July 1, 2013

By Authority of the Washington Utilities and Transportation Commission in Docket Nos. UE-130137 & UG-130138

Issued By Puget Sound Energy, Inc.

By:



Ken Johnson

Title: Director, State Regulatory Affairs

PUGET SOUND ENERGY, INC.
Electric Tariff G

SCHEDULE 53
STREET LIGHTING SERVICE (Continued)

MONTHLY RATES PER LAMP FOR CUSTOMER-OWNED LIGHTS (Continued):

LED Lamp Wattage	Wattage Including Driver	Rate per Month per Lamp	(R)
30-35	32.50	\$2.49	(R)
35.01-40	37.50	\$2.67	
40.01-45	42.50	\$2.84	
45.01-50	47.50	\$3.02	
50.01-55	52.50	\$3.19	
55.01-60	57.50	\$3.37	
60.01-65	62.50	\$3.55	
65.01-70	67.50	\$3.72	
70.01-75	72.50	\$3.90	
75.01-80	77.50	\$4.07	
80.01-85	82.50	\$4.25	
85.01-90	87.50	\$4.42	
90.01-95	92.50	\$4.61	
95.01-100	97.50	\$4.78	
100.01-105	102.50	\$4.96	
105.01-110	107.50	\$5.13	
110.01-115	112.50	\$5.30	
115.01-120	117.50	\$5.48	
120.01-125	122.50	\$5.65	
125.01-130	127.50	\$5.84	
130.01-135	132.50	\$6.01	
135.01-140	137.50	\$6.19	
140.01-145	142.50	\$6.36	
145.01-150	147.50	\$6.54	
150.01-155	152.50	\$6.71	
155.01-160	157.50	\$6.89	
160.01-165	162.50	\$7.07	
165.01-170	167.50	\$7.24	
170.01-175	172.50	\$7.42	(R)

Issued: June 26, 2013
Advice No.: 2013-10

Effective: July 1, 2013

By Authority of the Washington Utilities and Transportation Commission in Docket Nos. UE-130137 & UG-130138

Issued By Puget Sound Energy, Inc.

By: 

Ken Johnson

Title: Director, State Regulatory Affairs

PUGET SOUND ENERGY, INC.
Electric Tariff G

SCHEDULE 53
STREET LIGHTING SERVICE (Continued)

MONTHLY RATES PER LAMP FOR CUSTOMER-OWNED LIGHTS (Continued):

LED Lamp Wattage	Wattage Including Driver	Rate per Month per lamp	(R)
175.01-180	177.50	\$7.59	
180.01-185	182.50	\$7.77	
185.01-190	187.50	\$7.94	
190.01-195	192.50	\$8.12	
195.01-200	197.50	\$8.30	
200.01-205	202.50	\$8.48	
205.01-210	207.50	\$8.65	
210.01-215	212.50	\$8.83	
215.01-220	217.50	\$9.00	
220.01-225	222.50	\$9.17	
225.01-230	227.50	\$9.35	
230.01-235	232.50	\$9.53	
235.01-240	237.50	\$9.71	
240.01-245	242.50	\$9.88	
245.01-250	247.50	\$10.06	
250.01-255	252.50	\$10.23	
255.01-260	257.50	\$10.41	
260.01-265	262.50	\$10.58	
265.01-270	267.50	\$10.76	
270.01-275	272.50	\$10.94	
275.01-280	277.50	\$11.11	
280.01-285	282.50	\$11.29	
285.01-290	287.50	\$11.46	
290.01-295	292.50	\$11.64	
295.01-300	297.50	\$11.81	

Issued: June 26, 2013
Advice No.: 2013-10

Effective: July 1, 2013

By Authority of the Washington Utilities and Transportation Commission in Docket Nos. UE-130137 & UG-130138
Issued By Puget Sound Energy, Inc.

By:



Ken Johnson

Title: Director, State Regulatory Affairs

PUGET SOUND ENERGY, INC.
Electric Tariff G

SCHEDULE 54
CUSTOMER-OWNED STREET LIGHTING ENERGY SERVICE
SODIUM VAPOR and LED

AVAILABILITY:

1. This schedule is available to municipalities, agencies, or subdivisions of government or community associations and similar organizations and applies to electric energy for dusk-to-dawn sodium vapor lighting of streets, alleys, and other public thoroughfares which can be served from the Company's existing distribution system, with the following limitations.
2. After June 1, 1998, service is available only to those Customers who are receiving service under this schedule as of June 1, 1998.
3. After June 1, 1999, no new installations or additions to existing systems or relocated fixtures will be served by the Company. However, existing installations may be converted to Light Emitting Diode (LED) service subject to the terms herein.

MONTHLY RATES PER LAMP:

Energy charges per lamp:

Sodium Vapor Lamp Wattage	Rate per Month per lamp	
50	\$2.02	(R)
70	\$2.94	
100	\$4.14	
150	\$6.01	
200	\$7.96	
250	\$9.88	
310	\$13.49	
400	\$15.43	
1000	\$38.84	(R)

Issued: June 26, 2013
Advice No.: 2013-10

Effective: July 1, 2013

By Authority of the Washington Utilities and Transportation Commission in Docket Nos. UE-130137 & UG-130138
Issued By Puget Sound Energy, Inc.

By:



Ken Johnson

Title: Director, State Regulatory Affairs

PUGET SOUND ENERGY, INC.
Electric Tariff G

SCHEDULE 54
CUSTOMER-OWNED STREET LIGHTING ENERGY SERVICE (Continued)
SODIUM VAPOR and LED

MONTHLY RATES PER LAMP: (Continued)


LED Lamp Wattage	Wattage Including Driver	Rate per Month per lamp	
30-35	32.50	\$1.14	(R)
35.01-40	37.50	\$1.35	
40.01-45	42.50	\$1.49	
45.01-50	47.50	\$1.67	
50.01-55	52.50	\$1.84	
55.01-60	57.50	\$2.03	
60.01-65	62.50	\$2.20	
65.01-70	67.50	\$2.38	
70.01-75	72.50	\$2.55	
75.01-80	77.50	\$2.73	
80.01-85	82.50	\$2.90	
85.01-90	87.50	\$3.07	
90.01-95	92.50	\$3.26	
95.01-100	97.50	\$3.43	
100.01-105	102.50	\$3.61	
105.01-110	107.50	\$3.78	
110.01-115	112.50	\$3.96	
115.01-120	117.50	\$4.13	
120.01-125	122.50	\$4.31	
125.01-130	127.50	\$4.49	
130.01-135	132.50	\$4.66	
135.01-140	137.50	\$4.84	
140.01-145	142.50	\$5.01	
145.01-150	147.50	\$5.19	
150.01-155	152.50	\$5.36	
155.01-160	157.50	\$5.54	
160.01-165	162.50	\$5.72	
165.01-170	167.50	\$5.90	
170.01-175	172.50	\$6.07	(R)

Issued: June 26, 2013
Advice No.: 2013-10

Effective: July 1, 2013

By Authority of the Washington Utilities and Transportation Commission in Docket Nos. UE-130137 & UG-130138
Issued By Puget Sound Energy, Inc.

By:



Ken Johnson

Title: Director, State Regulatory Affairs

PUGET SOUND ENERGY, INC.
Electric Tariff G

SCHEDULE 54
CUSTOMER-OWNED STREET LIGHTING ENERGY SERVICE (Continued)
SODIUM VAPOR and LED

MONTHLY RATES PER LAMP: (Continued)

LED Lamp Wattage	Wattage Including Driver	Rate per Month per lamp	
175.01-180	177.50	\$6.25	(R)
180.01-185	182.50	\$6.42	
185.01-190	187.50	\$6.59	
190.01-195	192.50	\$6.77	
195.01-200	197.50	\$6.95	
200.01-205	202.50	\$7.13	
205.01-210	207.50	\$7.30	
210.01-215	212.50	\$7.48	
215.01-220	217.50	\$7.65	
220.01-225	222.50	\$7.83	
225.01-230	227.50	\$8.00	
230.01-235	232.50	\$8.19	
235.01-240	237.50	\$8.36	
240.01-245	242.50	\$8.53	
245.01-250	247.50	\$8.71	
250.01-255	252.50	\$8.88	
255.01-260	257.50	\$9.06	
260.01-265	262.50	\$9.23	
265.01-270	267.50	\$9.42	
270.01-275	272.50	\$9.59	
275.01-280	277.50	\$9.77	
280.01-285	282.50	\$9.94	
285.01-290	287.50	\$10.12	
290.01-295	292.50	\$10.29	
295.01-300	387.50	\$10.46	(R)

Issued: June 26, 2013
Advice No.: 2013-10

Effective: July 1, 2013

By Authority of the Washington Utilities and Transportation Commission in Docket Nos. UE-130137 & UG-130138
Issued By Puget Sound Energy, Inc.

By:



Ken Johnson

Title: Director, State Regulatory Affairs

PUGET SOUND ENERGY, INC.
Electric Tariff G

SCHEDULE 55
AREA LIGHTING SERVICE

AVAILABILITY:

1. This schedule applies to dusk-to-dawn lighting where 120 volt service is existing on the Company owned and installed pole upon which the fixture is to be installed. Where such secondary voltage service or pole is not available, service under this schedule will be available upon payment of the costs to provide such pole and/or secondary voltage service or pole and service as provided herein.
2. For lights installed prior to Nov. 1, 1999, service is for a term of twelve (12) months and removal charges do not apply. For lights and/or poles installed after Nov. 1, 1999, service under this schedule for periods of less than eight (8) years is subject to charges for removal as provided herein, unless a subsequent customer requests service.
3. Service under this schedule will be discontinued if the distribution facilities being utilized to serve are removed due to a conversion of such facilities to an underground system.
4. For lighting facilities installed after Nov. 1, 1999, where necessary, the Customer shall obtain for, or grant to, the Company necessary permits or operating rights to place lighting facilities without expense to the Company. In conditions where it is necessary to place any lighting facilities on private property, the customer shall obtain and furnish suitable easements without expense to the Company.

MONTHLY RATE PER LAMP:

Lamp Charges per month per lamp:

Sodium Vapor Lamp Wattage	Rate	(R)
70	\$10.42	
100	\$11.72	
150	\$13.97	
200	\$16.75	
250	\$18.88	
400	\$25.48	(R)

Metal Halide Lamp Wattage	Rate	(R)
250	\$21.79	(R)

FACILITIES CHARGE:

The Company's facilities will be extended to provide secondary voltage service to an existing pole or to a thirty foot wood pole (installed for the purpose of area lighting) at locations where such pole and/or service is not available under the following terms:

Facilities installed prior to November 20, 1975: Customers served by facilities extended prior to this date shall be subject to a charge of \$2.08 per month for each pole required for such extension. (R)

Issued: June 26, 2013

Effective: July 1, 2013

Advice No.: 2013-10

By Authority of the Washington Utilities and Transportation Commission in Docket Nos. UE-130137 & UG-130138

Issued By Puget Sound Energy, Inc.

By:



Ken Johnson

Title: Director, State Regulatory Affairs

PUGET SOUND ENERGY, INC.
Electric Tariff G

SCHEDULE 55
AREA LIGHTING SERVICE (Continued)

Facilities installed after November 1, 1999: Customers served by a 30 foot wood pole installed after this date shall have the option of paying the full cost of the extension and pole up-front or shall be subject to a charge of \$8.18 per month for each pole required for such extension. The cost of all other extensions of facilities to provide secondary voltage service shall be paid in advance of service.

(R)

SPECIAL TERMS AND CONDITIONS:

1. Ownership & Operations: The Company will own, operate, and maintain the facilities for supplying area lighting service utilizing its overhead circuits in accordance with the Company's standards. The Company will furnish the necessary energy, repairs, and maintenance. Repairs and maintenance work will be performed by the Company as required during regularly scheduled working hours of the Company.
2. Notification of Inoperable Lights: It shall be the responsibility of the Customer to notify the Company of lights that are not working. Upon notification, within seventy-two (72) hours, excluding Saturdays, Sundays and holidays, the Company will investigate and take corrective action if such action is the responsibility of the Company. If such Company investigation/corrective action is not taken with seventy-two (72) hours for each such light, the Customer's billing shall be credited an amount equal to the monthly Lamp Charges normally billed for that light. This seventy-two hour guarantee of service is in lieu of the provisions of Schedule 130 which are not available under this schedule. The Company will be excused from providing maintenance service with seventy-two (72) hours in the event of significant adverse events, such as storms, earthquakes, or other events beyond the Company's control including those enumerated in Schedule 80, paragraph 12.a. of this tariff.
3. Hours of Service: Service under this schedule is for dusk-to-dawn lighting, or lighting service for the average number of hours of darkness per month (approximately 4,200 hours per year).

Issued: June 26, 2013
Advice No.: 2013-10

Effective: July 1, 2013

By Authority of the Washington Utilities and Transportation Commission in Docket Nos. UE-130137 & UG-130138
Issued By Puget Sound Energy, Inc.

By:



Ken Johnson

Title: Director, State Regulatory Affairs

PUGET SOUND ENERGY, INC.
Electric Tariff G

SCHEDULE 57
CONTINUOUS LIGHTING SERVICE
(Single phase or three phase where available)

AVAILABILITY:

This schedule is available for energy required to operate traffic control or traffic directing devices.

MONTHLY RATE PER WATT OF CONNECTED LOAD: 2.498¢

(R)

MINIMUM CHARGE: \$4.08 per month

(R)

ADJUSTMENTS:

Rates in this schedule are subject to adjustment by such other schedules in this tariff as may apply.

LINE EXTENSIONS:

The Company's primary or secondary distribution circuits will be extended by the Company for service under this schedule at the Customer's expense.

DETERMINATION OF CONNECTED LOAD:

Connected load shall be the total rating of all components of the device, whether or not these components will be energized simultaneously.

GENERAL RULES AND PROVISIONS:

Service under this schedule is subject to the General Rules and Provisions contained in this tariff.

Issued: June 26, 2013
Advice No.: 2013-10

Effective: July 1, 2013

By Authority of the Washington Utilities and Transportation Commission in Docket Nos. UE-130137 & UG-130138
Issued By Puget Sound Energy, Inc.

By:



Ken Johnson

Title: Director, State Regulatory Affairs

PUGET SOUND ENERGY, INC.
Electric Tariff G

SCHEDULE 58
FLOOD LIGHTING SERVICE

AVAILABILITY:

1. This schedule applies to dusk-to-dawn flood lighting of private property where 120 volt service is existing on the pole upon which the fixture is to be installed. Where such secondary voltage service or pole is not available, service under this schedule will be available upon payment of the costs to provide such secondary voltage service or pole and service as provided herein.
2. For lights installed prior to Nov. 1, 1999, service is for a term of twelve (12) months and removal charges do not apply. For lights and/or poles installed after Nov. 1, 1999, service under this schedule is effective for a period of eight (8) years after installation of Company-owned facilities, unless (a) a subsequent customer requests service or (b) the facilities are removed, whereupon appropriate removal charges shall be paid.
3. Service under this schedule will be discontinued if the distribution facilities being utilized to serve are removed due to a conversion of such facilities to an underground system.
4. For lighting facilities installed after Nov. 1, 1999, where necessary, the customer shall obtain for, or grant to, the Company necessary permits or operating rights to place lighting facilities without expense to the Company. In conditions where it is necessary to place any lighting facilities on private property, the customer shall obtain and furnish suitable easements without expense to the Company.

MONTHLY RATE PER LAMP:

Directional Flood

Sodium Vapor Lamp Wattage	Rate per Month per lamp	
70	\$12.44	(R)
100	\$13.65	
150	\$15.58	
200	\$18.19	
250	\$20.25	
400	\$25.72	(R)
Metal Halide Lamp Wattage	Rate per Month per lamp	
175 ⁽¹⁾	\$17.77	(R)
250	\$20.81	
400	\$25.88	
1000	\$47.91	(R)

⁽¹⁾ Limited availability – see section 7 of Special Terms and Conditions.

Issued: June 26, 2013
Advice No.: 2013-10

Effective: July 1, 2013

By Authority of the Washington Utilities and Transportation Commission in Docket Nos. UE-130137 & UG-130138

Issued By Puget Sound Energy, Inc.

By: 

Ken Johnson

Title: Director, State Regulatory Affairs

PUGET SOUND ENERGY, INC.
Electric Tariff G

SCHEDULE 58
FLOOD LIGHTING SERVICE (Continued)

Horizontal Flood

<u>Sodium Vapor Lamp Wattage</u>	<u>Rate per Month per lamp</u>	
100	\$15.58	(R)
150	\$17.43	
200	\$20.26	
250	\$21.08	
400	\$27.56	(R)

<u>Metal Halide Lamp Wattage</u>	<u>Rate per Month per lamp</u>	
250	\$24.75	(R)
400	\$31.29	(R)

FACILITIES CHARGE:

The Company's facilities will be extended to provide secondary voltage service to an existing pole or to a thirty foot wood pole (installed for the purpose of area lighting) at locations where such pole and/or service is not available under the following terms:

Facilities installed after November 1, 1999: Customers served by a 30 foot wood pole installed after this date shall have the option of paying the full cost of the extension and pole up-front or shall be subject to a charge of \$8.43 per month for each pole required for such extension. The cost of all other extensions of facilities to provide secondary voltage service shall be paid in advance of service.

SPECIAL TERMS AND CONDITIONS:

1. Ownership & Operations: The Company will own, operate, and maintain the facilities for supplying flood lighting service utilizing its overhead circuits in accordance with the Company's standards. The Company will furnish the necessary energy, repairs, and maintenance. Repairs and maintenance work will be performed by the Company as required during regularly scheduled working hours of the Company.

Issued: June 26, 2013
Advice No.: 2013-10

Effective: July 1, 2013

By Authority of the Washington Utilities and Transportation Commission in Docket Nos. UE-130137 & UG-130138
Issued By Puget Sound Energy, Inc.

By:



Ken Johnson

Title: Director, State Regulatory Affairs

PUGET SOUND ENERGY, INC.
Electric Tariff G

SCHEDULE 448
POWER SUPPLIER CHOICE
 (Continued)

Monthly Rate (Continued):

Imbalance Energy Surcharge ^(a)	The sum for all hours of such Month: [(1.0 * INDEX * negative Imbalance Energy within Deviation Band) + (1.05 * INDEX * negative Imbalance Energy)] * 1.0425 Note: These charges are paid pursuant to the Company's OATT.	The sum for all hours of such Month: [(1.0 * INDEX * negative Imbalance Energy within Deviation Band) + (1.05 * INDEX * negative Imbalance Energy)] * 1.0425 Note: These charges are paid pursuant to the Company's OATT.
Distribution Service ^(b)	\$1.298 / kVa Month	\$0.120 Credit / kVa Month
Customer Charge	\$995.00 / Month per metered Customer site	\$995.00 / Month per metered Customer site
Ancillary Services Charge	These charges are paid pursuant to the Company's OATT	These charges are paid pursuant to the Company's OATT
Transmission Charge	Transmission Charge (pursuant to the Company's OATT) * Utility Factor	Transmission Charge (pursuant to the Company's OATT) * Utility Factor
Electric Conservation Service Rider ^(c)	See Schedule 120 of this tariff for rate	See Schedule 120 of this tariff for rate
Low Income Program ^(c)	See Schedule 129 of this tariff	See Schedule 129 of this tariff

(R)(R)

- (a) INDEX is hourly price, as set forth in Section 14, Definitions.
- (b) In addition to the Distribution Service charge, Customer will be subject to charges for Dedicated Facilities as specified in the Schedule 448 Service Agreement. Rate is subject to change in response to the Federal Energy Regulatory Commission's Order in Docket No. ER12-778.
- (c) As such rider or charge may be modified from time to time pursuant to modifications to Schedule 120 or Schedule 129, as appropriate.

Issued: June 26, 2013
Advice No.: 2013-10

Effective: July 1, 2013

By Authority of the Washington Utilities and Transportation Commission in Docket Nos. UE-130137 & UG-130138
Issued By Puget Sound Energy, Inc.

By: 

Ken Johnson

Title: Director, State Regulatory Affairs

**PUGET SOUND ENERGY
 Electric Tariff G**

**SCHEDULE 449
 RETAIL WHEELING SERVICE**

(Continued)

10.1 Description of Charges (Continued). Monthly Rate:

Component	Primary Voltage	High Voltage
Energy	Provided by Power Supplier pursuant to separate arrangement.	Provided by Power Supplier pursuant to separate arrangement.
Imbalance Energy Credit ^(a)	The sum for all hours of such Month: [(1.0 * INDEX * positive Imbalance Energy within Deviation Band) + (0.95 * INDEX * positive Imbalance Energy in excess of Deviation Band)] Note: These charges are paid pursuant to the Company's OATT	The sum for all hours of such Month: [(1.0 * INDEX * positive Imbalance Energy within Deviation Band) + (0.95 * INDEX * positive Imbalance Energy in excess of Deviation Band)] Note: These charges are paid pursuant to the Company's OATT
Imbalance Energy Surcharge ^(a)	The sum for all hours of such Month: [(1.0 * INDEX * negative Imbalance Energy within Deviation Band) + (1.05 * INDEX * negative Imbalance Energy)] * 1.0425 Note: These charges are paid pursuant to the Company's OATT	The sum for all hours of such Month: [(1.0 * INDEX * negative Imbalance Energy within Deviation Band) + (1.05 * INDEX * negative Imbalance Energy)] * 1.0425 Note: These charges are paid pursuant to the Company's OATT
Distribution Service ^(b)	\$1.298 / kVa Month	\$0.120 Credit / kVa Month
Customer Charge	\$995.00 / Month per metered Customer site	\$995.00 / Month per metered Customer site
Electric Conservation Service Rider ^(c)	See Schedule 120 of this tariff for rate	See Schedule 120 of this tariff for rate
Low Income Program ^(c)	See Schedule 129 of this tariff	See Schedule 129 of this tariff
Ancillary Service Charges	These charges are paid pursuant to the Company's OATT	These charges are paid pursuant to the Company's OATT
Transmission Service	These charges are paid pursuant to the Company's OATT	These charges are paid pursuant to the Company's OATT

(R)(R)

Issued: June 26, 2013
Advice No.: 2013-10

Effective: July 1, 2013

By Authority of the Washington Utilities and Transportation Commission in Docket Nos. UE-130137 & UG-130138
Issued By Puget Sound Energy, Inc.

By: 

Ken Johnson

Title: Director, State Regulatory Affairs

**PUGET SOUND ENERGY, INC.
Electric Tariff G**

**SCHEDULE 140
PROPERTY TAX TRACKER**

(N)

1. APPLICABILITY:

This rate is applicable to all Customers of the Company and will be applied to all bills to Customers with Energy usage during a month when this schedule is effective.

2. PURPOSE:

The purpose of this schedule is to pass through the cost of all property taxes incurred by the Company.

3. MECHANISM:

- a. To implement the mechanism in April, 2013, property taxes will be removed from general rates by reducing the energy component or per unit rate for street lights and rentals or for Schedules 448 and 449 by reducing the distribution charge for the amount of the property taxes included in Docket Nos. UE-111048 and UG-111049 and those same costs will be included as an energy component rate, or a per unit component rate, in the Schedule 140 tracker. For billing purposes the Schedule 140 rates will be included with the general rate tariff billing resulting in a zero overall impact.
- b. Following this initial implementation the mechanism will act as a tracker rate schedule wherein it will collect the total amount of property taxes assessed, as billed by counties or states from the last property tax cycle ("Assessed Property Taxes"). Where the Company has not received a bill for property taxes from any given county ("Delayed Billing County") Assessed Property Taxes shall include an estimate of taxes equal to the prior year's tax assessed by the Delayed Billing County. A property tax cycle is approximately sixteen months, from January 1st of every year, when the taxing authorities obtain the right to tax the Company's property, until April the following year when information provided by the states and counties provides the actual property taxes owed.
- c. With implementation of this tracker mechanism, in addition to removing the cost of all property taxes from general rates as described, the tracker will be adjusted each year in May based on that year's Assessed Property Taxes. For example, if property taxes for April 2013 exceed that for April 2012, this difference will be positive and will, if the true-up described in section 3.d. of this schedule is zero, result in an overall increase to customer rates. If this difference is negative it will, if the true-up described in section 3.d of this schedule is zero, result in an overall decrease to customer rates.

(N)

Issued: June 26, 2013
Advice No.: 2013-10

Effective: July 1, 2013

By Authority of the Washington Utilities and Transportation Commission in Docket Nos. UE-130137 & UG-130138
Issued By Puget Sound Energy, Inc.

By:



Ken Johnson

Title: Director, State Regulatory Affairs

**PUGET SOUND ENERGY, INC.
Electric Tariff G**

**SCHEDULE 140
PROPERTY TAX TRACKER (Continued)**

(N)

- d. The Company will submit annual filings on or prior to April 15 for rates effective on May 1 each year. Each annual filing will be for rates to be effective from May 1 through April 30 the following year. The rates will be based on (i) the total Assessed Property Taxes that become known prior to the annual filing, and (ii) starting with the April 2014 filing, that amount of true-ups described below.

True-Ups:

- (i) a true-up equal to the actual property tax amounts paid in past tax cycles minus the Assessed Property Taxes used to set rates in past tax cycles;
- (ii) a true-up equal to property tax refunds or other adjustments received or paid for property with lien dates on or after January 1, 2012 that are not previously included in rates; and
- (iii) a true-up will be included for the difference between what was expected to be collected when rates were set the previous year versus the amount actually collected that is due to variances between the load used to set the rate and actual load experienced during the period.

If a true-up calculation results in a positive number, the amount will be an addition to the amount to be otherwise collected under Schedule 140 during the current year. If the result is a negative number, the resulting amount will be a reduction to the amount to be otherwise collected under Schedule 140 during the current year.

- e. Where the calculation described in d. above results in an amount that is less than one percent (1.0%) ("1% Threshold Amount") greater or less than the prior year's Assessed Property Taxes the annual filing submitted by the Company shall take the form of a letter stating that no change to the rates in Schedule 140 will be submitted. The 1.0% Threshold Amount that is not passed through in one year will be included as an addition to the following year's Assessed Property Taxes when setting rates for Schedule 140.

(N)

Issued: June 26, 2013
Advice No.: 2013-10

Effective: July 1, 2013

By Authority of the Washington Utilities and Transportation Commission in Docket Nos. UE-130137 & UG-130138
Issued By Puget Sound Energy, Inc.

By: 

Ken Johnson

Title: Director, State Regulatory Affairs

PUGET SOUND ENERGY, INC.
Electric Tariff G

SCHEDULE 140
PROPERTY TAX TRACKER (Continued)

(N)

MONTHLY RATE: The surcharge rate shown below and on the following sheets shall be added to the rate(s) shown on each schedule for electric service.

SCHEDULE 7

Energy Charge: \$0.002238 per kWh

SCHEDULE 7A

Energy Charge: \$0.001642 per kWh

SCHEDULE 24*

Energy Charge: \$0.001929 per kWh

SCHEDULE 25*

Energy Charge: \$0.001642 per kWh

SCHEDULE 26*

Energy Charge: \$0.001440 per kWh

SCHEDULE 29

Energy Charge: \$0.001642 per kWh

SCHEDULE 31*

Energy Charge: \$0.001480 per kWh

SCHEDULE 35

Energy Charge: \$0.001480 per kWh

SCHEDULE 40

Secondary Voltage Metering Point: Energy Charge: \$0.001320 per kWh

Primary Voltage Metering Point: Energy Charge: \$0.001320 per kWh

High Voltage Metering Point: Energy Charge: \$0.001149 per kWh

* Rate applies to the schedule(s) as well as equivalent schedules such as Residential and Farm Schedules.

(N)

Issued: June 26, 2013

Effective: July 1, 2013

Advice No.: 2013-10

By Authority of the Washington utilities and Transportation Commission in Docket Nos. UE-130137 & UG-130138

Issued By Puget Sound Energy, Inc.

By:



Ken Johnson

Title: Director, State Regulatory Affairs

**PUGET SOUND ENERGY, INC.
Electric Tariff G**

**SCHEDULE 140
PROPERTY TAX TRACKER (Continued)**

(N)

MONTHLY RATE:

SCHEDULE 43

Energy Charge: \$0.001992 per kWh

SCHEDULES 46 & 49

Energy Charge: \$0.001149 per kWh

SCHEDULES 448, 449, 458 & 459

Energy Charge:

- Primary Voltage \$0.000202 per kWh

- High Voltage \$0.000202 per kWh

SCHEDULE 50 – Customer-Owned Incandescent Lighting Service

Lamp Wattage

327 Watts \$0.37

SCHEDULE 50 – Customer-Owned Mercury Vapor Lighting Service

Lamp Wattage

100 Watts \$0.18

175 Watts \$0.27

400 Watts \$0.53

SCHEDULE 50 – Customer-Owned Energy Only Mercury Vapor Lighting Service

Lamp Wattage

100 Watts \$0.13

175 Watts \$0.21

400 Watts \$0.47

700 Watts \$0.89

1000 Watts \$1.20

(N)

Issued: June 26, 2013

Effective: July 1, 2013

Advice No.: 2013-10

By Authority of the Washington Utilities and Transportation Commission in Docket Nos. UE-130137 & UG-130138

Issued By Puget Sound Energy, Inc.

By:



Ken Johnson

Title: Director, State Regulatory Affairs

**PUGET SOUND ENERGY, INC.
Electric Tariff G**

**SCHEDULE 140
PROPERTY TAX TRACKER (Continued)**

(N)

MONTHLY RATE:

SCHEDULES 51 & 54 – LED (Light Emitting Diode) Lighting Service

<u>Lamp Wattage</u>		<u>Lamp Wattage</u>	
30-35 Watt	\$0.04	170.01-175 Watt	\$0.19
35.01-40 Watt	\$0.04	175.01-180 Watt	\$0.19
40.01-45 Watt	\$0.05	180.01-185 Watt	\$0.20
45.01-50 Watt	\$0.05	185.01-190 Watt	\$0.21
50.01-55 Watt	\$0.06	190.01-195 Watt	\$0.21
55.01-60 Watt	\$0.06	195.01-200 Watt	\$0.22
60.01-65 Watt	\$0.07	200.01-205 Watt	\$0.22
65.01-70 Watt	\$0.07	205.01-210 Watt	\$0.23
70.01-75 Watt	\$0.08	210.01-215 Watt	\$0.23
75.01-80 Watt	\$0.08	215.01-220 Watt	\$0.24
80.01-85 Watt	\$0.09	220.01-225 Watt	\$0.24
85.01-90 Watt	\$0.10	225.01-230 Watt	\$0.25
90.01-95 Watt	\$0.10	230.01-235 Watt	\$0.25
95.01-100 Watt	\$0.11	235.01-240 Watt	\$0.26
100.01-105 Watt	\$0.11	240.01-245 Watt	\$0.27
105.01-110 Watt	\$0.12	245.01-250 Watt	\$0.27
110.01-115 Watt	\$0.12	250.01-255 Watt	\$0.28
115.01-120 Watt	\$0.13	255.01-260 Watt	\$0.28
120.01-125 Watt	\$0.13	260.01-265 Watt	\$0.29
125.01-130 Watt	\$0.14	265.01-270 Watt	\$0.29
130.01-135 Watt	\$0.15	270.01-275 Watt	\$0.30
135.01-140 Watt	\$0.15	275.01-280 Watt	\$0.30
140.01-145 Watt	\$0.16	280.01-285 Watt	\$0.31
145.01-150 Watt	\$0.16	285.01-290 Watt	\$0.31
150.01-155 Watt	\$0.17	290.01-295 Watt	\$0.32
155.01-160 Watt	\$0.17	295.01-300 Watt	\$0.33
160.01-165 Watt	\$0.18		
165.01-170 Watt	\$0.18		

(N)

Issued: June 26, 2013
Advice No.: 2013-10

Effective: July 1, 2013

By Authority of the Washington Utilities and Transportation Commission in Docket Nos. UE-130137 & UG-130138
Issued By Puget Sound Energy, Inc.

By: 

Ken Johnson

Title: Director, State Regulatory Affairs

**PUGET SOUND ENERGY, INC.
Electric Tariff G**

**SCHEDULE 140
PROPERTY TAX TRACKER (Continued)**

(N)

MONTHLY RATE:

SCHEDULE 52

Sodium Vapor Lighting Service

Lamp Wattage

50 Watt	\$0.06
70 Watt	\$0.09
100 Watt	\$0.13
150 Watt	\$0.19
200 Watt	\$0.25
250 Watt	\$0.31
310 Watt	\$0.42
400 Watt	\$0.48

SCHEDULE 52

Metal Halide Lighting Service

Lamp Wattage

70 Watt	\$0.10
100 Watt	\$0.13
150 Watt	\$0.18
175 Watt	\$0.22
250 Watt	\$0.29
400 Watt	\$0.46
1000 Watt	\$1.10

SCHEDULE 53 – Sodium Vapor Lighting Service

Lamp Wattage – Company Owned

50 Watt	\$0.28
70 Watt	\$0.32
100 Watt	\$0.36
150 Watt	\$0.41
200 Watt	\$0.52
250 Watt	\$0.58
310 Watt	\$0.67
400 Watt	\$0.79
1000 Watt	\$1.74

SCHEDULE 53 – Sodium Vapor Lighting Service

Lamp Wattage – Customer Owned

50 Watt	\$0.13
70 Watt	\$0.16
100 Watt	\$0.20
150 Watt	\$0.26
200 Watt	\$0.32
250 Watt	\$0.38
310 Watt	\$0.46
400 Watt	\$0.55
1000 Watt	\$1.33

SCHEDULE 53 – Metal Halide Lighting Service

Lamp Wattage – Company Owned

70 Watt	\$0.44
100 Watt	\$0.47
150 Watt	\$0.54
250 Watt	\$0.70
400 Watt	\$0.79

SCHEDULE 53 – Metal Halide Lighting Service

Lamp Wattage – Customer Owned

70 Watt	\$0.28
100 Watt	\$0.31
150 Watt	\$0.38
175 Watt	\$0.48
250 Watt	\$0.50
400 Watt	\$0.56

(N)

Issued: June 26, 2013


Effective: July 1, 2013

Advice No.: 2013-10

By Authority of the Washington Utilities and Transportation Commission in Docket Nos. UE-130137 & UG-130138

Issued By Puget Sound Energy, Inc.

By:



Ken Johnson

Title: Director, State Regulatory Affairs

**PUGET SOUND ENERGY, INC.
Electric Tariff G**

**SCHEDULE 140
PROPERTY TAX TRACKER (Continued)**

(N)

MONTHLY RATE:

SCHEDULE 53 – LED Lighting Service – Company Owned

<u>Lamp Wattage</u>		<u>Lamp Wattage</u>	
30-35 Watt	\$0.23	170.01-175 Watt	\$0.40
35.01-40 Watt	\$0.24	175.01-180 Watt	\$0.44
40.01-45 Watt	\$0.24	180.01-185 Watt	\$0.44
45.01-50 Watt	\$0.25	185.01-190 Watt	\$0.45
50.01-55 Watt	\$0.25	190.01-195 Watt	\$0.45
55.01-60 Watt	\$0.26	195.01-200 Watt	\$0.46
60.01-65 Watt	\$0.27	200.01-205 Watt	\$0.46
65.01-70 Watt	\$0.28	205.01-210 Watt	\$0.47
70.01-75 Watt	\$0.28	210.01-215 Watt	\$0.47
75.01-80 Watt	\$0.29	215.01-220 Watt	\$0.48
80.01-85 Watt	\$0.30	220.01-225 Watt	\$0.49
85.01-90 Watt	\$0.30	225.01-230 Watt	\$0.49
90.01-95 Watt	\$0.31	230.01-235 Watt	\$0.50
95.01-100 Watt	\$0.32	235.01-240 Watt	\$0.50
100.01-105 Watt	\$0.32	240.01-245 Watt	\$0.51
105.01-110 Watt	\$0.33	245.01-250 Watt	\$0.52
110.01-115 Watt	\$0.33	250.01-255 Watt	\$0.52
115.01-120 Watt	\$0.34	255.01-260 Watt	\$0.53
120.01-125 Watt	\$0.34	260.01-265 Watt	\$0.53
125.01-130 Watt	\$0.35	265.01-270 Watt	\$0.54
130.01-135 Watt	\$0.36	270.01-275 Watt	\$0.54
135.01-140 Watt	\$0.37	275.01-280 Watt	\$0.55
140.01-145 Watt	\$0.37	280.01-285 Watt	\$0.57
145.01-150 Watt	\$0.38	285.01-290 Watt	\$0.57
150.01-155 Watt	\$0.38	290.01-295 Watt	\$0.58
155.01-160 Watt	\$0.39	295.01-300 Watt	\$0.58
160.01-165 Watt	\$0.39		
165.01-170 Watt	\$0.40		

(N)

Issued: June 26, 2013
Advice No.: 2013-10

Effective: July 1, 2013

By Authority of the Washington Utilities and Transportation Commission in Docket Nos. UE-130137 & UG-130138
Issued By Puget Sound Energy, Inc.

By: 

Ken Johnson

Title: Director, State Regulatory Affairs

**PUGET SOUND ENERGY, INC.
Electric Tariff G**

**SCHEDULE 140
PROPERTY TAX TRACKER (Continued)**

(N)

MONTHLY RATE:

SCHEDULE 53 – LED Lighting Service – Customer Owned

<u>Lamp Wattage</u>		<u>Lamp Wattage</u>	
30-35 Watt	\$0.08	170.01-175 Watt	\$0.23
35.01-40 Watt	\$0.08	175.01-180 Watt	\$0.24
40.01-45 Watt	\$0.09	180.01-185 Watt	\$0.24
45.01-50 Watt	\$0.09	185.01-190 Watt	\$0.25
50.01-55 Watt	\$0.10	190.01-195 Watt	\$0.25
55.01-60 Watt	\$0.11	195.01-200 Watt	\$0.26
60.01-65 Watt	\$0.11	200.01-205 Watt	\$0.26
65.01-70 Watt	\$0.12	205.01-210 Watt	\$0.27
70.01-75 Watt	\$0.12	210.01-215 Watt	\$0.27
75.01-80 Watt	\$0.13	215.01-220 Watt	\$0.28
80.01-85 Watt	\$0.13	220.01-225 Watt	\$0.29
85.01-90 Watt	\$0.14	225.01-230 Watt	\$0.29
90.01-95 Watt	\$0.14	230.01-235 Watt	\$0.30
95.01-100 Watt	\$0.15	235.01-240 Watt	\$0.30
100.01-105 Watt	\$0.15	240.01-245 Watt	\$0.31
105.01-110 Watt	\$0.16	245.01-250 Watt	\$0.31
110.01-115 Watt	\$0.17	250.01-255 Watt	\$0.32
115.01-120 Watt	\$0.17	255.01-260 Watt	\$0.32
120.01-125 Watt	\$0.18	260.01-265 Watt	\$0.33
125.01-130 Watt	\$0.18	265.01-270 Watt	\$0.34
130.01-135 Watt	\$0.19	270.01-275 Watt	\$0.34
135.01-140 Watt	\$0.19	275.01-280 Watt	\$0.35
140.01-145 Watt	\$0.20	280.01-285 Watt	\$0.35
145.01-150 Watt	\$0.20	285.01-290 Watt	\$0.36
150.01-155 Watt	\$0.21	290.01-295 Watt	\$0.36
155.01-160 Watt	\$0.21	295.01-300 Watt	\$0.37
160.01-165 Watt	\$0.22		
165.01-170 Watt	\$0.23		

(N)

Issued: June 26, 2013
Advice No.: 2013-10

Effective: July 1, 2013

By Authority of the Washington Utilities and Transportation Commission in Docket Nos. UE-130137 & UG-130138
Issued By Puget Sound Energy, Inc.

By: 

Ken Johnson

Title: Director, State Regulatory Affairs

**PUGET SOUND ENERGY, INC.
Electric Tariff G**

**SCHEDULE 140
PROPERTY TAX TRACKER (Continued)**

(N)

MONTHLY RATE:

SCHEDULE 54 – Sodium Vapor Lighting Energy Service

Lamp Wattage

50 Watt	\$0.06
70 Watt	\$0.09
100 Watt	\$0.13
150 Watt	\$0.19
200 Watt	\$0.25
250 Watt	\$0.31
310 Watt	\$0.42
400 Watt	\$0.48
1000 Watt	\$1.21

SCHEDULE 54 – LED Lighting Energy Service

See Sheet No. 140-d

SCHEDULE 55 –

Sodium Vapor Area Lighting Service*

Schedule 55 – Metal Halide Area Lighting Service*

Lamp Wattage

70 Watt	\$0.32
100 Watt	\$0.36
150 Watt	\$0.43
200 Watt	\$0.52
250 Watt	\$0.59
400 Watt	\$0.79

Lamp Wattage

250 Watt	\$0.68
----------	--------

SCHEDULE 55 – Pole Charges

Pole Charge (Pre November 1974)	\$0.06
Pole Charge (Post October 28, 1999)	\$0.25

* Rate applies to the schedule(s) as well as equivalent schedules such as Residential and Farm Schedules.

(N)

Issued: June 26, 2013


Effective: July 1, 2013

Advice No.: 2013-10

By Authority of the Washington Utilities and Transportation Commission in Docket Nos. UE-130137 & UG-130138

Issued By Puget Sound Energy, Inc.

By:



Ken Johnson

Title: Director, State Regulatory Affairs

**PUGET SOUND ENERGY, INC.
Electric Tariff G**

**SCHEDULE 140
PROPERTY TAX TRACKER (Continued)**

(N)

MONTHLY RATE:

SCHEDULE 57 – Continuous Lighting Service

Monthly Rate per Watt
of Connected Load: \$0.00078
Monthly Minimum
Charge \$0.27

SCHEDULE 58 – Directional Sodium Vapor Lighting Service*

<u>Lamp Wattage</u>	
70 Watt	\$0.39
100 Watt	\$0.42
150 Watt	\$0.49
200 Watt	\$0.57
250 Watt	\$0.63
400 Watt	\$0.80

SCHEDULE 58 – Directional Metal Halide Lighting Service*

<u>Lamp Wattage</u>	
175 Watt	\$0.55
250 Watt	\$0.65
400 Watt	\$0.81
1000 Watt	\$1.49

* Rate applies to the schedule(s) as well as equivalent schedules such as Residential and Farm schedules.

(N)

Issued: June 26, 2013
Advice No.: 2013-10

Effective: July 1, 2013

By Authority of the Washington Utilities and Transportation Commission in Docket Nos. UE-130137 and UG-130138
Issued By Puget Sound Energy, Inc.

By: 

Ken Johnson

Title: Director, State Regulatory Affairs

PUGET SOUND ENERGY, INC.
Electric Tariff G

SCHEDULE 140
PROPERTY TAX TRACKER (Continued)

(N)

MONTHLY RATE:SCHEDULE 58 – Horizontal Sodium Vapor Lighting Service*Lamp Wattage

100 Watt	\$0.48
150 Watt	\$0.54
200 Watt	\$0.63
250 Watt	\$0.66
400 Watt	\$0.86

SCHEDULE 58 – Horizontal Metal Halide Lighting Service*Lamp Wattage

250 Watt	\$0.77
400 Watt	\$0.97

SCHEDULE 58 – Pole Charge

Pole Charge (Post October 28, 1999) \$0.25

*Rate applies to the schedule(s) as well as equivalent schedules such as Residential and Farm schedules.

ADJUSTMENTS: Rates in this schedule and those rates reflected in the schedules for electric service to which the surcharge in the Rate section above applies, are subject to adjustment by such other schedules in this tariff as may apply.

GENERAL RULES AND PROVISIONS: Service under this schedule is subject to the General Rules and Provisions in this tariff (Schedule 80) as they may be modified from time to time and other schedules of such tariff that may from time to time apply as they may be modified from time to time.

(N)

Issued: June 26, 2013
Advice No.: 2013-10

Effective: July 1, 2013

By Authority of the Washington Utilities and Transportation Commission in Docket Nos. UE-130137 & UG-130138
Issued By Puget Sound Energy, Inc.

By:



Ken Johnson

Title: Director, State Regulatory Affairs

**PUGET SOUND ENERGY, INC.
Electric Tariff G**

**SCHEDULE 141
EXPEDITED RATE FILING RATE ADJUSTMENT**

(N)

1. APPLICABILITY:

This rate is applicable to all Customers of the Company and will be applied to all bills to Customers during a month when this schedule is effective.

2. PURPOSE:

The purpose of this schedule is to implement rates approved through the Expedited Rate Filing ("ERF") process.

(N)

Issued: June 26, 2013
Advice No.: 2013-10

Effective: July 1, 2013

By Authority of the Washington Utilities and Transportation Commission in Docket Nos. UE-130137 & UG-130138
Issued By Puget Sound Energy, Inc.

By: 

Ken Johnson

Title: Director, State Regulatory Affairs

PUGET SOUND ENERGY, INC.
Electric Tariff G

SCHEDULE 141
EXPEDITED RATE FILING RATE ADJUSTMENT (Continued)

(N)

MONTHLY RATE: The surcharge rate shown below and on the following sheets shall be added to the rate(s) shown on each schedule for electric service.

SCHEDULE 7

Basic Charge: \$0.38 per month single phase or \$0.90 per month three phase

Energy Charge: First 600 kWh \$0.001114 per kWh All kWh over 600 kWh \$0.001357 per kWh

SCHEDULE 7A & SCHEDULE 25

Basic Charge: \$2.60 per month

Demand Charge: \$0.01 per kW of Billing Demand Apr-Sep

Demand Charge: \$0.01 per kW of Billing Demand Oct-Mar

Energy Charge first 20,000 kWh: \$0.001260 per kWh Apr-Sep \$0.001394 per kWh Oct-Mar

Energy Charge all over 20,000 kWh: \$0.000991

Reactive Power Charge: 0.000000 per reactive kilovolt ampere-hour (kvarh)

SCHEDULE 24*

Basic Charge: \$0.50 per month single phase or \$1.26 per month three phase

Energy Charge: \$0.001154 per kWh Apr-Sep \$0.001197 per kWh Oct-Mar

SCHEDULE 26*

Basic Charge: \$6.00 per month

Demand Charge: \$0.12 per kW of Billing Demand Apr-Sep

Demand Charge: \$0.18 per kW of Billing Demand Oct-Mar

Energy Charge: \$0.000634 per kWh

Reactive Power Charge: 0.00003 per reactive kilovolt ampere-hour (kvarh)

Adjustments for delivery at Primary Voltage: Basic Charge: \$11.40 per month

Demand Charge: \$0.00 per kW to all Demand rates

Energy Charge: 0.00% reduction to all Energy and Reactive Power Charges

*Rate applies to the schedule(s) as well as equivalent schedules such as Residential and Farm Schedules.

(N)

Issued: June 26, 2013

Advice No.: 2013-10

Effective: July 1, 2013

By Authority of the Washington Utilities and Transportation Commission in Docket Nos. UE-130137 & UG-130138

Issued By Puget Sound Energy, Inc.

By:



Ken Johnson

Title: Director, State Regulatory Affairs

PUGET SOUND ENERGY, INC.
Electric Tariff G

SCHEDULE 141
EXPEDITED RATE FILING RATE ADJUSTMENT (Continued)

MONTHLY RATE:SCHEDULE 29

Basic Charge: \$0.48 per month single phase or \$1.22 per month three phase
 Demand Charge: \$0.00 per kW of Billing Demand Apr-Sep
 Demand Charge: \$0.00 per kW of Billing Demand Oct-Mar
 Energy Charge Apr-Sep: first 20,000 kWh \$0.000894, all over 20,000 kWh \$0.000766 per kWh
 Energy Charge Oct-Mar: first 20,000 kWh \$0.001291, all over 20,000 kWh \$0.000980 per kWh
 Reactive Power Charge: 0.000000 per reactive kilovolt ampere-hour (kvarh)

SCHEDULE 31*

Basic Charge: \$17.40 per month
 Demand Charge: \$0.12 per kW of Billing Demand Apr-Sep
 Demand Charge: \$0.18 per kW of Billing Demand Oct-Mar
 Energy Charge: \$0.000570 per kWh
 Reactive Power Charge: 0.00002 per reactive kilovolt ampere-hour (kvarh)

SCHEDULE 35

Basic Charge: \$17.40 per month
 Demand Charge: \$0.00 per kW of Billing Demand Apr-Sep
 Demand Charge: \$0.00 per kW of Billing Demand Oct-Mar
 Energy Charge: \$(0.000052) (credit) per kWh
 Reactive Power Charge: 0.000000 per reactive kilovolt ampere-hour (kvarh)

SCHEDULE 40

Basic Charge:
 Primary Voltage Metering Point: \$17.40 per month
 Secondary Voltage Metering Points with annual peak Demand <= 350 kW: \$2.60 per month
 Secondary Voltage Metering Points with annual peak Demand >350 kW: \$6.00 per month
 Production and Transmission Charges:
 (a) Demand Charge: JAN-DEC
 High Voltage Metering Point - \$0.00 per kW of Coincident Billing Demand
 Primary Voltage Metering Point - \$0.00 per kW of Coincident Billing Demand
 Secondary Voltage Metering Point - \$0.00 per kW of Coincident Billing Demand

* Rate applies to the schedule(s) as well as equivalent schedules such as Residential and Farm Schedules.

Issued: June 26, 2013
Advice No.: 2013-10

Effective: July 1, 2013

By Authority of the Washington Utilities and Transportation Commission in Docket Nos. UE-130137 & UG-130138
Issued By Puget Sound Energy, Inc.

By:



Ken Johnson

Title: Director, State Regulatory Affairs

(N)

(N)

**PUGET SOUND ENERGY, INC.
Electric Tariff G**

**SCHEDULE 141
EXPEDITED RATE FILING RATE ADJUSTMENT (Continued)**

MONTHLY RATE:

(N)

SCHEDULE 40 (Continued)

Production and Transmission Charges (Continued):

(b) Energy Charge:

- High Voltage Metering Point - \$0.000468 per kWh
- Primary Voltage Metering Point - \$0.000475 per kWh
- Secondary Voltage Metering Point - \$0.000487 per kWh

Reactive Power Charge:

- Primary Voltage Metering Point - \$0.00002 per reactive kilovolt ampere-hour (kvarh)
- Secondary Voltage Metering Point - \$0.00003 per reactive kilovolt ampere-hour (kvarh)

Customer Specific Distribution Charges: - as determined based on tariff calculations

Distribution Charges:

- Primary Voltage Consumption - \$0.000000 per kWh
- Secondary Voltage Consumption (>350 kW peak Demand): \$0.000000 per kWh
- Secondary Voltage Consumption (<= 350 kW peak Demand): \$0.000000 per kWh

SCHEDULE 43

Basic Charge: \$17.40 per month

Demand Charge: \$0.23 per kW of Billing Demand
plus \$(0.05) per kW of Critical Demand established in the preceding 11 months

Energy Charge: \$0.000229 per kWh

Reactive Power Charge: 0.00015 per reactive kilovolt ampere-hour (kvarh)

SCHEDULE 46

Demand Charge: \$0.00 per kW of Billing Demand

Energy Charge: \$0.000356 per kWh

Annual Minimum Charge:

- Energy - \$0.000320 per kWh

(N)

Issued: June 26, 2013
Advice No.: 2013-10

Effective: July 1, 2013

By Authority of the Washington Utilities and Transportation Commission in Docket Nos. UE-130137 & UG-130138
Issued By Puget Sound Energy, Inc.

By:



Ken Johnson

Title: Director, State Regulatory Affairs

**PUGET SOUND ENERGY, INC.
Electric Tariff G**

**SCHEDULE 141
EXPEDITED RATE FILING RATE ADJUSTMENT (Continued)**

(N)

MONTHLY RATE:

SCHEDULES 448, 449, 458 & 459

Distribution Service:

Primary Voltage \$0.000000 per kVa Month
High Voltage \$0.000000 per kVa Month

Customer Charge:

Primary Voltage \$870.00 per Month per metered Customer site
High Voltage \$870.00 per Month per metered Customer site

SCHEDULE 49

Demand Charge: \$0.00 per kW of Billing Demand
Energy Charge: \$0.000356 per kWh

SCHEDULE 50 – Customer-Owned Incandescent Lighting Service

Lamp Wattage

327 Watts \$0.35

SCHEDULE 50 – Customer-Owned Mercury Vapor Lighting Service

Lamp Wattage

100 Watts \$0.17
175 Watts \$0.25
400 Watts \$0.50

SCHEDULE 50 – Customer-Owned Energy Only Mercury Vapor Lighting Service

Lamp Wattage

100 Watts \$0.12
175 Watts \$0.20
400 Watts \$0.44
700 Watts \$0.83
1000 Watts \$1.12

(N)

Issued: June 26, 2013
Advice No.: 2013-10

Effective: July 1, 2013

By Authority of the Washington Utilities and Transportation Commission in Docket Nos. UE-130137 & UG-130138

Issued By Puget Sound Energy, Inc.

By: 

Ken Johnson

Title: Director, State Regulatory Affairs

PUGET SOUND ENERGY, INC.
Electric Tariff G

SCHEDULE 141

(N)

EXPEDITED RATE FILING RATE ADJUSTMENT (Continued)

MONTHLY RATE:

SCHEDULE 51 – LED (Light Emitting Diode) Lighting Service

<u>Lamp Wattage</u>	<u>Per Lamp</u>	<u>Lamp Wattage</u>	<u>Per Lamp</u>
30-35 Watt	\$0.03	175.01-180 Watt	\$0.18
35.01-40 Watt	\$0.04	180.01-185 Watt	\$0.19
40.01-45 Watt	\$0.04	185.01-190 Watt	\$0.19
45.01-50 Watt	\$0.05	190.01-195 Watt	\$0.20
50.01-55 Watt	\$0.05	195.01-200 Watt	\$0.20
55.01-60 Watt	\$0.06	200.01-205 Watt	\$0.21
60.01-65 Watt	\$0.06	205.01-210 Watt	\$0.21
65.01-70 Watt	\$0.07	210.01-215 Watt	\$0.22
70.01-75 Watt	\$0.07	215.01-220 Watt	\$0.22
75.01-80 Watt	\$0.08	220.01-225 Watt	\$0.23
80.01-85 Watt	\$0.08	225.01-230 Watt	\$0.23
85.01-90 Watt	\$0.09	230.01-235 Watt	\$0.24
90.01-95 Watt	\$0.09	235.01-240 Watt	\$0.24
95.01-100 Watt	\$0.10	240.01-245 Watt	\$0.25
100.01-105 Watt	\$0.10	245.01-250 Watt	\$0.25
105.01-110 Watt	\$0.11	250.01-255 Watt	\$0.26
110.01-115 Watt	\$0.11	255.01-260 Watt	\$0.26
115.01-120 Watt	\$0.12	260.01-265 Watt	\$0.27
120.01-125 Watt	\$0.12	265.01-270 Watt	\$0.27
125.01-130 Watt	\$0.13	270.01-275 Watt	\$0.28
130.01-135 Watt	\$0.14	275.01-280 Watt	\$0.28
135.01-140 Watt	\$0.14	280.01-285 Watt	\$0.29
140.01-145 Watt	\$0.15	285.01-290 Watt	\$0.29
145.01-150 Watt	\$0.15	290.01-295 Watt	\$0.30
150.01-155 Watt	\$0.16	295.01-300 Watt	\$0.30
155.01-160 Watt	\$0.16		
160.01-165 Watt	\$0.17		
165.01-170 Watt	\$0.17		
170.01-175 Watt	\$0.18		

(N)

(N)

Schedule 51 Facilities O&M Charge: 0.008%

(N)

Issued: June 26, 2013

Effective: July 1, 2013

Advice No.: 2013-10

By Authority of the Washington Utilities and Transportation Commission in Docket Nos. UE-130137 & UG-130138

Issued By Puget Sound Energy, Inc.

By:



Ken Johnson

Title: Director, State Regulatory Affairs

PUGET SOUND ENERGY, INC.
Electric Tariff G

SCHEDULE 141

(N)

EXPEDITED RATE FILING RATE ADJUSTMENT (Continued)

MONTHLY RATE:SCHEDULE 52 – Sodium Vapor Lighting ServiceLamp Wattage

50 Watt	\$0.06
70 Watt	\$0.09
100 Watt	\$0.12
150 Watt	\$0.17
200 Watt	\$0.23
250 Watt	\$0.29
310 Watt	\$0.39
400 Watt	\$0.45

SCHEDULE 52 – Metal Halide Lighting ServiceLamp Wattage

70 Watt	\$0.09
100 Watt	\$0.12
150 Watt	\$0.17
175 Watt	\$0.20
250 Watt	\$0.27
400 Watt	\$0.43
1000 Watt	\$1.02

SCHEDULE 52 – Facilities Charges – Option A: 0.045% Option B: 0.008%

SCHEDULE 53 – Sodium Vapor Lighting Service – Company-Owned

<u>Lamp Wattage</u>	<u>Company-Owned</u>	<u>Customer-Owned</u>
50 Watt	\$0.26	\$0.12
70 Watt	\$0.30	\$0.15
100 Watt	\$0.34	\$0.18
150 Watt	\$0.40	\$0.24
200 Watt	\$0.48	\$0.29
250 Watt	\$0.54	\$0.35
310 Watt	\$0.63	\$0.42
400 Watt	\$0.73	\$0.51
1000 Watt	\$1.62	\$1.24


(N)

Issued: June 26, 2013**Effective:** July 1, 2013**Advice No.:** 2013-10

By Authority of the Washington Utilities and Transportation Commission in Docket Nos. UE-130137 & UG-130138

Issued By Puget Sound Energy, Inc.

By:



Ken Johnson

Title: Director, State Regulatory Affairs

PUGET SOUND ENERGY, INC.
Electric Tariff G

SCHEDULE 141
EXPEDITED RATE FILING RATE ADJUSTMENT (Continued)

(N)

MONTHLY RATE:SCHEDULE 53 – Metal Halide Lighting Service – Company-Owned

<u>Lamp Wattage</u>	<u>Company-Owned</u>	<u>Customer Owned</u>
70 Watt	\$0.41	\$0.26
100 Watt	\$0.44	\$0.29
150 Watt	\$0.51	\$0.35
175 Watt	\$0.00	\$0.45
250 Watt	\$0.65	\$0.47
400 Watt	\$0.74	\$0.52

SCHEDULE 53 – LED Lighting ServiceLamp Wattage

See Sheets 141-i and 141-j for Schedule 53 LED Lighting Rates

SCHEDULE 54 – Sodium Vapor Lighting Energy ServiceLamp WattageDusk to Dawn

50 Watt	\$0.06
70 Watt	\$0.09
100 Watt	\$0.12
150 Watt	\$0.17
200 Watt	\$0.23
250 Watt	\$0.29
310 Watt	\$0.39
400 Watt	\$0.45
1000 Watt	\$1.13

(N)

Issued: June 26, 2013**Effective:** July 1, 2013**Advice No.:** 2013-10

By Authority of the Washington Utilities and Transportation Commission in Docket Nos. UE-130137 & UG-130138

Issued By Puget Sound Energy, Inc.

By:



Ken Johnson

Title: Director, State Regulatory Affairs

**PUGET SOUND ENERGY, INC.
Electric Tariff G**

**SCHEDULE 141
EXPEDITED RATE FILING RATE ADJUSTMENT (Continued)**

(N)

MONTHLY RATE:

SCHEDULE 53 – Company-Owned LED (Light Emitting Diode) Lighting Service

<u>Lamp Wattage</u>	<u>Per Lamp</u>	<u>Lamp Wattage</u>	<u>Per Lamp</u>	
30-35 Watt	\$0.22	175.01-180 Watt	\$0.41	(N)
35.01-40 Watt	\$0.22	180.01-185 Watt	\$0.41	
40.01-45 Watt	\$0.23	185.01-190 Watt	\$0.42	
45.01-50 Watt	\$0.23	190.01-195 Watt	\$0.42	
50.01-55 Watt	\$0.24	195.01-200 Watt	\$0.43	
55.01-60 Watt	\$0.24	200.01-205 Watt	\$0.43	
60.01-65 Watt	\$0.25	205.01-210 Watt	\$0.44	
65.01-70 Watt	\$0.26	210.01-215 Watt	\$0.44	
70.01-75 Watt	\$0.26	215.01-220 Watt	\$0.45	
75.01-80 Watt	\$0.27	220.01-225 Watt	\$0.45	
80.01-85 Watt	\$0.27	225.01-230 Watt	\$0.46	
85.01-90 Watt	\$0.28	230.01-235 Watt	\$0.47	
90.01-95 Watt	\$0.29	235.01-240 Watt	\$0.47	
95.01-100 Watt	\$0.29	240.01-245 Watt	\$0.48	
100.01-105 Watt	\$0.30	245.01-250 Watt	\$0.48	
105.01-110 Watt	\$0.30	250.01-255 Watt	\$0.49	
110.01-115 Watt	\$0.31	255.01-260 Watt	\$0.49	
115.01-120 Watt	\$0.31	260.01-265 Watt	\$0.50	
120.01-125 Watt	\$0.32	265.01-270 Watt	\$0.50	
125.01-130 Watt	\$0.33	270.01-275 Watt	\$0.51	
130.01-135 Watt	\$0.34	275.01-280 Watt	\$0.51	
135.01-140 Watt	\$0.34	280.01-285 Watt	\$0.53	
140.01-145 Watt	\$0.35	285.01-290 Watt	\$0.53	
145.01-150 Watt	\$0.35	290.01-295 Watt	\$0.54	
150.01-155 Watt	\$0.36	295.01-300 Watt	\$0.54	(N)
155.01-160 Watt	\$0.36			
160.01-165 Watt	\$0.37			
165.01-170 Watt	\$0.37			
170.01-175 Watt	\$0.38			(N)

Issued: June 26, 2013

Effective: July 1, 2013

Advice No.: 2013-10

By Authority of the Washington Utilities and Transportation Commission in Docket Nos. UE-130137 & UG-130138

Issued By Puget Sound Energy, Inc.

By: 

Ken Johnson

Title: Director, State Regulatory Affairs

**PUGET SOUND ENERGY, INC.
Electric Tariff G**

**SCHEDULE 141
EXPEDITED RATE FILING RATE ADJUSTMENT (Continued)**

(N)

MONTHLY RATE:

SCHEDULE 53 – Customer-Owned LED (Light Emitting Diode) Lighting Service

<u>Lamp Wattage</u>	<u>Per Lamp</u>	<u>Lamp Wattage</u>	<u>Per Lamp</u>	
30-35 Watt	\$0.07	175.01-180 Watt	\$0.22	(N)
35.01-40 Watt	\$0.08	180.01-185 Watt	\$0.23	
40.01-45 Watt	\$0.08	185.01-190 Watt	\$0.23	
45.01-50 Watt	\$0.09	190.01-195 Watt	\$0.24	
50.01-55 Watt	\$0.09	195.01-200 Watt	\$0.24	
55.01-60 Watt	\$0.10	200.01-205 Watt	\$0.25	
60.01-65 Watt	\$0.10	205.01-210 Watt	\$0.25	
65.01-70 Watt	\$0.11	210.01-215 Watt	\$0.26	
70.01-75 Watt	\$0.11	215.01-220 Watt	\$0.26	
75.01-80 Watt	\$0.12	220.01-225 Watt	\$0.27	
80.01-85 Watt	\$0.12	225.01-230 Watt	\$0.27	
85.01-90 Watt	\$0.13	230.01-235 Watt	\$0.28	
90.01-95 Watt	\$0.13	235.01-240 Watt	\$0.28	
95.01-100 Watt	\$0.14	240.01-245 Watt	\$0.29	
100.01-105 Watt	\$0.14	245.01-250 Watt	\$0.29	
105.01-110 Watt	\$0.15	250.01-255 Watt	\$0.30	
110.01-115 Watt	\$0.15	255.01-260 Watt	\$0.30	
115.01-120 Watt	\$0.16	260.01-265 Watt	\$0.31	
120.01-125 Watt	\$0.16	265.01-270 Watt	\$0.31	
125.01-130 Watt	\$0.17	270.01-275 Watt	\$0.32	
130.01-135 Watt	\$0.17	275.01-280 Watt	\$0.32	
135.01-140 Watt	\$0.18	280.01-285 Watt	\$0.33	
140.01-145 Watt	\$0.18	285.01-290 Watt	\$0.33	
145.01-150 Watt	\$0.19	290.01-295 Watt	\$0.34	
150.01-155 Watt	\$0.19	295.01-300 Watt	\$0.34	(N)
155.01-160 Watt	\$0.20			
160.01-165 Watt	\$0.21			
165.01-170 Watt	\$0.21			
170.01-175 Watt	\$0.22			(N)

Issued: June 26, 2013
Advice No.: 2013-10

Effective: July 1, 2013

By Authority of the Washington Utilities and Transportation Commission in Docket Nos. UE-130137 & UG-130138
Issued By Puget Sound Energy, Inc.

By: 

Ken Johnson

Title: Director, State Regulatory Affairs

PUGET SOUND ENERGY, INC.
Electric Tariff G

SCHEDULE 141
EXPEDITED RATE FILING RATE ADJUSTMENT (Continued)

(N)

MONTHLY RATE:

SCHEDULE 54 – Customer-Owned LED (Light Emitting Diode) Lighting Energy Service

<u>Lamp Wattage</u>	<u>Per Lamp</u>	<u>Lamp Wattage</u>	<u>Per Lamp</u>	
30-35 Watt	\$0.03	175.01-180 Watt	\$0.18	(N)
35.01-40 Watt	\$0.04	180.01-185 Watt	\$0.19	
40.01-45 Watt	\$0.04	185.01-190 Watt	\$0.19	
45.01-50 Watt	\$0.05	190.01-195 Watt	\$0.20	
50.01-55 Watt	\$0.05	195.01-200 Watt	\$0.20	
55.01-60 Watt	\$0.06	200.01-205 Watt	\$0.21	
60.01-65 Watt	\$0.06	205.01-210 Watt	\$0.21	
65.01-70 Watt	\$0.07	210.01-215 Watt	\$0.22	
70.01-75 Watt	\$0.07	215.01-220 Watt	\$0.22	
75.01-80 Watt	\$0.08	220.01-225 Watt	\$0.23	
80.01-85 Watt	\$0.08	225.01-230 Watt	\$0.23	
85.01-90 Watt	\$0.09	230.01-235 Watt	\$0.24	
90.01-95 Watt	\$0.09	235.01-240 Watt	\$0.24	
95.01-100 Watt	\$0.10	240.01-245 Watt	\$0.25	
100.01-105 Watt	\$0.10	245.01-250 Watt	\$0.25	
105.01-110 Watt	\$0.11	250.01-255 Watt	\$0.26	
110.01-115 Watt	\$0.11	255.01-260 Watt	\$0.26	
115.01-120 Watt	\$0.12	260.01-265 Watt	\$0.27	
120.01-125 Watt	\$0.12	265.01-270 Watt	\$0.27	
125.01-130 Watt	\$0.13	270.01-275 Watt	\$0.28	
130.01-135 Watt	\$0.14	275.01-280 Watt	\$0.28	
135.01-140 Watt	\$0.14	280.01-285 Watt	\$0.29	
140.01-145 Watt	\$0.15	285.01-290 Watt	\$0.29	
145.01-150 Watt	\$0.15	290.01-295 Watt	\$0.30	
150.01-155 Watt	\$0.16	295.01-300 Watt	\$0.30	(N)
155.01-160 Watt	\$0.16			
160.01-165 Watt	\$0.17			
165.01-170 Watt	\$0.17			
170.01-175 Watt	\$0.18			(N)

Issued: June 26, 2013
Advice No.: 2013-10

Effective: July 1, 2013

By Authority of the Washington Utilities and Transportation Commission in Docket Nos. UE-130137 & UG-130138
Issued By Puget Sound Energy, Inc.

By: 

Ken Johnson

Title: Director, State Regulatory Affairs

PUGET SOUND ENERGY, INC.
Electric Tariff G

SCHEDULE 141
EXPEDITED RATE FILING RATE ADJUSTMENT (Continued)

(N)

MONTHLY RATE:SCHEDULE 55 – Sodium Vapor Area Lighting Service*Lamp Wattage

70 Watt	\$0.30
100 Watt	\$0.34
150 Watt	\$0.41
200 Watt	\$0.49
250 Watt	\$0.55
400 Watt	\$0.74

SCHEDULE 55 – Metal Halide Area Lighting Service*Lamp Wattage

250 Watt	\$0.63
----------	--------

SCHEDULE 55 – Facilities Charge

Facilities installed prior to November 20, 1975: \$0.06 per month

Facilities installed after November 1, 1999: \$0.24 per month

SCHEDULE 57 – Continuous Lighting

Monthly Rate per Watt

of Connected Load: \$0.00072

Minimum Charge: \$0.25

SCHEDULE 58 – Directional Sodium Vapor Flood Lighting Service*Lamp Wattage

70 Watt	\$0.36
100 Watt	\$0.40
150 Watt	\$0.45
200 Watt	\$0.53
250 Watt	\$0.59
400 Watt	\$0.75

* Rate applies to the schedule(s) as well as equivalent schedules such as Residential and Farm Schedules.

(N)

Issued: June 26, 2013
Advice No.: 2013-10

Effective: July 1, 2013

By Authority of the Washington Utilities and Transportation Commission in Docket Nos. UE-130137 & UG-130138

Issued By Puget Sound Energy, Inc.

By:



Ken Johnson

Title: Director, State Regulatory Affairs

**PUGET SOUND ENERGY, INC.
Electric Tariff G**

**SCHEDULE 141
EXPEDITED RATE FILING RATE ADJUSTMENT (Continued)**

(N)

MONTHLY RATE:

SCHEDULE 58 – Directional Metal Halide Flood Lighting Service*

Lamp Wattage

175 Watt	\$0.52
250 Watt	\$0.60
400 Watt	\$0.75
1000 Watt	\$1.39

SCHEDULE 58 – Horizontal Sodium Vapor Flood Lighting Service*

Lamp Wattage

100 Watt	\$0.45
150 Watt	\$0.51
200 Watt	\$0.59
250 Watt	\$0.61
400 Watt	\$0.80

SCHEDULE 58 – Horizontal Metal Halide Flood Lighting Service*

Lamp Wattage

250 Watt	\$0.72
400 Watt	\$0.91

SCHEDULE 58 – Facilities Charge – Facilities Installed after November 1, 1999: \$0.24

* Rate applies to the schedule(s) as well as equivalent schedules such as Residential and Farm schedules.

ADJUSTMENTS: Rates in this schedule and those rates reflected in the schedules for electric service to which the surcharge in the Funding and Rate sections above apply, are subject to adjustment by such other schedules in this tariff as may apply.

GENERAL RULES AND PROVISIONS: Service under this schedule is subject to the General Rules and Provisions in this tariff (Schedule 80) as they may be modified from time to time and other schedules of such tariff that may from time to time apply as they may be modified from time to time.

(N)

Issued: June 26, 2013
Advice No.: 2013-10

Effective: July 1, 2013

By Authority of the Washington Utilities and Transportation Commission in Docket Nos. UE-130137 & UG-130138
Issued By Puget Sound Energy, Inc.

By: 

Ken Johnson

Title: Director, State Regulatory Affairs

**PUGET SOUND ENERGY, INC.
Electric Tariff G**

**SCHEDULE 142
REVENUE DECOUPLING ADJUSTMENT MECHANISM**

(N)

1. APPLICABILITY:

This rate schedule is applicable to all Customers of the Company that receive service under Schedules 7, 7A, 24, 25, 26, 26P, 29, 31, 35, 40, 43, 46, 49, 50 through 59, 448, 449, 458 and 459, as well as equivalent schedules such as Residential and Farm Schedules. Rates in this schedule will be applied to all bills of applicable Customers with Energy usage during a month when this schedule is effective.

2. PURPOSE:

The purpose of this schedule is to establish balancing accounts and implement a rate adjustment mechanism that decouples the Company's revenues recovered from certain customers that are intended to recover delivery costs from sales of electricity. Its purpose is to also implement a rate plan for all other applicable customers.

3. RATE GROUPS:

- a. Decoupled Residential Customers: Customers served under Schedules 7 and 7A.
- b. Decoupled Non-Residential Customers: Customers served under Schedules 8, 10, 11, 12, 24, 25, 26, 26P, 29, 31, 35, 40, 43, 46, and 49.
- c. Rate Plan Customers: Customers served under Schedules 50 through 59, 448, 449, 458 and 459.

4. DECOUPLING MECHANISM:

a. Decoupling Calculation:

- i. The Revenue Decoupling Adjustment (RDA) reconciles on a monthly basis, separately for Decoupled Residential Customers and Decoupled Non-Residential Customers, differences between (i) the monthly Actual Delivery Revenue resulting from applying a Delivery Revenue per Unit of 2.7555 cents per kWh for Decoupled Residential Customers and 2.0965 cents per kWh for Decoupled Non-Residential Customers to their Energy sales, and (ii) the Allowed Delivery Revenue that would be collected by applying the Monthly Allowed Delivery Revenue Per Customer (see iii below) by the active number of Customers in each group for each month.

(N)

Issued: June 26, 2013
Advice No.: 2013-10

Effective: July 1, 2013

By Authority of the Washington Utilities and Transportation Commission in Docket Nos. UE-121697 & UG-121705
Issued By Puget Sound Energy, Inc.

By: 

Ken Johnson

Title: Director, State Regulatory Affairs

**PUGET SOUND ENERGY, INC.
Electric Tariff G**

**SCHEDULE 142
REVENUE DECOUPLING ADJUSTMENT MECHANISM (Continued)**

(N)

a. Decoupling Calculation (Continued):

- ii. The difference resulting when the Actual Delivery Revenue is subtracted from the Allowed Delivery Revenue is accrued monthly in the RDA Balancing Account. The monthly amount accrued will be divided into sub-accounts so that net accruals for Decoupled Residential Customers and Decoupled Non-Residential Customers can be tracked separately. The sub-accounts will accrue interest at a rate equal to that determined by the Federal Energy Regulatory Commission pursuant to 18 CFR 38.19a.
- iii. Monthly Allowed Delivery Revenue Per Customer: For each group of Customers (Decoupled Residential Customers and Decoupled Non-Residential Customers), the Monthly Allowed Delivery Revenue Per Customer will be as follows:

Residential Customers

Month	2013	2014	2015	2016	2017
January		\$35.83	\$37.23	\$38.68	\$40.17
February		\$34.29	\$35.64	\$37.02	\$38.45
March		\$31.58	\$32.82	\$34.10	\$35.41
April		\$28.18	\$29.28	\$30.42	
May		\$22.77	\$23.67	\$24.59	
June		\$21.14	\$21.96	\$22.82	
July	\$18.97	\$19.72	\$20.50	\$21.30	
August	\$18.67	\$19.40	\$20.17	\$20.95	
September	\$18.85	\$19.60	\$20.37	\$21.16	
October	\$19.70	\$20.48	\$21.28	\$22.11	
November	\$26.28	\$27.32	\$28.39	\$29.49	
December	\$33.11	\$34.42	\$35.77	\$37.16	

(N)

Issued: June 26, 2013
Advice No.: 2013-10

Effective: July 1, 2013

By Authority of the Washington Utilities and Transportation Commission in Docket Nos. UE-121697 & UG-121705
Issued By Puget Sound Energy, Inc.

By: 

Ken Johnson

Title: Director, State Regulatory Affairs

PUGET SOUND ENERGY, INC.
Electric Tariff G

SCHEDULE 142
REVENUE DECOUPLING ADJUSTMENT MECHANISM (Continued)

(N)

- ii. Monthly Allowed Delivery Revenue Per Customer (Continued):
iii.

Non-Residential Customers

Month	2013	2014	2015	2016	2017
January		\$164.48	\$170.09	\$175.87	\$181.82
February		\$158.98	\$164.41	\$169.99	\$175.75
March		\$162.20	\$167.73	\$173.43	\$179.30
April		\$149.93	\$155.04	\$160.31	
May		\$142.72	\$147.59	\$152.61	
June		\$147.53	\$152.57	\$157.75	
July	\$143.24	\$148.15	\$153.21	\$158.41	
August	\$147.76	\$152.82	\$158.03	\$163.41	
September	\$149.31	\$154.43	\$169.70	\$165.12	
October	\$143.16	\$148.06	\$153.12	\$158.32	
November	\$150.71	\$155.88	\$161.20	\$166.67	
December	\$158.54	\$163.97	\$169.57	\$175.33	

b. Process:

- i. The amounts accrued in the RDA Balancing Account, including interest, for Decoupled Residential Customers and Decoupled Non-Residential Customers through the end of the calendar year will be surcharged or refunded to the same group of Customers (Decoupled Residential Customers and Decoupled Non-Residential Customers) during the subsequent May 1 through April 30 rate year.
- ii. No later than April 1 of each year following the initial effective date of this schedule, the Company will make a filing to set new decoupling rates under this Schedule 142 to be effective May 1 of the same year.

5. TERM:

Accruals under this mechanism shall continue until the effective date of rates approved in the Company's next general rate case, but may be continued beyond that general rate case, subject to approval by the Commission. If this mechanism is discontinued, amounts remaining in the RDA balancing account at that time will continue to be amortized through the rates charged under this schedule until the balance is cleared.

(N)

Issued: June 26, 2013

Effective: July 1, 2013

Advice No.: 2013-10

By Authority of the Washington Utilities and Transportation Commission in Docket Nos. UE-121697 & UG-121705
Issued By Puget Sound Energy, Inc.

By:



Ken Johnson

Title: Director, State Regulatory Affairs

**PUGET SOUND ENERGY, INC.
Electric Tariff G**

**SCHEDULE 142
REVENUE DECOUPLING ADJUSTMENT MECHANISM (Continued)**

(N)

6. MONTHLY DECOUPLING SURCHARGE RATE: The rate shown below for each schedule shall be added to the monthly rate(s) for each schedule identified thereby changing the rate charged for electric service. Customer bills shall reflect the sum of this Schedule 142 rate and the rate(s) otherwise charged for electric service.

SCHEDULES 7 & 7A

Energy Charge: \$0.001628 per kWh

SCHEDULES 24*, 25*, 26*, 26P, 29, 31*, 35, 40, 43, 46, 49

Energy Charge: \$0.000337 per kWh

*Rate applies to the schedule(s) as well as equivalent schedules such as Residential and Farm Schedules.

7. MONTHLY SURCHARGE FOR RATE PLAN CUSTOMERS: The surcharge rates shown below for each schedule shall be added to the monthly rate(s) for each schedule identified thereby changing the rate charged for electric service. Surcharge rates shall be revised each January 1. Customer bills shall reflect the sum of this Schedule 142 rate and the rate(s) otherwise charged for electric service.

Schedules 448, 449, 458 & 459

	2013	2014	2015	2016	2017
Distribution Service \$/ kVA					
- Primary Voltage	\$0.039	\$0.079	\$0.120	\$0.163	\$0.207
- High Voltage	\$0.004	\$0.008	\$0.012	\$0.016	\$0.020
Customer Charge \$/ month					
- Primary Voltage	\$ 55.95	\$113.58	\$172.94	\$234.08	\$ 297.05
- High Voltage	\$ 55.95	\$113.58	\$172.94	\$234.08	\$ 297.05

(N)

Issued: June 26, 2013
Advice No.: 2013-10

Effective: July 1, 2013

By Authority of the Washington Utilities and Transportation Commission in Docket Nos. UE-121697 & UG-121705
Issued By Puget Sound Energy, Inc.

By: 

Ken Johnson

Title: Director, State Regulatory Affairs

**PUGET SOUND ENERGY, INC.
Electric Tariff G**

**SCHEDULE 142
REVENUE DECOUPLING ADJUSTMENT MECHANISM (Continued)**

(N)

MONTHLY SURCHARGE:

Schedule 50 – Customer-Owned Incandescent Lighting Service

	2013	2014	2015	2016	2017
327 Watts	\$ 0.26	\$ 0.52	\$ 0.79	\$ 1.06	\$ 1.34

Schedule 50 – Customer-Owned Mercury Vapor Lighting Service

	2013	2014	2015	2016	2017
100 Watts	\$ 0.13	\$ 0.26	\$ 0.39	\$ 0.53	\$ 0.67
175 Watts	\$ 0.19	\$ 0.38	\$ 0.58	\$ 0.78	\$ 0.99
400 Watts	\$ 0.37	\$ 0.75	\$ 1.14	\$ 1.53	\$ 1.93

Schedule 50 – Customer-Owned Energy Only Mercury Vapor Lighting Service

	2013	2014	2015	2016	2017
100 Watts	\$ 0.09	\$ 0.18	\$ 0.27	\$ 0.36	\$ 0.46
175 Watts	\$ 0.15	\$ 0.30	\$ 0.45	\$ 0.61	\$ 0.77
400 Watts	\$ 0.33	\$ 0.66	\$ 1.00	\$ 1.35	\$ 1.71
700 Watts	\$ 0.62	\$ 1.25	\$ 1.89	\$ 2.55	\$ 3.22
1000 Watts	\$ 0.83	\$ 1.68	\$ 2.55	\$ 3.44	\$ 4.35

Schedule 51 – LED (Light Emitting Diode) Lighting Service

	2013	2014	2015	2016	2017
30-35 Watt	\$ 0.02	\$ 0.04	\$ 0.07	\$ 0.10	\$ 0.13
35.01-40 Watt	\$ 0.03	\$ 0.06	\$ 0.09	\$ 0.12	\$ 0.15
40.01-45 Watt	\$ 0.03	\$ 0.06	\$ 0.09	\$ 0.12	\$ 0.15
45.01-50 Watt	\$ 0.04	\$ 0.08	\$ 0.12	\$ 0.16	\$ 0.20
50.01-55 Watt	\$ 0.04	\$ 0.08	\$ 0.12	\$ 0.16	\$ 0.20
55.01-60 Watt	\$ 0.04	\$ 0.08	\$ 0.13	\$ 0.18	\$ 0.23
60.01-65 Watt	\$ 0.05	\$ 0.10	\$ 0.15	\$ 0.20	\$ 0.25
65.01-70 Watt	\$ 0.05	\$ 0.10	\$ 0.15	\$ 0.20	\$ 0.26
70.01-75 Watt	\$ 0.06	\$ 0.12	\$ 0.18	\$ 0.24	\$ 0.30
75.01-80 Watt	\$ 0.06	\$ 0.12	\$ 0.18	\$ 0.24	\$ 0.30

(N)

Issued: June 26, 2013
Advice No.: 2013-10

Effective: July 1, 2013

By Authority of the Washington Utilities and Transportation Commission in Docket Nos. UE-121697 & UG-121705
Issued By Puget Sound Energy, Inc.

By: 

Ken Johnson

Title: Director, State Regulatory Affairs

PUGET SOUND ENERGY, INC.
Electric Tariff G

SCHEDULE 142
REVENUE DECOUPLING ADJUSTMENT MECHANISM (Continued)

(N)

MONTHLY SURCHARGE:**Schedule 51 – LED (Light Emitting Diode) Lighting Service (Continued)**

	2013	2014	2015	2016	2017
80.01-85 Watt	\$ 0.06	\$ 0.12	\$ 0.19	\$ 0.26	\$ 0.33
85.01-90 Watt	\$ 0.07	\$ 0.14	\$ 0.21	\$ 0.28	\$ 0.35
90.01-95 Watt	\$ 0.07	\$ 0.14	\$ 0.21	\$ 0.28	\$ 0.36
95.01-100 Watt	\$ 0.07	\$ 0.15	\$ 0.23	\$ 0.31	\$ 0.39
100.01-105 Watt	\$ 0.08	\$ 0.16	\$ 0.24	\$ 0.32	\$ 0.40
105.01-110 Watt	\$ 0.08	\$ 0.16	\$ 0.25	\$ 0.34	\$ 0.43
110.01-115 Watt	\$ 0.09	\$ 0.18	\$ 0.27	\$ 0.36	\$ 0.45
115.01-120 Watt	\$ 0.09	\$ 0.18	\$ 0.27	\$ 0.36	\$ 0.46
120.01-125 Watt	\$ 0.09	\$ 0.18	\$ 0.28	\$ 0.38	\$ 0.48
125.01-130 Watt	\$ 0.10	\$ 0.20	\$ 0.30	\$ 0.40	\$ 0.51
130.01-135 Watt	\$ 0.10	\$ 0.20	\$ 0.31	\$ 0.42	\$ 0.53
135.01-140 Watt	\$ 0.10	\$ 0.21	\$ 0.32	\$ 0.43	\$ 0.54
140.01-145 Watt	\$ 0.11	\$ 0.22	\$ 0.33	\$ 0.45	\$ 0.57
145.01-150 Watt	\$ 0.11	\$ 0.22	\$ 0.34	\$ 0.46	\$ 0.58
150.01-155 Watt	\$ 0.12	\$ 0.24	\$ 0.36	\$ 0.48	\$ 0.61
155.01-160 Watt	\$ 0.12	\$ 0.24	\$ 0.36	\$ 0.49	\$ 0.62
160.01-165 Watt	\$ 0.12	\$ 0.25	\$ 0.38	\$ 0.51	\$ 0.64
165.01-170 Watt	\$ 0.13	\$ 0.26	\$ 0.39	\$ 0.53	\$ 0.67
170.01-175 Watt	\$ 0.13	\$ 0.26	\$ 0.40	\$ 0.54	\$ 0.68
175.01-180 Watt	\$ 0.14	\$ 0.28	\$ 0.42	\$ 0.56	\$ 0.71
180.01-185 Watt	\$ 0.14	\$ 0.28	\$ 0.42	\$ 0.57	\$ 0.72
185.01-190 Watt	\$ 0.14	\$ 0.29	\$ 0.44	\$ 0.59	\$ 0.74
190.01-195 Watt	\$ 0.15	\$ 0.30	\$ 0.45	\$ 0.61	\$ 0.77
195.01-200 Watt	\$ 0.15	\$ 0.30	\$ 0.46	\$ 0.62	\$ 0.78
200.01-205 Watt	\$ 0.15	\$ 0.31	\$ 0.47	\$ 0.63	\$ 0.80
205.01-210 Watt	\$ 0.16	\$ 0.32	\$ 0.48	\$ 0.65	\$ 0.82
210.01-215 Watt	\$ 0.16	\$ 0.33	\$ 0.50	\$ 0.67	\$ 0.85
215.01-220 Watt	\$ 0.17	\$ 0.34	\$ 0.51	\$ 0.69	\$ 0.87
220.01-225 Watt	\$ 0.17	\$ 0.34	\$ 0.52	\$ 0.70	\$ 0.88


(N)

Issued: June 26, 2013**Effective:** July 1, 2013**Advice No.:** 2013-10

By Authority of the Washington Utilities and Transportation Commission in Docket Nos. UE-121697 & UG-121705

Issued By Puget Sound Energy, Inc.

By:



Ken Johnson

Title: Director, State Regulatory Affairs

PUGET SOUND ENERGY, INC.
Electric Tariff G

SCHEDULE 142
REVENUE DECOUPLING ADJUSTMENT MECHANISM (Continued)

(N)

MONTHLY SURCHARGE:**Schedule 51 – LED (Light Emitting Diode) Lighting Service (Continued)**

	2013	2014	2015	2016	2017
225.01-230 Watt	\$ 0.17	\$ 0.35	\$ 0.53	\$ 0.71	\$ 0.90
230.01-235 Watt	\$ 0.18	\$ 0.36	\$ 0.54	\$ 0.73	\$ 0.92
235.01-240 Watt	\$ 0.18	\$ 0.36	\$ 0.55	\$ 0.74	\$ 0.94
240.01-245 Watt	\$ 0.18	\$ 0.37	\$ 0.56	\$ 0.76	\$ 0.96
245.01-250 Watt	\$ 0.19	\$ 0.38	\$ 0.58	\$ 0.78	\$ 0.98
250.01-255 Watt	\$ 0.19	\$ 0.39	\$ 0.59	\$ 0.79	\$ 1.00
255.01-260 Watt	\$ 0.20	\$ 0.40	\$ 0.60	\$ 0.81	\$ 1.02
260.01-265 Watt	\$ 0.20	\$ 0.40	\$ 0.61	\$ 0.82	\$ 1.04
265.01-270 Watt	\$ 0.20	\$ 0.41	\$ 0.62	\$ 0.84	\$ 1.06
270.01-275 Watt	\$ 0.21	\$ 0.42	\$ 0.64	\$ 0.86	\$ 1.09
275.01-280 Watt	\$ 0.21	\$ 0.43	\$ 0.65	\$ 0.87	\$ 1.10
280.01-285 Watt	\$ 0.21	\$ 0.43	\$ 0.65	\$ 0.88	\$ 1.11
285.01-290 Watt	\$ 0.22	\$ 0.44	\$ 0.67	\$ 0.90	\$ 1.14
290.01-295 Watt	\$ 0.22	\$ 0.45	\$ 0.68	\$ 0.92	\$ 1.16
295.01-300 Watt	\$ 0.23	\$ 0.46	\$ 0.70	\$ 0.94	\$ 1.19

Schedule 52 – Customer- Sodium Vapor Lighting Service

	2013	2014	2015	2016	2017
50 Watt	\$ 0.04	\$ 0.08	\$ 0.13	\$ 0.18	\$ 0.23
70 Watt	\$ 0.06	\$ 0.12	\$ 0.19	\$ 0.26	\$ 0.33
100 Watt	\$ 0.09	\$ 0.18	\$ 0.27	\$ 0.37	\$ 0.47
150 Watt	\$ 0.13	\$ 0.26	\$ 0.40	\$ 0.54	\$ 0.68
200 Watt	\$ 0.17	\$ 0.35	\$ 0.53	\$ 0.71	\$ 0.90
250 Watt	\$ 0.21	\$ 0.43	\$ 0.65	\$ 0.88	\$ 1.11
310 Watt	\$ 0.29	\$ 0.59	\$ 0.89	\$ 1.20	\$ 1.52
400 Watt	\$ 0.33	\$ 0.67	\$ 1.02	\$ 1.37	\$ 1.73

(N)


Issued: June 26, 2013
Advice No.: 2013-10

Effective: July 1, 2013

By Authority of the Washington Utilities and Transportation Commission in Docket Nos. UE-121697 & UG-121705

Issued By Puget Sound Energy, Inc.

By:



Ken Johnson

Title: Director, State Regulatory Affairs

PUGET SOUND ENERGY, INC.
Electric Tariff G

SCHEDULE 142
REVENUE DECOUPLING ADJUSTMENT MECHANISM (Continued)

(N)

MONTHLY SURCHARGE:**Schedule 52 – Metal Halide Lighting Service**

	2013	2014	2015	2016	2017
70 Watt	\$ 0.07	\$ 0.14	\$ 0.21	\$ 0.28	\$ 0.35
100 Watt	\$ 0.09	\$ 0.18	\$ 0.27	\$ 0.36	\$ 0.46
150 Watt	\$ 0.13	\$ 0.26	\$ 0.39	\$ 0.52	\$ 0.66
175 Watt	\$ 0.15	\$ 0.30	\$ 0.46	\$ 0.62	\$ 0.78
250 Watt	\$ 0.20	\$ 0.41	\$ 0.62	\$ 0.84	\$ 1.06
400 Watt	\$ 0.32	\$ 0.64	\$ 0.97	\$ 1.31	\$ 1.66
1000 Watt	\$ 0.76	\$ 1.54	\$ 2.33	\$ 3.14	\$ 3.97

Schedule 53 – Sodium Vapor Lighting Service – Company-Owned

	2013	2014	2015	2016	2017
50 Watt	\$ 0.20	\$ 0.40	\$ 0.60	\$ 0.81	\$ 1.02
70 Watt	\$ 0.22	\$ 0.45	\$ 0.68	\$ 0.92	\$ 1.16
100 Watt	\$ 0.25	\$ 0.51	\$ 0.77	\$ 1.04	\$ 1.31
150 Watt	\$ 0.30	\$ 0.60	\$ 0.91	\$ 1.23	\$ 1.55
200 Watt	\$ 0.36	\$ 0.72	\$ 1.09	\$ 1.47	\$ 1.86
250 Watt	\$ 0.40	\$ 0.81	\$ 1.23	\$ 1.66	\$ 2.10
310 Watt	\$ 0.46	\$ 0.93	\$ 1.41	\$ 1.90	\$ 2.40
400 Watt	\$ 0.54	\$ 1.09	\$ 1.66	\$ 2.24	\$ 2.83
1000 Watt	\$ 1.20	\$ 2.43	\$ 3.68	\$ 4.96	\$ 6.27

(N)

Issued: June 26, 2013
Advice No.: 2013-10

Effective: July 1, 2013

By Authority of the Washington Utilities and Transportation Commission in Docket Nos. UE-121697 & UG-121705
Issued By Puget Sound Energy, Inc.

By:



Ken Johnson

Title: Director, State Regulatory Affairs

PUGET SOUND ENERGY, INC.
Electric Tariff G

SCHEDULE 142
REVENUE DECOUPLING ADJUSTMENT MECHANISM (Continued)

(N)

MONTHLY SURCHARGE:

Schedule 53 – Sodium Vapor Lighting Service – Customer-Owned

	2013	2014	2015	2016	2017
50 Watt	\$ 0.09	\$ 0.18	\$ 0.27	\$ 0.36	\$ 0.46
70 Watt	\$ 0.11	\$ 0.22	\$ 0.34	\$ 0.46	\$ 0.58
100 Watt	\$ 0.14	\$ 0.28	\$ 0.42	\$ 0.56	\$ 0.71
150 Watt	\$ 0.18	\$ 0.36	\$ 0.55	\$ 0.74	\$ 0.93
200 Watt	\$ 0.22	\$ 0.44	\$ 0.67	\$ 0.90	\$ 1.14
250 Watt	\$ 0.26	\$ 0.53	\$ 0.80	\$ 1.08	\$ 1.36
310 Watt	\$ 0.31	\$ 0.63	\$ 0.96	\$ 1.29	\$ 1.63
400 Watt	\$ 0.38	\$ 0.77	\$ 1.17	\$ 1.58	\$ 1.99
1000 Watt	\$ 0.92	\$ 1.86	\$ 2.82	\$ 3.80	\$ 4.80

Schedule 53 – Metal Halide Lighting Service – Company Owned

	2013	2014	2015	2016	2017
70 Watt	\$ 0.31	\$ 0.62	\$ 0.94	\$ 1.27	\$ 1.60
100 Watt	\$ 0.33	\$ 0.66	\$ 1.00	\$ 1.35	\$ 1.70
150 Watt	\$ 0.38	\$ 0.76	\$ 1.15	\$ 1.55	\$ 1.96
175 Watt	\$ 0.48	\$ 0.97	\$ 1.48	\$ 2.00	\$ 2.53
250 Watt	\$ 0.55	\$ 1.11	\$ 1.68	\$ 2.26	\$ 2.86
400 Watt	\$ 0.31	\$ 0.62	\$ 0.94	\$ 1.27	\$ 1.60

Schedule 53 – Metal Halide Lighting Service – Customer Owned

	2013	2014	2015	2016	2017
70 Watt	\$ 0.20	\$ 0.40	\$ 0.61	\$ 0.82	\$ 1.03
100 Watt	\$ 0.22	\$ 0.44	\$ 0.66	\$ 0.89	\$ 1.12
150 Watt	\$ 0.26	\$ 0.53	\$ 0.80	\$ 1.08	\$ 1.36
175 Watt	\$ 0.34	\$ 0.68	\$ 1.03	\$ 1.39	\$ 1.76
250 Watt	\$ 0.35	\$ 0.70	\$ 1.06	\$ 1.43	\$ 1.81
400 Watt	\$ 0.39	\$ 0.79	\$ 1.20	\$ 1.61	\$ 2.03

(N)

Issued: June 26, 2013
Advice No.: 2013-10

Effective: July 1, 2013

By Authority of the Washington Utilities and Transportation Commission in Docket Nos. UE-121697 & UG-121705
Issued By Puget Sound Energy, Inc.

By: 

Ken Johnson

Title: Director, State Regulatory Affairs

PUGET SOUND ENERGY, INC.
Electric Tariff G

SCHEDULE 142
REVENUE DECOUPLING ADJUSTMENT MECHANISM (Continued)

(N)

MONTHLY SURCHARGE:**Schedule 53 – Company Owned LED (Light Emitting Diode) Lighting Service**

	2013	2014	2015	2016	2017
30-35 Watt	\$ 0.16	\$ 0.32	\$ 0.49	\$ 0.66	\$ 0.83
35.01-40 Watt	\$ 0.16	\$ 0.33	\$ 0.50	\$ 0.67	\$ 0.85
40.01-45 Watt	\$ 0.17	\$ 0.34	\$ 0.52	\$ 0.70	\$ 0.88
45.01-50 Watt	\$ 0.17	\$ 0.35	\$ 0.53	\$ 0.71	\$ 0.90
50.01-55 Watt	\$ 0.18	\$ 0.36	\$ 0.54	\$ 0.73	\$ 0.92
55.01-60 Watt	\$ 0.18	\$ 0.36	\$ 0.55	\$ 0.74	\$ 0.94
60.01-65 Watt	\$ 0.19	\$ 0.38	\$ 0.58	\$ 0.78	\$ 0.99
65.01-70 Watt	\$ 0.19	\$ 0.39	\$ 0.59	\$ 0.80	\$ 1.01
70.01-75 Watt	\$ 0.20	\$ 0.40	\$ 0.61	\$ 0.82	\$ 1.03
75.01-80 Watt	\$ 0.20	\$ 0.41	\$ 0.62	\$ 0.83	\$ 1.05
80.01-85 Watt	\$ 0.20	\$ 0.41	\$ 0.62	\$ 0.84	\$ 1.06
85.01-90 Watt	\$ 0.21	\$ 0.43	\$ 0.65	\$ 0.88	\$ 1.11
90.01-95 Watt	\$ 0.22	\$ 0.44	\$ 0.66	\$ 0.89	\$ 1.12
95.01-100 Watt	\$ 0.22	\$ 0.44	\$ 0.67	\$ 0.90	\$ 1.14
100.01-105 Watt	\$ 0.22	\$ 0.45	\$ 0.68	\$ 0.92	\$ 1.16
105.01-110 Watt	\$ 0.23	\$ 0.46	\$ 0.70	\$ 0.94	\$ 1.19
110.01-115 Watt	\$ 0.23	\$ 0.47	\$ 0.71	\$ 0.96	\$ 1.21
115.01-120 Watt	\$ 0.23	\$ 0.47	\$ 0.71	\$ 0.96	\$ 1.21
120.01-125 Watt	\$ 0.24	\$ 0.48	\$ 0.73	\$ 0.98	\$ 1.24
125.01-130 Watt	\$ 0.25	\$ 0.50	\$ 0.76	\$ 1.02	\$ 1.29
130.01-135 Watt	\$ 0.25	\$ 0.51	\$ 0.77	\$ 1.04	\$ 1.31
135.01-140 Watt	\$ 0.25	\$ 0.51	\$ 0.77	\$ 1.04	\$ 1.32
140.01-145 Watt	\$ 0.26	\$ 0.52	\$ 0.79	\$ 1.06	\$ 1.34
145.01-150 Watt	\$ 0.26	\$ 0.53	\$ 0.80	\$ 1.08	\$ 1.36
150.01-155 Watt	\$ 0.27	\$ 0.54	\$ 0.82	\$ 1.10	\$ 1.39
155.01-160 Watt	\$ 0.27	\$ 0.54	\$ 0.82	\$ 1.11	\$ 1.40
160.01-165 Watt	\$ 0.27	\$ 0.55	\$ 0.83	\$ 1.12	\$ 1.42
165.01-170 Watt	\$ 0.28	\$ 0.56	\$ 0.85	\$ 1.14	\$ 1.44

(N)

Issued: June 26, 2013**Effective:** July 1, 2013**Advice No.:** 2013-10

By Authority of the Washington Utilities and Transportation Commission in Docket Nos. UE-121697 & UG-121705

Issued By Puget Sound Energy, Inc.

By:



Ken Johnson

Title: Director, State Regulatory Affairs

PUGET SOUND ENERGY, INC.
Electric Tariff G

SCHEDULE 142
REVENUE DECOUPLING ADJUSTMENT MECHANISM (Continued)

(N)

MONTHLY SURCHARGE:**Schedule 53 – Company Owned LED (Light Emitting Diode) Lighting Service (Continued)**

	2013	2014	2015	2016	2017
170.01-175 Watt	\$ 0.28	\$ 0.57	\$ 0.86	\$ 1.16	\$ 1.46
175.01-180 Watt	\$ 0.30	\$ 0.61	\$ 0.93	\$ 1.25	\$ 1.58
180.01-185 Watt	\$ 0.31	\$ 0.62	\$ 0.94	\$ 1.27	\$ 1.60
185.01-190 Watt	\$ 0.31	\$ 0.63	\$ 0.95	\$ 1.28	\$ 1.62
190.01-195 Watt	\$ 0.31	\$ 0.63	\$ 0.96	\$ 1.29	\$ 1.63
195.01-200 Watt	\$ 0.32	\$ 0.65	\$ 0.98	\$ 1.32	\$ 1.67
200.01-205 Watt	\$ 0.32	\$ 0.65	\$ 0.99	\$ 1.33	\$ 1.68
205.01-210 Watt	\$ 0.33	\$ 0.66	\$ 1.00	\$ 1.35	\$ 1.70
210.01-215 Watt	\$ 0.33	\$ 0.67	\$ 1.01	\$ 1.36	\$ 1.72
215.01-220 Watt	\$ 0.33	\$ 0.67	\$ 1.02	\$ 1.37	\$ 1.73
220.01-225 Watt	\$ 0.34	\$ 0.68	\$ 1.03	\$ 1.39	\$ 1.76
225.01-230 Watt	\$ 0.34	\$ 0.69	\$ 1.05	\$ 1.41	\$ 1.78
230.01-235 Watt	\$ 0.35	\$ 0.70	\$ 1.06	\$ 1.43	\$ 1.81
235.01-240 Watt	\$ 0.35	\$ 0.71	\$ 1.08	\$ 1.45	\$ 1.83
240.01-245 Watt	\$ 0.35	\$ 0.71	\$ 1.08	\$ 1.46	\$ 1.84
245.01-250 Watt	\$ 0.36	\$ 0.73	\$ 1.10	\$ 1.48	\$ 1.87
250.01-255 Watt	\$ 0.36	\$ 0.73	\$ 1.11	\$ 1.50	\$ 1.89
255.01-260 Watt	\$ 0.37	\$ 0.74	\$ 1.12	\$ 1.51	\$ 1.91
260.01-265 Watt	\$ 0.37	\$ 0.75	\$ 1.14	\$ 1.53	\$ 1.93
265.01-270 Watt	\$ 0.37	\$ 0.75	\$ 1.14	\$ 1.54	\$ 1.95
270.01-275 Watt	\$ 0.38	\$ 0.77	\$ 1.16	\$ 1.56	\$ 1.97
275.01-280 Watt	\$ 0.38	\$ 0.77	\$ 1.17	\$ 1.58	\$ 1.99
280.01-285 Watt	\$ 0.39	\$ 0.79	\$ 1.20	\$ 1.62	\$ 2.05
285.01-290 Watt	\$ 0.40	\$ 0.81	\$ 1.22	\$ 1.63	\$ 2.06
290.01-295 Watt	\$ 0.40	\$ 0.81	\$ 1.23	\$ 1.66	\$ 2.09
295.01-300 Watt	\$ 0.40	\$ 0.81	\$ 1.23	\$ 1.66	\$ 2.10

(N)

Issued: June 26, 2013
Advice No.: 2013-10

Effective: July 1, 2013

By Authority of the Washington Utilities and Transportation Commission in Docket Nos. UE-121697 & UG-121705
Issued By Puget Sound Energy, Inc.

By:



Ken Johnson

Title: Director, State Regulatory Affairs

PUGET SOUND ENERGY, INC.
Electric Tariff G

SCHEDULE 142
REVENUE DECOUPLING ADJUSTMENT MECHANISM (Continued)

(N)

MONTHLY SURCHARGE:**Schedule 53 – Customer Owned LED (Light Emitting Diode) Lighting Service**

	2013	2014	2015	2016	2017
30-35 Watt	\$ 0.05	\$ 0.10	\$ 0.16	\$ 0.22	\$ 0.28
35.01-40 Watt	\$ 0.06	\$ 0.12	\$ 0.18	\$ 0.24	\$ 0.30
40.01-45 Watt	\$ 0.06	\$ 0.12	\$ 0.18	\$ 0.25	\$ 0.32
45.01-50 Watt	\$ 0.07	\$ 0.14	\$ 0.21	\$ 0.28	\$ 0.35
50.01-55 Watt	\$ 0.07	\$ 0.14	\$ 0.21	\$ 0.28	\$ 0.35
55.01-60 Watt	\$ 0.07	\$ 0.14	\$ 0.22	\$ 0.30	\$ 0.38
60.01-65 Watt	\$ 0.08	\$ 0.16	\$ 0.24	\$ 0.32	\$ 0.40
65.01-70 Watt	\$ 0.08	\$ 0.16	\$ 0.24	\$ 0.33	\$ 0.42
70.01-75 Watt	\$ 0.08	\$ 0.17	\$ 0.26	\$ 0.35	\$ 0.44
75.01-80 Watt	\$ 0.09	\$ 0.18	\$ 0.27	\$ 0.36	\$ 0.46
80.01-85 Watt	\$ 0.09	\$ 0.18	\$ 0.28	\$ 0.38	\$ 0.48
85.01-90 Watt	\$ 0.10	\$ 0.20	\$ 0.30	\$ 0.40	\$ 0.50
90.01-95 Watt	\$ 0.10	\$ 0.20	\$ 0.30	\$ 0.41	\$ 0.52
95.01-100 Watt	\$ 0.10	\$ 0.21	\$ 0.32	\$ 0.43	\$ 0.54
100.01-105 Watt	\$ 0.11	\$ 0.22	\$ 0.33	\$ 0.44	\$ 0.56
105.01-110 Watt	\$ 0.11	\$ 0.22	\$ 0.34	\$ 0.46	\$ 0.58
110.01-115 Watt	\$ 0.11	\$ 0.23	\$ 0.35	\$ 0.47	\$ 0.59
115.01-120 Watt	\$ 0.12	\$ 0.24	\$ 0.36	\$ 0.49	\$ 0.62
120.01-125 Watt	\$ 0.12	\$ 0.24	\$ 0.37	\$ 0.50	\$ 0.63
125.01-130 Watt	\$ 0.13	\$ 0.26	\$ 0.39	\$ 0.52	\$ 0.66
130.01-135 Watt	\$ 0.13	\$ 0.26	\$ 0.40	\$ 0.54	\$ 0.68
135.01-140 Watt	\$ 0.13	\$ 0.27	\$ 0.41	\$ 0.55	\$ 0.70
140.01-145 Watt	\$ 0.14	\$ 0.28	\$ 0.42	\$ 0.57	\$ 0.72
145.01-150 Watt	\$ 0.14	\$ 0.28	\$ 0.43	\$ 0.58	\$ 0.73
150.01-155 Watt	\$ 0.14	\$ 0.29	\$ 0.44	\$ 0.59	\$ 0.75
155.01-160 Watt	\$ 0.15	\$ 0.30	\$ 0.46	\$ 0.62	\$ 0.78
160.01-165 Watt	\$ 0.15	\$ 0.31	\$ 0.47	\$ 0.63	\$ 0.80
165.01-170 Watt	\$ 0.16	\$ 0.32	\$ 0.48	\$ 0.65	\$ 0.82


(N)

Issued: June 26, 2013
Advice No.: 2013-10

Effective: July 1, 2013

By Authority of the Washington Utilities and Transportation Commission in Docket Nos. UE-121697 & UG-121705
Issued By Puget Sound Energy, Inc.

By:



Ken Johnson

Title: Director, State Regulatory Affairs

PUGET SOUND ENERGY, INC.
Electric Tariff G

SCHEDULE 142
REVENUE DECOUPLING ADJUSTMENT MECHANISM (Continued)

(N)

MONTHLY SURCHARGE:**Schedule 53 – Customer Owned LED (Light Emitting Diode) Lighting Service (Continued)**

	2013	2014	2015	2016	2017
170.01-175 Watt	\$ 0.16	\$ 0.32	\$ 0.49	\$ 0.66	\$ 0.83
175.01-180 Watt	\$ 0.16	\$ 0.33	\$ 0.50	\$ 0.67	\$ 0.85
180.01-185 Watt	\$ 0.17	\$ 0.34	\$ 0.52	\$ 0.70	\$ 0.88
185.01-190 Watt	\$ 0.17	\$ 0.35	\$ 0.53	\$ 0.71	\$ 0.90
190.01-195 Watt	\$ 0.18	\$ 0.36	\$ 0.54	\$ 0.73	\$ 0.92
195.01-200 Watt	\$ 0.18	\$ 0.36	\$ 0.55	\$ 0.74	\$ 0.93
200.01-205 Watt	\$ 0.18	\$ 0.37	\$ 0.56	\$ 0.76	\$ 0.96
205.01-210 Watt	\$ 0.19	\$ 0.38	\$ 0.57	\$ 0.77	\$ 0.97
210.01-215 Watt	\$ 0.19	\$ 0.38	\$ 0.58	\$ 0.78	\$ 0.99
215.01-220 Watt	\$ 0.19	\$ 0.39	\$ 0.59	\$ 0.80	\$ 1.01
220.01-225 Watt	\$ 0.20	\$ 0.40	\$ 0.61	\$ 0.82	\$ 1.04
225.01-230 Watt	\$ 0.20	\$ 0.41	\$ 0.62	\$ 0.84	\$ 1.06
230.01-235 Watt	\$ 0.21	\$ 0.42	\$ 0.63	\$ 0.85	\$ 1.07
235.01-240 Watt	\$ 0.21	\$ 0.42	\$ 0.64	\$ 0.86	\$ 1.09
240.01-245 Watt	\$ 0.21	\$ 0.43	\$ 0.65	\$ 0.88	\$ 1.11
245.01-250 Watt	\$ 0.22	\$ 0.44	\$ 0.67	\$ 0.90	\$ 1.14
250.01-255 Watt	\$ 0.22	\$ 0.45	\$ 0.68	\$ 0.92	\$ 1.16
255.01-260 Watt	\$ 0.22	\$ 0.45	\$ 0.68	\$ 0.92	\$ 1.16
260.01-265 Watt	\$ 0.23	\$ 0.46	\$ 0.70	\$ 0.94	\$ 1.19
265.01-270 Watt	\$ 0.23	\$ 0.47	\$ 0.71	\$ 0.96	\$ 1.21
270.01-275 Watt	\$ 0.24	\$ 0.48	\$ 0.73	\$ 0.98	\$ 1.24
275.01-280 Watt	\$ 0.24	\$ 0.49	\$ 0.74	\$ 1.00	\$ 1.26
280.01-285 Watt	\$ 0.24	\$ 0.49	\$ 0.74	\$ 1.00	\$ 1.27
285.01-290 Watt	\$ 0.25	\$ 0.50	\$ 0.76	\$ 1.02	\$ 1.29
290.01-295 Watt	\$ 0.25	\$ 0.51	\$ 0.77	\$ 1.04	\$ 1.31
295.01-300 Watt	\$ 0.25	\$ 0.51	\$ 0.77	\$ 1.04	\$ 1.32


(N)

Issued: June 26, 2013
Advice No.: 2013-10

Effective: July 1, 2013

By Authority of the Washington Utilities and Transportation Commission in Docket Nos. UE-121697 & UG-121705
Issued By Puget Sound Energy, Inc.

By:



Ken Johnson

Title: Director, State Regulatory Affairs

**PUGET SOUND ENERGY, INC.
Electric Tariff G**

SCHEDULE 142

REVENUE DECOUPLING ADJUSTMENT MECHANISM (Continued)

MONTHLY SURCHARGE:

Schedule 54 – Sodium Vapor Lighting Energy Service

	2013	2014	2015	2016	2017
50 Watt	\$ 0.04	\$ 0.08	\$ 0.13	\$ 0.18	\$ 0.23
70 Watt	\$ 0.06	\$ 0.12	\$ 0.19	\$ 0.26	\$ 0.33
100 Watt	\$ 0.09	\$ 0.18	\$ 0.27	\$ 0.37	\$ 0.47
150 Watt	\$ 0.13	\$ 0.26	\$ 0.40	\$ 0.54	\$ 0.68
200 Watt	\$ 0.17	\$ 0.35	\$ 0.53	\$ 0.71	\$ 0.90
250 Watt	\$ 0.21	\$ 0.43	\$ 0.65	\$ 0.88	\$ 1.11
310 Watt	\$ 0.29	\$ 0.59	\$ 0.89	\$ 1.20	\$ 1.52
400 Watt	\$ 0.33	\$ 0.67	\$ 1.02	\$ 1.37	\$ 1.73
1000 Watt	\$ 0.84	\$ 1.69	\$ 2.56	\$ 3.45	\$ 4.36

Schedule 54 – Customer-Owned LED (Light Emitting Diode) Lighting Service

	2013	2014	2015	2016	2017
30-35 Watt	\$ 0.02	\$ 0.04	\$ 0.07	\$ 0.10	\$ 0.13
35.01-40 Watt	\$ 0.03	\$ 0.06	\$ 0.09	\$ 0.12	\$ 0.15
40.01-45 Watt	\$ 0.03	\$ 0.06	\$ 0.09	\$ 0.12	\$ 0.15
45.01-50 Watt	\$ 0.04	\$ 0.08	\$ 0.12	\$ 0.16	\$ 0.20
50.01-55 Watt	\$ 0.04	\$ 0.08	\$ 0.12	\$ 0.16	\$ 0.20
55.01-60 Watt	\$ 0.04	\$ 0.08	\$ 0.13	\$ 0.18	\$ 0.23
60.01-65 Watt	\$ 0.05	\$ 0.10	\$ 0.15	\$ 0.20	\$ 0.25
65.01-70 Watt	\$ 0.05	\$ 0.10	\$ 0.15	\$ 0.20	\$ 0.26
70.01-75 Watt	\$ 0.06	\$ 0.12	\$ 0.18	\$ 0.24	\$ 0.30
75.01-80 Watt	\$ 0.06	\$ 0.12	\$ 0.18	\$ 0.24	\$ 0.30
80.01-85 Watt	\$ 0.06	\$ 0.12	\$ 0.19	\$ 0.26	\$ 0.33
85.01-90 Watt	\$ 0.07	\$ 0.14	\$ 0.21	\$ 0.28	\$ 0.35
90.01-95 Watt	\$ 0.07	\$ 0.14	\$ 0.21	\$ 0.28	\$ 0.36
95.01-100 Watt	\$ 0.07	\$ 0.15	\$ 0.23	\$ 0.31	\$ 0.39
100.01-105 Watt	\$ 0.08	\$ 0.16	\$ 0.24	\$ 0.32	\$ 0.40
105.01-110 Watt	\$ 0.08	\$ 0.16	\$ 0.24	\$ 0.33	\$ 0.42

(N)

(N)

Issued: June 26, 2013


Effective: July 1, 2013

Advice No.: 2013-10

By Authority of the Washington Utilities and Transportation Commission in Docket Nos. UE-121697 & UG-121705

Issued By Puget Sound Energy, Inc.

By:



Ken Johnson

Title: Director, State Regulatory Affairs

PUGET SOUND ENERGY, INC.
Electric Tariff G

SCHEDULE 142

REVENUE DECOUPLING ADJUSTMENT MECHANISM (Continued)

MONTHLY SURCHARGE:

Schedule 54 – Customer-Owned LED (Light Emitting Diode) Lighting Service (Continued)

	2013	2014	2015	2016	2017
110.01-115 Watt	\$ 0.09	\$ 0.18	\$ 0.27	\$ 0.36	\$ 0.45
115.01-120 Watt	\$ 0.09	\$ 0.18	\$ 0.27	\$ 0.36	\$ 0.46
120.01-125 Watt	\$ 0.09	\$ 0.18	\$ 0.28	\$ 0.38	\$ 0.48
125.01-130 Watt	\$ 0.10	\$ 0.20	\$ 0.30	\$ 0.40	\$ 0.51
130.01-135 Watt	\$ 0.10	\$ 0.20	\$ 0.31	\$ 0.42	\$ 0.53
135.01-140 Watt	\$ 0.10	\$ 0.21	\$ 0.32	\$ 0.43	\$ 0.54
140.01-145 Watt	\$ 0.11	\$ 0.22	\$ 0.33	\$ 0.45	\$ 0.57
145.01-150 Watt	\$ 0.11	\$ 0.22	\$ 0.34	\$ 0.46	\$ 0.58
150.01-155 Watt	\$ 0.12	\$ 0.24	\$ 0.36	\$ 0.48	\$ 0.61
155.01-160 Watt	\$ 0.12	\$ 0.24	\$ 0.36	\$ 0.49	\$ 0.62
160.01-165 Watt	\$ 0.12	\$ 0.25	\$ 0.38	\$ 0.51	\$ 0.64
165.01-170 Watt	\$ 0.13	\$ 0.26	\$ 0.39	\$ 0.53	\$ 0.67
170.01-175 Watt	\$ 0.13	\$ 0.26	\$ 0.40	\$ 0.54	\$ 0.68
175.01-180 Watt	\$ 0.14	\$ 0.28	\$ 0.42	\$ 0.56	\$ 0.71
180.01-185 Watt	\$ 0.14	\$ 0.28	\$ 0.42	\$ 0.57	\$ 0.72
185.01-190 Watt	\$ 0.14	\$ 0.29	\$ 0.44	\$ 0.59	\$ 0.74
190.01-195 Watt	\$ 0.15	\$ 0.30	\$ 0.45	\$ 0.61	\$ 0.77
195.01-200 Watt	\$ 0.15	\$ 0.30	\$ 0.46	\$ 0.62	\$ 0.78
200.01-205 Watt	\$ 0.15	\$ 0.31	\$ 0.47	\$ 0.63	\$ 0.80
205.01-210 Watt	\$ 0.16	\$ 0.32	\$ 0.48	\$ 0.65	\$ 0.82
210.01-215 Watt	\$ 0.16	\$ 0.33	\$ 0.50	\$ 0.67	\$ 0.85
215.01-220 Watt	\$ 0.17	\$ 0.34	\$ 0.51	\$ 0.69	\$ 0.87
220.01-225 Watt	\$ 0.17	\$ 0.34	\$ 0.52	\$ 0.70	\$ 0.88
225.01-230 Watt	\$ 0.17	\$ 0.35	\$ 0.53	\$ 0.71	\$ 0.90
230.01-235 Watt	\$ 0.18	\$ 0.36	\$ 0.54	\$ 0.73	\$ 0.92
235.01-240 Watt	\$ 0.18	\$ 0.36	\$ 0.55	\$ 0.74	\$ 0.94
240.01-245 Watt	\$ 0.18	\$ 0.37	\$ 0.56	\$ 0.76	\$ 0.96
245.01-250 Watt	\$ 0.19	\$ 0.38	\$ 0.58	\$ 0.78	\$ 0.98
250.01-255 Watt	\$ 0.19	\$ 0.38	\$ 0.58	\$ 0.78	\$ 0.99

(N)

(N)

Issued: June 26, 2013

Effective: July 1, 2013

Advice No.: 2013-10

By Authority of the Washington Utilities and Transportation Commission in Docket Nos. UE-121697 & UG-121705

Issued By Puget Sound Energy, Inc.

By: 

Ken Johnson

Title: Director, State Regulatory Affairs

PUGET SOUND ENERGY, INC.
Electric Tariff G

SCHEDULE 142
REVENUE DECOUPLING ADJUSTMENT MECHANISM (Continued)

(N)

MONTHLY SURCHARGE:

Schedule 54 – Customer-Owned LED (Light Emitting Diode) Lighting Service (Continued)

	2013	2014	2015	2016	2017
255.01-260 Watt	\$ 0.20	\$ 0.40	\$ 0.60	\$ 0.81	\$ 1.02
260.01-265 Watt	\$ 0.20	\$ 0.40	\$ 0.61	\$ 0.82	\$ 1.04
265.01-270 Watt	\$ 0.20	\$ 0.41	\$ 0.62	\$ 0.84	\$ 1.06
270.01-275 Watt	\$ 0.21	\$ 0.42	\$ 0.64	\$ 0.86	\$ 1.09
275.01-280 Watt	\$ 0.21	\$ 0.43	\$ 0.65	\$ 0.87	\$ 1.10
280.01-285 Watt	\$ 0.21	\$ 0.43	\$ 0.65	\$ 0.88	\$ 1.11
285.01-290 Watt	\$ 0.22	\$ 0.44	\$ 0.67	\$ 0.90	\$ 1.14
290.01-295 Watt	\$ 0.22	\$ 0.45	\$ 0.68	\$ 0.92	\$ 1.16
295.01-300 Watt	\$ 0.22	\$ 0.45	\$ 0.68	\$ 0.92	\$ 1.16

Schedule 55 –Sodium Vapor Area Lighting Service *

	2013	2014	2015	2016	2017
70 Watt	\$ 0.23	\$ 0.46	\$ 0.69	\$ 0.93	\$ 1.17
100 Watt	\$ 0.25	\$ 0.51	\$ 0.77	\$ 1.04	\$ 1.32
150 Watt	\$ 0.30	\$ 0.61	\$ 0.92	\$ 1.24	\$ 1.57
200 Watt	\$ 0.36	\$ 0.73	\$ 1.11	\$ 1.49	\$ 1.88
250 Watt	\$ 0.41	\$ 0.82	\$ 1.24	\$ 1.67	\$ 2.11
400 Watt	\$ 0.55	\$ 1.11	\$ 1.68	\$ 2.26	\$ 2.86

Schedule 55 – Metal Halide Area Lighting Service *

	2013	2014	2015	2016	2017
250 Watt	\$ 0.47	\$ 0.95	\$ 1.44	\$ 1.94	\$ 2.45

- Rate applies to the schedule(s) as well as equivalent schedules such as Residential and Farm Schedules.

(N)

Issued: June 26, 2013
Advice No.: 2013-10

Effective: July 1, 2013

By Authority of the Washington Utilities and Transportation Commission in Docket Nos. UE-121697 & UG-121705
Issued By Puget Sound Energy, Inc.

By: 

Ken Johnson

Title: Director, State Regulatory Affairs

PUGET SOUND ENERGY, INC.
Electric Tariff G

SCHEDULE 142
REVENUE DECOUPLING ADJUSTMENT MECHANISM (Continued)

(N)

MONTHLY SURCHARGE:**Schedule 55 – Facilities Charge**

	2013	2014	2015	2016	2017
Installed prior to November 20, 1975	\$0.04	\$0.09	\$0.14	\$0.19	\$0.24
Installed after November 1, 1999	\$0.18	\$0.36	\$0.54	\$0.73	\$0.92

Schedule 57 – Customer-Owned Incandescent Lighting Service

	2013	2014	2015	2016	2017
Monthly Rate per Watt of Connected Load	\$0.054	\$0.109	\$0.165	\$0.222	\$0.281
Minimum Charge	\$0.09	\$ 0.18	\$ 0.27	\$ 0.37	\$ 0.47

Schedule 58 – Directional Sodium Vapor Flood Lighting Service *

	2013	2014	2015	2016	2017
70 Watt	\$ 0.27	\$ 0.54	\$ 0.82	\$ 1.11	\$ 1.40
100 Watt	\$ 0.30	\$ 0.60	\$ 0.91	\$ 1.22	\$ 1.54
150 Watt	\$ 0.34	\$ 0.68	\$ 1.03	\$ 1.39	\$ 1.76
200 Watt	\$ 0.39	\$ 0.79	\$ 1.20	\$ 1.62	\$ 2.05
250 Watt	\$ 0.44	\$ 0.88	\$ 1.33	\$ 1.79	\$ 2.26
400 Watt	\$ 0.55	\$ 1.11	\$ 1.69	\$ 2.28	\$ 2.88

Schedule 58 – Directional Metal Halide Flood Lighting Service *

	2013	2014	2015	2016	2017
175 Watt	\$ 0.38	\$ 0.77	\$ 1.17	\$ 1.58	\$ 2.00
250 Watt	\$ 0.45	\$ 0.91	\$ 1.38	\$ 1.86	\$ 2.35
400 Watt	\$ 0.56	\$ 1.13	\$ 1.71	\$ 2.30	\$ 2.90
1000 Watt	\$ 1.03	\$ 2.08	\$ 3.15	\$ 4.25	\$ 5.37

* Rate applies to the schedule(s) as well as equivalent schedules such as Residential and Farm Schedules.


(N)

Issued: June 26, 2013
Advice No.: 2013-10

Effective: July 1, 2013

By Authority of the Washington Utilities and Transportation Commission in Docket Nos. UE-121697 & UG-121705
Issued By Puget Sound Energy, Inc.

By:



Ken Johnson

Title: Director, State Regulatory Affairs

PUGET SOUND ENERGY, INC.
Electric Tariff G

SCHEDULE 142
REVENUE DECOUPLING ADJUSTMENT MECHANISM (Continued)

(N)

MONTHLY SURCHARGE:

Schedule 58 – Facilities Charge

	2013	2014	2015	2016	2017
Installed after November 1, 1999	\$ 0.18	\$ 0.36	\$ 0.54	\$ 0.73	\$ 0.92

- 8. **ADJUSTMENTS:** Rates in this schedule and those rates reflected in the schedules for electric service to which this mechanism applies, as listed in the Applicability section above, are subject to adjustment by such other schedules in this tariff as may apply.
- 9. **GENERAL RULES AND PROVISIONS:** Service under this schedule is subject to the General Rules and Provisions in this tariff (Schedule 80) as they may be modified from time to time and other schedules of such tariff that may apply as they may be modified from time to time.

(N)

Issued: June 26, 2013
Advice No.: 2013-10

Effective: July 1, 2013

By Authority of the Washington Utilities and Transportation Commission in Docket Nos. UE-121697 & UG-121705
Issued By Puget Sound Energy, Inc.

By: 

Ken Johnson

Title: Director, State Regulatory Affairs