



## **Performance Results**

### **Washington July 2003 - June 2004**

#### ***Qwest's Performance Assurance Plans (PAPs)***

*PAP specific statistical parameters are unique in some cases. For example, some PAPs apply a range of critical values dependent on the type of product and volume of orders. Accordingly, the critical z-values and resulting parity scores reflected in this report may differ from critical z-values and resulting parity values used to calculate PAP payments. For CLECs who have opted into a QPAP, the critical z-values and parity values applicable under the PAP will be applied and reflected in the CLEC payment summaries provided with any payments made.*

*The numerator and denominator of each performance result will be the same in both instances.*

**July 23, 2004**

## Table of Contents

<b>Section</b>	<b>Page Number</b>
GA-1 - Gateway Availability - IMA-GUI	25
<i>Gateway Availability - IMA-GUI (Percent) All (GA-1 A) (Benchmark)</i>	25
<i>Gateway Availability - IMA-GUI (Percent) SIA (GA-1 D) (Benchmark)</i>	25
GA-2 - Gateway Availability - IMA-EDI	26
<i>Gateway Availability - IMA-EDI (Percent) (GA-2 ) (Benchmark)</i>	26
GA-3 - Gateway Availability - EB-TA	27
<i>Gateway Availability - EB-TA (Percent) (GA-3) (Benchmark)</i>	27
GA-4 - System Availability - EXACT	28
<i>System Availability - EXACT (Percent) (GA-4 ) (Benchmark)</i>	28
GA-6 - Gateway Availability - GUI - Repair	29
<i>Gateway Availability - GUI - Repair (Percent) (GA-6 ) (Benchmark)</i>	29
GA-7 - Timely Outage Resolution following Software Releases	30
<i>Timely Outage Resolution following Software Releases (Percent) (GA-7 ) (Benchmark)</i>	30
PO-1 - Pre-Order/Order Response Times	31
<i>Pre-Order Response Times (Appt. Scheduler) (Avg Sec) IMA Request (PO-1 A-1(a)) (Diagnostic)</i>	31
<i>Pre-Order Response Times (Appt. Scheduler) (Avg Sec) IMA Response/Accept (PO-1 A-1(b,c)) (Diagnostic)</i>	31
<i>Pre-Order Response Times (Appt. Scheduler) (Avg Sec) IMA Aggregate (PO-1 A-1 Total) (Benchmark)</i>	31
<i>Pre-Order Response Times (Service Availability) (Avg Sec) IMA Request (PO-1 A-2(a)) (Diagnostic)</i>	31
<i>Pre-Order Response Times (Service Availability) (Avg Sec) IMA Response (PO-1 A-2(b)) (Diagnostic)</i>	32
<i>Pre-Order Response Times (Service Availability) (Avg Sec) IMA Aggregate (PO-1 A-2 Total) (Benchmark)</i>	32
<i>Pre-Order Response Times (Facility Check) (Avg Sec) IMA Request (PO-1 A-3(a)) (Diagnostic)</i>	32
<i>Pre-Order Response Times (Facility Check) (Avg Sec) IMA Response (PO-1 A-3(b)) (Diagnostic)</i>	32
<i>Pre-Order Response Times (Facility Check) (Avg Sec) IMA Aggregate (PO-1 A-3 Total) (Benchmark)</i>	33
<i>Pre-Order Response Times (Address Validation) (Avg Sec) IMA Request (PO-1 A-4(a)) (Diagnostic)</i>	33
<i>Pre-Order Response Times (Address Validation) (Avg Sec) IMA Response (PO-1 A-4(b)) (Diagnostic)</i>	33
<i>Pre-Order Response Times (Address Validation) (Avg Sec) IMA Aggregate (PO-1 A-4 Total) (Benchmark)</i>	33
<i>Pre-Order Response Times (Get CSR) (Avg Sec) IMA Request (PO-1 A-5(a)) (Diagnostic)</i>	34
<i>Pre-Order Response Times (Get CSR) (Avg Sec) IMA Response (PO-1 A-5(b)) (Diagnostic)</i>	34
<i>Pre-Order Response Times (Get CSR) (Avg Sec) IMA Aggregate (PO-1 A-5 Total) (Benchmark)</i>	34
<i>Pre-Order Response Times (TN Reservation) (Avg Sec) IMA Request (PO-1 A-6(a)) (Diagnostic)</i>	34
<i>Pre-Order Response Times (TN Reservation) (Avg Sec) IMA Response (PO-1 A-6(b)) (Diagnostic)</i>	35
<i>Pre-Order Response Times (TN Reservation) (Avg Sec) IMA Accept (PO-1 A-6(c)) (Diagnostic)</i>	35
<i>Pre-Order Response Times (TN Reservation) (Avg Sec) IMA Aggregate (PO-1 A-6 Total) (Benchmark)</i>	35
<i>Pre-Order Response Times (Loop Qualification Tools) (Avg Sec) IMA Request (PO-1 A-7(a)) (Diagnostic)</i>	35
<i>Pre-Order Response Times (Loop Qualification Tools) (Avg Sec) IMA Response (PO-1 A-7(b)) (Benchmark)</i>	36
<i>Pre-Order Response Times (Loop Qualification Tools) (Avg Sec) IMA Aggregate (PO-1 A-7 Total) (Diagnostic)</i>	36
<i>Pre-Order Response Times (Resale of Qwest DSL Qualification) (Avg Sec) IMA Request (PO-1 A-8(a)) (Diagnostic)</i>	36
<i>Pre-Order Response Times (Resale of Qwest DSL Qualification) (Avg Sec) IMA Response (PO-1 A-8(b)) (Benchmark)</i>	36
<i>Pre-Order Response Times (Resale of Qwest DSL Qualification) (Avg Sec) IMA Aggregate (PO-1 A-8 Total) (Diagnostic)</i>	37
<i>Pre-Order Response Times (Connecting Facility Assignment) (Avg Sec) IMA Request (PO-1 A-9(a)) (Diagnostic)</i>	37
<i>Pre-Order Response Times (Connecting Facility Assignment) (Avg Sec) IMA Response (PO-1 A-9(b)) (Diagnostic)</i>	37
<i>Pre-Order Response Times (Connecting Facility Assignment) (Avg Sec) IMA Aggregate (PO-1 A-9 Total) (Benchmark)</i>	37
<i>Pre-Order Response Times (Meet Point Inquiry) (Avg Sec) IMA Request (PO-1 A-10(a)) (Diagnostic)</i>	38
<i>Pre-Order Response Times (Meet Point Inquiry) (Avg Sec) IMA Response (PO-1 A-10(b)) (Diagnostic)</i>	38
<i>Pre-Order Response Times (Meet Point Inquiry) (Avg Sec) IMA Aggregate (PO-1 A-10 Total) (Benchmark)</i>	38

## Table of Contents

<b>Section</b>	<b>Page Number</b>
<i>Pre-Order Response Times (Appt. Scheduler) (Avg Sec) EDI Request/Response (PO-1 B-1) (Benchmark)</i>	39
<i>Pre-Order Response Times (Service Availability) (Avg Sec) EDI Request/Response (PO-1 B-2) (Benchmark)</i>	39
<i>Pre-Order Response Times (Facility Check) (Avg Sec) EDI Request/Response (PO-1 B-3) (Benchmark)</i>	39
<i>Pre-Order Response Times (Address Validation) (Avg Sec) EDI Request/Response (PO-1 B-4) (Benchmark)</i>	39
<i>Pre-Order Response Times (Get CSR) (Avg Sec) EDI Request/Response (PO-1 B-5) (Benchmark)</i>	40
<i>Pre-Order Response Times (TN Reservation) (Avg Sec) EDI Request/Response (PO-1 B-6) (Benchmark)</i>	40
<i>Pre-Order Response Times (Loop Qualification Tools) (Avg Sec) EDI Request/Response (PO-1 B-7) (Benchmark)</i>	40
<i>Pre-Order Response Times (Resale of Qwest DSL Qualification) (Avg Sec) EDI Request/Response (PO-1 B-8) (Benchmark)</i>	40
<i>Pre-Order Response Times (Connecting Facility Assignment) (Avg Sec) EDI Request/Response (PO-1 B-9) (Benchmark)</i>	41
<i>Pre-Order Response Times (Meet Point Inquiry) (Avg Sec) EDI Request/Response (PO-1 B-10) (Benchmark)</i>	41
<i>Pre-Order Response Times (Timeout) (Percent) IMA Total (PO-1C -1) (Benchmark)</i>	41
<i>Pre-Order Response Times (Timeout) (Percent) EDI Total (PO-1C -2) (Benchmark)</i>	41
<i>Pre-Order Response Times (Rejected Query) (Avg Sec) IMA Total (PO-1D -1) (Diagnostic)</i>	42
<i>Pre-Order Response Times (Rejected Query) (Avg Sec) EDI Total (PO-1D -2) (Diagnostic)</i>	42
<b>PO-2A-1 - Electronic Flow-through for LSRs received via IMA GUI (Percent)</b>	<b>43</b>
<i>Resale Aggregate W/O UNE-P-POTS (Diagnostic)</i>	43
<i>Unbundled Loop Aggregate (Diagnostic)</i>	43
<i>LNP (Diagnostic)</i>	43
<i>UNE - P (POTS) (Diagnostic)</i>	43
<b>PO-2A-2 - Electronic Flow-through for LSRs received via IMA EDI (Percent)</b>	<b>44</b>
<i>Resale Aggregate W/O UNE-P-POTS (Diagnostic)</i>	44
<i>Unbundled Loop Aggregate (Diagnostic)</i>	44
<i>LNP (Diagnostic)</i>	44
<i>UNE - P (POTS) (Diagnostic)</i>	44
<b>PO-2B-1 - Electronic Flow-through for All Eligible LSRs received via IMA GUI (Percent)</b>	<b>45</b>
<i>Resale Aggregate W/O UNE-P-POTS (Benchmark)</i>	45
<i>Unbundled Loop Aggregate (Benchmark)</i>	45
<i>LNP (Benchmark)</i>	45
<i>UNE - P (POTS) (Benchmark)</i>	45
<b>PO-2B-2 - Electronic Flow-through for All Eligible LSRs received via IMA EDI (Percent)</b>	<b>46</b>
<i>Resale Aggregate W/O UNE-P-POTS (Benchmark)</i>	46
<i>Unbundled Loop Aggregate (Benchmark)</i>	46
<i>LNP (Benchmark)</i>	46
<i>UNE - P (POTS) (Benchmark)</i>	46
<b>PO-3 - LSR Rejection Notice Interval</b>	<b>47</b>
<i>LSR Rejection Notice Interval for IMA - Rejected Manually (Hours:Minutes) (PO-3A-1) (Benchmark)</i>	47
<i>LSR Rejection Notice Interval for IMA - Auto-Rejected (Minutes:Seconds) (PO-3A-2) (Benchmark)</i>	47
<i>LSR Rejection Notice Interval for EDI - Rejected Manually (Hours:Minutes) (PO-3B-1) (Benchmark)</i>	47
<i>LSR Rejection Notice Interval for EDI - Auto-Rejected (Minutes:Seconds) (PO-3B-2) (Benchmark)</i>	47
<i>LSR Rejection Notice Interval for Manual and IIS (Hours:Minutes) (PO-3C) (Benchmark)</i>	48
<b>PO-4 - LSRs Rejected</b>	<b>49</b>
<i>LSRs Rejected for IMA - Rejected Manually (Percent) (PO-4A-1) (Diagnostic)</i>	49
<i>LSRs Rejected for IMA - Auto-Rejected (Percent) (PO-4A-2) (Diagnostic)</i>	49
<i>LSRs Rejected for EDI - Rejected Manually (Percent) (PO-4B-1) (Diagnostic)</i>	49
<i>LSRs Rejected for EDI - Auto-Rejected (Percent) (PO-4B-2) (Diagnostic)</i>	49

## Table of Contents

<b>Section</b>	<b>Page Number</b>
<i>LSRs Received via Facsimile (Percent) (PO-4C) (Diagnostic)</i>	50
<b>PO-5A-1 - FOCs On Time for Fully Electronic LSRs Received via IMA GUI (Percent)</b>	<b>51</b>
<i>Resale Aggregate (PO-5A-1 (a)) (Benchmark)</i>	51
<i>Unbundled Loop Aggregate (PO-5A-1 (b)) (Benchmark)</i>	51
<i>LNP (PO-5A-1 (c)) (Benchmark)</i>	51
<b>PO-5A-2 - FOCs On Time for Fully Electronic LSRs Received via IMA EDI (Percent)</b>	<b>52</b>
<i>Resale Aggregate (PO-5A-2 (a)) (Benchmark)</i>	52
<i>Unbundled Loop Aggregate (PO-5A-2 (b)) (Benchmark)</i>	52
<i>LNP (PO-5A-2 (c)) (Benchmark)</i>	52
<b>PO-5B-1 - FOCs On Time for Electronic/Manual LSRs Received via IMA GUI (Percent)</b>	<b>53</b>
<i>Resale Aggregate (PO-5B-1 (a)) (Benchmark)</i>	53
<i>Unbundled Loop Aggregate (PO-5B-1 (b)) (Benchmark)</i>	53
<i>Unbundled Loop AGG-EELs (PO-5B-1 (b)) (Benchmark)</i>	53
<i>LNP (PO-5B-1 (c)) (Benchmark)</i>	53
<b>PO-5B-2 - FOCs On Time for Electronic/Manual LSRs Received via IMA EDI (Percent)</b>	<b>54</b>
<i>Resale Aggregate (PO-5B-2 (a)) (Benchmark)</i>	54
<i>Unbundled Loop Aggregate (PO-5B-2 (b)) (Benchmark)</i>	54
<i>Unbundled Loop AGG-EELs (PO-5B-2 (b)) (Benchmark)</i>	54
<i>LNP (PO-5B-2 (c)) (Benchmark)</i>	54
<b>PO-5C - FOCs on Time for Manual (Percent)</b>	<b>55</b>
<i>Resale Aggregate (PO-5C -(a)) (Benchmark)</i>	55
<i>Unbundled Loop Aggregate (PO-5C -(b)) (Benchmark)</i>	55
<i>Unbundled Loop AGG-EELs (PO-5C -(b)) (Benchmark)</i>	55
<i>LNP (PO-5C -(c)) (Benchmark)</i>	55
<b>PO-5D - FOCs on Time (Percent)</b>	<b>56</b>
<i>LIS Trunk (PO-5D) (Benchmark)</i>	56
<b>PO-6 - Work Completion Notification Timeliness</b>	<b>57</b>
<i>Notices Made Available via IMA - GUI All (Hours:Minutes) (PO-6A) (Benchmark)</i>	57
<i>Notices Transmitted via IMA - EDI All (Hours:Minutes) (PO-6B) (Benchmark)</i>	57
<b>PO-7 - Billing Completion Notification Timeliness</b>	<b>58</b>
<i>Notices Made Available via IMA - GUI / Billing System Posting Completions All (Percent) (PO-7A ,C) (Parity)</i>	58
<i>Notices Transmitted via IMA - EDI / Billing System Posting Completions All (Percent) (PO-7B ,C) (Parity)</i>	58
<b>PO-8 - Jeopardy Notice Interval</b>	<b>59</b>
<i>Non-Designed Services (Average Days) (PO-8 A) (Parity)</i>	59
<i>Unbundled Loops and Number Portability (Average Days) (PO-8 B) (Parity)</i>	59
<i>UNE - P (POTS) (Average Days) (PO-8 D) (Parity)</i>	59
<b>PO-9 - Timely Jeopardy Notices</b>	<b>60</b>
<i>Non-Designed Services (PO-9 A) (Parity)</i>	60
<i>Unbundled Loops and Number Portability (PO-9 B) (Parity)</i>	60
<i>LIS Trunk (PO-9 C) (Parity)</i>	60
<i>UNE - P (POTS) (PO-9 D) (Parity)</i>	60

## Table of Contents

<b>Section</b>	<b>Page Number</b>
PO-10 - LSR Accountability	61
<i>LSR Accountability (Percent) Product Aggregate (PO-10) (Diagnostic)</i>	61
PO-15 - Number of Due Date Changes per Order	62
<i>All (PO-15) (Diagnostic)</i>	62
PO-16 - Timely Release Notifications	63
<i>(PO-16) (Percent) (Benchmark)</i>	63
PO-19 - Stand-Alone Test Environment (SATE) Accuracy	64
<i>(PO-19) (Percent) (Benchmark)</i>	64
<i>(PO-19 A) Rel. 11.0 (Percent) (Benchmark)</i>	64
<i>(PO-19 A) Rel. 12.0 (Percent) (Benchmark)</i>	64
<i>(PO-19 A) Rel. 13.0 (Percent) (Benchmark)</i>	64
<i>(PO-19 A) Rel. 14.0 (Percent) (Benchmark)</i>	65
<i>(PO-19 A) Rel. 15.0 (Percent) (Benchmark)</i>	65
<i>(PO-19 A) Rel. VICKI (Percent) (Benchmark)</i>	65
<i>(PO-19 B) (Percent) (Benchmark)</i>	65
PO-20 Manual Service Order Accuracy	66
<i>Resale POTS and UNE-P (POTS) (Benchmark)</i>	66
<i>Unbundled Loops (Analog &amp; NL 2-wire) (Benchmark)</i>	66
PO-20 (Expanded) Manual Service Order Accuracy	67
<i>Unbundled Loops (Phase 1) (Benchmark)</i>	67
<i>Resale &amp; UNE-P (POTS) (Phase 1) (Benchmark)</i>	67
Order Accuracy	68
<i>(Diagnostic)</i>	68
OP-2 - Calls Answered within Twenty Seconds - Interconnect Provisioning Center	69
<i>Calls Answered within Twenty Seconds - Interconnect Provisioning Center (Percent) (OP-2) (Parity)</i>	69
OP-3A - Installation Commitments Met (Percent) - Dispatches within MSAs	70
<i>Residence (Parity)</i>	70
<i>Business (Parity)</i>	70
<i>Centrex (Parity)</i>	70
<i>Qwest DSL (Parity)</i>	70
<i>UNE - P (POTS) (Parity)</i>	71
<i>UNE P (Centrex) (Parity)</i>	71
<i>UNE P (Centrex 21) (Parity)</i>	71
<i>Line Sharing (Benchmark)</i>	72
<i>Line Splitting (Diagnostic)</i>	72
OP-3B - Installation Commitments Met (Percent) - Dispatches outside MSAs	73
<i>Residence (Parity)</i>	73
<i>Business (Parity)</i>	73
<i>PBX (Parity)</i>	73
<i>Qwest DSL (Parity)</i>	73
<i>UNE - P (POTS) (Parity)</i>	74

## Table of Contents

<b>Section</b>	<b>Page Number</b>
<i>UNE P (Centrex) (Parity)</i>	74
<i>UNE P (Centrex 21) (Parity)</i>	74
<i>Line Sharing (Benchmark)</i>	75
<i>Sub-Loop Unbundling (Diagnostic)</i>	75
<b>OP-3C - Installation Commitments Met (Percent) - No dispatches</b>	<b>76</b>
<i>Residence (Parity)</i>	76
<i>Business (Parity)</i>	76
<i>Centrex 21 (Parity)</i>	76
<i>PBX (Parity)</i>	76
<i>Qwest DSL (Parity)</i>	77
<i>UNE - P (POTS) (Parity)</i>	77
<i>UNE P (Centrex) (Parity)</i>	77
<i>UNE P (Centrex 21) (Parity)</i>	77
<i>Line Sharing (Benchmark)</i>	78
<i>Line Splitting (Diagnostic)</i>	78
<b>OP-3D - Installation Commitments Met (Percent) - Interval Zone One</b>	<b>79</b>
<i>ISDN Primary (Parity)</i>	79
<i>PBX (Parity)</i>	79
<i>LIS Trunk (Parity)</i>	79
<i>UDIT DS1 (Parity)</i>	80
<i>UDIT Above DS1 Level (Parity)</i>	80
<i>Dark Fiber - IOF (Diagnostic)</i>	80
<i>Unbundled Loop Analog (Benchmark)</i>	80
<i>Unbundled Loop - 2 Wire Non-Loaded (Benchmark)</i>	81
<i>Unbundled Loop - 4 Wire Non-Loaded (Parity)</i>	81
<i>Unbundled Loop - DS1 Capable (Parity)</i>	81
<i>Unbundled Loop ISDN Capable (Parity)</i>	81
<i>Unbundled Loop - ADSL Qualified (Benchmark)</i>	82
<i>Unbundled Loop - DS3 Capable (Parity)</i>	82
<i>Qwest DSL (Parity)</i>	82
<i>Dark Fiber - Loop (Diagnostic)</i>	82
<i>E911 (Parity)</i>	83
<i>Unbundled Loop Conditioned (Benchmark)</i>	84
<i>Enhanced Extended Loops (EELs) (Benchmark)</i>	84
<i>Enhanced Extended Loops - DS0 Capable (Diagnostic)</i>	84
<i>Enhanced Extended Loops - DS3 Capable (Diagnostic)</i>	84
<i>Enhanced Extended Loops - DS1 Capable (Benchmark)</i>	85
<b>OP-3E - Installation Commitments Met (Percent) - Interval Zone Two</b>	<b>86</b>
<i>ISDN Primary (Parity)</i>	86
<i>DS1 (Parity)</i>	86
<i>LIS Trunk (Parity)</i>	86
<i>UDIT DS1 (Parity)</i>	87
<i>UDIT Above DS1 Level (Parity)</i>	87
<i>Unbundled Loop Analog (Benchmark)</i>	87
<i>Unbundled Loop - 2 Wire Non-Loaded (Benchmark)</i>	87
<i>Unbundled Loop - DS1 Capable (Parity)</i>	88
<i>Unbundled Loop ISDN Capable (Parity)</i>	88
<i>Unbundled Loop - ADSL Qualified (Benchmark)</i>	88

## Table of Contents

<b>Section</b>	<b>Page Number</b>
<i>Dark Fiber - Loop (Diagnostic)</i>	88
<i>E911 (Parity)</i>	89
<i>Unbundled Loop Conditioned (Benchmark)</i>	90
<i>Enhanced Extended Loops (EELs) (Benchmark)</i>	90
<i>Enhanced Extended Loops - DS1 Capable (Benchmark)</i>	91
<b>OP-4A - Installation Interval (Average Days) - Dispatches within MSAs</b>	<b>92</b>
<i>Residence (Parity)</i>	92
<i>Business (Parity)</i>	92
<i>Centrex (Parity)</i>	92
<i>Qwest DSL (Parity)</i>	92
<i>UNE - P (POTS) (Parity)</i>	93
<i>UNE P (Centrex) (Parity)</i>	93
<i>UNE P (Centrex 21) (Parity)</i>	93
<i>Line Sharing (Benchmark)</i>	94
<i>Line Splitting (Diagnostic)</i>	94
<b>OP-4B - Installation Interval (Average Days) - Dispatches outside MSAs</b>	<b>95</b>
<i>Residence (Parity)</i>	95
<i>Business (Parity)</i>	95
<i>PBX (Parity)</i>	95
<i>Qwest DSL (Parity)</i>	95
<i>UNE - P (POTS) (Parity)</i>	96
<i>UNE P (Centrex) (Parity)</i>	96
<i>UNE P (Centrex 21) (Parity)</i>	96
<i>Line Sharing (Benchmark)</i>	97
<i>Sub-Loop Unbundling (Diagnostic)</i>	97
<b>OP-4C - Installation Interval (Average Days) - No dispatches</b>	<b>98</b>
<i>Residence (Parity)</i>	98
<i>Business (Parity)</i>	98
<i>Centrex 21 (Parity)</i>	98
<i>PBX (Parity)</i>	98
<i>Qwest DSL (Parity)</i>	99
<i>UNE - P (POTS) (Parity)</i>	99
<i>UNE P (Centrex) (Parity)</i>	99
<i>UNE P (Centrex 21) (Parity)</i>	99
<i>Line Sharing (Benchmark)</i>	100
<i>Line Splitting (Diagnostic)</i>	100
<b>OP-4D - Installation Interval (Average Days) - Interval Zone One</b>	<b>101</b>
<i>ISDN Primary (Parity)</i>	101
<i>PBX (Parity)</i>	101
<i>LIS Trunk (Parity)</i>	101
<i>UDIT DS1 (Parity)</i>	102
<i>UDIT Above DS1 Level (Parity)</i>	102
<i>Dark Fiber - IOF (Diagnostic)</i>	102
<i>Unbundled Loop Analog (Benchmark)</i>	102
<i>Unbundled Loop - 2 Wire Non-Loaded (Benchmark)</i>	103
<i>Unbundled Loop - DS1 Capable (Parity)</i>	103
<i>Unbundled Loop ISDN Capable (Parity)</i>	103

## Table of Contents

<b>Section</b>	<b>Page Number</b>
<i>Unbundled Loop - ADSL Qualified (Benchmark)</i>	103
<i>Unbundled Loop - DS3 Capable (Parity)</i>	104
<i>Qwest DSL (Parity)</i>	104
<i>Dark Fiber - Loop (Diagnostic)</i>	104
<i>E911 (Parity)</i>	104
<i>Unbundled Loop Conditioned (Benchmark)</i>	105
<i>Enhanced Extended Loops (EELs) (Diagnostic)</i>	105
<i>Enhanced Extended Loops - DS0 Capable (Diagnostic)</i>	105
<i>Enhanced Extended Loops - DS3 Capable (Diagnostic)</i>	105
<i>Enhanced Extended Loops - DS1 Capable (Benchmark)</i>	106
<b>OP-4E - Installation Interval (Average Days) - Interval Zone Two</b>	<b>107</b>
<i>ISDN Primary (Parity)</i>	107
<i>DS1 (Parity)</i>	107
<i>LIS Trunk (Parity)</i>	107
<i>UDIT DS1 (Parity)</i>	108
<i>UDIT Above DS1 Level (Parity)</i>	108
<i>Unbundled Loop Analog (Benchmark)</i>	108
<i>Unbundled Loop - 2 Wire Non-Loaded (Benchmark)</i>	108
<i>Unbundled Loop - DS1 Capable (Parity)</i>	109
<i>Unbundled Loop ISDN Capable (Parity)</i>	109
<i>Unbundled Loop - ADSL Qualified (Benchmark)</i>	109
<i>Dark Fiber - Loop (Diagnostic)</i>	109
<i>E911 (Parity)</i>	110
<i>Unbundled Loop Conditioned (Benchmark)</i>	111
<i>Enhanced Extended Loops (EELs) (Diagnostic)</i>	111
<i>Enhanced Extended Loops - DS1 Capable (Benchmark)</i>	112
<b>OP-5 - New Service Installation Quality (Percent)</b>	<b>113</b>
<i>Residence (Parity)</i>	113
<i>Business (Parity)</i>	113
<i>PBX (Parity)</i>	113
<i>Qwest DSL (Parity)</i>	113
<i>UNE - P (POTS) (Parity)</i>	114
<i>UNE P (Centrex) (Parity)</i>	114
<i>UNE P (Centrex 21) (Parity)</i>	114
<i>ISDN Primary (Parity)</i>	114
<i>DS1 (Parity)</i>	115
<i>Line Sharing (Parity)</i>	115
<i>UDIT DS1 (Parity)</i>	116
<i>UDIT Above DS1 Level (Parity)</i>	116
<i>Dark Fiber - IOF (Diagnostic)</i>	116
<i>Unbundled Loop Analog (Parity)</i>	116
<i>Unbundled Loop - 2 Wire Non-Loaded (Parity)</i>	117
<i>Unbundled Loop - 4 Wire Non-Loaded (Parity)</i>	117
<i>Unbundled Loop - DS1 Capable (Parity)</i>	117
<i>Unbundled Loop ISDN Capable (Parity)</i>	117
<i>Unbundled Loop - ADSL Qualified (Parity)</i>	118
<i>Unbundled Loop - DS3 Capable (Parity)</i>	118
<i>LIS Trunk (Parity)</i>	118
<i>Dark Fiber - Loop (Diagnostic)</i>	118



## Table of Contents

<b>Section</b>	<b>Page Number</b>
<i>E911 (Parity)</i>	119
<i>Enhanced Extended Loops (EELs) (Diagnostic)</i>	120
<b>OP-5A - New Service Installation Quality Reported to Repair (Percent)</b>	<b>121</b>
<i>Residence (Parity)</i>	121
<i>Business (Parity)</i>	121
<i>Centrex (Parity)</i>	121
<i>Centrex 21 (Parity)</i>	121
<i>PBX (Parity)</i>	122
<i>Qwest DSL (Parity)</i>	122
<i>UNE - P (POTS) (Parity)</i>	122
<i>UNE P (Centrex) (Parity)</i>	122
<i>UNE P (Centrex 21) (Parity)</i>	123
<i>ISDN Primary (Parity)</i>	123
<i>DS1 (Parity)</i>	123
<i>Line Sharing (Parity)</i>	123
<i>Line Splitting (Diagnostic)</i>	124
<i>Sub-Loop Unbundling (Diagnostic)</i>	124
<i>UDIT DS1 (Parity)</i>	125
<i>UDIT Above DS1 Level (Parity)</i>	125
<i>Dark Fiber - IOF (Diagnostic)</i>	125
<i>Unbundled Loop Analog (Parity)</i>	125
<i>Unbundled Loop - 2 Wire Non-Loaded (Parity)</i>	126
<i>Unbundled Loop - DS1 Capable (Parity)</i>	126
<i>Unbundled Loop ISDN Capable (Parity)</i>	126
<i>Unbundled Loop - ADSL Qualified (Parity)</i>	126
<i>Unbundled Loop - DS3 Capable (Parity)</i>	127
<i>LIS Trunk (Parity)</i>	127
<i>Dark Fiber - Loop (Diagnostic)</i>	127
<i>E911 (Parity)</i>	127
<i>Enhanced Extended Loops - DS1 Capable (Parity)</i>	128
<i>Enhanced Extended Loops - DS0 Capable (Diagnostic)</i>	129
<i>Enhanced Extended Loops - DS3 Capable (Diagnostic)</i>	129
<b>OP-5B - New Service Provisioning Quality (Percent)</b>	<b>130</b>
<i>Residence (Diagnostic)</i>	130
<i>Business (Diagnostic)</i>	130
<i>Centrex (Diagnostic)</i>	130
<i>Centrex 21 (Diagnostic)</i>	130
<i>PBX (Diagnostic)</i>	131
<i>Qwest DSL (Diagnostic)</i>	131
<i>UNE - P (POTS) (Diagnostic)</i>	131
<i>UNE P (Centrex) (Diagnostic)</i>	131
<i>UNE P (Centrex 21) (Diagnostic)</i>	132
<i>ISDN Primary (Diagnostic)</i>	132
<i>DS1 (Diagnostic)</i>	132
<i>Line Sharing (Diagnostic)</i>	133
<i>Line Splitting (Diagnostic)</i>	133
<i>Sub-Loop Unbundling (Diagnostic)</i>	133
<i>Unbundled Loop Analog (Diagnostic)</i>	134
<i>Unbundled Loop - 2 Wire Non-Loaded (Diagnostic)</i>	134

## Table of Contents

<b>Section</b>	<b>Page Number</b>
<i>Unbundled Loop - DS1 Capable (Diagnostic)</i>	134
<i>Unbundled Loop ISDN Capable (Diagnostic)</i>	134
<i>Unbundled Loop - ADSL Qualified (Diagnostic)</i>	135
<i>Unbundled Loop - DS3 Capable (Diagnostic)</i>	135
<i>Dark Fiber - Loop (Diagnostic)</i>	135
<i>Enhanced Extended Loops - DS0 Capable (Diagnostic)</i>	136
<i>Enhanced Extended Loops - DS1 Capable (Diagnostic)</i>	136
<i>Enhanced Extended Loops - DS3 Capable (Diagnostic)</i>	136
<b>OP-5T - New Service Installation Quality Total (Percent)</b>	<b>137</b>
<i>Residence (Diagnostic)</i>	137
<i>Business (Diagnostic)</i>	137
<i>Centrex (Diagnostic)</i>	137
<i>Centrex 21 (Diagnostic)</i>	137
<i>PBX (Diagnostic)</i>	138
<i>Qwest DSL (Diagnostic)</i>	138
<i>UNE - P (POTS) (Diagnostic)</i>	138
<i>UNE P (Centrex) (Diagnostic)</i>	138
<i>UNE P (Centrex 21) (Diagnostic)</i>	139
<i>ISDN Primary (Diagnostic)</i>	139
<i>DS1 (Diagnostic)</i>	139
<i>Line Sharing (Diagnostic)</i>	140
<i>Line Splitting (Diagnostic)</i>	140
<i>Sub-Loop Unbundling (Diagnostic)</i>	140
<i>Unbundled Loop Analog (Diagnostic)</i>	141
<i>Unbundled Loop - 2 Wire Non-Loaded (Diagnostic)</i>	141
<i>Unbundled Loop - DS1 Capable (Diagnostic)</i>	141
<i>Unbundled Loop ISDN Capable (Diagnostic)</i>	141
<i>Unbundled Loop - ADSL Qualified (Diagnostic)</i>	142
<i>Unbundled Loop - DS3 Capable (Diagnostic)</i>	142
<i>Dark Fiber - Loop (Diagnostic)</i>	142
<i>Enhanced Extended Loops - DS0 Capable (Diagnostic)</i>	143
<i>Enhanced Extended Loops - DS1 Capable (Diagnostic)</i>	143
<i>Enhanced Extended Loops - DS3 Capable (Diagnostic)</i>	143
<b>OP-5R - New Service Quality Multiple Report Rate (Percent)</b>	<b>144</b>
<i>Residence (Diagnostic)</i>	144
<i>Business (Diagnostic)</i>	144
<i>Centrex 21 (Diagnostic)</i>	144
<i>Qwest DSL (Diagnostic)</i>	144
<i>UNE - P (POTS) (Diagnostic)</i>	145
<i>UNE P (Centrex) (Diagnostic)</i>	145
<i>UNE P (Centrex 21) (Diagnostic)</i>	145
<i>Line Sharing (Diagnostic)</i>	146
<i>Line Splitting (Diagnostic)</i>	146
<i>Unbundled Loop Analog (Diagnostic)</i>	147
<i>Unbundled Loop - 2 Wire Non-Loaded (Diagnostic)</i>	147
<i>Unbundled Loop - DS1 Capable (Diagnostic)</i>	147
<i>Unbundled Loop ISDN Capable (Diagnostic)</i>	147
<i>Unbundled Loop - ADSL Qualified (Diagnostic)</i>	148
<i>LIS Trunk (Diagnostic)</i>	148

## Table of Contents

<b>Section</b>	<b>Page Number</b>
OP-5R - New Service Quality Multiple Report Rate (Percent)	149
<i>Enhanced Extended Loops - DS0 Capable (Diagnostic)</i>	149
<i>Enhanced Extended Loops - DS1 Capable (Diagnostic)</i>	149
OP-5* - New Service Installation Quality (Percent)	150
<i>Residence (Parity)</i>	150
<i>Business (Parity)</i>	150
<i>PBX (Parity)</i>	150
<i>Qwest DSL (Parity)</i>	150
<i>UNE - P (POTS) (Parity)</i>	151
<i>UNE P (Centrex) (Parity)</i>	151
<i>UNE P (Centrex 21) (Parity)</i>	151
<i>DS1 (Parity)</i>	151
<i>Line Sharing (Parity)</i>	152
<i>UDIT DS1 (Parity)</i>	153
<i>UDIT Above DS1 Level (Parity)</i>	153
<i>Dark Fiber - IOF (Diagnostic)</i>	153
<i>Unbundled Loop Analog (Parity)</i>	153
<i>Unbundled Loop - 2 Wire Non-Loaded (Parity)</i>	154
<i>Unbundled Loop - 4 Wire Non-Loaded (Parity)</i>	154
<i>Unbundled Loop - DS1 Capable (Parity)</i>	154
<i>Unbundled Loop ISDN Capable (Parity)</i>	154
<i>Unbundled Loop - ADSL Qualified (Parity)</i>	155
<i>LIS Trunk (Parity)</i>	155
<i>E911 (Parity)</i>	155
<i>Enhanced Extended Loops (EELs) (Diagnostic)</i>	156
OP-6A-1 - Delayed Days for Non-Facility Reasons (Average Days) - Dispatches within MSAs	157
<i>Residence (Parity)</i>	157
<i>Business (Parity)</i>	157
<i>Qwest DSL (Parity)</i>	157
<i>UNE - P (POTS) (Parity)</i>	157
<i>UNE P (Centrex) (Parity)</i>	158
<i>UNE P (Centrex 21) (Parity)</i>	158
<i>Line Sharing (Diagnostic)</i>	159
<i>Line Splitting (Diagnostic)</i>	159
OP-6A-2 - Delayed Days for Non-Facility Reasons (Average Days) - Dispatches outside MSAs	160
<i>Business (Parity)</i>	160
<i>UNE - P (POTS) (Parity)</i>	160
OP-6A-3 - Delayed Days for Non-Facility Reasons (Average Days) - No dispatches	161
<i>Residence (Parity)</i>	161
<i>Qwest DSL (Parity)</i>	161
<i>UNE - P (POTS) (Parity)</i>	161
<i>Line Sharing (Diagnostic)</i>	162
<i>Line Splitting (Diagnostic)</i>	162
OP-6A-4 - Delayed Days for Non-Facility Reasons (Average Days) - Interval Zone One	163
<i>LIS Trunk (Parity)</i>	163

## Table of Contents

<b>Section</b>	<b>Page Number</b>
<i>Unbundled Loop Analog (Parity)</i>	164
<i>Unbundled Loop - 2 Wire Non-Loaded (Parity)</i>	164
<i>Unbundled Loop - DS1 Capable (Parity)</i>	164
<i>Unbundled Loop ISDN Capable (Parity)</i>	164
<i>Unbundled Loop - DS3 Capable (Parity)</i>	165
<i>Enhanced Extended Loops (EELs) (Diagnostic)</i>	166
<i>Enhanced Extended Loops - DS1 Capable (Parity)</i>	167
<b>OP-6A-5 - Delayed Days for Non-Facility Reasons (Average Days) - Interval Zone Two</b>	<b>168</b>
<i>LIS Trunk (Parity)</i>	168
<i>UDIT Above DS1 Level (Parity)</i>	169
<i>Unbundled Loop Analog (Parity)</i>	169
<i>Unbundled Loop - 2 Wire Non-Loaded (Parity)</i>	169
<i>Unbundled Loop - DS1 Capable (Parity)</i>	169
<i>Unbundled Loop - ADSL Qualified (Parity)</i>	170
<i>Enhanced Extended Loops (EELs) (Diagnostic)</i>	171
<i>Enhanced Extended Loops - DS1 Capable (Parity)</i>	172
<b>OP-6B-1 - Delayed Days for Facility Reasons (Average Days) - Dispatches within MSAs</b>	<b>173</b>
<i>Residence (Parity)</i>	173
<i>Qwest DSL (Parity)</i>	173
<i>UNE - P (POTS) (Parity)</i>	173
<b>OP-6B-2 - Delayed Days for Facility Reasons (Average Days) - Dispatches outside MSAs</b>	<b>174</b>
<i>UNE - P (POTS) (Parity)</i>	174
<b>OP-6B-4 - Delayed Days for Facility Reasons (Average Days) - Interval Zone One</b>	<b>175</b>
<i>Unbundled Loop Analog (Parity)</i>	175
<i>Unbundled Loop - 2 Wire Non-Loaded (Parity)</i>	175
<i>Unbundled Loop - DS1 Capable (Parity)</i>	175
<i>Unbundled Loop ISDN Capable (Parity)</i>	175
<i>Unbundled Loop - ADSL Qualified (Parity)</i>	176
<i>Enhanced Extended Loops (EELs) (Diagnostic)</i>	177
<b>OP-6B-5 - Delayed Days for Facility Reasons (Average Days) - Interval Zone Two</b>	<b>178</b>
<i>Unbundled Loop Analog (Parity)</i>	178
<i>Unbundled Loop - 2 Wire Non-Loaded (Parity)</i>	178
<i>Unbundled Loop - DS1 Capable (Parity)</i>	178
<i>Unbundled Loop ISDN Capable (Parity)</i>	178
<i>Enhanced Extended Loops (EELs) (Diagnostic)</i>	179
<b>OP-7 - Coordinated "Hot Cut" Interval (Hours:Minutes)</b>	<b>180</b>
<i>Unbundled Loop - Analog (Diagnostic)</i>	180
<i>Unbundled Loop Other (Diagnostic)</i>	180
<b>OP-8 - Number Portability Timeliness (Percent)</b>	<b>181</b>
<i>Number Portability Timeliness (Percent) (OP-8 B) (Benchmark)</i>	181
<i>Percentage of LNP Triggers Set Prior to the Frame Due Time (Percent) (OP-8C) (Benchmark)</i>	181
<b>OP-13 - Coordinated Cuts on Time (Percent)</b>	<b>182</b>
<i>Coordinated Cuts Completed on Time (Percent) Unbundled Loop - Analog (OP-13A) (Benchmark)</i>	182

## Table of Contents

<b>Section</b>	<b>Page Number</b>
<i>Coordinated Cuts Completed on Time (Percent) Unbundled Loop Other (OP-13A ) (Benchmark)</i>	182
<i>Coordinated Cuts Started Without CLEC Approval (Percent) Unbundled Loop - Analog (OP-13B ) (Diagnostic)</i>	182
<i>Coordinated Cuts Started Without CLEC Approval (Percent) Unbundled Loop Other (OP-13B ) (Diagnostic)</i>	182
<b>OP-15A - Interval for Pending Orders Delayed Past Due Date</b>	<b>183</b>
<i>Residence (Diagnostic)</i>	183
<i>Business (Diagnostic)</i>	183
<i>PBX (Diagnostic)</i>	183
<i>UNE - P (POTS) (Diagnostic)</i>	183
<i>UNE P (Centrex) (Diagnostic)</i>	184
<i>UNE P (Centrex 21) (Diagnostic)</i>	184
<i>Line Sharing (Diagnostic)</i>	185
<i>Line Splitting (Diagnostic)</i>	185
<i>LIS Trunk (Diagnostic)</i>	186
<i>Unbundled Loop Analog (Diagnostic)</i>	186
<i>Unbundled Loop - 2 Wire Non-Loaded (Diagnostic)</i>	186
<i>Unbundled Loop - DS1 Capable (Diagnostic)</i>	186
<i>Unbundled Loop ISDN Capable (Diagnostic)</i>	187
<i>Unbundled Loop - DS3 Capable (Diagnostic)</i>	187
<i>Qwest DSL (Diagnostic)</i>	187
<i>Enhanced Extended Loops (EELs) (Diagnostic)</i>	188
<b>OP-15B - Count of Pending Orders Delayed for Facilities Reasons</b>	<b>189</b>
<i>Residence (Diagnostic)</i>	189
<i>Business (Diagnostic)</i>	189
<i>PBX (Diagnostic)</i>	189
<i>UNE - P (POTS) (Diagnostic)</i>	189
<i>UNE P (Centrex) (Diagnostic)</i>	190
<i>UNE P (Centrex 21) (Diagnostic)</i>	190
<i>Line Sharing (Diagnostic)</i>	191
<i>Line Splitting (Diagnostic)</i>	191
<i>LIS Trunk (Diagnostic)</i>	192
<i>Unbundled Loop Analog (Diagnostic)</i>	192
<i>Unbundled Loop - 2 Wire Non-Loaded (Diagnostic)</i>	192
<i>Unbundled Loop - DS1 Capable (Diagnostic)</i>	192
<i>Unbundled Loop ISDN Capable (Diagnostic)</i>	193
<i>Unbundled Loop - DS3 Capable (Diagnostic)</i>	193
<i>Qwest DSL (Diagnostic)</i>	193
<i>Enhanced Extended Loops (EELs) (Diagnostic)</i>	193
<b>OP-17 - Timeliness of Disconnects associated with LNP Orders</b>	<b>194</b>
<i>Timeliness of Disconnects associated with LNP Orders (Percent) (OP-17A ) (Benchmark)</i>	194
<i>Timeliness of Disconnects associated with LNP Orders (Percent) (OP-17B ) (Diagnostic)</i>	194
<b>MR-2 - Calls Answered within 20 Seconds - Interconnect Repair Center (Percent)</b>	<b>195</b>
<i>Calls Answered within 20 seconds - Interconnect Repair Center (Percent) (MR-2 ) (Parity)</i>	195
<b>MR-3A - Out of Service Cleared within 24 Hours (Percent) - Dispatches within MSAs</b>	<b>196</b>
<i>Residence (Parity)</i>	196
<i>Business (Parity)</i>	196
<i>Centrex (Parity)</i>	196

## Table of Contents

<b>Section</b>	<b>Page Number</b>
<i>Centrex 21 (Parity)</i>	196
<i>PBX (Parity)</i>	197
<i>Basic Rate ISDN (Parity)</i>	197
<i>UNE - P (POTS) (Parity)</i>	197
<i>UNE P (Centrex) (Parity)</i>	197
<i>UNE P (Centrex 21) (Parity)</i>	198
<i>Line Sharing (Parity)</i>	198
<i>Line Splitting (Diagnostic)</i>	199
<b>MR-3B - Out of Service Cleared within 24 Hours (Percent) - Dispatches outside MSAs</b>	<b>200</b>
<i>Residence (Parity)</i>	200
<i>Business (Parity)</i>	200
<i>Centrex 21 (Parity)</i>	200
<i>PBX (Parity)</i>	200
<i>UNE - P (POTS) (Parity)</i>	201
<i>UNE P (Centrex) (Parity)</i>	201
<i>UNE P (Centrex 21) (Parity)</i>	201
<i>Line Sharing (Parity)</i>	201
<b>MR-3C - Out of Service Cleared within 24 Hours (Percent) - No dispatches</b>	<b>202</b>
<i>Residence (Parity)</i>	202
<i>Business (Parity)</i>	202
<i>Centrex (Parity)</i>	202
<i>PBX (Parity)</i>	202
<i>UNE - P (POTS) (Parity)</i>	203
<i>UNE P (Centrex) (Parity)</i>	203
<i>UNE P (Centrex 21) (Parity)</i>	203
<i>Line Sharing (Parity)</i>	203
<i>Line Splitting (Diagnostic)</i>	204
<i>Sub-Loop Unbundling (Diagnostic)</i>	204
<b>MR-3D - Out of Service Cleared within 24 Hours (Percent) - Interval Zone One</b>	<b>205</b>
<i>Qwest DSL (Parity)</i>	205
<i>Unbundled Loop Analog (Parity)</i>	205
<i>Unbundled Loop - 2 Wire Non-Loaded (Parity)</i>	205
<i>Unbundled Loop - ADSL Qualified (Parity)</i>	205
<i>Unbundled Loop ISDN Capable (Parity)</i>	206
<b>MR-3E - Out of Service Cleared within 24 Hours (Percent) - Interval Zone Two</b>	<b>207</b>
<i>Unbundled Loop Analog (Parity)</i>	207
<i>Unbundled Loop - 2 Wire Non-Loaded (Parity)</i>	207
<i>Unbundled Loop - ADSL Qualified (Parity)</i>	207
<i>Unbundled Loop ISDN Capable (Parity)</i>	207
<b>MR-4A - All Troubles Cleared within 48 Hours (Percent) - Dispatches within MSAs</b>	<b>208</b>
<i>Residence (Parity)</i>	208
<i>Business (Parity)</i>	208
<i>Centrex (Parity)</i>	208
<i>Centrex 21 (Parity)</i>	208
<i>PBX (Parity)</i>	209
<i>Basic Rate ISDN (Parity)</i>	209

## Table of Contents

<b>Section</b>	<b>Page Number</b>
<i>UNE - P (POTS) (Parity)</i>	209
<i>UNE P (Centrex) (Parity)</i>	209
<i>UNE P (Centrex 21) (Parity)</i>	210
<i>Line Sharing (Parity)</i>	210
<i>Line Splitting (Diagnostic)</i>	211
<b>MR-4B - All Troubles Cleared within 48 Hours (Percent) - Dispatches outside MSAs</b>	<b>212</b>
<i>Residence (Parity)</i>	212
<i>Business (Parity)</i>	212
<i>Centrex 21 (Parity)</i>	212
<i>PBX (Parity)</i>	212
<i>UNE - P (POTS) (Parity)</i>	213
<i>UNE P (Centrex) (Parity)</i>	213
<i>UNE P (Centrex 21) (Parity)</i>	213
<i>Line Sharing (Parity)</i>	213
<b>MR-4C - All Troubles Cleared within 48 Hours (Percent) - No dispatches</b>	<b>214</b>
<i>Residence (Parity)</i>	214
<i>Business (Parity)</i>	214
<i>Centrex (Parity)</i>	214
<i>Centrex 21 (Parity)</i>	214
<i>PBX (Parity)</i>	215
<i>UNE - P (POTS) (Parity)</i>	215
<i>UNE P (Centrex) (Parity)</i>	215
<i>UNE P (Centrex 21) (Parity)</i>	215
<i>Line Sharing (Parity)</i>	216
<i>Line Splitting (Diagnostic)</i>	217
<i>Sub-Loop Unbundling (Diagnostic)</i>	217
<b>MR-4D - All Troubles Cleared within 48 Hours (Percent) - Interval Zone One</b>	<b>218</b>
<i>Qwest DSL (Parity)</i>	218
<i>Unbundled Loop Analog (Parity)</i>	218
<i>Unbundled Loop - 2 Wire Non-Loaded (Parity)</i>	218
<i>Unbundled Loop - ADSL Qualified (Parity)</i>	218
<i>Unbundled Loop ISDN Capable (Parity)</i>	219
<b>MR-4E - All Troubles Cleared within 48 Hours (Percent) - Interval Zone Two</b>	<b>220</b>
<i>Qwest DSL (Parity)</i>	220
<i>Unbundled Loop Analog (Parity)</i>	220
<i>Unbundled Loop - 2 Wire Non-Loaded (Parity)</i>	220
<i>Unbundled Loop - ADSL Qualified (Parity)</i>	220
<i>Unbundled Loop ISDN Capable (Parity)</i>	221
<b>MR-5A - All Troubles Cleared within 4 Hours (Percent) - Interval Zone One</b>	<b>222</b>
<i>ISDN Primary (Parity)</i>	222
<i>DS0 (Parity)</i>	222
<i>DS1 (Parity)</i>	222
<i>Frame Relay (Parity)</i>	222
<i>LIS Trunk (Parity)</i>	223
<i>UDIT DS1 (Parity)</i>	224
<i>UDIT Above DS1 Level (Parity)</i>	224

## Table of Contents

<b>Section</b>	<b>Page Number</b>
<i>Unbundled Loop - 4 Wire Non-Loaded (Parity)</i>	224
<i>Unbundled Loop - DS1 Capable (Parity)</i>	224
<i>E911 (Parity)</i>	225
<i>Enhanced Extended Loops (EELs) (Diagnostic)</i>	226
<i>Enhanced Extended Loops - DS0 Capable (Diagnostic)</i>	226
<i>Enhanced Extended Loops - DS3 Capable (Diagnostic)</i>	226
<i>Enhanced Extended Loops - DS1 Capable (Parity)</i>	227
<b>MR-5B - All Troubles Cleared within 4 Hours (Percent) - Interval Zone Two</b>	<b>228</b>
<i>DS0 (Parity)</i>	228
<i>DS1 (Parity)</i>	228
<i>LIS Trunk (Parity)</i>	228
<i>UDIT DS1 (Parity)</i>	229
<i>UDIT Above DS1 Level (Parity)</i>	229
<i>Unbundled Loop - DS1 Capable (Parity)</i>	229
<i>Enhanced Extended Loops (EELs) (Diagnostic)</i>	230
<i>Enhanced Extended Loops - DS1 Capable (Parity)</i>	231
<b>MR-6A - Mean Time to Restore (Hours:Minutes) - Dispatches within MSAs</b>	<b>232</b>
<i>Residence (Parity)</i>	232
<i>Business (Parity)</i>	232
<i>Centrex (Parity)</i>	232
<i>Centrex 21 (Parity)</i>	232
<i>PBX (Parity)</i>	233
<i>Basic Rate ISDN (Parity)</i>	233
<i>UNE - P (POTS) (Parity)</i>	233
<i>UNE P (Centrex) (Parity)</i>	233
<i>UNE P (Centrex 21) (Parity)</i>	234
<i>Line Sharing (Parity)</i>	234
<i>Line Splitting (Diagnostic)</i>	235
<b>MR-6B - Mean Time to Restore (Hours:Minutes) - Dispatches outside MSAs</b>	<b>236</b>
<i>Residence (Parity)</i>	236
<i>Business (Parity)</i>	236
<i>Centrex 21 (Parity)</i>	236
<i>PBX (Parity)</i>	236
<i>UNE - P (POTS) (Parity)</i>	237
<i>UNE P (Centrex) (Parity)</i>	237
<i>UNE P (Centrex 21) (Parity)</i>	237
<i>Line Sharing (Parity)</i>	237
<b>MR-6C - Mean Time to Restore (Hours:Minutes) - No dispatches</b>	<b>238</b>
<i>Residence (Parity)</i>	238
<i>Business (Parity)</i>	238
<i>Centrex (Parity)</i>	238
<i>Centrex 21 (Parity)</i>	238
<i>PBX (Parity)</i>	239
<i>UNE - P (POTS) (Parity)</i>	239
<i>UNE P (Centrex) (Parity)</i>	239
<i>UNE P (Centrex 21) (Parity)</i>	239
<i>Line Sharing (Parity)</i>	240



## Table of Contents

<b>Section</b>	<b>Page Number</b>
<i>Line Splitting (Diagnostic)</i>	241
<i>Sub-Loop Unbundling (Diagnostic)</i>	241
<b>MR-6D - Mean Time to Restore (Hours:Minutes) - Interval Zone One</b>	<b>242</b>
<i>ISDN Primary (Parity)</i>	242
<i>DS0 (Parity)</i>	242
<i>DS1 (Parity)</i>	242
<i>Frame Relay (Parity)</i>	242
<i>LIS Trunk (Parity)</i>	243
<i>UDIT DS1 (Parity)</i>	244
<i>UDIT Above DS1 Level (Parity)</i>	244
<i>Dark Fiber - IOF (Diagnostic)</i>	244
<i>Unbundled Loop Analog (Parity)</i>	244
<i>Unbundled Loop - 2 Wire Non-Loaded (Parity)</i>	245
<i>Unbundled Loop - 4 Wire Non-Loaded (Parity)</i>	245
<i>Unbundled Loop - DS1 Capable (Parity)</i>	245
<i>Unbundled Loop ISDN Capable (Parity)</i>	245
<i>Unbundled Loop - ADSL Qualified (Parity)</i>	246
<i>Qwest DSL (Parity)</i>	246
<i>E911 (Parity)</i>	246
<i>Enhanced Extended Loops (EELs) (Diagnostic)</i>	247
<i>Enhanced Extended Loops - DS0 Capable (Diagnostic)</i>	247
<i>Enhanced Extended Loops - DS3 Capable (Diagnostic)</i>	247
<i>Enhanced Extended Loops - DS1 Capable (Parity)</i>	248
<b>MR-6E - Mean Time to Restore (Hours:Minutes) - Interval Zone Two</b>	<b>249</b>
<i>DS0 (Parity)</i>	249
<i>DS1 (Parity)</i>	249
<i>LIS Trunk (Parity)</i>	249
<i>UDIT DS1 (Parity)</i>	250
<i>UDIT Above DS1 Level (Parity)</i>	250
<i>Unbundled Loop Analog (Parity)</i>	250
<i>Unbundled Loop - 2 Wire Non-Loaded (Parity)</i>	250
<i>Unbundled Loop - DS1 Capable (Parity)</i>	251
<i>Unbundled Loop ISDN Capable (Parity)</i>	251
<i>Unbundled Loop - ADSL Qualified (Parity)</i>	251
<i>Qwest DSL (Parity)</i>	251
<i>Enhanced Extended Loops (EELs) (Diagnostic)</i>	252
<i>Enhanced Extended Loops - DS1 Capable (Parity)</i>	253
<b>MR-7A - Repair Repeat Report Rate (Percent) - Dispatches within MSAs</b>	<b>254</b>
<i>Residence (Parity)</i>	254
<i>Business (Parity)</i>	254
<i>Centrex (Parity)</i>	254
<i>Centrex 21 (Parity)</i>	254
<i>PBX (Parity)</i>	255
<i>Basic Rate ISDN (Parity)</i>	255
<i>UNE - P (POTS) (Parity)</i>	255
<i>UNE P (Centrex) (Parity)</i>	255
<i>UNE P (Centrex 21) (Parity)</i>	256
<i>Line Sharing (Diagnostic)</i>	256

## Table of Contents

<b>Section</b>	<b>Page Number</b>
<i>Line Splitting (Diagnostic)</i>	257
<b>MR-7A* - Repair Repeat Report Rate (Percent) - Dispatches within MSAs</b>	<b>258</b>
<i>Residence (Parity)</i>	258
<i>Business (Parity)</i>	258
<i>Centrex (Parity)</i>	258
<i>Centrex 21 (Parity)</i>	258
<i>PBX (Parity)</i>	259
<i>UNE - P (POTS) (Parity)</i>	259
<i>UNE P (Centrex) (Parity)</i>	259
<i>UNE P (Centrex 21) (Parity)</i>	259
<i>Line Sharing (Diagnostic)</i>	260
<b>MR-7B - Repair Repeat Report Rate (Percent) - Dispatches outside MSAs</b>	<b>261</b>
<i>Residence (Parity)</i>	261
<i>Business (Parity)</i>	261
<i>Centrex 21 (Parity)</i>	261
<i>PBX (Parity)</i>	261
<i>UNE - P (POTS) (Parity)</i>	262
<i>UNE P (Centrex) (Parity)</i>	262
<i>UNE P (Centrex 21) (Parity)</i>	262
<i>Line Sharing (Diagnostic)</i>	262
<b>MR-7B* - Repair Repeat Report Rate (Percent) - Dispatches outside MSAs</b>	<b>263</b>
<i>Residence (Parity)</i>	263
<i>Business (Parity)</i>	263
<i>Centrex 21 (Parity)</i>	263
<i>PBX (Parity)</i>	263
<i>UNE - P (POTS) (Parity)</i>	264
<i>UNE P (Centrex) (Parity)</i>	264
<i>UNE P (Centrex 21) (Parity)</i>	264
<i>Line Sharing (Diagnostic)</i>	264
<b>MR-7C - Repair Repeat Report Rate (Percent) - No dispatches</b>	<b>265</b>
<i>Residence (Parity)</i>	265
<i>Business (Parity)</i>	265
<i>Centrex (Parity)</i>	265
<i>Centrex 21 (Parity)</i>	265
<i>PBX (Parity)</i>	266
<i>UNE - P (POTS) (Parity)</i>	266
<i>UNE P (Centrex) (Parity)</i>	266
<i>UNE P (Centrex 21) (Parity)</i>	266
<i>Line Sharing (Diagnostic)</i>	267
<i>Line Splitting (Diagnostic)</i>	268
<i>Sub-Loop Unbundling (Diagnostic)</i>	268
<b>MR-7C* - Repair Repeat Report Rate (Percent) - No dispatches</b>	<b>269</b>
<i>Residence (Parity)</i>	269
<i>Business (Parity)</i>	269
<i>Centrex (Parity)</i>	269
<i>PBX (Parity)</i>	269

## Table of Contents

<b>Section</b>	<b>Page Number</b>
<i>UNE - P (POTS) (Parity)</i>	270
<i>UNE P (Centrex) (Parity)</i>	270
<i>UNE P (Centrex 21) (Parity)</i>	270
<i>Line Sharing (Diagnostic)</i>	270
<i>Sub-Loop Unbundling (Diagnostic)</i>	271
<b>MR-7D - Repair Repeat Report Rate (Percent) - Interval Zone One</b>	<b>272</b>
<i>ISDN Primary (Parity)</i>	272
<i>DS0 (Parity)</i>	272
<i>DS1 (Parity)</i>	272
<i>Frame Relay (Parity)</i>	272
<i>LIS Trunk (Parity)</i>	273
<i>UDIT DS1 (Parity)</i>	274
<i>UDIT Above DS1 Level (Parity)</i>	274
<i>Dark Fiber - IOF (Diagnostic)</i>	274
<i>Unbundled Loop Analog (Parity)</i>	274
<i>Unbundled Loop - 2 Wire Non-Loaded (Parity)</i>	275
<i>Unbundled Loop - 4 Wire Non-Loaded (Parity)</i>	275
<i>Unbundled Loop - DS1 Capable (Parity)</i>	275
<i>Unbundled Loop ISDN Capable (Parity)</i>	275
<i>Unbundled Loop - ADSL Qualified (Parity)</i>	276
<i>Qwest DSL (Parity)</i>	276
<i>E911 (Parity)</i>	276
<i>Enhanced Extended Loops (EELs) (Diagnostic)</i>	277
<i>Enhanced Extended Loops - DS0 Capable (Diagnostic)</i>	277
<i>Enhanced Extended Loops - DS3 Capable (Diagnostic)</i>	277
<i>Enhanced Extended Loops - DS1 Capable (Parity)</i>	278
<b>MR-7D* - Repair Repeat Report Rate (Percent) - Interval Zone One</b>	<b>279</b>
<i>ISDN Primary (Parity)</i>	279
<i>DS0 (Parity)</i>	279
<i>DS1 (Parity)</i>	279
<i>Frame Relay (Parity)</i>	279
<i>LIS Trunk (Parity)</i>	280
<i>UDIT DS1 (Parity)</i>	281
<i>UDIT Above DS1 Level (Parity)</i>	281
<i>Unbundled Loop Analog (Parity)</i>	281
<i>Unbundled Loop - 2 Wire Non-Loaded (Parity)</i>	281
<i>Unbundled Loop - 4 Wire Non-Loaded (Parity)</i>	282
<i>Unbundled Loop - DS1 Capable (Parity)</i>	282
<i>Unbundled Loop ISDN Capable (Parity)</i>	282
<i>Unbundled Loop - ADSL Qualified (Parity)</i>	282
<i>Qwest DSL (Parity)</i>	283
<i>E911 (Parity)</i>	283
<i>Enhanced Extended Loops (EELs) (Diagnostic)</i>	284
<b>MR-7E - Repair Repeat Report Rate (Percent) - Interval Zone Two</b>	<b>285</b>
<i>DS0 (Parity)</i>	285
<i>DS1 (Parity)</i>	285
<i>LIS Trunk (Parity)</i>	285
<i>UDIT DS1 (Parity)</i>	286

## Table of Contents

<b>Section</b>	<b>Page Number</b>
<i>UDIT Above DS1 Level (Parity)</i>	286
<i>Unbundled Loop Analog (Parity)</i>	286
<i>Unbundled Loop - 2 Wire Non-Loaded (Parity)</i>	286
<i>Unbundled Loop - DS1 Capable (Parity)</i>	287
<i>Unbundled Loop ISDN Capable (Parity)</i>	287
<i>Unbundled Loop - ADSL Qualified (Parity)</i>	287
<i>Qwest DSL (Parity)</i>	287
<i>Enhanced Extended Loops (EELs) (Diagnostic)</i>	288
<i>Enhanced Extended Loops - DS1 Capable (Parity)</i>	289
<b>MR-7E* - Repair Repeat Report Rate (Percent) - Interval Zone Two</b>	<b>290</b>
<i>DS0 (Parity)</i>	290
<i>DS1 (Parity)</i>	290
<i>LIS Trunk (Parity)</i>	290
<i>UDIT DS1 (Parity)</i>	291
<i>UDIT Above DS1 Level (Parity)</i>	291
<i>Unbundled Loop Analog (Parity)</i>	291
<i>Unbundled Loop - 2 Wire Non-Loaded (Parity)</i>	291
<i>Unbundled Loop - DS1 Capable (Parity)</i>	292
<i>Unbundled Loop ISDN Capable (Parity)</i>	292
<i>Unbundled Loop - ADSL Qualified (Parity)</i>	292
<i>Qwest DSL (Parity)</i>	292
<i>Enhanced Extended Loops (EELs) (Diagnostic)</i>	293
<b>MR-8 - Trouble Rate (Percent)</b>	<b>294</b>
<i>Residence (Parity)</i>	294
<i>Business (Parity)</i>	294
<i>Centrex (Parity)</i>	294
<i>Centrex 21 (Parity)</i>	294
<i>PBX (Parity)</i>	295
<i>Basic Rate ISDN (Parity)</i>	295
<i>Qwest DSL (Parity)</i>	295
<i>ISDN Primary (Parity)</i>	295
<i>DS0 (Parity)</i>	296
<i>DS1 (Parity)</i>	296
<i>DS3 (Parity)</i>	296
<i>Frame Relay (Parity)</i>	296
<i>LIS Trunk (Parity)</i>	297
<i>UNE - P (POTS) (Parity)</i>	297
<i>UNE P (Centrex) (Parity)</i>	297
<i>UNE P (Centrex 21) (Parity)</i>	297
<i>Line Sharing (Parity)</i>	298
<i>Line Splitting (Diagnostic)</i>	299
<i>Sub-Loop Unbundling (Diagnostic)</i>	299
<i>UDIT DS1 (Parity)</i>	300
<i>UDIT Above DS1 Level (Parity)</i>	300
<i>Dark Fiber - IOF (Diagnostic)</i>	300
<i>Unbundled Loop Analog (Parity)</i>	300
<i>Unbundled Loop - 2 Wire Non-Loaded (Parity)</i>	301
<i>Unbundled Loop - 4 Wire Non-Loaded (Parity)</i>	301
<i>Unbundled Loop - DS1 Capable (Parity)</i>	301

## Table of Contents

<b>Section</b>	<b>Page Number</b>
<i>Unbundled Loop ISDN Capable (Parity)</i>	301
<i>Unbundled Loop - ADSL Qualified (Parity)</i>	302
<i>Dark Fiber - Loop (Diagnostic)</i>	302
<i>E911 (Parity)</i>	302
<i>Enhanced Extended Loops (EELs) (Diagnostic)</i>	303
<i>Enhanced Extended Loops - DS0 Capable (Diagnostic)</i>	303
<i>Enhanced Extended Loops - DS3 Capable (Diagnostic)</i>	303
<i>Enhanced Extended Loops - DS1 Capable (Parity)</i>	304
<b>MR-8* - Trouble Rate (Percent)</b>	<b>305</b>
<i>Residence (Parity)</i>	305
<i>Business (Parity)</i>	305
<i>Centrex (Parity)</i>	305
<i>Centrex 21 (Parity)</i>	305
<i>PBX (Parity)</i>	306
<i>Basic Rate ISDN (Parity)</i>	306
<i>Qwest DSL (Parity)</i>	306
<i>ISDN Primary (Parity)</i>	306
<i>DS0 (Parity)</i>	307
<i>DS1 (Parity)</i>	307
<i>DS3 (Parity)</i>	307
<i>Frame Relay (Parity)</i>	307
<i>LIS Trunk (Parity)</i>	308
<i>UNE - P (POTS) (Parity)</i>	308
<i>UNE P (Centrex) (Parity)</i>	308
<i>UNE P (Centrex 21) (Parity)</i>	308
<i>Line Sharing (Parity)</i>	309
<i>UDIT DS1 (Parity)</i>	310
<i>UDIT Above DS1 Level (Parity)</i>	310
<i>Dark Fiber - IOF (Diagnostic)</i>	310
<i>Unbundled Loop Analog (Parity)</i>	310
<i>Unbundled Loop - 2 Wire Non-Loaded (Parity)</i>	311
<i>Unbundled Loop - 4 Wire Non-Loaded (Parity)</i>	311
<i>Unbundled Loop - DS1 Capable (Parity)</i>	311
<i>Unbundled Loop ISDN Capable (Parity)</i>	311
<i>Unbundled Loop - ADSL Qualified (Parity)</i>	312
<i>Dark Fiber - Loop (Diagnostic)</i>	312
<i>E911 (Parity)</i>	312
<i>Enhanced Extended Loops (EELs) (Diagnostic)</i>	313
<b>MR-9A - Repair Appointments Met (Percent) - Dispatches within MSAs</b>	<b>314</b>
<i>Residence (Parity)</i>	314
<i>Business (Parity)</i>	314
<i>Centrex (Parity)</i>	314
<i>Centrex 21 (Parity)</i>	314
<i>PBX (Parity)</i>	315
<i>UNE - P (POTS) (Parity)</i>	315
<b>MR-9B - Repair Appointments Met (Percent) - Dispatches outside MSAs</b>	<b>316</b>
<i>Residence (Parity)</i>	316
<i>Business (Parity)</i>	316

## Table of Contents

<b>Section</b>	<b>Page Number</b>
<i>Centrex 21 (Parity)</i>	316
<i>PBX (Parity)</i>	316
<i>UNE - P (POTS) (Parity)</i>	317
<b>MR-9C - Repair Appointments Met (Percent) - No dispatches</b>	<b>318</b>
<i>Residence (Parity)</i>	318
<i>Business (Parity)</i>	318
<i>Centrex (Parity)</i>	318
<i>Centrex 21 (Parity)</i>	318
<i>PBX (Parity)</i>	319
<i>UNE - P (POTS) (Parity)</i>	319
<b>MR-10 - Customer-Related Trouble Reports (Percent)</b>	<b>320</b>
<i>Residence (Diagnostic)</i>	320
<i>Business (Diagnostic)</i>	320
<i>Centrex (Diagnostic)</i>	320
<i>Centrex 21 (Diagnostic)</i>	320
<i>PBX (Diagnostic)</i>	321
<i>Basic Rate ISDN (Diagnostic)</i>	321
<i>Qwest DSL (Diagnostic)</i>	321
<i>ISDN Primary (Diagnostic)</i>	321
<i>DS0 (Diagnostic)</i>	322
<i>DS1 (Diagnostic)</i>	322
<i>DS3 (Diagnostic)</i>	322
<i>Frame Relay (Diagnostic)</i>	322
<i>LIS Trunk (Diagnostic)</i>	323
<i>UNE - P (POTS) (Diagnostic)</i>	323
<i>UNE P (Centrex) (Diagnostic)</i>	323
<i>UNE P (Centrex 21) (Diagnostic)</i>	323
<i>UDIT DS1 (Diagnostic)</i>	324
<i>UDIT Above DS1 Level (Diagnostic)</i>	324
<i>Unbundled Loop Analog (Diagnostic)</i>	324
<i>Unbundled Loop - 2 Wire Non-Loaded (Diagnostic)</i>	324
<i>Unbundled Loop - 4 Wire Non-Loaded (Diagnostic)</i>	325
<i>Unbundled Loop - DS1 Capable (Diagnostic)</i>	325
<i>Unbundled Loop ISDN Capable (Diagnostic)</i>	325
<i>Unbundled Loop - ADSL Qualified (Diagnostic)</i>	325
<i>E911 (Diagnostic)</i>	326
<b>MR-11 - LNP Trouble Reports Cleared</b>	<b>327</b>
<i>LNP Trouble Reports Cleared within 4 Hours (Percent) (MR-11A ) (Benchmark)</i>	327
<i>LNP Trouble Reports Cleared within 48 Hours - All Volumes (Percent) (MR-11B ) (Benchmark)</i>	327
<b>BI-1 - Time to Provide Recorded Usage Records</b>	<b>328</b>
<i>Time to Provide Usage Records (Average Days) UNEs and Resale Aggregate (BI-1A ) (Parity)</i>	328
<i>Time to Provide Usage Records (Percent) Jointly-provided Switched Access (BI-1B ) (Benchmark)</i>	329
<b>BI-1 - Time to Provide Recorded Usage Reports</b>	<b>330</b>
<i>Time to Provide Usage Records [CAT11] (Average Days) UNEs and Resale Aggregate (BI-1C-1 ) (Diagnostic)</i>	330
<i>Time to Provide Usage Records [CAT10] (Average Days) UNEs and Resale Aggregate (BI-1C-2 ) (Diagnostic)</i>	331

## Table of Contents

<b>Section</b>	<b>Page Number</b>
BI-2 - Invoices Delivered within 10 Days	332
<i>Invoices Delivered within 10 Days (Percent) All (BI-2 ) (Parity)</i>	332
BI-3 - Billing Accuracy - Adjustments for Errors	333
<i>Billing Accuracy - Adjustments for Errors (Percent) UNEs and Resale Aggregate (BI-3A ) (Parity)</i>	333
<i>Billing Accuracy - Adjustments for Errors (Percent) Reciprocal Compensation (BI-3B ) (Benchmark)</i>	334
BI-4 - Billing Completeness	335
<i>Billing Completeness (Percent) UNEs and Resale Aggregate (BI-4A ) (Parity)</i>	335
<i>Billing Completeness (Percent) Reciprocal Compensation (BI-4B ) (Benchmark)</i>	336
BI-5 - Billing Accuracy & Claims Processing	337
<i>Billing Accuracy &amp; Claims Processing - Acknowledgment (Percent) All (BI-5A ) (Benchmark)</i>	337
<i>Billing Accuracy &amp; Claims Processing - Resolution (Percent) All (BI-5B ) (Benchmark)</i>	337
DB-1 - Time to Update Databases	338
<i>Time to Update Databases (Hours:Minutes) E911 (DB-1 A ) (Parity)</i>	338
<i>Time to Update Databases (Avg Sec) LIDB (DB-1 B ) (Parity)</i>	338
<i>Time to Update Databases (Avg Sec) Directory Listing (DB-1 C-1 ) (Parity)</i>	338
DB-2 - Accurate Database Updates	339
<i>Accurate Database Updates (Percent) Directory Listing (DB-2 C-1 ) (Parity)</i>	339
DA-1 - Speed of Answer - Directory Assistance	340
<i>Speed of Answer - Directory Assistance (Avg Sec) (DA-1 ) (Parity)</i>	340
OS-1 - Speed of Answer - Operator Services	341
<i>Speed of Answer - Operator Services (Avg Sec) (OS-1 ) (Parity)</i>	341
NI-1 - Trunk Blocking	342
<i>Trunk Blockage to Qwest Tandem Offices (NI-1A ) (Benchmark)</i>	342
<i>Trunk Blockage to Qwest End Offices (NI-1B ) (Benchmark)</i>	342
<i>Trunk Blockage to Qwest Tandem Offices (Percent) (NI-1C ) (Diagnostic)</i>	343
<i>Trunk Blockage to Qwest End Offices (Percent) (NI-1D ) (Diagnostic)</i>	343
NP-1 - NXX Code Activation	344
<i>NXX Code Activation (Percent) (NP-1A ) (Parity)</i>	344
<i>NXX Code Activation - Facility Delays (Percent) (NP-1B ) (Diagnostic)</i>	344
CP-1 - Collocation Completion Interval (Average Days)	345
<i>Scheduled Interval 90 Calender Days or Less (CP-1A ) (Benchmark)</i>	345
<i>Scheduled Interval 91 to 120 Calendar Days (CP-1B ) (Benchmark)</i>	345
<i>Scheduled Interval 121 to 150 Calendar Days (CP-1C ) (Benchmark)</i>	345
CP-2 - Collocations Completed within Scheduled Intervals (Percent)	346
<i>Non-Forcasted &amp; Late Forecasted Collocations (CP-2B ) (Benchmark)</i>	346
<i>Collocations with Intervals Longer than 120 Days (CP-2C ) (Benchmark)</i>	346
CP-3 - Collocation Feasibility Study Interval (Average Days)	347
<i>Collocation Feasibility Study Interval (CP-3 ) (Benchmark)</i>	347

## ***Table of Contents***

### ***Section***

### ***Page Number***

CP-4 - Collocation Feasibility Study Commitments Met (Percent)

348

*Collocation Feasibility Study Commitments Met (CP-4 ) (Benchmark)*

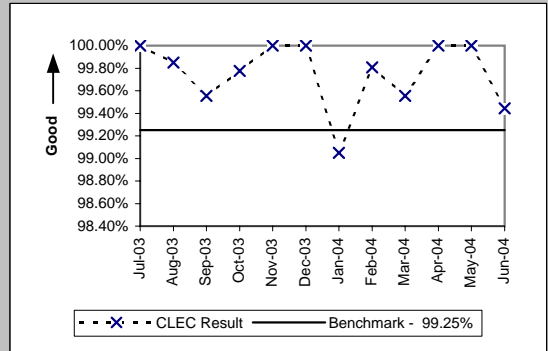
348



GA-1 - Gateway Availability - IMA-GUI

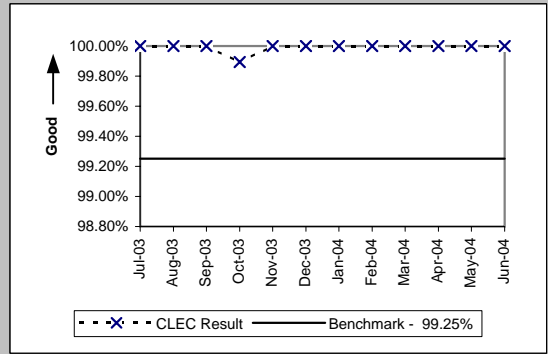
Gateway Availability - IMA-GUI (Percent) All (GA-1 A) (Benchmark)

Date	Numerator	Denominator	CLEC Result
Jul-03	29880	29880	100.00%
Aug-03	28457	28500	99.85%
Sep-03	28672	28800	99.56%
Oct-03	29693	29760	99.77%
Nov-03	27900	27900	100.00%
Dec-03	29340	29340	100.00%
Jan-04	29418	29700	99.05%
Feb-04	26948	27000	99.81%
Mar-04	29747	29880	99.55%
Apr-04	28440	28440	100.00%
May-04	28980	28980	100.00%
Jun-04	28640	28800	99.44%



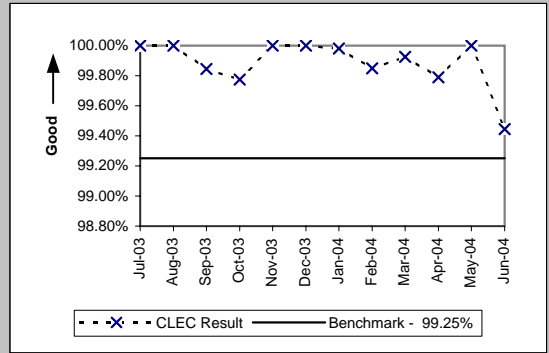
Gateway Availability - IMA-GUI (Percent) SIA (GA-1 D) (Benchmark)

Date	Numerator	Denominator	CLEC Result
Jul-03	29880	29880	100.00%
Aug-03	28980	28980	100.00%
Sep-03	28800	28800	100.00%
Oct-03	29848	29880	99.89%
Nov-03	27900	27900	100.00%
Dec-03	29880	29880	100.00%
Jan-04	29700	29700	100.00%
Feb-04	27000	27000	100.00%
Mar-04	29880	29880	100.00%
Apr-04	28800	28800	100.00%
May-04	28980	28980	100.00%
Jun-04	28800	28800	100.00%



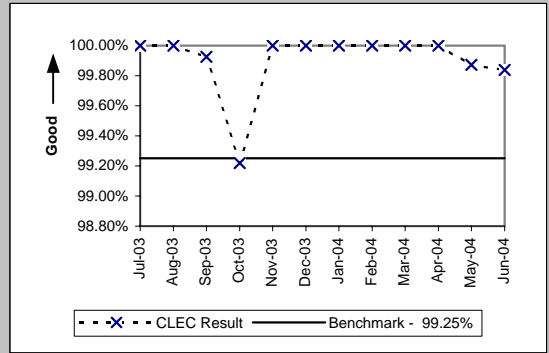
GA-2 - Gateway Availability - IMA-EDI

Gateway Availability - IMA-EDI (Percent) (GA-2) (Benchmark)				
Date	Numerator	Denominator	CLEC Result	
Jul-03	29880	29880	100.00%	
Aug-03	28500	28500	100.00%	
Sep-03	28755	28800	99.84%	
Oct-03	29693	29760	99.77%	
Nov-03	27900	27900	100.00%	
Dec-03	29340	29340	100.00%	
Jan-04	29694	29700	99.98%	
Feb-04	26959	27000	99.85%	
Mar-04	29858	29880	99.93%	
Apr-04	28380	28440	99.79%	
May-04	28980	28980	100.00%	
Jun-04	28640	28800	99.44%	



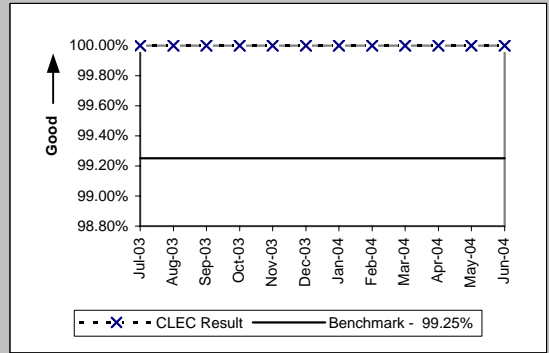
GA-3 - Gateway Availability - EB-TA

Gateway Availability - EB-TA (Percent) (GA-3) (Benchmark)				
Date	Numerator	Denominator	CLEC Result	
Jul-03	43200	43200	100.00%	
Aug-03	42840	42840	100.00%	
Sep-03	41489	41520	99.93%	
Oct-03	42863	43200	99.22%	
Nov-03	41400	41400	100.00%	
Dec-03	43200	43200	100.00%	
Jan-04	43140	43140	100.00%	
Feb-04	40020	40020	100.00%	
Mar-04	43200	43200	100.00%	
Apr-04	41340	41340	100.00%	
May-04	42785	42840	99.87%	
Jun-04	41273	41340	99.84%	



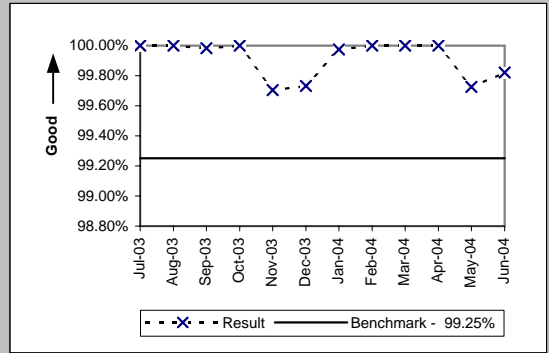
GA-4 - System Availability - EXACT

System Availability - EXACT (Percent) (GA-4) (Benchmark)				
Date	Numerator	Denominator	CLEC Result	
Jul-03	22860	22860	100.00%	
Aug-03	21600	21600	100.00%	
Sep-03	21960	21960	100.00%	
Oct-03	22860	22860	100.00%	
Nov-03	20700	20700	100.00%	
Dec-03	22860	22860	100.00%	
Jan-04	22500	22500	100.00%	
Feb-04	20160	20160	100.00%	
Mar-04	22860	22860	100.00%	
Apr-04	21960	21960	100.00%	
May-04	21600	21600	100.00%	
Jun-04	21960	21960	100.00%	



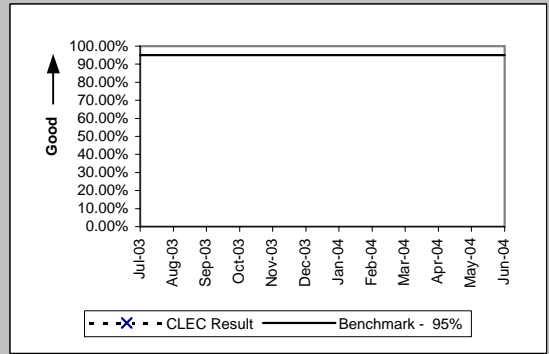
GA-6 - Gateway Availability - GUI - Repair

Gateway Availability - GUI - Repair (Percent) (GA-6) (Benchmark)				
Date	Numerator	Denominator	Result	
Jul-03	39075	39075	100.00%	
Aug-03	38370	38370	100.00%	
Sep-03	37584	37590	99.98%	
Oct-03	39075	39075	100.00%	
Nov-03	37314	37425	99.70%	
Dec-03	38970	39075	99.73%	
Jan-04	38945	38955	99.97%	
Feb-04	35880	35880	100.00%	
Mar-04	39075	39075	100.00%	
Apr-04	37410	37410	100.00%	
May-04	38624	38730	99.73%	
Jun-04	37343	37410	99.82%	



GA-7 - Timely Outage Resolution following Software Releases

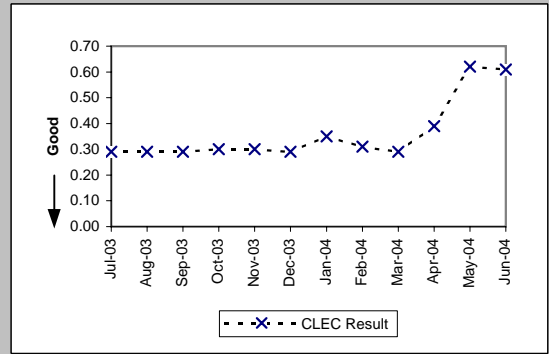
Timely Outage Resolution following Software Releases (Percent) (GA-7) (Benchmark)			
Date	CLEC Num	CLEC Denom	CLEC Result
Jul-03	0	0	
Aug-03	0	0	
Sep-03	0	0	
Oct-03	0	0	
Nov-03	0	0	
Dec-03	0	0	
Jan-04	0	0	
Feb-04	0	0	
Mar-04	0	0	
Apr-04	0	0	
May-04	0	0	
Jun-04	0	0	



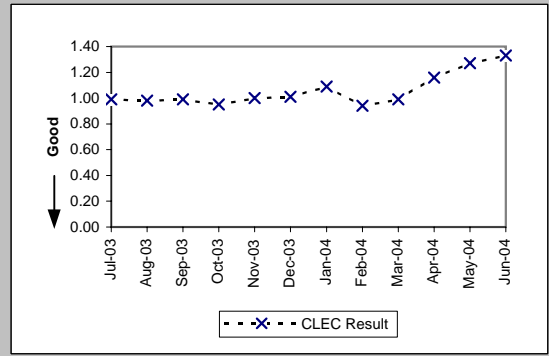
If the outage volume is less than 20 in the reporting month, the standard is 1 miss

PO-1 - Pre-Order/Order Response Times

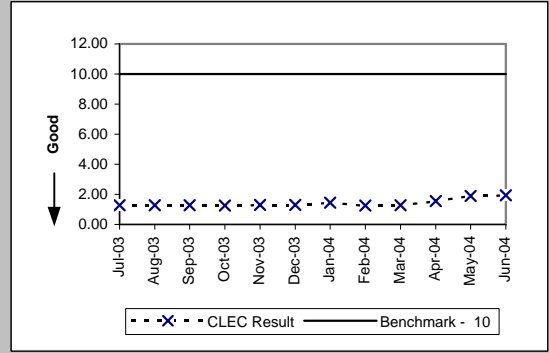
Pre-Order Response Times (Appt. Scheduler) (Avg Sec) IMA Request (PO-1 A-1(a)) (Diagnostic)				
Date	Numerator	Denominator	CLEC Result	Standard Dev
Jul-03	760.67	2623	0.29	0.19
Aug-03	769.95	2655	0.29	0.04
Sep-03	780.39	2691	0.29	0.04
Oct-03	866.1	2887	0.30	0.03
Nov-03	798.9	2663	0.30	0.03
Dec-03	793.44	2736	0.29	0.04
Jan-04	936.95	2677	0.35	0.04
Feb-04	753.61	2431	0.31	0.04
Mar-04	832.59	2871	0.29	0.02
Apr-04	942.24	2416	0.39	0.99
May-04	1507.22	2431	0.62	1.88
Jun-04	1498.16	2456	0.61	1.81



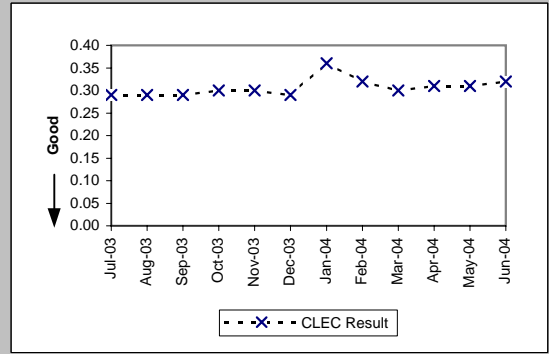
Pre-Order Response Times (Appt. Scheduler) (Avg Sec) IMA Response/Accept (PO-1 A-1(b,c)) (Diagnostic)				
Date	Numerator	Denominator	CLEC Result	Standard Dev
Jul-03	2596.77	2623	0.99	0.55
Aug-03	2601.9	2655	0.98	0.44
Sep-03	2664.09	2691	0.99	0.54
Oct-03	2742.65	2887	0.95	0.44
Nov-03	2663	2663	1.00	0.41
Dec-03	2763.36	2736	1.01	0.50
Jan-04	2917.93	2677	1.09	0.78
Feb-04	2285.14	2431	0.94	0.56
Mar-04	2842.29	2871	0.99	0.41
Apr-04	2802.56	2416	1.16	0.74
May-04	3087.37	2431	1.27	0.63
Jun-04	3266.48	2456	1.33	0.72



Pre-Order Response Times (Appt. Scheduler) (Avg Sec) IMA Aggregate (PO-1 A-1 Total) (Benchmark)				
Date	Numerator	Denominator	CLEC Result	Standard Dev
Jul-03	3357.44	2623	1.28	
Aug-03	3371.85	2655	1.27	
Sep-03	3444.48	2691	1.28	
Oct-03	3608.75	2887	1.25	
Nov-03	3461.9	2663	1.30	
Dec-03	3556.8	2736	1.30	
Jan-04	3854.88	2677	1.44	
Feb-04	3038.75	2431	1.25	
Mar-04	3674.88	2871	1.28	
Apr-04	3744.8	2416	1.55	
May-04	4594.59	2431	1.89	
Jun-04	4764.64	2456	1.94	



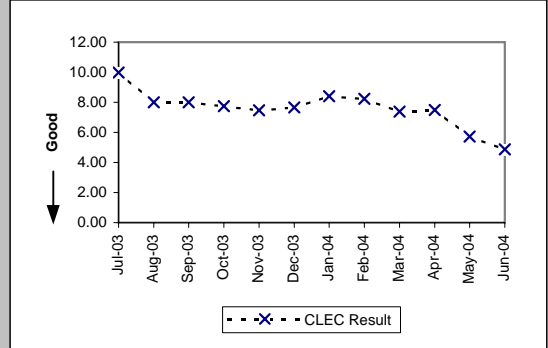
Pre-Order Response Times (Service Availability) (Avg Sec) IMA Request (PO-1 A-2(a)) (Diagnostic)				
Date	Numerator	Denominator	CLEC Result	Standard Dev
Jul-03	1254.61	4329	0.29	0.65
Aug-03	1391.15	4804	0.29	0.13
Sep-03	1510.49	5177	0.29	0.16
Oct-03	1648.67	5472	0.30	0.13
Nov-03	1541.87	5092	0.30	0.16
Dec-03	1564.95	5313	0.29	0.15
Jan-04	1878.45	5215	0.36	0.18
Feb-04	1472.36	4658	0.32	0.13
Mar-04	1614.25	5468	0.30	0.13
Apr-04	1438.27	4600	0.31	0.13
May-04	1437.1	4618	0.31	0.18
Jun-04	1536.16	4819	0.32	0.31



PO-1 - Pre-Order/Order Response Times

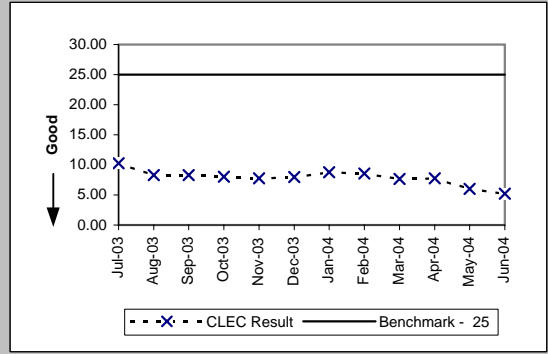
Pre-Order Response Times (Service Availability) (Avg Sec) IMA Response (PO-1 A-2(b)) (Diagnostic)

Date	Numerator	Denominator	CLEC Result	Standard Dev
Jul-03	43189.51	4329	9.98	8.34
Aug-03	38470.06	4804	8.01	7.92
Sep-03	41370.6	5177	7.99	7.79
Oct-03	42424.81	5472	7.75	7.69
Nov-03	38044.32	5092	7.47	7.77
Dec-03	40755.55	5313	7.67	7.84
Jan-04	43835.64	5215	8.41	7.54
Feb-04	38348.31	4658	8.23	7.70
Mar-04	40369.27	5468	7.38	7.32
Apr-04	34390.05	4600	7.48	7.88
May-04	26408.48	4618	5.72	5.98
Jun-04	23476.7	4819	4.87	4.25



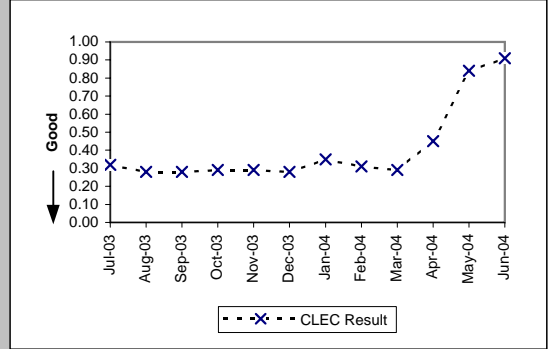
Pre-Order Response Times (Service Availability) (Avg Sec) IMA Aggregate (PO-1 A-2 Total) (Benchmark)

Date	Numerator	Denominator	CLEC Result	Standard Dev
Jul-03	44444.12	4329	10.27	
Aug-03	39861.21	4804	8.30	
Sep-03	42881.09	5177	8.28	
Oct-03	44073.48	5472	8.05	
Nov-03	39586.19	5092	7.77	
Dec-03	42320.5	5313	7.97	
Jan-04	45714.09	5215	8.77	
Feb-04	39820.67	4658	8.55	
Mar-04	41983.52	5468	7.68	
Apr-04	35828.32	4600	7.79	
May-04	27845.58	4618	6.03	
Jun-04	25012.86	4819	5.19	



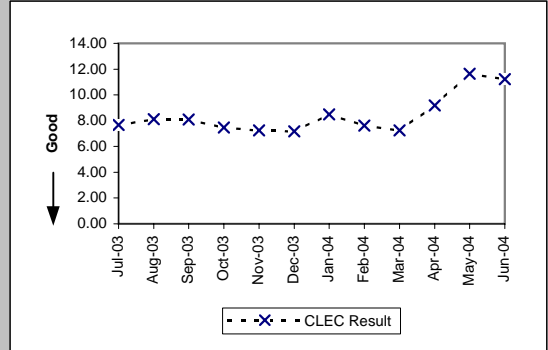
Pre-Order Response Times (Facility Check) (Avg Sec) IMA Request (PO-1 A-3(a)) (Diagnostic)

Date	Numerator	Denominator	CLEC Result	Standard Dev
Jul-03	288.64	902	0.32	1.25
Aug-03	326.2	1165	0.28	0.04
Sep-03	343	1225	0.28	0.04
Oct-03	362.5	1250	0.29	0.03
Nov-03	346.26	1194	0.29	0.03
Dec-03	337.4	1205	0.28	0.04
Jan-04	398.65	1139	0.35	0.05
Feb-04	331.7	1070	0.31	0.05
Mar-04	362.21	1249	0.29	0.03
Apr-04	481.05	1069	0.45	1.45
May-04	918.12	1093	0.84	2.52
Jun-04	1037.4	1140	0.91	2.49



Pre-Order Response Times (Facility Check) (Avg Sec) IMA Response (PO-1 A-3(b)) (Diagnostic)

Date	Numerator	Denominator	CLEC Result	Standard Dev
Jul-03	6927.36	902	7.68	3.34
Aug-03	9448.15	1165	8.11	5.58
Sep-03	9910.25	1225	8.09	3.52
Oct-03	9337.5	1250	7.47	4.41
Nov-03	8656.5	1194	7.25	3.64
Dec-03	8651.9	1205	7.18	3.61
Jan-04	9658.72	1139	8.48	4.47
Feb-04	8142.7	1070	7.61	4.22
Mar-04	9067.74	1249	7.26	3.82
Apr-04	9824.11	1069	9.19	5.15
May-04	12733.45	1093	11.65	4.51
Jun-04	12790.8	1140	11.22	3.23

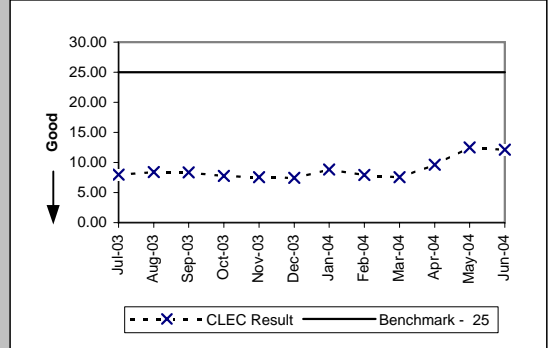




PO-1 - Pre-Order/Order Response Times

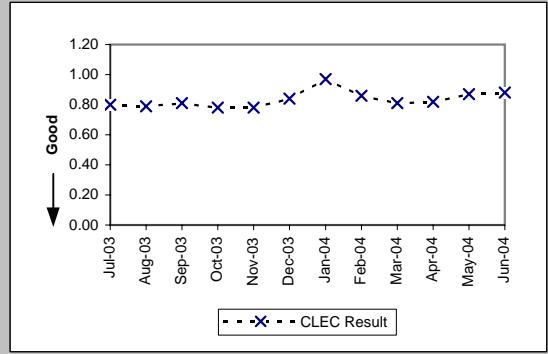
Pre-Order Response Times (Facility Check) (Avg Sec) IMA Aggregate (PO-1 A-3 Total) (Benchmark)

Date	Numerator	Denominator	CLEC Result	Standard Dev
Jul-03	7216	902	8.00	
Aug-03	9774.35	1165	8.39	
Sep-03	10253.25	1225	8.37	
Oct-03	9700	1250	7.76	
Nov-03	9002.76	1194	7.54	
Dec-03	8989.3	1205	7.46	
Jan-04	10057.37	1139	8.83	
Feb-04	8474.4	1070	7.92	
Mar-04	9429.95	1249	7.55	
Apr-04	10305.16	1069	9.64	
May-04	13651.57	1093	12.49	
Jun-04	13828.2	1140	12.13	



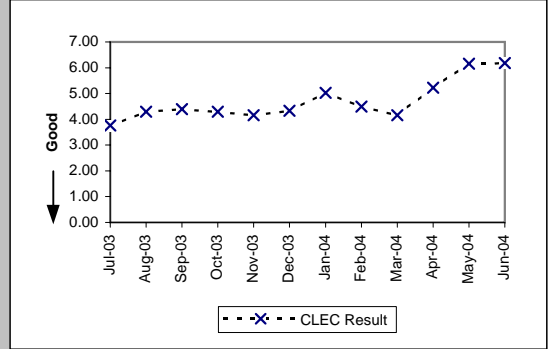
Pre-Order Response Times (Address Validation) (Avg Sec) IMA Request (PO-1 A-4(a)) (Diagnostic)

Date	Numerator	Denominator	CLEC Result	Standard Dev
Jul-03	7118.93	8890	0.80	1.17
Aug-03	6935.04	8740	0.79	0.59
Sep-03	7162.69	8825	0.81	0.67
Oct-03	7082.34	9133	0.78	0.41
Nov-03	6870.45	8756	0.78	0.43
Dec-03	7507.51	8989	0.84	0.72
Jan-04	9713.89	10001	0.97	0.49
Feb-04	7869.68	9107	0.86	0.44
Mar-04	8356.82	10292	0.81	0.46
Apr-04	7322.58	8906	0.82	1.55
May-04	7280.86	8381	0.87	2.85
Jun-04	7953.15	8990	0.88	2.76



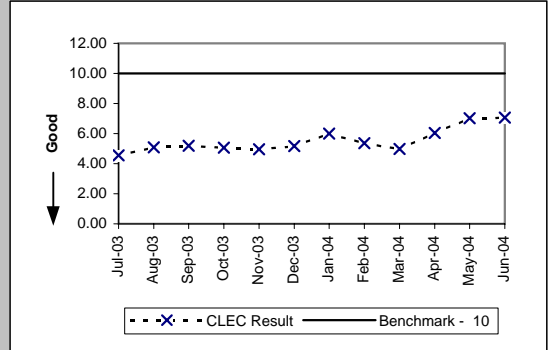
Pre-Order Response Times (Address Validation) (Avg Sec) IMA Response (PO-1 A-4(b)) (Diagnostic)

Date	Numerator	Denominator	CLEC Result	Standard Dev
Jul-03	33391.62	8890	3.76	2.12
Aug-03	37479.78	8740	4.29	1.69
Sep-03	38729.07	8825	4.39	2.43
Oct-03	39259.39	9133	4.30	1.47
Nov-03	36445.2	8756	4.16	1.64
Dec-03	38966.17	8989	4.33	2.46
Jan-04	50287.86	10001	5.03	1.82
Feb-04	40905.26	9107	4.49	1.64
Mar-04	42816.75	10292	4.16	1.57
Apr-04	46498.54	8906	5.22	2.80
May-04	51543.62	8381	6.15	3.64
Jun-04	55574.16	8990	6.18	3.79



Pre-Order Response Times (Address Validation) (Avg Sec) IMA Aggregate (PO-1 A-4 Total) (Benchmark)

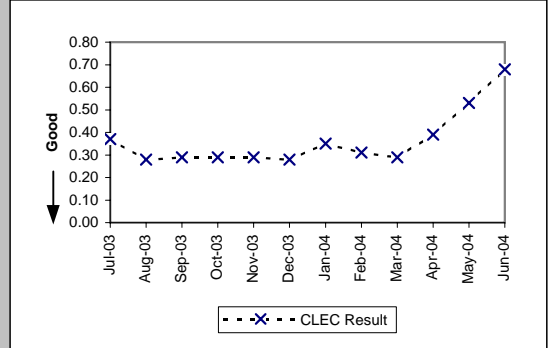
Date	Numerator	Denominator	CLEC Result	Standard Dev
Jul-03	40510.55	8890	4.56	
Aug-03	44414.82	8740	5.08	
Sep-03	45891.76	8825	5.20	
Oct-03	46341.73	9133	5.07	
Nov-03	43315.65	8756	4.95	
Dec-03	46473.68	8989	5.17	
Jan-04	60001.75	10001	6.00	
Feb-04	48774.94	9107	5.36	
Mar-04	51173.57	10292	4.97	
Apr-04	53821.12	8906	6.04	
May-04	58824.48	8381	7.02	
Jun-04	63527.31	8990	7.07	



PO-1 - Pre-Order/Order Response Times

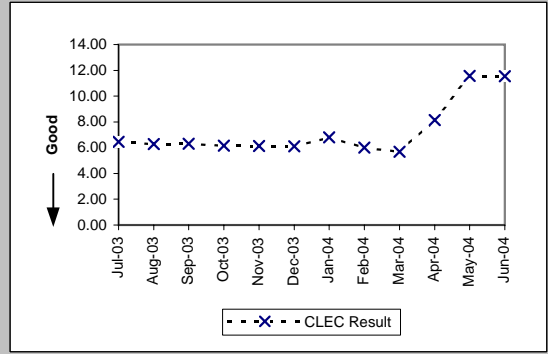
Pre-Order Response Times (Get CSR) (Avg Sec) IMA Request (PO-1 A-5(a)) (Diagnostic)

Date	Numerator	Denominator	CLEC Result	Standard Dev
Jul-03	490.53	1315	0.37	1.54
Aug-03	330.33	1172	0.28	0.04
Sep-03	351.5	1228	0.29	0.04
Oct-03	366.98	1258	0.29	0.03
Nov-03	356.6	1213	0.29	0.03
Dec-03	340.96	1201	0.28	0.04
Jan-04	395.14	1142	0.35	0.05
Feb-04	331.3	1075	0.31	0.05
Mar-04	362.65	1257	0.29	0.02
Apr-04	416.39	1072	0.39	1.08
May-04	581.88	1096	0.53	1.46
Jun-04	781.39	1151	0.68	1.82



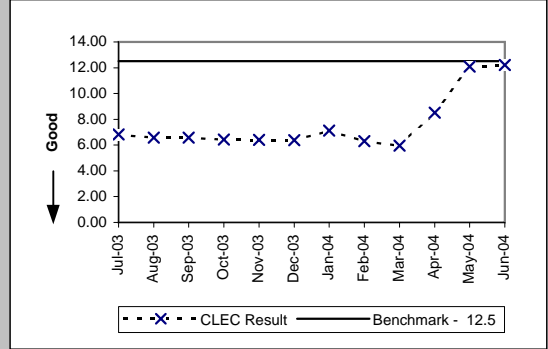
Pre-Order Response Times (Get CSR) (Avg Sec) IMA Response (PO-1 A-5(b)) (Diagnostic)

Date	Numerator	Denominator	CLEC Result	Standard Dev
Jul-03	8488.67	1315	6.46	2.59
Aug-03	7376.27	1172	6.29	1.11
Sep-03	7731.55	1228	6.30	1.59
Oct-03	7732.83	1258	6.15	1.28
Nov-03	7423.91	1213	6.12	1.02
Dec-03	7332.68	1201	6.11	1.54
Jan-04	7750.75	1142	6.79	0.68
Feb-04	6448.64	1075	6.00	0.78
Mar-04	7134.54	1257	5.68	1.01
Apr-04	8710.41	1072	8.13	3.14
May-04	12664.72	1096	11.56	2.31
Jun-04	13287.09	1150	11.55	1.97



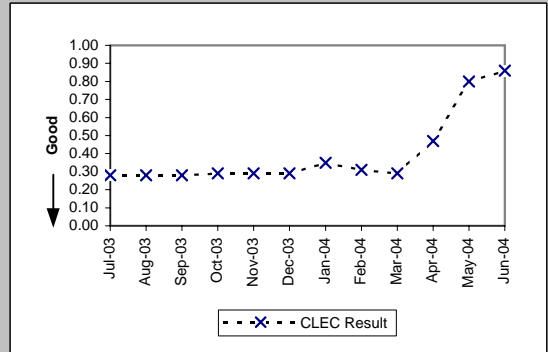
Pre-Order Response Times (Get CSR) (Avg Sec) IMA Aggregate (PO-1 A-5 Total) (Benchmark)

Date	Numerator	Denominator	CLEC Result	Standard Dev
Jul-03	8979.2	1315	6.83	
Aug-03	7706.6	1172	6.58	
Sep-03	8083.05	1228	6.58	
Oct-03	8099.81	1258	6.44	
Nov-03	7780.51	1213	6.41	
Dec-03	7673.64	1201	6.39	
Jan-04	8145.89	1142	7.13	
Feb-04	6779.94	1075	6.31	
Mar-04	7497.19	1257	5.96	
Apr-04	9126.8	1072	8.51	
May-04	13246.6	1096	12.09	
Jun-04	14068.48	1151	12.22	



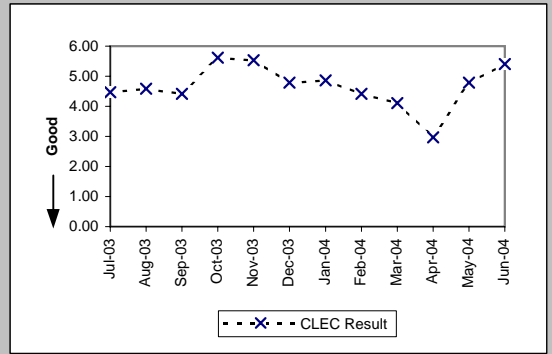
Pre-Order Response Times (TN Reservation) (Avg Sec) IMA Request (PO-1 A-6(a)) (Diagnostic)

Date	Numerator	Denominator	CLEC Result	Standard Dev
Jul-03	418.07	1479	0.28	0.06
Aug-03	519.09	1834	0.28	0.04
Sep-03	544.35	1912	0.28	0.04
Oct-03	575.73	1965	0.29	0.03
Nov-03	543.53	1852	0.29	0.03
Dec-03	537.85	1885	0.29	0.09
Jan-04	630.24	1814	0.35	0.07
Feb-04	516.99	1666	0.31	0.06
Mar-04	571.06	1975	0.29	0.04
Apr-04	764.53	1633	0.47	1.32
May-04	1307.6	1641	0.80	2.27
Jun-04	1489.67	1732	0.86	2.34

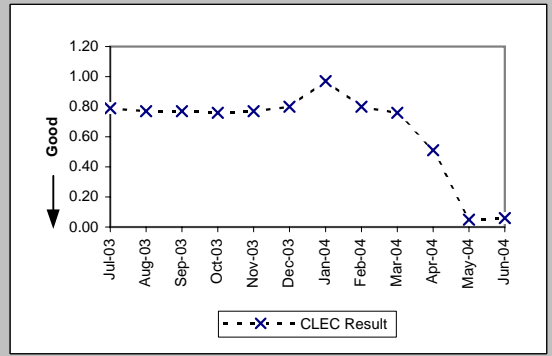


PO-1 - Pre-Order/Order Response Times

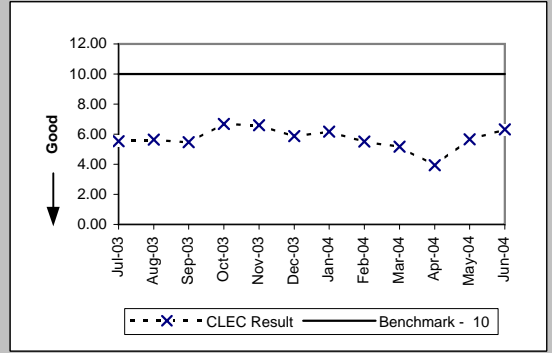
Pre-Order Response Times (TN Reservation) (Avg Sec) IMA Response (PO-1 A-6(b)) (Diagnostic)				
Date	Numerator	Denominator	CLEC Result	Standard Dev
Jul-03	6617.57	1479	4.47	2.03
Aug-03	8413.87	1834	4.59	2.12
Sep-03	8432.09	1912	4.41	2.38
Oct-03	11039.27	1965	5.62	3.33
Nov-03	10234.39	1852	5.53	2.99
Dec-03	9032.33	1885	4.79	2.19
Jan-04	8823.56	1814	4.86	1.97
Feb-04	7341.35	1666	4.41	1.32
Mar-04	8123.77	1975	4.11	1.24
Apr-04	4849.74	1633	2.97	3.07
May-04	7866.42	1641	4.79	5.16
Jun-04	9353.72	1732	5.40	5.24



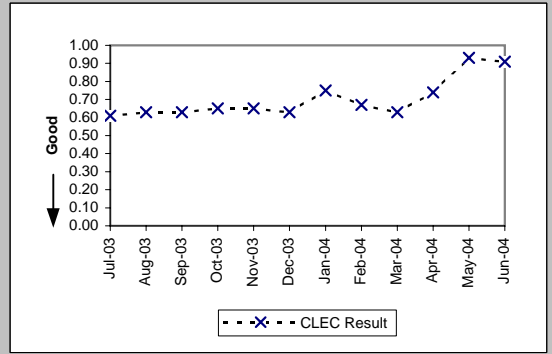
Pre-Order Response Times (TN Reservation) (Avg Sec) IMA Accept (PO-1 A-6(c)) (Diagnostic)				
Date	Numerator	Denominator	CLEC Result	Standard Dev
Jul-03	1163.07	1479	0.79	0.26
Aug-03	1414.05	1834	0.77	0.24
Sep-03	1477.51	1912	0.77	0.21
Oct-03	1501.51	1965	0.76	0.14
Nov-03	1421.39	1852	0.77	0.13
Dec-03	1514.59	1885	0.80	0.24
Jan-04	1753.32	1814	0.97	0.53
Feb-04	1328.99	1666	0.80	0.11
Mar-04	1497.48	1975	0.76	0.13
Apr-04	827.86	1633	0.51	0.47
May-04	89.89	1641	0.05	0.23
Jun-04	97.92	1732	0.06	0.20



Pre-Order Response Times (TN Reservation) (Avg Sec) IMA Aggregate (PO-1 A-6 Total) (Benchmark)				
Date	Numerator	Denominator	CLEC Result	Standard Dev
Jul-03	8198.71	1479	5.54	
Aug-03	10347.01	1834	5.64	
Sep-03	10453.95	1912	5.47	
Oct-03	13116.51	1965	6.68	
Nov-03	12199.31	1852	6.59	
Dec-03	11084.77	1885	5.88	
Jan-04	11207.12	1814	6.18	
Feb-04	9187.33	1666	5.51	
Mar-04	10192.31	1975	5.16	
Apr-04	6442.13	1633	3.94	
May-04	9263.91	1641	5.65	
Jun-04	10941.31	1732	6.32	



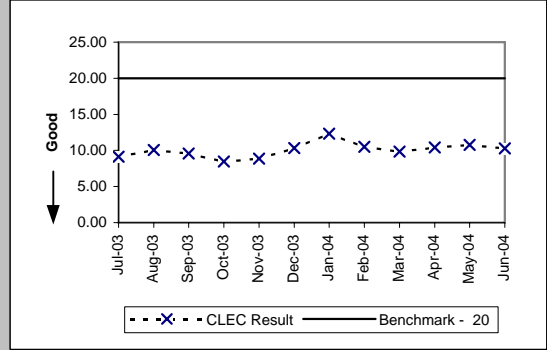
Pre-Order Response Times (Loop Qualification Tools) (Avg Sec) IMA Request (PO-1 A-7(a)) (Diagnostic)				
Date	Numerator	Denominator	CLEC Result	Standard Dev
Jul-03	2383.51	3935	0.61	0.49
Aug-03	2554.38	4060	0.63	0.29
Sep-03	2485.56	3976	0.63	0.29
Oct-03	2708.62	4194	0.65	0.29
Nov-03	2444.35	3735	0.65	0.29
Dec-03	2529.88	4028	0.63	0.30
Jan-04	3793.35	5062	0.75	0.26
Feb-04	4000.84	5970	0.67	0.23
Mar-04	4357.18	6910	0.63	0.23
Apr-04	4435.01	5957	0.74	0.76
May-04	5199.18	5605	0.93	1.32
Jun-04	5327.31	5844	0.91	1.30



PO-1 - Pre-Order/Order Response Times

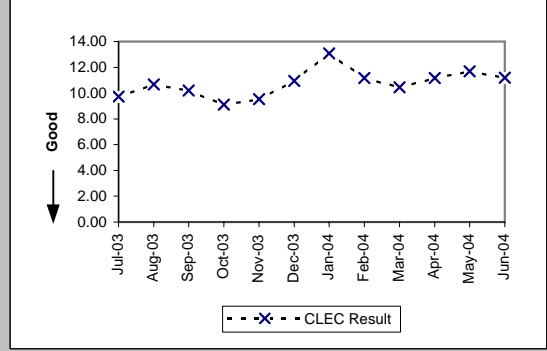
Pre-Order Response Times (Loop Qualification Tools) (Avg Sec) IMA Response (PO-1 A-7(b)) (Benchmark)

Date	Numerator	Denominator	CLEC Result	Standard Dev
Jul-03	35847.55	3935	9.11	10.23
Aug-03	40771.63	4060	10.04	12.46
Sep-03	38041.87	3976	9.57	11.29
Oct-03	35560.89	4194	8.48	10.48
Nov-03	33169.11	3735	8.88	11.51
Dec-03	41589	4028	10.32	12.09
Jan-04	62391.62	5062	12.33	10.87
Feb-04	62653.77	5970	10.49	9.79
Mar-04	67904.21	6910	9.83	9.20
Apr-04	62031.75	5957	10.41	9.34
May-04	60303.94	5605	10.76	9.37
Jun-04	60130.5	5844	10.29	8.80



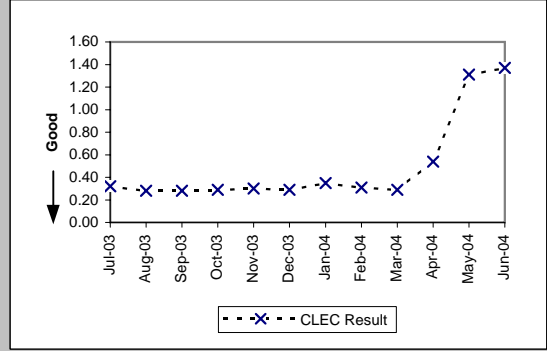
Pre-Order Response Times (Loop Qualification Tools) (Avg Sec) IMA Aggregate (PO-1 A-7 Total) (Diagnostic)

Date	Numerator	Denominator	CLEC Result	Standard Dev
Jul-03	38231.06	3935	9.72	
Aug-03	43326.01	4060	10.67	
Sep-03	40527.43	3976	10.19	
Oct-03	38269.51	4194	9.12	
Nov-03	35613.46	3735	9.54	
Dec-03	44118.88	4028	10.95	
Jan-04	66184.97	5062	13.07	
Feb-04	66654.61	5970	11.16	
Mar-04	72261.39	6910	10.46	
Apr-04	66466.76	5957	11.16	
May-04	65503.12	5605	11.69	
Jun-04	65457.81	5844	11.20	



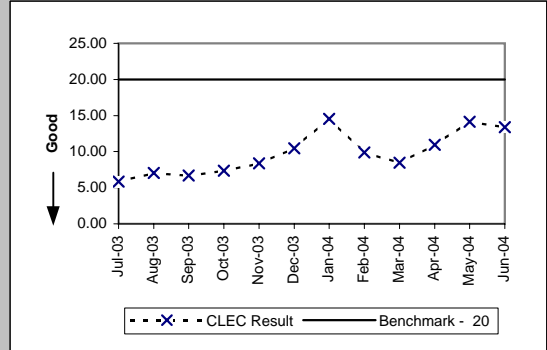
Pre-Order Response Times (Resale of Qwest DSL Qualification) (Avg Sec) IMA Request (PO-1 A-8(a)) (Diagnostic)

Date	Numerator	Denominator	CLEC Result	Standard Dev
Jul-03	170.56	533	0.32	0.49
Aug-03	171.64	613	0.28	0.04
Sep-03	171.08	611	0.28	0.04
Oct-03	194.3	670	0.29	0.03
Nov-03	178.2	594	0.30	0.03
Dec-03	181.83	627	0.29	0.06
Jan-04	215.6	616	0.35	0.10
Feb-04	167.71	541	0.31	0.04
Mar-04	179.51	619	0.29	0.04
Apr-04	295.38	547	0.54	1.71
May-04	741.46	566	1.31	3.24
Jun-04	757.61	553	1.37	3.22



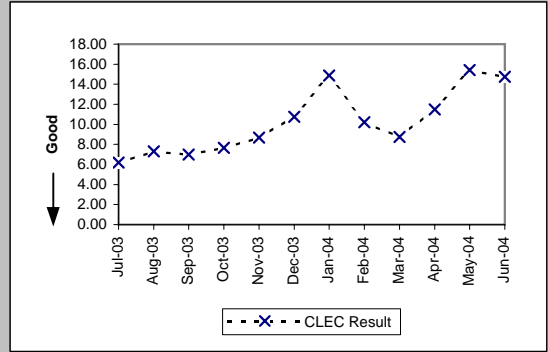
Pre-Order Response Times (Resale of Qwest DSL Qualification) (Avg Sec) IMA Response (PO-1 A-8(b)) (Benchmark)

Date	Numerator	Denominator	CLEC Result	Standard Dev
Jul-03	3128.71	533	5.87	8.19
Aug-03	4315.52	613	7.04	12.50
Sep-03	4093.7	611	6.70	12.36
Oct-03	4937.9	670	7.37	11.20
Nov-03	4971.78	594	8.37	14.88
Dec-03	6552.15	627	10.45	12.42
Jan-04	8944.32	616	14.52	16.16
Feb-04	5350.49	541	9.89	13.33
Mar-04	5242.93	619	8.47	9.07
Apr-04	5995.12	547	10.96	11.62
May-04	7991.92	566	14.12	13.25
Jun-04	7399.14	553	13.38	11.45

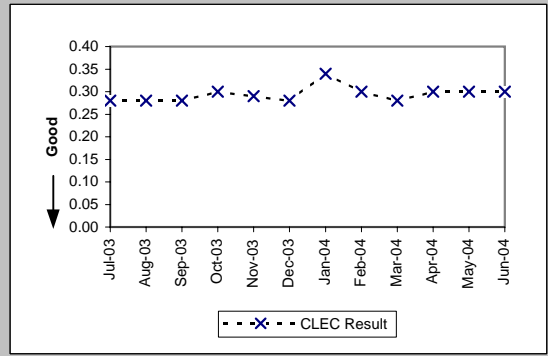


PO-1 - Pre-Order/Order Response Times

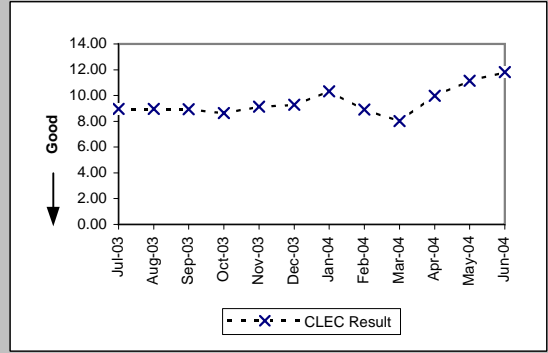
Pre-Order Response Times (Resale of Qwest DSL Qualification) (Avg Sec) IMA Aggregate (PO-1 A-8 Total) (Diagnostic)				
Date	Numerator	Denominator	CLEC Result	Standard Dev
Jul-03	3299.27	533	6.19	
Aug-03	4487.16	613	7.32	
Sep-03	4264.78	611	6.98	
Oct-03	5132.2	670	7.66	
Nov-03	5149.98	594	8.67	
Dec-03	6733.98	627	10.74	
Jan-04	9159.92	616	14.87	
Feb-04	5518.2	541	10.20	
Mar-04	5422.44	619	8.76	
Apr-04	6290.5	547	11.50	
May-04	8733.38	566	15.43	
Jun-04	8156.75	553	14.75	



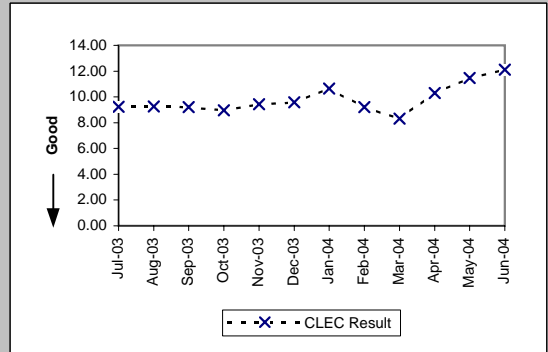
Pre-Order Response Times (Connecting Facility Assignment) (Avg Sec) IMA Request (PO-1 A-9(a)) (Diagnostic)				
Date	Numerator	Denominator	CLEC Result	Standard Dev
Jul-03	297.37	1060	0.28	0.04
Aug-03	232.51	817	0.28	0.04
Sep-03	229.16	816	0.28	0.04
Oct-03	236.43	801	0.30	0.02
Nov-03	226.81	777	0.29	0.03
Dec-03	241.67	868	0.28	0.04
Jan-04	287.56	843	0.34	0.05
Feb-04	224.86	751	0.30	0.04
Mar-04	249.37	882	0.28	0.03
Apr-04	227.61	756	0.30	0.01
May-04	221.01	729	0.30	0.03
Jun-04	227.31	751	0.30	0.01



Pre-Order Response Times (Connecting Facility Assignment) (Avg Sec) IMA Response (PO-1 A-9(b)) (Diagnostic)				
Date	Numerator	Denominator	CLEC Result	Standard Dev
Jul-03	9484.07	1060	8.95	4.69
Aug-03	7328.29	817	8.97	3.07
Sep-03	7286.51	816	8.93	4.82
Oct-03	6930.89	801	8.65	5.32
Nov-03	7100.95	777	9.14	7.29
Dec-03	8062.22	868	9.29	6.58
Jan-04	8700.14	843	10.32	6.71
Feb-04	6692.48	751	8.91	4.41
Mar-04	7078.49	882	8.03	5.23
Apr-04	7554.18	756	9.99	5.78
May-04	8129.76	729	11.15	5.03
Jun-04	8868.02	751	11.81	5.86

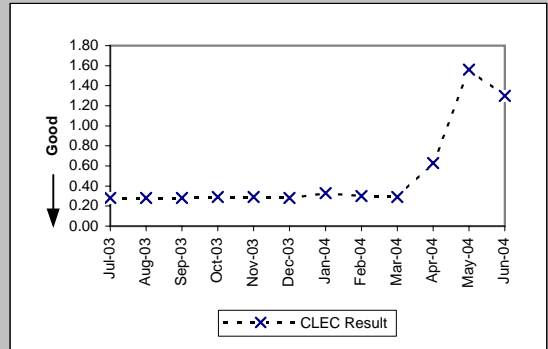


Pre-Order Response Times (Connecting Facility Assignment) (Avg Sec) IMA Aggregate (PO-1 A-9 Total) (Benchmark)				
Date	Numerator	Denominator	CLEC Result	Standard Dev
Jul-03	9781.44	1060	9.23	
Aug-03	7560.8	817	9.25	
Sep-03	7515.67	816	9.21	
Oct-03	7167.32	801	8.95	
Nov-03	7327.76	777	9.43	
Dec-03	8303.89	868	9.57	
Jan-04	8987.7	843	10.66	
Feb-04	6917.34	751	9.21	
Mar-04	7327.86	882	8.31	
Apr-04	7781.79	756	10.29	
May-04	8350.77	729	11.46	
Jun-04	9095.33	751	12.11	

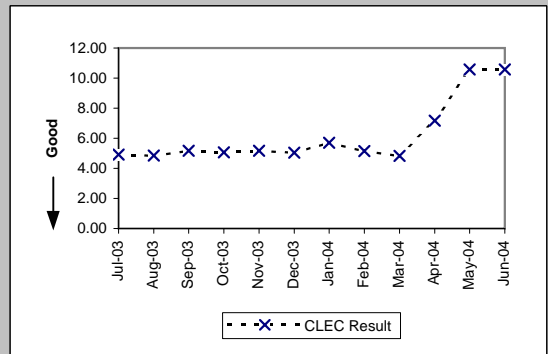


PO-1 - Pre-Order/Order Response Times

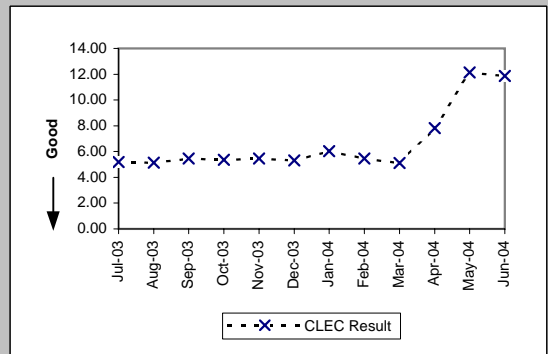
Pre-Order Response Times (Meet Point Inquiry) (Avg Sec) IMA Request (PO-1 A-10(a)) (Diagnostic)					
Date	Numerator	Denominator	CLEC Result	Standard Dev	
Jul-03	189.9	683	0.28	0.17	
Aug-03	177.86	628	0.28	0.04	
Sep-03	177.6	624	0.28	0.04	
Oct-03	184.63	631	0.29	0.03	
Nov-03	176.19	604	0.29	0.03	
Dec-03	182.05	639	0.28	0.04	
Jan-04	209.11	626	0.33	0.03	
Feb-04	159.72	533	0.30	0.03	
Mar-04	181.27	635	0.29	0.02	
Apr-04	334.9	534	0.63	1.85	
May-04	637.38	409	1.56	3.48	
Jun-04	567.53	435	1.30	3.09	



Pre-Order Response Times (Meet Point Inquiry) (Avg Sec) IMA Response (PO-1 A-10(b)) (Diagnostic)					
Date	Numerator	Denominator	CLEC Result	Standard Dev	
Jul-03	3352.01	683	4.91	2.41	
Aug-03	3049.88	628	4.86	1.79	
Sep-03	3224.18	624	5.17	1.77	
Oct-03	3194.09	631	5.06	2.00	
Nov-03	3129.45	604	5.18	3.15	
Dec-03	3218.39	639	5.04	1.46	
Jan-04	3570.55	626	5.70	0.71	
Feb-04	2742.84	533	5.15	0.99	
Mar-04	3068.27	635	4.83	1.30	
Apr-04	3833.65	534	7.18	3.10	
May-04	4326.41	409	10.58	0.50	
Jun-04	4596.32	435	10.57	0.49	



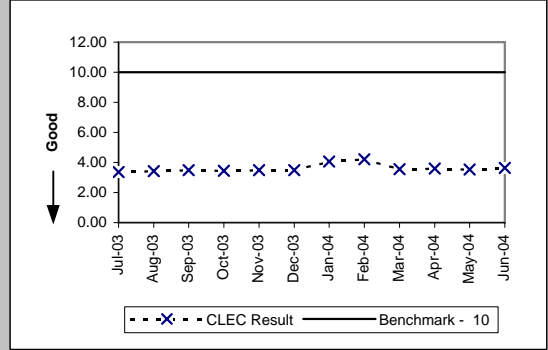
Pre-Order Response Times (Meet Point Inquiry) (Avg Sec) IMA Aggregate (PO-1 A-10 Total) (Benchmark)					
Date	Numerator	Denominator	CLEC Result	Standard Dev	
Jul-03	3541.91	683	5.19		
Aug-03	3227.74	628	5.14		
Sep-03	3401.78	624	5.45		
Oct-03	3378.72	631	5.35		
Nov-03	3305.64	604	5.47		
Dec-03	3400.44	639	5.32		
Jan-04	3779.66	626	6.04		
Feb-04	2902.56	533	5.45		
Mar-04	3249.54	635	5.12		
Apr-04	4168.55	534	7.81		
May-04	4963.79	409	12.14		
Jun-04	5163.85	435	11.87		



PO-1 - Pre-Order/Order Response Times

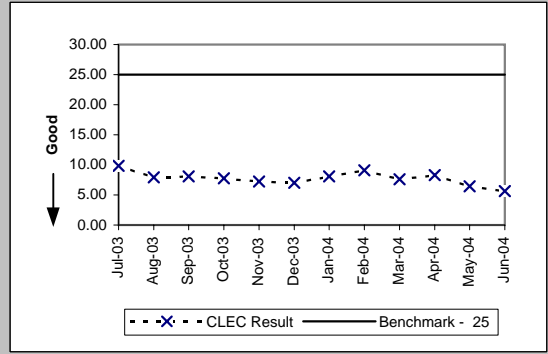
Pre-Order Response Times (Appt. Scheduler) (Avg Sec) EDI Request/Response (PO-1 B-1) (Benchmark)

Date	Numerator	Denominator	CLEC Result	Standard Dev
Jul-03	20597.44	6112	3.37	0.95
Aug-03	22202.64	6492	3.42	1.80
Sep-03	19453.2	5590	3.48	2.38
Oct-03	20571.2	5980	3.44	1.26
Nov-03	19957	5702	3.50	1.68
Dec-03	19432.32	5584	3.48	0.80
Jan-04	26564.58	6543	4.06	1.24
Feb-04	22898.19	5439	4.21	0.84
Mar-04	20132.05	5671	3.55	0.89
Apr-04	19475.75	5425	3.59	1.02
May-04	18003	5100	3.53	0.93
Jun-04	18676.84	5131	3.64	1.19



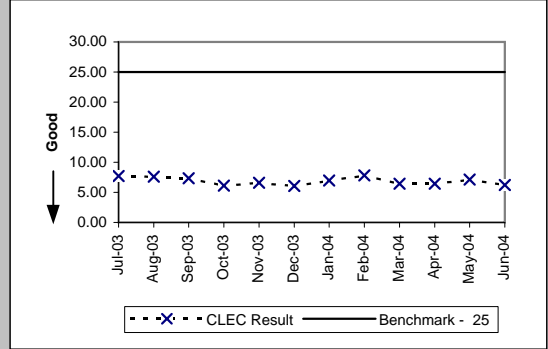
Pre-Order Response Times (Service Availability) (Avg Sec) EDI Request/Response (PO-1 B-2) (Benchmark)

Date	Numerator	Denominator	CLEC Result	Standard Dev
Jul-03	54120.53	5506	9.83	9.83
Aug-03	55339.86	7009	7.90	9.09
Sep-03	49419.06	6129	8.06	9.17
Oct-03	49819.82	6415	7.77	8.56
Nov-03	43050.67	5967	7.21	8.20
Dec-03	41670.63	5929	7.03	8.00
Jan-04	57529.28	7136	8.06	7.77
Feb-04	52639.46	5789	9.09	8.59
Mar-04	46589.62	6150	7.58	8.32
Apr-04	49143.94	5905	8.32	8.81
May-04	36365.31	5673	6.41	7.08
Jun-04	32759.19	5828	5.62	5.30



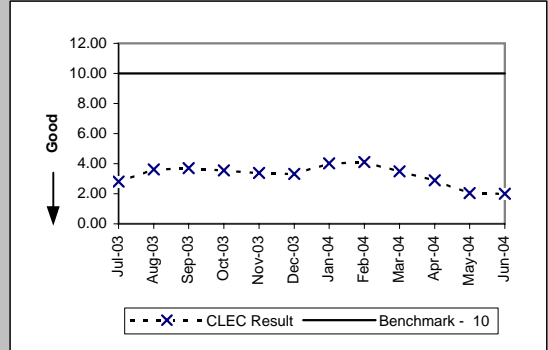
Pre-Order Response Times (Facility Check) (Avg Sec) EDI Request/Response (PO-1 B-3) (Benchmark)

Date	Numerator	Denominator	CLEC Result	Standard Dev
Jul-03	3814.24	496	7.69	3.92
Aug-03	4544.8	598	7.60	4.91
Sep-03	3471.82	473	7.34	6.28
Oct-03	2998.8	490	6.12	1.41
Nov-03	3041.91	463	6.57	6.55
Dec-03	2830.02	467	6.06	1.42
Jan-04	3411.12	488	6.99	1.67
Feb-04	3537.93	453	7.81	5.30
Mar-04	3049.12	472	6.46	4.13
Apr-04	2887.07	449	6.43	1.61
May-04	3251.28	456	7.13	5.34
Jun-04	2962.5	474	6.25	1.87



Pre-Order Response Times (Address Validation) (Avg Sec) EDI Request/Response (PO-1 B-4) (Benchmark)

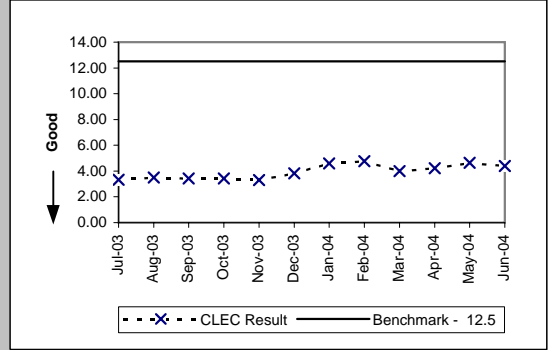
Date	Numerator	Denominator	CLEC Result	Standard Dev
Jul-03	25490.68	9059	2.81	0.89
Aug-03	31690.96	8789	3.61	1.82
Sep-03	29693.51	8023	3.70	2.47
Oct-03	29833.6	8375	3.56	1.45
Nov-03	26824.06	7906	3.39	1.22
Dec-03	26455.31	7962	3.32	0.85
Jan-04	40250.71	9991	4.03	1.76
Feb-04	33196.33	8084	4.11	2.07
Mar-04	29478.95	8443	3.49	1.06
Apr-04	23448.55	8126	2.89	1.31
May-04	15787.77	7688	2.05	1.48
Jun-04	16097.56	8045	2.00	1.24



PO-1 - Pre-Order/Order Response Times

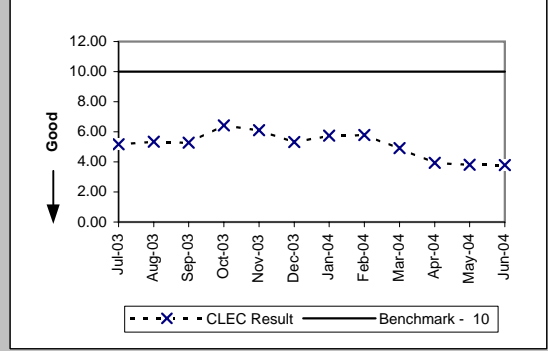
Pre-Order Response Times (Get CSR) (Avg Sec) EDI Request/Response (PO-1 B-5) (Benchmark)

Date	Numerator	Denominator	CLEC Result	Standard Dev
Jul-03	7663.81	2299	3.33	0.84
Aug-03	7186.87	2047	3.51	1.94
Sep-03	6449.64	1881	3.43	0.98
Oct-03	6760.94	1978	3.42	1.36
Nov-03	6125	1851	3.31	0.79
Dec-03	7100.62	1860	3.82	1.37
Jan-04	8928.56	1941	4.60	1.45
Feb-04	8655.67	1818	4.76	3.03
Mar-04	7553.09	1894	3.99	1.23
Apr-04	7536.97	1787	4.22	1.91
May-04	8603.71	1850	4.65	3.01
Jun-04	8385.18	1912	4.39	2.49



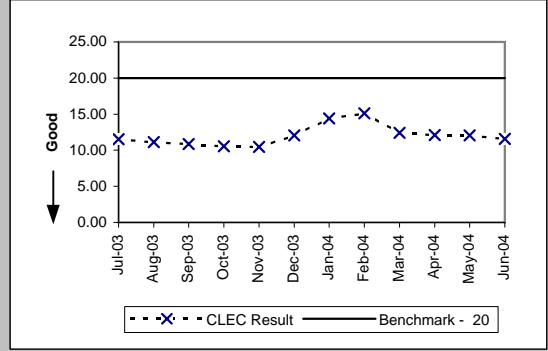
Pre-Order Response Times (TN Reservation) (Avg Sec) EDI Request/Response (PO-1 B-6) (Benchmark)

Date	Numerator	Denominator	CLEC Result	Standard Dev
Jul-03	15805.08	3049	5.18	1.97
Aug-03	16059.11	3009	5.34	2.00
Sep-03	15046.26	2850	5.28	2.75
Oct-03	18895.58	2938	6.43	3.38
Nov-03	17538.79	2870	6.11	3.04
Dec-03	14956.04	2811	5.32	2.24
Jan-04	20134.9	3507	5.74	2.54
Feb-04	15636.14	2703	5.78	1.32
Mar-04	14129.82	2872	4.92	1.36
Apr-04	11084.95	2824	3.93	1.37
May-04	9745.41	2557	3.81	0.76
Jun-04	10451.88	2764	3.78	0.88



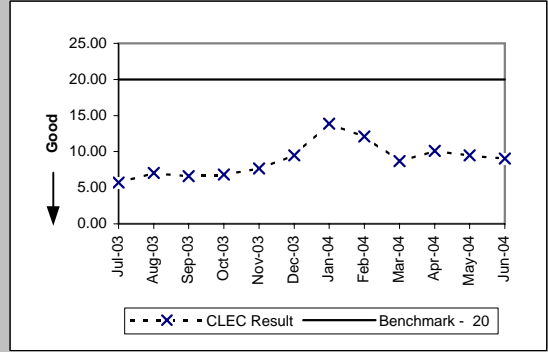
Pre-Order Response Times (Loop Qualification Tools) (Avg Sec) EDI Request/Response (PO-1 B-7) (Benchmark)

Date	Numerator	Denominator	CLEC Result	Standard Dev
Jul-03	35069.64	3042	11.53	21.76
Aug-03	33637.58	3021	11.13	21.08
Sep-03	31513.85	2897	10.88	19.67
Oct-03	32320.86	3068	10.53	18.70
Nov-03	29394.89	2808	10.47	18.32
Dec-03	34857.06	2895	12.04	20.88
Jan-04	73307.21	5096	14.39	17.37
Feb-04	247542.2	16396	15.10	11.19
Mar-04	231370.4	18621	12.43	9.88
Apr-04	190356.3	15738	12.10	9.63
May-04	212888.3	17663	12.05	9.81
Jun-04	221480.5	19149	11.57	8.78



Pre-Order Response Times (Resale of Qwest DSL Qualification) (Avg Sec) EDI Request/Response (PO-1 B-8) (Benchmark)

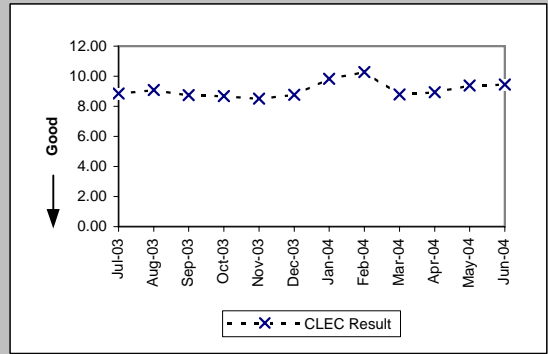
Date	Numerator	Denominator	CLEC Result	Standard Dev
Jul-03	5711.3	995	5.74	9.29
Aug-03	6812.07	969	7.03	11.70
Sep-03	6233.23	943	6.61	10.66
Oct-03	6744.98	989	6.82	11.39
Nov-03	6953.85	909	7.65	12.99
Dec-03	8788.16	928	9.47	11.75
Jan-04	13638.24	984	13.86	16.83
Feb-04	10956.48	904	12.12	13.54
Mar-04	8245.17	951	8.67	9.01
Apr-04	9078.78	898	10.11	11.47
May-04	8807.1	930	9.47	11.76
Jun-04	8688	960	9.05	10.48



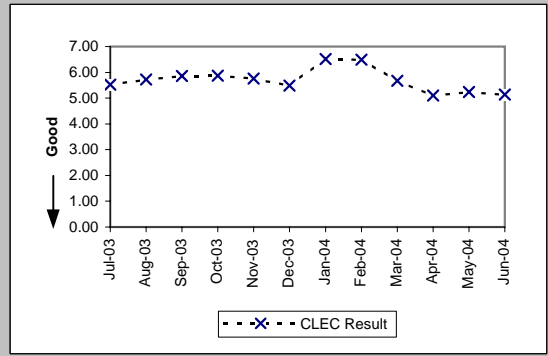


PO-1 - Pre-Order/Order Response Times

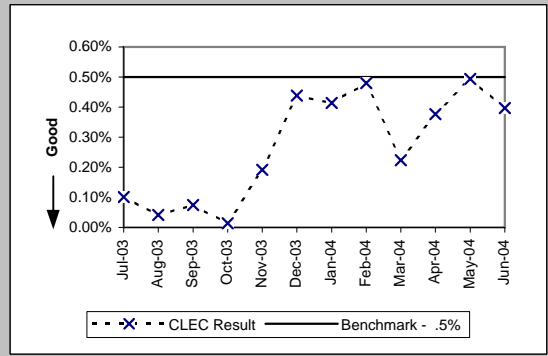
Pre-Order Response Times (Connecting Facility Assignment) (Avg Sec) EDI Request/Response (PO-1 B-9) (Benchmark)					
Date	Numerator	Denominator	CLEC Result	Standard Dev	
Jul-03	8335.6	941	8.86	3.42	
Aug-03	8463.5	931	9.09	3.33	
Sep-03	7802.57	893	8.74	4.48	
Oct-03	7756.78	894	8.68	5.13	
Nov-03	7553.25	887	8.52	4.53	
Dec-03	8173.23	932	8.77	6.79	
Jan-04	9580.22	976	9.82	4.38	
Feb-04	9207.96	896	10.28	5.99	
Mar-04	8301.8	944	8.79	5.24	
Apr-04	7901.25	885	8.93	5.41	
May-04	8621.77	918	9.39	6.64	
Jun-04	8997.39	952	9.45	7.23	



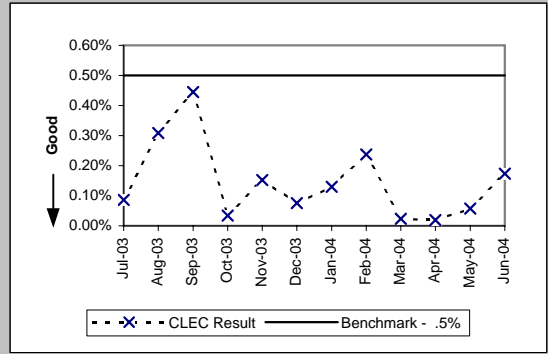
Pre-Order Response Times (Meet Point Inquiry) (Avg Sec) EDI Request/Response (PO-1 B-10) (Benchmark)					
Date	Numerator	Denominator	CLEC Result	Standard Dev	
Jul-03	5491.14	995	5.52	0.84	
Aug-03	5508.49	963	5.72	3.60	
Sep-03	5507.65	940	5.86	2.73	
Oct-03	5795.82	987	5.87	2.35	
Nov-03	5327.6	925	5.76	2.74	
Dec-03	5012.82	913	5.49	1.39	
Jan-04	6233.76	958	6.51	2.98	
Feb-04	5824.31	898	6.49	0.98	
Mar-04	5383.97	949	5.67	1.10	
Apr-04	4559.73	894	5.10	1.75	
May-04	4864.79	929	5.24	1.37	
Jun-04	4915.8	957	5.14	1.06	



Pre-Order Response Times (Timeout) (Percent) IMA Total (PO-1C -1) (Benchmark)					
Date	Numerator	Denominator	CLEC Result	Standard Dev	
Jul-03	26	25775	0.10%	3.17%	
Aug-03	11	26499	0.04%	2.04%	
Sep-03	20	27105	0.07%	2.72%	
Oct-03	4	28265	0.01%	1.19%	
Nov-03	51	26531	0.19%	4.38%	
Dec-03	121	27612	0.44%	6.61%	
Jan-04	121	29256	0.41%	6.42%	
Feb-04	134	27936	0.48%	6.91%	
Mar-04	72	32230	0.22%	4.72%	
Apr-04	104	27594	0.38%	6.13%	
May-04	132	26701	0.49%	7.01%	
Jun-04	111	27982	0.40%	6.29%	



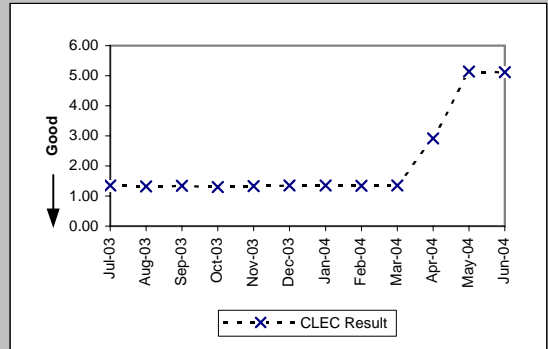
Pre-Order Response Times (Timeout) (Percent) EDI Total (PO-1C -2) (Benchmark)					
Date	Numerator	Denominator	CLEC Result	Standard Dev	
Jul-03	28	32522	0.09%	2.93%	
Aug-03	105	33933	0.31%	5.55%	
Sep-03	137	30756	0.45%	6.66%	
Oct-03	11	32125	0.03%	1.85%	
Nov-03	46	30334	0.15%	3.89%	
Dec-03	23	30304	0.08%	2.75%	
Jan-04	49	37669	0.13%	3.60%	
Feb-04	103	43483	0.24%	4.86%	
Mar-04	11	46978	0.02%	1.53%	
Apr-04	8	42939	0.02%	1.37%	
May-04	25	43789	0.06%	2.39%	
Jun-04	80	46252	0.17%	4.16%	



PO-1 - Pre-Order/Order Response Times

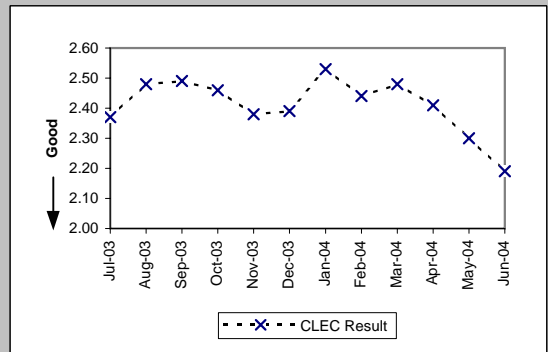
Pre-Order Response Times (Rejected Query) (Avg Sec) IMA Total (PO-1D -1) (Diagnostic)

Date	Numerator	Denominator	CLEC Result	Standard Dev
Jul-03	12945.15	9589	1.35	1.37
Aug-03	11762.52	8911	1.32	1.28
Sep-03	11979.6	8940	1.34	1.43
Oct-03	12447.5	9575	1.30	1.25
Nov-03	12186.79	9163	1.33	1.25
Dec-03	12237.75	9065	1.35	1.24
Jan-04	13086.9	9694	1.35	1.29
Feb-04	11975.58	8937	1.34	1.21
Mar-04	13104.45	9707	1.35	1.26
Apr-04	24746.64	8504	2.91	3.86
May-04	36231.86	7049	5.14	5.04
Jun-04	41415.68	8089	5.12	5.06



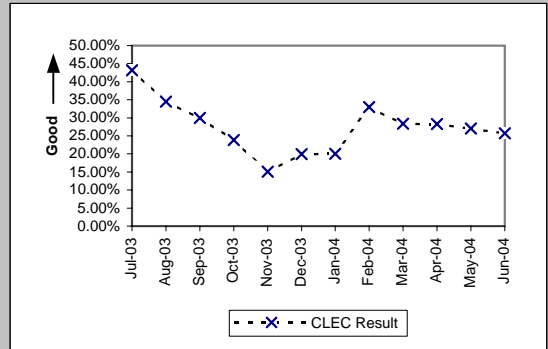
Pre-Order Response Times (Rejected Query) (Avg Sec) EDI Total (PO-1D -2) (Diagnostic)

Date	Numerator	Denominator	CLEC Result	Standard Dev
Jul-03	20813.34	8782	2.37	2.94
Aug-03	23106.16	9317	2.48	3.05
Sep-03	20325.87	8163	2.49	3.70
Oct-03	21067.44	8564	2.46	2.79
Nov-03	19075.7	8015	2.38	3.47
Dec-03	19289.69	8071	2.39	3.32
Jan-04	21401.27	8459	2.53	3.95
Feb-04	18961.24	7771	2.44	3.46
Mar-04	20405.44	8228	2.48	3.34
Apr-04	18720.88	7768	2.41	3.03
May-04	18466.7	8029	2.30	3.65
Jun-04	18159.48	8292	2.19	3.00

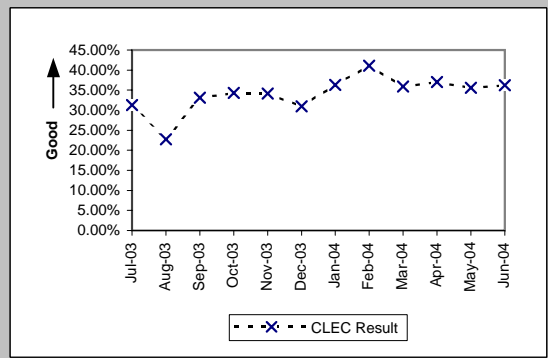


PO-2A-1 - Electronic Flow-through for LSRs received via IMA GUI (Percent)

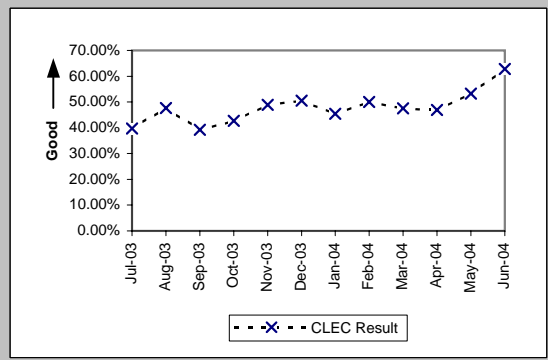
Resale Aggregate W/O UNE-P-POTS (Diagnostic)					
Date	CLEC Num	CLEC Denom	CLEC Result	CLEC Std Dev	
Jul-03	869	2013	43.17%	49.53%	
Aug-03	664	1924	34.51%	47.54%	
Sep-03	605	2022	29.92%	45.79%	
Oct-03	564	2366	23.84%	42.61%	
Nov-03	252	1670	15.09%	35.80%	
Dec-03	420	2109	19.91%	39.94%	
Jan-04	522	2605	20.04%	40.03%	
Feb-04	626	1899	32.96%	47.01%	
Mar-04	568	2003	28.36%	45.07%	
Apr-04	447	1580	28.29%	45.04%	
May-04	468	1733	27.01%	44.40%	
Jun-04	465	1811	25.68%	43.68%	



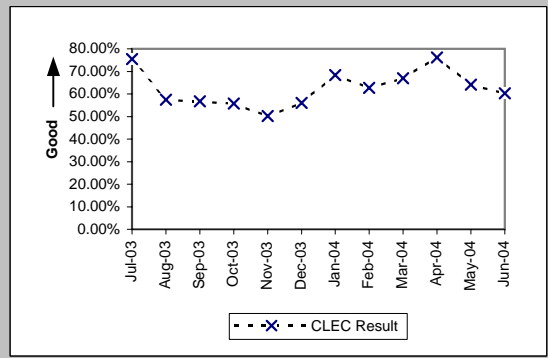
Unbundled Loop Aggregate (Diagnostic)					
Date	CLEC Num	CLEC Denom	CLEC Result	CLEC Std Dev	
Jul-03	328	1049	31.27%	46.36%	
Aug-03	229	1008	22.72%	41.90%	
Sep-03	338	1021	33.10%	47.06%	
Oct-03	422	1230	34.31%	47.47%	
Nov-03	308	902	34.15%	47.42%	
Dec-03	300	968	30.99%	46.25%	
Jan-04	382	1052	36.31%	48.09%	
Feb-04	406	989	41.05%	49.19%	
Mar-04	373	1038	35.93%	47.98%	
Apr-04	413	1115	37.04%	48.29%	
May-04	342	961	35.59%	47.88%	
Jun-04	372	1028	36.19%	48.05%	



LNP (Diagnostic)					
Date	CLEC Num	CLEC Denom	CLEC Result	CLEC Std Dev	
Jul-03	215	542	39.67%	48.92%	
Aug-03	204	428	47.66%	49.95%	
Sep-03	170	433	39.26%	48.83%	
Oct-03	212	497	42.66%	49.46%	
Nov-03	139	284	48.94%	49.99%	
Dec-03	193	382	50.52%	50.00%	
Jan-04	166	365	45.48%	49.80%	
Feb-04	172	344	50.00%	50.00%	
Mar-04	231	486	47.53%	49.94%	
Apr-04	188	401	46.88%	49.90%	
May-04	226	424	53.30%	49.89%	
Jun-04	351	559	62.79%	48.34%	

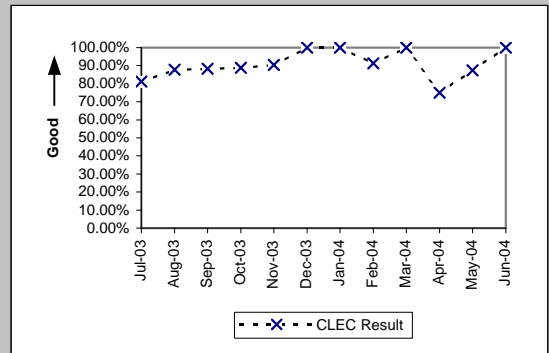


UNE - P (POTS) (Diagnostic)					
Date	CLEC Num	CLEC Denom	CLEC Result	CLEC Std Dev	
Jul-03	5943	7869	75.52%	42.99%	
Aug-03	2399	4171	57.52%	49.43%	
Sep-03	2762	4872	56.69%	49.55%	
Oct-03	2893	5196	55.68%	49.68%	
Nov-03	2032	4048	50.20%	50.00%	
Dec-03	2041	3641	56.06%	49.63%	
Jan-04	5324	7781	68.42%	46.48%	
Feb-04	3868	6175	62.64%	48.38%	
Mar-04	5018	7491	66.99%	47.03%	
Apr-04	5822	7642	76.18%	42.60%	
May-04	5765	8991	64.12%	47.96%	
Jun-04	4412	7315	60.31%	48.92%	

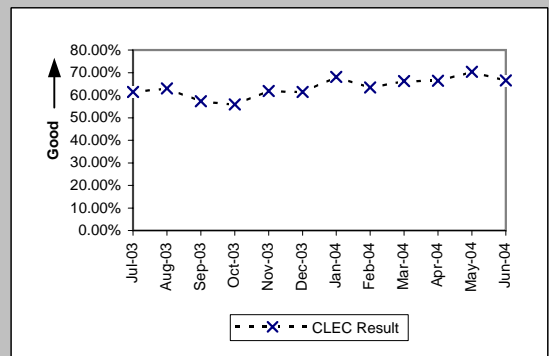


PO-2A-2 - Electronic Flow-through for LSRs received via IMA EDI (Percent)

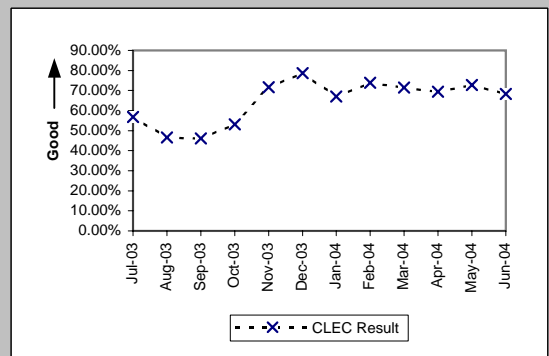
Resale Aggregate W/O UNE-P-POTS (Diagnostic)					
Date	CLEC Num	CLEC Denom	CLEC Result	CLEC Std Dev	
Jul-03	26	32	81.25%	39.03%	
Aug-03	72	82	87.80%	32.72%	
Sep-03	45	51	88.24%	32.22%	
Oct-03	32	36	88.89%	31.43%	
Nov-03	19	21	90.48%	29.35%	
Dec-03	11	11	100.00%	0.00%	
Jan-04	17	17	100.00%	0.00%	
Feb-04	21	23	91.30%	28.18%	
Mar-04	7	7	100.00%	0.00%	
Apr-04	9	12	75.00%	43.30%	
May-04	7	8	87.50%	33.07%	
Jun-04	5	5	100.00%	0.00%	



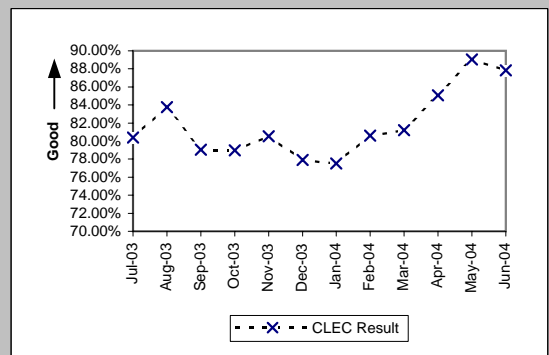
Unbundled Loop Aggregate (Diagnostic)					
Date	CLEC Num	CLEC Denom	CLEC Result	CLEC Std Dev	
Jul-03	847	1378	61.47%	48.67%	
Aug-03	826	1312	62.96%	48.29%	
Sep-03	671	1171	57.30%	49.46%	
Oct-03	738	1322	55.82%	49.66%	
Nov-03	643	1040	61.83%	48.58%	
Dec-03	610	994	61.37%	48.69%	
Jan-04	580	852	68.08%	46.62%	
Feb-04	592	933	63.45%	48.16%	
Mar-04	730	1102	66.24%	47.29%	
Apr-04	641	965	66.42%	47.23%	
May-04	745	1059	70.35%	45.67%	
Jun-04	745	1119	66.58%	47.17%	



LNP (Diagnostic)					
Date	CLEC Num	CLEC Denom	CLEC Result	CLEC Std Dev	
Jul-03	63	111	56.76%	49.54%	
Aug-03	91	195	46.67%	49.89%	
Sep-03	109	236	46.19%	49.85%	
Oct-03	141	265	53.21%	49.90%	
Nov-03	217	303	71.62%	45.09%	
Dec-03	489	621	78.74%	40.91%	
Jan-04	246	367	67.03%	47.01%	
Feb-04	383	518	73.94%	43.90%	
Mar-04	564	789	71.48%	45.15%	
Apr-04	361	520	69.42%	46.07%	
May-04	264	363	72.73%	44.54%	
Jun-04	394	577	68.28%	46.54%	

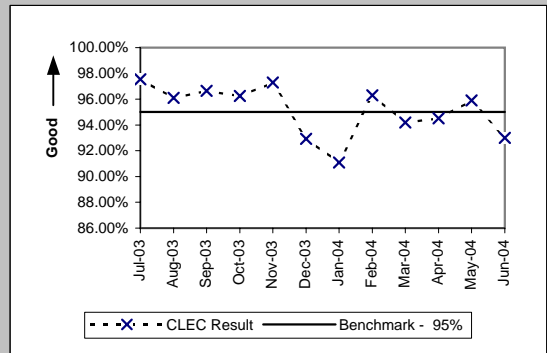


UNE - P (POTS) (Diagnostic)					
Date	CLEC Num	CLEC Denom	CLEC Result	CLEC Std Dev	
Jul-03	10599	13185	80.39%	39.71%	
Aug-03	10530	12571	83.76%	36.88%	
Sep-03	8811	11145	79.06%	40.69%	
Oct-03	10096	12784	78.97%	40.75%	
Nov-03	8944	11107	80.53%	39.60%	
Dec-03	7293	9363	77.89%	41.50%	
Jan-04	8601	11097	77.51%	41.75%	
Feb-04	11555	14338	80.59%	39.55%	
Mar-04	17048	20992	81.21%	39.06%	
Apr-04	18567	21826	85.07%	35.64%	
May-04	19711	22134	89.05%	31.22%	
Jun-04	19133	21782	87.84%	32.68%	

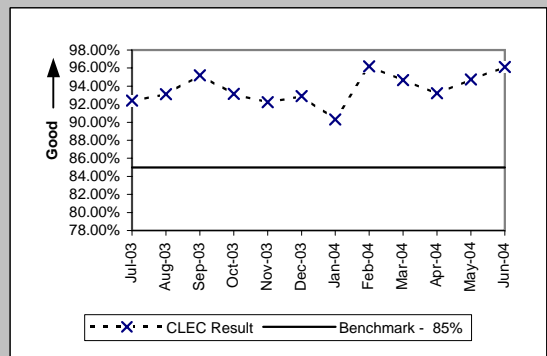


PO-2B-1 - Electronic Flow-through for All Eligible LSRs received via IMA GUI (Percent)

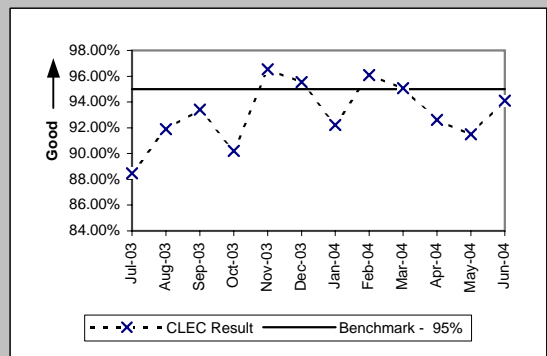
Resale Aggregate W/O UNE-P-POTS (Benchmark)					
Date	CLEC Num	CLEC Denom	CLEC Result	CLEC Std Dev	
Jul-03	869	891	97.53%	15.52%	
Aug-03	664	691	96.09%	19.38%	
Sep-03	605	626	96.65%	18.01%	
Oct-03	564	586	96.25%	19.01%	
Nov-03	252	259	97.30%	16.22%	
Dec-03	420	452	92.92%	25.65%	
Jan-04	522	573	91.10%	28.48%	
Feb-04	626	650	96.31%	18.86%	
Mar-04	568	603	94.20%	23.38%	
Apr-04	447	473	94.50%	22.79%	
May-04	468	488	95.90%	19.83%	
Jun-04	465	500	93.00%	25.51%	



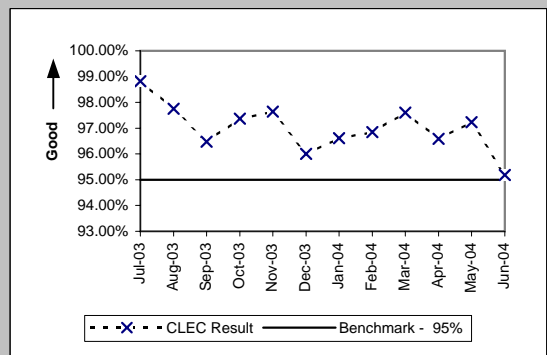
Unbundled Loop Aggregate (Benchmark)				
Date	CLEC Num	CLEC Denom	CLEC Result	CLEC Std Dev
Jul-03	328	355	92.39%	26.51%
Aug-03	229	246	93.09%	25.36%
Sep-03	338	355	95.21%	21.35%
Oct-03	422	453	93.16%	25.25%
Nov-03	308	334	92.22%	26.79%
Dec-03	300	323	92.88%	25.72%
Jan-04	382	423	90.31%	29.59%
Feb-04	406	422	96.21%	19.10%
Mar-04	373	394	94.67%	22.46%
Apr-04	413	443	93.23%	25.13%
May-04	342	361	94.74%	22.33%
Jun-04	372	387	96.12%	19.30%



LNP (Benchmark)				
Date	CLEC Num	CLEC Denom	CLEC Result	CLEC Std Dev
Jul-03	215	243	88.48%	31.93%
Aug-03	204	222	91.89%	27.30%
Sep-03	170	182	93.41%	24.82%
Oct-03	212	235	90.21%	29.71%
Nov-03	139	144	96.53%	18.31%
Dec-03	193	202	95.54%	20.63%
Jan-04	166	180	92.22%	26.78%
Feb-04	172	179	96.09%	19.38%
Mar-04	231	243	95.06%	21.67%
Apr-04	188	203	92.61%	26.16%
May-04	226	247	91.50%	27.89%
Jun-04	351	373	94.10%	23.56%

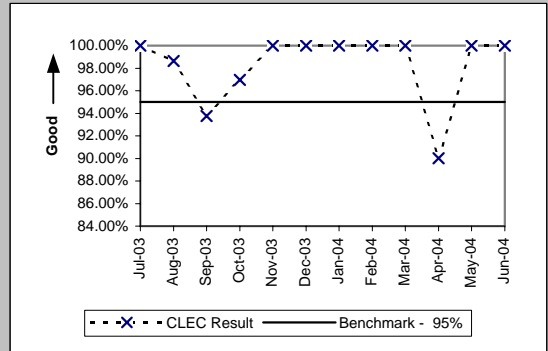


UNE - P (POTS) (Benchmark)				
Date	CLEC Num	CLEC Denom	CLEC Result	CLEC Std Dev
Jul-03	5943	6014	98.82%	10.80%
Aug-03	2399	2454	97.76%	14.80%
Sep-03	2762	2863	96.47%	18.45%
Oct-03	2893	2971	97.37%	15.99%
Nov-03	2032	2081	97.65%	15.16%
Dec-03	2041	2126	96.00%	19.59%
Jan-04	5324	5511	96.61%	18.11%
Feb-04	3868	3994	96.85%	17.48%
Mar-04	5018	5141	97.61%	15.28%
Apr-04	5822	6028	96.58%	18.17%
May-04	5765	5929	97.23%	16.40%
Jun-04	4412	4635	95.19%	21.40%

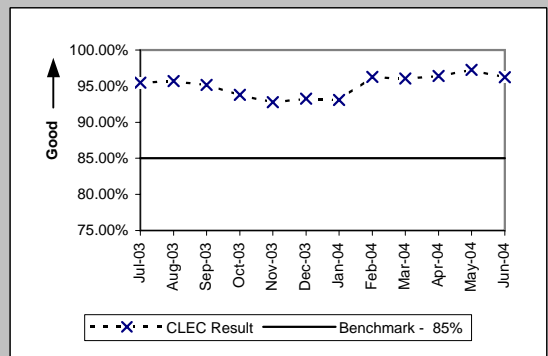


PO-2B-2 - Electronic Flow-through for All Eligible LSRs received via IMA EDI (Percent)

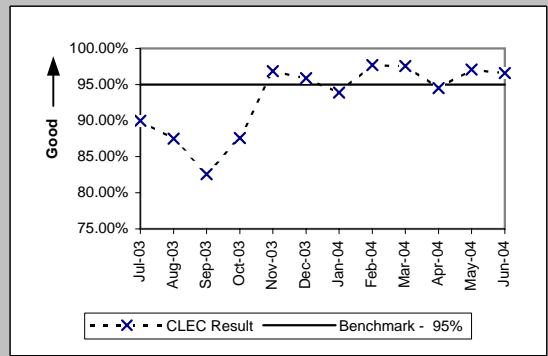
Resale Aggregate W/O UNE-P-POTS (Benchmark)				
Date	CLEC Num	CLEC Denom	CLEC Result	CLEC Std Dev
Jul-03	26	26	100.00%	0.00%
Aug-03	72	73	98.63%	11.62%
Sep-03	45	48	93.75%	24.21%
Oct-03	32	33	96.97%	17.14%
Nov-03	19	19	100.00%	0.00%
Dec-03	11	11	100.00%	0.00%
Jan-04	17	17	100.00%	0.00%
Feb-04	21	21	100.00%	0.00%
Mar-04	7	7	100.00%	0.00%
Apr-04	9	10	90.00%	30.00%
May-04	7	7	100.00%	0.00%
Jun-04	5	5	100.00%	0.00%



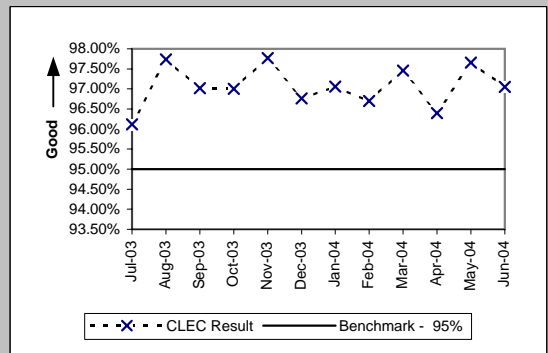
Unbundled Loop Aggregate (Benchmark)				
Date	CLEC Num	CLEC Denom	CLEC Result	CLEC Std Dev
Jul-03	847	887	95.49%	20.75%
Aug-03	826	863	95.71%	20.26%
Sep-03	671	705	95.18%	21.42%
Oct-03	738	787	93.77%	24.16%
Nov-03	643	693	92.79%	25.87%
Dec-03	610	654	93.27%	25.05%
Jan-04	580	623	93.10%	25.35%
Feb-04	592	615	96.26%	18.97%
Mar-04	730	760	96.05%	19.47%
Apr-04	641	665	96.39%	18.65%
May-04	745	766	97.26%	16.33%
Jun-04	745	774	96.25%	18.99%



LNP (Benchmark)				
Date	CLEC Num	CLEC Denom	CLEC Result	CLEC Std Dev
Jul-03	63	70	90.00%	30.00%
Aug-03	91	104	87.50%	33.07%
Sep-03	109	132	82.58%	37.93%
Oct-03	141	161	87.58%	32.98%
Nov-03	217	224	96.88%	17.40%
Dec-03	489	510	95.88%	19.87%
Jan-04	246	262	93.89%	23.95%
Feb-04	383	392	97.70%	14.98%
Mar-04	564	578	97.58%	15.37%
Apr-04	361	382	94.50%	22.79%
May-04	264	272	97.06%	16.90%
Jun-04	394	408	96.57%	18.20%



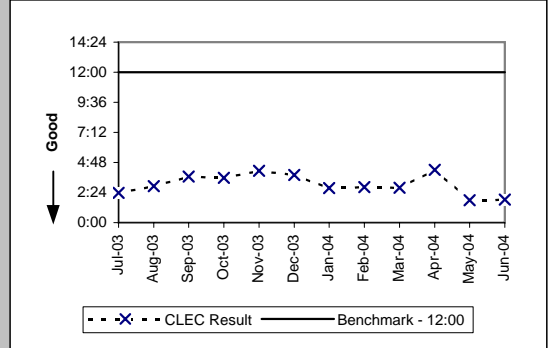
UNE - P (POTS) (Benchmark)				
Date	CLEC Num	CLEC Denom	CLEC Result	CLEC Std Dev
Jul-03	10599	11027	96.12%	19.32%
Aug-03	10530	10774	97.74%	14.88%
Sep-03	8811	9082	97.02%	17.01%
Oct-03	10096	10408	97.00%	17.05%
Nov-03	8944	9148	97.77%	14.77%
Dec-03	7293	7537	96.76%	17.70%
Jan-04	8601	8862	97.05%	16.91%
Feb-04	11555	11949	96.70%	17.86%
Mar-04	17048	17493	97.46%	15.75%
Apr-04	18567	19261	96.40%	18.64%
May-04	19711	20184	97.66%	15.13%
Jun-04	19133	19714	97.05%	16.91%



PO-3 - LSR Rejection Notice Interval

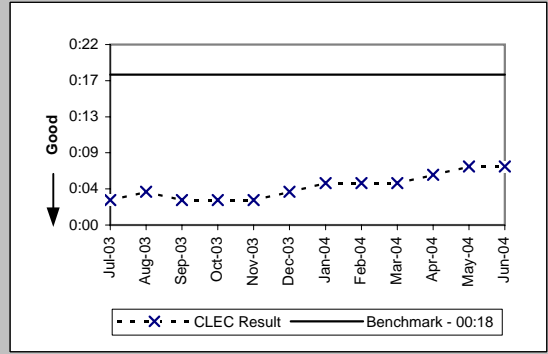
LSR Rejection Notice Interval for IMA - Rejected Manually (Hours:Minutes) (PO-3A-1) (Benchmark)

Date	Numerator	Denominator	CLEC Result	Standard Dev
Jul-03	2155:21	909	2:22	3:07
Aug-03	1501:02	514	2:55	3:38
Sep-03	1359:30	369	3:41	2:56
Oct-03	1076:28	300	3:35	3:10
Nov-03	1058:01	256	4:08	4:19
Dec-03	885:17	232	3:49	4:17
Jan-04	1002:51	362	2:46	4:13
Feb-04	653:17	231	2:50	4:18
Mar-04	899:45	323	2:47	2:48
Apr-04	1492:16	354	4:13	33:30
May-04	698:32	390	1:47	5:09
Jun-04	602:28	329	1:50	2:32



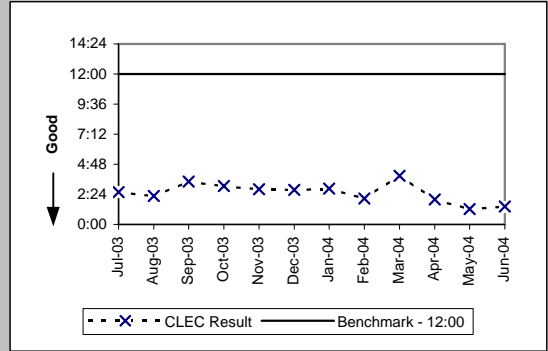
LSR Rejection Notice Interval for IMA - Auto-Rejected (Minutes:Seconds) (PO-3A-2) (Benchmark)

Date	Numerator	Denominator	CLEC Result	Standard Dev
Jul-03	1652:41	30468	0:03	0:06
Aug-03	1972:45	30222	0:04	0:24
Sep-03	1557:40	29054	0:03	0:09
Oct-03	1767:03	31549	0:03	0:07
Nov-03	1297:02	24418	0:03	0:07
Dec-03	2140:56	30669	0:04	0:06
Jan-04	2339:24	29665	0:05	0:08
Feb-04	2584:56	28964	0:05	0:20
Mar-04	2479:29	32605	0:05	0:07
Apr-04	2900:12	31611	0:06	0:11
May-04	3351:46	28450	0:07	0:13
Jun-04	3393:46	30184	0:07	0:13



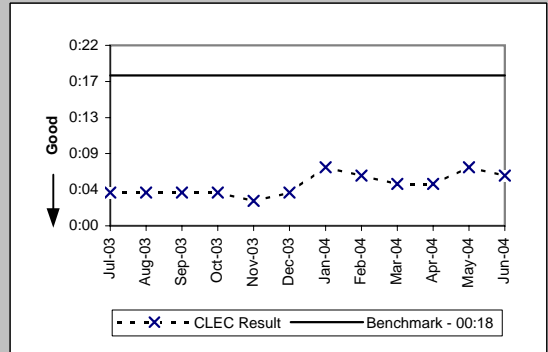
LSR Rejection Notice Interval for EDI - Rejected Manually (Hours:Minutes) (PO-3B-1) (Benchmark)

Date	Numerator	Denominator	CLEC Result	Standard Dev
Jul-03	2930:48	1135	2:35	2:18
Aug-03	1838:39	808	2:17	2:47
Sep-03	2350:01	685	3:26	3:04
Oct-03	2197:51	716	3:04	2:47
Nov-03	1272:30	453	2:49	2:26
Dec-03	1002:51	365	2:45	2:45
Jan-04	1106:54	386	2:52	19:48
Feb-04	876:41	424	2:04	1:49
Mar-04	1863:07	479	3:53	36:35
Apr-04	837:40	424	1:59	1:48
May-04	559:08	462	1:13	1:53
Jun-04	880:41	613	1:26	1:57



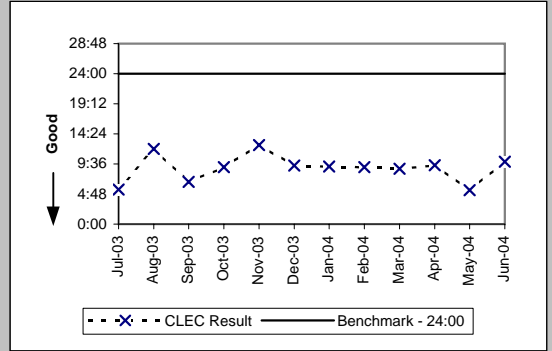
LSR Rejection Notice Interval for EDI - Auto-Rejected (Minutes:Seconds) (PO-3B-2) (Benchmark)

Date	Numerator	Denominator	CLEC Result	Standard Dev
Jul-03	3752:49	58520	0:04	0:06
Aug-03	3525:51	53256	0:04	0:06
Sep-03	3767:10	57343	0:04	0:10
Oct-03	3748:36	63580	0:04	0:05
Nov-03	2719:38	49423	0:03	0:06
Dec-03	3022:28	45226	0:04	0:06
Jan-04	5822:36	51314	0:07	0:15
Feb-04	4061:30	43100	0:06	0:10
Mar-04	4289:20	49566	0:05	0:07
Apr-04	3818:35	42385	0:05	0:06
May-04	4148:57	37952	0:07	0:12
Jun-04	4586:02	43471	0:06	0:10



PO-3 - LSR Rejection Notice Interval

LSR Rejection Notice Interval for Manual and IIS (Hours:Minutes) (PO-3C) (Benchmark)					
Date	Numerator	Denominator	CLEC Result	Standard Dev	
Jul-03	126:55	23	5:31	5:56	
Aug-03	299:41	25	11:59	10:25	
Sep-03	67:31	10	6:45	7:36	
Oct-03	117:56	13	9:04	10:40	
Nov-03	252:18	20	12:37	12:34	
Dec-03	1131:50	121	9:21	7:26	
Jan-04	596:32	65	9:11	7:49	
Feb-04	617:27	68	9:05	8:19	
Mar-04	601:57	68	8:51	7:34	
Apr-04	301:32	32	9:25	6:47	
May-04	204:59	38	5:24	6:07	
Jun-04	1422:45	143	9:57	10:00	

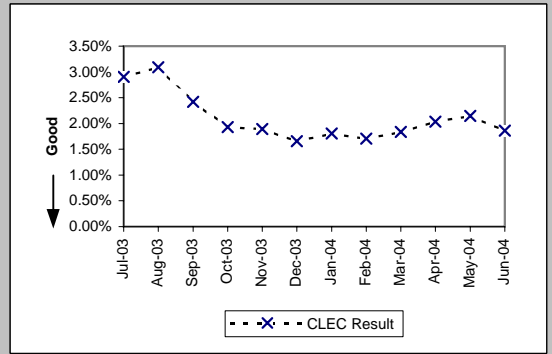




PO-4 - LSRs Rejected

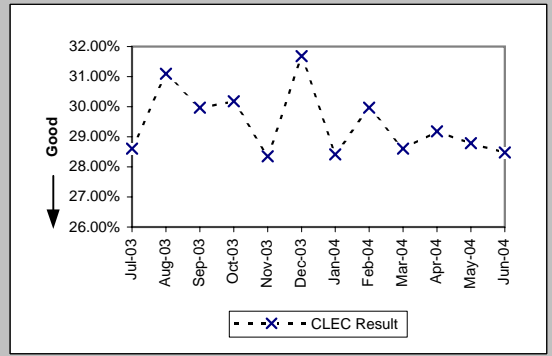
LSRs Rejected for IMA - Rejected Manually (Percent) (PO-4A-1) (Diagnostic)

Date	Numerator	Denominator	CLEC Result	Standard Dev
Jul-03	3094	106488	2.91%	16.80%
Aug-03	3004	97187	3.09%	17.31%
Sep-03	2345	96958	2.42%	15.36%
Oct-03	2016	104515	1.93%	13.75%
Nov-03	1628	86133	1.89%	13.62%
Dec-03	1604	96809	1.66%	12.76%
Jan-04	1887	104419	1.81%	13.32%
Feb-04	1649	96638	1.71%	12.95%
Mar-04	2091	113985	1.83%	13.42%
Apr-04	2208	108339	2.04%	14.13%
May-04	2123	98826	2.15%	14.50%
Jun-04	1972	105986	1.86%	13.51%



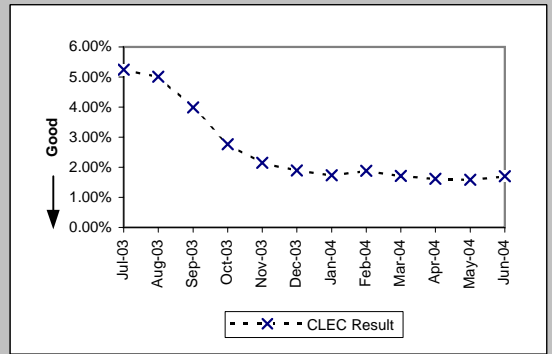
LSRs Rejected for IMA - Auto-Rejected (Percent) (PO-4A-2) (Diagnostic)

Date	Numerator	Denominator	CLEC Result	Standard Dev
Jul-03	30468	106488	28.61%	45.19%
Aug-03	30222	97187	31.10%	46.29%
Sep-03	29054	96958	29.97%	45.81%
Oct-03	31549	104515	30.19%	45.91%
Nov-03	24418	86133	28.35%	45.07%
Dec-03	30669	96809	31.68%	46.52%
Jan-04	29665	104419	28.41%	45.10%
Feb-04	28964	96638	29.97%	45.81%
Mar-04	32605	113985	28.60%	45.19%
Apr-04	31611	108339	29.18%	45.46%
May-04	28450	98826	28.79%	45.28%
Jun-04	30184	105986	28.48%	45.13%



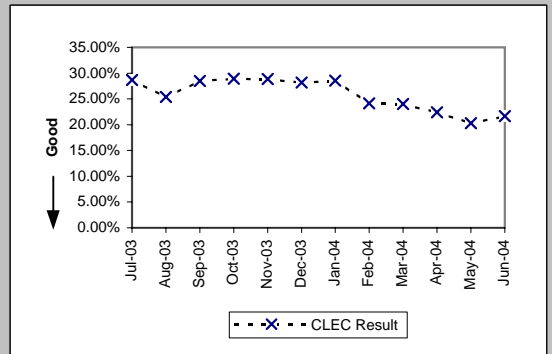
LSRs Rejected for EDI - Rejected Manually (Percent) (PO-4B-1) (Diagnostic)

Date	Numerator	Denominator	CLEC Result	Standard Dev
Jul-03	10704	203973	5.25%	22.30%
Aug-03	10515	209854	5.01%	21.82%
Sep-03	8017	201183	3.98%	19.56%
Oct-03	6086	219882	2.77%	16.41%
Nov-03	3679	171330	2.15%	14.50%
Dec-03	3031	160353	1.89%	13.62%
Jan-04	3113	179855	1.73%	13.04%
Feb-04	3369	178425	1.89%	13.61%
Mar-04	3543	206492	1.72%	12.99%
Apr-04	3069	189247	1.62%	12.63%
May-04	2969	187306	1.59%	12.49%
Jun-04	3419	200759	1.70%	12.94%



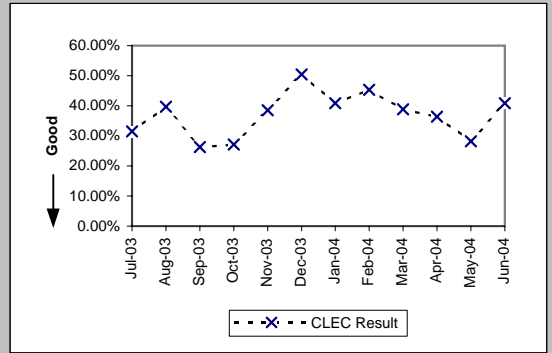
LSRs Rejected for EDI - Auto-Rejected (Percent) (PO-4B-2) (Diagnostic)

Date	Numerator	Denominator	CLEC Result	Standard Dev
Jul-03	58520	203973	28.69%	45.23%
Aug-03	53256	209854	25.38%	43.52%
Sep-03	57343	201183	28.50%	45.14%
Oct-03	63580	219882	28.92%	45.34%
Nov-03	49423	171330	28.85%	45.30%
Dec-03	45226	160353	28.20%	45.00%
Jan-04	51314	179855	28.53%	45.16%
Feb-04	43100	178425	24.16%	42.80%
Mar-04	49566	206492	24.00%	42.71%
Apr-04	42385	189247	22.40%	41.69%
May-04	37952	187306	20.26%	40.20%
Jun-04	43471	200759	21.65%	41.19%



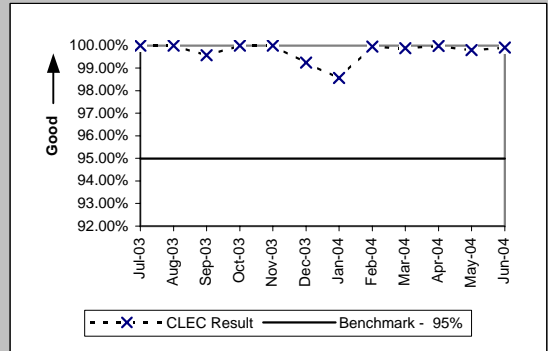
PO-4 - LSRs Rejected

LSRs Received via Facsimile (Percent) (PO-4C) (Diagnostic)					
Date	Numerator	Denominator	CLEC Result	Standard Dev	
Jul-03	23	73	31.51%	46.45%	
Aug-03	25	63	39.68%	48.92%	
Sep-03	10	38	26.32%	44.03%	
Oct-03	13	48	27.08%	44.44%	
Nov-03	20	52	38.46%	48.65%	
Dec-03	121	240	50.42%	50.00%	
Jan-04	65	159	40.88%	49.16%	
Feb-04	68	150	45.33%	49.78%	
Mar-04	68	175	38.86%	48.74%	
Apr-04	32	88	36.36%	48.10%	
May-04	38	135	28.15%	44.97%	
Jun-04	143	350	40.86%	49.16%	

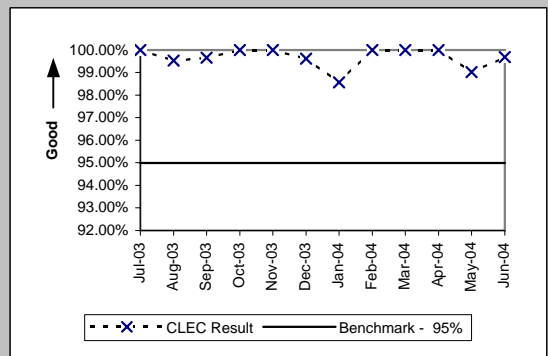


PO-5A-1 - FOCs On Time for Fully Electronic LSRs Received via IMA GUI (Percent)

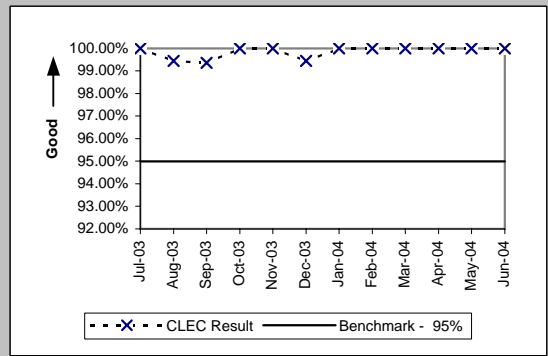
Resale Aggregate (PO-5A-1 (a)) (Benchmark)					
Date	Numerator	Denominator	CLEC Result	Standard Dev	
Jul-03	6741	6741	100.00%	0.00%	
Aug-03	3017	3017	100.00%	0.00%	
Sep-03	3306	3320	99.58%	6.48%	
Oct-03	3403	3403	100.00%	0.00%	
Nov-03	2235	2235	100.00%	0.00%	
Dec-03	2371	2389	99.25%	8.65%	
Jan-04	5314	5391	98.57%	11.87%	
Feb-04	4181	4183	99.95%	2.19%	
Mar-04	5343	5349	99.89%	3.35%	
Apr-04	5928	5929	99.98%	1.30%	
May-04	6044	6056	99.80%	4.45%	
Jun-04	4587	4591	99.91%	2.95%	



Unbundled Loop Aggregate (PO-5A-1 (b)) (Benchmark)					
Date	Numerator	Denominator	CLEC Result	Standard Dev	
Jul-03	288	288	100.00%	0.00%	
Aug-03	215	216	99.54%	6.79%	
Sep-03	298	299	99.67%	5.77%	
Oct-03	369	369	100.00%	0.00%	
Nov-03	265	265	100.00%	0.00%	
Dec-03	263	264	99.62%	6.14%	
Jan-04	343	348	98.56%	11.90%	
Feb-04	366	366	100.00%	0.00%	
Mar-04	331	331	100.00%	0.00%	
Apr-04	386	386	100.00%	0.00%	
May-04	303	306	99.02%	9.85%	
Jun-04	320	321	99.69%	5.57%	

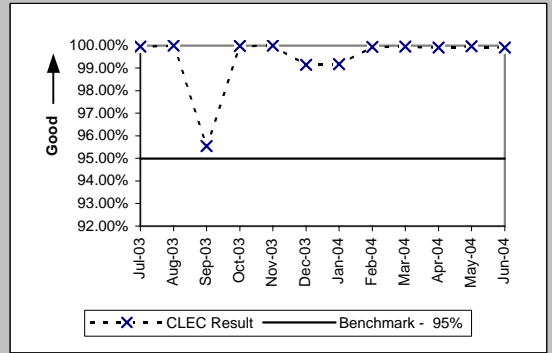


LNP (PO-5A-1 (c)) (Benchmark)					
Date	Numerator	Denominator	CLEC Result	Standard Dev	
Jul-03	195	195	100.00%	0.00%	
Aug-03	180	181	99.45%	7.41%	
Sep-03	155	156	99.36%	7.98%	
Oct-03	199	199	100.00%	0.00%	
Nov-03	127	127	100.00%	0.00%	
Dec-03	181	182	99.45%	7.39%	
Jan-04	151	151	100.00%	0.00%	
Feb-04	168	168	100.00%	0.00%	
Mar-04	215	215	100.00%	0.00%	
Apr-04	177	177	100.00%	0.00%	
May-04	219	219	100.00%	0.00%	
Jun-04	335	335	100.00%	0.00%	

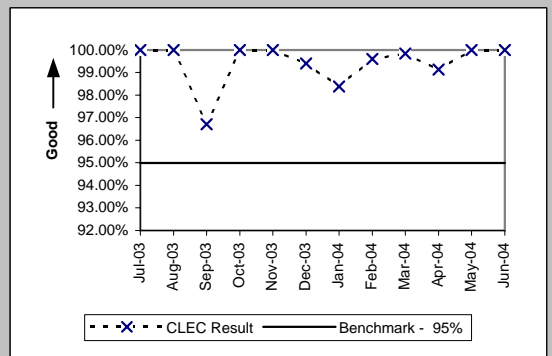


PO-5A-2 - FOCs On Time for Fully Electronic LSRs Received via IMA EDI (Percent)

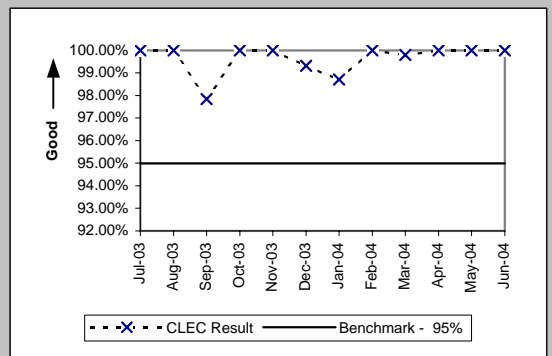
Resale Aggregate (PO-5A-2 (a)) (Benchmark)					
Date	Numerator	Denominator	CLEC Result	Standard Dev	
Jul-03	10524	10528	99.96%	1.95%	
Aug-03	10500	10500	100.00%	0.00%	
Sep-03	8348	8737	95.55%	20.63%	
Oct-03	9985	9987	99.98%	1.42%	
Nov-03	8845	8845	100.00%	0.00%	
Dec-03	7172	7234	99.14%	9.22%	
Jan-04	8488	8558	99.18%	9.01%	
Feb-04	11476	11483	99.94%	2.47%	
Mar-04	16903	16911	99.95%	2.17%	
Apr-04	18424	18439	99.92%	2.85%	
May-04	19558	19563	99.97%	1.60%	
Jun-04	18944	18961	99.91%	2.99%	



Unbundled Loop Aggregate (PO-5A-2 (b)) (Benchmark)					
Date	Numerator	Denominator	CLEC Result	Standard Dev	
Jul-03	631	631	100.00%	0.00%	
Aug-03	643	643	100.00%	0.00%	
Sep-03	528	546	96.70%	17.86%	
Oct-03	625	625	100.00%	0.00%	
Nov-03	569	569	100.00%	0.00%	
Dec-03	500	503	99.40%	7.70%	
Jan-04	487	495	98.38%	12.61%	
Feb-04	502	504	99.60%	6.29%	
Mar-04	630	631	99.84%	3.98%	
Apr-04	573	578	99.13%	9.26%	
May-04	686	686	100.00%	0.00%	
Jun-04	662	662	100.00%	0.00%	

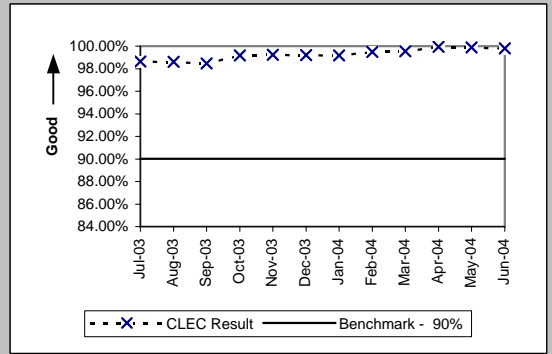


LNP (PO-5A-2 (c)) (Benchmark)					
Date	Numerator	Denominator	CLEC Result	Standard Dev	
Jul-03	61	61	100.00%	0.00%	
Aug-03	79	79	100.00%	0.00%	
Sep-03	91	93	97.85%	14.51%	
Oct-03	125	125	100.00%	0.00%	
Nov-03	197	197	100.00%	0.00%	
Dec-03	435	438	99.32%	8.25%	
Jan-04	230	233	98.71%	11.27%	
Feb-04	364	364	100.00%	0.00%	
Mar-04	486	487	99.79%	4.53%	
Apr-04	308	308	100.00%	0.00%	
May-04	239	239	100.00%	0.00%	
Jun-04	363	363	100.00%	0.00%	

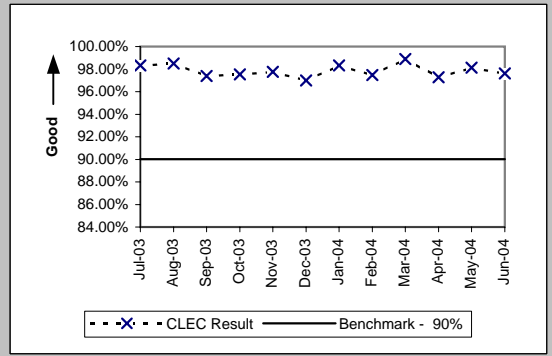


PO-5B-1 - FOCs On Time for Electronic/Manual LSRs Received via IMA GUI (Percent)

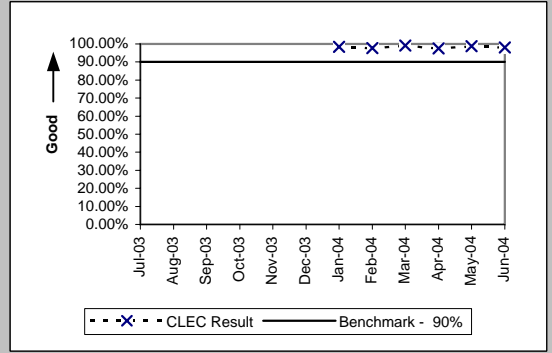
Resale Aggregate (PO-5B-1 (a)) (Benchmark)				
Date	Numerator	Denominator	CLEC Result	Standard Dev
Jul-03	2967	3008	98.64%	11.60%
Aug-03	2971	3013	98.61%	11.72%
Sep-03	3401	3454	98.47%	12.29%
Oct-03	3877	3909	99.18%	9.01%
Nov-03	3289	3314	99.25%	8.65%
Dec-03	3030	3054	99.21%	8.83%
Jan-04	4218	4253	99.18%	9.03%
Feb-04	3324	3341	99.49%	7.12%
Mar-04	3826	3843	99.56%	6.64%
Apr-04	2827	2829	99.93%	2.66%
May-04	3563	3567	99.89%	3.35%
Jun-04	3745	3752	99.81%	4.32%



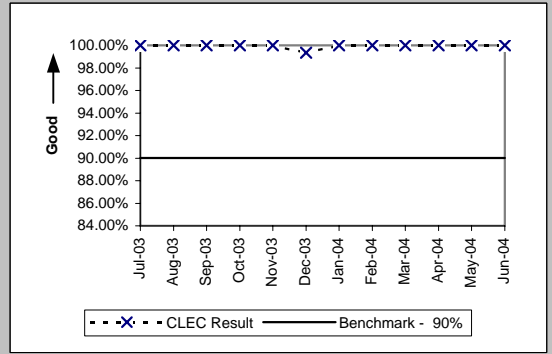
Unbundled Loop Aggregate (PO-5B-1 (b)) (Benchmark)				
Date	Numerator	Denominator	CLEC Result	Standard Dev
Jul-03	644	655	98.32%	12.85%
Aug-03	720	731	98.50%	12.17%
Sep-03	707	726	97.38%	15.96%
Oct-03	827	848	97.52%	15.54%
Nov-03	567	580	97.76%	14.80%
Dec-03	675	696	96.98%	17.11%
Jan-04	710	722	98.34%	12.78%
Feb-04	660	677	97.49%	15.65%
Mar-04	720	728	98.90%	10.43%
Apr-04	717	737	97.29%	16.25%
May-04	626	638	98.12%	13.58%
Jun-04	694	711	97.61%	15.28%



Unbundled Loop AGG-EELS (PO-5B-1 (b)) (Benchmark)				
Date	Numerator	Denominator	CLEC Result	Standard Dev
Jul-03				
Aug-03				
Sep-03				
Oct-03				
Nov-03				
Dec-03				
Jan-04	710	722	98.34%	12.78%
Feb-04	728	745	97.72%	14.93%
Mar-04	818	826	99.03%	9.79%
Apr-04	854	876	97.49%	15.65%
May-04	1033	1046	98.76%	11.08%
Jun-04	819	836	97.97%	14.11%



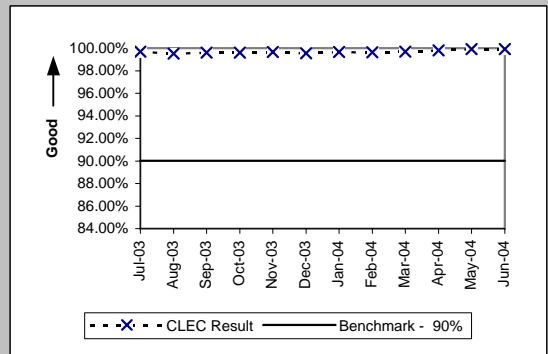
LNP (PO-5B-1 (c)) (Benchmark)				
Date	Numerator	Denominator	CLEC Result	Standard Dev
Jul-03	291	291	100.00%	0.00%
Aug-03	182	182	100.00%	0.00%
Sep-03	218	218	100.00%	0.00%
Oct-03	242	242	100.00%	0.00%
Nov-03	120	120	100.00%	0.00%
Dec-03	151	152	99.34%	8.08%
Jan-04	167	167	100.00%	0.00%
Feb-04	145	145	100.00%	0.00%
Mar-04	216	216	100.00%	0.00%
Apr-04	189	189	100.00%	0.00%
May-04	170	170	100.00%	0.00%
Jun-04	177	177	100.00%	0.00%



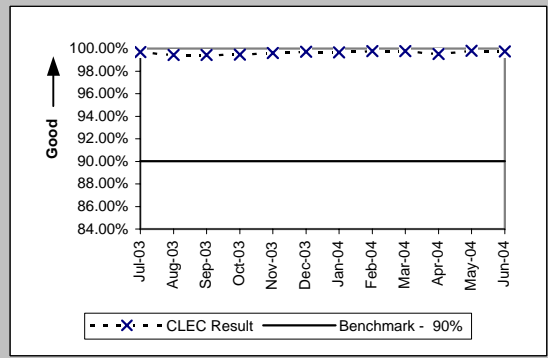
PO-5B-1(b) has the potential to display two graphs. The first graph is UBL loops without EELS and the second graph is UBL loops with EELS.

PO-5B-2 - FOCs On Time for Electronic/Manual LSRs Received via IMA EDI (Percent)

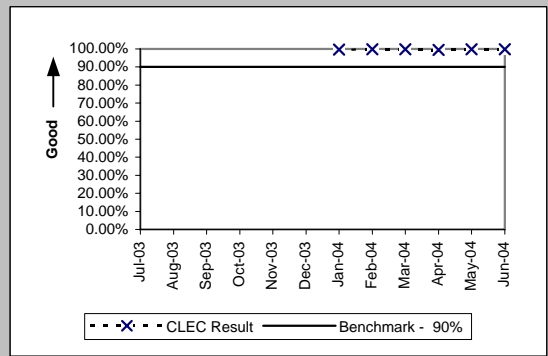
Resale Aggregate (PO-5B-2 (a)) (Benchmark)				
Date	Numerator	Denominator	CLEC Result	Standard Dev
Jul-03	2486	2494	99.68%	5.65%
Aug-03	1907	1916	99.53%	6.84%
Sep-03	2216	2225	99.60%	6.35%
Oct-03	2530	2540	99.61%	6.26%
Nov-03	2040	2047	99.66%	5.84%
Dec-03	1982	1991	99.55%	6.71%
Jan-04	2335	2343	99.66%	5.83%
Feb-04	2676	2686	99.63%	6.09%
Mar-04	3853	3865	99.69%	5.56%
Apr-04	3101	3107	99.81%	4.39%
May-04	2329	2331	99.91%	2.93%
Jun-04	2596	2598	99.92%	2.77%



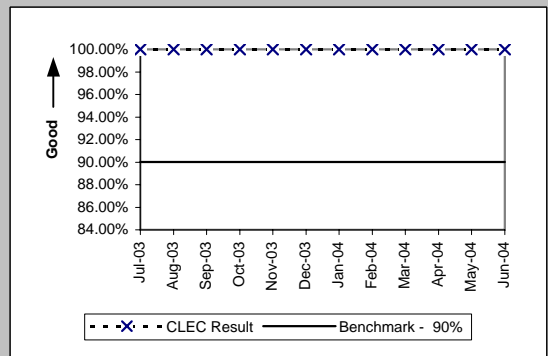
Unbundled Loop Aggregate (PO-5B-2 (b)) (Benchmark)				
Date	Numerator	Denominator	CLEC Result	Standard Dev
Jul-03	2321	2328	99.70%	5.48%
Aug-03	1891	1902	99.42%	7.58%
Sep-03	1897	1908	99.42%	7.57%
Oct-03	2075	2086	99.47%	7.24%
Nov-03	1533	1539	99.61%	6.23%
Dec-03	1687	1692	99.70%	5.43%
Jan-04	1424	1429	99.65%	5.90%
Feb-04	1242	1245	99.76%	4.90%
Mar-04	1252	1255	99.76%	4.88%
Apr-04	1012	1017	99.51%	6.99%
May-04	1050	1052	99.81%	4.36%
Jun-04	1187	1190	99.75%	5.01%



Unbundled Loop AGG-EELS (PO-5B-2 (b)) (Benchmark)				
Date	Numerator	Denominator	CLEC Result	Standard Dev
Jul-03				
Aug-03				
Sep-03				
Oct-03				
Nov-03				
Dec-03				
Jan-04	1424	1429	99.65%	5.90%
Feb-04	1242	1245	99.76%	4.90%
Mar-04	1252	1255	99.76%	4.88%
Apr-04	1012	1017	99.51%	6.99%
May-04	1050	1052	99.81%	4.36%
Jun-04	1189	1192	99.75%	5.01%



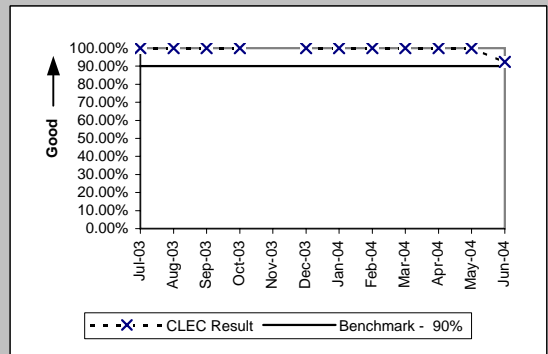
LNP (PO-5B-2 (c)) (Benchmark)				
Date	Numerator	Denominator	CLEC Result	Standard Dev
Jul-03	43	43	100.00%	0.00%
Aug-03	95	95	100.00%	0.00%
Sep-03	118	118	100.00%	0.00%
Oct-03	114	114	100.00%	0.00%
Nov-03	73	73	100.00%	0.00%
Dec-03	111	111	100.00%	0.00%
Jan-04	109	109	100.00%	0.00%
Feb-04	122	122	100.00%	0.00%
Mar-04	204	204	100.00%	0.00%
Apr-04	143	143	100.00%	0.00%
May-04	93	93	100.00%	0.00%
Jun-04	173	173	100.00%	0.00%



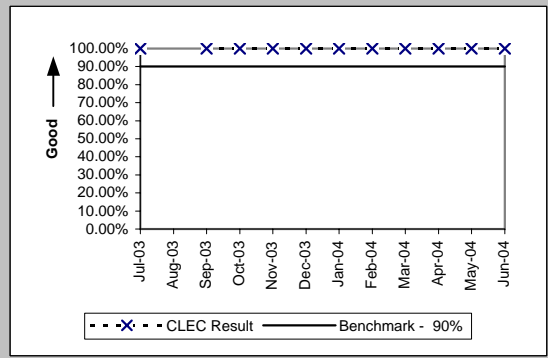
PO-5B-2(b) has the potential to display two graphs. The first graph is UBL loops without EELS and the second graph is UBL loops with EELS.

PO-5C - FOCs on Time for Manual (Percent)

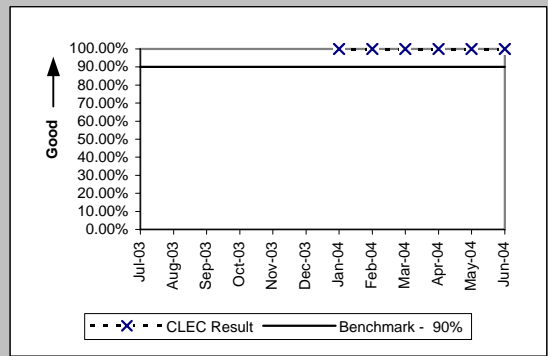
Resale Aggregate (PO-5C -(a)) (Benchmark)				
Date	Numerator	Denominator	CLEC Result	Standard Dev
Jul-03	15	15	100.00%	0.00%
Aug-03	11	11	100.00%	0.00%
Sep-03	13	13	100.00%	0.00%
Oct-03	3	3	100.00%	0.00%
Nov-03				
Dec-03	17	17	100.00%	0.00%
Jan-04	12	12	100.00%	0.00%
Feb-04	6	6	100.00%	0.00%
Mar-04	11	11	100.00%	0.00%
Apr-04	11	11	100.00%	0.00%
May-04	4	4	100.00%	0.00%
Jun-04	12	13	92.31%	26.65%



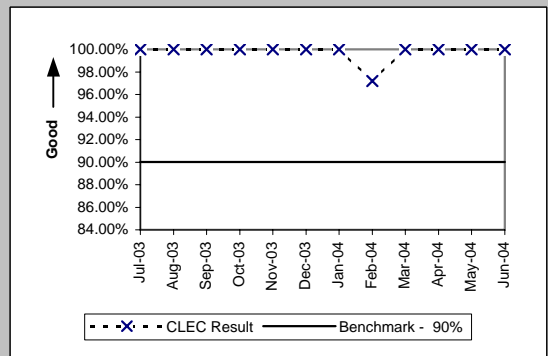
Unbundled Loop Aggregate (PO-5C -(b)) (Benchmark)				
Date	Numerator	Denominator	CLEC Result	Standard Dev
Jul-03	10	10	100.00%	0.00%
Aug-03				
Sep-03	3	3	100.00%	0.00%
Oct-03	4	4	100.00%	0.00%
Nov-03	17	17	100.00%	0.00%
Dec-03	25	25	100.00%	0.00%
Jan-04	26	26	100.00%	0.00%
Feb-04	2	2	100.00%	0.00%
Mar-04	11	11	100.00%	0.00%
Apr-04	9	9	100.00%	0.00%
May-04	7	7	100.00%	0.00%
Jun-04	5	5	100.00%	0.00%



Unbundled Loop AGG-EELs (PO-5C -(b)) (Benchmark)				
Date	Numerator	Denominator	CLEC Result	Standard Dev
Jul-03				
Aug-03				
Sep-03				
Oct-03				
Nov-03				
Dec-03				
Jan-04	26	26	100.00%	0.00%
Feb-04	2	2	100.00%	0.00%
Mar-04	11	11	100.00%	0.00%
Apr-04	9	9	100.00%	0.00%
May-04	7	7	100.00%	0.00%
Jun-04	5	5	100.00%	0.00%



LNP (PO-5C -(c)) (Benchmark)				
Date	Numerator	Denominator	CLEC Result	Standard Dev
Jul-03	19	19	100.00%	0.00%
Aug-03	24	24	100.00%	0.00%
Sep-03	10	10	100.00%	0.00%
Oct-03	24	24	100.00%	0.00%
Nov-03	14	14	100.00%	0.00%
Dec-03	74	74	100.00%	0.00%
Jan-04	52	52	100.00%	0.00%
Feb-04	69	71	97.18%	16.55%
Mar-04	72	72	100.00%	0.00%
Apr-04	36	36	100.00%	0.00%
May-04	66	66	100.00%	0.00%
Jun-04	164	164	100.00%	0.00%

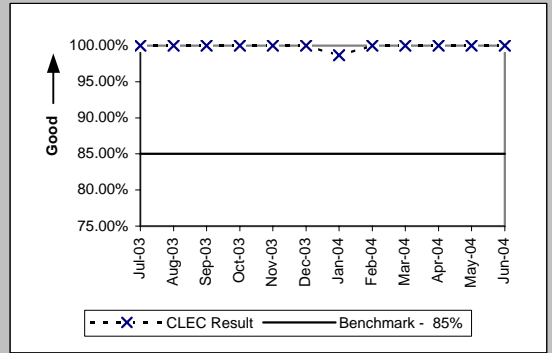


PO-5C(b) has the potential to display two graphs. The first graph is UBL loops without EELS and the second graph is UBL loops with EELS.

PO-5D - FOCs on Time (Percent)

LIS Trunk (PO-5D ) (Benchmark)

Date	Numerator	Denominator	CLEC Result	Standard Dev
Jul-03	29	29	100.00%	0.00%
Aug-03	39	39	100.00%	0.00%
Sep-03	37	37	100.00%	0.00%
Oct-03	87	87	100.00%	0.00%
Nov-03	57	57	100.00%	0.00%
Dec-03	77	77	100.00%	0.00%
Jan-04	74	75	98.67%	11.47%
Feb-04	49	49	100.00%	0.00%
Mar-04	116	116	100.00%	0.00%
Apr-04	89	89	100.00%	0.00%
May-04	90	90	100.00%	0.00%
Jun-04	76	76	100.00%	0.00%

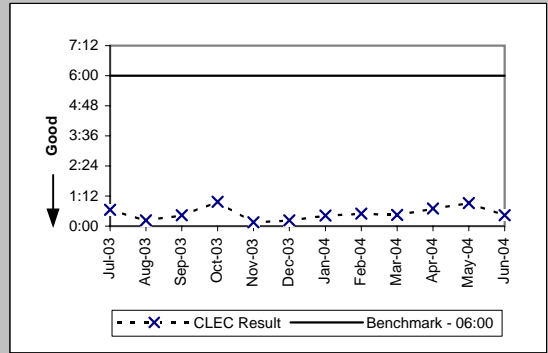




PO-6 - Work Completion Notification Timeliness

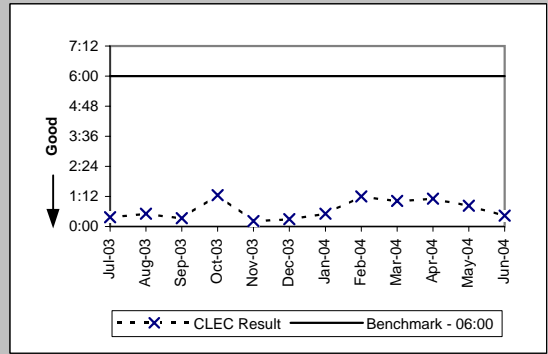
Notices Made Available via IMA - GUI All (Hours:Minutes) (PO-6A ) (Benchmark)

Date	Numerator	Denominator	CLEC Result
Jul-03	6408:00	9866	0:39
Aug-03	1406:32	6136	0:14
Sep-03	2682:28	6087	0:26
Oct-03	7506:25	7705	0:58
Nov-03	778:38	5170	0:09
Dec-03	1351:32	5773	0:14
Jan-04	3884:48	9236	0:25
Feb-04	3821:23	7557	0:30
Mar-04	3812:41	8592	0:27
Apr-04	6138:17	8849	0:42
May-04	7515:59	8182	0:55
Jun-04	3623:52	8376	0:26



Notices Transmitted via IMA - EDI All (Hours:Minutes) (PO-6B ) (Benchmark)

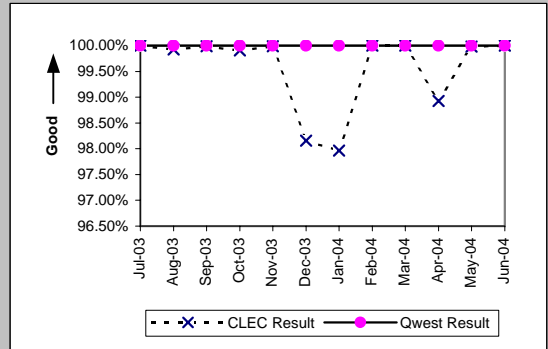
Date	Numerator	Denominator	CLEC Result
Jul-03	5030:29	13852	0:22
Aug-03	4861:36	9557	0:31
Sep-03	2735:37	8156	0:20
Oct-03	9798:41	7803	1:15
Nov-03	1878:34	8996	0:13
Dec-03	3115:31	10487	0:18
Jan-04	5421:54	10639	0:31
Feb-04	15903:54	13268	1:12
Mar-04	20891:23	20709	1:01
Apr-04	23436:16	21105	1:07
May-04	17087:04	20496	0:50
Jun-04	9581:35	21900	0:26



PO-7 - Billing Completion Notification Timeliness

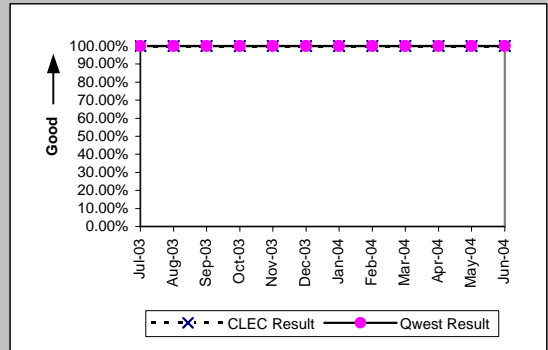
Notices Made Available via IMA - GUI / Billing System Posting Completions All (Percent) (PO-7A .C) (Parity)

Date	Numerator	Denominator	CLEC Resu	CLEC Std	Qwest Num	Qwest Den	Qwest Resu	Mod Z Scr	Parity Scr
Jul-03	10946	10946	100.00%	0.00%	372292	372292	100.00%	N/A	N/A
Aug-03	8047	8053	99.93%	2.73%	335082	335082	100.00%	N/A	
Sep-03	8308	8309	99.99%	1.10%	326718	326718	100.00%	N/A	
Oct-03	9980	9989	99.91%	3.00%	367754	367754	100.00%	N/A	
Nov-03	7016	7017	99.99%	1.19%	245828	245828	100.00%	N/A	
Dec-03	7786	7932	98.16%	13.44%	283480	283480	100.00%	N/A	
Jan-04	10969	11197	97.96%	14.12%	328482	328482	100.00%	N/A	
Feb-04	9540	9540	100.00%	0.00%	336861	336861	100.00%	N/A	N/A
Mar-04	10834	10834	100.00%	0.00%	366542	366542	100.00%	N/A	N/A
Apr-04	10842	10960	98.92%	10.32%	334133	334133	100.00%	N/A	
May-04	10010	10012	99.98%	1.41%	317219	317219	100.00%	N/A	
Jun-04	10452	10452	100.00%	0.00%	317799	317799	100.00%	N/A	N/A



Notices Transmitted via IMA - EDI / Billing System Posting Completions All (Percent) (PO-7B .C) (Parity)

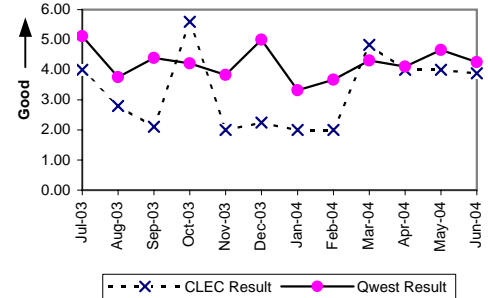
Date	Numerator	Denominator	CLEC Resu	CLEC Std	Qwest Num	Qwest Den	Qwest Resu	Mod Z Scr	Parity Scr
Jul-03	258	258	100.00%	0.00%	372292	372292	100.00%	N/A	N/A
Aug-03	346	346	100.00%	0.00%	335082	335082	100.00%	N/A	N/A
Sep-03	384	384	100.00%	0.00%	326718	326718	100.00%	N/A	N/A
Oct-03	264	264	100.00%	0.00%	367754	367754	100.00%	N/A	N/A
Nov-03	271	271	100.00%	0.00%	245828	245828	100.00%	N/A	N/A
Dec-03	488	488	100.00%	0.00%	283480	283480	100.00%	N/A	N/A
Jan-04	519	519	100.00%	0.00%	328482	328482	100.00%	N/A	N/A
Feb-04	867	867	100.00%	0.00%	336861	336861	100.00%	N/A	N/A
Mar-04	6080	6080	100.00%	0.00%	366542	366542	100.00%	N/A	N/A
Apr-04	3886	3886	100.00%	0.00%	334133	334133	100.00%	N/A	N/A
May-04	338	338	100.00%	0.00%	317219	317219	100.00%	N/A	N/A
Jun-04	326	326	100.00%	0.00%	317799	317799	100.00%	N/A	N/A



PO-8 - Jeopardy Notice Interval

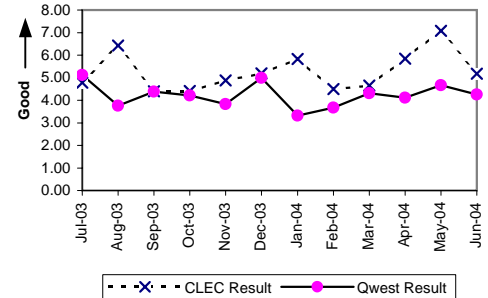
Non-Designed Services (Average Days) (PO-8 A) (Parity)

Date	CLEC Num	CLEC Denc	CLEC Resu	CLEC Std	Qwest Num	Qwest Denc	Qwest Resu	Mod Z Scr	Parity Score
Jul-03	4	1	4.00		665	130	5.12	-1.03	-1.62
Aug-03	14	5	2.80	1.92	564	150	3.76	0.21	-0.87
Sep-03	19	9	2.11	1.05	523	119	4.39	1.17	-0.29
Oct-03	28	5	5.60	4.04	459	109	4.21	-0.47	-1.29
Nov-03	8	4	2.00	0.82	295	77	3.83	1.21	-0.26
Dec-03	18	8	2.25	1.58	330	66	5.00	1.35	-0.18
Jan-04	16	8	2.00	1.07	189	57	3.32	1.09	-0.33
Feb-04	12	6	2.00	1.10	209	57	3.67	0.86	-0.48
Mar-04	29	6	4.83	4.54	224	52	4.31	-0.3	-1.18
Apr-04	36	9	4.00	2.35	156	38	4.11	-0.04	-1.02
May-04	20	5	4.00	2.74	191	41	4.66	-0.14	-1.09
Jun-04	31	8	3.88	2.70	290	68	4.26	0.08	-0.95



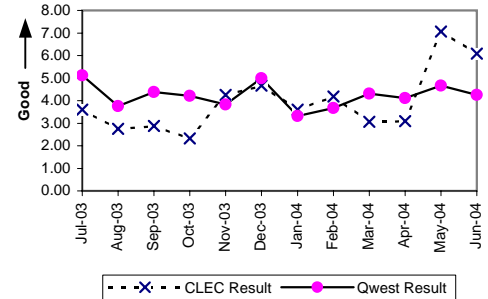
Unbundled Loops and Number Portability (Average Days) (PO-8 B) (Parity)

Date	CLEC Num	CLEC Denc	CLEC Resu	CLEC Std	Qwest Num	Qwest Denc	Qwest Resu	Mod Z Scr	Parity Score
Jul-03	378	79	4.78	4.25	665	130	5.12	-0.19	-1.12
Aug-03	578	90	6.42	7.12	564	150	3.76	-4.15	-3.52
Sep-03	436	99	4.40	2.43	523	119	4.39	-0.01	-1.01
Oct-03	428	97	4.41	2.70	459	109	4.21	-0.22	-1.14
Nov-03	327	67	4.88	2.05	295	77	3.83	-1.66	-2.01
Dec-03	348	67	5.19	3.50	330	66	5.00	-0.16	-1.1
Jan-04	560	96	5.83	4.56	189	57	3.32	-3.69	-3.24
Feb-04	333	74	4.50	1.64	209	57	3.67	-0.88	-1.54
Mar-04	344	74	4.65	2.76	224	52	4.31	-0.46	-1.28
Apr-04	456	78	5.85	5.25	156	38	4.11	-2.03	-2.23
May-04	524	74	7.08	8.20	191	41	4.66	-1.81	-2.1
Jun-04	368	71	5.18	3.93	290	68	4.26	-1.17	-1.71



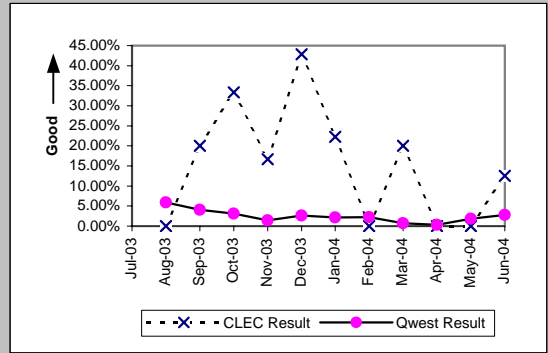
UNE - P (POTS) (Average Days) (PO-8 D) (Parity)

Date	CLEC Num	CLEC Denc	CLEC Resu	CLEC Std	Qwest Num	Qwest Denc	Qwest Resu	Mod Z Scr	Parity Score
Jul-03	36	10	3.60	5.91	665	130	5.12	-0.07	-1.04
Aug-03	22	8	2.75	1.75	564	150	3.76	0.38	-0.77
Sep-03	23	8	2.88	1.81	523	119	4.39	0.56	-0.66
Oct-03	28	12	2.33	1.67	459	109	4.21	1.63	-0.01
Nov-03	17	4	4.25	1.89	295	77	3.83	-0.22	-1.13
Dec-03	14	3	4.67	2.08	330	66	5.00	-0.3	-1.18
Jan-04	36	10	3.60	2.37	189	57	3.32	-0.2	-1.12
Feb-04	46	11	4.18	3.03	209	57	3.67	-0.29	-1.18
Mar-04	52	17	3.06	1.82	224	52	4.31	1.1	-0.33
Apr-04	34	11	3.09	1.51	156	38	4.11	0.63	-0.61
May-04	106	15	7.07	14.01	191	41	4.66	-1.16	-1.7
Jun-04	146	24	6.08	5.50	290	68	4.26	-1.66	-2.01

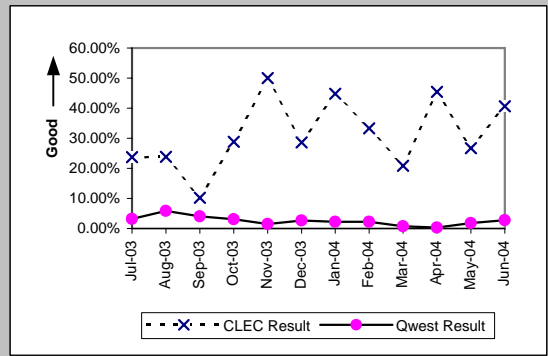


PO-9 - Timely Jeopardy Notices

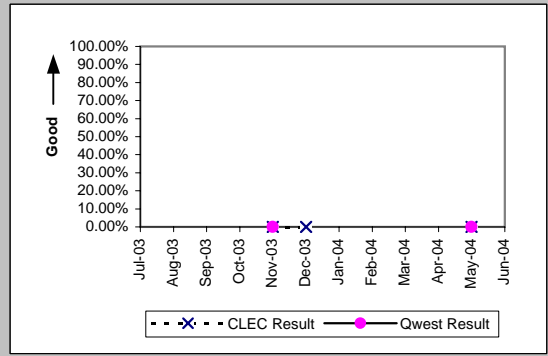
Non-Designed Services (PO-9 A) (Parity)									
Date	CLEC Num	CLEC Dend	CLEC Resu	CLEC Std	Qwest Num	Qwest Dend	Qwest Resu	Mod Z Scr	Parity Score
Jul-03									
Aug-03	0	1	0.00%	0.00%	32	543	5.89%	0.02	-0.99
Sep-03	1	5	20.00%	40.00%	20	490	4.08%	-1.79	-2.09
Oct-03	1	3	33.33%	47.14%	16	516	3.10%	-3.01	-2.83
Nov-03	1	6	16.67%	37.27%	5	343	1.46%	-3.08	-2.87
Dec-03	3	7	42.86%	49.49%	13	493	2.64%	-6.59	-5.01
Jan-04	2	9	22.22%	41.57%	12	548	2.19%	-4.07	-3.48
Feb-04	0	4	0.00%	0.00%	12	540	2.22%	0.04	-0.98
Mar-04	1	5	20.00%	40.00%	5	679	0.74%	-5.02	-4.05
Apr-04	0	4	0.00%	0.00%	2	624	0.32%	-0.21	-1.13
May-04	0	6	0.00%	0.00%	10	556	1.80%	0.06	-0.96
Jun-04	1	8	12.50%	33.07%	17	615	2.76%	-1.67	-2.01



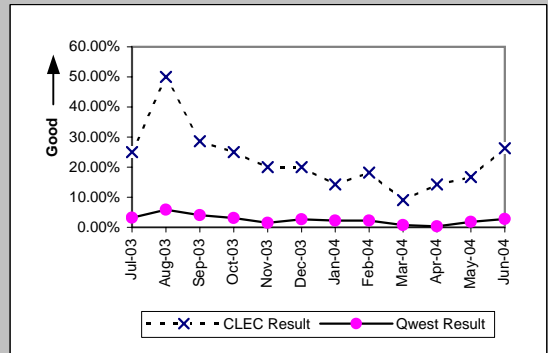
Unbundled Loops and Number Portability (PO-9 B) (Parity)									
Date	CLEC Num	CLEC Dend	CLEC Resu	CLEC Std	Qwest Num	Qwest Dend	Qwest Resu	Mod Z Scr	Parity Score
Jul-03	14	59	23.73%	42.54%	15	477	3.14%	-8.55	-6.2
Aug-03	5	21	23.81%	42.59%	32	543	5.89%	-3.42	-3.08
Sep-03	6	59	10.17%	30.22%	20	490	4.08%	-2.23	-2.36
Oct-03	15	52	28.85%	45.30%	16	516	3.10%	-10.21	-7.21
Nov-03	4	8	50.00%	50.00%	5	343	1.46%	-11.32	-7.88
Dec-03	6	21	28.57%	45.18%	13	493	2.64%	-7.26	-5.42
Jan-04	13	29	44.83%	49.73%	12	548	2.19%	-15.29	-10.3
Feb-04	8	24	33.33%	47.14%	12	540	2.22%	-10.12	-7.15
Mar-04	5	24	20.83%	40.61%	5	679	0.74%	-11.32	-7.88
Apr-04	10	22	45.45%	49.79%	2	624	0.32%	-36.81	-23.38
May-04	8	30	26.67%	44.22%	10	556	1.80%	-9.98	-7.07
Jun-04	13	32	40.63%	49.11%	17	615	2.76%	-12.74	-8.74



LIS Trunk (PO-9 C) (Parity)									
Date	CLEC Num	CLEC Dend	CLEC Resu	CLEC Std	Qwest Num	Qwest Dend	Qwest Resu	Mod Z Scr	Parity Score
Jul-03									
Aug-03									
Sep-03									
Oct-03									
Nov-03	0	3	0.00%	0.00%	0	2	0.00%	N/A	N/A
Dec-03	0	1	0.00%	0.00%					
Jan-04									
Feb-04									
Mar-04									
Apr-04									
May-04	0	1	0.00%	0.00%	0	8	0.00%	N/A	N/A
Jun-04									

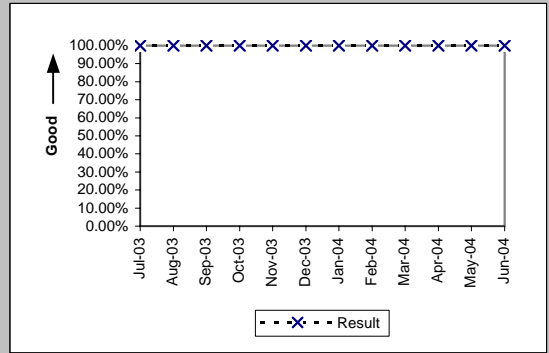


UNE - P (POTS) (PO-9 D) (Parity)									
Date	CLEC Num	CLEC Dend	CLEC Resu	CLEC Std	Qwest Num	Qwest Dend	Qwest Resu	Mod Z Scr	Parity Score
Jul-03	1	4	25.00%	43.30%	15	477	3.14%	-2.49	-2.52
Aug-03	1	2	50.00%	50.00%	32	543	5.89%	-2.64	-2.61
Sep-03	2	7	28.57%	45.18%	20	490	4.08%	-3.25	-2.98
Oct-03	1	4	25.00%	43.30%	16	516	3.10%	-2.52	-2.53
Nov-03	1	5	20.00%	40.00%	5	343	1.46%	-3.43	-3.09
Dec-03	1	5	20.00%	40.00%	13	493	2.64%	-2.41	-2.47
Jan-04	1	7	14.29%	34.99%	12	548	2.19%	-2.17	-2.32
Feb-04	2	11	18.18%	38.57%	12	540	2.22%	-3.55	-3.16
Mar-04	1	11	9.09%	28.75%	5	679	0.74%	-3.22	-2.95
Apr-04	1	7	14.29%	34.99%	2	624	0.32%	-6.5	-4.95
May-04	2	12	16.67%	37.27%	10	556	1.80%	-3.83	-3.33
Jun-04	5	19	26.32%	44.03%	17	615	2.76%	-6.17	-4.75



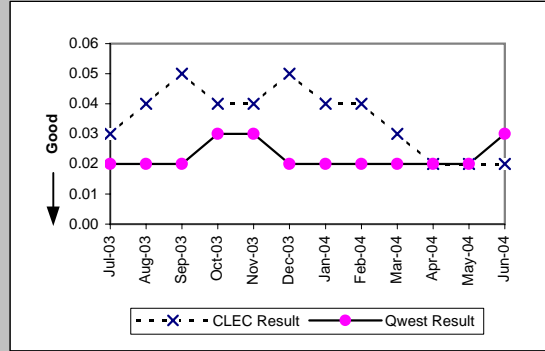
PO-10 - LSR Accountability

LSR Accountability (Percent) Product Aggregate (PO-10 ) (Diagnostic)				
Date	Numerator	Denominator	Result	
Jul-03	28224	28224	100.00%	
Aug-03	22225	22225	100.00%	
Sep-03	22020	22020	100.00%	
Oct-03	24445	24445	100.00%	
Nov-03	19590	19590	100.00%	
Dec-03	19302	19302	100.00%	
Jan-04	24416	24416	100.00%	
Feb-04	25322	25322	100.00%	
Mar-04	34912	34912	100.00%	
Apr-04	35107	35107	100.00%	
May-04	34427	34427	100.00%	
Jun-04	35871	35871	100.00%	



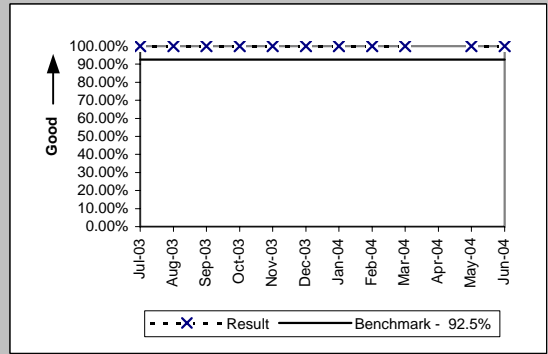
PO-15 - Number of Due Date Changes per Order

All (PO-15) (Diagnostic)											
Date	CLEC Num	CLEC Dend	CLEC Resu	CLEC Std	Qwest Num	Qwest Dend	Qwest Res	Mod Z Scr	Parity Score		
Jul-03	556	16630	0.03	0.19	1151	61120	0.02	10.55	5.42		
Aug-03	555	13789	0.04	0.20	1246	60717	0.02	13.32	7.1		
Sep-03	650	13904	0.05	0.22	1398	61817	0.02	14.54	7.84		
Oct-03	691	15537	0.04	0.22	1550	60981	0.03	11.91	6.24		
Nov-03	499	13225	0.04	0.20	1181	46715	0.03	7.07	3.3		
Dec-03	593	12230	0.05	0.23	1167	48006	0.02	13.62	7.28		
Jan-04	505	11750	0.04	0.22	1135	48688	0.02	10.61	5.45		
Feb-04	509	13801	0.04	0.20	1196	50425	0.02	7.93	3.82		
Mar-04	565	20021	0.03	0.18	1300	55465	0.02	3.32	1.02		
Apr-04	484	21322	0.02	0.15	1114	54688	0.02	1.79	0.09		
May-04	402	20280	0.02	0.15	1071	50306	0.02	-1.09	-1.66		
Jun-04	460	19731	0.02	0.16	1653	58488	0.03	-2.92	-2.77		



PO-16 - Timely Release Notifications

(PO-16 ) (Percent) (Benchmark)			
Date	Numerator	Denominator	Result
Jul-03	5	5	100.00%
Aug-03	3	3	100.00%
Sep-03	3	3	100.00%
Oct-03	5	5	100.00%
Nov-03	3	3	100.00%
Dec-03	1	1	100.00%
Jan-04	1	1	100.00%
Feb-04	4	4	100.00%
Mar-04	7	7	100.00%
Apr-04	0	0	100.00%
May-04	2	2	100.00%
Jun-04	2	2	100.00%

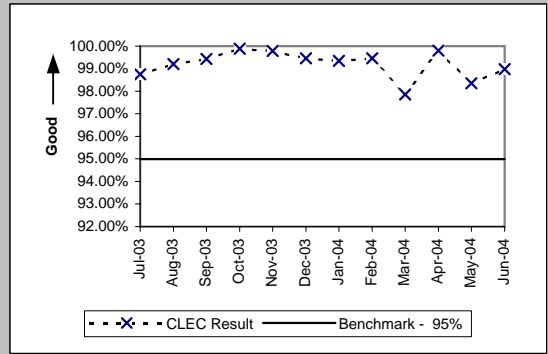


If the release notifications are less than 10 in the reporting month, the standard is 1 miss

PO-19 - Stand-Alone Test Environment (SATE) Accuracy

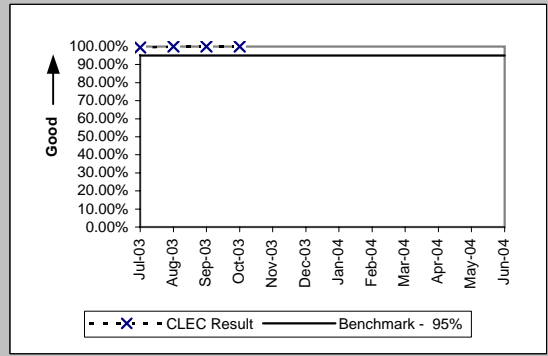
(PO-19 ) (Percent) (Benchmark)

Date	CLEC Num	CLEC Denom	CLEC Result
Jul-03	871	882	98.75%
Aug-03	876	883	99.21%
Sep-03	878	883	99.43%
Oct-03	880	881	99.89%
Nov-03	920	922	99.78%
Dec-03	917	922	99.46%
Jan-04	916	922	99.35%
Feb-04	917	922	99.46%
Mar-04	959	980	97.86%
Apr-04	978	980	99.80%
May-04	836	850	98.35%
Jun-04	579	585	98.97%



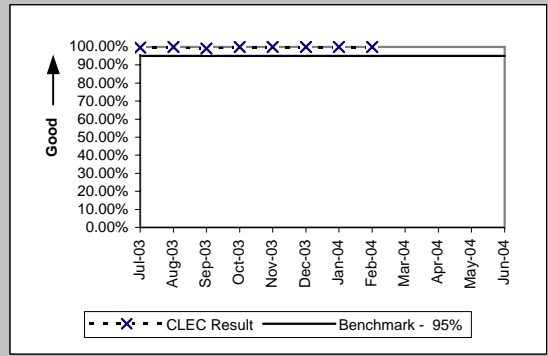
(PO-19 A) Rel. 11.0 (Percent) (Benchmark)

Date	CLEC Num	CLEC Denom	CLEC Result
Jul-03	220	221	99.55%
Aug-03	221	221	100.00%
Sep-03	221	221	100.00%
Oct-03	221	221	100.00%
Nov-03			
Dec-03			
Jan-04			
Feb-04			
Mar-04			
Apr-04			
May-04			
Jun-04			



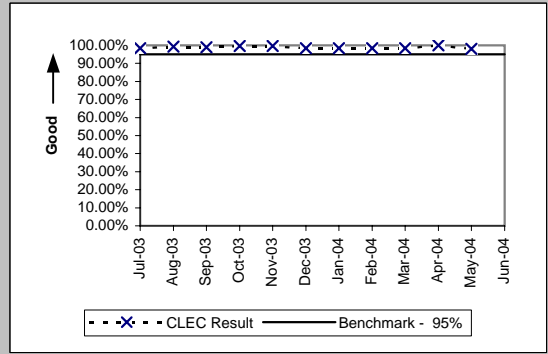
(PO-19 A) Rel. 12.0 (Percent) (Benchmark)

Date	CLEC Num	CLEC Denom	CLEC Result
Jul-03	239	240	99.58%
Aug-03	240	240	100.00%
Sep-03	238	240	99.17%
Oct-03	240	240	100.00%
Nov-03	240	240	100.00%
Dec-03	240	240	100.00%
Jan-04	240	240	100.00%
Feb-04	240	240	100.00%
Mar-04			
Apr-04			
May-04			
Jun-04			



(PO-19 A) Rel. 13.0 (Percent) (Benchmark)

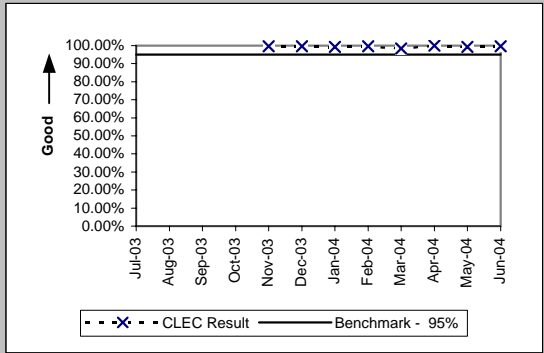
Date	CLEC Num	CLEC Denom	CLEC Result
Jul-03	260	264	98.48%
Aug-03	262	264	99.24%
Sep-03	261	264	98.86%
Oct-03	264	265	99.62%
Nov-03	264	265	99.62%
Dec-03	261	265	98.49%
Jan-04	261	265	98.49%
Feb-04	261	265	98.49%
Mar-04	261	265	98.49%
Apr-04	265	265	100.00%
May-04	260	265	98.11%
Jun-04			



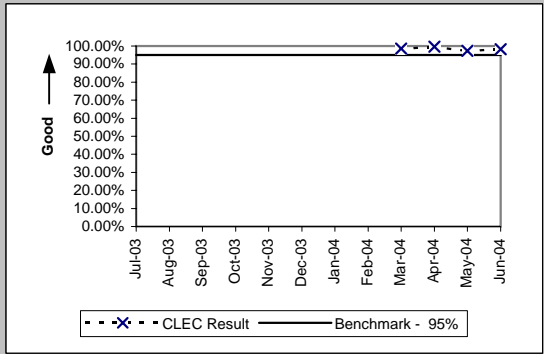


PO-19 - Stand-Alone Test Environment (SATE) Accuracy

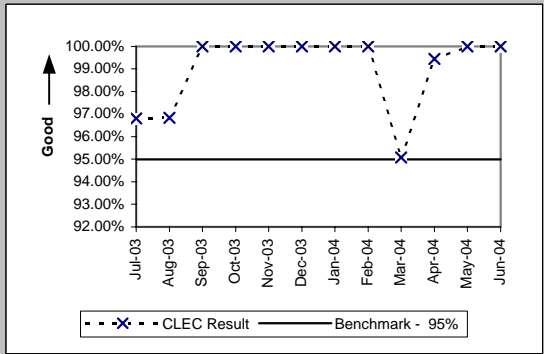
(PO-19 A) Rel. 14.0 (Percent) (Benchmark)			
Date	CLEC Num	CLEC Denom	CLEC Result
Jul-03			
Aug-03			
Sep-03			
Oct-03			
Nov-03	261	262	99.62%
Dec-03	261	262	99.62%
Jan-04	260	262	99.24%
Feb-04	261	262	99.62%
Mar-04	259	263	98.48%
Apr-04	263	263	100.00%
May-04	261	263	99.24%
Jun-04	262	263	99.62%



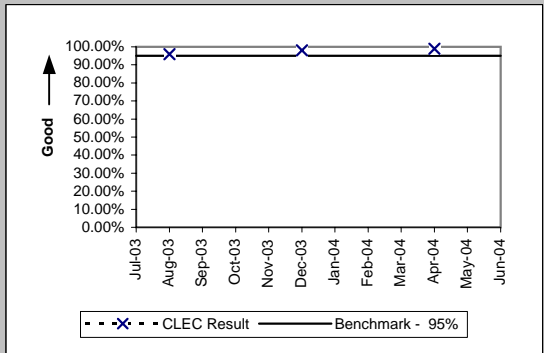
(PO-19 A) Rel. 15.0 (Percent) (Benchmark)			
Date	CLEC Num	CLEC Denom	CLEC Result
Jul-03			
Aug-03			
Sep-03			
Oct-03			
Nov-03			
Dec-03			
Jan-04			
Feb-04			
Mar-04	265	269	98.51%
Apr-04	268	269	99.63%
May-04	262	269	97.40%
Jun-04	264	269	98.14%



(PO-19 A) Rel. VICKI (Percent) (Benchmark)			
Date	CLEC Num	CLEC Denom	CLEC Result
Jul-03	152	157	96.82%
Aug-03	153	158	96.84%
Sep-03	158	158	100.00%
Oct-03	155	155	100.00%
Nov-03	155	155	100.00%
Dec-03	155	155	100.00%
Jan-04	155	155	100.00%
Feb-04	155	155	100.00%
Mar-04	174	183	95.08%
Apr-04	182	183	99.45%
May-04	53	53	100.00%
Jun-04	53	53	100.00%

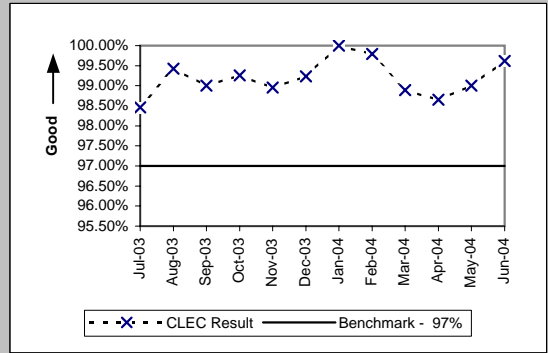


(PO-19 B) (Percent) (Benchmark)			
Date	CLEC Num	CLEC Denom	CLEC Result
Jul-03			
Aug-03	189	197	95.94%
Sep-03			
Oct-03			
Nov-03			
Dec-03	193	197	97.97%
Jan-04			
Feb-04			
Mar-04			
Apr-04	198	200	99.00%
May-04			
Jun-04			

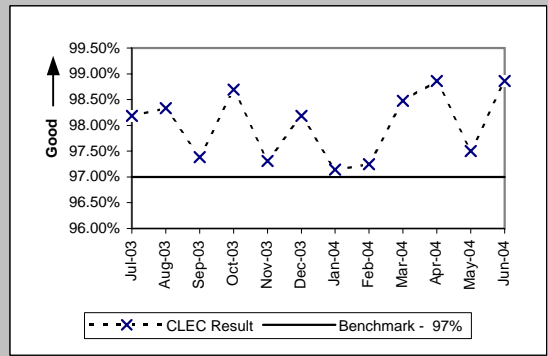


PO-20 Manual Service Order Accuracy

Resale POTS and UNE-P (POTS) (Benchmark)				
Date	CLEC Num	CLEC Denom	CLEC Result	
Jul-03	512	520	98.46%	
Aug-03	517	520	99.42%	
Sep-03	495	500	99.00%	
Oct-03	536	540	99.26%	
Nov-03	475	480	98.96%	
Dec-03	516	520	99.23%	
Jan-04	520	520	100.00%	
Feb-04	479	480	99.79%	
Mar-04	534	540	98.89%	
Apr-04	513	520	98.65%	
May-04	495	500	99.00%	
Jun-04	518	520	99.62%	

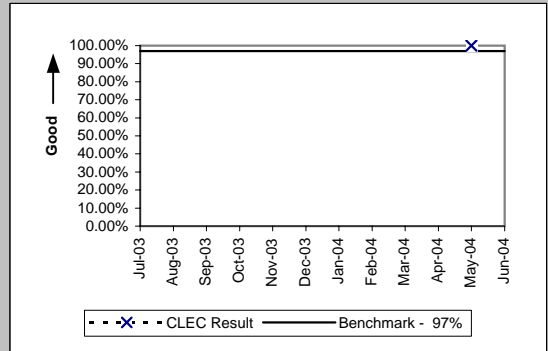


Unbundled Loops (Analog & NL 2-wire) (Benchmark)				
Date	CLEC Num	CLEC Denom	CLEC Result	
Jul-03	432	440	98.18%	
Aug-03	413	420	98.33%	
Sep-03	409	420	97.38%	
Oct-03	454	460	98.70%	
Nov-03	362	372	97.31%	
Dec-03	432	440	98.18%	
Jan-04	408	420	97.14%	
Feb-04	389	400	97.25%	
Mar-04	453	460	98.48%	
Apr-04	435	440	98.86%	
May-04	390	400	97.50%	
Jun-04	435	440	98.86%	

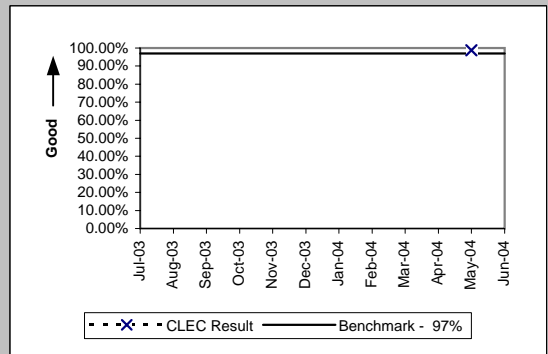


PO-20 (Expanded) Manual Service Order Accuracy

Unbundled Loops (Phase 1) (Benchmark)			
Date	CLEC Num	CLEC Denom	CLEC Result
Jul-03			
Aug-03			
Sep-03			
Oct-03			
Nov-03			
Dec-03			
Jan-04			
Feb-04			
Mar-04			
Apr-04			
May-04	576	576	100.00%
Jun-04			

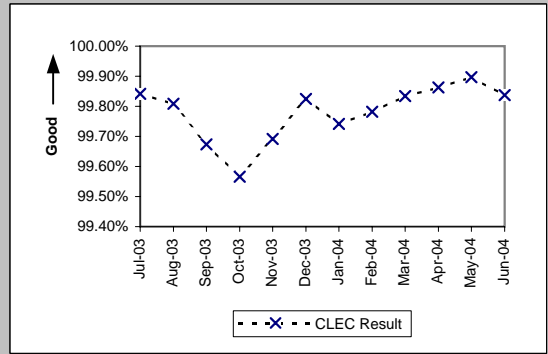


Resale & UNE-P (POTS) (Phase 1) (Benchmark)			
Date	CLEC Num	CLEC Denom	CLEC Result
Jul-03			
Aug-03			
Sep-03			
Oct-03			
Nov-03			
Dec-03			
Jan-04			
Feb-04			
Mar-04			
Apr-04			
May-04	1499	1519	98.68%
Jun-04			



Order Accuracy

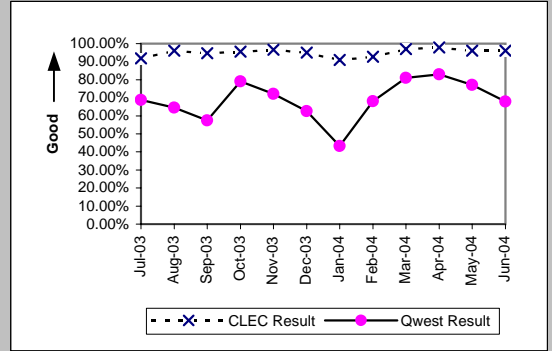
(Diagnostic)				
Date	CLEC Num	CLEC Denom	CLEC Result	
Jul-03	14462	14485	99.84%	
Aug-03	15083	15112	99.81%	
Sep-03	13718	13763	99.67%	
Oct-03	14680	14744	99.57%	
Nov-03	14217	14261	99.69%	
Dec-03	12531	12553	99.82%	
Jan-04	11979	12010	99.74%	
Feb-04	12803	12831	99.78%	
Mar-04	16823	16851	99.83%	
Apr-04	20382	20410	99.86%	
May-04	20345	20366	99.90%	
Jun-04	19653	19685	99.84%	



Additional information related to OP-5 new service installation quality - order accuracy

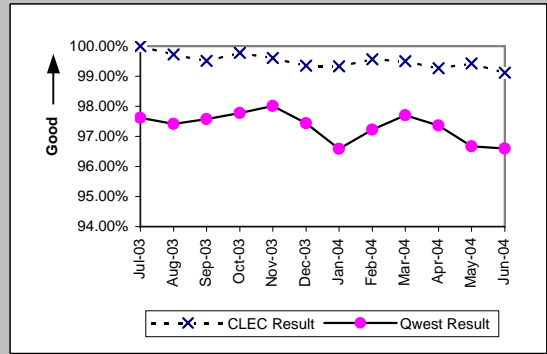
OP-2 - Calls Answered within Twenty Seconds - Interconnect Provisioning Center

Calls Answered within Twenty Seconds - Interconnect Provisioning Center (Percent) (OP-2) (Parity)						
Date	CLEC Num	CLEC Denom	CLEC Result	Qwest Num	Qwest Denom	Qwest Result
Jul-03	26243	28550	91.92%	2078165	3019253	68.83%
Aug-03	24941	25948	96.12%	1877597	2912367	64.47%
Sep-03	25677	27116	94.69%	1642887	2859548	57.45%
Oct-03	29232	30565	95.64%	2276364	2877143	79.12%
Nov-03	22703	23482	96.68%	1770391	2453680	72.15%
Dec-03	25828	27186	95.00%	1789584	2858297	62.61%
Jan-04	25305	27805	91.01%	1479598	3423076	43.22%
Feb-04	27163	29265	92.82%	2102532	3087161	68.11%
Mar-04	31509	32481	97.01%	2595707	3201149	81.09%
Apr-04	26634	27225	97.83%	2418419	2913320	83.01%
May-04	24129	25119	96.06%	2093771	2711980	77.20%
Jun-04	26447	27500	96.17%	2095478	3087970	67.86%

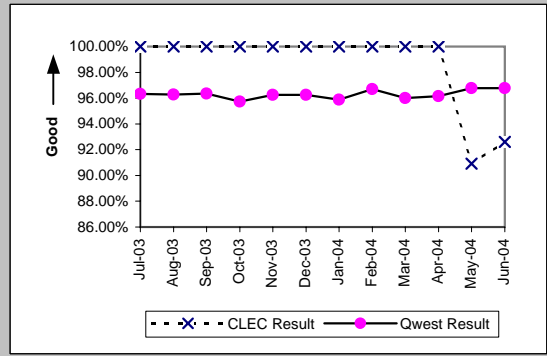


OP-3A - Installation Commitments Met (Percent) - Dispatches within MSAs

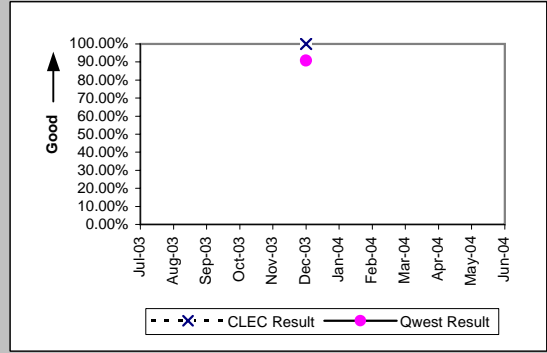
Residence (Parity)									
Date	CLEC Num	CLEC Denc	CLEC Resu	CLEC Std E	Qwest Num	Qwest Denc	Qwest Resu	Mod Z Scr	Parity Scr
Jul-03	606	606	100.00%	0.00%	9145	9368	97.62%	-3.73	-3.26
Aug-03	722	724	99.72%	5.25%	8872	9107	97.42%	-3.76	-3.29
Sep-03	808	812	99.51%	7.00%	8799	9018	97.57%	-3.43	-3.09
Oct-03	895	897	99.78%	4.72%	8400	8591	97.78%	-3.87	-3.35
Nov-03	765	768	99.61%	6.24%	7339	7488	98.01%	-3.02	-2.84
Dec-03	764	769	99.35%	8.04%	9819	10077	97.44%	-3.23	-2.97
Jan-04	746	751	99.33%	8.13%	7102	7353	96.59%	-3.95	-3.4
Feb-04	680	683	99.56%	6.61%	7676	7895	97.23%	-3.56	-3.17
Mar-04	789	793	99.50%	7.08%	8885	9094	97.70%	-3.23	-2.97
Apr-04	538	542	99.26%	8.56%	8416	8644	97.36%	-2.68	-2.63
May-04	517	520	99.42%	7.57%	7782	8050	96.67%	-3.39	-3.06
Jun-04	447	451	99.11%	9.38%	8655	8960	96.60%	-2.88	-2.75



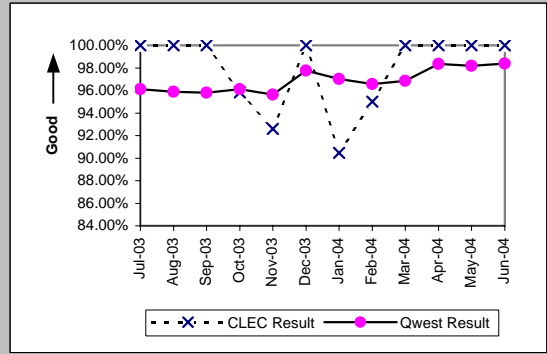
Business (Parity)									
Date	CLEC Num	CLEC Denc	CLEC Resu	CLEC Std E	Qwest Num	Qwest Denc	Qwest Resu	Mod Z Scr	Parity Scr
Jul-03	11	11	100.00%	0.00%	2415	2507	96.33%	-0.65	-1.39
Aug-03	7	7	100.00%	0.00%	2398	2491	96.27%	-0.52	-1.32
Sep-03	8	8	100.00%	0.00%	2462	2555	96.36%	-0.55	-1.33
Oct-03	5	5	100.00%	0.00%	2692	2812	95.73%	-0.47	-1.29
Nov-03	16	16	100.00%	0.00%	2002	2080	96.25%	-0.79	-1.48
Dec-03	7	7	100.00%	0.00%	1930	2005	96.26%	-0.52	-1.32
Jan-04	5	5	100.00%	0.00%	1949	2033	95.87%	-0.46	-1.28
Feb-04	4	4	100.00%	0.00%	2079	2150	96.70%	-0.37	-1.22
Mar-04	3	3	100.00%	0.00%	2613	2722	96.00%	-0.35	-1.21
Apr-04	10	10	100.00%	0.00%	2406	2502	96.16%	-0.63	-1.38
May-04	10	11	90.91%	28.75%	2305	2382	96.77%	0.93	-0.44
Jun-04	25	27	92.59%	26.19%	2548	2633	96.77%	1.1	-0.33



Centrex (Parity)									
Date	CLEC Num	CLEC Denc	CLEC Resu	CLEC Std E	Qwest Num	Qwest Denc	Qwest Resu	Mod Z Scr	Parity Scr
Jul-03									
Aug-03									
Sep-03									
Oct-03									
Nov-03									
Dec-03	1	1	100.00%	0.00%	286	315	90.79%	-0.32	-1.19
Jan-04									
Feb-04									
Mar-04									
Apr-04									
May-04									
Jun-04									

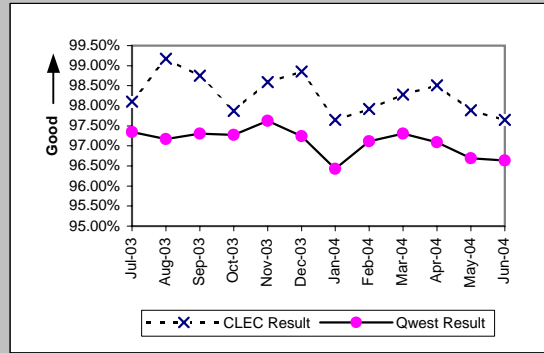


Qwest DSL (Parity)									
Date	CLEC Num	CLEC Denc	CLEC Resu	CLEC Std E	Qwest Num	Qwest Denc	Qwest Resu	Mod Z Scr	Parity Scr
Jul-03	7	7	100.00%	0.00%	321	334	96.11%	-0.53	-1.32
Aug-03	7	7	100.00%	0.00%	350	365	95.89%	-0.54	-1.33
Sep-03	15	15	100.00%	0.00%	548	572	95.80%	-0.8	-1.49
Oct-03	23	24	95.83%	19.98%	693	721	96.12%	0.14	-0.91
Nov-03	25	27	92.59%	26.19%	679	710	95.63%	0.75	-0.55
Dec-03	22	22	100.00%	0.00%	1089	1114	97.76%	-0.7	-1.43
Jan-04	19	21	90.48%	29.35%	1429	1473	97.01%	1.43	-0.13
Feb-04	19	20	95.00%	21.79%	1569	1625	96.55%	0.43	-0.74
Mar-04	17	17	100.00%	0.00%	1483	1531	96.86%	-0.74	-1.45
Apr-04	23	23	100.00%	0.00%	1806	1836	98.37%	-0.61	-1.37
May-04	41	41	100.00%	0.00%	1949	1985	98.19%	-0.86	-1.52
Jun-04	38	38	100.00%	0.00%	2363	2402	98.38%	-0.79	-1.48

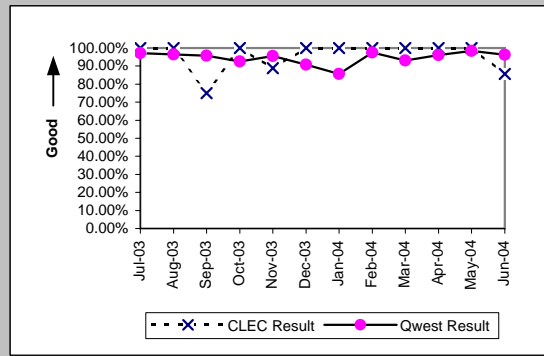


OP-3A - Installation Commitments Met (Percent) - Dispatches within MSAs

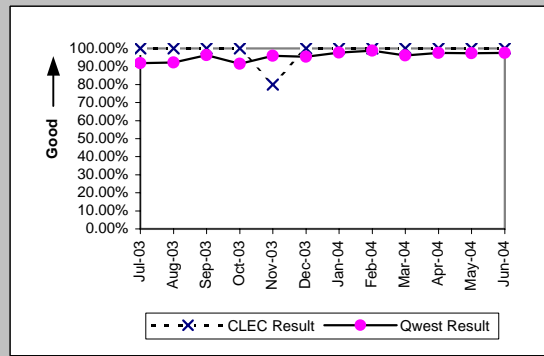
UNE - P (POTS) (Parity)										
Date	CLEC Num	CLEC Denc	CLEC Resu	CLEC Std	Qwest Num	Qwest Denc	Qwest Resu	Mod Z Scr	Parity Scr	
Jul-03	259	264	98.11%	13.63%	11560	11875	97.35%	-0.76	-1.46	
Aug-03	239	241	99.17%	9.07%	11270	11598	97.17%	-1.85	-2.13	
Sep-03	237	240	98.75%	11.11%	11261	11573	97.30%	-1.37	-1.83	
Oct-03	230	235	97.87%	14.43%	11092	11403	97.27%	-0.56	-1.34	
Nov-03	210	213	98.59%	11.78%	9341	9568	97.63%	-0.91	-1.56	
Dec-03	345	349	98.85%	10.64%	11749	12082	97.24%	-1.81	-2.1	
Jan-04	208	213	97.65%	15.14%	9051	9386	96.43%	-0.95	-1.58	
Feb-04	235	240	97.92%	14.28%	9755	10045	97.11%	-0.73	-1.45	
Mar-04	400	407	98.28%	13.00%	11498	11816	97.31%	-1.19	-1.72	
Apr-04	530	538	98.51%	12.10%	10822	11146	97.09%	-1.91	-2.16	
May-04	602	615	97.89%	14.38%	10087	10432	96.69%	-1.61	-1.98	
Jun-04	747	765	97.65%	15.16%	11203	11593	96.64%	-1.5	-1.91	



UNE P (Centrex) (Parity)										
Date	CLEC Num	CLEC Denc	CLEC Resu	CLEC Std	Qwest Num	Qwest Denc	Qwest Resu	Mod Z Scr	Parity Scr	
Jul-03	7	7	100.00%	0.00%	401	413	97.09%	-0.45	-1.28	
Aug-03	7	7	100.00%	0.00%	332	344	96.51%	-0.5	-1.3	
Sep-03	3	4	75.00%	43.30%	363	379	95.78%	1.37	-0.17	
Oct-03	5	5	100.00%	0.00%	236	255	92.55%	-0.63	-1.38	
Nov-03	8	9	88.89%	31.43%	257	269	95.54%	0.81	-0.51	
Dec-03	8	8	100.00%	0.00%	286	315	90.79%	-0.89	-1.54	
Jan-04	5	5	100.00%	0.00%	222	259	85.71%	-0.9	-1.55	
Feb-04	4	4	100.00%	0.00%	201	206	97.57%	-0.31	-1.19	
Mar-04	8	8	100.00%	0.00%	269	289	93.08%	-0.76	-1.46	
Apr-04	5	5	100.00%	0.00%	267	278	96.04%	-0.45	-1.27	
May-04	4	4	100.00%	0.00%	186	189	98.41%	-0.25	-1.15	
Jun-04	6	7	85.71%	34.99%	285	296	96.28%	1.1	-0.33	



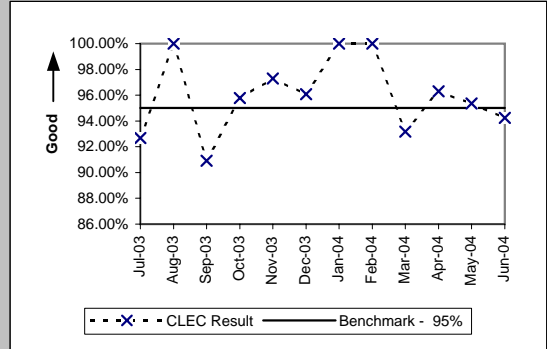
UNE P (Centrex 21) (Parity)										
Date	CLEC Num	CLEC Denc	CLEC Resu	CLEC Std	Qwest Num	Qwest Denc	Qwest Resu	Mod Z Scr	Parity Scr	
Jul-03	4	4	100.00%	0.00%	123	134	91.79%	-0.59	-1.36	
Aug-03	4	4	100.00%	0.00%	94	102	92.16%	-0.57	-1.35	
Sep-03	4	4	100.00%	0.00%	128	133	96.24%	-0.39	-1.24	
Oct-03	2	2	100.00%	0.00%	108	118	91.53%	-0.43	-1.26	
Nov-03	4	5	80.00%	40.00%	94	98	95.92%	1.19	-0.28	
Dec-03	2	2	100.00%	0.00%	83	87	95.40%	-0.31	-1.19	
Jan-04	1	1	100.00%	0.00%	84	86	97.67%	-0.15	-1.09	
Feb-04	1	1	100.00%	0.00%	77	78	98.72%	-0.11	-1.07	
Mar-04	1	1	100.00%	0.00%	100	104	96.15%	-0.2	-1.12	
Apr-04	2	2	100.00%	0.00%	120	123	97.56%	-0.22	-1.13	
May-04	6	6	100.00%	0.00%	74	76	97.37%	-0.39	-1.24	
Jun-04	4	4	100.00%	0.00%	121	124	97.58%	-0.31	-1.19	



OP-3A - Installation Commitments Met (Percent) - Dispatches within MSAs

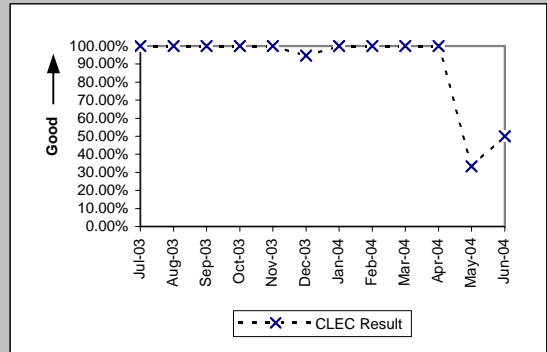
Line Sharing (Benchmark)

Date	Numerator	Denominator	CLEC Result	Standard Dev
Jul-03	76	82	92.68%	26.04%
Aug-03	43	43	100.00%	0.00%
Sep-03	50	55	90.91%	28.75%
Oct-03	68	71	95.77%	20.12%
Nov-03	36	37	97.30%	16.22%
Dec-03	49	51	96.08%	19.41%
Jan-04	54	54	100.00%	0.00%
Feb-04	50	50	100.00%	0.00%
Mar-04	41	44	93.18%	25.21%
Apr-04	26	27	96.30%	18.89%
May-04	41	43	95.35%	21.06%
Jun-04	49	52	94.23%	23.32%



Line Splitting (Diagnostic)

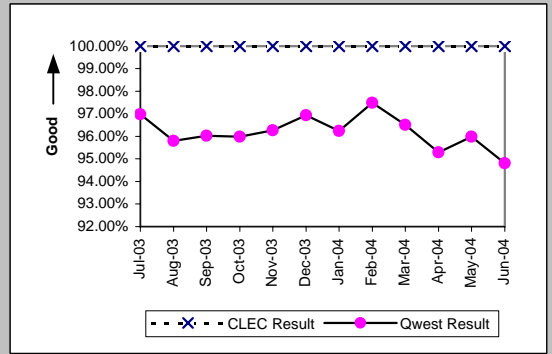
Date	Numerator	Denominator	CLEC Result	Standard Dev
Jul-03	1	1	100.00%	0.00%
Aug-03	3	3	100.00%	0.00%
Sep-03	5	5	100.00%	0.00%
Oct-03	6	6	100.00%	0.00%
Nov-03	5	5	100.00%	0.00%
Dec-03	18	19	94.74%	22.33%
Jan-04	10	10	100.00%	0.00%
Feb-04	1	1	100.00%	0.00%
Mar-04	8	8	100.00%	0.00%
Apr-04	1	1	100.00%	0.00%
May-04	1	3	33.33%	47.14%
Jun-04	1	2	50.00%	50.00%



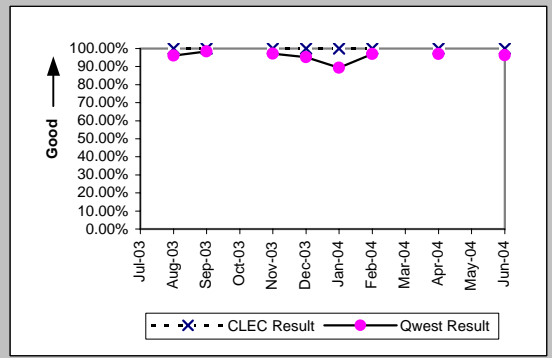


OP-3B - Installation Commitments Met (Percent) - Dispatches outside MSAs

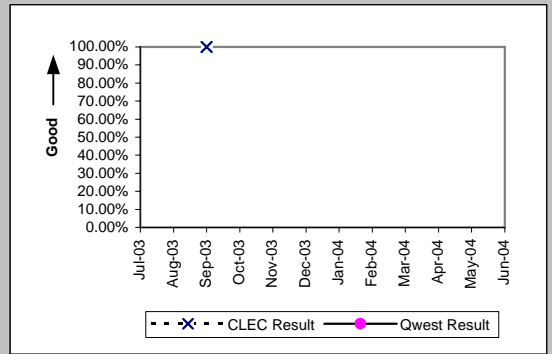
Residence (Parity)									
Date	CLEC Num	CLEC Denc	CLEC Resu	CLEC Std E	Qwest Num	Qwest Denc	Qwest Resu	Mod Z Scr	Parity Scr
Jul-03	15	15	100.00%	0.00%	1641	1692	96.99%	-0.68	-1.41
Aug-03	15	15	100.00%	0.00%	1529	1596	95.80%	-0.81	-1.49
Sep-03	17	17	100.00%	0.00%	1476	1537	96.03%	-0.83	-1.51
Oct-03	31	31	100.00%	0.00%	1459	1520	95.99%	-1.13	-1.69
Nov-03	52	52	100.00%	0.00%	1159	1204	96.26%	-1.39	-1.85
Dec-03	58	58	100.00%	0.00%	1458	1504	96.94%	-1.33	-1.81
Jan-04	25	25	100.00%	0.00%	1154	1199	96.25%	-0.98	-1.59
Feb-04	17	17	100.00%	0.00%	1400	1436	97.49%	-0.66	-1.4
Mar-04	18	18	100.00%	0.00%	1469	1522	96.52%	-0.8	-1.49
Apr-04	11	11	100.00%	0.00%	1417	1487	95.29%	-0.73	-1.45
May-04	13	13	100.00%	0.00%	1291	1345	95.99%	-0.73	-1.45
Jun-04	14	14	100.00%	0.00%	1388	1464	94.81%	-0.87	-1.53



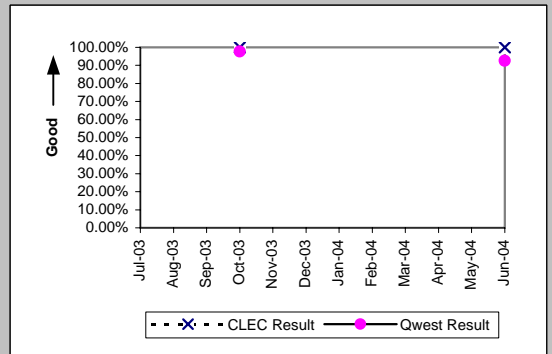
Business (Parity)									
Date	CLEC Num	CLEC Denc	CLEC Resu	CLEC Std E	Qwest Num	Qwest Denc	Qwest Resu	Mod Z Scr	Parity Scr
Jul-03									
Aug-03	2	2	100.00%	0.00%	275	286	96.15%	-0.28	-1.17
Sep-03	1	1	100.00%	0.00%	310	315	98.41%	-0.13	-1.08
Oct-03									
Nov-03	2	2	100.00%	0.00%	242	249	97.19%	-0.24	-1.15
Dec-03	2	2	100.00%	0.00%	202	212	95.28%	-0.31	-1.19
Jan-04	4	4	100.00%	0.00%	236	264	89.39%	-0.68	-1.42
Feb-04	1	1	100.00%	0.00%	287	296	96.96%	-0.18	-1.11
Mar-04									
Apr-04	3	3	100.00%	0.00%	298	307	97.07%	-0.3	-1.18
May-04									
Jun-04	5	5	100.00%	0.00%	307	319	96.24%	-0.44	-1.27



PBX (Parity)									
Date	CLEC Num	CLEC Denc	CLEC Resu	CLEC Std E	Qwest Num	Qwest Denc	Qwest Resu	Mod Z Scr	Parity Scr
Jul-03									
Aug-03									
Sep-03	1	1	100.00%	0.00%					
Oct-03									
Nov-03									
Dec-03									
Jan-04									
Feb-04									
Mar-04									
Apr-04									
May-04									
Jun-04									

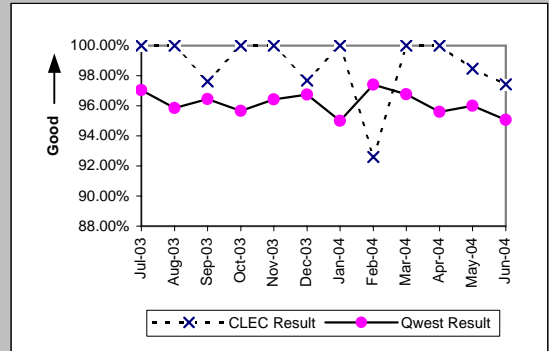


Qwest DSL (Parity)									
Date	CLEC Num	CLEC Denc	CLEC Resu	CLEC Std E	Qwest Num	Qwest Denc	Qwest Resu	Mod Z Scr	Parity Scr
Jul-03									
Aug-03									
Sep-03									
Oct-03	1	1	100.00%	0.00%	41	42	97.62%	-0.15	-1.09
Nov-03									
Dec-03									
Jan-04									
Feb-04									
Mar-04									
Apr-04									
May-04									
Jun-04	1	1	100.00%	0.00%	320	346	92.49%	-0.28	-1.17

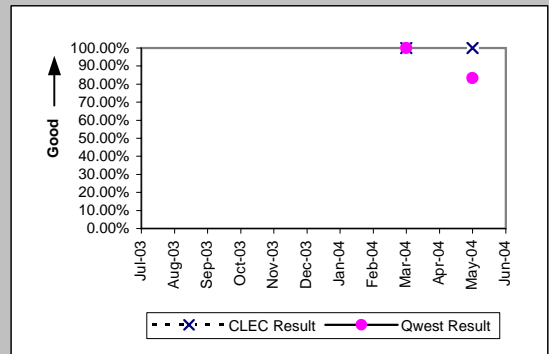


OP-3B - Installation Commitments Met (Percent) - Dispatches outside MSAs

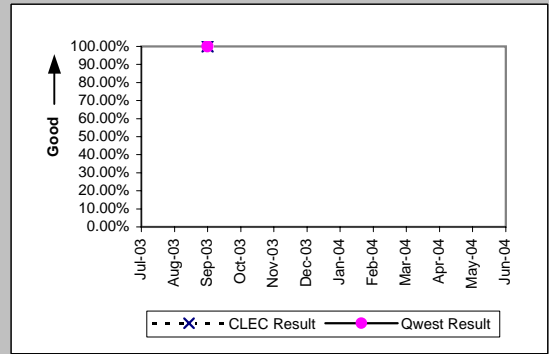
UNE - P (POTS) (Parity)										
Date	CLEC Num	CLEC Dend	CLEC Resu	CLEC Std	Qwest Num	Qwest Dend	Qwest Resu	Mod Z Scr	Parity Scr	
Jul-03	28	28	100.00%	0.00%	1931	1990	97.04%	-0.92	-1.56	
Aug-03	29	29	100.00%	0.00%	1804	1882	95.86%	-1.11	-1.68	
Sep-03	41	42	97.62%	15.25%	1786	1852	96.44%	-0.41	-1.25	
Oct-03	28	28	100.00%	0.00%	1737	1816	95.65%	-1.12	-1.68	
Nov-03	30	30	100.00%	0.00%	1401	1453	96.42%	-1.04	-1.64	
Dec-03	42	43	97.67%	15.07%	1660	1716	96.74%	-0.34	-1.21	
Jan-04	24	24	100.00%	0.00%	1390	1463	95.01%	-1.11	-1.68	
Feb-04	25	27	92.59%	26.19%	1687	1732	97.40%	1.32	-0.2	
Mar-04	51	51	100.00%	0.00%	1764	1823	96.76%	-1.29	-1.78	
Apr-04	46	46	100.00%	0.00%	1715	1794	95.60%	-1.44	-1.87	
May-04	64	65	98.46%	12.31%	1540	1604	96.01%	-0.99	-1.6	
Jun-04	76	78	97.44%	15.81%	1695	1783	95.06%	-0.95	-1.58	



UNE P (Centrex) (Parity)										
Date	CLEC Num	CLEC Dend	CLEC Resu	CLEC Std	Qwest Num	Qwest Dend	Qwest Resu	Mod Z Scr	Parity Scr	
Jul-03										
Aug-03										
Sep-03										
Oct-03										
Nov-03										
Dec-03										
Jan-04										
Feb-04										
Mar-04	1	1	100.00%	0.00%	6	6	100.00%	N/A	N/A	
Apr-04										
May-04	1	1	100.00%	0.00%	5	6	83.33%	-0.41	-1.25	
Jun-04										

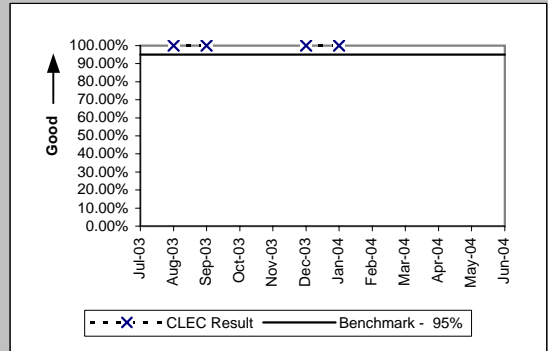


UNE P (Centrex 21) (Parity)										
Date	CLEC Num	CLEC Dend	CLEC Resu	CLEC Std	Qwest Num	Qwest Dend	Qwest Resu	Mod Z Scr	Parity Scr	
Jul-03										
Aug-03										
Sep-03	1	1	100.00%	0.00%	9	9	100.00%	N/A	N/A	
Oct-03										
Nov-03										
Dec-03										
Jan-04										
Feb-04										
Mar-04										
Apr-04										
May-04										
Jun-04										

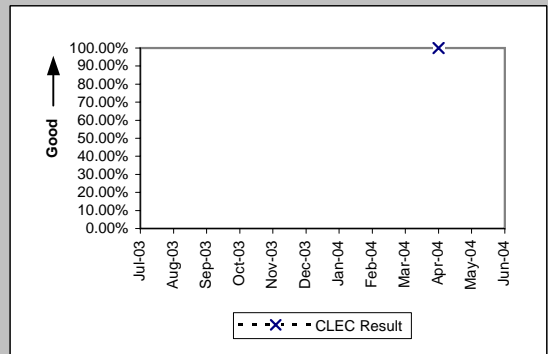


OP-3B - Installation Commitments Met (Percent) - Dispatches outside MSAs

Line Sharing (Benchmark)				
Date	Numerator	Denominator	CLEC Result	Standard Dev
Jul-03				
Aug-03	1	1	100.00%	0.00%
Sep-03	1	1	100.00%	0.00%
Oct-03				
Nov-03				
Dec-03	1	1	100.00%	0.00%
Jan-04	1	1	100.00%	0.00%
Feb-04				
Mar-04				
Apr-04				
May-04				
Jun-04				

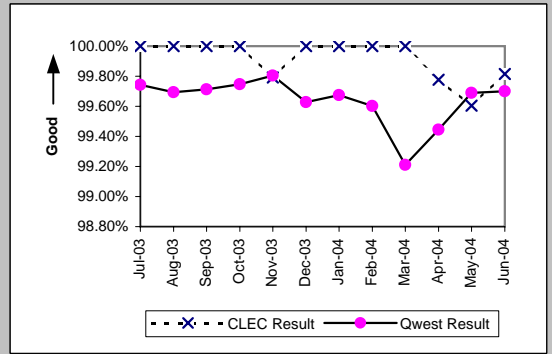


Sub-Loop Unbundling (Diagnostic)				
Date	Numerator	Denominator	CLEC Result	Standard Dev
Jul-03				
Aug-03				
Sep-03				
Oct-03				
Nov-03				
Dec-03				
Jan-04				
Feb-04				
Mar-04				
Apr-04	1	1	100.00%	0.00%
May-04				
Jun-04				

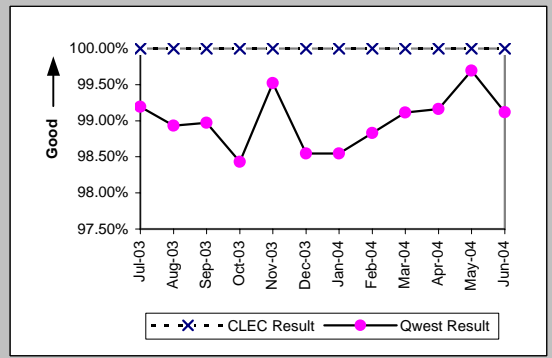


OP-3C - Installation Commitments Met (Percent) - No dispatches

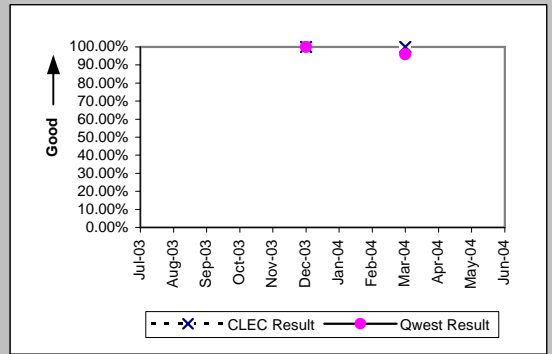
Residence (Parity)									
Date	CLEC Num	CLEC Denc	CLEC Resu	CLEC Std E	Qwest Num	Qwest Denc	Qwest Resu	Mod Z Scr	Parity Scr
Jul-03	501	501	100.00%	0.00%	32937	33022	99.74%	-1.13	-1.69
Aug-03	379	379	100.00%	0.00%	32927	33028	99.69%	-1.07	-1.65
Sep-03	317	317	100.00%	0.00%	31586	31677	99.71%	-0.95	-1.58
Oct-03	479	479	100.00%	0.00%	29988	30064	99.75%	-1.09	-1.66
Nov-03	480	481	99.79%	4.55%	21013	21054	99.81%	0.15	-0.91
Dec-03	670	670	100.00%	0.00%	18460	18529	99.63%	-1.55	-1.95
Jan-04	907	907	100.00%	0.00%	22323	22396	99.67%	-1.69	-2.03
Feb-04	482	482	100.00%	0.00%	22584	22674	99.60%	-1.37	-1.83
Mar-04	356	356	100.00%	0.00%	25892	26098	99.21%	-1.67	-2.02
Apr-04	447	448	99.78%	4.72%	26354	26501	99.45%	-0.94	-1.57
May-04	502	504	99.60%	6.29%	23170	23242	99.69%	0.35	-0.79
Jun-04	539	540	99.81%	4.30%	26939	27020	99.70%	-0.48	-1.29



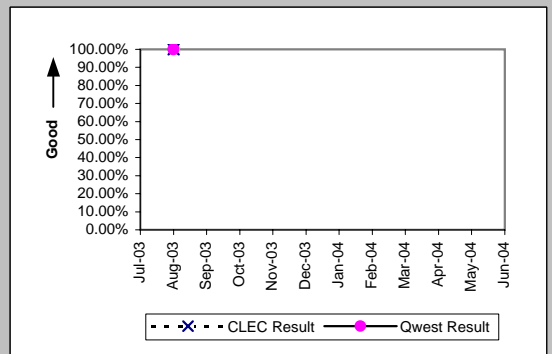
Business (Parity)									
Date	CLEC Num	CLEC Denc	CLEC Resu	CLEC Std E	Qwest Num	Qwest Denc	Qwest Resu	Mod Z Scr	Parity Scr
Jul-03	27	27	100.00%	0.00%	736	742	99.19%	-0.46	-1.28
Aug-03	10	10	100.00%	0.00%	649	656	98.93%	-0.33	-1.2
Sep-03	12	12	100.00%	0.00%	673	680	98.97%	-0.35	-1.21
Oct-03	10	10	100.00%	0.00%	816	829	98.43%	-0.4	-1.24
Nov-03	7	7	100.00%	0.00%	829	833	99.52%	-0.18	-1.11
Dec-03	22	22	100.00%	0.00%	610	619	98.55%	-0.56	-1.34
Jan-04	5	5	100.00%	0.00%	746	757	98.55%	-0.27	-1.16
Feb-04	6	6	100.00%	0.00%	675	683	98.83%	-0.27	-1.16
Mar-04	30	30	100.00%	0.00%	783	790	99.11%	-0.51	-1.31
Apr-04	8	8	100.00%	0.00%	710	716	99.16%	-0.26	-1.16
May-04	10	10	100.00%	0.00%	648	650	99.69%	-0.17	-1.11
Jun-04	11	11	100.00%	0.00%	785	792	99.12%	-0.31	-1.19



Centrex 21 (Parity)									
Date	CLEC Num	CLEC Denc	CLEC Resu	CLEC Std E	Qwest Num	Qwest Denc	Qwest Resu	Mod Z Scr	Parity Scr
Jul-03									
Aug-03									
Sep-03									
Oct-03									
Nov-03									
Dec-03	1	1	100.00%	0.00%	43	43	100.00%	N/A	N/A
Jan-04									
Feb-04									
Mar-04	1	1	100.00%	0.00%	48	50	96.00%	-0.2	-1.12
Apr-04									
May-04									
Jun-04									

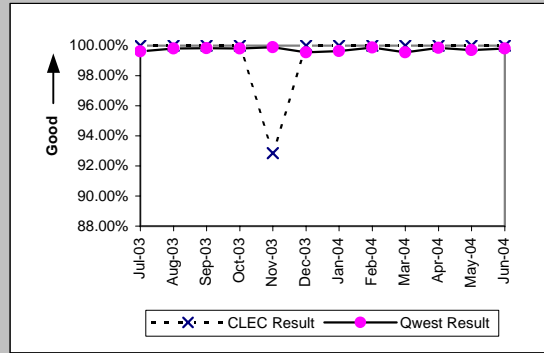


PBX (Parity)									
Date	CLEC Num	CLEC Denc	CLEC Resu	CLEC Std E	Qwest Num	Qwest Denc	Qwest Resu	Mod Z Scr	Parity Scr
Jul-03									
Aug-03	1	1	100.00%	0.00%	19	19	100.00%	N/A	N/A
Sep-03									
Oct-03									
Nov-03									
Dec-03									
Jan-04									
Feb-04									
Mar-04									
Apr-04									
May-04									
Jun-04									

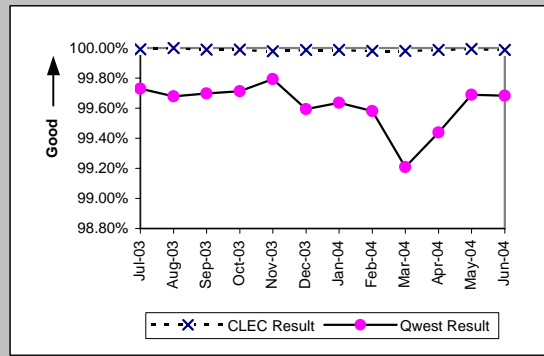


OP-3C - Installation Commitments Met (Percent) - No dispatches

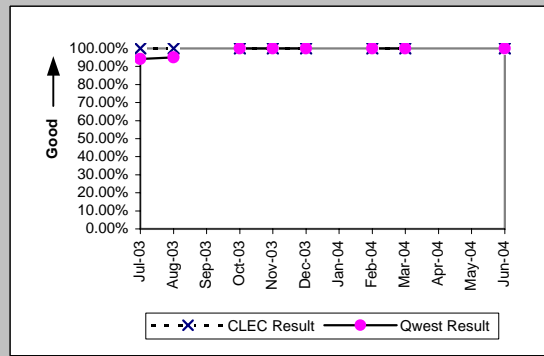
Qwest DSL (Parity)										
Date	CLEC Num	CLEC Dend	CLEC Resu	CLEC Std E	Qwest Num	Qwest Dend	Qwest Resu	Mod Z Scr	Parity Scr	
Jul-03	26	26	100.00%	0.00%	4981	5000	99.62%	-0.31	-1.19	
Aug-03	48	48	100.00%	0.00%	6033	6045	99.80%	-0.31	-1.19	
Sep-03	32	32	100.00%	0.00%	8323	8338	99.82%	-0.24	-1.15	
Oct-03	35	35	100.00%	0.00%	8612	8629	99.80%	-0.26	-1.16	
Nov-03	13	14	92.86%	25.75%	7393	7401	99.89%	2.42	0.47	
Dec-03	26	26	100.00%	0.00%	7724	7758	99.56%	-0.34	-1.21	
Jan-04	11	11	100.00%	0.00%	8132	8162	99.63%	-0.2	-1.12	
Feb-04	12	12	100.00%	0.00%	7631	7640	99.88%	-0.12	-1.07	
Mar-04	24	24	100.00%	0.00%	7239	7271	99.56%	-0.33	-1.2	
Apr-04	21	21	100.00%	0.00%	6182	6191	99.85%	-0.17	-1.11	
May-04	86	86	100.00%	0.00%	6028	6046	99.70%	-0.5	-1.31	
Jun-04	171	171	100.00%	0.00%	6626	6639	99.80%	-0.57	-1.35	



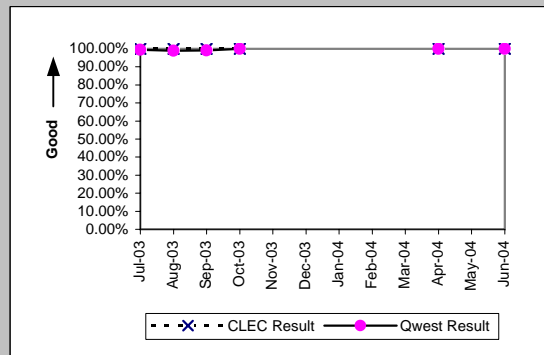
UNE - P (POTS) (Parity)										
Date	CLEC Num	CLEC Dend	CLEC Resu	CLEC Std E	Qwest Num	Qwest Dend	Qwest Resu	Mod Z Scr	Parity Scr	
Jul-03	11630	11631	99.99%	0.93%	33673	33764	99.73%	-4.68	-3.85	
Aug-03	9179	9179	100.00%	0.00%	33576	33684	99.68%	-4.82	-3.93	
Sep-03	9182	9183	99.99%	1.04%	32259	32357	99.70%	-4.49	-3.73	
Oct-03	10426	10427	99.99%	0.98%	30804	30893	99.71%	-4.59	-3.79	
Nov-03	9094	9096	99.98%	1.48%	21842	21887	99.79%	-3.25	-2.98	
Dec-03	7360	7361	99.99%	1.17%	19070	19148	99.59%	-4.51	-3.74	
Jan-04	7482	7483	99.99%	1.16%	23069	23153	99.64%	-4.37	-3.66	
Feb-04	10140	10142	99.98%	1.40%	23259	23357	99.58%	-5.2	-4.16	
Mar-04	15845	15848	99.98%	1.38%	26675	26888	99.21%	-8.71	-6.3	
Apr-04	16992	16994	99.99%	1.08%	27064	27217	99.44%	-7.53	-5.58	
May-04	15814	15815	99.99%	0.80%	23818	23892	99.69%	-5.33	-4.24	
Jun-04	15047	15049	99.99%	1.15%	27724	27812	99.68%	-5.33	-4.24	



UNE P (Centrex) (Parity)										
Date	CLEC Num	CLEC Dend	CLEC Resu	CLEC Std E	Qwest Num	Qwest Dend	Qwest Resu	Mod Z Scr	Parity Scr	
Jul-03	1	1	100.00%	0.00%	16	17	94.12%	-0.24	-1.15	
Aug-03	4	4	100.00%	0.00%	39	41	95.12%	-0.43	-1.26	
Sep-03										
Oct-03	4	4	100.00%	0.00%	11	11	100.00%	N/A	N/A	
Nov-03	3	3	100.00%	0.00%	12	12	100.00%	N/A	N/A	
Dec-03	1	1	100.00%	0.00%	21	21	100.00%	N/A	N/A	
Jan-04										
Feb-04	4	4	100.00%	0.00%	4	4	100.00%	N/A	N/A	
Mar-04	1	1	100.00%	0.00%	9	9	100.00%	N/A	N/A	
Apr-04										
May-04										
Jun-04	1	1	100.00%	0.00%	5	5	100.00%	N/A	N/A	

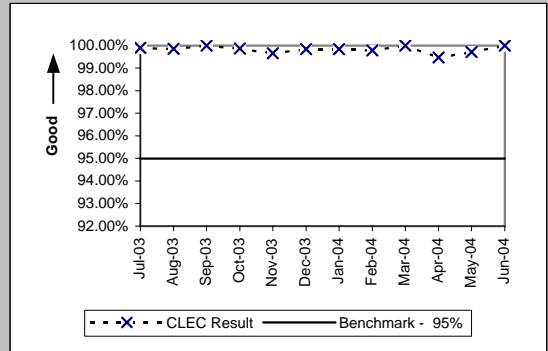


UNE P (Centrex 21) (Parity)										
Date	CLEC Num	CLEC Dend	CLEC Resu	CLEC Std E	Qwest Num	Qwest Dend	Qwest Resu	Mod Z Scr	Parity Scr	
Jul-03	29	29	100.00%	0.00%	224	225	99.56%	-0.34	-1.21	
Aug-03	19	19	100.00%	0.00%	99	100	99.00%	-0.4	-1.24	
Sep-03	31	31	100.00%	0.00%	116	117	99.15%	-0.46	-1.28	
Oct-03	4	4	100.00%	0.00%	48	48	100.00%	N/A	N/A	
Nov-03										
Dec-03										
Jan-04										
Feb-04										
Mar-04										
Apr-04	1	1	100.00%	0.00%	37	37	100.00%	N/A	N/A	
May-04										
Jun-04	7	7	100.00%	0.00%	42	42	100.00%	N/A	N/A	

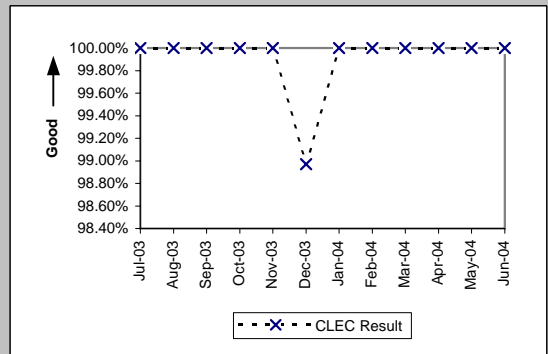


OP-3C - Installation Commitments Met (Percent) - No dispatches

Line Sharing (Benchmark)					
Date	Numerator	Denominator	CLEC Result	Standard Dev	
Jul-03	1050	1051	99.90%	3.08%	
Aug-03	678	679	99.85%	3.83%	
Sep-03	761	761	100.00%	0.00%	
Oct-03	828	829	99.88%	3.47%	
Nov-03	593	595	99.66%	5.79%	
Dec-03	612	613	99.84%	4.04%	
Jan-04	654	655	99.85%	3.90%	
Feb-04	463	464	99.78%	4.64%	
Mar-04	417	417	100.00%	0.00%	
Apr-04	377	379	99.47%	7.25%	
May-04	360	361	99.72%	5.26%	
Jun-04	416	416	100.00%	0.00%	

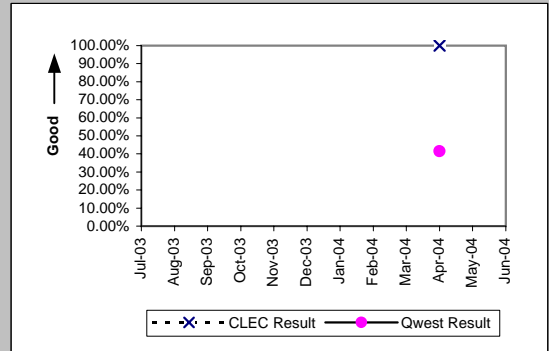


Line Splitting (Diagnostic)					
Date	Numerator	Denominator	CLEC Result	Standard Dev	
Jul-03	5	5	100.00%	0.00%	
Aug-03	16	16	100.00%	0.00%	
Sep-03	41	41	100.00%	0.00%	
Oct-03	59	59	100.00%	0.00%	
Nov-03	90	90	100.00%	0.00%	
Dec-03	96	97	98.97%	10.10%	
Jan-04	90	90	100.00%	0.00%	
Feb-04	46	46	100.00%	0.00%	
Mar-04	40	40	100.00%	0.00%	
Apr-04	26	26	100.00%	0.00%	
May-04	21	21	100.00%	0.00%	
Jun-04	33	33	100.00%	0.00%	

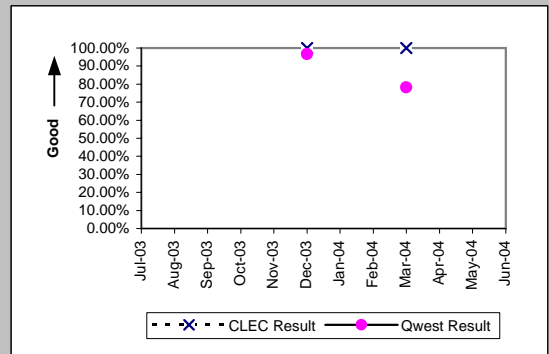


OP-3D - Installation Commitments Met (Percent) - Interval Zone One

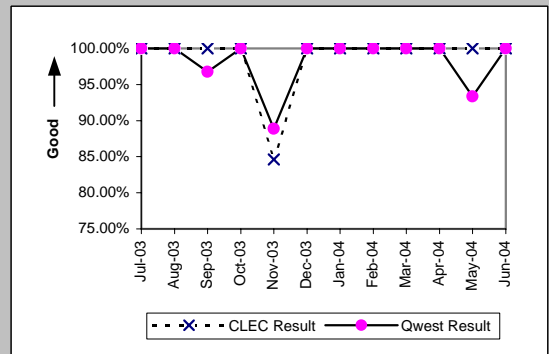
ISDN Primary (Parity)									
Date	CLEC Num	CLEC Dend	CLEC Resu	CLEC Std	Qwest Num	Qwest Dend	Qwest Resu	Mod Z Scr	Parity Scr
Jul-03									
Aug-03									
Sep-03									
Oct-03									
Nov-03									
Dec-03									
Jan-04									
Feb-04									
Mar-04									
Apr-04	3	3	100.00%	0.00%	34	82	41.46%	-2.02	-2.23
May-04									
Jun-04									



PBX (Parity)									
Date	CLEC Num	CLEC Dend	CLEC Resu	CLEC Std	Qwest Num	Qwest Dend	Qwest Resu	Mod Z Scr	Parity Scr
Jul-03									
Aug-03									
Sep-03									
Oct-03									
Nov-03									
Dec-03	1	1	100.00%	0.00%	29	30	96.67%	-0.18	-1.11
Jan-04									
Feb-04									
Mar-04	1	1	100.00%	0.00%	25	32	78.13%	-0.52	-1.32
Apr-04									
May-04									
Jun-04									

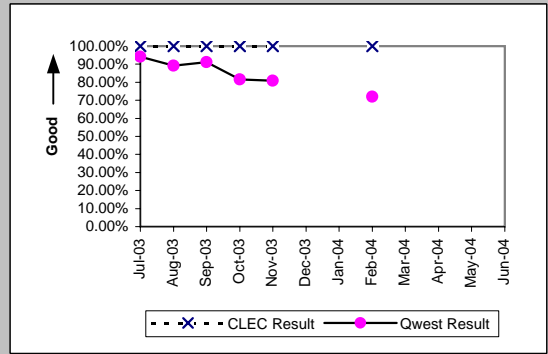


LIS Trunk (Parity)									
Date	CLEC Num	CLEC Dend	CLEC Resu	CLEC Std	Qwest Num	Qwest Dend	Qwest Resu	Mod Z Scr	Parity Scr
Jul-03	9	9	100.00%	0.00%	26	26	100.00%	N/A	N/A
Aug-03	9	9	100.00%	0.00%	9	9	100.00%	N/A	N/A
Sep-03	18	18	100.00%	0.00%	30	31	96.77%	-0.62	-1.37
Oct-03	15	15	100.00%	0.00%	43	43	100.00%	N/A	N/A
Nov-03	11	13	84.62%	36.08%	8	9	88.89%	0.1	-0.94
Dec-03	27	27	100.00%	0.00%	8	8	100.00%	N/A	N/A
Jan-04	19	19	100.00%	0.00%	15	15	100.00%	N/A	N/A
Feb-04	14	14	100.00%	0.00%	18	18	100.00%	N/A	N/A
Mar-04	28	28	100.00%	0.00%	23	23	100.00%	N/A	N/A
Apr-04	19	19	100.00%	0.00%	16	16	100.00%	N/A	N/A
May-04	14	14	100.00%	0.00%	14	15	93.33%	-0.72	-1.44
Jun-04	17	17	100.00%	0.00%	41	41	100.00%	N/A	N/A

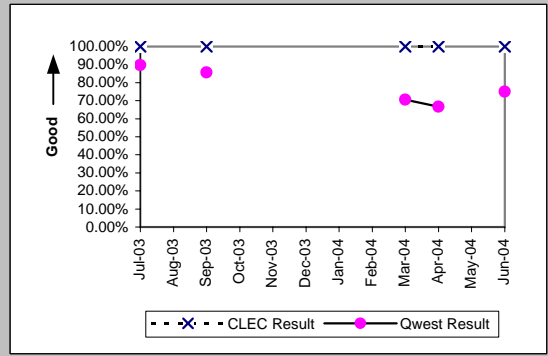


OP-3D - Installation Commitments Met (Percent) - Interval Zone One

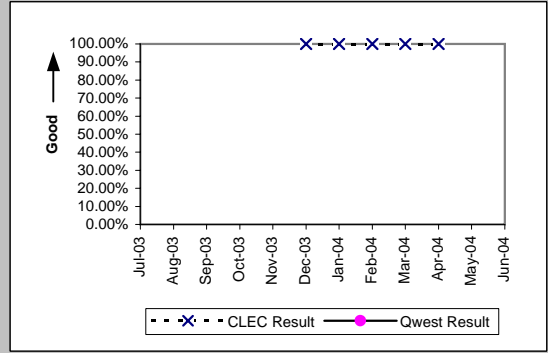
UDIT DS1 (Parity)									
Date	CLEC Num	CLEC Denc	CLEC Resu	CLEC Std	Qwest Num	Qwest Denc	Qwest Resu	Mod Z Scr	Parity Scr
Jul-03	1	1	100.00%	0.00%	618	656	94.21%	-0.25	-1.15
Aug-03	1	1	100.00%	0.00%	581	652	89.11%	-0.35	-1.21
Sep-03	1	1	100.00%	0.00%	585	642	91.12%	-0.31	-1.19
Oct-03	1	1	100.00%	0.00%	62	76	81.58%	-0.47	-1.29
Nov-03	1	1	100.00%	0.00%	63	78	80.77%	-0.48	-1.29
Dec-03									
Jan-04									
Feb-04	2	2	100.00%	0.00%	67	93	72.04%	-0.87	-1.53
Mar-04									
Apr-04									
May-04									
Jun-04									



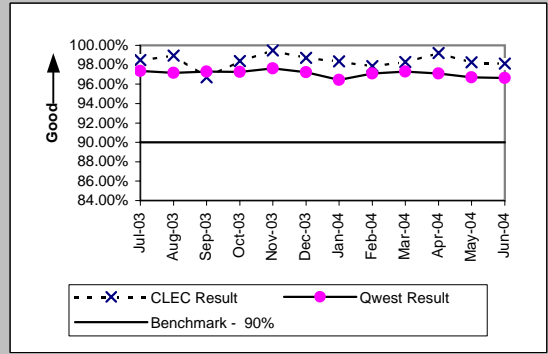
UDIT Above DS1 Level (Parity)									
Date	CLEC Num	CLEC Denc	CLEC Resu	CLEC Std	Qwest Num	Qwest Denc	Qwest Resu	Mod Z Scr	Parity Scr
Jul-03	2	2	100.00%	0.00%	35	39	89.74%	-0.47	-1.28
Aug-03									
Sep-03	1	1	100.00%	0.00%	12	14	85.71%	-0.39	-1.24
Oct-03									
Nov-03									
Dec-03									
Jan-04									
Feb-04									
Mar-04	1	1	100.00%	0.00%	24	34	70.59%	-0.64	-1.39
Apr-04	1	1	100.00%	0.00%	10	15	66.67%	-0.68	-1.42
May-04									
Jun-04	9	9	100.00%	0.00%	15	20	75.00%	-1.44	-1.87



Dark Fiber - IOF (Diagnostic)									
Date	CLEC Num	CLEC Denc	CLEC Resu	CLEC Std	Qwest Num	Qwest Denc	Qwest Resu	Mod Z Scr	Parity Scr
Jul-03									
Aug-03									
Sep-03									
Oct-03									
Nov-03									
Dec-03	3	3	100.00%	0.00%					
Jan-04	1	1	100.00%	0.00%					
Feb-04	1	1	100.00%	0.00%					
Mar-04	2	2	100.00%	0.00%					
Apr-04	1	1	100.00%	0.00%					
May-04									
Jun-04									



Unbundled Loop Analog (Benchmark)									
Date	CLEC Num	CLEC Denc	CLEC Resu	CLEC Std	Qwest Num	Qwest Denc	Qwest Resu	Mod Z Scr	Parity Scr
Jul-03	1354	1375	98.47%	12.26%	11560	11875	97.35%	-2.46	-2.49
Aug-03	1403	1418	98.94%	10.23%	11270	11598	97.17%	-3.8	-3.31
Sep-03	1436	1485	96.70%	17.86%	11261	11573	97.30%	1.35	-0.18
Oct-03	1458	1482	98.38%	12.62%	11092	11403	97.27%	-2.46	-2.5
Nov-03	1150	1156	99.48%	7.19%	9341	9568	97.63%	-3.91	-3.38
Dec-03	1381	1399	98.71%	11.27%	11749	12082	97.24%	-3.18	-2.93
Jan-04	1065	1083	98.34%	12.78%	9051	9386	96.43%	-3.2	-2.95
Feb-04	1044	1067	97.84%	14.52%	9755	10045	97.11%	-1.36	-1.82
Mar-04	1202	1223	98.28%	12.99%	11498	11816	97.31%	-2	-2.22
Apr-04	1261	1271	99.21%	8.84%	10822	11146	97.09%	-4.26	-3.59
May-04	1179	1200	98.25%	13.11%	10087	10432	96.69%	-2.86	-2.74
Jun-04	1248	1272	98.11%	13.61%	11203	11593	96.64%	-2.77	-2.69

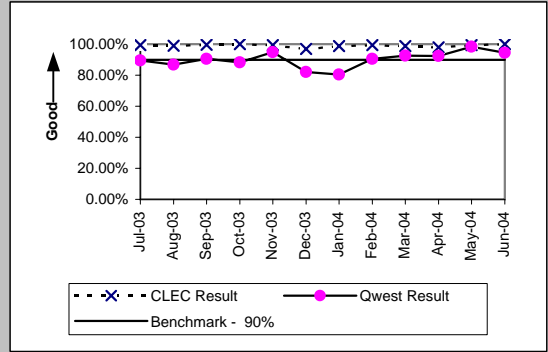




OP-3D - Installation Commitments Met (Percent) - Interval Zone One

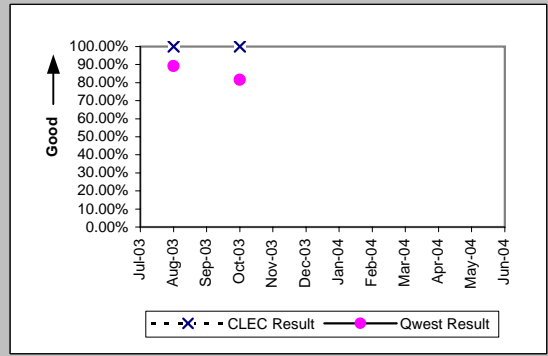
Unbundled Loop - 2 Wire Non-Loaded (Benchmark)

Date	CLEC Num	CLEC Denc	CLEC Resu	CLEC Std E	Qwest Num	Qwest Denc	Qwest Resu	Mod Z Scr	Parity Scr
Jul-03	192	193	99.48%	7.18%	77	86	89.53%	-2.51	-2.52
Aug-03	210	212	99.06%	9.67%	98	113	86.73%	-3.12	-2.9
Sep-03	221	222	99.55%	6.70%	85	94	90.43%	-2.52	-2.53
Oct-03	192	192	100.00%	0.00%	121	137	88.32%	-3.25	-2.98
Nov-03	154	155	99.35%	8.01%	73	77	94.81%	-1.47	-1.89
Dec-03	155	160	96.88%	17.40%	46	56	82.14%	-2.48	-2.51
Jan-04	151	153	98.69%	11.36%	49	61	80.33%	-3.05	-2.85
Feb-04	158	159	99.37%	7.91%	57	63	90.48%	-2.04	-2.24
Mar-04	170	172	98.84%	10.72%	62	67	92.54%	-1.66	-2.01
Apr-04	139	142	97.89%	14.38%	108	117	92.31%	-1.68	-2.02
May-04	145	146	99.32%	8.25%	62	63	98.41%	-0.48	-1.29
Jun-04	136	136	100.00%	0.00%	51	54	94.44%	-1.51	-1.92



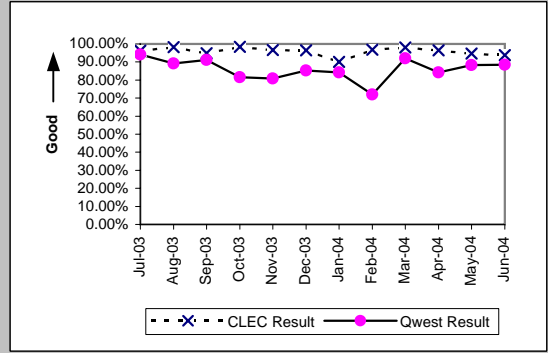
Unbundled Loop - 4 Wire Non-Loaded (Parity)

Date	CLEC Num	CLEC Denc	CLEC Resu	CLEC Std E	Qwest Num	Qwest Denc	Qwest Resu	Mod Z Scr	Parity Scr
Jul-03									
Aug-03	1	1	100.00%	0.00%	581	652	89.11%	-0.35	-1.21
Sep-03									
Oct-03	1	1	100.00%	0.00%	62	76	81.58%	-0.47	-1.29
Nov-03									
Dec-03									
Jan-04									
Feb-04									
Mar-04									
Apr-04									
May-04									
Jun-04									



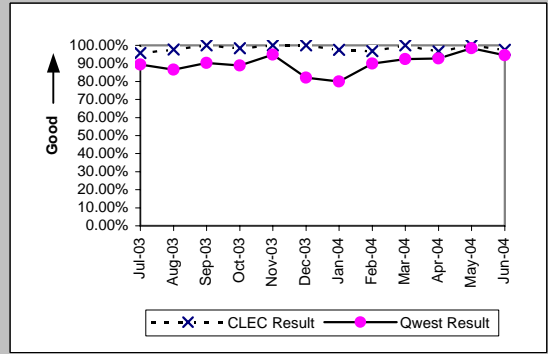
Unbundled Loop - DS1 Capable (Parity)

Date	CLEC Num	CLEC Denc	CLEC Resu	CLEC Std E	Qwest Num	Qwest Denc	Qwest Resu	Mod Z Scr	Parity Scr
Jul-03	105	109	96.33%	18.80%	618	656	94.21%	-0.88	-1.53
Aug-03	114	116	98.28%	13.02%	581	652	89.11%	-2.92	-2.78
Sep-03	111	117	94.87%	22.06%	585	642	91.12%	-1.31	-1.8
Oct-03	184	187	98.40%	12.56%	62	76	81.58%	-3.19	-2.94
Nov-03	115	119	96.64%	18.02%	63	78	80.77%	-2.76	-2.68
Dec-03	133	138	96.38%	18.69%	93	109	85.32%	-2.44	-2.48
Jan-04	128	142	90.14%	29.81%	118	140	84.29%	-1.35	-1.82
Feb-04	92	95	96.84%	17.49%	67	93	72.04%	-3.79	-3.3
Mar-04	154	157	98.09%	13.69%	105	114	92.11%	-1.8	-2.1
Apr-04	109	113	96.46%	18.48%	102	121	84.30%	-2.56	-2.55
May-04	105	111	94.59%	22.61%	68	77	88.31%	-1.32	-1.8
Jun-04	105	112	93.75%	24.21%	137	155	88.39%	-1.35	-1.82



Unbundled Loop ISDN Capable (Parity)

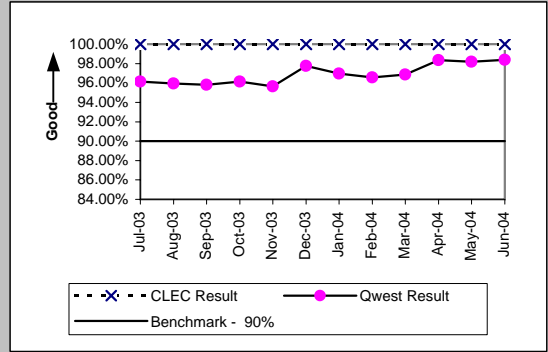
Date	CLEC Num	CLEC Denc	CLEC Resu	CLEC Std E	Qwest Num	Qwest Denc	Qwest Resu	Mod Z Scr	Parity Scr
Jul-03	69	72	95.83%	19.98%	76	85	89.41%	-1.3	-1.79
Aug-03	44	45	97.78%	14.74%	97	112	86.61%	-1.86	-2.13
Sep-03	55	55	100.00%	0.00%	84	93	90.32%	-1.92	-2.17
Oct-03	63	64	98.44%	12.40%	120	135	88.89%	-2	-2.22
Nov-03	48	48	100.00%	0.00%	73	77	94.81%	-1.27	-1.77
Dec-03	43	43	100.00%	0.00%	46	56	82.14%	-2.3	-2.4
Jan-04	38	39	97.44%	15.81%	48	60	80.00%	-2.12	-2.29
Feb-04	30	31	96.77%	17.67%	53	59	89.83%	-1.04	-1.63
Mar-04	33	33	100.00%	0.00%	61	66	92.42%	-1.34	-1.82
Apr-04	28	29	96.55%	18.25%	101	109	92.66%	-0.71	-1.43
May-04	38	38	100.00%	0.00%	62	63	98.41%	-0.62	-1.38
Jun-04	39	40	97.50%	15.61%	51	54	94.44%	-0.64	-1.39



OP-3D - Installation Commitments Met (Percent) - Interval Zone One

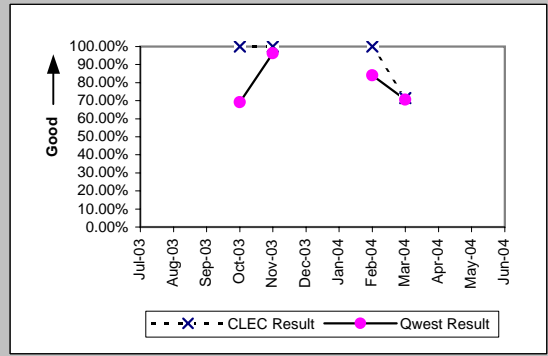
Unbundled Loop - ADSL Qualified (Benchmark)

Date	CLEC Num	CLEC Denc	CLEC Resu	CLEC Std E	Qwest Num	Qwest Denc	Qwest Resu	Mod Z Scr	Parity Scr
Jul-03	10	10	100.00%	0.00%	325	338	96.15%	-0.62	-1.38
Aug-03	10	10	100.00%	0.00%	356	371	95.96%	-0.64	-1.39
Sep-03	9	9	100.00%	0.00%	550	574	95.82%	-0.62	-1.38
Oct-03	11	11	100.00%	0.00%	697	725	96.14%	-0.66	-1.4
Nov-03	10	10	100.00%	0.00%	680	711	95.64%	-0.67	-1.41
Dec-03	19	19	100.00%	0.00%	1090	1115	97.76%	-0.65	-1.4
Jan-04	15	15	100.00%	0.00%	1431	1476	96.95%	-0.68	-1.42
Feb-04	9	9	100.00%	0.00%	1574	1630	96.56%	-0.56	-1.34
Mar-04	11	11	100.00%	0.00%	1485	1533	96.87%	-0.59	-1.36
Apr-04	15	15	100.00%	0.00%	1806	1836	98.37%	-0.5	-1.3
May-04	21	21	100.00%	0.00%	1949	1985	98.19%	-0.62	-1.38
Jun-04	15	15	100.00%	0.00%	2365	2404	98.38%	-0.5	-1.3



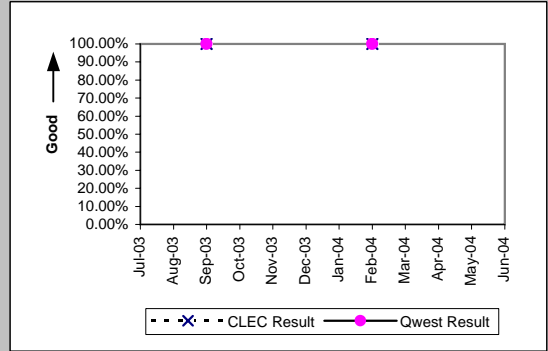
Unbundled Loop - DS3 Capable (Parity)

Date	CLEC Num	CLEC Denc	CLEC Resu	CLEC Std E	Qwest Num	Qwest Denc	Qwest Resu	Mod Z Scr	Parity Scr
Jul-03									
Aug-03									
Sep-03									
Oct-03	1	1	100.00%	0.00%	18	26	69.23%	-0.65	-1.4
Nov-03	1	1	100.00%	0.00%	26	27	96.30%	-0.19	-1.12
Dec-03									
Jan-04									
Feb-04	5	5	100.00%	0.00%	21	25	84.00%	-0.89	-1.54
Mar-04	5	7	71.43%	45.18%	24	34	70.59%	-0.04	-1.03
Apr-04									
May-04									
Jun-04									



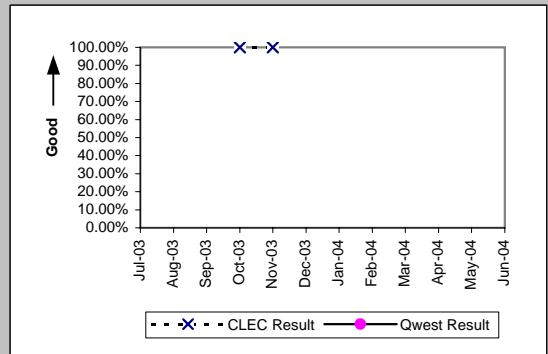
Qwest DSL (Parity)

Date	CLEC Num	CLEC Denc	CLEC Resu	CLEC Std E	Qwest Num	Qwest Denc	Qwest Resu	Mod Z Scr	Parity Scr
Jul-03									
Aug-03									
Sep-03	1	1	100.00%	0.00%	15	15	100.00%	N/A	N/A
Oct-03									
Nov-03									
Dec-03									
Jan-04									
Feb-04	3	3	100.00%	0.00%	9	9	100.00%	N/A	N/A
Mar-04									
Apr-04									
May-04									
Jun-04									



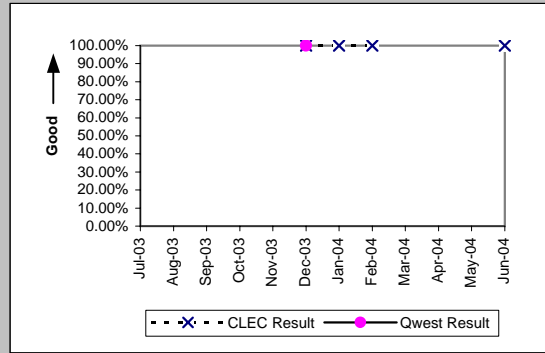
Dark Fiber - Loop (Diagnostic)

Date	CLEC Num	CLEC Denc	CLEC Resu	CLEC Std E	Qwest Num	Qwest Denc	Qwest Resu	Mod Z Scr	Parity Scr
Jul-03									
Aug-03									
Sep-03									
Oct-03	1	1	100.00%	0.00%					
Nov-03	1	1	100.00%	0.00%					
Dec-03									
Jan-04									
Feb-04									
Mar-04									
Apr-04									
May-04									
Jun-04									



OP-3D - Installation Commitments Met (Percent) - Interval Zone One

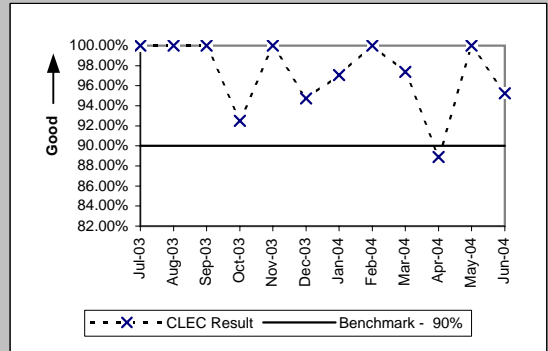
E911 (Parity)									
Date	CLEC Num	CLEC Dend	CLEC Resu	CLEC Std	Qwest Num	Qwest Dend	Qwest Resu	Mod Z Scr	Parity Scr
Jul-03									
Aug-03									
Sep-03									
Oct-03									
Nov-03									
Dec-03	30	30	100.00%	0.00%	4	4	100.00%	N/A	N/A
Jan-04	1	1	100.00%	0.00%					
Feb-04	1	1	100.00%	0.00%					
Mar-04									
Apr-04									
May-04									
Jun-04	1	1	100.00%	0.00%					



OP-3D - Installation Commitments Met (Percent) - Interval Zone One

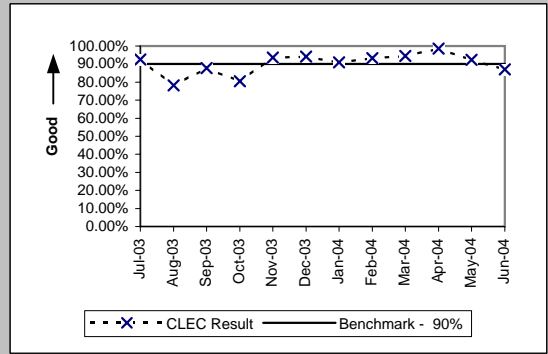
Unbundled Loop Conditioned (Benchmark)

Date	Num	Denom	CLEC Result	Standard Dev
Jul-03	53	53	100.00%	0.00%
Aug-03	40	40	100.00%	0.00%
Sep-03	37	37	100.00%	0.00%
Oct-03	37	40	92.50%	26.34%
Nov-03	29	29	100.00%	0.00%
Dec-03	36	38	94.74%	22.33%
Jan-04	33	34	97.06%	16.90%
Feb-04	14	14	100.00%	0.00%
Mar-04	37	38	97.37%	16.01%
Apr-04	8	9	88.89%	31.43%
May-04	12	12	100.00%	0.00%
Jun-04	20	21	95.24%	21.30%



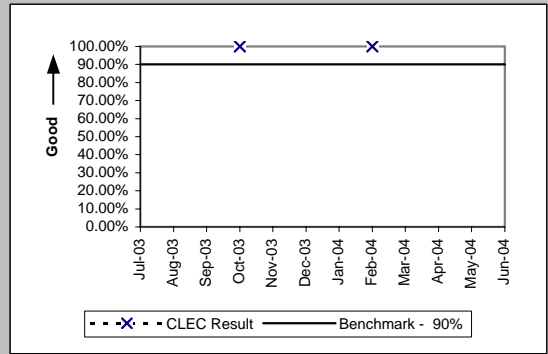
Enhanced Extended Loops (EELs) (Benchmark)

Date	Num	Denom	CLEC Result	Standard Dev
Jul-03	25	27	92.59%	26.19%
Aug-03	18	23	78.26%	41.25%
Sep-03	36	41	87.80%	32.72%
Oct-03	33	41	80.49%	39.63%
Nov-03	29	31	93.55%	24.57%
Dec-03	32	34	94.12%	23.53%
Jan-04	30	33	90.91%	28.75%
Feb-04	41	44	93.18%	25.21%
Mar-04	52	55	94.55%	22.71%
Apr-04	68	69	98.55%	11.95%
May-04	49	53	92.45%	26.42%
Jun-04	61	70	87.14%	33.47%



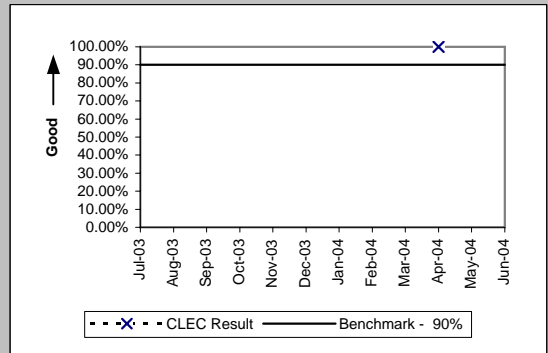
Enhanced Extended Loops - DS0 Capable (Diagnostic)

Date	Num	Denom	CLEC Result	Standard Dev
Jul-03				
Aug-03				
Sep-03				
Oct-03	2	2	100.00%	0.00%
Nov-03				
Dec-03				
Jan-04				
Feb-04	5	5	100.00%	0.00%
Mar-04				
Apr-04				
May-04				
Jun-04				



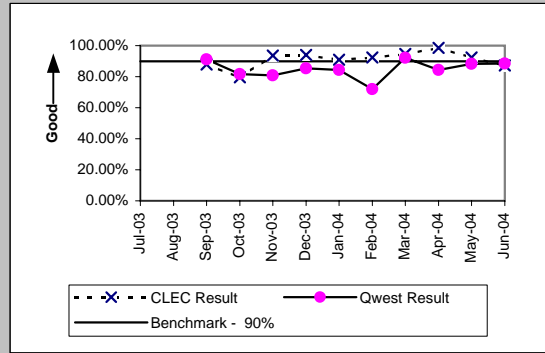
Enhanced Extended Loops - DS3 Capable (Diagnostic)

Date	Num	Denom	CLEC Result	Standard Dev
Jul-03				
Aug-03				
Sep-03				
Oct-03				
Nov-03				
Dec-03				
Jan-04				
Feb-04				
Mar-04				
Apr-04	1	1	100.00%	0.00%
May-04				
Jun-04				



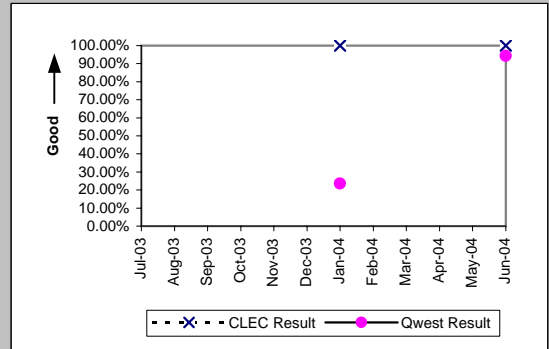
OP-3D - Installation Commitments Met (Percent) - Interval Zone One

Enhanced Extended Loops - DS1 Capable (Benchmark)									
Date	CLEC Num	CLEC Dend	CLEC Resu	CLEC Std	Qwest Num	Qwest Dend	Qwest Resu	Mod Z Scr	Parity Scr
Jul-03									
Aug-03									
Sep-03	36	41	87.80%	32.72%	585	642	91.12%	0.73	-0.56
Oct-03	31	39	79.49%	40.38%	62	76	81.58%	0.26	-0.84
Nov-03	29	31	93.55%	24.57%	63	78	80.77%	-1.53	-1.93
Dec-03	32	34	94.12%	23.53%	93	109	85.32%	-1.27	-1.77
Jan-04	30	33	90.91%	28.75%	118	140	84.29%	-0.94	-1.57
Feb-04	36	39	92.31%	26.65%	67	93	72.04%	-2.37	-2.44
Mar-04	52	55	94.55%	22.71%	105	114	92.11%	-0.55	-1.34
Apr-04	67	68	98.53%	12.04%	102	121	84.30%	-2.58	-2.57
May-04	49	53	92.45%	26.42%	68	77	88.31%	-0.72	-1.44
Jun-04	61	70	87.14%	33.47%	137	155	88.39%	0.27	-0.84

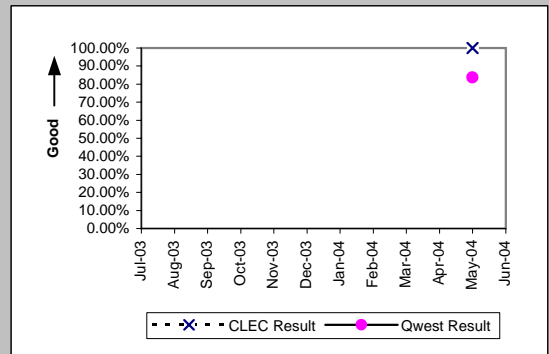


OP-3E - Installation Commitments Met (Percent) - Interval Zone Two

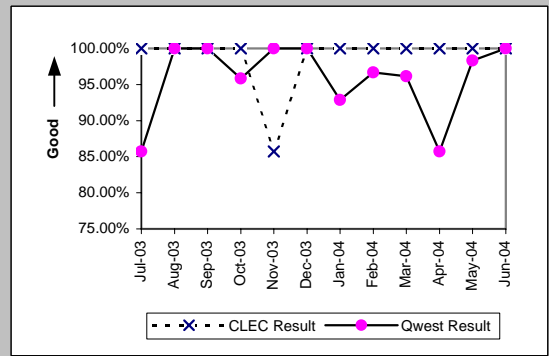
ISDN Primary (Parity)									
Date	CLEC Num	CLEC Dend	CLEC Resu	CLEC Std	Qwest Num	Qwest Dend	Qwest Resu	Mod Z Scr	Parity Scr
Jul-03									
Aug-03									
Sep-03									
Oct-03									
Nov-03									
Dec-03									
Jan-04	1	1	100.00%	0.00%	4	17	23.53%	-1.75	-2.07
Feb-04									
Mar-04									
Apr-04									
May-04									
Jun-04	2	2	100.00%	0.00%	249	264	94.32%	-0.35	-1.21



DS1 (Parity)									
Date	CLEC Num	CLEC Dend	CLEC Resu	CLEC Std	Qwest Num	Qwest Dend	Qwest Resu	Mod Z Scr	Parity Scr
Jul-03									
Aug-03									
Sep-03									
Oct-03									
Nov-03									
Dec-03									
Jan-04									
Feb-04									
Mar-04									
Apr-04									
May-04	1	1	100.00%	0.00%	103	123	83.74%	-0.44	-1.27
Jun-04									

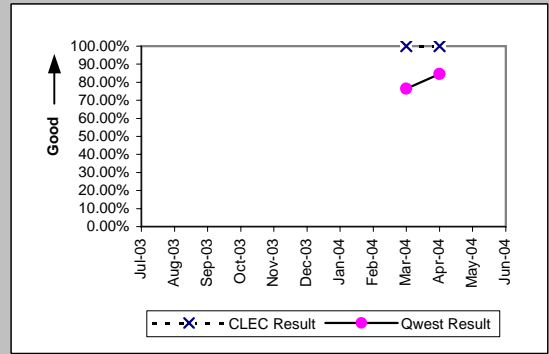


LIS Trunk (Parity)									
Date	CLEC Num	CLEC Dend	CLEC Resu	CLEC Std	Qwest Num	Qwest Dend	Qwest Resu	Mod Z Scr	Parity Scr
Jul-03	7	7	100.00%	0.00%	12	14	85.71%	-0.88	-1.54
Aug-03	5	5	100.00%	0.00%	10	10	100.00%	N/A	N/A
Sep-03	14	14	100.00%	0.00%	27	27	100.00%	N/A	N/A
Oct-03	8	8	100.00%	0.00%	23	24	95.83%	-0.51	-1.31
Nov-03	6	7	85.71%	34.99%	19	19	100.00%	N/A	-0.31
Dec-03	6	6	100.00%	0.00%	9	9	100.00%	N/A	N/A
Jan-04	11	11	100.00%	0.00%	13	14	92.86%	-0.69	-1.42
Feb-04	4	4	100.00%	0.00%	29	30	96.67%	-0.35	-1.21
Mar-04	11	11	100.00%	0.00%	25	26	96.15%	-0.56	-1.34
Apr-04	10	10	100.00%	0.00%	18	21	85.71%	-1.06	-1.65
May-04	5	5	100.00%	0.00%	59	60	98.33%	-0.28	-1.17
Jun-04	8	8	100.00%	0.00%	36	36	100.00%	N/A	N/A

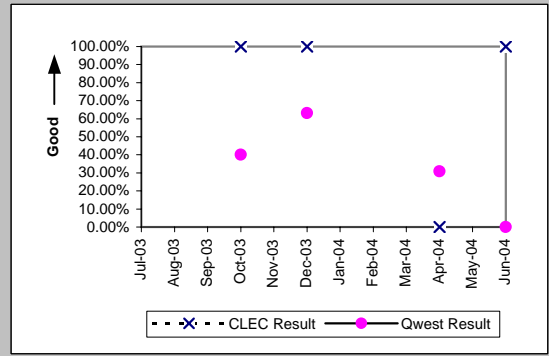


OP-3E - Installation Commitments Met (Percent) - Interval Zone Two

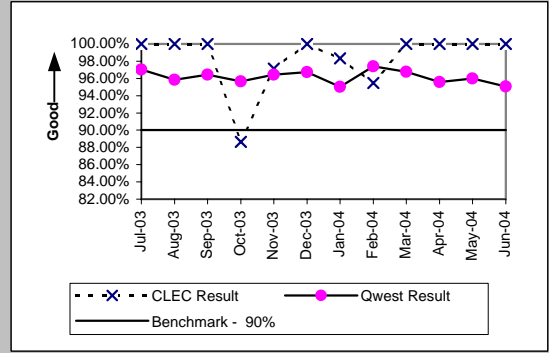
UDIT DS1 (Parity)									
Date	CLEC Num	CLEC Denc	CLEC Resu	CLEC Std E	Qwest Num	Qwest Denc	Qwest Resu	Mod Z Scr	Parity Scr
Jul-03									
Aug-03									
Sep-03									
Oct-03									
Nov-03									
Dec-03									
Jan-04									
Feb-04									
Mar-04	1	1	100.00%	0.00%	123	161	76.40%	-0.55	-1.34
Apr-04	2	2	100.00%	0.00%	181	214	84.58%	-0.6	-1.37
May-04									
Jun-04									



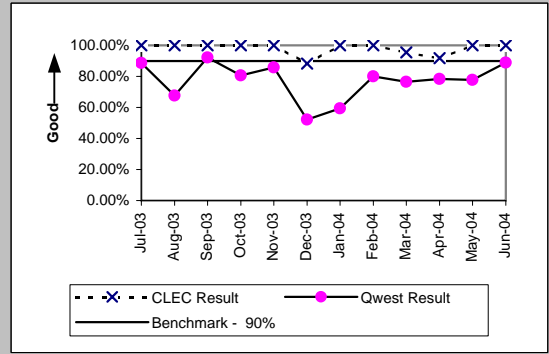
UDIT Above DS1 Level (Parity)									
Date	CLEC Num	CLEC Denc	CLEC Resu	CLEC Std E	Qwest Num	Qwest Denc	Qwest Resu	Mod Z Scr	Parity Scr
Jul-03									
Aug-03									
Sep-03									
Oct-03	8	8	100.00%	0.00%	4	10	40.00%	-2.58	-2.57
Nov-03									
Dec-03	1	1	100.00%	0.00%	12	19	63.16%	-0.74	-1.45
Jan-04									
Feb-04									
Mar-04									
Apr-04	0	1	0.00%	0.00%	4	13	30.77%	0.3	-0.82
May-04									
Jun-04	1	1	100.00%	0.00%	0	3	0.00%	N/A	



Unbundled Loop Analog (Benchmark)									
Date	CLEC Num	CLEC Denc	CLEC Resu	CLEC Std E	Qwest Num	Qwest Denc	Qwest Resu	Mod Z Scr	Parity Scr
Jul-03	316	316	100.00%	0.00%	1931	1990	97.04%	-2.89	-2.75
Aug-03	269	269	100.00%	0.00%	1804	1882	95.86%	-3.19	-2.94
Sep-03	180	180	100.00%	0.00%	1786	1852	96.44%	-2.46	-2.5
Oct-03	164	185	88.65%	31.72%	1737	1816	95.65%	3.66	1.23
Nov-03	136	140	97.14%	16.66%	1401	1453	96.42%	-0.44	-1.27
Dec-03	81	81	100.00%	0.00%	1660	1716	96.74%	-1.62	-1.98
Jan-04	59	60	98.33%	12.80%	1390	1463	95.01%	-1.16	-1.7
Feb-04	42	44	95.45%	20.83%	1687	1732	97.40%	0.79	-0.52
Mar-04	92	92	100.00%	0.00%	1764	1823	96.76%	-1.71	-2.04
Apr-04	68	68	100.00%	0.00%	1715	1794	95.60%	-1.74	-2.06
May-04	94	94	100.00%	0.00%	1540	1604	96.01%	-1.92	-2.17
Jun-04	60	60	100.00%	0.00%	1695	1783	95.06%	-1.74	-2.06



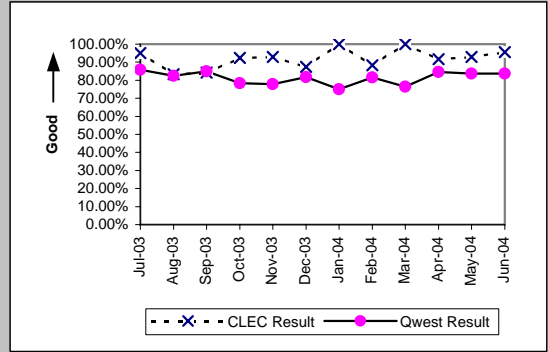
Unbundled Loop - 2 Wire Non-Loaded (Benchmark)									
Date	CLEC Num	CLEC Denc	CLEC Resu	CLEC Std E	Qwest Num	Qwest Denc	Qwest Resu	Mod Z Scr	Parity Scr
Jul-03	23	23	100.00%	0.00%	71	80	88.75%	-1.5	-1.91
Aug-03	25	25	100.00%	0.00%	25	37	67.57%	-2.68	-2.63
Sep-03	18	18	100.00%	0.00%	35	38	92.11%	-1.02	-1.62
Oct-03	28	28	100.00%	0.00%	46	57	80.70%	-2.12	-2.29
Nov-03	27	27	100.00%	0.00%	24	28	85.71%	-1.51	-1.92
Dec-03	15	17	88.24%	32.22%	24	46	52.17%	-2.54	-2.55
Jan-04	19	19	100.00%	0.00%	19	32	59.38%	-2.86	-2.74
Feb-04	18	18	100.00%	0.00%	12	15	80.00%	-1.43	-1.87
Mar-04	21	22	95.45%	20.83%	13	17	76.47%	-1.39	-1.84
Apr-04	11	12	91.67%	27.64%	40	51	78.43%	-1	-1.61
May-04	8	8	100.00%	0.00%	21	27	77.78%	-1.33	-1.81
Jun-04	20	20	100.00%	0.00%	24	27	88.89%	-1.2	-1.73



OP-3E - Installation Commitments Met (Percent) - Interval Zone Two

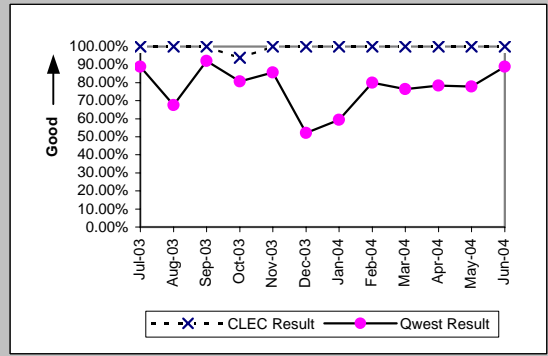
Unbundled Loop - DS1 Capable (Parity)

Date	CLEC Num	CLEC Denc	CLEC Resu	CLEC Std	Qwest Num	Qwest Denc	Qwest Resu	Mod Z Scr	Parity Scr
Jul-03	19	20	95.00%	21.79%	274	319	85.89%	-1.13	-1.69
Aug-03	15	18	83.33%	37.27%	301	365	82.47%	-0.09	-1.06
Sep-03	16	19	84.21%	36.46%	401	472	84.96%	0.13	-0.92
Oct-03	36	39	92.31%	26.65%	167	213	78.40%	-1.94	-2.18
Nov-03	13	14	92.86%	25.75%	112	144	77.78%	-1.3	-1.79
Dec-03	14	16	87.50%	33.07%	170	208	81.73%	-0.58	-1.35
Jan-04	9	9	100.00%	0.00%	147	196	75.00%	-1.69	-2.03
Feb-04	15	17	88.24%	32.22%	142	174	81.61%	-0.67	-1.41
Mar-04	11	11	100.00%	0.00%	123	161	76.40%	-1.78	-2.08
Apr-04	11	12	91.67%	27.64%	181	214	84.58%	-0.66	-1.4
May-04	13	14	92.86%	25.75%	103	123	83.74%	-0.88	-1.53
Jun-04	22	23	95.65%	20.39%	133	159	83.65%	-1.45	-1.88



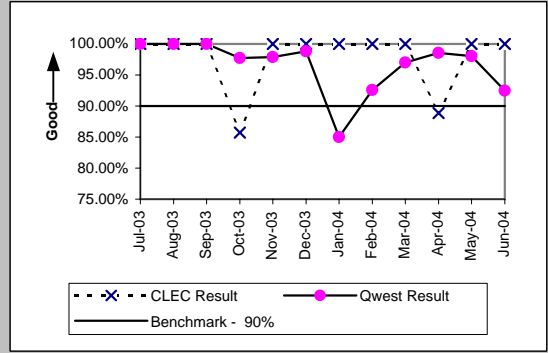
Unbundled Loop ISDN Capable (Parity)

Date	CLEC Num	CLEC Denc	CLEC Resu	CLEC Std	Qwest Num	Qwest Denc	Qwest Resu	Mod Z Scr	Parity Scr
Jul-03	21	21	100.00%	0.00%	71	80	88.75%	-1.45	-1.88
Aug-03	23	23	100.00%	0.00%	25	37	67.57%	-2.61	-2.59
Sep-03	18	18	100.00%	0.00%	35	38	92.11%	-1.02	-1.62
Oct-03	15	16	93.75%	24.21%	46	57	80.70%	-1.17	-1.71
Nov-03	8	8	100.00%	0.00%	24	28	85.71%	-1.02	-1.62
Dec-03	14	14	100.00%	0.00%	24	46	52.17%	-3.14	-2.91
Jan-04	18	18	100.00%	0.00%	19	32	59.38%	-2.81	-2.71
Feb-04	16	16	100.00%	0.00%	12	15	80.00%	-1.39	-1.85
Mar-04	13	13	100.00%	0.00%	13	17	76.47%	-1.51	-1.92
Apr-04	10	10	100.00%	0.00%	40	51	78.43%	-1.52	-1.92
May-04	16	16	100.00%	0.00%	21	27	77.78%	-1.69	-2.03
Jun-04	15	15	100.00%	0.00%	24	27	88.89%	-1.1	-1.67



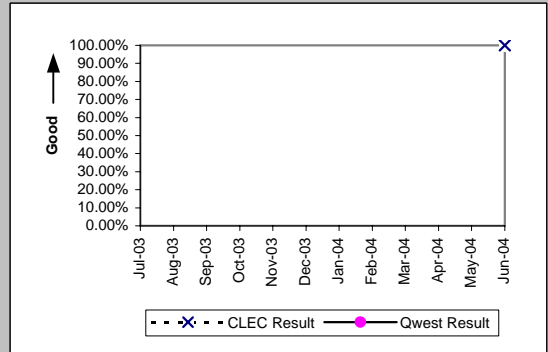
Unbundled Loop - ADSL Qualified (Benchmark)

Date	CLEC Num	CLEC Denc	CLEC Resu	CLEC Std	Qwest Num	Qwest Denc	Qwest Resu	Mod Z Scr	Parity Scr
Jul-03	5	5	100.00%	0.00%	21	21	100.00%	N/A	N/A
Aug-03	5	5	100.00%	0.00%	13	13	100.00%	N/A	N/A
Sep-03	5	5	100.00%	0.00%	38	38	100.00%	N/A	N/A
Oct-03	6	7	85.71%	34.99%	43	44	97.73%	1.12	-0.32
Nov-03	2	2	100.00%	0.00%	46	47	97.87%	-0.2	-1.12
Dec-03	6	6	100.00%	0.00%	169	171	98.83%	-0.26	-1.16
Jan-04	3	3	100.00%	0.00%	187	220	85.00%	-0.72	-1.44
Feb-04	6	6	100.00%	0.00%	162	175	92.57%	-0.68	-1.41
Mar-04	12	12	100.00%	0.00%	162	167	97.01%	-0.59	-1.36
Apr-04	8	9	88.89%	31.43%	270	274	98.54%	1.44	-0.12
May-04	8	8	100.00%	0.00%	250	255	98.04%	-0.39	-1.24
Jun-04	7	7	100.00%	0.00%	320	346	92.49%	-0.75	-1.45



Dark Fiber - Loop (Diagnostic)

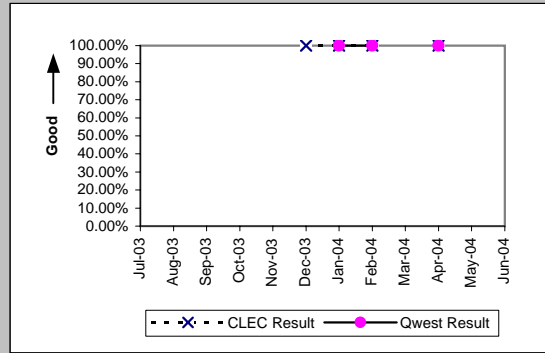
Date	CLEC Num	CLEC Denc	CLEC Resu	CLEC Std	Qwest Num	Qwest Denc	Qwest Resu	Mod Z Scr	Parity Scr
Jul-03									
Aug-03									
Sep-03									
Oct-03									
Nov-03									
Dec-03									
Jan-04									
Feb-04									
Mar-04									
Apr-04									
May-04									
Jun-04	1	1	100.00%	0.00%					





OP-3E - Installation Commitments Met (Percent) - Interval Zone Two

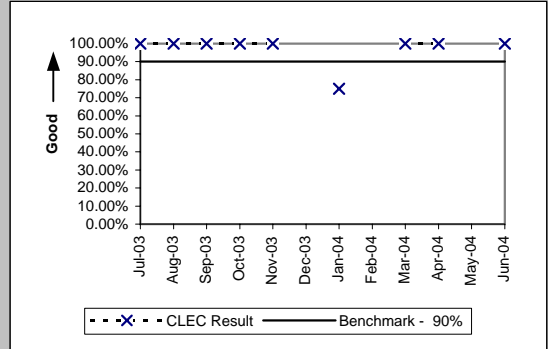
Date	E911 (Parity)				Qwest Num	Qwest Denc	Qwest Resu	Mod Z Scr	Parity Scr
	CLEC Num	CLEC Denc	CLEC Resu	CLEC Std					
Jul-03									
Aug-03									
Sep-03									
Oct-03									
Nov-03									
Dec-03	3	3	100.00%	0.00%					
Jan-04	3	3	100.00%	0.00%	1	1	100.00%	N/A	N/A
Feb-04	1	1	100.00%	0.00%	1	1	100.00%	N/A	N/A
Mar-04									
Apr-04	1	1	100.00%	0.00%	5	5	100.00%	N/A	N/A
May-04									
Jun-04									



OP-3E - Installation Commitments Met (Percent) - Interval Zone Two

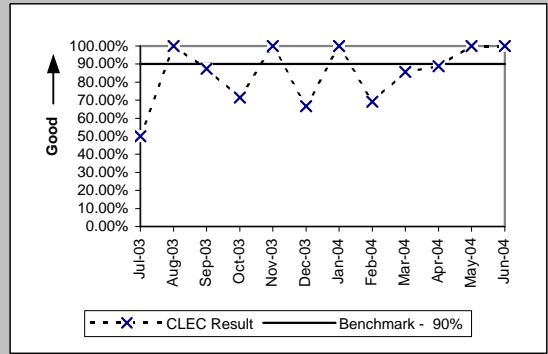
Unbundled Loop Conditioned (Benchmark)

Date	Num	Denom	CLEC Result	Standard Dev
Jul-03	3	3	100.00%	0.00%
Aug-03	4	4	100.00%	0.00%
Sep-03	3	3	100.00%	0.00%
Oct-03	3	3	100.00%	0.00%
Nov-03	2	2	100.00%	0.00%
Dec-03				
Jan-04	3	4	75.00%	43.30%
Feb-04				
Mar-04	3	3	100.00%	0.00%
Apr-04	1	1	100.00%	0.00%
May-04				
Jun-04	2	2	100.00%	0.00%



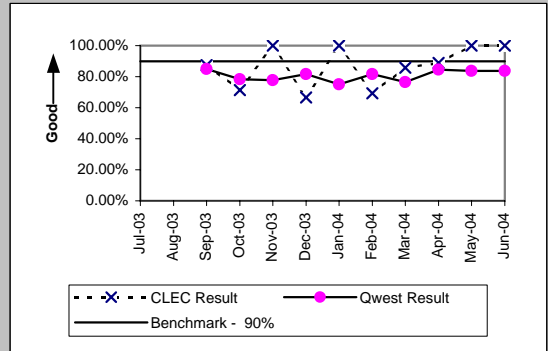
Enhanced Extended Loops (EELs) (Benchmark)

Date	Num	Denom	CLEC Result	Standard Dev
Jul-03	1	2	50.00%	50.00%
Aug-03	1	1	100.00%	0.00%
Sep-03	14	16	87.50%	33.07%
Oct-03	5	7	71.43%	45.18%
Nov-03	4	4	100.00%	0.00%
Dec-03	4	6	66.67%	47.14%
Jan-04	13	13	100.00%	0.00%
Feb-04	9	13	69.23%	46.15%
Mar-04	12	14	85.71%	34.99%
Apr-04	8	9	88.89%	31.43%
May-04	12	12	100.00%	0.00%
Jun-04	14	14	100.00%	0.00%



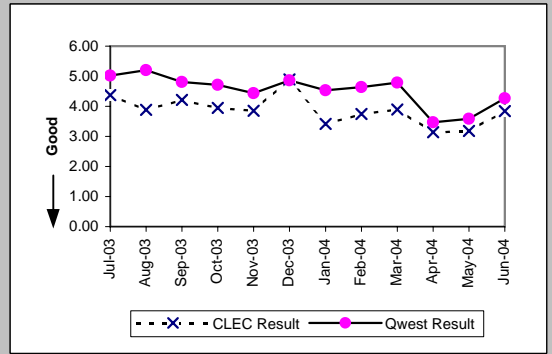
OP-3E - Installation Commitments Met (Percent) - Interval Zone Two

Enhanced Extended Loops - DS1 Capable (Benchmark)									
Date	CLEC Num	CLEC Dend	CLEC Resu	CLEC Std	Qwest Num	Qwest Dend	Qwest Resu	Mod Z Scr	Parity Scr
Jul-03									
Aug-03									
Sep-03	14	16	87.50%	33.07%	401	472	84.96%	-0.28	-1.17
Oct-03	5	7	71.43%	45.18%	167	213	78.40%	0.44	-0.73
Nov-03	4	4	100.00%	0.00%	112	144	77.78%	-1.05	-1.64
Dec-03	4	6	66.67%	47.14%	170	208	81.73%	0.86	-0.47
Jan-04	13	13	100.00%	0.00%	147	196	75.00%	-2.02	-2.23
Feb-04	9	13	69.23%	46.15%	142	174	81.61%	1.04	-0.36
Mar-04	12	14	85.71%	34.99%	123	161	76.40%	-0.79	-1.48
Apr-04	8	9	88.89%	31.43%	181	214	84.58%	-0.35	-1.21
May-04	12	12	100.00%	0.00%	103	123	83.74%	-1.46	-1.89
Jun-04	14	14	100.00%	0.00%	133	159	83.65%	-1.59	-1.96

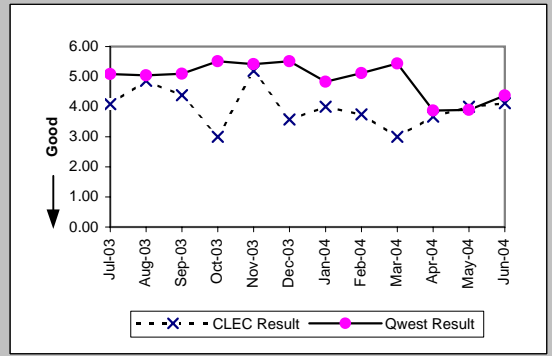


OP-4A - Installation Interval (Average Days) - Dispatches within MSAs

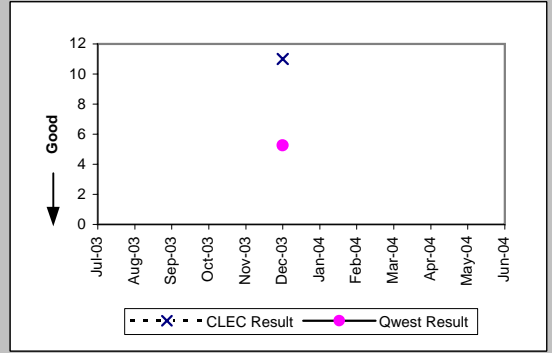
Residence (Parity)									
Date	CLEC Num	CLEC Denc	CLEC Resu	CLEC Std E	Qwest Num	Qwest Denc	Qwest Resu	Mod Z Scr	Parity Scr
Jul-03	2655	607	4.37	2.51	47142	9392	5.02	-3.45	-3.1
Aug-03	2816	725	3.88	2.55	47497	9139	5.20	-7.26	-5.41
Sep-03	3419	813	4.21	2.62	43514	9050	4.81	-4	-3.43
Oct-03	3542	897	3.95	2.39	40616	8617	4.71	-5.27	-4.2
Nov-03	2957	768	3.85	2.12	33308	7505	4.44	-4	-3.43
Dec-03	3764	769	4.89	2.13	49073	10102	4.86	0.29	-0.82
Jan-04	2565	752	3.41	1.75	33432	7375	4.53	-7.56	-5.59
Feb-04	2556	683	3.74	2.10	36751	7927	4.64	-5.92	-4.6
Mar-04	3081	793	3.89	2.27	43692	9131	4.79	-6.28	-4.82
Apr-04	1490	475	3.14	0.72	18127	5229	3.47	-3.01	-2.83
May-04	1423	447	3.18	0.63	17959	5023	3.58	-3.44	-3.09
Jun-04	1551	404	3.84	1.07	24911	5831	4.27	-2.91	-2.77



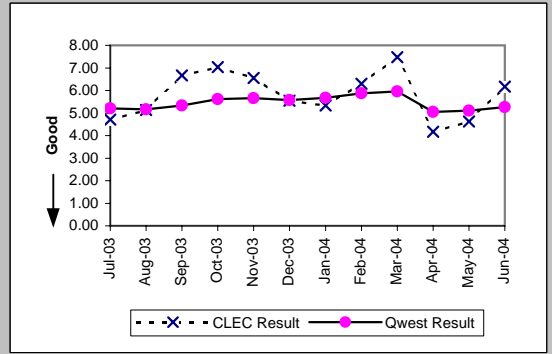
Business (Parity)									
Date	CLEC Num	CLEC Denc	CLEC Resu	CLEC Std E	Qwest Num	Qwest Denc	Qwest Resu	Mod Z Scr	Parity Scr
Jul-03	45	11	4.09	1.45	12840	2523	5.09	-0.58	-1.35
Aug-03	34	7	4.86	3.72	12626	2506	5.04	-0.09	-1.05
Sep-03	35	8	4.38	1.92	13096	2567	5.10	-0.38	-1.23
Oct-03	15	5	3.00	0.00	15626	2835	5.51	-0.9	-1.55
Nov-03	83	16	5.19	2.74	11321	2093	5.41	-0.14	-1.08
Dec-03	25	7	3.57	1.13	11193	2032	5.51	-0.82	-1.5
Jan-04	20	5	4.00	2.35	9898	2048	4.83	-0.31	-1.19
Feb-04	15	4	3.75	0.96	11043	2158	5.12	-0.55	-1.33
Mar-04	9	3	3.00	0.00	14908	2742	5.44	-0.83	-1.51
Apr-04	22	6	3.67	1.63	6144	1586	3.87	-0.11	-1.06
May-04	20	5	4.00	2.24	6257	1609	3.89	0.58	-0.65
Jun-04	103	25	4.12	3.46	7892	1807	4.37	-0.29	-1.18



Centrex (Parity)									
Date	CLEC Num	CLEC Denc	CLEC Resu	CLEC Std E	Qwest Num	Qwest Denc	Qwest Resu	Mod Z Scr	Parity Scr
Jul-03									
Aug-03									
Sep-03									
Oct-03									
Nov-03									
Dec-03	11	1	11.00		1734	330	5.25	1.8	0.09
Jan-04									
Feb-04									
Mar-04									
Apr-04									
May-04									
Jun-04									

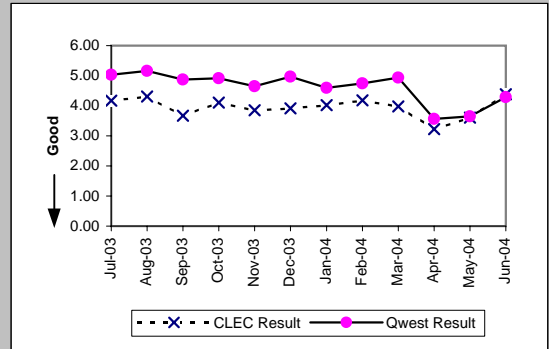


Qwest DSL (Parity)									
Date	CLEC Num	CLEC Denc	CLEC Resu	CLEC Std E	Qwest Num	Qwest Denc	Qwest Resu	Mod Z Scr	Parity Scr
Jul-03	33	7	4.71	0.49	1765	339	5.21	-0.77	-1.47
Aug-03	36	7	5.14	0.38	1897	367	5.17	-0.04	-1.02
Sep-03	100	15	6.67	3.11	3070	576	5.33	1.75	0.06
Oct-03	169	24	7.04	3.17	4054	723	5.61	1.81	0.1
Nov-03	177	27	6.56	2.93	4038	714	5.66	1.24	-0.25
Dec-03	122	22	5.55	1.65	6244	1121	5.57	-0.05	-1.03
Jan-04	112	21	5.33	1.80	8416	1485	5.67	-0.51	-1.31
Feb-04	126	20	6.30	2.15	9581	1633	5.87	0.77	-0.53
Mar-04	127	17	7.47	2.40	9149	1535	5.96	1.55	-0.05
Apr-04	25	6	4.17	0.41	5592	1107	5.05	-1.44	-1.87
May-04	60	13	4.62	1.26	6609	1296	5.10	-0.92	-1.56
Jun-04	74	12	6.17	3.30	8808	1675	5.26	1.55	-0.06

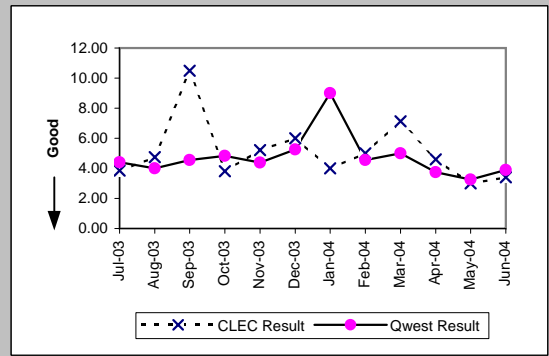


OP-4A - Installation Interval (Average Days) - Dispatches within MSAs

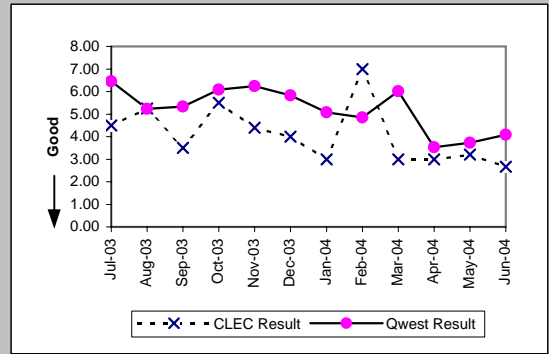
UNE - P (POTS) (Parity)									
Date	CLEC Num	CLEC Denc	CLEC Resu	CLEC Std	Qwest Num	Qwest Denc	Qwest Resu	Mod Z Scr	Parity Scr
Jul-03	1110	266	4.17	4.27	59982	11915	5.03	-2.92	-2.77
Aug-03	1051	244	4.31	3.77	60123	11645	5.16	-2.71	-2.65
Sep-03	880	240	3.67	1.86	56610	11617	4.87	-4.17	-3.53
Oct-03	966	235	4.11	3.14	56242	11452	4.91	-2.56	-2.55
Nov-03	823	214	3.85	1.98	44629	9598	4.65	-2.54	-2.54
Dec-03	1364	349	3.91	2.49	60266	12134	4.97	-4.86	-3.96
Jan-04	861	214	4.02	3.16	43330	9423	4.60	-1.89	-2.15
Feb-04	1004	240	4.18	3.33	47794	10085	4.74	-2.09	-2.27
Mar-04	1619	407	3.98	2.11	58600	11873	4.94	-4.54	-3.76
Apr-04	1268	394	3.22	1.20	24271	6815	3.56	-2.17	-2.32
May-04	1528	423	3.61	2.60	24216	6632	3.65	-0.3	-1.18
Jun-04	2218	506	4.38	2.18	32803	7638	4.29	0.59	-0.64



UNE P (Centrex) (Parity)									
Date	CLEC Num	CLEC Denc	CLEC Resu	CLEC Std	Qwest Num	Qwest Denc	Qwest Resu	Mod Z Scr	Parity Scr
Jul-03	27	7	3.86	2.19	1816	413	4.40	-0.62	-1.38
Aug-03	38	8	4.75	2.60	1391	347	4.01	0.97	-0.41
Sep-03	42	4	10.50	14.34	1735	381	4.55	2.37	0.44
Oct-03	19	5	3.80	1.30	1246	258	4.83	-0.67	-1.41
Nov-03	47	9	5.22	5.95	1195	272	4.39	0.94	-0.43
Dec-03	48	8	6.00	3.30	1734	330	5.25	0.79	-0.52
Jan-04	20	5	4.00	2.83	2333	259	9.01	-0.64	-1.39
Feb-04	20	4	5.00	2.71	937	206	4.55	0.75	-0.54
Mar-04	57	8	7.12	7.43	1449	290	5.00	1.35	-0.18
Apr-04	23	5	4.60	3.05	708	189	3.75	1.04	-0.37
May-04	9	3	3.00	0.00	507	156	3.25	-0.35	-1.21
Jun-04	17	5	3.40	1.14	832	214	3.89	-0.38	-1.23

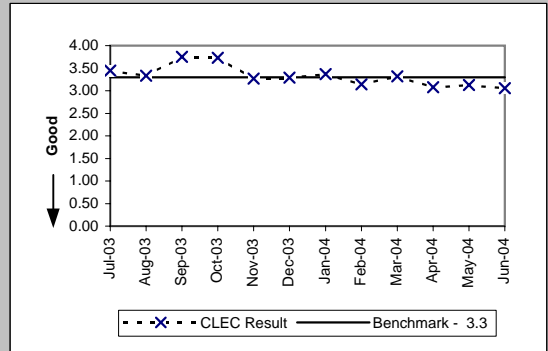


UNE P (Centrex 21) (Parity)									
Date	CLEC Num	CLEC Denc	CLEC Resu	CLEC Std	Qwest Num	Qwest Denc	Qwest Resu	Mod Z Scr	Parity Scr
Jul-03	18	4	4.50	1.29	877	136	6.45	-0.53	-1.32
Aug-03	21	4	5.25	1.50	540	103	5.24	0.23	-0.86
Sep-03	14	4	3.50	0.58	715	134	5.34	-0.66	-1.4
Oct-03	11	2	5.50	0.71	729	120	6.08	-0.13	-1.08
Nov-03	22	5	4.40	1.14	618	99	6.24	-0.68	-1.41
Dec-03	8	2	4.00	2.83	513	88	5.83	-0.49	-1.3
Jan-04	3	1	3.00		442	87	5.08	-0.39	-1.24
Feb-04	7	1	7.00		383	79	4.85	1.02	-0.38
Mar-04	3	1	3.00		625	104	6.01	-0.52	-1.32
Apr-04	6	2	3.00	0.00	279	79	3.53	-0.27	-1.16
May-04	16	5	3.20	2.49	183	49	3.73	-0.53	-1.32
Jun-04	8	3	2.67	0.58	348	85	4.09	-1.31	-1.8

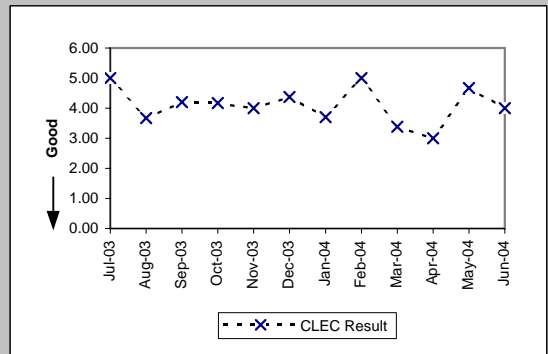


OP-4A - Installation Interval (Average Days) - Dispatches within MSAs

Line Sharing (Benchmark)					
Date	Numerator	Denominator	CLEC Result	Standard Dev	
Jul-03	283	82	3.45	0.93	
Aug-03	143	43	3.33	0.78	
Sep-03	206	55	3.75	1.29	
Oct-03	265	71	3.73	1.44	
Nov-03	121	37	3.27	0.65	
Dec-03	168	51	3.29	0.97	
Jan-04	182	54	3.37	0.76	
Feb-04	157	50	3.14	0.57	
Mar-04	146	44	3.32	1.05	
Apr-04	74	24	3.08	0.41	
May-04	119	38	3.13	0.58	
Jun-04	153	50	3.06	0.37	

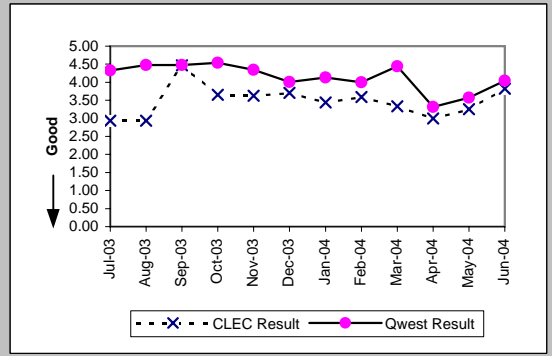


Line Splitting (Diagnostic)				
Date	Numerator	Denominator	CLEC Result	Standard Dev
Jul-03	5	1	5.00	
Aug-03	11	3	3.67	1.15
Sep-03	21	5	4.20	1.79
Oct-03	25	6	4.17	1.33
Nov-03	20	5	4.00	1.41
Dec-03	83	19	4.37	1.42
Jan-04	37	10	3.70	1.16
Feb-04	5	1	5.00	
Mar-04	27	8	3.38	1.06
Apr-04	3	1	3.00	
May-04	14	3	4.67	1.53
Jun-04	8	2	4.00	1.41

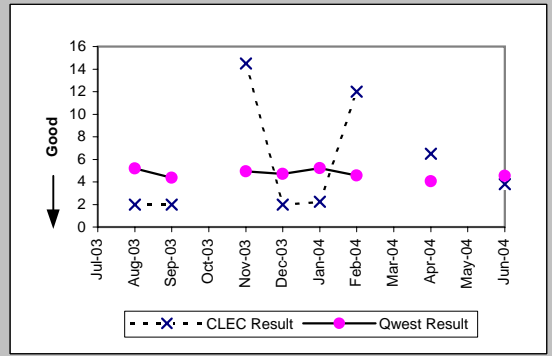


OP-4B - Installation Interval (Average Days) - Dispatches outside MSAs

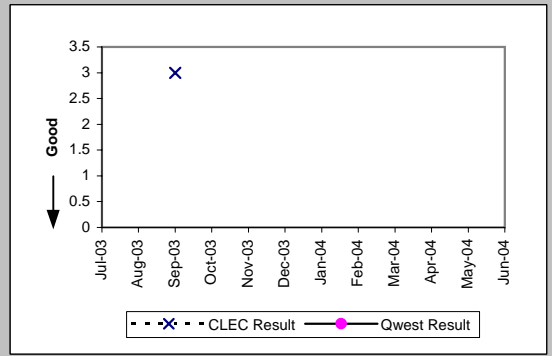
Residence (Parity)									
Date	CLEC Num	CLEC Denc	CLEC Resu	CLEC Std	Qwest Num	Qwest Denc	Qwest Resu	Mod Z Scr	Parity Scr
Jul-03	44	15	2.93	0.70	7382	1703	4.33	-1.51	-1.92
Aug-03	44	15	2.93	0.59	7165	1600	4.48	-1.53	-1.93
Sep-03	76	17	4.47	2.96	6905	1543	4.48	0	-1
Oct-03	113	31	3.65	1.70	6946	1529	4.54	-1.18	-1.71
Nov-03	189	52	3.63	1.46	5251	1210	4.34	-0.83	-1.5
Dec-03	215	58	3.71	2.16	6048	1508	4.01	-0.64	-1.39
Jan-04	86	25	3.44	2.08	4977	1206	4.13	-0.99	-1.6
Feb-04	61	17	3.59	2.24	5753	1439	4.00	-0.57	-1.35
Mar-04	60	18	3.33	1.53	6797	1531	4.44	-0.93	-1.57
Apr-04	27	9	3.00	1.00	3341	1005	3.32	-0.52	-1.32
May-04	39	12	3.25	0.97	3246	908	3.57	-0.53	-1.32
Jun-04	42	11	3.82	1.17	3986	986	4.04	-0.3	-1.18



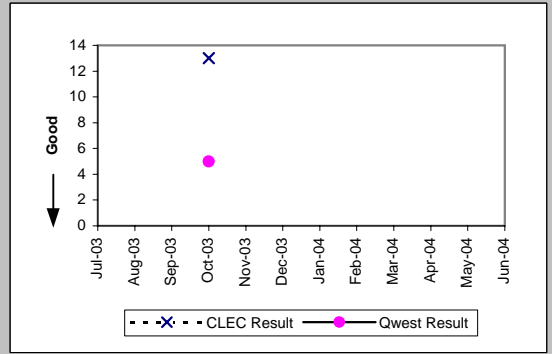
Business (Parity)									
Date	CLEC Num	CLEC Denc	CLEC Resu	CLEC Std	Qwest Num	Qwest Denc	Qwest Resu	Mod Z Scr	Parity Scr
Jul-03									
Aug-03	4	2	2.00	2.83	1493	287	5.20	-0.85	-1.52
Sep-03	2	1	2.00		1381	317	4.36	-0.7	-1.43
Oct-03									
Nov-03	29	2	14.50	6.36	1229	249	4.94	1.91	0.16
Dec-03	4	2	2.00	1.41	1010	215	4.70	-0.86	-1.52
Jan-04	9	4	2.25	0.96	1377	264	5.22	-1.16	-1.71
Feb-04	24	2	12.00	12.73	1353	297	4.56	1.74	0.06
Mar-04									
Apr-04	13	2	6.50	0.71	839	206	4.07	1.35	-0.18
May-04									
Jun-04	19	5	3.80	1.30	1028	226	4.55	-0.6	-1.37



PBX (Parity)									
Date	CLEC Num	CLEC Denc	CLEC Resu	CLEC Std	Qwest Num	Qwest Denc	Qwest Resu	Mod Z Scr	Parity Scr
Jul-03									
Aug-03									
Sep-03	3	1	3.00						
Oct-03									
Nov-03									
Dec-03									
Jan-04									
Feb-04									
Mar-04									
Apr-04									
May-04									
Jun-04									

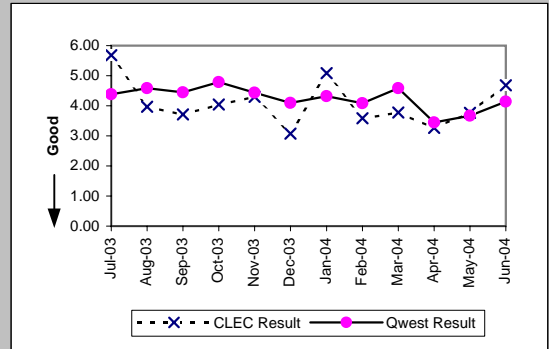


Qwest DSL (Parity)									
Date	CLEC Num	CLEC Denc	CLEC Resu	CLEC Std	Qwest Num	Qwest Denc	Qwest Resu	Mod Z Scr	Parity Scr
Jul-03									
Aug-03									
Sep-03									
Oct-03	13	1	13.00		209	42	4.98	2.33	0.41
Nov-03									
Dec-03									
Jan-04									
Feb-04									
Mar-04									
Apr-04									
May-04									
Jun-04									

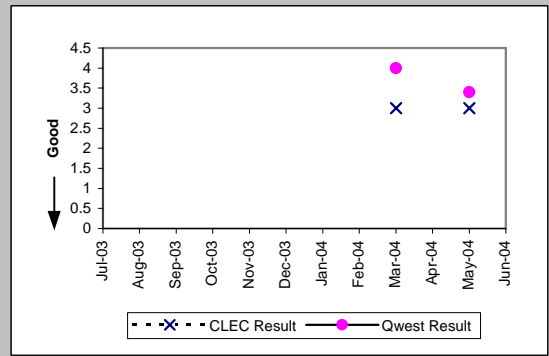


OP-4B - Installation Interval (Average Days) - Dispatches outside MSAs

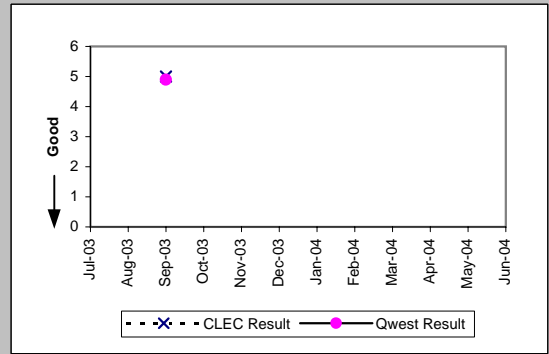
UNE - P (POTS) (Parity)											
Date	CLEC Num	CLEC Dens	CLEC Resu	CLEC Std	Qwest Num	Qwest Dens	Qwest Resu	Mod Z Scr	Parity Scr		
Jul-03	159	28	5.68	6.44	8764	2002	4.38	1.71	0.04		
Aug-03	115	29	3.97	1.90	8658	1887	4.59	-0.8	-1.49		
Sep-03	156	42	3.71	1.99	8286	1860	4.45	-1.13	-1.69		
Oct-03	113	28	4.04	1.82	8754	1828	4.79	-0.81	-1.49		
Nov-03	129	30	4.30	2.87	6480	1459	4.44	-0.13	-1.08		
Dec-03	132	43	3.07	1.39	7058	1723	4.10	-1.81	-2.1		
Jan-04	122	24	5.08	3.97	6354	1470	4.32	1.03	-0.37		
Feb-04	97	27	3.59	1.37	7106	1736	4.09	-0.77	-1.47		
Mar-04	193	51	3.78	2.11	8401	1833	4.58	-1.11	-1.67		
Apr-04	121	37	3.27	1.19	4180	1211	3.45	-0.38	-1.23		
May-04	166	44	3.77	1.75	4065	1107	3.67	0.33	-0.8		
Jun-04	206	44	4.68	6.21	5014	1212	4.14	1.28	-0.22		



UNE P (Centrex) (Parity)											
Date	CLEC Num	CLEC Dens	CLEC Resu	CLEC Std	Qwest Num	Qwest Dens	Qwest Resu	Mod Z Scr	Parity Scr		
Jul-03											
Aug-03											
Sep-03											
Oct-03											
Nov-03											
Dec-03											
Jan-04											
Feb-04											
Mar-04	3	1	3.00		24	6	4.00	-0.55	-1.34		
Apr-04											
May-04	3	1	3.00		17	5	3.40	-0.24	-1.15		
Jun-04											



UNE P (Centrex 21) (Parity)											
Date	CLEC Num	CLEC Dens	CLEC Resu	CLEC Std	Qwest Num	Qwest Dens	Qwest Resu	Mod Z Scr	Parity Scr		
Jul-03											
Aug-03											
Sep-03	5	1	5.00		44	9	4.89	-0.09	-1.05		
Oct-03											
Nov-03											
Dec-03											
Jan-04											
Feb-04											
Mar-04											
Apr-04											
May-04											
Jun-04											

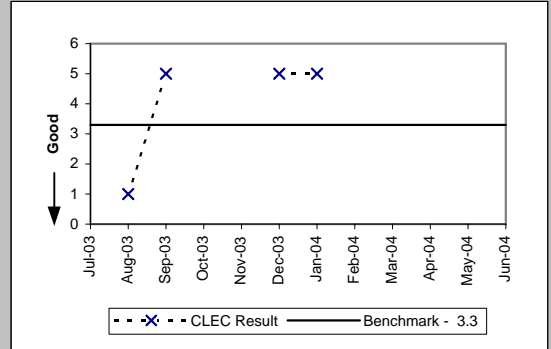




OP-4B - Installation Interval (Average Days) - Dispatches outside MSAs

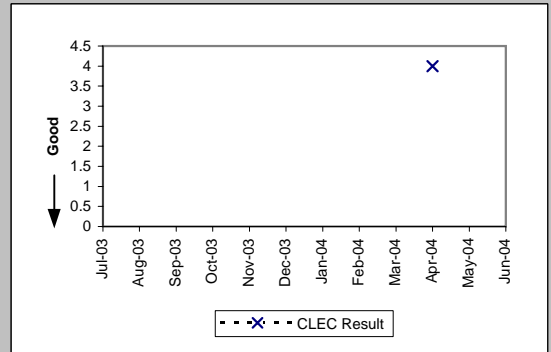
Line Sharing (Benchmark)

Date	Numerator	Denominator	CLEC Result	Standard Dev
Jul-03				
Aug-03	1	1	1.00	
Sep-03	5	1	5.00	
Oct-03				
Nov-03				
Dec-03	5	1	5.00	
Jan-04	5	1	5.00	
Feb-04				
Mar-04				
Apr-04				
May-04				
Jun-04				



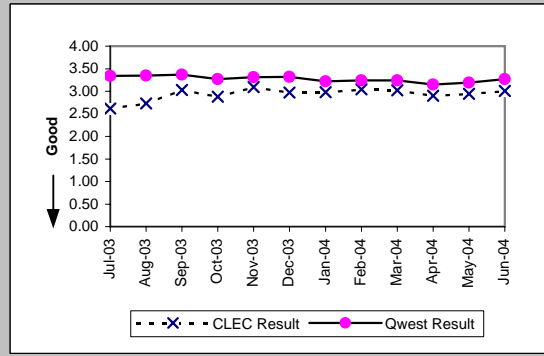
Sub-Loop Unbundling (Diagnostic)

Date	Numerator	Denominator	CLEC Result	Standard Dev
Jul-03				
Aug-03				
Sep-03				
Oct-03				
Nov-03				
Dec-03				
Jan-04				
Feb-04				
Mar-04				
Apr-04	4	1	4.00	
May-04				
Jun-04				

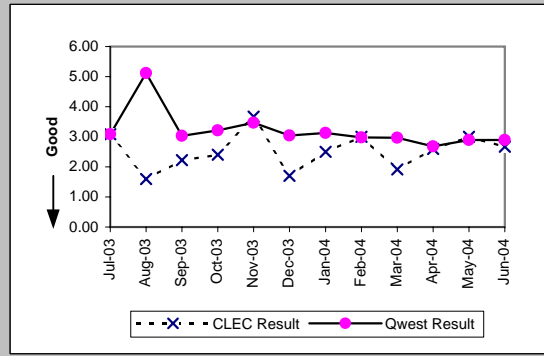


OP-4C - Installation Interval (Average Days) - No dispatches

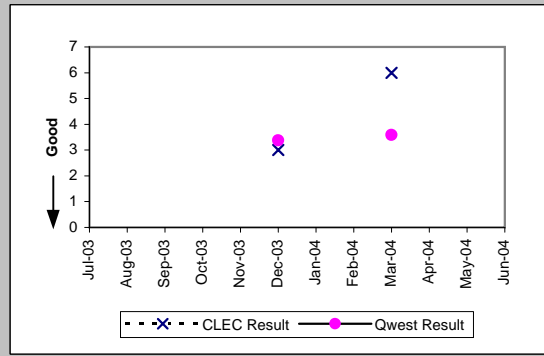
Residence (Parity)									
Date	CLEC Num	CLEC Denc	CLEC Resu	CLEC Std I	Qwest Num	Qwest Denc	Qwest Resu	Mod Z Scr	Parity Scr
Jul-03	856	327	2.62	0.91	83314	24954	3.34	-10.95	-7.66
Aug-03	661	242	2.73	0.69	81232	24228	3.35	-8.2	-5.98
Sep-03	603	199	3.03	0.63	79360	23531	3.37	-4.18	-3.54
Oct-03	1004	349	2.88	0.61	73840	22594	3.27	-6.36	-4.87
Nov-03	983	318	3.09	0.69	53146	16032	3.31	-3.54	-3.15
Dec-03	1404	472	2.97	0.66	43156	13011	3.32	-5.75	-4.49
Jan-04	1898	637	2.98	0.66	54463	16901	3.22	-5.79	-4.52
Feb-04	1036	341	3.04	1.19	53880	16653	3.24	-2.98	-2.81
Mar-04	613	203	3.02	0.59	61541	18965	3.24	-2.6	-2.58
Apr-04	791	273	2.90	0.42	59321	18837	3.15	-3.54	-3.16
May-04	814	277	2.94	0.46	52609	16492	3.19	-3.71	-3.26
Jun-04	768	255	3.01	0.99	62129	19003	3.27	-3.11	-2.89



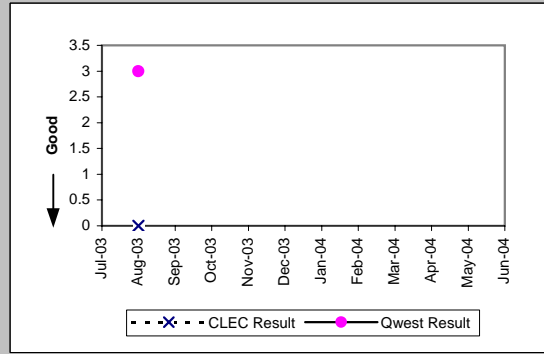
Business (Parity)									
Date	CLEC Num	CLEC Denc	CLEC Resu	CLEC Std I	Qwest Num	Qwest Denc	Qwest Resu	Mod Z Scr	Parity Scr
Jul-03	37	12	3.08	1.78	1312	424	3.09	-0.02	-1.01
Aug-03	8	5	1.60	1.34	1857	363	5.12	-0.24	-1.14
Sep-03	20	9	2.22	0.97	1076	355	3.03	-1.3	-1.79
Oct-03	12	5	2.40	0.89	1296	404	3.21	-0.49	-1.3
Nov-03	11	3	3.67	1.15	1439	415	3.47	1.29	-0.21
Dec-03	34	20	1.70	0.92	987	325	3.04	-3.89	-3.36
Jan-04	10	4	2.50	1.29	1282	409	3.13	-0.39	-1.24
Feb-04	15	5	3.00	0.00	1110	372	2.98	-0.24	-1.14
Mar-04	50	26	1.92	0.84	1144	385	2.97	-3.2	-2.94
Apr-04	13	5	2.60	0.89	936	349	2.68	-0.13	-1.08
May-04	9	3	3.00	0.00	981	340	2.89	-0.12	-1.07
Jun-04	16	6	2.67	2.42	1056	366	2.89	-0.37	-1.22



Centrex 21 (Parity)									
Date	CLEC Num	CLEC Denc	CLEC Resu	CLEC Std I	Qwest Num	Qwest Denc	Qwest Resu	Mod Z Scr	Parity Scr
Jul-03									
Aug-03									
Sep-03									
Oct-03									
Nov-03									
Dec-03	3	1	3.00		91	27	3.37	-0.17	-1.1
Jan-04									
Feb-04									
Mar-04	6	1	6.00		158	44	3.59	1.59	-0.03
Apr-04									
May-04									
Jun-04									

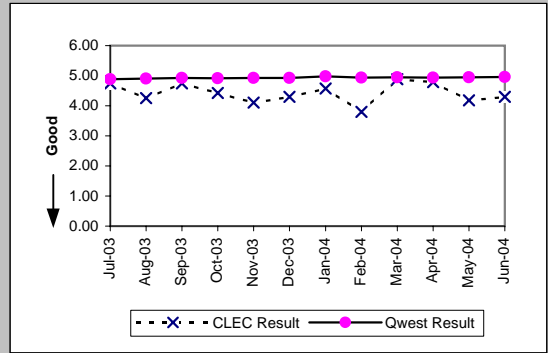


PBX (Parity)									
Date	CLEC Num	CLEC Denc	CLEC Resu	CLEC Std I	Qwest Num	Qwest Denc	Qwest Resu	Mod Z Scr	Parity Scr
Jul-03									
Aug-03	0	1	0.00		54	18	3.00		
Sep-03									
Oct-03									
Nov-03									
Dec-03									
Jan-04									
Feb-04									
Mar-04									
Apr-04									
May-04									
Jun-04									

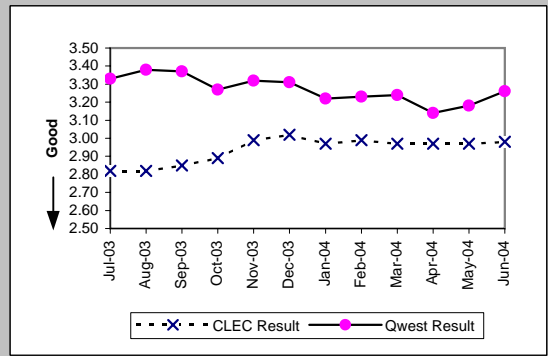


OP-4C - Installation Interval (Average Days) - No dispatches

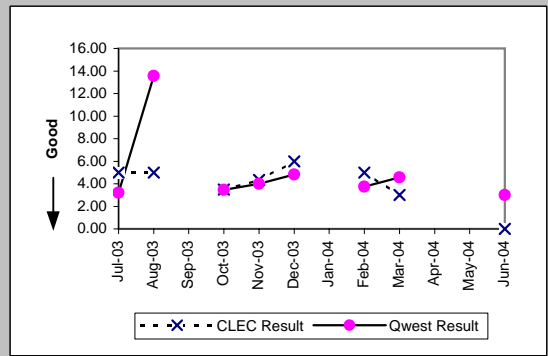
Qwest DSL (Parity)										
Date	CLEC Num	CLEC Denc	CLEC Resu	CLEC Std	Qwest Num	Qwest Denc	Qwest Resu	Mod Z Scr	Parity Scr	
Jul-03	95	20	4.75	0.55	21206	4347	4.88	-0.78	-1.47	
Aug-03	115	27	4.26	1.51	25367	5174	4.90	-4.93	-4	
Sep-03	76	16	4.75	0.45	33615	6816	4.93	-0.81	-1.49	
Oct-03	62	14	4.43	1.40	34356	6987	4.92	-2.8	-2.7	
Nov-03	37	9	4.11	1.69	30112	6113	4.93	-2.96	-2.8	
Dec-03	86	20	4.30	0.92	28724	5821	4.93	-3.38	-3.05	
Jan-04	32	7	4.57	0.53	31861	6402	4.98	-1.17	-1.71	
Feb-04	38	10	3.80	1.62	30162	6109	4.94	-6.28	-4.82	
Mar-04	78	16	4.88	0.34	28830	5822	4.95	-0.36	-1.22	
Apr-04	67	14	4.79	0.58	24491	4958	4.94	-0.98	-1.6	
May-04	322	77	4.18	0.97	24171	4879	4.95	-11.14	-7.78	
Jun-04	710	165	4.30	0.49	25961	5235	4.96	-9.91	-7.03	



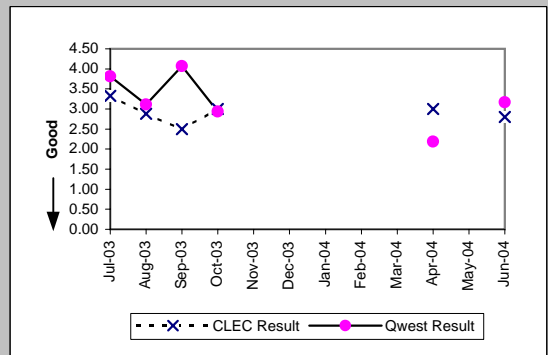
UNE - P (POTS) (Parity)										
Date	CLEC Num	CLEC Denc	CLEC Resu	CLEC Std	Qwest Num	Qwest Denc	Qwest Resu	Mod Z Scr	Parity Scr	
Jul-03	16408	5816	2.82	0.62	84626	25378	3.33	-29.68	-19.05	
Aug-03	15235	5403	2.82	0.64	83089	24591	3.38	-8.98	-6.46	
Sep-03	12061	4232	2.85	0.68	80436	23886	3.37	-26.64	-17.2	
Oct-03	16084	5575	2.89	0.64	75136	22998	3.27	-20.81	-13.65	
Nov-03	15772	5275	2.99	0.39	54585	16447	3.32	-11.87	-8.21	
Dec-03	12480	4139	3.02	0.62	44143	13336	3.31	-12.97	-8.88	
Jan-04	12725	4284	2.97	0.35	55745	17310	3.22	-12.82	-8.8	
Feb-04	18944	6337	2.99	0.44	54990	17025	3.23	-13.42	-9.16	
Mar-04	17547	5912	2.97	0.39	62685	19350	3.24	-14.77	-9.98	
Apr-04	17853	6016	2.97	0.54	60257	19186	3.14	-10	-7.08	
May-04	15290	5141	2.97	0.34	53590	16832	3.18	-11.67	-8.09	
Jun-04	13331	4469	2.98	0.34	63185	19369	3.26	-12.76	-8.76	



UNE P (Centrex) (Parity)										
Date	CLEC Num	CLEC Denc	CLEC Resu	CLEC Std	Qwest Num	Qwest Denc	Qwest Resu	Mod Z Scr	Parity Scr	
Jul-03	5	1	5.00		48	15	3.20	3.72	1.26	
Aug-03	20	4	5.00	1.63	529	39	13.56	-0.94	-1.57	
Sep-03										
Oct-03	14	4	3.50	2.52	38	11	3.45	0.05	-0.97	
Nov-03	13	3	4.33	1.53	48	12	4.00	0.34	-0.79	
Dec-03	6	1	6.00		101	21	4.81	1.43	-0.13	
Jan-04										
Feb-04	20	4	5.00	0.00	15	4	3.75	-3.72	-3.26	
Mar-04	3	1	3.00		41	9	4.56	-1.67	-2.02	
Apr-04										
May-04										
Jun-04	0	1	0.00		3	1	3.00			



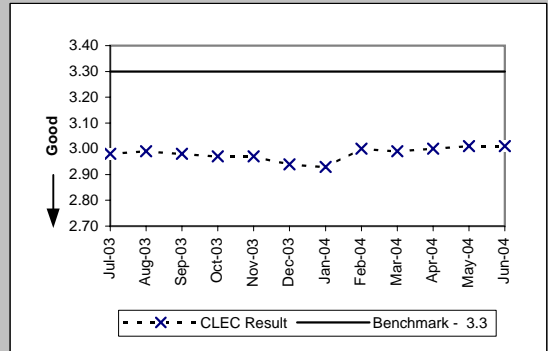
UNE P (Centrex 21) (Parity)										
Date	CLEC Num	CLEC Denc	CLEC Resu	CLEC Std	Qwest Num	Qwest Denc	Qwest Resu	Mod Z Scr	Parity Scr	
Jul-03	20	6	3.33	1.03	793	208	3.81	-0.79	-1.48	
Aug-03	23	8	2.88	0.35	292	94	3.11	-0.68	-1.41	
Sep-03	10	4	2.50	0.58	399	98	4.07	-1.63	-1.99	
Oct-03	3	1	3.00		97	33	2.94	-0.55	-1.34	
Nov-03										
Dec-03										
Jan-04										
Feb-04										
Mar-04										
Apr-04	3	1	3.00		57	26	2.19	0.06	-0.96	
May-04										
Jun-04	14	5	2.80	0.45	111	35	3.17	-0.62	-1.38	



OP-4C - Installation Interval (Average Days) - No dispatches

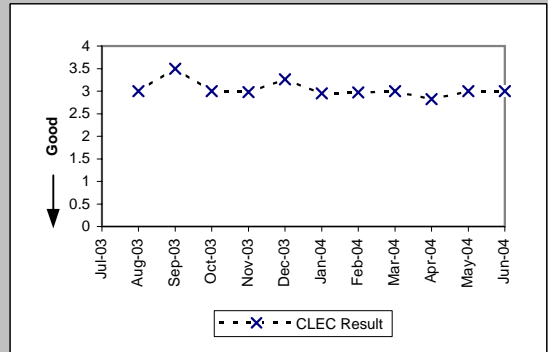
Line Sharing (Benchmark)

Date	Numerator	Denominator	CLEC Result	Standard Dev
Jul-03	3041	1019	2.98	0.29
Aug-03	1980	662	2.99	0.18
Sep-03	2138	718	2.98	0.30
Oct-03	2304	775	2.97	0.31
Nov-03	1704	573	2.97	0.30
Dec-03	1593	541	2.94	0.40
Jan-04	1835	626	2.93	0.52
Feb-04	1353	451	3.00	0.74
Mar-04	1225	410	2.99	0.16
Apr-04	1108	369	3.00	0.42
May-04	1082	359	3.01	0.26
Jun-04	1244	413	3.01	0.23



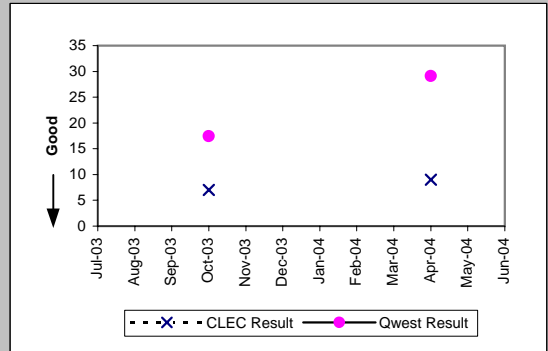
Line Splitting (Diagnostic)

Date	Numerator	Denominator	CLEC Result	Standard Dev
Jul-03				
Aug-03	6	2	3.00	0.00
Sep-03	7	2	3.50	0.71
Oct-03	105	35	3.00	0.00
Nov-03	179	60	2.98	0.47
Dec-03	261	80	3.26	1.04
Jan-04	186	63	2.95	0.38
Feb-04	101	34	2.97	0.17
Mar-04	117	39	3.00	0.00
Apr-04	62	22	2.82	0.66
May-04	60	20	3.00	0.00
Jun-04	96	32	3.00	0.00

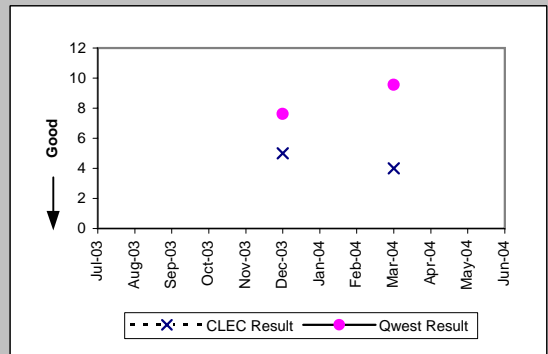


OP-4D - Installation Interval (Average Days) - Interval Zone One

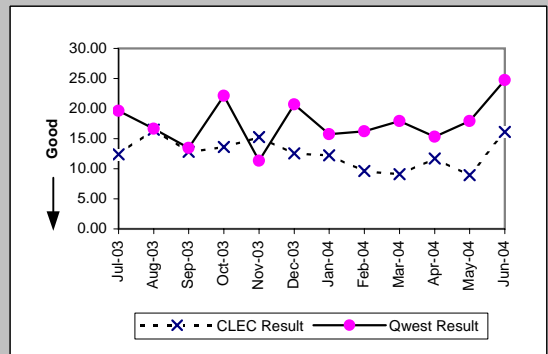
ISDN Primary (Parity)									
Date	CLEC Num	CLEC Denc	CLEC Resu	CLEC Std I	Qwest Num	Qwest Denc	Qwest Resu	Mod Z Scr	Parity Scr
Jul-03									
Aug-03									
Sep-03									
Oct-03	7	1	7.00		803	46	17.46	-1.05	-1.64
Nov-03									
Dec-03									
Jan-04									
Feb-04									
Mar-04									
Apr-04	27	3	9.00	0.00	1805	62	29.11	-1.52	-1.93
May-04									
Jun-04									



PBX (Parity)									
Date	CLEC Num	CLEC Denc	CLEC Resu	CLEC Std I	Qwest Num	Qwest Denc	Qwest Resu	Mod Z Scr	Parity Scr
Jul-03									
Aug-03									
Sep-03									
Oct-03									
Nov-03									
Dec-03	5	1	5.00		244	32	7.62	-0.55	-1.34
Jan-04									
Feb-04									
Mar-04	4	1	4.00		344	36	9.56	-0.59	-1.36
Apr-04									
May-04									
Jun-04									

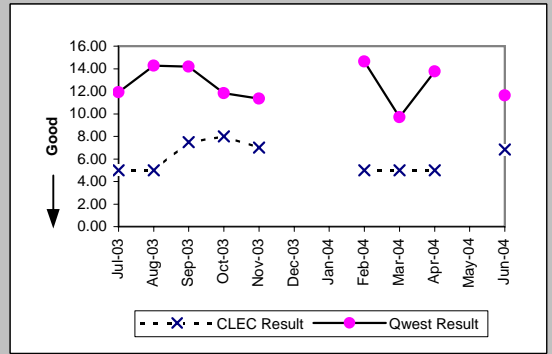


LIS Trunk (Parity)									
Date	CLEC Num	CLEC Denc	CLEC Resu	CLEC Std I	Qwest Num	Qwest Denc	Qwest Resu	Mod Z Scr	Parity Scr
Jul-03	124	10	12.40	5.36	510	26	19.62	-2.27	-2.38
Aug-03	165	10	16.50	5.36	200	12	16.67	-0.06	-1.04
Sep-03	218	17	12.82	8.58	471	35	13.46	-0.46	-1.28
Oct-03	204	15	13.60	7.08	974	44	22.14	-4.54	-3.76
Nov-03	229	15	15.27	6.26	102	9	11.33	1.51	-0.08
Dec-03	364	29	12.55	4.92	207	10	20.70	-3.26	-2.98
Jan-04	257	21	12.24	5.52	268	17	15.76	-1.72	-2.05
Feb-04	135	14	9.64	3.13	292	18	16.22	-3.17	-2.93
Mar-04	273	30	9.10	3.34	448	25	17.92	-5.45	-4.32
Apr-04	199	17	11.71	6.72	230	15	15.33	-1.64	-2
May-04	98	11	8.91	4.44	305	17	17.94	-4.13	-3.51
Jun-04	226	14	16.14	4.47	890	36	24.72	-4.52	-3.75

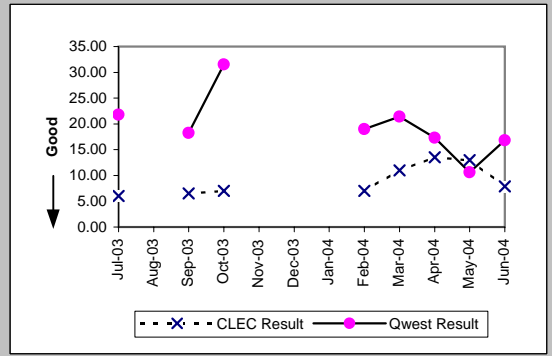


OP-4D - Installation Interval (Average Days) - Interval Zone One

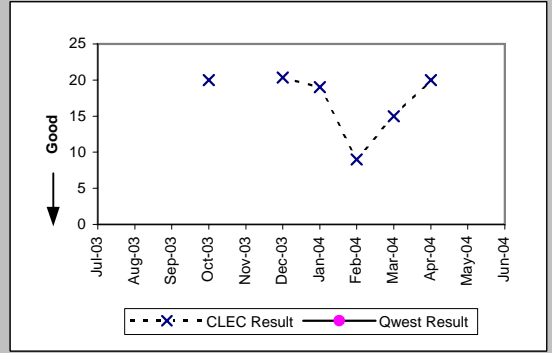
UDIT DS1 (Parity)									
Date	CLEC Num	CLEC Denc	CLEC Resu	CLEC Std I	Qwest Num	Qwest Denc	Qwest Resu	Mod Z Scr	Parity Scr
Jul-03	5	1	5.00		8088	679	11.91	-1.03	-1.63
Aug-03	5	1	5.00		9666	677	14.28	-1.02	-1.62
Sep-03	15	2	7.50	0.71	9617	678	14.18	-0.89	-1.54
Oct-03	16	2	8.00	1.41	1124	95	11.83	-0.58	-1.35
Nov-03	7	1	7.00		874	77	11.35	-0.45	-1.28
Dec-03									
Jan-04									
Feb-04	10	2	5.00	1.41	1376	94	14.64	-1.34	-1.82
Mar-04	10	2	5.00	0.00	1213	125	9.70	-1.1	-1.67
Apr-04	5	1	5.00		1157	84	13.77	-0.83	-1.5
May-04									
Jun-04	41	6	6.83	0.41	1698	146	11.63	-1	-1.61



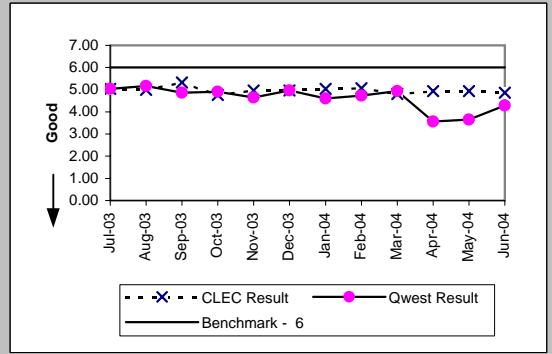
UDIT Above DS1 Level (Parity)									
Date	CLEC Num	CLEC Denc	CLEC Resu	CLEC Std I	Qwest Num	Qwest Denc	Qwest Resu	Mod Z Scr	Parity Scr
Jul-03	24	4	6.00	2.00	980	45	21.78	-1.41	-1.86
Aug-03									
Sep-03	13	2	6.50	0.71	419	23	18.22	-0.51	-1.31
Oct-03	7	1	7.00		945	30	31.50	-0.68	-1.41
Nov-03									
Dec-03									
Jan-04									
Feb-04	7	1	7.00		532	28	19.00	-0.57	-1.35
Mar-04	22	2	11.00	5.66	793	37	21.43	-0.55	-1.33
Apr-04	27	2	13.50	9.19	260	15	17.33	-0.26	-1.16
May-04	13	1	13.00		212	20	10.60	1.08	-0.35
Jun-04	71	9	7.89	1.45	336	20	16.80	-1.18	-1.71



Dark Fiber - IOF (Diagnostic)									
Date	CLEC Num	CLEC Denc	CLEC Resu	CLEC Std I	Qwest Num	Qwest Denc	Qwest Resu	Mod Z Scr	Parity Scr
Jul-03									
Aug-03									
Sep-03									
Oct-03	40	2	20.00	0.00					
Nov-03									
Dec-03	122	6	20.33	1.63					
Jan-04	19	1	19.00						
Feb-04	9	1	9.00						
Mar-04	30	2	15.00	0.00					
Apr-04	20	1	20.00						
May-04									
Jun-04									



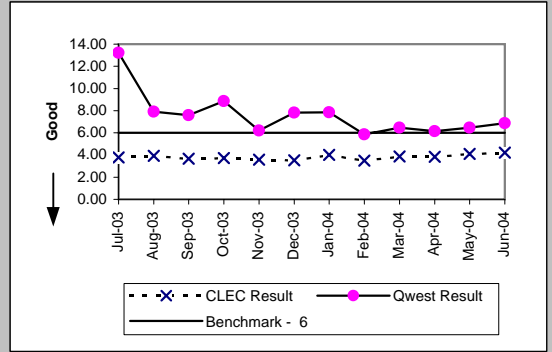
Unbundled Loop Analog (Benchmark)									
Date	CLEC Num	CLEC Denc	CLEC Resu	CLEC Std I	Qwest Num	Qwest Denc	Qwest Resu	Mod Z Scr	Parity Scr
Jul-03	3978	790	5.04	1.73	59982	11915	5.03	0.01	-1
Aug-03	4274	856	4.99	1.27	60123	11645	5.16	-0.99	-1.6
Sep-03	4415	829	5.33	2.30	56610	11617	4.87	2.84	0.72
Oct-03	3556	746	4.77	1.54	56242	11452	4.91	-0.8	-1.49
Nov-03	3186	642	4.96	1.25	44629	9598	4.65	1.67	0.02
Dec-03	3483	702	4.96	1.18	60266	12134	4.97	-0.03	-1.02
Jan-04	3179	631	5.04	1.53	43330	9423	4.60	2.43	0.48
Feb-04	2967	585	5.07	1.41	47794	10085	4.74	1.92	0.17
Mar-04	3134	652	4.81	1.55	58600	11873	4.94	-0.76	-1.46
Apr-04	3711	752	4.93	1.78	24271	6815	3.56	11.72	6.13
May-04	3292	668	4.93	1.26	24216	6632	3.65	12.02	6.31
Jun-04	3628	746	4.86	1.48	32803	7638	4.29	4.56	1.77



OP-4D - Installation Interval (Average Days) - Interval Zone One

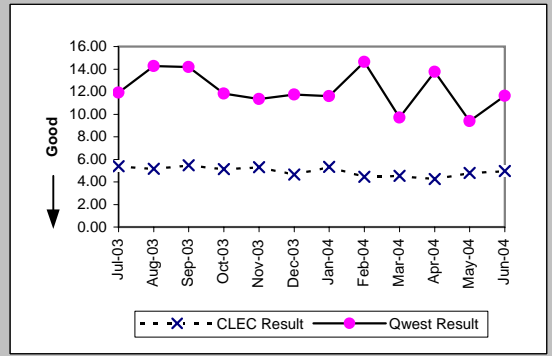
Unbundled Loop - 2 Wire Non-Loaded (Benchmark)

Date	CLEC Num	CLEC Denc	CLEC Resu	CLEC Std E	Qwest Num	Qwest Denc	Qwest Resu	Mod Z Scr	Parity Scr
Jul-03	709	187	3.79	1.14	1164	88	13.23	-3.07	-2.87
Aug-03	805	205	3.93	1.43	935	118	7.92	-5.62	-4.42
Sep-03	740	202	3.66	1.60	667	88	7.58	-4.11	-3.5
Oct-03	639	172	3.72	1.57	1118	126	8.87	-5.35	-4.25
Nov-03	503	141	3.57	1.32	471	76	6.20	-3.1	-2.88
Dec-03	477	136	3.51	1.61	446	57	7.82	-4.29	-3.61
Jan-04	563	140	4.02	1.17	479	61	7.85	-4.14	-3.52
Feb-04	448	128	3.50	1.33	369	63	5.86	-4.11	-3.5
Mar-04	607	157	3.87	1.18	414	64	6.47	-3.08	-2.87
Apr-04	480	125	3.84	1.13	720	117	6.15	-3.45	-3.1
May-04	546	133	4.11	1.09	402	62	6.48	-3.47	-3.11
Jun-04	512	122	4.20	1.73	364	53	6.87	-3.19	-2.94



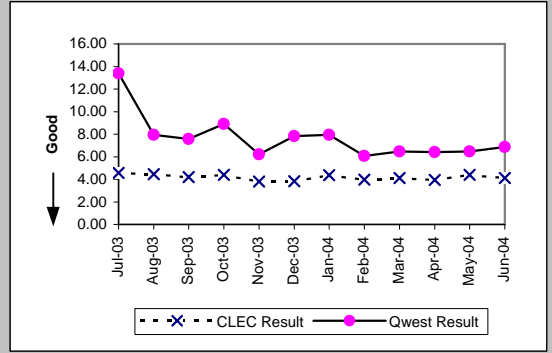
Unbundled Loop - DS1 Capable (Parity)

Date	CLEC Num	CLEC Denc	CLEC Resu	CLEC Std E	Qwest Num	Qwest Denc	Qwest Resu	Mod Z Scr	Parity Scr
Jul-03	242	45	5.38	2.60	8088	679	11.91	-6.33	-4.85
Aug-03	450	87	5.17	3.55	9666	677	14.28	-8.78	-6.34
Sep-03	285	52	5.48	3.38	9617	678	14.18	-5.71	-4.47
Oct-03	581	113	5.14	3.41	1124	95	11.83	-5.19	-4.15
Nov-03	324	61	5.31	4.15	874	77	11.35	-3.7	-3.25
Dec-03	209	45	4.64	0.93	1503	128	11.74	-4.47	-3.72
Jan-04	405	76	5.33	4.67	1819	157	11.59	-6.52	-4.96
Feb-04	330	74	4.46	1.72	1376	94	14.64	-6.52	-4.97
Mar-04	575	127	4.53	0.92	1213	125	9.70	-6.86	-5.17
Apr-04	310	73	4.25	0.92	1157	84	13.77	-5.67	-4.45
May-04	316	66	4.79	1.42	648	69	9.39	-5.65	-4.43
Jun-04	357	72	4.96	1.56	1698	146	11.63	-4	-3.43



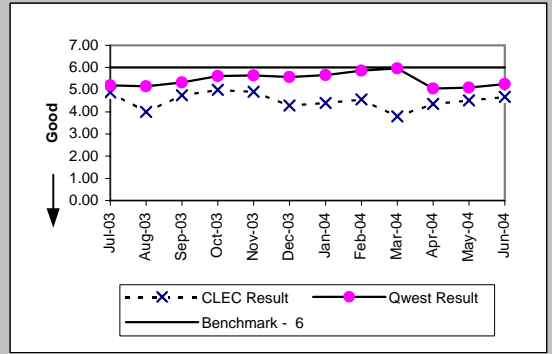
Unbundled Loop ISDN Capable (Parity)

Date	CLEC Num	CLEC Denc	CLEC Resu	CLEC Std E	Qwest Num	Qwest Denc	Qwest Resu	Mod Z Scr	Parity Scr
Jul-03	324	71	4.56	1.83	1164	87	13.38	-2.31	-2.4
Aug-03	196	44	4.45	2.05	930	117	7.95	-3.2	-2.95
Sep-03	226	54	4.19	0.95	667	88	7.58	-2.63	-2.6
Oct-03	264	60	4.40	0.87	1105	124	8.91	-3.47	-3.11
Nov-03	163	43	3.79	1.01	471	76	6.20	-2.11	-2.28
Dec-03	146	38	3.84	1.13	446	57	7.82	-2.98	-2.81
Jan-04	162	37	4.38	1.48	476	60	7.93	-2.81	-2.71
Feb-04	115	29	3.97	1.35	359	59	6.08	-2.5	-2.52
Mar-04	127	31	4.10	1.11	408	63	6.48	-1.89	-2.15
Apr-04	114	29	3.93	1.19	705	110	6.41	-2.25	-2.37
May-04	167	38	4.39	0.79	402	62	6.48	-2.27	-2.38
Jun-04	160	39	4.10	1.02	364	53	6.87	-2.58	-2.57



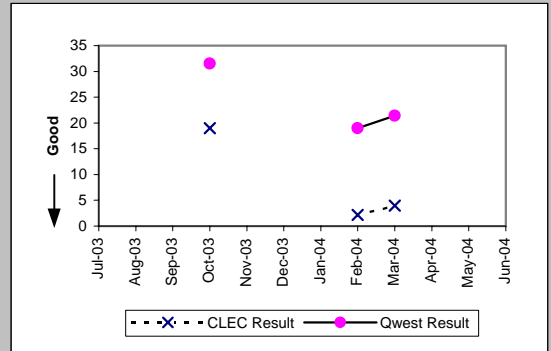
Unbundled Loop - ADSL Qualified (Benchmark)

Date	CLEC Num	CLEC Denc	CLEC Resu	CLEC Std E	Qwest Num	Qwest Denc	Qwest Resu	Mod Z Scr	Parity Scr
Jul-03	39	8	4.88	0.35	1781	343	5.19	-0.53	-1.32
Aug-03	32	8	4.00	1.20	1922	373	5.15	-1.74	-2.06
Sep-03	38	8	4.75	0.71	3078	578	5.33	-0.69	-1.42
Oct-03	55	11	5.00	0.00	4077	727	5.61	-0.67	-1.41
Nov-03	49	10	4.90	0.32	4041	715	5.65	-0.74	-1.45
Dec-03	60	14	4.29	0.91	6247	1122	5.57	-2.15	-2.3
Jan-04	66	15	4.40	0.74	8428	1488	5.66	-1.62	-1.99
Feb-04	41	9	4.56	0.88	9600	1638	5.86	-1.39	-1.85
Mar-04	38	10	3.80	1.23	9159	1537	5.96	-2.13	-2.3
Apr-04	61	14	4.36	0.84	5592	1107	5.05	-1.71	-2.04
May-04	95	21	4.52	1.03	6609	1296	5.10	-1.39	-1.84
Jun-04	70	15	4.67	0.72	8815	1677	5.26	-1.26	-1.76

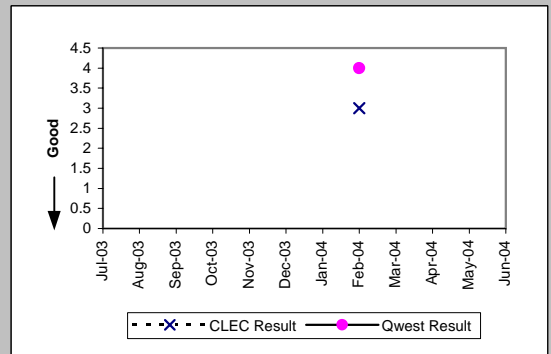


OP-4D - Installation Interval (Average Days) - Interval Zone One

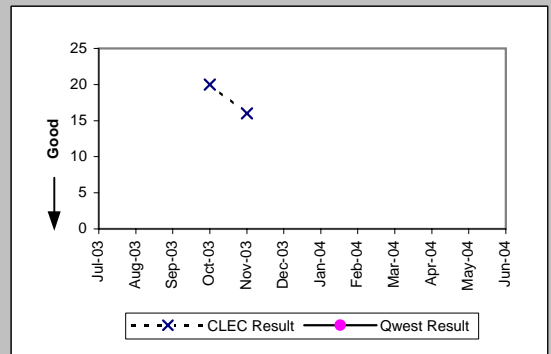
Unbundled Loop - DS3 Capable (Parity)									
Date	CLEC Num	CLEC Dend	CLEC Resu	CLEC Std	Qwest Num	Qwest Dend	Qwest Resu	Mod Z Scr	Parity Scr
Jul-03									
Aug-03									
Sep-03									
Oct-03	19	1	19.00		945	30	31.50	-0.35	-1.21
Nov-03									
Dec-03									
Jan-04									
Feb-04	11	5	2.20	1.10	532	28	19.00	-1.67	-2.01
Mar-04	28	7	4.00	1.00	793	37	21.43	-1.61	-1.98
Apr-04									
May-04									
Jun-04									



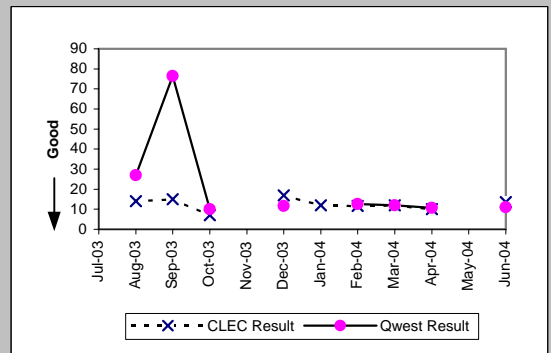
Qwest DSL (Parity)									
Date	CLEC Num	CLEC Dend	CLEC Resu	CLEC Std	Qwest Num	Qwest Dend	Qwest Resu	Mod Z Scr	Parity Scr
Jul-03									
Aug-03									
Sep-03									
Oct-03									
Nov-03									
Dec-03									
Jan-04									
Feb-04	9	3	3.00	1.73	32	8	4.00	-0.69	-1.42
Mar-04									
Apr-04									
May-04									
Jun-04									



Dark Fiber - Loop (Diagnostic)									
Date	CLEC Num	CLEC Dend	CLEC Resu	CLEC Std	Qwest Num	Qwest Dend	Qwest Resu	Mod Z Scr	Parity Scr
Jul-03									
Aug-03									
Sep-03									
Oct-03	20	1	20.00						
Nov-03	16	1	16.00						
Dec-03									
Jan-04									
Feb-04									
Mar-04									
Apr-04									
May-04									
Jun-04									



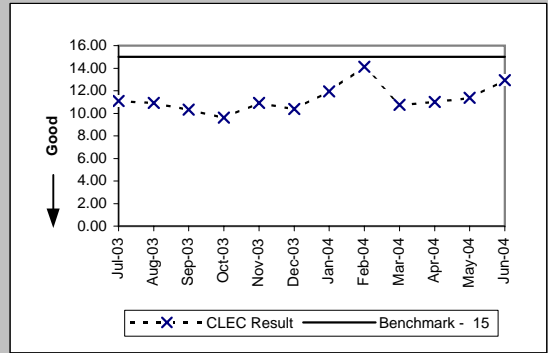
E911 (Parity)									
Date	CLEC Num	CLEC Dend	CLEC Resu	CLEC Std	Qwest Num	Qwest Dend	Qwest Resu	Mod Z Scr	Parity Scr
Jul-03									
Aug-03	14	1	14.00		81	3	27.00	-0.82	-1.5
Sep-03	15	1	15.00		153	2	76.50	-0.58	-1.35
Oct-03	49	7	7.00	0.00	30	3	10.00		
Nov-03									
Dec-03	509	30	16.97	6.73	58	5	11.60	3.09	0.88
Jan-04	60	5	12.00	0.00					
Feb-04	81	7	11.57	0.53	38	3	12.67	-1.37	-1.84
Mar-04	24	2	12.00	0.00	24	2	12.00		
Apr-04	20	2	10.00	0.00	32	3	10.67	-0.25	-1.15
May-04									
Jun-04	54	4	13.50	3.00	22	2	11.00		



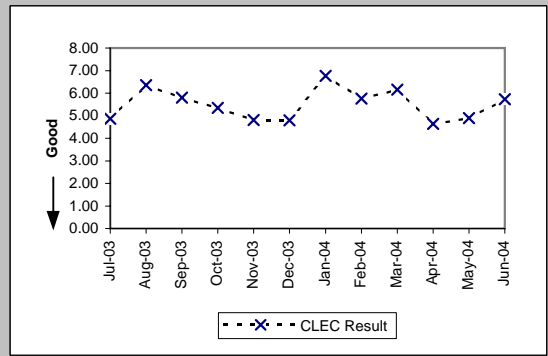


OP-4D - Installation Interval (Average Days) - Interval Zone One

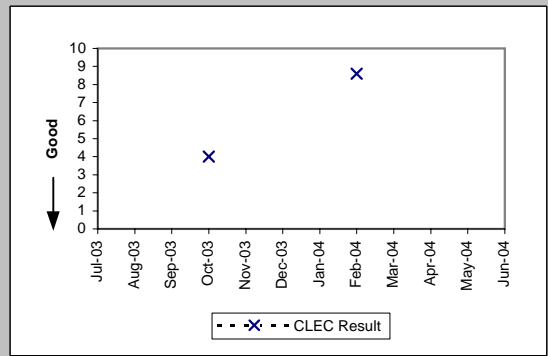
Unbundled Loop Conditioned (Benchmark)					
Date	Num	Denom	CLEC Result	Standard Dev	
Jul-03		521	47	11.09	5.45
Aug-03		371	34	10.91	4.86
Sep-03		279	27	10.33	5.49
Oct-03		250	26	9.62	4.89
Nov-03		251	23	10.91	5.67
Dec-03		270	26	10.38	5.40
Jan-04		346	29	11.93	6.76
Feb-04		198	14	14.14	4.96
Mar-04		344	32	10.75	5.54
Apr-04		77	7	11.00	6.45
May-04		91	8	11.38	5.97
Jun-04		246	19	12.95	5.15



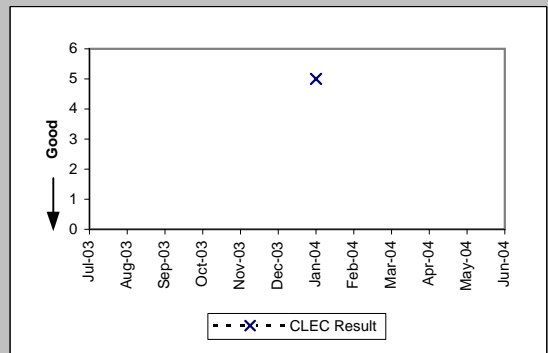
Enhanced Extended Loops (EELs) (Diagnostic)					
Date	Num	Denom	CLEC Result	Standard Dev	
Jul-03		73	15	4.87	0.64
Aug-03		89	14	6.36	3.59
Sep-03		145	25	5.80	3.30
Oct-03		123	23	5.35	1.97
Nov-03		101	21	4.81	0.98
Dec-03		134	28	4.79	1.23
Jan-04		203	30	6.77	5.08
Feb-04		219	38	5.76	2.39
Mar-04		252	41	6.15	6.43
Apr-04		260	56	4.64	1.03
May-04		201	41	4.90	3.58
Jun-04		321	56	5.73	3.50



Enhanced Extended Loops - DS0 Capable (Diagnostic)					
Date	Num	Denom	CLEC Result	Standard Dev	
Jul-03					
Aug-03					
Sep-03					
Oct-03		8	2	4.00	0.00
Nov-03					
Dec-03					
Jan-04					
Feb-04		43	5	8.60	1.34
Mar-04					
Apr-04					
May-04					
Jun-04					

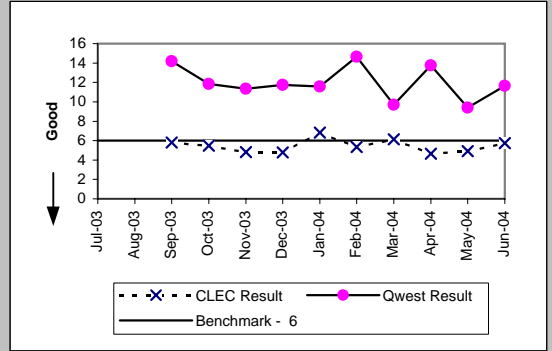


Enhanced Extended Loops - DS3 Capable (Diagnostic)					
Date	Num	Denom	CLEC Result	Standard Dev	
Jul-03					
Aug-03					
Sep-03					
Oct-03					
Nov-03					
Dec-03					
Jan-04		5	1	5.00	
Feb-04					
Mar-04					
Apr-04					
May-04					
Jun-04					



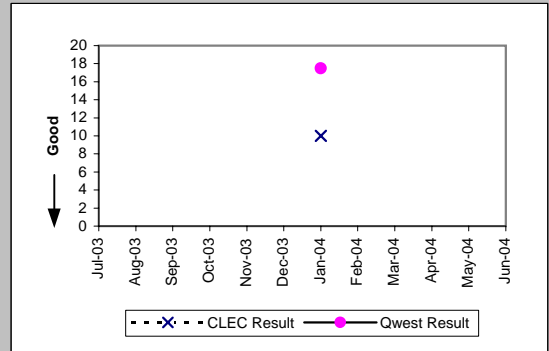
OP-4D - Installation Interval (Average Days) - Interval Zone One

Enhanced Extended Loops - DS1 Capable (Benchmark)									
Date	CLEC Num	CLEC Dens	CLEC Resu	CLEC Std	Qwest Num	Qwest Dens	Qwest Resu	Mod Z Scr	Parity Scr
Jul-03									
Aug-03									
Sep-03	145	25	5.80	3.30	9617	678	14.18	-3.89	-3.36
Oct-03	115	21	5.48	2.02	1124	95	11.83	-2.84	-2.73
Nov-03	101	21	4.81	0.98	874	77	11.35	-2.79	-2.7
Dec-03	134	28	4.79	1.23	1503	128	11.74	-3.64	-3.21
Jan-04	198	29	6.83	5.16	1819	157	11.59	-3.43	-3.08
Feb-04	176	33	5.33	2.22	1376	94	14.64	-4.58	-3.79
Mar-04	252	41	6.15	6.43	1213	125	9.70	-3.3	-3.01
Apr-04	260	56	4.64	1.03	1157	84	13.77	-5.04	-4.06
May-04	201	41	4.90	3.58	648	69	9.39	-4.81	-3.92
Jun-04	321	56	5.73	3.50	1698	146	11.63	-3.24	-2.97

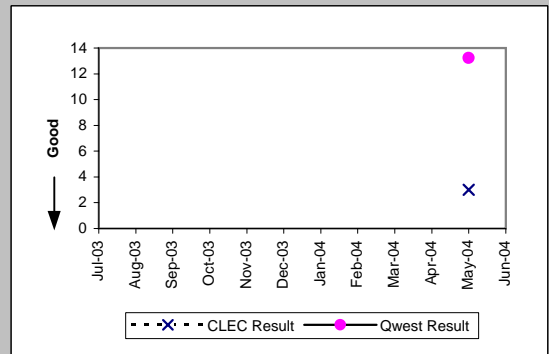


OP-4E - Installation Interval (Average Days) - Interval Zone Two

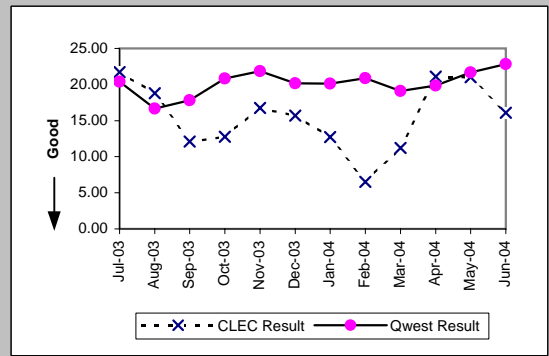
ISDN Primary (Parity)									
Date	CLEC Num	CLEC Denc	CLEC Resu	CLEC Std	Qwest Num	Qwest Denc	Qwest Resu	Mod Z Scr	Parity Scr
Jul-03									
Aug-03									
Sep-03									
Oct-03									
Nov-03									
Dec-03									
Jan-04	10	1	10.00		262	15	17.47	-1.03	-1.63
Feb-04									
Mar-04									
Apr-04									
May-04									
Jun-04									



DS1 (Parity)									
Date	CLEC Num	CLEC Denc	CLEC Resu	CLEC Std	Qwest Num	Qwest Denc	Qwest Resu	Mod Z Scr	Parity Scr
Jul-03									
Aug-03									
Sep-03									
Oct-03									
Nov-03									
Dec-03									
Jan-04									
Feb-04									
Mar-04									
Apr-04									
May-04	3	1	3.00		1270	96	13.23	-0.69	-1.42
Jun-04									

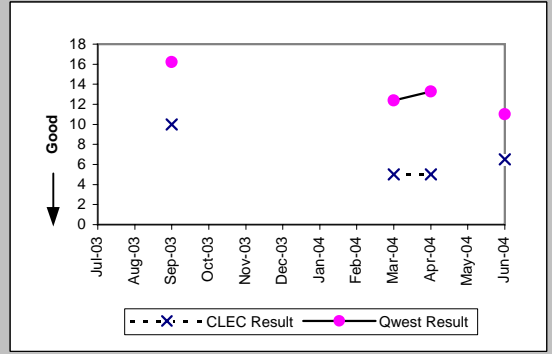


LIS Trunk (Parity)									
Date	CLEC Num	CLEC Denc	CLEC Resu	CLEC Std	Qwest Num	Qwest Denc	Qwest Resu	Mod Z Scr	Parity Scr
Jul-03	152	7	21.71	1.11	306	15	20.40	0.77	-0.53
Aug-03	94	5	18.80	3.11	200	12	16.67	1.33	-0.19
Sep-03	145	12	12.08	8.35	534	30	17.80	-5.08	-4.09
Oct-03	102	8	12.75	4.92	687	33	20.82	-3.92	-3.39
Nov-03	134	8	16.75	4.13	459	21	21.86	-2.57	-2.56
Dec-03	141	9	15.67	2.45	242	12	20.17	-3.17	-2.93
Jan-04	140	11	12.73	4.36	342	17	20.12	-4.95	-4.01
Feb-04	26	4	6.50	3.70	668	32	20.88	-5.07	-4.08
Mar-04	112	10	11.20	2.30	516	27	19.11	-4.59	-3.79
Apr-04	232	11	21.09	1.70	457	23	19.87	0.69	-0.58
May-04	126	6	21.00	1.67	1345	62	21.69	-0.45	-1.27
Jun-04	161	10	16.10	7.53	617	27	22.85	-3.9	-3.37

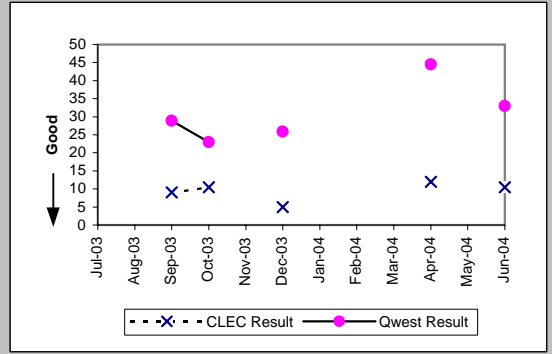


OP-4E - Installation Interval (Average Days) - Interval Zone Two

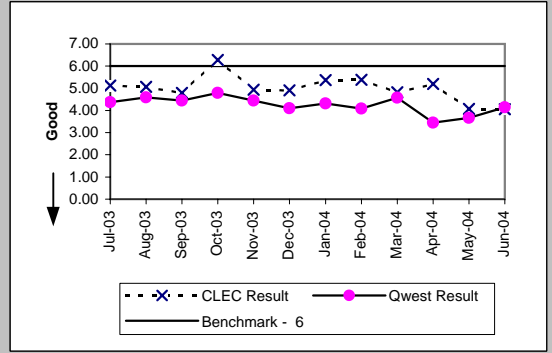
UDIT DS1 (Parity)									
Date	CLEC Num	CLEC Denc	CLEC Resu	Standard D	Qwest Num	Qwest Denc	Qwest Resu	Mod Z Scr	Parity Score
Jul-03									
Aug-03									
Sep-03	10	1	10.00		7948	490	16.22	-0.28	-1.17
Oct-03									
Nov-03									
Dec-03									
Jan-04									
Feb-04									
Mar-04	10	2	5.00	0.00	2131	172	12.39	-0.87	-1.53
Apr-04	10	2	5.00	0.00	1846	139	13.28	-1.14	-1.7
May-04									
Jun-04	13	2	6.50	0.71	1233	112	11.01	-0.57	-1.35



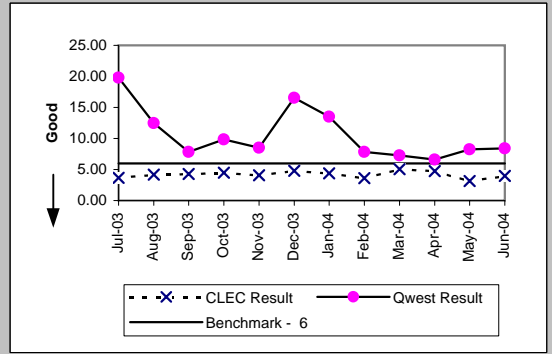
UDIT Above DS1 Level (Parity)									
Date	CLEC Num	CLEC Denc	CLEC Resu	Standard D	Qwest Num	Qwest Denc	Qwest Resu	Mod Z Scr	Parity Score
Jul-03									
Aug-03									
Sep-03	9	1	9.00		606	21	28.86	-1.04	-1.63
Oct-03	94	9	10.44	3.09	298	13	22.92	-1.23	-1.75
Nov-03									
Dec-03	5	1	5.00		673	26	25.88	-0.37	-1.23
Jan-04									
Feb-04									
Mar-04									
Apr-04	12	1	12.00		534	12	44.50	-0.96	-1.58
May-04									
Jun-04	21	2	10.50	2.12	66	2	33.00	-0.8	-1.48



Unbundled Loop Analog (Benchmark)									
Date	CLEC Num	CLEC Denc	CLEC Resu	Standard D	Qwest Num	Qwest Denc	Qwest Resu	Mod Z Scr	Parity Score
Jul-03	835	163	5.12	0.79	8764	2002	4.38	2.55	0.55
Aug-03	903	178	5.07	0.74	8658	1887	4.59	1.49	-0.09
Sep-03	388	81	4.79	0.61	8286	1860	4.45	0.87	-0.47
Oct-03	647	103	6.28	3.17	8754	1828	4.79	3.01	0.83
Nov-03	419	85	4.93	2.05	6480	1459	4.44	0.95	-0.42
Dec-03	285	58	4.91	0.86	7058	1723	4.10	1.44	-0.12
Jan-04	263	49	5.37	1.97	6354	1470	4.32	1.61	-0.02
Feb-04	140	26	5.38	2.02	7106	1736	4.09	1.7	0.03
Mar-04	424	88	4.82	0.60	8401	1833	4.58	0.6	-0.64
Apr-04	234	45	5.20	0.76	4180	1211	3.45	2.58	0.57
May-04	273	67	4.07	1.00	4065	1107	3.67	1.44	-0.12
Jun-04	150	37	4.05	0.97	5014	1212	4.14	-0.19	-1.12

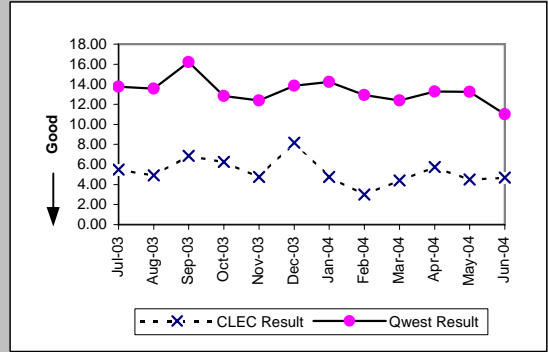


Unbundled Loop - 2 Wire Non-Loaded (Benchmark)									
Date	CLEC Num	CLEC Denc	CLEC Resu	Standard D	Qwest Num	Qwest Denc	Qwest Resu	Mod Z Scr	Parity Score
Jul-03	73	20	3.65	1.04	1585	80	19.81	-5.31	-4.23
Aug-03	100	24	4.17	1.01	499	40	12.48	-2.03	-2.23
Sep-03	73	17	4.29	0.92	322	41	7.85	-1.79	-2.09
Oct-03	126	28	4.50	0.84	561	57	9.84	-3.02	-2.84
Nov-03	94	23	4.09	1.56	212	25	8.48	-2.18	-2.32
Dec-03	77	16	4.81	1.42	778	47	16.55	-4.88	-3.97
Jan-04	83	19	4.37	0.68	405	30	13.50	-2.59	-2.58
Feb-04	61	17	3.59	1.66	110	14	7.86	-2.42	-2.47
Mar-04	111	22	5.05	5.67	131	18	7.28	-1.6	-1.97
Apr-04	57	12	4.75	1.91	331	50	6.62	-1.1	-1.67
May-04	25	8	3.12	1.64	206	25	8.24	-2.01	-2.22
Jun-04	79	20	3.95	1.10	227	27	8.41	-1.72	-2.05

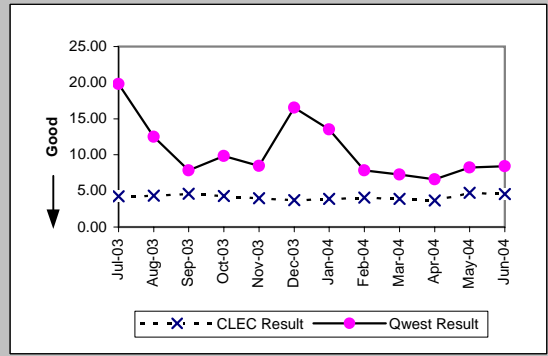


OP-4E - Installation Interval (Average Days) - Interval Zone Two

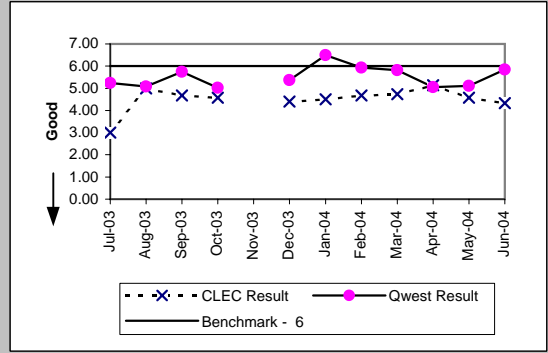
Unbundled Loop - DS1 Capable (Parity)									
Date	CLEC Num	CLEC Denc	CLEC Resu	Standard D	Qwest Num	Qwest Denc	Qwest Resu	Mod Z Scr	Parity Score
Jul-03	44	8	5.50	1.85	4616	336	13.74	-1.42	-1.86
Aug-03	49	10	4.90	0.32	5347	394	13.57	-2.45	-2.49
Sep-03	48	7	6.86	5.81	7948	490	16.22	-1.11	-1.67
Oct-03	100	16	6.25	6.98	3157	246	12.83	-2.25	-2.37
Nov-03	19	4	4.75	0.50	1833	148	12.39	-1.42	-1.86
Dec-03	49	6	8.17	9.24	3239	234	13.84	-1.08	-1.66
Jan-04	19	4	4.75	0.50	3177	223	14.25	-1.78	-2.08
Feb-04	39	13	3.00	1.29	2377	184	12.92	-4.43	-3.69
Mar-04	22	5	4.40	0.89	2131	172	12.39	-1.47	-1.9
Apr-04	46	8	5.75	2.96	1846	139	13.28	-2.04	-2.24
May-04	9	2	4.50	0.71	1270	96	13.23	-0.83	-1.51
Jun-04	89	19	4.68	1.70	1233	112	11.01	-2.31	-2.4



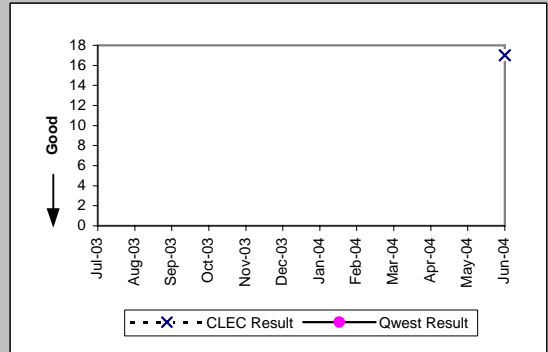
Unbundled Loop ISDN Capable (Parity)									
Date	CLEC Num	CLEC Denc	CLEC Resu	Standard D	Qwest Num	Qwest Denc	Qwest Resu	Mod Z Scr	Parity Score
Jul-03	85	20	4.25	1.02	1585	80	19.81	-5.12	-4.11
Aug-03	100	23	4.35	0.98	499	40	12.48	-1.96	-2.19
Sep-03	83	18	4.61	0.98	322	41	7.85	-1.66	-2.01
Oct-03	69	16	4.31	1.30	561	57	9.84	-2.55	-2.55
Nov-03	32	8	4.00	1.07	212	25	8.48	-1.58	-1.96
Dec-03	52	14	3.71	1.20	778	47	16.55	-5.07	-4.08
Jan-04	66	17	3.88	1.17	405	30	13.50	-2.64	-2.6
Feb-04	65	16	4.06	1.29	110	14	7.86	-2.12	-2.29
Mar-04	51	13	3.92	1.04	131	18	7.28	-2.1	-2.28
Apr-04	33	9	3.67	1.00	331	50	6.62	-1.54	-1.94
May-04	76	16	4.75	0.45	206	25	8.24	-1.74	-2.06
Jun-04	64	14	4.57	0.76	227	27	8.41	-1.33	-1.81



Unbundled Loop - ADSL Qualified (Benchmark)									
Date	CLEC Num	CLEC Denc	CLEC Resu	Standard D	Qwest Num	Qwest Denc	Qwest Resu	Mod Z Scr	Parity Score
Jul-03	12	4	3.00	1.83	110	21	5.24	-2.23	-2.35
Aug-03	15	3	5.00	0.00	66	13	5.08	-0.24	-1.15
Sep-03	14	3	4.67	0.58	218	38	5.74	-0.74	-1.45
Oct-03	32	7	4.57	1.62	221	44	5.02	-1.11	-1.67
Nov-03									
Dec-03	22	5	4.40	0.55	923	172	5.37	-1.26	-1.76
Jan-04	9	2	4.50	0.71	1427	220	6.49	-0.84	-1.51
Feb-04	28	6	4.67	0.82	1037	175	5.93	-1.15	-1.7
Mar-04	52	11	4.73	0.47	970	167	5.81	-1.15	-1.7
Apr-04	36	7	5.14	3.18	1026	203	5.05	1.46	-0.11
May-04	32	7	4.57	0.53	960	188	5.11	-1.85	-2.12
Jun-04	26	6	4.33	1.21	1602	274	5.85	-1.05	-1.64

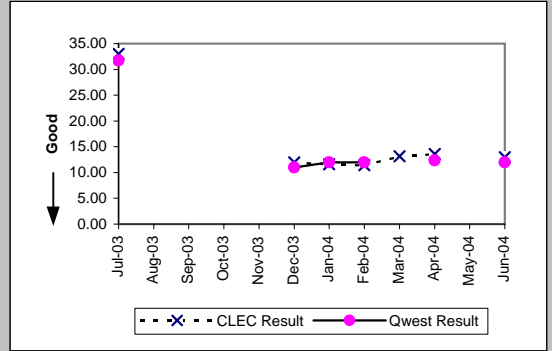


Dark Fiber - Loop (Diagnostic)									
Date	CLEC Num	CLEC Denc	CLEC Resu	Standard D	Qwest Num	Qwest Denc	Qwest Resu	Mod Z Scr	Parity Score
Jul-03									
Aug-03									
Sep-03									
Oct-03									
Nov-03									
Dec-03									
Jan-04									
Feb-04									
Mar-04									
Apr-04									
May-04									
Jun-04	17	1	17.00						



OP-4E - Installation Interval (Average Days) - Interval Zone Two

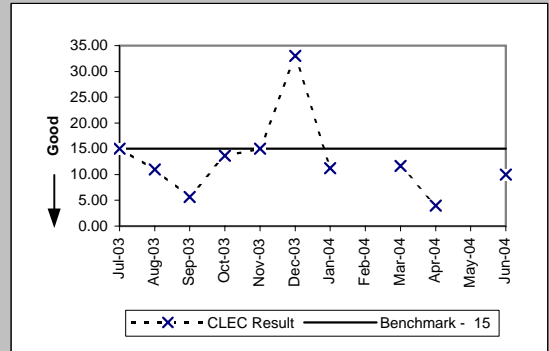
Date	CLEC Num	CLEC Dens	E911 (Parity)				Qwest Res	Mod Z Scr	Parity Score
			CLEC Resu	Standard D	Qwest Num	Qwest Dens			
Jul-03	33	1	33.00		476	15	31.73	-0.28	-1.17
Aug-03									
Sep-03									
Oct-03									
Nov-03									
Dec-03	36	3	12.00	0.00	11	1	11.00		
Jan-04	58	5	11.60	0.55	12	1	12.00		
Feb-04	160	14	11.43	0.51	12	1	12.00		
Mar-04	92	7	13.14	2.67					
Apr-04	190	14	13.57	2.41	74	6	12.33	0.78	-0.53
May-04									
Jun-04	26	2	13.00	1.41	36	3	12.00	0.22	-0.87



OP-4E - Installation Interval (Average Days) - Interval Zone Two

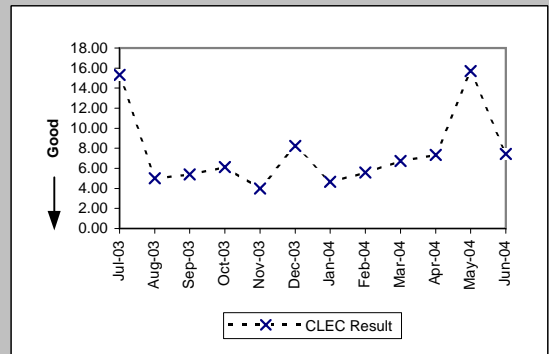
Unbundled Loop Conditioned (Benchmark)

Date	Num	Denom	CLEC Result	Standard Dev
Jul-03	45	3	15.00	0.00
Aug-03	44	4	11.00	5.48
Sep-03	17	3	5.67	2.89
Oct-03	41	3	13.67	2.31
Nov-03	30	2	15.00	0.00
Dec-03	33	1	33.00	
Jan-04	45	4	11.25	5.38
Feb-04				
Mar-04	35	3	11.67	4.93
Apr-04	4	1	4.00	
May-04				
Jun-04	20	2	10.00	7.07



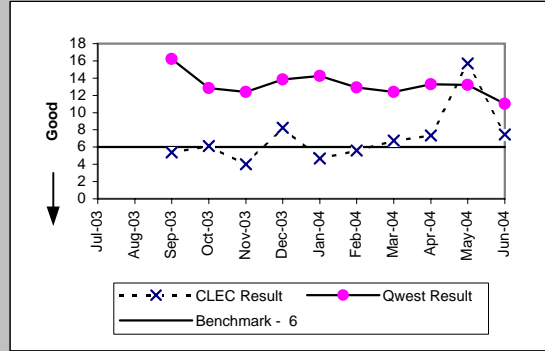
Enhanced Extended Loops (EELs) (Diagnostic)

Date	Num	Denom	CLEC Result	Standard Dev
Jul-03	46	3	15.33	15.37
Aug-03	5	1	5.00	
Sep-03	70	13	5.38	1.12
Oct-03	43	7	6.14	2.27
Nov-03	8	2	4.00	0.00
Dec-03	33	4	8.25	2.99
Jan-04	14	3	4.67	0.58
Feb-04	56	10	5.60	2.01
Mar-04	54	8	6.75	3.20
Apr-04	44	6	7.33	6.71
May-04	110	7	15.71	12.53
Jun-04	82	11	7.45	2.81



OP-4E - Installation Interval (Average Days) - Interval Zone Two

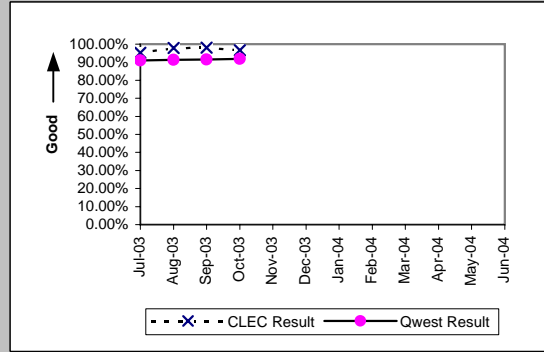
Enhanced Extended Loops - DS1 Capable (Benchmark)									
Date	CLEC Num	CLEC Dens	CLEC Resu	CLEC Std	Qwest Num	Qwest Dens	Qwest Resu	Mod Z Scr	Parity Scr
Jul-03									
Aug-03									
Sep-03	70	13	5.38	1.12	7948	490	16.22	-1.74	-2.06
Oct-03	43	7	6.14	2.27	3157	246	12.83	-1.54	-1.94
Nov-03	8	2	4.00	0.00	1833	148	12.39	-1.11	-1.68
Dec-03	33	4	8.25	2.99	3239	234	13.84	-0.87	-1.53
Jan-04	14	3	4.67	0.58	3177	223	14.25	-1.56	-1.95
Feb-04	56	10	5.60	2.01	2377	184	12.92	-2.89	-2.76
Mar-04	54	8	6.75	3.20	2131	172	12.39	-1.31	-1.79
Apr-04	44	6	7.33	6.71	1846	139	13.28	-1.4	-1.85
May-04	110	7	15.71	12.53	1270	96	13.23	0.95	-0.42
Jun-04	82	11	7.45	2.81	1233	112	11.01	-1.02	-1.62



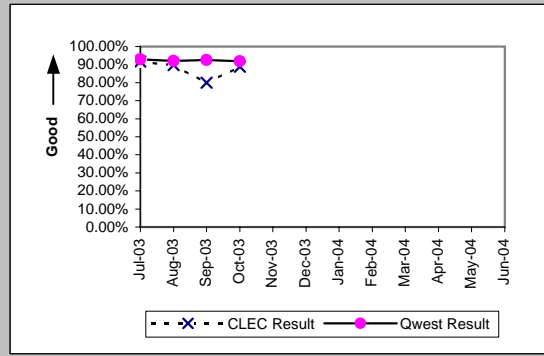


OP-5 - New Service Installation Quality (Percent)

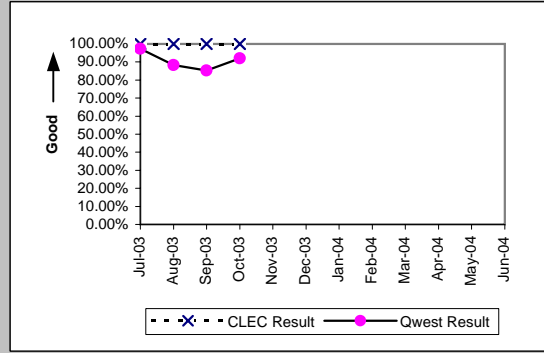
Residence (Parity)									
Date	CLEC Num	CLEC Denc	CLEC Resu	CLEC Std E	Qwest Num	Qwest Denc	Qwest Resu	Mod Z Scr	Parity Scr
Jul-03	862	905	95.25%	21.27%	37915	41651	91.03%	-4.39	-3.67
Aug-03	1097	1121	97.86%	14.47%	40140	43976	91.28%	-7.71	-5.69
Sep-03	1110	1133	97.97%	14.10%	39376	43045	91.48%	-7.73	-5.7
Oct-03	1234	1277	96.63%	18.04%	37888	41272	91.80%	-6.2	-4.77
Nov-03									
Dec-03									
Jan-04									
Feb-04									
Mar-04									
Apr-04									
May-04									
Jun-04									



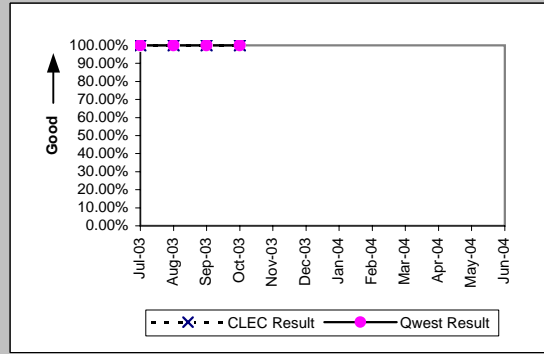
Business (Parity)									
Date	CLEC Num	CLEC Denc	CLEC Resu	CLEC Std E	Qwest Num	Qwest Denc	Qwest Resu	Mod Z Scr	Parity Scr
Jul-03	33	36	91.67%	27.64%	3322	3573	92.98%	0.36	-0.78
Aug-03	26	29	89.66%	30.45%	3232	3510	92.08%	0.52	-0.68
Sep-03	16	20	80.00%	40.00%	3253	3513	92.60%	1.83	0.11
Oct-03	16	18	88.89%	31.43%	3465	3770	91.91%	0.51	-0.69
Nov-03									
Dec-03									
Jan-04									
Feb-04									
Mar-04									
Apr-04									
May-04									
Jun-04									



PBX (Parity)									
Date	CLEC Num	CLEC Denc	CLEC Resu	CLEC Std E	Qwest Num	Qwest Denc	Qwest Resu	Mod Z Scr	Parity Scr
Jul-03	3	3	100.00%	0.00%	71	73	97.26%	-0.28	-1.17
Aug-03	1	1	100.00%	0.00%	68	77	88.31%	-0.36	-1.22
Sep-03	1	1	100.00%	0.00%	58	68	85.29%	-0.41	-1.25
Oct-03	1	1	100.00%	0.00%	57	62	91.94%	-0.29	-1.18
Nov-03									
Dec-03									
Jan-04									
Feb-04									
Mar-04									
Apr-04									
May-04									
Jun-04									

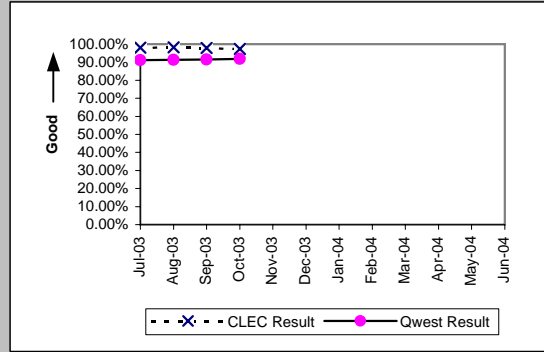


Qwest DSL (Parity)									
Date	CLEC Num	CLEC Denc	CLEC Resu	CLEC Std E	Qwest Num	Qwest Denc	Qwest Resu	Mod Z Scr	Parity Scr
Jul-03	25	25	100.00%	0.00%	5297	5298	99.98%	-0.07	-1.04
Aug-03	44	44	100.00%	0.00%	5910	5911	99.98%	-0.09	-1.05
Sep-03	52	52	100.00%	0.00%	7708	7708	100.00%	N/A	N/A
Oct-03	54	54	100.00%	0.00%	9210	9210	100.00%	N/A	N/A
Nov-03									
Dec-03									
Jan-04									
Feb-04									
Mar-04									
Apr-04									
May-04									
Jun-04									

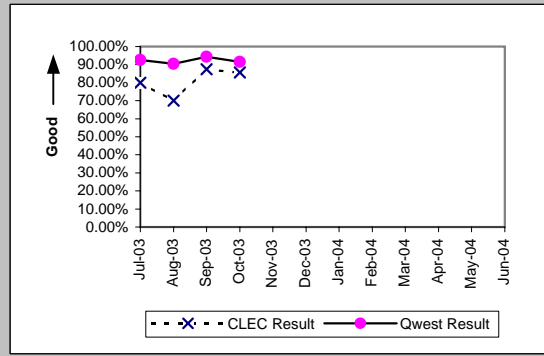


OP-5 - New Service Installation Quality (Percent)

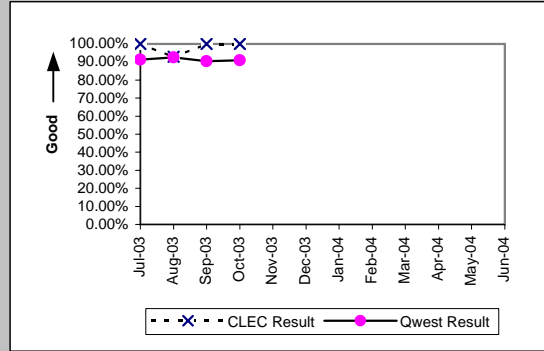
UNE - P (POTS) (Parity)									
Date	CLEC Num	CLEC Denc	CLEC Resu	CLEC Std	Qwest Num	Qwest Denc	Qwest Resu	Mod Z Scr	Parity Scr
Jul-03	9894	10083	98.13%	13.56%	41237	45224	91.18%	-22.23	-14.52
Aug-03	10506	10689	98.29%	12.97%	43372	47486	91.34%	-23.08	-15.03
Sep-03	9264	9459	97.94%	14.21%	42629	46558	91.56%	-20.34	-13.37
Oct-03	9808	10078	97.32%	16.15%	41352	45041	91.81%	-18.24	-12.09
Nov-03									
Dec-03									
Jan-04									
Feb-04									
Mar-04									
Apr-04									
May-04									
Jun-04									



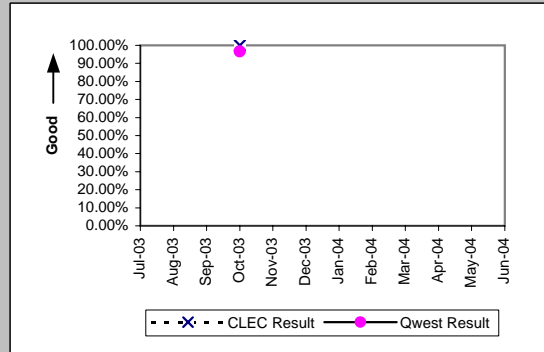
UNE P (Centrex) (Parity)									
Date	CLEC Num	CLEC Denc	CLEC Resu	CLEC Std	Qwest Num	Qwest Denc	Qwest Resu	Mod Z Scr	Parity Scr
Jul-03	8	10	80.00%	40.00%	439	474	92.62%	1.28	-0.22
Aug-03	7	10	70.00%	45.83%	379	419	90.45%	1.79	0.09
Sep-03	7	8	87.50%	33.07%	377	400	94.25%	0.73	-0.56
Oct-03	6	7	85.71%	34.99%	310	339	91.45%	0.52	-0.68
Nov-03									
Dec-03									
Jan-04									
Feb-04									
Mar-04									
Apr-04									
May-04									
Jun-04									



UNE P (Centrex 21) (Parity)									
Date	CLEC Num	CLEC Denc	CLEC Resu	CLEC Std	Qwest Num	Qwest Denc	Qwest Resu	Mod Z Scr	Parity Scr
Jul-03	17	17	100.00%	0.00%	286	313	91.37%	-1.23	-1.75
Aug-03	26	28	92.86%	25.75%	276	298	92.62%	-0.05	-1.03
Sep-03	30	30	100.00%	0.00%	217	240	90.42%	-1.68	-2.02
Oct-03	21	21	100.00%	0.00%	200	220	90.91%	-1.38	-1.84
Nov-03									
Dec-03									
Jan-04									
Feb-04									
Mar-04									
Apr-04									
May-04									
Jun-04									

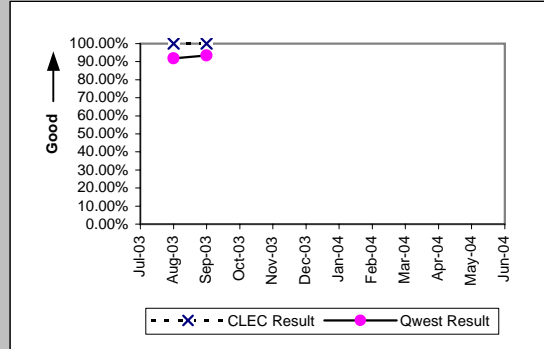


ISDN Primary (Parity)									
Date	CLEC Num	CLEC Denc	CLEC Resu	CLEC Std	Qwest Num	Qwest Denc	Qwest Resu	Mod Z Scr	Parity Scr
Jul-03									
Aug-03									
Sep-03									
Oct-03	1	1	100.00%	0.00%	144	149	96.64%	-0.19	-1.11
Nov-03									
Dec-03									
Jan-04									
Feb-04									
Mar-04									
Apr-04									
May-04									
Jun-04									

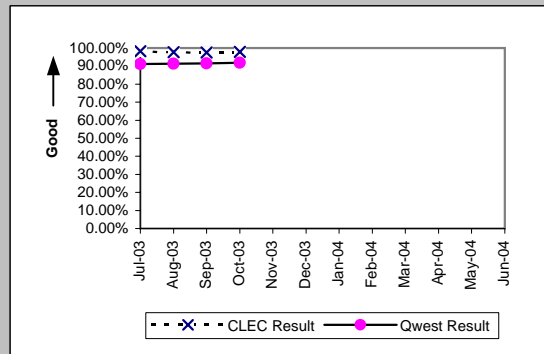


OP-5 - New Service Installation Quality (Percent)

DS1 (Parity)									
Date	CLEC Num	CLEC Denc	CLEC Resu	CLEC Std	Qwest Num	Qwest Denc	Qwest Resu	Mod Z Scr	Parity Scr
Jul-03									
Aug-03	1	1	100.00%	0.00%	981	1069	91.77%	-0.3	-1.18
Sep-03	1	1	100.00%	0.00%	1074	1149	93.47%	-0.26	-1.16
Oct-03									
Nov-03									
Dec-03									
Jan-04									
Feb-04									
Mar-04									
Apr-04									
May-04									
Jun-04									



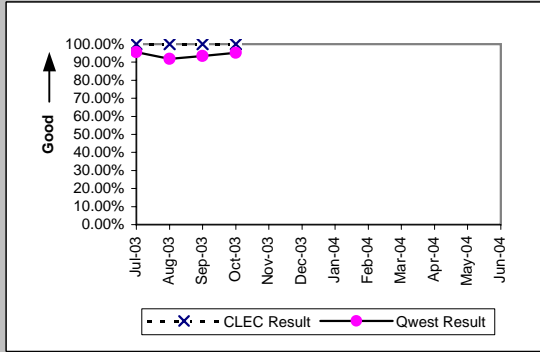
Line Sharing (Parity)									
Date	CLEC Num	CLEC Denc	CLEC Resu	CLEC Std	Qwest Num	Qwest Denc	Qwest Resu	Mod Z Scr	Parity Scr
Jul-03	1114	1135	98.15%	13.48%	41237	45224	91.18%	-8.18	-5.97
Aug-03	931	953	97.69%	15.02%	43372	47486	91.34%	-6.91	-5.2
Sep-03	770	790	97.47%	15.71%	42629	46558	91.56%	-5.92	-4.6
Oct-03	858	877	97.83%	14.56%	41352	45041	91.81%	-6.44	-4.92
Nov-03									
Dec-03									
Jan-04									
Feb-04									
Mar-04									
Apr-04									
May-04									
Jun-04									



OP-5 - New Service Installation Quality (Percent)

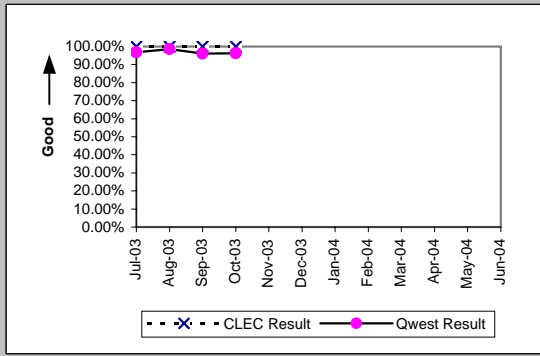
UDIT DS1 (Parity)

Date	CLEC Num	CLEC Denc	CLEC Resu	Standard D	Qwest Num	Qwest Denc	Qwest Resu	Mod Z Scr	Parity Scr
Jul-03	1	1	100.00%	0.00%	986	1032	95.54%	-0.22	-1.13
Aug-03	1	1	100.00%	0.00%	981	1069	91.77%	-0.3	-1.18
Sep-03	2	2	100.00%	0.00%	1074	1149	93.47%	-0.37	-1.23
Oct-03	3	3	100.00%	0.00%	1082	1136	95.25%	-0.39	-1.23
Nov-03									
Dec-03									
Jan-04									
Feb-04									
Mar-04									
Apr-04									
May-04									
Jun-04									



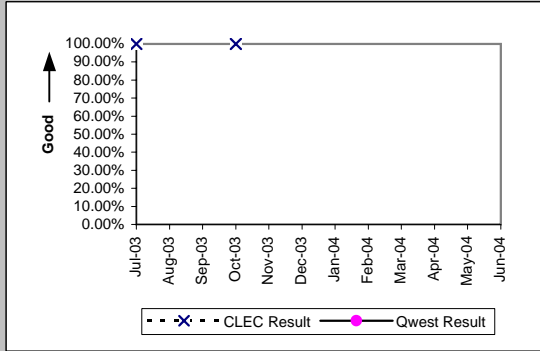
UDIT Above DS1 Level (Parity)

Date	CLEC Num	CLEC Denc	CLEC Resu	Standard D	Qwest Num	Qwest Denc	Qwest Resu	Mod Z Scr	Parity Scr
Jul-03	5	5	100.00%	0.00%	60	62	96.77%	-0.39	-1.24
Aug-03	2	2	100.00%	0.00%	66	67	98.51%	-0.17	-1.1
Sep-03	2	2	100.00%	0.00%	50	52	96.15%	-0.28	-1.17
Oct-03	7	7	100.00%	0.00%	76	79	96.20%	-0.5	-1.31
Nov-03									
Dec-03									
Jan-04									
Feb-04									
Mar-04									
Apr-04									
May-04									
Jun-04									



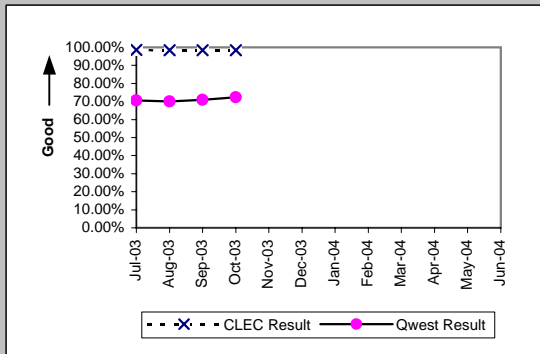
Dark Fiber - IOF (Diagnostic)

Date	CLEC Num	CLEC Denc	CLEC Resu	Standard D	Qwest Num	Qwest Denc	Qwest Resu	Mod Z Scr	Parity Scr
Jul-03	1	1	100.00%	0.00%					
Aug-03									
Sep-03									
Oct-03	1	1	100.00%	0.00%					
Nov-03									
Dec-03									
Jan-04									
Feb-04									
Mar-04									
Apr-04									
May-04									
Jun-04									



Unbundled Loop Analog (Parity)

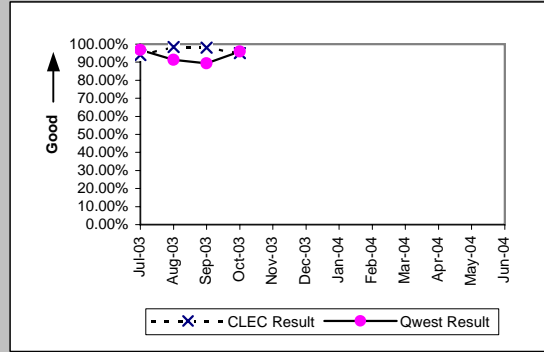
Date	CLEC Num	CLEC Denc	CLEC Resu	Standard D	Qwest Num	Qwest Denc	Qwest Resu	Mod Z Scr	Parity Scr
Jul-03	1649	1674	98.51%	12.13%	9561	13548	70.57%	-23.66	-15.38
Aug-03	1662	1690	98.34%	12.76%	9612	13726	70.03%	-23.98	-15.58
Sep-03	1649	1677	98.33%	12.81%	9577	13506	70.91%	-23.32	-15.18
Oct-03	1641	1667	98.44%	12.39%	9690	13379	72.43%	-22.41	-14.63
Nov-03									
Dec-03									
Jan-04									
Feb-04									
Mar-04									
Apr-04									
May-04									
Jun-04									



OP-5 - New Service Installation Quality (Percent)

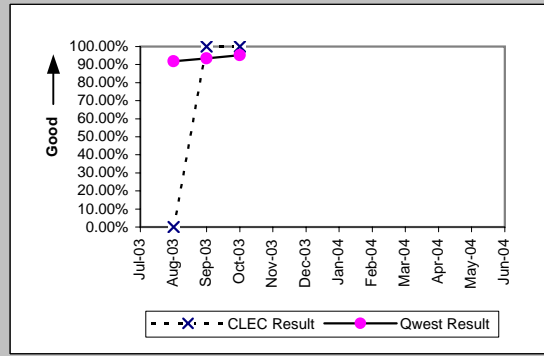
Unbundled Loop - 2 Wire Non-Loaded (Parity)

Date	CLEC Num	CLEC Denc	CLEC Resu	Standard D	Qwest Num	Qwest Denc	Qwest Resu	Mod Z Scr	Parity Scr
Jul-03	232	247	93.93%	23.88%	155	160	96.88%	1.34	-0.19
Aug-03	240	244	98.36%	12.70%	156	171	91.23%	-2.53	-2.54
Sep-03	250	255	98.04%	13.86%	135	151	89.40%	-2.73	-2.66
Oct-03	233	245	95.10%	21.58%	165	172	95.93%	0.37	-0.78
Nov-03									
Dec-03									
Jan-04									
Feb-04									
Mar-04									
Apr-04									
May-04									
Jun-04									



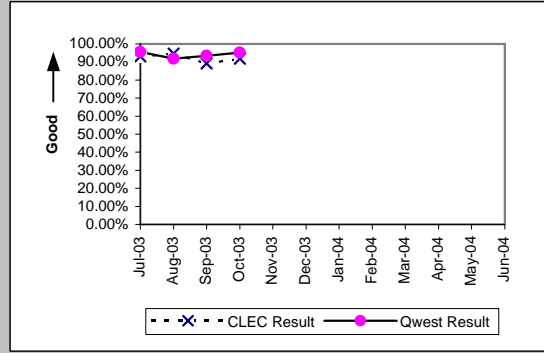
Unbundled Loop - 4 Wire Non-Loaded (Parity)

Date	CLEC Num	CLEC Denc	CLEC Resu	Standard D	Qwest Num	Qwest Denc	Qwest Resu	Mod Z Scr	Parity Scr
Jul-03									
Aug-03	0	1	0.00%	0.00%	981	1069	91.77%	1.74	0.06
Sep-03	1	1	100.00%	0.00%	1074	1149	93.47%	-0.26	-1.16
Oct-03	1	1	100.00%	0.00%	1082	1136	95.25%	-0.22	-1.14
Nov-03									
Dec-03									
Jan-04									
Feb-04									
Mar-04									
Apr-04									
May-04									
Jun-04									



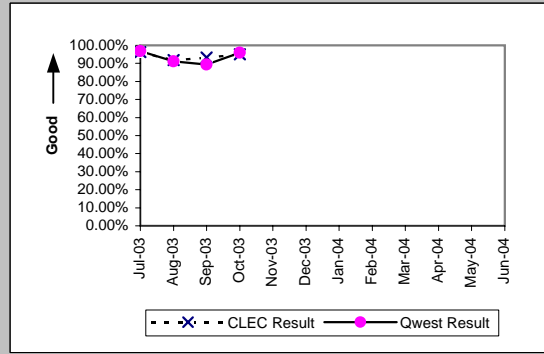
Unbundled Loop - DS1 Capable (Parity)

Date	CLEC Num	CLEC Denc	CLEC Resu	Standard D	Qwest Num	Qwest Denc	Qwest Resu	Mod Z Scr	Parity Scr
Jul-03	135	145	93.10%	25.34%	986	1032	95.54%	1.25	-0.24
Aug-03	126	133	94.74%	22.33%	981	1069	91.77%	-1.17	-1.71
Sep-03	123	138	89.13%	31.13%	1074	1149	93.47%	1.8	0.09
Oct-03	168	183	91.80%	27.43%	1082	1136	95.25%	1.84	0.12
Nov-03									
Dec-03									
Jan-04									
Feb-04									
Mar-04									
Apr-04									
May-04									
Jun-04									



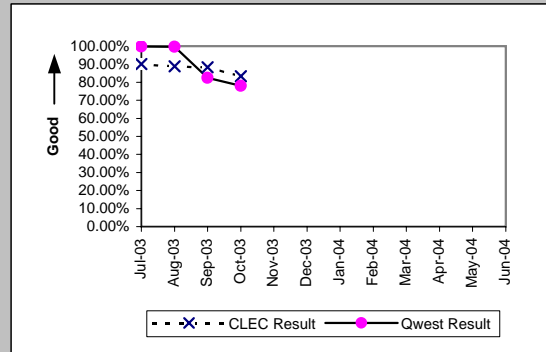
Unbundled Loop ISDN Capable (Parity)

Date	CLEC Num	CLEC Denc	CLEC Resu	Standard D	Qwest Num	Qwest Denc	Qwest Resu	Mod Z Scr	Parity Scr
Jul-03	102	106	96.23%	19.06%	154	159	96.86%	0.23	-0.86
Aug-03	78	85	91.76%	27.49%	155	170	91.18%	-0.16	-1.09
Sep-03	69	74	93.24%	25.10%	134	150	89.33%	-0.89	-1.54
Oct-03	78	82	95.12%	21.54%	164	171	95.91%	0.29	-0.82
Nov-03									
Dec-03									
Jan-04									
Feb-04									
Mar-04									
Apr-04									
May-04									
Jun-04									

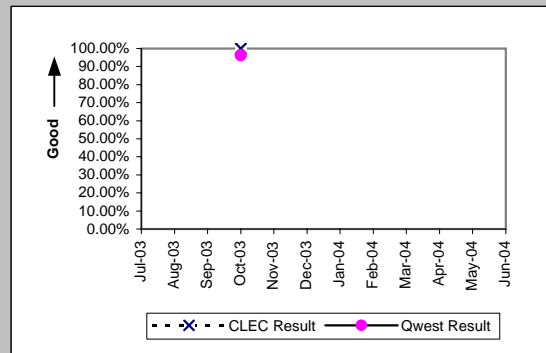


OP-5 - New Service Installation Quality (Percent)

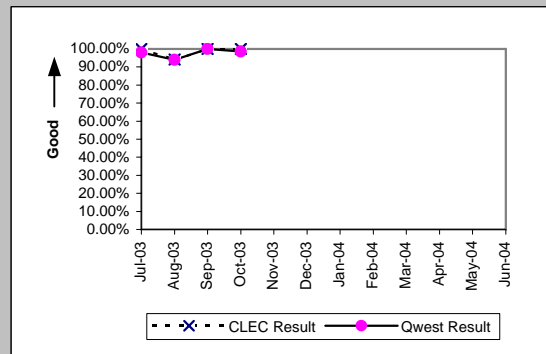
Unbundled Loop - ADSL Qualified (Parity)									
Date	CLEC Num	CLEC Denc	CLEC Resu	Standard D	Qwest Num	Qwest Denc	Qwest Resu	Mod Z Scr	Parity Scr
Jul-03	18	20	90.00%	30.00%	393	394	99.75%	2.83	0.72
Aug-03	16	18	88.89%	31.43%	374	375	99.73%	2.87	0.74
Sep-03	15	17	88.24%	32.22%	413	501	82.44%	-0.62	-1.38
Oct-03	15	18	83.33%	37.27%	541	694	77.95%	-0.54	-1.33
Nov-03									
Dec-03									
Jan-04									
Feb-04									
Mar-04									
Apr-04									
May-04									
Jun-04									



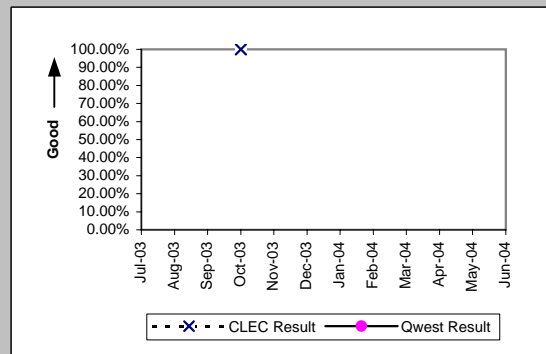
Unbundled Loop - DS3 Capable (Parity)									
Date	CLEC Num	CLEC Denc	CLEC Resu	Standard D	Qwest Num	Qwest Denc	Qwest Resu	Mod Z Scr	Parity Scr
Jul-03									
Aug-03									
Sep-03									
Oct-03	1	1	100.00%	0.00%	76	79	96.20%	-0.2	-1.12
Nov-03									
Dec-03									
Jan-04									
Feb-04									
Mar-04									
Apr-04									
May-04									
Jun-04									



LIS Trunk (Parity)									
Date	CLEC Num	CLEC Denc	CLEC Resu	Standard D	Qwest Num	Qwest Denc	Qwest Resu	Mod Z Scr	Parity Scr
Jul-03	25	25	100.00%	0.00%	49	50	98.00%	-0.58	-1.35
Aug-03	16	17	94.12%	23.53%	31	33	93.94%	-0.03	-1.02
Sep-03	25	25	100.00%	0.00%	46	46	100.00%	N/A	N/A
Oct-03	28	28	100.00%	0.00%	72	73	98.63%	-0.53	-1.32
Nov-03									
Dec-03									
Jan-04									
Feb-04									
Mar-04									
Apr-04									
May-04									
Jun-04									

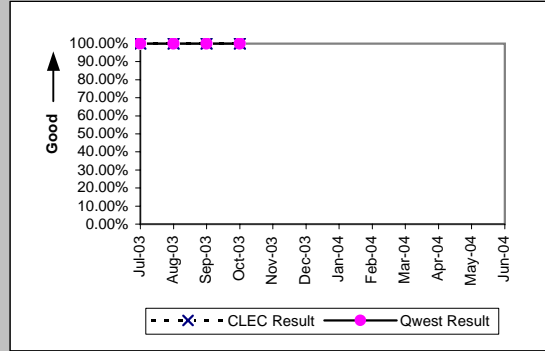


Dark Fiber - Loop (Diagnostic)									
Date	CLEC Num	CLEC Denc	CLEC Resu	Standard D	Qwest Num	Qwest Denc	Qwest Resu	Mod Z Scr	Parity Scr
Jul-03									
Aug-03									
Sep-03									
Oct-03	1	1	100.00%	0.00%					
Nov-03									
Dec-03									
Jan-04									
Feb-04									
Mar-04									
Apr-04									
May-04									
Jun-04									



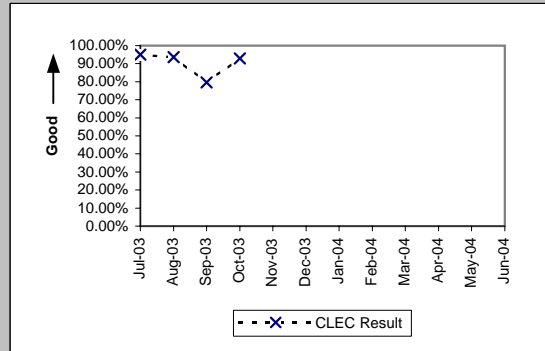
OP-5 - New Service Installation Quality (Percent)

E911 (Parity)										
Date	CLEC Num	CLEC Denc	CLEC Resu	Standard D	Qwest Num	Qwest Denc	Qwest Resu	Mod Z Scr	Parity Scr	
Jul-03	1	1	100.00%	0.00%	58	58	100.00%		N/A	N/A
Aug-03	1	1	100.00%	0.00%	13	13	100.00%		N/A	N/A
Sep-03	1	1	100.00%	0.00%	11	11	100.00%		N/A	N/A
Oct-03	4	4	100.00%	0.00%	10	10	100.00%		N/A	N/A
Nov-03										
Dec-03										
Jan-04										
Feb-04										
Mar-04										
Apr-04										
May-04										
Jun-04										



OP-5 - New Service Installation Quality (Percent)

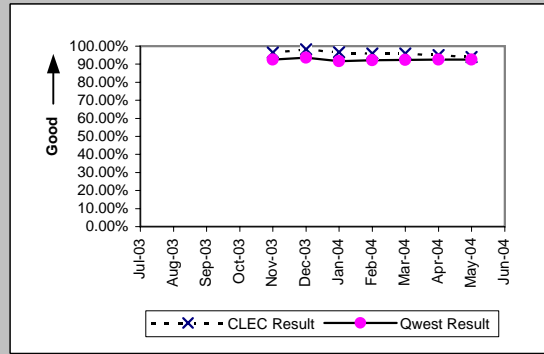
Enhanced Extended Loops (EELs) (Diagnostic)				
Date	Numerator	Denominator	CLEC Result	Standard Dev
Jul-03	39	41	95.12%	21.54%
Aug-03	29	31	93.55%	24.57%
Sep-03	35	44	79.55%	40.34%
Oct-03	53	57	92.98%	25.54%
Nov-03				
Dec-03				
Jan-04				
Feb-04				
Mar-04				
Apr-04				
May-04				
Jun-04				



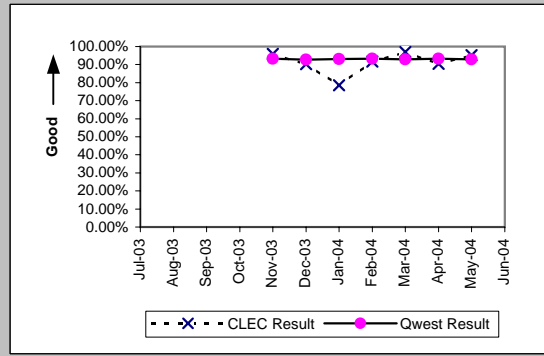


OP-5A - New Service Installation Quality Reported to Repair (Percent)

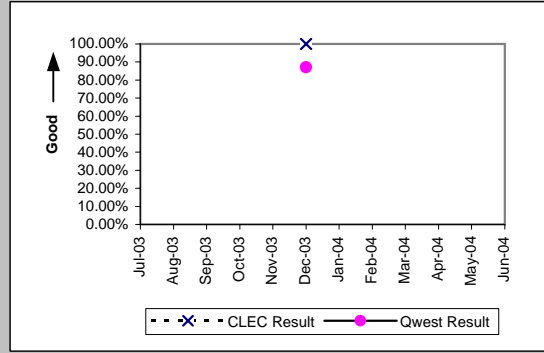
Residence (Parity)									
Date	CLEC Num	CLEC Denc	CLEC Resu	CLEC Std E	Qwest Num	Qwest Denc	Qwest Resu	Mod Z Scr	Parity Scr
Jul-03									
Aug-03									
Sep-03									
Oct-03									
Nov-03	1256	1302	96.47%	18.46%	27497	29732	92.48%	-5.34	-4.24
Dec-03	1470	1497	98.20%	13.31%	28215	30145	93.60%	-7.09	-5.31
Jan-04	1626	1682	96.67%	17.94%	28342	30917	91.67%	-7.23	-5.39
Feb-04	1133	1182	95.85%	19.93%	29530	32038	92.17%	-4.63	-3.81
Mar-04	1119	1167	95.89%	19.86%	33964	36765	92.38%	-4.44	-3.7
Apr-04	950	1000	95.00%	21.79%	33951	36679	92.56%	-2.9	-2.76
May-04	974	1037	93.92%	23.89%	30232	32680	92.51%	-1.7	-2.04
Jun-04									



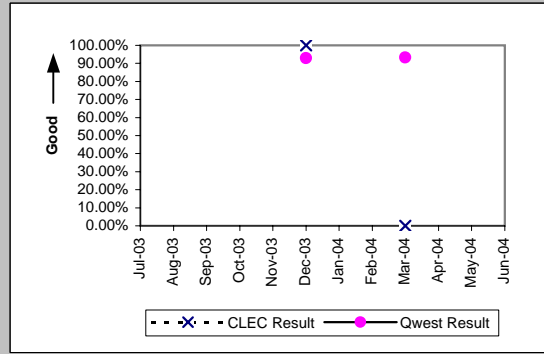
Business (Parity)									
Date	CLEC Num	CLEC Denc	CLEC Resu	CLEC Std E	Qwest Num	Qwest Denc	Qwest Resu	Mod Z Scr	Parity Scr
Jul-03									
Aug-03									
Sep-03									
Oct-03									
Nov-03	24	25	96.00%	19.60%	2961	3174	93.29%	-0.54	-1.33
Dec-03	28	31	90.32%	29.57%	2661	2867	92.81%	0.57	-0.65
Jan-04	11	14	78.57%	41.03%	2852	3066	93.02%	1.75	0.06
Feb-04	11	12	91.67%	27.64%	2926	3137	93.27%	0.3	-0.82
Mar-04	32	33	96.97%	17.14%	3562	3833	92.93%	-0.9	-1.55
Apr-04	19	21	90.48%	29.35%	3305	3544	93.26%	0.54	-0.67
May-04	20	21	95.24%	21.30%	3076	3308	92.99%	-0.4	-1.24
Jun-04									



Centrex (Parity)									
Date	CLEC Num	CLEC Denc	CLEC Resu	CLEC Std E	Qwest Num	Qwest Denc	Qwest Resu	Mod Z Scr	Parity Scr
Jul-03									
Aug-03									
Sep-03									
Oct-03									
Nov-03									
Dec-03	1	1	100.00%	0.00%	311	357	87.11%	-0.38	-1.23
Jan-04									
Feb-04									
Mar-04									
Apr-04									
May-04									
Jun-04									

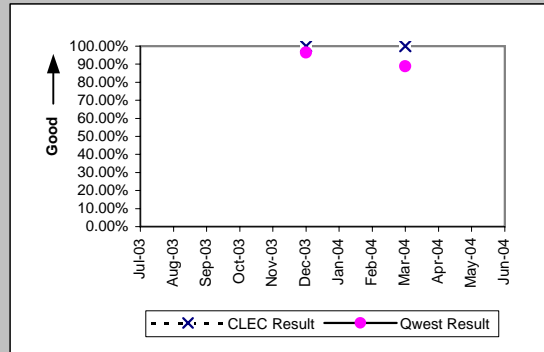


Centrex 21 (Parity)									
Date	CLEC Num	CLEC Denc	CLEC Resu	CLEC Std E	Qwest Num	Qwest Denc	Qwest Resu	Mod Z Scr	Parity Scr
Jul-03									
Aug-03									
Sep-03									
Oct-03									
Nov-03									
Dec-03	1	1	100.00%	0.00%	130	140	92.86%	-0.28	-1.17
Jan-04									
Feb-04									
Mar-04	0	1	0.00%	0.00%	152	163	93.25%	1.82	0.11
Apr-04									
May-04									
Jun-04									

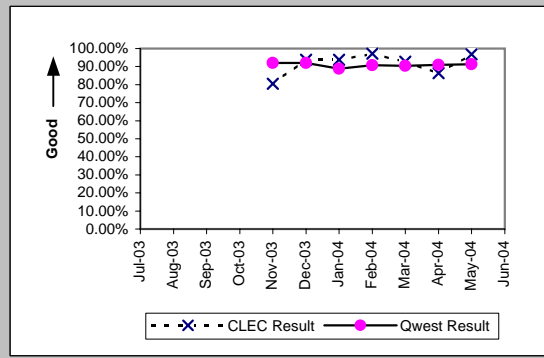


OP-5A - New Service Installation Quality Reported to Repair (Percent)

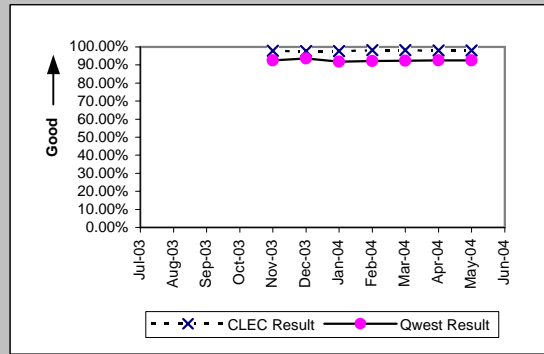
PBX (Parity)									
Date	CLEC Num	CLEC Denc	CLEC Resu	CLEC Std E	Qwest Num	Qwest Denc	Qwest Resu	Mod Z Scr	Parity Scr
Jul-03									
Aug-03									
Sep-03									
Oct-03									
Nov-03									
Dec-03	1	1	100.00%	0.00%	55	57	96.49%	-0.19	-1.11
Jan-04									
Feb-04									
Mar-04	1	1	100.00%	0.00%	71	80	88.75%	-0.35	-1.22
Apr-04									
May-04									
Jun-04									



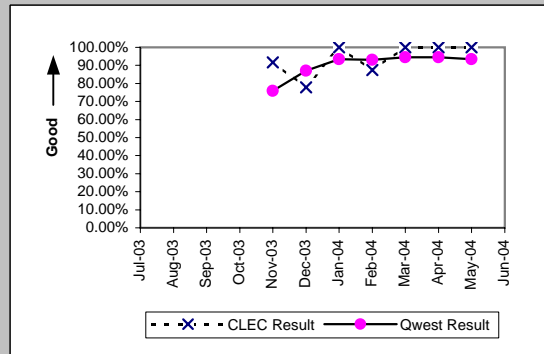
Qwest DSL (Parity)									
Date	CLEC Num	CLEC Denc	CLEC Resu	CLEC Std E	Qwest Num	Qwest Denc	Qwest Resu	Mod Z Scr	Parity Scr
Jul-03									
Aug-03									
Sep-03									
Oct-03									
Nov-03	33	41	80.49%	39.63%	7517	8167	92.04%	2.37	0.44
Dec-03	45	48	93.75%	24.21%	8346	9068	92.04%	-0.44	-1.27
Jan-04	30	32	93.75%	24.21%	8758	9866	88.77%	-0.89	-1.54
Feb-04	34	35	97.14%	16.66%	8594	9458	90.86%	-1.29	-1.78
Mar-04	38	41	92.68%	26.04%	8116	8981	90.37%	-0.5	-1.3
Apr-04	38	44	86.36%	34.32%	7557	8312	90.92%	1.03	-0.38
May-04	123	127	96.85%	17.47%	7586	8301	91.39%	-2.18	-2.32
Jun-04									



UNE - P (POTS) (Parity)									
Date	CLEC Num	CLEC Denc	CLEC Resu	CLEC Std E	Qwest Num	Qwest Denc	Qwest Resu	Mod Z Scr	Parity Scr
Jul-03									
Aug-03									
Sep-03									
Oct-03									
Nov-03	9140	9339	97.87%	14.44%	30458	32906	92.56%	-17.25	-11.49
Dec-03	7577	7750	97.77%	14.77%	30876	33012	93.53%	-13.65	-9.3
Jan-04	7544	7719	97.73%	14.89%	31194	33983	91.79%	-17.16	-11.43
Feb-04	10211	10398	98.20%	13.29%	32456	35175	92.27%	-19.9	-13.1
Mar-04	16008	16306	98.17%	13.39%	37526	40598	92.43%	-23.41	-15.23
Apr-04	17232	17577	98.04%	13.87%	37256	40223	92.62%	-22.91	-14.93
May-04	16167	16497	98.00%	14.00%	33308	35988	92.55%	-22.06	-14.41
Jun-04									

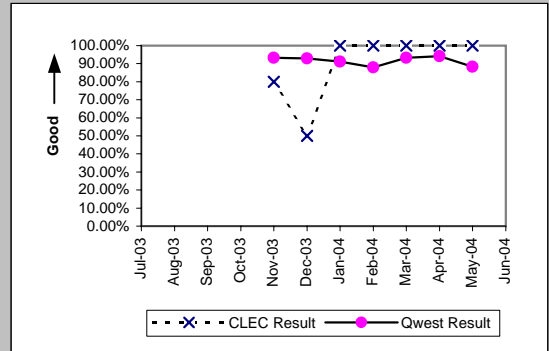


UNE P (Centrex) (Parity)									
Date	CLEC Num	CLEC Denc	CLEC Resu	CLEC Std E	Qwest Num	Qwest Denc	Qwest Resu	Mod Z Scr	Parity Scr
Jul-03									
Aug-03									
Sep-03									
Oct-03									
Nov-03	11	12	91.67%	27.64%	221	291	75.95%	-1.25	-1.76
Dec-03	7	9	77.78%	41.57%	311	357	87.11%	0.79	-0.52
Jan-04	5	5	100.00%	0.00%	253	271	93.36%	-0.59	-1.36
Feb-04	7	8	87.50%	33.07%	203	218	93.12%	0.58	-0.65
Mar-04	10	10	100.00%	0.00%	290	307	94.46%	-0.75	-1.46
Apr-04	5	5	100.00%	0.00%	277	293	94.54%	-0.53	-1.32
May-04	5	5	100.00%	0.00%	187	200	93.50%	-0.58	-1.35
Jun-04									

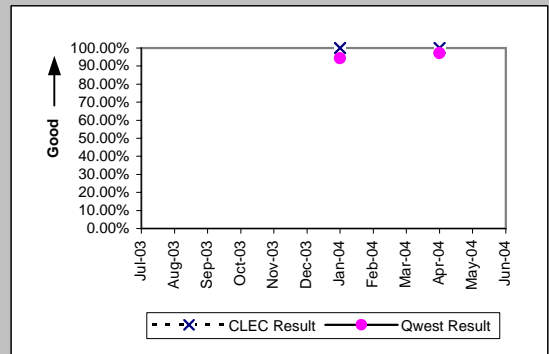


OP-5A - New Service Installation Quality Reported to Repair (Percent)

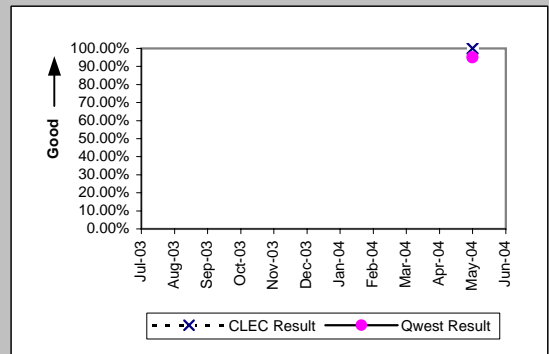
UNE P (Centrex 21) (Parity)									
Date	CLEC Num	CLEC Dend	CLEC Resu	CLEC Std	Qwest Num	Qwest Dend	Qwest Resu	Mod Z Scr	Parity Scr
Jul-03									
Aug-03									
Sep-03									
Oct-03									
Nov-03	4	5	80.00%	40.00%	140	150	93.33%	0.93	-0.43
Dec-03	1	2	50.00%	50.00%	130	140	92.86%	1.45	-0.12
Jan-04	1	1	100.00%	0.00%	135	148	91.22%	-0.31	-1.19
Feb-04	1	1	100.00%	0.00%	116	132	87.88%	-0.37	-1.22
Mar-04	1	1	100.00%	0.00%	152	163	93.25%	-0.27	-1.16
Apr-04	3	3	100.00%	0.00%	159	169	94.08%	-0.43	-1.26
May-04	6	6	100.00%	0.00%	106	120	88.33%	-0.87	-1.53
Jun-04									



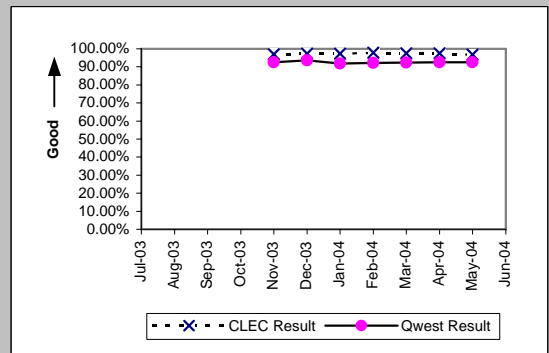
ISDN Primary (Parity)									
Date	CLEC Num	CLEC Dend	CLEC Resu	CLEC Std	Qwest Num	Qwest Dend	Qwest Resu	Mod Z Scr	Parity Scr
Jul-03									
Aug-03									
Sep-03									
Oct-03									
Nov-03									
Dec-03									
Jan-04	1	1	100.00%	0.00%	66	70	94.29%	-0.24	-1.15
Feb-04									
Mar-04									
Apr-04	3	3	100.00%	0.00%	134	138	97.10%	-0.3	-1.18
May-04									
Jun-04									



DS1 (Parity)									
Date	CLEC Num	CLEC Dend	CLEC Resu	CLEC Std	Qwest Num	Qwest Dend	Qwest Resu	Mod Z Scr	Parity Scr
Jul-03									
Aug-03									
Sep-03									
Oct-03									
Nov-03									
Dec-03									
Jan-04									
Feb-04									
Mar-04									
Apr-04									
May-04	1	1	100.00%	0.00%	209	220	95.00%	-0.23	-1.14
Jun-04									

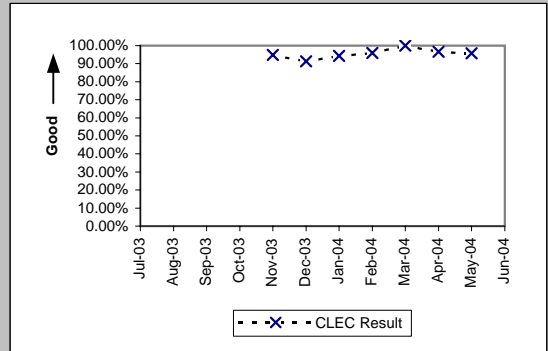


Line Sharing (Parity)									
Date	CLEC Num	CLEC Dend	CLEC Resu	CLEC Std	Qwest Num	Qwest Dend	Qwest Resu	Mod Z Scr	Parity Scr
Jul-03									
Aug-03									
Sep-03									
Oct-03									
Nov-03	630	649	97.07%	16.86%	30458	32906	92.56%	-4.34	-3.64
Dec-03	668	686	97.38%	15.98%	30876	33012	93.53%	-4.05	-3.46
Jan-04	712	731	97.40%	15.91%	31194	33983	91.79%	-5.47	-4.32
Feb-04	511	522	97.89%	14.36%	32456	35175	92.27%	-4.77	-3.9
Mar-04	468	480	97.50%	15.61%	37526	40598	92.43%	-4.17	-3.54
Apr-04	399	409	97.56%	15.44%	37256	40223	92.62%	-3.8	-3.31
May-04	394	407	96.81%	17.58%	33308	35988	92.55%	-3.25	-2.98
Jun-04									

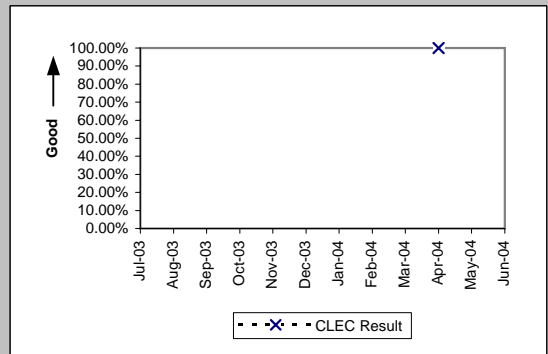


OP-5A - New Service Installation Quality Reported to Repair (Percent)

Line Splitting (Diagnostic)				
Date	CLEC Num	CLEC Denom	CLEC Result	CLEC Std Dev
Jul-03				
Aug-03				
Sep-03				
Oct-03				
Nov-03	93	98	94.90%	22.00%
Dec-03	106	116	91.38%	28.07%
Jan-04	99	105	94.29%	23.21%
Feb-04	47	49	95.92%	19.79%
Mar-04	48	48	100.00%	0.00%
Apr-04	28	29	96.55%	18.25%
May-04	23	24	95.83%	19.98%
Jun-04				

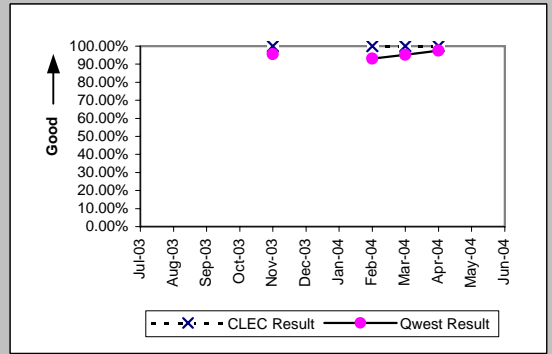


Sub-Loop Unbundling (Diagnostic)				
Date	CLEC Num	CLEC Denom	CLEC Result	CLEC Std Dev
Jul-03				
Aug-03				
Sep-03				
Oct-03				
Nov-03				
Dec-03				
Jan-04				
Feb-04				
Mar-04				
Apr-04	1	1	100.00%	0.00%
May-04				
Jun-04				

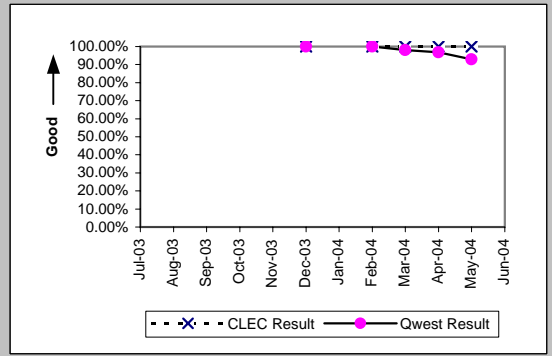


OP-5A - New Service Installation Quality Reported to Repair (Percent)

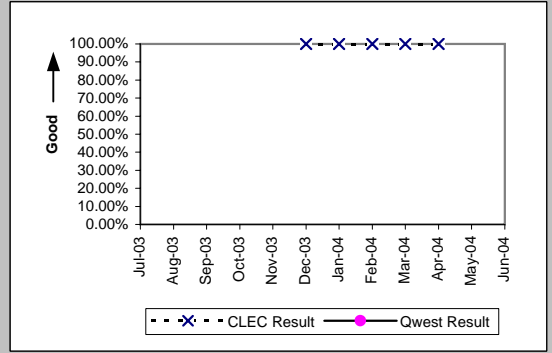
UDIT DS1 (Parity)									
Date	CLEC Num	CLEC Denc	CLEC Resu	Standard D	Qwest Num	Qwest Denc	Qwest Resu	Mod Z Scr	Parity Scr
Jul-03									
Aug-03									
Sep-03									
Oct-03									
Nov-03	1	1	100.00%	0.00%	239	250	95.60%	-0.21	-1.13
Dec-03									
Jan-04									
Feb-04	2	2	100.00%	0.00%	294	316	93.04%	-0.39	-1.23
Mar-04	4	4	100.00%	0.00%	293	308	95.13%	-0.45	-1.27
Apr-04	3	3	100.00%	0.00%	353	362	97.51%	-0.28	-1.17
May-04									
Jun-04									



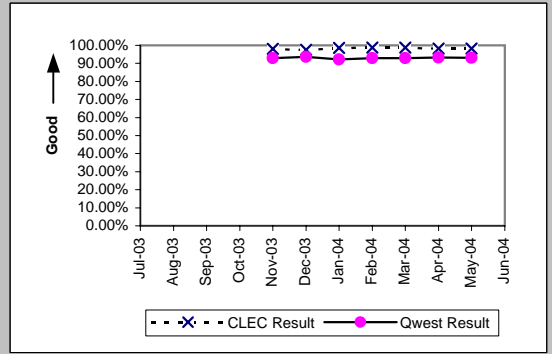
UDIT Above DS1 Level (Parity)									
Date	CLEC Num	CLEC Denc	CLEC Resu	Standard D	Qwest Num	Qwest Denc	Qwest Resu	Mod Z Scr	Parity Scr
Jul-03									
Aug-03									
Sep-03									
Oct-03									
Nov-03									
Dec-03	1	1	100.00%	0.00%	68	68	100.00%	N/A	N/A
Jan-04									
Feb-04	1	1	100.00%	0.00%	37	37	100.00%	N/A	N/A
Mar-04	2	2	100.00%	0.00%	51	52	98.08%	-0.19	-1.12
Apr-04	3	3	100.00%	0.00%	30	31	96.77%	-0.3	-1.18
May-04	1	1	100.00%	0.00%	26	28	92.86%	-0.27	-1.17
Jun-04									



Dark Fiber - IOF (Diagnostic)									
Date	CLEC Num	CLEC Denc	CLEC Resu	Standard D	Qwest Num	Qwest Denc	Qwest Resu	Mod Z Scr	Parity Scr
Jul-03									
Aug-03									
Sep-03									
Oct-03									
Nov-03									
Dec-03	6	6	100.00%	0.00%					
Jan-04	1	1	100.00%	0.00%					
Feb-04	1	1	100.00%	0.00%					
Mar-04	2	2	100.00%	0.00%					
Apr-04	1	1	100.00%	0.00%					
May-04									
Jun-04									

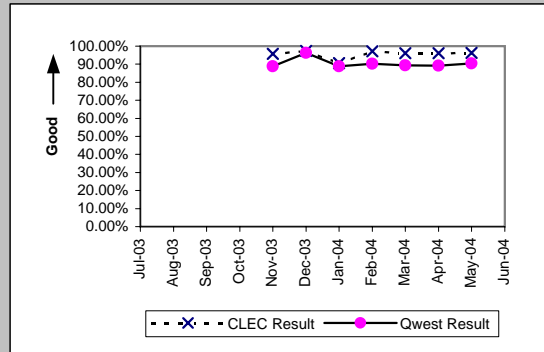


Unbundled Loop Analog (Parity)									
Date	CLEC Num	CLEC Denc	CLEC Resu	Standard D	Qwest Num	Qwest Denc	Qwest Resu	Mod Z Scr	Parity Scr
Jul-03									
Aug-03									
Sep-03									
Oct-03									
Nov-03	1271	1296	98.07%	13.75%	10261	11043	92.92%	-6.84	-5.16
Dec-03	1447	1485	97.44%	15.79%	12970	13855	93.61%	-5.73	-4.49
Jan-04	1130	1146	98.60%	11.73%	10034	10879	92.23%	-7.66	-5.66
Feb-04	1095	1109	98.74%	11.16%	10985	11817	92.96%	-7.19	-5.37
Mar-04	1300	1317	98.71%	11.29%	12737	13702	92.96%	-7.79	-5.74
Apr-04	1317	1341	98.21%	13.26%	12120	12999	93.24%	-6.9	-5.2
May-04	1272	1294	98.30%	12.93%	11255	12094	93.06%	-7.05	-5.28
Jun-04									

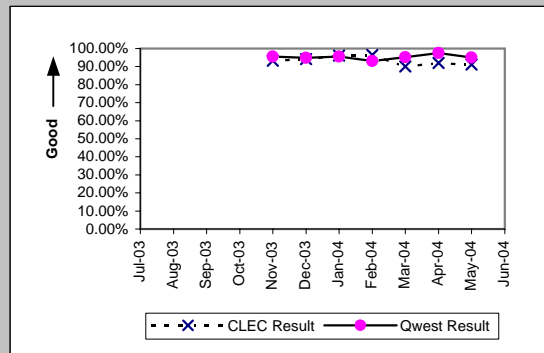


OP-5A - New Service Installation Quality Reported to Repair (Percent)

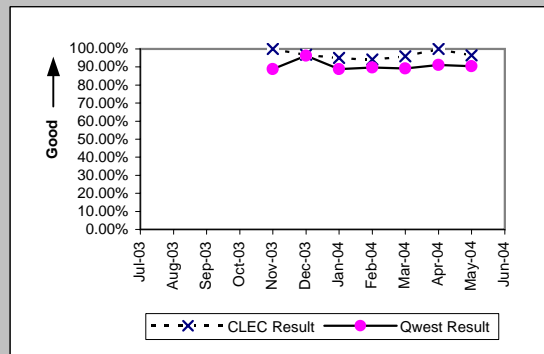
Unbundled Loop - 2 Wire Non-Loaded (Parity)									
Date	CLEC Num	CLEC Denc	CLEC Resu	Standard D	Qwest Num	Qwest Denc	Qwest Resu	Mod Z Scr	Parity Scr
Jul-03									
Aug-03									
Sep-03									
Oct-03									
Nov-03	184	192	95.83%	19.98%	96	108	88.89%	-1.84	-2.12
Dec-03	183	188	97.34%	16.09%	102	106	96.23%	-0.48	-1.29
Jan-04	164	181	90.61%	29.17%	88	99	88.89%	-0.44	-1.27
Feb-04	172	177	97.18%	16.57%	74	82	90.24%	-1.75	-2.06
Mar-04	200	208	96.15%	19.23%	75	84	89.29%	-1.72	-2.04
Apr-04	151	157	96.18%	19.17%	157	176	89.20%	-2.05	-2.24
May-04	154	160	96.25%	19.00%	85	94	90.43%	-1.52	-1.93
Jun-04									



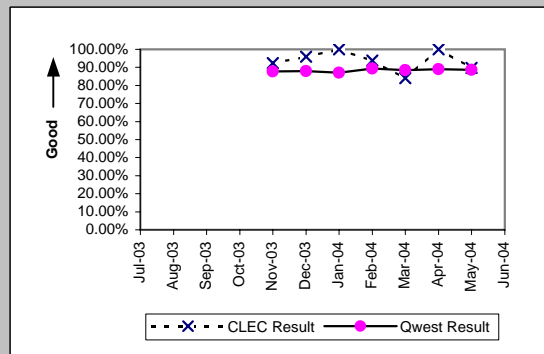
Unbundled Loop - DS1 Capable (Parity)									
Date	CLEC Num	CLEC Denc	CLEC Resu	Standard D	Qwest Num	Qwest Denc	Qwest Resu	Mod Z Scr	Parity Scr
Jul-03									
Aug-03									
Sep-03									
Oct-03									
Nov-03	124	133	93.23%	25.12%	239	250	95.60%	0.97	-0.41
Dec-03	145	154	94.16%	23.46%	366	386	94.82%	0.32	-0.81
Jan-04	147	153	96.08%	19.41%	386	404	95.54%	-0.27	-1.17
Feb-04	109	113	96.46%	18.48%	294	316	93.04%	-1.23	-1.75
Mar-04	153	170	90.00%	30.00%	293	308	95.13%	2.08	0.26
Apr-04	116	126	92.06%	27.03%	353	362	97.51%	2.5	0.52
May-04	114	125	91.20%	28.33%	209	220	95.00%	1.35	-0.18
Jun-04									



Unbundled Loop ISDN Capable (Parity)									
Date	CLEC Num	CLEC Denc	CLEC Resu	Standard D	Qwest Num	Qwest Denc	Qwest Resu	Mod Z Scr	Parity Scr
Jul-03									
Aug-03									
Sep-03									
Oct-03									
Nov-03	59	59	100.00%	0.00%	96	108	88.89%	-2.18	-2.33
Dec-03	59	61	96.72%	17.81%	102	106	96.23%	-0.16	-1.1
Jan-04	58	61	95.08%	21.62%	87	98	88.78%	-1.22	-1.74
Feb-04	49	52	94.23%	23.32%	70	78	89.74%	-0.83	-1.5
Mar-04	47	49	95.92%	19.79%	74	83	89.16%	-1.21	-1.73
Apr-04	40	40	100.00%	0.00%	153	168	91.07%	-1.78	-2.08
May-04	54	56	96.43%	18.56%	85	94	90.43%	-1.21	-1.73
Jun-04									

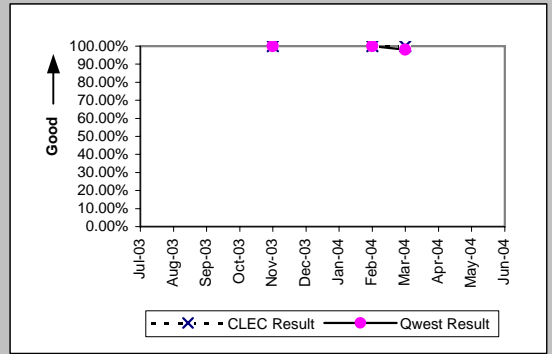


Unbundled Loop - ADSL Qualified (Parity)									
Date	CLEC Num	CLEC Denc	CLEC Resu	Standard D	Qwest Num	Qwest Denc	Qwest Resu	Mod Z Scr	Parity Scr
Jul-03									
Aug-03									
Sep-03									
Oct-03									
Nov-03	12	13	92.31%	26.65%	669	762	87.80%	-0.49	-1.3
Dec-03	24	25	96.00%	19.60%	1139	1294	88.02%	-1.22	-1.74
Jan-04	19	19	100.00%	0.00%	1484	1705	87.04%	-1.67	-2.02
Feb-04	15	16	93.75%	24.21%	1621	1813	89.41%	-0.56	-1.34
Mar-04	21	25	84.00%	36.66%	1507	1703	88.49%	0.71	-0.57
Apr-04	25	25	100.00%	0.00%	1882	2114	89.03%	-1.75	-2.06
May-04	26	29	89.66%	30.45%	1991	2244	88.73%	-0.16	-1.1
Jun-04									

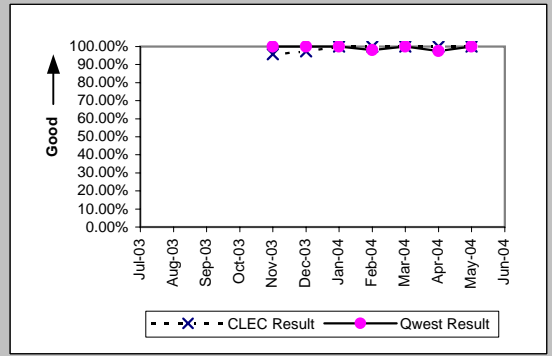


OP-5A - New Service Installation Quality Reported to Repair (Percent)

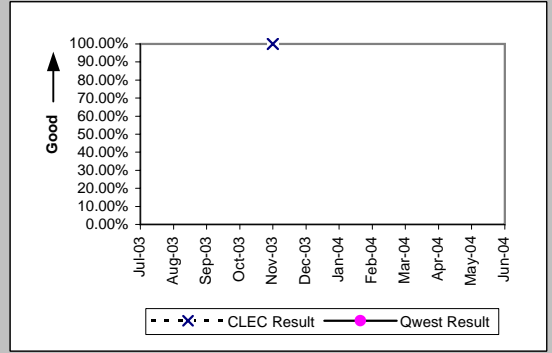
Unbundled Loop - DS3 Capable (Parity)									
Date	CLEC Num	CLEC Denc	CLEC Resu	Standard D	Qwest Num	Qwest Denc	Qwest Resu	Mod Z Scr	Parity Scr
Jul-03									
Aug-03									
Sep-03									
Oct-03									
Nov-03	1	1	100.00%	0.00%	46	46	100.00%	N/A	N/A
Dec-03									
Jan-04									
Feb-04	5	5	100.00%	0.00%	37	37	100.00%	N/A	N/A
Mar-04	7	7	100.00%	0.00%	51	52	98.08%	-0.35	-1.21
Apr-04									
May-04									
Jun-04									



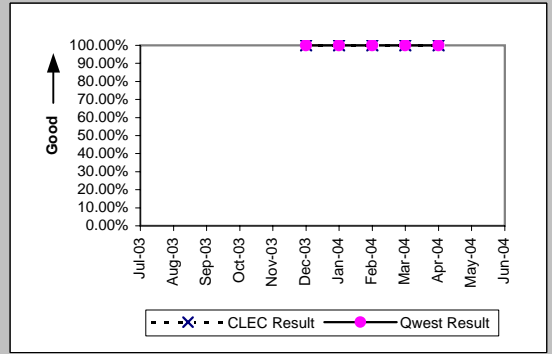
LIS Trunk (Parity)									
Date	CLEC Num	CLEC Denc	CLEC Resu	Standard D	Qwest Num	Qwest Denc	Qwest Resu	Mod Z Scr	Parity Scr
Jul-03									
Aug-03									
Sep-03									
Oct-03									
Nov-03	23	24	95.83%	19.98%	30	30	100.00%	N/A	-0.55
Dec-03	37	38	97.37%	16.01%	22	22	100.00%	N/A	-0.74
Jan-04	33	33	100.00%	0.00%	34	34	100.00%	N/A	N/A
Feb-04	19	19	100.00%	0.00%	49	50	98.00%	-0.53	-1.32
Mar-04	43	43	100.00%	0.00%	52	52	100.00%	N/A	N/A
Apr-04	37	37	100.00%	0.00%	40	41	97.56%	-0.7	-1.42
May-04	25	25	100.00%	0.00%	79	79	100.00%	N/A	N/A
Jun-04									



Dark Fiber - Loop (Diagnostic)									
Date	CLEC Num	CLEC Denc	CLEC Resu	Standard D	Qwest Num	Qwest Denc	Qwest Resu	Mod Z Scr	Parity Scr
Jul-03									
Aug-03									
Sep-03									
Oct-03									
Nov-03	1	1	100.00%	0.00%					
Dec-03									
Jan-04									
Feb-04									
Mar-04									
Apr-04									
May-04									
Jun-04									

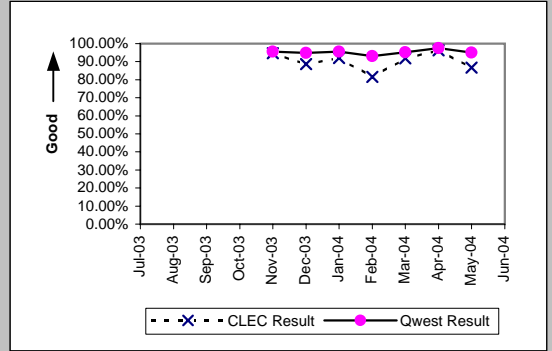


E911 (Parity)									
Date	CLEC Num	CLEC Denc	CLEC Resu	Standard D	Qwest Num	Qwest Denc	Qwest Resu	Mod Z Scr	Parity Scr
Jul-03									
Aug-03									
Sep-03									
Oct-03									
Nov-03									
Dec-03	33	33	100.00%	0.00%	6	6	100.00%	N/A	N/A
Jan-04	10	10	100.00%	0.00%	1	1	100.00%	N/A	N/A
Feb-04	21	21	100.00%	0.00%	4	4	100.00%	N/A	N/A
Mar-04	9	9	100.00%	0.00%	2	2	100.00%	N/A	N/A
Apr-04	16	16	100.00%	0.00%	9	9	100.00%	N/A	N/A
May-04									
Jun-04									



OP-5A - New Service Installation Quality Reported to Repair (Percent)

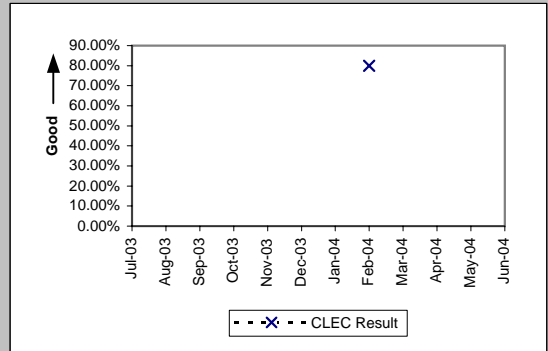
Enhanced Extended Loops - DS1 Capable (Parity)									
Date	CLEC Num	CLEC Dens	CLEC Resu	Standard D	Qwest Num	Qwest Dens	Qwest Resu	Mod Z Scr	Parity Scr
Jul-03									
Aug-03									
Sep-03									
Oct-03									
Nov-03	36	38	94.74%	22.33%	239	250	95.60%	0.28	-0.83
Dec-03	39	44	88.64%	31.74%	366	386	94.82%	1.53	-0.07
Jan-04	46	50	92.00%	27.13%	386	404	95.54%	1.06	-0.36
Feb-04	44	54	81.48%	38.84%	294	316	93.04%	2.52	0.53
Mar-04	67	73	91.78%	27.47%	293	308	95.13%	1.09	-0.34
Apr-04	79	82	96.34%	18.77%	353	362	97.51%	0.6	-0.63
May-04	59	68	86.76%	33.89%	209	220	95.00%	2.16	0.31
Jun-04									



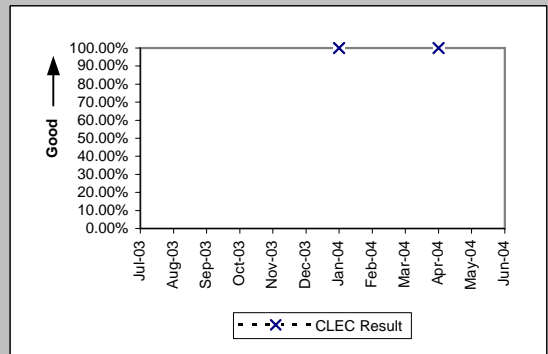


OP-5A - New Service Installation Quality Reported to Repair (Percent)

Enhanced Extended Loops - DS0 Capable (Diagnostic)				
Date	Numerator	Denominator	CLEC Result	Standard Dev
Jul-03				
Aug-03				
Sep-03				
Oct-03				
Nov-03				
Dec-03				
Jan-04				
Feb-04	4	5	80.00%	40.00%
Mar-04				
Apr-04				
May-04				
Jun-04				

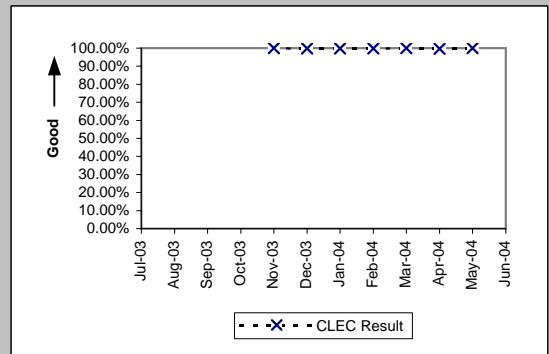


Enhanced Extended Loops - DS3 Capable (Diagnostic)				
Date	Numerator	Denominator	CLEC Result	Standard Dev
Jul-03				
Aug-03				
Sep-03				
Oct-03				
Nov-03				
Dec-03				
Jan-04	1	1	100.00%	0.00%
Feb-04				
Mar-04				
Apr-04	1	1	100.00%	0.00%
May-04				
Jun-04				

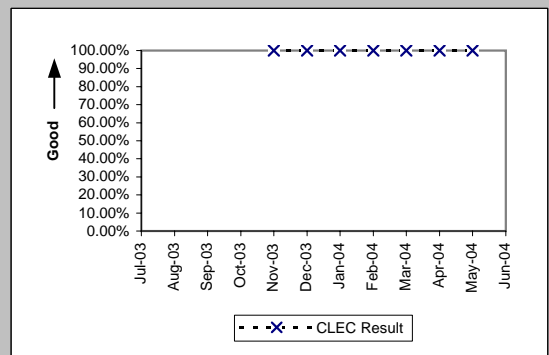


OP-5B - New Service Provisioning Quality (Percent)

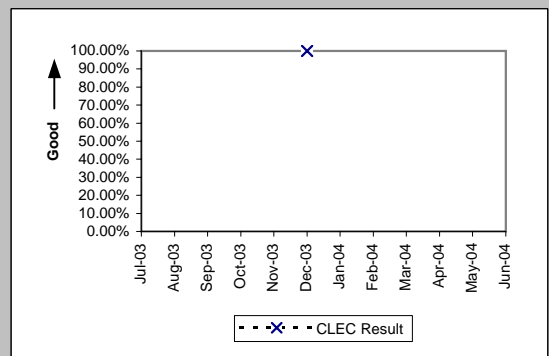
Residence (Diagnostic)				
Date	Numerator	Denominator	CLEC Result	Standard Dev
Jul-03				
Aug-03				
Sep-03				
Oct-03				
Nov-03	1301	1302	99.92%	2.77%
Dec-03	1495	1497	99.87%	3.65%
Jan-04	1679	1682	99.82%	4.22%
Feb-04	1180	1182	99.83%	4.11%
Mar-04	1167	1167	100.00%	0.00%
Apr-04	997	1000	99.70%	5.47%
May-04	1037	1037	100.00%	0.00%
Jun-04				



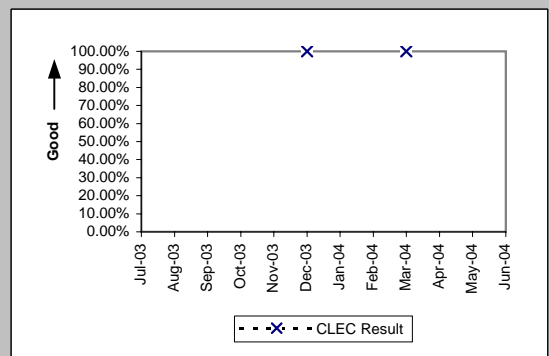
Business (Diagnostic)				
Date	Numerator	Denominator	CLEC Result	Standard Dev
Jul-03				
Aug-03				
Sep-03				
Oct-03				
Nov-03	25	25	100.00%	0.00%
Dec-03	31	31	100.00%	0.00%
Jan-04	14	14	100.00%	0.00%
Feb-04	12	12	100.00%	0.00%
Mar-04	33	33	100.00%	0.00%
Apr-04	21	21	100.00%	0.00%
May-04	21	21	100.00%	0.00%
Jun-04				



Centrex (Diagnostic)				
Date	Numerator	Denominator	CLEC Result	Standard Dev
Jul-03				
Aug-03				
Sep-03				
Oct-03				
Nov-03				
Dec-03	1	1	100.00%	0.00%
Jan-04				
Feb-04				
Mar-04				
Apr-04				
May-04				
Jun-04				

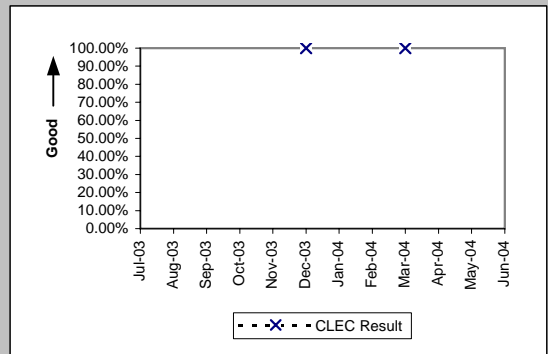


Centrex 21 (Diagnostic)				
Date	Numerator	Denominator	CLEC Result	Standard Dev
Jul-03				
Aug-03				
Sep-03				
Oct-03				
Nov-03				
Dec-03	1	1	100.00%	0.00%
Jan-04				
Feb-04				
Mar-04	1	1	100.00%	0.00%
Apr-04				
May-04				
Jun-04				

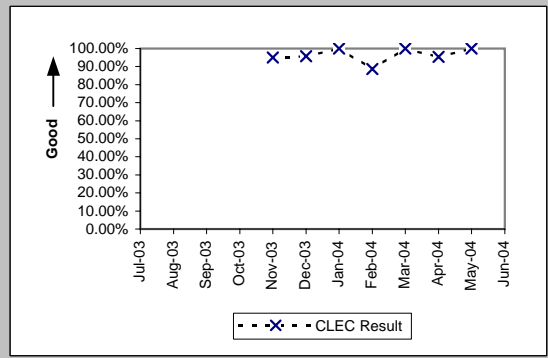


OP-5B - New Service Provisioning Quality (Percent)

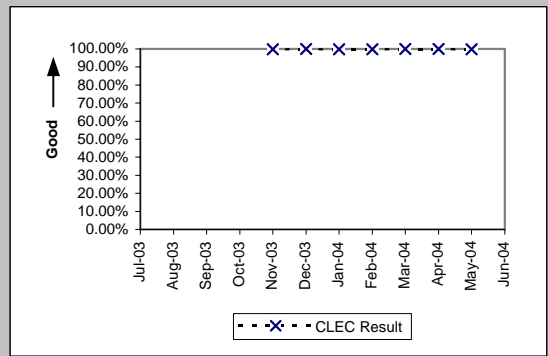
PBX (Diagnostic)				
Date	Numerator	Denominator	CLEC Result	Standard Dev
Jul-03				
Aug-03				
Sep-03				
Oct-03				
Nov-03				
Dec-03	1	1	100.00%	0.00%
Jan-04				
Feb-04				
Mar-04	1	1	100.00%	0.00%
Apr-04				
May-04				
Jun-04				



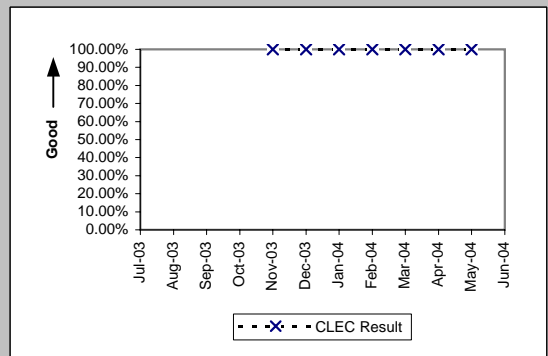
Qwest DSL (Diagnostic)				
Date	Numerator	Denominator	CLEC Result	Standard Dev
Jul-03				
Aug-03				
Sep-03				
Oct-03				
Nov-03	39	41	95.12%	21.54%
Dec-03	46	48	95.83%	19.98%
Jan-04	32	32	100.00%	0.00%
Feb-04	31	35	88.57%	31.82%
Mar-04	41	41	100.00%	0.00%
Apr-04	42	44	95.45%	20.83%
May-04	127	127	100.00%	0.00%
Jun-04				



UNE - P (POTS) (Diagnostic)				
Date	Numerator	Denominator	CLEC Result	Standard Dev
Jul-03				
Aug-03				
Sep-03				
Oct-03				
Nov-03	9321	9339	99.81%	4.39%
Dec-03	7744	7750	99.92%	2.78%
Jan-04	7706	7719	99.83%	4.10%
Feb-04	10384	10398	99.87%	3.67%
Mar-04	16292	16306	99.91%	2.93%
Apr-04	17562	17577	99.91%	2.92%
May-04	16475	16497	99.87%	3.65%
Jun-04				



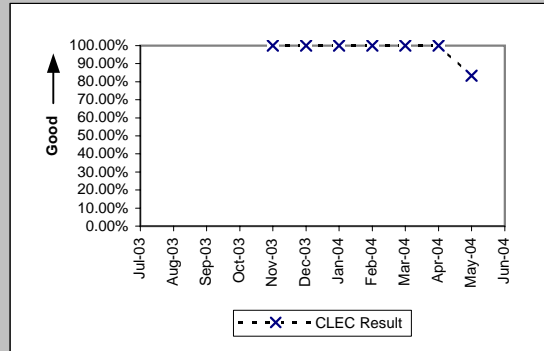
UNE P (Centrex) (Diagnostic)				
Date	Numerator	Denominator	CLEC Result	Standard Dev
Jul-03				
Aug-03				
Sep-03				
Oct-03				
Nov-03	12	12	100.00%	0.00%
Dec-03	9	9	100.00%	0.00%
Jan-04	5	5	100.00%	0.00%
Feb-04	8	8	100.00%	0.00%
Mar-04	10	10	100.00%	0.00%
Apr-04	5	5	100.00%	0.00%
May-04	5	5	100.00%	0.00%
Jun-04				



OP-5B - New Service Provisioning Quality (Percent)

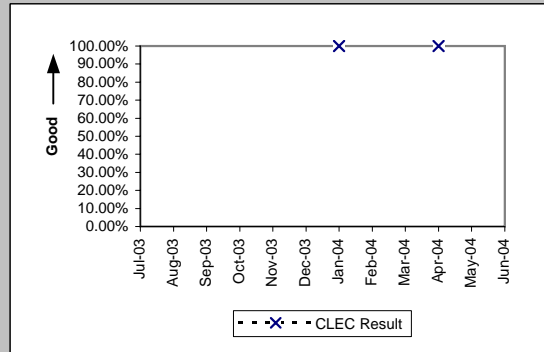
UNE P (Centrex 21) (Diagnostic)

Date	Numerator	Denominator	CLEC Result	Standard Dev
Jul-03				
Aug-03				
Sep-03				
Oct-03				
Nov-03	5	5	100.00%	0.00%
Dec-03	2	2	100.00%	0.00%
Jan-04	1	1	100.00%	0.00%
Feb-04	1	1	100.00%	0.00%
Mar-04	1	1	100.00%	0.00%
Apr-04	3	3	100.00%	0.00%
May-04	5	6	83.33%	37.27%
Jun-04				



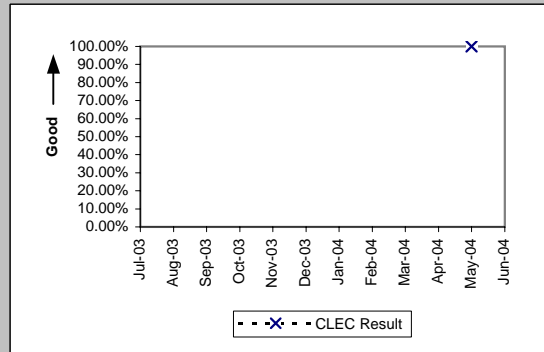
ISDN Primary (Diagnostic)

Date	Numerator	Denominator	CLEC Result	Standard Dev
Jul-03				
Aug-03				
Sep-03				
Oct-03				
Nov-03				
Dec-03				
Jan-04	1	1	100.00%	0.00%
Feb-04				
Mar-04				
Apr-04	3	3	100.00%	0.00%
May-04				
Jun-04				



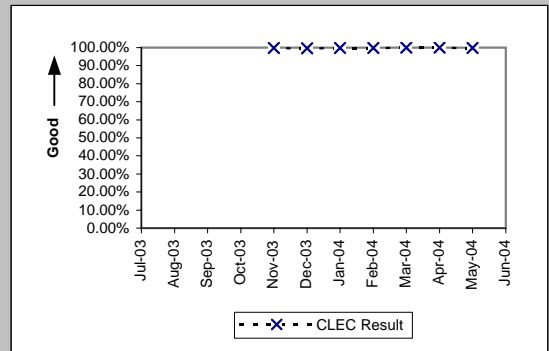
DS1 (Diagnostic)

Date	Numerator	Denominator	CLEC Result	Standard Dev
Jul-03				
Aug-03				
Sep-03				
Oct-03				
Nov-03				
Dec-03				
Jan-04				
Feb-04				
Mar-04				
Apr-04				
May-04	1	1	100.00%	0.00%
Jun-04				

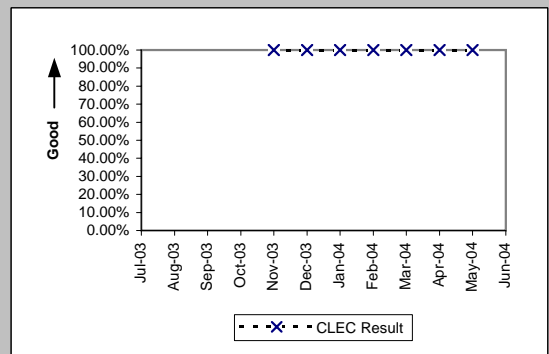


OP-5B - New Service Provisioning Quality (Percent)

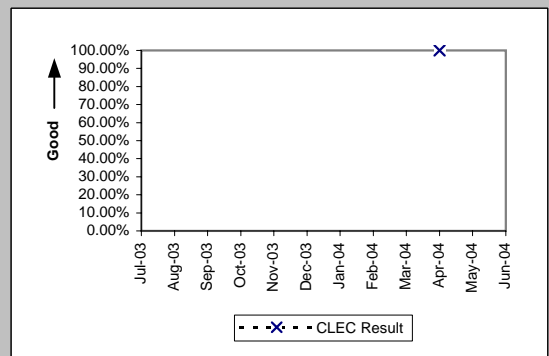
Line Sharing (Diagnostic)				
Date	Numerator	Denominator	CLEC Result	Standard Dev
Jul-03				
Aug-03				
Sep-03				
Oct-03				
Nov-03	648	649	99.85%	3.92%
Dec-03	684	686	99.71%	5.39%
Jan-04	730	731	99.86%	3.70%
Feb-04	521	522	99.81%	4.37%
Mar-04	480	480	100.00%	0.00%
Apr-04	409	409	100.00%	0.00%
May-04	406	407	99.75%	4.95%
Jun-04				



Line Splitting (Diagnostic)				
Date	Numerator	Denominator	CLEC Result	Standard Dev
Jul-03				
Aug-03				
Sep-03				
Oct-03				
Nov-03	98	98	100.00%	0.00%
Dec-03	116	116	100.00%	0.00%
Jan-04	105	105	100.00%	0.00%
Feb-04	49	49	100.00%	0.00%
Mar-04	48	48	100.00%	0.00%
Apr-04	29	29	100.00%	0.00%
May-04	24	24	100.00%	0.00%
Jun-04				



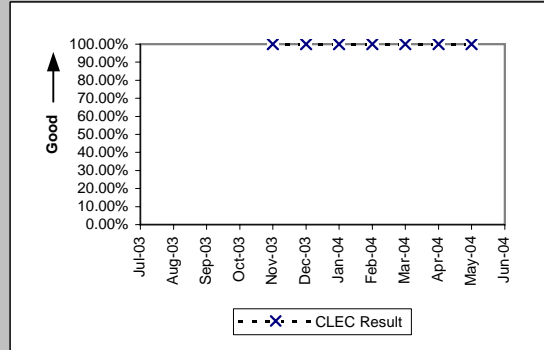
Sub-Loop Unbundling (Diagnostic)				
Date	Numerator	Denominator	CLEC Result	Standard Dev
Jul-03				
Aug-03				
Sep-03				
Oct-03				
Nov-03				
Dec-03				
Jan-04				
Feb-04				
Mar-04				
Apr-04	1	1	100.00%	0.00%
May-04				
Jun-04				



OP-5B - New Service Provisioning Quality (Percent)

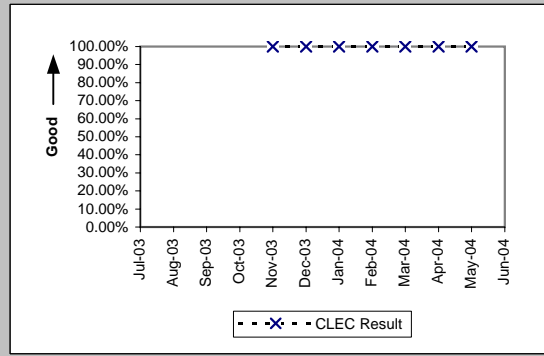
Unbundled Loop Analog (Diagnostic)

Date	Numerator	Denominator	CLEC Result	Standard Dev
Jul-03				
Aug-03				
Sep-03				
Oct-03				
Nov-03	1296	1296	100.00%	0.00%
Dec-03	1485	1485	100.00%	0.00%
Jan-04	1146	1146	100.00%	0.00%
Feb-04	1109	1109	100.00%	0.00%
Mar-04	1316	1317	99.92%	2.75%
Apr-04	1341	1341	100.00%	0.00%
May-04	1294	1294	100.00%	0.00%
Jun-04				



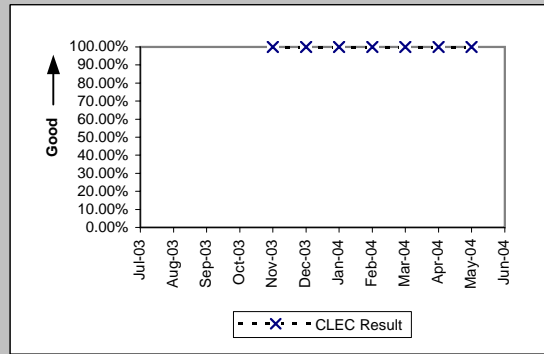
Unbundled Loop - 2 Wire Non-Loaded (Diagnostic)

Date	Numerator	Denominator	CLEC Result	Standard Dev
Jul-03				
Aug-03				
Sep-03				
Oct-03				
Nov-03	192	192	100.00%	0.00%
Dec-03	188	188	100.00%	0.00%
Jan-04	181	181	100.00%	0.00%
Feb-04	177	177	100.00%	0.00%
Mar-04	208	208	100.00%	0.00%
Apr-04	157	157	100.00%	0.00%
May-04	160	160	100.00%	0.00%
Jun-04				



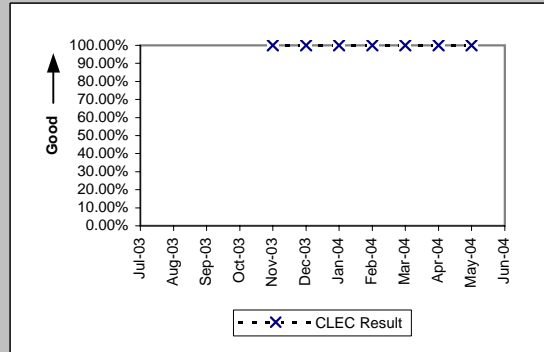
Unbundled Loop - DS1 Capable (Diagnostic)

Date	Numerator	Denominator	CLEC Result	Standard Dev
Jul-03				
Aug-03				
Sep-03				
Oct-03				
Nov-03	133	133	100.00%	0.00%
Dec-03	154	154	100.00%	0.00%
Jan-04	153	153	100.00%	0.00%
Feb-04	113	113	100.00%	0.00%
Mar-04	170	170	100.00%	0.00%
Apr-04	126	126	100.00%	0.00%
May-04	125	125	100.00%	0.00%
Jun-04				

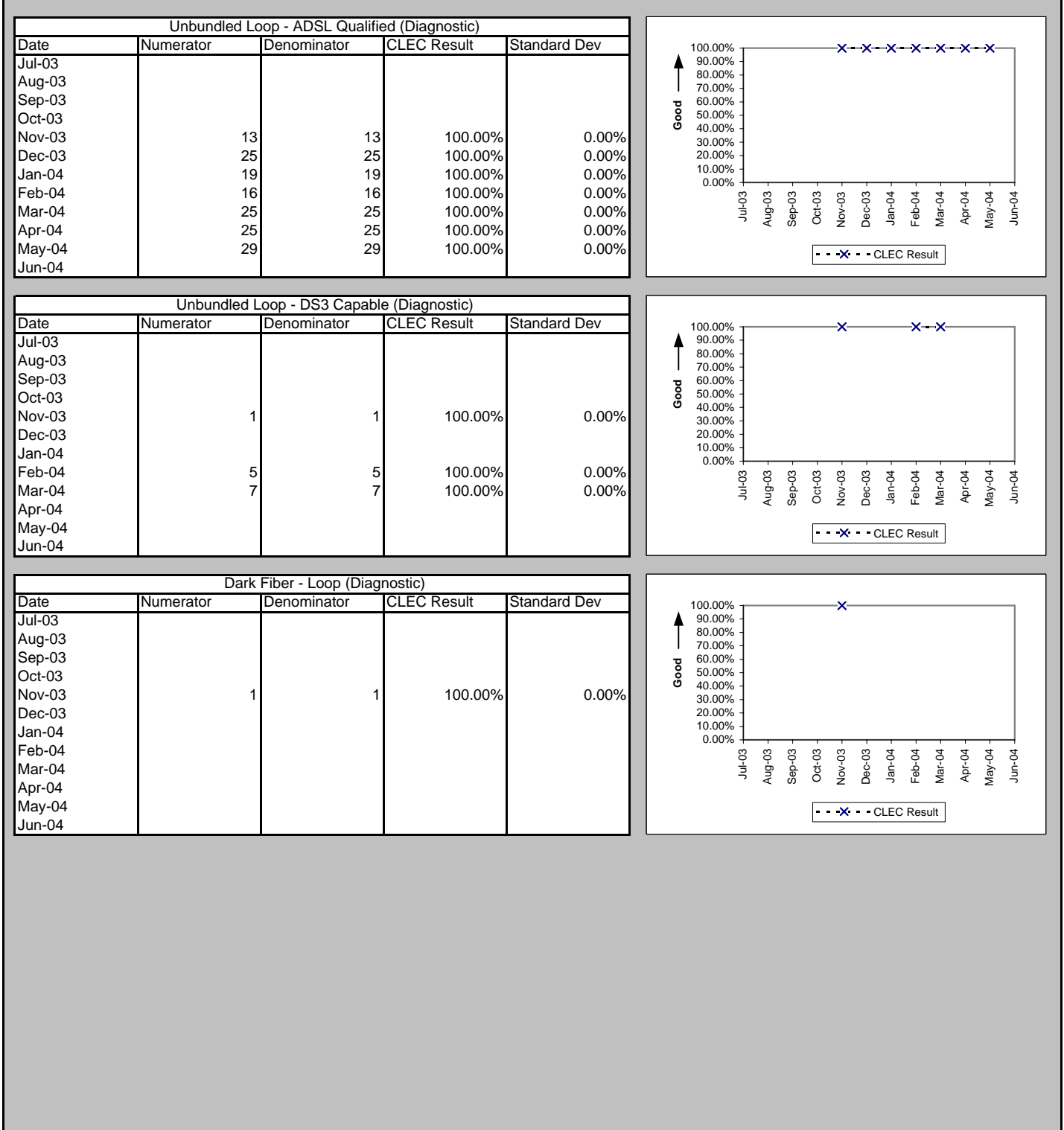


Unbundled Loop ISDN Capable (Diagnostic)

Date	Numerator	Denominator	CLEC Result	Standard Dev
Jul-03				
Aug-03				
Sep-03				
Oct-03				
Nov-03	59	59	100.00%	0.00%
Dec-03	61	61	100.00%	0.00%
Jan-04	61	61	100.00%	0.00%
Feb-04	52	52	100.00%	0.00%
Mar-04	49	49	100.00%	0.00%
Apr-04	40	40	100.00%	0.00%
May-04	56	56	100.00%	0.00%
Jun-04				

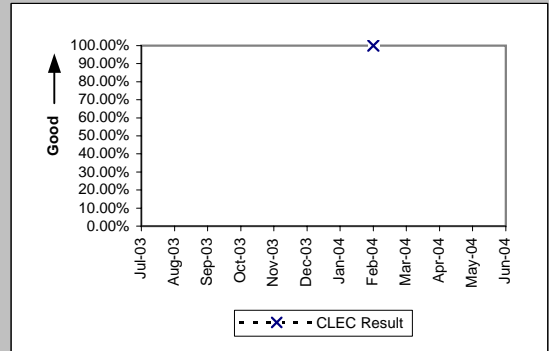


OP-5B - New Service Provisioning Quality (Percent)

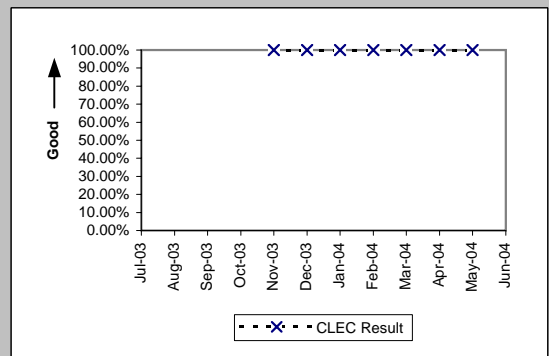


OP-5B - New Service Provisioning Quality (Percent)

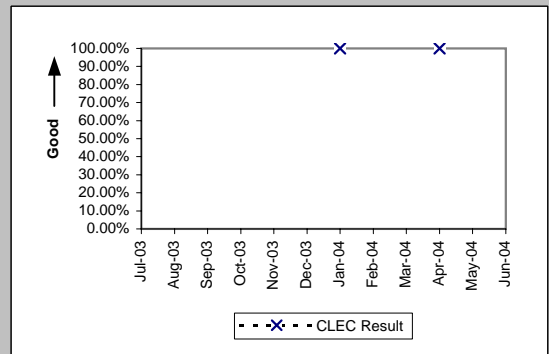
Enhanced Extended Loops - DS0 Capable (Diagnostic)				
Date	Numerator	Denominator	CLEC Result	Standard Dev
Jul-03				
Aug-03				
Sep-03				
Oct-03				
Nov-03				
Dec-03				
Jan-04				
Feb-04	5	5	100.00%	0.00%
Mar-04				
Apr-04				
May-04				
Jun-04				



Enhanced Extended Loops - DS1 Capable (Diagnostic)				
Date	Numerator	Denominator	CLEC Result	Standard Dev
Jul-03				
Aug-03				
Sep-03				
Oct-03				
Nov-03	38	38	100.00%	0.00%
Dec-03	44	44	100.00%	0.00%
Jan-04	50	50	100.00%	0.00%
Feb-04	54	54	100.00%	0.00%
Mar-04	73	73	100.00%	0.00%
Apr-04	82	82	100.00%	0.00%
May-04	68	68	100.00%	0.00%
Jun-04				



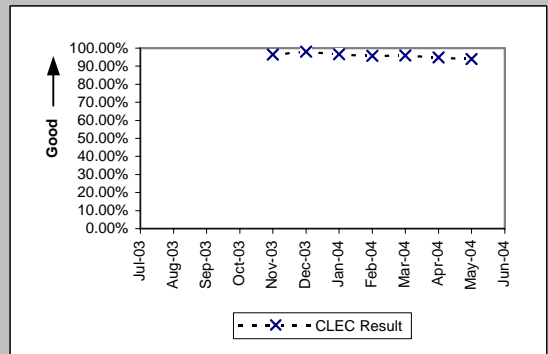
Enhanced Extended Loops - DS3 Capable (Diagnostic)				
Date	Numerator	Denominator	CLEC Result	Standard Dev
Jul-03				
Aug-03				
Sep-03				
Oct-03				
Nov-03				
Dec-03				
Jan-04	1	1	100.00%	0.00%
Feb-04				
Mar-04				
Apr-04	1	1	100.00%	0.00%
May-04				
Jun-04				



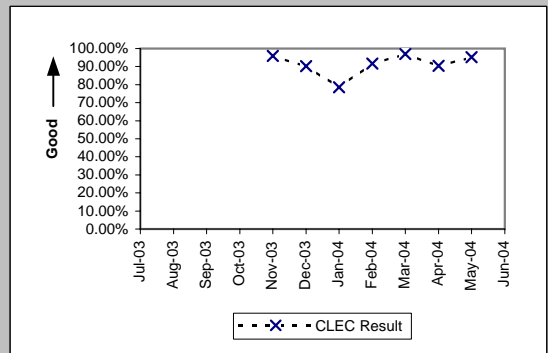


OP-5T - New Service Installation Quality Total (Percent)

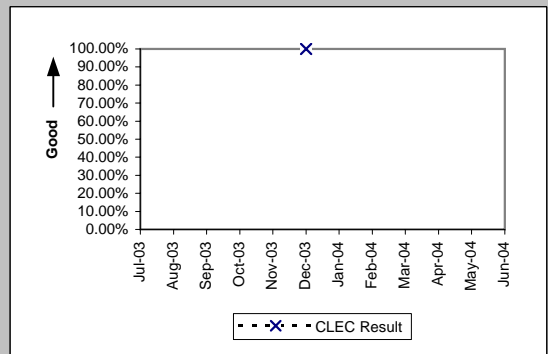
Residence (Diagnostic)				
Date	Numerator	Denominator	CLEC Result	Standard Dev
Jul-03				
Aug-03				
Sep-03				
Oct-03				
Nov-03	1255	1302	96.39%	18.65%
Dec-03	1468	1497	98.06%	13.78%
Jan-04	1624	1682	96.55%	18.25%
Feb-04	1132	1182	95.77%	20.13%
Mar-04	1119	1167	95.89%	19.86%
Apr-04	948	1000	94.80%	22.20%
May-04	974	1037	93.92%	23.89%
Jun-04				



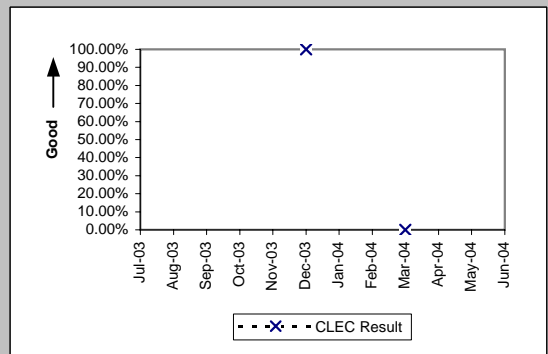
Business (Diagnostic)				
Date	Numerator	Denominator	CLEC Result	Standard Dev
Jul-03				
Aug-03				
Sep-03				
Oct-03				
Nov-03	24	25	96.00%	19.60%
Dec-03	28	31	90.32%	29.57%
Jan-04	11	14	78.57%	41.03%
Feb-04	11	12	91.67%	27.64%
Mar-04	32	33	96.97%	17.14%
Apr-04	19	21	90.48%	29.35%
May-04	20	21	95.24%	21.30%
Jun-04				



Centrex (Diagnostic)				
Date	Numerator	Denominator	CLEC Result	Standard Dev
Jul-03				
Aug-03				
Sep-03				
Oct-03				
Nov-03				
Dec-03	1	1	100.00%	0.00%
Jan-04				
Feb-04				
Mar-04				
Apr-04				
May-04				
Jun-04				

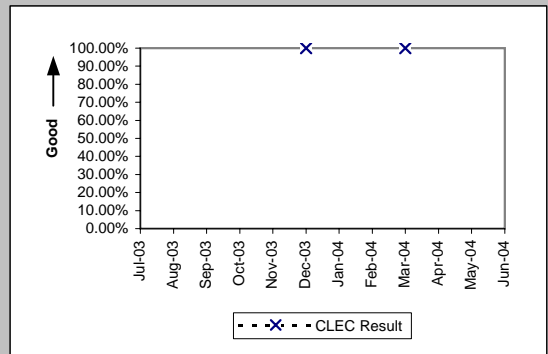


Centrex 21 (Diagnostic)				
Date	Numerator	Denominator	CLEC Result	Standard Dev
Jul-03				
Aug-03				
Sep-03				
Oct-03				
Nov-03				
Dec-03	1	1	100.00%	0.00%
Jan-04				
Feb-04				
Mar-04	0	1	0.00%	0.00%
Apr-04				
May-04				
Jun-04				

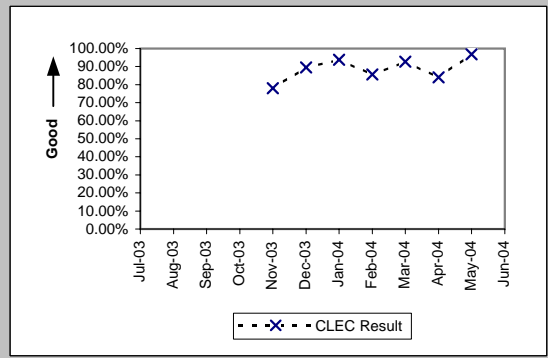


OP-5T - New Service Installation Quality Total (Percent)

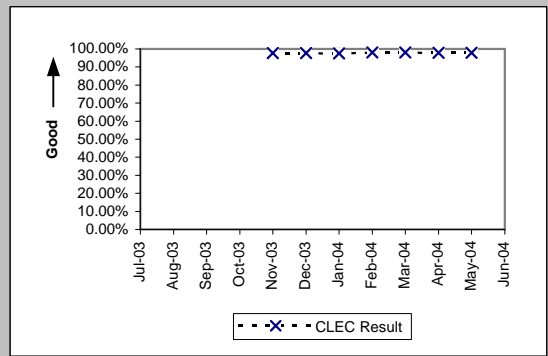
PBX (Diagnostic)				
Date	Numerator	Denominator	CLEC Result	Standard Dev
Jul-03				
Aug-03				
Sep-03				
Oct-03				
Nov-03				
Dec-03	1	1	100.00%	0.00%
Jan-04				
Feb-04				
Mar-04	1	1	100.00%	0.00%
Apr-04				
May-04				
Jun-04				



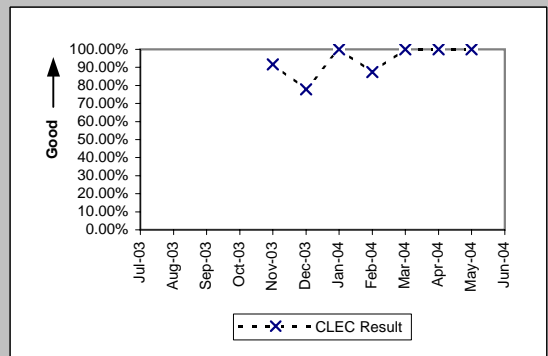
Qwest DSL (Diagnostic)				
Date	Numerator	Denominator	CLEC Result	Standard Dev
Jul-03				
Aug-03				
Sep-03				
Oct-03				
Nov-03	32	41	78.05%	41.39%
Dec-03	43	48	89.58%	30.55%
Jan-04	30	32	93.75%	24.21%
Feb-04	30	35	85.71%	34.99%
Mar-04	38	41	92.68%	26.04%
Apr-04	37	44	84.09%	36.58%
May-04	123	127	96.85%	17.47%
Jun-04				



UNE - P (POTS) (Diagnostic)				
Date	Numerator	Denominator	CLEC Result	Standard Dev
Jul-03				
Aug-03				
Sep-03				
Oct-03				
Nov-03	9125	9339	97.71%	14.96%
Dec-03	7571	7750	97.69%	15.02%
Jan-04	7531	7719	97.56%	15.42%
Feb-04	10201	10398	98.11%	13.63%
Mar-04	15995	16306	98.09%	13.68%
Apr-04	17218	17577	97.96%	14.14%
May-04	16146	16497	97.87%	14.43%
Jun-04				



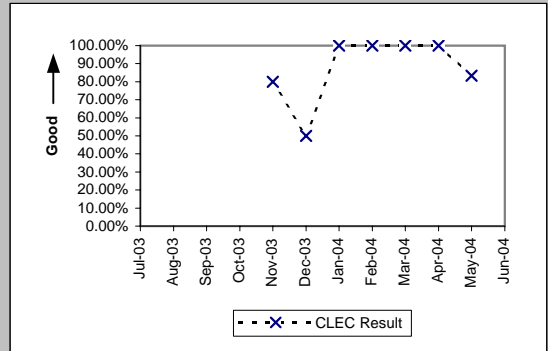
UNE P (Centrex) (Diagnostic)				
Date	Numerator	Denominator	CLEC Result	Standard Dev
Jul-03				
Aug-03				
Sep-03				
Oct-03				
Nov-03	11	12	91.67%	27.64%
Dec-03	7	9	77.78%	41.57%
Jan-04	5	5	100.00%	0.00%
Feb-04	7	8	87.50%	33.07%
Mar-04	10	10	100.00%	0.00%
Apr-04	5	5	100.00%	0.00%
May-04	5	5	100.00%	0.00%
Jun-04				



OP-5T - New Service Installation Quality Total (Percent)

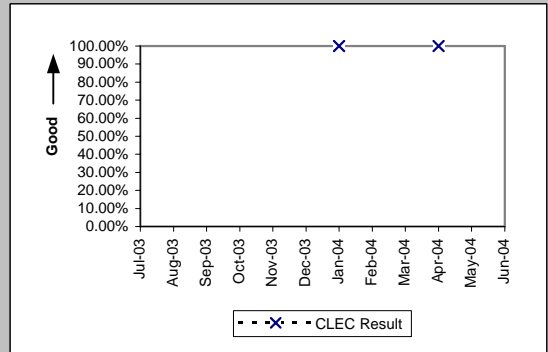
UNE P (Centrex 21) (Diagnostic)

Date	Numerator	Denominator	CLEC Result	Standard Dev
Jul-03				
Aug-03				
Sep-03				
Oct-03				
Nov-03	4	5	80.00%	40.00%
Dec-03	1	2	50.00%	50.00%
Jan-04	1	1	100.00%	0.00%
Feb-04	1	1	100.00%	0.00%
Mar-04	1	1	100.00%	0.00%
Apr-04	3	3	100.00%	0.00%
May-04	5	6	83.33%	37.27%
Jun-04				



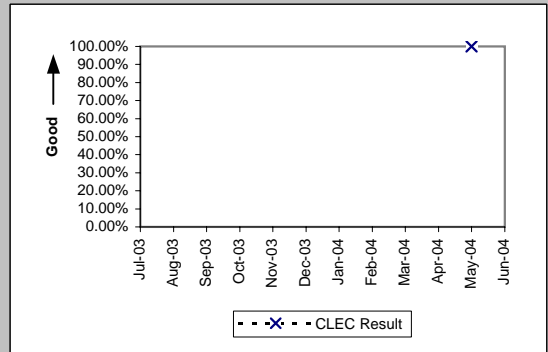
ISDN Primary (Diagnostic)

Date	Numerator	Denominator	CLEC Result	Standard Dev
Jul-03				
Aug-03				
Sep-03				
Oct-03				
Nov-03				
Dec-03				
Jan-04	1	1	100.00%	0.00%
Feb-04				
Mar-04				
Apr-04	3	3	100.00%	0.00%
May-04				
Jun-04				



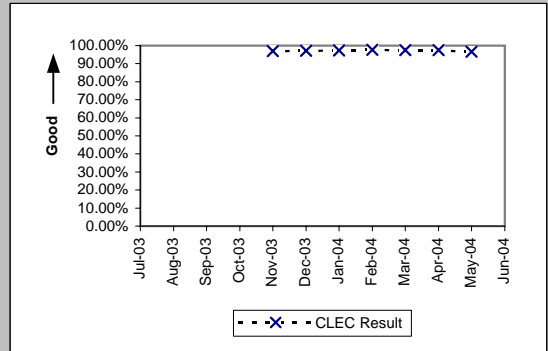
DS1 (Diagnostic)

Date	Numerator	Denominator	CLEC Result	Standard Dev
Jul-03				
Aug-03				
Sep-03				
Oct-03				
Nov-03				
Dec-03				
Jan-04				
Feb-04				
Mar-04				
Apr-04				
May-04	1	1	100.00%	0.00%
Jun-04				

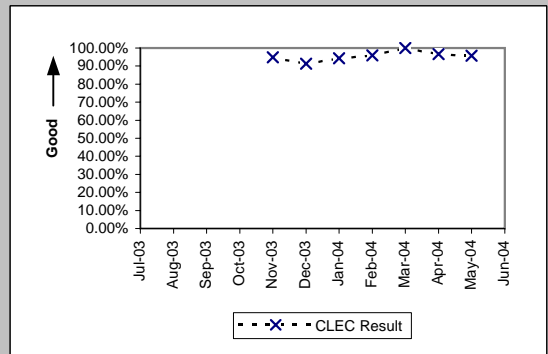


OP-5T - New Service Installation Quality Total (Percent)

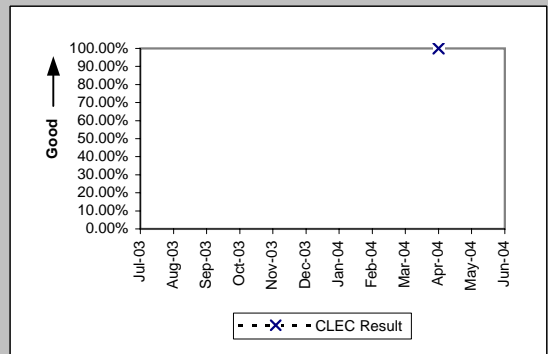
Line Sharing (Diagnostic)				
Date	Numerator	Denominator	CLEC Result	Standard Dev
Jul-03				
Aug-03				
Sep-03				
Oct-03				
Nov-03	629	649	96.92%	17.28%
Dec-03	666	686	97.08%	16.82%
Jan-04	711	731	97.26%	16.31%
Feb-04	510	522	97.70%	14.99%
Mar-04	468	480	97.50%	15.61%
Apr-04	399	409	97.56%	15.44%
May-04	393	407	96.56%	18.22%
Jun-04				



Line Splitting (Diagnostic)				
Date	Numerator	Denominator	CLEC Result	Standard Dev
Jul-03				
Aug-03				
Sep-03				
Oct-03				
Nov-03	93	98	94.90%	22.00%
Dec-03	106	116	91.38%	28.07%
Jan-04	99	105	94.29%	23.21%
Feb-04	47	49	95.92%	19.79%
Mar-04	48	48	100.00%	0.00%
Apr-04	28	29	96.55%	18.25%
May-04	23	24	95.83%	19.98%
Jun-04				



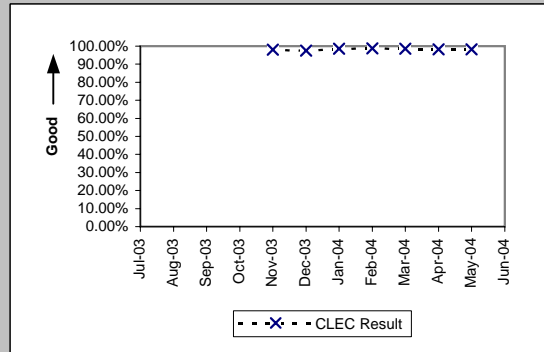
Sub-Loop Unbundling (Diagnostic)				
Date	Numerator	Denominator	CLEC Result	Standard Dev
Jul-03				
Aug-03				
Sep-03				
Oct-03				
Nov-03				
Dec-03				
Jan-04				
Feb-04				
Mar-04				
Apr-04	1	1	100.00%	0.00%
May-04				
Jun-04				



OP-5T - New Service Installation Quality Total (Percent)

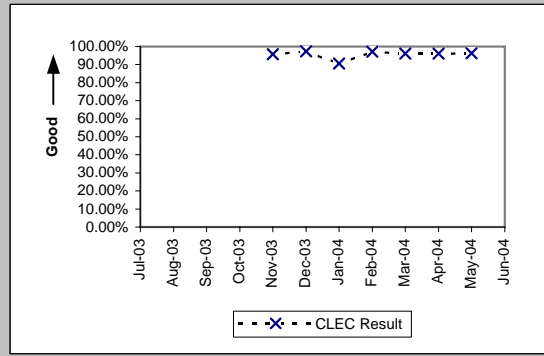
Unbundled Loop Analog (Diagnostic)

Date	Numerator	Denominator	CLEC Result	Standard Dev
Jul-03				
Aug-03				
Sep-03				
Oct-03				
Nov-03	1271	1296	98.07%	13.75%
Dec-03	1447	1485	97.44%	15.79%
Jan-04	1130	1146	98.60%	11.73%
Feb-04	1095	1109	98.74%	11.16%
Mar-04	1299	1317	98.63%	11.61%
Apr-04	1317	1341	98.21%	13.26%
May-04	1272	1294	98.30%	12.93%
Jun-04				



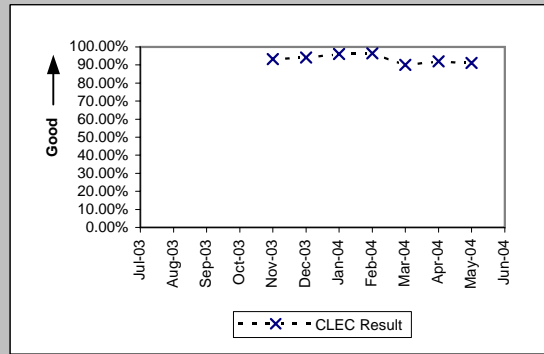
Unbundled Loop - 2 Wire Non-Loaded (Diagnostic)

Date	Numerator	Denominator	CLEC Result	Standard Dev
Jul-03				
Aug-03				
Sep-03				
Oct-03				
Nov-03	184	192	95.83%	19.98%
Dec-03	183	188	97.34%	16.09%
Jan-04	164	181	90.61%	29.17%
Feb-04	172	177	97.18%	16.57%
Mar-04	200	208	96.15%	19.23%
Apr-04	151	157	96.18%	19.17%
May-04	154	160	96.25%	19.00%
Jun-04				



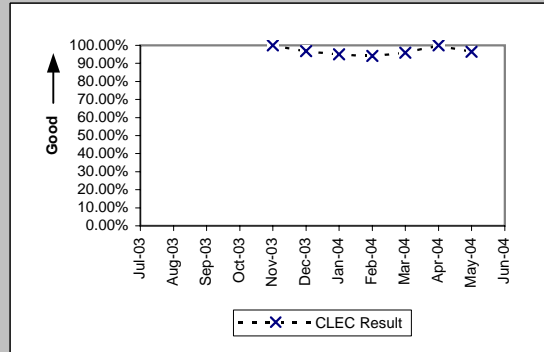
Unbundled Loop - DS1 Capable (Diagnostic)

Date	Numerator	Denominator	CLEC Result	Standard Dev
Jul-03				
Aug-03				
Sep-03				
Oct-03				
Nov-03	124	133	93.23%	25.12%
Dec-03	145	154	94.16%	23.46%
Jan-04	147	153	96.08%	19.41%
Feb-04	109	113	96.46%	18.48%
Mar-04	153	170	90.00%	30.00%
Apr-04	116	126	92.06%	27.03%
May-04	114	125	91.20%	28.33%
Jun-04				



Unbundled Loop ISDN Capable (Diagnostic)

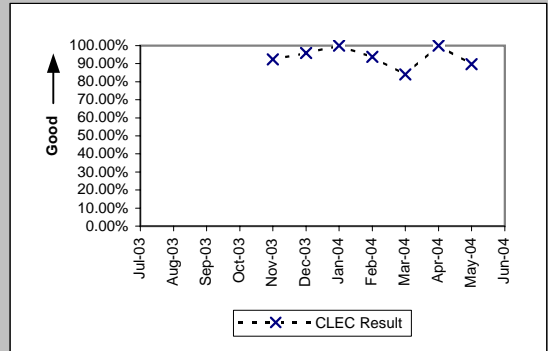
Date	Numerator	Denominator	CLEC Result	Standard Dev
Jul-03				
Aug-03				
Sep-03				
Oct-03				
Nov-03	59	59	100.00%	0.00%
Dec-03	59	61	96.72%	17.81%
Jan-04	58	61	95.08%	21.62%
Feb-04	49	52	94.23%	23.32%
Mar-04	47	49	95.92%	19.79%
Apr-04	40	40	100.00%	0.00%
May-04	54	56	96.43%	18.56%
Jun-04				



OP-5T - New Service Installation Quality Total (Percent)

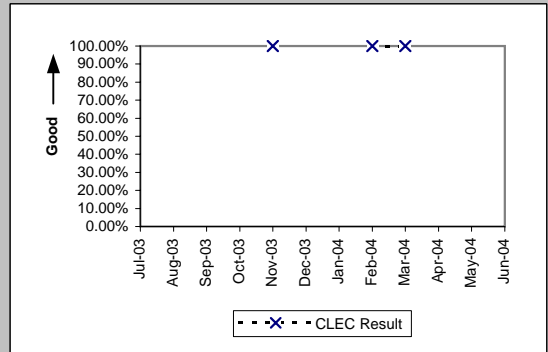
Unbundled Loop - ADSL Qualified (Diagnostic)

Date	Numerator	Denominator	CLEC Result	Standard Dev
Jul-03				
Aug-03				
Sep-03				
Oct-03				
Nov-03	12	13	92.31%	26.65%
Dec-03	24	25	96.00%	19.60%
Jan-04	19	19	100.00%	0.00%
Feb-04	15	16	93.75%	24.21%
Mar-04	21	25	84.00%	36.66%
Apr-04	25	25	100.00%	0.00%
May-04	26	29	89.66%	30.45%
Jun-04				



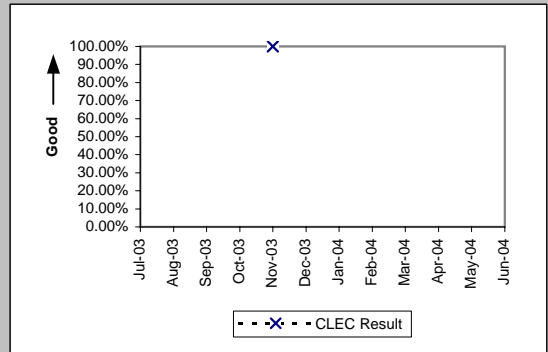
Unbundled Loop - DS3 Capable (Diagnostic)

Date	Numerator	Denominator	CLEC Result	Standard Dev
Jul-03				
Aug-03				
Sep-03				
Oct-03				
Nov-03	1	1	100.00%	0.00%
Dec-03				
Jan-04				
Feb-04	5	5	100.00%	0.00%
Mar-04	7	7	100.00%	0.00%
Apr-04				
May-04				
Jun-04				



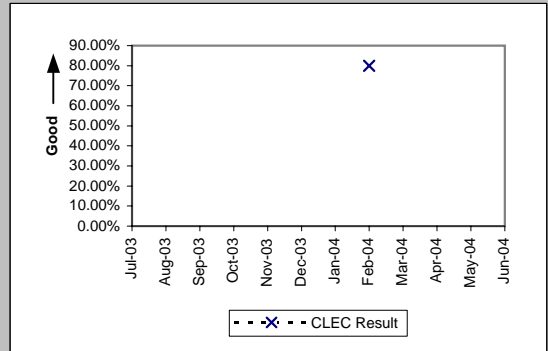
Dark Fiber - Loop (Diagnostic)

Date	Numerator	Denominator	CLEC Result	Standard Dev
Jul-03				
Aug-03				
Sep-03				
Oct-03				
Nov-03	1	1	100.00%	0.00%
Dec-03				
Jan-04				
Feb-04				
Mar-04				
Apr-04				
May-04				
Jun-04				

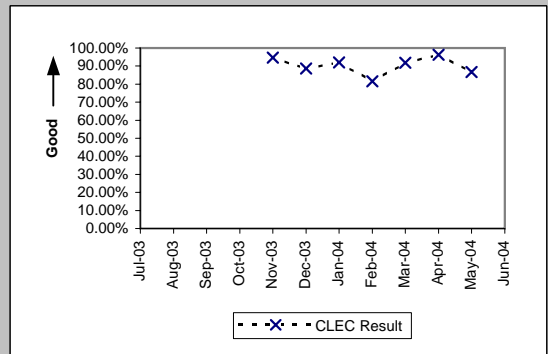


OP-5T - New Service Installation Quality Total (Percent)

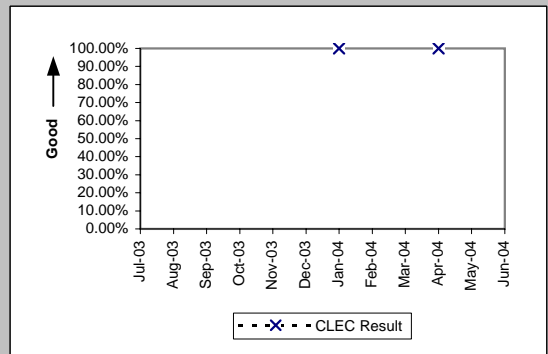
Enhanced Extended Loops - DS0 Capable (Diagnostic)				
Date	Numerator	Denominator	CLEC Result	Standard Dev
Jul-03				
Aug-03				
Sep-03				
Oct-03				
Nov-03				
Dec-03				
Jan-04				
Feb-04	4	5	80.00%	40.00%
Mar-04				
Apr-04				
May-04				
Jun-04				



Enhanced Extended Loops - DS1 Capable (Diagnostic)				
Date	Numerator	Denominator	CLEC Result	Standard Dev
Jul-03				
Aug-03				
Sep-03				
Oct-03				
Nov-03	36	38	94.74%	22.33%
Dec-03	39	44	88.64%	31.74%
Jan-04	46	50	92.00%	27.13%
Feb-04	44	54	81.48%	38.84%
Mar-04	67	73	91.78%	27.47%
Apr-04	79	82	96.34%	18.77%
May-04	59	68	86.76%	33.89%
Jun-04				

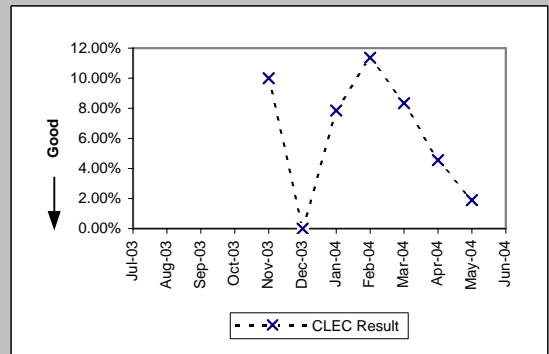


Enhanced Extended Loops - DS3 Capable (Diagnostic)				
Date	Numerator	Denominator	CLEC Result	Standard Dev
Jul-03				
Aug-03				
Sep-03				
Oct-03				
Nov-03				
Dec-03				
Jan-04	1	1	100.00%	0.00%
Feb-04				
Mar-04				
Apr-04	1	1	100.00%	0.00%
May-04				
Jun-04				

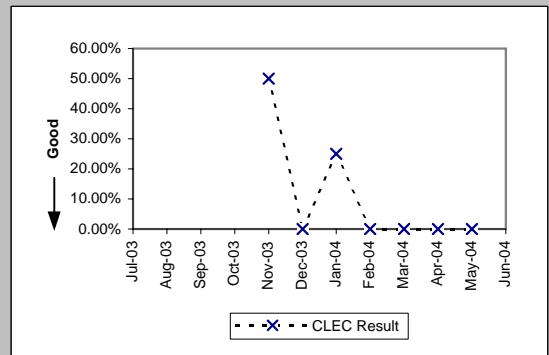


OP-5R - New Service Quality Multiple Report Rate (Percent)

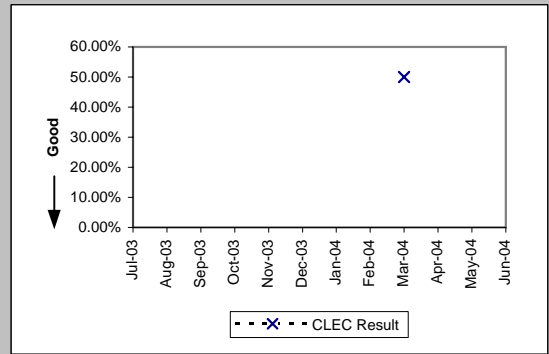
Residence (Diagnostic)					
Date	Numerator	Denominator	CLEC Result	Standard Dev	
Jul-03					
Aug-03					
Sep-03					
Oct-03					
Nov-03	4	40	10.00%	30.00%	
Dec-03	0	28	0.00%	0.00%	
Jan-04	4	51	7.84%	26.88%	
Feb-04	5	44	11.36%	31.74%	
Mar-04	4	48	8.33%	27.64%	
Apr-04	2	44	4.55%	20.83%	
May-04	1	53	1.89%	13.61%	
Jun-04					



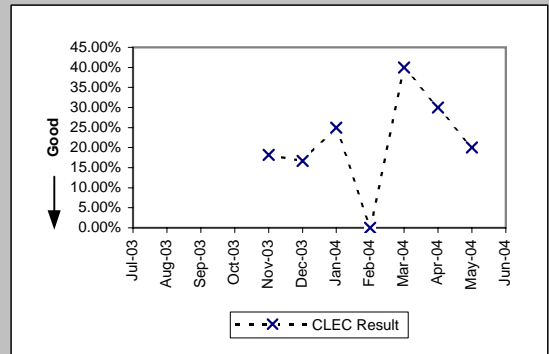
Business (Diagnostic)					
Date	Numerator	Denominator	CLEC Result	Standard Dev	
Jul-03					
Aug-03					
Sep-03					
Oct-03					
Nov-03	1	2	50.00%	50.00%	
Dec-03	0	3	0.00%	0.00%	
Jan-04	1	4	25.00%	43.30%	
Feb-04	0	1	0.00%	0.00%	
Mar-04	0	2	0.00%	0.00%	
Apr-04	0	2	0.00%	0.00%	
May-04	0	1	0.00%	0.00%	
Jun-04					



Centrex 21 (Diagnostic)					
Date	Numerator	Denominator	CLEC Result	Standard Dev	
Jul-03					
Aug-03					
Sep-03					
Oct-03					
Nov-03					
Dec-03					
Jan-04					
Feb-04					
Mar-04	1	2	50.00%	50.00%	
Apr-04					
May-04					
Jun-04					



Qwest DSL (Diagnostic)					
Date	Numerator	Denominator	CLEC Result	Standard Dev	
Jul-03					
Aug-03					
Sep-03					
Oct-03					
Nov-03	2	11	18.18%	38.57%	
Dec-03	1	6	16.67%	37.27%	
Jan-04	1	4	25.00%	43.30%	
Feb-04	0	6	0.00%	0.00%	
Mar-04	2	5	40.00%	48.99%	
Apr-04	3	10	30.00%	45.83%	
May-04	1	5	20.00%	40.00%	
Jun-04					

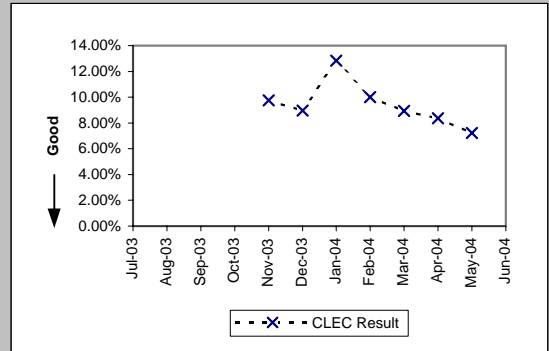




OP-5R - New Service Quality Multiple Report Rate (Percent)

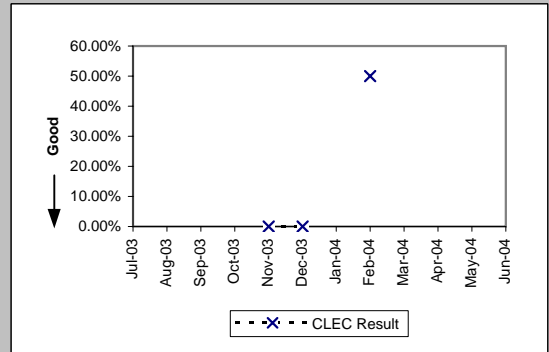
UNE - P (POTS) (Diagnostic)

Date	Numerator	Denominator	CLEC Result	Standard Dev
Jul-03				
Aug-03				
Sep-03				
Oct-03				
Nov-03	24	246	9.76%	29.67%
Dec-03	18	201	8.96%	28.55%
Jan-04	29	226	12.83%	33.44%
Feb-04	23	230	10.00%	30.00%
Mar-04	31	347	8.93%	28.52%
Apr-04	34	406	8.37%	27.70%
May-04	28	388	7.22%	25.88%
Jun-04				



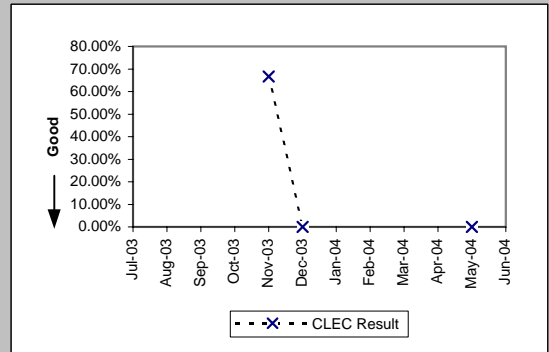
UNE P (Centrex) (Diagnostic)

Date	Numerator	Denominator	CLEC Result	Standard Dev
Jul-03				
Aug-03				
Sep-03				
Oct-03				
Nov-03	0	1	0.00%	0.00%
Dec-03	0	2	0.00%	0.00%
Jan-04				
Feb-04	1	2	50.00%	50.00%
Mar-04				
Apr-04				
May-04				
Jun-04				



UNE P (Centrex 21) (Diagnostic)

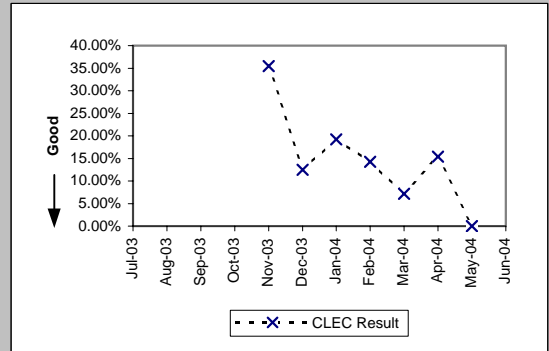
Date	Numerator	Denominator	CLEC Result	Standard Dev
Jul-03				
Aug-03				
Sep-03				
Oct-03				
Nov-03	2	3	66.67%	47.14%
Dec-03	0	1	0.00%	0.00%
Jan-04				
Feb-04				
Mar-04				
Apr-04				
May-04	0	2	0.00%	0.00%
Jun-04				



OP-5R - New Service Quality Multiple Report Rate (Percent)

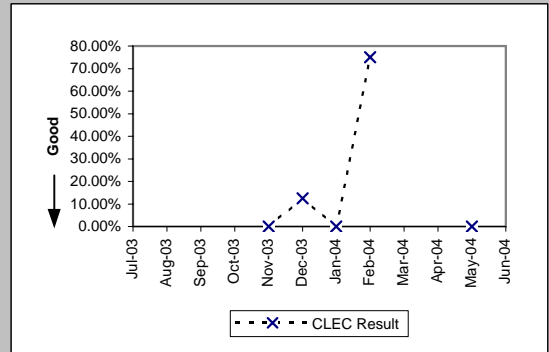
Line Sharing (Diagnostic)

Date	Numerator	Denominator	CLEC Result	Standard Dev
Jul-03				
Aug-03				
Sep-03				
Oct-03				
Nov-03	11	31	35.48%	47.85%
Dec-03	3	24	12.50%	33.07%
Jan-04	5	26	19.23%	39.41%
Feb-04	2	14	14.29%	34.99%
Mar-04	1	14	7.14%	25.75%
Apr-04	2	13	15.38%	36.08%
May-04	0	14	0.00%	0.00%
Jun-04				



Line Splitting (Diagnostic)

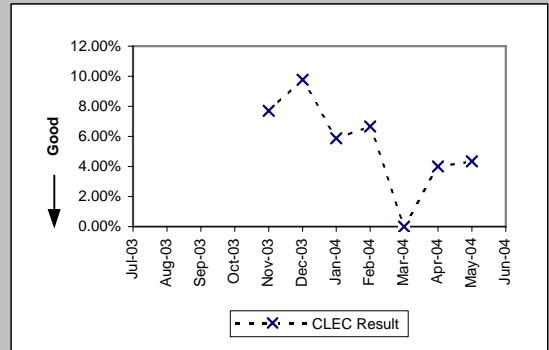
Date	Numerator	Denominator	CLEC Result	Standard Dev
Jul-03				
Aug-03				
Sep-03				
Oct-03				
Nov-03	0	4	0.00%	0.00%
Dec-03	1	8	12.50%	33.07%
Jan-04	0	6	0.00%	0.00%
Feb-04	3	4	75.00%	43.30%
Mar-04				
Apr-04				
May-04	0	1	0.00%	0.00%
Jun-04				



OP-5R - New Service Quality Multiple Report Rate (Percent)

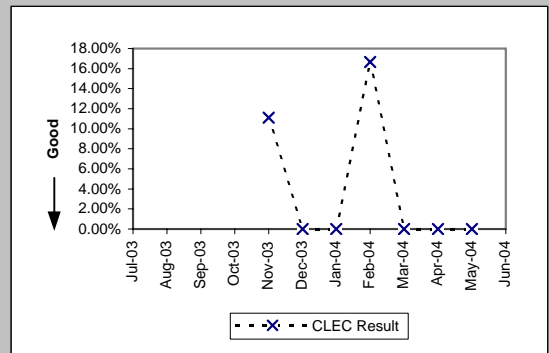
Unbundled Loop Analog (Diagnostic)

Date	Numerator	Denominator	CLEC Result	Standard Dev
Jul-03				
Aug-03				
Sep-03				
Oct-03				
Nov-03	2	26	7.69%	26.65%
Dec-03	4	41	9.76%	29.67%
Jan-04	1	17	5.88%	23.53%
Feb-04	1	15	6.67%	24.94%
Mar-04	0	19	0.00%	0.00%
Apr-04	1	25	4.00%	19.60%
May-04	1	23	4.35%	20.39%
Jun-04				



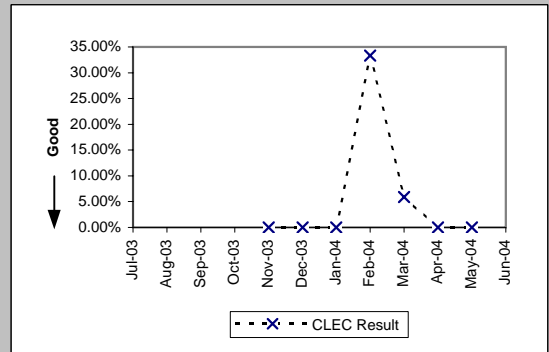
Unbundled Loop - 2 Wire Non-Loaded (Diagnostic)

Date	Numerator	Denominator	CLEC Result	Standard Dev
Jul-03				
Aug-03				
Sep-03				
Oct-03				
Nov-03	1	9	11.11%	31.43%
Dec-03	0	5	0.00%	0.00%
Jan-04	0	17	0.00%	0.00%
Feb-04	1	6	16.67%	37.27%
Mar-04	0	8	0.00%	0.00%
Apr-04	0	6	0.00%	0.00%
May-04	0	6	0.00%	0.00%
Jun-04				



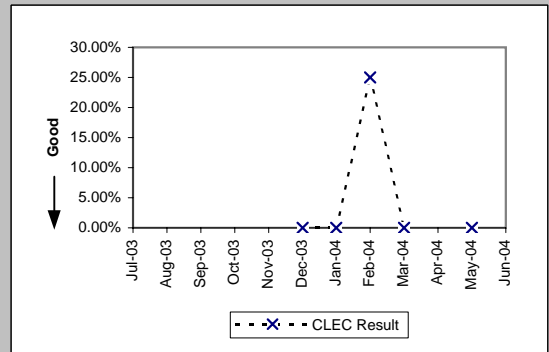
Unbundled Loop - DS1 Capable (Diagnostic)

Date	Numerator	Denominator	CLEC Result	Standard Dev
Jul-03				
Aug-03				
Sep-03				
Oct-03				
Nov-03	0	10	0.00%	0.00%
Dec-03	0	9	0.00%	0.00%
Jan-04	0	6	0.00%	0.00%
Feb-04	2	6	33.33%	47.14%
Mar-04	1	17	5.88%	23.53%
Apr-04	0	10	0.00%	0.00%
May-04	0	11	0.00%	0.00%
Jun-04				



Unbundled Loop ISDN Capable (Diagnostic)

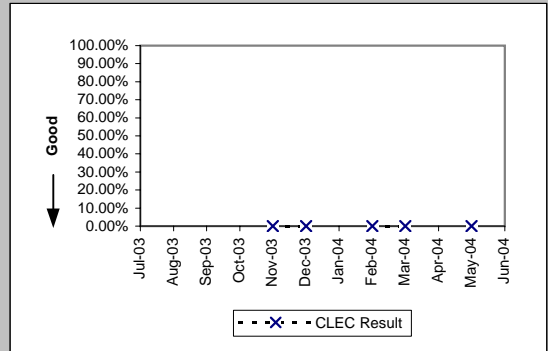
Date	Numerator	Denominator	CLEC Result	Standard Dev
Jul-03				
Aug-03				
Sep-03				
Oct-03				
Nov-03				
Dec-03	0	2	0.00%	0.00%
Jan-04	0	3	0.00%	0.00%
Feb-04	1	4	25.00%	43.30%
Mar-04	0	2	0.00%	0.00%
Apr-04				
May-04	0	2	0.00%	0.00%
Jun-04				



OP-5R - New Service Quality Multiple Report Rate (Percent)

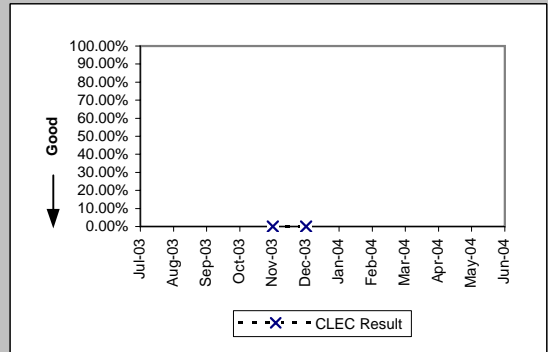
Unbundled Loop - ADSL Qualified (Diagnostic)

Date	Numerator	Denominator	CLEC Result	Standard Dev
Jul-03				
Aug-03				
Sep-03				
Oct-03				
Nov-03	0	1	0.00%	0.00%
Dec-03	0	1	0.00%	0.00%
Jan-04				
Feb-04	0	1	0.00%	0.00%
Mar-04	0	4	0.00%	0.00%
Apr-04				
May-04	0	3	0.00%	0.00%
Jun-04				



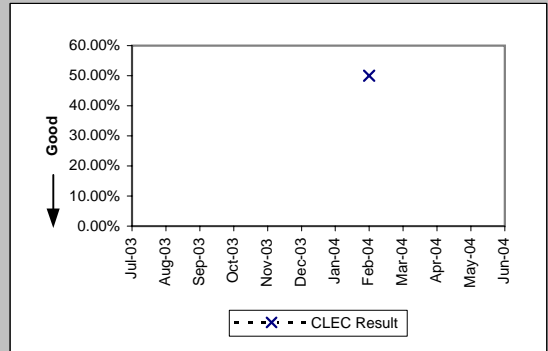
LIS Trunk (Diagnostic)

Date	Numerator	Denominator	CLEC Result	Standard Dev
Jul-03				
Aug-03				
Sep-03				
Oct-03				
Nov-03	0	1	0.00%	0.00%
Dec-03	0	1	0.00%	0.00%
Jan-04				
Feb-04				
Mar-04				
Apr-04				
May-04				
Jun-04				

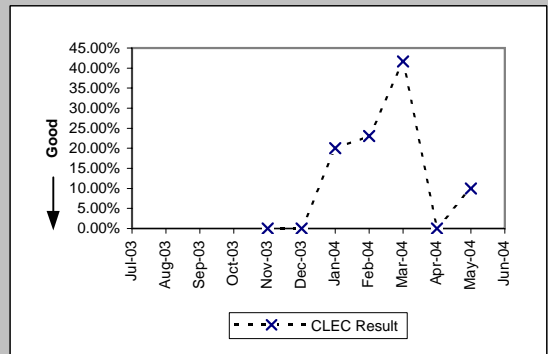


OP-5R - New Service Quality Multiple Report Rate (Percent)

Enhanced Extended Loops - DS0 Capable (Diagnostic)				
Date	Numerator	Denominator	CLEC Result	Standard Dev
Jul-03				
Aug-03				
Sep-03				
Oct-03				
Nov-03				
Dec-03				
Jan-04				
Feb-04	1	2	50.00%	50.00%
Mar-04				
Apr-04				
May-04				
Jun-04				

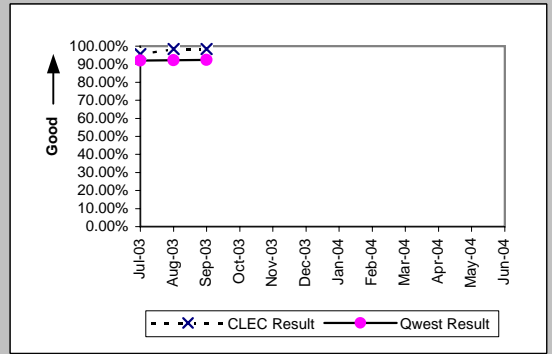


Enhanced Extended Loops - DS1 Capable (Diagnostic)				
Date	Numerator	Denominator	CLEC Result	Standard Dev
Jul-03				
Aug-03				
Sep-03				
Oct-03				
Nov-03	0	2	0.00%	0.00%
Dec-03	0	5	0.00%	0.00%
Jan-04	1	5	20.00%	40.00%
Feb-04	3	13	23.08%	42.13%
Mar-04	5	12	41.67%	49.30%
Apr-04	0	3	0.00%	0.00%
May-04	1	10	10.00%	30.00%
Jun-04				

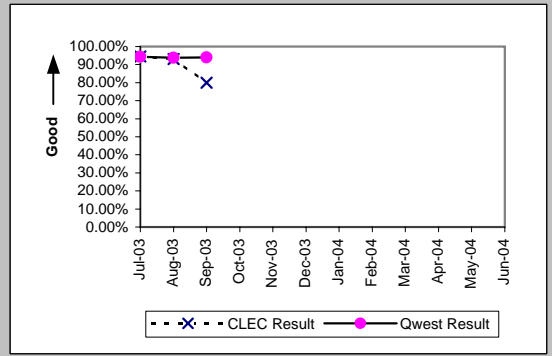


OP-5\* - New Service Installation Quality (Percent)

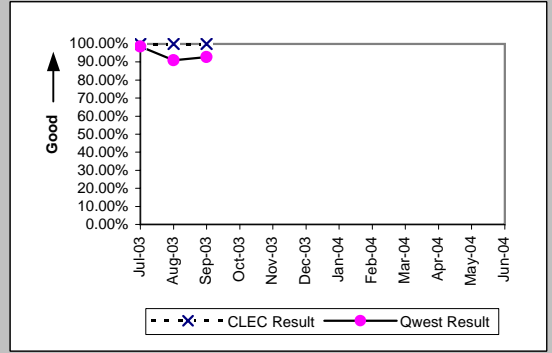
Residence (Parity)									
Date	CLEC Num	CLEC Denc	CLEC Resu	CLEC Std	Qwest Num	Qwest Denc	Qwest Resu	Mod Z Scr	Parity Scr
Jul-03	865	905	95.58%	20.55%	38301	41651	91.96%	-3.96	-3.41
Aug-03	1103	1121	98.39%	12.57%	40578	43976	92.27%	-7.58	-5.61
Sep-03	1114	1133	98.32%	12.84%	39769	43045	92.39%	-7.43	-5.52
Oct-03									
Nov-03									
Dec-03									
Jan-04									
Feb-04									
Mar-04									
Apr-04									
May-04									
Jun-04									



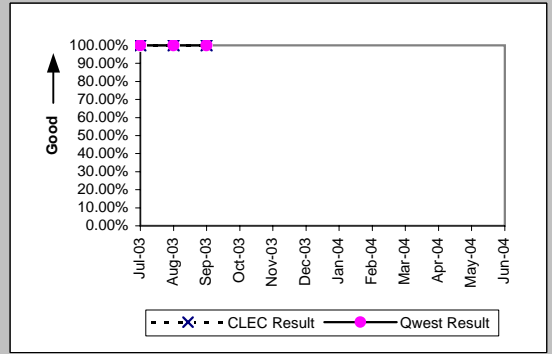
Business (Parity)									
Date	CLEC Num	CLEC Denc	CLEC Resu	CLEC Std	Qwest Num	Qwest Denc	Qwest Resu	Mod Z Scr	Parity Scr
Jul-03	34	36	94.44%	22.91%	3373	3573	94.40%	-0.01	-1.01
Aug-03	27	29	93.10%	25.34%	3294	3510	93.85%	0.24	-0.85
Sep-03	16	20	80.00%	40.00%	3303	3513	94.02%	2.13	0.3
Oct-03									
Nov-03									
Dec-03									
Jan-04									
Feb-04									
Mar-04									
Apr-04									
May-04									
Jun-04									



PBX (Parity)									
Date	CLEC Num	CLEC Denc	CLEC Resu	CLEC Std	Qwest Num	Qwest Denc	Qwest Resu	Mod Z Scr	Parity Scr
Jul-03	3	3	100.00%	0.00%	72	73	98.63%	-0.2	-1.12
Aug-03	1	1	100.00%	0.00%	70	77	90.91%	-0.31	-1.19
Sep-03	1	1	100.00%	0.00%	63	68	92.65%	-0.28	-1.17
Oct-03									
Nov-03									
Dec-03									
Jan-04									
Feb-04									
Mar-04									
Apr-04									
May-04									
Jun-04									



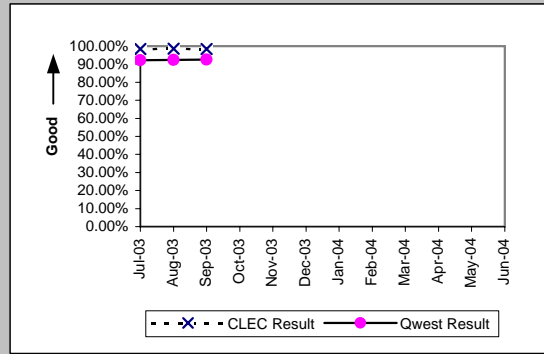
Qwest DSL (Parity)									
Date	CLEC Num	CLEC Denc	CLEC Resu	CLEC Std	Qwest Num	Qwest Denc	Qwest Resu	Mod Z Scr	Parity Scr
Jul-03	25	25	100.00%	0.00%	5298	5298	100.00%	N/A	N/A
Aug-03	44	44	100.00%	0.00%	5910	5911	99.98%	-0.09	-1.05
Sep-03	52	52	100.00%	0.00%	7708	7708	100.00%	N/A	N/A
Oct-03									
Nov-03									
Dec-03									
Jan-04									
Feb-04									
Mar-04									
Apr-04									
May-04									
Jun-04									



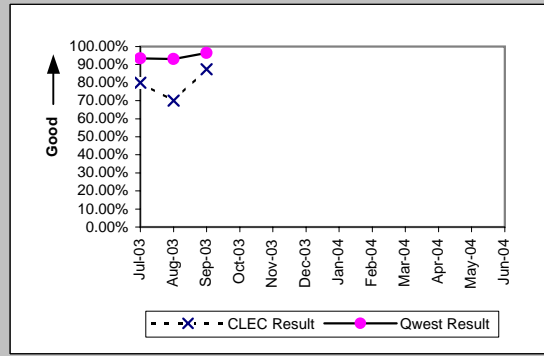
\*Results exclude No Trouble Found and Test OK reports unless QWEST trouble is found on another report within 30 days of the original report. A 30-day window necessitates reporting a month behind

OP-5\* - New Service Installation Quality (Percent)

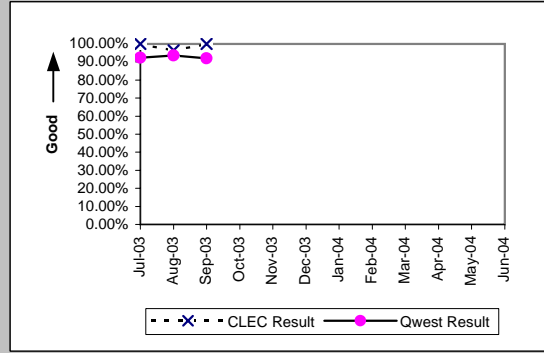
UNE - P (POTS) (Parity)									
Date	CLEC Num	CLEC Denc	CLEC Resu	CLEC Std E	Qwest Num	Qwest Denc	Qwest Resu	Mod Z Scr	Parity Scr
Jul-03	9931	10083	98.49%	12.19%	41674	45224	92.15%	-21.41	-14.02
Aug-03	10535	10689	98.56%	11.92%	43872	47486	92.39%	-21.73	-14.21
Sep-03	9304	9459	98.36%	12.70%	43072	46558	92.51%	-19.7	-12.98
Oct-03									
Nov-03									
Dec-03									
Jan-04									
Feb-04									
Mar-04									
Apr-04									
May-04									
Jun-04									



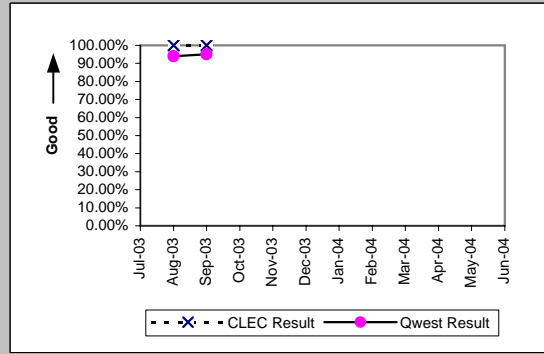
UNE P (Centrex) (Parity)									
Date	CLEC Num	CLEC Denc	CLEC Resu	CLEC Std E	Qwest Num	Qwest Denc	Qwest Resu	Mod Z Scr	Parity Scr
Jul-03	8	10	80.00%	40.00%	443	474	93.46%	1.4	-0.15
Aug-03	7	10	70.00%	45.83%	390	419	93.08%	2.16	0.31
Sep-03	7	8	87.50%	33.07%	386	400	96.50%	1.06	-0.36
Oct-03									
Nov-03									
Dec-03									
Jan-04									
Feb-04									
Mar-04									
Apr-04									
May-04									
Jun-04									



UNE P (Centrex 21) (Parity)									
Date	CLEC Num	CLEC Denc	CLEC Resu	CLEC Std E	Qwest Num	Qwest Denc	Qwest Resu	Mod Z Scr	Parity Scr
Jul-03	17	17	100.00%	0.00%	289	313	92.33%	-1.16	-1.7
Aug-03	27	28	96.43%	18.56%	279	298	93.62%	-0.58	-1.35
Sep-03	30	30	100.00%	0.00%	221	240	92.08%	-1.51	-1.92
Oct-03									
Nov-03									
Dec-03									
Jan-04									
Feb-04									
Mar-04									
Apr-04									
May-04									
Jun-04									



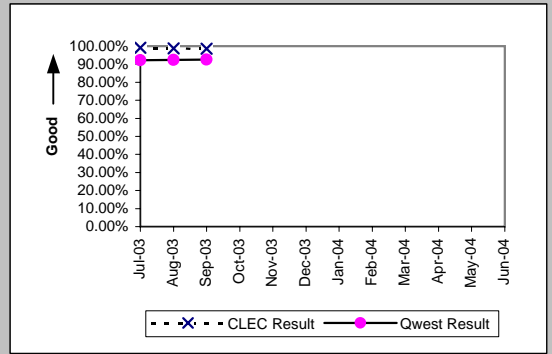
DS1 (Parity)									
Date	CLEC Num	CLEC Denc	CLEC Resu	CLEC Std E	Qwest Num	Qwest Denc	Qwest Resu	Mod Z Scr	Parity Scr
Jul-03									
Aug-03	1	1	100.00%	0.00%	1004	1069	93.92%	-0.25	-1.15
Sep-03	1	1	100.00%	0.00%	1092	1149	95.04%	-0.23	-1.14
Oct-03									
Nov-03									
Dec-03									
Jan-04									
Feb-04									
Mar-04									
Apr-04									
May-04									
Jun-04									



\*Results exclude No Trouble Found and Test OK reports unless QWEST trouble is found on another report within 30 days of the original report. A 30-day window necessitates reporting a month behind

OP-5\* - New Service Installation Quality (Percent)

Line Sharing (Parity)									
Date	CLEC Num	CLEC Denc	CLEC Resu	CLEC Std	Qwest Num	Qwest Denc	Qwest Resu	Mod Z Scr	Parity Scr
Jul-03	1125	1135	99.12%	9.35%	41674	45224	92.15%	-8.62	-6.24
Aug-03	942	953	98.85%	10.68%	43872	47486	92.39%	-7.44	-5.52
Sep-03	779	790	98.61%	11.72%	43072	46558	92.51%	-6.45	-4.92
Oct-03									
Nov-03									
Dec-03									
Jan-04									
Feb-04									
Mar-04									
Apr-04									
May-04									
Jun-04									

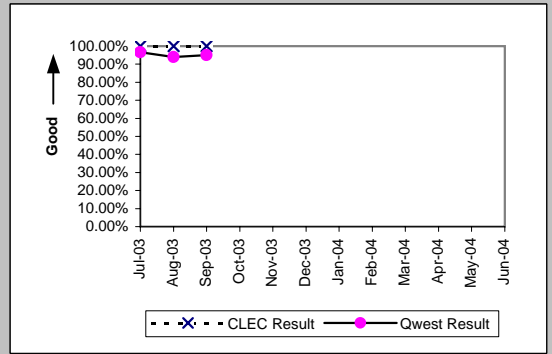


\*Results exclude No Trouble Found and Test OK reports unless QWEST trouble is found on another report within 30 days of the original report. A 30-day window necessitates reporting a month behind

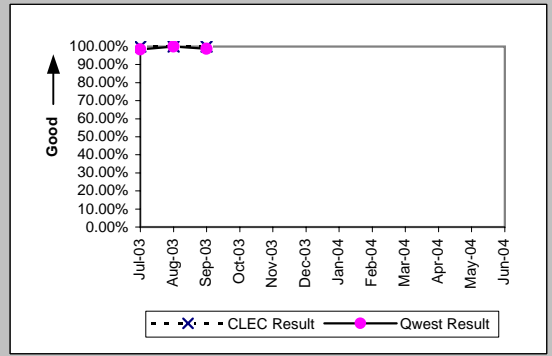


OP-5\* - New Service Installation Quality (Percent)

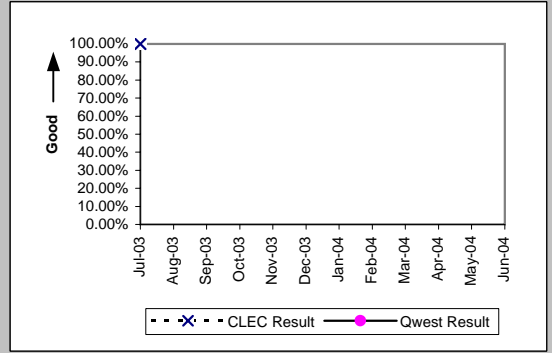
UDIT DS1 (Parity)									
Date	CLEC Num	CLEC Denc	CLEC Resu	Standard D	Qwest Num	Qwest Denc	Qwest Resu	Mod Z Scr	Parity Scr
Jul-03	1	1	100.00%	0.00%	997	1032	96.61%	-0.19	-1.11
Aug-03	1	1	100.00%	0.00%	1004	1069	93.92%	-0.25	-1.15
Sep-03	2	2	100.00%	0.00%	1092	1149	95.04%	-0.32	-1.2
Oct-03									
Nov-03									
Dec-03									
Jan-04									
Feb-04									
Mar-04									
Apr-04									
May-04									
Jun-04									



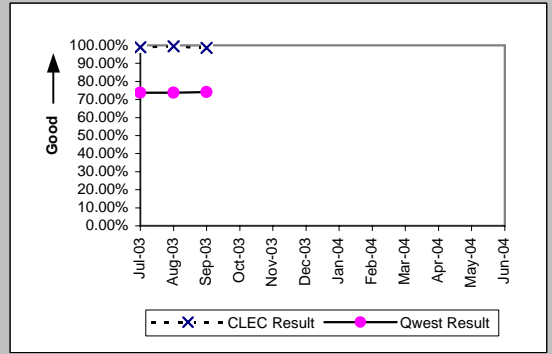
UDIT Above DS1 Level (Parity)									
Date	CLEC Num	CLEC Denc	CLEC Resu	Standard D	Qwest Num	Qwest Denc	Qwest Resu	Mod Z Scr	Parity Scr
Jul-03	5	5	100.00%	0.00%	61	62	98.39%	-0.28	-1.17
Aug-03	2	2	100.00%	0.00%	67	67	100.00%	N/A	N/A
Sep-03	2	2	100.00%	0.00%	81	82	98.78%	-0.16	-1.09
Oct-03									
Nov-03									
Dec-03									
Jan-04									
Feb-04									
Mar-04									
Apr-04									
May-04									
Jun-04									



Dark Fiber - IOF (Diagnostic)									
Date	CLEC Num	CLEC Denc	CLEC Resu	Standard D	Qwest Num	Qwest Denc	Qwest Resu	Mod Z Scr	Parity Scr
Jul-03	1	1	100.00%	0.00%					
Aug-03									
Sep-03									
Oct-03									
Nov-03									
Dec-03									
Jan-04									
Feb-04									
Mar-04									
Apr-04									
May-04									
Jun-04									



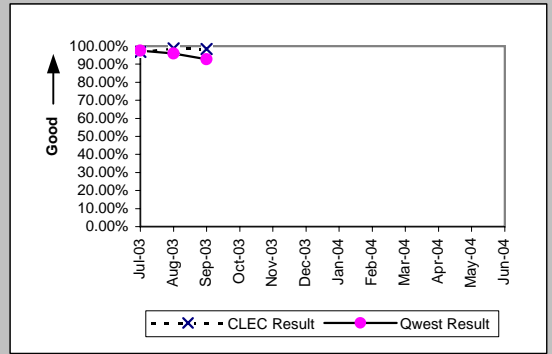
Unbundled Loop Analog (Parity)									
Date	CLEC Num	CLEC Denc	CLEC Resu	Standard D	Qwest Num	Qwest Denc	Qwest Resu	Mod Z Scr	Parity Scr
Jul-03	1657	1674	98.98%	10.03%	9998	13548	73.80%	-22.11	-14.44
Aug-03	1680	1690	99.41%	7.67%	10112	13726	73.67%	-22.67	-14.78
Sep-03	1654	1677	98.63%	11.63%	10020	13506	74.19%	-21.57	-14.11
Oct-03									
Nov-03									
Dec-03									
Jan-04									
Feb-04									
Mar-04									
Apr-04									
May-04									
Jun-04									



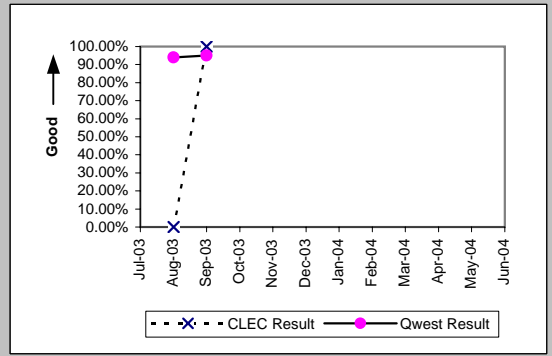
\*Results exclude No Trouble Found and Test OK reports unless QWEST trouble is found on another report within 30 days of the original report. A 30-day window necessitates reporting a month behind

OP-5\* - New Service Installation Quality (Percent)

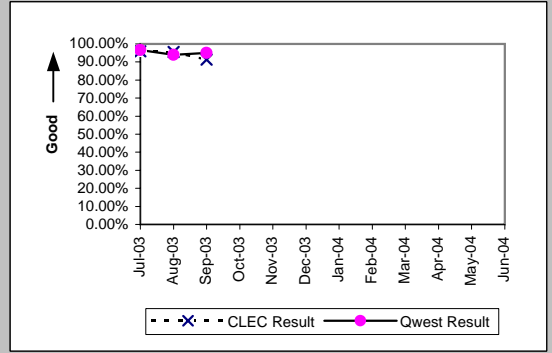
Unbundled Loop - 2 Wire Non-Loaded (Parity)									
Date	CLEC Num	CLEC Denc	CLEC Resu	Standard D	Qwest Num	Qwest Denc	Qwest Resu	Mod Z Scr	Parity Scr
Jul-03	239	247	96.76%	17.70%	156	160	97.50%	0.38	-0.77
Aug-03	241	244	98.77%	11.02%	164	171	95.91%	-1.45	-1.88
Sep-03	251	255	98.43%	12.43%	140	151	92.72%	-2.14	-2.3
Oct-03									
Nov-03									
Dec-03									
Jan-04									
Feb-04									
Mar-04									
Apr-04									
May-04									
Jun-04									



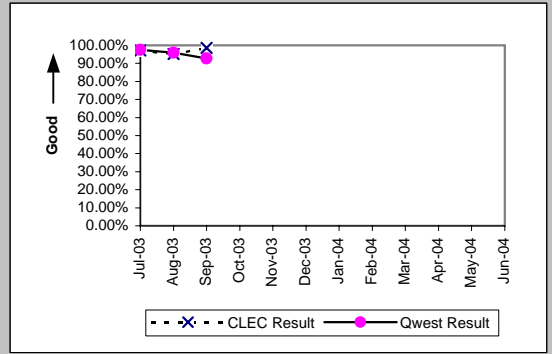
Unbundled Loop - 4 Wire Non-Loaded (Parity)									
Date	CLEC Num	CLEC Denc	CLEC Resu	Standard D	Qwest Num	Qwest Denc	Qwest Resu	Mod Z Scr	Parity Scr
Jul-03									
Aug-03	0	1	0.00%	0.00%	1004	1069	93.92%	1.88	0.14
Sep-03	1	1	100.00%	0.00%	1092	1149	95.04%	-0.23	-1.14
Oct-03									
Nov-03									
Dec-03									
Jan-04									
Feb-04									
Mar-04									
Apr-04									
May-04									
Jun-04									



Unbundled Loop - DS1 Capable (Parity)									
Date	CLEC Num	CLEC Denc	CLEC Resu	Standard D	Qwest Num	Qwest Denc	Qwest Resu	Mod Z Scr	Parity Scr
Jul-03	139	145	95.86%	19.92%	997	1032	96.61%	0.49	-0.7
Aug-03	127	133	95.49%	20.76%	1004	1069	93.92%	-0.71	-1.43
Sep-03	126	138	91.30%	28.18%	1092	1149	95.04%	1.74	0.06
Oct-03									
Nov-03									
Dec-03									
Jan-04									
Feb-04									
Mar-04									
Apr-04									
May-04									
Jun-04									



Unbundled Loop ISDN Capable (Parity)									
Date	CLEC Num	CLEC Denc	CLEC Resu	Standard D	Qwest Num	Qwest Denc	Qwest Resu	Mod Z Scr	Parity Scr
Jul-03	103	106	97.17%	16.58%	155	159	97.48%	0.11	-0.94
Aug-03	81	85	95.29%	21.18%	163	170	95.88%	0.14	-0.91
Sep-03	73	74	98.65%	11.55%	139	150	92.67%	-1.62	-1.98
Oct-03									
Nov-03									
Dec-03									
Jan-04									
Feb-04									
Mar-04									
Apr-04									
May-04									
Jun-04									

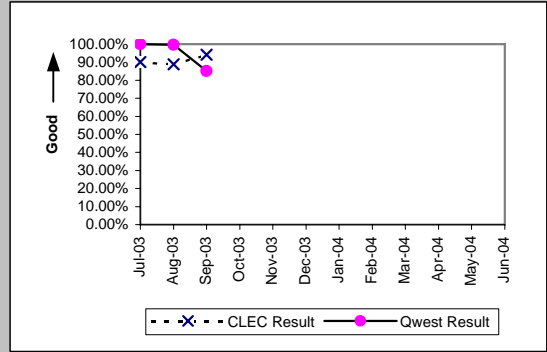


\*Results exclude No Trouble Found and Test OK reports unless QWEST trouble is found on another report within 30 days of the original report. A 30-day window necessitates reporting a month behind

OP-5\* - New Service Installation Quality (Percent)

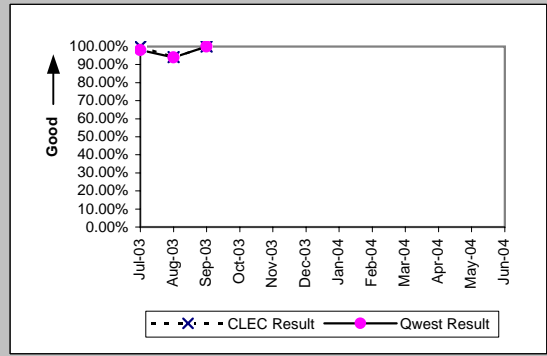
Unbundled Loop - ADSL Qualified (Parity)

Date	CLEC Num	CLEC Denc	CLEC Resu	Standard D	Qwest Num	Qwest Denc	Qwest Resu	Mod Z Scr	Parity Scr
Jul-03	18	20	90.00%	30.00%	394	394	100.00%	N/A	0.94
Aug-03	16	18	88.89%	31.43%	374	375	99.73%	2.87	0.74
Sep-03	16	17	94.12%	23.53%	426	501	85.03%	-1.03	-1.63
Oct-03									
Nov-03									
Dec-03									
Jan-04									
Feb-04									
Mar-04									
Apr-04									
May-04									
Jun-04									



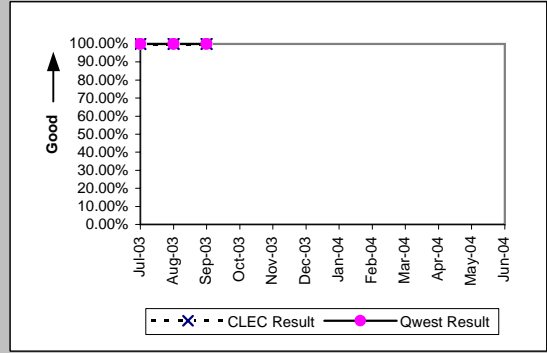
LIS Trunk (Parity)

Date	CLEC Num	CLEC Denc	CLEC Resu	Standard D	Qwest Num	Qwest Denc	Qwest Resu	Mod Z Scr	Parity Scr
Jul-03	25	25	100.00%	0.00%	49	50	98.00%	-0.58	-1.35
Aug-03	16	17	94.12%	23.53%	31	33	93.94%	-0.03	-1.02
Sep-03	25	25	100.00%	0.00%	46	46	100.00%	N/A	N/A
Oct-03									
Nov-03									
Dec-03									
Jan-04									
Feb-04									
Mar-04									
Apr-04									
May-04									
Jun-04									



E911 (Parity)

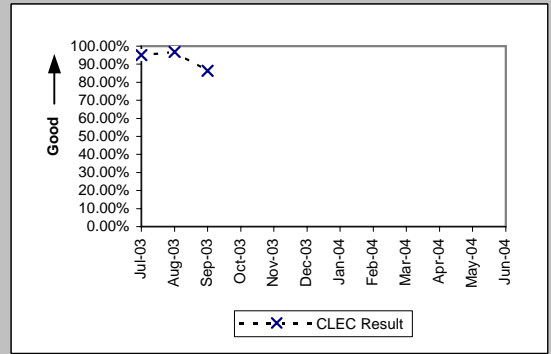
Date	CLEC Num	CLEC Denc	CLEC Resu	Standard D	Qwest Num	Qwest Denc	Qwest Resu	Mod Z Scr	Parity Scr
Jul-03	1	1	100.00%	0.00%	58	58	100.00%	N/A	N/A
Aug-03	1	1	100.00%	0.00%	13	13	100.00%	N/A	N/A
Sep-03	1	1	100.00%	0.00%	11	11	100.00%	N/A	N/A
Oct-03									
Nov-03									
Dec-03									
Jan-04									
Feb-04									
Mar-04									
Apr-04									
May-04									
Jun-04									



\*Results exclude No Trouble Found and Test OK reports unless QWEST trouble is found on another report within 30 days of the original report. A 30-day window necessitates reporting a month behind

OP-5\* - New Service Installation Quality (Percent)

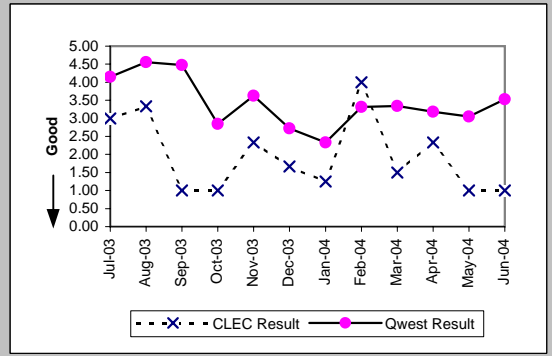
Enhanced Extended Loops (EELs) (Diagnostic)				
Date	Numerator	Denominator	CLEC Result	Standard Dev
Jul-03	39	41	95.12%	21.54%
Aug-03	30	31	96.77%	17.67%
Sep-03	38	44	86.36%	34.32%
Oct-03				
Nov-03				
Dec-03				
Jan-04				
Feb-04				
Mar-04				
Apr-04				
May-04				
Jun-04				



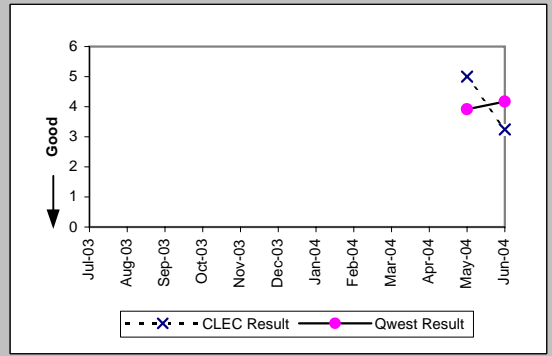
\*Results exclude No Trouble Found and Test OK reports unless QWEST trouble is found on another report within 30 days of the original report. A 30-day window necessitates reporting a month behind

OP-6A-1 - Delayed Days for Non-Facility Reasons (Average Days) - Dispatches within MSAs

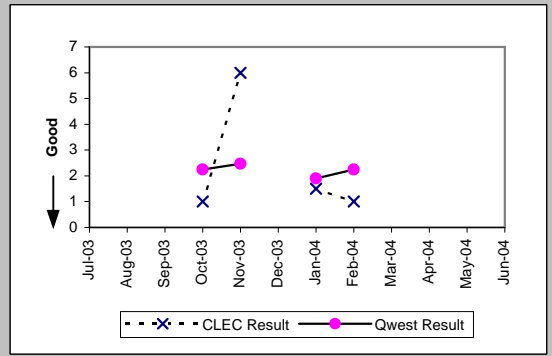
Residence (Parity)									
Date	CLEC Num	CLEC Denc	CLEC Resu	CLEC Std I	Qwest Num	Qwest Denc	Qwest Resu	Mod Z Scr	Parity Scr
Jul-03	3	1	3.00		544	131	4.15	-0.1	-1.06
Aug-03	10	3	3.33	4.04	607	133	4.56	-0.19	-1.12
Sep-03	3	3	1.00	0.00	659	147	4.48	-0.97	-1.59
Oct-03	2	2	1.00	0.00	328	115	2.85	-0.74	-1.45
Nov-03	7	3	2.33	2.31	392	108	3.63	-0.42	-1.26
Dec-03	5	3	1.67	0.58	515	189	2.72	-0.57	-1.35
Jan-04	5	4	1.25	0.50	382	164	2.33	-0.83	-1.5
Feb-04	4	1	4.00		478	144	3.32	0.71	-0.57
Mar-04	3	2	1.50	0.71	498	149	3.34	-0.65	-1.39
Apr-04	7	3	2.33	2.31	490	154	3.18	-0.38	-1.23
May-04	3	3	1.00	0.00	583	191	3.05	-0.72	-1.44
Jun-04	3	3	1.00	0.00	752	213	3.53	-0.67	-1.41



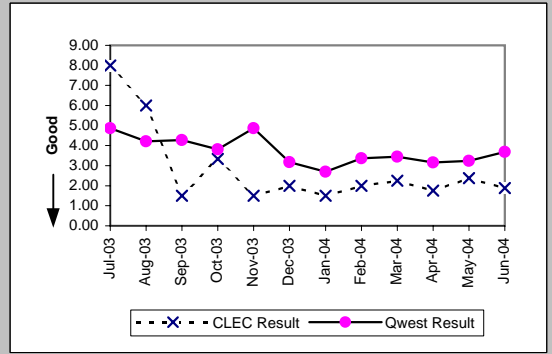
Business (Parity)									
Date	CLEC Num	CLEC Denc	CLEC Resu	CLEC Std I	Qwest Num	Qwest Denc	Qwest Resu	Mod Z Scr	Parity Scr
Jul-03									
Aug-03									
Sep-03									
Oct-03									
Nov-03									
Dec-03									
Jan-04									
Feb-04									
Mar-04									
Apr-04									
May-04	5	1	5.00		211	54	3.91	0.68	-0.59
Jun-04	13	4	3.25	4.50	263	63	4.17	-0.27	-1.16



Qwest DSL (Parity)									
Date	CLEC Num	CLEC Denc	CLEC Resu	CLEC Std I	Qwest Num	Qwest Denc	Qwest Resu	Mod Z Scr	Parity Scr
Jul-03									
Aug-03									
Sep-03									
Oct-03	1	1	1.00		45	20	2.25	-0.56	-1.34
Nov-03	6	1	6.00		74	30	2.47	1.58	-0.04
Dec-03									
Jan-04	3	2	1.50	0.71	80	42	1.90	-0.3	-1.18
Feb-04	1	1	1.00		90	40	2.25	-0.4	-1.25
Mar-04									
Apr-04									
May-04									
Jun-04									

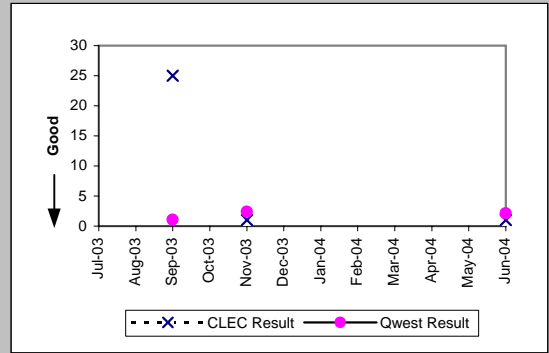


UNE - P (POTS) (Parity)									
Date	CLEC Num	CLEC Denc	CLEC Resu	CLEC Std I	Qwest Num	Qwest Denc	Qwest Resu	Mod Z Scr	Parity Scr
Jul-03	32	4	8.00	13.34	928	191	4.86	1.03	-0.38
Aug-03	12	2	6.00	7.07	855	203	4.21	1.13	-0.31
Sep-03	3	2	1.50	0.71	905	212	4.27	-0.6	-1.37
Oct-03	10	3	3.33	4.04	762	200	3.81	-0.12	-1.07
Nov-03	3	2	1.50	0.71	823	169	4.87	-0.53	-1.32
Dec-03	4	2	2.00	0.00	790	249	3.17	-0.4	-1.24
Jan-04	6	4	1.50	1.00	626	233	2.69	-0.75	-1.46
Feb-04	6	3	2.00	1.00	663	197	3.37	-0.47	-1.28
Mar-04	9	4	2.25	1.89	779	226	3.45	-0.57	-1.35
Apr-04	7	4	1.75	1.50	664	210	3.16	-0.72	-1.44
May-04	19	8	2.38	1.41	794	245	3.24	-0.49	-1.3
Jun-04	15	8	1.88	1.73	1015	276	3.68	-0.77	-1.47

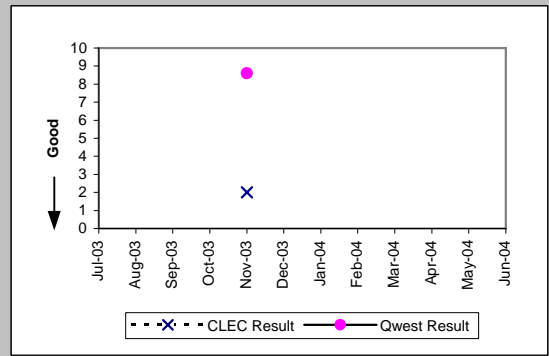


OP-6A-1 - Delayed Days for Non-Facility Reasons (Average Days) - Dispatches within MSAs

UNE P (Centrex) (Parity)									
Date	CLEC Num	CLEC Denc	CLEC Resu	CLEC Std	Qwest Num	Qwest Denc	Qwest Resu	Mod Z Scr	Parity Scr
Jul-03									
Aug-03									
Sep-03	25	1	25.00		12	11	1.09	3.72	1.26
Oct-03									
Nov-03	1	1	1.00		31	13	2.38	-0.34	-1.21
Dec-03									
Jan-04									
Feb-04									
Mar-04									
Apr-04									
May-04									
Jun-04	1	1	1.00		19	9	2.11	-0.32	-1.19

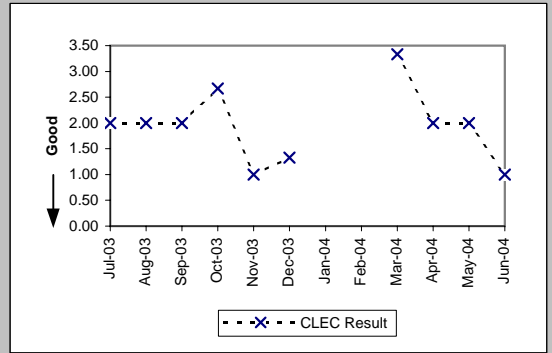


UNE P (Centrex 21) (Parity)									
Date	CLEC Num	CLEC Denc	CLEC Resu	CLEC Std	Qwest Num	Qwest Denc	Qwest Resu	Mod Z Scr	Parity Scr
Jul-03									
Aug-03									
Sep-03									
Oct-03									
Nov-03	2	1	2.00		43	5	8.60	-0.85	-1.52
Dec-03									
Jan-04									
Feb-04									
Mar-04									
Apr-04									
May-04									
Jun-04									

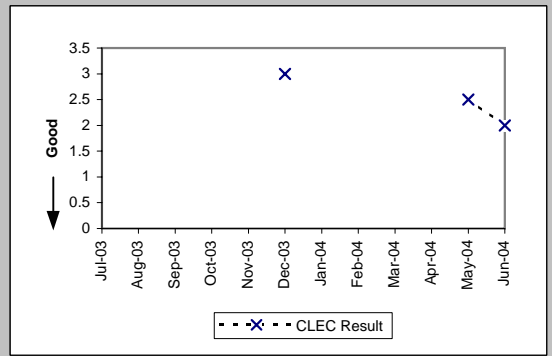


OP-6A-1 - Delayed Days for Non-Facility Reasons (Average Days) - Dispatches within MSAs

Line Sharing (Diagnostic)					
Date	Numerator	Denominator	CLEC Result	Standard Dev	
Jul-03	12	6	2.00	1.26	
Aug-03	2	1	2.00		
Sep-03	10	5	2.00	0.71	
Oct-03	8	3	2.67	2.08	
Nov-03	1	1	1.00		
Dec-03	4	3	1.33	0.58	
Jan-04					
Feb-04					
Mar-04	10	3	3.33	2.31	
Apr-04	2	1	2.00		
May-04	4	2	2.00	0.00	
Jun-04	3	3	1.00	0.00	

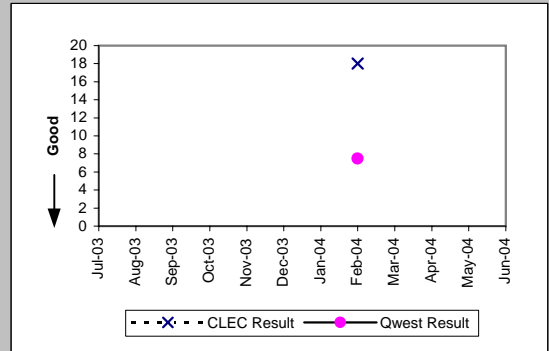


Line Splitting (Diagnostic)				
Date	Numerator	Denominator	CLEC Result	Standard Dev
Jul-03				
Aug-03				
Sep-03				
Oct-03				
Nov-03				
Dec-03	3	1	3.00	
Jan-04				
Feb-04				
Mar-04				
Apr-04				
May-04	5	2	2.50	0.71
Jun-04	2	1	2.00	

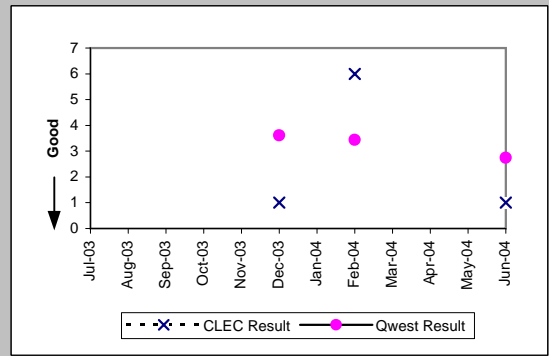


OP-6A-2 - Delayed Days for Non-Facility Reasons (Average Days) - Dispatches outside MSAs

Business (Parity)									
Date	CLEC Num	CLEC Denc	CLEC Resu	CLEC Std	Qwest Num	Qwest Denc	Qwest Resu	Mod Z Scr	Parity Scr
Jul-03									
Aug-03									
Sep-03									
Oct-03									
Nov-03									
Dec-03									
Jan-04									
Feb-04	18	1	18.00		30	4	7.50	1.11	-0.33
Mar-04									
Apr-04									
May-04									
Jun-04									



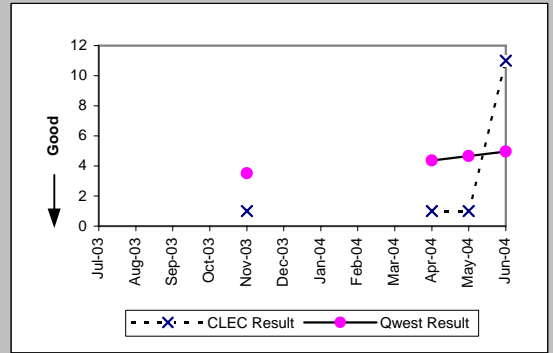
UNE - P (POTS) (Parity)									
Date	CLEC Num	CLEC Denc	CLEC Resu	CLEC Std	Qwest Num	Qwest Denc	Qwest Resu	Mod Z Scr	Parity Scr
Jul-03									
Aug-03									
Sep-03									
Oct-03									
Nov-03									
Dec-03	1	1	1.00		119	33	3.61	-0.53	-1.32
Jan-04									
Feb-04	6	1	6.00		86	25	3.44	0.73	-0.55
Mar-04									
Apr-04									
May-04									
Jun-04	1	1	1.00		148	54	2.74	-0.58	-1.35



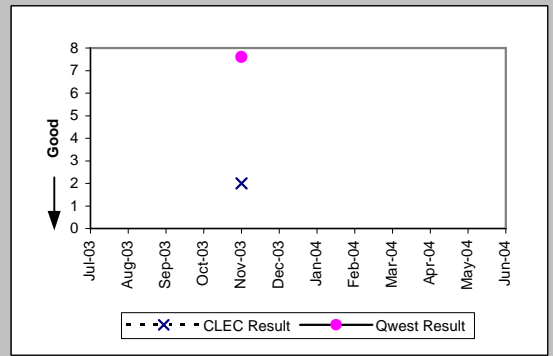


OP-6A-3 - Delayed Days for Non-Facility Reasons (Average Days) - No dispatches

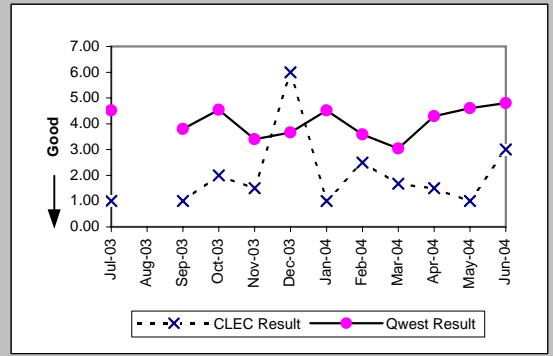
Residence (Parity)									
Date	CLEC Num	CLEC Dend	CLEC Resu	CLEC Std	Qwest Num	Qwest Dend	Qwest Resu	Mod Z Scr	Parity Scr
Jul-03									
Aug-03									
Sep-03									
Oct-03									
Nov-03	1	1	1.00		155	44	3.52	-0.89	-1.54
Dec-03									
Jan-04									
Feb-04									
Mar-04									
Apr-04	1	1	1.00		632	145	4.36	-0.57	-1.35
May-04	2	2	1.00	0.00	312	67	4.66	-0.8	-1.49
Jun-04	11	1	11.00		376	76	4.95	1.22	-0.26



Qwest DSL (Parity)									
Date	CLEC Num	CLEC Dend	CLEC Resu	CLEC Std	Qwest Num	Qwest Dend	Qwest Resu	Mod Z Scr	Parity Scr
Jul-03									
Aug-03									
Sep-03									
Oct-03									
Nov-03	2	1	2.00		76	10	7.60	-0.38	-1.23
Dec-03									
Jan-04									
Feb-04									
Mar-04									
Apr-04									
May-04									
Jun-04									



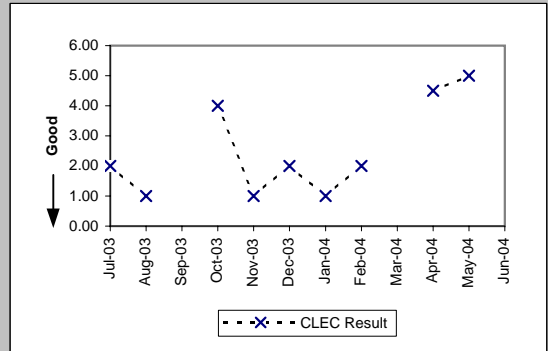
UNE - P (POTS) (Parity)									
Date	CLEC Num	CLEC Dend	CLEC Resu	CLEC Std	Qwest Num	Qwest Dend	Qwest Resu	Mod Z Scr	Parity Scr
Jul-03	1	1	1.00		411	91	4.52	-0.51	-1.31
Aug-03									
Sep-03	1	1	1.00		376	99	3.80	-0.61	-1.37
Oct-03	2	1	2.00		404	89	4.54	-0.33	-1.2
Nov-03	3	2	1.50	0.71	163	48	3.40	-0.97	-1.59
Dec-03	6	1	6.00		289	79	3.66	1.05	-0.36
Jan-04	1	1	1.00		366	81	4.52	-0.5	-1.3
Feb-04	5	2	2.50	2.12	341	95	3.59	-0.32	-1.19
Mar-04	5	3	1.67	1.15	675	222	3.04	-0.56	-1.34
Apr-04	3	2	1.50	0.71	636	148	4.30	-0.68	-1.41
May-04	1	1	1.00		318	69	4.61	-0.57	-1.35
Jun-04	6	2	3.00	1.41	389	81	4.80	-0.28	-1.17



OP-6A-3 - Delayed Days for Non-Facility Reasons (Average Days) - No dispatches

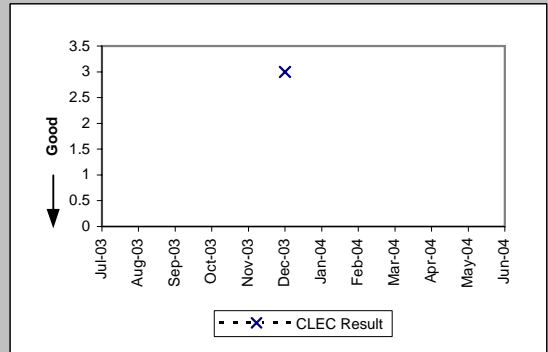
Line Sharing (Diagnostic)

Date	Numerator	Denominator	CLEC Result	Standard Dev
Jul-03	2	1	2.00	
Aug-03	1	1	1.00	
Sep-03				
Oct-03	4	1	4.00	
Nov-03	2	2	1.00	0.00
Dec-03	2	1	2.00	
Jan-04	1	1	1.00	
Feb-04	2	1	2.00	
Mar-04				
Apr-04	9	2	4.50	2.12
May-04	5	1	5.00	
Jun-04				



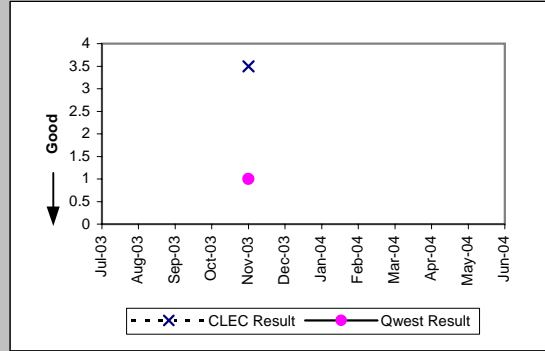
Line Splitting (Diagnostic)

Date	Numerator	Denominator	CLEC Result	Standard Dev
Jul-03				
Aug-03				
Sep-03				
Oct-03				
Nov-03				
Dec-03	3	1	3.00	
Jan-04				
Feb-04				
Mar-04				
Apr-04				
May-04				
Jun-04				



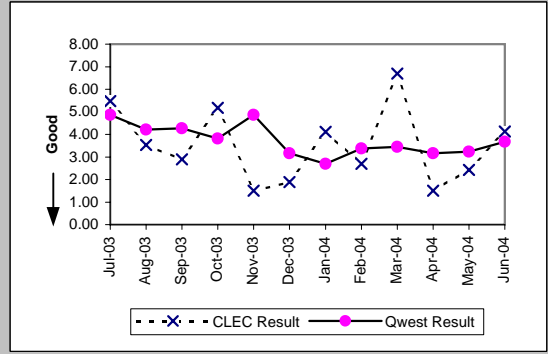
OP-6A-4 - Delayed Days for Non-Facility Reasons (Average Days) - Interval Zone One

Date	LIS Trunk (Parity)								
	CLEC Num	CLEC Dend	CLEC Resu	CLEC Std	Qwest Num	Qwest Dend	Qwest Resu	Mod Z Scr	Parity Scr
Jul-03									
Aug-03									
Sep-03									
Oct-03									
Nov-03	7	2	3.50	0.71	1	1	1.00		
Dec-03									
Jan-04									
Feb-04									
Mar-04									
Apr-04									
May-04									
Jun-04									

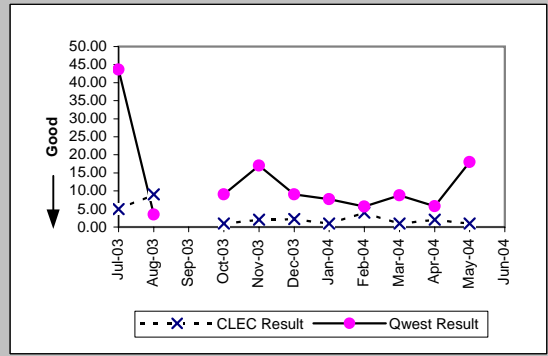


OP-6A-4 - Delayed Days for Non-Facility Reasons (Average Days) - Interval Zone One

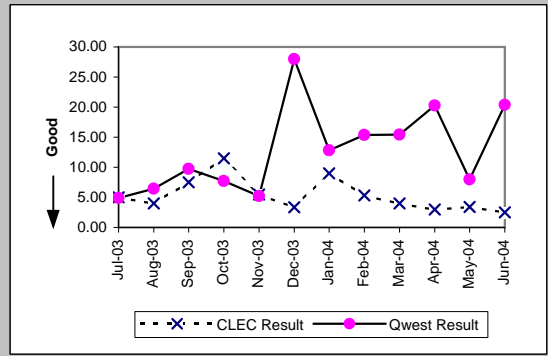
Unbundled Loop Analog (Parity)									
Date	CLEC Num	CLEC Denc	CLEC Resu	CLEC Std E	Qwest Num	Qwest Denc	Qwest Resu	Mod Z Scr	Parity Scr
Jul-03	115	21	5.48	3.30	928	191	4.86	0.55	-0.67
Aug-03	53	15	3.53	3.07	855	203	4.21	-0.26	-1.16
Sep-03	142	49	2.90	3.18	905	212	4.27	-1.34	-1.82
Oct-03	114	22	5.18	2.17	762	200	3.81	0.86	-0.48
Nov-03	6	4	1.50	1.00	823	169	4.87	-0.75	-1.45
Dec-03	30	16	1.88	2.28	790	249	3.17	-1.21	-1.74
Jan-04	74	18	4.11	5.18	626	233	2.69	1.53	-0.07
Feb-04	62	23	2.70	1.64	663	197	3.37	-0.6	-1.37
Mar-04	134	20	6.70	3.53	779	226	3.45	2.65	0.61
Apr-04	3	2	1.50	0.71	664	210	3.16	-0.6	-1.37
May-04	29	12	2.42	1.98	794	245	3.24	-0.57	-1.35
Jun-04	62	15	4.13	7.40	1015	276	3.68	0.46	-0.72



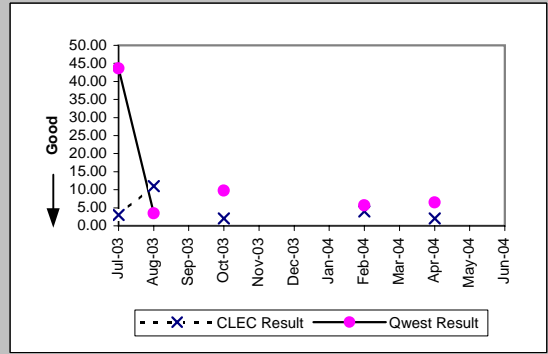
Unbundled Loop - 2 Wire Non-Loaded (Parity)									
Date	CLEC Num	CLEC Denc	CLEC Resu	CLEC Std E	Qwest Num	Qwest Denc	Qwest Resu	Mod Z Scr	Parity Scr
Jul-03	5	1	5.00		611	14	43.64	-0.93	-1.57
Aug-03	9	1	9.00		21	6	3.50	1.28	-0.22
Sep-03									
Oct-03	1	1	1.00		72	8	9.00	-0.76	-1.46
Nov-03	2	1	2.00		17	1	17.00		
Dec-03	9	4	2.25	0.96	27	3	9.00	-0.85	-1.51
Jan-04	1	1	1.00		46	6	7.67	-0.74	-1.45
Feb-04	4	1	4.00		17	3	5.67	-0.29	-1.17
Mar-04	2	2	1.00	0.00	35	4	8.75	-0.85	-1.52
Apr-04	6	3	2.00	1.73	46	8	5.75	-1	-1.61
May-04	1	1	1.00		18	1	18.00		
Jun-04									



Unbundled Loop - DS1 Capable (Parity)									
Date	CLEC Num	CLEC Denc	CLEC Resu	CLEC Std E	Qwest Num	Qwest Denc	Qwest Resu	Mod Z Scr	Parity Scr
Jul-03	5	1	5.00		113	23	4.91	0.73	-0.56
Aug-03	4	1	4.00		218	34	6.41	-0.24	-1.15
Sep-03	15	2	7.50	7.78	418	43	9.72	-0.28	-1.17
Oct-03	23	2	11.50	10.61	77	10	7.70	0.46	-0.72
Nov-03	11	2	5.50	0.71	47	9	5.22	0.22	-0.86
Dec-03	10	3	3.33	4.04	252	9	28.00	-2.09	-2.27
Jan-04	72	8	9.00	7.65	154	12	12.83	-0.94	-1.57
Feb-04	16	3	5.33	4.51	261	17	15.35	-1.12	-1.68
Mar-04	4	1	4.00		108	7	15.43	-0.91	-1.55
Apr-04	9	3	3.00	2.00	344	17	20.24	-1.99	-2.21
May-04	17	5	3.40	2.88	16	2	8.00	-0.97	-1.59
Jun-04	10	4	2.50	2.38	265	13	20.38	-1.37	-1.84

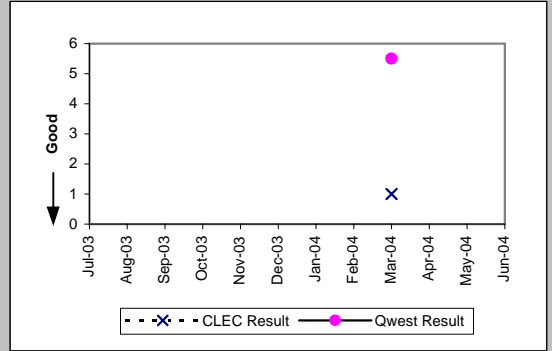


Unbundled Loop ISDN Capable (Parity)									
Date	CLEC Num	CLEC Denc	CLEC Resu	CLEC Std E	Qwest Num	Qwest Denc	Qwest Resu	Mod Z Scr	Parity Scr
Jul-03	6	2	3.00	2.83	611	14	43.64	-1.34	-1.82
Aug-03	11	1	11.00		21	6	3.50	1.41	-0.14
Sep-03									
Oct-03	2	1	2.00		68	7	9.71	-0.68	-1.42
Nov-03									
Dec-03									
Jan-04									
Feb-04	4	1	4.00		17	3	5.67	-0.29	-1.17
Mar-04									
Apr-04	2	1	2.00		45	7	6.43	-0.74	-1.45
May-04									
Jun-04									



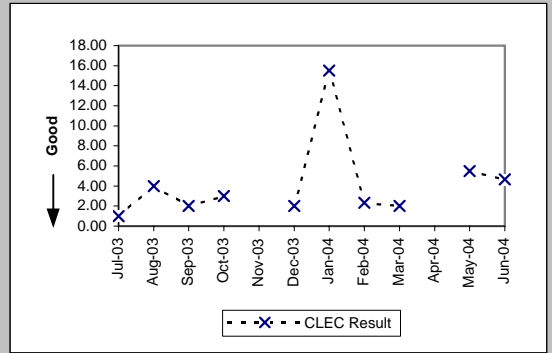
OP-6A-4 - Delayed Days for Non-Facility Reasons (Average Days) - Interval Zone One

Unbundled Loop - DS3 Capable (Parity)									
Date	CLEC Num	CLEC Dend	CLEC Resu	CLEC Std	Qwest Num	Qwest Dend	Qwest Resu	Mod Z Scr	Parity Scr
Jul-03									
Aug-03									
Sep-03									
Oct-03									
Nov-03									
Dec-03									
Jan-04									
Feb-04									
Mar-04	2	2	1.00	0.00	33	6	5.50	-1.96	-2.19
Apr-04									
May-04									
Jun-04									



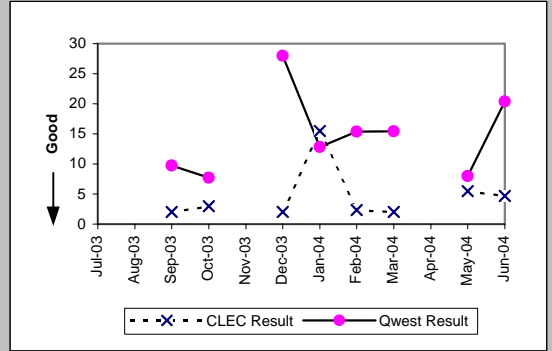
OP-6A-4 - Delayed Days for Non-Facility Reasons (Average Days) - Interval Zone One

Enhanced Extended Loops (EELs) (Diagnostic)				
Date	Num	Denom	CLEC Result	Standard Dev
Jul-03	1	1	1.00	
Aug-03	4	1	4.00	
Sep-03	2	1	2.00	
Oct-03	3	1	3.00	
Nov-03				
Dec-03	2	1	2.00	
Jan-04	31	2	15.50	6.36
Feb-04	7	3	2.33	1.15
Mar-04	2	1	2.00	
Apr-04				
May-04	11	2	5.50	6.36
Jun-04	28	6	4.67	2.88



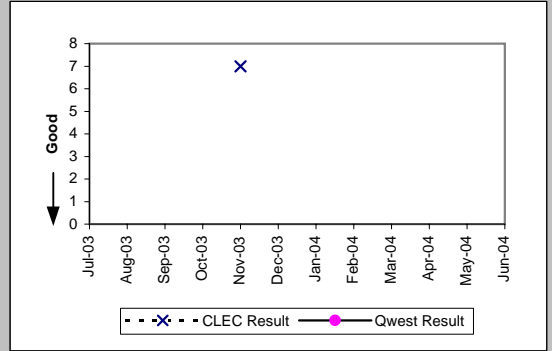
OP-6A-4 - Delayed Days for Non-Facility Reasons (Average Days) - Interval Zone One

Enhanced Extended Loops - DS1 Capable (Parity)									
Date	CLEC Num	CLEC Dend	CLEC Resu	CLEC Std	Qwest Num	Qwest Dend	Qwest Resu	Mod Z Scr	Parity Scr
Jul-03									
Aug-03									
Sep-03	2	1	2.00		418	43	9.72	-0.69	-1.42
Oct-03	3	1	3.00		77	10	7.70	-0.72	-1.44
Nov-03									
Dec-03	2	1	2.00		252	9	28.00	-1.39	-1.85
Jan-04	31	2	15.50	6.36	154	12	12.83	0.69	-0.58
Feb-04	7	3	2.33	1.15	261	17	15.35	-1.45	-1.88
Mar-04	2	1	2.00		108	7	15.43	-1.06	-1.65
Apr-04									
May-04	11	2	5.50	6.36	16	2	8.00	-0.44	-1.27
Jun-04	28	6	4.67	2.88	265	13	20.38	-1.4	-1.85



OP-6A-5 - Delayed Days for Non-Facility Reasons (Average Days) - Interval Zone Two

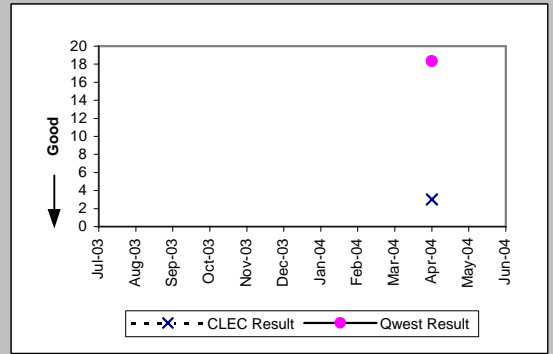
Date	LIS Trunk (Parity)								
	CLEC Num	CLEC Denc	CLEC Resu	CLEC Std	Qwest Num	Qwest Denc	Qwest Resu	Mod Z Scr	Parity Scr
Jul-03									
Aug-03									
Sep-03									
Oct-03									
Nov-03	7	1	7.00						
Dec-03									
Jan-04									
Feb-04									
Mar-04									
Apr-04									
May-04									
Jun-04									



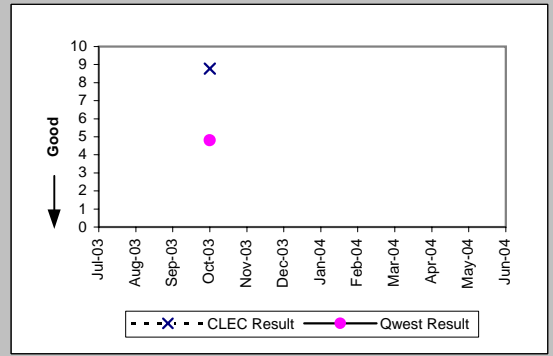


OP-6A-5 - Delayed Days for Non-Facility Reasons (Average Days) - Interval Zone Two

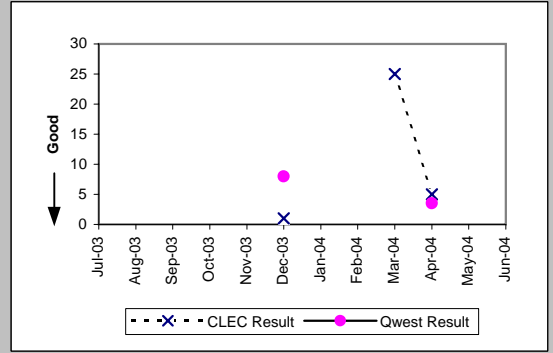
UDIT Above DS1 Level (Parity)									
Date	CLEC Num	CLEC Denc	CLEC Resu	CLEC Std	Qwest Num	Qwest Denc	Qwest Resu	Mod Z Scr	Parity Scr
Jul-03									
Aug-03									
Sep-03									
Oct-03									
Nov-03									
Dec-03									
Jan-04									
Feb-04									
Mar-04									
Apr-04	3	1	3.00		110	6	18.33	-1.34	-1.81
May-04									
Jun-04									



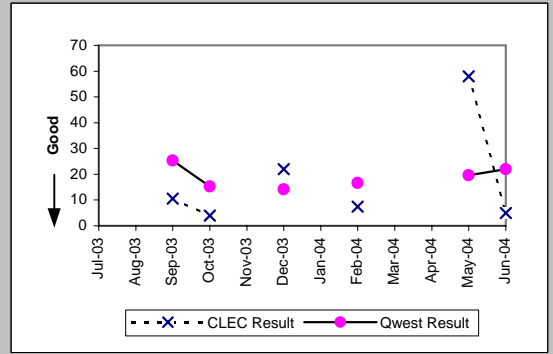
Unbundled Loop Analog (Parity)									
Date	CLEC Num	CLEC Denc	CLEC Resu	CLEC Std	Qwest Num	Qwest Denc	Qwest Resu	Mod Z Scr	Parity Scr
Jul-03									
Aug-03									
Sep-03									
Oct-03	114	13	8.77	1.92	211	44	4.80	0.69	-0.58
Nov-03									
Dec-03									
Jan-04									
Feb-04									
Mar-04									
Apr-04									
May-04									
Jun-04									



Unbundled Loop - 2 Wire Non-Loaded (Parity)									
Date	CLEC Num	CLEC Denc	CLEC Resu	CLEC Std	Qwest Num	Qwest Denc	Qwest Resu	Mod Z Scr	Parity Scr
Jul-03									
Aug-03									
Sep-03									
Oct-03									
Nov-03									
Dec-03	1	1	1.00		8	1	8.00		
Jan-04									
Feb-04									
Mar-04	25	1	25.00						
Apr-04	5	1	5.00		7	2	3.50	-3.72	-3.26
May-04									
Jun-04									

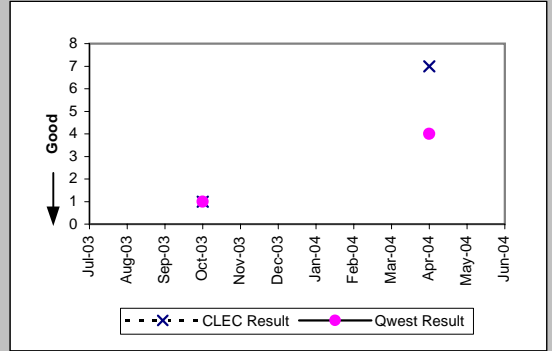


Unbundled Loop - DS1 Capable (Parity)									
Date	CLEC Num	CLEC Denc	CLEC Resu	CLEC Std	Qwest Num	Qwest Denc	Qwest Resu	Mod Z Scr	Parity Scr
Jul-03									
Aug-03									
Sep-03	21	2	10.50	6.36	1142	45	25.38	-0.33	-1.2
Oct-03	4	1	4.00		413	27	15.30	-0.58	-1.36
Nov-03									
Dec-03	22	1	22.00		324	23	14.09	0.65	-0.61
Jan-04									
Feb-04	15	2	7.50	9.19	466	28	16.64	-0.79	-1.48
Mar-04									
Apr-04									
May-04	58	1	58.00		295	15	19.67	1.06	-0.36
Jun-04	5	1	5.00		220	10	22.00	-0.53	-1.32



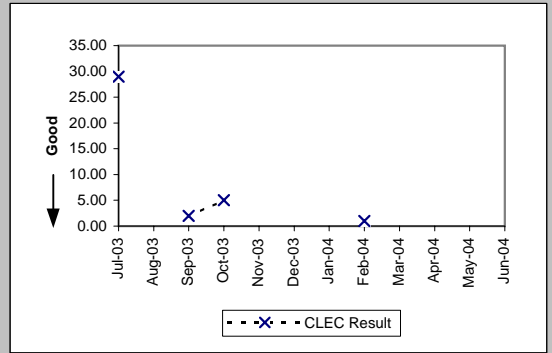
OP-6A-5 - Delayed Days for Non-Facility Reasons (Average Days) - Interval Zone Two

Unbundled Loop - ADSL Qualified (Parity)									
Date	CLEC Num	CLEC Dend	CLEC Resu	CLEC Std	Qwest Num	Qwest Dend	Qwest Resu	Mod Z Scr	Parity Scr
Jul-03									
Aug-03									
Sep-03									
Oct-03	1	1	1.00		1	1	1.00		
Nov-03									
Dec-03									
Jan-04									
Feb-04									
Mar-04									
Apr-04	7	1	7.00		8	2	4.00	-3.72	-3.26
May-04									
Jun-04									



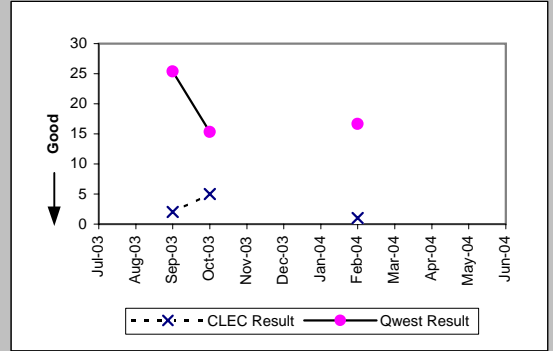
OP-6A-5 - Delayed Days for Non-Facility Reasons (Average Days) - Interval Zone Two

Enhanced Extended Loops (EELs) (Diagnostic)				
Date	Num	Denom	CLEC Result	Standard Dev
Jul-03	29	1	29.00	
Aug-03				
Sep-03	2	1	2.00	
Oct-03	5	1	5.00	
Nov-03				
Dec-03				
Jan-04				
Feb-04	2	2	1.00	0.00
Mar-04				
Apr-04				
May-04				
Jun-04				



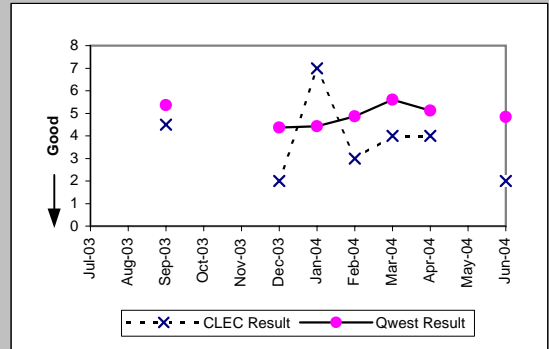
OP-6A-5 - Delayed Days for Non-Facility Reasons (Average Days) - Interval Zone Two

Enhanced Extended Loops - DS1 Capable (Parity)									
Date	CLEC Num	CLEC Dend	CLEC Resu	CLEC Std	Qwest Num	Qwest Dend	Qwest Resu	Mod Z Scr	Parity Scr
Jul-03									
Aug-03									
Sep-03	2	1	2.00		1142	45	25.38	-0.37	-1.22
Oct-03	5	1	5.00		413	27	15.30	-0.53	-1.32
Nov-03									
Dec-03									
Jan-04									
Feb-04	2	2	1.00	0.00	466	28	16.64	-1.35	-1.82
Mar-04									
Apr-04									
May-04									
Jun-04									

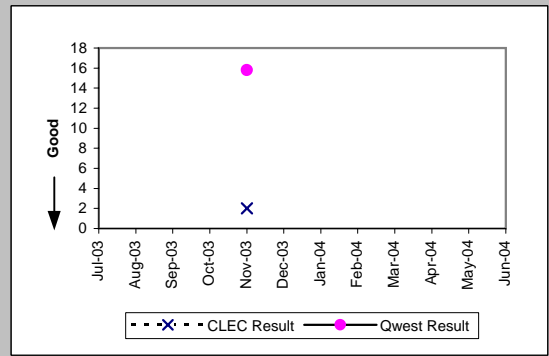


OP-6B-1 - Delayed Days for Facility Reasons (Average Days) - Dispatches within MSAs

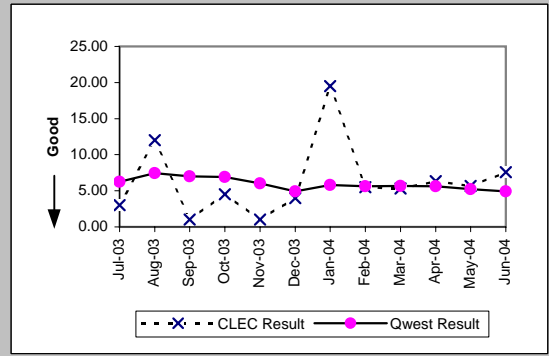
Residence (Parity)									
Date	CLEC Num	CLEC Denc	CLEC Resu	CLEC Std	Qwest Num	Qwest Denc	Qwest Resu	Mod Z Scr	Parity Scr
Jul-03									
Aug-03									
Sep-03	9	2	4.50	0.71	482	90	5.36	-0.22	-1.14
Oct-03									
Nov-03									
Dec-03	4	2	2.00	1.41	380	87	4.37	-0.95	-1.57
Jan-04	7	1	7.00		442	100	4.42	0.76	-0.54
Feb-04	6	2	3.00	2.83	442	91	4.86	-0.41	-1.25
Mar-04	8	2	4.00	1.41	454	81	5.60	-0.17	-1.1
Apr-04	4	1	4.00		481	94	5.12	-0.14	-1.09
May-04									
Jun-04	2	1	2.00		547	113	4.84	-0.45	-1.27



Qwest DSL (Parity)									
Date	CLEC Num	CLEC Denc	CLEC Resu	CLEC Std	Qwest Num	Qwest Denc	Qwest Resu	Mod Z Scr	Parity Scr
Jul-03									
Aug-03									
Sep-03									
Oct-03									
Nov-03	2	1	2.00		79	5	15.80	-0.64	-1.39
Dec-03									
Jan-04									
Feb-04									
Mar-04									
Apr-04									
May-04									
Jun-04									

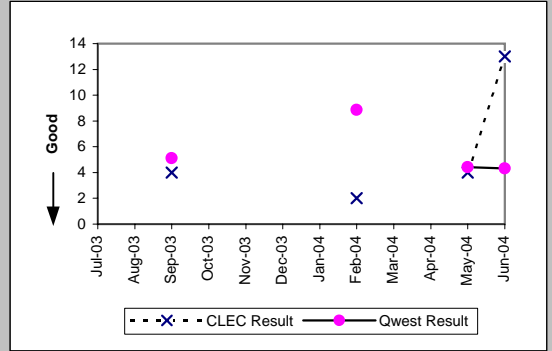


UNE - P (POTS) (Parity)									
Date	CLEC Num	CLEC Denc	CLEC Resu	CLEC Std	Qwest Num	Qwest Denc	Qwest Resu	Mod Z Scr	Parity Scr
Jul-03	3	1	3.00		861	138	6.24	-0.35	-1.21
Aug-03	12	1	12.00		1117	150	7.45	0.81	-0.51
Sep-03	1	1	1.00		863	123	7.02	-0.57	-1.35
Oct-03	9	2	4.50	0.71	914	132	6.92	-0.45	-1.27
Nov-03	1	1	1.00		477	79	6.04	-0.44	-1.27
Dec-03	8	2	4.00	2.83	579	118	4.91	-0.31	-1.19
Jan-04	39	2	19.50	17.68	728	125	5.82	1.64	-0.01
Feb-04	11	2	5.50	0.71	660	117	5.64	-0.03	-1.02
Mar-04	16	3	5.33	1.53	688	121	5.69	-0.05	-1.03
Apr-04	19	3	6.33	6.81	790	140	5.64	0.61	-0.63
May-04	34	6	5.67	5.47	654	125	5.23	0.36	-0.78
Jun-04	76	10	7.60	5.72	704	143	4.92	1.32	-0.2



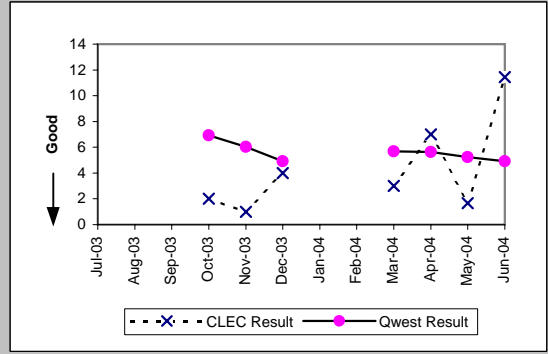
OP-6B-2 - Delayed Days for Facility Reasons (Average Days) - Dispatches outside MSAs

Date	UNE - P (POTS) (Parity)								
	CLEC Num	CLEC Dend	CLEC Resu	CLEC Std	Qwest Num	Qwest Dend	Qwest Resu	Mod Z Scr	Parity Scr
Jul-03									
Aug-03									
Sep-03	4	1	4.00		194	38	5.11	-0.21	-1.13
Oct-03									
Nov-03									
Dec-03									
Jan-04									
Feb-04	2	1	2.00		186	21	8.86	-0.52	-1.32
Mar-04									
Apr-04									
May-04	4	1	4.00		124	28	4.43	-0.14	-1.08
Jun-04	13	1	13.00		164	38	4.32	1.71	0.04

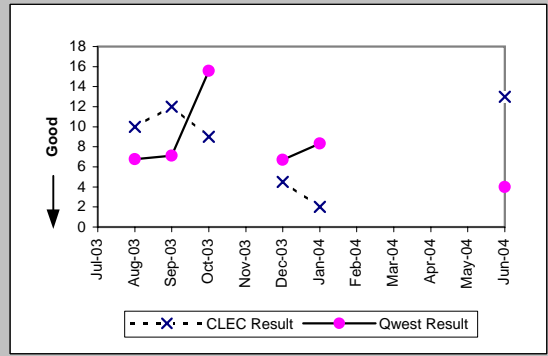


OP-6B-4 - Delayed Days for Facility Reasons (Average Days) - Interval Zone One

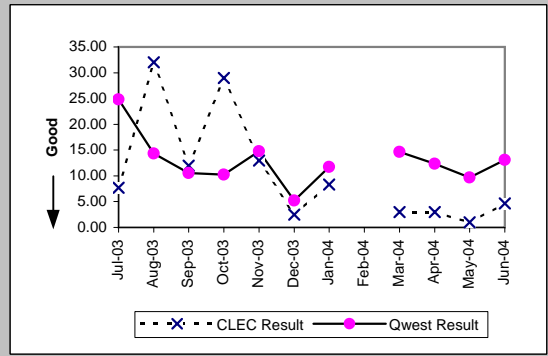
Unbundled Loop Analog (Parity)									
Date	CLEC Num	CLEC Denc	CLEC Resu	CLEC Std	Qwest Num	Qwest Denc	Qwest Resu	Mod Z Scr	Parity Scr
Jul-03									
Aug-03									
Sep-03									
Oct-03	4	2	2.00	0.00	914	132	6.92	-0.91	-1.55
Nov-03	1	1	1.00		477	79	6.04	-0.44	-1.27
Dec-03	8	2	4.00	0.00	579	118	4.91	-0.31	-1.19
Jan-04									
Feb-04									
Mar-04	6	2	3.00	1.41	688	121	5.69	-0.33	-1.2
Apr-04	56	8	7.00	13.40	790	140	5.64	0.75	-0.55
May-04	15	9	1.67	1.66	654	125	5.23	-1.87	-2.14
Jun-04	103	9	11.44	3.09	704	143	4.92	2	0.21



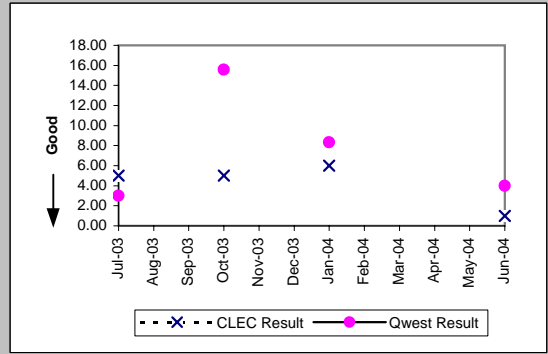
Unbundled Loop - 2 Wire Non-Loaded (Parity)									
Date	CLEC Num	CLEC Denc	CLEC Resu	CLEC Std	Qwest Num	Qwest Denc	Qwest Resu	Mod Z Scr	Parity Scr
Jul-03									
Aug-03	10	1	10.00		61	9	6.78	0.51	-0.69
Sep-03	12	1	12.00		57	8	7.12	0.52	-0.68
Oct-03	9	1	9.00		140	9	15.56	-0.41	-1.25
Nov-03									
Dec-03	9	2	4.50	4.95	47	7	6.71	-0.54	-1.33
Jan-04	2	1	2.00		50	6	8.33	-0.76	-1.46
Feb-04									
Mar-04									
Apr-04									
May-04									
Jun-04	13	1	13.00		8	2	4.00		



Unbundled Loop - DS1 Capable (Parity)									
Date	CLEC Num	CLEC Denc	CLEC Resu	CLEC Std	Qwest Num	Qwest Denc	Qwest Resu	Mod Z Scr	Parity Scr
Jul-03	23	3	7.67	7.64	620	25	24.80	-1.25	-1.76
Aug-03	32	1	32.00		588	41	14.34	1.51	-0.08
Sep-03	48	4	12.00	7.70	221	21	10.52	0.46	-0.72
Oct-03	29	1	29.00		113	11	10.27	1.1	-0.33
Nov-03	26	2	13.00	16.97	148	10	14.80	-0.13	-1.08
Dec-03	5	2	2.50	0.71	52	10	5.20	-0.66	-1.4
Jan-04	50	6	8.33	6.15	199	17	11.71	-0.76	-1.46
Feb-04									
Mar-04	6	2	3.00	1.41	88	6	14.67	-1.05	-1.64
Apr-04	3	1	3.00		37	3	12.33	-0.55	-1.34
May-04	1	1	1.00		68	7	9.71	-1.52	-1.92
Jun-04	14	3	4.67	4.62	105	8	13.12	-0.96	-1.58

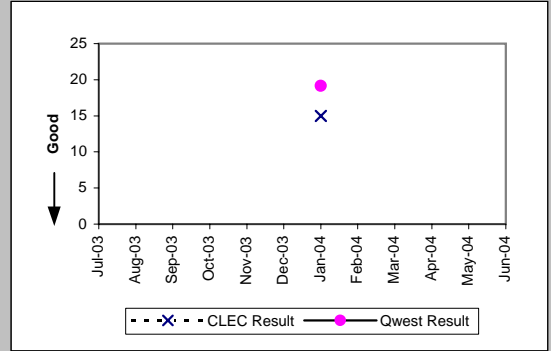


Unbundled Loop ISDN Capable (Parity)									
Date	CLEC Num	CLEC Denc	CLEC Resu	CLEC Std	Qwest Num	Qwest Denc	Qwest Resu	Mod Z Scr	Parity Scr
Jul-03	5	1	5.00		6	2	3.00	0.67	-0.59
Aug-03									
Sep-03									
Oct-03	5	1	5.00		140	9	15.56	-0.66	-1.4
Nov-03									
Dec-03									
Jan-04	6	1	6.00		50	6	8.33	-0.28	-1.17
Feb-04									
Mar-04									
Apr-04									
May-04									
Jun-04	1	1	1.00		8	2	4.00		



OP-6B-4 - Delayed Days for Facility Reasons (Average Days) - Interval Zone One

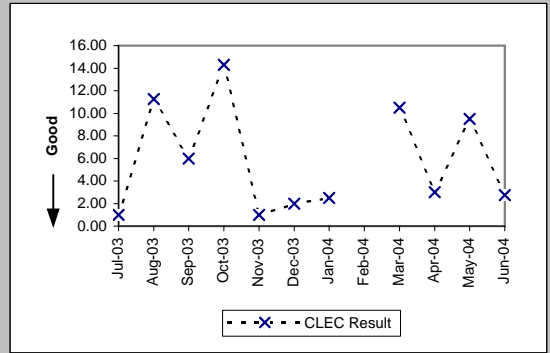
Unbundled Loop - ADSL Qualified (Parity)									
Date	CLEC Num	CLEC Dend	CLEC Resu	CLEC Std	Qwest Num	Qwest Dend	Qwest Resu	Mod Z Scr	Parity Scr
Jul-03									
Aug-03									
Sep-03									
Oct-03									
Nov-03									
Dec-03									
Jan-04	15	1	15.00		115	6	19.17	-0.19	-1.11
Feb-04									
Mar-04									
Apr-04									
May-04									
Jun-04									





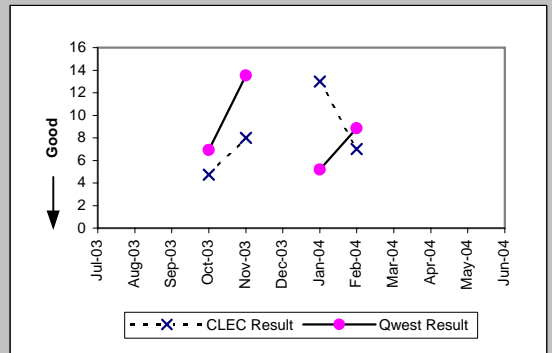
OP-6B-4 - Delayed Days for Facility Reasons (Average Days) - Interval Zone One

Enhanced Extended Loops (EELs) (Diagnostic)					
Date	Num	Denom	CLEC Result	Standard Dev	
Jul-03		1	1	1.00	
Aug-03	45	4	4	11.25	8.85
Sep-03	24	4	4	6.00	5.23
Oct-03	100	7	7	14.29	31.66
Nov-03	2	2	2	1.00	0.00
Dec-03	2	1	1	2.00	
Jan-04	5	2	2	2.50	0.71
Feb-04					
Mar-04	21	2	2	10.50	3.54
Apr-04	3	1	1	3.00	
May-04	19	2	2	9.50	2.12
Jun-04	11	4	4	2.75	1.50

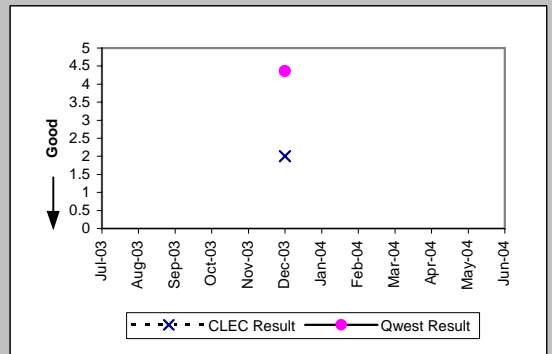


OP-6B-5 - Delayed Days for Facility Reasons (Average Days) - Interval Zone Two

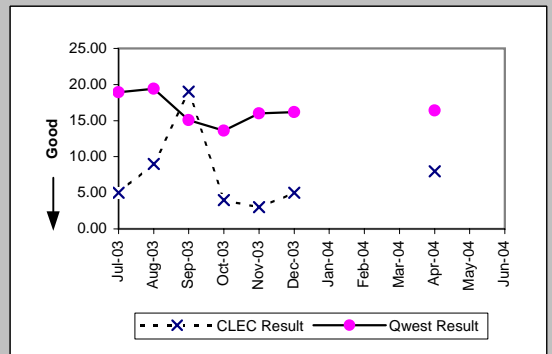
Unbundled Loop Analog (Parity)									
Date	CLEC Num	CLEC Dend	CLEC Resu	CLEC Std	Qwest Num	Qwest Dend	Qwest Resu	Mod Z Scr	Parity Scr
Jul-03									
Aug-03									
Sep-03									
Oct-03	38	8	4.75	2.12	291	42	6.93	-0.91	-1.55
Nov-03	32	4	8.00	0.00	392	29	13.52	-0.35	-1.21
Dec-03									
Jan-04	26	2	13.00	0.00	140	27	5.19	2.23	0.35
Feb-04	14	2	7.00	0.00	186	21	8.86	-0.2	-1.12
Mar-04									
Apr-04									
May-04									
Jun-04									



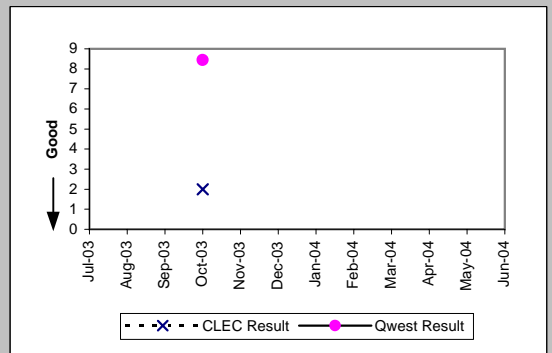
Unbundled Loop - 2 Wire Non-Loaded (Parity)									
Date	CLEC Num	CLEC Dend	CLEC Resu	CLEC Std	Qwest Num	Qwest Dend	Qwest Resu	Mod Z Scr	Parity Scr
Jul-03									
Aug-03									
Sep-03									
Oct-03									
Nov-03									
Dec-03	2	1	2.00		96	22	4.36	-0.38	-1.23
Jan-04									
Feb-04									
Mar-04									
Apr-04									
May-04									
Jun-04									



Unbundled Loop - DS1 Capable (Parity)									
Date	CLEC Num	CLEC Dend	CLEC Resu	CLEC Std	Qwest Num	Qwest Dend	Qwest Resu	Mod Z Scr	Parity Scr
Jul-03	5	1	5.00		454	24	18.92	-0.5	-1.3
Aug-03	27	3	9.00	10.58	369	19	19.42	-0.66	-1.4
Sep-03	19	1	19.00		498	33	15.09	0.4	-0.76
Oct-03	8	2	4.00	2.83	368	27	13.63	-1.11	-1.67
Nov-03	3	1	3.00		144	9	16.00	-0.7	-1.42
Dec-03	5	1	5.00		437	27	16.19	-0.6	-1.37
Jan-04									
Feb-04									
Mar-04									
Apr-04	8	1	8.00		131	8	16.38	-0.39	-1.24
May-04									
Jun-04									

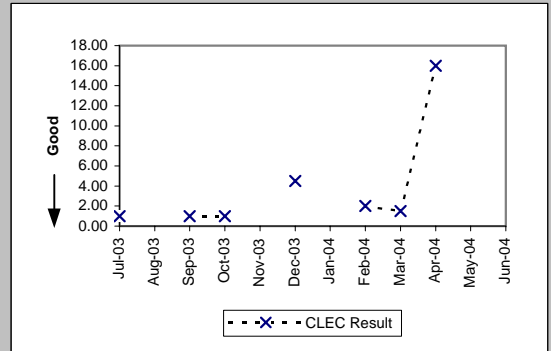


Unbundled Loop ISDN Capable (Parity)									
Date	CLEC Num	CLEC Dend	CLEC Resu	CLEC Std	Qwest Num	Qwest Dend	Qwest Resu	Mod Z Scr	Parity Scr
Jul-03									
Aug-03									
Sep-03									
Oct-03	2	1	2.00		76	9	8.44	-1.05	-1.64
Nov-03									
Dec-03									
Jan-04									
Feb-04									
Mar-04									
Apr-04									
May-04									
Jun-04									



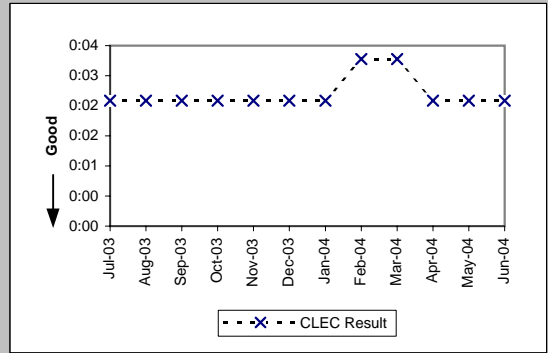
OP-6B-5 - Delayed Days for Facility Reasons (Average Days) - Interval Zone Two

Enhanced Extended Loops (EELs) (Diagnostic)				
Date	Num	Denom	CLEC Result	Standard Dev
Jul-03		1	1	1.00
Aug-03				
Sep-03	1	1	1	1.00
Oct-03	1	1	1	1.00
Nov-03				
Dec-03	9	2	4.50	3.54
Jan-04				
Feb-04	4	2	2.00	0.00
Mar-04	3	2	1.50	0.71
Apr-04	16	1	16.00	
May-04				
Jun-04				

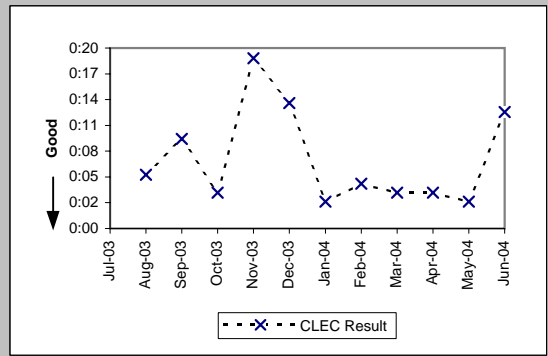


OP-7 - Coordinated "Hot Cut" Interval (Hours:Minutes)

Unbundled Loop - Analog (Diagnostic)				
Date	Numerator	Denominator	CLEC Result	
Jul-03		37:33	869	0:03
Aug-03		41:53	863	0:03
Sep-03		39:17	864	0:03
Oct-03		42:47	760	0:03
Nov-03		35:54	646	0:03
Dec-03		42:38	802	0:03
Jan-04		28:44	605	0:03
Feb-04		40:08	598	0:04
Mar-04		41:18	633	0:04
Apr-04		26:14	589	0:03
May-04		21:04	471	0:03
Jun-04		21:43	461	0:03

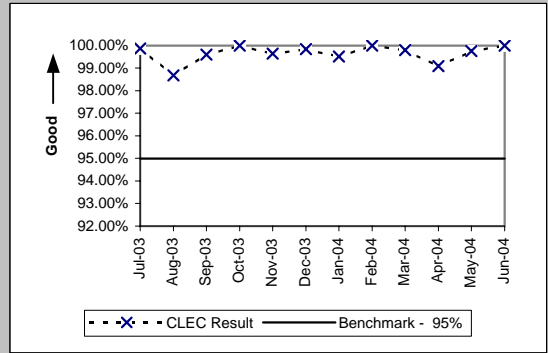


Unbundled Loop Other (Diagnostic)				
Date	Numerator	Denominator	CLEC Result	
Jul-03				
Aug-03		0:12	2	0:06
Sep-03		0:10	1	0:10
Oct-03		0:18	5	0:04
Nov-03		1:16	4	0:19
Dec-03		2:10	9	0:14
Jan-04		0:30	10	0:03
Feb-04		0:55	11	0:05
Mar-04		0:39	9	0:04
Apr-04		0:48	13	0:04
May-04		1:10	23	0:03
Jun-04		3:40	17	0:13

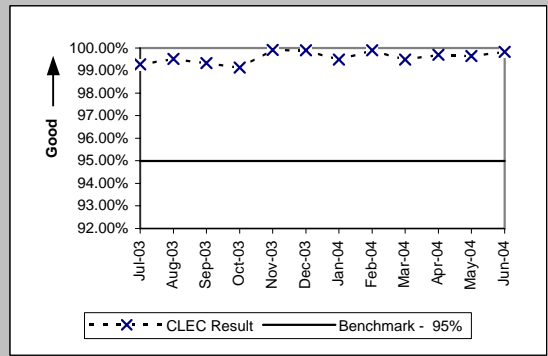


OP-8 - Number Portability Timeliness (Percent)

Number Portability Timeliness (Percent) (OP-8 B) (Benchmark)				
Date	Numerator	Denominator	CLEC Result	
Jul-03	825	826	99.88%	
Aug-03	748	758	98.68%	
Sep-03	742	745	99.60%	
Oct-03	674	674	100.00%	
Nov-03	568	570	99.65%	
Dec-03	625	626	99.84%	
Jan-04	409	411	99.51%	
Feb-04	472	472	100.00%	
Mar-04	494	495	99.80%	
Apr-04	440	444	99.10%	
May-04	415	416	99.76%	
Jun-04	410	410	100.00%	

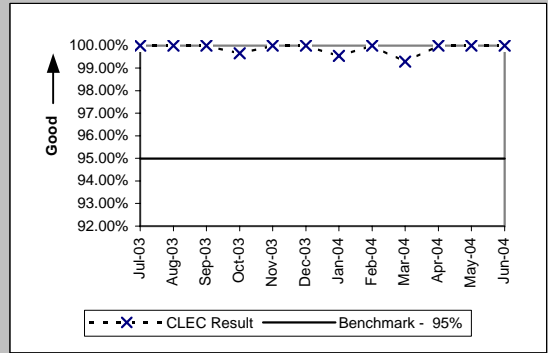


Percentage of LNP Triggers Set Prior to the Frame Due Time (Percent) (OP-8C) (Benchmark)				
Date	Numerator	Denominator	CLEC Result	
Jul-03	4779	4814	99.27%	
Aug-03	2084	2094	99.52%	
Sep-03	4918	4951	99.33%	
Oct-03	3665	3697	99.13%	
Nov-03	9135	9143	99.91%	
Dec-03	5172	5177	99.90%	
Jan-04	1940	1950	99.49%	
Feb-04	7570	7577	99.91%	
Mar-04	2692	2706	99.48%	
Apr-04	3746	3757	99.71%	
May-04	3628	3641	99.64%	
Jun-04	5185	5194	99.83%	

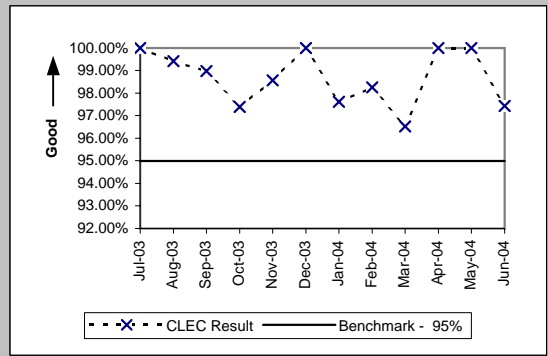


OP-13 - Coordinated Cuts on Time (Percent)

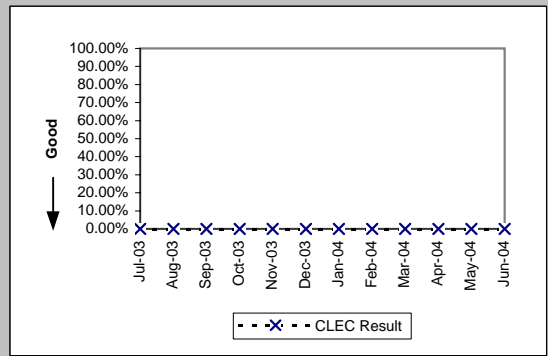
Coordinated Cuts Completed on Time (Percent) Unbundled Loop - Analog (OP-13A ) (Benchmark)				
Date	Numerator	Denominator		CLEC Result
Jul-03	258	258		100.00%
Aug-03	326	326		100.00%
Sep-03	293	293		100.00%
Oct-03	287	288		99.65%
Nov-03	265	265		100.00%
Dec-03	337	337		100.00%
Jan-04	218	219		99.54%
Feb-04	231	231		100.00%
Mar-04	280	282		99.29%
Apr-04	208	208		100.00%
May-04	184	184		100.00%
Jun-04	203	203		100.00%



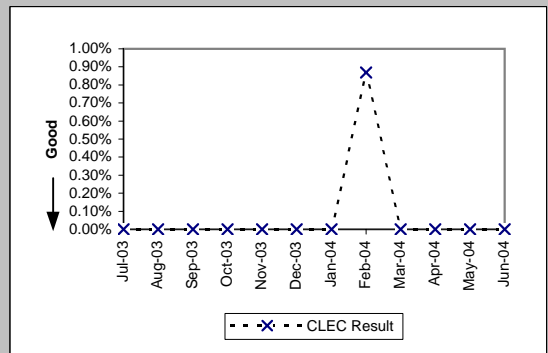
Coordinated Cuts Completed on Time (Percent) Unbundled Loop Other (OP-13A ) (Benchmark)				
Date	Numerator	Denominator		CLEC Result
Jul-03	144	144		100.00%
Aug-03	169	170		99.41%
Sep-03	193	195		98.97%
Oct-03	187	192		97.40%
Nov-03	137	139		98.56%
Dec-03	158	158		100.00%
Jan-04	123	126		97.62%
Feb-04	113	115		98.26%
Mar-04	111	115		96.52%
Apr-04	42	42		100.00%
May-04	39	39		100.00%
Jun-04	38	39		97.44%



Coordinated Cuts Started Without CLEC Approval (Percent) Unbundled Loop - Analog (OP-13B ) (Diagnostic)				
Date	Numerator	Denominator		CLEC Result
Jul-03	0	258		0.00%
Aug-03	0	326		0.00%
Sep-03	0	293		0.00%
Oct-03	0	288		0.00%
Nov-03	0	265		0.00%
Dec-03	0	337		0.00%
Jan-04	0	219		0.00%
Feb-04	0	231		0.00%
Mar-04	0	282		0.00%
Apr-04	0	208		0.00%
May-04	0	184		0.00%
Jun-04	0	203		0.00%

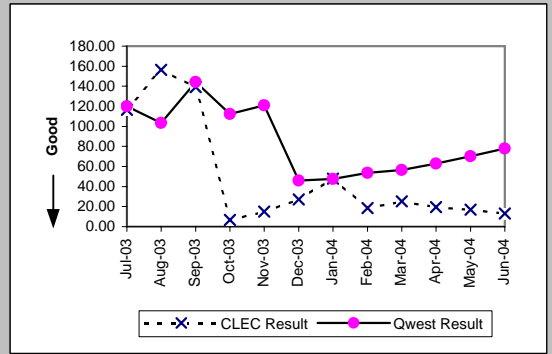


Coordinated Cuts Started Without CLEC Approval (Percent) Unbundled Loop Other (OP-13B ) (Diagnostic)				
Date	Numerator	Denominator		CLEC Result
Jul-03	0	144		0.00%
Aug-03	0	170		0.00%
Sep-03	0	195		0.00%
Oct-03	0	192		0.00%
Nov-03	0	139		0.00%
Dec-03	0	158		0.00%
Jan-04	0	126		0.00%
Feb-04	1	115		0.87%
Mar-04	0	115		0.00%
Apr-04	0	42		0.00%
May-04	0	39		0.00%
Jun-04	0	39		0.00%

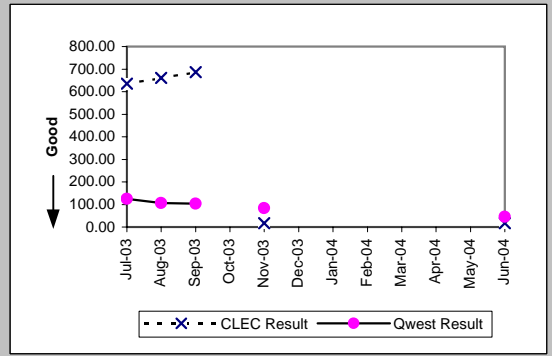


OP-15A - Interval for Pending Orders Delayed Past Due Date

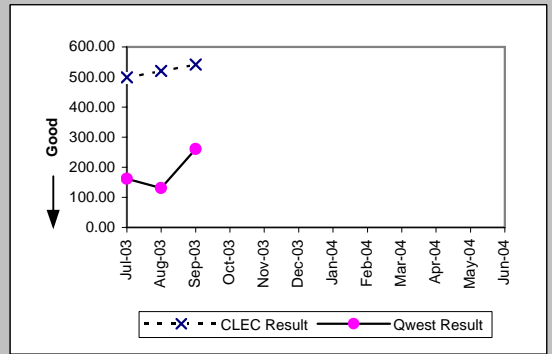
Residence (Diagnostic)									
Date	CLEC Num	CLEC Denc	CLEC Resu	Standard D	Qwest Num	Qwest Denc	Qwest Resu	Mod Z Scr	Parity Scr
Jul-03	931	8	116.38	194.73	112247	936	119.92	-0.06	-1.04
Aug-03	938	6	156.33	231.44	91542	886	103.32	0.91	-0.45
Sep-03	973	7	139.00	231.65	87443	606	144.30	-0.08	-1.05
Oct-03	20	3	6.67	1.53	57053	508	112.31	-1.3	-1.79
Nov-03	60	4	15.00	14.63	62609	518	120.87	-1.47	-1.89
Dec-03	27	1	27.00		11221	245	45.80	-0.24	-1.15
Jan-04	48	1	48.00		14487	304	47.65	0.56	-0.66
Feb-04	92	5	18.40	28.03	18135	339	53.50	-1	-1.61
Mar-04	101	4	25.25	43.90	21307	378	56.37	-0.81	-1.49
Apr-04	214	11	19.45	31.56	26882	428	62.81	-1.78	-2.08
May-04	170	10	17.00	10.60	32128	457	70.30	-1.97	-2.2
Jun-04	132	10	13.20	12.39	36246	465	77.95	-2.41	-2.46



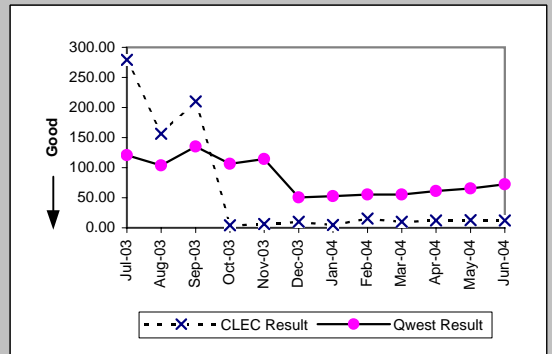
Business (Diagnostic)									
Date	CLEC Num	CLEC Denc	CLEC Resu	Standard D	Qwest Num	Qwest Denc	Qwest Resu	Mod Z Scr	Parity Scr
Jul-03	635	1	635.00		29241	234	124.96	2.17	0.32
Aug-03	661	1	661.00		25809	244	105.77	2.29	0.39
Sep-03	686	1	686.00		18799	181	103.86	2.23	0.35
Oct-03									
Nov-03	17	1	17.00		8825	106	83.25	-0.54	-1.33
Dec-03									
Jan-04									
Feb-04									
Mar-04									
Apr-04									
May-04									
Jun-04	17	1	17.00		4559	99	46.05	-0.53	-1.32



PBX (Diagnostic)									
Date	CLEC Num	CLEC Denc	CLEC Resu	Standard D	Qwest Num	Qwest Denc	Qwest Resu	Mod Z Scr	Parity Scr
Jul-03	499	1	499.00		972	6	162.00	1.56	-0.05
Aug-03	520	1	520.00		787	6	131.17	1.39	-0.16
Sep-03	541	1	541.00		781	3	260.33	1.03	-0.38
Oct-03									
Nov-03									
Dec-03									
Jan-04									
Feb-04									
Mar-04									
Apr-04									
May-04									
Jun-04									

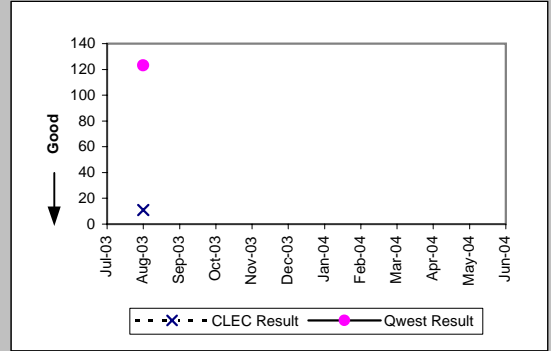


UNE - P (POTS) (Diagnostic)									
Date	CLEC Num	CLEC Denc	CLEC Resu	Standard D	Qwest Num	Qwest Denc	Qwest Resu	Mod Z Scr	Parity Scr
Jul-03	3630	13	279.23	226.05	141488	1170	120.93	2.75	0.67
Aug-03	3911	25	156.44	224.00	117351	1130	103.85	1.54	-0.06
Sep-03	4206	20	210.30	243.65	106242	787	135.00	1.83	0.11
Oct-03	29	7	4.14	4.98	66036	620	106.51	-1.97	-2.2
Nov-03	87	14	6.21	8.40	71434	624	114.48	-2.85	-2.73
Dec-03	82	8	10.25	10.95	17635	348	50.68	-1.3	-1.79
Jan-04	72	15	4.80	7.85	21220	401	52.92	-2.1	-2.28
Feb-04	107	7	15.29	17.14	24288	440	55.20	-1.29	-1.78
Mar-04	174	17	10.24	18.31	25838	467	55.33	-2.27	-2.38
Apr-04	416	34	12.24	17.49	32197	525	61.33	-3.31	-3.01
May-04	572	45	12.71	18.41	36737	560	65.60	-4.19	-3.55
Jun-04	977	79	12.37	17.72	40805	564	72.35	-6.19	-4.77

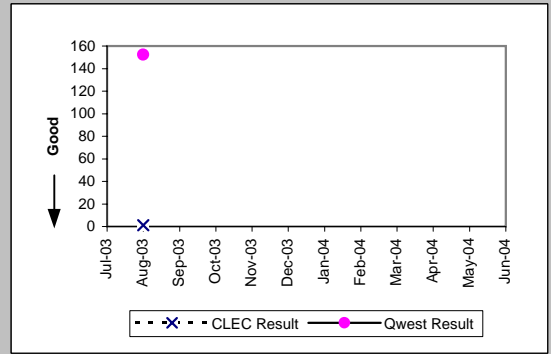


OP-15A - Interval for Pending Orders Delayed Past Due Date

UNE P (Centrex) (Diagnostic)									
Date	CLEC Num	CLEC Denc	CLEC Resu	Standard D	Qwest Num	Qwest Denc	Qwest Resu	Mod Z Scr	Parity Scr
Jul-03									
Aug-03	11	1	11.00		862	7	123.14	-0.71	-1.43
Sep-03									
Oct-03									
Nov-03									
Dec-03									
Jan-04									
Feb-04									
Mar-04									
Apr-04									
May-04									
Jun-04									



UNE P (Centrex 21) (Diagnostic)									
Date	CLEC Num	CLEC Denc	CLEC Resu	Standard D	Qwest Num	Qwest Denc	Qwest Resu	Mod Z Scr	Parity Scr
Jul-03									
Aug-03	1	1	1.00		2892	19	152.21	-0.69	-1.42
Sep-03									
Oct-03									
Nov-03									
Dec-03									
Jan-04									
Feb-04									
Mar-04									
Apr-04									
May-04									
Jun-04									

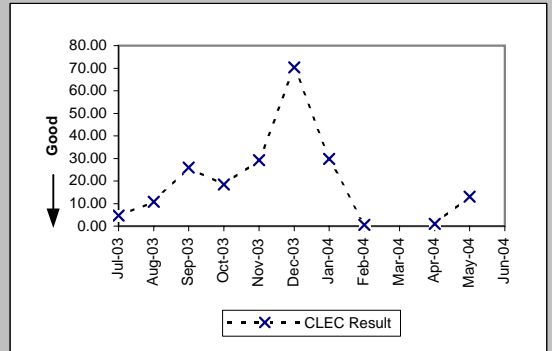




OP-15A - Interval for Pending Orders Delayed Past Due Date

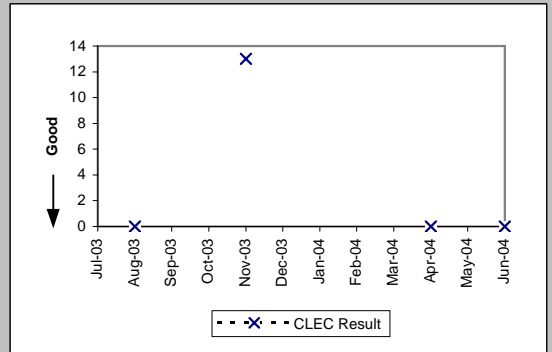
Line Sharing (Diagnostic)

Date	CLEC Num	CLEC Denom	CLEC Result	Standard Dev
Jul-03	61	13	4.69	8.74
Aug-03	75	7	10.71	18.94
Sep-03	78	3	26.00	41.58
Oct-03	111	6	18.50	38.64
Nov-03	175	6	29.17	43.94
Dec-03	211	3	70.33	58.77
Jan-04	119	4	29.75	32.29
Feb-04	1	2	0.50	0.71
Mar-04				
Apr-04	3	3	1.00	1.73
May-04	13	1	13.00	
Jun-04				



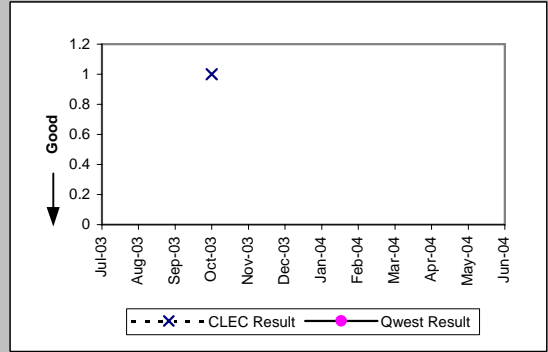
Line Splitting (Diagnostic)

Date	CLEC Num	CLEC Denom	CLEC Result	Standard Dev
Jul-03				
Aug-03	0	1	0.00	
Sep-03				
Oct-03				
Nov-03	13	1	13.00	
Dec-03				
Jan-04				
Feb-04				
Mar-04				
Apr-04	0	1	0.00	
May-04				
Jun-04	0	1	0.00	

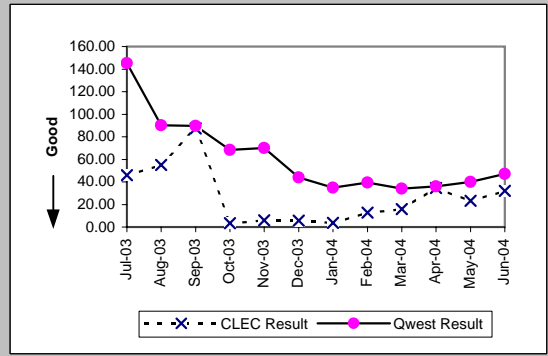


OP-15A - Interval for Pending Orders Delayed Past Due Date

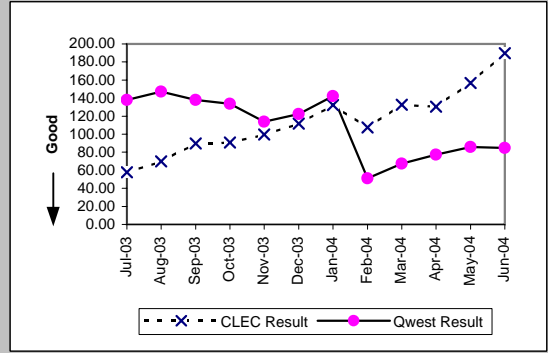
LIS Trunk (Diagnostic)									
Date	CLEC Num	CLEC Denc	CLEC Resu	Standard D	Qwest Num	Qwest Denc	Qwest Resu	Mod Z Scr	Parity Scr
Jul-03									
Aug-03									
Sep-03									
Oct-03	1	1	1.00						
Nov-03									
Dec-03									
Jan-04									
Feb-04									
Mar-04									
Apr-04									
May-04									
Jun-04									



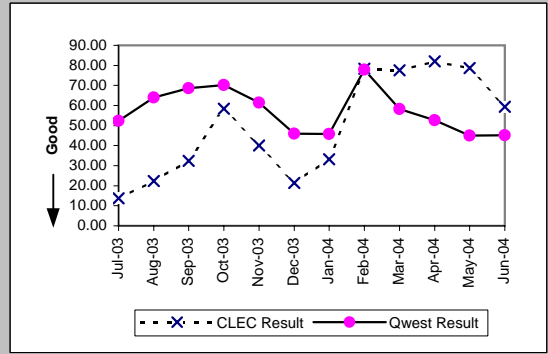
Unbundled Loop Analog (Diagnostic)									
Date	CLEC Num	CLEC Denc	CLEC Resu	Standard D	Qwest Num	Qwest Denc	Qwest Resu	Mod Z Scr	Parity Scr
Jul-03	276	6	46.00	50.50	51729	356	145.31	-1.35	-1.82
Aug-03	220	4	55.00	63.51	24784	275	90.12	-0.53	-1.32
Sep-03	262	3	87.33	75.63	19124	213	89.78	-0.03	-1.02
Oct-03	10	3	3.33	2.89	11420	167	68.38	-1.11	-1.68
Nov-03	6	1	6.00		12132	173	70.13	-0.61	-1.37
Dec-03	75	13	5.77	6.72	5412	123	44.00	-1.87	-2.14
Jan-04	47	13	3.62	11.29	6336	181	35.01	-1.66	-2.01
Feb-04	76	6	12.67	23.83	7829	199	39.34	-0.97	-1.59
Mar-04	127	8	15.88	3.18	7110	209	34.02	-0.99	-1.6
Apr-04	277	8	34.62	12.37	9043	251	36.03	-0.07	-1.04
May-04	467	20	23.35	27.16	10928	274	39.88	-1.32	-1.8
Jun-04	32	1	32.00		13539	287	47.17	-0.26	-1.16



Unbundled Loop - 2 Wire Non-Loaded (Diagnostic)									
Date	CLEC Num	CLEC Denc	CLEC Resu	Standard D	Qwest Num	Qwest Denc	Qwest Resu	Mod Z Scr	Parity Scr
Jul-03	637	11	57.91	70.42	6488	47	138.04	-1.75	-2.06
Aug-03	908	13	69.85	96.68	4414	30	147.13	-1.77	-2.08
Sep-03	1075	12	89.58	104.20	4963	36	137.86	-1.06	-1.64
Oct-03	1270	14	90.71	108.60	3611	27	133.74	-0.97	-1.59
Nov-03	1494	15	99.60	110.68	3875	34	113.97	-0.34	-1.21
Dec-03	1564	14	111.71	118.68	4778	39	122.51	-0.23	-1.14
Jan-04	1321	10	132.10	115.36	4406	31	142.13	-0.19	-1.11
Feb-04	1396	13	107.38	120.57	1024	20	51.20	1.55	-0.05
Mar-04	1591	12	132.58	128.08	1281	19	67.42	1.74	0.06
Apr-04	1825	14	130.36	132.38	1469	19	77.32	1.41	-0.14
May-04	2037	13	156.69	136.48	1799	21	85.67	1.77	0.08
Jun-04	2278	12	189.83	136.58	1693	20	84.65	2.29	0.39

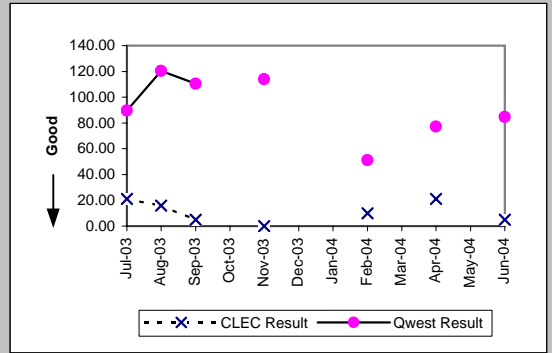


Unbundled Loop - DS1 Capable (Diagnostic)									
Date	CLEC Num	CLEC Denc	CLEC Resu	Standard D	Qwest Num	Qwest Denc	Qwest Resu	Mod Z Scr	Parity Scr
Jul-03	165	12	13.75	18.56	6020	115	52.35	-1.38	-1.84
Aug-03	224	10	22.40	26.26	5884	92	63.96	-1.22	-1.74
Sep-03	194	6	32.33	40.11	5836	85	68.66	-0.79	-1.48
Oct-03	175	3	58.33	67.69	3443	49	70.27	-0.17	-1.1
Nov-03	160	4	40.00	74.67	2703	44	61.43	-0.38	-1.23
Dec-03	278	13	21.38	46.37	2982	65	45.88	-0.83	-1.51
Jan-04	266	8	33.25	66.48	2836	62	45.74	-0.33	-1.2
Feb-04	235	3	78.33	118.78	2881	37	77.86	0.36	-0.78
Mar-04	310	4	77.50	108.06	3494	60	58.23	0.62	-0.62
Apr-04	410	5	82.00	101.44	1841	35	52.60	0.89	-0.46
May-04	393	5	78.60	117.29	2028	45	45.07	0.97	-0.41
Jun-04	356	6	59.33	118.94	2121	47	45.13	0.4	-0.76

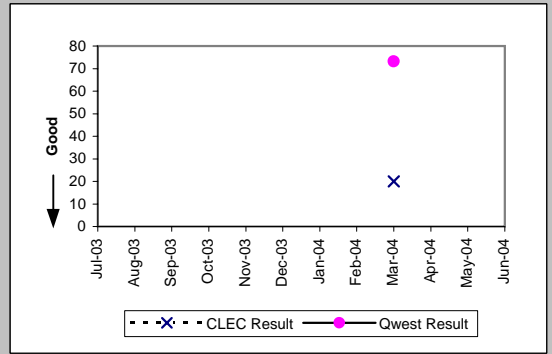


OP-15A - Interval for Pending Orders Delayed Past Due Date

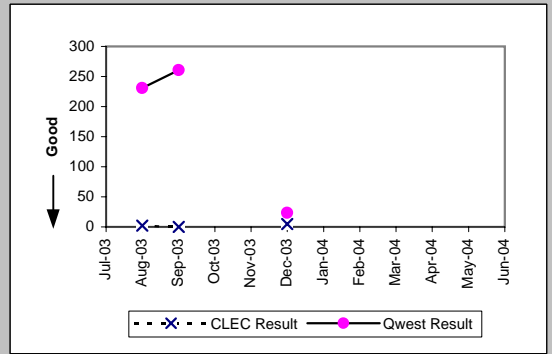
Unbundled Loop ISDN Capable (Diagnostic)										
Date	CLEC Num	CLEC Dend	CLEC Resu	Standard D	Qwest Num	Qwest Dend	Qwest Resu	Mod Z Scr	Parity Scr	
Jul-03	21	1	21.00		2691	30	89.70	-0.6	-1.37	
Aug-03	16	1	16.00		2890	24	120.42	-0.82	-1.5	
Sep-03	15	3	5.00	3.46	3313	30	110.43	-1.38	-1.84	
Oct-03										
Nov-03	0	1	0.00		3875	34	113.97	-0.84	-1.51	
Dec-03										
Jan-04										
Feb-04	10	1	10.00		1024	20	51.20	-0.73	-1.44	
Mar-04										
Apr-04	21	1	21.00		1469	19	77.32	-0.76	-1.46	
May-04										
Jun-04	5	1	5.00		1693	20	84.65	-0.97	-1.59	



Unbundled Loop - DS3 Capable (Diagnostic)										
Date	CLEC Num	CLEC Dend	CLEC Resu	Standard D	Qwest Num	Qwest Dend	Qwest Resu	Mod Z Scr	Parity Scr	
Jul-03										
Aug-03										
Sep-03										
Oct-03										
Nov-03										
Dec-03										
Jan-04										
Feb-04										
Mar-04	40	2	20.00	0.00	439	6	73.17	-0.78	-1.47	
Apr-04										
May-04										
Jun-04										

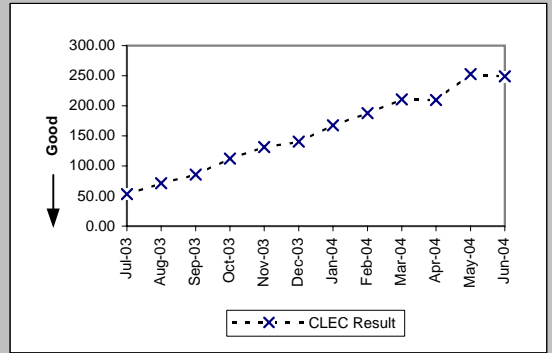


Qwest DSL (Diagnostic)										
Date	CLEC Num	CLEC Dend	CLEC Resu	Standard D	Qwest Num	Qwest Dend	Qwest Resu	Mod Z Scr	Parity Scr	
Jul-03										
Aug-03	2	1	2.00		17555	76	230.99	-1.05	-1.64	
Sep-03	0	1	0.00		18517	71	260.80	-1.16	-1.71	
Oct-03										
Nov-03										
Dec-03	5	1	5.00		983	42	23.40	-0.71	-1.43	
Jan-04										
Feb-04										
Mar-04										
Apr-04										
May-04										
Jun-04										



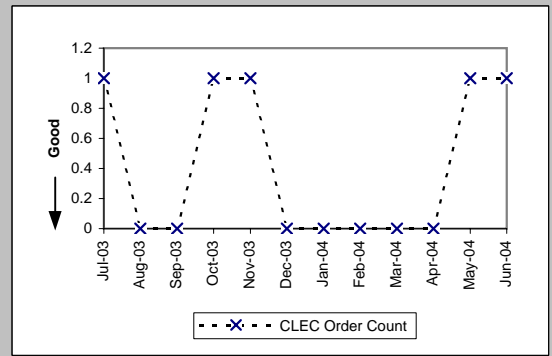
OP-15A - Interval for Pending Orders Delayed Past Due Date

Enhanced Extended Loops (EELs) (Diagnostic)					
Date	Num	Denom	CLEC Result	Standard Dev	
Jul-03	903	17	53.12	48.15	
Aug-03	855	12	71.25	56.03	
Sep-03	1026	12	85.50	63.56	
Oct-03	1125	10	112.50	69.45	
Nov-03	1315	10	131.50	69.45	
Dec-03	1546	11	140.55	78.66	
Jan-04	1508	9	167.56	69.89	
Feb-04	1688	9	187.56	69.89	
Mar-04	1895	9	210.56	69.89	
Apr-04	2094	10	209.40	98.50	
May-04	2273	9	252.56	69.89	
Jun-04	1744	7	249.14	48.01	

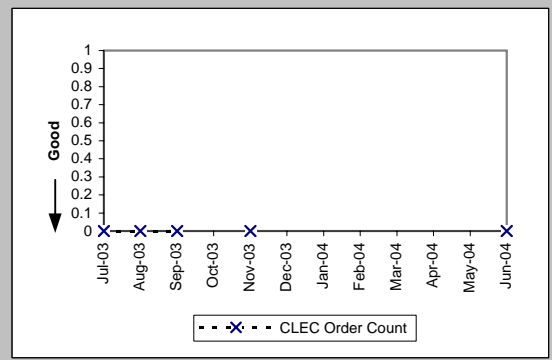


OP-15B - Count of Pending Orders Delayed for Facilities Reasons

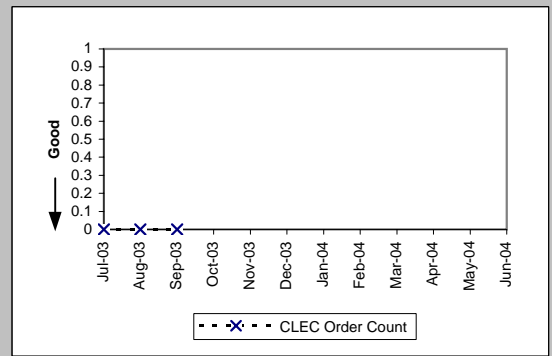
Residence (Diagnostic)	
Date	CLEC Order Count
Jul-03	1
Aug-03	0
Sep-03	0
Oct-03	1
Nov-03	1
Dec-03	0
Jan-04	0
Feb-04	0
Mar-04	0
Apr-04	0
May-04	1
Jun-04	1



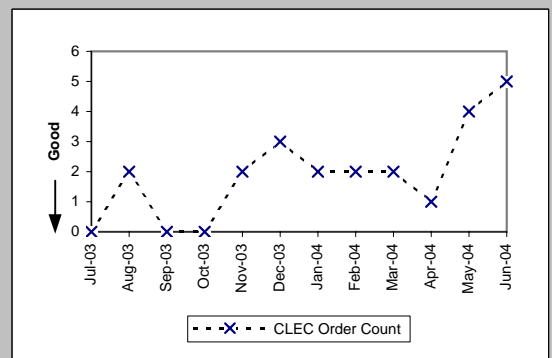
Business (Diagnostic)	
Date	CLEC Order Count
Jul-03	0
Aug-03	0
Sep-03	0
Oct-03	0
Nov-03	0
Dec-03	0
Jan-04	0
Feb-04	0
Mar-04	0
Apr-04	0
May-04	0
Jun-04	0



PBX (Diagnostic)	
Date	CLEC Order Count
Jul-03	0
Aug-03	0
Sep-03	0
Oct-03	0
Nov-03	0
Dec-03	0
Jan-04	0
Feb-04	0
Mar-04	0
Apr-04	0
May-04	0
Jun-04	0

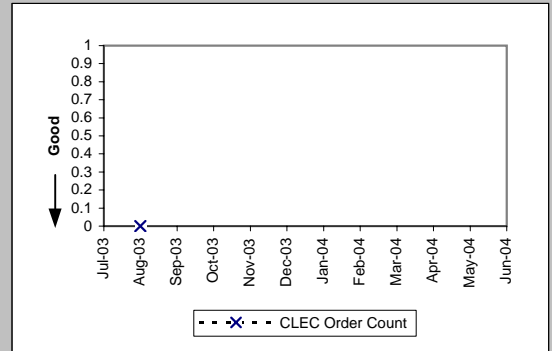


UNE - P (POTS) (Diagnostic)	
Date	CLEC Order Count
Jul-03	0
Aug-03	2
Sep-03	0
Oct-03	0
Nov-03	2
Dec-03	3
Jan-04	2
Feb-04	2
Mar-04	2
Apr-04	1
May-04	4
Jun-04	5

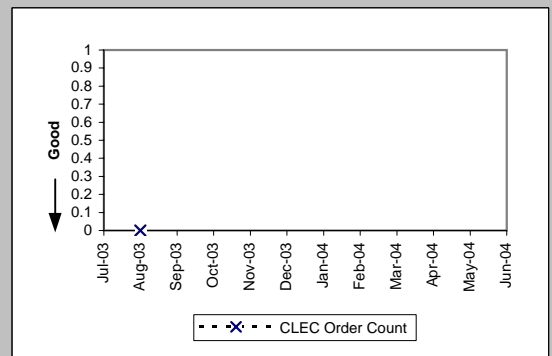


OP-15B - Count of Pending Orders Delayed for Facilities Reasons

UNE P (Centrex) (Diagnostic)	
Date	CLEC Order Count
Jul-03	
Aug-03	0
Sep-03	
Oct-03	
Nov-03	
Dec-03	
Jan-04	
Feb-04	
Mar-04	
Apr-04	
May-04	
Jun-04	

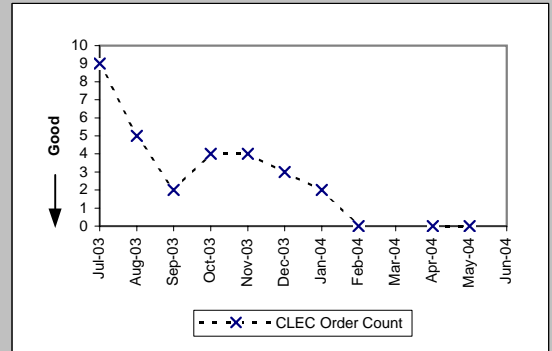


UNE P (Centrex 21) (Diagnostic)	
Date	CLEC Order Count
Jul-03	
Aug-03	0
Sep-03	
Oct-03	
Nov-03	
Dec-03	
Jan-04	
Feb-04	
Mar-04	
Apr-04	
May-04	
Jun-04	

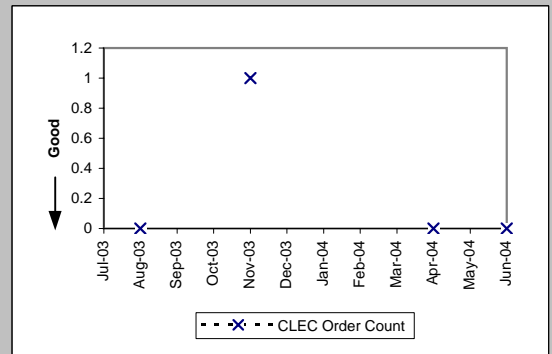


OP-15B - Count of Pending Orders Delayed for Facilities Reasons

Line Sharing (Diagnostic)	
Date	CLEC Order Count
Jul-03	9
Aug-03	5
Sep-03	2
Oct-03	4
Nov-03	4
Dec-03	3
Jan-04	2
Feb-04	0
Mar-04	0
Apr-04	0
May-04	0
Jun-04	0

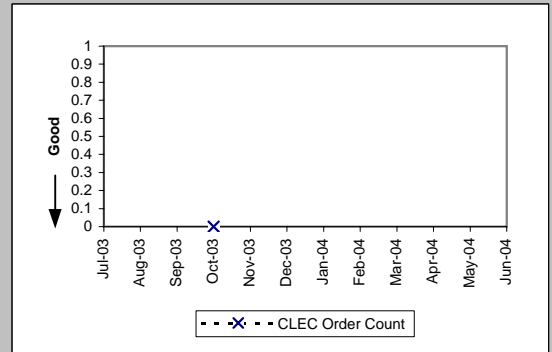


Line Splitting (Diagnostic)	
Date	CLEC Order Count
Jul-03	0
Aug-03	0
Sep-03	0
Oct-03	0
Nov-03	1
Dec-03	0
Jan-04	0
Feb-04	0
Mar-04	0
Apr-04	0
May-04	0
Jun-04	0

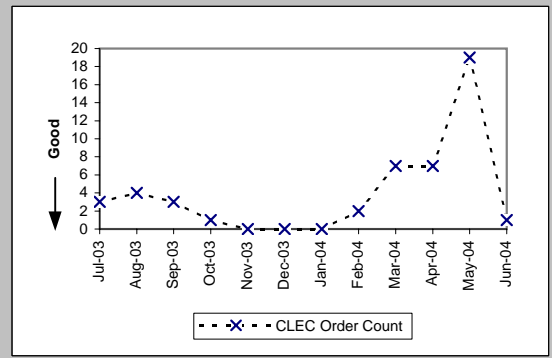


OP-15B - Count of Pending Orders Delayed for Facilities Reasons

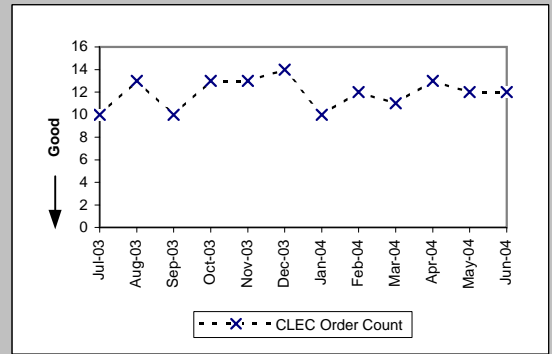
LIS Trunk (Diagnostic)	
Date	CLEC Order Count
Jul-03	
Aug-03	
Sep-03	
Oct-03	0
Nov-03	
Dec-03	
Jan-04	
Feb-04	
Mar-04	
Apr-04	
May-04	
Jun-04	



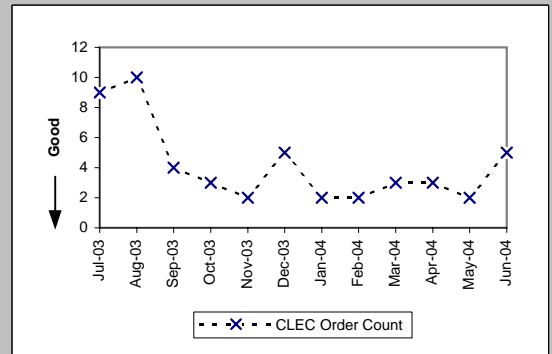
Unbundled Loop Analog (Diagnostic)	
Date	CLEC Order Count
Jul-03	3
Aug-03	4
Sep-03	3
Oct-03	1
Nov-03	0
Dec-03	0
Jan-04	0
Feb-04	2
Mar-04	7
Apr-04	7
May-04	19
Jun-04	1



Unbundled Loop - 2 Wire Non-Loaded (Diagnostic)	
Date	CLEC Order Count
Jul-03	10
Aug-03	13
Sep-03	10
Oct-03	13
Nov-03	13
Dec-03	14
Jan-04	10
Feb-04	12
Mar-04	11
Apr-04	13
May-04	12
Jun-04	12



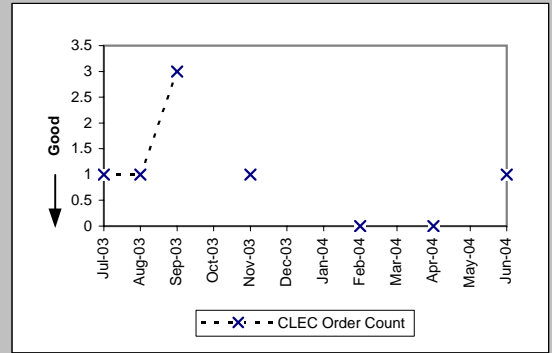
Unbundled Loop - DS1 Capable (Diagnostic)	
Date	CLEC Order Count
Jul-03	9
Aug-03	10
Sep-03	4
Oct-03	3
Nov-03	2
Dec-03	5
Jan-04	2
Feb-04	2
Mar-04	3
Apr-04	3
May-04	2
Jun-04	5



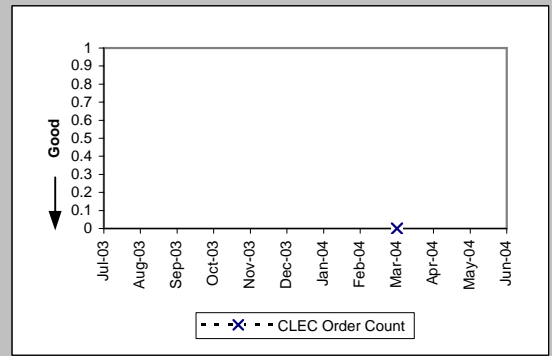


OP-15B - Count of Pending Orders Delayed for Facilities Reasons

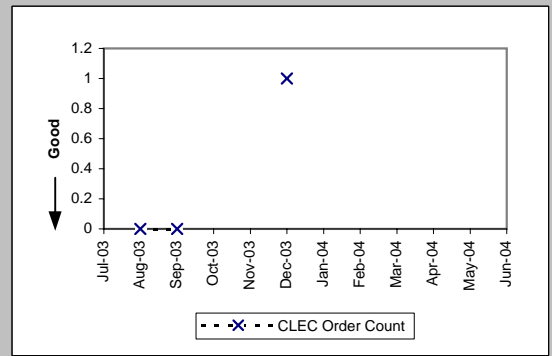
Unbundled Loop ISDN Capable (Diagnostic)	
Date	CLEC Order Count
Jul-03	1
Aug-03	1
Sep-03	3
Oct-03	
Nov-03	1
Dec-03	
Jan-04	
Feb-04	0
Mar-04	
Apr-04	0
May-04	
Jun-04	1



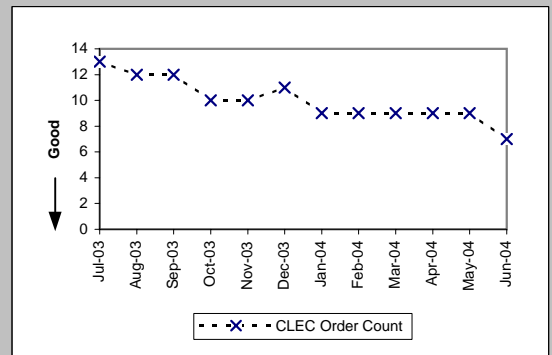
Unbundled Loop - DS3 Capable (Diagnostic)	
Date	CLEC Order Count
Jul-03	
Aug-03	
Sep-03	
Oct-03	
Nov-03	
Dec-03	
Jan-04	
Feb-04	
Mar-04	0
Apr-04	
May-04	
Jun-04	



Qwest DSL (Diagnostic)	
Date	CLEC Order Count
Jul-03	
Aug-03	0
Sep-03	0
Oct-03	
Nov-03	
Dec-03	1
Jan-04	
Feb-04	
Mar-04	
Apr-04	
May-04	
Jun-04	

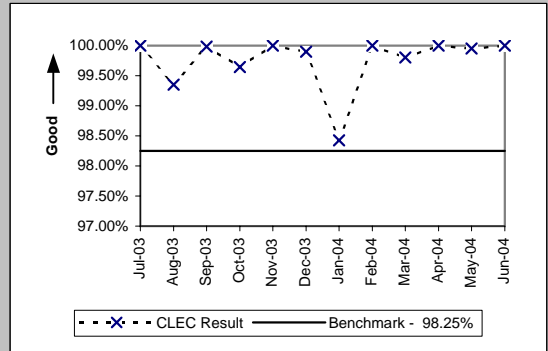


Enhanced Extended Loops (EELs) (Diagnostic)	
Date	CLEC Order Count
Jul-03	13
Aug-03	12
Sep-03	12
Oct-03	10
Nov-03	10
Dec-03	11
Jan-04	9
Feb-04	9
Mar-04	9
Apr-04	9
May-04	9
Jun-04	7

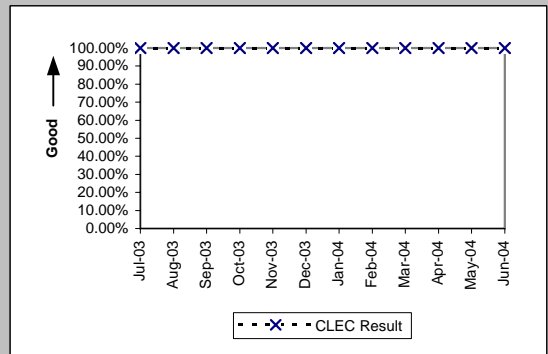


OP-17 - Timeliness of Disconnects associated with LNP Orders

Timeliness of Disconnects associated with LNP Orders (Percent) (OP-17A) (Benchmark)					
Date	CLEC Num	CLEC Denom	CLEC Result	CLEC Std Dev	
Jul-03	7084	7084	100.00%	0.00%	
Aug-03	3205	3226	99.35%	8.04%	
Sep-03	5876	5877	99.98%	1.30%	
Oct-03	4471	4487	99.64%	5.96%	
Nov-03	10273	10273	100.00%	0.00%	
Dec-03	5995	6001	99.90%	3.16%	
Jan-04	4189	4256	98.43%	12.45%	
Feb-04	8266	8266	100.00%	0.00%	
Mar-04	3525	3532	99.80%	4.45%	
Apr-04	11427	11427	100.00%	0.00%	
May-04	4232	4234	99.95%	2.17%	
Jun-04	5750	5750	100.00%	0.00%	

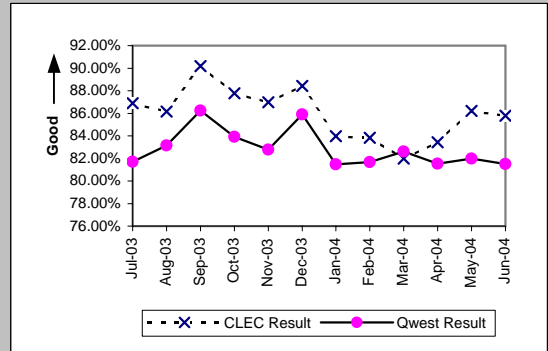


Timeliness of Disconnects associated with LNP Orders (Percent) (OP-17B) (Diagnostic)				
Date	CLEC Num	CLEC Denom	CLEC Result	CLEC Std Dev
Jul-03	7084	7084	100.00%	0.00%
Aug-03	3226	3226	100.00%	0.00%
Sep-03	5877	5877	100.00%	0.00%
Oct-03	4487	4487	100.00%	0.00%
Nov-03	10273	10273	100.00%	0.00%
Dec-03	6001	6001	100.00%	0.00%
Jan-04	4256	4256	100.00%	0.00%
Feb-04	8266	8266	100.00%	0.00%
Mar-04	3532	3532	100.00%	0.00%
Apr-04	11427	11427	100.00%	0.00%
May-04	4234	4234	100.00%	0.00%
Jun-04	5750	5750	100.00%	0.00%



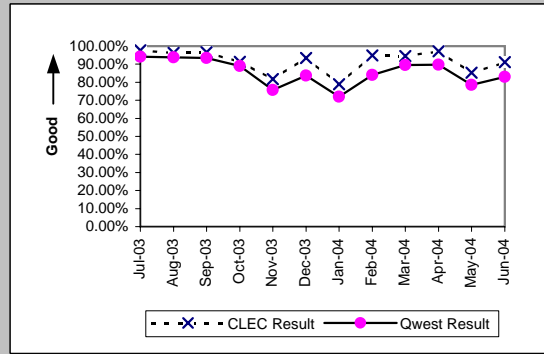
MR-2 - Calls Answered within 20 Seconds - Interconnect Repair Center (Percent)

Calls Answered within 20 seconds - Interconnect Repair Center (Percent) (MR-2) (Parity)						
Date	CLEC Num	CLEC Denom	CLEC Result	Qwest Num	Qwest Denom	Qwest Result
Jul-03	15255	17557	86.89%	497296	608569	81.72%
Aug-03	14043	16299	86.16%	481790	579527	83.14%
Sep-03	13904	15415	90.20%	463223	537131	86.24%
Oct-03	11982	13652	87.77%	435737	519212	83.92%
Nov-03	10968	12612	86.96%	397500	480265	82.77%
Dec-03	11105	12560	88.42%	382627	445380	85.91%
Jan-04	10155	12093	83.97%	425971	522736	81.49%
Feb-04	10716	12784	83.82%	389929	477458	81.67%
Mar-04	14126	17229	81.99%	446202	540194	82.60%
Apr-04	13439.81	16108	83.44%	428480	525513	81.54%
May-04	11581.08	13434	86.21%	423579	516643	81.99%
Jun-04	23553.39	27453	85.80%	475982	584044	81.50%

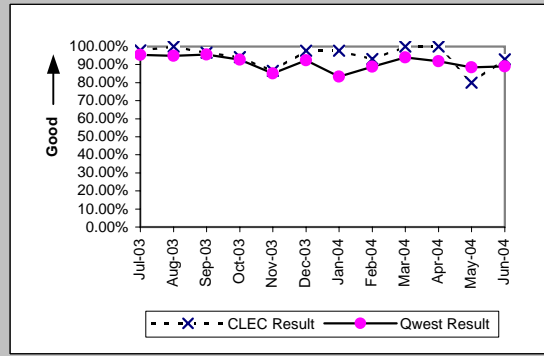


MR-3A - Out of Service Cleared within 24 Hours (Percent) - Dispatches within MSAs

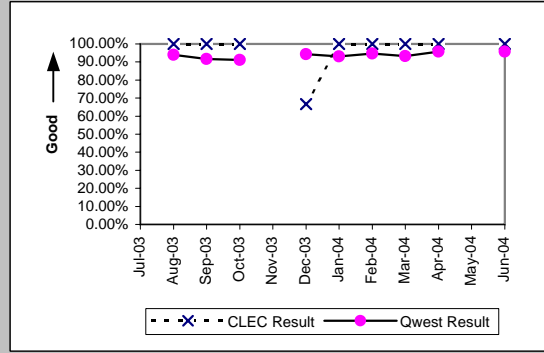
Residence (Parity)									
Date	CLEC Num	CLEC Denc	CLEC Resu	CLEC Std E	Qwest Num	Qwest Denc	Qwest Resu	Mod Z Scr	Parity Scr
Jul-03	169	173	97.69%	15.03%	8497	9028	94.12%	-1.98	-2.2
Aug-03	152	158	96.20%	19.11%	8492	9062	93.71%	-1.28	-1.78
Sep-03	173	179	96.65%	18.00%	8796	9408	93.49%	-1.69	-2.03
Oct-03	125	137	91.24%	28.27%	10828	12174	88.94%	-0.85	-1.52
Nov-03	89	109	81.65%	38.71%	8754	11570	75.66%	-1.45	-1.88
Dec-03	72	77	93.51%	24.64%	8348	9983	83.62%	-2.33	-2.42
Jan-04	60	76	78.95%	40.77%	9153	12716	71.98%	-1.35	-1.82
Feb-04	37	39	94.87%	22.06%	6725	7995	84.12%	-1.83	-2.11
Mar-04	34	36	94.44%	22.91%	7459	8333	89.51%	-0.96	-1.59
Apr-04	35	36	97.22%	16.43%	7012	7817	89.70%	-1.48	-1.9
May-04	29	34	85.29%	35.42%	7510	9553	78.61%	-0.95	-1.58
Jun-04	31	34	91.18%	28.36%	7591	9148	82.98%	-1.27	-1.77



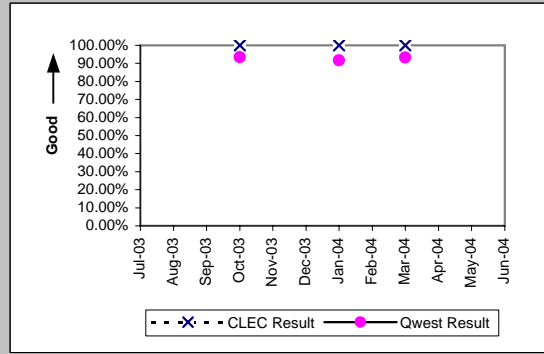
Business (Parity)									
Date	CLEC Num	CLEC Denc	CLEC Resu	CLEC Std E	Qwest Num	Qwest Denc	Qwest Resu	Mod Z Scr	Parity Scr
Jul-03	45	46	97.83%	14.58%	1004	1052	95.44%	-0.76	-1.46
Aug-03	60	60	100.00%	0.00%	901	949	94.94%	-1.73	-2.05
Sep-03	58	60	96.67%	17.95%	1003	1050	95.52%	-0.42	-1.25
Oct-03	48	51	94.12%	23.53%	1302	1403	92.80%	-0.36	-1.22
Nov-03	51	59	86.44%	34.24%	896	1053	85.09%	-0.28	-1.17
Dec-03	42	43	97.67%	15.07%	987	1069	92.33%	-1.29	-1.79
Jan-04	43	44	97.73%	14.90%	1036	1243	83.35%	-2.52	-2.53
Feb-04	27	29	93.10%	25.34%	707	796	88.82%	-0.72	-1.44
Mar-04	4	4	100.00%	0.00%	881	938	93.92%	-0.51	-1.31
Apr-04	5	5	100.00%	0.00%	805	877	91.79%	-0.67	-1.41
May-04	8	10	80.00%	40.00%	858	970	88.45%	0.8	-0.51
Jun-04	13	14	92.86%	25.75%	926	1041	88.95%	-0.46	-1.28



Centrex (Parity)									
Date	CLEC Num	CLEC Denc	CLEC Resu	CLEC Std E	Qwest Num	Qwest Denc	Qwest Resu	Mod Z Scr	Parity Scr
Jul-03									
Aug-03	2	2	100.00%	0.00%	93	99	93.94%	-0.36	-1.22
Sep-03	2	2	100.00%	0.00%	109	119	91.60%	-0.42	-1.26
Oct-03	1	1	100.00%	0.00%	103	113	91.15%	-0.31	-1.19
Nov-03									
Dec-03	2	3	66.67%	47.14%	66	70	94.29%	1.3	-0.21
Jan-04	4	4	100.00%	0.00%	67	72	93.06%	-0.53	-1.32
Feb-04	1	1	100.00%	0.00%	89	94	94.68%	-0.24	-1.14
Mar-04	2	2	100.00%	0.00%	69	74	93.24%	-0.38	-1.23
Apr-04	1	1	100.00%	0.00%	67	70	95.71%	-0.21	-1.13
May-04									
Jun-04	1	1	100.00%	0.00%	69	72	95.83%	-0.21	-1.13

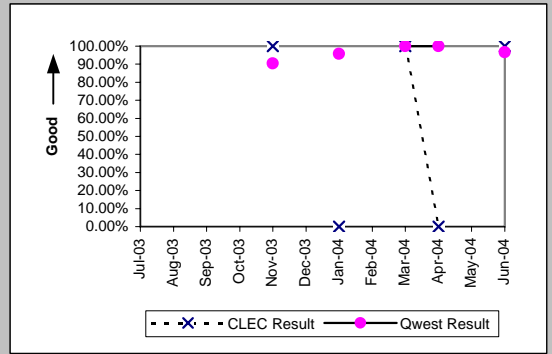


Centrex 21 (Parity)									
Date	CLEC Num	CLEC Denc	CLEC Resu	CLEC Std E	Qwest Num	Qwest Denc	Qwest Resu	Mod Z Scr	Parity Scr
Jul-03									
Aug-03									
Sep-03									
Oct-03	1	1	100.00%	0.00%	170	182	93.41%	-0.26	-1.16
Nov-03									
Dec-03									
Jan-04	1	1	100.00%	0.00%	131	143	91.61%	-0.3	-1.18
Feb-04									
Mar-04	1	1	100.00%	0.00%	112	120	93.33%	-0.27	-1.16
Apr-04									
May-04									
Jun-04									

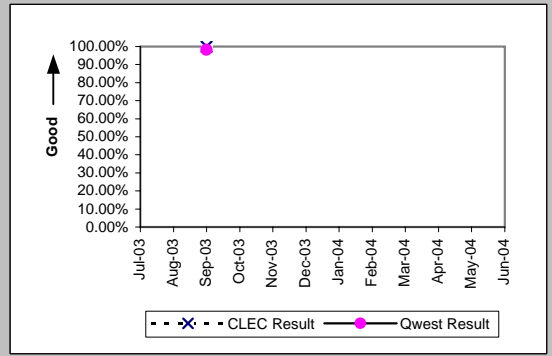


MR-3A - Out of Service Cleared within 24 Hours (Percent) - Dispatches within MSAs

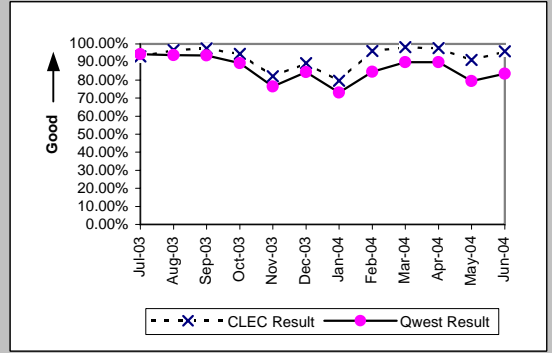
PBX (Parity)									
Date	CLEC Num	CLEC Denc	CLEC Resu	CLEC Std E	Qwest Num	Qwest Denc	Qwest Resu	Mod Z Scr	Parity Scr
Jul-03									
Aug-03									
Sep-03									
Oct-03									
Nov-03	1	1	100.00%	0.00%	19	21	90.48%	-0.32	-1.19
Dec-03									
Jan-04	0	1	0.00%	0.00%	23	24	95.83%	1.83	0.11
Feb-04									
Mar-04	2	2	100.00%	0.00%	29	29	100.00%	N/A	N/A
Apr-04	0	1	0.00%	0.00%	21	21	100.00%	N/A	0.29
May-04									
Jun-04	1	1	100.00%	0.00%	28	29	96.55%	-0.19	-1.11



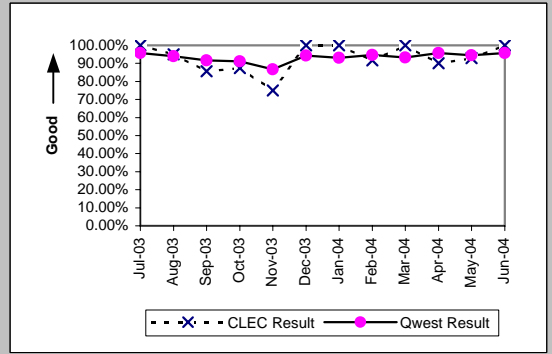
Basic Rate ISDN (Parity)									
Date	CLEC Num	CLEC Denc	CLEC Resu	CLEC Std E	Qwest Num	Qwest Denc	Qwest Resu	Mod Z Scr	Parity Scr
Jul-03									
Aug-03									
Sep-03	1	1	100.00%	0.00%	55	56	98.21%	-0.13	-1.08
Oct-03									
Nov-03									
Dec-03									
Jan-04									
Feb-04									
Mar-04									
Apr-04									
May-04									
Jun-04									



UNE - P (POTS) (Parity)									
Date	CLEC Num	CLEC Denc	CLEC Resu	CLEC Std E	Qwest Num	Qwest Denc	Qwest Resu	Mod Z Scr	Parity Scr
Jul-03	81	87	93.10%	25.34%	9501	10080	94.26%	0.5	-0.7
Aug-03	87	90	96.67%	17.95%	9393	10011	93.83%	-1.11	-1.68
Sep-03	81	83	97.59%	15.33%	9799	10458	93.70%	-1.45	-1.88
Oct-03	309	327	94.50%	22.81%	12130	13577	89.34%	-2.98	-2.81
Nov-03	274	334	82.04%	38.39%	9650	12623	76.45%	-2.38	-2.44
Dec-03	295	330	89.39%	30.79%	9335	11052	84.46%	-2.44	-2.48
Jan-04	384	482	79.67%	40.25%	10189	13959	72.99%	-3.25	-2.97
Feb-04	322	335	96.12%	19.31%	7432	8791	84.54%	-5.75	-4.5
Mar-04	389	396	98.23%	13.18%	8340	9271	89.96%	-5.36	-4.26
Apr-04	410	420	97.62%	15.25%	7817	8694	89.91%	-5.12	-4.11
May-04	539	592	91.05%	28.55%	8368	10523	79.52%	-6.76	-5.11
Jun-04	554	578	95.85%	19.95%	8517	10189	83.59%	-7.74	-5.71



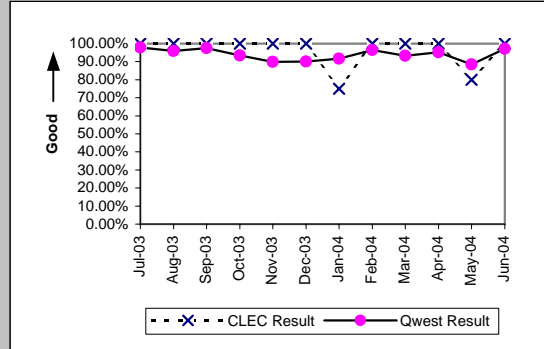
UNE P (Centrex) (Parity)									
Date	CLEC Num	CLEC Denc	CLEC Resu	CLEC Std E	Qwest Num	Qwest Denc	Qwest Resu	Mod Z Scr	Parity Scr
Jul-03	19	19	100.00%	0.00%	115	120	95.83%	-0.84	-1.51
Aug-03	19	20	95.00%	21.79%	93	99	93.94%	-0.18	-1.11
Sep-03	12	14	85.71%	34.99%	109	119	91.60%	0.7	-0.57
Oct-03	14	16	87.50%	33.07%	103	113	91.15%	0.48	-0.71
Nov-03	15	20	75.00%	43.30%	59	68	86.76%	1.2	-0.27
Dec-03	13	13	100.00%	0.00%	66	70	94.29%	-0.82	-1.5
Jan-04	12	12	100.00%	0.00%	67	72	93.06%	-0.88	-1.53
Feb-04	11	12	91.67%	27.64%	89	94	94.68%	0.4	-0.76
Mar-04	8	8	100.00%	0.00%	69	74	93.24%	-0.72	-1.44
Apr-04	9	10	90.00%	30.00%	67	70	95.71%	0.66	-0.6
May-04	13	14	92.86%	25.75%	52	55	94.55%	0.22	-0.87
Jun-04	14	14	100.00%	0.00%	69	72	95.83%	-0.71	-1.43



MR-3A - Out of Service Cleared within 24 Hours (Percent) - Dispatches within MSAs

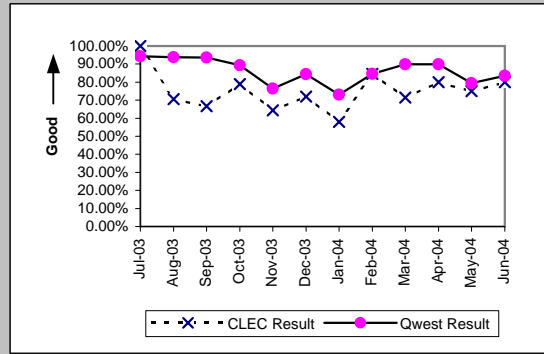
UNE P (Centrex 21) (Parity)

Date	CLEC Num	CLEC Denc	CLEC Resu	CLEC Std	Qwest Num	Qwest Denc	Qwest Resu	Mod Z Scr	Parity Scr
Jul-03	2	2	100.00%	0.00%	135	138	97.83%	-0.21	-1.13
Aug-03	4	4	100.00%	0.00%	116	121	95.87%	-0.41	-1.25
Sep-03	2	2	100.00%	0.00%	114	117	97.44%	-0.23	-1.14
Oct-03	3	3	100.00%	0.00%	170	182	93.41%	-0.46	-1.28
Nov-03	4	4	100.00%	0.00%	124	138	89.86%	-0.66	-1.4
Dec-03	5	5	100.00%	0.00%	118	131	90.08%	-0.73	-1.44
Jan-04	3	4	75.00%	43.30%	131	143	91.61%	0.93	-0.43
Feb-04	5	5	100.00%	0.00%	80	83	96.39%	-0.42	-1.26
Mar-04	1	1	100.00%	0.00%	112	120	93.33%	-0.27	-1.16
Apr-04	2	2	100.00%	0.00%	80	84	95.24%	-0.31	-1.19
May-04	4	5	80.00%	40.00%	92	104	88.46%	0.52	-0.68
Jun-04	3	3	100.00%	0.00%	105	108	97.22%	-0.29	-1.18



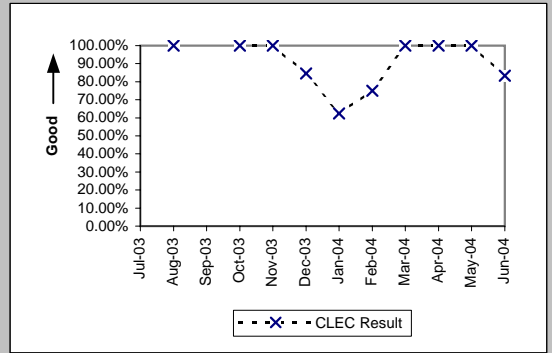
Line Sharing (Parity)

Date	CLEC Num	CLEC Denc	CLEC Resu	CLEC Std	Qwest Num	Qwest Denc	Qwest Resu	Mod Z Scr	Parity Scr
Jul-03	15	15	100.00%	0.00%	9501	10080	94.26%	-0.96	-1.58
Aug-03	12	17	70.59%	45.56%	9393	10011	93.83%	2.95	0.8
Sep-03	10	15	66.67%	47.14%	9799	10458	93.70%	3.12	0.9
Oct-03	15	19	78.95%	40.77%	12130	13577	89.34%	1.34	-0.18
Nov-03	9	14	64.29%	47.92%	9650	12623	76.45%	1.03	-0.37
Dec-03	18	25	72.00%	44.90%	9335	11052	84.46%	1.6	-0.03
Jan-04	11	19	57.89%	49.37%	10189	13959	72.99%	1.41	-0.14
Feb-04	11	13	84.62%	36.08%	7432	8791	84.54%	-0.01	-1
Mar-04	5	7	71.43%	45.18%	8340	9271	89.96%	1.36	-0.18
Apr-04	8	10	80.00%	40.00%	7817	8694	89.91%	0.96	-0.42
May-04	6	8	75.00%	43.30%	8368	10523	79.52%	0.35	-0.79
Jun-04	12	15	80.00%	40.00%	8517	10189	83.59%	0.41	-0.75



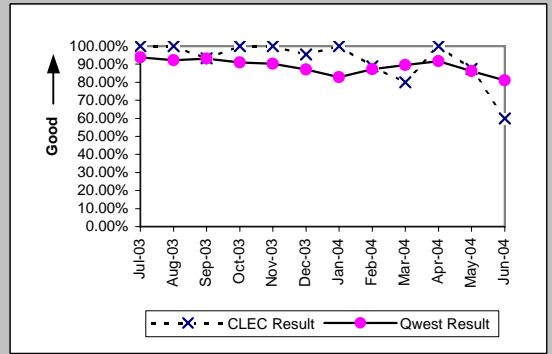
MR-3A - Out of Service Cleared within 24 Hours (Percent) - Dispatches within MSAs

Line Splitting (Diagnostic)				
Date	Numerator	Denominator	CLEC Result	Standard Dev
Jul-03				
Aug-03	1	1	100.00%	0.00%
Sep-03				
Oct-03	1	1	100.00%	0.00%
Nov-03	2	2	100.00%	0.00%
Dec-03	11	13	84.62%	36.08%
Jan-04	5	8	62.50%	48.41%
Feb-04	3	4	75.00%	43.30%
Mar-04	2	2	100.00%	0.00%
Apr-04	5	5	100.00%	0.00%
May-04	3	3	100.00%	0.00%
Jun-04	5	6	83.33%	37.27%

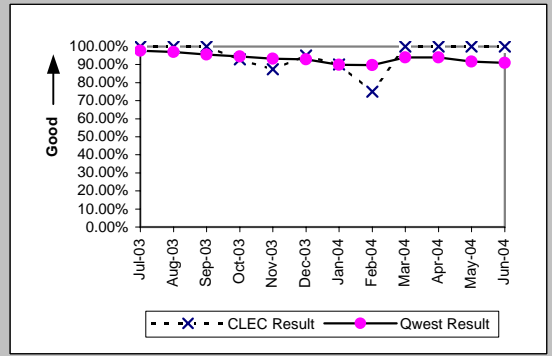


MR-3B - Out of Service Cleared within 24 Hours (Percent) - Dispatches outside MSAs

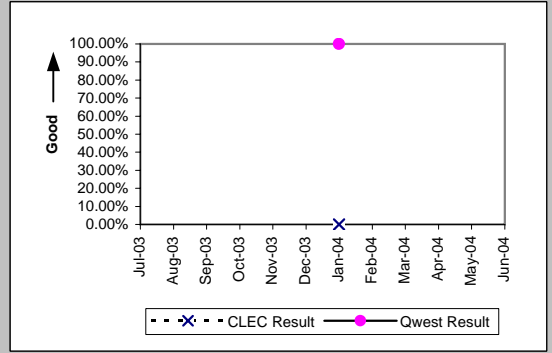
Residence (Parity)									
Date	CLEC Num	CLEC Denc	CLEC Resu	CLEC Std	Qwest Num	Qwest Denc	Qwest Resu	Mod Z Scr	Parity Scr
Jul-03	12	12	100.00%	0.00%	2014	2148	93.76%	-0.89	-1.54
Aug-03	20	20	100.00%	0.00%	2042	2214	92.23%	-1.29	-1.79
Sep-03	28	30	93.33%	24.94%	1763	1895	93.03%	-0.06	-1.04
Oct-03	27	27	100.00%	0.00%	2112	2323	90.92%	-1.63	-1.99
Nov-03	17	17	100.00%	0.00%	1770	1961	90.26%	-1.35	-1.82
Dec-03	21	22	95.45%	20.83%	1963	2257	86.97%	-1.18	-1.72
Jan-04	17	17	100.00%	0.00%	2072	2502	82.81%	-1.87	-2.14
Feb-04	8	9	88.89%	31.43%	1587	1820	87.20%	-0.15	-1.09
Mar-04	4	5	80.00%	40.00%	1749	1954	89.51%	0.65	-0.61
Apr-04	5	5	100.00%	0.00%	1614	1760	91.70%	-0.67	-1.41
May-04	7	8	87.50%	33.07%	1690	1962	86.14%	-0.11	-1.07
Jun-04	3	5	60.00%	48.99%	1712	2112	81.06%	1.06	-0.36



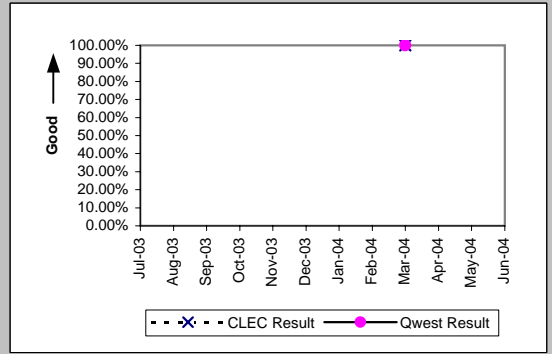
Business (Parity)									
Date	CLEC Num	CLEC Denc	CLEC Resu	CLEC Std	Qwest Num	Qwest Denc	Qwest Resu	Mod Z Scr	Parity Scr
Jul-03	13	13	100.00%	0.00%	261	267	97.75%	-0.53	-1.32
Aug-03	13	13	100.00%	0.00%	226	233	97.00%	-0.62	-1.38
Sep-03	15	15	100.00%	0.00%	240	251	95.62%	-0.81	-1.49
Oct-03	13	14	92.86%	25.75%	223	236	94.49%	0.29	-0.82
Nov-03	7	8	87.50%	33.07%	208	223	93.27%	0.59	-0.64
Dec-03	19	20	95.00%	21.79%	234	252	92.86%	-0.36	-1.22
Jan-04	9	10	90.00%	30.00%	239	266	89.85%	-0.02	-1.01
Feb-04	3	4	75.00%	43.30%	193	215	89.77%	0.81	-0.51
Mar-04	1	1	100.00%	0.00%	202	215	93.95%	-0.25	-1.15
Apr-04	2	2	100.00%	0.00%	188	200	94.00%	-0.36	-1.22
May-04	2	2	100.00%	0.00%	189	206	91.75%	-0.42	-1.26
Jun-04	1	1	100.00%	0.00%	223	245	91.02%	-0.31	-1.19



Centrex 21 (Parity)									
Date	CLEC Num	CLEC Denc	CLEC Resu	CLEC Std	Qwest Num	Qwest Denc	Qwest Resu	Mod Z Scr	Parity Scr
Jul-03									
Aug-03									
Sep-03									
Oct-03									
Nov-03									
Dec-03									
Jan-04	0	1	0.00%	0.00%	9	9	100.00%	N/A	0.07
Feb-04									
Mar-04									
Apr-04									
May-04									
Jun-04									



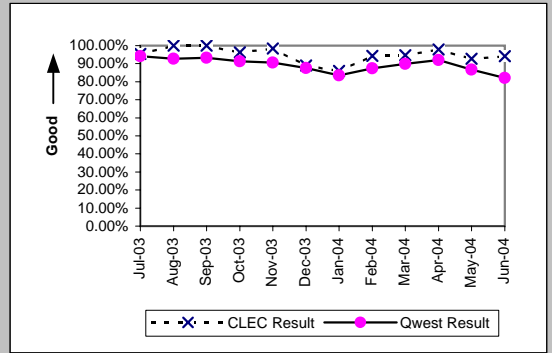
PBX (Parity)									
Date	CLEC Num	CLEC Denc	CLEC Resu	CLEC Std	Qwest Num	Qwest Denc	Qwest Resu	Mod Z Scr	Parity Scr
Jul-03									
Aug-03									
Sep-03									
Oct-03									
Nov-03									
Dec-03									
Jan-04									
Feb-04									
Mar-04	4	4	100.00%	0.00%	7	7	100.00%	N/A	N/A
Apr-04									
May-04									
Jun-04									



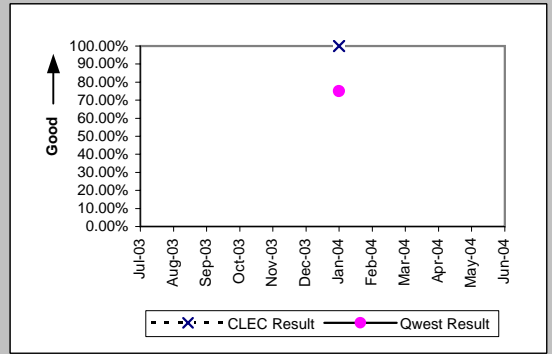


MR-3B - Out of Service Cleared within 24 Hours (Percent) - Dispatches outside MSAs

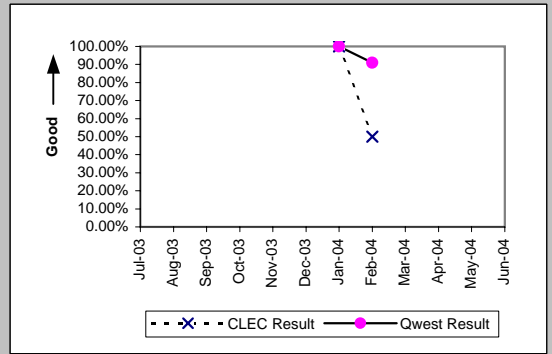
UNE - P (POTS) (Parity)										
Date	CLEC Num	CLEC Dend	CLEC Resu	CLEC Std	Qwest Num	Qwest Dend	Qwest Resu	Mod Z Scr	Parity Scr	
Jul-03	21	22	95.45%	20.83%	2275	2415	94.20%	-0.25	-1.15	
Aug-03	10	10	100.00%	0.00%	2268	2447	92.68%	-0.89	-1.54	
Sep-03	9	9	100.00%	0.00%	2003	2146	93.34%	-0.8	-1.49	
Oct-03	52	54	96.30%	18.89%	2335	2559	91.25%	-1.3	-1.79	
Nov-03	59	60	98.33%	12.80%	1978	2184	90.57%	-2.03	-2.23	
Dec-03	73	82	89.02%	31.26%	2197	2509	87.56%	-0.39	-1.24	
Jan-04	74	86	86.05%	34.65%	2311	2768	83.49%	-0.63	-1.38	
Feb-04	66	70	94.29%	23.21%	1780	2035	87.47%	-1.69	-2.03	
Mar-04	70	74	94.59%	22.61%	1951	2169	89.95%	-1.31	-1.79	
Apr-04	93	95	97.89%	14.36%	1802	1960	91.94%	-2.08	-2.27	
May-04	101	109	92.66%	26.08%	1879	2168	86.67%	-1.8	-2.09	
Jun-04	112	119	94.12%	23.53%	1935	2357	82.10%	-3.34	-3.03	



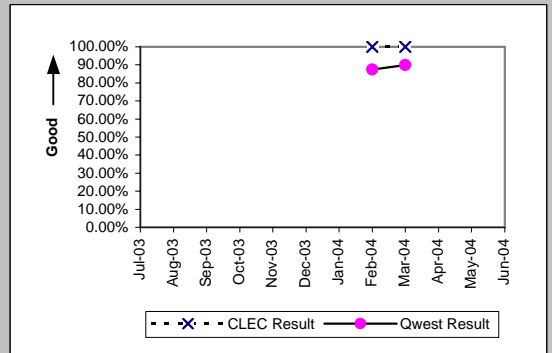
UNE P (Centrex) (Parity)										
Date	CLEC Num	CLEC Dend	CLEC Resu	CLEC Std	Qwest Num	Qwest Dend	Qwest Resu	Mod Z Scr	Parity Scr	
Jul-03										
Aug-03										
Sep-03										
Oct-03										
Nov-03										
Dec-03										
Jan-04	1	1	100.00%	0.00%	9	12	75.00%	-0.55	-1.34	
Feb-04										
Mar-04										
Apr-04										
May-04										
Jun-04										



UNE P (Centrex 21) (Parity)										
Date	CLEC Num	CLEC Dend	CLEC Resu	CLEC Std	Qwest Num	Qwest Dend	Qwest Resu	Mod Z Scr	Parity Scr	
Jul-03										
Aug-03										
Sep-03										
Oct-03										
Nov-03										
Dec-03										
Jan-04	4	4	100.00%	0.00%	9	9	100.00%	N/A	N/A	
Feb-04	1	2	50.00%	50.00%	10	11	90.91%	1.05	-0.36	
Mar-04										
Apr-04										
May-04										
Jun-04										

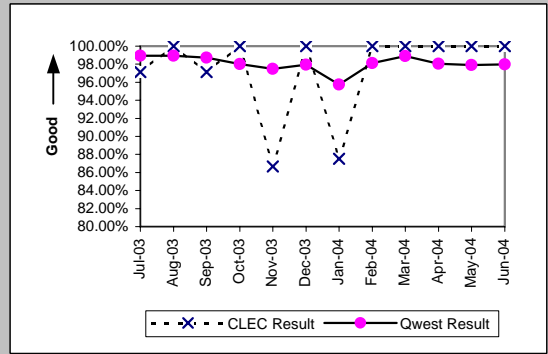


Line Sharing (Parity)										
Date	CLEC Num	CLEC Dend	CLEC Resu	CLEC Std	Qwest Num	Qwest Dend	Qwest Resu	Mod Z Scr	Parity Scr	
Jul-03										
Aug-03										
Sep-03										
Oct-03										
Nov-03										
Dec-03										
Jan-04										
Feb-04	1	1	100.00%	0.00%	1780	2035	87.47%	-0.38	-1.23	
Mar-04	1	1	100.00%	0.00%	1951	2169	89.95%	-0.33	-1.2	
Apr-04										
May-04										
Jun-04										

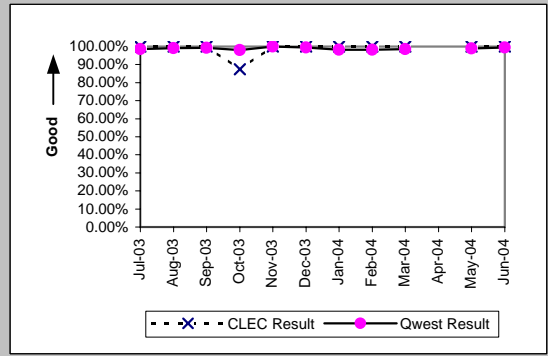


MR-3C - Out of Service Cleared within 24 Hours (Percent) - No dispatches

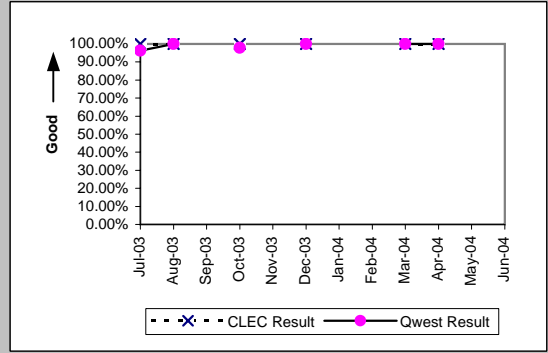
Residence (Parity)									
Date	CLEC Num	CLEC Denc	CLEC Resu	CLEC Std	Qwest Num	Qwest Denc	Qwest Resu	Mod Z Scr	Parity Scr
Jul-03	34	35	97.14%	16.66%	1588	1605	98.94%	0.88	-0.47
Aug-03	26	26	100.00%	0.00%	1584	1601	98.94%	-0.52	-1.32
Sep-03	34	35	97.14%	16.66%	1859	1883	98.73%	0.76	-0.54
Oct-03	21	21	100.00%	0.00%	1475	1505	98.01%	-0.65	-1.39
Nov-03	13	15	86.67%	33.99%	1352	1387	97.48%	1.89	0.15
Dec-03	12	12	100.00%	0.00%	1385	1414	97.95%	-0.5	-1.3
Jan-04	7	8	87.50%	33.07%	1570	1640	95.73%	0.95	-0.42
Feb-04	9	9	100.00%	0.00%	1400	1427	98.11%	-0.42	-1.25
Mar-04	3	3	100.00%	0.00%	1687	1706	98.89%	-0.18	-1.11
Apr-04	4	4	100.00%	0.00%	1207	1231	98.05%	-0.28	-1.17
May-04	3	3	100.00%	0.00%	1226	1252	97.92%	-0.25	-1.15
Jun-04	4	4	100.00%	0.00%	1511	1542	97.99%	-0.29	-1.17



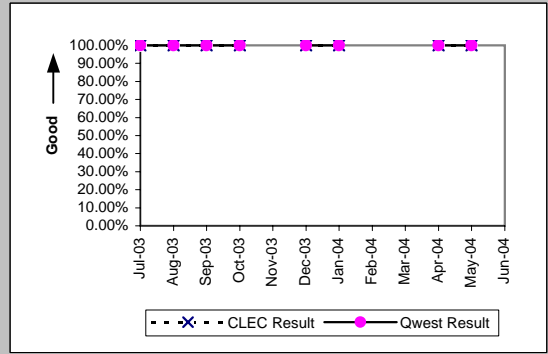
Business (Parity)									
Date	CLEC Num	CLEC Denc	CLEC Resu	CLEC Std	Qwest Num	Qwest Denc	Qwest Resu	Mod Z Scr	Parity Scr
Jul-03	23	23	100.00%	0.00%	263	267	98.50%	-0.57	-1.35
Aug-03	21	21	100.00%	0.00%	221	223	99.10%	-0.42	-1.25
Sep-03	26	26	100.00%	0.00%	266	268	99.25%	-0.42	-1.26
Oct-03	7	8	87.50%	33.07%	249	254	98.03%	1.36	-0.17
Nov-03	7	7	100.00%	0.00%	176	176	100.00%	N/A	N/A
Dec-03	12	12	100.00%	0.00%	188	189	99.47%	-0.24	-1.15
Jan-04	6	6	100.00%	0.00%	230	234	98.29%	-0.32	-1.19
Feb-04	6	6	100.00%	0.00%	228	232	98.28%	-0.32	-1.19
Mar-04	1	1	100.00%	0.00%	215	218	98.62%	-0.12	-1.07
Apr-04									
May-04	3	3	100.00%	0.00%	187	189	98.94%	-0.18	-1.11
Jun-04	2	2	100.00%	0.00%	204	205	99.51%	-0.1	-1.06



Centrex (Parity)									
Date	CLEC Num	CLEC Denc	CLEC Resu	CLEC Std	Qwest Num	Qwest Denc	Qwest Resu	Mod Z Scr	Parity Scr
Jul-03	1	1	100.00%	0.00%	53	55	96.36%	-0.19	-1.12
Aug-03	1	1	100.00%	0.00%	49	49	100.00%	N/A	N/A
Sep-03									
Oct-03	1	1	100.00%	0.00%	45	46	97.83%	-0.15	-1.09
Nov-03									
Dec-03	1	1	100.00%	0.00%	30	30	100.00%	N/A	N/A
Jan-04									
Feb-04									
Mar-04	1	1	100.00%	0.00%	24	24	100.00%	N/A	N/A
Apr-04	3	3	100.00%	0.00%	22	22	100.00%	N/A	N/A
May-04									
Jun-04									

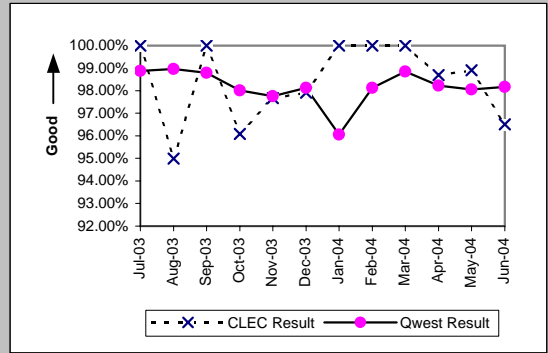


PBX (Parity)									
Date	CLEC Num	CLEC Denc	CLEC Resu	CLEC Std	Qwest Num	Qwest Denc	Qwest Resu	Mod Z Scr	Parity Scr
Jul-03	2	2	100.00%	0.00%	50	50	100.00%	N/A	N/A
Aug-03	3	3	100.00%	0.00%	76	76	100.00%	N/A	N/A
Sep-03	2	2	100.00%	0.00%	61	61	100.00%	N/A	N/A
Oct-03	1	1	100.00%	0.00%	82	82	100.00%	N/A	N/A
Nov-03									
Dec-03	1	1	100.00%	0.00%	44	44	100.00%	N/A	N/A
Jan-04	2	2	100.00%	0.00%	60	60	100.00%	N/A	N/A
Feb-04									
Mar-04									
Apr-04	1	1	100.00%	0.00%	44	44	100.00%	N/A	N/A
May-04	4	4	100.00%	0.00%	38	38	100.00%	N/A	N/A
Jun-04									

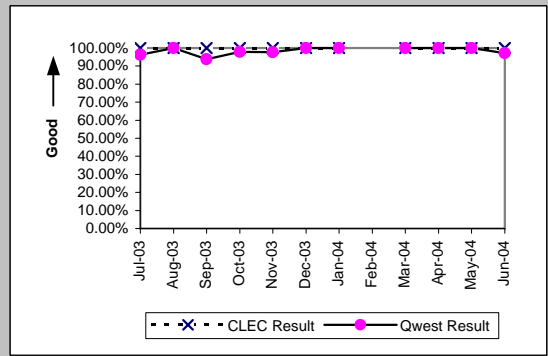


MR-3C - Out of Service Cleared within 24 Hours (Percent) - No dispatches

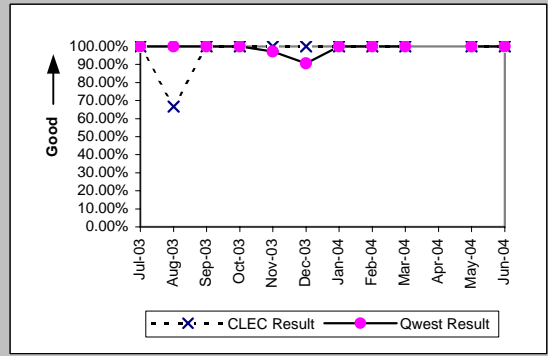
UNE - P (POTS) (Parity)										
Date	CLEC Num	CLEC Denc	CLEC Resu	CLEC Std	Qwest Num	Qwest Denc	Qwest Resu	Mod Z Scr	Parity Scr	
Jul-03	21	21	100.00%	0.00%	1851	1872	98.88%	-0.49	-1.3	
Aug-03	19	20	95.00%	21.79%	1805	1824	98.96%	1.25	-0.24	
Sep-03	32	32	100.00%	0.00%	2125	2151	98.79%	-0.62	-1.38	
Oct-03	49	51	96.08%	19.41%	1724	1759	98.01%	0.92	-0.44	
Nov-03	42	43	97.67%	15.07%	1528	1563	97.76%	0.12	-0.93	
Dec-03	47	48	97.92%	14.28%	1573	1603	98.13%	0.18	-0.89	
Jan-04	58	58	100.00%	0.00%	1800	1874	96.05%	-1.52	-1.92	
Feb-04	73	73	100.00%	0.00%	1628	1659	98.13%	-1.15	-1.7	
Mar-04	66	66	100.00%	0.00%	1902	1924	98.86%	-0.86	-1.52	
Apr-04	76	77	98.70%	11.32%	1388	1413	98.23%	-0.31	-1.19	
May-04	90	91	98.90%	10.43%	1413	1441	98.06%	-0.57	-1.34	
Jun-04	83	86	96.51%	18.35%	1715	1747	98.17%	1.05	-0.36	



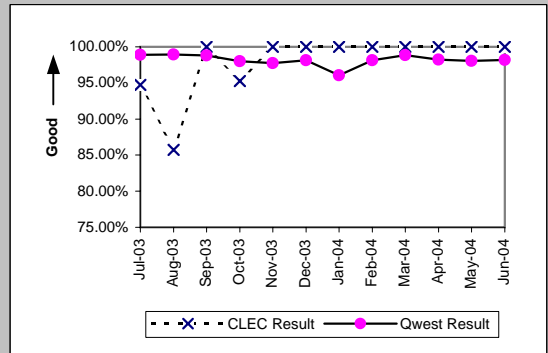
UNE P (Centrex) (Parity)										
Date	CLEC Num	CLEC Denc	CLEC Resu	CLEC Std	Qwest Num	Qwest Denc	Qwest Resu	Mod Z Scr	Parity Scr	
Jul-03	2	2	100.00%	0.00%	53	55	96.36%	-0.27	-1.16	
Aug-03	6	6	100.00%	0.00%	49	49	100.00%	N/A	N/A	
Sep-03	2	2	100.00%	0.00%	45	48	93.75%	-0.36	-1.22	
Oct-03	3	3	100.00%	0.00%	45	46	97.83%	-0.25	-1.15	
Nov-03	5	5	100.00%	0.00%	42	43	97.67%	-0.33	-1.2	
Dec-03	4	4	100.00%	0.00%	30	30	100.00%	N/A	N/A	
Jan-04	7	7	100.00%	0.00%	45	45	100.00%	N/A	N/A	
Feb-04	4	4	100.00%	0.00%	24	24	100.00%	N/A	N/A	
Mar-04	4	4	100.00%	0.00%	24	24	100.00%	N/A	N/A	
Apr-04	1	1	100.00%	0.00%	22	22	100.00%	N/A	N/A	
May-04	4	4	100.00%	0.00%	24	24	100.00%	N/A	N/A	
Jun-04	4	4	100.00%	0.00%	34	35	97.14%	-0.32	-1.2	



UNE P (Centrex 21) (Parity)										
Date	CLEC Num	CLEC Denc	CLEC Resu	CLEC Std	Qwest Num	Qwest Denc	Qwest Resu	Mod Z Scr	Parity Scr	
Jul-03	4	4	100.00%	0.00%	43	43	100.00%	N/A	N/A	
Aug-03	2	3	66.67%	47.14%	29	29	100.00%	N/A	0.08	
Sep-03	1	1	100.00%	0.00%	43	43	100.00%	N/A	N/A	
Oct-03	2	2	100.00%	0.00%	37	37	100.00%	N/A	N/A	
Nov-03	2	2	100.00%	0.00%	35	36	97.22%	-0.23	-1.14	
Dec-03	2	2	100.00%	0.00%	29	32	90.63%	-0.44	-1.27	
Jan-04	4	4	100.00%	0.00%	27	27	100.00%	N/A	N/A	
Feb-04	1	1	100.00%	0.00%	24	24	100.00%	N/A	N/A	
Mar-04	3	3	100.00%	0.00%	22	22	100.00%	N/A	N/A	
Apr-04	2	2	100.00%	0.00%	21	21	100.00%	N/A	N/A	
May-04	2	2	100.00%	0.00%	21	21	100.00%	N/A	N/A	
Jun-04	1	1	100.00%	0.00%	22	22	100.00%	N/A	N/A	



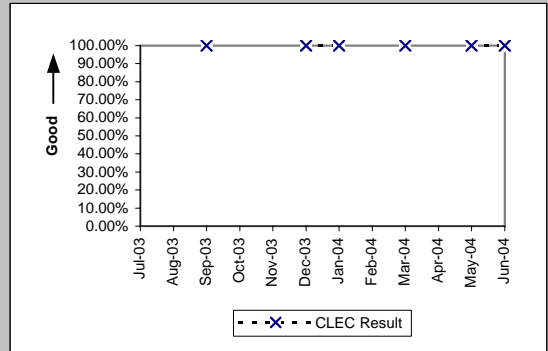
Line Sharing (Parity)										
Date	CLEC Num	CLEC Denc	CLEC Resu	CLEC Std	Qwest Num	Qwest Denc	Qwest Resu	Mod Z Scr	Parity Scr	
Jul-03	18	19	94.74%	22.33%	1851	1872	98.88%	1.24	-0.25	
Aug-03	18	21	85.71%	34.99%	1805	1824	98.96%	3.2	0.94	
Sep-03	14	14	100.00%	0.00%	2125	2151	98.79%	-0.41	-1.25	
Oct-03	20	21	95.24%	21.30%	1724	1759	98.01%	0.81	-0.51	
Nov-03	15	15	100.00%	0.00%	1528	1563	97.76%	-0.58	-1.35	
Dec-03	13	13	100.00%	0.00%	1573	1603	98.13%	-0.5	-1.3	
Jan-04	16	16	100.00%	0.00%	1800	1874	96.05%	-0.81	-1.49	
Feb-04	11	11	100.00%	0.00%	1628	1659	98.13%	-0.46	-1.28	
Mar-04	13	13	100.00%	0.00%	1902	1924	98.86%	-0.39	-1.23	
Apr-04	9	9	100.00%	0.00%	1388	1413	98.23%	-0.4	-1.24	
May-04	5	5	100.00%	0.00%	1413	1441	98.06%	-0.31	-1.19	
Jun-04	12	12	100.00%	0.00%	1715	1747	98.17%	-0.47	-1.29	



MR-3C - Out of Service Cleared within 24 Hours (Percent) - No dispatches

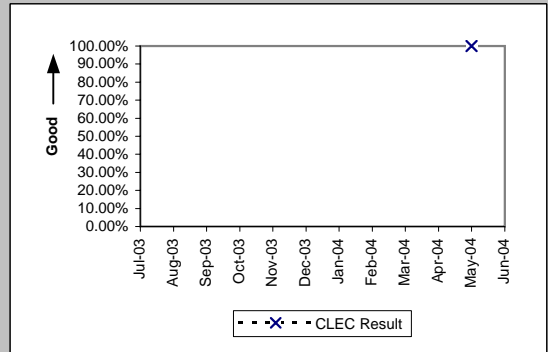
Line Splitting (Diagnostic)

Date	Numerator	Denominator	CLEC Result	Standard Dev
Jul-03				
Aug-03				
Sep-03	1	1	100.00%	0.00%
Oct-03				
Nov-03				
Dec-03	1	1	100.00%	0.00%
Jan-04	2	2	100.00%	0.00%
Feb-04				
Mar-04	1	1	100.00%	0.00%
Apr-04				
May-04	1	1	100.00%	0.00%
Jun-04	2	2	100.00%	0.00%



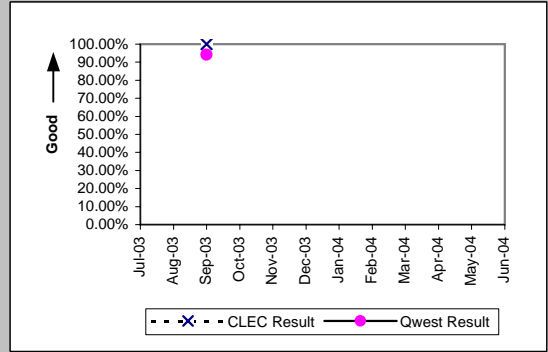
Sub-Loop Unbundling (Diagnostic)

Date	Numerator	Denominator	CLEC Result	Standard Dev
Jul-03				
Aug-03				
Sep-03				
Oct-03				
Nov-03				
Dec-03				
Jan-04				
Feb-04				
Mar-04				
Apr-04				
May-04	1	1	100.00%	0.00%
Jun-04				

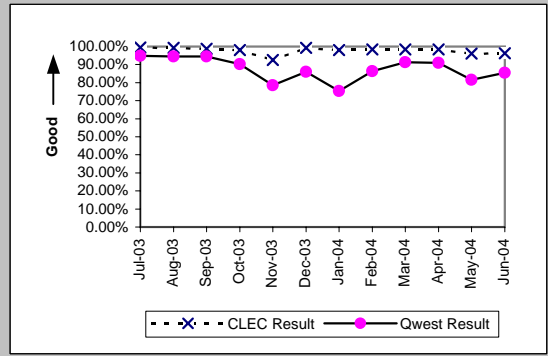


MR-3D - Out of Service Cleared within 24 Hours (Percent) - Interval Zone One

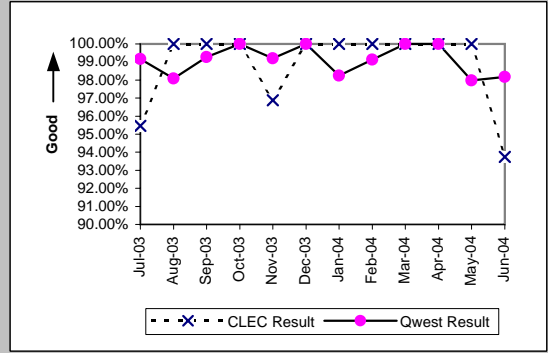
Qwest DSL (Parity)									
Date	CLEC Num	CLEC Denc	CLEC Resu	CLEC Std E	Qwest Num	Qwest Denc	Qwest Resu	Mod Z Scr	Parity Scr
Jul-03									
Aug-03									
Sep-03	1	1	100.00%	0.00%	289	307	94.14%	-0.25	-1.15
Oct-03									
Nov-03									
Dec-03									
Jan-04									
Feb-04									
Mar-04									
Apr-04									
May-04									
Jun-04									



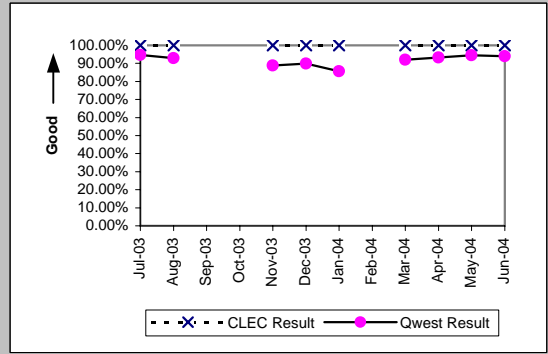
Unbundled Loop Analog (Parity)									
Date	CLEC Num	CLEC Denc	CLEC Resu	CLEC Std E	Qwest Num	Qwest Denc	Qwest Resu	Mod Z Scr	Parity Scr
Jul-03	191	192	99.48%	7.20%	11090	11688	94.88%	-2.87	-2.74
Aug-03	146	147	99.32%	8.22%	10945	11582	94.50%	-2.55	-2.55
Sep-03	158	160	98.75%	11.11%	11695	12378	94.48%	-2.35	-2.43
Oct-03	210	214	98.13%	13.54%	13634	15114	90.21%	-3.87	-3.35
Nov-03	201	217	92.63%	26.13%	11016	14024	78.55%	-5.01	-4.05
Dec-03	155	156	99.36%	7.98%	10727	12469	86.03%	-4.77	-3.9
Jan-04	158	161	98.14%	13.52%	11707	15547	75.30%	-6.68	-5.06
Feb-04	122	124	98.39%	12.60%	8694	10069	86.34%	-3.88	-3.36
Mar-04	128	130	98.46%	12.31%	10008	10957	91.34%	-2.87	-2.75
Apr-04	118	120	98.33%	12.80%	9047	9946	90.96%	-2.8	-2.7
May-04	98	102	96.08%	19.41%	9636	11818	81.54%	-3.77	-3.29
Jun-04	154	160	96.25%	19.00%	10036	11735	85.52%	-3.83	-3.33



Unbundled Loop - 2 Wire Non-Loaded (Parity)									
Date	CLEC Num	CLEC Denc	CLEC Resu	CLEC Std E	Qwest Num	Qwest Denc	Qwest Resu	Mod Z Scr	Parity Scr
Jul-03	21	22	95.45%	20.83%	119	120	99.17%	1.03	-0.37
Aug-03	13	13	100.00%	0.00%	153	156	98.08%	-0.49	-1.29
Sep-03	23	23	100.00%	0.00%	135	136	99.26%	-0.38	-1.23
Oct-03	26	26	100.00%	0.00%	171	171	100.00%	N/A	N/A
Nov-03	31	32	96.88%	17.40%	124	125	99.20%	0.82	-0.5
Dec-03	18	18	100.00%	0.00%	109	109	100.00%	N/A	N/A
Jan-04	13	13	100.00%	0.00%	112	114	98.25%	-0.46	-1.28
Feb-04	18	18	100.00%	0.00%	113	114	99.12%	-0.37	-1.23
Mar-04	27	27	100.00%	0.00%	105	105	100.00%	N/A	N/A
Apr-04	13	13	100.00%	0.00%	136	136	100.00%	N/A	N/A
May-04	10	10	100.00%	0.00%	97	99	97.98%	-0.43	-1.26
Jun-04	15	16	93.75%	24.21%	107	109	98.17%	0.87	-0.47

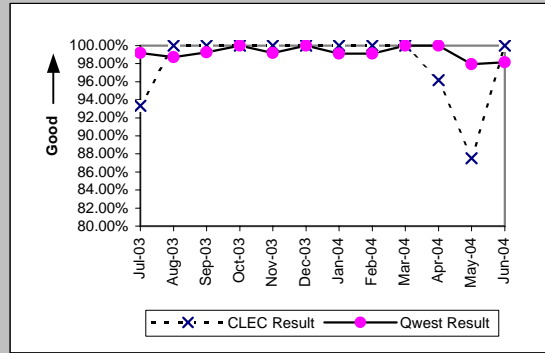


Unbundled Loop - ADSL Qualified (Parity)									
Date	CLEC Num	CLEC Denc	CLEC Resu	CLEC Std E	Qwest Num	Qwest Denc	Qwest Resu	Mod Z Scr	Parity Scr
Jul-03	5	5	100.00%	0.00%	264	279	94.62%	-0.53	-1.32
Aug-03	5	5	100.00%	0.00%	207	223	92.83%	-0.61	-1.37
Sep-03									
Oct-03									
Nov-03	4	4	100.00%	0.00%	221	249	88.76%	-0.71	-1.43
Dec-03	1	1	100.00%	0.00%	178	198	89.90%	-0.33	-1.2
Jan-04	1	1	100.00%	0.00%	155	181	85.64%	-0.41	-1.25
Feb-04									
Mar-04	2	2	100.00%	0.00%	302	328	92.07%	-0.41	-1.25
Apr-04	3	3	100.00%	0.00%	320	343	93.29%	-0.46	-1.28
May-04	1	1	100.00%	0.00%	314	332	94.58%	-0.24	-1.15
Jun-04	2	2	100.00%	0.00%	326	347	93.95%	-0.36	-1.22



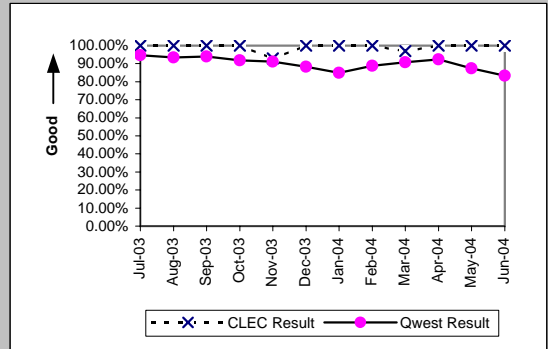
MR-3D - Out of Service Cleared within 24 Hours (Percent) - Interval Zone One

Unbundled Loop ISDN Capable (Parity)										
Date	CLEC Num	CLEC Dend	CLEC Resu	CLEC Std	Qwest Num	Qwest Dend	Qwest Resu	Mod Z Scr	Parity Scr	
Jul-03	14	15	93.33%	24.94%	119	120	99.17%	1.26	-0.24	
Aug-03	19	19	100.00%	0.00%	153	155	98.71%	-0.47	-1.29	
Sep-03	16	16	100.00%	0.00%	135	136	99.26%	-0.33	-1.2	
Oct-03	19	19	100.00%	0.00%	171	171	100.00%	N/A	N/A	
Nov-03	12	12	100.00%	0.00%	122	123	99.19%	-0.3	-1.18	
Dec-03	11	11	100.00%	0.00%	109	109	100.00%	N/A	N/A	
Jan-04	20	20	100.00%	0.00%	111	112	99.11%	-0.39	-1.24	
Feb-04	11	11	100.00%	0.00%	113	114	99.12%	-0.3	-1.18	
Mar-04	16	16	100.00%	0.00%	105	105	100.00%	N/A	N/A	
Apr-04	25	26	96.15%	19.23%	136	136	100.00%	N/A	-0.1	
May-04	7	8	87.50%	33.07%	96	98	97.96%	1.24	-0.25	
Jun-04	19	19	100.00%	0.00%	106	108	98.15%	-0.55	-1.34	

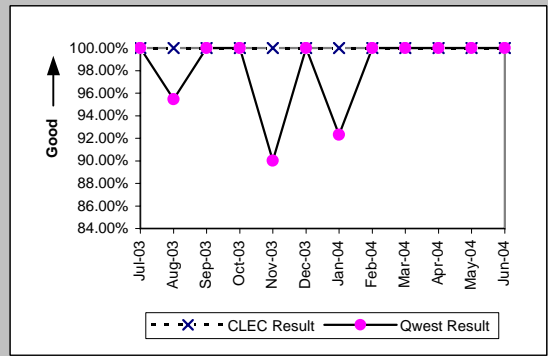


MR-3E - Out of Service Cleared within 24 Hours (Percent) - Interval Zone Two

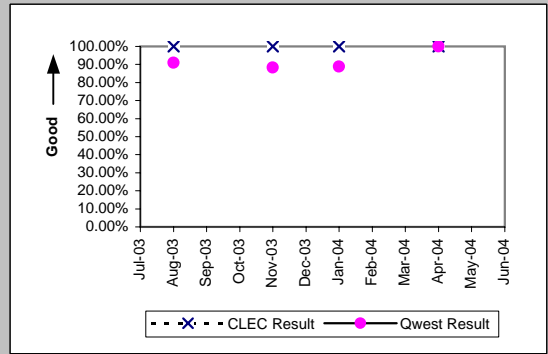
Unbundled Loop Analog (Parity)										
Date	CLEC Num	CLEC Denc	CLEC Resu	CLEC Std	Qwest Num	Qwest Denc	Qwest Resu	Mod Z Scr	Parity Scr	
Jul-03	10	10	100.00%	0.00%	2537	2679	94.70%	-0.75	-1.45	
Aug-03	17	17	100.00%	0.00%	2521	2700	93.37%	-1.1	-1.67	
Sep-03	11	11	100.00%	0.00%	2232	2377	93.90%	-0.84	-1.51	
Oct-03	21	21	100.00%	0.00%	2555	2781	91.87%	-1.36	-1.83	
Nov-03	13	14	92.86%	25.75%	2140	2346	91.22%	-0.22	-1.13	
Dec-03	14	14	100.00%	0.00%	2378	2695	88.24%	-1.36	-1.83	
Jan-04	17	17	100.00%	0.00%	2593	3054	84.91%	-1.73	-2.05	
Feb-04	12	12	100.00%	0.00%	2146	2416	88.82%	-1.23	-1.75	
Mar-04	33	34	97.06%	16.90%	2185	2407	90.78%	-1.26	-1.76	
Apr-04	23	23	100.00%	0.00%	1960	2121	92.41%	-1.37	-1.83	
May-04	20	20	100.00%	0.00%	2024	2314	87.47%	-1.69	-2.02	
Jun-04	18	18	100.00%	0.00%	2131	2558	83.31%	-1.89	-2.15	



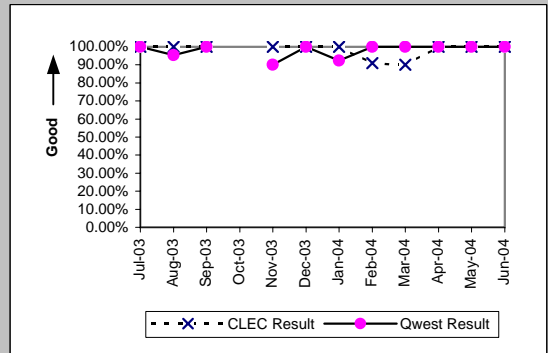
Unbundled Loop - 2 Wire Non-Loaded (Parity)										
Date	CLEC Num	CLEC Denc	CLEC Resu	CLEC Std	Qwest Num	Qwest Denc	Qwest Resu	Mod Z Scr	Parity Scr	
Jul-03	6	6	100.00%	0.00%	13	13	100.00%	N/A	N/A	
Aug-03	6	6	100.00%	0.00%	21	22	95.45%	-0.47	-1.29	
Sep-03	1	1	100.00%	0.00%	15	15	100.00%	N/A	N/A	
Oct-03	3	3	100.00%	0.00%	9	9	100.00%	N/A	N/A	
Nov-03	5	5	100.00%	0.00%	9	10	90.00%	-0.61	-1.37	
Dec-03	5	5	100.00%	0.00%	11	11	100.00%	N/A	N/A	
Jan-04	5	5	100.00%	0.00%	12	13	92.31%	-0.55	-1.33	
Feb-04	5	5	100.00%	0.00%	19	19	100.00%	N/A	N/A	
Mar-04	5	5	100.00%	0.00%	11	11	100.00%	N/A	N/A	
Apr-04	7	7	100.00%	0.00%	11	11	100.00%	N/A	N/A	
May-04	1	1	100.00%	0.00%	18	18	100.00%	N/A	N/A	
Jun-04	8	8	100.00%	0.00%	13	13	100.00%	N/A	N/A	



Unbundled Loop - ADSL Qualified (Parity)										
Date	CLEC Num	CLEC Denc	CLEC Resu	CLEC Std	Qwest Num	Qwest Denc	Qwest Resu	Mod Z Scr	Parity Scr	
Jul-03										
Aug-03	1	1	100.00%	0.00%	20	22	90.91%	-0.31	-1.19	
Sep-03										
Oct-03										
Nov-03	1	1	100.00%	0.00%	15	17	88.24%	-0.35	-1.22	
Dec-03										
Jan-04	2	2	100.00%	0.00%	16	18	88.89%	-0.47	-1.29	
Feb-04										
Mar-04										
Apr-04	1	1	100.00%	0.00%	28	28	100.00%	N/A	N/A	
May-04										
Jun-04										

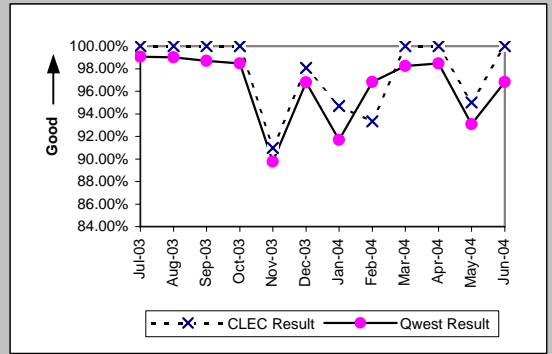


Unbundled Loop ISDN Capable (Parity)										
Date	CLEC Num	CLEC Denc	CLEC Resu	CLEC Std	Qwest Num	Qwest Denc	Qwest Resu	Mod Z Scr	Parity Scr	
Jul-03	2	2	100.00%	0.00%	13	13	100.00%	N/A	N/A	
Aug-03	6	6	100.00%	0.00%	21	22	95.45%	-0.47	-1.29	
Sep-03	6	6	100.00%	0.00%	15	15	100.00%	N/A	N/A	
Oct-03										
Nov-03	11	11	100.00%	0.00%	9	10	90.00%	-0.76	-1.46	
Dec-03	4	4	100.00%	0.00%	10	10	100.00%	N/A	N/A	
Jan-04	9	9	100.00%	0.00%	12	13	92.31%	-0.67	-1.4	
Feb-04	10	11	90.91%	28.75%	19	19	100.00%	N/A	-0.45	
Mar-04	9	10	90.00%	30.00%	11	11	100.00%	N/A	-0.59	
Apr-04	8	8	100.00%	0.00%	11	11	100.00%	N/A	N/A	
May-04	1	1	100.00%	0.00%	18	18	100.00%	N/A	N/A	
Jun-04	11	11	100.00%	0.00%	13	13	100.00%	N/A	N/A	

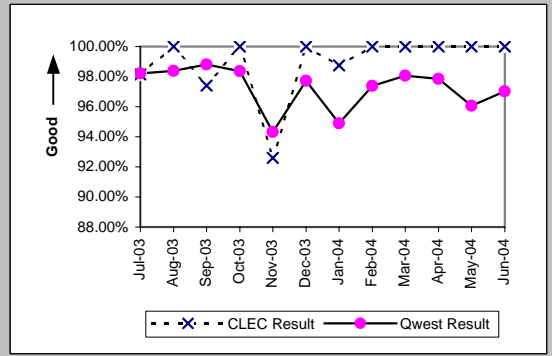


MR-4A - All Troubles Cleared within 48 Hours (Percent) - Dispatches within MSAs

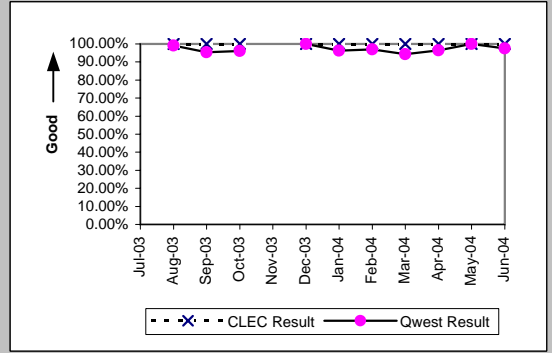
Residence (Parity)									
Date	CLEC Num	CLEC Denc	CLEC Resu	CLEC Std E	Qwest Num	Qwest Denc	Qwest Resu	Mod Z Scr	Parity Scr
Jul-03	204	204	100.00%	0.00%	11215	11322	99.05%	-1.38	-1.84
Aug-03	184	184	100.00%	0.00%	11335	11448	99.01%	-1.34	-1.82
Sep-03	212	212	100.00%	0.00%	11614	11766	98.71%	-1.65	-2
Oct-03	161	161	100.00%	0.00%	14971	15204	98.47%	-1.57	-1.96
Nov-03	111	122	90.98%	28.64%	12634	14077	89.75%	-0.45	-1.27
Dec-03	101	103	98.06%	13.80%	12490	12905	96.78%	-0.73	-1.44
Jan-04	89	94	94.68%	22.44%	15176	16551	91.69%	-1.05	-1.64
Feb-04	42	45	93.33%	24.94%	10242	10578	96.82%	1.22	-0.26
Mar-04	41	41	100.00%	0.00%	10834	11029	98.23%	-0.86	-1.52
Apr-04	39	39	100.00%	0.00%	9948	10104	98.46%	-0.78	-1.47
May-04	38	40	95.00%	21.79%	11113	11940	93.07%	-0.48	-1.29
Jun-04	37	37	100.00%	0.00%	11150	11515	96.83%	-1.1	-1.67



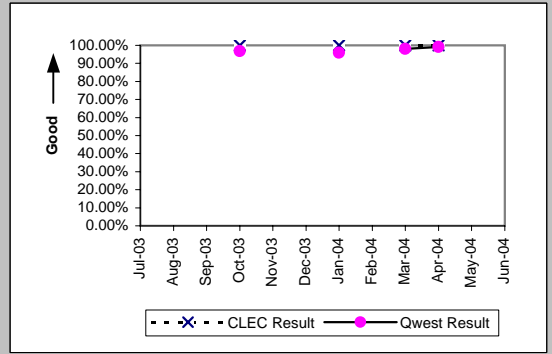
Business (Parity)									
Date	CLEC Num	CLEC Denc	CLEC Resu	CLEC Std E	Qwest Num	Qwest Denc	Qwest Resu	Mod Z Scr	Parity Scr
Jul-03	53	54	98.15%	13.48%	1262	1285	98.21%	0.11	-0.93
Aug-03	67	67	100.00%	0.00%	1151	1170	98.38%	-1.02	-1.62
Sep-03	75	77	97.40%	15.91%	1251	1266	98.82%	1	-0.39
Oct-03	75	75	100.00%	0.00%	1677	1705	98.36%	-1.1	-1.67
Nov-03	75	81	92.59%	26.19%	1196	1268	94.32%	0.67	-0.59
Dec-03	77	77	100.00%	0.00%	1290	1320	97.73%	-1.3	-1.79
Jan-04	78	79	98.73%	11.18%	1452	1530	94.90%	-1.51	-1.92
Feb-04	34	34	100.00%	0.00%	1044	1072	97.39%	-0.94	-1.57
Mar-04	7	7	100.00%	0.00%	1214	1238	98.06%	-0.37	-1.23
Apr-04	6	6	100.00%	0.00%	1091	1115	97.85%	-0.36	-1.22
May-04	12	12	100.00%	0.00%	1148	1195	96.07%	-0.7	-1.42
Jun-04	17	17	100.00%	0.00%	1272	1311	97.03%	-0.72	-1.44



Centrex (Parity)									
Date	CLEC Num	CLEC Denc	CLEC Resu	CLEC Std E	Qwest Num	Qwest Denc	Qwest Resu	Mod Z Scr	Parity Scr
Jul-03									
Aug-03	2	2	100.00%	0.00%	108	109	99.08%	-0.13	-1.08
Sep-03	2	2	100.00%	0.00%	126	132	95.45%	-0.31	-1.19
Oct-03	2	2	100.00%	0.00%	121	126	96.03%	-0.29	-1.17
Nov-03									
Dec-03	3	3	100.00%	0.00%	76	76	100.00%	N/A	N/A
Jan-04	4	4	100.00%	0.00%	77	80	96.25%	-0.39	-1.23
Feb-04	1	1	100.00%	0.00%	99	102	97.06%	-0.17	-1.11
Mar-04	2	2	100.00%	0.00%	82	87	94.25%	-0.35	-1.21
Apr-04	1	1	100.00%	0.00%	81	84	96.43%	-0.19	-1.12
May-04	1	1	100.00%	0.00%	64	64	100.00%	N/A	N/A
Jun-04	1	1	100.00%	0.00%	78	80	97.50%	-0.16	-1.1



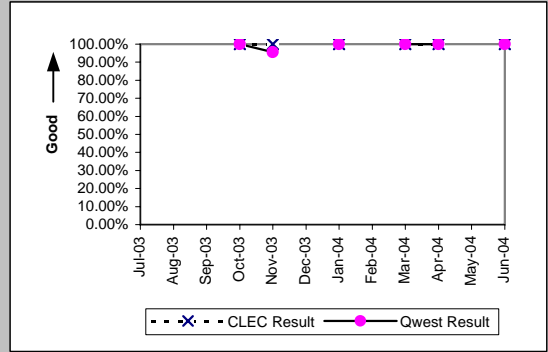
Centrex 21 (Parity)									
Date	CLEC Num	CLEC Denc	CLEC Resu	CLEC Std E	Qwest Num	Qwest Denc	Qwest Resu	Mod Z Scr	Parity Scr
Jul-03									
Aug-03									
Sep-03									
Oct-03	1	1	100.00%	0.00%	210	217	96.77%	-0.18	-1.11
Nov-03									
Dec-03									
Jan-04	1	1	100.00%	0.00%	165	172	95.93%	-0.21	-1.12
Feb-04									
Mar-04	1	1	100.00%	0.00%	149	152	98.03%	-0.14	-1.09
Apr-04	1	1	100.00%	0.00%	106	107	99.07%	-0.1	-1.06
May-04									
Jun-04									



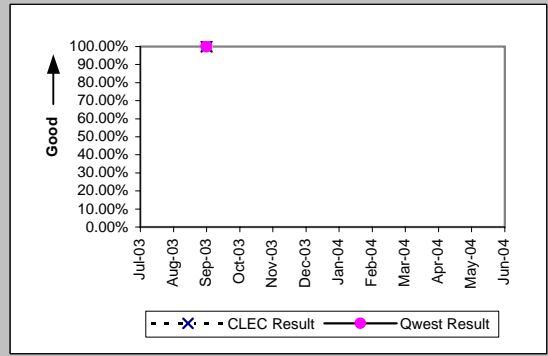


MR-4A - All Troubles Cleared within 48 Hours (Percent) - Dispatches within MSAs

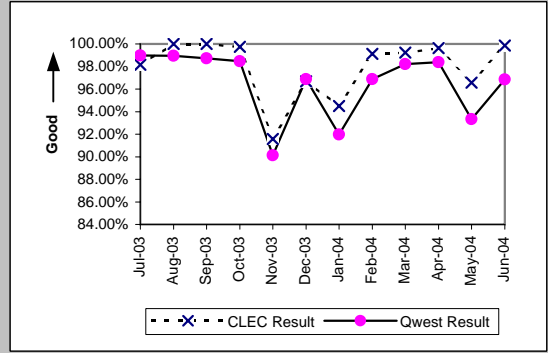
PBX (Parity)									
Date	CLEC Num	CLEC Denc	CLEC Resu	CLEC Std E	Qwest Num	Qwest Denc	Qwest Resu	Mod Z Scr	Parity Scr
Jul-03									
Aug-03									
Sep-03									
Oct-03	1	1	100.00%	0.00%	30	30	100.00%	N/A	N/A
Nov-03	1	1	100.00%	0.00%	22	23	95.65%	-0.21	-1.13
Dec-03									
Jan-04	1	1	100.00%	0.00%	25	25	100.00%	N/A	N/A
Feb-04									
Mar-04	2	2	100.00%	0.00%	32	32	100.00%	N/A	N/A
Apr-04	1	1	100.00%	0.00%	23	23	100.00%	N/A	N/A
May-04									
Jun-04	1	1	100.00%	0.00%	32	32	100.00%	N/A	N/A



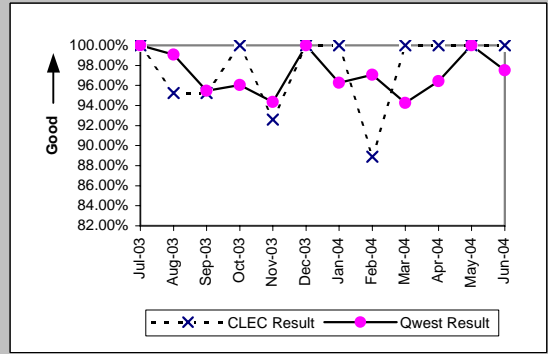
Basic Rate ISDN (Parity)									
Date	CLEC Num	CLEC Denc	CLEC Resu	CLEC Std E	Qwest Num	Qwest Denc	Qwest Resu	Mod Z Scr	Parity Scr
Jul-03									
Aug-03									
Sep-03	1	1	100.00%	0.00%	57	57	100.00%	N/A	N/A
Oct-03									
Nov-03									
Dec-03									
Jan-04									
Feb-04									
Mar-04									
Apr-04									
May-04									
Jun-04									



UNE - P (POTS) (Parity)									
Date	CLEC Num	CLEC Denc	CLEC Resu	CLEC Std E	Qwest Num	Qwest Denc	Qwest Resu	Mod Z Scr	Parity Scr
Jul-03	106	108	98.15%	13.48%	12477	12607	98.97%	0.83	-0.5
Aug-03	102	102	100.00%	0.00%	12486	12618	98.95%	-1.03	-1.63
Sep-03	99	99	100.00%	0.00%	12865	13032	98.72%	-1.13	-1.69
Oct-03	402	403	99.75%	4.98%	16648	16909	98.46%	-2.08	-2.27
Nov-03	359	392	91.58%	27.77%	13830	15345	90.13%	-0.95	-1.58
Dec-03	406	420	96.67%	17.95%	13780	14225	96.87%	0.27	-0.83
Jan-04	568	601	94.51%	22.78%	16628	18081	91.96%	-2.26	-2.37
Feb-04	444	448	99.11%	9.41%	11286	11650	96.88%	-2.66	-2.62
Mar-04	522	526	99.24%	8.69%	12048	12267	98.21%	-1.74	-2.06
Apr-04	549	551	99.64%	6.01%	11039	11219	98.40%	-2.26	-2.38
May-04	678	702	96.58%	18.17%	12261	13135	93.35%	-3.35	-3.04
Jun-04	735	736	99.86%	3.68%	12422	12826	96.85%	-4.55	-3.77



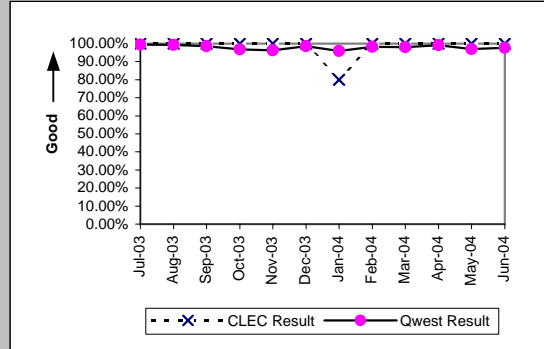
UNE P (Centrex) (Parity)									
Date	CLEC Num	CLEC Denc	CLEC Resu	CLEC Std E	Qwest Num	Qwest Denc	Qwest Resu	Mod Z Scr	Parity Scr
Jul-03	22	22	100.00%	0.00%	126	126	100.00%	N/A	N/A
Aug-03	20	21	95.24%	21.30%	108	109	99.08%	1	-0.39
Sep-03	20	21	95.24%	21.30%	126	132	95.45%	0.07	-0.96
Oct-03	20	20	100.00%	0.00%	121	126	96.03%	-0.84	-1.51
Nov-03	25	27	92.59%	26.19%	67	71	94.37%	0.31	-0.81
Dec-03	15	15	100.00%	0.00%	76	76	100.00%	N/A	N/A
Jan-04	19	19	100.00%	0.00%	77	80	96.25%	-0.77	-1.47
Feb-04	16	18	88.89%	31.43%	99	102	97.06%	1.36	-0.17
Mar-04	12	12	100.00%	0.00%	82	87	94.25%	-0.8	-1.49
Apr-04	12	12	100.00%	0.00%	81	84	96.43%	-0.62	-1.38
May-04	19	19	100.00%	0.00%	64	64	100.00%	N/A	N/A
Jun-04	19	19	100.00%	0.00%	78	80	97.50%	-0.63	-1.38



MR-4A - All Troubles Cleared within 48 Hours (Percent) - Dispatches within MSAs

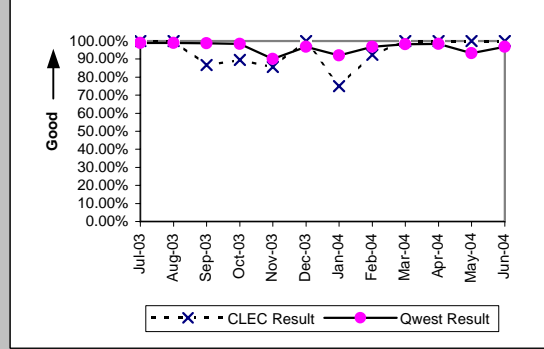
UNE P (Centrex 21) (Parity)

Date	CLEC Num	CLEC Denc	CLEC Resu	CLEC Std	Qwest Num	Qwest Denc	Qwest Resu	Mod Z Scr	Parity Scr
Jul-03	3	3	100.00%	0.00%	165	166	99.40%	-0.13	-1.08
Aug-03	7	7	100.00%	0.00%	149	150	99.33%	-0.21	-1.13
Sep-03	4	4	100.00%	0.00%	137	139	98.56%	-0.24	-1.14
Oct-03	3	3	100.00%	0.00%	210	217	96.77%	-0.31	-1.19
Nov-03	7	7	100.00%	0.00%	157	163	96.32%	-0.51	-1.31
Dec-03	5	5	100.00%	0.00%	146	148	98.65%	-0.26	-1.16
Jan-04	4	5	80.00%	40.00%	165	172	95.93%	1.23	-0.25
Feb-04	6	6	100.00%	0.00%	109	111	98.20%	-0.32	-1.2
Mar-04	1	1	100.00%	0.00%	149	152	98.03%	-0.14	-1.09
Apr-04	2	2	100.00%	0.00%	106	107	99.07%	-0.14	-1.08
May-04	5	5	100.00%	0.00%	126	130	96.92%	-0.39	-1.24
Jun-04	5	5	100.00%	0.00%	129	132	97.73%	-0.33	-1.2



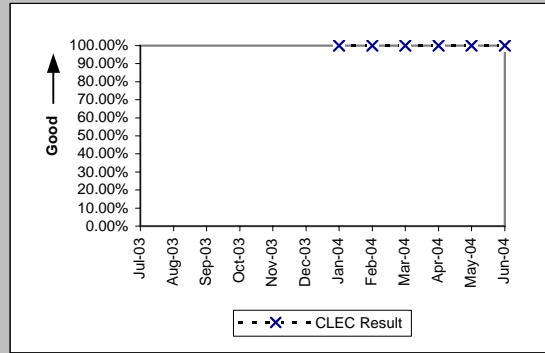
Line Sharing (Parity)

Date	CLEC Num	CLEC Denc	CLEC Resu	CLEC Std	Qwest Num	Qwest Denc	Qwest Resu	Mod Z Scr	Parity Scr
Jul-03	15	15	100.00%	0.00%	12477	12607	98.97%	-0.4	-1.24
Aug-03	17	17	100.00%	0.00%	12486	12618	98.95%	-0.42	-1.26
Sep-03	13	15	86.67%	33.99%	12865	13032	98.72%	2.42	0.47
Oct-03	17	19	89.47%	30.69%	16648	16909	98.46%	2.1	0.27
Nov-03	12	14	85.71%	34.99%	13830	15345	90.13%	0.58	-0.65
Dec-03	26	26	100.00%	0.00%	13780	14225	96.87%	-0.92	-1.56
Jan-04	15	20	75.00%	43.30%	16628	18081	91.96%	2.29	0.39
Feb-04	12	13	92.31%	26.65%	11286	11650	96.88%	0.84	-0.49
Mar-04	8	8	100.00%	0.00%	12048	12267	98.21%	-0.38	-1.23
Apr-04	10	10	100.00%	0.00%	11039	11219	98.40%	-0.4	-1.25
May-04	8	8	100.00%	0.00%	12261	13135	93.35%	-0.75	-1.46
Jun-04	15	15	100.00%	0.00%	12422	12826	96.85%	-0.7	-1.42



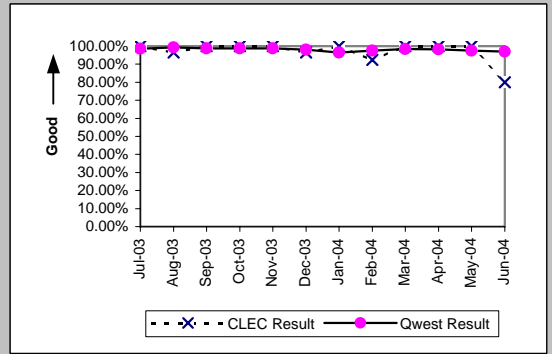
MR-4A - All Troubles Cleared within 48 Hours (Percent) - Dispatches within MSAs

Line Splitting (Diagnostic)				
Date	Numerator	Denominator	CLEC Result	Standard Dev
Jul-03				
Aug-03				
Sep-03				
Oct-03				
Nov-03				
Dec-03				
Jan-04	8	8	100.00%	0.00%
Feb-04	7	7	100.00%	0.00%
Mar-04	2	2	100.00%	0.00%
Apr-04	6	6	100.00%	0.00%
May-04	3	3	100.00%	0.00%
Jun-04	7	7	100.00%	0.00%

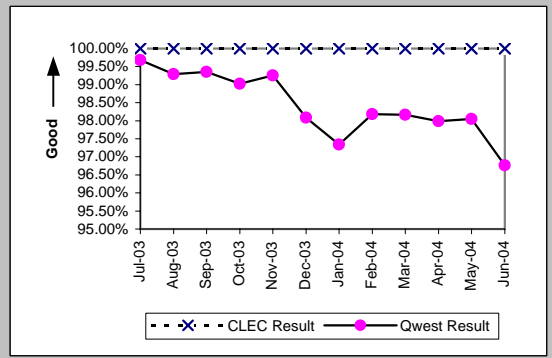


MR-4B - All Troubles Cleared within 48 Hours (Percent) - Dispatches outside MSAs

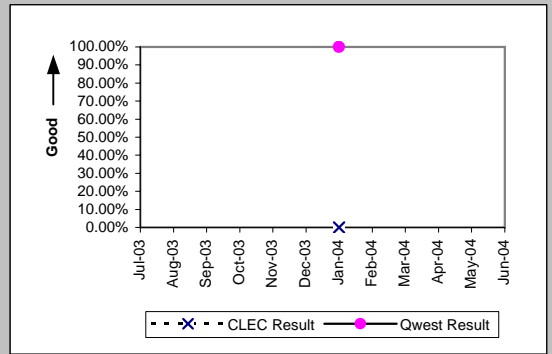
Residence (Parity)									
Date	CLEC Num	CLEC Denc	CLEC Resu	CLEC Std E	Qwest Num	Qwest Denc	Qwest Resu	Mod Z Scr	Parity Scr
Jul-03	16	16	100.00%	0.00%	2760	2800	98.57%	-0.48	-1.29
Aug-03	27	28	96.43%	18.56%	2794	2815	99.25%	1.25	-0.24
Sep-03	38	38	100.00%	0.00%	2500	2533	98.70%	-0.7	-1.43
Oct-03	34	34	100.00%	0.00%	3098	3137	98.76%	-0.65	-1.4
Nov-03	22	22	100.00%	0.00%	2529	2560	98.79%	-0.52	-1.31
Dec-03	27	28	96.43%	18.56%	2974	3033	98.05%	0.62	-0.62
Jan-04	25	25	100.00%	0.00%	3265	3384	96.48%	-0.95	-1.58
Feb-04	12	13	92.31%	26.65%	2477	2541	97.48%	0.98	-0.4
Mar-04	6	6	100.00%	0.00%	2574	2614	98.47%	-0.31	-1.19
Apr-04	5	5	100.00%	0.00%	2296	2337	98.25%	-0.3	-1.18
May-04	9	9	100.00%	0.00%	2535	2598	97.58%	-0.47	-1.29
Jun-04	4	5	80.00%	40.00%	2687	2772	96.93%	1.43	-0.13



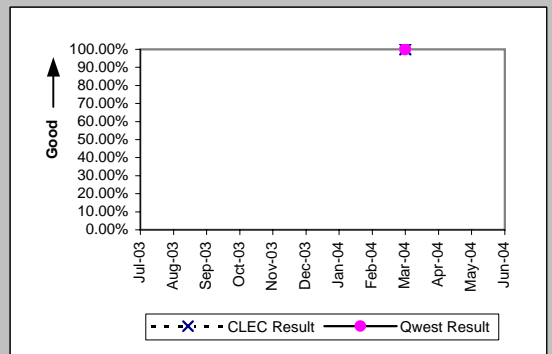
Business (Parity)									
Date	CLEC Num	CLEC Denc	CLEC Resu	CLEC Std E	Qwest Num	Qwest Denc	Qwest Resu	Mod Z Scr	Parity Scr
Jul-03	17	17	100.00%	0.00%	311	312	99.68%	-0.23	-1.14
Aug-03	16	16	100.00%	0.00%	280	282	99.29%	-0.33	-1.2
Sep-03	21	21	100.00%	0.00%	306	308	99.35%	-0.36	-1.22
Oct-03	19	19	100.00%	0.00%	305	308	99.03%	-0.42	-1.26
Nov-03	9	9	100.00%	0.00%	267	269	99.26%	-0.26	-1.16
Dec-03	23	23	100.00%	0.00%	308	314	98.09%	-0.65	-1.39
Jan-04	15	15	100.00%	0.00%	329	338	97.34%	-0.63	-1.38
Feb-04	4	4	100.00%	0.00%	270	275	98.18%	-0.27	-1.16
Mar-04	1	1	100.00%	0.00%	268	273	98.17%	-0.14	-1.08
Apr-04	2	2	100.00%	0.00%	243	248	97.98%	-0.2	-1.12
May-04	3	3	100.00%	0.00%	251	256	98.05%	-0.24	-1.15
Jun-04	1	1	100.00%	0.00%	299	309	96.76%	-0.18	-1.11



Centrex 21 (Parity)									
Date	CLEC Num	CLEC Denc	CLEC Resu	CLEC Std E	Qwest Num	Qwest Denc	Qwest Resu	Mod Z Scr	Parity Scr
Jul-03									
Aug-03									
Sep-03									
Oct-03									
Nov-03									
Dec-03									
Jan-04	0	1	0.00%	0.00%	14	14	100.00%	N/A	0.19
Feb-04									
Mar-04									
Apr-04									
May-04									
Jun-04									

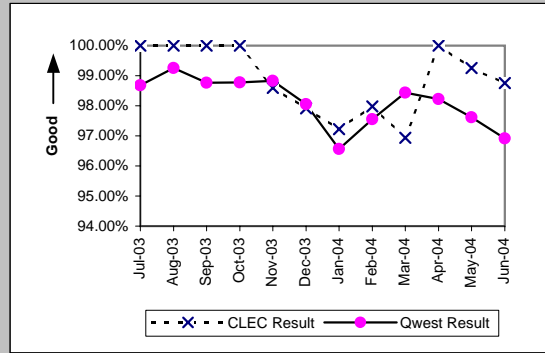


PBX (Parity)									
Date	CLEC Num	CLEC Denc	CLEC Resu	CLEC Std E	Qwest Num	Qwest Denc	Qwest Resu	Mod Z Scr	Parity Scr
Jul-03									
Aug-03									
Sep-03									
Oct-03									
Nov-03									
Dec-03									
Jan-04									
Feb-04									
Mar-04	4	4	100.00%	0.00%	12	12	100.00%	N/A	N/A
Apr-04									
May-04									
Jun-04									

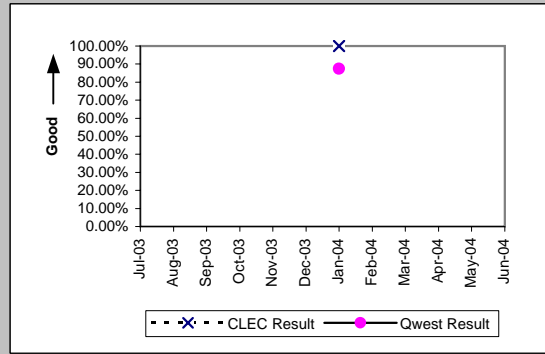


MR-4B - All Troubles Cleared within 48 Hours (Percent) - Dispatches outside MSAs

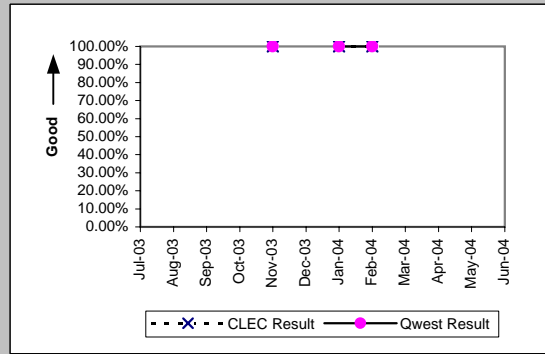
UNE - P (POTS) (Parity)										
Date	CLEC Num	CLEC Dend	CLEC Resu	CLEC Std	Qwest Num	Qwest Dend	Qwest Resu	Mod Z Scr	Parity Scr	
Jul-03	28	28	100.00%	0.00%	3071	3112	98.68%	-0.61	-1.37	
Aug-03	13	13	100.00%	0.00%	3074	3097	99.26%	-0.31	-1.19	
Sep-03	9	9	100.00%	0.00%	2806	2841	98.77%	-0.33	-1.2	
Oct-03	83	83	100.00%	0.00%	3403	3445	98.78%	-1	-1.61	
Nov-03	70	71	98.59%	11.78%	2796	2829	98.83%	0.26	-0.84	
Dec-03	94	96	97.92%	14.28%	3282	3347	98.06%	0.17	-0.89	
Jan-04	105	108	97.22%	16.43%	3594	3722	96.56%	-0.37	-1.23	
Feb-04	97	99	97.98%	14.07%	2747	2816	97.55%	-0.27	-1.17	
Mar-04	95	98	96.94%	17.23%	2842	2887	98.44%	1.1	-0.33	
Apr-04	122	122	100.00%	0.00%	2539	2585	98.22%	-1.45	-1.88	
May-04	133	134	99.25%	8.61%	2786	2854	97.62%	-1.21	-1.74	
Jun-04	159	161	98.76%	11.08%	2986	3081	96.92%	-1.32	-1.8	



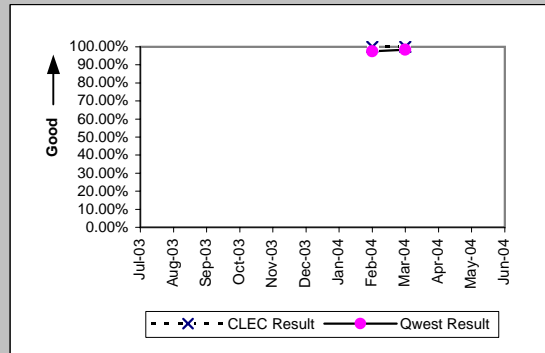
UNE P (Centrex) (Parity)										
Date	CLEC Num	CLEC Dend	CLEC Resu	CLEC Std	Qwest Num	Qwest Dend	Qwest Resu	Mod Z Scr	Parity Scr	
Jul-03										
Aug-03										
Sep-03										
Oct-03										
Nov-03										
Dec-03										
Jan-04	1	1	100.00%	0.00%	14	16	87.50%	-0.37	-1.22	
Feb-04										
Mar-04										
Apr-04										
May-04										
Jun-04										



UNE P (Centrex 21) (Parity)										
Date	CLEC Num	CLEC Dend	CLEC Resu	CLEC Std	Qwest Num	Qwest Dend	Qwest Resu	Mod Z Scr	Parity Scr	
Jul-03										
Aug-03										
Sep-03										
Oct-03										
Nov-03	1	1	100.00%	0.00%	12	12	100.00%	N/A	N/A	
Dec-03										
Jan-04	4	4	100.00%	0.00%	14	14	100.00%	N/A	N/A	
Feb-04	2	2	100.00%	0.00%	14	14	100.00%	N/A	N/A	
Mar-04										
Apr-04										
May-04										
Jun-04										

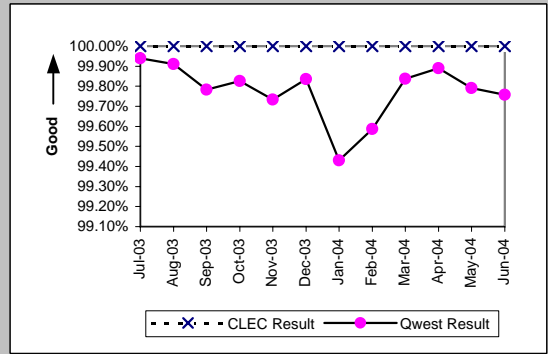


Line Sharing (Parity)										
Date	CLEC Num	CLEC Dend	CLEC Resu	CLEC Std	Qwest Num	Qwest Dend	Qwest Resu	Mod Z Scr	Parity Scr	
Jul-03										
Aug-03										
Sep-03										
Oct-03										
Nov-03										
Dec-03										
Jan-04										
Feb-04	1	1	100.00%	0.00%	2747	2816	97.55%	-0.16	-1.1	
Mar-04	1	1	100.00%	0.00%	2842	2887	98.44%	-0.13	-1.08	
Apr-04										
May-04										
Jun-04										

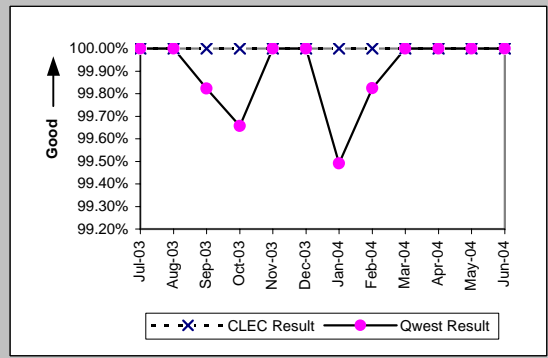


MR-4C - All Troubles Cleared within 48 Hours (Percent) - No dispatches

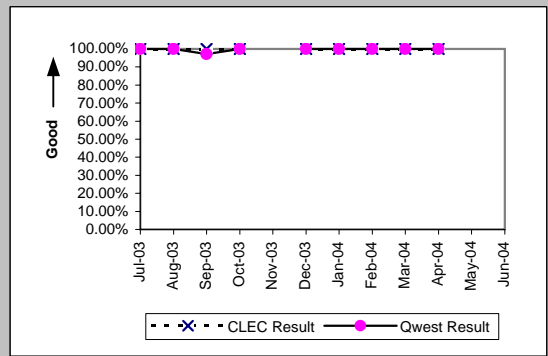
Residence (Parity)									
Date	CLEC Num	CLEC Denc	CLEC Resu	CLEC Std E	Qwest Num	Qwest Denc	Qwest Resu	Mod Z Scr	Parity Scr
Jul-03	95	95	100.00%	0.00%	3297	3299	99.94%	-0.24	-1.14
Aug-03	68	68	100.00%	0.00%	3338	3341	99.91%	-0.24	-1.15
Sep-03	107	107	100.00%	0.00%	3667	3675	99.78%	-0.48	-1.29
Oct-03	46	46	100.00%	0.00%	3430	3436	99.83%	-0.28	-1.17
Nov-03	31	31	100.00%	0.00%	2989	2997	99.73%	-0.29	-1.17
Dec-03	29	29	100.00%	0.00%	3026	3031	99.84%	-0.22	-1.13
Jan-04	20	20	100.00%	0.00%	3493	3513	99.43%	-0.34	-1.21
Feb-04	16	16	100.00%	0.00%	3130	3143	99.59%	-0.26	-1.16
Mar-04	9	9	100.00%	0.00%	3665	3671	99.84%	-0.12	-1.07
Apr-04	8	8	100.00%	0.00%	2707	2710	99.89%	-0.09	-1.06
May-04	8	8	100.00%	0.00%	2862	2868	99.79%	-0.13	-1.08
Jun-04	9	9	100.00%	0.00%	3301	3309	99.76%	-0.15	-1.09



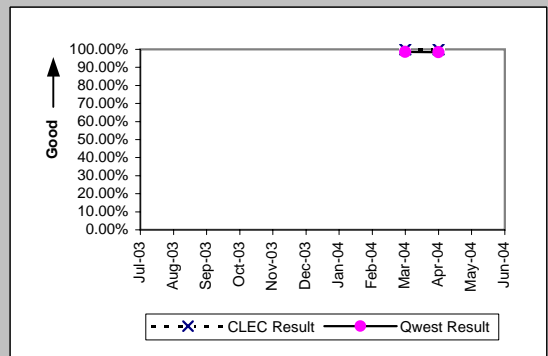
Business (Parity)									
Date	CLEC Num	CLEC Denc	CLEC Resu	CLEC Std E	Qwest Num	Qwest Denc	Qwest Resu	Mod Z Scr	Parity Scr
Jul-03	41	41	100.00%	0.00%	548	548	100.00%	N/A	N/A
Aug-03	32	32	100.00%	0.00%	476	476	100.00%	N/A	N/A
Sep-03	44	44	100.00%	0.00%	562	563	99.82%	-0.27	-1.16
Oct-03	28	28	100.00%	0.00%	581	583	99.66%	-0.3	-1.18
Nov-03	13	13	100.00%	0.00%	433	433	100.00%	N/A	N/A
Dec-03	23	23	100.00%	0.00%	471	471	100.00%	N/A	N/A
Jan-04	19	19	100.00%	0.00%	586	589	99.49%	-0.31	-1.19
Feb-04	14	14	100.00%	0.00%	568	569	99.82%	-0.16	-1.09
Mar-04	5	5	100.00%	0.00%	565	565	100.00%	N/A	N/A
Apr-04	6	6	100.00%	0.00%	518	518	100.00%	N/A	N/A
May-04	6	6	100.00%	0.00%	542	542	100.00%	N/A	N/A
Jun-04	5	5	100.00%	0.00%	599	599	100.00%	N/A	N/A



Centrex (Parity)									
Date	CLEC Num	CLEC Denc	CLEC Resu	CLEC Std E	Qwest Num	Qwest Denc	Qwest Resu	Mod Z Scr	Parity Scr
Jul-03	4	4	100.00%	0.00%	88	88	100.00%	N/A	N/A
Aug-03	1	1	100.00%	0.00%	78	78	100.00%	N/A	N/A
Sep-03	3	3	100.00%	0.00%	68	70	97.14%	-0.29	-1.18
Oct-03	1	1	100.00%	0.00%	76	76	100.00%	N/A	N/A
Nov-03									
Dec-03	1	1	100.00%	0.00%	41	41	100.00%	N/A	N/A
Jan-04	1	1	100.00%	0.00%	66	66	100.00%	N/A	N/A
Feb-04	1	1	100.00%	0.00%	57	57	100.00%	N/A	N/A
Mar-04	2	2	100.00%	0.00%	42	42	100.00%	N/A	N/A
Apr-04	3	3	100.00%	0.00%	36	36	100.00%	N/A	N/A
May-04									
Jun-04									

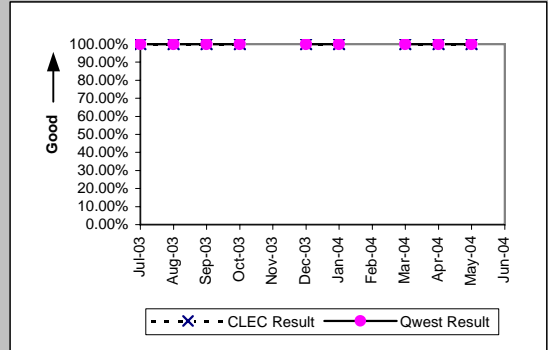


Centrex 21 (Parity)									
Date	CLEC Num	CLEC Denc	CLEC Resu	CLEC Std E	Qwest Num	Qwest Denc	Qwest Resu	Mod Z Scr	Parity Scr
Jul-03									
Aug-03									
Sep-03									
Oct-03									
Nov-03									
Dec-03									
Jan-04									
Feb-04									
Mar-04	1	1	100.00%	0.00%	66	67	98.51%	-0.12	-1.07
Apr-04	1	1	100.00%	0.00%	59	60	98.33%	-0.13	-1.08
May-04									
Jun-04									

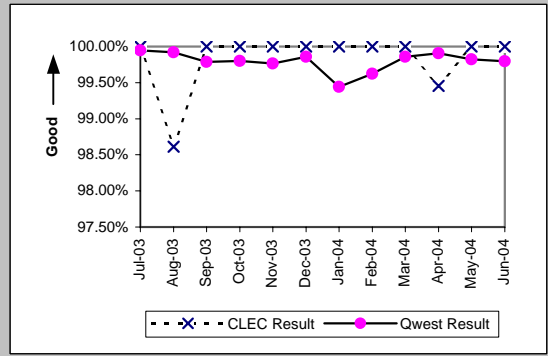


MR-4C - All Troubles Cleared within 48 Hours (Percent) - No dispatches

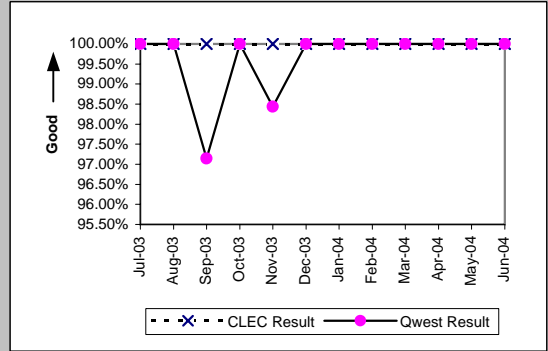
PBX (Parity)									
Date	CLEC Num	CLEC Denc	CLEC Resu	CLEC Std E	Qwest Num	Qwest Denc	Qwest Resu	Mod Z Scr	Parity Scr
Jul-03	2	2	100.00%	0.00%	55	55	100.00%	N/A	N/A
Aug-03	4	4	100.00%	0.00%	79	79	100.00%	N/A	N/A
Sep-03	2	2	100.00%	0.00%	69	69	100.00%	N/A	N/A
Oct-03	1	1	100.00%	0.00%	89	89	100.00%	N/A	N/A
Nov-03									
Dec-03	2	2	100.00%	0.00%	50	50	100.00%	N/A	N/A
Jan-04	2	2	100.00%	0.00%	66	66	100.00%	N/A	N/A
Feb-04									
Mar-04	2	2	100.00%	0.00%	70	70	100.00%	N/A	N/A
Apr-04	1	1	100.00%	0.00%	45	45	100.00%	N/A	N/A
May-04	4	4	100.00%	0.00%	43	43	100.00%	N/A	N/A
Jun-04									



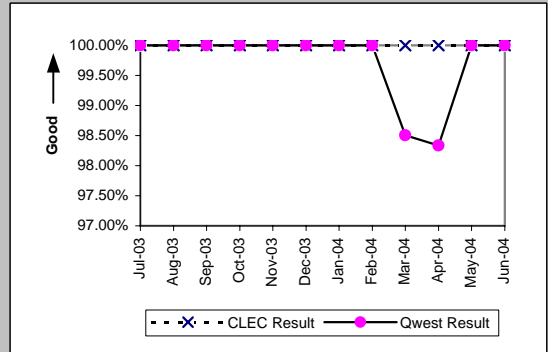
UNE - P (POTS) (Parity)									
Date	CLEC Num	CLEC Denc	CLEC Resu	CLEC Std E	Qwest Num	Qwest Denc	Qwest Resu	Mod Z Scr	Parity Scr
Jul-03	61	61	100.00%	0.00%	3845	3847	99.95%	-0.18	-1.11
Aug-03	71	72	98.61%	11.70%	3814	3817	99.92%	1.83	0.11
Sep-03	71	71	100.00%	0.00%	4229	4238	99.79%	-0.39	-1.23
Oct-03	146	146	100.00%	0.00%	4011	4019	99.80%	-0.53	-1.32
Nov-03	121	121	100.00%	0.00%	3422	3430	99.77%	-0.52	-1.32
Dec-03	150	150	100.00%	0.00%	3497	3502	99.86%	-0.45	-1.28
Jan-04	165	165	100.00%	0.00%	4079	4102	99.44%	-0.95	-1.57
Feb-04	183	183	100.00%	0.00%	3698	3712	99.62%	-0.81	-1.49
Mar-04	196	196	100.00%	0.00%	4230	4236	99.86%	-0.52	-1.31
Apr-04	183	184	99.46%	7.35%	3225	3228	99.91%	1.26	-0.23
May-04	251	251	100.00%	0.00%	3404	3410	99.82%	-0.64	-1.39
Jun-04	240	240	100.00%	0.00%	3900	3908	99.80%	-0.68	-1.41



UNE P (Centrex) (Parity)									
Date	CLEC Num	CLEC Denc	CLEC Resu	CLEC Std E	Qwest Num	Qwest Denc	Qwest Resu	Mod Z Scr	Parity Scr
Jul-03	4	4	100.00%	0.00%	88	88	100.00%	N/A	N/A
Aug-03	13	13	100.00%	0.00%	78	78	100.00%	N/A	N/A
Sep-03	6	6	100.00%	0.00%	68	70	97.14%	-0.4	-1.25
Oct-03	5	5	100.00%	0.00%	76	76	100.00%	N/A	N/A
Nov-03	13	13	100.00%	0.00%	63	64	98.44%	-0.41	-1.25
Dec-03	10	10	100.00%	0.00%	41	41	100.00%	N/A	N/A
Jan-04	13	13	100.00%	0.00%	66	66	100.00%	N/A	N/A
Feb-04	5	5	100.00%	0.00%	57	57	100.00%	N/A	N/A
Mar-04	6	6	100.00%	0.00%	42	42	100.00%	N/A	N/A
Apr-04	7	7	100.00%	0.00%	36	36	100.00%	N/A	N/A
May-04	10	10	100.00%	0.00%	50	50	100.00%	N/A	N/A
Jun-04	8	8	100.00%	0.00%	49	49	100.00%	N/A	N/A

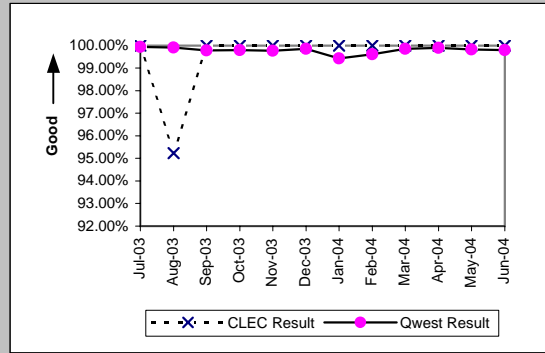


UNE P (Centrex 21) (Parity)									
Date	CLEC Num	CLEC Denc	CLEC Resu	CLEC Std E	Qwest Num	Qwest Denc	Qwest Resu	Mod Z Scr	Parity Scr
Jul-03	7	7	100.00%	0.00%	93	93	100.00%	N/A	N/A
Aug-03	6	6	100.00%	0.00%	69	69	100.00%	N/A	N/A
Sep-03	4	4	100.00%	0.00%	84	84	100.00%	N/A	N/A
Oct-03	3	3	100.00%	0.00%	79	79	100.00%	N/A	N/A
Nov-03	3	3	100.00%	0.00%	74	74	100.00%	N/A	N/A
Dec-03	3	3	100.00%	0.00%	59	59	100.00%	N/A	N/A
Jan-04	5	5	100.00%	0.00%	78	78	100.00%	N/A	N/A
Feb-04	3	3	100.00%	0.00%	62	62	100.00%	N/A	N/A
Mar-04	3	3	100.00%	0.00%	66	67	98.51%	-0.21	-1.13
Apr-04	1	1	100.00%	0.00%	59	60	98.33%	-0.13	-1.08
May-04	6	6	100.00%	0.00%	55	55	100.00%	N/A	N/A
Jun-04	3	3	100.00%	0.00%	61	61	100.00%	N/A	N/A



MR-4C - All Troubles Cleared within 48 Hours (Percent) - No dispatches

Date	CLEC Num	CLEC Denc	Line Sharing (Parity)		Qwest Num	Qwest Denc	Qwest Res	Mod Z Scr	Parity Scr
			CLEC Resu	CLEC Std					
Jul-03	20	20	100.00%	0.00%	3845	3847	99.95%	-0.1	-1.06
Aug-03	20	21	95.24%	21.30%	3814	3817	99.92%	2.34	0.42
Sep-03	15	15	100.00%	0.00%	4229	4238	99.79%	-0.18	-1.11
Oct-03	21	21	100.00%	0.00%	4011	4019	99.80%	-0.2	-1.12
Nov-03	15	15	100.00%	0.00%	3422	3430	99.77%	-0.19	-1.11
Dec-03	13	13	100.00%	0.00%	3497	3502	99.86%	-0.14	-1.08
Jan-04	16	16	100.00%	0.00%	4079	4102	99.44%	-0.3	-1.18
Feb-04	12	12	100.00%	0.00%	3698	3712	99.62%	-0.21	-1.13
Mar-04	13	13	100.00%	0.00%	4230	4236	99.86%	-0.14	-1.08
Apr-04	9	9	100.00%	0.00%	3225	3228	99.91%	-0.09	-1.06
May-04	5	5	100.00%	0.00%	3404	3410	99.82%	-0.09	-1.06
Jun-04	12	12	100.00%	0.00%	3900	3908	99.80%	-0.16	-1.1

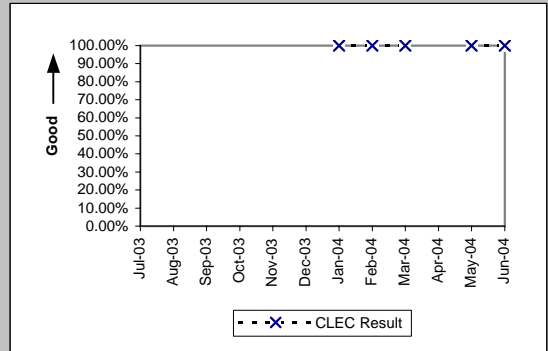




MR-4C - All Troubles Cleared within 48 Hours (Percent) - No dispatches

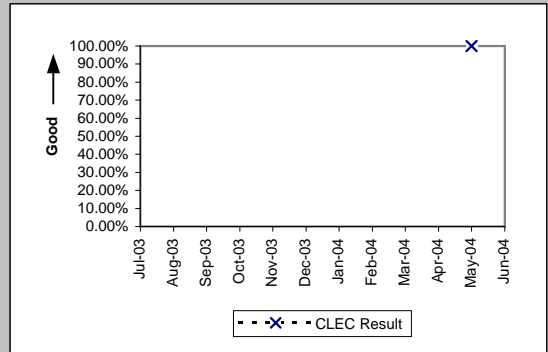
Line Splitting (Diagnostic)

Date	Numerator	Denominator	CLEC Result	Standard Dev
Jul-03				
Aug-03				
Sep-03				
Oct-03				
Nov-03				
Dec-03				
Jan-04	3	3	100.00%	0.00%
Feb-04	2	2	100.00%	0.00%
Mar-04	3	3	100.00%	0.00%
Apr-04				
May-04	2	2	100.00%	0.00%
Jun-04	2	2	100.00%	0.00%



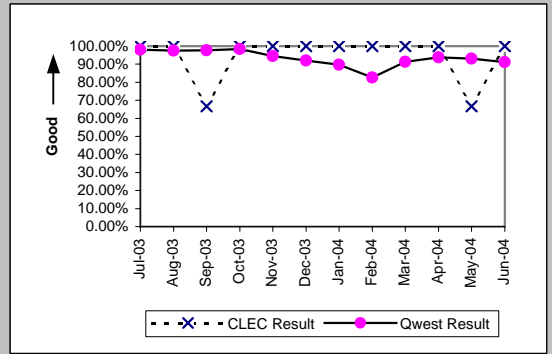
Sub-Loop Unbundling (Diagnostic)

Date	Numerator	Denominator	CLEC Result	Standard Dev
Jul-03				
Aug-03				
Sep-03				
Oct-03				
Nov-03				
Dec-03				
Jan-04				
Feb-04				
Mar-04				
Apr-04				
May-04	1	1	100.00%	0.00%
Jun-04				

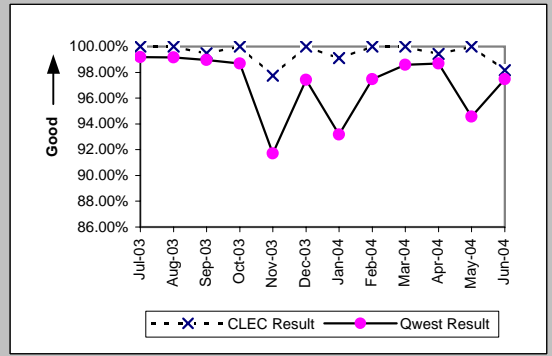


MR-4D - All Troubles Cleared within 48 Hours (Percent) - Interval Zone One

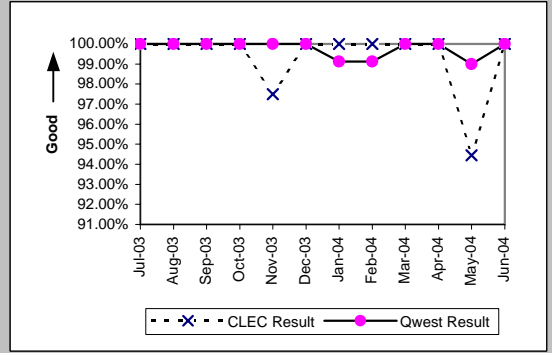
Qwest DSL (Parity)									
Date	CLEC Num	CLEC Denc	CLEC Resu	CLEC Std E	Qwest Num	Qwest Denc	Qwest Resu	Mod Z Scr	Parity Scr
Jul-03	2	2	100.00%	0.00%	1693	1727	98.03%	-0.2	-1.12
Aug-03	5	5	100.00%	0.00%	1576	1616	97.52%	-0.36	-1.22
Sep-03	2	3	66.67%	47.14%	1807	1848	97.78%	1.84	0.12
Oct-03	7	7	100.00%	0.00%	2138	2174	98.34%	-0.34	-1.21
Nov-03	6	6	100.00%	0.00%	1490	1577	94.48%	-0.59	-1.36
Dec-03	2	2	100.00%	0.00%	1390	1510	92.05%	-0.42	-1.25
Jan-04	6	6	100.00%	0.00%	1644	1832	89.74%	-0.83	-1.5
Feb-04	1	1	100.00%	0.00%	1601	1939	82.57%	-0.46	-1.28
Mar-04	3	3	100.00%	0.00%	2380	2606	91.33%	-0.53	-1.32
Apr-04	8	8	100.00%	0.00%	2168	2312	93.77%	-0.73	-1.44
May-04	4	6	66.67%	47.14%	2005	2152	93.17%	1.87	0.14
Jun-04	4	4	100.00%	0.00%	1863	2044	91.14%	-0.62	-1.38



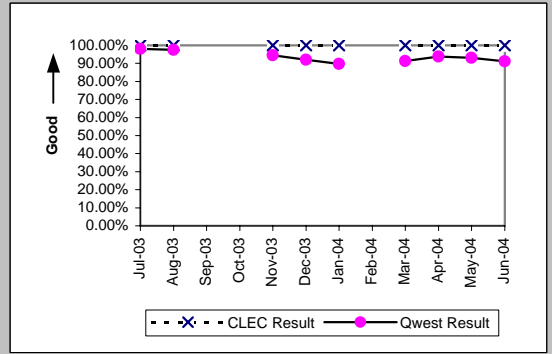
Unbundled Loop Analog (Parity)									
Date	CLEC Num	CLEC Denc	CLEC Resu	CLEC Std E	Qwest Num	Qwest Denc	Qwest Resu	Mod Z Scr	Parity Scr
Jul-03	243	243	100.00%	0.00%	15819	15950	99.18%	-1.41	-1.86
Aug-03	193	193	100.00%	0.00%	15781	15915	99.16%	-1.27	-1.77
Sep-03	195	196	99.49%	7.12%	16578	16751	98.97%	-0.72	-1.44
Oct-03	262	262	100.00%	0.00%	20126	20395	98.68%	-1.86	-2.13
Nov-03	259	265	97.74%	14.88%	16857	18380	91.71%	-3.53	-3.15
Dec-03	204	204	100.00%	0.00%	16840	17288	97.41%	-2.32	-2.41
Jan-04	221	223	99.10%	9.43%	20113	21586	93.18%	-3.49	-3.12
Feb-04	174	174	100.00%	0.00%	14315	14688	97.46%	-2.12	-2.29
Mar-04	200	200	100.00%	0.00%	15727	15952	98.59%	-1.68	-2.02
Apr-04	174	175	99.43%	7.54%	13828	14011	98.69%	-0.85	-1.52
May-04	144	144	100.00%	0.00%	15284	16163	94.56%	-2.87	-2.74
Jun-04	215	219	98.17%	13.39%	15832	16243	97.47%	-0.66	-1.4



Unbundled Loop - 2 Wire Non-Loaded (Parity)									
Date	CLEC Num	CLEC Denc	CLEC Resu	CLEC Std E	Qwest Num	Qwest Denc	Qwest Resu	Mod Z Scr	Parity Scr
Jul-03	28	28	100.00%	0.00%	120	120	100.00%	N/A	N/A
Aug-03	18	18	100.00%	0.00%	156	156	100.00%	N/A	N/A
Sep-03	29	29	100.00%	0.00%	137	137	100.00%	N/A	N/A
Oct-03	37	37	100.00%	0.00%	171	171	100.00%	N/A	N/A
Nov-03	39	40	97.50%	15.61%	126	126	100.00%	N/A	-0.26
Dec-03	27	27	100.00%	0.00%	109	109	100.00%	N/A	N/A
Jan-04	20	20	100.00%	0.00%	113	114	99.12%	-0.39	-1.24
Feb-04	26	26	100.00%	0.00%	113	114	99.12%	-0.43	-1.26
Mar-04	41	41	100.00%	0.00%	105	105	100.00%	N/A	N/A
Apr-04	21	21	100.00%	0.00%	137	137	100.00%	N/A	N/A
May-04	17	18	94.44%	22.91%	98	99	98.99%	1.03	-0.37
Jun-04	25	25	100.00%	0.00%	109	109	100.00%	N/A	N/A

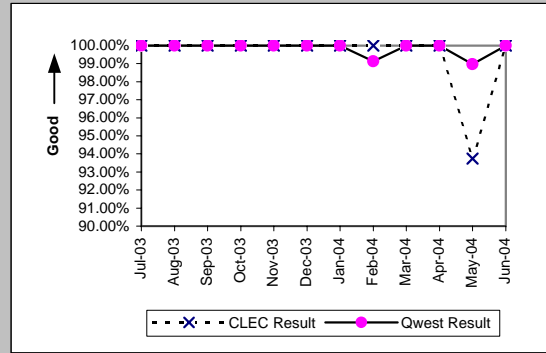


Unbundled Loop - ADSL Qualified (Parity)									
Date	CLEC Num	CLEC Denc	CLEC Resu	CLEC Std E	Qwest Num	Qwest Denc	Qwest Resu	Mod Z Scr	Parity Scr
Jul-03	5	5	100.00%	0.00%	1693	1727	98.03%	-0.32	-1.19
Aug-03	5	5	100.00%	0.00%	1576	1616	97.52%	-0.36	-1.22
Sep-03									
Oct-03									
Nov-03	4	4	100.00%	0.00%	1490	1577	94.48%	-0.48	-1.29
Dec-03	1	1	100.00%	0.00%	1390	1510	92.05%	-0.29	-1.18
Jan-04	1	1	100.00%	0.00%	1644	1832	89.74%	-0.34	-1.21
Feb-04									
Mar-04	2	2	100.00%	0.00%	2380	2606	91.33%	-0.44	-1.26
Apr-04	3	3	100.00%	0.00%	2168	2312	93.77%	-0.45	-1.27
May-04	1	1	100.00%	0.00%	2005	2152	93.17%	-0.27	-1.16
Jun-04	2	2	100.00%	0.00%	1863	2044	91.14%	-0.44	-1.27



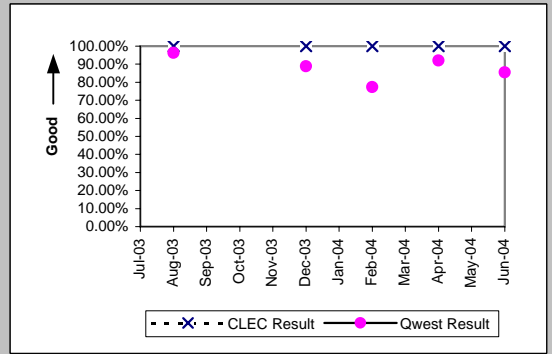
MR-4D - All Troubles Cleared within 48 Hours (Percent) - Interval Zone One

Unbundled Loop ISDN Capable (Parity)									
Date	CLEC Num	CLEC Dend	CLEC Resu	CLEC Std	Qwest Num	Qwest Dend	Qwest Resu	Mod Z Scr	Parity Scr
Jul-03	21	21	100.00%	0.00%	120	120	100.00%	N/A	N/A
Aug-03	23	23	100.00%	0.00%	155	155	100.00%	N/A	N/A
Sep-03	23	23	100.00%	0.00%	136	136	100.00%	N/A	N/A
Oct-03	26	26	100.00%	0.00%	171	171	100.00%	N/A	N/A
Nov-03	19	19	100.00%	0.00%	123	123	100.00%	N/A	N/A
Dec-03	24	24	100.00%	0.00%	109	109	100.00%	N/A	N/A
Jan-04	25	25	100.00%	0.00%	112	112	100.00%	N/A	N/A
Feb-04	19	19	100.00%	0.00%	113	114	99.12%	-0.38	-1.23
Mar-04	22	22	100.00%	0.00%	105	105	100.00%	N/A	N/A
Apr-04	37	37	100.00%	0.00%	137	137	100.00%	N/A	N/A
May-04	15	16	93.75%	24.21%	97	98	98.98%	1.1	-0.33
Jun-04	26	26	100.00%	0.00%	108	108	100.00%	N/A	N/A

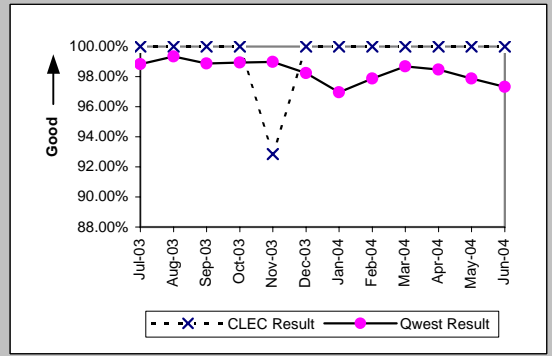


MR-4E - All Troubles Cleared within 48 Hours (Percent) - Interval Zone Two

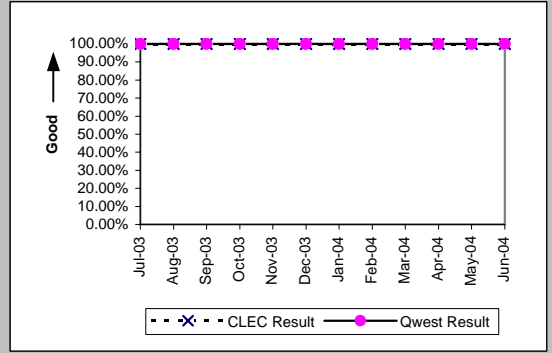
Qwest DSL (Parity)									
Date	CLEC Num	CLEC Denc	CLEC Resu	CLEC Std E	Qwest Num	Qwest Denc	Qwest Resu	Mod Z Scr	Parity Scr
Jul-03									
Aug-03	1	1	100.00%	0.00%	388	403	96.28%	-0.2	-1.12
Sep-03									
Oct-03									
Nov-03									
Dec-03	2	2	100.00%	0.00%	491	553	88.79%	-0.5	-1.3
Jan-04									
Feb-04	2	2	100.00%	0.00%	631	817	77.23%	-0.77	-1.47
Mar-04									
Apr-04	1	1	100.00%	0.00%	909	987	92.10%	-0.29	-1.18
May-04									
Jun-04	1	1	100.00%	0.00%	693	811	85.45%	-0.41	-1.25



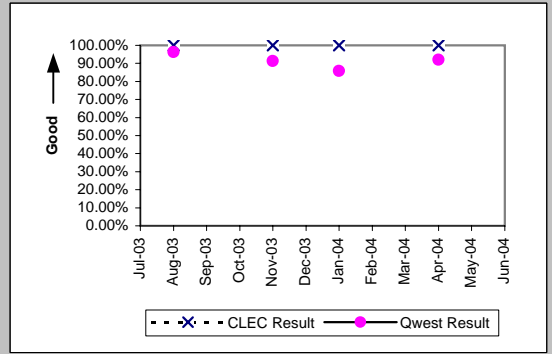
Unbundled Loop Analog (Parity)									
Date	CLEC Num	CLEC Denc	CLEC Resu	CLEC Std E	Qwest Num	Qwest Denc	Qwest Resu	Mod Z Scr	Parity Scr
Jul-03	11	11	100.00%	0.00%	3574	3616	98.84%	-0.36	-1.22
Aug-03	18	18	100.00%	0.00%	3593	3617	99.34%	-0.35	-1.21
Sep-03	12	12	100.00%	0.00%	3322	3360	98.87%	-0.37	-1.22
Oct-03	22	22	100.00%	0.00%	3936	3978	98.94%	-0.48	-1.29
Nov-03	13	14	92.86%	25.75%	3191	3224	98.98%	1.46	-0.11
Dec-03	16	16	100.00%	0.00%	3719	3786	98.23%	-0.54	-1.33
Jan-04	17	17	100.00%	0.00%	4188	4319	96.97%	-0.73	-1.44
Feb-04	13	13	100.00%	0.00%	3416	3490	97.88%	-0.53	-1.32
Mar-04	34	34	100.00%	0.00%	3393	3438	98.69%	-0.67	-1.41
Apr-04	24	24	100.00%	0.00%	2975	3021	98.48%	-0.61	-1.37
May-04	22	22	100.00%	0.00%	3167	3236	97.87%	-0.69	-1.42
Jun-04	18	18	100.00%	0.00%	3476	3572	97.31%	-0.7	-1.43



Unbundled Loop - 2 Wire Non-Loaded (Parity)									
Date	CLEC Num	CLEC Denc	CLEC Resu	CLEC Std E	Qwest Num	Qwest Denc	Qwest Resu	Mod Z Scr	Parity Scr
Jul-03	6	6	100.00%	0.00%	13	13	100.00%	N/A	N/A
Aug-03	6	6	100.00%	0.00%	22	22	100.00%	N/A	N/A
Sep-03	2	2	100.00%	0.00%	15	15	100.00%	N/A	N/A
Oct-03	4	4	100.00%	0.00%	9	9	100.00%	N/A	N/A
Nov-03	5	5	100.00%	0.00%	10	10	100.00%	N/A	N/A
Dec-03	5	5	100.00%	0.00%	11	11	100.00%	N/A	N/A
Jan-04	6	6	100.00%	0.00%	13	13	100.00%	N/A	N/A
Feb-04	5	5	100.00%	0.00%	19	19	100.00%	N/A	N/A
Mar-04	5	5	100.00%	0.00%	11	11	100.00%	N/A	N/A
Apr-04	8	8	100.00%	0.00%	11	11	100.00%	N/A	N/A
May-04	1	1	100.00%	0.00%	18	18	100.00%	N/A	N/A
Jun-04	8	8	100.00%	0.00%	13	13	100.00%	N/A	N/A

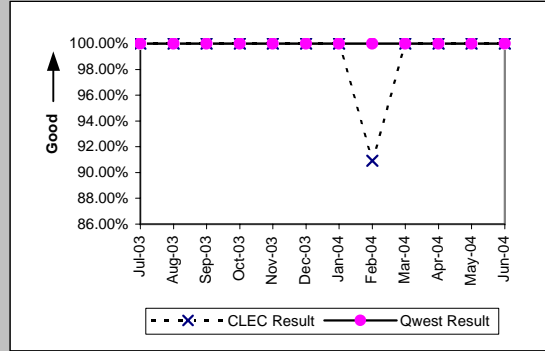


Unbundled Loop - ADSL Qualified (Parity)									
Date	CLEC Num	CLEC Denc	CLEC Resu	CLEC Std E	Qwest Num	Qwest Denc	Qwest Resu	Mod Z Scr	Parity Scr
Jul-03									
Aug-03	1	1	100.00%	0.00%	388	403	96.28%	-0.2	-1.12
Sep-03									
Oct-03									
Nov-03	1	1	100.00%	0.00%	411	450	91.33%	-0.31	-1.19
Dec-03									
Jan-04	2	2	100.00%	0.00%	652	760	85.79%	-0.57	-1.35
Feb-04									
Mar-04									
Apr-04	1	1	100.00%	0.00%	909	987	92.10%	-0.29	-1.18
May-04									
Jun-04									



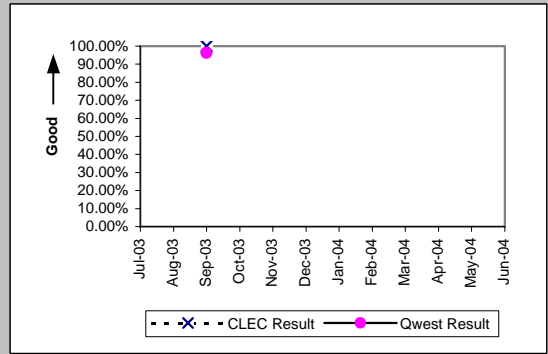
MR-4E - All Troubles Cleared within 48 Hours (Percent) - Interval Zone Two

Unbundled Loop ISDN Capable (Parity)									
Date	CLEC Num	CLEC Dend	CLEC Resu	CLEC Std	Qwest Num	Qwest Dend	Qwest Resu	Mod Z Scr	Parity Scr
Jul-03	3	3	100.00%	0.00%	13	13	100.00%	N/A	N/A
Aug-03	7	7	100.00%	0.00%	22	22	100.00%	N/A	N/A
Sep-03	7	7	100.00%	0.00%	15	15	100.00%	N/A	N/A
Oct-03	3	3	100.00%	0.00%	9	9	100.00%	N/A	N/A
Nov-03	11	11	100.00%	0.00%	10	10	100.00%	N/A	N/A
Dec-03	5	5	100.00%	0.00%	10	10	100.00%	N/A	N/A
Jan-04	11	11	100.00%	0.00%	13	13	100.00%	N/A	N/A
Feb-04	10	11	90.91%	28.75%	19	19	100.00%	N/A	-0.45
Mar-04	10	10	100.00%	0.00%	11	11	100.00%	N/A	N/A
Apr-04	9	9	100.00%	0.00%	11	11	100.00%	N/A	N/A
May-04	3	3	100.00%	0.00%	18	18	100.00%	N/A	N/A
Jun-04	13	13	100.00%	0.00%	13	13	100.00%	N/A	N/A

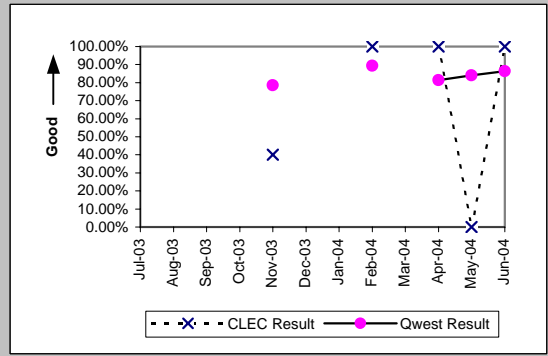


MR-5A - All Troubles Cleared within 4 Hours (Percent) - Interval Zone One

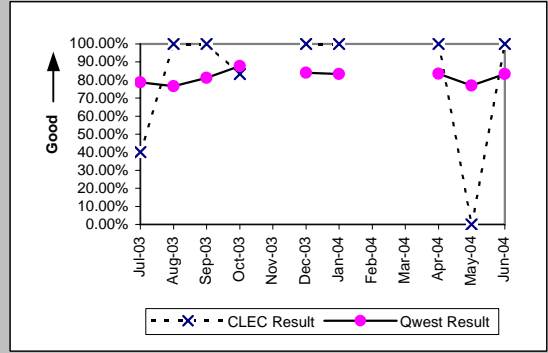
ISDN Primary (Parity)									
Date	CLEC Num	CLEC Denc	CLEC Resu	CLEC Std	Qwest Num	Qwest Denc	Qwest Resu	Mod Z Scr	Parity Scr
Jul-03									
Aug-03									
Sep-03	1	1	100.00%	0.00%	26	27	96.30%	-0.19	-1.12
Oct-03									
Nov-03									
Dec-03									
Jan-04									
Feb-04									
Mar-04									
Apr-04									
May-04									
Jun-04									



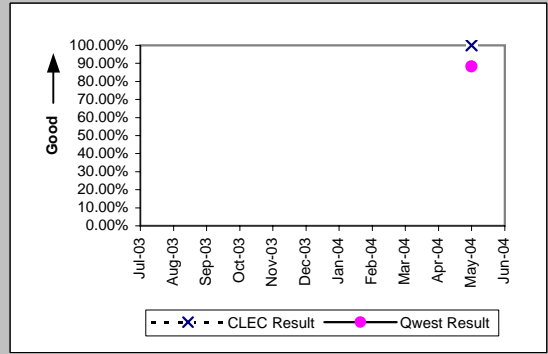
DS0 (Parity)									
Date	CLEC Num	CLEC Denc	CLEC Resu	CLEC Std	Qwest Num	Qwest Denc	Qwest Resu	Mod Z Scr	Parity Scr
Jul-03									
Aug-03									
Sep-03									
Oct-03									
Nov-03	2	5	40.00%	48.99%	220	280	78.57%	1.78	0.08
Dec-03									
Jan-04									
Feb-04	1	1	100.00%	0.00%	142	159	89.31%	-0.34	-1.21
Mar-04									
Apr-04	2	2	100.00%	0.00%	148	182	81.32%	-0.67	-1.41
May-04	0	1	0.00%	0.00%	152	181	83.98%	1.41	-0.14
Jun-04	1	1	100.00%	0.00%	183	212	86.32%	-0.4	-1.24



DS1 (Parity)									
Date	CLEC Num	CLEC Denc	CLEC Resu	CLEC Std	Qwest Num	Qwest Denc	Qwest Resu	Mod Z Scr	Parity Scr
Jul-03	2	5	40.00%	48.99%	311	395	78.73%	1.79	0.09
Aug-03	3	3	100.00%	0.00%	386	504	76.59%	-0.95	-1.58
Sep-03	2	2	100.00%	0.00%	394	485	81.24%	-0.68	-1.41
Oct-03	5	6	83.33%	37.27%	178	203	87.68%	0.33	-0.8
Nov-03									
Dec-03	1	1	100.00%	0.00%	126	150	84.00%	-0.43	-1.26
Jan-04	1	1	100.00%	0.00%	130	156	83.33%	-0.45	-1.27
Feb-04									
Mar-04									
Apr-04	1	1	100.00%	0.00%	111	133	83.46%	-0.44	-1.27
May-04	0	1	0.00%	0.00%	100	130	76.92%	1.2	-0.27
Jun-04	1	1	100.00%	0.00%	150	180	83.33%	-0.45	-1.27

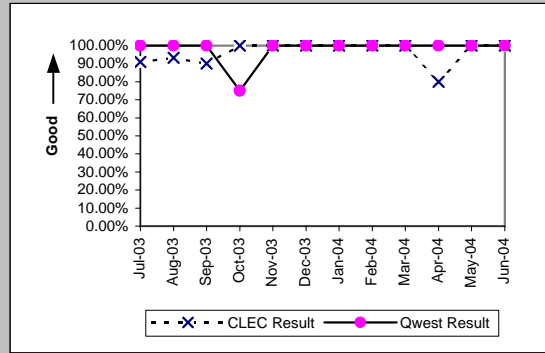


Frame Relay (Parity)									
Date	CLEC Num	CLEC Denc	CLEC Resu	CLEC Std	Qwest Num	Qwest Denc	Qwest Resu	Mod Z Scr	Parity Scr
Jul-03									
Aug-03									
Sep-03									
Oct-03									
Nov-03									
Dec-03									
Jan-04									
Feb-04									
Mar-04									
Apr-04									
May-04	2	2	100.00%	0.00%	45	51	88.24%	-0.51	-1.31
Jun-04									



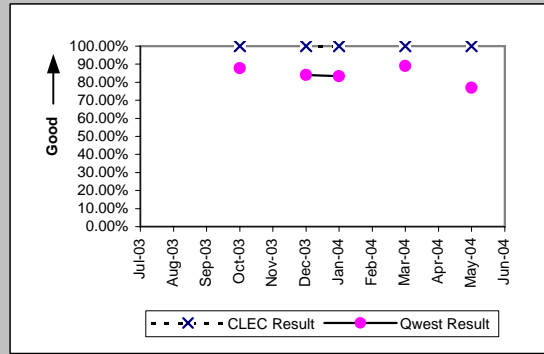
MR-5A - All Troubles Cleared within 4 Hours (Percent) - Interval Zone One

Date	CLEC Num	CLEC Denc	CLEC Resu	LIS Trunk (Parity)				Mod Z Scr	Parity Scr
				CLEC Std	Qwest Num	Qwest Denc	Qwest Res		
Jul-03	10	11	90.91%	28.75%	5	5	100.00%	N/A	-0.8
Aug-03	14	15	93.33%	24.94%	6	6	100.00%	N/A	-0.83
Sep-03	9	10	90.00%	30.00%	5	5	100.00%	N/A	-0.78
Oct-03	12	12	100.00%	0.00%	3	4	75.00%	-1	-1.61
Nov-03	9	9	100.00%	0.00%	9	9	100.00%	N/A	N/A
Dec-03	10	10	100.00%	0.00%	4	4	100.00%	N/A	N/A
Jan-04	9	9	100.00%	0.00%	12	12	100.00%	N/A	N/A
Feb-04	8	8	100.00%	0.00%	6	6	100.00%	N/A	N/A
Mar-04	8	8	100.00%	0.00%	6	6	100.00%	N/A	N/A
Apr-04	4	5	80.00%	40.00%	2	2	100.00%	N/A	-0.84
May-04	8	8	100.00%	0.00%	3	3	100.00%	N/A	N/A
Jun-04	9	9	100.00%	0.00%	7	7	100.00%	N/A	N/A

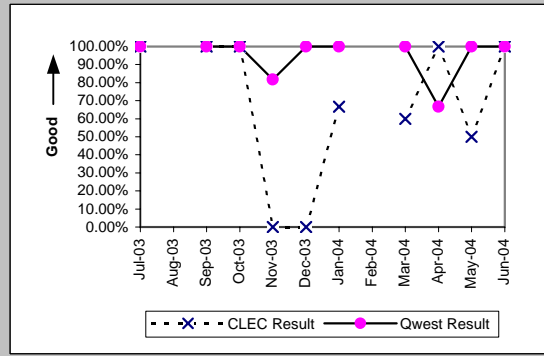


MR-5A - All Troubles Cleared within 4 Hours (Percent) - Interval Zone One

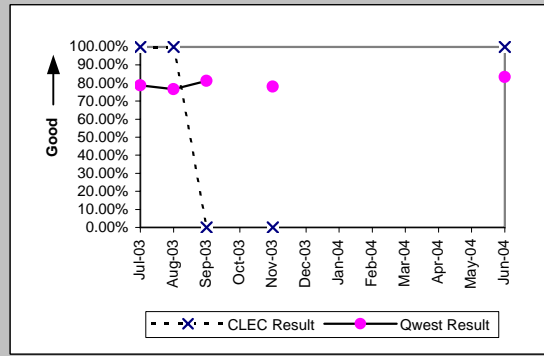
UDIT DS1 (Parity)									
Date	CLEC Num	CLEC Denc	CLEC Resu	CLEC Std E	Qwest Num	Qwest Denc	Qwest Resu	Mod Z Scr	Parity Scr
Jul-03									
Aug-03									
Sep-03									
Oct-03	1	1	100.00%	0.00%	178	203	87.68%	-0.37	-1.23
Nov-03									
Dec-03	1	1	100.00%	0.00%	126	150	84.00%	-0.43	-1.26
Jan-04	1	1	100.00%	0.00%	130	156	83.33%	-0.45	-1.27
Feb-04									
Mar-04	1	1	100.00%	0.00%	185	208	88.94%	-0.35	-1.21
Apr-04									
May-04	3	3	100.00%	0.00%	100	130	76.92%	-0.94	-1.57
Jun-04									



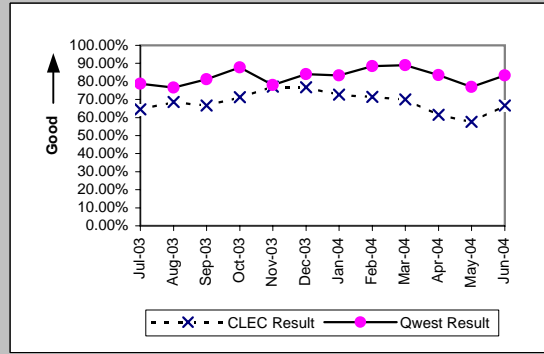
UDIT Above DS1 Level (Parity)									
Date	CLEC Num	CLEC Denc	CLEC Resu	CLEC Std E	Qwest Num	Qwest Denc	Qwest Resu	Mod Z Scr	Parity Scr
Jul-03	1	1	100.00%	0.00%	19	19	100.00%	N/A	N/A
Aug-03									
Sep-03	1	1	100.00%	0.00%	14	14	100.00%	N/A	N/A
Oct-03	3	3	100.00%	0.00%	5	5	100.00%	N/A	N/A
Nov-03	0	1	0.00%	0.00%	9	11	81.82%	1.21	-0.27
Dec-03	0	1	0.00%	0.00%	2	2	100.00%	N/A	-0.37
Jan-04	2	3	66.67%	47.14%	2	2	100.00%	N/A	-0.71
Feb-04									
Mar-04	3	5	60.00%	48.99%	6	6	100.00%	N/A	-0.17
Apr-04	1	1	100.00%	0.00%	4	6	66.67%	-0.65	-1.4
May-04	1	2	50.00%	50.00%	2	2	100.00%	N/A	-0.63
Jun-04	1	1	100.00%	0.00%	6	6	100.00%	N/A	N/A



Unbundled Loop - 4 Wire Non-Loaded (Parity)									
Date	CLEC Num	CLEC Denc	CLEC Resu	CLEC Std E	Qwest Num	Qwest Denc	Qwest Resu	Mod Z Scr	Parity Scr
Jul-03	1	1	100.00%	0.00%	311	395	78.73%	-0.52	-1.32
Aug-03	3	3	100.00%	0.00%	386	504	76.59%	-0.95	-1.58
Sep-03	0	1	0.00%	0.00%	394	485	81.24%	1.32	-0.2
Oct-03									
Nov-03	0	1	0.00%	0.00%	138	177	77.97%	1.23	-0.25
Dec-03									
Jan-04									
Feb-04									
Mar-04									
Apr-04									
May-04									
Jun-04	2	2	100.00%	0.00%	150	180	83.33%	-0.63	-1.38



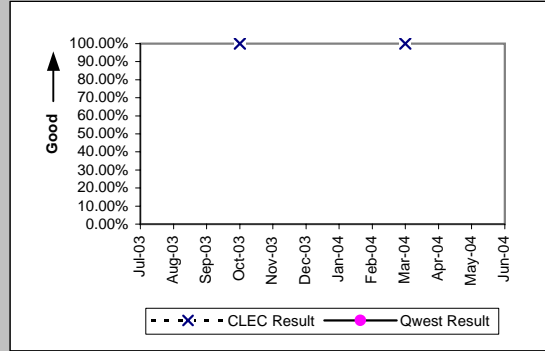
Unbundled Loop - DS1 Capable (Parity)									
Date	CLEC Num	CLEC Denc	CLEC Resu	CLEC Std E	Qwest Num	Qwest Denc	Qwest Resu	Mod Z Scr	Parity Scr
Jul-03	49	76	64.47%	47.86%	311	395	78.73%	2.58	0.57
Aug-03	57	83	68.67%	46.38%	386	504	76.59%	1.52	-0.07
Sep-03	46	69	66.67%	47.14%	394	485	81.24%	2.66	0.62
Oct-03	57	80	71.25%	45.26%	178	203	87.68%	3.16	0.92
Nov-03	64	83	77.11%	42.01%	138	177	77.97%	0.16	-0.9
Dec-03	63	82	76.83%	42.19%	126	150	84.00%	1.32	-0.2
Jan-04	61	84	72.62%	44.59%	130	156	83.33%	1.93	0.17
Feb-04	30	42	71.43%	45.18%	123	139	88.49%	2.51	0.53
Mar-04	63	90	70.00%	45.83%	185	208	88.94%	3.82	1.32
Apr-04	40	65	61.54%	48.65%	111	133	83.46%	3.28	1
May-04	34	59	57.63%	49.41%	100	130	76.92%	2.65	0.61
Jun-04	68	102	66.67%	47.14%	150	180	83.33%	3.14	0.91





MR-5A - All Troubles Cleared within 4 Hours (Percent) - Interval Zone One

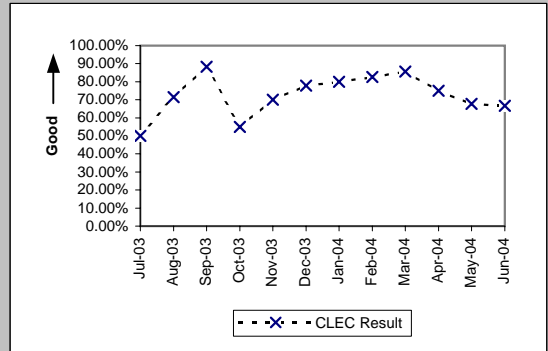
Date	E911 (Parity)				Qwest Num	Qwest Dens	Qwest Res	Mod Z Scr	Parity Scr
	CLEC Num	CLEC Dens	CLEC Res	CLEC Std					
Jul-03									
Aug-03									
Sep-03									
Oct-03	1	1	100.00%	0.00%					
Nov-03									
Dec-03									
Jan-04									
Feb-04									
Mar-04	1	1	100.00%	0.00%					
Apr-04									
May-04									
Jun-04									



MR-5A - All Troubles Cleared within 4 Hours (Percent) - Interval Zone One

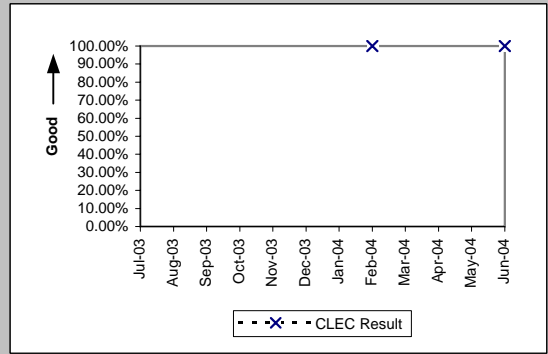
Enhanced Extended Loops (EELs) (Diagnostic)

Date	CLEC Num	CLEC Denom	CLEC Result	CLEC Std Dev
Jul-03	4	8	50.00%	50.00%
Aug-03	10	14	71.43%	45.18%
Sep-03	15	17	88.24%	32.22%
Oct-03	11	20	55.00%	49.75%
Nov-03	7	10	70.00%	45.83%
Dec-03	21	27	77.78%	41.57%
Jan-04	12	15	80.00%	40.00%
Feb-04	19	23	82.61%	37.90%
Mar-04	24	28	85.71%	34.99%
Apr-04	21	28	75.00%	43.30%
May-04	21	31	67.74%	46.75%
Jun-04	28	42	66.67%	47.14%



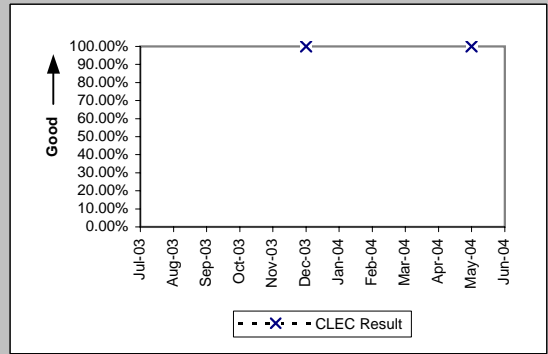
Enhanced Extended Loops - DS0 Capable (Diagnostic)

Date	CLEC Num	CLEC Denom	CLEC Result	CLEC Std Dev
Jul-03				
Aug-03				
Sep-03				
Oct-03				
Nov-03				
Dec-03				
Jan-04				
Feb-04	2	2	100.00%	0.00%
Mar-04				
Apr-04				
May-04				
Jun-04	1	1	100.00%	0.00%



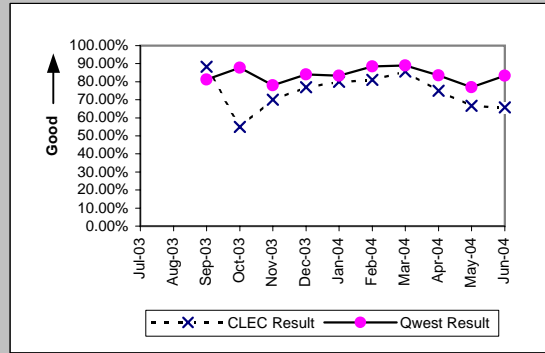
Enhanced Extended Loops - DS3 Capable (Diagnostic)

Date	CLEC Num	CLEC Denom	CLEC Result	CLEC Std Dev
Jul-03				
Aug-03				
Sep-03				
Oct-03				
Nov-03				
Dec-03	1	1	100.00%	0.00%
Jan-04				
Feb-04				
Mar-04				
Apr-04				
May-04	1	1	100.00%	0.00%
Jun-04				



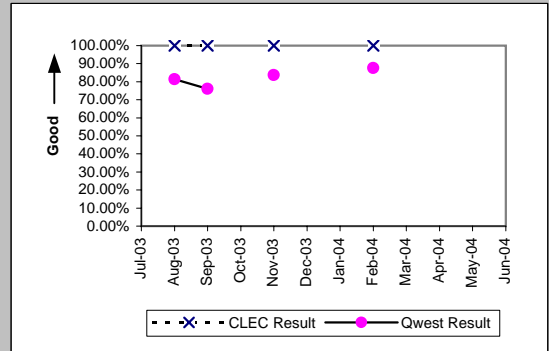
MR-5A - All Troubles Cleared within 4 Hours (Percent) - Interval Zone One

Enhanced Extended Loops - DS1 Capable (Parity)									
Date	CLEC Num	CLEC Dend	CLEC Resu	CLEC Std	Qwest Num	Qwest Dend	Qwest Resu	Mod Z Scr	Parity Scr
Jul-03									
Aug-03									
Sep-03	15	17	88.24%	32.22%	394	485	81.24%	-0.73	-1.44
Oct-03	11	20	55.00%	49.75%	178	203	87.68%	3.34	1.03
Nov-03	7	10	70.00%	45.83%	138	177	77.97%	0.58	-0.65
Dec-03	20	26	76.92%	42.13%	126	150	84.00%	0.87	-0.47
Jan-04	12	15	80.00%	40.00%	130	156	83.33%	0.35	-0.79
Feb-04	17	21	80.95%	39.27%	123	139	88.49%	0.94	-0.43
Mar-04	24	28	85.71%	34.99%	185	208	88.94%	0.52	-0.68
Apr-04	21	28	75.00%	43.30%	111	133	83.46%	1.03	-0.37
May-04	20	30	66.67%	47.14%	100	130	76.92%	1.14	-0.31
Jun-04	27	41	65.85%	47.42%	150	180	83.33%	2.4	0.46

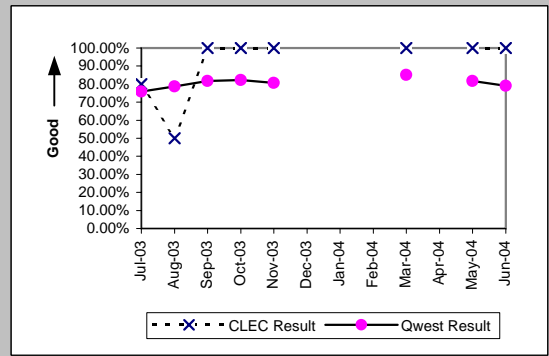


MR-5B - All Troubles Cleared within 4 Hours (Percent) - Interval Zone Two

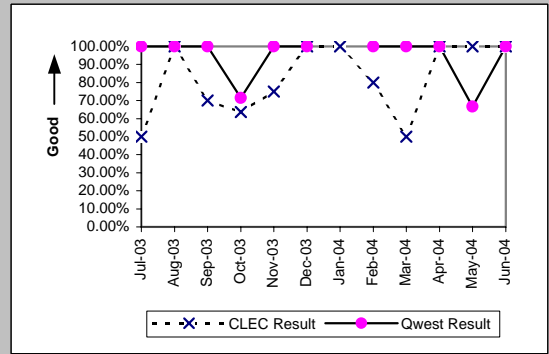
DS0 (Parity)									
Date	CLEC Num	CLEC Denc	CLEC Resu	CLEC Std	Qwest Num	Qwest Denc	Qwest Resu	Mod Z Scr	Parity Scr
Jul-03									
Aug-03	2	2	100.00%	0.00%	201	247	81.38%	-0.67	-1.41
Sep-03	1	1	100.00%	0.00%	257	338	76.04%	-0.56	-1.34
Oct-03									
Nov-03	2	2	100.00%	0.00%	138	165	83.64%	-0.62	-1.38
Dec-03									
Jan-04									
Feb-04	2	2	100.00%	0.00%	99	113	87.61%	-0.53	-1.32
Mar-04									
Apr-04									
May-04									
Jun-04									



DS1 (Parity)									
Date	CLEC Num	CLEC Denc	CLEC Resu	CLEC Std	Qwest Num	Qwest Denc	Qwest Resu	Mod Z Scr	Parity Scr
Jul-03	4	5	80.00%	40.00%	180	237	75.95%	-0.21	-1.13
Aug-03	1	2	50.00%	50.00%	215	273	78.75%	0.79	-0.52
Sep-03	1	1	100.00%	0.00%	296	362	81.77%	-0.47	-1.29
Oct-03	2	2	100.00%	0.00%	149	181	82.32%	-0.65	-1.4
Nov-03	1	1	100.00%	0.00%	96	119	80.67%	-0.49	-1.3
Dec-03									
Jan-04									
Feb-04									
Mar-04	3	3	100.00%	0.00%	120	141	85.11%	-0.72	-1.44
Apr-04									
May-04	1	1	100.00%	0.00%	107	131	81.68%	-0.47	-1.29
Jun-04	1	1	100.00%	0.00%	136	172	79.07%	-0.51	-1.31

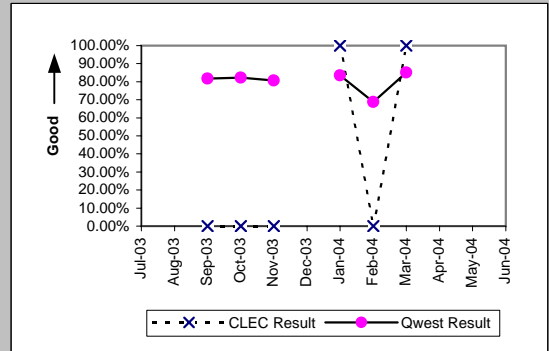


LIS Trunk (Parity)									
Date	CLEC Num	CLEC Denc	CLEC Resu	CLEC Std	Qwest Num	Qwest Denc	Qwest Resu	Mod Z Scr	Parity Scr
Jul-03	2	4	50.00%	50.00%	4	4	100.00%	N/A	-0.24
Aug-03	4	4	100.00%	0.00%	5	5	100.00%	N/A	N/A
Sep-03	7	10	70.00%	45.83%	5	5	100.00%	N/A	-0.28
Oct-03	7	11	63.64%	48.10%	5	7	71.43%	0.23	-0.86
Nov-03	3	4	75.00%	43.30%	7	7	100.00%	N/A	-0.44
Dec-03	8	8	100.00%	0.00%	2	2	100.00%	N/A	N/A
Jan-04	1	1	100.00%	0.00%					
Feb-04	4	5	80.00%	40.00%	2	2	100.00%	N/A	-0.84
Mar-04	1	2	50.00%	50.00%	2	2	100.00%	N/A	-0.63
Apr-04	3	3	100.00%	0.00%	3	3	100.00%	N/A	N/A
May-04	3	3	100.00%	0.00%	2	3	66.67%	-0.87	-1.53
Jun-04	4	4	100.00%	0.00%	2	2	100.00%	N/A	N/A

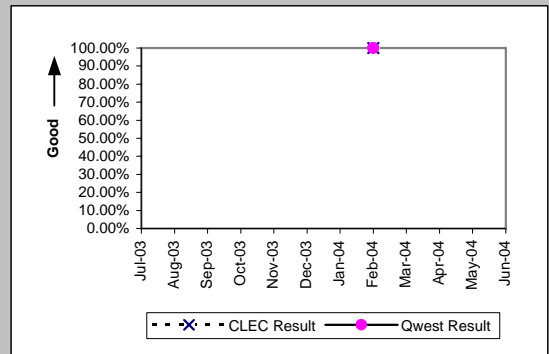


MR-5B - All Troubles Cleared within 4 Hours (Percent) - Interval Zone Two

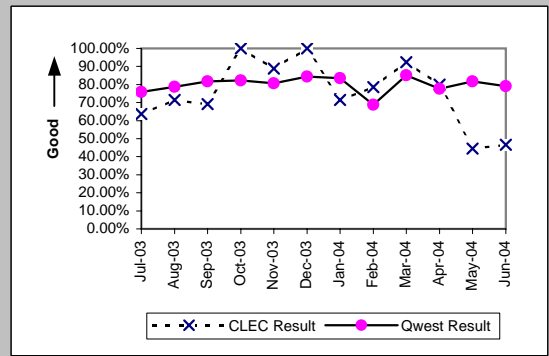
UDIT DS1 (Parity)									
Date	CLEC Num	CLEC Denc	CLEC Resu	CLEC Std E	Qwest Num	Qwest Denc	Qwest Resu	Mod Z Scr	Parity Scr
Jul-03									
Aug-03									
Sep-03	0	3	0.00%	0.00%	296	362	81.77%	2.78	0.69
Oct-03	0	1	0.00%	0.00%	149	181	82.32%	1.36	-0.18
Nov-03	0	2	0.00%	0.00%	96	119	80.67%	2.11	0.28
Dec-03									
Jan-04	1	1	100.00%	0.00%	126	151	83.44%	-0.44	-1.27
Feb-04	0	2	0.00%	0.00%	110	160	68.75%	1.69	0.02
Mar-04	1	1	100.00%	0.00%	120	141	85.11%	-0.42	-1.25
Apr-04									
May-04									
Jun-04									



UDIT Above DS1 Level (Parity)									
Date	CLEC Num	CLEC Denc	CLEC Resu	CLEC Std E	Qwest Num	Qwest Denc	Qwest Resu	Mod Z Scr	Parity Scr
Jul-03									
Aug-03									
Sep-03									
Oct-03									
Nov-03									
Dec-03									
Jan-04									
Feb-04	1	1	100.00%	0.00%	2	2	100.00%	N/A	N/A
Mar-04									
Apr-04									
May-04									
Jun-04									

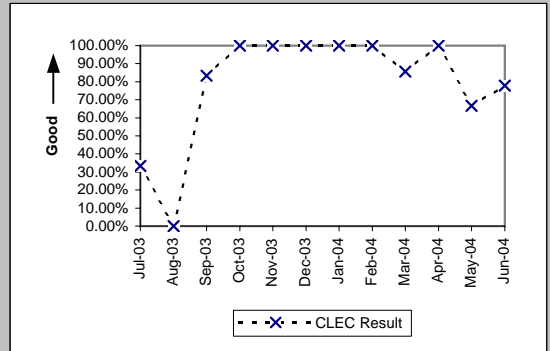


Unbundled Loop - DS1 Capable (Parity)									
Date	CLEC Num	CLEC Denc	CLEC Resu	CLEC Std E	Qwest Num	Qwest Denc	Qwest Resu	Mod Z Scr	Parity Scr
Jul-03	7	11	63.64%	48.10%	180	237	75.95%	0.9	-0.45
Aug-03	10	14	71.43%	45.18%	215	273	78.75%	0.65	-0.6
Sep-03	9	13	69.23%	46.15%	296	362	81.77%	1.09	-0.34
Oct-03	6	6	100.00%	0.00%	149	181	82.32%	-1.12	-1.68
Nov-03	8	9	88.89%	31.43%	96	119	80.67%	-0.6	-1.37
Dec-03	16	16	100.00%	0.00%	130	154	84.42%	-1.64	-1.99
Jan-04	10	14	71.43%	45.18%	126	151	83.44%	1.08	-0.34
Feb-04	11	14	78.57%	41.03%	110	160	68.75%	-0.76	-1.46
Mar-04	12	13	92.31%	26.65%	120	141	85.11%	-0.7	-1.42
Apr-04	12	15	80.00%	40.00%	104	134	77.61%	-0.21	-1.13
May-04	4	9	44.44%	49.69%	107	131	81.68%	2.36	0.43
Jun-04	7	15	46.67%	49.89%	136	172	79.07%	2.6	0.58



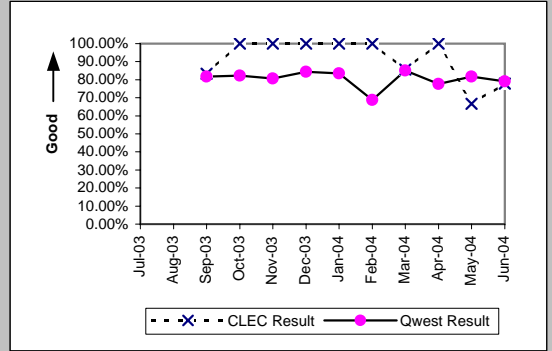
MR-5B - All Troubles Cleared within 4 Hours (Percent) - Interval Zone Two

Enhanced Extended Loops (EELs) (Diagnostic)				
Date	CLEC Num	CLEC Denom	CLEC Result	CLEC Std Dev
Jul-03	1	3	33.33%	47.14%
Aug-03	0	1	0.00%	0.00%
Sep-03	5	6	83.33%	37.27%
Oct-03	4	4	100.00%	0.00%
Nov-03	4	4	100.00%	0.00%
Dec-03	5	5	100.00%	0.00%
Jan-04	1	1	100.00%	0.00%
Feb-04	2	2	100.00%	0.00%
Mar-04	6	7	85.71%	34.99%
Apr-04	9	9	100.00%	0.00%
May-04	2	3	66.67%	47.14%
Jun-04	14	18	77.78%	41.57%



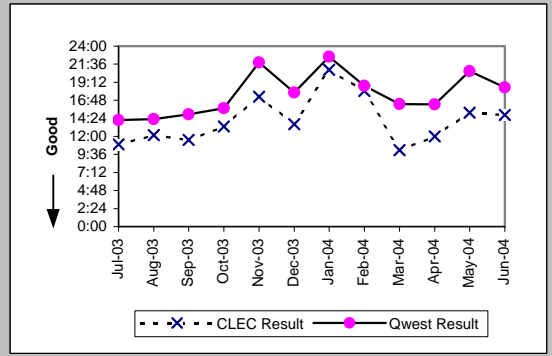
MR-5B - All Troubles Cleared within 4 Hours (Percent) - Interval Zone Two

Enhanced Extended Loops - DS1 Capable (Parity)									
Date	CLEC Num	CLEC Dend	CLEC Resu	CLEC Std	Qwest Num	Qwest Dend	Qwest Resu	Mod Z Scr	Parity Scr
Jul-03									
Aug-03									
Sep-03	5	6	83.33%	37.27%	296	362	81.77%	-0.1	-1.06
Oct-03	4	4	100.00%	0.00%	149	181	82.32%	-0.92	-1.56
Nov-03	4	4	100.00%	0.00%	96	119	80.67%	-0.96	-1.59
Dec-03	5	5	100.00%	0.00%	130	154	84.42%	-0.95	-1.57
Jan-04	1	1	100.00%	0.00%	126	151	83.44%	-0.44	-1.27
Feb-04	2	2	100.00%	0.00%	110	160	68.75%	-0.95	-1.58
Mar-04	6	7	85.71%	34.99%	120	141	85.11%	-0.04	-1.03
Apr-04	9	9	100.00%	0.00%	104	134	77.61%	-1.56	-1.95
May-04	2	3	66.67%	47.14%	107	131	81.68%	0.58	-0.65
Jun-04	14	18	77.78%	41.57%	136	172	79.07%	0.15	-0.91

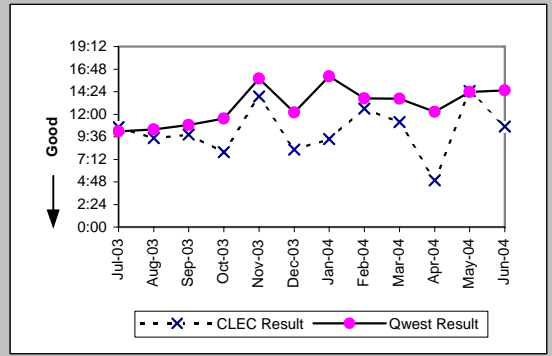


MR-6A - Mean Time to Restore (Hours:Minutes) - Dispatches within MSAs

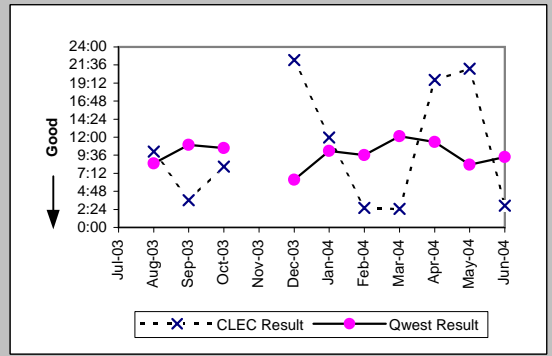
Residence (Parity)									
Date	CLEC Num	CLEC Denc	CLEC Resu	CLEC Std E	Qwest Num	Qwest Denc	Qwest Resu	Mod Z Scr	Parity Scr
Jul-03	2229:55	204	10:56	8:42	160227:08	11322	14:09	-3.66	-3.22
Aug-03	2242:36	184	12:11	8:55	163524:40	11448	14:17	-2.47	-2.5
Sep-03	2440:01	212	11:31	9:15	175875:39	11766	14:57	-3.33	-3.03
Oct-03	2145:13	161	13:19	10:08	239507:43	15204	15:45	-2.57	-2.56
Nov-03	2108:29	122	17:17	19:31	307403:02	14077	21:50	-2.27	-2.38
Dec-03	1403:03	103	13:37	12:21	230263:22	12905	17:51	-2.74	-2.67
Jan-04	1961:09	94	20:52	14:59	374008:01	16551	22:36	-0.91	-1.55
Feb-04	812:16	45	18:03	19:25	197915:44	10578	18:43	-0.2	-1.12
Mar-04	416:34	41	10:10	8:43	179818:25	11029	16:18	-2.94	-2.79
Apr-04	467:03	39	11:59	9:11	164251:25	10104	16:15	-2.09	-2.27
May-04	605:23	40	15:08	12:23	247123:44	11940	20:42	-1.78	-2.08
Jun-04	549:50	37	14:52	8:32	213299:48	11515	18:31	-1.42	-1.86



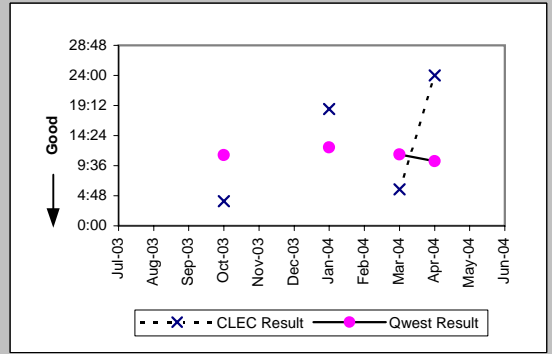
Business (Parity)									
Date	CLEC Num	CLEC Denc	CLEC Resu	CLEC Std E	Qwest Num	Qwest Denc	Qwest Resu	Mod Z Scr	Parity Scr
Jul-03	572:52	54	10:37	14:28	13054:36	1285	10:10	0.27	-0.83
Aug-03	633:25	67	9:27	7:31	12153:58	1170	10:23	-0.66	-1.4
Sep-03	758:55	77	9:51	10:46	13758:38	1266	10:52	-0.71	-1.43
Oct-03	596:17	75	7:57	7:54	19682:31	1705	11:33	-2.32	-2.41
Nov-03	1125:27	81	13:54	21:28	20030:34	1268	15:48	-0.76	-1.46
Dec-03	634:59	77	8:15	7:22	16104:24	1320	12:12	-2.45	-2.49
Jan-04	740:31	79	9:22	9:56	24546:09	1530	16:03	-3.36	-3.04
Feb-04	428:17	34	12:36	10:58	14691:46	1072	13:42	-0.42	-1.25
Mar-04	78:01	7	11:09	9:07	16891:47	1238	13:39	-0.14	-1.09
Apr-04	29:55	6	4:59	7:25	13670:24	1115	12:16	-1.41	-1.86
May-04	173:36	12	14:28	9:33	17142:13	1195	14:21	0.15	-0.91
Jun-04	181:53	17	10:42	12:19	19052:37	1311	14:32	-1.11	-1.67



Centrex (Parity)									
Date	CLEC Num	CLEC Denc	CLEC Resu	CLEC Std E	Qwest Num	Qwest Denc	Qwest Resu	Mod Z Scr	Parity Scr
Jul-03									
Aug-03	20:07	2	10:04	8:37	926:34	109	8:30	0.28	-0.83
Sep-03	7:12	2	3:36	4:00	1447:00	132	10:58	-0.63	-1.38
Oct-03	16:08	2	8:04	10:56	1328:28	126	10:33	-0.23	-1.14
Nov-03									
Dec-03	66:45	3	22:15	19:01	482:11	76	6:21	2.58	0.57
Jan-04	47:53	4	11:58	10:22	812:04	80	10:09	0.59	-0.64
Feb-04	2:37	1	2:37		981:45	102	9:38	-0.52	-1.31
Mar-04	4:54	2	2:27	1:28	1053:27	87	12:07	-0.86	-1.52
Apr-04	19:37	1	19:37		953:26	84	11:21	0.66	-0.6
May-04	21:07	1	21:07		533:45	64	8:20	1.48	-0.1
Jun-04	2:53	1	2:53		749:31	80	9:22	-0.46	-1.28



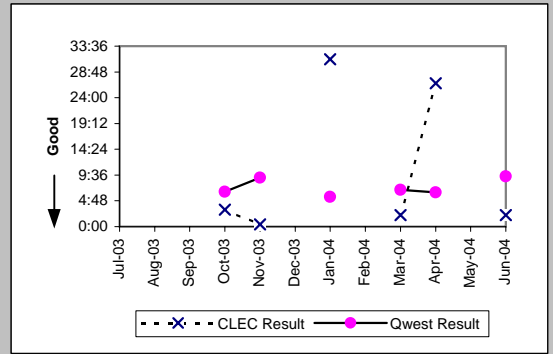
Centrex 21 (Parity)									
Date	CLEC Num	CLEC Denc	CLEC Resu	CLEC Std E	Qwest Num	Qwest Denc	Qwest Resu	Mod Z Scr	Parity Scr
Jul-03									
Aug-03									
Sep-03									
Oct-03	3:55	1	3:55		2445:25	217	11:16	-0.58	-1.35
Nov-03									
Dec-03									
Jan-04	18:37	1	18:37		2150:46	172	12:30	0.52	-0.69
Feb-04									
Mar-04	5:50	1	5:50		1732:51	152	11:24	-0.44	-1.27
Apr-04	24:00	1	24:00		1106:18	107	10:20	1.48	-0.1
May-04									
Jun-04									



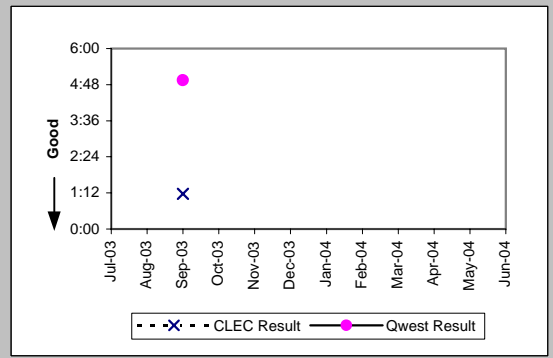


MR-6A - Mean Time to Restore (Hours:Minutes) - Dispatches within MSAs

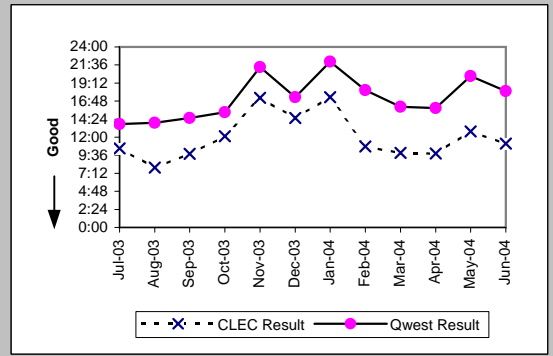
PBX (Parity)									
Date	CLEC Num	CLEC Denc	CLEC Resu	CLEC Std I	Qwest Num	Qwest Denc	Qwest Resu	Mod Z Scr	Parity Scr
Jul-03									
Aug-03									
Sep-03									
Oct-03	3:10	1	3:10		194:07	30	6:28	-0.34	-1.21
Nov-03	0:26	1	0:26		210:10	23	9:08	-0.69	-1.42
Dec-03									
Jan-04	31:09	1	31:09		137:51	25	5:31	3.72	1.26
Feb-04									
Mar-04	4:13	2	2:07	2:02	218:56	32	6:50	-0.88	-1.53
Apr-04	26:43	1	26:43		146:27	23	6:22	2.12	0.29
May-04									
Jun-04	2:08	1	2:08		298:53	32	9:20	-0.82	-1.5



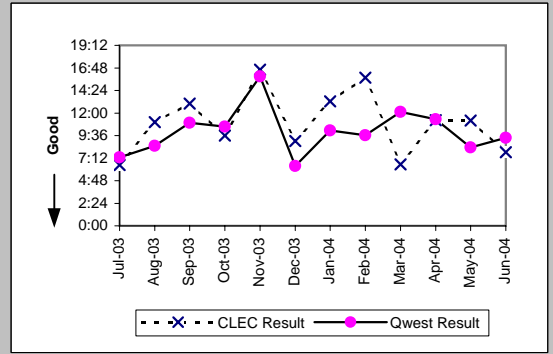
Basic Rate ISDN (Parity)									
Date	CLEC Num	CLEC Denc	CLEC Resu	CLEC Std I	Qwest Num	Qwest Denc	Qwest Resu	Mod Z Scr	Parity Scr
Jul-03									
Aug-03									
Sep-03	1:10	1	1:10		281:57	57	4:57	-0.6	-1.36
Oct-03									
Nov-03									
Dec-03									
Jan-04									
Feb-04									
Mar-04									
Apr-04									
May-04									
Jun-04									



UNE - P (POTS) (Parity)									
Date	CLEC Num	CLEC Denc	CLEC Resu	CLEC Std I	Qwest Num	Qwest Denc	Qwest Resu	Mod Z Scr	Parity Scr
Jul-03	1133:37	108	10:30	12:28	173281:44	12607	13:45	-2.7	-2.64
Aug-03	810:33	102	7:57	8:41	175678:38	12618	13:55	-5.24	-4.19
Sep-03	966:21	99	9:46	7:56	189634:17	13032	14:33	-3.23	-2.96
Oct-03	4883:00	403	12:07	9:44	259190:14	16909	15:20	-5.26	-4.2
Nov-03	6750:28	392	17:13	20:40	327433:36	15345	21:20	-3.65	-3.22
Dec-03	6114:13	420	14:33	14:37	246367:46	14225	17:19	-3.6	-3.19
Jan-04	10420:44	601	17:20	16:05	398554:10	18081	22:03	-6.16	-4.74
Feb-04	4831:11	448	10:47	16:08	212607:30	11650	18:15	-7.16	-5.35
Mar-04	5217:28	526	9:55	9:54	196710:12	12267	16:02	-7.09	-5.31
Apr-04	5420:34	551	9:50	8:34	177921:49	11219	15:52	-10.78	-7.56
May-04	8966:42	702	12:46	14:49	264265:57	13135	20:07	-9.7	-6.9
Jun-04	8217:11	736	11:10	8:53	232352:25	12826	18:07	-11.78	-8.16

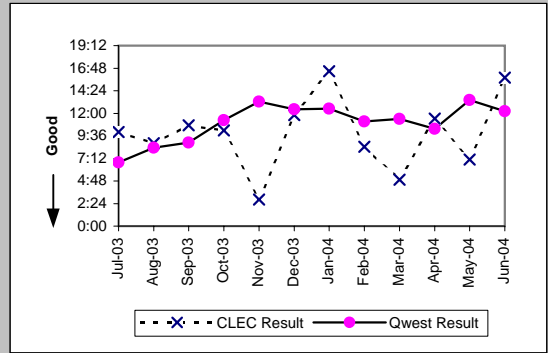


UNE P (Centrex) (Parity)									
Date	CLEC Num	CLEC Denc	CLEC Resu	CLEC Std I	Qwest Num	Qwest Denc	Qwest Resu	Mod Z Scr	Parity Scr
Jul-03	142:36	22	6:29	6:30	920:23	126	7:18	-0.48	-1.29
Aug-03	231:22	21	11:01	11:25	926:34	109	8:30	0.89	-0.46
Sep-03	273:25	21	13:01	15:39	1447:00	132	10:58	0.52	-0.68
Oct-03	191:50	20	9:36	10:13	1328:28	126	10:33	-0.26	-1.16
Nov-03	448:29	27	16:37	25:17	1128:22	71	15:54	0.12	-0.93
Dec-03	135:23	15	9:02	7:39	482:11	76	6:21	1.28	-0.22
Jan-04	251:31	19	13:14	8:42	812:04	80	10:09	0.87	-0.47
Feb-04	283:53	18	15:46	25:06	981:45	102	9:38	1.55	-0.06
Mar-04	78:37	12	6:33	6:10	1053:27	87	12:07	-1.15	-1.7
Apr-04	134:52	12	11:14	12:30	953:26	84	11:21	-0.02	-1.01
May-04	212:45	19	11:12	10:28	533:45	64	8:20	1.03	-0.38
Jun-04	148:43	19	7:50	6:51	749:31	80	9:22	-0.43	-1.26

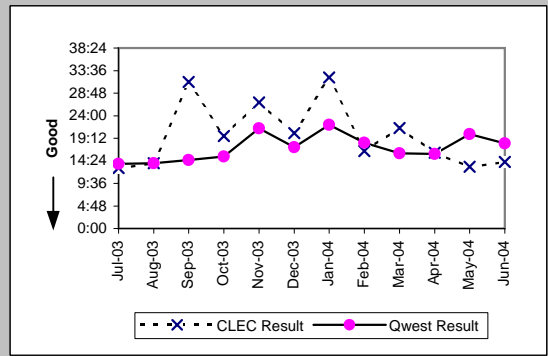


MR-6A - Mean Time to Restore (Hours:Minutes) - Dispatches within MSAs

UNE P (Centrex 21) (Parity)										
Date	CLEC Num	CLEC Denc	CLEC Resu	CLEC Std	Qwest Num	Qwest Denc	Qwest Resu	Mod Z Scr	Parity Scr	
Jul-03	30:02	3	10:01	11:36	1124:19	166	6:46	0.94	-0.43	
Aug-03	61:48	7	8:50	10:16	1249:06	150	8:20	0.26	-0.84	
Sep-03	42:56	4	10:44	9:01	1235:22	139	8:53	0.63	-0.61	
Oct-03	30:31	3	10:10	11:34	2445:25	217	11:16	-0.15	-1.09	
Nov-03	19:49	7	2:50	1:02	2157:30	163	13:14	-1.5	-1.91	
Dec-03	59:01	5	11:48	8:11	1836:47	148	12:25	-0.1	-1.06	
Jan-04	82:27	5	16:29	29:20	2150:46	172	12:30	0.82	-0.5	
Feb-04	50:38	6	8:26	8:43	1233:14	111	11:07	-0.53	-1.32	
Mar-04	4:57	1	4:57		1732:51	152	11:24	-0.51	-1.31	
Apr-04	22:54	2	11:27	13:20	1106:18	107	10:20	0.16	-0.9	
May-04	35:19	5	7:04	10:45	1743:57	130	13:25	-0.97	-1.59	
Jun-04	78:54	5	15:47	6:59	1612:21	132	12:13	0.93	-0.43	

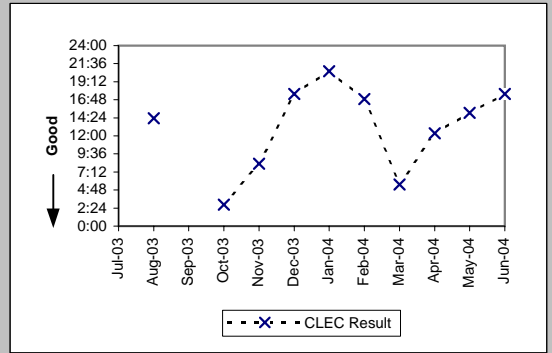


Line Sharing (Parity)										
Date	CLEC Num	CLEC Denc	CLEC Resu	CLEC Std	Qwest Num	Qwest Denc	Qwest Resu	Mod Z Scr	Parity Scr	
Jul-03	193:28	15	12:54	8:29	173281:44	12607	13:45	-0.26	-1.16	
Aug-03	235:50	17	13:52	9:53	175678:38	12618	13:55	-0.02	-1.01	
Sep-03	467:56	15	31:12	40:45	189634:17	13032	14:33	2.88	0.75	
Oct-03	373:56	19	19:41	21:59	259190:14	16909	15:20	1.43	-0.13	
Nov-03	375:14	14	26:48	19:13	327433:36	15345	21:20	0.97	-0.41	
Dec-03	527:23	26	20:17	11:04	246367:46	14225	17:19	1.05	-0.36	
Jan-04	642:19	20	32:07	30:14	398554:10	18081	22:03	2.26	0.37	
Feb-04	214:36	13	16:30	13:35	212607:30	11650	18:15	-0.29	-1.18	
Mar-04	170:55	8	21:22	16:22	196710:12	12267	16:02	1.22	-0.26	
Apr-04	161:30	10	16:09	8:45	177921:49	11219	15:52	0.24	-0.85	
May-04	104:54	8	13:07	10:57	264265:57	13135	20:07	-1.01	-1.62	
Jun-04	212:28	15	14:10	9:42	232352:25	12826	18:07	-0.98	-1.6	



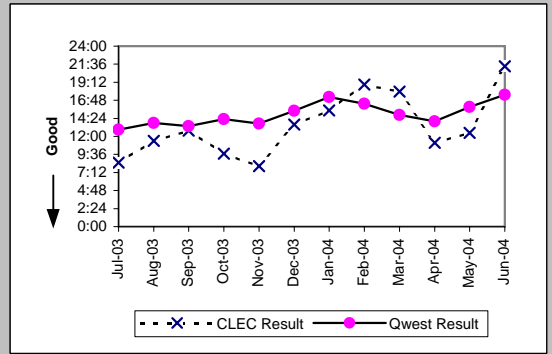
MR-6A - Mean Time to Restore (Hours:Minutes) - Dispatches within MSAs

Line Splitting (Diagnostic)				
Date	Numerator	Denominator	CLEC Result	Standard Dev
Jul-03				
Aug-03	28:40	2	14:20	12:48
Sep-03				
Oct-03	2:50	1	2:50	
Nov-03	24:51	3	8:17	6:47
Dec-03	246:01	14	17:34	11:35
Jan-04	164:55	8	20:37	12:53
Feb-04	118:20	7	16:54	10:36
Mar-04	11:04	2	5:32	1:53
Apr-04	74:00	6	12:20	8:00
May-04	45:09	3	15:03	10:18
Jun-04	123:08	7	17:35	7:04

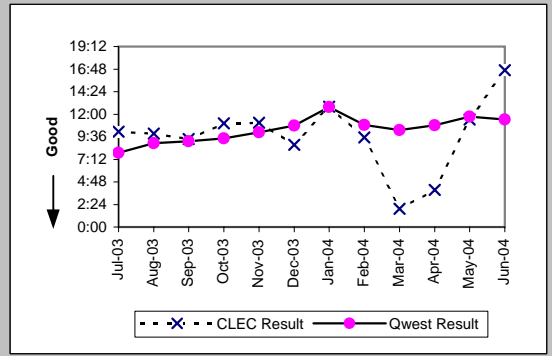


MR-6B - Mean Time to Restore (Hours:Minutes) - Dispatches outside MSAs

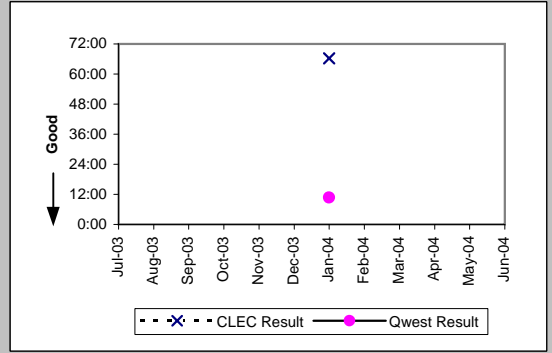
Residence (Parity)									
Date	CLEC Num	CLEC Denc	CLEC Resu	CLEC Std	Qwest Num	Qwest Denc	Qwest Resu	Mod Z Scr	Parity Scr
Jul-03	136:23	16	8:31	7:35	36094:00	2800	12:53	-1.55	-1.95
Aug-03	319:04	28	11:24	14:00	38736:31	2815	13:46	-0.54	-1.33
Sep-03	484:25	38	12:45	9:24	33833:53	2533	13:21	-0.24	-1.14
Oct-03	330:07	34	9:43	8:46	44826:39	3137	14:17	-2.15	-2.31
Nov-03	176:46	22	8:02	7:30	35109:09	2560	13:43	-2.12	-2.29
Dec-03	380:19	28	13:35	11:05	46775:30	3033	15:25	-0.75	-1.46
Jan-04	386:36	25	15:28	8:31	58257:34	3384	17:13	-0.6	-1.37
Feb-04	245:40	13	18:54	14:10	41536:39	2541	16:21	0.85	-0.48
Mar-04	107:50	6	17:58	7:29	38756:51	2614	14:50	0.74	-0.55
Apr-04	55:38	5	11:08	11:06	32756:36	2337	14:01	-0.48	-1.29
May-04	112:16	9	12:28	10:49	41318:09	2598	15:54	-0.81	-1.49
Jun-04	106:29	5	21:18	17:56	48570:13	2772	17:31	0.74	-0.55



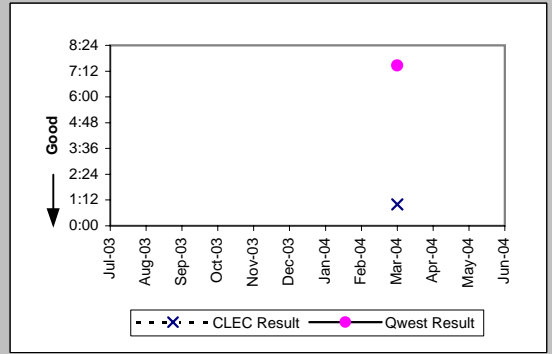
Business (Parity)									
Date	CLEC Num	CLEC Denc	CLEC Resu	CLEC Std	Qwest Num	Qwest Denc	Qwest Resu	Mod Z Scr	Parity Scr
Jul-03	172:21	17	10:08	8:32	2465:05	312	7:54	1.03	-0.37
Aug-03	158:58	16	9:56	8:54	2513:33	282	8:55	0.48	-0.71
Sep-03	196:29	21	9:21	10:42	2808:16	308	9:07	0.31	-0.81
Oct-03	209:10	19	11:01	9:07	2901:31	308	9:25	0.73	-0.55
Nov-03	99:50	9	11:06	8:49	2712:00	269	10:05	0.28	-0.83
Dec-03	200:46	23	8:44	9:53	3389:35	314	10:48	-0.68	-1.42
Jan-04	191:48	15	12:47	11:59	4314:27	338	12:46	0.18	-0.89
Feb-04	38:04	4	9:31	11:34	2982:02	275	10:51	-0.24	-1.15
Mar-04	1:56	1	1:56		2811:48	273	10:18	-0.65	-1.4
Apr-04	7:53	2	3:57	1:07	2684:13	248	10:49	-0.79	-1.48
May-04	34:22	3	11:27	12:20	3005:50	256	11:44	-0.04	-1.02
Jun-04	16:40	1	16:40		3536:00	309	11:27	0.53	-0.68



Centrex 21 (Parity)									
Date	CLEC Num	CLEC Denc	CLEC Resu	CLEC Std	Qwest Num	Qwest Denc	Qwest Resu	Mod Z Scr	Parity Scr
Jul-03									
Aug-03									
Sep-03									
Oct-03									
Nov-03									
Dec-03									
Jan-04	66:14	1	66:14		150:38	14	10:46	1.71	0.04
Feb-04									
Mar-04									
Apr-04									
May-04									
Jun-04									

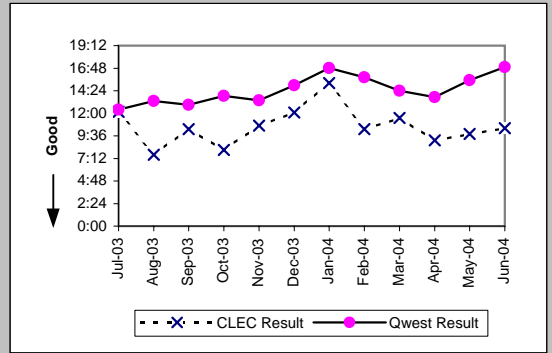


PBX (Parity)									
Date	CLEC Num	CLEC Denc	CLEC Resu	CLEC Std	Qwest Num	Qwest Denc	Qwest Resu	Mod Z Scr	Parity Scr
Jul-03									
Aug-03									
Sep-03									
Oct-03									
Nov-03									
Dec-03									
Jan-04									
Feb-04									
Mar-04	4:00	4	1:00	0:43	89:37	12	7:28	-1.37	-1.83
Apr-04									
May-04									
Jun-04									

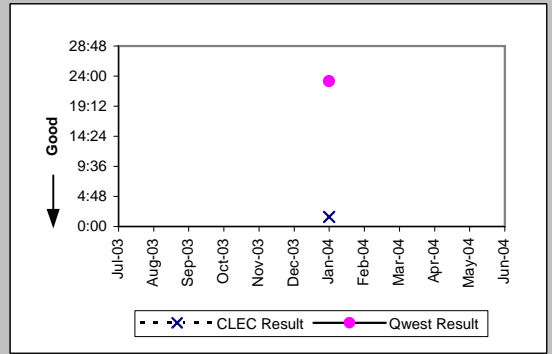


MR-6B - Mean Time to Restore (Hours:Minutes) - Dispatches outside MSAs

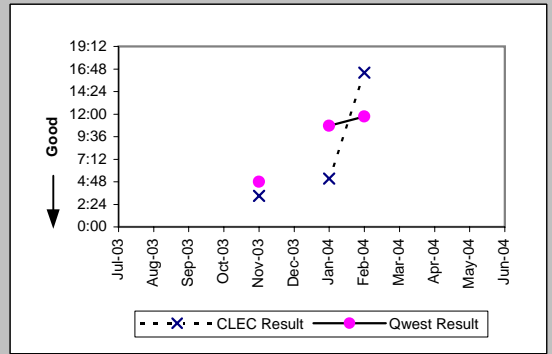
UNE - P (POTS) (Parity)									
Date	CLEC Num	CLEC Dend	CLEC Resu	CLEC Std	Qwest Num	Qwest Dend	Qwest Resu	Mod Z Scr	Parity Scr
Jul-03	340:14	28	12:09	9:55	38559:05	3112	12:23	-0.11	-1.07
Aug-03	98:43	13	7:36	8:16	41250:04	3097	13:19	-0.92	-1.56
Sep-03	92:43	9	10:18	8:03	36642:09	2841	12:54	-0.5	-1.3
Oct-03	674:12	83	8:07	7:54	47728:10	3445	13:51	-4.18	-3.54
Nov-03	758:07	71	10:41	9:04	37821:09	2829	13:22	-1.81	-2.1
Dec-03	1160:41	96	12:05	11:44	50165:05	3347	14:59	-2.14	-2.3
Jan-04	1645:38	108	15:14	14:45	62572:01	3722	16:49	-1.11	-1.67
Feb-04	1019:40	99	10:18	11:12	44518:41	2816	15:49	-3.85	-3.34
Mar-04	1127:20	98	11:30	15:38	41568:39	2887	14:24	-2.28	-2.38
Apr-04	1111:49	122	9:07	8:05	35440:49	2585	13:43	-3.71	-3.25
May-04	1313:55	134	9:48	9:44	44323:59	2854	15:32	-5.08	-4.09
Jun-04	1679:00	161	10:26	13:02	52106:13	3081	16:55	-5.31	-4.23



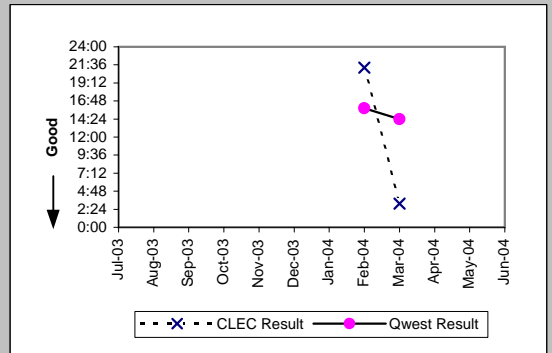
UNE P (Centrex) (Parity)									
Date	CLEC Num	CLEC Dend	CLEC Resu	CLEC Std	Qwest Num	Qwest Dend	Qwest Resu	Mod Z Scr	Parity Scr
Jul-03									
Aug-03									
Sep-03									
Oct-03									
Nov-03									
Dec-03									
Jan-04	1:33	1	1:33		370:38	16	23:10	-0.69	-1.42
Feb-04									
Mar-04									
Apr-04									
May-04									
Jun-04									



UNE P (Centrex 21) (Parity)									
Date	CLEC Num	CLEC Dend	CLEC Resu	CLEC Std	Qwest Num	Qwest Dend	Qwest Resu	Mod Z Scr	Parity Scr
Jul-03									
Aug-03									
Sep-03									
Oct-03									
Nov-03	3:19	1	3:19		57:46	12	4:49	-0.26	-1.16
Dec-03									
Jan-04	20:37	4	5:09	1:00	150:38	14	10:46	-1.03	-1.63
Feb-04	32:48	2	16:24	14:14	164:34	14	11:45	0.78	-0.53
Mar-04									
Apr-04									
May-04									
Jun-04									

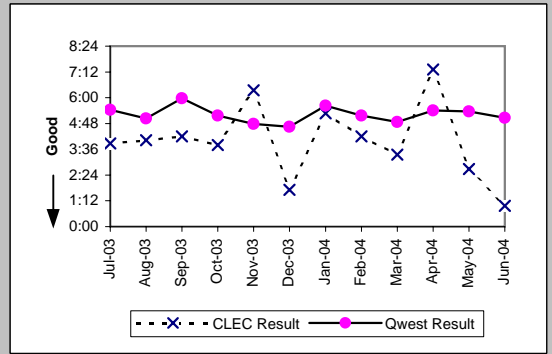


Line Sharing (Parity)									
Date	CLEC Num	CLEC Dend	CLEC Resu	CLEC Std	Qwest Num	Qwest Dend	Qwest Resu	Mod Z Scr	Parity Scr
Jul-03									
Aug-03									
Sep-03									
Oct-03									
Nov-03									
Dec-03									
Jan-04									
Feb-04	21:14	1	21:14		44518:41	2816	15:49	0.42	-0.74
Mar-04	3:08	1	3:08		41568:39	2887	14:24	-0.91	-1.55
Apr-04									
May-04									
Jun-04									

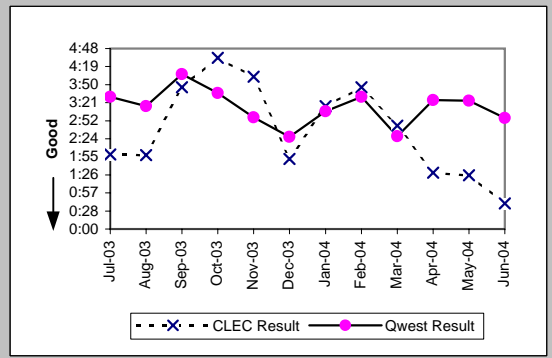


MR-6C - Mean Time to Restore (Hours:Minutes) - No dispatches

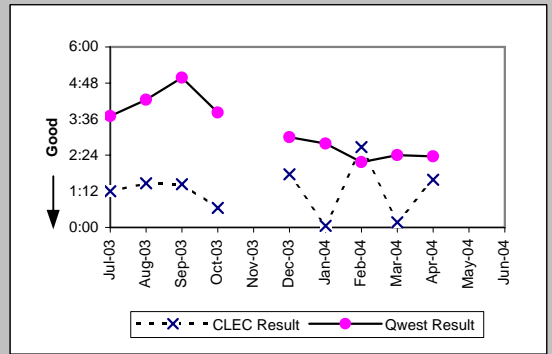
Residence (Parity)									
Date	CLEC Num	CLEC Denc	CLEC Resu	CLEC Std	Qwest Num	Qwest Denc	Qwest Resu	Mod Z Scr	Parity Scr
Jul-03	367:27	95	3:52	6:47	17902:36	3299	5:26	-1.9	-2.16
Aug-03	273:41	68	4:01	5:58	16811:17	3341	5:02	-1.18	-1.72
Sep-03	449:30	107	4:12	6:42	21926:22	3675	5:58	-2.31	-2.41
Oct-03	174:31	46	3:48	5:57	17780:12	3436	5:10	-1.23	-1.75
Nov-03	197:06	31	6:21	11:48	14336:48	2997	4:47	1.05	-0.36
Dec-03	50:00	29	1:43	3:51	14104:46	3031	4:39	-2.21	-2.34
Jan-04	105:21	20	5:16	9:41	19800:23	3513	5:38	-0.18	-1.11
Feb-04	67:16	16	4:12	6:49	16226:00	3143	5:10	-0.5	-1.3
Mar-04	30:09	9	3:21	6:15	17874:05	3671	4:52	-0.63	-1.38
Apr-04	58:35	8	7:19	9:46	14618:34	2710	5:24	0.8	-0.51
May-04	21:26	8	2:41	7:21	15375:19	2868	5:22	-0.98	-1.59
Jun-04	8:41	9	0:58	1:40	16789:08	3309	5:04	-1.61	-1.98



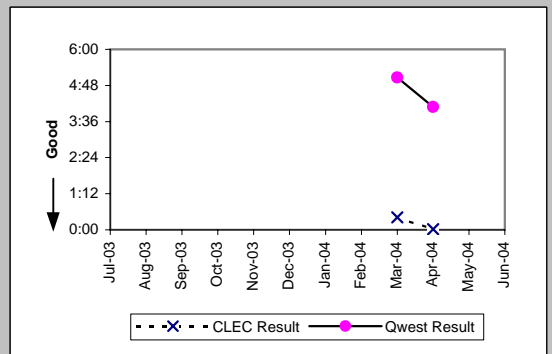
Business (Parity)									
Date	CLEC Num	CLEC Denc	CLEC Resu	CLEC Std	Qwest Num	Qwest Denc	Qwest Resu	Mod Z Scr	Parity Scr
Jul-03	81:23	41	1:59	2:57	1925:59	548	3:31	-1.49	-1.91
Aug-03	63:01	32	1:58	2:07	1558:22	476	3:16	-1.33	-1.81
Sep-03	165:32	44	3:46	5:55	2313:51	563	4:07	-0.35	-1.21
Oct-03	127:21	28	4:33	7:15	2112:39	583	3:37	0.83	-0.49
Nov-03	52:36	13	4:03	6:37	1281:11	433	2:58	0.67	-0.6
Dec-03	43:00	23	1:52	3:55	1151:42	471	2:27	-0.55	-1.33
Jan-04	62:00	19	3:16	4:47	1841:46	589	3:08	0.33	-0.8
Feb-04	52:50	14	3:46	5:10	2001:57	569	3:31	0.29	-0.82
Mar-04	13:47	5	2:45	3:38	1392:05	565	2:28	0.54	-0.67
Apr-04	9:03	6	1:30	1:38	1776:30	518	3:26	-0.78	-1.47
May-04	8:36	6	1:26	1:52	1847:39	542	3:25	-0.8	-1.48
Jun-04	3:25	5	0:41	0:52	1771:57	599	2:57	-0.97	-1.59



Centrex (Parity)									
Date	CLEC Num	CLEC Denc	CLEC Resu	CLEC Std	Qwest Num	Qwest Denc	Qwest Resu	Mod Z Scr	Parity Scr
Jul-03	4:48	4	1:12	1:06	325:26	88	3:42	-0.86	-1.52
Aug-03	1:28	1	1:28		331:29	78	4:15	-0.47	-1.29
Sep-03	4:17	3	1:26	0:57	348:19	70	4:59	-0.56	-1.34
Oct-03	0:39	1	0:39		290:24	76	3:49	-0.53	-1.32
Nov-03									
Dec-03	1:46	1	1:46		123:16	41	3:00	-0.29	-1.18
Jan-04	0:03	1	0:03		183:49	66	2:47	-0.72	-1.44
Feb-04	2:40	1	2:40		123:33	57	2:10	0.51	-0.69
Mar-04	0:19	2	0:10	0:08	100:35	42	2:24	-1.74	-2.06
Apr-04	4:45	3	1:35	1:11	85:26	36	2:22	-0.37	-1.22
May-04									
Jun-04									

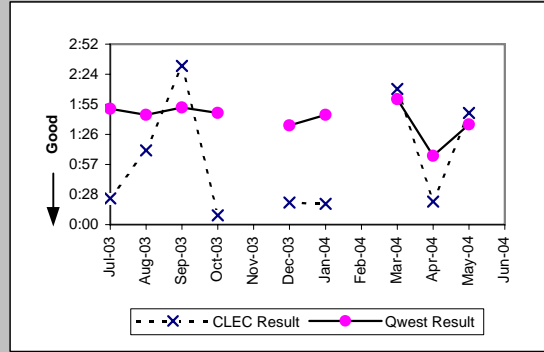


Centrex 21 (Parity)									
Date	CLEC Num	CLEC Denc	CLEC Resu	CLEC Std	Qwest Num	Qwest Denc	Qwest Resu	Mod Z Scr	Parity Scr
Jul-03									
Aug-03									
Sep-03									
Oct-03									
Nov-03									
Dec-03									
Jan-04									
Feb-04									
Mar-04	0:25	1	0:25		339:41	67	5:04	-0.35	-1.21
Apr-04	0:01	1	0:01		245:05	60	4:05	-0.27	-1.16
May-04									
Jun-04									

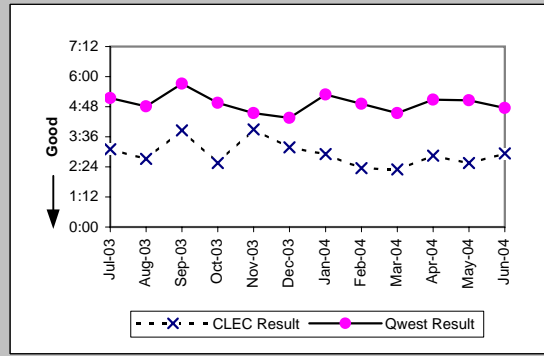


MR-6C - Mean Time to Restore (Hours:Minutes) - No dispatches

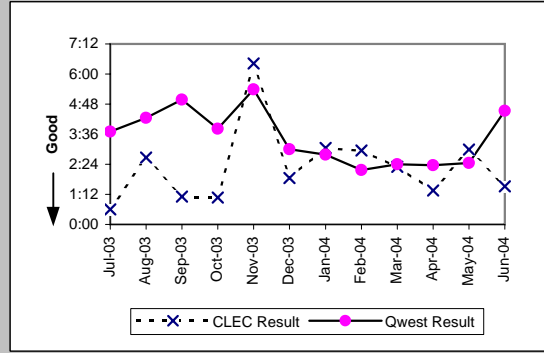
PBX (Parity)									
Date	CLEC Num	CLEC Denc	CLEC Resu	CLEC Std I	Qwest Num	Qwest Denc	Qwest Resu	Mod Z Scr	Parity Scr
Jul-03	0:50	2	0:25	0:31	101:53	55	1:51	-0.61	-1.37
Aug-03	4:45	4	1:11	0:59	137:56	79	1:45	-0.46	-1.28
Sep-03	5:03	2	2:32	2:38	129:22	69	1:52	0.78	-0.53
Oct-03	0:09	1	0:09		159:15	89	1:47	-0.63	-1.38
Nov-03									
Dec-03	0:42	2	0:21	0:11	79:06	50	1:35	-1.04	-1.63
Jan-04	0:39	2	0:20	0:23	116:01	66	1:45	-0.75	-1.45
Feb-04									
Mar-04	4:20	2	2:10	2:44	139:44	70	2:00	0.88	-0.47
Apr-04	0:22	1	0:22		49:42	45	1:06	-0.52	-1.32
May-04	7:07	4	1:47	1:49	68:45	43	1:36	0.78	-0.52
Jun-04									



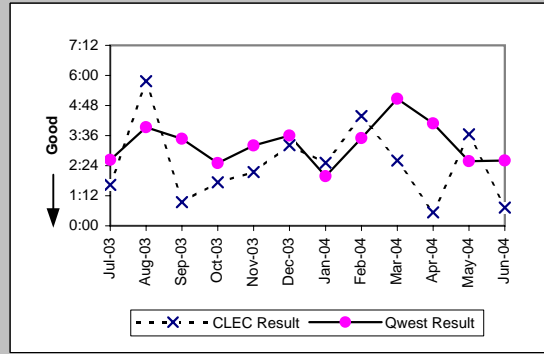
UNE - P (POTS) (Parity)									
Date	CLEC Num	CLEC Denc	CLEC Resu	CLEC Std I	Qwest Num	Qwest Denc	Qwest Resu	Mod Z Scr	Parity Scr
Jul-03	189:35	61	3:06	5:04	19828:35	3847	5:09	-2.06	-2.25
Aug-03	195:46	72	2:43	8:04	18369:39	3817	4:49	-2.58	-2.57
Sep-03	273:36	71	3:51	4:54	24240:13	4238	5:43	-2.04	-2.24
Oct-03	372:11	146	2:33	4:43	19892:51	4019	4:57	-3.83	-3.33
Nov-03	472:14	121	3:54	7:40	15617:59	3430	4:33	-0.84	-1.51
Dec-03	476:32	150	3:11	6:28	15256:28	3502	4:21	-2.05	-2.25
Jan-04	481:08	165	2:55	5:00	21642:09	4102	5:17	-3.45	-3.1
Feb-04	430:43	183	2:21	4:03	18227:57	3712	4:55	-4.46	-3.71
Mar-04	452:15	196	2:18	3:46	19266:10	4236	4:33	-4.4	-3.67
Apr-04	524:27	184	2:51	5:33	16395:04	3228	5:05	-3.55	-3.16
May-04	640:53	251	2:33	4:36	17222:58	3410	5:03	-5.07	-4.08
Jun-04	705:56	240	2:56	5:06	18561:05	3908	4:45	-3.7	-3.25



UNE P (Centrex) (Parity)									
Date	CLEC Num	CLEC Denc	CLEC Resu	CLEC Std I	Qwest Num	Qwest Denc	Qwest Resu	Mod Z Scr	Parity Scr
Jul-03	2:25	4	0:36	0:33	325:26	88	3:42	-1.06	-1.64
Aug-03	34:44	13	2:40	4:30	331:29	78	4:15	-0.9	-1.55
Sep-03	6:43	6	1:07	0:45	348:19	70	4:59	-0.84	-1.51
Oct-03	5:21	5	1:04	1:12	290:24	76	3:49	-1.01	-1.61
Nov-03	83:30	13	6:25	11:08	344:37	64	5:23	0.62	-0.62
Dec-03	18:30	10	1:51	1:27	123:16	41	3:00	-0.78	-1.47
Jan-04	39:36	13	3:03	5:47	183:49	66	2:47	0.3	-0.82
Feb-04	14:45	5	2:57	3:12	123:33	57	2:10	0.85	-0.49
Mar-04	13:51	6	2:18	0:57	100:35	42	2:24	-0.11	-1.07
Apr-04	9:27	7	1:21	0:46	85:26	36	2:22	-0.69	-1.42
May-04	29:48	10	2:59	4:47	122:51	50	2:27	0.38	-0.77
Jun-04	12:09	8	1:31	1:17	221:53	49	4:32	-1.16	-1.71

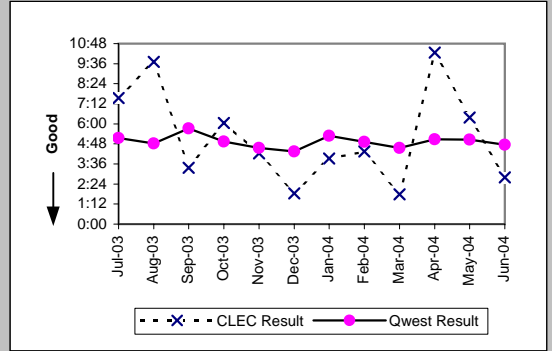


UNE P (Centrex 21) (Parity)									
Date	CLEC Num	CLEC Denc	CLEC Resu	CLEC Std I	Qwest Num	Qwest Denc	Qwest Resu	Mod Z Scr	Parity Scr
Jul-03	11:26	7	1:38	1:24	245:33	93	2:38	-0.58	-1.35
Aug-03	34:38	6	5:46	10:08	271:16	69	3:56	0.9	-0.45
Sep-03	3:48	4	0:57	0:32	291:42	84	3:28	-1.01	-1.61
Oct-03	5:12	3	1:44	1:38	197:16	79	2:30	-0.37	-1.22
Nov-03	6:26	3	2:09	0:56	236:35	74	3:12	-0.32	-1.19
Dec-03	9:39	3	3:13	2:20	212:04	59	3:36	-0.09	-1.05
Jan-04	12:36	5	2:31	2:14	154:59	78	1:59	0.64	-0.61
Feb-04	13:08	3	4:23	7:03	216:32	62	3:30	0.45	-0.73
Mar-04	7:49	3	2:36	1:45	339:41	67	5:04	-0.32	-1.19
Apr-04	0:32	1	0:32		245:05	60	4:05	-0.23	-1.14
May-04	21:54	6	3:39	6:44	141:56	55	2:35	0.62	-0.62
Jun-04	2:11	3	0:44	0:35	158:25	61	2:36	-0.74	-1.45



MR-6C - Mean Time to Restore (Hours:Minutes) - No dispatches

Date	CLEC Num	CLEC Dens	Line Sharing (Parity)				Qwest Res	Mod Z Scr	Parity Scr
			CLEC Resu	CLEC Std	Qwest Num	Qwest Dens			
Jul-03	151:02	20	7:33	10:51	19828:35	3847	5:09	1.41	-0.15
Aug-03	203:38	21	9:42	17:11	18369:39	3817	4:49	2.88	0.75
Sep-03	50:26	15	3:22	5:09	24240:13	4238	5:43	-1.19	-1.73
Oct-03	126:57	21	6:03	7:30	19892:51	4019	4:57	0.77	-0.53
Nov-03	63:29	15	4:14	5:21	15617:59	3430	4:33	-0.15	-1.09
Dec-03	23:44	13	1:50	1:19	15256:28	3502	4:21	-1.32	-1.8
Jan-04	62:52	16	3:56	5:12	21642:09	4102	5:17	-0.62	-1.38
Feb-04	52:08	12	4:21	4:18	18227:57	3712	4:55	-0.26	-1.16
Mar-04	23:12	13	1:47	0:59	19266:10	4236	4:33	-1.43	-1.87
Apr-04	92:28	9	10:16	8:59	16395:04	3228	5:05	1.98	0.2
May-04	31:56	5	6:23	5:58	17222:58	3410	5:03	0.62	-0.62
Jun-04	33:32	12	2:48	3:53	18561:05	3908	4:45	-0.92	-1.56

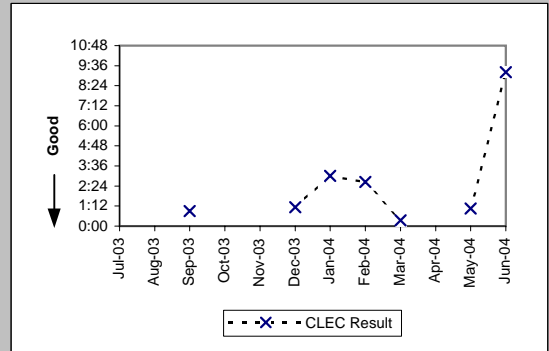




MR-6C - Mean Time to Restore (Hours:Minutes) - No dispatches

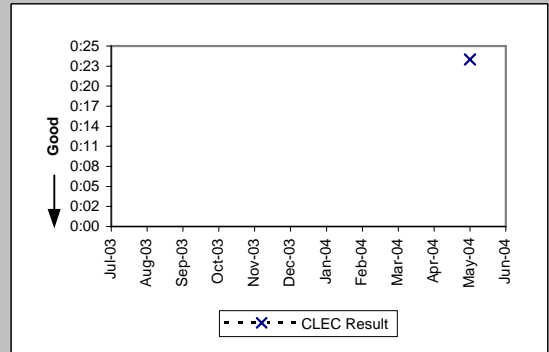
Line Splitting (Diagnostic)

Date	Numerator	Denominator	CLEC Result	Standard Dev
Jul-03				
Aug-03				
Sep-03	0:54	1	0:54	
Oct-03				
Nov-03				
Dec-03	2:17	2	1:08	0:02
Jan-04	9:00	3	3:00	2:34
Feb-04	5:16	2	2:38	3:41
Mar-04	1:03	3	0:21	0:23
Apr-04				
May-04	2:06	2	1:03	0:45
Jun-04	18:27	2	9:13	5:17



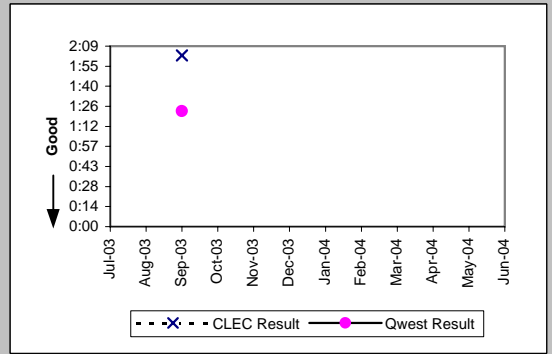
Sub-Loop Unbundling (Diagnostic)

Date	Numerator	Denominator	CLEC Result	Standard Dev
Jul-03				
Aug-03				
Sep-03				
Oct-03				
Nov-03				
Dec-03				
Jan-04				
Feb-04				
Mar-04				
Apr-04				
May-04	0:24	1	0:24	
Jun-04				

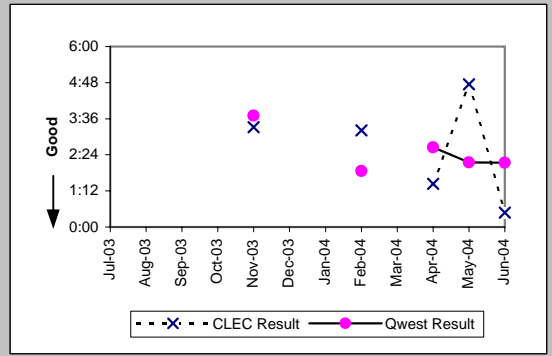


MR-6D - Mean Time to Restore (Hours:Minutes) - Interval Zone One

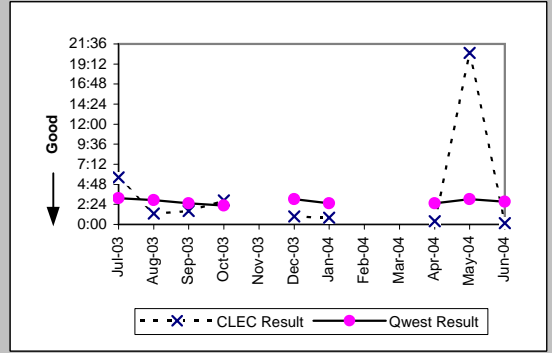
ISDN Primary (Parity)									
Date	CLEC Num	CLEC Denc	CLEC Resu	CLEC Std T	Qwest Num	Qwest Denc	Qwest Resu	Mod Z Scr	Parity Scr
Jul-03									
Aug-03									
Sep-03	2:03	1	2:03		37:15	27	1:23	0.92	-0.44
Oct-03									
Nov-03									
Dec-03									
Jan-04									
Feb-04									
Mar-04									
Apr-04									
May-04									
Jun-04									



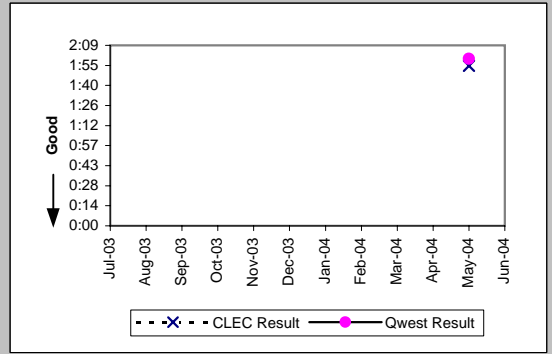
DS0 (Parity)									
Date	CLEC Num	CLEC Denc	CLEC Resu	CLEC Std T	Qwest Num	Qwest Denc	Qwest Resu	Mod Z Scr	Parity Scr
Jul-03									
Aug-03									
Sep-03									
Oct-03									
Nov-03	16:36	5	3:19	1:53	1035:53	280	3:42	-0.13	-1.08
Dec-03									
Jan-04									
Feb-04	3:13	1	3:13		297:40	159	1:52	0.97	-0.41
Mar-04									
Apr-04	2:52	2	1:26	0:34	482:06	182	2:39	-0.5	-1.3
May-04	4:45	1	4:45		390:28	181	2:09	1.08	-0.35
Jun-04	0:29	1	0:29		453:54	212	2:08	-0.58	-1.35



DS1 (Parity)									
Date	CLEC Num	CLEC Denc	CLEC Resu	CLEC Std T	Qwest Num	Qwest Denc	Qwest Resu	Mod Z Scr	Parity Scr
Jul-03	28:03	5	5:37	4:00	1241:46	395	3:09	1.39	-0.16
Aug-03	3:55	3	1:18	1:13	1472:51	504	2:55	-0.77	-1.47
Sep-03	3:13	2	1:37	0:08	1231:13	485	2:32	-0.45	-1.27
Oct-03	17:10	6	2:52	3:58	457:52	203	2:15	0.79	-0.52
Nov-03									
Dec-03	0:57	1	0:57		456:10	150	3:02	-0.2	-1.12
Jan-04	0:49	1	0:49		393:50	156	2:31	-0.49	-1.3
Feb-04									
Mar-04									
Apr-04	0:24	1	0:24		333:50	133	2:31	-0.78	-1.48
May-04	20:31	1	20:31		392:11	130	3:01	2.23	0.35
Jun-04	0:10	1	0:10		488:48	180	2:43	-0.63	-1.38

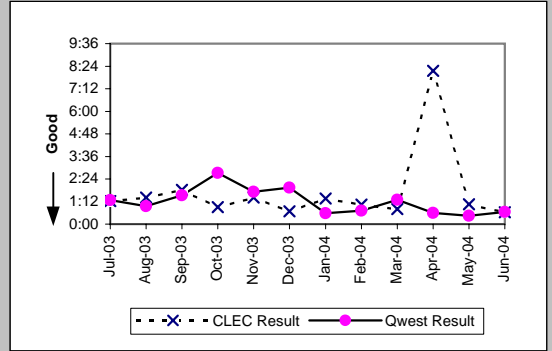


Frame Relay (Parity)									
Date	CLEC Num	CLEC Denc	CLEC Resu	CLEC Std T	Qwest Num	Qwest Denc	Qwest Resu	Mod Z Scr	Parity Scr
Jul-03									
Aug-03									
Sep-03									
Oct-03									
Nov-03									
Dec-03									
Jan-04									
Feb-04									
Mar-04									
Apr-04									
May-04	3:49	2	1:55	2:29	102:15	51	2:00	-0.06	-1.04
Jun-04									



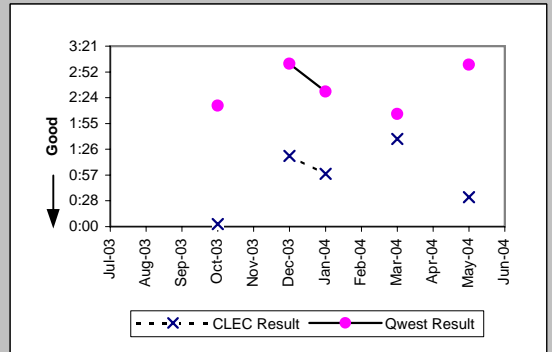
MR-6D - Mean Time to Restore (Hours:Minutes) - Interval Zone One

Date	CLEC Num	CLEC Dens	CLEC Resu	LIS Trunk (Parity)				Mod Z Scr	Parity Scr
				CLEC Std	Qwest Num	Qwest Dens	Qwest Resu		
Jul-03	13:39	11	1:14	2:21	6:23	5	1:17	-0.05	-1.03
Aug-03	21:16	15	1:25	2:35	5:42	6	0:57	0.02	-0.99
Sep-03	18:14	10	1:49	1:26	7:38	5	1:32	0.2	-0.88
Oct-03	10:49	12	0:54	0:43	10:51	4	2:43	-0.68	-1.41
Nov-03	12:43	9	1:25	0:45	15:25	9	1:43	-0.51	-1.31
Dec-03	6:53	10	0:41	0:26	7:45	4	1:56	-1.72	-2.04
Jan-04	12:20	9	1:22	1:06	6:55	12	0:35	2.03	0.24
Feb-04	8:17	8	1:02	0:25	4:20	6	0:43	1.05	-0.36
Mar-04	6:23	8	0:48	0:27	7:45	6	1:18	-1.34	-1.81
Apr-04	40:47	5	8:09	17:04	1:12	2	0:36	1.87	0.13
May-04	8:21	8	1:03	0:53	1:21	3	0:27	1.41	-0.14
Jun-04	5:39	9	0:38	0:25	4:30	7	0:39	-0.13	-1.08

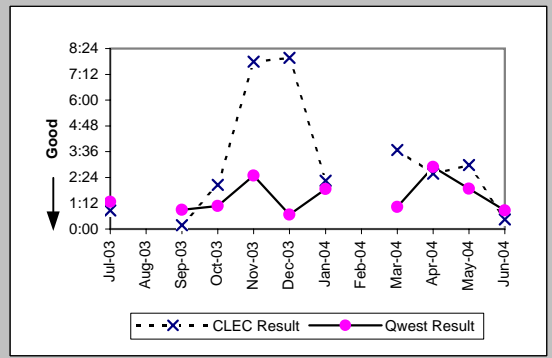


MR-6D - Mean Time to Restore (Hours:Minutes) - Interval Zone One

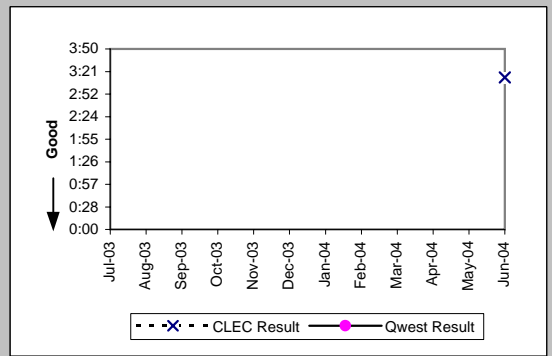
UDIT DS1 (Parity)									
Date	CLEC Num	CLEC Denc	CLEC Resu	CLEC Std I	Qwest Num	Qwest Denc	Qwest Resu	Mod Z Scr	Parity Scr
Jul-03									
Aug-03									
Sep-03									
Oct-03	0:03	1	0:03		457:52	203	2:15	-0.66	-1.4
Nov-03									
Dec-03	1:19	1	1:19		456:10	150	3:02	-0.17	-1.1
Jan-04	0:59	1	0:59		393:50	156	2:31	-0.44	-1.27
Feb-04									
Mar-04	1:38	1	1:38		435:48	208	2:06	-0.16	-1.1
Apr-04									
May-04	1:40	3	0:33	0:16	392:11	130	3:01	-1.03	-1.62
Jun-04									



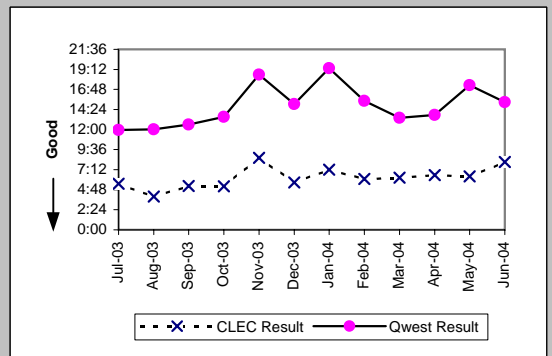
UDIT Above DS1 Level (Parity)									
Date	CLEC Num	CLEC Denc	CLEC Resu	CLEC Std I	Qwest Num	Qwest Denc	Qwest Resu	Mod Z Scr	Parity Scr
Jul-03	0:52	1	0:52		24:05	19	1:16	-0.37	-1.22
Aug-03									
Sep-03	0:11	1	0:11		12:35	14	0:54	-0.73	-1.44
Oct-03	6:10	3	2:03	1:33	5:22	5	1:04	0.81	-0.51
Nov-03	7:47	1	7:47		27:23	11	2:29	1.04	-0.37
Dec-03	7:58	1	7:58		1:19	2	0:40	0.65	-0.61
Jan-04	6:44	3	2:15	1:57	3:45	2	1:52	0.22	-0.86
Feb-04									
Mar-04	18:26	5	3:41	1:50	6:15	6	1:02	2.88	0.75
Apr-04	2:35	1	2:35		17:19	6	2:53	-0.09	-1.05
May-04	5:59	2	2:59	2:07	3:46	2	1:53	1.09	-0.33
Jun-04	0:27	1	0:27		5:09	6	0:52	-0.84	-1.51



Dark Fiber - IOF (Diagnostic)									
Date	CLEC Num	CLEC Denc	CLEC Resu	CLEC Std I	Qwest Num	Qwest Denc	Qwest Resu	Mod Z Scr	Parity Scr
Jul-03									
Aug-03									
Sep-03									
Oct-03									
Nov-03									
Dec-03									
Jan-04									
Feb-04									
Mar-04									
Apr-04									
May-04									
Jun-04	3:14	1	3:14						



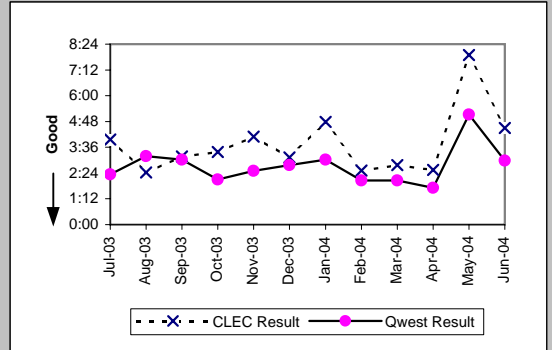
Unbundled Loop Analog (Parity)									
Date	CLEC Num	CLEC Denc	CLEC Resu	CLEC Std I	Qwest Num	Qwest Denc	Qwest Resu	Mod Z Scr	Parity Scr
Jul-03	1345:07	243	5:32	5:00	190221:44	15950	11:56	-8.14	-5.95
Aug-03	769:30	193	3:59	4:48	191240:02	15915	12:01	-9.82	-6.97
Sep-03	1029:29	196	5:15	6:36	210991:06	16751	12:36	-7.34	-5.46
Oct-03	1360:55	262	5:12	5:33	276147:40	20395	13:32	-11.08	-7.74
Nov-03	2288:26	265	8:38	15:46	341671:25	18380	18:35	-7.52	-5.57
Dec-03	1157:09	204	5:40	6:12	259754:26	17288	15:02	-8.76	-6.32
Jan-04	1603:28	223	7:11	8:36	417515:47	21586	19:21	-9.87	-7
Feb-04	1060:15	174	6:06	6:13	226708:29	14688	15:26	-6.02	-4.66
Mar-04	1250:42	200	6:15	7:00	213652:45	15952	13:24	-5.58	-4.39
Apr-04	1142:48	175	6:32	7:28	192320:38	14011	13:44	-7.39	-5.49
May-04	920:08	144	6:23	7:04	279553:19	16163	17:18	-6.91	-5.2
Jun-04	1775:55	219	8:07	11:07	248355:15	16243	15:17	-6.93	-5.21



MR-6D - Mean Time to Restore (Hours:Minutes) - Interval Zone One

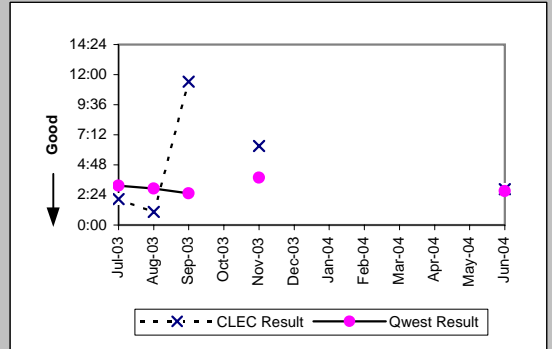
Unbundled Loop - 2 Wire Non-Loaded (Parity)

Date	CLEC Num	CLEC Denc	CLEC Resu	CLEC Std E	Qwest Num	Qwest Denc	Qwest Resu	Mod Z Scr	Parity Scr
Jul-03	111:14	28	3:58	5:15	280:29	120	2:20	1.68	0.02
Aug-03	43:54	18	2:26	1:42	497:19	156	3:11	-0.56	-1.34
Sep-03	91:55	29	3:10	3:07	412:43	137	3:01	0.23	-0.86
Oct-03	125:20	37	3:23	2:54	358:44	171	2:06	1.7	0.03
Nov-03	163:56	40	4:06	10:39	314:08	126	2:30	1.21	-0.27
Dec-03	84:39	27	3:08	3:07	300:48	109	2:46	0.42	-0.74
Jan-04	95:45	20	4:47	5:24	343:16	114	3:01	0.94	-0.43
Feb-04	65:30	26	2:31	1:44	233:36	114	2:03	0.86	-0.48
Mar-04	113:12	41	2:46	1:53	215:04	105	2:03	1.39	-0.16
Apr-04	53:40	21	2:33	2:11	235:22	137	1:43	1.55	-0.06
May-04	142:04	18	7:54	12:03	505:59	99	5:07	0.93	-0.43
Jun-04	112:27	25	4:30	5:54	324:54	109	2:59	1.13	-0.31



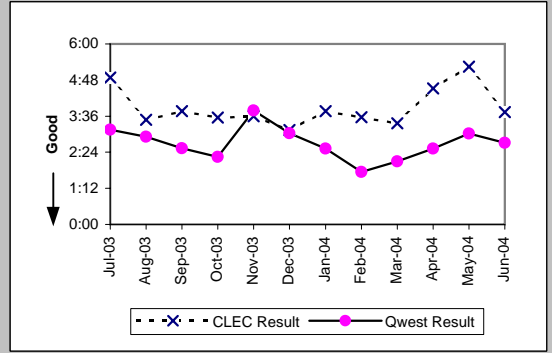
Unbundled Loop - 4 Wire Non-Loaded (Parity)

Date	CLEC Num	CLEC Denc	CLEC Resu	CLEC Std E	Qwest Num	Qwest Denc	Qwest Resu	Mod Z Scr	Parity Scr
Jul-03	2:04	1	2:04		1241:46	395	3:09	-0.2	-1.12
Aug-03	3:10	3	1:03	0:40	1472:51	504	2:55	-0.88	-1.54
Sep-03	11:26	1	11:26		1231:13	485	2:32	1.83	0.11
Oct-03									
Nov-03	6:19	1	6:19		669:10	177	3:47	1.05	-0.36
Dec-03									
Jan-04									
Feb-04									
Mar-04									
Apr-04									
May-04									
Jun-04	5:44	2	2:52	1:14	488:48	180	2:43	0.49	-0.7



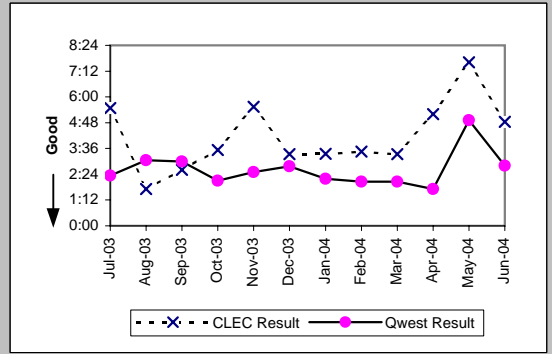
Unbundled Loop - DS1 Capable (Parity)

Date	CLEC Num	CLEC Denc	CLEC Resu	CLEC Std E	Qwest Num	Qwest Denc	Qwest Resu	Mod Z Scr	Parity Scr
Jul-03	370:48	76	4:53	9:33	1241:46	395	3:09	2	0.21
Aug-03	288:57	83	3:29	3:51	1472:51	504	2:55	1.25	-0.24
Sep-03	259:44	69	3:46	4:04	1231:13	485	2:32	2.75	0.67
Oct-03	284:30	80	3:33	4:01	457:52	203	2:15	2.05	0.25
Nov-03	298:51	83	3:36	5:07	669:10	177	3:47	-0.2	-1.12
Dec-03	257:12	82	3:08	3:28	456:10	150	3:02	0.33	-0.8
Jan-04	316:32	84	3:46	4:28	393:50	156	2:31	2.23	0.35
Feb-04	149:33	42	3:34	2:38	244:24	139	1:45	3.72	1.26
Mar-04	302:55	90	3:22	2:54	435:48	208	2:06	2.75	0.67
Apr-04	293:11	65	4:31	5:15	333:50	133	2:31	2.88	0.75
May-04	309:46	59	5:15	6:10	392:11	130	3:01	2.41	0.46
Jun-04	381:06	102	3:44	3:12	488:48	180	2:43	2.04	0.24



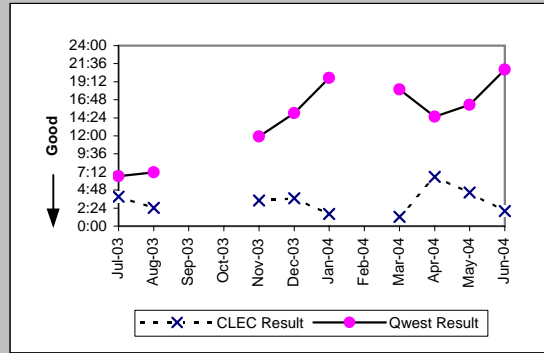
Unbundled Loop ISDN Capable (Parity)

Date	CLEC Num	CLEC Denc	CLEC Resu	CLEC Std E	Qwest Num	Qwest Denc	Qwest Resu	Mod Z Scr	Parity Scr
Jul-03	115:04	21	5:29	6:14	280:29	120	2:20	2.33	0.41
Aug-03	39:18	23	1:43	1:06	472:16	155	3:03	-1.19	-1.72
Sep-03	59:52	23	2:36	3:09	408:06	136	3:00	-0.39	-1.23
Oct-03	91:39	26	3:32	2:38	358:44	171	2:06	1.65	0.01
Nov-03	105:06	19	5:32	5:42	306:37	123	2:30	1.45	-0.12
Dec-03	79:50	24	3:20	2:38	300:48	109	2:46	0.61	-0.63
Jan-04	83:53	25	3:21	2:45	245:01	112	2:11	1.04	-0.37
Feb-04	65:39	19	3:27	2:49	233:36	114	2:03	1.09	-0.34
Mar-04	73:24	22	3:20	2:48	215:04	105	2:03	1.88	0.14
Apr-04	192:17	37	5:12	5:55	235:22	137	1:43	3.72	1.26
May-04	121:51	16	7:37	15:29	482:22	98	4:55	0.97	-0.41
Jun-04	125:39	26	4:50	4:59	303:00	108	2:48	1.38	-0.16

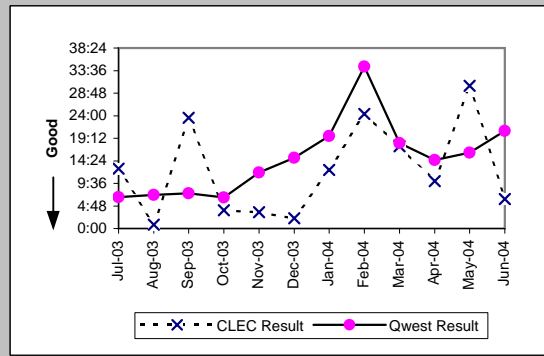


MR-6D - Mean Time to Restore (Hours:Minutes) - Interval Zone One

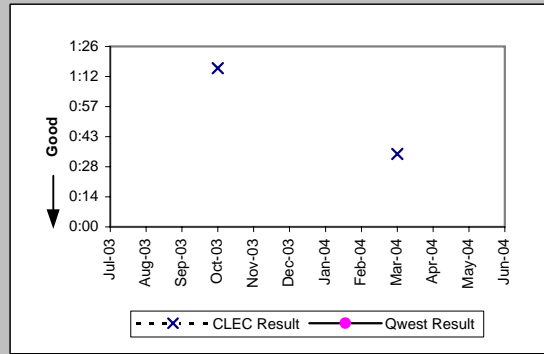
Unbundled Loop - ADSL Qualified (Parity)										
Date	CLEC Num	CLEC Denc	CLEC Resu	CLEC Std	Qwest Num	Qwest Denc	Qwest Resu	Mod Z Scr	Parity Scr	
Jul-03	19:33	5	3:55	1:49	11477:34	1727	6:39	-0.41	-1.25	
Aug-03	12:03	5	2:25	1:28	11593:41	1616	7:10	-0.7	-1.43	
Sep-03										
Oct-03										
Nov-03	13:36	4	3:24	2:07	18807:18	1577	11:56	-0.52	-1.32	
Dec-03	3:41	1	3:41		22686:03	1510	15:01	-0.32	-1.2	
Jan-04	1:38	1	1:38		36058:54	1832	19:41	-0.3	-1.18	
Feb-04										
Mar-04	2:29	2	1:15	0:28	47313:55	2606	18:09	-0.52	-1.32	
Apr-04	19:36	3	6:32	8:04	33624:09	2312	14:33	-0.55	-1.34	
May-04	4:28	1	4:28		34666:18	2152	16:07	-0.33	-1.2	
Jun-04	4:03	2	2:01	0:09	42501:53	2044	20:48	-0.51	-1.31	



Qwest DSL (Parity)										
Date	CLEC Num	CLEC Denc	CLEC Resu	CLEC Std	Qwest Num	Qwest Denc	Qwest Resu	Mod Z Scr	Parity Scr	
Jul-03	25:24	2	12:42	15:31	11477:34	1727	6:39	1.08	-0.35	
Aug-03	4:06	5	0:49	1:07	11593:41	1616	7:10	-0.94	-1.57	
Sep-03	70:46	3	23:35	40:35	13877:45	1848	7:31	1.7	0.03	
Oct-03	27:21	7	3:54	6:28	14324:45	2174	6:35	-0.51	-1.31	
Nov-03	21:00	6	3:30	7:09	18807:18	1577	11:56	-0.63	-1.38	
Dec-03	4:17	2	2:09	3:00	22686:03	1510	15:01	-0.52	-1.32	
Jan-04	74:35	6	12:26	11:10	36058:54	1832	19:41	-0.3	-1.18	
Feb-04	24:23	1	24:23		66761:06	1939	34:26	-0.11	-1.07	
Mar-04	52:29	3	17:30	10:51	47313:55	2606	18:09	-0.03	-1.02	
Apr-04	80:46	8	10:06	12:04	33624:09	2312	14:33	-0.5	-1.3	
May-04	182:04	6	30:21	47:49	34666:18	2152	16:07	1.29	-0.22	
Jun-04	25:06	4	6:17	9:07	42501:53	2044	20:48	-0.56	-1.34	

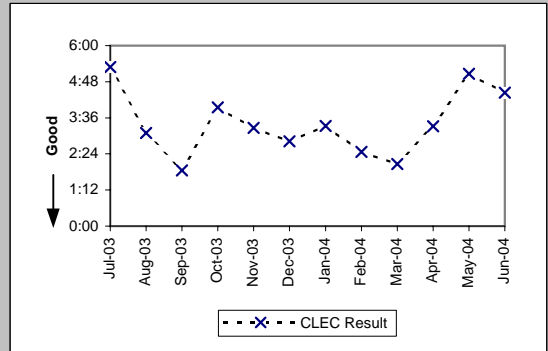


E911 (Parity)										
Date	CLEC Num	CLEC Denc	CLEC Resu	CLEC Std	Qwest Num	Qwest Denc	Qwest Resu	Mod Z Scr	Parity Scr	
Jul-03										
Aug-03										
Sep-03										
Oct-03	1:16	1	1:16							
Nov-03										
Dec-03										
Jan-04										
Feb-04										
Mar-04	0:35	1	0:35							
Apr-04										
May-04										
Jun-04										

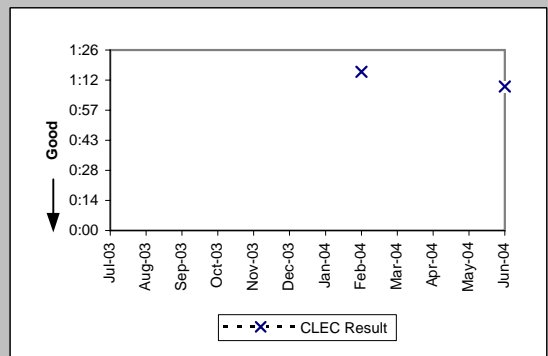


MR-6D - Mean Time to Restore (Hours:Minutes) - Interval Zone One

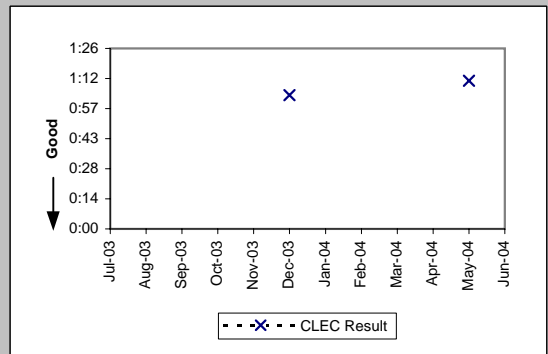
Enhanced Extended Loops (EELs) (Diagnostic)					
Date	CLEC Num	CLEC Denom	CLEC Result	CLEC Std Dev	
Jul-03	42:13	8	5:17	4:13	
Aug-03	43:21	14	3:06	3:07	
Sep-03	31:28	17	1:51	1:28	
Oct-03	78:53	20	3:57	2:54	
Nov-03	32:35	10	3:16	3:22	
Dec-03	76:11	27	2:49	2:34	
Jan-04	50:00	15	3:20	2:38	
Feb-04	56:39	23	2:28	3:17	
Mar-04	57:49	28	2:04	2:04	
Apr-04	92:44	28	3:19	3:34	
May-04	157:06	31	5:04	7:20	
Jun-04	186:06	42	4:26	4:52	



Enhanced Extended Loops - DS0 Capable (Diagnostic)				
Date	CLEC Num	CLEC Denom	CLEC Result	CLEC Std Dev
Jul-03				
Aug-03				
Sep-03				
Oct-03				
Nov-03				
Dec-03				
Jan-04				
Feb-04	2:33	2	1:16	1:28
Mar-04				
Apr-04				
May-04				
Jun-04	1:09	1	1:09	

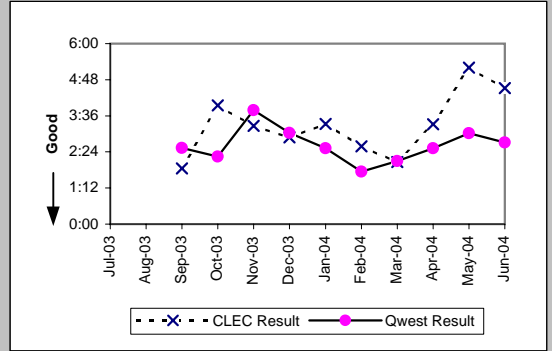


Enhanced Extended Loops - DS3 Capable (Diagnostic)				
Date	CLEC Num	CLEC Denom	CLEC Result	CLEC Std Dev
Jul-03				
Aug-03				
Sep-03				
Oct-03				
Nov-03				
Dec-03	1:04	1	1:04	
Jan-04				
Feb-04				
Mar-04				
Apr-04				
May-04	1:11	1	1:11	
Jun-04				



MR-6D - Mean Time to Restore (Hours:Minutes) - Interval Zone One

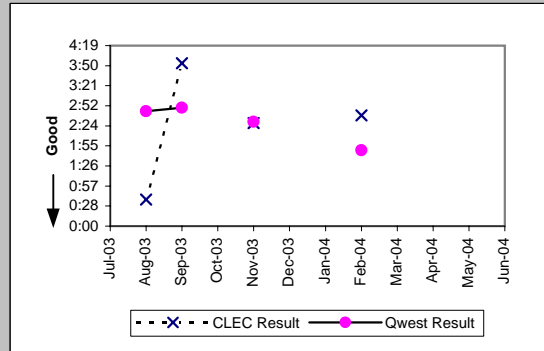
Enhanced Extended Loops - DS1 Capable (Parity)									
Date	CLEC Num	CLEC Dend	CLEC Resu	CLEC Std	Qwest Num	Qwest Dend	Qwest Resu	Mod Z Scr	Parity Scr
Jul-03									
Aug-03									
Sep-03	31:28	17	1:51	1:28	1231:13	485	2:32	-0.96	-1.58
Oct-03	78:53	20	3:57	2:54	457:52	203	2:15	1.46	-0.11
Nov-03	32:35	10	3:16	3:22	669:10	177	3:47	-0.24	-1.15
Dec-03	75:07	26	2:53	2:35	456:10	150	3:02	-0.07	-1.04
Jan-04	50:00	15	3:20	2:38	393:50	156	2:31	0.88	-0.47
Feb-04	54:06	21	2:35	3:25	244:24	139	1:45	1.35	-0.18
Mar-04	57:49	28	2:04	2:04	435:48	208	2:06	-0.05	-1.03
Apr-04	92:44	28	3:19	3:34	333:50	133	2:31	1.3	-0.21
May-04	155:55	30	5:12	7:25	392:11	130	3:01	2.14	0.3
Jun-04	184:57	41	4:31	4:54	488:48	180	2:43	2.01	0.22



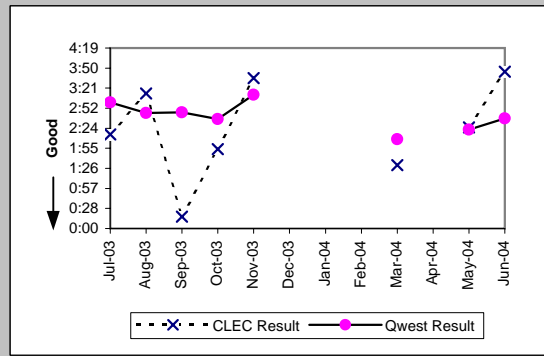


MR-6E - Mean Time to Restore (Hours:Minutes) - Interval Zone Two

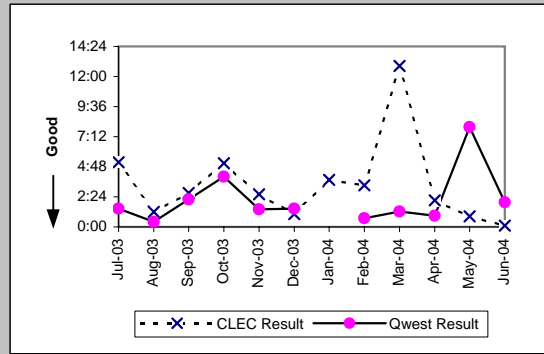
DS0 (Parity)									
Date	CLEC Num	CLEC Denc	CLEC Resu	CLEC Std	Qwest Num	Qwest Denc	Qwest Resu	Mod Z Scr	Parity Scr
Jul-03									
Aug-03	1:16	2	0:38	0:33	680:07	247	2:45	-0.79	-1.48
Sep-03	3:54	1	3:54		954:51	338	2:50	0.66	-0.6
Oct-03									
Nov-03	4:56	2	2:28	1:39	412:52	165	2:30	-0.02	-1.01
Dec-03									
Jan-04									
Feb-04	5:19	2	2:39	0:15	205:28	113	1:49	0.72	-0.56
Mar-04									
Apr-04									
May-04									
Jun-04									



DS1 (Parity)									
Date	CLEC Num	CLEC Denc	CLEC Resu	CLEC Std	Qwest Num	Qwest Denc	Qwest Resu	Mod Z Scr	Parity Scr
Jul-03	11:17	5	2:15	1:51	714:56	237	3:01	-0.47	-1.29
Aug-03	6:29	2	3:14	1:45	756:59	273	2:46	0.49	-0.7
Sep-03	0:17	1	0:17		1005:11	362	2:47	-0.78	-1.47
Oct-03	3:48	2	1:54	1:11	472:19	181	2:37	-0.38	-1.23
Nov-03	3:36	1	3:36		381:25	119	3:12	0.87	-0.47
Dec-03									
Jan-04									
Feb-04									
Mar-04	4:33	3	1:31	1:34	301:42	141	2:08	-0.49	-1.3
Apr-04									
May-04	2:25	1	2:25		310:53	131	2:22	0.38	-0.77
Jun-04	3:45	1	3:45		453:33	172	2:38	0.67	-0.59

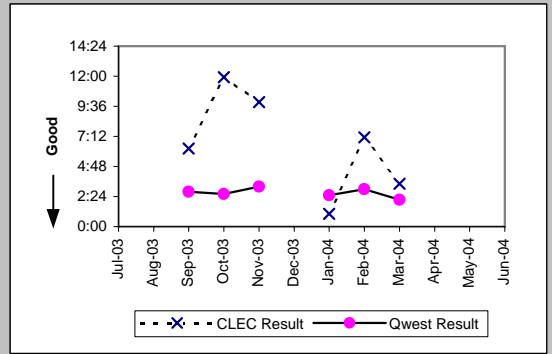


LIS Trunk (Parity)									
Date	CLEC Num	CLEC Denc	CLEC Resu	CLEC Std	Qwest Num	Qwest Denc	Qwest Resu	Mod Z Scr	Parity Scr
Jul-03	20:42	4	5:10	6:12	5:46	4	1:27	1.55	-0.06
Aug-03	4:49	4	1:12	1:28	1:59	5	0:24	1	-0.39
Sep-03	27:02	10	2:42	3:18	11:01	5	2:12	0.29	-0.82
Oct-03	55:59	11	5:05	4:57	28:00	7	4:00	0.69	-0.58
Nov-03	10:26	4	2:37	2:14	9:53	7	1:25	1.02	-0.38
Dec-03	8:09	8	1:01	0:40	2:54	2	1:27	-0.54	-1.33
Jan-04	3:45	1	3:45						
Feb-04	16:34	5	3:19	1:30	1:23	2	0:41	1.15	-0.3
Mar-04	25:42	2	12:51	15:52	2:28	2	1:14	-0.37	-1.23
Apr-04	6:21	3	2:07	1:21	2:39	3	0:53	1.27	-0.23
May-04	2:31	3	0:50	0:33	23:54	3	7:58	-0.78	-1.48
Jun-04	0:26	4	0:06	0:04	3:55	2	1:58	-13.94	-9.48

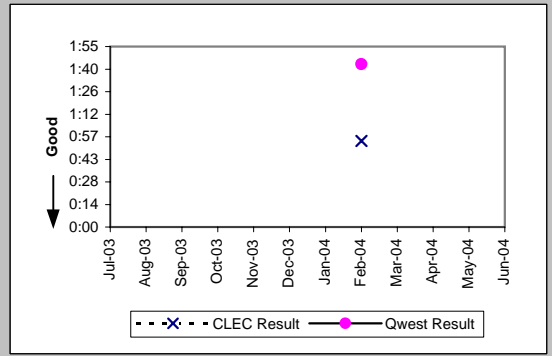


MR-6E - Mean Time to Restore (Hours:Minutes) - Interval Zone Two

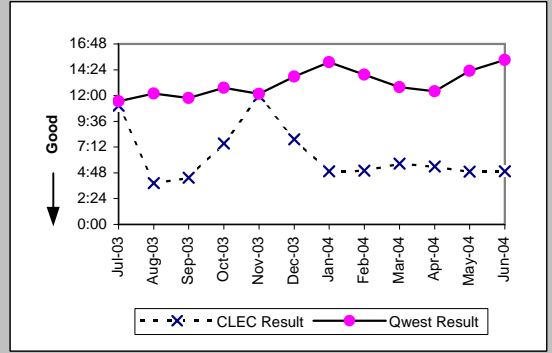
UDIT DS1 (Parity)									
Date	CLEC Num	CLEC Denc	CLEC Resu	CLEC Std E	Qwest Num	Qwest Denc	Qwest Resu	Mod Z Scr	Parity Scr
Jul-03									
Aug-03									
Sep-03	18:43	3	6:14	2:07	1005:11	362	2:47	1.74	0.06
Oct-03	11:56	1	11:56		472:19	181	2:37	2	0.21
Nov-03	19:51	2	9:56	0:23	381:25	119	3:12	1.42	-0.14
Dec-03									
Jan-04	1:02	1	1:02		377:47	151	2:30	-0.42	-1.25
Feb-04	14:15	2	7:08	0:06	476:12	160	2:59	1.68	0.02
Mar-04	3:26	1	3:26		301:42	141	2:08	0.81	-0.51
Apr-04									
May-04									
Jun-04									



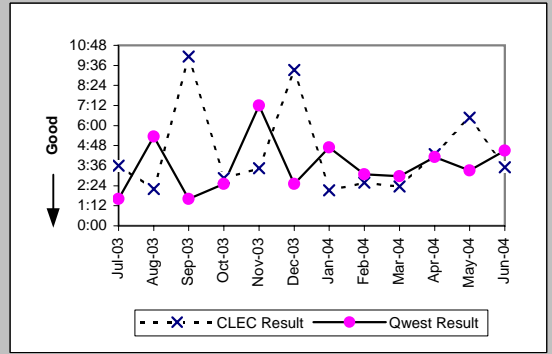
UDIT Above DS1 Level (Parity)									
Date	CLEC Num	CLEC Denc	CLEC Resu	CLEC Std E	Qwest Num	Qwest Denc	Qwest Resu	Mod Z Scr	Parity Scr
Jul-03									
Aug-03									
Sep-03									
Oct-03									
Nov-03									
Dec-03									
Jan-04									
Feb-04	0:55	1	0:55		3:27	2	1:44	-0.77	-1.47
Mar-04									
Apr-04									
May-04									
Jun-04									



Unbundled Loop Analog (Parity)									
Date	CLEC Num	CLEC Denc	CLEC Resu	CLEC Std E	Qwest Num	Qwest Denc	Qwest Resu	Mod Z Scr	Parity Scr
Jul-03	121:29	11	11:03	11:38	41447:40	3616	11:28	-0.13	-1.08
Aug-03	69:19	18	3:51	3:15	44058:19	3617	12:11	-1.68	-2.02
Sep-03	52:17	12	4:21	4:12	39525:33	3360	11:46	-1.72	-2.04
Oct-03	166:02	22	7:33	6:05	50663:35	3978	12:44	-2.01	-2.22
Nov-03	167:20	14	11:57	23:06	39201:19	3224	12:10	-0.06	-1.04
Dec-03	126:48	16	7:56	6:45	52034:53	3786	13:45	-1.79	-2.09
Jan-04	84:08	17	4:57	5:53	65252:33	4319	15:06	-2.89	-2.76
Feb-04	65:03	13	5:00	4:22	48645:39	3490	13:56	-2.35	-2.43
Mar-04	192:15	34	5:39	8:06	43892:16	3438	12:46	-3.38	-3.05
Apr-04	129:46	24	5:24	5:26	37437:04	3021	12:24	-2.61	-2.59
May-04	108:04	22	4:55	4:31	46259:35	3236	14:18	-3.46	-3.1
Jun-04	89:11	18	4:57	5:17	54664:28	3572	15:18	-2.94	-2.78

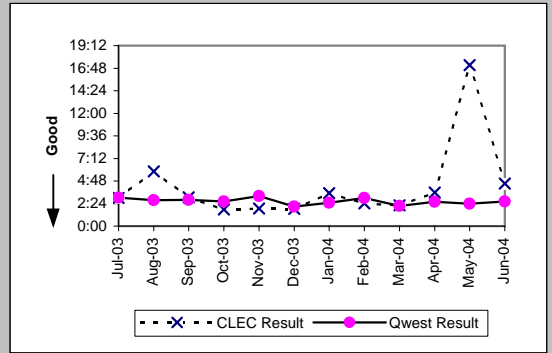


Unbundled Loop - 2 Wire Non-Loaded (Parity)									
Date	CLEC Num	CLEC Denc	CLEC Resu	CLEC Std E	Qwest Num	Qwest Denc	Qwest Resu	Mod Z Scr	Parity Scr
Jul-03	21:34	6	3:36	2:33	20:44	13	1:36	1.56	-0.05
Aug-03	13:12	6	2:12	0:58	117:44	22	5:21	-0.7	-1.43
Sep-03	20:15	2	10:08	2:45	24:00	15	1:36	3.72	1.26
Oct-03	11:25	4	2:51	1:54	22:27	9	2:30	0.13	-0.92
Nov-03	17:13	5	3:27	3:31	72:03	10	7:12	-0.57	-1.35
Dec-03	46:35	5	9:19	8:00	27:25	11	2:30	2.12	0.29
Jan-04	12:50	6	2:08	1:33	60:49	13	4:41	-0.65	-1.39
Feb-04	12:53	5	2:35	2:40	58:29	19	3:05	-0.45	-1.28
Mar-04	11:47	5	2:21	2:40	32:40	11	2:58	-0.55	-1.34
Apr-04	34:18	8	4:17	7:14	45:16	11	4:07	-0.14	-1.09
May-04	6:28	1	6:28		59:37	18	3:19	1.04	-0.37
Jun-04	28:01	8	3:30	1:50	58:24	13	4:30	-0.38	-1.23

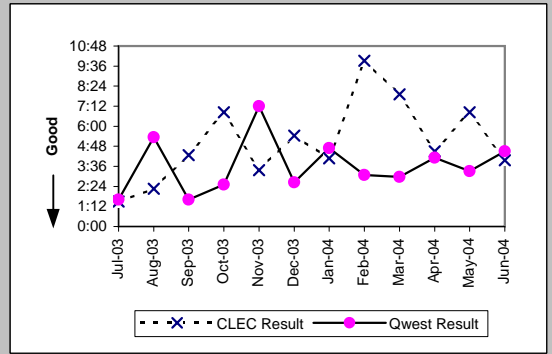


MR-6E - Mean Time to Restore (Hours:Minutes) - Interval Zone Two

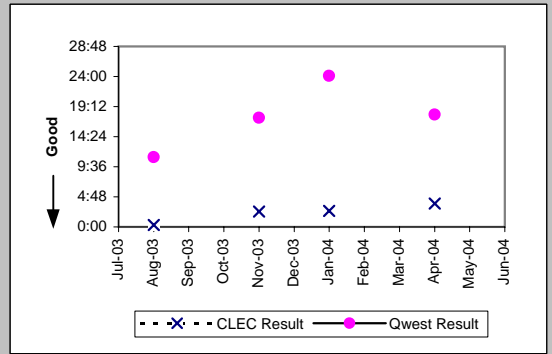
Unbundled Loop - DS1 Capable (Parity)										
Date	CLEC Num	CLEC Dend	CLEC Resu	CLEC Std	Qwest Num	Qwest Dend	Qwest Resu	Mod Z Scr	Parity Scr	
Jul-03	33:00	11	3:00	2:58	714:56	237	3:01	-0.02	-1.01	
Aug-03	81:46	14	5:50	10:15	756:59	273	2:46	1.66	0.01	
Sep-03	39:43	13	3:03	3:27	1005:11	362	2:47	0.51	-0.69	
Oct-03	10:39	6	1:46	1:27	472:19	181	2:37	-0.77	-1.47	
Nov-03	16:57	9	1:53	1:34	381:25	119	3:12	-0.76	-1.46	
Dec-03	29:19	16	1:50	1:15	319:44	154	2:05	-0.35	-1.21	
Jan-04	49:12	14	3:31	5:12	377:47	151	2:30	1.02	-0.38	
Feb-04	33:46	14	2:25	2:54	476:12	160	2:59	-0.72	-1.44	
Mar-04	28:43	13	2:13	2:14	301:42	141	2:08	0.11	-0.93	
Apr-04	53:33	15	3:34	3:19	349:27	134	2:36	0.95	-0.42	
May-04	154:08	9	17:08	34:25	310:53	131	2:22	3.09	0.88	
Jun-04	68:06	15	4:32	3:16	453:33	172	2:38	1.76	0.07	



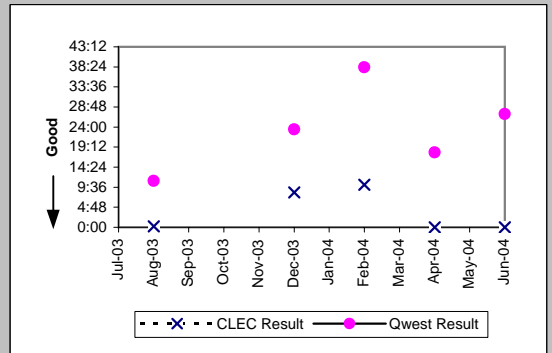
Unbundled Loop ISDN Capable (Parity)										
Date	CLEC Num	CLEC Dend	CLEC Resu	CLEC Std	Qwest Num	Qwest Dend	Qwest Resu	Mod Z Scr	Parity Scr	
Jul-03	4:31	3	1:30	1:21	20:44	13	1:36	-0.08	-1.05	
Aug-03	15:50	7	2:16	1:20	117:44	22	5:21	-0.73	-1.44	
Sep-03	29:55	7	4:16	5:05	24:00	15	1:36	1.76	0.07	
Oct-03	20:29	3	6:50	5:31	22:27	9	2:30	1.7	0.03	
Nov-03	37:00	11	3:22	3:40	72:03	10	7:12	-0.73	-1.45	
Dec-03	27:09	5	5:26	6:39	26:16	10	2:38	0.93	-0.44	
Jan-04	44:56	11	4:05	6:07	60:49	13	4:41	-0.18	-1.11	
Feb-04	109:07	11	9:55	23:11	58:29	19	3:05	0.46	-0.72	
Mar-04	79:06	10	7:55	8:29	32:40	11	2:58	2.37	0.44	
Apr-04	40:33	9	4:30	2:44	45:16	11	4:07	0.06	-0.96	
May-04	20:29	3	6:50	3:02	59:37	18	3:19	1.64	-0.01	
Jun-04	51:37	13	3:58	1:43	58:24	13	4:30	-0.23	-1.14	



Unbundled Loop - ADSL Qualified (Parity)										
Date	CLEC Num	CLEC Dend	CLEC Resu	CLEC Std	Qwest Num	Qwest Dend	Qwest Resu	Mod Z Scr	Parity Scr	
Jul-03										
Aug-03	0:18	1	0:18		4484:16	403	11:08	-0.56	-1.34	
Sep-03										
Oct-03										
Nov-03	2:27	1	2:27		7829:12	450	17:24	-0.41	-1.25	
Dec-03										
Jan-04	5:07	2	2:33	0:15	18324:35	760	24:07	-0.57	-1.35	
Feb-04										
Mar-04										
Apr-04	3:43	1	3:43		17665:55	987	17:54	-0.48	-1.29	
May-04										
Jun-04										

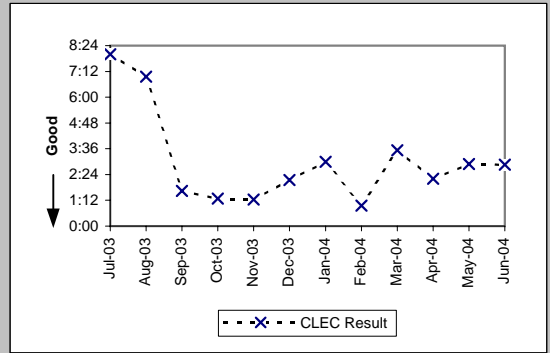


Qwest DSL (Parity)										
Date	CLEC Num	CLEC Dend	CLEC Resu	CLEC Std	Qwest Num	Qwest Dend	Qwest Resu	Mod Z Scr	Parity Scr	
Jul-03										
Aug-03	0:14	1	0:14		4484:16	403	11:08	-0.57	-1.34	
Sep-03										
Oct-03										
Nov-03										
Dec-03	16:39	2	8:19	1:31	12953:50	553	23:25	-0.27	-1.16	
Jan-04										
Feb-04	20:27	2	10:13	14:09	31277:58	817	38:17	-0.49	-1.3	
Mar-04										
Apr-04	0:01	1	0:01		17665:55	987	17:54	-0.6	-1.36	
May-04										
Jun-04	0:01	1	0:01		22023:54	811	27:09	-0.52	-1.32	



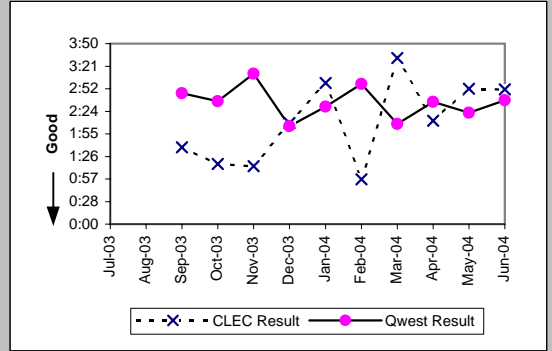
MR-6E - Mean Time to Restore (Hours:Minutes) - Interval Zone Two

Enhanced Extended Loops (EELs) (Diagnostic)					
Date	Numerator	Denominator	CLEC Result	Standard Dev	
Jul-03	24:00	3	8:00	6:28	
Aug-03	6:57	1	6:57		
Sep-03	9:49	6	1:38	1:36	
Oct-03	5:08	4	1:17	0:24	
Nov-03	4:57	4	1:14	1:25	
Dec-03	10:45	5	2:09	1:24	
Jan-04	3:00	1	3:00		
Feb-04	1:53	2	0:57	0:53	
Mar-04	24:43	7	3:32	4:27	
Apr-04	19:52	9	2:12	1:17	
May-04	8:39	3	2:53	2:29	
Jun-04	51:43	18	2:52	3:31	



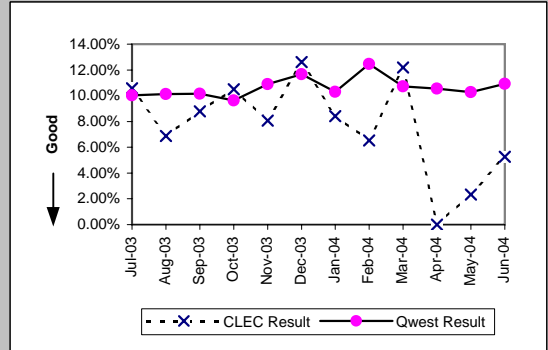
MR-6E - Mean Time to Restore (Hours:Minutes) - Interval Zone Two

Enhanced Extended Loops - DS1 Capable (Parity)									
Date	CLEC Num	CLEC Dend	CLEC Resu	CLEC Std	Qwest Num	Qwest Dend	Qwest Resu	Mod Z Scr	Parity Scr
Jul-03									
Aug-03									
Sep-03	9:49	6	1:38	1:36	1005:11	362	2:47	-0.87	-1.53
Oct-03	5:08	4	1:17	0:24	472:19	181	2:37	-1	-1.61
Nov-03	4:57	4	1:14	1:25	381:25	119	3:12	-0.76	-1.46
Dec-03	10:45	5	2:09	1:24	319:44	154	2:05	0.28	-0.83
Jan-04	3:00	1	3:00		377:47	151	2:30	0.57	-0.65
Feb-04	1:53	2	0:57	0:53	476:12	160	2:59	-1.02	-1.62
Mar-04	24:43	7	3:32	4:27	301:42	141	2:08	1.42	-0.14
Apr-04	19:52	9	2:12	1:17	349:27	134	2:36	-0.34	-1.21
May-04	8:39	3	2:53	2:29	310:53	131	2:22	0.43	-0.74
Jun-04	51:43	18	2:52	3:31	453:33	172	2:38	0.36	-0.78

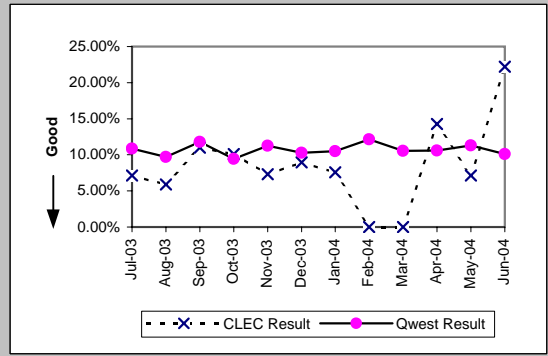


MR-7A - Repair Repeat Report Rate (Percent) - Dispatches within MSAs

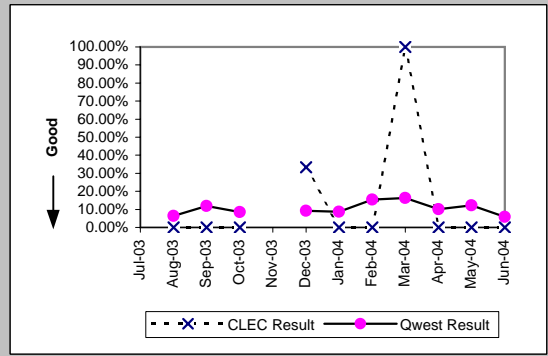
Residence (Parity)									
Date	CLEC Num	CLEC Denc	CLEC Resu	CLEC Std E	Qwest Num	Qwest Denc	Qwest Resu	Mod Z Scr	Parity Scr
Jul-03	22	208	10.58%	30.75%	1160	11569	10.03%	0.29	-0.83
Aug-03	13	189	6.88%	25.31%	1189	11726	10.14%	-1.47	-1.9
Sep-03	19	216	8.80%	28.32%	1220	12031	10.14%	-0.65	-1.39
Oct-03	17	162	10.49%	30.65%	1499	15546	9.64%	0.39	-0.76
Nov-03	10	124	8.06%	27.23%	1566	14355	10.91%	-1.01	-1.62
Dec-03	13	103	12.62%	33.21%	1538	13177	11.67%	0.33	-0.8
Jan-04	8	95	8.42%	27.77%	1741	16914	10.29%	-0.6	-1.36
Feb-04	3	46	6.52%	24.69%	1356	10885	12.46%	-1.22	-1.74
Mar-04	5	41	12.20%	32.72%	1210	11296	10.71%	0.35	-0.79
Apr-04	0	39	0.00%	0.00%	1092	10351	10.55%	-2.14	-2.3
May-04	1	43	2.33%	15.07%	1261	12258	10.29%	-1.72	-2.04
Jun-04	2	38	5.26%	22.33%	1291	11832	10.91%	-1.11	-1.68



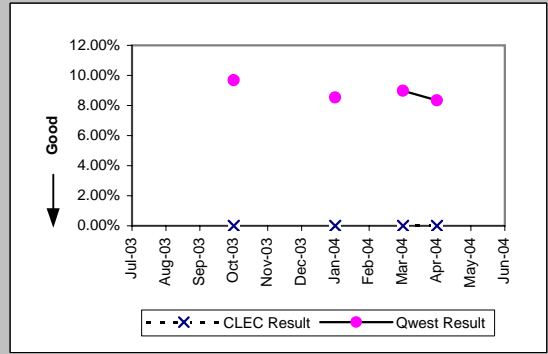
Business (Parity)									
Date	CLEC Num	CLEC Denc	CLEC Resu	CLEC Std E	Qwest Num	Qwest Denc	Qwest Resu	Mod Z Scr	Parity Scr
Jul-03	4	56	7.14%	25.75%	143	1316	10.87%	-0.88	-1.53
Aug-03	4	68	5.88%	23.53%	116	1196	9.70%	-1.03	-1.63
Sep-03	9	82	10.98%	31.26%	153	1299	11.78%	-0.22	-1.13
Oct-03	8	79	10.13%	30.17%	165	1751	9.42%	0.25	-0.85
Nov-03	6	82	7.32%	26.04%	147	1305	11.26%	-1.1	-1.67
Dec-03	7	78	8.97%	28.58%	140	1363	10.27%	-0.37	-1.22
Jan-04	6	79	7.59%	26.49%	165	1569	10.52%	-0.83	-1.5
Feb-04	0	35	0.00%	0.00%	135	1113	12.13%	-2.16	-2.32
Mar-04	0	7	0.00%	0.00%	134	1270	10.55%	-0.91	-1.55
Apr-04	1	7	14.29%	34.99%	123	1159	10.61%	0.36	-0.78
May-04	1	14	7.14%	25.75%	140	1237	11.32%	-0.49	-1.3
Jun-04	4	18	22.22%	41.57%	137	1355	10.11%	1.52	-0.08



Centrex (Parity)									
Date	CLEC Num	CLEC Denc	CLEC Resu	CLEC Std E	Qwest Num	Qwest Denc	Qwest Resu	Mod Z Scr	Parity Scr
Jul-03									
Aug-03	0	2	0.00%	0.00%	7	110	6.36%	-0.37	-1.22
Sep-03	0	2	0.00%	0.00%	16	134	11.94%	-0.52	-1.31
Oct-03	0	2	0.00%	0.00%	11	128	8.59%	-0.43	-1.26
Nov-03									
Dec-03	1	3	33.33%	47.14%	7	76	9.21%	1.04	-0.37
Jan-04	0	4	0.00%	0.00%	7	81	8.64%	-0.6	-1.37
Feb-04	0	1	0.00%	0.00%	16	104	15.38%	-0.42	-1.26
Mar-04	2	2	100.00%	0.00%	15	92	16.30%	2.23	0.36
Apr-04	0	1	0.00%	0.00%	9	89	10.11%	-0.33	-1.2
May-04	0	1	0.00%	0.00%	8	65	12.31%	-0.37	-1.23
Jun-04	0	1	0.00%	0.00%	5	85	5.88%	-0.25	-1.15

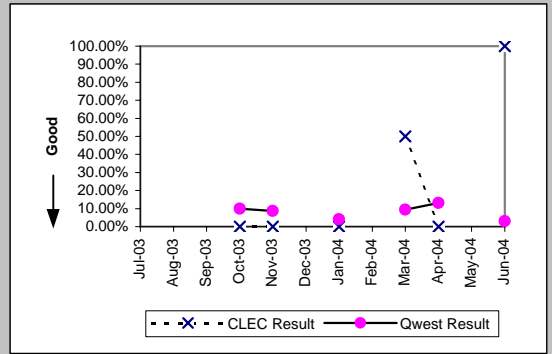


Centrex 21 (Parity)									
Date	CLEC Num	CLEC Denc	CLEC Resu	CLEC Std E	Qwest Num	Qwest Denc	Qwest Resu	Mod Z Scr	Parity Scr
Jul-03									
Aug-03									
Sep-03									
Oct-03	0	1	0.00%	0.00%	21	217	9.68%	-0.33	-1.2
Nov-03									
Dec-03									
Jan-04	0	1	0.00%	0.00%	15	176	8.52%	-0.3	-1.19
Feb-04									
Mar-04	0	1	0.00%	0.00%	14	156	8.97%	-0.31	-1.19
Apr-04	0	1	0.00%	0.00%	9	108	8.33%	-0.3	-1.18
May-04									
Jun-04									

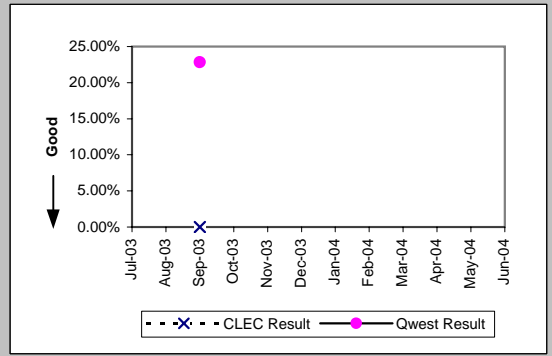


MR-7A - Repair Repeat Report Rate (Percent) - Dispatches within MSAs

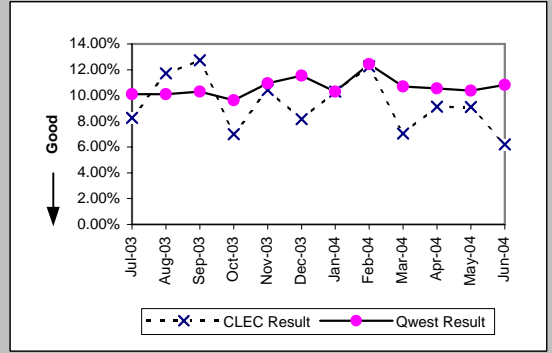
PBX (Parity)									
Date	CLEC Num	CLEC Denc	CLEC Resu	CLEC Std	Qwest Num	Qwest Denc	Qwest Resu	Mod Z Scr	Parity Scr
Jul-03									
Aug-03									
Sep-03									
Oct-03	0	1	0.00%	0.00%	3	30	10.00%	-0.33	-1.2
Nov-03	0	1	0.00%	0.00%	2	23	8.70%	-0.3	-1.18
Dec-03									
Jan-04	0	1	0.00%	0.00%	1	25	4.00%	-0.2	-1.12
Feb-04									
Mar-04	1	2	50.00%	50.00%	3	32	9.38%	1.22	-0.26
Apr-04	0	1	0.00%	0.00%	3	23	13.04%	-0.38	-1.23
May-04									
Jun-04	1	1	100.00%	0.00%	1	33	3.03%	1.97	0.2



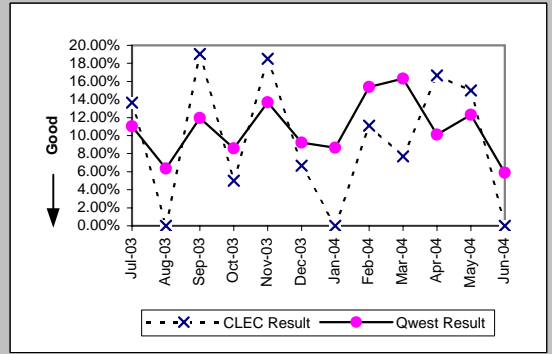
Basic Rate ISDN (Parity)									
Date	CLEC Num	CLEC Denc	CLEC Resu	CLEC Std	Qwest Num	Qwest Denc	Qwest Resu	Mod Z Scr	Parity Scr
Jul-03									
Aug-03									
Sep-03	0	1	0.00%	0.00%	13	57	22.81%	-0.54	-1.33
Oct-03									
Nov-03									
Dec-03									
Jan-04									
Feb-04									
Mar-04									
Apr-04									
May-04									
Jun-04									



UNE - P (POTS) (Parity)									
Date	CLEC Num	CLEC Denc	CLEC Resu	CLEC Std	Qwest Num	Qwest Denc	Qwest Resu	Mod Z Scr	Parity Scr
Jul-03	9	109	8.26%	27.52%	1303	12885	10.11%	-0.64	-1.39
Aug-03	13	111	11.71%	32.16%	1305	12922	10.10%	0.58	-0.64
Sep-03	13	102	12.75%	33.35%	1373	13330	10.30%	0.82	-0.5
Oct-03	29	414	7.00%	25.52%	1664	17297	9.62%	-1.78	-2.08
Nov-03	42	403	10.42%	30.55%	1713	15660	10.94%	-0.33	-1.2
Dec-03	35	428	8.18%	27.40%	1678	14540	11.54%	-2.15	-2.3
Jan-04	63	612	10.29%	30.39%	1906	18483	10.31%	-0.01	-1.01
Feb-04	56	457	12.25%	32.79%	1491	11998	12.43%	-0.11	-1.07
Mar-04	38	539	7.05%	25.60%	1344	12566	10.70%	-2.68	-2.63
Apr-04	52	569	9.14%	28.82%	1215	11510	10.56%	-1.07	-1.65
May-04	65	714	9.10%	28.77%	1401	13495	10.38%	-1.09	-1.66
Jun-04	47	756	6.22%	24.15%	1428	13187	10.83%	-3.97	-3.41

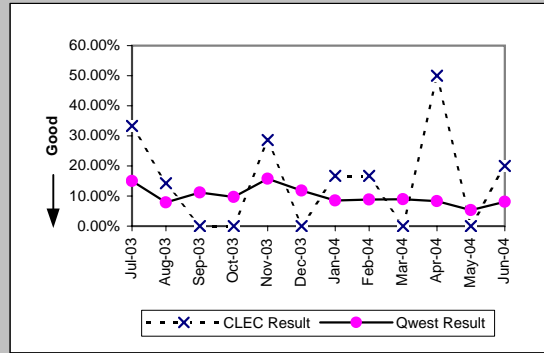


UNE P (Centrex) (Parity)									
Date	CLEC Num	CLEC Denc	CLEC Resu	CLEC Std	Qwest Num	Qwest Denc	Qwest Resu	Mod Z Scr	Parity Scr
Jul-03	3	22	13.64%	34.32%	14	127	11.02%	0.37	-0.77
Aug-03	0	23	0.00%	0.00%	7	110	6.36%	-1.14	-1.69
Sep-03	4	21	19.05%	39.27%	16	134	11.94%	0.88	-0.46
Oct-03	1	20	5.00%	21.79%	11	128	8.59%	-0.53	-1.32
Nov-03	5	27	18.52%	38.84%	10	73	13.70%	0.58	-0.64
Dec-03	1	15	6.67%	24.94%	7	76	9.21%	-0.31	-1.19
Jan-04	0	19	0.00%	0.00%	7	81	8.64%	-1.21	-1.73
Feb-04	2	18	11.11%	31.43%	16	104	15.38%	-0.46	-1.28
Mar-04	1	13	7.69%	26.65%	15	92	16.30%	-0.79	-1.48
Apr-04	2	12	16.67%	37.27%	9	89	10.11%	0.66	-0.6
May-04	3	20	15.00%	35.71%	8	65	12.31%	0.32	-0.81
Jun-04	0	19	0.00%	0.00%	5	85	5.88%	-0.99	-1.6

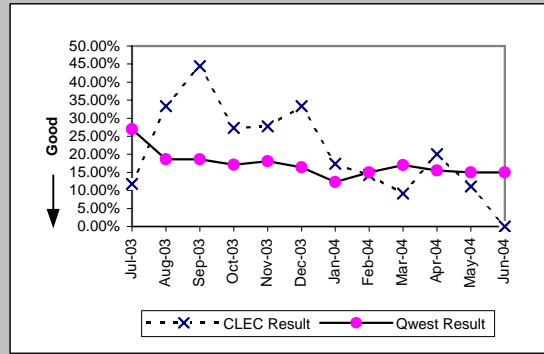


MR-7A - Repair Repeat Report Rate (Percent) - Dispatches within MSAs

UNE P (Centrex 21) (Parity)											
Date	CLEC Num	CLEC Denc	CLEC Resu	CLEC Std	Qwest Num	Qwest Denc	Qwest Resu	Mod Z Scr	Parity Scr		
Jul-03	1	3	33.33%	47.14%	25	167	14.97%	0.74	-0.55		
Aug-03	1	7	14.29%	34.99%	12	152	7.89%	0.56	-0.66		
Sep-03	0	4	0.00%	0.00%	16	143	11.19%	-0.7	-1.43		
Oct-03	0	3	0.00%	0.00%	21	217	9.68%	-0.56	-1.34		
Nov-03	2	7	28.57%	45.18%	26	165	15.76%	0.84	-0.49		
Dec-03	0	5	0.00%	0.00%	18	153	11.76%	-0.8	-1.49		
Jan-04	1	6	16.67%	37.27%	15	176	8.52%	0.63	-0.62		
Feb-04	1	6	16.67%	37.27%	10	113	8.85%	0.59	-0.64		
Mar-04	0	2	0.00%	0.00%	14	156	8.97%	-0.44	-1.27		
Apr-04	1	2	50.00%	50.00%	9	108	8.33%	1.36	-0.17		
May-04	0	5	0.00%	0.00%	7	132	5.30%	-0.52	-1.32		
Jun-04	1	5	20.00%	40.00%	11	136	8.09%	0.8	-0.51		



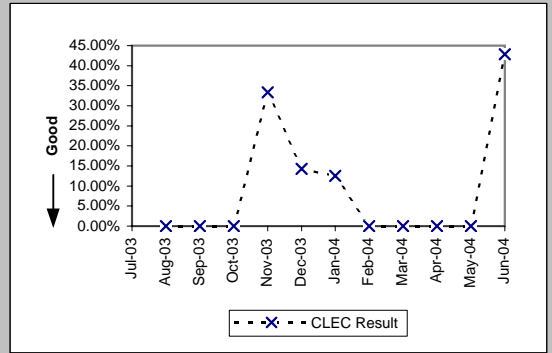
Line Sharing (Diagnostic)											
Date	CLEC Num	CLEC Denc	CLEC Resu	CLEC Std	Qwest Num	Qwest Denc	Qwest Resu	Mod Z Scr	Parity Scr		
Jul-03	2	17	11.76%	32.22%	97	360	26.94%	-1.38	-1.84		
Aug-03	7	21	33.33%	47.14%	67	360	18.61%	1.57	-0.05		
Sep-03	8	18	44.44%	49.69%	72	386	18.65%	2.43	0.48		
Oct-03	6	22	27.27%	44.54%	73	427	17.10%	1.18	-0.28		
Nov-03	5	18	27.78%	44.79%	56	310	18.06%	1	-0.39		
Dec-03	10	30	33.33%	47.14%	69	421	16.39%	2.18	0.33		
Jan-04	4	23	17.39%	37.90%	59	478	12.34%	0.72	-0.56		
Feb-04	2	14	14.29%	34.99%	87	580	15.00%	-0.07	-1.04		
Mar-04	1	11	9.09%	28.75%	137	804	17.04%	-0.7	-1.42		
Apr-04	2	10	20.00%	40.00%	140	902	15.52%	0.42	-0.74		
May-04	1	9	11.11%	31.43%	126	840	15.00%	-0.32	-1.2		
Jun-04	0	17	0.00%	0.00%	113	755	14.97%	-1.71	-2.04		





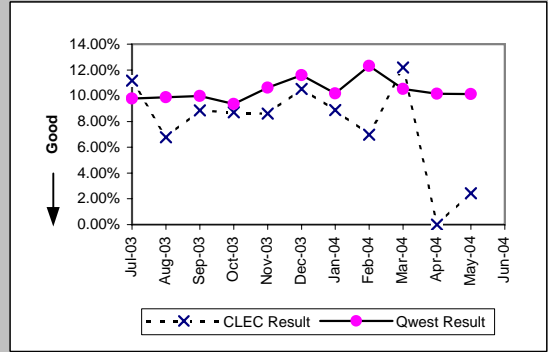
MR-7A - Repair Repeat Report Rate (Percent) - Dispatches within MSAs

Line Splitting (Diagnostic)				
Date	Numerator	Denominator	CLEC Result	Standard Dev
Jul-03				
Aug-03	0	2	0.00%	0.00%
Sep-03	0	1	0.00%	0.00%
Oct-03	0	1	0.00%	0.00%
Nov-03	1	3	33.33%	47.14%
Dec-03	2	14	14.29%	34.99%
Jan-04	1	8	12.50%	33.07%
Feb-04	0	7	0.00%	0.00%
Mar-04	0	2	0.00%	0.00%
Apr-04	0	6	0.00%	0.00%
May-04	0	3	0.00%	0.00%
Jun-04	3	7	42.86%	49.49%

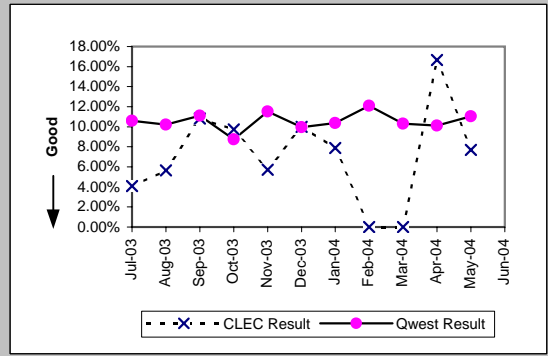


MR-7A\* - Repair Repeat Report Rate (Percent) - Dispatches within MSAs

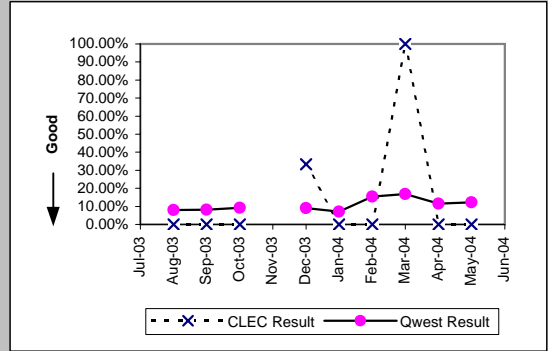
Residence (Parity)									
Date	CLEC Num	CLEC Denc	CLEC Resu	CLEC Std E	Qwest Num	Qwest Denc	Qwest Resu	Mod Z Scr	Parity Scr
Jul-03	22	197	11.17%	31.50%	1059	10835	9.77%	0.67	-0.59
Aug-03	12	177	6.78%	25.14%	1079	10917	9.88%	-1.37	-1.83
Sep-03	18	203	8.87%	28.43%	1116	11182	9.98%	-0.52	-1.32
Oct-03	13	149	8.72%	28.22%	1363	14552	9.37%	-0.27	-1.16
Nov-03	10	116	8.62%	28.07%	1443	13588	10.62%	-0.7	-1.42
Dec-03	10	95	10.53%	30.69%	1442	12448	11.58%	-0.32	-1.2
Jan-04	8	90	8.89%	28.46%	1631	16011	10.19%	-0.41	-1.25
Feb-04	3	43	6.98%	25.48%	1257	10210	12.31%	-1.06	-1.65
Mar-04	5	41	12.20%	32.72%	1113	10573	10.53%	0.39	-0.76
Apr-04	0	39	0.00%	0.00%	985	9691	10.16%	-2.1	-2.27
May-04	1	41	2.44%	15.43%	1167	11518	10.13%	-1.63	-1.99
Jun-04									



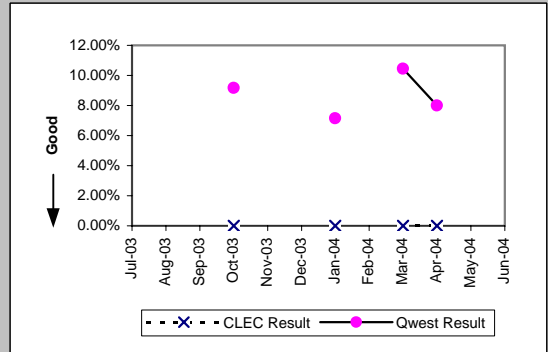
Business (Parity)									
Date	CLEC Num	CLEC Denc	CLEC Resu	CLEC Std E	Qwest Num	Qwest Denc	Qwest Resu	Mod Z Scr	Parity Scr
Jul-03	2	49	4.08%	19.79%	123	1162	10.59%	-1.45	-1.88
Aug-03	3	53	5.66%	23.11%	109	1068	10.21%	-1.07	-1.65
Sep-03	8	74	10.81%	31.05%	129	1162	11.10%	-0.08	-1.05
Oct-03	7	72	9.72%	29.63%	139	1590	8.74%	0.33	-0.8
Nov-03	4	70	5.71%	23.21%	136	1180	11.53%	-1.48	-1.9
Dec-03	7	70	10.00%	30.00%	122	1224	9.97%	0.05	-0.97
Jan-04	6	76	7.89%	26.97%	148	1428	10.36%	-0.69	-1.42
Feb-04	0	33	0.00%	0.00%	119	985	12.08%	-2.09	-2.27
Mar-04	0	6	0.00%	0.00%	118	1145	10.31%	-0.83	-1.5
Apr-04	1	6	16.67%	37.27%	106	1047	10.12%	0.53	-0.68
May-04	1	13	7.69%	26.65%	122	1105	11.04%	-0.38	-1.23
Jun-04									



Centrex (Parity)									
Date	CLEC Num	CLEC Denc	CLEC Resu	CLEC Std E	Qwest Num	Qwest Denc	Qwest Resu	Mod Z Scr	Parity Scr
Jul-03									
Aug-03	0	2	0.00%	0.00%	7	88	7.95%	-0.41	-1.25
Sep-03	0	1	0.00%	0.00%	9	111	8.11%	-0.3	-1.18
Oct-03	0	2	0.00%	0.00%	10	109	9.17%	-0.45	-1.27
Nov-03									
Dec-03	1	3	33.33%	47.14%	6	67	8.96%	1.05	-0.36
Jan-04	0	4	0.00%	0.00%	5	71	7.04%	-0.54	-1.33
Feb-04	0	1	0.00%	0.00%	14	91	15.38%	-0.42	-1.26
Mar-04	2	2	100.00%	0.00%	14	83	16.87%	2.21	0.34
Apr-04	0	1	0.00%	0.00%	9	78	11.54%	-0.36	-1.22
May-04	0	1	0.00%	0.00%	7	57	12.28%	-0.37	-1.23
Jun-04									



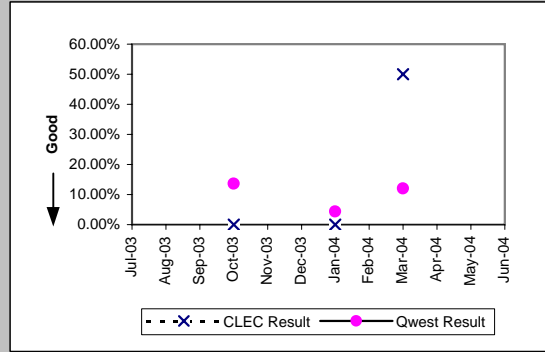
Centrex 21 (Parity)									
Date	CLEC Num	CLEC Denc	CLEC Resu	CLEC Std E	Qwest Num	Qwest Denc	Qwest Resu	Mod Z Scr	Parity Scr
Jul-03									
Aug-03									
Sep-03									
Oct-03	0	1	0.00%	0.00%	19	207	9.18%	-0.32	-1.19
Nov-03									
Dec-03									
Jan-04	0	1	0.00%	0.00%	11	154	7.14%	-0.28	-1.17
Feb-04									
Mar-04	0	1	0.00%	0.00%	14	134	10.45%	-0.34	-1.21
Apr-04	0	1	0.00%	0.00%	8	100	8.00%	-0.29	-1.18
May-04									
Jun-04									



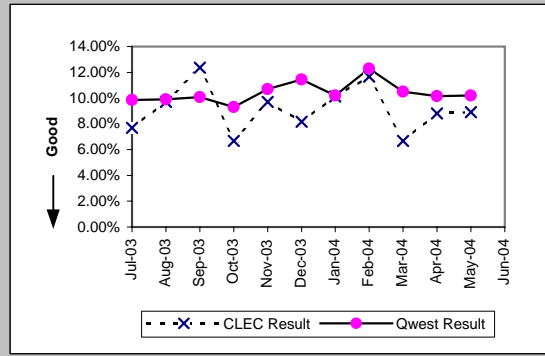
\*Results exclude No Trouble Found and Test OK reports unless QWEST trouble is found on another report within 30 days of the original report. A 30-day window necessitates reporting a month behind

MR-7A\* - Repair Repeat Report Rate (Percent) - Dispatches within MSAs

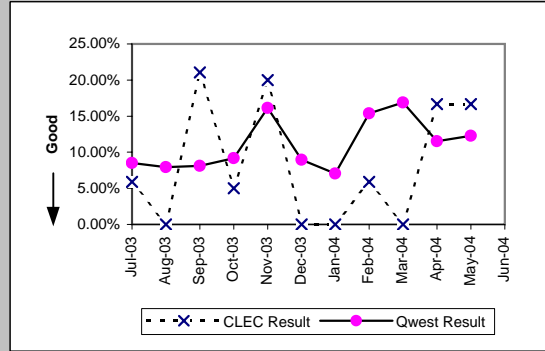
PBX (Parity)									
Date	CLEC Num	CLEC Denc	CLEC Resu	CLEC Std	Qwest Num	Qwest Denc	Qwest Resu	Mod Z Scr	Parity Scr
Jul-03									
Aug-03									
Sep-03									
Oct-03	0	1	0.00%	0.00%	3	22	13.64%	-0.39	-1.24
Nov-03									
Dec-03									
Jan-04	0	1	0.00%	0.00%	1	23	4.35%	-0.21	-1.13
Feb-04									
Mar-04	1	2	50.00%	50.00%	3	25	12.00%	1.06	-0.35
Apr-04									
May-04									
Jun-04									



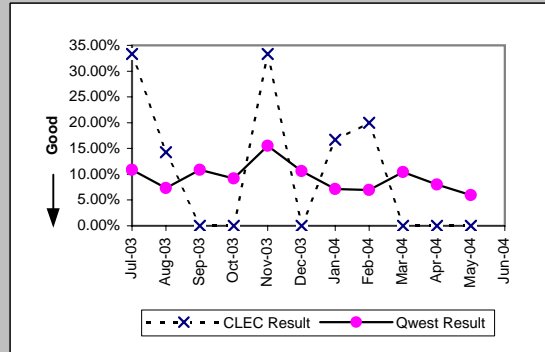
UNE - P (POTS) (Parity)									
Date	CLEC Num	CLEC Denc	CLEC Resu	CLEC Std	Qwest Num	Qwest Denc	Qwest Resu	Mod Z Scr	Parity Scr
Jul-03	8	104	7.69%	26.65%	1182	11997	9.85%	-0.74	-1.45
Aug-03	10	103	9.71%	29.61%	1188	11985	9.91%	-0.07	-1.04
Sep-03	12	97	12.37%	32.93%	1245	12344	10.09%	0.76	-0.54
Oct-03	25	374	6.68%	24.98%	1502	16142	9.30%	-1.72	-2.05
Nov-03	36	371	9.70%	29.60%	1579	14768	10.69%	-0.61	-1.37
Dec-03	32	392	8.16%	27.38%	1564	13672	11.44%	-2.01	-2.22
Jan-04	58	573	10.12%	30.16%	1779	17439	10.20%	-0.06	-1.04
Feb-04	49	420	11.67%	32.10%	1376	11195	12.29%	-0.38	-1.23
Mar-04	34	509	6.68%	24.97%	1231	11718	10.51%	-2.76	-2.68
Apr-04	45	510	8.82%	28.36%	1091	10738	10.16%	-0.98	-1.59
May-04	59	662	8.91%	28.49%	1289	12623	10.21%	-1.08	-1.65
Jun-04									



UNE P (Centrex) (Parity)									
Date	CLEC Num	CLEC Denc	CLEC Resu	CLEC Std	Qwest Num	Qwest Denc	Qwest Resu	Mod Z Scr	Parity Scr
Jul-03	1	17	5.88%	23.53%	9	106	8.49%	-0.36	-1.22
Aug-03	0	20	0.00%	0.00%	7	88	7.95%	-1.19	-1.72
Sep-03	4	19	21.05%	40.77%	9	111	8.11%	1.58	-0.04
Oct-03	1	20	5.00%	21.79%	10	109	9.17%	-0.59	-1.36
Nov-03	5	25	20.00%	40.00%	10	62	16.13%	0.42	-0.74
Dec-03	0	11	0.00%	0.00%	6	67	8.96%	-0.96	-1.59
Jan-04	0	17	0.00%	0.00%	5	71	7.04%	-1.02	-1.62
Feb-04	1	17	5.88%	23.53%	14	91	15.38%	-1	-1.61
Mar-04	0	9	0.00%	0.00%	14	83	16.87%	-1.28	-1.78
Apr-04	2	12	16.67%	37.27%	9	78	11.54%	0.5	-0.7
May-04	3	18	16.67%	37.27%	7	57	12.28%	0.47	-0.72
Jun-04									



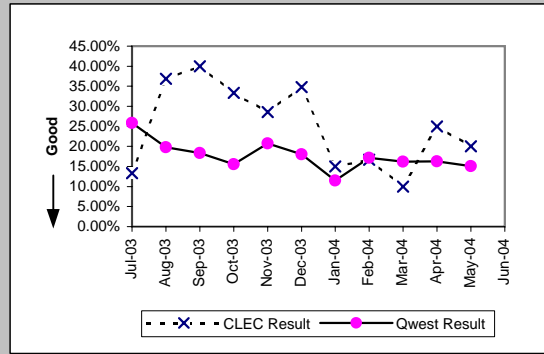
UNE P (Centrex 21) (Parity)									
Date	CLEC Num	CLEC Denc	CLEC Resu	CLEC Std	Qwest Num	Qwest Denc	Qwest Resu	Mod Z Scr	Parity Scr
Jul-03	1	3	33.33%	47.14%	16	147	10.88%	0.96	-0.42
Aug-03	1	7	14.29%	34.99%	10	136	7.35%	0.61	-0.63
Sep-03	0	4	0.00%	0.00%	14	129	10.85%	-0.69	-1.42
Oct-03	0	3	0.00%	0.00%	19	207	9.18%	-0.55	-1.33
Nov-03	2	6	33.33%	47.14%	22	142	15.49%	1.05	-0.36
Dec-03	0	3	0.00%	0.00%	14	132	10.61%	-0.59	-1.36
Jan-04	1	6	16.67%	37.27%	11	154	7.14%	0.76	-0.54
Feb-04	1	5	20.00%	40.00%	7	101	6.93%	0.89	-0.46
Mar-04	0	2	0.00%	0.00%	14	134	10.45%	-0.48	-1.29
Apr-04	0	1	0.00%	0.00%	8	100	8.00%	-0.29	-1.18
May-04	0	4	0.00%	0.00%	7	118	5.93%	-0.49	-1.3
Jun-04									



\*Results exclude No Trouble Found and Test OK reports unless QWEST trouble is found on another report within 30 days of the original report. A 30-day window necessitates reporting a month behind

MR-7A\* - Repair Repeat Report Rate (Percent) - Dispatches within MSAs

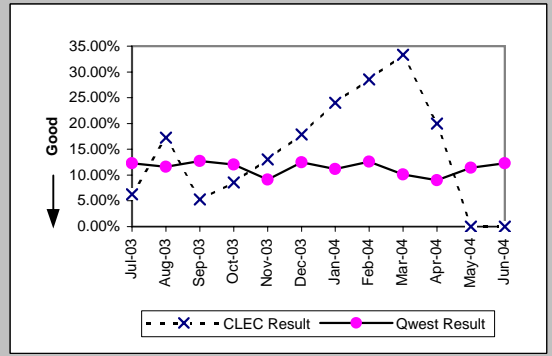
Line Sharing (Diagnostic)									
Date	CLEC Num	CLEC Denc	CLEC Resu	CLEC Std	Qwest Num	Qwest Denc	Qwest Resu	Mod Z Scr	Parity Scr
Jul-03	2	15	13.33%	33.99%	68	263	25.86%	-1.08	-1.65
Aug-03	7	19	36.84%	48.24%	52	263	19.77%	1.66	0.01
Sep-03	6	15	40.00%	48.99%	51	278	18.35%	1.89	0.15
Oct-03	6	18	33.33%	47.14%	49	315	15.56%	1.81	0.1
Nov-03	4	14	28.57%	45.18%	46	222	20.72%	0.69	-0.58
Dec-03	8	23	34.78%	47.63%	57	316	18.04%	1.84	0.12
Jan-04	3	20	15.00%	35.71%	41	357	11.48%	0.5	-0.69
Feb-04	2	12	16.67%	37.27%	72	420	17.14%	-0.04	-1.03
Mar-04	1	10	10.00%	30.00%	95	587	16.18%	-0.53	-1.32
Apr-04	2	8	25.00%	43.30%	111	681	16.30%	0.65	-0.6
May-04	1	5	20.00%	40.00%	94	625	15.04%	0.34	-0.8
Jun-04									



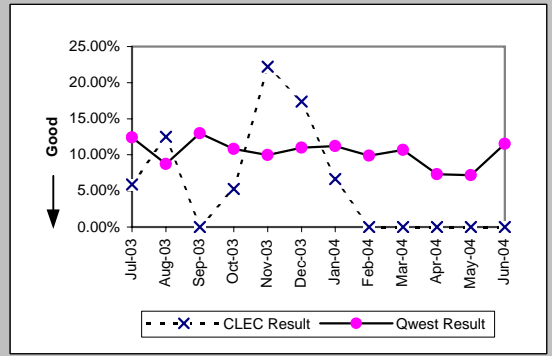
\*Results exclude No Trouble Found and Test OK reports unless QWEST trouble is found on another report within 30 days of the original report. A 30-day window necessitates reporting a month behind

MR-7B - Repair Repeat Report Rate (Percent) - Dispatches outside MSAs

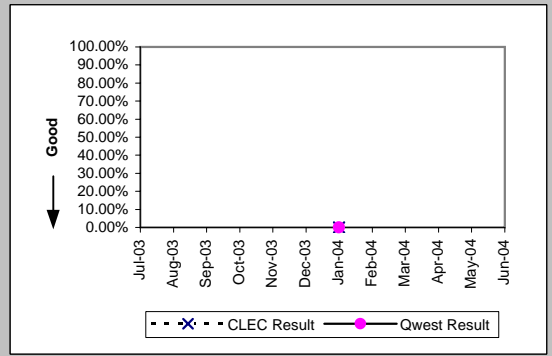
Residence (Parity)									
Date	CLEC Num	CLEC Denc	CLEC Resu	CLEC Std	Qwest Num	Qwest Denc	Qwest Resu	Mod Z Scr	Parity Scr
Jul-03	1	16	6.25%	24.21%	350	2845	12.30%	-0.73	-1.45
Aug-03	5	29	17.24%	37.77%	333	2869	11.61%	0.93	-0.44
Sep-03	2	38	5.26%	22.33%	329	2585	12.73%	-1.37	-1.83
Oct-03	3	35	8.57%	27.99%	385	3199	12.04%	-0.63	-1.38
Nov-03	3	23	13.04%	33.68%	238	2608	9.13%	0.67	-0.59
Dec-03	5	28	17.86%	38.30%	386	3101	12.45%	0.86	-0.48
Jan-04	6	25	24.00%	42.71%	387	3465	11.17%	1.82	0.11
Feb-04	4	14	28.57%	45.18%	328	2608	12.58%	1.6	-0.03
Mar-04	2	6	33.33%	47.14%	270	2663	10.14%	1.51	-0.08
Apr-04	1	5	20.00%	40.00%	216	2396	9.02%	0.76	-0.54
May-04	0	9	0.00%	0.00%	304	2659	11.43%	-1.08	-1.65
Jun-04	0	5	0.00%	0.00%	348	2837	12.27%	-0.84	-1.51



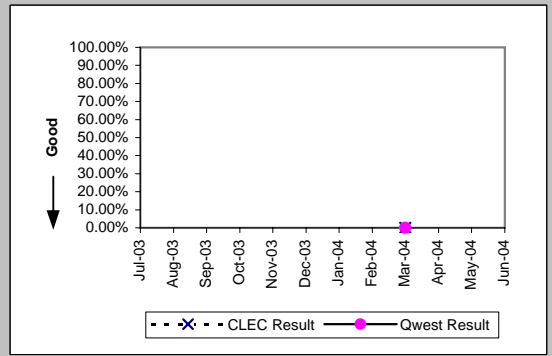
Business (Parity)									
Date	CLEC Num	CLEC Denc	CLEC Resu	CLEC Std	Qwest Num	Qwest Denc	Qwest Resu	Mod Z Scr	Parity Scr
Jul-03	1	17	5.88%	23.53%	39	314	12.42%	-0.8	-1.48
Aug-03	2	16	12.50%	33.07%	25	286	8.74%	0.53	-0.68
Sep-03	0	21	0.00%	0.00%	41	316	12.97%	-1.71	-2.04
Oct-03	1	19	5.26%	22.33%	34	314	10.83%	-0.76	-1.46
Nov-03	2	9	22.22%	41.57%	28	281	9.96%	1.07	-0.35
Dec-03	4	23	17.39%	37.90%	35	318	11.01%	0.91	-0.45
Jan-04	1	15	6.67%	24.94%	39	348	11.21%	-0.55	-1.33
Feb-04	0	4	0.00%	0.00%	28	283	9.89%	-0.66	-1.4
Mar-04	0	1	0.00%	0.00%	30	281	10.68%	-0.35	-1.21
Apr-04	0	2	0.00%	0.00%	19	260	7.31%	-0.4	-1.24
May-04	0	3	0.00%	0.00%	19	264	7.20%	-0.48	-1.29
Jun-04	0	1	0.00%	0.00%	37	321	11.53%	-0.36	-1.22



Centrex 21 (Parity)									
Date	CLEC Num	CLEC Denc	CLEC Resu	CLEC Std	Qwest Num	Qwest Denc	Qwest Resu	Mod Z Scr	Parity Scr
Jul-03									
Aug-03									
Sep-03									
Oct-03									
Nov-03									
Dec-03									
Jan-04	0	1	0.00%	0.00%	0	14	0.00%	N/A	N/A
Feb-04									
Mar-04									
Apr-04									
May-04									
Jun-04									

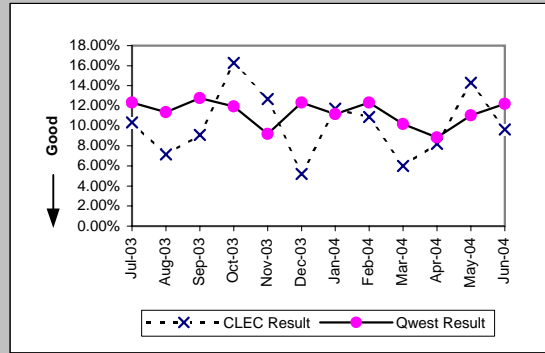


PBX (Parity)									
Date	CLEC Num	CLEC Denc	CLEC Resu	CLEC Std	Qwest Num	Qwest Denc	Qwest Resu	Mod Z Scr	Parity Scr
Jul-03									
Aug-03									
Sep-03									
Oct-03									
Nov-03									
Dec-03									
Jan-04									
Feb-04									
Mar-04	0	5	0.00%	0.00%	0	12	0.00%	N/A	N/A
Apr-04									
May-04									
Jun-04									

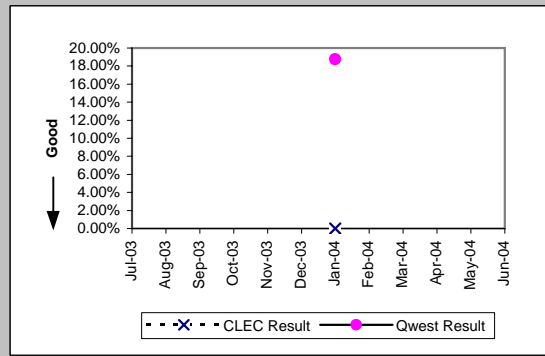


MR-7B - Repair Repeat Report Rate (Percent) - Dispatches outside MSAs

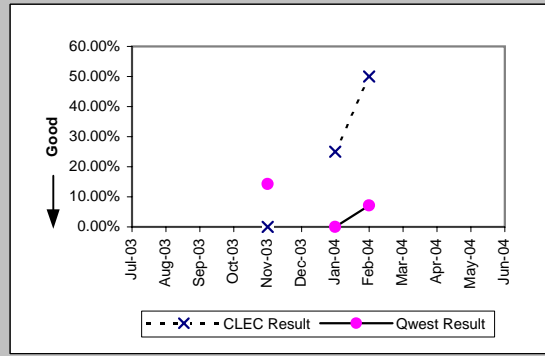
UNE - P (POTS) (Parity)										
Date	CLEC Num	CLEC Dend	CLEC Resu	CLEC Std	Qwest Num	Qwest Dend	Qwest Resu	Mod Z Scr	Parity Scr	
Jul-03	3	29	10.34%	30.45%	389	3159	12.31%	-0.32	-1.2	
Aug-03	1	14	7.14%	25.75%	358	3155	11.35%	-0.49	-1.3	
Sep-03	1	11	9.09%	28.75%	370	2901	12.75%	-0.36	-1.22	
Oct-03	14	86	16.28%	36.92%	419	3513	11.93%	1.2	-0.27	
Nov-03	9	71	12.68%	33.27%	266	2889	9.21%	0.99	-0.4	
Dec-03	5	96	5.21%	22.22%	421	3419	12.31%	-2.09	-2.27	
Jan-04	13	111	11.71%	32.16%	426	3813	11.17%	0.21	-0.87	
Feb-04	11	101	10.89%	31.15%	356	2891	12.31%	-0.43	-1.26	
Mar-04	6	100	6.00%	23.75%	300	2944	10.19%	-1.36	-1.83	
Apr-04	10	122	8.20%	27.43%	235	2656	8.85%	-0.25	-1.15	
May-04	20	140	14.29%	34.99%	323	2923	11.05%	1.17	-0.29	
Jun-04	16	166	9.64%	29.51%	385	3158	12.19%	-0.98	-1.6	



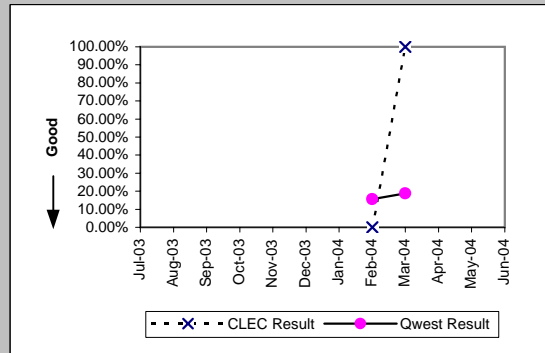
UNE P (Centrex) (Parity)										
Date	CLEC Num	CLEC Dend	CLEC Resu	CLEC Std	Qwest Num	Qwest Dend	Qwest Resu	Mod Z Scr	Parity Scr	
Jul-03										
Aug-03										
Sep-03										
Oct-03										
Nov-03										
Dec-03										
Jan-04	0	1	0.00%	0.00%	3	16	18.75%	-0.47	-1.28	
Feb-04										
Mar-04										
Apr-04										
May-04										
Jun-04										



UNE P (Centrex 21) (Parity)										
Date	CLEC Num	CLEC Dend	CLEC Resu	CLEC Std	Qwest Num	Qwest Dend	Qwest Resu	Mod Z Scr	Parity Scr	
Jul-03										
Aug-03										
Sep-03										
Oct-03										
Nov-03	0	1	0.00%	0.00%	2	14	14.29%	-0.39	-1.24	
Dec-03										
Jan-04	1	4	25.00%	43.30%	0	14	0.00%	N/A	-0.22	
Feb-04	1	2	50.00%	50.00%	1	14	7.14%	1.19	-0.28	
Mar-04										
Apr-04										
May-04										
Jun-04										

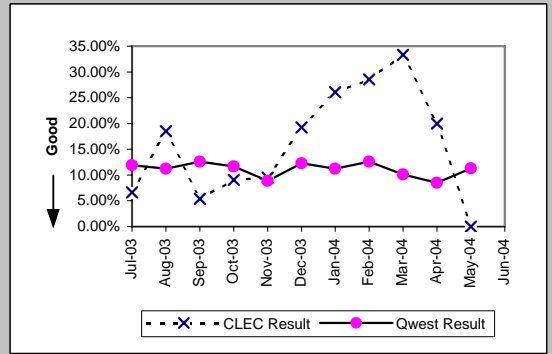


Line Sharing (Diagnostic)										
Date	CLEC Num	CLEC Dend	CLEC Resu	CLEC Std	Qwest Num	Qwest Dend	Qwest Resu	Mod Z Scr	Parity Scr	
Jul-03										
Aug-03										
Sep-03										
Oct-03										
Nov-03										
Dec-03										
Jan-04										
Feb-04	0	1	0.00%	0.00%	45	289	15.57%	-0.43	-1.26	
Mar-04	1	1	100.00%	0.00%	70	373	18.77%	1.32	-0.2	
Apr-04										
May-04										
Jun-04										

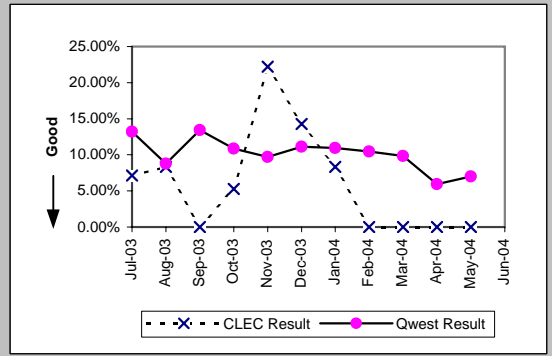


MR-7B\* - Repair Repeat Report Rate (Percent) - Dispatches outside MSAs

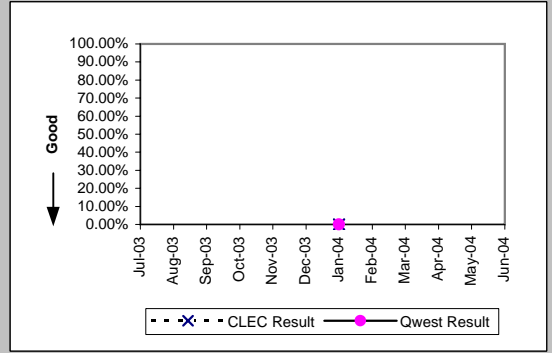
Residence (Parity)									
Date	CLEC Num	CLEC Denc	CLEC Resu	CLEC Std	Qwest Num	Qwest Denc	Qwest Resu	Mod Z Scr	Parity Scr
Jul-03	1	15	6.67%	24.94%	322	2707	11.90%	-0.62	-1.38
Aug-03	5	27	18.52%	38.84%	305	2708	11.26%	1.14	-0.31
Sep-03	2	37	5.41%	22.61%	306	2425	12.62%	-1.31	-1.8
Oct-03	3	33	9.09%	28.75%	354	3040	11.64%	-0.45	-1.28
Nov-03	2	21	9.52%	29.35%	220	2478	8.88%	0.17	-0.89
Dec-03	5	26	19.23%	39.41%	361	2942	12.27%	1.04	-0.37
Jan-04	6	23	26.09%	43.91%	371	3312	11.20%	1.99	0.21
Feb-04	4	14	28.57%	45.18%	312	2473	12.62%	1.59	-0.03
Mar-04	2	6	33.33%	47.14%	256	2529	10.12%	1.51	-0.08
Apr-04	1	5	20.00%	40.00%	193	2272	8.49%	0.8	-0.51
May-04	0	8	0.00%	0.00%	283	2502	11.31%	-1.01	-1.61
Jun-04									



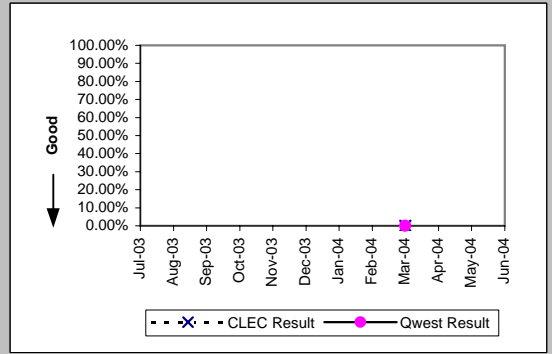
Business (Parity)									
Date	CLEC Num	CLEC Denc	CLEC Resu	CLEC Std	Qwest Num	Qwest Denc	Qwest Resu	Mod Z Scr	Parity Scr
Jul-03	1	14	7.14%	25.75%	38	288	13.19%	-0.65	-1.4
Aug-03	1	12	8.33%	27.64%	23	262	8.78%	-0.05	-1.03
Sep-03	0	18	0.00%	0.00%	39	290	13.45%	-1.62	-1.99
Oct-03	1	19	5.26%	22.33%	31	285	10.88%	-0.76	-1.46
Nov-03	2	9	22.22%	41.57%	25	257	9.73%	1.1	-0.33
Dec-03	3	21	14.29%	34.99%	33	297	11.11%	0.47	-0.71
Jan-04	1	12	8.33%	27.64%	36	329	10.94%	-0.28	-1.17
Feb-04	0	4	0.00%	0.00%	27	258	10.47%	-0.68	-1.41
Mar-04	0	1	0.00%	0.00%	26	264	9.85%	-0.33	-1.2
Apr-04	0	2	0.00%	0.00%	14	236	5.93%	-0.35	-1.22
May-04	0	2	0.00%	0.00%	17	243	7.00%	-0.39	-1.23
Jun-04									



Centrex 21 (Parity)									
Date	CLEC Num	CLEC Denc	CLEC Resu	CLEC Std	Qwest Num	Qwest Denc	Qwest Resu	Mod Z Scr	Parity Scr
Jul-03									
Aug-03									
Sep-03									
Oct-03									
Nov-03									
Dec-03									
Jan-04	0	1	0.00%	0.00%	0	12	0.00%	N/A	N/A
Feb-04									
Mar-04									
Apr-04									
May-04									
Jun-04									



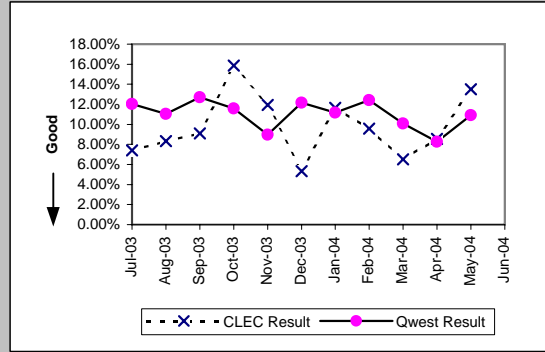
PBX (Parity)									
Date	CLEC Num	CLEC Denc	CLEC Resu	CLEC Std	Qwest Num	Qwest Denc	Qwest Resu	Mod Z Scr	Parity Scr
Jul-03									
Aug-03									
Sep-03									
Oct-03									
Nov-03									
Dec-03									
Jan-04									
Feb-04									
Mar-04	0	2	0.00%	0.00%	0	10	0.00%	N/A	N/A
Apr-04									
May-04									
Jun-04									



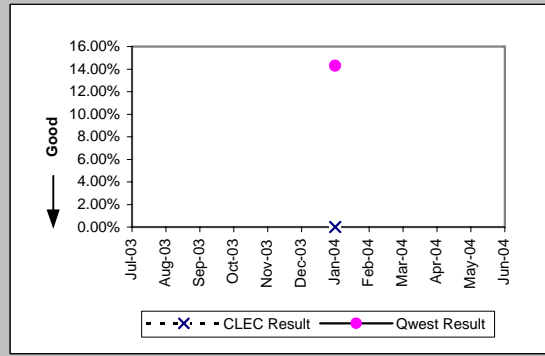
\*Results exclude No Trouble Found and Test OK reports unless QWEST trouble is found on another report within 30 days of the original report. A 30-day window necessitates reporting a month behind

MR-7B\* - Repair Repeat Report Rate (Percent) - Dispatches outside MSAs

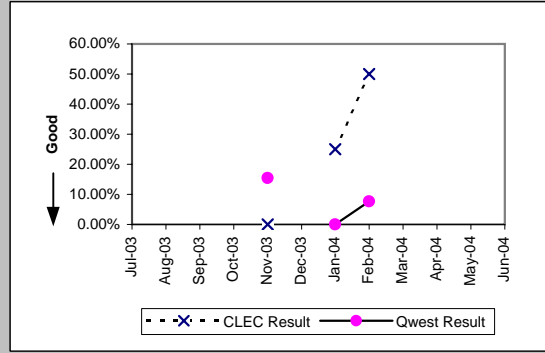
UNE - P (POTS) (Parity)									
Date	CLEC Num	CLEC Denc	CLEC Resu	CLEC Std E	Qwest Num	Qwest Denc	Qwest Resu	Mod Z Scr	Parity Scr
Jul-03	2	27	7.41%	26.19%	360	2995	12.02%	-0.73	-1.45
Aug-03	1	12	8.33%	27.64%	328	2970	11.04%	-0.3	-1.18
Sep-03	1	11	9.09%	28.75%	345	2715	12.71%	-0.36	-1.22
Oct-03	13	82	15.85%	36.52%	385	3325	11.58%	1.17	-0.29
Nov-03	8	67	11.94%	32.43%	245	2735	8.96%	0.85	-0.48
Dec-03	5	94	5.32%	22.44%	394	3239	12.16%	-2	-2.22
Jan-04	12	103	11.65%	32.08%	407	3641	11.18%	0.18	-0.89
Feb-04	9	94	9.57%	29.42%	339	2731	12.41%	-0.82	-1.5
Mar-04	6	92	6.52%	24.69%	282	2793	10.10%	-1.12	-1.68
Apr-04	10	117	8.55%	27.96%	207	2508	8.25%	0.15	-0.91
May-04	17	126	13.49%	34.16%	300	2745	10.93%	0.9	-0.45
Jun-04									



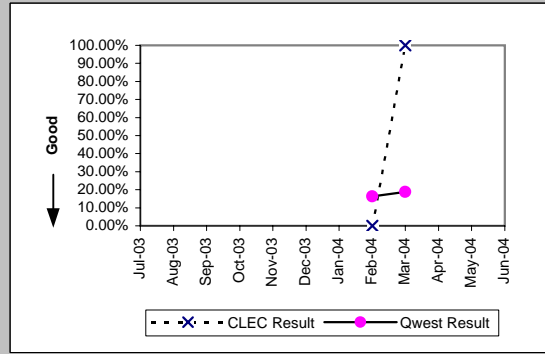
UNE P (Centrex) (Parity)									
Date	CLEC Num	CLEC Denc	CLEC Resu	CLEC Std E	Qwest Num	Qwest Denc	Qwest Resu	Mod Z Scr	Parity Scr
Jul-03									
Aug-03									
Sep-03									
Oct-03									
Nov-03									
Dec-03									
Jan-04	0	1	0.00%	0.00%	2	14	14.29%	-0.39	-1.24
Feb-04									
Mar-04									
Apr-04									
May-04									
Jun-04									



UNE P (Centrex 21) (Parity)									
Date	CLEC Num	CLEC Denc	CLEC Resu	CLEC Std E	Qwest Num	Qwest Denc	Qwest Resu	Mod Z Scr	Parity Scr
Jul-03									
Aug-03									
Sep-03									
Oct-03									
Nov-03	0	1	0.00%	0.00%	2	13	15.38%	-0.41	-1.25
Dec-03									
Jan-04	1	4	25.00%	43.30%	0	12	0.00%	N/A	-0.27
Feb-04	1	2	50.00%	50.00%	1	13	7.69%	1.15	-0.3
Mar-04									
Apr-04									
May-04									
Jun-04									



Line Sharing (Diagnostic)									
Date	CLEC Num	CLEC Denc	CLEC Resu	CLEC Std E	Qwest Num	Qwest Denc	Qwest Resu	Mod Z Scr	Parity Scr
Jul-03									
Aug-03									
Sep-03									
Oct-03									
Nov-03									
Dec-03									
Jan-04									
Feb-04	0	1	0.00%	0.00%	38	232	16.38%	-0.44	-1.27
Mar-04	1	1	100.00%	0.00%	53	282	18.79%	1.32	-0.2
Apr-04									
May-04									
Jun-04									

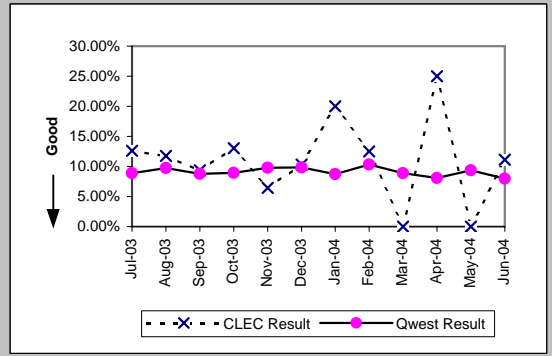


\*Results exclude No Trouble Found and Test OK reports unless QWEST trouble is found on another report within 30 days of the original report. A 30-day window necessitates reporting a month behind

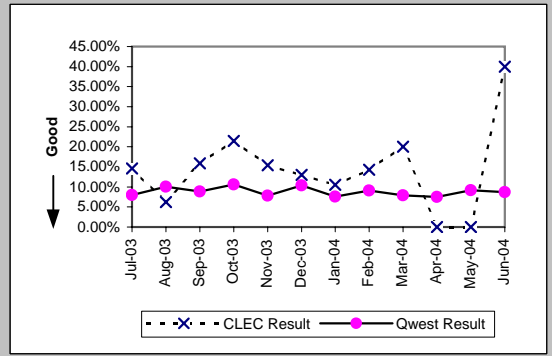


MR-7C - Repair Repeat Report Rate (Percent) - No dispatches

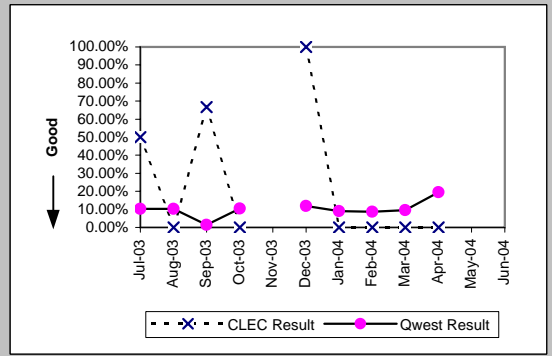
Residence (Parity)									
Date	CLEC Num	CLEC Denc	CLEC Resu	CLEC Std E	Qwest Num	Qwest Denc	Qwest Resu	Mod Z Scr	Parity Scr
Jul-03	12	95	12.63%	33.22%	293	3305	8.87%	1.24	-0.25
Aug-03	8	68	11.76%	32.22%	326	3344	9.75%	0.58	-0.65
Sep-03	10	107	9.35%	29.11%	323	3681	8.77%	0.24	-0.85
Oct-03	6	46	13.04%	33.68%	308	3439	8.96%	0.95	-0.42
Nov-03	2	31	6.45%	24.57%	293	3001	9.76%	-0.62	-1.38
Dec-03	3	29	10.34%	30.45%	299	3038	9.84%	0.15	-0.91
Jan-04	4	20	20.00%	40.00%	306	3518	8.70%	1.58	-0.04
Feb-04	2	16	12.50%	33.07%	325	3149	10.32%	0.34	-0.79
Mar-04	0	9	0.00%	0.00%	326	3676	8.87%	-0.93	-1.57
Apr-04	2	8	25.00%	43.30%	220	2713	8.11%	1.43	-0.13
May-04	0	8	0.00%	0.00%	269	2872	9.37%	-0.91	-1.55
Jun-04	1	9	11.11%	31.43%	265	3319	7.98%	0.4	-0.76



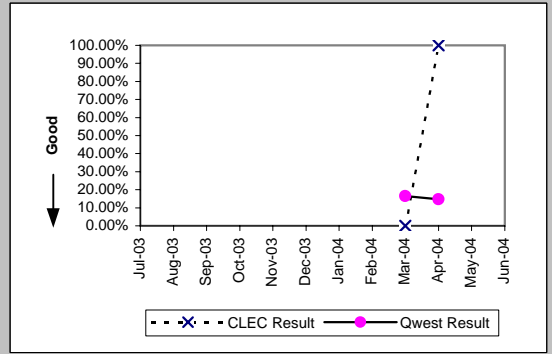
Business (Parity)									
Date	CLEC Num	CLEC Denc	CLEC Resu	CLEC Std E	Qwest Num	Qwest Denc	Qwest Resu	Mod Z Scr	Parity Scr
Jul-03	6	41	14.63%	35.34%	44	549	8.01%	1.39	-0.16
Aug-03	2	32	6.25%	24.21%	48	476	10.08%	-0.7	-1.42
Sep-03	7	44	15.91%	36.58%	50	565	8.85%	1.46	-0.11
Oct-03	6	28	21.43%	41.03%	62	585	10.60%	1.65	0
Nov-03	2	13	15.38%	36.08%	34	436	7.80%	0.93	-0.43
Dec-03	3	23	13.04%	33.68%	49	472	10.38%	0.44	-0.73
Jan-04	2	19	10.53%	30.69%	45	591	7.61%	0.5	-0.7
Feb-04	2	14	14.29%	34.99%	52	574	9.06%	0.67	-0.59
Mar-04	1	5	20.00%	40.00%	45	567	7.94%	0.84	-0.49
Apr-04	0	6	0.00%	0.00%	39	518	7.53%	-0.69	-1.42
May-04	0	6	0.00%	0.00%	50	544	9.19%	-0.78	-1.47
Jun-04	2	5	40.00%	48.99%	52	599	8.68%	1.84	0.12



Centrex (Parity)									
Date	CLEC Num	CLEC Denc	CLEC Resu	CLEC Std E	Qwest Num	Qwest Denc	Qwest Resu	Mod Z Scr	Parity Scr
Jul-03	2	4	50.00%	50.00%	9	88	10.23%	1.86	0.13
Aug-03	0	1	0.00%	0.00%	8	78	10.26%	-0.34	-1.2
Sep-03	2	3	66.67%	47.14%	1	70	1.43%	3.06	0.86
Oct-03	0	1	0.00%	0.00%	8	76	10.53%	-0.34	-1.21
Nov-03									
Dec-03	1	1	100.00%	0.00%	5	42	11.90%	1.52	-0.07
Jan-04	0	1	0.00%	0.00%	6	66	9.09%	-0.31	-1.19
Feb-04	0	1	0.00%	0.00%	5	57	8.77%	-0.31	-1.19
Mar-04	0	2	0.00%	0.00%	4	42	9.52%	-0.45	-1.27
Apr-04	0	3	0.00%	0.00%	7	36	19.44%	-0.82	-1.5
May-04									
Jun-04									

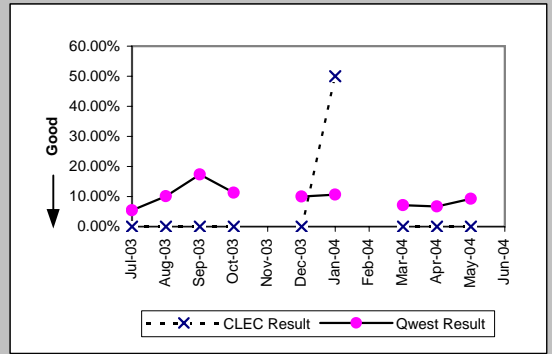


Centrex 21 (Parity)									
Date	CLEC Num	CLEC Denc	CLEC Resu	CLEC Std E	Qwest Num	Qwest Denc	Qwest Resu	Mod Z Scr	Parity Scr
Jul-03									
Aug-03									
Sep-03									
Oct-03									
Nov-03									
Dec-03									
Jan-04									
Feb-04									
Mar-04	0	1	0.00%	0.00%	11	67	16.42%	-0.44	-1.27
Apr-04	1	1	100.00%	0.00%	9	61	14.75%	1.44	-0.13
May-04									
Jun-04									

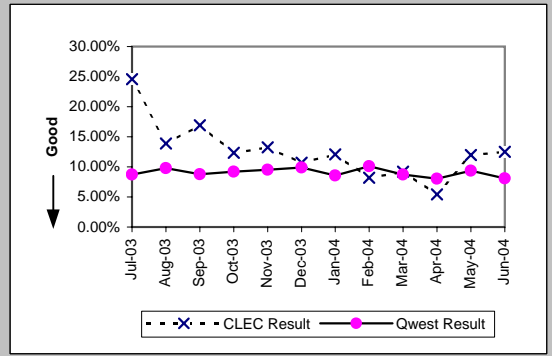


MR-7C - Repair Repeat Report Rate (Percent) - No dispatches

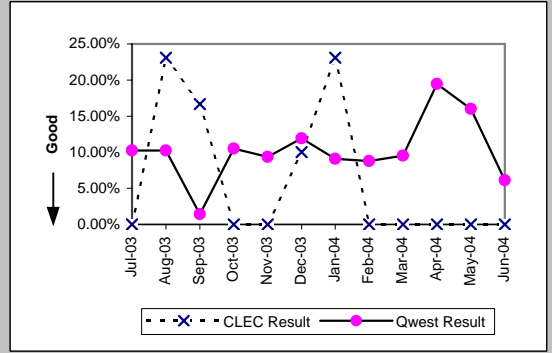
PBX (Parity)									
Date	CLEC Num	CLEC Denc	CLEC Resu	CLEC Std E	Qwest Num	Qwest Denc	Qwest Resu	Mod Z Scr	Parity Scr
Jul-03	0	2	0.00%	0.00%	3	55	5.45%	-0.33	-1.2
Aug-03	0	4	0.00%	0.00%	8	79	10.13%	-0.65	-1.4
Sep-03	0	2	0.00%	0.00%	12	69	17.39%	-0.64	-1.39
Oct-03	0	1	0.00%	0.00%	10	89	11.24%	-0.35	-1.22
Nov-03									
Dec-03	0	2	0.00%	0.00%	5	50	10.00%	-0.46	-1.28
Jan-04	1	2	50.00%	50.00%	7	66	10.61%	1.21	-0.27
Feb-04									
Mar-04	0	2	0.00%	0.00%	5	70	7.14%	-0.39	-1.24
Apr-04	0	1	0.00%	0.00%	3	45	6.67%	-0.26	-1.16
May-04	0	4	0.00%	0.00%	4	43	9.30%	-0.61	-1.37
Jun-04									



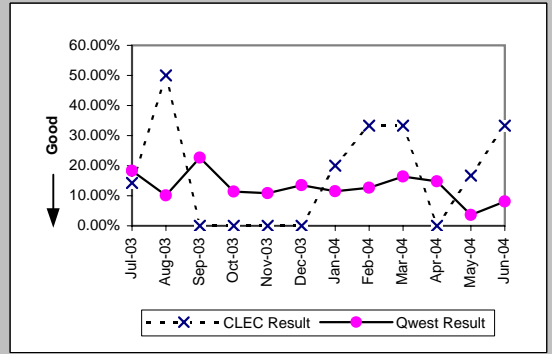
UNE - P (POTS) (Parity)									
Date	CLEC Num	CLEC Denc	CLEC Resu	CLEC Std E	Qwest Num	Qwest Denc	Qwest Resu	Mod Z Scr	Parity Scr
Jul-03	15	61	24.59%	43.06%	337	3854	8.74%	3.65	1.22
Aug-03	10	72	13.89%	34.58%	374	3820	9.79%	1.13	-0.31
Sep-03	12	71	16.90%	37.48%	373	4246	8.78%	2.18	0.33
Oct-03	18	146	12.33%	32.88%	370	4024	9.19%	1.26	-0.24
Nov-03	16	121	13.22%	33.87%	327	3437	9.51%	1.33	-0.19
Dec-03	16	150	10.67%	30.87%	348	3510	9.91%	0.33	-0.8
Jan-04	20	166	12.05%	32.55%	351	4109	8.54%	1.52	-0.07
Feb-04	15	183	8.20%	27.43%	377	3723	10.13%	-0.84	-1.51
Mar-04	18	196	9.18%	28.88%	371	4243	8.74%	0.24	-0.85
Apr-04	10	184	5.43%	22.67%	259	3231	8.02%	-1.25	-1.76
May-04	30	251	11.95%	32.44%	319	3416	9.34%	1.34	-0.19
Jun-04	30	240	12.50%	33.07%	317	3918	8.09%	2.28	0.38



UNE P (Centrex) (Parity)									
Date	CLEC Num	CLEC Denc	CLEC Resu	CLEC Std E	Qwest Num	Qwest Denc	Qwest Resu	Mod Z Scr	Parity Scr
Jul-03	0	4	0.00%	0.00%	9	88	10.23%	-0.66	-1.4
Aug-03	3	13	23.08%	42.13%	8	78	10.26%	1.2	-0.27
Sep-03	1	6	16.67%	37.27%	1	70	1.43%	1.46	-0.11
Oct-03	0	5	0.00%	0.00%	8	76	10.53%	-0.74	-1.45
Nov-03	0	13	0.00%	0.00%	6	64	9.38%	-1.06	-1.64
Dec-03	1	10	10.00%	30.00%	5	42	11.90%	-0.17	-1.1
Jan-04	3	13	23.08%	42.13%	6	66	9.09%	1.31	-0.2
Feb-04	0	5	0.00%	0.00%	5	57	8.77%	-0.66	-1.4
Mar-04	0	6	0.00%	0.00%	4	42	9.52%	-0.74	-1.45
Apr-04	0	7	0.00%	0.00%	7	36	19.44%	-1.19	-1.72
May-04	0	10	0.00%	0.00%	8	50	16.00%	-1.26	-1.77
Jun-04	0	8	0.00%	0.00%	3	49	6.12%	-0.67	-1.41

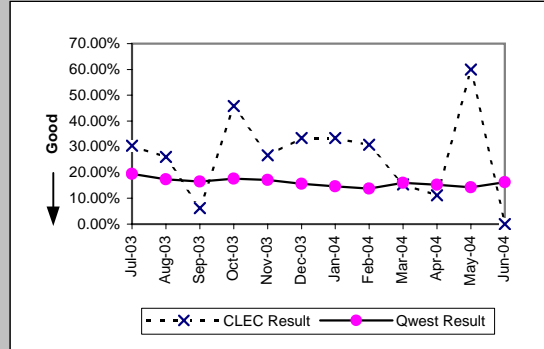


UNE P (Centrex 21) (Parity)									
Date	CLEC Num	CLEC Denc	CLEC Resu	CLEC Std E	Qwest Num	Qwest Denc	Qwest Resu	Mod Z Scr	Parity Scr
Jul-03	1	7	14.29%	34.99%	17	93	18.28%	-0.26	-1.16
Aug-03	3	6	50.00%	50.00%	7	69	10.14%	2.24	0.36
Sep-03	0	4	0.00%	0.00%	19	84	22.62%	-1.06	-1.64
Oct-03	0	3	0.00%	0.00%	9	79	11.39%	-0.61	-1.37
Nov-03	0	3	0.00%	0.00%	8	74	10.81%	-0.59	-1.36
Dec-03	0	3	0.00%	0.00%	8	59	13.56%	-0.67	-1.41
Jan-04	1	5	20.00%	40.00%	9	78	11.54%	0.51	-0.69
Feb-04	1	3	33.33%	47.14%	8	63	12.70%	0.82	-0.5
Mar-04	1	3	33.33%	47.14%	11	67	16.42%	0.64	-0.61
Apr-04	0	1	0.00%	0.00%	9	61	14.75%	-0.41	-1.25
May-04	1	6	16.67%	37.27%	2	55	3.64%	1.06	-0.35
Jun-04	1	3	33.33%	47.14%	5	62	8.06%	1.1	-0.33



MR-7C - Repair Repeat Report Rate (Percent) - No dispatches

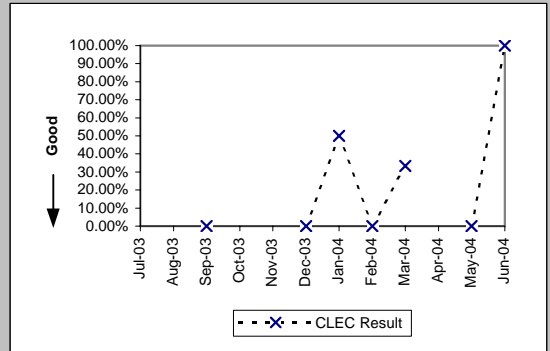
Date	CLEC Num	CLEC Denc	Line Sharing (Diagnostic)		Qwest Num	Qwest Denc	Qwest Res	Mod Z Scr	Parity Scr
			CLEC Resu	CLEC Std					
Jul-03	7	23	30.43%	46.01%	312	1602	19.48%	1.26	-0.23
Aug-03	6	23	26.09%	43.91%	264	1516	17.41%	1.06	-0.36
Sep-03	1	16	6.25%	24.21%	301	1828	16.47%	-1.1	-1.67
Oct-03	11	24	45.83%	49.83%	409	2318	17.64%	3.16	0.92
Nov-03	4	15	26.67%	44.22%	271	1587	17.08%	0.95	-0.42
Dec-03	6	18	33.33%	47.14%	224	1432	15.64%	1.85	0.13
Jan-04	6	18	33.33%	47.14%	271	1854	14.62%	1.99	0.21
Feb-04	4	13	30.77%	46.15%	261	1887	13.83%	1.57	-0.04
Mar-04	2	13	15.38%	36.08%	377	2352	16.03%	-0.06	-1.04
Apr-04	1	9	11.11%	31.43%	305	2005	15.21%	-0.34	-1.21
May-04	3	5	60.00%	48.99%	255	1783	14.30%	2.26	0.37
Jun-04	0	12	0.00%	0.00%	283	1739	16.27%	-1.52	-1.93



MR-7C - Repair Repeat Report Rate (Percent) - No dispatches

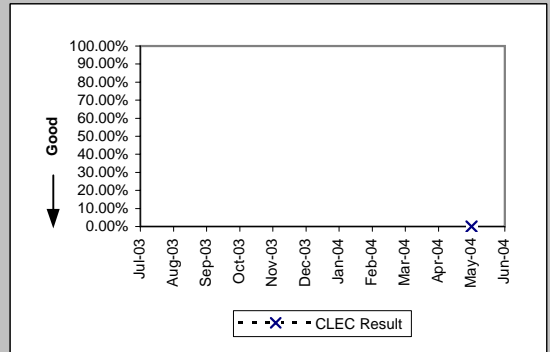
Line Splitting (Diagnostic)

Date	Numerator	Denominator	CLEC Result	Standard Dev
Jul-03				
Aug-03				
Sep-03	0	1	0.00%	0.00%
Oct-03				
Nov-03				
Dec-03	0	2	0.00%	0.00%
Jan-04	2	4	50.00%	50.00%
Feb-04	0	2	0.00%	0.00%
Mar-04	1	3	33.33%	47.14%
Apr-04				
May-04	0	2	0.00%	0.00%
Jun-04	2	2	100.00%	0.00%



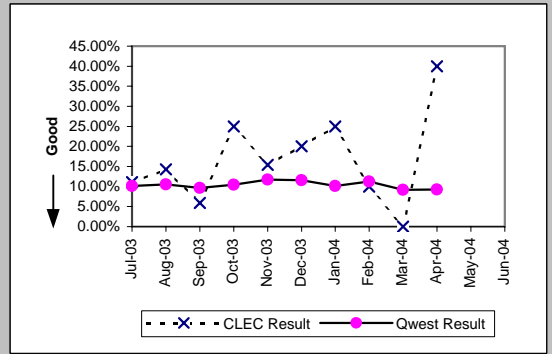
Sub-Loop Unbundling (Diagnostic)

Date	Numerator	Denominator	CLEC Result	Standard Dev
Jul-03				
Aug-03				
Sep-03				
Oct-03				
Nov-03				
Dec-03				
Jan-04				
Feb-04				
Mar-04				
Apr-04				
May-04	0	1	0.00%	0.00%
Jun-04				

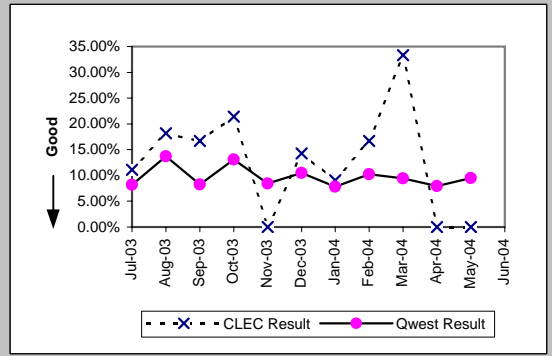


MR-7C\* - Repair Repeat Report Rate (Percent) - No dispatches

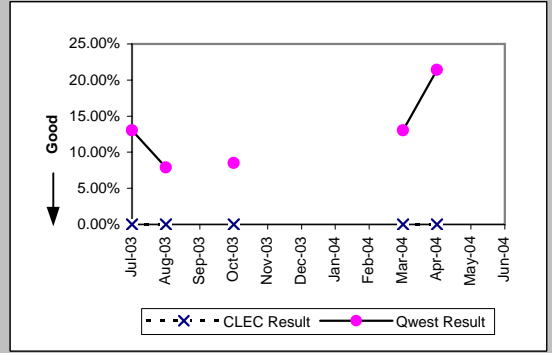
Residence (Parity)									
Date	CLEC Num	CLEC Denc	CLEC Resu	CLEC Std	Qwest Num	Qwest Denc	Qwest Resu	Mod Z Scr	Parity Scr
Jul-03	6	54	11.11%	31.43%	151	1494	10.11%	0.28	-0.83
Aug-03	5	35	14.29%	34.99%	145	1378	10.52%	0.73	-0.56
Sep-03	3	51	5.88%	23.53%	169	1744	9.69%	-0.91	-1.55
Oct-03	6	24	25.00%	43.30%	150	1439	10.42%	2.03	0.24
Nov-03	2	13	15.38%	36.08%	145	1236	11.73%	0.44	-0.73
Dec-03	2	10	20.00%	40.00%	136	1176	11.56%	0.8	-0.52
Jan-04	2	8	25.00%	43.30%	149	1471	10.13%	1.21	-0.27
Feb-04	1	10	10.00%	30.00%	155	1378	11.25%	-0.12	-1.08
Mar-04	0	2	0.00%	0.00%	147	1599	9.19%	-0.45	-1.27
Apr-04	2	5	40.00%	48.99%	109	1174	9.28%	1.78	0.08
May-04									
Jun-04									



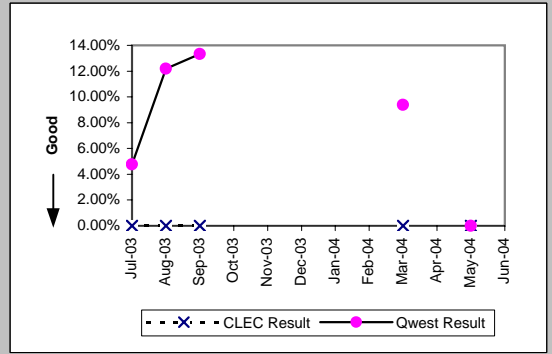
Business (Parity)									
Date	CLEC Num	CLEC Denc	CLEC Resu	CLEC Std	Qwest Num	Qwest Denc	Qwest Resu	Mod Z Scr	Parity Scr
Jul-03	1	9	11.11%	31.43%	22	268	8.21%	0.34	-0.79
Aug-03	2	11	18.18%	38.57%	32	233	13.73%	0.44	-0.73
Sep-03	3	18	16.67%	37.27%	26	315	8.25%	1.15	-0.3
Oct-03	3	14	21.43%	41.03%	37	283	13.07%	0.87	-0.47
Nov-03	0	7	0.00%	0.00%	17	202	8.42%	-0.79	-1.48
Dec-03	1	7	14.29%	34.99%	25	239	10.46%	0.35	-0.79
Jan-04	1	11	9.09%	28.75%	23	294	7.82%	0.2	-0.88
Feb-04	1	6	16.67%	37.27%	30	293	10.24%	0.5	-0.7
Mar-04	1	3	33.33%	47.14%	30	319	9.40%	1.07	-0.35
Apr-04	0	3	0.00%	0.00%	22	277	7.94%	-0.51	-1.31
May-04	0	2	0.00%	0.00%	26	273	9.52%	-0.46	-1.28
Jun-04									



Centrex (Parity)									
Date	CLEC Num	CLEC Denc	CLEC Resu	CLEC Std	Qwest Num	Qwest Denc	Qwest Resu	Mod Z Scr	Parity Scr
Jul-03	0	1	0.00%	0.00%	6	46	13.04%	-0.38	-1.23
Aug-03	0	1	0.00%	0.00%	3	38	7.89%	-0.29	-1.18
Sep-03									
Oct-03	0	1	0.00%	0.00%	4	47	8.51%	-0.3	-1.18
Nov-03									
Dec-03									
Jan-04									
Feb-04									
Mar-04	0	2	0.00%	0.00%	3	23	13.04%	-0.53	-1.32
Apr-04	0	1	0.00%	0.00%	6	28	21.43%	-0.51	-1.31
May-04									
Jun-04									



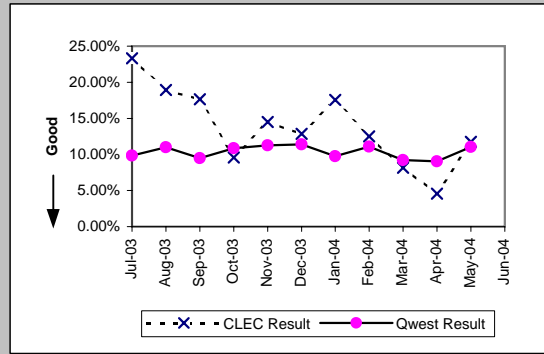
PBX (Parity)									
Date	CLEC Num	CLEC Denc	CLEC Resu	CLEC Std	Qwest Num	Qwest Denc	Qwest Resu	Mod Z Scr	Parity Scr
Jul-03	0	1	0.00%	0.00%	1	21	4.76%	-0.22	-1.13
Aug-03	0	3	0.00%	0.00%	5	41	12.20%	-0.62	-1.38
Sep-03	0	2	0.00%	0.00%	4	30	13.33%	-0.54	-1.33
Oct-03									
Nov-03									
Dec-03									
Jan-04									
Feb-04									
Mar-04	0	1	0.00%	0.00%	3	32	9.38%	-0.32	-1.19
Apr-04									
May-04	0	1	0.00%	0.00%	0	13	0.00%	N/A	N/A
Jun-04									



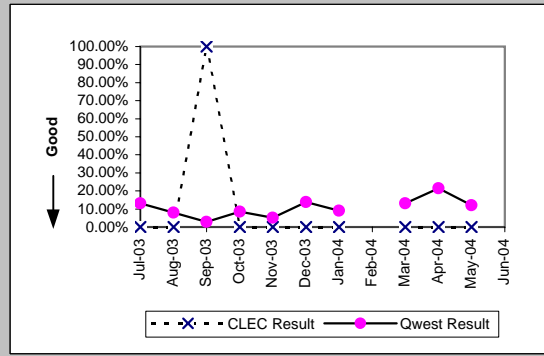
\*Results exclude No Trouble Found and Test OK reports unless QWEST trouble is found on another report within 30 days of the original report. A 30-day window necessitates reporting a month behind

MR-7C\* - Repair Repeat Report Rate (Percent) - No dispatches

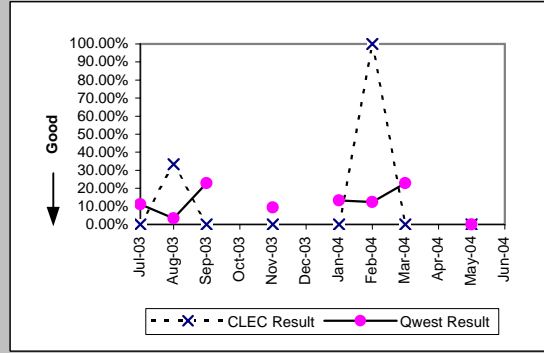
UNE - P (POTS) (Parity)									
Date	CLEC Num	CLEC Denc	CLEC Resu	CLEC Std E	Qwest Num	Qwest Denc	Qwest Resu	Mod Z Scr	Parity Scr
Jul-03	7	30	23.33%	42.30%	173	1762	9.82%	2.16	0.32
Aug-03	7	37	18.92%	39.17%	177	1611	10.99%	1.43	-0.13
Sep-03	6	34	17.65%	38.12%	195	2059	9.47%	1.5	-0.09
Oct-03	7	73	9.59%	29.44%	187	1722	10.86%	-0.34	-1.21
Nov-03	9	62	14.52%	35.23%	162	1438	11.27%	0.8	-0.52
Dec-03	9	70	12.86%	33.47%	161	1415	11.38%	0.41	-0.75
Jan-04	13	74	17.57%	38.05%	172	1765	9.75%	2.04	0.24
Feb-04	11	88	12.50%	33.07%	185	1671	11.07%	0.44	-0.73
Mar-04	8	98	8.16%	27.38%	177	1918	9.23%	-0.36	-1.22
Apr-04	4	88	4.55%	20.83%	131	1451	9.03%	-1.42	-1.87
May-04	14	119	11.76%	32.22%	161	1459	11.04%	0.27	-0.84
Jun-04									



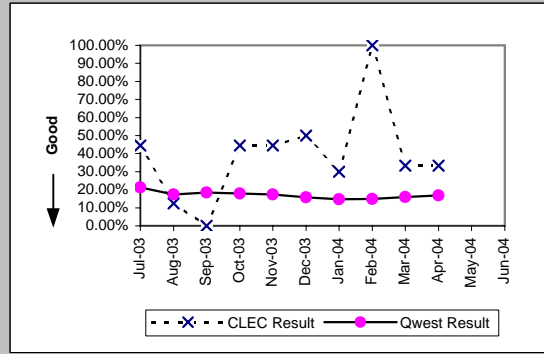
UNE P (Centrex) (Parity)									
Date	CLEC Num	CLEC Denc	CLEC Resu	CLEC Std E	Qwest Num	Qwest Denc	Qwest Resu	Mod Z Scr	Parity Scr
Jul-03	0	1	0.00%	0.00%	6	46	13.04%	-0.38	-1.23
Aug-03	0	6	0.00%	0.00%	3	38	7.89%	-0.67	-1.41
Sep-03	1	1	100.00%	0.00%	1	36	2.78%	2.01	0.22
Oct-03	0	3	0.00%	0.00%	4	47	8.51%	-0.51	-1.31
Nov-03	0	5	0.00%	0.00%	2	39	5.13%	-0.49	-1.3
Dec-03	0	5	0.00%	0.00%	4	29	13.79%	-0.83	-1.5
Jan-04	0	2	0.00%	0.00%	4	44	9.09%	-0.44	-1.27
Feb-04									
Mar-04	0	1	0.00%	0.00%	3	23	13.04%	-0.38	-1.23
Apr-04	0	5	0.00%	0.00%	6	28	21.43%	-1.08	-1.65
May-04	0	6	0.00%	0.00%	4	33	12.12%	-0.84	-1.51
Jun-04									



UNE P (Centrex 21) (Parity)									
Date	CLEC Num	CLEC Denc	CLEC Resu	CLEC Std E	Qwest Num	Qwest Denc	Qwest Resu	Mod Z Scr	Parity Scr
Jul-03	0	2	0.00%	0.00%	5	45	11.11%	-0.49	-1.3
Aug-03	1	3	33.33%	47.14%	1	29	3.45%	1.37	-0.17
Sep-03	0	1	0.00%	0.00%	11	48	22.92%	-0.54	-1.33
Oct-03									
Nov-03	0	1	0.00%	0.00%	3	32	9.38%	-0.32	-1.19
Dec-03									
Jan-04	0	3	0.00%	0.00%	4	30	13.33%	-0.65	-1.39
Feb-04	1	1	100.00%	0.00%	5	40	12.50%	1.5	-0.09
Mar-04	0	2	0.00%	0.00%	8	35	22.86%	-0.75	-1.46
Apr-04									
May-04	0	3	0.00%	0.00%	0	30	0.00%	N/A	N/A
Jun-04									



Line Sharing (Diagnostic)									
Date	CLEC Num	CLEC Denc	CLEC Resu	CLEC Std E	Qwest Num	Qwest Denc	Qwest Resu	Mod Z Scr	Parity Scr
Jul-03	4	9	44.44%	49.69%	230	1079	21.32%	1.53	-0.07
Aug-03	1	8	12.50%	33.07%	177	1015	17.44%	-0.37	-1.22
Sep-03	0	7	0.00%	0.00%	219	1193	18.36%	-1.25	-1.76
Oct-03	4	9	44.44%	49.69%	263	1471	17.88%	1.81	0.1
Nov-03	4	9	44.44%	49.69%	194	1115	17.40%	1.85	0.13
Dec-03	3	6	50.00%	50.00%	164	1038	15.80%	1.89	0.15
Jan-04	3	10	30.00%	45.83%	197	1341	14.69%	1.24	-0.25
Feb-04	1	1	100.00%	0.00%	166	1117	14.86%	1.45	-0.12
Mar-04	1	3	33.33%	47.14%	264	1648	16.02%	0.71	-0.57
Apr-04	1	3	33.33%	47.14%	238	1410	16.88%	0.67	-0.59
May-04									
Jun-04									

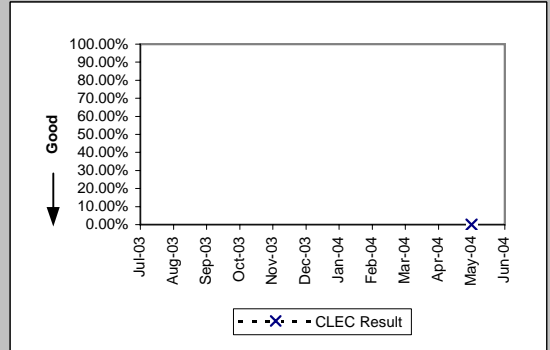


\*Results exclude No Trouble Found and Test OK reports unless QWEST trouble is found on another report within 30 days of the original report. A 30-day window necessitates reporting a month behind

MR-7C\* - Repair Repeat Report Rate (Percent) - No dispatches

Sub-Loop Unbundling (Diagnostic)

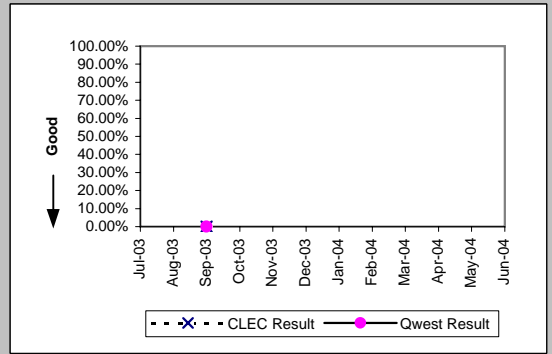
Date	Numerator	Denominator	CLEC Result	Standard Dev
Jul-03				
Aug-03				
Sep-03				
Oct-03				
Nov-03				
Dec-03				
Jan-04				
Feb-04				
Mar-04				
Apr-04				
May-04	0	1	0.00%	0.00%
Jun-04				



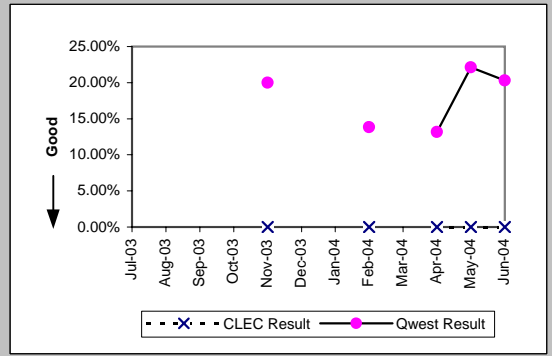
\*Results exclude No Trouble Found and Test OK reports unless QWEST trouble is found on another report within 30 days of the original report. A 30-day window necessitates reporting a month behind

MR-7D - Repair Repeat Report Rate (Percent) - Interval Zone One

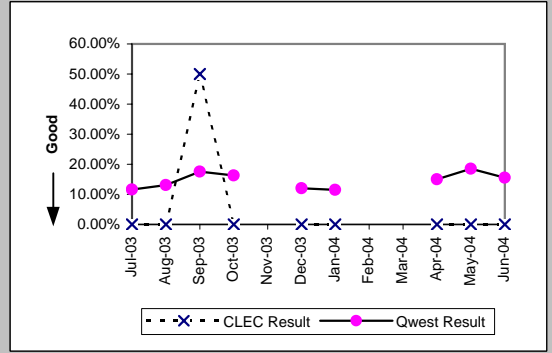
ISDN Primary (Parity)									
Date	CLEC Num	CLEC Denc	CLEC Resu	CLEC Std	Qwest Num	Qwest Denc	Qwest Resu	Mod Z Scr	Parity Scr
Jul-03									
Aug-03									
Sep-03	0	1	0.00%	0.00%	0	27	0.00%	N/A	N/A
Oct-03									
Nov-03									
Dec-03									
Jan-04									
Feb-04									
Mar-04									
Apr-04									
May-04									
Jun-04									



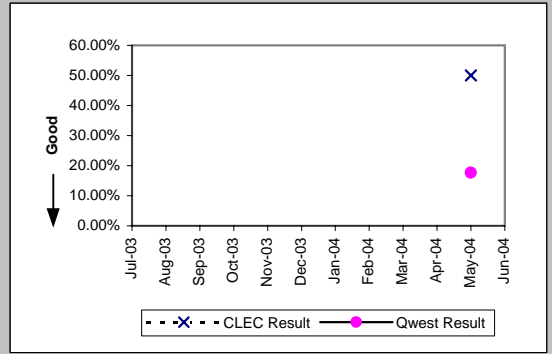
DS0 (Parity)									
Date	CLEC Num	CLEC Denc	CLEC Resu	CLEC Std	Qwest Num	Qwest Denc	Qwest Resu	Mod Z Scr	Parity Scr
Jul-03									
Aug-03									
Sep-03									
Oct-03									
Nov-03	0	5	0.00%	0.00%	56	280	20.00%	-1.11	-1.67
Dec-03									
Jan-04									
Feb-04	0	1	0.00%	0.00%	22	159	13.84%	-0.4	-1.24
Mar-04									
Apr-04	0	2	0.00%	0.00%	24	182	13.19%	-0.55	-1.33
May-04	0	1	0.00%	0.00%	40	181	22.10%	-0.53	-1.32
Jun-04	0	1	0.00%	0.00%	43	212	20.28%	-0.5	-1.31



DS1 (Parity)									
Date	CLEC Num	CLEC Denc	CLEC Resu	CLEC Std	Qwest Num	Qwest Denc	Qwest Resu	Mod Z Scr	Parity Scr
Jul-03	0	5	0.00%	0.00%	46	395	11.65%	-0.81	-1.49
Aug-03	0	3	0.00%	0.00%	66	504	13.10%	-0.67	-1.41
Sep-03	1	2	50.00%	50.00%	85	485	17.53%	0.93	-0.43
Oct-03	0	6	0.00%	0.00%	33	203	16.26%	-1.06	-1.65
Nov-03									
Dec-03	0	1	0.00%	0.00%	18	150	12.00%	-0.37	-1.22
Jan-04	0	1	0.00%	0.00%	18	156	11.54%	-0.36	-1.22
Feb-04									
Mar-04									
Apr-04	0	1	0.00%	0.00%	20	133	15.04%	-0.42	-1.25
May-04	0	1	0.00%	0.00%	24	130	18.46%	-0.47	-1.29
Jun-04	0	1	0.00%	0.00%	28	180	15.56%	-0.43	-1.26



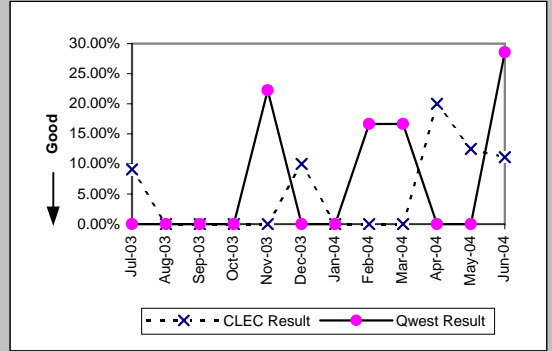
Frame Relay (Parity)									
Date	CLEC Num	CLEC Denc	CLEC Resu	CLEC Std	Qwest Num	Qwest Denc	Qwest Resu	Mod Z Scr	Parity Scr
Jul-03									
Aug-03									
Sep-03									
Oct-03									
Nov-03									
Dec-03									
Jan-04									
Feb-04									
Mar-04									
Apr-04									
May-04	1	2	50.00%	50.00%	9	51	17.65%	0.89	-0.46
Jun-04									





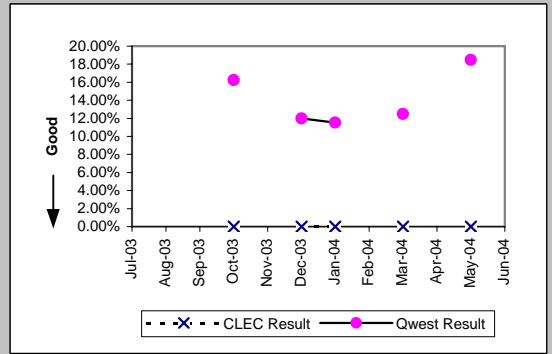
MR-7D - Repair Repeat Report Rate (Percent) - Interval Zone One

Date	CLEC Num	CLEC Denc	CLEC Resu	LIS Trunk (Parity)				Mod Z Scr	Parity Scr
				CLEC Std	Qwest Num	Qwest Denc	Qwest Resu		
Jul-03	1	11	9.09%	28.75%	0	5	0.00%	N/A	-0.8
Aug-03	0	15	0.00%	0.00%	0	6	0.00%	N/A	N/A
Sep-03	0	10	0.00%	0.00%	0	5	0.00%	N/A	N/A
Oct-03	0	12	0.00%	0.00%	0	4	0.00%	N/A	N/A
Nov-03	0	9	0.00%	0.00%	2	9	22.22%	-1.13	-1.69
Dec-03	1	10	10.00%	30.00%	0	4	0.00%	N/A	-0.83
Jan-04	0	9	0.00%	0.00%	0	12	0.00%	N/A	N/A
Feb-04	0	8	0.00%	0.00%	1	6	16.67%	-0.83	-1.5
Mar-04	0	8	0.00%	0.00%	1	6	16.67%	-0.83	-1.5
Apr-04	1	5	20.00%	40.00%	0	2	0.00%	N/A	-0.84
May-04	1	8	12.50%	33.07%	0	3	0.00%	N/A	-0.85
Jun-04	1	9	11.11%	31.43%	2	7	28.57%	-0.77	-1.47

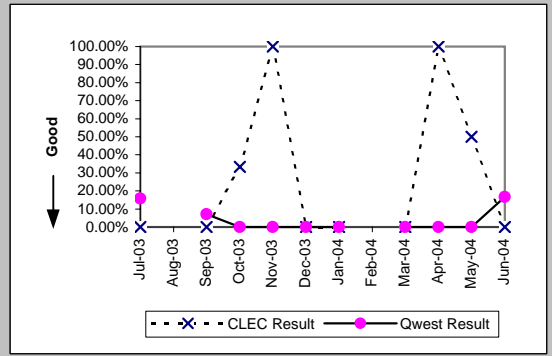


MR-7D - Repair Repeat Report Rate (Percent) - Interval Zone One

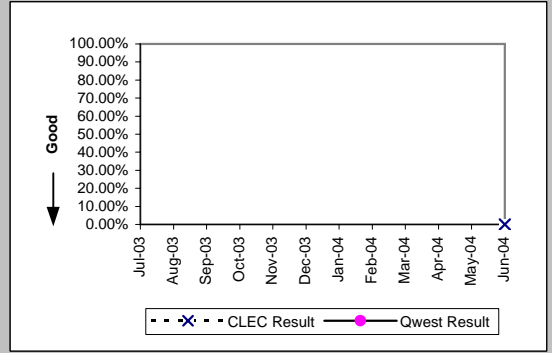
UDIT DS1 (Parity)									
Date	CLEC Num	CLEC Denc	CLEC Resu	CLEC Std E	Qwest Num	Qwest Denc	Qwest Resu	Mod Z Scr	Parity Scr
Jul-03									
Aug-03									
Sep-03									
Oct-03	0	1	0.00%	0.00%	33	203	16.26%	-0.44	-1.27
Nov-03									
Dec-03	0	1	0.00%	0.00%	18	150	12.00%	-0.37	-1.22
Jan-04	0	1	0.00%	0.00%	18	156	11.54%	-0.36	-1.22
Feb-04									
Mar-04	0	1	0.00%	0.00%	26	208	12.50%	-0.38	-1.23
Apr-04									
May-04	0	3	0.00%	0.00%	24	130	18.46%	-0.81	-1.5
Jun-04									



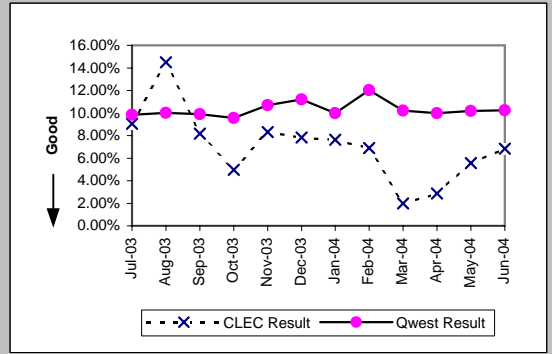
UDIT Above DS1 Level (Parity)									
Date	CLEC Num	CLEC Denc	CLEC Resu	CLEC Std E	Qwest Num	Qwest Denc	Qwest Resu	Mod Z Scr	Parity Scr
Jul-03	0	1	0.00%	0.00%	3	19	15.79%	-0.42	-1.26
Aug-03									
Sep-03	0	1	0.00%	0.00%	1	14	7.14%	-0.27	-1.16
Oct-03	1	3	33.33%	47.14%	0	5	0.00%	N/A	-0.46
Nov-03	1	1	100.00%	0.00%	0	11	0.00%	N/A	0.13
Dec-03	0	1	0.00%	0.00%	0	2	0.00%	N/A	N/A
Jan-04	0	3	0.00%	0.00%	0	2	0.00%	N/A	N/A
Feb-04									
Mar-04	0	5	0.00%	0.00%	0	6	0.00%	N/A	N/A
Apr-04	1	1	100.00%	0.00%	0	6	0.00%	N/A	-0.04
May-04	1	2	50.00%	50.00%	0	2	0.00%	N/A	-0.63
Jun-04	0	1	0.00%	0.00%	1	6	16.67%	-0.41	-1.25



Dark Fiber - IOF (Diagnostic)									
Date	CLEC Num	CLEC Denc	CLEC Resu	CLEC Std E	Qwest Num	Qwest Denc	Qwest Resu	Mod Z Scr	Parity Scr
Jul-03									
Aug-03									
Sep-03									
Oct-03									
Nov-03									
Dec-03									
Jan-04									
Feb-04									
Mar-04									
Apr-04									
May-04									
Jun-04	0	1	0.00%	0.00%					

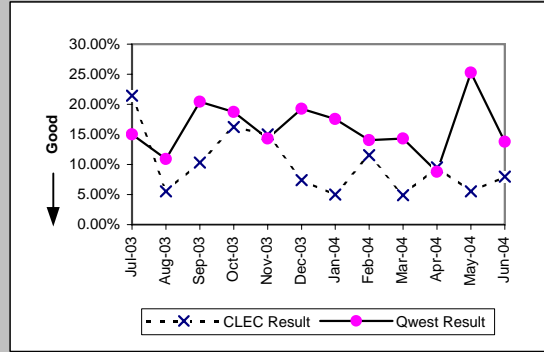


Unbundled Loop Analog (Parity)									
Date	CLEC Num	CLEC Denc	CLEC Resu	CLEC Std E	Qwest Num	Qwest Denc	Qwest Resu	Mod Z Scr	Parity Scr
Jul-03	22	243	9.05%	28.69%	1599	16234	9.85%	-0.41	-1.25
Aug-03	28	193	14.51%	35.22%	1624	16222	10.01%	1.98	0.2
Sep-03	16	196	8.16%	27.38%	1689	17057	9.90%	-0.81	-1.49
Oct-03	13	262	4.96%	21.72%	1990	20788	9.57%	-2.52	-2.53
Nov-03	22	265	8.30%	27.59%	2000	18702	10.69%	-1.25	-1.76
Dec-03	16	204	7.84%	26.88%	1972	17609	11.20%	-1.51	-1.92
Jan-04	17	223	7.62%	26.54%	2199	21995	10.00%	-1.18	-1.72
Feb-04	12	174	6.90%	25.34%	1810	15045	12.03%	-2.07	-2.26
Mar-04	4	200	2.00%	14.00%	1659	16257	10.20%	-3.81	-3.32
Apr-04	5	175	2.86%	16.66%	1429	14305	9.99%	-3.13	-2.9
May-04	8	144	5.56%	22.91%	1685	16528	10.19%	-1.83	-2.11
Jun-04	15	219	6.85%	25.26%	1701	16612	10.24%	-1.64	-2

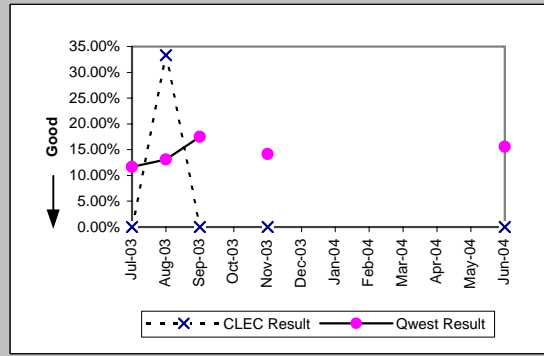


MR-7D - Repair Repeat Report Rate (Percent) - Interval Zone One

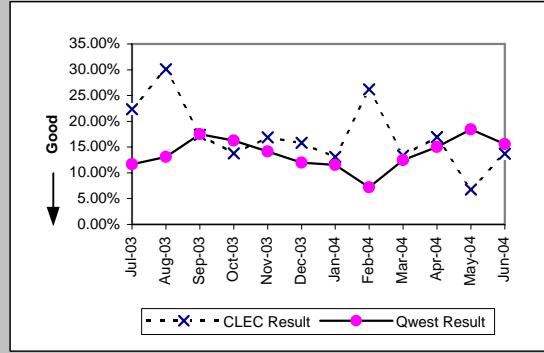
Unbundled Loop - 2 Wire Non-Loaded (Parity)									
Date	CLEC Num	CLEC Denc	CLEC Resu	CLEC Std E	Qwest Num	Qwest Denc	Qwest Resu	Mod Z Scr	Parity Scr
Jul-03	6	28	21.43%	41.03%	18	120	15.00%	0.82	-0.5
Aug-03	1	18	5.56%	22.91%	17	156	10.90%	-0.69	-1.42
Sep-03	3	29	10.34%	30.45%	28	137	20.44%	-1.22	-1.74
Oct-03	6	37	16.22%	36.86%	32	171	18.71%	-0.35	-1.21
Nov-03	6	40	15.00%	35.71%	18	126	14.29%	0.12	-0.92
Dec-03	2	27	7.41%	26.19%	21	109	19.27%	-1.4	-1.85
Jan-04	1	20	5.00%	21.79%	20	114	17.54%	-1.36	-1.83
Feb-04	3	26	11.54%	31.95%	16	114	14.04%	-0.33	-1.2
Mar-04	2	41	4.88%	21.54%	15	105	14.29%	-1.46	-1.89
Apr-04	2	21	9.52%	29.35%	12	137	8.76%	0.15	-0.91
May-04	1	18	5.56%	22.91%	25	99	25.25%	-1.77	-2.08
Jun-04	2	25	8.00%	27.13%	15	109	13.76%	-0.75	-1.46



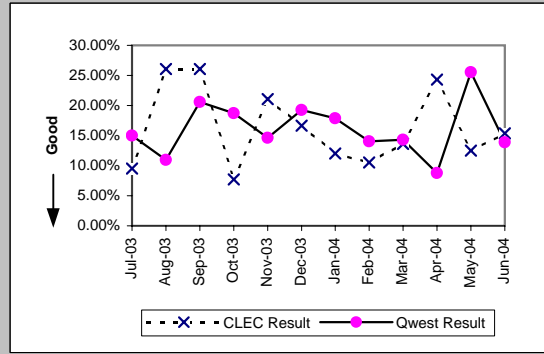
Unbundled Loop - 4 Wire Non-Loaded (Parity)									
Date	CLEC Num	CLEC Denc	CLEC Resu	CLEC Std E	Qwest Num	Qwest Denc	Qwest Resu	Mod Z Scr	Parity Scr
Jul-03	0	1	0.00%	0.00%	46	395	11.65%	-0.36	-1.22
Aug-03	1	3	33.33%	47.14%	66	504	13.10%	0.85	-0.48
Sep-03	0	1	0.00%	0.00%	85	485	17.53%	-0.46	-1.28
Oct-03									
Nov-03	0	1	0.00%	0.00%	25	177	14.12%	-0.4	-1.25
Dec-03									
Jan-04									
Feb-04									
Mar-04									
Apr-04									
May-04									
Jun-04	0	2	0.00%	0.00%	28	180	15.56%	-0.6	-1.37



Unbundled Loop - DS1 Capable (Parity)									
Date	CLEC Num	CLEC Denc	CLEC Resu	CLEC Std E	Qwest Num	Qwest Denc	Qwest Resu	Mod Z Scr	Parity Scr
Jul-03	17	76	22.37%	41.67%	46	395	11.65%	2.37	0.44
Aug-03	25	83	30.12%	45.88%	66	504	13.10%	3.66	1.22
Sep-03	12	69	17.39%	37.90%	85	485	17.53%	-0.03	-1.02
Oct-03	11	80	13.75%	34.44%	33	203	16.26%	-0.51	-1.31
Nov-03	14	83	16.87%	37.45%	25	177	14.12%	0.58	-0.65
Dec-03	13	82	15.85%	36.52%	18	150	12.00%	0.81	-0.51
Jan-04	11	84	13.10%	33.73%	18	156	11.54%	0.35	-0.79
Feb-04	11	42	26.19%	43.97%	10	139	7.19%	3.05	0.85
Mar-04	12	90	13.33%	33.99%	26	208	12.50%	0.2	-0.88
Apr-04	11	65	16.92%	37.50%	20	133	15.04%	0.34	-0.79
May-04	4	59	6.78%	25.14%	24	130	18.46%	-1.92	-2.17
Jun-04	14	102	13.73%	34.41%	28	180	15.56%	-0.41	-1.25

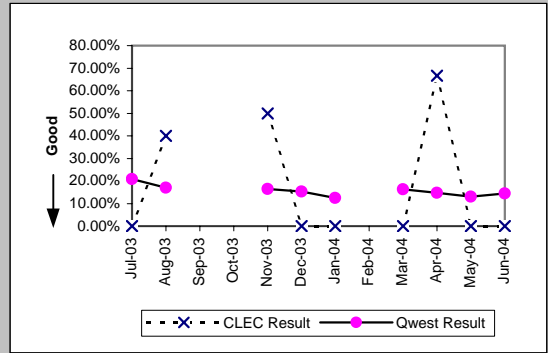


Unbundled Loop ISDN Capable (Parity)									
Date	CLEC Num	CLEC Denc	CLEC Resu	CLEC Std E	Qwest Num	Qwest Denc	Qwest Resu	Mod Z Scr	Parity Scr
Jul-03	2	21	9.52%	29.35%	18	120	15.00%	-0.65	-1.39
Aug-03	6	23	26.09%	43.91%	17	155	10.97%	1.85	0.12
Sep-03	6	23	26.09%	43.91%	28	136	20.59%	0.59	-0.64
Oct-03	2	26	7.69%	26.65%	32	171	18.71%	-1.34	-1.82
Nov-03	4	19	21.05%	40.77%	18	123	14.63%	0.71	-0.57
Dec-03	4	24	16.67%	37.27%	21	109	19.27%	-0.29	-1.18
Jan-04	3	25	12.00%	32.50%	20	112	17.86%	-0.69	-1.42
Feb-04	2	19	10.53%	30.69%	16	114	14.04%	-0.41	-1.25
Mar-04	3	22	13.64%	34.32%	15	105	14.29%	-0.08	-1.05
Apr-04	9	37	24.32%	42.90%	12	137	8.76%	2.37	0.44
May-04	2	16	12.50%	33.07%	25	98	25.51%	-1.11	-1.67
Jun-04	4	26	15.38%	36.08%	15	108	13.89%	0.21	-0.87

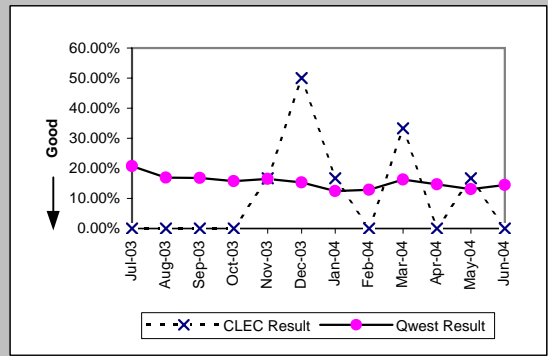


MR-7D - Repair Repeat Report Rate (Percent) - Interval Zone One

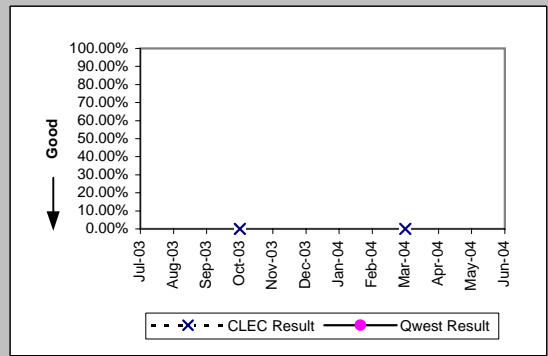
Unbundled Loop - ADSL Qualified (Parity)									
Date	CLEC Num	CLEC Denc	CLEC Resu	CLEC Std	Qwest Num	Qwest Denc	Qwest Resu	Mod Z Scr	Parity Scr
Jul-03	0	5	0.00%	0.00%	359	1727	20.79%	-1.14	-1.7
Aug-03	2	5	40.00%	48.99%	274	1616	16.96%	1.18	-0.28
Sep-03									
Oct-03									
Nov-03	2	4	50.00%	50.00%	260	1577	16.49%	1.47	-0.11
Dec-03	0	1	0.00%	0.00%	231	1510	15.30%	-0.42	-1.26
Jan-04	0	1	0.00%	0.00%	228	1832	12.45%	-0.38	-1.23
Feb-04									
Mar-04	0	2	0.00%	0.00%	425	2606	16.31%	-0.62	-1.38
Apr-04	2	3	66.67%	47.14%	340	2312	14.71%	1.88	0.14
May-04	0	1	0.00%	0.00%	282	2152	13.10%	-0.39	-1.24
Jun-04	0	2	0.00%	0.00%	295	2044	14.43%	-0.58	-1.35



Qwest DSL (Parity)									
Date	CLEC Num	CLEC Denc	CLEC Resu	CLEC Std	Qwest Num	Qwest Denc	Qwest Resu	Mod Z Scr	Parity Scr
Jul-03	0	2	0.00%	0.00%	359	1727	20.79%	-0.72	-1.44
Aug-03	0	5	0.00%	0.00%	274	1616	16.96%	-1.01	-1.61
Sep-03	0	3	0.00%	0.00%	311	1848	16.83%	-0.78	-1.47
Oct-03	0	7	0.00%	0.00%	342	2174	15.73%	-1.14	-1.69
Nov-03	1	6	16.67%	37.27%	260	1577	16.49%	0.08	-0.95
Dec-03	1	2	50.00%	50.00%	231	1510	15.30%	1.02	-0.38
Jan-04	1	6	16.67%	37.27%	228	1832	12.45%	0.35	-0.79
Feb-04	0	1	0.00%	0.00%	249	1939	12.84%	-0.38	-1.23
Mar-04	1	3	33.33%	47.14%	425	2606	16.31%	0.7	-0.58
Apr-04	0	8	0.00%	0.00%	340	2312	14.71%	-1.17	-1.71
May-04	1	6	16.67%	37.27%	282	2152	13.10%	0.31	-0.81
Jun-04	0	4	0.00%	0.00%	295	2044	14.43%	-0.82	-1.5



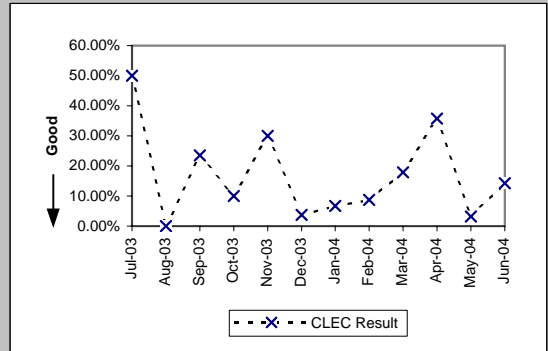
E911 (Parity)									
Date	CLEC Num	CLEC Denc	CLEC Resu	CLEC Std	Qwest Num	Qwest Denc	Qwest Resu	Mod Z Scr	Parity Scr
Jul-03									
Aug-03									
Sep-03									
Oct-03	0	1	0.00%	0.00%					
Nov-03									
Dec-03									
Jan-04									
Feb-04									
Mar-04	0	1	0.00%	0.00%					
Apr-04									
May-04									
Jun-04									



MR-7D - Repair Repeat Report Rate (Percent) - Interval Zone One

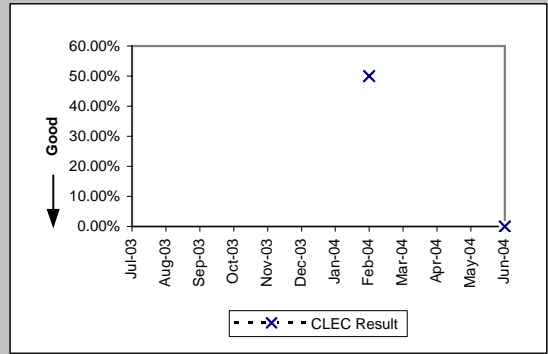
Enhanced Extended Loops (EELs) (Diagnostic)

Date	Numerator	Denominator	CLEC Result	Standard Dev
Jul-03	4	8	50.00%	50.00%
Aug-03	0	14	0.00%	0.00%
Sep-03	4	17	23.53%	42.42%
Oct-03	2	20	10.00%	30.00%
Nov-03	3	10	30.00%	45.83%
Dec-03	1	27	3.70%	18.89%
Jan-04	1	15	6.67%	24.94%
Feb-04	2	23	8.70%	28.18%
Mar-04	5	28	17.86%	38.30%
Apr-04	10	28	35.71%	47.92%
May-04	1	31	3.23%	17.67%
Jun-04	6	42	14.29%	34.99%



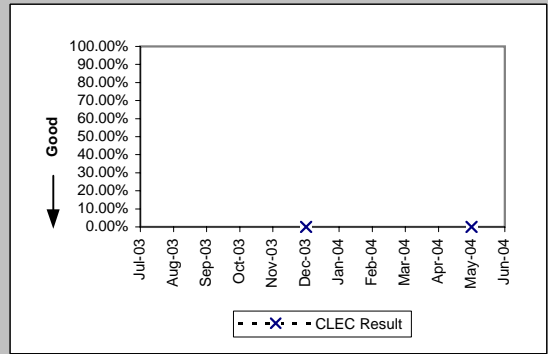
Enhanced Extended Loops - DS0 Capable (Diagnostic)

Date	Numerator	Denominator	CLEC Result	Standard Dev
Jul-03				
Aug-03				
Sep-03				
Oct-03				
Nov-03				
Dec-03				
Jan-04				
Feb-04	1	2	50.00%	50.00%
Mar-04				
Apr-04				
May-04				
Jun-04	0	1	0.00%	0.00%



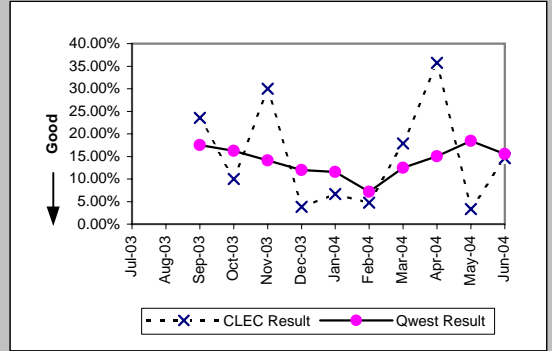
Enhanced Extended Loops - DS3 Capable (Diagnostic)

Date	Numerator	Denominator	CLEC Result	Standard Dev
Jul-03				
Aug-03				
Sep-03				
Oct-03				
Nov-03				
Dec-03	0	1	0.00%	0.00%
Jan-04				
Feb-04				
Mar-04				
Apr-04				
May-04	0	1	0.00%	0.00%
Jun-04				



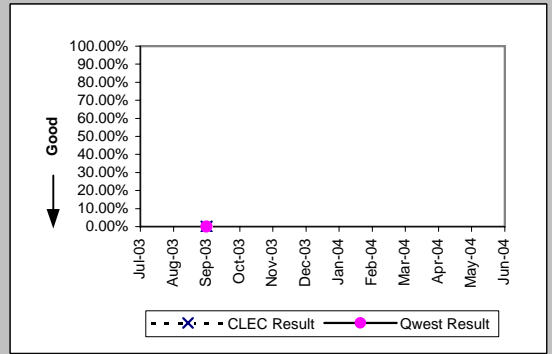
MR-7D - Repair Repeat Report Rate (Percent) - Interval Zone One

Enhanced Extended Loops - DS1 Capable (Parity)									
Date	CLEC Num	CLEC Dend	CLEC Resu	CLEC Std	Qwest Num	Qwest Dend	Qwest Resu	Mod Z Scr	Parity Scr
Jul-03									
Aug-03									
Sep-03	4	17	23.53%	42.42%	85	485	17.53%	0.65	-0.61
Oct-03	2	20	10.00%	30.00%	33	203	16.26%	-0.72	-1.44
Nov-03	3	10	30.00%	45.83%	25	177	14.12%	1.25	-0.24
Dec-03	1	26	3.85%	19.23%	18	150	12.00%	-1.18	-1.72
Jan-04	1	15	6.67%	24.94%	18	156	11.54%	-0.56	-1.34
Feb-04	1	21	4.76%	21.30%	10	139	7.19%	-0.4	-1.24
Mar-04	5	28	17.86%	38.30%	26	208	12.50%	0.78	-0.52
Apr-04	10	28	35.71%	47.92%	20	133	15.04%	2.38	0.45
May-04	1	30	3.33%	17.95%	24	130	18.46%	-1.93	-2.17
Jun-04	6	41	14.63%	35.34%	28	180	15.56%	-0.15	-1.09

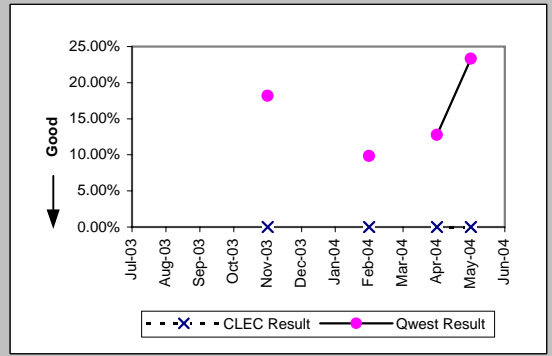


MR-7D\* - Repair Repeat Report Rate (Percent) - Interval Zone One

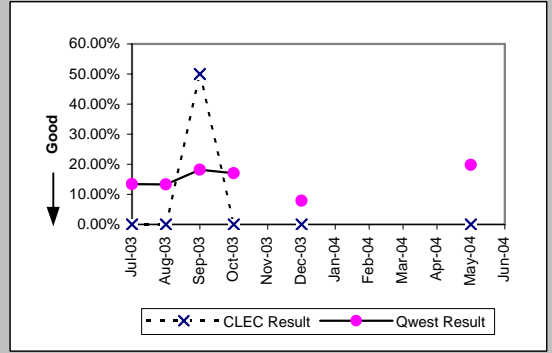
ISDN Primary (Parity)									
Date	CLEC Num	CLEC Denc	CLEC Resu	CLEC Std	Qwest Num	Qwest Denc	Qwest Resu	Mod Z Scr	Parity Scr
Jul-03									
Aug-03									
Sep-03	0	1	0.00%	0.00%	0	12	0.00%	N/A	N/A
Oct-03									
Nov-03									
Dec-03									
Jan-04									
Feb-04									
Mar-04									
Apr-04									
May-04									
Jun-04									



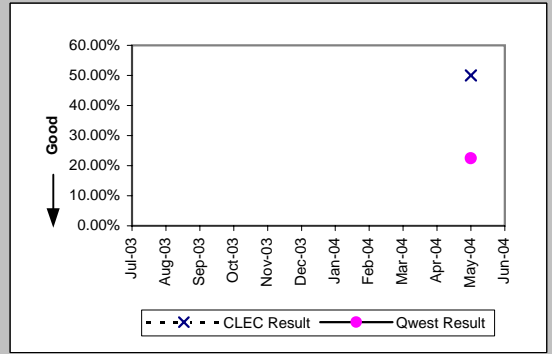
DS0 (Parity)									
Date	CLEC Num	CLEC Denc	CLEC Resu	CLEC Std	Qwest Num	Qwest Denc	Qwest Resu	Mod Z Scr	Parity Scr
Jul-03									
Aug-03									
Sep-03									
Oct-03									
Nov-03	0	5	0.00%	0.00%	38	209	18.18%	-1.04	-1.63
Dec-03									
Jan-04									
Feb-04	0	1	0.00%	0.00%	11	112	9.82%	-0.33	-1.2
Mar-04									
Apr-04	0	1	0.00%	0.00%	18	141	12.77%	-0.38	-1.23
May-04	0	1	0.00%	0.00%	28	120	23.33%	-0.55	-1.33
Jun-04									



DS1 (Parity)									
Date	CLEC Num	CLEC Denc	CLEC Resu	CLEC Std	Qwest Num	Qwest Denc	Qwest Resu	Mod Z Scr	Parity Scr
Jul-03	0	4	0.00%	0.00%	38	283	13.43%	-0.78	-1.48
Aug-03	0	2	0.00%	0.00%	48	361	13.30%	-0.55	-1.34
Sep-03	1	2	50.00%	50.00%	59	325	18.15%	0.9	-0.45
Oct-03	0	4	0.00%	0.00%	24	141	17.02%	-0.89	-1.54
Nov-03									
Dec-03	0	1	0.00%	0.00%	7	89	7.87%	-0.29	-1.18
Jan-04									
Feb-04									
Mar-04									
Apr-04									
May-04	0	1	0.00%	0.00%	17	86	19.77%	-0.49	-1.3
Jun-04									



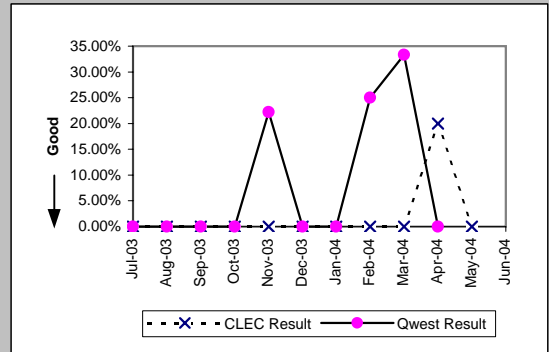
Frame Relay (Parity)									
Date	CLEC Num	CLEC Denc	CLEC Resu	CLEC Std	Qwest Num	Qwest Denc	Qwest Resu	Mod Z Scr	Parity Scr
Jul-03									
Aug-03									
Sep-03									
Oct-03									
Nov-03									
Dec-03									
Jan-04									
Feb-04									
Mar-04									
Apr-04									
May-04	1	2	50.00%	50.00%	9	40	22.50%	0.7	-0.57
Jun-04									



\*Results exclude No Trouble Found and Test OK reports unless QWEST trouble is found on another report within 30 days of the original report. A 30-day window necessitates reporting a month behind

MR-7D\* - Repair Repeat Report Rate (Percent) - Interval Zone One

LIS Trunk (Parity)									
Date	CLEC Num	CLEC Denc	CLEC Resu	CLEC Std	Qwest Num	Qwest Denc	Qwest Resu	Mod Z Scr	Parity Scr
Jul-03	0	7	0.00%	0.00%	0	3	0.00%	N/A	N/A
Aug-03	0	11	0.00%	0.00%	0	6	0.00%	N/A	N/A
Sep-03	0	9	0.00%	0.00%	0	3	0.00%	N/A	N/A
Oct-03	0	5	0.00%	0.00%	0	3	0.00%	N/A	N/A
Nov-03	0	7	0.00%	0.00%	2	9	22.22%	-1.06	-1.64
Dec-03	0	3	0.00%	0.00%	0	2	0.00%	N/A	N/A
Jan-04	0	5	0.00%	0.00%	0	11	0.00%	N/A	N/A
Feb-04	0	7	0.00%	0.00%	1	4	25.00%	-0.92	-1.56
Mar-04	0	5	0.00%	0.00%	1	3	33.33%	-0.97	-1.59
Apr-04	1	5	20.00%	40.00%	0	2	0.00%	N/A	-0.84
May-04	0	4	0.00%	0.00%					
Jun-04									

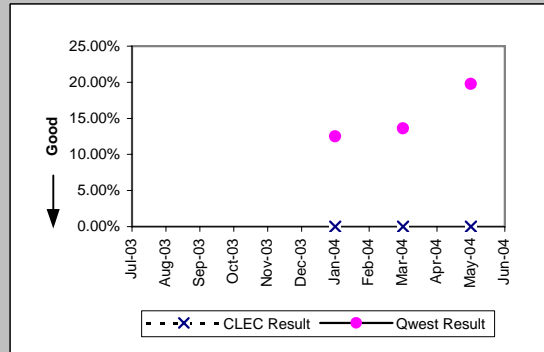


\*Results exclude No Trouble Found and Test OK reports unless QWEST trouble is found on another report within 30 days of the original report. A 30-day window necessitates reporting a month behind

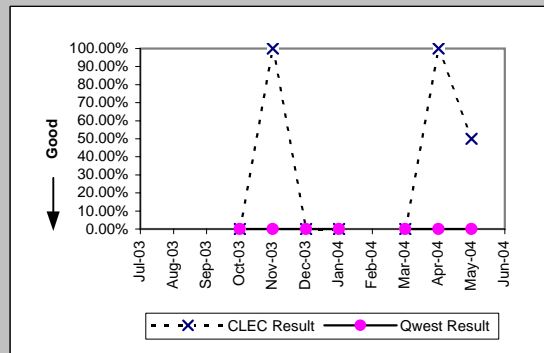


MR-7D\* - Repair Repeat Report Rate (Percent) - Interval Zone One

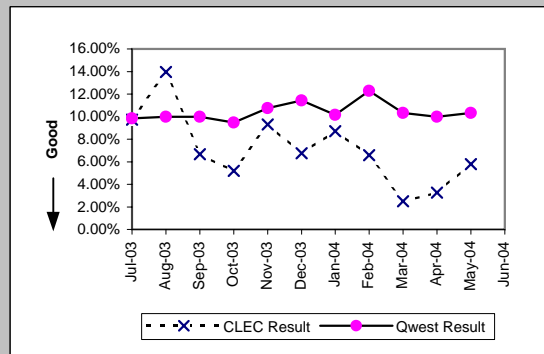
UDIT DS1 (Parity)									
Date	CLEC Num	CLEC Denc	CLEC Resu	CLEC Std E	Qwest Num	Qwest Denc	Qwest Resu	Mod Z Scr	Parity Scr
Jul-03									
Aug-03									
Sep-03									
Oct-03									
Nov-03									
Dec-03									
Jan-04	0	1	0.00%	0.00%	12	96	12.50%	-0.38	-1.23
Feb-04									
Mar-04	0	1	0.00%	0.00%	17	125	13.60%	-0.4	-1.24
Apr-04									
May-04	0	3	0.00%	0.00%	17	86	19.77%	-0.85	-1.51
Jun-04									



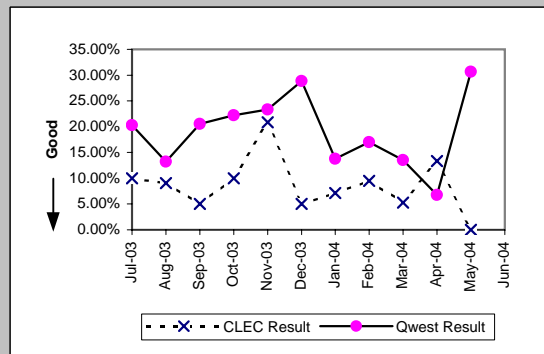
UDIT Above DS1 Level (Parity)									
Date	CLEC Num	CLEC Denc	CLEC Resu	CLEC Std E	Qwest Num	Qwest Denc	Qwest Resu	Mod Z Scr	Parity Scr
Jul-03									
Aug-03									
Sep-03									
Oct-03	0	2	0.00%	0.00%	0	2	0.00%	N/A	N/A
Nov-03	1	1	100.00%	0.00%	0	7	0.00%	N/A	0.01
Dec-03	0	1	0.00%	0.00%	0	1	0.00%	N/A	N/A
Jan-04	0	2	0.00%	0.00%	0	1	0.00%	N/A	N/A
Feb-04									
Mar-04	0	5	0.00%	0.00%	0	3	0.00%	N/A	N/A
Apr-04	1	1	100.00%	0.00%	0	5	0.00%	N/A	-0.09
May-04	1	2	50.00%	50.00%	0	2	0.00%	N/A	-0.63
Jun-04									



Unbundled Loop Analog (Parity)									
Date	CLEC Num	CLEC Denc	CLEC Resu	CLEC Std E	Qwest Num	Qwest Denc	Qwest Resu	Mod Z Scr	Parity Scr
Jul-03	18	185	9.73%	29.64%	1335	13555	9.85%	-0.05	-1.03
Aug-03	18	129	13.95%	34.65%	1339	13398	9.99%	1.45	-0.12
Sep-03	10	150	6.67%	24.94%	1417	14184	9.99%	-1.35	-1.82
Oct-03	11	212	5.19%	22.18%	1671	17659	9.46%	-2.11	-2.28
Nov-03	21	226	9.29%	29.03%	1729	16078	10.75%	-0.7	-1.43
Dec-03	11	163	6.75%	25.09%	1704	14921	11.42%	-1.87	-2.13
Jan-04	17	195	8.72%	28.21%	1926	18947	10.17%	-0.67	-1.4
Feb-04	10	152	6.58%	24.79%	1537	12513	12.28%	-2.13	-2.29
Mar-04	4	160	2.50%	15.61%	1382	13389	10.32%	-3.23	-2.97
Apr-04	5	153	3.27%	17.78%	1201	12035	9.98%	-2.75	-2.67
May-04	7	121	5.79%	23.35%	1436	13920	10.32%	-1.63	-1.99
Jun-04									



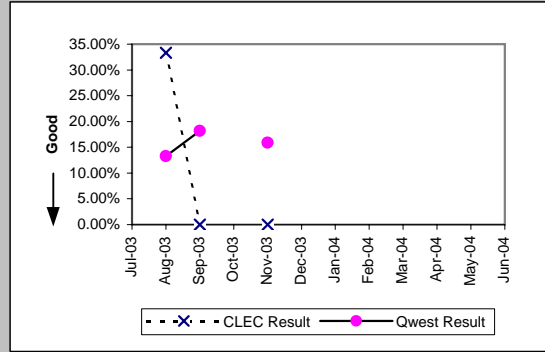
Unbundled Loop - 2 Wire Non-Loaded (Parity)									
Date	CLEC Num	CLEC Denc	CLEC Resu	CLEC Std E	Qwest Num	Qwest Denc	Qwest Resu	Mod Z Scr	Parity Scr
Jul-03	1	10	10.00%	30.00%	14	69	20.29%	-0.76	-1.46
Aug-03	1	11	9.09%	28.75%	9	68	13.24%	-0.38	-1.23
Sep-03	1	20	5.00%	21.79%	16	78	20.51%	-1.53	-1.93
Oct-03	3	30	10.00%	30.00%	20	90	22.22%	-1.39	-1.85
Nov-03	5	24	20.83%	40.61%	14	60	23.33%	-0.24	-1.15
Dec-03	1	20	5.00%	21.79%	15	52	28.85%	-2	-2.22
Jan-04	1	14	7.14%	25.75%	8	58	13.79%	-0.65	-1.39
Feb-04	2	21	9.52%	29.35%	9	53	16.98%	-0.77	-1.47
Mar-04	2	38	5.26%	22.33%	8	59	13.56%	-1.17	-1.71
Apr-04	2	15	13.33%	33.99%	5	74	6.76%	0.81	-0.51
May-04	0	16	0.00%	0.00%	19	62	30.65%	-2.37	-2.44
Jun-04									



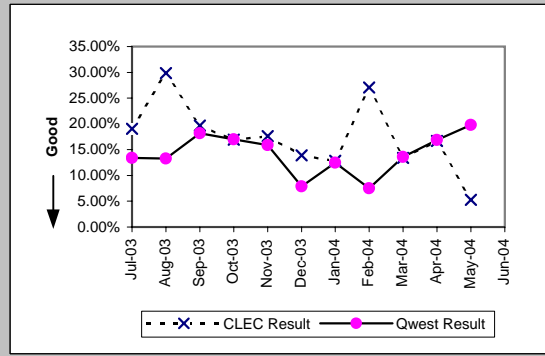
\*Results exclude No Trouble Found and Test OK reports unless QWEST trouble is found on another report within 30 days of the original report. A 30-day window necessitates reporting a month behind

MR-7D\* - Repair Repeat Report Rate (Percent) - Interval Zone One

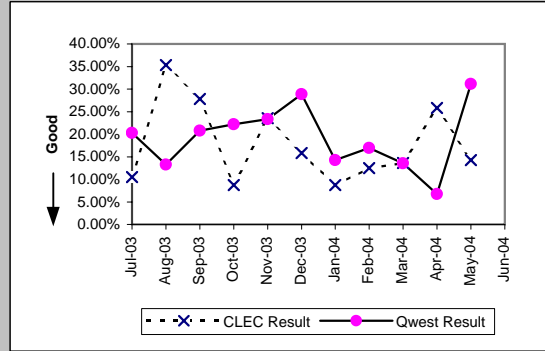
Unbundled Loop - 4 Wire Non-Loaded (Parity)									
Date	CLEC Num	CLEC Denc	CLEC Resu	CLEC Std E	Qwest Num	Qwest Denc	Qwest Resu	Mod Z Scr	Parity Scr
Jul-03									
Aug-03	1	3	33.33%	47.14%	48	361	13.30%	0.84	-0.49
Sep-03	0	1	0.00%	0.00%	59	325	18.15%	-0.47	-1.29
Oct-03									
Nov-03	0	1	0.00%	0.00%	17	107	15.89%	-0.43	-1.26
Dec-03									
Jan-04									
Feb-04									
Mar-04									
Apr-04									
May-04									
Jun-04									



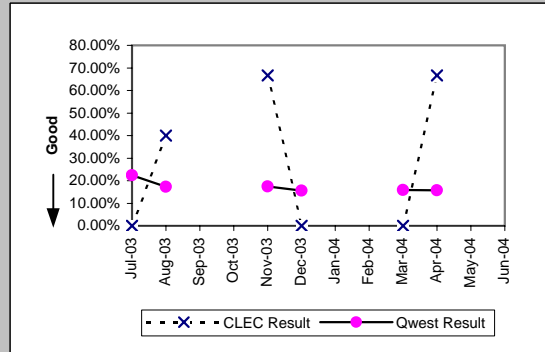
Unbundled Loop - DS1 Capable (Parity)									
Date	CLEC Num	CLEC Denc	CLEC Resu	CLEC Std E	Qwest Num	Qwest Denc	Qwest Resu	Mod Z Scr	Parity Scr
Jul-03	12	63	19.05%	39.27%	38	283	13.43%	1.13	-0.32
Aug-03	20	67	29.85%	45.76%	48	361	13.30%	3.16	0.92
Sep-03	11	56	19.64%	39.73%	59	325	18.15%	0.28	-0.83
Oct-03	11	65	16.92%	37.50%	24	141	17.02%	-0.02	-1.01
Nov-03	12	68	17.65%	38.12%	17	107	15.89%	0.3	-0.82
Dec-03	10	72	13.89%	34.58%	7	89	7.87%	1.21	-0.26
Jan-04	9	70	12.86%	33.47%	12	96	12.50%	0.06	-0.97
Feb-04	10	37	27.03%	44.41%	6	80	7.50%	2.66	0.62
Mar-04	11	82	13.41%	34.08%	17	125	13.60%	-0.04	-1.02
Apr-04	10	60	16.67%	37.27%	15	89	16.85%	-0.03	-1.02
May-04	3	57	5.26%	22.33%	17	86	19.77%	-2.13	-2.3
Jun-04									



Unbundled Loop ISDN Capable (Parity)									
Date	CLEC Num	CLEC Denc	CLEC Resu	CLEC Std E	Qwest Num	Qwest Denc	Qwest Resu	Mod Z Scr	Parity Scr
Jul-03	2	19	10.53%	30.69%	14	69	20.29%	-0.94	-1.57
Aug-03	6	17	35.29%	47.79%	9	68	13.24%	1.94	0.18
Sep-03	5	18	27.78%	44.79%	16	77	20.78%	0.63	-0.62
Oct-03	2	23	8.70%	28.18%	20	90	22.22%	-1.39	-1.85
Nov-03	4	17	23.53%	42.42%	14	60	23.33%	0.02	-0.99
Dec-03	3	19	15.79%	36.46%	15	52	28.85%	-1.08	-1.65
Jan-04	2	23	8.70%	28.18%	8	56	14.29%	-0.65	-1.39
Feb-04	2	16	12.50%	33.07%	9	53	16.98%	-0.42	-1.25
Mar-04	3	22	13.64%	34.32%	8	59	13.56%	0	-1
Apr-04	8	31	25.81%	43.76%	5	74	6.76%	2.49	0.52
May-04	2	14	14.29%	34.99%	19	61	31.15%	-1.23	-1.75
Jun-04									



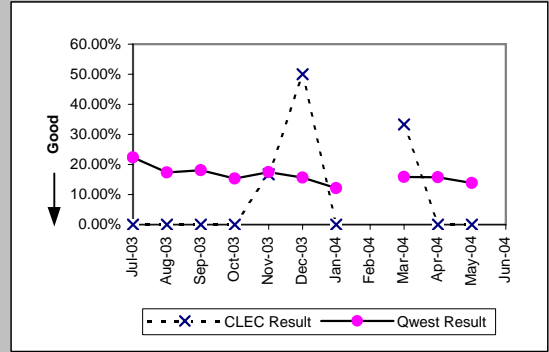
Unbundled Loop - ADSL Qualified (Parity)									
Date	CLEC Num	CLEC Denc	CLEC Resu	CLEC Std E	Qwest Num	Qwest Denc	Qwest Resu	Mod Z Scr	Parity Scr
Jul-03	0	3	0.00%	0.00%	265	1185	22.36%	-0.93	-1.56
Aug-03	2	5	40.00%	48.99%	193	1111	17.37%	1.16	-0.3
Sep-03									
Oct-03									
Nov-03	2	3	66.67%	47.14%	197	1128	17.46%	1.73	0.05
Dec-03	0	1	0.00%	0.00%	175	1117	15.67%	-0.43	-1.26
Jan-04									
Feb-04									
Mar-04	0	2	0.00%	0.00%	296	1862	15.90%	-0.61	-1.37
Apr-04	2	3	66.67%	47.14%	262	1659	15.79%	1.82	0.11
May-04									
Jun-04									



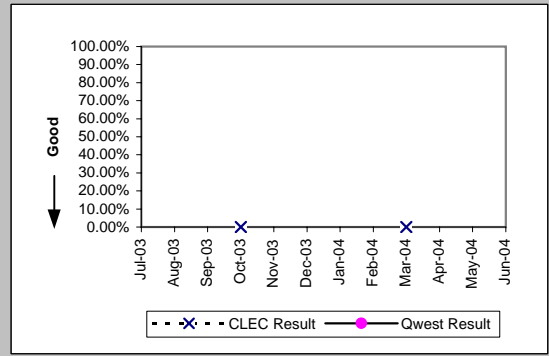
\*Results exclude No Trouble Found and Test OK reports unless QWEST trouble is found on another report within 30 days of the original report. A 30-day window necessitates reporting a month behind

MR-7D\* - Repair Repeat Report Rate (Percent) - Interval Zone One

Qwest DSL (Parity)									
Date	CLEC Num	CLEC Denc	CLEC Resu	CLEC Std	Qwest Num	Qwest Denc	Qwest Resu	Mod Z Scr	Parity Scr
Jul-03	0	1	0.00%	0.00%	265	1185	22.36%	-0.54	-1.33
Aug-03	0	3	0.00%	0.00%	193	1111	17.37%	-0.79	-1.48
Sep-03	0	2	0.00%	0.00%	221	1222	18.09%	-0.66	-1.4
Oct-03	0	5	0.00%	0.00%	215	1402	15.34%	-0.95	-1.58
Nov-03	1	6	16.67%	37.27%	197	1128	17.46%	-0.05	-1.03
Dec-03	1	2	50.00%	50.00%	175	1117	15.67%	1.01	-0.39
Jan-04	0	1	0.00%	0.00%	161	1324	12.16%	-0.37	-1.23
Feb-04									
Mar-04	1	3	33.33%	47.14%	296	1862	15.90%	0.71	-0.57
Apr-04	0	6	0.00%	0.00%	262	1659	15.79%	-1.06	-1.64
May-04	0	2	0.00%	0.00%	215	1550	13.87%	-0.57	-1.34
Jun-04									



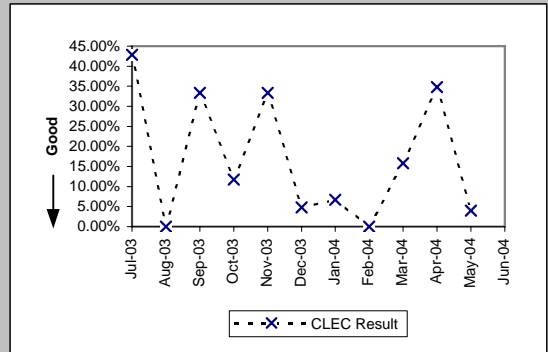
E911 (Parity)									
Date	CLEC Num	CLEC Denc	CLEC Resu	CLEC Std	Qwest Num	Qwest Denc	Qwest Resu	Mod Z Scr	Parity Scr
Jul-03									
Aug-03									
Sep-03									
Oct-03	0	1	0.00%	0.00%					
Nov-03									
Dec-03									
Jan-04									
Feb-04									
Mar-04	0	1	0.00%	0.00%					
Apr-04									
May-04									
Jun-04									



\*Results exclude No Trouble Found and Test OK reports unless QWEST trouble is found on another report within 30 days of the original report. A 30-day window necessitates reporting a month behind

MR-7D\* - Repair Repeat Report Rate (Percent) - Interval Zone One

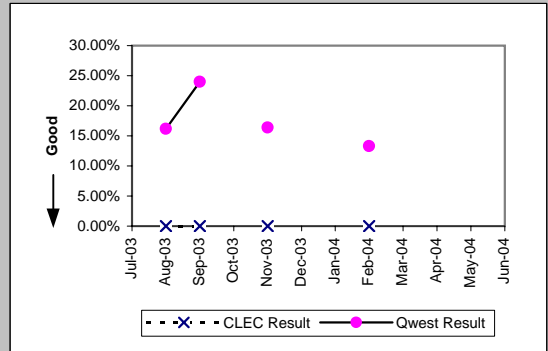
Enhanced Extended Loops (EELs) (Diagnostic)				
Date	Numerator	Denominator	CLEC Result	Standard Dev
Jul-03	3	7	42.86%	49.49%
Aug-03	0	11	0.00%	0.00%
Sep-03	4	12	33.33%	47.14%
Oct-03	2	17	11.76%	32.22%
Nov-03	3	9	33.33%	47.14%
Dec-03	1	21	4.76%	21.30%
Jan-04	1	15	6.67%	24.94%
Feb-04	0	16	0.00%	0.00%
Mar-04	3	19	15.79%	36.46%
Apr-04	8	23	34.78%	47.63%
May-04	1	25	4.00%	19.60%
Jun-04				



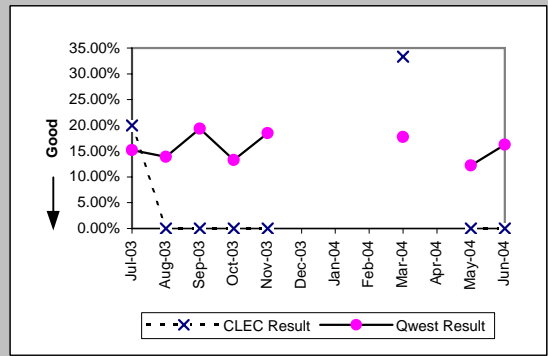
\*Results exclude No Trouble Found and Test OK reports unless QWEST trouble is found on another report within 30 days of the original report. A 30-day window necessitates reporting a month behind

MR-7E - Repair Repeat Report Rate (Percent) - Interval Zone Two

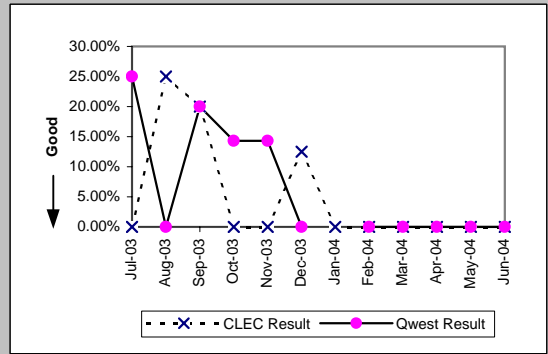
DS0 (Parity)									
Date	CLEC Num	CLEC Denc	CLEC Resu	CLEC Std	Qwest Num	Qwest Denc	Qwest Resu	Mod Z Scr	Parity Scr
Jul-03									
Aug-03	0	2	0.00%	0.00%	40	247	16.19%	-0.62	-1.38
Sep-03	0	1	0.00%	0.00%	81	338	23.96%	-0.56	-1.34
Oct-03									
Nov-03	0	2	0.00%	0.00%	27	165	16.36%	-0.62	-1.38
Dec-03									
Jan-04									
Feb-04	0	2	0.00%	0.00%	15	113	13.27%	-0.55	-1.33
Mar-04									
Apr-04									
May-04									
Jun-04									



DS1 (Parity)									
Date	CLEC Num	CLEC Denc	CLEC Resu	CLEC Std	Qwest Num	Qwest Denc	Qwest Resu	Mod Z Scr	Parity Scr
Jul-03	1	5	20.00%	40.00%	36	237	15.19%	0.31	-0.81
Aug-03	0	2	0.00%	0.00%	38	273	13.92%	-0.57	-1.34
Sep-03	0	1	0.00%	0.00%	70	362	19.34%	-0.49	-1.3
Oct-03	0	2	0.00%	0.00%	24	181	13.26%	-0.55	-1.33
Nov-03	0	1	0.00%	0.00%	22	119	18.49%	-0.47	-1.29
Dec-03									
Jan-04									
Feb-04									
Mar-04	1	3	33.33%	47.14%	25	141	17.73%	0.6	-0.63
Apr-04									
May-04	0	1	0.00%	0.00%	16	131	12.21%	-0.37	-1.23
Jun-04	0	1	0.00%	0.00%	28	172	16.28%	-0.44	-1.27

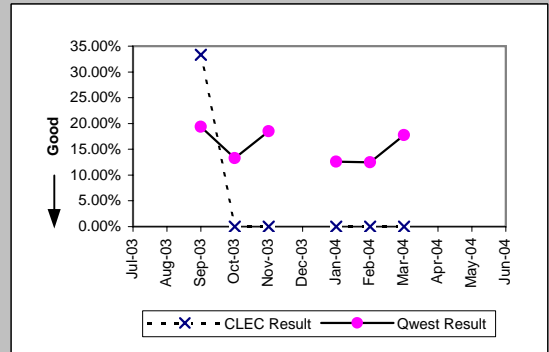


LIS Trunk (Parity)									
Date	CLEC Num	CLEC Denc	CLEC Resu	CLEC Std	Qwest Num	Qwest Denc	Qwest Resu	Mod Z Scr	Parity Scr
Jul-03	0	4	0.00%	0.00%	1	4	25.00%	-0.82	-1.5
Aug-03	1	4	25.00%	43.30%	0	5	0.00%	N/A	-0.55
Sep-03	2	10	20.00%	40.00%	1	5	20.00%	0	-1
Oct-03	0	11	0.00%	0.00%	1	7	14.29%	-0.84	-1.51
Nov-03	0	4	0.00%	0.00%	1	7	14.29%	-0.65	-1.4
Dec-03	1	8	12.50%	33.07%	0	2	0.00%	N/A	-0.94
Jan-04	0	1	0.00%	0.00%	0	2	0.00%	N/A	N/A
Feb-04	0	5	0.00%	0.00%	0	2	0.00%	N/A	N/A
Mar-04	0	2	0.00%	0.00%	0	2	0.00%	N/A	N/A
Apr-04	0	3	0.00%	0.00%	0	3	0.00%	N/A	N/A
May-04	0	3	0.00%	0.00%	0	3	0.00%	N/A	N/A
Jun-04	0	4	0.00%	0.00%	0	2	0.00%	N/A	N/A

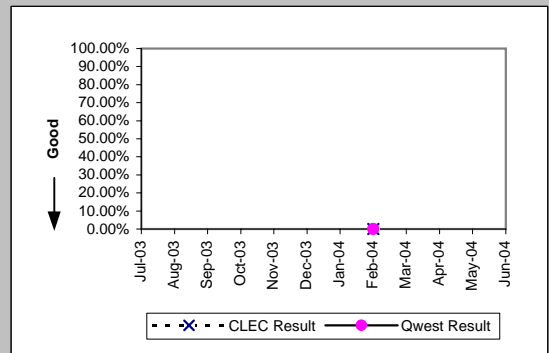


MR-7E - Repair Repeat Report Rate (Percent) - Interval Zone Two

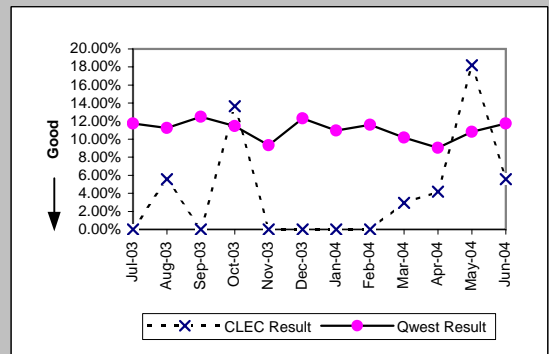
UDIT DS1 (Parity)									
Date	CLEC Num	CLEC Denc	CLEC Resu	CLEC Std E	Qwest Num	Qwest Denc	Qwest Resu	Mod Z Scr	Parity Scr
Jul-03									
Aug-03									
Sep-03	1	3	33.33%	47.14%	70	362	19.34%	0.55	-0.67
Oct-03	0	1	0.00%	0.00%	24	181	13.26%	-0.39	-1.24
Nov-03	0	2	0.00%	0.00%	22	119	18.49%	-0.67	-1.41
Dec-03									
Jan-04	0	1	0.00%	0.00%	19	151	12.58%	-0.38	-1.23
Feb-04	0	2	0.00%	0.00%	20	160	12.50%	-0.53	-1.32
Mar-04	0	1	0.00%	0.00%	25	141	17.73%	-0.46	-1.28
Apr-04									
May-04									
Jun-04									



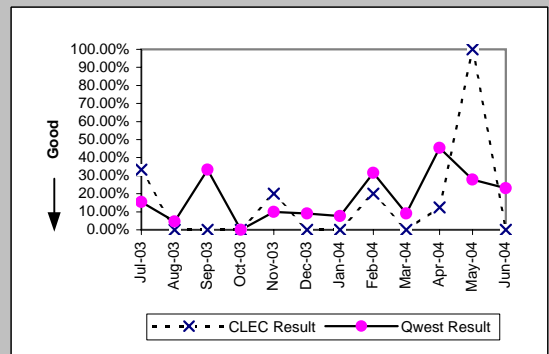
UDIT Above DS1 Level (Parity)									
Date	CLEC Num	CLEC Denc	CLEC Resu	CLEC Std E	Qwest Num	Qwest Denc	Qwest Resu	Mod Z Scr	Parity Scr
Jul-03									
Aug-03									
Sep-03									
Oct-03									
Nov-03									
Dec-03									
Jan-04									
Feb-04	0	1	0.00%	0.00%	0	2	0.00%	N/A	N/A
Mar-04									
Apr-04									
May-04									
Jun-04									



Unbundled Loop Analog (Parity)									
Date	CLEC Num	CLEC Denc	CLEC Resu	CLEC Std E	Qwest Num	Qwest Denc	Qwest Resu	Mod Z Scr	Parity Scr
Jul-03	0	11	0.00%	0.00%	430	3664	11.74%	-1.21	-1.73
Aug-03	1	18	5.56%	22.91%	413	3675	11.24%	-0.76	-1.46
Sep-03	0	12	0.00%	0.00%	427	3420	12.49%	-1.31	-1.79
Oct-03	3	22	13.64%	34.32%	463	4046	11.44%	0.37	-0.77
Nov-03	0	14	0.00%	0.00%	306	3284	9.32%	-1.2	-1.73
Dec-03	0	16	0.00%	0.00%	475	3860	12.31%	-1.5	-1.91
Jan-04	0	17	0.00%	0.00%	484	4410	10.98%	-1.44	-1.88
Feb-04	0	13	0.00%	0.00%	414	3567	11.61%	-1.3	-1.79
Mar-04	1	34	2.94%	16.90%	356	3496	10.18%	-1.39	-1.84
Apr-04	1	24	4.17%	19.98%	280	3092	9.06%	-0.83	-1.51
May-04	4	22	18.18%	38.57%	358	3306	10.83%	1.06	-0.36
Jun-04	1	18	5.56%	22.91%	429	3651	11.75%	-0.81	-1.49

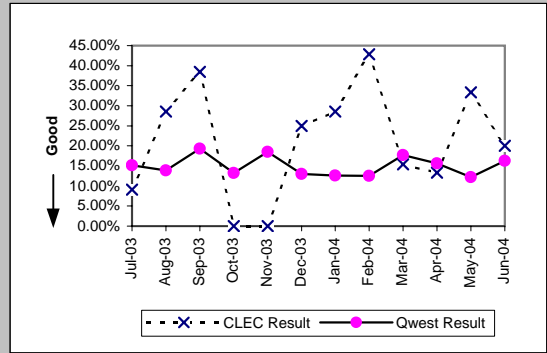


Unbundled Loop - 2 Wire Non-Loaded (Parity)									
Date	CLEC Num	CLEC Denc	CLEC Resu	CLEC Std E	Qwest Num	Qwest Denc	Qwest Resu	Mod Z Scr	Parity Scr
Jul-03	2	6	33.33%	47.14%	2	13	15.38%	0.77	-0.53
Aug-03	0	6	0.00%	0.00%	1	22	4.55%	-0.47	-1.29
Sep-03	0	2	0.00%	0.00%	5	15	33.33%	-0.94	-1.57
Oct-03	0	4	0.00%	0.00%	0	9	0.00%	N/A	N/A
Nov-03	1	5	20.00%	40.00%	1	10	10.00%	0.36	-0.78
Dec-03	0	5	0.00%	0.00%	1	11	9.09%	-0.59	-1.36
Jan-04	0	6	0.00%	0.00%	1	13	7.69%	-0.58	-1.36
Feb-04	1	5	20.00%	40.00%	6	19	31.58%	-0.5	-1.3
Mar-04	0	5	0.00%	0.00%	1	11	9.09%	-0.59	-1.36
Apr-04	1	8	12.50%	33.07%	5	11	45.45%	-1.42	-1.87
May-04	1	1	100.00%	0.00%	5	18	27.78%	1.04	-0.37
Jun-04	0	8	0.00%	0.00%	3	13	23.08%	-1.22	-1.74

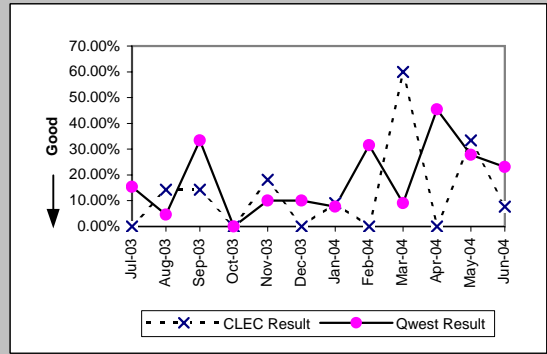


MR-7E - Repair Repeat Report Rate (Percent) - Interval Zone Two

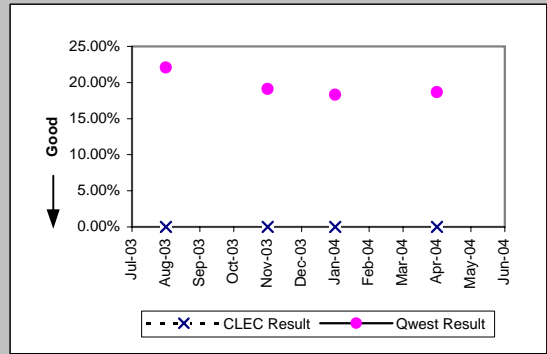
Unbundled Loop - DS1 Capable (Parity)										
Date	CLEC Num	CLEC Dend	CLEC Resu	CLEC Std	Qwest Num	Qwest Dend	Qwest Resu	Mod Z Scr	Parity Scr	
Jul-03	1	11	9.09%	28.75%	36	237	15.19%	-0.55	-1.33	
Aug-03	4	14	28.57%	45.18%	38	273	13.92%	1.4	-0.15	
Sep-03	5	13	38.46%	48.65%	70	362	19.34%	1.57	-0.04	
Oct-03	0	6	0.00%	0.00%	24	181	13.26%	-0.94	-1.57	
Nov-03	0	9	0.00%	0.00%	22	119	18.49%	-1.38	-1.84	
Dec-03	4	16	25.00%	43.30%	20	154	12.99%	1.23	-0.25	
Jan-04	4	14	28.57%	45.18%	19	151	12.58%	1.51	-0.08	
Feb-04	6	14	42.86%	49.49%	20	160	12.50%	2.64	0.6	
Mar-04	2	13	15.38%	36.08%	25	141	17.73%	-0.21	-1.13	
Apr-04	2	15	13.33%	33.99%	21	134	15.67%	-0.24	-1.14	
May-04	3	9	33.33%	47.14%	16	131	12.21%	1.57	-0.04	
Jun-04	3	15	20.00%	40.00%	28	172	16.28%	0.39	-0.76	



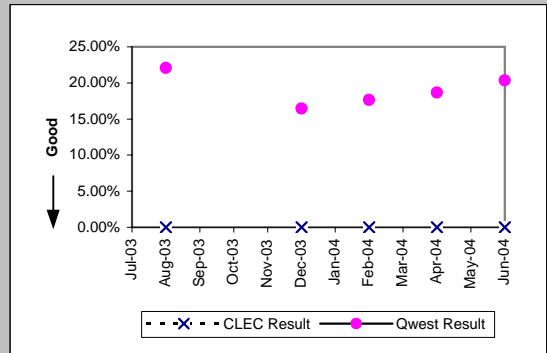
Unbundled Loop ISDN Capable (Parity)										
Date	CLEC Num	CLEC Dend	CLEC Resu	CLEC Std	Qwest Num	Qwest Dend	Qwest Resu	Mod Z Scr	Parity Scr	
Jul-03	0	3	0.00%	0.00%	2	13	15.38%	-0.67	-1.4	
Aug-03	1	7	14.29%	34.99%	1	22	4.55%	0.68	-0.59	
Sep-03	1	7	14.29%	34.99%	5	15	33.33%	-0.88	-1.54	
Oct-03	0	3	0.00%	0.00%	0	9	0.00%	N/A	N/A	
Nov-03	2	11	18.18%	38.57%	1	10	10.00%	0.35	-0.79	
Dec-03	0	5	0.00%	0.00%	1	10	10.00%	-0.61	-1.37	
Jan-04	1	11	9.09%	28.75%	1	13	7.69%	0.03	-0.98	
Feb-04	0	11	0.00%	0.00%	6	19	31.58%	-1.79	-2.09	
Mar-04	6	10	60.00%	48.99%	1	11	9.09%	2.33	0.42	
Apr-04	0	9	0.00%	0.00%	5	11	45.45%	-2.03	-2.23	
May-04	1	3	33.33%	47.14%	5	18	27.78%	0.11	-0.93	
Jun-04	1	13	7.69%	26.65%	3	13	23.08%	-0.93	-1.57	



Unbundled Loop - ADSL Qualified (Parity)										
Date	CLEC Num	CLEC Dend	CLEC Resu	CLEC Std	Qwest Num	Qwest Dend	Qwest Resu	Mod Z Scr	Parity Scr	
Jul-03										
Aug-03	0	1	0.00%	0.00%	89	403	22.08%	-0.53	-1.32	
Sep-03										
Oct-03										
Nov-03	0	1	0.00%	0.00%	86	450	19.11%	-0.49	-1.3	
Dec-03										
Jan-04	0	2	0.00%	0.00%	139	760	18.29%	-0.67	-1.41	
Feb-04										
Mar-04										
Apr-04	0	1	0.00%	0.00%	184	987	18.64%	-0.48	-1.29	
May-04										
Jun-04										

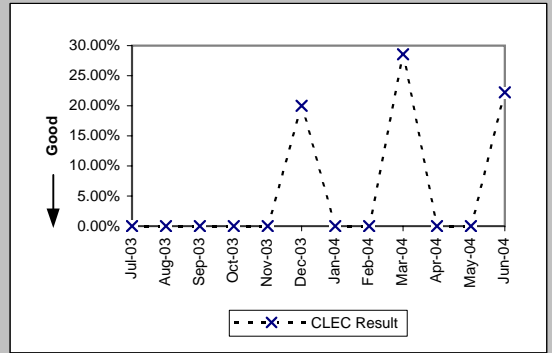


Qwest DSL (Parity)										
Date	CLEC Num	CLEC Dend	CLEC Resu	CLEC Std	Qwest Num	Qwest Dend	Qwest Resu	Mod Z Scr	Parity Scr	
Jul-03										
Aug-03	0	1	0.00%	0.00%	89	403	22.08%	-0.53	-1.32	
Sep-03										
Oct-03										
Nov-03										
Dec-03	0	2	0.00%	0.00%	91	553	16.46%	-0.63	-1.38	
Jan-04										
Feb-04	0	2	0.00%	0.00%	144	817	17.63%	-0.65	-1.4	
Mar-04										
Apr-04	0	1	0.00%	0.00%	184	987	18.64%	-0.48	-1.29	
May-04										
Jun-04	0	1	0.00%	0.00%	165	811	20.35%	-0.51	-1.31	



MR-7E - Repair Repeat Report Rate (Percent) - Interval Zone Two

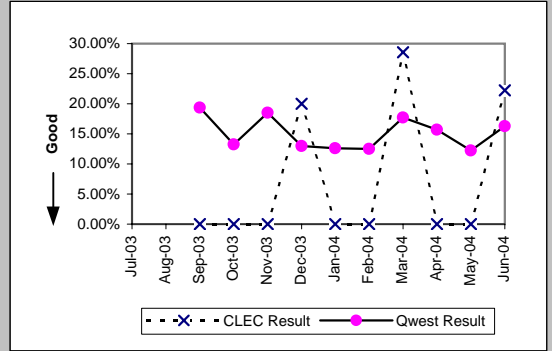
Enhanced Extended Loops (EELs) (Diagnostic)					
Date	Numerator	Denominator	CLEC Result	Standard Dev	
Jul-03	0	3	0.00%	0.00%	
Aug-03	0	1	0.00%	0.00%	
Sep-03	0	6	0.00%	0.00%	
Oct-03	0	4	0.00%	0.00%	
Nov-03	0	4	0.00%	0.00%	
Dec-03	1	5	20.00%	40.00%	
Jan-04	0	1	0.00%	0.00%	
Feb-04	0	2	0.00%	0.00%	
Mar-04	2	7	28.57%	45.18%	
Apr-04	0	9	0.00%	0.00%	
May-04	0	3	0.00%	0.00%	
Jun-04	4	18	22.22%	41.57%	





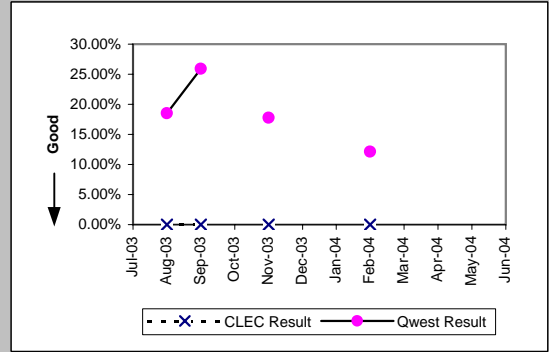
MR-7E - Repair Repeat Report Rate (Percent) - Interval Zone Two

Enhanced Extended Loops - DS1 Capable (Parity)									
Date	CLEC Num	CLEC Dend	CLEC Resu	CLEC Std	Qwest Num	Qwest Dend	Qwest Resu	Mod Z Scr	Parity Scr
Jul-03									
Aug-03									
Sep-03	0	6	0.00%	0.00%	70	362	19.34%	-1.19	-1.72
Oct-03	0	4	0.00%	0.00%	24	181	13.26%	-0.77	-1.47
Nov-03	0	4	0.00%	0.00%	22	119	18.49%	-0.94	-1.57
Dec-03	1	5	20.00%	40.00%	20	154	12.99%	0.44	-0.73
Jan-04	0	1	0.00%	0.00%	19	151	12.58%	-0.38	-1.23
Feb-04	0	2	0.00%	0.00%	20	160	12.50%	-0.53	-1.32
Mar-04	2	7	28.57%	45.18%	25	141	17.73%	0.69	-0.58
Apr-04	0	9	0.00%	0.00%	21	134	15.67%	-1.25	-1.76
May-04	0	3	0.00%	0.00%	16	131	12.21%	-0.64	-1.39
Jun-04	4	18	22.22%	41.57%	28	172	16.28%	0.64	-0.61

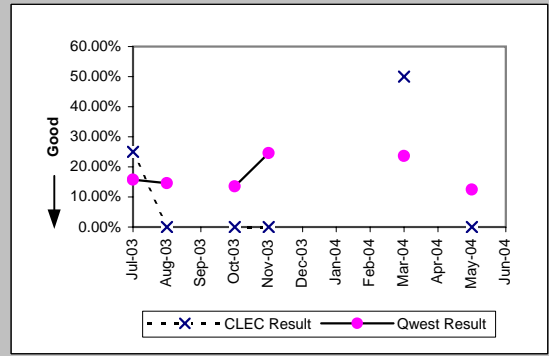


MR-7E\* - Repair Repeat Report Rate (Percent) - Interval Zone Two

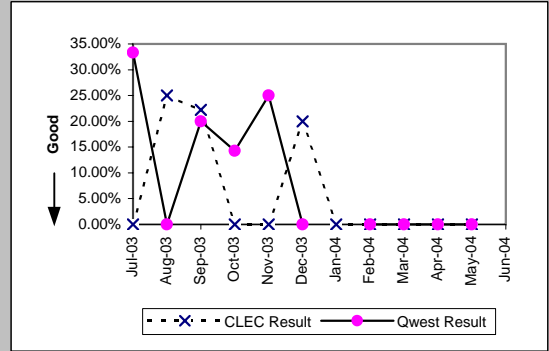
DS0 (Parity)									
Date	CLEC Num	CLEC Denc	CLEC Resu	CLEC Std I	Qwest Num	Qwest Denc	Qwest Resu	Mod Z Scr	Parity Scr
Jul-03									
Aug-03	0	1	0.00%	0.00%	32	173	18.50%	-0.48	-1.29
Sep-03	0	1	0.00%	0.00%	70	270	25.93%	-0.59	-1.36
Oct-03									
Nov-03	0	1	0.00%	0.00%	19	107	17.76%	-0.46	-1.28
Dec-03									
Jan-04									
Feb-04	0	2	0.00%	0.00%	8	66	12.12%	-0.52	-1.31
Mar-04									
Apr-04									
May-04									
Jun-04									



DS1 (Parity)									
Date	CLEC Num	CLEC Denc	CLEC Resu	CLEC Std I	Qwest Num	Qwest Denc	Qwest Resu	Mod Z Scr	Parity Scr
Jul-03	1	4	25.00%	43.30%	27	172	15.70%	0.47	-0.71
Aug-03	0	1	0.00%	0.00%	27	185	14.59%	-0.41	-1.25
Sep-03									
Oct-03	0	2	0.00%	0.00%	16	118	13.56%	-0.56	-1.34
Nov-03	0	1	0.00%	0.00%	16	65	24.62%	-0.57	-1.34
Dec-03									
Jan-04									
Feb-04									
Mar-04	1	2	50.00%	50.00%	21	89	23.60%	0.69	-0.58
Apr-04									
May-04	0	1	0.00%	0.00%	10	80	12.50%	-0.38	-1.23
Jun-04									



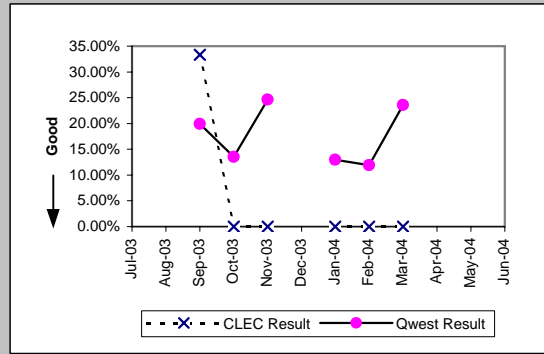
LIS Trunk (Parity)									
Date	CLEC Num	CLEC Denc	CLEC Resu	CLEC Std I	Qwest Num	Qwest Denc	Qwest Resu	Mod Z Scr	Parity Scr
Jul-03	0	2	0.00%	0.00%	1	3	33.33%	-0.77	-1.47
Aug-03	1	4	25.00%	43.30%	0	5	0.00%	N/A	-0.55
Sep-03	2	9	22.22%	41.57%	1	5	20.00%	-0.09	-1.06
Oct-03	0	9	0.00%	0.00%	1	7	14.29%	-0.81	-1.49
Nov-03	0	3	0.00%	0.00%	1	4	25.00%	-0.76	-1.46
Dec-03	1	5	20.00%	40.00%	0	2	0.00%	N/A	-0.84
Jan-04	0	1	0.00%	0.00%					
Feb-04	0	5	0.00%	0.00%	0	2	0.00%	N/A	N/A
Mar-04	0	2	0.00%	0.00%	0	1	0.00%	N/A	N/A
Apr-04	0	3	0.00%	0.00%	0	3	0.00%	N/A	N/A
May-04	0	2	0.00%	0.00%	0	2	0.00%	N/A	N/A
Jun-04									



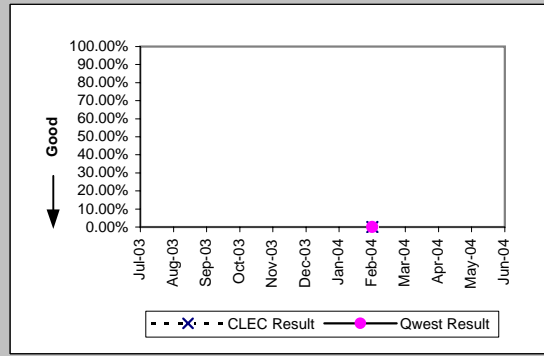
\*Results exclude No Trouble Found and Test OK reports unless QWEST trouble is found on another report within 30 days of the original report. A 30-day window necessitates reporting a month behind

MR-7E\* - Repair Repeat Report Rate (Percent) - Interval Zone Two

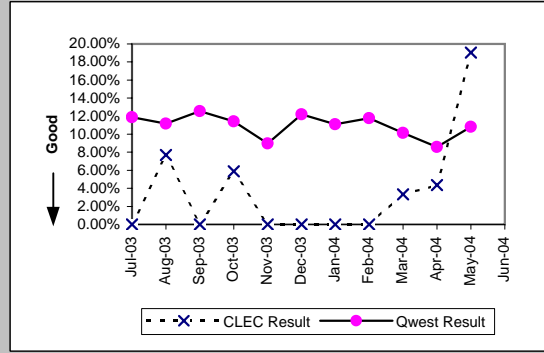
UDIT DS1 (Parity)									
Date	CLEC Num	CLEC Denc	CLEC Resu	CLEC Std E	Qwest Num	Qwest Denc	Qwest Resu	Mod Z Scr	Parity Scr
Jul-03									
Aug-03									
Sep-03	1	3	33.33%	47.14%	59	296	19.93%	0.52	-0.68
Oct-03	0	1	0.00%	0.00%	16	118	13.56%	-0.39	-1.24
Nov-03	0	2	0.00%	0.00%	16	65	24.62%	-0.8	-1.48
Dec-03									
Jan-04	0	1	0.00%	0.00%	11	85	12.94%	-0.38	-1.23
Feb-04	0	2	0.00%	0.00%	13	109	11.93%	-0.52	-1.31
Mar-04	0	1	0.00%	0.00%	21	89	23.60%	-0.55	-1.34
Apr-04									
May-04									
Jun-04									



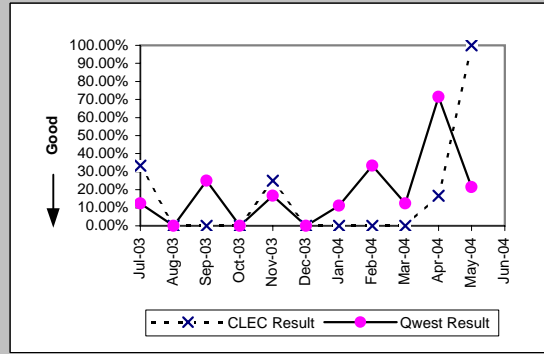
UDIT Above DS1 Level (Parity)									
Date	CLEC Num	CLEC Denc	CLEC Resu	CLEC Std E	Qwest Num	Qwest Denc	Qwest Resu	Mod Z Scr	Parity Scr
Jul-03									
Aug-03									
Sep-03									
Oct-03									
Nov-03									
Dec-03									
Jan-04									
Feb-04	0	1	0.00%	0.00%	0	1	0.00%	N/A	N/A
Mar-04									
Apr-04									
May-04									
Jun-04									



Unbundled Loop Analog (Parity)									
Date	CLEC Num	CLEC Denc	CLEC Resu	CLEC Std E	Qwest Num	Qwest Denc	Qwest Resu	Mod Z Scr	Parity Scr
Jul-03	0	9	0.00%	0.00%	380	3199	11.88%	-1.1	-1.67
Aug-03	1	13	7.69%	26.65%	354	3168	11.17%	-0.4	-1.24
Sep-03	0	8	0.00%	0.00%	368	2934	12.54%	-1.07	-1.65
Oct-03	1	17	5.88%	23.53%	403	3530	11.42%	-0.72	-1.44
Nov-03	0	10	0.00%	0.00%	257	2863	8.98%	-0.99	-1.6
Dec-03	0	11	0.00%	0.00%	415	3405	12.19%	-1.23	-1.75
Jan-04	0	14	0.00%	0.00%	432	3898	11.08%	-1.32	-1.8
Feb-04	0	12	0.00%	0.00%	363	3084	11.77%	-1.26	-1.77
Mar-04	1	30	3.33%	17.95%	308	3040	10.13%	-1.23	-1.75
Apr-04	1	23	4.35%	20.39%	228	2662	8.57%	-0.72	-1.44
May-04	4	21	19.05%	39.27%	314	2907	10.80%	1.15	-0.3
Jun-04									



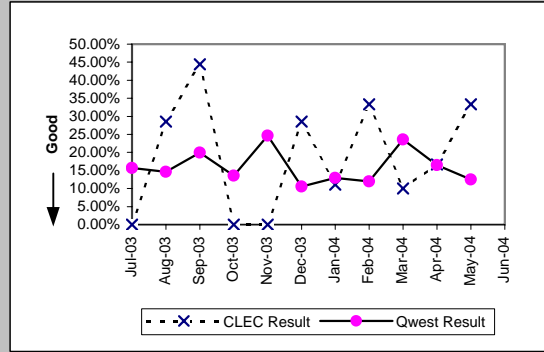
Unbundled Loop - 2 Wire Non-Loaded (Parity)									
Date	CLEC Num	CLEC Denc	CLEC Resu	CLEC Std E	Qwest Num	Qwest Denc	Qwest Resu	Mod Z Scr	Parity Scr
Jul-03	1	3	33.33%	47.14%	1	8	12.50%	0.56	-0.66
Aug-03	0	5	0.00%	0.00%	0	12	0.00%	N/A	N/A
Sep-03	0	2	0.00%	0.00%	2	8	25.00%	-0.73	-1.44
Oct-03	0	3	0.00%	0.00%	0	6	0.00%	N/A	N/A
Nov-03	1	4	25.00%	43.30%	1	6	16.67%	0.17	-0.9
Dec-03	0	5	0.00%	0.00%	0	7	0.00%	N/A	N/A
Jan-04	0	3	0.00%	0.00%	1	9	11.11%	-0.53	-1.32
Feb-04	0	2	0.00%	0.00%	5	15	33.33%	-0.94	-1.57
Mar-04	0	4	0.00%	0.00%	1	8	12.50%	-0.62	-1.38
Apr-04	1	6	16.67%	37.27%	5	7	71.43%	-2.18	-2.32
May-04	1	1	100.00%	0.00%	3	14	21.43%	1.16	-0.3
Jun-04									



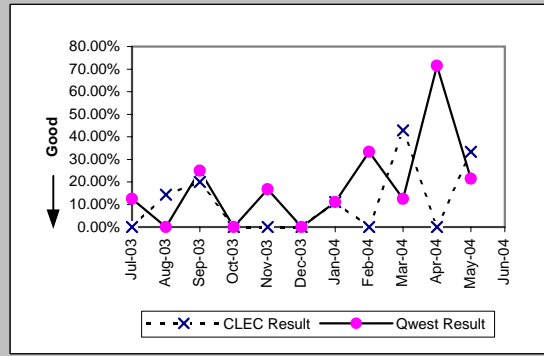
\*Results exclude No Trouble Found and Test OK reports unless QWEST trouble is found on another report within 30 days of the original report. A 30-day window necessitates reporting a month behind

MR-7E\* - Repair Repeat Report Rate (Percent) - Interval Zone Two

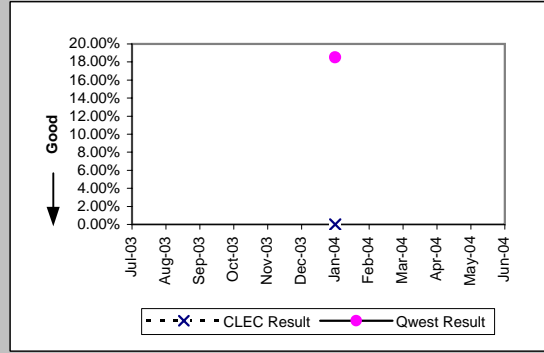
Unbundled Loop - DS1 Capable (Parity)									
Date	CLEC Num	CLEC Denc	CLEC Resu	CLEC Std E	Qwest Num	Qwest Denc	Qwest Resu	Mod Z Scr	Parity Scr
Jul-03	0	6	0.00%	0.00%	27	172	15.70%	-1.04	-1.63
Aug-03	4	14	28.57%	45.18%	27	185	14.59%	1.3	-0.21
Sep-03	4	9	44.44%	49.69%	59	296	19.93%	1.62	-0.01
Oct-03	0	3	0.00%	0.00%	16	118	13.56%	-0.68	-1.41
Nov-03	0	8	0.00%	0.00%	16	65	24.62%	-1.53	-1.93
Dec-03	4	14	28.57%	45.18%	10	95	10.53%	1.69	0.03
Jan-04	1	9	11.11%	31.43%	11	85	12.94%	-0.16	-1.09
Feb-04	4	12	33.33%	47.14%	13	109	11.93%	1.8	0.09
Mar-04	1	10	10.00%	30.00%	21	89	23.60%	-0.96	-1.58
Apr-04	2	12	16.67%	37.27%	15	91	16.48%	0.04	-0.97
May-04	3	9	33.33%	47.14%	10	80	12.50%	1.49	-0.09
Jun-04									



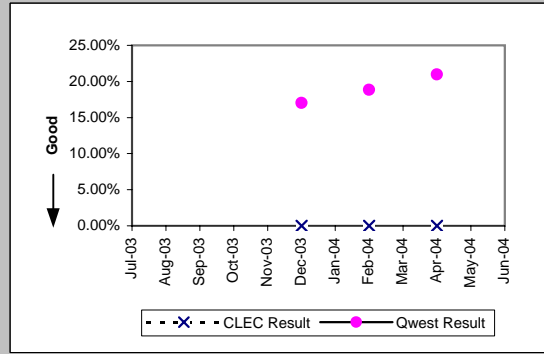
Unbundled Loop ISDN Capable (Parity)									
Date	CLEC Num	CLEC Denc	CLEC Resu	CLEC Std E	Qwest Num	Qwest Denc	Qwest Resu	Mod Z Scr	Parity Scr
Jul-03	0	3	0.00%	0.00%	1	8	12.50%	-0.56	-1.34
Aug-03	1	7	14.29%	34.99%	0	12	0.00%	N/A	-0.45
Sep-03	1	5	20.00%	40.00%	2	8	25.00%	-0.2	-1.12
Oct-03	0	3	0.00%	0.00%	0	6	0.00%	N/A	N/A
Nov-03	0	5	0.00%	0.00%	1	6	16.67%	-0.74	-1.45
Dec-03	0	5	0.00%	0.00%	0	6	0.00%	N/A	N/A
Jan-04	1	9	11.11%	31.43%	1	9	11.11%	0	-1
Feb-04	0	9	0.00%	0.00%	5	15	33.33%	-1.68	-2.02
Mar-04	3	7	42.86%	49.49%	1	8	12.50%	1.16	-0.29
Apr-04	0	8	0.00%	0.00%	5	7	71.43%	-3.06	-2.86
May-04	1	3	33.33%	47.14%	3	14	21.43%	0.32	-0.81
Jun-04									



Unbundled Loop - ADSL Qualified (Parity)									
Date	CLEC Num	CLEC Denc	CLEC Resu	CLEC Std E	Qwest Num	Qwest Denc	Qwest Resu	Mod Z Scr	Parity Scr
Jul-03									
Aug-03									
Sep-03									
Oct-03									
Nov-03									
Dec-03									
Jan-04	0	2	0.00%	0.00%	105	567	18.52%	-0.67	-1.41
Feb-04									
Mar-04									
Apr-04									
May-04									
Jun-04									



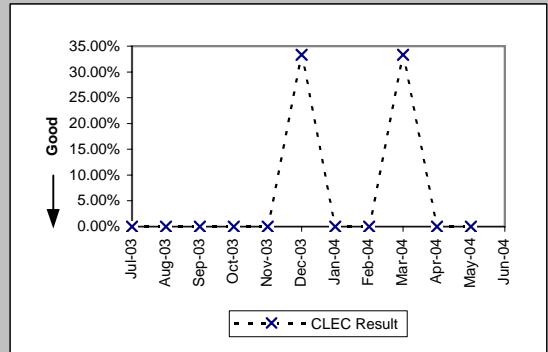
Qwest DSL (Parity)									
Date	CLEC Num	CLEC Denc	CLEC Resu	CLEC Std E	Qwest Num	Qwest Denc	Qwest Resu	Mod Z Scr	Parity Scr
Jul-03									
Aug-03									
Sep-03									
Oct-03									
Nov-03									
Dec-03	0	2	0.00%	0.00%	67	394	17.01%	-0.64	-1.39
Jan-04									
Feb-04	0	1	0.00%	0.00%	105	558	18.82%	-0.48	-1.29
Mar-04									
Apr-04	0	1	0.00%	0.00%	152	725	20.97%	-0.51	-1.31
May-04									
Jun-04									



\*Results exclude No Trouble Found and Test OK reports unless QWEST trouble is found on another report within 30 days of the original report. A 30-day window necessitates reporting a month behind

MR-7E\* - Repair Repeat Report Rate (Percent) - Interval Zone Two

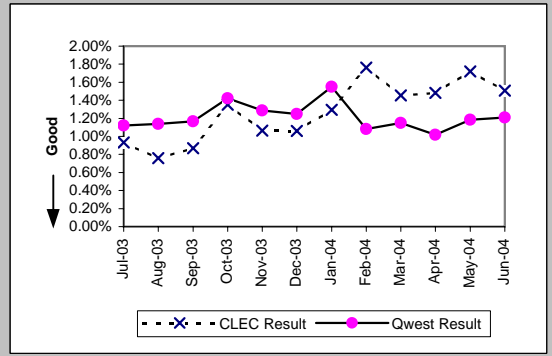
Enhanced Extended Loops (EELs) (Diagnostic)				
Date	Numerator	Denominator	CLEC Result	Standard Dev
Jul-03	0	2	0.00%	0.00%
Aug-03	0	1	0.00%	0.00%
Sep-03	0	4	0.00%	0.00%
Oct-03	0	3	0.00%	0.00%
Nov-03	0	2	0.00%	0.00%
Dec-03	1	3	33.33%	47.14%
Jan-04	0	1	0.00%	0.00%
Feb-04	0	1	0.00%	0.00%
Mar-04	2	6	33.33%	47.14%
Apr-04	0	7	0.00%	0.00%
May-04	0	2	0.00%	0.00%
Jun-04				



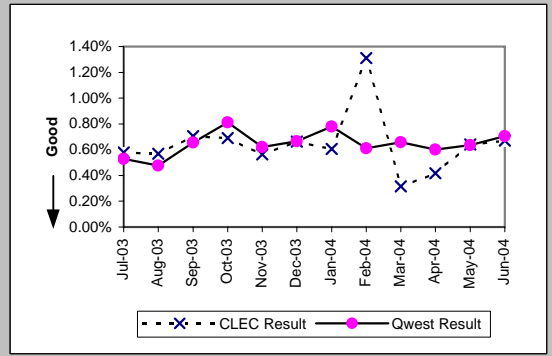
\*Results exclude No Trouble Found and Test OK reports unless QWEST trouble is found on another report within 30 days of the original report. A 30-day window necessitates reporting a month behind

MR-8 - Trouble Rate (Percent)

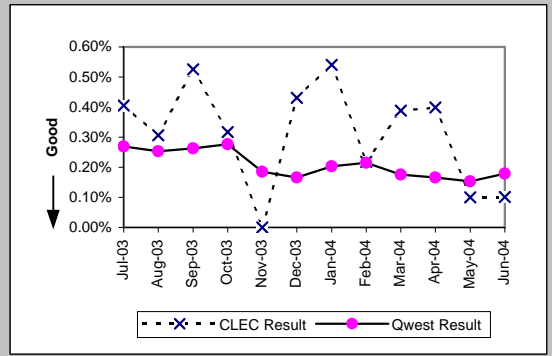
Residence (Parity)									
Date	CLEC Num	CLEC Denc	CLEC Resu	CLEC Std	Qwest Num	Qwest Denc	Qwest Resu	Mod Z Scr	Parity Scr
Jul-03	319	34189	0.93%	9.61%	17719	1581481	1.12%	-3.26	-2.98
Aug-03	286	37768	0.76%	8.67%	17939	1575990	1.14%	-6.9	-5.19
Sep-03	361	41480	0.87%	9.29%	18297	1569834	1.17%	-5.53	-4.36
Oct-03	243	17963	1.35%	11.55%	22184	1561675	1.42%	-0.76	-1.46
Nov-03	178	16706	1.07%	10.27%	19964	1552081	1.29%	-2.52	-2.53
Dec-03	160	15068	1.06%	10.25%	19316	1546704	1.25%	-2.06	-2.25
Jan-04	140	10828	1.29%	11.30%	23897	1543683	1.55%	-2.14	-2.3
Feb-04	76	4316	1.76%	13.15%	16642	1540877	1.08%	4.32	1.63
Mar-04	56	3854	1.45%	11.97%	17635	1533992	1.15%	1.76	0.07
Apr-04	52	3506	1.48%	12.09%	15460	1521342	1.02%	2.75	0.67
May-04	60	3490	1.72%	13.00%	17789	1502024	1.18%	2.92	0.77
Jun-04	52	3453	1.51%	12.18%	17988	1488475	1.21%	1.6	-0.03



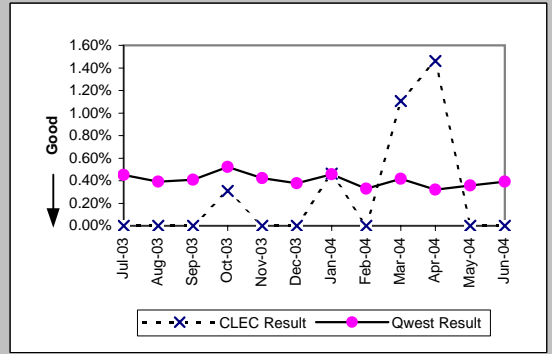
Business (Parity)									
Date	CLEC Num	CLEC Denc	CLEC Resu	CLEC Std	Qwest Num	Qwest Denc	Qwest Resu	Mod Z Scr	Parity Scr
Jul-03	114	19712	0.58%	7.58%	2179	413025	0.53%	0.96	-0.42
Aug-03	116	20390	0.57%	7.52%	1958	411071	0.48%	1.87	0.14
Sep-03	147	20875	0.70%	8.36%	2180	332837	0.66%	0.86	-0.48
Oct-03	126	18284	0.69%	8.27%	2650	326878	0.81%	-1.78	-2.08
Nov-03	104	18426	0.56%	7.49%	2022	326187	0.62%	-0.93	-1.57
Dec-03	124	18739	0.66%	8.11%	2153	323771	0.67%	-0.05	-1.03
Jan-04	113	18667	0.61%	7.76%	2508	322144	0.78%	-2.62	-2.59
Feb-04	53	4044	1.31%	11.37%	1970	322022	0.61%	5.66	2.44
Mar-04	13	4138	0.31%	5.60%	2118	321614	0.66%	-2.72	-2.65
Apr-04	15	3592	0.42%	6.45%	1937	322080	0.60%	-1.42	-1.86
May-04	23	3586	0.64%	7.98%	2045	321391	0.64%	0.04	-0.98
Jun-04	24	3585	0.67%	8.15%	2275	322149	0.71%	-0.26	-1.16



Centrex (Parity)									
Date	CLEC Num	CLEC Denc	CLEC Resu	CLEC Std	Qwest Num	Qwest Denc	Qwest Resu	Mod Z Scr	Parity Scr
Jul-03	4	986	0.41%	6.36%	224	83309	0.27%	0.82	-0.5
Aug-03	3	978	0.31%	5.53%	206	81484	0.25%	0.33	-0.8
Sep-03	5	952	0.53%	7.23%	216	82070	0.26%	1.57	-0.05
Oct-03	3	946	0.32%	5.62%	225	81455	0.28%	0.24	-0.86
Nov-03	0	936	0.00%	0.00%	149	80548	0.19%	-1.31	-1.8
Dec-03	4	929	0.43%	6.55%	133	80362	0.17%	1.98	0.2
Jan-04	5	925	0.54%	7.33%	163	80141	0.20%	2.26	0.38
Feb-04	2	917	0.22%	4.67%	174	80843	0.22%	0.02	-0.99
Mar-04	4	1030	0.39%	6.22%	141	80366	0.18%	1.62	-0.01
Apr-04	4	1003	0.40%	6.30%	132	79550	0.17%	1.8	0.09
May-04	1	998	0.10%	3.16%	121	79212	0.15%	-0.42	-1.26
Jun-04	1	988	0.10%	3.18%	141	78918	0.18%	-0.57	-1.35

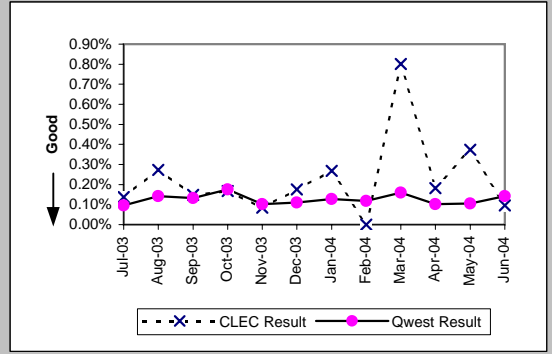


Centrex 21 (Parity)									
Date	CLEC Num	CLEC Denc	CLEC Resu	CLEC Std	Qwest Num	Qwest Denc	Qwest Resu	Mod Z Scr	Parity Scr
Jul-03	0	317	0.00%	0.00%	279	61885	0.45%	-1.2	-1.73
Aug-03	0	348	0.00%	0.00%	240	61271	0.39%	-1.17	-1.71
Sep-03	0	361	0.00%	0.00%	249	61074	0.41%	-1.21	-1.74
Oct-03	1	324	0.31%	5.55%	317	60584	0.52%	-0.53	-1.32
Nov-03	0	357	0.00%	0.00%	253	59656	0.42%	-1.23	-1.75
Dec-03	0	409	0.00%	0.00%	224	59419	0.38%	-1.24	-1.75
Jan-04	2	432	0.46%	6.79%	268	58828	0.46%	0.11	-0.93
Feb-04	0	137	0.00%	0.00%	190	57572	0.33%	-0.67	-1.41
Mar-04	2	181	1.11%	10.45%	238	56982	0.42%	1.24	-0.24
Apr-04	2	137	1.46%	11.99%	180	56160	0.32%	1.75	0.06
May-04	0	207	0.00%	0.00%	200	55800	0.36%	-0.86	-1.52
Jun-04	0	233	0.00%	0.00%	217	55441	0.39%	-0.95	-1.58

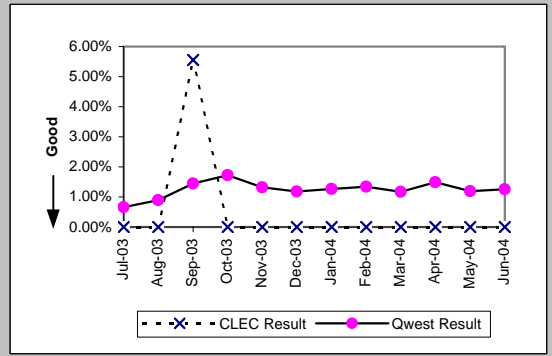


MR-8 - Trouble Rate (Percent)

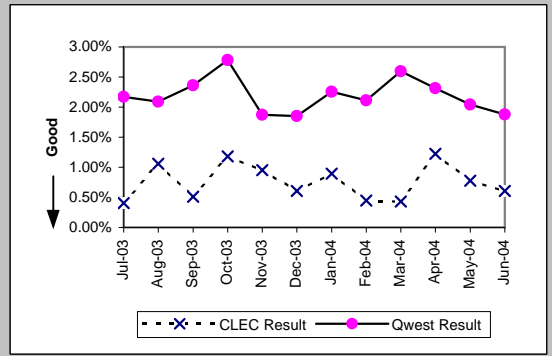
PBX (Parity)									
Date	CLEC Num	CLEC Denc	CLEC Resu	CLEC Std	Qwest Num	Qwest Denc	Qwest Resu	Mod Z Scr	Parity Scr
Jul-03	2	1458	0.14%	3.70%	83	87018	0.10%	0.51	-0.69
Aug-03	4	1466	0.27%	5.22%	121	85314	0.14%	1.32	-0.2
Sep-03	2	1350	0.15%	3.85%	110	83236	0.13%	0.16	-0.9
Oct-03	2	1199	0.17%	4.08%	132	75431	0.18%	-0.07	-1.04
Nov-03	1	1186	0.08%	2.90%	77	75083	0.10%	-0.19	-1.12
Dec-03	2	1140	0.18%	4.18%	82	74555	0.11%	0.66	-0.6
Jan-04	3	1122	0.27%	5.16%	95	74011	0.13%	1.29	-0.22
Feb-04	0	1084	0.00%	0.00%	86	72836	0.12%	-1.12	-1.68
Mar-04	9	1123	0.80%	8.92%	114	71791	0.16%	5.37	2.26
Apr-04	2	1102	0.18%	4.26%	72	70772	0.10%	0.82	-0.5
May-04	4	1073	0.37%	6.09%	74	70168	0.11%	2.68	0.63
Jun-04	1	1044	0.10%	3.09%	99	69488	0.14%	-0.4	-1.24



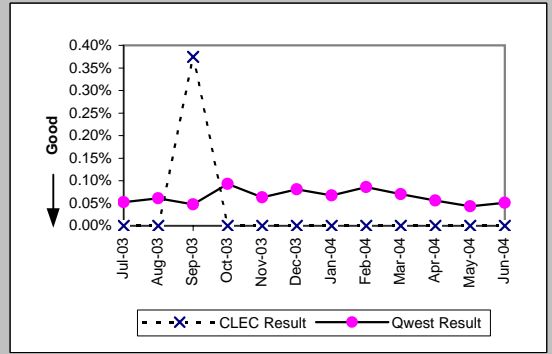
Basic Rate ISDN (Parity)									
Date	CLEC Num	CLEC Denc	CLEC Resu	CLEC Std	Qwest Num	Qwest Denc	Qwest Resu	Mod Z Scr	Parity Scr
Jul-03	0	32	0.00%	0.00%	133	20063	0.66%	-0.46	-1.28
Aug-03	0	35	0.00%	0.00%	178	19850	0.90%	-0.56	-1.34
Sep-03	1	18	5.56%	22.91%	152	10485	1.45%	1.13	-0.31
Oct-03	0	18	0.00%	0.00%	180	10416	1.73%	-0.56	-1.34
Nov-03	0	19	0.00%	0.00%	136	10306	1.32%	-0.5	-1.31
Dec-03	0	19	0.00%	0.00%	120	10176	1.18%	-0.48	-1.29
Jan-04	0	19	0.00%	0.00%	127	10036	1.27%	-0.49	-1.3
Feb-04	0	19	0.00%	0.00%	133	9925	1.34%	-0.51	-1.31
Mar-04	0	19	0.00%	0.00%	116	9894	1.17%	-0.47	-1.29
Apr-04	0	19	0.00%	0.00%	148	9902	1.49%	-0.54	-1.33
May-04	0	20	0.00%	0.00%	117	9790	1.20%	-0.49	-1.3
Jun-04	0	19	0.00%	0.00%	122	9709	1.26%	-0.49	-1.3



Qwest DSL (Parity)									
Date	CLEC Num	CLEC Denc	CLEC Resu	CLEC Std	Qwest Num	Qwest Denc	Qwest Resu	Mod Z Scr	Parity Scr
Jul-03	2	493	0.41%	6.36%	2036	93875	2.17%	-2.68	-2.63
Aug-03	6	568	1.06%	10.22%	2019	96533	2.09%	-1.72	-2.05
Sep-03	3	590	0.51%	7.11%	2347	99465	2.36%	-2.95	-2.8
Oct-03	7	594	1.18%	10.79%	2920	105011	2.78%	-2.37	-2.44
Nov-03	6	630	0.95%	9.71%	2027	108278	1.87%	-1.7	-2.03
Dec-03	4	662	0.60%	7.75%	2063	111529	1.85%	-2.37	-2.44
Jan-04	6	673	0.89%	9.40%	2592	114813	2.26%	-2.38	-2.45
Feb-04	3	675	0.44%	6.65%	2756	130406	2.11%	-3.01	-2.83
Mar-04	3	696	0.43%	6.55%	3529	135863	2.60%	-3.58	-3.18
Apr-04	9	735	1.22%	11.00%	3299	142547	2.31%	-1.96	-2.19
May-04	6	775	0.77%	8.76%	3001	147081	2.04%	-2.49	-2.51
Jun-04	5	822	0.61%	7.78%	2855	152160	1.88%	-2.67	-2.62

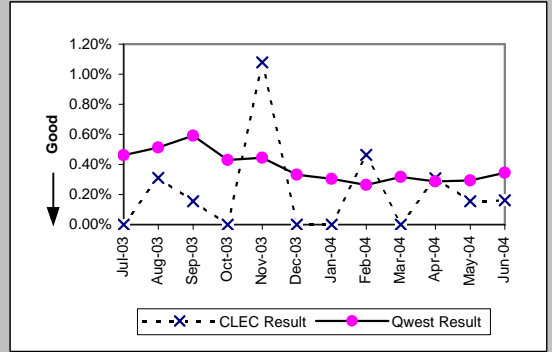


ISDN Primary (Parity)									
Date	CLEC Num	CLEC Denc	CLEC Resu	CLEC Std	Qwest Num	Qwest Denc	Qwest Resu	Mod Z Scr	Parity Scr
Jul-03	0	267	0.00%	0.00%	43	82221	0.05%	-0.37	-1.23
Aug-03	0	267	0.00%	0.00%	51	83273	0.06%	-0.4	-1.25
Sep-03	1	267	0.37%	6.11%	39	82679	0.05%	1.53	-0.07
Oct-03	0	279	0.00%	0.00%	48	51679	0.09%	-0.51	-1.31
Nov-03	0	279	0.00%	0.00%	30	47376	0.06%	-0.42	-1.25
Dec-03	0	260	0.00%	0.00%	39	48105	0.08%	-0.46	-1.28
Jan-04	0	284	0.00%	0.00%	33	48769	0.07%	-0.44	-1.27
Feb-04	0	284	0.00%	0.00%	43	50197	0.09%	-0.49	-1.3
Mar-04	0	236	0.00%	0.00%	36	51255	0.07%	-0.41	-1.25
Apr-04	0	190	0.00%	0.00%	29	52070	0.06%	-0.32	-1.2
May-04	0	190	0.00%	0.00%	22	50954	0.04%	-0.29	-1.17
Jun-04	0	214	0.00%	0.00%	26	51082	0.05%	-0.33	-1.2

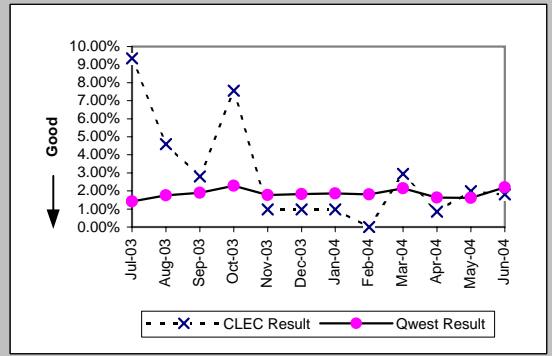


MR-8 - Trouble Rate (Percent)

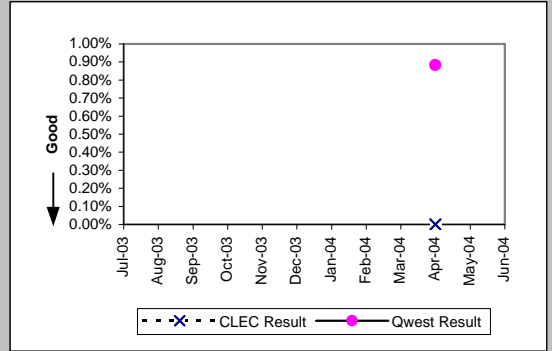
DS0 (Parity)									
Date	CLEC Num	CLEC Denc	CLEC Resu	CLEC Std E	Qwest Num	Qwest Denc	Qwest Resu	Mod Z Scr	Parity Scr
Jul-03	0	645	0.00%	0.00%	533	115510	0.46%	-1.72	-2.05
Aug-03	2	643	0.31%	5.57%	581	113437	0.51%	-0.71	-1.43
Sep-03	1	645	0.16%	3.93%	677	114433	0.59%	-1.44	-1.88
Oct-03	0	644	0.00%	0.00%	433	100909	0.43%	-1.66	-2.01
Nov-03	7	649	1.08%	10.33%	445	100292	0.44%	2.43	0.47
Dec-03	0	648	0.00%	0.00%	341	102591	0.33%	-1.47	-1.89
Jan-04	0	646	0.00%	0.00%	315	103236	0.31%	-1.4	-1.85
Feb-04	3	647	0.46%	6.79%	272	103412	0.26%	0.99	-0.4
Mar-04	0	648	0.00%	0.00%	319	100833	0.32%	-1.43	-1.87
Apr-04	2	648	0.31%	5.55%	290	100690	0.29%	0.1	-0.94
May-04	1	641	0.16%	3.95%	301	102282	0.29%	-0.64	-1.39
Jun-04	1	620	0.16%	4.01%	355	103111	0.34%	-0.78	-1.47



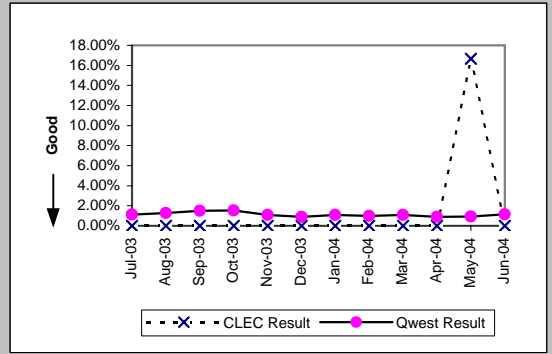
DS1 (Parity)									
Date	CLEC Num	CLEC Denc	CLEC Resu	CLEC Std E	Qwest Num	Qwest Denc	Qwest Resu	Mod Z Scr	Parity Scr
Jul-03	10	107	9.35%	29.11%	632	44594	1.42%	4.65	1.82
Aug-03	5	109	4.59%	20.92%	777	44119	1.76%	1.91	0.16
Sep-03	3	107	2.80%	16.51%	847	44486	1.90%	0.7	-0.57
Oct-03	8	106	7.55%	26.42%	384	16797	2.29%	2.9	0.76
Nov-03	1	102	0.98%	9.85%	296	16663	1.78%	-0.61	-1.37
Dec-03	1	102	0.98%	9.85%	304	16650	1.83%	-0.64	-1.39
Jan-04	1	102	0.98%	9.85%	307	16560	1.85%	-0.65	-1.4
Feb-04	0	103	0.00%	0.00%	299	16477	1.81%	-1.38	-1.84
Mar-04	3	102	2.94%	16.90%	349	16303	2.14%	0.6	-0.64
Apr-04	1	118	0.85%	9.17%	267	16326	1.64%	-0.67	-1.41
May-04	2	101	1.98%	13.93%	261	16217	1.61%	0.37	-0.78
Jun-04	2	111	1.80%	13.30%	352	16037	2.19%	-0.28	-1.17



DS3 (Parity)									
Date	CLEC Num	CLEC Denc	CLEC Resu	CLEC Std E	Qwest Num	Qwest Denc	Qwest Resu	Mod Z Scr	Parity Scr
Jul-03									
Aug-03									
Sep-03									
Oct-03									
Nov-03									
Dec-03									
Jan-04									
Feb-04									
Mar-04									
Apr-04	0	1	0.00%	0.00%	10	1133	0.88%	-0.09	-1.06
May-04									
Jun-04									



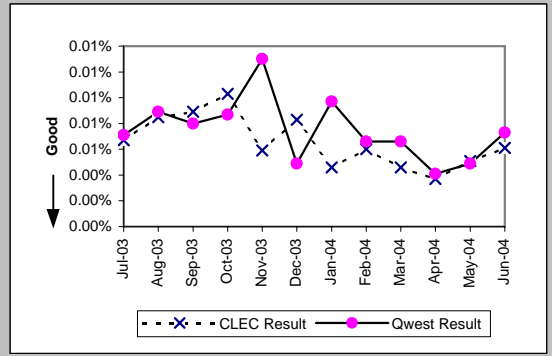
Frame Relay (Parity)									
Date	CLEC Num	CLEC Denc	CLEC Resu	CLEC Std E	Qwest Num	Qwest Denc	Qwest Resu	Mod Z Scr	Parity Scr
Jul-03	0	3	0.00%	0.00%	129	11705	1.10%	-0.18	-1.11
Aug-03	0	3	0.00%	0.00%	147	11490	1.28%	-0.2	-1.12
Sep-03	0	3	0.00%	0.00%	172	11415	1.51%	-0.21	-1.13
Oct-03	0	4	0.00%	0.00%	142	9333	1.52%	-0.25	-1.15
Nov-03	0	5	0.00%	0.00%	101	9265	1.09%	-0.23	-1.14
Dec-03	0	5	0.00%	0.00%	82	9077	0.90%	-0.21	-1.13
Jan-04	0	5	0.00%	0.00%	95	8820	1.08%	-0.23	-1.14
Feb-04	0	10	0.00%	0.00%	86	8654	0.99%	-0.32	-1.19
Mar-04	0	12	0.00%	0.00%	92	8531	1.08%	-0.36	-1.22
Apr-04	0	12	0.00%	0.00%	76	8442	0.90%	-0.33	-1.2
May-04	2	12	16.67%	37.27%	78	8356	0.93%	2.79	0.7
Jun-04	0	11	0.00%	0.00%	95	8300	1.14%	-0.36	-1.22



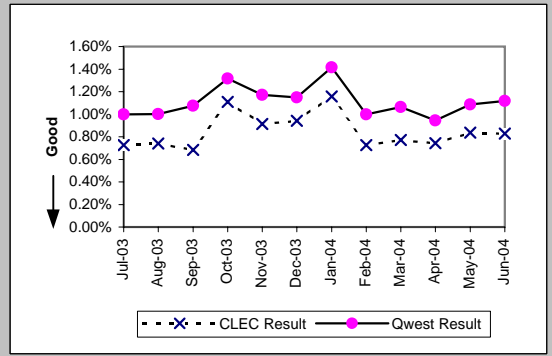


MR-8 - Trouble Rate (Percent)

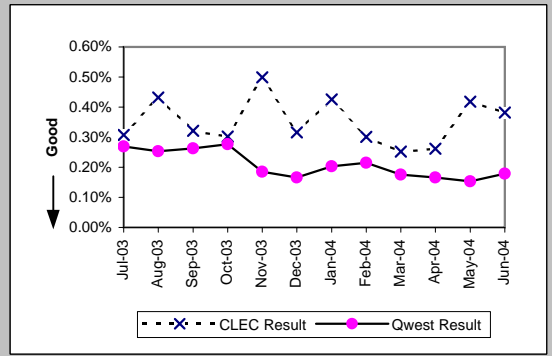
LIS Trunk (Parity)									
Date	CLEC Num	CLEC Denc	CLEC Resu	CLEC Std	Qwest Num	Qwest Denc	Qwest Resu	Mod Z Scr	Parity Scr
Jul-03	15	225195	0.01%	0.82%	9	126175	0.01%	-0.16	-1.1
Aug-03	19	224163	0.01%	0.92%	11	123649	0.01%	-0.13	-1.08
Sep-03	20	224787	0.01%	0.94%	10	124837	0.01%	0.28	-0.83
Oct-03	23	223971	0.01%	1.01%	11	125725	0.01%	0.46	-0.72
Nov-03	13	222219	0.01%	0.76%	16	123317	0.01%	-1.76	-2.07
Dec-03	18	217563	0.01%	0.91%	6	123549	0.00%	1.38	-0.16
Jan-04	10	216530	0.00%	0.68%	12	123933	0.01%	-1.44	-1.88
Feb-04	13	217467	0.01%	0.77%	8	121325	0.01%	-0.21	-1.13
Mar-04	10	217755	0.00%	0.68%	8	121613	0.01%	-0.68	-1.42
Apr-04	8	216363	0.00%	0.61%	5	121037	0.00%	-0.19	-1.11
May-04	11	215091	0.01%	0.72%	6	123050	0.00%	0.1	-0.94
Jun-04	13	213411	0.01%	0.78%	9	124102	0.01%	-0.38	-1.23



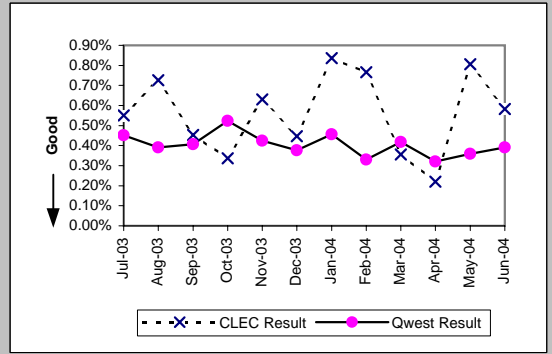
UNE - P (POTS) (Parity)									
Date	CLEC Num	CLEC Denc	CLEC Resu	CLEC Std	Qwest Num	Qwest Denc	Qwest Resu	Mod Z Scr	Parity Scr
Jul-03	199	27364	0.73%	8.50%	19898	1994506	1.00%	-4.47	-3.72
Aug-03	197	26611	0.74%	8.57%	19897	1987061	1.00%	-4.25	-3.58
Sep-03	184	26967	0.68%	8.23%	20477	1902671	1.08%	-6.23	-4.78
Oct-03	646	58247	1.11%	10.47%	24834	1888553	1.32%	-4.3	-3.61
Nov-03	595	65143	0.91%	9.51%	21986	1878268	1.17%	-6	-4.65
Dec-03	674	71556	0.94%	9.66%	21469	1870475	1.15%	-5.07	-4.08
Jan-04	889	76770	1.16%	10.70%	26405	1865827	1.42%	-5.91	-4.59
Feb-04	741	102043	0.73%	8.49%	18612	1862899	1.00%	-8.54	-6.19
Mar-04	835	108396	0.77%	8.74%	19753	1855606	1.06%	-9.17	-6.58
Apr-04	875	117809	0.74%	8.59%	17397	1843422	0.94%	-6.92	-5.21
May-04	1105	132003	0.84%	9.11%	19834	1823415	1.09%	-8.48	-6.15
Jun-04	1162	140240	0.83%	9.06%	20263	1810624	1.12%	-9.96	-7.06



UNE P (Centrex) (Parity)									
Date	CLEC Num	CLEC Denc	CLEC Resu	CLEC Std	Qwest Num	Qwest Denc	Qwest Resu	Mod Z Scr	Parity Scr
Jul-03	26	8461	0.31%	5.53%	224	83309	0.27%	0.65	-0.6
Aug-03	36	8337	0.43%	6.56%	206	81484	0.25%	3.1	0.88
Sep-03	27	8413	0.32%	5.66%	216	82070	0.26%	0.98	-0.4
Oct-03	25	8271	0.30%	5.49%	225	81455	0.28%	0.43	-0.74
Nov-03	40	8017	0.50%	7.05%	149	80548	0.19%	6.24	2.79
Dec-03	25	7905	0.32%	5.61%	133	80362	0.17%	3.15	0.91
Jan-04	33	7754	0.43%	6.51%	163	80141	0.20%	4.15	1.52
Feb-04	23	7643	0.30%	5.48%	174	80843	0.22%	1.55	-0.06
Mar-04	19	7533	0.25%	5.02%	141	80366	0.18%	1.52	-0.07
Apr-04	19	7265	0.26%	5.11%	132	79550	0.17%	1.92	0.17
May-04	30	7178	0.42%	6.45%	121	79212	0.15%	5.51	2.35
Jun-04	27	7063	0.38%	6.17%	141	78918	0.18%	3.88	1.36

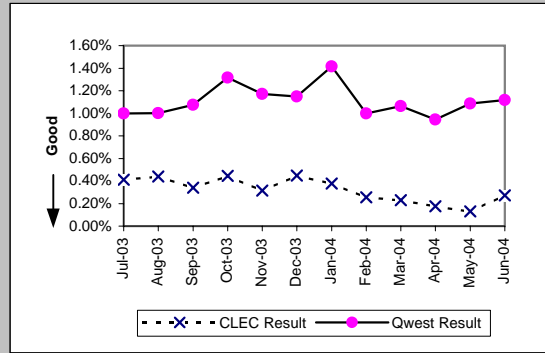


UNE P (Centrex 21) (Parity)									
Date	CLEC Num	CLEC Denc	CLEC Resu	CLEC Std	Qwest Num	Qwest Denc	Qwest Resu	Mod Z Scr	Parity Scr
Jul-03	10	1815	0.55%	7.40%	279	61885	0.45%	0.63	-0.62
Aug-03	13	1791	0.73%	8.49%	240	61271	0.39%	2.23	0.36
Sep-03	8	1765	0.45%	6.72%	249	61074	0.41%	0.3	-0.82
Oct-03	6	1779	0.34%	5.80%	317	60584	0.52%	-1.07	-1.65
Nov-03	11	1746	0.63%	7.91%	253	59656	0.42%	1.31	-0.21
Dec-03	8	1791	0.45%	6.67%	224	59419	0.38%	0.47	-0.71
Jan-04	15	1793	0.84%	9.11%	268	58828	0.46%	2.36	0.43
Feb-04	11	1436	0.77%	8.72%	190	57572	0.33%	2.85	0.73
Mar-04	5	1404	0.36%	5.96%	238	56982	0.42%	-0.35	-1.21
Apr-04	3	1361	0.22%	4.69%	180	56160	0.32%	-0.65	-1.39
May-04	11	1364	0.81%	8.94%	200	55800	0.36%	2.74	0.66
Jun-04	8	1374	0.58%	7.61%	217	55441	0.39%	1.12	-0.32



MR-8 - Trouble Rate (Percent)

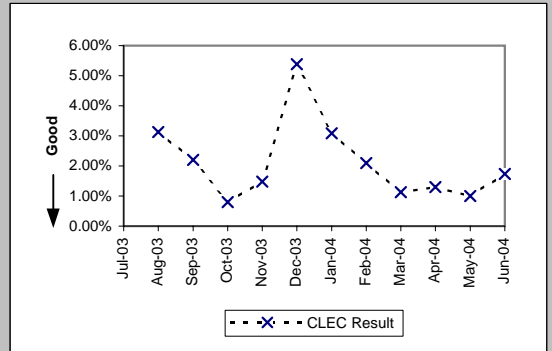
Date	CLEC Num	CLEC Dens	Line Sharing (Parity)		Qwest Num	Qwest Dens	Qwest Res	Mod Z Scr	Parity Scr
			CLEC Resu	CLEC Std					
Jul-03	40	9720	0.41%	6.40%	19898	1994506	1.00%	-5.8	-4.53
Aug-03	44	10023	0.44%	6.61%	19897	1987061	1.00%	-5.64	-4.43
Sep-03	34	10026	0.34%	5.81%	20477	1902671	1.08%	-7.13	-5.34
Oct-03	46	10309	0.45%	6.67%	24834	1888553	1.32%	-7.72	-5.69
Nov-03	33	10518	0.31%	5.59%	21986	1878268	1.17%	-8.15	-5.95
Dec-03	48	10699	0.45%	6.68%	21469	1870475	1.15%	-6.77	-5.12
Jan-04	41	10845	0.38%	6.14%	26405	1865827	1.42%	-9.12	-6.54
Feb-04	28	10953	0.26%	5.05%	18612	1862899	1.00%	-7.8	-5.74
Mar-04	25	10881	0.23%	4.79%	19753	1855606	1.06%	-8.46	-6.14
Apr-04	19	10852	0.18%	4.18%	17397	1843422	0.94%	-8.26	-6.02
May-04	14	10772	0.13%	3.60%	19834	1823415	1.09%	-9.56	-6.81
Jun-04	29	10643	0.27%	5.21%	20263	1810624	1.12%	-8.28	-6.03



MR-8 - Trouble Rate (Percent)

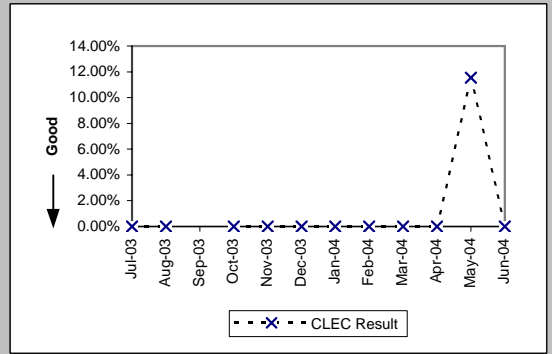
Line Splitting (Diagnostic)

Date	Numerator	Denominator	CLEC Result	Standard Dev
Jul-03				
Aug-03	2	64	3.13%	17.40%
Sep-03	2	91	2.20%	14.66%
Oct-03	1	125	0.80%	8.91%
Nov-03	3	203	1.48%	12.07%
Dec-03	16	297	5.39%	22.58%
Jan-04	12	389	3.08%	17.29%
Feb-04	9	429	2.10%	14.33%
Mar-04	5	445	1.12%	10.54%
Apr-04	6	461	1.30%	11.33%
May-04	5	501	1.00%	9.94%
Jun-04	9	519	1.73%	13.05%



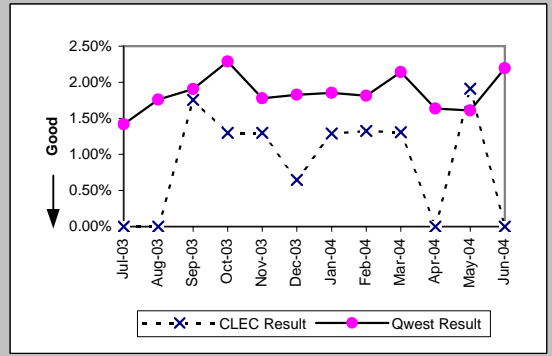
Sub-Loop Unbundling (Diagnostic)

Date	Numerator	Denominator	CLEC Result	Standard Dev
Jul-03	0	25	0.00%	0.00%
Aug-03	0	25	0.00%	0.00%
Sep-03				
Oct-03	0	25	0.00%	0.00%
Nov-03	0	25	0.00%	0.00%
Dec-03	0	25	0.00%	0.00%
Jan-04	0	25	0.00%	0.00%
Feb-04	0	25	0.00%	0.00%
Mar-04	0	24	0.00%	0.00%
Apr-04	0	26	0.00%	0.00%
May-04	3	26	11.54%	31.95%
Jun-04	0	26	0.00%	0.00%

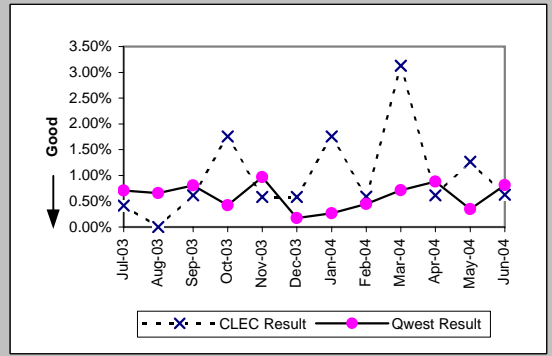


MR-8 - Trouble Rate (Percent)

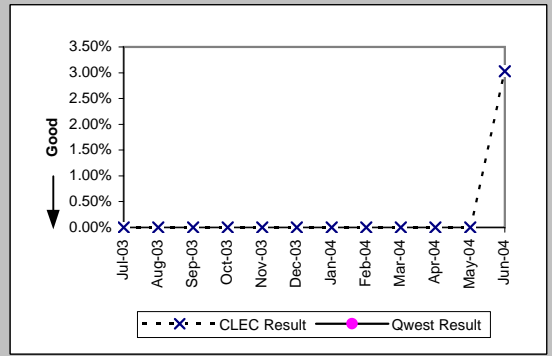
UDIT DS1 (Parity)									
Date	Numerator	Denominator	CLEC Resu	Standard D	Qwest Num	Qwest Den	Qwest Resu	Mod Z Scr	Parity Scr
Jul-03	0	168	0.00%	0.00%	632	44594	1.42%	-1.55	-1.94
Aug-03	0	169	0.00%	0.00%	777	44119	1.76%	-1.74	-2.06
Sep-03	3	171	1.75%	13.13%	847	44486	1.90%	-0.14	-1.09
Oct-03	2	154	1.30%	11.32%	384	16797	2.29%	-0.82	-1.5
Nov-03	2	154	1.30%	11.32%	296	16663	1.78%	-0.45	-1.27
Dec-03	1	155	0.65%	8.01%	304	16650	1.83%	-1.09	-1.66
Jan-04	2	155	1.29%	11.29%	307	16560	1.85%	-0.52	-1.31
Feb-04	2	151	1.32%	11.43%	299	16477	1.81%	-0.45	-1.27
Mar-04	2	153	1.31%	11.36%	349	16303	2.14%	-0.71	-1.43
Apr-04	0	155	0.00%	0.00%	267	16326	1.64%	-1.6	-1.97
May-04	3	157	1.91%	13.69%	261	16217	1.61%	0.36	-0.78
Jun-04	0	166	0.00%	0.00%	352	16037	2.19%	-1.92	-2.17



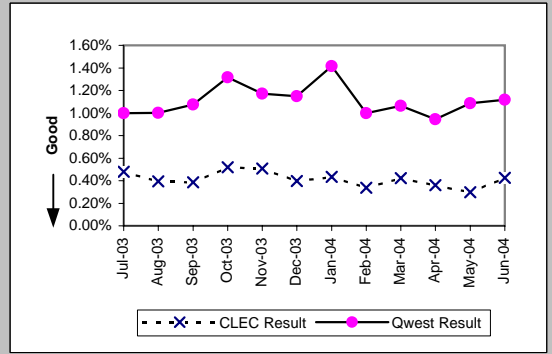
UDIT Above DS1 Level (Parity)									
Date	Numerator	Denominator	CLEC Resu	Standard D	Qwest Num	Qwest Den	Qwest Resu	Mod Z Scr	Parity Scr
Jul-03	1	241	0.41%	6.43%	23	3254	0.71%	-0.52	-1.32
Aug-03	0	160	0.00%	0.00%	21	3205	0.66%	-1	-1.61
Sep-03	1	162	0.62%	7.83%	26	3215	0.81%	-0.27	-1.16
Oct-03	3	171	1.75%	13.13%	5	1179	0.42%	1.78	0.08
Nov-03	1	171	0.58%	7.62%	11	1137	0.97%	-0.48	-1.29
Dec-03	1	171	0.58%	7.62%	2	1131	0.18%	0.85	-0.48
Jan-04	3	171	1.75%	13.13%	3	1125	0.27%	2.12	0.29
Feb-04	1	170	0.59%	7.65%	5	1118	0.45%	0.26	-0.84
Mar-04	5	160	3.13%	17.40%	8	1119	0.71%	2.37	0.44
Apr-04	1	162	0.62%	7.83%	10	1133	0.88%	-0.34	-1.21
May-04	2	158	1.27%	11.18%	4	1145	0.35%	1.36	-0.17
Jun-04	1	159	0.63%	7.91%	10	1227	0.82%	-0.25	-1.15



Dark Fiber - IOF (Diagnostic)									
Date	Numerator	Denominator	CLEC Resu	Standard D	Qwest Num	Qwest Den	Qwest Resu	Mod Z Scr	Parity Scr
Jul-03	0	29	0.00%	0.00%					
Aug-03	0	29	0.00%	0.00%					
Sep-03	0	29	0.00%	0.00%					
Oct-03	0	27	0.00%	0.00%					
Nov-03	0	28	0.00%	0.00%					
Dec-03	0	34	0.00%	0.00%					
Jan-04	0	35	0.00%	0.00%					
Feb-04	0	36	0.00%	0.00%					
Mar-04	0	38	0.00%	0.00%					
Apr-04	0	38	0.00%	0.00%					
May-04	0	33	0.00%	0.00%					
Jun-04	1	33	3.03%	17.14%					



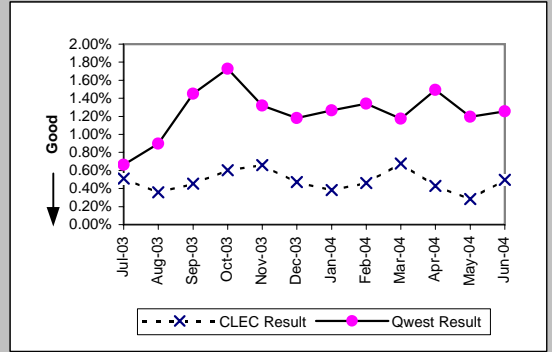
Unbundled Loop Analog (Parity)									
Date	Numerator	Denominator	CLEC Resu	Standard D	Qwest Num	Qwest Den	Qwest Resu	Mod Z Scr	Parity Scr
Jul-03	254	53047	0.48%	6.90%	19898	1994506	1.00%	-11.87	-8.21
Aug-03	211	53606	0.39%	6.26%	19897	1987061	1.00%	-13.95	-9.48
Sep-03	208	54074	0.38%	6.19%	20477	1902671	1.08%	-15.37	-10.34
Oct-03	284	54592	0.52%	7.19%	24834	1888553	1.32%	-16.07	-10.77
Nov-03	279	54860	0.51%	7.11%	21986	1878268	1.17%	-14.21	-9.64
Dec-03	220	55243	0.40%	6.30%	21469	1870475	1.15%	-16.3	-10.91
Jan-04	240	55313	0.43%	6.57%	26405	1865827	1.42%	-19.26	-12.71
Feb-04	187	55517	0.34%	5.79%	18612	1862899	1.00%	-15.46	-10.4
Mar-04	234	55409	0.42%	6.48%	19753	1855606	1.06%	-14.51	-9.82
Apr-04	199	55378	0.36%	5.98%	17397	1843422	0.94%	-14.01	-9.52
May-04	166	55573	0.30%	5.46%	19834	1823415	1.09%	-17.67	-11.74
Jun-04	237	55562	0.43%	6.52%	20263	1810624	1.12%	-15.29	-10.29



MR-8 - Trouble Rate (Percent)

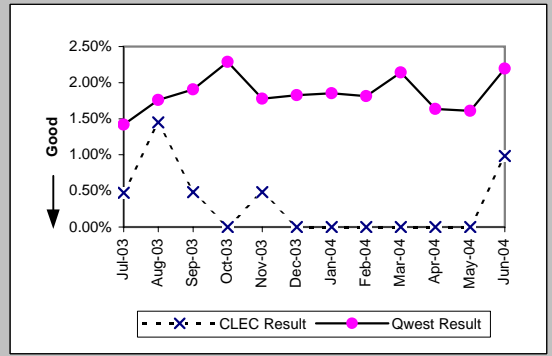
Unbundled Loop - 2 Wire Non-Loaded (Parity)

Date	Numerator	Denominator	CLEC Resu	Standard D	Qwest Num	Qwest Den	Qwest Resu	Mod Z Scr	Parity Scr
Jul-03	34	6649	0.51%	7.13%	133	20063	0.66%	-1.32	-1.8
Aug-03	24	6707	0.36%	5.97%	178	19850	0.90%	-4.05	-3.46
Sep-03	31	6807	0.46%	6.73%	152	10485	1.45%	-5.34	-4.25
Oct-03	41	6794	0.60%	7.74%	180	10416	1.73%	-5.53	-4.36
Nov-03	45	6812	0.66%	8.10%	136	10306	1.32%	-3.7	-3.25
Dec-03	32	6804	0.47%	6.84%	120	10176	1.18%	-4.19	-3.55
Jan-04	26	6761	0.38%	6.19%	127	10036	1.27%	-5.01	-4.05
Feb-04	31	6729	0.46%	6.77%	133	9925	1.34%	-4.84	-3.94
Mar-04	46	6783	0.68%	8.21%	116	9894	1.17%	-2.91	-2.77
Apr-04	29	6734	0.43%	6.55%	148	9902	1.49%	-5.55	-4.38
May-04	19	6663	0.29%	5.33%	117	9790	1.20%	-5.27	-4.21
Jun-04	33	6628	0.50%	7.04%	122	9709	1.26%	-4.27	-3.6



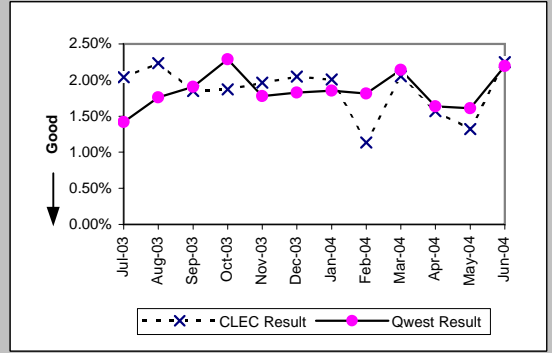
Unbundled Loop - 4 Wire Non-Loaded (Parity)

Date	Numerator	Denominator	CLEC Resu	Standard D	Qwest Num	Qwest Den	Qwest Resu	Mod Z Scr	Parity Scr
Jul-03	1	210	0.48%	6.88%	632	44594	1.42%	-1.15	-1.7
Aug-03	3	207	1.45%	11.95%	777	44119	1.76%	-0.34	-1.21
Sep-03	1	207	0.48%	6.93%	847	44486	1.90%	-1.49	-1.91
Oct-03	0	208	0.00%	0.00%	384	16797	2.29%	-2.19	-2.33
Nov-03	1	207	0.48%	6.93%	296	16663	1.78%	-1.4	-1.85
Dec-03	0	207	0.00%	0.00%	304	16650	1.83%	-1.95	-2.19
Jan-04	0	206	0.00%	0.00%	307	16560	1.85%	-1.96	-2.19
Feb-04	0	206	0.00%	0.00%	299	16477	1.81%	-1.94	-2.18
Mar-04	0	206	0.00%	0.00%	349	16303	2.14%	-2.11	-2.28
Apr-04	0	206	0.00%	0.00%	267	16326	1.64%	-1.84	-2.12
May-04	0	206	0.00%	0.00%	261	16217	1.61%	-1.82	-2.11
Jun-04	2	203	0.99%	9.88%	352	16037	2.19%	-1.17	-1.71



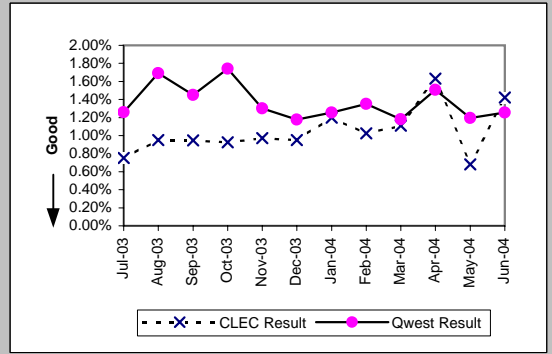
Unbundled Loop - DS1 Capable (Parity)

Date	Numerator	Denominator	CLEC Resu	Standard D	Qwest Num	Qwest Den	Qwest Resu	Mod Z Scr	Parity Scr
Jul-03	87	4265	2.04%	14.14%	632	44594	1.42%	3.29	1
Aug-03	97	4344	2.23%	14.78%	777	44119	1.76%	2.26	0.37
Sep-03	82	4431	1.85%	13.48%	847	44486	1.90%	-0.25	-1.15
Oct-03	86	4595	1.87%	13.55%	384	16797	2.29%	-1.67	-2.01
Nov-03	92	4684	1.96%	13.88%	296	16663	1.78%	0.86	-0.48
Dec-03	98	4781	2.05%	14.17%	304	16650	1.83%	1.02	-0.38
Jan-04	98	4882	2.01%	14.03%	307	16560	1.85%	0.7	-0.58
Feb-04	56	4939	1.13%	10.59%	299	16477	1.81%	-3.14	-2.91
Mar-04	103	5023	2.05%	14.17%	349	16303	2.14%	-0.39	-1.23
Apr-04	80	5094	1.57%	12.43%	267	16326	1.64%	-0.32	-1.19
May-04	68	5155	1.32%	11.41%	261	16217	1.61%	-1.44	-1.88
Jun-04	117	5206	2.25%	14.82%	352	16037	2.19%	0.22	-0.86



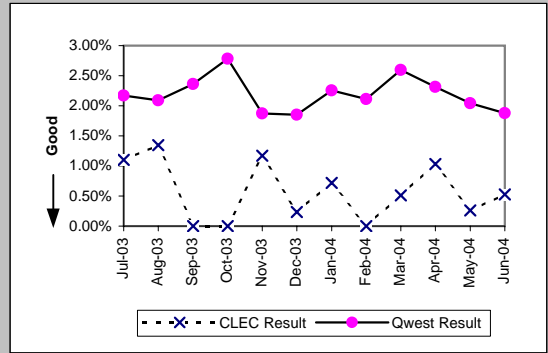
Unbundled Loop ISDN Capable (Parity)

Date	Numerator	Denominator	CLEC Resu	Standard D	Qwest Num	Qwest Den	Qwest Resu	Mod Z Scr	Parity Scr
Jul-03	24	3187	0.75%	8.65%	133	10577	1.26%	-2.24	-2.36
Aug-03	30	3155	0.95%	9.70%	177	10465	1.69%	-2.83	-2.72
Sep-03	30	3171	0.95%	9.68%	151	10405	1.45%	-2.08	-2.27
Oct-03	29	3138	0.92%	9.57%	180	10340	1.74%	-3.06	-2.86
Nov-03	30	3086	0.97%	9.81%	133	10226	1.30%	-1.41	-1.86
Dec-03	29	3050	0.95%	9.70%	119	10096	1.18%	-1.02	-1.62
Jan-04	36	3007	1.20%	10.88%	125	9958	1.26%	-0.25	-1.15
Feb-04	30	2929	1.02%	10.07%	133	9846	1.35%	-1.34	-1.82
Mar-04	32	2886	1.11%	10.47%	116	9816	1.18%	-0.32	-1.19
Apr-04	46	2817	1.63%	12.67%	148	9824	1.51%	0.49	-0.7
May-04	19	2795	0.68%	8.22%	116	9712	1.19%	-2.21	-2.34
Jun-04	39	2744	1.42%	11.84%	121	9632	1.26%	0.68	-0.58

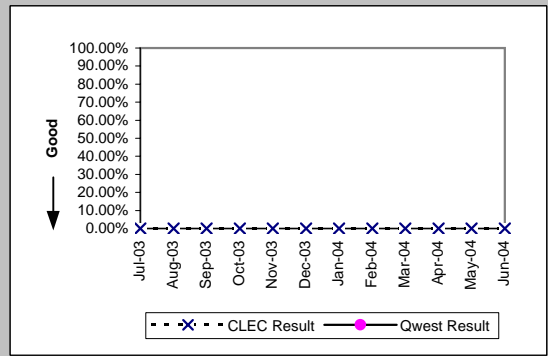


MR-8 - Trouble Rate (Percent)

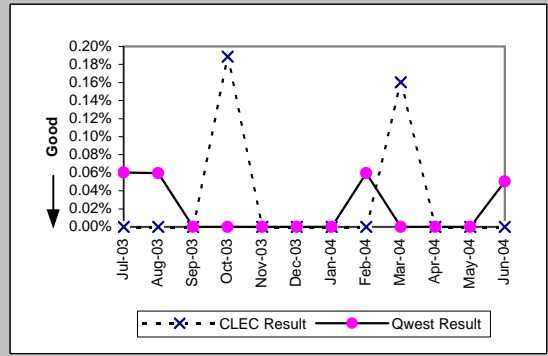
Unbundled Loop - ADSL Qualified (Parity)										
Date	Numerator	Denominator	CLEC Resu	Standard D	Qwest Num	Qwest Deno	Qwest Resu	Mod Z Scr	Parity Scr	
Jul-03	5	455	1.10%	10.43%	2036	93875	2.17%	-1.56	-1.95	
Aug-03	6	445	1.35%	11.53%	2019	96533	2.09%	-1.09	-1.66	
Sep-03	0	440	0.00%	0.00%	2347	99465	2.36%	-3.25	-2.98	
Oct-03	0	436	0.00%	0.00%	2920	105011	2.78%	-3.52	-3.14	
Nov-03	5	427	1.17%	10.76%	2027	108278	1.87%	-1.07	-1.65	
Dec-03	1	423	0.24%	4.86%	2063	111529	1.85%	-2.46	-2.49	
Jan-04	3	417	0.72%	8.45%	2592	114813	2.26%	-2.11	-2.28	
Feb-04	0	401	0.00%	0.00%	2756	130406	2.11%	-2.94	-2.79	
Mar-04	2	393	0.51%	7.12%	3529	135863	2.60%	-2.6	-2.58	
Apr-04	4	387	1.03%	10.11%	3299	142547	2.31%	-1.67	-2.02	
May-04	1	383	0.26%	5.10%	3001	147081	2.04%	-2.46	-2.5	
Jun-04	2	380	0.53%	7.24%	2855	152160	1.88%	-1.94	-2.18	



Dark Fiber - Loop (Diagnostic)										
Date	Numerator	Denominator	CLEC Resu	Standard D	Qwest Num	Qwest Deno	Qwest Resu	Mod Z Scr	Parity Scr	
Jul-03	0	26	0.00%	0.00%						
Aug-03	0	26	0.00%	0.00%						
Sep-03	0	26	0.00%	0.00%						
Oct-03	0	23	0.00%	0.00%						
Nov-03	0	24	0.00%	0.00%						
Dec-03	0	22	0.00%	0.00%						
Jan-04	0	22	0.00%	0.00%						
Feb-04	0	22	0.00%	0.00%						
Mar-04	0	22	0.00%	0.00%						
Apr-04	0	23	0.00%	0.00%						
May-04	0	22	0.00%	0.00%						
Jun-04	0	23	0.00%	0.00%						

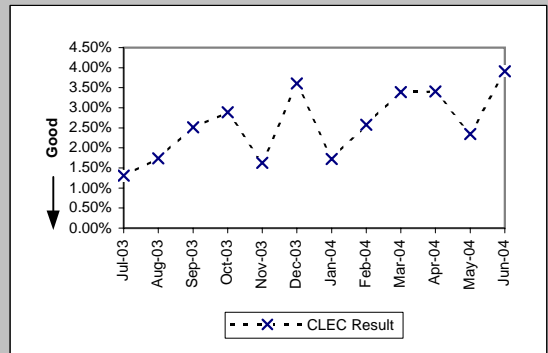


E911 (Parity)										
Date	Numerator	Denominator	CLEC Resu	Standard D	Qwest Num	Qwest Deno	Qwest Resu	Mod Z Scr	Parity Scr	
Jul-03	0	512	0.00%	0.00%	1	1661	0.06%	-0.49	-1.3	
Aug-03	0	514	0.00%	0.00%	1	1675	0.06%	-0.48	-1.29	
Sep-03	0	516	0.00%	0.00%	0	1707	0.00%	N/A	N/A	
Oct-03	1	530	0.19%	4.34%	0	1702	0.00%	N/A	N/A	
Nov-03	0	530	0.00%	0.00%	0	1708	0.00%	N/A	N/A	
Dec-03	0	556	0.00%	0.00%	0	1855	0.00%	N/A	N/A	
Jan-04	0	584	0.00%	0.00%	0	1755	0.00%	N/A	N/A	
Feb-04	0	623	0.00%	0.00%	1	1675	0.06%	-0.52	-1.32	
Mar-04	1	624	0.16%	4.00%	0	1683	0.00%	N/A	N/A	
Apr-04	0	631	0.00%	0.00%	0	1678	0.00%	N/A	N/A	
May-04	0	615	0.00%	0.00%	0	1680	0.00%	N/A	N/A	
Jun-04	0	622	0.00%	0.00%	1	1990	0.05%	-0.49	-1.3	

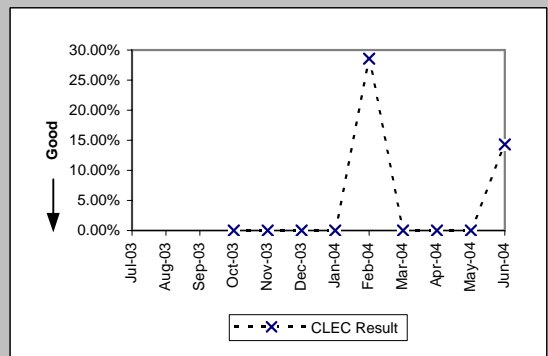


MR-8 - Trouble Rate (Percent)

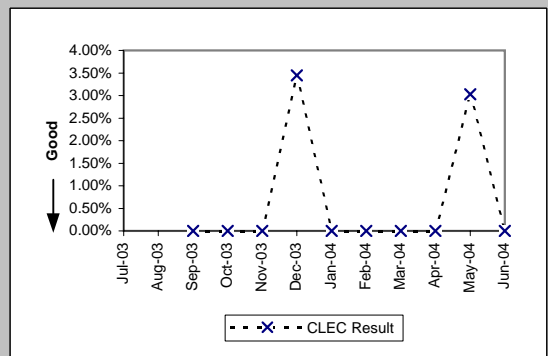
Enhanced Extended Loops (EELs) (Diagnostic)					
Date	Numerator	Denominator	CLEC Result	Standard Dev	
Jul-03	11	842	1.31%	11.35%	
Aug-03	15	862	1.74%	13.08%	
Sep-03	23	915	2.51%	15.65%	
Oct-03	24	832	2.88%	16.74%	
Nov-03	14	859	1.63%	12.66%	
Dec-03	32	888	3.60%	18.64%	
Jan-04	16	928	1.72%	13.02%	
Feb-04	25	969	2.58%	15.85%	
Mar-04	35	1031	3.39%	18.11%	
Apr-04	37	1086	3.41%	18.14%	
May-04	34	1450	2.34%	15.13%	
Jun-04	60	1536	3.91%	19.37%	



Enhanced Extended Loops - DS0 Capable (Diagnostic)				
Date	Numerator	Denominator	CLEC Result	Standard Dev
Jul-03				
Aug-03				
Sep-03				
Oct-03	0	2	0.00%	0.00%
Nov-03	0	2	0.00%	0.00%
Dec-03	0	2	0.00%	0.00%
Jan-04	0	2	0.00%	0.00%
Feb-04	2	7	28.57%	45.18%
Mar-04	0	7	0.00%	0.00%
Apr-04	0	7	0.00%	0.00%
May-04	0	7	0.00%	0.00%
Jun-04	1	7	14.29%	34.99%

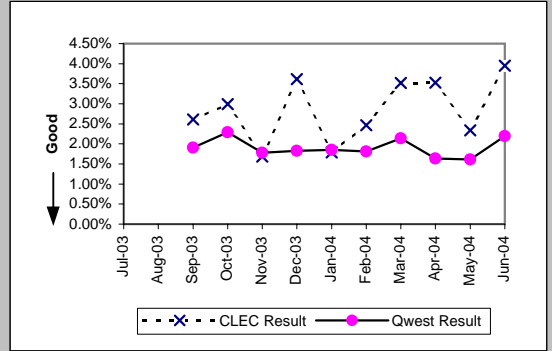


Enhanced Extended Loops - DS3 Capable (Diagnostic)				
Date	Numerator	Denominator	CLEC Result	Standard Dev
Jul-03				
Aug-03				
Sep-03	0	33	0.00%	0.00%
Oct-03	0	27	0.00%	0.00%
Nov-03	0	27	0.00%	0.00%
Dec-03	1	29	3.45%	18.25%
Jan-04	0	29	0.00%	0.00%
Feb-04	0	29	0.00%	0.00%
Mar-04	0	30	0.00%	0.00%
Apr-04	0	31	0.00%	0.00%
May-04	1	33	3.03%	17.14%
Jun-04	0	35	0.00%	0.00%



MR-8 - Trouble Rate (Percent)

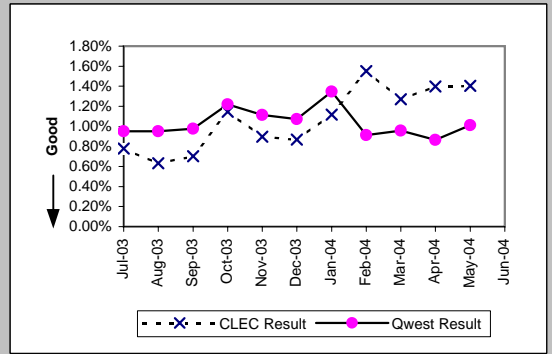
Enhanced Extended Loops - DS1 Capable (Parity)									
Date	CLEC Num	CLEC Dend	CLEC Resu	CLEC Std	Qwest Num	Qwest Dend	Qwest Resu	Mod Z Scr	Parity Scr
Jul-03									
Aug-03									
Sep-03	23	882	2.61%	15.94%	847	44486	1.90%	1.51	-0.08
Oct-03	24	803	2.99%	17.03%	384	16797	2.29%	1.3	-0.21
Nov-03	14	830	1.69%	12.88%	296	16663	1.78%	-0.19	-1.12
Dec-03	31	857	3.62%	18.67%	304	16650	1.83%	3.82	1.32
Jan-04	16	897	1.78%	13.24%	307	16560	1.85%	-0.15	-1.09
Feb-04	23	933	2.47%	15.51%	299	16477	1.81%	1.45	-0.12
Mar-04	35	994	3.52%	18.43%	349	16303	2.14%	2.92	0.77
Apr-04	37	1048	3.53%	18.46%	267	16326	1.64%	4.69	1.85
May-04	33	1410	2.34%	15.12%	261	16217	1.61%	2.09	0.27
Jun-04	59	1494	3.95%	19.48%	352	16037	2.19%	4.43	1.69



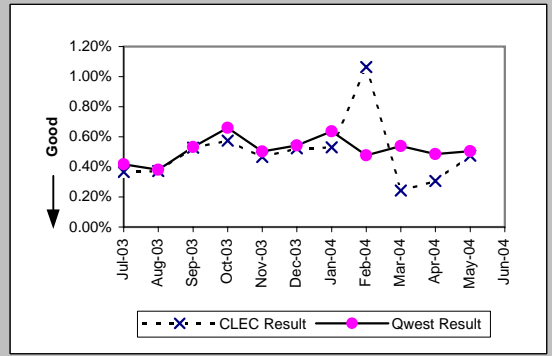


MR-8\* - Trouble Rate (Percent)

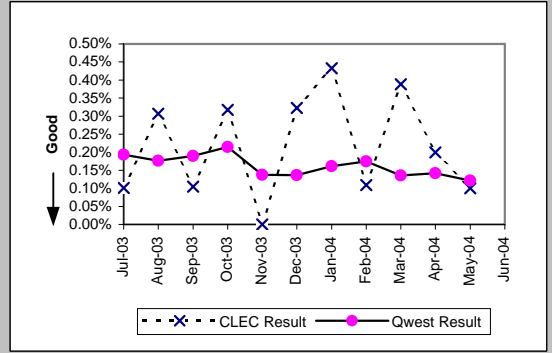
Residence (Parity)									
Date	CLEC Num	CLEC Denc	CLEC Resu	CLEC Std	Qwest Num	Qwest Denc	Qwest Resu	Mod Z Scr	Parity Scr
Jul-03	266	34189	0.78%	8.79%	15036	1581481	0.95%	-3.26	-2.98
Aug-03	239	37768	0.63%	7.93%	15003	1575990	0.95%	-6.31	-4.84
Sep-03	291	41480	0.70%	8.35%	15351	1569834	0.98%	-5.65	-4.43
Oct-03	206	17963	1.15%	10.65%	19031	1561675	1.22%	-0.87	-1.53
Nov-03	150	16706	0.90%	9.43%	17302	1552081	1.11%	-2.66	-2.61
Dec-03	131	15068	0.87%	9.28%	16566	1546704	1.07%	-2.39	-2.45
Jan-04	121	10828	1.12%	10.51%	20794	1543683	1.35%	-2.06	-2.26
Feb-04	67	4316	1.55%	12.36%	14061	1540877	0.91%	4.41	1.68
Mar-04	49	3854	1.27%	11.20%	14701	1533992	0.96%	1.99	0.21
Apr-04	49	3506	1.40%	11.74%	13137	1521342	0.86%	3.41	1.08
May-04	49	3490	1.40%	11.77%	15206	1502024	1.01%	2.31	0.4
Jun-04									



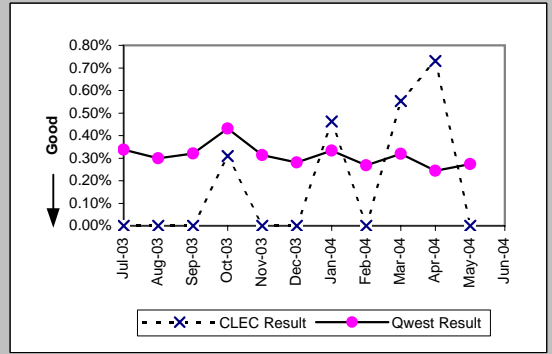
Business (Parity)									
Date	CLEC Num	CLEC Denc	CLEC Resu	CLEC Std	Qwest Num	Qwest Denc	Qwest Resu	Mod Z Scr	Parity Scr
Jul-03	72	19712	0.37%	6.03%	1718	413025	0.42%	-1.08	-1.66
Aug-03	76	20390	0.37%	6.09%	1563	411071	0.38%	-0.17	-1.1
Sep-03	110	20875	0.53%	7.24%	1767	32837	0.53%	-0.08	-1.05
Oct-03	105	18284	0.57%	7.56%	2158	326878	0.66%	-1.4	-1.85
Nov-03	86	18426	0.47%	6.82%	1639	326187	0.50%	-0.67	-1.41
Dec-03	98	18739	0.52%	7.21%	1760	323771	0.54%	-0.37	-1.23
Jan-04	99	18667	0.53%	7.26%	2051	322144	0.64%	-1.78	-2.08
Feb-04	43	4044	1.06%	10.26%	1536	322022	0.48%	5.38	2.27
Mar-04	10	4138	0.24%	4.91%	1728	321614	0.54%	-2.58	-2.57
Apr-04	11	3592	0.31%	5.53%	1560	322080	0.48%	-1.53	-1.93
May-04	17	3586	0.47%	6.87%	1621	321391	0.50%	-0.25	-1.15
Jun-04									



Centrex (Parity)									
Date	CLEC Num	CLEC Denc	CLEC Resu	CLEC Std	Qwest Num	Qwest Denc	Qwest Resu	Mod Z Scr	Parity Scr
Jul-03	1	986	0.10%	3.18%	161	83309	0.19%	-0.65	-1.4
Aug-03	3	978	0.31%	5.53%	144	81484	0.18%	0.96	-0.41
Sep-03	1	952	0.11%	3.24%	156	82070	0.19%	-0.6	-1.36
Oct-03	3	946	0.32%	5.62%	175	81455	0.21%	0.68	-0.59
Nov-03	0	936	0.00%	0.00%	111	80548	0.14%	-1.13	-1.69
Dec-03	3	929	0.32%	5.67%	110	80362	0.14%	1.52	-0.07
Jan-04	4	925	0.43%	6.56%	129	80141	0.16%	2.05	0.24
Feb-04	1	917	0.11%	3.30%	141	80843	0.17%	-0.47	-1.29
Mar-04	4	1030	0.39%	6.22%	109	80366	0.14%	2.19	0.33
Apr-04	2	1003	0.20%	4.46%	113	79550	0.14%	0.48	-0.71
May-04	1	998	0.10%	3.16%	96	79212	0.12%	-0.19	-1.12
Jun-04									



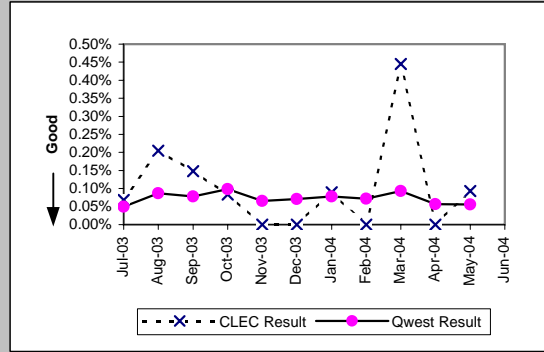
Centrex 21 (Parity)									
Date	CLEC Num	CLEC Denc	CLEC Resu	CLEC Std	Qwest Num	Qwest Denc	Qwest Resu	Mod Z Scr	Parity Scr
Jul-03	0	317	0.00%	0.00%	209	61885	0.34%	-1.03	-1.63
Aug-03	0	348	0.00%	0.00%	183	61271	0.30%	-1.02	-1.62
Sep-03	0	361	0.00%	0.00%	196	61074	0.32%	-1.07	-1.65
Oct-03	1	324	0.31%	5.55%	261	60584	0.43%	-0.33	-1.2
Nov-03	0	357	0.00%	0.00%	187	59656	0.31%	-1.06	-1.64
Dec-03	0	409	0.00%	0.00%	167	59419	0.28%	-1.07	-1.65
Jan-04	2	432	0.46%	6.79%	196	58828	0.33%	0.52	-0.68
Feb-04	0	137	0.00%	0.00%	154	57572	0.27%	-0.61	-1.37
Mar-04	1	181	0.55%	7.41%	182	56982	0.32%	0.58	-0.65
Apr-04	1	137	0.73%	8.51%	137	56160	0.24%	0.97	-0.41
May-04	0	207	0.00%	0.00%	153	55800	0.27%	-0.75	-1.46
Jun-04									



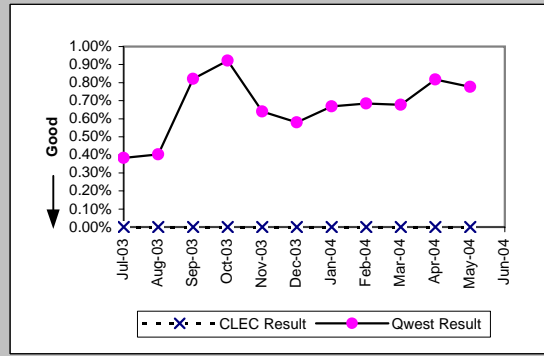
\*Results exclude No Trouble Found and Test OK reports unless QWEST trouble is found on another report within 30 days of the original report. A 30-day window necessitates reporting a month behind

MR-8\* - Trouble Rate (Percent)

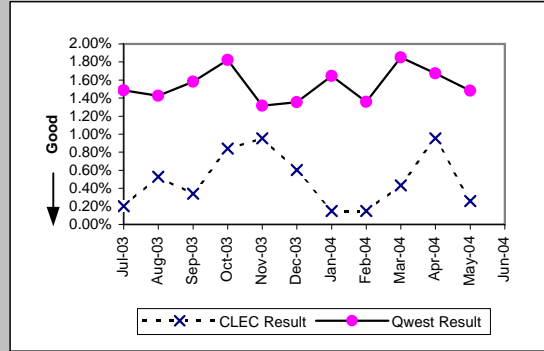
PBX (Parity)									
Date	CLEC Num	CLEC Denc	CLEC Resu	CLEC Std	Qwest Num	Qwest Denc	Qwest Resu	Mod Z Scr	Parity Scr
Jul-03	1	1458	0.07%	2.62%	43	87018	0.05%	0.33	-0.8
Aug-03	3	1466	0.20%	4.52%	74	85314	0.09%	1.52	-0.08
Sep-03	2	1350	0.15%	3.85%	65	83236	0.08%	0.91	-0.44
Oct-03	1	1199	0.08%	2.89%	74	75431	0.10%	-0.16	-1.1
Nov-03	0	1186	0.00%	0.00%	49	75083	0.07%	-0.87	-1.53
Dec-03	0	1140	0.00%	0.00%	53	74555	0.07%	-0.89	-1.54
Jan-04	1	1122	0.09%	2.98%	58	74011	0.08%	0.13	-0.92
Feb-04	0	1084	0.00%	0.00%	52	72836	0.07%	-0.87	-1.53
Mar-04	5	1123	0.45%	6.66%	67	71791	0.09%	3.83	1.33
Apr-04	0	1102	0.00%	0.00%	40	70772	0.06%	-0.78	-1.48
May-04	1	1073	0.09%	3.05%	39	70168	0.06%	0.52	-0.68
Jun-04									



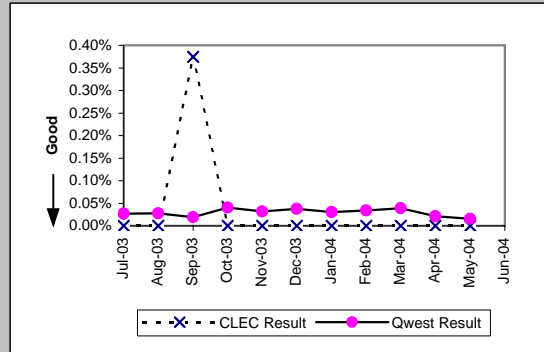
Basic Rate ISDN (Parity)									
Date	CLEC Num	CLEC Denc	CLEC Resu	CLEC Std	Qwest Num	Qwest Denc	Qwest Resu	Mod Z Scr	Parity Scr
Jul-03	0	32	0.00%	0.00%	77	20063	0.38%	-0.35	-1.21
Aug-03	0	35	0.00%	0.00%	80	19850	0.40%	-0.38	-1.23
Sep-03	0	18	0.00%	0.00%	86	10485	0.82%	-0.39	-1.23
Oct-03	0	18	0.00%	0.00%	96	10416	0.92%	-0.41	-1.25
Nov-03	0	19	0.00%	0.00%	66	10306	0.64%	-0.35	-1.21
Dec-03	0	19	0.00%	0.00%	59	10176	0.58%	-0.33	-1.2
Jan-04	0	19	0.00%	0.00%	67	10036	0.67%	-0.36	-1.22
Feb-04	0	19	0.00%	0.00%	68	9925	0.69%	-0.36	-1.22
Mar-04	0	19	0.00%	0.00%	67	9894	0.68%	-0.36	-1.22
Apr-04	0	19	0.00%	0.00%	81	9902	0.82%	-0.4	-1.24
May-04	0	20	0.00%	0.00%	76	9790	0.78%	-0.4	-1.24
Jun-04									



Qwest DSL (Parity)									
Date	CLEC Num	CLEC Denc	CLEC Resu	CLEC Std	Qwest Num	Qwest Denc	Qwest Resu	Mod Z Scr	Parity Scr
Jul-03	1	493	0.20%	4.50%	1394	93875	1.49%	-2.35	-2.43
Aug-03	3	568	0.53%	7.25%	1376	96533	1.43%	-1.8	-2.09
Sep-03	2	590	0.34%	5.81%	1573	99465	1.58%	-2.41	-2.47
Oct-03	5	594	0.84%	9.14%	1913	105011	1.82%	-1.78	-2.08
Nov-03	6	630	0.95%	9.71%	1425	108278	1.32%	-0.8	-1.49
Dec-03	4	662	0.60%	7.75%	1511	111529	1.35%	-1.67	-2.01
Jan-04	1	673	0.15%	3.85%	1891	114813	1.65%	-3.05	-2.85
Feb-04	1	675	0.15%	3.85%	1769	130406	1.36%	-2.71	-2.65
Mar-04	3	696	0.43%	6.55%	2517	135863	1.85%	-2.77	-2.69
Apr-04	7	735	0.95%	9.71%	2384	142547	1.67%	-1.52	-1.92
May-04	2	775	0.26%	5.07%	2181	147081	1.48%	-2.81	-2.71
Jun-04									



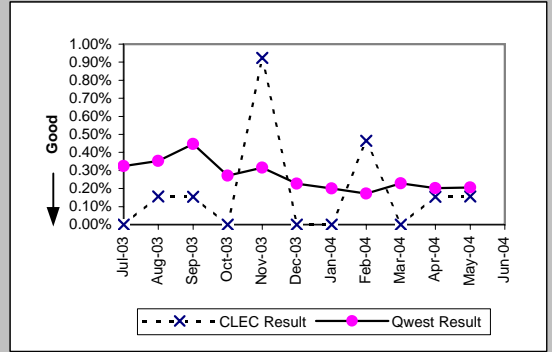
ISDN Primary (Parity)									
Date	CLEC Num	CLEC Denc	CLEC Resu	CLEC Std	Qwest Num	Qwest Denc	Qwest Resu	Mod Z Scr	Parity Scr
Jul-03	0	267	0.00%	0.00%	22	82221	0.03%	-0.27	-1.16
Aug-03	0	267	0.00%	0.00%	23	83273	0.03%	-0.27	-1.16
Sep-03	1	267	0.37%	6.11%	16	82679	0.02%	1.94	0.18
Oct-03	0	279	0.00%	0.00%	21	51679	0.04%	-0.34	-1.2
Nov-03	0	279	0.00%	0.00%	15	47376	0.03%	-0.3	-1.18
Dec-03	0	260	0.00%	0.00%	18	48105	0.04%	-0.31	-1.19
Jan-04	0	284	0.00%	0.00%	15	48769	0.03%	-0.29	-1.18
Feb-04	0	284	0.00%	0.00%	17	50197	0.03%	-0.31	-1.19
Mar-04	0	236	0.00%	0.00%	20	51255	0.04%	-0.3	-1.18
Apr-04	0	190	0.00%	0.00%	11	52070	0.02%	-0.2	-1.12
May-04	0	190	0.00%	0.00%	8	50954	0.02%	-0.17	-1.1
Jun-04									



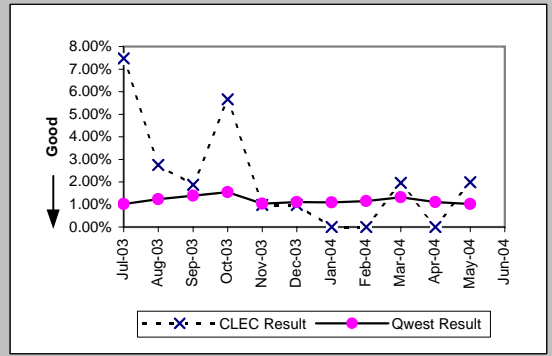
\*Results exclude No Trouble Found and Test OK reports unless QWEST trouble is found on another report within 30 days of the original report. A 30-day window necessitates reporting a month behind

MR-8\* - Trouble Rate (Percent)

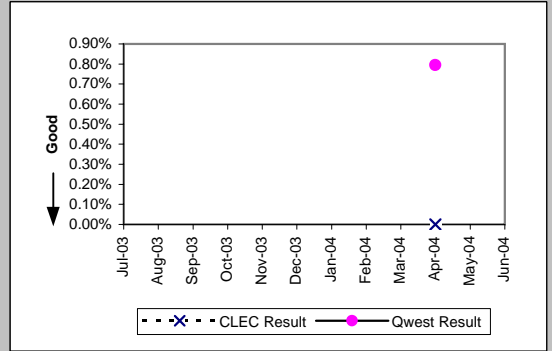
DS0 (Parity)									
Date	CLEC Num	CLEC Denc	CLEC Resu	CLEC Std E	Qwest Num	Qwest Denc	Qwest Resu	Mod Z Scr	Parity Scr
Jul-03	0	645	0.00%	0.00%	375	115510	0.32%	-1.45	-1.88
Aug-03	1	643	0.16%	3.94%	401	113437	0.35%	-0.84	-1.51
Sep-03	1	645	0.16%	3.93%	511	114433	0.45%	-1.11	-1.67
Oct-03	0	644	0.00%	0.00%	274	100909	0.27%	-1.32	-1.8
Nov-03	6	649	0.92%	9.57%	316	100292	0.32%	2.76	0.68
Dec-03	0	648	0.00%	0.00%	233	102591	0.23%	-1.21	-1.74
Jan-04	0	646	0.00%	0.00%	207	103236	0.20%	-1.14	-1.69
Feb-04	3	647	0.46%	6.79%	178	103412	0.17%	1.78	0.08
Mar-04	0	648	0.00%	0.00%	231	100833	0.23%	-1.22	-1.74
Apr-04	1	648	0.15%	3.93%	204	100690	0.20%	-0.27	-1.17
May-04	1	641	0.16%	3.95%	210	102282	0.21%	-0.27	-1.17
Jun-04									



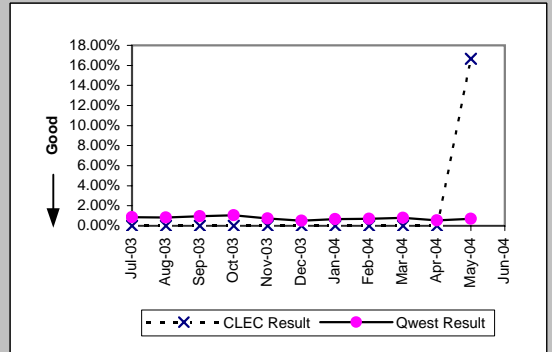
DS1 (Parity)									
Date	CLEC Num	CLEC Denc	CLEC Resu	CLEC Std E	Qwest Num	Qwest Denc	Qwest Resu	Mod Z Scr	Parity Scr
Jul-03	8	107	7.48%	26.30%	455	44594	1.02%	4.32	1.62
Aug-03	3	109	2.75%	16.36%	546	44119	1.24%	1.29	-0.22
Sep-03	2	107	1.87%	13.54%	621	44486	1.40%	0.48	-0.71
Oct-03	6	106	5.66%	23.11%	259	16797	1.54%	2.69	0.63
Nov-03	1	102	0.98%	9.85%	172	16663	1.03%	-0.05	-1.03
Dec-03	1	102	0.98%	9.85%	184	16650	1.11%	-0.12	-1.07
Jan-04	0	102	0.00%	0.00%	181	16560	1.09%	-1.06	-1.64
Feb-04	0	103	0.00%	0.00%	189	16477	1.15%	-1.09	-1.66
Mar-04	2	102	1.96%	13.86%	214	16303	1.31%	0.61	-0.63
Apr-04	0	118	0.00%	0.00%	180	16326	1.10%	-1.14	-1.69
May-04	2	101	1.98%	13.93%	166	16217	1.02%	0.91	-0.45
Jun-04									



DS3 (Parity)									
Date	CLEC Num	CLEC Denc	CLEC Resu	CLEC Std E	Qwest Num	Qwest Denc	Qwest Resu	Mod Z Scr	Parity Scr
Jul-03									
Aug-03									
Sep-03									
Oct-03									
Nov-03									
Dec-03									
Jan-04									
Feb-04									
Mar-04									
Apr-04	0	1	0.00%	0.00%	9	1133	0.79%	-0.09	-1.05
May-04									
Jun-04									



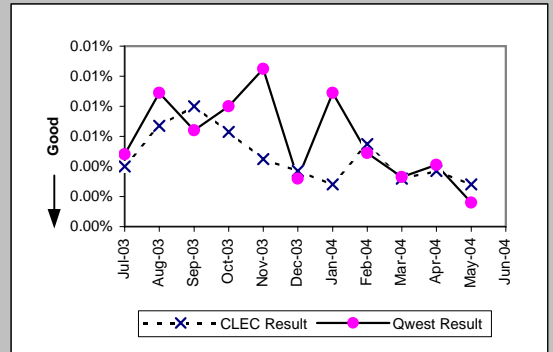
Frame Relay (Parity)									
Date	CLEC Num	CLEC Denc	CLEC Resu	CLEC Std E	Qwest Num	Qwest Denc	Qwest Resu	Mod Z Scr	Parity Scr
Jul-03	0	3	0.00%	0.00%	100	11705	0.85%	-0.16	-1.1
Aug-03	0	3	0.00%	0.00%	97	11490	0.84%	-0.16	-1.1
Sep-03	0	3	0.00%	0.00%	108	11415	0.95%	-0.17	-1.1
Oct-03	0	4	0.00%	0.00%	99	9333	1.06%	-0.21	-1.13
Nov-03	0	5	0.00%	0.00%	68	9265	0.73%	-0.19	-1.12
Dec-03	0	5	0.00%	0.00%	46	9077	0.51%	-0.16	-1.1
Jan-04	0	5	0.00%	0.00%	60	8820	0.68%	-0.19	-1.11
Feb-04	0	10	0.00%	0.00%	62	8654	0.72%	-0.27	-1.16
Mar-04	0	12	0.00%	0.00%	68	8531	0.80%	-0.31	-1.19
Apr-04	0	12	0.00%	0.00%	47	8442	0.56%	-0.26	-1.16
May-04	2	12	16.67%	37.27%	58	8356	0.69%	2.98	0.81
Jun-04									



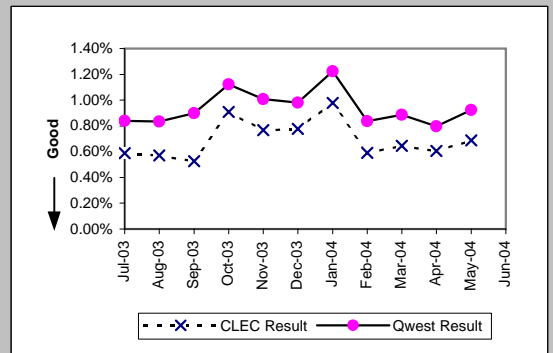
\*Results exclude No Trouble Found and Test OK reports unless QWEST trouble is found on another report within 30 days of the original report. A 30-day window necessitates reporting a month behind

MR-8\* - Trouble Rate (Percent)

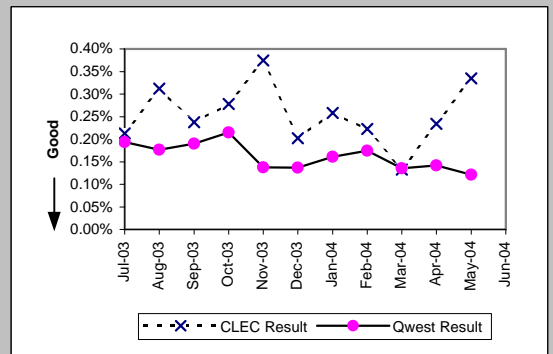
LIS Trunk (Parity)									
Date	CLEC Num	CLEC Denc	CLEC Resu	CLEC Std	Qwest Num	Qwest Denc	Qwest Resu	Mod Z Scr	Parity Scr
Jul-03	9	225195	0.00%	0.63%	6	126175	0.00%	-0.31	-1.19
Aug-03	15	224163	0.01%	0.82%	11	123649	0.01%	-0.66	-1.4
Sep-03	18	224787	0.01%	0.89%	8	124837	0.01%	0.57	-0.66
Oct-03	14	223971	0.01%	0.79%	10	125725	0.01%	-0.54	-1.33
Nov-03	10	222219	0.00%	0.67%	13	123317	0.01%	-1.66	-2.01
Dec-03	8	217563	0.00%	0.61%	4	123549	0.00%	0.22	-0.87
Jan-04	6	216530	0.00%	0.53%	11	123933	0.01%	-1.82	-2.11
Feb-04	12	217467	0.01%	0.74%	6	121325	0.00%	0.23	-0.86
Mar-04	7	217755	0.00%	0.57%	4	121613	0.00%	-0.04	-1.02
Apr-04	8	216363	0.00%	0.61%	5	121037	0.00%	-0.19	-1.11
May-04	6	215091	0.00%	0.53%	2	123050	0.00%	0.81	-0.51
Jun-04									



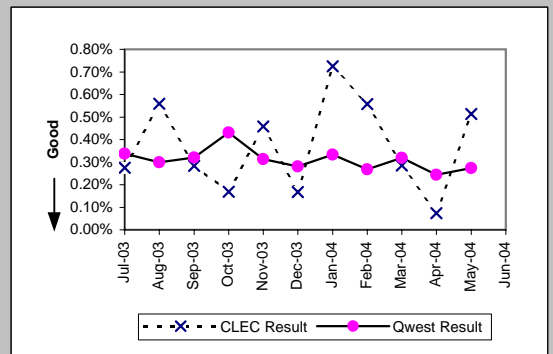
UNE - P (POTS) (Parity)									
Date	CLEC Num	CLEC Denc	CLEC Resu	CLEC Std	Qwest Num	Qwest Denc	Qwest Resu	Mod Z Scr	Parity Scr
Jul-03	161	27364	0.59%	7.65%	16754	1994506	0.84%	-4.53	-3.75
Aug-03	152	26611	0.57%	7.54%	16566	1987061	0.83%	-4.68	-3.84
Sep-03	142	26967	0.53%	7.24%	17118	1902671	0.90%	-6.44	-4.92
Oct-03	529	58247	0.91%	9.49%	21189	1888553	1.12%	-4.82	-3.93
Nov-03	500	65143	0.77%	8.73%	18941	1878268	1.01%	-6.05	-4.68
Dec-03	556	71556	0.78%	8.78%	18326	1870475	0.98%	-5.4	-4.29
Jan-04	750	76770	0.98%	9.84%	22845	1865827	1.22%	-6.11	-4.71
Feb-04	602	102043	0.59%	7.66%	15597	1862899	0.84%	-8.44	-6.13
Mar-04	699	108396	0.64%	8.00%	16429	1855606	0.89%	-8.22	-6
Apr-04	715	117809	0.61%	7.77%	14697	1843422	0.80%	-7.12	-5.33
May-04	907	132003	0.69%	8.26%	16827	1823415	0.92%	-8.65	-6.26
Jun-04									



UNE P (Centrex) (Parity)									
Date	CLEC Num	CLEC Denc	CLEC Resu	CLEC Std	Qwest Num	Qwest Denc	Qwest Resu	Mod Z Scr	Parity Scr
Jul-03	18	8461	0.21%	4.61%	161	83309	0.19%	0.39	-0.76
Aug-03	26	8337	0.31%	5.58%	144	81484	0.18%	2.8	0.7
Sep-03	20	8413	0.24%	4.87%	156	82070	0.19%	0.96	-0.42
Oct-03	23	8271	0.28%	5.27%	175	81455	0.21%	1.18	-0.28
Nov-03	30	8017	0.37%	6.11%	111	80548	0.14%	5.44	2.31
Dec-03	16	7905	0.20%	4.49%	110	80362	0.14%	1.5	-0.09
Jan-04	20	7754	0.26%	5.07%	129	80141	0.16%	2.03	0.24
Feb-04	17	7643	0.22%	4.71%	141	80843	0.17%	0.96	-0.42
Mar-04	10	7533	0.13%	3.64%	109	80366	0.14%	-0.06	-1.04
Apr-04	17	7265	0.23%	4.83%	113	79550	0.14%	1.99	0.21
May-04	24	7178	0.33%	5.77%	96	79212	0.12%	4.97	2.02
Jun-04									



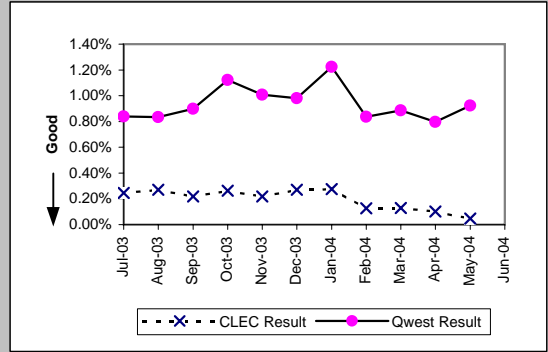
UNE P (Centrex 21) (Parity)									
Date	CLEC Num	CLEC Denc	CLEC Resu	CLEC Std	Qwest Num	Qwest Denc	Qwest Resu	Mod Z Scr	Parity Scr
Jul-03	5	1815	0.28%	5.24%	209	61885	0.34%	-0.45	-1.27
Aug-03	10	1791	0.56%	7.45%	183	61271	0.30%	1.99	0.21
Sep-03	5	1765	0.28%	5.31%	196	61074	0.32%	-0.28	-1.17
Oct-03	3	1779	0.17%	4.10%	261	60584	0.43%	-1.66	-2.01
Nov-03	8	1746	0.46%	6.75%	187	59656	0.31%	1.07	-0.35
Dec-03	3	1791	0.17%	4.09%	167	59419	0.28%	-0.89	-1.54
Jan-04	13	1793	0.73%	8.48%	196	58828	0.33%	2.84	0.72
Feb-04	8	1436	0.56%	7.44%	154	57572	0.27%	2.1	0.28
Mar-04	4	1404	0.28%	5.33%	182	56982	0.32%	-0.23	-1.14
Apr-04	1	1361	0.07%	2.71%	137	56160	0.24%	-1.26	-1.77
May-04	7	1364	0.51%	7.15%	153	55800	0.27%	1.67	0.01
Jun-04									



\*Results exclude No Trouble Found and Test OK reports unless QWEST trouble is found on another report within 30 days of the original report. A 30-day window necessitates reporting a month behind

MR-8\* - Trouble Rate (Percent)

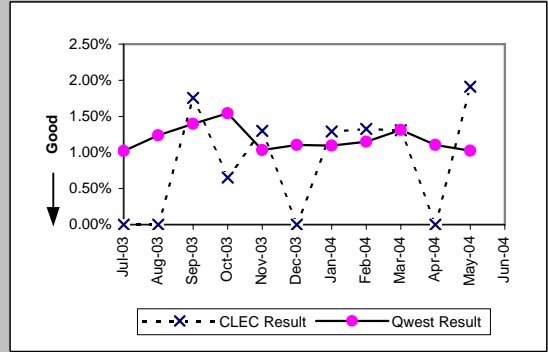
Line Sharing (Parity)									
Date	CLEC Num	CLEC Dens	CLEC Resu	CLEC Std	Qwest Num	Qwest Dens	Qwest Resu	Mod Z Scr	Parity Scr
Jul-03	24	9720	0.25%	4.96%	16754	1994506	0.84%	-6.39	-4.89
Aug-03	27	10023	0.27%	5.18%	16566	1987061	0.83%	-6.2	-4.77
Sep-03	22	10026	0.22%	4.68%	17118	1902671	0.90%	-7.19	-5.37
Oct-03	27	10309	0.26%	5.11%	21189	1888553	1.12%	-8.27	-6.03
Nov-03	23	10518	0.22%	4.67%	18941	1878268	1.01%	-8.08	-5.91
Dec-03	29	10699	0.27%	5.20%	18326	1870475	0.98%	-7.42	-5.51
Jan-04	30	10845	0.28%	5.25%	22845	1865827	1.22%	-8.95	-6.44
Feb-04	14	10953	0.13%	3.57%	15597	1862899	0.84%	-8.12	-5.94
Mar-04	14	10881	0.13%	3.58%	16429	1855606	0.89%	-8.4	-6.11
Apr-04	11	10852	0.10%	3.18%	14697	1843422	0.80%	-8.13	-5.94
May-04	5	10772	0.05%	2.15%	16827	1823415	0.92%	-9.48	-6.77
Jun-04									



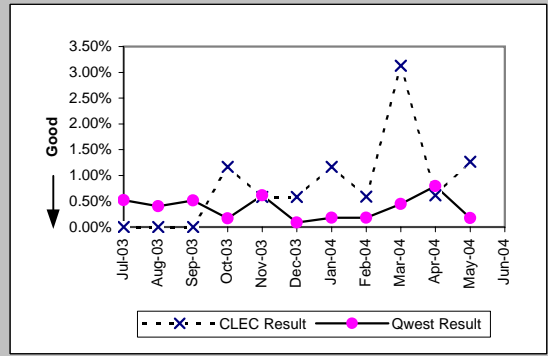
\*Results exclude No Trouble Found and Test OK reports unless QWEST trouble is found on another report within 30 days of the original report. A 30-day window necessitates reporting a month behind

MR-8\* - Trouble Rate (Percent)

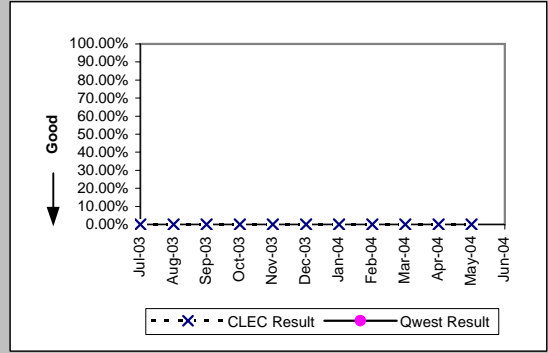
UDIT DS1 (Parity)									
Date	Numerator	Denominator	CLEC Resu	Standard D	Qwest Num	Qwest Deno	Qwest Resu	Mod Z Scr	Parity Scr
Jul-03	0	168	0.00%	0.00%	455	44594	1.02%	-1.31	-1.8
Aug-03	0	169	0.00%	0.00%	546	44119	1.24%	-1.45	-1.88
Sep-03	3	171	1.75%	13.13%	621	44486	1.40%	0.46	-0.72
Oct-03	1	154	0.65%	8.03%	259	16797	1.54%	-0.89	-1.54
Nov-03	2	154	1.30%	11.32%	172	16663	1.03%	0.4	-0.76
Dec-03	0	155	0.00%	0.00%	184	16650	1.11%	-1.31	-1.8
Jan-04	2	155	1.29%	11.29%	181	16560	1.09%	0.31	-0.81
Feb-04	2	151	1.32%	11.43%	189	16477	1.15%	0.28	-0.83
Mar-04	2	153	1.31%	11.36%	214	16303	1.31%	-0.01	-1
Apr-04	0	155	0.00%	0.00%	180	16326	1.10%	-1.31	-1.8
May-04	3	157	1.91%	13.69%	166	16217	1.02%	1.05	-0.36
Jun-04									



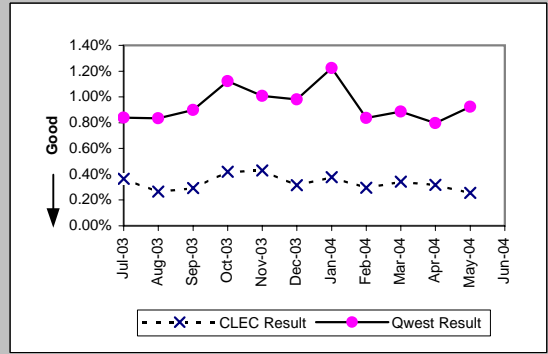
UDIT Above DS1 Level (Parity)									
Date	Numerator	Denominator	CLEC Resu	Standard D	Qwest Num	Qwest Deno	Qwest Resu	Mod Z Scr	Parity Scr
Jul-03	0	241	0.00%	0.00%	17	3254	0.52%	-1.09	-1.66
Aug-03	0	160	0.00%	0.00%	13	3205	0.41%	-0.79	-1.48
Sep-03	0	162	0.00%	0.00%	22	4297	0.51%	-0.9	-1.54
Oct-03	2	171	1.17%	10.75%	2	1179	0.17%	1.76	0.07
Nov-03	1	171	0.58%	7.62%	7	1137	0.62%	-0.05	-1.03
Dec-03	1	171	0.58%	7.62%	1	1131	0.09%	1.14	-0.3
Jan-04	2	171	1.17%	10.75%	2	1125	0.18%	1.72	0.04
Feb-04	1	170	0.59%	7.65%	2	1118	0.18%	0.85	-0.48
Mar-04	5	160	3.13%	17.40%	5	1119	0.45%	2.82	0.71
Apr-04	1	162	0.62%	7.83%	9	1133	0.79%	-0.24	-1.14
May-04	2	158	1.27%	11.18%	2	1145	0.17%	1.8	0.09
Jun-04									



Dark Fiber - IOF (Diagnostic)									
Date	Numerator	Denominator	CLEC Resu	Standard D	Qwest Num	Qwest Deno	Qwest Resu	Mod Z Scr	Parity Scr
Jul-03	0	29	0.00%	0.00%					
Aug-03	0	29	0.00%	0.00%					
Sep-03	0	29	0.00%	0.00%					
Oct-03	0	27	0.00%	0.00%					
Nov-03	0	28	0.00%	0.00%					
Dec-03	0	34	0.00%	0.00%					
Jan-04	0	35	0.00%	0.00%					
Feb-04	0	36	0.00%	0.00%					
Mar-04	0	38	0.00%	0.00%					
Apr-04	0	38	0.00%	0.00%					
May-04	0	33	0.00%	0.00%					
Jun-04									



Unbundled Loop Analog (Parity)									
Date	Numerator	Denominator	CLEC Resu	Standard D	Qwest Num	Qwest Deno	Qwest Resu	Mod Z Scr	Parity Scr
Jul-03	194	53047	0.37%	6.04%	16754	1994506	0.84%	-11.81	-8.18
Aug-03	142	53606	0.26%	5.14%	16566	1987061	0.83%	-14.29	-9.69
Sep-03	158	54074	0.29%	5.40%	17118	1902671	0.90%	-14.75	-9.97
Oct-03	229	54592	0.42%	6.46%	21189	1888553	1.12%	-15.36	-10.34
Nov-03	236	54860	0.43%	6.54%	18941	1878268	1.01%	-13.36	-9.12
Dec-03	174	55243	0.32%	5.60%	18326	1870475	0.98%	-15.63	-10.5
Jan-04	209	55313	0.38%	6.14%	22845	1865827	1.22%	-17.84	-11.85
Feb-04	164	55517	0.30%	5.43%	15597	1862899	0.84%	-13.81	-9.39
Mar-04	190	55409	0.34%	5.85%	16429	1855606	0.89%	-13.43	-9.17
Apr-04	176	55378	0.32%	5.63%	14697	1843422	0.80%	-12.5	-8.6
May-04	142	55573	0.26%	5.05%	16827	1823415	0.92%	-16.21	-10.85
Jun-04									

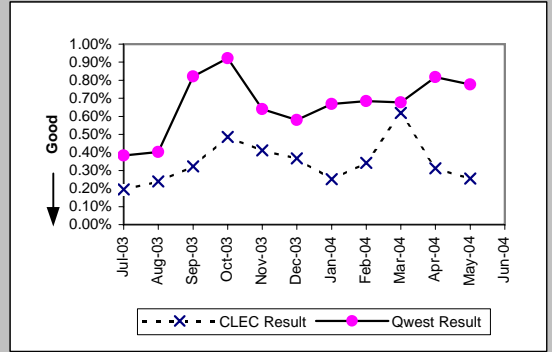


\*Results exclude No Trouble Found and Test OK reports unless QWEST trouble is found on another report within 30 days of the original report. A 30-day window necessitates reporting a month behind

MR-8\* - Trouble Rate (Percent)

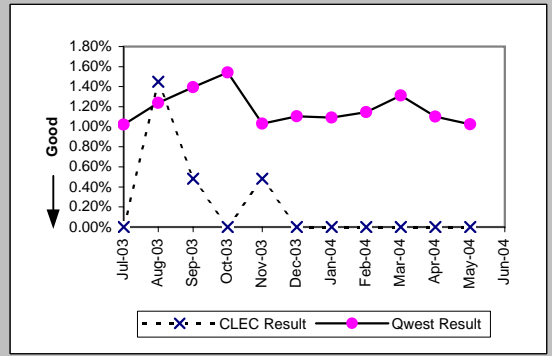
Unbundled Loop - 2 Wire Non-Loaded (Parity)

Date	Numerator	Denominator	CLEC Resu	Standard D	Qwest Num	Qwest Den	Qwest Resu	Mod Z Scr	Parity Scr
Jul-03	13	6649	0.20%	4.42%	77	20063	0.38%	-2.15	-2.31
Aug-03	16	6707	0.24%	4.88%	80	19850	0.40%	-1.84	-2.12
Sep-03	22	6807	0.32%	5.68%	86	10485	0.82%	-3.54	-3.15
Oct-03	33	6794	0.49%	6.95%	96	10416	0.92%	-2.93	-2.78
Nov-03	28	6812	0.41%	6.40%	66	10306	0.64%	-1.84	-2.12
Dec-03	25	6804	0.37%	6.05%	59	10176	0.58%	-1.79	-2.09
Jan-04	17	6761	0.25%	5.01%	67	10036	0.67%	-3.25	-2.97
Feb-04	23	6729	0.34%	5.84%	68	9925	0.69%	-2.64	-2.6
Mar-04	42	6783	0.62%	7.84%	67	9894	0.68%	-0.45	-1.27
Apr-04	21	6734	0.31%	5.58%	81	9902	0.82%	-3.56	-3.16
May-04	17	6663	0.26%	5.04%	76	9790	0.78%	-3.74	-3.27
Jun-04									



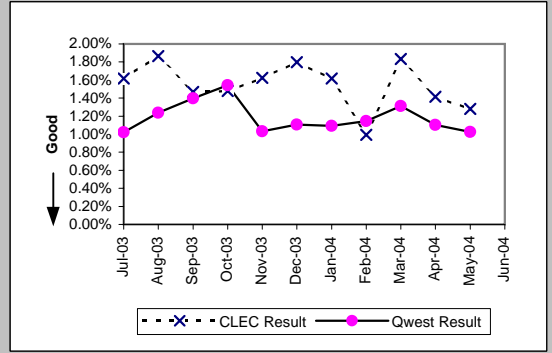
Unbundled Loop - 4 Wire Non-Loaded (Parity)

Date	Numerator	Denominator	CLEC Resu	Standard D	Qwest Num	Qwest Den	Qwest Resu	Mod Z Scr	Parity Scr
Jul-03	0	210	0.00%	0.00%	455	44594	1.02%	-1.47	-1.89
Aug-03	3	207	1.45%	11.95%	546	44119	1.24%	0.34	-0.79
Sep-03	1	207	0.48%	6.93%	621	44486	1.40%	-1.12	-1.68
Oct-03	0	208	0.00%	0.00%	259	16797	1.54%	-1.79	-2.09
Nov-03	1	207	0.48%	6.93%	172	16663	1.03%	-0.78	-1.47
Dec-03	0	207	0.00%	0.00%	184	16650	1.11%	-1.51	-1.92
Jan-04	0	206	0.00%	0.00%	181	16560	1.09%	-1.5	-1.91
Feb-04	0	206	0.00%	0.00%	189	16477	1.15%	-1.54	-1.93
Mar-04	0	206	0.00%	0.00%	214	16303	1.31%	-1.64	-2
Apr-04	0	206	0.00%	0.00%	180	16326	1.10%	-1.51	-1.92
May-04	0	206	0.00%	0.00%	166	16217	1.02%	-1.45	-1.88
Jun-04									



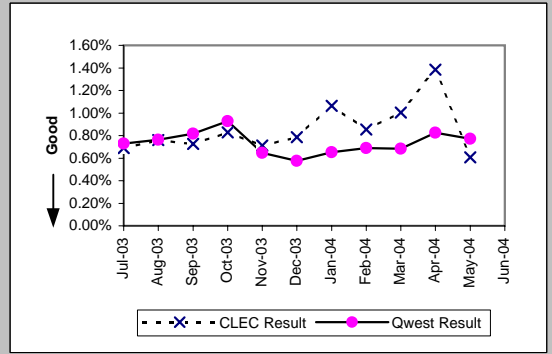
Unbundled Loop - DS1 Capable (Parity)

Date	Numerator	Denominator	CLEC Resu	Standard D	Qwest Num	Qwest Den	Qwest Resu	Mod Z Scr	Parity Scr
Jul-03	69	4265	1.62%	12.62%	455	44594	1.02%	3.71	1.26
Aug-03	81	4344	1.86%	13.53%	546	44119	1.24%	3.57	1.17
Sep-03	65	4431	1.47%	12.02%	621	44486	1.40%	0.38	-0.77
Oct-03	68	4595	1.48%	12.07%	259	16797	1.54%	-0.3	-1.18
Nov-03	76	4684	1.62%	12.63%	172	16663	1.03%	3.53	1.15
Dec-03	86	4781	1.80%	13.29%	184	16650	1.11%	4.04	1.46
Jan-04	79	4882	1.62%	12.62%	181	16560	1.09%	3.1	0.89
Feb-04	49	4939	0.99%	9.91%	189	16477	1.15%	-0.9	-1.55
Mar-04	92	5023	1.83%	13.41%	214	16303	1.31%	2.83	0.72
Apr-04	72	5094	1.41%	11.80%	180	16326	1.10%	1.86	0.13
May-04	66	5155	1.28%	11.24%	166	16217	1.02%	1.59	-0.03
Jun-04									



Unbundled Loop ISDN Capable (Parity)

Date	Numerator	Denominator	CLEC Resu	Standard D	Qwest Num	Qwest Den	Qwest Resu	Mod Z Scr	Parity Scr
Jul-03	22	3187	0.69%	8.28%	77	10577	0.73%	-0.22	-1.13
Aug-03	24	3155	0.76%	8.69%	80	10465	0.76%	-0.02	-1.01
Sep-03	23	3171	0.73%	8.49%	85	10405	0.82%	-0.5	-1.3
Oct-03	26	3138	0.83%	9.06%	96	10340	0.93%	-0.51	-1.31
Nov-03	22	3086	0.71%	8.41%	66	10226	0.65%	0.41	-0.75
Dec-03	24	3050	0.79%	8.84%	58	10096	0.57%	1.36	-0.17
Jan-04	32	3007	1.06%	10.26%	65	9958	0.65%	2.46	0.49
Feb-04	25	2929	0.85%	9.20%	68	9846	0.69%	0.93	-0.43
Mar-04	29	2886	1.00%	9.97%	67	9816	0.68%	1.85	0.12
Apr-04	39	2817	1.38%	11.68%	81	9824	0.82%	2.9	0.76
May-04	17	2795	0.61%	7.78%	75	9712	0.77%	-0.87	-1.53
Jun-04									

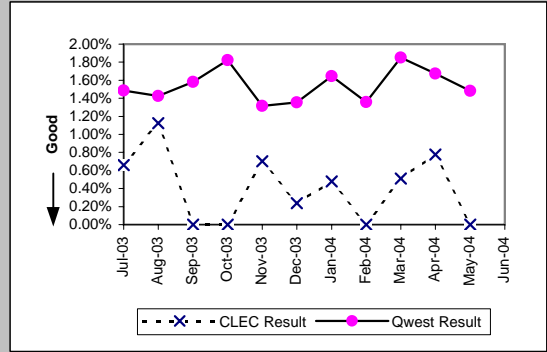


\*Results exclude No Trouble Found and Test OK reports unless QWEST trouble is found on another report within 30 days of the original report. A 30-day window necessitates reporting a month behind

MR-8\* - Trouble Rate (Percent)

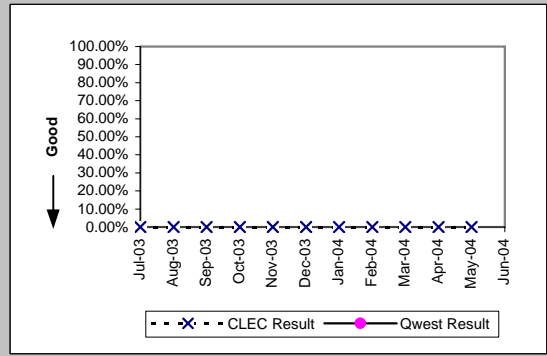
Unbundled Loop - ADSL Qualified (Parity)

Date	Numerator	Denominator	CLEC Resu	Standard D	Qwest Num	Qwest Den	Qwest Resu	Mod Z Scr	Parity Scr
Jul-03	3	455	0.66%	8.09%	1394	93875	1.49%	-1.45	-1.88
Aug-03	5	445	1.12%	10.54%	1376	96533	1.43%	-0.54	-1.33
Sep-03	0	440	0.00%	0.00%	1573	99465	1.58%	-2.65	-2.61
Oct-03	0	436	0.00%	0.00%	1913	105011	1.82%	-2.84	-2.73
Nov-03	3	427	0.70%	8.35%	1425	108278	1.32%	-1.11	-1.67
Dec-03	1	423	0.24%	4.86%	1511	111529	1.35%	-1.99	-2.21
Jan-04	2	417	0.48%	6.91%	1891	114813	1.65%	-1.87	-2.14
Feb-04	0	401	0.00%	0.00%	1769	130406	1.36%	-2.34	-2.43
Mar-04	2	393	0.51%	7.12%	2517	135863	1.85%	-1.97	-2.2
Apr-04	3	387	0.78%	8.77%	2384	142547	1.67%	-1.37	-1.84
May-04	0	383	0.00%	0.00%	2181	147081	1.48%	-2.4	-2.46
Jun-04									



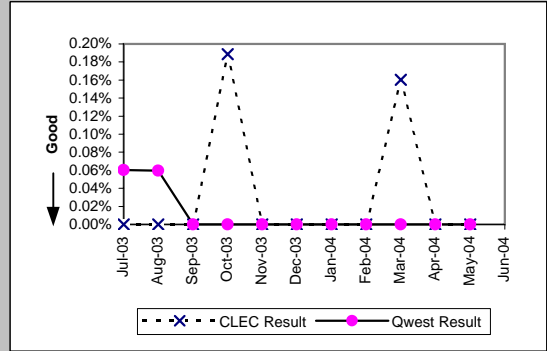
Dark Fiber - Loop (Diagnostic)

Date	Numerator	Denominator	CLEC Resu	Standard D	Qwest Num	Qwest Den	Qwest Resu	Mod Z Scr	Parity Scr
Jul-03	0	26	0.00%	0.00%					
Aug-03	0	26	0.00%	0.00%					
Sep-03	0	26	0.00%	0.00%					
Oct-03	0	23	0.00%	0.00%					
Nov-03	0	24	0.00%	0.00%					
Dec-03	0	22	0.00%	0.00%					
Jan-04	0	22	0.00%	0.00%					
Feb-04	0	22	0.00%	0.00%					
Mar-04	0	22	0.00%	0.00%					
Apr-04	0	23	0.00%	0.00%					
May-04	0	22	0.00%	0.00%					
Jun-04									



E911 (Parity)

Date	Numerator	Denominator	CLEC Resu	Standard D	Qwest Num	Qwest Den	Qwest Resu	Mod Z Scr	Parity Scr
Jul-03	0	512	0.00%	0.00%	1	1661	0.06%	-0.49	-1.3
Aug-03	0	514	0.00%	0.00%	1	1675	0.06%	-0.48	-1.29
Sep-03	0	516	0.00%	0.00%	0	1707	0.00%	N/A	N/A
Oct-03	1	530	0.19%	4.34%	0	1702	0.00%	N/A	N/A
Nov-03	0	530	0.00%	0.00%	0	1708	0.00%	N/A	N/A
Dec-03	0	556	0.00%	0.00%	0	1855	0.00%	N/A	N/A
Jan-04	0	584	0.00%	0.00%	0	1755	0.00%	N/A	N/A
Feb-04	0	623	0.00%	0.00%	0	1675	0.00%	N/A	N/A
Mar-04	1	624	0.16%	4.00%	0	1683	0.00%	N/A	N/A
Apr-04	0	631	0.00%	0.00%	0	1678	0.00%	N/A	N/A
May-04	0	615	0.00%	0.00%	0	1680	0.00%	N/A	N/A
Jun-04									

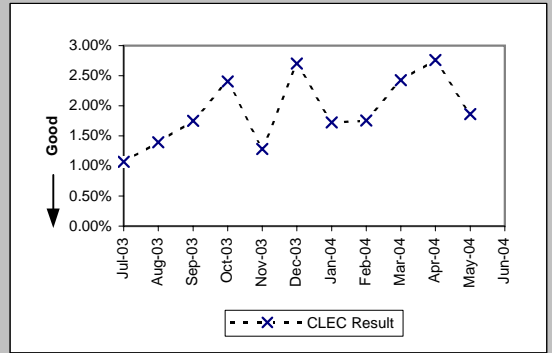


\*Results exclude No Trouble Found and Test OK reports unless QWEST trouble is found on another report within 30 days of the original report. A 30-day window necessitates reporting a month behind



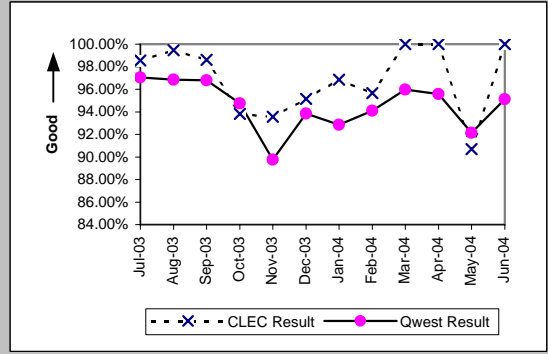
MR-8\* - Trouble Rate (Percent)

Enhanced Extended Loops (EELs) (Diagnostic)					
Date	Numerator	Denominator	CLEC Result	Standard Dev	
Jul-03	9	842	1.07%	10.28%	
Aug-03	12	862	1.39%	11.72%	
Sep-03	16	915	1.75%	13.11%	
Oct-03	20	832	2.40%	15.32%	
Nov-03	11	859	1.28%	11.24%	
Dec-03	24	888	2.70%	16.22%	
Jan-04	16	928	1.72%	13.02%	
Feb-04	17	969	1.75%	13.13%	
Mar-04	25	1031	2.42%	15.38%	
Apr-04	30	1086	2.76%	16.39%	
May-04	27	1450	1.86%	13.52%	
Jun-04					

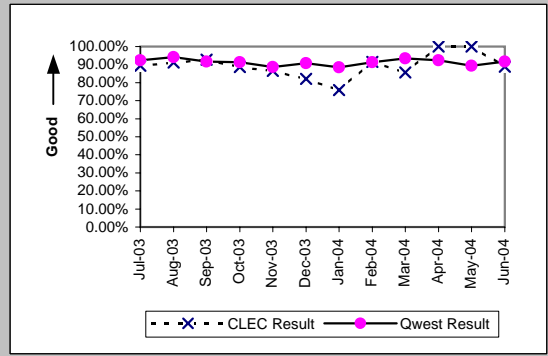


MR-9A - Repair Appointments Met (Percent) - Dispatches within MSAs

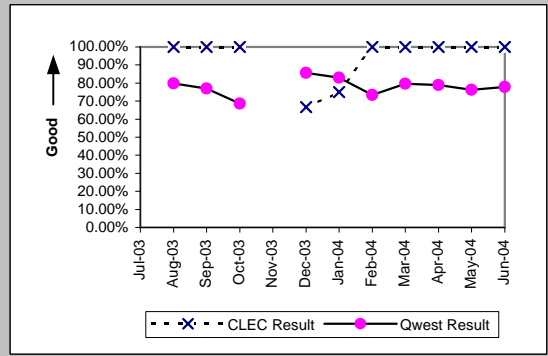
Residence (Parity)									
Date	CLEC Num	CLEC Denc	CLEC Resu	CLEC Std E	Qwest Num	Qwest Denc	Qwest Resu	Mod Z Scr	Parity Scr
Jul-03	205	208	98.56%	11.92%	11227	11569	97.04%	-1.28	-1.78
Aug-03	188	189	99.47%	7.25%	11356	11726	96.84%	-2.05	-2.25
Sep-03	213	216	98.61%	11.70%	11644	12031	96.78%	-1.51	-1.92
Oct-03	152	162	93.83%	24.07%	14729	15546	94.74%	0.55	-0.67
Nov-03	116	124	93.55%	24.57%	12883	14355	89.75%	-1.39	-1.84
Dec-03	98	103	95.15%	21.49%	12365	13177	93.84%	-0.55	-1.33
Jan-04	92	95	96.84%	17.49%	15707	16914	92.86%	-1.5	-1.91
Feb-04	44	46	95.65%	20.39%	10242	10885	94.09%	-0.45	-1.27
Mar-04	41	41	100.00%	0.00%	10840	11296	95.96%	-1.31	-1.8
Apr-04	39	39	100.00%	0.00%	9894	10351	95.59%	-1.34	-1.81
May-04	39	43	90.70%	29.05%	11295	12258	92.14%	0.4	-0.76
Jun-04	38	38	100.00%	0.00%	11254	11832	95.11%	-1.39	-1.85



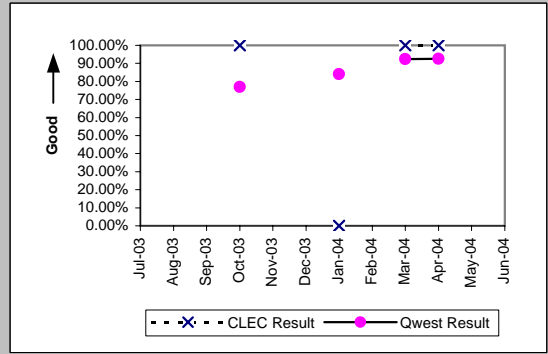
Business (Parity)									
Date	CLEC Num	CLEC Denc	CLEC Resu	CLEC Std E	Qwest Num	Qwest Denc	Qwest Resu	Mod Z Scr	Parity Scr
Jul-03	50	56	89.29%	30.93%	1215	1316	92.33%	0.84	-0.49
Aug-03	62	68	91.18%	28.36%	1125	1196	94.06%	0.96	-0.42
Sep-03	76	82	92.68%	26.04%	1190	1299	91.61%	-0.34	-1.21
Oct-03	70	79	88.61%	31.77%	1599	1751	91.32%	0.84	-0.49
Nov-03	71	82	86.59%	34.08%	1156	1305	88.58%	0.57	-0.65
Dec-03	64	78	82.05%	38.38%	1237	1363	90.76%	2.32	0.41
Jan-04	60	79	75.95%	42.74%	1388	1569	88.46%	3.02	0.84
Feb-04	32	35	91.43%	27.99%	1017	1113	91.37%	-0.01	-1.01
Mar-04	6	7	85.71%	34.99%	1187	1270	93.46%	0.75	-0.55
Apr-04	7	7	100.00%	0.00%	1070	1159	92.32%	-0.76	-1.46
May-04	14	14	100.00%	0.00%	1106	1237	89.41%	-1.28	-1.78
Jun-04	16	18	88.89%	31.43%	1241	1355	91.59%	0.45	-0.72



Centrex (Parity)									
Date	CLEC Num	CLEC Denc	CLEC Resu	CLEC Std E	Qwest Num	Qwest Denc	Qwest Resu	Mod Z Scr	Parity Scr
Jul-03									
Aug-03	2	2	100.00%	0.00%	75	94	79.79%	-0.7	-1.43
Sep-03	2	2	100.00%	0.00%	90	117	76.92%	-0.77	-1.47
Oct-03	2	2	100.00%	0.00%	79	115	68.70%	-0.95	-1.58
Nov-03									
Dec-03	2	3	66.67%	47.14%	60	70	85.71%	0.75	-0.55
Jan-04	3	4	75.00%	43.30%	63	76	82.89%	0.37	-0.77
Feb-04	1	1	100.00%	0.00%	69	94	73.40%	-0.6	-1.36
Mar-04	2	2	100.00%	0.00%	70	88	79.55%	-0.71	-1.43
Apr-04	1	1	100.00%	0.00%	67	85	78.82%	-0.52	-1.31
May-04	1	1	100.00%	0.00%	45	59	76.27%	-0.55	-1.34
Jun-04	1	1	100.00%	0.00%	63	81	77.78%	-0.53	-1.32

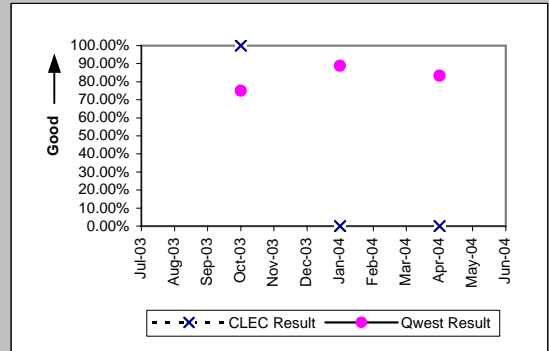


Centrex 21 (Parity)									
Date	CLEC Num	CLEC Denc	CLEC Resu	CLEC Std E	Qwest Num	Qwest Denc	Qwest Resu	Mod Z Scr	Parity Scr
Jul-03									
Aug-03									
Sep-03									
Oct-03	1	1	100.00%	0.00%	167	217	76.96%	-0.55	-1.33
Nov-03									
Dec-03									
Jan-04	0	1	0.00%	0.00%	148	176	84.09%	1.41	-0.14
Feb-04									
Mar-04	1	1	100.00%	0.00%	144	156	92.31%	-0.29	-1.17
Apr-04	1	1	100.00%	0.00%	100	108	92.59%	-0.28	-1.17
May-04									
Jun-04									

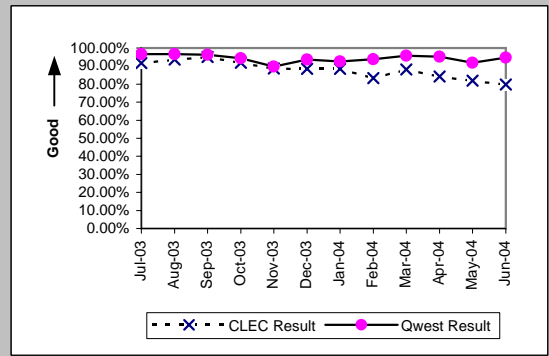


MR-9A - Repair Appointments Met (Percent) - Dispatches within MSAs

PBX (Parity)									
Date	CLEC Num	CLEC Denc	CLEC Resu	CLEC Std	Qwest Num	Qwest Denc	Qwest Resu	Mod Z Scr	Parity Scr
Jul-03									
Aug-03									
Sep-03									
Oct-03	1	1	100.00%	0.00%	9	12	75.00%	-0.55	-1.34
Nov-03									
Dec-03									
Jan-04	0	1	0.00%	0.00%	8	9	88.89%	1.36	-0.17
Feb-04									
Mar-04									
Apr-04	0	1	0.00%	0.00%	10	12	83.33%	1.26	-0.24
May-04									
Jun-04									

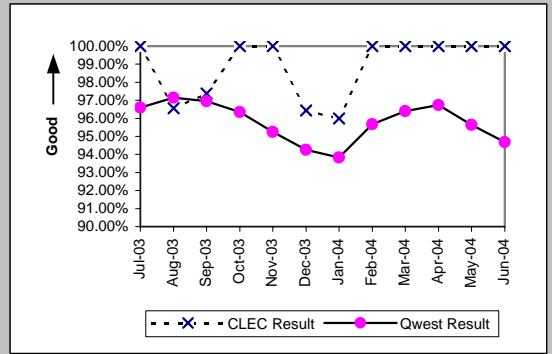


UNE - P (POTS) (Parity)									
Date	CLEC Num	CLEC Denc	CLEC Resu	CLEC Std	Qwest Num	Qwest Denc	Qwest Resu	Mod Z Scr	Parity Scr
Jul-03	100	109	91.74%	27.52%	12442	12885	96.56%	2.38	0.45
Aug-03	104	111	93.69%	24.31%	12481	12922	96.59%	1.55	-0.06
Sep-03	97	102	95.10%	21.59%	12834	13330	96.28%	0.66	-0.6
Oct-03	380	414	91.79%	27.46%	16328	17297	94.40%	2.16	0.31
Nov-03	357	403	88.59%	31.80%	14039	15660	89.65%	0.7	-0.57
Dec-03	379	428	88.55%	31.84%	13602	14540	93.55%	3.77	1.29
Jan-04	542	612	88.56%	31.83%	17095	18483	92.49%	3.63	1.21
Feb-04	381	457	83.37%	37.24%	11259	11998	93.84%	7.58	3.61
Mar-04	475	539	88.13%	32.35%	12027	12566	95.71%	8.51	4.17
Apr-04	479	569	84.18%	36.49%	10964	11510	95.26%	12.13	6.37
May-04	585	714	81.93%	38.47%	12401	13495	91.89%	9.5	4.78
Jun-04	603	756	79.76%	40.18%	12495	13187	94.75%	17.98	9.93

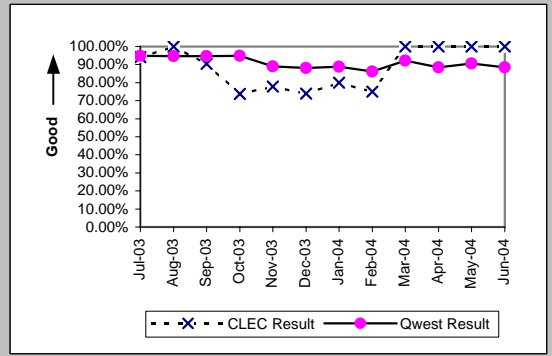


MR-9B - Repair Appointments Met (Percent) - Dispatches outside MSAs

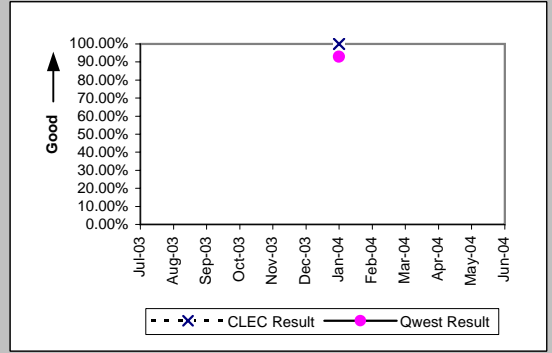
Residence (Parity)									
Date	CLEC Num	CLEC Denc	CLEC Resu	CLEC Std	Qwest Num	Qwest Denc	Qwest Resu	Mod Z Scr	Parity Scr
Jul-03	16	16	100.00%	0.00%	2748	2845	96.59%	-0.75	-1.46
Aug-03	28	29	96.55%	18.25%	2787	2869	97.14%	0.27	-0.84
Sep-03	37	38	97.37%	16.01%	2506	2585	96.94%	-0.15	-1.09
Oct-03	35	35	100.00%	0.00%	3082	3199	96.34%	-1.15	-1.7
Nov-03	23	23	100.00%	0.00%	2484	2608	95.25%	-1.07	-1.65
Dec-03	27	28	96.43%	18.56%	2923	3101	94.26%	-0.49	-1.3
Jan-04	24	25	96.00%	19.60%	3251	3465	93.82%	-0.45	-1.27
Feb-04	14	14	100.00%	0.00%	2495	2608	95.67%	-0.79	-1.48
Mar-04	6	6	100.00%	0.00%	2567	2663	96.40%	-0.47	-1.29
Apr-04	5	5	100.00%	0.00%	2318	2396	96.74%	-0.41	-1.25
May-04	9	9	100.00%	0.00%	2543	2659	95.64%	-0.64	-1.39
Jun-04	5	5	100.00%	0.00%	2686	2837	94.68%	-0.53	-1.32



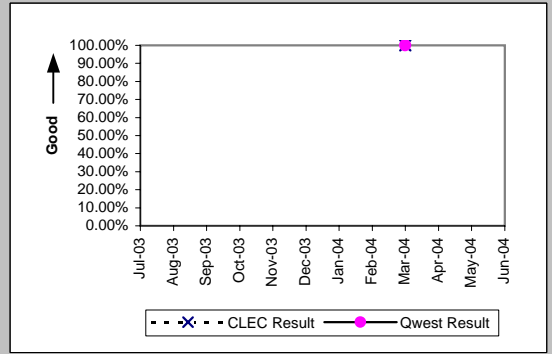
Business (Parity)									
Date	CLEC Num	CLEC Denc	CLEC Resu	CLEC Std	Qwest Num	Qwest Denc	Qwest Resu	Mod Z Scr	Parity Scr
Jul-03	16	17	94.12%	23.53%	298	314	94.90%	0.19	-0.88
Aug-03	16	16	100.00%	0.00%	271	286	94.76%	-0.92	-1.56
Sep-03	19	21	90.48%	29.35%	299	316	94.62%	0.78	-0.53
Oct-03	14	19	73.68%	44.03%	298	314	94.90%	2.9	0.76
Nov-03	7	9	77.78%	41.57%	250	281	88.97%	0.96	-0.42
Dec-03	17	23	73.91%	43.91%	280	318	88.05%	1.79	0.09
Jan-04	12	15	80.00%	40.00%	309	348	88.79%	0.99	-0.4
Feb-04	3	4	75.00%	43.30%	244	283	86.22%	0.59	-0.64
Mar-04	1	1	100.00%	0.00%	259	281	92.17%	-0.29	-1.18
Apr-04	2	2	100.00%	0.00%	230	260	88.46%	-0.51	-1.31
May-04	3	3	100.00%	0.00%	239	264	90.53%	-0.56	-1.34
Jun-04	1	1	100.00%	0.00%	284	321	88.47%	-0.36	-1.22



Centrex 21 (Parity)									
Date	CLEC Num	CLEC Denc	CLEC Resu	CLEC Std	Qwest Num	Qwest Denc	Qwest Resu	Mod Z Scr	Parity Scr
Jul-03									
Aug-03									
Sep-03									
Oct-03									
Nov-03									
Dec-03									
Jan-04	1	1	100.00%	0.00%	13	14	92.86%	-0.27	-1.16
Feb-04									
Mar-04									
Apr-04									
May-04									
Jun-04									

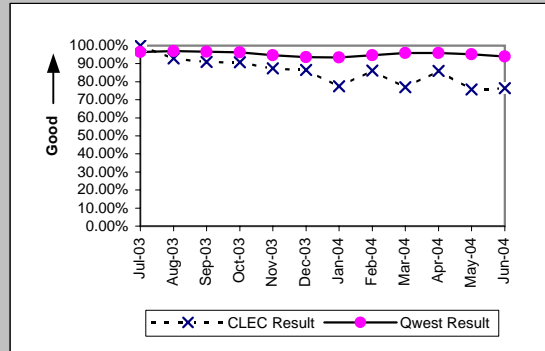


PBX (Parity)									
Date	CLEC Num	CLEC Denc	CLEC Resu	CLEC Std	Qwest Num	Qwest Denc	Qwest Resu	Mod Z Scr	Parity Scr
Jul-03									
Aug-03									
Sep-03									
Oct-03									
Nov-03									
Dec-03									
Jan-04									
Feb-04									
Mar-04	1	1	100.00%	0.00%	10	10	100.00%	N/A	N/A
Apr-04									
May-04									
Jun-04									



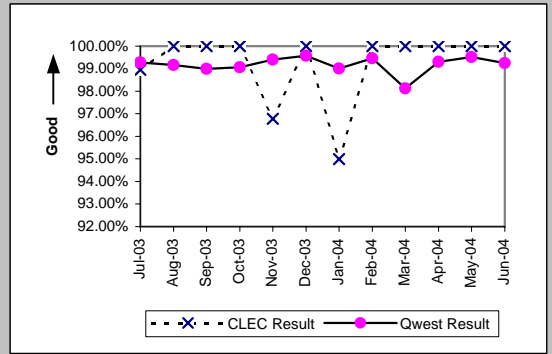
MR-9B - Repair Appointments Met (Percent) - Dispatches outside MSAs

Date	CLEC Num	CLEC Dens	UNE - P (POTS) (Parity)				Qwest Res	Mod Z Scr	Parity Scr
			CLEC Resu	CLEC Std	Qwest Num	Qwest Dens			
Jul-03	29	29	100.00%	0.00%	3046	3159	96.42%	-1.03	-1.63
Aug-03	13	14	92.86%	25.75%	3058	3155	96.93%	0.8	-0.52
Sep-03	10	11	90.91%	28.75%	2805	2901	96.69%	0.91	-0.45
Oct-03	78	86	90.70%	29.05%	3380	3513	96.21%	2.28	0.39
Nov-03	62	71	87.32%	33.27%	2734	2889	94.63%	2.35	0.43
Dec-03	83	96	86.46%	34.22%	3203	3419	93.68%	2.54	0.54
Jan-04	86	111	77.48%	41.77%	3560	3813	93.36%	5.27	2.2
Feb-04	87	101	86.14%	34.55%	2739	2891	94.74%	3.2	0.94
Mar-04	77	100	77.00%	42.08%	2826	2944	95.99%	6.55	2.98
Apr-04	105	122	86.07%	34.63%	2548	2656	95.93%	4.22	1.56
May-04	106	140	75.71%	42.88%	2782	2923	95.18%	7.44	3.53
Jun-04	127	166	76.51%	42.40%	2970	3158	94.05%	7.04	3.28

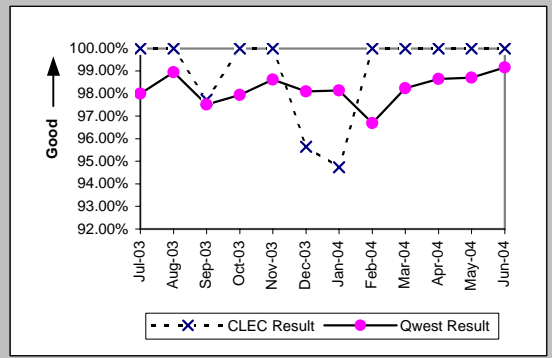


MR-9C - Repair Appointments Met (Percent) - No dispatches

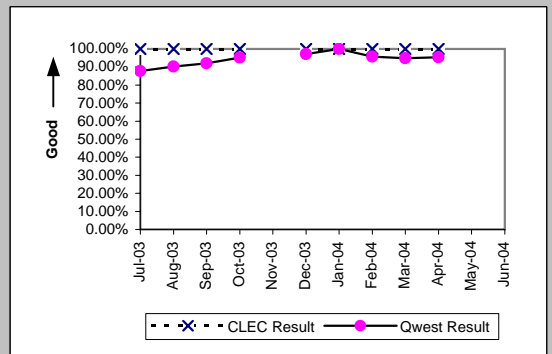
Residence (Parity)									
Date	CLEC Num	CLEC Denc	CLEC Resu	CLEC Std E	Qwest Num	Qwest Denc	Qwest Resu	Mod Z Scr	Parity Scr
Jul-03	94	95	98.95%	10.21%	3281	3305	99.27%	0.41	-0.75
Aug-03	68	68	100.00%	0.00%	3316	3344	99.16%	-0.75	-1.46
Sep-03	107	107	100.00%	0.00%	3644	3681	98.99%	-1.03	-1.62
Oct-03	46	46	100.00%	0.00%	3407	3439	99.07%	-0.65	-1.4
Nov-03	30	31	96.77%	17.67%	2983	3001	99.40%	1.31	-0.2
Dec-03	29	29	100.00%	0.00%	3025	3038	99.57%	-0.35	-1.21
Jan-04	19	20	95.00%	21.79%	3483	3518	99.01%	1.28	-0.22
Feb-04	16	16	100.00%	0.00%	3132	3149	99.46%	-0.29	-1.18
Mar-04	9	9	100.00%	0.00%	3607	3676	98.12%	-0.41	-1.25
Apr-04	8	8	100.00%	0.00%	2694	2713	99.30%	-0.24	-1.14
May-04	8	8	100.00%	0.00%	2858	2872	99.51%	-0.2	-1.12
Jun-04	9	9	100.00%	0.00%	3294	3319	99.25%	-0.26	-1.16



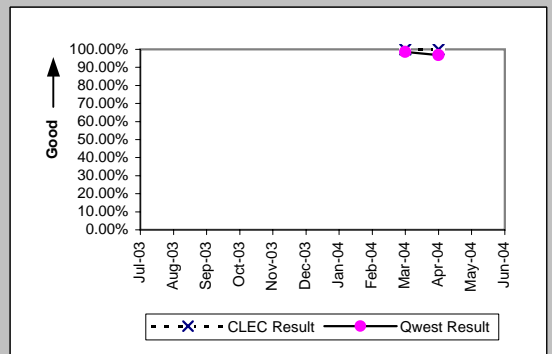
Business (Parity)									
Date	CLEC Num	CLEC Denc	CLEC Resu	CLEC Std E	Qwest Num	Qwest Denc	Qwest Resu	Mod Z Scr	Parity Scr
Jul-03	41	41	100.00%	0.00%	538	549	98.00%	-0.88	-1.54
Aug-03	32	32	100.00%	0.00%	471	476	98.95%	-0.56	-1.34
Sep-03	43	44	97.73%	14.90%	551	565	97.52%	-0.08	-1.05
Oct-03	28	28	100.00%	0.00%	573	585	97.95%	-0.75	-1.45
Nov-03	13	13	100.00%	0.00%	430	436	98.62%	-0.42	-1.26
Dec-03	22	23	95.65%	20.39%	463	472	98.09%	0.73	-0.55
Jan-04	18	19	94.74%	22.33%	580	591	98.14%	0.9	-0.45
Feb-04	14	14	100.00%	0.00%	555	574	96.69%	-0.68	-1.42
Mar-04	5	5	100.00%	0.00%	557	567	98.24%	-0.3	-1.18
Apr-04	6	6	100.00%	0.00%	511	518	98.65%	-0.29	-1.17
May-04	6	6	100.00%	0.00%	537	544	98.71%	-0.28	-1.17
Jun-04	5	5	100.00%	0.00%	594	599	99.17%	-0.2	-1.12



Centrex (Parity)									
Date	CLEC Num	CLEC Denc	CLEC Resu	CLEC Std E	Qwest Num	Qwest Denc	Qwest Resu	Mod Z Scr	Parity Scr
Jul-03	4	4	100.00%	0.00%	65	74	87.84%	-0.72	-1.44
Aug-03	1	1	100.00%	0.00%	56	62	90.32%	-0.32	-1.2
Sep-03	3	3	100.00%	0.00%	46	50	92.00%	-0.5	-1.3
Oct-03	1	1	100.00%	0.00%	59	62	95.16%	-0.22	-1.14
Nov-03									
Dec-03	1	1	100.00%	0.00%	34	35	97.14%	-0.17	-1.1
Jan-04	1	1	100.00%	0.00%	50	50	100.00%	N/A	N/A
Feb-04	1	1	100.00%	0.00%	45	47	95.74%	-0.21	-1.13
Mar-04	2	2	100.00%	0.00%	37	39	94.87%	-0.32	-1.19
Apr-04	1	1	100.00%	0.00%	21	22	95.45%	-0.21	-1.13
May-04									
Jun-04									

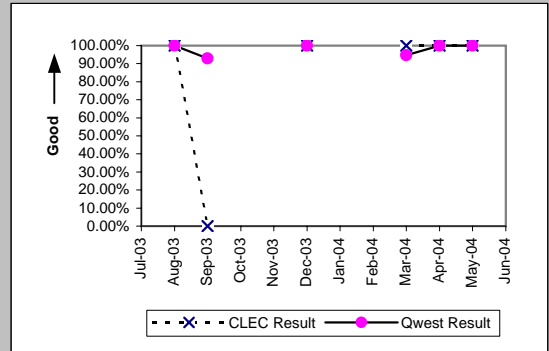


Centrex 21 (Parity)									
Date	CLEC Num	CLEC Denc	CLEC Resu	CLEC Std E	Qwest Num	Qwest Denc	Qwest Resu	Mod Z Scr	Parity Scr
Jul-03									
Aug-03									
Sep-03									
Oct-03									
Nov-03									
Dec-03									
Jan-04									
Feb-04									
Mar-04	1	1	100.00%	0.00%	66	67	98.51%	-0.12	-1.07
Apr-04	1	1	100.00%	0.00%	59	61	96.72%	-0.18	-1.11
May-04									
Jun-04									

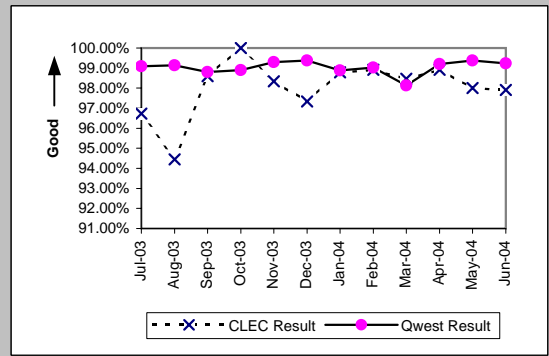


MR-9C - Repair Appointments Met (Percent) - No dispatches

PBX (Parity)									
Date	CLEC Num	CLEC Denc	CLEC Resu	CLEC Std	Qwest Num	Qwest Denc	Qwest Resu	Mod Z Scr	Parity Scr
Jul-03									
Aug-03	1	1	100.00%	0.00%	9	9	100.00%	N/A	N/A
Sep-03	0	1	0.00%	0.00%	13	14	92.86%	1.58	-0.04
Oct-03									
Nov-03									
Dec-03	1	1	100.00%	0.00%	9	9	100.00%	N/A	N/A
Jan-04									
Feb-04									
Mar-04	2	2	100.00%	0.00%	18	19	94.74%	-0.32	-1.19
Apr-04	1	1	100.00%	0.00%	5	5	100.00%	N/A	N/A
May-04	2	2	100.00%	0.00%	7	7	100.00%	N/A	N/A
Jun-04									

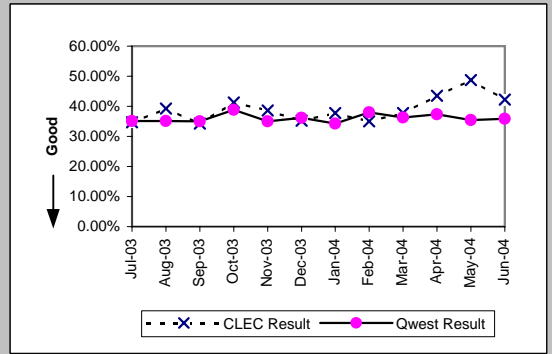


UNE - P (POTS) (Parity)									
Date	CLEC Num	CLEC Denc	CLEC Resu	CLEC Std	Qwest Num	Qwest Denc	Qwest Resu	Mod Z Scr	Parity Scr
Jul-03	59	61	96.72%	17.81%	3819	3854	99.09%	1.54	-0.07
Aug-03	68	72	94.44%	22.91%	3787	3820	99.14%	2.87	0.74
Sep-03	70	71	98.59%	11.78%	4195	4246	98.80%	0.24	-0.85
Oct-03	146	146	100.00%	0.00%	3980	4024	98.91%	-1.25	-1.76
Nov-03	119	121	98.35%	12.75%	3413	3437	99.30%	1.1	-0.33
Dec-03	146	150	97.33%	16.11%	3488	3510	99.37%	2.31	0.4
Jan-04	164	166	98.80%	10.91%	4063	4109	98.88%	0.18	-0.89
Feb-04	181	183	98.91%	10.40%	3687	3723	99.03%	0.24	-0.86
Mar-04	193	196	98.47%	12.28%	4164	4243	98.14%	-0.34	-1.2
Apr-04	182	184	98.91%	10.37%	3205	3231	99.20%	0.46	-0.72
May-04	246	251	98.01%	13.97%	3395	3416	99.39%	2.12	0.29
Jun-04	235	240	97.92%	14.28%	3888	3918	99.23%	1.89	0.15

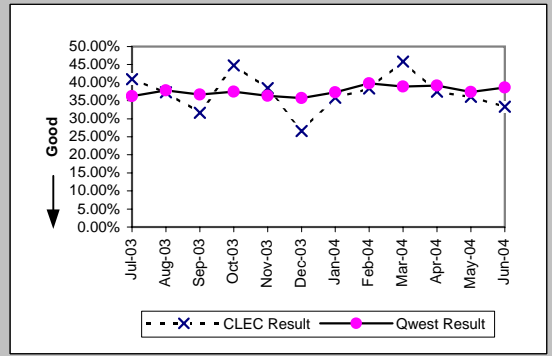


MR-10 - Customer-Related Trouble Reports (Percent)

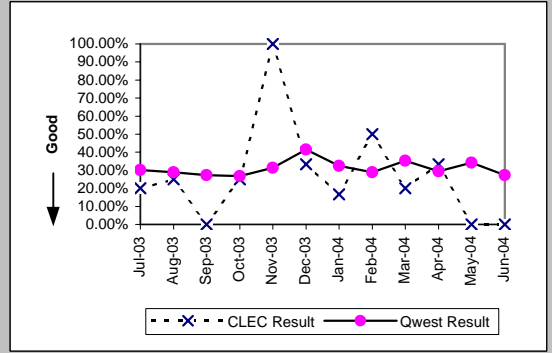
Residence (Diagnostic)									
Date	CLEC Num	CLEC Denc	CLEC Resu	CLEC Std E	Qwest Num	Qwest Denc	Qwest Resu	Mod Z Scr	Parity Scr
Jul-03	169	488	34.63%	47.58%	9571	27290	35.07%	-0.2	-1.12
Aug-03	185	471	39.28%	48.84%	9704	27643	35.10%	1.87	0.14
Sep-03	188	549	34.24%	47.45%	9867	28164	35.03%	-0.38	-1.23
Oct-03	171	414	41.30%	49.24%	14061	36245	38.79%	1.04	-0.37
Nov-03	112	290	38.62%	48.69%	10728	30692	34.95%	1.3	-0.21
Dec-03	87	247	35.22%	47.77%	10927	30243	36.13%	-0.3	-1.18
Jan-04	85	225	37.78%	48.48%	12478	36375	34.30%	1.09	-0.34
Feb-04	41	117	35.04%	47.71%	10173	26815	37.94%	-0.64	-1.39
Mar-04	34	90	37.78%	48.48%	10051	27686	36.30%	0.3	-0.82
Apr-04	40	92	43.48%	49.57%	9224	24684	37.37%	1.2	-0.27
May-04	57	117	48.72%	49.98%	9741	27530	35.38%	2.95	0.79
Jun-04	38	90	42.22%	49.39%	10056	28044	35.86%	1.25	-0.24



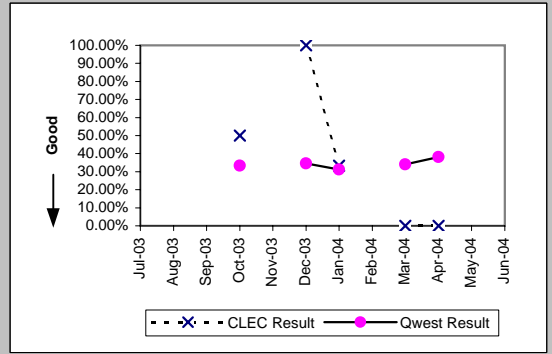
Business (Diagnostic)									
Date	CLEC Num	CLEC Denc	CLEC Resu	CLEC Std E	Qwest Num	Qwest Denc	Qwest Resu	Mod Z Scr	Parity Scr
Jul-03	79	193	40.93%	49.17%	1241	3420	36.29%	1.3	-0.21
Aug-03	69	185	37.30%	48.36%	1191	3149	37.82%	-0.14	-1.09
Sep-03	68	215	31.63%	46.50%	1263	3443	36.68%	-1.49	-1.91
Oct-03	102	228	44.74%	49.72%	1588	4238	37.47%	2.19	0.33
Nov-03	65	169	38.46%	48.65%	1155	3177	36.36%	0.56	-0.66
Dec-03	45	169	26.63%	44.20%	1197	3350	35.73%	-2.41	-2.47
Jan-04	63	176	35.80%	47.94%	1493	4001	37.32%	-0.41	-1.25
Feb-04	33	86	38.37%	48.63%	1304	3274	39.83%	-0.27	-1.17
Mar-04	11	24	45.83%	49.83%	1349	3467	38.91%	0.69	-0.58
Apr-04	9	24	37.50%	48.41%	1247	3184	39.16%	-0.17	-1.1
May-04	13	36	36.11%	48.03%	1222	3267	37.40%	-0.16	-1.1
Jun-04	12	36	33.33%	47.14%	1436	3711	38.70%	-0.66	-1.4



Centrex (Diagnostic)									
Date	CLEC Num	CLEC Denc	CLEC Resu	CLEC Std E	Qwest Num	Qwest Denc	Qwest Resu	Mod Z Scr	Parity Scr
Jul-03	1	5	20.00%	40.00%	97	321	30.22%	-0.49	-1.3
Aug-03	1	4	25.00%	43.30%	84	290	28.97%	-0.17	-1.11
Sep-03	0	5	0.00%	0.00%	81	297	27.27%	-1.36	-1.83
Oct-03	1	4	25.00%	43.30%	82	307	26.71%	-0.08	-1.05
Nov-03	2	2	100.00%	0.00%	68	217	31.34%	1.68	0.02
Dec-03	2	6	33.33%	47.14%	94	227	41.41%	-0.4	-1.24
Jan-04	1	6	16.67%	37.27%	78	241	32.37%	-0.81	-1.49
Feb-04	2	4	50.00%	50.00%	71	245	28.98%	0.83	-0.5
Mar-04	1	5	20.00%	40.00%	77	218	35.32%	-0.71	-1.43
Apr-04	2	6	33.33%	47.14%	55	187	29.41%	0.21	-0.87
May-04	0	1	0.00%	0.00%	63	184	34.24%	-0.72	-1.44
Jun-04	0	1	0.00%	0.00%	53	194	27.32%	-0.61	-1.37



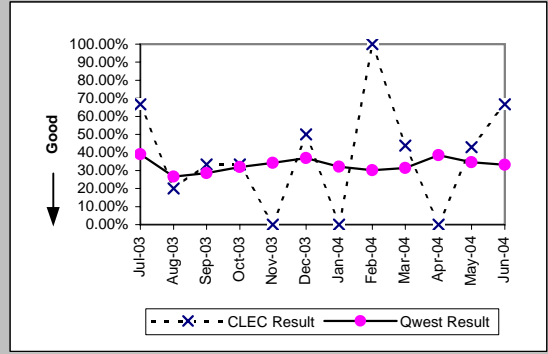
Centrex 21 (Diagnostic)									
Date	CLEC Num	CLEC Denc	CLEC Resu	CLEC Std E	Qwest Num	Qwest Denc	Qwest Resu	Mod Z Scr	Parity Scr
Jul-03									
Aug-03									
Sep-03									
Oct-03	1	2	50.00%	50.00%	159	476	33.40%	0.42	-0.75
Nov-03									
Dec-03	2	2	100.00%	0.00%	118	342	34.50%	1.58	-0.04
Jan-04	1	3	33.33%	47.14%	122	390	31.28%	0.09	-0.94
Feb-04									
Mar-04	0	2	0.00%	0.00%	123	361	34.07%	-1.01	-1.62
Apr-04	0	2	0.00%	0.00%	111	291	38.14%	-1.11	-1.67
May-04									
Jun-04									



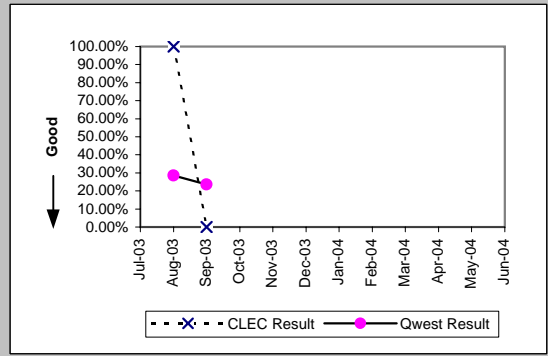


MR-10 - Customer-Related Trouble Reports (Percent)

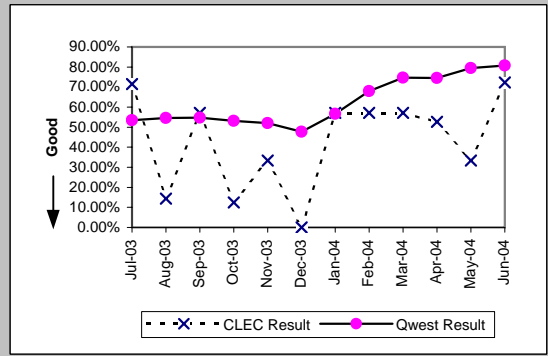
PBX (Diagnostic)									
Date	CLEC Num	CLEC Denc	CLEC Resu	CLEC Std E	Qwest Num	Qwest Denc	Qwest Resu	Mod Z Scr	Parity Scr
Jul-03	4	6	66.67%	47.14%	53	136	38.97%	1.28	-0.22
Aug-03	1	5	20.00%	40.00%	44	165	26.67%	-0.33	-1.2
Sep-03	1	3	33.33%	47.14%	44	154	28.57%	0.17	-0.9
Oct-03	1	3	33.33%	47.14%	62	194	31.96%	0.06	-0.97
Nov-03	0	1	0.00%	0.00%	40	117	34.19%	-0.72	-1.44
Dec-03	2	4	50.00%	50.00%	48	130	36.92%	0.48	-0.71
Jan-04	0	3	0.00%	0.00%	45	140	32.14%	-1.18	-1.72
Feb-04	2	2	100.00%	0.00%	37	123	30.08%	1.72	0.05
Mar-04	7	16	43.75%	49.61%	52	166	31.33%	0.99	-0.4
Apr-04	0	2	0.00%	0.00%	45	117	38.46%	-1.11	-1.67
May-04	3	7	42.86%	49.49%	39	113	34.51%	0.43	-0.74
Jun-04	2	3	66.67%	47.14%	49	148	33.11%	1.06	-0.36



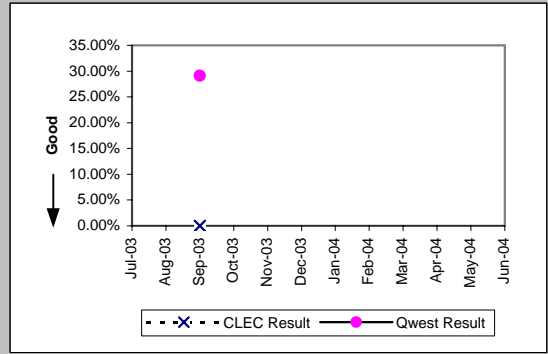
Basic Rate ISDN (Diagnostic)									
Date	CLEC Num	CLEC Denc	CLEC Resu	CLEC Std E	Qwest Num	Qwest Denc	Qwest Resu	Mod Z Scr	Parity Scr
Jul-03									
Aug-03	1	1	100.00%	0.00%	71	249	28.51%	1.07	-0.35
Sep-03	0	1	0.00%	0.00%	47	199	23.62%	-0.55	-1.34
Oct-03									
Nov-03									
Dec-03									
Jan-04									
Feb-04									
Mar-04									
Apr-04									
May-04									
Jun-04									



Qwest DSL (Diagnostic)									
Date	CLEC Num	CLEC Denc	CLEC Resu	CLEC Std E	Qwest Num	Qwest Denc	Qwest Resu	Mod Z Scr	Parity Scr
Jul-03	5	7	71.43%	45.18%	2338	4375	53.44%	0.89	-0.46
Aug-03	1	7	14.29%	34.99%	2432	4456	54.58%	-2.14	-2.3
Sep-03	4	7	57.14%	49.49%	2843	5191	54.77%	0.1	-0.94
Oct-03	1	8	12.50%	33.07%	3309	6233	53.09%	-2.3	-2.4
Nov-03	3	9	33.33%	47.14%	2197	4226	51.99%	-1.12	-1.68
Dec-03	0	4	0.00%	0.00%	1879	3943	47.65%	-1.91	-2.16
Jan-04	8	14	57.14%	49.49%	3385	5980	56.61%	0.03	-0.98
Feb-04	4	7	57.14%	49.49%	5841	8599	67.93%	-0.61	-1.37
Mar-04	4	7	57.14%	49.49%	10432	13965	74.70%	-1.07	-1.65
Apr-04	10	19	52.63%	49.93%	9663	12965	74.53%	-2.19	-2.33
May-04	3	9	33.33%	47.14%	11621	14625	79.46%	-3.42	-3.08
Jun-04	13	18	72.22%	44.79%	12042	14904	80.80%	-0.92	-1.56

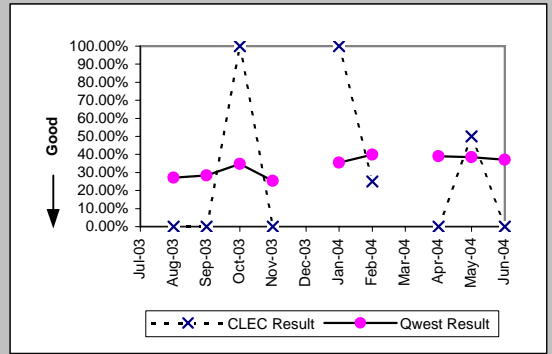


ISDN Primary (Diagnostic)									
Date	CLEC Num	CLEC Denc	CLEC Resu	CLEC Std E	Qwest Num	Qwest Denc	Qwest Resu	Mod Z Scr	Parity Scr
Jul-03									
Aug-03									
Sep-03	0	1	0.00%	0.00%	16	55	29.09%	-0.63	-1.39
Oct-03									
Nov-03									
Dec-03									
Jan-04									
Feb-04									
Mar-04									
Apr-04									
May-04									
Jun-04									

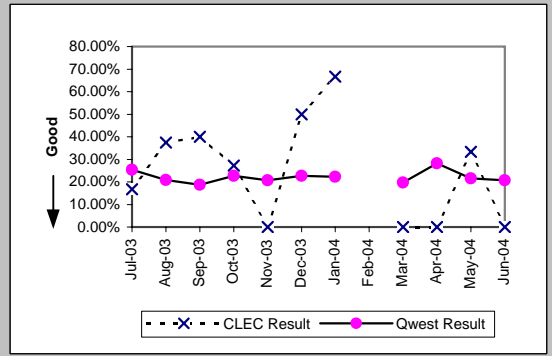


MR-10 - Customer-Related Trouble Reports (Percent)

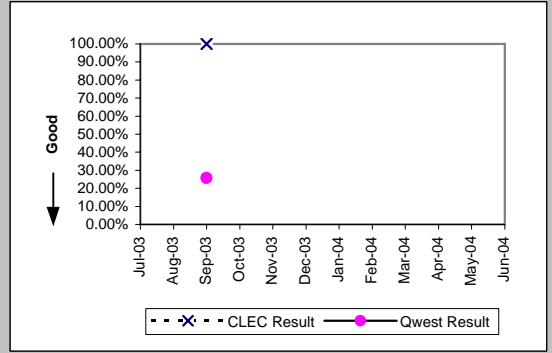
DS0 (Diagnostic)									
Date	CLEC Num	CLEC Denc	CLEC Resu	CLEC Std E	Qwest Num	Qwest Denc	Qwest Resu	Mod Z Scr	Parity Scr
Jul-03									
Aug-03	0	2	0.00%	0.00%	216	797	27.10%	-0.86	-1.52
Sep-03	0	1	0.00%	0.00%	269	946	28.44%	-0.63	-1.38
Oct-03	1	1	100.00%	0.00%	231	664	34.79%	0.94	-0.43
Nov-03	0	7	0.00%	0.00%	151	596	25.34%	-1.53	-1.93
Dec-03									
Jan-04	1	1	100.00%	0.00%	173	488	35.45%	0.93	-0.44
Feb-04	1	4	25.00%	43.30%	180	452	39.82%	-0.6	-1.37
Mar-04									
Apr-04	0	2	0.00%	0.00%	185	475	38.95%	-1.13	-1.69
May-04	1	2	50.00%	50.00%	188	489	38.45%	0.28	-0.83
Jun-04	0	1	0.00%	0.00%	209	564	37.06%	-0.77	-1.47



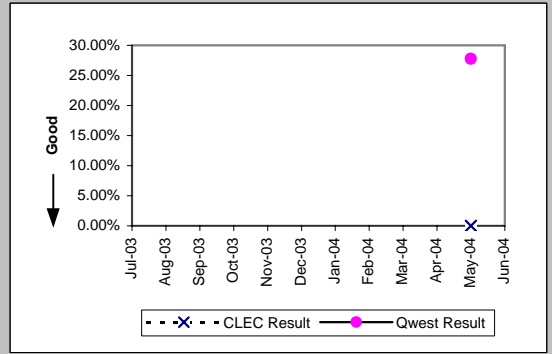
DS1 (Diagnostic)									
Date	CLEC Num	CLEC Denc	CLEC Resu	CLEC Std E	Qwest Num	Qwest Denc	Qwest Resu	Mod Z Scr	Parity Scr
Jul-03	2	12	16.67%	37.27%	215	847	25.38%	-0.69	-1.42
Aug-03	3	8	37.50%	48.41%	204	981	20.80%	1.08	-0.35
Sep-03	2	5	40.00%	48.99%	196	1043	18.79%	1.07	-0.35
Oct-03	3	11	27.27%	44.54%	113	497	22.74%	0.38	-0.77
Nov-03	0	1	0.00%	0.00%	77	373	20.64%	-0.51	-1.31
Dec-03	1	2	50.00%	50.00%	89	393	22.65%	0.74	-0.55
Jan-04	2	3	66.67%	47.14%	88	395	22.28%	1.5	-0.09
Feb-04									
Mar-04	0	3	0.00%	0.00%	86	435	19.77%	-0.86	-1.52
Apr-04	0	1	0.00%	0.00%	105	372	28.23%	-0.63	-1.38
May-04	1	3	33.33%	47.14%	72	333	21.62%	0.45	-0.73
Jun-04	0	2	0.00%	0.00%	92	444	20.72%	-0.72	-1.44



DS3 (Diagnostic)									
Date	CLEC Num	CLEC Denc	CLEC Resu	CLEC Std E	Qwest Num	Qwest Denc	Qwest Resu	Mod Z Scr	Parity Scr
Jul-03									
Aug-03									
Sep-03	1	1	100.00%	0.00%	9	35	25.71%	1.11	-0.32
Oct-03									
Nov-03									
Dec-03									
Jan-04									
Feb-04									
Mar-04									
Apr-04									
May-04									
Jun-04									

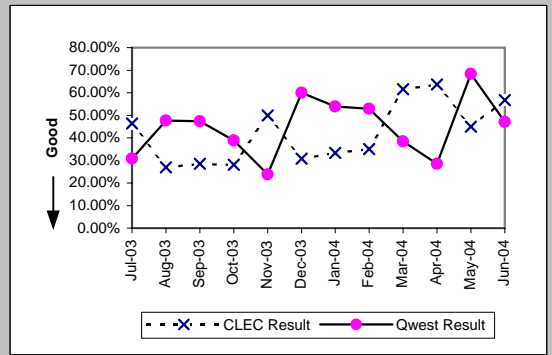


Frame Relay (Diagnostic)									
Date	CLEC Num	CLEC Denc	CLEC Resu	CLEC Std E	Qwest Num	Qwest Denc	Qwest Resu	Mod Z Scr	Parity Scr
Jul-03									
Aug-03									
Sep-03									
Oct-03									
Nov-03									
Dec-03									
Jan-04									
Feb-04									
Mar-04									
Apr-04									
May-04	0	2	0.00%	0.00%	30	108	27.78%	-0.87	-1.53
Jun-04									

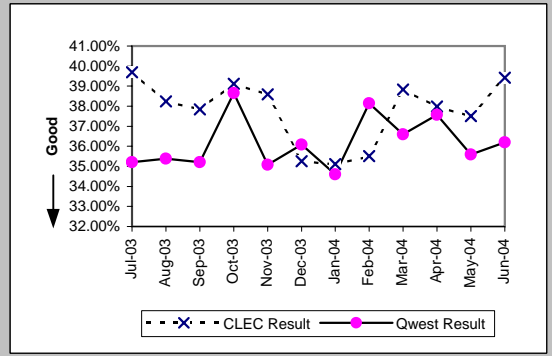


MR-10 - Customer-Related Trouble Reports (Percent)

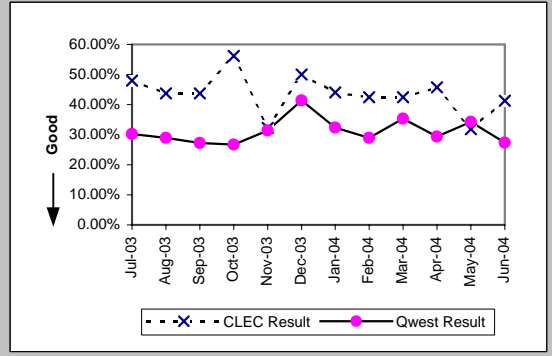
LIS Trunk (Diagnostic)										
Date	CLEC Num	CLEC Denc	CLEC Resu	CLEC Std	Qwest Num	Qwest Denc	Qwest Resu	Mod Z Scr	Parity Scr	
Jul-03	13	28	46.43%	49.87%	4	13	30.77%	0.89	-0.46	
Aug-03	7	26	26.92%	44.36%	10	21	47.62%	-1.41	-1.86	
Sep-03	8	28	28.57%	45.18%	9	19	47.37%	-1.27	-1.77	
Oct-03	9	32	28.13%	44.96%	7	18	38.89%	-0.75	-1.46	
Nov-03	13	26	50.00%	50.00%	5	21	23.81%	1.81	0.1	
Dec-03	8	26	30.77%	46.15%	9	15	60.00%	-1.84	-2.12	
Jan-04	5	15	33.33%	47.14%	14	26	53.85%	-1.27	-1.77	
Feb-04	7	20	35.00%	47.70%	9	17	52.94%	-1.09	-1.66	
Mar-04	16	26	61.54%	48.65%	5	13	38.46%	1.24	-0.24	
Apr-04	14	22	63.64%	48.10%	2	7	28.57%	1.54	-0.07	
May-04	9	20	45.00%	49.75%	13	19	68.42%	-1.57	-1.96	
Jun-04	17	30	56.67%	49.55%	8	17	47.06%	0.6	-0.64	



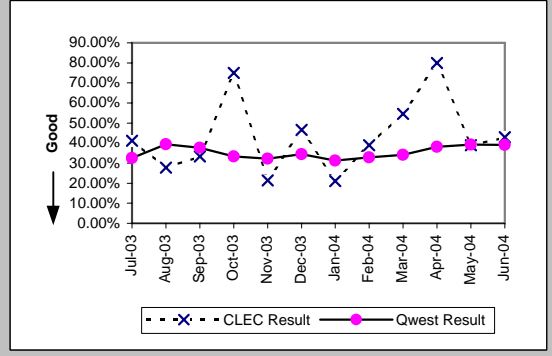
UNE - P (POTS) (Diagnostic)										
Date	CLEC Num	CLEC Denc	CLEC Resu	CLEC Std	Qwest Num	Qwest Denc	Qwest Resu	Mod Z Scr	Parity Scr	
Jul-03	131	330	39.70%	48.93%	10812	30710	35.21%	1.69	0.03	
Aug-03	122	319	38.24%	48.60%	10895	30792	35.38%	1.06	-0.35	
Sep-03	112	296	37.84%	48.50%	11130	31607	35.21%	0.94	-0.43	
Oct-03	415	1061	39.11%	48.80%	15649	40483	38.66%	0.3	-0.82	
Nov-03	374	969	38.60%	48.68%	11883	33869	35.09%	2.26	0.37	
Dec-03	367	1041	35.25%	47.78%	12124	33593	36.09%	-0.55	-1.34	
Jan-04	481	1370	35.11%	47.73%	13971	40376	34.60%	0.39	-0.76	
Feb-04	408	1149	35.51%	47.85%	11477	30089	38.14%	-1.8	-2.1	
Mar-04	530	1365	38.83%	48.74%	11400	31153	36.59%	1.68	0.02	
Apr-04	536	1411	37.99%	48.54%	10471	27868	37.57%	0.31	-0.81	
May-04	663	1768	37.50%	48.41%	10963	30797	35.60%	1.62	-0.01	
Jun-04	756	1918	39.42%	48.87%	11492	31755	36.19%	2.86	0.74	



UNE P (Centrex) (Diagnostic)										
Date	CLEC Num	CLEC Denc	CLEC Resu	CLEC Std	Qwest Num	Qwest Denc	Qwest Resu	Mod Z Scr	Parity Scr	
Jul-03	24	50	48.00%	49.96%	97	321	30.22%	2.43	0.48	
Aug-03	28	64	43.75%	49.61%	84	290	28.97%	2.25	0.37	
Sep-03	21	48	43.75%	49.61%	81	297	27.27%	2.25	0.37	
Oct-03	32	57	56.14%	49.62%	82	307	26.71%	4.23	1.57	
Nov-03	19	59	32.20%	46.73%	68	217	31.34%	0.13	-0.92	
Dec-03	25	50	50.00%	50.00%	94	227	41.41%	1.1	-0.33	
Jan-04	26	59	44.07%	49.65%	78	241	32.37%	1.67	0.01	
Feb-04	17	40	42.50%	49.43%	71	245	28.98%	1.68	0.02	
Mar-04	14	33	42.42%	49.42%	77	218	35.32%	0.78	-0.52	
Apr-04	16	35	45.71%	49.82%	55	187	29.41%	1.85	0.12	
May-04	14	44	31.82%	46.58%	63	184	34.24%	-0.3	-1.18	
Jun-04	19	46	41.30%	49.24%	53	194	27.32%	1.82	0.1	

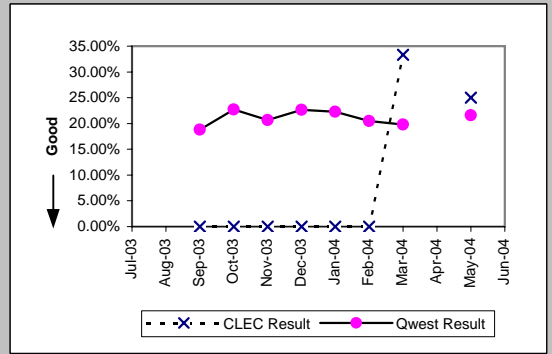


UNE P (Centrex 21) (Diagnostic)										
Date	CLEC Num	CLEC Denc	CLEC Resu	CLEC Std	Qwest Num	Qwest Denc	Qwest Resu	Mod Z Scr	Parity Scr	
Jul-03	7	17	41.18%	49.22%	135	414	32.61%	0.73	-0.56	
Aug-03	5	18	27.78%	44.79%	156	396	39.39%	-0.99	-1.6	
Sep-03	4	12	33.33%	47.14%	150	399	37.59%	-0.3	-1.18	
Oct-03	18	24	75.00%	43.30%	159	476	33.40%	4.03	1.45	
Nov-03	3	14	21.43%	41.03%	120	373	32.17%	-0.84	-1.51	
Dec-03	7	15	46.67%	49.89%	118	342	34.50%	0.95	-0.43	
Jan-04	4	19	21.05%	40.77%	122	390	31.28%	-0.94	-1.57	
Feb-04	7	18	38.89%	48.75%	93	283	32.86%	0.53	-0.68	
Mar-04	6	11	54.55%	49.79%	123	361	34.07%	1.35	-0.18	
Apr-04	12	15	80.00%	40.00%	111	291	38.14%	3.18	0.93	
May-04	7	18	38.89%	48.75%	129	329	39.21%	-0.03	-1.02	
Jun-04	6	14	42.86%	49.49%	139	356	39.04%	0.29	-0.83	

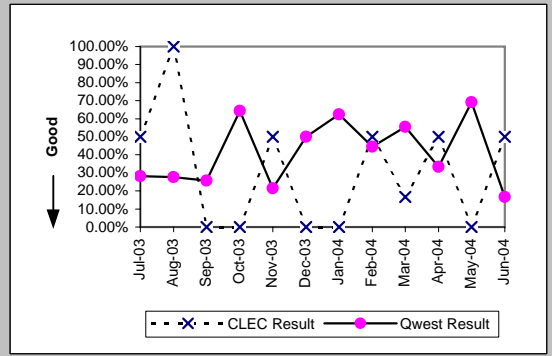


MR-10 - Customer-Related Trouble Reports (Percent)

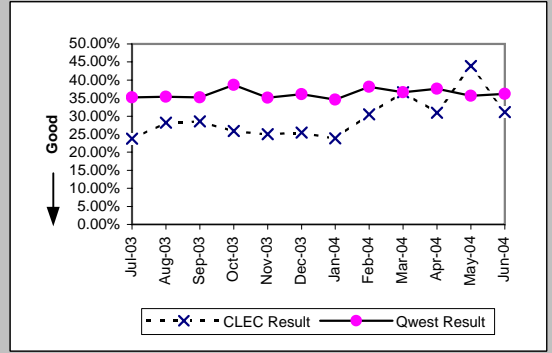
UDIT DS1 (Diagnostic)									
Date	CLEC Num	CLEC Denc	CLEC Resu	CLEC Std E	Qwest Num	Qwest Denc	Qwest Resu	Mod Z Scr	Parity Scr
Jul-03									
Aug-03									
Sep-03	0	3	0.00%	0.00%	196	1043	18.79%	-0.83	-1.51
Oct-03	0	2	0.00%	0.00%	113	497	22.74%	-0.77	-1.47
Nov-03	0	2	0.00%	0.00%	77	373	20.64%	-0.72	-1.44
Dec-03	0	1	0.00%	0.00%	89	393	22.65%	-0.54	-1.33
Jan-04	0	2	0.00%	0.00%	88	395	22.28%	-0.76	-1.46
Feb-04	0	2	0.00%	0.00%	77	376	20.48%	-0.72	-1.44
Mar-04	1	3	33.33%	47.14%	86	435	19.77%	0.53	-0.68
Apr-04									
May-04	1	4	25.00%	43.30%	72	333	21.62%	0.19	-0.89
Jun-04									



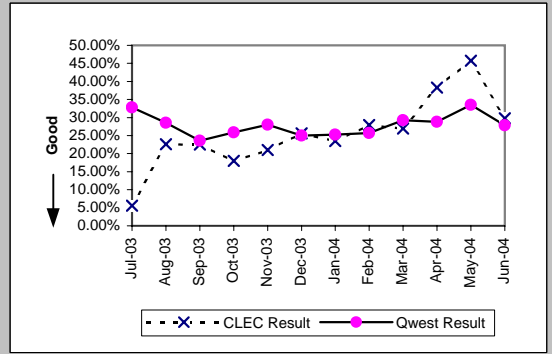
UDIT Above DS1 Level (Diagnostic)									
Date	CLEC Num	CLEC Denc	CLEC Resu	CLEC Std E	Qwest Num	Qwest Denc	Qwest Resu	Mod Z Scr	Parity Scr
Jul-03	1	2	50.00%	50.00%	9	32	28.13%	0.51	-0.69
Aug-03	1	1	100.00%	0.00%	8	29	27.59%	1.06	-0.35
Sep-03	0	1	0.00%	0.00%	9	35	25.71%	-0.58	-1.35
Oct-03	0	3	0.00%	0.00%	9	14	64.29%	-2.11	-2.28
Nov-03	1	2	50.00%	50.00%	3	14	21.43%	0.65	-0.61
Dec-03	0	1	0.00%	0.00%	2	4	50.00%	-0.89	-1.54
Jan-04	0	3	0.00%	0.00%	5	8	62.50%	-1.91	-2.16
Feb-04	1	2	50.00%	50.00%	4	9	44.44%	-0.02	-1.01
Mar-04	1	6	16.67%	37.27%	10	18	55.56%	-1.66	-2.01
Apr-04	1	2	50.00%	50.00%	5	15	33.33%	0.31	-0.81
May-04	0	2	0.00%	0.00%	9	13	69.23%	-1.97	-2.2
Jun-04	1	2	50.00%	50.00%	2	12	16.67%	0.78	-0.52



Unbundled Loop Analog (Diagnostic)									
Date	CLEC Num	CLEC Denc	CLEC Resu	CLEC Std E	Qwest Num	Qwest Denc	Qwest Resu	Mod Z Scr	Parity Scr
Jul-03	79	333	23.72%	42.54%	10812	30710	35.21%	-4.36	-3.65
Aug-03	83	294	28.23%	45.01%	10895	30792	35.38%	-2.55	-2.55
Sep-03	83	291	28.52%	45.15%	11130	31607	35.21%	-2.38	-2.45
Oct-03	99	383	25.85%	43.78%	15649	40483	38.66%	-5.12	-4.11
Nov-03	93	372	25.00%	43.30%	11883	33869	35.09%	-4.05	-3.46
Dec-03	75	295	25.42%	43.54%	12124	33593	36.09%	-3.8	-3.31
Jan-04	75	315	23.81%	42.59%	13971	40376	34.60%	-4.01	-3.44
Feb-04	82	269	30.48%	46.03%	11477	30089	38.14%	-2.58	-2.57
Mar-04	135	369	36.59%	48.17%	11400	31153	36.59%	0	-1
Apr-04	89	288	30.90%	46.21%	10471	27868	37.57%	-2.33	-2.41
May-04	130	296	43.92%	49.63%	10963	30797	35.60%	2.94	0.78
Jun-04	107	344	31.10%	46.29%	11492	31755	36.19%	-1.95	-2.19



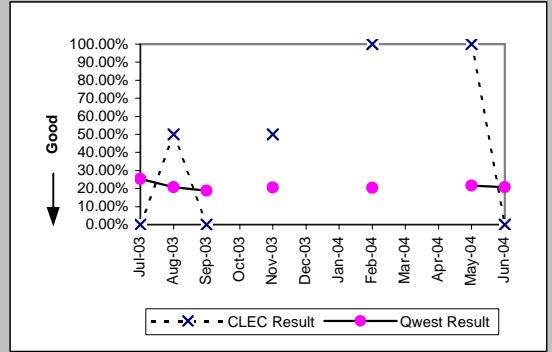
Unbundled Loop - 2 Wire Non-Loaded (Diagnostic)									
Date	CLEC Num	CLEC Denc	CLEC Resu	CLEC Std E	Qwest Num	Qwest Denc	Qwest Resu	Mod Z Scr	Parity Scr
Jul-03	2	36	5.56%	22.91%	65	198	32.83%	-3.21	-2.95
Aug-03	7	31	22.58%	41.81%	71	249	28.51%	-0.69	-1.42
Sep-03	9	40	22.50%	41.76%	47	199	23.62%	-0.15	-1.09
Oct-03	9	50	18.00%	38.42%	63	243	25.93%	-1.16	-1.71
Nov-03	12	57	21.05%	40.77%	53	189	28.04%	-1.03	-1.63
Dec-03	11	43	25.58%	43.63%	40	160	25.00%	0.08	-0.95
Jan-04	8	34	23.53%	42.42%	43	170	25.29%	-0.22	-1.13
Feb-04	12	43	27.91%	44.85%	46	179	25.70%	0.3	-0.82
Mar-04	17	63	26.98%	44.39%	48	164	29.27%	-0.34	-1.21
Apr-04	18	47	38.30%	48.61%	60	208	28.85%	1.25	-0.24
May-04	16	35	45.71%	49.82%	59	176	33.52%	1.35	-0.18
Jun-04	14	47	29.79%	45.73%	47	169	27.81%	0.27	-0.84



MR-10 - Customer-Related Trouble Reports (Percent)

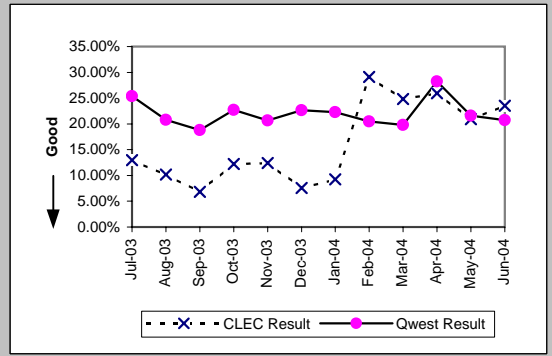
Unbundled Loop - 4 Wire Non-Loaded (Diagnostic)

Date	CLEC Num	CLEC Denc	CLEC Resu	CLEC Std	Qwest Num	Qwest Denc	Qwest Resu	Mod Z Scr	Parity Scr
Jul-03	0	1	0.00%	0.00%	215	847	25.38%	-0.58	-1.35
Aug-03	3	6	50.00%	50.00%	204	981	20.80%	1.53	-0.07
Sep-03	0	1	0.00%	0.00%	196	1043	18.79%	-0.48	-1.29
Oct-03									
Nov-03	1	2	50.00%	50.00%	77	373	20.64%	0.81	-0.51
Dec-03									
Jan-04									
Feb-04	2	2	100.00%	0.00%	77	376	20.48%	2.06	0.25
Mar-04									
Apr-04									
May-04	4	4	100.00%	0.00%	72	333	21.62%	3.1	0.89
Jun-04	0	2	0.00%	0.00%	92	444	20.72%	-0.72	-1.44



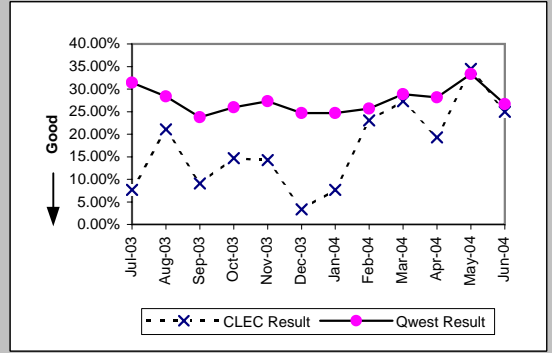
Unbundled Loop - DS1 Capable (Diagnostic)

Date	CLEC Num	CLEC Denc	CLEC Resu	CLEC Std	Qwest Num	Qwest Denc	Qwest Resu	Mod Z Scr	Parity Scr
Jul-03	13	100	13.00%	33.63%	215	847	25.38%	-2.69	-2.64
Aug-03	11	108	10.19%	30.25%	204	981	20.80%	-2.58	-2.57
Sep-03	6	88	6.82%	25.21%	196	1043	18.79%	-2.76	-2.68
Oct-03	12	98	12.24%	32.78%	113	497	22.74%	-2.26	-2.38
Nov-03	13	105	12.38%	32.94%	77	373	20.64%	-1.85	-2.12
Dec-03	8	106	7.55%	26.42%	89	393	22.65%	-3.3	-3
Jan-04	10	108	9.26%	28.99%	88	395	22.28%	-2.88	-2.75
Feb-04	23	79	29.11%	45.43%	77	376	20.48%	1.65	0
Mar-04	34	137	24.82%	43.20%	86	435	19.77%	1.25	-0.24
Apr-04	28	108	25.93%	43.82%	105	372	28.23%	-0.47	-1.28
May-04	18	86	20.93%	40.68%	72	333	21.62%	-0.14	-1.08
Jun-04	36	153	23.53%	42.42%	92	444	20.72%	0.73	-0.56



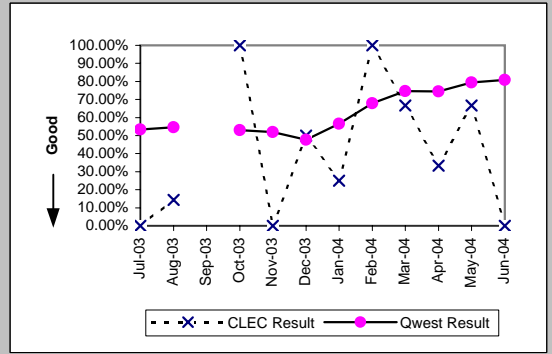
Unbundled Loop ISDN Capable (Diagnostic)

Date	CLEC Num	CLEC Denc	CLEC Resu	CLEC Std	Qwest Num	Qwest Denc	Qwest Resu	Mod Z Scr	Parity Scr
Jul-03	2	26	7.69%	26.65%	61	194	31.44%	-2.45	-2.49
Aug-03	8	38	21.05%	40.77%	70	247	28.34%	-0.93	-1.56
Sep-03	3	33	9.09%	28.75%	47	198	23.74%	-1.83	-2.11
Oct-03	5	34	14.71%	35.42%	63	243	25.93%	-1.4	-1.85
Nov-03	5	35	14.29%	34.99%	50	183	27.32%	-1.59	-1.96
Dec-03	1	30	3.33%	17.95%	39	158	24.68%	-2.49	-2.51
Jan-04	3	39	7.69%	26.65%	41	166	24.70%	-2.22	-2.35
Feb-04	9	39	23.08%	42.13%	46	179	25.70%	-0.34	-1.21
Mar-04	12	44	27.27%	44.54%	47	163	28.83%	-0.2	-1.12
Apr-04	11	57	19.30%	39.46%	58	206	28.16%	-1.32	-1.8
May-04	10	29	34.48%	47.53%	58	174	33.33%	0.11	-0.93
Jun-04	13	52	25.00%	43.30%	44	165	26.67%	-0.24	-1.14



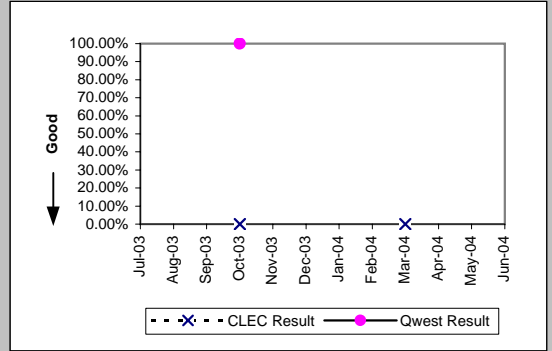
Unbundled Loop - ADSL Qualified (Diagnostic)

Date	CLEC Num	CLEC Denc	CLEC Resu	CLEC Std	Qwest Num	Qwest Denc	Qwest Resu	Mod Z Scr	Parity Scr
Jul-03	0	5	0.00%	0.00%	2338	4375	53.44%	-2.39	-2.46
Aug-03	1	7	14.29%	34.99%	2432	4456	54.58%	-2.14	-2.3
Sep-03									
Oct-03	1	1	100.00%	0.00%	3309	6233	53.09%	0.63	-0.62
Nov-03	0	5	0.00%	0.00%	2197	4226	51.99%	-2.33	-2.41
Dec-03	1	2	50.00%	50.00%	1879	3943	47.65%	0.05	-0.97
Jan-04	1	4	25.00%	43.30%	3385	5980	56.61%	-1.27	-1.78
Feb-04	1	1	100.00%	0.00%	5841	8599	67.93%	0.41	-0.75
Mar-04	4	6	66.67%	47.14%	10432	13965	74.70%	-0.45	-1.28
Apr-04	2	6	33.33%	47.14%	9663	12965	74.53%	-2.32	-2.41
May-04	2	3	66.67%	47.14%	11621	14625	79.46%	-0.55	-1.33
Jun-04	0	2	0.00%	0.00%	12044	14906	80.80%	-2.9	-2.76



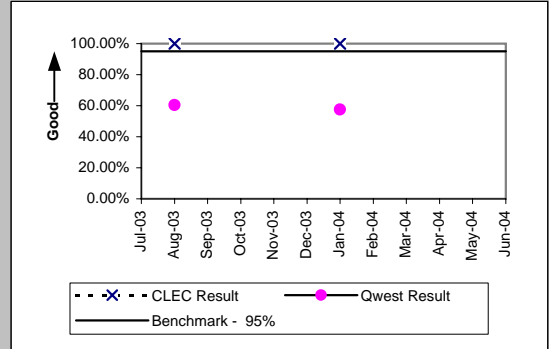
MR-10 - Customer-Related Trouble Reports (Percent)

Date	E911 (Diagnostic)				Qwest Num	Qwest Deno	Qwest Resu	Mod Z Scr	Parity Scr
	CLEC Num	CLEC Deno	CLEC Resu	CLEC Std					
Jul-03									
Aug-03									
Sep-03									
Oct-03	0	1	0.00%	0.00%	1	1	100.00%	N/A	
Nov-03									
Dec-03									
Jan-04									
Feb-04									
Mar-04	0	1	0.00%	0.00%					
Apr-04									
May-04									
Jun-04									

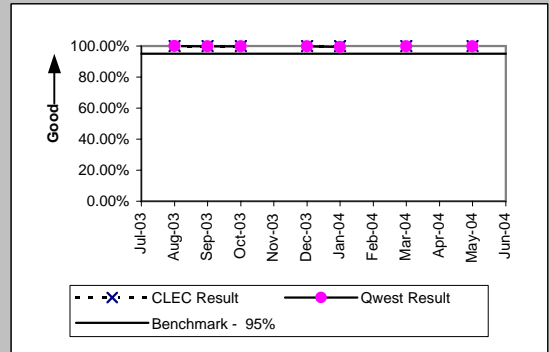


MR-11 - LNP Trouble Reports Cleared

LNP Trouble Reports Cleared within 4 Hours (Percent) (MR-11A ) (Benchmark)									
Date	CLEC Num	CLEC Denc	CLEC Resu	CLEC Std	Qwest Num	Qwest Denc	Qwest Resu	Mod Z Scr	Parity Scr
Jul-03									
Aug-03	1	1	100.00%	0.00%	1103	1824	60.47%	-0.81	-1.49
Sep-03									
Oct-03									
Nov-03									
Dec-03									
Jan-04	1	1	100.00%	0.00%	1078	1874	57.52%	-0.86	-1.52
Feb-04									
Mar-04									
Apr-04									
May-04									
Jun-04									

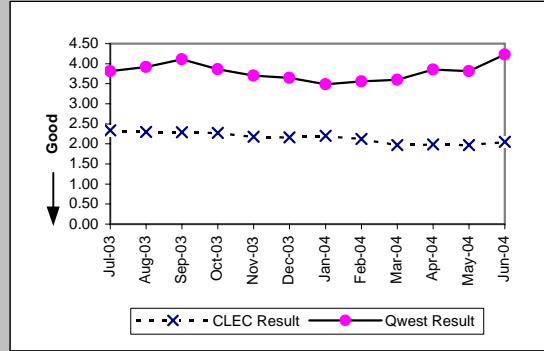


LNP Trouble Reports Cleared within 48 Hours - All Volumes (Percent) (MR-11B ) (Benchmark)									
Date	CLEC Num	CLEC Denc	CLEC Resu	CLEC Std	Qwest Num	Qwest Denc	Qwest Resu	Mod Z Scr	Parity Scr
Jul-03									
Aug-03	7	7	100.00%	0.00%	3814	3817	99.92%	-0.07	-1.05
Sep-03	1	1	100.00%	0.00%	4229	4238	99.79%	-0.05	-1.03
Oct-03	2	2	100.00%	0.00%	4011	4019	99.80%	-0.06	-1.04
Nov-03									
Dec-03	2	2	100.00%	0.00%	3497	3502	99.86%	-0.05	-1.03
Jan-04	5	5	100.00%	0.00%	4079	4102	99.44%	-0.17	-1.1
Feb-04									
Mar-04	1	1	100.00%	0.00%	4230	4236	99.86%	-0.04	-1.02
Apr-04									
May-04	1	1	100.00%	0.00%	3404	3410	99.82%	-0.04	-1.03
Jun-04									



BI-1 - Time to Provide Recorded Usage Records

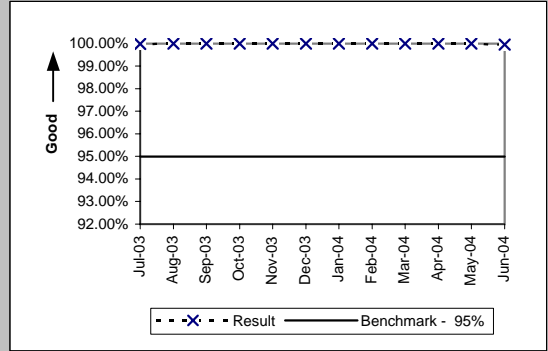
Time to Provide Usage Records (Average Days) UNEs and Resale Aggregate (BI-1A) (Parity)									
Date	CLEC Num	CLEC Dend	CLEC Resu	CLEC Std	Qwest Num	Qwest Dend	Qwest Resu	Mod Z Scr	Parity Scr
Jul-03	51488237	21982332	2.34	0.92	37210323	9777749	3.81	-982.69	-598.43
Aug-03	46549498	20257006	2.30	0.92	33281812	8491126	3.92	-951.8	-579.65
Sep-03	48893021	21382682	2.29	1.12	34473242	8388168	4.11	-1050.5	-639.66
Oct-03	56523110	24943681	2.27	0.89	32582706	8434270	3.86	-1028.02	-625.99
Nov-03	46510397	21371190	2.18	0.67	28267672	7632396	3.70	-922.34	-561.74
Dec-03	56805852	26321881	2.16	1.88	36251713	9920301	3.65	-1100.61	-670.12
Jan-04	54808195	24964590	2.20	1.47	34335175	9833047	3.49	-927.82	-565.07
Feb-04	53139933	25016993	2.12	2.30	31816306	8930817	3.56	-876.98	-534.17
Mar-04	87886777	44720443	1.97	0.77	35082688	9753847	3.60	-1033.72	-629.45
Apr-04	88646737	44639175	1.99	0.78	34236382	8891349	3.85	-1048.19	-638.25
May-04	87339820	44397575	1.97	0.73	31367973	8222775	3.81	-1011.79	-616.12
Jun-04	110560955	53892539	2.05	2.55	40904746	9660198	4.23	-1110.22	-675.97





BI-1 - Time to Provide Recorded Usage Records

Time to Provide Usage Records (Percent) Jointly-provided Switched Access (BI-1B ) (Benchmark)				
Date	Numerator	Denominator	Result	
Jul-03	1346446	1346579	99.99%	
Aug-03	605190	605191	100.00%	
Sep-03	640509	640513	100.00%	
Oct-03	665172	665172	100.00%	
Nov-03	540207	540207	100.00%	
Dec-03	581437	581437	100.00%	
Jan-04	628266	628266	100.00%	
Feb-04	683582	683582	100.00%	
Mar-04	744626	744626	100.00%	
Apr-04	662725	662725	100.00%	
May-04	608022	608022	100.00%	
Jun-04	661721	662015	99.96%	



BI-1 - Time to Provide Recorded Usage Reports

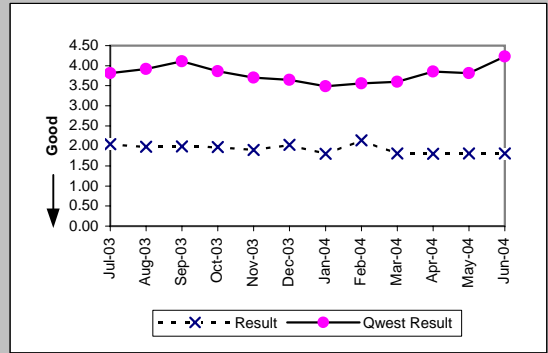
Time to Provide Usage Records [CAT11] (Average Days) UNEs and Resale Aggregate (BI-1C-1) (Diagnostic)									
Date	Numerator	Denominator	Result	CLEC Std	Qwest Num	Qwest Den	Qwest Res	Mod Z Scr	Parity Scr
Jul-03	23052850	8027112	2.87	0.58	37210323	9777749	3.81	-506.06	-308.67
Aug-03	20687329	7221864	2.86	0.65	33281812	8491126	3.92	-500.12	-305.05
Sep-03	20916913	7297866	2.87	0.63	34473242	8388168	4.11	-576.69	-351.6
Oct-03	22860895	7895950	2.90	0.63	32582706	8434270	3.86	-501.11	-305.66
Nov-03	18066107	6414766	2.82	0.46	28267672	7632396	3.70	-421.83	-257.46
Dec-03	18027453	7183316	2.51	1.62	36251713	9920301	3.65	-640.32	-390.29
Jan-04	21920299	6733284	3.26	2.29	34335175	9833047	3.49	-127.29	-78.39
Feb-04	13540733	6501023	2.08	1.04	31816306	8930817	3.56	-682.11	-415.69
Mar-04	48352979	22886898	2.11	0.78	35082688	9753847	3.60	-869	-529.32
Apr-04	49804825	23071130	2.16	0.90	34236382	8891349	3.85	-884.78	-538.91
May-04	48404979	22894147	2.11	0.81	31367973	8222775	3.81	-869.61	-529.68
Jun-04	61966288	27100389	2.29	3.54	40904746	9660198	4.23	-923.7	-562.57



Per the PID, the Retail analog for BI-1C-1 is the same as BI-1A which contains only Category 10 records

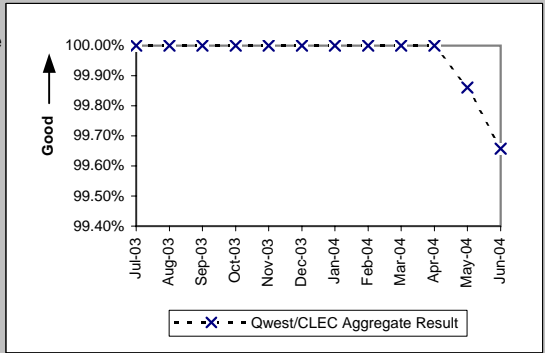
BI-1 - Time to Provide Recorded Usage Reports

Time to Provide Usage Records [CAT10] (Average Days) UNEs and Resale Aggregate (BI-1C-2) (Diagnostic)									
Date	Numerator	Denominator	Result	CLEC Std	Qwest Num	Qwest Den	Qwest Res	Mod Z Scr	Parity Scr
Jul-03	28435387	13955220	2.04	0.95	37210323	9777749	3.81	-1094.32	-666.3
Aug-03	25862169	13035142	1.98	0.90	33281812	8491126	3.92	-1053.14	-641.27
Sep-03	27976108	14084816	1.99	1.20	34473242	8388168	4.11	-1142.95	-695.86
Oct-03	33662215	17047731	1.97	0.84	32582706	8434270	3.86	-1150.17	-700.25
Nov-03	28444290	14956424	1.90	0.55	28267672	7632396	3.70	-1031.46	-628.08
Dec-03	38778399	19138565	2.03	1.95	36251713	9920301	3.65	-1140.51	-694.38
Jan-04	32887896	18231306	1.80	0.67	34335175	9833047	3.49	-1149.53	-699.86
Feb-04	39599200	18515970	2.14	2.60	31816306	8930817	3.56	-830.63	-505.99
Mar-04	39533798	21833545	1.81	0.74	35082688	9753847	3.60	-1038.38	-632.29
Apr-04	38841912	21568045	1.80	0.59	34236382	8891349	3.85	-1061.69	-646.46
May-04	38934841	21503428	1.81	0.60	31367973	8222775	3.81	-1016.25	-618.84
Jun-04	48594667	26792150	1.81	0.57	40904746	9660198	4.23	-1146.18	-697.83



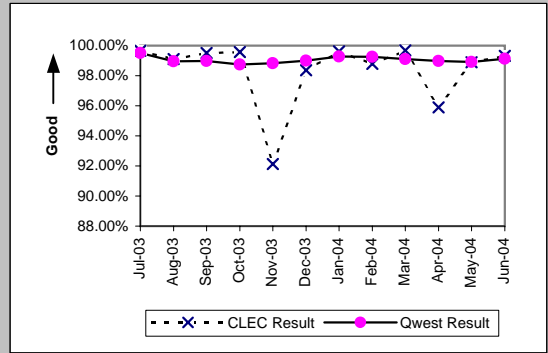
BI-2 - Invoices Delivered within 10 Days

Invoices Delivered within 10 Days (Percent) All (BI-2) (Parity)				
Date	Qwest/CLEC Aggregate	Qwest/CLEC Aggregate	Qwest/CLEC Aggregate	Qwest/CLEC Aggregate
Jul-03	589	589	100.00%	
Aug-03	508	508	100.00%	
Sep-03	546	546	100.00%	
Oct-03	534	534	100.00%	
Nov-03	555	555	100.00%	
Dec-03	586	586	100.00%	
Jan-04	587	587	100.00%	
Feb-04	676	676	100.00%	
Mar-04	690	690	100.00%	
Apr-04	669	669	100.00%	
May-04	715	716	99.86%	
Jun-04	873	876	99.66%	



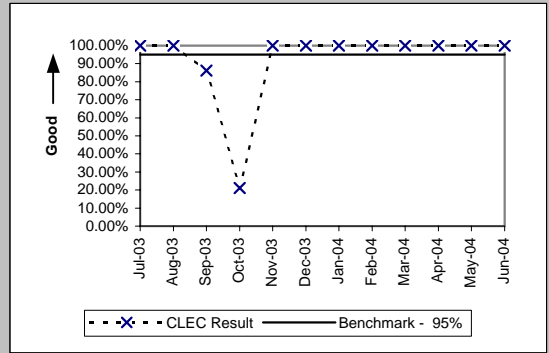
BI-3 - Billing Accuracy - Adjustments for Errors

Billing Accuracy - Adjustments for Errors (Percent) UNEs and Resale Aggregate (BI-3A) (Parity)									
Date	CLEC Num	CLEC Den	CLEC Resu	CLEC Std	Qwest Num	Qwest Den	Qwest Resu	Mod Z Scr	Parity Scr
Jul-03	4082458.9	4096072.7	99.67%	5.76%	90883962	91322531	99.52%	-42.35	-26.75
Aug-03	4257553.8	4296259.6	99.10%	9.45%	90530639	91482739	98.96%	-27.91	-17.97
Sep-03	4471588.4	4493810.6	99.51%	7.01%	89771640	90688584	98.99%	-106.85	-65.96
Oct-03	4525763.1	4545239.9	99.57%	6.53%	89512848	90660075	98.73%	-155.77	-95.7
Nov-03	4289664.2	4655965.5	92.13%	26.92%	88297072	89345681	98.83%	1307.48	793.89
Dec-03	4281130	4352319.9	98.36%	12.68%	86193342	87062306	99.00%	130.59	78.39
Jan-04	7457861.9	7485928.8	99.63%	6.11%	87809258	88441462	99.29%	-106	-65.44
Feb-04	6656037.8	6737668.9	98.79%	10.94%	88752651	89421782	99.25%	134.56	80.81
Mar-04	4732324.9	4747698.4	99.68%	5.68%	84437995	85192251	99.11%	-127.12	-78.29
Apr-04	4756901.4	4960202	95.90%	19.83%	83695371	84552740	98.99%	666.45	404.17
May-04	5335803.4	5395623.3	98.89%	10.47%	82360024	83254828	98.93%	7.4	3.5
Jun-04	5649393.1	5688639.7	99.31%	8.28%	81811440	82539967	99.12%	-47.53	-29.9



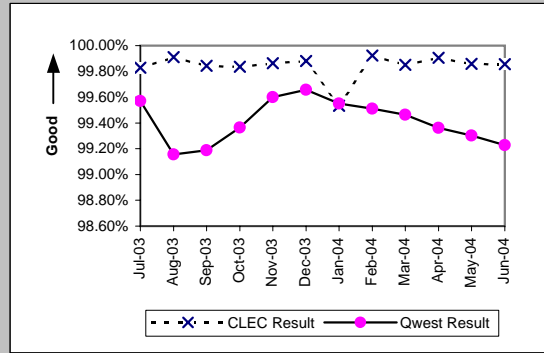
BI-3 - Billing Accuracy - Adjustments for Errors

Billing Accuracy - Adjustments for Errors (Percent) Reciprocal Compensation (BI-3B) (Benchmark)				
Date	Numerator	Denominator	CLEC Result	
Jul-03	50908.26	50908.26	100.00%	
Aug-03	48583.58	48583.58	100.00%	
Sep-03	39333.18	45649.87	86.16%	
Oct-03	9352.17	44427.84	21.05%	
Nov-03	44257.65	44257.65	100.00%	
Dec-03	39471.32	39471.32	100.00%	
Jan-04	38755.38	38755.38	100.00%	
Feb-04	43549.6	43549.6	100.00%	
Mar-04	73991.12	73991.12	100.00%	
Apr-04	78466.73	78466.73	100.00%	
May-04	72673.82	72673.82	100.00%	
Jun-04	72436.24	72436.24	100.00%	



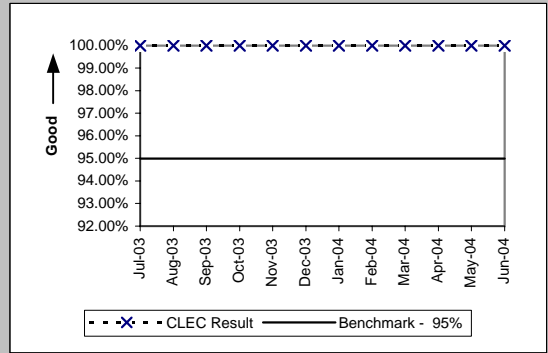
BI-4 - Billing Completeness

Billing Completeness (Percent) UNEs and Resale Aggregate (BI-4A) (Parity)									
Date	CLEC Num	CLEC Dens	CLEC Resu	CLEC Std	Qwest Num	Qwest Dens	Qwest Resu	Mod Z Scr	Parity Scr
Jul-03	29702	29753	99.83%	4.14%	377160	378787	99.57%	-6.56	-4.99
Aug-03	29916	29943	99.91%	3.00%	377227	380439	99.16%	-13.73	-9.35
Sep-03	28127	28171	99.84%	3.95%	336163	338911	99.19%	-11.77	-8.16
Oct-03	27871	27917	99.84%	4.06%	349567	351799	99.37%	-9.51	-6.78
Nov-03	30115	30156	99.86%	3.68%	320341	321629	99.60%	-6.95	-5.23
Dec-03	26082	26113	99.88%	3.44%	268925	269852	99.66%	-5.93	-4.6
Jan-04	22980	23088	99.53%	6.82%	171580	172353	99.55%	0.41	-0.75
Feb-04	28213	28235	99.92%	2.79%	215774	216833	99.51%	-9.31	-6.66
Mar-04	31711	31758	99.85%	3.84%	199687	200763	99.46%	-8.8	-6.35
Apr-04	37786	37822	99.90%	3.08%	204511	205825	99.36%	-12.19	-8.41
May-04	42426	42486	99.86%	3.76%	211284	212767	99.30%	-12.57	-8.64
Jun-04	42481	42542	99.86%	3.78%	197426	198962	99.23%	-13.45	-9.17



BI-4 - Billing Completeness

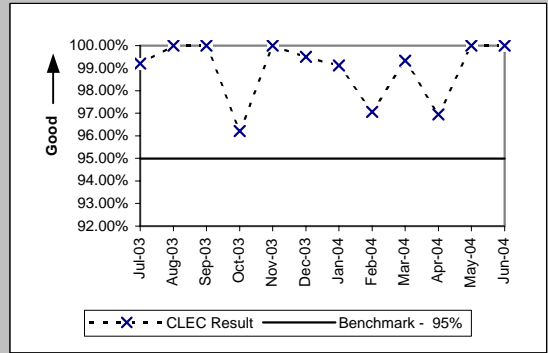
Billing Completeness (Percent) Reciprocal Compensation (BI-4B ) (Benchmark)				
Date	Numerator	Denominator	CLEC Result	
Jul-03	50908.26	50908.26	100.00%	
Aug-03	48583.58	48583.58	100.00%	
Sep-03	45649.87	45649.87	100.00%	
Oct-03	44427.84	44427.84	100.00%	
Nov-03	44257.65	44257.65	100.00%	
Dec-03	39471.32	39471.32	100.00%	
Jan-04	38755.38	38755.38	100.00%	
Feb-04	43549.6	43549.6	100.00%	
Mar-04	73991.12	73991.12	100.00%	
Apr-04	78466.73	78466.73	100.00%	
May-04	72673.82	72673.82	100.00%	
Jun-04	72436.24	72436.24	100.00%	



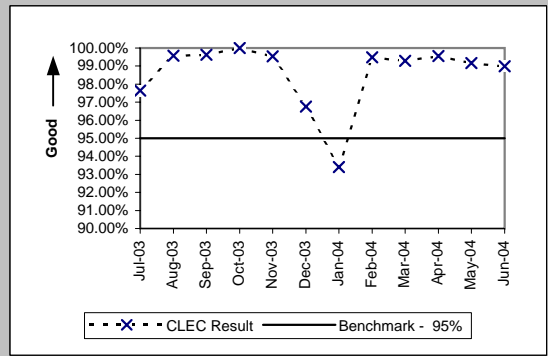


BI-5 - Billing Accuracy & Claims Processing

Billing Accuracy & Claims Processing - Acknowledgment (Percent) All (BI-5A ) (Benchmark)				
Date	Numerator	Denominator		CLEC Result
Jul-03	252	254		99.21%
Aug-03	249	249		100.00%
Sep-03	284	284		100.00%
Oct-03	305	317		96.21%
Nov-03	276	276		100.00%
Dec-03	201	202		99.51%
Jan-04	338	341		99.12%
Feb-04	231	238		97.06%
Mar-04	296	298		99.33%
Apr-04	191	197		96.95%
May-04	331	331		100.00%
Jun-04	279	279		100.00%

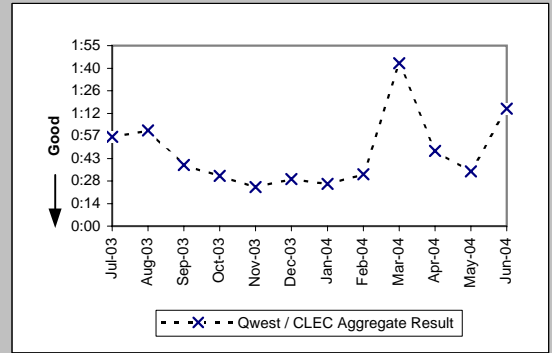


Billing Accuracy & Claims Processing - Resolution (Percent) All (BI-5B ) (Benchmark)				
Date	Numerator	Denominator		CLEC Result
Jul-03	207	212		97.64%
Aug-03	233	234		99.57%
Sep-03	264	265		99.62%
Oct-03	285	285		100.00%
Nov-03	220	221		99.55%
Dec-03	238	246		96.75%
Jan-04	255	273		93.41%
Feb-04	389	391		99.49%
Mar-04	283	285		99.30%
Apr-04	226	227		99.56%
May-04	360	363		99.17%
Jun-04	296	299		99.00%

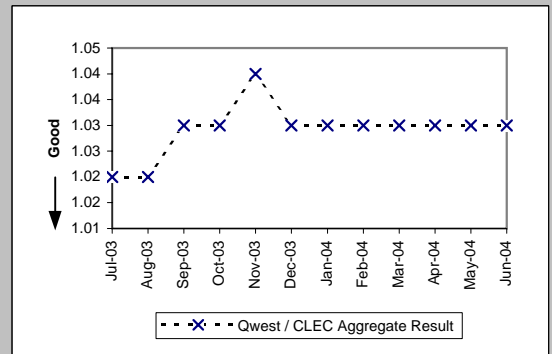


DB-1 - Time to Update Databases

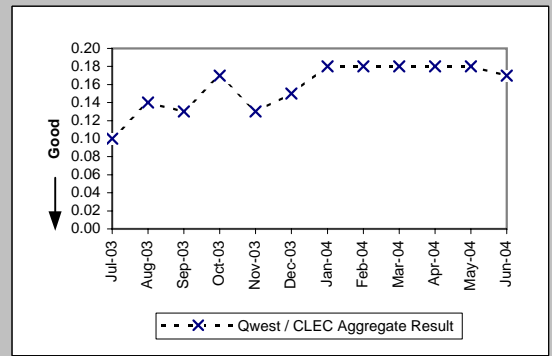
Time to Update Databases (Hours:Minutes) E911 (DB-1 A) (Parity)		
Date	Qwest / CLEC Aggregate Result	
Jul-03		0:57
Aug-03		1:01
Sep-03		0:39
Oct-03		0:32
Nov-03		0:25
Dec-03		0:30
Jan-04		0:27
Feb-04		0:33
Mar-04		1:44
Apr-04		0:48
May-04		0:35
Jun-04		1:15



Time to Update Databases (Avg Sec) LIDB (DB-1 B) (Parity)		
Date	Qwest / CLEC Aggregate Result	
Jul-03		1.02
Aug-03		1.02
Sep-03		1.03
Oct-03		1.03
Nov-03		1.04
Dec-03		1.03
Jan-04		1.03
Feb-04		1.03
Mar-04		1.03
Apr-04		1.03
May-04		1.03
Jun-04		1.03

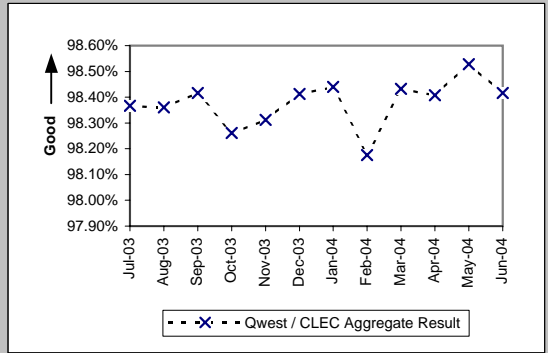


Time to Update Databases (Avg Sec) Directory Listing (DB-1 C-1) (Parity)		
Date	Qwest / CLEC Aggregate Result	
Jul-03		0.10
Aug-03		0.14
Sep-03		0.13
Oct-03		0.17
Nov-03		0.13
Dec-03		0.15
Jan-04		0.18
Feb-04		0.18
Mar-04		0.18
Apr-04		0.18
May-04		0.18
Jun-04		0.17



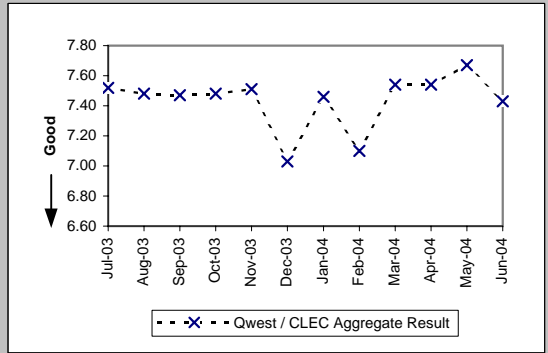
DB-2 - Accurate Database Updates

Accurate Database Updates (Percent) Directory Listing (DB-2 C-1) (Parity)	
Date	Qwest / CLEC Aggregate Result
Jul-03	98.37%
Aug-03	98.36%
Sep-03	98.42%
Oct-03	98.26%
Nov-03	98.31%
Dec-03	98.41%
Jan-04	98.44%
Feb-04	98.18%
Mar-04	98.43%
Apr-04	98.41%
May-04	98.53%
Jun-04	98.42%



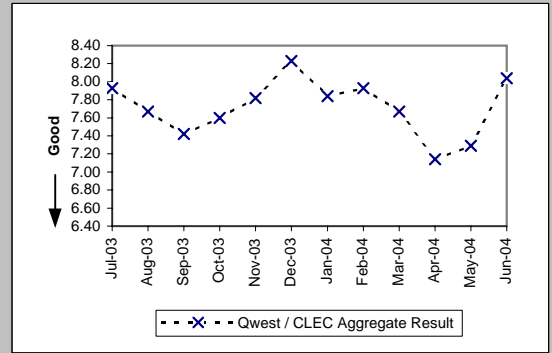
DA-1 - Speed of Answer - Directory Assistance

Speed of Answer - Directory Assistance (Avg Sec) (DA-1) (Parity)	
Date	Qwest / CLEC Aggregate Result
Jul-03	7.52
Aug-03	7.48
Sep-03	7.47
Oct-03	7.48
Nov-03	7.51
Dec-03	7.03
Jan-04	7.46
Feb-04	7.10
Mar-04	7.54
Apr-04	7.54
May-04	7.67
Jun-04	7.43



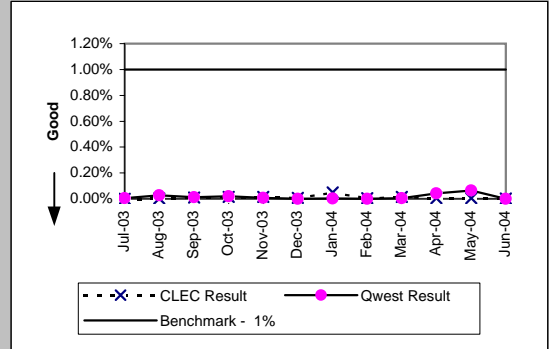
OS-1 - Speed of Answer - Operator Services

Speed of Answer - Operator Services (Avg Sec) (OS-1) (Parity)	
Date	Qwest / CLEC Aggregate Result
Jul-03	7.93
Aug-03	7.67
Sep-03	7.42
Oct-03	7.60
Nov-03	7.82
Dec-03	8.23
Jan-04	7.84
Feb-04	7.93
Mar-04	7.67
Apr-04	7.14
May-04	7.29
Jun-04	8.04

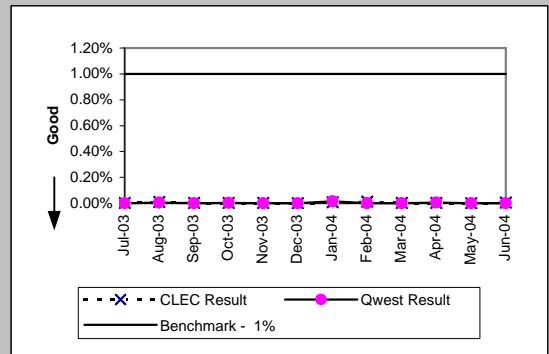


NI-1 - Trunk Blocking

Trunk Blockage to Qwest Tandem Offices (NI-1A ) (Benchmark)										
Date	CLEC Num	CLEC Dens	CLEC Resu	CLEC Std	Qwest Num	Qwest Dens	Qwest Resu	Mod Z Scr	Parity Scr	
Jul-03	0.38	34248	0.00%	0.02%	1.44	34007	0.00%	-8.88	-6.4	
Aug-03	0.79	32448	0.00%	0.02%	9.13	33408	0.03%	-19.06	-12.59	
Sep-03	3.06	33192	0.01%	0.06%	4.3	33335	0.01%	-5.79	-4.52	
Oct-03	4.74	32184	0.01%	0.07%	6.51	33431	0.02%	-8.9	-6.41	
Nov-03	4.72	32352	0.01%	0.09%	2.81	33431	0.01%	21.07	11.81	
Dec-03	2.48	32664	0.01%	0.06%	0	33431	0.00%			
Jan-04	15.4	31392	0.05%	0.46%	0.95	33431	0.00%	326.9	197.74	
Feb-04	1.33	32568	0.00%	0.05%	0.36	33431	0.00%	53.59	31.58	
Mar-04	4.9	33120	0.01%	0.09%	1.7	33431	0.01%	39.54	23.04	
Apr-04	1.67	32592	0.01%	0.06%	13.64	33239	0.04%	-20.52	-13.48	
May-04	1.79	31896	0.01%	0.05%	21.18	32593	0.07%	-24.9	-16.14	
Jun-04	0.72	31968	0.00%	0.04%	0	32617	0.00%			



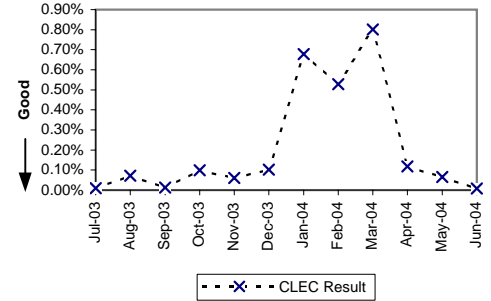
Trunk Blockage to Qwest End Offices (NI-1B ) (Benchmark)										
Date	CLEC Num	CLEC Dens	CLEC Resu	CLEC Std	Qwest Num	Qwest Dens	Qwest Resu	Mod Z Scr	Parity Scr	
Jul-03	0.3	20400	0.00%	0.03%	0	31796	0.00%			
Aug-03	2.13	19956	0.01%	0.09%	1.44	31676	0.00%	11.95	6.26	
Sep-03	0.5	20196	0.00%	0.03%	0	31676	0.00%			
Oct-03	0.53	20112	0.00%	0.03%	0.85	31172	0.00%	-0.24	-1.14	
Nov-03	0.48	20076	0.00%	0.02%	0.08	31028	0.00%	59.7	35.3	
Dec-03	0.13	19908	0.00%	0.01%	0	30327	0.00%			
Jan-04	1.54	19800	0.01%	0.07%	4.2	29031	0.01%	-5.2	-4.16	
Feb-04	2.39	19764	0.01%	0.08%	0	29031	0.00%			
Mar-04	0.62	20280	0.00%	0.03%	0	29031	0.00%			
Apr-04	0.55	19572	0.00%	0.03%	1.6	29031	0.01%	-4.49	-3.73	
May-04	0.03	19800	0.00%	0.00%	0	28599	0.00%			
Jun-04	0.79	18180	0.00%	0.05%	0	28599	0.00%			



NI-1 - Trunk Blocking

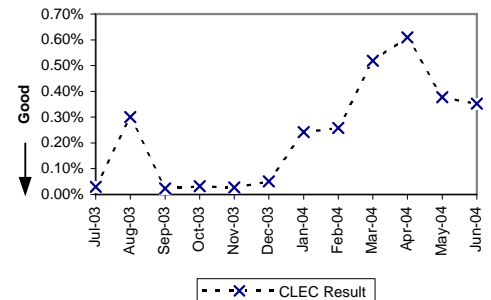
Trunk Blockage to Qwest Tandem Offices (Percent) (NI-1C ) (Diagnostic)

Date	Numerator	Denominator	CLEC Result	Standard Deviation
Jul-03	3.13	34440	0.01%	0.11%
Aug-03	24.02	33432	0.07%	0.46%
Sep-03	3.98	33264	0.01%	0.08%
Oct-03	32.73	32976	0.10%	0.58%
Nov-03	19.6	32736	0.06%	0.44%
Dec-03	33.8	32976	0.10%	0.97%
Jan-04	228.22	33648	0.68%	4.42%
Feb-04	179.1	33912	0.53%	3.35%
Mar-04	274.08	34224	0.80%	4.54%
Apr-04	39.16	33264	0.12%	0.87%
May-04	21.11	32376	0.07%	0.51%
Jun-04	2.76	32016	0.01%	0.20%



Trunk Blockage to Qwest End Offices (Percent) (NI-1D ) (Diagnostic)

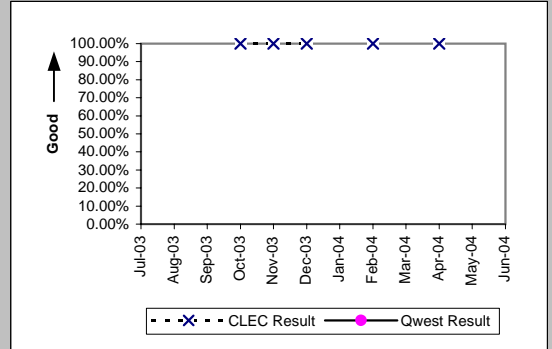
Date	Numerator	Denominator	CLEC Result	Standard Deviation
Jul-03	6.31	20844	0.03%	0.20%
Aug-03	61.05	20316	0.30%	3.58%
Sep-03	4.9	20316	0.02%	0.34%
Oct-03	6.61	20316	0.03%	0.34%
Nov-03	5.45	20220	0.03%	0.36%
Dec-03	10.22	20220	0.05%	0.48%
Jan-04	48.9	20220	0.24%	1.88%
Feb-04	52.02	20172	0.26%	2.21%
Mar-04	107.17	20652	0.52%	4.81%
Apr-04	124.22	20364	0.61%	5.12%
May-04	76.27	20196	0.38%	3.35%
Jun-04	64.93	18444	0.35%	3.04%



NP-1 - NXX Code Activation

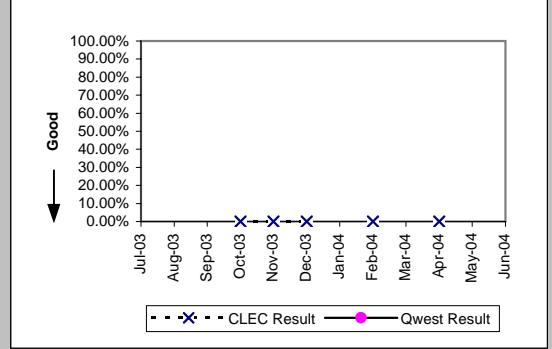
NXX Code Activation (Percent) (NP-1A) (Parity)

Date	CLEC Num	CLEC Denom	CLEC Result	Qwest Num	Qwest Denom	Qwest Result
Jul-03						
Aug-03						
Sep-03						
Oct-03	1	1	100.00%			
Nov-03	1	1	100.00%			
Dec-03	1	1	100.00%			
Jan-04						
Feb-04	1	1	100.00%			
Mar-04						
Apr-04	1	1	100.00%			
May-04						
Jun-04						



NXX Code Activation - Facility Delays (Percent) (NP-1B) (Diagnostic)

Date	CLEC Num	CLEC Denom	CLEC Result	Qwest Num	Qwest Denom	Qwest Result
Jul-03						
Aug-03						
Sep-03						
Oct-03	0	1	0.00%			
Nov-03	0	1	0.00%			
Dec-03	0	1	0.00%			
Jan-04						
Feb-04	0	1	0.00%			
Mar-04						
Apr-04	0	1	0.00%			
May-04						
Jun-04						

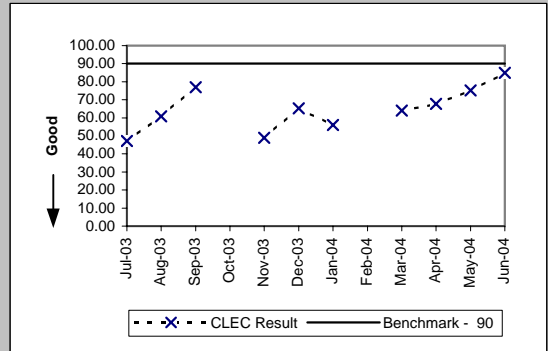




CP-1 - Collocation Completion Interval (Average Days)

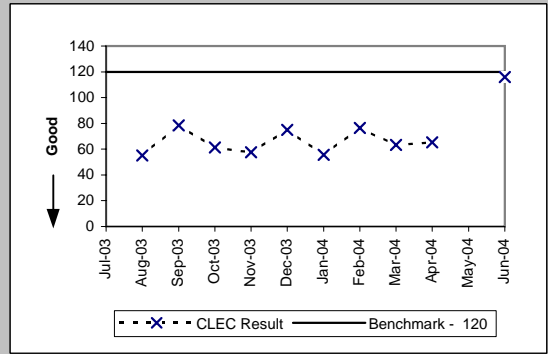
Scheduled Interval 90 Calendar Days or Less (CP-1A ) (Benchmark)

Date	CLEC Num	CLEC Denom	CLEC Result	CLEC Std Dev
Jul-03	283	6	47.17	4.92
Aug-03	1034	17	60.82	12.16
Sep-03	308	4	77.00	4.62
Oct-03				
Nov-03	49	1	49.00	
Dec-03	587	9	65.22	16.24
Jan-04	56	1	56.00	
Feb-04				
Mar-04	64	1	64.00	
Apr-04	203	3	67.67	6.11
May-04	301	4	75.25	9.36
Jun-04	85	1	85.00	



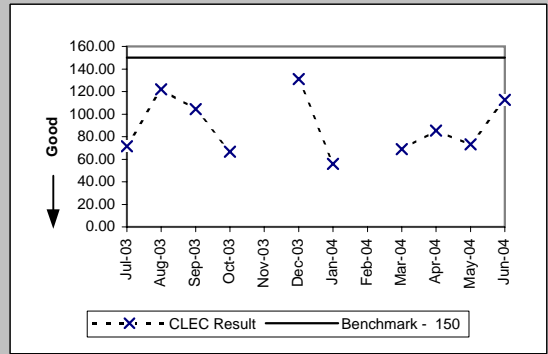
Scheduled Interval 91 to 120 Calendar Days (CP-1B ) (Benchmark)

Date	CLEC Num	CLEC Denom	CLEC Result	CLEC Std Dev
Jul-03				
Aug-03	55	1	55.00	38.89
Sep-03	157	2	78.50	8.32
Oct-03	306	5	61.20	4.95
Nov-03	115	2	57.50	
Dec-03	75	1	75.00	
Jan-04	111	2	55.50	0.71
Feb-04	153	2	76.50	24.75
Mar-04	190	3	63.33	15.31
Apr-04	261	4	65.25	4.43
May-04				
Jun-04	116	1	116.00	



Scheduled Interval 121 to 150 Calendar Days (CP-1C ) (Benchmark)

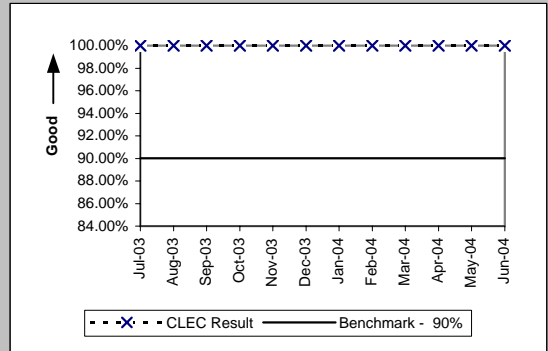
Date	CLEC Num	CLEC Denom	CLEC Result	CLEC Std Dev
Jul-03	143	2	71.50	16.26
Aug-03	122	1	122.00	
Sep-03	313	3	104.33	41.04
Oct-03	200	3	66.67	3.21
Nov-03				
Dec-03	131	1	131.00	
Jan-04	56	1	56.00	
Feb-04				
Mar-04	69	1	69.00	
Apr-04	256	3	85.33	40.08
May-04	220	3	73.33	18.04
Jun-04	225	2	112.50	7.78



CP-2 - Collocations Completed within Scheduled Intervals (Percent)

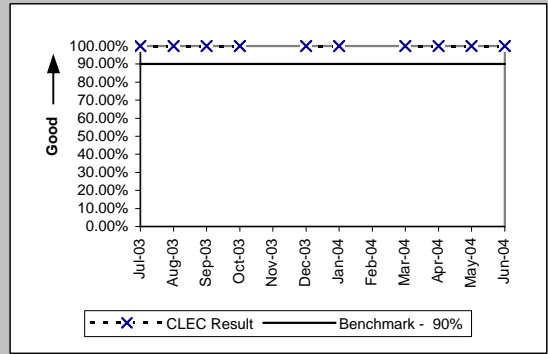
Non-Forecasted & Late Forecasted Collocations (CP-2B ) (Benchmark)

Date	CLEC Num	CLEC Denom	CLEC Result	CLEC Std Dev
Jul-03	6	6	100.00%	0.00%
Aug-03	18	18	100.00%	0.00%
Sep-03	6	6	100.00%	0.00%
Oct-03	5	5	100.00%	0.00%
Nov-03	3	3	100.00%	0.00%
Dec-03	10	10	100.00%	0.00%
Jan-04	3	3	100.00%	0.00%
Feb-04	2	2	100.00%	0.00%
Mar-04	4	4	100.00%	0.00%
Apr-04	7	7	100.00%	0.00%
May-04	4	4	100.00%	0.00%
Jun-04	2	2	100.00%	0.00%



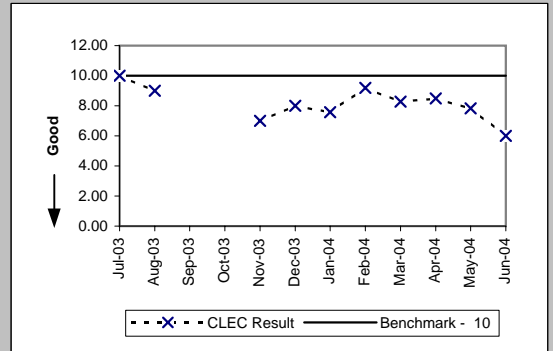
Collocations with Intervals Longer than 120 Days (CP-2C ) (Benchmark)

Date	CLEC Num	CLEC Denom	CLEC Result	CLEC Std Dev
Jul-03	3	3	100.00%	0.00%
Aug-03	2	2	100.00%	0.00%
Sep-03	6	6	100.00%	0.00%
Oct-03	6	6	100.00%	0.00%
Nov-03				
Dec-03	2	2	100.00%	0.00%
Jan-04	1	1	100.00%	0.00%
Feb-04				
Mar-04	2	2	100.00%	0.00%
Apr-04	5	5	100.00%	0.00%
May-04	3	3	100.00%	0.00%
Jun-04	2	2	100.00%	0.00%



CP-3 - Collocation Feasibility Study Interval (Average Days)

Collocation Feasibility Study Interval (CP-3 ) (Benchmark)				
Date	CLEC Num	CLEC Denom	CLEC Result	CLEC Std Dev
Jul-03	20	2	10.00	0.00
Aug-03	207	23	9.00	0.60
Sep-03				
Oct-03				
Nov-03	7	1	7.00	
Dec-03	32	4	8.00	2.45
Jan-04	53	7	7.57	1.90
Feb-04	138	15	9.20	0.77
Mar-04	91	11	8.27	1.35
Apr-04	17	2	8.50	2.12
May-04	47	6	7.83	0.75
Jun-04	6	1	6.00	



CP-4 - Collocation Feasibility Study Commitments Met (Percent)

Collocation Feasibility Study Commitments Met (CP-4 ) (Benchmark)					
Date	CLEC Num	CLEC Denom	CLEC Result	CLEC Std Dev	
Jul-03	19	19	100.00%	0.00%	
Aug-03	23	23	100.00%	0.00%	
Sep-03					
Oct-03	10	10	100.00%	0.00%	
Nov-03	5	5	100.00%	0.00%	
Dec-03	7	7	100.00%	0.00%	
Jan-04	8	8	100.00%	0.00%	
Feb-04	15	15	100.00%	0.00%	
Mar-04	12	12	100.00%	0.00%	
Apr-04	2	2	100.00%	0.00%	
May-04	6	6	100.00%	0.00%	
Jun-04	8	8	100.00%	0.00%	

