Apex Laboratories, LLC
6700 SW Sandburg St. Tigard, Oregon 97223
503.718.2323

Level IV Data Package for

Anchor QEA, LLC

Gasco PreRD_DG 2019 – 4a-b. DOC-CAP Testing Cores

Apex Laboratories Work Order #:

A0D0659

The information contained in this Data Package is intended solely for the purpose of validating client sample results submitted under the associated Chain of Custody(ies). An effort has been made to remove all traceable non-client data. Any incidental inclusion of non-client data is considered privileged and confidential information. The use of this information for any purpose other than data validation is strictly prohibited, and constitutes a breach of contract.

APEX LABORATORIES, LLC
6700 SW Sandburg St. Tigard, OR 97223 phone 503-718-2323

Table of Contents
A0D0659
(page 1 of 2)

Analytical Case Narrative
Analytical Report
Sample Receipt Documentation
(Work orders, Chain of Custody & Cooler Receipt Forms)
CLP-Like Forms
Raw Data

Polychlorinated Biphenyls by EPA 8082A
Benchsheet & Analysis Sequence Data
Batch 0050527
Sequence 0E021029 (A0D0659-07)
Sequence 0E020061 (QC Only)

Calibration Data
Sequence 0D26012 (Cal ID A0D2707) DUALECD2F

Organochloride Pesticides by EPA 8081B
Benchsheet & Analysis Sequence Data
Batch 0050538
Sequence 0E15033 (A0D0659-07RE1)

Calibration Data
Sequence 0C24036 (Cal ID A0C2504) DualECD5

Semivolatile Organic Compounds (PAHs) by EPA 8270D
Benchsheet & Analysis Sequence Data
Batch 0050430
Sequence 0E12052 (A0D0659-07)

Calibration Data
Sequence 0D07056 (Cal ID A0D0804) SV-GCMS14

Conventional Chemistry Parameters
Benchsheet & Analysis Sequence Data

Total Organic Carbon- Soil (5310 B)
Batch 0050438
Sequence 0E14055 (A0D0659-07)

APEX LABORATORIES, LLC
6700 SW Sandburg St. Tigard, OR 97223 phone 503-718-2323

Table of Contents
A0D0659
(page 2 of 2)

Calibration Data
Sequence 0A08052 (Cal ID A0A0805) TOC6

Total Solids by SM2540G
Benchsheet Data
Batch 0050445 (A0D0659-07)

Balance Checksheets
Extractions May 2020
Wet Chem April 2020
Wet Chem May 2020

APEX LABORATORIES, LLC
6700 SW Sandburg St. Tigard OR 97223 phone 503-718-2323

Analytical Case Narrative

APEX LABORATORIES, LLC
6700 SW Sandburg St Tigard, OR 97223 phone 503-718-2323

Analytical Case Narrative

Client: Anchor QEA, LLC Date: 06/23/2020
Project: Gasco PreRD_DG 2019 – 4a-b. DOC-CAP Testing Cores
Apex Work Order Number: A0D0659

This data package contains data associated with analysis of samples for the above referenced Apex work order numbers. The data package Table of Contents, along with the PDF bookmarks, allow for ease of navigation and location of items within the data deliverable.

The Sample Receipt Documentation section of this package contains sample receipt information, including sample temperature and condition of receipt documented on Cooler Receipt Form(s). Apex analyzed the samples by the methods indicated on the Chain of Custody. Any additional analyses requested are indicated on the Apex Work Order.

If any anomalies were encountered during analysis that could potentially impact data quality, sample results are qualified and/or a separate Case Narrative is included in the Analytical Report. Please refer to the Notes and Definition section of the Analytical Report(s) for Qualifier explanations, Conventions, and the Blank Policy.

Data represented in this package are in compliance with the referenced method(s), both technically and for completeness, for all conditions other than those stated above and/or noted by qualification of the reported data. The signature below verifies that the Laboratory Director or his designee has authorized release of this data package.

Estella Rieben,
Quality Systems Manager
Apex Laboratories, LLC

APEX LABORATORIES, LLC
6700 SW Sandburg St. Tigard OR 97223 phone 503-718-2323

Analytical Report

Apex Laboratories, LLC

6700 S.W. Sandburg Street
Tigard, OR 97223
503-718-2323
ORELAP ID: **OR100062**

Friday, June 5, 2020

Ryan Barth
Anchor QEA, LLC
6720 SW Macadam Ave. Suite 125
Portland, OR 97219

RE: A0D0659 - Gasco PreRD_DG 2019 - 4a-b. DOC-CAP Testing Cores - [none]

Thank you for using Apex Laboratories. We greatly appreciate your business and strive to provide the highest quality services to the environmental industry.

Enclosed are the results of analyses for work order A0D0659, which was received by the laboratory on 4/27/2020 at 2:40:00PM.

If you have any questions concerning this report or the services we offer, please feel free to contact me by email at: dthomas@apex-labs.com, or by phone at 503-718-2323.

Please note: All samples will be disposed of within 30 days of sample receipt, unless prior arrangements have been made.

Cooler Receipt Information

(See Cooler Receipt Form for details)

Cooler #1	1.1 degC	Cooler #2	2.5 degC
Cooler #3	1.8 degC		

This Final Report is the official version of the data results for this sample submission, unless superseded by a subsequent, labeled amended report.
All other deliverables derived from this data, including Electronic Data Deliverables (EDDs), CLP-like forms, client requested summary sheets, and all other products are considered secondary to this report.

Apex Laboratories

The results in this report apply to the samples analyzed in accordance with the chain of custody document. This analytical report must be reproduced in its entirety.

Darwin Thomas, Business Development Director

Apex Laboratories, LLC

6700 S.W. Sandburg Street
Tigard, OR 97223
503-718-2323
ORELAP ID: **OR100062**

Anchor QEA, LLC	Project:	**Gasco PreRD DG 2019 - 4a-b. DOC-CAP Testing Cores**	
6720 SW Macadam Ave. Suite 125	Project Number:	**[none]**	**Report ID:**
Portland, OR 97219	Project Manager:	**Ryan Barth**	**A0D0659 - 06 05 20 1032**

ANALYTICAL REPORT FOR SAMPLES

SAMPLE INFORMATION

Client Sample ID	Laboratory ID	Matrix	Date Sampled	Date Received
PDI-149SC-A-03-04-200425	**A0D0659-07**	**SE**	**04/25/20 13:06**	**04/27/20 14:40**

Apex Laboratories

The results in this report apply to the samples analyzed in accordance with the chain of custody document. This analytical report must be reproduced in its entirety.

Darwin Thomas, Business Development Director

Apex Laboratories, LLC

6700 S.W. Sandburg Street
Tigard, OR 97223
503-718-2323
ORELAP ID: **OR100062**

Anchor QEA, LLC	Project: **Gasco PreRD DG 2019 - 4a-b. DOC-CAP Testing Cores**	
6720 SW Macadam Ave. Suite 125	Project Number: **[none]**	**Report ID:**
Portland, OR 97219	Project Manager: **Ryan Barth**	**A0D0659 - 06 05 20 1032**

ANALYTICAL SAMPLE RESULTS

Polychlorinated Biphenyls by EPA 8082A

Analyte	Sample Result	Detection Limit	Reporting Limit	Units	Dilution	Date Analyzed	Method Ref.	Notes
PDI-149SC-A-03-04-200425 (A0D0659-07)				**Matrix: SE**		**Batch: 0050527**		**C-07**
Aroclor 1016	ND	0.836	1.66	ug/kg dry	1	05/21/20 08:58	EPA 8082A	
Aroclor 1221	ND	0.836	1.66	ug/kg dry	1	05/21/20 08:58	EPA 8082A	
Aroclor 1232	ND	0.836	1.66	ug/kg dry	1	05/21/20 08:58	EPA 8082A	
Aroclor 1242	ND	0.836	1.66	ug/kg dry	1	05/21/20 08:58	EPA 8082A	
Aroclor 1248	ND	0.836	1.66	ug/kg dry	1	05/21/20 08:58	EPA 8082A	
Aroclor 1254	ND	0.836	1.66	ug/kg dry	1	05/21/20 08:58	EPA 8082A	
Aroclor 1260	ND	0.836	1.66	ug/kg dry	1	05/21/20 08:58	EPA 8082A	
Aroclor 1262	ND	0.836	1.66	ug/kg dry	1	05/21/20 08:58	EPA 8082A	
Aroclor 1268	ND	0.836	1.66	ug/kg dry	1	05/21/20 08:58	EPA 8082A	
Surrogate: Decachlorobiphenyl (Surr)		*Recovery: 17 %*		*Limits: 43-120 %*	*1*	*05/21/20 08:58*	*EPA 8082A*	*S-03*

Apex Laboratories

The results in this report apply to the samples analyzed in accordance with the chain of custody document. This analytical report must be reproduced in its entirety.

Darwin Thomas, Business Development Director

Apex Laboratories, LLC

6700 S.W. Sandburg Street
Tigard, OR 97223
503-718-2323
ORELAP ID: **OR100062**

Anchor QEA, LLC	Project:	**Gasco PreRD DG 2019 - 4a-b. DOC-CAP Testing Cores**	
6720 SW Macadam Ave. Suite 125	Project Number:	**[none]**	**Report ID:**
Portland, OR 97219	Project Manager:	**Ryan Barth**	**A0D0659 - 06 05 20 1032**

ANALYTICAL SAMPLE RESULTS

Organochlorine Pesticides by EPA 8081B

Analyte	Sample Result	Detection Limit	Reporting Limit	Units	Dilution	Date Analyzed	Method Ref.	Notes
PDI-149SC-A-03-04-200425 (A0D0659-07RE1)				**Matrix: SE**			**Batch: 0050538**	**C-05, H-08, R-04**
2,4'-DDD	ND	12.8	25.5	ug/kg dry	5	05/15/20 17:00	EPA 8081B	
2,4'-DDE	ND	25.5	25.5	ug/kg dry	5	05/15/20 17:00	EPA 8081B	
2,4'-DDT	ND	12.8	25.5	ug/kg dry	5	05/15/20 17:00	EPA 8081B	
4,4'-DDD	ND	12.8	25.5	ug/kg dry	5	05/15/20 17:00	EPA 8081B	
4,4'-DDE	ND	12.8	25.5	ug/kg dry	5	05/15/20 17:00	EPA 8081B	
4,4'-DDT	ND	49.8	49.8	ug/kg dry	5	05/15/20 17:00	EPA 8081B	R-02
Surrogate: 2,4,5,6-TCMX (Surr)		*Recovery:*	*79 %*	*Limits: 42-129 %*	*5*	*05/15/20 17:00*	*EPA 8081B*	
Decachlorobiphenyl (Surr)			*97 %*	*55-130 %*	*5*	*05/15/20 17:00*	*EPA 8081B*	

Apex Laboratories

The results in this report apply to the samples analyzed in accordance with the chain of custody document. This analytical report must be reproduced in its entirety.

Darwin Thomas, Business Development Director

Apex Laboratories, LLC

6700 S.W. Sandburg Street
Tigard, OR 97223
503-718-2323
ORELAP ID: **OR100062**

Anchor QEA, LLC	Project: **Gasco PreRD DG 2019 - 4a-b. DOC-CAP Testing Cores**	
6720 SW Macadam Ave. Suite 125	Project Number: **[none]**	**Report ID:**
Portland, OR 97219	Project Manager: **Ryan Barth**	**A0D0659 - 06 05 20 1032**

ANALYTICAL SAMPLE RESULTS

Polyaromatic Hydrocarbons (PAHs) by EPA 8270D (Scan)

Analyte	Sample Result	Detection Limit	Reporting Limit	Units	Dilution	Date Analyzed	Method Ref.	Notes
PDI-149SC-A-03-04-200425 (A0D0659-07)				**Matrix: SE**		**Batch: 0050430**		**H-08**
Acenaphthene	**105000**	14900	29900	ug/kg dry	10000	05/12/20 17:55	EPA 8270D	
Acenaphthylene	**21900**	14900	29900	ug/kg dry	10000	05/12/20 17:55	EPA 8270D	**J**
Anthracene	**84000**	14900	29900	ug/kg dry	10000	05/12/20 17:55	EPA 8270D	
Benz(a)anthracene	**64600**	14900	29900	ug/kg dry	10000	05/12/20 17:55	EPA 8270D	
Benzo(a)pyrene	**99800**	14900	29900	ug/kg dry	10000	05/12/20 17:55	EPA 8270D	
Benzo(b)fluoranthene	**78000**	14900	29900	ug/kg dry	10000	05/12/20 17:55	EPA 8270D	
Benzo(k)fluoranthene	**26500**	14900	29900	ug/kg dry	10000	05/12/20 17:55	EPA 8270D	**J**
Benzo(g,h,i)perylene	**66600**	14900	29900	ug/kg dry	10000	05/12/20 17:55	EPA 8270D	
Chrysene	**80500**	14900	29900	ug/kg dry	10000	05/12/20 17:55	EPA 8270D	
Dibenz(a,h)anthracene	ND	14900	29900	ug/kg dry	10000	05/12/20 17:55	EPA 8270D	
Fluoranthene	**264000**	14900	29900	ug/kg dry	10000	05/12/20 17:55	EPA 8270D	
Fluorene	**61000**	14900	29900	ug/kg dry	10000	05/12/20 17:55	EPA 8270D	
Indeno(1,2,3-cd)pyrene	**60400**	14900	29900	ug/kg dry	10000	05/12/20 17:55	EPA 8270D	
2-Methylnaphthalene	ND	14900	29900	ug/kg dry	10000	05/12/20 17:55	EPA 8270D	
Naphthalene	ND	14900	29900	ug/kg dry	10000	05/12/20 17:55	EPA 8270D	
Phenanthrene	**419000**	14900	29900	ug/kg dry	10000	05/12/20 17:55	EPA 8270D	
Pyrene	**330000**	14900	29900	ug/kg dry	10000	05/12/20 17:55	EPA 8270D	
Surrogate: 2-Fluorobiphenyl (Surr)		*Recovery:*	*1100 %*	*Limits: 44-120 %*	*10000*	*05/12/20 17:55*	*EPA 8270D*	*S-05*
p-Terphenyl-d14 (Surr)			*2000 %*	*54-127 %*	*10000*	*05/12/20 17:55*	*EPA 8270D*	*S-05*

Apex Laboratories

The results in this report apply to the samples analyzed in accordance with the chain of custody document. This analytical report must be reproduced in its entirety.

Darwin Thomas, Business Development Director

Apex Laboratories, LLC

6700 S.W. Sandburg Street
Tigard, OR 97223
503-718-2323
ORELAP ID: **OR100062**

Anchor QEA, LLC	Project:	**Gasco PreRD DG 2019 - 4a-b. DOC-CAP Testing Cores**	
6720 SW Macadam Ave. Suite 125	Project Number:	**[none]**	**Report ID:**
Portland, OR 97219	Project Manager:	**Ryan Barth**	**A0D0659 - 06 05 20 1032**

ANALYTICAL SAMPLE RESULTS

Demand Parameters

Analyte	Sample Result	Detection Limit	Reporting Limit	Units	Dilution	Date Analyzed	Method Ref.	Notes
PDI-149SC-A-03-04-200425 (A0D0659-07)				**Matrix: SE**				
Batch: 0050438								
Total Organic Carbon	**0.66**	---	0.020	% by Weight	1	05/14/20 18:23	SM 5310 B MOD	**Q-42**

Apex Laboratories

The results in this report apply to the samples analyzed in accordance with the chain of custody document. This analytical report must be reproduced in its entirety.

Darwin Thomas, Business Development Director

Apex Laboratories, LLC

6700 S.W. Sandburg Street
Tigard, OR 97223
503-718-2323
ORELAP ID: **OR100062**

Anchor QEA, LLC	Project:	**Gasco PreRD DG 2019 - 4a-b. DOC-CAP Testing Cores**	
6720 SW Macadam Ave. Suite 125	Project Number:	**[none]**	**Report ID:**
Portland, OR 97219	Project Manager:	**Ryan Barth**	**A0D0659 - 06 05 20 1032**

ANALYTICAL SAMPLE RESULTS

Solid and Moisture Determinations

Analyte	Sample Result	Detection Limit	Reporting Limit	Units	Dilution	Date Analyzed	Method Ref.	Notes
PDI-149SC-A-03-04-200425 (A0D0659-07)				**Matrix: SE**				
Batch: 0050445								
Total Solids	**78.3**	1.00	1.00	% by Weight	1	05/15/20 14:29	SM 2540 G	

Apex Laboratories

The results in this report apply to the samples analyzed in accordance with the chain of custody document. This analytical report must be reproduced in its entirety.

Darwin Thomas, Business Development Director

Apex Laboratories, LLC

6700 S.W. Sandburg Street
Tigard, OR 97223
503-718-2323
ORELAP ID: **OR100062**

Anchor QEA, LLC	Project: **Gasco PreRD DG 2019 - 4a-b. DOC-CAP Testing Cores**	
6720 SW Macadam Ave. Suite 125	Project Number: **[none]**	**Report ID:**
Portland, OR 97219	Project Manager: **Ryan Barth**	**A0D0659 - 06 05 20 1032**

QUALITY CONTROL (QC) SAMPLE RESULTS

Polychlorinated Biphenyls by EPA 8082A

Analyte	Result	Detection Limit	Reporting Limit	Units	Dilution	Spike Amount	Source Result	% REC	% REC Limits	RPD	RPD Limit	Notes
Batch 0050527 - EPA 3546							**Sediment**					
Blank (0050527-BLK1)			Prepared: 05/14/20 10:58		Analyzed: 05/20/20 20:01							**C-07**
EPA 8082A												
Aroclor 1016	ND	0.648	1.29	ug/kg wet	1	---	---	---	---	---	---	
Aroclor 1221	ND	0.648	1.29	ug/kg wet	1	---	---	---	---	---	---	
Aroclor 1232	ND	0.648	1.29	ug/kg wet	1	---	---	---	---	---	---	
Aroclor 1242	ND	0.648	1.29	ug/kg wet	1	---	---	---	---	---	---	
Aroclor 1248	ND	0.648	1.29	ug/kg wet	1	---	---	---	---	---	---	
Aroclor 1254	ND	0.648	1.29	ug/kg wet	1	---	---	---	---	---	---	
Aroclor 1260	ND	0.648	1.29	ug/kg wet	1	---	---	---	---	---	---	
Surr: Decachlorobiphenyl (Surr)			*Recovery: 79 %*	*Limits: 43-120 %*			*Dilution: 1x*					
LCS (0050527-BS1)			Prepared: 05/14/20 10:58		Analyzed: 05/20/20 20:18							**C-07**
EPA 8082A												
Aroclor 1016	61.6	0.670	1.33	ug/kg wet	1	83.3	---	74	47-134%	---	---	
Aroclor 1260	66.3	0.670	1.33	ug/kg wet	1	83.3	---	80	53-140%	---	---	
Surr: Decachlorobiphenyl (Surr)			*Recovery: 81 %*	*Limits: 43-120 %*			*Dilution: 1x*					
Duplicate (0050527-DUP1)			Prepared: 05/14/20 10:58		Analyzed: 05/20/20 20:36							**C-07**
QC Source Sample: Non-SDG (A0D0741-01)												
Aroclor 1016	ND	0.706	1.40	ug/kg dry	1	---	ND	---	---	---	30%	
Aroclor 1221	ND	0.706	1.40	ug/kg dry	1	---	ND	---	---	---	30%	
Aroclor 1232	ND	0.706	1.40	ug/kg dry	1	---	ND	---	---	---	30%	
Aroclor 1242	ND	0.706	1.40	ug/kg dry	1	---	ND	---	---	---	30%	
Aroclor 1248	ND	0.706	1.40	ug/kg dry	1	---	ND	---	---	---	30%	
Aroclor 1254	ND	0.706	1.40	ug/kg dry	1	---	ND	---	---	---	30%	
Aroclor 1260	ND	0.706	1.40	ug/kg dry	1	---	ND	---	---	---	30%	
Surr: Decachlorobiphenyl (Surr)			*Recovery: 57 %*	*Limits: 43-120 %*			*Dilution: 1x*					
Matrix Spike (0050527-MS1)			Prepared: 05/14/20 10:58		Analyzed: 05/20/20 21:46							**C-07**
QC Source Sample: Non-SDG (A0E0186-19)												
EPA 8082A												
Aroclor 1016	47.5	0.850	1.69	ug/kg dry	1	106	ND	**45**	**47-134%**	---	---	Q-01
Aroclor 1260	43.0	0.850	1.69	ug/kg dry	1	106	1.29	**39**	**53-140%**	---	---	Q-01
Surr: Decachlorobiphenyl (Surr)			*Recovery: 40 %*	*Limits: 43-120 %*			*Dilution: 1x*					S-03

Apex Laboratories

The results in this report apply to the samples analyzed in accordance with the chain of custody document. This analytical report must be reproduced in its entirety.

Darwin Thomas, Business Development Director

Apex Laboratories, LLC

6700 S.W. Sandburg Street
Tigard, OR 97223
503-718-2323
ORELAP ID: **OR100062**

Anchor QEA, LLC	Project: **Gasco PreRD DG 2019 - 4a-b. DOC-CAP Testing Cores**	
6720 SW Macadam Ave. Suite 125	Project Number: **[none]**	**Report ID:**
Portland, OR 97219	Project Manager: **Ryan Barth**	**A0D0659 - 06 05 20 1032**

QUALITY CONTROL (QC) SAMPLE RESULTS

Polychlorinated Biphenyls by EPA 8082A

Analyte	Result	Detection Limit	Reporting Limit	Units	Dilution	Spike Amount	Source Result	% REC	% REC Limits	RPD	RPD Limit	Notes
Batch 0050527 - EPA 3546							**Sediment**					
Matrix Spike Dup (0050527-MSD1)			Prepared: 05/14/20 10:58		Analyzed: 05/20/20 22:21							**C-07**
QC Source Sample: Non-SDG (A0E0186-19)												
Aroclor 1016	43.8	0.859	1.70	ug/kg dry	1	107	ND	**41**	**47-134%**	8	30%	Q-01
Aroclor 1260	42.4	0.859	1.70	ug/kg dry	1	107	1.29	**38**	**53-140%**	1	30%	Q-01
Surr: Decachlorobiphenyl (Surr)			*Recovery: 40 %*		*Limits: 43-120 %*		*Dilution: 1x*					S-03

Apex Laboratories

The results in this report apply to the samples analyzed in accordance with the chain of custody document. This analytical report must be reproduced in its entirety.

Darwin Thomas, Business Development Director

Apex Laboratories, LLC

6700 S.W. Sandburg Street
Tigard, OR 97223
503-718-2323
ORELAP ID: **OR100062**

Anchor QEA, LLC	Project: **Gasco PreRD DG 2019 - 4a-b. DOC-CAP Testing Cores**	
6720 SW Macadam Ave. Suite 125	Project Number: **[none]**	**Report ID:**
Portland, OR 97219	Project Manager: **Ryan Barth**	**A0D0659 - 06 05 20 1032**

QUALITY CONTROL (QC) SAMPLE RESULTS

Polychlorinated Biphenyls by EPA 8082A

Analyte	Result	Detection Limit	Reporting Limit	Units	Dilution	Spike Amount	Source Result	% REC	% REC Limits	RPD	RPD Limit	Notes
Batch 0060009 - EPA 3546							**Sediment**					
Blank (0060009-BLK1)			Prepared: 06/01/20 08:56		Analyzed: 06/03/20 12:06							**C-07**
EPA 8082A												
Aroclor 1016	ND	0.648	1.29	ug/kg wet	1	---	---	---	---	---	---	
Aroclor 1221	ND	0.648	1.29	ug/kg wet	1	---	---	---	---	---	---	
Aroclor 1232	ND	0.648	1.29	ug/kg wet	1	---	---	---	---	---	---	
Aroclor 1242	ND	0.648	1.29	ug/kg wet	1	---	---	---	---	---	---	
Aroclor 1248	ND	0.648	1.29	ug/kg wet	1	---	---	---	---	---	---	
Aroclor 1254	ND	0.648	1.29	ug/kg wet	1	---	---	---	---	---	---	
Aroclor 1260	ND	0.648	1.29	ug/kg wet	1	---	---	---	---	---	---	
Aroclor 1262	ND	0.648	1.29	ug/kg wet	1	---	---	---	---	---	---	
Aroclor 1268	ND	0.648	1.29	ug/kg wet	1	---	---	---	---	---	---	
Surr: Decachlorobiphenyl (Surr)			*Recovery: 103 %*	*Limits: 43-120 %*			*Dilution: 1x*					
LCS (0060009-BS1)			Prepared: 06/01/20 08:56		Analyzed: 06/03/20 12:24							**C-07**
EPA 8082A												
Aroclor 1016	61.9	0.670	1.33	ug/kg wet	1	83.3	---	74	47-134%	---	---	
Aroclor 1260	80.1	0.670	1.33	ug/kg wet	1	83.3	---	96	53-140%	---	---	
Surr: Decachlorobiphenyl (Surr)			*Recovery: 106 %*	*Limits: 43-120 %*			*Dilution: 1x*					
Duplicate (0060009-DUP1)			Prepared: 06/01/20 08:56		Analyzed: 06/03/20 15:39							**C-07**
QC Source Sample: Non-SDG (A0E0568-35)												
Aroclor 1016	ND	0.778	1.54	ug/kg dry	1	---	ND	---	---	---	30%	
Aroclor 1221	ND	0.778	1.54	ug/kg dry	1	---	ND	---	---	---	30%	
Aroclor 1232	ND	0.778	1.54	ug/kg dry	1	---	ND	---	---	---	30%	
Aroclor 1242	ND	0.778	1.54	ug/kg dry	1	---	ND	---	---	---	30%	
Aroclor 1248	ND	0.778	1.54	ug/kg dry	1	---	ND	---	---	---	30%	
Aroclor 1254	ND	0.778	1.54	ug/kg dry	1	---	ND	---	---	---	30%	
Aroclor 1260	ND	0.778	1.54	ug/kg dry	1	---	ND	---	---	---	30%	
Aroclor 1262	ND	0.778	1.54	ug/kg dry	1	---	ND	---	---	---	30%	
Aroclor 1268	ND	0.778	1.54	ug/kg dry	1	---	ND	---	---	---	30%	
Surr: Decachlorobiphenyl (Surr)			*Recovery: 83 %*	*Limits: 43-120 %*			*Dilution: 1x*					
Matrix Spike (0060009-MS1)			Prepared: 06/01/20 08:56		Analyzed: 06/03/20 13:52							**C-07**
QC Source Sample: Non-SDG (A0D0776-06)												

Apex Laboratories

The results in this report apply to the samples analyzed in accordance with the chain of custody document. This analytical report must be reproduced in its entirety.

Darwin Thomas, Business Development Director

Apex Laboratories, LLC

6700 S.W. Sandburg Street
Tigard, OR 97223
503-718-2323
ORELAP ID: **OR100062**

Anchor QEA, LLC	Project: **Gasco PreRD DG 2019 - 4a-b. DOC-CAP Testing Cores**	
6720 SW Macadam Ave. Suite 125	Project Number: **[none]**	**Report ID:**
Portland, OR 97219	Project Manager: **Ryan Barth**	**A0D0659 - 06 05 20 1032**

QUALITY CONTROL (QC) SAMPLE RESULTS

Polychlorinated Biphenyls by EPA 8082A

Analyte	Result	Detection Limit	Reporting Limit	Units	Dilution	Spike Amount	Source Result	% REC	% REC Limits	RPD	RPD Limit	Notes
Batch 0060009 - EPA 3546							**Sediment**					
Matrix Spike (0060009-MS1)			Prepared: 06/01/20 08:56		Analyzed: 06/03/20 13:52							**C-07**
QC Source Sample: Non-SDG (A0D0776-06)												
EPA 8082A												
Aroclor 1016	55.9	1.11	2.21	ug/kg dry	1	138	ND	**40**	**47-134%**	---	---	Q-01
Aroclor 1260	50.2	1.11	2.21	ug/kg dry	1	138	8.14	**30**	**53-140%**	---	---	Q-01
Surr: Decachlorobiphenyl (Surr)			*Recovery: 29 %*	*Limits: 43-120 %*			*Dilution: 1x*					S-03
Matrix Spike Dup (0060009-MSD1)			Prepared: 06/01/20 08:56		Analyzed: 06/03/20 14:28							**C-07**
QC Source Sample: Non-SDG (A0D0776-06)												
Aroclor 1016	59.3	1.11	2.20	ug/kg dry	1	138	ND	**43**	**47-134%**	6	30%	Q-01
Aroclor 1260	55.7	1.11	2.20	ug/kg dry	1	138	8.14	**35**	**53-140%**	10	30%	Q-01
Surr: Decachlorobiphenyl (Surr)			*Recovery: 34 %*	*Limits: 43-120 %*			*Dilution: 1x*					S-03

Apex Laboratories

The results in this report apply to the samples analyzed in accordance with the chain of custody document. This analytical report must be reproduced in its entirety.

Darwin Thomas, Business Development Director

Apex Laboratories, LLC

6700 S.W. Sandburg Street
Tigard, OR 97223
503-718-2323
ORELAP ID: **OR100062**

Anchor QEA, LLC	Project: **Gasco PreRD DG 2019 - 4a-b. DOC-CAP Testing Cores**	
6720 SW Macadam Ave. Suite 125	Project Number: **[none]**	**Report ID:**
Portland, OR 97219	Project Manager: **Ryan Barth**	**A0D0659 - 06 05 20 1032**

QUALITY CONTROL (QC) SAMPLE RESULTS

Organochlorine Pesticides by EPA 8081B

Analyte	Result	Detection Limit	Reporting Limit	Units	Dilution	Spike Amount	Source Result	% REC	% REC Limits	RPD	RPD Limit	Notes
Batch 0050538 - EPA 3546/3640A (GPC)							**Sediment**					
Blank (0050538-BLK1)			Prepared: 05/13/20 10:39	Analyzed: 05/15/20 13:00								**C-05**
EPA 8081B												
2,4'-DDD	ND	0.909	1.82	ug/kg wet	1	---	---	---	---	---	---	
2,4'-DDE	ND	0.909	1.82	ug/kg wet	1	---	---	---	---	---	---	
2,4'-DDT	ND	0.909	1.82	ug/kg wet	1	---	---	---	---	---	---	
4,4'-DDD	ND	0.909	1.82	ug/kg wet	1	---	---	---	---	---	---	
4,4'-DDE	ND	0.909	1.82	ug/kg wet	1	---	---	---	---	---	---	
4,4'-DDT	ND	0.909	1.82	ug/kg wet	1	---	---	---	---	---	---	
Surr: 2,4,5,6-TCMX (Surr)			*Recovery: 40 %*	*Limits: 42-129 %*			*Dilution: 1x*					S-06
Decachlorobiphenyl (Surr)			*78 %*	*55-130 %*			*"*					
LCS (0050538-BS1)			Prepared: 05/13/20 10:39	Analyzed: 05/15/20 13:17								**C-05**
EPA 8081B												
2,4'-DDD	59.2	1.00	2.00	ug/kg wet	1	50.0	---	118	50-150%	---	---	
2,4'-DDE	50.0	1.00	2.00	ug/kg wet	1	50.0	---	100	50-150%	---	---	
2,4'-DDT	69.6	1.00	2.00	ug/kg wet	1	50.0	---	139	50-150%	---	---	
4,4'-DDD	60.9	1.00	2.00	ug/kg wet	1	50.0	---	122	50-150%	---	---	
4,4'-DDE	57.3	1.00	2.00	ug/kg wet	1	50.0	---	115	50-150%	---	---	
4,4'-DDT	61.7	1.00	2.00	ug/kg wet	1	50.0	---	123	50-150%	---	---	
Surr: 2,4,5,6-TCMX (Surr)			*Recovery: 62 %*	*Limits: 42-129 %*			*Dilution: 1x*					
Decachlorobiphenyl (Surr)			*87 %*	*55-130 %*			*"*					
Duplicate (0050538-DUP1)			Prepared: 05/13/20 10:39	Analyzed: 05/15/20 17:40								**C-05, H-08, R-04**
QC Source Sample: PDI-149SC-A-03-04-200425 (A0D0659-07RE1)												
EPA 8081B												
2,4'-DDD	ND	12.6	25.2	ug/kg dry	5	---	ND	---	---	---	30%	
2,4'-DDE	ND	25.2	25.2	ug/kg dry	5	---	ND	---	---	---	30%	
2,4'-DDT	ND	12.6	25.2	ug/kg dry	5	---	ND	---	---	---	30%	
4,4'-DDD	ND	12.6	25.2	ug/kg dry	5	---	ND	---	---	---	30%	
4,4'-DDE	ND	12.6	25.2	ug/kg dry	5	---	ND	---	---	---	30%	
4,4'-DDT	ND	49.2	49.2	ug/kg dry	5	---	ND	---	---	---	30%	R-02
Surr: 2,4,5,6-TCMX (Surr)			*Recovery: 80 %*	*Limits: 42-129 %*			*Dilution: 5x*					
Decachlorobiphenyl (Surr)			*101 %*	*55-130 %*			*"*					

Apex Laboratories

The results in this report apply to the samples analyzed in accordance with the chain of custody document. This analytical report must be reproduced in its entirety.

Darwin Thomas, Business Development Director

Apex Laboratories, LLC

6700 S.W. Sandburg Street
Tigard, OR 97223
503-718-2323
ORELAP ID: **OR100062**

Anchor QEA, LLC	Project: **Gasco PreRD DG 2019 - 4a-b. DOC-CAP Testing Cores**	
6720 SW Macadam Ave. Suite 125	Project Number: **[none]**	**Report ID:**
Portland, OR 97219	Project Manager: **Ryan Barth**	**A0D0659 - 06 05 20 1032**

QUALITY CONTROL (QC) SAMPLE RESULTS

Organochlorine Pesticides by EPA 8081B

Analyte	Result	Detection Limit	Reporting Limit	Units	Dilution	Spike Amount	Source Result	% REC	% REC Limits	RPD	RPD Limit	Notes
Batch 0050538 - EPA 3546/3640A (GPC)							**Sediment**					
Matrix Spike (0050538-MS1)			Prepared: 05/13/20 10:39	Analyzed: 05/18/20 15:45								**C-05**
QC Source Sample: Non-SDG (A0E0186-19RE1)												
EPA 8081B												
2,4'-DDD	75.8	5.12	10.2	ug/kg dry	2	63.9	44.1	50	50-150%	---	---	
2,4'-DDE	50.7	5.12	10.2	ug/kg dry	2	63.9	11.9	61	50-150%	---	---	
2,4'-DDT	72.5	10.2	10.2	ug/kg dry	2	63.9	ND	113	50-150%	---	---	
4,4'-DDD	106	5.12	10.2	ug/kg dry	2	63.9	114	**-13**	**50-150%**	---	---	Q-03
4,4'-DDE	53.3	5.12	10.2	ug/kg dry	2	63.9	9.15	69	50-150%	---	---	
4,4'-DDT	81.1	10.2	10.2	ug/kg dry	2	63.9	ND	127	50-150%	---	---	
Surr: 2,4,5,6-TCMX (Surr)			*Recovery: 38 %*	*Limits: 42-129 %*			*Dilution: 2x*					S-06
Decachlorobiphenyl (Surr)			*76 %*	*55-130 %*			*"*					
Matrix Spike Dup (0050538-MSD1)			Prepared: 05/13/20 10:39	Analyzed: 05/18/20 16:23								**C-05**
QC Source Sample: Non-SDG (A0E0186-19RE1)												
2,4'-DDD	128	5.07	10.1	ug/kg dry	2	63.3	44.1	132	50-150%	**51**	**30%**	Q-04
2,4'-DDE	79.7	5.07	10.1	ug/kg dry	2	63.3	11.9	107	50-150%	**45**	**30%**	Q-04
2,4'-DDT	105	10.1	10.1	ug/kg dry	2	63.3	ND	**166**	**50-150%**	**36**	**30%**	Q-04
4,4'-DDD	189	5.07	10.1	ug/kg dry	2	63.3	114	118	50-150%	**56**	**30%**	Q-04
4,4'-DDE	85.8	5.07	10.1	ug/kg dry	2	63.3	9.15	121	50-150%	**47**	**30%**	Q-04
4,4'-DDT	108	10.1	10.1	ug/kg dry	2	63.3	ND	**170**	**50-150%**	28	30%	Q-01
Surr: 2,4,5,6-TCMX (Surr)			*Recovery: 62 %*	*Limits: 42-129 %*			*Dilution: 2x*					
Decachlorobiphenyl (Surr)			*112 %*	*55-130 %*			*"*					

Apex Laboratories

The results in this report apply to the samples analyzed in accordance with the chain of custody document. This analytical report must be reproduced in its entirety.

Darwin Thomas, Business Development Director

Apex Laboratories, LLC

6700 S.W. Sandburg Street
Tigard, OR 97223
503-718-2323
ORELAP ID: **OR100062**

Anchor QEA, LLC	Project: **Gasco PreRD DG 2019 - 4a-b. DOC-CAP Testing Cores**	
6720 SW Macadam Ave. Suite 125	Project Number: **[none]**	**Report ID:**
Portland, OR 97219	Project Manager: **Ryan Barth**	**A0D0659 - 06 05 20 1032**

QUALITY CONTROL (QC) SAMPLE RESULTS

Polyaromatic Hydrocarbons (PAHs) by EPA 8270D (Scan)

Analyte	Result	Detection Limit	Reporting Limit	Units	Dilution	Spike Amount	Source Result	% REC	% REC Limits	RPD	RPD Limit	Notes
Batch 0050430 - EPA 3546							**Sediment**					
Blank (0050430-BLK1)			Prepared: 05/12/20 10:27		Analyzed: 05/12/20 16:51							
EPA 8270D												
Acenaphthene	ND	1.14	2.27	ug/kg wet	1	---	---	---	---	---	---	
Acenaphthylene	ND	1.14	2.27	ug/kg wet	1	---	---	---	---	---	---	
Anthracene	ND	1.14	2.27	ug/kg wet	1	---	---	---	---	---	---	
Benz(a)anthracene	ND	1.14	2.27	ug/kg wet	1	---	---	---	---	---	---	
Benzo(a)pyrene	ND	1.14	2.27	ug/kg wet	1	---	---	---	---	---	---	
Benzo(b)fluoranthene	ND	1.14	2.27	ug/kg wet	1	---	---	---	---	---	---	
Benzo(k)fluoranthene	ND	1.14	2.27	ug/kg wet	1	---	---	---	---	---	---	
Benzo(g,h,i)perylene	ND	1.14	2.27	ug/kg wet	1	---	---	---	---	---	---	
Chrysene	ND	1.14	2.27	ug/kg wet	1	---	---	---	---	---	---	
Dibenz(a,h)anthracene	ND	1.14	2.27	ug/kg wet	1	---	---	---	---	---	---	
Fluoranthene	ND	1.14	2.27	ug/kg wet	1	---	---	---	---	---	---	
Fluorene	ND	1.14	2.27	ug/kg wet	1	---	---	---	---	---	---	
Indeno(1,2,3-cd)pyrene	ND	1.14	2.27	ug/kg wet	1	---	---	---	---	---	---	
2-Methylnaphthalene	ND	1.14	2.27	ug/kg wet	1	---	---	---	---	---	---	
Naphthalene	**1.61**	1.14	2.27	ug/kg wet	1	---	---	---	---	---	---	B-02, J
Phenanthrene	ND	1.14	2.27	ug/kg wet	1	---	---	---	---	---	---	
Pyrene	ND	1.14	2.27	ug/kg wet	1	---	---	---	---	---	---	
Surr: 2-Fluorobiphenyl (Surr)			*Recovery: 84 %*		*Limits: 44-120 %*		*Dilution: 1x*					
p-Terphenyl-d14 (Surr)			*105 %*		*54-127 %*		*"*					
LCS (0050430-BS1)			Prepared: 05/12/20 10:27		Analyzed: 05/12/20 17:23							
EPA 8270D												
Acenaphthene	18.0	1.25	2.50	ug/kg wet	1	20.0	---	90	40-123%	---	---	
Acenaphthylene	19.0	1.25	2.50	ug/kg wet	1	20.0	---	95	32-132%	---	---	
Anthracene	19.6	1.25	2.50	ug/kg wet	1	20.0	---	98	47-123%	---	---	
Benz(a)anthracene	18.8	1.25	2.50	ug/kg wet	1	20.0	---	94	49-126%	---	---	
Benzo(a)pyrene	21.4	1.25	2.50	ug/kg wet	1	20.0	---	107	45-129%	---	---	
Benzo(b)fluoranthene	19.4	1.25	2.50	ug/kg wet	1	20.0	---	97	45-132%	---	---	
Benzo(k)fluoranthene	19.4	1.25	2.50	ug/kg wet	1	20.0	---	97	47-132%	---	---	
Benzo(g,h,i)perylene	17.9	1.25	2.50	ug/kg wet	1	20.0	---	89	43-134%	---	---	
Chrysene	18.2	1.25	2.50	ug/kg wet	1	20.0	---	91	50-124%	---	---	
Dibenz(a,h)anthracene	17.8	1.25	2.50	ug/kg wet	1	20.0	---	89	45-134%	---	---	
Fluoranthene	20.3	1.25	2.50	ug/kg wet	1	20.0	---	102	50-127%	---	---	

Apex Laboratories

The results in this report apply to the samples analyzed in accordance with the chain of custody document. This analytical report must be reproduced in its entirety.

Darwin Thomas, Business Development Director

Apex Laboratories, LLC

6700 S.W. Sandburg Street
Tigard, OR 97223
503-718-2323
ORELAP ID: **OR100062**

Anchor QEA, LLC	Project: **Gasco PreRD DG 2019 - 4a-b. DOC-CAP Testing Cores**	
6720 SW Macadam Ave. Suite 125	Project Number: **[none]**	**Report ID:**
Portland, OR 97219	Project Manager: **Ryan Barth**	**A0D0659 - 06 05 20 1032**

QUALITY CONTROL (QC) SAMPLE RESULTS

Polyaromatic Hydrocarbons (PAHs) by EPA 8270D (Scan)

Analyte	Result	Detection Limit	Reporting Limit	Units	Dilution	Spike Amount	Source Result	% REC	% REC Limits	RPD	RPD Limit	Notes
Batch 0050430 - EPA 3546							**Sediment**					
LCS (0050430-BS1)			Prepared: 05/12/20 10:27		Analyzed: 05/12/20 17:23							
Fluorene	19.6	1.25	2.50	ug/kg wet	1	20.0	---	98	43-125%	---	---	
Indeno(1,2,3-cd)pyrene	18.8	1.25	2.50	ug/kg wet	1	20.0	---	94	45-133%	---	---	
2-Methylnaphthalene	19.1	1.25	2.50	ug/kg wet	1	20.0	---	95	38-122%	---	---	
Naphthalene	18.5	1.25	2.50	ug/kg wet	1	20.0	---	93	35-123%	---	---	B-02
Phenanthrene	18.5	1.25	2.50	ug/kg wet	1	20.0	---	93	50-121%	---	---	
Pyrene	18.8	1.25	2.50	ug/kg wet	1	20.0	---	94	47-127%	---	---	
Surr: 2-Fluorobiphenyl (Surr)			*Recovery: 88 %*		*Limits: 44-120 %*		*Dilution: 1x*					
p-Terphenyl-d14 (Surr)			*102 %*		*54-127 %*		*"*					
Duplicate (0050430-DUP1)			Prepared: 05/12/20 10:27		Analyzed: 05/12/20 18:27							**H-08**
QC Source Sample: PDI-149SC-A-03-04-200425 (A0D0659-07)												
EPA 8270D												
Acenaphthene	**133000**	15000	30000	ug/kg dry	10000	---	105000	---	---	23	30%	
Acenaphthylene	**28000**	15000	30000	ug/kg dry	10000	---	21900	---	---	25	30%	J
Anthracene	**106000**	15000	30000	ug/kg dry	10000	---	84000	---	---	23	30%	
Benz(a)anthracene	**83700**	15000	30000	ug/kg dry	10000	---	64600	---	---	26	30%	
Benzo(a)pyrene	**128000**	15000	30000	ug/kg dry	10000	---	99800	---	---	25	30%	
Benzo(b)fluoranthene	**102000**	15000	30000	ug/kg dry	10000	---	78000	---	---	27	30%	
Benzo(k)fluoranthene	**34200**	15000	30000	ug/kg dry	10000	---	26500	---	---	25	30%	M-05
Benzo(g,h,i)perylene	**84700**	15000	30000	ug/kg dry	10000	---	66600	---	---	24	30%	
Chrysene	**106000**	15000	30000	ug/kg dry	10000	---	80500	---	---	27	30%	
Dibenz(a,h)anthracene	ND	15000	30000	ug/kg dry	10000	---	ND	---	---	---	30%	
Fluoranthene	**345000**	15000	30000	ug/kg dry	10000	---	264000	---	---	26	30%	
Fluorene	**78700**	15000	30000	ug/kg dry	10000	---	61000	---	---	25	30%	
Indeno(1,2,3-cd)pyrene	**77700**	15000	30000	ug/kg dry	10000	---	60400	---	---	25	30%	
2-Methylnaphthalene	ND	15000	30000	ug/kg dry	10000	---	ND	---	---	---	30%	
Naphthalene	ND	15000	30000	ug/kg dry	10000	---	ND	---	---	---	30%	
Phenanthrene	**536000**	15000	30000	ug/kg dry	10000	---	419000	---	---	25	30%	
Pyrene	**400000**	15000	30000	ug/kg dry	10000	---	330000	---	---	19	30%	
Surr: 2-Fluorobiphenyl (Surr)			*Recovery: 1000 %*		*Limits: 44-120 %*		*Dilution: 10000x*					S-05
p-Terphenyl-d14 (Surr)			*1600 %*		*54-127 %*		*"*					S-05
Matrix Spike (0050430-MS1)			Prepared: 05/12/20 10:27		Analyzed: 05/12/20 19:31							**H-08**

Apex Laboratories

The results in this report apply to the samples analyzed in accordance with the chain of custody document. This analytical report must be reproduced in its entirety.

Darwin Thomas, Business Development Director

Apex Laboratories, LLC

6700 S.W. Sandburg Street
Tigard, OR 97223
503-718-2323
ORELAP ID: **OR100062**

Anchor QEA, LLC	Project:	**Gasco PreRD DG 2019 - 4a-b. DOC-CAP Testing Cores**	
6720 SW Macadam Ave. Suite 125	Project Number:	**[none]**	**Report ID:**
Portland, OR 97219	Project Manager:	**Ryan Barth**	**A0D0659 - 06 05 20 1032**

QUALITY CONTROL (QC) SAMPLE RESULTS

Polyaromatic Hydrocarbons (PAHs) by EPA 8270D (Scan)

Analyte	Result	Detection Limit	Reporting Limit	Units	Dilution	Spike Amount	Source Result	% REC	% REC Limits	RPD	RPD Limit	Notes
Batch 0050430 - EPA 3546							**Sediment**					
Matrix Spike (0050430-MS1)			Prepared: 05/12/20 10:27	Analyzed: 05/12/20 19:31								**H-08**
QC Source Sample: Non-SDG (A0D0677-30RE2)												
EPA 8270D												
Acenaphthene	36.7	1.24	2.47	ug/kg wet	1	19.8	33.2	**17**	**40-123%**	---	---	Q-03
Acenaphthylene	20.7	1.24	2.47	ug/kg wet	1	19.8	13.7	35	32-132%	---	---	
Anthracene	23.5	1.24	2.47	ug/kg wet	1	19.8	14.3	**46**	**47-123%**	---	---	Q-01
Benz(a)anthracene	23.1	1.24	2.47	ug/kg wet	1	19.8	17.5	**28**	**49-126%**	---	---	Q-01
Benzo(a)pyrene	27.4	1.24	2.47	ug/kg wet	1	19.8	48.9	**-109**	**45-129%**	---	---	Q-03
Benzo(b)fluoranthene	24.5	1.24	2.47	ug/kg wet	1	19.8	38.2	**-70**	**45-132%**	---	---	Q-03
Benzo(k)fluoranthene	20.2	1.24	2.47	ug/kg wet	1	19.8	11.3	**45**	**47-132%**	---	---	Q-01
Benzo(g,h,i)perylene	21.6	1.24	2.47	ug/kg wet	1	19.8	38.0	**-83**	**43-134%**	---	---	Q-03
Chrysene	28.9	1.24	2.47	ug/kg wet	1	19.8	27.8	**6**	**50-124%**	---	---	Q-03
Dibenz(a,h)anthracene	17.1	1.24	2.47	ug/kg wet	1	19.8	3.48	69	45-134%	---	---	
Fluoranthene	30.4	1.24	2.47	ug/kg wet	1	19.8	28.7	**9**	**50-127%**	---	---	Q-03
Fluorene	25.4	1.24	2.47	ug/kg wet	1	19.8	10.2	77	43-125%	---	---	
Indeno(1,2,3-cd)pyrene	21.6	1.24	2.47	ug/kg wet	1	19.8	32.8	**-56**	**45-133%**	---	---	Q-03
2-Methylnaphthalene	18.8	1.24	2.47	ug/kg wet	1	19.8	11.2	39	38-122%	---	---	
Naphthalene	19.0	1.24	2.47	ug/kg wet	1	19.8	90.7	**-363**	**35-123%**	---	---	Q-03, B-02
Phenanthrene	30.3	1.24	2.47	ug/kg wet	1	19.8	33.7	**-17**	**50-121%**	---	---	Q-03
Pyrene	70.9	1.24	2.47	ug/kg wet	1	19.8	78.7	**-39**	**47-127%**	---	---	Q-03
Surr: 2-Fluorobiphenyl (Surr)			*Recovery: 82 %*	*Limits: 44-120 %*			*Dilution: 1x*					
p-Terphenyl-d14 (Surr)			*89 %*	*54-127 %*			*"*					
Matrix Spike Dup (0050430-MSD1)			Prepared: 05/12/20 10:28	Analyzed: 05/12/20 20:15								**H-08**
QC Source Sample: Non-SDG (A0D0677-30RE2)												
Acenaphthene	41.7	1.25	2.50	ug/kg wet	1	20.0	33.2	42	40-123%	13	30%	
Acenaphthylene	22.2	1.25	2.50	ug/kg wet	1	20.0	13.7	42	32-132%	7	30%	
Anthracene	27.4	1.25	2.50	ug/kg wet	1	20.0	14.3	65	47-123%	15	30%	
Benz(a)anthracene	24.6	1.25	2.50	ug/kg wet	1	20.0	17.5	**36**	**49-126%**	6	30%	Q-01
Benzo(a)pyrene	31.1	1.25	2.50	ug/kg wet	1	20.0	48.9	**-90**	**45-129%**	13	30%	Q-03
Benzo(b)fluoranthene	27.0	1.25	2.50	ug/kg wet	1	20.0	38.2	**-56**	**45-132%**	10	30%	Q-03
Benzo(k)fluoranthene	21.4	1.25	2.50	ug/kg wet	1	20.0	11.3	51	47-132%	6	30%	
Benzo(g,h,i)perylene	23.3	1.25	2.50	ug/kg wet	1	20.0	38.0	**-74**	**43-134%**	8	30%	Q-03
Chrysene	30.4	1.25	2.50	ug/kg wet	1	20.0	27.8	**13**	**50-124%**	5	30%	Q-03
Dibenz(a,h)anthracene	16.9	1.25	2.50	ug/kg wet	1	20.0	3.48	67	45-134%	1	30%	

Apex Laboratories

The results in this report apply to the samples analyzed in accordance with the chain of custody document. This analytical report must be reproduced in its entirety.

Darwin Thomas, Business Development Director

Apex Laboratories, LLC

6700 S.W. Sandburg Street
Tigard, OR 97223
503-718-2323
ORELAP ID: **OR100062**

Anchor QEA, LLC	Project: **Gasco PreRD DG 2019 - 4a-b. DOC-CAP Testing Cores**	
6720 SW Macadam Ave. Suite 125	Project Number: **[none]**	**Report ID:**
Portland, OR 97219	Project Manager: **Ryan Barth**	**A0D0659 - 06 05 20 1032**

QUALITY CONTROL (QC) SAMPLE RESULTS

Polyaromatic Hydrocarbons (PAHs) by EPA 8270D (Scan)

Analyte	Result	Detection Limit	Reporting Limit	Units	Dilution	Spike Amount	Source Result	% REC	% REC Limits	RPD	RPD Limit	Notes
Batch 0050430 - EPA 3546							**Sediment**					
Matrix Spike Dup (0050430-MSD1)			Prepared: 05/12/20 10:28		Analyzed: 05/12/20 20:15							**H-08**
QC Source Sample: Non-SDG (A0D0677-30RE2)												
Fluoranthene	39.7	1.25	2.50	ug/kg wet	1	20.0	28.7	55	50-127%	26	30%	
Fluorene	28.2	1.25	2.50	ug/kg wet	1	20.0	10.2	90	43-125%	11	30%	
Indeno(1,2,3-cd)pyrene	22.8	1.25	2.50	ug/kg wet	1	20.0	32.8	**-50**	**45-133%**	5	30%	Q-03
2-Methylnaphthalene	20.0	1.25	2.50	ug/kg wet	1	20.0	11.2	44	38-122%	6	30%	
Naphthalene	24.0	1.25	2.50	ug/kg wet	1	20.0	90.7	**-334**	**35-123%**	23	30%	Q-03, B-02
Phenanthrene	40.7	1.25	2.50	ug/kg wet	1	20.0	33.7	**35**	**50-121%**	29	30%	Q-03
Pyrene	80.7	1.25	2.50	ug/kg wet	1	20.0	78.7	**10**	**47-127%**	13	30%	Q-03
Surr: 2-Fluorobiphenyl (Surr)			*Recovery: 81 %*		*Limits: 44-120 %*			*Dilution: 1x*				
p-Terphenyl-d14 (Surr)			*85 %*		*54-127 %*			*"*				

Apex Laboratories

The results in this report apply to the samples analyzed in accordance with the chain of custody document. This analytical report must be reproduced in its entirety.

Darwin Thomas, Business Development Director

Apex Laboratories, LLC

6700 S.W. Sandburg Street
Tigard, OR 97223
503-718-2323
ORELAP ID: **OR100062**

Anchor QEA, LLC	Project: **Gasco PreRD DG 2019 - 4a-b. DOC-CAP Testing Cores**	
6720 SW Macadam Ave. Suite 125	Project Number: **[none]**	**Report ID:**
Portland, OR 97219	Project Manager: **Ryan Barth**	**A0D0659 - 06 05 20 1032**

QUALITY CONTROL (QC) SAMPLE RESULTS

Demand Parameters

Analyte	Result	Detection Limit	Reporting Limit	Units	Dilution	Spike Amount	Source Result	% REC	% REC Limits	RPD	RPD Limit	Notes
Batch 0050438 - PSEP-5310B TOC							**Soil**					
Blank (0050438-BLK1)			Prepared: 05/12/20 13:38		Analyzed: 05/14/20 18:02							
SM 5310 B MOD												
Total Organic Carbon	ND	---	0.020	% by Weight	1	---	---	---	---	---	---	
LCS (0050438-BS1)			Prepared: 05/12/20 13:38		Analyzed: 05/14/20 18:12							
SM 5310 B MOD												
Total Organic Carbon	10000	---		mg/kg	1	10000	---	100	90-110%	---	---	
Duplicate (0050438-DUP1)			Prepared: 05/12/20 13:38		Analyzed: 05/14/20 18:34							
QC Source Sample: PDI-149SC-A-03-04-200425 (A0D0659-07)												
SM 5310 B MOD												
Total Organic Carbon	**0.55**	---	0.020	% by Weight	1	---	0.66	---	---	17	20%	
Duplicate (0050438-DUP2)			Prepared: 05/12/20 13:38		Analyzed: 05/14/20 18:45							
QC Source Sample: PDI-149SC-A-03-04-200425 (A0D0659-07)												
SM 5310 B MOD												
Total Organic Carbon	**0.51**	---	0.020	% by Weight	1	---	0.66	---	---	**24**	**20%**	Q-04
Duplicate (0050438-DUP3)			Prepared: 05/12/20 13:38		Analyzed: 05/14/20 20:44							
QC Source Sample: Non-SDG (A0D0741-08)												
Total Organic Carbon	**0.035**	---	0.020	% by Weight	1	---	0.035	---	---	0.6	20%	

Apex Laboratories

The results in this report apply to the samples analyzed in accordance with the chain of custody document. This analytical report must be reproduced in its entirety.

Darwin Thomas, Business Development Director

Apex Laboratories, LLC

6700 S.W. Sandburg Street
Tigard, OR 97223
503-718-2323
ORELAP ID: **OR100062**

Anchor QEA, LLC	Project: **Gasco PreRD DG 2019 - 4a-b. DOC-CAP Testing Cores**	
6720 SW Macadam Ave. Suite 125	Project Number: **[none]**	**Report ID:**
Portland, OR 97219	Project Manager: **Ryan Barth**	**A0D0659 - 06 05 20 1032**

QUALITY CONTROL (QC) SAMPLE RESULTS

Solid and Moisture Determinations

Analyte	Result	Detection Limit	Reporting Limit	Units	Dilution	Spike Amount	Source Result	% REC	% REC Limits	RPD	RPD Limit	Notes
Batch 0050445 - Total Solids (SM2540G/PSEP)							**Sediment**					
Duplicate (0050445-DUP1)			Prepared: 05/12/20 13:25		Analyzed: 05/15/20 14:29							
QC Source Sample: PDI-149SC-A-03-04-200425 (A0D0659-07)												
SM 2540 G												
Total Solids	**78.2**	1.00	1.00	% by Weight	1	---	78.3	---	---	0.07	10%	
Duplicate (0050445-DUP2)			Prepared: 05/12/20 13:25		Analyzed: 05/15/20 14:29							
QC Source Sample: Non-SDG (A0D0741-08)												
Total Solids	**81.8**	1.00	1.00	% by Weight	1	---	82.8	---	---	1	10%	

Apex Laboratories

The results in this report apply to the samples analyzed in accordance with the chain of custody document. This analytical report must be reproduced in its entirety.

Darwin Thomas, Business Development Director

Apex Laboratories, LLC

6700 S.W. Sandburg Street
Tigard, OR 97223
503-718-2323
ORELAP ID: **OR100062**

Anchor QEA, LLC	Project:	**Gasco PreRD DG 2019 - 4a-b. DOC-CAP Testing Cores**	
6720 SW Macadam Ave. Suite 125	Project Number:	**[none]**	**Report ID:**
Portland, OR 97219	Project Manager:	**Ryan Barth**	**A0D0659 - 06 05 20 1032**

SAMPLE PREPARATION INFORMATION

Polychlorinated Biphenyls by EPA 8082A

Prep: EPA 3546

Lab Number	Matrix	Method	Sampled	Prepared	Sample Initial/Final	Default Initial/Final	RL Prep Factor
Batch: 0050527							
A0D0659-07	SE	EPA 8082A	04/25/20 13:06	05/14/20 10:58	30.71g/2mL	30g/2mL	0.98

Organochlorine Pesticides by EPA 8081B

Prep: EPA 3546/3640A (GPC)

Lab Number	Matrix	Method	Sampled	Prepared	Sample Initial/Final	Default Initial/Final	RL Prep Factor
Batch: 0050538							
A0D0659-07RE1	SE	EPA 8081B	04/25/20 13:06	05/13/20 10:39	10.01g/20mL	10g/5mL	4.00

Polyaromatic Hydrocarbons (PAHs) by EPA 8270D (Scan)

Prep: EPA 3546

Lab Number	Matrix	Method	Sampled	Prepared	Sample Initial/Final	Default Initial/Final	RL Prep Factor
Batch: 0050430							
A0D0659-07	SE	EPA 8270D	04/25/20 13:06	05/12/20 10:27	10.7g/5mL	10g/5mL	0.94

Demand Parameters

Prep: PSEP-5310B TOC

Lab Number	Matrix	Method	Sampled	Prepared	Sample Initial/Final	Default Initial/Final	RL Prep Factor
Batch: 0050438							
A0D0659-07	SE	SM 5310 B MOD	04/25/20 13:06	05/12/20 13:38			NA

Solid and Moisture Determinations

Prep: Total Solids (SM2540G/PSEP)

Lab Number	Matrix	Method	Sampled	Prepared	Sample Initial/Final	Default Initial/Final	RL Prep Factor
Batch: 0050445							
A0D0659-07	SE	SM 2540 G	04/25/20 13:06	05/12/20 13:25			NA

Apex Laboratories

The results in this report apply to the samples analyzed in accordance with the chain of custody document. This analytical report must be reproduced in its entirety.

Darwin Thomas, Business Development Director

Apex Laboratories, LLC

6700 S.W. Sandburg Street
Tigard, OR 97223
503-718-2323
ORELAP ID: **OR100062**

Anchor QEA, LLC	Project: **Gasco PreRD DG 2019 - 4a-b. DOC-CAP Testing Cores**	
6720 SW Macadam Ave. Suite 125	Project Number: **[none]**	**Report ID:**
Portland, OR 97219	Project Manager: **Ryan Barth**	**A0D0659 - 06 05 20 1032**

QUALIFIER DEFINITIONS

Client Sample and Quality Control (QC) Sample Qualifier Definitions:

Apex Laboratories

B-02	Analyte detected in an associated blank at a level between one-half the MRL and the MRL. (See Notes and Conventions below.)
C-05	Extract has undergone a GPC (Gel-Permeation Chromatography) cleanup per EPA 3640A. Reporting levels may be raised due to dilution necessary for cleanup. Sample Final Volume includes the GPC dilution factor, see the Prep page for details.
C-07	Extract has undergone Sulfuric Acid Cleanup by EPA 3665A, Sulfur Cleanup by EPA 3660B, and Florisil Cleanup by EPA 3620B in order to minimize matrix interference.
H-08	Sample hold time extended by freezing at -18 degrees C. Total time at 4 degrees C was less than the standard hold time.
J	Estimated Result. Result detected below the lowest point of the calibration curve, but above the specified MDL.
M-05	Estimated results. Peak separation for structural isomers is insufficient for accurate quantification.
Q-01	Spike recovery and/or RPD is outside acceptance limits.
Q-03	Spike recovery and/or RPD is outside control limits due to the high concentration of analyte present in the sample.
Q-04	Spike recovery and/or RPD is outside control limits due to a non-homogeneous sample matrix.
Q-42	Matrix Spike and/or Duplicate analysis was performed on this sample. % Recovery or RPD for this analyte is outside laboratory control limits. (Refer to the QC Section of Analytical Report.)
R-02	The Reporting Limit for this analyte has been raised to account for interference from coeluting organic compounds present in the sample.
R-04	Reporting levels elevated due to preparation and/or analytical dilution necessary for analysis.
S-03	Reextraction and analysis, or analysis of laboratory duplicate, confirms surrogate failure due to sample matrix effect.
S-05	Surrogate recovery is estimated due to sample dilution required for high analyte concentration and/or matrix interference.
S-06	Surrogate recovery is outside of established control limits.

Apex Laboratories

The results in this report apply to the samples analyzed in accordance with the chain of custody document. This analytical report must be reproduced in its entirety.

Darwin Thomas, Business Development Director

Apex Laboratories, LLC

6700 S.W. Sandburg Street
Tigard, OR 97223
503-718-2323
ORELAP ID: **OR100062**

Anchor QEA, LLC	Project:	**Gasco PreRD DG 2019 - 4a-b. DOC-CAP Testing Cores**	
6720 SW Macadam Ave. Suite 125	Project Number:	**[none]**	**Report ID:**
Portland, OR 97219	Project Manager:	**Ryan Barth**	**A0D0659 - 06 05 20 1032**

REPORTING NOTES AND CONVENTIONS:

Abbreviations:

DET Analyte DETECTED at or above the detection or reporting limit.

ND Analyte NOT DETECTED at or above the detection or reporting limit.

NR Result Not Reported

RPD Relative Percent Difference. RPDs for Matrix Spikes and Matrix Spike Duplicates are based on concentration, not recovery.

Detection Limits: Limit of Detection (LOD)

Limits of Detection (LODs) are normally set at a level of one half the validated Limit of Quantitation (LOQ).
If no value is listed ('-----'), then the data has not been evaluated below the Reporting Limit.

Reporting Limits: Limit of Quantitation (LOQ)

Validated Limits of Quantitation (LOQs) are reported as the Reporting Limits for all analyses where the LOQ, MRL, PQL or CRL are requested. The LOQ represents a level at or above the low point of the calibration curve, that has been validated according to Apex Laboratories' comprehensive LOQ policies and procedures.

Reporting Conventions:

Basis: Results for soil samples are generally reported on a 100% dry weight basis.
The Result Basis is listed following the units as " dry", " wet", or " " (blank) designation.

" dry" Sample results and Reporting Limits are reported on a dry weight basis. (i.e. "ug/kg dry")
See Percent Solids section for details of dry weight analysis.

" wet" Sample results and Reporting Limits for this analysis are normally dry weight corrected, but have not been modified in this case.

" " Results without 'wet' or 'dry' designation are not normally dry weight corrected. These results are considered 'As Received'.

QC Source:

In cases where there is insufficient sample provided for Sample Duplicates and/or Matrix Spikes, a Lab Control Sample Duplicate (LCS Dup) may be analyzed to demonstrate accuracy and precision of the extraction batch.

Non-Client Batch QC Samples (Duplicates and Matrix Spike/Duplicates) may not be included in this report. Please request a Full QC report if this data is required.

Miscellaneous Notes:

" --- " QC results are not applicable. For example, % Recoveries for Blanks and Duplicates, % RPD for Blanks, Blank Spikes and Matrix Spikes, etc.

" *** " Used to indicate a possible discrepancy with the Sample and Sample Duplicate results when the %RPD is not available. In this case, either the Sample or the Sample Duplicate has a reportable result for this analyte, while the other is Non Detect (ND).

Blanks:

Standard practice is to evaluate the results from Blank QC Samples down to a level equal to ½ the Reporting Limit (RL).
-For Blank hits falling between ½ the RL and the RL (J flagged hits), the associated sample and QC data will receive a 'B-02' qualifier.
-For Blank hits above the RL, the associated sample and QC data will receive a 'B' qualifier, per Apex Laboratories' Blank Policy.
For further details, please request a copy of this document.

Apex Laboratories

The results in this report apply to the samples analyzed in accordance with the chain of custody document. This analytical report must be reproduced in its entirety.

Darwin Thomas, Business Development Director

Apex Laboratories, LLC

6700 S.W. Sandburg Street
Tigard, OR 97223
503-718-2323
ORELAP ID: **OR100062**

Anchor QEA, LLC	Project:	**Gasco PreRD DG 2019 - 4a-b. DOC-CAP Testing Cores**	
6720 SW Macadam Ave. Suite 125	Project Number:	**[none]**	**Report ID:**
Portland, OR 97219	Project Manager:	**Ryan Barth**	**A0D0659 - 06 05 20 1032**

REPORTING NOTES AND CONVENTIONS (Cont.):

Blanks (Cont.):

Sample results flagged with a 'B' or 'B-02' qualifier are potentially biased high if the sample results are less than ten times the level found in the blank for inorganic analyses, or less than five times the level found in the blank for organic analyses.

'B' and 'B-02' qualifications are only applied to sample results detected above the Reporting Level.

Preparation Notes:

Mixed Matrix Samples:

Water Samples:

Water samples containing significant amounts of sediment are decanted or separated prior to extraction, and only the water portion analyzed, unless otherwise directed by the client.

Soil and Sediment Samples:

Soil and Sediment samples containing significant amounts of water are decanted prior to extraction, and only the solid portion analyzed, unless otherwise directed by the client.

Sampling and Preservation Notes:

Certain regulatory programs, such as National Pollutant Discharge Elimination System (NPDES), require that activities such as sample filtration (for dissolved metals, orthophosphate, hexavalent chromium, etc.) and testing of short hold analytes (pH, Dissolved Oxygen, etc.) be performed in the field (on-site) within a short time window. In addition, sample matrix spikes are required for some analyses, and sufficient volume must be provided, and billable site specific QC requested, if this is required. All regulatory permits should be reviewed to ensure that these requirements are being met.

Data users should be aware of which regulations pertain to the samples they submit for testing. If related sample collection activities are not approved for a particular regulatory program, results should be considered estimates. Apex Laboratories will qualify these analytes according to the most stringent requirements, however results for samples that are for non-regulatory purposes may be acceptable.

Samples that have been filtered and preserved at Apex Laboratories per client request are listed in the preparation section of the report with the date and time of filtration listed.

Apex Laboratories maintains detailed records on sample receipt, including client label verification, cooler temperature, sample preservation, hold time compliance and field filtration. Data is qualified as necessary, and the lack of qualification indicates compliance with required parameters.

Apex Laboratories, LLC

6700 S.W. Sandburg Street
Tigard, OR 97223
503-718-2323
ORELAP ID: **OR100062**

Anchor QEA, LLC	Project: **Gasco PreRD DG 2019 - 4a-b. DOC-CAP Testing Cores**	
6720 SW Macadam Ave. Suite 125	Project Number: **[none]**	**Report ID:**
Portland, OR 97219	Project Manager: **Ryan Barth**	**A0D0659 - 06 05 20 1032**

LABORATORY ACCREDITATION INFORMATION

ORELAP Certification ID: OR100062 (Primary Accreditation) -
EPA ID: OR01039

All methods and analytes reported from work performed at Apex Laboratories are included on Apex Laboratories' ORELAP Scope of Certification, with the exception of any analyte(s) listed below:

Apex Laboratories

Matrix	Analysis	TNI_ID	Analyte	TNI_ID	Accreditation

All reported analytes are included in Apex Laboratories' current ORELAP scope.

Secondary Accreditations

Apex Laboratories also maintains reciprocal accreditation with non-TNI states (Washington DOE), as well as other state specific accreditations not listed here.

Subcontract Laboratory Accreditations

Subcontracted data falls outside of Apex Laboratories' Scope of Accreditation.
Please see the Subcontract Laboratory report for full details, or contact your Project Manager for more information.

Field Testing Parameters

Results for Field Tested data are provded by the client or sampler, and fall outside of Apex Laboratories' Scope of Accreditation.

Apex Laboratories

The results in this report apply to the samples analyzed in accordance with the chain of custody document. This analytical report must be reproduced in its entirety.

Darwin Thomas, Business Development Director

Apex Laboratories, LLC

6700 S.W. Sandburg Street
Tigard, OR 97223
503-718-2323
ORELAP ID: **OR100062**

Anchor QEA, LLC	Project:	**Gasco PreRD DG 2019 - 4a-b. DOC-CAP Testing Cores**
6720 SW Macadam Ave. Suite 125	Project Number:	**[none]**
Portland, OR 97219	Project Manager:	**Ryan Barth**

Report ID:
A0D0659 - 06 05 20 1032

ANCHOR QEA
1201 3rd Avenue, Suite 2600, Seattle, WA 98101

ENVIRONMENTAL SAMPLE CHAIN OF CUSTODY

A0D0659

COC ID: APEX1-20200425-162849
Sample Custodian: SN
Lab: Apex - Archive

POC: # Delaney Peterson (360-715-2707)
1605 Cornwall Avenue, Bellingham, WA 98225
Project: Gasco PDI
Client: NW Natural

COC Sample Number	Field Sample ID	Sample Type	Matrix	Collected Date	Collected Time	# Containers	Lab QC*	Test Request	Method	TAT**	Preservative
001	PDI-147SC-A-01-02-200425	N	SE	04/25/2020	14:57	1	☐	Archive (APEX)	ARCHIVE	-1	-10°C
002	PDI-147SC-A-02-03-200425	N	SE	04/25/2020	14:57	1	☐	Archive (APEX)	ARCHIVE	-1	-10°C
003	PDI-147SC-A-03-04-200425	N	SE	04/25/2020	14:57	1	☐	Archive (APEX)	ARCHIVE	-1	-10°C
004	PDI-147SC-A-04-05-200425	N	SE	04/25/2020	14:57	1	☐	Archive (APEX)	ARCHIVE	-1	-10°C
005	PDI-149SC-A-01-02-200425	N	SE	04/25/2020	13:06	1	☐	Archive (APEX)	ARCHIVE	-1	-10°C
006	PDI-149SC-A-02-03-200425	N	SE	04/25/2020	13:06	1	☐	Archive (APEX)	ARCHIVE	-1	-10°C
007	PDI-149SC-A-03-04-200425	N	SE	04/25/2020	13:06	1	☐	Archive (APEX)	ARCHIVE	-1	-10°C
008	PDI-149SC-A-11-12-200425	N	SE	04/25/2020	13:06	1	☐	Archive (APEX)	ARCHIVE	-1	-10°C
009	PDI-149SC-A-12-13-200425	N	SE	04/25/2020	13:06	1	☐	Archive (APEX)	ARCHIVE	-1	-10°C
010	PDI-149SC-A-13-13.8-200425	N	SE	04/25/2020	13:06	1	☐	Archive (APEX)	ARCHIVE	-1	-10°C
011	PDI-150SC-A-08-09-200425	N	SE	04/25/2020	11:01	1	☐	Archive (APEX)	ARCHIVE	-1	-10°C

Comment:

Relinquished By:	Received By:	Relinquished By:	Received By:	Relinquished By:	Received By:
Signature	Signature	Signature	Signature	Signature	Signature
Print Name Lucas Henry	Print Name Eli Jones	Print Name	Print Name	Print Name	Print Name
Company AQ	Company APEX LABS	Company	Company	Company	Company
Date/Time 4/27/2020 1440	Date/Time 4/27/20 1440	Date/Time	Date/Time	Date/Time	Date/Time

* Lab QC Requested for sample when box is checked ** TAT = Turn Around Time in DAYS # POC = Project Point of Contact

Date Printed: 4/25/2020

Page 1 of 3

Apex Laboratories

The results in this report apply to the samples analyzed in accordance with the chain of custody document. This analytical report must be reproduced in its entirety.

Darwin Thomas, Business Development Director

Apex Laboratories, LLC

6700 S.W. Sandburg Street
Tigard, OR 97223
503-718-2323
ORELAP ID: **OR100062**

Anchor QEA, LLC	Project:	**Gasco PreRD DG 2019 - 4a-b. DOC-CAP Testing Cores**
6720 SW Macadam Ave. Suite 125	Project Number:	**[none]**
Portland, OR 97219	Project Manager:	**Ryan Barth**

Report ID:
A0D0659 - 06 05 20 1032

ANCHOR QEA
1201 3rd Avenue, Suite 2600, Seattle, WA 98101

ENVIRONMENTAL SAMPLE CHAIN OF CUSTODY

A0D0659

COC ID: APEX1-20200425-162849

POC: * Delaney Peterson (360-715-2707)
1605 Cornwall Avenue, Bellingham, WA 98225

Project: Gasco PDI
Client: NW Natural

Sample Custodian: SN
Lab: Apex - Archive

COC Sample Number	Field Sample ID	Sample Type	Matrix	Collected Date	Collected Time	# Containers	Lab QC*	Test Request	Method	TAT**	Preservative
011	PDI-150SC-A-08-09-200425	N	SE	04/25/2020	11:01	1	☐	Archive (APEX)	ARCHIVE	-1	-10°C
012	PDI-150SC-A-09-10-200425	N	SE	04/25/2020	11:01	1	☐	Archive (APEX)	ARCHIVE	-1	-10°C
013	PDI-150SC-A-10-11-200425	N	SE	04/25/2020	11:01	1	☐	Archive (APEX)	ARCHIVE	-1	-10°C
014	PDI-150SC-A-11-12-200425	N	SE	04/25/2020	11:01	1	☐	Archive (APEX)	ARCHIVE	-1	-10°C
015	PDI-150SC-A-12-13-200425	N	SE	04/25/2020	11:01	1	☐	Archive (APEX)	ARCHIVE	-1	-10°C
016	PDI-150SC-A-13-14-200425	N	SE	04/25/2020	11:01	1	☐	Archive (APEX)	ARCHIVE	-1	-10°C
017	PDI-150SC-A-14-15-200425	N	SE	04/25/2020	11:01	1	☐	Archive (APEX)	ARCHIVE	-1	-10°C
018	PDI-150SC-A-15-16-200425	N	SE	04/25/2020	11:01	1	☐	Archive (APEX)	ARCHIVE	-1	-10°C
019	PDI-150SC-A-16-17-1-200425	N	SE	04/25/2020	11:01	1	☐	Archive (APEX)	ARCHIVE	-1	-10°C
020	PDI-163SC-A-08-09-200425	N	SE	04/25/2020	8:42	1	☐	Archive (APEX)	ARCHIVE	-1	-10°C
021	PDI-163SC-A-09-10-200425	N	SE	04/25/2020	8:42	1	☐	Archive (APEX)	ARCHIVE	-1	-10°C

Comment:

Relinquished By:	Received By:	Relinquished By:	Received By:	Relinquished By:	Received By:
Signature	Signature	Signature	Signature	Signature	Signature
Print Name: Lucas Henning	Print Name:	Print Name	Print Name	Print Name	Print Name
Company: AQ	Company: APEX LABS	Company	Company	Company	Company
Date/Time: 4/27/20 1440	Date/Time: 04/27/20 1440	Date/Time	Date/Time	Date/Time	Date/Time

* Lab QC Requested for sample when box is checked ** TAT = Turn Around Time in DAYS # POC = Project Point of Contact

Date Printed: 4/25/2020

Page 2 of 3

Apex Laboratories

The results in this report apply to the samples analyzed in accordance with the chain of custody document. This analytical report must be reproduced in its entirety.

Darwin Thomas, Business Development Director

Apex Laboratories, LLC

6700 S.W. Sandburg Street
Tigard, OR 97223
503-718-2323
ORELAP ID: **OR100062**

Anchor QEA, LLC	Project:	**Gasco PreRD DG 2019 - 4a-b. DOC-CAP Testing Cores**
6720 SW Macadam Ave. Suite 125	Project Number:	**[none]**
Portland, OR 97219	Project Manager:	**Ryan Barth**

Report ID:
A0D0659 - 06 05 20 1032

ANCHOR QEA
1201 3rd Avenue, Suite 2600, Seattle, WA 98101

ENVIRONMENTAL SAMPLE CHAIN OF CUSTODY

A0D0659

COC ID: APEX1-20200425-162849

POC: * Delaney Peterson (360-715-2707) **Project:** Gasco PDI **Sample Custodian:** SN

1605 Cornwall Avenue, Bellingham, WA 98225 **Client:** NW Natural **Lab:** Apex - Archive

COC Sample Number	Field Sample ID	Sample Type	Matrix	Collected Date	Collected Time	# Containers	Lab QC*	Test Request	Method	TAT**	Preservative
021	PDI-163SC-A-09-10-200425	N	SE	04/25/2020	8:42	1	☐	Archive (APEX)	ARCHIVE	-1	-10°C
022	PDI-163SC-A-10-11-200425	N	SE	04/25/2020	8:42	1	☐	Archive (APEX)	ARCHIVE	-1	-10°C
023	PDI-163SC-A-11-12-200425	N	SE	04/25/2020	8:42	1	☐	Archive (APEX)	ARCHIVE	-1	-10°C
024	PDI-163SC-A-12-13-200425	N	SE	04/25/2020	8:42	1	☐	Archive (APEX)	ARCHIVE	-1	-10°C
025	PDI-163SC-A-13-14-200425	N	SE	04/25/2020	8:42	1	☐	Archive (APEX)	ARCHIVE	-1	-10°C
026	PDI-163SC-A-14-15-200425	N	SE	04/25/2020	8:42	1	☐	Archive (APEX)	ARCHIVE	-1	-10°C
027	PDI-163SC-A-15-16-200425	N	SE	04/25/2020	8:42	1	☐	Archive (APEX)	ARCHIVE	-1	-10°C
028	PDI-163SC-A-16-17-200425	N	SE	04/25/2020	8:42	1	☐	Archive (APEX)	ARCHIVE	-1	-10°C

Comment:

Relinquished By:	Received By:	Relinquished By:	Received By:	Relinquished By:	Received By:
Signature	Signature	Signature	Signature	Signature	Signature
Print Name Lucas Henry	Print Name Eli Jones	Print Name	Print Name	Print Name	Print Name
Company AQ	Company APEX Labs	Company	Company	Company	Company
Date/Time 4/27/20 1400	Date/Time 4/27/20 1440	Date/Time	Date/Time	Date/Time	Date/Time

Date Printed: 4/25/2020

* Lab QC Requested for sample when box is checked ** TAT = Turn Around Time in DAYS # POC = Project Point of Contact

Page 3 of 3

Apex Laboratories

The results in this report apply to the samples analyzed in accordance with the chain of custody document. This analytical report must be reproduced in its entirety.

Darwin Thomas, Business Development Director

Apex Laboratories, LLC

6700 S.W. Sandburg Street
Tigard, OR 97223
503-718-2323
ORELAP ID: **OR100062**

Anchor QEA, LLC	Project: **Gasco PreRD DG 2019 - 4a-b. DOC-CAP Testing Cores**	
6720 SW Macadam Ave. Suite 125	Project Number: **[none]**	**Report ID:**
Portland, OR 97219	Project Manager: **Ryan Barth**	**A0D0659 - 06 05 20 1032**

APEX LABS COOLER RECEIPT FORM

Client: Anchor QEA Element WO#: A0 D0659

Project/Project #: Gasco - PDI Archive Apex1-20200425-162849

Delivery Info:

Date/time received: 4/27/20 @ 1440 By: EJ

Delivered by: Apex X Client ___ ESS ___ FedEx ___ UPS ___ Swift ___ Senvoy ___ SDS ___ Other ___

Cooler Inspection Date/time inspected: 4/27/20 @ 1530 By: EJ

Chain of Custody included? Yes X No ___ Custody seals? Yes X No ___

Signed/dated by client? Yes X No ___

Signed/dated by Apex? Yes X No ___

	Cooler #1	Cooler #2	Cooler #3	Cooler #4	Cooler #5	Cooler #6	Cooler #7
Temperature (°C)	1.1	2.5	1.8				
Received on ice? (Y/N)	Y	Y	Y				
Temp. blanks? (Y/N)	Y	Y	Y				
Ice type: (Gel/Real/Other)	Real	Real	Real				
Condition:	Good	Good	Good				

Cooler out of temp? (Y/N) Possible reason why: ___

If some coolers are in temp and some out, were green dots applied to out of temperature samples? Yes/No/NA

Out of temperature samples form initiated? Yes/No/NA

Samples Inspection: Date/time inspected: 4/27/20 @ 1816 By: EJ

All samples intact? Yes X No ___ Comments: ___

Bottle labels/COCs agree? Yes X No ___ Comments: ___

COC/container discrepancies form initiated? Yes ___ No ___ NA X

Containers/volumes received appropriate for analysis? Yes X No ___ Comments: ___

Do VOA vials have visible headspace? Yes ___ No ___ NA X

Comments ___

Water samples: pH checked: Yes ___ No ___ NA X pH appropriate? Yes ___ No ___ NA X

Comments: ___

Additional information: ___

Labeled by: EJ Witness: AVK Cooler Inspected by: EJ See Project Contact Form: Y

Apex Laboratories

The results in this report apply to the samples analyzed in accordance with the chain of custody document. This analytical report must be reproduced in its entirety.

Darwin Thomas, Business Development Director

APEX LABORATORIES, LLC
6700 SW Sandburg St. Tigard OR 97223 phone 503-718-2323

Sample Receipt Documentation
(Work orders, Chain of Custody & Cooler Receipt Forms)

WORK ORDER

Printed: 6/12/2020 4:22:27PM

A0D0659

Apex Laboratories

Client:	**Anchor QEA, LLC**	**Project Manager:**	**Darwin Thomas**
Project:	**Gasco PreRD_DG 2019 - 4a-b. DOC-CAP Testing Cores**	**Project Number:**	**[none]**

Report To:

Anchor QEA, LLC
Ryan Barth
6720 SW Macadam Ave. Suite 125
Portland, OR 97219
Phone: (503) 670-1108
Fax: na

Invoice To:

Anchor QEA, LLC Seattle
Accounts Payable
1201 3rd Avenue, Suite 2600
Seattle, WA 98101
Phone :(206) 287-9130
Fax: (206) 287-9131

Date Due:	05/11/20 17:00 (10 day TAT)		
Received By:	Eli S. Joyner	Date Received:	04/27/20 14:40
Logged In By:	Susan L. Treat	Date Logged In:	04/27/20 14:42

Cooler #1 received at 1.1°C

Custody Seals	Yes	Containers Intact	Yes	COC/Labels Agree	Yes	PH Confirmed	No	Received On Ice	Yes
Temperature OK	Yes								

Cooler #2 received at 2.5°C

Custody Seals	Yes	Containers Intact	Yes	COC/Labels Agree	Yes	PH Confirmed	No	Received On Ice	Yes
Temperature OK	Yes								

Cooler #3 received at 1.8°C

Custody Seals	Yes	Containers Intact	Yes	COC/Labels Agree	Yes	PH Confirmed	No	Received On Ice	Yes
Temperature OK	Yes								

Analysis	Due	TAT	Expires	Comments
A0D0659-01 PDI-147SC-A-01-02-200425 [Sediment] Sampled 04/25/20 14:57 (GMT-08:00) Pacific Time (US & Canada) 1 Containers				
Sample Control				
Archive Samples - Frozen	05/08/20 17:00	10	04/26/20 14:57	
A0D0659-02 PDI-147SC-A-02-03-200425 [Sediment] Sampled 04/25/20 14:57 (GMT-08:00) Pacific Time (US & Canada) 1 Containers				
Sample Control				
Archive Samples - Frozen	05/08/20 17:00	10	04/26/20 14:57	
A0D0659-03 PDI-147SC-A-03-04-200425 [Sediment] Sampled 04/25/20 14:57 (GMT-08:00) Pacific Time (US & Canada) 1 Containers				
Sample Control				
Archive Samples - Frozen	05/08/20 17:00	10	04/26/20 14:57	
A0D0659-04 PDI-147SC-A-04-05-200425 [Sediment] Sampled 04/25/20 14:57 (GMT-08:00) Pacific Time (US & Canada) 1 Containers				
Sample Control				
Archive Samples - Frozen	05/08/20 17:00	10	04/26/20 14:57	
A0D0659-05 PDI-149SC-A-01-02-200425 [Sediment] Sampled 04/25/20 13:06 (GMT-08:00) Pacific Time (US & Canada) 1 Containers				
Sample Control				
Archive Samples - Frozen	05/08/20 17:00	10	04/26/20 13:06	

A0D0659

Apex Laboratories

Client:	**Anchor QEA, LLC**	**Project Manager:**	**Darwin Thomas**
Project:	**Gasco PreRD_DG 2019 - 4a-b. DOC-CAP Testing Cores**	**Project Number:**	**[none]**

Analysis	Due	TAT	Expires	Comments
Analysis	**Due**	**TAT**	**Expires**	**Comments**

A0D0659-06 PDI-149SC-A-02-03-200425 [Sediment] Sampled 04/25/20 13:06 (GMT-08:00) Pacific Time (US & Canada) 1 Containers

Sample Control				
Archive Samples - Frozen	05/08/20 17:00	10	04/26/20 13:06	

A0D0659-07 PDI-149SC-A-03-04-200425 [Sediment] Sampled 04/25/20 13:06 (GMT-08:00) Pacific Time (US & Canada) 1 Containers

Dry Weight				
Dry Weight	05/20/20 17:00	3	10/22/20 13:06	Contact SC when ready to thaw, Use Results from TS.. Make NR
Project Mgmt				
Data Package	05/08/20 17:00	10	08/02/20 13:06	added 6/8/20 by ER, was missed initially
Sample Control				
Archive Samples - Frozen	05/08/20 17:00	10	04/26/20 13:06	
Semivols (ECD)				
8081B 2,4+4,4-DDx Only (+Add)	05/20/20 17:00	10	05/09/20 13:06	Contact SC when ready to thaw, MDL. Use Custom Spike.
8082 PCBs - Low Level (30g/2mL)	05/20/20 17:00	10	04/25/21 13:06	Contact SC when ready to thaw, +1262,1268
Semivols (Scan)				
8270D LL PAH Only (Scan)	05/20/20 17:00	10	05/09/20 13:06	Contact SC when ready to thaw
Wet Chem				
Solids, Total (SM 2540 G,B)	05/20/20 17:00	10	10/22/20 13:06	Contact SC when ready to thaw, Use Results for Dry Weight (N
Total Organic Carbon - Soil (5310 B)	05/20/20 17:00	10	05/23/20 13:06	Contact SC when ready to thaw

A0D0659-08 PDI-149SC-A-11-12-200425 [Sediment] Sampled 04/25/20 13:06 (GMT-08:00) Pacific Time (US & Canada) 1 Containers

Sample Control				
Archive Samples - Frozen	05/08/20 17:00	10	04/26/20 13:06	

A0D0659-09 PDI-149SC-A-12-13-200425 [Sediment] Sampled 04/25/20 13:06 (GMT-08:00) Pacific Time (US & Canada) 1 Containers

Sample Control				
Archive Samples - Frozen	05/08/20 17:00	10	04/26/20 13:06	

A0D0659-10 PDI-149SC-A-13-13.8-200425 [Sediment] Sampled 04/25/20 13:06 (GMT-08:00) Pacific Time (US & Canada) 1 Containers

Sample Control				
Archive Samples - Frozen	05/08/20 17:00	10	04/26/20 13:06	

A0D0659-11 PDI-150SC-A-08-09-200425 [Sediment] Sampled 04/25/20 11:01 (GMT-08:00) Pacific Time (US & Canada) 1 Containers

Sample Control				
Archive Samples - Frozen	05/08/20 17:00	10	04/26/20 11:01	

A0D0659

Apex Laboratories

Client:	**Anchor QEA, LLC**	**Project Manager:**	**Darwin Thomas**
Project:	**Gasco PreRD_DG 2019 - 4a-b. DOC-CAP Testing Cores**	**Project Number:**	**[none]**

Analysis	Due	TAT	Expires	Comments

Analysis	Due	TAT	Expires	Comments

A0D0659-12 PDI-150SC-A-09-10-200425 [Sediment] Sampled 04/25/20 11:01 (GMT-08:00) Pacific Time (US & Canada) 1 Containers

Sample Control

Archive Samples - Frozen	05/08/20 17:00	10	04/26/20 11:01

A0D0659-13 PDI-150SC-A-10-11-200425 [Sediment] Sampled 04/25/20 11:01 (GMT-08:00) Pacific Time (US & Canada) 1 Containers

Sample Control

Archive Samples - Frozen	05/08/20 17:00	10	04/26/20 11:01

A0D0659-14 PDI-150SC-A-11-12-200425 [Sediment] Sampled 04/25/20 11:01 (GMT-08:00) Pacific Time (US & Canada) 1 Containers

Sample Control

Archive Samples - Frozen	05/08/20 17:00	10	04/26/20 11:01

A0D0659-15 PDI-150SC-A-12-13-200425 [Sediment] Sampled 04/25/20 11:01 (GMT-08:00) Pacific Time (US & Canada) 1 Containers

Sample Control

Archive Samples - Frozen	05/08/20 17:00	10	04/26/20 11:01

A0D0659-16 PDI-150SC-A-13-14-200425 [Sediment] Sampled 04/25/20 11:01 (GMT-08:00) Pacific Time (US & Canada) 1 Containers

Sample Control

Archive Samples - Frozen	05/08/20 17:00	10	04/26/20 11:01

A0D0659-17 PDI-150SC-A-14-15-200425 [Sediment] Sampled 04/25/20 11:01 (GMT-08:00) Pacific Time (US & Canada) 1 Containers

Sample Control

Archive Samples - Frozen	05/08/20 17:00	10	04/26/20 11:01

A0D0659-18 PDI-150SC-A-15-16-200425 [Sediment] Sampled 04/25/20 11:01 (GMT-08:00) Pacific Time (US & Canada) 1 Containers

Sample Control

Archive Samples - Frozen	05/08/20 17:00	10	04/26/20 11:01

A0D0659-19 PDI-150SC-A-16-17.1-200425 [Sediment] Sampled 04/25/20 11:01 (GMT-08:00) Pacific Time (US & Canada) 1 Containers

Sample Control

Archive Samples - Frozen	05/08/20 17:00	10	04/26/20 11:01

A0D0659-20 PDI-163SC-A-08-09-200425 [Sediment] Sampled 04/25/20 08:42 (GMT-08:00) Pacific Time (US & Canada) 1 Containers

Sample Control

Archive Samples - Frozen	05/08/20 17:00	10	04/26/20 08:42

A0D0659

Apex Laboratories

Client:	**Anchor QEA, LLC**	**Project Manager:**	**Darwin Thomas**
Project:	**Gasco PreRD_DG 2019 - 4a-b. DOC-CAP Testing Cores**	**Project Number:**	**[none]**

Analysis	Due	TAT	Expires	Comments

Analysis	Due	TAT	Expires	Comments

A0D0659-21 PDI-163SC-A-09-10-200425 [Sediment] Sampled 04/25/20 08:42 (GMT-08:00) Pacific Time (US & Canada) 1 Containers

Sample Control

Archive Samples - Frozen	05/08/20 17:00	10	04/26/20 08:42

A0D0659-22 PDI-163SC-A-10-11-200425 [Sediment] Sampled 04/25/20 08:42 (GMT-08:00) Pacific Time (US & Canada) 1 Containers

Sample Control

Archive Samples - Frozen	05/08/20 17:00	10	04/26/20 08:42

A0D0659-23 PDI-163SC-A-11-12-200425 [Sediment] Sampled 04/25/20 08:42 (GMT-08:00) Pacific Time (US & Canada) 1 Containers

Sample Control

Archive Samples - Frozen	05/08/20 17:00	10	04/26/20 08:42

A0D0659-24 PDI-163SC-A-12-13-200425 [Sediment] Sampled 04/25/20 08:42 (GMT-08:00) Pacific Time (US & Canada) 1 Containers

Sample Control

Archive Samples - Frozen	05/08/20 17:00	10	04/26/20 08:42

A0D0659-25 PDI-163SC-A-13-14-200425 [Sediment] Sampled 04/25/20 08:42 (GMT-08:00) Pacific Time (US & Canada) 1 Containers

Sample Control

Archive Samples - Frozen	05/08/20 17:00	10	04/26/20 08:42

A0D0659-26 PDI-163SC-A-14-15-200425 [Sediment] Sampled 04/25/20 08:42 (GMT-08:00) Pacific Time (US & Canada) 1 Containers

Sample Control

Archive Samples - Frozen	05/08/20 17:00	10	04/26/20 08:42

A0D0659-27 PDI-163SC-A-15-16-200425 [Sediment] Sampled 04/25/20 08:42 (GMT-08:00) Pacific Time (US & Canada) 1 Containers

Sample Control

Archive Samples - Frozen	05/08/20 17:00	10	04/26/20 08:42

A0D0659-28 PDI-163SC-A-16-17-200425 [Sediment] Sampled 04/25/20 08:42 (GMT-08:00) Pacific Time (US & Canada) 1 Containers

Sample Control

Archive Samples - Frozen	05/08/20 17:00	10	04/26/20 08:42

Reviewed By

Date

ANCHOR QEA
1201 3rd Avenue, Suite 2600, Seattle, WA 98101

ENVIRONMENTAL SAMPLE CHAIN OF CUSTODY

A0D0 1659

COC ID: APEX1-20200425-162849
Sample Custodian: SN
Lab: Apex - Archive

POC: # Delaney Peterson (360-715-2707)
1605 Cornwall Avenue, Bellingham, WA 98225

Project: Gasco PDI
Client: NW Natural

COC Sample Number	Field Sample ID	Sample Type	Matrix	Collected Date	Collected Time	# Containers	Lab QC*	Test Request	Method	TAT**	Preservative
001	PDI-147SC-A-01-02-200425	N	SE	04/25/2020	14:57	1	☐	Archive (APEX)	ARCHIVE	-1	-10°C
002	PDI-147SC-A-02-03-200425	N	SE	04/25/2020	14:57	1	☐	Archive (APEX)	ARCHIVE	-1	-10°C
003	PDI-147SC-A-03-04-200425	N	SE	04/25/2020	14:57	1	☐	Archive (APEX)	ARCHIVE	-1	-10°C
004	PDI-147SC-A-04-05-200425	N	SE	04/25/2020	14:57	1	☐	Archive (APEX)	ARCHIVE	-1	-10°C
005	PDI-149SC-A-01-02-200425	N	SE	04/25/2020	13:06	1	☐	Archive (APEX)	ARCHIVE	-1	-10°C
006	PDI-149SC-A-02-03-200425	N	SE	04/25/2020	13:06	1	☐	Archive (APEX)	ARCHIVE	-1	-10°C
007	PDI-149SC-A-03-04-200425	N	SE	04/25/2020	13:06	1	☐	Archive (APEX)	ARCHIVE	-1	-10°C
008	PDI-149SC-A-11-12-200425	N	SE	04/25/2020	13:06	1	☐	Archive (APEX)	ARCHIVE	-1	-10°C
009	PDI-149SC-A-12-13-200425	N	SE	04/25/2020	13:06	1	☐	Archive (APEX)	ARCHIVE	-1	-10°C
010	PDI-149SC-A-13-13.8-200425	N	SE	04/25/2020	13:06	1	☐	Archive (APEX)	ARCHIVE	-1	-10°C
011	PDI-150SC-A-08-09-200425	N	SE	04/25/2020	11:01	1	☐	Archive (APEX)	ARCHIVE	-1	-10°C

Comment:

Relinquished By:	Received By:	Relinquished By:	Received By:	Relinquished By:	Received By:
Signature	Signature	Signature	Signature	Signature	Signature
Print Name Lucas Henry	Print Name Eli Jones	Print Name	Print Name	Print Name	Print Name
Company AQ	Company APEX LABS	Company	Company	Company	Company
Date/Time 4/27/2020 1400	Date/Time 4/27/20 1440	Date/Time	Date/Time	Date/Time	Date/Time

Date Printed: 4/25/2020

* Lab QC Requested for sample when box is checked ** TAT = Turn Around Time in DAYS # POC = Project Point of Contact

ANCHOR QEA
1201 3rd Avenue, Suite 2600, Seattle, WA 98101

ENVIRONMENTAL SAMPLE CHAIN OF CUSTODY

A0D0659

COC ID: APEX1-20200425-162849

POC: # Delaney Peterson (360-715-2707)
1605 Cornwall Avenue, Bellingham, WA 98225

Project: Gasco PDI
Client: NW Natural

Sample Custodian: SN
Lab: Apex - Archive

COC Sample Number	Field Sample ID	Sample Type	Matrix	Collected Date	Collected Time	Containers #	Lab QC*	Test Request	Method	TAT**	Preservative
011	PDI-150SC-A-08-09-200425	N	SE	04/25/2020	11:01	1	☐	Archive (APEX)	ARCHIVE	-1	-10°C
012	PDI-150SC-A-09-10-200425	N	SE	04/25/2020	11:01	1	☐	Archive (APEX)	ARCHIVE	-1	-10°C
013	PDI-150SC-A-10-11-200425	N	SE	04/25/2020	11:01	1	☐	Archive (APEX)	ARCHIVE	-1	-10°C
014	PDI-150SC-A-11-12-200425	N	SE	04/25/2020	11:01	1	☐	Archive (APEX)	ARCHIVE	-1	-10°C
015	PDI-150SC-A-12-13-200425	N	SE	04/25/2020	11:01	1	☐	Archive (APEX)	ARCHIVE	-1	-10°C
016	PDI-150SC-A-13-14-200425	N	SE	04/25/2020	11:01	1	☐	Archive (APEX)	ARCHIVE	-1	-10°C
017	PDI-150SC-A-14-15-200425	N	SE	04/25/2020	11:01	1	☐	Archive (APEX)	ARCHIVE	-1	-10°C
018	PDI-150SC-A-15-16-200425	N	SE	04/25/2020	11:01	1	☐	Archive (APEX)	ARCHIVE	-1	-10°C
019	PDI-150SC-A-16-17.1-200425	N	SE	04/25/2020	11:01	1	☐	Archive (APEX)	ARCHIVE	-1	-10°C
020	PDI-163SC-A-08-09-200425	N	SE	04/25/2020	8:42	1	☐	Archive (APEX)	ARCHIVE	-1	-10°C
021	PDI-163SC-A-09-10-200425	N	SE	04/25/2020	8:42	1	☐	Archive (APEX)	ARCHIVE	-1	-10°C

Comment:

Relinquished By:	Received By:	Relinquished By:	Received By:	Relinquished By:	Received By:
Signature	Signature	Signature	Signature	Signature	Signature
Print Name Lucas Henry	Print Name Eli Sayler	Print Name	Print Name	Print Name	Print Name
Company AQ	Company APEX LABS	Company	Company	Company	Company
Date/Time 4/27/2020/1400	Date/Time 4/27/20 1440	Date/Time	Date/Time	Date/Time	Date/Time

* Lab QC Requested for sample when box is checked ** TAT = Turn Around Time in DAYS # POC = Project Point of Contact

Date Printed: 4/25/2020

ANCHOR QEA
1201 3rd Avenue, Suite 2600, Seattle, WA 98101

ENVIRONMENTAL SAMPLE CHAIN OF CUSTODY

A0D0659

COC ID: APEX1-20200425-162849
Sample Custodian: SN
Lab: Apex - Archive

POC: # Delaney Peterson (360-715-2707)
1605 Cornwall Avenue, Bellingham, WA 98225

Project: Gasco PDI
Client: NW Natural

COC Sample Number	Field Sample ID	Sample Type	Matrix	Collected Date	Collected Time	# Containers	Lab QC*	Test Request	Method	TAT**	Preservative
021	PDI-163SC-A-09-10-200425	N	SE	04/25/2020	8:42	1	☐	Archive (APEX)	ARCHIVE	-1	-10°C
022	PDI-163SC-A-10-11-200425	N	SE	04/25/2020	8:42	1	☐	Archive (APEX)	ARCHIVE	-1	-10°C
023	PDI-163SC-A-11-12-200425	N	SE	04/25/2020	8:42	1	☐	Archive (APEX)	ARCHIVE	-1	-10°C
024	PDI-163SC-A-12-13-200425	N	SE	04/25/2020	8:42	1	☐	Archive (APEX)	ARCHIVE	-1	-10°C
025	PDI-163SC-A-13-14-200425	N	SE	04/25/2020	8:42	1	☐	Archive (APEX)	ARCHIVE	-1	-10°C
026	PDI-163SC-A-14-15-200425	N	SE	04/25/2020	8:42	1	☐	Archive (APEX)	ARCHIVE	-1	-10°C
027	PDI-163SC-A-15-16-200425	N	SE	04/25/2020	8:42	1	☐	Archive (APEX)	ARCHIVE	-1	-10°C
028	PDI-163SC-A-16-17-200425	N	SE	04/25/2020	8:42	1	☐	Archive (APEX)	ARCHIVE	-1	-10°C

Comment:

Relinquished By:	Received By:	Relinquished By:	Received By:	Relinquished By:	Received By:
Signature [signature]	Signature [signature]	Signature	Signature	Signature	Signature
Print Name Lucas Henn	Print Name Eli Joyner	Print Name	Print Name	Print Name	Print Name
Company AQ	Company APEX LABS	Company	Company	Company	Company
Date/Time 4/27/2020 1400	Date/Time 4/27/20 1440	Date/Time	Date/Time	Date/Time	Date/Time

* Lab QC Requested for sample when box is checked ** TAT = Turn Around Time in DAYS # POC = Project Point of Contact

Date Printed: 4/25/2020

APEX LABS COOLER RECEIPT FORM

Client: Anchor QEA Element WO#: A0 D0659

Project/Project #: Gasco - PDI Archive Apex1-20200425-162849

Delivery Info:

Date/time received: 4/27/20 @ 1440 By: EJ

Delivered by: Apex X Client ___ ESS ___ FedEx ___ UPS ___ Swift ___ Senvoy ___ SDS ___ Other ___

Cooler Inspection Date/time inspected: 4/27/20 @ 1530 By: EJ

Chain of Custody included? Yes X No ___ Custody seals? Yes X No ___

Signed/dated by client? Yes X No ___

Signed/dated by Apex? Yes X No ___

	Cooler #1	Cooler #2	Cooler #3	Cooler #4	Cooler #5	Cooler #6	Cooler #7
Temperature (°C)	1.1	2.5	1.8				
Received on ice? (Y/N)	Y	Y	Y				
Temp. blanks? (Y/N)	Y	Y	Y				
Ice type: (Gel/Real/Other)	Real	Real	Real				
Condition:	Good	Good	Good				

Cooler out of temp? (Y/N) Possible reason why: ___

If some coolers are in temp and some out, were green dots applied to out of temperature samples? Yes/No/NA

Out of temperature samples form initiated? Yes/No/NA

Samples Inspection: Date/time inspected: 4/27/20 @ 1816 By: EJ

All samples intact? Yes X No ___ Comments: ___

Bottle labels/COCs agree? Yes X No ___ Comments: ___

COC/container discrepancies form initiated? Yes ___ No ___ NA X

Containers/volumes received appropriate for analysis? Yes X No ___ Comments: ___

Do VOA vials have visible headspace? Yes ___ No ___ NA X

Comments ___

Water samples: pH checked: Yes ___ No ___ NA X pH appropriate? Yes ___ No ___ NA X

Comments: ___

Additional information: ___

Labeled by: EJ Witness: AK Cooler Inspected by: EJ See Project Contact Form: Y

CLP-Like Forms

Apex Laboratories

SDG: Gasco PreRD_DG 2019

CLASS: GC

METHOD: EPA 8082A

ANALYSES DATA PACKAGE COVER PAGE

EPA 8082A

Laboratory:	Apex Laboratories	SDG:	Gasco PreRD_DG 2019
Client:	Anchor QEA, LLC	Project:	Gasco PreRD_DG 2019 - 4a-b. DOC-CAP Testing C

Client Sample Id:	Lab Sample Id:	Matrix
PDI-149SC-A-03-04-200425	A0D0659-07	SE

I certify that this data package is in compliance with the terms and conditions of the contract, both technically and for completeness, for other than the conditions detailed above. Release of the data contained in this hardcopy data package and in computer-readable data submitted on diskette has been autorized by the Laboratory Manager or the Manager's designee, as verified by the following signatures.

Signature:		Name:	David G. Jack
Forms Created:	6/17/2020 12:14PM	Title:	Technical Manager

METHOD DETECTION AND REPORTING LIMITS

EPA 8082A

Laboratory: Apex Laboratories

SDG: Gasco_PreRD_DG 2019

Client: Anchor QEA, LLC

Project: Gasco_PreRD_DG 2019 - 4a-b. DOC-CAP

Batch Matrix: Sediment

Analyte	MDL	MRL	Units
Aroclor 1016	0.670	1.33	ug/kg
Aroclor 1221	0.670	1.33	ug/kg
Aroclor 1232	0.670	1.33	ug/kg
Aroclor 1242	0.670	1.33	ug/kg
Aroclor 1248	0.670	1.33	ug/kg
Aroclor 1254	0.670	1.33	ug/kg
Aroclor 1260	0.670	1.33	ug/kg
Aroclor 1262	0.670	1.33	ug/kg
Aroclor 1268	0.670	1.33	ug/kg

Note: MDLs are listed only if the corresponding analyte was evalutated to the MDL in this report .

ORGANIC ANALYSIS DATA SHEET

EPA 8082A

PDI-149SC-A-03-04-200425

Laboratory:	Apex Laboratories			SDG:	Gasco_PreRD_DG 2019
Client:	Anchor QEA, LLC			Project:	Gasco_PreRD_DG 2019 - 4a-b. DOC-CAP Testing Co
Matrix:	SE	Laboratory ID:	A0D0659-07	File ID:	ECD2F005.D
Sampled:	04/25/20 13:06	Prepared:	05/14/20 10:58	Analyzed:	05/21/20 08:58
Solids:	78.25	Preparation:	EPA 3546	Initial/Final:	30.71 g / 2 mL

Batch: 0050527 Sequence: 0E21029 Calibration: A0D2707 Instrument: DUALECD2F

CAS NO.	COMPOUND	DILUTION	CONC. (ug/kg dry)	Q
12674-11-2	Aroclor 1016	1	0.836	U
11104-28-2	Aroclor 1221	1	0.836	U
11141-16-5	Aroclor 1232	1	0.836	U
53469-21-9	Aroclor 1242	1	0.836	U
12672-29-6	Aroclor 1248	1	0.836	U
11097-69-1	Aroclor 1254	1	0.836	U
11096-82-5	Aroclor 1260	1	0.836	U
37324-23-5	Aroclor 1262	1	0.836	U
11100-14-4	Aroclor 1268	1	0.836	U

SYSTEM MONITORING COMPOUND	ADDED (ug/kg dry)	CONC (ug/kg dry)	% REC	QC LIMITS	Q
Decachlorobiphenyl (Surr)	20.8	3.54	17	43 - 120	*

* Values outside of QC limits

PREPARATION BATCH SUMMARY

EPA 8082A

Laboratory: Apex Laboratories
SDG: Gasco_PreRD_DG 2019
Client: Anchor QEA, LLC
Project: Gasco_PreRD_DG 2019 - 4a-b. DOC-CAP Testing Co
Batch: 0050527 Batch Matrix: Sediment Preparation: EPA 3546

SAMPLE NAME	LAB SAMPLE ID	LAB FILE ID	DATE PREPARED	OBSERVATIONS
Blank	0050527-BLK1	ECD2F018.D	05/14/20 10:58	
LCS	0050527-BS1	ECD2F019.D	05/14/20 10:58	
PDI-149SC-A-03-04-200425	A0D0659-07	ECD2F005.D	05/14/20 10:58	

Note: Client samples are listed only if they are included in this report.
Duplicates and Matrix Spike/Duplicates QC Samples are only listed if sourced from a sample included in this report.

METHOD BLANK DATA SHEET
EPA 8082A

Laboratory:	Apex Laboratories			SDG:	Gasco_PreRD_DG 2019
Client:	Anchor QEA, LLC			Project:	Gasco_PreRD_DG 2019 - 4a-b. DOC-CAP Testing C
Matrix:	Sediment	Laboratory ID:	0050527-BLK1	File ID:	ECD2F018.D
Prepared:	05/14/20 10:58	Preparation:	EPA 3546	Initial/Final:	31 g / 2 mL
Analyzed:	05/20/20 20:01	Instrument:	DUALECD2F		
Batch:	0050527	Sequence:	0E20061	Calibration:	A0D2707

CAS NO.	COMPOUND	CONC. (ug/kg wet)	Q
12674-11-2	Aroclor 1016	0.648	U
11104-28-2	Aroclor 1221	0.648	U
11141-16-5	Aroclor 1232	0.648	U
53469-21-9	Aroclor 1242	0.648	U
12672-29-6	Aroclor 1248	0.648	U
11097-69-1	Aroclor 1254	0.648	U
11096-82-5	Aroclor 1260	0.648	U
37324-23-5	Aroclor 1262	0.648	U
11100-14-4	Aroclor 1268	0.648	U

SYSTEM MONITORING COMPOUND	ADDED (ug/kg wet)	CONC (ug/kg wet)	% REC	QC LIMITS	Q
Decachlorobiphenyl (Surr)	16.1	12.7	79	43 - 120	

LCS / LCS DUPLICATE RECOVERY

EPA 8082A

Laboratory:	Apex Laboratories	SDG:	Gasco_PreRD_DG 2019
Client:	Anchor QEA, LLC	Project:	Gasco_PreRD_DG 2019 - 4a-b. DOC-CAP Testing Co
Matrix:	Sediment		
Batch:	0050527	Laboratory ID:	0050527-BS1
Preparation:	EPA 3546	Initial/Final:	30 g / 2 mL

COMPOUND	SPIKE ADDED (ug/kg wet)	LCS CONCENTRATION (ug/kg wet)	LCS % REC. (*=Out)	QC LIMITS REC.
Aroclor 1016	83.3	61.6	74	47 - 134
Aroclor 1260	83.3	66.3	80	53 - 140

* = Values outside of QC limits

ANALYSIS BATCH (SEQUENCE) SUMMARY
EPA 8082A

Laboratory:	Apex Laboratories	SDG:	Gasco_PreRD_DG 2019
Client:	Anchor QEA, LLC	Project:	Gasco_PreRD_DG 2019 - 4a-b. DOC-CAP Testing C
Sequence:	0D26012	Instrument:	DUALECD2F
Matrix:	Sediment	Calibration:	A0D2707

Sample Name	Lab Sample ID	Lab File ID	Analysis Date/Time
Initial Cal Blank	0D26012-ICB1	ECD2F004.D	04/26/20 18:27
Cal Standard	0D26012-CAL1	ECD2F005.D	04/26/20 18:45
Cal Standard	0D26012-CAL2	ECD2F006.D	04/26/20 19:03
Cal Standard	0D26012-CAL3	ECD2F007.D	04/26/20 19:20
Cal Standard	0D26012-CAL4	ECD2F008.D	04/26/20 19:38
Cal Standard	0D26012-CAL5	ECD2F009.D	04/26/20 19:55
Cal Standard	0D26012-CAL6	ECD2F010.D	04/26/20 20:13
Cal Standard	0D26012-CAL7	ECD2F011.D	04/26/20 20:30
Initial Cal Check	0D26012-ICV1	ECD2F013.D	04/26/20 21:06
Cal Standard	0D26012-CAL8	ECD2F014.D	04/26/20 21:23
Cal Standard	0D26012-CAL9	ECD2F015.D	04/26/20 21:41
Cal Standard	0D26012-CALA	ECD2F016.D	04/26/20 21:58
Cal Standard	0D26012-CALB	ECD2F017.D	04/26/20 22:16
Cal Standard	0D26012-CALC	ECD2F018.D	04/26/20 22:33
Cal Standard	0D26012-CALD	ECD2F019.D	04/26/20 22:51
Cal Standard	0D26012-CALE	ECD2F020.D	04/26/20 23:08
Initial Cal Check	0D26012-ICV2	ECD2F021.D	04/26/20 23:26
Initial Cal Check	0D26012-ICV3	ECD2F022.D	04/26/20 23:43
Initial Cal Check	0D26012-ICV4	ECD2F023.D	04/27/20 00:01
Initial Cal Check	0D26012-ICV5	ECD2F024.D	04/27/20 00:18

Note: Client samples are listed only if they are included in this report.
Duplicates and Matrix Spike/Duplicates QC Samples are only listed if sourced from a sample included in this report.

ANALYSIS BATCH (SEQUENCE) SUMMARY
EPA 8082A

Laboratory:	Apex Laboratories	SDG:	Gasco_PreRD_DG 2019
Client:	Anchor QEA, LLC	Project:	Gasco_PreRD_DG 2019 - 4a-b. DOC-CAP Testing C
Sequence:	0E20061	Instrument:	DUALECD2F
Matrix:	Sediment	Calibration:	A0D2707

Sample Name	Lab Sample ID	Lab File ID	Analysis Date/Time
Calibration Check	0E20061-CCV1	ECD2F002.D	05/20/20 14:40
Calibration Blank	0E20061-CCB1	ECD2F003.D	05/20/20 14:57
Calibration Check	0E20061-CCV2	ECD2F016.D	05/20/20 19:26
Calibration Blank	0E20061-CCB2	ECD2F017.D	05/20/20 19:43
Blank	0050527-BLK1	ECD2F018.D	05/20/20 20:01
LCS	0050527-BS1	ECD2F019.D	05/20/20 20:18
Calibration Check	0E20061-CCV3	ECD2F028.D	05/20/20 22:57
Calibration Blank	0E20061-CCB3	ECD2F029.D	05/20/20 23:14

Note: Client samples are listed only if they are included in this report.
Duplicates and Matrix Spike/Duplicates QC Samples are only listed if sourced from a sample included in this report.

ANALYSIS BATCH (SEQUENCE) SUMMARY
EPA 8082A

Laboratory:	Apex Laboratories	SDG:	Gasco_PreRD_DG 2019
Client:	Anchor QEA, LLC	Project:	Gasco_PreRD_DG 2019 - 4a-b. DOC-CAP Testing C
Sequence:	0E21029	Instrument:	DUALECD2F
Matrix:	Sediment	Calibration:	A0D2707

Sample Name	Lab Sample ID	Lab File ID	Analysis Date/Time
Calibration Check	0E21029-CCV1	ECD2F003.D	05/21/20 08:23
Calibration Blank	0E21029-CCB1	ECD2F004.D	05/21/20 08:40
PDI-149SC-A-03-04-200425	A0D0659-07	ECD2F005.D	05/21/20 08:58
Calibration Check	0E21029-CCV2	ECD2F019.D	05/21/20 13:04
Calibration Blank	0E21029-CCB2	ECD2F020.D	05/21/20 13:22

Note: Client samples are listed only if they are included in this report.
Duplicates and Matrix Spike/Duplicates QC Samples are only listed if sourced from a sample included in this report.

INITIAL CALIBRATION DATA (Summary)

EPA 8082A

Laboratory: Apex Laboratories SDG: Gasco_PreRD_DG 2019

Client: Anchor QEA, LLC Project: Gasco_PreRD_DG 2019 - 4a-b. DOC-CAP Testing

Calibration: A0D2707 Date: 04/27/20 15:51 Instrument: DUALECD2F

Compound	Mean RF	FIT	RF RSD	Mean RT	RT RSD	Linear r	Quad COD	LIMIT	Q
Aroclor 1016		Ave						20	
Aroclor 1221		Ave						20	
Aroclor 1232		Ave						20	
Aroclor 1242		Ave						20	
Aroclor 1248		Ave						20	
Aroclor 1254		Ave						20	
Aroclor 1260		Ave						20	
Aroclor 1262		Ave						20	
Aroclor 1268		Ave						20	
Decachlorobiphenyl (Surr)	178176.5	Ave	3.216375	9.616572	1.425606E-02			20	

Note: ** Quad COD may be incorrect if weighting (1/a) or (1/a2) used. Weighting not shown here. Please see instrument calibration printouts for validation.

INITIAL CALIBRATION DATA

EPA 8082A

Laboratory: Apex Laboratories

Client: Anchor QEA, LLC

Calibration: A0D2707

SDG: Gasco_PreRD_DG 2019

Project: Gasco_PreRD_DG 2019 - 4a-b. DOC-CAP Te

Instrument: DUALECD2F

Calibration Date: 04/27/20 15:51

Compound	Level 01		Level 02		Level 03		Level 04		Level 05		Level 06	
	ng/mL	RF	ng/mL	RF	ng/mL	RF	ng/mL	RF	ng/mL	RF	ng/mL	RF
1016 (1)	20	8034.35	50	7255.8	100	6603.59	200	6262.61	500	6014.552	1000	5732.342
1016 (2)	20	14648.85	50	13568.44	100	12946.31	200	12938.31	500	12358.11	1000	11802.82
1016 (3)	20	8485.7	50	7672.66	100	7148.84	200	7128.085	500	6599.542	1000	6246.643
1016 (4)	20	7188.1	50	6436.52	100	6066.4	200	5581.3	500	5507.146	1000	5057.141
1016 (5)	20	8448.4	50	7614.38	100	7286.67	200	6672.78	500	6632.606	1000	6232.395
1016 (6)	20	6103.45	50	5307.72	100	4870.54	200	4466.48	500	4489.428	1000	4196.029
Aroclor 1016	20	θ	50	θ	100	θ	200	θ	500	θ	1000	θ
1260 (1)	20	15840.05	50	13833.42	100	13399.18	200	12957.43	500	12275.01	1000	11955.45
1260 (2)	20	19280.25	50	17409.4	100	16833	200	16471.89	500	15771.25	1000	15224.31
1260 (3)	20	13966.5	50	13034.1	100	12573.64	200	12320.5	500	11882	1000	11857.28
1260 (4)	20	29405	50	27316.48	100	27503.94	200	28455.63	500	26965.62	1000	28554.39
1260 (5)	20	20835.4	50	19350.56	100	19124.95	200	18714.88	500	18142.12	1000	17689.38
1260 (6)	20	8931.65	50	8477.72	100	7947.38	200	7670.66	500	7806.946	1000	7635.524
Aroclor 1260	20	θ	50	θ	100	θ	200	θ	500	θ	1000	θ
Decachlorobiphenyl (Surr)	10	176375.7	25	180017	50	180873.3	100	180756.4	250	166889.3	500	185115.9

INITIAL CALIBRATION DATA (Continued)

EPA 8082A

Laboratory:	Apex Laboratories	SDG:	Gasco_PreRD_DG 2019
Client:	Anchor QEA, LLC	Project:	Gasco_PreRD_DG 2019 - 4a-b. DOC-CAP Te
Calibration:	A0D2707	Instrument:	DUALECD2F
Matrix:		Calibration Date:	04/27/20 15:51

Compound	Level 07		Level 08		Level 09		Level 10		Level 11		Level 12	
	ng/mL	RF	ng/mL	RF	ng/mL	RF	ng/mL	RF	ng/mL	RF	ng/mL	RF
1016 (1)	1500	5870.76										
1016 (2)	1500	12419.15										
1016 (3)	1500	6643.539										
1016 (4)	1500	5239.086										
1016 (5)	1500	6380.213										
1016 (6)	1500	4337.272										
Aroclor 1016	1500	0										
1254 (1)											500	10157.58
1254 (2)											500	12331.89
1254 (3)											500	18042.27
1254 (4)											500	12937.53
1254 (5)											500	12872.93
1254 (6)											500	4247.146
Aroclor 1254											500	0
1260 (1)	1500	12575.91										
1260 (2)	1500	16302.34										
1260 (3)	1500	11835.95										
1260 (4)	1500	28833.28										
1260 (5)	1500	18703.22										
1260 (6)	1500	7742.207										
Aroclor 1260	1500	0										
Decachlorobiphenyl (Surr)	800	177208.1			200	0	200	0	200	0	200	0

INITIAL CALIBRATION DATA (Continued)

EPA 8082A

Laboratory:	Apex Laboratories	SDG:	Gasco_PreRD_DG 2019
Client:	Anchor QEA, LLC	Project:	Gasco_PreRD_DG 2019 - 4a-b. DOC-CAP Te
Calibration:	A0D2707	Instrument:	DUALECD2F
Matrix:		Calibration Date:	04/27/20 15:51

Compound	Level 13		Level 14		Level 15		Level 16		Level 17		Level 18	
	ng/mL	RF	ng/mL	RF	ng/mL	RF	ng/mL	RF	ng/mL	RF	ng/mL	RF
1262 (1)	500	12733.87										
1262 (2)	500	17566.77										
1262 (3)	500	15180.13										
1262 (4)	500	31545.16										
1262 (5)	500	19396.5										
1262 (6)	500	10802.38										
Aroclor 1262	500	0										
Decachlorobiphenyl (Surr)	200	0	200	0								

SECOND-SOURCE CALIBRATION VERIFICATION

EPA 8082A

Laboratory:	Apex Laboratories	SDG:	Gasco_PreRD_DG 2019
Client:	Anchor QEA, LLC	Project:	Gasco_PreRD_DG 2019 - 4a-b. DOC-CAP
Instrument ID:	DUALECD2F	Calibration:	A0D2707
Lab File ID:	ECD2F013.D		
Sequence:	0D26012	Inject Date:	04/26/20
Lab Sample ID:	0D26012-ICV1	Inject Time:	21:06

ANALYTE	EXPECTED (ng/mL)	FOUND (ng/mL)	% DRIFT	QC LIMIT
Aroclor 1016	500	454	-9.1	70 - 130
Aroclor 1260	500	463	-7.3	70 - 130
Decachlorobiphenyl (Surr)	200	198	-0.9	70 - 130

SECOND-SOURCE CALIBRATION VERIFICATION

EPA 8082A

Laboratory:	Apex Laboratories	SDG:	Gasco_PreRD_DG 2019
Client:	Anchor QEA, LLC	Project:	Gasco_PreRD_DG 2019 - 4a-b. DOC-CAP
Instrument ID:	DUALECD2F	Calibration:	A0D2707
Lab File ID:	ECD2F021.D		
Sequence:	0D26012	Inject Date:	04/26/20
Lab Sample ID:	0D26012-ICV2	Inject Time:	23:26

ANALYTE	EXPECTED (ng/mL)	FOUND (ng/mL)	% DRIFT	QC LIMIT
Aroclor 1221	1000	965	-3.5	70 - 130
Aroclor 1254	500	504	0.9	70 - 130
Decachlorobiphenyl (Surr)	80.0	82.0	2.4	70 - 130

SECOND-SOURCE CALIBRATION VERIFICATION

EPA 8082A

Laboratory:	Apex Laboratories	SDG:	Gasco_PreRD_DG 2019
Client:	Anchor QEA, LLC	Project:	Gasco_PreRD_DG 2019 - 4a-b. DOC-CAP
Instrument ID:	DUALECD2F	Calibration:	A0D2707
Lab File ID:	ECD2F022.D		
Sequence:	0D26012	Inject Date:	04/26/20
Lab Sample ID:	0D26012-ICV3	Inject Time:	23:43

ANALYTE	EXPECTED (ng/mL)	FOUND (ng/mL)	% DRIFT	QC LIMIT
Aroclor 1232	500	515	3.0	70 - 130
Aroclor 1262	500	473	-5.5	70 - 130
Decachlorobiphenyl (Surr)	80.0	78.0	-2.5	70 - 130

SECOND-SOURCE CALIBRATION VERIFICATION

EPA 8082A

Laboratory:	Apex Laboratories	SDG:	Gasco_PreRD_DG 2019
Client:	Anchor QEA, LLC	Project:	Gasco_PreRD_DG 2019 - 4a-b. DOC-CAP
Instrument ID:	DUALECD2F	Calibration:	A0D2707
Lab File ID:	ECD2F023.D		
Sequence:	0D26012	Inject Date:	04/27/20
Lab Sample ID:	0D26012-ICV4	Inject Time:	00:01

ANALYTE	EXPECTED (ng/mL)	FOUND (ng/mL)	% DRIFT	QC LIMIT
Aroclor 1242	500	494	-1.3	70 - 130
Aroclor 1268	500	485	-2.9	70 - 130

SECOND-SOURCE CALIBRATION VERIFICATION

EPA 8082A

Laboratory:	Apex Laboratories	SDG:	Gasco_PreRD_DG 2019
Client:	Anchor QEA, LLC	Project:	Gasco_PreRD_DG 2019 - 4a-b. DOC-CAP
Instrument ID:	DUALECD2F	Calibration:	A0D2707
Lab File ID:	ECD2F024.D		
Sequence:	0D26012	Inject Date:	04/27/20
Lab Sample ID:	0D26012-ICV5	Inject Time:	00:18

ANALYTE	EXPECTED (ng/mL)	FOUND (ng/mL)	% DRIFT	QC LIMIT
Aroclor 1248	500	513	2.5	70 - 130

CONTINUING CALIBRATION CHECK

EPA 8082A

Laboratory:	Apex Laboratories	SDG:	Gasco_PreRD_DG 2019
Client:	Anchor QEA, LLC	Project:	Gasco_PreRD_DG 2019 - 4a-b. DOC-CAP Testing C
Instrument ID:	DUALECD2F	Calibration:	A0D2707
Lab File ID:	ECD2F002.D	Calibration Date:	04/27/20 15:51
Sequence:	0E20061	Injection Date:	05/20/20
Lab Sample ID:	0E20061-CCV1	Injection Time:	14:40

COMPOUND	Curve Fit	Calculated Concentration (ng/mL) [L/Q Fits]			Response Factors [Ave RF]			Limit
		STD	CCV	% DIFF	ICAL	CCV	% Drift	
Aroclor 1016	Ave	500	451				-9.8	20
Aroclor 1260	Ave	500	440				-12.0	20

** Quadratic Curve fit may be weighted (1/a or 1/a2).

* = Values outside of QC limits

CONTINUING CALIBRATION CHECK

EPA 8082A

Laboratory:	Apex Laboratories	SDG:	Gasco_PreRD_DG 2019
Client:	Anchor QEA, LLC	Project:	Gasco_PreRD_DG 2019 - 4a-b. DOC-CAP Testing C
Instrument ID:	DUALECD2F	Calibration:	A0D2707
Lab File ID:	ECD2F016.D	Calibration Date:	04/27/20 15:51
Sequence:	0E20061	Injection Date:	05/20/20
Lab Sample ID:	0E20061-CCV2	Injection Time:	19:26

COMPOUND	Curve Fit	Calculated Concentration (ng/mL) [L/Q Fits]			Response Factors [Ave RF]			Limit
		STD	CCV	% DIFF	ICAL	CCV	% Drift	
Aroclor 1016	Ave	500	457				-8.6	20
Aroclor 1260	Ave	500	433				-13.4	20

** Quadratic Curve fit may be weighted (1/a or 1/a2).

* = Values outside of QC limits

CONTINUING CALIBRATION CHECK

EPA 8082A

Laboratory:	Apex Laboratories	SDG:	Gasco_PreRD_DG 2019
Client:	Anchor QEA, LLC	Project:	Gasco_PreRD_DG 2019 - 4a-b. DOC-CAP Testing C
Instrument ID:	DUALECD2F	Calibration:	A0D2707
Lab File ID:	ECD2F028.D	Calibration Date:	04/27/20 15:51
Sequence:	0E20061	Injection Date:	05/20/20
Lab Sample ID:	0E20061-CCV3	Injection Time:	22:57

COMPOUND	Curve Fit	Calculated Concentration (ng/mL) [L/Q Fits]			Response Factors [Ave RF]			Limit
		STD	CCV	% DIFF	ICAL	CCV	% Drift	
Aroclor 1016	Ave	500	477				-4.6	20
Aroclor 1260	Ave	500	486				-2.8	20

** Quadratic Curve fit may be weighted (1/a or 1/a2).

* = Values outside of QC limits

CONTINUING CALIBRATION CHECK

EPA 8082A

Laboratory:	Apex Laboratories	SDG:	Gasco_PreRD_DG 2019
Client:	Anchor QEA, LLC	Project:	Gasco_PreRD_DG 2019 - 4a-b. DOC-CAP Testing C
Instrument ID:	DUALECD2F	Calibration:	A0D2707
Lab File ID:	ECD2F003.D	Calibration Date:	04/27/20 15:51
Sequence:	0E21029	Injection Date:	05/21/20
Lab Sample ID:	0E21029-CCV1	Injection Time:	08:23

COMPOUND	Curve Fit	Calculated Concentration (ng/mL) [L/Q Fits]			Response Factors [Ave RF]			Limit
		STD	CCV	% DIFF	ICAL	CCV	% Drift	
Aroclor 1016	Ave	500	450				-9.9	20
Aroclor 1260	Ave	500	466				-6.8	20

** Quadratic Curve fit may be weighted (1/a or 1/a2).

* = Values outside of QC limits

CONTINUING CALIBRATION CHECK

EPA 8082A

Laboratory:	Apex Laboratories	SDG:	Gasco_PreRD_DG 2019
Client:	Anchor QEA, LLC	Project:	Gasco_PreRD_DG 2019 - 4a-b. DOC-CAP Testing C
Instrument ID:	DUALECD2F	Calibration:	A0D2707
Lab File ID:	ECD2F019.D	Calibration Date:	04/27/20 15:51
Sequence:	0E21029	Injection Date:	05/21/20
Lab Sample ID:	0E21029-CCV2	Injection Time:	13:04

COMPOUND	Curve Fit	Calculated Concentration (ng/mL) [L/Q Fits]			Response Factors [Ave RF]			Limit
		STD	CCV	% DIFF	ICAL	CCV	% Drift	
Aroclor 1016	Ave	500	439				-12.3	20
Aroclor 1260	Ave	500	419				-16.2	20

** Quadratic Curve fit may be weighted (1/a or 1/a2).

* = Values outside of QC limits

SURROGATE STANDARD RECOVERY AND RT SUMMARY

EPA 8082A

Laboratory:	Apex Laboratories	SDG:	Gasco_PreRD_DG 2019
Client:	Anchor QEA, LLC	Project:	Gasco_PreRD_DG 2019 - 4a-b. DOC-CAP Testing C
Sequence:	0D26012	Instrument:	DUALECD2F
Matrix:	Sediment	Calibration:	A0D2707

Surrogate Compound	Spike Level ng/mL	% Recovery	Recovery Limits	RT	Calibration Mean RT	RT Diff	RT Diff Limit	Q
Initial Cal Check (0D26012-ICV1)			Lab File ID: ECD2F013.D		Analyzed: 04/26/20 21:06			
Decachlorobiphenyl (Surr)	200	99	70 - 130	9.617	9.616572	0.0004	+/-1.0	
Initial Cal Check (0D26012-ICV2)			Lab File ID: ECD2F021.D		Analyzed: 04/26/20 23:26			
Decachlorobiphenyl (Surr)	80.0	102	70 - 130	9.617	9.616572	0.0004	+/-1.0	
Initial Cal Check (0D26012-ICV3)			Lab File ID: ECD2F022.D		Analyzed: 04/26/20 23:43			
Decachlorobiphenyl (Surr)	80.0	97	70 - 130	9.615	9.616572	-0.0016	+/-1.0	

SURROGATE STANDARD RECOVERY AND RT SUMMARY

EPA 8082A

Laboratory:	Apex Laboratories	SDG:	Gasco_PreRD_DG 2019
Client:	Anchor QEA, LLC	Project:	Gasco_PreRD_DG 2019 - 4a-b. DOC-CAP Testing C
Sequence:	0E20061	Instrument:	DUALECD2F
Matrix:	Sediment	Calibration:	A0D2707

Surrogate Compound	Spike Level ng/mL	% Recovery	Recovery Limits	RT	Calibration Mean RT	RT Diff	RT Diff Limit	Q
Calibration Check (0E20061-CCV1)			Lab File ID: ECD2F002.D		Analyzed: 05/20/20 14:40			
Decachlorobiphenyl (Surr)	250	86	80 - 120	9.536	9.616572	-0.0806	+/-1.0	
Calibration Blank (0E20061-CCB1)			Lab File ID: ECD2F003.D		Analyzed: 05/20/20 14:57			
Decachlorobiphenyl (Surr)	100	89	43 - 120	9.535	9.616572	-0.0816	+/-1.0	
Calibration Check (0E20061-CCV2)			Lab File ID: ECD2F016.D		Analyzed: 05/20/20 19:26			
Decachlorobiphenyl (Surr)	250	88	80 - 120	9.534	9.616572	-0.0826	+/-1.0	
Calibration Blank (0E20061-CCB2)			Lab File ID: ECD2F017.D		Analyzed: 05/20/20 19:43			
Decachlorobiphenyl (Surr)	100	86	43 - 120	9.533	9.616572	-0.0836	+/-1.0	
Blank (0050527-BLK1)			Lab File ID: ECD2F018.D		Analyzed: 05/20/20 20:01			
Decachlorobiphenyl (Surr)	16.1	79	43 - 120	9.534	9.616572	-0.0826	+/-1.0	
LCS (0050527-BS1)			Lab File ID: ECD2F019.D		Analyzed: 05/20/20 20:18			
Decachlorobiphenyl (Surr)	16.7	81	43 - 120	9.535	9.616572	-0.0816	+/-1.0	
Calibration Check (0E20061-CCV3)			Lab File ID: ECD2F028.D		Analyzed: 05/20/20 22:57			
Decachlorobiphenyl (Surr)	250	97	80 - 120	9.532	9.616572	-0.0846	+/-1.0	
Calibration Blank (0E20061-CCB3)			Lab File ID: ECD2F029.D		Analyzed: 05/20/20 23:14			
Decachlorobiphenyl (Surr)	100	100	43 - 120	9.533	9.616572	-0.0836	+/-1.0	

SURROGATE STANDARD RECOVERY AND RT SUMMARY

EPA 8082A

Laboratory:	Apex Laboratories	SDG:	Gasco_PreRD_DG 2019
Client:	Anchor QEA, LLC	Project:	Gasco_PreRD_DG 2019 - 4a-b. DOC-CAP Testing C
Sequence:	0E21029	Instrument:	DUALECD2F
Matrix:	Sediment	Calibration:	A0D2707

Surrogate Compound	Spike Level ng/mL	% Recovery	Recovery Limits	RT	Calibration Mean RT	RT Diff	RT Diff Limit	Q
Calibration Check (0E21029-CCV1)			Lab File ID: ECD2F003.D		Analyzed: 05/21/20 08:23			
Decachlorobiphenyl (Surr)	250	92	80 - 120	9.535	9.616572	-0.0816	+/-1.0	
Calibration Blank (0E21029-CCB1)			Lab File ID: ECD2F004.D		Analyzed: 05/21/20 08:40			
Decachlorobiphenyl (Surr)	100	93	43 - 120	9.533	9.616572	-0.0836	+/-1.0	
PDI-149SC-A-03-04-200425 (A0D0659-07)			Lab File ID: ECD2F005.D		Analyzed: 05/21/20 08:58			
Decachlorobiphenyl (Surr)	20.8	17	43 - 120	9.535	9.616572	-0.0816	+/-1.0	*
Calibration Check (0E21029-CCV2)			Lab File ID: ECD2F019.D		Analyzed: 05/21/20 13:04			
Decachlorobiphenyl (Surr)	250	85	80 - 120	9.534	9.616572	-0.0826	+/-1.0	
Calibration Blank (0E21029-CCB2)			Lab File ID: ECD2F020.D		Analyzed: 05/21/20 13:22			
Decachlorobiphenyl (Surr)	100	84	43 - 120	9.534	9.616572	-0.0826	+/-1.0	

HOLDING TIME SUMMARY

EPA 8082A

Laboratory: Apex Laboratories

SDG: Gasco_PreRD_DG 2019

Client: Anchor QEA, LLC

Project: Gasco_PreRD_DG 2019 - 4a-b. DOC-CAP Testing C

Sample Name	Date Collected	Date Received	Date Prepared	Days to Prep	Max Days to Prep	Date Analyzed	Days to Analysis	Max Days to Analysis	Q
PDI-149SC-A-03-04-200425	04/25/20 13:06	04/27/20 14:40	05/14/20 10:58	18.91	365.00	05/21/20 08:58	6.92	40.00	

Apex Laboratories

SDG: Gasco PreRD_DG 2019

CLASS: GC

METHOD: EPA 8081B

ANALYSES DATA PACKAGE COVER PAGE

EPA 8081B

Laboratory:	Apex Laboratories	SDG:	Gasco PreRD_DG 2019
Client:	Anchor QEA, LLC	Project:	Gasco PreRD_DG 2019 - 4a-b. DOC-CAP Testing C

Client Sample Id:	Lab Sample Id:	Matrix
PDI-149SC-A-03-04-200425	A0D0659-07	SE

I certify that this data package is in compliance with the terms and conditions of the contract, both technically and for completeness, for other than the conditions detailed above. Release of the data contained in this hardcopy data package and in computer-readable data submitted on diskette has been autorized by the Laboratory Manager or the Manager's designee, as verified by the following signatures.

Signature:		Name:	David G. Jack
Forms Created:	6/17/2020 12:14PM	Title:	Technical Manager

METHOD DETECTION AND REPORTING LIMITS

EPA 8081B

Laboratory: Apex Laboratories

SDG: Gasco_PreRD_DG 2019

Client: Anchor QEA, LLC

Project: Gasco_PreRD_DG 2019 - 4a-b. DOC-CAP

Batch Matrix: Sediment

Analyte	MDL	MRL	Units
2,4'-DDD [2C]	0.500	1.00	ug/kg
2,4'-DDE [2C]	0.500	1.00	ug/kg
2,4'-DDT [2C]	0.500	1.00	ug/kg
4,4'-DDD [2C]	0.500	1.00	ug/kg
4,4'-DDE [2C]	0.500	1.00	ug/kg
4,4'-DDT [2C]	0.500	1.00	ug/kg

Note: MDLs are listed only if the corresponding analyte was evalutated to the MDL in this report .

ORGANIC ANALYSIS DATA SHEET

EPA 8081B

PDI-149SC-A-03-04-200425

Laboratory:	Apex Laboratories			SDG:	Gasco_PreRD_DG 2019
Client:	Anchor QEA, LLC			Project:	Gasco_PreRD_DG 2019 - 4a-b. DOC-CAP Testing Co
Matrix:	SE	Laboratory ID:	A0D0659-07RE1	File ID:	ECD5-05152021.D
Sampled:	04/25/20 13:06	Prepared:	05/13/20 10:39	Analyzed:	05/15/20 17:00
Solids:	78.25	Preparation:	EPA 3546/3640A (GPC)	Initial/Final:	10.01 g / 20 mL

Batch: 0050538 Sequence: 0E15033 Calibration: A0C2504 Instrument: DUALECD5

CAS NO.	COMPOUND	DILUTION	CONC. (ug/kg dry)	Q
53-19-0	2,4'-DDD [2C]	5	12.8	U
3424-82-6	2,4'-DDE [2C]	5	25.5	U
789-02-6	2,4'-DDT [2C]	5	12.8	U
72-54-8	4,4'-DDD [2C]	5	12.8	U
72-55-9	4,4'-DDE [2C]	5	12.8	U
50-29-3	4,4'-DDT [2C]	5	49.8	U

SYSTEM MONITORING COMPOUND	ADDED (ug/kg dry)	CONC (ug/kg dry)	% REC	QC LIMITS	Q
2,4,5,6-TCMX (Surr) [2C]	63.8	50.2	79	42 - 129	
Decachlorobiphenyl (Surr)	63.8	61.7	97	55 - 130	

* Values outside of QC limits

PREPARATION BATCH SUMMARY

EPA 8081B

Laboratory: Apex Laboratories
SDG: Gasco_PreRD_DG 2019
Client: Anchor QEA, LLC
Project: Gasco_PreRD_DG 2019 - 4a-b. DOC-CAP Testing Co
Batch: 0050538 Batch Matrix: Sediment
Preparation: EPA 3546/3640A (GPC)

SAMPLE NAME	LAB SAMPLE ID	LAB FILE ID	DATE PREPARED	OBSERVATIONS
Blank	0050538-BLK1	ECD5-05152007.D	05/13/20 10:39	
LCS	0050538-BS1	ECD5-05152008.D	05/13/20 10:39	
PDI-149SC-A-03-04-200425 (Dup)	0050538-DUP1	ECD5-05152023.D	05/13/20 10:39	
PDI-149SC-A-03-04-200425	A0D0659-07RE1	ECD5-05152021.D	05/13/20 10:39	

Note: Client samples are listed only if they are included in this report.
Duplicates and Matrix Spike/Duplicates QC Samples are only listed if sourced from a sample included in this report.

METHOD BLANK DATA SHEET
EPA 8081B

Laboratory:	Apex Laboratories			SDG:	Gasco_PreRD_DG 2019
Client:	Anchor QEA, LLC			Project:	Gasco_PreRD_DG 2019 - 4a-b. DOC-CAP Testing C
Matrix:	Sediment	Laboratory ID:	0050538-BLK1	File ID:	ECD5-05152007.D
Prepared:	05/13/20 10:39	Preparation:	EPA 3546/3640A (GPC)	Initial/Final:	11 g / 10 mL
Analyzed:	05/15/20 13:00	Instrument:	DUALECD5		
Batch:	0050538	Sequence:	0E15033	Calibration:	A0C2504

CAS NO.	COMPOUND	CONC. (ug/kg wet)	Q
53-19-0	2,4'-DDD [2C]	0.909	U
3424-82-6	2,4'-DDE [2C]	0.909	U
789-02-6	2,4'-DDT [2C]	0.909	U
72-54-8	4,4'-DDD [2C]	0.909	U
72-55-9	4,4'-DDE [2C]	0.909	U
50-29-3	4,4'-DDT [2C]	0.909	U

SYSTEM MONITORING COMPOUND	ADDED (ug/kg wet)	CONC (ug/kg wet)	% REC	QC LIMITS	Q
2,4,5,6-TCMX (Surr) [2C]	45.5	18.3	40	42 - 129	*
Decachlorobiphenyl (Surr)	45.5	35.5	78	55 - 130	

LCS / LCS DUPLICATE RECOVERY

EPA 8081B

Laboratory:	Apex Laboratories	SDG:	Gasco_PreRD_DG 2019
Client:	Anchor QEA, LLC	Project:	Gasco_PreRD_DG 2019 - 4a-b. DOC-CAP Testing Co
Matrix:	Sediment		
Batch:	0050538	Laboratory ID:	0050538-BS1
Preparation:	EPA 3546/3640A (GPC)	Initial/Final:	10 g / 10 mL

COMPOUND	SPIKE ADDED (ug/kg wet)	LCS CONCENTRATION (ug/kg wet)	LCS % REC. (*=Out)	QC LIMITS REC.
2,4'-DDD [2C]	50.0	59.2	118	50 - 150
2,4'-DDE [2C]	50.0	50.0	100	50 - 150
2,4'-DDT [2C]	50.0	69.6	139	50 - 150
4,4'-DDD [2C]	50.0	60.9	122	50 - 150
4,4'-DDE [2C]	50.0	57.3	115	50 - 150
4,4'-DDT	50.0	61.7	123	50 - 150

* = Values outside of QC limits

PDI-149SC-A-03-04-200425

DUPLICATES

EPA 8081B

Laboratory: Apex Laboratories
Client: Anchor QEA, LLC
Matrix: Sediment
Batch: 0050538
Preparation: EPA 3546/3640A (GPC)
Source Sample Name: PDI-149SC-A-03-04-200425

SDG: Gasco_PreRD_DG 2019
Project: Gasco_PreRD_DG 2019 - 4a-b. DOC-CAP T
Laboratory ID: 0050538-DUP1
Lab Source ID: A0D0659-07RE1
Initial/Final: 10.14 g / 20 mL
% Solids: 78.25

ANALYTE	CONTROL LIMIT	SAMPLE CONCENTRATION (ug/kg dry)	C	DUPLICATE CONCENTRATION (ug/kg dry)	C	RPD %	Q	METHOD
2,4'-DDD [2C]	30	0.00		ND				EPA 8081B
2,4'-DDE [2C]	30	14.9		ND				EPA 8081B
2,4'-DDT [2C]	30	0.00		ND				EPA 8081B
4,4'-DDD [2C]	30	11.2		ND				EPA 8081B
4,4'-DDE [2C]	30	5.62		ND				EPA 8081B
4,4'-DDT [2C]	30	48.6		ND				EPA 8081B

* Values outside of QC limits

ANALYSIS BATCH (SEQUENCE) SUMMARY
EPA 8081B

Laboratory:	Apex Laboratories	SDG:	Gasco_PreRD_DG 2019
Client:	Anchor QEA, LLC	Project:	Gasco_PreRD_DG 2019 - 4a-b. DOC-CAP Testing C
Sequence:	0C24036	Instrument:	DUALECD5
Matrix:	Sediment	Calibration:	A0C2504

Sample Name	Lab Sample ID	Lab File ID	Analysis Date/Time
Initial Cal Blank	0C24036-ICB1	ECD5-03242006.D	03/24/20 13:58
Cal Standard	0C24036-CAL1	ECD5-03242007.D	03/24/20 14:15
Cal Standard	0C24036-CAL2	ECD5-03242008.D	03/24/20 14:33
Cal Standard	0C24036-CAL3	ECD5-03242009.D	03/24/20 14:50
Cal Standard	0C24036-CAL4	ECD5-03242010.D	03/24/20 15:07
Cal Standard	0C24036-CAL5	ECD5-03242011.D	03/24/20 15:24
Cal Standard	0C24036-CAL6	ECD5-03242012.D	03/24/20 15:41
Cal Standard	0C24036-CAL7	ECD5-03242013.D	03/24/20 15:59
Cal Standard	0C24036-CAL8	ECD5-03242014.D	03/24/20 16:16
Cal Standard	0C24036-CAL9	ECD5-03242015.D	03/24/20 16:33
Initial Cal Check	0C24036-ICV1	ECD5-03242017.D	03/24/20 17:07
Cal Standard	0C24036-CALA	ECD5-03242018.D	03/24/20 17:24
Cal Standard	0C24036-CALB	ECD5-03242019.D	03/24/20 17:42
Cal Standard	0C24036-CALC	ECD5-03242022.D	03/24/20 18:31
Cal Standard	0C24036-CALD	ECD5-03242023.D	03/24/20 18:48
Cal Standard	0C24036-CALE	ECD5-03242024.D	03/24/20 19:05
Cal Standard	0C24036-CALF	ECD5-03242025.D	03/24/20 19:22
Cal Standard	0C24036-CALG	ECD5-03242026.D	03/24/20 19:40
Cal Standard	0C24036-CALH	ECD5-03242027.D	03/24/20 19:57
Cal Standard	0C24036-CALI	ECD5-03242028.D	03/24/20 20:14
Initial Cal Check	0C24036-ICV2	ECD5-03242030.D	03/24/20 20:48

Note: Client samples are listed only if they are included in this report.
Duplicates and Matrix Spike/Duplicates QC Samples are only listed if sourced from a sample included in this report.

ANALYSIS BATCH (SEQUENCE) SUMMARY
EPA 8081B

Laboratory:	Apex Laboratories	SDG:	Gasco_PreRD_DG 2019
Client:	Anchor QEA, LLC	Project:	Gasco_PreRD_DG 2019 - 4a-b. DOC-CAP Testing C
Sequence:	0E15033	Instrument:	DUALECD5
Matrix:	Sediment	Calibration:	A0C2504

Sample Name	Lab Sample ID	Lab File ID	Analysis Date/Time
Calibration Check	0E15033-CCV1	ECD5-05152004.D	05/15/20 12:08
Calibration Check	0E15033-CCV2	ECD5-05152005.D	05/15/20 12:26
Calibration Blank	0E15033-CCB1	ECD5-05152006.D	05/15/20 12:43
Blank	0050538-BLK1	ECD5-05152007.D	05/15/20 13:00
LCS	0050538-BS1	ECD5-05152008.D	05/15/20 13:17
Calibration Check	0E15033-CCV3	ECD5-05152018.D	05/15/20 16:09
Calibration Check	0E15033-CCV4	ECD5-05152019.D	05/15/20 16:26
Calibration Blank	0E15033-CCB2	ECD5-05152020.D	05/15/20 16:43
PDI-149SC-A-03-04-200425	A0D0659-07RE1	ECD5-05152021.D	05/15/20 17:00
PDI-149SC-A-03-04-200425 (Dup)	0050538-DUP1	ECD5-05152023.D	05/15/20 17:40
Calibration Check	0E15033-CCV5	ECD5-05152037.D	05/15/20 22:06
Calibration Check	0E15033-CCV6	ECD5-05152038.D	05/15/20 22:23
Calibration Blank	0E15033-CCB3	ECD5-05152039.D	05/15/20 22:40

Note: Client samples are listed only if they are included in this report.
Duplicates and Matrix Spike/Duplicates QC Samples are only listed if sourced from a sample included in this report.

INITIAL CALIBRATION DATA (Summary)

EPA 8081B

Laboratory: Apex Laboratories SDG: Gasco_PreRD_DG 2019

Client: Anchor QEA, LLC Project: Gasco_PreRD_DG 2019 - 4a-b. DOC-CAP Testing

Calibration: A0C2504 Date: 03/25/20 16:36 Instrument: DUALECD5

Compound	Mean RF	FIT	RF RSD	Mean RT	RT RSD	Linear r	Quad COD	LIMIT	Q
2,4'-DDD	119843	XXX	16.76852	7.700778	2.189637E-02				
2,4'-DDE [2C]	205762	XXX	11.9861	8.124778	8.192782E-03				
2,4'-DDT [2C]	162965.8	XXX	12.52737	8.722889	1.726622E-02				
4,4'-DDD	163430.5	Ave	5.833706	8.000445	2.030346E-02			20	
4,4'-DDE	197110.9	Ave	4.178565	7.578778	2.491117E-02			20	
4,4'-DDT	132118.7	XXX	11.06481	8.197555	2.235224E-02				
2,4,5,6-TCMX (Surr) [2C]	285848.9	Ave	7.954123	5.986444	8.366451E-03			20	
Decachlorobiphenyl (Surr)	159963.7	XXX	11.78693	9.588889	7.587142E-03				
Decachlorobiphenyl (Surr) [2C]	169828.9	Ave	6.733244	10.55289	0.0107996			20	

Note: ** Quad COD may be incorrect if weighting (1/a) or (1/a2) used. Weighting not shown here. Please see instrument calibration printouts for validation.

INITIAL CALIBRATION DATA

EPA 8081B

Laboratory: Apex Laboratories

Client: Anchor QEA, LLC

Calibration: A0C2504

SDG: Gasco_PreRD_DG 2019

Project: Gasco_PreRD_DG 2019 - 4a-b. DOC-CAP Te

Instrument: DUALECD5

Calibration Date: 03/25/20 16:36

Compound	Level 01		Level 02		Level 03		Level 04		Level 05		Level 06	
	ng/mL	RF	ng/mL	RF	ng/mL	RF	ng/mL	RF	ng/mL	RF	ng/mL	RF
4,4'-DDD	0.5	178678	1	171895	2	162491.5	5	155935.2	10	152826.8	25	153270.9
4,4'-DDD [2C]	0.5	242706	1	235370	2	229740.5	5	230089.8	10	224708.9	25	221839.9
4,4'-DDE	0.5	208388	1	200955	2	188703.5	5	193266	10	189922.6	25	187161.6
4,4'-DDE [2C]	0.5	275068	1	269052	2	267691.5	5	276686	10	268206.6	25	276707.5
4,4'-DDT	0.5	128320	1	121352	2	119714	5	125793.2	10	124016.5	25	121616.6
4,4'-DDT [2C]	0.5	150566	1	143366	2	146638	5	165310.4	10	162162	25	169931
2,4,5,6-TCMX (Surr)	0.5	221072	1	207645	2	194623	5	192948.6	10	187144	25	180504.9
2,4,5,6-TCMX (Surr) [2C]	0.5	328912	1	286301	2	274864.5	5	267191.8	10	267285.2	25	260838.2
Decachlorobiphenyl (Surr)	0.5	196232	1	181183	2	169179.5	5	159806.8	10	147675.1	25	139880.8
Decachlorobiphenyl (Surr) [2C]	0.5	180580	1	178563	2	170701.5	5	167293.6	10	153956.7	25	154681.2

INITIAL CALIBRATION DATA (Continued)

EPA 8081B

Laboratory:	Apex Laboratories	SDG:	Gasco_PreRD_DG 2019
Client:	Anchor QEA, LLC	Project:	Gasco_PreRD_DG 2019 - 4a-b. DOC-CAP Te
Calibration:	A0C2504	Instrument:	DUALECD5
Matrix:		Calibration Date:	03/25/20 16:36

Compound	Level 07		Level 08		Level 09		Level 10		Level 11		Level 12	
	ng/mL	RF	ng/mL	RF	ng/mL	RF	ng/mL	RF	ng/mL	RF	ng/mL	RF
2,4'-DDD							0.5	159250	1	148717	2	119932.5
2,4'-DDD [2C]							0.5	242152	1	222099	2	183045
2,4'-DDE							0.5	166420	1	156744	2	133603.5
2,4'-DDE [2C]							0.5	249946	1	238501	2	198749
2,4'-DDT							0.5	135582	1	129911	2	104336.5
2,4'-DDT [2C]							0.5	187458	1	174701	2	146594
4,4'-DDD	50	157731.2	100	163764.8	200	174281.3						
4,4'-DDD [2C]	50	245495.2	100	252688.5	200	282895						
4,4'-DDE	50	197512	100	198200	200	209889.1						
4,4'-DDE [2C]	50	296194.6	100	311080.9	200	336381						
4,4'-DDT	50	143032.8	100	141421.1	200	163801.7						
4,4'-DDT [2C]	50	203535.6	100	213200.1	200	256218						
2,4,5,6-TCMX (Surr)	50	184832.3	100	183544.7	200	186439						
2,4,5,6-TCMX (Surr) [2C]	50	280355.8	100	293630.2	200	313261.3						
Decachlorobiphenyl (Surr)	50	149520.8	100	143176.2	200	153019.5						
Decachlorobiphenyl (Surr) [2C]	50	164631.8	100	169821.9	200	188230.6						

INITIAL CALIBRATION DATA (Continued)

EPA 8081B

Laboratory:	Apex Laboratories	SDG:	Gasco_PreRD_DG 2019
Client:	Anchor QEA, LLC	Project:	Gasco_PreRD_DG 2019 - 4a-b. DOC-CAP Te
Calibration:	A0C2504	Instrument:	DUALECD5
Matrix:		Calibration Date:	03/25/20 16:36

Compound	Level 13		Level 14		Level 15		Level 16		Level 17		Level 18	
	ng/mL	RF	ng/mL	RF	ng/mL	RF	ng/mL	RF	ng/mL	RF	ng/mL	RF
2,4'-DDD	5	111355.6	10	107743	25	107807.8	50	102410.7	100	108538	200	112832.1
2,4'-DDD [2C]	5	169589.8	10	166409.6	25	165195.9	50	162749.7	100	172652.7	200	193475.6
2,4'-DDE	5	125419.8	10	123775.8	25	120778.8	50	118237	100	122252.1	200	130964.1
2,4'-DDE [2C]	5	187202.4	10	185925.8	25	184594.8	50	187458.1	100	198783.3	200	220697.8
2,4'-DDT	5	100083.2	10	103887.2	25	104961.4	50	102185.6	100	109473.7	200	120512.5
2,4'-DDT [2C]	5	141991.4	10	145549	25	149076.8	50	155580.7	100	166355.1	200	199386.5

SECOND-SOURCE CALIBRATION VERIFICATION

EPA 8081B

Laboratory:	Apex Laboratories	SDG:	Gasco_PreRD_DG 2019
Client:	Anchor QEA, LLC	Project:	Gasco_PreRD_DG 2019 - 4a-b. DOC-CAP
Instrument ID:	DUALECD5	Calibration:	A0C2504
Lab File ID:	ECD5-03242017.D		
Sequence:	0C24036	Inject Date:	03/24/20
Lab Sample ID:	0C24036-ICV1	Inject Time:	17:07

ANALYTE	EXPECTED (ng/mL)	FOUND (ng/mL)	% DRIFT	QC LIMIT
4,4'-DDD	50.0	50.2	0.5	70 - 130
4,4'-DDD [2C]	50.0	51.1	2.1	70 - 130
4,4'-DDE	50.0	49.4	-1.2	70 - 130
4,4'-DDE [2C]	50.0	52.7	5.3	70 - 130
4,4'-DDT	50.0	55.4	10.9	70 - 130
4,4'-DDT [2C]	50.0	56.8	13.5	70 - 130
2,4,5,6-TCMX (Surr)	50.0	48.5	-3.0	70 - 130
2,4,5,6-TCMX (Surr) [2C]	50.0	49.6	-0.9	70 - 130
Decachlorobiphenyl (Surr)	50.0	50.7	1.4	70 - 130
Decachlorobiphenyl (Surr) [2C]	50.0	48.5	-2.9	70 - 130

SECOND-SOURCE CALIBRATION VERIFICATION

EPA 8081B

Laboratory:	Apex Laboratories	SDG:	Gasco_PreRD_DG 2019
Client:	Anchor QEA, LLC	Project:	Gasco_PreRD_DG 2019 - 4a-b. DOC-CAP
Instrument ID:	DUALECD5	Calibration:	A0C2504
Lab File ID:	ECD5-03242030.D		
Sequence:	0C24036	Inject Date:	03/24/20
Lab Sample ID:	0C24036-ICV2	Inject Time:	20:48

ANALYTE	EXPECTED (ng/mL)	FOUND (ng/mL)	% DRIFT	QC LIMIT
2,4'-DDD	50.0	48.5	-3.0	70 - 130
2,4'-DDD [2C]	50.0	48.4	-3.1	70 - 130
2,4'-DDE	50.0	49.7	-0.7	70 - 130
2,4'-DDE [2C]	50.0	49.6	-0.8	70 - 130
2,4'-DDT	50.0	54.3	8.6	70 - 130
2,4'-DDT [2C]	50.0	56.5	12.9	70 - 130

CONTINUING CALIBRATION CHECK

EPA 8081B

Laboratory:	Apex Laboratories	SDG:	Gasco_PreRD_DG 2019
Client:	Anchor QEA, LLC	Project:	Gasco_PreRD_DG 2019 - 4a-b. DOC-CAP Testing C
Instrument ID:	DUALECD5	Calibration:	A0C2504
Lab File ID:	ECD5-05152004.D	Calibration Date:	03/25/20 16:36
Sequence:	0E15033	Injection Date:	05/15/20
Lab Sample ID:	0E15033-CCV1	Injection Time:	12:08

COMPOUND	Curve Fit	Calculated Concentration (ng/mL) [L/Q Fits]			Response Factors [Ave RF]			Limit
		STD	CCV	% DIFF	ICAL	CCV	% Drift	
4,4'-DDD	Ave	50.0	46.6		163430.5	152275.6	-6.8	20
4,4'-DDD [2C]	Ave	50.0	57.2		240614.9	275441.6	14.5	20
4,4'-DDE	Ave	50.0	45.9		197110.9	181115.1	-8.1	20
4,4'-DDE [2C]	Ave	50.0	56.8		286340.9	325530.6	13.7	20
4,4'-DDT	XXX	50.0	51.5	3.0				20
4,4'-DDT [2C]	XXX	50.0	60.7	21.4 *				20

** Quadratic Curve fit may be weighted (1/a or 1/a2).

* = Values outside of QC limits

CONTINUING CALIBRATION CHECK

EPA 8081B

Laboratory:	Apex Laboratories	SDG:	Gasco_PreRD_DG 2019
Client:	Anchor QEA, LLC	Project:	Gasco_PreRD_DG 2019 - 4a-b. DOC-CAP Testing C
Instrument ID:	DUALECD5	Calibration:	A0C2504
Lab File ID:	ECD5-05152005.D	Calibration Date:	03/25/20 16:36
Sequence:	0E15033	Injection Date:	05/15/20
Lab Sample ID:	0E15033-CCV2	Injection Time:	12:26

COMPOUND	Curve Fit	Calculated Concentration (ng/mL) [L/Q Fits]			Response Factors [Ave RF]			Limit
		STD	CCV	% DIFF	ICAL	CCV	% Drift	
2,4'-DDD	XXX	50.0	46.5	-7.1				20
2,4'-DDD [2C]	XXX	50.0	54.3	8.5				20
2,4'-DDE	XXX	50.0	45.3	-9.3				20
2,4'-DDE [2C]	XXX	50.0	52.7	5.4				20
2,4'-DDT	XXX	50.0	47.5	-5.0				20
2,4'-DDT [2C]	XXX	50.0	53.6	7.2				20

** Quadratic Curve fit may be weighted (1/a or 1/a2).

* = Values outside of QC limits

CONTINUING CALIBRATION CHECK

EPA 8081B

Laboratory:	Apex Laboratories	SDG:	Gasco_PreRD_DG 2019
Client:	Anchor QEA, LLC	Project:	Gasco_PreRD_DG 2019 - 4a-b. DOC-CAP Testing C
Instrument ID:	DUALECD5	Calibration:	A0C2504
Lab File ID:	ECD5-05152018.D	Calibration Date:	03/25/20 16:36
Sequence:	0E15033	Injection Date:	05/15/20
Lab Sample ID:	0E15033-CCV3	Injection Time:	16:09

COMPOUND	Curve Fit	Calculated Concentration (ng/mL) [L/Q Fits]			Response Factors [Ave RF]			Limit
		STD	CCV	% DIFF	ICAL	CCV	% Drift	
4,4'-DDD	Ave	100	92.3		163430.5	150906.4	-7.7	20
4,4'-DDD [2C]	Ave	100	118		240614.9	284556.1	18.3	20
4,4'-DDE	Ave	100	90.3		197110.9	177944	-9.7	20
4,4'-DDE [2C]	Ave	100	115		286340.9	330459.6	15.4	20
4,4'-DDT	XXX	100	97.2	-2.8				20
4,4'-DDT [2C]	XXX	100	112	11.7				20

** Quadratic Curve fit may be weighted (1/a or 1/a2).

* = Values outside of QC limits

CONTINUING CALIBRATION CHECK

EPA 8081B

Laboratory:	Apex Laboratories	SDG:	Gasco_PreRD_DG 2019
Client:	Anchor QEA, LLC	Project:	Gasco_PreRD_DG 2019 - 4a-b. DOC-CAP Testing C
Instrument ID:	DUALECD5	Calibration:	A0C2504
Lab File ID:	ECD5-05152019.D	Calibration Date:	03/25/20 16:36
Sequence:	0E15033	Injection Date:	05/15/20
Lab Sample ID:	0E15033-CCV4	Injection Time:	16:26

COMPOUND	Curve Fit	Calculated Concentration (ng/mL) [L/Q Fits]			Response Factors [Ave RF]			Limit
		STD	CCV	% DIFF	ICAL	CCV	% Drift	
2,4'-DDD	XXX	100	90.7	-9.3				20
2,4'-DDD [2C]	XXX	100	108	8.0				20
2,4'-DDE	XXX	100	90.9	-9.1				20
2,4'-DDE [2C]	XXX	100	103	3.2				20
2,4'-DDT	XXX	100	93.6	-6.4				20
2,4'-DDT [2C]	XXX	100	106	6.5				20

** Quadratic Curve fit may be weighted (1/a or 1/a2).

* = Values outside of QC limits

CONTINUING CALIBRATION CHECK

EPA 8081B

Laboratory:	Apex Laboratories	SDG:	Gasco_PreRD_DG 2019
Client:	Anchor QEA, LLC	Project:	Gasco_PreRD_DG 2019 - 4a-b. DOC-CAP Testing C
Instrument ID:	DUALECD5	Calibration:	A0C2504
Lab File ID:	ECD5-05152037.D	Calibration Date:	03/25/20 16:36
Sequence:	0E15033	Injection Date:	05/15/20
Lab Sample ID:	0E15033-CCV5	Injection Time:	22:06

COMPOUND	Curve Fit	Calculated Concentration (ng/mL) [L/Q Fits]			Response Factors [Ave RF]			Limit
		STD	CCV	% DIFF	ICAL	CCV	% Drift	
4,4'-DDD	Ave	50.0	39.0		163430.5	127452.8	-22.0*	20
4,4'-DDD [2C]	Ave	50.0	51.3		240614.9	246820	2.6	20
4,4'-DDE	Ave	50.0	37.9		197110.9	149538.1	-24.1*	20
4,4'-DDE [2C]	Ave	50.0	51.2		286340.9	293066.2	2.3	20
4,4'-DDT	XXX	50.0	40.7	-18.6				20
4,4'-DDT [2C]	XXX	50.0	51.3	2.7				20

** Quadratic Curve fit may be weighted (1/a or 1/a2).

* = Values outside of QC limits

CONTINUING CALIBRATION CHECK

EPA 8081B

Laboratory:	Apex Laboratories	SDG:	Gasco_PreRD_DG 2019
Client:	Anchor QEA, LLC	Project:	Gasco_PreRD_DG 2019 - 4a-b. DOC-CAP Testing C
Instrument ID:	DUALECD5	Calibration:	A0C2504
Lab File ID:	ECD5-05152038.D	Calibration Date:	03/25/20 16:36
Sequence:	0E15033	Injection Date:	05/15/20
Lab Sample ID:	0E15033-CCV6	Injection Time:	22:23

COMPOUND	Curve Fit	Calculated Concentration (ng/mL) [L/Q Fits]			Response Factors [Ave RF]			Limit
		STD	CCV	% DIFF	ICAL	CCV	% Drift	
2,4'-DDD	XXX	50.0	41.6	-16.8				20
2,4'-DDD [2C]	XXX	50.0	50.7	1.4				20
2,4'-DDE	XXX	50.0	39.6	-20.7 *				20
2,4'-DDE [2C]	XXX	50.0	50.7	1.5				20
2,4'-DDT	XXX	50.0	42.2	-15.6				20
2,4'-DDT [2C]	XXX	50.0	51.9	3.7				20

** Quadratic Curve fit may be weighted (1/a or 1/a2).

* = Values outside of QC limits

SURROGATE STANDARD RECOVERY AND RT SUMMARY

EPA 8081B

Laboratory:	Apex Laboratories	SDG:	Gasco_PreRD_DG 2019
Client:	Anchor QEA, LLC	Project:	Gasco_PreRD_DG 2019 - 4a-b. DOC-CAP Testing C
Sequence:	0C24036	Instrument:	DUALECD5
Matrix:	Sediment	Calibration:	A0C2504

Surrogate Compound	Spike Level ng/mL	% Recovery	Recovery Limits	RT	Calibration Mean RT	RT Diff	RT Diff Limit	Q
Initial Cal Check (0C24036-ICV1)			Lab File ID: ECD5-03242017.D		Analyzed: 03/24/20 17:07			
2,4,5,6-TCMX (Surr)	50.0	97	70 - 130	5.39	5.390555	-0.0006	+/-1.0	
2,4,5,6-TCMX (Surr) [2C]	50.0	99	70 - 130	5.986	5.986444	-0.0004	+/-1.0	
Decachlorobiphenyl (Surr)	50.0	101	70 - 130	9.587	9.588889	-0.0019	+/-1.0	
Decachlorobiphenyl (Surr) [2C]	50.0	97	70 - 130	10.551	10.55289	-0.0019	+/-1.0	

SURROGATE STANDARD RECOVERY AND RT SUMMARY

EPA 8081B

Laboratory:	Apex Laboratories	SDG:	Gasco_PreRD_DG 2019
Client:	Anchor QEA, LLC	Project:	Gasco_PreRD_DG 2019 - 4a-b. DOC-CAP Testing C
Sequence:	0E15033	Instrument:	DUALECD5
Matrix:	Sediment	Calibration:	A0C2504

Surrogate Compound	Spike Level ng/mL	% Recovery	Recovery Limits	RT	Calibration Mean RT	RT Diff	RT Diff Limit	Q
Calibration Check (0E15033-CCV1)			Lab File ID: ECD5-05152004.D		Analyzed: 05/15/20 12:08			
2,4,5,6-TCMX (Surr)	50.0	82	80 - 120	5.079	5.390555	-0.3116	+/-1.0	
2,4,5,6-TCMX (Surr) [2C]	50.0	102	80 - 120	5.695	5.986444	-0.2914	+/-1.0	
Decachlorobiphenyl (Surr)	50.0	100	80 - 120	9.269	9.588889	-0.3199	+/-1.0	
Decachlorobiphenyl (Surr) [2C]	50.0	124	80 - 120	10.224	10.55289	-0.3289	+/-1.0	*
Calibration Blank (0E15033-CCB1)			Lab File ID: ECD5-05152006.D		Analyzed: 05/15/20 12:43			
2,4,5,6-TCMX (Surr) [2C]	100	100	42 - 129	5.693	5.986444	-0.2934	+/-1.0	
Decachlorobiphenyl (Surr)	100	93	55 - 130	9.268	9.588889	-0.3209	+/-1.0	
Blank (0050538-BLK1)			Lab File ID: ECD5-05152007.D		Analyzed: 05/15/20 13:00			
2,4,5,6-TCMX (Surr) [2C]	45.5	40	42 - 129	5.692	5.986444	-0.2944	+/-1.0	*
Decachlorobiphenyl (Surr)	45.5	78	55 - 130	9.265	9.588889	-0.3239	+/-1.0	
LCS (0050538-BS1)			Lab File ID: ECD5-05152008.D		Analyzed: 05/15/20 13:17			
2,4,5,6-TCMX (Surr) [2C]	50.0	62	42 - 129	5.692	5.986444	-0.2944	+/-1.0	
Decachlorobiphenyl (Surr)	50.0	87	55 - 130	9.265	9.588889	-0.3239	+/-1.0	
Calibration Check (0E15033-CCV3)			Lab File ID: ECD5-05152018.D		Analyzed: 05/15/20 16:09			
2,4,5,6-TCMX (Surr)	100	83	80 - 120	5.075	5.390555	-0.3156	+/-1.0	
2,4,5,6-TCMX (Surr) [2C]	100	108	80 - 120	5.692	5.986444	-0.2944	+/-1.0	
Decachlorobiphenyl (Surr)	100	98	80 - 120	9.266	9.588889	-0.3229	+/-1.0	
Decachlorobiphenyl (Surr) [2C]	100	129	80 - 120	10.222	10.55289	-0.3309	+/-1.0	*
Calibration Blank (0E15033-CCB2)			Lab File ID: ECD5-05152020.D		Analyzed: 05/15/20 16:43			
2,4,5,6-TCMX (Surr) [2C]	100	94	42 - 129	5.692	5.986444	-0.2944	+/-1.0	
Decachlorobiphenyl (Surr)	100	87	55 - 130	9.268	9.588889	-0.3209	+/-1.0	
PDI-149SC-A-03-04-200425 (A0D0659-07RE1)			Lab File ID: ECD5-05152021.D		Analyzed: 05/15/20 17:00			
2,4,5,6-TCMX (Surr) [2C]	63.8	79	42 - 129	5.69	5.986444	-0.2964	+/-1.0	
Decachlorobiphenyl (Surr)	63.8	97	55 - 130	9.264	9.588889	-0.3249	+/-1.0	
Duplicate (0050538-DUP1)			Lab File ID: ECD5-05152023.D		Analyzed: 05/15/20 17:40			
2,4,5,6-TCMX (Surr) [2C]	63.0	80	42 - 129	5.691	5.986444	-0.2954	+/-1.0	
Decachlorobiphenyl (Surr)	63.0	101	55 - 130	9.263	9.588889	-0.3259	+/-1.0	
Calibration Check (0E15033-CCV5)			Lab File ID: ECD5-05152037.D		Analyzed: 05/15/20 22:06			
2,4,5,6-TCMX (Surr)	50.0	74	80 - 120	5.075	5.390555	-0.3156	+/-1.0	*
2,4,5,6-TCMX (Surr) [2C]	50.0	97	80 - 120	5.691	5.986444	-0.2954	+/-1.0	
Decachlorobiphenyl (Surr)	50.0	95	80 - 120	9.266	9.588889	-0.3229	+/-1.0	
Decachlorobiphenyl (Surr) [2C]	50.0	126	80 - 120	10.22	10.55289	-0.3329	+/-1.0	*

SURROGATE STANDARD RECOVERY AND RT SUMMARY

EPA 8081B

Laboratory:	Apex Laboratories	SDG:	Gasco_PreRD_DG 2019
Client:	Anchor QEA, LLC	Project:	Gasco_PreRD_DG 2019 - 4a-b. DOC-CAP Testing Co
Sequence:	0E15033	Instrument:	DUALECD5
Matrix:	Sediment	Calibration:	A0C2504

Surrogate Compound	Spike Level ng/mL	% Recovery	Recovery Limits	RT	Calibration Mean RT	RT Diff	RT Diff Limit	Q
Calibration Blank (0E15033-CCB3)			Lab File ID: ECD5-05152039.D		Analyzed: 05/15/20 22:40			
2,4,5,6-TCMX (Surr) [2C]	100	97	42 - 129	5.691	5.986444	-0.2954	+/-1.0	
Decachlorobiphenyl (Surr)	100	89	55 - 130	9.266	9.588889	-0.3229	+/-1.0	

HOLDING TIME SUMMARY

EPA 8081B

Laboratory: Apex Laboratories

SDG: Gasco_PreRD_DG 2019

Client: Anchor QEA, LLC

Project: Gasco_PreRD_DG 2019 - 4a-b. DOC-CAP Testing C

Sample Name	Date Collected	Date Received	Date Prepared	Days to Prep	Max Days to Prep	Date Analyzed	Days to Analysis	Max Days to Analysis	Q
PDI-149SC-A-03-04-200425	04/25/20 13:06	04/27/20 14:40	05/13/20 10:39	17.90	14.00	05/15/20 17:00	2.26	40.00	*

Apex Laboratories

SDG: Gasco PreRD_DG 2019

CLASS: GCMS

METHOD: EPA 8270D

ANALYSES DATA PACKAGE COVER PAGE

EPA 8270D

Laboratory:	Apex Laboratories	SDG:	Gasco PreRD_DG 2019
Client:	Anchor QEA, LLC	Project:	Gasco PreRD_DG 2019 - 4a-b. DOC-CAP Testing C

Client Sample Id:	Lab Sample Id:	Matrix
PDI-149SC-A-03-04-200425	A0D0659-07	SE

I certify that this data package is in compliance with the terms and conditions of the contract, both technically and for completeness, for other than the conditions detailed above. Release of the data contained in this hardcopy data package and in computer-readable data submitted on diskette has been autorized by the Laboratory Manager or the Manager's designee, as verified by the following signatures.

Signature:		Name:	David G. Jack
Forms Created:	6/17/2020 12:14PM	Title:	Technical Manager

METHOD DETECTION AND REPORTING LIMITS

EPA 8270D

Laboratory: Apex Laboratories **SDG:** Gasco_PreRD_DG 2019

Client: Anchor QEA, LLC **Project:** Gasco_PreRD_DG 2019 - 4a-b. DOC-CAP

Batch Matrix: Sediment

Analyte	MDL	MRL	Units
Acenaphthene	1.25	2.50	ug/kg
Acenaphthylene	1.25	2.50	ug/kg
Anthracene	1.25	2.50	ug/kg
Benz(a)anthracene	1.25	2.50	ug/kg
Benzo(a)pyrene	1.25	2.50	ug/kg
Benzo(b)fluoranthene	1.25	2.50	ug/kg
Benzo(k)fluoranthene	1.25	2.50	ug/kg
Benzo(g,h,i)perylene	1.25	2.50	ug/kg
Chrysene	1.25	2.50	ug/kg
Dibenz(a,h)anthracene	1.25	2.50	ug/kg
Fluoranthene	1.25	2.50	ug/kg
Fluorene	1.25	2.50	ug/kg
Indeno(1,2,3-cd)pyrene	1.25	2.50	ug/kg
2-Methylnaphthalene	1.25	2.50	ug/kg
Naphthalene	1.25	2.50	ug/kg
Phenanthrene	1.25	2.50	ug/kg
Pyrene	1.25	2.50	ug/kg

Note: MDLs are listed only if the corresponding analyte was evalutated to the MDL in this report .

ORGANIC ANALYSIS DATA SHEET

EPA 8270D

PDI-149SC-A-03-04-200425

Laboratory:	Apex Laboratories			SDG:	Gasco_PreRD_DG 2019
Client:	Anchor QEA, LLC			Project:	Gasco_PreRD_DG 2019 - 4a-b. DOC-CAP Testing Co
Matrix:	SE	Laboratory ID:	A0D0659-07	File ID:	N05122016.D
Sampled:	04/25/20 13:06	Prepared:	05/12/20 10:27	Analyzed:	05/12/20 17:55
Solids:	78.25	Preparation:	EPA 3546	Initial/Final:	10.7 g / 5 mL

Batch: 0050430 Sequence: 0E12052 Calibration: A0D0804 Instrument: SV-GCMS14

CAS NO.	COMPOUND	DILUTION	CONC. (ug/kg dry)	Q
83-32-9	Acenaphthene	10000	105000	D
208-96-8	Acenaphthylene	10000	21900	JD
120-12-7	Anthracene	10000	84000	D
56-55-3	Benz(a)anthracene	10000	64600	D
50-32-8	Benzo(a)pyrene	10000	99800	D
205-99-2	Benzo(b)fluoranthene	10000	78000	D
207-08-9	Benzo(k)fluoranthene	10000	26500	JD
191-24-2	Benzo(g,h,i)perylene	10000	66600	D
218-01-9	Chrysene	10000	80500	D
53-70-3	Dibenz(a,h)anthracene	10000	14900	U
206-44-0	Fluoranthene	10000	264000	D
86-73-7	Fluorene	10000	61000	D
193-39-5	Indeno(1,2,3-cd)pyrene	10000	60400	D
91-57-6	2-Methylnaphthalene	10000	14900	U
91-20-3	Naphthalene	10000	14900	U
85-01-8	Phenanthrene	10000	419000	D
129-00-0	Pyrene	10000	330000	D

SYSTEM MONITORING COMPOUND	ADDED (ug/kg dry)	CONC (ug/kg dry)	% REC	QC LIMITS	Q
2-Fluorobiphenyl (Surr)	59.7	657	1100	44 - 120	D
p-Terphenyl-d14 (Surr)	59.7	1190	2000	54 - 127	D

INTERNAL STANDARD	AREA	RT	REF AREA	REF RT	Q
Naphthalene-d8 (ISTD)	247410	7.86	226258	7.86	
Acenaphthene-d10 (ISTD)	152222	9.614	140503	9.614	
Phenanthrene-d10 (ISTD)	287749	11.124	273509	11.124	
Chrysene-d12 (ISTD)	241865	14.889	240113	14.889	
Perylene-d12 (ISTD)	225861	18.363	222122	18.363	
Dibenz(a,h)anthracene-d14 (ISTD)	204859	20.747	196615	20.747	

* Values outside of QC limits

PREPARATION BATCH SUMMARY

EPA 8270D

Laboratory: Apex Laboratories
SDG: Gasco_PreRD_DG 2019
Client: Anchor QEA, LLC
Project: Gasco_PreRD_DG 2019 - 4a-b. DOC-CAP Testing Co
Batch: 0050430 Batch Matrix: Sediment Preparation: EPA 3546

SAMPLE NAME	LAB SAMPLE ID	LAB FILE ID	DATE PREPARED	OBSERVATIONS
Blank	0050430-BLK1	N05122014.D	05/12/20 10:27	
LCS	0050430-BS1	N05122015.D	05/12/20 10:27	
PDI-149SC-A-03-04-200425 (Dup)	0050430-DUP1	N05122017.D	05/12/20 10:27	
PDI-149SC-A-03-04-200425	A0D0659-07	N05122016.D	05/12/20 10:27	

Note: Client samples are listed only if they are included in this report.
Duplicates and Matrix Spike/Duplicates QC Samples are only listed if sourced from a sample included in this report.

METHOD BLANK DATA SHEET
EPA 8270D

Laboratory:	Apex Laboratories			SDG:	Gasco_PreRD_DG 2019
Client:	Anchor QEA, LLC			Project:	Gasco_PreRD_DG 2019 - 4a-b. DOC-CAP Testing C
Matrix:	Sediment	Laboratory ID:	0050430-BLK1	File ID:	N05122014.D
Prepared:	05/12/20 10:27	Preparation:	EPA 3546	Initial/Final:	11 g / 5 mL
Analyzed:	05/12/20 16:51	Instrument:	SV-GCMS14		
Batch:	0050430	Sequence:	0E12052	Calibration:	A0D0804

CAS NO.	COMPOUND	CONC. (ug/kg wet)	Q
83-32-9	Acenaphthene	1.14	U
208-96-8	Acenaphthylene	1.14	U
120-12-7	Anthracene	1.14	U
56-55-3	Benz(a)anthracene	1.14	U
50-32-8	Benzo(a)pyrene	1.14	U
205-99-2	Benzo(b)fluoranthene	1.14	U
207-08-9	Benzo(k)fluoranthene	1.14	U
191-24-2	Benzo(g,h,i)perylene	1.14	U
218-01-9	Chrysene	1.14	U
53-70-3	Dibenz(a,h)anthracene	1.14	U
206-44-0	Fluoranthene	1.14	U
86-73-7	Fluorene	1.14	U
193-39-5	Indeno(1,2,3-cd)pyrene	1.14	U
91-57-6	2-Methylnaphthalene	1.14	U
91-20-3	Naphthalene	1.61	J
85-01-8	Phenanthrene	1.14	U
129-00-0	Pyrene	1.14	U

SYSTEM MONITORING COMPOUND	ADDED (ug/kg wet)	CONC (ug/kg wet)	% REC	QC LIMITS	Q
2-Fluorobiphenyl (Surr)	45.5	38.2	84	44 - 120	
p-Terphenyl-d14 (Surr)	45.5	47.9	105	54 - 127	

INTERNAL STANDARD	AREA	RT	REF AREA	REF RT	Q
Naphthalene-d8 (ISTD)	254914	7.854	226258	7.86	
Acenaphthene-d10 (ISTD)	150151	9.614	140503	9.614	
Phenanthrene-d10 (ISTD)	289388	11.124	273509	11.124	
Chrysene-d12 (ISTD)	270100	14.889	240113	14.889	
Perylene-d12 (ISTD)	255818	18.363	222122	18.363	
Dibenz(a,h)anthracene-d14 (ISTD)	236899	20.747	196615	20.747	

LCS / LCS DUPLICATE RECOVERY

EPA 8270D

Laboratory:	Apex Laboratories	SDG:	Gasco_PreRD_DG 2019
Client:	Anchor QEA, LLC	Project:	Gasco_PreRD_DG 2019 - 4a-b. DOC-CAP Testing Co
Matrix:	Sediment		
Batch:	0050430	Laboratory ID:	0050430-BS1
Preparation:	EPA 3546	Initial/Final:	10 g / 5 mL

COMPOUND	SPIKE ADDED (ug/kg wet)	LCS CONCENTRATION (ug/kg wet)	LCS % REC. (*=Out)	QC LIMITS REC.
Acenaphthene	20.0	18.0	90	40 - 123
Acenaphthylene	20.0	19.0	95	32 - 132
Anthracene	20.0	19.6	98	47 - 123
Benz(a)anthracene	20.0	18.8	94	49 - 126
Benzo(a)pyrene	20.0	21.4	107	45 - 129
Benzo(b)fluoranthene	20.0	19.4	97	45 - 132
Benzo(k)fluoranthene	20.0	19.4	97	47 - 132
Benzo(g,h,i)perylene	20.0	17.9	89	43 - 134
Chrysene	20.0	18.2	91	50 - 124
Dibenz(a,h)anthracene	20.0	17.8	89	45 - 134
Fluoranthene	20.0	20.3	102	50 - 127
Fluorene	20.0	19.6	98	43 - 125
Indeno(1,2,3-cd)pyrene	20.0	18.8	94	45 - 133
2-Methylnaphthalene	20.0	19.1	95	38 - 122
Naphthalene	20.0	18.5	93	35 - 123
Phenanthrene	20.0	18.5	93	50 - 121
Pyrene	20.0	18.8	94	47 - 127

* = Values outside of QC limits

PDI-149SC-A-03-04-200425

DUPLICATES

EPA 8270D

Laboratory: Apex Laboratories
Client: Anchor QEA, LLC
Matrix: Sediment
Batch: 0050430
Preparation: EPA 3546
Source Sample Name: PDI-149SC-A-03-04-200425

SDG: Gasco_PreRD_DG 2019
Project: Gasco_PreRD_DG 2019 - 4a-b. DOC-CAP T
Laboratory ID: 0050430-DUP1
Lab Source ID: A0D0659-07
Initial/Final: 10.64 g / 5 mL
% Solids: 78.25

ANALYTE	CONTROL LIMIT	SAMPLE CONCENTRATION (ug/kg dry)	C	DUPLICATE CONCENTRATION (ug/kg dry)	C	RPD %	Q	METHOD
Acenaphthene	30	105000		133000		23		EPA 8270D
Acenaphthylene	30	21900		28000		25		EPA 8270D
Anthracene	30	84000		106000		23		EPA 8270D
Benz(a)anthracene	30	64600		83700		26		EPA 8270D
Benzo(a)pyrene	30	99800		128000		25		EPA 8270D
Benzo(b)fluoranthene	30	78000		102000		27		EPA 8270D
Benzo(k)fluoranthene	30	26500		34200		25		EPA 8270D
Benzo(g,h,i)perylene	30	66600		84700		24		EPA 8270D
Chrysene	30	80500		106000		27		EPA 8270D
Dibenz(a,h)anthracene	30	7760		ND				EPA 8270D
Fluoranthene	30	264000		345000		26		EPA 8270D
Fluorene	30	61000		78700		25		EPA 8270D
Indeno(1,2,3-cd)pyrene	30	60400		77700		25		EPA 8270D
2-Methylnaphthalene	30	2510		ND				EPA 8270D
Naphthalene	30	5670		ND				EPA 8270D
Phenanthrene	30	419000		536000		25		EPA 8270D
Pyrene	30	330000		400000		19		EPA 8270D

* Values outside of QC limits

ANALYSIS BATCH (SEQUENCE) SUMMARY
EPA 8270D

Laboratory:	Apex Laboratories	SDG:	Gasco_PreRD_DG 2019
Client:	Anchor QEA, LLC	Project:	Gasco_PreRD_DG 2019 - 4a-b. DOC-CAP Testing C
Sequence:	0D07056	Instrument:	SV-GCMS14
Matrix:	Sediment	Calibration:	A0D0804

Sample Name	Lab Sample ID	Lab File ID	Analysis Date/Time
MS Tune	0D07056-TUN1	N04072011.D	04/07/20 16:40
Initial Cal Blank	0D07056-ICB1	N04072012.D	04/07/20 17:07
Cal Standard	0D07056-CAL1	N04072013.D	04/07/20 17:38
Cal Standard	0D07056-CAL2	N04072014.D	04/07/20 18:10
Cal Standard	0D07056-CAL3	N04072015.D	04/07/20 18:42
Cal Standard	0D07056-CAL4	N04072016.D	04/07/20 19:28
Cal Standard	0D07056-CAL5	N04072017.D	04/07/20 20:00
Cal Standard	0D07056-CAL6	N04072018.D	04/07/20 20:32
Cal Standard	0D07056-CAL7	N04072019.D	04/07/20 21:04
Cal Standard	0D07056-CAL8	N04072020.D	04/07/20 21:36
Cal Standard	0D07056-CAL9	N04072021.D	04/07/20 22:08
Cal Standard	0D07056-CALA	N04072022.D	04/07/20 22:40
Initial Cal Check	0D07056-ICV1	N04072024.D	04/07/20 23:44

Note: Client samples are listed only if they are included in this report.
Duplicates and Matrix Spike/Duplicates QC Samples are only listed if sourced from a sample included in this report.

ANALYSIS BATCH (SEQUENCE) SUMMARY
EPA 8270D

Laboratory:	Apex Laboratories	SDG:	Gasco_PreRD_DG 2019
Client:	Anchor QEA, LLC	Project:	Gasco_PreRD_DG 2019 - 4a-b. DOC-CAP Testing C
Sequence:	0E12052	Instrument:	SV-GCMS14
Matrix:	Sediment	Calibration:	A0D0804

Sample Name	Lab Sample ID	Lab File ID	Analysis Date/Time
MS Tune	0E12052-TUN1	N05122011.D	05/12/20 15:19
Calibration Check	0E12052-CCV1	N05122012.D	05/12/20 15:47
Calibration Blank	0E12052-CCB1	N05122013.D	05/12/20 16:19
Blank	0050430-BLK1	N05122014.D	05/12/20 16:51
LCS	0050430-BS1	N05122015.D	05/12/20 17:23
PDI-149SC-A-03-04-200425	A0D0659-07	N05122016.D	05/12/20 17:55
PDI-149SC-A-03-04-200425 (Dup)	0050430-DUP1	N05122017.D	05/12/20 18:27

Note: Client samples are listed only if they are included in this report.
Duplicates and Matrix Spike/Duplicates QC Samples are only listed if sourced from a sample included in this report.

MASS SPECTROMETER INSTRUMENT PERFORMANCE CHECK

EPA 8270D

Laboratory:	Apex Laboratories	SDG:	Gasco_PreRD_DG 2019
Client:	Anchor QEA, LLC	Project:	Gasco_PreRD_DG 2019 - 4a-b. DOC-CAP Testing Co
Lab File ID:	N04072011.D	Injection Date:	04/07/20
Instrument ID:	SV-GCMS14	Injection Time:	16:40
Sequence:	0D07056	Lab Sample ID:	0D07056-TUN1

m/z	ION ABUNDANCE CRITERIA	% RELATIVE ABUNDANCE	
m/z 68	Less than 2% of m/z 69	1.67	PASS
m/z 69	Base peak, 100% relative abundance	100.00	PASS
m/z 70	Less than 2% of m/z 69	0.51	PASS
m/z 197	Less than 2% of m/z 198	0.55	PASS
m/z 198	Base peak, 100% relative abundance	100.00	PASS
m/z 199	5 - 9% of m/z 198	6.87	PASS
m/z 365	1 - 100% of m/z 198	4.27	PASS
m/z 441	Less than 150% of m/z 443	77.32	PASS
m/z 442	0.1 - 200% of m/z 198	130.54	PASS
m/z 443	15 - 24% of m/z 442	19.90	PASS

MASS SPECTROMETER INSTRUMENT PERFORMANCE CHECK

EPA 8270D

Laboratory:	Apex Laboratories	SDG:	Gasco_PreRD_DG 2019
Client:	Anchor QEA, LLC	Project:	Gasco_PreRD_DG 2019 - 4a-b. DOC-CAP Testing Co
Lab File ID:	N05122011.D	Injection Date:	05/12/20
Instrument ID:	SV-GCMS14	Injection Time:	15:19
Sequence:	0E12052	Lab Sample ID:	0E12052-TUN1

m/z	ION ABUNDANCE CRITERIA	% RELATIVE ABUNDANCE	
m/z 68	Less than 2% of m/z 69	1.93	PASS
m/z 69	Base peak, 100% relative abundance	100.00	PASS
m/z 70	Less than 2% of m/z 69	0.48	PASS
m/z 197	Less than 2% of m/z 198	0.00	PASS
m/z 198	Base peak, 100% relative abundance	100.00	PASS
m/z 199	5 - 9% of m/z 198	6.80	PASS
m/z 365	1 - 100% of m/z 198	4.52	PASS
m/z 441	Less than 150% of m/z 443	77.30	PASS
m/z 442	0.1 - 200% of m/z 198	162.70	PASS
m/z 443	15 - 24% of m/z 442	19.58	PASS

INITIAL CALIBRATION DATA (Summary)

EPA 8270D

Laboratory: Apex Laboratories SDG: Gasco_PreRD_DG 2019

Client: Anchor QEA, LLC Project: Gasco_PreRD_DG 2019 - 4a-b. DOC-CAP Testing

Calibration: A0D0804 Date: 04/08/20 10:34 Instrument: SV-GCMS14

Compound	Mean RF	FIT	RF RSD	Mean RT	RT RSD	Linear r	Quad COD	LIMIT	Q
Acenaphthene	1.367868	Ave	3.000799	9.696	1.796568E-02			20	
Acenaphthylene	1.864683	Ave	7.055857	9.518	3.200379E-02			20	
Anthracene	0.9426797	Ave	5.693387	11.2418	2.145989E-02			20	
Benz(a)anthracene	1.037035	Ave	7.880205	14.9276	3.321642E-02			20	
Benzo(a)pyrene	0.8181488	XXX	18.30975	18.2733	0.0541615				
Benzo(b)fluoranthene	1.033776	Ave	7.029041	17.5072	3.803325E-02			20	
Benzo(k)fluoranthene	1.030571	Ave	8.101667	17.573	5.166942E-02			20	
Benzo(g,h,i)perylene	1.165254	Ave	12.77436	21.3304	5.532415E-02			20	
Chrysene	1.066565	Ave	3.809076	15.0088	3.806531E-02			20	
Dibenz(a,h)anthracene	1.095365	Ave	6.404011	20.8618	3.878894E-02			20	
Fluoranthene	1.134427	Ave	6.429081	12.46	1.643526E-02			20	
Fluorene	1.315227	Ave	3.539518	10.216	2.468543E-02			20	
Indeno(1,2,3-cd)pyrene	1.086276	Ave	6.33341	20.7966	4.284379E-02			20	
2-Methylnaphthalene	0.7313287	Ave	4.601883	8.612	1.869654E-02			20	
Naphthalene	1.08918	Ave	5.059362	7.9246	2.266539E-02			20	
Phenanthrene	1.151046	Ave	5.449355	11.1904	3.034487E-02			20	
Pyrene	1.297049	Ave	5.357284	12.7512	2.164713E-02			20	
2-Fluorobiphenyl (Surr)	1.548187	Ave	3.813926	8.973	2.165729E-02			20	
p-Terphenyl-d14 (Surr)	0.9662238	Ave	3.01504	12.9576	1.045169E-02			20	

Note: ** Quad COD may be incorrect if weighting (1/a) or (1/a2) used. Weighting not shown here. Please see instrument calibration printouts for validation.

INITIAL CALIBRATION DATA

EPA 8270D

Laboratory: Apex Laboratories

Client: Anchor QEA, LLC

Calibration: A0D0804

SDG: Gasco_PreRD_DG 2019

Project: Gasco_PreRD_DG 2019 - 4a-b. DOC-CAP Te

Instrument: SV-GCMS14

Calibration Date: 04/08/20 10:34

Compound	Level 01		Level 02		Level 03		Level 04		Level 05		Level 06	
	ng/mL	RF	ng/mL	RF	ng/mL	RF	ng/mL	RF	ng/mL	RF	ng/mL	RF
Acenaphthene	1	1.392981	2	1.401163	5	1.423281	10	1.398985	20	1.383199	50	1.371966
Acenaphthylene	1	1.647526	2	1.721671	5	1.75393	10	1.785334	20	1.855293	50	1.929361
Anthracene	1	0.9673167	2	0.8478943	5	0.8794569	10	0.9069728	20	0.973033	50	0.9519075
Benz(a)anthracene	1	1.227169	2	1.102612	5	0.9789287	10	0.9766066	20	0.9639771	50	0.9916509
Benzo(a)pyrene	1	0.6121478	2	0.6357193	5	0.6599396	10	0.7509002	20	0.7784889	50	0.8797828
Benzo(b)fluoranthene	1	1.035048	2	0.9591165	5	0.9490622	10	0.9907528	20	1.00024	50	0.9982454
Benzo(k)fluoranthene	1	0.978485	2	0.9062718	5	0.9110777	10	1.001783	20	1.018161	50	1.032891
Benzo(b+k)fluoranthene(s)	2	1.006766	4	1.004525	10	1.019857	20	1.074332	40	1.091367	100	1.072333
Benzo(g,h,i)perylene	1	0.9646682	2	0.9675185	5	1.05158	10	1.080887	20	1.165723	50	1.189328
Chrysene	1	1.104808	2	1.160223	5	1.081351	10	1.04108	20	1.07212	50	1.056937
Dibenz(a,h)anthracene	1	1.031261	2	0.9767061	5	1.093428	10	1.046585	20	1.083822	50	1.093796
Fluoranthene	1	1.028441	2	1.051523	5	1.086274	10	1.116826	20	1.098095	50	1.145195
Fluorene	1	1.408347	2	1.266542	5	1.261454	10	1.296428	20	1.346312	50	1.288125
Indeno(1,2,3-cd)pyrene	1	1.02815	2	1.006036	5	1.029843	10	1.053719	20	1.083622	50	1.07055
1-Methylnaphthalene	1	0.7224138	2	0.710285	5	0.7034837	10	0.7080097	20	0.7466831	50	0.7333436
2-Methylnaphthalene	1	0.6825082	2	0.6996163	5	0.713529	10	0.7036183	20	0.7341421	50	0.736935
Naphthalene	1	1.189761	2	1.14893	5	1.132527	10	1.103493	20	1.101812	50	1.060371
Phenanthrene	1	1.275149	2	1.192652	5	1.218825	10	1.159445	20	1.151735	50	1.133385
Pyrene	1	1.297026	2	1.266643	5	1.186004	10	1.29014	20	1.434048	50	1.239804
Carbazole	1	0.7677409	2	0.7410394	5	0.8064844	10	0.8287495	20	0.8289322	50	0.8573341
Dibenzofuran	1	1.583388	2	1.611761	5	1.65507	10	1.699478	20	1.715996	50	1.649865
2-Fluorobiphenyl (Surr)	1	1.452442	2	1.545742	5	1.669823	10	1.604526	20	1.567368	50	1.544944
p-Terphenyl-d14 (Surr)	1	0.9944604	2	0.9185764	5	0.9416842	10	0.9843256	20	1.019771	50	0.965637

INITIAL CALIBRATION DATA (Continued)

EPA 8270D

Laboratory:	Apex Laboratories	SDG:	Gasco_PreRD_DG 2019
Client:	Anchor QEA, LLC	Project:	Gasco_PreRD_DG 2019 - 4a-b. DOC-CAP Te
Calibration:	A0D0804	Instrument:	SV-GCMS14
Matrix:		Calibration Date:	04/08/20 10:34

Compound	Level 07		Level 08		Level 09		Level 10		Level 11		Level 12	
	ng/mL	RF	ng/mL	RF	ng/mL	RF	ng/mL	RF	ng/mL	RF	ng/mL	RF
Acenaphthene	100	1.351988	200	1.336444	400	1.332166	600	1.286508				
Acenaphthylene	100	1.947951	200	1.990471	400	2.036944	600	1.978354				
Anthracene	100	0.96925	200	0.9980842	400	1.017185	600	0.915697				
Benz(a)anthracene	100	0.975921	200	1.027038	400	1.066469	600	1.059977				
Benzo(a)pyrene	100	0.9163841	200	0.9736837	400	0.9996673	600	0.9747747				
Benzo(b)fluoranthene	100	1.018458	200	1.085782	400	1.137665	600	1.163387				
Benzo(k)fluoranthene	100	1.089058	200	1.12059	400	1.138559	600	1.108832				
Benzo(b+k)fluoranthene(s)	200	1.103482	400	1.146313	800	1.179465	1200	1.17217				
Benzo(g,h,i)perylene	100	1.22438	200	1.272407	400	1.334467	600	1.401586				
Chrysene	100	1.033546	200	1.048368	400	1.037786	600	1.029432				
Dibenz(a,h)anthracene	100	1.096948	200	1.128297	400	1.200371	600	1.202437				
Fluoranthene	100	1.158201	200	1.224466	400	1.25754	600	1.177714				
Fluorene	100	1.300488	200	1.324758	400	1.367178	600	1.292641				
Indeno(1,2,3-cd)pyrene	100	1.071319	200	1.123916	400	1.168081	600	1.227521				
1-Methylnaphthalene	100	0.7085991	200	0.7361777	400	0.7628629	600	0.729539				
2-Methylnaphthalene	100	0.7225839	200	0.7660617	400	0.7871301	600	0.7671624				
Naphthalene	100	1.02942	200	1.04828	400	1.048821	600	1.02838				
Phenanthrene	100	1.083727	200	1.116584	400	1.089235	600	1.089727				
Pyrene	100	1.244536	200	1.322556	400	1.336945	600	1.352787				
Carbazole	100	0.8602247	200	0.872182	400	0.8554395	600	0.7202373				
Dibenzofuran	100	1.658052	200	1.65795	400	1.694863	600	1.629906				
2-Fluorobiphenyl (Surr)	100	1.53277	200	1.524237	400	1.547009	600	1.493007				
p-Terphenyl-d14 (Surr)	100	0.9400054	200	0.9709509	400	0.9682824	600	0.9585442				

SECOND-SOURCE CALIBRATION VERIFICATION

EPA 8270D

Laboratory:	Apex Laboratories	SDG:	Gasco PreRD_DG 2019
Client:	Anchor QEA, LLC	Project:	Gasco PreRD_DG 2019 - 4a-b. DOC-CAP
Instrument ID:	SV-GCMS14	Calibration:	A0D0804
Lab File ID:	N04072024.D		
Sequence:	0D07056	Inject Date:	04/07/20
Lab Sample ID:	0D07056-ICV1	Inject Time:	23:44

ANALYTE	EXPECTED (ng/mL)	FOUND (ng/mL)	% DRIFT	QC LIMIT
Acenaphthene	50.0	50.2	0.4	70 - 130
Acenaphthylene	50.0	50.5	0.9	70 - 130
Anthracene	50.0	49.6	-0.9	70 - 130
Benz(a)anthracene	50.0	46.7	-6.7	70 - 130
Benzo(a)pyrene	50.0	49.6	-0.8	70 - 130
Benzo(b)fluoranthene	50.0	46.6	-6.8	70 - 130
Benzo(k)fluoranthene	50.0	49.5	-1.1	70 - 130
Benzo(g,h,i)perylene	50.0	52.0	4.0	70 - 130
Chrysene	50.0	51.0	2.1	70 - 130
Dibenz(a,h)anthracene	50.0	48.6	-2.9	70 - 130
Fluoranthene	50.0	48.6	-2.7	70 - 130
Fluorene	50.0	51.3	2.7	70 - 130
Indeno(1,2,3-cd)pyrene	50.0	47.8	-4.5	70 - 130
1-Methylnaphthalene	50.0	49.7	-0.5	70 - 130
2-Methylnaphthalene	50.0	49.2	-1.6	70 - 130
Naphthalene	50.0	46.5	-7.0	70 - 130
Phenanthrene	50.0	49.3	-1.4	70 - 130
Pyrene	50.0	56.5	13.0	70 - 130
2-Fluorobiphenyl (Surr)	50.0	51.2	2.4	70 - 130
p-Terphenyl-d14 (Surr)	50.0	51.7	3.5	70 - 130

CONTINUING CALIBRATION CHECK

EPA 8270D

Laboratory:	Apex Laboratories	SDG:	Gasco PreRD DG 2019
Client:	Anchor QEA, LLC	Project:	Gasco PreRD_DG 2019 - 4a-b. DOC-CAP Testing C
Instrument ID:	SV-GCMS14	Calibration:	A0D0804
Lab File ID:	N05122012.D	Calibration Date:	04/08/20 10:34
Sequence:	0E12052	Injection Date:	05/12/20
Lab Sample ID:	0E12052-CCV1	Injection Time:	15:47

COMPOUND	Curve Fit	Calculated Concentration (ng/mL) [L/Q Fits]			Response Factors [Ave RF]			Limit
		STD	CCV	% DIFF	ICAL	CCV	% Drift	
Acenaphthene	Ave	50.0	49.2		1.367868	1.345509	-1.6	20
Acenaphthylene	Ave	50.0	53.7		1.864683	2.002149	7.4	20
Anthracene	Ave	50.0	54.6		0.9426797	1.030101	9.3	20
Benz(a)anthracene	Ave	50.0	51.5		1.037035	1.068855	3.1	20
Benzo(a)pyrene	XXX	50.0	59.4	18.8				20
Benzo(b)fluoranthene	Ave	50.0	54.2		1.033776	1.120123	8.4	20
Benzo(k)fluoranthene	Ave	50.0	52.4		1.030571	1.080262	4.8	20
Benzo(g,h,i)perylene	Ave	50.0	48.7		1.165254	1.135895	-2.5	20
Chrysene	Ave	50.0	48.2		1.066565	1.027541	-3.7	20
Dibenz(a,h)anthracene	Ave	50.0	50.2		1.095365	1.098573	0.3	20
Fluoranthene	Ave	50.0	52.6		1.134427	1.193474	5.2	20
Fluorene	Ave	50.0	54.8		1.315227	1.441877	9.6	20
Indeno(1,2,3-cd)pyrene	Ave	50.0	51.1		1.086276	1.111095	2.3	20
2-Methylnaphthalene	Ave	50.0	54.2		0.7313287	0.7925024	8.4	20
Naphthalene	Ave	50.0	48.3		1.08918	1.052144	-3.4	20
Phenanthrene	Ave	50.0	48.6		1.151046	1.118881	-2.8	20
Pyrene	Ave	50.0	53.9		1.297049	1.398392	7.8	20

** Quadratic Curve fit may be weighted (1/a or 1/a2).

* = Values outside of QC limits

SURROGATE STANDARD RECOVERY AND RT SUMMARY

EPA 8270D

Laboratory:	Apex Laboratories	SDG:	Gasco_PreRD_DG 2019
Client:	Anchor QEA, LLC	Project:	Gasco_PreRD_DG 2019 - 4a-b. DOC-CAP Testing C
Sequence:	0D07056	Instrument:	SV-GCMS14
Matrix:	Sediment	Calibration:	A0D0804

Surrogate Compound	Spike Level ng/mL	% Recovery	Recovery Limits	RT	Calibration Mean RT	RT Diff	RT Diff Limit	Q
Initial Cal Check (0D07056-ICV1)			Lab File ID: N04072024.D		Analyzed: 04/07/20 23:44			
2-Fluorobiphenyl (Surr)	50.0	102	70 - 130	8.973	8.973	0.0000	+/-1.0	
p-Terphenyl-d14 (Surr)	50.0	103	70 - 130	12.954	12.9576	-0.0036	+/-1.0	

SURROGATE STANDARD RECOVERY AND RT SUMMARY

EPA 8270D

Laboratory:	Apex Laboratories	SDG:	Gasco_PreRD_DG 2019
Client:	Anchor QEA, LLC	Project:	Gasco_PreRD_DG 2019 - 4a-b. DOC-CAP Testing C
Sequence:	0E12052	Instrument:	SV-GCMS14
Matrix:	Sediment	Calibration:	A0D0804

Surrogate Compound	Spike Level ng/mL	% Recovery	Recovery Limits	RT	Calibration Mean RT	RT Diff	RT Diff Limit	Q
Calibration Check (0E12052-CCV1)			Lab File ID: N05122012.D		Analyzed: 05/12/20 15:47			
2-Fluorobiphenyl (Surr)	50.0	101	80 - 120	8.926	8.973	-0.0470	+/-1.0	
p-Terphenyl-d14 (Surr)	50.0	110	80 - 120	12.902	12.9576	-0.0556	+/-1.0	
Calibration Blank (0E12052-CCB1)			Lab File ID: N05122013.D		Analyzed: 05/12/20 16:19			
2-Fluorobiphenyl (Surr)			44 - 120	8.927	8.973	-0.0460	+/-1.0	
p-Terphenyl-d14 (Surr)			54 - 127	12.902	12.9576	-0.0556	+/-1.0	
Blank (0050430-BLK1)			Lab File ID: N05122014.D		Analyzed: 05/12/20 16:51			
2-Fluorobiphenyl (Surr)	45.5	84	44 - 120	8.926	8.973	-0.0470	+/-1.0	
p-Terphenyl-d14 (Surr)	45.5	105	54 - 127	12.902	12.9576	-0.0556	+/-1.0	
LCS (0050430-BS1)			Lab File ID: N05122015.D		Analyzed: 05/12/20 17:23			
2-Fluorobiphenyl (Surr)	50.0	88	44 - 120	8.926	8.973	-0.0470	+/-1.0	
p-Terphenyl-d14 (Surr)	50.0	102	54 - 127	12.902	12.9576	-0.0556	+/-1.0	
PDI-149SC-A-03-04-200425 (A0D0659-07)			Lab File ID: N05122016.D		Analyzed: 05/12/20 17:55			
2-Fluorobiphenyl (Surr)	59.7	1100	44 - 120	8.927	8.973	-0.0460	+/-1.0	*
p-Terphenyl-d14 (Surr)	59.7	2000	54 - 127	12.902	12.9576	-0.0556	+/-1.0	*
Duplicate (0050430-DUP1)			Lab File ID: N05122017.D		Analyzed: 05/12/20 18:27			
2-Fluorobiphenyl (Surr)	60.1	1000	44 - 120	8.927	8.973	-0.0460	+/-1.0	*
p-Terphenyl-d14 (Surr)	60.1	1600	54 - 127	12.902	12.9576	-0.0556	+/-1.0	*

INTERNAL STANDARD AREA AND RT SUMMARY
EPA 8270D

Laboratory:	Apex Laboratories	SDG:	Gasco_PreRD_DG 2019
Client:	Anchor QEA, LLC	Project:	Gasco_PreRD_DG 2019 - 4a-b. DOC-CAP Testing C
Sequence:	0E12052	Instrument:	SV-GCMS14
Matrix:	Sediment	Calibration:	A0D0804

Internal Standard	Response	RT	Reference Response	Reference RT	Area %	Area % Limits	RT Diff	RT Diff Limit	Q
Calibration Check (0E12052-CCV1)			Lab File ID: N05122012.D			Analyzed: 05/12/20 15:47			
Naphthalene-d8 (ISTD)	226258	7.86	265079	7.906	85	50 - 200	-0.0460	+/-0.50	
Acenaphthene-d10 (ISTD)	140503	9.614	146492	9.661	96	50 - 200	-0.0470	+/-0.50	
Phenanthrene-d10 (ISTD)	273509	11.124	242013	11.165	113	50 - 200	-0.0410	+/-0.50	
Chrysene-d12 (ISTD)	240113	14.889	238949	14.947	100	50 - 200	-0.0580	+/-0.50	
Perylene-d12 (ISTD)	222122	18.363	233103	18.41	95	50 - 200	-0.0470	+/-0.50	
Dibenz(a,h)anthracene-d14 (ISTD)	196615	20.747	190743	20.794	103	50 - 200	-0.0470	+/-0.50	
Calibration Blank (0E12052-CCB1)			Lab File ID: N05122013.D			Analyzed: 05/12/20 16:19			
Naphthalene-d8 (ISTD)	256712	7.86	226258	7.86	113	50 - 200	0.0000	+/-0.50	
Acenaphthene-d10 (ISTD)	152254	9.614	140503	9.614	108	50 - 200	0.0000	+/-0.50	
Phenanthrene-d10 (ISTD)	287056	11.124	273509	11.124	105	50 - 200	0.0000	+/-0.50	
Chrysene-d12 (ISTD)	251725	14.889	240113	14.889	105	50 - 200	0.0000	+/-0.50	
Perylene-d12 (ISTD)	238844	18.363	222122	18.363	108	50 - 200	0.0000	+/-0.50	
Dibenz(a,h)anthracene-d14 (ISTD)	219805	20.747	196615	20.747	112	50 - 200	0.0000	+/-0.50	
Blank (0050430-BLK1)			Lab File ID: N05122014.D			Analyzed: 05/12/20 16:51			
Naphthalene-d8 (ISTD)	254914	7.854	226258	7.86	113	50 - 200	-0.0060	+/-0.50	
Acenaphthene-d10 (ISTD)	150151	9.614	140503	9.614	107	50 - 200	0.0000	+/-0.50	
Phenanthrene-d10 (ISTD)	289388	11.124	273509	11.124	106	50 - 200	0.0000	+/-0.50	
Chrysene-d12 (ISTD)	270100	14.889	240113	14.889	112	50 - 200	0.0000	+/-0.50	
Perylene-d12 (ISTD)	255818	18.363	222122	18.363	115	50 - 200	0.0000	+/-0.50	
Dibenz(a,h)anthracene-d14 (ISTD)	236899	20.747	196615	20.747	120	50 - 200	0.0000	+/-0.50	
LCS (0050430-BS1)			Lab File ID: N05122015.D			Analyzed: 05/12/20 17:23			
Naphthalene-d8 (ISTD)	238020	7.854	226258	7.86	105	50 - 200	-0.0060	+/-0.50	
Acenaphthene-d10 (ISTD)	141295	9.614	140503	9.614	101	50 - 200	0.0000	+/-0.50	
Phenanthrene-d10 (ISTD)	266859	11.124	273509	11.124	98	50 - 200	0.0000	+/-0.50	
Chrysene-d12 (ISTD)	259516	14.889	240113	14.889	108	50 - 200	0.0000	+/-0.50	
Perylene-d12 (ISTD)	246858	18.363	222122	18.363	111	50 - 200	0.0000	+/-0.50	
Dibenz(a,h)anthracene-d14 (ISTD)	225398	20.747	196615	20.747	115	50 - 200	0.0000	+/-0.50	
PDI-149SC-A-03-04-200425 (A0D0659-07)			Lab File ID: N05122016.D			Analyzed: 05/12/20 17:55			
Naphthalene-d8 (ISTD)	247410	7.86	226258	7.86	109	50 - 200	0.0000	+/-0.50	
Acenaphthene-d10 (ISTD)	152222	9.614	140503	9.614	108	50 - 200	0.0000	+/-0.50	
Phenanthrene-d10 (ISTD)	287749	11.124	273509	11.124	105	50 - 200	0.0000	+/-0.50	
Chrysene-d12 (ISTD)	241865	14.889	240113	14.889	101	50 - 200	0.0000	+/-0.50	
Perylene-d12 (ISTD)	225861	18.363	222122	18.363	102	50 - 200	0.0000	+/-0.50	
Dibenz(a,h)anthracene-d14 (ISTD)	204859	20.747	196615	20.747	104	50 - 200	0.0000	+/-0.50	

INTERNAL STANDARD AREA AND RT SUMMARY
EPA 8270D

Laboratory:	Apex Laboratories	SDG:	Gasco_PreRD_DG 2019
Client:	Anchor QEA, LLC	Project:	Gasco_PreRD_DG 2019 - 4a-b. DOC-CAP Testing Co
Sequence:	0E12052	Instrument:	SV-GCMS14
Matrix:	Sediment	Calibration:	A0D0804

Internal Standard	Response	RT	Reference Response	Reference RT	Area %	Area % Limits	RT Diff	RT Diff Limit	Q
Duplicate (0050430-DUP1)			Lab File ID: N05122017.D			Analyzed: 05/12/20 18:27			
Naphthalene-d8 (ISTD)	256235	7.86	226258	7.86	113	50 - 200	0.0000	+/-0.50	
Acenaphthene-d10 (ISTD)	153776	9.614	140503	9.614	109	50 - 200	0.0000	+/-0.50	
Phenanthrene-d10 (ISTD)	294233	11.124	273509	11.124	108	50 - 200	0.0000	+/-0.50	
Chrysene-d12 (ISTD)	266609	14.889	240113	14.889	111	50 - 200	0.0000	+/-0.50	
Perylene-d12 (ISTD)	250218	18.363	222122	18.363	113	50 - 200	0.0000	+/-0.50	
Dibenz(a,h)anthracene-d14 (ISTD)	228917	20.747	196615	20.747	116	50 - 200	0.0000	+/-0.50	
Matrix Spike (0050430-MS1)			Lab File ID: N05122019.D			Analyzed: 05/12/20 19:31			
Naphthalene-d8 (ISTD)	247885	7.854	226258	7.86	110	50 - 200	-0.0060	+/-0.50	
Acenaphthene-d10 (ISTD)	149714	9.614	140503	9.614	107	50 - 200	0.0000	+/-0.50	
Phenanthrene-d10 (ISTD)	291553	11.124	273509	11.124	107	50 - 200	0.0000	+/-0.50	
Chrysene-d12 (ISTD)	282582	14.889	240113	14.889	118	50 - 200	0.0000	+/-0.50	
Perylene-d12 (ISTD)	268211	18.363	222122	18.363	121	50 - 200	0.0000	+/-0.50	
Dibenz(a,h)anthracene-d14 (ISTD)	239083	20.747	196615	20.747	122	50 - 200	0.0000	+/-0.50	
Matrix Spike Dup (0050430-MSD1)			Lab File ID: N05122020.D			Analyzed: 05/12/20 20:15			
Naphthalene-d8 (ISTD)	239731	7.86	226258	7.86	106	50 - 200	0.0000	+/-0.50	
Acenaphthene-d10 (ISTD)	147001	9.62	140503	9.614	105	50 - 200	0.0060	+/-0.50	
Phenanthrene-d10 (ISTD)	298311	11.13	273509	11.124	109	50 - 200	0.0060	+/-0.50	
Chrysene-d12 (ISTD)	292612	14.895	240113	14.889	122	50 - 200	0.0060	+/-0.50	
Perylene-d12 (ISTD)	269381	18.375	222122	18.363	121	50 - 200	0.0120	+/-0.50	
Dibenz(a,h)anthracene-d14 (ISTD)	230432	20.759	196615	20.747	117	50 - 200	0.0120	+/-0.50	

HOLDING TIME SUMMARY

EPA 8270D

Laboratory: Apex Laboratories

SDG: Gasco_PreRD_DG 2019

Client: Anchor QEA, LLC

Project: Gasco_PreRD_DG 2019 - 4a-b. DOC-CAP Testing C

Sample Name	Date Collected	Date Received	Date Prepared	Days to Prep	Max Days to Prep	Date Analyzed	Days to Analysis	Max Days to Analysis	Q
PDI-149SC-A-03-04-200425	04/25/20 13:06	04/27/20 14:40	05/12/20 10:27	16.89	14.00	05/12/20 17:55	0.31	40.00	*

Apex Laboratories

SDG: Gasco PreRD_DG 2019

CLASS: WET

METHOD: SM 5310 B MOD

ANALYSES DATA PACKAGE COVER PAGE

SM 5310 B MOD

Laboratory:	Apex Laboratories	SDG:	Gasco PreRD_DG 2019
Client:	Anchor QEA, LLC	Project:	Gasco PreRD_DG 2019 - 4a-b. DOC-CAP Testing C

Client Sample Id:	Lab Sample Id:	Matrix
PDI-149SC-A-03-04-200425	A0D0659-07	SE

I certify that this data package is in compliance with the terms and conditions of the contract, both technically and for completeness, for other than the conditions detailed above. Release of the data contained in this hardcopy data package and in computer-readable data submitted on diskette has been autorized by the Laboratory Manager or the Manager's designee, as verified by the following signatures.

Signature:		Name:	David G. Jack
Forms Created:	6/17/2020 12:14PM	Title:	Technical Manager

METHOD DETECTION AND REPORTING LIMITS

SM 5310 B MOD

Laboratory: Apex Laboratories

SDG: Gasco_PreRD_DG 2019

Client: Anchor QEA, LLC

Project: Gasco_PreRD_DG 2019 - 4a-b. DOC-CAP

Batch Matrix: Soil

Analyte	MDL	MRL	Units
Total Organic Carbon	0.020	0.020	% by Weight

Note: MDLs are listed only if the corresponding analyte was evalutated to the MDL in this report .

INORGANIC ANALYSIS DATA SHEET

SM 5310 B MOD

PDI-149SC-A-03-04-200425

Laboratory: Apex Laboratories
SDG: Gasco_PreRD_DG 2019
Client: Anchor QEA, LLC
Project: Gasco_PreRD_DG 2019 - 4a-b. DOC-CAP Testing Cores
Matrix: SE
Laboratory ID: A0D0659-07
File ID: 0E14055.txt-007
Sampled: 04/25/20 13:06
Prepared: 05/12/20 13:38
Analyzed: 05/14/20 18:23
Solids: 78.25
Preparation: PSEP-5310B TOC
Initial/Final: 0.2 N/A / 0.2 N/A
Batch: 0050438
Sequence: 0E14055
Calibration: A0A0805
Instrument: TOC6

CAS NO.	Analyte	Concentration (% by Weight)	Dilution Factor	Q	Method
TOC	Total Organic Carbon	0.66	1		SM 5310 B MOD

PREPARATION BATCH SUMMARY

SM 5310 B MOD

Laboratory: Apex Laboratories
SDG: Gasco_PreRD_DG 2019
Client: Anchor QEA, LLC
Project: Gasco_PreRD_DG 2019 - 4a-b. DOC-CAP Testing Co
Batch: 0050438 Batch Matrix: Soil
Preparation: PSEP-5310B TOC

SAMPLE NAME	LAB SAMPLE ID	LAB FILE ID	DATE PREPARED	OBSERVATIONS
Blank	0050438-BLK1	0E14055.txt-005	05/12/20 13:38	
LCS	0050438-BS1	0E14055.txt-006	05/12/20 13:38	
PDI-149SC-A-03-04-200425 (Dup)	0050438-DUP1	0E14055.txt-008	05/12/20 13:38	
PDI-149SC-A-03-04-200425 (Dup)	0050438-DUP2	0E14055.txt-009	05/12/20 13:38	
PDI-149SC-A-03-04-200425	A0D0659-07	0E14055.txt-007	05/12/20 13:38	

Note: Client samples are listed only if they are included in this report.
Duplicates and Matrix Spike/Duplicates QC Samples are only listed if sourced from a sample included in this report.

METHOD BLANK DATA SHEET
SM 5310 B MOD

Laboratory:	Apex Laboratories			SDG:	Gasco_PreRD_DG 2019
Client:	Anchor QEA, LLC			Project:	Gasco_PreRD_DG 2019 - 4a-b. DOC-CAP Testing C
Matrix:	Soil	Laboratory ID:	0050438-BLK1	File ID:	0E14055.txt-005
Prepared:	05/12/20 13:38	Preparation:	PSEP-5310B TOC	Initial/Final:	0.2 N/A / 0.2 N/A
Analyzed:	05/14/20 18:02	Instrument:	TOC6		
Batch:	0050438	Sequence:	0E14055	Calibration:	A0A0805

CAS NO.	COMPOUND	CONC. (% by Weight)	Q
TOC	Total Organic Carbon	0.020	U

LCS / LCS DUPLICATE RECOVERY

SM 5310 B MOD

Laboratory:	Apex Laboratories	SDG:	Gasco_PreRD_DG 2019
Client:	Anchor QEA, LLC	Project:	Gasco_PreRD_DG 2019 - 4a-b. DOC-CAP Testing Co
Matrix:	Soil		
Batch:	0050438	Laboratory ID:	0050438-BS1
Preparation:	PSEP-5310B TOC	Initial/Final:	0.2 N/A / 0.2 N/A

COMPOUND	SPIKE ADDED (mg/kg)	LCS CONCENTRATION (mg/kg)	LCS % REC. (*=Out)	QC LIMITS REC.
Total Organic Carbon	10000	10000	100	90 - 110

* = Values outside of QC limits

PDI-149SC-A-03-04-200425

DUPLICATES

SM 5310 B MOD

Laboratory: Apex Laboratories

Client: Anchor QEA, LLC

Matrix: Soil

Batch: 0050438

Preparation: PSEP-5310B TOC

Source Sample Name: PDI-149SC-A-03-04-200425

SDG: Gasco_PreRD_DG 2019

Project: Gasco_PreRD_DG 2019 - 4a-b. DOC-CAP T

Laboratory ID: 0050438-DUP1

Lab Source ID: A0D0659-07

Initial/Final: 0.2 N/A / 0.2 N/A

% Solids: 78.25

ANALYTE	CONTROL LIMIT	SAMPLE CONCENTRATION (% by Weight)	C	DUPLICATE CONCENTRATION (% by Weight)	C	RPD %	Q	METHOD
Total Organic Carbon	20	0.66		0.55		17		SM 5310 B MOD

* Values outside of QC limits

PDI-149SC-A-03-04-200425

DUPLICATES

SM 5310 B MOD

Laboratory: Apex Laboratories
Client: Anchor QEA, LLC
Matrix: Soil
Batch: 0050438
Preparation: PSEP-5310B TOC
Source Sample Name: PDI-149SC-A-03-04-200425

SDG: Gasco_PreRD_DG 2019
Project: Gasco_PreRD_DG 2019 - 4a-b. DOC-CAP T
Laboratory ID: 0050438-DUP2
Lab Source ID: A0D0659-07
Initial/Final: 0.2 N/A / 0.2 N/A
% Solids: 78.25

ANALYTE	CONTROL LIMIT	SAMPLE CONCENTRATION (% by Weight)	C	DUPLICATE CONCENTRATION (% by Weight)	C	RPD %	Q	METHOD
Total Organic Carbon	20	0.66		0.51		24	*	SM 5310 B MOD

* Values outside of QC limits

ANALYSIS BATCH (SEQUENCE) SUMMARY
SM 5310 B MOD

Laboratory:	Apex Laboratories	SDG:	Gasco_PreRD_DG 2019
Client:	Anchor QEA, LLC	Project:	Gasco_PreRD_DG 2019 - 4a-b. DOC-CAP Testing C
Sequence:	0A08052	Instrument:	TOC6
Matrix:	Soil	Calibration:	A0A0805

Sample Name	Lab Sample ID	Lab File ID	Analysis Date/Time
Cal Standard	0A08052-CAL2	0A08052.txt-005	01/08/20 18:59
Cal Standard	0A08052-CAL3	0A08052.txt-006	01/08/20 19:09
Cal Standard	0A08052-CAL4	0A08052.txt-007	01/08/20 19:20
Cal Standard	0A08052-CAL5	0A08052.txt-008	01/08/20 19:31
Cal Standard	0A08052-CAL6	0A08052.txt-009	01/08/20 19:42
Cal Standard	0A08052-CAL7	0A08052.txt-010	01/08/20 19:53
Cal Standard	0A08052-CAL8	0A08052.txt-011	01/08/20 20:03
Cal Standard	0A08052-CAL9	0A08052.txt-012	01/08/20 20:14
Initial Cal Check	0A08052-ICV1	0A08052.txt-014	01/08/20 20:36
Initial Cal Blank	0A08052-ICB1	0A08052.txt-015	01/08/20 20:47

Note: Client samples are listed only if they are included in this report.
Duplicates and Matrix Spike/Duplicates QC Samples are only listed if sourced from a sample included in this report.

ANALYSIS BATCH (SEQUENCE) SUMMARY
SM 5310 B MOD

Laboratory:	Apex Laboratories	SDG:	Gasco_PreRD_DG 2019
Client:	Anchor QEA, LLC	Project:	Gasco_PreRD_DG 2019 - 4a-b. DOC-CAP Testing C
Sequence:	0E14055	Instrument:	TOC6
Matrix:	Soil	Calibration:	A0A0805

Sample Name	Lab Sample ID	Lab File ID	Analysis Date/Time
Calibration Check	0E14055-CCV1	0E14055.txt-003	05/14/20 17:40
Calibration Blank	0E14055-CCB1	0E14055.txt-004	05/14/20 17:51
Blank	0050438-BLK1	0E14055.txt-005	05/14/20 18:02
LCS	0050438-BS1	0E14055.txt-006	05/14/20 18:12
PDI-149SC-A-03-04-200425	A0D0659-07	0E14055.txt-007	05/14/20 18:23
PDI-149SC-A-03-04-200425 (Dup)	0050438-DUP1	0E14055.txt-008	05/14/20 18:34
PDI-149SC-A-03-04-200425 (Dup)	0050438-DUP2	0E14055.txt-009	05/14/20 18:45
Calibration Check	0E14055-CCV2	0E14055.txt-015	05/14/20 19:49
Calibration Blank	0E14055-CCB2	0E14055.txt-016	05/14/20 20:00
Calibration Check	0E14055-CCV3	0E14055.txt-027	05/14/20 21:59
Calibration Blank	0E14055-CCB3	0E14055.txt-028	05/14/20 22:10
Calibration Check	0E14055-CCV4	0E14055.txt-039	05/15/20 00:09
Calibration Blank	0E14055-CCB4	0E14055.txt-040	05/15/20 00:20
Calibration Check	0E14055-CCV5	0E14055.txt-051	05/15/20 02:19
Calibration Blank	0E14055-CCB5	0E14055.txt-052	05/15/20 02:30
Calibration Check	0E14055-CCV6	0E14055.txt-058	05/15/20 03:35
Calibration Blank	0E14055-CCB6	0E14055.txt-059	05/15/20 03:46

Note: Client samples are listed only if they are included in this report.
Duplicates and Matrix Spike/Duplicates QC Samples are only listed if sourced from a sample included in this report.

INITIAL CALIBRATION DATA (Summary)

SM 5310 B MOD

Laboratory: Apex Laboratories SDG: Gasco_PreRD_DG 2019

Client: Anchor QEA, LLC Project: Gasco_PreRD_DG 2019 - 4a-b. DOC-CAP Testing

Calibration: A0A0805 Date: 01/08/20 16:30 Instrument: TOC6

Compound	Mean RF	FIT	RF RSD	Mean RT	RT RSD	Linear r	Quad COD	LIMIT	Q
Total Organic Carbon	107.0509	Lin	3.685489			0.99994			

Note: ** Quad COD may be incorrect if weighting (1/a) or (1/a2) used. Weighting not shown here. Please see instrument calibration printouts for validation.

INITIAL CALIBRATION DATA

SM 5310 B MOD

Laboratory:	Apex Laboratories	SDG:	Gasco_PreRD_DG 2019
Client:	Anchor QEA, LLC	Project:	Gasco_PreRD_DG 2019 - 4a-b. DOC-CAP Te
Calibration:	A0A0805	Instrument:	TOC6
		Calibration Date:	01/08/20 16:30

Compound	Level 01		Level 02		Level 03		Level 04		Level 05		Level 06	
	mg/kg	RF	mg/kg	RF	mg/kg	RF	mg/kg	RF	mg/kg	RF	mg/kg	RF
Total Organic Carbon	200	114.6217	500	110.0738	1000	108.4645	2500	105.6496	5000	103.2242	12500	102.6331

INITIAL CALIBRATION DATA (Continued)

SM 5310 B MOD

Laboratory:	Apex Laboratories	SDG:	Gasco_PreRD_DG 2019
Client:	Anchor QEA, LLC	Project:	Gasco_PreRD_DG 2019 - 4a-b. DOC-CAP Te
Calibration:	A0A0805	Instrument:	TOC6
Matrix:		Calibration Date:	01/08/20 16:30

Compound	Level 07		Level 08		Level 09		Level 10		Level 11		Level 12	
	mg/kg	RF	mg/kg	RF	mg/kg	RF	mg/kg	RF	mg/kg	RF	mg/kg	RF
Total Organic Carbon	25000	106.7626	50000	104.9773								

INITIAL AND CONTINUING CALIBRATION CHECK

SM 5310 B MOD

Laboratory: Apex Laboratories
SDG: Gasco_PreRD_DG 2019
Client: Anchor QEA, LLC
Project: Gasco_PreRD_DG 2019 - 4a-b. DOC-CAP Testing Co
Instrument ID: TOC6
Calibration: A0A0805
Control Limt: +/- 10.00%
Sequence: 0A08052

Lab Sample ID	Analyte	True	Found	%R	Units	Method
0A08052-ICV1	Total Organic Carbon	10000	10000	100	mg/kg	SM 5310 B MOD

* Values outside of QC limits

INITIAL AND CONTINUING CALIBRATION CHECK

SM 5310 B MOD

Laboratory: Apex Laboratories
SDG: Gasco_PreRD_DG 2019
Client: Anchor QEA, LLC
Project: Gasco_PreRD_DG 2019 - 4a-b. DOC-CAP Testing Co
Instrument ID: TOC6
Calibration: A0A0805
Control Limt: +/- 10.00%
Sequence: 0E14055

Lab Sample ID	Analyte	True	Found	%R	Units	Method
0E14055-CCV1	Total Organic Carbon	10000	9900	99	mg/kg	SM 5310 B MOD
0E14055-CCV2	Total Organic Carbon	10000	9800	98	mg/kg	SM 5310 B MOD
0E14055-CCV3	Total Organic Carbon	10000	10000	100	mg/kg	SM 5310 B MOD
0E14055-CCV4	Total Organic Carbon	10000	10000	100	mg/kg	SM 5310 B MOD
0E14055-CCV5	Total Organic Carbon	10000	9900	99	mg/kg	SM 5310 B MOD
0E14055-CCV6	Total Organic Carbon	10000	10000	100	mg/kg	SM 5310 B MOD

* Values outside of QC limits

INSTRUMENT BLANKS
SM 5310 B MOD

Laboratory: Apex Laboratories
SDG: Gasco_PreRD_DG 2019
Client: Anchor QEA, LLC
Instrument ID: TOC6
Project: Gasco_PreRD_DG 2019 - 4a-b. DOC-CAP Testing Cores
Sequence: 0A08052
Calibration: A0A0805

Lab Sample ID	Analyte	Found	RL	Units	C	Method
0A08052-ICB1	Total Organic Carbon	ND	200 (Inst)	mg/kg		SM 5310 B MOD

(Inst) indicates on-Instrument Result and Reporting Level. Used for non-digested Instrument Blanks.

INSTRUMENT BLANKS
SM 5310 B MOD

Laboratory: Apex Laboratories
SDG: Gasco_PreRD_DG 2019
Client: Anchor QEA, LLC
Instrument ID: TOC6
Project: Gasco_PreRD_DG 2019 - 4a-b. DOC-CAP Testing Cores
Sequence: 0E14055
Calibration: A0A0805

Lab Sample ID	Analyte	Found	RL	Units	C	Method
0E14055-CCB1	Total Organic Carbon	ND	200 (Inst)	mg/kg		SM 5310 B MOD
0E14055-CCB2	Total Organic Carbon	ND	200 (Inst)	mg/kg		SM 5310 B MOD
0E14055-CCB3	Total Organic Carbon	ND	200 (Inst)	mg/kg		SM 5310 B MOD
0E14055-CCB4	Total Organic Carbon	ND	200 (Inst)	mg/kg		SM 5310 B MOD
0E14055-CCB5	Total Organic Carbon	ND	200 (Inst)	mg/kg		SM 5310 B MOD
0E14055-CCB6	Total Organic Carbon	ND	200 (Inst)	mg/kg		SM 5310 B MOD

(Inst) indicates on-Instrument Result and Reporting Level. Used for non-digested Instrument Blanks.

HOLDING TIME SUMMARY

SM 5310 B MOD

Laboratory: Apex Laboratories

SDG: Gasco_PreRD_DG 2019

Client: Anchor QEA, LLC

Project: Gasco_PreRD_DG 2019 - 4a-b. DOC-CAP Testing C

Sample Name	Date Collected	Date Received	Date Prepared	Days to Prep	Max Days to Prep	Date Analyzed	Days to Analysis	Max Days to Analysis	Q
PDI-149SC-A-03-04-200425	04/25/20 13:06	04/27/20 14:40	05/12/20 13:38	17.02	28.00	05/14/20 18:23	19.22	28.00	

Apex Laboratories

SDG: Gasco PreRD_DG 2019

CLASS: WET

METHOD: SM 2540 G

ANALYSES DATA PACKAGE COVER PAGE

SM 2540 G

Laboratory: Apex Laboratories

Client: Anchor QEA, LLC

SDG: Gasco PreRD_DG 2019

Project: Gasco PreRD_DG 2019 - 4a-b. DOC-CAP Testing C

Client Sample Id:	Lab Sample Id:	Matrix
PDI-149SC-A-03-04-200425	A0D0659-07	SE

I certify that this data package is in compliance with the terms and conditions of the contract, both technically and for completeness, for other than the conditions detailed above. Release of the data contained in this hardcopy data package and in computer-readable data submitted on diskette has been autorized by the Laboratory Manager or the Manager's designee, as verified by the following signatures.

Signature: _____ Name: David G. Jack

Forms Created: 6/17/2020 12:14PM Title: Technical Manager

METHOD DETECTION AND REPORTING LIMITS

SM 2540 G

Laboratory: Apex Laboratories

SDG: Gasco_PreRD_DG 2019

Client: Anchor QEA, LLC

Project: Gasco_PreRD_DG 2019 - 4a-b. DOC-CAP

Batch Matrix: Sediment

Analyte	MDL	MRL	Units
Total Solids	1.00	1.00	% by Weight

Note: MDLs are listed only if the corresponding analyte was evalutated to the MDL in this report .

INORGANIC ANALYSIS DATA SHEET

SM 2540 G

PDI-149SC-A-03-04-200425

Laboratory: Apex Laboratories
SDG: Gasco_PreRD_DG 2019
Client: Anchor QEA, LLC
Project: Gasco_PreRD_DG 2019 - 4a-b. DOC-CAP Testing Cores
Matrix: SE
Laboratory ID: A0D0659-07
Sampled: 04/25/20 13:06
Prepared: 05/12/20 13:25
Analyzed: 05/15/20 14:29
Solids: 78.25
Preparation: Total Solids (SM2540G/PSEP)
Initial/Final: 1 N/A / 1 N/A
Batch: 0050445
Calibration:
Instrument: Wet Chem Balance 1

CAS NO.	Analyte	Concentration (% by Weight)	Dilution Factor	Q	Method
TS	Total Solids	78.3	1		SM 2540 G

PREPARATION BATCH SUMMARY

SM 2540 G

Laboratory:	Apex Laboratories			SDG:	Gasco_PreRD_DG 2019
Client:	Anchor QEA, LLC			Project:	Gasco_PreRD_DG 2019 - 4a-b. DOC-CAP Testing Co
Batch:	0050445	Batch Matrix:	Sediment	Preparation:	Total Solids (SM2540G/PSEP)

SAMPLE NAME	LAB SAMPLE ID	LAB FILE ID	DATE PREPARED	OBSERVATIONS
PDI-149SC-A-03-04-200425 (Dup)	0050445-DUP1		05/12/20 13:25	
PDI-149SC-A-03-04-200425	A0D0659-07		05/12/20 13:25	

Note: Client samples are listed only if they are included in this report.
Duplicates and Matrix Spike/Duplicates QC Samples are only listed if sourced from a sample included in this report.

PDI-149SC-A-03-04-200425

DUPLICATES

SM 2540 G

Laboratory: Apex Laboratories
Client: Anchor QEA, LLC
Matrix: Sediment
Batch: 0050445
Preparation: Total Solids (SM2540G/PSEP)
Source Sample Name: PDI-149SC-A-03-04-200425

SDG: Gasco_PreRD_DG 2019
Project: Gasco_PreRD_DG 2019 - 4a-b. DOC-CAP T
Laboratory ID: 0050445-DUP1
Lab Source ID: A0D0659-07
Initial/Final: 1 N/A / 1 N/A
% Solids: 78.25

ANALYTE	CONTROL LIMIT	SAMPLE CONCENTRATION (% by Weight)	C	DUPLICATE CONCENTRATION (% by Weight)	C	RPD %	Q	METHOD
Total Solids	10	78.3		78.2		0.07		SM 2540 G

* Values outside of QC limits

HOLDING TIME SUMMARY

SM 2540 G

Laboratory: Apex Laboratories

SDG: Gasco_PreRD_DG 2019

Client: Anchor QEA, LLC

Project: Gasco_PreRD_DG 2019 - 4a-b. DOC-CAP Testing C

Sample Name	Date Collected	Date Received	Date Prepared	Days to Prep	Max Days to Prep	Date Analyzed	Days to Analysis	Max Days to Analysis	Q
PDI-149SC-A-03-04-200425	04/25/20 13:06	04/27/20 14:40	05/12/20 13:25	17.01	180.00	05/15/20 14:29	3.04		

Raw Data

APEX LABORATORIES, LLC
6700 SW Sandburg St. Tigard OR 97223 phone 503-718-2323

Polychlorinated Biphenyls by EPA 8082A
Benchsheet & Analysis Sequence Data

Batch 0050527
Sequence 0E021029 (A0D0659-07)

Apex Laboratories

PREPARATION BENCH SHEET

JUN 0 5 2020

BATCH #: 0050527 (Sediment)

Prep Method: EPA 3546

#	Lab Number		Analysis	Prepared	Initial (g)	Final (mL)	Spike ID	Source ID	ul Spike	ul Surr.	Sample ID	Extraction Comments	pH <2	pH Other	pH >11
	0050527-BLK1		QC	05/14/20 10:58	31	2				100					
	0050527-BS1		QC	05/14/20 10:58	30	2	A20E044		100	100					
	A0D0659-07	A	8082 PCBs - Low Level (30g/2mL)	05/14/20 10:58	30.71	2				100	PDI-149SC-A-03 -04-200425	Contact SC when ready to thaw, +1262,1268			
	A0D0741-01	A	8082 PCBs - Low Level (30g/2mL)	05/14/20 10:58	30.88	2				100	PDI-164SC-A-00 -01-200426	Contact SC when ready to thaw, +1262,1268			
	0050527-DUP1		QC	05/14/20 10:58	30.78	2		A0D0741-01		100					
	A0D0741-02	A	8082 PCBs - Low Level (30g/2mL)	05/14/20 10:58	30.3	2				100	PDI-164SC-A-01 -02-200426	Contact SC when ready to thaw, +1262,1268			
	A0D0741-03	A	8082 PCBs - Low Level (30g/2mL)	05/14/20 10:58	30.6	2				100	PDI-164SC-A-02 -03-200426	Contact SC when ready to thaw, +1262,1268			
	A0D0741-04	A	8082 PCBs - Low Level (30g/2mL)	05/14/20 10:58	30.19	2				100	PDI-164SC-A-03 -04-200426	Contact SC when ready to thaw, +1262,1268			
	A0D0741-05	A	8082 PCBs - Low Level (30g/2mL)	05/14/20 10:58	30.21	2				100	PDI-164SC-A-04 -05-200426	Contact SC when ready to thaw, +1262,1268			
	A0D0741-06	A	8082 PCBs - Low Level (30g/2mL)	05/14/20 10:58	30.66	2				100	PDI-164SC-A-05 -06-200426	Contact SC when ready to thaw, +1262,1268			
	A0D0741-07	A	8082 PCBs - Low Level (30g/2mL)	05/14/20 10:58	30.2	2				100	PDI-164SC-A-06 -07-200426	Contact SC when ready to thaw, +1262,1268			
	A0D0741-08	A	8082 PCBs - Low Level (30g/2mL)	05/14/20 10:58	30.9	2				100	PDI-164SC-A-07 -08-200426	Contact SC when ready to thaw, +1262,1268			
	A0E0138-09	A	8082 PCBs - Low Level (30g/2mL)	05/14/20 10:58	30.94	2				100	PDI-078SC-A-09 -9.6-200505	+1262,1268			
	A0E0186-12	A	8082 PCBs - Low Level (30g/2mL)	05/14/20 10:59	30.54	2				100	PDI-051SC-A-11 -11.9-200506	+1262,1268			
	A0E0186-13	A	8082 PCBs - Low Level (30g/2mL)	05/14/20 10:59	30.38	2				100	PDI-051SC-B-00 -02-200506	+1262,1268			
	A0E0186-14	A	8082 PCBs - Low Level (30g/2mL)	05/14/20 10:58	30.62	2				100	PDI-051SC-B-02 -04-200506	+1262,1268			
	A0E0186-15	A	8082 PCBs - Low Level (30g/2mL)	05/14/20 10:58	30.1	2				100	PDI-051SC-B-04 -06-200506	+1262,1268			
	A0E0186-16	A	8082 PCBs - Low Level (30g/2mL)	05/14/20 10:58	30.6	2				100	PDI-051SC-B-06 -08-200506	+1262,1268			
	A0E0186-19	A	8082 PCBs - Low Level (30g/2mL)	05/14/20 10:58	30.5	2				100	PDI-080SC-A-07 -08-200506	MS/MSD, +1262,1268			
	0050527-MS1		QC	05/14/20 10:58	30.42	2	A20E044	A0E0186-19	100	100					

Prepared By: Date

Reviewed By: 6/3/20 Date

Apex Laboratories

PREPARATION BENCH SHEET

BATCH #: 0050527 (Sediment)

Prep Method: EPA 3546

#	Lab Number		Analysis	Prepared	Initial (g)	Final (mL)	Spike ID	Source ID	ul Spike	ul Surr.	Sample ID	Extraction Comments	pH <2	pH Other	pH >11
	0050527-MSD1		QC	05/14/20 10:58	30.12	2	A20E044	A0E0186-19	100	100					
	A0E0186-20	A	8082 PCBs - Low Level (30g/2mL)	05/14/20 10:58	30.19	2				100	PDI-080SC-A-08-8.8-200506	+1262,1268			
	A0E0186-21	A	8082 PCBs - Low Level (30g/2mL)	05/14/20 10:58	30.5	2				100	PDI-080SC-B-00-02-200506	+1262,1268			
	A0E0186-22	A	8082 PCBs - Low Level (30g/2mL)	05/14/20 10:58	30.66	2				100	PDI-080SC-B-02-05-200506	+1262,1268			
	A0E0186-23	A	8082 PCBs - Low Level (30g/2mL)	05/14/20 10:58	30.79	2				100	PDI-080SC-B-05-07-200506	+1262,1268			

Standards/Reagents

Reagent(s)

Std ID	Exp. Date	Description
A13L219	11/30/23	Extractions Balance
A19I211	05/07/22	Copper, Granular Lot# J260003
A20A032	06/30/23	n-Hexane Lot# 197051
A20A327	07/22/20	Florisil Lot 919270-CP
A20B017	08/01/20	Glass Wool
A20C055	08/31/20	Sulfuric Acid
A20D177	10/10/22	Sodium Sulfate Lot # 195510
A20E020	10/31/22	DCM CHEM PROD. 197898

Analyte Spike(s)

Std ID	Exp. Date	Description
A20E044	11/06/20	8082 PCB Matrix Spike

Surrogate(s)

Std ID	Exp. Date	Description
A20D453	09/20/20	8082 PCB Surrogate Spike

Method 3546 digestion time and temperture achieved.
Initial:

Witness:_____

Prepared By: Date

Reviewed By: Date

Apex Laboratories

PREPARATION BENCH SHEET

BATCH #: 0050527 (Sediment)

Prep Method: EPA 3546

#	Lab Number		Analysis	Prepared	Initial (g)	Final (mL)	Spike ID	Source ID	ul Spike	ul Surr.	Sample ID	Extraction Comments	pH <2	pH Other	pH >11
1/2	0050527-BLK1		QC	05/14/20 10:58	~~30~~ 21	2				100					
3/4	0050527-BS1		QC	05/14/20 10:58	30	2	A20E044		100	100					
5/6	A0D0659-07	A	8082 PCBs - Low Level (30g/2mL)	05/14/20 10:58	~~30~~ 30.71	2				100	PDI-149SC-A-03 -04-200425	Contact SC when ready to thaw, +1262,1268 Dirt (S) (P)			
7/8	A0D0741-01	A	8082 PCBs - Low Level (30g/2mL)	05/14/20 10:58	~~30~~ 30.88	2				100	PDI-164SC-A-00 -01-200426	Contact SC when ready to thaw, +1262,1268 Dirt (S) (P)			
9/10	0050527-DUP1		QC	05/14/20 10:58	~~30~~ 30.78	2		A0D0741-01		100		(S) (P)			
11/12	A0D0741-02	A	8082 PCBs - Low Level (30g/2mL)	05/14/20 10:58	~~30~~ 30.30	2				100	PDI-164SC-A-01 -02-200426	Contact SC when ready to thaw, +1262,1268 Dirt (S) (P)			
13/14	A0D0741-03	A	8082 PCBs - Low Level (30g/2mL)	05/14/20 10:58	~~30~~ 30.60	2				100	PDI-164SC-A-02 -03-200426	Contact SC when ready to thaw, +1262,1268 Dirt (S)			
15/16	A0D0741-04	A	8082 PCBs - Low Level (30g/2mL)	05/14/20 10:58	~~30~~ 30.19	2				100	PDI-164SC-A-03 -04-200426	Contact SC when ready to thaw, +1262,1268 Dirt			
17/18	A0D0741-05	A	8082 PCBs - Low Level (30g/2mL)	05/14/20 10:58	~~30~~ 30.21	2				100	PDI-164SC-A-04 -05-200426	Contact SC when ready to thaw, +1262,1268 Dirt			
19/20	A0D0741-06	A	8082 PCBs - Low Level (30g/2mL)	05/14/20 10:58	~~30~~ 30.66	2				100	PDI-164SC-A-05 -06-200426	Contact SC when ready to thaw, +1262,1268 Dirt			
21/22	A0D0741-07	A	8082 PCBs - Low Level (30g/2mL)	05/14/20 10:58	~~30~~ 30.20	2				100	PDI-164SC-A-06 -07-200426	Contact SC when ready to thaw, +1262,1268 Dirt			
23/24	A0D0741-08	A	8082 PCBs - Low Level (30g/2mL)	05/14/20 10:58	~~30~~ 30.90	2				100	PDI-164SC-A-07 -08-200426	Contact SC when ready to thaw, +1262,1268 Dirt			
25/26	A0E0138-09	A	8082 PCBs - Low Level (30g/2mL)	05/14/20 10:58	~~30~~ 30.94	2 ✓				100	PDI-078SC-A-09 -9.6-200505	+1262,1268 mud (S)			
27/28	A0E0186-12	A	8082 PCBs - Low Level (30g/2mL)	05/14/20 10:59	~~30~~ 30.54	2 ✓				100	PDI-051SC-A-11 -11.9-200506	+1262,1268 mud			
29/30	A0E0186-13	A	8082 PCBs - Low Level (30g/2mL)	05/14/20 10:59	~~30~~ 30.38	2 ✓				100	PDI-051SC-B-00 -02-200506	+1262,1268 mud odor (S)			
31/32	A0E0186-14	A	8082 PCBs - Low Level (30g/2mL)	05/14/20 10:58	~~30~~ 30.62	2 ✓				100	PDI-051SC-B-02 -04-200506	+1262,1268 mud odor (S)			
33/34	A0E0186-15	A	8082 PCBs - Low Level (30g/2mL)	05/14/20 10:58	~~30~~ 30.10	2 ✓				100	PDI-051SC-B-04 -06-200506	+1262,1268 mud, odor (S)			
35/36	A0E0186-16	A	8082 PCBs - Low Level (30g/2mL)	05/14/20 10:58	~~30~~ 30.60	2 ✓				100	PDI-051SC-B-06 -08-200506	+1262,1268 mud (S)			
37/38	A0E0186-19	A	8082 PCBs - Low Level (30g/2mL)	05/14/20 10:58	~~30~~ 30.50	2 ✓				100	PDI-080SC-A-07 -08-200506	MS/MSD, +1262,1268 mud (S) (P)			
39/40	0050527-MS1		QC	05/14/20 10:58	~~30~~ 30.42	2 ✓	A20E044	A0E0186-19	100	100		(S) (P)			

CAH 05·14·20
Prepared By: Date

CAS 05/14/2020
Reviewed By: Date

CAH 05/14/20

Apex Laboratories

PREPARATION BENCH SHEET

BATCH #: 0050527 (Sediment)

Prep Method: EPA 3546

#	Lab Number		Analysis	Prepared	Initial (g)	Final (mL)	Spike ID	Source ID	ul Spike	ul Surr.	Sample ID	Extraction Comments	pH <2	pH Other	pH >11
41/42	0050527-MSD1		QC	05/14/20 10:58	~~30~~ 30.12	2 ✓	A20E044	A0E0186-19	100	100		(S) (P)			
43/44	A0E0186-20	A	8082 PCBs - Low Level (30g/2mL)	05/14/20 10:58	~~30~~ 30.19	2 ✓				100	PDI-080SC-A-08-8.8-200506	+1262,1268 muc (S)			
45/46	A0E0186-21	A	8082 PCBs - Low Level (30g/2mL)	05/14/20 10:58	~~30~~ 30.50	2 ✓				100	PDI-080SC-B-00-02-200506	+1262,1268 muc (S)			
47/48	A0E0186-22	A	8082 PCBs - Low Level (30g/2mL)	05/14/20 10:58	~~30~~ 30.66	2 ✓				100	PDI-080SC-B-02-05-200506	+1262,1268 muc (S)			
49/50	A0E0186-23	A	8082 PCBs - Low Level (30g/2mL)	05/14/20 10:58	~~30~~ 30.79	2 ✓				100	PDI-080SC-B-05-07-200506	+1262,1268 muc (S)			

Standards/Reagents

Reagent(s)

Std ID	Exp. Date	Description
A13L219	11/30/23	Extractions Balance
A191211	05/07/22	Copper, Granular Lot# J260003
A20A032	06/30/23	n-Hexane Lot# 197051
A20A327	07/22/20	Florisil Lot 919270-CP
A20B017	08/01/20	Glass Wool
A20C055	08/31/20	Sulfuric Acid
A20D177	10/10/22	Sodium Sulfate Lot # 195510
A20E020	10/31/22	DCM CHEM PROD. 197898

Analyte Spike(s) [illegible]

Std ID	Exp. Date	Description
A20E044	11/06/20	8082 PCB Matrix Spike

Surrogate(s) [illegible]

Std ID	Exp. Date	Description
A20D453	09/20/20	8082 PCB Surrogate Spike

(S) = staining on turbovap.

(P) = Precipitate formed during concentration/solvent exchange

Method 3546 digestion time and temperture achieved.

Initial: [illegible]

Witness: CAH 5/14/20

Prepared By: Date

Reviewed By: Date

ELEMENT SEQUENCE LOG

Apex Laboratories

Sequence:	**0E21029**	Instrument:	**DUALECD2F**
Date:	**05/21/20 06:33**	Calibration:	**A0D2707**

#	Lab Number	Matrix	Analysis	Client	Due	Batch	ISTD ID	STD ID
1	0E21029-CCV1	Sediment	QC	QC				A20E179
2	0E21029-CCB1	Sediment	QC	QC				A20E115
3	A0D0659-07	Sediment	8082 PCBs - Low Level (30g/2mL)	Anchor QEA, LLC	05/20/20	0050527		
4	0E21029-IBL1	Sediment	QC	QC				
5	A0D0741-02	Sediment	8082 PCBs - Low Level (30g/2mL)	Anchor QEA, LLC	05/21/20	0050527		
6	0E21029-IBL2	Sediment	QC	QC				
7	A0D0741-07	Sediment	8082 PCBs - Low Level (30g/2mL)	Anchor QEA, LLC	05/21/20	0050527		
8	0E21029-IBL3	Sediment	QC	QC				
9	A0D0741-08	Sediment	8082 PCBs - Low Level (30g/2mL)	Anchor QEA, LLC	05/21/20	0050527		
10	0E21029-IBL4	Sediment	QC	QC				
11	A0E0138-09	Sediment	8082 PCBs - Low Level (30g/2mL)	Anchor QEA, LLC	05/19/20	0050527		
12	0E21029-IBL5	Sediment	QC	QC				
13	A0E0186-12	Sediment	8082 PCBs - Low Level (30g/2mL)	Anchor QEA, LLC	05/20/20	0050527		
14	0E21029-IBL6	Sediment	QC	QC				
15	A0E0186-13	Sediment	8082 PCBs - Low Level (30g/2mL)	Anchor QEA, LLC	05/20/20	0050527		
16	0E21029-IBL7	Sediment	QC	QC				
17	0E21029-CCV2	Sediment	QC	QC				A20E179
18	0E21029-CCB2	Sediment	QC	QC				A20E115

Comments:

Data Entered By/Date: 5/28/20

Data Reviewed By/Date: 5/28/20

TOTAL AROCLOR AVERAGE RESULTS

The average result for the 1016 and 1260 selected peaks are reported here to facilitate data entry and review. Averages are done on all individual peaks and must be for matrix spikes if all peaks are not used in the average.

0E21029-CCV1

Aroclor 1016

Peak	Initial Res
1016 (1)	449.50
1016 (2)	467.38
1016 (3)	457.39
1016 (4)	427.47
1016 (5)	439.37
1016 (6)	460.55
Average:	**450.28**

Aroclor 1260

Peak	Initial Res
1260 (1)	462.25
1260 (2)	457.97
1260 (3)	457.88
1260 (4)	476.93
1260 (5)	472.94
1260 (6)	466.59
Average:	**465.76**

0E21029-CCV2

Aroclor 1016

Peak	Initial Res
1016 (1)	430.69
1016 (2)	465.23
1016 (3)	443.46
1016 (4)	429.59
1016 (5)	429.13
1016 (6)	433.34
Average:	**438.57**

Aroclor 1260

Peak	Initial Res
1260 (1)	427.53
1260 (2)	419.04
1260 (3)	399.37
1260 (4)	439.62
1260 (5)	427.58
1260 (6)	401.61
Average:	**419.13**

Quantitation Report (Not Reviewed)

Data Path : K:\DATA\0E21029\
Data File : ECD2F003.D
Signal(s) : ECD1A.CH
Acq On : 21 May 2020 8:23 am
Operator : MJB / KAK
Sample : 0E21029-CCV1
Misc :
ALS Vial : 2 Sample Multiplier: 1

Integration File: PCB1.e
Quant Time: May 26 07:43:10 2020
Quant Method : K:\METHODS\FECD2_QUANTPCB_200426RT8.M
Quant Title : PCB Data Analysis
QLast Update : Mon Apr 27 12:20:01 2020
Response via : Initial Calibration
Integrator: ChemStation 6890 Scale Mode: Small noise peaks clipped

5/28/20

Volume Inj. : 1uL
Signal Phase : RTX-1701
Signal Info : 30m x 0.32mm x 0.25um

	Compound	R.T.	Response	Conc	Units
System Monitoring Compounds					
1) S	TCMX (S)	4.774	41109853	221.964	ng/ml
64) S	DCBP (S)	9.535	41110667	230.730	ng/ml
Target Compounds					
2)	Aroclor 1016 (1)	5.695	2939325	449.497	ng/ml
3)	Aroclor 1016 (2)	6.109	6054725	467.381	ng/ml
4)	Aroclor 1016 (3)	6.190	3262168	457.390	ng/ml
5)	Aroclor 1016 (4)	6.349	2508369	427.469	ng/ml
6)	Aroclor 1016 (5)	6.570	3092362	439.368	ng/ml
7)	Aroclor 1016 (6)	6.695	2221897	460.553	ng/ml
8)	Aroclor 1016 - AVE	0.000	0	N.D.	ng/ml
9)	Aroclor 1221 (1)	5.130	966963	443.986	ng/ml
10)	Aroclor 1221 (2)	5.253	335273	227.313	ng/ml
11)	Aroclor 1221 (3)	5.333	1583977	326.797	ng/ml
12)	Aroclor 1221 (4)	5.805	318919	365.130	ng/ml
13)	Aroclor 1221 (5)	6.109	6054725	6448.344	ng/ml
14)	Aroclor 1221 - AVE	0.000	0	N.D.	ng/ml
15)	Aroclor 1232 (1)	5.333	1583977	427.941	ng/ml
16)	Aroclor 1232 (2)	6.109	6054725	1192.322	ng/ml
17)	Aroclor 1232 (3)	6.190	3262168	1167.948	ng/ml
18)	Aroclor 1232 (4)	6.349	2508369	1343.878	ng/ml
19)	Aroclor 1232 (5)	6.570	3092362	1250.878	ng/ml
20)	Aroclor 1232 (6)	6.695	2221897	1109.213	ng/ml
21)	Aroclor 1232 - AVE	0.000	0	N.D.	ng/ml
22)	Aroclor 1242 (1)	5.695	2939325	596.572	ng/ml
23)	Aroclor 1242 (2)	6.109	6054725	595.668	ng/ml
24)	Aroclor 1242 (3)	6.190	3262168	608.617	ng/ml
25)	Aroclor 1242 (4)	6.349	2508369	617.601	ng/ml
26)	Aroclor 1242 (5)	6.570	3092362	599.257	ng/ml
27)	Aroclor 1242 (6)	6.695	2221897	532.107	ng/ml
28)	Aroclor 1242 - AVE	0.000	0	N.D.	ng/ml
29)	Aroclor 1248 (1)	6.109	6054725	1023.041	ng/ml
30)	Aroclor 1248 (2)	6.349	2508369	357.565	ng/ml
31)	Aroclor 1248 (3)	6.570	3092362	365.914	ng/ml
32)	Aroclor 1248 (4)	6.863	619905	61.622	ng/ml
33)	Aroclor 1248 (5)	6.898	2168267	212.836	ng/ml
34)	Aroclor 1248 (6)	7.386	4541863	821.043	ng/ml
35)	Aroclor 1248 - AVE	0.000	0	N.D.	ng/ml
36)	Aroclor 1254 (1)	6.898	2168267	213.463	ng/ml
37)	Aroclor 1254 (2)	7.008	2242647	181.858	ng/ml
38)	Aroclor 1254 (3)	7.386	4541863	251.735	ng/ml
39)	Aroclor 1254 (4)	7.544	691652	53.461	ng/ml
40)	Aroclor 1254 (5)	7.925	6283128	488.088	ng/ml
41)	Aroclor 1254 (6)	8.218	693639	163.319	ng/ml
42)	Aroclor 1254 - AVE	0.000	0	N.D.	ng/ml
43)	Aroclor 1260 (1)	7.498	6130479	462.247	ng/ml
44)	Aroclor 1260 (2)	7.630	7673700	457.966	ng/ml

Quantitation Report (Not Reviewed)

Data Path : K:\DATA\0E21029\
Data File : ECD2F003.D
Signal(s) : ECD1A.CH
Acq On : 21 May 2020 8:23 am
Operator : MJB / KAK
Sample : 0E21029-CCV1
Misc :
ALS Vial : 2 Sample Multiplier: 1

Integration File: PCB1.e
Quant Time: May 26 07:43:10 2020
Quant Method : K:\METHODS\FECD2_QUANTPCB_200426RT8.M
Quant Title : PCB Data Analysis
QLast Update : Mon Apr 27 12:20:01 2020
Response via : Initial Calibration
Integrator: ChemStation 6890 Scale Mode: Small noise peaks clipped

Volume Inj. : 1uL
Signal Phase : RTX-1701
Signal Info : 30m x 0.32mm x 0.25um

	Compound	R.T.	Response	Conc	Units
45)	Aroclor 1260 (3)	8.187	5721563	457.882	ng/ml
46)	Aroclor 1260 (4)	8.358	13424482	476.929	ng/ml
47)	Aroclor 1260 (5)	8.656	8956190	472.941	ng/ml
48)	Aroclor 1260 (6)	9.046	3746852	466.590	ng/ml
49)	Aroclor 1260 - AVE	0.000	0	N.D.	ng/ml
50)	Aroclor 1262 (1)	7.630	7673700	602.621	ng/ml
51)	Aroclor 1262 (2)	7.955	5820002	331.307	ng/ml
52)	Aroclor 1262 (3)	8.187	5721563	376.911	ng/ml
53)	Aroclor 1262 (4)	8.358	13424482	425.564	ng/ml
54)	Aroclor 1262 (5)	8.656	8956190	461.743	ng/ml
55)	Aroclor 1262 (6)	9.046	3746852	346.854	ng/ml
56)	Aroclor 1262 - AVE	0.000	0	N.D.	ng/ml
57)	Aroclor 1268 (1)	8.187	5721563	665.361	ng/ml
58)	Aroclor 1268 (2)	8.605	3234854	86.905	ng/ml
59)	Aroclor 1268 (3)	8.656	8956190	273.529	ng/ml
60)	Aroclor 1268 (4)	8.831	282166	9.541	ng/ml
61)	Aroclor 1268 (5)	9.046	3746852	319.064	ng/ml
62)	Aroclor 1268 (6)	9.301	875282	10.530	ng/ml
63)	Aroclor 1268 - AVE	0.000	0	N.D.	ng/ml

(f)=RT Delta > 1/2 Window (m)=manual int.

Quantitation Report (Not Reviewed)

Data Path : K:\DATA\0E21029\
Data File : ECD2F003.D
Signal(s) : ECD1A.CH
Acq On : 21 May 2020 8:23 am
Operator : MJB / KAK
Sample : 0E21029-CCV1
Misc :
ALS Vial : 2 Sample Multiplier: 1

Integration File: PCB1.e
Quant Time: May 26 07:43:10 2020
Quant Method : K:\METHODS\FECD2_QUANTPCB_200426RT8.M
Quant Title : PCB Data Analysis
QLast Update : Mon Apr 27 12:20:01 2020
Response via : Initial Calibration
Integrator: ChemStation 6890 Scale Mode: Small noise peaks clipped

Volume Inj. : 1uL
Signal Phase : RTX-1701
Signal Info : 30m x 0.32mm x 0.25um

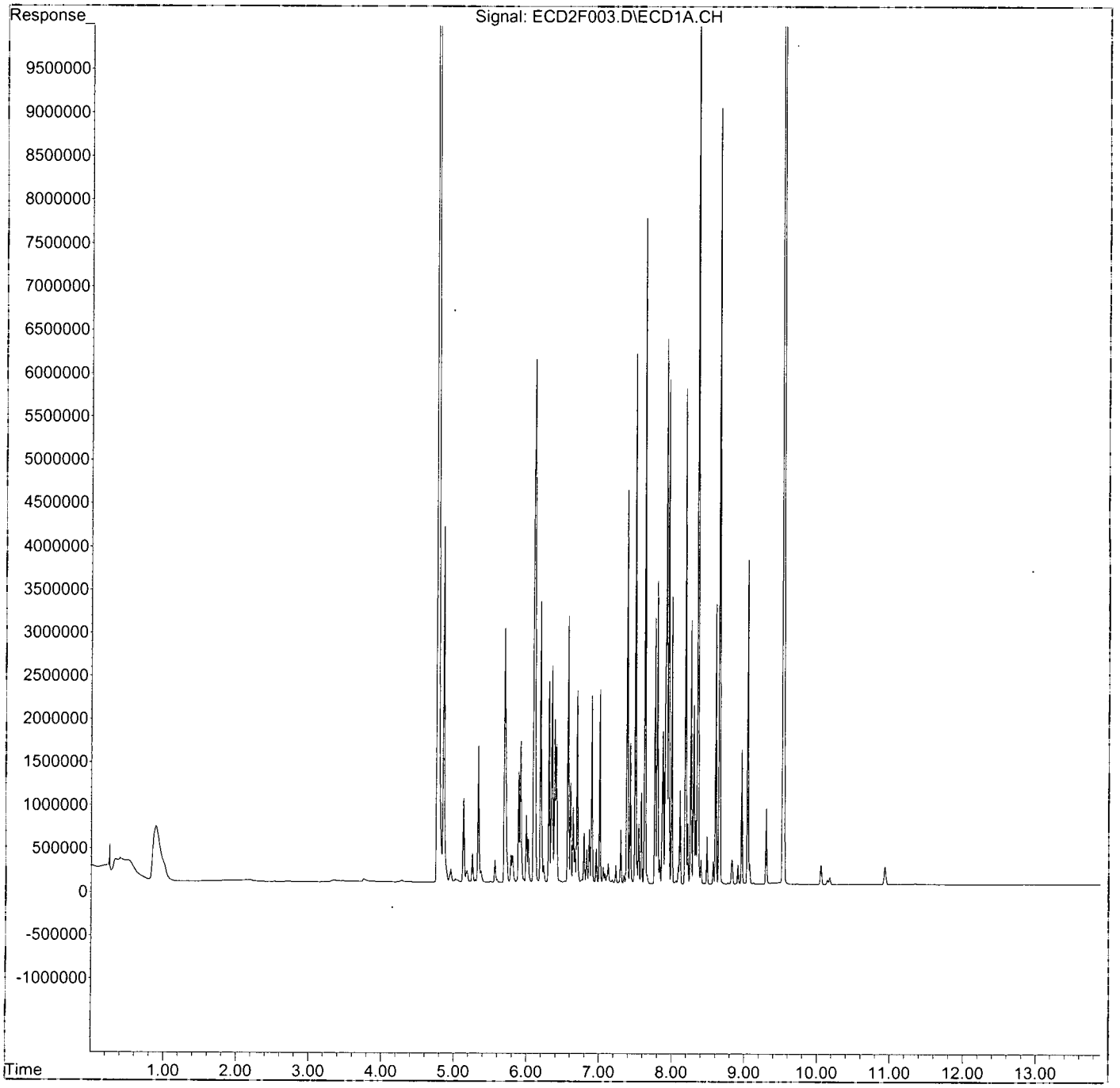

Quantitation Report (Not Reviewed)

Data Path : K:\DATA\0E21029\
Data File : ECD2F004.D
Signal(s) : ECD1A.CH
Acq On : 21 May 2020 8:40 am
Operator : MJB / KAK
Sample : 0E21029-CCB1
Misc :
ALS Vial : 3 Sample Multiplier: 1

Integration File: PCB1.e
Quant Time: May 26 07:43:30 2020
Quant Method : K:\METHODS\FECD2_QUANTPCB_200426RT8.M
Quant Title : PCB Data Analysis
QLast Update : Mon Apr 27 12:20:01 2020
Response via : Initial Calibration
Integrator: ChemStation 6890 Scale Mode: Small noise peaks clipped

5/28/20
Clean

Volume Inj. : 1uL
Signal Phase : RTX-1701
Signal Info : 30m x 0.32mm x 0.25um

	Compound	R.T.	Response	Conc	Units
System Monitoring Compounds					
1) S	TCMX (S)	4.773	16597453	89.614	ng/ml
64) S	DCBP (S)	9.533	16639642	93.389	ng/ml
Target Compounds					
2)	Aroclor 1016 (1)	5.691	6665	1.019	ng/ml
3)	Aroclor 1016 (2)	6.111	13521	1.044	ng/ml
4)	Aroclor 1016 (3)	6.202	12344	1.731	ng/ml
5)	Aroclor 1016 (4)	6.353	10656	1.816	ng/ml
6)	Aroclor 1016 (5)	6.575	11650	1.655	ng/ml
7)	Aroclor 1016 (6)	6.698	11128	2.307	ng/ml
8)	Aroclor 1016 - AVE	0.000	0	N.D.	ng/ml
9)	Aroclor 1221 (1)	5.128	344651	158.248	ng/ml
10)	Aroclor 1221 (2)	5.253	3902	2.645	ng/ml
11)	Aroclor 1221 (3)	5.325	11793	2.433	ng/ml
12)	Aroclor 1221 (4)	5.799	7200	8.244	ng/ml
13)	Aroclor 1221 (5)	6.111	13521	14.400	ng/ml
14)	Aroclor 1221 - AVE	0.000	0	N.D.	ng/ml
15)	Aroclor 1232 (1)	5.325	11793	3.186	ng/ml
16)	Aroclor 1232 (2)	6.111	13521	2.663	ng/ml
17)	Aroclor 1232 (3)	6.202	12344	4.419	ng/ml
18)	Aroclor 1232 (4)	6.353	10656	5.709	ng/ml
19)	Aroclor 1232 (5)	6.575	11650	4.713	ng/ml
20)	Aroclor 1232 (6)	6.698	11128	5.555	ng/ml
21)	Aroclor 1232 - AVE	0.000	0	N.D.	ng/ml
22)	Aroclor 1242 (1)	5.691	6665	1.353	ng/ml
23)	Aroclor 1242 (2)	6.111	13521	1.330	ng/ml
24)	Aroclor 1242 (3)	6.202	12344	2.303	ng/ml
25)	Aroclor 1242 (4)	6.353	10656	2.624	ng/ml
26)	Aroclor 1242 (5)	6.575	11650	2.258	ng/ml
27)	Aroclor 1242 (6)	6.698	11128	2.665	ng/ml
28)	Aroclor 1242 - AVE	0.000	0	N.D.	ng/ml
29)	Aroclor 1248 (1)	6.111	13521	2.285	ng/ml
30)	Aroclor 1248 (2)	6.353	10656	1.519	ng/ml
31)	Aroclor 1248 (3)	6.575	11650	1.379	ng/ml
32)	Aroclor 1248 (4)	6.884	13614	1.353	ng/ml
33)	Aroclor 1248 (5)	6.909	14442	1.418	ng/ml
34)	Aroclor 1248 (6)	7.384	7490	1.354	ng/ml
35)	Aroclor 1248 - AVE	0.000	0	N.D.	ng/ml
36)	Aroclor 1254 (1)	6.909	14442	1.422	ng/ml
37)	Aroclor 1254 (2)	7.011	12752	1.034	ng/ml
38)	Aroclor 1254 (3)	7.384	7490	0.415	ng/ml
39)	Aroclor 1254 (4)	7.543	5181	0.400	ng/ml
40)	Aroclor 1254 (5)	7.934	11793	0.916	ng/ml
41)	Aroclor 1254 (6)	8.218	2247	0.529	ng/ml
42)	Aroclor 1254 - AVE	0.000	0	N.D.	ng/ml
43)	Aroclor 1260 (1)	7.497	5943	0.448	ng/ml
44)	Aroclor 1260 (2)	7.631	6017	0.359	ng/ml

Quantitation Report (Not Reviewed)

Data Path : K:\DATA\0E21029\
Data File : ECD2F004.D
Signal(s) : ECD1A.CH
Acq On : 21 May 2020 8:40 am
Operator : MJB / KAK
Sample : 0E21029-CCB1
Misc :
ALS Vial : 3 Sample Multiplier: 1

Integration File: PCB1.e
Quant Time: May 26 07:43:30 2020
Quant Method : K:\METHODS\FECD2_QUANTPCB_200426RT8.M
Quant Title : PCB Data Analysis
QLast Update : Mon Apr 27 12:20:01 2020
Response via : Initial Calibration
Integrator: ChemStation 6890 Scale Mode: Small noise peaks clipped

Volume Inj. : 1uL
Signal Phase : RTX-1701
Signal Info : 30m x 0.32mm x 0.25um

	Compound	R.T.	Response	Conc Units
45)	Aroclor 1260 (3)	8.187	3803	0.304 ng/ml
46)	Aroclor 1260 (4)	8.351	18200	0.647 ng/ml
47)	Aroclor 1260 (5)	8.656	6261	0.331 ng/ml
48)	Aroclor 1260 (6)	9.057	3255	0.405 ng/ml
49)	Aroclor 1260 - AVE	0.000	0	N.D. ng/ml
50)	Aroclor 1262 (1)	7.631	6017	0.473 ng/ml
51)	Aroclor 1262 (2)	7.953	3218	0.183 ng/ml
52)	Aroclor 1262 (3)	8.187	3803	0.250 ng/ml
53)	Aroclor 1262 (4)	8.351	18200	0.577 ng/ml
54)	Aroclor 1262 (5)	8.656	6261	0.323 ng/ml
55)	Aroclor 1262 (6)	9.057	3255	0.301 ng/ml
56)	Aroclor 1262 - AVE	0.000	0	N.D. ng/ml
57)	Aroclor 1268 (1)	8.187	3803	0.442 ng/ml
58)	Aroclor 1268 (2)	8.604	2801	0.075 ng/ml
59)	Aroclor 1268 (3)	8.656	6261	0.191 ng/ml
60)	Aroclor 1268 (4)	8.834	51460	1.740 ng/ml
61)	Aroclor 1268 (5)	9.057	3255	0.277 ng/ml
62)	Aroclor 1268 (6)	9.300	36381	0.438 ng/ml
63)	Aroclor 1268 - AVE	0.000	0	N.D. ng/ml

(f)=RT Delta > 1/2 Window (m)=manual int.

Quantitation Report (Not Reviewed)

Data Path : K:\DATA\0E21029\
Data File : ECD2F004.D
Signal(s) : ECD1A.CH
Acq On : 21 May 2020 8:40 am
Operator : MJB / KAK
Sample : 0E21029-CCB1
Misc :
ALS Vial : 3 Sample Multiplier: 1

Integration File: PCB1.e
Quant Time: May 26 07:43:30 2020
Quant Method : K:\METHODS\FECD2_QUANTPCB_200426RT8.M
Quant Title : PCB Data Analysis
QLast Update : Mon Apr 27 12:20:01 2020
Response via : Initial Calibration
Integrator: ChemStation 6890 Scale Mode: Small noise peaks clipped

Volume Inj. : 1uL
Signal Phase : RTX-1701
Signal Info : 30m x 0.32mm x 0.25um

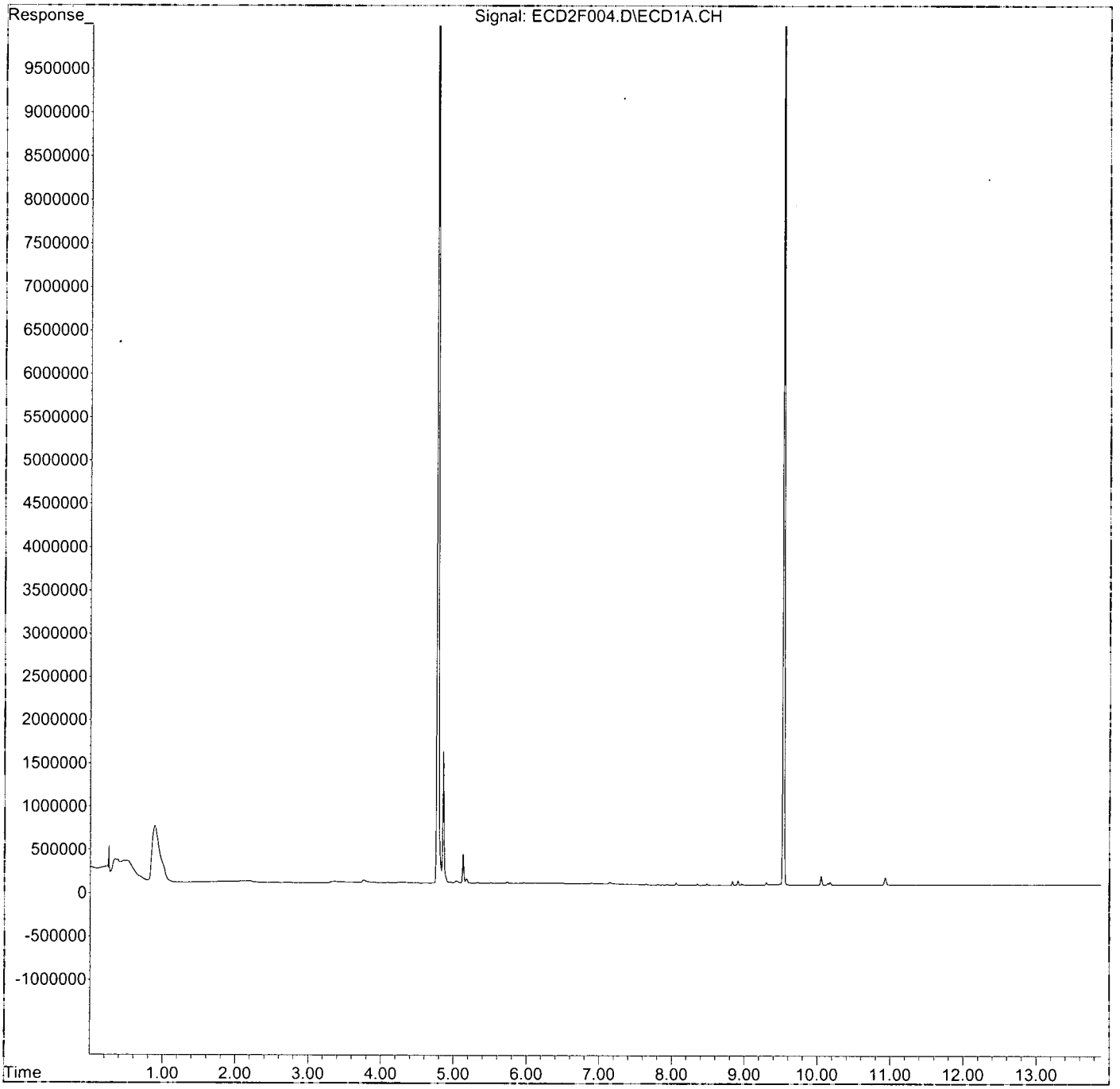

Quantitation Report (Not Reviewed)

Data Path : K:\DATA\0E21029\
Data File : ECD2F005.D
Signal(s) : ECD1A.CH
Acq On : 21 May 2020 8:58 am
Operator : MJB / KAK
Sample : A0D0659-07
Misc :
ALS Vial : 4 Sample Multiplier: 1

Integration File: PCB1.e
Quant Time: May 26 07:43:49 2020
Quant Method : K:\METHODS\FECD2_QUANTPCB_200426RT8.M
Quant Title : PCB Data Analysis
QLast Update : Mon Apr 27 12:20:01 2020
Response via : Initial Calibration
Integrator: ChemStation 6890 Scale Mode: Small noise peaks clipped

5/28/20

Volume Inj. : 1uL
Signal Phase : RTX-1701
Signal Info : 30m x 0.32mm x 0.25um

RR-7

	Compound	R.T.	Response	Conc	Units
System Monitoring Compounds					
1) S	TCMX (S)	4.776	9363438	50.556	ng/ml
64) S	DCBP (S)	9.535	7568382	42.477	ng/ml
Target Compounds					
2)	Aroclor 1016 (1)	5.703	3214	0.492	ng/ml
3)	Aroclor 1016 (2)	6.110	14485	1.118	ng/ml
4)	Aroclor 1016 (3)	6.191	7739	1.085	ng/ml
5)	Aroclor 1016 (4)	6.351	10033	1.710	ng/ml
6)	Aroclor 1016 (5)	6.541	28124	3.996	ng/ml
7)	Aroclor 1016 (6)	6.702	10060	2.085	ng/ml
8)	Aroclor 1016 - AVE	0.000	0	N.D.	ng/ml
9)	Aroclor 1221 (1)	5.131	172185	79.060	ng/ml
10)	Aroclor 1221 (2)	5.259	996	0.675	ng/ml
11)	Aroclor 1221 (3)	5.344	18410	3.798	ng/ml
12)	Aroclor 1221 (4)	5.796	6905	7.905	ng/ml
13)	Aroclor 1221 (5)	6.110	14485	15.427	ng/ml
14)	Aroclor 1221 - AVE	0.000	0	N.D.	ng/ml
15)	Aroclor 1232 (1)	5.344	18410	4.974	ng/ml
16)	Aroclor 1232 (2)	6.110	14485	2.853	ng/ml
17)	Aroclor 1232 (3)	6.191	7739	2.771	ng/ml
18)	Aroclor 1232 (4)	6.351	10033	5.375	ng/ml
19)	Aroclor 1232 (5)	6.541	28124	11.376	ng/ml
20)	Aroclor 1232 (6)	6.702	10060	5.022	ng/ml
21)	Aroclor 1232 - AVE	0.000	0	N.D.	ng/ml
22)	Aroclor 1242 (1)	5.703	3214	0.652	ng/ml
23)	Aroclor 1242 (2)	6.110	14485	1.425	ng/ml
24)	Aroclor 1242 (3)	6.191	7739	1.444	ng/ml
25)	Aroclor 1242 (4)	6.351	10033	2.470	ng/ml
26)	Aroclor 1242 (5)	6.541	28124	5.450	ng/ml
27)	Aroclor 1242 (6)	6.702	10060	2.409	ng/ml
28)	Aroclor 1242 - AVE	0.000	0	N.D.	ng/ml
29)	Aroclor 1248 (1)	6.110	14485	2.448	ng/ml
30)	Aroclor 1248 (2)	6.351	10033	1.430	ng/ml
31)	Aroclor 1248 (3)	6.541	28124	3.328	ng/ml
32)	Aroclor 1248 (4)	6.868	9311	0.926	ng/ml
33)	Aroclor 1248 (5)	6.913	17467	1.715	ng/ml
34)	Aroclor 1248 (6)	7.419	17930	3.241	ng/ml
35)	Aroclor 1248 - AVE	0.000	0	N.D.	ng/ml
36)	Aroclor 1254 (1)	6.913	17467	1.720	ng/ml
37)	Aroclor 1254 (2)	7.019	19263	1.562	ng/ml
38)	Aroclor 1254 (3)	7.419	17930	0.994	ng/ml
39)	Aroclor 1254 (4)	7.558	13655	1.055	ng/ml
40)	Aroclor 1254 (5)	7.930	8271	0.643	ng/ml
41)	Aroclor 1254 (6)	8.233	7773	1.830	ng/ml
42)	Aroclor 1254 - AVE	0.000	0	N.D.	ng/ml
43)	Aroclor 1260 (1)	7.499	6875	0.518	ng/ml
44)	Aroclor 1260 (2)	7.634	12176	0.727	ng/ml

S-06

Quantitation Report (Not Reviewed)

Data Path : K:\DATA\0E21029\
Data File : ECD2F005.D
Signal(s) : ECD1A.CH
Acq On : 21 May 2020 8:58 am
Operator : MJB / KAK
Sample : A0D0659-07
Misc :
ALS Vial : 4 Sample Multiplier: 1

Integration File: PCB1.e
Quant Time: May 26 07:43:49 2020
Quant Method : K:\METHODS\FECD2_QUANTPCB_200426RT8.M
Quant Title : PCB Data Analysis
QLast Update : Mon Apr 27 12:20:01 2020
Response via : Initial Calibration
Integrator: ChemStation 6890 Scale Mode: Small noise peaks clipped

Volume Inj. : 1uL
Signal Phase : RTX-1701
Signal Info : 30m x 0.32mm x 0.25um

	Compound	R.T.	Response	Conc Units
45)	Aroclor 1260 (3)	8.178	4359	0.349 ng/ml
46)	Aroclor 1260 (4)	8.389	4795	0.170 ng/ml
47)	Aroclor 1260 (5)	8.653	18322	0.967 ng/ml
48)	Aroclor 1260 (6)	9.037	9574	1.192 ng/ml
49)	Aroclor 1260 - AVE	0.000	0	N.D. ng/ml
50)	Aroclor 1262 (1)	7.634	12176	0.956 ng/ml
51)	Aroclor 1262 (2)	7.956	6406	0.365 ng/ml
52)	Aroclor 1262 (3)	8.178	4359	0.287 ng/ml
53)	Aroclor 1262 (4)	8.389	4795	0.152 ng/ml
54)	Aroclor 1262 (5)	8.653	18322	0.945 ng/ml
55)	Aroclor 1262 (6)	9.037	9574	0.886 ng/ml
56)	Aroclor 1262 - AVE	0.000	0	N.D. ng/ml
57)	Aroclor 1268 (1)	8.178	4359	0.507 ng/ml
58)	Aroclor 1268 (2)	8.611	32121	0.863 ng/ml
59)	Aroclor 1268 (3)	8.653	18322	0.560 ng/ml
60)	Aroclor 1268 (4)	8.835	125688	4.250 ng/ml
61)	Aroclor 1268 (5)	9.037	9574	0.815 ng/ml
62)	Aroclor 1268 (6)	9.302	273771	3.294 ng/ml
63)	Aroclor 1268 - AVE	0.000	0	N.D. ng/ml

(f)=RT Delta > 1/2 Window (m)=manual int.

Quantitation Report (Not Reviewed)

Data Path : K:\DATA\0E21029\
Data File : ECD2F005.D
Signal(s) : ECD1A.CH
Acq On : 21 May 2020 8:58 am
Operator : MJB / KAK
Sample : A0D0659-07
Misc :
ALS Vial : 4 Sample Multiplier: 1

Integration File: PCB1.e
Quant Time: May 26 07:43:49 2020
Quant Method : K:\METHODS\FECD2_QUANTPCB_200426RT8.M
Quant Title : PCB Data Analysis
QLast Update : Mon Apr 27 12:20:01 2020
Response via : Initial Calibration
Integrator: ChemStation 6890 Scale Mode: Small noise peaks clipped

Volume Inj. : 1uL
Signal Phase : RTX-1701
Signal Info : 30m x 0.32mm x 0.25um

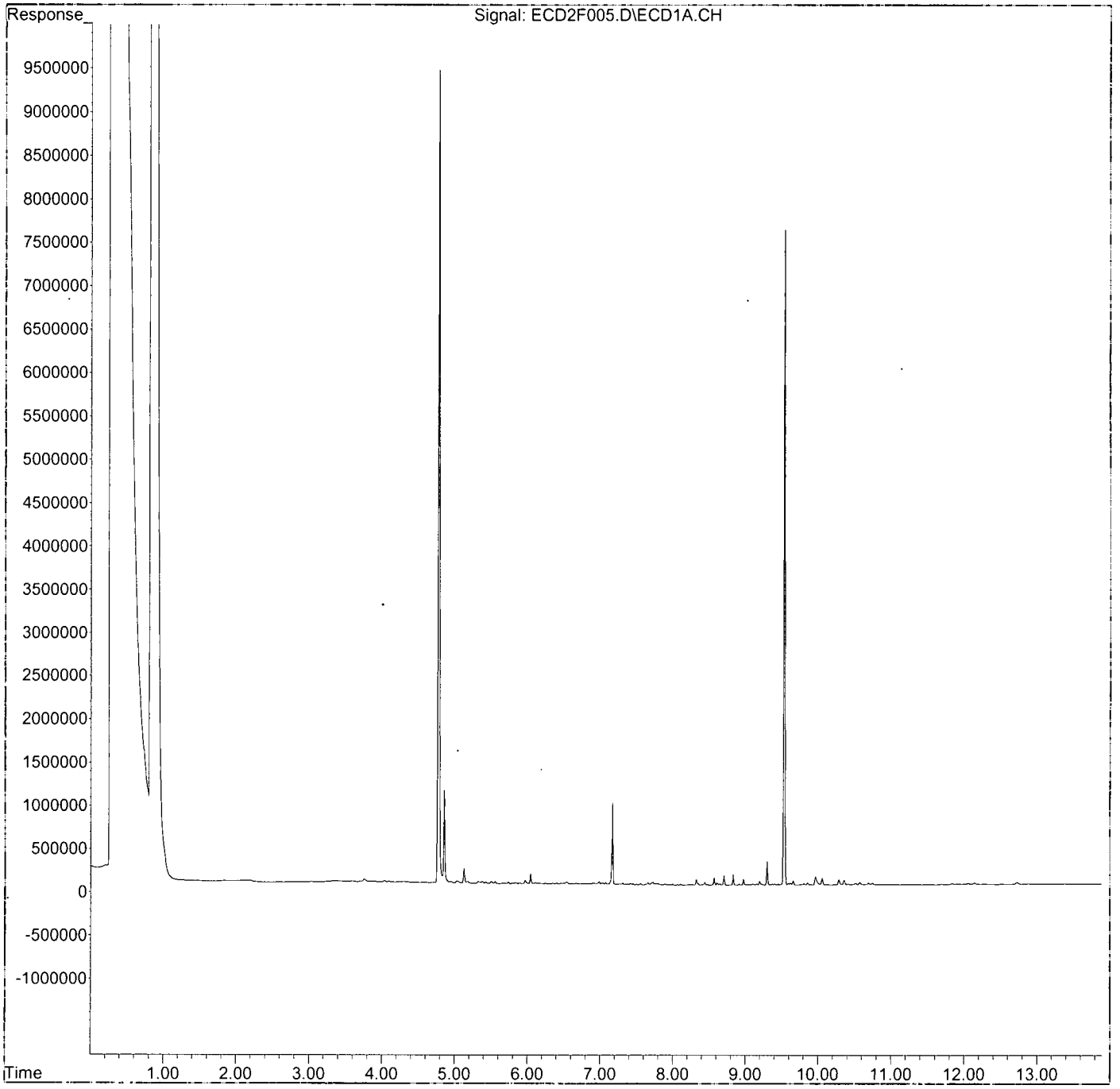

Quantitation Report (Not Reviewed)

Data Path : K:\DATA\0E21029\
Data File : ECD2F019.D
Signal(s) : ECD1A.CH
Acq On : 21 May 2020 1:04 pm
Operator : MJB / KAK
Sample : 0E21029-CCV2
Misc :
ALS Vial : 2 Sample Multiplier: 1

Integration File: PCB1.e
Quant Time: May 26 07:46:12 2020
Quant Method : K:\METHODS\FECD2_QUANTPCB_200426RT8.M
Quant Title : PCB Data Analysis
QLast Update : Mon Apr 27 12:20:01 2020
Response via : Initial Calibration
Integrator: ChemStation 6890 Scale Mode: Small noise peaks clipped

5/28/20

Volume Inj. : 1uL
Signal Phase : RTX-1701
Signal Info : 30m x 0.32mm x 0.25um

	Compound	R.T.	Response	Conc	Units
System Monitoring Compounds					
1) S	TCMX (S)	4.774	41737034	225.350	ng/ml
64) S	DCBP (S)	9.534	37948871	212.985	ng/ml
Target Compounds					
2)	Aroclor 1016 (1)	5.694	2816355	430.692	ng/ml
3)	Aroclor 1016 (2)	6.108	6026792	465.225	ng/ml
4)	Aroclor 1016 (3)	6.188	3162797	443.457	ng/ml
5)	Aroclor 1016 (4)	6.347	2520821	429.591	ng/ml
6)	Aroclor 1016 (5)	6.568	3020288	429.127	ng/ml
7)	Aroclor 1016 (6)	6.694	2090611	433.340	ng/ml
8)	Aroclor 1016 - AVE	0.000	0	N.D.	ng/ml
9)	Aroclor 1221 (1)	5.130	979534	449.758	ng/ml
10)	Aroclor 1221 (2)	5.252	341644	231.633	ng/ml
11)	Aroclor 1221 (3)	5.333	1632982	336.908	ng/ml
12)	Aroclor 1221 (4)	5.803	311623	356.777	ng/ml
13)	Aroclor 1221 (5)	6.108	6026792	6418.595	ng/ml
14)	Aroclor 1221 - AVE	0.000	0	N.D.	ng/ml
15)	Aroclor 1232 (1)	5.333	1632982	441.180	ng/ml
16)	Aroclor 1232 (2)	6.108	6026792	1186.821	ng/ml
17)	Aroclor 1232 (3)	6.188	3162797	1132.371	ng/ml
18)	Aroclor 1232 (4)	6.347	2520821	1350.549	ng/ml
19)	Aroclor 1232 (5)	6.568	3020288	1221.724	ng/ml
20)	Aroclor 1232 (6)	6.694	2090611	1043.672	ng/ml
21)	Aroclor 1232 - AVE	0.000	0	N.D.	ng/ml
22)	Aroclor 1242 (1)	5.694	2816355	571.613	ng/ml
23)	Aroclor 1242 (2)	6.108	6026792	592.920	ng/ml
24)	Aroclor 1242 (3)	6.188	3162797	590.077	ng/ml
25)	Aroclor 1242 (4)	6.347	2520821	620.667	ng/ml
26)	Aroclor 1242 (5)	6.568	3020288	585.290	ng/ml
27)	Aroclor 1242 (6)	6.694	2090611	500.666	ng/ml
28)	Aroclor 1242 - AVE	0.000	0	N.D.	ng/ml
29)	Aroclor 1248 (1)	6.108	6026792	1018.321	ng/ml
30)	Aroclor 1248 (2)	6.347	2520821	359.340	ng/ml
31)	Aroclor 1248 (3)	6.568	3020288	357.385	ng/ml
32)	Aroclor 1248 (4)	6.862	589270	58.577	ng/ml
33)	Aroclor 1248 (5)	6.896	2048792	201.108	ng/ml
34)	Aroclor 1248 (6)	7.385	4080519	737.645	ng/ml
35)	Aroclor 1248 - AVE	0.000	0	N.D.	ng/ml
36)	Aroclor 1254 (1)	6.896	2048792	201.701	ng/ml
37)	Aroclor 1254 (2)	7.006	2085951	169.151	ng/ml
38)	Aroclor 1254 (3)	7.385	4080519	226.164	ng/ml
39)	Aroclor 1254 (4)	7.542	622116	48.086	ng/ml
40)	Aroclor 1254 (5)	7.924	5404704	419.850	ng/ml
41)	Aroclor 1254 (6)	8.216	567082	133.521	ng/ml
42)	Aroclor 1254 - AVE	0.000	0	N.D.	ng/ml
43)	Aroclor 1260 (1)	7.496	5670038	427.529	ng/ml
44)	Aroclor 1260 (2)	7.630	7021495	419.042	ng/ml

Quantitation Report (Not Reviewed)

Data Path : K:\DATA\0E21029\
Data File : ECD2F019.D
Signal(s) : ECD1A.CH
Acq On : 21 May 2020 1:04 pm
Operator : MJB / KAK
Sample : 0E21029-CCV2
Misc :
ALS Vial : 2 Sample Multiplier: 1

Integration File: PCB1.e
Quant Time: May 26 07:46:12 2020
Quant Method : K:\METHODS\FECD2_QUANTPCB_200426RT8.M
Quant Title : PCB Data Analysis
QLast Update : Mon Apr 27 12:20:01 2020
Response via : Initial Calibration
Integrator: ChemStation 6890 Scale Mode: Small noise peaks clipped

Volume Inj. : 1uL
Signal Phase : RTX-1701
Signal Info : 30m x 0.32mm x 0.25um

	Compound	R.T.	Response	Conc	Units
45)	Aroclor 1260 (3)	8.186	4990402	399.369	ng/ml
46)	Aroclor 1260 (4)	8.356	12374395	439.623	ng/ml
47)	Aroclor 1260 (5)	8.655	8097174	427.580	ng/ml
48)	Aroclor 1260 (6)	9.045	3225021	401.607	ng/ml
49)	Aroclor 1260 - AVE	0.000	0	N.D.	ng/ml
50)	Aroclor 1262 (1)	7.630	7021495	551.403	ng/ml
51)	Aroclor 1262 (2)	7.954	5179890	294.869	ng/ml
52)	Aroclor 1262 (3)	8.186	4990402	328.746	ng/ml
53)	Aroclor 1262 (4)	8.356	12374395	392.276	ng/ml
54)	Aroclor 1262 (5)	8.655	8097174	417.455	ng/ml
55)	Aroclor 1262 (6)	9.045	3225021	298.547	ng/ml
56)	Aroclor 1262 - AVE	0.000	0	N.D.	ng/ml
57)	Aroclor 1268 (1)	8.186	4990402	580.334	ng/ml
58)	Aroclor 1268 (2)	8.604	2634065	70.765	ng/ml
59)	Aroclor 1268 (3)	8.655	8097174	247.294	ng/ml
60)	Aroclor 1268 (4)	8.829	213759	7.228	ng/ml
61)	Aroclor 1268 (5)	9.045	3225021	274.627	ng/ml
62)	Aroclor 1268 (6)	9.300	715082	8.603	ng/ml
63)	Aroclor 1268 - AVE	0.000	0	N.D.	ng/ml

(f)=RT Delta > 1/2 Window (m)=manual int.

Quantitation Report (Not Reviewed)

Data Path : K:\DATA\0E21029\
Data File : ECD2F019.D
Signal(s) : ECD1A.CH
Acq On : 21 May 2020 1:04 pm
Operator : MJB / KAK
Sample : 0E21029-CCV2
Misc :
ALS Vial : 2 Sample Multiplier: 1

Integration File: PCB1.e
Quant Time: May 26 07:46:12 2020
Quant Method : K:\METHODS\FECD2_QUANTPCB_200426RT8.M
Quant Title : PCB Data Analysis
QLast Update : Mon Apr 27 12:20:01 2020
Response via : Initial Calibration
Integrator: ChemStation 6890 Scale Mode: Small noise peaks clipped

Volume Inj. : 1uL
Signal Phase : RTX-1701
Signal Info : 30m x 0.32mm x 0.25um

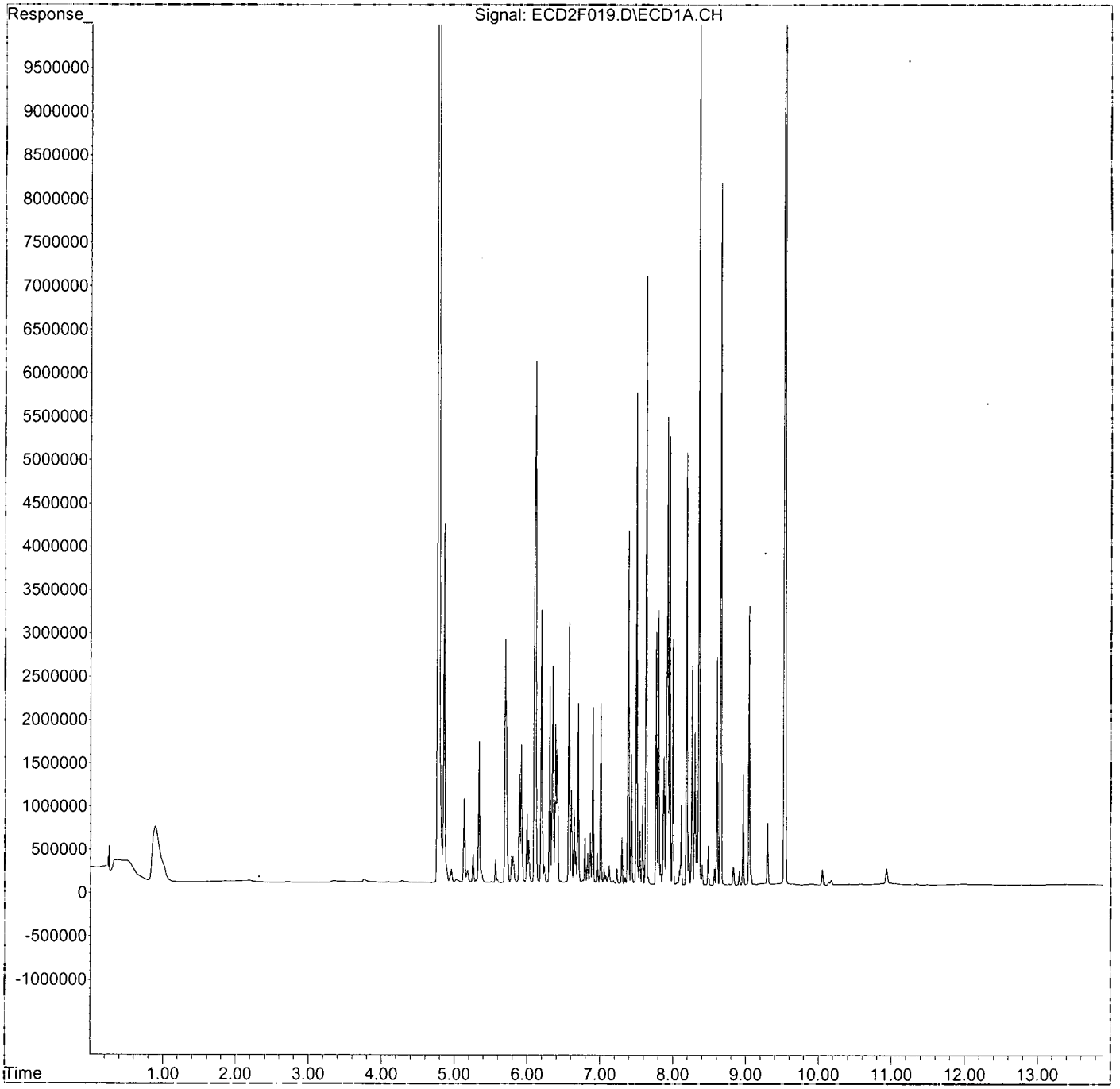

Quantitation Report (Not Reviewed)

Data Path : K:\DATA\0E21029\
Data File : ECD2F020.D
Signal(s) : ECD1A.CH
Acq On : 21 May 2020 1:22 pm
Operator : MJB / KAK
Sample : 0E21029-CCB2
Misc :
ALS Vial : 3 Sample Multiplier: 1

Integration File: PCB1.e
Quant Time: May 26 07:46:33 2020
Quant Method : K:\METHODS\FECD2_QUANTPCB_200426RT8.M
Quant Title : PCB Data Analysis
QLast Update : Mon Apr 27 12:20:01 2020
Response via : Initial Calibration
Integrator: ChemStation 6890 Scale Mode: Small noise peaks clipped

5/28/20
Clean

Volume Inj. : 1uL
Signal Phase : RTX-1701
Signal Info : 30m x 0.32mm x 0.25um

	Compound	R.T.	Response	Conc Units
System Monitoring Compounds				
1) S	TCMX (S)	4.773	16045331	86.633 ng/ml
64) S	DCBP (S)	9.534	14929873	83.793 ng/ml
Target Compounds				
2)	Aroclor 1016 (1)	5.691	9582	1.465 ng/ml
3)	Aroclor 1016 (2)	6.123	17375	1.341 ng/ml
4)	Aroclor 1016 (3)	6.201	14217	1.993 ng/ml
5)	Aroclor 1016 (4)	6.351	12879	2.195 ng/ml
6)	Aroclor 1016 (5)	6.579	14823	2.106 ng/ml
7)	Aroclor 1016 (6)	6.699	14928	3.094 ng/ml
8)	Aroclor 1016 - AVE	0.000	0	N.D. ng/ml
9)	Aroclor 1221 (1)	5.128	348474	160.004 ng/ml
10)	Aroclor 1221 (2)	5.255	5295	3.590 ng/ml
11)	Aroclor 1221 (3)	5.322	14052	2.899 ng/ml
12)	Aroclor 1221 (4)	5.815	9001	10.305 ng/ml
13)	Aroclor 1221 (5)	6.123	17375	18.505 ng/ml
14)	Aroclor 1221 - AVE	0.000	0	N.D. ng/ml
15)	Aroclor 1232 (1)	5.322	14052	3.796 ng/ml
16)	Aroclor 1232 (2)	6.123	17375	3.422 ng/ml
17)	Aroclor 1232 (3)	6.201	14217	5.090 ng/ml
18)	Aroclor 1232 (4)	6.351	12879	6.900 ng/ml
19)	Aroclor 1232 (5)	6.579	14823	5.996 ng/ml
20)	Aroclor 1232 (6)	6.699	14928	7.452 ng/ml
21)	Aroclor 1232 - AVE	0.000	0	N.D. ng/ml
22)	Aroclor 1242 (1)	5.691	9582	1.945 ng/ml
23)	Aroclor 1242 (2)	6.123	17375	1.709 ng/ml
24)	Aroclor 1242 (3)	6.201	14217	2.652 ng/ml
25)	Aroclor 1242 (4)	6.351	12879	3.171 ng/ml
26)	Aroclor 1242 (5)	6.579	14823	2.873 ng/ml
27)	Aroclor 1242 (6)	6.699	14928	3.575 ng/ml
28)	Aroclor 1242 - AVE	0.000	0	N.D. ng/ml
29)	Aroclor 1248 (1)	6.123	17375	2.936 ng/ml
30)	Aroclor 1248 (2)	6.351	12879	1.836 ng/ml
31)	Aroclor 1248 (3)	6.579	14823	1.754 ng/ml
32)	Aroclor 1248 (4)	6.906	18794	1.868 ng/ml
33)	Aroclor 1248 (5)	6.906	18794	1.845 ng/ml
34)	Aroclor 1248 (6)	7.382	11787	2.131 ng/ml
35)	Aroclor 1248 - AVE	0.000	0	N.D. ng/ml
36)	Aroclor 1254 (1)	6.906	18794	1.850 ng/ml
37)	Aroclor 1254 (2)	7.013	17994	1.459 ng/ml
38)	Aroclor 1254 (3)	7.382	11787	0.653 ng/ml
39)	Aroclor 1254 (4)	7.547	9473	0.732 ng/ml
40)	Aroclor 1254 (5)	7.933	7104	0.552 ng/ml
41)	Aroclor 1254 (6)	8.227	1547	0.364 ng/ml
42)	Aroclor 1254 - AVE	0.000	0	N.D. ng/ml
43)	Aroclor 1260 (1)	7.499	10608	0.800 ng/ml
44)	Aroclor 1260 (2)	7.633	8306	0.496 ng/ml

Quantitation Report (Not Reviewed)

Data Path : K:\DATA\0E21029\
Data File : ECD2F020.D
Signal(s) : ECD1A.CH
Acq On : 21 May 2020 1:22 pm
Operator : MJB / KAK
Sample : 0E21029-CCB2
Misc :
ALS Vial : 3 Sample Multiplier: 1

Integration File: PCB1.e
Quant Time: May 26 07:46:33 2020
Quant Method : K:\METHODS\FECD2_QUANTPCB_200426RT8.M
Quant Title : PCB Data Analysis
QLast Update : Mon Apr 27 12:20:01 2020
Response via : Initial Calibration
Integrator: ChemStation 6890 Scale Mode: Small noise peaks clipped

Volume Inj. : 1uL
Signal Phase : RTX-1701
Signal Info : 30m x 0.32mm x 0.25um

	Compound	R.T.	Response	Conc Units
45)	Aroclor 1260 (3)	8.189	3232	0.259 ng/ml
46)	Aroclor 1260 (4)	8.353	11450	0.407 ng/ml
47)	Aroclor 1260 (5)	8.656	4140	0.219 ng/ml
48)	Aroclor 1260 (6)	9.062	368	0.046 ng/ml
49)	Aroclor 1260 - AVE	0.000	0	N.D. ng/ml
50)	Aroclor 1262 (1)	7.633	8306	0.652 ng/ml
51)	Aroclor 1262 (2)	7.956	3387	0.193 ng/ml
52)	Aroclor 1262 (3)	8.189	3232	0.213 ng/ml
53)	Aroclor 1262 (4)	8.353	11450	0.363 ng/ml
54)	Aroclor 1262 (5)	8.656	4140	0.213 ng/ml
55)	Aroclor 1262 (6)	9.062	368	0.034 ng/ml
56)	Aroclor 1262 - AVE	0.000	0	N.D. ng/ml
57)	Aroclor 1268 (1)	8.189	3232	0.376 ng/ml
58)	Aroclor 1268 (2)	8.602	930	0.025 ng/ml
59)	Aroclor 1268 (3)	8.656	4140	0.126 ng/ml
60)	Aroclor 1268 (4)	8.835	34226	1.157 ng/ml
61)	Aroclor 1268 (5)	9.062	368	0.031 ng/ml
62)	Aroclor 1268 (6)	9.301	25017	0.301 ng/ml
63)	Aroclor 1268 - AVE	0.000	0	N.D. ng/ml

(f)=RT Delta > 1/2 Window (m)=manual int.

Quantitation Report (Not Reviewed)

Data Path : K:\DATA\0E21029\
Data File : ECD2F020.D
Signal(s) : ECD1A.CH
Acq On : 21 May 2020 1:22 pm
Operator : MJB / KAK
Sample : 0E21029-CCB2
Misc :
ALS Vial : 3 Sample Multiplier: 1

Integration File: PCB1.e
Quant Time: May 26 07:46:33 2020
Quant Method : K:\METHODS\FECD2_QUANTPCB_200426RT8.M
Quant Title : PCB Data Analysis
QLast Update : Mon Apr 27 12:20:01 2020
Response via : Initial Calibration
Integrator: ChemStation 6890 Scale Mode: Small noise peaks clipped

Volume Inj. : 1uL
Signal Phase : RTX-1701
Signal Info : 30m x 0.32mm x 0.25um

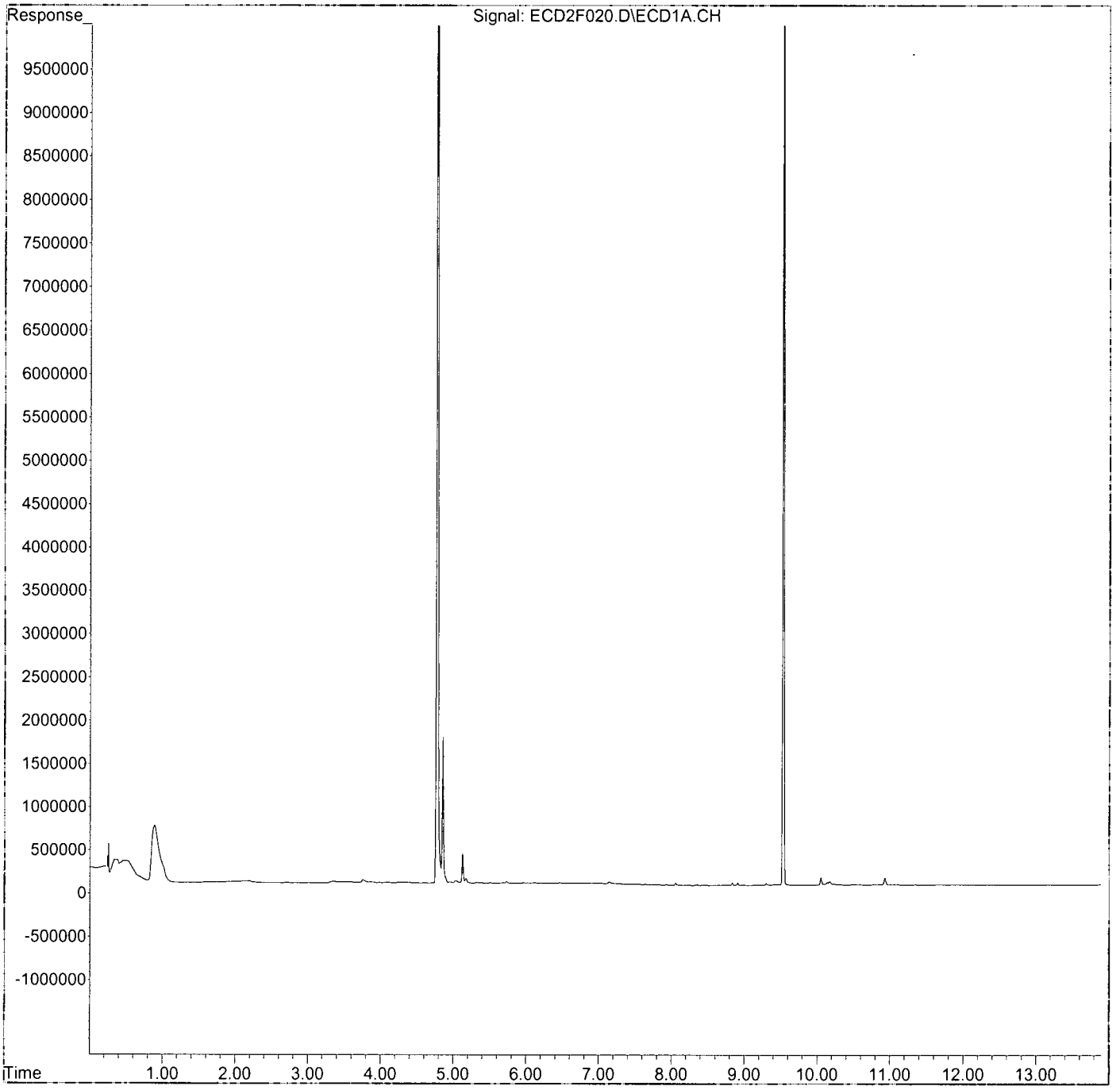

APEX LABORATORIES, LLC
6700 SW Sandburg St. Tigard OR 97223 phone 503-718-2323

Polychlorinated Biphenyls by EPA 8082A
Benchsheet & Analysis Sequence Data

Sequence 0E020061 (QC Only)

ELEMENT SEQUENCE LOG

Apex Laboratories

Sequence:	**0E20061**	Instrument:	**DUALECD2F**
Date:	**05/20/20 14:18**	Calibration:	**A0D2707**

#	Lab Number	Matrix	Analysis	Client	Due	Batch	ISTD ID	STD ID
1	0E20061-CCV1	Sediment	QC	QC				A20E179
2	0E20061-CCB1	Sediment	QC	QC				A20E115
3	0050714-BLK1	Sediment	QC	QC		0050714		
4	0050714-BS1	Sediment	QC	QC		0050714		
5	A0D0763-11RE1	Sediment	8082 PCBs - Low Level (30g/2mL)	Anchor QEA, LLC	05/12/20	0050714		
6	0E20061-IBL1	Sediment	QC	QC				
7	0050714-DUP1	Sediment	QC	QC		0050714		
8	0E20061-IBL2	Sediment	QC	QC				
9	A0E0004-02RE1	Sediment	8082 PCBs - Low Level (30g/2mL)	Anchor QEA, LLC	05/13/20	0050714		
10	0E20061-IBL3	Sediment	QC	QC				
11	A0E0004-04RE1	Sediment	8082 PCBs - Low Level (30g/2mL)	Anchor QEA, LLC	05/13/20	0050714		
12	0E20061-IBL4	Sediment	QC	QC				
13	A0E0004-05RE1	Sediment	8082 PCBs - Low Level (30g/2mL)	Anchor QEA, LLC	05/13/20	0050714		
14	0E20061-IBL5	Sediment	QC	QC				
15	0E20061-CCV2	Sediment	QC	QC				A20E179
16	0E20061-CCB2	Sediment	QC	QC				A20E115

Comments: Partial

Data Entered By: 5/21/20

Data Reviewed By: 5/22/20

TOTAL AROCLOR AVERAGE RESULTS

The average result for the 1016 and 1260 selected peaks are reported here to facilitate data entry and review. Averages are done on all individual peaks and must be for matrix spikes if all peaks are not used in the average.

0E20061-CCV1

Aroclor 1016

Peak	Initial Res
1016 (1)	442.96
1016 (2)	467.75
1016 (3)	452.20
1016 (4)	435.79
1016 (5)	452.94
1016 (6)	453.42
Average:	**450.84**

Aroclor 1260

Peak	Initial Res
1260 (1)	455.44
1260 (2)	443.86
1260 (3)	435.88
1260 (4)	436.58
1260 (5)	447.90
1260 (6)	420.59
Average:	**440.04**

0050714-BS1

Aroclor 1016

Peak	Initial Res
1016 (1)	852.16
1016 (2)	963.59
1016 (3)	889.15
1016 (4)	906.20
1016 (5)	912.07
1016 (6)	899.28
Average:	**903.74**

Aroclor 1260

Peak	Initial Res
1260 (1)	999.79
1260 (2)	1,019.38
1260 (3)	977.96
1260 (4)	1,121.36
1260 (5)	1,007.70
1260 (6)	1,008.36
Average:	**1,022.43**

TOTAL AROCLOR AVERAGE RESULTS

The average result for the 1016 and 1260 selected peaks are reported here to facilitate data entry and review. Averages are done on all individual peaks and must be for matrix spikes if all peaks are not used in the average.

0E20061-CCV2

Aroclor 1016

Peak	Initial Res
1016 (1)	448.00
1016 (2)	486.54
1016 (3)	476.04
1016 (4)	443.75
1016 (5)	444.62
1016 (6)	444.17
Average:	**457.19**

Aroclor 1260

Peak	Initial Res
1260 (1)	428.38
1260 (2)	438.15
1260 (3)	420.98
1260 (4)	469.85
1260 (5)	434.07
1260 (6)	405.32
Average:	**432.79**

TOTAL AROCLOR AVERAGE RESULTS

The average result for the 1016 and 1260 selected peaks are reported here to facilitate data entry and review. Averages are done on all individual peaks and must be for matrix spikes if all peaks are not used in the average.

0E20061-CCV2

Aroclor 1016

Peak	Initial Res
1016 (1)	448.00
1016 (2)	486.54
1016 (3)	476.04
1016 (4)	443.75
1016 (5)	444.62
1016 (6)	444.17
Average:	**457.19**

Aroclor 1260

Peak	Initial Res
1260 (1)	428.38
1260 (2)	438.15
1260 (3)	420.98
1260 (4)	469.85
1260 (5)	434.07
1260 (6)	405.32
Average:	**432.79**

0050527-BS1

Aroclor 1016

Peak	Initial Res
1016 (1)	898.90
1016 (2)	968.44
1016 (3)	921.51
1016 (4)	906.43
1016 (5)	918.72
1016 (6)	933.62
Average:	**924.60**

Aroclor 1260

Peak	Initial Res
1260 (1)	955.98
1260 (2)	988.59
1260 (3)	980.45
1260 (4)	1,082.59
1260 (5)	1,001.61
1260 (6)	961.78
Average:	**995.17**

TOTAL AROCLOR AVERAGE RESULTS

The average result for the 1016 and 1260 selected peaks are reported here to facilitate data entry and review. Averages are done on all individual peaks and must be for matrix spikes if all peaks are not used in the average.

0E20061-CCV3

Aroclor 1016

Peak	Initial Res
1016 (1)	470.51
1016 (2)	494.40
1016 (3)	476.63
1016 (4)	459.98
1016 (5)	475.96
1016 (6)	483.85
Average:	**476.89**

Aroclor 1260

Peak	Initial Res
1260 (1)	475.11
1260 (2)	481.14
1260 (3)	494.81
1260 (4)	500.55
1260 (5)	485.23
1260 (6)	478.25
Average:	**485.85**

Quantitation Report (Not Reviewed)

Data Path : K:\DATA\0E20061\
Data File : ECD2F002.D
Signal(s) : ECD1A.CH
Acq On : 20 May 2020 2:40 pm
Operator : MJB / KAK
Sample : 0E20061-CCV1
Misc :
ALS Vial : 2 Sample Multiplier: 1

Integration File: PCB1.e
Quant Time: May 21 15:41:59 2020
Quant Method : K:\METHODS\FECD2_QUANTPCB_200426RT8.M
Quant Title : PCB Data Analysis
QLast Update : Mon Apr 27 12:20:01 2020
Response via : Initial Calibration
Integrator: ChemStation 6890 Scale Mode: Small noise peaks clipped

5/21/20

Volume Inj. : 1uL
Signal Phase : RTX-1701
Signal Info : 30m x 0.32mm x 0.25um

	Compound	R.T.	Response	Conc	Units
System Monitoring Compounds					
1) S	TCMX (S)	4.774	40602307	219.223	ng/ml
64) S	DCBP (S)	9.536	38165883	214.203	ng/ml
Target Compounds					
2)	Aroclor 1016 (1)	5.696	2896572	442.959	ng/ml
3)	Aroclor 1016 (2)	6.109	6059438	467.745	ng/ml
4)	Aroclor 1016 (3)	6.190	3225140	452.198	ng/ml
5)	Aroclor 1016 (4)	6.349	2557203	435.791	ng/ml
6)	Aroclor 1016 (5)	6.570	3187897	452.942	ng/ml
7)	Aroclor 1016 (6)	6.696	2187497	453.422	ng/ml
8)	Aroclor 1016 - AVE	0.000	0	N.D.	ng/ml
9)	Aroclor 1221 (1)	5.130	948635	435.571	ng/ml
10)	Aroclor 1221 (2)	5.253	343592	232.954	ng/ml
11)	Aroclor 1221 (3)	5.334	1626350	335.539	ng/ml
12)	Aroclor 1221 (4)	5.805	322071	368.738	ng/ml
13)	Aroclor 1221 (5)	6.109	6059438	6453.364	ng/ml
14)	Aroclor 1221 - AVE	0.000	0	N.D.	ng/ml
15)	Aroclor 1232 (1)	5.334	1626350	439.388	ng/ml
16)	Aroclor 1232 (2)	6.109	6059438	1193.250	ng/ml
17)	Aroclor 1232 (3)	6.190	3225140	1154.691	ng/ml
18)	Aroclor 1232 (4)	6.349	2557203	1370.041	ng/ml
19)	Aroclor 1232 (5)	6.570	3187897	1289.523	ng/ml
20)	Aroclor 1232 (6)	6.696	2187497	1092.039	ng/ml
21)	Aroclor 1232 - AVE	0.000	0	N.D.	ng/ml
22)	Aroclor 1242 (1)	5.696	2896572	587.894	ng/ml
23)	Aroclor 1242 (2)	6.109	6059438	596.132	ng/ml
24)	Aroclor 1242 (3)	6.190	3225140	601.708	ng/ml
25)	Aroclor 1242 (4)	6.349	2557203	629.625	ng/ml
26)	Aroclor 1242 (5)	6.570	3187897	617.770	ng/ml
27)	Aroclor 1242 (6)	6.696	2187497	523.869	ng/ml
28)	Aroclor 1242 - AVE	0.000	0	N.D.	ng/ml
29)	Aroclor 1248 (1)	6.109	6059438	1023.837	ng/ml
30)	Aroclor 1248 (2)	6.349	2557203	364.526	ng/ml
31)	Aroclor 1248 (3)	6.570	3187897	377.218	ng/ml
32)	Aroclor 1248 (4)	6.864	600477	59.691	ng/ml
33)	Aroclor 1248 (5)	6.898	2142056	210.263	ng/ml
34)	Aroclor 1248 (6)	7.386	4288874	775.310	ng/ml
35)	Aroclor 1248 - AVE	0.000	0	N.D.	ng/ml
36)	Aroclor 1254 (1)	6.898	2142056	210.883	ng/ml
37)	Aroclor 1254 (2)	7.008	2208018	179.049	ng/ml
38)	Aroclor 1254 (3)	7.386	4288874	237.713	ng/ml
39)	Aroclor 1254 (4)	7.544	643310	49.724	ng/ml
40)	Aroclor 1254 (5)	7.925	5580180	433.482	ng/ml
41)	Aroclor 1254 (6)	8.218	600951	141.495	ng/ml
42)	Aroclor 1254 - AVE	0.000	0	N.D.	ng/ml
43)	Aroclor 1260 (1)	7.498	6040219	455.441	ng/ml
44)	Aroclor 1260 (2)	7.631	7437374	443.862	ng/ml

Quantitation Report (Not Reviewed)

Data Path : K:\DATA\0E20061\
Data File : ECD2F002.D
Signal(s) : ECD1A.CH
Acq On : 20 May 2020 2:40 pm
Operator : MJB / KAK
Sample : 0E20061-CCV1
Misc :
ALS Vial : 2 Sample Multiplier: 1

Integration File: PCB1.e
Quant Time: May 21 15:41:59 2020
Quant Method : K:\METHODS\FECD2_QUANTPCB_200426RT8.M
Quant Title : PCB Data Analysis
QLast Update : Mon Apr 27 12:20:01 2020
Response via : Initial Calibration
Integrator: ChemStation 6890 Scale Mode: Small noise peaks clipped

Volume Inj. : 1uL
Signal Phase : RTX-1701
Signal Info : 30m x 0.32mm x 0.25um

	Compound	R.T.	Response	Conc	Units
45)	Aroclor 1260 (3)	8.187	5446575	435.876	ng/ml
46)	Aroclor 1260 (4)	8.358	12288701	436.578	ng/ml
47)	Aroclor 1260 (5)	8.657	8482042	447.903	ng/ml
48)	Aroclor 1260 (6)	9.046	3377469	420.591	ng/ml
49)	Aroclor 1260 - AVE	0.000	0	N.D.	ng/ml
50)	Aroclor 1262 (1)	7.631	7437374	584.062	ng/ml
51)	Aroclor 1262 (2)	7.956	5567573	316.938	ng/ml
52)	Aroclor 1262 (3)	8.187	5446575	358.796	ng/ml
53)	Aroclor 1262 (4)	8.358	12288701	389.559	ng/ml
54)	Aroclor 1262 (5)	8.657	8482042	437.298	ng/ml
55)	Aroclor 1262 (6)	9.046	3377469	312.660	ng/ml
56)	Aroclor 1262 - AVE	0.000	0	N.D.	ng/ml
57)	Aroclor 1268 (1)	8.187	5446575	633.383	ng/ml
58)	Aroclor 1268 (2)	8.605	2726040	73.236	ng/ml
59)	Aroclor 1268 (3)	8.657	8482042	259.048	ng/ml
60)	Aroclor 1268 (4)	8.830	225544	7.626	ng/ml
61)	Aroclor 1268 (5)	9.046	3377469	287.609	ng/ml
62)	Aroclor 1268 (6)	9.301	752457	9.053	ng/ml
63)	Aroclor 1268 - AVE	0.000	0	N.D.	ng/ml

(f)=RT Delta > 1/2 Window (m)=manual int.

Quantitation Report (Not Reviewed)

Data Path : K:\DATA\0E20061\
Data File : ECD2F002.D
Signal(s) : ECD1A.CH
Acq On : 20 May 2020 2:40 pm
Operator : MJB / KAK
Sample : 0E20061-CCV1
Misc :
ALS Vial : 2 Sample Multiplier: 1

Integration File: PCB1.e
Quant Time: May 21 15:41:59 2020
Quant Method : K:\METHODS\FECD2_QUANTPCB_200426RT8.M
Quant Title : PCB Data Analysis
QLast Update : Mon Apr 27 12:20:01 2020
Response via : Initial Calibration
Integrator: ChemStation 6890 Scale Mode: Small noise peaks clipped

Volume Inj. : 1uL
Signal Phase : RTX-1701
Signal Info : 30m x 0.32mm x 0.25um

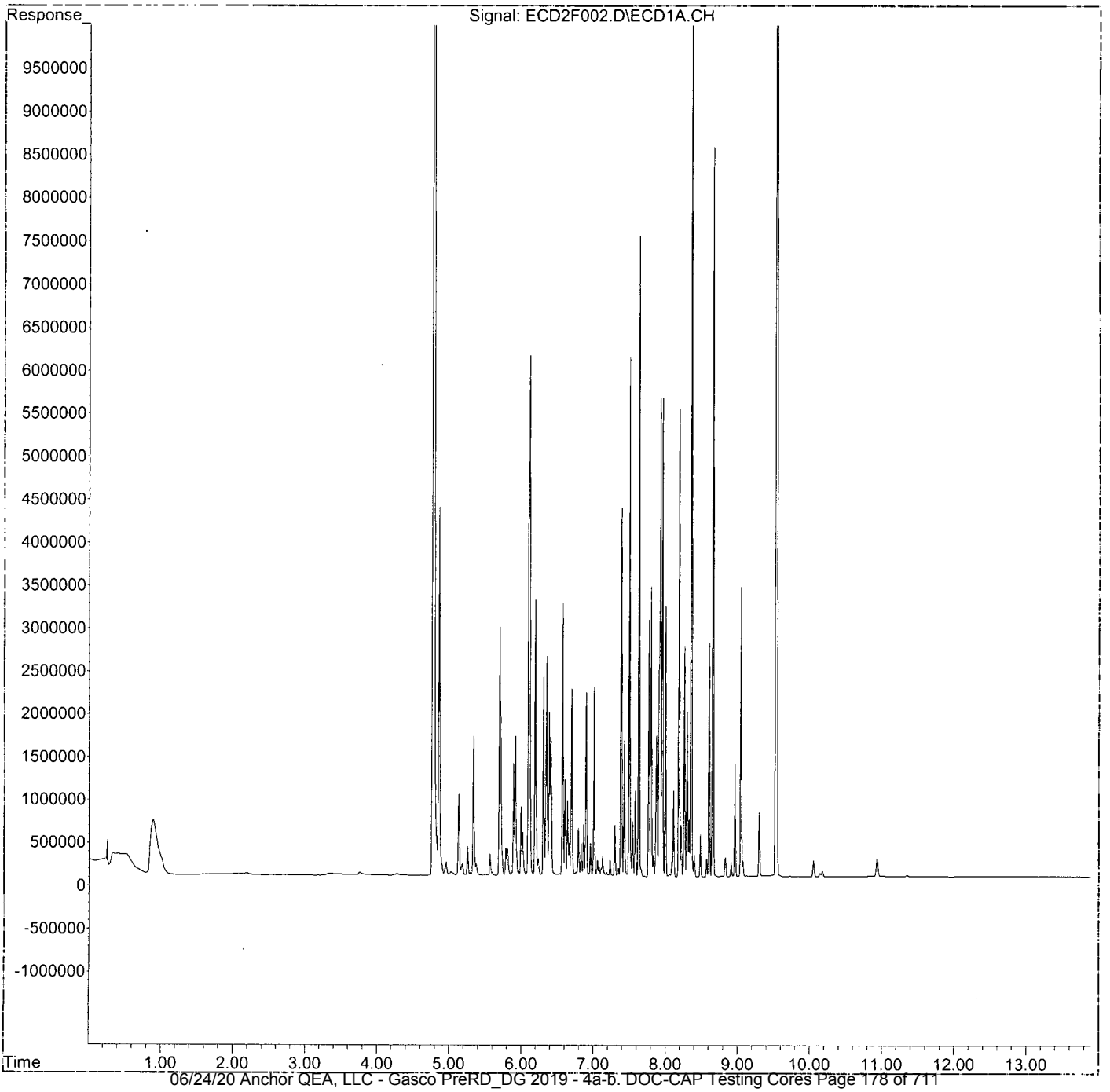

Quantitation Report (Not Reviewed)

Data Path : K:\DATA\0E20061\
Data File : ECD2F003.D
Signal(s) : ECD1A.CH
Acq On : 20 May 2020 2:57 pm
Operator : MJB / KAK
Sample : 0E20061-CCB1
Misc :
ALS Vial : 3 Sample Multiplier: 1

Integration File: PCB1.e
Quant Time: May 21 15:42:21 2020
Quant Method : K:\METHODS\FECD2_QUANTPCB_200426RT8.M
Quant Title : PCB Data Analysis
QLast Update : Mon Apr 27 12:20:01 2020
Response via : Initial Calibration
Integrator: ChemStation 6890 Scale Mode: Small noise peaks clipped

5/21/20
clean

Volume Inj. : 1uL
Signal Phase : RTX-1701
Signal Info : 30m x 0.32mm x 0.25um

	Compound	R.T.	Response	Conc	Units
System Monitoring Compounds					
1) S	TCMX (S)	4.773	16565281	89.441	ng/ml
64) S	DCBP (S)	9.535	15924903	89.377	ng/ml
Target Compounds					
2)	Aroclor 1016 (1)	5.687	9125	1.395	ng/ml
3)	Aroclor 1016 (2)	6.121	19205	1.482	ng/ml
4)	Aroclor 1016 (3)	6.203	15670	2.197	ng/ml
5)	Aroclor 1016 (4)	6.346	15179	2.587	ng/ml
6)	Aroclor 1016 (5)	6.575	17303	2.458	ng/ml
7)	Aroclor 1016 (6)	6.700	17407	3.608	ng/ml
8)	Aroclor 1016 - AVE	0.000	0	N.D.	ng/ml
9)	Aroclor 1221 (1)	5.128	346719	159.198	ng/ml
10)	Aroclor 1221 (2)	5.260	4813	3.263	ng/ml
11)	Aroclor 1221 (3)	5.325	14328	2.956	ng/ml
12)	Aroclor 1221 (4)	5.816	8620	9.869	ng/ml
13)	Aroclor 1221 (5)	6.121	19205	20.453	ng/ml
14)	Aroclor 1221 - AVE	0.000	0	N.D.	ng/ml
15)	Aroclor 1232 (1)	5.325	14328	3.871	ng/ml
16)	Aroclor 1232 (2)	6.121	19205	3.782	ng/ml
17)	Aroclor 1232 (3)	6.203	15670	5.610	ng/ml
18)	Aroclor 1232 (4)	6.346	15179	8.132	ng/ml
19)	Aroclor 1232 (5)	6.575	17303	6.999	ng/ml
20)	Aroclor 1232 (6)	6.700	17407	8.690	ng/ml
21)	Aroclor 1232 - AVE	0.000	0	N.D.	ng/ml
22)	Aroclor 1242 (1)	5.687	9125	1.852	ng/ml
23)	Aroclor 1242 (2)	6.121	19205	1.889	ng/ml
24)	Aroclor 1242 (3)	6.203	15670	2.923	ng/ml
25)	Aroclor 1242 (4)	6.346	15179	3.737	ng/ml
26)	Aroclor 1242 (5)	6.575	17303	3.353	ng/ml
27)	Aroclor 1242 (6)	6.700	17407	4.169	ng/ml
28)	Aroclor 1242 - AVE	0.000	0	N.D.	ng/ml
29)	Aroclor 1248 (1)	6.121	19205	3.245	ng/ml
30)	Aroclor 1248 (2)	6.346	15179	2.164	ng/ml
31)	Aroclor 1248 (3)	6.575	17303	2.047	ng/ml
32)	Aroclor 1248 (4)	6.881	24754	2.461	ng/ml
33)	Aroclor 1248 (5)	6.881	24754	2.430	ng/ml
34)	Aroclor 1248 (6)	7.382	11403	2.061	ng/ml
35)	Aroclor 1248 - AVE	0.000	0	N.D.	ng/ml
36)	Aroclor 1254 (1)	6.881	24754	2.437	ng/ml
37)	Aroclor 1254 (2)	7.006	19219	1.558	ng/ml
38)	Aroclor 1254 (3)	7.382	11403	0.632	ng/ml
39)	Aroclor 1254 (4)	7.543	8210	0.635	ng/ml
40)	Aroclor 1254 (5)	7.932	7458	0.579	ng/ml
41)	Aroclor 1254 (6)	8.228	1819	0.428	ng/ml
42)	Aroclor 1254 - AVE	0.000	0	N.D.	ng/ml
43)	Aroclor 1260 (1)	7.501	8905	0.671	ng/ml
44)	Aroclor 1260 (2)	7.632	8195	0.489	ng/ml

Quantitation Report (Not Reviewed)

Data Path : K:\DATA\0E20061\
Data File : ECD2F003.D
Signal(s) : ECD1A.CH
Acq On : 20 May 2020 2:57 pm
Operator : MJB / KAK
Sample : 0E20061-CCB1
Misc :
ALS Vial : 3 Sample Multiplier: 1

Integration File: PCB1.e
Quant Time: May 21 15:42:21 2020
Quant Method : K:\METHODS\FECD2_QUANTPCB_200426RT8.M
Quant Title : PCB Data Analysis
QLast Update : Mon Apr 27 12:20:01 2020
Response via : Initial Calibration
Integrator: ChemStation 6890 Scale Mode: Small noise peaks clipped

Volume Inj. : 1uL
Signal Phase : RTX-1701
Signal Info : 30m x 0.32mm x 0.25um

	Compound	R.T.	Response	Conc Units
45)	Aroclor 1260 (3)	8.185	2733	0.219 ng/ml
46)	Aroclor 1260 (4)	8.352	13212	0.469 ng/ml
47)	Aroclor 1260 (5)	8.655	4431	0.234 ng/ml
48)	Aroclor 1260 (6)	9.048	8202	1.021 ng/ml
49)	Aroclor 1260 - AVE	0.000	0	N.D. ng/ml
50)	Aroclor 1262 (1)	7.632	8195	0.644 ng/ml
51)	Aroclor 1262 (2)	7.953	3210	0.183 ng/ml
52)	Aroclor 1262 (3)	8.185	2733	0.180 ng/ml
53)	Aroclor 1262 (4)	8.352	13212	0.419 ng/ml
54)	Aroclor 1262 (5)	8.655	4431	0.228 ng/ml
55)	Aroclor 1262 (6)	9.048	8202	0.759 ng/ml
56)	Aroclor 1262 - AVE	0.000	0	N.D. ng/ml
57)	Aroclor 1268 (1)	8.185	2733	0.318 ng/ml
58)	Aroclor 1268 (2)	8.604	1561	0.042 ng/ml
59)	Aroclor 1268 (3)	8.655	4431	0.135 ng/ml
60)	Aroclor 1268 (4)	8.834	30819	1.042 ng/ml
61)	Aroclor 1268 (5)	9.048	8202	0.698 ng/ml
62)	Aroclor 1268 (6)	9.300	27153	0.327 ng/ml
63)	Aroclor 1268 - AVE	0.000	0	N.D. ng/ml

(f)=RT Delta > 1/2 Window (m)=manual int.

Quantitation Report (Not Reviewed)

Data Path : K:\DATA\0E20061\
Data File : ECD2F003.D
Signal(s) : ECD1A.CH
Acq On : 20 May 2020 2:57 pm
Operator : MJB / KAK
Sample : 0E20061-CCB1
Misc :
ALS Vial : 3 Sample Multiplier: 1

Integration File: PCB1.e
Quant Time: May 21 15:42:21 2020
Quant Method : K:\METHODS\FECD2_QUANTPCB_200426RT8.M
Quant Title : PCB Data Analysis
QLast Update : Mon Apr 27 12:20:01 2020
Response via : Initial Calibration
Integrator: ChemStation 6890 Scale Mode: Small noise peaks clipped

Volume Inj. : 1uL
Signal Phase : RTX-1701
Signal Info : 30m x 0.32mm x 0.25um

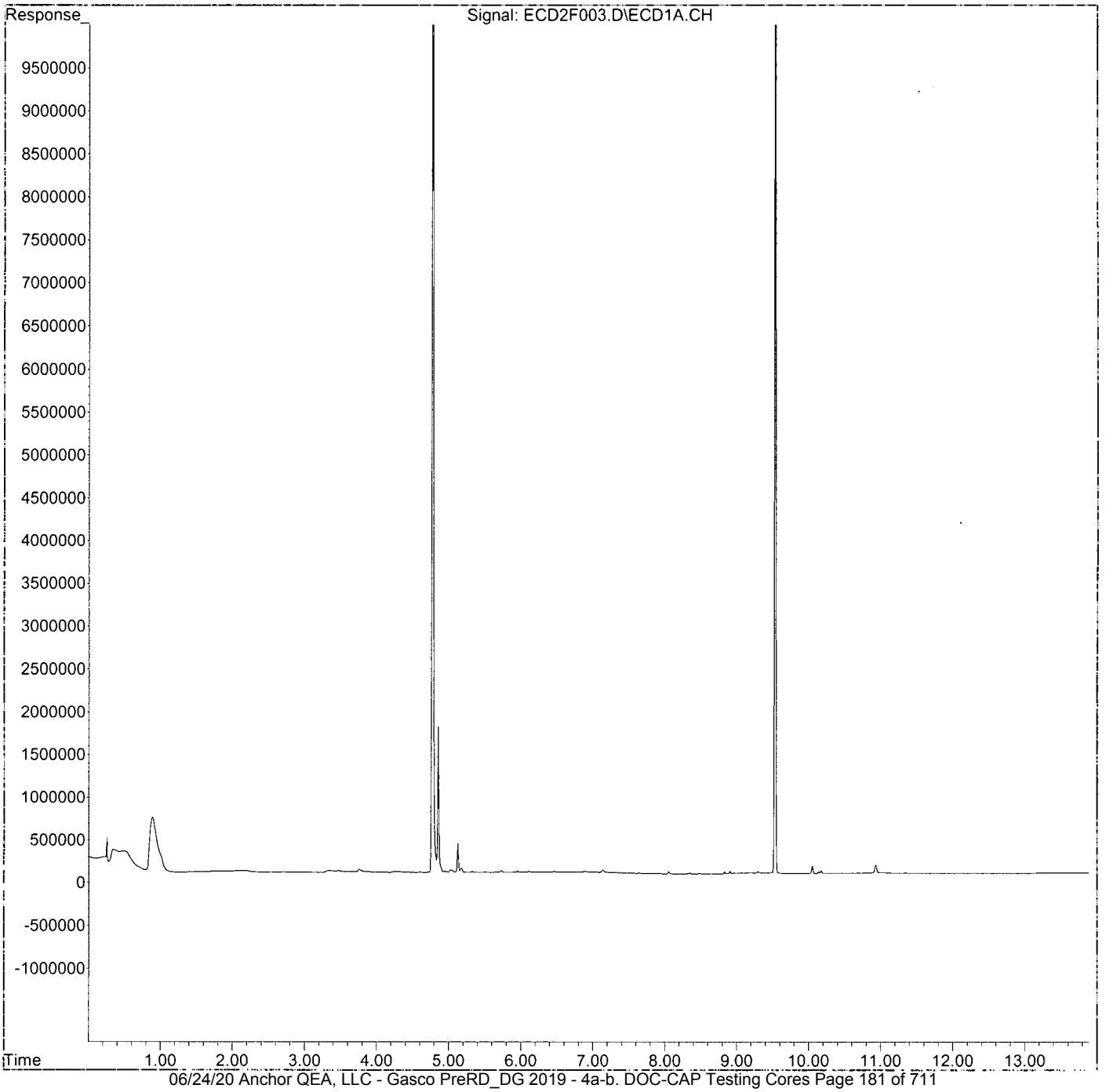

Quantitation Report (Not Reviewed)

Data Path : K:\DATA\0E20061\
Data File : ECD2F004.D
Signal(s) : ECD1A.CH
Acq On : 20 May 2020 3:54 pm
Operator : MJB / KAK
Sample : 0050714-BLK1
Misc :
ALS Vial : 4 Sample Multiplier: 1

Integration File: PCB1.e
Quant Time: May 21 15:42:41 2020
Quant Method : K:\METHODS\FECD2_QUANTPCB_200426RT8.M
Quant Title : PCB Data Analysis
QLast Update : Mon Apr 27 12:20:01 2020
Response via : Initial Calibration
Integrator: ChemStation 6890 Scale Mode: Small noise peaks clipped

5/21/20
clean

Volume Inj. : 1uL
Signal Phase : RTX-1701
Signal Info : 30m x 0.32mm x 0.25um

	Compound	R.T.	Response	Conc	Units
System Monitoring Compounds					
1) S	TCMX (S)	4.780	35633995	192.398	ng/ml
64) S	DCBP (S)	9.543	36022727	202.174	ng/ml
Target Compounds					
2)	Aroclor 1016 (1)	5.704	3805	0.582	ng/ml
3)	Aroclor 1016 (2)	6.115	9895	0.764	ng/ml
4)	Aroclor 1016 (3)	6.179	7062	0.990	ng/ml
5)	Aroclor 1016 (4)	6.353	8684	1.480	ng/ml
6)	Aroclor 1016 (5)	6.574	9934	1.412	ng/ml
7)	Aroclor 1016 (6)	6.701	11627	2.410	ng/ml
8)	Aroclor 1016 - AVE	0.000	0	N.D.	ng/ml
9)	Aroclor 1221 (1)	5.135	660159	303.116	ng/ml
10)	Aroclor 1221 (2)	5.225	12842	8.707	ng/ml
11)	Aroclor 1221 (3)	5.328	20191	4.166	ng/ml
12)	Aroclor 1221 (4)	5.797	2894	3.314	ng/ml
13)	Aroclor 1221 (5)	6.115	9895	10.538	ng/ml
14)	Aroclor 1221 - AVE	0.000	0	N.D.	ng/ml
15)	Aroclor 1232 (1)	5.328	20191	5.455	ng/ml
16)	Aroclor 1232 (2)	6.115	9895	1.949	ng/ml
17)	Aroclor 1232 (3)	6.179	7062	2.528	ng/ml
18)	Aroclor 1232 (4)	6.353	8684	4.653	ng/ml
19)	Aroclor 1232 (5)	6.574	9934	4.019	ng/ml
20)	Aroclor 1232 (6)	6.701	11627	5.804	ng/ml
21)	Aroclor 1232 - AVE	0.000	0	N.D.	ng/ml
22)	Aroclor 1242 (1)	5.704	3805	0.772	ng/ml
23)	Aroclor 1242 (2)	6.115	9895	0.973	ng/ml
24)	Aroclor 1242 (3)	6.179	7062	1.318	ng/ml
25)	Aroclor 1242 (4)	6.353	8684	2.138	ng/ml
26)	Aroclor 1242 (5)	6.574	9934	1.925	ng/ml
27)	Aroclor 1242 (6)	6.701	11627	2.784	ng/ml
28)	Aroclor 1242 - AVE	0.000	0	N.D.	ng/ml
29)	Aroclor 1248 (1)	6.115	9895	1.672	ng/ml
30)	Aroclor 1248 (2)	6.353	8684	1.238	ng/ml
31)	Aroclor 1248 (3)	6.574	9934	1.176	ng/ml
32)	Aroclor 1248 (4)	6.887	47155	4.688	ng/ml
33)	Aroclor 1248 (5)	6.887	47155	4.629	ng/ml
34)	Aroclor 1248 (6)	7.391	10569	1.911	ng/ml
35)	Aroclor 1248 - AVE	0.000	0	N.D.	ng/ml
36)	Aroclor 1254 (1)	6.887	47155	4.642	ng/ml
37)	Aroclor 1254 (2)	7.014	19635	1.592	ng/ml
38)	Aroclor 1254 (3)	7.391	10569	0.586	ng/ml
39)	Aroclor 1254 (4)	7.549	6054	0.468	ng/ml
40)	Aroclor 1254 (5)	7.941	11707	0.909	ng/ml
41)	Aroclor 1254 (6)	8.227	1034	0.244	ng/ml
42)	Aroclor 1254 - AVE	0.000	0	N.D.	ng/ml
43)	Aroclor 1260 (1)	7.504	7682	0.579	ng/ml
44)	Aroclor 1260 (2)	7.635	5703	0.340	ng/ml

Quantitation Report (Not Reviewed)

Data Path : K:\DATA\0E20061\
Data File : ECD2F004.D
Signal(s) : ECD1A.CH
Acq On : 20 May 2020 3:54 pm
Operator : MJB / KAK
Sample : 0050714-BLK1
Misc :
ALS Vial : 4 Sample Multiplier: 1

Integration File: PCB1.e
Quant Time: May 21 15:42:41 2020
Quant Method : K:\METHODS\FECD2_QUANTPCB_200426RT8.M
Quant Title : PCB Data Analysis
QLast Update : Mon Apr 27 12:20:01 2020
Response via : Initial Calibration
Integrator: ChemStation 6890 Scale Mode: Small noise peaks clipped

Volume Inj. : 1uL
Signal Phase : RTX-1701
Signal Info : 30m x 0.32mm x 0.25um

	Compound	R.T.	Response	Conc Units
45)	Aroclor 1260 (3)	8.191	2855	0.228 ng/ml
46)	Aroclor 1260 (4)	8.358	14615	0.519 ng/ml
47)	Aroclor 1260 (5)	8.661	7160	0.378 ng/ml
48)	Aroclor 1260 (6)	9.051	4407	0.549 ng/ml
49)	Aroclor 1260 - AVE	0.000	0	N.D. ng/ml
50)	Aroclor 1262 (1)	7.635	5703	0.448 ng/ml
51)	Aroclor 1262 (2)	7.941	11707	0.666 ng/ml
52)	Aroclor 1262 (3)	8.191	2855	0.188 ng/ml
53)	Aroclor 1262 (4)	8.358	14615	0.463 ng/ml
54)	Aroclor 1262 (5)	8.661	7160	0.369 ng/ml
55)	Aroclor 1262 (6)	9.051	4407	0.408 ng/ml
56)	Aroclor 1262 - AVE	0.000	0	N.D. ng/ml
57)	Aroclor 1268 (1)	8.191	2855	0.332 ng/ml
58)	Aroclor 1268 (2)	8.610	5742	0.154 ng/ml
59)	Aroclor 1268 (3)	8.661	7160	0.219 ng/ml
60)	Aroclor 1268 (4)	8.841	501137	16.945 ng/ml
61)	Aroclor 1268 (5)	9.051	4407	0.375 ng/ml
62)	Aroclor 1268 (6)	9.308	1188142	14.294 ng/ml
63)	Aroclor 1268 - AVE	0.000	0	N.D. ng/ml

(f)=RT Delta > 1/2 Window (m)=manual int.

Quantitation Report (Not Reviewed)

Data Path : K:\DATA\0E20061\
Data File : ECD2F004.D
Signal(s) : ECD1A.CH
Acq On : 20 May 2020 3:54 pm
Operator : MJB / KAK
Sample : 0050714-BLK1
Misc :
ALS Vial : 4 Sample Multiplier: 1

Integration File: PCB1.e
Quant Time: May 21 15:42:41 2020
Quant Method : K:\METHODS\FECD2_QUANTPCB_200426RT8.M
Quant Title : PCB Data Analysis
QLast Update : Mon Apr 27 12:20:01 2020
Response via : Initial Calibration
Integrator: ChemStation 6890 Scale Mode: Small noise peaks clipped

Volume Inj. : 1uL
Signal Phase : RTX-1701
Signal Info : 30m x 0.32mm x 0.25um

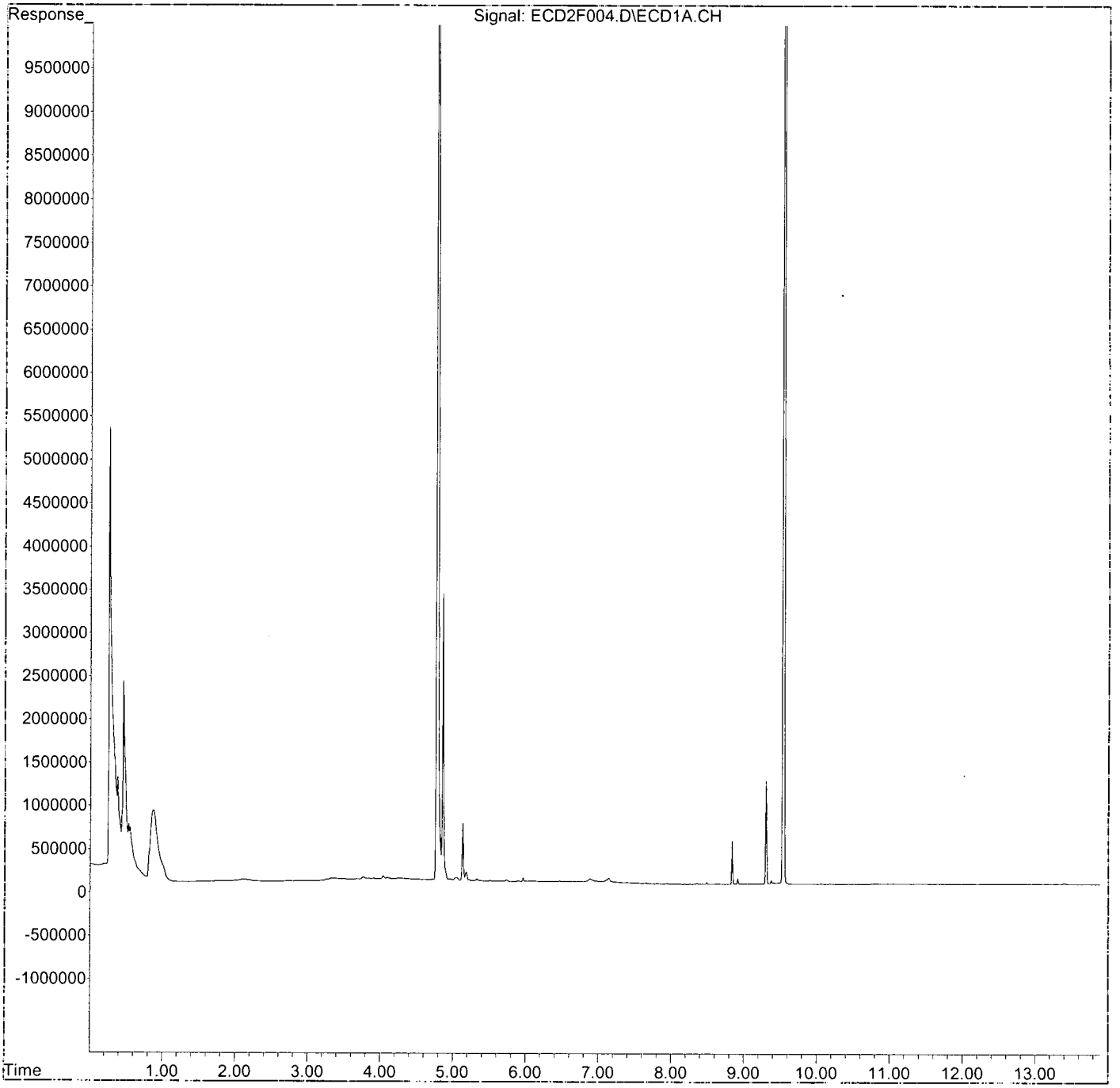

Quantitation Report (Not Reviewed)

Data Path : K:\DATA\0E20061\
Data File : ECD2F005.D
Signal(s) : ECD1A.CH
Acq On : 20 May 2020 4:12 pm
Operator : MJB / KAK
Sample : 0050714-BS1
Misc :
ALS Vial : 5 Sample Multiplier: 1

Integration File: PCB1.e
Quant Time: May 21 15:43:01 2020
Quant Method : K:\METHODS\FECD2_QUANTPCB_200426RT8.M
Quant Title : PCB Data Analysis
QLast Update : Mon Apr 27 12:20:01 2020
Response via : Initial Calibration
Integrator: ChemStation 6890 Scale Mode: Small noise peaks clipped

5/21/20

Volume Inj. : 1uL
Signal Phase : RTX-1701
Signal Info : 30m x 0.32mm x 0.25um

	Compound	R.T.	Response	Conc	Units
System Monitoring Compounds					
1) S	TCMX (S)	4.775	39091724	211.067	ng/ml
64) S	DCBP (S)	9.536	40636953	228.071	ng/ml
Target Compounds					
2)	Aroclor 1016 (1)	5.695	5572376	852.157	ng/ml
3)	Aroclor 1016 (2)	6.109	12482934	963.593	ng/ml
4)	Aroclor 1016 (3)	6.189	6341557	889.152	ng/ml
5)	Aroclor 1016 (4)	6.349	5317526	906.197	ng/ml
6)	Aroclor 1016 (5)	6.569	6419346	912.071	ng/ml
7)	Aroclor 1016 (6)	6.696	4338490	899.278	ng/ml
8)	Aroclor 1016 - AVE	0.000	0	N.D.	ng/ml
9)	Aroclor 1221 (1)	5.132	1169493	536.979	ng/ml
10)	Aroclor 1221 (2)	5.253	614278	416.478	ng/ml
11)	Aroclor 1221 (3)	5.334	3034468	626.055	ng/ml
12)	Aroclor 1221 (4)	5.803	573002	656.030	ng/ml
13)	Aroclor 1221 (5)	6.109	12482934	13294.452	ng/ml
14)	Aroclor 1221 - AVE	0.000	0	N.D.	ng/ml
15)	Aroclor 1232 (1)	5.334	3034468	819.817	ng/ml
16)	Aroclor 1232 (2)	6.109	12482934	2458.191	ng/ml
17)	Aroclor 1232 (3)	6.189	6341557	2270.457	ng/ml
18)	Aroclor 1232 (4)	6.349	5317526	2848.905	ng/ml
19)	Aroclor 1232 (5)	6.569	6419346	2596.663	ng/ml
20)	Aroclor 1232 (6)	6.696	4338490	2165.855	ng/ml
21)	Aroclor 1232 - AVE	0.000	0	N.D.	ng/ml
22)	Aroclor 1242 (1)	5.695	5572376	1130.981	ng/ml
23)	Aroclor 1242 (2)	6.109	12482934	1228.080	ng/ml
24)	Aroclor 1242 (3)	6.189	6341557	1183.132	ng/ml
25)	Aroclor 1242 (4)	6.349	5317526	1309.261	ng/ml
26)	Aroclor 1242 (5)	6.569	6419346	1243.980	ng/ml
27)	Aroclor 1242 (6)	6.696	4338490	1038.996	ng/ml
28)	Aroclor 1242 - AVE	0.000	0	N.D.	ng/ml
29)	Aroclor 1248 (1)	6.109	12482934	2109.187	ng/ml
30)	Aroclor 1248 (2)	6.349	5317526	758.006	ng/ml
31)	Aroclor 1248 (3)	6.569	6419346	759.590	ng/ml
32)	Aroclor 1248 (4)	6.863	1261041	125.355	ng/ml
33)	Aroclor 1248 (5)	6.898	4342413	426.249	ng/ml
34)	Aroclor 1248 (6)	7.386	9033841	1633.069	ng/ml
35)	Aroclor 1248 - AVE	0.000	0	N.D.	ng/ml
36)	Aroclor 1254 (1)	6.898	4342413	427.505	ng/ml
37)	Aroclor 1254 (2)	7.007	4640942	376.337	ng/ml
38)	Aroclor 1254 (3)	7.386	9033841	500.704	ng/ml
39)	Aroclor 1254 (4)	7.544	1391160	107.529	ng/ml
40)	Aroclor 1254 (5)	7.925	12869656	999.746	ng/ml
41)	Aroclor 1254 (6)	8.217	1268909	298.767	ng/ml
42)	Aroclor 1254 - AVE	0.000	0	N.D.	ng/ml
43)	Aroclor 1260 (1)	7.498	13259594	999.792	ng/ml
44)	Aroclor 1260 (2)	7.631	17080749	1019.377	ng/ml

Quantitation Report (Not Reviewed)

Data Path : K:\DATA\0E20061\
Data File : ECD2F005.D
Signal(s) : ECD1A.CH
Acq On : 20 May 2020 4:12 pm
Operator : MJB / KAK
Sample : 0050714-BS1
Misc :
ALS Vial : 5 Sample Multiplier: 1

Integration File: PCB1.e
Quant Time: May 21 15:43:01 2020
Quant Method : K:\METHODS\FECD2_QUANTPCB_200426RT8.M
Quant Title : PCB Data Analysis
QLast Update : Mon Apr 27 12:20:01 2020
Response via : Initial Calibration
Integrator: ChemStation 6890 Scale Mode: Small noise peaks clipped

Volume Inj. : 1uL
Signal Phase : RTX-1701
Signal Info : 30m x 0.32mm x 0.25um

	Compound	R.T.	Response	Conc	Units
45)	Aroclor 1260 (3)	8.188	12220294	977.959	ng/ml
46)	Aroclor 1260 (4)	8.358	31563701	1121.357	ng/ml
47)	Aroclor 1260 (5)	8.657	19083097	1007.703	ng/ml
48)	Aroclor 1260 (6)	9.046	8097409	1008.357	ng/ml
49)	Aroclor 1260 - AVE	0.000	0	N.D.	ng/ml
50)	Aroclor 1262 (1)	7.631	17080749	1341.364	ng/ml
51)	Aroclor 1262 (2)	7.955	12464481	709.549	ng/ml
52)	Aroclor 1262 (3)	8.188	12220294	805.019	ng/ml
53)	Aroclor 1262 (4)	8.358	31563701	1000.588	ng/ml
54)	Aroclor 1262 (5)	8.657	19083097	983.842	ng/ml
55)	Aroclor 1262 (6)	9.046	8097409	749.595	ng/ml
56)	Aroclor 1262 - AVE	0.000	0	N.D.	ng/ml
57)	Aroclor 1268 (1)	8.188	12220294	1421.099	ng/ml
58)	Aroclor 1268 (2)	8.605	6994200	187.901	ng/ml
59)	Aroclor 1268 (3)	8.657	19083097	582.813	ng/ml
60)	Aroclor 1268 (4)	8.833	922999	31.210	ng/ml
61)	Aroclor 1268 (5)	9.046	8097409	689.536	ng/ml
62)	Aroclor 1268 (6)	9.301	3032890	36.487	ng/ml
63)	Aroclor 1268 - AVE	0.000	0	N.D.	ng/ml

(f)=RT Delta > 1/2 Window (m)=manual int.

Quantitation Report (Not Reviewed)

Data Path : K:\DATA\0E20061\
Data File : ECD2F005.D
Signal(s) : ECD1A.CH
Acq On : 20 May 2020 4:12 pm
Operator : MJB / KAK
Sample : 0050714-BS1
Misc :
ALS Vial : 5 Sample Multiplier: 1

Integration File: PCB1.e
Quant Time: May 21 15:43:01 2020
Quant Method : K:\METHODS\FECD2_QUANTPCB_200426RT8.M
Quant Title : PCB Data Analysis
QLast Update : Mon Apr 27 12:20:01 2020
Response via : Initial Calibration
Integrator: ChemStation 6890 Scale Mode: Small noise peaks clipped

Volume Inj. : 1uL
Signal Phase : RTX-1701
Signal Info : 30m x 0.32mm x 0.25um

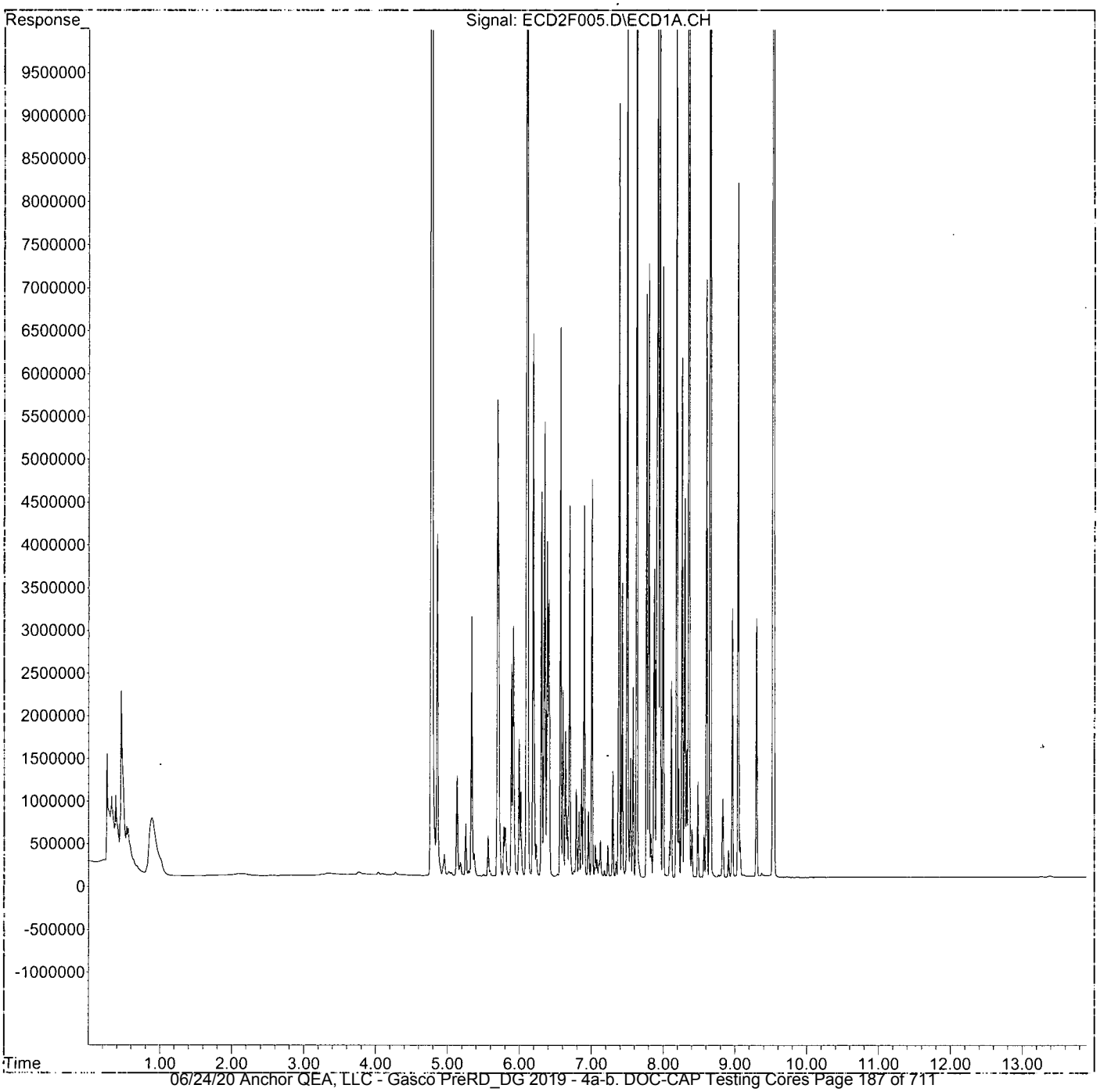

Quantitation Report (Not Reviewed)

Data Path : K:\DATA\0E20061\
Data File : ECD2F028.D
Signal(s) : ECD1A.CH
Acq On : 20 May 2020 10:57 pm
Operator : MJB / KAK
Sample : 0E20061-CCV3
Misc :
ALS Vial : 17 Sample Multiplier: 1

Integration File: PCB1.e
Quant Time: May 26 15:10:06 2020
Quant Method : K:\METHODS\FECD2_QUANTPCB_200426RT8.M
Quant Title : PCB Data Analysis
QLast Update : Mon Apr 27 12:20:01 2020
Response via : Initial Calibration
Integrator: ChemStation 6890 Scale Mode: Small noise peaks clipped

5/26/20

Volume Inj. : 1uL
Signal Phase : RTX-1701
Signal Info : 30m x 0.32mm x 0.25um

	Compound	R.T.	Response	Conc	Units
System Monitoring Compounds					
1) S	TCMX (S)	4.771	43760694	236.277	ng/ml
64) S	DCBP (S)	9.532	43262398	242.806	ng/ml
Target Compounds					
2)	Aroclor 1016 (1)	5.693	3076710	470.507	ng/ml
3)	Aroclor 1016 (2)	6.107	6404766	494.402	ng/ml
4)	Aroclor 1016 (3)	6.186	3399389	476.629	ng/ml
5)	Aroclor 1016 (4)	6.346	2699123	459.977	ng/ml
6)	Aroclor 1016 (5)	6.567	3349905	475.960	ng/ml
7)	Aroclor 1016 (6)	6.693	2334314	483.854	ng/ml
8)	Aroclor 1016 - AVE	0.000	0	N.D.	ng/ml
9)	Aroclor 1221 (1)	5.127	1007879	462.773	ng/ml
10)	Aroclor 1221 (2)	5.251	362872	246.026	ng/ml
11)	Aroclor 1221 (3)	5.332	1698142	350.351	ng/ml
12)	Aroclor 1221 (4)	5.802	341725	391.241	ng/ml
13)	Aroclor 1221 (5)	6.107	6404766	6821.141	ng/ml
14)	Aroclor 1221 - AVE	0.000	0	N.D.	ng/ml
15)	Aroclor 1232 (1)	5.332	1698142	458.784	ng/ml
16)	Aroclor 1232 (2)	6.107	6404766	1261.253	ng/ml
17)	Aroclor 1232 (3)	6.186	3399389	1217.077	ng/ml
18)	Aroclor 1232 (4)	6.346	2699123	1446.076	ng/ml
19)	Aroclor 1232 (5)	6.567	3349905	1355.056	ng/ml
20)	Aroclor 1232 (6)	6.693	2334314	1165.333	ng/ml
21)	Aroclor 1232 - AVE	0.000	0	N.D.	ng/ml
22)	Aroclor 1242 (1)	5.693	3076710	624.456	ng/ml
23)	Aroclor 1242 (2)	6.107	6404766	630.106	ng/ml
24)	Aroclor 1242 (3)	6.186	3399389	634.218	ng/ml
25)	Aroclor 1242 (4)	6.346	2699123	664.568	ng/ml
26)	Aroclor 1242 (5)	6.567	3349905	649.165	ng/ml
27)	Aroclor 1242 (6)	6.693	2334314	559.029	ng/ml
28)	Aroclor 1242 - AVE	0.000	0	N.D.	ng/ml
29)	Aroclor 1248 (1)	6.107	6404766	1082.185	ng/ml
30)	Aroclor 1248 (2)	6.346	2699123	384.756	ng/ml
31)	Aroclor 1248 (3)	6.567	3349905	396.388	ng/ml
32)	Aroclor 1248 (4)	6.860	655479	65.158	ng/ml
33)	Aroclor 1248 (5)	6.896	2227695	218.669	ng/ml
34)	Aroclor 1248 (6)	7.383	4743911	857.568	ng/ml
35)	Aroclor 1248 - AVE	0.000	0	N.D.	ng/ml
36)	Aroclor 1254 (1)	6.896	2227695	219.314	ng/ml
37)	Aroclor 1254 (2)	7.005	2304008	186.833	ng/ml
38)	Aroclor 1254 (3)	7.383	4743911	262.933	ng/ml
39)	Aroclor 1254 (4)	7.541	723963	55.958	ng/ml
40)	Aroclor 1254 (5)	7.922	6366837	494.591	ng/ml
41)	Aroclor 1254 (6)	8.215	709269	166.999	ng/ml
42)	Aroclor 1254 - AVE	0.000	0	N.D.	ng/ml
43)	Aroclor 1260 (1)	7.495	6301138	475.115	ng/ml
44)	Aroclor 1260 (2)	7.628	8062020	481.140	ng/ml

Quantitation Report (Not Reviewed)

Data Path : K:\DATA\0E20061\
Data File : ECD2F028.D
Signal(s) : ECD1A.CH
Acq On : 20 May 2020 10:57 pm
Operator : MJB / KAK
Sample : 0E20061-CCV3
Misc :
ALS Vial : 17 Sample Multiplier: 1

Integration File: PCB1.e
Quant Time: May 26 15:10:06 2020
Quant Method : K:\METHODS\FECD2_QUANTPCB_200426RT8.M
Quant Title : PCB Data Analysis
QLast Update : Mon Apr 27 12:20:01 2020
Response via : Initial Calibration
Integrator: ChemStation 6890 Scale Mode: Small noise peaks clipped

Volume Inj. : 1uL
Signal Phase : RTX-1701
Signal Info : 30m x 0.32mm x 0.25um

	Compound	R.T.	Response	Conc	Units
45)	Aroclor 1260 (3)	8.185	6183023	494.812	ng/ml
46)	Aroclor 1260 (4)	8.355	14089498	500.555	ng/ml
47)	Aroclor 1260 (5)	8.654	9188941	485.232	ng/ml
48)	Aroclor 1260 (6)	9.043	3840469	478.247	ng/ml
49)	Aroclor 1260 - AVE	0.000	0	N.D.	ng/ml
50)	Aroclor 1262 (1)	7.628	8062020	633.116	ng/ml
51)	Aroclor 1262 (2)	7.953	5928983	337.511	ng/ml
52)	Aroclor 1262 (3)	8.185	6183023	407.310	ng/ml
53)	Aroclor 1262 (4)	8.355	14089498	446.645	ng/ml
54)	Aroclor 1262 (5)	8.654	9188941	473.742	ng/ml
55)	Aroclor 1262 (6)	9.043	3840469	355.521	ng/ml
56)	Aroclor 1262 - AVE	0.000	0	N.D.	ng/ml
57)	Aroclor 1268 (1)	8.185	6183023	719.024	ng/ml
58)	Aroclor 1268 (2)	8.601	3268747	87.816	ng/ml
59)	Aroclor 1268 (3)	8.654	9188941	280.638	ng/ml
60)	Aroclor 1268 (4)	8.829	284224	9.611	ng/ml
61)	Aroclor 1268 (5)	9.043	3840469	327.036	ng/ml
62)	Aroclor 1268 (6)	9.298	876374	10.543	ng/ml
63)	Aroclor 1268 - AVE	0.000	0	N.D.	ng/ml

(f)=RT Delta > 1/2 Window (m)=manual int.

Quantitation Report (Not Reviewed)

Data Path : K:\DATA\0E20061\
Data File : ECD2F028.D
Signal(s) : ECD1A.CH
Acq On : 20 May 2020 10:57 pm
Operator : MJB / KAK
Sample : 0E20061-CCV3
Misc :
ALS Vial : 17 Sample Multiplier: 1

Integration File: PCB1.e
Quant Time: May 26 15:10:06 2020
Quant Method : K:\METHODS\FECD2_QUANTPCB_200426RT8.M
Quant Title : PCB Data Analysis
QLast Update : Mon Apr 27 12:20:01 2020
Response via : Initial Calibration
Integrator: ChemStation 6890 Scale Mode: Small noise peaks clipped

Volume Inj. : 1uL
Signal Phase : RTX-1701
Signal Info : 30m x 0.32mm x 0.25um

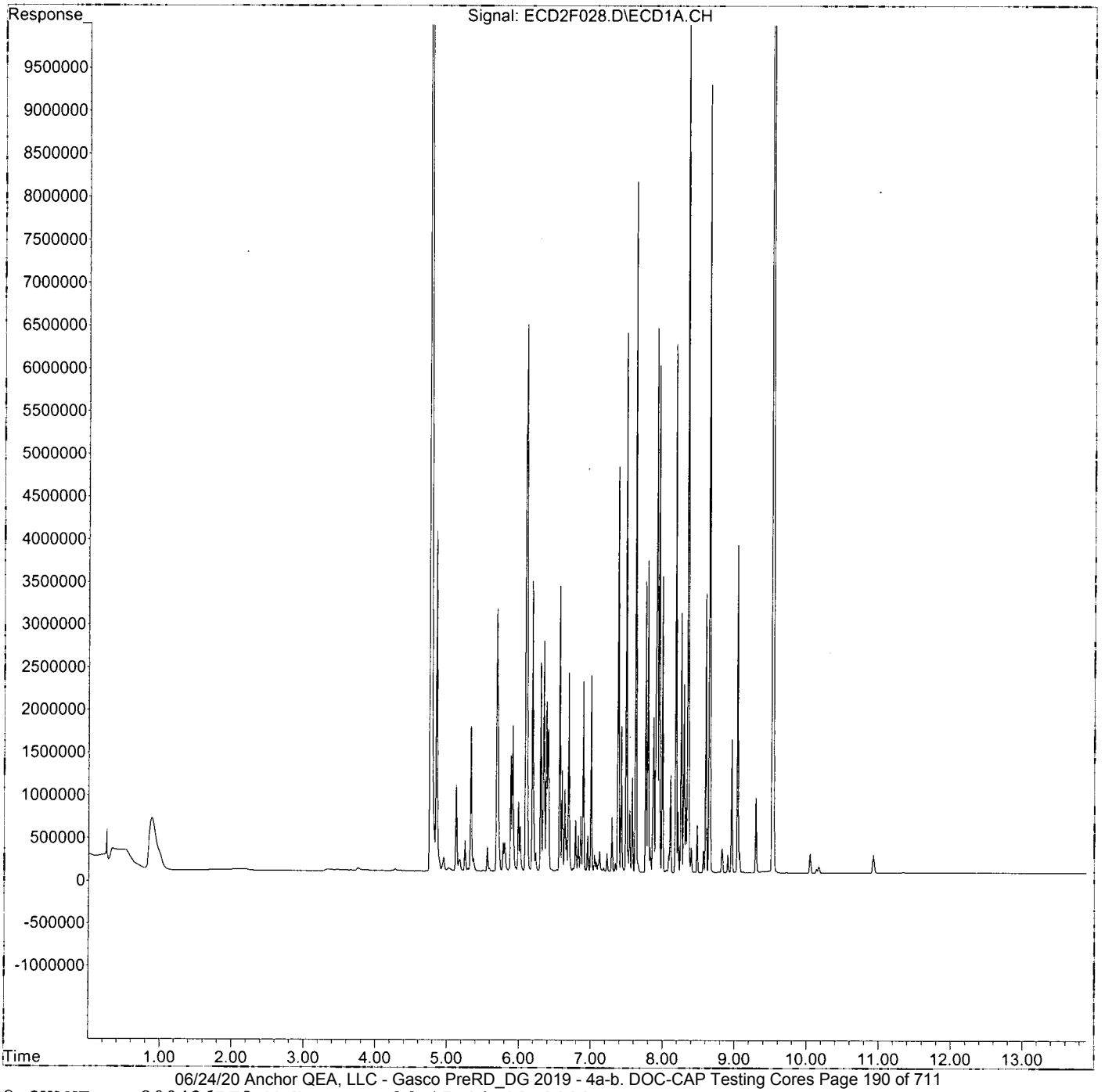

Quantitation Report (Not Reviewed)

Data Path : K:\DATA\0E20061\
Data File : ECD2F029.D
Signal(s) : ECD1A.CH
Acq On : 20 May 2020 11:14 pm
Operator : MJB / KAK
Sample : 0E20061-CCB3
Misc :
ALS Vial : 18 Sample Multiplier: 1

Integration File: PCB1.e
Quant Time: May 26 15:10:27 2020
Quant Method : K:\METHODS\FECD2_QUANTPCB_200426RT8.M
Quant Title : PCB Data Analysis
QLast Update : Mon Apr 27 12:20:01 2020
Response via : Initial Calibration
Integrator: ChemStation 6890 Scale Mode: Small noise peaks clipped

5/26/20

Volume Inj. : 1uL
Signal Phase : RTX-1701
Signal Info : 30m x 0.32mm x 0.25um

Clean

	Compound	R.T.	Response	Conc	Units
System Monitoring Compounds					
1) S	TCMX (S)	4.771	18215500	98.351	ng/ml
64) S	DCBP (S)	9.533	17762623	99.691	ng/ml
Target Compounds					
2)	Aroclor 1016 (1)	5.696	8139	1.245	ng/ml
3)	Aroclor 1016 (2)	6.121	17033	1.315	ng/ml
4)	Aroclor 1016 (3)	6.203	13997	1.963	ng/ml
5)	Aroclor 1016 (4)	6.352	12752	2.173	ng/ml
6)	Aroclor 1016 (5)	6.574	14199	2.017	ng/ml
7)	Aroclor 1016 (6)	6.700	14143	2.932	ng/ml
8)	Aroclor 1016 - AVE	0.000	0	N.D.	ng/ml
9)	Aroclor 1221 (1)	5.126	363700	166.995	ng/ml
10)	Aroclor 1221 (2)	5.253	4574	3.101	ng/ml
11)	Aroclor 1221 (3)	5.323	13087	2.700	ng/ml
12)	Aroclor 1221 (4)	5.813	7732	8.852	ng/ml
13)	Aroclor 1221 (5)	6.121	17033	18.141	ng/ml
14)	Aroclor 1221 - AVE	0.000	0	N.D.	ng/ml
15)	Aroclor 1232 (1)	5.323	13087	3.536	ng/ml
16)	Aroclor 1232 (2)	6.121	17033	3.354	ng/ml
17)	Aroclor 1232 (3)	6.203	13997	5.011	ng/ml
18)	Aroclor 1232 (4)	6.352	12752	6.832	ng/ml
19)	Aroclor 1232 (5)	6.574	14199	5.744	ng/ml
20)	Aroclor 1232 (6)	6.700	14143	7.061	ng/ml
21)	Aroclor 1232 - AVE	0.000	0	N.D.	ng/ml
22)	Aroclor 1242 (1)	5.696	8139	1.652	ng/ml
23)	Aroclor 1242 (2)	6.121	17033	1.676	ng/ml
24)	Aroclor 1242 (3)	6.203	13997	2.611	ng/ml
25)	Aroclor 1242 (4)	6.352	12752	3.140	ng/ml
26)	Aroclor 1242 (5)	6.574	14199	2.752	ng/ml
27)	Aroclor 1242 (6)	6.700	14143	3.387	ng/ml
28)	Aroclor 1242 - AVE	0.000	0	N.D.	ng/ml
29)	Aroclor 1248 (1)	6.121	17033	2.878	ng/ml
30)	Aroclor 1248 (2)	6.352	12752	1.818	ng/ml
31)	Aroclor 1248 (3)	6.574	14199	1.680	ng/ml
32)	Aroclor 1248 (4)	6.883	16536	1.644	ng/ml
33)	Aroclor 1248 (5)	6.904	17095	1.678	ng/ml
34)	Aroclor 1248 (6)	7.379	10355	1.872	ng/ml
35)	Aroclor 1248 - AVE	0.000	0	N.D.	ng/ml
36)	Aroclor 1254 (1)	6.904	17095	1.683	ng/ml
37)	Aroclor 1254 (2)	7.006	15976	1.296	ng/ml
38)	Aroclor 1254 (3)	7.379	10355	0.574	ng/ml
39)	Aroclor 1254 (4)	7.541	7807	0.603	ng/ml
40)	Aroclor 1254 (5)	7.931	9378	0.728	ng/ml
41)	Aroclor 1254 (6)	8.220	2453	0.578	ng/ml
42)	Aroclor 1254 - AVE	0.000	0	N.D.	ng/ml
43)	Aroclor 1260 (1)	7.497	8605	0.649	ng/ml
44)	Aroclor 1260 (2)	7.630	8475	0.506	ng/ml

Quantitation Report (Not Reviewed)

Data Path : K:\DATA\0E20061\
Data File : ECD2F029.D
Signal(s) : ECD1A.CH
Acq On : 20 May 2020 11:14 pm
Operator : MJB / KAK
Sample : 0E20061-CCB3
Misc :
ALS Vial : 18 Sample Multiplier: 1

Integration File: PCB1.e
Quant Time: May 26 15:10:27 2020
Quant Method : K:\METHODS\FECD2_QUANTPCB_200426RT8.M
Quant Title : PCB Data Analysis
QLast Update : Mon Apr 27 12:20:01 2020
Response via : Initial Calibration
Integrator: ChemStation 6890 Scale Mode: Small noise peaks clipped

Volume Inj. : 1uL
Signal Phase : RTX-1701
Signal Info : 30m x 0.32mm x 0.25um

	Compound	R.T.	Response	Conc Units
45)	Aroclor 1260 (3)	8.202	2058	0.165 ng/ml
46)	Aroclor 1260 (4)	8.350	16633	0.591 ng/ml
47)	Aroclor 1260 (5)	8.655	5977	0.316 ng/ml
48)	Aroclor 1260 (6)	9.046	4213	0.525 ng/ml
49)	Aroclor 1260 - AVE	0.000	0	N.D. ng/ml
50)	Aroclor 1262 (1)	7.630	8475	0.666 ng/ml
51)	Aroclor 1262 (2)	7.952	4477	0.255 ng/ml
52)	Aroclor 1262 (3)	8.202	2058	0.136 ng/ml
53)	Aroclor 1262 (4)	8.350	16633	0.527 ng/ml
54)	Aroclor 1262 (5)	8.655	5977	0.308 ng/ml
55)	Aroclor 1262 (6)	9.046	4213	0.390 ng/ml
56)	Aroclor 1262 - AVE	0.000	0	N.D. ng/ml
57)	Aroclor 1268 (1)	8.202	2058	0.239 ng/ml
58)	Aroclor 1268 (2)	8.602	2843	0.076 ng/ml
59)	Aroclor 1268 (3)	8.655	5977	0.183 ng/ml
60)	Aroclor 1268 (4)	8.833	46586	1.575 ng/ml
61)	Aroclor 1268 (5)	9.046	4213	0.359 ng/ml
62)	Aroclor 1268 (6)	9.299	35751	0.430 ng/ml
63)	Aroclor 1268 - AVE	0.000	0	N.D. ng/ml

(f)=RT Delta > 1/2 Window (m)=manual int.

Quantitation Report (Not Reviewed)

Data Path : K:\DATA\0E20061\
Data File : ECD2F029.D
Signal(s) : ECD1A.CH
Acq On : 20 May 2020 11:14 pm
Operator : MJB / KAK
Sample : 0E20061-CCB3
Misc :
ALS Vial : 18 Sample Multiplier: 1

Integration File: PCB1.e
Quant Time: May 26 15:10:27 2020
Quant Method : K:\METHODS\FECD2_QUANTPCB_200426RT8.M
Quant Title : PCB Data Analysis
QLast Update : Mon Apr 27 12:20:01 2020
Response via : Initial Calibration
Integrator: ChemStation 6890 Scale Mode: Small noise peaks clipped

Volume Inj. : 1uL
Signal Phase : RTX-1701
Signal Info : 30m x 0.32mm x 0.25um

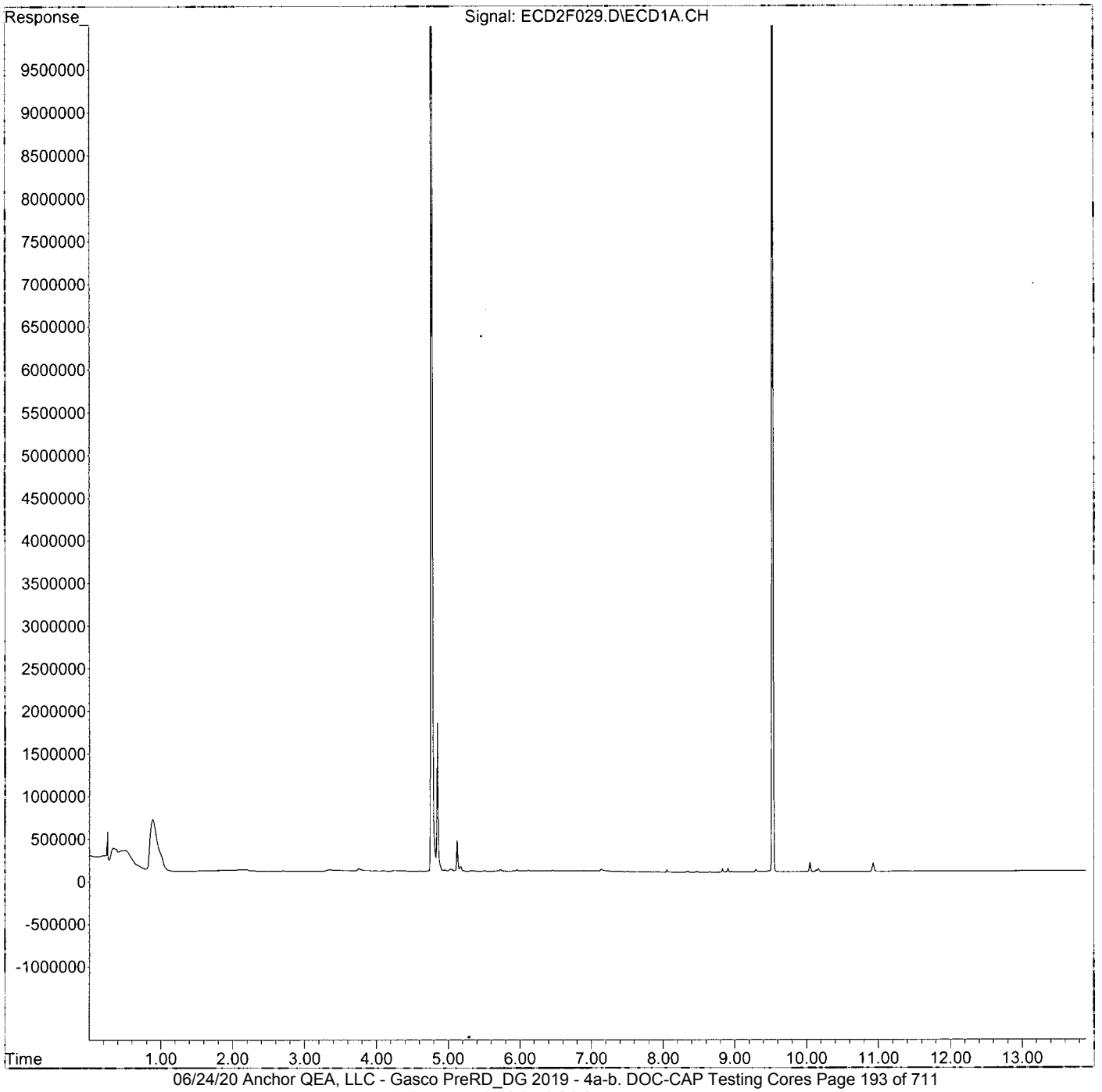

APEX LABORATORIES, LLC
6700 SW Sandburg St. Tigard OR 97223 phone 503-718-2323

Polychlorinated Biphenyls by EPA 8082A
Calibration Data

Sequence 0D26012 (Cal ID A0D2707) DUALECD2F

ELEMENT SEQUENCE LOG

Apex Laboratories

Sequence: **0D26012** Instrument: **DUALECD2F**

Date: **04/26/20 17:21** Calibration: **A0D2707**

#	Lab Number	Matrix	Analysis	Client	Due	Batch	ISTD ID	STD ID
1	0D26012-ICB1	Water	QC	QC				A20D303
2	0D26012-CAL1	Water	QC	QC				A19L280
3	0D26012-CAL2	Water	QC	QC				A19L281
4	0D26012-CAL3	Water	QC	QC				A19L282
5	0D26012-CAL4	Water	QC	QC				A19L283
6	0D26012-CAL5	Water	QC	QC				A19L276
7	0D26012-CAL6	Water	QC	QC				A19L278
8	0D26012-CAL7	Water	QC	QC				A19L279
9	0D26012-IBL1	Water	QC	QC				
10	0D26012-ICV1	Water	QC	QC				A20B355
11	0D26012-CAL8	Water	QC	QC				A20C117
12	0D26012-CAL9	Water	QC	QC				A20B322
13	0D26012-CALA	Water	QC	QC				A20B323
14	0D26012-CALB	Water	QC	QC				A20B324
15	0D26012-CALC	Water	QC	QC				A20B325
16	0D26012-CALD	Water	QC	QC				A20B326
17	0D26012-CALE	Water	QC	QC				A20B327
18	0D26012-ICV2	Water	QC	QC				A20B353
19	0D26012-ICV3	Water	QC	QC				A20D351
20	0D26012-ICV4	Water	QC	QC				A20B354
21	0D26012-ICV5	Water	QC	QC				A20B130

Data Entered By: 4/27/20

Comments: 5 peaks for 1221

Data Reviewed By: 4/28/20

Calibration Status Report HP G1530A

Method Path : K:\METHODS\
Method File : FECD2_QUANTPCB_200426.M
Title : PCB Data Analysis
Last Update : Mon Apr 27 09:04:00 2020
Response Via : Initial Calibration

A0D27006 4/27/20

4/27/20

#	ID	Conc	ISTD Conc	Path\File
1	1	10	0	K:\DATA\0D26012\ECD2F005.D
2	2	25	0	K:\DATA\0D26012\ECD2F006.D
3	3	50	0	K:\DATA\0D26012\ECD2F007.D
4	4	100	0	K:\DATA\0D26012\ECD2F008.D
5	5	250	0	K:\DATA\0D26012\ECD2F020.D
6	6	500	0	K:\DATA\0D26012\ECD2F010.D
7	7	800	0	K:\DATA\0D26012\ECD2F011.D

#	ID	Update Time	Quant Time	Acquisition Time
1	1	Apr 27 09:01 2020	Apr 27 08:36 2020	26 Apr 2020 6:45 pm
2	2	Apr 27 09:01 2020	Apr 27 08:38 2020	26 Apr 2020 7:03 pm
3	3	Apr 27 09:01 2020	Apr 27 08:39 2020	26 Apr 2020 7:20 pm
4	4	Apr 27 09:01 2020	Apr 27 08:41 2020	26 Apr 2020 7:38 pm
5	5	Apr 27 09:04 2020	Apr 27 08:57 2020	26 Apr 2020 11:08 pm
6	6	Apr 27 09:02 2020	Apr 27 08:42 2020	26 Apr 2020 8:13 pm
7	7	Apr 27 09:02 2020	Apr 27 08:44 2020	26 Apr 2020 8:30 pm

FECD2_QUANTPCB_200426.M Mon Apr 27 12:00:58 2020

Response Factor Report HP G1530A

Method Path : K:\METHODS\
Method File : FECD2_QUANTPCB_200426.M
Title : PCB Data Analysis
Last Update : Mon Apr 27 12:20:01 2020
Response Via : Initial Calibration

Calibration Files
1 =ECD2F005.D 2 =ECD2F006.D 3 =ECD2F007.D
4 =ECD2F008.D 5 =ECD2F014.D 6 =ECD2F010.D

	Compound	1	2	3	4	5	6	Avg	%RSD
1) S	TCMX (S)	1.818	1.831	1.863	1.841	1.730	1.955	1.852 E5	4.00
2)	Aroclor 1016 ...	8.034	7.256	6.604	6.263	6.015	5.732	6.539 E3	12.80
3)	Aroclor 1016 ...	1.465	1.357	1.295	1.294	1.236	1.180	1.295 E4	7.20
4)	Aroclor 1016 ...	8.486	7.673	7.149	7.128	6.600	6.247	7.132 E3	10.60
5)	Aroclor 1016 ...	7.188	6.437	6.066	5.581	5.507	5.057	5.868 E3	12.77
6)	Aroclor 1016 ...	8.448	7.614	7.287	6.673	6.633	6.232	7.038 E3	11.25
7)	Aroclor 1016 (6)	6.103	5.308	4.871	4.466	4.489	4.196	4.824 E3	14.02
8)	Aroclor 1016 ...							0.000	-1.00
9)	Aroclor 1221 (1)					2.178		2.178 E3	0.00
10)	Aroclor 1221 (2)					1.475		1.475 E3	0.00
11)	Aroclor 1221 (3)					4.847		4.847 E3	0.00
12)	Aroclor 1221 (4)					8.734		8.734 E2	0.00
13)	Aroclor 1221 (5)					9.390		9.390 E2	0.00
14)	Aroclor 1221 ...							0.000	-1.00
15)	Aroclor 1232 (1)					3.701		3.701 E3	0.00
16)	Aroclor 1232 (2)					5.078		5.078 E3	0.00
17)	Aroclor 1232 (3)					2.793		2.793 E3	0.00
18)	Aroclor 1232 (4)					1.867		1.867 E3	0.00
19)	Aroclor 1232 (5)					2.472		2.472 E3	0.00
20)	Aroclor 1232 (6)					2.003		2.003 E3	0.00
21)	Aroclor 1232 ...							0.000	-1.00
22)	Aroclor 1242 ...					4.927		4.927 E3	0.00
23)	Aroclor 1242 ...					1.016		1.016 E4	0.00
24)	Aroclor 1242 ...					5.360		5.360 E3	0.00
25)	Aroclor 1242 ...					4.061		4.061 E3	0.00
26)	Aroclor 1242 ...					5.160		5.160 E3	0.00
27)	Aroclor 1242 (6)					4.176		4.176 E3	0.00
28)	Aroclor 1242 ...							0.000	-1.00
29)	Aroclor 1248 ...					5.918		5.918 E3	0.00
30)	Aroclor 1248 ...					7.015		7.015 E3	0.00
31)	Aroclor 1248 ...					8.451		8.451 E3	0.00
32)	Aroclor 1248 ...					1.006		1.006 E4	0.00
33)	Aroclor 1248 ...					1.019		1.019 E4	0.00
34)	Aroclor 1248 (6)					5.532		5.532 E3	0.00
35)	Aroclor 1248 ...							0.000	-1.00
36)	Aroclor 1254 ...					1.016		1.016 E4	0.00
37)	Aroclor 1254 ...					1.233		1.233 E4	0.00
38)	Aroclor 1254 ...					1.804		1.804 E4	0.00
39)	Aroclor 1254 ...					1.294		1.294 E4	0.00
40)	Aroclor 1254 ...					1.287		1.287 E4	0.00
41)	Aroclor 1254 (6)					4.247		4.247 E3	0.00
42)	Aroclor 1254 ...							0.000	-1.00
43)	Aroclor 1260 ...	1.584	1.383	1.340	1.296	1.228	1.196	1.326 E4	9.85
44)	Aroclor 1260 ...	1.928	1.741	1.683	1.647	1.577	1.522	1.676 E4	7.86
45)	Aroclor 1260 (3)	1.397	1.303	1.257	1.232	1.188	1.186	1.250 E4	6.29
46)	Aroclor 1260 (4)	2.940	2.732	2.750	2.846	2.697	2.855	2.815 E4	3.18
47)	Aroclor 1260 (5)	2.084	1.935	1.912	1.871	1.814	1.769	1.894 E4	5.33
48)	Aroclor 1260 (6)	8.932	8.478	7.947	7.671	7.807	7.636	8.030 E3	6.10
49)	Aroclor 1260 ...							0.000	-1.00
50)	Aroclor 1262 (1)					1.273		1.273 E4	0.00
51)	Aroclor 1262 (2)					1.757		1.757 E4	0.00
52)	Aroclor 1262 (3)					1.518		1.518 E4	0.00
53)	Aroclor 1262 (4)					3.155		3.155 E4	0.00
54)	Aroclor 1262 (5)					1.940		1.940 E4	0.00
55)	Aroclor 1262 (6)					1.080		1.080 E4	0.00
56)	Aroclor 1262 ...							0.000	-1.00
57)	Aroclor 1268 (1)					8.599		8.599 E3	0.00
58)	Aroclor 1268 (2)					3.722		3.722 E4	0.00
59)	Aroclor 1268 (3)					3.274		3.274 E4	0.00
60)	Aroclor 1268 (4)					2.957		2.957 E4	0.00

Response Factor Report HP G1530A

Method Path : K:\METHODS\
Method File : FECD2_QUANTPCB_200426.M
Title : PCB Data Analysis
Last Update : Mon Apr 27 12:20:01 2020
Response Via : Initial Calibration

Calibration Files
1 =ECD2F005.D 2 =ECD2F006.D 3 =ECD2F007.D
4 =ECD2F008.D 5 =ECD2F014.D 6 =ECD2F010.D

		Compound	1	2	3	4	5	6	Avg	%RSD
61)		Aroclor 1268 (5)					1.174		1.174 E4	0.00
62)		Aroclor 1268 (6)					8.312		8.312 E4	0.00
63)		Aroclor 1268 ...							0.000	-1.00
64)	S	DCBP (S)	1.764	1.800	1.809	1.808	1.669	1.851	1.782 E5	3.22 ✓

(#) = Out of Range ### Number of calibration levels exceeded format ###

Compound List Report HP G1530A

Method Path : K:\METHODS\
Method File : FECD2_QUANTPCB_200426.M
Title : PCB Data Analysis
Last Update : Mon Apr 27 09:04:00 2020
Response Via : Initial Calibration

Total Cpnds : 64

4/27/20

PK#		Compound Name	Exp_RT	Rel_RT	Cal	A/H	ID
1	S	TCMX (S)	4.836	1.000	A	H	L
2		Aroclor 1016 (1)	5.754	1.000	A	H	R
3		Aroclor 1016 (2)	6.169	1.000	A	H	R
4		Aroclor 1016 (3)	6.249	1.000	A	H	R
5		Aroclor 1016 (4)	6.407	1.000	A	H	R
6		Aroclor 1016 (5)	6.630	1.000	A	H	R
7		Aroclor 1016 (6)	6.757	1.000	A	H	R
8		Aroclor 1016 - AVE	0.802	1.000	A	H	R
9		Aroclor 1221 (1)	5.196	1.000	A	H	R
10		Aroclor 1221 (2)	5.313	1.000	A	H	R
11		Aroclor 1221 (3)	5.394	1.000	A	H	R
12		Aroclor 1221 (4) *	5.863	1.000	L	H	B
13		Aroclor 1221 (5) *	6.170	1.000	L	H	B
14		Aroclor 1221 - AVE	0.802	1.000	A	H	R
15		Aroclor 1232 (1)	5.395	1.000	A	H	R
16		Aroclor 1232 (2)	6.170	1.000	A	H	R
17		Aroclor 1232 (3)	6.250	1.000	A	H	R
18		Aroclor 1232 (4)	6.409	1.000	A	H	R
19		Aroclor 1232 (5)	6.631	1.000	A	H	R
20		Aroclor 1232 (6)	6.758	1.000	A	H	R
21		Aroclor 1232 - AVE	0.802	1.000	A	H	R
22		Aroclor 1242 (1)	5.755	1.000	A	H	R
23		Aroclor 1242 (2)	6.169	1.000	A	H	R
24		Aroclor 1242 (3)	6.250	1.000	A	H	R
25		Aroclor 1242 (4)	6.408	1.000	A	H	R
26		Aroclor 1242 (5)	6.630	1.000	A	H	R
27		Aroclor 1242 (6)	6.757	1.000	A	H	R
28		Aroclor 1242 - AVE	0.802	1.000	A	H	R
29		Aroclor 1248 (1)	6.169	1.000	A	H	R
30		Aroclor 1248 (2)	6.409	1.000	A	H	R
31		Aroclor 1248 (3)	6.630	1.000	A	H	R
32		Aroclor 1248 (4)	6.924	1.000	A	H	R
33		Aroclor 1248 (5)	6.962	1.000	A	H	R
34		Aroclor 1248 (6)	7.439	1.000	A	H	R
35		Aroclor 1248 - AVE	0.802	1.000	A	H	R
36		Aroclor 1254 (1)	6.960	1.000	A	H	R
37		Aroclor 1254 (2)	7.069	1.000	A	H	R
38		Aroclor 1254 (3)	7.441	1.000	A	H	R
39		Aroclor 1254 (4)	7.606	1.000	A	H	R
40		Aroclor 1254 (5)	7.988	1.000	A	H	R
41		Aroclor 1254 (6)	8.281	1.000	A	H	R
42		Aroclor 1254 - AVE	0.802	1.000	A	H	R
43		Aroclor 1260 (1)	7.559	1.000	A	H	R
44		Aroclor 1260 (2)	7.691	1.000	A	H	R
45		Aroclor 1260 (3)	8.250	1.000	A	H	R
46		Aroclor 1260 (4)	8.419	1.000	A	H	R
47		Aroclor 1260 (5)	8.719	1.000	A	H	R
48		Aroclor 1260 (6)	9.113	1.000	A	H	R
49		Aroclor 1260 - AVE	0.802	1.000	A	H	R
50		Aroclor 1262 (1)	7.693	1.000	A	H	R
51		Aroclor 1262 (2)	8.018	1.000	A	H	R
52		Aroclor 1262 (3)	8.251	1.000	A	H	R
53		Aroclor 1262 (4)	8.420	1.000	A	H	R
54		Aroclor 1262 (5)	8.720	1.000	A	H	R
55		Aroclor 1262 (6)	9.114	1.000	A	H	R
56		Aroclor 1262 - AVE	0.802	1.000	A	H	R

* New

57		Aroclor 1268 (1)	8.242	1.000	A	H	R
58		Aroclor 1268 (2)	8.667	1.000	A	H	R
59		Aroclor 1268 (3)	8.714	1.000	A	H	R
60		Aroclor 1268 (4)	8.898	1.000	A	H	R
61		Aroclor 1268 (5)	9.112	1.000	A	H	R
62		Aroclor 1268 (6)	9.375	1.000	A	H	R
63		Aroclor 1268 - AVE	0.805	1.000	A	H	R
64	S	DCBP (S)	9.617	1.000	A	H	R

Cal A = Average L = Linear LO = Linear w/origin Q = Quad QO = Quad w/origin
A/H = Area or Height
ID R = R.T. B = R.T. & Q Q = Qvalue L = Largest A = All

FECD2_QUANTPCB_200426.M Mon Apr 27 12:00:47 2020

Element Calibration Review Sheet

Calibration ID: **A0D2707** Instrument: **DUALECD2F** Calibration Date: **04/27/2020**

Analysis: **8082 PCBs** Instrument Cal ID: **FECD2_QUANTPCB_20042**

1016 (1)

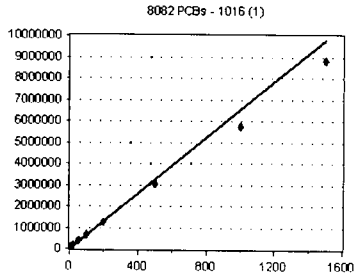

Curve Fit: **AVERAGE RF**

Standard	Concentration	Response	Response Factor	RT
0D26012-CAL1	20	160687	8034.350	5.75
0D26012-CAL2	50	362790	7255.800	5.75
0D26012-CAL3	100	660359	6603.590	5.76
0D26012-CAL4	200	1252522	6262.610	5.76
0D26012-CAL5	500	3007276	6014.552	5.75
0D26012-CAL6	1000	5732342	5732.342	5.75
0D26012-CAL7	1500	8806140	5870.760	5.76

AVE RF **6539.143** RF RSD **12.80** AVE RT **5.75**

1016 (2)

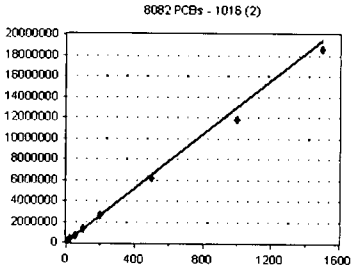

Curve Fit: **AVERAGE RF**

Standard	Concentration	Response	Response Factor	RT
0D26012-CAL1	20	292977	14648.850	6.17
0D26012-CAL2	50	678422	13568.440	6.17
0D26012-CAL3	100	1294631	12946.310	6.17
0D26012-CAL4	200	2587662	12938.310	6.17
0D26012-CAL5	500	6179055	12358.110	6.17
0D26012-CAL6	1000	180282E+07	11802.820	6.17
0D26012-CAL7	1500	862873E+07	12419.150	6.17

AVE RF **12954.570** RF RSD **7.20** AVE RT **6.17**

1016 (3)

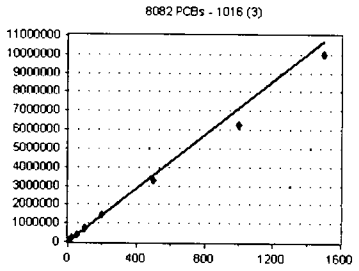

Curve Fit: **AVERAGE RF**

Standard	Concentration	Response	Response Factor	RT
0D26012-CAL1	20	169714	8485.700	6.25
0D26012-CAL2	50	383633	7672.660	6.25
0D26012-CAL3	100	714884	7148.840	6.25
0D26012-CAL4	200	1425617	7128.085	6.25
0D26012-CAL5	500	3299771	6599.542	6.25
0D26012-CAL6	1000	6246643	6246.643	6.25
0D26012-CAL7	1500	9965308	6643.539	6.25

AVE RF **7132.144** RF RSD **10.60** AVE RT **6.25**

1016 (4)

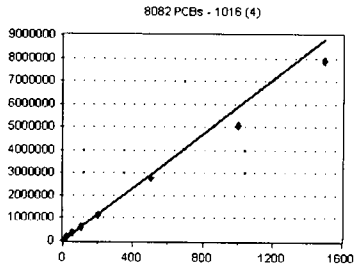

Curve Fit: **AVERAGE RF**

Standard	Concentration	Response	Response Factor	RT
0D26012-CAL1	20	143762	7188.100	6.41
0D26012-CAL2	50	321826	6436.520	6.41
0D26012-CAL3	100	606640	6066.400	6.41
0D26012-CAL4	200	1116260	5581.300	6.41
0D26012-CAL5	500	2753573	5507.146	6.41
0D26012-CAL6	1000	5057141	5057.141	6.41
0D26012-CAL7	1500	7858630	5239.086	6.41

AVE RF **5867.956** RF RSD **12.77** AVE RT **6.41**

Element Calibration Review Sheet

Calibration ID: **A0D2707** Instrument: **DUALECD2F** Calibration Date: **04/27/2020**

Analysis: **8082 PCBs** Instrument Cal ID: **FECD2_QUANTPCB_20042**

1016 (5)

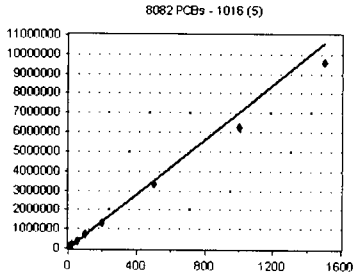

Curve Fit: **AVERAGE RF**

Standard	Concentration	Response	Response Factor	RT
0D26012-CAL1	20	168968	8448.400	6.63
0D26012-CAL2	50	380719	7614.380	6.63
0D26012-CAL3	100	728667	7286.670	6.63
0D26012-CAL4	200	1334556	6672.780	6.63
0D26012-CAL5	500	3316303	6632.606	6.63
0D26012-CAL6	1000	6232395	6232.395	6.63
0D26012-CAL7	1500	9570320	6380.213	6.63

AVE RF **7038.206** RF RSD **11.25** AVE RT **6.63**

1016 (6)

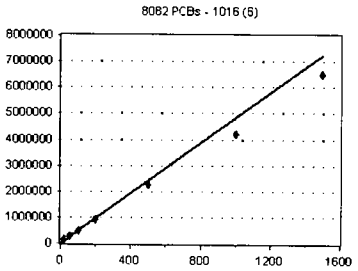

Curve Fit: **AVERAGE RF**

Standard	Concentration	Response	Response Factor	RT
0D26012-CAL1	20	122069	6103.450	6.76
0D26012-CAL2	50	265386	5307.720	6.76
0D26012-CAL3	100	487054	4870.540	6.76
0D26012-CAL4	200	893296	4466.480	6.76
0D26012-CAL5	500	2244714	4489.428	6.76
0D26012-CAL6	1000	4196029	4196.029	6.76
0D26012-CAL7	1500	6505908	4337.272	6.76

AVE RF **4824.417** RF RSD **14.02** AVE RT **6.76**

1260 (1)

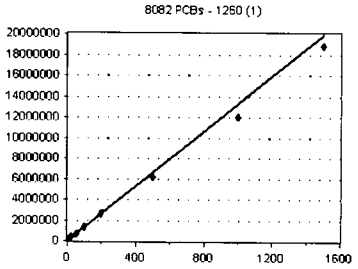

Curve Fit: **AVERAGE RF**

Standard	Concentration	Response	Response Factor	RT
0D26012-CAL1	20	316801	15840.050	7.56
0D26012-CAL2	50	691671	13833.420	7.56
0D26012-CAL3	100	1339918	13399.180	7.56
0D26012-CAL4	200	2591486	12957.430	7.56
0D26012-CAL5	500	6137505	12275.010	7.56
0D26012-CAL6	1000	195545E+07	11955.450	7.56
0D26012-CAL7	1500	886386E+07	12575.910	7.56

AVE RF **13262.350** RF RSD **9.85** AVE RT **7.56**

1260 (2)

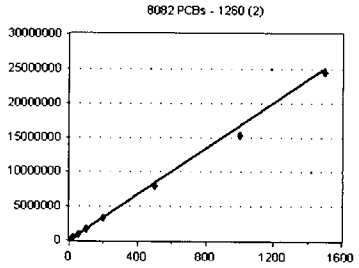

Curve Fit: **AVERAGE RF**

Standard	Concentration	Response	Response Factor	RT
0D26012-CAL1	20	385605	19280.250	7.69
0D26012-CAL2	50	870470	17409.400	7.69
0D26012-CAL3	100	1683300	16833.000	7.69
0D26012-CAL4	200	3294378	16471.890	7.69
0D26012-CAL5	500	7885627	15771.250	7.69
0D26012-CAL6	1000	522431E+07	15224.310	7.69
0D26012-CAL7	1500	445351E+07	16302.340	7.69

AVE RF **16756.060** RF RSD **7.86** AVE RT **7.69**

Element Calibration Review Sheet

Calibration ID: **A0D2707** Instrument: **DUALECD2F** Calibration Date: **04/27/2020**

Analysis: **8082 PCBs** Instrument Cal ID: **FECD2_QUANTPCB_20042**

1260 (3)

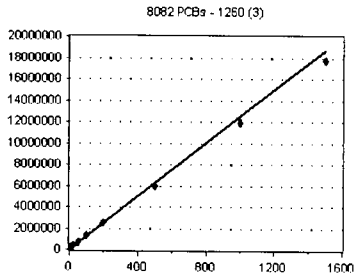

Curve Fit: **AVERAGE RF**

Standard	Concentration	Response	Response Factor	RT
0D26012-CAL1	20	279330	13966.500	8.25
0D26012-CAL2	50	651705	13034.100	8.25
0D26012-CAL3	100	1257364	12573.640	8.25
0D26012-CAL4	200	2464101	12320.500	8.25
0D26012-CAL5	500	5941002	11882.000	8.25
0D26012-CAL6	1000	185728E+07	11857.280	8.25
0D26012-CAL7	1500	775393E+07	11835.950	8.25

AVE RF **12495.710** RF RSD **6.29** AVE RT **8.25**

1260 (4)

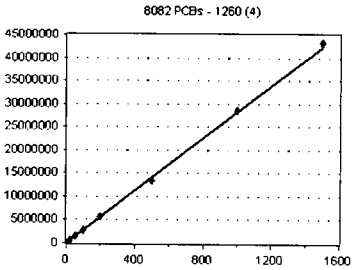

Curve Fit: **AVERAGE RF**

Standard	Concentration	Response	Response Factor	RT
0D26012-CAL1	20	588100	29405.000	8.42
0D26012-CAL2	50	1365824	27316.480	8.42
0D26012-CAL3	100	2750394	27503.940	8.42
0D26012-CAL4	200	5691125	28455.630	8.42
0D26012-CAL5	500	348281E+07	26965.620	8.42
0D26012-CAL6	1000	855439E+07	28554.390	8.42
0D26012-CAL7	1500	324992E+07	28833.280	8.42

AVE RF **28147.760** RF RSD **3.18** AVE RT **8.42**

1260 (5)

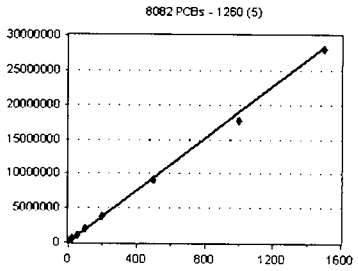

Curve Fit: **AVERAGE RF**

Standard	Concentration	Response	Response Factor	RT
0D26012-CAL1	20	416708	20835.400	8.72
0D26012-CAL2	50	967528	19350.560	8.72
0D26012-CAL3	100	1912495	19124.950	8.72
0D26012-CAL4	200	3742976	18714.880	8.72
0D26012-CAL5	500	9071060	18142.120	8.72
0D26012-CAL6	1000	768938E+07	17689.380	8.72
0D26012-CAL7	1500	805483E+07	18703.220	8.72

AVE RF **18937.220** RF RSD **5.33** AVE RT **8.72**

1260 (6)

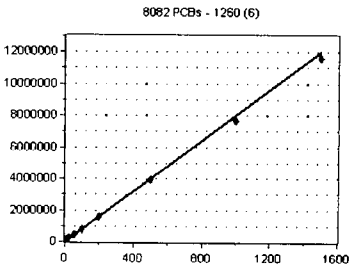

Curve Fit: **AVERAGE RF**

Standard	Concentration	Response	Response Factor	RT
0D26012-CAL1	20	178633	8931.650	9.11
0D26012-CAL2	50	423886	8477.720	9.11
0D26012-CAL3	100	794738	7947.380	9.11
0D26012-CAL4	200	1534132	7670.660	9.11
0D26012-CAL5	500	3903473	7806.946	9.11
0D26012-CAL6	1000	7635524	7635.524	9.11
0D26012-CAL7	1500	161331E+07	7742.207	9.11

AVE RF **8030.298** RF RSD **6.10** AVE RT **9.11**

Element Calibration Review Sheet

Calibration ID: **A0D2707** Instrument: **DUALECD2F** Calibration Date: **04/27/2020**

Analysis: **8082 PCBs** Instrument Cal ID: **FECD2_QUANTPCB_20042**

Decachlorobiphenyl (Surr)

Curve Fit: **AVERAGE RF**

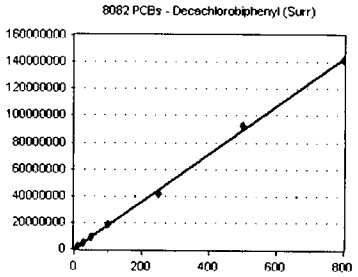

Standard	Concentration	Response	Response Factor	RT
0D26012-CAL1	10	1763757	176375.700	9.62
0D26012-CAL2	25	4500425	180017.000	9.62
0D26012-CAL3	50	9043666	180873.300	9.62
0D26012-CAL4	100	807564E+07	180756.400	9.62
0D26012-CAL5	250	172231E+07	166889.300	9.62
0D26012-CAL6	500	255795E+07	185115.900	9.62
0D26012-CAL7	800	417665E+08	177208.100	9.62

AVE RF **178176.500** RF RSD **3.22** AVE RT **9.62**

CALIBRATION SEQUENCE REVIEW SHEET

SEQUENCE: 0D26012

Analysis Included

1311/8082 TCLP PCBs
608 PCBs
608 PCBs - LL (1000/1mL) +1262/68
608.3 PCBs
8082 PCBs
8082 PCBs - Low Level (2mL FV)
8082 PCBs - Low Level (2mL FV) +1262/68
8082 PCBs - Low Level (1000/1mL)
8082 PCBs - Low Level (1000/1mL) (Diss)
8082 PCBs - Low Level (1000/1mL) +1262/68
8082 PCBs - Low Level (30g/2mL)
8082 PCBs + 1262/1268
8082 PCBs in Trans. Oil - LL

INSTRUMENT SEQUENCE LOG

SampleID	SampleName	Matrix	STDID	ISTD ID	Analyzed
0D26012-ICB1	Initial Cal Blank	Water	A20D303		4/26/2020 6:27:00PM
0D26012-CAL1	Cal Standard	Water	A19L280	"	4/26/2020 6:45:00PM
0D26012-CAL2	Cal Standard	Water	A19L281	"	4/26/2020 7:03:00PM
0D26012-CAL3	Cal Standard	Water	A19L282	"	4/26/2020 7:20:00PM
0D26012-CAL4	Cal Standard	Water	A19L283	"	4/26/2020 7:38:00PM
0D26012-CAL5	Cal Standard	Water	A19L276	"	4/26/2020 7:55:00PM
0D26012-CAL6	Cal Standard	Water	A19L278	"	4/26/2020 8:13:00PM
0D26012-CAL7	Cal Standard	Water	A19L279	"	4/26/2020 8:30:00PM
0D26012-ICV1	Initial Cal Check	Water	A20B355	"	4/26/2020 9:06:00PM
0D26012-CAL8	Cal Standard	Water	A20C117	"	4/26/2020 9:23:00PM
0D26012-CAL9	Cal Standard	Water	A20B322	"	4/26/2020 9:41:00PM
0D26012-CALA	Cal Standard	Water	A20B323	"	4/26/2020 9:58:00PM
0D26012-CALB	Cal Standard	Water	A20B324	"	4/26/2020 10:16:00PM
0D26012-CALC	Cal Standard	Water	A20B325	"	4/26/2020 10:33:00PM
0D26012-CALD	Cal Standard	Water	A20B326	"	4/26/2020 10:51:00PM
0D26012-CALE	Cal Standard	Water	A20B327	"	4/26/2020 11:08:00PM
0D26012-ICV2	Initial Cal Check	Water	A20B353	"	4/26/2020 11:26:00PM
0D26012-ICV3	Initial Cal Check	Water	A20D351	"	4/26/2020 11:43:00PM
0D26012-ICV4	Initial Cal Check	Water	A20B354	"	4/27/2020 12:01:00AM
0D26012-ICV5	Initial Cal Check	Water	A20B130	"	4/27/2020 12:18:00AM

CALIBRATION STANDARD RECOVERIES

Calibration: **A0D2707** Instrument: **DUALECD2F**

1311/8082 TCLP PCBs Sequence: **0D26012** Matrix: **Water**

0D26012-CAL1	Inst. MRL	Recalc Res.	Cal Level	%Rec.	Qual
Aroclor 1016	0.0000	0.00	20.0	0	
Aroclor 1260	0.0000	0.00	20.0	0	
Aroclor 1016	0.0000	0.00	20.0	0	
Aroclor 1260	0.0000	0.00	20.0	0	

0D26012-CAL2	Inst. MRL	Recalc Res.	Cal Level	%Rec.	Qual

CALIBRATION SEQUENCE REVIEW SHEET

SEQUENCE: 0D26012

Aroclor 1016	0.0000	0.00	50.0	0	
Aroclor 1260	0.0000	0.00	50.0	0	
Aroclor 1016	0.0000	0.00	50.0	0	
Aroclor 1260	0.0000	0.00	50.0	0	

0D26012-CAL3	Inst. MRL	Recalc Res.	Cal Level	%Rec.	Qual
Aroclor 1016	0.0000	0.00	100	0	
Aroclor 1260	0.0000	0.00	100	0	
Aroclor 1016	0.0000	0.00	100	0	
Aroclor 1260	0.0000	0.00	100	0	

0D26012-CAL4	Inst. MRL	Recalc Res.	Cal Level	%Rec.	Qual
Aroclor 1016	0.0000	0.00	200	0	
Aroclor 1260	0.0000	0.00	200	0	
Aroclor 1016	0.0000	0.00	200	0	
Aroclor 1260	0.0000	0.00	200	0	

0D26012-CAL5	Inst. MRL	Recalc Res.	Cal Level	%Rec.	Qual
Aroclor 1016	0.0000	0.00	500	0	
Aroclor 1260	0.0000	0.00	500	0	
Aroclor 1016	0.0000	0.00	500	0	
Aroclor 1260	0.0000	0.00	500	0	

0D26012-CAL6	Inst. MRL	Recalc Res.	Cal Level	%Rec.	Qual
Aroclor 1016	800.0000	0.00	1000	0	
Aroclor 1260	800.0000	0.00	1000	0	
Aroclor 1016	0.0000	0.00	1000	0	
Aroclor 1260	0.0000	0.00	1000	0	
Aroclor 1016	0.0000	0.00	1000	0	
Aroclor 1260	0.0000	0.00	1000	0	

0D26012-CAL7	Inst. MRL	Recalc Res.	Cal Level	%Rec.	Qual
Aroclor 1016	800.0000	0.00	1500	0	
Aroclor 1260	800.0000	0.00	1500	0	
Aroclor 1016	0.0000	0.00	1500	0	
Aroclor 1260	0.0000	0.00	1500	0	
Aroclor 1016	0.0000	0.00	1500	0	
Aroclor 1260	0.0000	0.00	1500	0	

0D26012-CAL8	Inst. MRL	Recalc Res.	Cal Level	%Rec.	Qual
Aroclor 1221	0.0000	0.00	500	0	
Aroclor 1221	0.0000	0.00	500	0	

0D26012-CAL9	Inst. MRL	Recalc Res.	Cal Level	%Rec.	Qual
Aroclor 1232	0.0000	0.00	500	0	
Aroclor 1232	0.0000	0.00	500	0	

0D26012-CALA	Inst. MRL	Recalc Res.	Cal Level	%Rec.	Qual
Aroclor 1242	0.0000	0.00	500	0	
Aroclor 1242	0.0000	0.00	500	0	

0D26012-CALB	Inst. MRL	Recalc Res.	Cal Level	%Rec.	Qual
Aroclor 1248	0.0000	0.00	500	0	
Aroclor 1248	0.0000	0.00	500	0	

0D26012-CALC	Inst. MRL	Recalc Res.	Cal Level	%Rec.	Qual
Aroclor 1254	0.0000	0.00	500	0	

CALIBRATION SEQUENCE REVIEW SHEET

SEQUENCE: 0D26012

Aroclor 1254	0.0000	0.00	500	0	
0D26012-CALD	**Inst. MRL**	**Recalc Res.**	**Cal Level**	**%Rec.**	**Qual**
Aroclor 1262	0.0000	0.00	500	0	
Aroclor 1262	0.0000	0.00	500	0	
0D26012-CALE	**Inst. MRL**	**Recalc Res.**	**Cal Level**	**%Rec.**	**Qual**
Aroclor 1268	0.0000	0.00	500	0	
Aroclor 1268	0.0000	0.00	500	0	

Compounds listed above have recalculated recoveries outside 70-130% of the true values, and the calibration levels are above the reporting level. If no compounds are listed, all are OK. Please see the next section for quadatic fit compounds.

Analytes With Quadratic Curve Fits

Qualifier	iMDL	iMRL	Spike Amt	%Difference	OK?	Raise MRL to ?
				———	☐	☐ ———

Analytes listed above have quadratic curve fits. If they are using a weighting otpion, they must be checked against the requanted curve points to determine if the recalculated results are within limits (70-130 or as specified).

ICV RECOVERIES

Calibration: **A0D2707** Instrument: **DUALECD2F**

8082 PCBs - Low Level (1000/ Sequence: **0D26012** Matrix: **Water**

0D26012-ICV1	**Inst. MRL**	**ICV Level**	**Result**	**%Rec.**	**Qual**

Compounds listed above have Initial Calibration Verification standard recoveries outside 70-130% of the true values. If no compounds are listed, all have passing recoveries.

Quantitation Report (Not Reviewed)

Data Path : K:\DATA\0D26012\
Data File : ECD2F004.D
Signal(s) : ECD1A.CH
Acq On : 26 Apr 2020 6:27 pm
Operator : MJB / KAK
Sample : 0D26012-ICB1
Misc : [redacted]
ALS Vial : 2 Sample Multiplier: 1

Integration File: PCB1.e
Quant Time: Apr 27 11:58:50 2020
Quant Method : K:\METHODS\FECD2_QUANTPCB_200426.M
Quant Title : PCB Data Analysis
QLast Update : Mon Apr 27 09:04:00 2020
Response via : Initial Calibration
Integrator: ChemStation 6890 Scale Mode: Small noise peaks clipped

4/27/20

Volume Inj. : 1uL
Signal Phase : RTX-1701
Signal Info : 30m x 0.32mm x 0.25um

	Compound	R.T.	Response	Conc	Units
System Monitoring Compounds					
1) S	TCMX (S)	4.835	16588099	89.564	ng/ml
64) S	DCBP (S)	9.616	15155892	85.061	ng/ml
Target Compounds					
2)	Aroclor 1016 (1)	5.747	397	0.061	ng/ml
3)	Aroclor 1016 (2)	6.174	43492	3.357	ng/ml
4)	Aroclor 1016 (3)	6.265	30880	4.330	ng/ml
5)	Aroclor 1016 (4)	6.418	14611	2.490	ng/ml
6)	Aroclor 1016 (5)	6.638	17784	2.527	ng/ml
7)	Aroclor 1016 (6)	6.763	14916	3.092	ng/ml
8)	Aroclor 1016 - AVE	0.000	0	N.D.	ng/ml
9)	Aroclor 1221 (1)	5.189	322703	148.171	ng/ml
10)	Aroclor 1221 (2)	5.340	3453	2.341	ng/ml
11)	Aroclor 1221 (3)	5.378	3851	0.794	ng/ml
12)	Aroclor 1221 (4)	5.868	2129	2.437	ng/ml
13)	Aroclor 1221 (5)	6.174	43492	46.319	ng/ml
14)	Aroclor 1221 - AVE	0.000	0	N.D.	ng/ml
15)	Aroclor 1232 (1)	5.378	3851	1.040	ng/ml
16)	Aroclor 1232 (2)	6.174	43492	8.565	ng/ml
17)	Aroclor 1232 (3)	6.265	30880	11.056	ng/ml
18)	Aroclor 1232 (4)	6.418	14611	7.828	ng/ml
19)	Aroclor 1232 (5)	6.638	17784	7.194	ng/ml
20)	Aroclor 1232 (6)	6.763	14916	7.446	ng/ml
21)	Aroclor 1232 - AVE	0.000	0	N.D.	ng/ml
22)	Aroclor 1242 (1)	5.747	397	0.081	ng/ml
23)	Aroclor 1242 (2)	6.174	43492	4.279	ng/ml
24)	Aroclor 1242 (3)	6.265	30880	5.761	ng/ml
25)	Aroclor 1242 (4)	6.418	14611	3.598	ng/ml
26)	Aroclor 1242 (5)	6.638	17784	3.446	ng/ml
27)	Aroclor 1242 (6)	6.763	14916	3.572	ng/ml
28)	Aroclor 1242 - AVE	0.000	0	N.D.	ng/ml
29)	Aroclor 1248 (1)	6.174	43492	7.349	ng/ml
30)	Aroclor 1248 (2)	6.418	14611	2.083	ng/ml
31)	Aroclor 1248 (3)	6.638	17784	2.104	ng/ml
32)	Aroclor 1248 (4)	6.931	50271	4.997	ng/ml
33)	Aroclor 1248 (5)	6.964	19141	1.879	ng/ml
34)	Aroclor 1248 (6)	7.448	17167	3.103	ng/ml
35)	Aroclor 1248 - AVE	0.000	0	N.D.	ng/ml
36)	Aroclor 1254 (1)	6.964	19141	1.884	ng/ml
37)	Aroclor 1254 (2)	7.072	15951	1.293	ng/ml
38)	Aroclor 1254 (3)	7.448	17167	0.951	ng/ml
39)	Aroclor 1254 (4)	7.606	8820	0.682	ng/ml
40)	Aroclor 1254 (5)	7.991	27650	2.148	ng/ml
41)	Aroclor 1254 (6)	8.280	8787	2.069	ng/ml
42)	Aroclor 1254 - AVE	0.000	0	N.D.	ng/ml
43)	Aroclor 1260 (1)	7.561	20584	1.552	ng/ml
44)	Aroclor 1260 (2)	7.693	31413	1.875	ng/ml

<<MDL

Quantitation Report (Not Reviewed)

Data Path : K:\DATA\0D26012\
Data File : ECD2F004.D
Signal(s) : ECD1A.CH
Acq On : 26 Apr 2020 6:27 pm
Operator : MJB / KAK
Sample : 0D26012-ICB1
Misc :
ALS Vial : 2 Sample Multiplier: 1

Integration File: PCB1.e
Quant Time: Apr 27 11:58:50 2020
Quant Method : K:\METHODS\FECD2_QUANTPCB_200426.M
Quant Title : PCB Data Analysis
QLast Update : Mon Apr 27 09:04:00 2020
Response via : Initial Calibration
Integrator: ChemStation 6890 Scale Mode: Small noise peaks clipped

Volume Inj. : 1uL
Signal Phase : RTX-1701
Signal Info : 30m x 0.32mm x 0.25um

	Compound	R.T.	Response	Conc Units
45)	Aroclor 1260 (3)	8.251	17791	1.424 ng/ml
46)	Aroclor 1260 (4)	8.415	83324	2.960 ng/ml
47)	Aroclor 1260 (5)	8.720	22182	1.171 ng/ml
48)	Aroclor 1260 (6)	9.113	8792	1.095 ng/ml
49)	Aroclor 1260 - AVE	0.000	0	N.D. ng/ml
50)	Aroclor 1262 (1)	7.693	31413	2.467 ng/ml
51)	Aroclor 1262 (2)	8.017	18241	1.038 ng/ml
52)	Aroclor 1262 (3)	8.251	17791	1.172 ng/ml
53)	Aroclor 1262 (4)	8.415	83324	2.641 ng/ml
54)	Aroclor 1262 (5)	8.720	22182	1.144 ng/ml
55)	Aroclor 1262 (6)	9.113	8792	0.814 ng/ml
56)	Aroclor 1262 - AVE	0.000	0	N.D. ng/ml
57)	Aroclor 1268 (1)	8.251	17791	2.069 ng/ml
58)	Aroclor 1268 (2)	8.667	10831	0.291 ng/ml
59)	Aroclor 1268 (3)	8.720	22182	0.677 ng/ml
60)	Aroclor 1268 (4)	8.898	51846	1.753 ng/ml
61)	Aroclor 1268 (5)	9.113	8792	0.749 ng/ml
62)	Aroclor 1268 (6)	9.375	47047	0.566 ng/ml
63)	Aroclor 1268 - AVE	0.000	0	N.D. ng/ml

(f)=RT Delta > 1/2 Window (m)=manual int.

Quantitation Report (Not Reviewed)

Data Path : K:\DATA\0D26012\
Data File : ECD2F004.D
Signal(s) : ECD1A.CH
Acq On : 26 Apr 2020 6:27 pm
Operator : MJB / KAK
Sample : 0D26012-ICB1
Misc :
ALS Vial : 2 Sample Multiplier: 1

Integration File: PCB1.e
Quant Time: Apr 27 11:58:50 2020
Quant Method : K:\METHODS\FECD2_QUANTPCB_200426.M
Quant Title : PCB Data Analysis
QLast Update : Mon Apr 27 09:04:00 2020
Response via : Initial Calibration
Integrator: ChemStation 6890 Scale Mode: Small noise peaks clipped

Volume Inj. : 1uL
Signal Phase : RTX-1701
Signal Info : 30m x 0.32mm x 0.25um

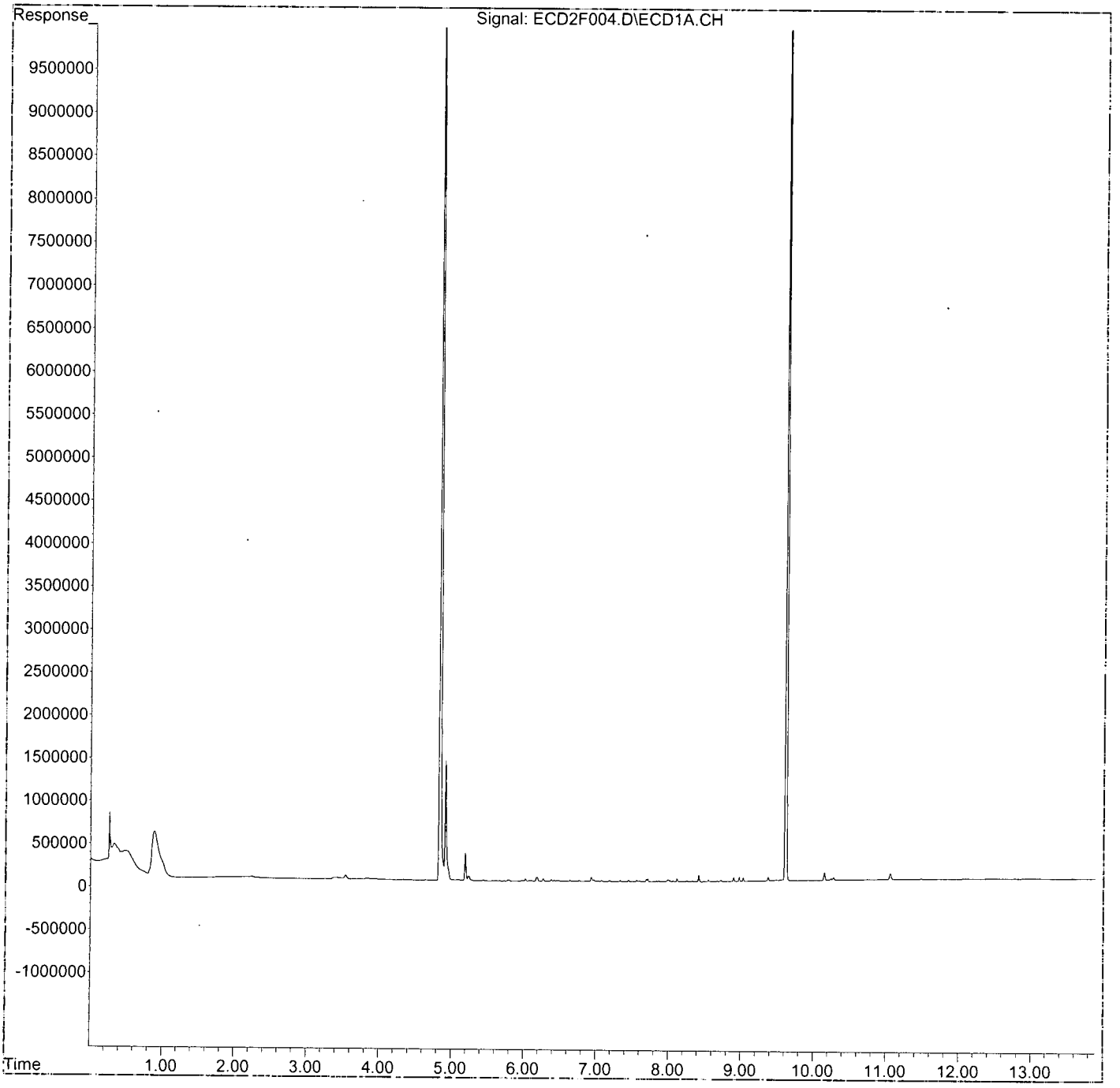

Quantitation Report (Not Reviewed)

Data Path : K:\DATA\0D26012\
Data File : ECD2F012.D
Signal(s) : ECD1A.CH
Acq On : 26 Apr 2020 8:48 pm
Operator : MJB / KAK
Sample : 0D26012-IBL1
Misc : [redacted]
ALS Vial : 1 Sample Multiplier: 1

Integration File: PCB1.e
Quant Time: Apr 27 11:59:11 2020
Quant Method : K:\METHODS\FECD2_QUANTPCB_200426.M
Quant Title : PCB Data Analysis
QLast Update : Mon Apr 27 09:04:00 2020
Response via : Initial Calibration
Integrator: ChemStation 6890 Scale Mode: Small noise peaks clipped

4/27/20

Volume Inj. : 1uL
Signal Phase : RTX-1701
Signal Info : 30m x 0.32mm x 0.25um

	Compound	R.T.	Response	Conc Units
System Monitoring Compounds				
1) S	TCMX (S)	4.835	10116	0.055 ng/ml
64) S	DCBP (S)	9.615	35049	0.197 ng/ml
Target Compounds				
2)	Aroclor 1016 (1)	5.749	1188	0.182 ng/ml
3)	Aroclor 1016 (2)	6.173	20548	1.586 ng/ml
4)	Aroclor 1016 (3)	6.235	120	0.017 ng/ml
5)	Aroclor 1016 (4)	6.422	8116	1.383 ng/ml
6)	Aroclor 1016 (5)	6.638	8254	1.173 ng/ml
7)	Aroclor 1016 (6)	6.763	7582	1.572 ng/ml
8)	Aroclor 1016 - AVE	0.000	0	N.D. ng/ml
9)	Aroclor 1221 (1)	5.189	7233	3.321 ng/ml
10)	Aroclor 1221 (2)	5.312	260	0.176 ng/ml
11)	Aroclor 1221 (3)	5.376	5409	1.116 ng/ml
12)	Aroclor 1221 (4)	5.863	1036	1.186 ng/ml
13)	Aroclor 1221 (5)	6.173	20548	21.884 ng/ml
14)	Aroclor 1221 - AVE	0.000	0	N.D. ng/ml
15)	Aroclor 1232 (1)	5.376	5409	1.461 ng/ml
16)	Aroclor 1232 (2)	6.173	20548	4.046 ng/ml
17)	Aroclor 1232 (3)	6.265	12669	4.536 ng/ml
18)	Aroclor 1232 (4)	6.422	8116	4.348 ng/ml
19)	Aroclor 1232 (5)	6.638	8254	3.339 ng/ml
20)	Aroclor 1232 (6)	6.763	7582	3.785 ng/ml
21)	Aroclor 1232 - AVE	0.000	0	N.D. ng/ml
22)	Aroclor 1242 (1)	5.749	1188	0.241 ng/ml
23)	Aroclor 1242 (2)	6.173	20548	2.022 ng/ml
24)	Aroclor 1242 (3)	6.265	12669	2.364 ng/ml
25)	Aroclor 1242 (4)	6.422	8116	1.998 ng/ml
26)	Aroclor 1242 (5)	6.638	8254	1.600 ng/ml
27)	Aroclor 1242 (6)	6.763	7582	1.816 ng/ml
28)	Aroclor 1242 - AVE	0.000	0	N.D. ng/ml
29)	Aroclor 1248 (1)	6.173	20548	3.472 ng/ml
30)	Aroclor 1248 (2)	6.422	8116	1.157 ng/ml
31)	Aroclor 1248 (3)	6.638	8254	0.977 ng/ml
32)	Aroclor 1248 (4)	6.932	40807	4.056 ng/ml
33)	Aroclor 1248 (5)	6.962	13671	1.342 ng/ml
34)	Aroclor 1248 (6)	7.449	10855	1.962 ng/ml
35)	Aroclor 1248 - AVE	0.000	0	N.D. ng/ml
36)	Aroclor 1254 (1)	6.962	13671	1.346 ng/ml
37)	Aroclor 1254 (2)	7.071	10039	0.814 ng/ml
38)	Aroclor 1254 (3)	7.449	10855	0.602 ng/ml
39)	Aroclor 1254 (4)	7.607	3520	0.272 ng/ml
40)	Aroclor 1254 (5)	7.987	12462	0.968 ng/ml
41)	Aroclor 1254 (6)	8.281	1075	0.253 ng/ml
42)	Aroclor 1254 - AVE	0.000	0	N.D. ng/ml
43)	Aroclor 1260 (1)	7.560	12333	0.930 ng/ml
44)	Aroclor 1260 (2)	7.693	16871	1.007 ng/ml

Quantitation Report (Not Reviewed)

Data Path : K:\DATA\0D26012\
Data File : ECD2F012.D
Signal(s) : ECD1A.CH
Acq On : 26 Apr 2020 8:48 pm
Operator : MJB / KAK
Sample : 0D26012-IBL1
Misc :
ALS Vial : 1 Sample Multiplier: 1

Integration File: PCB1.e
Quant Time: Apr 27 11:59:11 2020
Quant Method : K:\METHODS\FECD2_QUANTPCB_200426.M
Quant Title : PCB Data Analysis
QLast Update : Mon Apr 27 09:04:00 2020
Response via : Initial Calibration
Integrator: ChemStation 6890 Scale Mode: Small noise peaks clipped

Volume Inj. : 1uL
Signal Phase : RTX-1701
Signal Info : 30m x 0.32mm x 0.25um

	Compound	R.T.	Response	Conc Units
45)	Aroclor 1260 (3)	8.250	8673	0.694 ng/ml
46)	Aroclor 1260 (4)	8.418	22047	0.783 ng/ml
47)	Aroclor 1260 (5)	8.720	12030	0.635 ng/ml
48)	Aroclor 1260 (6)	9.112	5400	0.672 ng/ml
49)	Aroclor 1260 - AVE	0.000	0	N.D. ng/ml
50)	Aroclor 1262 (1)	7.693	16871	1.325 ng/ml
51)	Aroclor 1262 (2)	8.018	9771	0.556 ng/ml
52)	Aroclor 1262 (3)	8.250	8673	0.571 ng/ml
53)	Aroclor 1262 (4)	8.418	22047	0.699 ng/ml
54)	Aroclor 1262 (5)	8.720	12030	0.620 ng/ml
55)	Aroclor 1262 (6)	9.112	5400	0.500 ng/ml
56)	Aroclor 1262 - AVE	0.000	0	N.D. ng/ml
57)	Aroclor 1268 (1)	8.250	8673	1.009 ng/ml
58)	Aroclor 1268 (2)	8.667	4380	0.118 ng/ml
59)	Aroclor 1268 (3)	8.720	12030	0.367 ng/ml
60)	Aroclor 1268 (4)	8.898	1507	0.051 ng/ml
61)	Aroclor 1268 (5)	9.112	5400	0.460 ng/ml
62)	Aroclor 1268 (6)	9.374	3383	0.041 ng/ml
63)	Aroclor 1268 - AVE	0.000	0	N.D. ng/ml

(f)=RT Delta > 1/2 Window (m)=manual int.

Quantitation Report (Not Reviewed)

Data Path : K:\DATA\0D26012\
Data File : ECD2F012.D
Signal(s) : ECD1A.CH
Acq On : 26 Apr 2020 8:48 pm
Operator : MJB / KAK
Sample : 0D26012-IBL1
Misc :
ALS Vial : 1 Sample Multiplier: 1

Integration File: PCB1.e
Quant Time: Apr 27 11:59:11 2020
Quant Method : K:\METHODS\FECD2_QUANTPCB_200426.M
Quant Title : PCB Data Analysis
QLast Update : Mon Apr 27 09:04:00 2020
Response via : Initial Calibration
Integrator: ChemStation 6890 Scale Mode: Small noise peaks clipped

Volume Inj. : 1uL
Signal Phase : RTX-1701
Signal Info : 30m x 0.32mm x 0.25um

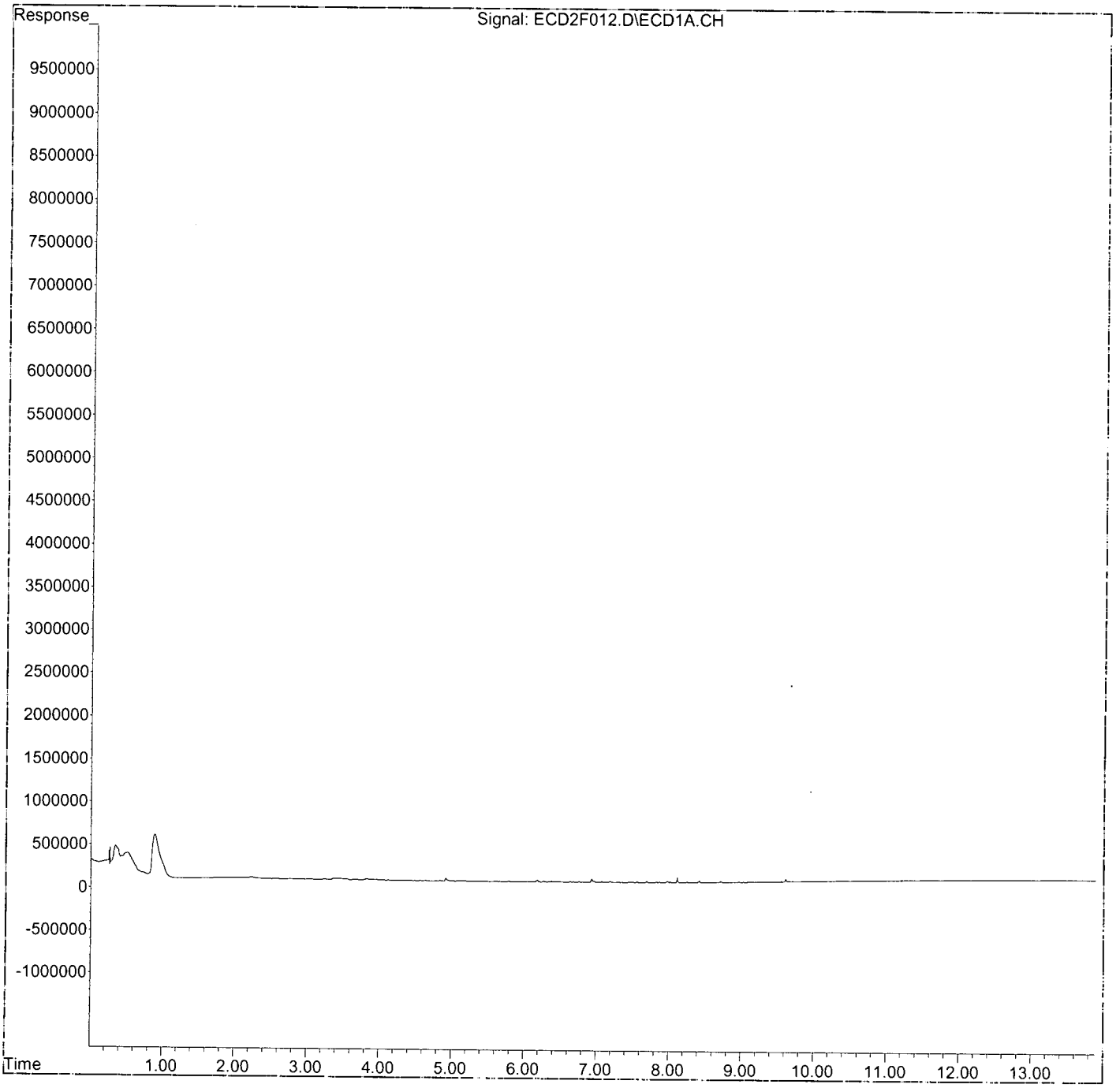

Quantitation Report (Not Reviewed)

Data Path : K:\DATA\0D26012\
Data File : ECD2F013.D
Signal(s) : ECD1A.CH
Acq On : 26 Apr 2020 9:06 pm
Operator : MJB / KAK
Sample : 0D26012-ICV1
Misc : [redacted]
ALS Vial : 10 Sample Multiplier: 1

Integration File: PCB1.e
Quant Time: Apr 27 12:23:27 2020
Quant Method : K:\METHODS\FECD2_QUANTPCB_200426.M
Quant Title : PCB Data Analysis
QLast Update : Mon Apr 27 12:20:01 2020
Response via : Initial Calibration
Integrator: ChemStation 6890 Scale Mode: Small noise peaks clipped

4/27/20
1016, 1260

Volume Inj. : 1uL
Signal Phase : RTX-1701
Signal Info : 30m x 0.32mm x 0.25um

	Compound	R.T.	Response	Conc	Units
	System Monitoring Compounds				
1) S	TCMX (S)	4.836	38209827	206.306	ng/ml
64) S	DCBP (S)	9.617	35321324	198.238	ng/ml
	Target Compounds				
2)	Aroclor 1016 (1)	5.754	2949101	450.992	ng/ml
3)	Aroclor 1016 (2)	6.168	6202509	478.789	ng/ml
4)	Aroclor 1016 (3)	6.249	3319897	465.484	ng/ml
5)	Aroclor 1016 (4)	6.408	2577005	439.166	ng/ml
6)	Aroclor 1016 (5)	6.630	3176665	451.346	ng/ml
7)	Aroclor 1016 (6)	6.757	2128314	441.155	ng/ml
8)	Aroclor 1016 - AVE	0.000	0	N.D.	ng/ml
9)	Aroclor 1221 (1)	5.191	878979	403.588	ng/ml
10)	Aroclor 1221 (2)	5.314	349142	236.717	ng/ml
11)	Aroclor 1221 (3)	5.394	1663927	343.292	ng/ml
12)	Aroclor 1221 (4)	5.864	342772	392.439	ng/ml
13)	Aroclor 1221 (5)	6.168	6202509	6605.735	ng/ml
14)	Aroclor 1221 - AVE	0.000	0	N.D.	ng/ml
15)	Aroclor 1232 (1)	5.394	1663927	449.540	ng/ml
16)	Aroclor 1232 (2)	6.168	6202509	1221.424	ng/ml
17)	Aroclor 1232 (3)	6.249	3319897	1188.617	ng/ml
18)	Aroclor 1232 (4)	6.408	2577005	1380.650	ng/ml
19)	Aroclor 1232 (5)	6.630	3176665	1284.980	ng/ml
20)	Aroclor 1232 (6)	6.757	2128314	1062.494	ng/ml
21)	Aroclor 1232 - AVE	0.000	0	N.D.	ng/ml
22)	Aroclor 1242 (1)	5.754	2949101	598.556	ng/ml
23)	Aroclor 1242 (2)	6.168	6202509	610.207	ng/ml
24)	Aroclor 1242 (3)	6.249	3319897	619.387	ng/ml
25)	Aroclor 1242 (4)	6.408	2577005	634.500	ng/ml
26)	Aroclor 1242 (5)	6.630	3176665	615.594	ng/ml
27)	Aroclor 1242 (6)	6.757	2128314	509.696	ng/ml
28)	Aroclor 1242 - AVE	0.000	0	N.D.	ng/ml
29)	Aroclor 1248 (1)	6.168	6202509	1048.011	ng/ml
30)	Aroclor 1248 (2)	6.408	2577005	367.349	ng/ml
31)	Aroclor 1248 (3)	6.630	3176665	375.889	ng/ml
32)	Aroclor 1248 (4)	6.924	562716	55.937	ng/ml
33)	Aroclor 1248 (5)	6.959	2463539	241.820	ng/ml
34)	Aroclor 1248 (6)	7.447	4902922	886.313	ng/ml
35)	Aroclor 1248 - AVE	0.000	0	N.D.	ng/ml
36)	Aroclor 1254 (1)	6.959	2463539	242.532	ng/ml
37)	Aroclor 1254 (2)	7.068	2549935	206.776	ng/ml
38)	Aroclor 1254 (3)	7.447	4902922	271.746	ng/ml
39)	Aroclor 1254 (4)	7.605	553990	42.820	ng/ml
40)	Aroclor 1254 (5)	7.986	7132226	554.048	ng/ml
41)	Aroclor 1254 (6)	8.280	821715	193.475	ng/ml
42)	Aroclor 1254 - AVE	0.000	0	N.D.	ng/ml
43)	Aroclor 1260 (1)	7.559	6989664	527.031	ng/ml
44)	Aroclor 1260 (2)	7.691	8661003	516.888	ng/ml

454.489

463.429

Quantitation Report (Not Reviewed)

Data Path : K:\DATA\0D26012\
Data File : ECD2F013.D
Signal(s) : ECD1A.CH
Acq On : 26 Apr 2020 9:06 pm
Operator : MJB / KAK
Sample : 0D26012-ICV1
Misc :
ALS Vial : 10 Sample Multiplier: 1

Integration File: PCB1.e
Quant Time: Apr 27 12:23:27 2020
Quant Method : K:\METHODS\FECD2_QUANTPCB_200426.M
Quant Title : PCB Data Analysis
QLast Update : Mon Apr 27 12:20:01 2020
Response via : Initial Calibration
Integrator: ChemStation 6890 Scale Mode: Small noise peaks clipped

Volume Inj. : 1uL
Signal Phase : RTX-1701
Signal Info : 30m x 0.32mm x 0.25um

	Compound	R.T.	Response	Conc	Units
45)	Aroclor 1260 (3)	8.250	5687107	455.125	ng/ml
46)	Aroclor 1260 (4)	8.418	12811795	455.162	ng/ml
47)	Aroclor 1260 (5)	8.719	8615035	454.926	ng/ml
48)	Aroclor 1260 (6)	9.113	2982559	371.413	ng/ml
49)	Aroclor 1260 - AVE	0.000	0	N.D.	ng/ml
50)	Aroclor 1262 (1)	7.691	8661003	680.155	ng/ml
51)	Aroclor 1262 (2)	8.017	5276399	300.363	ng/ml
52)	Aroclor 1262 (3)	8.250	5687107	374.642	ng/ml
53)	Aroclor 1262 (4)	8.418	12811795	406.141	ng/ml
54)	Aroclor 1262 (5)	8.719	8615035	444.154	ng/ml
55)	Aroclor 1262 (6)	9.113	2982559	276.102	ng/ml
56)	Aroclor 1262 - AVE	0.000	0	N.D.	ng/ml
57)	Aroclor 1268 (1)	8.250	5687107	661.354	ng/ml
58)	Aroclor 1268 (2)	8.667	2519797	67.695	ng/ml
59)	Aroclor 1268 (3)	8.719	8615035	263.110	ng/ml
60)	Aroclor 1268 (4)	8.897	356242	12.046	ng/ml
61)	Aroclor 1268 (5)	9.113	2982559	253.980	ng/ml
62)	Aroclor 1268 (6)	9.374	855415	10.291	ng/ml
63)	Aroclor 1268 - AVE	0.000	0	N.D.	ng/ml

(f)=RT Delta > 1/2 Window (m)=manual int.

Quantitation Report (Not Reviewed)

Data Path : K:\DATA\0D26012\
Data File : ECD2F013.D
Signal(s) : ECD1A.CH
Acq On : 26 Apr 2020 9:06 pm
Operator : MJB / KAK
Sample : 0D26012-ICV1
Misc :
ALS Vial : 10 Sample Multiplier: 1

Integration File: PCB1.e
Quant Time: Apr 27 12:23:27 2020
Quant Method : K:\METHODS\FECD2_QUANTPCB_200426.M
Quant Title : PCB Data Analysis
QLast Update : Mon Apr 27 12:20:01 2020
Response via : Initial Calibration
Integrator: ChemStation 6890 Scale Mode: Small noise peaks clipped

Volume Inj. : 1uL
Signal Phase : RTX-1701
Signal Info : 30m x 0.32mm x 0.25um

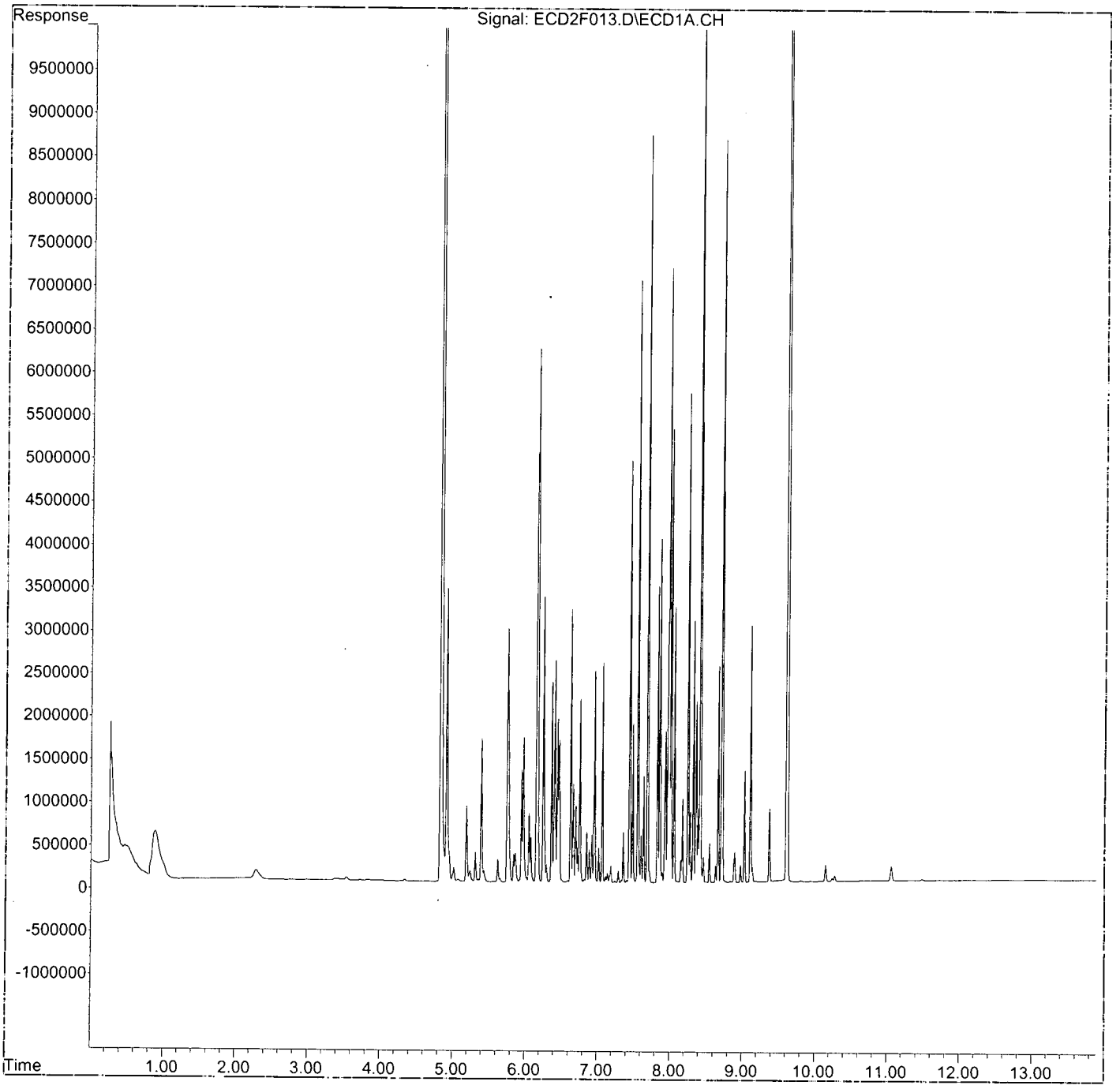

Quantitation Report (Not Reviewed)

Data Path : K:\DATA\0D26012\
Data File : ECD2F021.D
Signal(s) : ECD1A.CH
Acq On : 26 Apr 2020 11:26 pm
Operator : MJB / KAK
Sample : 0D26012-ICV2
Misc : [redacted]
ALS Vial : 18 Sample Multiplier: 1

Integration File: PCB1.e
Quant Time: Apr 27 12:24:06 2020
Quant Method : K:\METHODS\FECD2_QUANTPCB_200426.M
Quant Title : PCB Data Analysis
QLast Update : Mon Apr 27 12:20:01 2020
Response via : Initial Calibration
Integrator: ChemStation 6890 Scale Mode: Small noise peaks clipped

4/27/20
1221, 1254

Volume Inj. : 1uL
Signal Phase : RTX-1701
Signal Info : 30m x 0.32mm x 0.25um

	Compound	R.T.	Response	Conc	Units
	System Monitoring Compounds				
1) S	TCMX (S)	4.838	7265985	39.231	ng/ml
64) S	DCBP (S)	9.617	14603575	81.961	ng/ml
	Target Compounds				
2)	Aroclor 1016 (1)	5.756	782691	119.693	ng/ml
3)	Aroclor 1016 (2)	6.170	944850	72.936	ng/ml
4)	Aroclor 1016 (3)	6.252	599342	84.034	ng/ml
5)	Aroclor 1016 (4)	6.409	2980429	507.916	ng/ml
6)	Aroclor 1016 (5)	6.630	1935179	274.953	ng/ml
7)	Aroclor 1016 (6)	6.758	849417	176.066	ng/ml
8)	Aroclor 1016 - AVE	0.000	0	N.D.	ng/ml
9)	Aroclor 1221 (1)	5.197	2084009	956.884	ng/ml
10)	Aroclor 1221 (2)	5.315	1390143	942.511	ng/ml
11)	Aroclor 1221 (3)	5.396	4774634	985.076	ng/ml
12)	Aroclor 1221 (4)	5.864	815864	934.082	ng/ml
13)	Aroclor 1221 (5)	6.170	944850	1006.275	ng/ml
14)	Aroclor 1221 - AVE	0.000	0	N.D.	ng/ml
15)	Aroclor 1232 (1)	5.396	4774634	1289.955	ng/ml
16)	Aroclor 1232 (2)	6.170	944850	186.064	ng/ml
17)	Aroclor 1232 (3)	6.252	599342	214.581	ng/ml
18)	Aroclor 1232 (4)	6.409	2980429	1596.788	ng/ml
19)	Aroclor 1232 (5)	6.630	1935179	782.791	ng/ml
20)	Aroclor 1232 (6)	6.758	849417	424.045	ng/ml
21)	Aroclor 1232 - AVE	0.000	0	N.D.	ng/ml
22)	Aroclor 1242 (1)	5.756	782691	158.857	ng/ml
23)	Aroclor 1242 (2)	6.170	944850	92.955	ng/ml
24)	Aroclor 1242 (3)	6.252	599342	111.818	ng/ml
25)	Aroclor 1242 (4)	6.409	2980429	733.830	ng/ml
26)	Aroclor 1242 (5)	6.630	1935179	375.011	ng/ml
27)	Aroclor 1242 (6)	6.758	849417	203.421	ng/ml
28)	Aroclor 1242 - AVE	0.000	0	N.D.	ng/ml
29)	Aroclor 1248 (1)	6.170	944850	159.647	ng/ml
30)	Aroclor 1248 (2)	6.409	2980429	424.856	ng/ml
31)	Aroclor 1248 (3)	6.630	1935179	228.986	ng/ml
32)	Aroclor 1248 (4)	6.925	2998194	298.038	ng/ml
33)	Aroclor 1248 (5)	6.960	5467109	536.649	ng/ml
34)	Aroclor 1248 (6)	7.440	9158110	1655.533	ng/ml
35)	Aroclor 1248 - AVE	0.000	0	N.D.	ng/ml
36)	Aroclor 1254 (1)	6.960	5467109	538.230	ng/ml
37)	Aroclor 1254 (2)	7.069	6120952	496.352	ng/ml
38)	Aroclor 1254 (3)	7.440	9158110	507.592	ng/ml
39)	Aroclor 1254 (4)	7.606	6391343	494.016	ng/ml
40)	Aroclor 1254 (5)	7.987	6511210	505.806	ng/ml
41)	Aroclor 1254 (6)	8.280	2055408	483.950	ng/ml
42)	Aroclor 1254 - AVE	0.000	0	N.D.	ng/ml
43)	Aroclor 1260 (1)	7.560	3507646	264.482	ng/ml
44)	Aroclor 1260 (2)	7.692	4149638	247.650	ng/ml

964.966

504.324

Quantitation Report (Not Reviewed)

Data Path : K:\DATA\0D26012\
Data File : ECD2F021.D
Signal(s) : ECD1A.CH
Acq On : 26 Apr 2020 11:26 pm
Operator : MJB / KAK
Sample : 0D26012-ICV2
Misc :
ALS Vial : 18 Sample Multiplier: 1

Integration File: PCB1.e
Quant Time: Apr 27 12:24:06 2020
Quant Method : K:\METHODS\FECD2_QUANTPCB_200426.M
Quant Title : PCB Data Analysis
QLast Update : Mon Apr 27 12:20:01 2020
Response via : Initial Calibration
Integrator: ChemStation 6890 Scale Mode: Small noise peaks clipped

Volume Inj. : 1uL
Signal Phase : RTX-1701
Signal Info : 30m x 0.32mm x 0.25um

	Compound	R.T.	Response	Conc	Units
45)	Aroclor 1260 (3)	8.251	558441	44.691	ng/ml
46)	Aroclor 1260 (4)	8.419	1257790	44.685	ng/ml
47)	Aroclor 1260 (5)	8.720	1155211	61.002	ng/ml
48)	Aroclor 1260 (6)	9.113	88850	11.064	ng/ml
49)	Aroclor 1260 - AVE	0.000	0	N.D.	ng/ml
50)	Aroclor 1262 (1)	7.692	4149638	325.874	ng/ml
51)	Aroclor 1262 (2)	8.017	433887	24.699	ng/ml
52)	Aroclor 1262 (3)	8.251	558441	36.788	ng/ml
53)	Aroclor 1262 (4)	8.419	1257790	39.873	ng/ml
54)	Aroclor 1262 (5)	8.720	1155211	59.558	ng/ml
55)	Aroclor 1262 (6)	9.113	88850	8.225	ng/ml
56)	Aroclor 1262 - AVE	0.000	0	N.D.	ng/ml
57)	Aroclor 1268 (1)	8.251	558441	64.941	ng/ml
58)	Aroclor 1268 (2)	8.667	73743	1.981	ng/ml
59)	Aroclor 1268 (3)	8.720	1155211	35.281	ng/ml
60)	Aroclor 1268 (4)	8.891	77838	2.632	ng/ml
61)	Aroclor 1268 (5)	9.113	88850	7.566	ng/ml
62)	Aroclor 1268 (6)	9.376	59443	0.715	ng/ml
63)	Aroclor 1268 - AVE	0.000	0	N.D.	ng/ml

(f)=RT Delta > 1/2 Window (m)=manual int.

Quantitation Report (Not Reviewed)

Data Path : K:\DATA\0D26012\
Data File : ECD2F021.D
Signal(s) : ECD1A.CH
Acq On : 26 Apr 2020 11:26 pm
Operator : MJB / KAK
Sample : 0D26012-ICV2
Misc :
ALS Vial : 18 Sample Multiplier: 1

Integration File: PCB1.e
Quant Time: Apr 27 12:24:06 2020
Quant Method : K:\METHODS\FECD2_QUANTPCB_200426.M
Quant Title : PCB Data Analysis
QLast Update : Mon Apr 27 12:20:01 2020
Response via : Initial Calibration
Integrator: ChemStation 6890 Scale Mode: Small noise peaks clipped

Volume Inj. : 1uL
Signal Phase : RTX-1701
Signal Info : 30m x 0.32mm x 0.25um

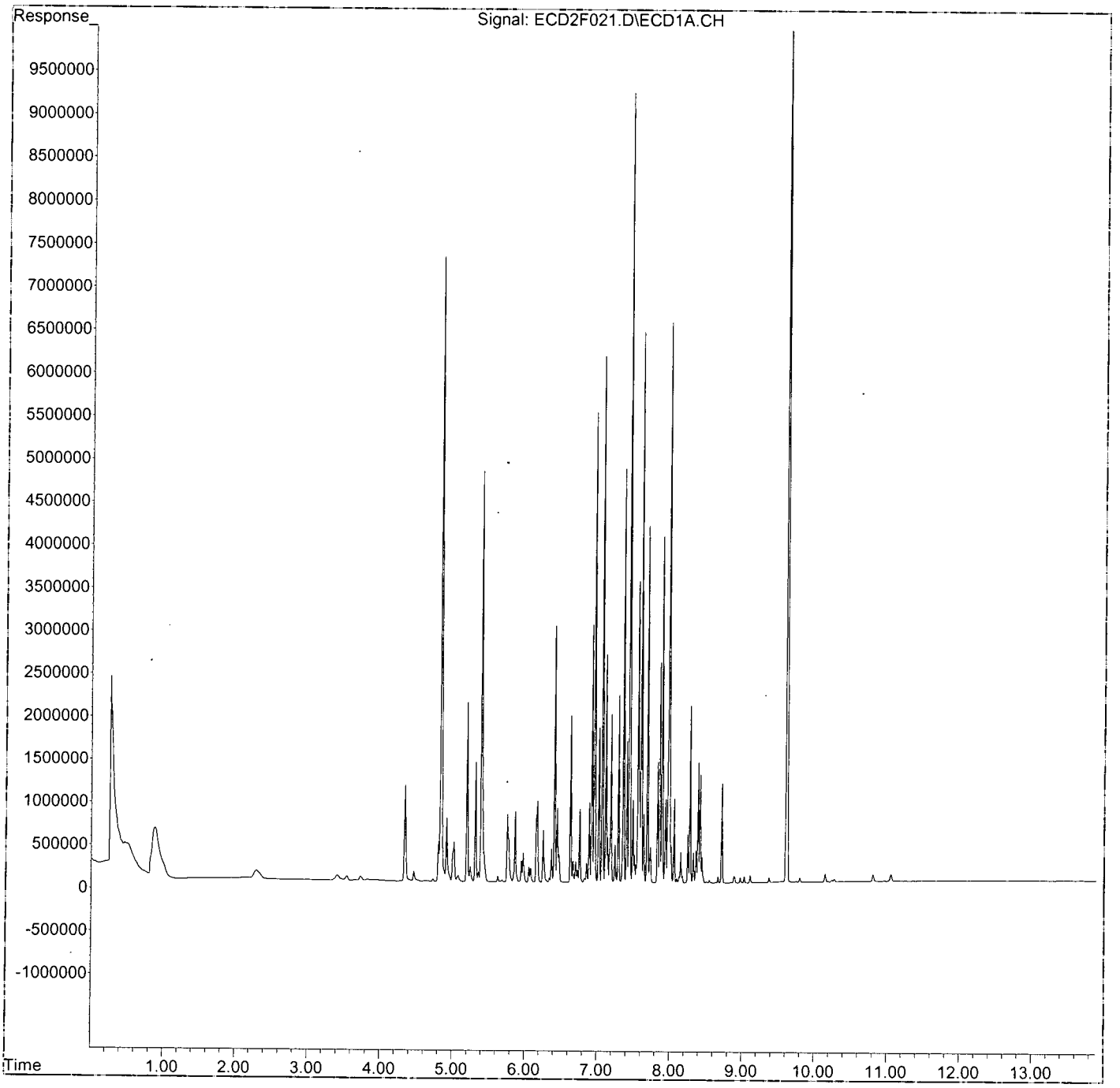

Quantitation Report (Not Reviewed)

Data Path : K:\DATA\0D26012\
Data File : ECD2F022.D
Signal(s) : ECD1A.CH
Acq On : 26 Apr 2020 11:43 pm
Operator : MJB / KAK
Sample : 0D26012-ICV3
Misc : [redacted]
ALS Vial : 19 Sample Multiplier: 1

Integration File: PCB1.e
Quant Time: Apr 27 12:25:27 2020
Quant Method : K:\METHODS\FECD2_QUANTPCB_200426.M
Quant Title : PCB Data Analysis
QLast Update : Mon Apr 27 12:20:01 2020
Response via : Initial Calibration
Integrator: ChemStation 6890 Scale Mode: Small noise peaks clipped

4/27/20
1232, 1262

Volume Inj. : 1uL
Signal Phase : RTX-1701
Signal Info : 30m x 0.32mm x 0.25um

	Compound	R.T.	Response	Conc	Units
	System Monitoring Compounds				
1) S	TCMX (S)	4.836	6803797	36.736	ng/ml
64) S	DCBP (S)	9.615	13894464	77.981	ng/ml
	Target Compounds				
2)	Aroclor 1016 (1)	5.754	1343835	205.506	ng/ml
3)	Aroclor 1016 (2)	6.169	2577623	198.974	ng/ml
4)	Aroclor 1016 (3)	6.250	1427535	200.155	ng/ml
5)	Aroclor 1016 (4)	6.408	998933	170.235	ng/ml
6)	Aroclor 1016 (5)	6.630	1327561	188.622	ng/ml
7)	Aroclor 1016 (6)	6.757	993879	206.010	ng/ml
8)	Aroclor 1016 - AVE	0.000	0	N.D.	ng/ml
9)	Aroclor 1221 (1)	5.196	660683	303.356	ng/ml
10)	Aroclor 1221 (2)	5.314	509716	345.585	ng/ml
11)	Aroclor 1221 (3)	5.395	1857615	383.253	ng/ml
12)	Aroclor 1221 (4)	5.864	352838	403.964	ng/ml
13)	Aroclor 1221 (5)	6.169	2577623	2745.195	ng/ml
14)	Aroclor 1221 - AVE	0.000	0	N.D.	ng/ml
15)	Aroclor 1232 (1)	5.395	1857615	501.869	ng/ml
16)	Aroclor 1232 (2)	6.169	2577623	507.596	ng/ml
17)	Aroclor 1232 (3)	6.250	1427535	511.098	ng/ml
18)	Aroclor 1232 (4)	6.408	998933	535.186	ng/ml
19)	Aroclor 1232 (5)	6.630	1327561	537.006	ng/ml
20)	Aroclor 1232 (6)	6.757	993879	496.163	ng/ml
21)	Aroclor 1232 - AVE	0.000	0	N.D.	ng/ml
22)	Aroclor 1242 (1)	5.754	1343835	272.748	ng/ml
23)	Aroclor 1242 (2)	6.169	2577623	253.588	ng/ml
24)	Aroclor 1242 (3)	6.250	1427535	266.333	ng/ml
25)	Aroclor 1242 (4)	6.408	998933	245.953	ng/ml
26)	Aroclor 1242 (5)	6.630	1327561	257.263	ng/ml
27)	Aroclor 1242 (6)	6.757	993879	238.017	ng/ml
28)	Aroclor 1242 - AVE	0.000	0	N.D.	ng/ml
29)	Aroclor 1248 (1)	6.169	2577623	435.530	ng/ml
30)	Aroclor 1248 (2)	6.408	998933	142.397	ng/ml
31)	Aroclor 1248 (3)	6.630	1327561	157.088	ng/ml
32)	Aroclor 1248 (4)	6.924	1395602	138.731	ng/ml
33)	Aroclor 1248 (5)	6.961	1972862	193.655	ng/ml
34)	Aroclor 1248 (6)	7.447	4128776	746.369	ng/ml
35)	Aroclor 1248 - AVE	0.000	0	N.D.	ng/ml
36)	Aroclor 1254 (1)	6.961	1972862	194.226	ng/ml
37)	Aroclor 1254 (2)	7.067	1099195	89.134	ng/ml
38)	Aroclor 1254 (3)	7.447	4128776	228.839	ng/ml
39)	Aroclor 1254 (4)	7.605	464434	35.898	ng/ml
40)	Aroclor 1254 (5)	7.986	3135385	243.564	ng/ml
41)	Aroclor 1254 (6)	8.279	195376	46.002	ng/ml
42)	Aroclor 1254 - AVE	0.000	0	N.D.	ng/ml
43)	Aroclor 1260 (1)	7.559	4825387	363.841	ng/ml
44)	Aroclor 1260 (2)	7.691	6191663	369.518	ng/ml

514.820

Quantitation Rèport (Not Reviewed)

Data Path : K:\DATA\0D26012\
Data File : ECD2F022.D
Signal(s) : ECD1A.CH
Acq On : 26 Apr 2020 11:43 pm
Operator : MJB / KAK
Sample : 0D26012-ICV3
Misc :
ALS Vial : 19 Sample Multiplier: 1

Integration File: PCB1.e
Quant Time: Apr 27 12:25:27 2020
Quant Method : K:\METHODS\FECD2_QUANTPCB_200426.M
Quant Title : PCB Data Analysis
QLast Update : Mon Apr 27 12:20:01 2020
Response via : Initial Calibration
Integrator: ChemStation 6890 Scale Mode: Small noise peaks clipped

Volume Inj. : 1uL
Signal Phase : RTX-1701
Signal Info : 30m x 0.32mm x 0.25um

	Compound	R.T.	Response	Conc	Units
45)	Aroclor 1260 (3)	8.249	7041353	563.502	ng/ml
46)	Aroclor 1260 (4)	8.419	14368149	510.454	ng/ml
47)	Aroclor 1260 (5)	8.718	8963232	473.313	ng/ml
48)	Aroclor 1260 (6)	9.112	5182903	645.419	ng/ml
49)	Aroclor 1260 - AVE	0.000	0	N.D.	ng/ml
50)	Aroclor 1262 (1)	7.691	6191663	486.236	ng/ml
51)	Aroclor 1262 (2)	8.016	8577203	488.263	ng/ml
52)	Aroclor 1262 (3)	8.249	7041353	463.853	ng/ml
53)	Aroclor 1262 (4)	8.419	14368149	455.479	ng/ml
54)	Aroclor 1262 (5)	8.718	8963232	462.106	ng/ml
55)	Aroclor 1262 (6)	9.112	5182903	479.793	ng/ml
56)	Aroclor 1262 - AVE	0.000	0	N.D.	ng/ml
57)	Aroclor 1268 (1)	8.249	7041353	818.839	ng/ml
58)	Aroclor 1268 (2)	8.667	5956820	160.031	ng/ml
59)	Aroclor 1268 (3)	8.718	8963232	273.744	ng/ml
60)	Aroclor 1268 (4)	8.898	449632	15.204	ng/ml
61)	Aroclor 1268 (5)	9.112	5182903	441.351	ng/ml
62)	Aroclor 1268 (6)	9.374	1587154	19.094	ng/ml
63)	Aroclor 1268 - AVE	0.000	0	N.D.	ng/ml

472.622

(f)=RT Delta > 1/2 Window (m)=manual int.

Quantitation Report (Not Reviewed)

Data Path : K:\DATA\0D26012\
Data File : ECD2F022.D
Signal(s) : ECD1A.CH
Acq On : 26 Apr 2020 11:43 pm
Operator : MJB / KAK
Sample : 0D26012-ICV3
Misc :
ALS Vial : 19 Sample Multiplier: 1

Integration File: PCB1.e
Quant Time: Apr 27 12:25:27 2020
Quant Method : K:\METHODS\FECD2_QUANTPCB_200426.M
Quant Title : PCB Data Analysis
QLast Update : Mon Apr 27 12:20:01 2020
Response via : Initial Calibration
Integrator: ChemStation 6890 Scale Mode: Small noise peaks clipped

Volume Inj. : 1uL
Signal Phase : RTX-1701
Signal Info : 30m x 0.32mm x 0.25um

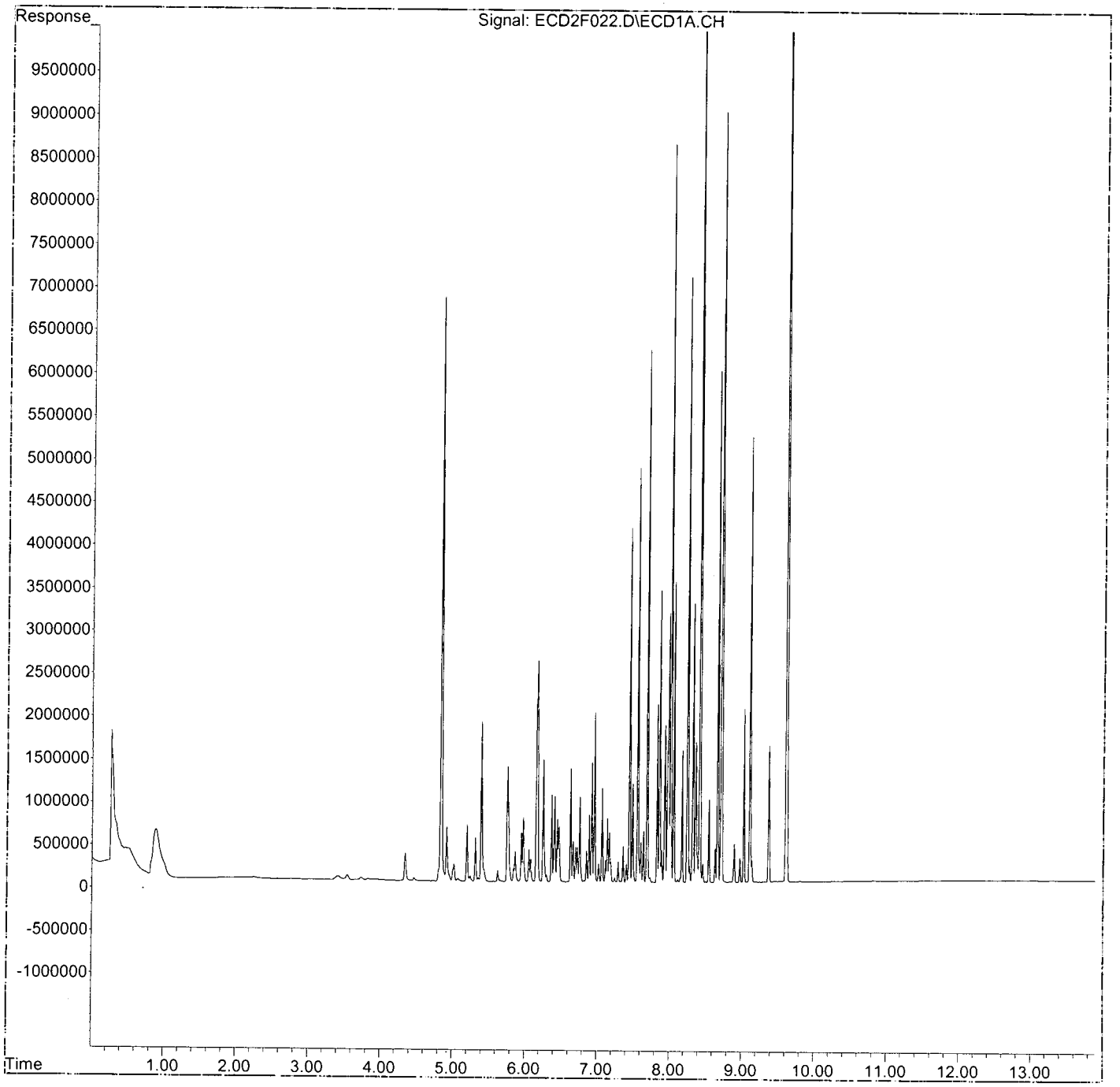

Quantitation Report (Not Reviewed)

Data Path : K:\DATA\0D26012\
Data File : ECD2F023.D
Signal(s) : ECD1A.CH
Acq On : 27 Apr 2020 12:01 am
Operator : MJB / KAK
Sample : 0D26012-ICV4
Misc : [redacted]
ALS Vial : 20 Sample Multiplier: 1

Integration File: PCB1.e
Quant Time: Apr 27 12:25:53 2020
Quant Method : K:\METHODS\FECD2_QUANTPCB_200426.M
Quant Title : PCB Data Analysis
QLast Update : Mon Apr 27 12:20:01 2020
Response via : Initial Calibration
Integrator: ChemStation 6890 Scale Mode: Small noise peaks clipped

4/27/20
1242, 1268

Volume Inj. : 1uL
Signal Phase : RTX-1701
Signal Info : 30m x 0.32mm x 0.25um

	Compound	R.T.	Response	Conc	Units
	System Monitoring Compounds				
1) S	TCMX (S)	4.837	7255938	39.177	ng/ml
64) S	DCBP (S)	9.617	7028593	39.447	ng/ml
	Target Compounds				
2)	Aroclor 1016 (1)	5.756	2434013	372.222	ng/ml
3)	Aroclor 1016 (2)	6.170	4953685	382.389	ng/ml
4)	Aroclor 1016 (3)	6.252	2683535	376.259	ng/ml
5)	Aroclor 1016 (4)	6.409	2016436	343.635	ng/ml
6)	Aroclor 1016 (5)	6.631	2560950	363.864	ng/ml
7)	Aroclor 1016 (6)	6.758	2030647	420.910	ng/ml
8)	Aroclor 1016 - AVE	0.000	0	N.D.	ng/ml
9)	Aroclor 1221 (1)	5.198	265045	121.697	ng/ml
10)	Aroclor 1221 (2)	5.316	308119	208.903	ng/ml
11)	Aroclor 1221 (3)	5.396	1395872	287.988	ng/ml
12)	Aroclor 1221 (4)	5.866	294320	336.966	ng/ml
13)	Aroclor 1221 (5)	6.170	4953685	5275.725	ng/ml
14)	Aroclor 1221 - AVE	0.000	0	N.D.	ng/ml
15)	Aroclor 1232 (1)	5.396	1395872	377.120	ng/ml
16)	Aroclor 1232 (2)	6.170	4953685	975.500	ng/ml
17)	Aroclor 1232 (3)	6.252	2683535	960.781	ng/ml
18)	Aroclor 1232 (4)	6.409	2016436	1080.321	ng/ml
19)	Aroclor 1232 (5)	6.631	2560950	1035.919	ng/ml
20)	Aroclor 1232 (6)	6.758	2030647	1013.737	ng/ml
21)	Aroclor 1232 - AVE	0.000	0	N.D.	ng/ml
22)	Aroclor 1242 (1)	5.756	2434013	494.012	ng/ml
23)	Aroclor 1242 (2)	6.170	4953685	487.347	ng/ml
24)	Aroclor 1242 (3)	6.252	2683535	500.662	ng/ml
25)	Aroclor 1242 (4)	6.409	2016436	496.479	ng/ml
26)	Aroclor 1242 (5)	6.631	2560950	496.277	ng/ml
27)	Aroclor 1242 (6)	6.758	2030647	486.306	ng/ml
28)	Aroclor 1242 - AVE	0.000	0	N.D.	ng/ml
29)	Aroclor 1248 (1)	6.170	4953685	837.003	ng/ml
30)	Aroclor 1248 (2)	6.409	2016436	287.440	ng/ml
31)	Aroclor 1248 (3)	6.631	2560950	303.033	ng/ml
32)	Aroclor 1248 (4)	6.925	2675495	265.960	ng/ml
33)	Aroclor 1248 (5)	6.964	2912573	285.897	ng/ml
34)	Aroclor 1248 (6)	7.441	840235	151.891	ng/ml
35)	Aroclor 1248 - AVE	0.000	0	N.D.	ng/ml
36)	Aroclor 1254 (1)	6.964	2912573	286.739	ng/ml
37)	Aroclor 1254 (2)	7.068	614118	49.799	ng/ml
38)	Aroclor 1254 (3)	7.441	840235	46.570	ng/ml
39)	Aroclor 1254 (4)	7.606	609683	47.125	ng/ml
40)	Aroclor 1254 (5)	7.987	112890	8.770	ng/ml
41)	Aroclor 1254 (6)	8.280	49762	11.716	ng/ml
42)	Aroclor 1254 - AVE	0.000	0	N.D.	ng/ml
43)	Aroclor 1260 (1)	7.563	136616	10.301	ng/ml
44)	Aroclor 1260 (2)	7.692	124363	7.422	ng/ml

493.514

Quantitation Report (Not Reviewed)

Data Path : K:\DATA\0D26012\
Data File : ECD2F023.D
Signal(s) : ECD1A.CH
Acq On : 27 Apr 2020 12:01 am
Operator : MJB / KAK
Sample : 0D26012-ICV4
Misc :
ALS Vial : 20 Sample Multiplier: 1

Integration File: PCB1.e
Quant Time: Apr 27 12:25:53 2020
Quant Method : K:\METHODS\FECD2_QUANTPCB_200426.M
Quant Title : PCB Data Analysis
QLast Update : Mon Apr 27 12:20:01 2020
Response via : Initial Calibration
Integrator: ChemStation 6890 Scale Mode: Small noise peaks clipped

Volume Inj. : 1uL
Signal Phase : RTX-1701
Signal Info : 30m x 0.32mm x 0.25um

	Compound	R.T.	Response	Conc	Units
45)	Aroclor 1260 (3)	8.243	4095541	327.756	ng/ml
46)	Aroclor 1260 (4)	8.419	1701382	60.445	ng/ml
47)	Aroclor 1260 (5)	8.715	15427039	814.641	ng/ml
48)	Aroclor 1260 (6)	9.113	5958559	742.010	ng/ml
49)	Aroclor 1260 - AVE	0.000	0	N.D.	ng/ml
50)	Aroclor 1262 (1)	7.692	124363	9.766	ng/ml
51)	Aroclor 1262 (2)	8.017	3304087	188.087	ng/ml
52)	Aroclor 1262 (3)	8.243	4095541	269.796	ng/ml
53)	Aroclor 1262 (4)	8.419	1701382	53.935	ng/ml
54)	Aroclor 1262 (5)	8.715	15427039	795.352	ng/ml
55)	Aroclor 1262 (6)	9.113	5958559	551.597	ng/ml
56)	Aroclor 1262 - AVE	0.000	0	N.D.	ng/ml
57)	Aroclor 1268 (1)	8.243	4095541	476.271	ng/ml
58)	Aroclor 1268 (2)	8.668	18784154	504.641	ng/ml
59)	Aroclor 1268 (3)	8.715	15427039	471.154	ng/ml
60)	Aroclor 1268 (4)	8.899	13925024	470.852	ng/ml
61)	Aroclor 1268 (5)	9.113	5958559	507.402	ng/ml
62)	Aroclor 1268 (6)	9.377	40046535	481.783	ng/ml
63)	Aroclor 1268 - AVE	0.000	0	N.D.	ng/ml

485.351

(f)=RT Delta > 1/2 Window (m)=manual int.

Quantitation Report (Not Reviewed)

Data Path : K:\DATA\0D26012\
Data File : ECD2F023.D
Signal(s) : ECD1A.CH
Acq On : 27 Apr 2020 12:01 am
Operator : MJB / KAK
Sample : 0D26012-ICV4
Misc :
ALS Vial : 20 Sample Multiplier: 1

Integration File: PCB1.e
Quant Time: Apr 27 12:25:53 2020
Quant Method : K:\METHODS\FECD2_QUANTPCB_200426.M
Quant Title : PCB Data Analysis
QLast Update : Mon Apr 27 12:20:01 2020
Response via : Initial Calibration
Integrator: ChemStation 6890 Scale Mode: Small noise peaks clipped

Volume Inj. : 1uL
Signal Phase : RTX-1701
Signal Info : 30m x 0.32mm x 0.25um

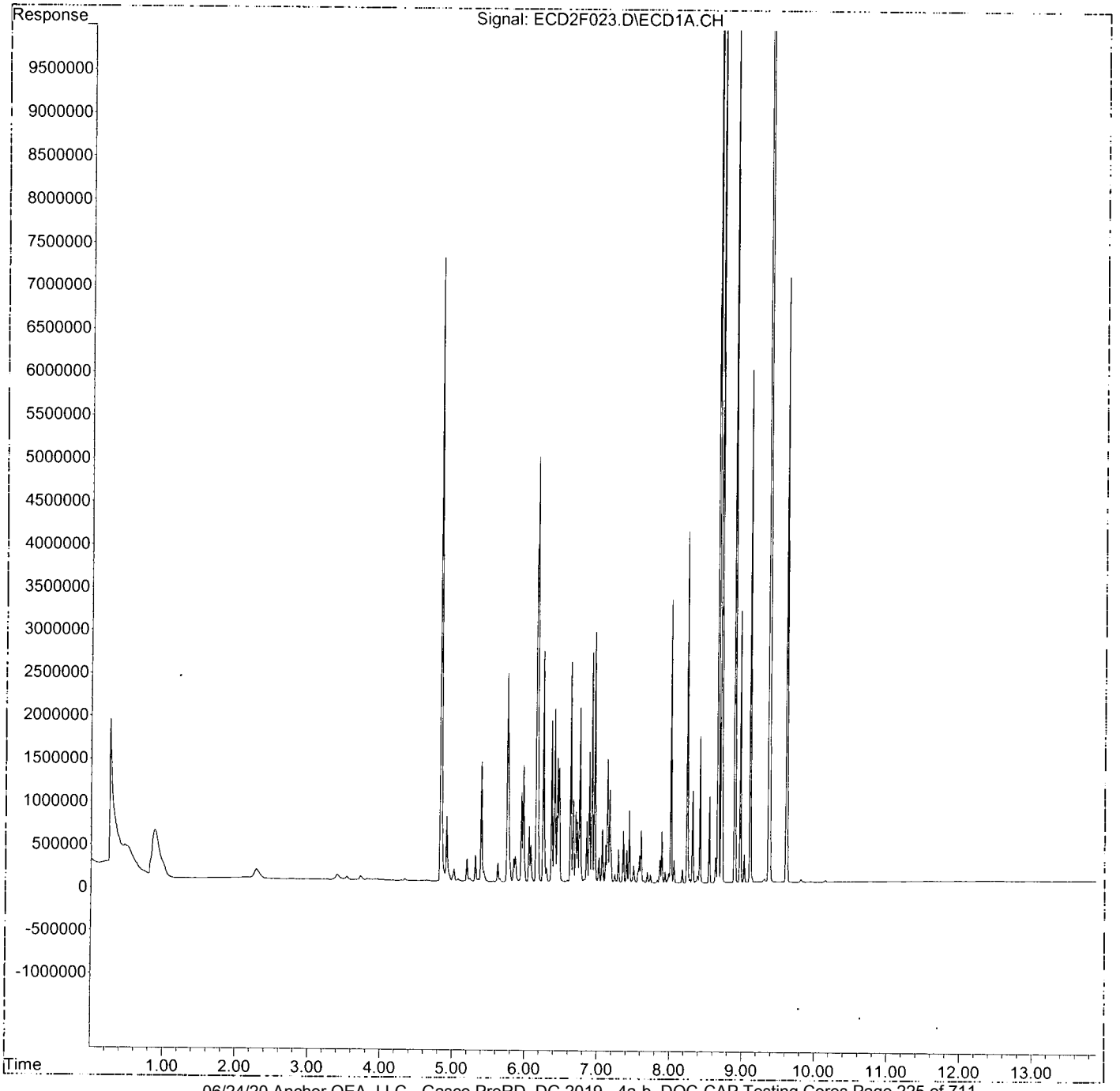

Quantitation Report (Not Reviewed)

Data Path : K:\DATA\0D26012\
Data File : ECD2F024.D
Signal(s) : ECD1A.CH
Acq On : 27 Apr 2020 12:18 am
Operator : MJB / KAK
Sample : 0D26012-ICV5
Misc : [redacted]
ALS Vial : 21 Sample Multiplier: 1

Integration File: PCB1.e
Quant Time: Apr 27 12:26:18 2020
Quant Method : K:\METHODS\FECD2_QUANTPCB_200426.M
Quant Title : PCB Data Analysis
QLast Update : Mon Apr 27 12:20:01 2020
Response via : Initial Calibration
Integrator: ChemStation 6890 Scale Mode: Small noise peaks clipped

4/27/20
1248

Volume Inj. : 1uL
Signal Phase : RTX-1701
Signal Info : 30m x 0.32mm x 0.25um

	Compound	R.T.	Response	Conc	Units
	System Monitoring Compounds				
1) S	TCMX (S)	4.787f	4637	0.025	ng/ml
64) S	DCBP (S)	9.617	5807	0.033	ng/ml
	Target Compounds				
2)	Aroclor 1016 (1)	5.756	1255484	191.995	ng/ml
3)	Aroclor 1016 (2)	6.170	2803112	216.380	ng/ml
4)	Aroclor 1016 (3)	6.251	1547956	217.039	ng/ml
5)	Aroclor 1016 (4)	6.410	3665607	624.682	ng/ml
6)	Aroclor 1016 (5)	6.631	4358567	619.272	ng/ml
7)	Aroclor 1016 (6)	6.758	3202056	663.719	ng/ml
8)	Aroclor 1016 - AVE	0.000	0	N.D.	ng/ml
9)	Aroclor 1221 (1)	5.198	30081	13.812	ng/ml
10)	Aroclor 1221 (2)	5.316	30494	20.675	ng/ml
11)	Aroclor 1221 (3)	5.397	166718	34.396	ng/ml
12)	Aroclor 1221 (4)	5.868	41285	47.267	ng/ml
13)	Aroclor 1221 (5)	6.170	2803112	2985.343	ng/ml
14)	Aroclor 1221 - AVE	0.000	0	N.D.	ng/ml
15)	Aroclor 1232 (1)	5.397	166718	45.042	ng/ml
16)	Aroclor 1232 (2)	6.170	2803112	552.000	ng/ml
17)	Aroclor 1232 (3)	6.251	1547956	554.212	ng/ml
18)	Aroclor 1232 (4)	6.410	3665607	1963.877	ng/ml
19)	Aroclor 1232 (5)	6.631	4358567	1763.066	ng/ml
20)	Aroclor 1232 (6)	6.758	3202056	1598.526	ng/ml
21)	Aroclor 1232 - AVE	0.000	0	N.D.	ng/ml
22)	Aroclor 1242 (1)	5.756	1255484	254.816	ng/ml
23)	Aroclor 1242 (2)	6.170	2803112	275.772	ng/ml
24)	Aroclor 1242 (3)	6.251	1547956	288.799	ng/ml
25)	Aroclor 1242 (4)	6.410	3665607	902.532	ng/ml
26)	Aroclor 1242 (5)	6.631	4358567	844.630	ng/ml
27)	Aroclor 1242 (6)	6.758	3202056	766.839	ng/ml
28)	Aroclor 1242 - AVE	0.000	0	N.D.	ng/ml
29)	Aroclor 1248 (1)	6.170	2803112	473.630	ng/ml
30)	Aroclor 1248 (2)	6.410	3665607	522.527	ng/ml
31)	Aroclor 1248 (3)	6.631	4358567	515.742	ng/ml
32)	Aroclor 1248 (4)	6.925	5184525	515.372	ng/ml
33)	Aroclor 1248 (5)	6.963	5464905	536.432	ng/ml
34)	Aroclor 1248 (6)	7.440	2830371	511.653	ng/ml
35)	Aroclor 1248 - AVE	0.000	0	N.D.	ng/ml
36)	Aroclor 1254 (1)	6.963	5464905	538.013	ng/ml
37)	Aroclor 1254 (2)	7.068	1718707	139.371	ng/ml
38)	Aroclor 1254 (3)	7.440	2830371	156.874	ng/ml
39)	Aroclor 1254 (4)	7.606	2026409	156.630	ng/ml
40)	Aroclor 1254 (5)	7.987	431595	33.527	ng/ml
41)	Aroclor 1254 (6)	8.281	175610	41.348	ng/ml
42)	Aroclor 1254 - AVE	0.000	0	N.D.	ng/ml
43)	Aroclor 1260 (1)	7.563	413764	31.198	ng/ml
44)	Aroclor 1260 (2)	7.692	271690	16.214	ng/ml

512.559

Quantitation Report (Not Reviewed)

Data Path : K:\DATA\0D26012\
Data File : ECD2F024.D
Signal(s) : ECD1A.CH
Acq On : 27 Apr 2020 12:18 am
Operator : MJB / KAK
Sample : 0D26012-ICV5
Misc :
ALS Vial : 21 Sample Multiplier: 1

Integration File: PCB1.e
Quant Time: Apr 27 12:26:18 2020
Quant Method : K:\METHODS\FECD2_QUANTPCB_200426.M
Quant Title : PCB Data Analysis
QLast Update : Mon Apr 27 12:20:01 2020
Response via : Initial Calibration
Integrator: ChemStation 6890 Scale Mode: Small noise peaks clipped

Volume Inj. : 1uL
Signal Phase : RTX-1701
Signal Info : 30m x 0.32mm x 0.25um

	Compound	R.T.	Response	Conc	Units
45)	Aroclor 1260 (3)	8.250	46531	3.724	ng/ml
46)	Aroclor 1260 (4)	8.419	101813	3.617	ng/ml
47)	Aroclor 1260 (5)	8.720	81520	4.305	ng/ml
48)	Aroclor 1260 (6)	9.112	25207	3.139	ng/ml
49)	Aroclor 1260 - AVE	0.000	0	N.D.	ng/ml
50)	Aroclor 1262 (1)	7.692	271690	21.336	ng/ml
51)	Aroclor 1262 (2)	8.017	44638	2.541	ng/ml
52)	Aroclor 1262 (3)	8.250	46531	3.065	ng/ml
53)	Aroclor 1262 (4)	8.419	101813	3.228	ng/ml
54)	Aroclor 1262 (5)	8.720	81520	4.203	ng/ml
55)	Aroclor 1262 (6)	9.112	25207	2.334	ng/ml
56)	Aroclor 1262 - AVE	0.000	0	N.D.	ng/ml
57)	Aroclor 1268 (1)	8.250	46531	5.411	ng/ml
58)	Aroclor 1268 (2)	8.668	27109	0.728	ng/ml
59)	Aroclor 1268 (3)	8.720	81520	2.490	ng/ml
60)	Aroclor 1268 (4)	8.897	5397	0.182	ng/ml
61)	Aroclor 1268 (5)	9.112	25207	2.147	ng/ml
62)	Aroclor 1268 (6)	9.375	13134	0.158	ng/ml
63)	Aroclor 1268 - AVE	0.000	0	N.D.	ng/ml

(f)=RT Delta > 1/2 Window (m)=manual int.

Quantitation Report (Not Reviewed)

Data Path : K:\DATA\0D26012\
Data File : ECD2F024.D
Signal(s) : ECD1A.CH
Acq On : 27 Apr 2020 12:18 am
Operator : MJB / KAK
Sample : 0D26012-ICV5
Misc :
ALS Vial : 21 Sample Multiplier: 1

Integration File: PCB1.e
Quant Time: Apr 27 12:26:18 2020
Quant Method : K:\METHODS\FECD2_QUANTPCB_200426.M
Quant Title : PCB Data Analysis
QLast Update : Mon Apr 27 12:20:01 2020
Response via : Initial Calibration
Integrator: ChemStation 6890 Scale Mode: Small noise peaks clipped

Volume Inj. : 1uL
Signal Phase : RTX-1701
Signal Info : 30m x 0.32mm x 0.25um

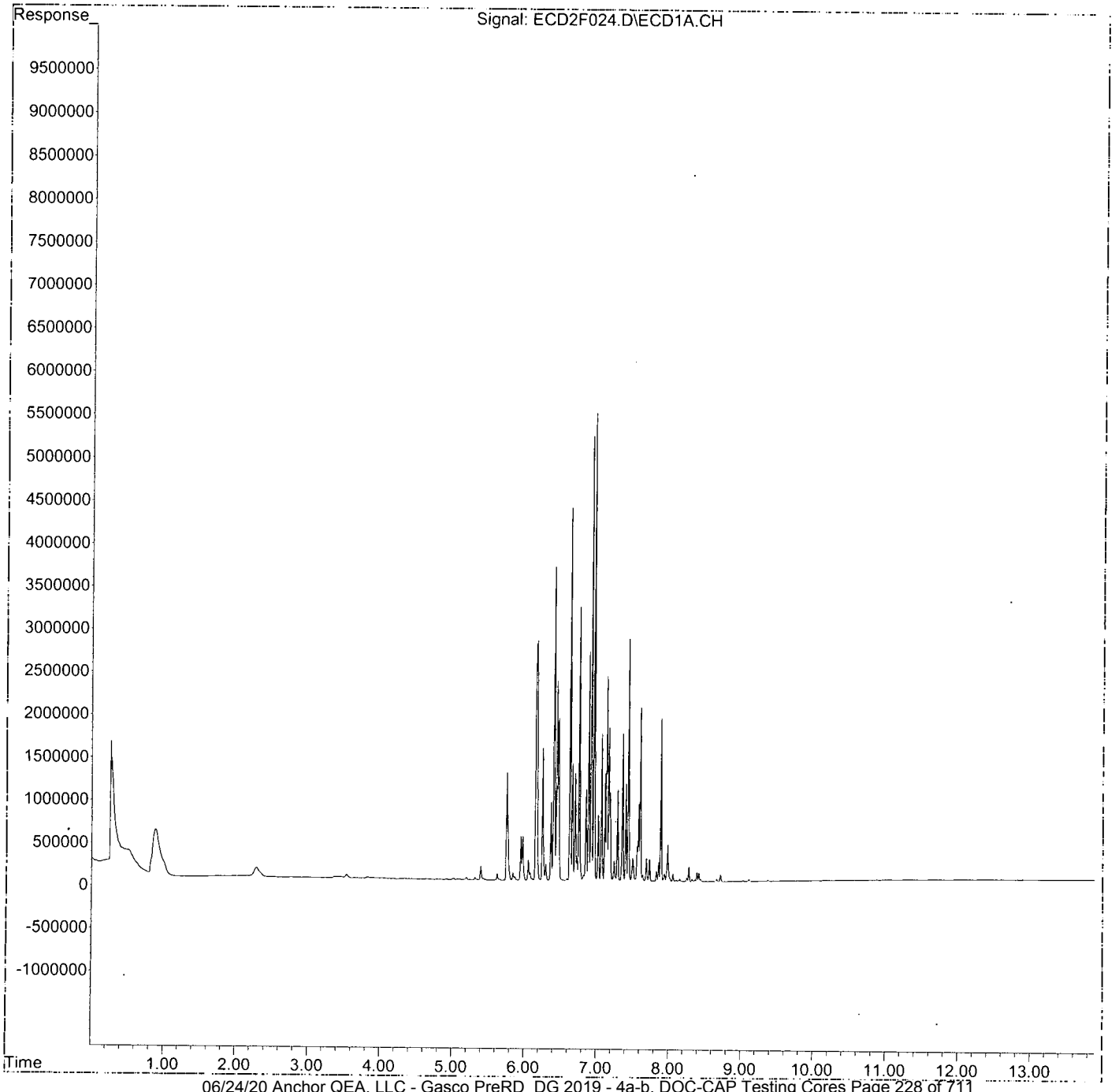

Quantitation Report (QT Reviewed)

Data Path : K:\DATA\0D26012\Requant\
Data File : ECD2F005.D
Signal(s) : ECD1A.CH
Acq On : 26 Apr 2020 6:45 pm
Operator : MJB / KAK
Sample : 0D26012-CAL1
Misc :
ALS Vial : 3 Sample Multiplier: 1

Integration File: PCB1.e
Quant Time: Apr 27 11:48:16 2020
Quant Method : K:\METHODS\FECD2_QUANTPCB_200426.M
Quant Title : PCB Data Analysis
QLast Update : Mon Apr 27 09:04:00 2020
Response via : Initial Calibration
Integrator: ChemStation 6890 Scale Mode: Small noise peaks clipped

4/27/20

Volume Inj. : 1uL
Signal Phase : RTX-1701
Signal Info : 30m x 0.32mm x 0.25um

	Compound	R.T.	Response	Conc	Units
System Monitoring Compounds					
1) S	TCMX (S)	4.835	1818488	9.819	ng/ml
64) S	DCBP (S)	9.616	1763757	9.899	ng/ml
Target Compounds					
2)	Aroclor 1016 (1)	5.754	160687	24.573	ng/ml
3)	Aroclor 1016 (2)	6.170	292977	22.616	ng/ml
4)	Aroclor 1016 (3)	6.250	169714	23.796	ng/ml
5)	Aroclor 1016 (4)	6.408	143762	24.500	ng/ml
6)	Aroclor 1016 (5)	6.630	168968	24.007	ng/ml
7)	Aroclor 1016 (6)	6.757	122069	25.302	ng/ml
8)	Aroclor 1016 - AVE	0.000	0	N.D.	ng/ml
9)	Aroclor 1221 (1)	0.000	0	N.D.	ng/mld
10)	Aroclor 1221 (2)	0.000	0	N.D.	ng/mld
11)	Aroclor 1221 (3)	0.000	0	N.D.	ng/mld
12)	Aroclor 1221 (4)	0.000	0	N.D.	ng/mld
13)	Aroclor 1221 (5)	0.000	0	N.D.	ng/mld
14)	Aroclor 1221 - AVE	0.000	0	N.D.	ng/mld
15)	Aroclor 1232 (1)	0.000	0	N.D.	ng/mld
16)	Aroclor 1232 (2)	0.000	0	N.D.	ng/mld
17)	Aroclor 1232 (3)	0.000	0	N.D.	ng/mld
18)	Aroclor 1232 (4)	0.000	0	N.D.	ng/mld
19)	Aroclor 1232 (5)	0.000	0	N.D.	ng/mld
20)	Aroclor 1232 (6)	0.000	0	N.D.	ng/mld
21)	Aroclor 1232 - AVE	0.000	0	N.D.	ng/mld
22)	Aroclor 1242 (1)	0.000	0	N.D.	ng/mld
23)	Aroclor 1242 (2)	0.000	0	N.D.	ng/mld
24)	Aroclor 1242 (3)	0.000	0	N.D.	ng/mld
25)	Aroclor 1242 (4)	0.000	0	N.D.	ng/mld
26)	Aroclor 1242 (5)	0.000	0	N.D.	ng/mld
27)	Aroclor 1242 (6)	0.000	0	N.D.	ng/mld
28)	Aroclor 1242 - AVE	0.000	0	N.D.	ng/mld
29)	Aroclor 1248 (1)	0.000	0	N.D.	ng/mld
30)	Aroclor 1248 (2)	0.000	0	N.D.	ng/mld
31)	Aroclor 1248 (3)	0.000	0	N.D.	ng/mld
32)	Aroclor 1248 (4)	0.000	0	N.D.	ng/mld
33)	Aroclor 1248 (5)	0.000	0	N.D.	ng/mld
34)	Aroclor 1248 (6)	0.000	0	N.D.	ng/mld
35)	Aroclor 1248 - AVE	0.000	0	N.D.	ng/mld
36)	Aroclor 1254 (1)	0.000	0	N.D.	ng/mld
37)	Aroclor 1254 (2)	0.000	0	N.D.	ng/mld
38)	Aroclor 1254 (3)	0.000	0	N.D.	ng/mld
39)	Aroclor 1254 (4)	0.000	0	N.D.	ng/mld
40)	Aroclor 1254 (5)	0.000	0	N.D.	ng/mld
41)	Aroclor 1254 (6)	0.000	0	N.D.	ng/mld
42)	Aroclor 1254 - AVE	0.000	0	N.D.	ng/mld
43)	Aroclor 1260 (1)	7.559	316801	23.887	ng/ml
44)	Aroclor 1260 (2)	7.692	385605	23.013	ng/ml

Quantitation Report (QT Reviewed)

Data Path : K:\DATA\0D26012\Requant\
Data File : ECD2F005.D
Signal(s) : ECD1A.CH
Acq On : 26 Apr 2020 6:45 pm
Operator : MJB / KAK
Sample : 0D26012-CAL1
Misc :
ALS Vial : 3 Sample Multiplier: 1

Integration File: PCB1.e
Quant Time: Apr 27 11:48:16 2020
Quant Method : K:\METHODS\FECD2_QUANTPCB_200426.M
Quant Title : PCB Data Analysis
QLast Update : Mon Apr 27 09:04:00 2020
Response via : Initial Calibration
Integrator: ChemStation 6890 Scale Mode: Small noise peaks clipped

Volume Inj. : 1uL
Signal Phase : RTX-1701
Signal Info : 30m x 0.32mm x 0.25um

	Compound	R.T.	Response	Conc	Units
45)	Aroclor 1260 (3)	8.250	279330	22.354	ng/ml
46)	Aroclor 1260 (4)	8.419	588100	20.893	ng/ml
47)	Aroclor 1260 (5)	8.719	416708	22.005	ng/ml
48)	Aroclor 1260 (6)	9.113	178633	22.245	ng/ml
49)	Aroclor 1260 - AVE	0.000	0	N.D.	ng/ml
50)	Aroclor 1262 (1)	0.000	0	N.D.	ng/mld
51)	Aroclor 1262 (2)	0.000	0	N.D.	ng/mld
52)	Aroclor 1262 (3)	0.000	0	N.D.	ng/mld
53)	Aroclor 1262 (4)	0.000	0	N.D.	ng/mld
54)	Aroclor 1262 (5)	0.000	0	N.D.	ng/mld
55)	Aroclor 1262 (6)	0.000	0	N.D.	ng/mld
56)	Aroclor 1262 - AVE	0.000	0	N.D.	ng/mld
57)	Aroclor 1268 (1)	0.000	0	N.D.	ng/mld
58)	Aroclor 1268 (2)	0.000	0	N.D.	ng/mld
59)	Aroclor 1268 (3)	0.000	0	N.D.	ng/mld
60)	Aroclor 1268 (4)	0.000	0	N.D.	ng/mld
61)	Aroclor 1268 (5)	0.000	0	N.D.	ng/mld
62)	Aroclor 1268 (6)	0.000	0	N.D.	ng/mld
63)	Aroclor 1268 - AVE	0.000	0	N.D.	ng/mld

(f)=RT Delta > 1/2 Window (m)=manual int.

Quantitation Report (QT Reviewed)

Data Path : K:\DATA\0D26012\Requant\
Data File : ECD2F005.D
Signal(s) : ECD1A.CH
Acq On : 26 Apr 2020 6:45 pm
Operator : MJB / KAK
Sample : 0D26012-CAL1
Misc :
ALS Vial : 3 Sample Multiplier: 1

Integration File: PCB1.e
Quant Time: Apr 27 11:48:16 2020
Quant Method : K:\METHODS\FECD2_QUANTPCB_200426.M
Quant Title : PCB Data Analysis
QLast Update : Mon Apr 27 09:04:00 2020
Response via : Initial Calibration
Integrator: ChemStation 6890 Scale Mode: Small noise peaks clipped

Volume Inj. : 1uL
Signal Phase : RTX-1701
Signal Info : 30m x 0.32mm x 0.25um

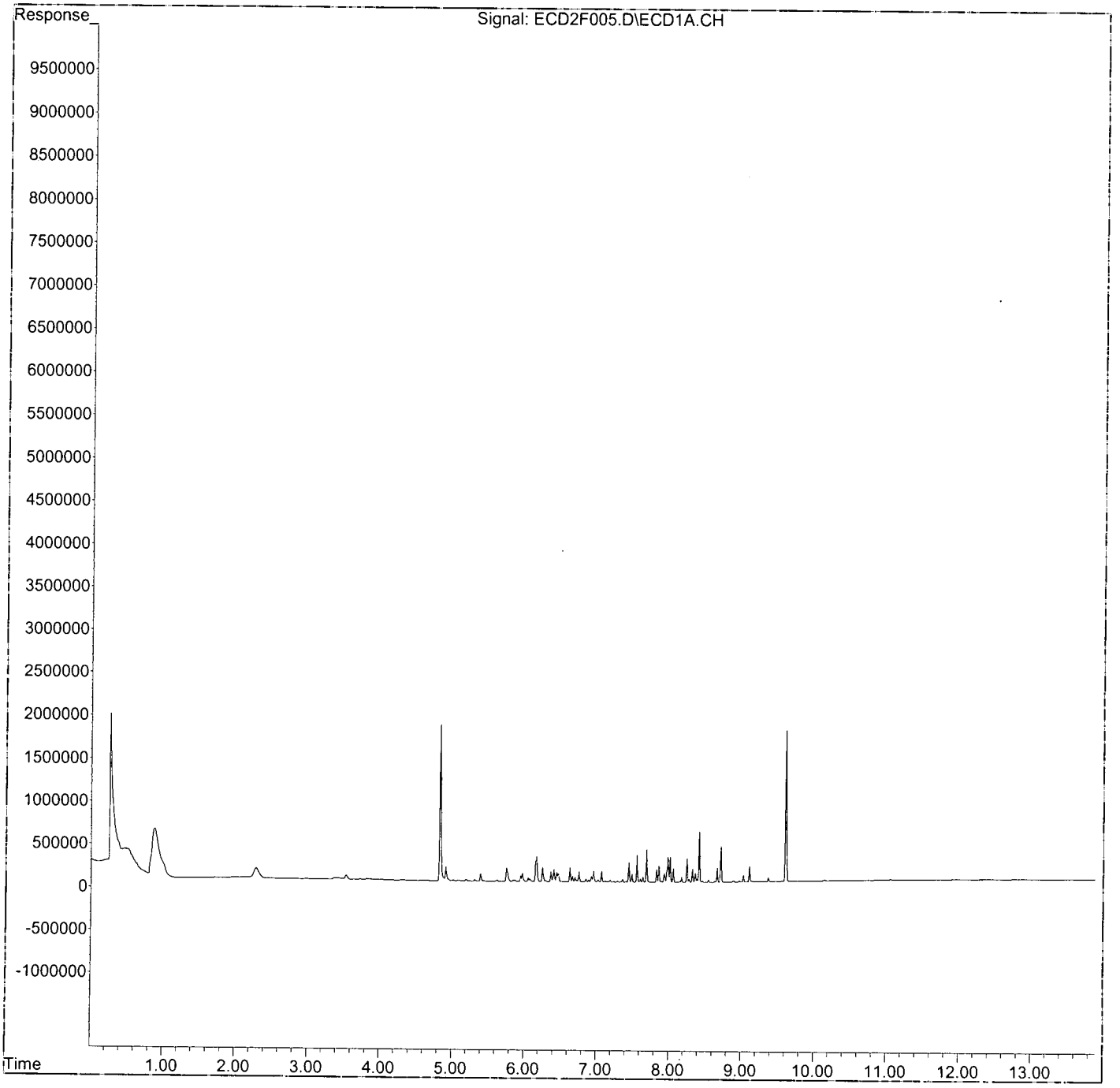

Quantitation Report (QT Reviewed)

Data Path : K:\DATA\0D26012\Requant\
Data File : ECD2F006.D
Signal(s) : ECD1A.CH
Acq On : 26 Apr 2020 7:03 pm
Operator : MJB / KAK
Sample : 0D26012-CAL2
Misc :
ALS Vial : 4 Sample Multiplier: 1

Integration File: PCB1.e
Quant Time: Apr 27 11:49:25 2020
Quant Method : K:\METHODS\FECD2_QUANTPCB_200426.M
Quant Title : PCB Data Analysis
QLast Update : Mon Apr 27 09:04:00 2020
Response via : Initial Calibration
Integrator: ChemStation 6890 Scale Mode: Small noise peaks clipped

4/27/20

Volume Inj. : 1uL
Signal Phase : RTX-1701
Signal Info : 30m x 0.32mm x 0.25um

	Compound	R.T.	Response	Conc	Units
System Monitoring Compounds					
1) S	TCMX (S)	4.835	4577107	24.713	ng/ml
64) S	DCBP (S)	9.616	4500425	25.258	ng/ml
Target Compounds					
2)	Aroclor 1016 (1)	5.754	362790	55.480	ng/ml
3)	Aroclor 1016 (2)	6.170	678422	52.369	ng/ml
4)	Aroclor 1016 (3)	6.251	383633	53.789	ng/ml
5)	Aroclor 1016 (4)	6.407	321826	54.845	ng/ml
6)	Aroclor 1016 (5)	6.630	380719	54.093	ng/ml
7)	Aroclor 1016 (6)	6.757	265386	55.009	ng/ml
8)	Aroclor 1016 - AVE	0.000	0	N.D.	ng/ml
9)	Aroclor 1221 (1)	0.000	0	N.D.	ng/mld
10)	Aroclor 1221 (2)	0.000	0	N.D.	ng/mld
11)	Aroclor 1221 (3)	0.000	0	N.D.	ng/mld
12)	Aroclor 1221 (4)	0.000	0	N.D.	ng/mld
13)	Aroclor 1221 (5)	0.000	0	N.D.	ng/mld
14)	Aroclor 1221 - AVE	0.000	0	N.D.	ng/mld
15)	Aroclor 1232 (1)	0.000	0	N.D.	ng/mld
16)	Aroclor 1232 (2)	0.000	0	N.D.	ng/mld
17)	Aroclor 1232 (3)	0.000	0	N.D.	ng/mld
18)	Aroclor 1232 (4)	0.000	0	N.D.	ng/mld
19)	Aroclor 1232 (5)	0.000	0	N.D.	ng/mld
20)	Aroclor 1232 (6)	0.000	0	N.D.	ng/mld
21)	Aroclor 1232 - AVE	0.000	0	N.D.	ng/mld
22)	Aroclor 1242 (1)	0.000	0	N.D.	ng/mld
23)	Aroclor 1242 (2)	0.000	0	N.D.	ng/mld
24)	Aroclor 1242 (3)	0.000	0	N.D.	ng/mld
25)	Aroclor 1242 (4)	0.000	0	N.D.	ng/mld
26)	Aroclor 1242 (5)	0.000	0	N.D.	ng/mld
27)	Aroclor 1242 (6)	0.000	0	N.D.	ng/mld
28)	Aroclor 1242 - AVE	0.000	0	N.D.	ng/mld
29)	Aroclor 1248 (1)	0.000	0	N.D.	ng/mld
30)	Aroclor 1248 (2)	0.000	0	N.D.	ng/mld
31)	Aroclor 1248 (3)	0.000	0	N.D.	ng/mld
32)	Aroclor 1248 (4)	0.000	0	N.D.	ng/mld
33)	Aroclor 1248 (5)	0.000	0	N.D.	ng/mld
34)	Aroclor 1248 (6)	0.000	0	N.D.	ng/mld
35)	Aroclor 1248 - AVE	0.000	0	N.D.	ng/mld
36)	Aroclor 1254 (1)	0.000	0	N.D.	ng/mld
37)	Aroclor 1254 (2)	0.000	0	N.D.	ng/mld
38)	Aroclor 1254 (3)	0.000	0	N.D.	ng/mld
39)	Aroclor 1254 (4)	0.000	0	N.D.	ng/mld
40)	Aroclor 1254 (5)	0.000	0	N.D.	ng/mld
41)	Aroclor 1254 (6)	0.000	0	N.D.	ng/mld
42)	Aroclor 1254 - AVE	0.000	0	N.D.	ng/mld
43)	Aroclor 1260 (1)	7.559	691671	52.153	ng/ml
44)	Aroclor 1260 (2)	7.691	870470	51.950	ng/ml

Quantitation Report (QT Reviewed)

Data Path : K:\DATA\0D26012\Requant\
Data File : ECD2F006.D
Signal(s) : ECD1A.CH
Acq On : 26 Apr 2020 7:03 pm
Operator : MJB / KAK
Sample : 0D26012-CAL2
Misc :
ALS Vial : 4 Sample Multiplier: 1

Integration File: PCB1.e
Quant Time: Apr 27 11:49:25 2020
Quant Method : K:\METHODS\FECD2_QUANTPCB_200426.M
Quant Title : PCB Data Analysis
QLast Update : Mon Apr 27 09:04:00 2020
Response via : Initial Calibration
Integrator: ChemStation 6890 Scale Mode: Small noise peaks clipped

Volume Inj. : 1uL
Signal Phase : RTX-1701
Signal Info : 30m x 0.32mm x 0.25um

	Compound	R.T.	Response	Conc	Units
45)	Aroclor 1260 (3)	8.249	651705	52.154	ng/ml
46)	Aroclor 1260 (4)	8.418	1365824	48.523	ng/ml
47)	Aroclor 1260 (5)	8.719	967528	51.091	ng/ml
48)	Aroclor 1260 (6)	9.113	423886	52.786	ng/ml
49)	Aroclor 1260 - AVE	0.000	0	N.D.	ng/ml
50)	Aroclor 1262 (1)	0.000	0	N.D.	ng/mld
51)	Aroclor 1262 (2)	0.000	0	N.D.	ng/mld
52)	Aroclor 1262 (3)	0.000	0	N.D.	ng/mld
53)	Aroclor 1262 (4)	0.000	0	N.D.	ng/mld
54)	Aroclor 1262 (5)	0.000	0	N.D.	ng/mld
55)	Aroclor 1262 (6)	0.000	0	N.D.	ng/mld
56)	Aroclor 1262 - AVE	0.000	0	N.D.	ng/mld
57)	Aroclor 1268 (1)	0.000	0	N.D.	ng/mld
58)	Aroclor 1268 (2)	0.000	0	N.D.	ng/mld
59)	Aroclor 1268 (3)	0.000	0	N.D.	ng/mld
60)	Aroclor 1268 (4)	0.000	0	N.D.	ng/mld
61)	Aroclor 1268 (5)	0.000	0	N.D.	ng/mld
62)	Aroclor 1268 (6)	0.000	0	N.D.	ng/mld
63)	Aroclor 1268 - AVE	0.000	0	N.D.	ng/mld

(f)=RT Delta > 1/2 Window (m)=manual int.

Quantitation Report (QT Reviewed)

Data Path : K:\DATA\0D26012\Requant\
Data File : ECD2F006.D
Signal(s) : ECD1A.CH
Acq On : 26 Apr 2020 7:03 pm
Operator : MJB / KAK
Sample : 0D26012-CAL2
Misc :
ALS Vial : 4 Sample Multiplier: 1

Integration File: PCB1.e
Quant Time: Apr 27 11:49:25 2020
Quant Method : K:\METHODS\FECD2_QUANTPCB_200426.M
Quant Title : PCB Data Analysis
QLast Update : Mon Apr 27 09:04:00 2020
Response via : Initial Calibration
Integrator: ChemStation 6890 Scale Mode: Small noise peaks clipped

Volume Inj. : 1uL
Signal Phase : RTX-1701
Signal Info : 30m x 0.32mm x 0.25um

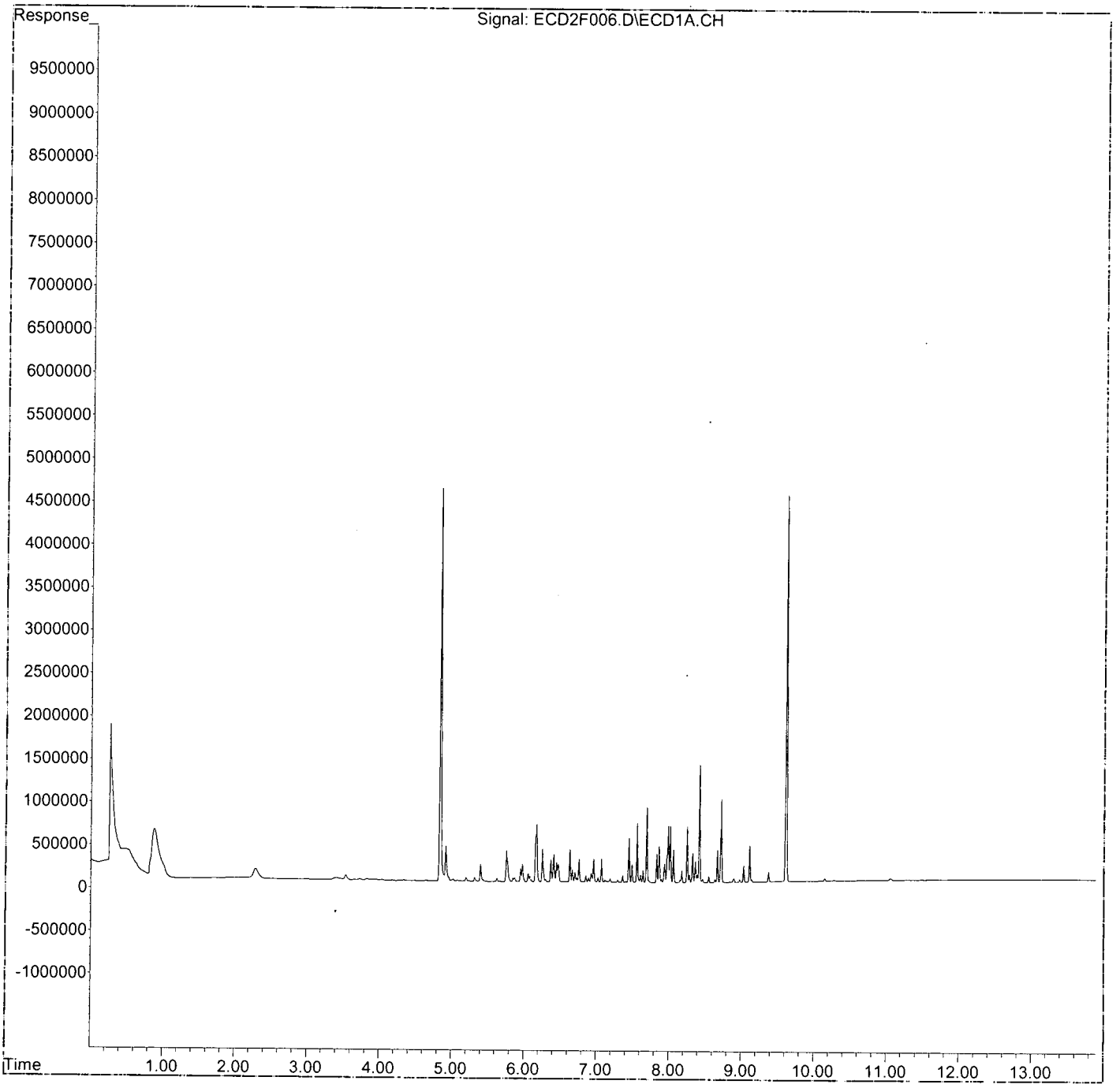

Quantitation Report (QT Reviewed)

Data Path : K:\DATA\0D26012\Requant\
Data File : ECD2F007.D
Signal(s) : ECD1A.CH
Acq On : 26 Apr 2020 7:20 pm
Operator : MJB / KAK
Sample : 0D26012-CAL3
Misc :
ALS Vial : 5 Sample Multiplier: 1

Integration File: PCB1.e
Quant Time: Apr 27 11:50:24 2020
Quant Method : K:\METHODS\FECD2_QUANTPCB_200426.M
Quant Title : PCB Data Analysis
QLast Update : Mon Apr 27 09:04:00 2020
Response via : Initial Calibration
Integrator: ChemStation 6890 Scale Mode: Small noise peaks clipped

4/27/20

Volume Inj. : 1uL
Signal Phase : RTX-1701
Signal Info : 30m x 0.32mm x 0.25um

	Compound	R.T.	Response	Conc	Units
System Monitoring Compounds					
1) S	TCMX (S)	4.835	9316060	50.300	ng/ml
64) S	DCBP (S)	9.616	9043666	50.757	ng/ml
Target Compounds					
2)	Aroclor 1016 (1)	5.755	660359	100.986	ng/ml
3)	Aroclor 1016 (2)	6.170	1294631	99.936	ng/ml
4)	Aroclor 1016 (3)	6.250	714884	100.234	ng/ml
5)	Aroclor 1016 (4)	6.408	606640	103.382	ng/ml
6)	Aroclor 1016 (5)	6.630	728667	103.530	ng/ml
7)	Aroclor 1016 (6)	6.757	487054	100.956	ng/ml
8)	Aroclor 1016 - AVE	0.000	0	N.D.	ng/ml
9)	Aroclor 1221 (1)	0.000	0	N.D.	ng/mld
10)	Aroclor 1221 (2)	0.000	0	N.D.	ng/mld
11)	Aroclor 1221 (3)	0.000	0	N.D.	ng/mld
12)	Aroclor 1221 (4)	0.000	0	N.D.	ng/mld
13)	Aroclor 1221 (5)	0.000	0	N.D.	ng/mld
14)	Aroclor 1221 - AVE	0.000	0	N.D.	ng/mld
15)	Aroclor 1232 (1)	0.000	0	N.D.	ng/mld
16)	Aroclor 1232 (2)	0.000	0	N.D.	ng/mld
17)	Aroclor 1232 (3)	0.000	0	N.D.	ng/mld
18)	Aroclor 1232 (4)	0.000	0	N.D.	ng/mld
19)	Aroclor 1232 (5)	0.000	0	N.D.	ng/mld
20)	Aroclor 1232 (6)	0.000	0	N.D.	ng/mld
21)	Aroclor 1232 - AVE	0.000	0	N.D.	ng/mld
22)	Aroclor 1242 (1)	0.000	0	N.D.	ng/mld
23)	Aroclor 1242 (2)	0.000	0	N.D.	ng/mld
24)	Aroclor 1242 (3)	0.000	0	N.D.	ng/mld
25)	Aroclor 1242 (4)	0.000	0	N.D.	ng/mld
26)	Aroclor 1242 (5)	0.000	0	N.D.	ng/mld
27)	Aroclor 1242 (6)	0.000	0	N.D.	ng/mld
28)	Aroclor 1242 - AVE	0.000	0	N.D.	ng/mld
29)	Aroclor 1248 (1)	0.000	0	N.D.	ng/mld
30)	Aroclor 1248 (2)	0.000	0	N.D.	ng/mld
31)	Aroclor 1248 (3)	0.000	0	N.D.	ng/mld
32)	Aroclor 1248 (4)	0.000	0	N.D.	ng/mld
33)	Aroclor 1248 (5)	0.000	0	N.D.	ng/mld
34)	Aroclor 1248 (6)	0.000	0	N.D.	ng/mld
35)	Aroclor 1248 - AVE	0.000	0	N.D.	ng/mld
36)	Aroclor 1254 (1)	0.000	0	N.D.	ng/mld
37)	Aroclor 1254 (2)	0.000	0	N.D.	ng/mld
38)	Aroclor 1254 (3)	0.000	0	N.D.	ng/mld
39)	Aroclor 1254 (4)	0.000	0	N.D.	ng/mld
40)	Aroclor 1254 (5)	0.000	0	N.D.	ng/mld
41)	Aroclor 1254 (6)	0.000	0	N.D.	ng/mld
42)	Aroclor 1254 - AVE	0.000	0	N.D.	ng/mld
43)	Aroclor 1260 (1)	7.559	1339918	101.032	ng/ml
44)	Aroclor 1260 (2)	7.691	1683300	100.459	ng/ml

Quantitation Report (QT Reviewed)

Data Path : K:\DATA\0D26012\Requant\
Data File : ECD2F007.D
Signal(s) : ECD1A.CH
Acq On : 26 Apr 2020 7:20 pm
Operator : MJB / KAK
Sample : 0D26012-CAL3
Misc :
ALS Vial : 5 Sample Multiplier: 1

Integration File: PCB1.e
Quant Time: Apr 27 11:50:24 2020
Quant Method : K:\METHODS\FECD2_QUANTPCB_200426.M
Quant Title : PCB Data Analysis
QLast Update : Mon Apr 27 09:04:00 2020
Response via : Initial Calibration
Integrator: ChemStation 6890 Scale Mode: Small noise peaks clipped

Volume Inj. : 1uL
Signal Phase : RTX-1701
Signal Info : 30m x 0.32mm x 0.25um

	Compound	R.T.	Response	Conc	Units
45)	Aroclor 1260 (3)	8.249	1257364	100.624	ng/ml
46)	Aroclor 1260 (4)	8.418	2750394	97.713	ng/ml
47)	Aroclor 1260 (5)	8.719	1912495	100.991	ng/ml
48)	Aroclor 1260 (6)	9.112	794738	98.968	ng/ml
49)	Aroclor 1260 - AVE	0.000	0	N.D.	ng/ml
50)	Aroclor 1262 (1)	0.000	0	N.D.	ng/mld
51)	Aroclor 1262 (2)	0.000	0	N.D.	ng/mld
52)	Aroclor 1262 (3)	0.000	0	N.D.	ng/mld
53)	Aroclor 1262 (4)	0.000	0	N.D.	ng/mld
54)	Aroclor 1262 (5)	0.000	0	N.D.	ng/mld
55)	Aroclor 1262 (6)	0.000	0	N.D.	ng/mld
56)	Aroclor 1262 - AVE	0.000	0	N.D.	ng/mld
57)	Aroclor 1268 (1)	0.000	0	N.D.	ng/mld
58)	Aroclor 1268 (2)	0.000	0	N.D.	ng/mld
59)	Aroclor 1268 (3)	0.000	0	N.D.	ng/mld
60)	Aroclor 1268 (4)	0.000	0	N.D.	ng/mld
61)	Aroclor 1268 (5)	0.000	0	N.D.	ng/mld
62)	Aroclor 1268 (6)	0.000	0	N.D.	ng/mld
63)	Aroclor 1268 - AVE	0.000	0	N.D.	ng/mld

(f)=RT Delta > 1/2 Window (m)=manual int.

Quantitation Report (QT Reviewed)

Data Path : K:\DATA\0D26012\Requant\
Data File : ECD2F007.D
Signal(s) : ECD1A.CH
Acq On : 26 Apr 2020 7:20 pm
Operator : MJB / KAK
Sample : 0D26012-CAL3
Misc :
ALS Vial : 5 Sample Multiplier: 1

Integration File: PCB1.e
Quant Time: Apr 27 11:50:24 2020
Quant Method : K:\METHODS\FECD2_QUANTPCB_200426.M
Quant Title : PCB Data Analysis
QLast Update : Mon Apr 27 09:04:00 2020
Response via : Initial Calibration
Integrator: ChemStation 6890 Scale Mode: Small noise peaks clipped

Volume Inj. : 1uL
Signal Phase : RTX-1701
Signal Info : 30m x 0.32mm x 0.25um

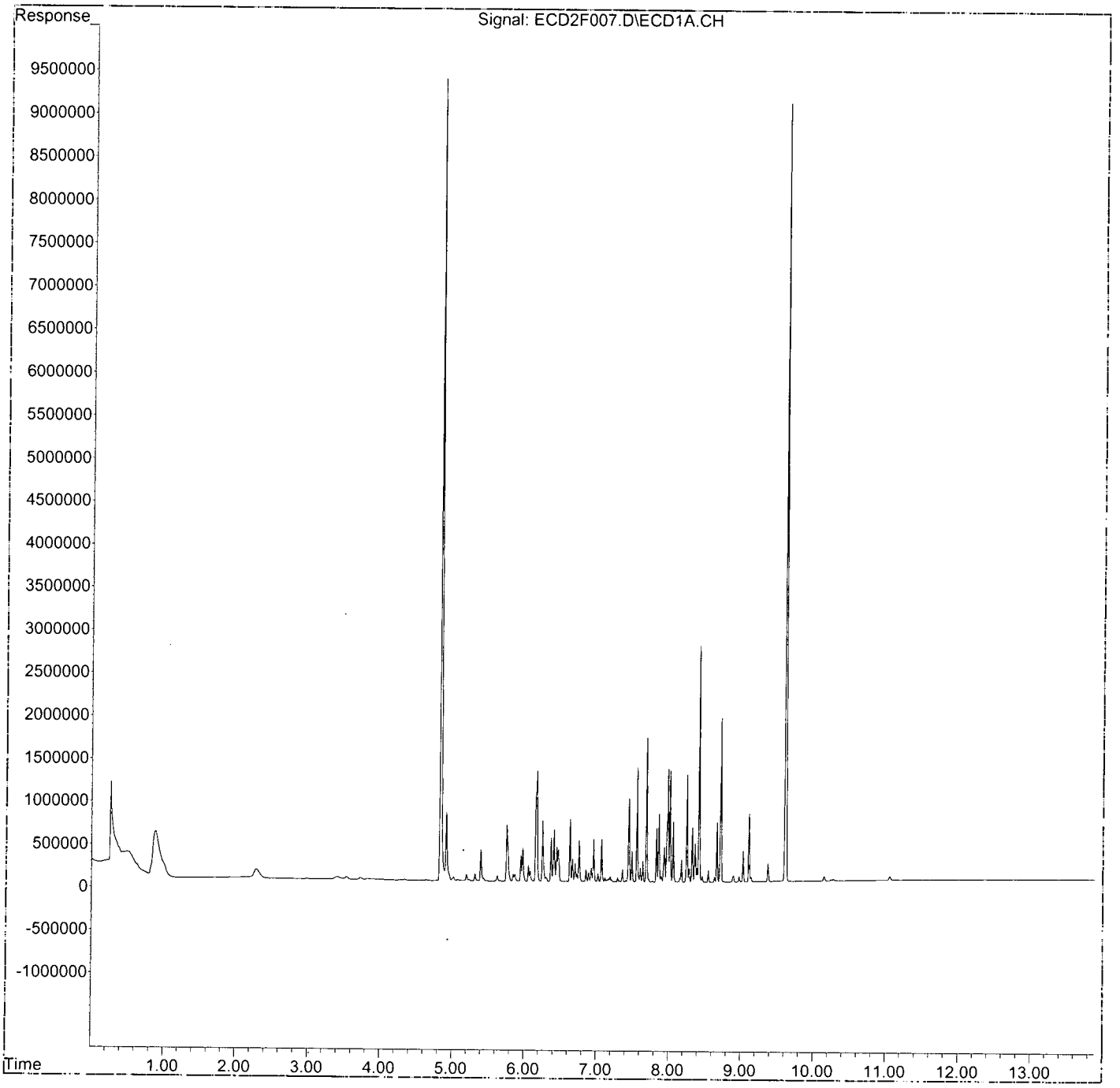

Quantitation Report (QT Reviewed)

Data Path : K:\DATA\0D26012\Requant\
Data File : ECD2F008.D
Signal(s) : ECD1A.CH
Acq On : 26 Apr 2020 7:38 pm
Operator : MJB / KAK
Sample : 0D26012-CAL4
Misc :
ALS Vial : 6 Sample Multiplier: 1

Integration File: PCB1.e
Quant Time: Apr 27 11:51:22 2020
Quant Method : K:\METHODS\FECD2_QUANTPCB_200426.M
Quant Title : PCB Data Analysis
QLast Update : Mon Apr 27 09:04:00 2020
Response via : Initial Calibration
Integrator: ChemStation 6890 Scale Mode: Small noise peaks clipped

4/27/20

Volume Inj. : 1uL
Signal Phase : RTX-1701
Signal Info : 30m x 0.32mm x 0.25um

	Compound	R.T.	Response	Conc	Units
System Monitoring Compounds					
1) S	TCMX (S)	4.836	18413549	99.420	ng/ml
64) S	DCBP (S)	9.616	18075638	101.448	ng/ml
Target Compounds					
2)	Aroclor 1016 (1)	5.755	1252522	191.542	ng/ml
3)	Aroclor 1016 (2)	6.170	2587662	199.749	ng/ml
4)	Aroclor 1016 (3)	6.251	1425617	199.886	ng/ml
5)	Aroclor 1016 (4)	6.408	1116260	190.230	ng/ml
6)	Aroclor 1016 (5)	6.631	1334556	189.616	ng/ml
7)	Aroclor 1016 (6)	6.757	893296	185.162	ng/ml
8)	Aroclor 1016 - AVE	0.000	0	N.D.	ng/ml
9)	Aroclor 1221 (1)	0.000	0	N.D.	ng/mld
10)	Aroclor 1221 (2)	0.000	0	N.D.	ng/mld
11)	Aroclor 1221 (3)	0.000	0	N.D.	ng/mld
12)	Aroclor 1221 (4)	0.000	0	N.D.	ng/mld
13)	Aroclor 1221 (5)	0.000	0	N.D.	ng/mld
14)	Aroclor 1221 - AVE	0.000	0	N.D.	ng/mld
15)	Aroclor 1232 (1)	0.000	0	N.D.	ng/mld
16)	Aroclor 1232 (2)	0.000	0	N.D.	ng/mld
17)	Aroclor 1232 (3)	0.000	0	N.D.	ng/mld
18)	Aroclor 1232 (4)	0.000	0	N.D.	ng/mld
19)	Aroclor 1232 (5)	0.000	0	N.D.	ng/mld
20)	Aroclor 1232 (6)	0.000	0	N.D.	ng/mld
21)	Aroclor 1232 - AVE	0.000	0	N.D.	ng/mld
22)	Aroclor 1242 (1)	0.000	0	N.D.	ng/mld
23)	Aroclor 1242 (2)	0.000	0	N.D.	ng/mld
24)	Aroclor 1242 (3)	0.000	0	N.D.	ng/mld
25)	Aroclor 1242 (4)	0.000	0	N.D.	ng/mld
26)	Aroclor 1242 (5)	0.000	0	N.D.	ng/mld
27)	Aroclor 1242 (6)	0.000	0	N.D.	ng/mld
28)	Aroclor 1242 - AVE	0.000	0	N.D.	ng/mld
29)	Aroclor 1248 (1)	0.000	0	N.D.	ng/mld
30)	Aroclor 1248 (2)	0.000	0	N.D.	ng/mld
31)	Aroclor 1248 (3)	0.000	0	N.D.	ng/mld
32)	Aroclor 1248 (4)	0.000	0	N.D.	ng/mld
33)	Aroclor 1248 (5)	0.000	0	N.D.	ng/mld
34)	Aroclor 1248 (6)	0.000	0	N.D.	ng/mld
35)	Aroclor 1248 - AVE	0.000	0	N.D.	ng/mld
36)	Aroclor 1254 (1)	0.000	0	N.D.	ng/mld
37)	Aroclor 1254 (2)	0.000	0	N.D.	ng/mld
38)	Aroclor 1254 (3)	0.000	0	N.D.	ng/mld
39)	Aroclor 1254 (4)	0.000	0	N.D.	ng/mld
40)	Aroclor 1254 (5)	0.000	0	N.D.	ng/mld
41)	Aroclor 1254 (6)	0.000	0	N.D.	ng/mld
42)	Aroclor 1254 - AVE	0.000	0	N.D.	ng/mld
43)	Aroclor 1260 (1)	7.559	2591486	195.402	ng/ml
44)	Aroclor 1260 (2)	7.692	3294378	196.608	ng/ml

Quantitation Report (QT Reviewed)

Data Path : K:\DATA\0D26012\Requant\
Data File : ECD2F008.D
Signal(s) : ECD1A.CH
Acq On : 26 Apr 2020 7:38 pm
Operator : MJB / KAK
Sample : 0D26012-CAL4
Misc :
ALS Vial : 6 Sample Multiplier: 1

Integration File: PCB1.e
Quant Time: Apr 27 11:51:22 2020
Quant Method : K:\METHODS\FECD2_QUANTPCB_200426.M
Quant Title : PCB Data Analysis
QLast Update : Mon Apr 27 09:04:00 2020
Response via : Initial Calibration
Integrator: ChemStation 6890 Scale Mode: Small noise peaks clipped

Volume Inj. : 1uL
Signal Phase : RTX-1701
Signal Info : 30m x 0.32mm x 0.25um

	Compound	R.T.	Response	Conc	Units
45)	Aroclor 1260 (3)	8.250	2464101	197.196	ng/ml
46)	Aroclor 1260 (4)	8.418	5691125	202.187	ng/ml
47)	Aroclor 1260 (5)	8.719	3742976	197.652	ng/ml
48)	Aroclor 1260 (6)	9.112	1534132	191.043	ng/ml
49)	Aroclor 1260 - AVE	0.000	0	N.D.	ng/ml
50)	Aroclor 1262 (1)	0.000	0	N.D.	ng/mld
51)	Aroclor 1262 (2)	0.000	0	N.D.	ng/mld
52)	Aroclor 1262 (3)	0.000	0	N.D.	ng/mld
53)	Aroclor 1262 (4)	0.000	0	N.D.	ng/mld
54)	Aroclor 1262 (5)	0.000	0	N.D.	ng/mld
55)	Aroclor 1262 (6)	0.000	0	N.D.	ng/mld
56)	Aroclor 1262 - AVE	0.000	0	N.D.	ng/mld
57)	Aroclor 1268 (1)	0.000	0	N.D.	ng/mld
58)	Aroclor 1268 (2)	0.000	0	N.D.	ng/mld
59)	Aroclor 1268 (3)	0.000	0	N.D.	ng/mld
60)	Aroclor 1268 (4)	0.000	0	N.D.	ng/mld
61)	Aroclor 1268 (5)	0.000	0	N.D.	ng/mld
62)	Aroclor 1268 (6)	0.000	0	N.D.	ng/mld
63)	Aroclor 1268 - AVE	0.000	0	N.D.	ng/mld

(f)=RT Delta > 1/2 Window (m)=manual int.

Quantitation Report (QT Reviewed)

Data Path : K:\DATA\0D26012\Requant\
Data File : ECD2F008.D
Signal(s) : ECD1A.CH
Acq On : 26 Apr 2020 7:38 pm
Operator : MJB / KAK
Sample : 0D26012-CAL4
Misc :
ALS Vial : 6 Sample Multiplier: 1

Integration File: PCB1.e
Quant Time: Apr 27 11:51:22 2020
Quant Method : K:\METHODS\FECD2_QUANTPCB_200426.M
Quant Title : PCB Data Analysis
QLast Update : Mon Apr 27 09:04:00 2020
Response via : Initial Calibration
Integrator: ChemStation 6890 Scale Mode: Small noise peaks clipped

Volume Inj. : 1uL
Signal Phase : RTX-1701
Signal Info : 30m x 0.32mm x 0.25um

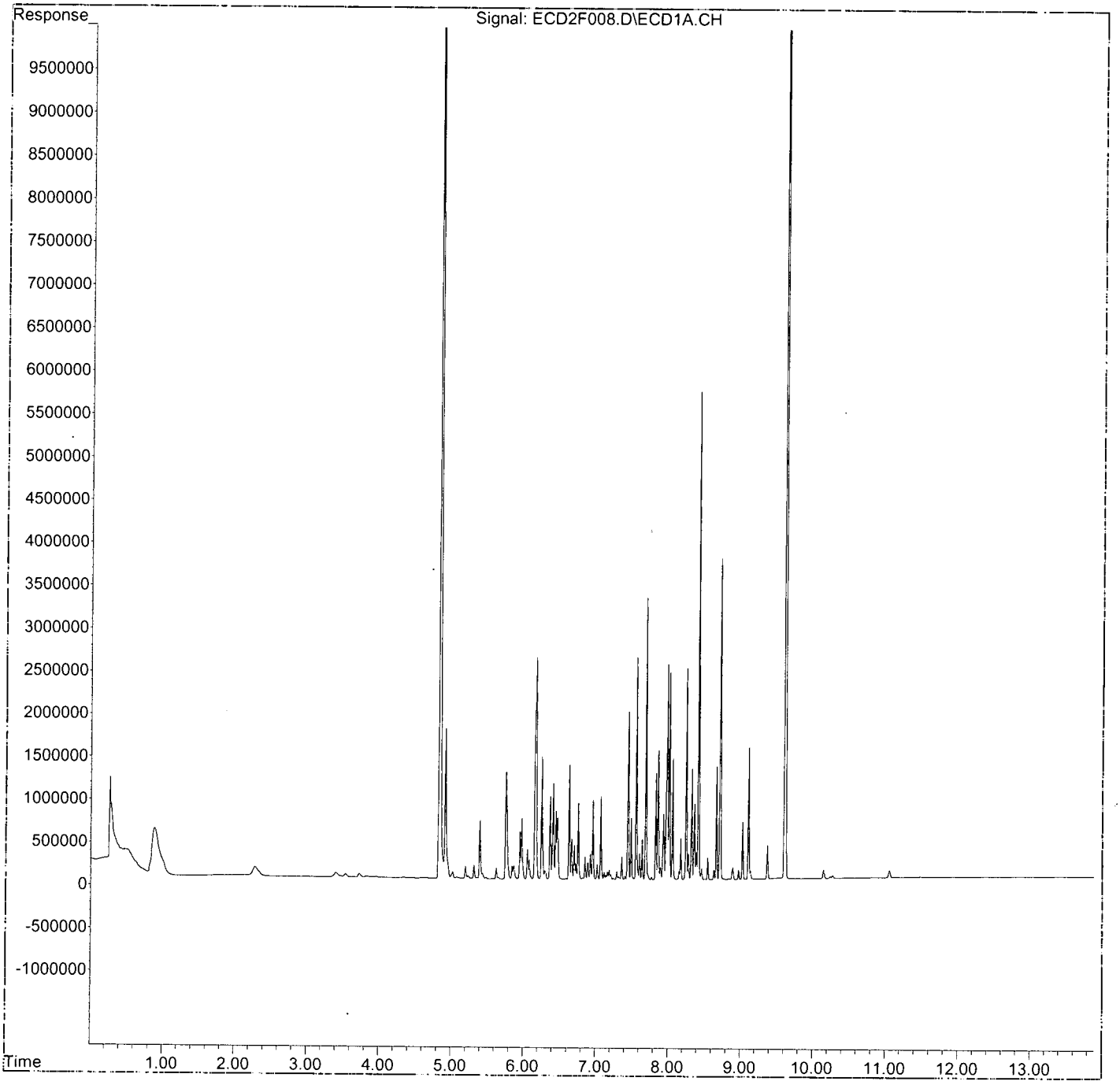

Quantitation Report (QT Reviewed)

Data Path : K:\DATA\0D26012\Requant\
Data File : ECD2F009.D
Signal(s) : ECD1A.CH
Acq On : 26 Apr 2020 7:55 pm
Operator : MJB / KAK
Sample : 0D26012-CAL5
Misc :
ALS Vial : 7 Sample Multiplier: 1

Integration File: PCB1.e
Quant Time: Apr 27 11:52:03 2020
Quant Method : K:\METHODS\FECD2_QUANTPCB_200426.M
Quant Title : PCB Data Analysis
QLast Update : Mon Apr 27 09:04:00 2020
Response via : Initial Calibration
Integrator: ChemStation 6890 Scale Mode: Small noise peaks clipped

4/27/20

Volume Inj. : 1uL
Signal Phase : RTX-1701
Signal Info : 30m x 0.32mm x 0.25um

	Compound	R.T.	Response	Conc	Units
	System Monitoring Compounds				
1) S	TCMX (S)	4.836	43243283	233.483	ng/ml
64) S	DCBP (S)	9.617	41722307	234.163	ng/ml
	Target Compounds				
2)	Aroclor 1016 (1)	5.754	3007276	459.888	ng/ml
3)	Aroclor 1016 (2)	6.169	6179055	476.979	ng/ml
4)	Aroclor 1016 (3)	6.249	3299771	462.662	ng/ml
5)	Aroclor 1016 (4)	6.407	2753573	469.256	ng/ml
6)	Aroclor 1016 (5)	6.630	3316303	471.186	ng/ml
7)	Aroclor 1016 (6)	6.757	2244714	465.282	ng/ml
8)	Aroclor 1016 - AVE	0.000	0	N.D.	ng/ml
9)	Aroclor 1221 (1)	0.000	0	N.D.	ng/mld
10)	Aroclor 1221 (2)	0.000	0	N.D.	ng/mld
11)	Aroclor 1221 (3)	0.000	0	N.D.	ng/mld
12)	Aroclor 1221 (4)	0.000	0	N.D.	ng/mld
13)	Aroclor 1221 (5)	0.000	0	N.D.	ng/mld
14)	Aroclor 1221 - AVE	0.000	0	N.D.	ng/mld
15)	Aroclor 1232 (1)	0.000	0	N.D.	ng/mld
16)	Aroclor 1232 (2)	0.000	0	N.D.	ng/mld
17)	Aroclor 1232 (3)	0.000	0	N.D.	ng/mld
18)	Aroclor 1232 (4)	0.000	0	N.D.	ng/mld
19)	Aroclor 1232 (5)	0.000	0	N.D.	ng/mld
20)	Aroclor 1232 (6)	0.000	0	N.D.	ng/mld
21)	Aroclor 1232 - AVE	0.000	0	N.D.	ng/mld
22)	Aroclor 1242 (1)	0.000	0	N.D.	ng/mld
23)	Aroclor 1242 (2)	0.000	0	N.D.	ng/mld
24)	Aroclor 1242 (3)	0.000	0	N.D.	ng/mld
25)	Aroclor 1242 (4)	0.000	0	N.D.	ng/mld
26)	Aroclor 1242 (5)	0.000	0	N.D.	ng/mld
27)	Aroclor 1242 (6)	0.000	0	N.D.	ng/mld
28)	Aroclor 1242 - AVE	0.000	0	N.D.	ng/mld
29)	Aroclor 1248 (1)	0.000	0	N.D.	ng/mld
30)	Aroclor 1248 (2)	0.000	0	N.D.	ng/mld
31)	Aroclor 1248 (3)	0.000	0	N.D.	ng/mld
32)	Aroclor 1248 (4)	0.000	0	N.D.	ng/mld
33)	Aroclor 1248 (5)	0.000	0	N.D.	ng/mld
34)	Aroclor 1248 (6)	0.000	0	N.D.	ng/mld
35)	Aroclor 1248 - AVE	0.000	0	N.D.	ng/mld
36)	Aroclor 1254 (1)	0.000	0	N.D.	ng/mld
37)	Aroclor 1254 (2)	0.000	0	N.D.	ng/mld
38)	Aroclor 1254 (3)	0.000	0	N.D.	ng/mld
39)	Aroclor 1254 (4)	0.000	0	N.D.	ng/mld
40)	Aroclor 1254 (5)	0.000	0	N.D.	ng/mld
41)	Aroclor 1254 (6)	0.000	0	N.D.	ng/mld
42)	Aroclor 1254 - AVE	0.000	0	N.D.	ng/mld
43)	Aroclor 1260 (1)	7.559	6137505	462.777	ng/ml
44)	Aroclor 1260 (2)	7.691	7885627	470.613	ng/ml

Quantitation Report (QT Reviewed)

Data Path : K:\DATA\0D26012\Requant\
Data File : ECD2F009.D
Signal(s) : ECD1A.CH
Acq On : 26 Apr 2020 7:55 pm
Operator : MJB / KAK
Sample : 0D26012-CAL5
Misc :
ALS Vial : 7 Sample Multiplier: 1

Integration File: PCB1.e
Quant Time: Apr 27 11:52:03 2020
Quant Method : K:\METHODS\FECD2_QUANTPCB_200426.M
Quant Title : PCB Data Analysis
QLast Update : Mon Apr 27 09:04:00 2020
Response via : Initial Calibration
Integrator: ChemStation 6890 Scale Mode: Small noise peaks clipped

Volume Inj. : 1uL
Signal Phase : RTX-1701
Signal Info : 30m x 0.32mm x 0.25um

	Compound	R.T.	Response	Conc	Units
45)	Aroclor 1260 (3)	8.250	5941002	475.443	ng/ml
46)	Aroclor 1260 (4)	8.419	13482805	479.001	ng/ml
47)	Aroclor 1260 (5)	8.719	9071060	479.007	ng/ml
48)	Aroclor 1260 (6)	9.113	3903473	486.093	ng/ml
49)	Aroclor 1260 - AVE	0.000	0	N.D.	ng/ml
50)	Aroclor 1262 (1)	0.000	0	N.D.	ng/mld
51)	Aroclor 1262 (2)	0.000	0	N.D.	ng/mld
52)	Aroclor 1262 (3)	0.000	0	N.D.	ng/mld
53)	Aroclor 1262 (4)	0.000	0	N.D.	ng/mld
54)	Aroclor 1262 (5)	0.000	0	N.D.	ng/mld
55)	Aroclor 1262 (6)	0.000	0	N.D.	ng/mld
56)	Aroclor 1262 - AVE	0.000	0	N.D.	ng/mld
57)	Aroclor 1268 (1)	0.000	0	N.D.	ng/mld
58)	Aroclor 1268 (2)	0.000	0	N.D.	ng/mld
59)	Aroclor 1268 (3)	0.000	0	N.D.	ng/mld
60)	Aroclor 1268 (4)	0.000	0	N.D.	ng/mld
61)	Aroclor 1268 (5)	0.000	0	N.D.	ng/mld
62)	Aroclor 1268 (6)	0.000	0	N.D.	ng/mld
63)	Aroclor 1268 - AVE	0.000	0	N.D.	ng/mld

(f)=RT Delta > 1/2 Window (m)=manual int.

Quantitation Report (QT Reviewed)

Data Path : K:\DATA\0D26012\Requant\
Data File : ECD2F009.D
Signal(s) : ECD1A.CH
Acq On : 26 Apr 2020 7:55 pm
Operator : MJB / KAK
Sample : 0D26012-CAL5
Misc :
ALS Vial : 7 Sample Multiplier: 1

Integration File: PCB1.e
Quant Time: Apr 27 11:52:03 2020
Quant Method : K:\METHODS\FECD2_QUANTPCB_200426.M
Quant Title : PCB Data Analysis
QLast Update : Mon Apr 27 09:04:00 2020
Response via : Initial Calibration
Integrator: ChemStation 6890 Scale Mode: Small noise peaks clipped

Volume Inj. : 1uL
Signal Phase : RTX-1701
Signal Info : 30m x 0.32mm x 0.25um

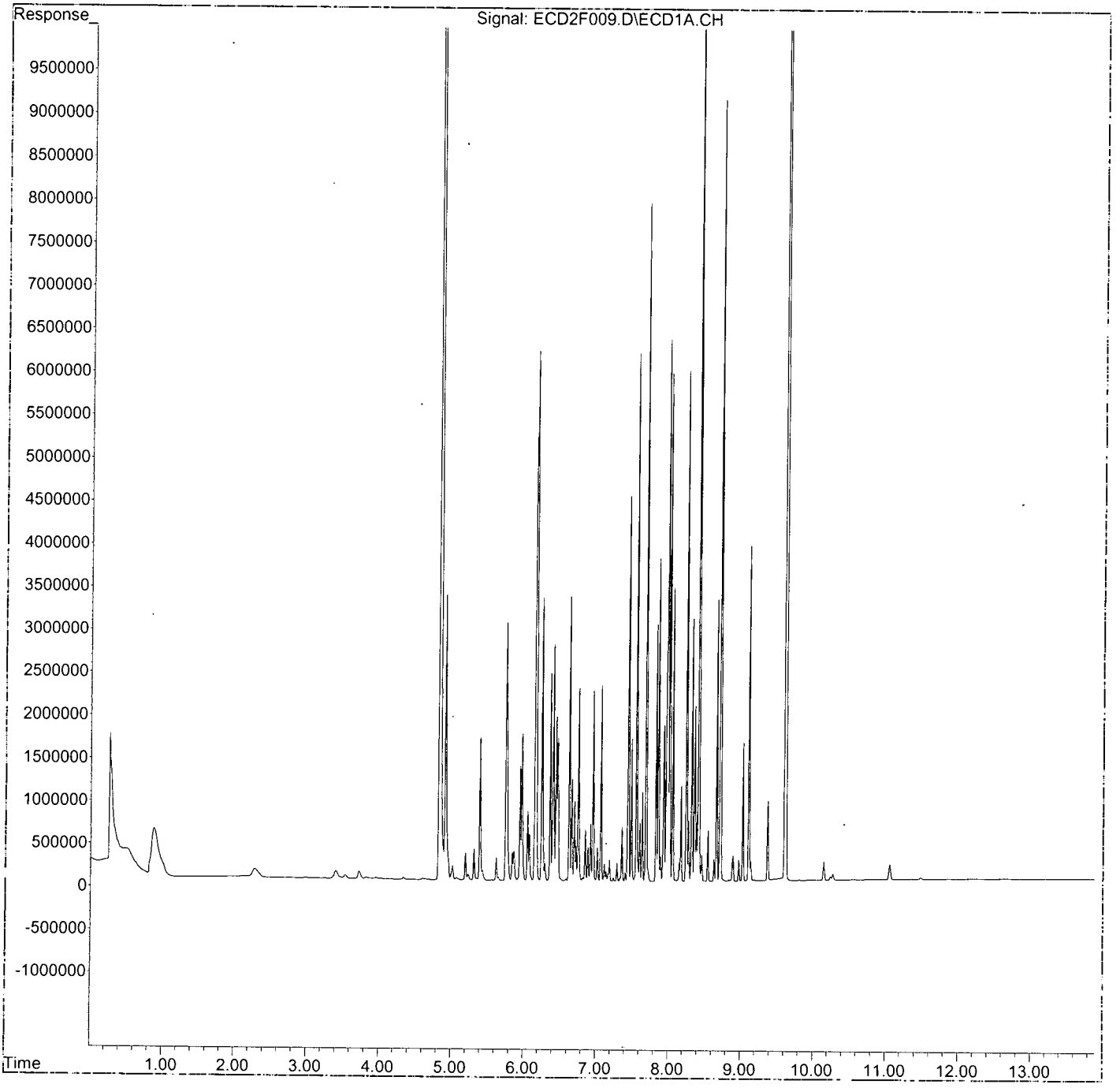

Quantitation Report (QT Reviewed)

Data Path : K:\DATA\0D26012\Requant\
Data File : ECD2F010.D
Signal(s) : ECD1A.CH
Acq On : 26 Apr 2020 8:13 pm
Operator : MJB / KAK
Sample : 0D26012-CAL6
Misc :
ALS Vial : 8 Sample Multiplier: 1

Integration File: PCB1.e
Quant Time: Apr 27 11:53:00 2020
Quant Method : K:\METHODS\FECD2_QUANTPCB_200426.M
Quant Title : PCB Data Analysis
QLast Update : Mon Apr 27 09:04:00 2020
Response via : Initial Calibration
Integrator: ChemStation 6890 Scale Mode: Small noise peaks clipped

4/27/20

Volume Inj. : 1uL
Signal Phase : RTX-1701
Signal Info : 30m x 0.32mm x 0.25um

	Compound	R.T.	Response	Conc	Units
System Monitoring Compounds					
1) S	TCMX (S)	4.837	97759432	527.831	ng/ml
64) S	DCBP (S)	9.616	92557948	519.473	ng/ml
Target Compounds					
2)	Aroclor 1016 (1)	5.754	5732342	876.620	ng/ml
3)	Aroclor 1016 (2)	6.168	11802822	911.093	ng/ml
4)	Aroclor 1016 (3)	6.249	6246643	875.844	ng/ml
5)	Aroclor 1016 (4)	6.407	5057141	861.823	ng/ml
6)	Aroclor 1016 (5)	6.629	6232395	885.509	ng/ml
7)	Aroclor 1016 (6)	6.755	4196029	869.749	ng/ml
8)	Aroclor 1016 - AVE	0.000	0	N.D.	ng/ml
9)	Aroclor 1221 (1)	0.000	0	N.D.	ng/mld
10)	Aroclor 1221 (2)	0.000	0	N.D.	ng/mld
11)	Aroclor 1221 (3)	0.000	0	N.D.	ng/mld
12)	Aroclor 1221 (4)	0.000	0	N.D.	ng/mld
13)	Aroclor 1221 (5)	0.000	0	N.D.	ng/mld
14)	Aroclor 1221 - AVE	0.000	0	N.D.	ng/mld
15)	Aroclor 1232 (1)	0.000	0	N.D.	ng/mld
16)	Aroclor 1232 (2)	0.000	0	N.D.	ng/mld
17)	Aroclor 1232 (3)	0.000	0	N.D.	ng/mld
18)	Aroclor 1232 (4)	0.000	0	N.D.	ng/mld
19)	Aroclor 1232 (5)	0.000	0	N.D.	ng/mld
20)	Aroclor 1232 (6)	0.000	0	N.D.	ng/mld
21)	Aroclor 1232 - AVE	0.000	0	N.D.	ng/mld
22)	Aroclor 1242 (1)	0.000	0	N.D.	ng/mld
23)	Aroclor 1242 (2)	0.000	0	N.D.	ng/mld
24)	Aroclor 1242 (3)	0.000	0	N.D.	ng/mld
25)	Aroclor 1242 (4)	0.000	0	N.D.	ng/mld
26)	Aroclor 1242 (5)	0.000	0	N.D.	ng/mld
27)	Aroclor 1242 (6)	0.000	0	N.D.	ng/mld
28)	Aroclor 1242 - AVE	0.000	0	N.D.	ng/mld
29)	Aroclor 1248 (1)	0.000	0	N.D.	ng/mld
30)	Aroclor 1248 (2)	0.000	0	N.D.	ng/mld
31)	Aroclor 1248 (3)	0.000	0	N.D.	ng/mld
32)	Aroclor 1248 (4)	0.000	0	N.D.	ng/mld
33)	Aroclor 1248 (5)	0.000	0	N.D.	ng/mld
34)	Aroclor 1248 (6)	0.000	0	N.D.	ng/mld
35)	Aroclor 1248 - AVE	0.000	0	N.D.	ng/mld
36)	Aroclor 1254 (1)	0.000	0	N.D.	ng/mld
37)	Aroclor 1254 (2)	0.000	0	N.D.	ng/mld
38)	Aroclor 1254 (3)	0.000	0	N.D.	ng/mld
39)	Aroclor 1254 (4)	0.000	0	N.D.	ng/mld
40)	Aroclor 1254 (5)	0.000	0	N.D.	ng/mld
41)	Aroclor 1254 (6)	0.000	0	N.D.	ng/mld
42)	Aroclor 1254 - AVE	0.000	0	N.D.	ng/mld
43)	Aroclor 1260 (1)	7.559	11955454	901.458	ng/ml
44)	Aroclor 1260 (2)	7.691	15224305	908.585	ng/ml

Quantitation Report (QT Reviewed)

Data Path : K:\DATA\0D26012\Requant\
Data File : ECD2F010.D
Signal(s) : ECD1A.CH
Acq On : 26 Apr 2020 8:13 pm
Operator : MJB / KAK
Sample : 0D26012-CAL6
Misc :
ALS Vial : 8 Sample Multiplier: 1

Integration File: PCB1.e
Quant Time: Apr 27 11:53:00 2020
Quant Method : K:\METHODS\FECD2_QUANTPCB_200426.M
Quant Title : PCB Data Analysis
QLast Update : Mon Apr 27 09:04:00 2020
Response via : Initial Calibration
Integrator: ChemStation 6890 Scale Mode: Small noise peaks clipped

Volume Inj. : 1uL
Signal Phase : RTX-1701
Signal Info : 30m x 0.32mm x 0.25um

	Compound	R.T.	Response	Conc	Units
45)	Aroclor 1260 (3)	8.249	11857284	948.908	ng/ml
46)	Aroclor 1260 (4)	8.418	28554386	1014.446	ng/ml
47)	Aroclor 1260 (5)	8.718	17689376	934.106	ng/ml
48)	Aroclor 1260 (6)	9.111	7635524	950.840	ng/ml
49)	Aroclor 1260 - AVE	0.000	0	N.D.	ng/ml
50)	Aroclor 1262 (1)	0.000	0	N.D.	ng/mld
51)	Aroclor 1262 (2)	0.000	0	N.D.	ng/mld
52)	Aroclor 1262 (3)	0.000	0	N.D.	ng/mld
53)	Aroclor 1262 (4)	0.000	0	N.D.	ng/mld
54)	Aroclor 1262 (5)	0.000	0	N.D.	ng/mld
55)	Aroclor 1262 (6)	0.000	0	N.D.	ng/mld
56)	Aroclor 1262 - AVE	0.000	0	N.D.	ng/mld
57)	Aroclor 1268 (1)	0.000	0	N.D.	ng/mld
58)	Aroclor 1268 (2)	0.000	0	N.D.	ng/mld
59)	Aroclor 1268 (3)	0.000	0	N.D.	ng/mld
60)	Aroclor 1268 (4)	0.000	0	N.D.	ng/mld
61)	Aroclor 1268 (5)	0.000	0	N.D.	ng/mld
62)	Aroclor 1268 (6)	0.000	0	N.D.	ng/mld
63)	Aroclor 1268 - AVE	0.000	0	N.D.	ng/mld

(f)=RT Delta > 1/2 Window (m)=manual int.

Quantitation Report (QT Reviewed)

Data Path : K:\DATA\0D26012\Requant\
Data File : ECD2F010.D
Signal(s) : ECD1A.CH
Acq On : 26 Apr 2020 8:13 pm
Operator : MJB / KAK
Sample : 0D26012-CAL6
Misc :
ALS Vial : 8 Sample Multiplier: 1

Integration File: PCB1.e
Quant Time: Apr 27 11:53:00 2020
Quant Method : K:\METHODS\FECD2_QUANTPCB_200426.M
Quant Title : PCB Data Analysis
QLast Update : Mon Apr 27 09:04:00 2020
Response via : Initial Calibration
Integrator: ChemStation 6890 Scale Mode: Small noise peaks clipped

Volume Inj. : 1uL
Signal Phase : RTX-1701
Signal Info : 30m x 0.32mm x 0.25um

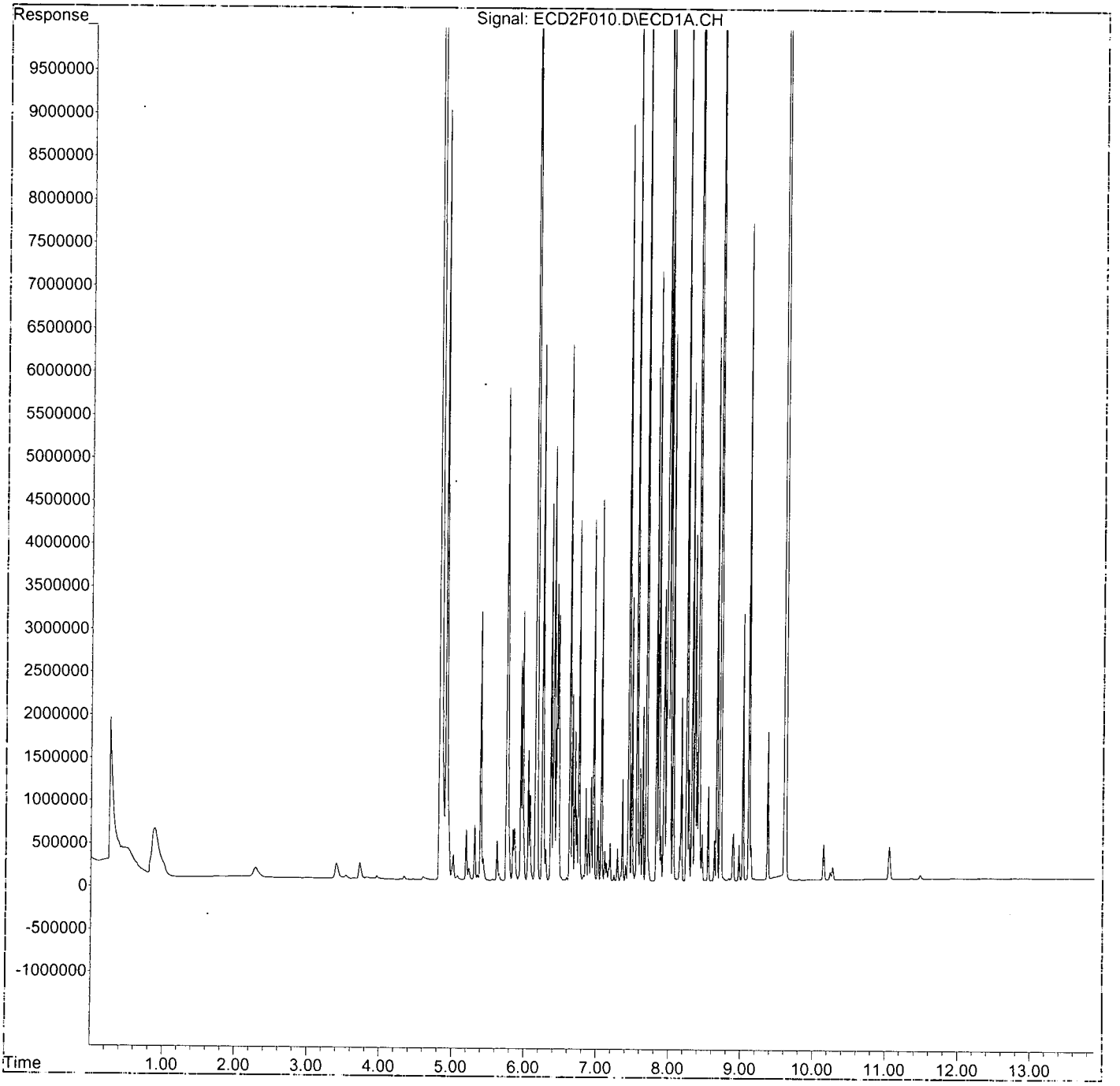

Quantitation Report (QT Reviewed)

Data Path : K:\DATA\0D26012\Requant\
Data File : ECD2F011.D
Signal(s) : ECD1A.CH
Acq On : 26 Apr 2020 8:30 pm
Operator : MJB / KAK
Sample : 0D26012-CAL7
Misc :
ALS Vial : 9 Sample Multiplier: 1

Integration File: PCB1.e
Quant Time: Apr 27 11:53:41 2020
Quant Method : K:\METHODS\FECD2_QUANTPCB_200426.M
Quant Title : PCB Data Analysis
QLast Update : Mon Apr 27 09:04:00 2020
Response via : Initial Calibration
Integrator: ChemStation 6890 Scale Mode: Small noise peaks clipped

4/27/20

Volume Inj. : 1uL
Signal Phase : RTX-1701
Signal Info : 30m x 0.32mm x 0.25um

	Compound	R.T.	Response	Conc	Units
System Monitoring Compounds					
1) S	TCMX (S)	4.838	154068674	831.861	ng/ml
64) S	DCBP (S)	9.619	141766541	795.652	ng/ml
Target Compounds					
2)	Aroclor 1016 (1)	5.755	8806140	1346.681	ng/ml
3)	Aroclor 1016 (2)	6.169	18628732	1438.005	ng/ml
4)	Aroclor 1016 (3)	6.250	9965308	1397.239	ng/ml
5)	Aroclor 1016 (4)	6.408	7858630	1339.245	ng/ml
6)	Aroclor 1016 (5)	6.630	9570320	1359.767	ng/ml
7)	Aroclor 1016 (6)	6.757	6505908	1348.538	ng/ml
8)	Aroclor 1016 - AVE	0.000	0	N.D.	ng/ml
9)	Aroclor 1221 (1)	0.000	0	N.D.	ng/mld
10)	Aroclor 1221 (2)	0.000	0	N.D.	ng/mld
11)	Aroclor 1221 (3)	0.000	0	N.D.	ng/mld
12)	Aroclor 1221 (4)	0.000	0	N.D.	ng/mld
13)	Aroclor 1221 (5)	0.000	0	N.D.	ng/mld
14)	Aroclor 1221 - AVE	0.000	0	N.D.	ng/mld
15)	Aroclor 1232 (1)	0.000	0	N.D.	ng/mld
16)	Aroclor 1232 (2)	0.000	0	N.D.	ng/mld
17)	Aroclor 1232 (3)	0.000	0	N.D.	ng/mld
18)	Aroclor 1232 (4)	0.000	0	N.D.	ng/mld
19)	Aroclor 1232 (5)	0.000	0	N.D.	ng/mld
20)	Aroclor 1232 (6)	0.000	0	N.D.	ng/mld
21)	Aroclor 1232 - AVE	0.000	0	N.D.	ng/mld
22)	Aroclor 1242 (1)	0.000	0	N.D.	ng/mld
23)	Aroclor 1242 (2)	0.000	0	N.D.	ng/mld
24)	Aroclor 1242 (3)	0.000	0	N.D.	ng/mld
25)	Aroclor 1242 (4)	0.000	0	N.D.	ng/mld
26)	Aroclor 1242 (5)	0.000	0	N.D.	ng/mld
27)	Aroclor 1242 (6)	0.000	0	N.D.	ng/mld
28)	Aroclor 1242 - AVE	0.000	0	N.D.	ng/mld
29)	Aroclor 1248 (1)	0.000	0	N.D.	ng/mld
30)	Aroclor 1248 (2)	0.000	0	N.D.	ng/mld
31)	Aroclor 1248 (3)	0.000	0	N.D.	ng/mld
32)	Aroclor 1248 (4)	0.000	0	N.D.	ng/mld
33)	Aroclor 1248 (5)	0.000	0	N.D.	ng/mld
34)	Aroclor 1248 (6)	0.000	0	N.D.	ng/mld
35)	Aroclor 1248 - AVE	0.000	0	N.D.	ng/mld
36)	Aroclor 1254 (1)	0.000	0	N.D.	ng/mld
37)	Aroclor 1254 (2)	0.000	0	N.D.	ng/mld
38)	Aroclor 1254 (3)	0.000	0	N.D.	ng/mld
39)	Aroclor 1254 (4)	0.000	0	N.D.	ng/mld
40)	Aroclor 1254 (5)	0.000	0	N.D.	ng/mld
41)	Aroclor 1254 (6)	0.000	0	N.D.	ng/mld
42)	Aroclor 1254 - AVE	0.000	0	N.D.	ng/mld
43)	Aroclor 1260 (1)	7.560	18863861	1422.362	ng/ml
44)	Aroclor 1260 (2)	7.692	24453508	1459.383	ng/ml

Quantitation Report (QT Reviewed)

Data Path : K:\DATA\0D26012\Requant\
Data File : ECD2F011.D
Signal(s) : ECD1A.CH
Acq On : 26 Apr 2020 8:30 pm
Operator : MJB / KAK
Sample : 0D26012-CAL7
Misc :
ALS Vial : 9 Sample Multiplier: 1

Integration File: PCB1.e
Quant Time: Apr 27 11:53:41 2020
Quant Method : K:\METHODS\FECD2_QUANTPCB_200426.M
Quant Title : PCB Data Analysis
QLast Update : Mon Apr 27 09:04:00 2020
Response via : Initial Calibration
Integrator: ChemStation 6890 Scale Mode: Small noise peaks clipped

Volume Inj. : 1uL
Signal Phase : RTX-1701
Signal Info : 30m x 0.32mm x 0.25um

	Compound	R.T.	Response	Conc	Units
45)	Aroclor 1260 (3)	8.250	17753928	1420.802	ng/ml
46)	Aroclor 1260 (4)	8.419	43249920	1536.531	ng/ml
47)	Aroclor 1260 (5)	8.720	28054830	1481.465	ng/ml
48)	Aroclor 1260 (6)	9.113	11613314	1446.188	ng/ml
49)	Aroclor 1260 - AVE	0.000	0	N.D.	ng/ml
50)	Aroclor 1262 (1)	0.000	0	N.D.	ng/mld
51)	Aroclor 1262 (2)	0.000	0	N.D.	ng/mld
52)	Aroclor 1262 (3)	0.000	0	N.D.	ng/mld
53)	Aroclor 1262 (4)	0.000	0	N.D.	ng/mld
54)	Aroclor 1262 (5)	0.000	0	N.D.	ng/mld
55)	Aroclor 1262 (6)	0.000	0	N.D.	ng/mld
56)	Aroclor 1262 - AVE	0.000	0	N.D.	ng/mld
57)	Aroclor 1268 (1)	0.000	0	N.D.	ng/mld
58)	Aroclor 1268 (2)	0.000	0	N.D.	ng/mld
59)	Aroclor 1268 (3)	0.000	0	N.D.	ng/mld
60)	Aroclor 1268 (4)	0.000	0	N.D.	ng/mld
61)	Aroclor 1268 (5)	0.000	0	N.D.	ng/mld
62)	Aroclor 1268 (6)	0.000	0	N.D.	ng/mld
63)	Aroclor 1268 - AVE	0.000	0	N.D.	ng/mld

(f)=RT Delta > 1/2 Window (m)=manual int.

Quantitation Report (QT Reviewed)

Data Path : K:\DATA\0D26012\Requant\
Data File : ECD2F011.D
Signal(s) : ECD1A.CH
Acq On : 26 Apr 2020 8:30 pm
Operator : MJB / KAK
Sample : 0D26012-CAL7
Misc :
ALS Vial : 9 Sample Multiplier: 1

Integration File: PCB1.e
Quant Time: Apr 27 11:53:41 2020
Quant Method : K:\METHODS\FECD2_QUANTPCB_200426.M
Quant Title : PCB Data Analysis
QLast Update : Mon Apr 27 09:04:00 2020
Response via : Initial Calibration
Integrator: ChemStation 6890 Scale Mode: Small noise peaks clipped

Volume Inj. : 1uL
Signal Phase : RTX-1701
Signal Info : 30m x 0.32mm x 0.25um

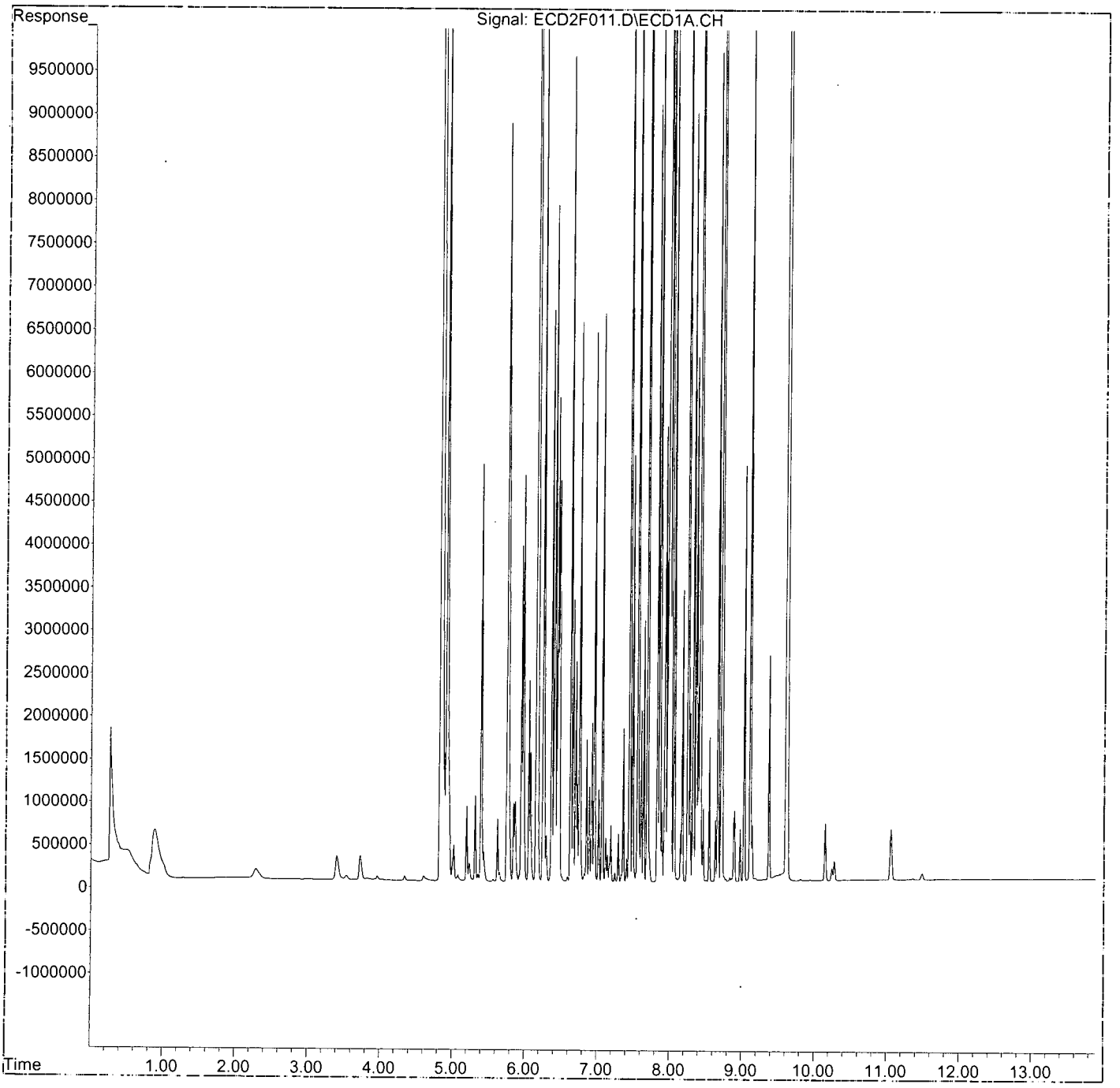

Sequence: C:\HPCHEM\2\SEQUENCE\0D26012.S

Sequence Table (Front Injector):

Method and Injection Info Part:

Line	Location	SampleName	Method	Inj	SampleType	InjVolume	DataFile
1	Vial 1	Hexane	E2A21015	1	Sample		
2	Vial 100	Conditioning run	E2A21015	1	Sample		
3	Vial 1	Hexane	E2A21015	1	Sample		
4	Vial 2	0D26012-ICB1	E2A21015	1	Sample		
5	Vial 3	0D26012-CAL1	E2A21015	1	Sample		
6	Vial 4	0D26012-CAL2	E2A21015	1	Sample		
7	Vial 5	0D26012-CAL3	E2A21015	1	Sample		
8	Vial 6	0D26012-CAL4	E2A21015	1	Sample		
9	Vial 7	0D26012-CAL5	E2A21015	1	Sample		
10	Vial 8	0D26012-CAL6	E2A21015	1	Sample		
11	Vial 9	0D26012-CAL7	E2A21015	1	Sample		
12	Vial 1	0D26012-IBL1	E2A21015	1	Sample		
13	Vial 10	0D26012-ICV1	E2A21015	1	Sample		
14	Vial 11	0D26012-CAL8	E2A21015	1	Sample		
15	Vial 12	0D26012-CAL9	E2A21015	1	Sample		
16	Vial 13	0D26012-CALA	E2A21015	1	Sample		
17	Vial 14	0D26012-CALB	E2A21015	1	Sample		
18	Vial 15	0D26012-CALC	E2A21015	1	Sample		
19	Vial 16	0D26012-CALD	E2A21015	1	Sample		
20	Vial 17	0D26012-CALE	E2A21015	1	Sample		
21	Vial 18	0D26012-ICV2	E2A21015	1	Sample		
22	Vial 19	0D26012-ICV3	E2A21015	1	Sample		
23	Vial 20	0D26012-ICV4	E2A21015	1	Sample		
24	Vial 21	0D26012-ICV5	E2A21015	1	Sample		
25	Vial 1	Hexane	E2A21015	1	Sample		

4/26/20

Sequence Table (Back Injector):

Method and Injection Info Part:

Line	Location	SampleName	Method	Inj	SampleType	InjVolume	DataFile
1	Vial 51	Hexane	E2A21015	1	Sample		
2	Vial 51	Hexane	E2A21015	1	Sample		
3	Vial 100	Conditioning run	E2A21015	1	Sample		
4	Vial 51	Hexane	E2A21015	1	Sample		
5	Vial 2	0D26013-ICB1	E2A21015	1	Sample		
6	Vial 3	0D26013-CAL1	E2A21015	1	Sample		
7	Vial 4	0D26013-CAL2	E2A21015	1	Sample		
8	Vial 5	0D26013-CAL3	E2A21015	1	Sample		
9	Vial 6	0D26013-CAL4	E2A21015	1	Sample		
10	Vial 7	0D26013-CAL5	E2A21015	1	Sample		
11	Vial 8	0D26013-CAL6	E2A21015	1	Sample		
12	Vial 9	0D26013-CAL7	E2A21015	1	Sample		
13	Vial 51	0D26013-IBL1	E2A21015	1	Sample		
14	Vial 10	0D26013-ICV1	E2A21015	1	Sample		
15	Vial 11	0D26013-CAL8	E2A21015	1	Sample		
16	Vial 12	0D26013-CAL9	E2A21015	1	Sample		
17	Vial 13	0D26013-CALA	E2A21015	1	Sample		
18	Vial 14	0D26013-CALB	E2A21015	1	Sample		
19	Vial 15	0D26013-CALC	E2A21015	1	Sample		
20	Vial 16	0D26013-CALD	E2A21015	1	Sample		
21	Vial 17	0D26013-CALE	E2A21015	1	Sample		
22	Vial 18	0D26013-ICV2	E2A21015	1	Sample		
23	Vial 19	0D26013-ICV3	E2A21015	1	Sample		
24	Vial 20	0D26013-ICV4	E2A21015	1	Sample		
25	Vial 21	0D26013-ICV5	E2A21015	1	Sample		

Quantitation Report (QT Reviewed)

Data Path : K:\DATA\0D26012\
Data File : ECD2F005.D
Signal(s) : ECD1A.CH
Acq On : 26 Apr 2020 6:45 pm
Operator : MJB / KAK
Sample : 0D26012-CAL1
Misc :
ALS Vial : 3 Sample Multiplier: 1

Integration File: PCB1.e
Quant Time: Apr 27 08:36:56 2020
Quant Method : K:\METHODS\FECD2_QUANTPCB_200426.M
Quant Title : PCB Data Analysis
QLast Update : Mon Apr 27 08:35:25 2020
Response via : Initial Calibration
Integrator: ChemStation 6890 Scale Mode: Small noise peaks clipped

Volume Inj. : 1uL
Signal Phase : RTX-1701
Signal Info : 30m x 0.32mm x 0.25um

	Compound	R.T.	Response	Conc	Units
	System Monitoring Compounds				
1) S	TCMX (S)	4.835	1818488	23.881	ng/ml
64) S	DCBP (S)	9.616	1763757	11.597	ng/ml
	Target Compounds				
2)	Aroclor 1016 (1)	5.754	160687	33.755	ng/ml
3)	Aroclor 1016 (2)	6.170	292977	28.470	ng/ml
4)	Aroclor 1016 (3)	6.250	169714	31.789	ng/ml
5)	Aroclor 1016 (4)	6.408	143762	29.800	ng/ml
6)	Aroclor 1016 (5)	6.630	168968	29.846	ng/ml
7)	Aroclor 1016 (6)	6.757	122069	29.965	ng/ml
8)	Aroclor 1016 - AVE	0.000	0	N.D.	ng/ml
9)	Aroclor 1221 (1)	0.000	0	N.D.	ng/mld
10)	Aroclor 1221 (2)	0.000	0	N.D.	ng/mld
11)	Aroclor 1221 (3)	0.000	0	N.D.	ng/mld
12)	Aroclor 1221 (4)	0.000	0	N.D.	ng/mld
13)	Aroclor 1221 (5)	0.000	0	N.D.	ng/mld
14)	Aroclor 1221 - AVE	0.000	0	N.D.	ng/mld
15)	Aroclor 1232 (1)	0.000	0	N.D.	ng/mld
16)	Aroclor 1232 (2)	0.000	0	N.D.	ng/mld
17)	Aroclor 1232 (3)	0.000	0	N.D.	ng/mld
18)	Aroclor 1232 (4)	0.000	0	N.D.	ng/mld
19)	Aroclor 1232 (5)	0.000	0	N.D.	ng/mld
20)	Aroclor 1232 (6)	0.000	0	N.D.	ng/mld
21)	Aroclor 1232 - AVE	0.000	0	N.D.	ng/mld
22)	Aroclor 1242 (1)	0.000	0	N.D.	ng/mld
23)	Aroclor 1242 (2)	0.000	0	N.D.	ng/mld
24)	Aroclor 1242 (3)	0.000	0	N.D.	ng/mld
25)	Aroclor 1242 (4)	0.000	0	N.D.	ng/mld
26)	Aroclor 1242 (5)	0.000	0	N.D.	ng/mld
27)	Aroclor 1242 (6)	0.000	0	N.D.	ng/mld
28)	Aroclor 1242 - AVE	0.000	0	N.D.	ng/mld
29)	Aroclor 1248 (1)	0.000	0	N.D.	ng/mld
30)	Aroclor 1248 (2)	0.000	0	N.D.	ng/mld
31)	Aroclor 1248 (3)	0.000	0	N.D.	ng/mld
32)	Aroclor 1248 (4)	0.000	0	N.D.	ng/mld
33)	Aroclor 1248 (5)	0.000	0	N.D.	ng/mld
34)	Aroclor 1248 (6)	0.000	0	N.D.	ng/mld
35)	Aroclor 1248 - AVE	0.000	0	N.D.	ng/mld
36)	Aroclor 1254 (1)	0.000	0	N.D.	ng/mld
37)	Aroclor 1254 (2)	0.000	0	N.D.	ng/mld
38)	Aroclor 1254 (3)	0.000	0	N.D.	ng/mld
39)	Aroclor 1254 (4)	0.000	0	N.D.	ng/mld
40)	Aroclor 1254 (5)	0.000	0	N.D.	ng/mld
41)	Aroclor 1254 (6)	0.000	0	N.D.	ng/mld
42)	Aroclor 1254 - AVE	0.000	0	N.D.	ng/mld
43)	Aroclor 1260 (1)	7.559	316801	28.226	ng/ml
44)	Aroclor 1260 (2)	7.692	385605	27.274	ng/ml

4/27/20

Quantitation Report (QT Reviewed)

Data Path : K:\DATA\0D26012\
Data File : ECD2F005.D
Signal(s) : ECD1A.CH
Acq On : 26 Apr 2020 6:45 pm
Operator : MJB / KAK
Sample : 0D26012-CAL1
Misc :
ALS Vial : 3 Sample Multiplier: 1

Integration File: PCB1.e
Quant Time: Apr 27 08:36:56 2020
Quant Method : K:\METHODS\FECD2_QUANTPCB_200426.M
Quant Title : PCB Data Analysis
QLast Update : Mon Apr 27 08:35:25 2020
Response via : Initial Calibration
Integrator: ChemStation 6890 Scale Mode: Small noise peaks clipped

Volume Inj. : 1uL
Signal Phase : RTX-1701
Signal Info : 30m x 0.32mm x 0.25um

	Compound	R.T.	Response	Conc	Units
45)	Aroclor 1260 (3)	8.250	279330	26.347	ng/ml
46)	Aroclor 1260 (4)	8.419	588100	22.537	ng/ml
47)	Aroclor 1260 (5)	8.719	416708	24.610	ng/ml
48)	Aroclor 1260 (6)	9.113	178633	25.493	ng/ml
49)	Aroclor 1260 - AVE	0.000	0	N.D.	ng/ml
50)	Aroclor 1262 (1)	0.000	0	N.D.	ng/mld
51)	Aroclor 1262 (2)	0.000	0	N.D.	ng/mld
52)	Aroclor 1262 (3)	0.000	0	N.D.	ng/mld
53)	Aroclor 1262 (4)	0.000	0	N.D.	ng/mld
54)	Aroclor 1262 (5)	0.000	0	N.D.	ng/mld
55)	Aroclor 1262 (6)	0.000	0	N.D.	ng/mld
56)	Aroclor 1262 - AVE	0.000	0	N.D.	ng/mld
57)	Aroclor 1268 (1)	0.000	0	N.D.	ng/mld
58)	Aroclor 1268 (2)	0.000	0	N.D.	ng/mld
59)	Aroclor 1268 (3)	0.000	0	N.D.	ng/mld
60)	Aroclor 1268 (4)	0.000	0	N.D.	ng/mld
61)	Aroclor 1268 (5)	0.000	0	N.D.	ng/mld
62)	Aroclor 1268 (6)	0.000	0	N.D.	ng/mld
63)	Aroclor 1268 - AVE	0.000	0	N.D.	ng/mld

(f)=RT Delta > 1/2 Window (m)=manual int.

Quantitation Report (QT Reviewed)

Data Path : K:\DATA\0D26012\
Data File : ECD2F005.D
Signal(s) : ECD1A.CH
Acq On : 26 Apr 2020 6:45 pm
Operator : MJB / KAK
Sample : 0D26012-CAL1
Misc :
ALS Vial : 3 Sample Multiplier: 1

Integration File: PCB1.e
Quant Time: Apr 27 08:36:56 2020
Quant Method : K:\METHODS\FECD2_QUANTPCB_200426.M
Quant Title : PCB Data Analysis
QLast Update : Mon Apr 27 08:35:25 2020
Response via : Initial Calibration
Integrator: ChemStation 6890 Scale Mode: Small noise peaks clipped

Volume Inj. : 1uL
Signal Phase : RTX-1701
Signal Info : 30m x 0.32mm x 0.25um

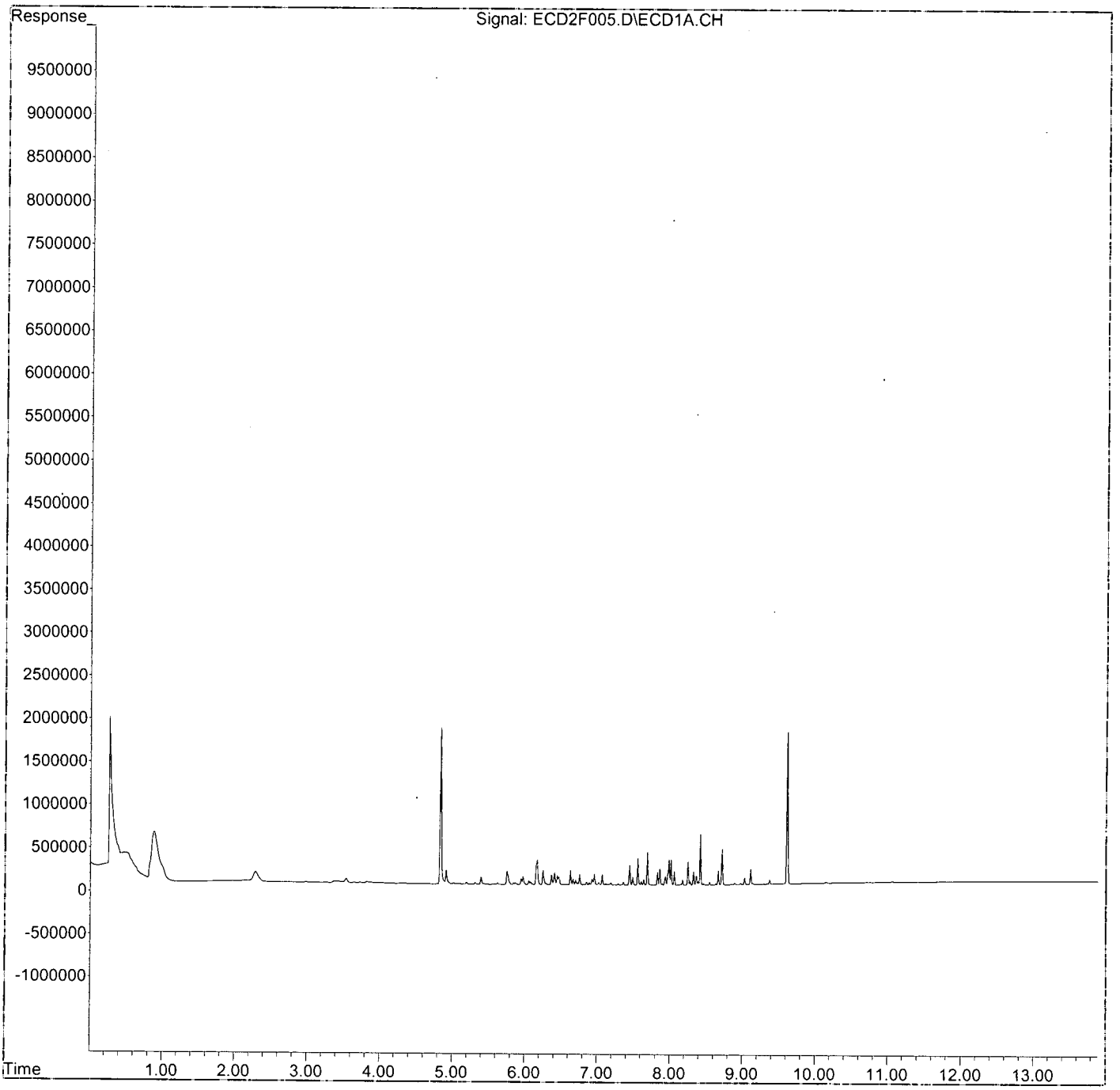

Quantitation Report (QT Reviewed)

Data Path : K:\DATA\0D26012\
Data File : ECD2F006.D
Signal(s) : ECD1A.CH
Acq On : 26 Apr 2020 7:03 pm
Operator : MJB / KAK
Sample : 0D26012-CAL2
Misc :
ALS Vial : 4 Sample Multiplier: 1

Integration File: PCB1.e
Quant Time: Apr 27 08:38:17 2020
Quant Method : K:\METHODS\FECD2_QUANTPCB_200426.M
Quant Title : PCB Data Analysis
QLast Update : Mon Apr 27 08:35:25 2020
Response via : Initial Calibration
Integrator: ChemStation 6890 Scale Mode: Small noise peaks clipped

Volume Inj. : 1uL
Signal Phase : RTX-1701
Signal Info : 30m x 0.32mm x 0.25um

	Compound	R.T.	Response	Conc	Units
System Monitoring Compounds					
1) S	TCMX (S)	4.835	4577107	60.107	ng/ml
64) S	DCBP (S)	9.616	4500425	29.591	ng/ml
Target Compounds					
2)	Aroclor 1016 (1)	5.754	362790	76.209	ng/ml
3)	Aroclor 1016 (2)	6.170	678422	65.925	ng/ml
4)	Aroclor 1016 (3)	6.251	383633	71.859	ng/ml
5)	Aroclor 1016 (4)	6.407	321826	66.710	ng/ml
6)	Aroclor 1016 (5)	6.630	380719	67.250	ng/ml
7)	Aroclor 1016 (6)	6.757	265386	65.145	ng/ml
8)	Aroclor 1016 - AVE	0.000	0	N.D.	ng/ml
9)	Aroclor 1221 (1)	0.000	0	N.D.	ng/mld
10)	Aroclor 1221 (2)	0.000	0	N.D.	ng/mld
11)	Aroclor 1221 (3)	0.000	0	N.D.	ng/mld
12)	Aroclor 1221 (4)	0.000	0	N.D.	ng/mld
13)	Aroclor 1221 (5)	0.000	0	N.D.	ng/mld
14)	Aroclor 1221 - AVE	0.000	0	N.D.	ng/mld
15)	Aroclor 1232 (1)	0.000	0	N.D.	ng/mld
16)	Aroclor 1232 (2)	0.000	0	N.D.	ng/mld
17)	Aroclor 1232 (3)	0.000	0	N.D.	ng/mld
18)	Aroclor 1232 (4)	0.000	0	N.D.	ng/mld
19)	Aroclor 1232 (5)	0.000	0	N.D.	ng/mld
20)	Aroclor 1232 (6)	0.000	0	N.D.	ng/mld
21)	Aroclor 1232 - AVE	0.000	0	N.D.	ng/mld
22)	Aroclor 1242 (1)	0.000	0	N.D.	ng/mld
23)	Aroclor 1242 (2)	0.000	0	N.D.	ng/mld
24)	Aroclor 1242 (3)	0.000	0	N.D.	ng/mld
25)	Aroclor 1242 (4)	0.000	0	N.D.	ng/mld
26)	Aroclor 1242 (5)	0.000	0	N.D.	ng/mld
27)	Aroclor 1242 (6)	0.000	0	N.D.	ng/mld
28)	Aroclor 1242 - AVE	0.000	0	N.D.	ng/mld
29)	Aroclor 1248 (1)	0.000	0	N.D.	ng/mld
30)	Aroclor 1248 (2)	0.000	0	N.D.	ng/mld
31)	Aroclor 1248 (3)	0.000	0	N.D.	ng/mld
32)	Aroclor 1248 (4)	0.000	0	N.D.	ng/mld
33)	Aroclor 1248 (5)	0.000	0	N.D.	ng/mld
34)	Aroclor 1248 (6)	0.000	0	N.D.	ng/mld
35)	Aroclor 1248 - AVE	0.000	0	N.D.	ng/mld
36)	Aroclor 1254 (1)	0.000	0	N.D.	ng/mld
37)	Aroclor 1254 (2)	0.000	0	N.D.	ng/mld
38)	Aroclor 1254 (3)	0.000	0	N.D.	ng/mld
39)	Aroclor 1254 (4)	0.000	0	N.D.	ng/mld
40)	Aroclor 1254 (5)	0.000	0	N.D.	ng/mld
41)	Aroclor 1254 (6)	0.000	0	N.D.	ng/mld
42)	Aroclor 1254 - AVE	0.000	0	N.D.	ng/mld
43)	Aroclor 1260 (1)	7.559	691671	61.626	ng/ml
44)	Aroclor 1260 (2)	7.691	870470	61.569	ng/ml

4/27/20

Quantitation Report (QT Reviewed)

Data Path : K:\DATA\0D26012\
Data File : ECD2F006.D
Signal(s) : ECD1A.CH
Acq On : 26 Apr 2020 7:03 pm
Operator : MJB / KAK
Sample : 0D26012-CAL2
Misc :
ALS Vial : 4 Sample Multiplier: 1

Integration File: PCB1.e
Quant Time: Apr 27 08:38:17 2020
Quant Method : K:\METHODS\FECD2_QUANTPCB_200426.M
Quant Title : PCB Data Analysis
QLast Update : Mon Apr 27 08:35:25 2020
Response via : Initial Calibration
Integrator: ChemStation 6890 Scale Mode: Small noise peaks clipped

Volume Inj. : 1uL
Signal Phase : RTX-1701
Signal Info : 30m x 0.32mm x 0.25um

	Compound	R.T.	Response	Conc	Units
45)	Aroclor 1260 (3)	8.249	651705	61.470	ng/ml
46)	Aroclor 1260 (4)	8.418	1365824	52.341	ng/ml
47)	Aroclor 1260 (5)	8.719	967528	57.141	ng/ml
48)	Aroclor 1260 (6)	9.113	423886	60.493	ng/ml
49)	Aroclor 1260 - AVE	0.000	0	N.D.	ng/ml
50)	Aroclor 1262 (1)	0.000	0	N.D.	ng/mld
51)	Aroclor 1262 (2)	0.000	0	N.D.	ng/mld
52)	Aroclor 1262 (3)	0.000	0	N.D.	ng/mld
53)	Aroclor 1262 (4)	0.000	0	N.D.	ng/mld
54)	Aroclor 1262 (5)	0.000	0	N.D.	ng/mld
55)	Aroclor 1262 (6)	0.000	0	N.D.	ng/mld
56)	Aroclor 1262 - AVE	0.000	0	N.D.	ng/mld
57)	Aroclor 1268 (1)	0.000	0	N.D.	ng/mld
58)	Aroclor 1268 (2)	0.000	0	N.D.	ng/mld
59)	Aroclor 1268 (3)	0.000	0	N.D.	ng/mld
60)	Aroclor 1268 (4)	0.000	0	N.D.	ng/mld
61)	Aroclor 1268 (5)	0.000	0	N.D.	ng/mld
62)	Aroclor 1268 (6)	0.000	0	N.D.	ng/mld
63)	Aroclor 1268 - AVE	0.000	0	N.D.	ng/mld

(f)=RT Delta > 1/2 Window (m)=manual int.

Quantitation Report (QT Reviewed)

Data Path : K:\DATA\0D26012\
Data File : ECD2F006.D
Signal(s) : ECD1A.CH
Acq On : 26 Apr 2020 7:03 pm
Operator : MJB / KAK
Sample : 0D26012-CAL2
Misc :
ALS Vial : 4 Sample Multiplier: 1

Integration File: PCB1.e
Quant Time: Apr 27 08:38:17 2020
Quant Method : K:\METHODS\FECD2_QUANTPCB_200426.M
Quant Title : PCB Data Analysis
QLast Update : Mon Apr 27 08:35:25 2020
Response via : Initial Calibration
Integrator: ChemStation 6890 Scale Mode: Small noise peaks clipped

Volume Inj. : 1uL
Signal Phase : RTX-1701
Signal Info : 30m x 0.32mm x 0.25um

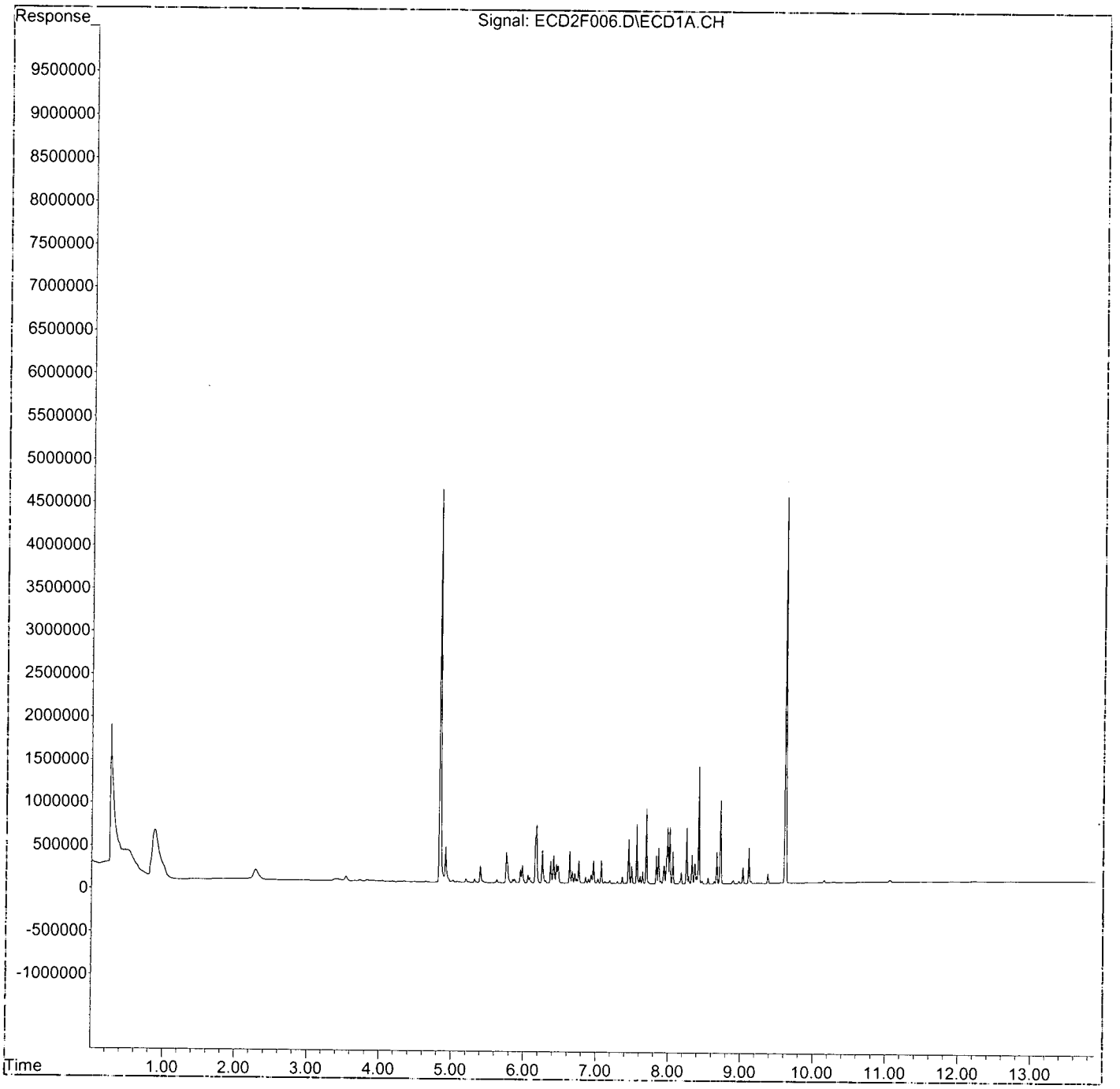

Quantitation Report (QT Reviewed)

Data Path : K:\DATA\0D26012\
Data File : ECD2F007.D
Signal(s) : ECD1A.CH
Acq On : 26 Apr 2020 7:20 pm
Operator : MJB / KAK
Sample : 0D26012-CAL3
Misc :
ALS Vial : 5 Sample Multiplier: 1

Integration File: PCB1.e
Quant Time: Apr 27 08:39:44 2020
Quant Method : K:\METHODS\FECD2_QUANTPCB_200426.M
Quant Title : PCB Data Analysis
QLast Update : Mon Apr 27 08:35:25 2020
Response via : Initial Calibration
Integrator: ChemStation 6890 Scale Mode: Small noise peaks clipped

Volume Inj. : 1uL
Signal Phase : RTX-1701
Signal Info : 30m x 0.32mm x 0.25um

	Compound	R.T.	Response	Conc	Units
System Monitoring Compounds					
1) S	TCMX (S)	4.835	9316060	122.340	ng/ml
64) S	DCBP (S)	9.616	9043666	59.463	ng/ml
Target Compounds					
2)	Aroclor 1016 (1)	5.755	660359	138.718	ng/ml
3)	Aroclor 1016 (2)	6.170	1294631	125.805	ng/ml
4)	Aroclor 1016 (3)	6.250	714884	133.905	ng/ml
5)	Aroclor 1016 (4)	6.408	606640	126.747	ng/ml
6)	Aroclor 1016 (5)	6.630	728667	128.710	ng/ml
7)	Aroclor 1016 (6)	6.757	487054	119.559	ng/ml
8)	Aroclor 1016 - AVE	0.000	0	N.D.	ng/ml
9)	Aroclor 1221 (1)	0.000	0	N.D.	ng/mld
10)	Aroclor 1221 (2)	0.000	0	N.D.	ng/mld
11)	Aroclor 1221 (3)	0.000	0	N.D.	ng/mld
12)	Aroclor 1221 (4)	0.000	0	N.D.	ng/mld
13)	Aroclor 1221 (5)	0.000	0	N.D.	ng/mld
14)	Aroclor 1221 - AVE	0.000	0	N.D.	ng/mld
15)	Aroclor 1232 (1)	0.000	0	N.D.	ng/mld
16)	Aroclor 1232 (2)	0.000	0	N.D.	ng/mld
17)	Aroclor 1232 (3)	0.000	0	N.D.	ng/mld
18)	Aroclor 1232 (4)	0.000	0	N.D.	ng/mld
19)	Aroclor 1232 (5)	0.000	0	N.D.	ng/mld
20)	Aroclor 1232 (6)	0.000	0	N.D.	ng/mld
21)	Aroclor 1232 - AVE	0.000	0	N.D.	ng/mld
22)	Aroclor 1242 (1)	0.000	0	N.D.	ng/mld
23)	Aroclor 1242 (2)	0.000	0	N.D.	ng/mld
24)	Aroclor 1242 (3)	0.000	0	N.D.	ng/mld
25)	Aroclor 1242 (4)	0.000	0	N.D.	ng/mld
26)	Aroclor 1242 (5)	0.000	0	N.D.	ng/mld
27)	Aroclor 1242 (6)	0.000	0	N.D.	ng/mld
28)	Aroclor 1242 - AVE	0.000	0	N.D.	ng/mld
29)	Aroclor 1248 (1)	0.000	0	N.D.	ng/mld
30)	Aroclor 1248 (2)	0.000	0	N.D.	ng/mld
31)	Aroclor 1248 (3)	0.000	0	N.D.	ng/mld
32)	Aroclor 1248 (4)	0.000	0	N.D.	ng/mld
33)	Aroclor 1248 (5)	0.000	0	N.D.	ng/mld
34)	Aroclor 1248 (6)	0.000	0	N.D.	ng/mld
35)	Aroclor 1248 - AVE	0.000	0	N.D.	ng/mld
36)	Aroclor 1254 (1)	0.000	0	N.D.	ng/mld
37)	Aroclor 1254 (2)	0.000	0	N.D.	ng/mld
38)	Aroclor 1254 (3)	0.000	0	N.D.	ng/mld
39)	Aroclor 1254 (4)	0.000	0	N.D.	ng/mld
40)	Aroclor 1254 (5)	0.000	0	N.D.	ng/mld
41)	Aroclor 1254 (6)	0.000	0	N.D.	ng/mld
42)	Aroclor 1254 - AVE	0.000	0	N.D.	ng/mld
43)	Aroclor 1260 (1)	7.559	1339918	119.383	ng/ml
44)	Aroclor 1260 (2)	7.691	1683300	119.061	ng/ml

4/27/20

Quantitation Report (QT Reviewed)

Data Path : K:\DATA\0D26012\
Data File : ECD2F007.D
Signal(s) : ECD1A.CH
Acq On : 26 Apr 2020 7:20 pm
Operator : MJB / KAK
Sample : 0D26012-CAL3
Misc :
ALS Vial : 5 Sample Multiplier: 1

Integration File: PCB1.e
Quant Time: Apr 27 08:39:44 2020
Quant Method : K:\METHODS\FECD2_QUANTPCB_200426.M
Quant Title : PCB Data Analysis
QLast Update : Mon Apr 27 08:35:25 2020
Response via : Initial Calibration
Integrator: ChemStation 6890 Scale Mode: Small noise peaks clipped

Volume Inj. : 1uL
Signal Phase : RTX-1701
Signal Info : 30m x 0.32mm x 0.25um

	Compound	R.T.	Response	Conc	Units
45)	Aroclor 1260 (3)	8.249	1257364	118.597	ng/ml
46)	Aroclor 1260 (4)	8.418	2750394	105.400	ng/ml
47)	Aroclor 1260 (5)	8.719	1912495	112.949	ng/ml
48)	Aroclor 1260 (6)	9.112	794738	113.418	ng/ml
49)	Aroclor 1260 - AVE	0.000	0	N.D.	ng/ml
50)	Aroclor 1262 (1)	0.000	0	N.D.	ng/mld
51)	Aroclor 1262 (2)	0.000	0	N.D.	ng/mld
52)	Aroclor 1262 (3)	0.000	0	N.D.	ng/mld
53)	Aroclor 1262 (4)	0.000	0	N.D.	ng/mld
54)	Aroclor 1262 (5)	0.000	0	N.D.	ng/mld
55)	Aroclor 1262 (6)	0.000	0	N.D.	ng/mld
56)	Aroclor 1262 - AVE	0.000	0	N.D.	ng/mld
57)	Aroclor 1268 (1)	0.000	0	N.D.	ng/mld
58)	Aroclor 1268 (2)	0.000	0	N.D.	ng/mld
59)	Aroclor 1268 (3)	0.000	0	N.D.	ng/mld
60)	Aroclor 1268 (4)	0.000	0	N.D.	ng/mld
61)	Aroclor 1268 (5)	0.000	0	N.D.	ng/mld
62)	Aroclor 1268 (6)	0.000	0	N.D.	ng/mld
63)	Aroclor 1268 - AVE	0.000	0	N.D.	ng/mld

(f)=RT Delta > 1/2 Window (m)=manual int.

Quantitation Report (QT Reviewed)

Data Path : K:\DATA\0D26012\
Data File : ECD2F007.D
Signal(s) : ECD1A.CH
Acq On : 26 Apr 2020 7:20 pm
Operator : MJB / KAK
Sample : 0D26012-CAL3
Misc :
ALS Vial : 5 Sample Multiplier: 1

Integration File: PCB1.e
Quant Time: Apr 27 08:39:44 2020
Quant Method : K:\METHODS\FECD2_QUANTPCB_200426.M
Quant Title : PCB Data Analysis
QLast Update : Mon Apr 27 08:35:25 2020
Response via : Initial Calibration
Integrator: ChemStation 6890 Scale Mode: Small noise peaks clipped

Volume Inj. : 1uL
Signal Phase : RTX-1701
Signal Info : 30m x 0.32mm x 0.25um

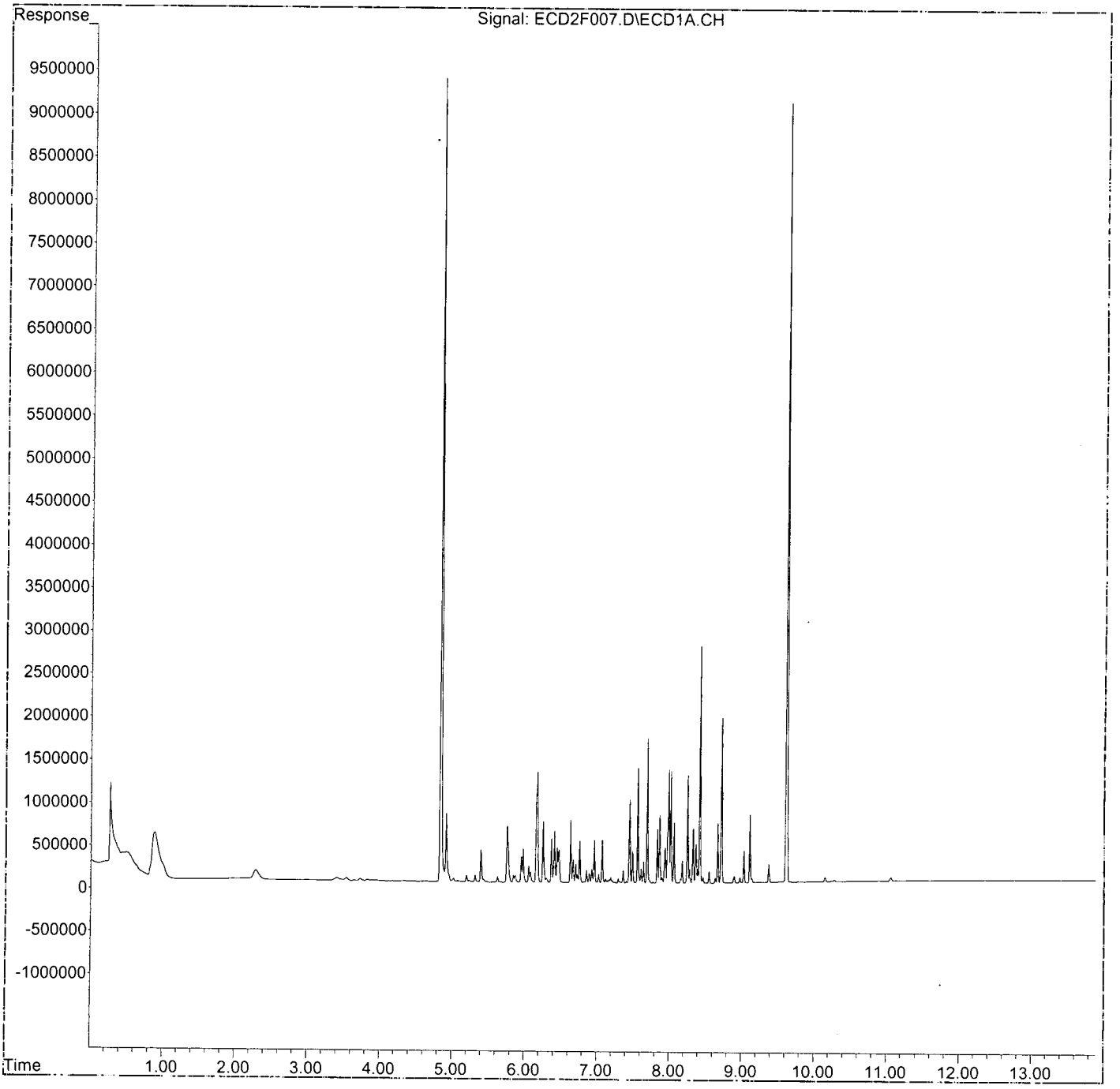

Quantitation Report (QT Reviewed)

Data Path : K:\DATA\0D26012\
Data File : ECD2F008.D
Signal(s) : ECD1A.CH
Acq On : 26 Apr 2020 7:38 pm
Operator : MJB / KAK
Sample : 0D26012-CAL4
Misc :
ALS Vial : 6 Sample Multiplier: 1

Integration File: PCB1.e
Quant Time: Apr 27 08:41:02 2020
Quant Method : K:\METHODS\FECD2_QUANTPCB_200426.M
Quant Title : PCB Data Analysis
QLast Update : Mon Apr 27 08:35:25 2020
Response via : Initial Calibration
Integrator: ChemStation 6890 Scale Mode: Small noise peaks clipped

Volume Inj. : 1uL
Signal Phase : RTX-1701
Signal Info : 30m x 0.32mm x 0.25um

	Compound	R.T.	Response	Conc	Units
	System Monitoring Compounds				
1) S	TCMX (S)	4.836	18413549	241.810	ng/ml
64) S	DCBP (S)	9.616	18075638	118.849	ng/ml
	Target Compounds				
2)	Aroclor 1016 (1)	5.755	1252522	263.111	ng/ml
3)	Aroclor 1016 (2)	6.170	2587662	251.455	ng/ml
4)	Aroclor 1016 (3)	6.251	1425617	267.033	ng/ml
5)	Aroclor 1016 (4)	6.408	1116260	231.384	ng/ml
6)	Aroclor 1016 (5)	6.631	1334556	235.734	ng/ml
7)	Aroclor 1016 (6)	6.757	893296	219.281	ng/ml
8)	Aroclor 1016 - AVE	0.000	0	N.D.	ng/ml
9)	Aroclor 1221 (1)	0.000	0	N.D.	ng/mld
10)	Aroclor 1221 (2)	0.000	0	N.D.	ng/mld
11)	Aroclor 1221 (3)	0.000	0	N.D.	ng/mld
12)	Aroclor 1221 (4)	0.000	0	N.D.	ng/mld
13)	Aroclor 1221 (5)	0.000	0	N.D.	ng/mld
14)	Aroclor 1221 - AVE	0.000	0	N.D.	ng/mld
15)	Aroclor 1232 (1)	0.000	0	N.D.	ng/mld
16)	Aroclor 1232 (2)	0.000	0	N.D.	ng/mld
17)	Aroclor 1232 (3)	0.000	0	N.D.	ng/mld
18)	Aroclor 1232 (4)	0.000	0	N.D.	ng/mld
19)	Aroclor 1232 (5)	0.000	0	N.D.	ng/mld
20)	Aroclor 1232 (6)	0.000	0	N.D.	ng/mld
21)	Aroclor 1232 - AVE	0.000	0	N.D.	ng/mld
22)	Aroclor 1242 (1)	0.000	0	N.D.	ng/mld
23)	Aroclor 1242 (2)	0.000	0	N.D.	ng/mld
24)	Aroclor 1242 (3)	0.000	0	N.D.	ng/mld
25)	Aroclor 1242 (4)	0.000	0	N.D.	ng/mld
26)	Aroclor 1242 (5)	0.000	0	N.D.	ng/mld
27)	Aroclor 1242 (6)	0.000	0	N.D.	ng/mld
28)	Aroclor 1242 - AVE	0.000	0	N.D.	ng/mld
29)	Aroclor 1248 (1)	0.000	0	N.D.	ng/mld
30)	Aroclor 1248 (2)	0.000	0	N.D.	ng/mld
31)	Aroclor 1248 (3)	0.000	0	N.D.	ng/mld
32)	Aroclor 1248 (4)	0.000	0	N.D.	ng/mld
33)	Aroclor 1248 (5)	0.000	0	N.D.	ng/mld
34)	Aroclor 1248 (6)	0.000	0	N.D.	ng/mld
35)	Aroclor 1248 - AVE	0.000	0	N.D.	ng/mld
36)	Aroclor 1254 (1)	0.000	0	N.D.	ng/mld
37)	Aroclor 1254 (2)	0.000	0	N.D.	ng/mld
38)	Aroclor 1254 (3)	0.000	0	N.D.	ng/mld
39)	Aroclor 1254 (4)	0.000	0	N.D.	ng/mld
40)	Aroclor 1254 (5)	0.000	0	N.D.	ng/mld
41)	Aroclor 1254 (6)	0.000	0	N.D.	ng/mld
42)	Aroclor 1254 - AVE	0.000	0	N.D.	ng/mld
43)	Aroclor 1260 (1)	7.559	2591486	230.894	ng/ml
44)	Aroclor 1260 (2)	7.692	3294378	233.014	ng/ml

4/27/20

Quantitation Report (QT Reviewed)

Data Path : K:\DATA\0D26012\
Data File : ECD2F008.D
Signal(s) : ECD1A.CH
Acq On : 26 Apr 2020 7:38 pm
Operator : MJB / KAK
Sample : 0D26012-CAL4
Misc :
ALS Vial : 6 Sample Multiplier: 1

Integration File: PCB1.e
Quant Time: Apr 27 08:41:02 2020
Quant Method : K:\METHODS\FECD2_QUANTPCB_200426.M
Quant Title : PCB Data Analysis
QLast Update : Mon Apr 27 08:35:25 2020
Response via : Initial Calibration
Integrator: ChemStation 6890 Scale Mode: Small noise peaks clipped

Volume Inj. : 1uL
Signal Phase : RTX-1701
Signal Info : 30m x 0.32mm x 0.25um

	Compound	R.T.	Response	Conc	Units
45)	Aroclor 1260 (3)	8.250	2464101	232.418	ng/ml
46)	Aroclor 1260 (4)	8.418	5691125	218.093	ng/ml
47)	Aroclor 1260 (5)	8.719	3742976	221.055	ng/ml
48)	Aroclor 1260 (6)	9.112	1534132	218.937	ng/ml
49)	Aroclor 1260 - AVE	0.000	0	N.D.	ng/ml
50)	Aroclor 1262 (1)	0.000	0	N.D.	ng/mld
51)	Aroclor 1262 (2)	0.000	0	N.D.	ng/mld
52)	Aroclor 1262 (3)	0.000	0	N.D.	ng/mld
53)	Aroclor 1262 (4)	0.000	0	N.D.	ng/mld
54)	Aroclor 1262 (5)	0.000	0	N.D.	ng/mld
55)	Aroclor 1262 (6)	0.000	0	N.D.	ng/mld
56)	Aroclor 1262 - AVE	0.000	0	N.D.	ng/mld
57)	Aroclor 1268 (1)	0.000	0	N.D.	ng/mld
58)	Aroclor 1268 (2)	0.000	0	N.D.	ng/mld
59)	Aroclor 1268 (3)	0.000	0	N.D.	ng/mld
60)	Aroclor 1268 (4)	0.000	0	N.D.	ng/mld
61)	Aroclor 1268 (5)	0.000	0	N.D.	ng/mld
62)	Aroclor 1268 (6)	0.000	0	N.D.	ng/mld
63)	Aroclor 1268 - AVE	0.000	0	N.D.	ng/mld

(f)=RT Delta > 1/2 Window (m)=manual int.

Quantitation Report (QT Reviewed)

Data Path : K:\DATA\0D26012\
Data File : ECD2F008.D
Signal(s) : ECD1A.CH
Acq On : 26 Apr 2020 7:38 pm
Operator : MJB / KAK
Sample : 0D26012-CAL4
Misc :
ALS Vial : 6 Sample Multiplier: 1

Integration File: PCB1.e
Quant Time: Apr 27 08:41:02 2020
Quant Method : K:\METHODS\FECD2_QUANTPCB_200426.M
Quant Title : PCB Data Analysis
QLast Update : Mon Apr 27 08:35:25 2020
Response via : Initial Calibration
Integrator: ChemStation 6890 Scale Mode: Small noise peaks clipped

Volume Inj. : 1uL
Signal Phase : RTX-1701
Signal Info : 30m x 0.32mm x 0.25um

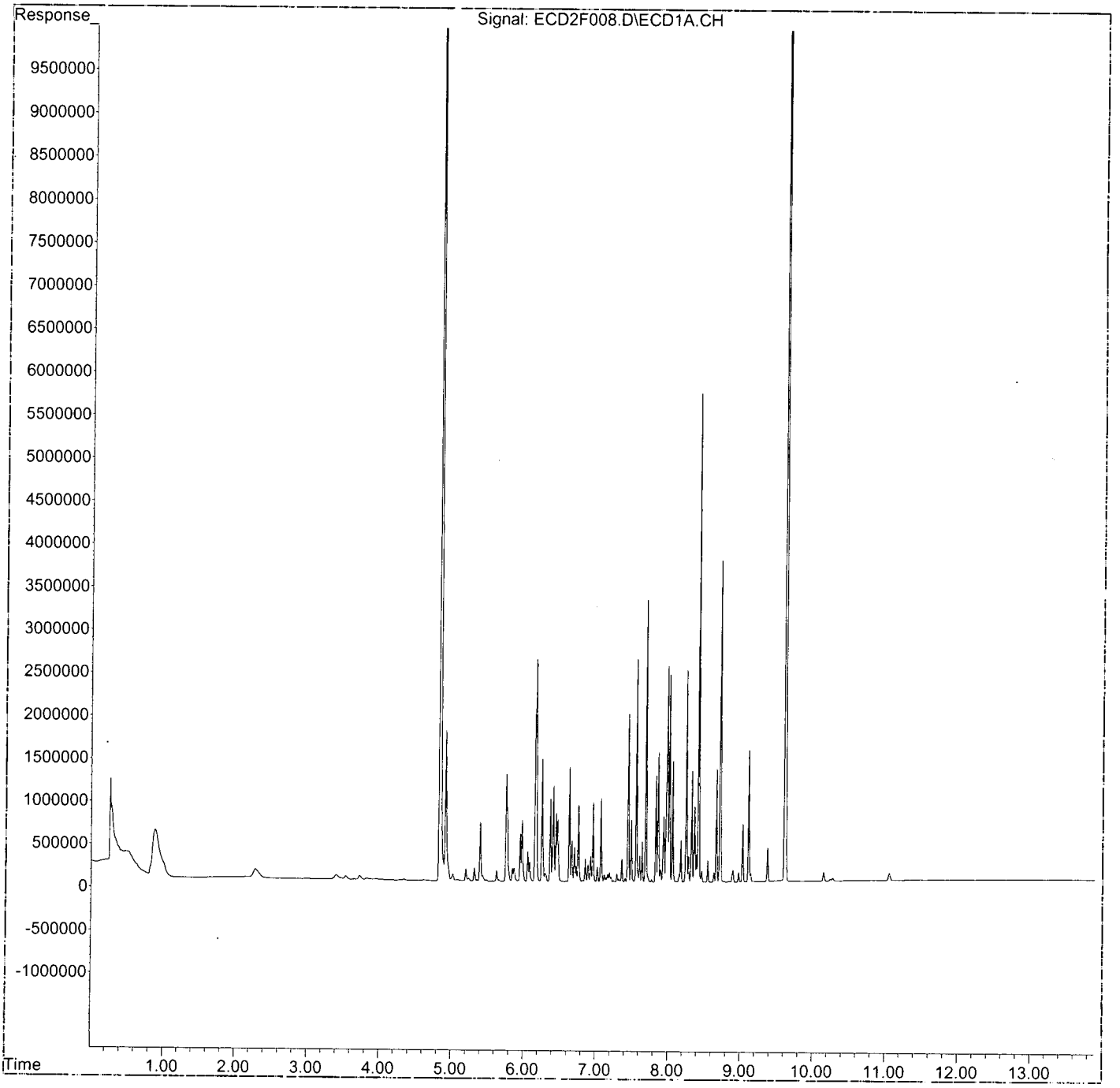

Quantitation Report (QT Reviewed)

Data Path : K:\DATA\0D26012\
Data File : ECD2F009.D
Signal(s) : ECD1A.CH
Acq On : 26 Apr 2020 7:55 pm
Operator : MJB / KAK
Sample : 0D26012-CAL5
Misc :
ALS Vial : 7 Sample Multiplier: 1

Integration File: PCB1.e
Quant Time: Apr 27 08:35:05 2020
Quant Method : K:\METHODS\FECD2_QUANTPCB_200426.M
Quant Title : PCB Data Analysis
QLast Update : Mon Apr 27 08:33:50 2020
Response via : Initial Calibration
Integrator: ChemStation 6890 Scale Mode: Small noise peaks clipped

Volume Inj. : 1uL
Signal Phase : RTX-1701
Signal Info : 30m x 0.32mm x 0.25um

	Compound	R.T.	Response	Conc	Units
System Monitoring Compounds					
1) S	TCMX (S)	4.836	43243283	567.878	ng/ml
64) S	DCBP (S)	9.617	41722307	274.327	ng/ml
Target Compounds					
2)	Aroclor 1016 (1)	5.754	3007276	631.724	ng/ml
3)	Aroclor 1016 (2)	6.169	6179055	600.446	ng/ml
4)	Aroclor 1016 (3)	6.249	3299771	618.081	ng/ml
5)	Aroclor 1016 (4)	6.407	2753573	570.773	ng/ml
6)	Aroclor 1016 (5)	6.630	3316303	585.786	ng/ml
7)	Aroclor 1016 (6)	6.757	2244714	551.019	ng/ml
8)	Aroclor 1016 - AVE	0.000	0	N.D.	ng/ml
9)	Aroclor 1221 (1)	0.000	0	N.D.	ng/mld
10)	Aroclor 1221 (2)	0.000	0	N.D.	ng/mld
11)	Aroclor 1221 (3)	0.000	0	N.D.	ng/mld
12)	Aroclor 1221 (4)	0.000	0	N.D.	ng/mld
13)	Aroclor 1221 (5)	0.000	0	N.D.	ng/mld
14)	Aroclor 1221 - AVE	0.000	0	N.D.	ng/mld
15)	Aroclor 1232 (1)	0.000	0	N.D.	ng/mld
16)	Aroclor 1232 (2)	0.000	0	N.D.	ng/mld
17)	Aroclor 1232 (3)	0.000	0	N.D.	ng/mld
18)	Aroclor 1232 (4)	0.000	0	N.D.	ng/mld
19)	Aroclor 1232 (5)	0.000	0	N.D.	ng/mld
20)	Aroclor 1232 (6)	0.000	0	N.D.	ng/mld
21)	Aroclor 1232 - AVE	0.000	0	N.D.	ng/mld
22)	Aroclor 1242 (1)	0.000	0	N.D.	ng/mld
23)	Aroclor 1242 (2)	0.000	0	N.D.	ng/mld
24)	Aroclor 1242 (3)	0.000	0	N.D.	ng/mld
25)	Aroclor 1242 (4)	0.000	0	N.D.	ng/mld
26)	Aroclor 1242 (5)	0.000	0	N.D.	ng/mld
27)	Aroclor 1242 (6)	0.000	0	N.D.	ng/mld
28)	Aroclor 1242 - AVE	0.000	0	N.D.	ng/mld
29)	Aroclor 1248 (1)	0.000	0	N.D.	ng/mld
30)	Aroclor 1248 (2)	0.000	0	N.D.	ng/mld
31)	Aroclor 1248 (3)	0.000	0	N.D.	ng/mld
32)	Aroclor 1248 (4)	0.000	0	N.D.	ng/mld
33)	Aroclor 1248 (5)	0.000	0	N.D.	ng/mld
34)	Aroclor 1248 (6)	0.000	0	N.D.	ng/mld
35)	Aroclor 1248 - AVE	0.000	0	N.D.	ng/mld
36)	Aroclor 1254 (1)	0.000	0	N.D.	ng/mld
37)	Aroclor 1254 (2)	0.000	0	N.D.	ng/mld
38)	Aroclor 1254 (3)	0.000	0	N.D.	ng/mld
39)	Aroclor 1254 (4)	0.000	0	N.D.	ng/mld
40)	Aroclor 1254 (5)	0.000	0	N.D.	ng/mld
41)	Aroclor 1254 (6)	0.000	0	N.D.	ng/mld
42)	Aroclor 1254 - AVE	0.000	0	N.D.	ng/mld
43)	Aroclor 1260 (1)	7.559	6137505	546.833	ng/ml
44)	Aroclor 1260 (2)	7.691	7885627	557.757	ng/ml

4/27/20

Quantitation Report (QT Reviewed)

Data Path : K:\DATA\0D26012\
Data File : ECD2F009.D
Signal(s) : ECD1A.CH
Acq On : 26 Apr 2020 7:55 pm
Operator : MJB / KAK
Sample : 0D26012-CAL5
Misc :
ALS Vial : 7 Sample Multiplier: 1

Integration File: PCB1.e
Quant Time: Apr 27 08:35:05 2020
Quant Method : K:\METHODS\FECD2_QUANTPCB_200426.M
Quant Title : PCB Data Analysis
QLast Update : Mon Apr 27 08:33:50 2020
Response via : Initial Calibration
Integrator: ChemStation 6890 Scale Mode: Small noise peaks clipped

Volume Inj. : 1uL
Signal Phase : RTX-1701
Signal Info : 30m x 0.32mm x 0.25um

	Compound	R.T.	Response	Conc	Units
45)	Aroclor 1260 (3)	8.250	5941002	560.365	ng/ml
46)	Aroclor 1260 (4)	8.419	13482805	516.683	ng/ml
47)	Aroclor 1260 (5)	8.719	9071060	535.723	ng/ml
48)	Aroclor 1260 (6)	9.113	3903473	557.067	ng/ml
49)	Aroclor 1260 - AVE	0.000	0	N.D.	ng/ml
50)	Aroclor 1262 (1)	0.000	0	N.D.	ng/mld
51)	Aroclor 1262 (2)	0.000	0	N.D.	ng/mld
52)	Aroclor 1262 (3)	0.000	0	N.D.	ng/mld
53)	Aroclor 1262 (4)	0.000	0	N.D.	ng/mld
54)	Aroclor 1262 (5)	0.000	0	N.D.	ng/mld
55)	Aroclor 1262 (6)	0.000	0	N.D.	ng/mld
56)	Aroclor 1262 - AVE	0.000	0	N.D.	ng/mld
57)	Aroclor 1268 (1)	0.000	0	N.D.	ng/mld
58)	Aroclor 1268 (2)	0.000	0	N.D.	ng/mld
59)	Aroclor 1268 (3)	0.000	0	N.D.	ng/mld
60)	Aroclor 1268 (4)	0.000	0	N.D.	ng/mld
61)	Aroclor 1268 (5)	0.000	0	N.D.	ng/mld
62)	Aroclor 1268 (6)	0.000	0	N.D.	ng/mld
63)	Aroclor 1268 - AVE	0.000	0	N.D.	ng/mld

(f)=RT Delta > 1/2 Window (m)=manual int.

Quantitation Report (QT Reviewed)

Data Path : K:\DATA\0D26012\
Data File : ECD2F009.D
Signal(s) : ECD1A.CH
Acq On : 26 Apr 2020 7:55 pm
Operator : MJB / KAK
Sample : 0D26012-CAL5
Misc :
ALS Vial : 7 Sample Multiplier: 1

Integration File: PCB1.e
Quant Time: Apr 27 08:35:05 2020
Quant Method : K:\METHODS\FECD2_QUANTPCB_200426.M
Quant Title : PCB Data Analysis
QLast Update : Mon Apr 27 08:33:50 2020
Response via : Initial Calibration
Integrator: ChemStation 6890 Scale Mode: Small noise peaks clipped

Volume Inj. : 1uL
Signal Phase : RTX-1701
Signal Info : 30m x 0.32mm x 0.25um

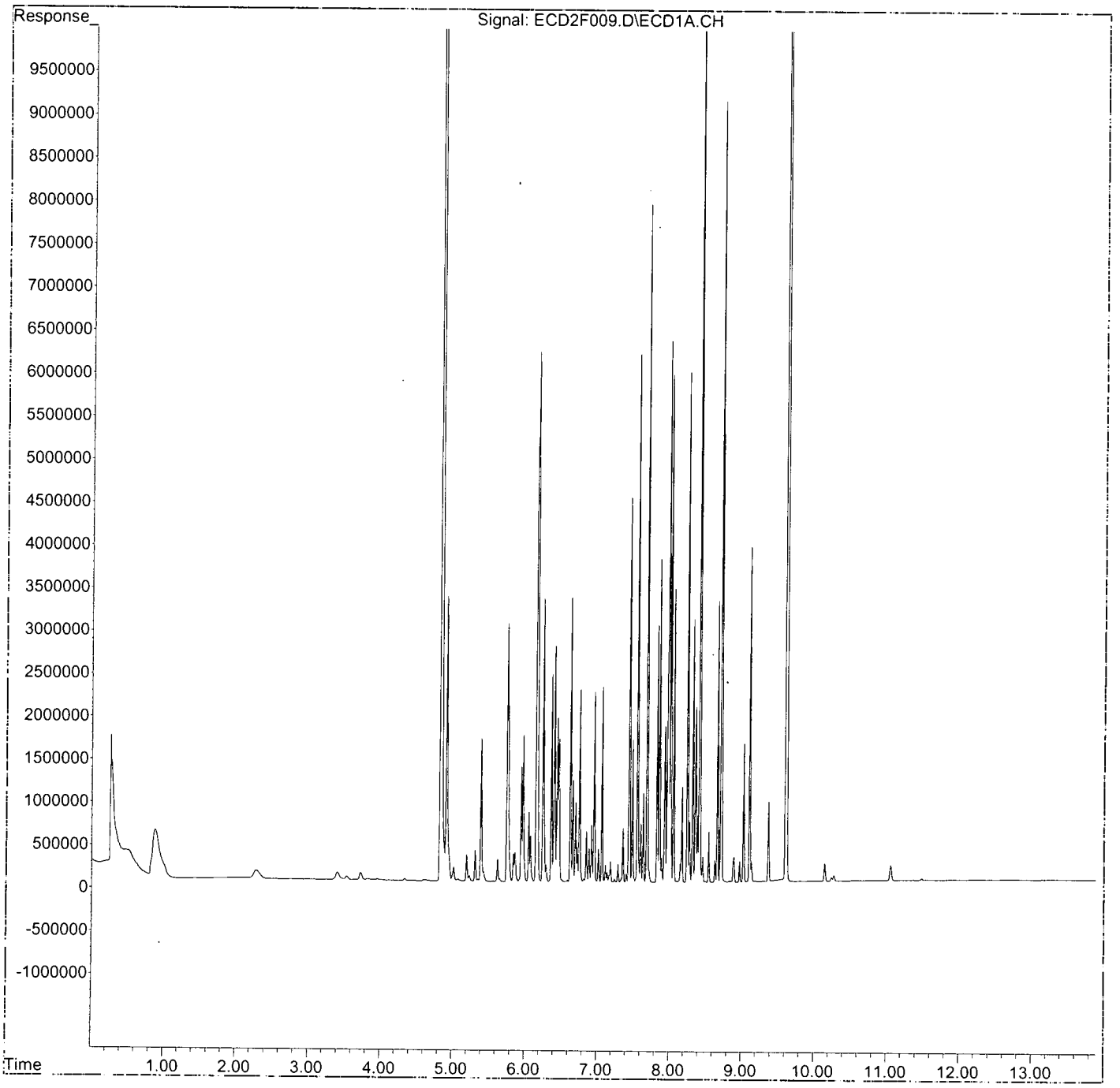

Quantitation Report (QT Reviewed)

Data Path : K:\DATA\0D26012\
Data File : ECD2F010.D
Signal(s) : ECD1A.CH
Acq On : 26 Apr 2020 8:13 pm
Operator : MJB / KAK
Sample : 0D26012-CAL6
Misc :
ALS Vial : 8 Sample Multiplier: 1

Integration File: PCB1.e
Quant Time: Apr 27 08:42:34 2020
Quant Method : K:\METHODS\FECD2_QUANTPCB_200426.M
Quant Title : PCB Data Analysis
QLast Update : Mon Apr 27 08:35:25 2020
Response via : Initial Calibration
Integrator: ChemStation 6890 Scale Mode: Small noise peaks clipped

Volume Inj. : 1uL
Signal Phase : RTX-1701
Signal Info : 30m x 0.32mm x 0.25um

	Compound	R.T.	Response	Conc	Units
System Monitoring Compounds					
1) S	TCMX (S)	4.837	97759432	1283.794	ng/ml
64) S	DCBP (S)	9.616	92557948	608.576	ng/ml
Target Compounds					
2)	Aroclor 1016 (1)	5.754	5732342	1204.164	ng/ml
3)	Aroclor 1016 (2)	6.168	11802822	1146.932	ng/ml
4)	Aroclor 1016 (3)	6.249	6246643	1170.061	ng/ml
5)	Aroclor 1016 (4)	6.407	5057141	1048.267	ng/ml
6)	Aroclor 1016 (5)	6.629	6232395	1100.879	ng/ml
7)	Aroclor 1016 (6)	6.755	4196029	1030.016	ng/ml
8)	Aroclor 1016 - AVE	0.000	0	N.D.	ng/ml
9)	Aroclor 1221 (1)	0.000	0	N.D.	ng/mld
10)	Aroclor 1221 (2)	0.000	0	N.D.	ng/mld
11)	Aroclor 1221 (3)	0.000	0	N.D.	ng/mld
12)	Aroclor 1221 (4)	0.000	0	N.D.	ng/mld
13)	Aroclor 1221 (5)	0.000	0	N.D.	ng/mld
14)	Aroclor 1221 - AVE	0.000	0	N.D.	ng/mld
15)	Aroclor 1232 (1)	0.000	0	N.D.	ng/mld
16)	Aroclor 1232 (2)	0.000	0	N.D.	ng/mld
17)	Aroclor 1232 (3)	0.000	0	N.D.	ng/mld
18)	Aroclor 1232 (4)	0.000	0	N.D.	ng/mld
19)	Aroclor 1232 (5)	0.000	0	N.D.	ng/mld
20)	Aroclor 1232 (6)	0.000	0	N.D.	ng/mld
21)	Aroclor 1232 - AVE	0.000	0	N.D.	ng/mld
22)	Aroclor 1242 (1)	0.000	0	N.D.	ng/mld
23)	Aroclor 1242 (2)	0.000	0	N.D.	ng/mld
24)	Aroclor 1242 (3)	0.000	0	N.D.	ng/mld
25)	Aroclor 1242 (4)	0.000	0	N.D.	ng/mld
26)	Aroclor 1242 (5)	0.000	0	N.D.	ng/mld
27)	Aroclor 1242 (6)	0.000	0	N.D.	ng/mld
28)	Aroclor 1242 - AVE	0.000	0	N.D.	ng/mld
29)	Aroclor 1248 (1)	0.000	0	N.D.	ng/mld
30)	Aroclor 1248 (2)	0.000	0	N.D.	ng/mld
31)	Aroclor 1248 (3)	0.000	0	N.D.	ng/mld
32)	Aroclor 1248 (4)	0.000	0	N.D.	ng/mld
33)	Aroclor 1248 (5)	0.000	0	N.D.	ng/mld
34)	Aroclor 1248 (6)	0.000	0	N.D.	ng/mld
35)	Aroclor 1248 - AVE	0.000	0	N.D.	ng/mld
36)	Aroclor 1254 (1)	0.000	0	N.D.	ng/mld
37)	Aroclor 1254 (2)	0.000	0	N.D.	ng/mld
38)	Aroclor 1254 (3)	0.000	0	N.D.	ng/mld
39)	Aroclor 1254 (4)	0.000	0	N.D.	ng/mld
40)	Aroclor 1254 (5)	0.000	0	N.D.	ng/mld
41)	Aroclor 1254 (6)	0.000	0	N.D.	ng/mld
42)	Aroclor 1254 - AVE	0.000	0	N.D.	ng/mld
43)	Aroclor 1260 (1)	7.559	11955454	1065.195	ng/ml
44)	Aroclor 1260 (2)	7.691	15224305	1076.827	ng/ml

4/27/20

Quantitation Report (QT Reviewed)

Data Path : K:\DATA\0D26012\
Data File : ECD2F010.D
Signal(s) : ECD1A.CH
Acq On : 26 Apr 2020 8:13 pm
Operator : MJB / KAK
Sample : 0D26012-CAL6
Misc :
ALS Vial : 8 Sample Multiplier: 1

Integration File: PCB1.e
Quant Time: Apr 27 08:42:34 2020
Quant Method : K:\METHODS\FECD2_QUANTPCB_200426.M
Quant Title : PCB Data Analysis
QLast Update : Mon Apr 27 08:35:25 2020
Response via : Initial Calibration
Integrator: ChemStation 6890 Scale Mode: Small noise peaks clipped

Volume Inj. : 1uL
Signal Phase : RTX-1701
Signal Info : 30m x 0.32mm x 0.25um

	Compound	R.T.	Response	Conc	Units
45)	Aroclor 1260 (3)	8.249	11857284	1118.398	ng/ml
46)	Aroclor 1260 (4)	8.418	28554386	1094.251	ng/ml
47)	Aroclor 1260 (5)	8.718	17689376	1044.708	ng/ml
48)	Aroclor 1260 (6)	9.111	7635524	1089.669	ng/ml
49)	Aroclor 1260 - AVE	0.000	0	N.D.	ng/ml
50)	Aroclor 1262 (1)	0.000	0	N.D.	ng/mld
51)	Aroclor 1262 (2)	0.000	0	N.D.	ng/mld
52)	Aroclor 1262 (3)	0.000	0	N.D.	ng/mld
53)	Aroclor 1262 (4)	0.000	0	N.D.	ng/mld
54)	Aroclor 1262 (5)	0.000	0	N.D.	ng/mld
55)	Aroclor 1262 (6)	0.000	0	N.D.	ng/mld
56)	Aroclor 1262 - AVE	0.000	0	N.D.	ng/mld
57)	Aroclor 1268 (1)	0.000	0	N.D.	ng/mld
58)	Aroclor 1268 (2)	0.000	0	N.D.	ng/mld
59)	Aroclor 1268 (3)	0.000	0	N.D.	ng/mld
60)	Aroclor 1268 (4)	0.000	0	N.D.	ng/mld
61)	Aroclor 1268 (5)	0.000	0	N.D.	ng/mld
62)	Aroclor 1268 (6)	0.000	0	N.D.	ng/mld
63)	Aroclor 1268 - AVE	0.000	0	N.D.	ng/mld

(f)=RT Delta > 1/2 Window (m)=manual int.

Quantitation Report (QT Reviewed)

Data Path : K:\DATA\0D26012\
Data File : ECD2F010.D
Signal(s) : ECD1A.CH
Acq On : 26 Apr 2020 8:13 pm
Operator : MJB / KAK
Sample : 0D26012-CAL6
Misc :
ALS Vial : 8 Sample Multiplier: 1

Integration File: PCB1.e
Quant Time: Apr 27 08:42:34 2020
Quant Method : K:\METHODS\FECD2_QUANTPCB_200426.M
Quant Title : PCB Data Analysis
QLast Update : Mon Apr 27 08:35:25 2020
Response via : Initial Calibration
Integrator: ChemStation 6890 Scale Mode: Small noise peaks clipped

Volume Inj. : 1uL
Signal Phase : RTX-1701
Signal Info : 30m x 0.32mm x 0.25um

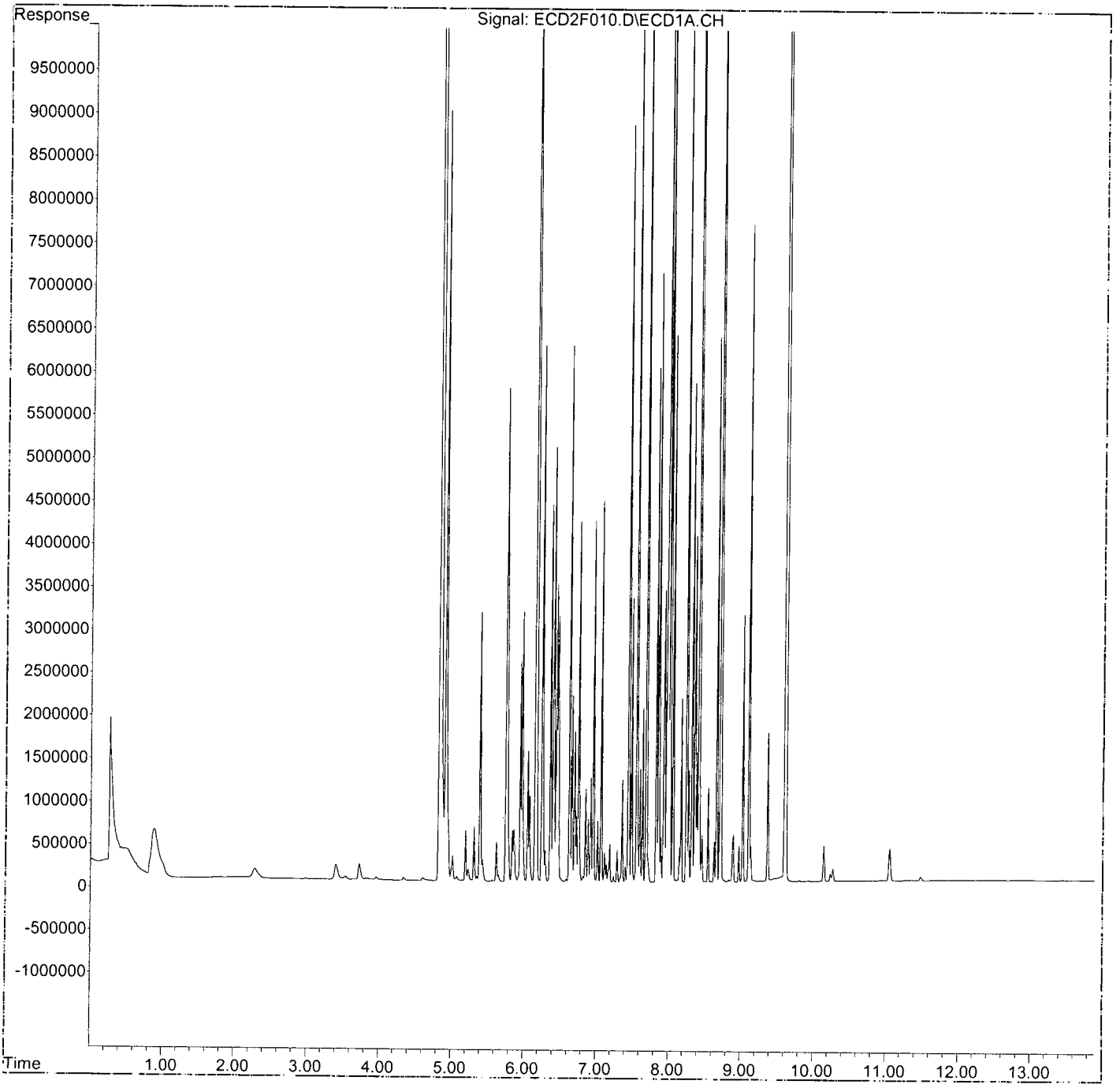

Quantitation Report (QT Reviewed)

Data Path : K:\DATA\0D26012\
Data File : ECD2F011.D
Signal(s) : ECD1A.CH
Acq On : 26 Apr 2020 8:30 pm
Operator : MJB / KAK
Sample : 0D26012-CAL7
Misc :
ALS Vial : 9 Sample Multiplier: 1

Integration File: PCB1.e
Quant Time: Apr 27 08:44:00 2020
Quant Method : K:\METHODS\FECD2_QUANTPCB_200426.M
Quant Title : PCB Data Analysis
QLast Update : Mon Apr 27 08:35:25 2020
Response via : Initial Calibration
Integrator: ChemStation 6890 Scale Mode: Small noise peaks clipped

Volume Inj. : 1uL
Signal Phase : RTX-1701
Signal Info : 30m x 0.32mm x 0.25um

	Compound	R.T.	Response	Conc	Units
	System Monitoring Compounds				
1) S	TCMX (S)	4.838	154068674	2023.257	ng/ml
64) S	DCBP (S)	9.619	141766541	932.126	ng/ml
	Target Compounds				
2)	Aroclor 1016 (1)	5.755	8806140	1849.862	ng/ml
3)	Aroclor 1016 (2)	6.169	18628732	1810.236	ng/ml
4)	Aroclor 1016 (3)	6.250	9965308	1866.606	ng/ml
5)	Aroclor 1016 (4)	6.408	7858630	1628.973	ng/ml
6)	Aroclor 1016 (5)	6.630	9570320	1690.484	ng/ml
7)	Aroclor 1016 (6)	6.757	6505908	1597.030	ng/ml
8)	Aroclor 1016 - AVE	0.000	0	N.D.	ng/ml
9)	Aroclor 1221 (1)	0.000	0	N.D.	ng/mld
10)	Aroclor 1221 (2)	0.000	0	N.D.	ng/mld
11)	Aroclor 1221 (3)	0.000	0	N.D.	ng/mld
12)	Aroclor 1221 (4)	0.000	0	N.D.	ng/mld
13)	Aroclor 1221 (5)	0.000	0	N.D.	ng/mld
14)	Aroclor 1221 - AVE	0.000	0	N.D.	ng/mld
15)	Aroclor 1232 (1)	0.000	0	N.D.	ng/mld
16)	Aroclor 1232 (2)	0.000	0	N.D.	ng/mld
17)	Aroclor 1232 (3)	0.000	0	N.D.	ng/mld
18)	Aroclor 1232 (4)	0.000	0	N.D.	ng/mld
19)	Aroclor 1232 (5)	0.000	0	N.D.	ng/mld
20)	Aroclor 1232 (6)	0.000	0	N.D.	ng/mld
21)	Aroclor 1232 - AVE	0.000	0	N.D.	ng/mld
22)	Aroclor 1242 (1)	0.000	0	N.D.	ng/mld
23)	Aroclor 1242 (2)	0.000	0	N.D.	ng/mld
24)	Aroclor 1242 (3)	0.000	0	N.D.	ng/mld
25)	Aroclor 1242 (4)	0.000	0	N.D.	ng/mld
26)	Aroclor 1242 (5)	0.000	0	N.D.	ng/mld
27)	Aroclor 1242 (6)	0.000	0	N.D.	ng/mld
28)	Aroclor 1242 - AVE	0.000	0	N.D.	ng/mld
29)	Aroclor 1248 (1)	0.000	0	N.D.	ng/mld
30)	Aroclor 1248 (2)	0.000	0	N.D.	ng/mld
31)	Aroclor 1248 (3)	0.000	0	N.D.	ng/mld
32)	Aroclor 1248 (4)	0.000	0	N.D.	ng/mld
33)	Aroclor 1248 (5)	0.000	0	N.D.	ng/mld
34)	Aroclor 1248 (6)	0.000	0	N.D.	ng/mld
35)	Aroclor 1248 - AVE	0.000	0	N.D.	ng/mld
36)	Aroclor 1254 (1)	0.000	0	N.D.	ng/mld
37)	Aroclor 1254 (2)	0.000	0	N.D.	ng/mld
38)	Aroclor 1254 (3)	0.000	0	N.D.	ng/mld
39)	Aroclor 1254 (4)	0.000	0	N.D.	ng/mld
40)	Aroclor 1254 (5)	0.000	0	N.D.	ng/mld
41)	Aroclor 1254 (6)	0.000	0	N.D.	ng/mld
42)	Aroclor 1254 - AVE	0.000	0	N.D.	ng/mld
43)	Aroclor 1260 (1)	7.560	18863861	1680.713	ng/ml
44)	Aroclor 1260 (2)	7.692	24453508	1729.616	ng/ml

4/27/20

Quantitation Report (QT Reviewed)

Data Path : K:\DATA\0D26012\
Data File : ECD2F011.D
Signal(s) : ECD1A.CH
Acq On : 26 Apr 2020 8:30 pm
Operator : MJB / KAK
Sample : 0D26012-CAL7
Misc :
ALS Vial : 9 Sample Multiplier: 1

Integration File: PCB1.e
Quant Time: Apr 27 08:44:00 2020
Quant Method : K:\METHODS\FECD2_QUANTPCB_200426.M
Quant Title : PCB Data Analysis
QLast Update : Mon Apr 27 08:35:25 2020
Response via : Initial Calibration
Integrator: ChemStation 6890 Scale Mode: Small noise peaks clipped

Volume Inj. : 1uL
Signal Phase : RTX-1701
Signal Info : 30m x 0.32mm x 0.25um

	Compound	R.T.	Response	Conc	Units
45)	Aroclor 1260 (3)	8.250	17753928	1674.579	ng/ml
46)	Aroclor 1260 (4)	8.419	43249920	1657.407	ng/ml
47)	Aroclor 1260 (5)	8.720	28054830	1656.876	ng/ml
48)	Aroclor 1260 (6)	9.113	11613314	1657.342	ng/ml
49)	Aroclor 1260 - AVE	0.000	0	N.D.	ng/ml
50)	Aroclor 1262 (1)	0.000	0	N.D.	ng/mld
51)	Aroclor 1262 (2)	0.000	0	N.D.	ng/mld
52)	Aroclor 1262 (3)	0.000	0	N.D.	ng/mld
53)	Aroclor 1262 (4)	0.000	0	N.D.	ng/mld
54)	Aroclor 1262 (5)	0.000	0	N.D.	ng/mld
55)	Aroclor 1262 (6)	0.000	0	N.D.	ng/mld
56)	Aroclor 1262 - AVE	0.000	0	N.D.	ng/mld
57)	Aroclor 1268 (1)	0.000	0	N.D.	ng/mld
58)	Aroclor 1268 (2)	0.000	0	N.D.	ng/mld
59)	Aroclor 1268 (3)	0.000	0	N.D.	ng/mld
60)	Aroclor 1268 (4)	0.000	0	N.D.	ng/mld
61)	Aroclor 1268 (5)	0.000	0	N.D.	ng/mld
62)	Aroclor 1268 (6)	0.000	0	N.D.	ng/mld
63)	Aroclor 1268 - AVE	0.000	0	N.D.	ng/mld

(f)=RT Delta > 1/2 Window (m)=manual int.

Quantitation Report (QT Reviewed)

Data Path : K:\DATA\0D26012\
Data File : ECD2F011.D
Signal(s) : ECD1A.CH
Acq On : 26 Apr 2020 8:30 pm
Operator : MJB / KAK
Sample : 0D26012-CAL7
Misc :
ALS Vial : 9 Sample Multiplier: 1

Integration File: PCB1.e
Quant Time: Apr 27 08:44:00 2020
Quant Method : K:\METHODS\FECD2_QUANTPCB_200426.M
Quant Title : PCB Data Analysis
QLast Update : Mon Apr 27 08:35:25 2020
Response via : Initial Calibration
Integrator: ChemStation 6890 Scale Mode: Small noise peaks clipped

Volume Inj. : 1uL
Signal Phase : RTX-1701
Signal Info : 30m x 0.32mm x 0.25um

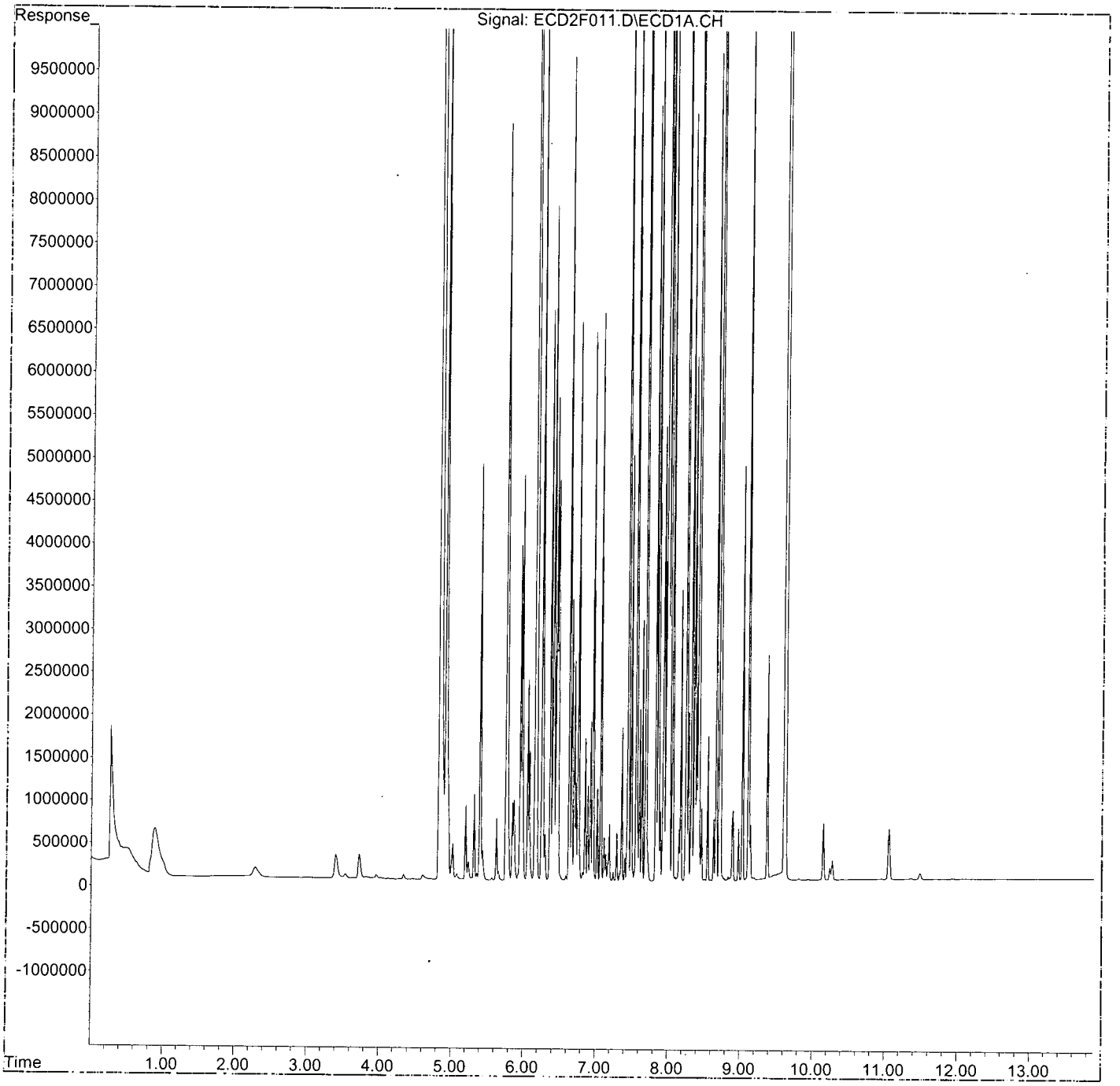

Quantitation Report (QT Reviewed)

Data Path : K:\DATA\0D26012\
Data File : ECD2F014.D
Signal(s) : ECD1A.CH
Acq On : 26 Apr 2020 9:23 pm
Operator : MJB / KAK
Sample : 0D26012-CAL8
Misc :
ALS Vial : 11 Sample Multiplier: 1

Integration File: PCB1.e
Quant Time: Apr 27 08:45:24 2020
Quant Method : K:\METHODS\FECD2_QUANTPCB_200426.M
Quant Title : PCB Data Analysis
QLast Update : Mon Apr 27 08:35:25 2020
Response via : Initial Calibration
Integrator: ChemStation 6890 Scale Mode: Small noise peaks clipped

Volume Inj. : 1uL
Signal Phase : RTX-1701
Signal Info : 30m x 0.32mm x 0.25um

	Compound	R.T.	Response	Conc	Units
System Monitoring Compounds					
1) S	TCMX (S)	0.000	0	N.D.	ng/mld
64) S	DCBP (S)	0.000	0	N.D.	ng/mld
Target Compounds					
2)	Aroclor 1016 (1)	0.000	0	N.D.	ng/mld
3)	Aroclor 1016 (2)	0.000	0	N.D.	ng/mld
4)	Aroclor 1016 (3)	0.000	0	N.D.	ng/mld
5)	Aroclor 1016 (4)	0.000	0	N.D.	ng/mld
6)	Aroclor 1016 (5)	0.000	0	N.D.	ng/mld
7)	Aroclor 1016 (6)	0.000	0	N.D.	ng/mld
8)	Aroclor 1016 - AVE	0.000	0	N.D.	ng/mld
9)	Aroclor 1221 (1)	5.196	1088956	750.901	ng/ml
10)	Aroclor 1221 (2)	5.313	737468	754.406	ng/ml
11)	Aroclor 1221 (3)	5.394	2423485	764.815	ng/ml
12)	Aroclor 1221 (4)	5.863	436720	NoCal	ng/ml
13)	Aroclor 1221 (5)	6.170	469479	NoCal	ng/ml
14)	Aroclor 1221 - AVE	0.000	0	N.D.	ng/ml
15)	Aroclor 1232 (1)	0.000	0	N.D.	ng/mld
16)	Aroclor 1232 (2)	0.000	0	N.D.	ng/mld
17)	Aroclor 1232 (3)	0.000	0	N.D.	ng/mld
18)	Aroclor 1232 (4)	0.000	0	N.D.	ng/mld
19)	Aroclor 1232 (5)	0.000	0	N.D.	ng/mld
20)	Aroclor 1232 (6)	0.000	0	N.D.	ng/mld
21)	Aroclor 1232 - AVE	0.000	0	N.D.	ng/mld
22)	Aroclor 1242 (1)	0.000	0	N.D.	ng/mld
23)	Aroclor 1242 (2)	0.000	0	N.D.	ng/mld
24)	Aroclor 1242 (3)	0.000	0	N.D.	ng/mld
25)	Aroclor 1242 (4)	0.000	0	N.D.	ng/mld
26)	Aroclor 1242 (5)	0.000	0	N.D.	ng/mld
27)	Aroclor 1242 (6)	0.000	0	N.D.	ng/mld
28)	Aroclor 1242 - AVE	0.000	0	N.D.	ng/mld
29)	Aroclor 1248 (1)	0.000	0	N.D.	ng/mld
30)	Aroclor 1248 (2)	0.000	0	N.D.	ng/mld
31)	Aroclor 1248 (3)	0.000	0	N.D.	ng/mld
32)	Aroclor 1248 (4)	0.000	0	N.D.	ng/mld
33)	Aroclor 1248 (5)	0.000	0	N.D.	ng/mld
34)	Aroclor 1248 (6)	0.000	0	N.D.	ng/mld
35)	Aroclor 1248 - AVE	0.000	0	N.D.	ng/mld
36)	Aroclor 1254 (1)	0.000	0	N.D.	ng/mld
37)	Aroclor 1254 (2)	0.000	0	N.D.	ng/mld
38)	Aroclor 1254 (3)	0.000	0	N.D.	ng/mld
39)	Aroclor 1254 (4)	0.000	0	N.D.	ng/mld
40)	Aroclor 1254 (5)	0.000	0	N.D.	ng/mld
41)	Aroclor 1254 (6)	0.000	0	N.D.	ng/mld
42)	Aroclor 1254 - AVE	0.000	0	N.D.	ng/mld
43)	Aroclor 1260 (1)	0.000	0	N.D.	ng/mld
44)	Aroclor 1260 (2)	0.000	0	N.D.	ng/mld

4/27/20

Quantitation Report (QT Reviewed)

Data Path : K:\DATA\0D26012\
Data File : ECD2F014.D
Signal(s) : ECD1A.CH
Acq On : 26 Apr 2020 9:23 pm
Operator : MJB / KAK
Sample : 0D26012-CAL8
Misc :
ALS Vial : 11 Sample Multiplier: 1

Integration File: PCB1.e
Quant Time: Apr 27 08:45:24 2020
Quant Method : K:\METHODS\FECD2_QUANTPCB_200426.M
Quant Title : PCB Data Analysis
QLast Update : Mon Apr 27 08:35:25 2020
Response via : Initial Calibration
Integrator: ChemStation 6890 Scale Mode: Small noise peaks clipped

Volume Inj. : 1uL
Signal Phase : RTX-1701
Signal Info : 30m x 0.32mm x 0.25um

	Compound	R.T.	Response	Conc	Units
45)	Aroclor 1260 (3)	0.000	0	N.D.	ng/mld
46)	Aroclor 1260 (4)	0.000	0	N.D.	ng/mld
47)	Aroclor 1260 (5)	0.000	0	N.D.	ng/mld
48)	Aroclor 1260 (6)	0.000	0	N.D.	ng/mld
49)	Aroclor 1260 - AVE	0.000	0	N.D.	ng/mld
50)	Aroclor 1262 (1)	0.000	0	N.D.	ng/mld
51)	Aroclor 1262 (2)	0.000	0	N.D.	ng/mld
52)	Aroclor 1262 (3)	0.000	0	N.D.	ng/mld
53)	Aroclor 1262 (4)	0.000	0	N.D.	ng/mld
54)	Aroclor 1262 (5)	0.000	0	N.D.	ng/mld
55)	Aroclor 1262 (6)	0.000	0	N.D.	ng/mld
56)	Aroclor 1262 - AVE	0.000	0	N.D.	ng/mld
57)	Aroclor 1268 (1)	0.000	0	N.D.	ng/mld
58)	Aroclor 1268 (2)	0.000	0	N.D.	ng/mld
59)	Aroclor 1268 (3)	0.000	0	N.D.	ng/mld
60)	Aroclor 1268 (4)	0.000	0	N.D.	ng/mld
61)	Aroclor 1268 (5)	0.000	0	N.D.	ng/mld
62)	Aroclor 1268 (6)	0.000	0	N.D.	ng/mld
63)	Aroclor 1268 - AVE	0.000	0	N.D.	ng/mld

(f)=RT Delta > 1/2 Window (m)=manual int.

Quantitation Report (QT Reviewed)

Data Path : K:\DATA\0D26012\
Data File : ECD2F014.D
Signal(s) : ECD1A.CH
Acq On : 26 Apr 2020 9:23 pm
Operator : MJB / KAK
Sample : 0D26012-CAL8
Misc :
ALS Vial : 11 Sample Multiplier: 1

Integration File: PCB1.e
Quant Time: Apr 27 08:45:24 2020
Quant Method : K:\METHODS\FECD2_QUANTPCB_200426.M
Quant Title : PCB Data Analysis
QLast Update : Mon Apr 27 08:35:25 2020
Response via : Initial Calibration
Integrator: ChemStation 6890 Scale Mode: Small noise peaks clipped

Volume Inj. : 1uL
Signal Phase : RTX-1701
Signal Info : 30m x 0.32mm x 0.25um

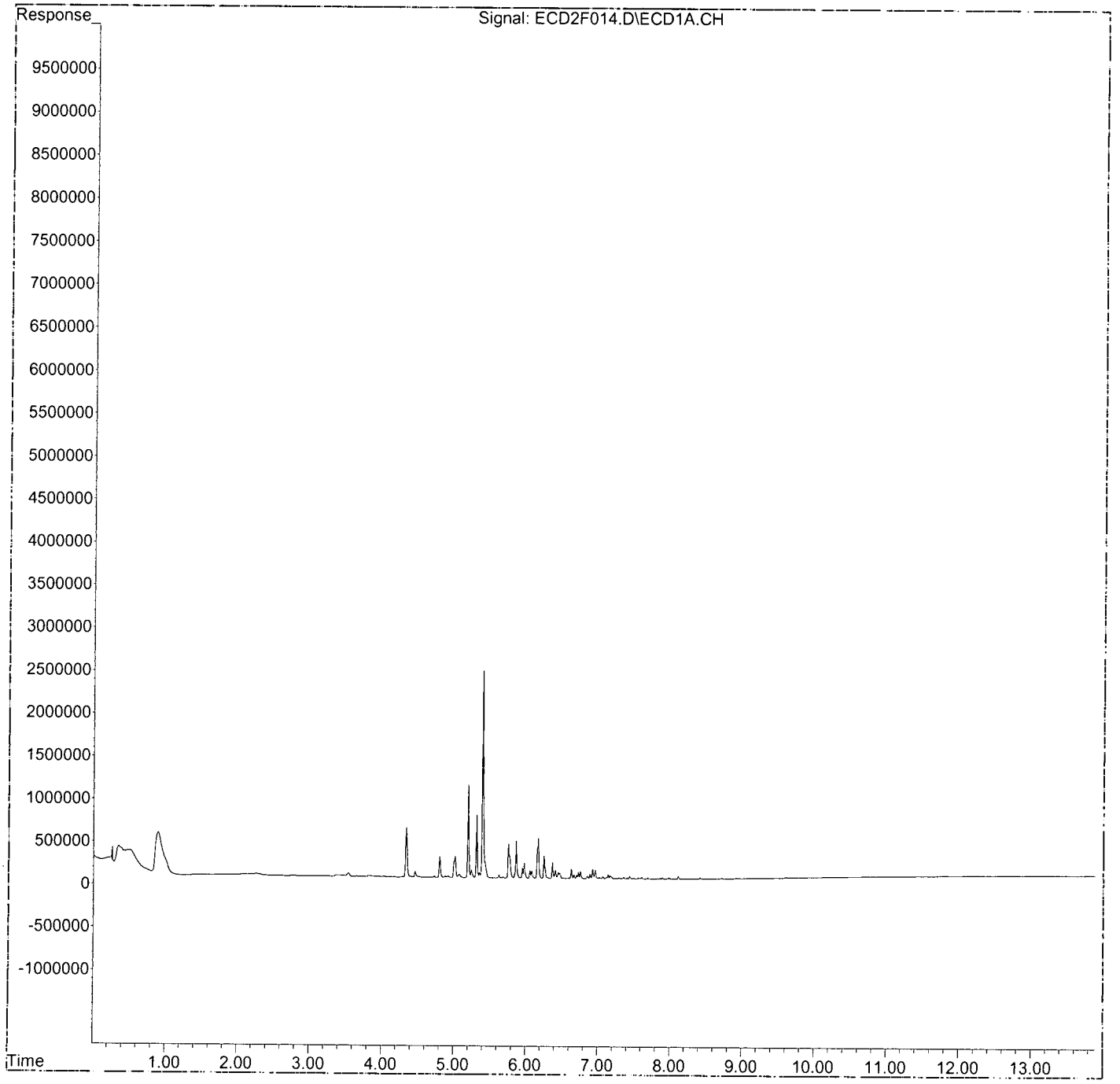

FECD2_QUANTPCB_200426.M Mon Apr 27 08:59:39 2020

Quantitation Report (QT Reviewed)

Data Path : K:\DATA\0D26012\
Data File : ECD2F015.D
Signal(s) : ECD1A.CH
Acq On : 26 Apr 2020 9:41 pm
Operator : MJB / KAK
Sample : 0D26012-CAL9
Misc :
ALS Vial : 12 Sample Multiplier: 1

Integration File: PCB1.e
Quant Time: Apr 27 08:47:14 2020
Quant Method : K:\METHODS\FECD2_QUANTPCB_200426.M
Quant Title : PCB Data Analysis
QLast Update : Mon Apr 27 08:46:13 2020
Response via : Initial Calibration
Integrator: ChemStation 6890 Scale Mode: Small noise peaks clipped

Volume Inj. : 1uL
Signal Phase : RTX-1701
Signal Info : 30m x 0.32mm x 0.25um

	Compound	R.T.	Response	Conc	Units
System Monitoring Compounds					
1) S	TCMX (S)	0.000	0	N.D.	ng/mld
64) S	DCBP (S)	0.000	0	N.D.	ng/mld
Target Compounds					
2)	Aroclor 1016 (1)	0.000	0	N.D.	ng/mld
3)	Aroclor 1016 (2)	0.000	0	N.D.	ng/mld
4)	Aroclor 1016 (3)	0.000	0	N.D.	ng/mld
5)	Aroclor 1016 (4)	0.000	0	N.D.	ng/mld
6)	Aroclor 1016 (5)	0.000	0	N.D.	ng/mld
7)	Aroclor 1016 (6)	0.000	0	N.D.	ng/mld
8)	Aroclor 1016 - AVE	0.000	0	N.D.	ng/mld
9)	Aroclor 1221 (1)	0.000	0	N.D.	ng/mld
10)	Aroclor 1221 (2)	0.000	0	N.D.	ng/mld
11)	Aroclor 1221 (3)	0.000	0	N.D.	ng/mld
12)	Aroclor 1221 (4)	0.000	0	N.D.	ng/mld
13)	Aroclor 1221 (5)	0.000	0	N.D.	ng/mld
14)	Aroclor 1221 - AVE	0.000	0	N.D.	ng/mld
15)	Aroclor 1232 (1)	5.395	1850698	713.253	ng/ml
16)	Aroclor 1232 (2)	6.170	2539049	598.809	ng/ml
17)	Aroclor 1232 (3)	6.250	1396538	628.147	ng/ml
18)	Aroclor 1232 (4)	6.409	933258	566.972	ng/ml
19)	Aroclor 1232 (5)	6.631	1236076	573.427	ng/ml
20)	Aroclor 1232 (6)	6.758	1001565	571.550	ng/ml
21)	Aroclor 1232 - AVE	0.000	0	N.D.	ng/ml
22)	Aroclor 1242 (1)	0.000	0	N.D.	ng/mld
23)	Aroclor 1242 (2)	0.000	0	N.D.	ng/mld
24)	Aroclor 1242 (3)	0.000	0	N.D.	ng/mld
25)	Aroclor 1242 (4)	0.000	0	N.D.	ng/mld
26)	Aroclor 1242 (5)	0.000	0	N.D.	ng/mld
27)	Aroclor 1242 (6)	0.000	0	N.D.	ng/mld
28)	Aroclor 1242 - AVE	0.000	0	N.D.	ng/mld
29)	Aroclor 1248 (1)	0.000	0	N.D.	ng/mld
30)	Aroclor 1248 (2)	0.000	0	N.D.	ng/mld
31)	Aroclor 1248 (3)	0.000	0	N.D.	ng/mld
32)	Aroclor 1248 (4)	0.000	0	N.D.	ng/mld
33)	Aroclor 1248 (5)	0.000	0	N.D.	ng/mld
34)	Aroclor 1248 (6)	0.000	0	N.D.	ng/mld
35)	Aroclor 1248 - AVE	0.000	0	N.D.	ng/mld
36)	Aroclor 1254 (1)	0.000	0	N.D.	ng/mld
37)	Aroclor 1254 (2)	0.000	0	N.D.	ng/mld
38)	Aroclor 1254 (3)	0.000	0	N.D.	ng/mld
39)	Aroclor 1254 (4)	0.000	0	N.D.	ng/mld
40)	Aroclor 1254 (5)	0.000	0	N.D.	ng/mld
41)	Aroclor 1254 (6)	0.000	0	N.D.	ng/mld
42)	Aroclor 1254 - AVE	0.000	0	N.D.	ng/mld
43)	Aroclor 1260 (1)	0.000	0	N.D.	ng/mld
44)	Aroclor 1260 (2)	0.000	0	N.D.	ng/mld

4/27/20

Quantitation Report (QT Reviewed)

Data Path : K:\DATA\0D26012\
Data File : ECD2F015.D
Signal(s) : ECD1A.CH
Acq On : 26 Apr 2020 9:41 pm
Operator : MJB / KAK
Sample : 0D26012-CAL9
Misc :
ALS Vial : 12 Sample Multiplier: 1

Integration File: PCB1.e
Quant Time: Apr 27 08:47:14 2020
Quant Method : K:\METHODS\FECD2_QUANTPCB_200426.M
Quant Title : PCB Data Analysis
QLast Update : Mon Apr 27 08:46:13 2020
Response via : Initial Calibration
Integrator: ChemStation 6890 Scale Mode: Small noise peaks clipped

Volume Inj. : 1uL
Signal Phase : RTX-1701
Signal Info : 30m x 0.32mm x 0.25um

	Compound	R.T.	Response	Conc	Units
45)	Aroclor 1260 (3)	0.000	0	N.D.	ng/mld
46)	Aroclor 1260 (4)	0.000	0	N.D.	ng/mld
47)	Aroclor 1260 (5)	0.000	0	N.D.	ng/mld
48)	Aroclor 1260 (6)	0.000	0	N.D.	ng/mld
49)	Aroclor 1260 - AVE	0.000	0	N.D.	ng/mld
50)	Aroclor 1262 (1)	0.000	0	N.D.	ng/mld
51)	Aroclor 1262 (2)	0.000	0	N.D.	ng/mld
52)	Aroclor 1262 (3)	0.000	0	N.D.	ng/mld
53)	Aroclor 1262 (4)	0.000	0	N.D.	ng/mld
54)	Aroclor 1262 (5)	0.000	0	N.D.	ng/mld
55)	Aroclor 1262 (6)	0.000	0	N.D.	ng/mld
56)	Aroclor 1262 - AVE	0.000	0	N.D.	ng/mld
57)	Aroclor 1268 (1)	0.000	0	N.D.	ng/mld
58)	Aroclor 1268 (2)	0.000	0	N.D.	ng/mld
59)	Aroclor 1268 (3)	0.000	0	N.D.	ng/mld
60)	Aroclor 1268 (4)	0.000	0	N.D.	ng/mld
61)	Aroclor 1268 (5)	0.000	0	N.D.	ng/mld
62)	Aroclor 1268 (6)	0.000	0	N.D.	ng/mld
63)	Aroclor 1268 - AVE	0.000	0	N.D.	ng/mld

(f)=RT Delta > 1/2 Window (m)=manual int.

Quantitation Report (QT Reviewed)

Data Path : K:\DATA\0D26012\
Data File : ECD2F015.D
Signal(s) : ECD1A.CH
Acq On : 26 Apr 2020 9:41 pm
Operator : MJB / KAK
Sample : 0D26012-CAL9
Misc :
ALS Vial : 12 Sample Multiplier: 1

Integration File: PCB1.e
Quant Time: Apr 27 08:47:14 2020
Quant Method : K:\METHODS\FECD2_QUANTPCB_200426.M
Quant Title : PCB Data Analysis
QLast Update : Mon Apr 27 08:46:13 2020
Response via : Initial Calibration
Integrator: ChemStation 6890 Scale Mode: Small noise peaks clipped

Volume Inj. : 1uL
Signal Phase : RTX-1701
Signal Info : 30m x 0.32mm x 0.25um

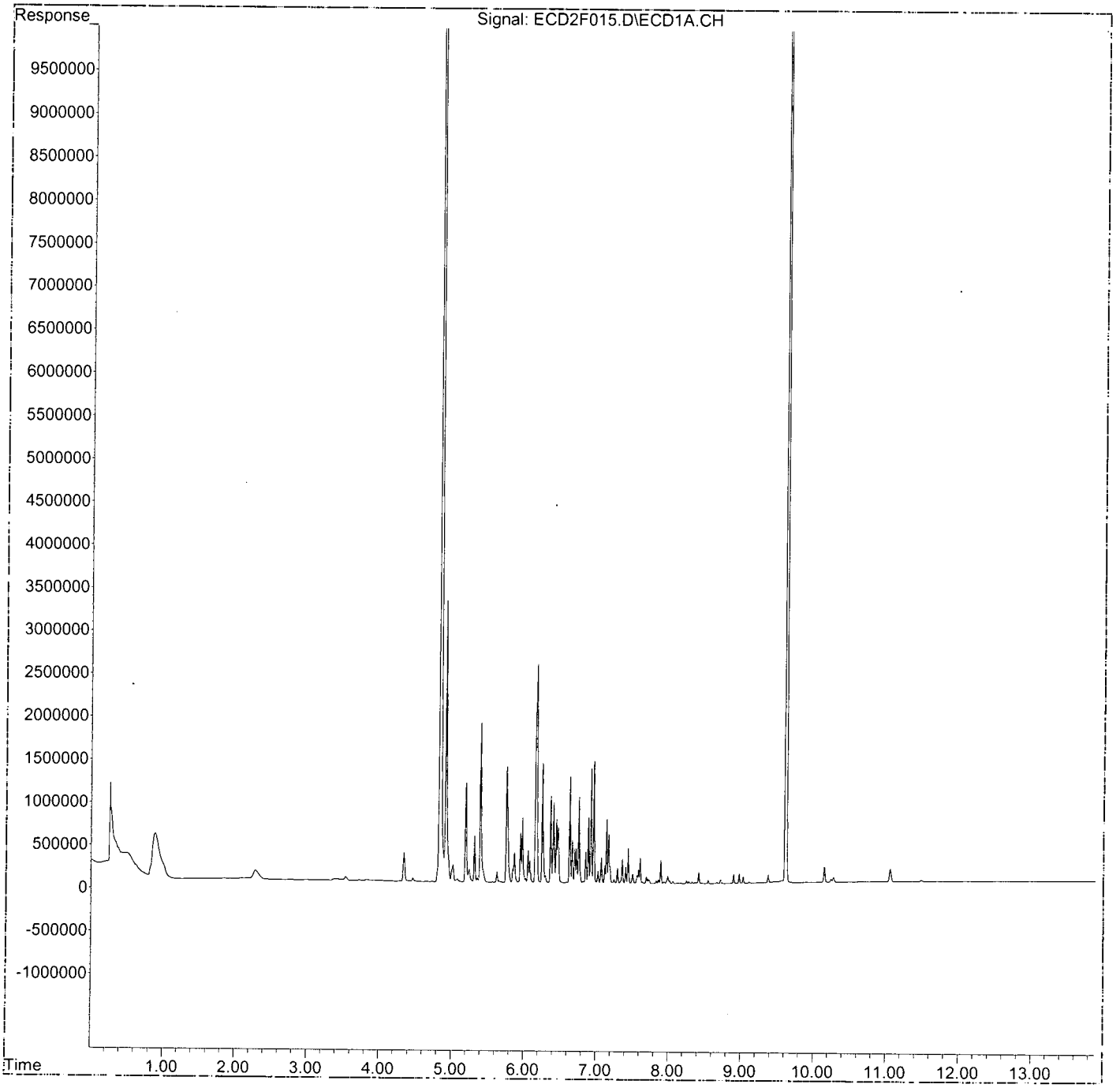

Quantitation Report (QT Reviewed)

Data Path : K:\DATA\0D26012\
Data File : ECD2F016.D
Signal(s) : ECD1A.CH
Acq On : 26 Apr 2020 9:58 pm
Operator : MJB / KAK
Sample : 0D26012-CALA
Misc :
ALS Vial : 13 Sample Multiplier: 1

Integration File: PCB1.e
Quant Time: Apr 27 08:49:06 2020
Quant Method : K:\METHODS\FECD2_QUANTPCB_200426.M
Quant Title : PCB Data Analysis
QLast Update : Mon Apr 27 08:48:05 2020
Response via : Initial Calibration
Integrator: ChemStation 6890 Scale Mode: Small noise peaks clipped

Volume Inj. : 1uL
Signal Phase : RTX-1701
Signal Info : 30m x 0.32mm x 0.25um

	Compound	R.T.	Response	Conc	Units
System Monitoring Compounds					
1) S	TCMX (S)	0.000	0	N.D.	ng/mld
64) S	DCBP (S)	0.000	0	N.D.	ng/mld
Target Compounds					
2)	Aroclor 1016 (1)	0.000	0	N.D.	ng/mld
3)	Aroclor 1016 (2)	0.000	0	N.D.	ng/mld
4)	Aroclor 1016 (3)	0.000	0	N.D.	ng/mld
5)	Aroclor 1016 (4)	0.000	0	N.D.	ng/mld
6)	Aroclor 1016 (5)	0.000	0	N.D.	ng/mld
7)	Aroclor 1016 (6)	0.000	0	N.D.	ng/mld
8)	Aroclor 1016 - AVE	0.000	0	N.D.	ng/mld
9)	Aroclor 1221 (1)	0.000	0	N.D.	ng/mld
10)	Aroclor 1221 (2)	0.000	0	N.D.	ng/mld
11)	Aroclor 1221 (3)	0.000	0	N.D.	ng/mld
12)	Aroclor 1221 (4)	0.000	0	N.D.	ng/mld
13)	Aroclor 1221 (5)	0.000	0	N.D.	ng/mld
14)	Aroclor 1221 - AVE	0.000	0	N.D.	ng/mld
15)	Aroclor 1232 (1)	0.000	0	N.D.	ng/mld
16)	Aroclor 1232 (2)	0.000	0	N.D.	ng/mld
17)	Aroclor 1232 (3)	0.000	0	N.D.	ng/mld
18)	Aroclor 1232 (4)	0.000	0	N.D.	ng/mld
19)	Aroclor 1232 (5)	0.000	0	N.D.	ng/mld
20)	Aroclor 1232 (6)	0.000	0	N.D.	ng/mld
21)	Aroclor 1232 - AVE	0.000	0	N.D.	ng/mld
22)	Aroclor 1242 (1)	5.755	2463514	677.129	ng/ml
23)	Aroclor 1242 (2)	6.169	5082295	639.389	ng/ml
24)	Aroclor 1242 (3)	6.250	2679986	669.966	ng/ml
25)	Aroclor 1242 (4)	6.408	2030736	611.453	ng/ml
26)	Aroclor 1242 (5)	6.630	2580163	596.784	ng/ml
27)	Aroclor 1242 (6)	6.757	2087829	579.303	ng/ml
28)	Aroclor 1242 - AVE	0.000	0	N.D.	ng/ml
29)	Aroclor 1248 (1)	0.000	0	N.D.	ng/mld
30)	Aroclor 1248 (2)	0.000	0	N.D.	ng/mld
31)	Aroclor 1248 (3)	0.000	0	N.D.	ng/mld
32)	Aroclor 1248 (4)	0.000	0	N.D.	ng/mld
33)	Aroclor 1248 (5)	0.000	0	N.D.	ng/mld
34)	Aroclor 1248 (6)	0.000	0	N.D.	ng/mld
35)	Aroclor 1248 - AVE	0.000	0	N.D.	ng/mld
36)	Aroclor 1254 (1)	0.000	0	N.D.	ng/mld
37)	Aroclor 1254 (2)	0.000	0	N.D.	ng/mld
38)	Aroclor 1254 (3)	0.000	0	N.D.	ng/mld
39)	Aroclor 1254 (4)	0.000	0	N.D.	ng/mld
40)	Aroclor 1254 (5)	0.000	0	N.D.	ng/mld
41)	Aroclor 1254 (6)	0.000	0	N.D.	ng/mld
42)	Aroclor 1254 - AVE	0.000	0	N.D.	ng/mld
43)	Aroclor 1260 (1)	0.000	0	N.D.	ng/mld
44)	Aroclor 1260 (2)	0.000	0	N.D.	ng/mld

4/27/20

Quantitation Report (QT Reviewed)

Data Path : K:\DATA\0D26012\
Data File : ECD2F016.D
Signal(s) : ECD1A.CH
Acq On : 26 Apr 2020 9:58 pm
Operator : MJB / KAK
Sample : 0D26012-CALA
Misc :
ALS Vial : 13 Sample Multiplier: 1

Integration File: PCB1.e
Quant Time: Apr 27 08:49:06 2020
Quant Method : K:\METHODS\FECD2_QUANTPCB_200426.M
Quant Title : PCB Data Analysis
QLast Update : Mon Apr 27 08:48:05 2020
Response via : Initial Calibration
Integrator: ChemStation 6890 Scale Mode: Small noise peaks clipped

Volume Inj. : 1uL
Signal Phase : RTX-1701
Signal Info : 30m x 0.32mm x 0.25um

	Compound	R.T.	Response	Conc	Units
45)	Aroclor 1260 (3)	0.000	0	N.D.	ng/mld
46)	Aroclor 1260 (4)	0.000	0	N.D.	ng/mld
47)	Aroclor 1260 (5)	0.000	0	N.D.	ng/mld
48)	Aroclor 1260 (6)	0.000	0	N.D.	ng/mld
49)	Aroclor 1260 - AVE	0.000	0	N.D.	ng/mld
50)	Aroclor 1262 (1)	0.000	0	N.D.	ng/mld
51)	Aroclor 1262 (2)	0.000	0	N.D.	ng/mld
52)	Aroclor 1262 (3)	0.000	0	N.D.	ng/mld
53)	Aroclor 1262 (4)	0.000	0	N.D.	ng/mld
54)	Aroclor 1262 (5)	0.000	0	N.D.	ng/mld
55)	Aroclor 1262 (6)	0.000	0	N.D.	ng/mld
56)	Aroclor 1262 - AVE	0.000	0	N.D.	ng/mld
57)	Aroclor 1268 (1)	0.000	0	N.D.	ng/mld
58)	Aroclor 1268 (2)	0.000	0	N.D.	ng/mld
59)	Aroclor 1268 (3)	0.000	0	N.D.	ng/mld
60)	Aroclor 1268 (4)	0.000	0	N.D.	ng/mld
61)	Aroclor 1268 (5)	0.000	0	N.D.	ng/mld
62)	Aroclor 1268 (6)	0.000	0	N.D.	ng/mld
63)	Aroclor 1268 - AVE	0.000	0	N.D.	ng/mld

(f)=RT Delta > 1/2 Window (m)=manual int.

Quantitation Report (QT Reviewed)

Data Path : K:\DATA\0D26012\
Data File : ECD2F016.D
Signal(s) : ECD1A.CH
Acq On : 26 Apr 2020 9:58 pm
Operator : MJB / KAK
Sample : 0D26012-CALA
Misc :
ALS Vial : 13 Sample Multiplier: 1

Integration File: PCB1.e
Quant Time: Apr 27 08:49:06 2020
Quant Method : K:\METHODS\FECD2_QUANTPCB_200426.M
Quant Title : PCB Data Analysis
QLast Update : Mon Apr 27 08:48:05 2020
Response via : Initial Calibration
Integrator: ChemStation 6890 Scale Mode: Small noise peaks clipped

Volume Inj. : 1uL
Signal Phase : RTX-1701
Signal Info : 30m x 0.32mm x 0.25um

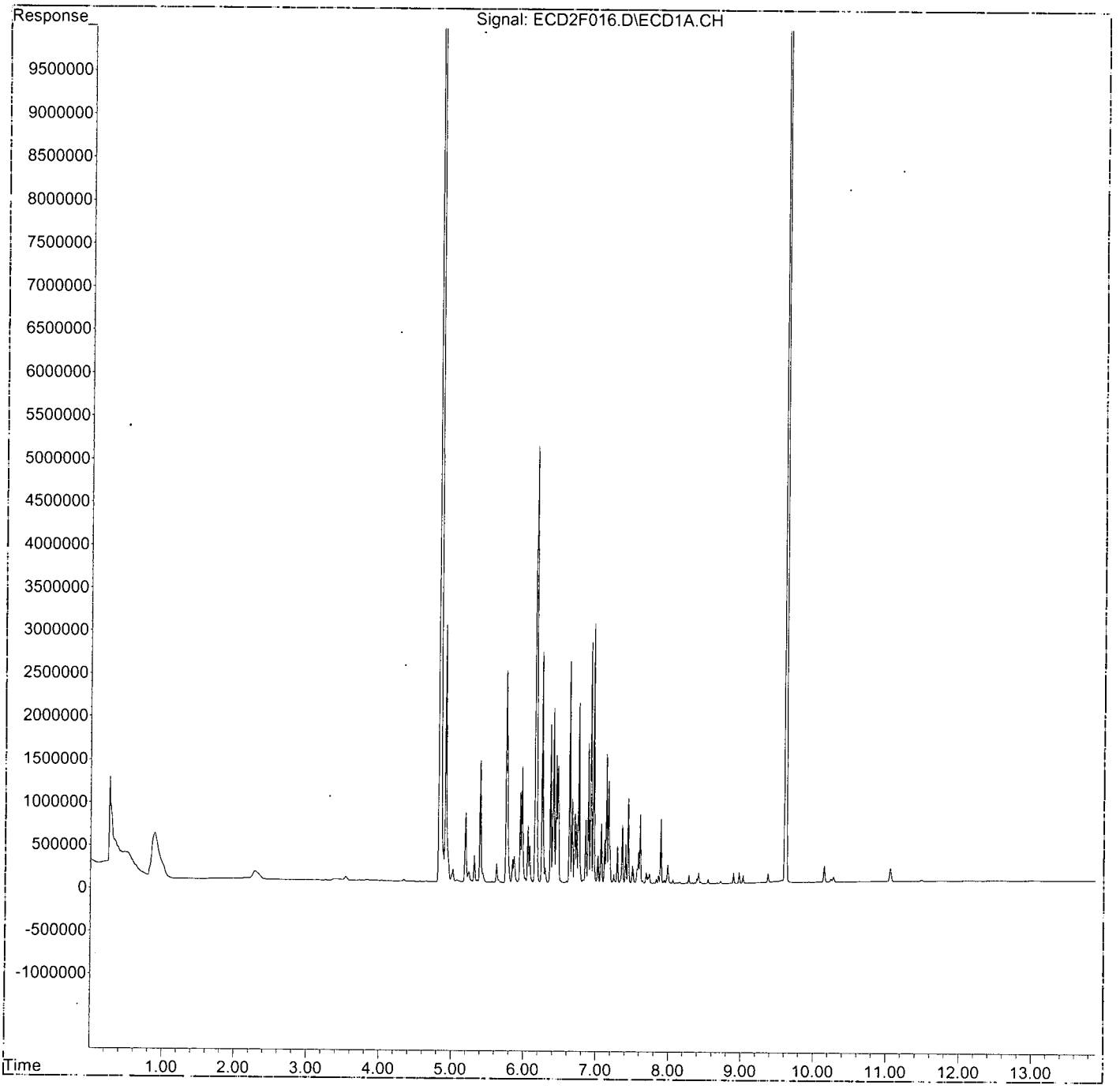

FECD2_QUANTPCB_200426.M Mon Apr 27 08:59:49 2020

Quantitation Report (QT Reviewed)

Data Path : K:\DATA\0D26012\
Data File : ECD2F017.D
Signal(s) : ECD1A.CH
Acq On : 26 Apr 2020 10:16 pm
Operator : MJB / KAK
Sample : 0D26012-CALB
Misc :
ALS Vial : 14 Sample Multiplier: 1

Integration File: PCB1.e
Quant Time: Apr 27 08:50:57 2020
Quant Method : K:\METHODS\FECD2_QUANTPCB_200426.M
Quant Title : PCB Data Analysis
QLast Update : Mon Apr 27 08:49:56 2020
Response via : Initial Calibration
Integrator: ChemStation 6890 Scale Mode: Small noise peaks clipped

Volume Inj. : 1uL
Signal Phase : RTX-1701
Signal Info : 30m x 0.32mm x 0.25um

	Compound	R.T.	Response	Conc	Units
	System Monitoring Compounds				
1) S	TCMX (S)	0.000	0	N.D.	ng/mld
64) S	DCBP (S)	0.000	0	N.D.	ng/mld
	Target Compounds				
2)	Aroclor 1016 (1)	0.000	0	N.D.	ng/mld
3)	Aroclor 1016 (2)	0.000	0	N.D.	ng/mld
4)	Aroclor 1016 (3)	0.000	0	N.D.	ng/mld
5)	Aroclor 1016 (4)	0.000	0	N.D.	ng/mld
6)	Aroclor 1016 (5)	0.000	0	N.D.	ng/mld
7)	Aroclor 1016 (6)	0.000	0	N.D.	ng/mld
8)	Aroclor 1016 - AVE	0.000	0	N.D.	ng/mld
9)	Aroclor 1221 (1)	0.000	0	N.D.	ng/mld
10)	Aroclor 1221 (2)	0.000	0	N.D.	ng/mld
11)	Aroclor 1221 (3)	0.000	0	N.D.	ng/mld
12)	Aroclor 1221 (4)	0.000	0	N.D.	ng/mld
13)	Aroclor 1221 (5)	0.000	0	N.D.	ng/mld
14)	Aroclor 1221 - AVE	0.000	0	N.D.	ng/mld
15)	Aroclor 1232 (1)	0.000	0	N.D.	ng/mld
16)	Aroclor 1232 (2)	0.000	0	N.D.	ng/mld
17)	Aroclor 1232 (3)	0.000	0	N.D.	ng/mld
18)	Aroclor 1232 (4)	0.000	0	N.D.	ng/mld
19)	Aroclor 1232 (5)	0.000	0	N.D.	ng/mld
20)	Aroclor 1232 (6)	0.000	0	N.D.	ng/mld
21)	Aroclor 1232 - AVE	0.000	0	N.D.	ng/mld
22)	Aroclor 1242 (1)	0.000	0	N.D.	ng/mld
23)	Aroclor 1242 (2)	0.000	0	N.D.	ng/mld
24)	Aroclor 1242 (3)	0.000	0	N.D.	ng/mld
25)	Aroclor 1242 (4)	0.000	0	N.D.	ng/mld
26)	Aroclor 1242 (5)	0.000	0	N.D.	ng/mld
27)	Aroclor 1242 (6)	0.000	0	N.D.	ng/mld
28)	Aroclor 1242 - AVE	0.000	0	N.D.	ng/mld
29)	Aroclor 1248 (1)	6.169	2959181	604.371	ng/ml
30)	Aroclor 1248 (2)	6.409	3507574	585.339	ng/ml
31)	Aroclor 1248 (3)	6.630	4225532	628.378	ng/ml
32)	Aroclor 1248 (4)	6.924	5029886	611.799	ng/ml
33)	Aroclor 1248 (5)	6.962	5093749	646.367	ng/ml
34)	Aroclor 1248 (6)	7.439	2765910	607.779	ng/ml
35)	Aroclor 1248 - AVE	0.000	0	N.D.	ng/ml
36)	Aroclor 1254 (1)	0.000	0	N.D.	ng/mld
37)	Aroclor 1254 (2)	0.000	0	N.D.	ng/mld
38)	Aroclor 1254 (3)	0.000	0	N.D.	ng/mld
39)	Aroclor 1254 (4)	0.000	0	N.D.	ng/mld
40)	Aroclor 1254 (5)	0.000	0	N.D.	ng/mld
41)	Aroclor 1254 (6)	0.000	0	N.D.	ng/mld
42)	Aroclor 1254 - AVE	0.000	0	N.D.	ng/mld
43)	Aroclor 1260 (1)	0.000	0	N.D.	ng/mld
44)	Aroclor 1260 (2)	0.000	0	N.D.	ng/mld

4/27/20

Quantitation Report (QT Reviewed)

Data Path : K:\DATA\0D26012\
Data File : ECD2F017.D
Signal(s) : ECD1A.CH
Acq On : 26 Apr 2020 10:16 pm
Operator : MJB / KAK
Sample : 0D26012-CALB
Misc :
ALS Vial : 14 Sample Multiplier: 1

Integration File: PCB1.e
Quant Time: Apr 27 08:50:57 2020
Quant Method : K:\METHODS\FECD2_QUANTPCB_200426.M
Quant Title : PCB Data Analysis
QLast Update : Mon Apr 27 08:49:56 2020
Response via : Initial Calibration
Integrator: ChemStation 6890 Scale Mode: Small noise peaks clipped

Volume Inj. : 1uL
Signal Phase : RTX-1701
Signal Info : 30m x 0.32mm x 0.25um

	Compound	R.T.	Response	Conc	Units
45)	Aroclor 1260 (3)	0.000	0	N.D.	ng/mld
46)	Aroclor 1260 (4)	0.000	0	N.D.	ng/mld
47)	Aroclor 1260 (5)	0.000	0	N.D.	ng/mld
48)	Aroclor 1260 (6)	0.000	0	N.D.	ng/mld
49)	Aroclor 1260 - AVE	0.000	0	N.D.	ng/mld
50)	Aroclor 1262 (1)	0.000	0	N.D.	ng/mld
51)	Aroclor 1262 (2)	0.000	0	N.D.	ng/mld
52)	Aroclor 1262 (3)	0.000	0	N.D.	ng/mld
53)	Aroclor 1262 (4)	0.000	0	N.D.	ng/mld
54)	Aroclor 1262 (5)	0.000	0	N.D.	ng/mld
55)	Aroclor 1262 (6)	0.000	0	N.D.	ng/mld
56)	Aroclor 1262 - AVE	0.000	0	N.D.	ng/mld
57)	Aroclor 1268 (1)	0.000	0	N.D.	ng/mld
58)	Aroclor 1268 (2)	0.000	0	N.D.	ng/mld
59)	Aroclor 1268 (3)	0.000	0	N.D.	ng/mld
60)	Aroclor 1268 (4)	0.000	0	N.D.	ng/mld
61)	Aroclor 1268 (5)	0.000	0	N.D.	ng/mld
62)	Aroclor 1268 (6)	0.000	0	N.D.	ng/mld
63)	Aroclor 1268 - AVE	0.000	0	N.D.	ng/mld

(f)=RT Delta > 1/2 Window (m)=manual int.

Quantitation Report (QT Reviewed)

Data Path : K:\DATA\0D26012\
Data File : ECD2F017.D
Signal(s) : ECD1A.CH
Acq On : 26 Apr 2020 10:16 pm
Operator : MJB / KAK
Sample : 0D26012-CALB
Misc :
ALS Vial : 14 Sample Multiplier: 1

Integration File: PCB1.e
Quant Time: Apr 27 08:50:57 2020
Quant Method : K:\METHODS\FECD2_QUANTPCB_200426.M
Quant Title : PCB Data Analysis
QLast Update : Mon Apr 27 08:49:56 2020
Response via : Initial Calibration
Integrator: ChemStation 6890 Scale Mode: Small noise peaks clipped

Volume Inj. : 1uL
Signal Phase : RTX-1701
Signal Info : 30m x 0.32mm x 0.25um

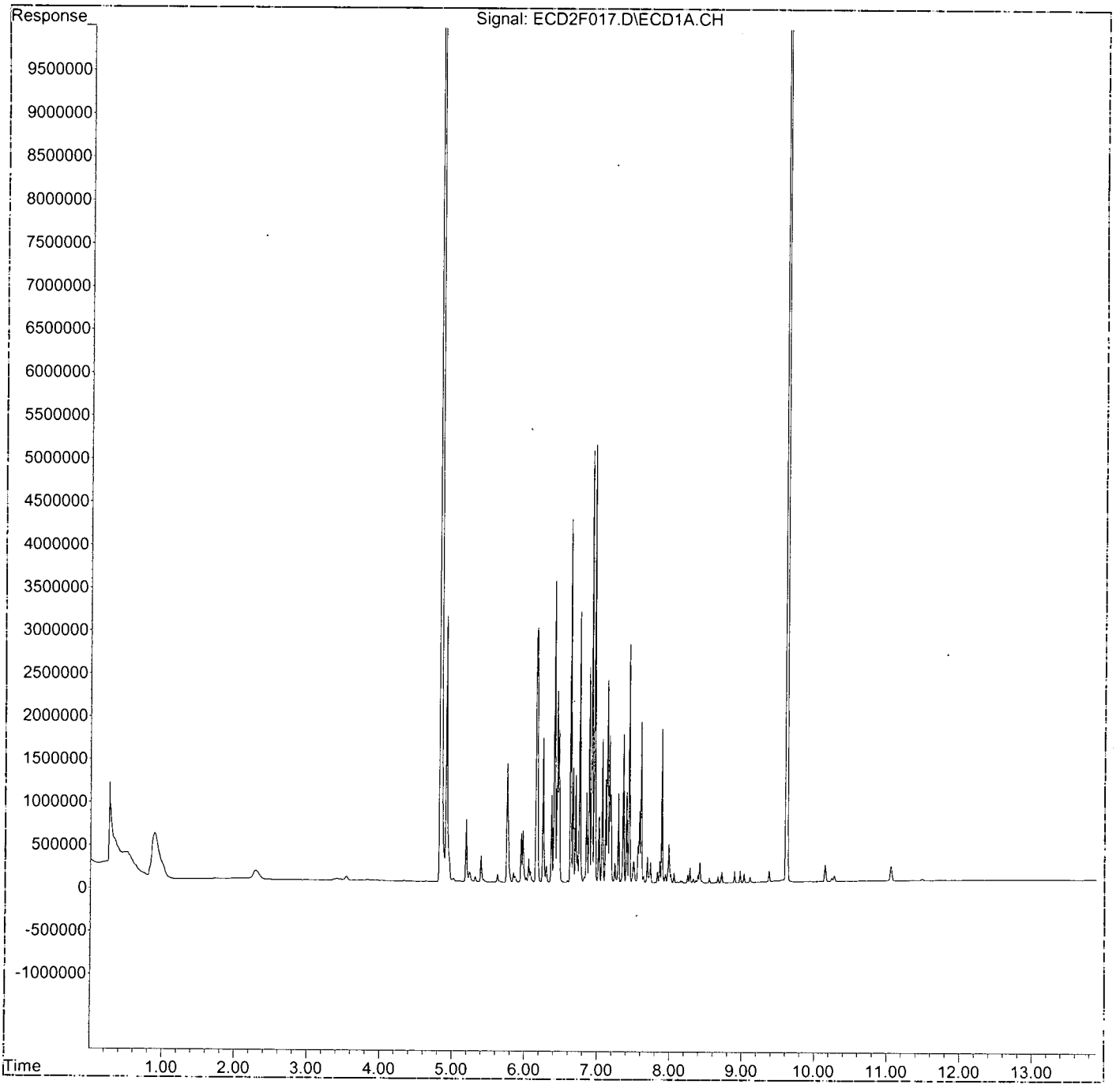

Quantitation Report (QT Reviewed)

Data Path : K:\DATA\0D26012\
Data File : ECD2F018.D
Signal(s) : ECD1A.CH
Acq On : 26 Apr 2020 10:33 pm
Operator : MJB / KAK
Sample : 0D26012-CALC
Misc :
ALS Vial : 15 Sample Multiplier: 1

Integration File: PCB1.e
Quant Time: Apr 27 08:53:03 2020
Quant Method : K:\METHODS\FECD2_QUANTPCB_200426.M
Quant Title : PCB Data Analysis
QLast Update : Mon Apr 27 08:51:53 2020
Response via : Initial Calibration
Integrator: ChemStation 6890 Scale Mode: Small noise peaks clipped

Volume Inj. : 1uL
Signal Phase : RTX-1701
Signal Info : 30m x 0.32mm x 0.25um

	Compound	R.T.	Response	Conc	Units
System Monitoring Compounds					
1) S	TCMX (S)	0.000	0	N.D.	ng/mld
64) S	DCBP (S)	0.000	0	N.D.	ng/mld
Target Compounds					
2)	Aroclor 1016 (1)	0.000	0	N.D.	ng/mld
3)	Aroclor 1016 (2)	0.000	0	N.D.	ng/mld
4)	Aroclor 1016 (3)	0.000	0	N.D.	ng/mld
5)	Aroclor 1016 (4)	0.000	0	N.D.	ng/mld
6)	Aroclor 1016 (5)	0.000	0	N.D.	ng/mld
7)	Aroclor 1016 (6)	0.000	0	N.D.	ng/mld
8)	Aroclor 1016 - AVE	0.000	0	N.D.	ng/mld
9)	Aroclor 1221 (1)	0.000	0	N.D.	ng/mld
10)	Aroclor 1221 (2)	0.000	0	N.D.	ng/mld
11)	Aroclor 1221 (3)	0.000	0	N.D.	ng/mld
12)	Aroclor 1221 (4)	0.000	0	N.D.	ng/mld
13)	Aroclor 1221 (5)	0.000	0	N.D.	ng/mld
14)	Aroclor 1221 - AVE	0.000	0	N.D.	ng/mld
15)	Aroclor 1232 (1)	0.000	0	N.D.	ng/mld
16)	Aroclor 1232 (2)	0.000	0	N.D.	ng/mld
17)	Aroclor 1232 (3)	0.000	0	N.D.	ng/mld
18)	Aroclor 1232 (4)	0.000	0	N.D.	ng/mld
19)	Aroclor 1232 (5)	0.000	0	N.D.	ng/mld
20)	Aroclor 1232 (6)	0.000	0	N.D.	ng/mld
21)	Aroclor 1232 - AVE	0.000	0	N.D.	ng/mld
22)	Aroclor 1242 (1)	0.000	0	N.D.	ng/mld
23)	Aroclor 1242 (2)	0.000	0	N.D.	ng/mld
24)	Aroclor 1242 (3)	0.000	0	N.D.	ng/mld
25)	Aroclor 1242 (4)	0.000	0	N.D.	ng/mld
26)	Aroclor 1242 (5)	0.000	0	N.D.	ng/mld
27)	Aroclor 1242 (6)	0.000	0	N.D.	ng/mld
28)	Aroclor 1242 - AVE	0.000	0	N.D.	ng/mld
29)	Aroclor 1248 (1)	0.000	0	N.D.	ng/mld
30)	Aroclor 1248 (2)	0.000	0	N.D.	ng/mld
31)	Aroclor 1248 (3)	0.000	0	N.D.	ng/mld
32)	Aroclor 1248 (4)	0.000	0	N.D.	ng/mld
33)	Aroclor 1248 (5)	0.000	0	N.D.	ng/mld
34)	Aroclor 1248 (6)	0.000	0	N.D.	ng/mld
35)	Aroclor 1248 - AVE	0.000	0	N.D.	ng/mld
36)	Aroclor 1254 (1)	6.960	5078788	584.508	ng/ml
37)	Aroclor 1254 (2)	7.069	6165944	548.772	ng/ml
38)	Aroclor 1254 (3)	7.441	9021133	536.615	ng/ml
39)	Aroclor 1254 (4)	7.606	6468764	605.792	ng/ml
40)	Aroclor 1254 (5)	7.988	6436464	547.808	ng/ml
41)	Aroclor 1254 (6)	8.281	2123573	563.261	ng/ml
42)	Aroclor 1254 - AVE	0.000	0	N.D.	ng/ml
43)	Aroclor 1260 (1)	0.000	0	N.D.	ng/mld
44)	Aroclor 1260 (2)	0.000	0	N.D.	ng/mld

4/27/20

Quantitation Report (QT Reviewed)

Data Path : K:\DATA\0D26012\
Data File : ECD2F018.D
Signal(s) : ECD1A.CH
Acq On : 26 Apr 2020 10:33 pm
Operator : MJB / KAK
Sample : 0D26012-CALC
Misc :
ALS Vial : 15 Sample Multiplier: 1

Integration File: PCB1.e
Quant Time: Apr 27 08:53:03 2020
Quant Method : K:\METHODS\FECD2_QUANTPCB_200426.M
Quant Title : PCB Data Analysis
QLast Update : Mon Apr 27 08:51:53 2020
Response via : Initial Calibration
Integrator: ChemStation 6890 Scale Mode: Small noise peaks clipped

Volume Inj. : 1uL
Signal Phase : RTX-1701
Signal Info : 30m x 0.32mm x 0.25um

	Compound	R.T.	Response	Conc	Units
45)	Aroclor 1260 (3)	0.000	0	N.D.	ng/mld
46)	Aroclor 1260 (4)	0.000	0	N.D.	ng/mld
47)	Aroclor 1260 (5)	0.000	0	N.D.	ng/mld
48)	Aroclor 1260 (6)	0.000	0	N.D.	ng/mld
49)	Aroclor 1260 - AVE	0.000	0	N.D.	ng/mld
50)	Aroclor 1262 (1)	0.000	0	N.D.	ng/mld
51)	Aroclor 1262 (2)	0.000	0	N.D.	ng/mld
52)	Aroclor 1262 (3)	0.000	0	N.D.	ng/mld
53)	Aroclor 1262 (4)	0.000	0	N.D.	ng/mld
54)	Aroclor 1262 (5)	0.000	0	N.D.	ng/mld
55)	Aroclor 1262 (6)	0.000	0	N.D.	ng/mld
56)	Aroclor 1262 - AVE	0.000	0	N.D.	ng/mld
57)	Aroclor 1268 (1)	0.000	0	N.D.	ng/mld
58)	Aroclor 1268 (2)	0.000	0	N.D.	ng/mld
59)	Aroclor 1268 (3)	0.000	0	N.D.	ng/mld
60)	Aroclor 1268 (4)	0.000	0	N.D.	ng/mld
61)	Aroclor 1268 (5)	0.000	0	N.D.	ng/mld
62)	Aroclor 1268 (6)	0.000	0	N.D.	ng/mld
63)	Aroclor 1268 - AVE	0.000	0	N.D.	ng/mld

(f)=RT Delta > 1/2 Window (m)=manual int.

Quantitation Report (QT Reviewed)

Data Path : K:\DATA\0D26012\
Data File : ECD2F018.D
Signal(s) : ECD1A.CH
Acq On : 26 Apr 2020 10:33 pm
Operator : MJB / KAK
Sample : 0D26012-CALC
Misc :
ALS Vial : 15 Sample Multiplier: 1

Integration File: PCB1.e
Quant Time: Apr 27 08:53:03 2020
Quant Method : K:\METHODS\FECD2_QUANTPCB_200426.M
Quant Title : PCB Data Analysis
QLast Update : Mon Apr 27 08:51:53 2020
Response via : Initial Calibration
Integrator: ChemStation 6890 Scale Mode: Small noise peaks clipped

Volume Inj. : 1uL
Signal Phase : RTX-1701
Signal Info : 30m x 0.32mm x 0.25um

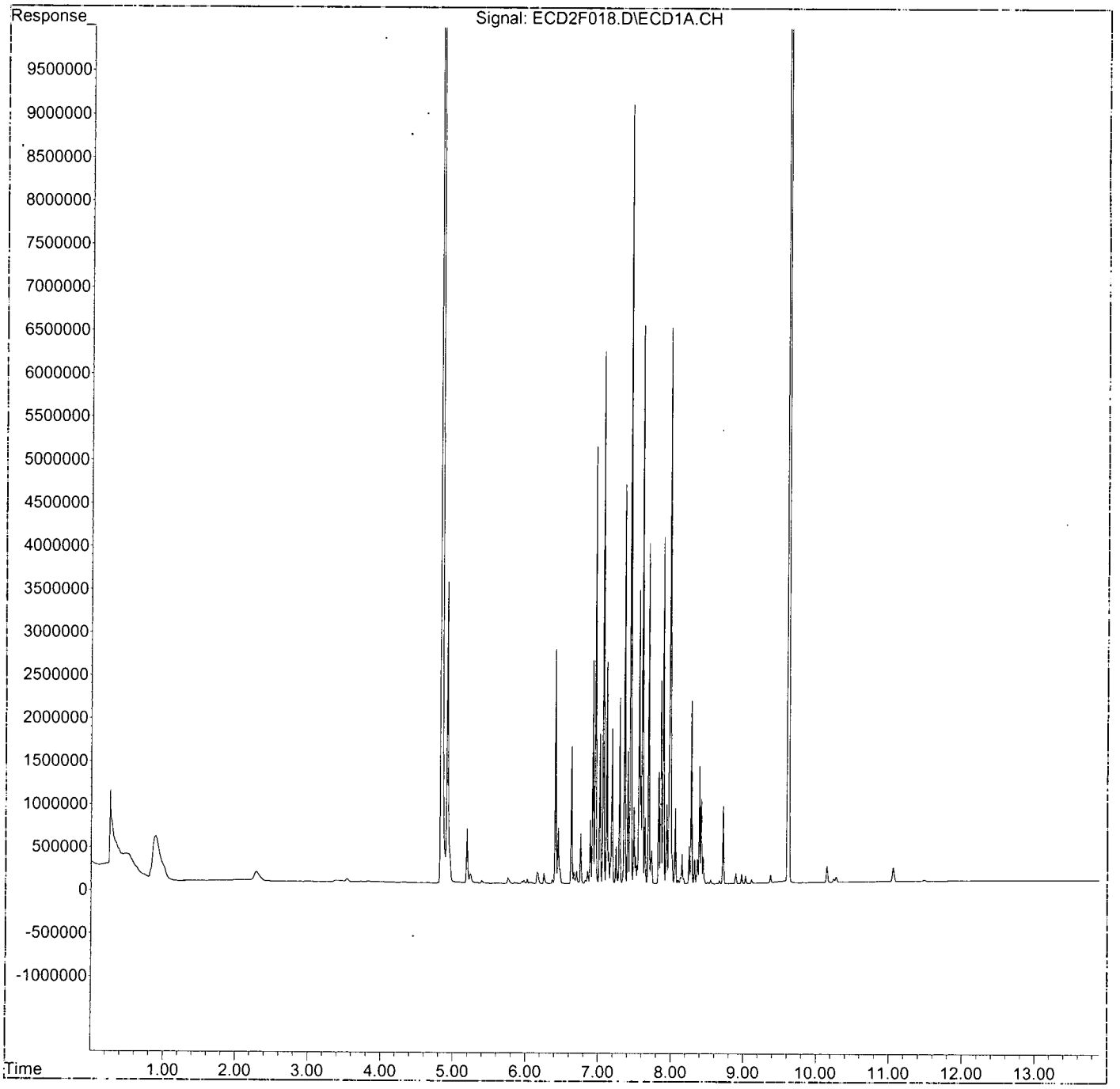

Quantitation Report (QT Reviewed)

Data Path : K:\DATA\0D26012\
Data File : ECD2F019.D
Signal(s) : ECD1A.CH
Acq On : 26 Apr 2020 10:51 pm
Operator : MJB / KAK
Sample : 0D26012-CALD
Misc :
ALS Vial : 16 Sample Multiplier: 1

Integration File: PCB1.e
Quant Time: Apr 27 08:55:15 2020
Quant Method : K:\METHODS\FECD2_QUANTPCB_200426.M
Quant Title : PCB Data Analysis
QLast Update : Mon Apr 27 08:54:02 2020
Response via : Initial Calibration
Integrator: ChemStation 6890 Scale Mode: Small noise peaks clipped

4/27/20

Volume Inj. : 1uL
Signal Phase : RTX-1701
Signal Info : 30m x 0.32mm x 0.25um

	Compound	R.T.	Response	Conc	Units
System Monitoring Compounds					
1) S	TCMX (S)	0.000	0	N.D.	ng/mld
64) S	DCBP (S)	0.000	0	N.D.	ng/mld
Target Compounds					
2)	Aroclor 1016 (1)	0.000	0	N.D.	ng/mld
3)	Aroclor 1016 (2)	0.000	0	N.D.	ng/mld
4)	Aroclor 1016 (3)	0.000	0	N.D.	ng/mld
5)	Aroclor 1016 (4)	0.000	0	N.D.	ng/mld
6)	Aroclor 1016 (5)	0.000	0	N.D.	ng/mld
7)	Aroclor 1016 (6)	0.000	0	N.D.	ng/mld
8)	Aroclor 1016 - AVE	0.000	0	N.D.	ng/mld
9)	Aroclor 1221 (1)	0.000	0	N.D.	ng/mld
10)	Aroclor 1221 (2)	0.000	0	N.D.	ng/mld
11)	Aroclor 1221 (3)	0.000	0	N.D.	ng/mld
12)	Aroclor 1221 (4)	0.000	0	N.D.	ng/mld
13)	Aroclor 1221 (5)	0.000	0	N.D.	ng/mld
14)	Aroclor 1221 - AVE	0.000	0	N.D.	ng/mld
15)	Aroclor 1232 (1)	0.000	0	N.D.	ng/mld
16)	Aroclor 1232 (2)	0.000	0	N.D.	ng/mld
17)	Aroclor 1232 (3)	0.000	0	N.D.	ng/mld
18)	Aroclor 1232 (4)	0.000	0	N.D.	ng/mld
19)	Aroclor 1232 (5)	0.000	0	N.D.	ng/mld
20)	Aroclor 1232 (6)	0.000	0	N.D.	ng/mld
21)	Aroclor 1232 - AVE	0.000	0	N.D.	ng/mld
22)	Aroclor 1242 (1)	0.000	0	N.D.	ng/mld
23)	Aroclor 1242 (2)	0.000	0	N.D.	ng/mld
24)	Aroclor 1242 (3)	0.000	0	N.D.	ng/mld
25)	Aroclor 1242 (4)	0.000	0	N.D.	ng/mld
26)	Aroclor 1242 (5)	0.000	0	N.D.	ng/mld
27)	Aroclor 1242 (6)	0.000	0	N.D.	ng/mld
28)	Aroclor 1242 - AVE	0.000	0	N.D.	ng/mld
29)	Aroclor 1248 (1)	0.000	0	N.D.	ng/mld
30)	Aroclor 1248 (2)	0.000	0	N.D.	ng/mld
31)	Aroclor 1248 (3)	0.000	0	N.D.	ng/mld
32)	Aroclor 1248 (4)	0.000	0	N.D.	ng/mld
33)	Aroclor 1248 (5)	0.000	0	N.D.	ng/mld
34)	Aroclor 1248 (6)	0.000	0	N.D.	ng/mld
35)	Aroclor 1248 - AVE	0.000	0	N.D.	ng/mld
36)	Aroclor 1254 (1)	0.000	0	N.D.	ng/mld
37)	Aroclor 1254 (2)	0.000	0	N.D.	ng/mld
38)	Aroclor 1254 (3)	0.000	0	N.D.	ng/mld
39)	Aroclor 1254 (4)	0.000	0	N.D.	ng/mld
40)	Aroclor 1254 (5)	0.000	0	N.D.	ng/mld
41)	Aroclor 1254 (6)	0.000	0	N.D.	ng/mld
42)	Aroclor 1254 - AVE	0.000	0	N.D.	ng/mld
43)	Aroclor 1260 (1)	0.000	0	N.D.	ng/mld
44)	Aroclor 1260 (2)	0.000	0	N.D.	ng/mld

Quantitation Report (QT Reviewed)

Data Path : K:\DATA\0D26012\
Data File : ECD2F019.D
Signal(s) : ECD1A.CH
Acq On : 26 Apr 2020 10:51 pm
Operator : MJB / KAK
Sample : 0D26012-CALD
Misc :
ALS Vial : 16 Sample Multiplier: 1

Integration File: PCB1.e
Quant Time: Apr 27 08:55:15 2020
Quant Method : K:\METHODS\FECD2_QUANTPCB_200426.M
Quant Title : PCB Data Analysis
QLast Update : Mon Apr 27 08:54:02 2020
Response via : Initial Calibration
Integrator: ChemStation 6890 Scale Mode: Small noise peaks clipped

Volume Inj. : 1uL
Signal Phase : RTX-1701
Signal Info : 30m x 0.32mm x 0.25um

	Compound	R.T.	Response	Conc	Units
45)	Aroclor 1260 (3)	0.000	0	N.D.	ng/mld
46)	Aroclor 1260 (4)	0.000	0	N.D.	ng/mld
47)	Aroclor 1260 (5)	0.000	0	N.D.	ng/mld
48)	Aroclor 1260 (6)	0.000	0	N.D.	ng/mld
49)	Aroclor 1260 - AVE	0.000	0	N.D.	ng/mld
50)	Aroclor 1262 (1)	7.693	6366934	576.241	ng/ml
51)	Aroclor 1262 (2)	8.018	8783385	578.521	ng/ml
52)	Aroclor 1262 (3)	8.251	7590064	576.322	ng/ml
53)	Aroclor 1262 (4)	8.420	15772579	536.100	ng/ml
54)	Aroclor 1262 (5)	8.720	9698249	535.058	ng/ml
55)	Aroclor 1262 (6)	9.114	5401190	559.239	ng/ml
56)	Aroclor 1262 - AVE	0.000	0	N.D.	ng/ml
57)	Aroclor 1268 (1)	0.000	0	N.D.	ng/mld
58)	Aroclor 1268 (2)	0.000	0	N.D.	ng/mld
59)	Aroclor 1268 (3)	0.000	0	N.D.	ng/mld
60)	Aroclor 1268 (4)	0.000	0	N.D.	ng/mld
61)	Aroclor 1268 (5)	0.000	0	N.D.	ng/mld
62)	Aroclor 1268 (6)	0.000	0	N.D.	ng/mld
63)	Aroclor 1268 - AVE	0.000	0	N.D.	ng/mld

4/27/20

(f)=RT Delta > 1/2 Window (m)=manual int.

Quantitation Report (QT Reviewed)

Data Path : K:\DATA\0D26012\
Data File : ECD2F019.D
Signal(s) : ECD1A.CH
Acq On : 26 Apr 2020 10:51 pm
Operator : MJB / KAK
Sample : 0D26012-CALD
Misc :
ALS Vial : 16 Sample Multiplier: 1

Integration File: PCB1.e
Quant Time: Apr 27 08:55:15 2020
Quant Method : K:\METHODS\FECD2_QUANTPCB_200426.M
Quant Title : PCB Data Analysis
QLast Update : Mon Apr 27 08:54:02 2020
Response via : Initial Calibration
Integrator: ChemStation 6890 Scale Mode: Small noise peaks clipped

Volume Inj. : 1uL
Signal Phase : RTX-1701
Signal Info : 30m x 0.32mm x 0.25um

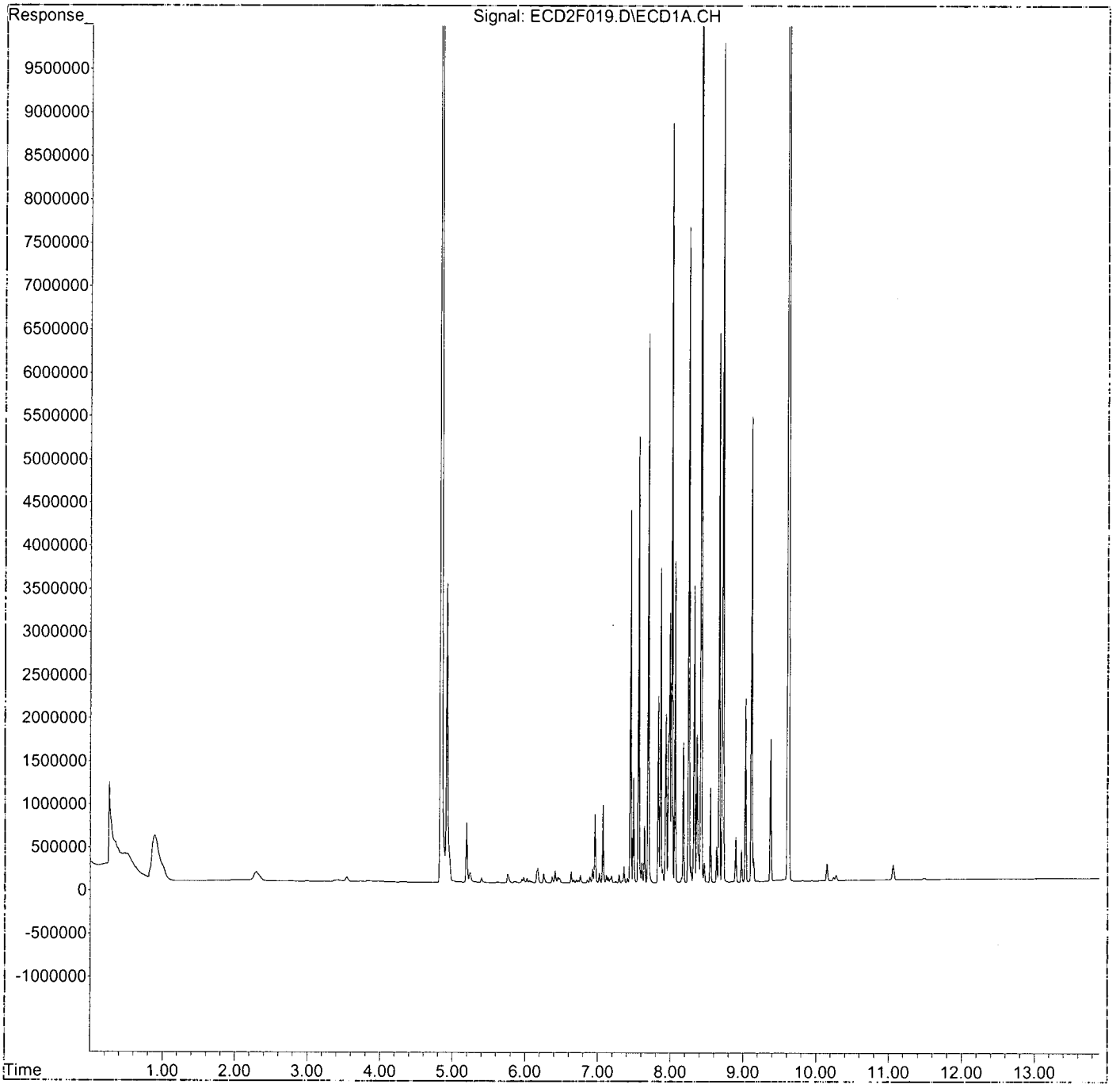

Quantitation Report (QT Reviewed)

Data Path : K:\DATA\0D26012\
Data File : ECD2F020.D
Signal(s) : ECD1A.CH
Acq On : 26 Apr 2020 11:08 pm
Operator : MJB / KAK
Sample : 0D26012-CALE
Misc :
ALS Vial : 17 Sample Multiplier: 1

Integration File: PCB1.e
Quant Time: Apr 27 08:57:39 2020
Quant Method : K:\METHODS\FECD2_QUANTPCB_200426.M
Quant Title : PCB Data Analysis
QLast Update : Mon Apr 27 08:56:21 2020
Response via : Initial Calibration
Integrator: ChemStation 6890 Scale Mode: Small noise peaks clipped

4/27/20

Volume Inj. : 1uL
Signal Phase : RTX-1701
Signal Info : 30m x 0.32mm x 0.25um

	Compound	R.T.	Response	Conc	Units
System Monitoring Compounds					
1) S	TCMX (S)	0.000	0	N.D.	ng/mld
64) S	DCBP (S)	0.000	0	N.D.	ng/mld
Target Compounds					
2)	Aroclor 1016 (1)	0.000	0	N.D.	ng/mld
3)	Aroclor 1016 (2)	0.000	0	N.D.	ng/mld
4)	Aroclor 1016 (3)	0.000	0	N.D.	ng/mld
5)	Aroclor 1016 (4)	0.000	0	N.D.	ng/mld
6)	Aroclor 1016 (5)	0.000	0	N.D.	ng/mld
7)	Aroclor 1016 (6)	0.000	0	N.D.	ng/mld
8)	Aroclor 1016 - AVE	0.000	0	N.D.	ng/mld
9)	Aroclor 1221 (1)	0.000	0	N.D.	ng/mld
10)	Aroclor 1221 (2)	0.000	0	N.D.	ng/mld
11)	Aroclor 1221 (3)	0.000	0	N.D.	ng/mld
12)	Aroclor 1221 (4)	0.000	0	N.D.	ng/mld
13)	Aroclor 1221 (5)	0.000	0	N.D.	ng/mld
14)	Aroclor 1221 - AVE	0.000	0	N.D.	ng/mld
15)	Aroclor 1232 (1)	0.000	0	N.D.	ng/mld
16)	Aroclor 1232 (2)	0.000	0	N.D.	ng/mld
17)	Aroclor 1232 (3)	0.000	0	N.D.	ng/mld
18)	Aroclor 1232 (4)	0.000	0	N.D.	ng/mld
19)	Aroclor 1232 (5)	0.000	0	N.D.	ng/mld
20)	Aroclor 1232 (6)	0.000	0	N.D.	ng/mld
21)	Aroclor 1232 - AVE	0.000	0	N.D.	ng/mld
22)	Aroclor 1242 (1)	0.000	0	N.D.	ng/mld
23)	Aroclor 1242 (2)	0.000	0	N.D.	ng/mld
24)	Aroclor 1242 (3)	0.000	0	N.D.	ng/mld
25)	Aroclor 1242 (4)	0.000	0	N.D.	ng/mld
26)	Aroclor 1242 (5)	0.000	0	N.D.	ng/mld
27)	Aroclor 1242 (6)	0.000	0	N.D.	ng/mld
28)	Aroclor 1242 - AVE	0.000	0	N.D.	ng/mld
29)	Aroclor 1248 (1)	0.000	0	N.D.	ng/mld
30)	Aroclor 1248 (2)	0.000	0	N.D.	ng/mld
31)	Aroclor 1248 (3)	0.000	0	N.D.	ng/mld
32)	Aroclor 1248 (4)	0.000	0	N.D.	ng/mld
33)	Aroclor 1248 (5)	0.000	0	N.D.	ng/mld
34)	Aroclor 1248 (6)	0.000	0	N.D.	ng/mld
35)	Aroclor 1248 - AVE	0.000	0	N.D.	ng/mld
36)	Aroclor 1254 (1)	0.000	0	N.D.	ng/mld
37)	Aroclor 1254 (2)	0.000	0	N.D.	ng/mld
38)	Aroclor 1254 (3)	0.000	0	N.D.	ng/mld
39)	Aroclor 1254 (4)	0.000	0	N.D.	ng/mld
40)	Aroclor 1254 (5)	0.000	0	N.D.	ng/mld
41)	Aroclor 1254 (6)	0.000	0	N.D.	ng/mld
42)	Aroclor 1254 - AVE	0.000	0	N.D.	ng/mld
43)	Aroclor 1260 (1)	0.000	0	N.D.	ng/mld
44)	Aroclor 1260 (2)	0.000	0	N.D.	ng/mld

Quantitation Report (QT Reviewed)

Data Path : K:\DATA\0D26012\
Data File : ECD2F020.D
Signal(s) : ECD1A.CH
Acq On : 26 Apr 2020 11:08 pm
Operator : MJB / KAK
Sample : 0D26012-CALE
Misc :
ALS Vial : 17 Sample Multiplier: 1

Integration File: PCB1.e
Quant Time: Apr 27 08:57:39 2020
Quant Method : K:\METHODS\FECD2_QUANTPCB_200426.M
Quant Title : PCB Data Analysis
QLast Update : Mon Apr 27 08:56:21 2020
Response via : Initial Calibration
Integrator: ChemStation 6890 Scale Mode: Small noise peaks clipped

Volume Inj. : 1uL
Signal Phase : RTX-1701
Signal Info : 30m x 0.32mm x 0.25um

	Compound	R.T.	Response	Conc	Units
45)	Aroclor 1260 (3)	0.000	0	N.D.	ng/mld
46)	Aroclor 1260 (4)	0.000	0	N.D.	ng/mld
47)	Aroclor 1260 (5)	0.000	0	N.D.	ng/mld
48)	Aroclor 1260 (6)	0.000	0	N.D.	ng/mld
49)	Aroclor 1260 - AVE	0.000	0	N.D.	ng/mld
50)	Aroclor 1262 (1)	0.000	0	N.D.	ng/mld
51)	Aroclor 1262 (2)	0.000	0	N.D.	ng/mld
52)	Aroclor 1262 (3)	0.000	0	N.D.	ng/mld
53)	Aroclor 1262 (4)	0.000	0	N.D.	ng/mld
54)	Aroclor 1262 (5)	0.000	0	N.D.	ng/mld
55)	Aroclor 1262 (6)	0.000	0	N.D.	ng/mld
56)	Aroclor 1262 - AVE	0.000	0	N.D.	ng/mld
57)	Aroclor 1268 (1)	8.242	4299594	605.614	ng/ml
58)	Aroclor 1268 (2)	8.667	18611402	534.490	ng/ml
59)	Aroclor 1268 (3)	8.714	16371547	565.614	ng/ml
60)	Aroclor 1268 (4)	8.898	14787057	576.319	ng/ml
61)	Aroclor 1268 (5)	9.112	5871639	540.190	ng/ml
62)	Aroclor 1268 (6)	9.375	41560724	530.512	ng/ml
63)	Aroclor 1268 - AVE	0.000	0	N.D.	ng/ml

4/27/20

(f)=RT Delta > 1/2 Window (m)=manual int.

Quantitation Report (QT Reviewed)

Data Path : K:\DATA\0D26012\
Data File : ECD2F020.D
Signal(s) : ECD1A.CH
Acq On : 26 Apr 2020 11:08 pm
Operator : MJB / KAK
Sample : 0D26012-CALE
Misc :
ALS Vial : 17 Sample Multiplier: 1

Integration File: PCB1.e
Quant Time: Apr 27 08:57:39 2020
Quant Method : K:\METHODS\FECD2_QUANTPCB_200426.M
Quant Title : PCB Data Analysis
QLast Update : Mon Apr 27 08:56:21 2020
Response via : Initial Calibration
Integrator: ChemStation 6890 Scale Mode: Small noise peaks clipped

Volume Inj. : 1uL
Signal Phase : RTX-1701
Signal Info : 30m x 0.32mm x 0.25um

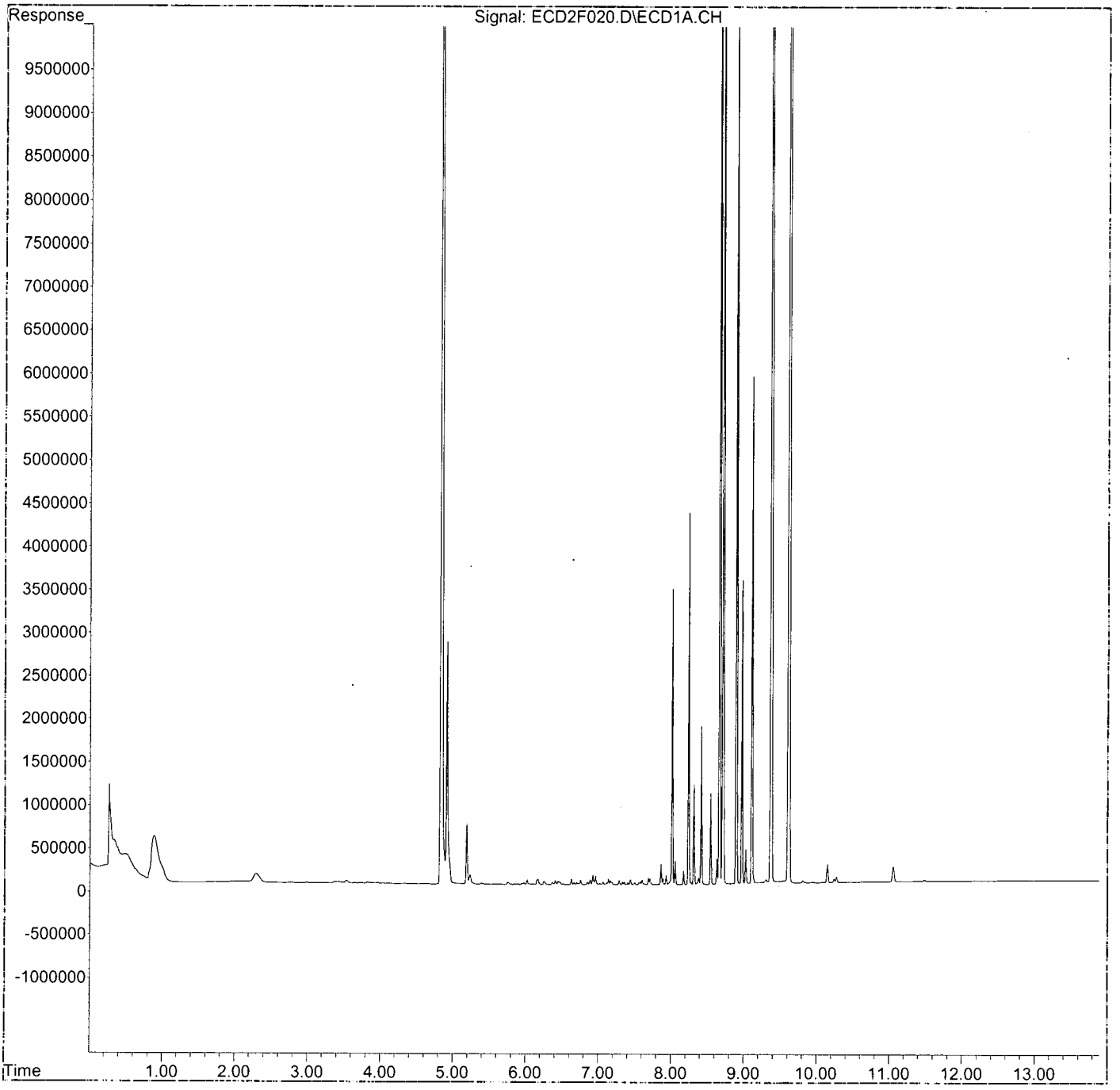

APEX LABORATORIES, LLC
6700 SW Sandburg St. Tigard OR 97223 phone 503-718-2323

Organochloride Pesticides by EPA 8081B
Benchsheet & Analysis Sequence Data

Batch 0050538
Sequence 0E15033 (A0D0659-07RE1)

APEX LABORATORIES

Apex Laboratories

PREPARATION BENCH SHEET

MAY 2 6 2020

BATCH #: 0050538 (Sediment)

Prep Method: EPA 3546/3640A (GPC)

#	Lab Number		Analysis	Prepared	Initial (g)	Final (mL)	Spike ID	Source ID	ul Spike	ul Surr.	Sample ID	Extraction Comments	pH <2	pH Other	pH >11
	0050538-BLK1		QC	05/13/20 10:39	11	10				100					
	0050538-BS1		QC	05/13/20 10:39	10	10	A20C413		100	100					
	A0D0659-07RE1	A	8081B 2,4+4,4-DDx Only (+Add)	05/13/20 10:39	10.01	20				100	PDI-149SC-A-03-04-200425	Contact SC when ready to thaw, MDL. Use Custom Spike.			
	0050538-DUP1		QC	05/13/20 10:39	10.14	20		A0D0659-07RE1		100					
	A0D0741-01RE1	A	8081B 2,4+4,4-DDx Only (+Add)	05/13/20 10:39	10.27	10				100	PDI-164SC-A-00-01-200426	Contact SC when ready to thaw, MDL. Use Custom Spike.			
	A0D0741-02RE1	A	8081B 2,4+4,4-DDx Only (+Add)	05/13/20 10:39	10.55	10				100	PDI-164SC-A-01-02-200426	Contact SC when ready to thaw, MDL. Use Custom Spike.			
	A0D0741-03RE1	A	8081B 2,4+4,4-DDx Only (+Add)	05/13/20 10:39	10.04	10				100	PDI-164SC-A-02-03-200426	Contact SC when ready to thaw, MDL. Use Custom Spike.			
	A0D0741-04RE1	A	8081B 2,4+4,4-DDx Only (+Add)	05/13/20 10:39	10.23	10				100	PDI-164SC-A-03-04-200426	Contact SC when ready to thaw, MDL. Use Custom Spike.			
	A0D0741-05RE1	A	8081B 2,4+4,4-DDx Only (+Add)	05/13/20 10:39	10.3	10				100	PDI-164SC-A-04-05-200426	Contact SC when ready to thaw, MDL. Use Custom Spike.			
	A0D0741-06RE1	A	8081B 2,4+4,4-DDx Only (+Add)	05/13/20 10:39	10.03	10				100	PDI-164SC-A-05-06-200426	Contact SC when ready to thaw, MDL. Use Custom Spike.			
	A0D0741-07RE1	A	8081B 2,4+4,4-DDx Only (+Add)	05/13/20 10:39	10.3	10				100	PDI-164SC-A-06-07-200426	Contact SC when ready to thaw, MDL. Use Custom Spike.			
	A0D0741-08RE1	A	8081B 2,4+4,4-DDx Only (+Add)	05/13/20 10:39	10.21	10				100	PDI-164SC-A-07-08-200426	Contact SC when ready to thaw, MDL. Use Custom Spike.			
	A0E0132-01RE1	A	8081B 2,4+4,4-DDx Only (+Add)	05/13/20 10:39	10.51	20				100	PDI-058SC-A-08-09-200505	MDL. Use Custom Spike.			
	A0E0186-02RE1	A	8081B 2,4+4,4-DDx Only (+Add)	05/13/20 10:39	10.18	20				100	PDI-048SC-A-11-12-200506	MDL. Use Custom Spike.			
	A0E0186-02RE2	A	8081B 2,4+4,4-DDx Only (+Add)	05/13/20 10:39	10.18	20				100	PDI-048SC-A-11-12-200506	Added 5/19/2020 By MJB			
	A0E0186-03RE1	A	8081B 2,4+4,4-DDx Only (+Add)	05/13/20 10:39	10.37	20				100	PDI-048SC-A-12-12.6-200506	MDL. Use Custom Spike.			
	A0E0186-03RE2	A	8081B 2,4+4,4-DDx Only (+Add)	05/13/20 10:39	10.37	20				100	PDI-048SC-A-12-12.6-200506	Added 5/19/2020 By MJB			
	A0E0186-04RE1	A	8081B 2,4+4,4-DDx Only (+Add)	05/13/20 10:39	10.4	20				100	PDI-1048SC-A-11-12-200506	MDL. Use Custom Spike.			
	A0E0186-04RE2	A	8081B 2,4+4,4-DDx Only (+Add)	05/13/20 10:39	10.4	20				100	PDI-1048SC-A-11-12-200506	Added 5/19/2020 By MJB			

Prepared By: Date

MJB
Reviewed By: 5/20/2020
Date

Apex Laboratories

PREPARATION BENCH SHEET

BATCH #: 0050538 (Sediment)

Prep Method: EPA 3546/3640A (GPC)

#	Lab Number		Analysis	Prepared	Initial (g)	Final (mL)	Spike ID	Source ID	ul Spike	ul Surr.	Sample ID	Extraction Comments	pH <2	pH Other	pH >11
	A0E0186-05RE1	A	8081B 2,4+4,4-DDx Only (+Add)	05/13/20 10:39	10.15	20				100	PDI-048SC-B-00-02-200506	MDL. Use Custom Spike.			
	A0E0186-19RE1	A	8081B 2,4+4,4-DDx Only (+Add)	05/13/20 10:39	10.3	20				100	PDI-080SC-A-07-08-200506	MS/MSD, MDL. Use Custom Spike.			
	0050538-MS1		QC	05/13/20 10:39	10.06	20	A20C413	A0E0186-19RE1	100	100					
	0050538-MSD1		QC	05/13/20 10:39	10.16	20	A20C413	A0E0186-19RE1	100	100					
	A0E0264-04RE1	A	8081B 2,4+4,4-DDx Only (+Add)	05/13/20 10:39	10	20				100	PDI-094SC-B-00-02-200507	MDL. Use Custom Spike.			
	A0E0264-05RE1	A	8081B 2,4+4,4-DDx Only (+Add)	05/13/20 10:39	10.15	20				100	PDI-094SC-B-02-05-200507	MDL. Use Custom Spike.			
	A0E0264-06RE1	A	8081B 2,4+4,4-DDx Only (+Add)	05/13/20 10:39	10.01	10				100	PDI-094SC-B-05-07-200507	MDL. Use Custom Spike.			
	A0E0264-08RE1	A	8081B 2,4+4,4-DDx Only (+Add)	05/13/20 10:39	10.06	10				100	PDI-096SC-B-00-02-200507	MDL. Use Custom Spike.			

Standards/Reagents

Reagent(s)

Std ID	Exp. Date	Description
A20A032	06/30/23	n-Hexane Lot# 197051
A20E020	10/31/22	DCM CHEM PROD. 197898

Analyte Spike(s)

Std ID	Exp. Date	Description
A20C413	09/25/20	2,4 + 4,4 DDx Pesticide Matrix Spike

Surrogate(s)

Std ID	Exp. Date	Description
A20D453	09/20/20	8082 PCB Surrogate Spike

From 0050481 on 5/14/2020 by jgc

Prepared By: Date

Reviewed By: Date

Apex Laboratories

PREPARATION BENCH SHEET

BATCH #: 0050538 (Sediment)

Prep Method: EPA 3546/3640 (GPC) Cmt 5/15/20

#	Lab Number		Analysis	Prepared	Initial (g)	Final (mL)	Spike ID	Source ID	ul Spike	ul Surr.	Sample ID	Extraction Comments (In)	Extraction Comments (Out)	pH <2	pH Other	pH >11
2	0050538-BLK1		QC	05/13/20 10:39	11	~~5~~ 10				100		1ml	2ml			
3	0050538-BS1		QC	05/13/20 10:39	10	~~5~~ 10	A20C413		100	100		1ml	2ml			
4	A0D0659-07RE1	A	8081B 2,4+4,4-DDx Only (+Add)	05/13/20 10:39	10.01	~~5~~ 20		JAG 5/18/20		100	PDI-149SC-A-03-04-200425	Contact SC when ready to thaw, MDL. Use Custom Spike. 0.5ml	2ml			
5	0050538-DUP1		QC	05/13/20 10:39	10.14	~~5~~ 20		A0D0659-07RE1		100		0.5ml	2ml			
6	A0D0741-01RE1	A	8081B 2,4+4,4-DDx Only (+Add)	05/13/20 10:39	10.27	~~5~~ 10				100	PDI-164SC-A-00-01-200426	Contact SC when ready to thaw, MDL. Use Custom Spike. 1ml	2ml			
7	A0D0741-02RE1	A	8081B 2,4+4,4-DDx Only (+Add)	05/13/20 10:39	10.55	~~5~~ 10				100	PDI-164SC-A-01-02-200426	Contact SC when ready to thaw, MDL. Use Custom Spike. 1ml	2ml			
8	A0D0741-03RE1	A	8081B 2,4+4,4-DDx Only (+Add)	05/13/20 10:39	10.04	~~5~~ 10				100	PDI-164SC-A-02-03-200426	Contact SC when ready to thaw, MDL. Use Custom Spike. 1ml	2ml			
9	A0D0741-04RE1	A	8081B 2,4+4,4-DDx Only (+Add)	05/13/20 10:39	10.23	~~5~~ 10				100	PDI-164SC-A-03-04-200426	Contact SC when ready to thaw, MDL. Use Custom Spike. 1ml	2ml			
10	A0D0741-05RE1	A	8081B 2,4+4,4-DDx Only (+Add)	05/13/20 10:39	10.3	~~5~~ 10				100	PDI-164SC-A-04-05-200426	Contact SC when ready to thaw, MDL. Use Custom Spike. 1ml	2ml			
11	A0D0741-06RE1	A	8081B 2,4+4,4-DDx Only (+Add)	05/13/20 10:39	10.03	~~5~~ 10				100	PDI-164SC-A-05-06-200426	Contact SC when ready to thaw, MDL. Use Custom Spike. 1ml	2ml			
12	A0D0741-07RE1	A	8081B 2,4+4,4-DDx Only (+Add)	05/13/20 10:39	10.3	~~5~~ 10				100	PDI-164SC-A-06-07-200426	Contact SC when ready to thaw, MDL. Use Custom Spike. 1ml	2ml			
13	A0D0741-08RE1	A	8081B 2,4+4,4-DDx Only (+Add)	05/13/20 10:39	10.21	~~5~~ 10				100	PDI-164SC-A-07-08-200426	Contact SC when ready to thaw, MDL. Use Custom Spike. 1ml	2ml			
14	A0E0132-01RE1	A	8081B 2,4+4,4-DDx Only (+Add)	05/13/20 10:39	10.51	~~5~~ 20				100	PDI-058SC-A-08-09-200505	MDL. Use Custom Spike. 0.5ml	2ml			
15	A0E0186-02RE1	A	8081B 2,4+4,4-DDx Only (+Add)	05/13/20 10:39	10.18	~~5~~ 20				100	PDI-048SC-A-11-12-200506	MDL. Use Custom Spike. 0.5ml	2ml			
16	A0E0186-03RE1	A	8081B 2,4+4,4-DDx Only (+Add)	05/13/20 10:39	10.37	~~5~~ 20				100	PDI-048SC-A-12-12.6-200506	MDL. Use Custom Spike. 0.5ml	2ml			
17	A0E0186-04RE1	A	8081B 2,4+4,4-DDx Only (+Add)	05/13/20 10:39	10.4	~~5~~ 20				100	PDI-1048SC-A-11-12-200506	MDL. Use Custom Spike. 0.5ml	2ml			
18	A0E0186-05RE1	A	8081B 2,4+4,4-DDx Only (+Add)	05/13/20 10:39	10.15	~~5~~ 20				100	PDI-048SC-B-00-02-200506	MDL. Use Custom Spike. 0.5ml	2ml			
19	A0E0186-19RE1	A	8081B 2,4+4,4-DDx Only (+Add)	05/13/20 10:39	10.3	~~5~~ 20				100	PDI-080SC-A-07-08-200506	MS/MSD, MDL. Use Custom Spike. 0.5ml	2ml			
20	0050538-MS1		QC	05/13/20 10:39	10.06	~~5~~ 20	A20C413	A0E0186-19RE1	100	100		0.5ml	2ml			
21	0050538-MSD1		QC	05/13/20 10:39	10.16	~~5~~ 20	A20C413	A0E0186-19RE1	100 JAG 5/18/20	100		0.5ml	2ml			

JAG 5/14/2020
Prepared By: Date

CAS 05/18/2020
Reviewed By: Date

JAG 5/15/2020
Cmt 5/15/20

Printed: 5/14/2020 1:44:06PM

Apex Laboratories

PREPARATION BENCH SHEET

BATCH #: 0050538 (Sediment)

Prep Method: EPA 3546

#	Lab Number		Analysis	Prepared	Initial (g)	Final (mL)	Spike ID	Source ID	ul Spike	ul Surr.	Sample ID	Extraction In	Extraction Out	Comments	pH <2	pH 8	pH >11
22	A0E0264-04RE1	A	8081B 2,4+4,4-DDx Only (+Add)	05/13/20 10:39	10	~~5~~ 20				100	PDI-094SC-B-00-02-200507	MDL. Use Custom Spike. 0.5mL		2mL			
23	A0E0264-05RE1	A	8081B 2,4+4,4-DDx Only (+Add)	05/13/20 10:39	10.15	~~5~~ 20				100	PDI-094SC-B-02-05-200507	MDL. Use Custom Spike. 0.5mL		2mL			
24	A0E0264-06RE1	A	8081B 2,4+4,4-DDx Only (+Add)	05/13/20 10:39	10.01	~~5~~ 10				100	PDI-094SC-B-05-07-200507	MDL. Use Custom Spike. 1mL		2mL			
25	A0E0264-08RE1	A	8081B 2,4+4,4-DDx Only (+Add)	05/13/20 10:39	10.06	~~5~~ 10				100	PDI-096SC-B-00-02-200507	MDL. Use Custom Spike. 1mL		2mL			

Standards/Reagents

Reagent(s)

Std ID	Exp. Date	Description
A20A032	06/30/23	n-Hexane Lot# 197051
A20E020	10/31/22	DCM CHEM PROD 197898

Analyte Spike(s)

Std ID	Exp. Date	Description
A20C413	09/25/20	2,4 + 4,4 DDx Pesticide Matrix Spike

Surrogate(s)

Std ID	Exp. Date	Description
A20D453	09/20/20	8082 PCB Surrogate Spike

From 0050481 on 5/14/2020 by jgc

GPC #2
seq 0E14002

JC 5/14/2020
Prepared By: Date

Reviewed By: Date

Printed: 5/14/2020 1:44:06PM

Apex Laboratories

PREPARATION BENCH SHEET

BATCH #: 0050481 (Sediment)

Prep Method: EPA 3546

#	Lab Number		Analysis	Prepared	Initial (g)	Final (mL)	Spike ID	Source ID	ul Spike	ul Surr.	Sample ID	Extraction Comments	pH <2	pH other	pH >11
1	0050481-BLK1		QC	05/13/20 10:39	~~10~~ 11.00	5 ✓				100					
2	0050481-BS1		QC	05/13/20 10:39	10	5 ✓	A20C413		100	100					
3	A0D0659-07	A	8081B 2,4+4,4-DDx Only (+Add)	05/13/20 10:39	~~10~~ 10.01	5 ✓				100	PDI-149SC-A-03 -04-200425	Contact SC when ready to thaw, MDL. Use Custom Spike. Sand ☆		5	
4	0050481-DUP1		QC	05/13/20 10:39	~~10~~ 10.14	5 ✓		A0D0659-07		100		☆		5	
5	A0D0741-01	A	8081B 2,4+4,4-DDx Only (+Add)	05/13/20 10:39	~~10~~ 10.27	5 ✓				100	PDI-164SC-A-00 -01-200426	Contact SC when ready to thaw, MDL. Use Custom Spike. Sand ☆		6	
6	A0D0741-02	A	8081B 2,4+4,4-DDx Only (+Add)	05/13/20 10:39	~~10~~ 10.55	5 ✓				100	PDI-164SC-A-01 -02-200426	Contact SC when ready to thaw, MDL. Use Custom Spike. Sand ☆			
7	A0D0741-03	A	8081B 2,4+4,4-DDx Only (+Add)	05/13/20 10:39	~~10~~ 10.04	5 ✓				100	PDI-164SC-A-02 -03-200426	Contact SC when ready to thaw, MDL. Use Custom Spike. Sand ☆			
8	A0D0741-04	A	8081B 2,4+4,4-DDx Only (+Add)	05/13/20 10:39	~~10~~ 10.23	5 ✓				100	PDI-164SC-A-03 -04-200426	Contact SC when ready to thaw, MDL. Use Custom Spike. Sand			
9	A0D0741-05	A	8081B 2,4+4,4-DDx Only (+Add)	05/13/20 10:39	~~10~~ 10.30	5 ✓				100	PDI-164SC-A-04 -05-200426	Contact SC when ready to thaw, MDL. Use Custom Spike. Sand			
10	A0D0741-06	A	8081B 2,4+4,4-DDx Only (+Add)	05/13/20 10:39	~~10~~ 10.03	5 ✓				100	PDI-164SC-A-05 -06-200426	Contact SC when ready to thaw, MDL. Use Custom Spike. Sand			
11	A0D0741-07	A	8081B 2,4+4,4-DDx Only (+Add)	05/13/20 10:39	~~10~~ 10.30	5 ✓				100	PDI-164SC-A-06 -07-200426	Contact SC when ready to thaw, MDL. Use Custom Spike. Sand			
12	A0D0741-08	A	8081B 2,4+4,4-DDx Only (+Add)	05/13/20 10:39	~~10~~ 10.21	5 ✓				100	PDI-164SC-A-07 -08-200426	Contact SC when ready to thaw, MDL. Use Custom Spike. Sand			
13	A0E0132-01	A	8081B 2,4+4,4-DDx Only (+Add)	05/13/20 10:39	~~10~~ 10.51	5 ✓				100	PDI-058SC-A-08 -09-200505	MDL. Use Custom Spike. mud			
14	A0E0186-02	A	8081B 2,4+4,4-DDx Only (+Add)	05/13/20 10:39	~~10~~ 10.18	5 ✓				100	PDI-048SC-A-11 -12-200506	MDL. Use Custom Spike. fluffy sediment			
15	A0E0186-03	A	8081B 2,4+4,4-DDx Only (+Add)	05/13/20 10:39	~~10~~ 10.37	5 ✓				100	PDI-048SC-A-12 -12.6-200506	MDL. Use Custom Spike. fluffy sediment			
16	A0E0186-04	A	8081B 2,4+4,4-DDx Only (+Add)	05/13/20 10:39	~~10~~ 10.40	5 ✓				100	PDI-1048SC-A-1 1-12-200506	MDL. Use Custom Spike. fluffy sediment			
17	A0E0186-05	A	8081B 2,4+4,4-DDx Only (+Add)	05/13/20 10:39	~~10~~ 10.15	5 ✓				100	PDI-048SC-B-00 -02-200506	MDL. Use Custom Spike. mud			
18	A0E0186-19	A	8081B 2,4+4,4-DDx Only (+Add)	05/13/20 10:39	~~10~~ 10.30	5 ✓				100	PDI-080SC-A-07 -08-200506	MS/MSD, MDL. Use Custom Spike. mud/sand			
19	0050481-MS1		QC	05/13/20 10:39	~~10~~ 10.000	5 ✓	A20C413	A0E0186-19	100	100					
20	0050481-MSD1		QC	05/13/20 10:39	~~10~~ 10.16	5 ✓	A20C413	A0E0186-19	100	100					

AJ 5-13-20
Prepared By: Date

CAS 05/13/2020
Reviewed By: Date

an 05-13-20

Printed: 5/13/2020 10:40:27AM

Apex Laboratories

PREPARATION BENCH SHEET

BATCH #: 0050481 (Sediment)

Prep Method: EPA 3546

#	Lab Number		Analysis	Prepared	Initial (g)	Final (mL)	Spike ID	Source ID	ul Spike	ul Surr.	Sample ID	Extraction Comments	pH <2	pH 8	pH >11
21	A0E0264-04	A	8081B 2,4+4,4-DDx Only (+Add)	05/13/20 10:39	10	5 ✓				100	PDI-094SC-B-00-02-200507	MDL. Use Custom Spike. mud			
22	A0E0264-05	A	8081B 2,4+4,4-DDx Only (+Add)	05/13/20 10:39	~~10~~ 10.15	5 ✓				100	PDI-094SC-B-02-05-200507	MDL. Use Custom Spike. mud			
23	A0E0264-06	A	8081B 2,4+4,4-DDx Only (+Add)	05/13/20 10:39	~~10~~ 10.01	5 ✓				100	PDI-094SC-B-05-07-200507	MDL. Use Custom Spike. mud, sand			
24	A0E0264-08	A	8081B 2,4+4,4-DDx Only (+Add)	05/13/20 10:39	~~10~~ 10.06	5 ✓				100	PDI-096SC-B-00-02-200507	MDL. Use Custom Spike. mud, sand			

Standards/Reagents

Reagent(s)

Std ID	Exp. Date	Description
A18L176	11/30/23	Balance s/n 1701A109
A20B017	08/01/20	Glass Wool
A20D177	10/10/22	Sodium Sulfate Lot # 195510
A20E020	10/31/22	DCM CHEM PROD. 197898

Analyte Spike(s)

Std ID	Exp. Date	Description
A20C413	09/25/20	2,4 + 4,4 DDx Pesticide Matrix Spike

AOO

Surrogate(s)

Std ID	Exp. Date	Description
A20D453	09/20/20	8082 PCB Surrogate Spike

AOO

Method 3546 digestion time and temperture achieved.
Initial: cm

Witness: CAH 5/13/20

☆ = Concentrated together but apart from rest of batch and QC to avoid contamination. AOO 5/13/20

(S) = staining on turbovap tube. AOO 5/13/20

AOO 5-13-20
Prepared By: Date

Reviewed By: Date

Printed: 5/13/2020 10:40:27AM

ELEMENT SEQUENCE LOG

Apex Laboratories

Sequence: 0E15033 **Instrument:** DUALECD5

Date: 05/15/20 11:02 **Calibration:** A0C2504

#	Lab Number	Matrix	Analysis	Client	Due	Batch	ISTD ID	STD ID
1	0E15033-BKD1	Sediment	QC	QC				A20E203
2	0E15033-CCV1	Sediment	QC	QC				A20C183
3	0E15033-CCV2	Sediment	QC	QC				A20C358
4	0E15033-CCB1	Sediment	QC	QC				A20E115
5	0050538-BLK1	Sediment	QC	QC		0050538		
6	0050538-BS1	Sediment	QC	QC		0050538		
7	A0D0741-04RE1	Sediment	8081B 2,4+4,4-DDx Only (+Add)	Anchor QEA, LLC	05/21/20	0050538		
8	A0D0741-05RE1	Sediment	8081B 2,4+4,4-DDx Only (+Add)	Anchor QEA, LLC	05/21/20	0050538		
9	A0D0741-06RE1	Sediment	8081B 2,4+4,4-DDx Only (+Add)	Anchor QEA, LLC	05/21/20	0050538		
10	A0D0741-07RE1	Sediment	8081B 2,4+4,4-DDx Only (+Add)	Anchor QEA, LLC	05/21/20	0050538		
11	A0D0741-08RE1	Sediment	8081B 2,4+4,4-DDx Only (+Add)	Anchor QEA, LLC	05/21/20	0050538		
12	A0D0741-03RE1	Sediment	8081B 2,4+4,4-DDx Only (+Add)	Anchor QEA, LLC	05/21/20	0050538		
13	0E15033-IBL1	Sediment	QC	QC				
14	A0E0138-10RE2	Sediment	8081B 2,4+4,4-DDx Only (+Add)	Anchor QEA, LLC	05/19/20	0050453		
15	0E15033-IBL2	Sediment	QC	QC				
16	0E15033-CCV3	Sediment	QC	QC				A20C184
17	0E15033-CCV4	Sediment	QC	QC				A20C359
18	0E15033-CCB2	Sediment	QC	QC				A20E115
19	A0D0659-07RE1	Sediment	8081B 2,4+4,4-DDx Only (+Add)	Anchor QEA, LLC	05/20/20	0050538		
20	0E15033-IBL3	Sediment	QC	QC				
21	0050538-DUP1	Sediment	QC	QC		0050538		
22	0E15033-IBL4	Sediment	QC	QC				
23	A0D0741-01RE1	Sediment	8081B 2,4+4,4-DDx Only (+Add)	Anchor QEA, LLC	05/21/20	0050538		
24	0E15033-IBL5	Sediment	QC	QC				
25	A0D0741-02RE1	Sediment	8081B 2,4+4,4-DDx Only (+Add)	Anchor QEA, LLC	05/21/20	0050538		
26	0E15033-IBL6	Sediment	QC	QC				
27	A0E0132-01RE1	Sediment	8081B 2,4+4,4-DDx Only (+Add)	Anchor QEA, LLC	05/19/20	0050538		
28	0E15033-IBL7	Sediment	QC	QC				
29	A0E0186-02RE1	Sediment	8081B 2,4+4,4-DDx Only (+Add)	Anchor QEA, LLC	05/20/20	0050538		
30	0E15033-IBL8	Sediment	QC	QC				
31	A0E0186-03RE1	Sediment	8081B 2,4+4,4-DDx Only (+Add)	Anchor QEA, LLC	05/20/20	0050538		
32	0E15033-IBL9	Sediment	QC	QC				
33	A0E0186-04RE1	Sediment	8081B 2,4+4,4-DDx Only (+Add)	Anchor QEA, LLC	05/20/20	0050538		
34	0E15033-IBLA	Sediment	QC	QC				
35	0E15033-CCV5	Sediment	QC	QC				A20C183
36	0E15033-CCV6	Sediment	QC	QC				A20C358
37	0E15033-CCB3	Sediment	QC	QC				A20E115
38	0E15033-IBLB	Sediment	QC	QC				

Data Entered By: MJB 5/19/20 MJB 5/19/20 Comments:

Data Reviewed By: 5/27/20

Pesticide Breakdown Check (Validated 8/8/2013)

Sequence: 0E15033 BKD1
Data File: ECD5-05152003.D

First Column Area Counts		Percent Breakdown	
DDE	1918256		
DDD	10982430		
DDT	153826075	**7.74**	**PASS**
Endrin	92265458	**13.24**	**PASS**
Endrin Aldehyde	5861564		
Endrin Ketone	8217345		

Second Column Area Counts		Percent Breakdown	
DDE	2864781		
DDD	17442359		
DDT	253870792	**7.41**	**PASS**
Endrin	148633410	**11.48**	**PASS**
Endrin Aldehyde	7384618		
Endrin Ketone	11886367		

Breakdown must be less than 15% to accept sample data.

MH 5/18/20

Quantitation Report (QT Reviewed)

Data Path : C:\msdchem\1\data\2020-05\0E15033\
Data File : ECD5-05152003.D
Signal(s) : Signal #1: ECD1A.CH Signal #2: ECD2B.CH
Acq On : 15 May 2020 11:51
Operator : MJB
Sample : 0E15033-BKD1
Misc : A20C091
ALS Vial : 2 (Sig #1); 0 (Sig #2) Sample Multiplier: 1

Integration File signal 1: PEST1.e
Integration File signal 2: PEST2.e
Quant Time: May 15 12:07:45 2020
Quant Method : C:\msdchem\1\methods\PestBreakdownCHK_200324RT6.M
Quant Title : Pesticides
QLast Update : Fri Nov 09 13:28:51 2018
Response via : Initial Calibration
Integrator: ChemStation 6890 Scale Mode: Small noise peaks clipped

Volume Inj. : 2uL
Signal #1 Phase : Rtx-CLPesticides Signal #2 Phase: Rtx-CLPesticides2
Signal #1 Info : 30m x 0.32mm x 0. Signal #2 Info : 30m x 0.32mm x 0.25um

	Compound	R.T.	Response	Conc	Units
Target Compounds					
1)	4,4'-DDE	7.270	1918256	NoCal	ng/mL
2)	Endrin	7.626	92265458	NoCal	ng/mL
3)	4,4'-DDD	7.688	10982430	NoCal	ng/mL
4)	4,4'-DDT	7.883	153826075	NoCal	ng/mL
5)	Endrin Aldehyde	8.072	5861564	NoCal	ng/mL
6)	Endrin Ketone	8.562	8217345	NoCal	ng/mL
8)	4,4'-DDE [2C]	8.061	2864781	NoCal	ng/mL
9)	Endrin [2C]	8.419	148633410	NoCal	ng/mL
10)	4,4'-DDD [2C]	8.475	17442359	NoCal	ng/mL
11)	Endrin Aldehyde [2C]	8.805	7384618	NoCal	ng/mL
12)	4,4'-DDT [2C]	8.701	253870792	NoCal	ng/mL
13)	Endrin Ketone [2C]	9.391	11886367	NoCal	ng/mL

(f)=RT Delta > 1/2 Window (m)=manual int.

MJB 5/18/20

Quantitation Report (QT Reviewed)

Data Path : C:\msdchem\1\data\2020-05\0E15033\
Data File : ECD5-05152003.D
Signal(s) : Signal #1: ECD1A.CH Signal #2: ECD2B.CH
Acq On : 15 May 2020 11:51
Operator : MJB
Sample : 0E15033-BKD1
Misc : A20C091
ALS Vial : 2 (Sig #1); 0 (Sig #2) Sample Multiplier: 1

Integration File signal 1: PEST1.e
Integration File signal 2: PEST2.e
Quant Time: May 15 12:07:45 2020
Quant Method : C:\msdchem\1\methods\PestBreakdownCHK_200324RT6.M
Quant Title : Pesticides
QLast Update : Fri Nov 09 13:28:51 2018
Response via : Initial Calibration
Integrator: ChemStation 6890 Scale Mode: Small noise peaks clipped

Volume Inj. : 2uL
Signal #1 Phase : Rtx-CLPesticides Signal #2 Phase: Rtx-CLPesticides2
Signal #1 Info : 30m x 0.32mm x 0. Signal #2 Info : 30m x 0.32mm x 0.25um

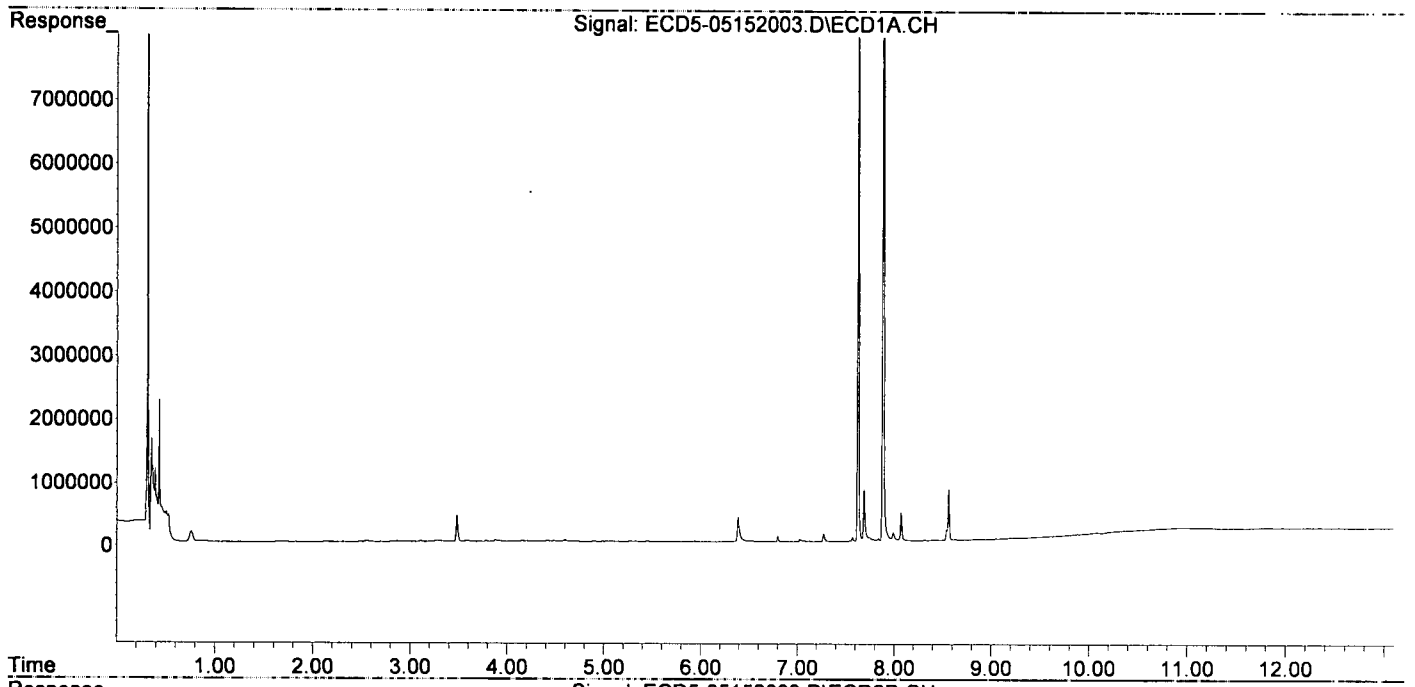

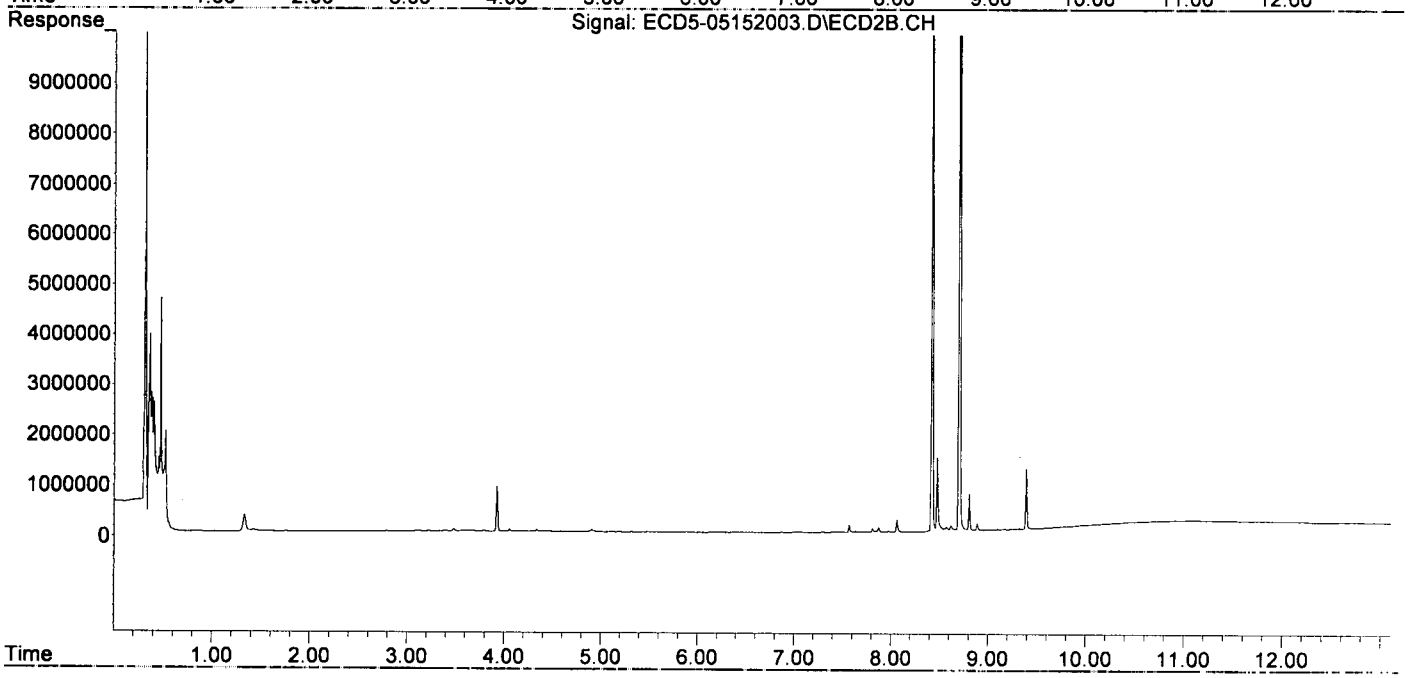

Quantitation Report (Not Reviewed)

Data Path : C:\msdchem\1\data\2020-05\0E15033\
Data File : ECD5-05152004.D
Signal(s) : Signal #1: ECD1A.CH Signal #2: ECD2B.CH
Acq On : 15 May 2020 12:08
Operator : MJB
Sample : 0E15033-CCV1
Misc : A20C183, AB 50 ppb
ALS Vial : 3 (Sig #1); 0 (Sig #2) Sample Multiplier: 1

Integration File signal 1: PEST1.e
Integration File signal 2: PEST2.e
Quant Time: May 18 11:45:08 2020
Quant Method : C:\msdchem\1\methods\ECD5_QUANTPEST_200324RT6.M
Quant Title : Instrument: DualECD5
QLast Update : Wed Mar 25 12:47:54 2020
Response via : Initial Calibration
Integrator: ChemStation 6890 Scale Mode: Small noise peaks clipped

Volume Inj. : 2uL
Signal #1 Phase : Rtx-CLPesticides Signal #2 Phase: Rtx-CLPesticides2
Signal #1 Info : 30m X 0.32mm X 0. Signal #2 Info : 30m X 0.32mm X 0.25um

MJB 5/18/20

		Compound	RT#1	RT#2	Resp#1	Resp#2	ng/mL	ng/mL	
		System Monitoring Compounds							
1)	S	TCMX (S)	5.079	5.695	7896143	14525482	40.871	50.815	
22)	S	DCBP (S)	9.269	10.224	7474666	10489128	50.133	61.763	Q-41
		Target Compounds							
2)		a-BHC	5.617	6.306	12585814	23438774	47.821	57.844	
3)		g-BHC	5.899	6.624	11279166	20085648	49.309	56.777	
4)		b-BHC	5.977	6.692	3995106	7920018	41.759	52.788	#
5)		Heptachlor	6.306	6.994	10922736	19438267	49.028	57.999	
6)		d-BHC	6.125	6.945	8757643	19157544	44.882	58.666	#
7)		Aldrin	6.544	7.257	11034894	19338282	49.701	59.342	
8)		Heptachlo...	7.006	7.698	10019941	16977226	48.890	57.038	
9)		trans-Chl...	7.101	7.838	10458252	17237232	50.169	56.898	
10)		cis-Chlor...	7.198	7.946	10187338	16672276	49.746	57.456	
11)		Endosulfa...	7.292	7.993	9832981	15438411	50.859	56.818	
12)		4,4'-DDE	7.269	8.060	9055753	16276529	45.942	56.843	
13)		Dieldrin	7.464	8.194	10942958	17913184	51.506	60.210	
14)		Endrin	7.627	8.421	9086046	14419732	53.157	62.973	
15)		4,4'-DDD	7.688	8.476	7613779	13772082	46.587	57.237	
16)		Endosulfa...	7.783	8.569	7802330	13735738	46.568	57.256	
17)		4,4'-DDT	7.884	8.701	6841096	11596779	51.478	60.680	Q-41
18)		Endrin Al...	8.072	8.807	7093266	11765255	48.460	56.563	
19)		Endosulfa...	8.372	8.997	7645963	12609960	46.498	55.381	
20)		Methoxychlor	8.224	9.184	3453338	5780023	50.728	60.854	
21)		Endrin Ke...	8.563	9.393	9143443	14154038	47.879	56.771	
23)		Hexachlor...	0.000	0.000	0	0	N.D.	N.D.	
24)		Hexachlor...	5.461	0.000	20158	0	BelowCal	N.D.	
25)		Oxychlordane	6.942	7.614	45415	4543	0.012	BelowCal	#
26)		2,4'-DDE	7.006	7.838	10019941	17237232	80.887	87.181	
27)		trans-Non...	7.198	7.900	10187338	48986	53.680	BelowCal	#
28)		2,4'-DDD	0.000	8.194	0	17913184	N.D.	101.738	#
29)		2,4'-DDT	7.569	8.421	27296	14419732	0.073	87.316	#
30)		cis-Nonac...	7.627f	8.476	9086046	13772082	44.301	45.482	
31)		Mirex	8.284f	9.393	41004	14154038	5765.044	78.980	#
32)		Chlordane...	7.198	7.900	10187338	48986	436.436	1.243	#
33)		Chlordane...	7.292	7.993f	9832981	15438411	370.324	471.420	#
34)		Chlordane...	7.836	8.701	112180	11596779	15.431	1133.246	#
35)		Chlordane...	0.000	0.000	0	0	N.D.	N.D.	
36)		Toxaphene...	7.269	0.000	9055753	0	8714.233	N.D.	#
37)		Toxaphene...	7.569	8.616	27296	131342	12.088	36.748	#
38)		Toxaphene...	7.884	8.616	6841096	131342	1678.158	23.523	#
39)		Toxaphene...	0.000	8.701	0	11596779	N.D.	1302.505	#
40)		Toxaphene...	8.372f	8.889	7645963	910034	2492.585	184.155	#
41)		Toxaphene...	8.372f	9.270	7645963	28996	1908.772	5.365	#
42)		Toxaphene...	0.000	0.000	0	0	N.D.	N.D.	

Quantitation Report (Not Reviewed)

Data Path : C:\msdchem\1\data\2020-05\0E15033\
Data File : ECD5-05152004.D
Signal(s) : Signal #1: ECD1A.CH Signal #2: ECD2B.CH
Acq On : 15 May 2020 12:08
Operator : MJB
Sample : 0E15033-CCV1
Misc : A20C183, AB 50 ppb
ALS Vial : 3 (Sig #1); 0 (Sig #2) Sample Multiplier: 1

Integration File signal 1: PEST1.e
Integration File signal 2: PEST2.e
Quant Time: May 18 11:45:08 2020
Quant Method : C:\msdchem\1\methods\ECD5_QUANTPEST_200324RT6.M
Quant Title : Instrument: DualECD5
QLast Update : Wed Mar 25 12:47:54 2020
Response via : Initial Calibration
Integrator: ChemStation 6890 Scale Mode: Small noise peaks clipped

Volume Inj. : 2uL
Signal #1 Phase : Rtx-CLPesticides Signal #2 Phase: Rtx-CLPesticides2
Signal #1 Info : 30m X 0.32mm X 0. Signal #2 Info : 30m X 0.32mm X 0.25um

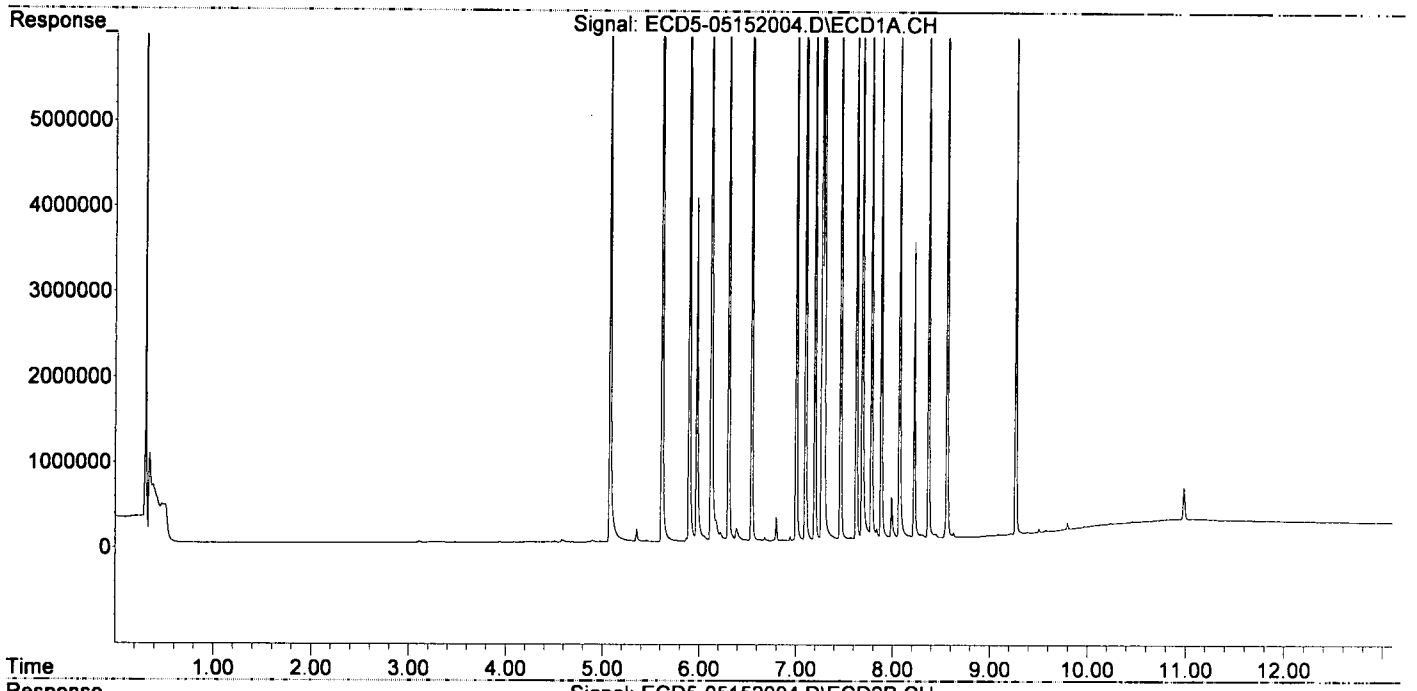

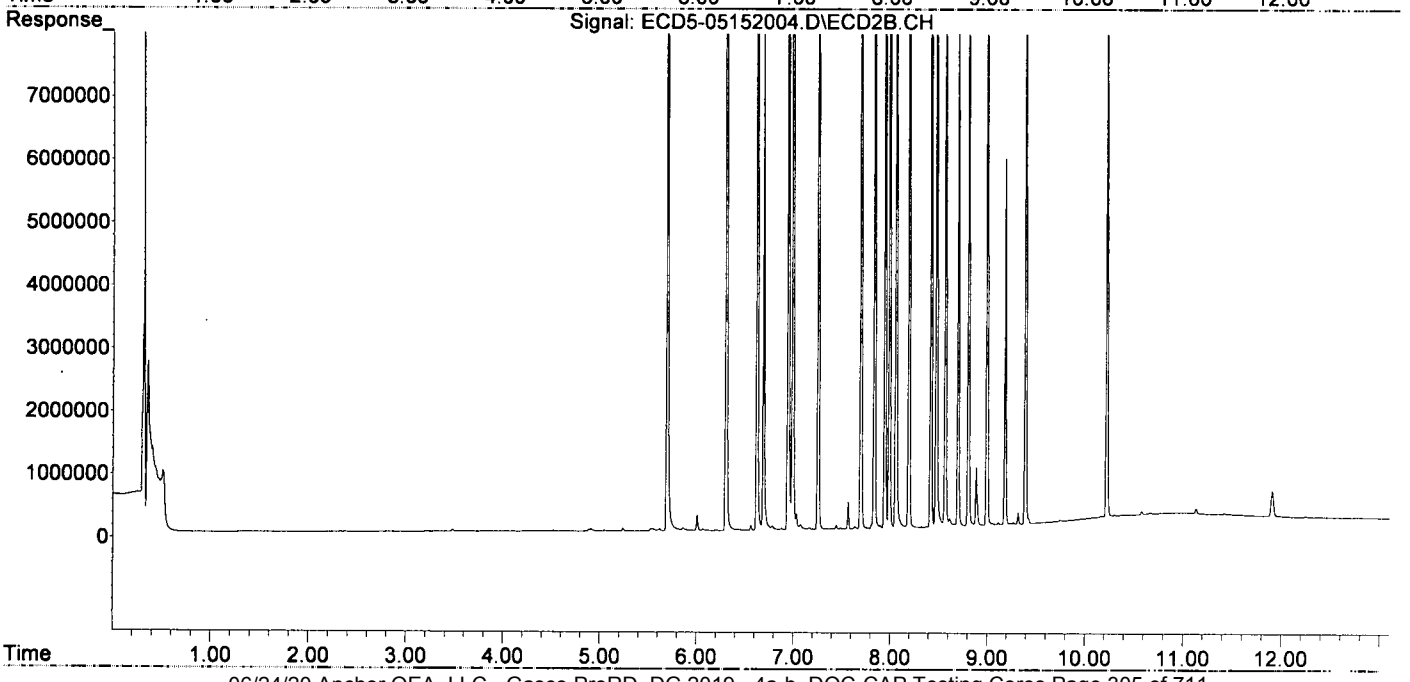

Quantitation Report (Not Reviewed)

Data Path : C:\msdchem\1\data\2020-05\0E15033\
Data File : ECD5-05152005.D
Signal(s) : Signal #1: ECD1A.CH Signal #2: ECD2B.CH
Acq On : 15 May 2020 12:26
Operator : MJB
Sample : 0E15033-CCV2
Misc : A20C358, 9-42 50 ppb
ALS Vial : 4 (Sig #1); 0 (Sig #2) Sample Multiplier: 1

Integration File signal 1: PEST1.e
Integration File signal 2: PEST2.e
Quant Time: May 18 11:45:12 2020
Quant Method : C:\msdchem\1\methods\ECD5_QUANTPEST_200324RT6.M
Quant Title : Instrument: DualECD5
QLast Update : Wed Mar 25 12:47:54 2020
Response via : Initial Calibration
Integrator: ChemStation 6890 Scale Mode: Small noise peaks clipped

Volume Inj. : 2uL
Signal #1 Phase : Rtx-CLPesticides Signal #2 Phase: Rtx-CLPesticides2
Signal #1 Info : 30m X 0.32mm X 0. Signal #2 Info : 30m X 0.32mm X 0.25um

MJB 5/18/20

		Compound	RT#1	RT#2	Resp#1	Resp#2	ng/mL	ng/mL	
		System Monitoring Compounds							
1)	S	TCMX (S)	5.052f	5.712	106791	19216	0.553	0.067	#
22)	S	DCBP (S)	0.000	10.218	0	16886	N.D.	0.099	#
		Target Compounds							
2)		a-BHC	0.000	6.281f	0	38237	N.D.	0.094	#
3)		g-BHC	0.000	0.000	0	0	N.D.	N.D.	
4)		b-BHC	0.000	0.000	0	0	N.D.	N.D.	
5)		Heptachlor	6.304	6.992	22961	40572	0.103	0.121	
6)		d-BHC	0.000	0.000	0	0	N.D.	N.D.	
7)		Aldrin	0.000	7.290f	0	11859	N.D.	0.036	#
8)		Heptachlo...	7.016	7.679	5561375	37479	27.135	0.126	#
9)		trans-Chl...	7.099	7.836	148199	10091034	0.711	33.309	#
10)		cis-Chlor...	7.188	7.943	9649849	667510	47.122	2.300	#
11)		Endosulfa...	7.274	8.009	28156	30481	0.146	0.112	
12)		4,4'-DDE	7.274	0.000	28156	0	0.143	N.D.	#
13)		Dieldrin	7.432f	8.209	288271	9196700	1.357	30.912	#
14)		Endrin	7.656f	8.431	10076240	8319361	58.949	36.332	#
15)		4,4'-DDD	7.656f	8.465	10076240	17277032	61.655	71.804	
16)		Endosulfa...	0.000	0.000	0	0	N.D.	N.D.	
17)		4,4'-DDT	7.883	8.699	6366	6412	0.034	0.094	#
18)		Endrin Al...	8.076	8.798	19521	20587	0.133	0.099	#
19)		Endosulfa...	0.000	8.997	0	3585	N.D.	0.016	#
20)		Methoxychlor	8.260f	0.000	1712	0	BelowCal	N.D.	
21)		Endrin Ke...	8.563	9.376	32390	9620696	0.170	38.588	#
23)		Hexachlor...	2.861	3.383	7957502	18007835	42.339	49.027	
24)		Hexachlor...	5.458	6.161	7100928	13617511	38.869	47.291	
25)		Oxychlordane	6.932	7.625	8708463	13891436	51.266	54.134	
26)		2,4'-DDE	7.016	7.836	5561375	10091034	45.332	52.699	
27)		trans-Non...	7.188	7.900	9649849	16057900	50.854	55.845	
28)		2,4'-DDD	7.387	8.209	5007197	9196700	46.471	54.256	
29)		2,4'-DDT	7.568	8.431	4964222	8319361	47.509	53.586	
30)		cis-Nonac...	7.656	8.465	10076240	17277032	49.097	56.486	
31)		Mirex	8.314	9.376	6476164	9620696	49.498	54.457	
32)		Chlordane...	7.188	7.900	9649849	16057900	413.409	407.518	
33)		Chlordane...	7.274	8.009	28156	30481	1.060	0.931	
34)		Chlordane...	7.845	8.674	7130	8454	0.981	0.826	
35)		Chlordane...	0.000	0.000	0	0	N.D.	N.D.	
36)		Toxaphene...	7.274	8.276f	28156	50048	27.094	17.795	#
37)		Toxaphene...	7.568	8.618	4964222	86941	3280.754	24.325	#
38)		Toxaphene...	7.883	8.618	6366	86941	1.562	15.571	#
39)		Toxaphene...	0.000	8.699	0	6412	N.D.	BelowCal	
40)		Toxaphene...	8.314f	8.902f	6476164	10087	2111.230	2.041	#
41)		Toxaphene...	8.414	9.261	12405	16460	3.097	3.046	
42)		Toxaphene...	0.000	0.000	0	0	N.D.	N.D.	

Quantitation Report (Not Reviewed)

Data Path : C:\msdchem\1\data\2020-05\0E15033\
Data File : ECD5-05152005.D
Signal(s) : Signal #1: ECD1A.CH Signal #2: ECD2B.CH
Acq On : 15 May 2020 12:26
Operator : MJB
Sample : 0E15033-CCV2
Misc : A20C358, 9-42 50 ppb
ALS Vial : 4 (Sig #1); 0 (Sig #2) Sample Multiplier: 1

Integration File signal 1: PEST1.e
Integration File signal 2: PEST2.e
Quant Time: May 18 11:45:12 2020
Quant Method : C:\msdchem\1\methods\ECD5_QUANTPEST_200324RT6.M
Quant Title : Instrument: DualECD5
QLast Update : Wed Mar 25 12:47:54 2020
Response via : Initial Calibration
Integrator: ChemStation 6890 Scale Mode: Small noise peaks clipped

Volume Inj. : 2uL
Signal #1 Phase : Rtx-CLPesticides Signal #2 Phase: Rtx-CLPesticides2
Signal #1 Info : 30m X 0.32mm X 0. Signal #2 Info : 30m X 0.32mm X 0.25um

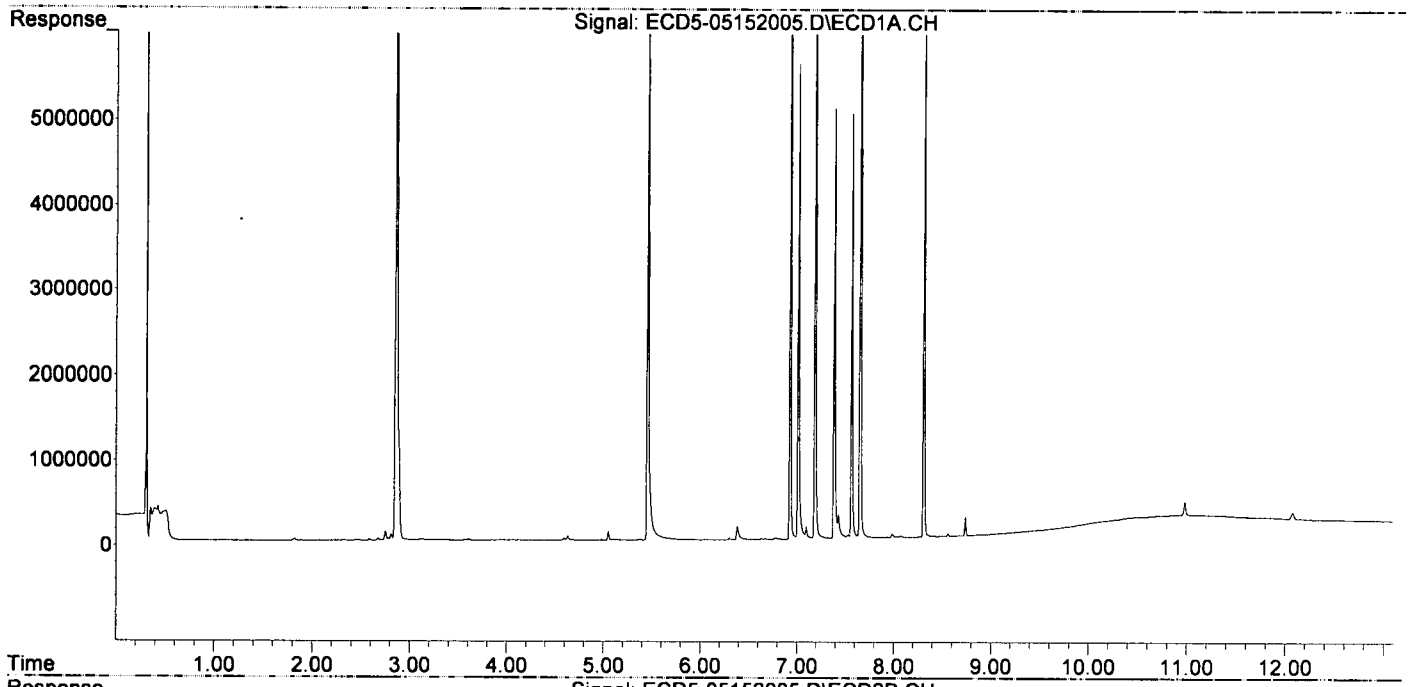

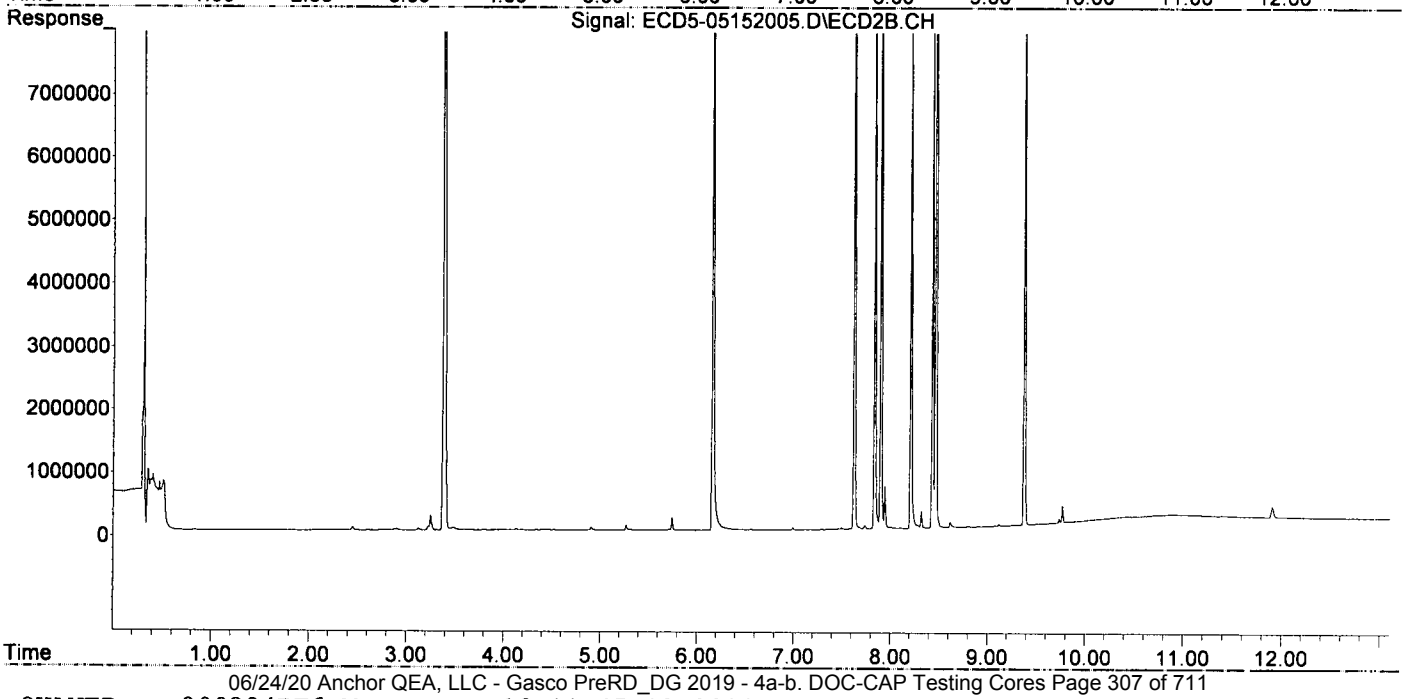

Quantitation Report (Not Reviewed)

Data Path : C:\msdchem\1\data\2020-05\0E15033\
Data File : ECD5-05152006.D
Signal(s) : Signal #1: ECD1A.CH Signal #2: ECD2B.CH
Acq On : 15 May 2020 12:43
Operator : MJB
Sample : 0E15033-CCB1
Misc : A20E115
ALS Vial : 7 (Sig #1); 0 (Sig #2) Sample Multiplier: 1

Integration File signal 1: PEST1.e
Integration File signal 2: PEST2.e
Quant Time: May 18 11:45:16 2020
Quant Method : C:\msdchem\1\methods\ECD5_QUANTPEST_200324RT6.M
Quant Title : Instrument: DualECD5
QLast Update : Wed Mar 25 12:47:54 2020
Response via : Initial Calibration
Integrator: ChemStation 6890 Scale Mode: Small noise peaks clipped

Volume Inj. : 2uL
Signal #1 Phase : Rtx-CLPesticides Signal #2 Phase: Rtx-CLPesticides2
Signal #1 Info : 30m X 0.32mm X 0. Signal #2 Info : 30m X 0.32mm X 0.25um

MJB 5/18/20

		Compound	RT#1	RT#2	Resp#1	Resp#2	ng/mL	ng/mL	
		System Monitoring Compounds							
1)	S	TCMX (S)	5.077	5.693	14853704	28455603	76.885	99.548	#
22)	S	DCBP (S)	9.268	10.222	13901758	20255007	93.322	119.267	#
		Target Compounds							
2)		a-BHC	0.000	0.000	0	0	N.D.	N.D.	
3)		g-BHC	0.000	0.000	0	0	N.D.	N.D.	
4)		b-BHC	0.000	0.000	0	0	N.D.	N.D.	
5)		Heptachlor	0.000	0.000	0	0	N.D.	N.D.	
6)		d-BHC	0.000	0.000	0	0	N.D.	N.D.	
7)		Aldrin	0.000	7.291f	0	13458	N.D.	0.041	#
8)		Heptachlo...	0.000	0.000	0	0	N.D.	N.D.	
9)		trans-Chl...	7.100	7.871f	7958	18799	0.038	0.062	#
10)		cis-Chlor...	7.207	0.000	5107	0	0.025	N.D.	#
11)		Endosulfa...	0.000	0.000	0	0	N.D.	N.D.	
12)		4,4'-DDE	0.000	0.000	0	0	N.D.	N.D.	
13)		Dieldrin	0.000	0.000	0	0	N.D.	N.D.	
14)		Endrin	0.000	8.437	0	2498	N.D.	0.011	#
15)		4,4'-DDD	0.000	8.437f	0	2498	N.D.	0.010	#
16)		Endosulfa...	7.811f	0.000	1182	0	0.007	N.D.	#
17)		4,4'-DDT	0.000	8.717	0	4478	N.D.	0.082	#
18)		Endrin Al...	0.000	0.000	0	0	N.D.	N.D.	
19)		Endosulfa...	0.000	0.000	0	0	N.D.	N.D.	
20)		Methoxychlor	8.217	9.185	2447	1631	BelowCal	BelowCal	
21)		Endrin Ke...	8.566	9.393	15885	1532	0.083	0.006	#
23)		Hexachlor...	0.000	0.000	0	0	N.D.	N.D.	
24)		Hexachlor...	5.458	0.000	34906	0	BelowCal	N.D.	
25)		Oxychlordane	0.000	0.000	0	0	N.D.	N.D.	
26)		2,4'-DDE	0.000	7.871f	0	18799	N.D.	BelowCal	
27)		trans-Non...	7.207	7.871f	5107	18799	BelowCal	BelowCal	
28)		2,4'-DDD	0.000	0.000	0	0	N.D.	N.D.	
29)		2,4'-DDT	0.000	8.437	0	2498	N.D.	BelowCal	
30)		cis-Nonac...	0.000	8.437f	0	2498	N.D.	BelowCal	
31)		Mirex	8.328	9.393	4305	1532	5765.324	BelowCal	#
32)		Chlordane...	7.207	0.000	5107	0	0.219	N.D.	#
33)		Chlordane...	0.000	0.000	0	0	N.D.	N.D.	
34)		Chlordane...	7.811f	8.717f	1182	4478	0.163	0.438	#
35)		Chlordane...	0.000	0.000	0	0	N.D.	N.D.	
36)		Toxaphene...	0.000	0.000	0	0	N.D.	N.D.	
37)		Toxaphene...	0.000	8.620	0	84234	N.D.	23.568	#
38)		Toxaphene...	0.000	8.620	0	84234	N.D.	15.086	#
39)		Toxaphene...	0.000	8.717	0	4478	N.D.	BelowCal	
40)		Toxaphene...	8.328	0.000	4305	0	1.403	N.D.	#
41)		Toxaphene...	0.000	9.248	0	6772	N.D.	1.253	#
42)		Toxaphene...	0.000	0.000	0	0	N.D.	N.D.	

Quantitation Report (Not Reviewed)

Data Path : C:\msdchem\1\data\2020-05\0E15033\
Data File : ECD5-05152006.D
Signal(s) : Signal #1: ECD1A.CH Signal #2: ECD2B.CH
Acq On : 15 May 2020 12:43
Operator : MJB
Sample : 0E15033-CCB1
Misc : A20E115
ALS Vial : 7 (Sig #1); 0 (Sig #2) Sample Multiplier: 1

Integration File signal 1: PEST1.e
Integration File signal 2: PEST2.e
Quant Time: May 18 11:45:16 2020
Quant Method : C:\msdchem\1\methods\ECD5_QUANTPEST_200324RT6.M
Quant Title : Instrument: DualECD5
QLast Update : Wed Mar 25 12:47:54 2020
Response via : Initial Calibration
Integrator: ChemStation 6890 Scale Mode: Small noise peaks clipped

Volume Inj. : 2uL
Signal #1 Phase : Rtx-CLPesticides Signal #2 Phase: Rtx-CLPesticides2
Signal #1 Info : 30m X 0.32mm X 0. Signal #2 Info : 30m X 0.32mm X 0.25um

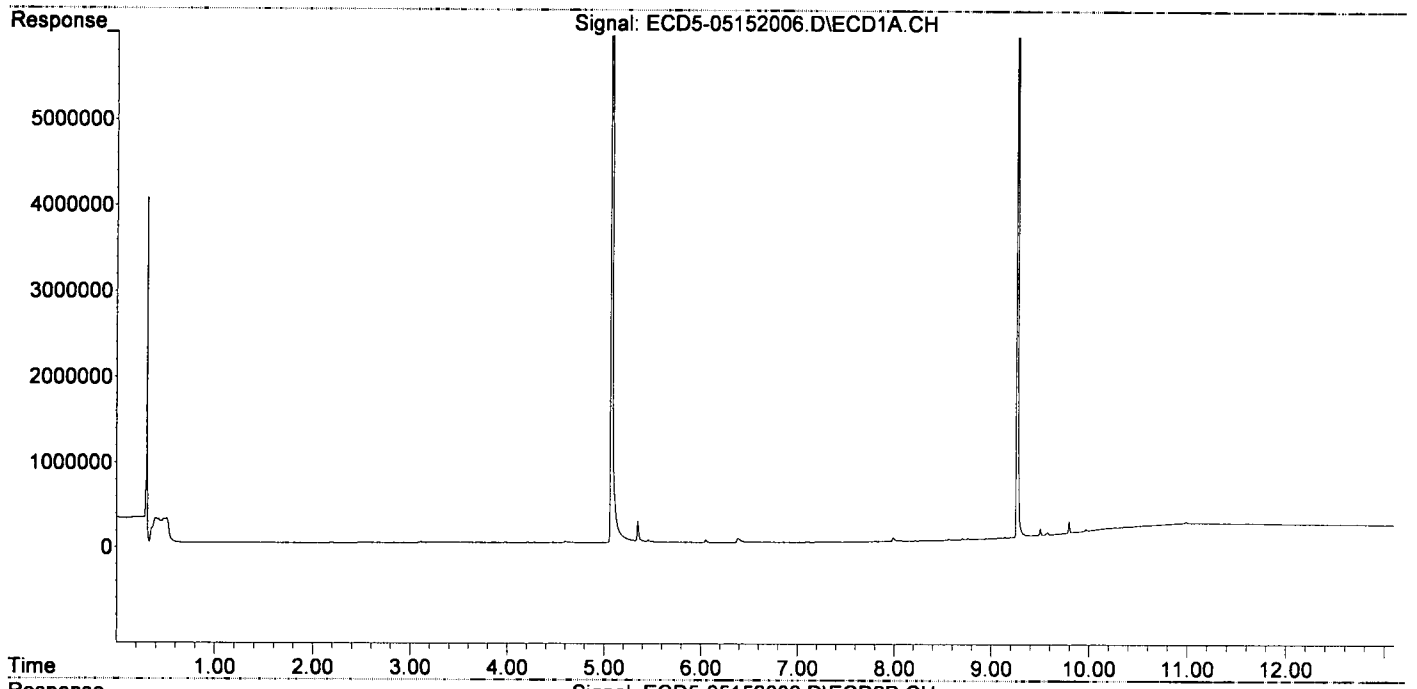

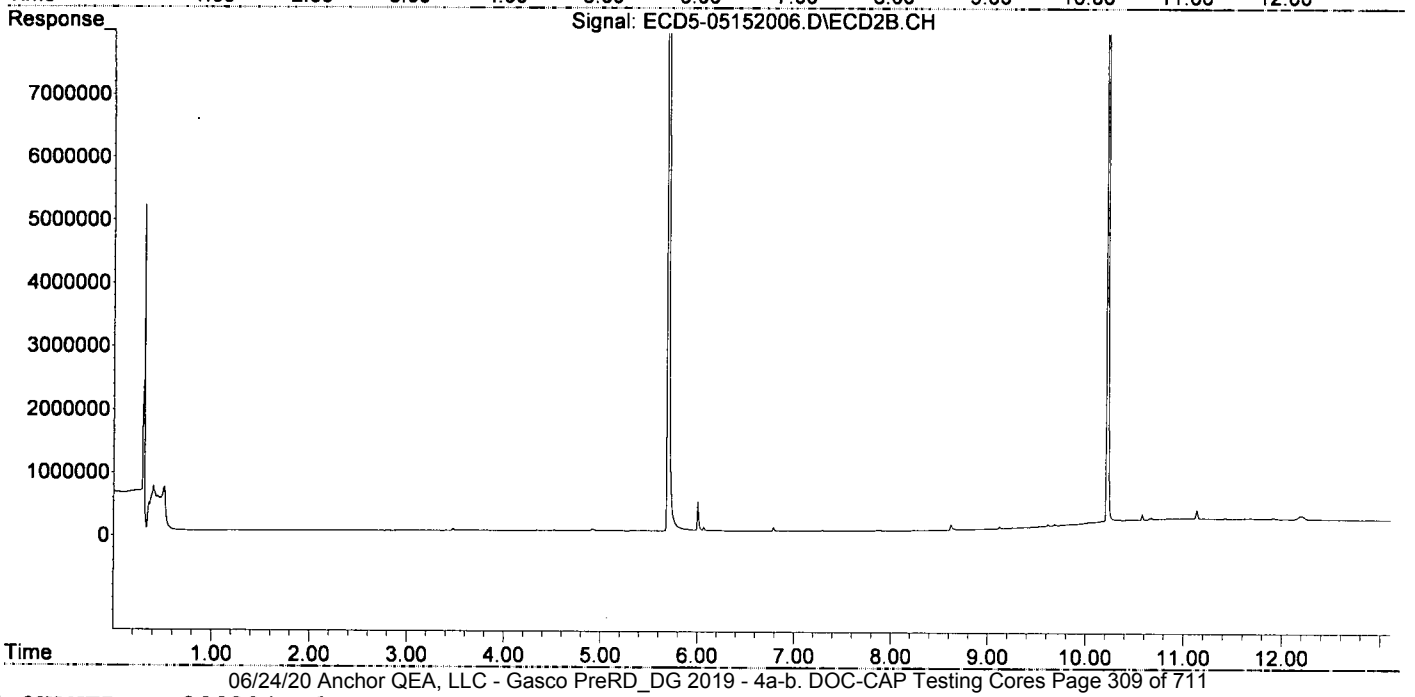

Quantitation Report (Not Reviewed)

Data Path : C:\msdchem\1\data\2020-05\0E15033\
Data File : ECD5-05152007.D
Signal(s) : Signal #1: ECD1A.CH Signal #2: ECD2B.CH
Acq On : 15 May 2020 13:00
Operator : MJB
Sample : 0050538-BLK1
Misc : 1x, 8081B 2,4+4,4-DDx Only, GPC
ALS Vial : 8 (Sig #1); 0 (Sig #2) Sample Multiplier: 1

Integration File signal 1: PEST1.e
Integration File signal 2: PEST2.e
Quant Time: May 18 11:45:20 2020
Quant Method : C:\msdchem\1\methods\ECD5_QUANTPEST_200324RT6.M
Quant Title : Instrument: DualECD5
QLast Update : Wed Mar 25 12:47:54 2020
Response via : Initial Calibration
Integrator: ChemStation 6890 Scale Mode: Small noise peaks clipped

Volume Inj. : 2uL
Signal #1 Phase : Rtx-CLPesticides Signal #2 Phase: Rtx-CLPesticides2
Signal #1 Info : 30m X 0.32mm X 0. Signal #2 Info : 30m X 0.32mm X 0.25um

MJB 5/18/20

		Compound	RT#1	RT#2	Resp#1	Resp#2	ng/mL	ng/mL	
		System Monitoring Compounds							
1)	S	TCMX (S)	5.076	5.692	3263001	5759469	16.890	20.149	S-06
22)	S	DCBP (S)	9.265	10.220	5828349	7492064	39.059	44.115	Q-41
		Target Compounds							
2)		a-BHC	5.620	0.000	9336	0	0.035	N.D.	#
3)		g-BHC	0.000	6.586f	0	5441	N.D.	0.015	#
4)		b-BHC	0.000	0.000	0	0	N.D.	N.D.	
5)		Heptachlor	6.299	0.000	21482	0	0.096	N.D.	#
6)		d-BHC	0.000	6.921f	0	47986	N.D.	0.147	#
7)		Aldrin	6.528	7.288f	7844	8030	0.035	0.025	#
8)		Heptachlo...	6.996	7.677f	6067	8664	0.030	0.029	
9)		trans-Chl...	7.095	0.000	3733	0	0.018	N.D.	#
10)		cis-Chlor...	7.187	7.951	12389	46722	0.060	0.161	#
11)		Endosulfa...	7.301	7.978	6295	42884	0.033	0.158	#
12)		4,4'-DDE	7.248f	8.070	13464	7298	0.068	0.025	#
13)		Dieldrin	7.486f	8.203	293197	9116	1.380	0.031	#
14)		Endrin	7.658f	0.000	5220	0	0.031	N.D.	#
15)		4,4'-DDD	7.700	0.000	5646	0	0.035	N.D.	#
16)		Endosulfa...	7.771	8.572	22719	2564	0.136	0.011	#
17)		4,4'-DDT	7.899	8.703	11798	11584	0.079	0.126	#
18)		Endrin Al...	8.061	8.792	18501	16358	0.126	0.079	#
19)		Endosulfa...	8.390	8.968f	2163	3132	0.013	0.014	
20)		Methoxychlor	8.220	9.180	3372	5934	BelowCal	BelowCal	
21)		Endrin Ke...	8.557	9.377	146001	13730	0.765	0.055	#
23)		Hexachlor...	2.861	3.361f	5265	1822099	11064.680	4.854	#
24)		Hexachlor...	5.457	6.191f	10131	28873	BelowCal	BelowCal	
25)		Oxychlordane	6.900f	7.629	8633	12845	BelowCal	BelowCal	
26)		2,4'-DDE	6.996	0.000	6067	0	BelowCal	N.D.	
27)		trans-Non...	7.187	7.880	12389	531883	BelowCal	1.719	
28)		2,4'-DDD	0.000	8.203	0	9116	N.D.	BelowCal	
29)		2,4'-DDT	7.568	0.000	2071	0	BelowCal	N.D.	
30)		cis-Nonac...	7.658	0.000	5220	0	BelowCal	N.D.	
31)		Mirex	8.323	9.377	3235	13730	5765.332	BelowCal	#
32)		Chlordane...	7.187	7.921	12389	16572	0.531	0.421	
33)		Chlordane...	7.301	0.000	6295	0	0.237	N.D.	#
34)		Chlordane...	7.852	8.703	3619	11584	0.498	1.132	#
35)		Chlordane...	0.000	0.000	0	0	N.D.	N.D.	
36)		Toxaphene...	7.248f	8.259	13464	112627	12.956	40.047	#
37)		Toxaphene...	7.568	8.612	2071	102836	16730.552	28.772	#
38)		Toxaphene...	7.899f	8.656f	11798	10965	2.894	1.964	#
39)		Toxaphene...	8.094f	8.703	9950	11584	2.533	BelowCal	#
40)		Toxaphene...	8.323	0.000	3235	0	1.054	N.D.	#
41)		Toxaphene...	8.390	9.261	2163	4102	0.540	0.759	#
42)		Toxaphene...	0.000	0.000	0	0	N.D.	N.D.	

Quantitation Report (Not Reviewed)

Data Path : C:\msdchem\1\data\2020-05\0E15033\
Data File : ECD5-05152007.D
Signal(s) : Signal #1: ECD1A.CH Signal #2: ECD2B.CH
Acq On : 15 May 2020 13:00
Operator : MJB
Sample : 0050538-BLK1
Misc : 1x, 8081B 2,4+4,4-DDx Only, GPC
ALS Vial : 8 (Sig #1); 0 (Sig #2) Sample Multiplier: 1

Integration File signal 1: PEST1.e
Integration File signal 2: PEST2.e
Quant Time: May 18 11:45:20 2020
Quant Method : C:\msdchem\1\methods\ECD5_QUANTPEST_200324RT6.M
Quant Title : Instrument: DualECD5
QLast Update : Wed Mar 25 12:47:54 2020
Response via : Initial Calibration
Integrator: ChemStation 6890 Scale Mode: Small noise peaks clipped

Volume Inj. : 2uL
Signal #1 Phase : Rtx-CLPesticides Signal #2 Phase: Rtx-CLPesticides2
Signal #1 Info : 30m X 0.32mm X 0. Signal #2 Info : 30m X 0.32mm X 0.25um

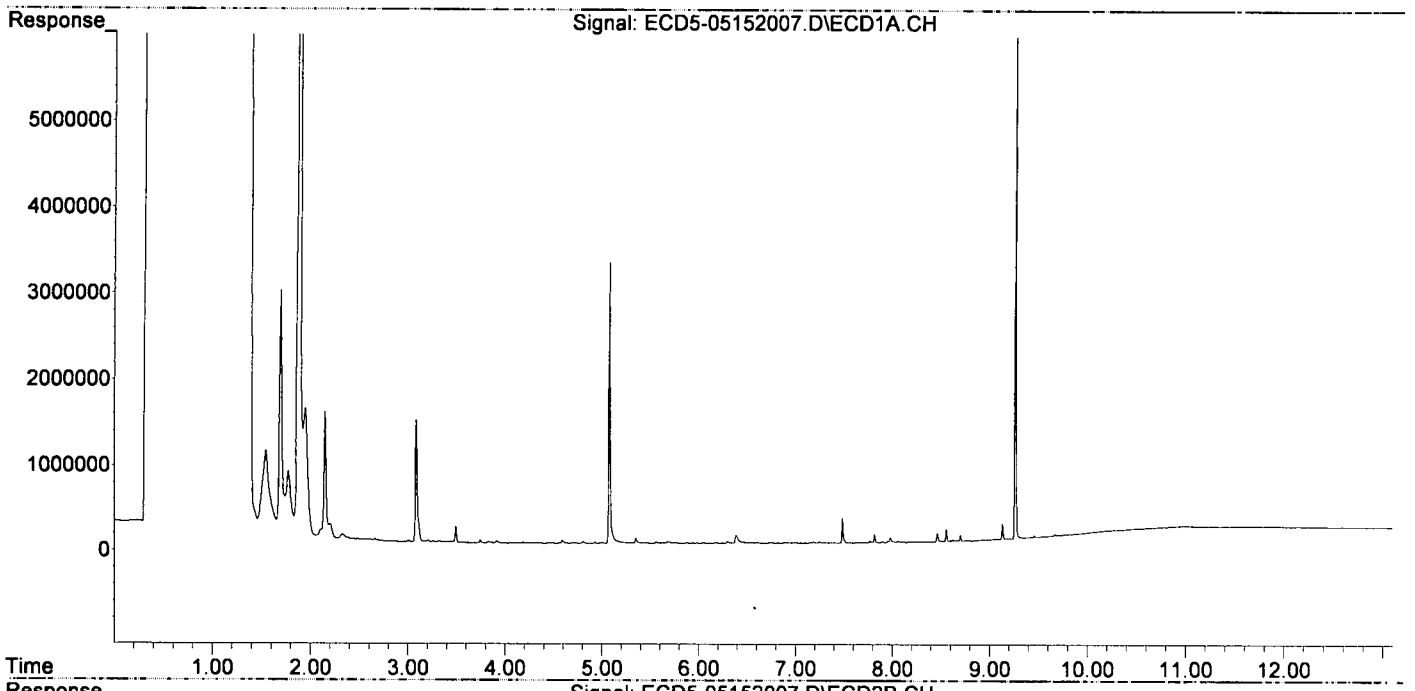

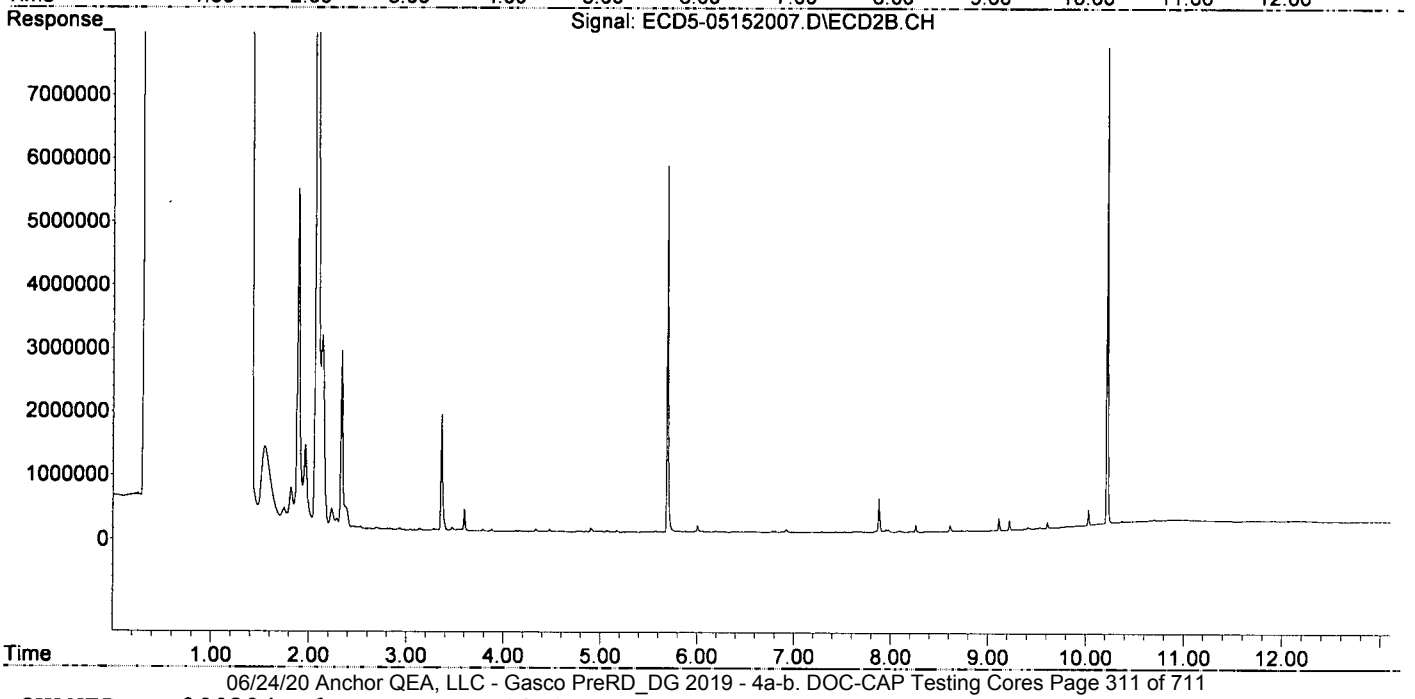

Quantitation Report (Not Reviewed)

Data Path : C:\msdchem\1\data\2020-05\0E15033\
Data File : ECD5-05152008.D
Signal(s) : Signal #1: ECD1A.CH Signal #2: ECD2B.CH
Acq On : 15 May 2020 13:17
Operator : MJB
Sample : 0050538-BS1
Misc : 1x, 8081B 2,4+4,4-DDx Only, GPC
ALS Vial : 9 (Sig #1); 0 (Sig #2) Sample Multiplier: 1

Integration File signal 1: PEST1.e
Integration File signal 2: PEST2.e
Quant Time: May 18 11:45:24 2020
Quant Method : C:\msdchem\1\methods\ECD5_QUANTPEST_200324RT6.M
Quant Title : Instrument: DualECD5
QLast Update : Wed Mar 25 12:47:54 2020
Response via : Initial Calibration
Integrator: ChemStation 6890 Scale Mode: Small noise peaks clipped

Volume Inj. : 2uL
Signal #1 Phase : Rtx-CLPesticides Signal #2 Phase: Rtx-CLPesticides2
Signal #1 Info : 30m X 0.32mm X 0. Signal #2 Info : 30m X 0.32mm X 0.25um

MB 5/18/20

		Compound	RT#1	RT#2	Resp#1	Resp#2	ng/mL	ng/mL	
		System Monitoring Compounds							
1)	S	TCMX (S)	5.076	5.692	4932823	8855925	25.533	30.981	
22)	S	DCBP (S)	9.265	10.221	6509174	8939142	43.639	52.636	
		Target Compounds							
2)		a-BHC	5.619	0.000	12859	0	0.049	N.D.	#
3)		g-BHC	0.000	6.609	0	9749	N.D.	0.028	#
4)		b-BHC	5.973	0.000	5841	0	0.061	N.D.	#
5)		Heptachlor	6.298	0.000	24776	0	0.111	N.D.	#
6)		d-BHC	6.103f	6.920f	4840	54333	0.025	0.166	#
7)		Aldrin	6.528	7.245	7851	7765	0.035	0.024	#
8)		Heptachlo...	7.013	7.680	5634000	16582	27.490	0.056	#
9)		trans-Chl...	7.123f	7.834	17621	9559500	0.085	31.555	#
10)		cis-Chlor...	7.183	7.952	15943	54153	0.078	0.187	#
11)		Endosulfa...	7.264f	7.978	9497232	73863	49.122	0.272	#
12)		4,4'-DDE	7.264	8.057	9497232	16411543	48.182	57.315	
13)		Dieldrin	7.485f	8.207	322484	10072553	1.518	33.856	#
14)		Endrin	0.000	8.430	0	11123571	N.D.	48.578	#
15)		4,4'-DDD	7.683	8.472	8452092	14658042	51.717	60.919	
16)		Endosulfa...	7.769	8.577	69645	33653	0.416	0.140	#
17)		4,4'-DDT	7.879	8.697	8336286	13386582	61.711	68.608	
18)		Endrin Al...	8.061	8.821	29706	11035	0.203	0.053	#
19)		Endosulfa...	8.390	8.965f	4577	3847	0.028	0.017	#
20)		Methoxychlor	8.220	9.180	5570	9510	BelowCal	0.030	
21)		Endrin Ke...	8.557	9.377	154830	26012	0.811	0.104	#
23)		Hexachlor...	2.860	3.360f	7383	3104169	11064.669	8.413	#
24)		Hexachlor...	5.457	6.190f	14679	30144	BelowCal	BelowCal	
25)		Oxychlordane	6.919	7.628	7751	11470	BelowCal	BelowCal	
26)		2,4'-DDE	7.013	7.834	5634000	9559500	45.917	50.044	
27)		trans-Non...	7.183	7.879	15943	591320	BelowCal	1.937	
28)		2,4'-DDD	7.384	8.207	6056838	10072553	56.137	59.194	
29)		2,4'-DDT	7.565	8.430	6914976	11123571	65.108	69.559	
30)		cis-Nonac...	7.683f	8.472	8452092	14658042	41.225	48.285	
31)		Mirex	8.324	9.377	3503	26012	5765.330	BelowCal	#
32)		Chlordane...	7.183	7.952f	15943	54153	0.683	1.374	#
33)		Chlordane...	7.264f	8.057f	9497232	16411543	357.680	501.135	#
34)		Chlordane...	7.817f	8.697	119368	13386582	16.420	1308.147	#
35)		Chlordane...	3.679	3.657	6068	13980	NoCal	NoCal	
36)		Toxaphene...	7.264	8.259	9497232	155500	9139.063	55.291	#
37)		Toxaphene...	7.565	8.612	6914976	109097	5450.571	30.524	#
38)		Toxaphene...	7.879	8.612f	8336286	109097	2044.936	19.539	#
39)		Toxaphene...	8.093f	8.697	22212	13386582	5.655	1486.638	#
40)		Toxaphene...	8.324	0.000	3503	0	1.142	N.D.	#
41)		Toxaphene...	8.412	9.256	2169	5427	0.541	1.004	#
42)		Toxaphene...	3.679	3.657	6068	13980	NoCal	NoCal	

Quantitation Report (Not Reviewed)

Data Path : C:\msdchem\1\data\2020-05\0E15033\
Data File : ECD5-05152008.D
Signal(s) : Signal #1: ECD1A.CH Signal #2: ECD2B.CH
Acq On : 15 May 2020 13:17
Operator : MJB
Sample : 0050538-BS1
Misc : 1x, 8081B 2,4+4,4-DDx Only, GPC
ALS Vial : 9 (Sig #1); 0 (Sig #2) Sample Multiplier: 1

Integration File signal 1: PEST1.e
Integration File signal 2: PEST2.e
Quant Time: May 18 11:45:24 2020
Quant Method : C:\msdchem\1\methods\ECD5_QUANTPEST_200324RT6.M
Quant Title : Instrument: DualECD5
QLast Update : Wed Mar 25 12:47:54 2020
Response via : Initial Calibration
Integrator: ChemStation 6890 Scale Mode: Small noise peaks clipped

Volume Inj. : 2uL
Signal #1 Phase : Rtx-CLPesticides Signal #2 Phase: Rtx-CLPesticides2
Signal #1 Info : 30m X 0.32mm X 0. Signal #2 Info : 30m X 0.32mm X 0.25um

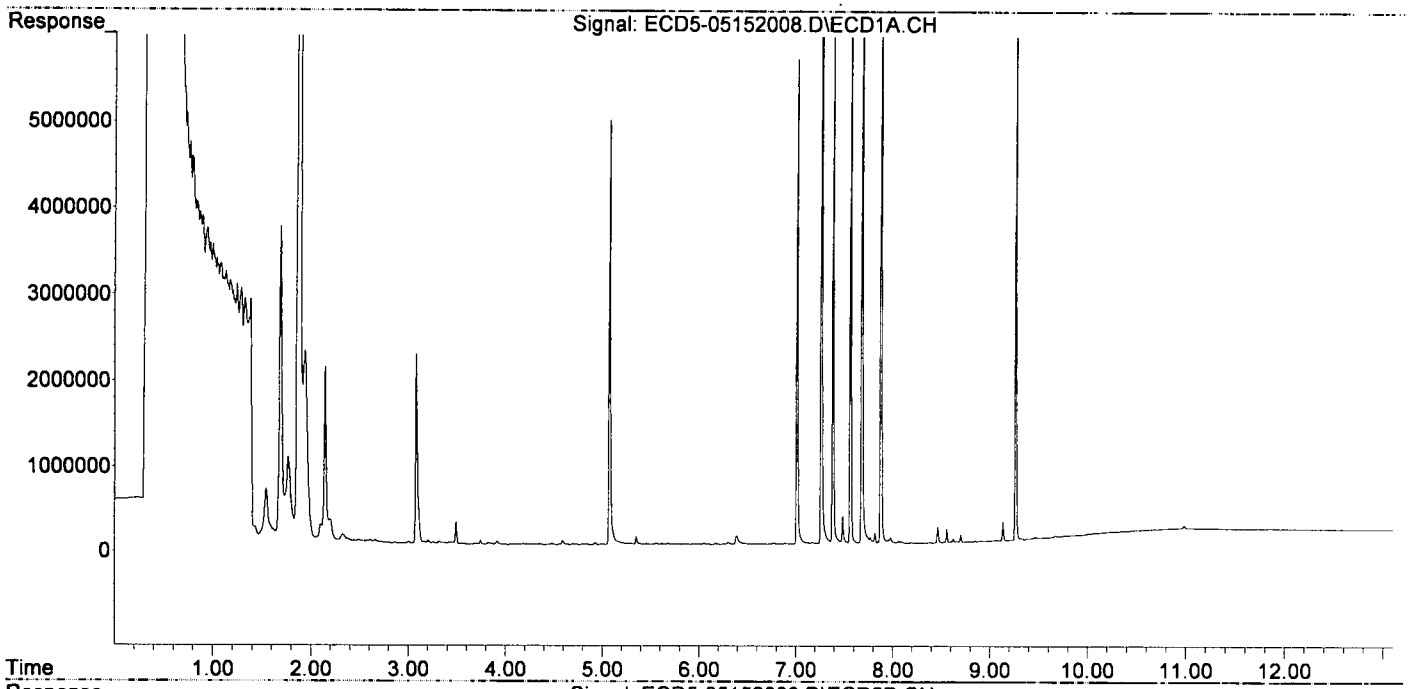

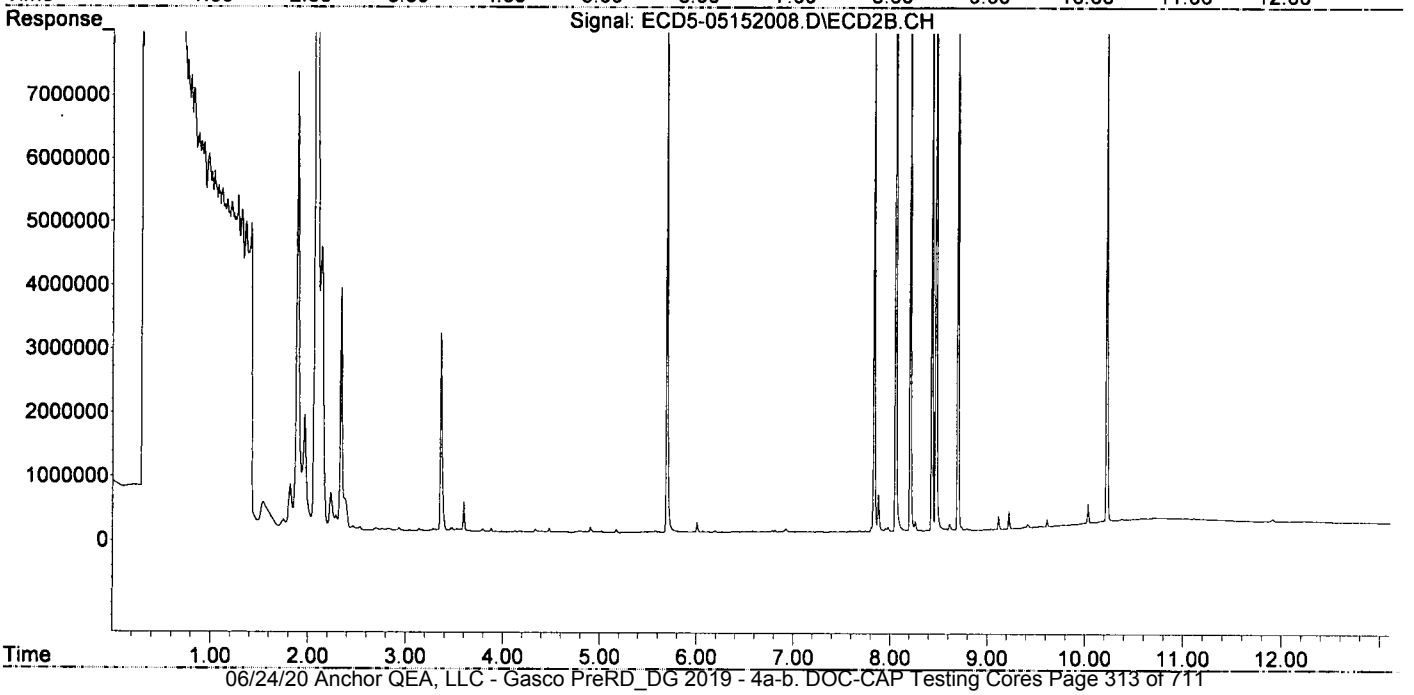

Quantitation Report (Not Reviewed)

Data Path : C:\msdchem\1\data\2020-05\0E15033\
Data File : ECD5-05152018.D
Signal(s) : Signal #1: ECD1A.CH Signal #2: ECD2B.CH
Acq On : 15 May 2020 16:09
Operator : MJB
Sample : 0E15033-CCV3
Misc : A20C184, AB 100 ppb
ALS Vial : 5 (Sig #1); 0 (Sig #2) Sample Multiplier: 1

Integration File signal 1: PEST1.e
Integration File signal 2: PEST2.e
Quant Time: May 18 11:45:57 2020
Quant Method : C:\msdchem\1\methods\ECD5_QUANTPEST_200324RT6.M
Quant Title : Instrument: DualECD5
QLast Update : Wed Mar 25 12:47:54 2020
Response via : Initial Calibration
Integrator: ChemStation 6890 Scale Mode: Small noise peaks clipped

Volume Inj. : 2uL
Signal #1 Phase : Rtx-CLPesticides Signal #2 Phase: Rtx-CLPesticides2
Signal #1 Info : 30m X 0.32mm X 0. Signal #2 Info : 30m X 0.32mm X 0.25um

MJB 5/18/20

		Compound	RT#1	RT#2	Resp#1	Resp#2	ng/mL	ng/mL	
		System Monitoring Compounds							
1)	S	TCMX (S)	5.075	5.692	15963672	30776123	82.630	107.666	#
22)	S	DCBP (S)	9.266	10.222	14645688	21864155	98.317	128.742	# Q41
		Target Compounds							
2)		a-BHC	5.613	6.302	26168806	50612839	99.431	124.907	#
3)		g-BHC	5.895	6.621	23104354	43449075	101.005	122.819	
4)		b-BHC	5.972	6.688	8357195	16154698	87.355	107.674	
5)		Heptachlor	6.302	6.991	23008748	41777607	103.278	124.655	
6)		d-BHC	6.120	6.942	18295808	40142785	93.765	122.929	#
7)		Aldrin	6.540	7.254	22469179	40060017	101.202	122.929	
8)		Heptachlo...	7.002	7.694	20542492	34556398	100.232	116.098	
9)		trans-Chl...	7.097	7.835	20777183	36480716	99.669	120.419	
10)		cis-Chlor...	7.194	7.942	20716653	34330660	101.163	118.311	
11)		Endosulfa...	7.288	7.990	19568919	32070915	101.216	118.031	
12)		4,4'-DDE	7.266	8.058	17794397	33045957	90.276	115.408	#
13)		Dieldrin	7.460	8.191	21827090	37230836	102.734	125.140	
14)		Endrin	7.623	8.417	17627604	30114267	103.128	131.514	#
15)		4,4'-DDD	7.684	8.473	15090644	28455614	92.337	118.262	#
16)		Endosulfa...	7.779	8.566	15895139	29037307	94.870	121.039	#
17)		4,4'-DDT	7.880	8.698	13862436	24220730	97.151	111.705	
18)		Endrin Al...	8.068	8.804	13930707	24481896	95.173	117.700	
19)		Endosulfa...	8.368	8.994	16228156	27101452	98.690	119.026	
20)		Methoxychlor	8.222	9.181	6667316	11857392	93.711	112.890	
21)		Endrin Ke...	8.559	9.390	18374930	28945094	96.220	116.096	
23)		Hexachlor...	0.000	0.000	0	0	N.D.	N.D.	
24)		Hexachlor...	5.456	0.000	40417	0	BelowCal	N.D.	
25)		Oxychlordane	6.938	7.636	93594	18126	0.297	BelowCal	#
26)		2,4'-DDE	7.002	7.835	20542492	36480716	161.753	170.984	
27)		trans-Non...	7.194	7.895	20716653	107705	108.602	0.156	#
28)		2,4'-DDD	0.000	8.191	0	37230836	N.D.	196.264	#
29)		2,4'-DDT	7.565	8.417	67971	30114267	0.483	161.016	#
30)		cis-Nonac...	7.684f	8.473	15090644	28455614	73.217	90.151	
31)		Mirex	0.000	9.390	0	28945094	N.D.	154.083	#
32)		Chlordane...	7.194	7.895f	20716653	107705	887.522	2.733	#
33)		Chlordane...	7.288	8.058f	19568919	33045957	736.994	1009.076	#
34)		Chlordane...	7.832	8.698	249090	24220730	34.264	2366.868	#
35)		Chlordane...	0.000	0.000	0	0	N.D.	N.D.	
36)		Toxaphene...	7.266	8.289f	17794397	31589	17123.316	11.232	#
37)		Toxaphene...	7.565	8.614	67971	182931	33.777	51.182	#
38)		Toxaphene...	7.880	8.614f	13862436	182931	3400.531	32.763	#
39)		Toxaphene...	0.000	8.698	0	24220730	N.D.	2526.864	#
40)		Toxaphene...	8.368f	8.885	16228156	2579731	5290.381	522.036	#
41)		Toxaphene...	0.000	9.267	0	83983	N.D.	15.539	#
42)		Toxaphene...	0.000	0.000	0	0	N.D.	N.D.	

Quantitation Report (Not Reviewed)

Data Path : C:\msdchem\1\data\2020-05\0E15033\
Data File : ECD5-05152018.D
Signal(s) : Signal #1: ECD1A.CH Signal #2: ECD2B.CH
Acq On : 15 May 2020 16:09
Operator : MJB
Sample : 0E15033-CCV3
Misc : A20C184, AB 100 ppb
ALS Vial : 5 (Sig #1); 0 (Sig #2) Sample Multiplier: 1

Integration File signal 1: PEST1.e
Integration File signal 2: PEST2.e
Quant Time: May 18 11:45:57 2020
Quant Method : C:\msdchem\1\methods\ECD5_QUANTPEST_200324RT6.M
Quant Title : Instrument: DualECD5
QLast Update : Wed Mar 25 12:47:54 2020
Response via : Initial Calibration
Integrator: ChemStation 6890 Scale Mode: Small noise peaks clipped

Volume Inj. : 2uL
Signal #1 Phase : Rtx-CLPesticides Signal #2 Phase: Rtx-CLPesticides2
Signal #1 Info : 30m X 0.32mm X 0. Signal #2 Info : 30m X 0.32mm X 0.25um

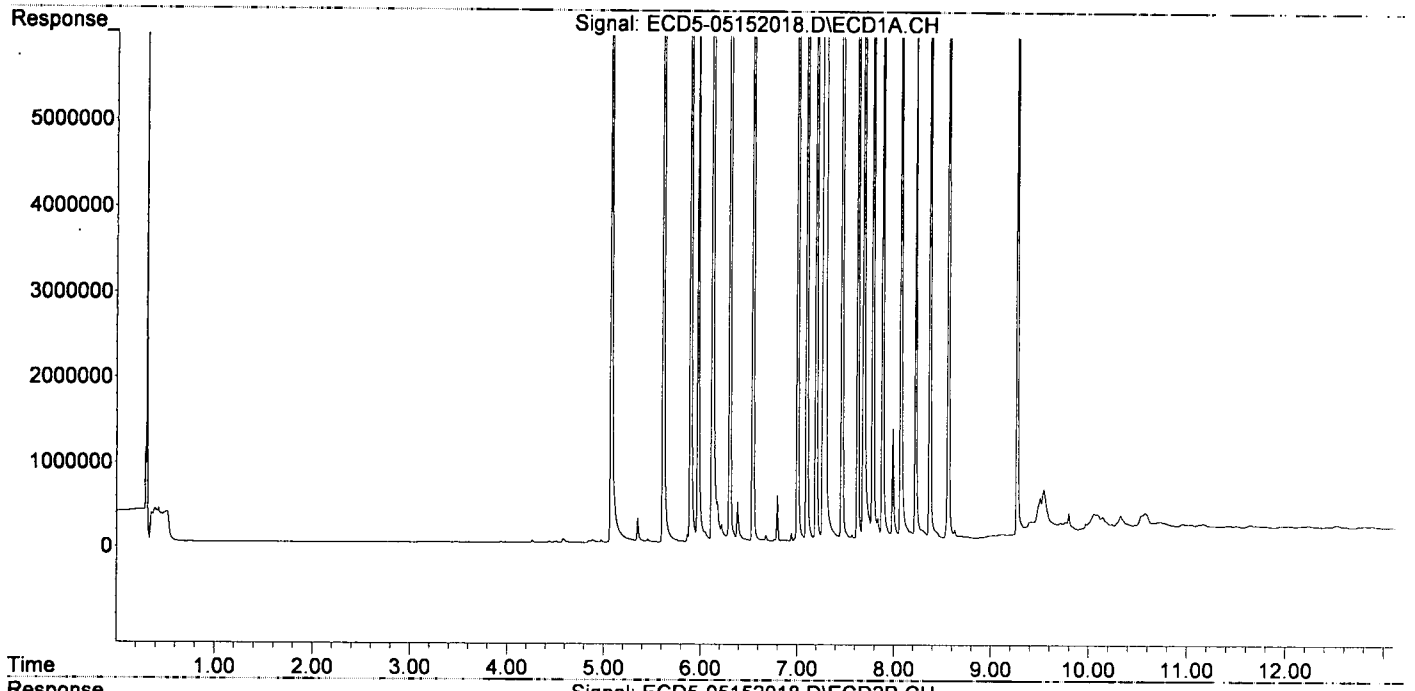

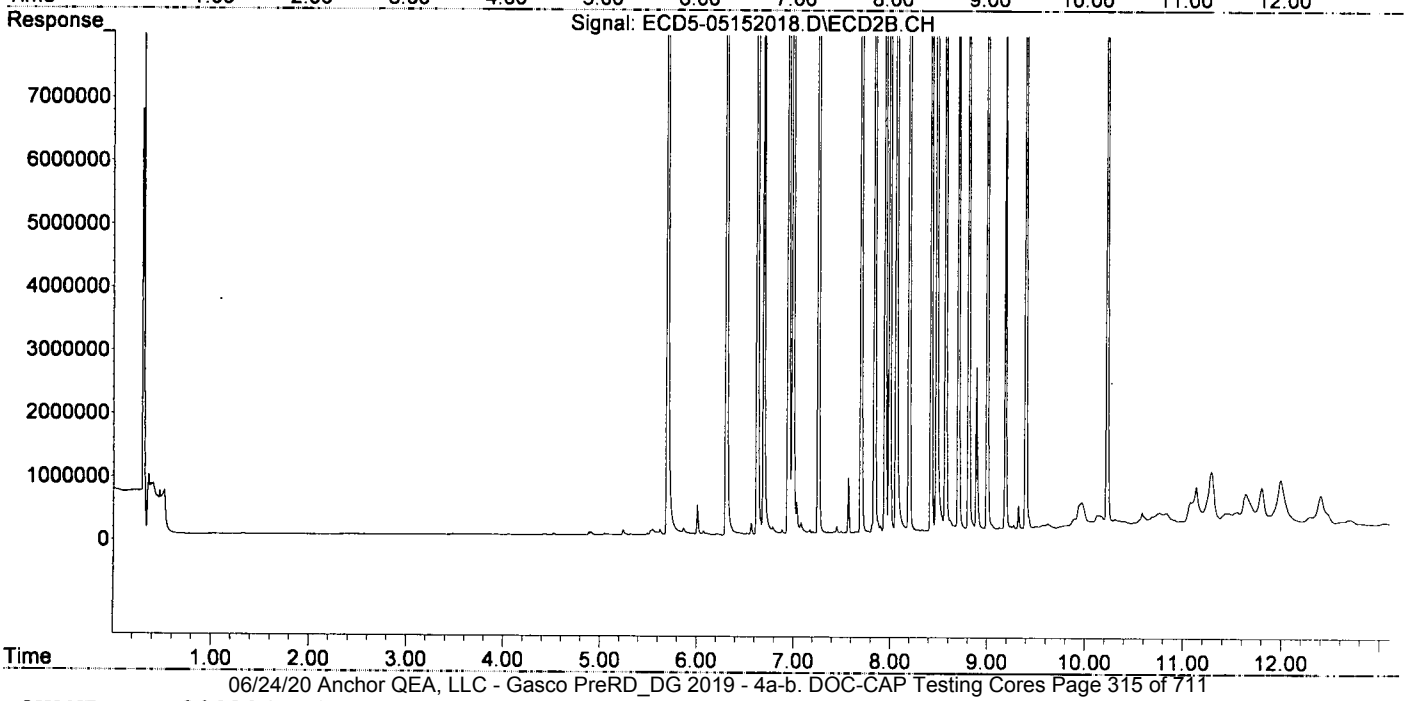

Quantitation Report (Not Reviewed)

Data Path : C:\msdchem\1\data\2020-05\0E15033\
Data File : ECD5-05152019.D
Signal(s) : Signal #1: ECD1A.CH Signal #2: ECD2B.CH
Acq On : 15 May 2020 16:26
Operator : MJB
Sample : 0E15033-CCV4
Misc : A20C359, 9-42 100 ppb
ALS Vial : 6 (Sig #1); 0 (Sig #2) Sample Multiplier: 1

Integration File signal 1: PEST1.e
Integration File signal 2: PEST2.e
Quant Time: May 18 11:46:01 2020
Quant Method : C:\msdchem\1\methods\ECD5_QUANTPEST_200324RT6.M
Quant Title : Instrument: DualECD5
QLast Update : Wed Mar 25 12:47:54 2020
Response via : Initial Calibration
Integrator: ChemStation 6890 Scale Mode: Small noise peaks clipped

Volume Inj. : 2uL
Signal #1 Phase : Rtx-CLPesticides Signal #2 Phase: Rtx-CLPesticides2
Signal #1 Info : 30m X 0.32mm X 0. Signal #2 Info : 30m X 0.32mm X 0.25um

MJB 5/18/20

		Compound	RT#1	RT#2	Resp#1	Resp#2	ng/mL	ng/mL	
		System Monitoring Compounds							
1)	S	TCMX (S)	5.049f	5.715f	204263	16792	1.057	0.059	#
22)	S	DCBP (S)	9.265	10.231	28666	150821	0.015	0.888	#
		Target Compounds							
2)		a-BHC	0.000	0.000	0	0	N.D.	N.D.	
3)		g-BHC	5.894	0.000	10642	0	0.047	N.D.	#
4)		b-BHC	0.000	0.000	0	0	N.D.	N.D.	
5)		Heptachlor	6.302	6.990	45329	77995	0.203	0.233	
6)		d-BHC	6.094f	0.000	5235	0	0.027	N.D.	#
7)		Aldrin	6.505f	7.290f	3989	13436	0.018	0.041	#
8)		Heptachlo...	7.015	7.678f	11296566	77944	55.119	0.262	#
9)		trans-Chl...	7.097	7.835	295555	20701984	1.418	68.335	#
10)		cis-Chlor...	7.187	7.943	19525251	1303122	95.345	4.491	#
11)		Endosulfa...	7.316f	8.009	39743	66683	0.206	0.245	
12)		4,4'-DDE	0.000	8.084f	0	28134	N.D.	0.098	#
13)		Dieldrin	7.431f	8.209	597790	19122542	2.814	64.275	#
14)		Endrin	7.655f	8.431	20672261	18186617	120.940	79.424	#
15)		4,4'-DDD	7.655f	8.466	20672261	36698425	126.490	152.519	
16)		Endosulfa...	0.000	0.000	0	0	N.D.	N.D.	
17)		4,4'-DDT	7.882	8.699	15322	10268	0.108	0.118	
18)		Endrin Al...	8.079	8.808	20612	19962	0.141	0.096	#
19)		Endosulfa...	0.000	8.994	0	17586	N.D.	0.077	#
20)		Methoxychlor	0.000	0.000	0	0	N.D.	N.D.	
21)		Endrin Ke...	8.563	9.376	41329	20501467	0.216	82.230	#
23)		Hexachlor...	2.858	3.381	17349110	40934254	93.053	109.008	
24)		Hexachlor...	5.456	6.161	14682479	27847713	80.154	93.574	
25)		Oxychlordane	6.931	7.624	17545957	29885896	103.348	110.887	
26)		2,4'-DDE	7.015	7.835	11296566	20701984	90.919	103.163	
27)		trans-Non...	7.187	7.900	19525251	32742603	102.429	108.592	
28)		2,4'-DDD	7.386	8.209	9850985	19122542	90.705	108.054	
29)		2,4'-DDT	7.567	8.431	10205335	18186617	93.562	106.471	
30)		cis-Nonac...	7.655	8.466	20672261	36698425	99.747	113.745	
31)		Mirex	8.311	9.376	13355505	20501467	103.485	112.066	
32)		Chlordane...	7.187	7.900	19525251	32742603	836.481	830.943	
33)		Chlordane...	7.316f	8.009	39743	66683	1.497	2.036	#
34)		Chlordane...	7.845	8.673	19275	12030	2.651	1.176	#
35)		Chlordane...	0.000	0.000	0	0	N.D.	N.D.	
36)		Toxaphene...	0.000	8.284f	0	104528	N.D.	37.167	#
37)		Toxaphene...	7.567	8.622	10205335	60566	BelowCal	16.946	
38)		Toxaphene...	7.882	8.622	15322	60566	3.758	10.847	#
39)		Toxaphene...	8.079f	8.699	20612	10268	5.247	BelowCal	#
40)		Toxaphene...	8.311f	8.902f	13355505	9923	4353.897	2.008	#
41)		Toxaphene...	8.412	9.260	35240	107045	8.797	19.806	#
42)		Toxaphene...	0.000	0.000	0	0	N.D.	N.D.	

Quantitation Report (Not Reviewed)

Data Path : C:\msdchem\1\data\2020-05\0E15033\
Data File : ECD5-05152019.D
Signal(s) : Signal #1: ECD1A.CH Signal #2: ECD2B.CH
Acq On : 15 May 2020 16:26
Operator : MJB
Sample : 0E15033-CCV4
Misc : A20C359, 9-42 100 ppb
ALS Vial : 6 (Sig #1); 0 (Sig #2) Sample Multiplier: 1

Integration File signal 1: PEST1.e
Integration File signal 2: PEST2.e
Quant Time: May 18 11:46:01 2020
Quant Method : C:\msdchem\1\methods\ECD5_QUANTPEST_200324RT6.M
Quant Title : Instrument: DualECD5
QLast Update : Wed Mar 25 12:47:54 2020
Response via : Initial Calibration
Integrator: ChemStation 6890 Scale Mode: Small noise peaks clipped

Volume Inj. : 2uL
Signal #1 Phase : Rtx-CLPesticides Signal #2 Phase: Rtx-CLPesticides2
Signal #1 Info : 30m X 0.32mm X 0. Signal #2 Info : 30m X 0.32mm X 0.25um

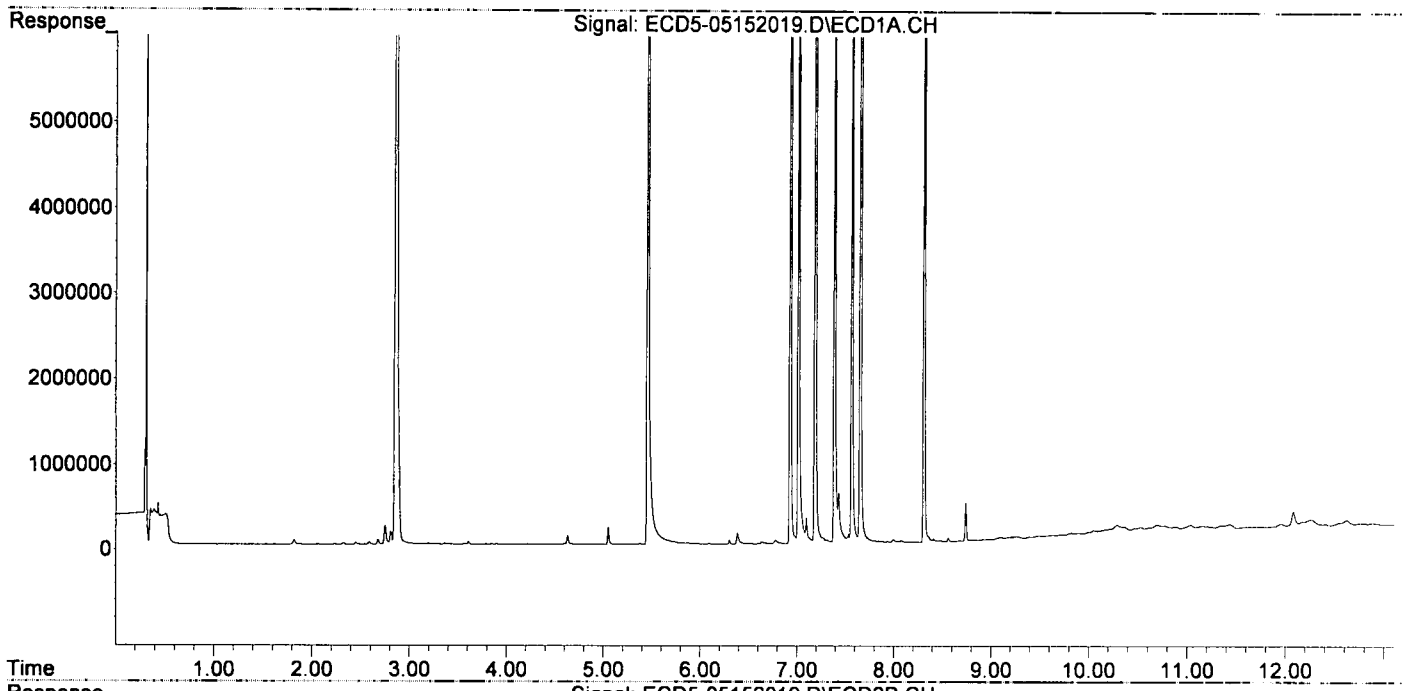

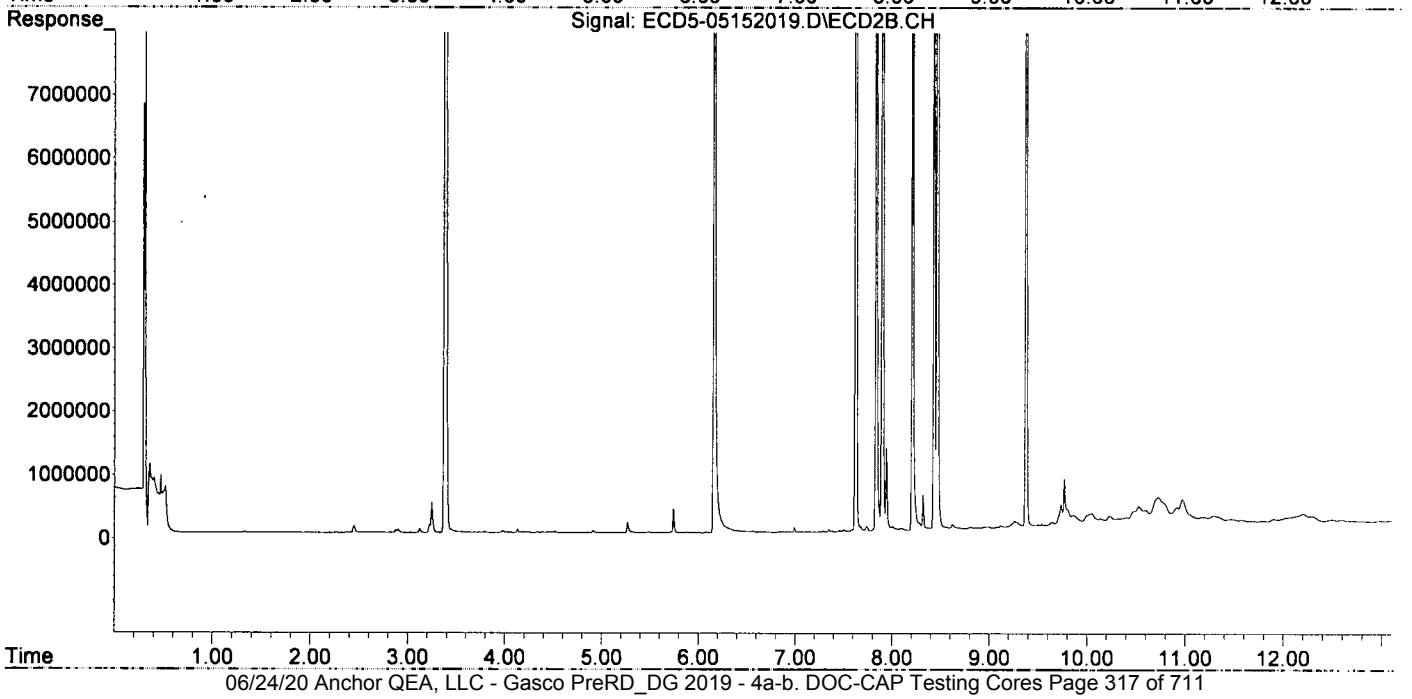

Quantitation Report (Not Reviewed)

Data Path : C:\msdchem\1\data\2020-05\0E15033\
Data File : ECD5-05152020.D
Signal(s) : Signal #1: ECD1A.CH Signal #2: ECD2B.CH
Acq On : 15 May 2020 16:43
Operator : MJB
Sample : 0E15033-CCB2
Misc : A20E115
ALS Vial : 7 (Sig #1); 0 (Sig #2) Sample Multiplier: 1

Integration File signal 1: PEST1.e
Integration File signal 2: PEST2.e
Quant Time: May 18 11:46:05 2020
Quant Method : C:\msdchem\1\methods\ECD5_QUANTPEST_200324RT6.M
Quant Title : Instrument: DualECD5
QLast Update : Wed Mar 25 12:47:54 2020
Response via : Initial Calibration
Integrator: ChemStation 6890 Scale Mode: Small noise peaks clipped

Volume Inj. : 2uL
Signal #1 Phase : Rtx-CLPesticides Signal #2 Phase: Rtx-CLPesticides2
Signal #1 Info : 30m X 0.32mm X 0. Signal #2 Info : 30m X 0.32mm X 0.25um

MJB 5/18/20

		Compound	RT#1	RT#2	Resp#1	Resp#2	ng/mL	ng/mL	
		System Monitoring Compounds							
1)	S	TCMX (S)	5.075	5.692	14256882	26995168	73.795	94.439	#
22)	S	DCBP (S)	9.268	10.222	13025083	19900354	87.434	117.179	# Q-41
		Target Compounds							
2)		a-BHC	0.000	0.000	0	0	N.D.	N.D.	
3)		g-BHC	0.000	0.000	0	0	N.D.	N.D.	
4)		b-BHC	0.000	0.000	0	0	N.D.	N.D.	
5)		Heptachlor	0.000	0.000	0	0	N.D.	N.D.	
6)		d-BHC	0.000	0.000	0	0	N.D.	N.D.	
7)		Aldrin	0.000	7.291f	0	12837	N.D.	0.039	#
8)		Heptachlo...	0.000	0.000	0	0	N.D.	N.D.	
9)		trans-Chl...	7.100	7.872f	10003	12708	0.048	0.042	
10)		cis-Chlor...	7.215	7.943	6010	2689	0.029	0.009	#
11)		Endosulfa...	7.291	0.000	2962	0	0.015	N.D.	#
12)		4,4'-DDE	7.253	0.000	4532	0	0.023	N.D.	#
13)		Dieldrin	7.458	0.000	2000	0	0.009	N.D.	#
14)		Endrin	7.657f	0.000	1416	0	0.008	N.D.	#
15)		4,4'-DDD	7.657f	0.000	1416	0	0.009	N.D.	#
16)		Endosulfa...	7.808f	0.000	2705	0	0.016	N.D.	#
17)		4,4'-DDT	0.000	8.715	0	12089	N.D.	0.129	#
18)		Endrin Al...	8.073	0.000	8471	0	0.058	N.D.	#
19)		Endosulfa...	0.000	8.994	0	6586	N.D.	0.029	#
20)		Methoxychlor	8.218	9.206f	2156	18812	BelowCal	0.142	
21)		Endrin Ke...	8.566	9.368f	18122	35650	0.095	0.143	#
23)		Hexachlor...	0.000	0.000	0	0	N.D.	N.D.	
24)		Hexachlor...	5.456	0.000	33869	0	BelowCal	N.D.	
25)		Oxychlordane	0.000	0.000	0	0	N.D.	N.D.	
26)		2,4'-DDE	0.000	7.872f	0	12708	N.D.	BelowCal	
27)		trans-Non...	7.215f	7.872f	6010	12708	BelowCal	BelowCal	
28)		2,4'-DDD	7.389	0.000	1618	0	BelowCal	N.D.	
29)		2,4'-DDT	0.000	0.000	0	0	N.D.	N.D.	
30)		cis-Nonac...	7.657	0.000	1416	0	BelowCal	N.D.	
31)		Mirex	8.326	9.368	3065	35650	5765.334	BelowCal	#
32)		Chlordane...	7.215	7.943f	6010	2689	0.257	0.068	#
33)		Chlordane...	7.291	0.000	2962	0	0.112	N.D.	#
34)		Chlordane...	7.808f	8.685	2705	13273	0.372	1.297	#
35)		Chlordane...	0.000	0.000	0	0	N.D.	N.D.	
36)		Toxaphene...	7.291	0.000	2962	0	2.850	N.D.	#
37)		Toxaphene...	0.000	8.623f	0	64532	N.D.	18.055	#
38)		Toxaphene...	0.000	8.623	0	64532	N.D.	11.558	#
39)		Toxaphene...	0.000	8.715	0	12089	N.D.	BelowCal	
40)		Toxaphene...	8.326	0.000	3065	0	0.999	N.D.	#
41)		Toxaphene...	0.000	9.248	0	16961	N.D.	3.138	#
42)		Toxaphene...	0.000	0.000	0	0	N.D.	N.D.	

Quantitation Report (Not Reviewed)

Data Path : C:\msdchem\1\data\2020-05\0E15033\
Data File : ECD5-05152020.D
Signal(s) : Signal #1: ECD1A.CH Signal #2: ECD2B.CH
Acq On : 15 May 2020 16:43
Operator : MJB
Sample : 0E15033-CCB2
Misc : A20E115
ALS Vial : 7 (Sig #1); 0 (Sig #2) Sample Multiplier: 1

Integration File signal 1: PEST1.e
Integration File signal 2: PEST2.e
Quant Time: May 18 11:46:05 2020
Quant Method : C:\msdchem\1\methods\ECD5_QUANTPEST_200324RT6.M
Quant Title : Instrument: DualECD5
QLast Update : Wed Mar 25 12:47:54 2020
Response via : Initial Calibration
Integrator: ChemStation 6890 Scale Mode: Small noise peaks clipped

Volume Inj. : 2uL
Signal #1 Phase : Rtx-CLPesticides Signal #2 Phase: Rtx-CLPesticides2
Signal #1 Info : 30m X 0.32mm X 0. Signal #2 Info : 30m X 0.32mm X 0.25um

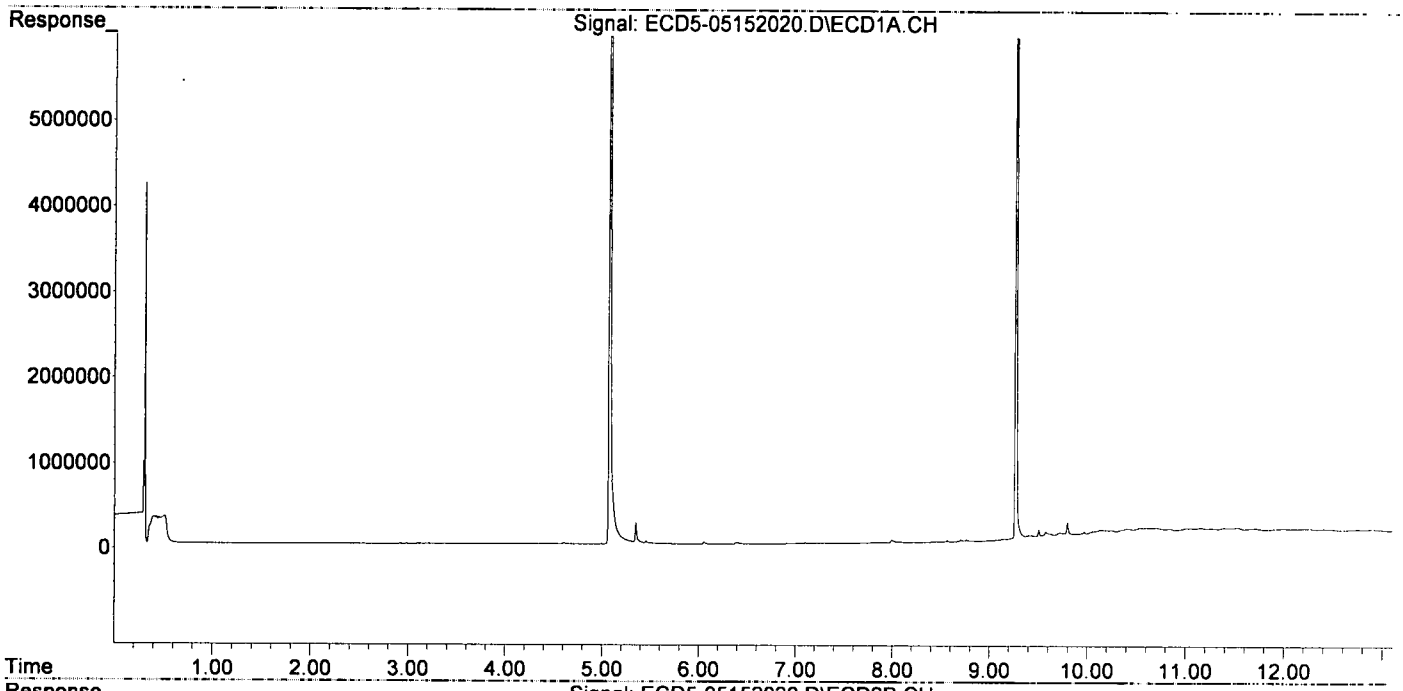

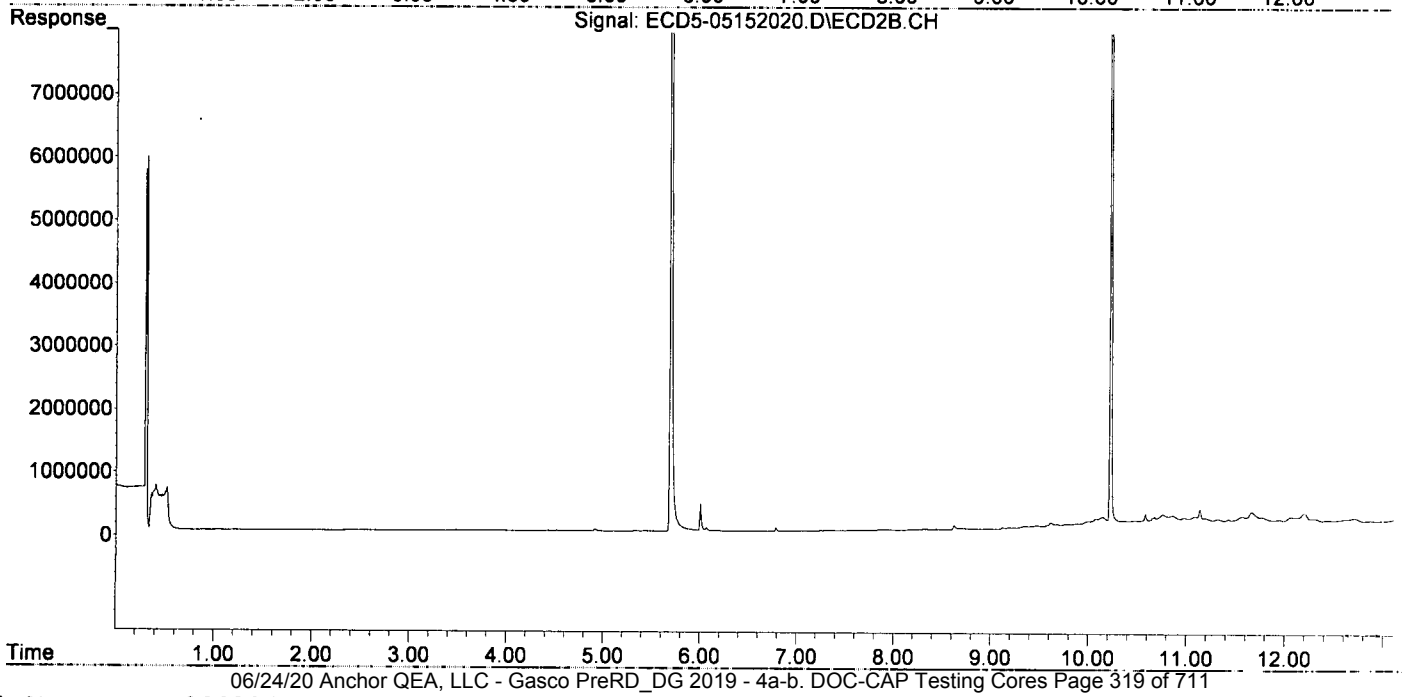

Quantitation Report (QT Reviewed)

Data Path : C:\msdchem\1\data\2020-05\0E15033\
Data File : ECD5-05152021.D
Signal(s) : Signal #1: ECD1A.CH Signal #2: ECD2B.CH
Acq On : 15 May 2020 17:00
Operator : MJB
Sample : A0D0659-07RE1(5)
Misc : 1x, 8081B 2,4-4,4-DDx Only, GPC
ALS Vial : 17 (Sig #1); 0 (Sig #2) Sample Multiplier: 1

Integration File signal 1: PEST1.e
Integration File signal 2: PEST2.e
Quant Time: May 18 18:23:15 2020
Quant Method : C:\msdchem\1\methods\ECD5_QUANTPEST_200324RT6.M
Quant Title : Instrument: DualECD5
QLast Update : Wed Mar 25 12:47:54 2020
Response via : Initial Calibration
Integrator: ChemStation 6890 Scale Mode: Small noise peaks clipped

Volume Inj. : 2uL
Signal #1 Phase : Rtx-CLPesticides Signal #2 Phase: Rtx-CLPesticides2
Signal #1 Info : 30m X 0.32mm X 0. Signal #2 Info : 30m X 0.32mm X 0.25um

R.04 MJB 5/18/20

		Compound	RT#1	RT#2	Resp#1	Resp#2	ng/mL	ng/mL	
		System Monitoring Compounds							
1)	S	TCMX (S)	5.074	5.690	603450	1123252	3.124	3.930	#
22)	S	DCBP (S)	9.264	10.218	744120	1575166	4.834	9.275	# Q-41
		Target Compounds							
2)		a-BHC	5.613	6.301	7701	6799	0.029	0.017	#
3)		g-BHC	5.902	6.622	27861	23143	0.122	0.065	#
4)		b-BHC	5.986	6.693	16263	94935	0.170	0.633	#
5)		Heptachlor	6.307	6.972f	28033	15466	0.126	0.046	#
6)		d-BHC	6.143	6.930	12141	52114	0.062	0.160	#
7)		Aldrin	6.524	7.264	42458	124995	0.191	0.384	#
8)		Heptachlo...	7.006	7.692	79998	26578	0.390	0.089	#
9)		trans-Chl...	7.073f	7.834	97224	251086	0.466	0.829	#
10)		cis-Chlor...	7.229f	7.939	31301	149265	0.153	0.514	#
11)		Endosulfa...	7.260f	7.962f	43441	161301	0.225	0.594	#
12)		4,4'-DDE	7.260	8.036f	43441	126004	0.220	0.440	#
13)		Dieldrin	7.494f	8.179	168129	227477	0.791	0.765	
14)		Endrin	7.636	8.417	110038	26521	0.644	0.116	#
15)		4,4'-DDD	7.686	8.464	56204	211597	0.344	0.879	#
16)		Endosulfa...	7.786	8.557	145645	275511	0.869	1.148	#
17)		4,4'-DDT	7.890	8.703	674037	611111	5.464	3.810	# R.02
18)		Endrin Al...	8.066	8.819	116544	653560	0.796	3.142	#
19)		Endosulfa...	8.366	9.006	2817818	1358257	17.136	5.965	#
20)		Methoxychlor	8.242	9.192	869823	1402474	13.193	16.190	
21)		Endrin Ke...	8.545	9.387	259604	636623	1.359	2.553	#
23)		Hexachlor...	0.000	3.361f	0	64529	N.D.	BelowCal	
24)		Hexachlor...	5.479f	6.153	32792	27053	BelowCal	BelowCal	
25)		Oxychlordane	0.000	7.614	0	617759	N.D.	2.273	#
26)		2,4'-DDE	7.006	7.834	79998	251086	0.451 Q21	1.173	# ~~Rot~~ MDL=MRL MJB 5/19/20
27)		trans-Non...	7.153f	7.924f	112811	162444	0.343	0.358	
28)		2,4'-DDD	7.389	8.198	128246	38726	0.930	BelowCalm	#
29)		2,4'-DDT	7.560	8.417	107784	26521	0.884m	0.005	#
30)		cis-Nonac...	7.636f	8.464	110038	211597	0.314	0.520	#
31)		Mirex	8.283f	9.387	237272	636623	1.412	3.319	#
32)		Chlordane...	7.229f	7.924	31301	162444	1.341	4.123	#
33)		Chlordane...	7.260f	8.036	43441	126004	1.636	3.848	#
34)		Chlordane...	7.845	8.703	54581	611111	7.508	59.718	#
35)		Chlordane...	3.672	0.000	7728	0	NoCal	N.D.	
36)		Toxaphene...	7.260	8.227f	43441	10128	41.802	3.601	#
37)		Toxaphene...	7.549	8.608	432134	116552	230.535	32.610	#
38)		Toxaphene...	7.890	8.648	674037	60940	165.345	10.914	#
39)		Toxaphene...	8.117	8.703	149988	611111	38.183	70.409	#
40)		Toxaphene...	8.366f	8.898	2817818	204827	918.609	41.449	#
41)		Toxaphene...	8.418	9.255	828848	5712921	206.917	1057.060	#
42)		Toxaphene...	3.672	0.000	7728	0	NoCal	N.D.	

Quantitation Report (QT Reviewed)

Data Path : C:\msdchem\1\data\2020-05\0E15033\
Data File : ECD5-05152021.D
Signal(s) : Signal #1: ECD1A.CH Signal #2: ECD2B.CH
Acq On : 15 May 2020 17:00
Operator : MJB
Sample : A0D0659-07RE1@5
Misc : 1x, 8081B 2,4+4,4-DDx Only, GPC
ALS Vial : 17 (Sig #1); 0 (Sig #2) Sample Multiplier: 1

Integration File signal 1: PEST1.e
Integration File signal 2: PEST2.e
Quant Time: May 18 18:23:15 2020
Quant Method : C:\msdchem\1\methods\ECD5_QUANTPEST_200324RT6.M
Quant Title : Instrument: DualECD5
QLast Update : Wed Mar 25 12:47:54 2020
Response via : Initial Calibration
Integrator: ChemStation 6890 Scale Mode: Small noise peaks clipped

Volume Inj. : 2uL
Signal #1 Phase : Rtx-CLPesticides Signal #2 Phase: Rtx-CLPesticides2
Signal #1 Info : 30m X 0.32mm X 0. Signal #2 Info : 30m X 0.32mm X 0.25um

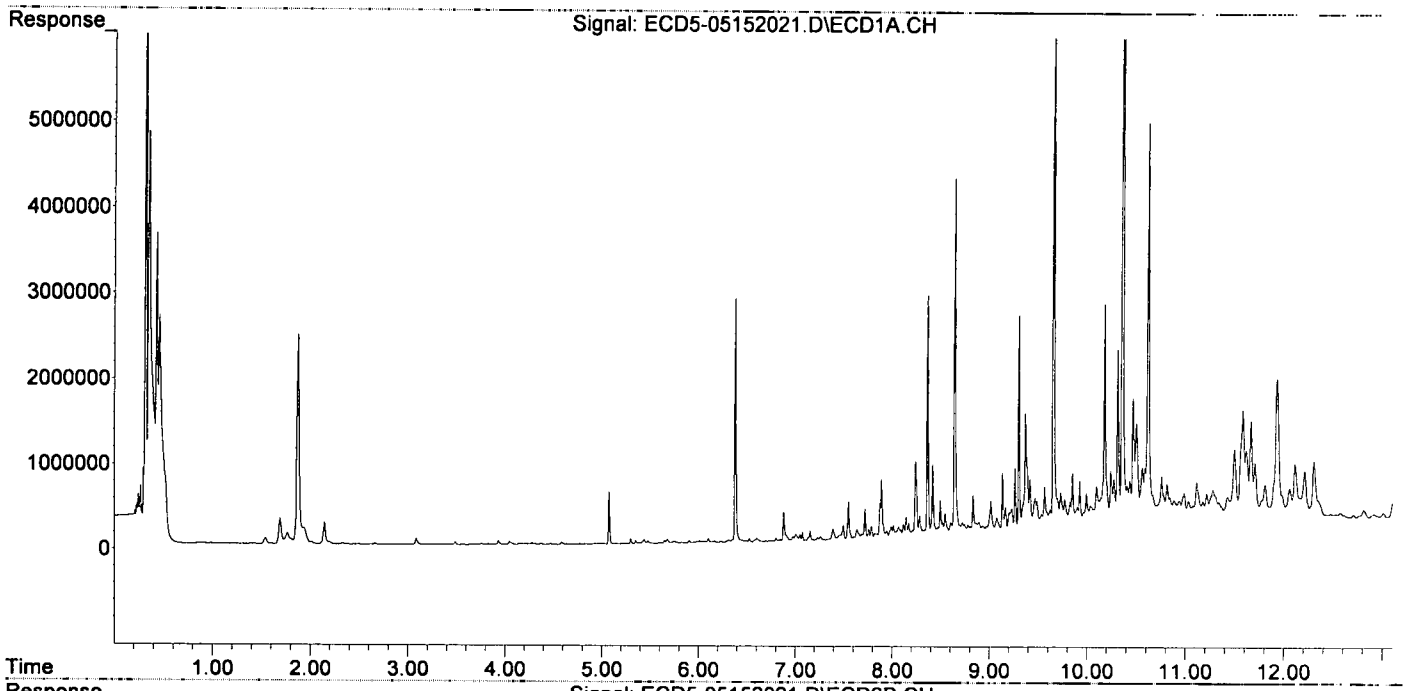

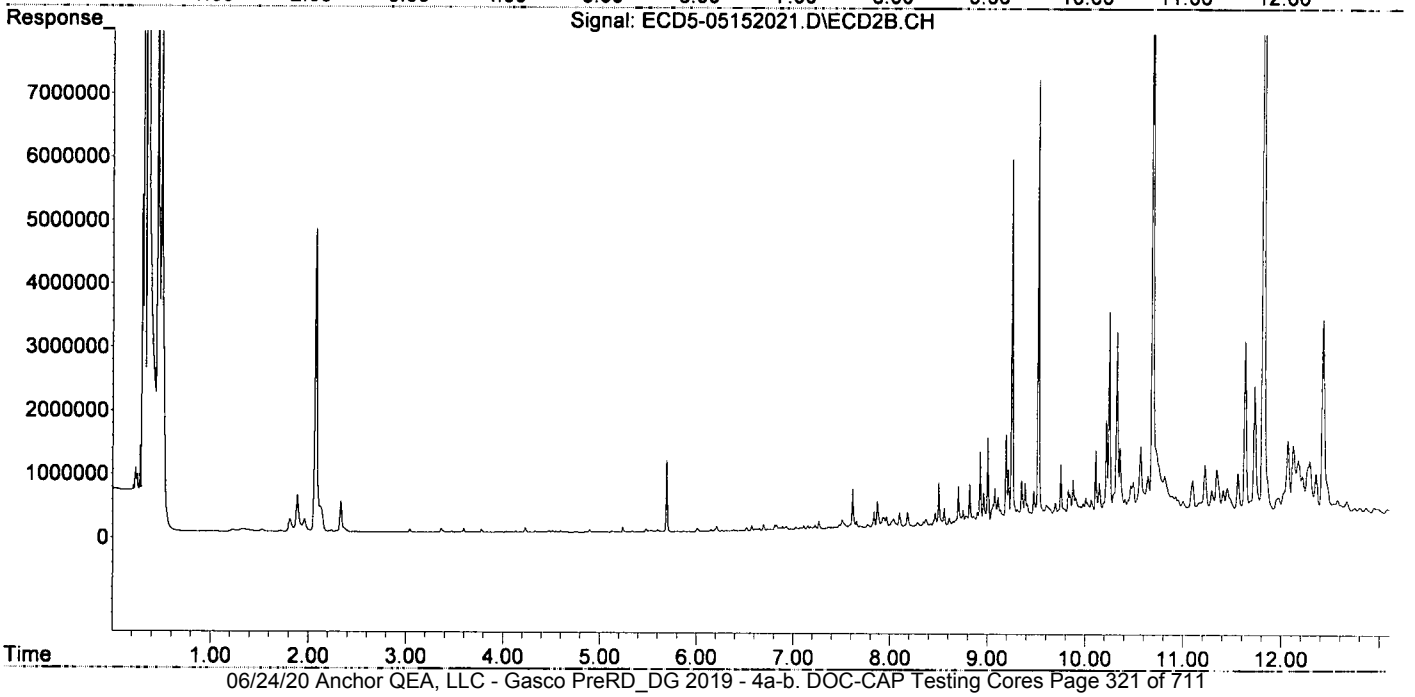

Quantitation Report (Qedit)

Data Path : C:\msdchem\1\data\2020-05\0E15033\
Data File : ECD5-05152021.D
Signal(s) : Signal #1: ECD1A.CH Signal #2: ECD2B.CH
Acq On : 15 May 2020 17:00
Operator : MJB
Sample : A0D0659-07RE1@5
Misc : 1x, 8081B 2,4+4,4-DDx Only, GPC
ALS Vial : 17 (Sig #1); 0 (Sig #2) Sample Multiplier: 1

Integration File signal 1: PEST1.e
Integration File signal 2: PEST2.e
Quant Time: May 18 11:46:09 2020
Quant Method : C:\msdchem\1\methods\ECD5_QUANTPEST_200324RT6.M
Quant Title : Instrument: DualECD5
QLast Update : Wed Mar 25 12:47:54 2020
Response via : Initial Calibration
Integrator: ChemStation 6890 Scale Mode: Small noise peaks clipped

Volume Inj. : 2uL
Signal #1 Phase : Rtx-CLPesticides Signal #2 Phase: Rtx-CLPesticides2
Signal #1 Info : 30m X 0.32mm X 0. Signal #2 Info : 30m X 0.32mm X 0.25um

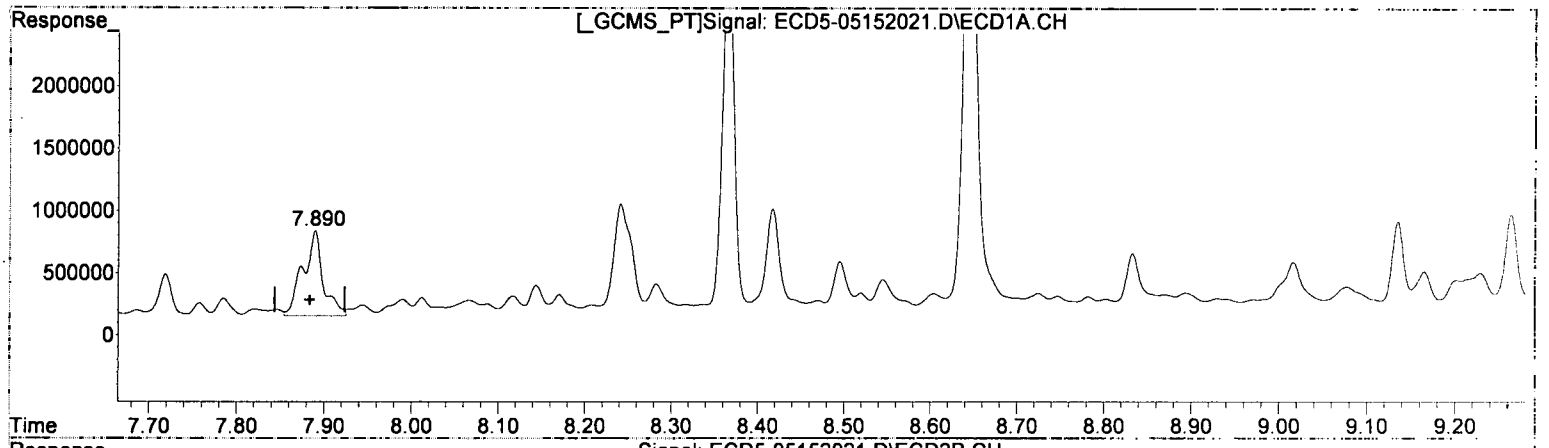

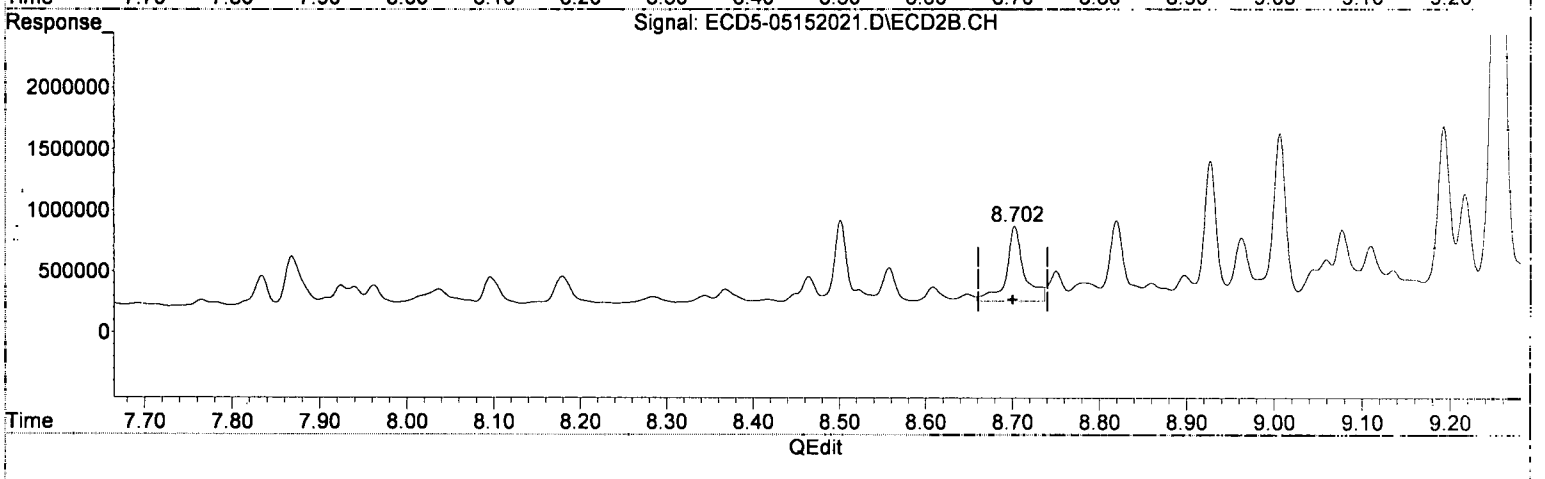

(17) 4,4'-DDT

7.890min 5.464 ng/mL

response 674037

MJB 5/18/2.

(17) 4,4'-DDT #2

8.703min 3.810 ng/mL R-02

response 611111

(+) = Expected Re

ECD5_QUANTP..._200324RT6.M Mon May 18 18:22:45 2020 Page: 1

Quantitation Report (Qedit)

Data Path : C:\msdchem\1\data\2020-05\0E15033\
Data File : ECD5-05152021.D
Signal(s) : Signal #1: ECD1A.CH Signal #2: ECD2B.CH
Acq On : 15 May 2020 17:00
Operator : MJB
Sample : A0D0659-07RE1@5
Misc : 1x, 8081B 2,4+4,4-DDx Only, GPC
ALS Vial : 17 (Sig #1); 0 (Sig #2) Sample Multiplier: 1

Integration File signal 1: PEST1.e
Integration File signal 2: PEST2.e
Quant Time: May 18 11:46:09 2020
Quant Method : C:\msdchem\1\methods\ECD5_QUANTPEST_200324RT6.M
Quant Title : Instrument: DualECD5
QLast Update : Wed Mar 25 12:47:54 2020
Response via : Initial Calibration
Integrator: ChemStation 6890 Scale Mode: Small noise peaks clipped

Volume Inj. : 2uL
Signal #1 Phase : Rtx-CLPesticides Signal #2 Phase: Rtx-CLPesticides2
Signal #1 Info : 30m X 0.32mm X 0. Signal #2 Info : 30m X 0.32mm X 0.25um

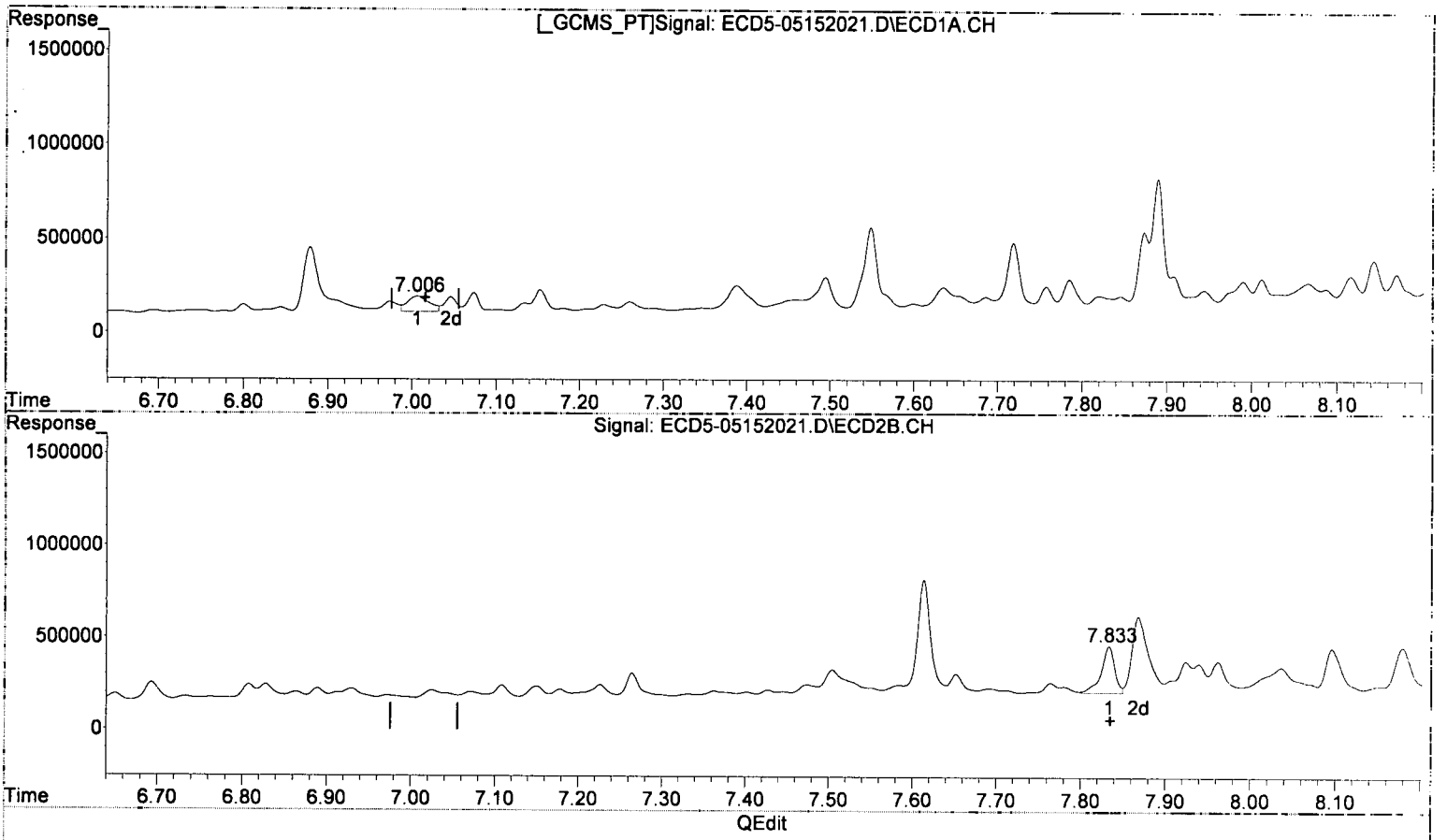

(26) 2,4'-DDE

7.006min 0.451 ng/mL - Q-3,

response 79998

MJB 5/18/20

(26) 2,4'-DDE #2

7.834min 1.173 ng/mL ~~Pot~~ MDL = NRC

response 251086

MJB 5/19/20.

(+) = Expected Retention Time

ECD5_QUANTP..._200324RT6.M Mon May 18 18:22:51 2020

Quantitation Report (Qedit)

Data Path : C:\msdchem\1\data\2020-05\0E15033\
Data File : ECD5-05152021.D
Signal(s) : Signal #1: ECD1A.CH Signal #2: ECD2B.CH
Acq On : 15 May 2020 17:00
Operator : MJB
Sample : A0D0659-07RE1@5
Misc : 1x, 8081B 2,4+4,4-DDx Only, GPC
ALS Vial : 17 (Sig #1); 0 (Sig #2) Sample Multiplier: 1

Integration File signal 1: PEST1.e
Integration File signal 2: PEST2.e
Quant Time: May 18 11:46:09 2020
Quant Method : C:\msdchem\1\methods\ECD5_QUANTPEST_200324RT6.M
Quant Title : Instrument: DualECD5
QLast Update : Wed Mar 25 12:47:54 2020
Response via : Initial Calibration
Integrator: ChemStation 6890 Scale Mode: Small noise peaks clipped

Volume Inj. : 2uL
Signal #1 Phase : Rtx-CLPesticides Signal #2 Phase: Rtx-CLPesticides2
Signal #1 Info : 30m X 0.32mm X 0. Signal #2 Info : 30m X 0.32mm X 0.25um

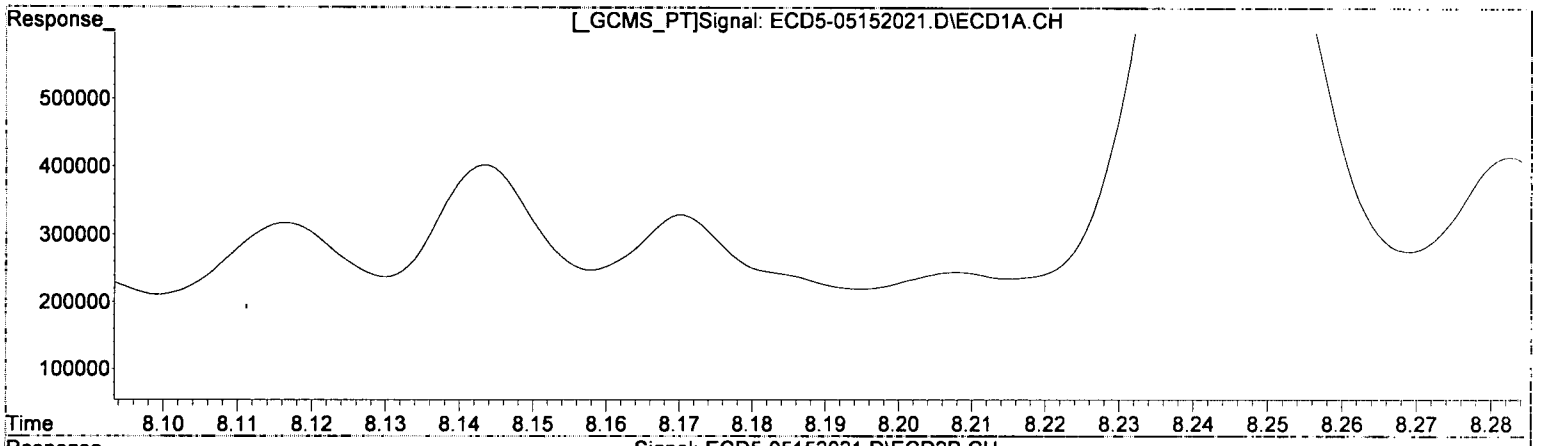

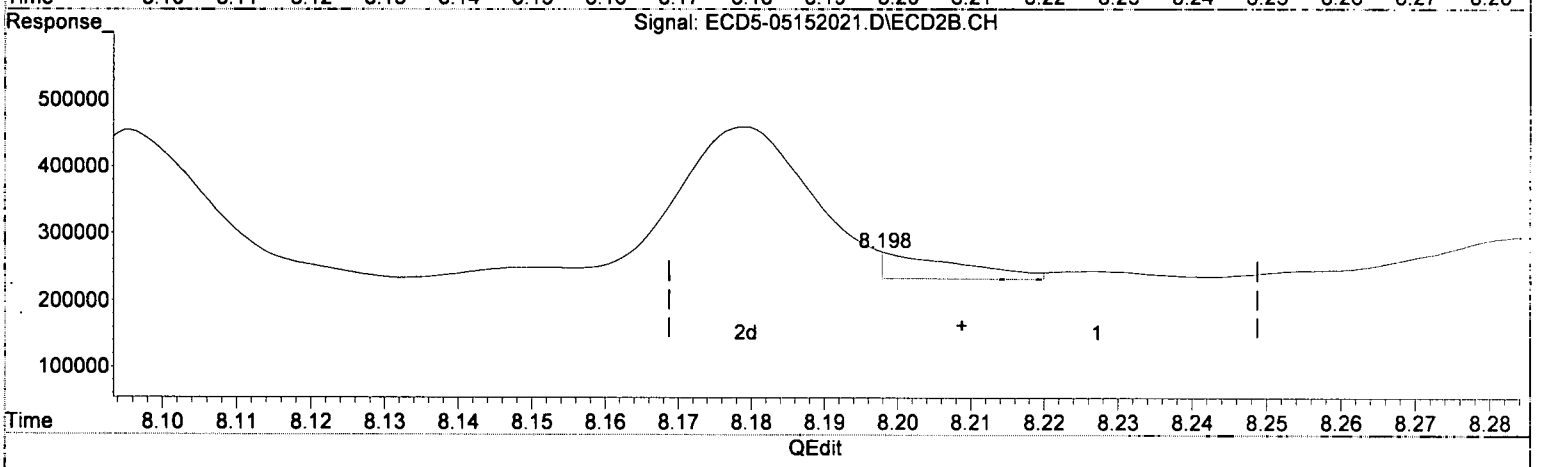

(28) 2,4'-DDD

7.389min 0.930 ng/mL

response 128246

MJB 5/18/20

(28) 2,4'-DDD #2

8.198min -0.037 ng/mL m

response 38726

(+) = Expected Reten

ECD5_QUANTP..._200324RT6.M Mon May 18 18:23:04 2020

Quantitation Report (Qedit)

Data Path : C:\msdchem\1\data\2020-05\0E15033\
Data File : ECD5-05152021.D
Signal(s) : Signal #1: ECD1A.CH Signal #2: ECD2B.CH
Acq On : 15 May 2020 17:00
Operator : MJB
Sample : A0D0659-07RE1@5
Misc : 1x, 8081B 2,4+4,4-DDx Only, GPC
ALS Vial : 17 (Sig #1); 0 (Sig #2) Sample Multiplier: 1

Integration File signal 1: PEST1.e
Integration File signal 2: PEST2.e
Quant Time: May 18 11:46:09 2020
Quant Method : C:\msdchem\1\methods\ECD5_QUANTPEST_200324RT6.M
Quant Title : Instrument: DualECD5
QLast Update : Wed Mar 25 12:47:54 2020
Response via : Initial Calibration
Integrator: ChemStation 6890 Scale Mode: Small noise peaks clipped

Volume Inj. : 2uL
Signal #1 Phase : Rtx-CLPesticides Signal #2 Phase: Rtx-CLPesticides2
Signal #1 Info : 30m X 0.32mm X 0. Signal #2 Info : 30m X 0.32mm X 0.25um

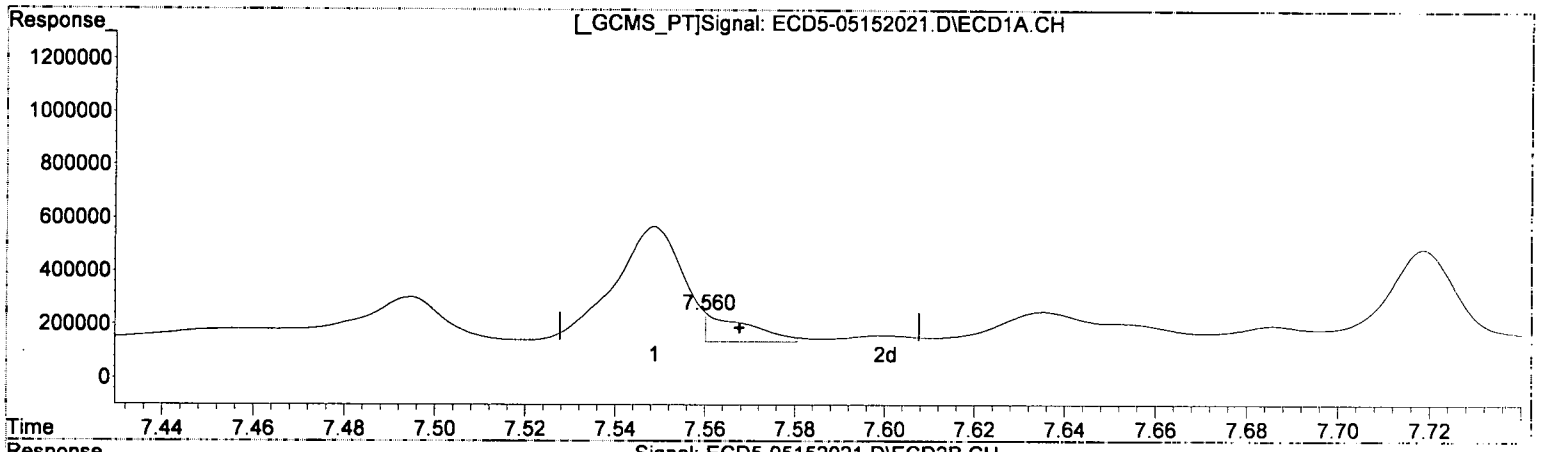

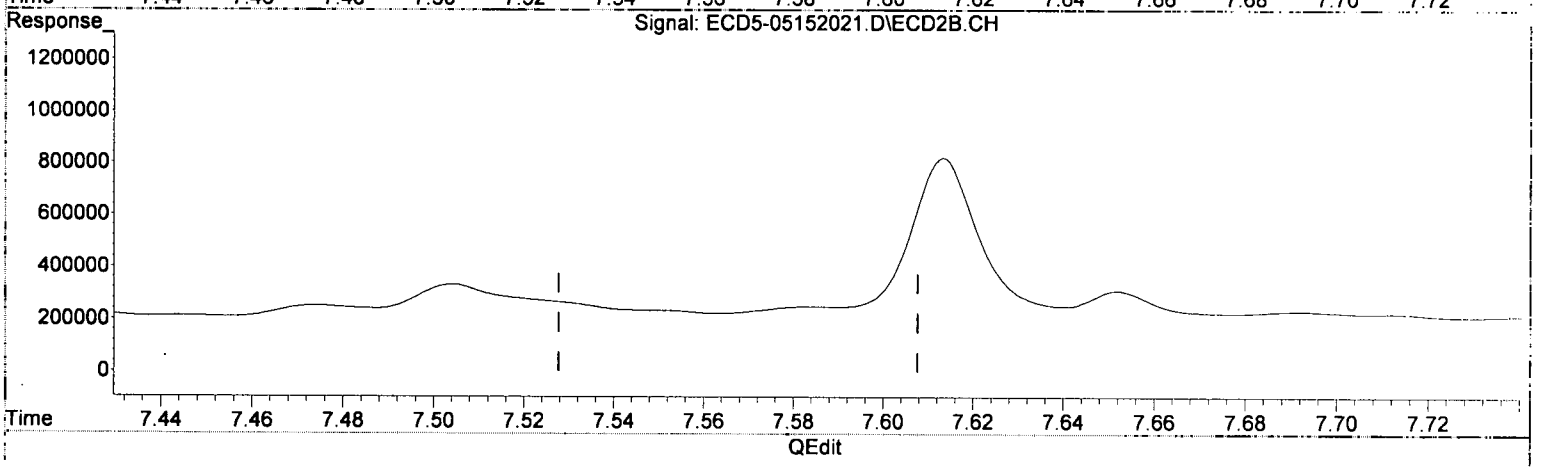

(29) 2,4'-DDT

7.560min 0.884 ng/mL m

response 107784

MJB 5/18/20

(29) 2,4'-DDT #2

8.417min 0.005 ng/mL

response 26521

(+) = Expected Retention Time

ECD5_QUANTP..._200324RT6.M Mon May 18 18:23:18 2020

Quantitation Report (Not Reviewed)

Data Path : C:\msdchem\1\data\2020-05\0E15033\
Data File : ECD5-05152021.D
Signal(s) : Signal #1: ECD1A.CH Signal #2: ECD2B.CH
Acq On : 15 May 2020 17:00
Operator : MJB
Sample : A0D0659-07RE1@5
Misc : 1x, 8081B 2,4+4,4-DDx Only, GPC
ALS Vial : 17 (Sig #1); 0 (Sig #2) Sample Multiplier: 1

Integration File signal 1: PEST1.e
Integration File signal 2: PEST2.e
Quant Time: May 18 11:46:09 2020
Quant Method : C:\msdchem\1\methods\ECD5_QUANTPEST_200324RT6.M
Quant Title : Instrument: DualECD5
QLast Update : Wed Mar 25 12:47:54 2020
Response via : Initial Calibration
Integrator: ChemStation 6890 Scale Mode: Small noise peaks clipped

Volume Inj. : 2uL
Signal #1 Phase : Rtx-CLPesticides Signal #2 Phase: Rtx-CLPesticides2
Signal #1 Info : 30m X 0.32mm X 0. Signal #2 Info : 30m X 0.32mm X 0.25um

MJB 5/18/20

		Compound	RT#1	RT#2	Resp#1	Resp#2	ng/mL	ng/mL	
		System Monitoring Compounds							
1)	S	TCMX (S)	5.074	5.690	603450	1123252	3.124	3.930	#
22)	S	DCBP (S)	9.264	10.218	744120	1575166	4.834	9.275	#
		Target Compounds							
2)		a-BHC	5.613	6.301	7701	6799	0.029	0.017	#
3)		g-BHC	5.902	6.622	27861	23143	0.122	0.065	#
4)		b-BHC	5.986	6.693	16263	94935	0.170	0.633	#
5)		Heptachlor	6.307	6.972f	28033	15466	0.126	0.046	#
6)		d-BHC	6.143	6.930	12141	52114	0.062	0.160	#
7)		Aldrin	6.524	7.264	42458	124995	0.191	0.384	#
8)		Heptachlo...	7.006	7.692	79998	26578	0.390	0.089	#
9)		trans-Chl...	7.073f	7.834	97224	251086	0.466	0.829	#
10)		cis-Chlor...	7.229f	7.939	31301	149265	0.153	0.514	#
11)		Endosulfa...	7.260f	7.962f	43441	161301	0.225	0.594	#
12)		4,4'-DDE	7.260	8.036f	43441	126004	0.220	0.440	#
13)		Dieldrin	7.494f	8.179	168129	227477	0.791	0.765	
14)		Endrin	7.636	8.417	110038	26521	0.644	0.116	#
15)		4,4'-DDD	7.686	8.464	56204	211597	0.344	0.879	#
16)		Endosulfa...	7.786	8.557	145645	275511	0.869	1.148	#
17)		4,4'-DDT	7.890	8.703	674037	611111	5.464	3.810	#
18)		Endrin Al...	8.066	8.819	116544	653560	0.796	3.142	#
19)		Endosulfa...	8.366	9.006	2817818	1358257	17.136	5.965	#
20)		Methoxychlor	8.242	9.192	869823	1402474	13.193	16.190	
21)		Endrin Ke...	8.545	9.387	259604	636623	1.359	2.553	#
23)		Hexachlor...	0.000	3.361f	0	64529	N.D.	BelowCal	
24)		Hexachlor...	5.479f	6.153	32792	27053	BelowCal	BelowCal	
25)		Oxychlordane	0.000	7.614	0	617759	N.D.	2.273	#
26)		2,4'-DDE	7.006	7.834	79998	251086	0.451	1.173	#
27)		trans-Non...	7.153f	7.924f	112811	162444	0.343	0.358	
28)		2,4'-DDD	7.389	8.227	128246	10128	0.930	BelowCal	#
29)		2,4'-DDT	7.549	8.417	432134	26521	4.139	0.005	#
30)		cis-Nonac...	7.636f	8.464	110038	211597	0.314	0.520	#
31)		Mirex	8.283f	9.387	237272	636623	1.412	3.319	#
32)		Chlordane...	7.229f	7.924	31301	162444	1.341	4.123	#
33)		Chlordane...	7.260f	8.036	43441	126004	1.636	3.848	#
34)		Chlordane...	7.845	8.703	54581	611111	7.508	59.718	#
35)		Chlordane...	3.672	0.000	7728	0	NoCal	N.D.	
36)		Toxaphene...	7.260	8.227f	43441	10128	41.802	3.601	#
37)		Toxaphene...	7.549	8.608	432134	116552	230.535	32.610	#
38)		Toxaphene...	7.890	8.648	674037	60940	165.345	10.914	#
39)		Toxaphene...	8.117	8.703	149988	611111	38.183	70.409	#
40)		Toxaphene...	8.366f	8.898	2817818	204827	918.609	41.449	#
41)		Toxaphene...	8.418	9.255	828848	5712921	206.917	1057.060	#
42)		Toxaphene...	3.672	0.000	7728	0	NoCal	N.D.	

Quantitation Report (Not Reviewed)

Data Path : C:\msdchem\1\data\2020-05\0E15033\
Data File : ECD5-05152021.D
Signal(s) : Signal #1: ECD1A.CH Signal #2: ECD2B.CH
Acq On : 15 May 2020 17:00
Operator : MJB
Sample : A0D0659-07RE1@5
Misc : 1x, 8081B 2,4+4,4-DDx Only, GPC
ALS Vial : 17 (Sig #1); 0 (Sig #2) Sample Multiplier: 1

Integration File signal 1: PEST1.e
Integration File signal 2: PEST2.e
Quant Time: May 18 11:46:09 2020
Quant Method : C:\msdchem\1\methods\ECD5_QUANTPEST_200324RT6.M
Quant Title : Instrument: DualECD5
QLast Update : Wed Mar 25 12:47:54 2020
Response via : Initial Calibration
Integrator: ChemStation 6890 Scale Mode: Small noise peaks clipped

Volume Inj. : 2uL
Signal #1 Phase : Rtx-CLPesticides Signal #2 Phase: Rtx-CLPesticides2
Signal #1 Info : 30m X 0.32mm X 0. Signal #2 Info : 30m X 0.32mm X 0.25um

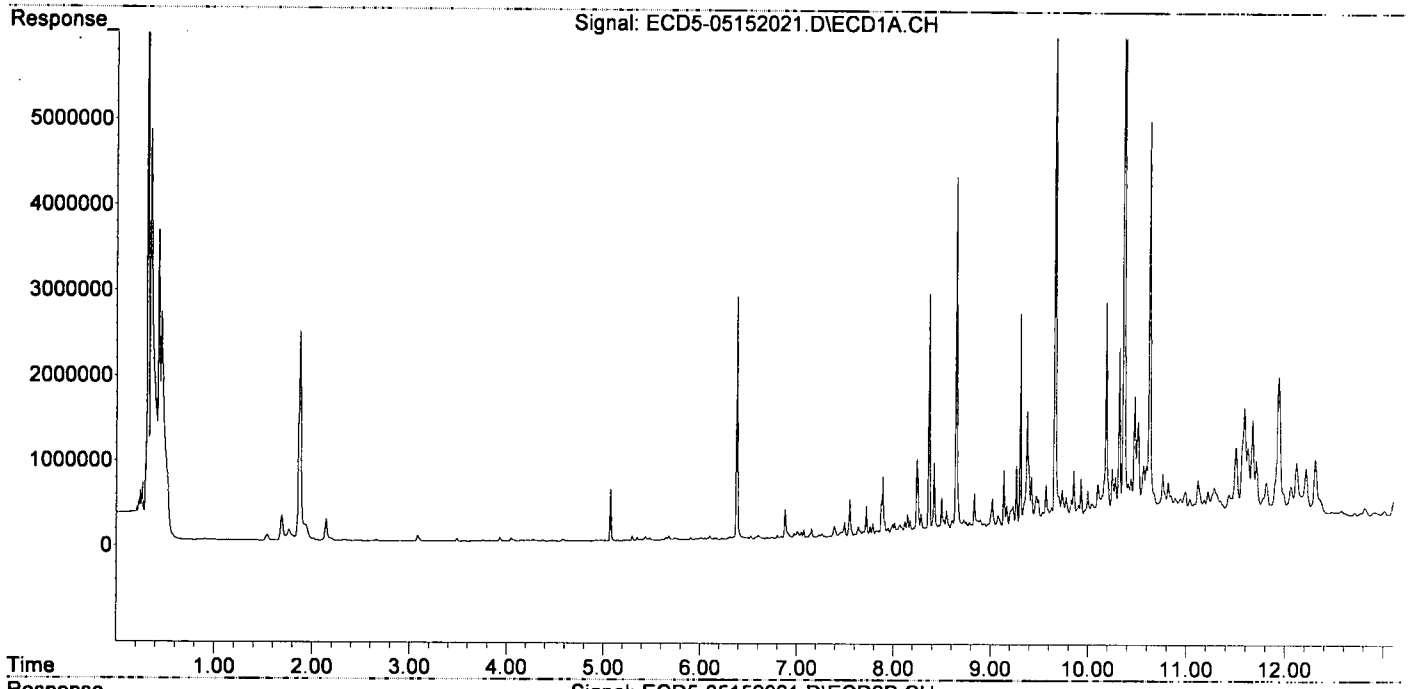

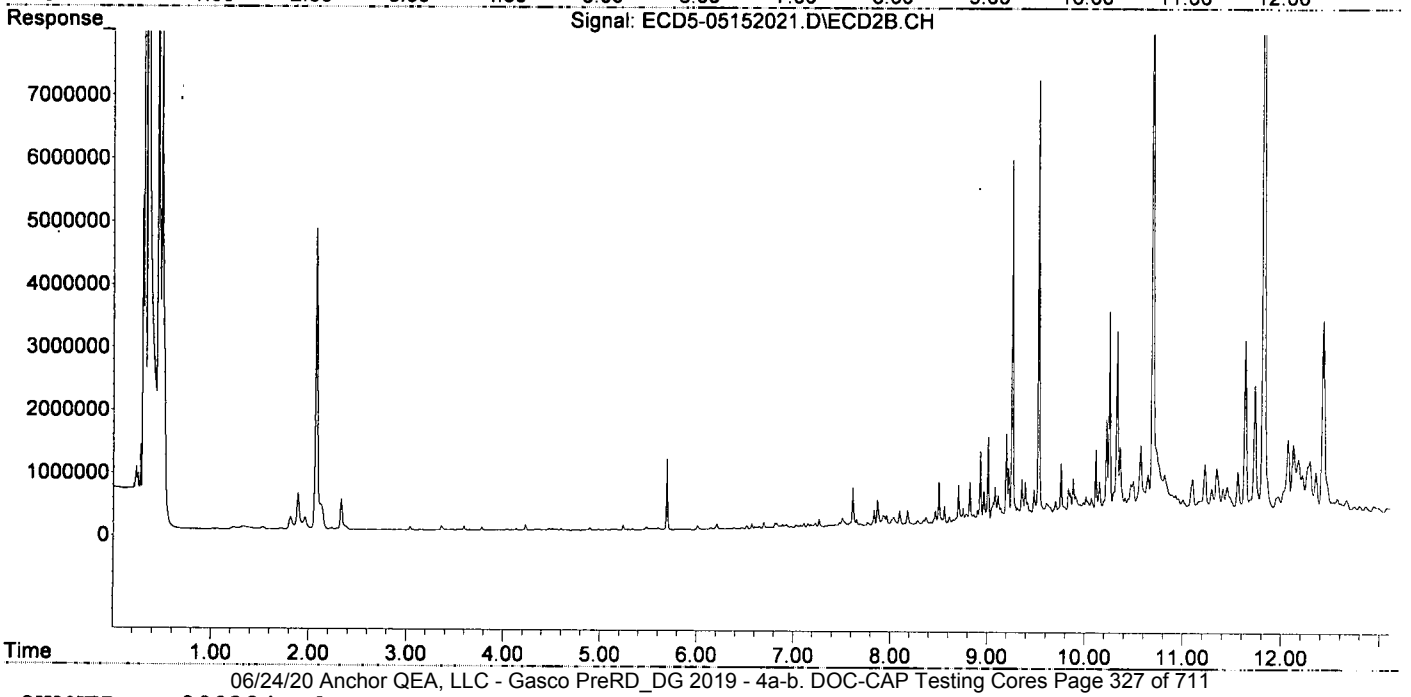

Quantitation Report (QT Reviewed)

Data Path : C:\msdchem\1\data\2020-05\0E15033\
Data File : ECD5-05152023.D
Signal(s) : Signal #1: ECD1A.CH Signal #2: ECD2B.CH
Acq On : 15 May 2020 17:40
Operator : MJB
Sample : 0050538-DUP1@5
Misc : 1x, 8081B 2,4+4,4-DDx Only, GPC
ALS Vial : 18 (Sig #1); 0 (Sig #2) Sample Multiplier: 1

Integration File signal 1: PEST1.e
Integration File signal 2: PEST2.e
Quant Time: May 18 18:32:34 2020
Quant Method : C:\msdchem\1\methods\ECD5_QUANTPEST_200324RT6.M
Quant Title : Instrument: DualECD5
QLast Update : Wed Mar 25 12:47:54 2020
Response via : Initial Calibration
Integrator: ChemStation 6890 Scale Mode: Small noise peaks clipped

R.04

Volume Inj. : 2uL
Signal #1 Phase : Rtx-CLPesticides Signal #2 Phase: Rtx-CLPesticides2
Signal #1 Info : 30m X 0.32mm X 0. Signal #2 Info : 30m X 0.32mm X 0.25um

MJB 5/18/20

		Compound	RT#1	RT#2	Resp#1	Resp#2	ng/mL	ng/mL	
		System Monitoring Compounds							
1)	S	TCMX (S)	5.074	5.691	615253	1143538	3.185	4.000	#
22)	S	DCBP (S)	9.263	10.219	776398	1531375	5.051	9.017	# Q-41
		Target Compounds							
2)		a-BHC	5.647f	6.293	31943	7765	0.121	0.019	#
3)		g-BHC	5.902	6.622	22688	21798	0.099	0.062	#
4)		b-BHC	5.986	6.694	15254	98687	0.159	0.658	#
5)		Heptachlor	6.306	6.971f	28811	12880	0.129	0.038	#
6)		d-BHC	6.142	6.930	12218	45330	0.063	0.139	#
7)		Aldrin	6.524f	7.265	35514	113456	0.160	0.348	#
8)		Heptachlo...	7.007	7.692	75193	22661	0.367	0.076	#
9)		trans-Chl...	7.072f	7.834	88095	224085	0.423	0.740	#
10)		cis-Chlor...	7.228f	7.939	31128	145028	0.152	0.500	#
11)		Endosulfa...	7.261f	7.962f	40237	164086	0.208	0.604	#
12)		4,4'-DDE	7.261	8.037f	40237	129342	0.204	0.452	#
13)		Dieldrin	7.493f	8.180	158724	198885	0.747	0.668	
14)		Endrin	7.636	8.416	94692	52525	0.554	0.229	#
15)		4,4'-DDD	7.686	8.464	51747	217797	0.317m	0.905	#
16)		Endosulfa...	7.785	8.558	140711	269295	0.840	1.123	#
17)		4,4'-DDT	7.888	8.703	625527	613690	5.073	3.826	R.02
18)		Endrin Al...	8.067	8.819	111406	641244	0.761	3.083	#
19)		Endosulfa...	8.365	9.005	2610444	1189418	15.875	5.224	#
20)		Methoxychlor	8.242	9.192	795754	1228027	12.070	14.229	
21)		Endrin Ke...	8.545	9.386	250966	590029	1.314	2.367	#
23)		Hexachlor...	0.000	3.365	0	24744	N.D.	BelowCal	
24)		Hexachlor...	5.436f	6.154	41921	25675	BelowCal	BelowCal	
25)		Oxychlordane	0.000	7.614	0	610876	N.D.	2.245	# MDL=MRL
26)		2,4'-DDE	7.007	7.834	75193	224085	0.411 Q-31	1.024	# ~~Fal~~ MJB 5/19/20
27)		trans-Non...	7.152f	7.908	102229	67560	0.286	0.008	#
28)		2,4'-DDD	7.388	8.196	122363	41304	0.875	BelowCalm	#
29)		2,4'-DDT	7.560	8.416	97555	52525	0.781m	0.192	#
30)		cis-Nonac...	7.636	8.464	94692	217797	0.238	0.542	#
31)		Mirex	8.317	9.386	71714	590029	0.146	3.044	#
32)		Chlordane...	7.228f	7.908	31128	67560	1.334	1.715	#
33)		Chlordane...	7.261f	8.037	40237	129342	1.515	3.950	#
34)		Chlordane...	7.845	8.703	54593	613690	7.510	59.970	#
35)		Chlordane...	3.672	0.000	3912	0	NoCal	N.D.	
36)		Toxaphene...	7.261	8.228f	40237	6661	38.719	2.369	#
37)		Toxaphene...	7.548	8.608	388330	114270	206.617	31.972	#
38)		Toxaphene...	7.888	8.648	625527	57925	153.445	10.374	#
39)		Toxaphene...	8.117	8.703	142929	613690	36.386	70.723	#
40)		Toxaphene...	8.365f	8.897	2610444	190075	851.005	38.464	#
41)		Toxaphene...	8.417	9.254	746945	5183487	186.471	959.099	#
42)		Toxaphene...	3.672	0.000	3912	0	NoCal	N.D.	

Quantitation Report (QT Reviewed)

Data Path : C:\msdchem\1\data\2020-05\0E15033\
Data File : ECD5-05152023.D
Signal(s) : Signal #1: ECD1A.CH Signal #2: ECD2B.CH
Acq On : 15 May 2020 17:40
Operator : MJB
Sample : 0050538-DUP1@5
Misc : 1x, 8081B 2,4+4,4-DDx Only, GPC
ALS Vial : 18 (Sig #1); 0 (Sig #2) Sample Multiplier: 1

Integration File signal 1: PEST1.e
Integration File signal 2: PEST2.e
Quant Time: May 18 18:32:34 2020
Quant Method : C:\msdchem\1\methods\ECD5_QUANTPEST_200324RT6.M
Quant Title : Instrument: DualECD5
QLast Update : Wed Mar 25 12:47:54 2020
Response via : Initial Calibration
Integrator: ChemStation 6890 Scale Mode: Small noise peaks clipped

Volume Inj. : 2uL
Signal #1 Phase : Rtx-CLPesticides Signal #2 Phase: Rtx-CLPesticides2
Signal #1 Info : 30m X 0.32mm X 0. Signal #2 Info : 30m X 0.32mm X 0.25um

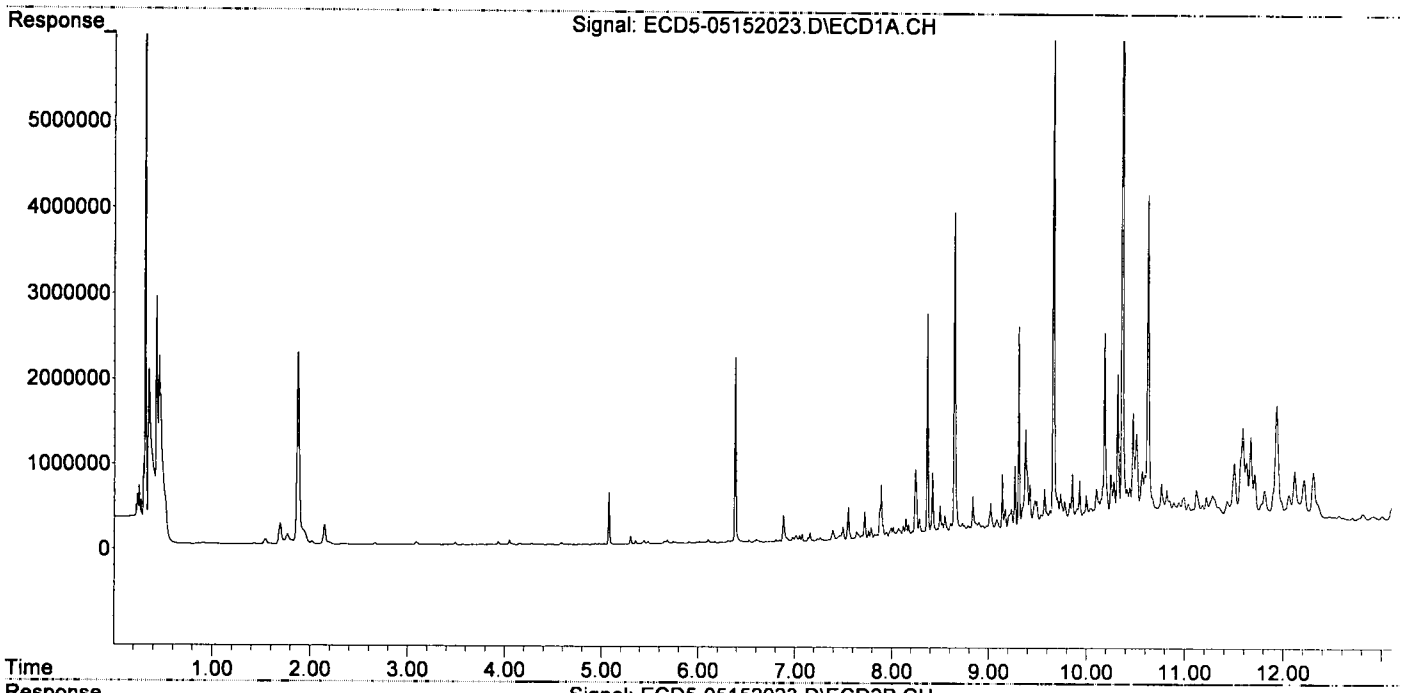

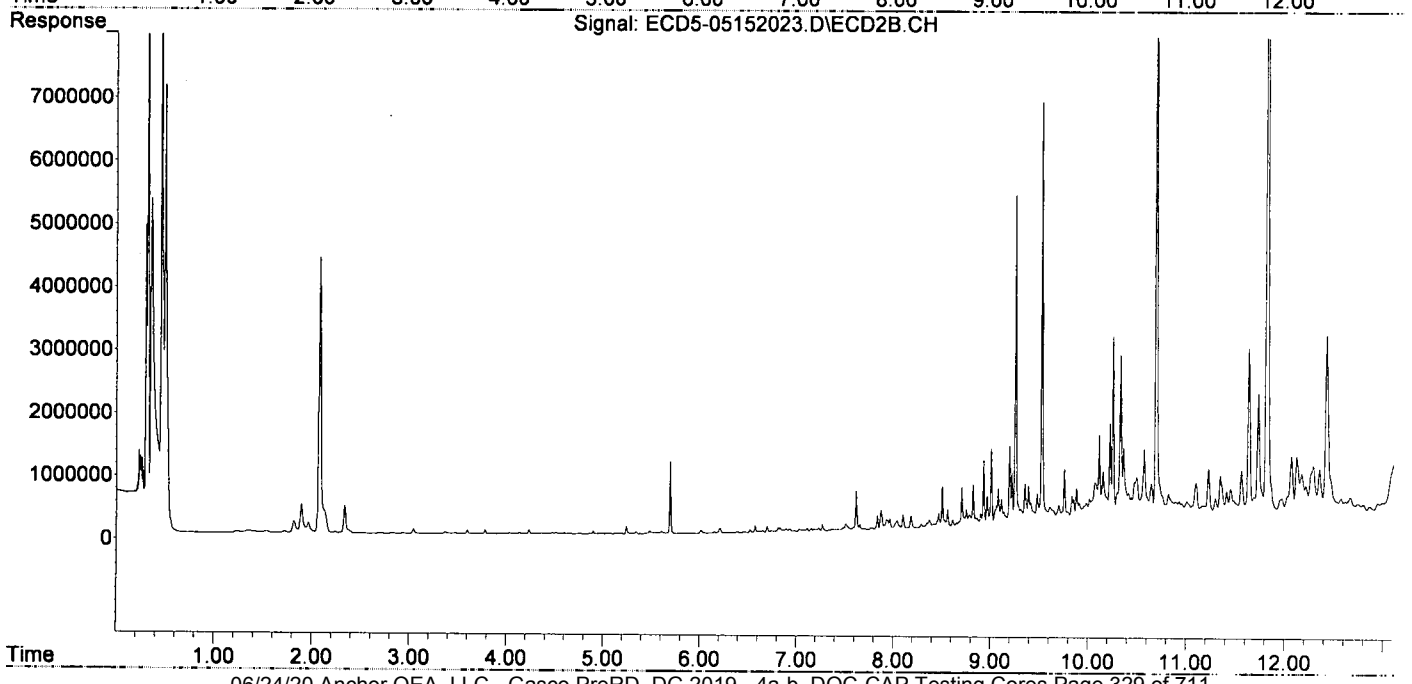

Quantitation Report (Qedit)

Data Path : C:\msdchem\1\data\2020-05\0E15033\
Data File : ECD5-05152023.D
Signal(s) : Signal #1: ECD1A.CH Signal #2: ECD2B.CH
Acq On : 15 May 2020 17:40
Operator : MJB
Sample : 0050538-DUP1@5
Misc : 1x, 8081B 2,4+4,4-DDx Only, GPC
ALS Vial : 18 (Sig #1); 0 (Sig #2) Sample Multiplier: 1

Integration File signal 1: PEST1.e
Integration File signal 2: PEST2.e
Quant Time: May 18 11:46:13 2020
Quant Method : C:\msdchem\1\methods\ECD5_QUANTPEST_200324RT6.M
Quant Title : Instrument: DualECD5
QLast Update : Wed Mar 25 12:47:54 2020
Response via : Initial Calibration
Integrator: ChemStation 6890 Scale Mode: Small noise peaks clipped

Volume Inj. : 2uL
Signal #1 Phase : Rtx-CLPesticides Signal #2 Phase: Rtx-CLPesticides2
Signal #1 Info : 30m X 0.32mm X 0. Signal #2 Info : 30m X 0.32mm X 0.25um

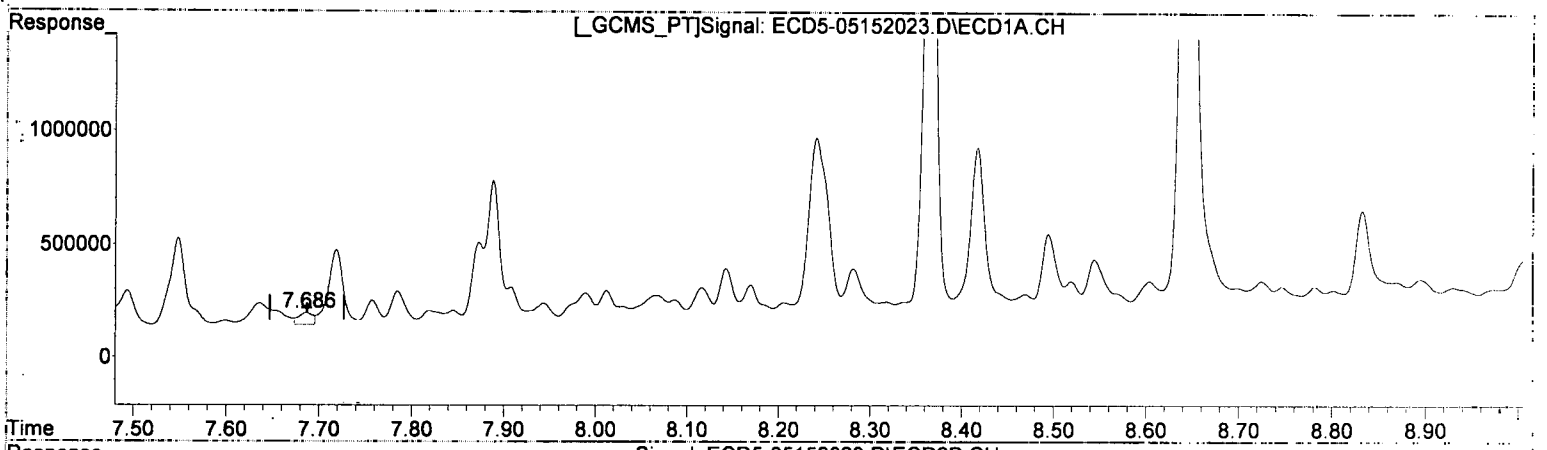

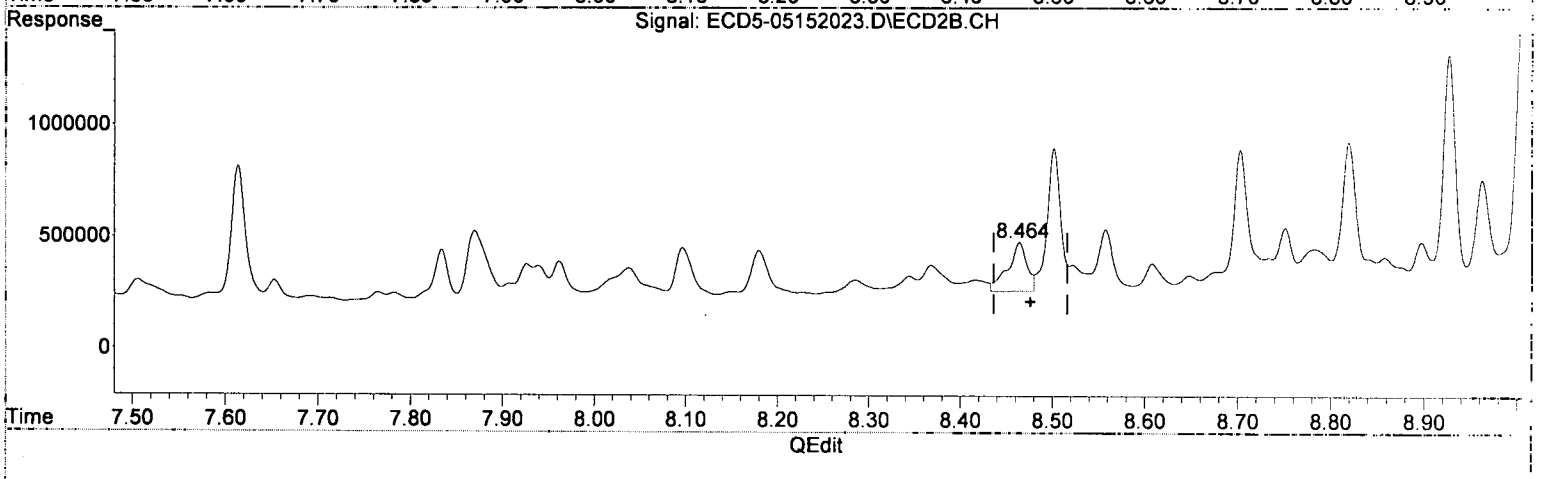

(15) 4,4'-DDD
7.686min 0.317 ng/mL m
response 51747

MJB 5/18/20

(15) 4,4'-DDD #2
8.464min 0.905 ng/mL
response 217797

(+) = Expected Retention Time

ECD5_QUANTP..._200324RT6.M Mon May 18 18:31:57 2020

Quantitation Report (Qedit)

Data Path : C:\msdchem\1\data\2020-05\0E15033\
Data File : ECD5-05152023.D
Signal(s) : Signal #1: ECD1A.CH Signal #2: ECD2B.CH
Acq On : 15 May 2020 17:40
Operator : MJB
Sample : 0050538-DUP1@5
Misc : 1x, 8081B 2,4+4,4-DDx Only, GPC
ALS Vial : 18 (Sig #1); 0 (Sig #2) Sample Multiplier: 1

Integration File signal 1: PEST1.e
Integration File signal 2: PEST2.e
Quant Time: May 18 11:46:13 2020
Quant Method : C:\msdchem\1\methods\ECD5_QUANTPEST_200324RT6.M
Quant Title : Instrument: DualECD5
QLast Update : Wed Mar 25 12:47:54 2020
Response via : Initial Calibration
Integrator: ChemStation 6890 Scale Mode: Small noise peaks clipped

Volume Inj. : 2uL
Signal #1 Phase : Rtx-CLPesticides Signal #2 Phase: Rtx-CLPesticides2
Signal #1 Info : 30m X 0.32mm X 0. Signal #2 Info : 30m X 0.32mm X 0.25um

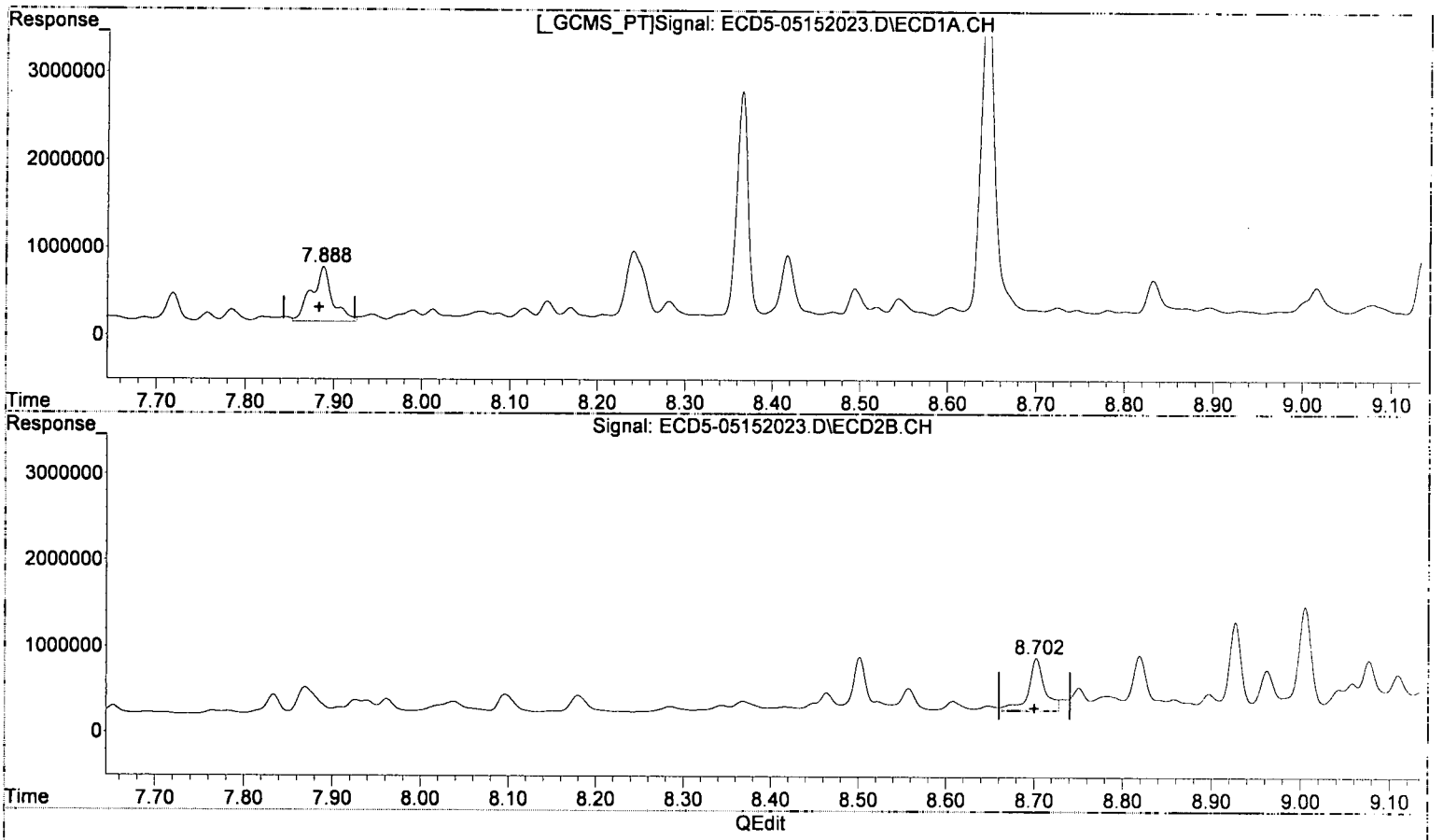

(17) 4,4'-DDT

7.888min 5.073 ng/mL

response 625527

MJB 5/18/20

(17) 4,4'-DDT #2

8.703min 3.826 ng/mL 2.02

response 613690

(+) = Expected Retention Time

Quantitation Report (Qedit)

Data Path : C:\msdchem\1\data\2020-05\0E15033\
Data File : ECD5-05152023.D
Signal(s) : Signal #1: ECD1A.CH Signal #2: ECD2B.CH
Acq On : 15 May 2020 17:40
Operator : MJB
Sample : 0050538-DUP1@5
Misc : 1x, 8081B 2,4+4,4-DDx Only, GPC
ALS Vial : 18 (Sig #1); 0 (Sig #2) Sample Multiplier: 1

Integration File signal 1: PEST1.e
Integration File signal 2: PEST2.e
Quant Time: May 18 11:46:13 2020
Quant Method : C:\msdchem\1\methods\ECD5_QUANTPEST_200324RT6.M
Quant Title : Instrument: DualECD5
QLast Update : Wed Mar 25 12:47:54 2020
Response via : Initial Calibration
Integrator: ChemStation 6890 Scale Mode: Small noise peaks clipped

Volume Inj. : 2uL
Signal #1 Phase : Rtx-CLPesticides Signal #2 Phase: Rtx-CLPesticides2
Signal #1 Info : 30m X 0.32mm X 0. Signal #2 Info : 30m X 0.32mm X 0.25um

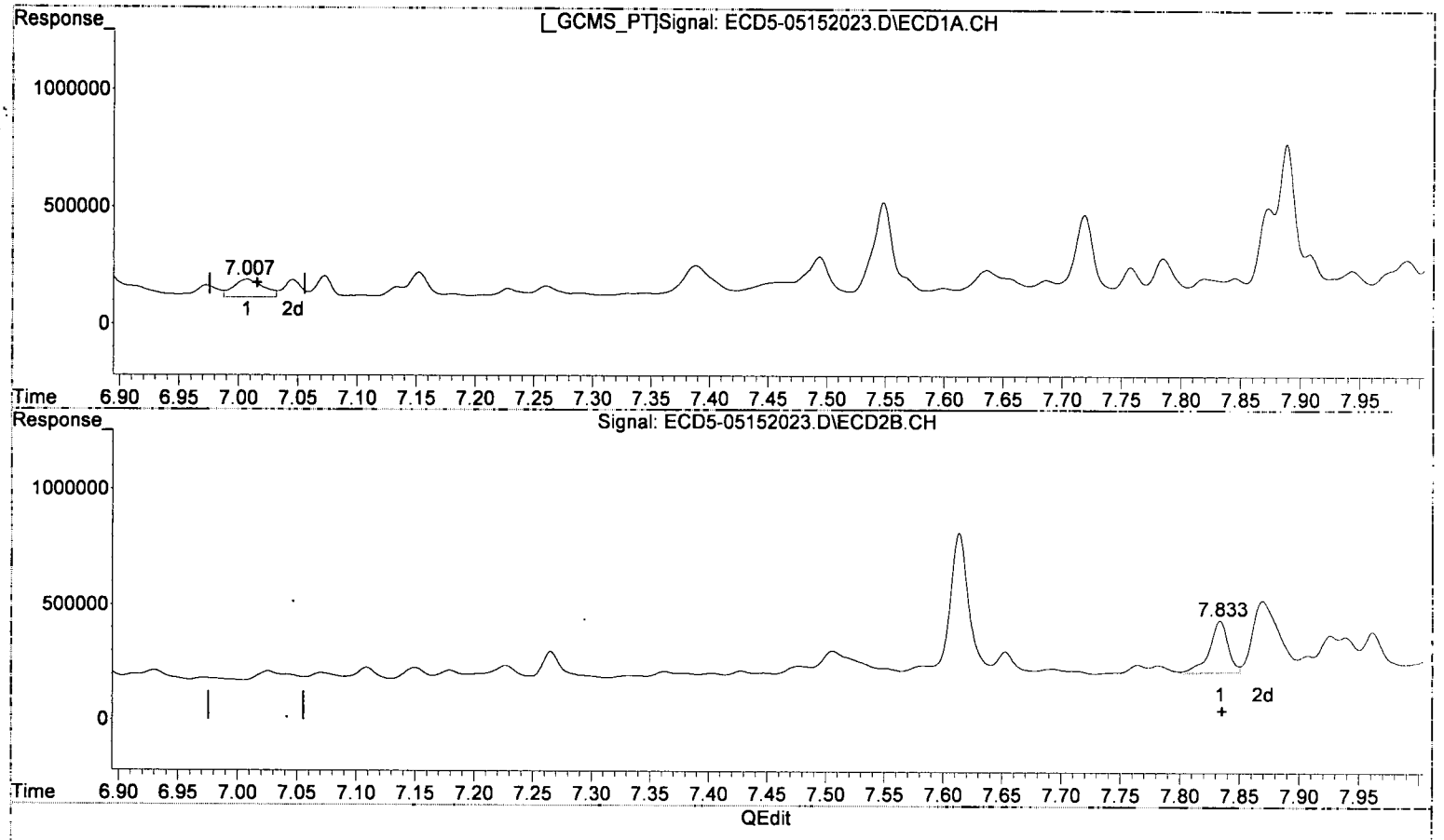

(26) 2,4'-DDE

7.007min 0.411 ng/mL

response 75193

MJB 5/18/20

(26) 2,4'-DDE #2

7.834min 1.024 ng/mL P-a

response 224085

(+) = Expected Retention Time

Quantitation Report (Qedit)

Data Path : C:\msdchem\1\data\2020-05\0E15033\
Data File : ECD5-05152023.D
Signal(s) : Signal #1: ECD1A.CH Signal #2: ECD2B.CH
Acq On : 15 May 2020 17:40
Operator : MJB
Sample : 0050538-DUP1@5
Misc : 1x, 8081B 2,4+4,4-DDx Only, GPC
ALS Vial : 18 (Sig #1); 0 (Sig #2) Sample Multiplier: 1

Integration File signal 1: PEST1.e
Integration File signal 2: PEST2.e
Quant Time: May 18 11:46:13 2020
Quant Method : C:\msdchem\1\methods\ECD5_QUANTPEST_200324RT6.M
Quant Title : Instrument: DualECD5
QLast Update : Wed Mar 25 12:47:54 2020
Response via : Initial Calibration
Integrator: ChemStation 6890 Scale Mode: Small noise peaks clipped

Volume Inj. : 2uL
Signal #1 Phase : Rtx-CLPesticides Signal #2 Phase: Rtx-CLPesticides2
Signal #1 Info : 30m X 0.32mm X 0. Signal #2 Info : 30m X 0.32mm X 0.25um

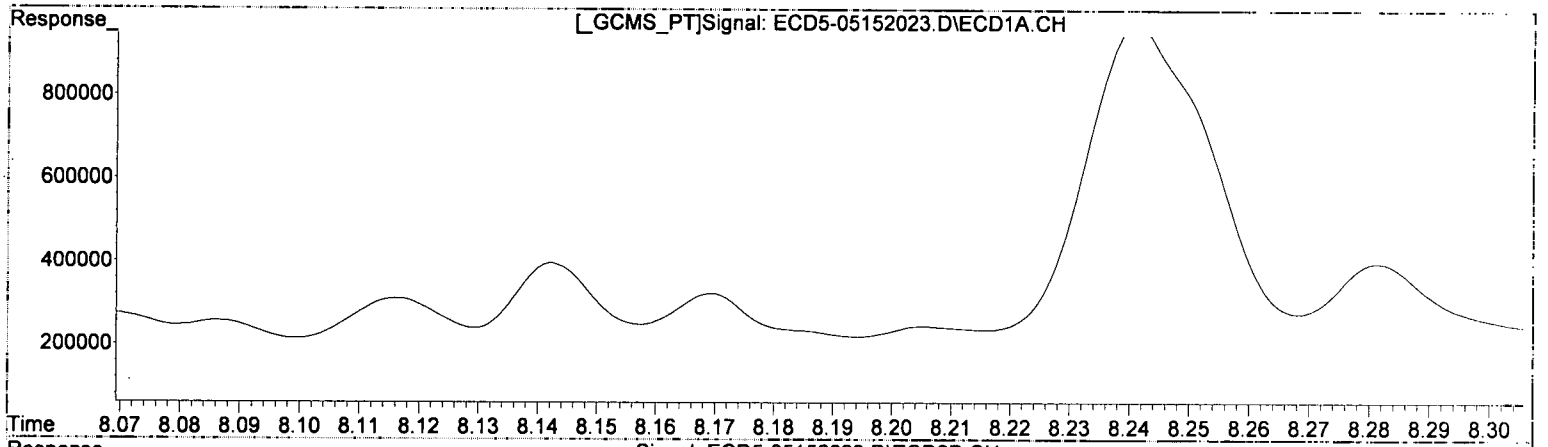

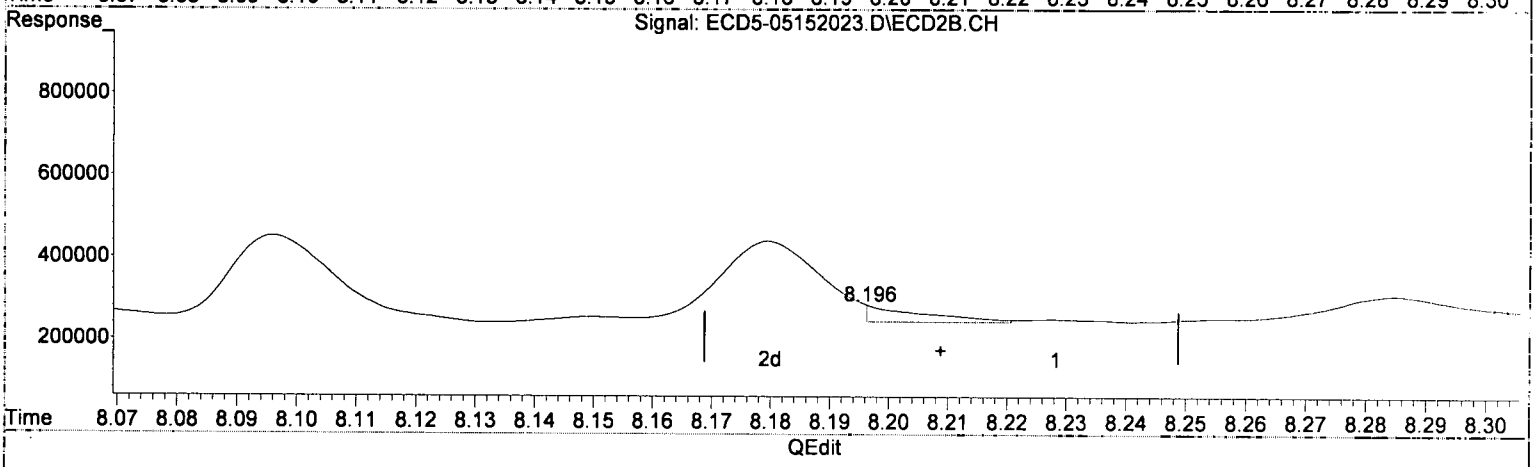

(28) 2,4'-DDD

7.388min 0.875 ng/mL

response 122363

MJB 5/18/20

(28) 2,4'-DDD #2

8.196min -0.021 ng/mL m

response 41304

(+) = Expected Retention Time

ECD5_QUANTP..._200324RT6.M Mon May 18 18:32:24 2020

Quantitation Report (Qedit)

Data Path : C:\msdchem\1\data\2020-05\0E15033\
Data File : ECD5-05152023.D
Signal(s) : Signal #1: ECD1A.CH Signal #2: ECD2B.CH
Acq On : 15 May 2020 17:40
Operator : MJB
Sample : 0050538-DUP1@5
Misc : 1x, 8081B 2,4+4,4-DDx Only, GPC
ALS Vial : 18 (Sig #1); 0 (Sig #2) Sample Multiplier: 1

Integration File signal 1: PEST1.e
Integration File signal 2: PEST2.e
Quant Time: May 18 11:46:13 2020
Quant Method : C:\msdchem\1\methods\ECD5_QUANTPEST_200324RT6.M
Quant Title : Instrument: DualECD5
QLast Update : Wed Mar 25 12:47:54 2020
Response via : Initial Calibration
Integrator: ChemStation 6890 Scale Mode: Small noise peaks clipped

Volume Inj. : 2uL
Signal #1 Phase : Rtx-CLPesticides Signal #2 Phase: Rtx-CLPesticides2
Signal #1 Info : 30m X 0.32mm X 0. Signal #2 Info : 30m X 0.32mm X 0.25um

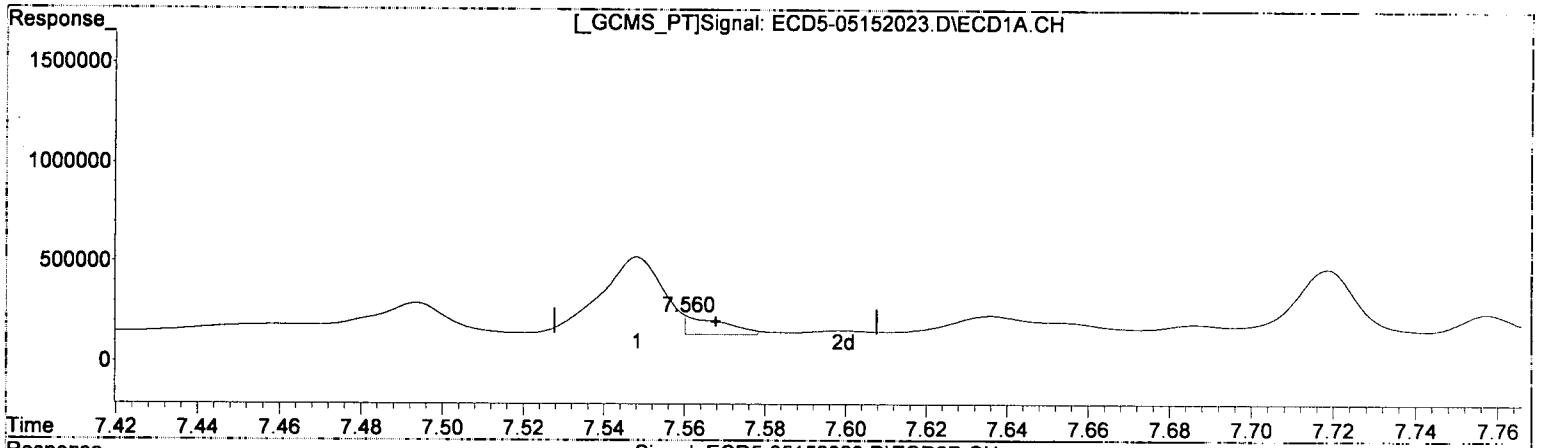

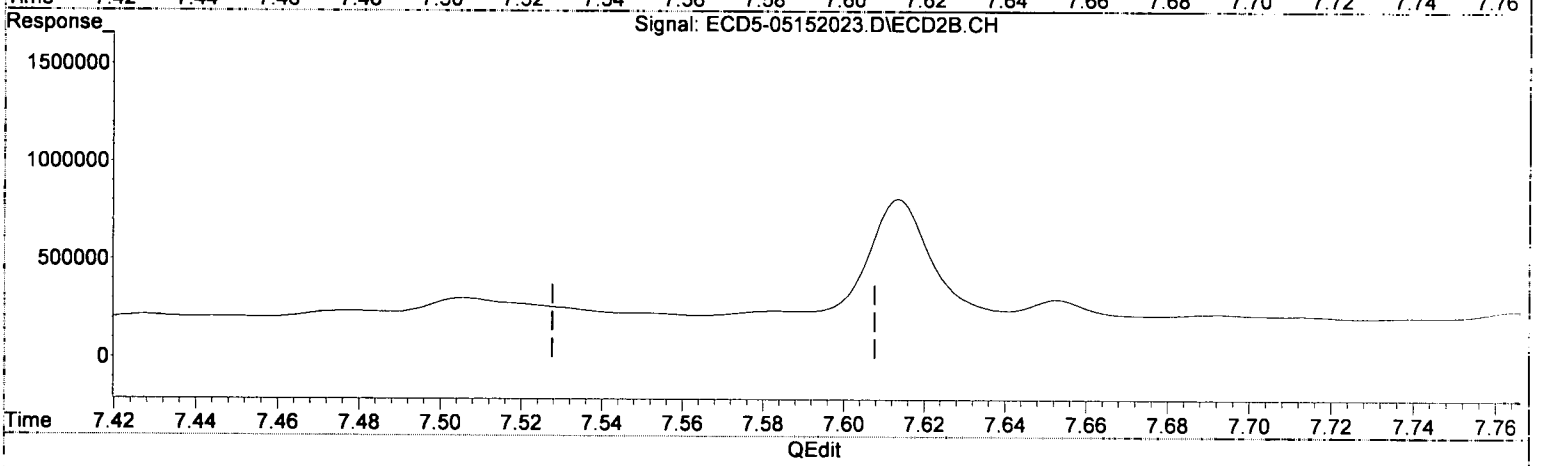

(29) 2,4'-DDT

7.560min 0.781 ng/mL m

response 97555

MJB 5/18/20

(29) 2,4'-DDT #2

8.416min 0.192 ng/mL

response 52525

(+) = Expected Retention Time

Quantitation Report (Not Reviewed)

Data Path : C:\msdchem\1\data\2020-05\0E15033\
Data File : ECD5-05152023.D
Signal(s) : Signal #1: ECD1A.CH Signal #2: ECD2B.CH
Acq On : 15 May 2020 17:40
Operator : MJB
Sample : 0050538-DUP1@5
Misc : 1x, 8081B 2,4+4,4-DDx Only, GPC
ALS Vial : 18 (Sig #1); 0 (Sig #2) Sample Multiplier: 1

Integration File signal 1: PEST1.e
Integration File signal 2: PEST2.e
Quant Time: May 18 11:46:13 2020
Quant Method : C:\msdchem\1\methods\ECD5_QUANTPEST_200324RT6.M
Quant Title : Instrument: DualECD5
QLast Update : Wed Mar 25 12:47:54 2020
Response via : Initial Calibration
Integrator: ChemStation 6890 Scale Mode: Small noise peaks clipped

Volume Inj. : 2uL
Signal #1 Phase : Rtx-CLPesticides Signal #2 Phase: Rtx-CLPesticides2
Signal #1 Info : 30m X 0.32mm X 0. Signal #2 Info : 30m X 0.32mm X 0.25um

HI
MJB
5/18/20

		Compound	RT#1	RT#2	Resp#1	Resp#2	ng/mL	ng/mL	
		System Monitoring Compounds							
1)	S	TCMX (S)	5.074	5.691	615253	1143538	3.185	4.000	#
22)	S	DCBP (S)	9.263	10.219	776398	1531375	5.051	9.017	#
		Target Compounds							
2)		a-BHC	5.647f	6.293	31943	7765	0.121	0.019	#
3)		g-BHC	5.902	6.622	22688	21798	0.099	0.062	#
4)		b-BHC	5.986	6.694	15254	98687	0.159	0.658	#
5)		Heptachlor	6.306	6.971f.	28811	12880	0.129	0.038	#
6)		d-BHC	6.142	6.930	12218	45330	0.063	0.139	#
7)		Aldrin	6.524f	7.265	35514	113456	0.160	0.348	#
8)		Heptachlo...	7.007	7.692	75193	22661	0.367	0.076	#
9)		trans-Chl...	7.072f	7.834	88095	224085	0.423	0.740	#
10)		cis-Chlor...	7.228f	7.939	31128	145028	0.152	0.500	#
11)		Endosulfa...	7.261f	7.962f	40237	164086	0.208	0.604	#
12)		4,4'-DDE	7.261	8.037f	40237	129342	0.204	0.452	#
13)		Dieldrin	7.493f	8.180	158724	198885	0.747	0.668	
14)		Endrin	7.636	8.416	94692	52525	0.554	0.229	#
15)		4,4'-DDD	7.719f	8.464	328271	217797	2.009	0.905	#
16)		Endosulfa...	7.785	8.558	140711	269295	0.840	1.123	#
17)		4,4'-DDT	7.888	8.703	625527	613690	5.073	3.826	
18)		Endrin Al...	8.067	8.819	111406	641244	0.761	3.083	#
19)		Endosulfa...	8.365	9.005	2610444	1189418	15.875	5.224	#
20)		Methoxychlor	8.242	9.192	795754	1228027	12.070	14.229	
21)		Endrin Ke...	8.545	9.386	250966	590029	1.314	2.367	#
23)		Hexachlor...	0.000	3.365	0	24744	N.D.	BelowCal	
24)		Hexachlor...	5.436f	6.154	41921	25675	BelowCal	BelowCal	
25)		Oxychlordane	0.000	7.614	0	610876	N.D.	2.245	#
26)		2,4'-DDE	7.007	7.834	75193	224085	0.411	1.024	#
27)		trans-Non...	7.152f	7.908	102229	67560	0.286	0.008	#
28)		2,4'-DDD	7.388	8.228	122363	6661	0.875	BelowCal	#
29)		2,4'-DDT	7.548	8.416	388330	52525	3.701	0.192	#
30)		cis-Nonac...	7.636	8.464	94692	217797	0.238	0.542	#
31)		Mirex	8.317	9.386	71714	590029	0.146	3.044	#
32)		Chlordane...	7.228f	7.908	31128	67560	1.334	1.715	#
33)		Chlordane...	7.261f	8.037	40237	129342	1.515	3.950	#
34)		Chlordane...	7.845	8.703	54593	613690	7.510	59.970	#
35)		Chlordane...	3.672	0.000	3912	0	NoCal	N.D.	
36)		Toxaphene...	7.261	8.228f	40237	6661	38.719	2.369	#
37)		Toxaphene...	7.548	8.608	388330	114270	206.617	31.972	#
38)		Toxaphene...	7.888	8.648	625527	57925	153.445	10.374	#
39)		Toxaphene...	8.117	8.703	142929	613690	36.386	70.723	#
40)		Toxaphene...	8.365f	8.897	2610444	190075	851.005	38.464	#
41)		Toxaphene...	8.417	9.254	746945	5183487	186.471	959.099	#
42)		Toxaphene...	3.672	0.000	3912	0	NoCal	N.D.	

Quantitation Report (Not Reviewed)

Data Path : C:\msdchem\1\data\2020-05\0E15033\
Data File : ECD5-05152023.D
Signal(s) : Signal #1: ECD1A.CH Signal #2: ECD2B.CH
Acq On : 15 May 2020 17:40
Operator : MJB
Sample : 0050538-DUP1@5
Misc : 1x, 8081B 2,4+4,4-DDx Only, GPC
ALS Vial : 18 (Sig #1); 0 (Sig #2) Sample Multiplier: 1

Integration File signal 1: PEST1.e
Integration File signal 2: PEST2.e
Quant Time: May 18 11:46:13 2020
Quant Method : C:\msdchem\1\methods\ECD5_QUANTPEST_200324RT6.M
Quant Title : Instrument: DualECD5
QLast Update : Wed Mar 25 12:47:54 2020
Response via : Initial Calibration
Integrator: ChemStation 6890 Scale Mode: Small noise peaks clipped

Volume Inj. : 2uL
Signal #1 Phase : Rtx-CLPesticides Signal #2 Phase: Rtx-CLPesticides2
Signal #1 Info : 30m X 0.32mm X 0. Signal #2 Info : 30m X 0.32mm X 0.25um

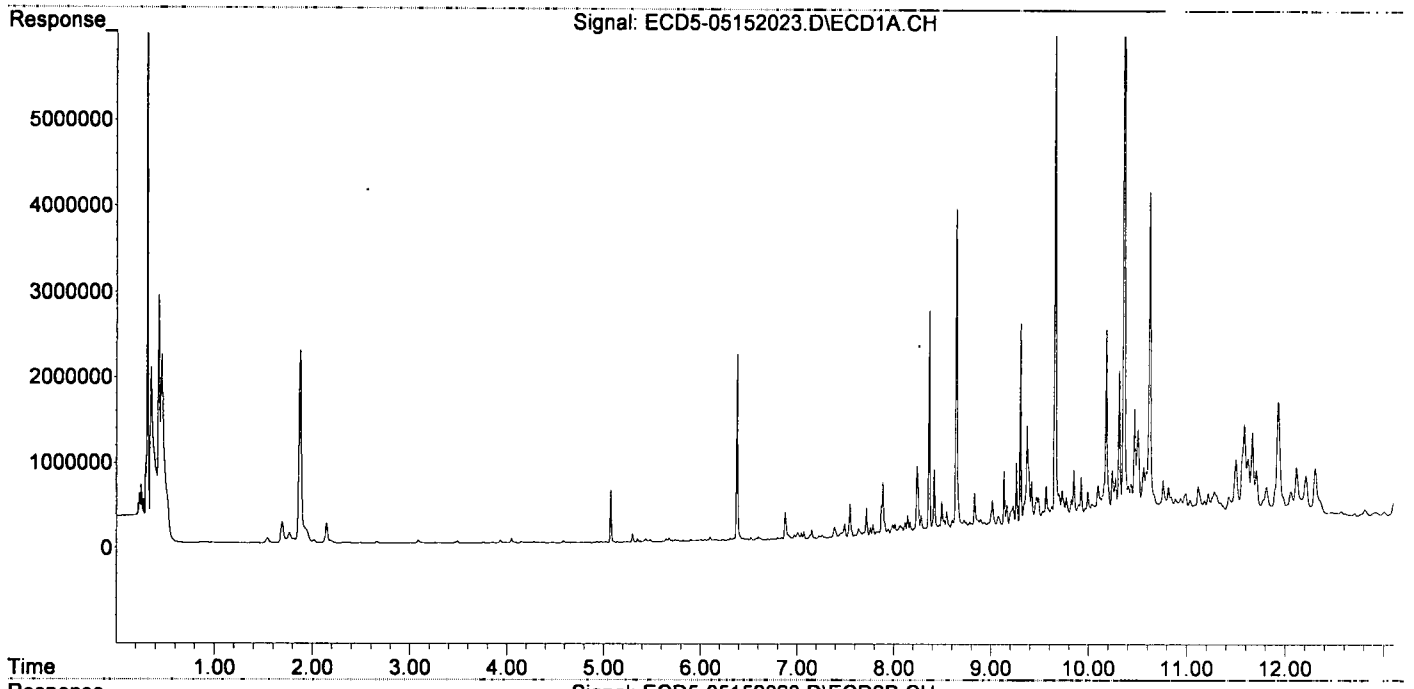

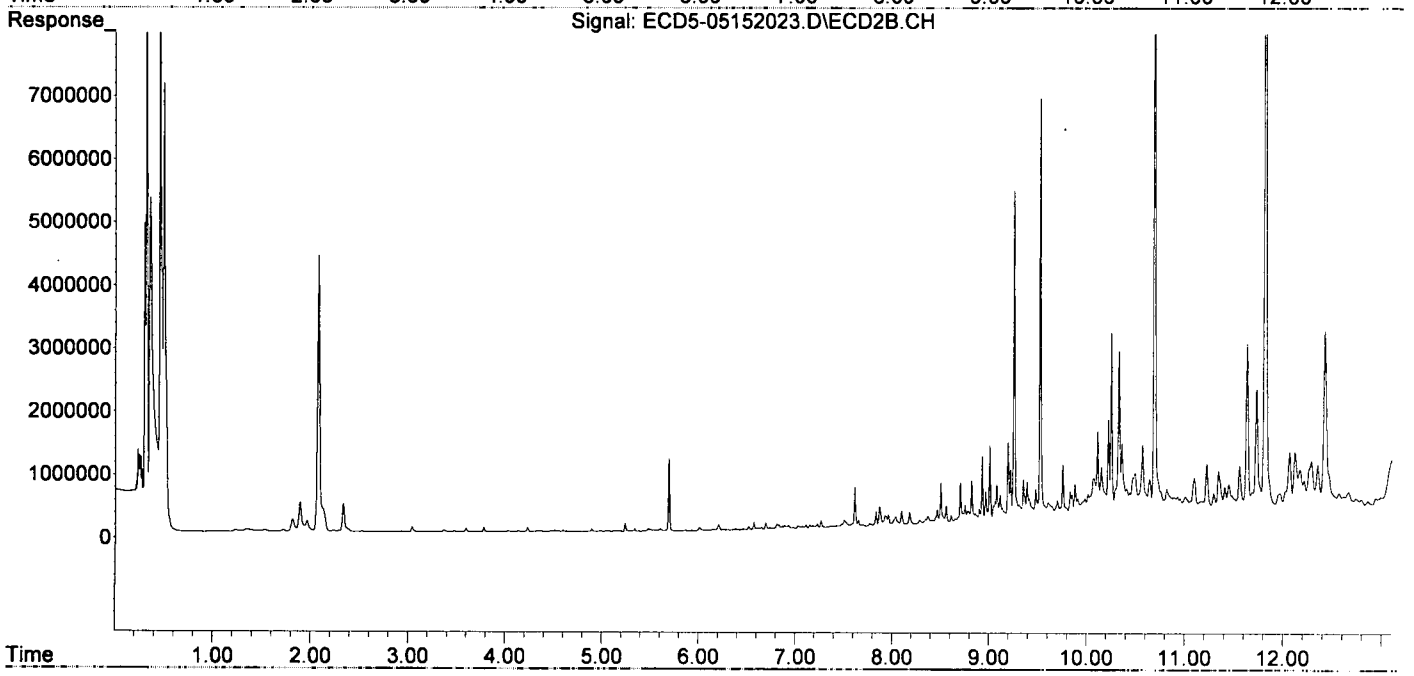

Quantitation Report (QT Reviewed)

Data Path : C:\msdchem\1\data\2020-05\0E15033\
Data File : ECD5-05152037.D
Signal(s) : Signal #1: ECD1A.CH Signal #2: ECD2B.CH
Acq On : 15 May 2020 22:06
Operator : MJB
Sample : 0E15033-CCV5
Misc : A20C183, AB 50 ppb
ALS Vial : 3 (Sig #1); 0 (Sig #2) Sample Multiplier: 1

Integration File signal 1: PEST1.e
Integration File signal 2: PEST2.e
Quant Time: May 18 19:10:40 2020
Quant Method : C:\msdchem\1\methods\ECD5_QUANTPEST_200324RT6.M
Quant Title : Instrument: DualECD5
QLast Update : Wed Mar 25 12:47:54 2020
Response via : Initial Calibration
Integrator: ChemStation 6890 Scale Mode: Small noise peaks clipped

Volume Inj. : 2uL
Signal #1 Phase : Rtx-CLPesticides Signal #2 Phase: Rtx-CLPesticides2
Signal #1 Info : 30m X 0.32mm X 0. Signal #2 Info : 30m X 0.32mm X 0.25um

MJB 5/18/20

		Compound	RT#1	RT#2	Resp#1	Resp#2	ng/mL	ng/mL	
System Monitoring Compounds									
1)	S	TCMX (S)	5.075	5.691	7120350	13805367	36.856 Q31	48.296	#
22)	S	DCBP (S)	9.266	10.220	7113550	10686455	47.704	62.925	# Q41
Target Compounds									
2)		a-BHC	5.612	6.301	12130636	22847236	46.092	56.385	
3)		g-BHC	5.895	6.620	10399228	20135529	45.462	56.918	#
4)		b-BHC	5.974	6.689	3274459	7343752	34.227	48.947	#
5)		Heptachlor	6.301	6.989	10794079	19759899	48.451	58.959	
6)		d-BHC	6.123	6.942	7159305	16456430	36.691	50.395	#
7)		Aldrin	6.540	7.253	10824909	19401126	48.756	59.535	
8)		Heptachlo...	7.001	7.694	10069507	17284258	49.132	58.070	
9)		trans-Chl...	7.097	7.833	9932607	17041315	47.647	56.251	
10)		cis-Chlor...	7.193	7.941	9669855	16938612	47.219	58.374	
11)		Endosulfa...	7.288	7.989	10163396	15457450	52.568 Q31	56.888	
12)		4,4'-DDE	7.266	8.058	7476905	14653307	37.932m	51.174	#
13)		Dieldrin	7.460	8.190	10588436	17697668	49.837	59.485	
14)		Endrin	7.622	8.416	8054868	13519627	47.124	59.042	#
15)		4,4'-DDD	7.687	8.473	6372642	12340996	38.993 Q31	51.289	#
16)		Endosulfa...	7.780	8.565	7607855	13042520	45.407	54.366	
17)		4,4'-DDT	7.881	8.697	5316690	9570264	40.713	51.344	#
18)		Endrin Al...	8.069	8.803	6396322	11751304	43.699	56.496	#
19)		Endosulfa...	8.368	8.993	7185029	12140770	43.695	53.320	
20)		Methoxychlor	8.223	9.181	2420972	4449979	36.089	48.091	#
21)		Endrin Ke...	8.558	9.388	7723362	11697184	40.443	46.916	
23)		Hexachlor...	0.000	0.000	0	0	N.D.	N.D.	
24)		Hexachlor...	5.456	0.000	20295	0	BelowCal	N.D.	
25)		Oxychlordane	6.938	7.639	47291	7272	0.023	BelowCal	#
26)		2,4'-DDE	7.001	7.833	10069507	17041315	81.278	86.264	
27)		trans-Non...	7.193	7.894	9669855	91196	50.959	0.096	#
28)		2,4'-DDD	0.000	8.190	0	17697668	N.D.	100.606	#
29)		2,4'-DDT	7.566	8.416	46394	13519627	0.265	82.567	#
30)		cis-Nonac...	7.687f	8.473	6372642	12340996	31.102	40.922	#
31)		Mirex	0.000	9.388	0	11697184	N.D.	65.788	#
32)		Chlordane...	7.193	7.894f	9669855	91196	414.266	2.314	#
33)		Chlordane...	7.288	8.058f	10163396	14653307	382.768	447.446	
34)		Chlordane...	7.831	8.697	202926	9570264	27.914	935.214	#
35)		Chlordane...	0.000	0.000	0	0	N.D.	N.D.	
36)		Toxaphene...	7.288	0.000	10163396	0	9780.104	N.D.	#
37)		Toxaphene...	7.566	8.619	46394	117623	22.265	32.910	#
38)		Toxaphene...	7.881	8.619	5316690	117623	1304.213	21.066	#
39)		Toxaphene...	0.000	8.697	0	9570264	N.D.	1089.063	#
40)		Toxaphene...	8.368f	8.884	7185029	2640115	2342.321	534.255	#
41)		Toxaphene...	0.000	9.266	0	96813	N.D.	17.913	#
42)		Toxaphene...	0.000	0.000	0	0	N.D.	N.D.	

Quantitation Report (QT Reviewed)

Data Path : C:\msdchem\1\data\2020-05\0E15033\
Data File : ECD5-05152037.D
Signal(s) : Signal #1: ECD1A.CH Signal #2: ECD2B.CH
Acq On : 15 May 2020 22:06
Operator : MJB
Sample : 0E15033-CCV5
Misc : A20C183, AB 50 ppb
ALS Vial : 3 (Sig #1); 0 (Sig #2) Sample Multiplier: 1

Integration File signal 1: PEST1.e
Integration File signal 2: PEST2.e
Quant Time: May 18 19:10:40 2020
Quant Method : C:\msdchem\1\methods\ECD5_QUANTPEST_200324RT6.M
Quant Title : Instrument: DualECD5
QLast Update : Wed Mar 25 12:47:54 2020
Response via : Initial Calibration
Integrator: ChemStation 6890 Scale Mode: Small noise peaks clipped

Volume Inj. : 2uL
Signal #1 Phase : Rtx-CLPesticides Signal #2 Phase: Rtx-CLPesticides2
Signal #1 Info : 30m X 0.32mm X 0. Signal #2 Info : 30m X 0.32mm X 0.25um

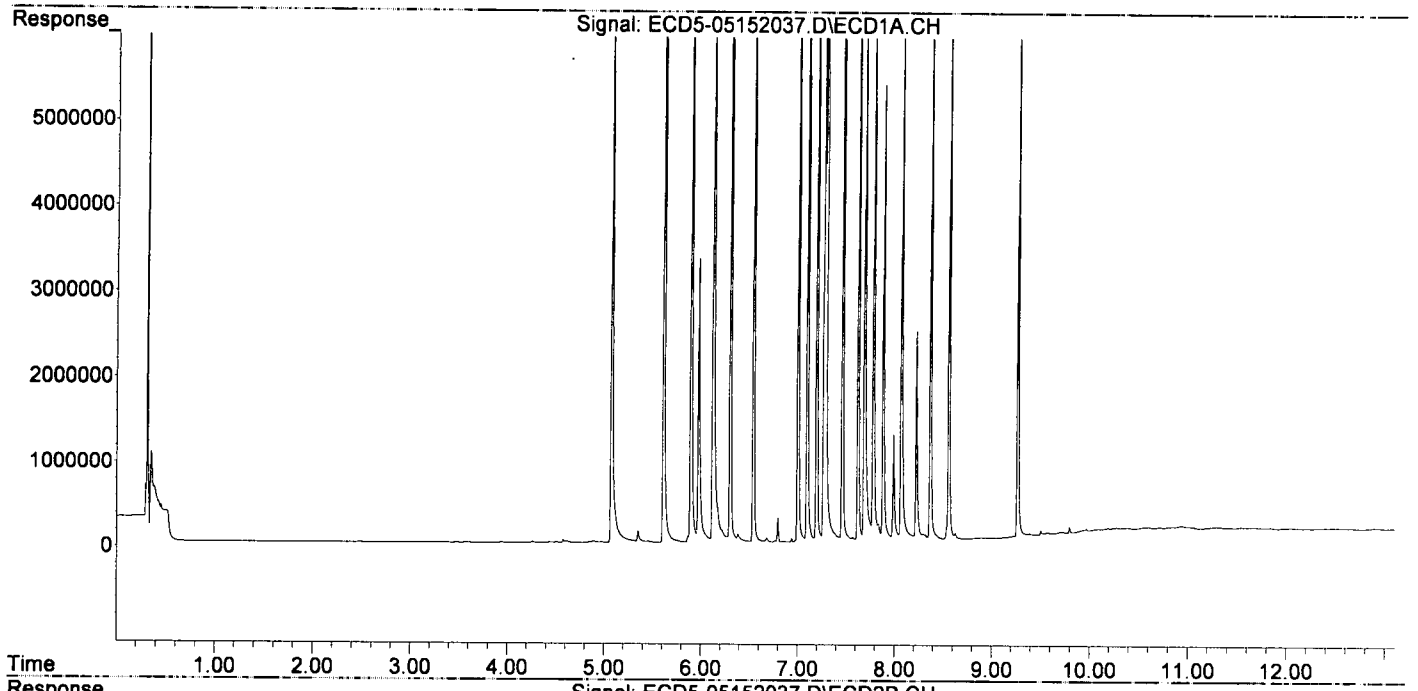

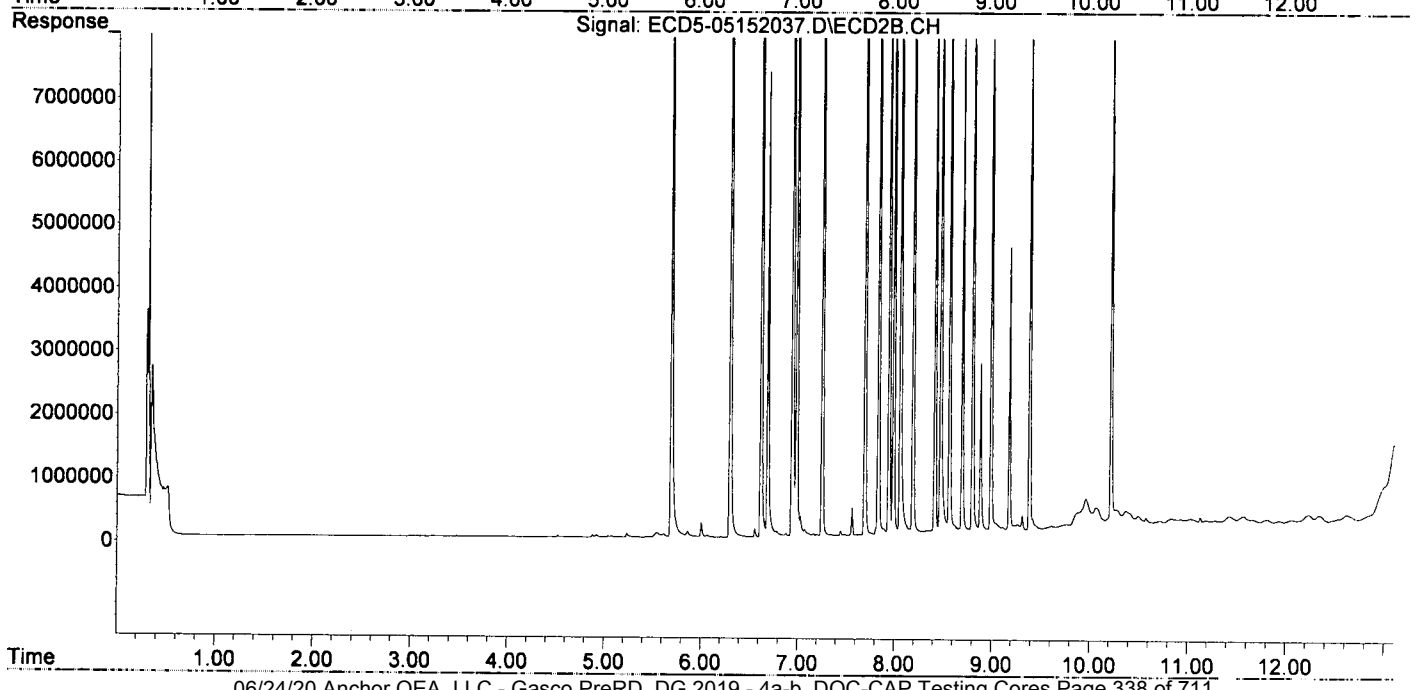

Quantitation Report (Qedit)

Data Path : C:\msdchem\1\data\2020-05\0E15033\
Data File : ECD5-05152037.D
Signal(s) : Signal #1: ECD1A.CH Signal #2: ECD2B.CH
Acq On : 15 May 2020 22:06
Operator : MJB
Sample : 0E15033-CCV5
Misc : A20C183, AB 50 ppb
ALS Vial : 3 (Sig #1); 0 (Sig #2) Sample Multiplier: 1

Integration File signal 1: PEST1.e
Integration File signal 2: PEST2.e
Quant Time: May 18 11:46:42 2020
Quant Method : C:\msdchem\1\methods\ECD5_QUANTPEST_200324RT6.M
Quant Title : Instrument: DualECD5
QLast Update : Wed Mar 25 12:47:54 2020
Response via : Initial Calibration
Integrator: ChemStation 6890 Scale Mode: Small noise peaks clipped

Volume Inj. : 2uL
Signal #1 Phase : Rtx-CLPesticides Signal #2 Phase: Rtx-CLPesticides2
Signal #1 Info : 30m X 0.32mm X 0. Signal #2 Info : 30m X 0.32mm X 0.25um

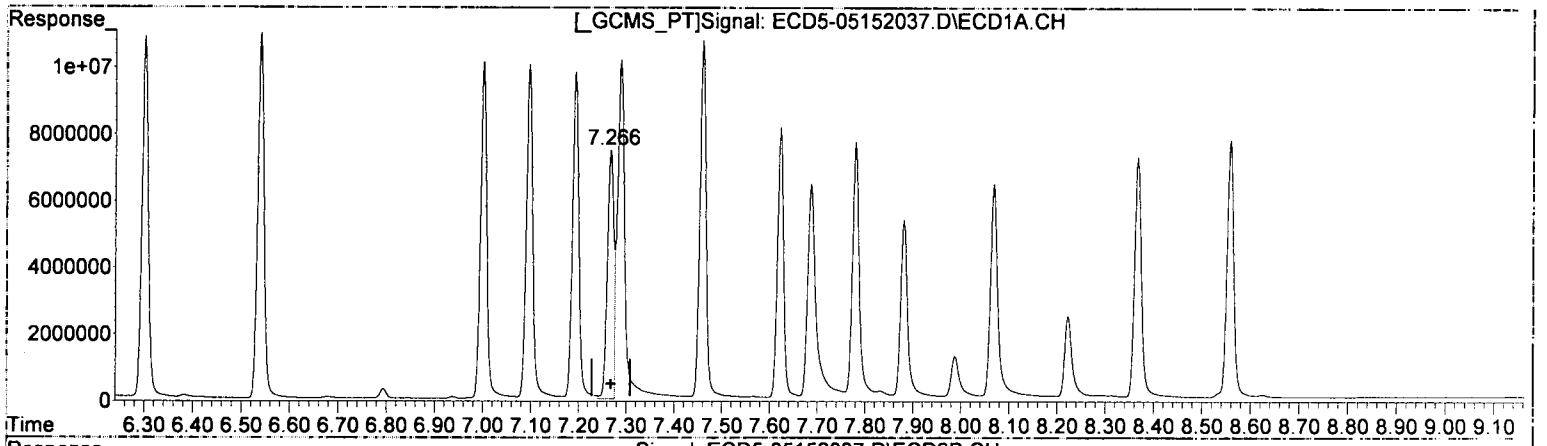

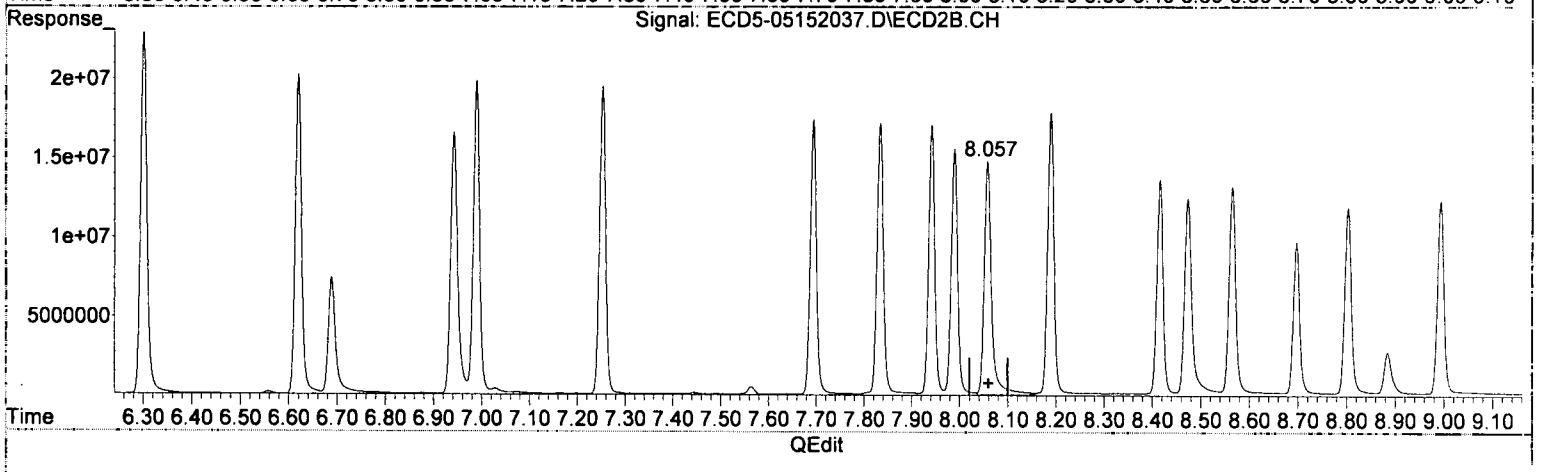

(12) 4,4'-DDE

7.266min 37.932 ng/mL m

response 7476905

MJB
5/18/20

(12) 4,4'-DDE #2

8.058min 51.174 ng/mL

response 14653307

(+) = Expected Retention Time

Quantitation Report (Qedit)

Data Path : C:\msdchem\1\data\2020-05\0E15033\
Data File : ECD5-05152037.D
Signal(s) : Signal #1: ECD1A.CH Signal #2: ECD2B.CH
Acq On : 15 May 2020 22:06
Operator : MJB
Sample : 0E15033-CCV5
Misc : A20C183, AB 50 ppb
ALS Vial : 3 (Sig #1); 0 (Sig #2) Sample Multiplier: 1

Integration File signal 1: PEST1.e
Integration File signal 2: PEST2.e
Quant Time: May 18 11:46:42 2020
Quant Method : C:\msdchem\1\methods\ECD5_QUANTPEST_200324RT6.M
Quant Title : Instrument: DualECD5
QLast Update : Wed Mar 25 12:47:54 2020
Response via : Initial Calibration
Integrator: ChemStation 6890 Scale Mode: Small noise peaks clipped

Volume Inj. : 2uL
Signal #1 Phase : Rtx-CLPesticides Signal #2 Phase: Rtx-CLPesticides2
Signal #1 Info : 30m X 0.32mm X 0. Signal #2 Info : 30m X 0.32mm X 0.25um

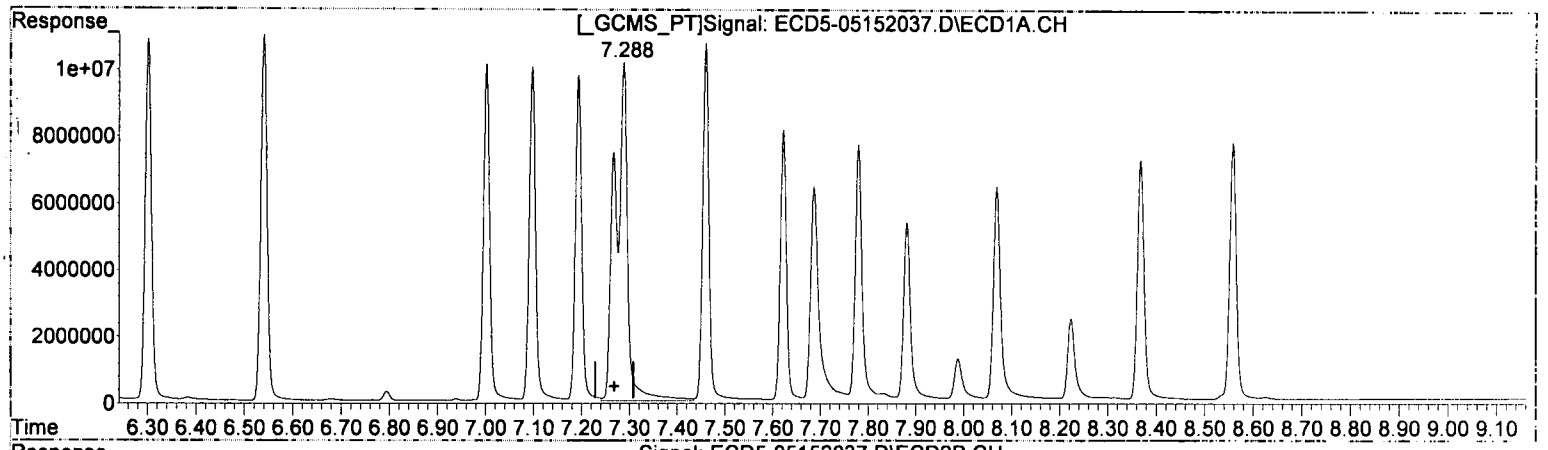

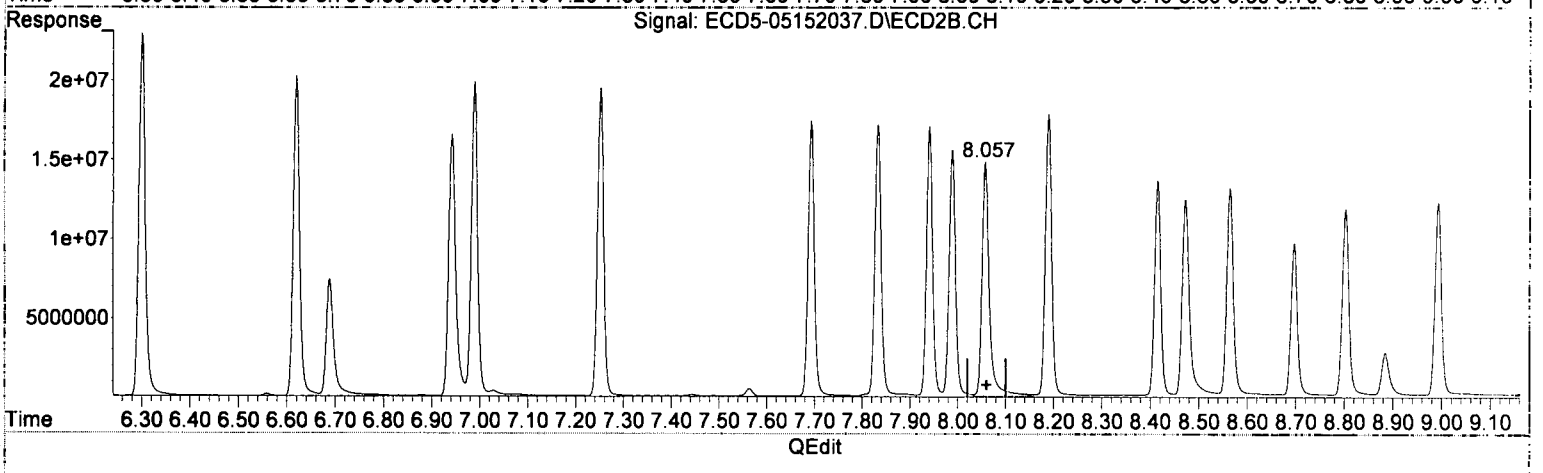

(12) 4,4'-DDE
7.288min 51.562 ng/mL Q-DE1
response 10163396

MJB 5/18/20

(12) 4,4'-DDE #2
8.058min 51.174 ng/mL
response 14653307

(+) = Expected Retention Time

ECD5_QUANTP..._200324RT6.M Mon May 18 19:10:25 2020 Page: 1

Quantitation Report (Not Reviewed)

Data Path : C:\msdchem\1\data\2020-05\0E15033\
Data File : ECD5-05152037.D
Signal(s) : Signal #1: ECD1A.CH Signal #2: ECD2B.CH
Acq On : 15 May 2020 22:06
Operator : MJB
Sample : 0E15033-CCV5
Misc : A20C183, AB 50 ppb
ALS Vial : 3 (Sig #1); 0 (Sig #2) Sample Multiplier: 1

Integration File signal 1: PEST1.e
Integration File signal 2: PEST2.e
Quant Time: May 18 11:46:42 2020
Quant Method : C:\msdchem\1\methods\ECD5_QUANTPEST_200324RT6.M
Quant Title : Instrument: DualECD5
QLast Update : Wed Mar 25 12:47:54 2020
Response via : Initial Calibration
Integrator: ChemStation 6890 Scale Mode: Small noise peaks clipped

Volume Inj. : 2uL
Signal #1 Phase : Rtx-CLPesticides Signal #2 Phase: Rtx-CLPesticides2
Signal #1 Info : 30m X 0.32mm X 0. Signal #2 Info : 30m X 0.32mm X 0.25um

MI
MJB 5/18/20

		Compound	RT#1	RT#2	Resp#1	Resp#2	ng/mL	ng/mL	
		System Monitoring Compounds							
1)	S	TCMX (S)	5.075	5.691	7120350	13805367	36.856	48.296	#
22)	S	DCBP (S)	9.266	10.220	7113550	10686455	47.704	62.925	#
		Target Compounds							
2)		a-BHC	5.612	6.301	12130636	22847236	46.092	56.385	
3)		g-BHC	5.895	6.620	10399228	20135529	45.462	56.918	#
4)		b-BHC	5.974	6.689	3274459	7343752	34.227	48.947	#
5)		Heptachlor	6.301	6.989	10794079	19759899	48.451	58.959	
6)		d-BHC	6.123	6.942	7159305	16456430	36.691	50.395	#
7)		Aldrin	6.540	7.253	10824909	19401126	48.756	59.535	
8)		Heptachlo...	7.001	7.694	10069507	17284258	49.132	58.070	
9)		trans-Chl...	7.097	7.833	9932607	17041315	47.647	56.251	
10)		cis-Chlor...	7.193	7.941	9669855	16938612	47.219	58.374	
11)		Endosulfa...	7.288	7.989	10163396	15457450	52.568	56.888	
12)		4,4'-DDE	7.288	8.058	10163396	14653307	51.562	51.174	
13)		Dieldrin	7.460	8.190	10588436	17697668	49.837	59.485	
14)		Endrin	7.622	8.416	8054868	13519627	47.124	59.042	#
15)		4,4'-DDD	7.687	8.473	6372642	12340996	38.993	51.289	#
16)		Endosulfa...	7.780	8.565	7607855	13042520	45.407	54.366	
17)		4,4'-DDT	7.881	8.697	5316690	9570264	40.713	51.344	#
18)		Endrin Al...	8.069	8.803	6396322	11751304	43.699	56.496	#
19)		Endosulfa...	8.368	8.993	7185029	12140770	43.695	53.320	
20)		Methoxychlor	8.223	9.181	2420972	4449979	36.089	48.091	#
21)		Endrin Ke...	8.558	9.388	7723362	11697184	40.443	46.916	
23)		Hexachlor...	0.000	0.000	0	0	N.D.	N.D.	
24)		Hexachlor...	5.456	0.000	20295	0	BelowCal	N.D.	
25)		Oxychlordane	6.938	7.639	47291	7272	0.023	BelowCal	#
26)		2,4'-DDE	7.001	7.833	10069507	17041315	81.278	86.264	
27)		trans-Non...	7.193	7.894	9669855	91196	50.959	0.096	#
28)		2,4'-DDD	0.000	8.190	0	17697668	N.D.	100.606	#
29)		2,4'-DDT	7.566	8.416	46394	13519627	0.265	82.567	#
30)		cis-Nonac...	7.687f	8.473	6372642	12340996	31.102	40.922	#
31)		Mirex	0.000	9.388	0	11697184	N.D.	65.788	#
32)		Chlordane...	7.193	7.894f	9669855	91196	414.266	2.314	#
33)		Chlordane...	7.288	8.058f	10163396	14653307	382.768	447.446	
34)		Chlordane...	7.831	8.697	202926	9570264	27.914	935.214	#
35)		Chlordane...	0.000	0.000	0	0	N.D.	N.D.	
36)		Toxaphene...	7.288	0.000	10163396	0	9780.104	N.D.	#
37)		Toxaphene...	7.566	8.619	46394	117623	22.265	32.910	#
38)		Toxaphene...	7.881	8.619	5316690	117623	1304.213	21.066	#
39)		Toxaphene...	0.000	8.697	0	9570264	N.D.	1089.063	#
40)		Toxaphene...	8.368f	8.884	7185029	2640115	2342.321	534.255	#
41)		Toxaphene...	0.000	9.266	0	96813	N.D.	17.913	#
42)		Toxaphene...	0.000	0.000	0	0	N.D.	N.D.	

Quantitation Report (Not Reviewed)

Data Path : C:\msdchem\1\data\2020-05\0E15033\
Data File : ECD5-05152037.D
Signal(s) : Signal #1: ECD1A.CH Signal #2: ECD2B.CH
Acq On : 15 May 2020 22:06
Operator : MJB
Sample : 0E15033-CCV5
Misc : A20C183, AB 50 ppb
ALS Vial : 3 (Sig #1); 0 (Sig #2) Sample Multiplier: 1

Integration File signal 1: PEST1.e
Integration File signal 2: PEST2.e
Quant Time: May 18 11:46:42 2020
Quant Method : C:\msdchem\1\methods\ECD5_QUANTPEST_200324RT6.M
Quant Title : Instrument: DualECD5
QLast Update : Wed Mar 25 12:47:54 2020
Response via : Initial Calibration
Integrator: ChemStation 6890 Scale Mode: Small noise peaks clipped

Volume Inj. : 2uL
Signal #1 Phase : Rtx-CLPesticides Signal #2 Phase: Rtx-CLPesticides2
Signal #1 Info : 30m X 0.32mm X 0. Signal #2 Info : 30m X 0.32mm X 0.25um

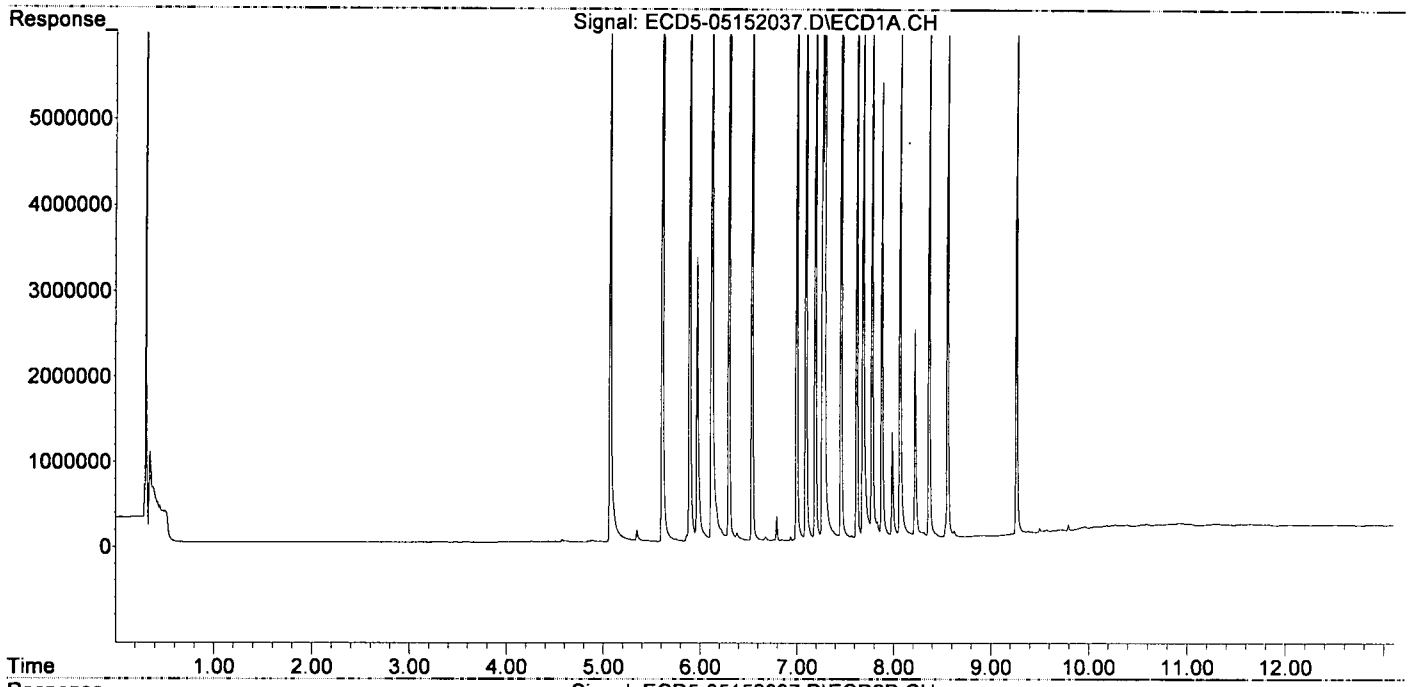

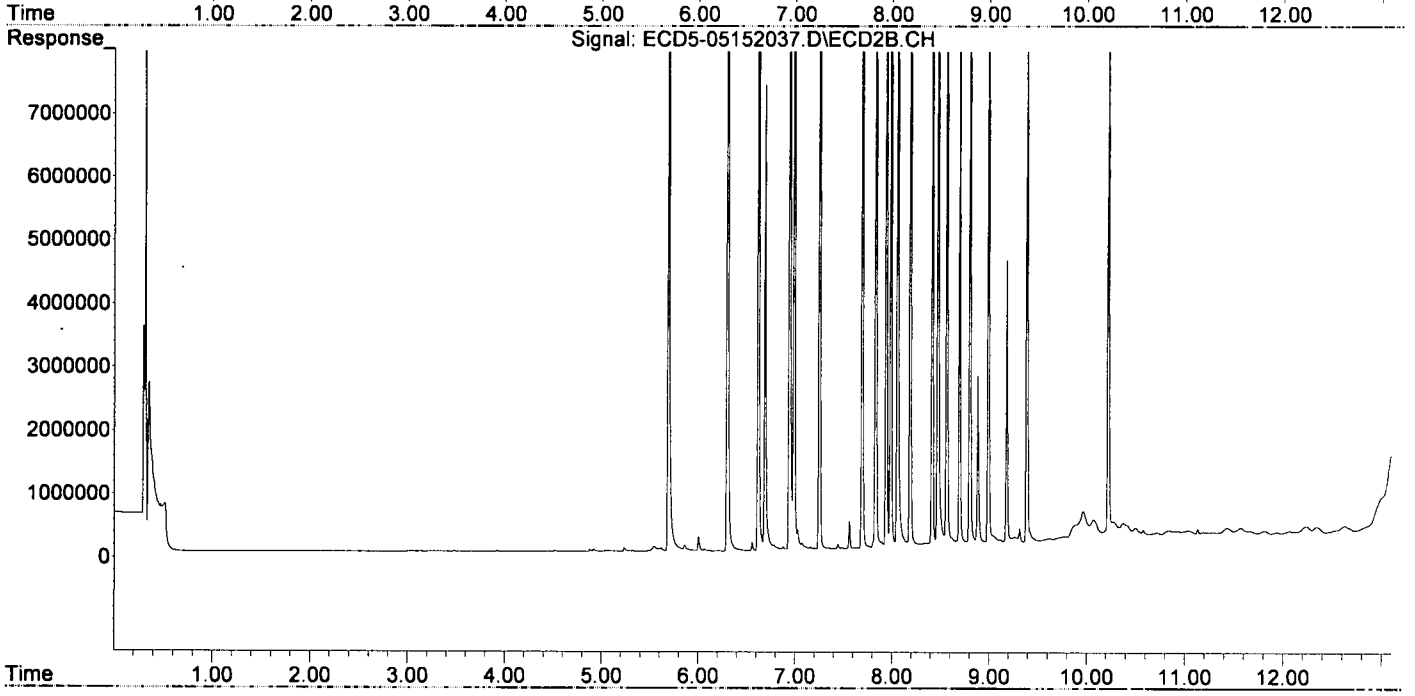

Quantitation Report (Not Reviewed)

Data Path : C:\msdchem\1\data\2020-05\0E15033\
Data File : ECD5-05152038.D
Signal(s) : Signal #1: ECD1A.CH Signal #2: ECD2B.CH
Acq On : 15 May 2020 22:23
Operator : MJB
Sample : 0E15033-CCV6
Misc : A20C358, 9-42 50 ppb
ALS Vial : 4 (Sig #1); 0 (Sig #2) Sample Multiplier: 1

Integration File signal 1: PEST1.e
Integration File signal 2: PEST2.e
Quant Time: May 18 11:46:46 2020
Quant Method : C:\msdchem\1\methods\ECD5_QUANTPEST_200324RT6.M
Quant Title : Instrument: DualECD5
QLast Update : Wed Mar 25 12:47:54 2020
Response via : Initial Calibration
Integrator: ChemStation 6890 Scale Mode: Small noise peaks clipped

Volume Inj. : 2uL
Signal #1 Phase : Rtx-CLPesticides Signal #2 Phase: Rtx-CLPesticides2
Signal #1 Info : 30m X 0.32mm X 0. Signal #2 Info : 30m X 0.32mm X 0.25um

MJB 5/18/20

		Compound	RT#1	RT#2	Resp#1	Resp#2	ng/mL	ng/mL	
		System Monitoring Compounds							
1)	S	TCMX (S)	5.049f	0.000	99999	0	0.518	N.D.	#
22)	S	DCBP (S)	9.268	10.219	11370	367538	BelowCal	2.164	
		Target Compounds							
2)		a-BHC	0.000	0.000	0	0	N.D.	N.D.	
3)		g-BHC	5.896	0.000	9974	0	0.044	N.D.	#
4)		b-BHC	0.000	0.000	0	0	N.D.	N.D.	
5)		Heptachlor	6.302	6.988	22862	49397	0.103	0.147	#
6)		d-BHC	0.000	0.000	0	0	N.D.	N.D.	
7)		Aldrin	6.508f	7.292f	4725	5030	0.021	0.015	#
8)		Heptachlo...	7.016	7.676f	4858056	59516	23.704	0.200	#
9)		trans-Chl...	7.097	7.834	174245	9698302	0.836	32.013	#
10)		cis-Chlor...	7.187	7.941	9410547	693645	45.953	2.390	#
11)		Endosulfa...	7.271f	8.006	50056	44581	0.259	0.164	#
12)		4,4'-DDE	7.271	0.000	50056	0	0.254	N.D.	#
13)		Dieldrin	0.000	8.207	0	8573985	N.D.	28.819	#
14)		Endrin	7.654f	8.429	10205377	8025711	59.705	35.049	#
15)		4,4'-DDD	7.654f	8.462	10205377	17546668	62.445	72.924	
16)		Endosulfa...	0.000	0.000	0	0	N.D.	N.D.	
17)		4,4'-DDT	0.000	8.668f	0	10901	N.D.	0.122	#
18)		Endrin Al...	8.077	8.807	13116	17624	0.090	0.085	
19)		Endosulfa...	8.411f	0.000	19247	0	0.117	N.D.	#
20)		Methoxychlor	0.000	9.184	0	139955	N.D.	1.595	#
21)		Endrin Ke...	8.564	9.374	25113	10466859	0.132	41.982	#
23)		Hexachlor...	2.858	3.381	8645831	19747053	46.040	53.679	
24)		Hexachlor...	5.456	6.159	6367587	12384158	34.848	43.127	
25)		Oxychlordane	6.930	7.622	8444612	14405655	~~49.708~~	56.047	
26)		2,4'-DDE	7.016	7.834	4858056	9698302	39.647	50.739	#
27)		trans-Non...	7.187	7.897	9410547	16129903	49.595	56.084	
28)		2,4'-DDD	7.387	8.207	4478474	8573985	41.585	50.720	
29)		2,4'-DDT	7.567	8.429	4389914	8025711	42.214	51.861	
30)		cis-Nonac...	7.654	8.462	10205377	17546668	49.721	57.323	
31)		Mirex	8.310	9.374	6558335	10466859	50.137	59.095	
32)		Chlordane...	7.187	7.897	9410547	16129903	403.157	409.345	
33)		Chlordane...	7.271f	8.006	50056	44581	1.885	1.361	#
34)		Chlordane...	0.000	8.668	0	10901	N.D.	1.065	#
35)		Chlordane...	0.000	0.000	0	0	N.D.	N.D.	
36)		Toxaphene...	7.271	0.000	50056	0	48.169	N.D.	#
37)		Toxaphene...	7.567	8.624f	4389914	45066	2800.920	12.609	#
38)		Toxaphene...	0.000	8.624	0	45066	N.D.	8.071	#
39)		Toxaphene...	8.077f	8.668f	13116	10901	3.339	BelowCal	#
40)		Toxaphene...	8.310f	8.900	6558335	24493	2138.018	4.957	#
41)		Toxaphene...	8.411	9.276	19247	256850	4.805	47.525	#
42)		Toxaphene...	0.000	0.000	0	0	N.D.	N.D.	

Quantitation Report (Not Reviewed)

Data Path : C:\msdchem\1\data\2020-05\0E15033\
Data File : ECD5-05152038.D
Signal(s) : Signal #1: ECD1A.CH Signal #2: ECD2B.CH
Acq On : 15 May 2020 22:23
Operator : MJB
Sample : 0E15033-CCV6
Misc : A20C358, 9-42 50 ppb
ALS Vial : 4 (Sig #1); 0 (Sig #2) Sample Multiplier: 1

Integration File signal 1: PEST1.e
Integration File signal 2: PEST2.e
Quant Time: May 18 11:46:46 2020
Quant Method : C:\msdchem\1\methods\ECD5_QUANTPEST_200324RT6.M
Quant Title : Instrument: DualECD5
QLast Update : Wed Mar 25 12:47:54 2020
Response via : Initial Calibration
Integrator: ChemStation 6890 Scale Mode: Small noise peaks clipped

Volume Inj. : 2uL
Signal #1 Phase : Rtx-CLPesticides Signal #2 Phase: Rtx-CLPesticides2
Signal #1 Info : 30m X 0.32mm X 0. Signal #2 Info : 30m X 0.32mm X 0.25um

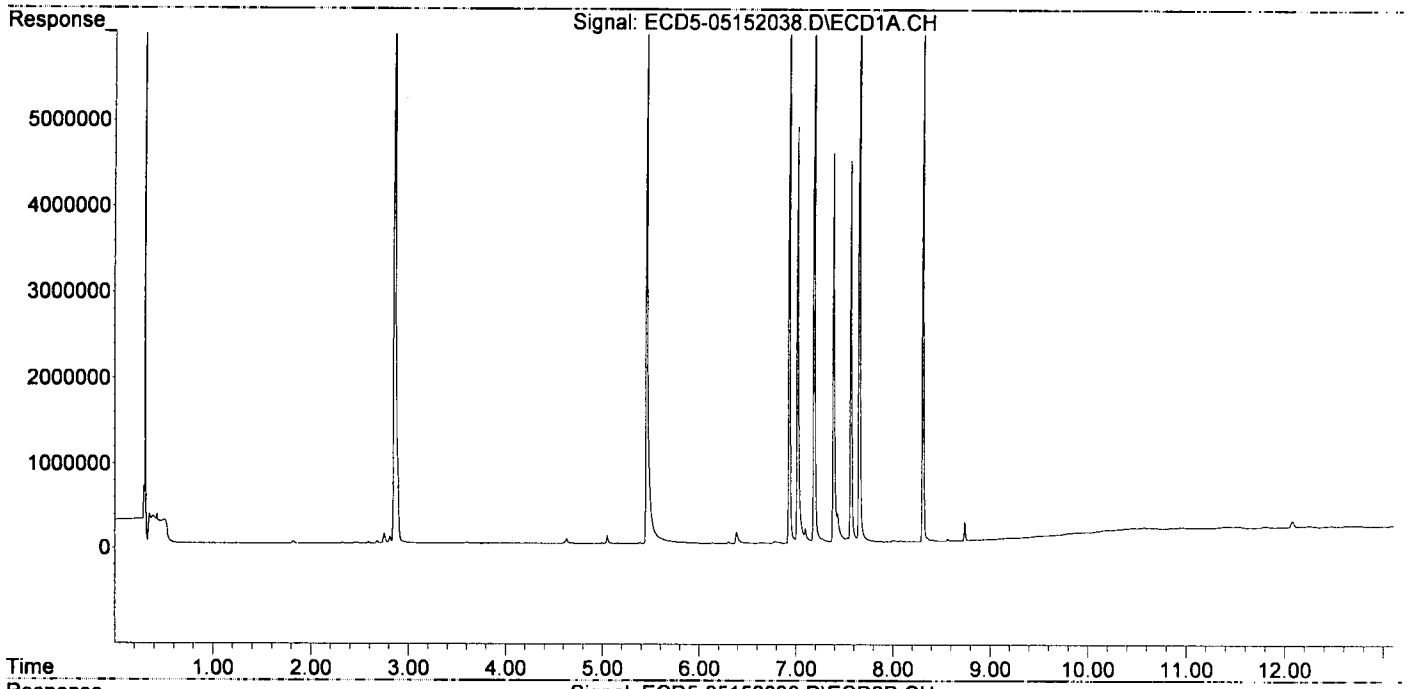

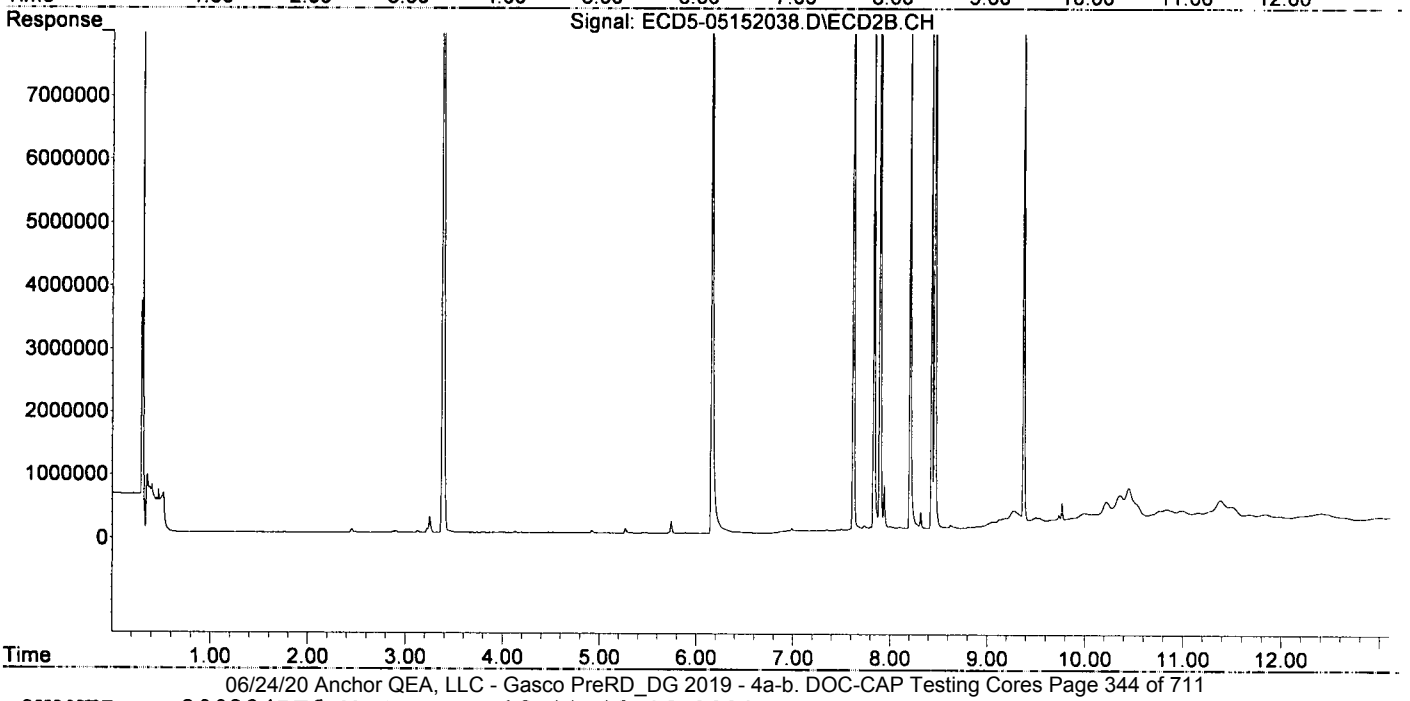

Quantitation Report (Not Reviewed)

Data Path : C:\msdchem\1\data\2020-05\0E15033\
Data File : ECD5-05152039.D
Signal(s) : Signal #1: ECD1A.CH Signal #2: ECD2B.CH
Acq On : 15 May 2020 22:40
Operator : MJB
Sample : 0E15033-CCB3
Misc : A20E115
ALS Vial : 7 (Sig #1); 0 (Sig #2) Sample Multiplier: 1

Integration File signal 1: PEST1.e
Integration File signal 2: PEST2.e
Quant Time: May 18 11:46:50 2020
Quant Method : C:\msdchem\1\methods\ECD5_QUANTPEST_200324RT6.M
Quant Title : Instrument: DualECD5
QLast Update : Wed Mar 25 12:47:54 2020
Response via : Initial Calibration
Integrator: ChemStation 6890 Scale Mode: Small noise peaks clipped

Volume Inj. : 2uL
Signal #1 Phase : Rtx-CLPesticides Signal #2 Phase: Rtx-CLPesticides2
Signal #1 Info : 30m X 0.32mm X 0. Signal #2 Info : 30m X 0.32mm X 0.25um

MJB 5/18/20

		Compound	RT#1	RT#2	Resp#1	Resp#2	ng/mL	ng/mL	
		System Monitoring Compounds							
1)	S	TCMX (S)	5.074	5.691	14535378	27660267	75.237	96.765	#
22)	S	DCBP (S)	9.266	10.220	13266277	21103037	89.054	124.261	#
		Target Compounds							
2)		a-BHC	0.000	0.000	0	0	N.D.	N.D.	
3)		g-BHC	0.000	0.000	0	0	N.D.	N.D.	
4)		b-BHC	0.000	0.000	0	0	N.D.	N.D.	
5)		Heptachlor	0.000	0.000	0	0	N.D.	N.D.	
6)		d-BHC	0.000	0.000	0	0	N.D.	N.D.	
7)		Aldrin	0.000	7.294f	0	10231	N.D.	0.031	#
8)		Heptachlo...	0.000	0.000	0	0	N.D.	N.D.	
9)		trans-Chl...	7.102	7.875f	7527	6090	0.036	0.020	#
10)		cis-Chlor...	7.226f	0.000	2462	0	0.012	N.D.	#
11)		Endosulfa...	0.000	0.000	0	0	N.D.	N.D.	
12)		4,4'-DDE	0.000	0.000	0	0	N.D.	N.D.	
13)		Dieldrin	7.462	0.000	1784	0	0.008	N.D.	#
14)		Endrin	0.000	0.000	0	0	N.D.	N.D.	
15)		4,4'-DDD	0.000	0.000	0	0	N.D.	N.D.	
16)		Endosulfa...	0.000	0.000	0	0	N.D.	N.D.	
17)		4,4'-DDT	0.000	0.000	0	0	N.D.	N.D.	
18)		Endrin Al...	8.075	0.000	5481	0	0.037	N.D.	#
19)		Endosulfa...	0.000	0.000	0	0	N.D.	N.D.	
20)		Methoxychlor	0.000	0.000	0	0	N.D.	N.D.	
21)		Endrin Ke...	8.569	0.000	14397	0	0.075	N.D.	#
23)		Hexachlor...	0.000	0.000	0	0	N.D.	N.D.	
24)		Hexachlor...	5.456	0.000	37117	0	BelowCal	N.D.	
25)		Oxychlordane	0.000	0.000	0	0	N.D.	N.D.	
26)		2,4'-DDE	0.000	0.000	0	0	N.D.	N.D.	
27)		trans-Non...	7.226f	7.875f	2462	6090	BelowCal	BelowCal	
28)		2,4'-DDD	0.000	0.000	0	0	N.D.	N.D.	
29)		2,4'-DDT	7.579	0.000	1562	0	BelowCal	N.D.	
30)		cis-Nonac...	0.000	0.000	0	0	N.D.	N.D.	
31)		Mirex	8.328	0.000	3727	0	5765.329	N.D.	#
32)		Chlordane...	7.226f	0.000	2462	0	0.105	N.D.	#
33)		Chlordane...	0.000	0.000	0	0	N.D.	N.D.	
34)		Chlordane...	0.000	0.000	0	0	N.D.	N.D.	
35)		Chlordane...	0.000	0.000	0	0	N.D.	N.D.	
36)		Toxaphene...	0.000	0.000	0	0	N.D.	N.D.	
37)		Toxaphene...	7.579	8.627f	1562	39552	16730.823	11.066	#
38)		Toxaphene...	0.000	8.627	0	39552	N.D.	7.084	#
39)		Toxaphene...	0.000	0.000	0	0	N.D.	N.D.	
40)		Toxaphene...	8.328	0.000	3727	0	1.215	N.D.	#
41)		Toxaphene...	0.000	0.000	0	0	N.D.	N.D.	
42)		Toxaphene...	0.000	0.000	0	0	N.D.	N.D.	

Quantitation Report (Not Reviewed)

Data Path : C:\msdchem\1\data\2020-05\0E15033\
Data File : ECD5-05152039.D
Signal(s) : Signal #1: ECD1A.CH Signal #2: ECD2B.CH
Acq On : 15 May 2020 22:40
Operator : MJB
Sample : 0E15033-CCB3
Misc : A20E115
ALS Vial : 7 (Sig #1); 0 (Sig #2) Sample Multiplier: 1

Integration File signal 1: PEST1.e
Integration File signal 2: PEST2.e
Quant Time: May 18 11:46:50 2020
Quant Method : C:\msdchem\1\methods\ECD5_QUANTPEST_200324RT6.M
Quant Title : Instrument: DualECD5
QLast Update : Wed Mar 25 12:47:54 2020
Response via : Initial Calibration
Integrator: ChemStation 6890 Scale Mode: Small noise peaks clipped

Volume Inj. : 2uL
Signal #1 Phase : Rtx-CLPesticides Signal #2 Phase: Rtx-CLPesticides2
Signal #1 Info : 30m X 0.32mm X 0. Signal #2 Info : 30m X 0.32mm X 0.25um

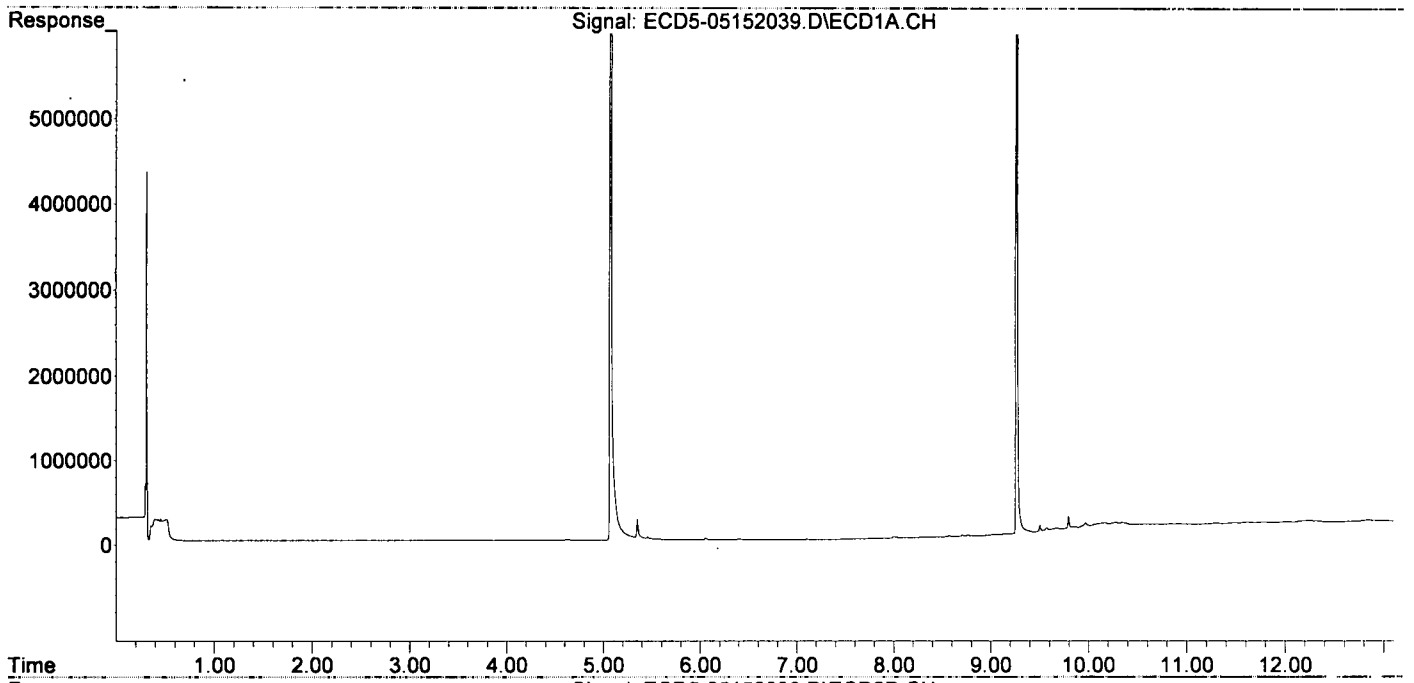

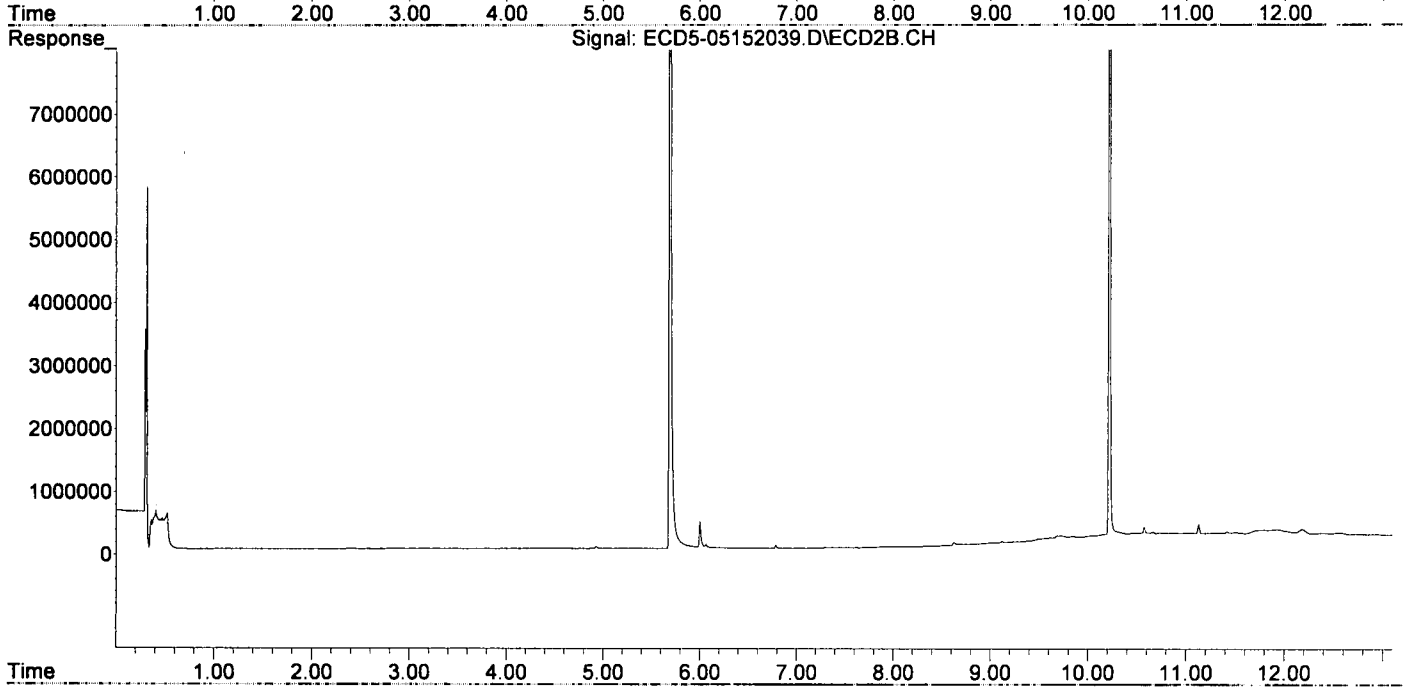

APEX LABORATORIES, LLC
6700 SW Sandburg St. Tigard OR 97223 phone 503-718-2323

Organochloride Pesticides by EPA 8081B
Calibration Data

Sequence 0C24036 (Cal ID A0D2504) DualECD5

ELEMENT SEQUENCE LOG

Apex Laboratories

Sequence: **0C24036** Instrument: **DUALECD5**

Date: **03/24/20 12:02** Calibration: **A0C2504**

#	Lab Number	Matrix	Analysis	Client	Due	Batch	ISTD ID	STD ID
1	0C24036-BKD12	Water	QC MJB 3/25/20	QC				A20C091
2	0C24036-ICB1	Water	QC	QC				A20B383
3	0C24036-CAL1	Water	QC	QC				A20C398
4	0C24036-CAL2	Water	QC	QC				A20C178
5	0C24036-CAL3	Water	QC	QC				A20C179
6	0C24036-CAL4	Water	QC	QC				A20C180
7	0C24036-CAL5	Water	QC	QC				A20C181
8	0C24036-CAL6	Water	QC	QC				A20C182
9	0C24036-CAL7	Water	QC	QC				A20C183
10	0C24036-CAL8	Water	QC	QC				A20C184
11	0C24036-CAL9	Water	QC	QC				A20C177
12	0C24036-IBL1	Water	QC	QC				
13	0C24036-ICV1	Water	QC	QC				A20C164
14	0C24036-CALA	Water	QC	QC				A20C399
15	0C24036-CALB	Water	QC	QC				A20C353
16	0C24036-CALC	Water	QC	QC				A20C354
17	0C24036-CALD	Water	QC	QC				A20C355
18	0C24036-CALE	Water	QC	QC				A20C356
19	0C24036-CALF	Water	QC	QC				A20C357
20	0C24036-CALG	Water	QC	QC				A20C358
21	0C24036-CALH	Water	QC	QC				A20C359
22	0C24036-CALI	Water	QC	QC				A20C352
23	0C24036-IBL2	Water	QC	QC				
24	0C24036-ICV2	Water	QC	QC				A20C360
25	0C24036-CALJ	Water	QC	QC				A20C400
26	0C24036-CALK	Water	QC	QC				A19K307
27	0C24036-CALL	Water	QC	QC				A19K308
28	0C24036-CALM	Water	QC	QC				A19K309
29	0C24036-CALN	Water	QC	QC				A19K310
30	0C24036-CALO	Water	QC	QC				A19K311
31	0C24036-CALP	Water	QC	QC				A19K306
32	0C24036-IBL3	Water	QC	QC				
33	0C24036-ICV3	Water	QC	QC				A19K312
34	0C24036-CALQ	Water	QC	QC				A20C401
35	0C24036-CALR	Water	QC	QC				A19J417
36	0C24036-CALS	Water	QC	QC				A19J418
37	0C24036-CALT	Water	QC	QC				A19J419
38	0C24036-CALU	Water	QC	QC				A19J420
39	0C24036-CALV	Water	QC	QC				A19J421
40	0C24036-CALW	Water	QC	QC				A19J416
41	0C24036-IBL4	Water	QC	QC				
42	0C24036-ICV4	Water	QC	QC				A19J422

Comments: ICPL

Data Entered By: MJB 3/25/20

Data Reviewed By: 3/30/20

Calibration Status Report DUALECD5

Method Path : C:\msdchem\1\methods\
Method File : ECD5_QUANTPEST_200324.M
Title : Instrument: DualECD5
Last Update : Wed Mar 25 12:47:54 2020
Response Via : Initial Calibration

AOC2504

MJB 3/25/20

#	ID	Conc	ISTD Conc	Path\File
1	1	10	0	C:\msdchem\1\data\2020-03\0C24036\ECD5-03242040.D
2	2	50	0	C:\msdchem\1\data\2020-03\0C24036\ECD5-03242041.D
3	3	100	0	C:\msdchem\1\data\2020-03\0C24036\ECD5-03242042.D
4	4	200	0	C:\msdchem\1\data\2020-03\0C24036\ECD5-03242043.D
5	5	500	0	C:\msdchem\1\data\2020-03\0C24036\ECD5-03242044.D
6	6	1000	0	C:\msdchem\1\data\2020-03\0C24036\ECD5-03242045.D
7	7	2000	0	C:\msdchem\1\data\2020-03\0C24036\ECD5-03242046.D
8	8	-1	0	C:\msdchem\1\data\2020-03\0C24036\ECD5-03242027.D
9	9	-1	0	C:\msdchem\1\data\2020-03\0C24036\ECD5-03242028.D

#	ID	Update Time	Quant Time	Acquisition Time
1	1	Mar 25 12:47 2020	Mar 25 12:41 2020	24 Mar 2020 23:39
2	2	Mar 25 12:47 2020	Mar 25 12:42 2020	24 Mar 2020 23:56
3	3	Mar 25 12:47 2020	Mar 25 12:42 2020	25 Mar 2020 0:13
4	4	Mar 25 12:47 2020	Mar 25 12:43 2020	25 Mar 2020 0:31
5	5	Mar 25 12:47 2020	Mar 25 12:40 2020	25 Mar 2020 0:48
6	6	Mar 25 12:47 2020	Mar 25 12:43 2020	25 Mar 2020 1:05
7	7	Mar 25 12:47 2020	Mar 25 12:44 2020	25 Mar 2020 1:22
8	8	Mar 25 12:45 2020	Mar 25 12:31 2020	24 Mar 2020 19:57
9	9	Mar 25 12:45 2020	Mar 25 12:32 2020	24 Mar 2020 20:14

ECD5_QUANTPEST_200324.M Wed Mar 25 15:06:34 2020

Calibration Report DUALECD5

Method Path : C:\msdchem\1\methods\
Method File : ECD5_QUANTPEST_200324.M
Title : Instrument: DualECD5
Last Update : Wed Mar 25 12:47:54 2020
Response Via : Initial Calibration

Calibration Files
1 =ECD5-03242040 2 =ECD5-03242041 3 =ECD5-03242042 4 =ECD5-03242043 5 =ECD5-03
6 =ECD5-03242045 7 =ECD5-03242046 8 =ECD5-03242027 9 =ECD5-03242028

MJB 3/25/20

		Compound	Fit	Constant	Linear	Quad	RSD/Cf
1)	S	TCMX (S)	Avg	-----	1.9319 e5	-----	0.0683
2)		a-BHC	Avg	-----	2.6319 e5	-----	0.0260
3)		g-BHC	Avg	-----	2.2875 e5	-----	0.0298
4)		b-BHC	Avg	-----	9.5670 e4	-----	0.0880
5)		Heptachlor	Avg	-----	2.2278 e5	-----	0.0620
6)		d-BHC	Avg	-----	1.9512 e5	-----	0.0627
7)		Aldrin	Avg	-----	2.2202 e5	-----	0.0322
8)		Heptachlor Expoxide	Avg	-----	2.0495 e5	-----	0.0750
9)		trans-Chlordane	Avg	-----	2.0846 e5	-----	0.0591
10)		cis-Chlordane	Avg	-----	2.0479 e5	-----	0.0839
11)		Endosulfan I	Avg	-----	1.9334 e5	-----	0.0617
12)		4,4'-DDE	Avg	-----	1.9711 e5	-----	0.0418
13)		Dieldrin	Avg	-----	2.1246 e5	-----	0.0420
14)		Endrin	Avg	-----	1.7093 e5	-----	0.0601
15)		4,4'-DDD	Avg	-----	1.6343 e5	-----	0.0583
16)		Endosulfan II	Avg	-----	1.6755 e5	-----	0.0681
17)		4,4'-DDT	Quad	2.1705 e3	1.2179 e5	2.1492 e2	0.9985
18)		Endrin Aldehyde	Avg	-----	1.4637 e5	-----	0.0827
19)		Endosulfan Sulfate	Avg	-----	1.6444 e5	-----	0.0882
20)		Methoxychlor	Quad	1.1200 e4	6.4109 e4	7.3837 e1	0.9969
21)		Endrin Ketone	Avg	-----	1.9097 e5	-----	0.0935
22)	S	DCBP (S)	Quad	2.6503 e4	1.4844 e5	2.6093	0.9977
23)		Hexachlorobutadiene	Quad	4.9956 e4	1.8748 e5	-1.6945 e1	0.9971
24)		Hexachlorobenzene	Quad	5.0142 e4	1.8031 e5	2.7949 e1	0.9974
25)		Oxychlordane	Quad	4.3412 e4	1.6869 e5	6.3885	0.9975
26)		2,4'-DDE	Quad	2.5743 e4	1.2027 e5	4.0593 e1	0.9981
27)		trans-Nonachlor	Quad	4.8572 e4	1.8747 e5	2.6143 e1	0.9981
28)		2,4'-DDD	Quad	2.9745 e4	1.0588 e5	2.6404 e1	0.9966
29)		2,4'-DDT	Quad	2.0096 e4	9.9122 e4	1.0409 e2	0.9974
30)		cis-Nonachlor	Quad	4.6622 e4	2.0186 e5	4.9307 e1	0.9977
31)		Mirex	Quad	5.2543 e4	1.3090 e5	-2.2706 e1	0.9940
32)		Chlordane (1)	Avg	-----	2.3342 e4	-----	0.0475
33)		Chlordane (2)	Avg	-----	2.6552 e4	-----	0.0409
34)		Chlordane (3)	Avg	-----	7.2697 e3	-----	0.0474
35)		Chlordane - AVE	Avg	-----	-----	-----	0.0000
36)		Toxaphene (1)	Avg	-----	1.0392 e3	-----	0.0926
37)		Toxaphene (2)	Quad	4.5805 e3	1.8805 e3	-0.1124	0.9965
38)		Toxaphene (3)	Avg	-----	4.0766 e3	-----	0.0932
39)		Toxaphene (4)	Avg	-----	3.9281 e3	-----	0.1041
40)		Toxaphene (5)	Avg	-----	3.0675 e3	-----	0.0636
41)		Toxaphene (6)	Avg	-----	4.0057 e3	-----	0.0782
42)		Toxaphene - AVE	Avg	-----	-----	-----	0.0000

Signal #2

		Compound	Fit	Constant	Linear	Quad	RSD/Cf
1)	S	TCMX (S)	Avg	-----	2.8585 e5	-----	0.0795
2)		a-BHC	Avg	-----	4.0520 e5	-----	0.0815
3)		g-BHC	Avg	-----	3.5377 e5	-----	0.0660
4)		b-BHC	Avg	-----	1.5003 e5	-----	0.0774
5)		Heptachlor	Avg	-----	3.3515 e5	-----	0.0642
6)		d-BHC	Avg	-----	3.2655 e5	-----	0.0952
7)		Aldrin	Avg	-----	3.2588 e5	-----	0.0617

8)		Heptachlor Expoxide	Avg	-----		2.9765 e5	-----	0.0561
9)		trans-Chlordane	Avg	-----		3.0295 e5	-----	0.0625
10)		cis-Chlordane	Avg	-----		2.9017 e5	-----	0.0562
11)		Endosulfan I	Avg	-----		2.7172 e5	-----	0.0584
12)		4,4'-DDE	Avg	-----		2.8634 e5	-----	0.0828
13)		Dieldrin	Avg	-----		2.9751 e5	-----	0.0683
14)		Endrin	Avg	-----		2.2898 e5	-----	0.0847
15)		4,4'-DDD	Avg	-----		2.4061 e5	-----	0.0781
16)		Endosulfan II	Avg	-----		2.3990 e5	-----	0.0779
17)		4,4'-DDT	Quad	-8.6902	e3	1.6076 e5	5.0266 e2	0.9973
18)		Endrin Aldehyde	Avg	-----		2.0800 e5	-----	0.0621
19)		Endosulfan Sulfate	Avg	-----		2.2769 e5	-----	0.0738
20)		Methoxychlor	Quad	7.0046	e3	8.3047 e4	1.9422 e2	0.9983
21)		Endrin Ketone	Avg	-----		2.4932 e5	-----	0.0804
22)	S	DCBP (S)	Avg	-----		1.6983 e5	-----	0.0673
23)		Hexachlorobutadiene	Quad	7.9613	e4	3.5824 e5	1.5178 e2	0.9982
24)		Hexachlorobenzene	Quad	6.7385	e4	2.7595 e5	2.2369 e2	0.9991
25)		Oxychlordane	Quad	6.5358	e4	2.4251 e5	2.3825 e2	0.9975
26)		2,4'-DDE	Quad	3.8818	e4	1.8078 e5	1.8923 e2	0.9980
27)		trans-Nonachlor	Quad	6.5292	e4	2.7098 e5	2.7573 e2	0.9983
28)		2,4'-DDD	Quad	4.4671	e4	1.6074 e5	1.4638 e2	0.9978
29)		2,4'-DDT	Quad	2.5879	e4	1.3876 e5	2.9876 e2	0.9989
30)		cis-Nonachlor	Quad	6.1790	e4	2.8768 e5	3.0253 e2	0.9988
31)		Mirex	Quad	7.5544	e4	1.6867 e5	1.2131 e2	0.9979
32)		Chlordane (1)	Avg	-----		3.9404 e4	-----	0.0724
33)		Chlordane (2)	Avg	-----		3.2749 e4	-----	0.0644
34)		Chlordane (3)	Avg	-----		1.0233 e4	-----	0.0773
35)		Chlordane - AVE	Avg	-----		-----	-----	0.0000
36)		Toxaphene (1)	Avg	-----		2.8124 e3	-----	0.0840
37)		Toxaphene (2)	Avg	-----		3.5741 e3	-----	0.0639
38)		Toxaphene (3)	Avg	-----		5.5835 e3	-----	0.0852
39)		Toxaphene (4)	Quad	3.5387	e4	8.1369 e3	0.5677	0.9989
40)		Toxaphene (5)	Avg	-----		4.9417 e3	-----	0.0682
41)		Toxaphene (6)	Avg	-----		5.4045 e3	-----	0.0756
42)		Toxaphene - AVE	Avg	-----		-----	-----	0.0000

ECD5_QUANTPEST_200324.M Wed Mar 25 15:06:51 2020

Element Calibration Review Sheet

Calibration ID: **A0C2504** Instrument: **DUALECD5** Calibration Date: **03/25/2020**

Analysis: **8081B Pesticides + Add** Instrument Cal ID: **ECD5_QUANTPEST_20032**

Chlordane (Technical)

Curve Fit: **AVERAGE RF**

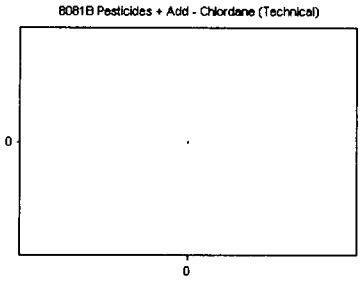

Standard	Concentration	Response	Response Factor	RT
~~0C24036-CALJ~~	~~10~~	~~0~~	~~0.000~~	~~0.00~~
~~0C24036-CALK~~	~~50~~	~~0~~	~~0.000~~	~~0.00~~
~~0C24036-CALL~~	~~100~~	~~0~~	~~0.000~~	~~0.00~~
~~0C24036-CALM~~	~~200~~	~~0~~	~~0.000~~	~~0.00~~
~~0C24036-CALN~~	~~500~~	~~0~~	~~0.000~~	~~0.00~~
~~0C24036-CALO~~	~~1000~~	~~0~~	~~0.000~~	~~0.00~~
~~0C24036-CALP~~	~~2000~~	~~0~~	~~0.000~~	~~0.00~~

AVE RF **0.000** RF RSD **0.00** AVE RT **0.00**

Chlordane (Technical) [2C]

Curve Fit: **AVERAGE RF**

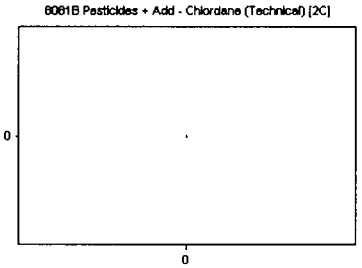

Standard	Concentration	Response	Response Factor	RT
~~0C24036-CALJ~~	~~10~~	~~0~~	~~0.000~~	~~0.00~~
~~0C24036-CALK~~	~~50~~	~~0~~	~~0.000~~	~~0.00~~
~~0C24036-CALL~~	~~100~~	~~0~~	~~0.000~~	~~0.00~~
~~0C24036-CALM~~	~~200~~	~~0~~	~~0.000~~	~~0.00~~
~~0C24036-CALN~~	~~500~~	~~0~~	~~0.000~~	~~0.00~~
~~0C24036-CALO~~	~~1000~~	~~0~~	~~0.000~~	~~0.00~~
~~0C24036-CALP~~	~~2000~~	~~0~~	~~0.000~~	~~0.00~~

AVE RF **0.000** RF RSD **0.00** AVE RT **0.00**

Toxaphene (Total)

Curve Fit: **AVERAGE RF**

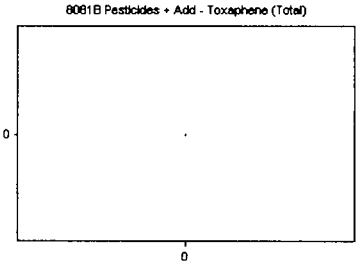

Standard	Concentration	Response	Response Factor	RT
~~0C24036-CALQ~~	~~10~~	~~0~~	~~0.000~~	~~0.00~~
~~0C24036-CALR~~	~~50~~	~~0~~	~~0.000~~	~~0.00~~
~~0C24036-CALS~~	~~100~~	~~0~~	~~0.000~~	~~0.00~~
~~0C24036-CALT~~	~~200~~	~~0~~	~~0.000~~	~~0.00~~
~~0C24036-CALU~~	~~500~~	~~0~~	~~0.000~~	~~0.00~~
~~0C24036-CALV~~	~~1000~~	~~0~~	~~0.000~~	~~0.00~~
~~0C24036-CALW~~	~~2000~~	~~0~~	~~0.000~~	~~0.00~~

AVE RF **0.000** RF RSD **0.00** AVE RT **0.00**

Toxaphene (Total) [2C]

Curve Fit: **AVERAGE RF**

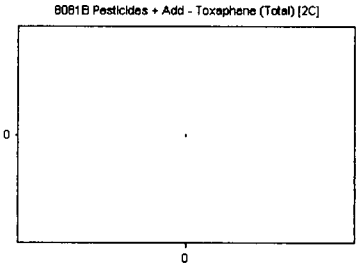

Standard	Concentration	Response	Response Factor	RT
~~0C24036-CALQ~~	~~10~~	~~0~~	~~0.000~~	~~0.00~~
~~0C24036-CALR~~	~~50~~	~~0~~	~~0.000~~	~~0.00~~
~~0C24036-CALS~~	~~100~~	~~0~~	~~0.000~~	~~0.00~~
~~0C24036-CALT~~	~~200~~	~~0~~	~~0.000~~	~~0.00~~
~~0C24036-CALU~~	~~500~~	~~0~~	~~0.000~~	~~0.00~~
~~0C24036-CALV~~	~~1000~~	~~0~~	~~0.000~~	~~0.00~~
~~0C24036-CALW~~	~~2000~~	~~0~~	~~0.000~~	~~0.00~~

AVE RF **0.000** RF RSD **0.00** AVE RT **0.00**

Element Calibration Review Sheet

Calibration ID: **A0C2504** Instrument: **DUALECD5** Calibration Date: **03/25/2020**

Analysis: **8081B Pesticides + Add** Instrument Cal ID: **ECD5_QUANTPEST_20032**

Hexachlorobutadiene

Curve Fit: **QUADRATIC: Weighting: (1/a^2), Origin: Ignore**

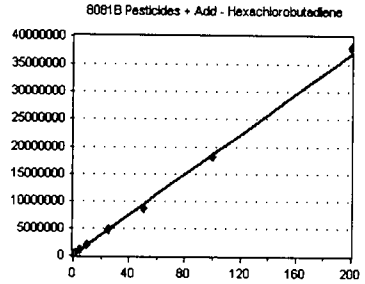

Standard	Concentration	Response	Response Factor	RT
0C24036-CALA	0.5	138995	277990.000	3.19
0C24036-CALB	1	252963	252963.000	3.19
0C24036-CALC	2	439567	219783.500	3.19
0C24036-CALD	5	985296	197059.200	3.19
0C24036-CALE	10	1913685	191368.500	3.19
0C24036-CALF	25	4744416	189776.600	3.19
0C24036-CALG	50	8717391	174347.800	3.19
0C24036-CALH	100	1.806462E+07	180646.200	3.19
0C24036-CALI	200	3.806473E+07	190323.600	3.19

AVE RF **208250.900** RF RSD **16.96** AVE RT **3.19**

Hexachlorobutadiene [2C]

Curve Fit: **QUADRATIC: Weighting: (1/a^2), Origin: Ignore**

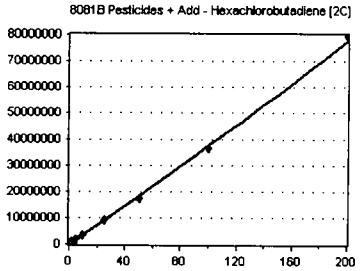

Standard	Concentration	Response	Response Factor	RT
0C24036-CALA	0.5	251522	503044.000	3.68
0C24036-CALB	1	464249	464249.000	3.67
0C24036-CALC	2	807666	403833.000	3.67
0C24036-CALD	5	1888911	377782.200	3.67
0C24036-CALE	10	3659331	365933.100	3.67
0C24036-CALF	25	9164447	366577.900	3.67
0C24036-CALG	50	1.743982E+07	348796.400	3.67
0C24036-CALH	100	3.634469E+07	363446.900	3.68
0C24036-CALI	200	7.974695E+07	398734.800	3.68

AVE RF **399155.200** RF RSD **12.98** AVE RT **3.67**

2,4,5,6-TCMX (Surr)

Curve Fit: **AVERAGE RF**

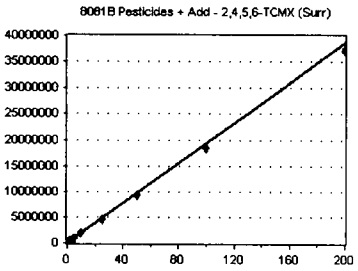

Standard	Concentration	Response	Response Factor	RT
0C24036-CAL1	0.5	110536	221072.000	5.39
0C24036-CAL2	1	207645	207645.000	5.39
0C24036-CAL3	2	389246	194623.000	5.39
0C24036-CAL4	5	964743	192948.600	5.39
0C24036-CAL5	10	1871440	187144.000	5.39
0C24036-CAL6	25	4512622	180504.900	5.39
0C24036-CAL7	50	9241615	184832.300	5.39
0C24036-CAL8	100	1.835447E+07	183544.700	5.39
0C24036-CAL9	200	3.728779E+07	186439.000	5.39

AVE RF **193194.800** RF RSD **6.83** AVE RT **5.39**

Hexachlorobenzene

Curve Fit: **QUADRATIC: Weighting: (1/a^2), Origin: Ignore**

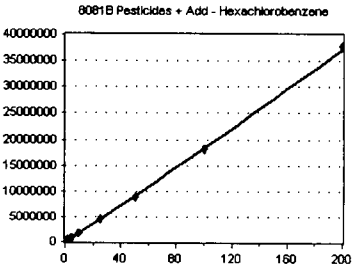

Standard	Concentration	Response	Response Factor	RT
0C24036-CALA	0.5	135442	270884.000	5.77
0C24036-CALB	1	248838	248838.000	5.77
0C24036-CALC	2	419155	209577.500	5.77
0C24036-CALD	5	941551	188310.200	5.77
0C24036-CALE	10	1821184	182118.400	5.77
0C24036-CALF	25	4553836	182153.400	5.77
0C24036-CALG	50	8762097	175241.900	5.77
0C24036-CALH	100	1.818749E+07	181874.900	5.77
0C24036-CALI	200	3.782323E+07	189116.200	5.77

AVE RF **203123.800** RF RSD **16.74** AVE RT **5.77**

Element Calibration Review Sheet

Calibration ID: **A0C2504** Instrument: **DUALECD5** Calibration Date: **03/25/2020**

Analysis: **8081B Pesticides + Add** Instrument Cal ID: **ECD5_QUANTPEST_20032**

alpha-BHC

Curve Fit: **AVERAGE RF**

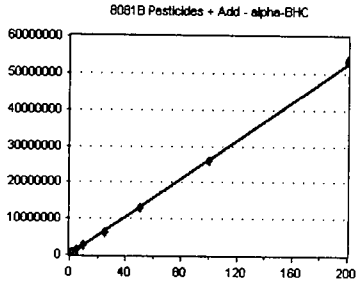

Standard	Concentration	Response	Response Factor	RT
0C24036-CAL1	0.5	137171	274342.000	5.93
0C24036-CAL2	1	265596	265596.000	5.93
0C24036-CAL3	2	533325	266662.500	5.93
0C24036-CAL4	5	1329593	265918.600	5.93
0C24036-CAL5	10	2560403	256040.300	5.93
0C24036-CAL6	25	6300836	252033.400	5.93
0C24036-CAL7	50	1.311416E+07	262283.200	5.93
0C24036-CAL8	100	2.579191E+07	257919.100	5.93
0C24036-CAL9	200	5.357471E+07	267873.600	5.93

AVE RF **263185.400** RF RSD **2.60** AVE RT **5.93**

2,4,5,6-TCMX (Surr) [2C]

Curve Fit: **AVERAGE RF**

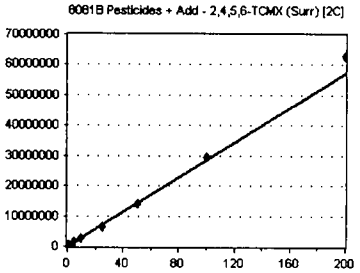

Standard	Concentration	Response	Response Factor	RT
0C24036-CAL1	0.5	164456	328912.000	5.99
0C24036-CAL2	1	286301	286301.000	5.99
0C24036-CAL3	2	549729	274864.500	5.99
0C24036-CAL4	5	1335959	267191.800	5.99
0C24036-CAL5	10	2672852	267285.200	5.99
0C24036-CAL6	25	6520954	260838.200	5.99
0C24036-CAL7	50	1.401779E+07	280355.800	5.99
0C24036-CAL8	100	2.936302E+07	293630.200	5.99
0C24036-CAL9	200	6.265225E+07	313261.300	5.99

AVE RF **285848.900** RF RSD **7.95** AVE RT **5.99**

gamma-BHC (Lindane)

Curve Fit: **AVERAGE RF**

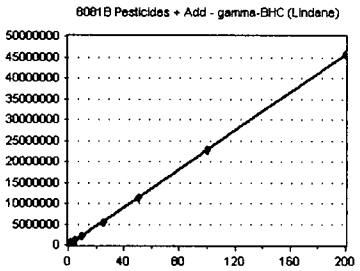

Standard	Concentration	Response	Response Factor	RT
0C24036-CAL1	0.5	120065	240130.000	6.21
0C24036-CAL2	1	235537	235537.000	6.22
0C24036-CAL3	2	461944	230972.000	6.21
0C24036-CAL4	5	1144128	228825.600	6.21
0C24036-CAL5	10	2232104	223210.400	6.21
0C24036-CAL6	25	5406502	216260.100	6.21
0C24036-CAL7	50	1.137713E+07	227542.600	6.21
0C24036-CAL8	100	2.27286E+07	227286.000	6.21
0C24036-CAL9	200	4.578899E+07	228945.000	6.21

AVE RF **228745.400** RF RSD **2.98** AVE RT **6.21**

beta-BHC

Curve Fit: **AVERAGE RF**

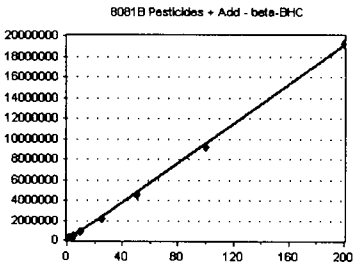

Standard	Concentration	Response	Response Factor	RT
0C24036-CAL1	0.5	56206	112412.000	6.29
0C24036-CAL2	1	105215	105215.000	6.29
0C24036-CAL3	2	193610	96805.000	6.29
0C24036-CAL4	5	468025	93605.000	6.29
0C24036-CAL5	10	872767	87276.700	6.29
0C24036-CAL6	25	2161452	86458.080	6.29
0C24036-CAL7	50	4558073	91161.460	6.29
0C24036-CAL8	100	9186029	91860.290	6.29
0C24036-CAL9	200	1.924674E+07	96233.700	6.29

AVE RF **95669.690** RF RSD **8.80** AVE RT **6.29**

Element Calibration Review Sheet

Calibration ID: **A0C2504** Instrument: **DUALECD5** Calibration Date: **03/25/2020**

Analysis: **8081B Pesticides + Add** Instrument Cal ID: **ECD5_QUANTPEST_20032**

delta-BHC

Curve Fit: **AVERAGE RF**

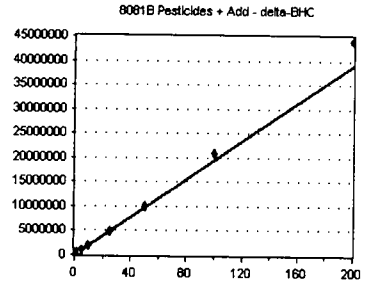

Standard	Concentration	Response	Response Factor	RT
0C24036-CAL1	0.5	93927	187854.000	6.44
0C24036-CAL2	1	184376	184376.000	6.44
0C24036-CAL3	2	371970	185985.000	6.44
0C24036-CAL4	5	956714	191342.800	6.44
0C24036-CAL5	10	1855154	185515.400	6.44
0C24036-CAL6	25	4815486	192619.400	6.44
0C24036-CAL7	50	9993782	199875.600	6.44
0C24036-CAL8	100	2.08163E+07	208163.000	6.44
0C24036-CAL9	200	4.40779E+07	220389.500	6.44

AVE RF **195124.500** RF RSD **6.27** AVE RT **6.44**

Hexachlorobenzene [2C]

Curve Fit: **QUADRATIC: Weighting: (1/a^2), Origin: Ignore**

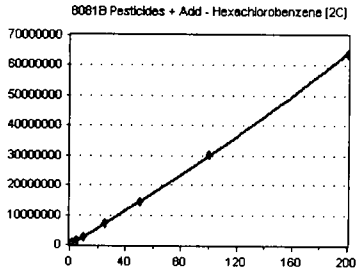

Standard	Concentration	Response	Response Factor	RT
0C24036-CALA	0.5	201955	403910.000	6.46
0C24036-CALB	1	360738	360738.000	6.45
0C24036-CALC	2	612934	306467.000	6.45
0C24036-CALD	5	1416782	283356.400	6.45
0C24036-CALE	10	2829027	282902.700	6.45
0C24036-CALF	25	7208518	288340.700	6.45
0C24036-CALG	50	1.420348E+07	284069.600	6.45
0C24036-CALH	100	3.030767E+07	303076.700	6.45
0C24036-CALI	200	6.39639E+07	319819.500	6.46

AVE RF **314742.300** RF RSD **13.26** AVE RT **6.45**

alpha-BHC [2C]

Curve Fit: **AVERAGE RF**

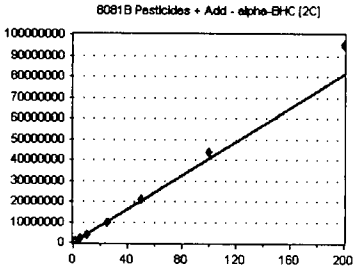

Standard	Concentration	Response	Response Factor	RT
0C24036-CAL1	0.5	190412	380824.000	6.60
0C24036-CAL2	1	377299	377299.000	6.60
0C24036-CAL3	2	769730	384865.000	6.59
0C24036-CAL4	5	1962158	392431.600	6.59
0C24036-CAL5	10	3940249	394024.900	6.60
0C24036-CAL6	25	9620617	384824.700	6.59
0C24036-CAL7	50	2.091878E+07	418375.600	6.59
0C24036-CAL8	100	4.387805E+07	438780.500	6.59
0C24036-CAL9	200	9.508099E+07	475405.000	6.60

AVE RF **405203.400** RF RSD **8.15** AVE RT **6.59**

Heptachlor

Curve Fit: **AVERAGE RF**

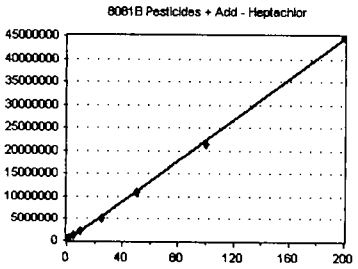

Standard	Concentration	Response	Response Factor	RT
0C24036-CAL1	0.5	125615	251230.000	6.62
0C24036-CAL2	1	230067	230067.000	6.62
0C24036-CAL3	2	451051	225525.500	6.62
0C24036-CAL4	5	1139576	227915.200	6.62
0C24036-CAL5	10	2121785	212178.500	6.62
0C24036-CAL6	25	5053266	202130.600	6.62
0C24036-CAL7	50	1.084668E+07	216933.600	6.62
0C24036-CAL8	100	2.152222E+07	215222.200	6.62
0C24036-CAL9	200	4.477036E+07	223851.800	6.62

AVE RF **222783.800** RF RSD **6.20** AVE RT **6.62**

Element Calibration Review Sheet

Calibration ID: **A0C2504** Instrument: **DUALECD5** Calibration Date: **03/25/2020**

Analysis: **8081B Pesticides + Add** Instrument Cal ID: **ECD5_QUANTPEST_20032**

Aldrin

Curve Fit: **AVERAGE RF**

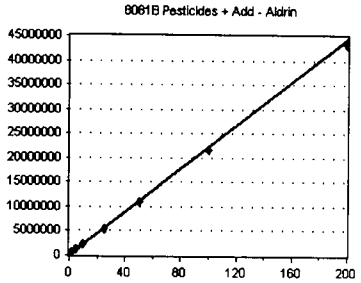

Standard	Concentration	Response	Response Factor	RT
0C24036-CAL1	0.5	116958	233916.000	6.87
0C24036-CAL2	1	228121	228121.000	6.87
0C24036-CAL3	2	446847	223423.500	6.86
0C24036-CAL4	5	1150626	230125.200	6.86
0C24036-CAL5	10	2164338	216433.800	6.86
0C24036-CAL6	25	5344381	213775.200	6.86
0C24036-CAL7	50	1.089071E+07	217814.200	6.86
0C24036-CAL8	100	2.176422E+07	217642.200	6.86
0C24036-CAL9	200	4.339177E+07	216958.800	6.86

AVE RF **222023.300** RF RSD **3.22** AVE RT **6.86**

gamma-BHC (Lindane) [2C]

Curve Fit: **AVERAGE RF**

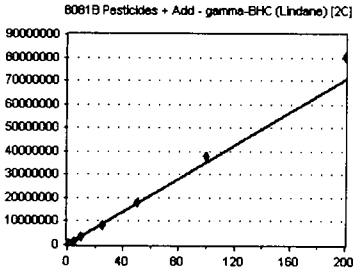

Standard	Concentration	Response	Response Factor	RT
0C24036-CAL1	0.5	177278	354556.000	6.91
0C24036-CAL2	1	342671	342671.000	6.91
0C24036-CAL3	2	680129	340064.500	6.91
0C24036-CAL4	5	1681533	336306.600	6.91
0C24036-CAL5	10	3375199	337519.900	6.91
0C24036-CAL6	25	8241389	329655.600	6.91
0C24036-CAL7	50	1.821637E+07	364327.400	6.91
0C24036-CAL8	100	3.78174E+07	378174.000	6.91
0C24036-CAL9	200	8.012315E+07	400615.800	6.91

AVE RF **353765.600** RF RSD **6.60** AVE RT **6.91**

beta-BHC [2C]

Curve Fit: **AVERAGE RF**

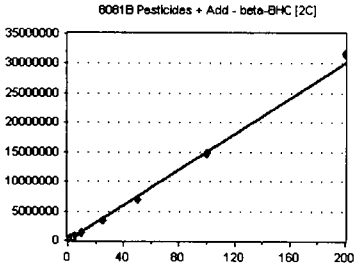

Standard	Concentration	Response	Response Factor	RT
0C24036-CAL1	0.5	85651	171302.000	6.98
0C24036-CAL2	1	160782	160782.000	6.98
0C24036-CAL3	2	302962	151481.000	6.98
0C24036-CAL4	5	728404	145680.800	6.98
0C24036-CAL5	10	1376406	137640.600	6.98
0C24036-CAL6	25	3404701	136188.000	6.98
0C24036-CAL7	50	7084389	141687.800	6.98
0C24036-CAL8	100	1.473435E+07	147343.500	6.98
0C24036-CAL9	200	3.163956E+07	158197.800	6.98

AVE RF **150033.700** RF RSD **7.74** AVE RT **6.98**

delta-BHC [2C]

Curve Fit: **AVERAGE RF**

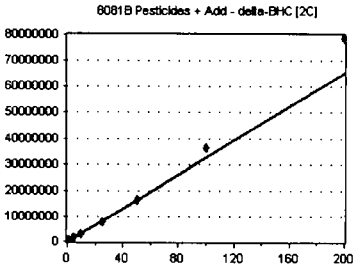

Standard	Concentration	Response	Response Factor	RT
0C24036-CAL1	0.5	154610	309220.000	7.23
0C24036-CAL2	1	305632	305632.000	7.24
0C24036-CAL3	2	619769	309884.500	7.23
0C24036-CAL4	5	1544609	308921.800	7.23
0C24036-CAL5	10	3066052	306605.200	7.23
0C24036-CAL6	25	7763079	310523.200	7.23
0C24036-CAL7	50	1.661564E+07	332312.800	7.23
0C24036-CAL8	100	3.632139E+07	363213.900	7.23
0C24036-CAL9	200	7.85301E+07	392650.500	7.23

AVE RF **326551.500** RF RSD **9.52** AVE RT **7.23**

Element Calibration Review Sheet

Calibration ID: **A0C2504** Instrument: **DUALECD5** Calibration Date: **03/25/2020**

Analysis: **8081B Pesticides + Add** Instrument Cal ID: **ECD5_QUANTPEST_20032**

Oxychlordane

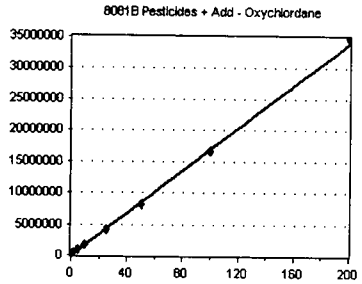

Curve Fit: **QUADRATIC: Weighting: (1/a^2), Origin: Ignore**

Standard	Concentration	Response	Response Factor	RT
0C24036-CALA	0.5	123441	246882.000	7.25
0C24036-CALB	1	228603	228603.000	7.25
0C24036-CALC	2	386790	193395.000	7.25
0C24036-CALD	5	875331	175066.200	7.25
0C24036-CALE	10	1728237	172823.700	7.25
0C24036-CALF	25	4237766	169510.600	7.25
0C24036-CALG	50	8147960	162959.200	7.25
0C24036-CALH	100	1.656567E+07	165656.700	7.25
0C24036-CALI	200	3.48185E+07	174092.500	7.25

AVE RF **187665.400** RF RSD **15.99** AVE RT **7.25**

Heptachlor [2C]

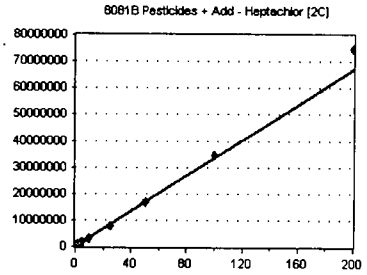

Curve Fit: **AVERAGE RF**

Standard	Concentration	Response	Response Factor	RT
0C24036-CAL1	0.5	176454	352908.000	7.29
0C24036-CAL2	1	329837	329837.000	7.29
0C24036-CAL3	2	669996	334998.000	7.29
0C24036-CAL4	5	1622489	324497.800	7.29
0C24036-CAL5	10	3095659	309565.900	7.29
0C24036-CAL6	25	7620334	304813.400	7.29
0C24036-CAL7	50	1.695188E+07	339037.600	7.29
0C24036-CAL8	100	3.464132E+07	346413.200	7.29
0C24036-CAL9	200	7.484963E+07	374248.200	7.29

AVE RF **335146.600** RF RSD **6.42** AVE RT **7.29**

Heptachlor epoxide

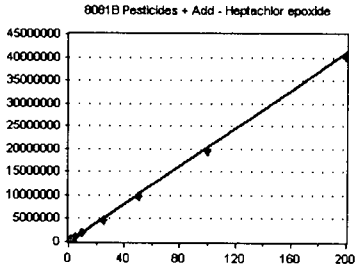

Curve Fit: **AVERAGE RF**

Standard	Concentration	Response	Response Factor	RT
0C24036-CAL1	0.5	116602	233204.000	7.33
0C24036-CAL2	1	224847	224847.000	7.33
0C24036-CAL3	2	421620	210810.000	7.33
0C24036-CAL4	5	1022828	204565.600	7.33
0C24036-CAL5	10	1918192	191819.200	7.33
0C24036-CAL6	25	4717307	188692.300	7.33
0C24036-CAL7	50	9785678	195713.600	7.33
0C24036-CAL8	100	1.937998E+07	193799.800	7.32
0C24036-CAL9	200	4.021854E+07	201092.700	7.32

AVE RF **204949.300** RF RSD **7.50** AVE RT **7.33**

2,4'-DDE

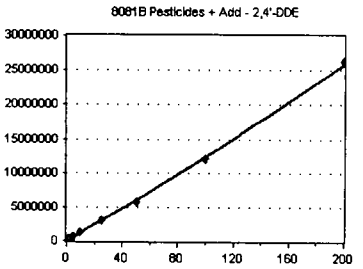

Curve Fit: **QUADRATIC: Weighting: (1/a^2), Origin: Ignore**

Standard	Concentration	Response	Response Factor	RT
0C24036-CALA	0.5	83210	166420.000	7.33
0C24036-CALB	1	156744	156744.000	7.33
0C24036-CALC	2	267207	133603.500	7.33
0C24036-CALD	5	627099	125419.800	7.33
0C24036-CALE	10	1237758	123775.800	7.33
0C24036-CALF	25	3019471	120778.800	7.33
0C24036-CALG	50	5911849	118237.000	7.33
0C24036-CALH	100	1.222521E+07	122252.100	7.33
0C24036-CALI	200	2.619282E+07	130964.100	7.33

AVE RF **133132.800** RF RSD **12.76** AVE RT **7.33**

Element Calibration Review Sheet

Calibration ID: **A0C2504** Instrument: **DUALECD5** Calibration Date: **03/25/2020**

Analysis: **8081B Pesticides + Add** Instrument Cal ID: **ECD5_QUANTPEST_20032**

Chlordane 1 (g)

Curve Fit: **AVERAGE RF**

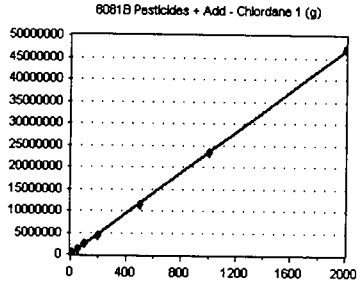

Standard	Concentration	Response	Response Factor	RT
0C24036-CALJ	10	246826	24682.600	7.42
0C24036-CALK	50	1102563	22051.260	7.42
0C24036-CALL	100	2486496	24864.960	7.42
0C24036-CALM	200	4452138	22260.690	7.42
0C24036-CALN	500	1.135004E+07	22700.080	7.42
0C24036-CALO	1000	2.333562E+07	23335.620	7.42
0C24036-CALP	2000	4.699949E+07	23499.740	7.42

AVE RF **23342.140** RF RSD **4.75** AVE RT **7.42**

trans-Chlordane

Curve Fit: **AVERAGE RF**

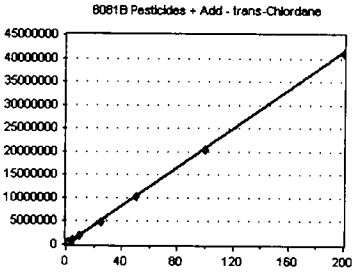

Standard	Concentration	Response	Response Factor	RT
0C24036-CAL1	0.5	117895	235790.000	7.42
0C24036-CAL2	1	218460	218460.000	7.42
0C24036-CAL3	2	420963	210481.500	7.42
0C24036-CAL4	5	1026948	205389.600	7.42
0C24036-CAL5	10	1997780	199778.000	7.42
0C24036-CAL6	25	4840892	193635.700	7.42
0C24036-CAL7	50	1.017515E+07	203503.000	7.42
0C24036-CAL8	100	2.033734E+07	203373.400	7.42
0C24036-CAL9	200	4.11481E+07	205740.500	7.42

AVE RF **208461.300** RF RSD **5.91** AVE RT **7.42**

Toxaphene 1

Curve Fit: **AVERAGE RF**

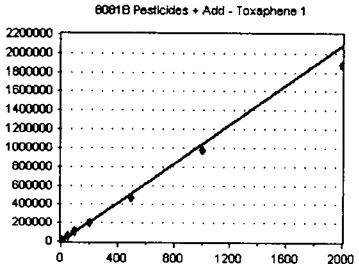

Standard	Concentration	Response	Response Factor	RT
0C24036-CALQ	10	11225	1122.500	7.50
0C24036-CALR	50	59017	1180.340	7.50
0C24036-CALS	100	111060	1110.600	7.50
0C24036-CALT	200	198022	990.110	7.50
0C24036-CALU	500	474801	949.602	7.49
0C24036-CALV	1000	980575	980.575	7.49
0C24036-CALW	2000	1881314	940.657	7.49

AVE RF **1039.198** RF RSD **9.26** AVE RT **7.50**

trans-Nonachlor

Curve Fit: **QUADRATIC: Weighting: (1/a^2), Origin: Ignore**

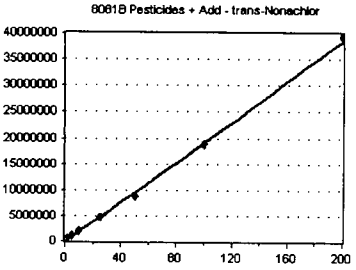

Standard	Concentration	Response	Response Factor	RT
0C24036-CALA	0.5	138714	277428.000	7.51
0C24036-CALB	1	250677	250677.000	7.51
0C24036-CALC	2	423056	211528.000	7.51
0C24036-CALD	5	981829	196365.800	7.51
0C24036-CALE	10	1958355	195835.500	7.51
0C24036-CALF	25	4770432	190817.300	7.51
0C24036-CALG	50	8939479	178789.600	7.51
0C24036-CALH	100	1.872351E+07	187235.100	7.51
0C24036-CALI	200	3.94132E+07	197066.000	7.51

AVE RF **209526.900** RF RSD **15.66** AVE RT **7.51**

Element Calibration Review Sheet

Calibration ID: **A0C2504** Instrument: **DUALECD5** Calibration Date: **03/25/2020**

Analysis: **8081B Pesticides + Add** Instrument Cal ID: **ECD5_QUANTPEST_20032**

Chlordane 2

Curve Fit: **AVERAGE RF**

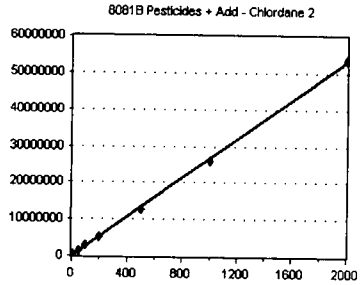

Standard	Concentration	Response	Response Factor	RT
0C24036-CALJ	10	282652	28265.200	7.51
0C24036-CALK	50	1304898	26097.960	7.51
0C24036-CALL	100	2775023	27750.230	7.51
0C24036-CALM	200	5100975	25504.880	7.51
0C24036-CALN	500	1.274378E+07	25487.560	7.51
0C24036-CALO	1000	2.606777E+07	26067.770	7.51
0C24036-CALP	2000	5.338566E+07	26692.830	7.51

AVE RF **26552.350** RF RSD **4.09** AVE RT **7.51**

cis-Chlordane

Curve Fit: **AVERAGE RF**

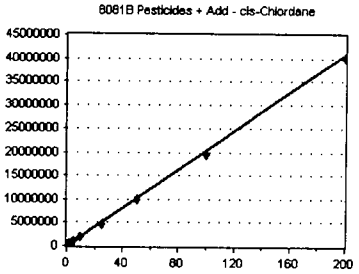

Standard	Concentration	Response	Response Factor	RT
0C24036-CAL1	0.5	120376	240752.000	7.52
0C24036-CAL2	1	222249	222249.000	7.52
0C24036-CAL3	2	418487	209243.500	7.52
0C24036-CAL4	5	1009258	201851.600	7.52
0C24036-CAL5	10	1892390	189239.000	7.52
0C24036-CAL6	25	4673568	186942.700	7.52
0C24036-CAL7	50	9884511	197690.200	7.52
0C24036-CAL8	100	1.943437E+07	194343.700	7.52
0C24036-CAL9	200	4.015165E+07	200758.200	7.52

AVE RF **204785.600** RF RSD **8.39** AVE RT **7.52**

Aldrin [2C]

Curve Fit: **AVERAGE RF**

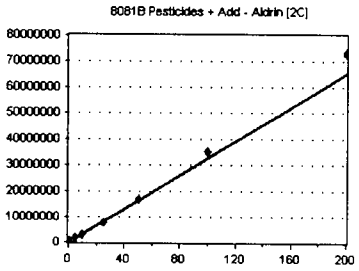

Standard	Concentration	Response	Response Factor	RT
0C24036-CAL1	0.5	161744	323488.000	7.56
0C24036-CAL2	1	307770	307770.000	7.56
0C24036-CAL3	2	627199	313599.500	7.55
0C24036-CAL4	5	1571627	314325.400	7.55
0C24036-CAL5	10	3095998	309599.800	7.56
0C24036-CAL6	25	7846063	313842.500	7.55
0C24036-CAL7	50	1.677141E+07	335428.200	7.55
0C24036-CAL8	100	3.494775E+07	349477.500	7.55
0C24036-CAL9	200	7.307426E+07	365371.300	7.55

AVE RF **325878.000** RF RSD **6.17** AVE RT **7.55**

4,4'-DDE

Curve Fit: **AVERAGE RF**

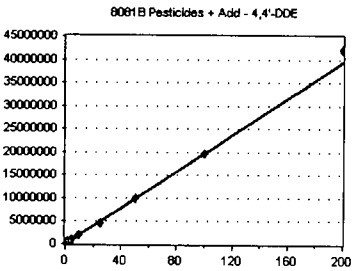

Standard	Concentration	Response	Response Factor	RT
0C24036-CAL1	0.5	104194	208388.000	7.58
0C24036-CAL2	1	200955	200955.000	7.58
0C24036-CAL3	2	377407	188703.500	7.58
0C24036-CAL4	5	966330	193266.000	7.58
0C24036-CAL5	10	1899226	189922.600	7.58
0C24036-CAL6	25	4679040	187161.600	7.58
0C24036-CAL7	50	9875598	197512.000	7.58
0C24036-CAL8	100	1.982E+07	198200.000	7.58
0C24036-CAL9	200	4.197782E+07	209889.100	7.58

AVE RF **197110.900** RF RSD **4.18** AVE RT **7.58**

Element Calibration Review Sheet

Calibration ID: **A0C2504** Instrument: **DUALECD5** Calibration Date: **03/25/2020**

Analysis: **8081B Pesticides + Add** Instrument Cal ID: **ECD5_QUANTPEST_20032**

Endosulfan I

Curve Fit: **AVERAGE RF**

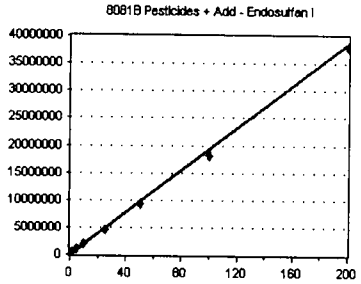

Standard	Concentration	Response	Response Factor	RT
0C24036-CAL1	0.5	109155	218310.000	7.62
0C24036-CAL2	1	202673	202673.000	7.62
0C24036-CAL3	2	394005	197002.500	7.62
0C24036-CAL4	5	985546	197109.200	7.62
0C24036-CAL5	10	1839301	183930.100	7.62
0C24036-CAL6	25	4539125	181565.000	7.62
0C24036-CAL7	50	9377081	187541.600	7.61
0C24036-CAL8	100	1.820286E+07	182028.600	7.61
0C24036-CAL9	200	3.797769E+07	189888.400	7.61

AVE RF **193338.700** RF RSD **6.17** AVE RT **7.62**

2,4'-DDD

Curve Fit: **QUADRATIC: Weighting: (1/a^2), Origin: Ignore**

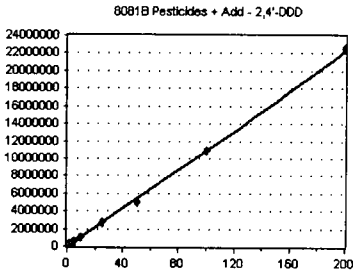

Standard	Concentration	Response	Response Factor	RT
0C24036-CALA	0.5	79625	159250.000	7.70
0C24036-CALB	1	148717	148717.000	7.70
0C24036-CALC	2	239865	119932.500	7.70
0C24036-CALD	5	556778	111355.600	7.70
0C24036-CALE	10	1077430	107743.000	7.70
0C24036-CALF	25	2695196	107807.800	7.70
0C24036-CALG	50	5120535	102410.700	7.70
0C24036-CALH	100	1.08538E+07	108538.000	7.70
0C24036-CALI	200	2.256642E+07	112832.100	7.70

AVE RF **119843.000** RF RSD **16.77** AVE RT **7.70**

Dieldrin

Curve Fit: **AVERAGE RF**

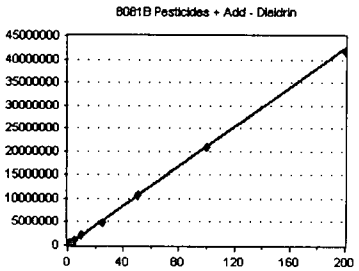

Standard	Concentration	Response	Response Factor	RT
0C24036-CAL1	0.5	115621	231242.000	7.79
0C24036-CAL2	1	219208	219208.000	7.79
0C24036-CAL3	2	423831	211915.500	7.79
0C24036-CAL4	5	1062097	212419.400	7.79
0C24036-CAL5	10	2075053	207505.300	7.79
0C24036-CAL6	25	4973639	198945.600	7.79
0C24036-CAL7	50	1.0681E+07	213620.000	7.79
0C24036-CAL8	100	2.083451E+07	208345.100	7.79
0C24036-CAL9	200	4.179034E+07	208951.700	7.79

AVE RF **212461.400** RF RSD **4.20** AVE RT **7.79**

Toxaphene 2

Curve Fit: **QUADRATIC: Weighting: (1/a^2), Origin: Ignore**

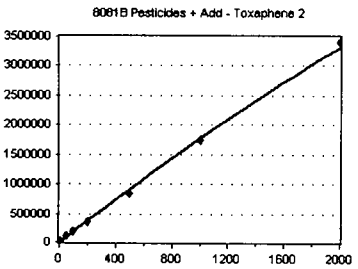

Standard	Concentration	Response	Response Factor	RT
0C24036-CALQ	10	23053	2305.300	7.79
0C24036-CALR	50	106574	2131.480	7.79
0C24036-CALS	100	197990	1979.900	7.79
0C24036-CALT	200	356203	1781.015	7.79
0C24036-CALU	500	859180	1718.360	7.79
0C24036-CALV	1000	1744371	1744.371	7.79
0C24036-CALW	2000	3407462	1703.731	7.79

AVE RF **1909.165** RF RSD **12.35** AVE RT **7.79**

Element Calibration Review Sheet

Calibration ID: **A0C2504** Instrument: **DUALECD5** Calibration Date: **03/25/2020**

Analysis: **8081B Pesticides + Add** Instrument Cal ID: **ECD5_QUANTPEST_20032**

2,4'-DDT

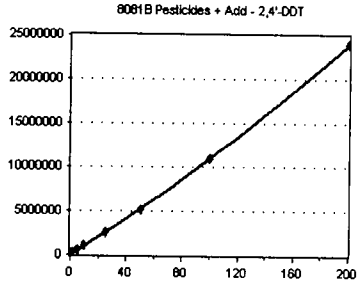

Curve Fit: **QUADRATIC: Weighting: (1/a^2), Origin: Ignore**

Standard	Concentration	Response	Response Factor	RT
0C24036-CALA	0.5	67791	135582.000	7.89
0C24036-CALB	1	129911	129911.000	7.88
0C24036-CALC	2	208673	104336.500	7.88
0C24036-CALD	5	500416	100083.200	7.88
0C24036-CALE	10	1038872	103887.200	7.88
0C24036-CALF	25	2624036	104961.400	7.88
0C24036-CALG	50	5109282	102185.600	7.88
0C24036-CALH	100	1.094737E+07	109473.700	7.88
0C24036-CALI	200	2.41025E+07	120512.500	7.88

AVE RF **112325.900** RF RSD **11.64** AVE RT **7.88**

Oxychlordane [2C]

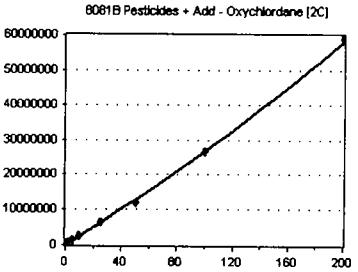

Curve Fit: **QUADRATIC: Weighting: (1/a^2), Origin: Ignore**

Standard	Concentration	Response	Response Factor	RT
0C24036-CALA	0.5	180540	361080.000	7.92
0C24036-CALB	1	334034	334034.000	7.92
0C24036-CALC	2	549047	274523.500	7.92
0C24036-CALD	5	1273733	254746.600	7.92
0C24036-CALE	10	2482080	248208.000	7.92
0C24036-CALF	25	6370353	254814.100	7.92
0C24036-CALG	50	1.214358E+07	242871.600	7.92
0C24036-CALH	100	2.649064E+07	264906.400	7.92
0C24036-CALI	200	5.887884E+07	294394.200	7.92

AVE RF **281064.300** RF RSD **14.67** AVE RT **7.92**

Endrin

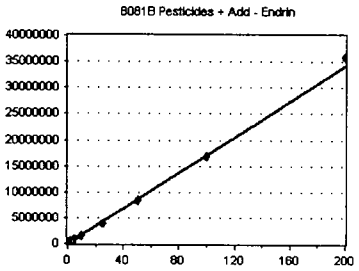

Curve Fit: **AVERAGE RF**

Standard	Concentration	Response	Response Factor	RT
0C24036-CAL1	0.5	94731	189462.000	7.95
0C24036-CAL2	1	176915	176915.000	7.96
0C24036-CAL3	2	337729	168864.500	7.95
0C24036-CAL4	5	846370	169274.000	7.95
0C24036-CAL5	10	1604775	160477.500	7.95
0C24036-CAL6	25	3854623	154184.900	7.95
0C24036-CAL7	50	8540081	170801.600	7.95
0C24036-CAL8	100	1.693242E+07	169324.200	7.95
0C24036-CAL9	200	3.581341E+07	179067.000	7.95

AVE RF **170930.100** RF RSD **6.01** AVE RT **7.95**

cis-Nonachlor

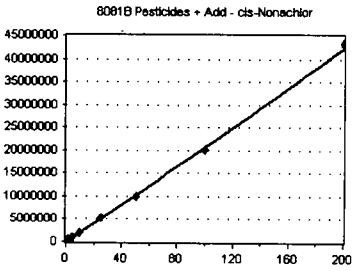

Curve Fit: **QUADRATIC: Weighting: (1/a^2), Origin: Ignore**

Standard	Concentration	Response	Response Factor	RT
0C24036-CALA	0.5	143310	286620.000	7.98
0C24036-CALB	1	268101	268101.000	7.98
0C24036-CALC	2	442808	221404.000	7.98
0C24036-CALD	5	1044308	208861.600	7.98
0C24036-CALE	10	2056686	205668.600	7.98
0C24036-CALF	25	5255936	210237.400	7.98
0C24036-CALG	50	9928726	198574.500	7.98
0C24036-CALH	100	2.013249E+07	201324.900	7.98
0C24036-CALI	200	4.320572E+07	216028.600	7.98

AVE RF **224091.200** RF RSD **13.98** AVE RT **7.98**

Element Calibration Review Sheet

Calibration ID: **A0C2504** Instrument: **DUALECD5** Calibration Date: **03/25/2020**

Analysis: **8081B Pesticides + Add** Instrument Cal ID: **ECD5_QUANTPEST_20032**

Heptachlor epoxide [2C]

Curve Fit: **AVERAGE RF**

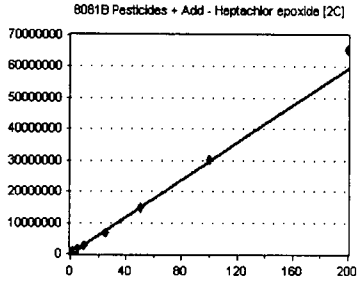

Standard	Concentration	Response	Response Factor	RT
0C24036-CAL1	0.5	157622	315244.000	7.99
0C24036-CAL2	1	298486	298486.000	8.00
0C24036-CAL3	2	587296	293648.000	7.99
0C24036-CAL4	5	1429908	285981.600	7.99
0C24036-CAL5	10	2823127	282312.700	7.99
0C24036-CAL6	25	6834808	273392.300	7.99
0C24036-CAL7	50	1.487881E+07	297576.200	7.99
0C24036-CAL8	100	3.045413E+07	304541.300	7.99
0C24036-CAL9	200	6.552941E+07	327647.000	7.99

AVE RF **297647.700** RF RSD **5.61** AVE RT **7.99**

4,4'-DDD

Curve Fit: **AVERAGE RF**

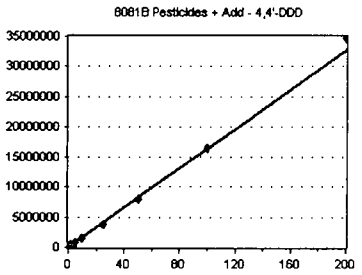

Standard	Concentration	Response	Response Factor	RT
0C24036-CAL1	0.5	89339	178678.000	8.00
0C24036-CAL2	1	171895	171895.000	8.00
0C24036-CAL3	2	324983	162491.500	8.00
0C24036-CAL4	5	779676	155935.200	8.00
0C24036-CAL5	10	1528268	152826.800	8.00
0C24036-CAL6	25	3831772	153270.900	8.00
0C24036-CAL7	50	7886558	157731.200	8.00
0C24036-CAL8	100	1.637648E+07	163764.800	8.00
0C24036-CAL9	200	3.485626E+07	174281.300	8.00

AVE RF **163430.500** RF RSD **5.83** AVE RT **8.00**

Chlordane 3 (a)

Curve Fit: **AVERAGE RF**

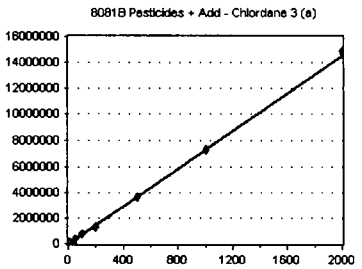

Standard	Concentration	Response	Response Factor	RT
0C24036-CALJ	10	75022	7502.200	8.06
0C24036-CALK	50	352851	7057.020	8.06
0C24036-CALL	100	770343	7703.430	8.06
0C24036-CALM	200	1329346	6646.730	8.07
0C24036-CALN	500	3611630	7223.260	8.06
0C24036-CALO	1000	7301807	7301.807	8.06
0C24036-CALP	2000	1.490631E+07	7453.155	8.06

AVE RF **7269.657** RF RSD **4.74** AVE RT **8.06**

Toxaphene 3

Curve Fit: **AVERAGE RF**

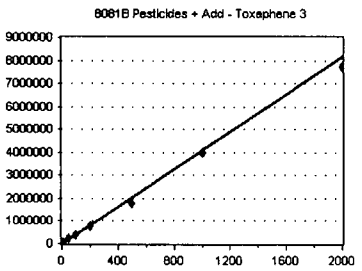

Standard	Concentration	Response	Response Factor	RT
0C24036-CALQ	10	47213	4721.300	8.10
0C24036-CALR	50	220625	4412.500	8.10
0C24036-CALS	100	412345	4123.450	8.10
0C24036-CALT	200	754269	3771.345	8.10
0C24036-CALU	500	1819799	3639.598	8.10
0C24036-CALV	1000	4006607	4006.607	8.10
0C24036-CALW	2000	7722060	3861.030	8.10

AVE RF **4076.547** RF RSD **9.32** AVE RT **8.10**

Element Calibration Review Sheet

Calibration ID: **A0C2504** Instrument: **DUALECD5** Calibration Date: **03/25/2020**

Analysis: **8081B Pesticides + Add** Instrument Cal ID: **ECD5_QUANTPEST_20032**

Endosulfan II

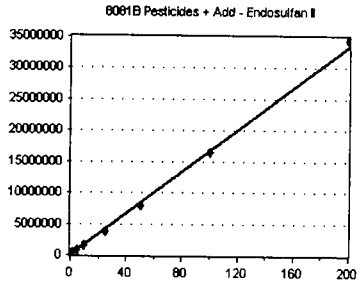

Curve Fit: **AVERAGE RF**

Standard	Concentration	Response	Response Factor	RT
0C24036-CAL1	0.5	94859	189718.000	8.11
0C24036-CAL2	1	179623	179623.000	8.11
0C24036-CAL3	2	336277	168138.500	8.11
0C24036-CAL4	5	815737	163147.400	8.11
0C24036-CAL5	10	1565837	156583.700	8.11
0C24036-CAL6	25	3858748	154349.900	8.11
0C24036-CAL7	50	8018318	160366.400	8.11
0C24036-CAL8	100	1.637086E+07	163708.600	8.11
0C24036-CAL9	200	3.445624E+07	172281.200	8.11

AVE RF **167546.300** RF RSD **6.81** AVE RT **8.11**

2,4'-DDE [2C]

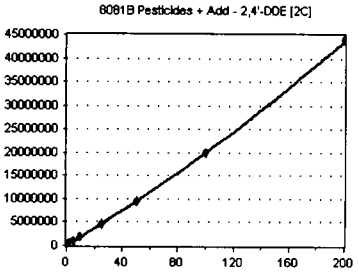

Curve Fit: **QUADRATIC: Weighting: (1/a^2), Origin: Ignore**

Standard	Concentration	Response	Response Factor	RT
0C24036-CALA	0.5	124973	249946.000	8.13
0C24036-CALB	1	238501	238501.000	8.12
0C24036-CALC	2	397498	198749.000	8.13
0C24036-CALD	5	936012	187202.400	8.12
0C24036-CALE	10	1859258	185925.800	8.13
0C24036-CALF	25	4614869	184594.800	8.12
0C24036-CALG	50	9372906	187458.100	8.12
0C24036-CALH	100	1.987833E+07	198783.300	8.12
0C24036-CALI	200	4.413956E+07	220697.800	8.13

AVE RF **205762.000** RF RSD **11.99** AVE RT **8.12**

Chlordane 1 (g) [2C]

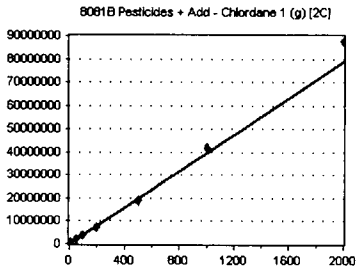

Curve Fit: **AVERAGE RF**

Standard	Concentration	Response	Response Factor	RT
0C24036-CALJ	10	385659	38565.900	8.13
0C24036-CALK	50	1787615	35752.300	8.13
0C24036-CALL	100	4070319	40703.190	8.13
0C24036-CALM	200	7358273	36791.360	8.13
0C24036-CALN	500	1.916715E+07	38334.300	8.13
0C24036-CALO	1000	4.197879E+07	41978.790	8.13
0C24036-CALP	2000	8.740674E+07	43703.370	8.13

AVE RF **39404.170** RF RSD **7.24** AVE RT **8.13**

trans-Chlordane [2C]

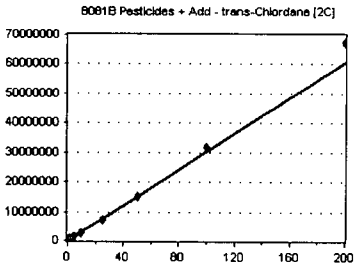

Curve Fit: **AVERAGE RF**

Standard	Concentration	Response	Response Factor	RT
0C24036-CAL1	0.5	159223	318446.000	8.13
0C24036-CAL2	1	299115	299115.000	8.14
0C24036-CAL3	2	584049	292024.500	8.13
0C24036-CAL4	5	1462256	292451.200	8.13
0C24036-CAL5	10	2808234	280823.400	8.13
0C24036-CAL6	25	7038270	281530.800	8.13
0C24036-CAL7	50	1.529954E+07	305990.800	8.13
0C24036-CAL8	100	3.190398E+07	319039.800	8.13
0C24036-CAL9	200	6.742387E+07	337119.400	8.13

AVE RF **302949.000** RF RSD **6.25** AVE RT **8.13**

Element Calibration Review Sheet

Calibration ID: **A0C2504** Instrument: **DUALECD5** Calibration Date: **03/25/2020**

Analysis: **8081B Pesticides + Add** Instrument Cal ID: **ECD5_QUANTPEST_20032**

trans-Nonachlor [2C]

Curve Fit: **QUADRATIC: Weighting: (1/a^2), Origin: Ignore**

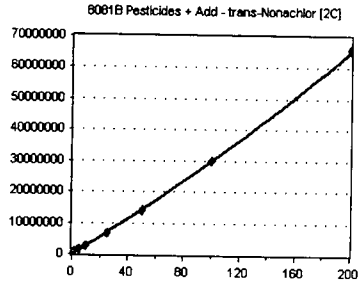

Standard	Concentration	Response	Response Factor	RT
0C24036-CALA	0.5	194733	389466.000	8.20
0C24036-CALB	1	360386	360386.000	8.19
0C24036-CALC	2	615457	307728.500	8.19
0C24036-CALD	5	1410113	282022.600	8.20
0C24036-CALE	10	2785866	278586.600	8.20
0C24036-CALF	25	6929319	277172.800	8.20
0C24036-CALG	50	1.383608E+07	276721.600	8.19
0C24036-CALH	100	2.98725E+07	298725.000	8.19
0C24036-CALI	200	6.589605E+07	329480.300	8.20

AVE RF **311143.300** RF RSD **13.11** AVE RT **8.20**

4,4'-DDT

Curve Fit: **QUADRATIC: Weighting: (1/a^2), Origin: Ignore**

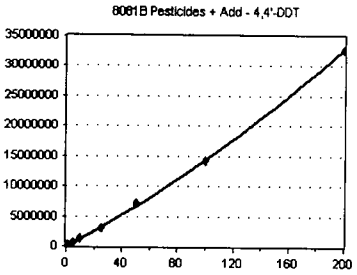

Standard	Concentration	Response	Response Factor	RT
0C24036-CAL1	0.5	64160	128320.000	8.20
0C24036-CAL2	1	121352	121352.000	8.20
0C24036-CAL3	2	239428	119714.000	8.20
0C24036-CAL4	5	628966	125793.200	8.20
0C24036-CAL5	10	1240165	124016.500	8.20
0C24036-CAL6	25	3040414	121616.600	8.20
0C24036-CAL7	50	7151642	143032.800	8.20
0C24036-CAL8	100	1.414211E+07	141421.100	8.20
0C24036-CAL9	200	3.276034E+07	163801.700	8.20

AVE RF **132118.700** RF RSD **11.06** AVE RT **8.20**

Chlordane 2 (a) [2C]

Curve Fit: **AVERAGE RF**

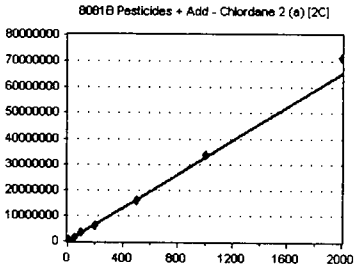

Standard	Concentration	Response	Response Factor	RT
0C24036-CALJ	10	341698	34169.800	8.24
0C24036-CALK	50	1475380	29507.600	8.24
0C24036-CALL	100	3328222	33282.220	8.24
0C24036-CALM	200	6135095	30675.470	8.24
0C24036-CALN	500	1.608346E+07	32166.920	8.24
0C24036-CALO	1000	3.385226E+07	33852.260	8.24
0C24036-CALP	2000	7.117375E+07	35586.880	8.24

AVE RF **32748.740** RF RSD **6.44** AVE RT **8.24**

cis-Chlordane [2C]

Curve Fit: **AVERAGE RF**

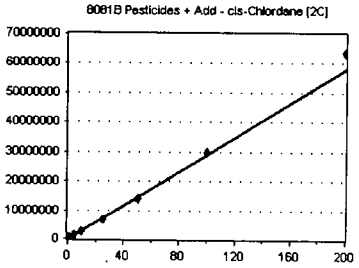

Standard	Concentration	Response	Response Factor	RT
0C24036-CAL1	0.5	155733	311466.000	8.24
0C24036-CAL2	1	292209	292209.000	8.24
0C24036-CAL3	2	563394	281697.000	8.24
0C24036-CAL4	5	1388464	277692.800	8.24
0C24036-CAL5	10	2750743	275074.300	8.24
0C24036-CAL6	25	6834773	273390.900	8.24
0C24036-CAL7	50	1.409321E+07	281864.200	8.24
0C24036-CAL8	100	3.004717E+07	300471.700	8.24
0C24036-CAL9	200	6.353913E+07	317695.600	8.24

AVE RF **290173.500** RF RSD **5.62** AVE RT **8.24**

Element Calibration Review Sheet

Calibration ID: **A0C2504** Instrument: **DUALECD5** Calibration Date: **03/25/2020**

Analysis: **8081B Pesticides + Add** Instrument Cal ID: **ECD5_QUANTPEST_20032**

Endosulfan I [2C]

Curve Fit: **AVERAGE RF**

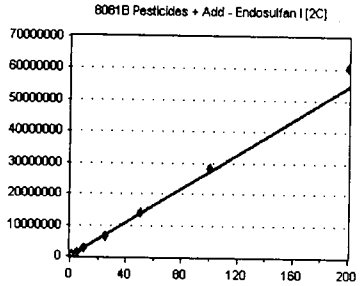

Standard	Concentration	Response	Response Factor	RT
0C24036-CAL1	0.5	139375	278750.000	8.29
0C24036-CAL2	1	271030	271030.000	8.29
0C24036-CAL3	2	531137	265568.500	8.29
0C24036-CAL4	5	1319107	263821.400	8.29
0C24036-CAL5	10	2496249	249624.900	8.29
0C24036-CAL6	25	6355160	254206.400	8.29
0C24036-CAL7	50	1.389193E+07	277838.600	8.29
0C24036-CAL8	100	2.826121E+07	282612.100	8.29
0C24036-CAL9	200	6.039935E+07	301996.800	8.29

AVE RF **271716.500** RF RSD **5.84** AVE RT **8.29**

Toxaphene 4

Curve Fit: **AVERAGE RF**

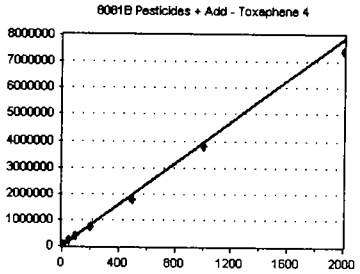

Standard	Concentration	Response	Response Factor	RT
0C24036-CALQ	10	47569	4756.900	8.34
0C24036-CALR	50	205964	4119.280	8.34
0C24036-CALS	100	391751	3917.510	8.34
0C24036-CALT	200	729429	3647.145	8.34
0C24036-CALU	500	1782592	3565.184	8.34
0C24036-CALV	1000	3786246	3786.246	8.34
0C24036-CALW	2000	7409380	3704.690	8.34

AVE RF **3928.136** RF RSD **10.41** AVE RT **8.34**

4,4'-DDE [2C]

Curve Fit: **AVERAGE RF**

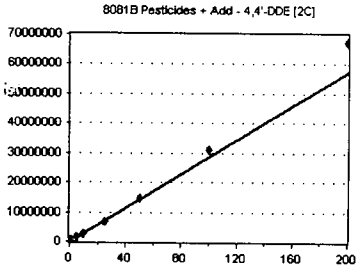

Standard	Concentration	Response	Response Factor	RT
0C24036-CAL1	0.5	137534	275068.000	8.35
0C24036-CAL2	1	269052	269052.000	8.35
0C24036-CAL3	2	535383	267691.500	8.35
0C24036-CAL4	5	1383430	276686.000	8.35
0C24036-CAL5	10	2682066	268206.600	8.35
0C24036-CAL6	25	6917688	276707.500	8.35
0C24036-CAL7	50	1.480973E+07	296194.600	8.35
0C24036-CAL8	100	3.110809E+07	311080.900	8.35
0C24036-CAL9	200	6.727619E+07	336381.000	8.35

AVE RF **286340.900** RF RSD **8.28** AVE RT **8.35**

Endrin Aldehyde

Curve Fit: **AVERAGE RF**

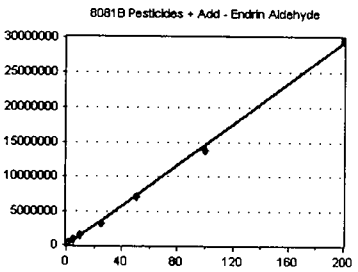

Standard	Concentration	Response	Response Factor	RT
~~0C24036-CAL1~~	~~0.5~~	~~134379~~	~~268758.000~~	~~8.40~~
~~0C24036-CAL2~~	~~1~~	~~255838~~	~~255838.000~~	~~8.40~~
0C24036-CAL3	2	339697	169848.500	8.40
0C24036-CAL4	5	757621	151524.200	8.40
0C24036-CAL5	10	1418667	141866.700	8.40
0C24036-CAL6	25	3315527	132621.100	8.40
0C24036-CAL7	50	7114178	142283.600	8.40
0C24036-CAL8	100	1.379582E+07	137958.200	8.40
0C24036-CAL9	200	2.970084E+07	148504.200	8.40

AVE RF **146372.300** RF RSD **8.27** AVE RT **8.40**

Element Calibration Review Sheet

Calibration ID: **A0C2504** Instrument: **DUALECD5** Calibration Date: **03/25/2020**

Analysis: **8081B Pesticides + Add** Instrument Cal ID: **ECD5_QUANTPEST_20032**

Toxaphene 1 [2C]

Curve Fit: **AVERAGE RF**

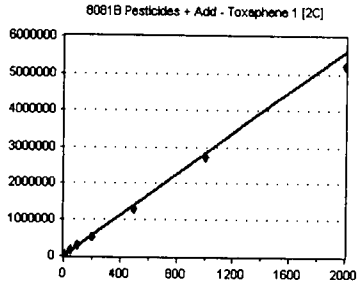

Standard	Concentration	Response	Response Factor	RT
0C24036-CALQ	10	31297	3129.700	8.47
0C24036-CALR	50	156382	3127.640	8.47
0C24036-CALS	100	287265	2872.650	8.47
0C24036-CALT	200	532496	2662.480	8.47
0C24036-CALU	500	1284194	2568.388	8.47
0C24036-CALV	1000	2709679	2709.679	8.47
0C24036-CALW	2000	5232351	2616.176	8.47

AVE RF **2812.388** RF RSD **8.40** AVE RT **8.47**

Dieldrin [2C]

Curve Fit: **AVERAGE RF**

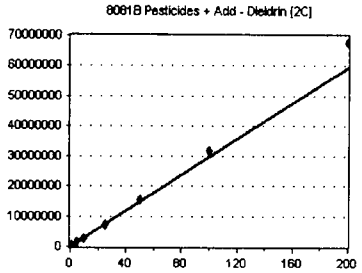

Standard	Concentration	Response	Response Factor	RT
0C24036-CAL1	0.5	146999	293998.000	8.49
0C24036-CAL2	1	291990	291990.000	8.49
0C24036-CAL3	2	559484	279742.000	8.49
0C24036-CAL4	5	1421532	284306.400	8.49
0C24036-CAL5	10	2800716	280071.600	8.49
0C24036-CAL6	25	7072067	282882.700	8.49
0C24036-CAL7	50	1.536627E+07	307325.400	8.49
0C24036-CAL8	100	3.181772E+07	318177.200	8.49
0C24036-CAL9	200	6.782454E+07	339122.700	8.49

AVE RF **297512.900** RF RSD **6.83** AVE RT **8.49**

2,4'-DDD [2C]

Curve Fit: **QUADRATIC: Weighting: (1/a^2), Origin: Ignore**

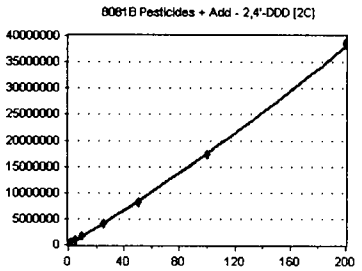

Standard	Concentration	Response	Response Factor	RT
0C24036-CALA	0.5	121076	242152.000	8.50
0C24036-CALB	1	222099	222099.000	8.50
0C24036-CALC	2	366090	183045.000	8.50
0C24036-CALD	5	847949	169589.800	8.50
0C24036-CALE	10	1664096	166409.600	8.50
0C24036-CALF	25	4129897	165195.900	8.50
0C24036-CALG	50	8137483	162749.700	8.50
0C24036-CALH	100	1.726527E+07	172652.700	8.50
0C24036-CALI	200	3.869511E+07	193475.600	8.50

AVE RF **186374.400** RF RSD **15.09** AVE RT **8.50**

Methoxychlor

Curve Fit: **QUADRATIC: Weighting: (1/a^2), Origin: Ignore**

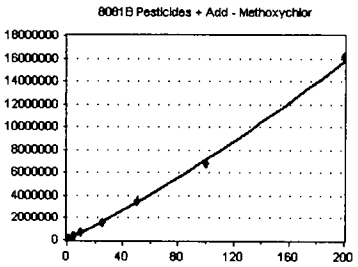

Standard	Concentration	Response	Response Factor	RT
0C24036-CAL1	0.5	42088	84176.000	8.53
0C24036-CAL2	1	79126	79126.000	8.54
0C24036-CAL3	2	141470	70735.000	8.53
0C24036-CAL4	5	355516	71103.200	8.53
0C24036-CAL5	10	649462	64946.200	8.53
0C24036-CAL6	25	1519078	60763.120	8.53
0C24036-CAL7	50	3473614	69472.280	8.53
0C24036-CAL8	100	6822606	68226.060	8.53
0C24036-CAL9	200	1.617687E+07	80884.350	8.53

AVE RF **72159.130** RF RSD **10.70** AVE RT **8.53**

Element Calibration Review Sheet

Calibration ID: **A0C2504** Instrument: **DUALECD5** Calibration Date: **03/25/2020**

Analysis: **8081B Pesticides + Add** Instrument Cal ID: **ECD5_QUANTPEST_20032**

Toxaphene 5

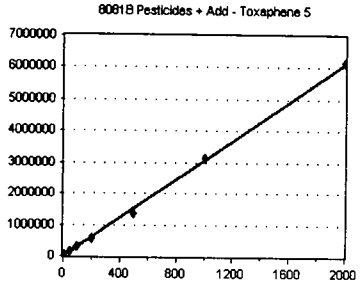

Curve Fit: **AVERAGE RF**

Standard	Concentration	Response	Response Factor	RT
0C24036-CALQ	10	32950	3295.000	8.57
0C24036-CALR	50	160219	3204.380	8.57
0C24036-CALS	100	313162	3131.620	8.57
0C24036-CALT	200	576091	2880.455	8.57
0C24036-CALU	500	1366223	2732.446	8.57
0C24036-CALV	1000	3148951	3148.951	8.57
0C24036-CALW	2000	6159134	3079.567	8.57

AVE RF **3067.488** RF RSD **6.36** AVE RT **8.57**

Toxaphene 6

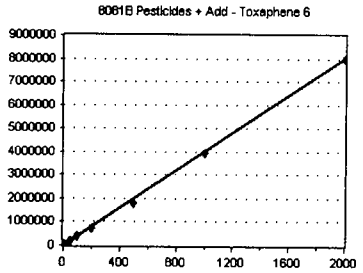

Curve Fit: **AVERAGE RF**

Standard	Concentration	Response	Response Factor	RT
0C24036-CALQ	10	45333	4533.300	8.64
0C24036-CALR	50	207412	4148.240	8.64
0C24036-CALS	100	412942	4129.420	8.64
0C24036-CALT	200	741229	3706.145	8.64
0C24036-CALU	500	1789727	3579.454	8.64
0C24036-CALV	1000	3945722	3945.722	8.63
0C24036-CALW	2000	7995315	3997.657	8.63

AVE RF **4005.706** RF RSD **7.82** AVE RT **8.64**

Mirex

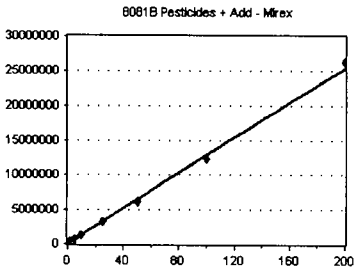

Curve Fit: **QUADRATIC: Weighting: (1/a^2), Origin: Ignore**

Standard	Concentration	Response	Response Factor	RT
0C24036-CALA	0.5	112691	225382.000	8.65
0C24036-CALB	1	203027	203027.000	8.65
0C24036-CALC	2	323334	161667.000	8.65
0C24036-CALD	5	702511	140502.200	8.65
0C24036-CALE	10	1334200	133420.000	8.65
0C24036-CALF	25	3230934	129237.400	8.65
0C24036-CALG	50	6214207	124284.100	8.65
0C24036-CALH	100	1.239685E+07	123968.500	8.64
0C24036-CALI	200	2.625481E+07	131274.000	8.65

AVE RF **152529.100** RF RSD **24.38** AVE RT **8.65**

Endosulfan sulfate

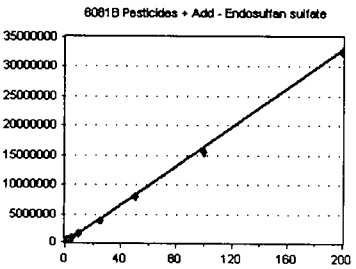

Curve Fit: **AVERAGE RF**

Standard	Concentration	Response	Response Factor	RT
0C24036-CAL1	0.5	96545	193090.000	8.70
0C24036-CAL2	1	181494	181494.000	8.70
0C24036-CAL3	2	331487	165743.500	8.70
0C24036-CAL4	5	818686	163737.200	8.70
0C24036-CAL5	10	1519791	151979.100	8.70
0C24036-CAL6	25	3693603	147744.100	8.70
0C24036-CAL7	50	7962851	159257.000	8.70
0C24036-CAL8	100	1.542722E+07	154272.200	8.70
0C24036-CAL9	200	3.251997E+07	162599.800	8.70

AVE RF **164435.200** RF RSD **8.82** AVE RT **8.70**

Element Calibration Review Sheet

Calibration ID: **A0C2504** Instrument: **DUALECD5** Calibration Date: **03/25/2020**

Analysis: **8081B Pesticides + Add** Instrument Cal ID: **ECD5_QUANTPEST_20032**

Endrin [2C]

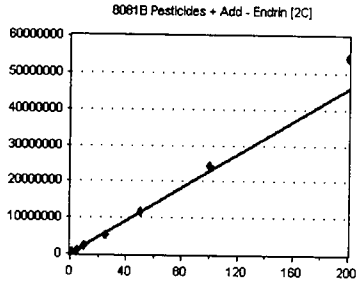

Curve Fit: **AVERAGE RF**

Standard	Concentration	Response	Response Factor	RT
0C24036-CAL1	0.5	117807	235614.000	8.72
0C24036-CAL2	1	222568	222568.000	8.72
0C24036-CAL3	2	427288	213644.000	8.72
0C24036-CAL4	5	1113227	222645.400	8.72
0C24036-CAL5	10	2149089	214908.900	8.72
0C24036-CAL6	25	5127876	205115.000	8.72
0C24036-CAL7	50	1.171156E+07	234231.200	8.72
0C24036-CAL8	100	2.421064E+07	242106.400	8.72
0C24036-CAL9	200	5.400157E+07	270007.800	8.72

AVE RF **228982.300** RF RSD **8.47** AVE RT **8.72**

2,4'-DDT [2C]

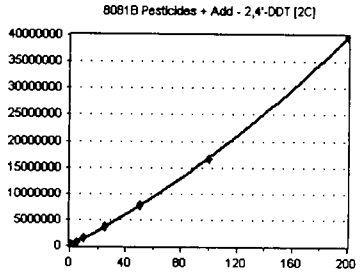

Curve Fit: **QUADRATIC: Weighting: (1/a^2), Origin: Ignore**

Standard	Concentration	Response	Response Factor	RT
0C24036-CALA	0.5	93729	187458.000	8.73
0C24036-CALB	1	174701	174701.000	8.72
0C24036-CALC	2	293188	146594.000	8.72
0C24036-CALD	5	709957	141991.400	8.72
0C24036-CALE	10	1455490	145549.000	8.72
0C24036-CALF	25	3726920	149076.800	8.72
0C24036-CALG	50	7779036	155580.700	8.72
0C24036-CALH	100	1.663551E+07	166355.100	8.72
0C24036-CALI	200	3.98773E+07	199386.500	8.72

AVE RF **162965.800** RF RSD **12.53** AVE RT **8.72**

cis-Nonachlor [2C]

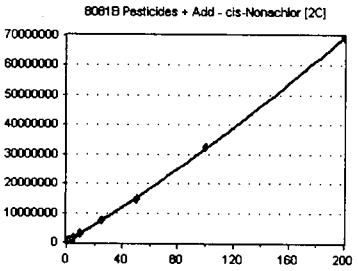

Curve Fit: **QUADRATIC: Weighting: (1/a^2), Origin: Ignore**

Standard	Concentration	Response	Response Factor	RT
0C24036-CALA	0.5	200734	401468.000	8.76
0C24036-CALB	1	371890	371890.000	8.76
0C24036-CALC	2	633230	316615.000	8.76
0C24036-CALD	5	1501113	300222.600	8.76
0C24036-CALE	10	2912480	291248.000	8.76
0C24036-CALF	25	7435646	297425.800	8.76
0C24036-CALG	50	1.483208E+07	296641.600	8.76
0C24036-CALH	100	3.244128E+07	324412.800	8.76
0C24036-CALI	200	6.954273E+07	347713.600	8.76

AVE RF **327515.300** RF RSD **11.77** AVE RT **8.76**

4,4'-DDD [2C]

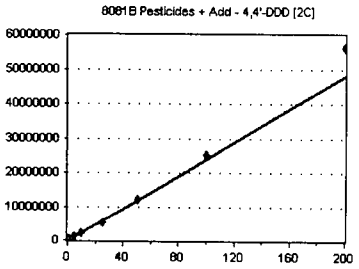

Curve Fit: **AVERAGE RF**

Standard	Concentration	Response	Response Factor	RT
0C24036-CAL1	0.5	121353	242706.000	8.77
0C24036-CAL2	1	235370	235370.000	8.77
0C24036-CAL3	2	459481	229740.500	8.76
0C24036-CAL4	5	1150449	230089.800	8.76
0C24036-CAL5	10	2247089	224708.900	8.76
0C24036-CAL6	25	5545997	221839.900	8.76
0C24036-CAL7	50	1.227476E+07	245495.200	8.76
0C24036-CAL8	100	2.526885E+07	252688.500	8.76
0C24036-CAL9	200	5.6579E+07	282895.000	8.76

AVE RF **240614.900** RF RSD **7.81** AVE RT **8.76**

Element Calibration Review Sheet

Calibration ID: **A0C2504** Instrument: **DUALECD5** Calibration Date: **03/25/2020**

Analysis: **8081B Pesticides + Add** Instrument Cal ID: **ECD5_QUANTPEST_20032**

Toxaphene 2 [2C]

Curve Fit: **AVERAGE RF**

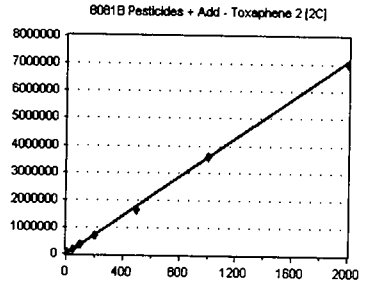

Standard	Concentration	Response	Response Factor	RT
0C24036-CALQ	10	38990	3899.000	8.82
0C24036-CALR	50	191843	3836.860	8.82
0C24036-CALS	100	355195	3551.950	8.82
0C24036-CALT	200	676906	3384.530	8.82
0C24036-CALU	500	1632080	3264.160	8.82
0C24036-CALV	1000	3583528	3583.528	8.82
0C24036-CALW	2000	6997810	3498.905	8.82

AVE RF **3574.133** RF RSD **6.39** AVE RT **8.82**

Toxaphene 3 [2C]

Curve Fit: **AVERAGE RF**

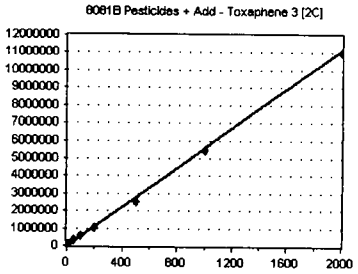

Standard	Concentration	Response	Response Factor	RT
0C24036-CALQ	10	64506	6450.600	8.85
0C24036-CALR	50	293570	5871.400	8.85
0C24036-CALS	100	562449	5624.490	8.85
0C24036-CALT	200	1026403	5132.015	8.85
0C24036-CALU	500	2521196	5042.392	8.85
0C24036-CALV	1000	5442521	5442.521	8.85
0C24036-CALW	2000	1.104245E+07	5521.225	8.85

AVE RF **5583.520** RF RSD **8.52** AVE RT **8.85**

Endosulfan II [2C]

Curve Fit: **AVERAGE RF**

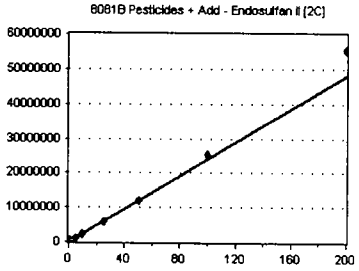

Standard	Concentration	Response	Response Factor	RT
0C24036-CAL1	0.5	127427	254854.000	8.87
0C24036-CAL2	1	236237	236237.000	8.87
0C24036-CAL3	2	458827	229413.500	8.87
0C24036-CAL4	5	1121325	224265.000	8.87
0C24036-CAL5	10	2179899	217989.900	8.87
0C24036-CAL6	25	5692155	227686.200	8.87
0C24036-CAL7	50	1.18898E+07	237796.000	8.87
0C24036-CAL8	100	2.539344E+07	253934.400	8.87
0C24036-CAL9	200	5.538608E+07	276930.400	8.87

AVE RF **239900.700** RF RSD **7.79** AVE RT **8.87**

Endrin ketone

Curve Fit: **AVERAGE RF**

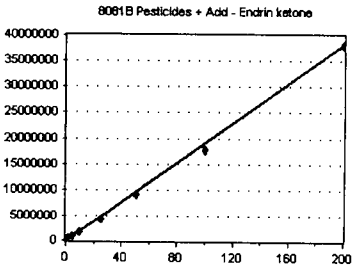

Standard	Concentration	Response	Response Factor	RT
0C24036-CAL1	0.5	113093	226186.000	8.90
0C24036-CAL2	1	212548	212548.000	8.90
0C24036-CAL3	2	384343	192171.500	8.90
0C24036-CAL4	5	944342	188868.400	8.90
0C24036-CAL5	10	1786134	178613.400	8.90
0C24036-CAL6	25	4268654	170746.200	8.90
0C24036-CAL7	50	9095515	181910.300	8.90
0C24036-CAL8	100	1.769339E+07	176933.900	8.90
0C24036-CAL9	200	3.81484E+07	190742.000	8.90

AVE RF **190968.900** RF RSD **9.35** AVE RT **8.90**

Element Calibration Review Sheet

Calibration ID: **A0C2504** Instrument: **DUALECD5** Calibration Date: **03/25/2020**

Analysis: **8081B Pesticides + Add** Instrument Cal ID: **ECD5_QUANTPEST_20032**

Chlordane 3 [2C]

Curve Fit: **AVERAGE RF**

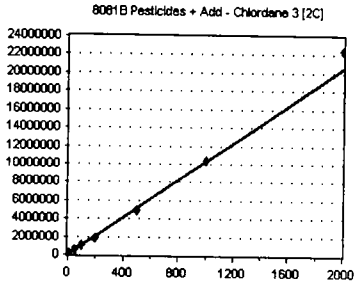

Standard	Concentration	Response	Response Factor	RT
0C24036-CALJ	10	111290	11129.000	8.90
0C24036-CALK	50	474158	9483.160	8.90
0C24036-CALL	100	1039600	10396.000	8.90
0C24036-CALM	200	1823031	9115.155	8.90
0C24036-CALN	500	4941415	9882.830	8.90
0C24036-CALO	1000	1.041749E+07	10417.490	8.90
0C24036-CALP	2000	2.241816E+07	11209.080	8.90

AVE RF **10233.250** RF RSD **7.73** AVE RT **8.90**

Toxaphene 4 [2C]

Curve Fit: **QUADRATIC: Weighting: (1/a^2), Origin: Ignore**

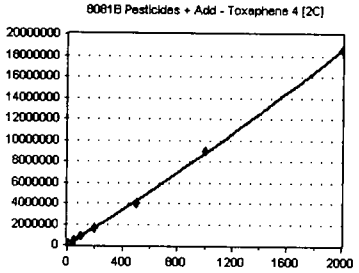

Standard	Concentration	Response	Response Factor	RT
0C24036-CALQ	10	116261	11626.100	8.92
0C24036-CALR	50	456067	9121.340	8.92
0C24036-CALS	100	879719	8797.190	8.92
0C24036-CALT	200	1629969	8149.845	8.92
0C24036-CALU	500	4046166	8092.332	8.92
0C24036-CALV	1000	8989591	8989.591	8.92
0C24036-CALW	2000	1.854843E+07	9274.215	8.92

AVE RF **9150.088** RF RSD **12.94** AVE RT **8.92**

4,4'-DDT [2C]

Curve Fit: **QUADRATIC: Weighting: (1/a^2), Origin: Ignore**

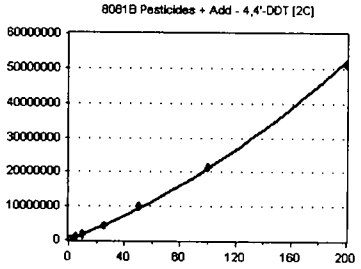

Standard	Concentration	Response	Response Factor	RT
0C24036-CAL1	0.5	75283	150566.000	8.99
0C24036-CAL2	1	143366	143366.000	8.99
0C24036-CAL3	2	293276	146638.000	8.99
0C24036-CAL4	5	826552	165310.400	8.99
0C24036-CAL5	10	1621620	162162.000	8.99
0C24036-CAL6	25	4248274	169931.000	8.99
0C24036-CAL7	50	1.017678E+07	203535.600	8.99
0C24036-CAL8	100	2.132001E+07	213200.100	8.99
0C24036-CAL9	200	5.12436E+07	256218.000	8.99

AVE RF **178991.900** RF RSD **21.10** AVE RT **8.99**

Toxaphene 5 [2C]

Curve Fit: **AVERAGE RF**

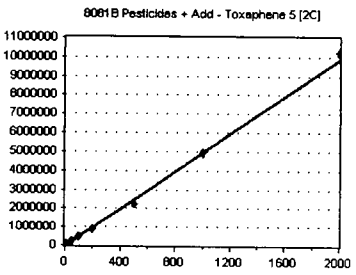

Standard	Concentration	Response	Response Factor	RT
0C24036-CALQ	10	54945	5494.500	9.10
0C24036-CALR	50	253621	5072.420	9.10
0C24036-CALS	100	488364	4883.640	9.10
0C24036-CALT	200	904494	4522.470	9.10
0C24036-CALU	500	2276816	4553.632	9.09
0C24036-CALV	1000	4954854	4954.854	9.09
0C24036-CALW	2000	1.022038E+07	5110.190	9.09

AVE RF **4941.672** RF RSD **6.82** AVE RT **9.09**

Element Calibration Review Sheet

Calibration ID: **A0C2504** Instrument: **DUALECD5** Calibration Date: **03/25/2020**

Analysis: **8081B Pesticides + Add** Instrument Cal ID: **ECD5_QUANTPEST_20032**

Endrin Aldehyde [2C]

Curve Fit: **AVERAGE RF**

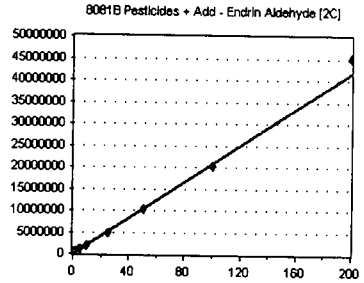

Standard	Concentration	Response	Response Factor	RT
~~0C24036-CAL1~~	~~0.5~~	~~174071~~	~~348142.000~~	~~9.11~~
~~0C24036-CAL2~~	~~1~~	~~337369~~	~~337369.000~~	~~9.11~~
0C24036-CAL3	2	448662	224331.000	9.11
0C24036-CAL4	5	1046598	209319.600	9.10
0C24036-CAL5	10	1961779	196177.900	9.11
0C24036-CAL6	25	4831046	193241.800	9.10
0C24036-CAL7	50	1.013818E+07	202763.600	9.10
0C24036-CAL8	100	2.040114E+07	204011.400	9.10
0C24036-CAL9	200	4.523548E+07	226177.400	9.10

AVE RF **208003.200** RF RSD **6.21** AVE RT **9.10**

Endosulfan sulfate [2C]

Curve Fit: **AVERAGE RF**

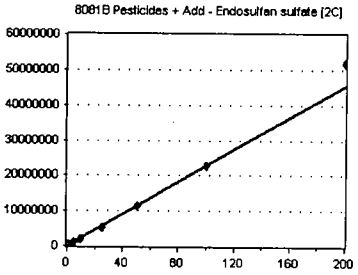

Standard	Concentration	Response	Response Factor	RT
0C24036-CAL1	0.5	122422	244844.000	9.30
0C24036-CAL2	1	232214	232214.000	9.30
0C24036-CAL3	2	442393	221196.500	9.30
0C24036-CAL4	5	1094098	218819.600	9.30
0C24036-CAL5	10	2092636	209263.600	9.30
0C24036-CAL6	25	5149242	205969.700	9.30
0C24036-CAL7	50	1.145496E+07	229099.200	9.29
0C24036-CAL8	100	2.283348E+07	228334.800	9.30
0C24036-CAL9	200	5.190204E+07	259510.200	9.29

AVE RF **227694.600** RF RSD **7.38** AVE RT **9.30**

Methoxychlor [2C]

Curve Fit: **QUADRATIC: Weighting: (1/a^2), Origin: Ignore**

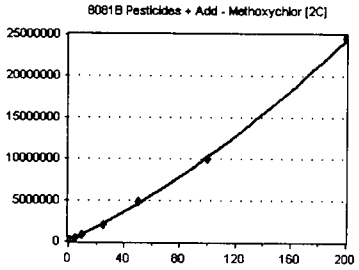

Standard	Concentration	Response	Response Factor	RT
0C24036-CAL1	0.5	48420	96840.000	9.47
0C24036-CAL2	1	89258	89258.000	9.47
0C24036-CAL3	2	178580	89290.000	9.47
0C24036-CAL4	5	445546	89109.200	9.47
0C24036-CAL5	10	846036	84603.600	9.47
0C24036-CAL6	25	2040469	81618.760	9.47
0C24036-CAL7	50	4887200	97744.000	9.47
0C24036-CAL8	100	9955852	99558.520	9.47
0C24036-CAL9	200	2.459388E+07	122969.400	9.47

AVE RF **94554.610** RF RSD **12.95** AVE RT **9.47**

Toxaphene 6 [2C]

Curve Fit: **AVERAGE RF**

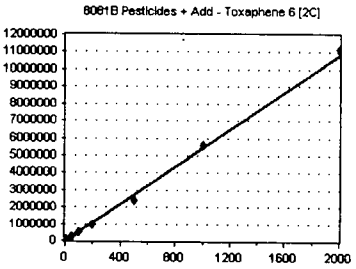

Standard	Concentration	Response	Response Factor	RT
0C24036-CALQ	10	60756	6075.600	9.48
0C24036-CALR	50	273442	5468.840	9.48
0C24036-CALS	100	529637	5296.370	9.48
0C24036-CALT	200	998411	4992.055	9.48
0C24036-CALU	500	2424995	4849.990	9.48
0C24036-CALV	1000	5554464	5554.464	9.48
0C24036-CALW	2000	1.118889E+07	5594.445	9.48

AVE RF **5404.538** RF RSD **7.56** AVE RT **9.48**

Element Calibration Review Sheet

Calibration ID: **A0C2504** Instrument: **DUALECD5** Calibration Date: **03/25/2020**

Analysis: **8081B Pesticides + Add** Instrument Cal ID: **ECD5_QUANTPEST_20032**

Decachlorobiphenyl (Surr)

Curve Fit: **QUADRATIC: Weighting: (1/a^2), Origin: Ignore**

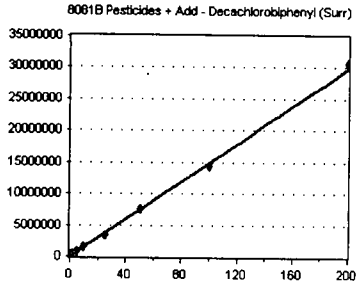

Standard	Concentration	Response	Response Factor	RT
0C24036-CAL1	0.5	98116	196232.000	9.59
0C24036-CAL2	1	181183	181183.000	9.59
0C24036-CAL3	2	338359	169179.500	9.59
0C24036-CAL4	5	799034	159806.800	9.59
0C24036-CAL5	10	1476751	147675.100	9.59
0C24036-CAL6	25	3497021	139880.800	9.59
0C24036-CAL7	50	7476041	149520.800	9.59
0C24036-CAL8	100	1.431762E+07	143176.200	9.59
0C24036-CAL9	200	3.060389E+07	153019.500	9.59

AVE RF **159963.700** RF RSD **11.79** AVE RT **9.59**

Mirex [2C]

Curve Fit: **QUADRATIC: Weighting: (1/a^2), Origin: Ignore**

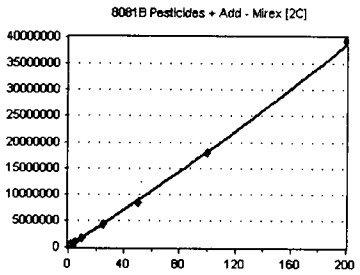

Standard	Concentration	Response	Response Factor	RT
0C24036-CALA	0.5	155731	311462.000	9.69
0C24036-CALB	1	260806	260806.000	9.69
0C24036-CALC	2	416537	208268.500	9.69
0C24036-CALD	5	917688	183537.600	9.69
0C24036-CALE	10	1755471	175547.100	9.69
0C24036-CALF	25	4337194	173487.800	9.69
0C24036-CALG	50	8504353	170087.100	9.69
0C24036-CALH	100	1.789964E+07	178996.400	9.69
0C24036-CALI	200	3.92653E+07	196326.500	9.69

AVE RF **206502.100** RF RSD **23.43** AVE RT **9.69**

Endrin ketone [2C]

Curve Fit: **AVERAGE RF**

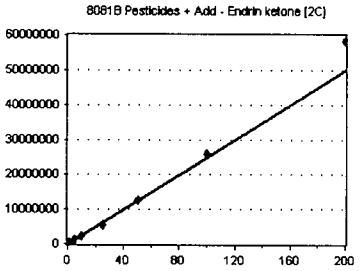

Standard	Concentration	Response	Response Factor	RT
0C24036-CAL1	0.5	132508	265016.000	9.70
0C24036-CAL2	1	246568	246568.000	9.70
0C24036-CAL3	2	474690	237345.000	9.70
0C24036-CAL4	5	1186676	237335.200	9.70
0C24036-CAL5	10	2307847	230784.700	9.70
0C24036-CAL6	25	5671298	226851.900	9.70
0C24036-CAL7	50	1.254734E+07	250946.800	9.70
0C24036-CAL8	100	2.579431E+07	257943.100	9.70
0C24036-CAL9	200	5.821762E+07	291088.100	9.70

AVE RF **249319.900** RF RSD **8.04** AVE RT **9.70**

Decachlorobiphenyl (Surr) [2C]

Curve Fit: **AVERAGE RF**

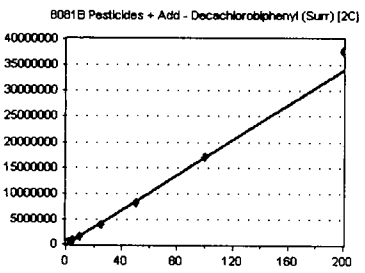

Standard	Concentration	Response	Response Factor	RT
0C24036-CAL1	0.5	90290	180580.000	10.55
0C24036-CAL2	1	178563	178563.000	10.56
0C24036-CAL3	2	341403	170701.500	10.55
0C24036-CAL4	5	836468	167293.600	10.55
0C24036-CAL5	10	1539567	153956.700	10.55
0C24036-CAL6	25	3867029	154681.200	10.55
0C24036-CAL7	50	8231591	164631.800	10.55
0C24036-CAL8	100	1.698219E+07	169821.900	10.55
0C24036-CAL9	200	3.764612E+07	188230.600	10.55

AVE RF **169828.900** RF RSD **6.73** AVE RT **10.55**

CALIBRATION SEQUENCE REVIEW SHEET

SEQUENCE: 0C24036

Analysis Included

1311/8081B TCLP Pest Reg List
1311/8081B TCLP Pest Reg List +ADD
1311/8081B TCLP Pesticides (All)
1311/8081B TCLP Pesticides + Add (All)
1312/8081B SPLP Pesticides
608 Additionals Only (QC)
608 Pest (Chlordane)
608 Pesticides
608 Pesticides (DDT Only)
608 Pesticides (SW)
608 Pesticides (SW) Full List
608 Pesticides (TTO)
608.3 Pesticides
608.3 Additionals
608.3 Chlordane
608.3 Toxaphene
8081B Pesticides
8081B 2,4+4,4-DDx Only (+Add)
8081B Chlordane
8081B DDT Only
8081B Pesticides + Add
8081B Pesticides + Add (Diss)
8081B RSET FW Sed (+Add) (2016)
8081B RSET Sediment List (+Add)
8081B RSET Sediment Marine (2016) (+Add)
8081B Toxaphene

CALIBRATION SEQUENCE REVIEW SHEET

SEQUENCE: 0C24036

INSTRUMENT SEQUENCE LOG

SampleID	SampleName	Matrix	STDID	ISTD_ID	Analyzed
0C24036-ICB1	Initial Cal Blank	Water	A20B383		3/24/2020 1:58:00PM
0C24036-CAL1	Cal Standard	Water	A20C398	"	3/24/2020 2:15:00PM
0C24036-CAL2	Cal Standard	Water	A20C178	"	3/24/2020 2:33:00PM
0C24036-CAL3	Cal Standard	Water	A20C179	"	3/24/2020 2:50:00PM
0C24036-CAL4	Cal Standard	Water	A20C180	"	3/24/2020 3:07:00PM
0C24036-CAL5	Cal Standard	Water	A20C181	"	3/24/2020 3:24:00PM
0C24036-CAL6	Cal Standard	Water	A20C182	"	3/24/2020 3:41:00PM
0C24036-CAL7	Cal Standard	Water	A20C183	"	3/24/2020 3:59:00PM
0C24036-CAL8	Cal Standard	Water	A20C184	"	3/24/2020 4:16:00PM
0C24036-CAL9	Cal Standard	Water	A20C177	"	3/24/2020 4:33:00PM
0C24036-ICV1	Initial Cal Check	Water	A20C164	"	3/24/2020 5:07:00PM
0C24036-CALA	Cal Standard	Water	A20C399	"	3/24/2020 5:24:00PM
0C24036-CALB	Cal Standard	Water	A20C353	"	3/24/2020 5:42:00PM
0C24036-CALC	Cal Standard	Water	A20C354	"	3/24/2020 6:31:00PM
0C24036-CALD	Cal Standard	Water	A20C355	"	3/24/2020 6:48:00PM
0C24036-CALE	Cal Standard	Water	A20C356	"	3/24/2020 7:05:00PM
0C24036-CALF	Cal Standard	Water	A20C357	"	3/24/2020 7:22:00PM
0C24036-CALG	Cal Standard	Water	A20C358	"	3/24/2020 7:40:00PM
0C24036-CALH	Cal Standard	Water	A20C359	"	3/24/2020 7:57:00PM
0C24036-CALI	Cal Standard	Water	A20C352	"	3/24/2020 8:14:00PM
0C24036-ICV2	Initial Cal Check	Water	A20C360	"	3/24/2020 8:48:00PM
0C24036-CALJ	Cal Standard	Water	A20C400	"	3/24/2020 9:05:00PM
0C24036-CALK	Cal Standard	Water	A19K307	"	3/24/2020 9:22:00PM
0C24036-CALL	Cal Standard	Water	A19K308	"	3/24/2020 9:39:00PM
0C24036-CALM	Cal Standard	Water	A19K309	"	3/24/2020 9:56:00PM
0C24036-CALN	Cal Standard	Water	A19K310	"	3/24/2020 10:14:00PM
0C24036-CALO	Cal Standard	Water	A19K311	"	3/24/2020 10:31:00PM
0C24036-CALP	Cal Standard	Water	A19K306	"	3/24/2020 10:48:00PM
0C24036-ICV3	Initial Cal Check	Water	A19K312	"	3/24/2020 11:22:00PM
0C24036-CALQ	Cal Standard	Water	A20C401	"	3/24/2020 11:39:00PM
0C24036-CALR	Cal Standard	Water	A19J417	"	3/24/2020 11:56:00PM
0C24036-CALS	Cal Standard	Water	A19J418	"	3/25/2020 12:13:00AM
0C24036-CALT	Cal Standard	Water	A19J419	"	3/25/2020 12:31:00AM
0C24036-CALU	Cal Standard	Water	A19J420	"	3/25/2020 12:48:00AM
0C24036-CALV	Cal Standard	Water	A19J421	"	3/25/2020 1:05:00AM
0C24036-CALW	Cal Standard	Water	A19J416	"	3/25/2020 1:22:00AM
0C24036-ICV4	Initial Cal Check	Water	A19J422	"	3/25/2020 1:56:00AM

CALIBRATION STANDARD RECOVERIES

Calibration: A0C2504 Instrument: DUALECD5F

1311/8081B TCLP Pest Reg L Sequence: 0C24036 Matrix: Water

0C24036-CAL1	Inst. MRL	Recalc Res.	Cal Level	%Rec.	Qual
0C24036-CAL2	**Inst. MRL**	**Recalc Res.**	**Cal Level**	**%Rec.**	**Qual**
0C24036-CAL3	**Inst. MRL**	**Recalc Res.**	**Cal Level**	**%Rec.**	**Qual**

CALIBRATION SEQUENCE REVIEW SHEET

SEQUENCE: 0C24036

0C24036-CAL4	Inst. MRL	Recalc Res.	Cal Level	%Rec.	Qual
0C24036-CAL5	Inst. MRL	Recalc Res.	Cal Level	%Rec.	Qual
0C24036-CAL6	Inst. MRL	Recalc Res.	Cal Level	%Rec.	Qual
0C24036-CAL7	Inst. MRL	Recalc Res.	Cal Level	%Rec.	Qual
0C24036-CAL8	Inst. MRL	Recalc Res.	Cal Level	%Rec.	Qual
0C24036-CAL9	Inst. MRL	Recalc Res.	Cal Level	%Rec.	Qual
0C24036-CALA	Inst. MRL	Recalc Res.	Cal Level	%Rec.	Qual
0C24036-CALB	Inst. MRL	Recalc Res.	Cal Level	%Rec.	Qual
0C24036-CALC	Inst. MRL	Recalc Res.	Cal Level	%Rec.	Qual
0C24036-CALD	Inst. MRL	Recalc Res.	Cal Level	%Rec.	Qual
0C24036-CALE	Inst. MRL	Recalc Res.	Cal Level	%Rec.	Qual
0C24036-CALF	Inst. MRL	Recalc Res.	Cal Level	%Rec.	Qual
0C24036-CALG	Inst. MRL	Recalc Res.	Cal Level	%Rec.	Qual
0C24036-CALH	Inst. MRL	Recalc Res.	Cal Level	%Rec.	Qual
0C24036-CALI	Inst. MRL	Recalc Res.	Cal Level	%Rec.	Qual
0C24036-CALJ	Inst. MRL	Recalc Res.	Cal Level	%Rec.	Qual
0C24036-CALK	Inst. MRL	Recalc Res.	Cal Level	%Rec.	Qual
0C24036-CALL	Inst. MRL	Recalc Res.	Cal Level	%Rec.	Qual
0C24036-CALM	Inst. MRL	Recalc Res.	Cal Level	%Rec.	Qual
0C24036-CALN	Inst. MRL	Recalc Res.	Cal Level	%Rec.	Qual
0C24036-CALO	Inst. MRL	Recalc Res.	Cal Level	%Rec.	Qual
0C24036-CALP	Inst. MRL	Recalc Res.	Cal Level	%Rec.	Qual
0C24036-CALQ	Inst. MRL	Recalc Res.	Cal Level	%Rec.	Qual
0C24036-CALR	Inst. MRL	Recalc Res.	Cal Level	%Rec.	Qual
0C24036-CALS	Inst. MRL	Recalc Res.	Cal Level	%Rec.	Qual
0C24036-CALT	Inst. MRL	Recalc Res.	Cal Level	%Rec.	Qual
0C24036-CALU	Inst. MRL	Recalc Res.	Cal Level	%Rec.	Qual
0C24036-CALV	Inst. MRL	Recalc Res.	Cal Level	%Rec.	Qual
0C24036-CALW	Inst. MRL	Recalc Res.	Cal Level	%Rec.	Qual

CALIBRATION SEQUENCE REVIEW SHEET

SEQUENCE: 0C24036

Compounds listed above have recalculated recoveries outside 70-130% of the true values, and the calibration levels are above the reporting level. If no compounds are listed, all are OK. Please see the next section for quadatic fit compounds.

Analytes With Quadratic Curve Fits

Qualifier	iMDL	iMRL	Spike Amt	%Difference	OK?	Raise MRL to ?
				———	☐	☐ ———

Analytes listed above have quadratic curve fits. If they are using a weighting otpion, they must be checked against the requanted curve points to determine if the recalculated results are within limits (70-130 or as specified).

ICV RECOVERIES

Calibration: **A0C2504** Instrument: **DUALECD5F**

608 Pesticides (SW) Full List Sequence: **0C24036** Matrix: **Water**

0C24036-ICV1	**Inst. MRL**	**ICV Level**	**Result**	**%Rec.**	**Qual**
0C24036-ICV2	**Inst. MRL**	**ICV Level**	**Result**	**%Rec.**	**Qual**
0C24036-ICV3	**Inst. MRL**	**ICV Level**	**Result**	**%Rec.**	**Qual**
0C24036-ICV4	**Inst. MRL**	**ICV Level**	**Result**	**%Rec.**	**Qual**

Compounds listed above have Initial Calibration Verification standard recoveries outside 70-130% of the true values. If no compounds are listed, all have passing recoveries.

Response Factor Report DUALECD5

Method Path : C:\msdchem\1\methods\
Method File : ECD5_QUANTPEST_200324.M
Title : Instrument: DualECD5
Last Update : Wed Mar 25 12:47:54 2020
Response Via : Initial Calibration

Calibration Files
1 =ECD5-03242040.D 2 =ECD5-03242041.D 3 =ECD5-03242042.D 4 =ECD5-03242043.D 5 =ECD5-03242044.D
6 =ECD5-03242045.D 7 =ECD5-03242046.D 8 =ECD5-03242027.D 9 =ECD5-03242028.D

		Compound	1	2	3	4	5	6	7	8	9	Avg		%RSD
1)	S	TCMX (S)	2.211	2.076	1.946	1.929	1.871	1.805	1.848	1.835	1.864	1.932	E5	6.83
2)		a-BHC	2.743	2.656	2.667	2.659	2.560	2.520	2.623	2.579	2.679	2.632	E5	2.60
3)		g-BHC	2.401	2.355	2.310	2.288	2.232	2.163	2.275	2.273	2.289	2.287	E5	2.98
4)		b-BHC	1.124	1.052	0.968	0.936	0.873	0.865	0.912	0.919	0.962	0.957	E5	8.80
5)		Heptachlor	2.512	2.301	2.255	2.279	2.122	2.021	2.169	2.152	2.239	2.228	E5	6.20
6)		d-BHC	1.879	1.844	1.860	1.913	1.855	1.926	1.999	2.082	2.204	1.951	E5	6.27
7)		Aldrin	2.339	2.281	2.234	2.301	2.164	2.138	2.178	2.176	2.170	2.220	E5	3.22
8)		Heptachlor Exp...	2.332	2.248	2.108	2.046	1.918	1.887	1.957	1.938	2.011	2.049	E5	7.50
9)		trans-Chlordane	2.358	2.185	2.105	2.054	1.998	1.936	2.035	2.034	2.057	2.085	E5	5.91
10)		cis-Chlordane	2.408	2.222	2.092	2.019	1.892	1.869	1.977	1.943	2.008	2.048	E5	8.39
11)		Endosulfan I	2.183	2.027	1.970	1.971	1.839	1.816	1.875	1.820	1.899	1.933	E5	6.17
12)		4,4'-DDE	2.084	2.010	1.887	1.933	1.899	1.872	1.975	1.982	2.099	1.971	E5	4.18
13)		Dieldrin	2.312	2.192	2.119	2.124	2.075	1.989	2.136	2.083	2.090	2.125	E5	4.20
14)		Endrin	1.895	1.769	1.689	1.693	1.605	1.542	1.708	1.693	1.791	1.709	E5	6.01
15)		4,4'-DDD	1.787	1.719	1.625	1.559	1.528	1.533	1.577	1.638	1.743	1.634	E5	5.83
16)		Endosulfan II	1.897	1.796	1.681	1.631	1.566	1.543	1.604	1.637	1.723	1.675	E5	6.81
17)		4,4'-DDT	1.283	1.214	1.197	1.258	1.240	1.216	1.430	1.414	1.638	1.321	E5	11.06
18)		Endrin Aldehyde			1.698	1.515	1.419	1.326	1.423	1.380	1.485	1.464	E5	8.27
19)		Endosulfan Sul...	1.931	1.815	1.657	1.637	1.520	1.477	1.593	1.543	1.626	1.644	E5	8.82
20)		Methoxychlor	8.418	7.913	7.073	7.110	6.495	6.076	6.947	6.823	8.088	7.216	E4	10.70
21)		Endrin Ketone	2.262	2.125	1.922	1.889	1.786	1.707	1.819	1.769	1.907	1.910	E5	9.35
22)	S	DCBP (S)	1.962	1.812	1.692	1.598	1.477	1.399	1.495	1.432	1.530	1.600	E5	11.79
23)		Hexachlorobuta...	2.780	2.530	2.198	1.971	1.914	1.898	1.743	1.806	1.903	2.083	E5	16.96
24)		Hexachlorobenzene	2.709	2.488	2.096	1.883	1.821	1.822	1.752	1.819	1.891	2.031	E5	16.74
25)		Oxychlordane	2.469	2.286	1.934	1.751	1.728	1.695	1.630	1.657	1.741	1.877	E5	15.99
26)		2,4'-DDE	1.664	1.567	1.336	1.254	1.238	1.208	1.182	1.223	1.310	1.331	E5	12.76
27)		trans-Nonachlor	2.774	2.507	2.115	1.964	1.958	1.908	1.788	1.872	1.971	2.095	E5	15.66
28)		2,4'-DDD	1.593	1.487	1.199	1.114	1.077	1.078	1.024	1.085	1.128	1.198	E5	16.77
29)		2,4'-DDT	1.356	1.299	1.043	1.001	1.039	1.050	1.022	1.095	1.205	1.123	E5	11.64
30)		cis-Nonachlor	2.866	2.681	2.214	2.089	2.057	2.102	1.986	2.013	2.160	2.241	E5	13.98
31)		Mirex	2.254	2.030	1.617	1.405	1.334	1.292	1.243	1.240	1.313	1.525	E5	24.38
32)		Chlordane (1)	2.468	2.205	2.486	2.226	2.270	2.334	2.350			2.334	E4	4.75
33)		Chlordane (2)	2.827	2.610	2.775	2.550	2.549	2.607	2.669			2.655	E4	4.09
34)		Chlordane (3)	7.502	7.057	7.703	6.647	7.223	7.302	7.453			7.270	E3	4.74
35)		Chlordane - AVE										0.000		-1.00
36)		Toxaphene (1)	1.122	1.180	1.111	0.990	0.950	0.981	0.941			1.039	E3	9.26
37)		Toxaphene (2)	2.305	2.131	1.980	1.781	1.718	1.744	1.704			1.909	E3	12.35
38)		Toxaphene (3)	4.721	4.413	4.123	3.771	3.640	4.007	3.861			4.077	E3	9.32
39)		Toxaphene (4)	4.757	4.119	3.918	3.647	3.565	3.786	3.705			3.928	E3	10.41
40)		Toxaphene (5)	3.295	3.204	3.132	2.880	2.732	3.149	3.080			3.067	E3	6.36
41)		Toxaphene (6)	4.533	4.148	4.129	3.706	3.579	3.946	3.998			4.006	E3	7.82
42)		Toxaphene - AVE										0.000		-1.00

MJ 3/25/20

Response Factor Report DUALECD5

Method Path : C:\msdchem\1\methods\
Method File : ECD5_QUANTPEST_200324.M
Title : Instrument: DualECD5

Signal #2 Calibration Files
1 =ECD5-03242040.D 2 =ECD5-03242041.D 3 =ECD5-03242042.D
4 =ECD5-03242043.D 5 =ECD5-03242044.D 6 =ECD5-03242045.D

		Compound	1	2	3	4	5	6	Avg					%RSD
44)	S	TCMX (S) #2	3.289	2.863	2.749	2.672	2.673	2.608	2.804	2.936	3.133	2.858	E5	7.95
45)		a-BHC #2	3.808	3.773	3.849	3.924	3.940	3.848	4.184	4.388	4.754	4.052	E5	8.15
46)		g-BHC #2	3.546	3.427	3.401	3.363	3.375	3.297	3.643	3.782	4.006	3.538	E5	6.60
47)		b-BHC #2	1.713	1.608	1.515	1.457	1.376	1.362	1.417	1.473	1.582	1.500	E5	7.74
48)		Heptachlor #2	3.529	3.298	3.350	3.245	3.096	3.048	3.390	3.464	3.742	3.351	E5	6.42
49)		d-BHC #2	3.092	3.056	3.099	3.089	3.066	3.105	3.323	3.632	3.927	3.266	E5	9.52
50)		Aldrin #2	3.235	3.078	3.136	3.143	3.096	3.138	3.354	3.495	3.654	3.259	E5	6.17
51)		Heptachlor Exp...	3.152	2.985	2.936	2.860	2.823	2.734	2.976	3.045	3.276	2.976	E5	5.61
52)		trans-Chlordan...	3.184	2.991	2.920	2.925	2.808	2.815	3.060	3.190	3.371	3.029	E5	6.25
53)		cis-Chlordane #2	3.115	2.922	2.817	2.777	2.751	2.734	2.819	3.005	3.177	2.902	E5	5.62
54)		Endosulfan I #2	2.787	2.710	2.656	2.638	2.496	2.542	2.778	2.826	3.020	2.717	E5	5.84
55)		4,4'-DDE #2	2.751	2.691	2.677	2.767	2.682	2.767	2.962	3.111	3.364	2.863	E5	8.28
56)		Dieldrin #2	2.940	2.920	2.797	2.843	2.801	2.829	3.073	3.182	3.391	2.975	E5	6.83
57)		Endrin #2	2.356	2.226	2.136	2.226	2.149	2.051	2.342	2.421	2.700	2.290	E5	8.47
58)		4,4'-DDD #2	2.427	2.354	2.297	2.301	2.247	2.218	2.455	2.527	2.829	2.406	E5	7.81
59)		Endosulfan II #2	2.549	2.362	2.294	2.243	2.180	2.277	2.378	2.539	2.769	2.399	E5	7.79
60)		4,4'-DDT #2	1.506	1.434	1.466	1.653	1.622	1.699	2.035	2.132	2.562	1.790	E5	21.10
61)		Endrin Aldehyd...			2.243	2.093	1.962	1.932	2.028	2.040	2.262	2.080	E5	6.21
62)		Endosulfan Sul...	2.448	2.322	2.212	2.188	2.093	2.060	2.291	2.283	2.595	2.277	E5	7.38
63)		Methoxychlor #2	0.968	0.893	0.893	0.891	0.846	0.816	0.977	0.996	1.230	0.946	E5	12.95
64)		Endrin Ketone #2	2.650	2.466	2.373	2.373	2.308	2.269	2.509	2.579	2.911	2.493	E5	8.04
65)	S	DCBP (S) #2	1.806	1.786	1.707	1.673	1.540	1.547	1.646	1.698	1.882	1.698	E5	6.73
66)		Hexachlorobuta...	5.030	4.642	4.038	3.778	3.659	3.666	3.488	3.634	3.987	3.992	E5	12.98
67)		Hexachlorobenz...	4.039	3.607	3.065	2.834	2.829	2.883	2.841	3.031	3.198	3.147	E5	13.26
68)		Oxychlordane #2	3.611	3.340	2.745	2.547	2.482	2.548	2.429	2.649	2.944	2.811	E5	14.67
69)		2,4'-DDE #2	2.499	2.385	1.987	1.872	1.859	1.846	1.875	1.988	2.207	2.058	E5	11.99
70)		trans-Nonachlo...	3.895	3.604	3.077	2.820	2.786	2.772	2.767	2.987	3.295	3.111	E5	13.11
71)		2,4'-DDD #2	2.422	2.221	1.830	1.696	1.664	1.652	1.627	1.727	1.935	1.864	E5	15.09
72)		2,4'-DDT #2	1.875	1.747	1.466	1.420	1.455	1.491	1.556	1.664	1.994	1.630	E5	12.53
73)		cis-Nonachlor #2	4.015	3.719	3.166	3.002	2.912	2.974	2.966	3.244	3.477	3.275	E5	11.77
74)		Mirex #2	3.115	2.608	2.083	1.835	1.755	1.735	1.701	1.790	1.963	2.065	E5	23.43
75)		Chlordane (1) #2	3.857	3.575	4.070	3.679	3.833	4.198	4.370			3.940	E4	7.24
76)		Chlordane (2) #2	3.417	2.951	3.328	3.068	3.217	3.385	3.559			3.275	E4	6.44
77)		Chlordane (3) #2	1.113	0.948	1.040	0.912	0.988	1.042	1.121			1.023	E4	7.73
78)		Chlordane - AV...										0.000		-1.00
79)		Toxaphene (1) #2	3.130	3.128	2.873	2.662	2.568	2.710	2.616			2.812	E3	8.40
80)		Toxaphene (2) #2	3.899	3.837	3.552	3.385	3.264	3.584	3.499			3.574	E3	6.39
81)		Toxaphene (3) #2	6.451	5.871	5.624	5.132	5.042	5.443	5.521			5.584	E3	8.52
82)		Toxaphene (4) #2	1.163	0.912	0.880	0.815	0.809	0.899	0.927			0.915	E4	12.94
83)		Toxaphene (5) #2	5.495	5.072	4.884	4.522	4.554	4.955	5.110			4.942	E3	6.82
84)		Toxaphene (6) #2	6.076	5.469	5.296	4.992	4.850	5.554	5.594			5.405	E3	7.56
85)		Toxaphene - AV...										0.000		-1.00

(#) = Out of Range

ECD5_QUANTPEST_200324.M Wed Mar 25 15:07:39 2020

Compound List Report DUALECD5

Method Path : C:\msdchem\1\methods\
Method File : ECD5_QUANTPEST_200324.M
Title : Instrument: DualECD5
Last Update : Wed Mar 25 12:47:54 2020
Response Via : Initial Calibration

Total Cpnds : 85

NJB 3/25/20

PK#		Compound Name	Exp_RT	Rel_RT	Cal	A/H	ID
1	S	TCMX (S)	5.390	1.000	A	H	R
2		a-BHC	5.930	1.000	A	H	R
3		g-BHC	6.213	1.000	A	H	R
4		b-BHC	6.287	1.000	A	H	R
5		Heptachlor	6.622	1.000	A	H	R
6		d-BHC	6.438	1.000	A	H	R
7		Aldrin	6.863	1.000	A	H	R
8		Heptachlor Expoxide	7.325	1.000	A	H	R
9		trans-Chlordane	7.419	1.000	A	H	R
10		cis-Chlordane	7.516	1.000	A	H	R
11		Endosulfan I	7.614	1.000	A	H	R
12		4,4'-DDE	7.577	1.000	A	H	R
13		Dieldrin	7.786	1.000	A	H	R
14		Endrin	7.951	1.000	A	H	R
15		4,4'-DDD	7.999	1.000	A	H	R
16		Endosulfan II	8.108	1.000	A	H	R
17		4,4'-DDT	8.196	1.000	Q	H	R
18		Endrin Aldehyde	8.398	1.000	A	H	R
19		Endosulfan Sulfate	8.700	1.000	A	H	R
20		Methoxychlor	8.531	1.000	Q	H	R
21		Endrin Ketone	8.894	1.000	A	H	R
22	S	DCBP (S)	9.588	1.000	Q	H	R
23		Hexachlorobutadiene	3.191	1.000	Q	H	R
24		Hexachlorobenzene	5.771	1.000	Q	H	R
25		Oxychlordane	7.251	1.000	Q	H	R
26		2,4'-DDE	7.326	1.000	Q	H	R
27		trans-Nonachlor	7.506	1.000	Q	H	R
28		2,4'-DDD	7.699	1.000	Q	H	R
29		2,4'-DDT	7.882	1.000	Q	H	R
30		cis-Nonachlor	7.977	1.000	Q	H	R
31		Mirex	8.645	1.000	Q	H	R
32		Chlordane (1)	7.419	1.000	A	H	R
33		Chlordane (2)	7.513	1.000	A	H	R
34		Chlordane (3)	8.063	1.000	A	H	R
35		Chlordane - AVE	3.704	1.000	A	H	R
36		Toxaphene (1)	7.494	1.000	A	H	R
37		Toxaphene (2)	7.787	1.000	Q	H	R
38		Toxaphene (3)	8.099	1.000	A	H	R
39		Toxaphene (4)	8.340	1.000	A	H	R
40		Toxaphene (5)	8.568	1.000	A	H	R
41		Toxaphene (6)	8.635	1.000	A	H	R
42		Toxaphene - AVE	3.698	1.000	A	H	R
43		Signal #2	3.796	1.000	A	H	R
44	S	TCMX (S) #2	5.986	1.000	A	H	R
45		a-BHC #2	6.594	1.000	A	H	R
46		g-BHC #2	6.913	1.000	A	H	R
47		b-BHC #2	6.976	1.000	A	H	R
48		Heptachlor #2	7.288	1.000	A	H	R
49		d-BHC #2	7.231	1.000	A	H	R
50		Aldrin #2	7.554	1.000	A	H	R
51		Heptachlor Expoxide #2	7.992	1.000	A	H	R
52		trans-Chlordane #2	8.132	1.000	A	H	R
53		cis-Chlordane #2	8.241	1.000	A	H	R
54		Endosulfan I #2	8.291	1.000	A	H	R
55		4,4'-DDE #2	8.346	1.000	A	H	R
56		Dieldrin #2	8.492	1.000	A	H	R

57		Endrin #2	8.719	1.000	A	H	R
58		4,4'-DDD #2	8.762	1.000	A	H	R
59		Endosulfan II #2	8.866	1.000	A	H	R
60		4,4'-DDT #2	8.989	1.000	Q	H	R
61		Endrin Aldehyde #2	9.103	1.000	A	H	R
62		Endosulfan Sulfate #2	9.294	1.000	A	H	R
63		Methoxychlor #2	9.468	1.000	Q	H	R
64		Endrin Ketone #2	9.695	1.000	A	H	R
65	S	DCBP (S) #2	10.552	1.000	A	H	R
66		Hexachlorobutadiene #2	3.673	1.000	Q	H	R
67		Hexachlorobenzene #2	6.452	1.000	Q	H	R
68		Oxychlordane #2	7.919	1.000	Q	H	R
69		2,4'-DDE #2	8.123	1.000	Q	H	R
70		trans-Nonachlor #2	8.194	1.000	Q	H	R
71		2,4'-DDD #2	8.497	1.000	Q	H	R
72		2,4'-DDT #2	8.722	1.000	Q	H	R
73		cis-Nonachlor #2	8.761	1.000	Q	H	R
74		Mirex #2	9.686	1.000	Q	H	R
75		Chlordane (1) #2	8.131	1.000	A	H	R
76		Chlordane (2) #2	8.239	1.000	A	H	R
77		Chlordane (3) #2	8.902	1.000	A	H	R
78		Chlordane - AVE #2	3.684	1.000	A	H	R
79		Toxaphene (1) #2	8.467	1.000	A	H	R
80		Toxaphene (2) #2	8.815	1.000	A	H	R
81		Toxaphene (3) #2	8.850	1.000	A	H	R
82		Toxaphene (4) #2	8.917	1.000	Q	H	R
83		Toxaphene (5) #2	9.094	1.000	A	H	R
84		Toxaphene (6) #2	9.475	1.000	A	H	R
85		Toxaphene - AVE #2	3.691	1.000	A	H	R

Cal A = Average L = Linear LO = Linear w/origin Q = Quad QO = Quad w/origin
A/H = Area or Height
ID R = R.T. B = R.T. & Q Q = Qvalue L = Largest A = All

ECD5_QUANTPEST_200324.M Wed Mar 25 15:06:43 2020

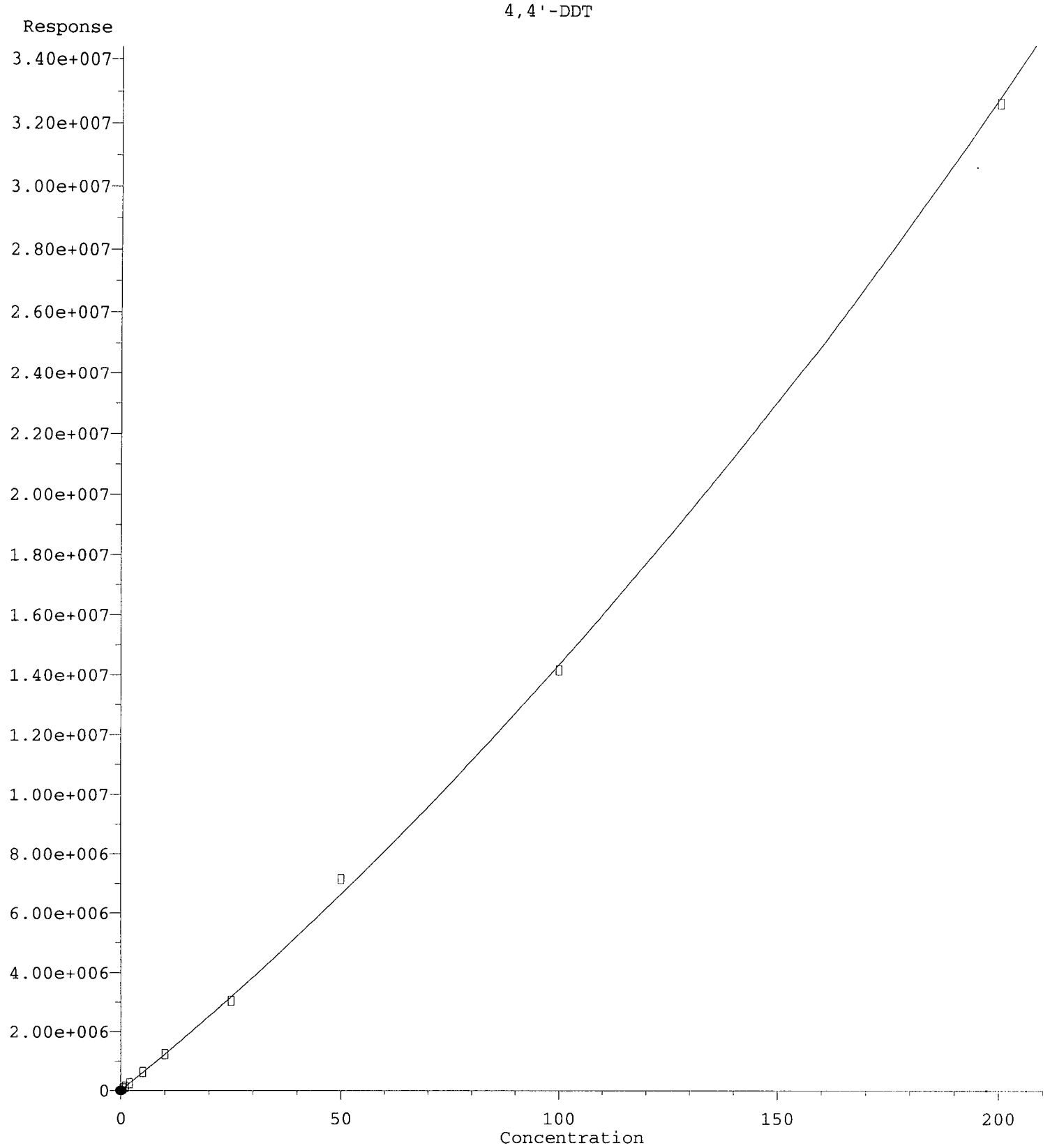

R = 2.15e+002 A*A + 1.22e+005 A + 2.17e+003
Coef of Det (r^2) 0.9998 Curve Fit: Quadratic w/ 1/a^2
Method Name: C:\msdchem\1\methods\ECD5_QUANTPEST_200324.M

Quantitation Report (Qedit)

Data Path : C:\msdchem\1\data\2020-03\0C24036\REQUANT\
Data File : ECD5-03242007.D
Signal(s) : Signal #1: ECD1A.CH Signal #2: ECD2B.CH
Acq On : 24 Mar 2020 14:15
Operator : MJB
Sample : 0C24036-CAL1
Misc : A20C398, AB 0.5 ppb
ALS Vial : 4 (Sig #1); 0 (Sig #2) Sample Multiplier: 1

Integration File signal 1: PEST1.e
Integration File signal 2: PEST2.e
Quant Time: Mar 24 17:46:08 2020
Quant Method : C:\msdchem\1\methods\ECD5_QUANTPEST_200324.M
Quant Title : Instrument: DualECD5
QLast Update : Tue Mar 24 17:40:19 2020
Response via : Initial Calibration
Integrator: ChemStation 6890 Scale Mode: Small noise peaks clipped

Volume Inj. : 2uL
Signal #1 Phase : Rtx-CLPesticides Signal #2 Phase: Rtx-CLPesticides2
Signal #1 Info : 30m X 0.32mm X 0. Signal #2 Info : 30m X 0.32mm X 0.25um

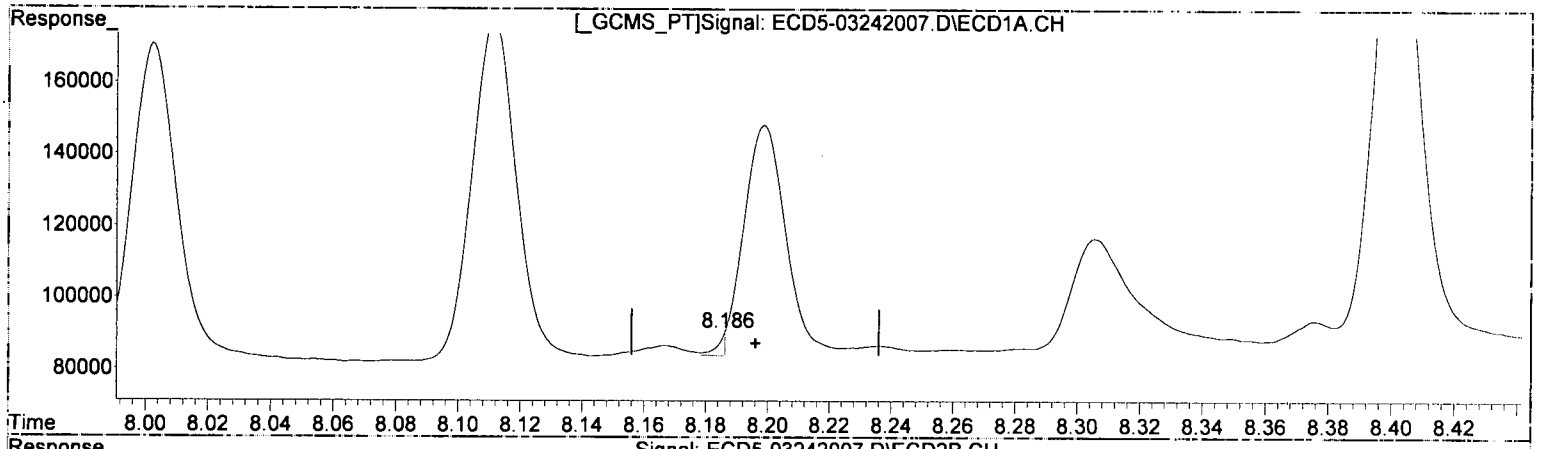

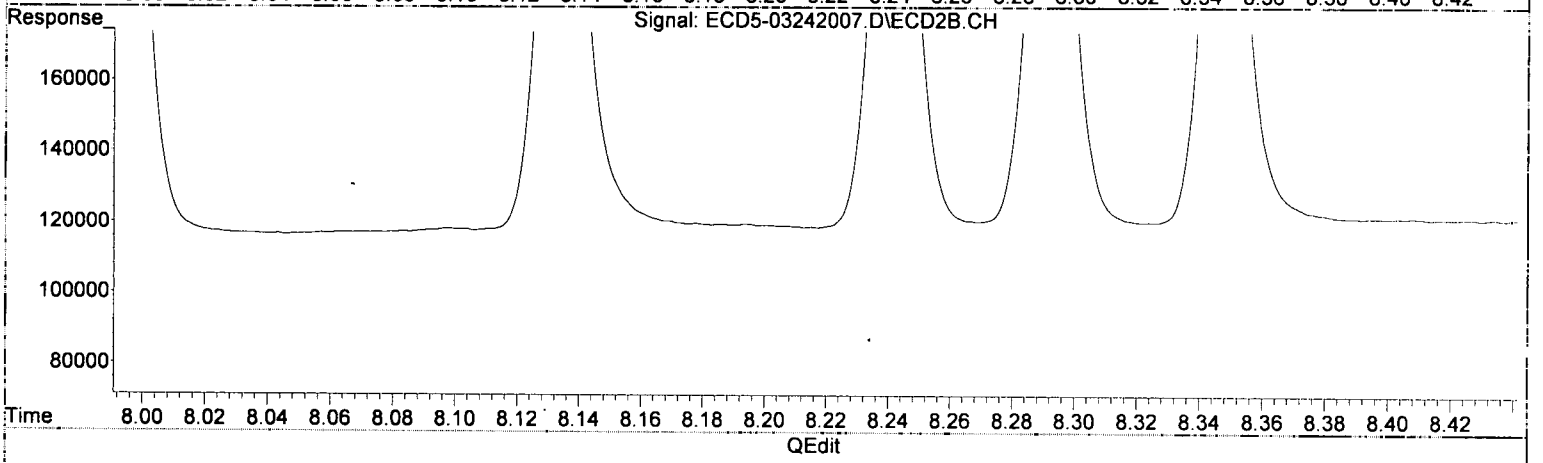

(17) 4,4'-DDT

8.186min 0.036 ng/mL(m)

response 6604

MJB 3/25/20

(17) 4,4'-DDT #2

8.990min 0.522 ng/mL

response 75283

(+) = Expected Retention Time

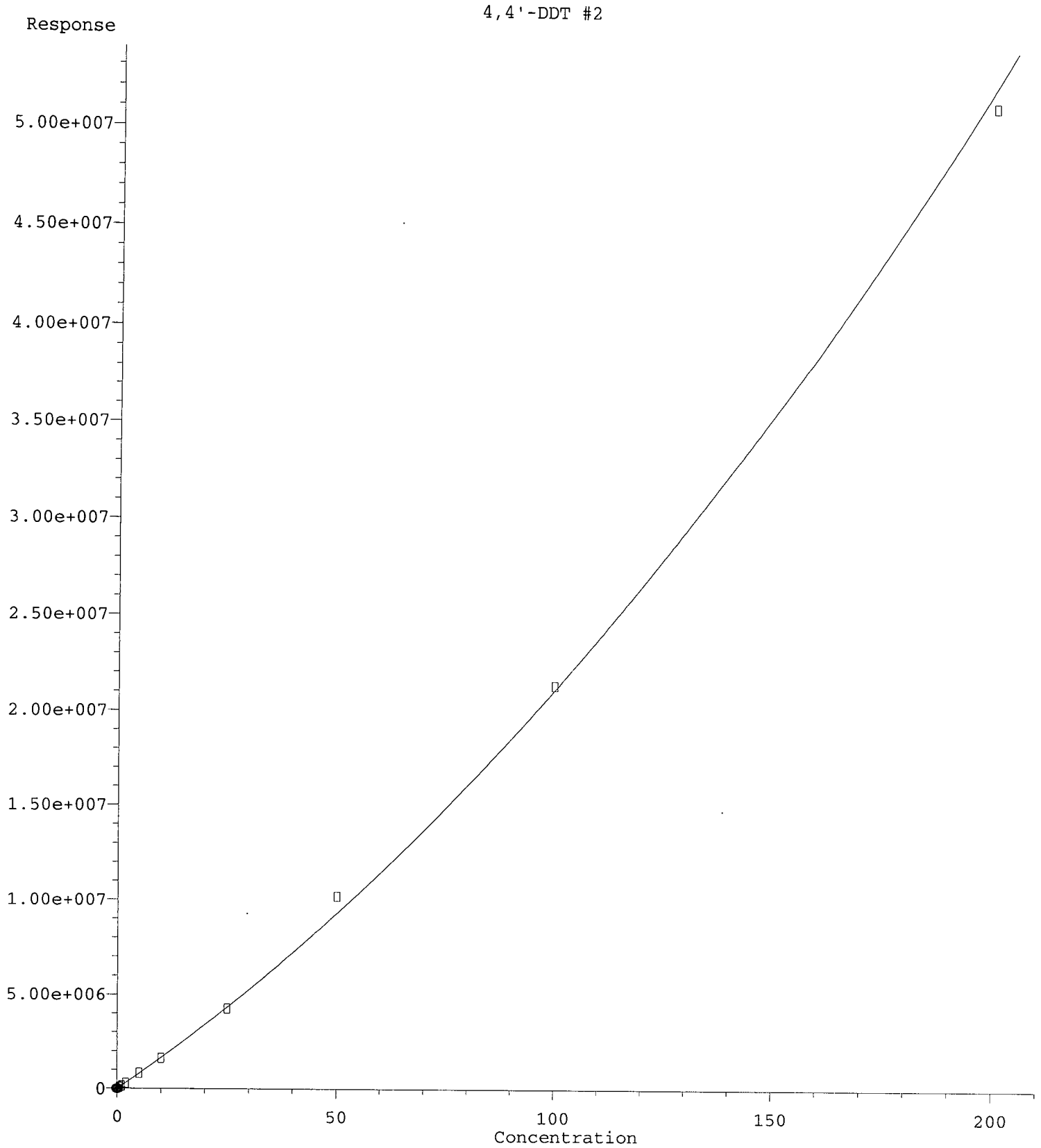

R = 5.03e+002 A*A + 1.61e+005 A - 8.69e+003
Coef of Det (r^2) = 0.997 Curve Fit: Quadratic, w/ (1/amt)
Method Name: C:\msdchem\1\methods\ECD5_QUANTPEST_200324.M
Calibration Table Last Updated: Wed Mar 25 12:55:06 2020

Quantitation Report (Qedit)

Data Path : C:\msdchem\1\data\2020-03\0C24036\REQUANT\
Data File : ECD5-03242007.D
Signal(s) : Signal #1: ECD1A.CH Signal #2: ECD2B.CH
Acq On : 24 Mar 2020 14:15
Operator : MJB
Sample : 0C24036-CAL1
Misc : A20C398, AB 0.5 ppb
ALS Vial : 4 (Sig #1); 0 (Sig #2) Sample Multiplier: 1

Integration File signal 1: PEST1.e
Integration File signal 2: PEST2.e
Quant Time: Mar 24 17:46:08 2020
Quant Method : C:\msdchem\1\methods\ECD5_QUANTPEST_200324.M
Quant Title : Instrument: DualECD5
QLast Update : Tue Mar 24 17:40:19 2020
Response via : Initial Calibration
Integrator: ChemStation 6890 Scale Mode: Small noise peaks clipped

Volume Inj. : 2uL
Signal #1 Phase : Rtx-CLPesticides Signal #2 Phase: Rtx-CLPesticides2
Signal #1 Info : 30m X 0.32mm X 0. Signal #2 Info : 30m X 0.32mm X 0.25um

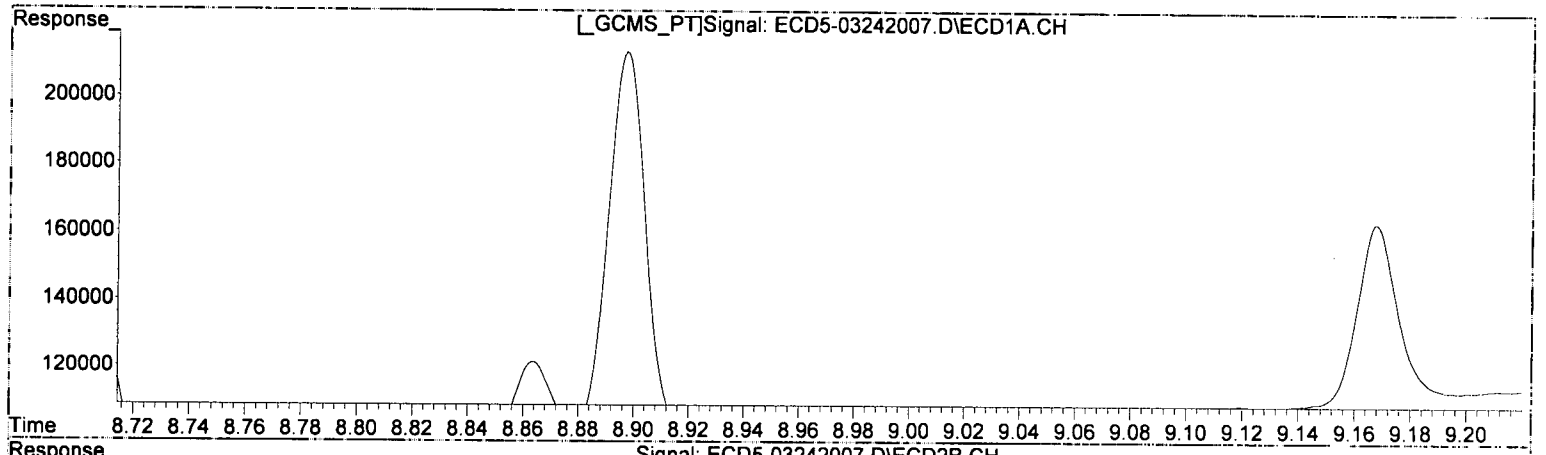

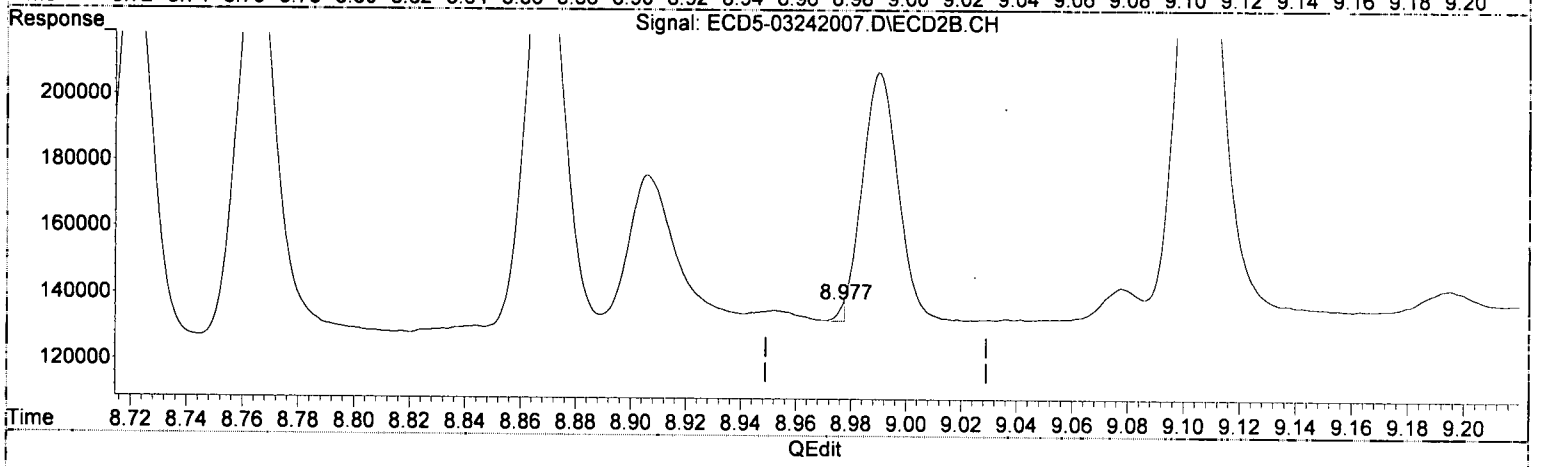

(17) 4,4'-DDT
8.186min 0.036 ng/mL m
response 6604

MJB
3/25/20

(17) 4,4'-DDT #2
8.977min 0.087 ng/mL m
response 5267

(+) = Expected Retention Time

ECD5_QUANTPEST_200324.M Wed Mar 25 14:53:23 2020

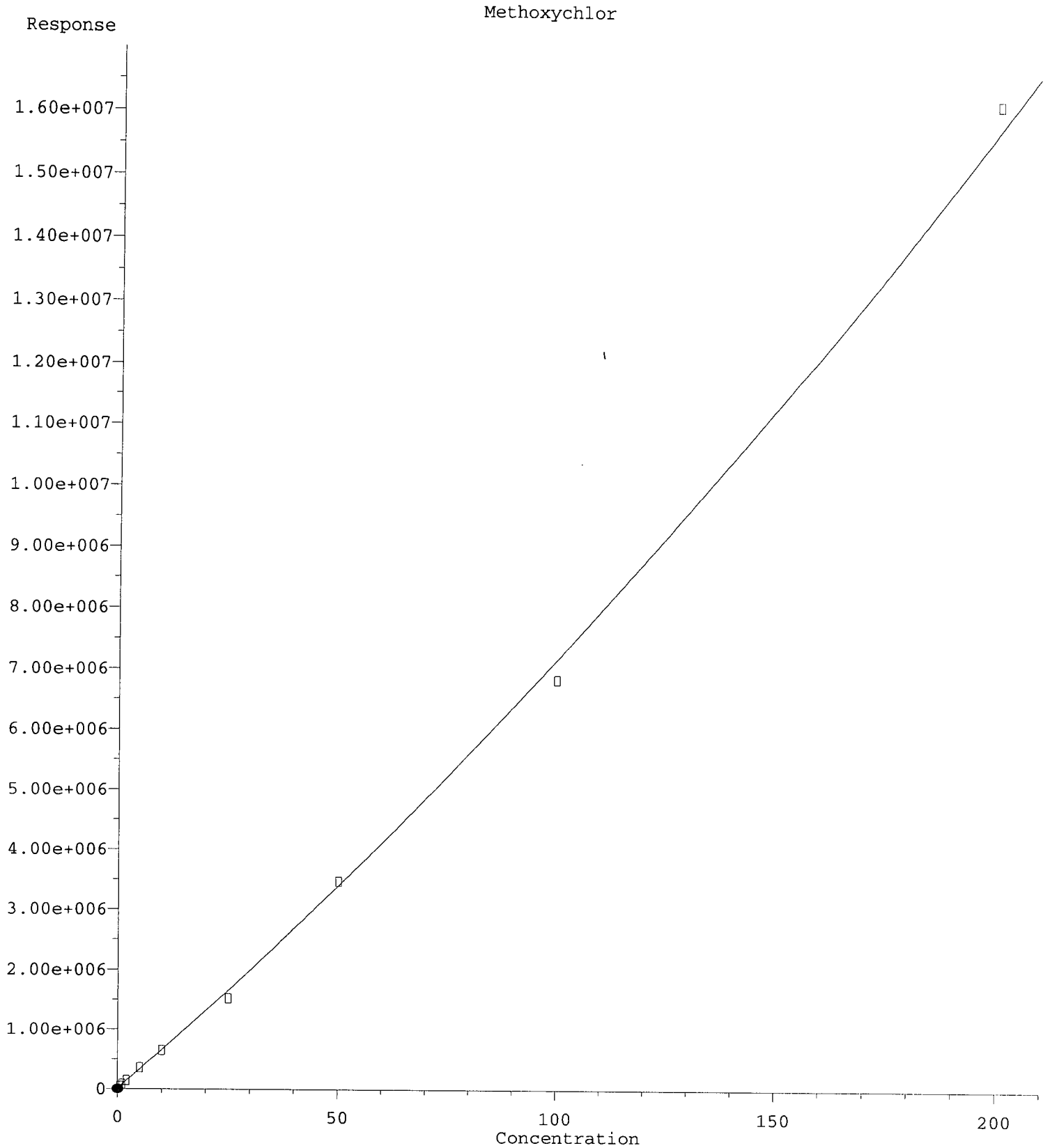

R = 7.38e+001 A*A + 6.41e+004 A + 1.12e+004
Coef of Det (r^2) = 0.997 Curve Fit: Quadratic w/(1/a^2)
Method Name: C:\msdchem\1\methods\ECD5_QUANTPEST_200324.M
Calibration Table Last Updated: Wed Mar 25 12:55:06 2020

Quantitation Report (Qedit)

Data Path : C:\msdchem\1\data\2020-03\0C24036\REQUANT\
Data File : ECD5-03242007.D
Signal(s) : Signal #1: ECD1A.CH Signal #2: ECD2B.CH
Acq On : 24 Mar 2020 14:15
Operator : MJB
Sample : 0C24036-CAL1
Misc : A20C398, AB 0.5 ppb
ALS Vial : 4 (Sig #1); 0 (Sig #2) Sample Multiplier: 1

Integration File signal 1: PEST1.e
Integration File signal 2: PEST2.e
Quant Time: Mar 24 17:46:08 2020
Quant Method : C:\msdchem\1\methods\ECD5_QUANTPEST_200324.M
Quant Title : Instrument: DualECD5
QLast Update : Tue Mar 24 17:40:19 2020
Response via : Initial Calibration
Integrator: ChemStation 6890 Scale Mode: Small noise peaks clipped

Volume Inj. : 2uL
Signal #1 Phase : Rtx-CLPesticides Signal #2 Phase: Rtx-CLPesticides2
Signal #1 Info : 30m X 0.32mm X 0. Signal #2 Info : 30m X 0.32mm X 0.25um

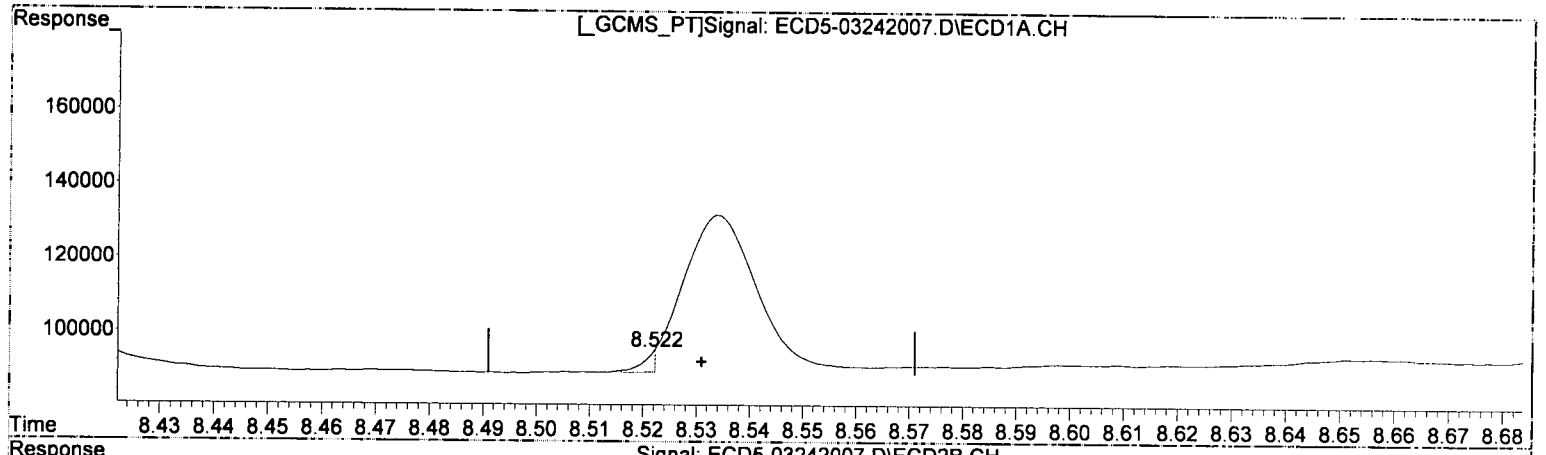

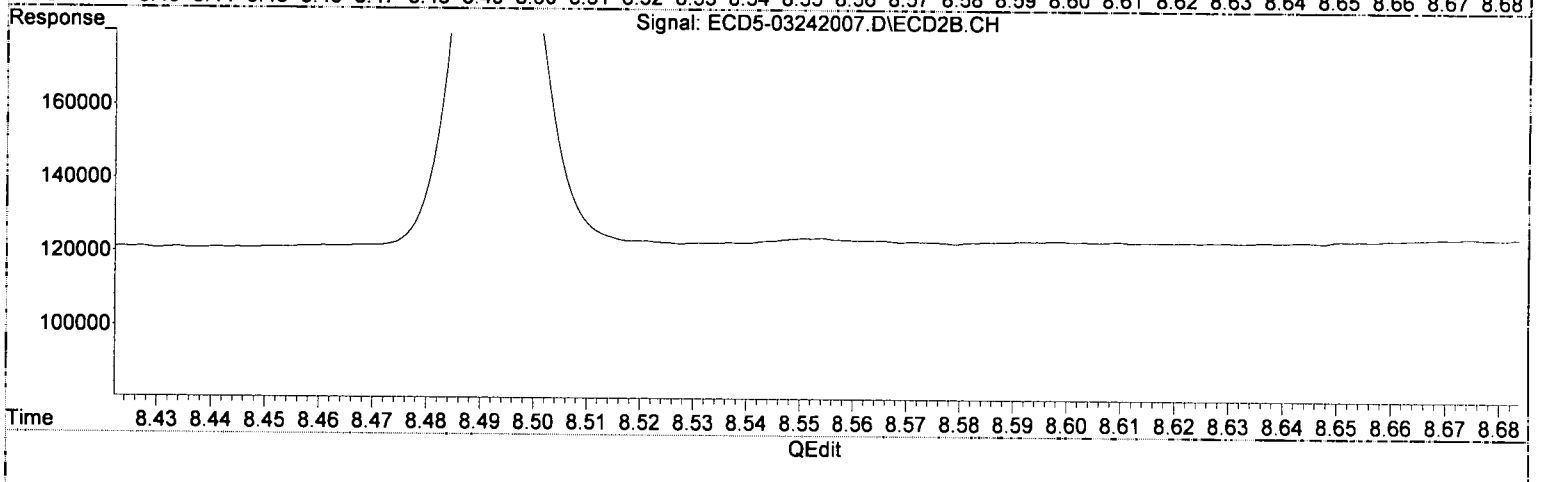

(20) Methoxychlor

8.522min -0.088 ng/mL m

response 5547

MJB 3/25/20

(20) Methoxychlor #2

9.470min 0.498 ng/mL

response 48420

(+) = Expected Retention Time

ECD5_QUANTPEST_200324.M Wed Mar 25 14:53:33 2020

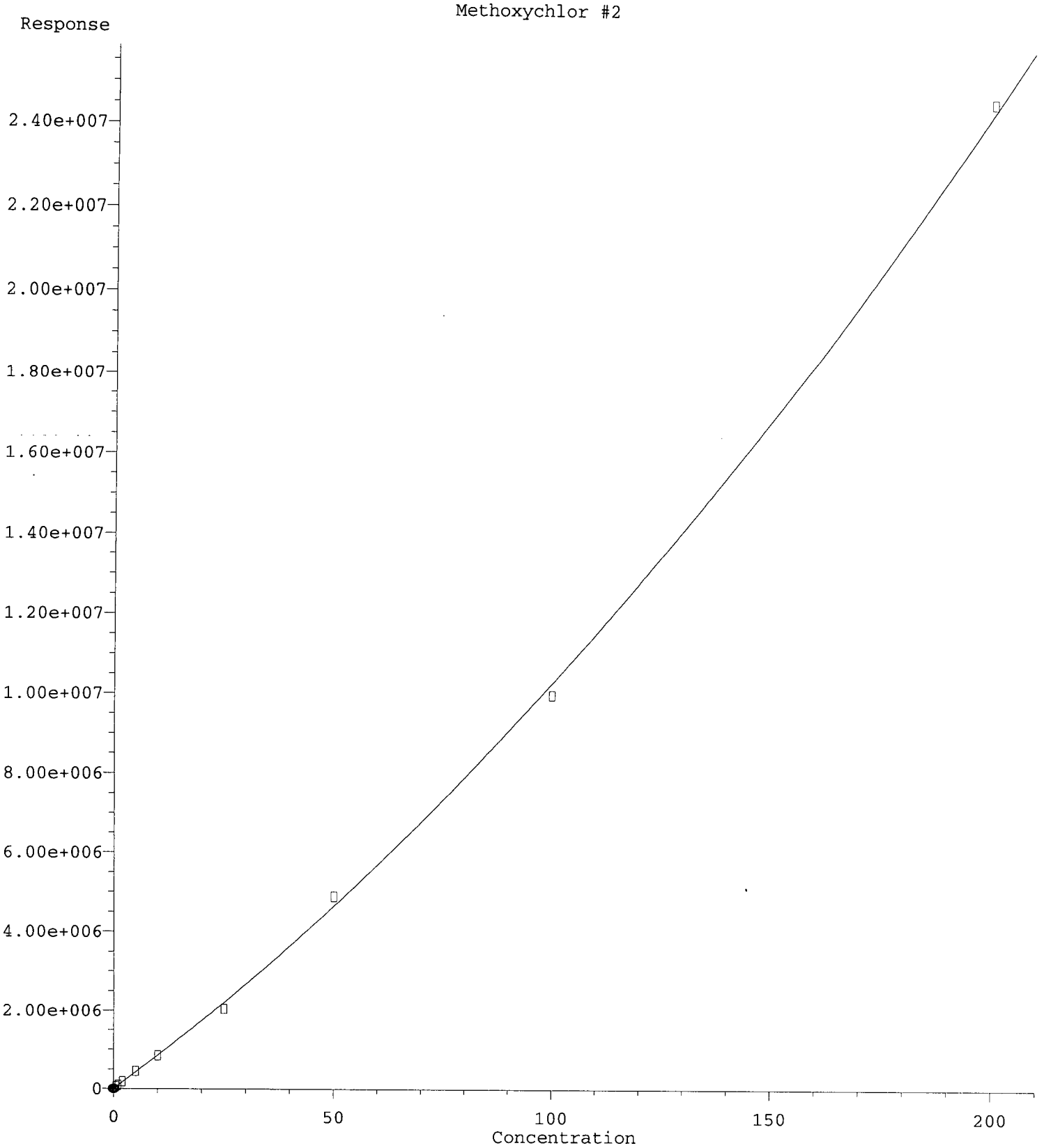

R = 1.94e+002 A*A + 8.30e+004 A + 7.00e+003
Coef of Det (r^2) = 0.998 Curve Fit: Quadratic w/1/x^2
Method Name: C:\msdchem\1\methods\ECD5_QUANTPEST_200324.M
Calibration Table Last Updated: Wed Mar 25 12:55:06 2020

Quantitation Report (Qedit)

Data Path : C:\msdchem\1\data\2020-03\0C24036\REQUANT\
Data File : ECD5-03242007.D
Signal(s) : Signal #1: ECD1A.CH Signal #2: ECD2B.CH
Acq On : 24 Mar 2020 14:15
Operator : MJB
Sample : 0C24036-CAL1
Misc : A20C398, AB 0.5 ppb
ALS Vial : 4 (Sig #1); 0 (Sig #2) Sample Multiplier: 1

Integration File signal 1: PEST1.e
Integration File signal 2: PEST2.e
Quant Time: Mar 24 17:46:08 2020
Quant Method : C:\msdchem\1\methods\ECD5_QUANTPEST_200324.M
Quant Title : Instrument: DualECD5
QLast Update : Tue Mar 24 17:40:19 2020
Response via : Initial Calibration
Integrator: ChemStation 6890 Scale Mode: Small noise peaks clipped

Volume Inj. : 2uL
Signal #1 Phase : Rtx-CLPesticides Signal #2 Phase: Rtx-CLPesticides2
Signal #1 Info : 30m X 0.32mm X 0. Signal #2 Info : 30m X 0.32mm X 0.25um

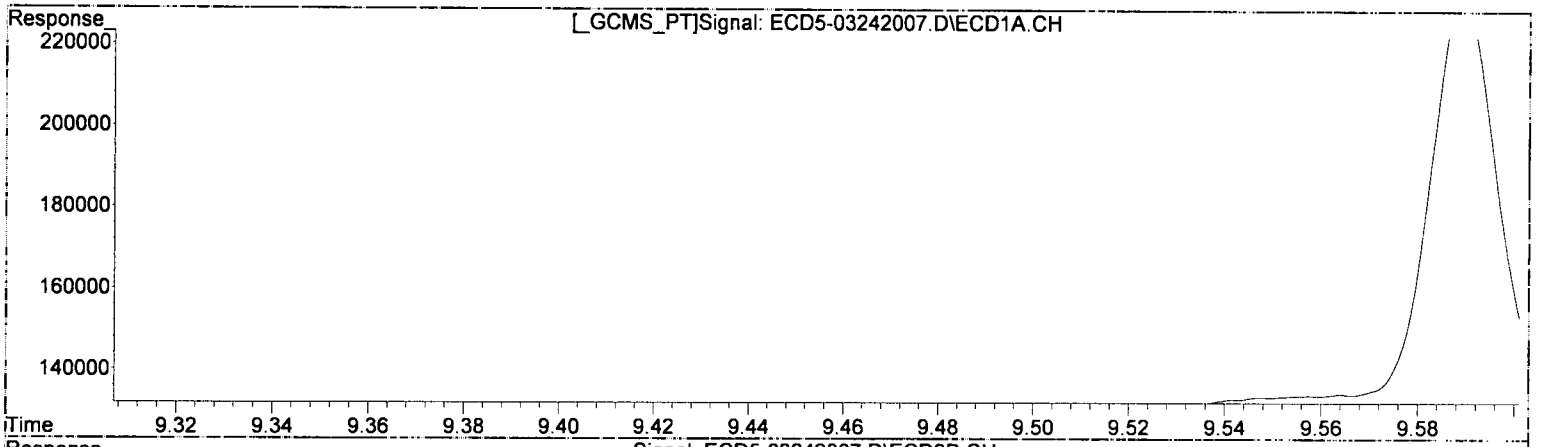

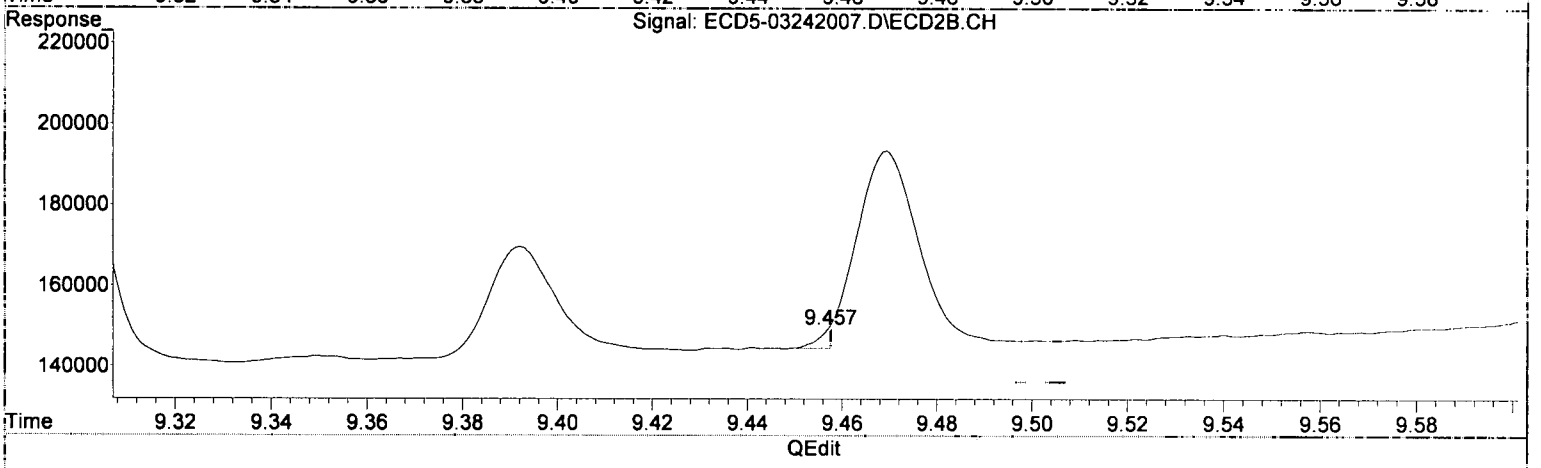

(20) Methoxychlor

8.522min -0.088 ng/mL m

response 5547

MB 3/25/20

(20) Methoxychlor #2

9.457min -0.026 ng/mL m

response 4848

(+) = Expected Retention Time

ECD5_QUANTPEST_200324.M Wed Mar 25 14:53:42 2020

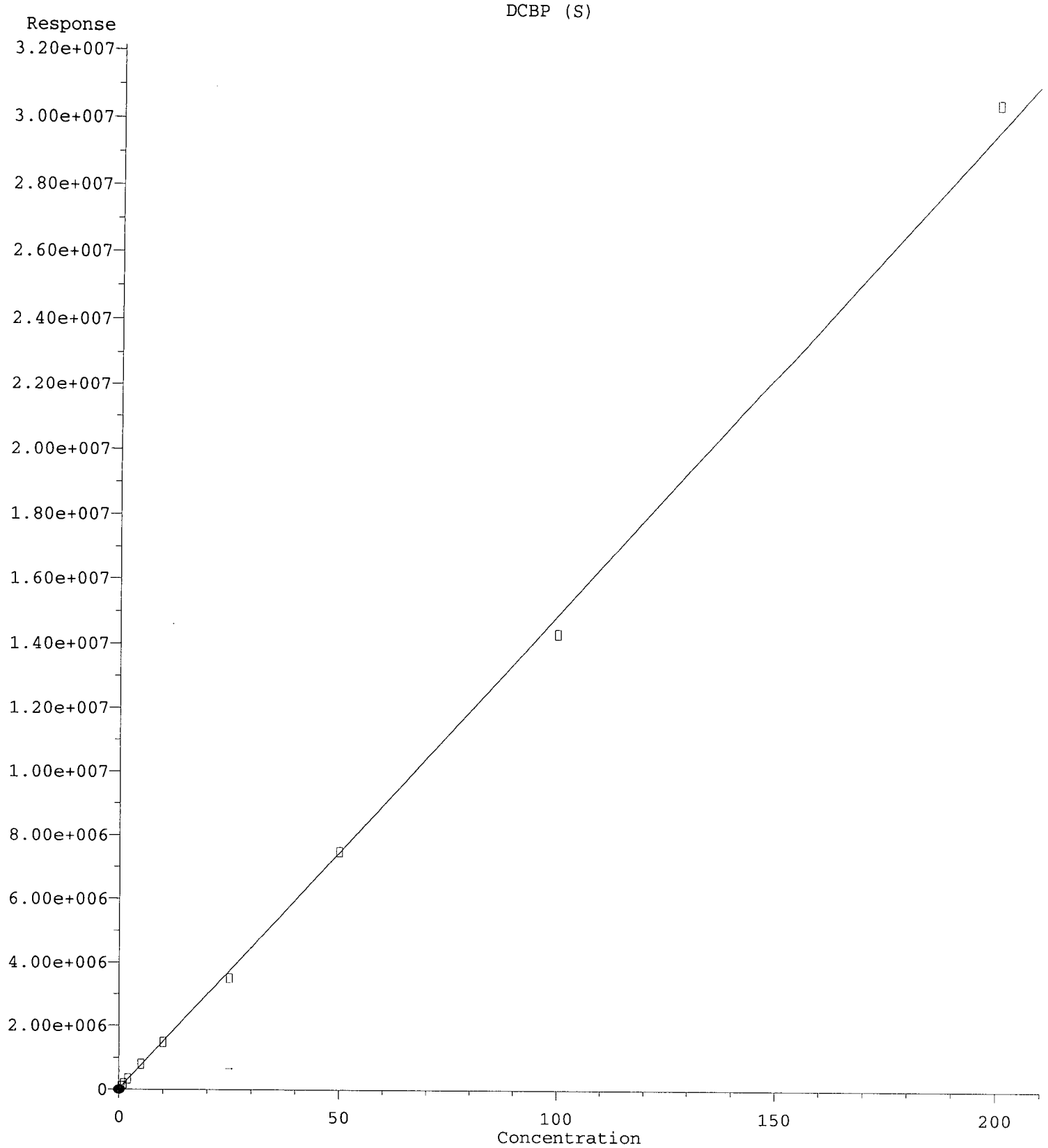

R = 2.61e+000 A*A + 1.48e+005 A + 2.65e+004
Coef of Det (r^2) = 0.998 Curve Fit: Quadratic w(1/a^2)
Method Name: C:\msdchem\1\methods\ECD5_QUANTPEST_200324.M
Calibration Table Last Updated: Wed Mar 25 12:55:06 2020

Quantitation Report (Qedit)

Data Path : C:\msdchem\1\data\2020-03\0C24036\REQUANT\
Data File : ECD5-03242007.D
Signal(s) : Signal #1: ECD1A.CH Signal #2: ECD2B.CH
Acq On : 24 Mar 2020 14:15
Operator : MJB
Sample : 0C24036-CAL1
Misc : A20C398, AB 0.5 ppb
ALS Vial : 4 (Sig #1); 0 (Sig #2) Sample Multiplier: 1

Integration File signal 1: PEST1.e
Integration File signal 2: PEST2.e
Quant Time: Mar 24 17:46:08 2020
Quant Method : C:\msdchem\1\methods\ECD5_QUANTPEST_200324.M
Quant Title : Instrument: DualECD5
QLast Update : Tue Mar 24 17:40:19 2020
Response via : Initial Calibration
Integrator: ChemStation 6890 Scale Mode: Small noise peaks clipped

Volume Inj. : 2uL
Signal #1 Phase : Rtx-CLPesticides Signal #2 Phase: Rtx-CLPesticides2
Signal #1 Info : 30m X 0.32mm X 0.. Signal #2 Info : 30m X 0.32mm X 0.25um

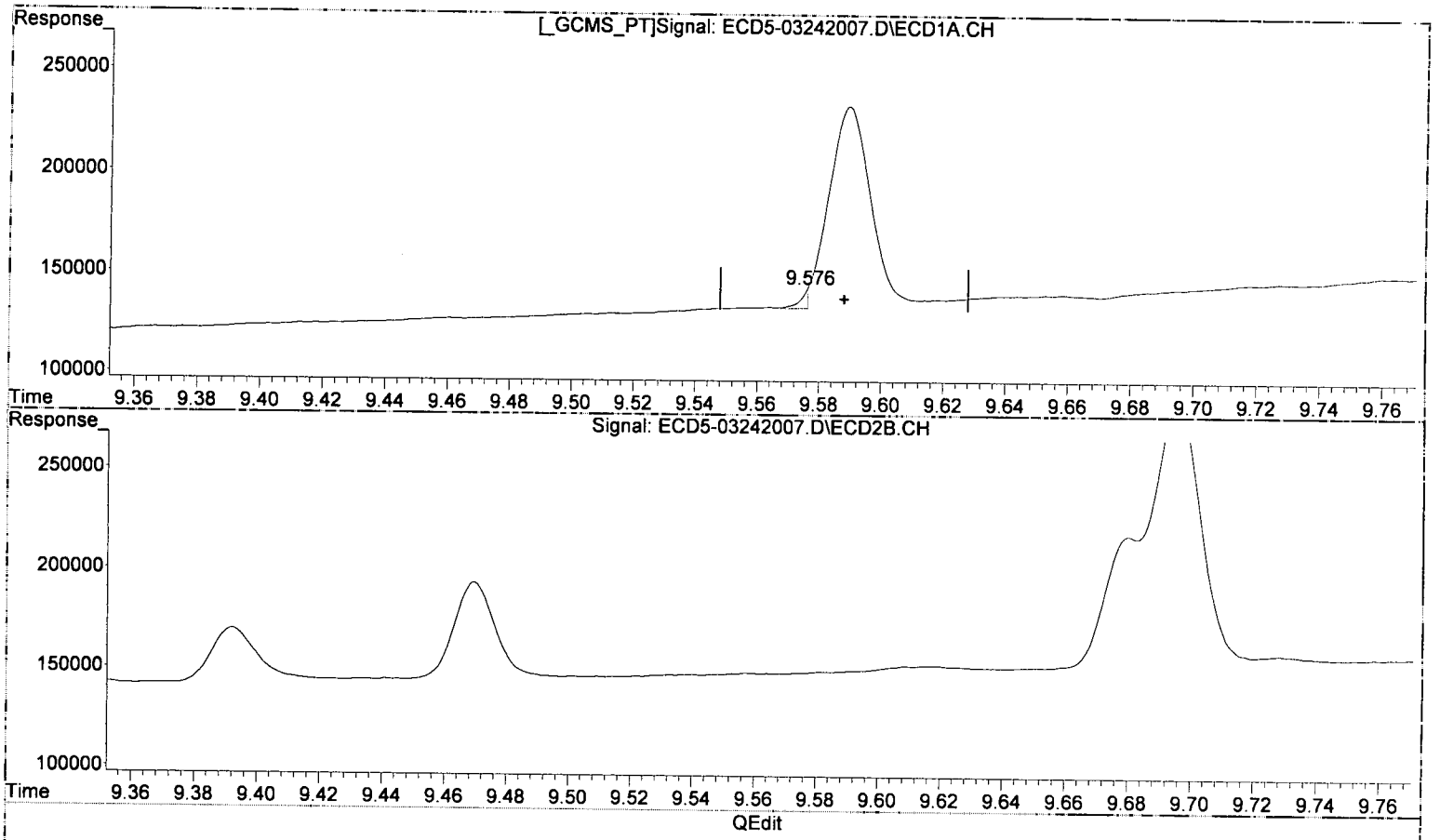

(22) DCBP (S) (S)

9.576min -0.115 ng/mL m

response 9473

MJB 3/25/20

(22) DCBP (S) #2 (S)

10.554min 0.532 ng/mL

response 90290

(+) = Expected Retention Time

ECD5_QUANTPEST_200324.M Wed Mar 25 14:53:54 2020

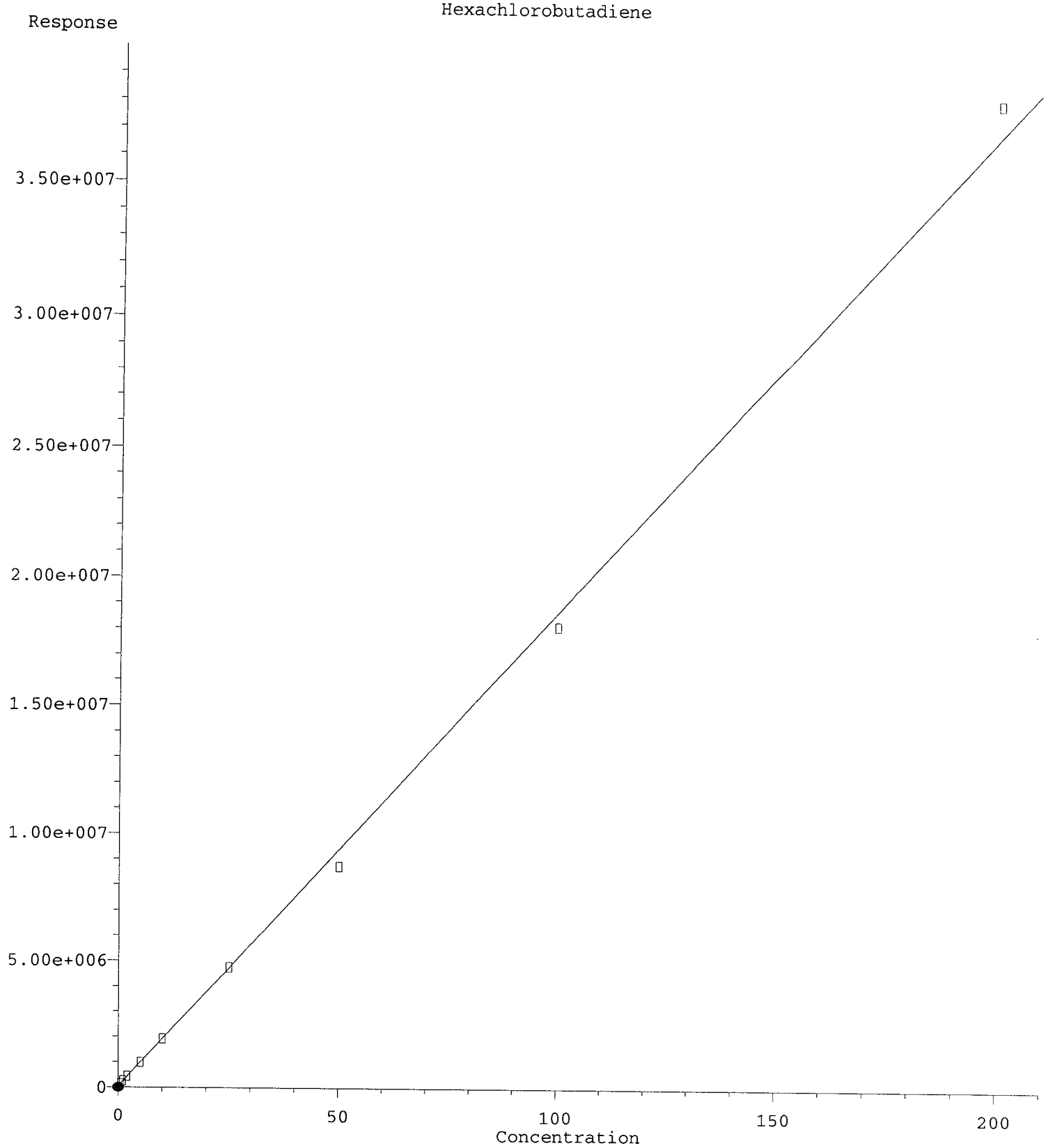

R = -1.69e+001 A*A + 1.87e+005 A + 5.00e+004
Coef of Det (r^2) = 0.997
Method Name: C:\msdchem\1\methods\ECD5_QUANTPEST_200324.M

Quantitation Report (Qedit)

Data Path : C:\msdchem\1\data\2020-03\0C24036\REQUANT\
Data File : ECD5-03242018.D
Signal(s) : Signal #1: ECD1A.CH Signal #2: ECD2B.CH
Acq On : 24 Mar 2020 17:24
Operator : MJB
Sample : 0C24036-CALA
Misc : A20C399, 9-42 0.5 ppb
ALS Vial : 14 (Sig #1); 0 (Sig #2) Sample Multiplier: 1

Integration File signal 1: PEST1.e
Integration File signal 2: PEST2.e
Quant Time: Mar 25 12:57:19 2020
Quant Method : C:\msdchem\1\methods\ECD5_QUANTPEST_200324.M
Quant Title : Instrument: DualECD5
QLast Update : Wed Mar 25 12:47:54 2020
Response via : Initial Calibration
Integrator: ChemStation 6890 Scale Mode: Small noise peaks clipped

Volume Inj. : 2uL
Signal #1 Phase : Rtx-CLPesticides Signal #2 Phase: Rtx-CLPesticides2
Signal #1 Info : 30m X 0.32mm X 0. Signal #2 Info : 30m X 0.32mm X 0.25um

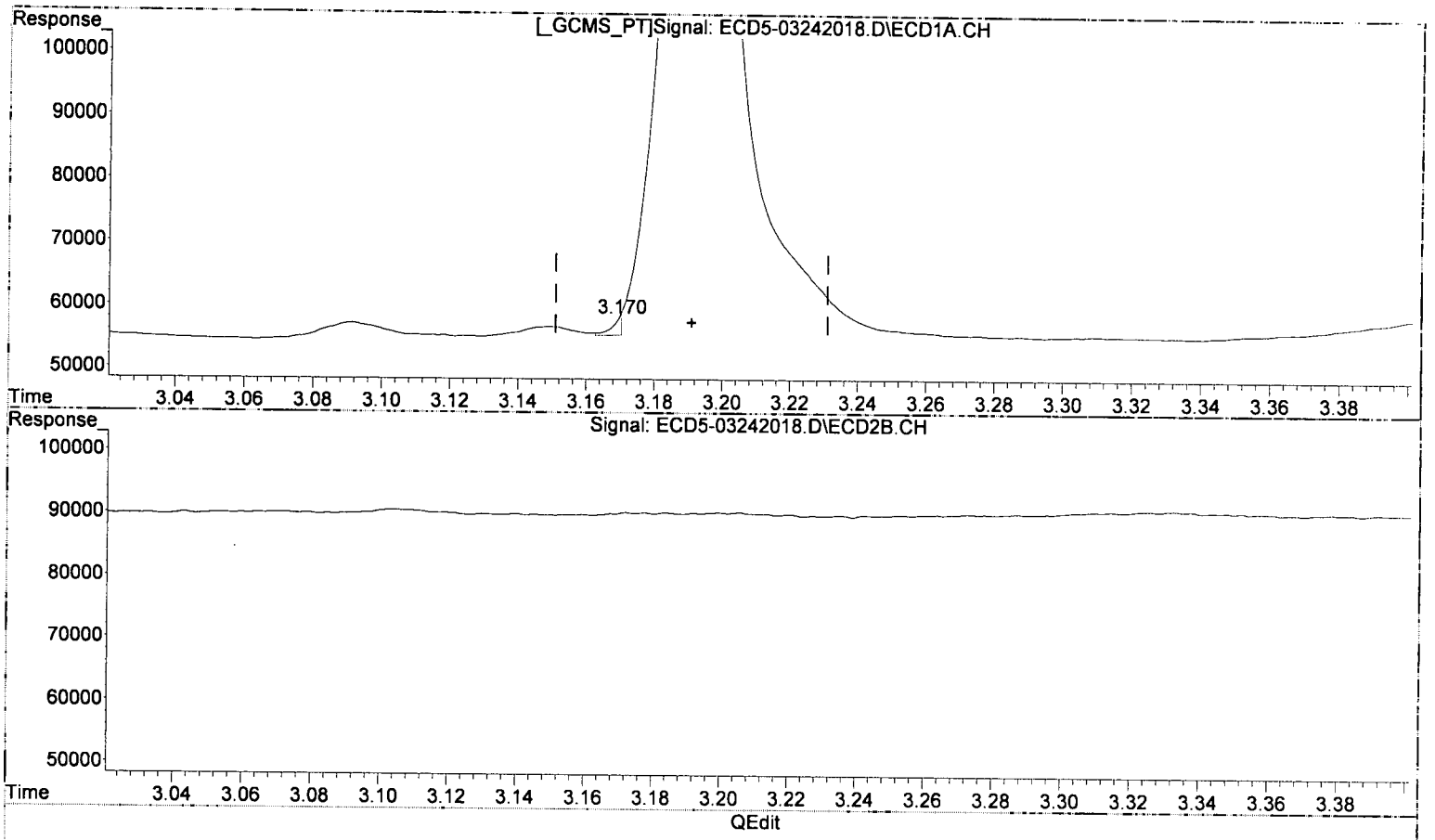

(23) Hexachlorobutadiene

3.170min 11064.694 ng/mL (m) Q-Det

response 2750

MJB 3/25/20

(23) Hexachlorobutadiene #2

3.675min 0.480 ng/mL

response 251522

(+) = Expected Retention Time

ECD5_QUANTPEST_200324.M Wed Mar 25 14:54:39 2020

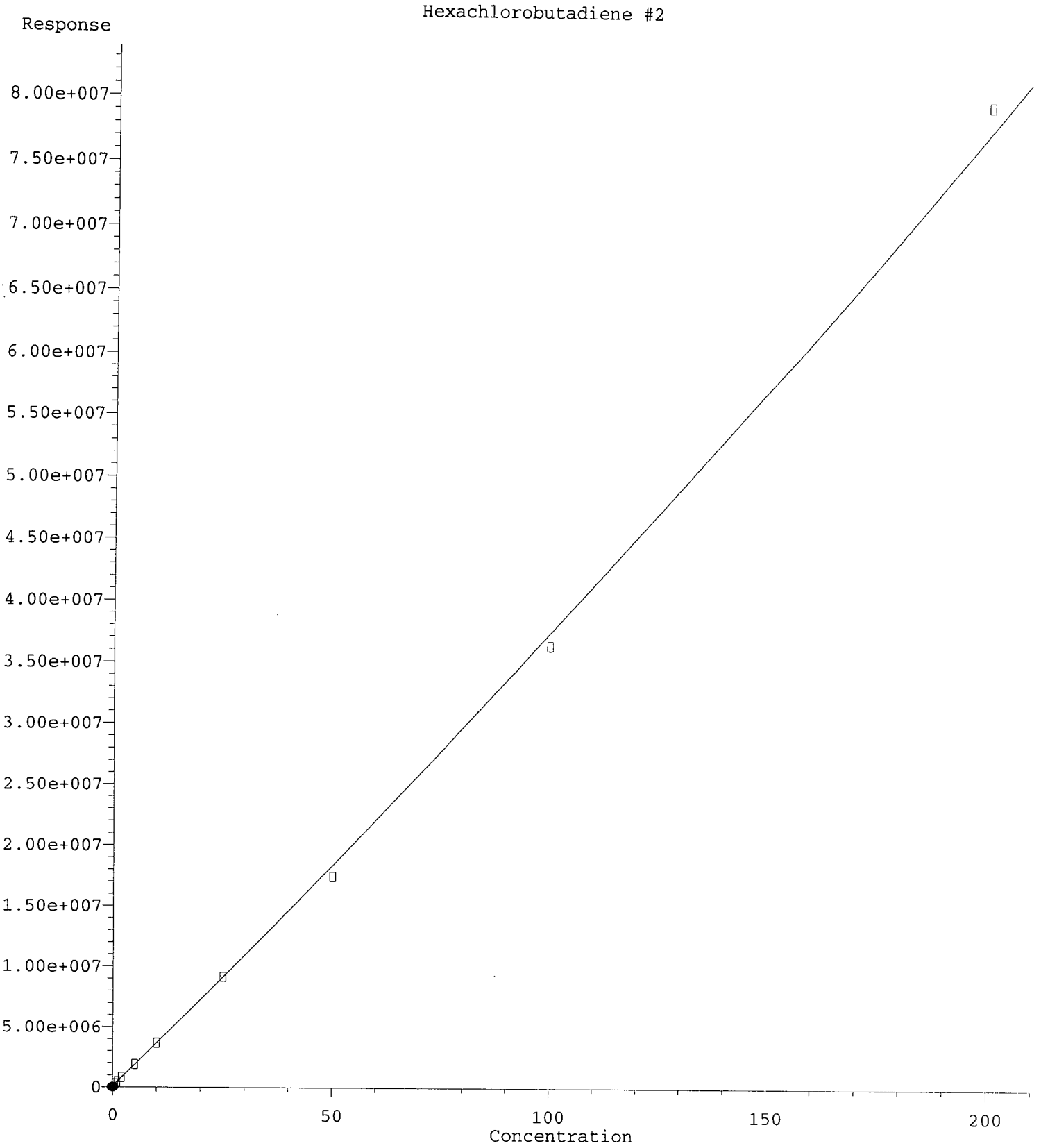

R = 1.52e+002 A*A + 3.58e+005 A + 7.96e+004
Coef of Det (r^2) 0.998
Method Name: C:\msdchem\1\methods\ECD5_QUANTPEST_200324.M

Quantitation Report (Qedit)

Data Path : C:\msdchem\1\data\2020-03\0C24036\REQUANT\
Data File : ECD5-03242018.D
Signal(s) : Signal #1: ECD1A.CH Signal #2: ECD2B.CH
Acq On : 24 Mar 2020 17:24
Operator : MJB
Sample : 0C24036-CALA
Misc : A20C399, 9-42 0.5 ppb
ALS Vial : 14 (Sig #1); 0 (Sig #2) Sample Multiplier: 1

Integration File signal 1: PEST1.e
Integration File signal 2: PEST2.e
Quant Time: Mar 25 12:57:19 2020
Quant Method : C:\msdchem\1\methods\ECD5_QUANTPEST_200324.M
Quant Title : Instrument: DualECD5
QLast Update : Wed Mar 25 12:47:54 2020
Response via : Initial Calibration
Integrator: ChemStation 6890 Scale Mode: Small noise peaks clipped

Volume Inj. : 2uL
Signal #1 Phase : Rtx-CLPesticides Signal #2 Phase: Rtx-CLPesticides2
Signal #1 Info : 30m X 0.32mm X 0. Signal #2 Info : 30m X 0.32mm X 0.25um

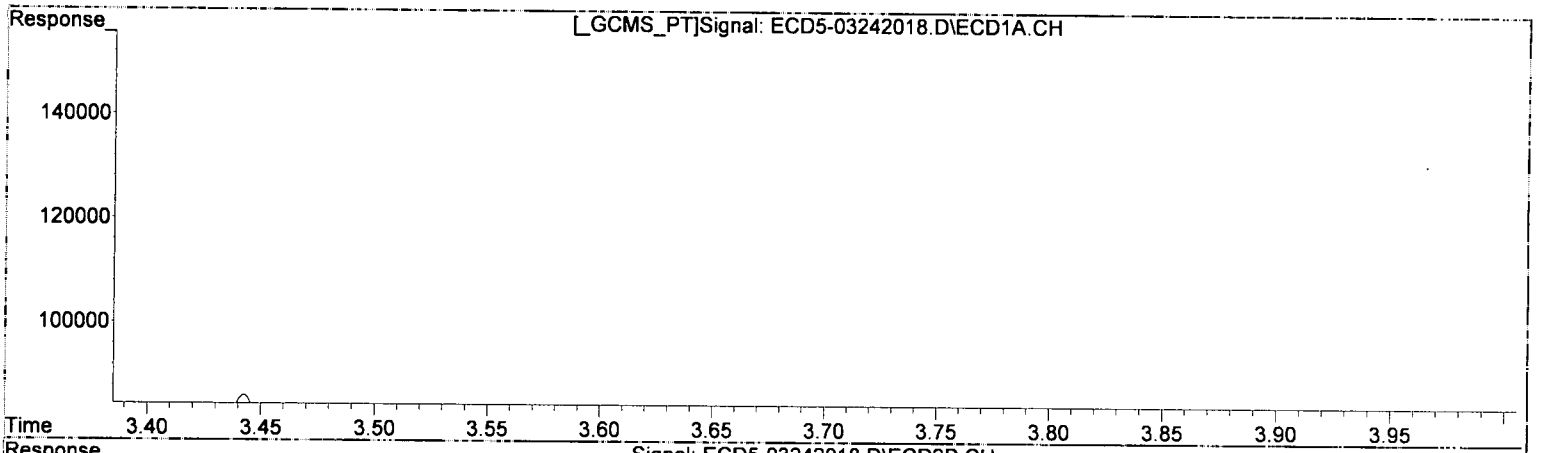

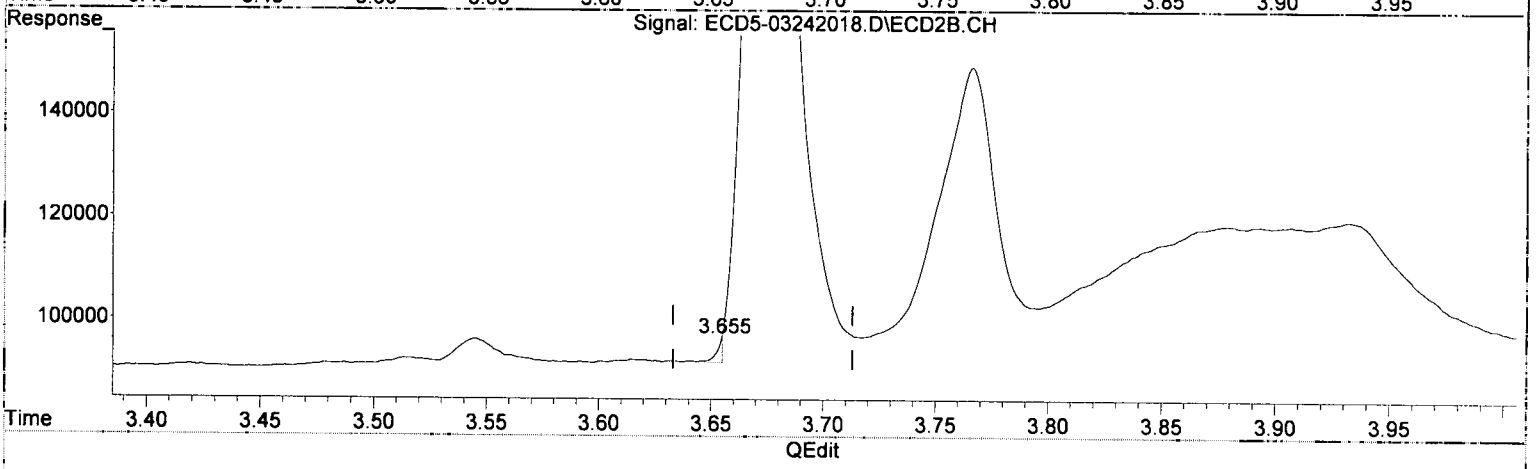

(23) Hexachlorobutadiene

3.170min 11064.694 ng/mL m

response 2750

MJB 3/25/20

(23) Hexachlorobutadiene #2

3.655min -0.209 ng/mL m

response 4800

(+) = Expected Retention Time

ECD5_QUANTPEST_200324.M Wed Mar 25 14:54:53 2020

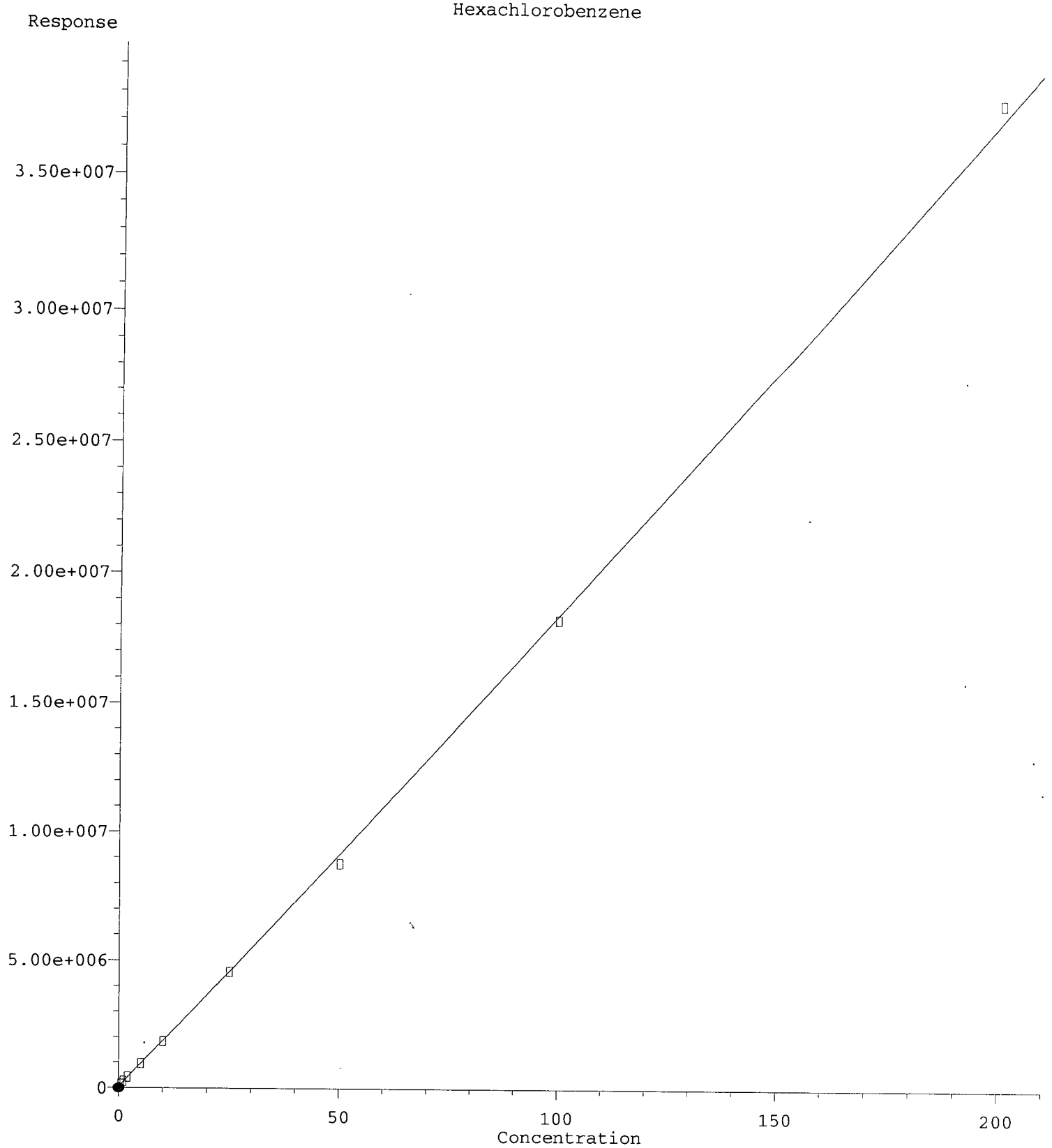

R = 2.79e+001 A*A + 1.80e+005 A + 5.01e+004
Coef of Det (r^2) = 0.997 Curve Fit: Quadratic
Method Name: C:\msdchem\1\methods\ECD5_QUANTPEST_200324.M
Calibration Table Last Updated: Wed May 25 12:55:06 2020

Quantitation Report (Qedit)

Data Path : C:\msdchem\1\data\2020-03\0C24036\REQUANT\
Data File : ECD5-03242018.D
Signal(s) : Signal #1: ECD1A.CH Signal #2: ECD2B.CH
Acq On : 24 Mar 2020 17:24
Operator : MJB
Sample : 0C24036-CALA
Misc : A20C399, 9-42 0.5 ppb
ALS Vial : 14 (Sig #1); 0 (Sig #2) Sample Multiplier: 1

Integration File signal 1: PEST1.e
Integration File signal 2: PEST2.e
Quant Time: Mar 25 12:57:19 2020
Quant Method : C:\msdchem\1\methods\ECD5_QUANTPEST_200324.M
Quant Title : Instrument: DualECD5
QLast Update : Wed Mar 25 12:47:54 2020
Response via : Initial Calibration
Integrator: ChemStation 6890 Scale Mode: Small noise peaks clipped

Volume Inj. : 2uL
Signal #1 Phase : Rtx-CLPesticides Signal #2 Phase: Rtx-CLPesticides2
Signal #1 Info : 30m X 0.32mm X 0. Signal #2 Info : 30m X 0.32mm X 0.25um

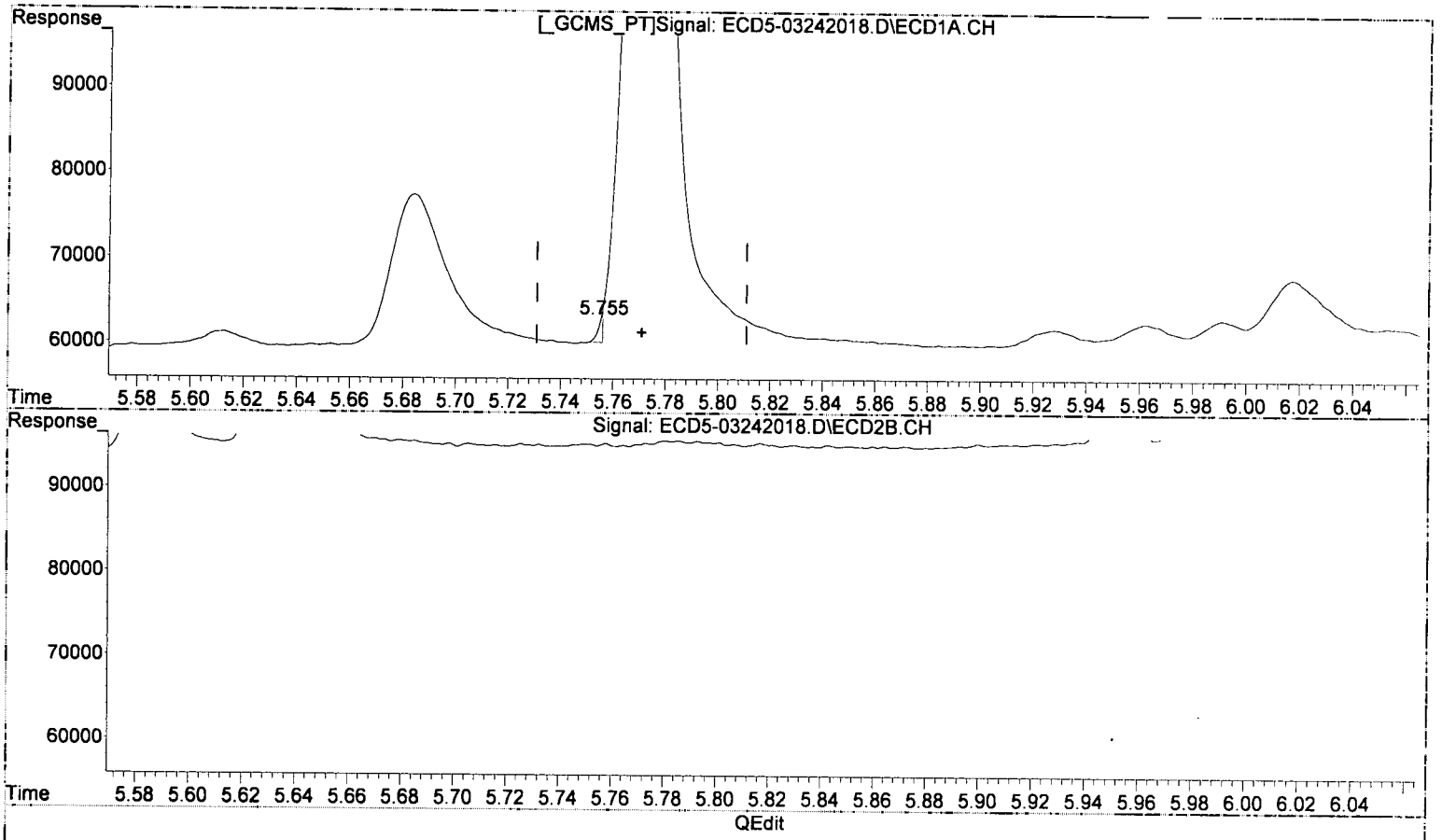

(24) Hexachlorobenzene

5.755min -0.262 ng/mL m

response 2815

MB 3/25/20

(24) Hexachlorobenzene #2

6.455min 0.487 ng/mL

response 201955

(+) = Expected Retention Time

ECD5_QUANTPEST_200324.M Wed Mar 25 14:55:32 2020

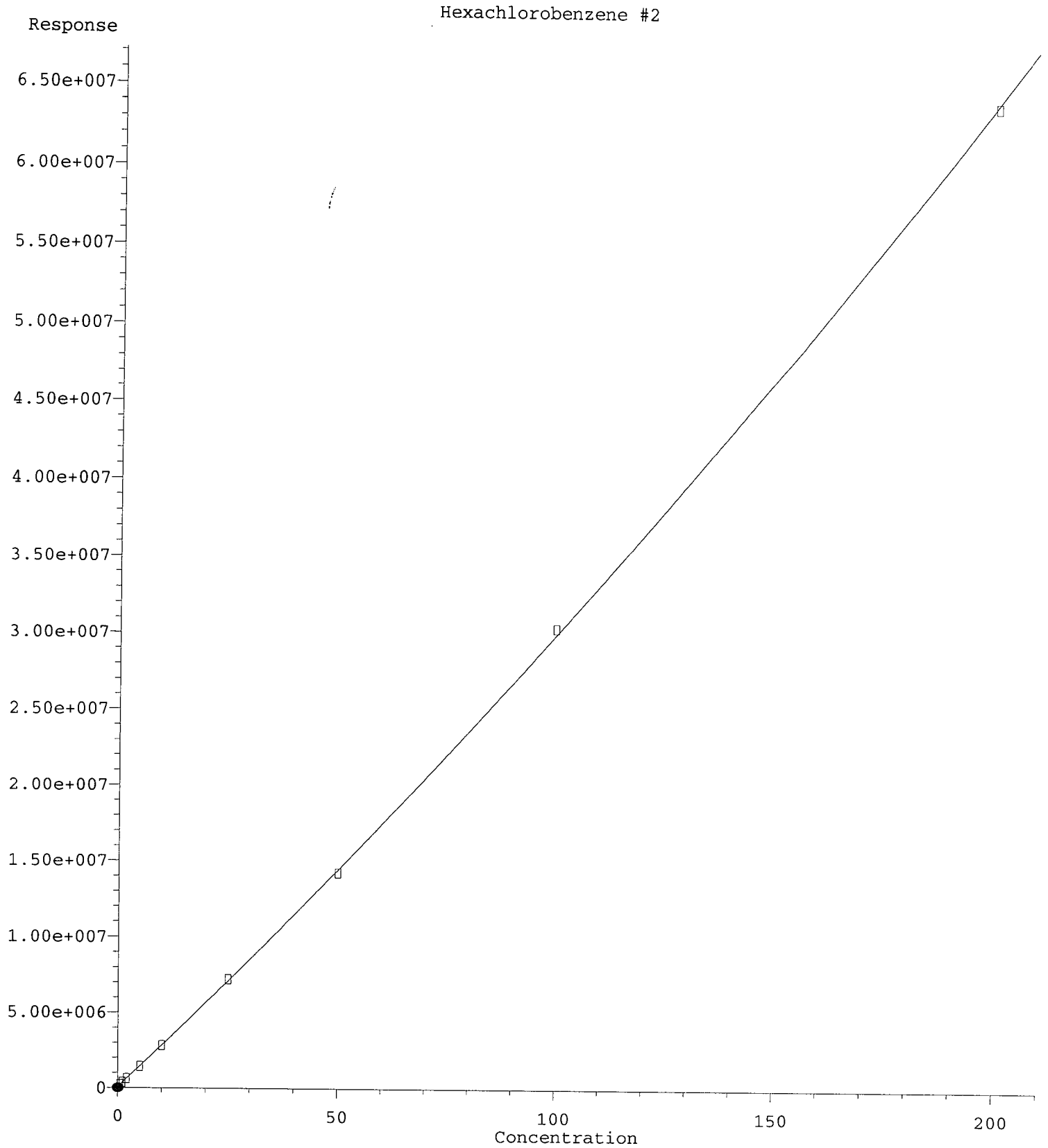

R = 2.24e+002 A*A + 2.76e+005 A + 6.74e+004
Coef of Det (r^2) = 0.999 Curve Fit: Quadratic
Method Name: C:\msdchem\1\methods\ECD5_QUANTPEST_200324.M
Calibration Table Last Updated: Wed May 25 10:55:06 2020

Quantitation Report (Qedit)

Data Path : C:\msdchem\1\data\2020-03\0C24036\REQUANT\
Data File : ECD5-03242018.D
Signal(s) : Signal #1: ECD1A.CH Signal #2: ECD2B.CH
Acq On : 24 Mar 2020 17:24
Operator : MJB
Sample : 0C24036-CALA
Misc : A20C399, 9-42 0.5 ppb
ALS Vial : 14 (Sig #1); 0 (Sig #2) Sample Multiplier: 1

Integration File signal 1: PEST1.e
Integration File signal 2: PEST2.e
Quant Time: Mar 25 12:57:19 2020
Quant Method : C:\msdchem\1\methods\ECD5_QUANTPEST_200324.M
Quant Title : Instrument: DualECD5
QLast Update : Wed Mar 25 12:47:54 2020
Response via : Initial Calibration
Integrator: ChemStation 6890 Scale Mode: Small noise peaks clipped

Volume Inj. : 2uL
Signal #1 Phase : Rtx-CLPesticides Signal #2 Phase: Rtx-CLPesticides2
Signal #1 Info : 30m X 0.32mm X 0. Signal #2 Info : 30m X 0.32mm X 0.25um

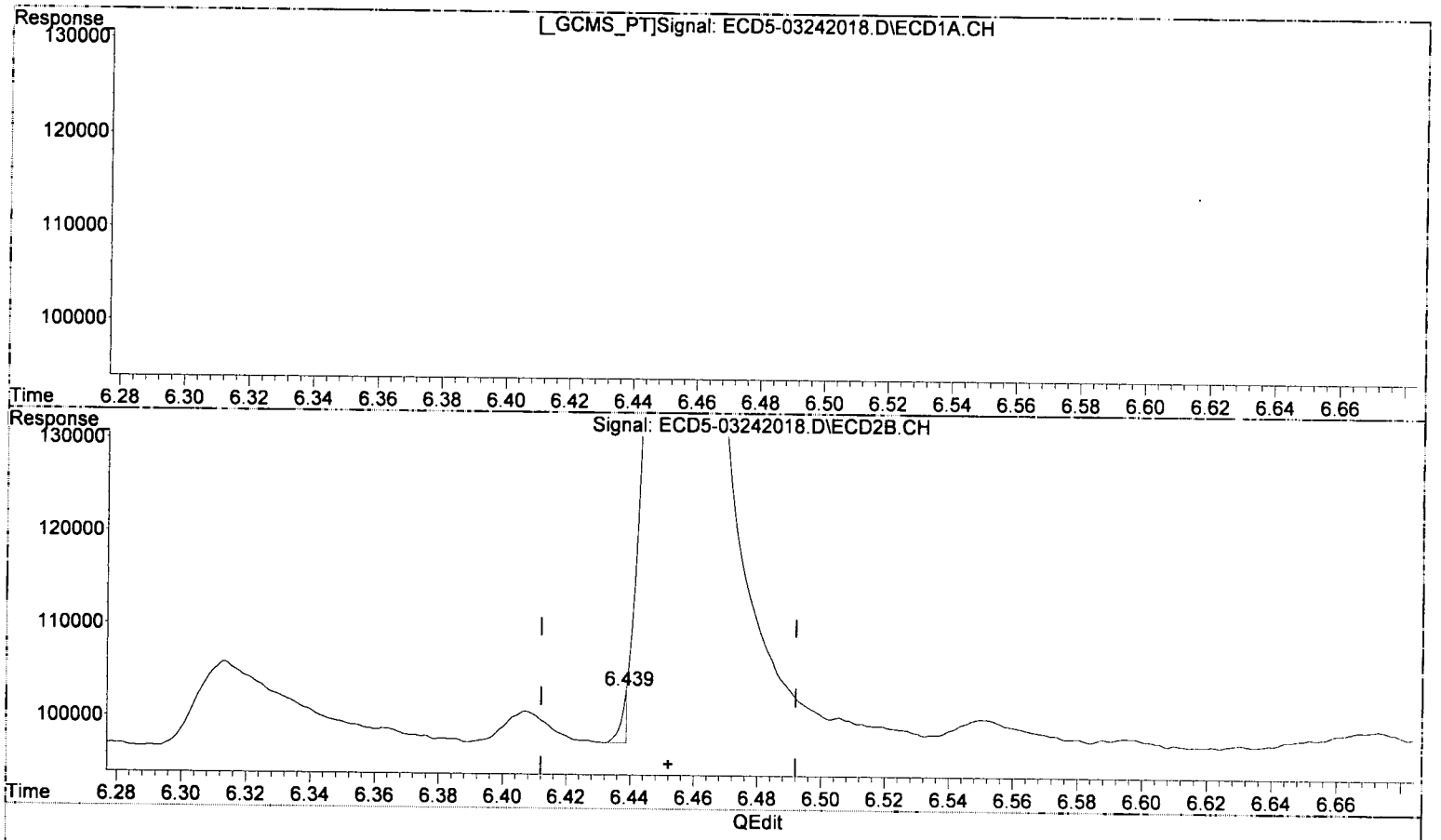

(24) Hexachlorobenzene

5.755min -0.262 ng/mL m

response 2815

NB 3/25/20

(24) Hexachlorobenzene #2

6.439min -0.223 ng/mL m

response 5752

(+) = Expected Retention Time

ECD5_QUANTPEST_200324.M Wed Mar 25 14:55:39 2020

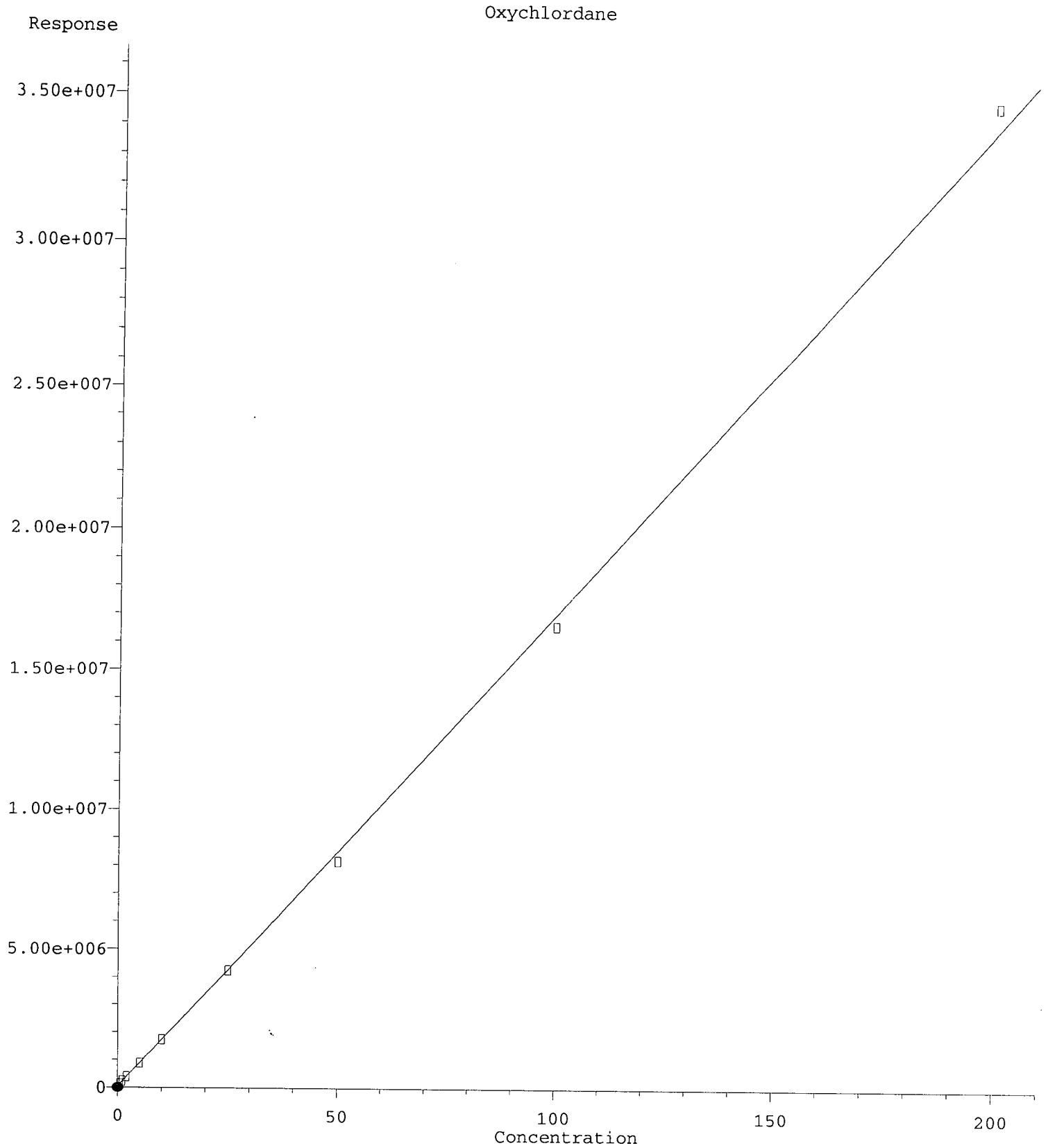

R = 6.39e+000 A*A + 1.69e+005 A + 4.34e+004
Coef of Det (r^2) = 0.997 Curve Fit: Quadratic, 1/x, 100
Method Name: C:\msdchem\1\methods\ECD5_QUANTPEST_200324.M
Calibration Table Last Updated: Wed Mar 25 12:55:06 2020

Quantitation Report (Qedit)

Data Path : C:\msdchem\1\data\2020-03\0C24036\REQUANT\
Data File : ECD5-03242018.D
Signal(s) : Signal #1: ECD1A.CH Signal #2: ECD2B.CH
Acq On : 24 Mar 2020 17:24
Operator : MJB
Sample : 0C24036-CALA
Misc : A20C399, 9-42 0.5 ppb
ALS Vial : 14 (Sig #1); 0 (Sig #2) Sample Multiplier: 1

Integration File signal 1: PEST1.e
Integration File signal 2: PEST2.e
Quant Time: Mar 25 12:57:19 2020
Quant Method : C:\msdchem\1\methods\ECD5_QUANTPEST_200324.M
Quant Title : Instrument: DualECD5
QLast Update : Wed Mar 25 12:47:54 2020
Response via : Initial Calibration
Integrator: ChemStation 6890 Scale Mode: Small noise peaks clipped

Volume Inj. : 2uL
Signal #1 Phase : Rtx-CLPesticides Signal #2 Phase: Rtx-CLPesticides2
Signal #1 Info : 30m X 0.32mm X 0. Signal #2 Info : 30m X 0.32mm X 0.25um

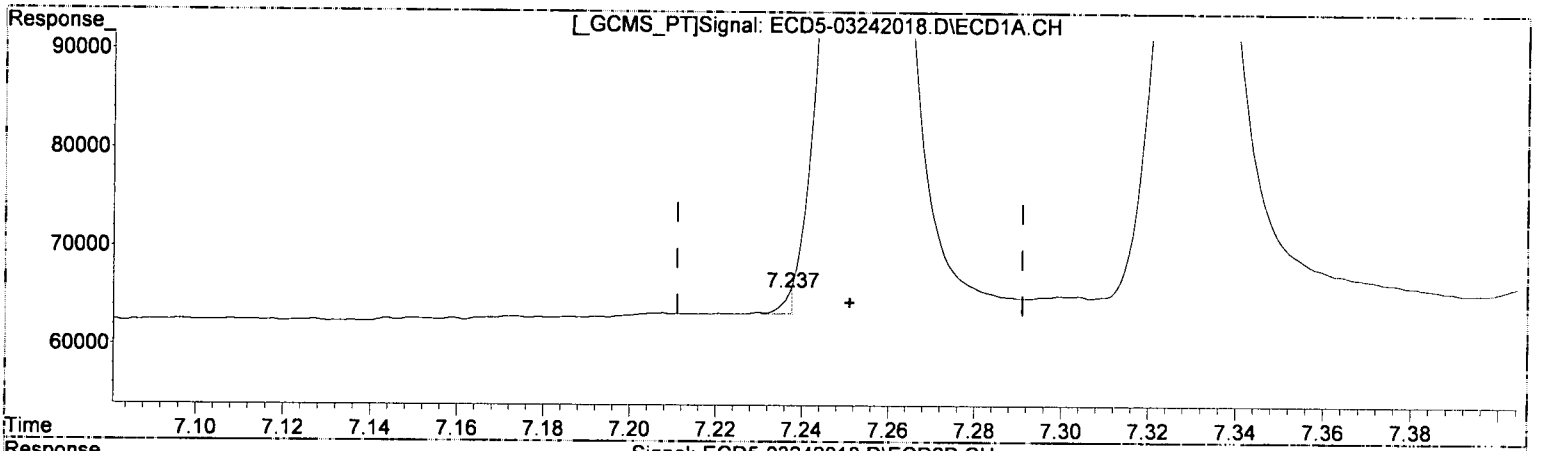

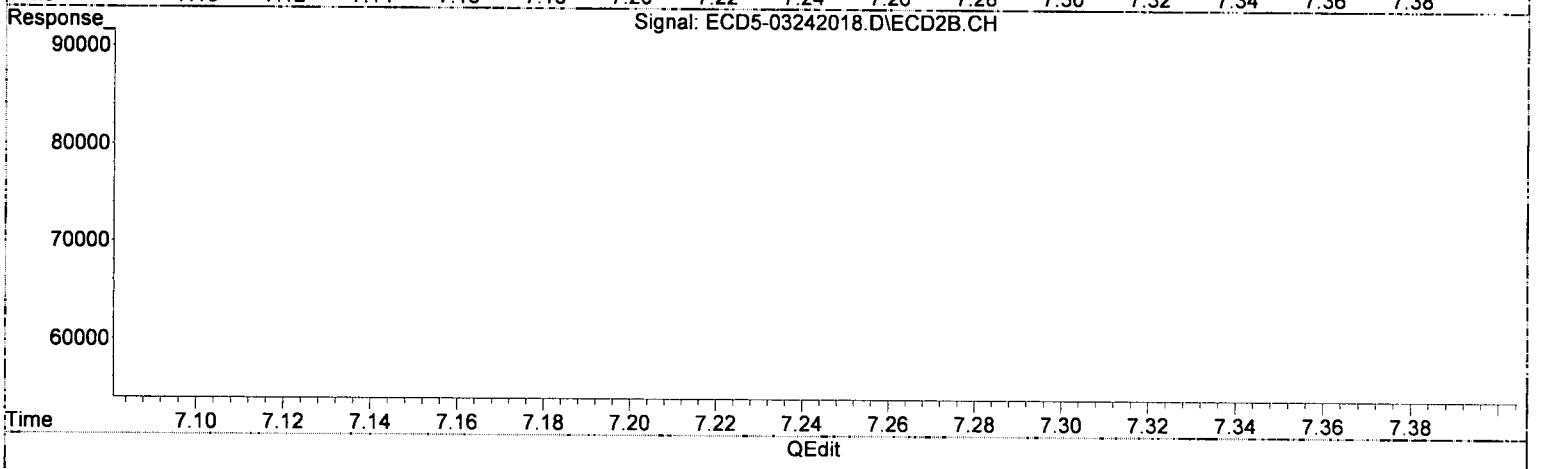

(25) Oxychlordane

7.237min -0.245 ng/mL m

response 2135

MJB 3/25/20

(25) Oxychlordane #2

7.923min 0.475 ng/mL

response 180540

(+) = Expected Retention Time

ECD5_QUANTPEST_200324.M Wed Mar 25 14:55:48 2020

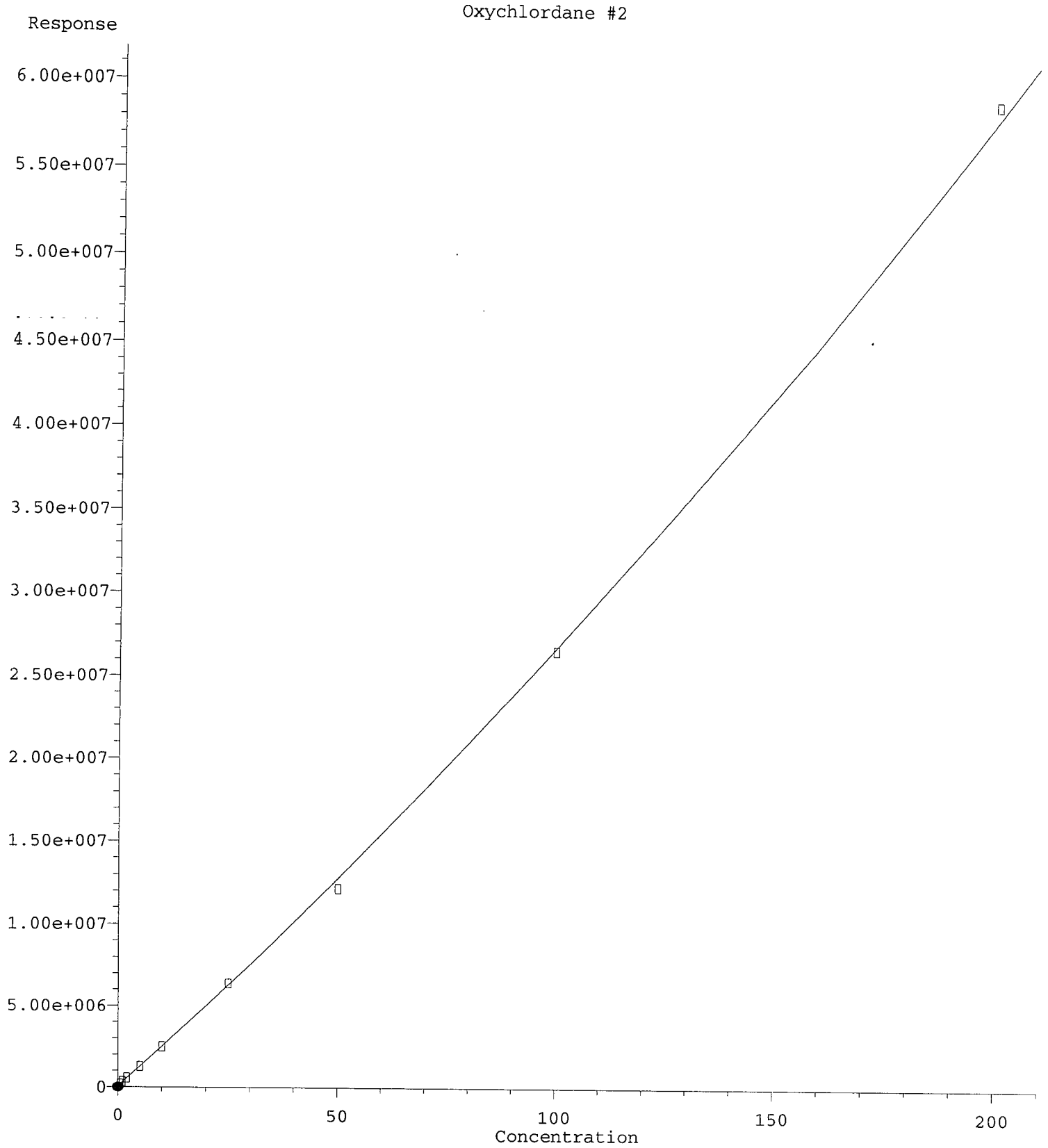

R = 2.38e+002 A*A + 2.43e+005 A + 6.54e+004
Coef of Det (r^2) = 0.997 Curve Fit: Quadratic, 1/a^2
Method Name: C:\msdchem\1\methods\ECD5_QUANTPEST_200324.M
Calibration Table Last Updated: Wed Mar 25 12:55:06 2020

Quantitation Report (Qedit)

Data Path : C:\msdchem\1\data\2020-03\0C24036\REQUANT\
Data File : ECD5-03242018.D
Signal(s) : Signal #1: ECD1A.CH Signal #2: ECD2B.CH
Acq On : 24 Mar 2020 17:24
Operator : MJB
Sample : 0C24036-CALA
Misc : A20C399, 9-42 0.5 ppb
ALS Vial : 14 (Sig #1); 0 (Sig #2) Sample Multiplier: 1

Integration File signal 1: PEST1.e
Integration File signal 2: PEST2.e
Quant Time: Mar 25 12:57:19 2020
Quant Method : C:\msdchem\1\methods\ECD5_QUANTPEST_200324.M
Quant Title : Instrument: DualECD5
QLast Update : Wed Mar 25 12:47:54 2020
Response via : Initial Calibration
Integrator: ChemStation 6890 Scale Mode: Small noise peaks clipped

Volume Inj. : 2uL
Signal #1 Phase : Rtx-CLPesticides Signal #2 Phase: Rtx-CLPesticides2
Signal #1 Info : 30m X 0.32mm X 0. Signal #2 Info : 30m X 0.32mm X 0.25um

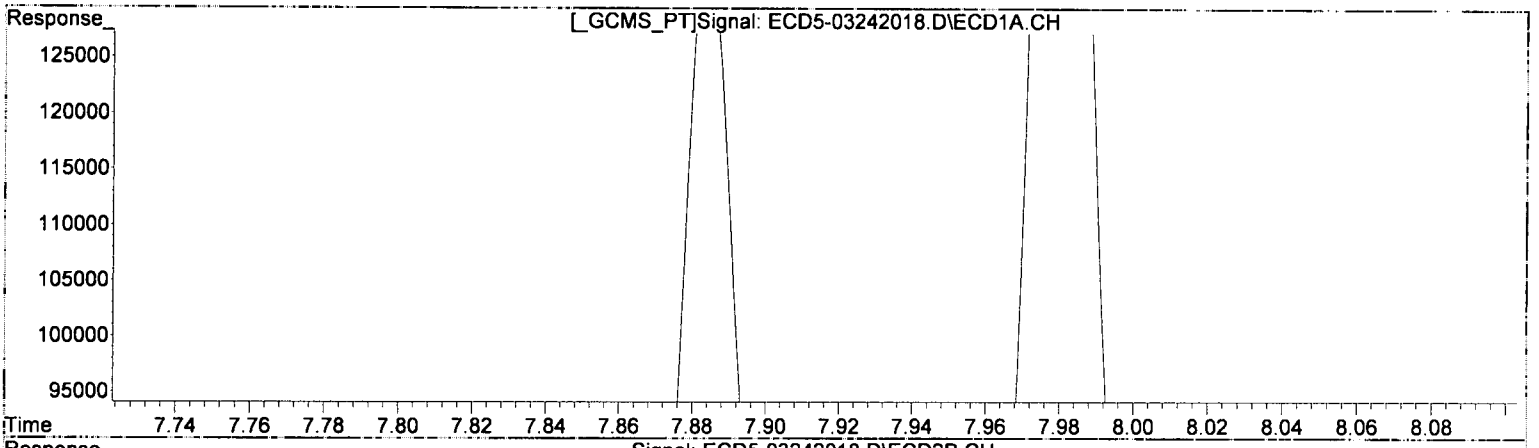

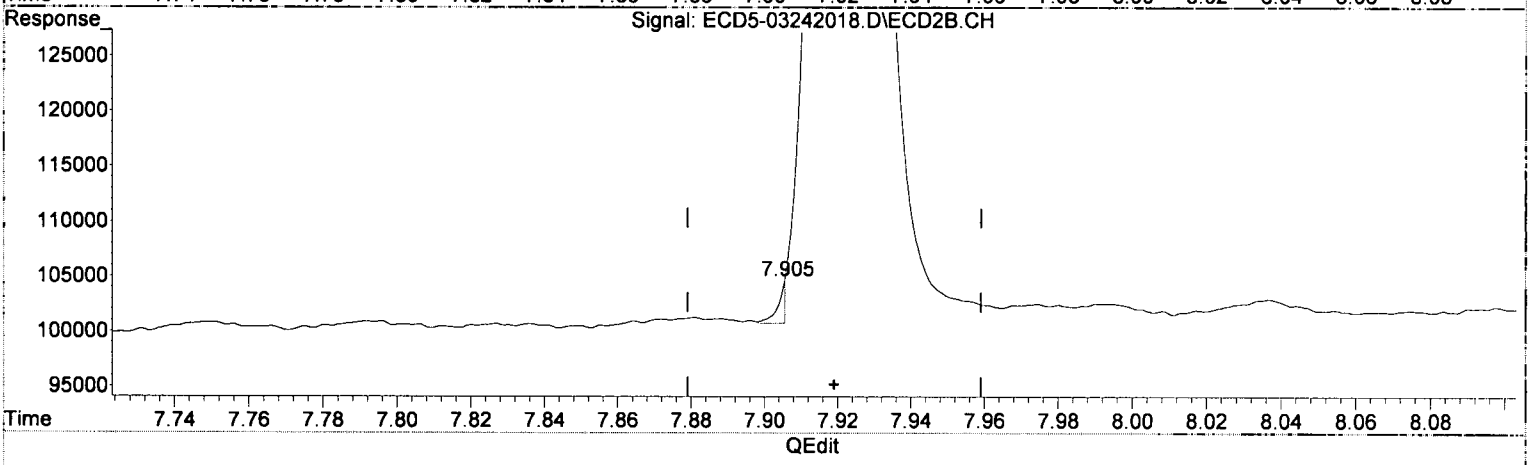

(25) Oxychlordane

7.237min -0.245 ng/mL m

response 2135

MJB
3/25/20

(25) Oxychlordane #2

7.905min -0.254 ng/mL m

response 3897

(+) = Expected Retention Time

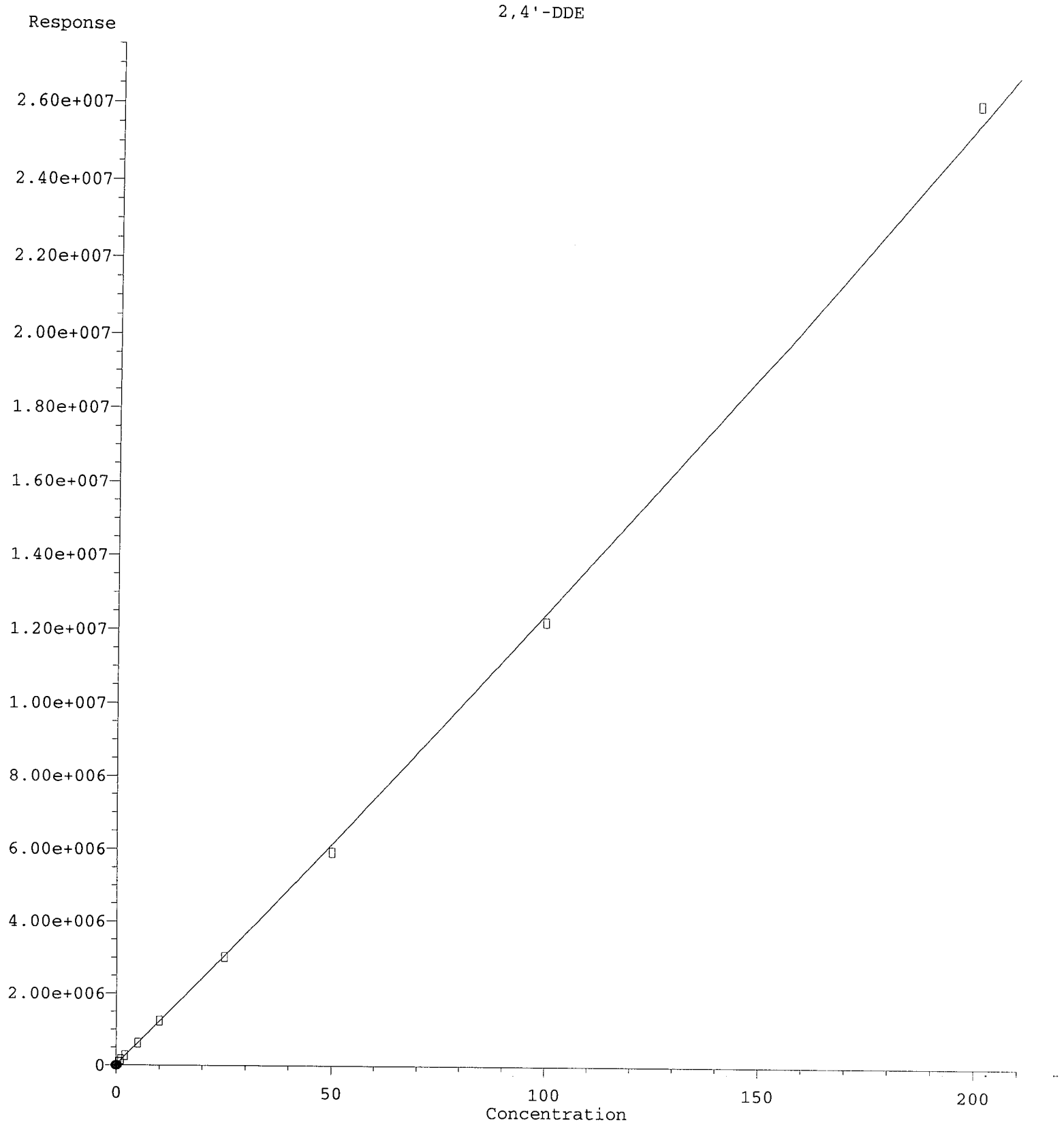

R = 4.06e+001 A*A + 1.20e+005 A + 2.57e+004
Coef of Det (r^2) = 0.998 Curve Fit: Quadratic w/(1/x^2)
Method Name: C:\msdchem\1\methods\ECD5_QUANTPEST_200324.M
Calibration Table Last Updated: Wed Mar 25 12:55:06 2020

Quantitation Report (Qedit)

Data Path : C:\msdchem\1\data\2020-03\0C24036\REQUANT\
Data File : ECD5-03242018.D
Signal(s) : Signal #1: ECD1A.CH Signal #2: ECD2B.CH
Acq On : 24 Mar 2020 17:24
Operator : MJB
Sample : 0C24036-CALA
Misc : A20C399, 9-42 0.5 ppb
ALS Vial : 14 (Sig #1); 0 (Sig #2) Sample Multiplier: 1

Integration File signal 1: PEST1.e
Integration File signal 2: PEST2.e
Quant Time: Mar 25 12:57:19 2020
Quant Method : C:\msdchem\1\methods\ECD5_QUANTPEST_200324.M
Quant Title : Instrument: DualECD5
QLast Update : Wed Mar 25 12:47:54 2020
Response via : Initial Calibration
Integrator: ChemStation 6890 Scale Mode: Small noise peaks clipped

Volume Inj. : 2uL
Signal #1 Phase : Rtx-CLPesticides Signal #2 Phase: Rtx-CLPesticides2
Signal #1 Info : 30m X 0.32mm X 0. Signal #2 Info : 30m X 0.32mm X 0.25um

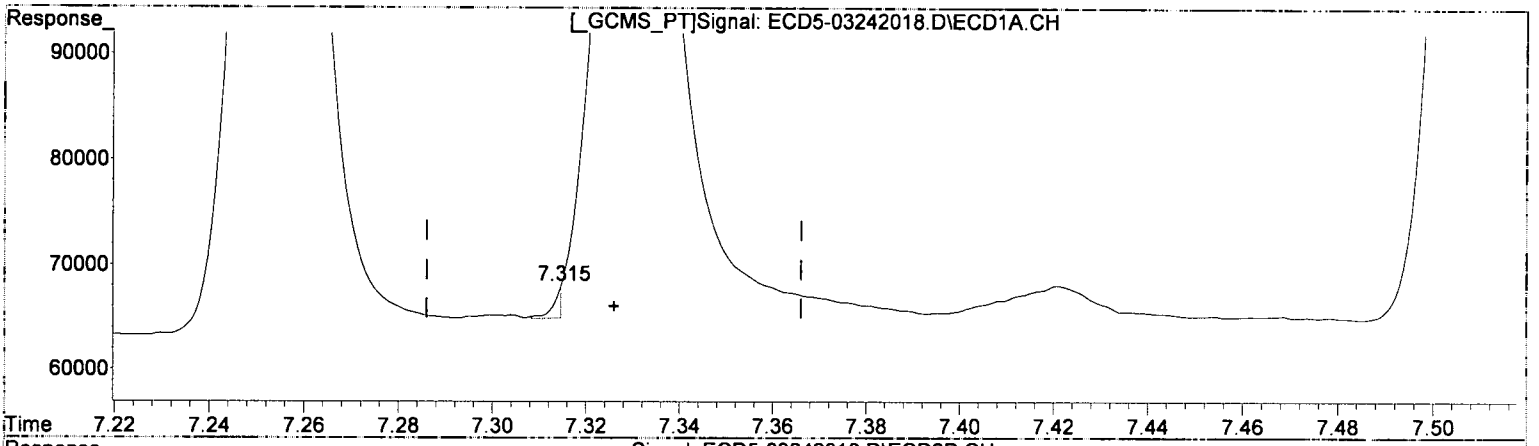

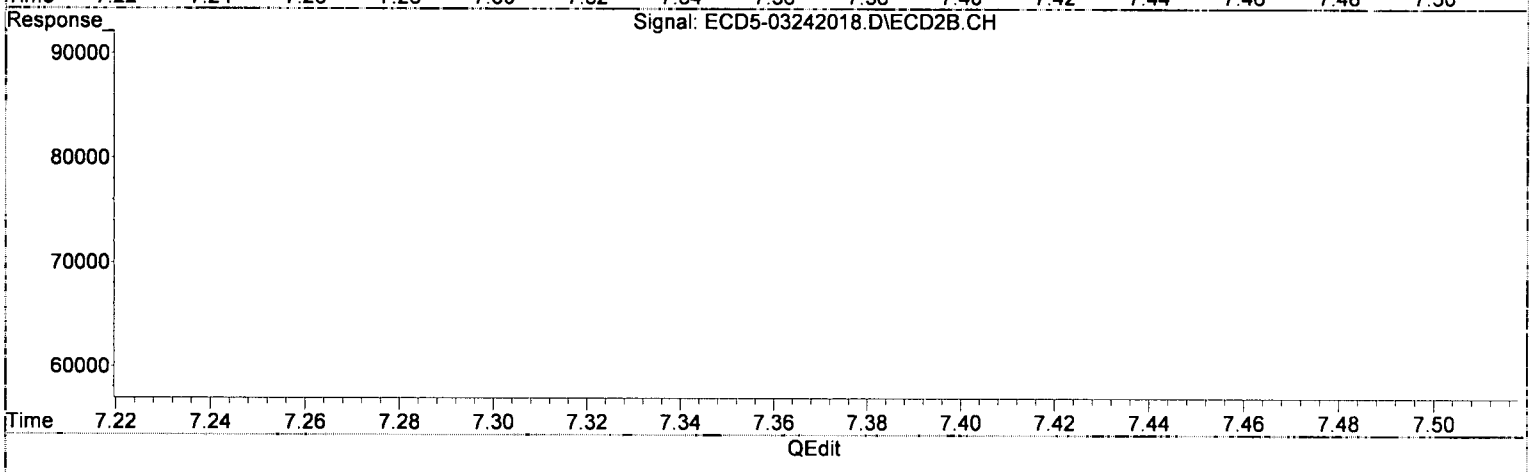

(26) 2,4'-DDE

7.315min -0.188 ng/mL(m)

response 3074

MJB 3/25/20

(26) 2,4'-DDE #2

8.127min 0.476 ng/mL

response 124973

(+) = Expected Retention Time

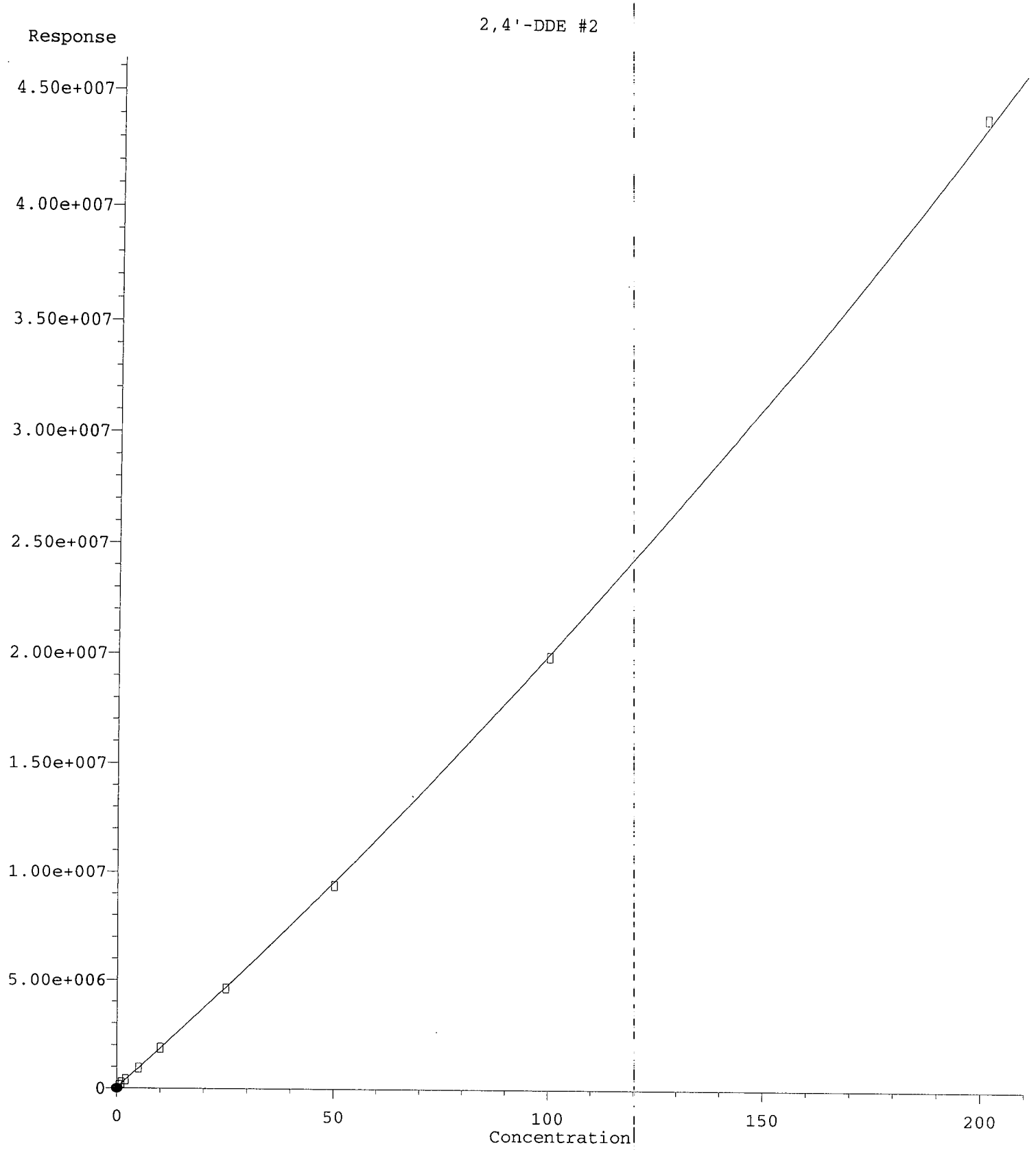

R = 1.89e+002 A*A + 1.81e+005 A + 3.88e+004
Coef of Det (r^2) = 0.988 Curve Fit: Quadratic
Method Name: C:\msdchem\1\methods\ECD5_QUANTPEST_200324.M

Quantitation Report (Qedit)

Data Path : C:\msdchem\1\data\2020-03\0C24036\REQUANT\
Data File : ECD5-03242018.D
Signal(s) : Signal #1: ECD1A.CH Signal #2: ECD2B.CH
Acq On : 24 Mar 2020 17:24
Operator : MJB
Sample : 0C24036-CALA
Misc : A20C399, 9-42 0.5 ppb
ALS Vial : 14 (Sig #1); 0 (Sig #2) Sample Multiplier: 1

Integration File signal 1: PEST1.e
Integration File signal 2: PEST2.e
Quant Time: Mar 25 12:57:19 2020
Quant Method : C:\msdchem\1\methods\ECD5_QUANTPEST_200324.M
Quant Title : Instrument: DualECD5
QLast Update : Wed Mar 25 12:47:54 2020
Response via : Initial Calibration
Integrator: ChemStation 6890 Scale Mode: Small noise peaks clipped

Volume Inj. : 2uL
Signal #1 Phase : Rtx-CLPesticides Signal #2 Phase: Rtx-CLPesticides2
Signal #1 Info : 30m X 0.32mm X 0. Signal #2 Info : 30m X 0.32mm X 0.25um

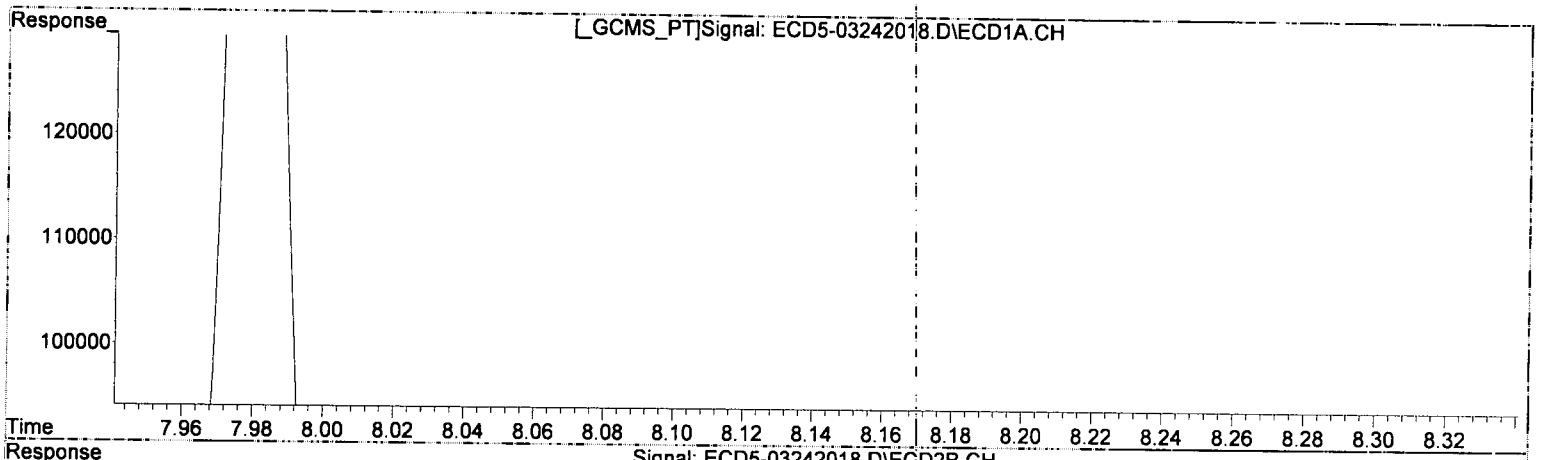

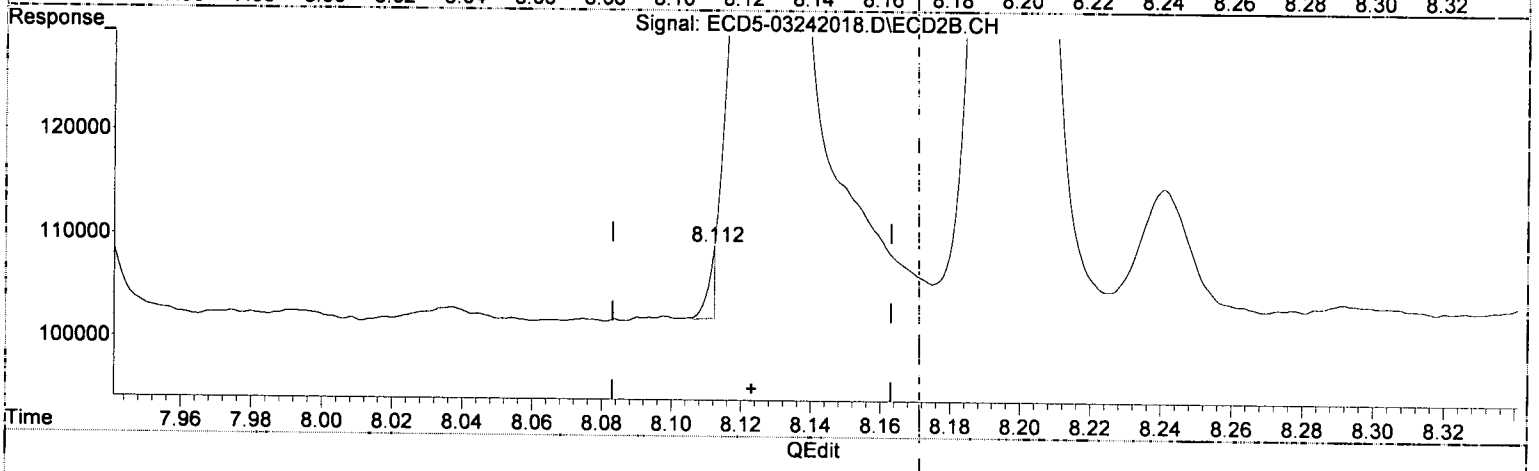

(26) 2,4'-DDE

7.315min -0.188 ng/mL m

response 3074

MJB
3/25/20

(26) 2,4'-DDE #2

8.112min -0.176 ng/mL m

response 6955

(+) = Expected Retention Time

ECD5_QUANTPEST_200324.M Wed Mar 25 14:56:14 2020

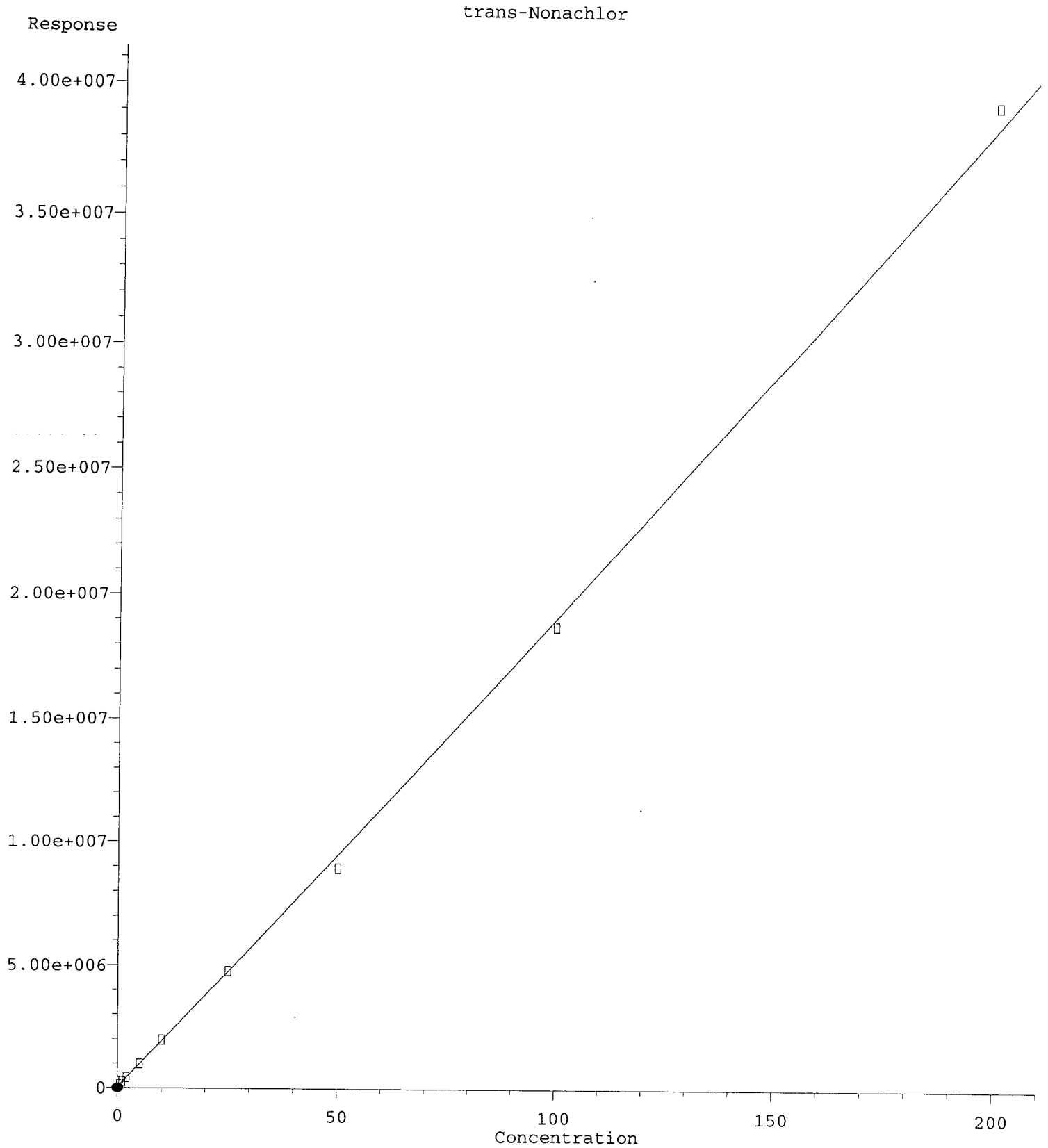

R = 2.61e+001 A*A + 1.87e+005 A + 4.86e+004
Coef of Det (r^2) = 0.998 Curve Fit: Quadratic w(1/a^2)
Method Name: C:\msdchem\1\methods\ECD5_QUANTPEST_200324.M
Calibration Table Last Updated: Wed Mar 25 12:55:06 2020

Quantitation Report (Qedit)

Data Path : C:\msdchem\1\data\2020-03\0C24036\REQUANT\
Data File : ECD5-03242018.D
Signal(s) : Signal #1: ECD1A.CH Signal #2: ECD2B.CH
Acq On : 24 Mar 2020 17:24
Operator : MJB
Sample : 0C24036-CALA
Misc : A20C399, 9-42 0.5 ppb
ALS Vial : 14 (Sig #1); 0 (Sig #2) Sample Multiplier: 1

Integration File signal 1: PEST1.e
Integration File signal 2: PEST2.e
Quant Time: Mar 25 12:57:19 2020
Quant Method : C:\msdchem\1\methods\ECD5_QUANTPEST_200324.M
Quant Title : Instrument: DualECD5
QLast Update : Wed Mar 25 12:47:54 2020
Response via : Initial Calibration
Integrator: ChemStation 6890 Scale Mode: Small noise peaks clipped

Volume Inj. : 2uL
Signal #1 Phase : Rtx-CLPesticides Signal #2 Phase: Rtx-CLPesticides2
Signal #1 Info : 30m X 0.32mm X 0. Signal #2 Info : 30m X 0.32mm X 0.25um

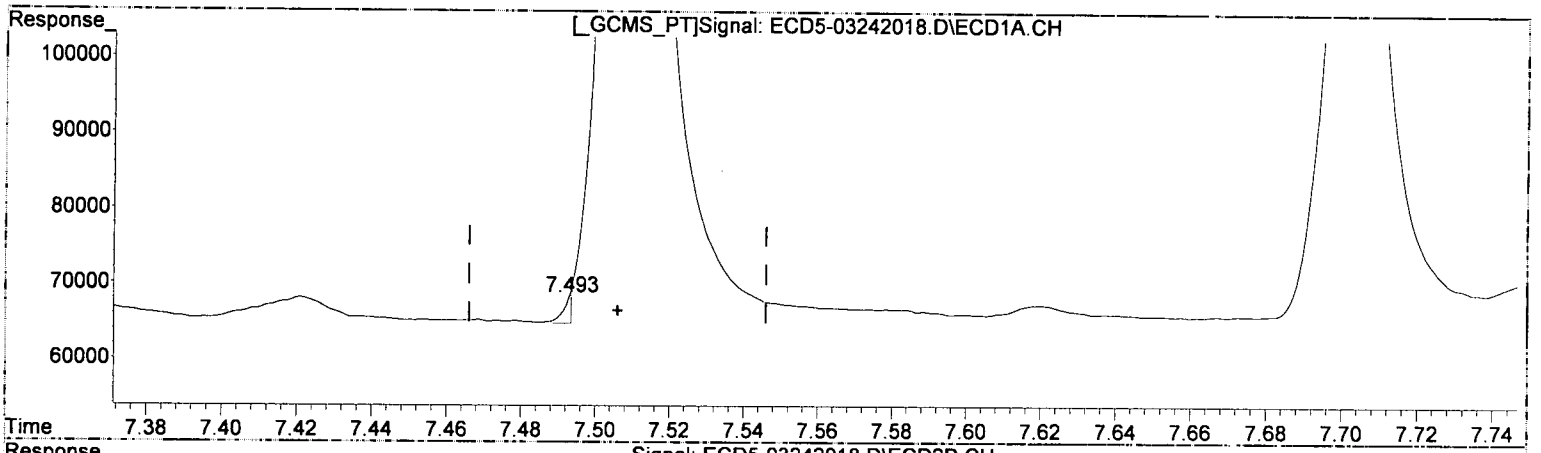

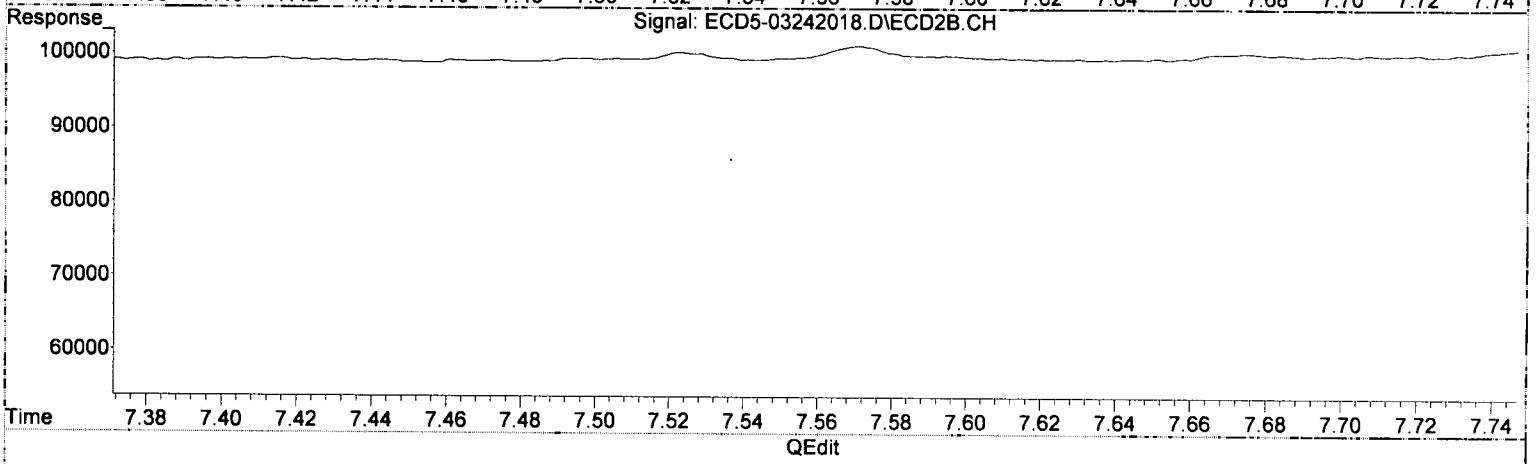

(27) trans-Nonachlor
7.493min -0.240 ng/mL m
response 3516

MJB 3/25/20

(27) trans-Nonachlor #2
8.197min 0.477 ng/mL
response 194733

(+) = Expected Retention Time

ECD5_QUANTPEST_200324.M Wed Mar 25 14:56:23 2020

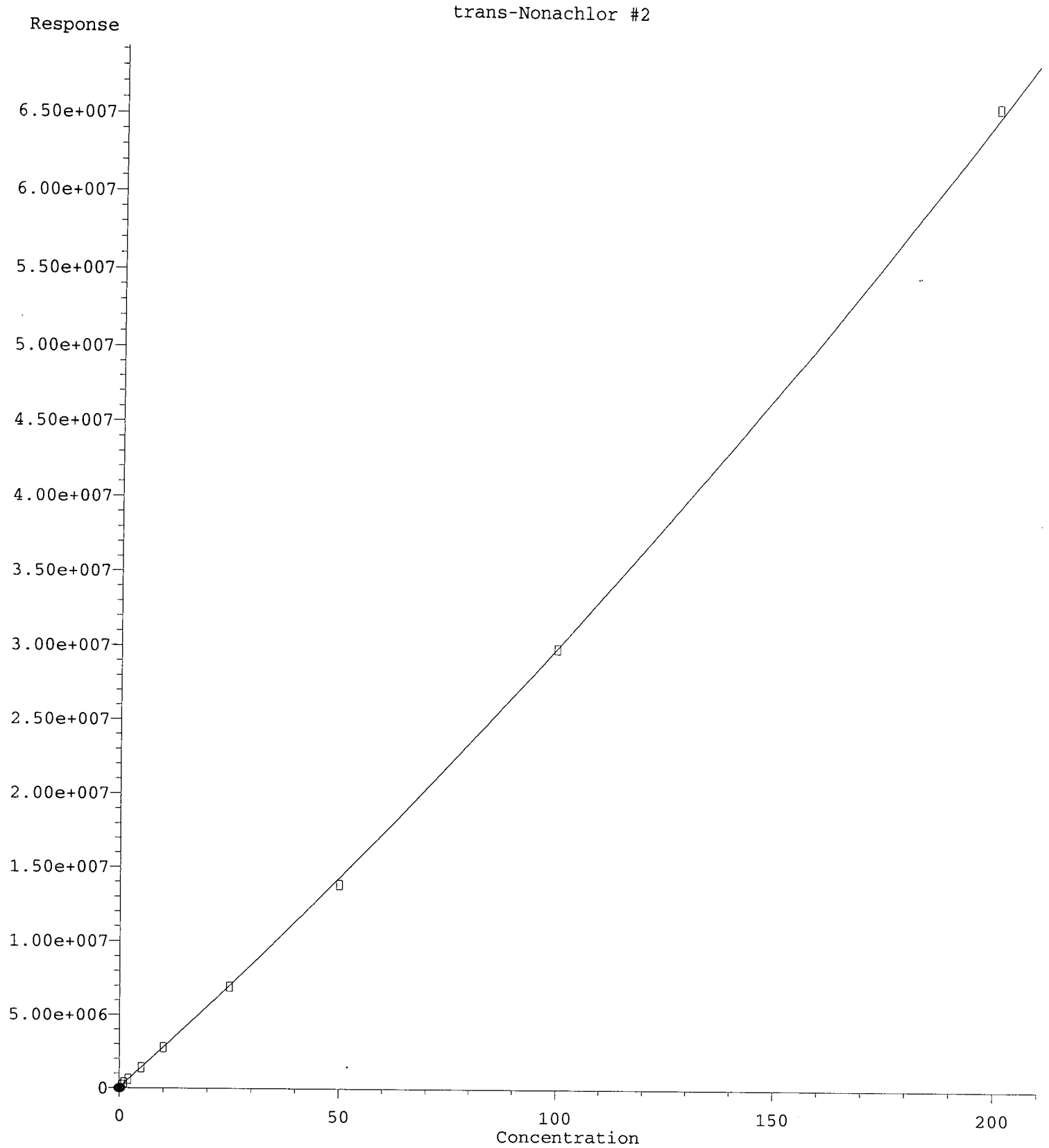

R = 2.76e+002 A*A + 2.71e+005 A + 6.53e+004
Coef of Det (r^2) 0.998 Curve Fit: Quadratic
Method Name: C:\msdchem\1\methods\ECD5_QUANTPEST_200324.M
Calibration Table Last Updated: Wed May 25 12:55:06 2020

Quantitation Report (Qedit)

Data Path : C:\msdchem\1\data\2020-03\0C24036\REQUANT\
Data File : ECD5-03242018.D
Signal(s) : Signal #1: ECD1A.CH Signal #2: ECD2B.CH
Acq On : 24 Mar 2020 17:24
Operator : MJB
Sample : 0C24036-CALA
Misc : A20C399, 9-42 0.5 ppb
ALS Vial : 14 (Sig #1); 0 (Sig #2) Sample Multiplier: 1

Integration File signal 1: PEST1.e
Integration File signal 2: PEST2.e
Quant Time: Mar 25 12:57:19 2020
Quant Method : C:\msdchem\1\methods\ECD5_QUANTPEST_200324.M
Quant Title : Instrument: DualECD5
QLast Update : Wed Mar 25 12:47:54 2020
Response via : Initial Calibration
Integrator: ChemStation 6890 Scale Mode: Small noise peaks clipped

Volume Inj. : 2uL
Signal #1 Phase : Rtx-CLPesticides Signal #2 Phase: Rtx-CLPesticides2
Signal #1 Info : 30m X 0.32mm X 0. Signal #2 Info : 30m X 0.32mm X 0.25um

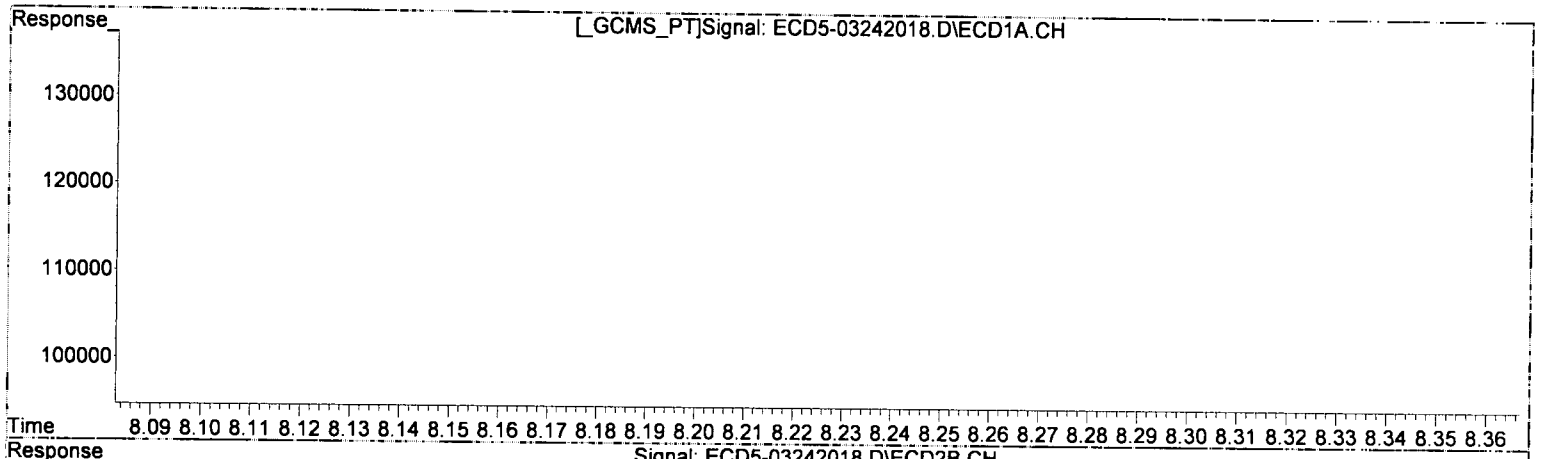

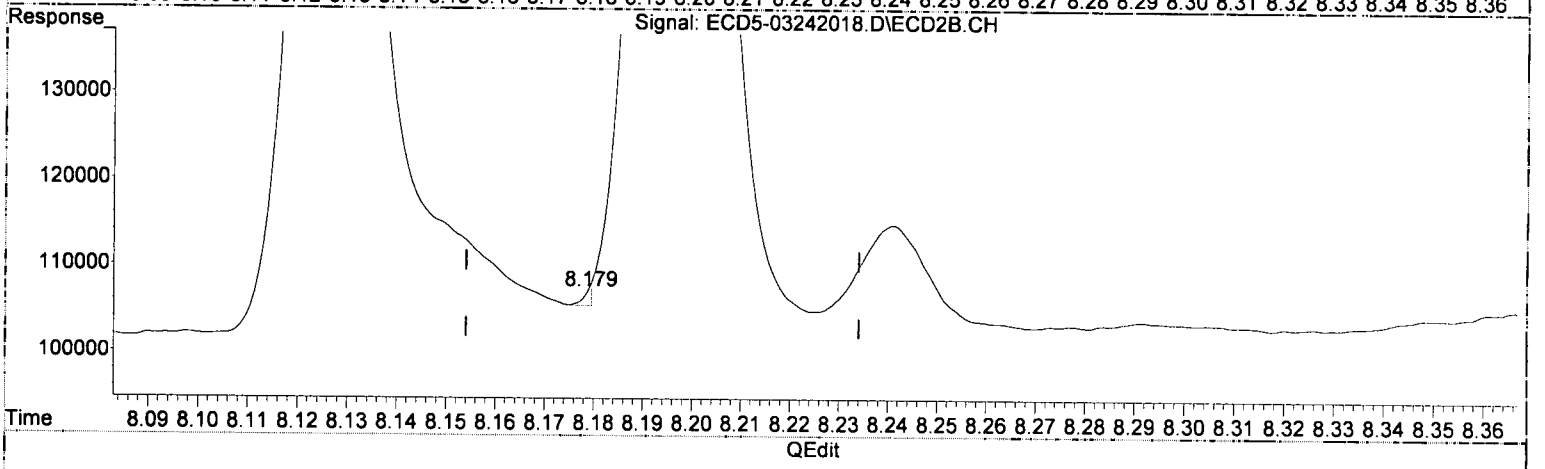

(27) trans-Nonachlor
7.493min -0.240 ng/mL m
response 3516

MP
3/25/20

(27) trans-Nonachlor #2
8.179min -0.235 ng/mL m
response 1674

(+) = Expected Retention Time

ECD5_QUANTPEST_200324.M Wed Mar 25 14:56:31 2020

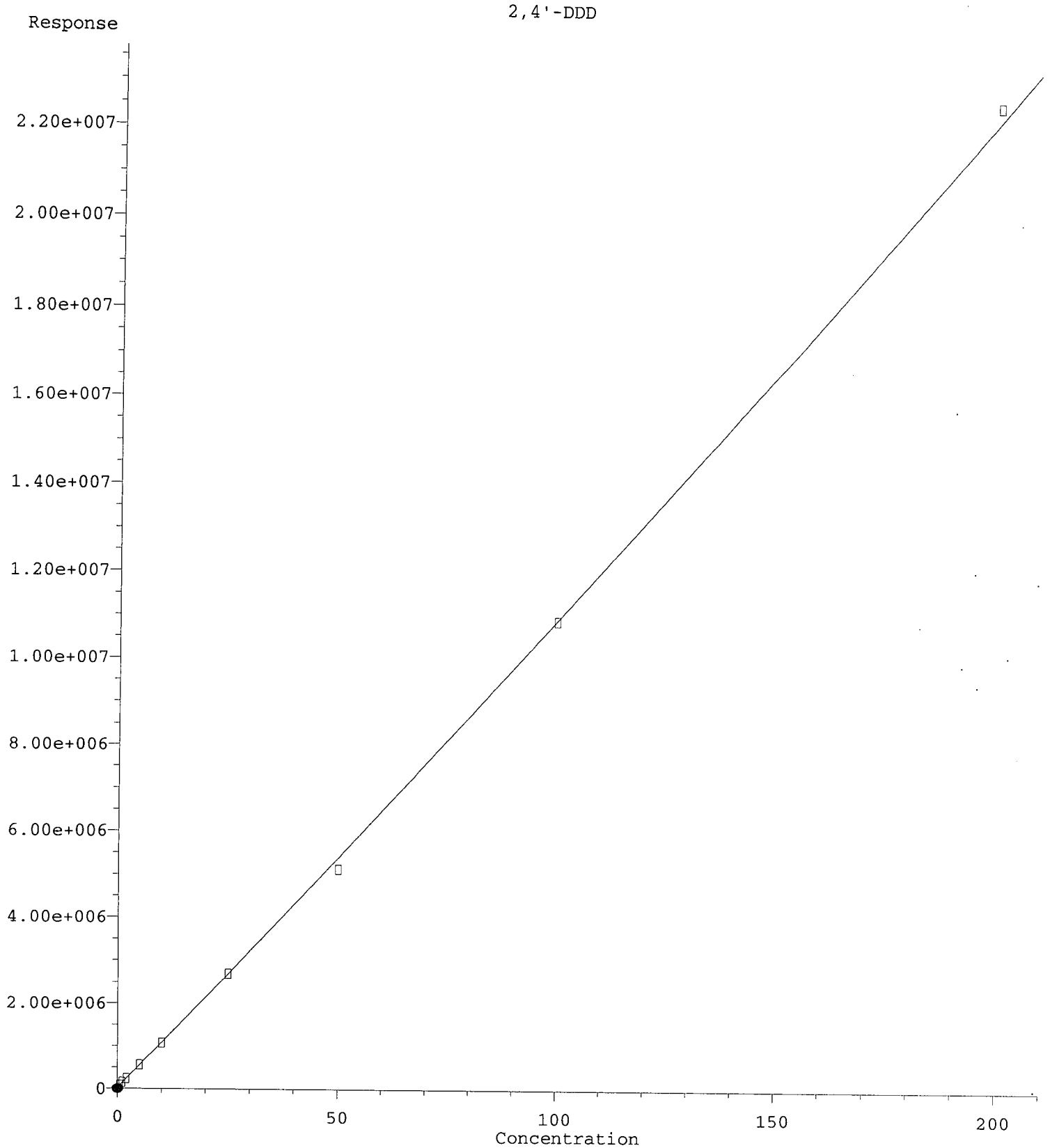

R = 2.64e+001 A*A + 1.06e+005 A + 2.97e+004
Coef of Det (r^2) = 0.997 Curve Fit: Quadratic w(1/a^2)
Method Name: C:\msdchem\1\methods\ECD5_QUANTPEST_200324.M
Calibration Table Last Updated: Wed Mar 25 12:55:06 2020

Quantitation Report (Qedit)

Data Path : C:\msdchem\1\data\2020-03\0C24036\REQUANT\
Data File : ECD5-03242018.D
Signal(s) : Signal #1: ECD1A.CH Signal #2: ECD2B.CH
Acq On : 24 Mar 2020 17:24
Operator : MJB
Sample : 0C24036-CALA
Misc : A20C399, 9-42 0.5 ppb
ALS Vial : 14 (Sig #1); 0 (Sig #2) Sample Multiplier: 1

Integration File signal 1: PEST1.e
Integration File signal 2: PEST2.e
Quant Time: Mar 25 12:57:19 2020
Quant Method : C:\msdchem\1\methods\ECD5_QUANTPEST_200324.M
Quant Title : Instrument: DualECD5
QLast Update : Wed Mar 25 12:47:54 2020
Response via : Initial Calibration
Integrator: ChemStation 6890 Scale Mode: Small noise peaks clipped

Volume Inj. : 2uL
Signal #1 Phase : Rtx-CLPesticides Signal #2 Phase: Rtx-CLPesticides2
Signal #1 Info : 30m X 0.32mm X 0. Signal #2 Info : 30m X 0.32mm X 0.25um

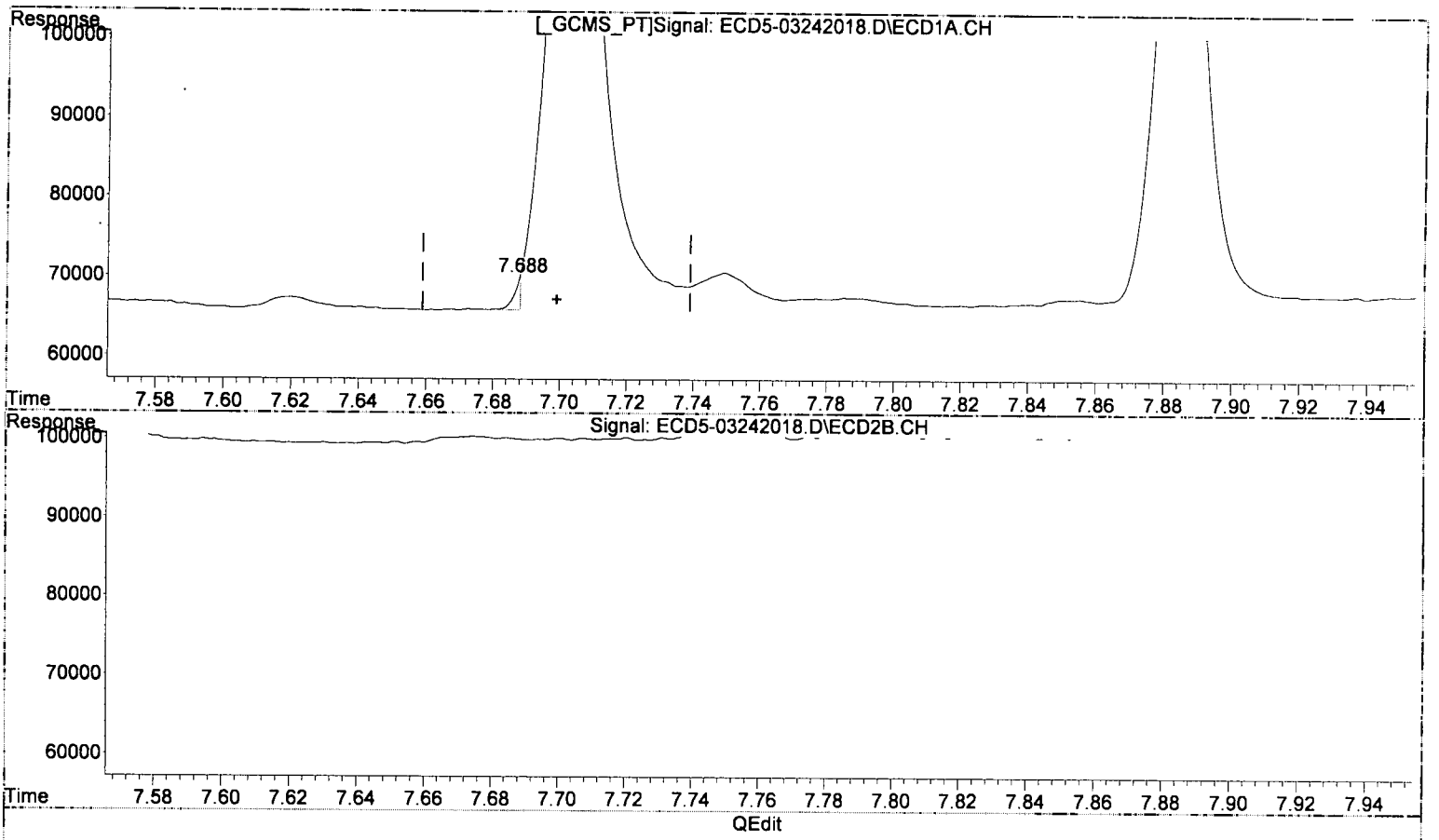

(28) 2,4'-DDD

7.688min -0.241 ng/mL(m)

response 4207

MJB 3/25/20

(28) 2,4'-DDD #2

8.500min 0.475 ng/mL

response 121076

(+) = Expected Retention Time

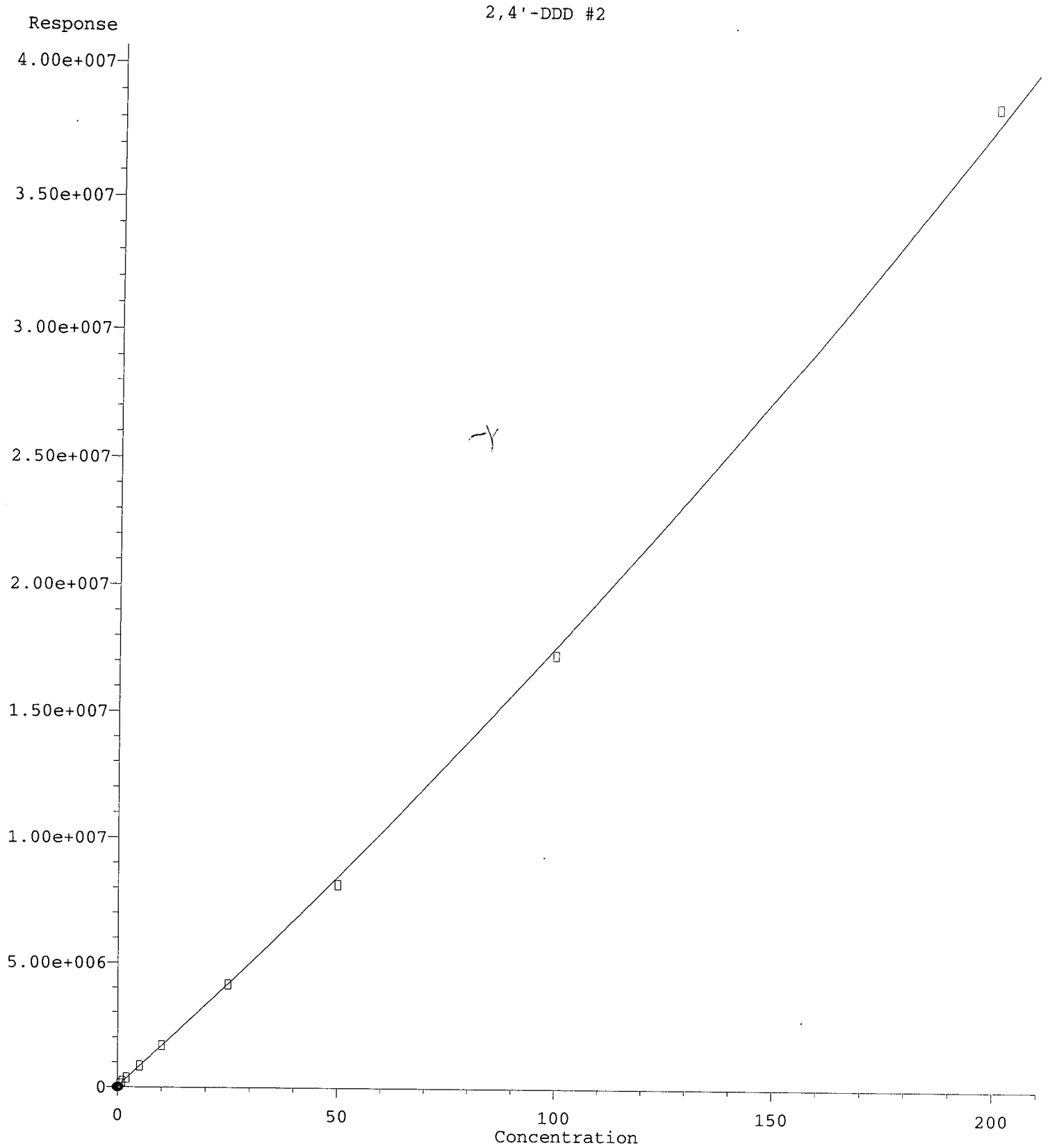

R = 1.46e+002 A*A + 1.61e+005 A + 4.47e+004
Coef of Det (r^2) = 0.998 Curve Fit: Quadratic w(1/a^2)
Method Name: C:\msdchem\1\methods\ECD5_QUANTPEST_200324.M
Calibration Table Last Updated: Wed Mar 25 12:55:06 2020

Quantitation Report (Qedit)

Data Path : C:\msdchem\1\data\2020-03\0C24036\REQUANT\
Data File : ECD5-03242018.D
Signal(s) : Signal #1: ECD1A.CH Signal #2: ECD2B.CH
Acq On : 24 Mar 2020 17:24
Operator : MJB
Sample : 0C24036-CALA
Misc : A20C399, 9-42 0.5 ppb
ALS Vial : 14 (Sig #1); 0 (Sig #2) Sample Multiplier: 1

Integration File signal 1: PEST1.e
Integration File signal 2: PEST2.e
Quant Time: Mar 25 12:57:19 2020
Quant Method : C:\msdchem\1\methods\ECD5_QUANTPEST_200324.M
Quant Title : Instrument: DualECD5
QLast Update : Wed Mar 25 12:47:54 2020
Response via : Initial Calibration
Integrator: ChemStation 6890 Scale Mode: Small noise peaks clipped

Volume Inj. : 2uL
Signal #1 Phase : Rtx-CLPesticides Signal #2 Phase: Rtx-CLPesticides2
Signal #1 Info : 30m X 0.32mm X 0. Signal #2 Info : 30m X 0.32mm X 0.25um

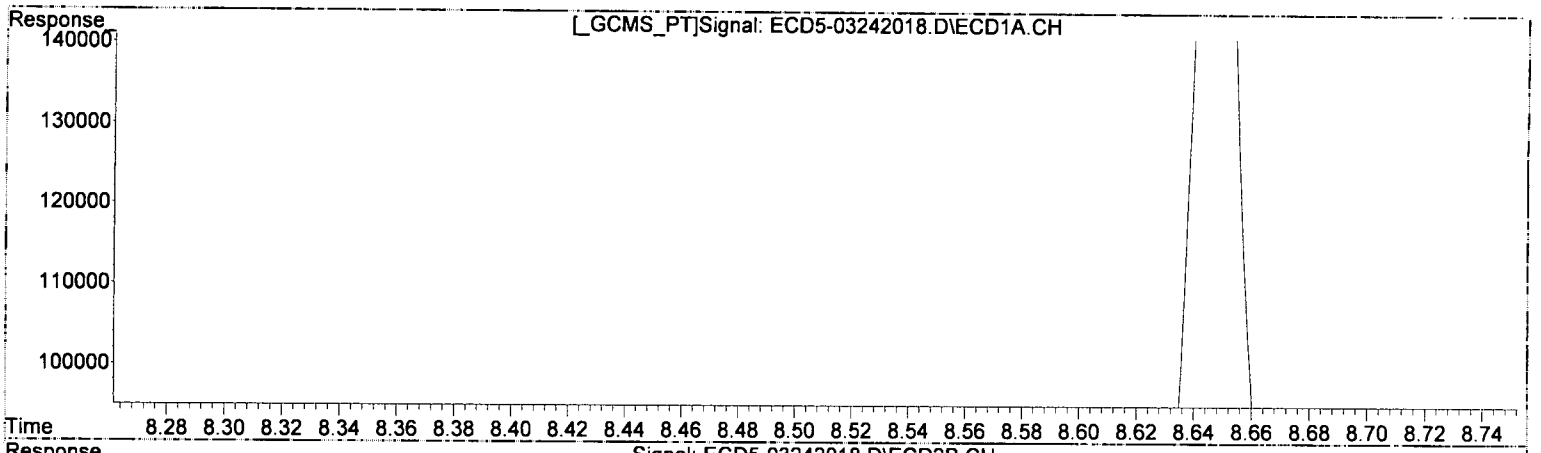

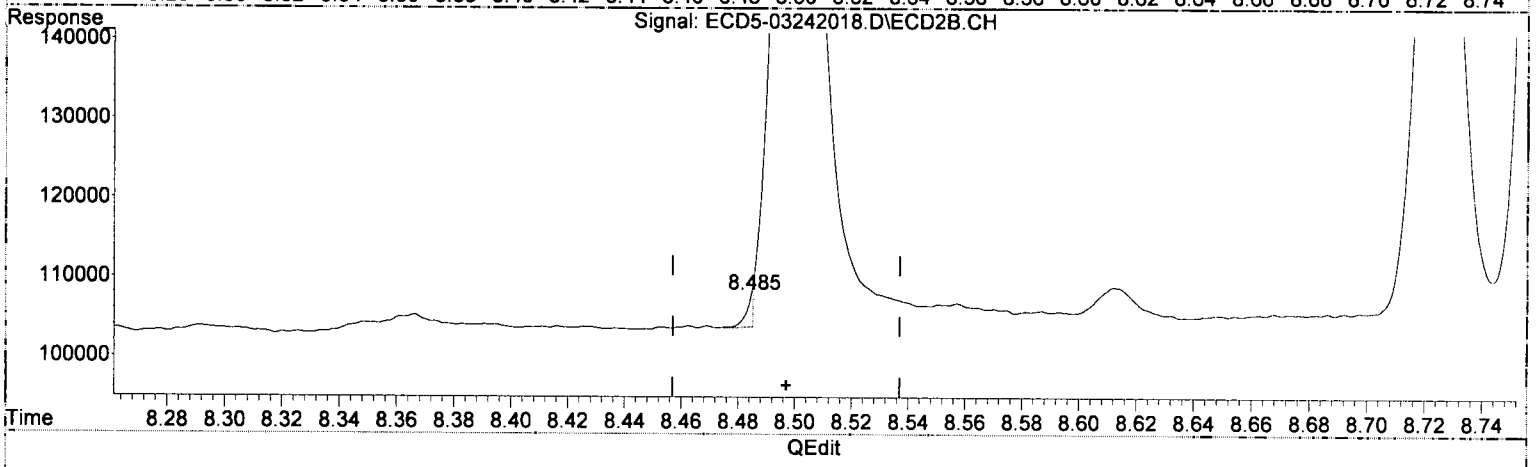

(28) 2,4'-DDD

7.688min -0.241 ng/mL m

response 4207

MJB
3/25/20

(28) 2,4'-DDD #2

8.485min -0.252 ng/mL m

response 4104

(+) = Expected Retention Time

ECD5_QUANTPEST_200324.M Wed Mar 25 14:56:47 2020

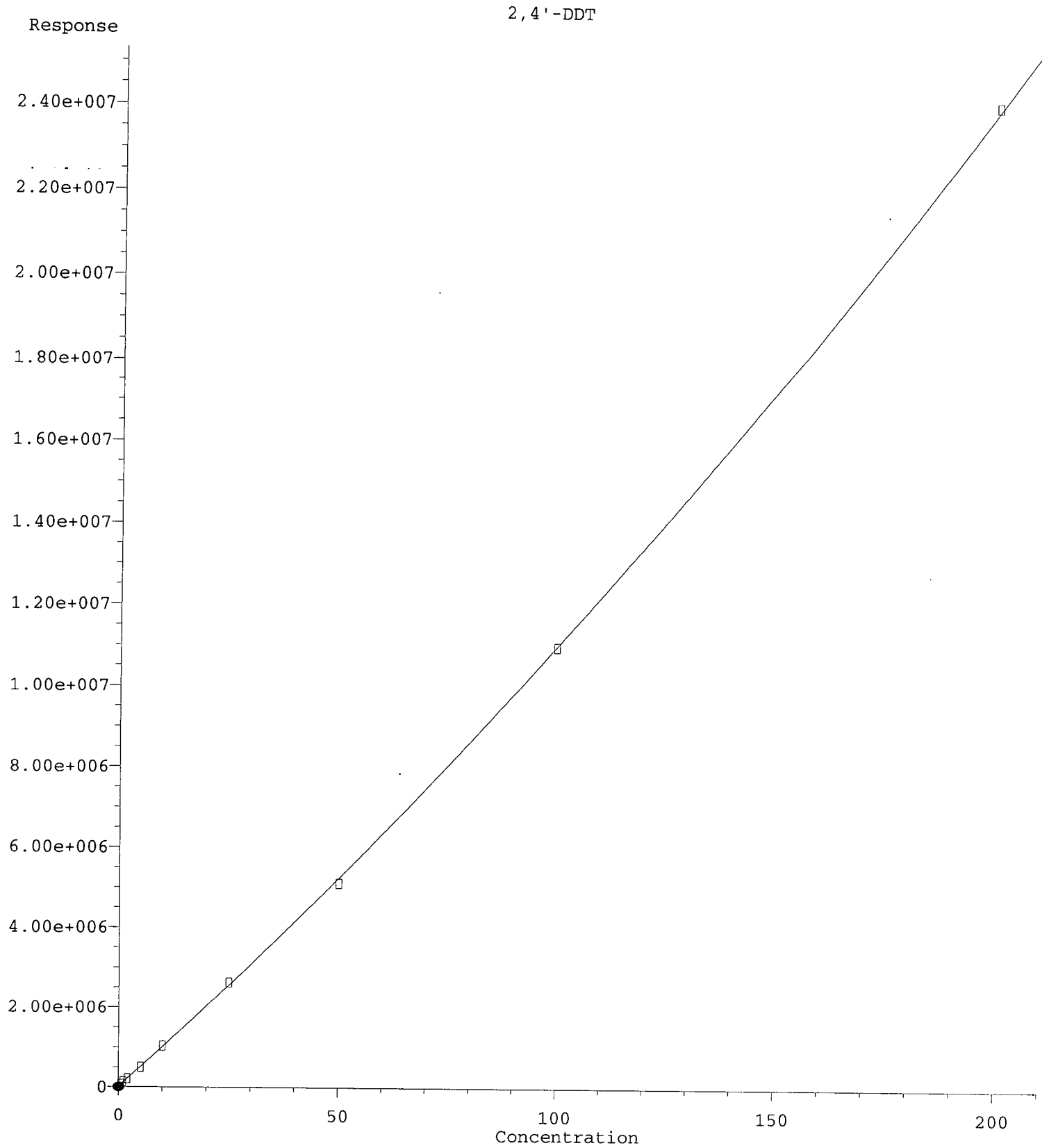

R = 1.04e+002 A*A + 9.91e+004 A + 2.01e+004
Coef of Det (r^2) = 0.997 Curve Fit: Quadratic, w (1/a^2)
Method Name: C:\msdchem\1\methods\ECD5_QUANTPEST_200324.M
Calibration Table Last Updated: Wed Mar 25 12:55:06 2020

Quantitation Report (Qedit)

Data Path : C:\msdchem\1\data\2020-03\0C24036\REQUANT\
Data File : ECD5-03242018.D
Signal(s) : Signal #1: ECD1A.CH Signal #2: ECD2B.CH
Acq On : 24 Mar 2020 17:24
Operator : MJB
Sample : 0C24036-CALA
Misc : A20C399, 9-42 0.5 ppb
ALS Vial : 14 (Sig #1); 0 (Sig #2) Sample Multiplier: 1

Integration File signal 1: PEST1.e
Integration File signal 2: PEST2.e
Quant Time: Mar 25 12:57:19 2020
Quant Method : C:\msdchem\1\methods\ECD5_QUANTPEST_200324.M
Quant Title : Instrument: DualECD5
QLast Update : Wed Mar 25 12:47:54 2020
Response via : Initial Calibration
Integrator: ChemStation 6890 Scale Mode: Small noise peaks clipped

Volume Inj. : 2uL
Signal #1 Phase : Rtx-CLPesticides Signal #2 Phase: Rtx-CLPesticides2
Signal #1 Info : 30m X 0.32mm X 0. Signal #2 Info : 30m X 0.32mm X 0.25um

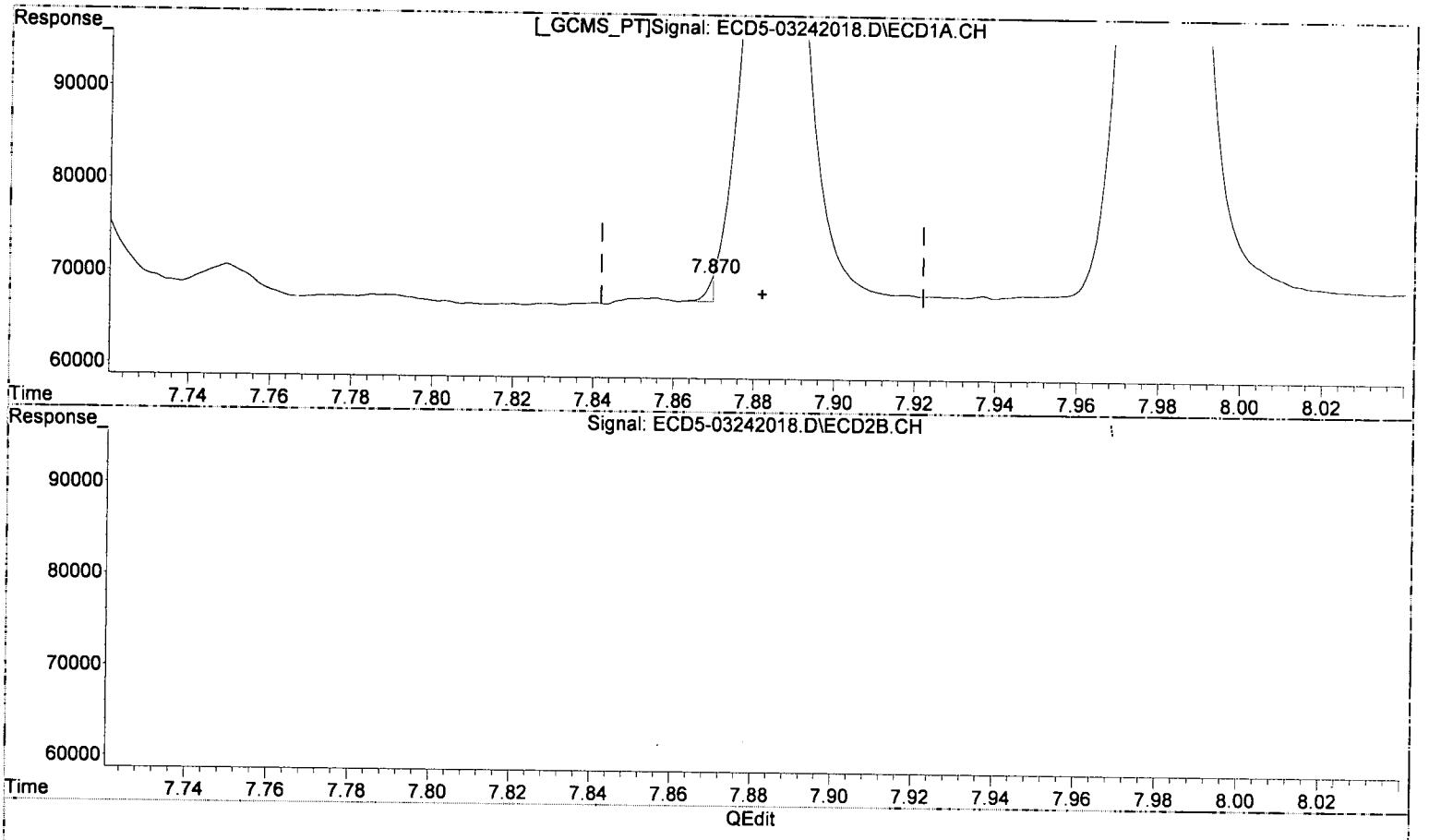

(29) 2,4'-DDT
7.870min -0.176 ng/mL m
response 2632

MJB 3/25/20

(29) 2,4'-DDT #2
8.725min 0.488 ng/mL
response 93729

(+) = Expected Retention Time

ECD5_QUANTPEST_200324.M Wed Mar 25 14:56:58 2020

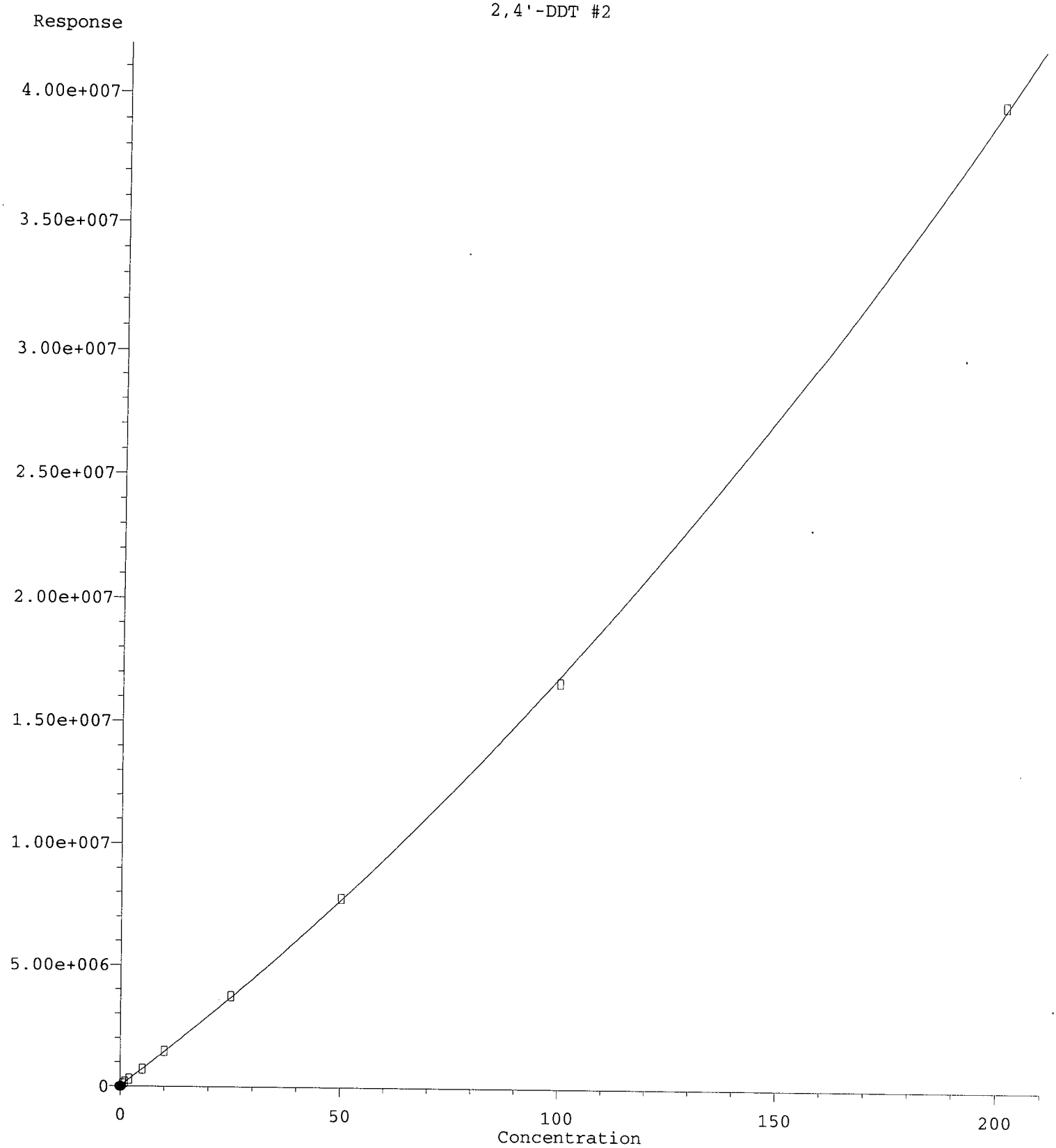

R = 2.99e+002 A*A + 1.39e+005 A + 2.59e+004
Coef of Det (r^2) = 0.999 Curve Fit: Quadratic, 1/x (1/x^2)
Method Name: C:\msdchem\1\methods\ECD5_QUANTPEST_200324.M
Calibration Table Last Updated: Wed Mar 25 12:55:06 2020

Quantitation Report (Qedit)

Data Path : C:\msdchem\1\data\2020-03\0C24036\REQUANT\
Data File : ECD5-03242018.D
Signal(s) : Signal #1: ECD1A.CH Signal #2: ECD2B.CH
Acq On : 24 Mar 2020 17:24
Operator : MJB
Sample : 0C24036-CALA
Misc : A20C399, 9-42 0.5 ppb
ALS Vial : 14 (Sig #1); 0 (Sig #2) Sample Multiplier: 1

Integration File signal 1: PEST1.e
Integration File signal 2: PEST2.e
Quant Time: Mar 25 12:57:19 2020
Quant Method : C:\msdchem\1\methods\ECD5_QUANTPEST_200324.M
Quant Title : Instrument: DualECD5
QLast Update : Wed Mar 25 12:47:54 2020
Response via : Initial Calibration
Integrator: ChemStation 6890 Scale Mode: Small noise peaks clipped

Volume Inj. : 2uL
Signal #1 Phase : Rtx-CLPesticides Signal #2 Phase: Rtx-CLPesticides2
Signal #1 Info : 30m X 0.32mm X 0. Signal #2 Info : 30m X 0.32mm X 0.25um

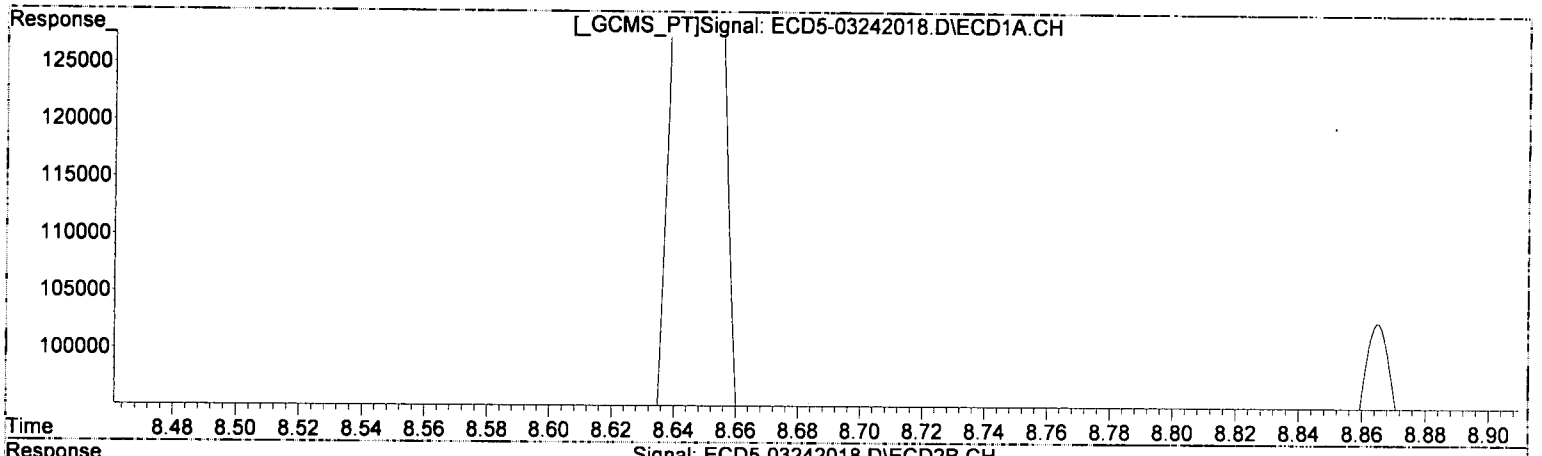

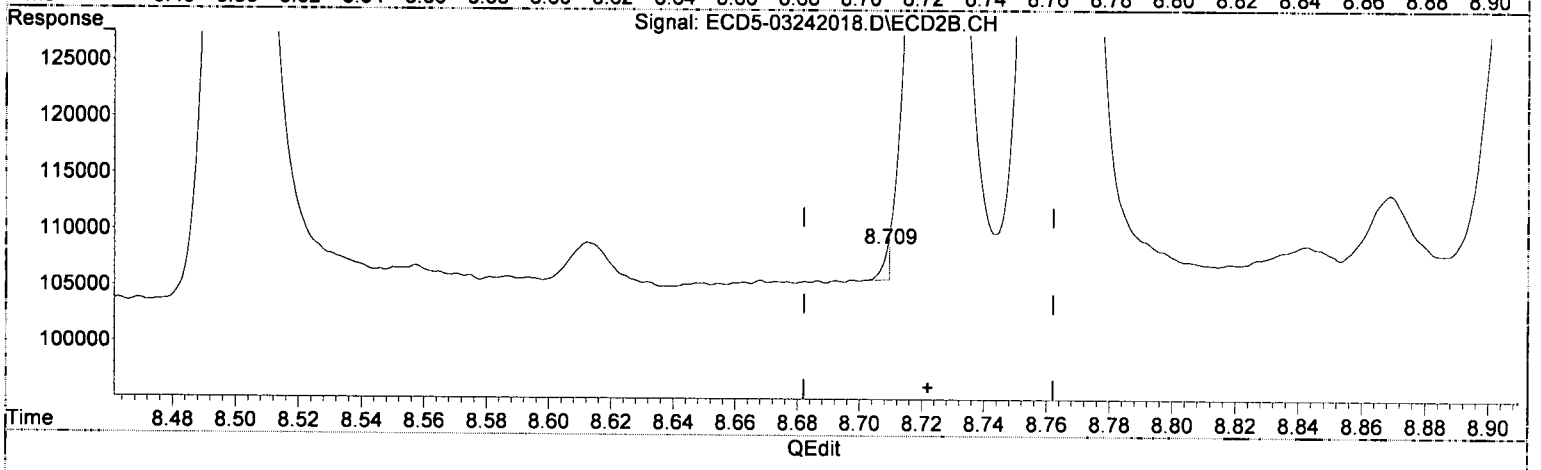

(29) 2,4'-DDT

7.870min -0.176 ng/mL m

response 2632

MB 3/25/20

(29) 2,4'-DDT #2

8.709min -0.166 ng/mL m

response 2784

(+) = Expected Retention Time

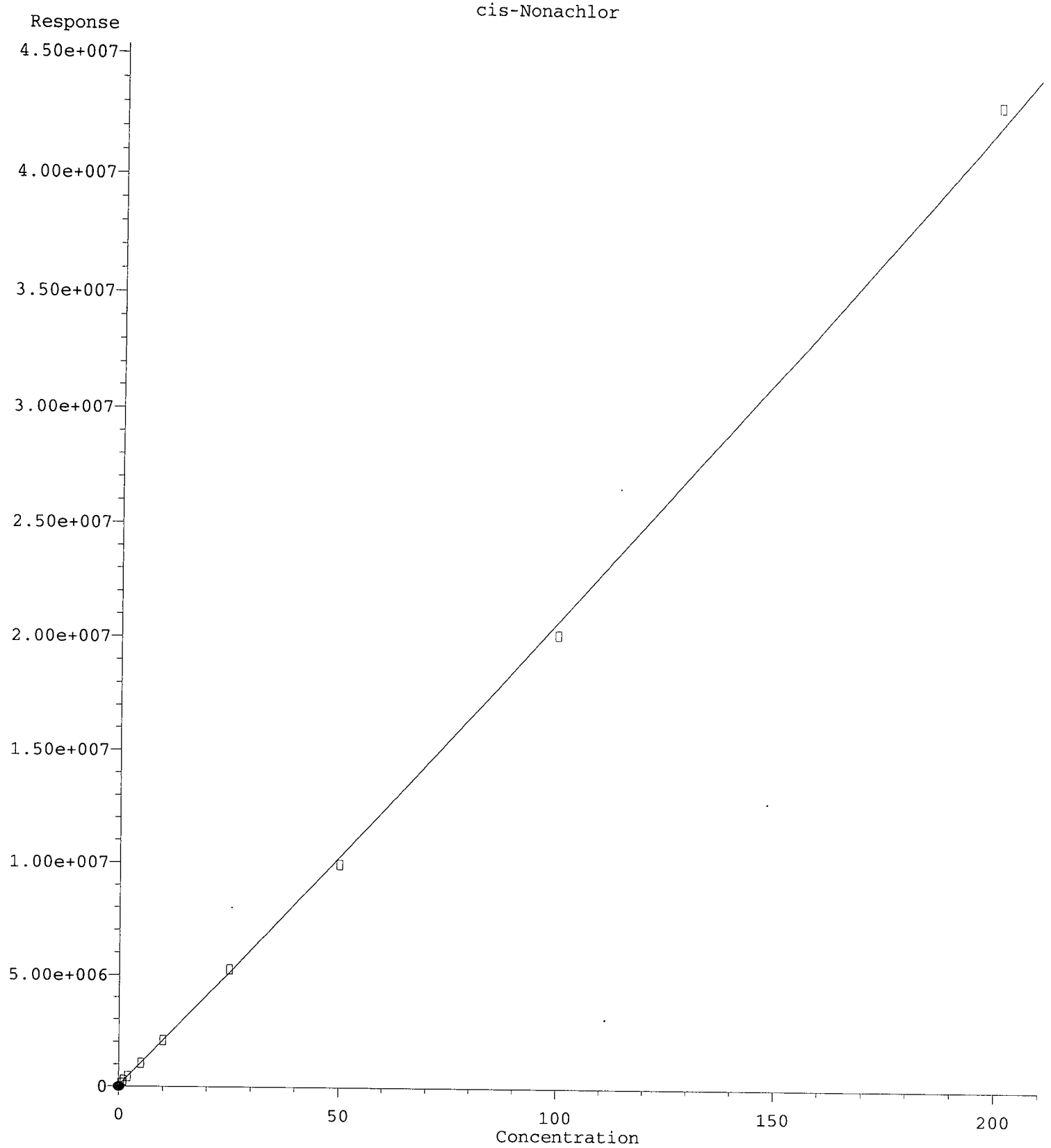

R = 4.93e+001 A*A + 2.02e+005 A + 4.66e+004
Coef of Det (r^2) = 0.998 Curve Fit: Quadratic, w/(1/amt)
Method Name: C:\msdchem\1\methods\ECD5_QUANTPEST_200324.M
Calibration Table Last Updated: Wed Mar 25 12:55:06 2020

Quantitation Report (Qedit)

Data Path : C:\msdchem\1\data\2020-03\0C24036\REQUANT\
Data File : ECD5-03242018.D
Signal(s) : Signal #1: ECD1A.CH Signal #2: ECD2B.CH
Acq On : 24 Mar 2020 17:24
Operator : MJB
Sample : 0C24036-CALA
Misc : A20C399, 9-42 0.5 ppb
ALS Vial : 14 (Sig #1); 0 (Sig #2) Sample Multiplier: 1

Integration File signal 1: PEST1.e
Integration File signal 2: PEST2.e
Quant Time: Mar 25 12:57:19 2020
Quant Method : C:\msdchem\1\methods\ECD5_QUANTPEST_200324.M
Quant Title : Instrument: DualECD5
QLast Update : Wed Mar 25 12:47:54 2020
Response via : Initial Calibration
Integrator: ChemStation 6890 Scale Mode: Small noise peaks clipped

Volume Inj. : 2uL
Signal #1 Phase : Rtx-CLPesticides Signal #2 Phase: Rtx-CLPesticides2
Signal #1 Info : 30m X 0.32mm X 0. Signal #2 Info : 30m X 0.32mm X 0.25um

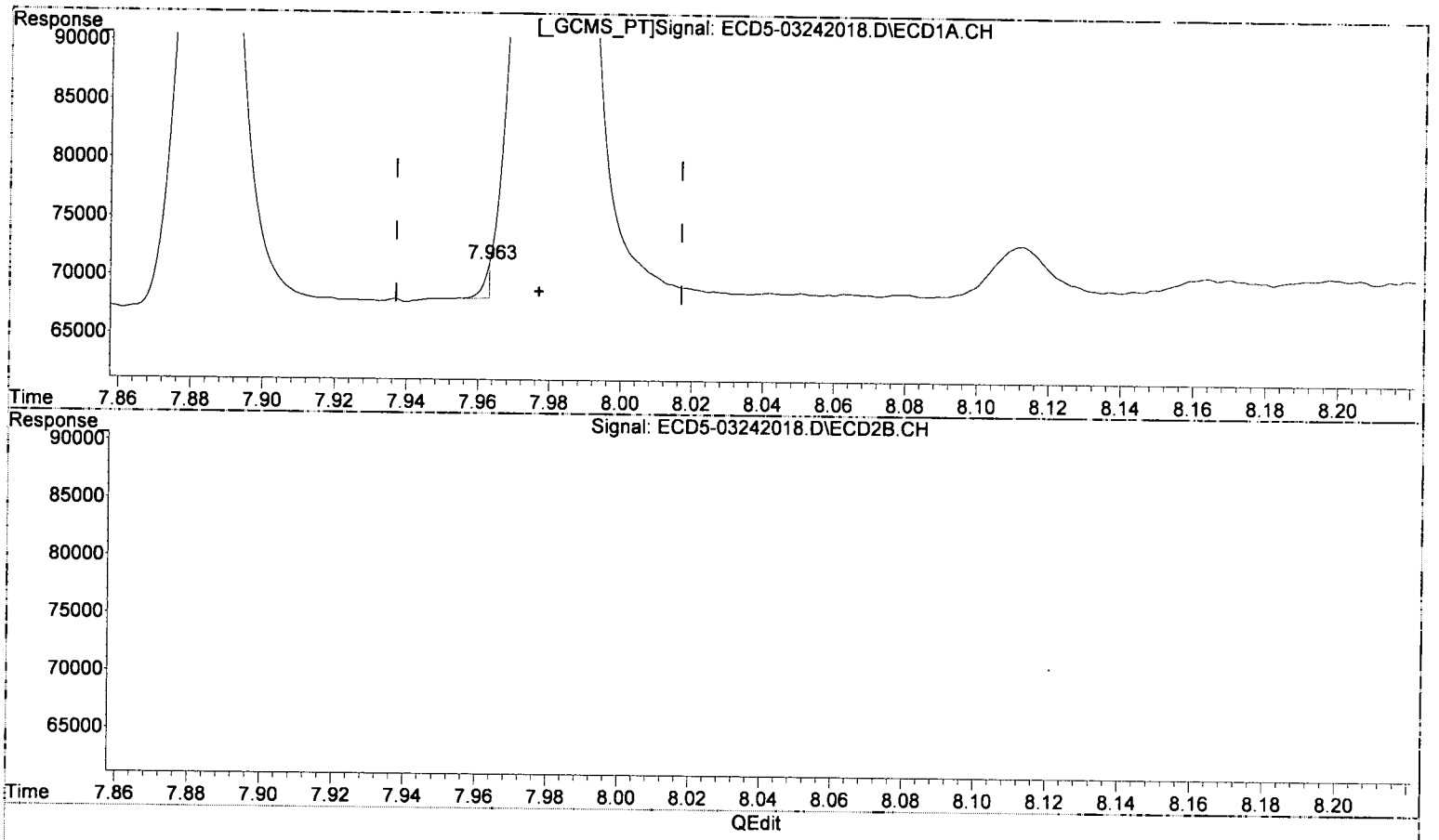

(30) cis-Nonachlor
7.963min -0.216 ng/mL (m)
response 2941

MJB 3/25/20

(30) cis-Nonachlor #2
8.764min 0.483 ng/mL
response 200734

(+) = Expected Retention Time

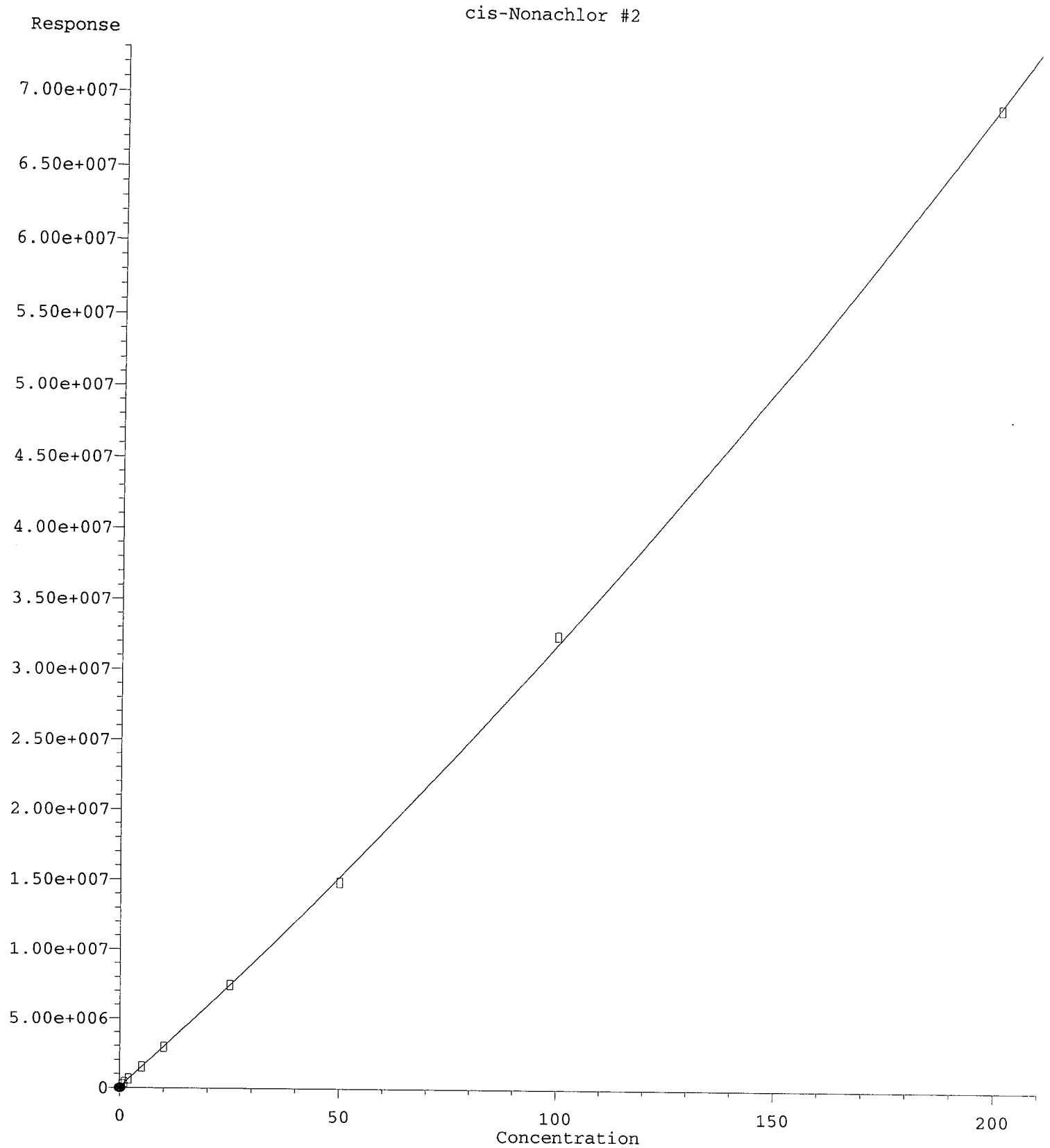

R = 3.03e+002 A*A + 2.88e+005 A + 6.18e+004
Coef of Det (r^2) 0.999 Curve Fit: Quadratic
Method Name: C:\msdchem\1\methods\ECD5_QUANTPEST_200324.M
Calibration Table Last Updated: Wed May 05 10:55:06 2020

Quantitation Report (Qedit)

Data Path : C:\msdchem\1\data\2020-03\0C24036\REQUANT\
Data File : ECD5-03242018.D
Signal(s) : Signal #1: ECD1A.CH Signal #2: ECD2B.CH
Acq On : 24 Mar 2020 17:24
Operator : MJB
Sample : 0C24036-CALA
Misc : A20C399, 9-42 0.5 ppb
ALS Vial : 14 (Sig #1); 0 (Sig #2) Sample Multiplier: 1

Integration File signal 1: PEST1.e
Integration File signal 2: PEST2.e
Quant Time: Mar 25 12:57:19 2020
Quant Method : C:\msdchem\1\methods\ECD5_QUANTPEST_200324.M
Quant Title : Instrument: DualECD5
QLast Update : Wed Mar 25 12:47:54 2020
Response via : Initial Calibration
Integrator: ChemStation 6890 Scale Mode: Small noise peaks clipped

Volume Inj. : 2uL
Signal #1 Phase : Rtx-CLPesticides Signal #2 Phase: Rtx-CLPesticides2
Signal #1 Info : 30m X 0.32mm X 0. Signal #2 Info : 30m X 0.32mm X 0.25um

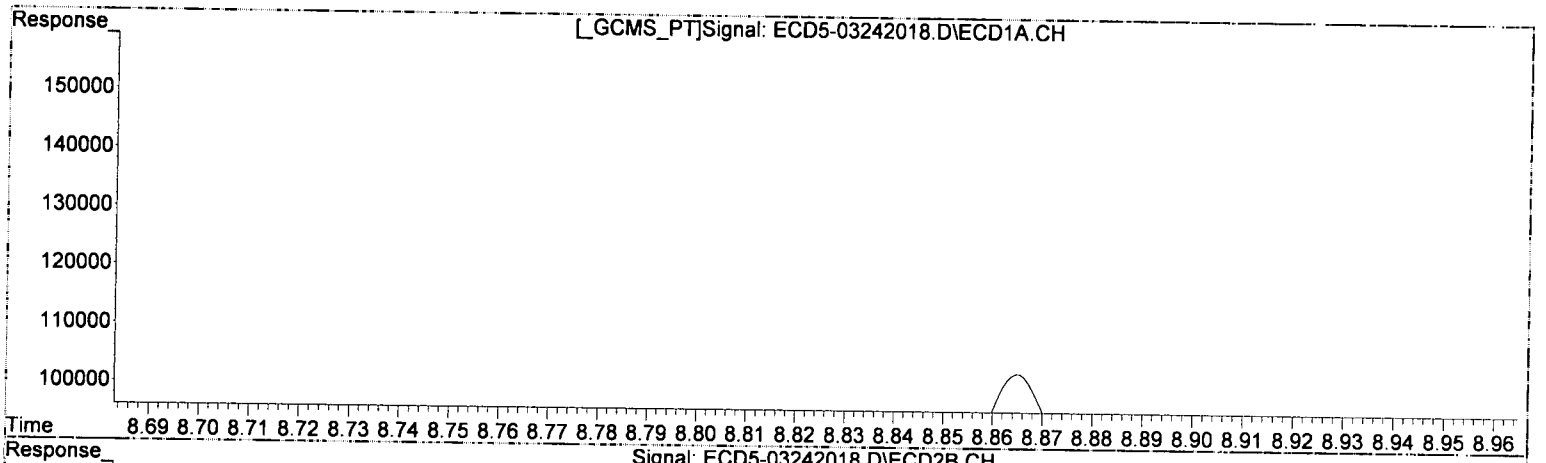

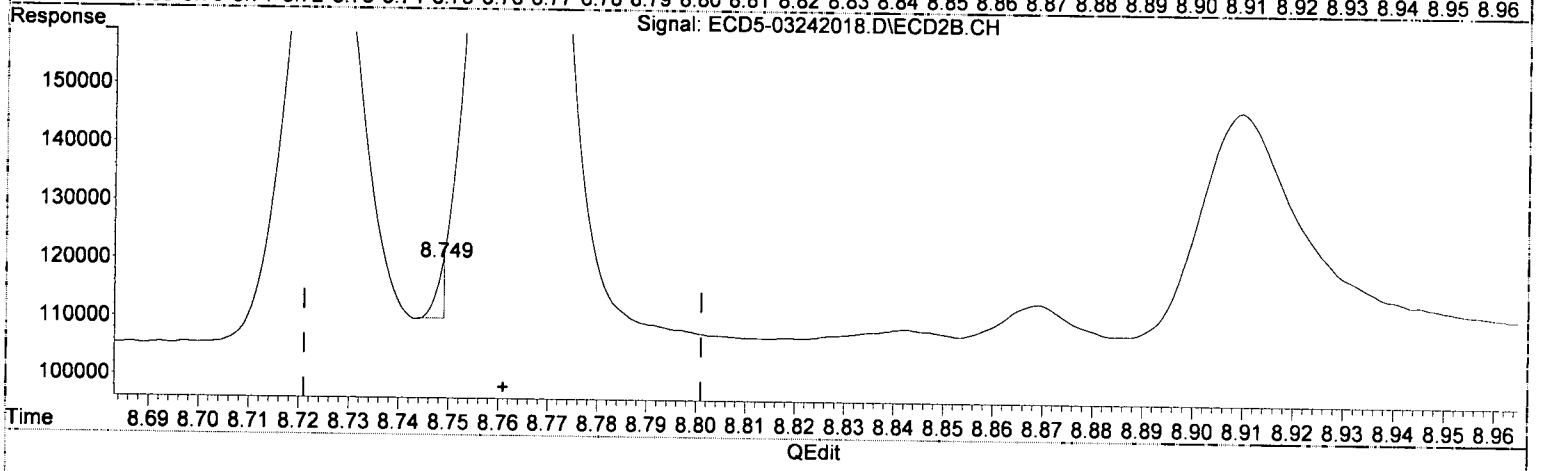

(30) cis-Nonachlor
7.963min -0.216 ng/mL m
response 2941

MJB 3/25/20

(30) cis-Nonachlor #2
8.749min -0.181 ng/mL m
response 9612

(+) = Expected Retention Time

ECD5_QUANTPEST_200324.M Wed Mar 25 14:57:22 2020

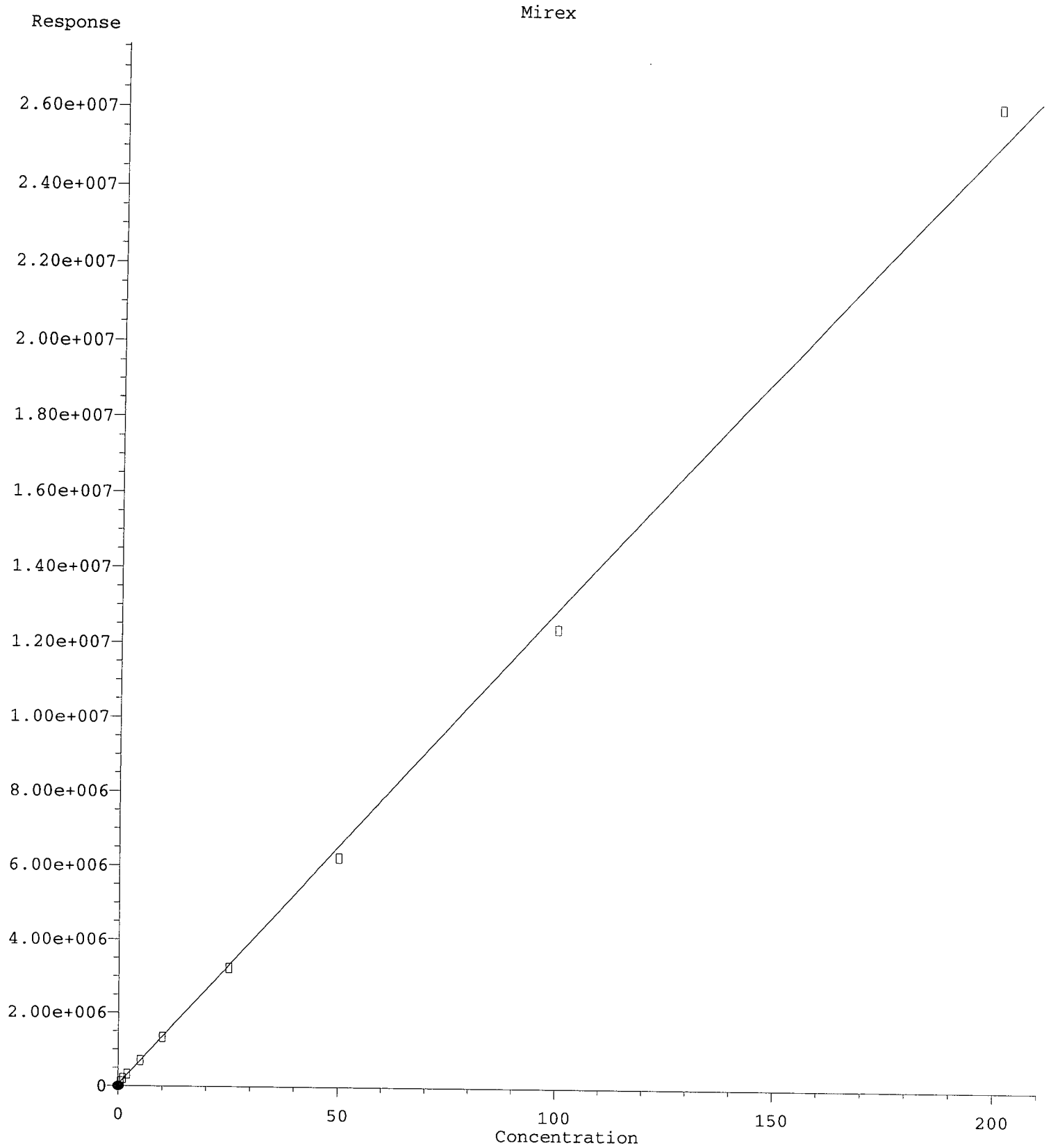

R = -2.27e+001 A*A + 1.31e+005 A + 5.25e+004
Coef of Det (r^2) = 0.994 Curve Fit: Quadratic, w/ (1/a) Origin
Method Name: C:\msdchem\1\methods\ECD5_QUANTPEST_200324.M
Calibration Table Last Updated: Wed Mar 25 12:55:06 2020

Quantitation Report (Qedit)

Data Path : C:\msdchem\1\data\2020-03\0C24036\REQUANT\
Data File : ECD5-03242018.D
Signal(s) : Signal #1: ECD1A.CH Signal #2: ECD2B.CH
Acq On : 24 Mar 2020 17:24
Operator : MJB
Sample : 0C24036-CALA
Misc : A20C399, 9-42 0.5 ppb
ALS Vial : 14 (Sig #1); 0 (Sig #2) Sample Multiplier: 1

Integration File signal 1: PEST1.e
Integration File signal 2: PEST2.e
Quant Time: Mar 25 12:57:19 2020
Quant Method : C:\msdchem\1\methods\ECD5_QUANTPEST_200324.M
Quant Title : Instrument: DualECD5
QLast Update : Wed Mar 25 12:47:54 2020
Response via : Initial Calibration
Integrator: ChemStation 6890 Scale Mode: Small noise peaks clipped

Volume Inj. : 2uL
Signal #1 Phase : Rtx-CLPesticides Signal #2 Phase: Rtx-CLPesticides2
Signal #1 Info : 30m X 0.32mm X 0. Signal #2 Info : 30m X 0.32mm X 0.25um

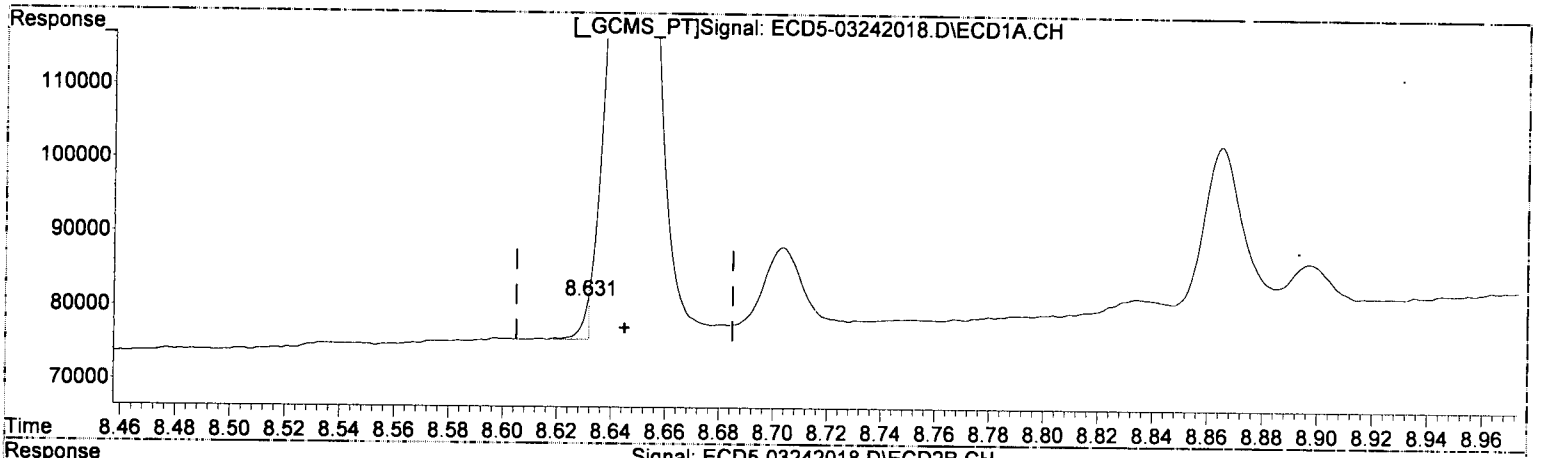

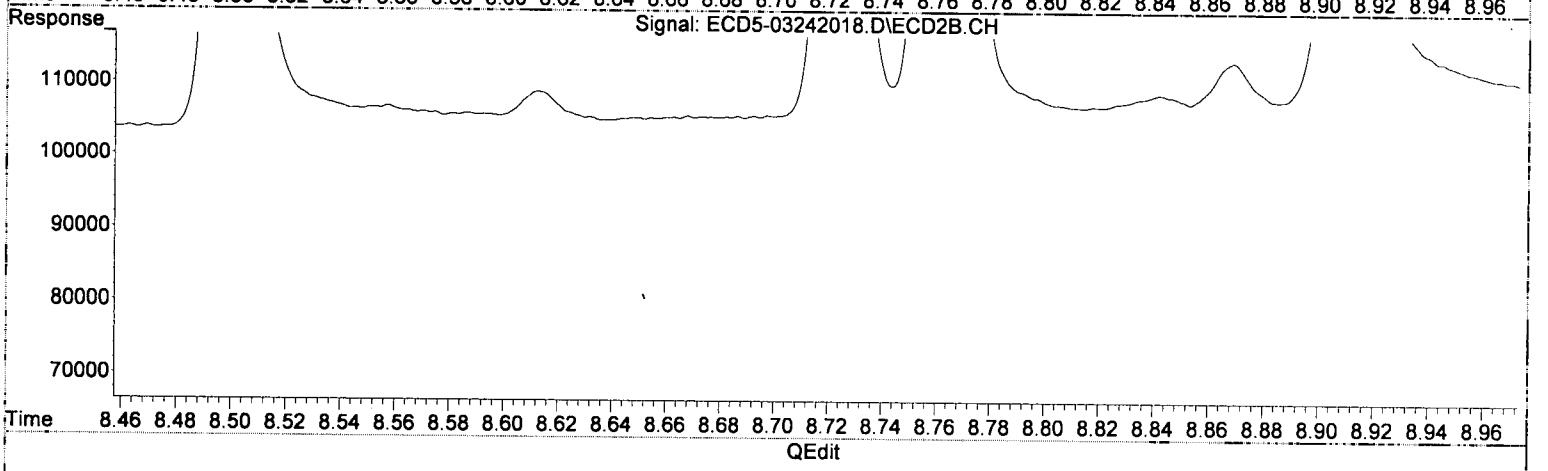

(31) Mirex

8.631min 5765.317 ng/mL(m) QDA

response 5259

MJB 3/25/20

(31) Mirex #2

9.688min 0.475 ng/mL

response 155731

(+) = Expected Retention Time

ECD5_QUANTPEST_200324.M Wed Mar 25 14:57:30 2020

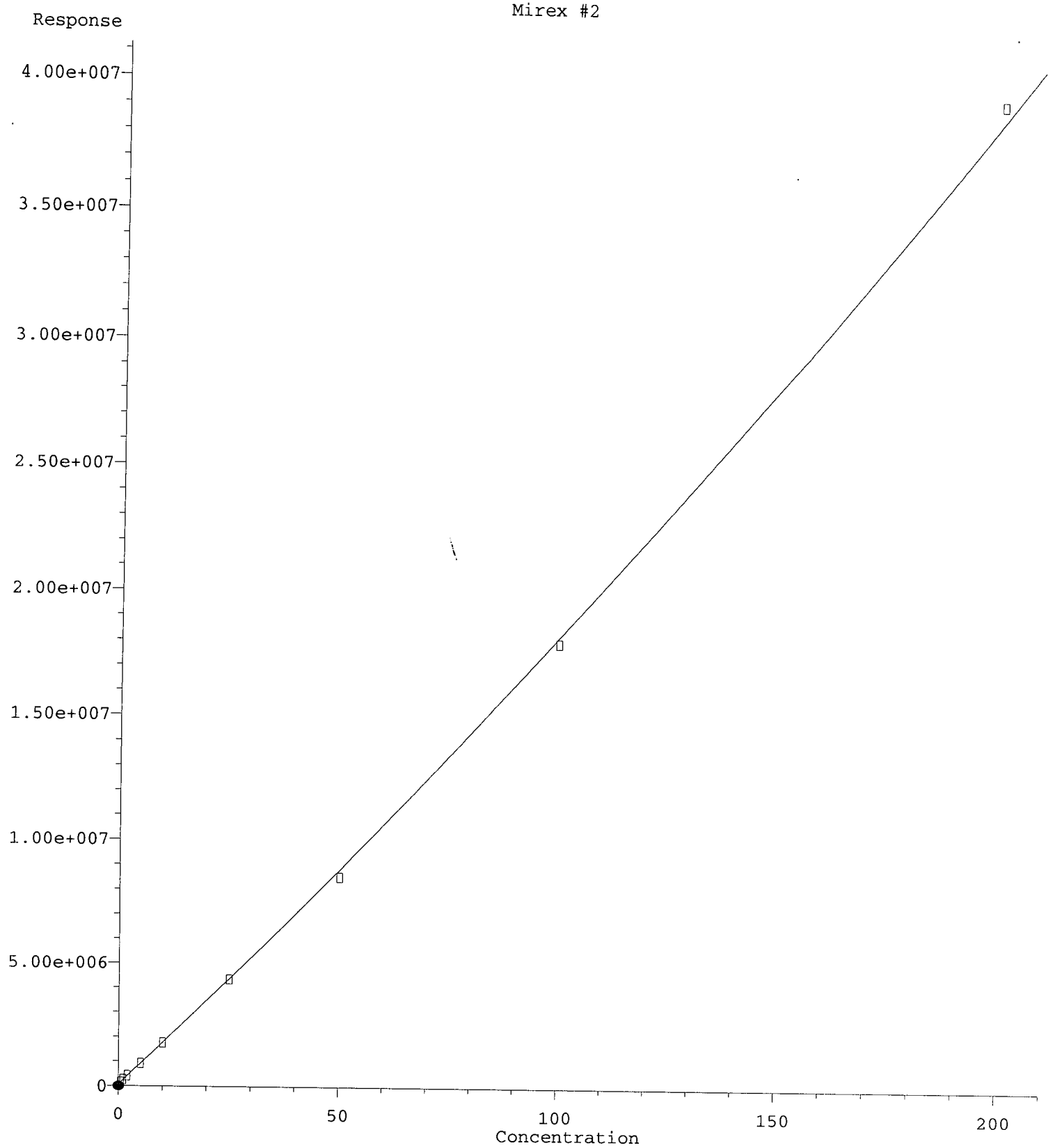

R = 1.21e+002 A*A + 1.69e+005 A + 7.55e+004
Coef of Det (r^2) = 0.998 Curve Fit: Quadratic w(1/a^2)
Method Name: C:\msdchem\1\methods\ECD5_QUANTPEST_200324.M
Calibration Table Last Updated: Wed Mar 25 12:55:06 2020

Quantitation Report (Qedit)

Data Path : C:\msdchem\1\data\2020-03\0C24036\REQUANT\
Data File : ECD5-03242018.D
Signal(s) : Signal #1: ECD1A.CH Signal #2: ECD2B.CH
Acq On : 24 Mar 2020 17:24
Operator : MJB
Sample : 0C24036-CALA
Misc : A20C399, 9-42 0.5 ppb
ALS Vial : 14 (Sig #1); 0 (Sig #2) Sample Multiplier: 1

Integration File signal 1: PEST1.e
Integration File signal 2: PEST2.e
Quant Time: Mar 25 12:57:19 2020
Quant Method : C:\msdchem\1\methods\ECD5_QUANTPEST_200324.M
Quant Title : Instrument: DualECD5
QLast Update : Wed Mar 25 12:47:54 2020
Response via : Initial Calibration
Integrator: ChemStation 6890 Scale Mode: Small noise peaks clipped

Volume Inj. : 2uL
Signal #1 Phase : Rtx-CLPesticides Signal #2 Phase: Rtx-CLPesticides2
Signal #1 Info : 30m X 0.32mm X 0. Signal #2 Info : 30m X 0.32mm X 0.25um

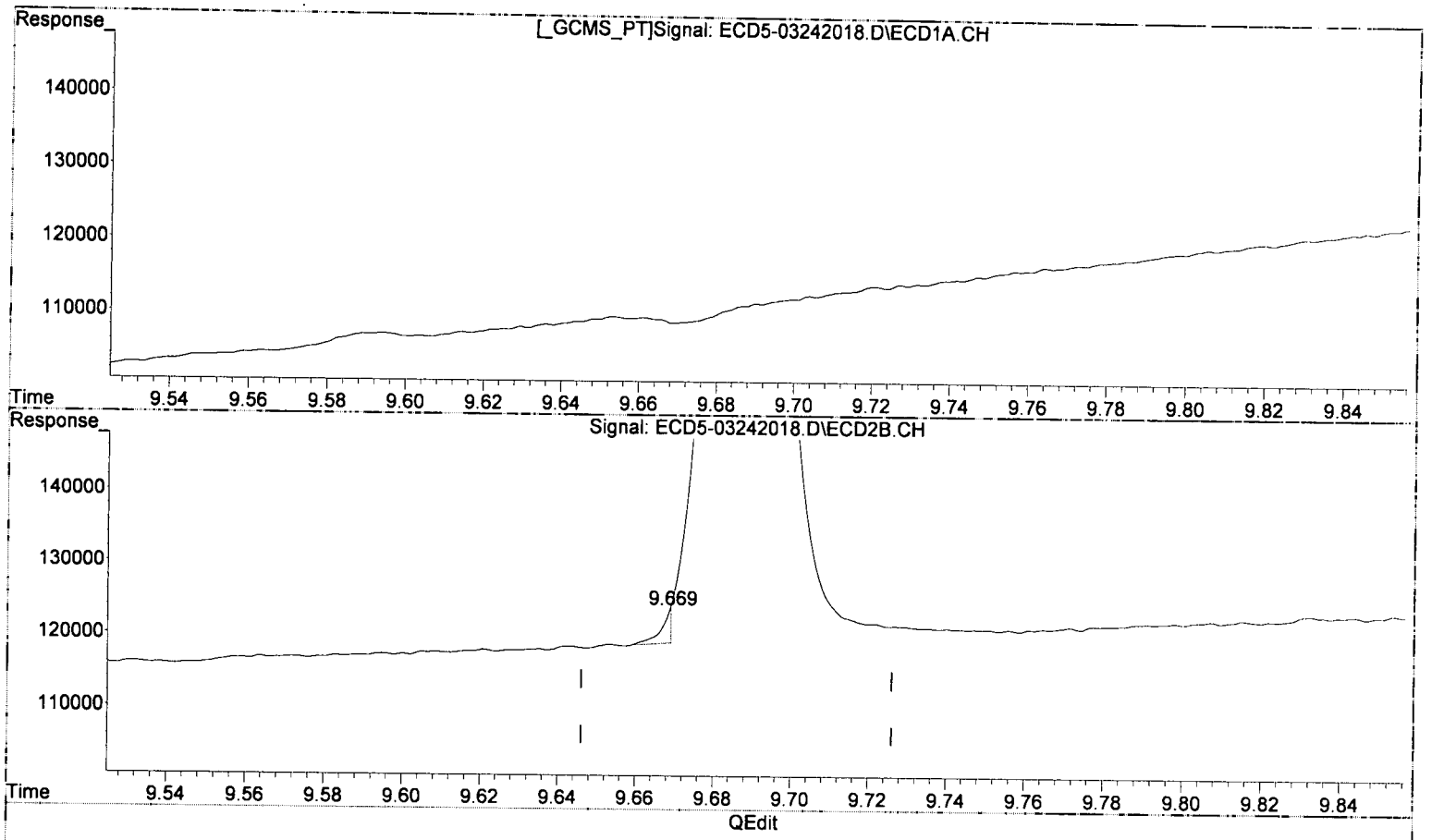

(31) Mirex
8.631min 5765.317 ng/mL m
response 5259

MB 3/25/20

(31) Mirex #2
9.669min -0.420 ng/mL m
response 4657

(+) = Expected Retention Time

ECD5_QUANTPEST_200324.M Wed Mar 25 14:57:39 2020

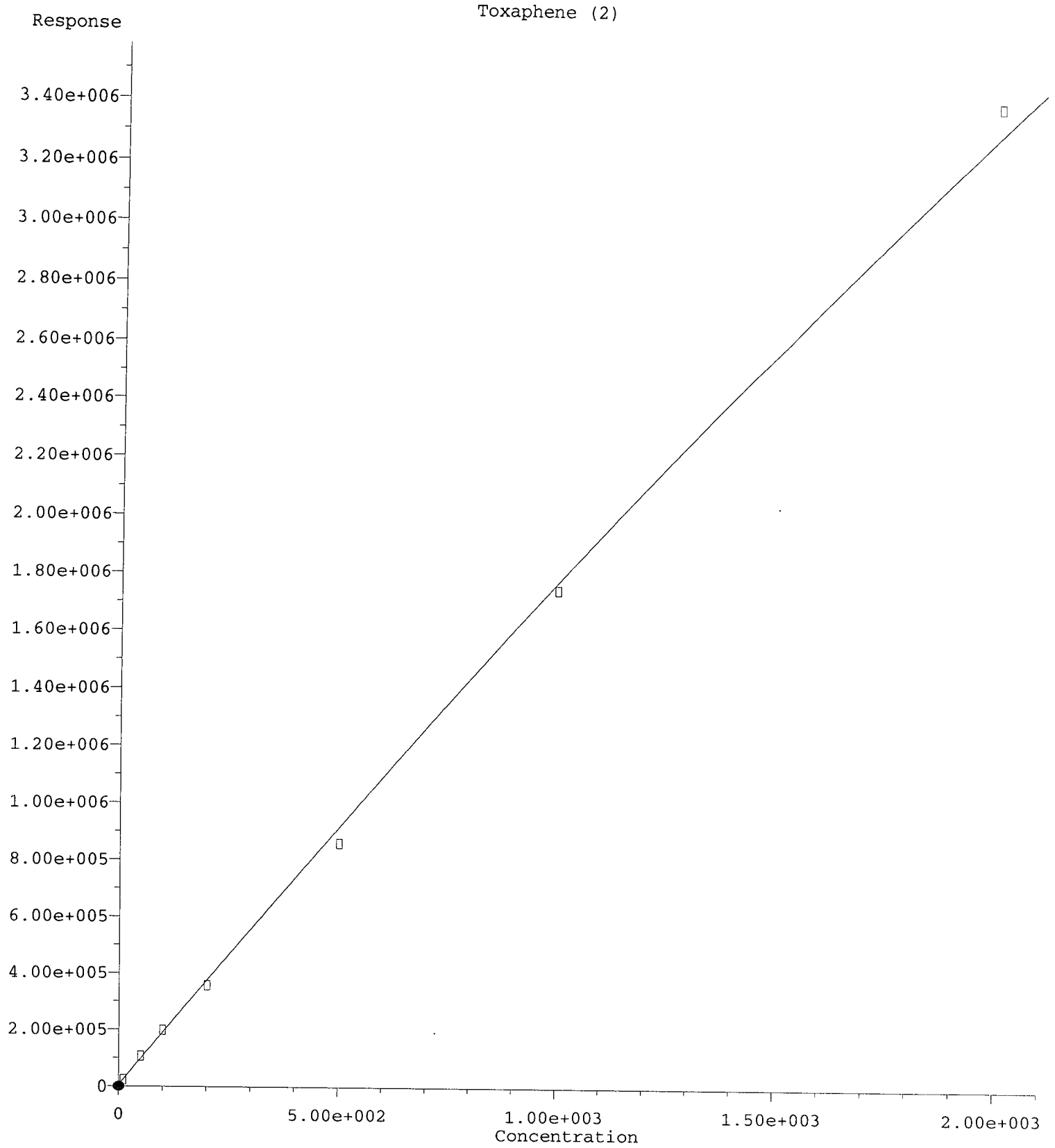

R = -1.12e-001 A*A + 1.88e+003 A + 4.58e+003
Coef of Det (r^2) = 0.997
Method Name: C:\msdchem\1\methods\ECD5_QUANTPEST_200324.M

Quantitation Report (Qedit)

Data Path : C:\msdchem\1\data\2020-03\0C24036\REQUANT\
Data File : ECD5-03242040.D
Signal(s) : Signal #1: ECD1A.CH Signal #2: ECD2B.CH
Acq On : 24 Mar 2020 23:39
Operator : MJB
Sample : 0C24036-CALQ
Misc : A20B334, TOX 10 ppb
ALS Vial : 32 (Sig #1); 0 (Sig #2) Sample Multiplier: 1

Integration File signal 1: PEST1.e
Integration File signal 2: PEST2.e
Quant Time: Mar 25 13:03:00 2020
Quant Method : C:\msdchem\1\methods\ECD5_QUANTPEST_200324.M
Quant Title : Instrument: DualECD5
QLast Update : Wed Mar 25 12:47:54 2020
Response via : Initial Calibration
Integrator: ChemStation 6890 Scale Mode: Small noise peaks clipped

Volume Inj. : 2uL
Signal #1 Phase : Rtx-CLPesticides Signal #2 Phase: Rtx-CLPesticides2
Signal #1 Info : 30m X 0.32mm X 0. Signal #2 Info : 30m X 0.32mm X 0.25um

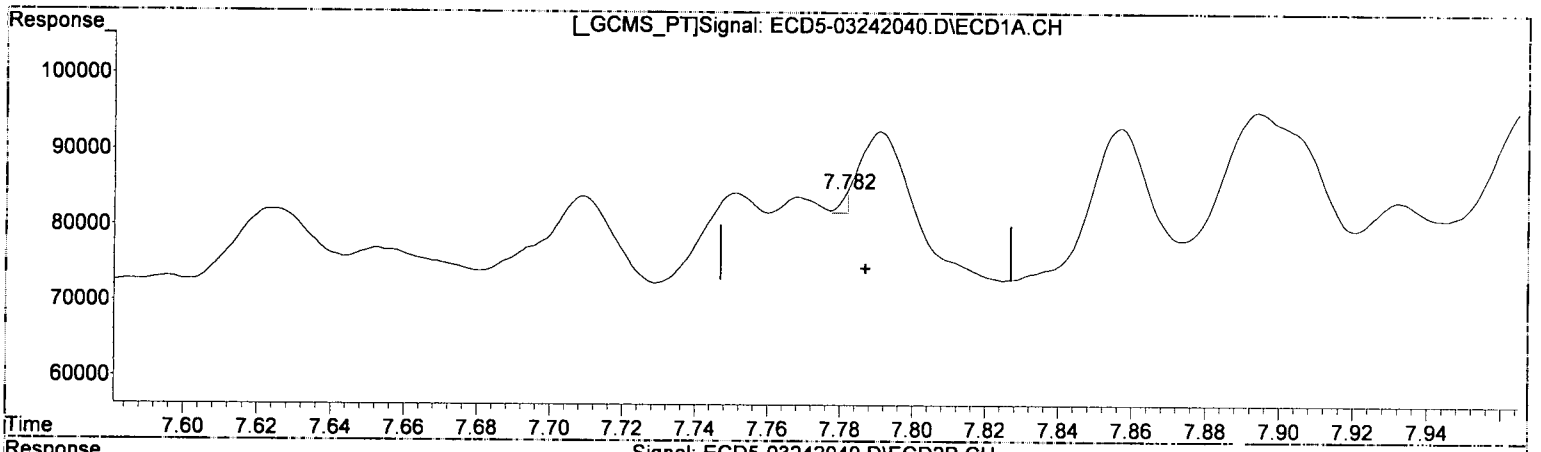

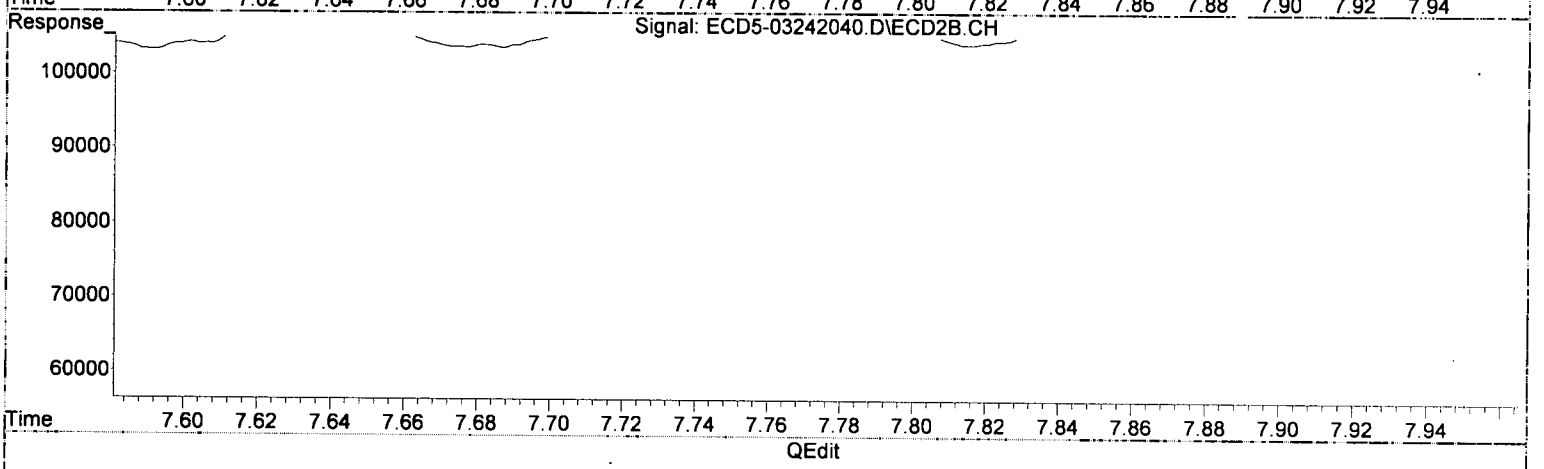

(37) Toxaphene (2)

7.782min 16730.285 ng/mL (m) Q-Del

response 2574

MB 3/25/2.

(37) Toxaphene (2) #2

8.817min 10.909 ng/mL

response 38990

(+) = Expected Retention Time

ECD5_QUANTPEST_200324.M Wed Mar 25 17:00:10 2020

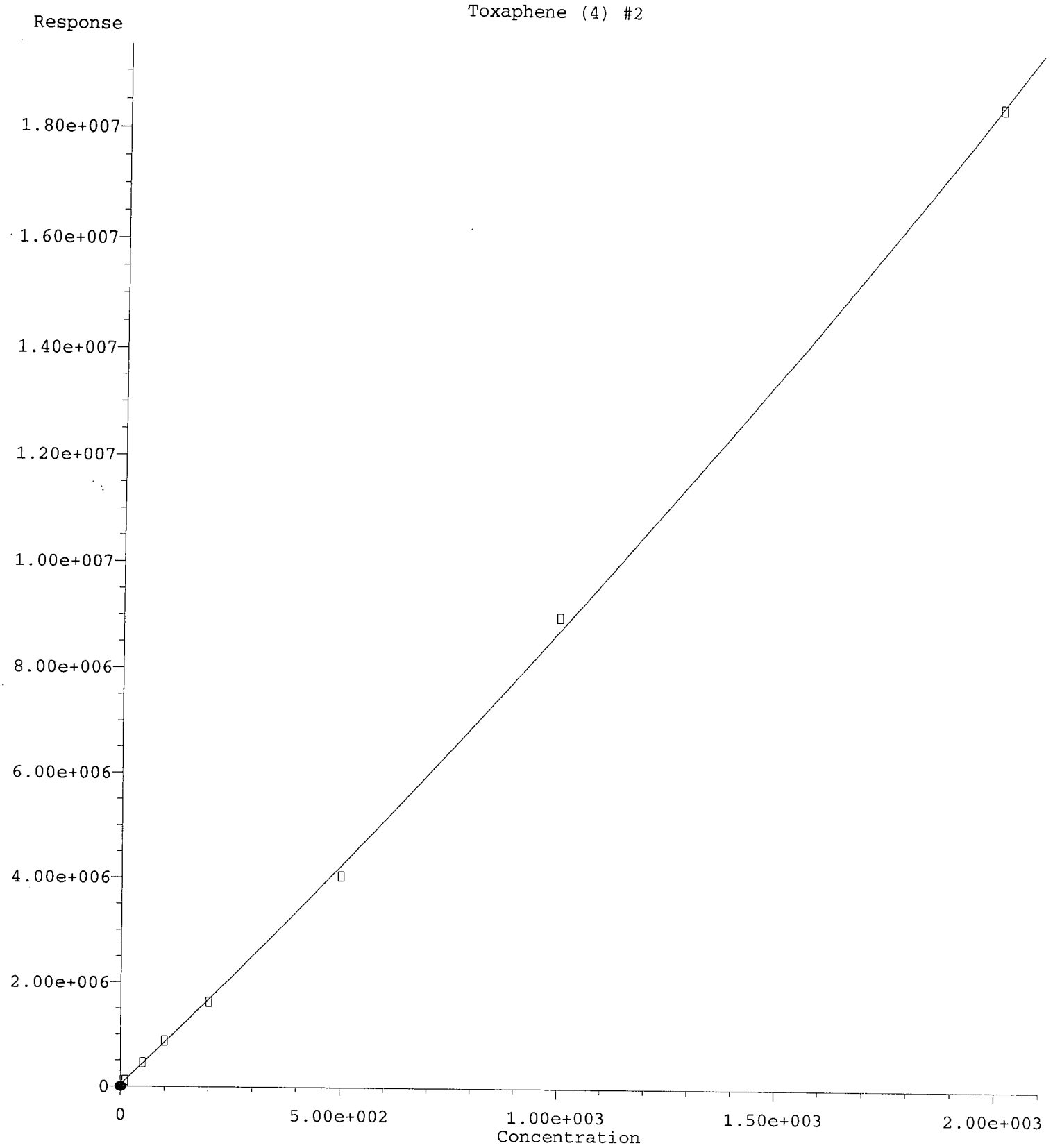

R = 5.68e-001 A*A + 8.14e+003 A + 3.54e+004
Coef of Det (r^2) = 0.999 CURVE FIT: Quadratic, 1/Conc^2
Method Name: C:\msdchem\1\methods\ECD5_QUANTPEST_200324.M
Calibration Table Last Updated: Wed May 05 10:55:06 2020

Quantitation Report (Qedit)

Data Path : C:\msdchem\1\data\2020-03\0C24036\REQUANT\
Data File : ECD5-03242040.D
Signal(s) : Signal #1: ECD1A.CH Signal #2: ECD2B.CH
Acq On : 24 Mar 2020 23:39
Operator : MJB
Sample : 0C24036-CALQ
Misc : A20B334, TOX 10 ppb
ALS Vial : 32 (Sig #1); 0 (Sig #2) Sample Multiplier: 1

Integration File signal 1: PEST1.e
Integration File signal 2: PEST2.e
Quant Time: Mar 25 13:03:00 2020
Quant Method : C:\msdchem\1\methods\ECD5_QUANTPEST_200324.M
Quant Title : Instrument: DualECD5
QLast Update : Wed Mar 25 12:47:54 2020
Response via : Initial Calibration
Integrator: ChemStation 6890 Scale Mode: Small noise peaks clipped

Volume Inj. : 2uL
Signal #1 Phase : Rtx-CLPesticides Signal #2 Phase: Rtx-CLPesticides2
Signal #1 Info : 30m X 0.32mm X 0. Signal #2 Info : 30m X 0.32mm X 0.25um

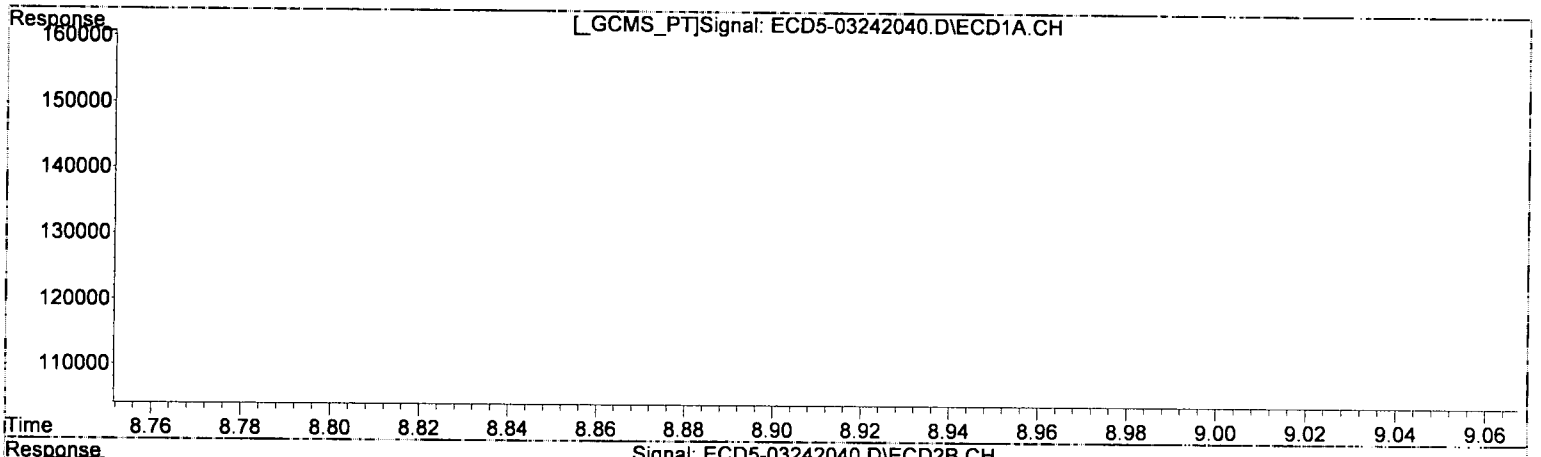

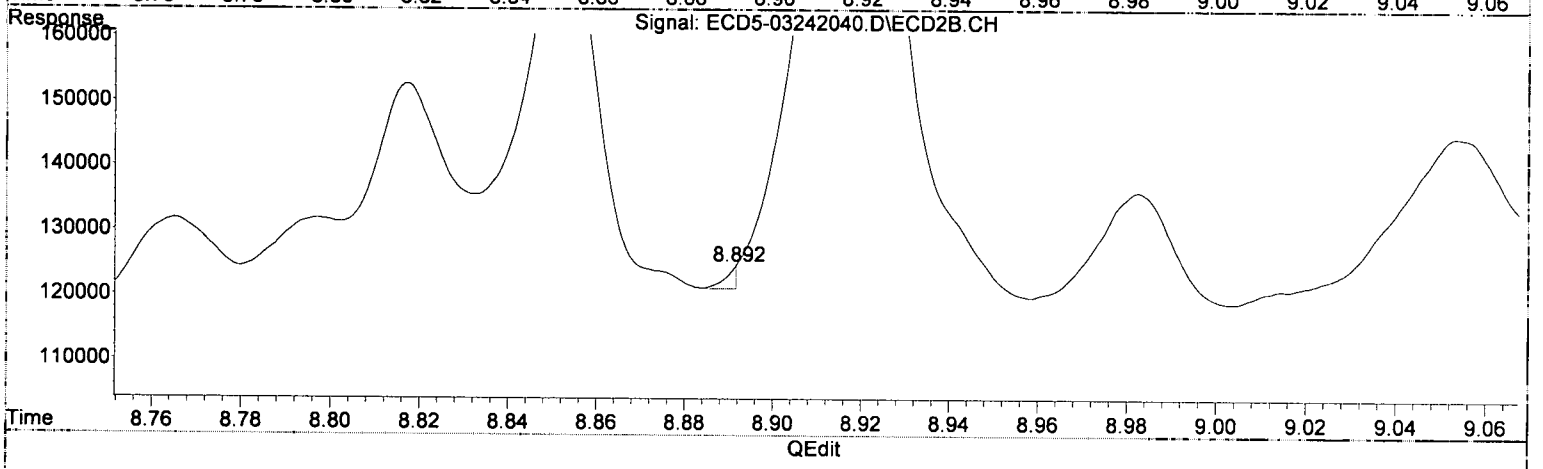

(39) Toxaphene (4)

8.343min 12.110 ng/mL

response 47569

MJB
3/25/20

(39) Toxaphene (4) #2

8.892min -3.919 ng/mL m

response 3504

(+) = Expected Retention Time

ECD5_QUANTPEST_200324.M Wed Mar 25 14:58:19 2020

Quantitation Report (Not Reviewed)

Data Path : C:\msdchem\1\data\2020-03\0C24036\
Data File : ECD5-03242006.D
Signal(s) : Signal #1: ECD1A.CH Signal #2: ECD2B.CH
Acq On : 24 Mar 2020 13:58
Operator : MJB
Sample : 0C24036-ICB1
Misc : A20B383
ALS Vial : 3 (Sig #1); 0 (Sig #2) Sample Multiplier: 1

Integration File signal 1: PEST1.e
Integration File signal 2: PEST2.e
Quant Time: Mar 25 15:05:32 2020
Quant Method : C:\msdchem\1\methods\ECD5_QUANTPEST_200324.M
Quant Title : Instrument: DualECD5
QLast Update : Wed Mar 25 12:47:54 2020
Response via : Initial Calibration
Integrator: ChemStation 6890 Scale Mode: Small noise peaks clipped

Volume Inj. : 2uL
Signal #1 Phase : Rtx-CLPesticides Signal #2 Phase: Rtx-CLPesticides2
Signal #1 Info : 30m X 0.32mm X 0. Signal #2 Info : 30m X 0.32mm X 0.25um

MJB 3/25/20

		Compound	RT#1	RT#2	Resp#1	Resp#2	ng/mL	ng/mL	
		System Monitoring Compounds							
1)	S	TCMX (S)	5.393	5.989	18394794	28643240	95.214	100.204	
22)	S	DCBP (S)	9.591	10.556	15341416	16344635	102.987	96.242	
		Target Compounds							
2)		a-BHC	0.000	0.000	0	0	N.D.	N.D.	
3)		g-BHC	0.000	0.000	0	0	N.D.	N.D.	
4)		b-BHC	6.278	0.000	9001	0	0.094	N.D.	#
5)		Heptachlor	0.000	0.000	0	0	N.D.	N.D.	
6)		d-BHC	0.000	0.000	0	0	N.D.	N.D.	
7)		Aldrin	0.000	7.568	0	13132	N.D.	0.040	#
8)		Heptachlo...	0.000	0.000	0	0	N.D.	N.D.	
9)		trans-Chl...	7.407	8.144	8482	11575	0.041	0.038	
10)		cis-Chlor...	7.509	0.000	8181	0	0.040	N.D.	#
11)		Endosulfa...	0.000	0.000	0	0	N.D.	N.D.	
12)		4,4'-DDE	0.000	0.000	0	0	N.D.	N.D.	
13)		Dieldrin	7.765f	0.000	1068	0	0.005	N.D.	#
14)		Endrin	7.942	0.000	1702	0	0.010	N.D.	#
15)		4,4'-DDD	0.000	0.000	0	0	N.D.	N.D.	
16)		Endosulfa...	8.094	8.849	14599	13225	0.087	0.055	#
17)		4,4'-DDT	8.196	8.957f	3331	4449	0.010	0.082	#
18)		Endrin Al...	8.376f	9.078f	17067	17352	0.117	0.083	#
19)		Endosulfa...	8.734f	0.000	3354	0	0.020	N.D.	#
20)		Methoxychlor	8.538	0.000	7820	0	BelowCal	N.D.	
21)		Endrin Ke...	8.900	9.722f	2688	850	0.014 Q001	0.003	#
23)		Hexachlor...	3.215f	3.694f	9983	14471	~~11064.655~~	BelowCal	#
24)		Hexachlor...	5.775	6.475f	23572	6255	BelowCal	BelowCal	
25)		Oxychlordane	7.247	7.883f	11746	18231	BelowCal	BelowCal	
26)		2,4'-DDE	0.000	8.144f	0	11575	N.D.	BelowCal	
27)		trans-Non...	7.509	0.000	8181	0	BelowCal	N.D.	
28)		2,4'-DDD	0.000	0.000	0	0	N.D.	N.D.	
29)		2,4'-DDT	7.862	0.000	2271	0	BelowCal	N.D.	
30)		cis-Nonac...	7.942f	0.000	1702	0	BelowCal Q001	N.D.	
31)		Mirex	8.649	9.722f	6913	850	~~5765.304~~	BelowCal	#
32)		Chlordane...	7.407	8.144	8482	11575	0.363	0.294	
33)		Chlordane...	7.509	0.000	8181	0	0.308	N.D.	#
34)		Chlordane...	8.094f	8.907	14599	46298	2.008	4.524	#
35)		Chlordane...	0.000	3.694	0	14471	N.D.	NoCal	
36)		Toxaphene...	7.509	0.000	8181	0	7.872	N.D.	#
37)		Toxaphene...	7.765f	8.849f	1068	13225	~~16731.085~~ Q001	3.700	#
38)		Toxaphene...	8.094	8.849	14599	13225	3.581	2.369	#
39)		Toxaphene...	8.305f	8.907	35845	46298	9.125	1.341	#
40)		Toxaphene...	8.538f	9.078	7820	17352	2.549	3.511	#
41)		Toxaphene...	8.649	0.000	6913	0	1.726	N.D.	#
42)		Toxaphene...	3.661f	3.694	23805	14471	NoCal	NoCal	

Quantitation Report (Qedit)

Data Path : C:\msdchem\1\data\2020-03\0C24036\
Data File : ECD5-03242006.D
Signal(s) : Signal #1: ECD1A.CH Signal #2: ECD2B.CH
Acq On : 24 Mar 2020 13:58
Operator : MJB
Sample : 0C24036-ICB1
Misc : A20B383
ALS Vial : 3 (Sig #1); 0 (Sig #2) Sample Multiplier: 1

Integration File signal 1: PEST1.e
Integration File signal 2: PEST2.e
Quant Time: Mar 25 15:05:32 2020
Quant Method : C:\msdchem\1\methods\ECD5_QUANTPEST_200324.M
Quant Title : Instrument: DualECD5
QLast Update : Wed Mar 25 12:47:54 2020
Response via : Initial Calibration
Integrator: ChemStation 6890 Scale Mode: Small noise peaks clipped

Volume Inj. : 2uL
Signal #1 Phase : Rtx-CLPesticides Signal #2 Phase: Rtx-CLPesticides2
Signal #1 Info : 30m X 0.32mm X 0. Signal #2 Info : 30m X 0.32mm X 0.25um

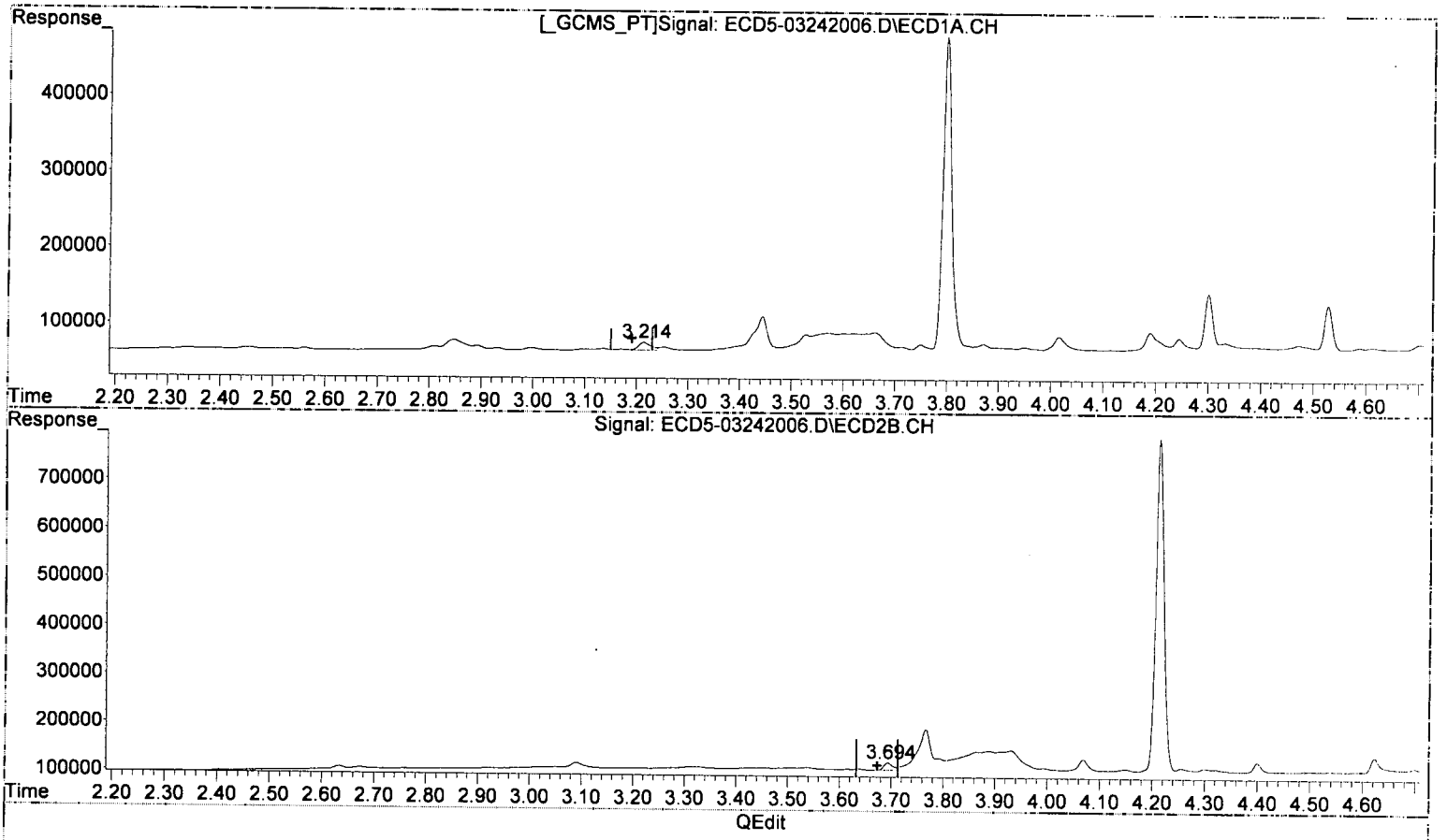

(23) Hexachlorobutadiene
3.215min 11064.655 ng/mL Q-D1
response 9983

MJB
3/25/20

(23) Hexachlorobutadiene #2
3.694min -0.182 ng/mL
response 14471

(+) = Expected Retention Time
ECD5_QUANTPEST_200324.M Wed Mar 25 15:12:43 2020

Quantitation Report (Qedit)

Data Path : C:\msdchem\1\data\2020-03\0C24036\
Data File : ECD5-03242006.D
Signal(s) : Signal #1: ECD1A.CH Signal #2: ECD2B.CH
Acq On : 24 Mar 2020 13:58
Operator : MJB
Sample : 0C24036-ICB1
Misc : A20B383
ALS Vial : 3 (Sig #1); 0 (Sig #2) Sample Multiplier: 1

Integration File signal 1: PEST1.e
Integration File signal 2: PEST2.e
Quant Time: Mar 25 15:05:32 2020
Quant Method : C:\msdchem\1\methods\ECD5_QUANTPEST_200324.M
Quant Title : Instrument: DualECD5
QLast Update : Wed Mar 25 12:47:54 2020
Response via : Initial Calibration
Integrator: ChemStation 6890 Scale Mode: Small noise peaks clipped

Volume Inj. : 2uL
Signal #1 Phase : Rtx-CLPesticides Signal #2 Phase: Rtx-CLPesticides2
Signal #1 Info : 30m X 0.32mm X 0. Signal #2 Info : 30m X 0.32mm X 0.25um

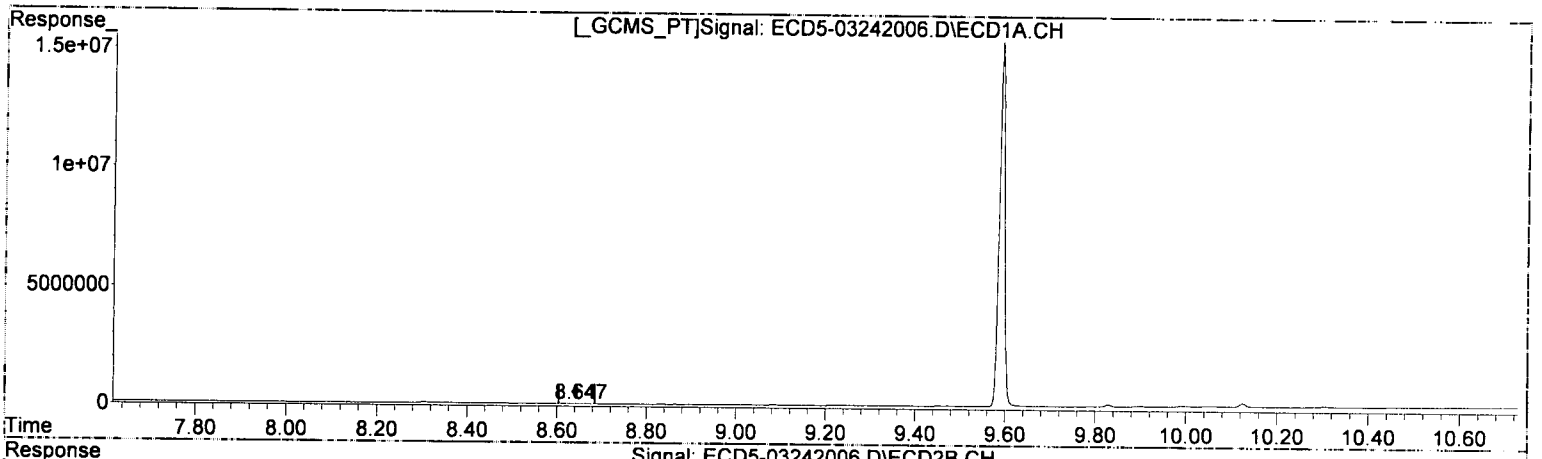

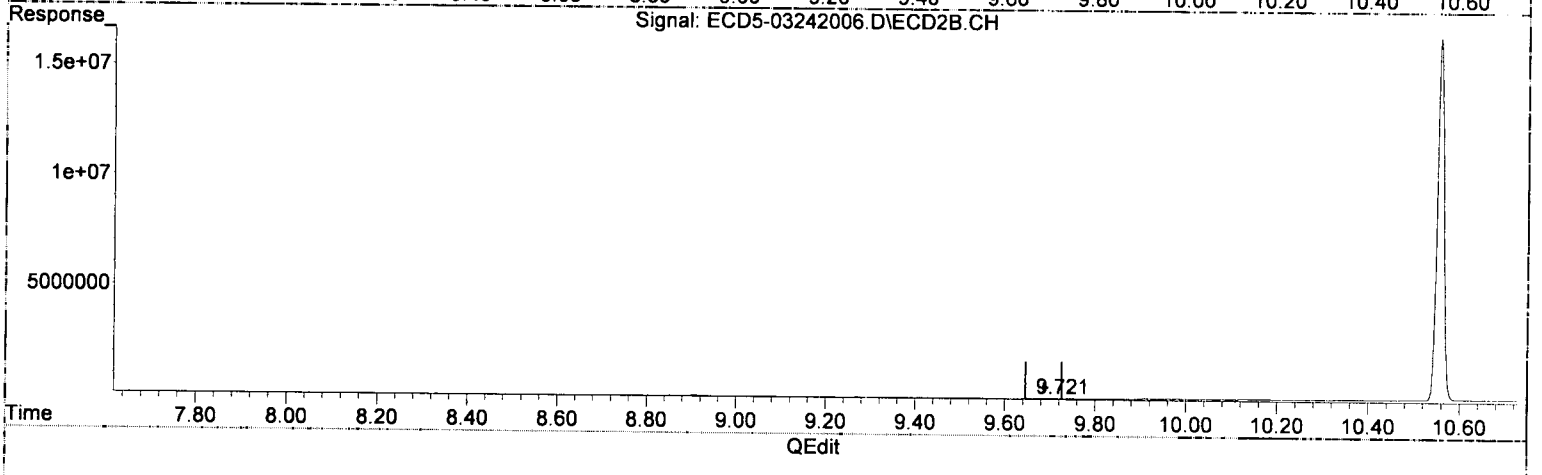

(31) Mirex
8.649min 5765.304 ng/mL Q-DCI
response 6913

MJB 3/25/20

(31) Mirex #2
9.722min -0.443 ng/mL
response 850

(+) = Expected Retention Time
ECD5_QUANTPEST_200324.M Wed Mar 25 15:12:52 2020

Quantitation Report (Qedit)

Data Path : C:\msdchem\1\data\2020-03\0C24036\
Data File : ECD5-03242006.D
Signal(s) : Signal #1: ECD1A.CH Signal #2: ECD2B.CH
Acq On : 24 Mar 2020 13:58
Operator : MJB
Sample : 0C24036-ICB1
Misc : A20B383
ALS Vial : 3 (Sig #1); 0 (Sig #2) Sample Multiplier: 1

Integration File signal 1: PEST1.e
Integration File signal 2: PEST2.e
Quant Time: Mar 25 15:05:32 2020
Quant Method : C:\msdchem\1\methods\ECD5_QUANTPEST_200324.M
Quant Title : Instrument: DualECD5
QLast Update : Wed Mar 25 12:47:54 2020
Response via : Initial Calibration
Integrator: ChemStation 6890 Scale Mode: Small noise peaks clipped

Volume Inj. : 2uL
Signal #1 Phase : Rtx-CLPesticides Signal #2 Phase: Rtx-CLPesticides2
Signal #1 Info : 30m X 0.32mm X 0. Signal #2 Info : 30m X 0.32mm X 0.25um

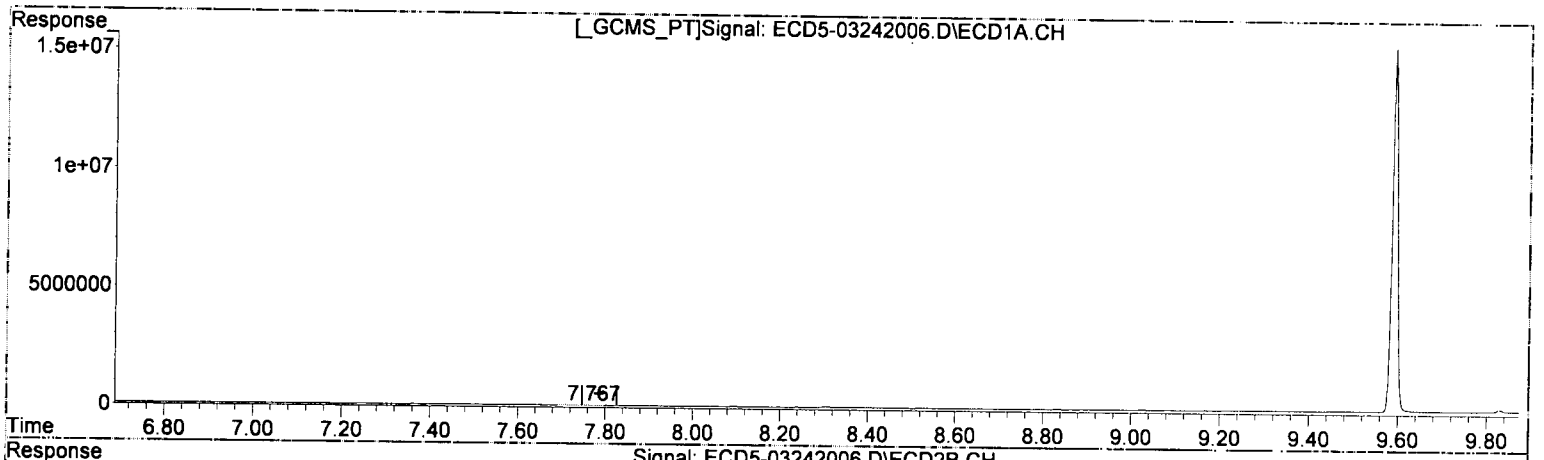

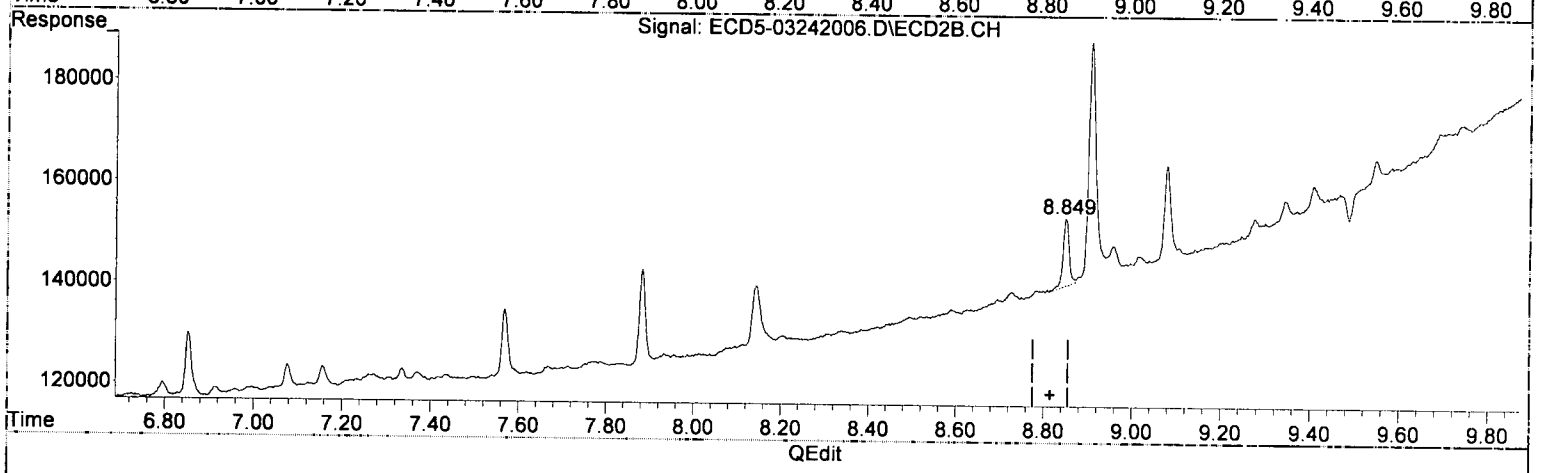

(37) Toxaphene (2)

7.765min 16731.085 ng/mL Q-DC1

response 1068

NJB 3/25/20

(37) Toxaphene (2) #2

8.849min 3.700 ng/mL

response 13225

(+) = Expected Retention Time

ECD5_QUANTPEST_200324.M Wed Mar 25 15:13:04 2020

Quantitation Report (Not Reviewed)

Data Path : C:\msdchem\1\data\2020-03\0C24036\
Data File : ECD5-03242006.D
Signal(s) : Signal #1: ECD1A.CH Signal #2: ECD2B.CH
Acq On : 24 Mar 2020 13:58
Operator : MJB
Sample : 0C24036-ICB1
Misc : A20B383
ALS Vial : 3 (Sig #1); 0 (Sig #2) Sample Multiplier: 1

Integration File signal 1: PEST1.e
Integration File signal 2: PEST2.e
Quant Time: Mar 25 15:05:32 2020
Quant Method : C:\msdchem\1\methods\ECD5_QUANTPEST_200324.M
Quant Title : Instrument: DualECD5
QLast Update : Wed Mar 25 12:47:54 2020
Response via : Initial Calibration
Integrator: ChemStation 6890 Scale Mode: Small noise peaks clipped

Volume Inj. : 2uL
Signal #1 Phase : Rtx-CLPesticides Signal #2 Phase: Rtx-CLPesticides2
Signal #1 Info : 30m X 0.32mm X 0. Signal #2 Info : 30m X 0.32mm X 0.25um

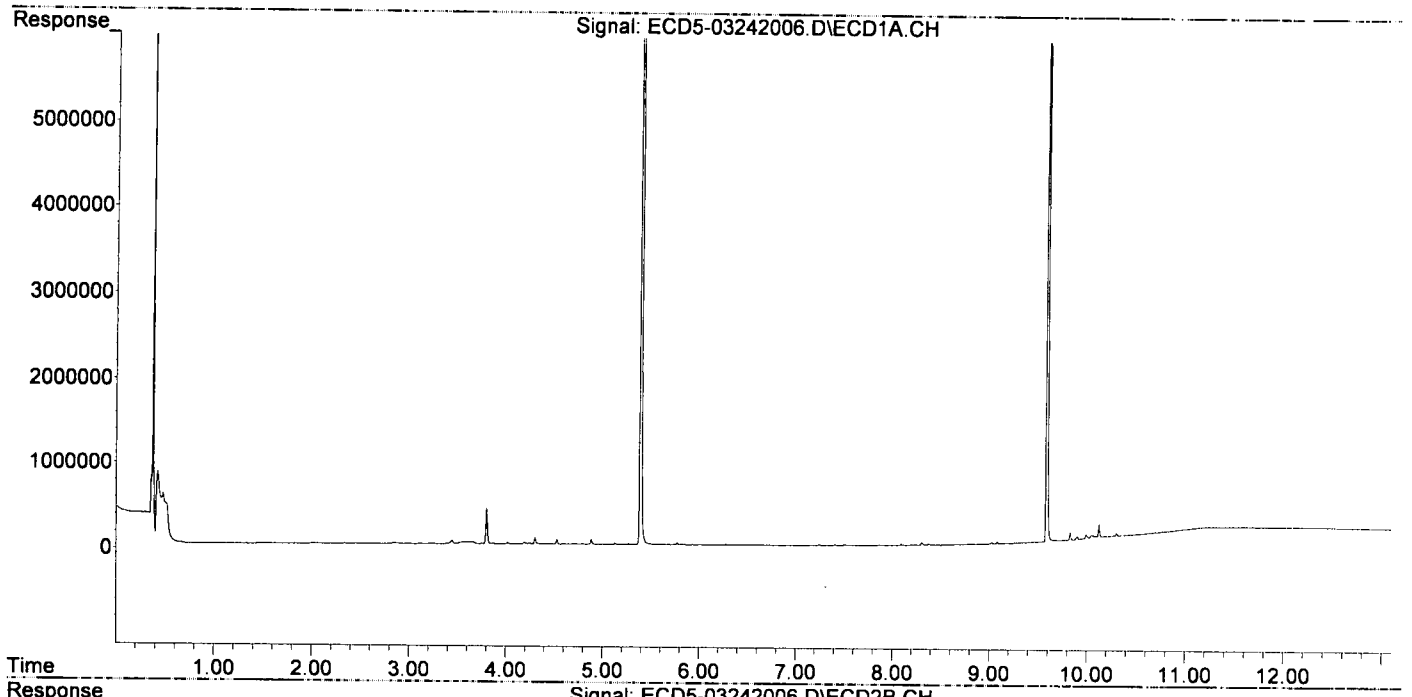

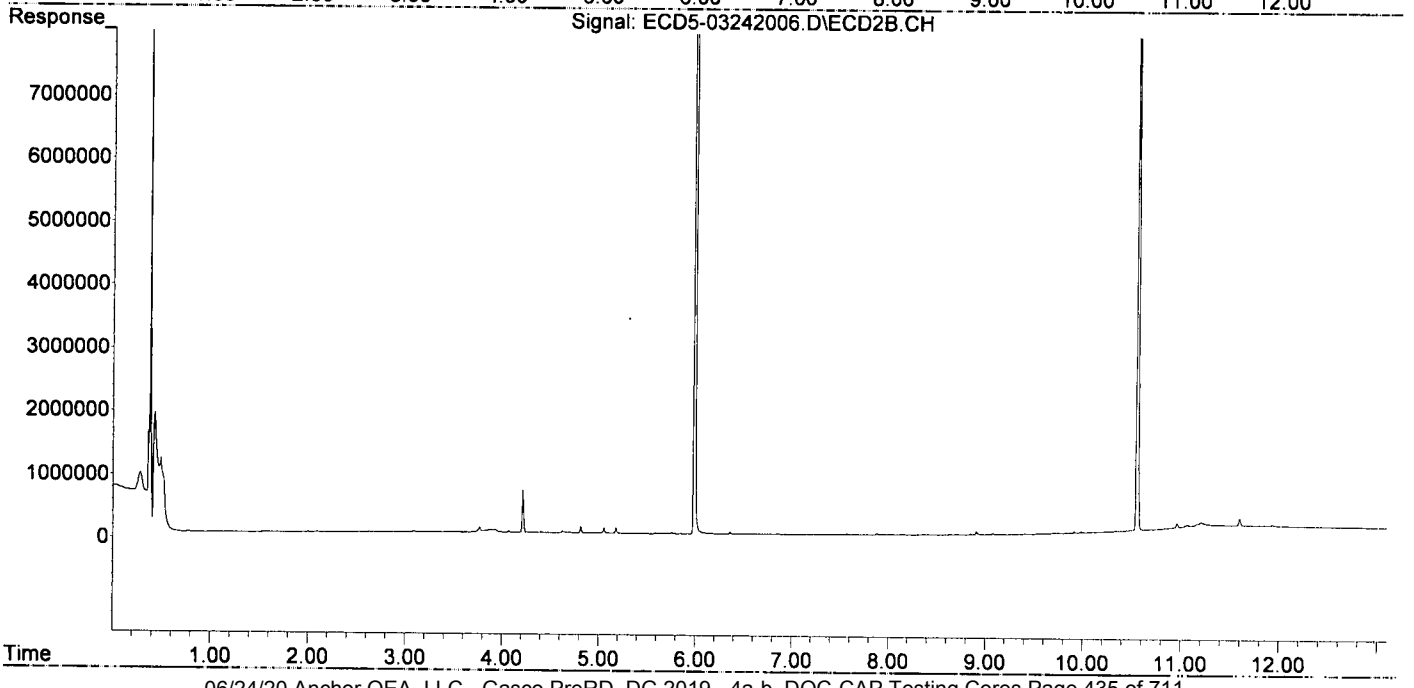

Quantitation Report (Not Reviewed)

Data Path : C:\msdchem\1\data\2020-03\0C24036\
Data File : ECD5-03242016.D
Signal(s) : Signal #1: ECD1A.CH Signal #2: ECD2B.CH
Acq On : 24 Mar 2020 16:50
Operator : MJB
Sample : 0C24036-IBL1
Misc : Instrument Blank
ALS Vial : 1 (Sig #1); 0 (Sig #2) Sample Multiplier: 1

Integration File signal 1: PEST1.e
Integration File signal 2: PEST2.e
Quant Time: Mar 25 15:05:36 2020
Quant Method : C:\msdchem\1\methods\ECD5_QUANTPEST_200324.M
Quant Title : Instrument: DualECD5
QLast Update : Wed Mar 25 12:47:54 2020
Response via : Initial Calibration
Integrator: ChemStation 6890 Scale Mode: Small noise peaks clipped

Volume Inj. : 2uL
Signal #1 Phase : Rtx-CLPesticides Signal #2 Phase: Rtx-CLPesticides2
Signal #1 Info : 30m X 0.32mm X 0. Signal #2 Info : 30m X 0.32mm X 0.25um

MJB 3/25/20

		Compound	RT#1	RT#2	Resp#1	Resp#2	ng/mL	ng/mL	
		System Monitoring Compounds							
1)	S	TCMX (S)	5.368f	5.952f	11104	7124	0.057	0.025	#
22)	S	DCBP (S)	9.589	0.000	5245	0	BelowCal	N.D.	
		Target Compounds							
2)		a-BHC	5.922	0.000	6418	0	0.024	N.D.	#
3)		g-BHC	6.211	0.000	10173	0	0.044	N.D.	#
4)		b-BHC	6.273	0.000	6619	0	0.069	N.D.	#
5)		Heptachlor	0.000	0.000	0	0	N.D.	N.D.	
6)		d-BHC	6.443	7.232	8373	15830	0.043	0.048	
7)		Aldrin	0.000	0.000	0	0	N.D.	N.D.	
8)		Heptachlo...	7.345	0.000	8435	0	0.041	N.D.	#
9)		trans-Chl...	0.000	8.144	0	8146	N.D.	0.027	#
10)		cis-Chlor...	7.514	0.000	5600	0	0.027	N.D.	#
11)		Endosulfa...	0.000	0.000	0	0	N.D.	N.D.	
12)		4,4'-DDE	0.000	0.000	0	0	N.D.	N.D.	
13)		Dieldrin	0.000	8.492	0	4969	N.D.	0.017	#
14)		Endrin	0.000	0.000	0	0	N.D.	N.D.	
15)		4,4'-DDD	8.001	0.000	1681	0	0.010	N.D.	#
16)		Endosulfa...	8.108	8.866	7907	11224	0.047	0.047	
17)		4,4'-DDT	8.156f	9.004	1529	6580	BelowCal	0.095	
18)		Endrin Al...	8.400	9.104	25319	34361	0.173	0.165	
19)		Endosulfa...	8.702	9.294	22975	28937	0.140	0.127	
20)		Methoxychlor	8.532	0.000	1152	0	BelowCal	N.D.	
21)		Endrin Ke...	8.895	9.694	9640	13750	0.050	0.055	
23)		Hexachlor...	3.209	3.665	12651	10234	~~11064.641~~	BelowCal	#
24)		Hexachlor...	5.763	6.471	12449	9073	BelowCal	BelowCal	
25)		Oxychlordane	7.243	7.880f	10006	15538	BelowCal	BelowCal	
26)		2,4'-DDE	7.345	8.144f	8435	8146	BelowCal	BelowCal	
27)		trans-Non...	7.514	0.000	5600	0	BelowCal	N.D.	
28)		2,4'-DDD	0.000	8.492	0	4969	N.D.	BelowCal	
29)		2,4'-DDT	0.000	0.000	0	0	N.D.	N.D.	
30)		cis-Nonac...	8.001f	0.000	1681	0	BelowCal	N.D.	
31)		Mirex	8.636	9.694	1030	13750	~~5765.349~~	BelowCal	#
32)		Chlordane...	0.000	8.144	0	8146	N.D.	0.207	#
33)		Chlordane...	7.514	0.000	5600	0	0.211	N.D.	#
34)		Chlordane...	0.000	8.906	0	43159	N.D.	4.218	#
35)		Chlordane...	3.672f	3.690	24905	20865	NoCal	NoCal	
36)		Toxaphene...	7.514	8.492f	5600	4969	5.389	1.767	#
37)		Toxaphene...	0.000	8.846f	0	8264	N.D.	2.312	#
38)		Toxaphene...	8.108	8.846	7907	8264	1.940	1.480	
39)		Toxaphene...	8.305f	8.906	28924	43159	7.363	0.955	#
40)		Toxaphene...	8.592f	9.104	2032	34361	0.663	6.953	#
41)		Toxaphene...	8.636	0.000	1030	0	0.257	N.D.	#
42)		Toxaphene...	3.672f	3.690	24905	20865	NoCal	NoCal	

Quantitation Report (Not Reviewed)

Data Path : C:\msdchem\1\data\2020-03\0C24036\
Data File : ECD5-03242016.D
Signal(s) : Signal #1: ECD1A.CH Signal #2: ECD2B.CH
Acq On : 24 Mar 2020 16:50
Operator : MJB
Sample : 0C24036-IBL1
Misc : Instrument Blank
ALS Vial : 1 (Sig #1); 0 (Sig #2) Sample Multiplier: 1

Integration File signal 1: PEST1.e
Integration File signal 2: PEST2.e
Quant Time: Mar 25 15:05:36 2020
Quant Method : C:\msdchem\1\methods\ECD5_QUANTPEST_200324.M
Quant Title : Instrument: DualECD5
QLast Update : Wed Mar 25 12:47:54 2020
Response via : Initial Calibration
Integrator: ChemStation 6890 Scale Mode: Small noise peaks clipped

Volume Inj. : 2uL
Signal #1 Phase : Rtx-CLPesticides Signal #2 Phase: Rtx-CLPesticides2
Signal #1 Info : 30m X 0.32mm X 0. Signal #2 Info : 30m X 0.32mm X 0.25um

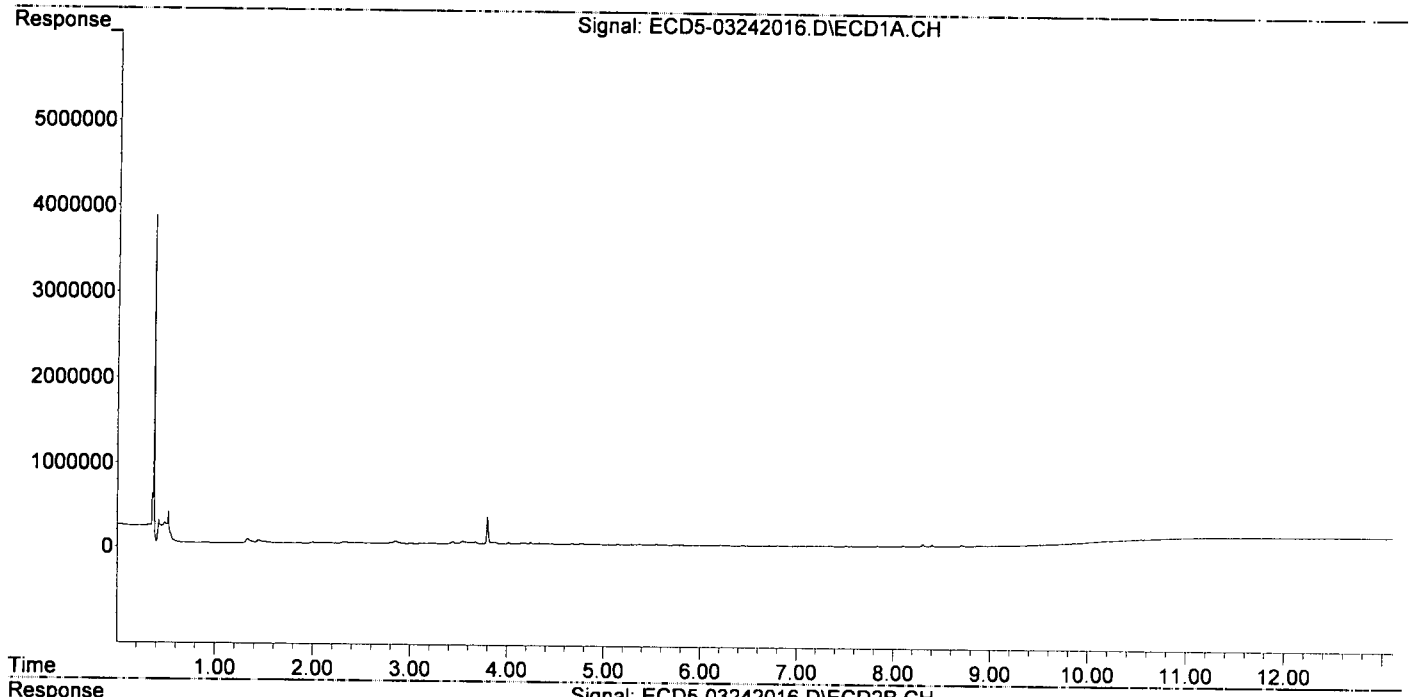

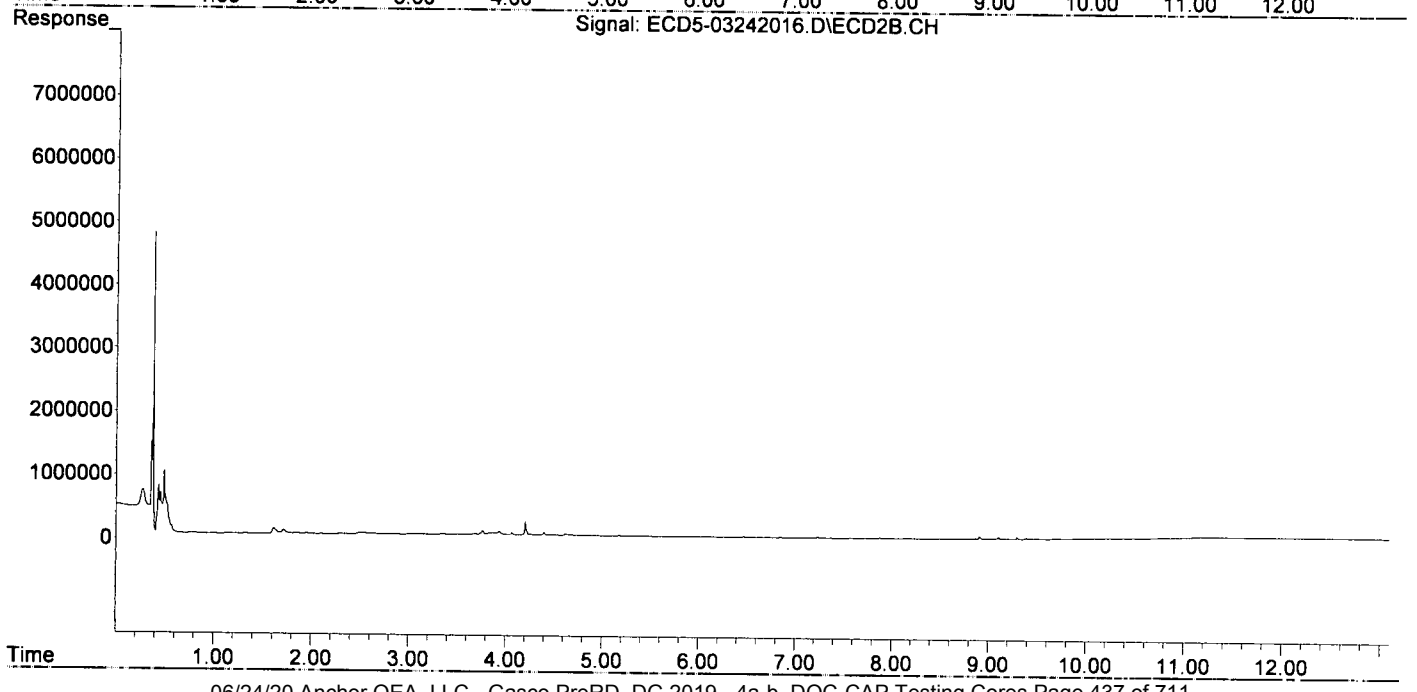

Quantitation Report (Not Reviewed)

Data Path : C:\msdchem\1\data\2020-03\0C24036\
Data File : ECD5-03242017.D
Signal(s) : Signal #1: ECD1A.CH Signal #2: ECD2B.CH
Acq On : 24 Mar 2020 17:07
Operator : MJB
Sample : 0C24036-ICV1
Misc : A20C164, AB 50 ppb
ALS Vial : 13 (Sig #1); 0 (Sig #2) Sample Multiplier: 1

Integration File signal 1: PEST1.e
Integration File signal 2: PEST2.e
Quant Time: Mar 25 15:05:40 2020
Quant Method : C:\msdchem\1\methods\ECD5_QUANTPEST_200324.M
Quant Title : Instrument: DualECD5
QLast Update : Wed Mar 25 12:47:54 2020
Response via : Initial Calibration
Integrator: ChemStation 6890 Scale Mode: Small noise peaks clipped

Volume Inj. : 2uL
Signal #1 Phase : Rtx-CLPesticides Signal #2 Phase: Rtx-CLPesticides2
Signal #1 Info : 30m X 0.32mm X 0. Signal #2 Info : 30m X 0.32mm X 0.25um

MB 3/24/20

		Compound	RT#1	RT#2	Resp#1	Resp#2	ng/mL	ng/mL	
		System Monitoring Compounds							
1)	S	TCMX (S)	5.390	5.986	9367464	14162650	48.487	49.546	
22)	S	DCBP (S)	9.587	10.551	7557509	8242843	50.690	48.536	
		Target Compounds							
2)		a-BHC	5.930	6.594	12755410	21106016	48.465	52.087	
3)		g-BHC	6.212	6.912	11558353	18810869	50.529	53.173	
4)		b-BHC	6.288	6.975	4480204	7173116	46.830	47.810	
5)		Heptachlor	6.621	7.287	10462925	16727203	46.964	49.910	
6)		d-BHC	6.438	7.232	10021417	17243006	51.359	52.803	
7)		Aldrin	6.863	7.553	10846463	17010897	48.853	52.200	
8)		Heptachlo...	7.324	7.992	9648290	14801988	47.076	49.730	
9)		trans-Chl...	7.419	8.132	10168721	15470981	48.780	51.068	
10)		cis-Chlor...	7.516	8.239	9585994	14412892	46.810	49.670	
11)		Endosulfa...	7.614	8.290	9152108	14115143	47.337	51.948	
12)		4,4'-DDE	7.577	8.346	9740532	15078544	49.417	52.659	
13)		Dieldrin	7.786	8.491	10393509	15742955	48.920	52.915	
14)		Endrin	7.951	8.719	8587119	12377217	50.238	54.053	
15)		4,4'-DDD	7.999	8.761	8211836	12285732	50.247	51.060	
16)		Endosulfa...	8.107	8.866	8473302	12707871	50.573	52.971	
17)		4,4'-DDT	8.196	8.989	7415118	10736571	55.443	56.766	
18)		Endrin Al...	8.398	9.103	7112332	10089160	48.591	48.505	
19)		Endosulfa...	8.700	9.293	8207473	12126919	49.913	53.260	
20)		Methoxychlor	8.531	9.468	3696308	5135459	54.110	54.745	
21)		Endrin Ke...	8.894	9.694	9153251	12814194	47.931	51.397	
23)		Hexachlor...	0.000	0.000	0	0	N.D.	N.D.	
24)		Hexachlor...	5.771	6.472f	22849	6484	BelowCal	BelowCal	
25)		Oxychlordane	7.260	7.897f	51933	10381	0.051	BelowCal	#
26)		2,4'-DDE	7.324	8.132	9648290	15470981	77.954	78.857	
27)		trans-Non...	7.516	8.193	9585994	48640	50.518	BelowCal	#
28)		2,4'-DDD	7.699	8.491	136731	15742955	1.010	90.245	#
29)		2,4'-DDT	7.881	8.719	54444	12377217	0.346	76.433	#
30)		cis-Nonac...	7.999f	8.761	8211836	12285732	40.058	40.745	
31)		Mirex	8.648	9.694	42653	12814194	5765.031	71.814	#
32)		Chlordane...	7.419	8.132	10168721	15470981	435.638	392.623	
33)		Chlordane...	7.516	8.239	9585994	14412892	361.022	440.105	
34)		Chlordane...	0.000	8.866f	0	12707871	N.D.	1241.823	#
35)		Chlordane...	3.667f	0.000	12780	0	NoCal	N.D.	
36)		Toxaphene...	7.516f	8.491f	9585994	15742955	9224.477	5597.720	#
37)		Toxaphene...	7.786	0.000	10393509	0	BelowCal	N.D.	
38)		Toxaphene...	8.107	8.866	8473302	12707871	2078.547	2275.960	
39)		Toxaphene...	8.319f	8.947f	293570	63947	74.735	3.509	#
40)		Toxaphene...	8.531f	9.103	3696308	10089160	1204.997	2041.648	#
41)		Toxaphene...	8.648	9.468	42653	5135459	10.648	950.212	#
42)		Toxaphene...	3.667f	0.000	12780	0	NoCal	N.D.	

Quantitation Report (Not Reviewed)

Data Path : C:\msdchem\1\data\2020-03\0C24036\
Data File : ECD5-03242017.D
Signal(s) : Signal #1: ECD1A.CH Signal #2: ECD2B.CH
Acq On : 24 Mar 2020 17:07
Operator : MJB
Sample : 0C24036-ICV1
Misc : A20C164, AB 50 ppb
ALS Vial : 13 (Sig #1); 0 (Sig #2) Sample Multiplier: 1

Integration File signal 1: PEST1.e
Integration File signal 2: PEST2.e
Quant Time: Mar 25 15:05:40 2020
Quant Method : C:\msdchem\1\methods\ECD5_QUANTPEST_200324.M
Quant Title : Instrument: DualECD5
QLast Update : Wed Mar 25 12:47:54 2020
Response via : Initial Calibration
Integrator: ChemStation 6890 Scale Mode: Small noise peaks clipped

Volume Inj. : 2uL
Signal #1 Phase : Rtx-CLPesticides Signal #2 Phase: Rtx-CLPesticides2
Signal #1 Info : 30m X 0.32mm X 0. Signal #2 Info : 30m X 0.32mm X 0.25um

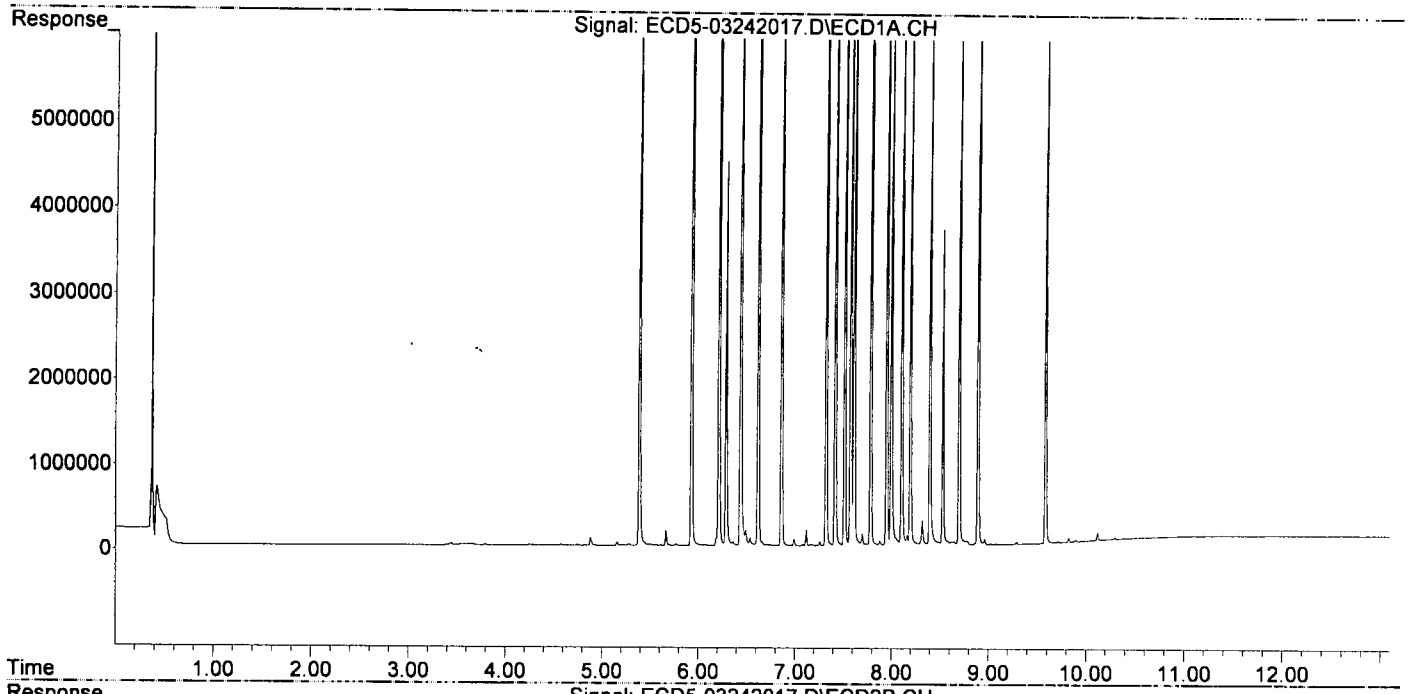

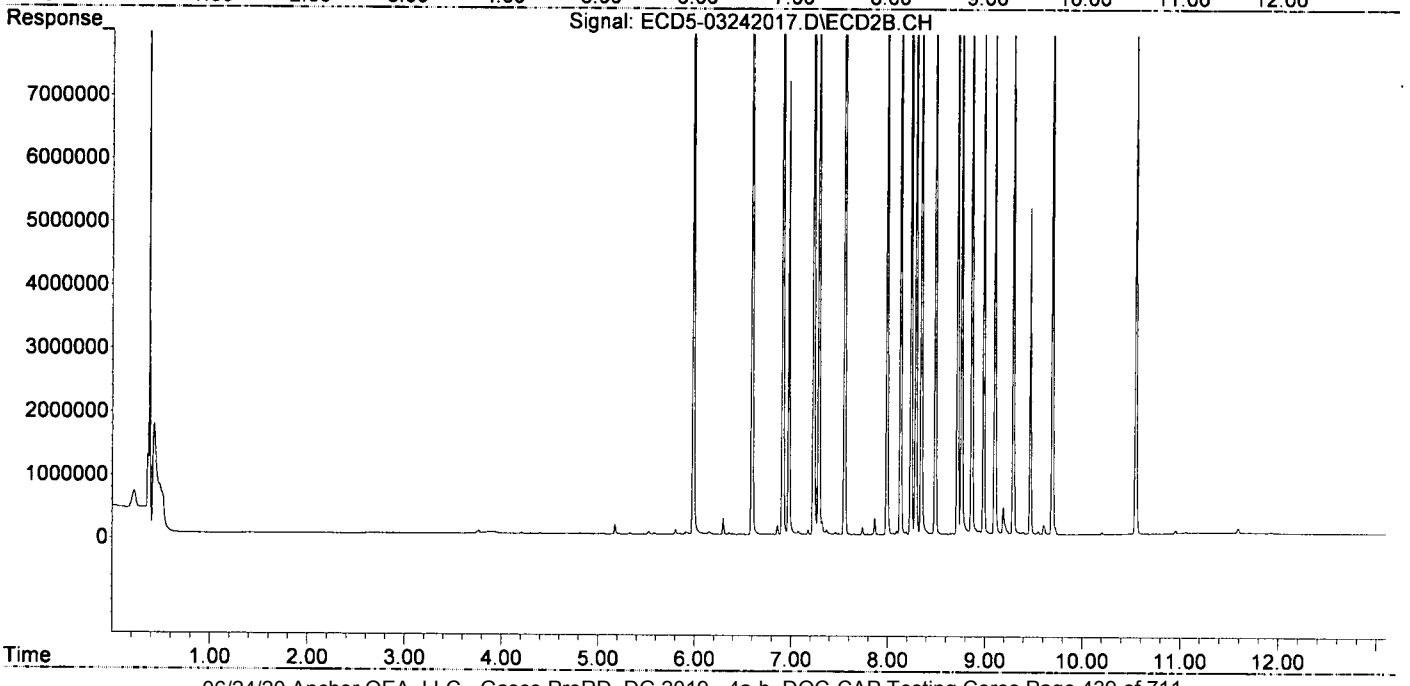

Quantitation Report (Not Reviewed)

Data Path : C:\msdchem\1\data\2020-03\0C24036\
Data File : ECD5-03242029.D
Signal(s) : Signal #1: ECD1A.CH Signal #2: ECD2B.CH
Acq On : 24 Mar 2020 20:31
Operator : MJB
Sample : 0C24036-IBL2
Misc : Instrument Blank
ALS Vial : 1 (Sig #1); 0 (Sig #2) Sample Multiplier: 1

Integration File signal 1: PEST1.e
Integration File signal 2: PEST2.e
Quant Time: Mar 25 15:05:44 2020
Quant Method : C:\msdchem\1\methods\ECD5_QUANTPEST_200324.M
Quant Title : Instrument: DualECD5
QLast Update : Wed Mar 25 12:47:54 2020
Response via : Initial Calibration
Integrator: ChemStation 6890 Scale Mode: Small noise peaks clipped

Volume Inj. : 2uL
Signal #1 Phase : Rtx-CLPesticides Signal #2 Phase: Rtx-CLPesticides2
Signal #1 Info : 30m X 0.32mm X 0. Signal #2 Info : 30m X 0.32mm X 0.25um

MJB 3/25/20

		Compound	RT#1	RT#2	Resp#1	Resp#2	ng/mL	ng/mL	
		System Monitoring Compounds							
1)	S	TCMX (S)	5.368f	5.950f	7992	7233	0.041	0.025	#
22)	S	DCBP (S)	0.000	0.000	0	0	N.D.	N.D.	
		Target Compounds							
2)		a-BHC	5.921	0.000	4687	0	0.018	N.D.	#
3)		g-BHC	6.210	0.000	8635	0	0.038	N.D.	#
4)		b-BHC	6.273	0.000	5741	0	0.060	N.D.	#
5)		Heptachlor	0.000	0.000	0	0	N.D.	N.D.	
6)		d-BHC	6.450	0.000	3673	0	0.019	N.D.	#
7)		Aldrin	0.000	0.000	0	0	N.D.	N.D.	
8)		Heptachlo...	7.344	0.000	7874	0	0.038	N.D.	#
9)		trans-Chl...	0.000	8.147	0	7418	N.D.	0.024	#
10)		cis-Chlor...	7.511	0.000	4487	0	0.022	N.D.	#
11)		Endosulfa...	0.000	0.000	0	0	N.D.	N.D.	
12)		4,4'-DDE	0.000	0.000	0	0	N.D.	N.D.	
13)		Dieldrin	0.000	0.000	0	0	N.D.	N.D.	
14)		Endrin	7.978f	0.000	2753	0	0.016	N.D.	#
15)		4,4'-DDD	7.978f	0.000	2753	0	0.017	N.D.	#
16)		Endosulfa...	8.092	8.845f	5591	5752	0.033	0.024	#
17)		4,4'-DDT	0.000	9.005	0	7047	N.D.	0.098	#
18)		Endrin Al...	8.400	9.104	6381	40573	0.044	0.195	#
19)		Endosulfa...	8.708	9.292	8492	11401	0.052	0.050	
20)		Methoxychlor	0.000	0.000	0	0	N.D.	N.D.	
21)		Endrin Ke...	8.895	9.688	3813	10160	0.020	0.041	#
23)		Hexachlor...	3.208	3.665	12306	8288 ~~11064.643~~		BelowCal	#
24)		Hexachlor...	5.762	6.471	10419	8724	BelowCal	BelowCal	
25)		Oxychlordane	7.244	7.879f	10651	15997	BelowCal	BelowCal	
26)		2,4'-DDE	7.344	8.147f	7874	7418	BelowCal	BelowCal	
27)		trans-Non...	7.511	8.191	4487	7090	BelowCal	BelowCal	
28)		2,4'-DDD	0.000	0.000	0	0	N.D.	N.D.	
29)		2,4'-DDT	0.000	0.000	0	0	N.D.	N.D.	
30)		cis-Nonac...	7.978	0.000	2753	0	BelowCal	N.D.	
31)		Mirex	8.644	9.688	4358	10160	~~5765.324~~	BelowCal	#
32)		Chlordane...	0.000	8.147	0	7418	N.D.	0.188	#
33)		Chlordane...	7.511	0.000	4487	0	0.169	N.D.	#
34)		Chlordane...	8.092f	8.908	5591	35267	0.769	3.446	#
35)		Chlordane...	3.675f	3.690	18934	19162	NoCal	NoCal	
36)		Toxaphene...	7.511	0.000	4487	0	4.318	N.D.	#
37)		Toxaphene...	0.000	8.845f	0	5752	N.D.	1.609	#
38)		Toxaphene...	8.092	8.845	5591	5752	1.371	1.030	
39)		Toxaphene...	8.307f	8.908	22144	35267	5.637	BelowCal	#
40)		Toxaphene...	8.592f	9.104	1831	40573	0.597	8.210	#
41)		Toxaphene...	8.644	0.000	4358	0	1.088	N.D.	#
42)		Toxaphene...	3.675f	3.690	18934	19162	NoCal	NoCal	

Quantitation Report (Not Reviewed)

Data Path : C:\msdchem\1\data\2020-03\0C24036\
Data File : ECD5-03242029.D
Signal(s) : Signal #1: ECD1A.CH Signal #2: ECD2B.CH
Acq On : 24 Mar 2020 20:31
Operator : MJB
Sample : 0C24036-IBL2
Misc : Instrument Blank
ALS Vial : 1 (Sig #1); 0 (Sig #2) Sample Multiplier: 1

Integration File signal 1: PEST1.e
Integration File signal 2: PEST2.e
Quant Time: Mar 25 15:05:44 2020
Quant Method : C:\msdchem\1\methods\ECD5_QUANTPEST_200324.M
Quant Title : Instrument: DualECD5
QLast Update : Wed Mar 25 12:47:54 2020
Response via : Initial Calibration
Integrator: ChemStation 6890 Scale Mode: Small noise peaks clipped

Volume Inj. : 2uL
Signal #1 Phase : Rtx-CLPesticides Signal #2 Phase: Rtx-CLPesticides2
Signal #1 Info : 30m X 0.32mm X 0. Signal #2 Info : 30m X 0.32mm X 0.25um

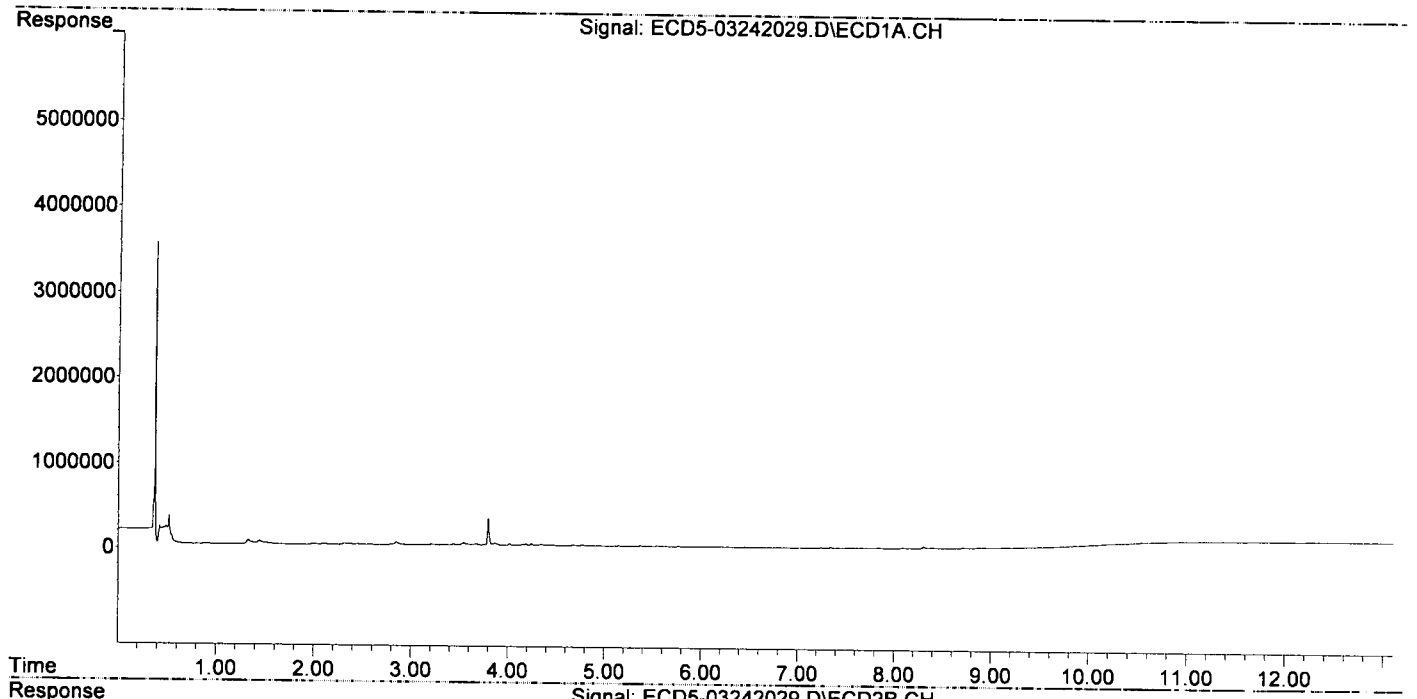

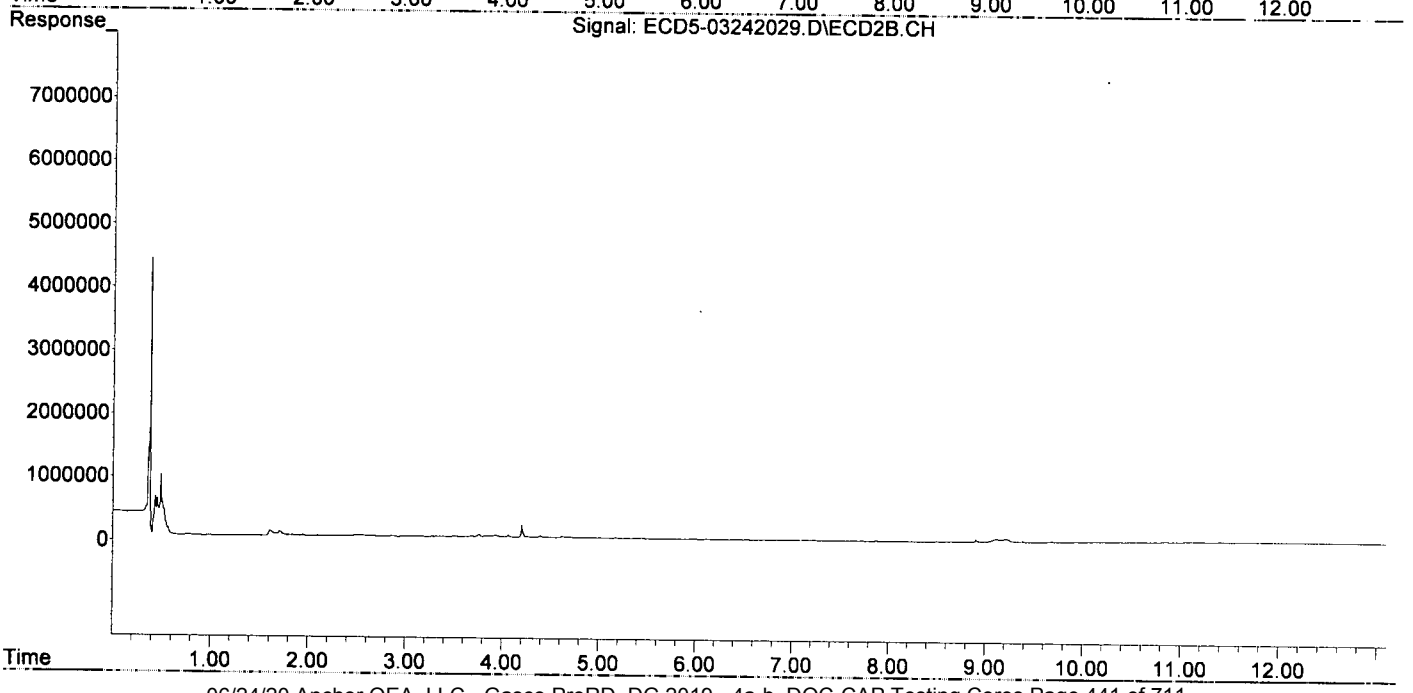

Quantitation Report (Not Reviewed)

Data Path : C:\msdchem\1\data\2020-03\0C24036\
Data File : ECD5-03242030.D
Signal(s) : Signal #1: ECD1A.CH Signal #2: ECD2B.CH
Acq On : 24 Mar 2020 20:48
Operator : MJB
Sample : 0C24036-ICV2
Misc : A20C360, 9-42 50 ppb
ALS Vial : 23 (Sig #1); 0 (Sig #2) Sample Multiplier: 1

Integration File signal 1: PEST1.e
Integration File signal 2: PEST2.e
Quant Time: Mar 25 15:05:48 2020
Quant Method : C:\msdchem\1\methods\ECD5_QUANTPEST_200324.M
Quant Title : Instrument: DualECD5
QLast Update : Wed Mar 25 12:47:54 2020
Response via : Initial Calibration
Integrator: ChemStation 6890 Scale Mode: Small noise peaks clipped

Volume Inj. : 2uL
Signal #1 Phase : Rtx-CLPesticides Signal #2 Phase: Rtx-CLPesticides2
Signal #1 Info : 30m X 0.32mm X 0. Signal #2 Info : 30m X 0.32mm X 0.25um

MJB 3/25/20

		Compound	RT#1	RT#2	Resp#1	Resp#2	ng/mL	ng/mL	
		System Monitoring Compounds							
1)	S	TCMX (S)	5.362f	5.991	24348	15971	0.126	0.056	#
22)	S	DCBP (S)	0.000	0.000	0	0	N.D.	N.D.	
		Target Compounds							
2)		a-BHC	0.000	0.000	0	0	N.D.	N.D.	
3)		g-BHC	6.186f	6.950f	11740	5249	0.051	0.015	#
4)		b-BHC	0.000	6.950f	0	5249	N.D.	0.035	#
5)		Heptachlor	6.621	7.285	8829	12552	0.040	0.037	
6)		d-BHC	6.403f	0.000	13721	0	0.070	N.D.	#
7)		Aldrin	0.000	7.566	0	8773	N.D.	0.027	#
8)		Heptachlo...	7.326	8.032f	6099012	84901	29.759	0.285	#
9)		trans-Chl...	7.419	8.123	155119	9473689	0.744	31.272	#
10)		cis-Chlor...	7.507	8.237	9376247	602548	45.786	2.077	#
11)		Endosulfa...	7.616	8.302	79511	36071	0.411	0.133	#
12)		4,4'-DDE	7.616f	8.381f	79511	51683	0.403	0.180	#
13)		Dieldrin	7.788	8.496	35789	8176018	0.168	27.481	#
14)		Endrin	7.977f	8.721	10238173	8814864	59.897	38.496	#
15)		4,4'-DDD	7.977f	8.760	10238173	15998663	62.645	66.491	
16)		Endosulfa...	0.000	0.000	0	0	N.D.	N.D.	
17)		4,4'-DDT	0.000	0.000	0	0	N.D.	N.D.	
18)		Endrin Al...	8.409	9.119	8181	81628	0.056	0.392	#
19)		Endosulfa...	0.000	0.000	0	0	N.D.	N.D.	
20)		Methoxychlor	0.000	0.000	0	0	N.D.	N.D.	
21)		Endrin Ke...	8.864f	9.685	18137	8628656	0.095	34.609	#
23)		Hexachlor...	3.192	3.674	8858161	17490999	47.183	47.641	
24)		Hexachlor...	5.771	6.452	9125799	14654499	49.946	50.772	
25)		Oxychlordane	7.251	7.919	8359974	12990188	49.208	50.765	
26)		2,4'-DDE	7.326	8.123	6099012	9473689	49.663	49.614	
27)		trans-Non...	7.507	8.194	9376247	14648218	49.415	51.154	
28)		2,4'-DDD	7.699	8.496	5229069	8176018	48.518	48.449	
29)		2,4'-DDT	7.882	8.721	5708483	8814864	54.292	56.473	
30)		cis-Nonac...	7.977	8.760	10238173	15998663	49.880	52.499	
31)		Mirex	8.645	9.685	6086859	8628656	46.474	48.983	
32)		Chlordane...	7.419	8.123	155119	9473689	6.645	240.424	#
33)		Chlordane...	7.507	8.237	9376247	602548	353.123	18.399	#
34)		Chlordane...	0.000	8.908	0	29384	N.D.	2.871	#
35)		Chlordane...	3.680f	3.674	12784	17490999	NoCal	NoCal	
36)		Toxaphene...	7.507	8.496f	9376247	8176018	9022.640	2907.145	#
37)		Toxaphene...	7.788	0.000	35789	0	16.612	N.D.	#
38)		Toxaphene...	0.000	0.000	0	0	N.D.	N.D.	
39)		Toxaphene...	8.311f	8.908	17581	29384	4.476	BelowCal	#
40)		Toxaphene...	0.000	9.119f	0	81628	N.D.	16.518	#
41)		Toxaphene...	8.645	0.000	6086859	0	1519.550	N.D.	#
42)		Toxaphene...	3.680	3.674	12784	17490999	NoCal	NoCal	

Quantitation Report (Not Reviewed)

Data Path : C:\msdchem\1\data\2020-03\0C24036\
Data File : ECD5-03242030.D
Signal(s) : Signal #1: ECD1A.CH Signal #2: ECD2B.CH
Acq On : 24 Mar 2020 20:48
Operator : MJB
Sample : 0C24036-ICV2
Misc : A20C360, 9-42 50 ppb
ALS Vial : 23 (Sig #1); 0 (Sig #2) Sample Multiplier: 1

Integration File signal 1: PEST1.e
Integration File signal 2: PEST2.e
Quant Time: Mar 25 15:05:48 2020
Quant Method : C:\msdchem\1\methods\ECD5_QUANTPEST_200324.M
Quant Title : Instrument: DualECD5
QLast Update : Wed Mar 25 12:47:54 2020
Response via : Initial Calibration
Integrator: ChemStation 6890 Scale Mode: Small noise peaks clipped

Volume Inj. : 2uL
Signal #1 Phase : Rtx-CLPesticides Signal #2 Phase: Rtx-CLPesticides2
Signal #1 Info : 30m X 0.32mm X 0. Signal #2 Info : 30m X 0.32mm X 0.25um

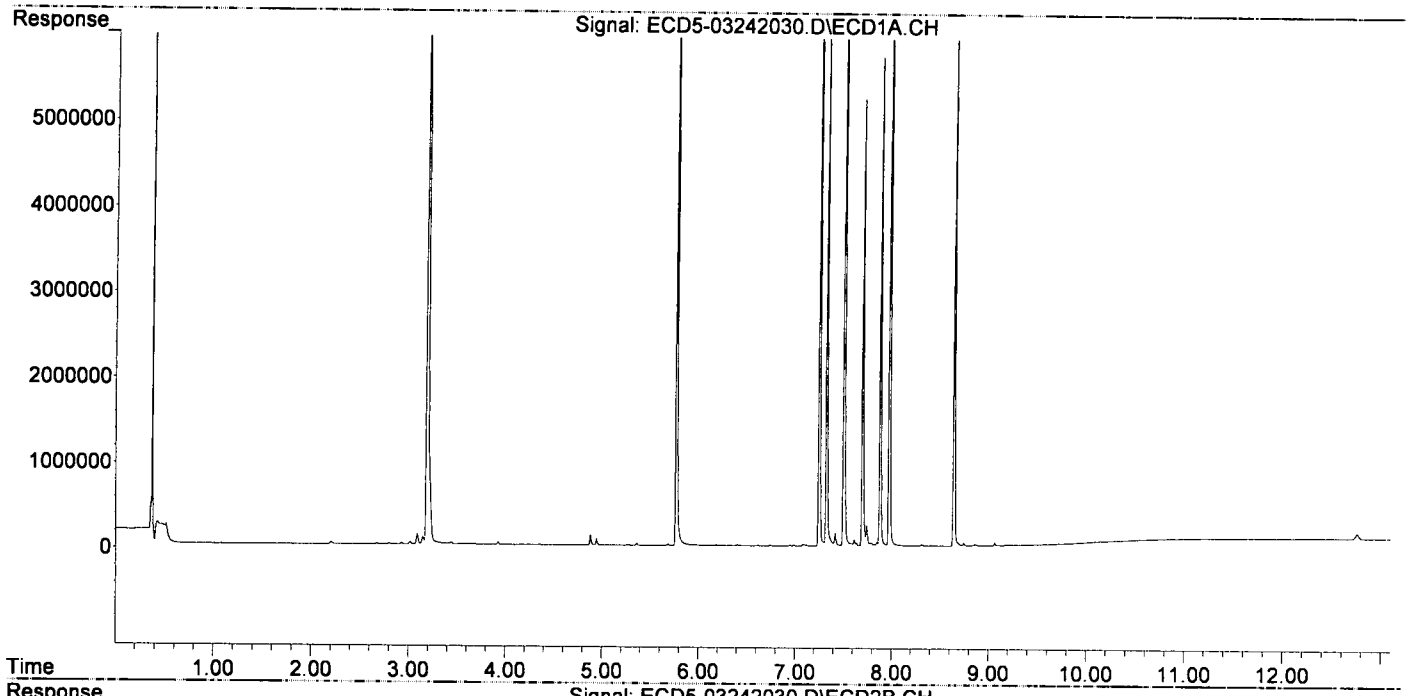

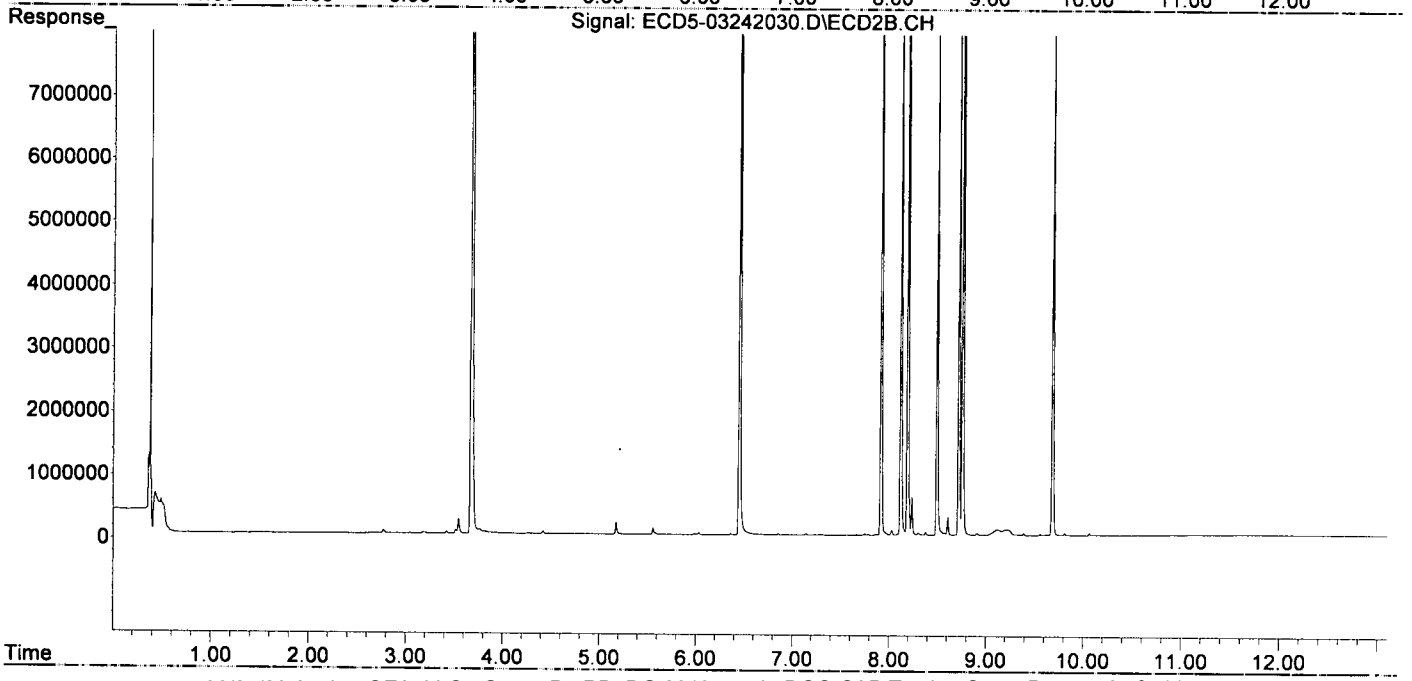

Quantitation Report (Not Reviewed)

Data Path : C:\msdchem\1\data\2020-03\0C24036\
Data File : ECD5-03242038.D
Signal(s) : Signal #1: ECD1A.CH Signal #2: ECD2B.CH
Acq On : 24 Mar 2020 23:05
Operator : MJB
Sample : 0C24036-IBL3
Misc : Instrument Blank
ALS Vial : 1 (Sig #1); 0 (Sig #2) Sample Multiplier: 1

Integration File signal 1: PEST1.e
Integration File signal 2: PEST2.e
Quant Time: Mar 25 15:05:52 2020
Quant Method : C:\msdchem\1\methods\ECD5_QUANTPEST_200324.M
Quant Title : Instrument: DualECD5
QLast Update : Wed Mar 25 12:47:54 2020
Response via : Initial Calibration
Integrator: ChemStation 6890 Scale Mode: Small noise peaks clipped

Volume Inj. : 2uL
Signal #1 Phase : Rtx-CLPesticides Signal #2 Phase: Rtx-CLPesticides2
Signal #1 Info : 30m X 0.32mm X 0. Signal #2 Info : 30m X 0.32mm X 0.25um

MJB 3/25/20

		Compound	RT#1	RT#2	Resp#1	Resp#2	ng/mL	ng/mL	
		System Monitoring Compounds							
1)	S	TCMX (S)	5.369f	5.950f	8040	5831	0.042	0.020	#
22)	S	DCBP (S)	0.000	0.000	0	0	N.D.	N.D.	
		Target Compounds							
2)		a-BHC	5.922	0.000	3815	0	0.014	N.D.	#
3)		g-BHC	6.211	0.000	8692	0	0.038	N.D.	#
4)		b-BHC	6.274	0.000	5533	0	0.058	N.D.	#
5)		Heptachlor	0.000	0.000	0	0	N.D.	N.D.	
6)		d-BHC	6.450	0.000	3503	0	0.018	N.D.	#
7)		Aldrin	0.000	0.000	0	0	N.D.	N.D.	
8)		Heptachlo...	7.345f	0.000	7893	0	0.039	N.D.	#
9)		trans-Chl...	7.418	8.131	3833	8434	0.018	0.028	#
10)		cis-Chlor...	7.514	0.000	5605	0	0.027	N.D.	#
11)		Endosulfa...	0.000	0.000	0	0	N.D.	N.D.	
12)		4,4'-DDE	0.000	0.000	0	0	N.D.	N.D.	
13)		Dieldrin	0.000	0.000	0	0	N.D.	N.D.	
14)		Endrin	0.000	0.000	0	0	N.D.	N.D.	
15)		4,4'-DDD	0.000	0.000	0	0	N.D.	N.D.	
16)		Endosulfa...	8.093	8.844f	4740	6243	0.028	0.026	
17)		4,4'-DDT	0.000	9.001	0	5679	N.D.	0.089	#
18)		Endrin Al...	8.399	9.102	6373	7751	0.044	0.037	
19)		Endosulfa...	8.710	9.292	7899	6861	0.048	0.030	#
20)		Methoxychlor	0.000	0.000	0	0	N.D.	N.D.	
21)		Endrin Ke...	8.895	9.691	3869	6350	0.020	0.025	#
23)		Hexachlor...	3.209	3.691	10809	20368	~~11064.651~~	BelowCal	#
24)		Hexachlor...	5.763	6.471	7614	7807	BelowCal	BelowCal	
25)		Oxychlordane	7.244	0.000	9014	0	BelowCal	N.D.	
26)		2,4'-DDE	7.345	8.131	7893	8434	BelowCal	BelowCal	
27)		trans-Non...	7.514	8.190	5605	8271	BelowCal	BelowCal	
28)		2,4'-DDD	0.000	0.000	0	0	N.D.	N.D.	
29)		2,4'-DDT	0.000	0.000	0	0	N.D.	N.D.	
30)		cis-Nonac...	0.000	0.000	0	0	N.D.	N.D.	
31)		Mirex	0.000	9.691	0	6350	N.D.	BelowCal	
32)		Chlordane...	7.418	8.131	3833	8434	0.164	0.214	#
33)		Chlordane...	7.514	0.000	5605	0	0.211	N.D.	#
34)		Chlordane...	8.093f	8.907	4740	31419	0.652	3.070	#
35)		Chlordane...	3.677f	3.691	16920	20368	NoCal	NoCal	
36)		Toxaphene...	7.514	0.000	5605	0	5.393	N.D.	#
37)		Toxaphene...	0.000	8.844f	0	6243	N.D.	1.747	#
38)		Toxaphene...	8.093	8.844	4740	6243	1.163	1.118	
39)		Toxaphene...	8.309f	8.907	19175	31419	4.881	BelowCal	#
40)		Toxaphene...	8.591f	9.102	1388	7751	0.452	1.568	#
41)		Toxaphene...	0.000	0.000	0	0	N.D.	N.D.	
42)		Toxaphene...	3.677f	3.691	16920	20368	NoCal	NoCal	

Quantitation Report (Not Reviewed)

Data Path : C:\msdchem\1\data\2020-03\0C24036\
Data File : ECD5-03242038.D
Signal(s) : Signal #1: ECD1A.CH Signal #2: ECD2B.CH
Acq On : 24 Mar 2020 23:05
Operator : MJB
Sample : 0C24036-IBL3
Misc : Instrument Blank
ALS Vial : 1 (Sig #1); 0 (Sig #2) Sample Multiplier: 1

Integration File signal 1: PEST1.e
Integration File signal 2: PEST2.e
Quant Time: Mar 25 15:05:52 2020
Quant Method : C:\msdchem\1\methods\ECD5_QUANTPEST_200324.M
Quant Title : Instrument: DualECD5
QLast Update : Wed Mar 25 12:47:54 2020
Response via : Initial Calibration
Integrator: ChemStation 6890 Scale Mode: Small noise peaks clipped

Volume Inj. : 2uL
Signal #1 Phase : Rtx-CLPesticides Signal #2 Phase: Rtx-CLPesticides2
Signal #1 Info : 30m X 0.32mm X 0. Signal #2 Info : 30m X 0.32mm X 0.25um

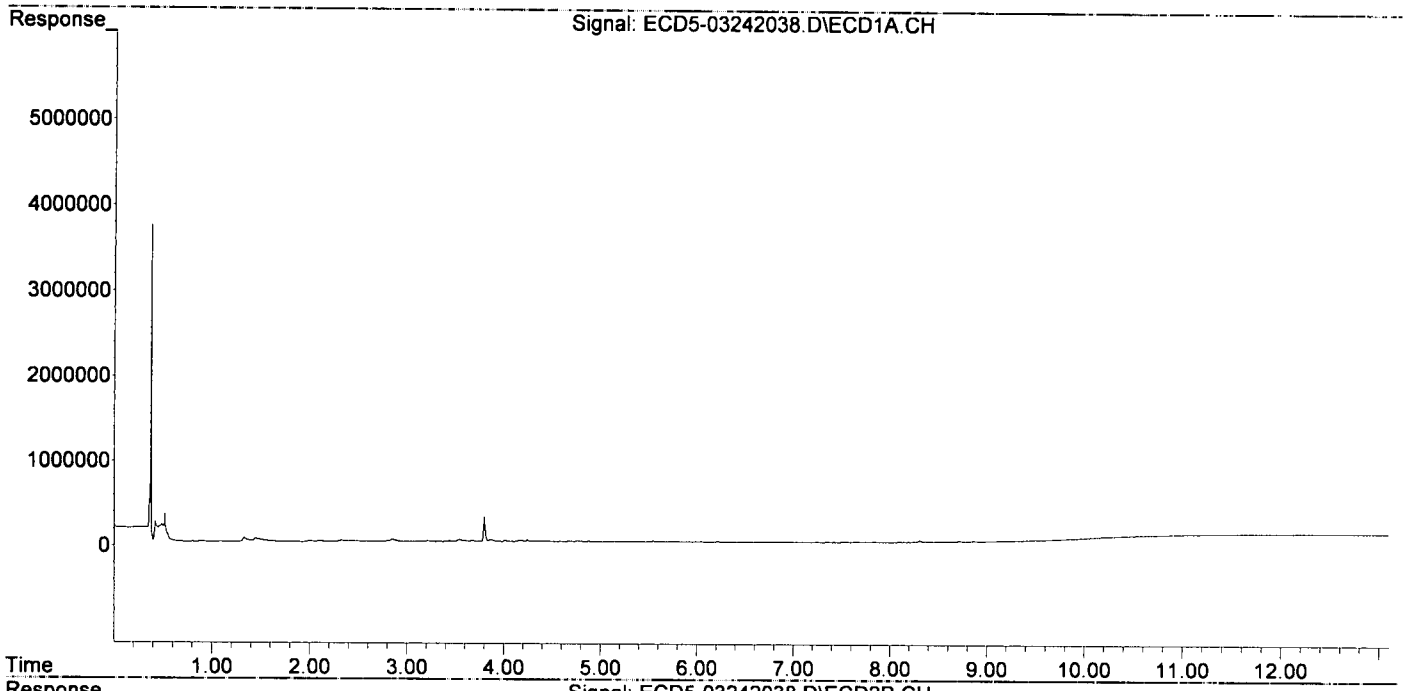

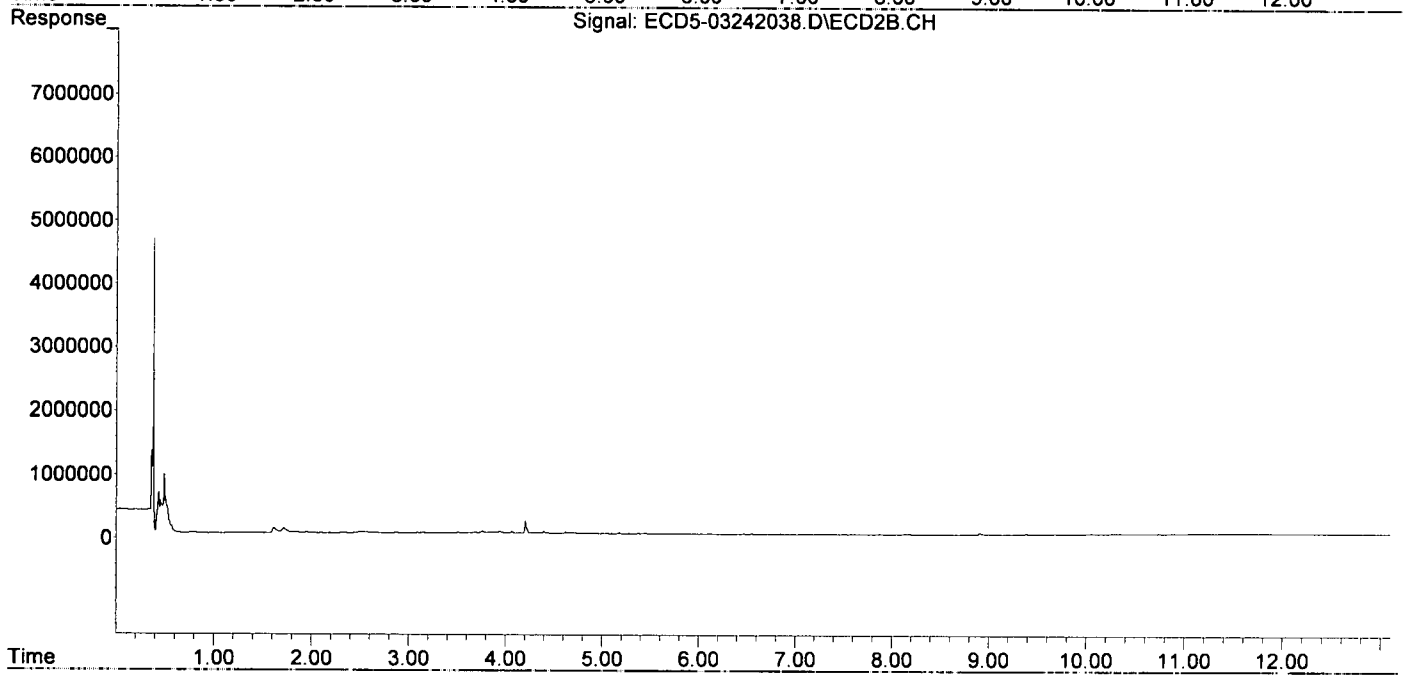

Quantitation Report (Not Reviewed)

Data Path : C:\msdchem\1\data\2020-03\0C24036\
Data File : ECD5-03242039.D
Signal(s) : Signal #1: ECD1A.CH Signal #2: ECD2B.CH
Acq On : 24 Mar 2020 23:22
Operator : MJB
Sample : 0C24036-ICV3
Misc : A20C401, CHLOR 500 ppb
ALS Vial : 31 (Sig #1); 0 (Sig #2) Sample Multiplier: 1

Integration File signal 1: PEST1.e
Integration File signal 2: PEST2.e
Quant Time: Mar 25 15:05:56 2020
Quant Method : C:\msdchem\1\methods\ECD5_QUANTPEST_200324.M
Quant Title : Instrument: DualECD5
QLast Update : Wed Mar 25 12:47:54 2020
Response via : Initial Calibration
Integrator: ChemStation 6890 Scale Mode: Small noise peaks clipped

Volume Inj. : 2uL
Signal #1 Phase : Rtx-CLPesticides Signal #2 Phase: Rtx-CLPesticides2
Signal #1 Info : 30m X 0.32mm X 0. Signal #2 Info : 30m X 0.32mm X 0.25um

MJB 3/25/20

		Compound	RT#1	RT#2	Resp#1	Resp#2	ng/mL	ng/mL	
		System Monitoring Compounds							
1)	S	TCMX (S)	5.390	5.989	6485	15256	0.034	0.053	#
22)	S	DCBP (S)	9.596	10.517f	25863	9156	BelowCal	0.054	
		Target Compounds							
2)		a-BHC	5.892f	6.619f	12369	379369	0.047	0.936	#
3)		g-BHC	6.227	6.919	18656	211915	0.082	0.599	#
4)		b-BHC	6.262f	7.012f	155802	685912	1.629	4.572	#
5)		Heptachlor	6.621	7.285	5803769	9310018	26.051	27.779	
6)		d-BHC	6.403f	7.218	429094	68838	2.199	0.211	#
7)		Aldrin	6.867	7.558	82746	127611	0.373	0.392	
8)		Heptachlo...	7.331	8.009	917616	519616	4.477	1.746	#
9)		trans-Chl...	7.418	8.130	12416563	20906436	59.563	69.010	
10)		cis-Chlor...	7.512	8.238	13877124	17623162	67.764	60.733	
11)		Endosulfa...	7.631	8.310	337133	344832	1.744	1.269	#
12)		4,4'-DDE	7.571	8.334	376999	479530	1.913	1.675	
13)		Dieldrin	7.799	8.490	426587	1733714	2.008	5.827	#
14)		Endrin	7.976f	8.733	2180086	248217	12.754	1.084	#
15)		4,4'-DDD	7.976f	8.761	2180086	3205669	13.340	13.323	
16)		Endosulfa...	8.111	8.875	266123	381784	1.588	1.591	
17)		4,4'-DDT	8.235f	8.998	725911	146036	5.882	0.960	#
18)		Endrin Al...	8.421f	9.133f	83872	956144	0.573	4.597	#
19)		Endosulfa...	8.703	9.321f	160001	102348	0.973	0.449	#
20)		Methoxychlor	8.520	9.467	79645	27734	1.066	0.249	#
21)		Endrin Ke...	8.886	9.693	24529	186615	0.128	0.748	#
23)		Hexachlor...	3.211f	0.000	8157	0	11064.665	N.D.	#
24)		Hexachlor...	5.760	6.470	8912	12865	BelowCal	BelowCal	
25)		Oxychlordane	7.244	7.932	140038	295756	0.573	0.949	#
26)		2,4'-DDE	7.331	8.130	917616	20906436	7.397	104.092	#
27)		trans-Non...	7.512	8.194	13877124	15574860	73.020	54.242	#
28)		2,4'-DDD	7.668f	8.490	1011950	1733714	9.255	10.409	
29)		2,4'-DDT	7.908f	8.733	338295	248217	3.199	1.597	#
30)		cis-Nonac...	7.976	8.761	2180086	3205669	10.542	10.805	
31)		Mirex	8.634	9.693	30264	186615	5765.126	0.658	#
32)		Chlordane...	7.418	8.130	12416563	20906436	531.938	530.564	
33)		Chlordane...	7.512	8.238	13877124	17623162	522.633	538.133	
34)		Chlordane...	8.062	8.901	3936748	5456084	541.531	533.173	
35)		Chlordane...	0.000	0.000	0	0	N.D.	N.D.	
36)		Toxaphene...	7.512	8.490f	13877124	1733714	13353.775	616.457	#
37)		Toxaphene...	7.799	8.817	426587	514771	227.503	144.027	#
38)		Toxaphene...	8.111	8.853	266123	465986	65.281	83.457	#
39)		Toxaphene...	8.339	8.901	170761	5456084	43.471	637.807	#
40)		Toxaphene...	8.546f	9.073f	84025	116863	27.392	23.649	
41)		Toxaphene...	8.634	9.467	30264	27734	7.555	5.132	#
42)		Toxaphene...	0.000	0.000	0	0	N.D.	N.D.	

A B
522.03 533.96

Quantitation Report (Not Reviewed)

Data Path : C:\msdchem\1\data\2020-03\0C24036\
Data File : ECD5-03242039.D
Signal(s) : Signal #1: ECD1A.CH Signal #2: ECD2B.CH
Acq On : 24 Mar 2020 23:22
Operator : MJB
Sample : 0C24036-ICV3
Misc : A20C401, CHLOR 500 ppb
ALS Vial : 31 (Sig #1); 0 (Sig #2) Sample Multiplier: 1

Integration File signal 1: PEST1.e
Integration File signal 2: PEST2.e
Quant Time: Mar 25 15:05:56 2020
Quant Method : C:\msdchem\1\methods\ECD5_QUANTPEST_200324.M
Quant Title : Instrument: DualECD5
QLast Update : Wed Mar 25 12:47:54 2020
Response via : Initial Calibration
Integrator: ChemStation 6890 Scale Mode: Small noise peaks clipped

Volume Inj. : 2uL
Signal #1 Phase : Rtx-CLPesticides Signal #2 Phase: Rtx-CLPesticides2
Signal #1 Info : 30m X 0.32mm X 0. Signal #2 Info : 30m X 0.32mm X 0.25um

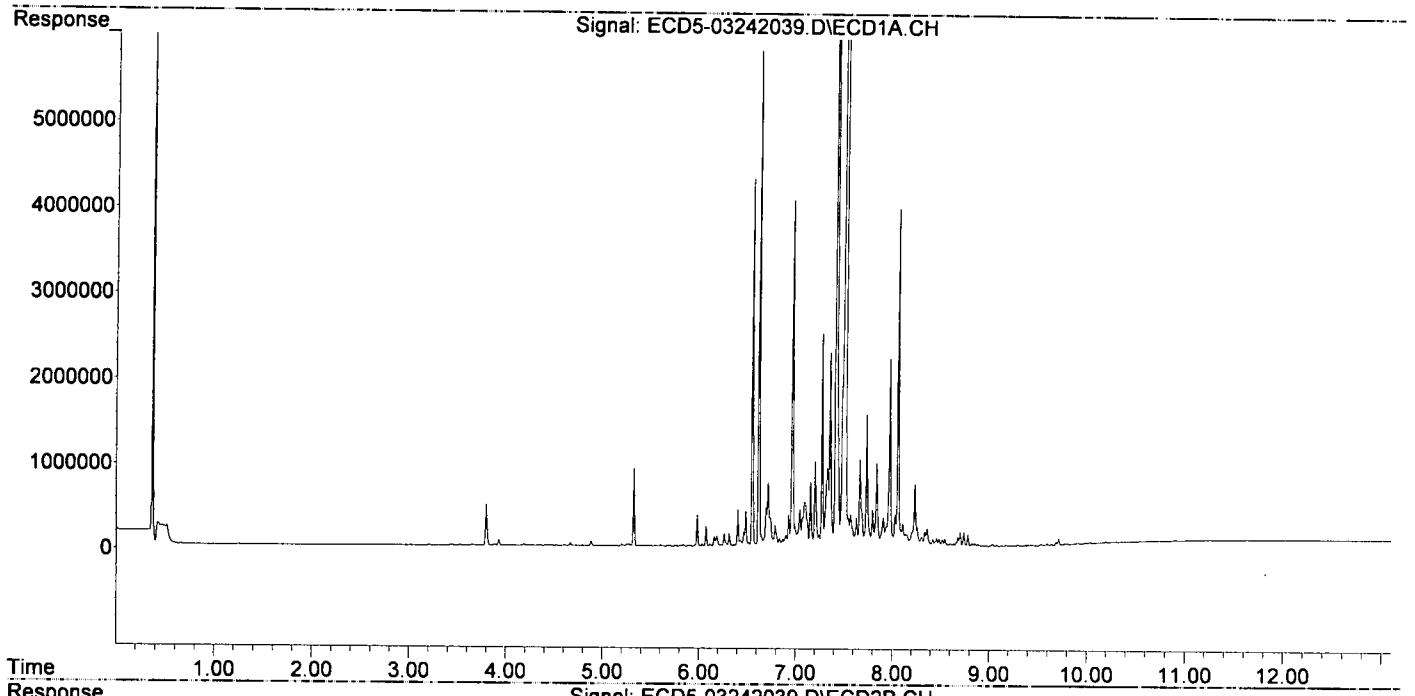

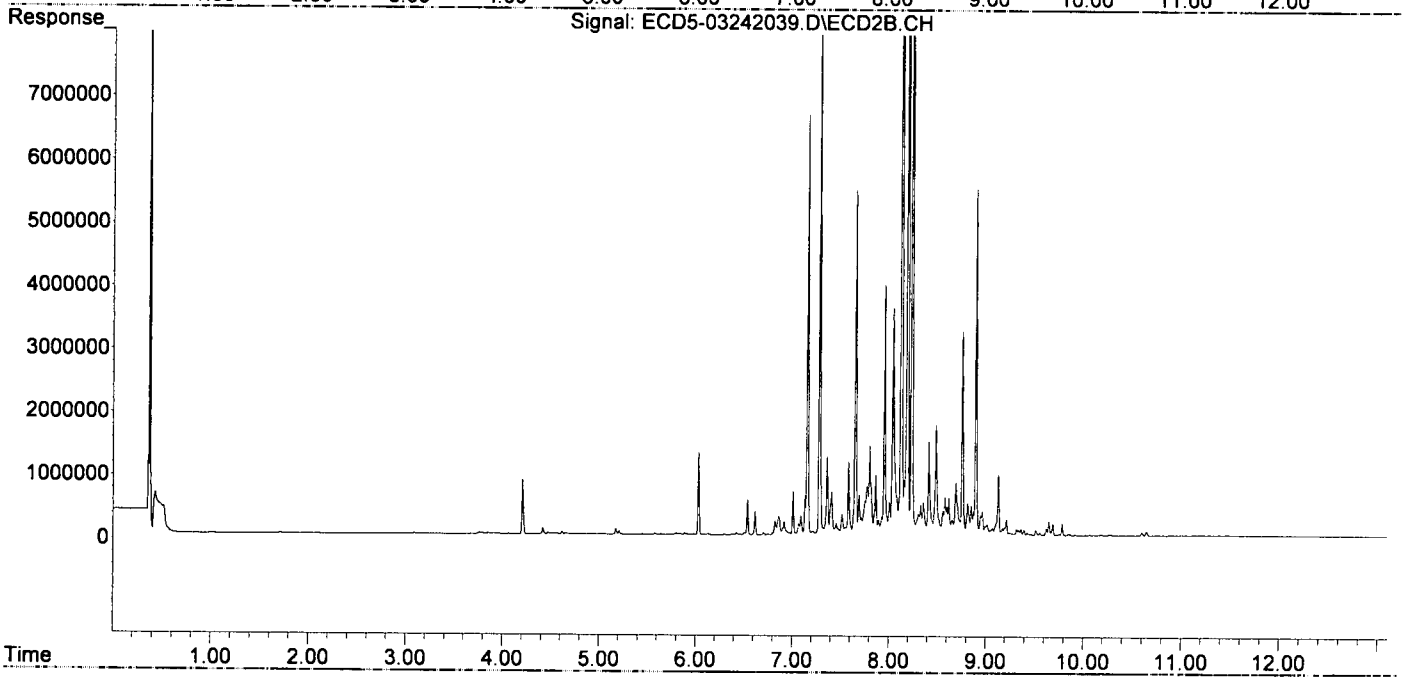

Quantitation Report (Not Reviewed)

Data Path : C:\msdchem\1\data\2020-03\0C24036\
Data File : ECD5-03242047.D
Signal(s) : Signal #1: ECD1A.CH Signal #2: ECD2B.CH
Acq On : 25 Mar 2020 1:39
Operator : MJB
Sample : 0C24036-IBL4
Misc : Instrument Blank
ALS Vial : 1 (Sig #1); 0 (Sig #2) Sample Multiplier: 1

Integration File signal 1: PEST1.e
Integration File signal 2: PEST2.e
Quant Time: Mar 25 15:06:00 2020
Quant Method : C:\msdchem\1\methods\ECD5_QUANTPEST_200324.M
Quant Title : Instrument: DualECD5
QLast Update : Wed Mar 25 12:47:54 2020
Response via : Initial Calibration
Integrator: ChemStation 6890 Scale Mode: Small noise peaks clipped

Volume Inj. : 2uL
Signal #1 Phase : Rtx-CLPesticides Signal #2 Phase: Rtx-CLPesticides2
Signal #1 Info : 30m X 0.32mm X 0. Signal #2 Info : 30m X 0.32mm X 0.25um

MJB 3/25/20

		Compound	RT#1	RT#2	Resp#1	Resp#2	ng/mL	ng/mL	
		System Monitoring Compounds							
1)	S	TCMX (S)	5.369f	5.951f	11086	6893	0.057	0.024	#
22)	S	DCBP (S)	0.000	0.000	0	0	N.D.	N.D.	
		Target Compounds							
2)		a-BHC	5.922	0.000	6203	0	0.024	N.D.	#
3)		g-BHC	6.211	0.000	9428	0	0.041	N.D.	#
4)		b-BHC	6.275	0.000	6909	0	0.072	N.D.	#
5)		Heptachlor	0.000	0.000	0	0	N.D.	N.D.	
6)		d-BHC	6.450	7.238	3678	5553	0.019	0.017	
7)		Aldrin	0.000	0.000	0	0	N.D.	N.D.	
8)		Heptachlo...	7.346f	0.000	7695	0	0.038	N.D.	#
9)		trans-Chl...	0.000	8.150	0	3869	N.D.	0.013	#
10)		cis-Chlor...	7.518	0.000	2620	0	0.013	N.D.	#
11)		Endosulfa...	0.000	0.000	0	0	N.D.	N.D.	
12)		4,4'-DDE	0.000	0.000	0	0	N.D.	N.D.	
13)		Dieldrin	0.000	0.000	0	0	N.D.	N.D.	
14)		Endrin	0.000	0.000	0	0	N.D.	N.D.	
15)		4,4'-DDD	0.000	0.000	0	0	N.D.	N.D.	
16)		Endosulfa...	8.093	8.845f	6299	8766	0.038	0.037	
17)		4,4'-DDT	0.000	9.003	0	5608	N.D.	0.089	#
18)		Endrin Al...	8.399	9.101	6539	8085	0.045	0.039	
19)		Endosulfa...	8.709	9.292	8639	8018	0.053	0.035	#
20)		Methoxychlor	0.000	0.000	0	0	N.D.	N.D.	
21)		Endrin Ke...	8.895	9.691	4036	6967	0.021	0.028	#
23)		Hexachlor...	3.210	3.668	13544	10923	~~11064.636~~	BelowCal	#
24)		Hexachlor...	5.763	6.471	11616	8856	BelowCal	BelowCal	
25)		Oxychlordane	7.244	0.000	10481	0	BelowCal	N.D.	
26)		2,4'-DDE	7.346	8.150f	7695	3869	BelowCal	BelowCal	
27)		trans-Non...	7.518	0.000	2620	0	BelowCal	N.D.	
28)		2,4'-DDD	0.000	0.000	0	0	N.D.	N.D.	
29)		2,4'-DDT	0.000	0.000	0	0	N.D.	N.D.	
30)		cis-Nonac...	0.000	0.000	0	0	N.D.	N.D.	
31)		Mirex	0.000	9.691	0	6967	N.D.	BelowCal	
32)		Chlordane...	0.000	8.150	0	3869	N.D.	0.098	#
33)		Chlordane...	7.518	0.000	2620	0	0.099	N.D.	#
34)		Chlordane...	8.093f	8.908	6299	30403	0.867	2.971	#
35)		Chlordane...	3.678f	3.691	18647	22757	NoCal	NoCal	
36)		Toxaphene...	7.518f	0.000	2620	0	2.521	N.D.	#
37)		Toxaphene...	0.000	8.845f	0	8766	N.D.	2.453	#
38)		Toxaphene...	8.093	8.845	6299	8766	1.545	1.570	
39)		Toxaphene...	8.310f	8.908	18182	30403	4.629	BelowCal	#
40)		Toxaphene...	8.591f	9.101	1831	8085	0.597	1.636	#
41)		Toxaphene...	0.000	0.000	0	0	N.D.	N.D.	
42)		Toxaphene...	3.678f	3.691	18647	22757	NoCal	NoCal	

Quantitation Report (Not Reviewed)

Data Path : C:\msdchem\1\data\2020-03\0C24036\
Data File : ECD5-03242047.D
Signal(s) : Signal #1: ECD1A.CH Signal #2: ECD2B.CH
Acq On : 25 Mar 2020 1:39
Operator : MJB
Sample : 0C24036-IBL4
Misc : Instrument Blank
ALS Vial : 1 (Sig #1); 0 (Sig #2) Sample Multiplier: 1

Integration File signal 1: PEST1.e
Integration File signal 2: PEST2.e
Quant Time: Mar 25 15:06:00 2020
Quant Method : C:\msdchem\1\methods\ECD5_QUANTPEST_200324.M
Quant Title : Instrument: DualECD5
QLast Update : Wed Mar 25 12:47:54 2020
Response via : Initial Calibration
Integrator: ChemStation 6890 Scale Mode: Small noise peaks clipped

Volume Inj. : 2uL
Signal #1 Phase : Rtx-CLPesticides Signal #2 Phase: Rtx-CLPesticides2
Signal #1 Info : 30m X 0.32mm X 0. Signal #2 Info : 30m X 0.32mm X 0.25um

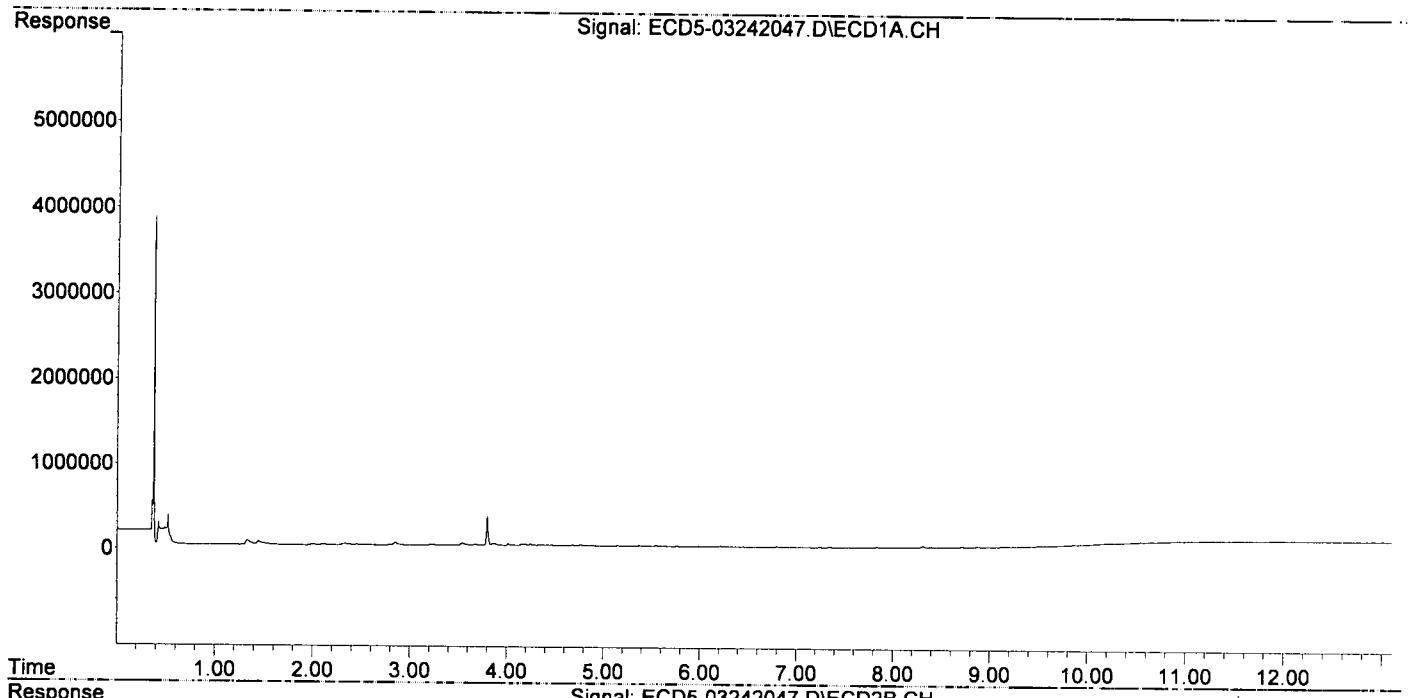

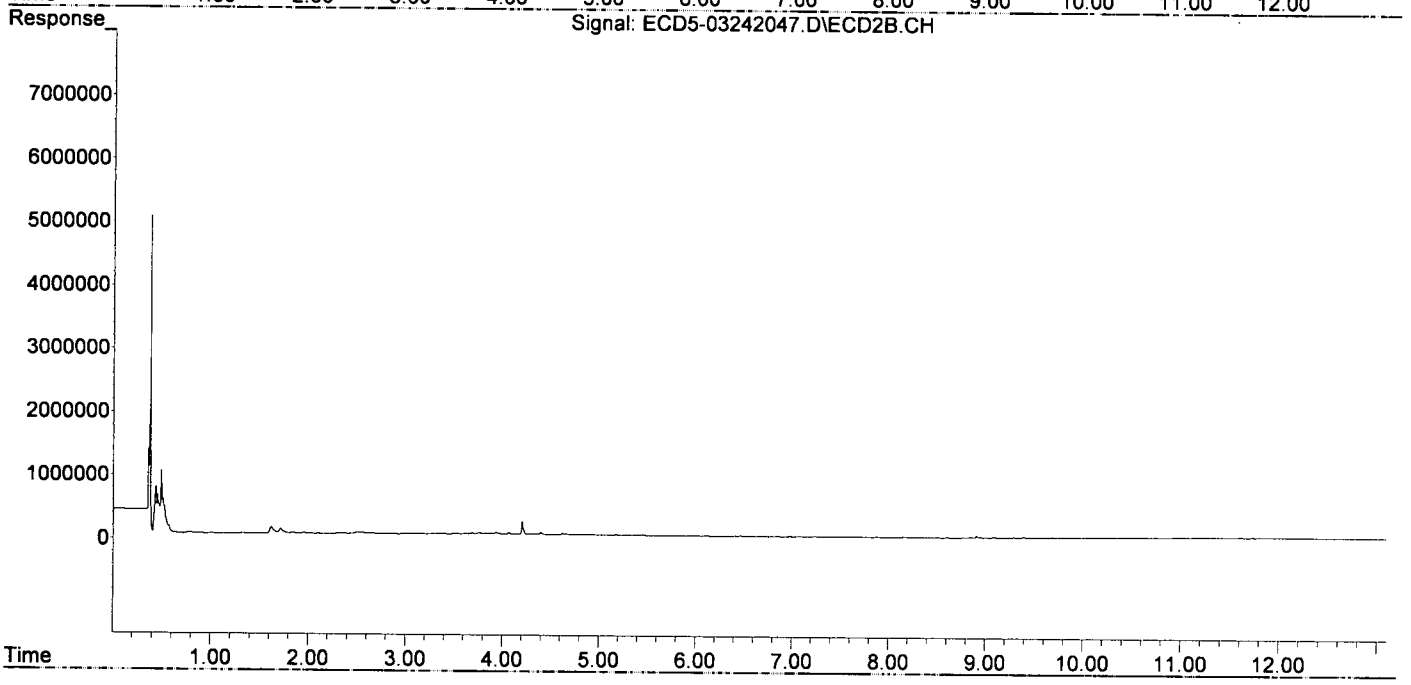

Quantitation Report (Not Reviewed)

Data Path : C:\msdchem\1\data\2020-03\0C24036\
Data File : ECD5-03242048.D
Signal(s) : Signal #1: ECD1A.CH Signal #2: ECD2B.CH
Acq On : 25 Mar 2020 1:56
Operator : MJB
Sample : 0C24036-ICV4
Misc : A19J42, TOX 500 ppb
ALS Vial : 39 (Sig #1); 0 (Sig #2) Sample Multiplier: 1

Integration File signal 1: PEST1.e
Integration File signal 2: PEST2.e
Quant Time: Mar 25 15:06:04 2020
Quant Method : C:\msdchem\1\methods\ECD5_QUANTPEST_200324.M
Quant Title : Instrument: DualECD5
QLast Update : Wed Mar 25 12:47:54 2020
Response via : Initial Calibration
Integrator: ChemStation 6890 Scale Mode: Small noise peaks clipped

Volume Inj. : 2uL
Signal #1 Phase : Rtx-CLPesticides Signal #2 Phase: Rtx-CLPesticides2
Signal #1 Info : 30m X 0.32mm X 0. Signal #2 Info : 30m X 0.32mm X 0.25um

MJB 3/25/20

		Compound	RT#1	RT#2	Resp#1	Resp#2	ng/mL	ng/mL	
		System Monitoring Compounds							
1)	S	TCMX (S)	0.000	5.989	0	18459	N.D.	0.065	#
22)	S	DCBP (S)	9.582	10.528f	44693	60896	0.123	0.359	#
		Target Compounds							
2)		a-BHC	5.923	6.593	8430	15000	0.032	0.037	
3)		g-BHC	6.224	6.896	10001	22534	0.044	0.064	#
4)		b-BHC	6.276	6.961	16888	39259	0.177	0.262	#
5)		Heptachlor	6.621	7.287	28211	58616	0.127	0.175	#
6)		d-BHC	6.459f	7.229	18627	56046	0.095	0.172	#
7)		Aldrin	6.861	7.578f	66093	143560	0.298	0.441	#
8)		Heptachlo...	7.349f	7.983	300247	474936	1.465	1.596	
9)		trans-Chl...	7.436	8.111f	388671	538028	1.864	1.776	
10)		cis-Chlor...	7.493f	8.262f	524562	594486	2.562	2.049	
11)		Endosulfa...	7.621	8.294	641222	687231	3.317	2.529	
12)		4,4'-DDE	7.543f	8.358	431521	852921	2.189	2.979	#
13)		Dieldrin	7.787	8.506	945246	832809	4.449	2.799	#
14)		Endrin	7.976f	8.712	1319056	1613145	7.717	7.045	
15)		4,4'-DDD	8.014	8.763	892177	1085359	5.459	4.511	
16)		Endosulfa...	8.099	8.850	2066420	2822064	12.333	11.763	
17)		4,4'-DDT	8.178	8.979	1792918	1158793	14.341	7.105	#
18)		Endrin Al...	8.386	9.094	1422685	2603006	9.720	12.514	#
19)		Endosulfa...	8.703	9.294	779028	1128579	4.738	4.957	
20)		Methoxychlor	8.537	9.475	712155	2813219	10.800	31.474	#
21)		Endrin Ke...	8.887	9.717f	529891	575242	2.775	2.307	
23)		Hexachlor...	3.211	3.673	8583	9371	11064.663	BelowCal	#
24)		Hexachlor...	5.773	6.451	4474	15735	BelowCal	BelowCal	
25)		Oxychlordane	7.254	7.934	424546	432611	2.259	1.512	#
26)		2,4'-DDE	7.349f	8.111	300247	538028	2.281	2.754	
27)		trans-Non...	7.493	8.204	524562	551320	2.538	1.790	#
28)		2,4'-DDD	7.705	8.506	719352	832809	6.502	4.881	
29)		2,4'-DDT	7.891	8.712	1140646	1613145	11.174	11.170	
30)		cis-Nonac...	7.976	8.763	1319056	1085359	6.294	3.545	#
31)		Mirex	8.634	9.717f	2046875	575242	15.276	2.956	#
32)		Chlordane...	7.436	8.111	388671	538028	16.651	13.654	
33)		Chlordane...	7.493	8.218f	524562	528497	19.756	16.138	
34)		Chlordane...	8.039f	8.918	912283	4678572	125.492	457.194	#
35)		Chlordane...	3.672f	3.673	5533	9371	NoCal	NoCal	
36)		Toxaphene...	7.493	8.467	524562	1472274	504.779	523.496	
37)		Toxaphene...	7.787	8.814	945246	1867581	516.138	522.528	
38)		Toxaphene...	8.099	8.850	2066420	2822064	506.904	505.427	
39)		Toxaphene...	8.339	8.918	1999842	4678572	509.108	549.563	
40)		Toxaphene...	8.567	9.094	1586287	2603006	517.130	526.746	
41)		Toxaphene...	8.634	9.475	2046875	2813219	510.991	520.529	
42)		Toxaphene...	3.672f	3.673	5533	9371	NoCal	NoCal	

A B
510.84 524.71

Quantitation Report (Not Reviewed)

Data Path : C:\msdchem\1\data\2020-03\0C24036\
Data File : ECD5-03242048.D
Signal(s) : Signal #1: ECD1A.CH Signal #2: ECD2B.CH
Acq On : 25 Mar 2020 1:56
Operator : MJB
Sample : 0C24036-ICV4
Misc : A19J42, TOX 500 ppb
ALS Vial : 39 (Sig #1); 0 (Sig #2) Sample Multiplier: 1

Integration File signal 1: PEST1.e
Integration File signal 2: PEST2.e
Quant Time: Mar 25 15:06:04 2020
Quant Method : C:\msdchem\1\methods\ECD5_QUANTPEST_200324.M
Quant Title : Instrument: DualECD5
QLast Update : Wed Mar 25 12:47:54 2020
Response via : Initial Calibration
Integrator: ChemStation 6890 Scale Mode: Small noise peaks clipped

Volume Inj. : 2uL
Signal #1 Phase : Rtx-CLPesticides Signal #2 Phase: Rtx-CLPesticides2
Signal #1 Info : 30m X 0.32mm X 0. Signal #2 Info : 30m X 0.32mm X 0.25um

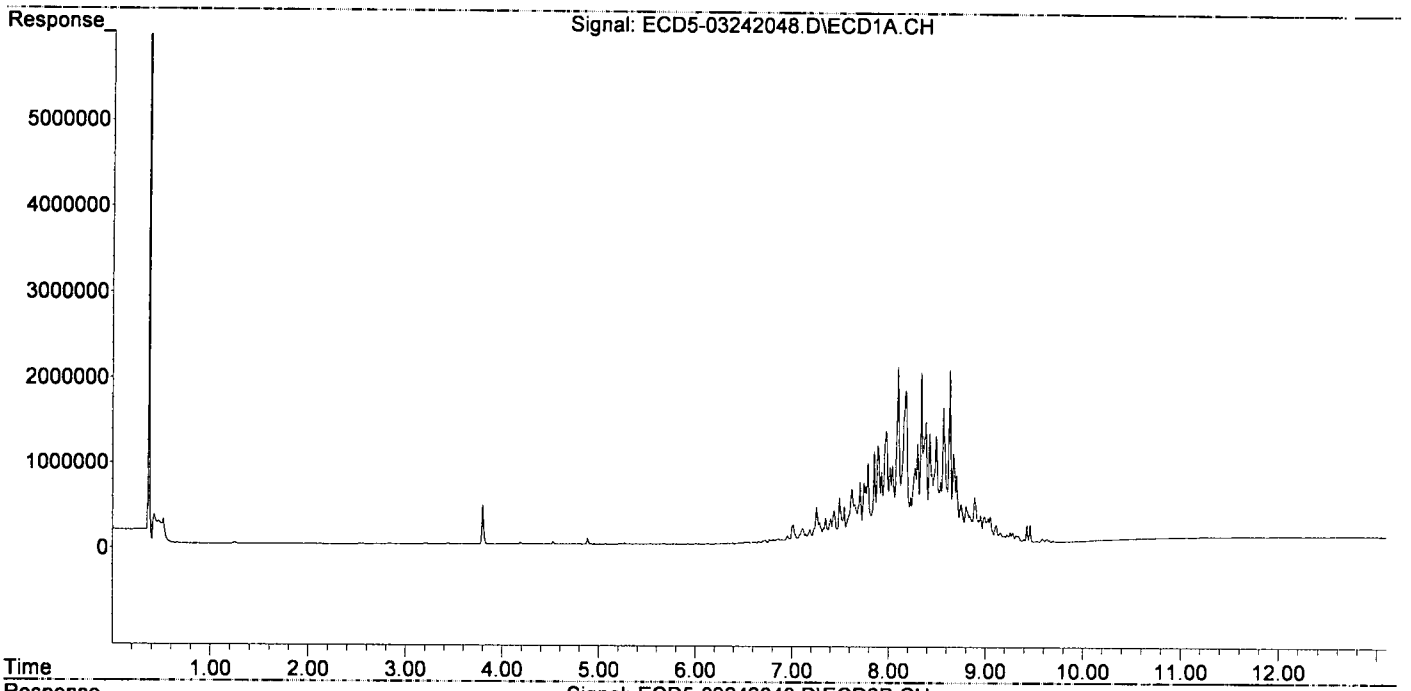

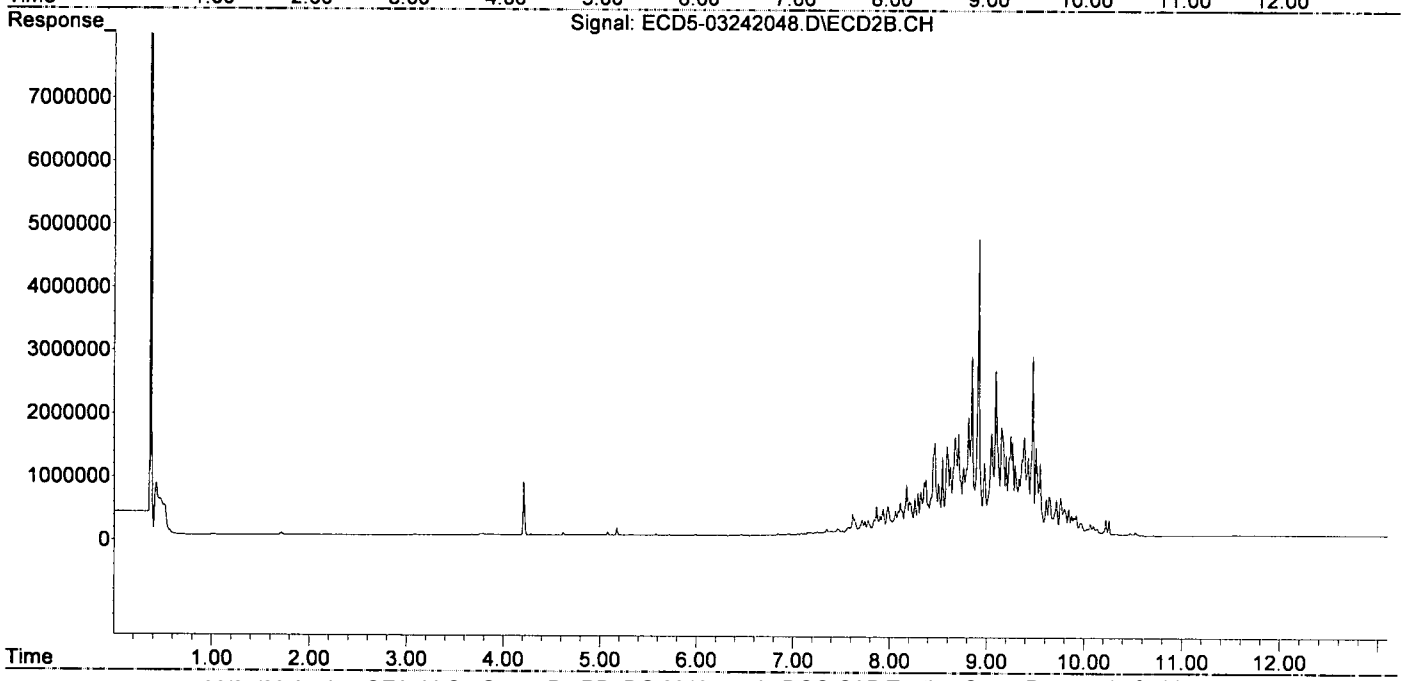

Quantitation Report (Not Reviewed)

Data Path : C:\msdchem\1\data\2020-03\0C24036\REQUANT\
Data File : ECD5-03242007.D
Signal(s) : Signal #1: ECD1A.CH Signal #2: ECD2B.CH
Acq On : 24 Mar 2020 14:15
Operator : MJB
Sample : 0C24036-CAL1
Misc : A20C398, AB 0.5 ppb
ALS Vial : 4 (Sig #1); 0 (Sig #2) Sample Multiplier: 1

Integration File signal 1: PEST1.e
Integration File signal 2: PEST2.e
Quant Time: Mar 24 17:46:08 2020
Quant Method : C:\msdchem\1\methods\ECD5_QUANTPEST_200324.M
Quant Title : Instrument: DualECD5
QLast Update : Tue Mar 24 17:40:19 2020
Response via : Initial Calibration
Integrator: ChemStation 6890 Scale Mode: Small noise peaks clipped

Volume Inj. : 2uL
Signal #1 Phase : Rtx-CLPesticides Signal #2 Phase: Rtx-CLPesticides2
Signal #1 Info : 30m X 0.32mm X 0. Signal #2 Info : 30m X 0.32mm X 0.25um

MJB 3/25/20

		Compound	RT#1	RT#2	Resp#1	Resp#2	ng/mL	ng/mL
		System Monitoring Compounds						
1)	S	TCMX (S)	5.392	5.987	110536	164456	0.572	0.575
22)	S	DCBP (S)	9.590	10.554	98116	90290	0.482	0.532
		Target Compounds						
2)		a-BHC	5.931	6.595	137171	190412	0.521	0.470
3)		g-BHC	6.214	6.914	120065	177278	0.525	0.501
4)		b-BHC	6.291	6.978	56206	85651	0.587	0.571
5)		Heptachlor	6.624	7.289	125615	176454	0.564	0.526
6)		d-BHC	6.442	7.234	93927	154610	0.481	0.473
7)		Aldrin	6.865	7.555	116958	161744	0.527	0.496
8)		Heptachlo...	7.327	7.994	116602	157622	0.569	0.530
9)		trans-Chl...	7.422	8.134	117895	159223	0.566	0.526
10)		cis-Chlor...	7.519	8.242	120376	155733	0.588	0.537
11)		Endosulfa...	7.618	8.292	109155	139375	0.565	0.513
12)		4,4'-DDE	7.581	8.348	104194	137534	0.529	0.480
13)		Dieldrin	7.789	8.493	115621	146999	0.544	0.494
14)		Endrin	7.954	8.721	94731	117807	0.554	0.514
15)		4,4'-DDD	8.003	8.765	89339	121353	0.547	0.504
16)		Endosulfa...	8.112	8.868	94859	127427	0.566	0.531
17)		4,4'-DDT	8.199	8.990	64160	75283	0.509	0.522
18)		Endrin Al...	8.402	9.105	134379	174071	~~0.918~~	~~0.837~~
19)		Endosulfa...	8.704	9.296	96545	122422	0.587	0.538
20)		Methoxychlor	8.534	9.470	42088	48420	0.482	0.498
21)		Endrin Ke...	8.898	9.696	113093	132508	0.592	0.531
23)		Hexachlor...	0.000	0.000	0	0	N.D.	N.D.
24)		Hexachlor...	0.000	6.476	0	5689	N.D.	0.016 #
25)		Oxychlordane	0.000	0.000	0	0	N.D.	N.D.
26)		2,4'-DDE	7.327	8.134	116602	159223	0.764	0.676
27)		trans-Non...	7.519	8.242f	120376	155733	0.537	0.458
28)		2,4'-DDD	0.000	8.493	0	146999	N.D.	0.704 #
29)		2,4'-DDT	0.000	8.721	0	117807	N.D.	0.741 #
30)		cis-Nonac...	8.003	8.765	89339	121353	0.357	0.323
31)		Mirex	8.656	9.696	1215	132508	BelowCal	0.538
32)		Chlordane...	7.422	8.134	117895	159223	4.751	3.752
33)		Chlordane...	7.519	8.242	120376	155733	4.371	4.435
34)		Chlordane...	8.112f	8.906	94859	45966	12.658	4.269 #
35)		Chlordane...	0.000	0.000	0	0	N.D.	N.D.
36)		Toxaphene...	7.519	8.493	120376	146999	113.517	51.988 #
37)		Toxaphene...	7.789	0.000	115621	0	58.703	N.D. #
38)		Toxaphene...	8.112	8.868	94859	127427	23.603	22.193
39)		Toxaphene...	0.000	8.906f	0	45966	N.D.	4.970 #
40)		Toxaphene...	0.000	9.105	0	174071	N.D.	34.319 #
41)		Toxaphene...	8.656	9.470	1215	48420	0.308	9.065 #
42)		Toxaphene...	3.663f	0.000	20018	0	NoCal	N.D.

Not used in Cal.

Quantitation Report (Not Reviewed)

Data Path : C:\msdchem\1\data\2020-03\0C24036\REQUANT\
Data File : ECD5-03242007.D
Signal(s) : Signal #1: ECD1A.CH Signal #2: ECD2B.CH
Acq On : 24 Mar 2020 14:15
Operator : MJB
Sample : 0C24036-CAL1
Misc : A20C398, AB 0.5 ppb
ALS Vial : 4 (Sig #1); 0 (Sig #2) Sample Multiplier: 1

Integration File signal 1: PEST1.e
Integration File signal 2: PEST2.e
Quant Time: Mar 24 17:46:08 2020
Quant Method : C:\msdchem\1\methods\ECD5_QUANTPEST_200324.M
Quant Title : Instrument: DualECD5
QLast Update : Tue Mar 24 17:40:19 2020
Response via : Initial Calibration
Integrator: ChemStation 6890 Scale Mode: Small noise peaks clipped

Volume Inj. : 2uL
Signal #1 Phase : Rtx-CLPesticides Signal #2 Phase: Rtx-CLPesticides2
Signal #1 Info : 30m X 0.32mm X 0. Signal #2 Info : 30m X 0.32mm X 0.25um

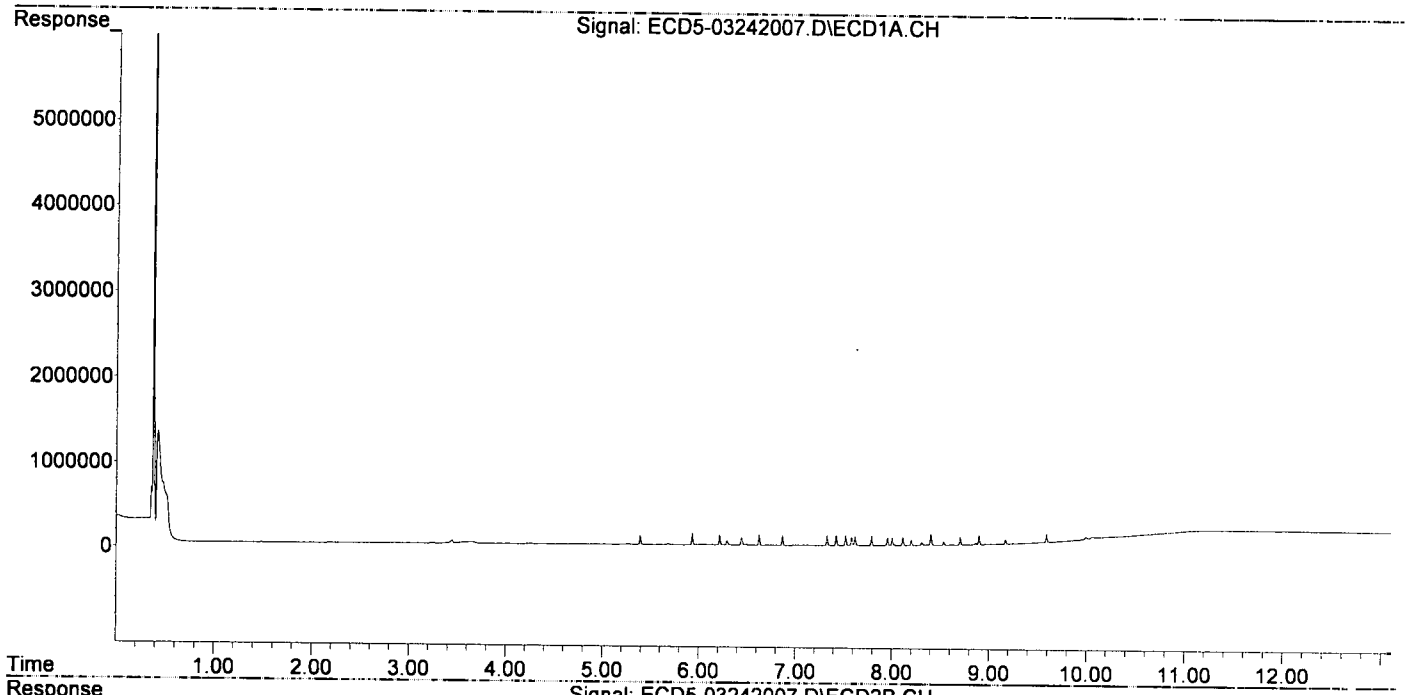

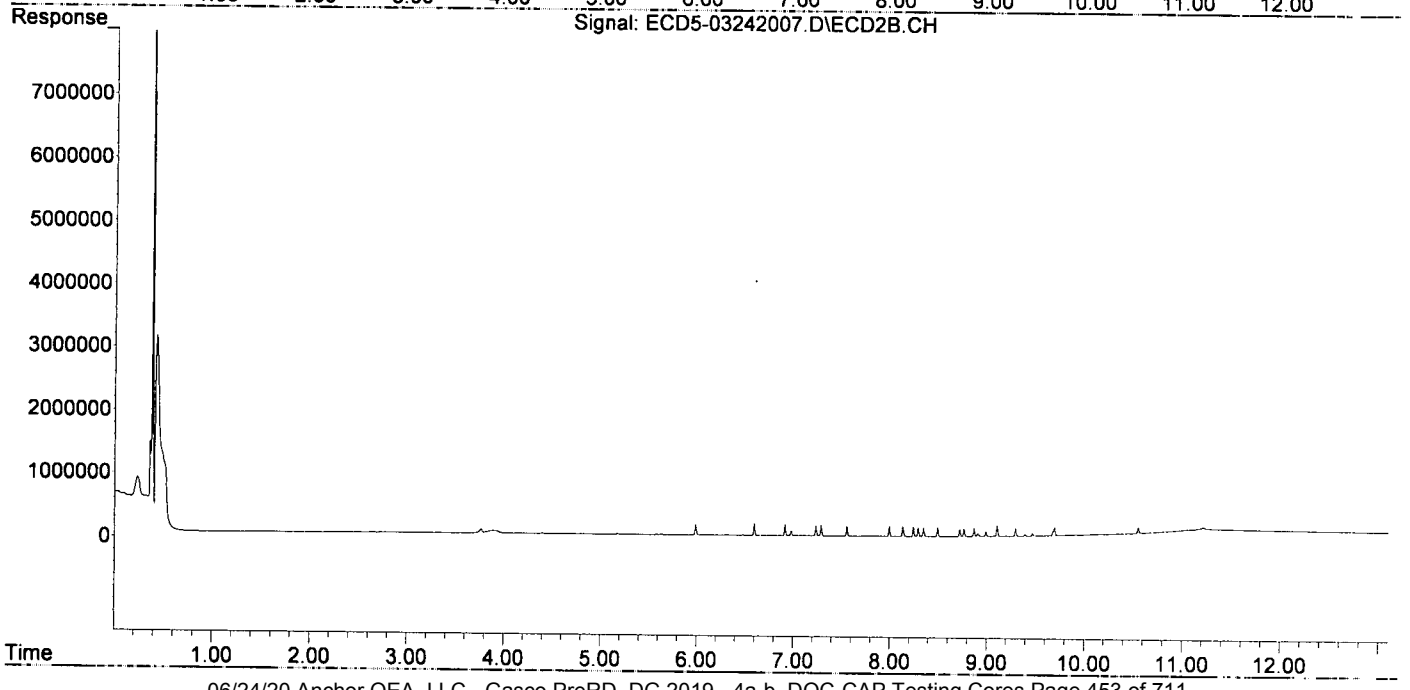

Quantitation Report (Not Reviewed)

Data Path : C:\msdchem\1\data\2020-03\0C24036\REQUANT\
Data File : ECD5-03242008.D
Signal(s) : Signal #1: ECD1A.CH Signal #2: ECD2B.CH
Acq On : 24 Mar 2020 14:33
Operator : MJB
Sample : 0C24036-CAL2
Misc : A20C178, AB 1 ppb
ALS Vial : 5 (Sig #1); 0 (Sig #2) Sample Multiplier: 1

Integration File signal 1: PEST1.e
Integration File signal 2: PEST2.e
Quant Time: Mar 24 17:46:25 2020
Quant Method : C:\msdchem\1\methods\ECD5_QUANTPEST_200324.M
Quant Title : Instrument: DualECD5
QLast Update : Tue Mar 24 17:40:19 2020
Response via : Initial Calibration
Integrator: ChemStation 6890 Scale Mode: Small noise peaks clipped

MJB 3/25/20

Volume Inj. : 2uL
Signal #1 Phase : Rtx-CLPesticides Signal #2 Phase: Rtx-CLPesticides2
Signal #1 Info : 30m X 0.32mm X 0. Signal #2 Info : 30m X 0.32mm X 0.25um

		Compound	RT#1	RT#2	Resp#1	Resp#2	ng/mL	ng/mL
		System Monitoring Compounds						
1)	S	TCMX (S)	5.392	5.988	207645	286301	1.075	1.002
22)	S	DCBP (S)	9.591	10.555	181183	178563	1.042	1.051
		Target Compounds						
2)		a-BHC	5.932	6.596	265596	377299	1.009	0.931
3)		g-BHC	6.215	6.914	235537	342671	1.030	0.969
4)		b-BHC	6.291	6.979	105215	160782	1.100	1.072
5)		Heptachlor	6.624	7.290	230067	329837	1.033	0.984
6)		d-BHC	6.442	7.235	184376	305632	0.945	0.936
7)		Aldrin	6.866	7.556	228121	307770	1.027	0.944
8)		Heptachlo...	7.328	7.995	224847	298486	1.097	1.003
9)		trans-Chl...	7.423	8.135	218460	299115	1.048	0.987
10)		cis-Chlor...	7.520	8.243	222249	292209	1.085	1.007
11)		Endosulfa...	7.618	8.293	202673	271030	1.048	0.997
12)		4,4'-DDE	7.582	8.349	200955	269052	1.020	0.940
13)		Dieldrin	7.790	8.494	219208	291990	1.032	0.981
14)		Endrin	7.955	8.722	176915	222568	1.035	0.972
15)		4,4'-DDD	8.003	8.765	171895	235370	1.052	0.978
16)		Endosulfa...	8.112	8.869	179623	236237	1.072	0.985
17)		4,4'-DDT	8.200	8.992	121352	143366	0.977	0.943
18)		Endrin Al...	8.402	9.106	255838	337369	1.748	1.622
19)		Endosulfa...	8.703	9.297	181494	232214	1.104	1.020
20)		Methoxychlor	8.535	9.471	79126	89258	1.058	0.988
21)		Endrin Ke...	8.898	9.698	212548	246568	1.113	0.989
23)		Hexachlor...	0.000	0.000	0	0	N.D.	N.D.
24)		Hexachlor...	0.000	6.476	0	5591	N.D.	0.015 #
25)		Oxychlordane	0.000	0.000	0	0	N.D.	N.D.
26)		2,4'-DDE	7.328	8.135	224847	299115	1.474	1.271
27)		trans-Non...	7.520	8.243f	222249	292209	0.992	0.859
28)		2,4'-DDD	0.000	8.494	0	291990	N.D.	1.398 #
29)		2,4'-DDT	0.000	8.722	0	222568	N.D.	1.369 #
30)		cis-Nonac...	8.003	8.765	171895	235370	0.687	0.627
31)		Mirex	8.655	9.698	1630	246568	BelowCal	1.135
32)		Chlordane...	7.423	8.135	218460	299115	8.804	7.048
33)		Chlordane...	7.520	8.243	222249	292209	8.071	8.321
34)		Chlordane...	8.112f	8.908	179623	44252	23.969	4.110 #
35)		Chlordane...	0.000	0.000	0	0	N.D.	N.D.
36)		Toxaphene...	7.520	8.494	222249	291990	209.586	103.265 #
37)		Toxaphene...	7.790	0.000	219208	0	111.296	N.D. #
38)		Toxaphene...	8.112	8.869	179623	236237	44.693	41.145
39)		Toxaphene...	0.000	8.908	0	44252	N.D.	4.785 #
40)		Toxaphene...	0.000	9.106	0	337369	N.D.	66.514 #
41)		Toxaphene...	8.655	9.471	1630	89258	0.413	16.711 #
42)		Toxaphene...	3.663f	0.000	21890	0	NoCal	N.D.

Not used in Calc.

Quantitation Report (Not Reviewed)

Data Path : C:\msdchem\1\data\2020-03\0C24036\REQUANT\
Data File : ECD5-03242008.D
Signal(s) : Signal #1: ECD1A.CH Signal #2: ECD2B.CH
Acq On : 24 Mar 2020 14:33
Operator : MJB
Sample : 0C24036-CAL2
Misc : A20C178, AB 1 ppb
ALS Vial : 5 (Sig #1); 0 (Sig #2) Sample Multiplier: 1

Integration File signal 1: PEST1.e
Integration File signal 2: PEST2.e
Quant Time: Mar 24 17:46:25 2020
Quant Method : C:\msdchem\1\methods\ECD5_QUANTPEST_200324.M
Quant Title : Instrument: DualECD5
QLast Update : Tue Mar 24 17:40:19 2020
Response via : Initial Calibration
Integrator: ChemStation 6890 Scale Mode: Small noise peaks clipped

Volume Inj. : 2uL
Signal #1 Phase : Rtx-CLPesticides Signal #2 Phase: Rtx-CLPesticides2
Signal #1 Info : 30m X 0.32mm X 0. Signal #2 Info : 30m X 0.32mm X 0.25um

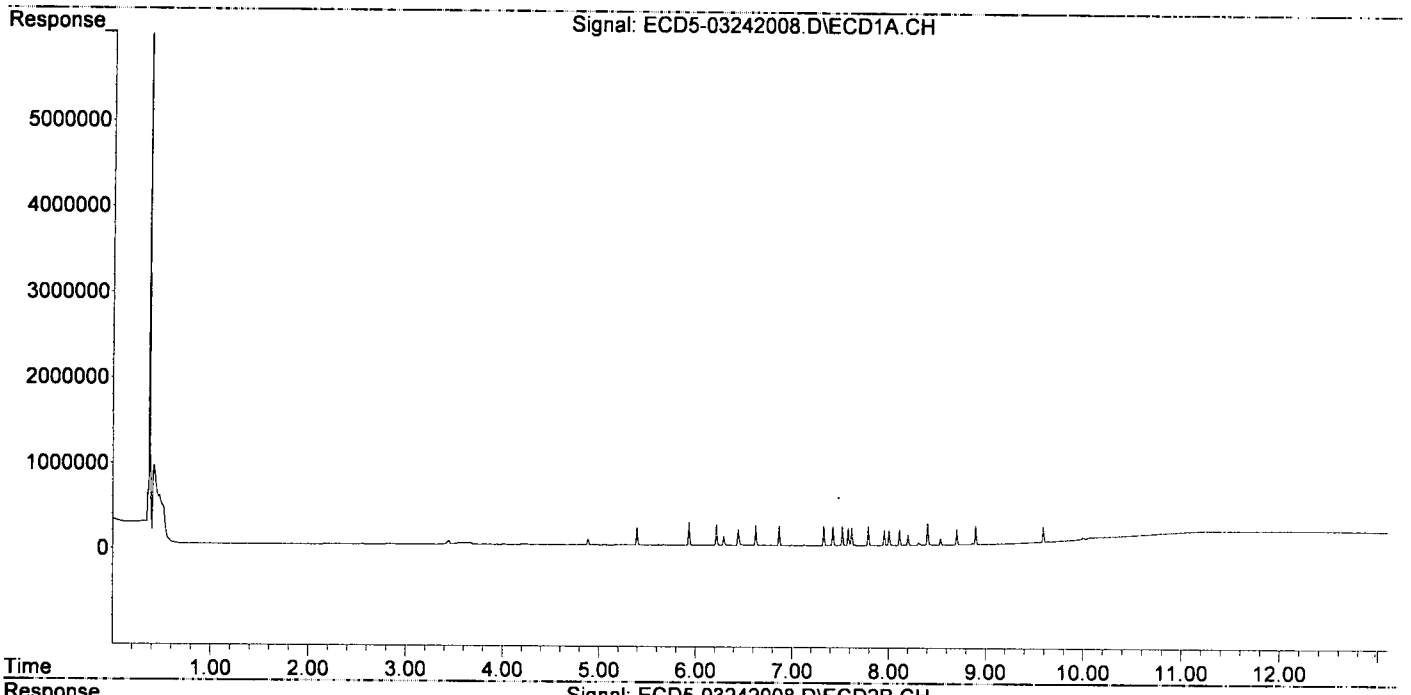

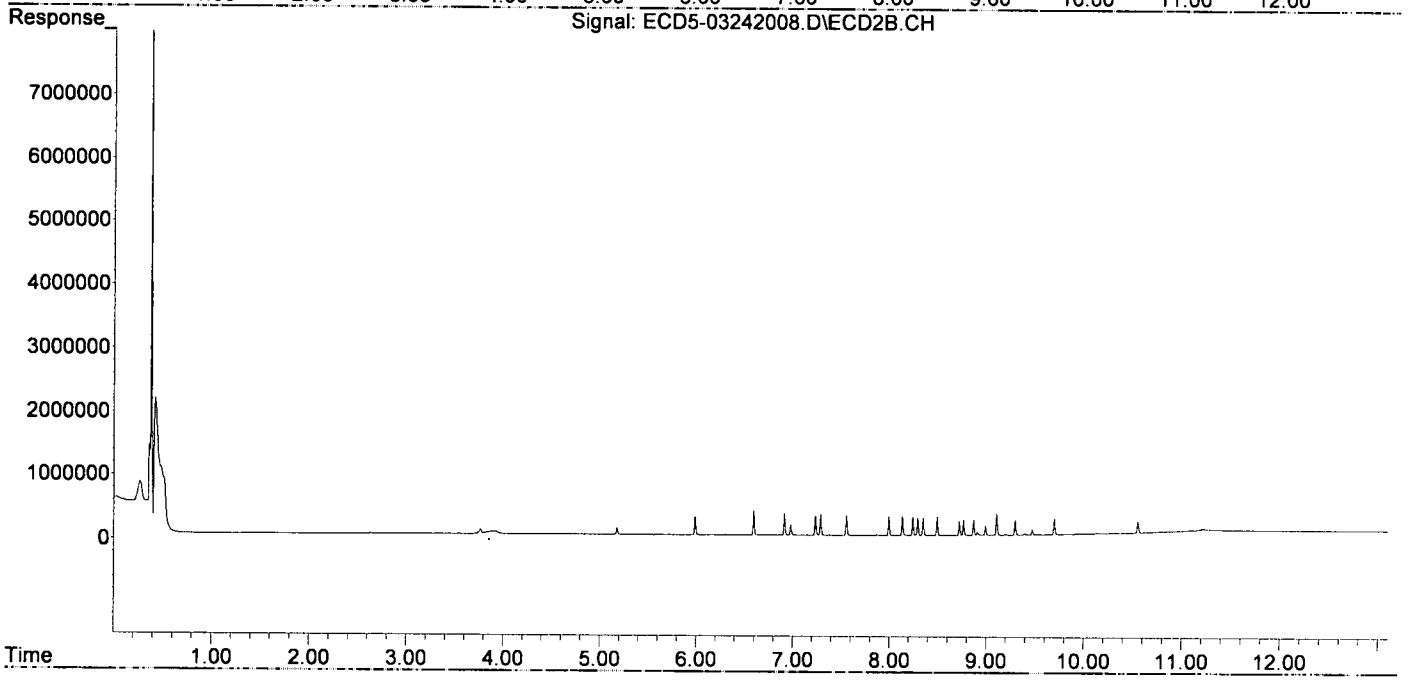

Quantitation Report (Not Reviewed)

Data Path : C:\msdchem\1\data\2020-03\0C24036\REQUANT\
Data File : ECD5-03242009.D
Signal(s) : Signal #1: ECD1A.CH Signal #2: ECD2B.CH
Acq On : 24 Mar 2020 14:50
Operator : MJB
Sample : 0C24036-CAL3
Misc : A20C179, AB 2 ppb
ALS Vial : 6 (Sig #1); 0 (Sig #2) Sample Multiplier: 1

Integration File signal 1: PEST1.e
Integration File signal 2: PEST2.e
Quant Time: Mar 24 17:46:48 2020
Quant Method : C:\msdchem\1\methods\ECD5_QUANTPEST_200324.M
Quant Title : Instrument: DualECD5
QLast Update : Tue Mar 24 17:40:19 2020
Response via : Initial Calibration
Integrator: ChemStation 6890 Scale Mode: Small noise peaks clipped

Volume Inj. : 2uL
Signal #1 Phase : Rtx-CLPesticides Signal #2 Phase: Rtx-CLPesticides2
Signal #1 Info : 30m X 0.32mm X 0. Signal #2 Info : 30m X 0.32mm X 0.25um

MJB 3/25/20

		Compound	RT#1	RT#2	Resp#1	Resp#2	ng/mL	ng/mL	
		System Monitoring Compounds							
1)	S	TCMX (S)	5.390	5.986	389246	549729	2.015	1.923	
22)	S	DCBP (S)	9.589	10.552	338359	341403	2.101	2.010	
		Target Compounds							
2)		a-BHC	5.930	6.594	533325	769730	2.026	1.900	
3)		g-BHC	6.213	6.913	461944	680129	2.019	1.923	
4)		b-BHC	6.289	6.977	193610	302962	2.024	2.019	
5)		Heptachlor	6.622	7.287	451051	669996	2.025	1.999	
6)		d-BHC	6.440	7.233	371970	619769	1.906	1.898	
7)		Aldrin	6.863	7.554	446847	627199	2.013	1.925	
8)		Heptachlo...	7.326	7.994	421620	587296	2.057	1.973	
9)		trans-Chl...	7.421	8.133	420963	584049	2.019	1.928	
10)		cis-Chlor...	7.518	8.241	418487	563394	2.044	1.942	
11)		Endosulfa...	7.616	8.292	394005	531137	2.038	1.955	
12)		4,4'-DDE	7.579	8.347	377407	535383	1.915	1.870	
13)		Dieldrin	7.788	8.493	423831	559484	1.995	1.881	
14)		Endrin	7.953	8.720	337729	427288	1.976	1.866	
15)		4,4'-DDD	8.001	8.764	324983	459481	1.989	1.910	
16)		Endosulfa...	8.110	8.868	336277	458827	2.007	1.913	
17)		4,4'-DDT	8.198	8.990	239428	293276	1.941	1.868	
18)		Endrin Al...	8.400	9.105	339697	448662	2.321	2.157	
19)		Endosulfa...	8.702	9.295	331487	442393	2.016	1.943	
20)		Methoxychlor	8.534	9.469	141470	178580	2.027	2.056	
21)		Endrin Ke...	8.896	9.696	384343	474690	2.013	1.904	
23)		Hexachlor...	0.000	0.000	0	0	N.D.	N.D.	
24)		Hexachlor...	0.000	6.474	0	5655	N.D.	0.015	#
25)		Oxychlordane	0.000	0.000	0	0	N.D.	N.D.	
26)		2,4'-DDE	7.326	8.133	421620	584049	2.764	2.481	
27)		trans-Non...	7.518	8.241f	418487	563394	1.868	1.656	
28)		2,4'-DDD	0.000	8.493	0	559484	N.D.	2.678	#
29)		2,4'-DDT	0.000	8.720	0	427288	N.D.	2.591	#
30)		cis-Nonac...	8.001	8.764	324983	459481	1.298	1.223	
31)		Mirex	8.652	9.696	2416	474690	BelowCal	2.327	
32)		Chlordane...	7.421	8.133	420963	584049	16.966	13.762	
33)		Chlordane...	7.518	8.241	418487	563394	15.197	16.043	
34)		Chlordane...	8.110f	8.907	336277	45480	44.873	4.224	#
35)		Chlordane...	0.000	0.000	0	0	N.D.	N.D.	
36)		Toxaphene...	7.518	8.493	418487	559484	394.642	197.867	#
37)		Toxaphene...	7.788	0.000	423831	0	215.187	N.D.	#
38)		Toxaphene...	8.110	8.868	336277	458827	83.671	79.912	
39)		Toxaphene...	0.000	8.907f	0	45480	N.D.	4.918	#
40)		Toxaphene...	0.000	9.105	0	448662	N.D.	88.456	#
41)		Toxaphene...	8.652	9.469	2416	178580	0.613	33.433	#
42)		Toxaphene...	3.660f	0.000	19077	0	NoCal	N.D.	

Quantitation Report (Not Reviewed)

Data Path : C:\msdchem\1\data\2020-03\0C24036\REQUANT\
Data File : ECD5-03242009.D
Signal(s) : Signal #1: ECD1A.CH Signal #2: ECD2B.CH
Acq On : 24 Mar 2020 14:50
Operator : MJB
Sample : 0C24036-CAL3
Misc : A20C179, AB 2 ppb
ALS Vial : 6 (Sig #1); 0 (Sig #2) Sample Multiplier: 1

Integration File signal 1: PEST1.e
Integration File signal 2: PEST2.e
Quant Time: Mar 24 17:46:48 2020
Quant Method : C:\msdchem\1\methods\ECD5_QUANTPEST_200324.M
Quant Title : Instrument: DualECD5
QLast Update : Tue Mar 24 17:40:19 2020
Response via : Initial Calibration
Integrator: ChemStation 6890 Scale Mode: Small noise peaks clipped

Volume Inj. : 2uL
Signal #1 Phase : Rtx-CLPesticides Signal #2 Phase: Rtx-CLPesticides2
Signal #1 Info : 30m X 0.32mm X 0. Signal #2 Info : 30m X 0.32mm X 0.25um

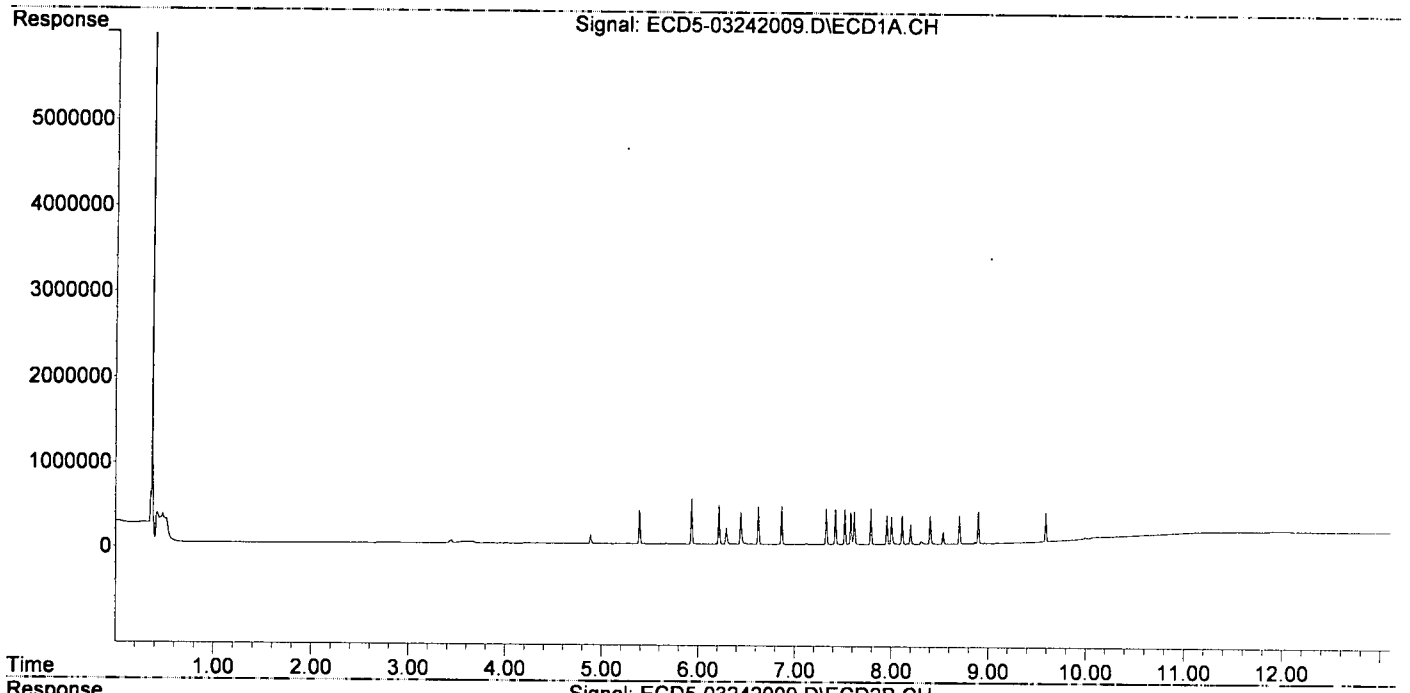

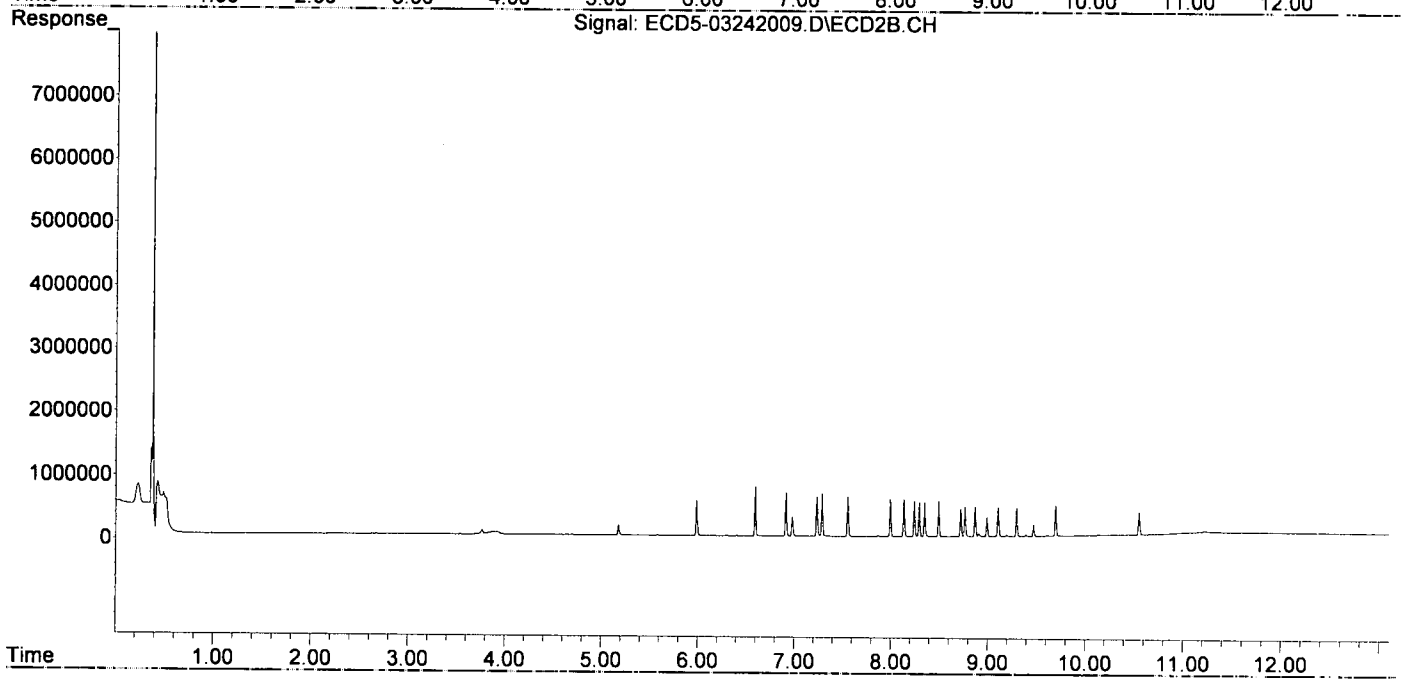

Quantitation Report (Not Reviewed)

Data Path : C:\msdchem\1\data\2020-03\0C24036\REQUANT\
Data File : ECD5-03242010.D
Signal(s) : Signal #1: ECD1A.CH Signal #2: ECD2B.CH
Acq On : 24 Mar 2020 15:07
Operator : MJB
Sample : 0C24036-CAL4
Misc : A20C180, AB 5 ppb
ALS Vial : 7 (Sig #1); 0 (Sig #2) Sample Multiplier: 1

Integration File signal 1: PEST1.e
Integration File signal 2: PEST2.e
Quant Time: Mar 24 17:47:10 2020
Quant Method : C:\msdchem\1\methods\ECD5_QUANTPEST_200324.M
Quant Title : Instrument: DualECD5
QLast Update : Tue Mar 24 17:40:19 2020
Response via : Initial Calibration
Integrator: ChemStation 6890 Scale Mode: Small noise peaks clipped

Volume Inj. : 2uL
Signal #1 Phase : Rtx-CLPesticides Signal #2 Phase: Rtx-CLPesticides2
Signal #1 Info : 30m X 0.32mm X 0. Signal #2 Info : 30m X 0.32mm X 0.25um

MJB 3/25/20

		Compound	RT#1	RT#2	Resp#1	Resp#2	ng/mL	ng/mL	
		System Monitoring Compounds							
1)	S	TCMX (S)	5.390	5.986	964743	1335959	4.994	4.674	
22)	S	DCBP (S)	9.588	10.553	799034	836468	5.204	4.925	
		Target Compounds							
2)		a-BHC	5.930	6.594	1329593	1962158	5.052	4.842	
3)		g-BHC	6.213	6.913	1144128	1681533	5.002	4.753	
4)		b-BHC	6.289	6.977	468025	728404	4.892	4.855	
5)		Heptachlor	6.622	7.288	1139576	1622489	5.115	4.841	
6)		d-BHC	6.439	7.233	956714	1544609	4.903	4.730	
7)		Aldrin	6.863	7.554	1150626	1571627	5.182	4.823	
8)		Heptachlo...	7.325	7.993	1022828	1429908	4.991	4.804	
9)		trans-Chl...	7.420	8.133	1026948	1462256	4.926	4.827	
10)		cis-Chlor...	7.518	8.241	1009258	1388464	4.928	4.785	
11)		Endosulfa...	7.616	8.291	985546	1319107	5.098	4.855	
12)		4,4'-DDE	7.579	8.347	966330	1383430	4.902	4.831	
13)		Dieldrin	7.787	8.493	1062097	1421532	4.999	4.778	
14)		Endrin	7.952	8.720	846370	1113227	4.952	4.862	
15)		4,4'-DDD	8.001	8.764	779676	1150449	4.771	4.781	
16)		Endosulfa...	8.109	8.868	815737	1121325	4.869	4.674	
17)		4,4'-DDT	8.197	8.990	628966	826552	5.101	5.114	
18)		Endrin Al...	8.400	9.104	757621	1046598	5.176	5.032	
19)		Endosulfa...	8.702	9.295	818686	1094098	4.979	4.805	
20)		Methoxychlor	8.533	9.469	355516	445546	5.338	5.217	
21)		Endrin Ke...	8.896	9.695	944342	1186676	4.945	4.760	
23)		Hexachlor...	0.000	0.000	0	0	N.D.	N.D.	
24)		Hexachlor...	0.000	6.473	0	6415	N.D.	0.018	#
25)		Oxychlordane	7.261	0.000	5518	0	0.028	N.D.	#
26)		2,4'-DDE	7.325	8.133	1022828	1462256	6.705	6.212	
27)		trans-Non...	7.518	8.194	1009258	6640	4.506	0.020	#
28)		2,4'-DDD	0.000	8.493	0	1421532	N.D.	6.805	#
29)		2,4'-DDT	7.882	8.720	3275	1113227	0.025	6.631	#
30)		cis-Nonac...	8.001	8.764	779676	1150449	3.115	3.063	
31)		Mirex	8.651	9.695	5455	1186676	BelowCal	6.029	
32)		Chlordane...	7.420	8.133	1026948	1462256	41.388	34.455	
33)		Chlordane...	7.518	8.241	1009258	1388464	36.649	39.538	
34)		Chlordane...	8.109f	8.907	815737	51993	108.854	4.829	#
35)		Chlordane...	0.000	0.000	0	0	N.D.	N.D.	
36)		Toxaphene...	7.518	8.493	1009258	1421532	951.752	502.739	#
37)		Toxaphene...	7.787	0.000	1062097	0	539.246	N.D.	#
38)		Toxaphene...	8.109	8.868	815737	1121325	202.968	195.297	
39)		Toxaphene...	8.320f	8.907f	43956	51993	11.250	5.622	#
40)		Toxaphene...	0.000	9.104	0	1046598	N.D.	206.341	#
41)		Toxaphene...	8.651	9.469	5455	445546	1.383	83.413	#
42)		Toxaphene...	3.662f	0.000	18606	0	NoCal	N.D.	

Quantitation Report (Not Reviewed)

Data Path : C:\msdchem\1\data\2020-03\0C24036\REQUANT\
Data File : ECD5-03242010.D
Signal(s) : Signal #1: ECD1A.CH Signal #2: ECD2B.CH
Acq On : 24 Mar 2020 15:07
Operator : MJB
Sample : 0C24036-CAL4
Misc : A20C180, AB 5 ppb
ALS Vial : 7 (Sig #1); 0 (Sig #2) Sample Multiplier: 1

Integration File signal 1: PEST1.e
Integration File signal 2: PEST2.e
Quant Time: Mar 24 17:47:10 2020
Quant Method : C:\msdchem\1\methods\ECD5_QUANTPEST_200324.M
Quant Title : Instrument: DualECD5
QLast Update : Tue Mar 24 17:40:19 2020
Response via : Initial Calibration
Integrator: ChemStation 6890 Scale Mode: Small noise peaks clipped

Volume Inj. : 2uL
Signal #1 Phase : Rtx-CLPesticides Signal #2 Phase: Rtx-CLPesticides2
Signal #1 Info : 30m X 0.32mm X 0. Signal #2 Info : 30m X 0.32mm X 0.25um

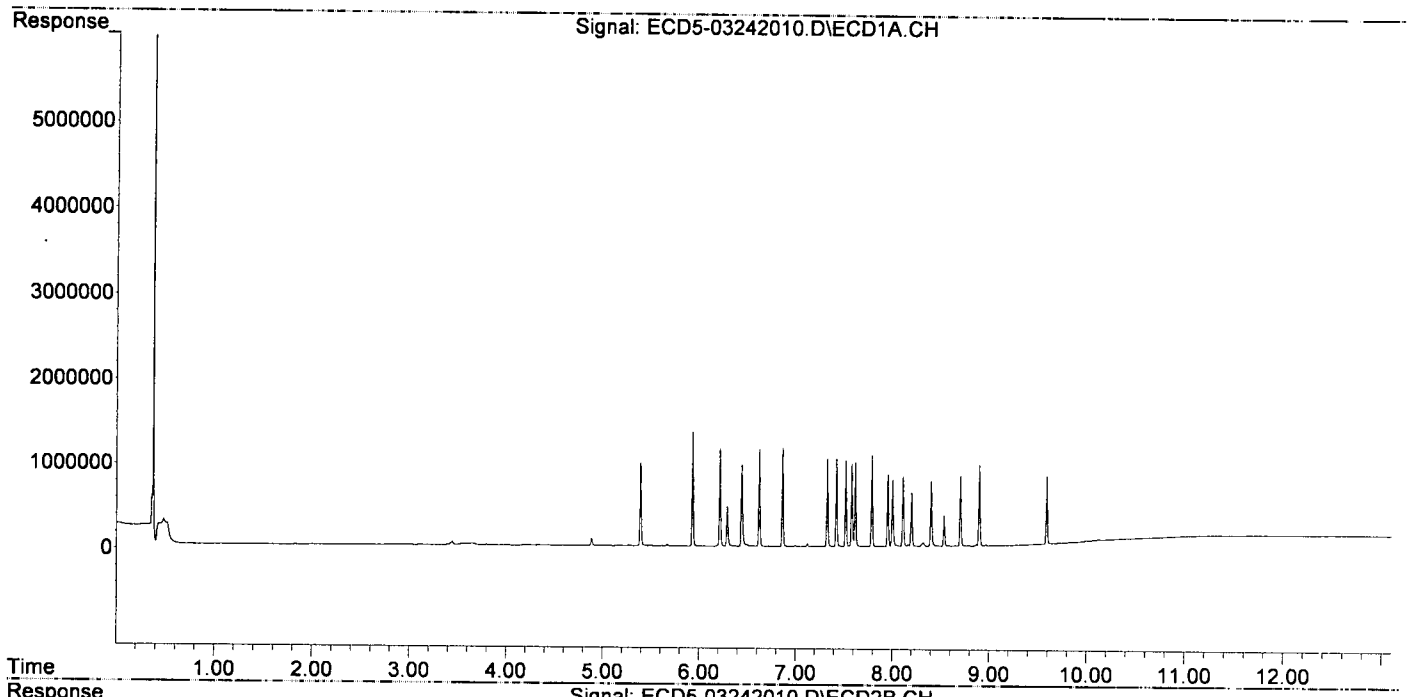

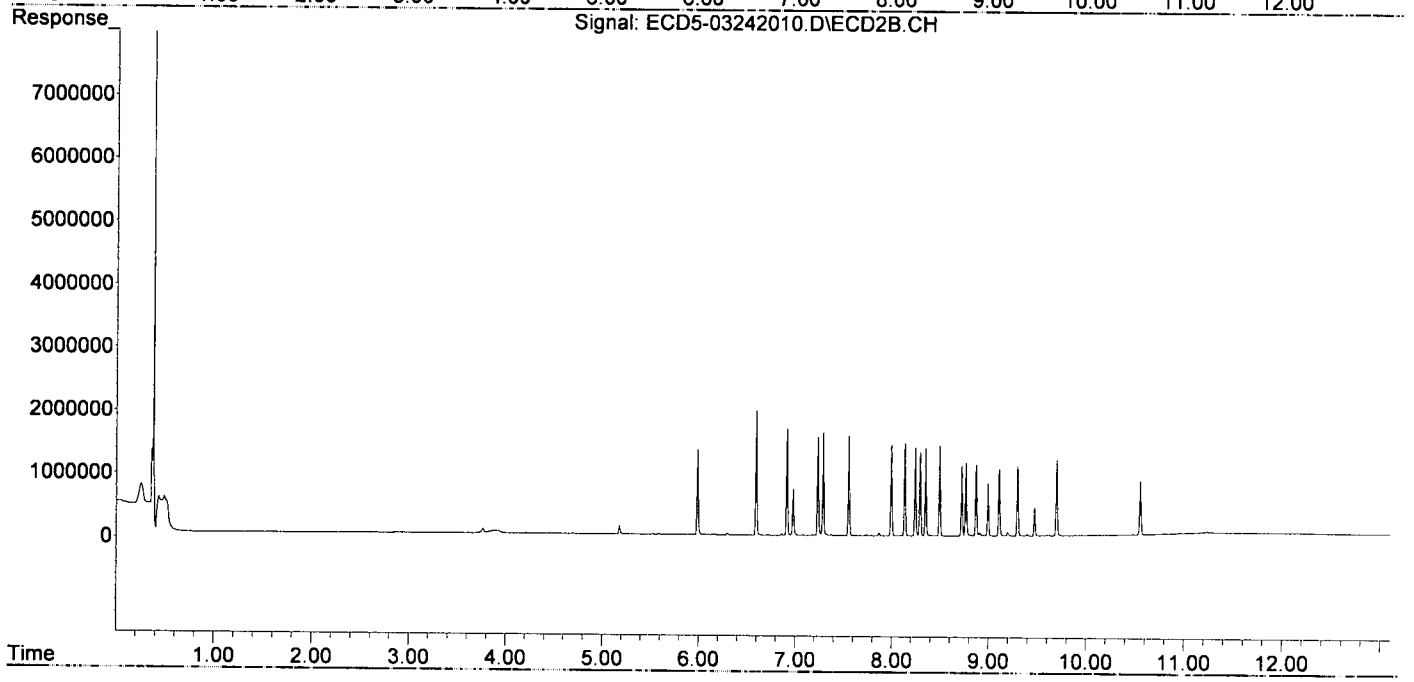

Quantitation Report (Not Reviewed)

Data Path : C:\msdchem\1\data\2020-03\0C24036\REQUANT\
Data File : ECD5-03242011.D
Signal(s) : Signal #1: ECD1A.CH Signal #2: ECD2B.CH
Acq On : 24 Mar 2020 15:24
Operator : MJB
Sample : 0C24036-CAL5
Misc : A20C181, AB 10 ppb
ALS Vial : 8 (Sig #1); 0 (Sig #2) Sample Multiplier: 1

Integration File signal 1: PEST1.e
Integration File signal 2: PEST2.e
Quant Time: Mar 24 17:47:22 2020
Quant Method : C:\msdchem\1\methods\ECD5_QUANTPEST_200324.M
Quant Title : Instrument: DualECD5
QLast Update : Tue Mar 24 17:40:19 2020
Response via : Initial Calibration
Integrator: ChemStation 6890 Scale Mode: Small noise peaks clipped

Volume Inj. : 2uL
Signal #1 Phase : Rtx-CLPesticides Signal #2 Phase: Rtx-CLPesticides2
Signal #1 Info : 30m X 0.32mm X 0. Signal #2 Info : 30m X 0.32mm X 0.25um

MJB
3/25/20

		Compound	RT#1	RT#2	Resp#1	Resp#2	ng/mL	ng/mL	
		System Monitoring Compounds							
1)	S	TCMX (S)	5.391	5.987	1871440	2672852	9.687	9.351	
22)	S	DCBP (S)	9.589	10.554	1476751	1539567	9.768	9.065	
		Target Compounds							
2)		a-BHC	5.930	6.595	2560403	3940249	9.729	9.724	
3)		g-BHC	6.213	6.913	2232104	3375199	9.758	9.541	
4)		b-BHC	6.289	6.977	872767	1376406	9.123	9.174	
5)		Heptachlor	6.623	7.288	2121785	3095659	9.524	9.237	
6)		d-BHC	6.439	7.233	1855154	3066052	9.508	9.389	
7)		Aldrin	6.864	7.555	2164338	3095998	9.748	9.500	
8)		Heptachlo...	7.326	7.994	1918192	2823127	9.359	9.485	
9)		trans-Chl...	7.421	8.134	1997780	2808234	9.583	9.270	
10)		cis-Chlor...	7.518	8.242	1892390	2750743	9.241	9.480	
11)		Endosulfa...	7.616	8.292	1839301	2496249	9.513	9.187	
12)		4,4'-DDE	7.579	8.348	1899226	2682066	9.635	9.367	
13)		Dieldrin	7.787	8.493	2075053	2800716	9.767	9.414	
14)		Endrin	7.952	8.720	1604775	2149089	9.388	9.385	
15)		4,4'-DDD	8.001	8.764	1528268	2247089	9.351	9.339	
16)		Endosulfa...	8.109	8.868	1565837	2179899	9.346	9.087	
17)		4,4'-DDT	8.198	8.990	1240165	1621620	9.989	9.839	
18)		Endrin Al...	8.400	9.105	1418667	1961779	9.692	9.431	
19)		Endosulfa...	8.702	9.295	1519791	2092636	9.242	9.191	
20)		Methoxychlor	8.534	9.470	649462	846036	9.844	9.875	
21)		Endrin Ke...	8.896	9.696	1786134	2307847	9.353	9.257	
23)		Hexachlor...	0.000	0.000	0	0	N.D.	N.D.	
24)		Hexachlor...	5.772	6.474	5029	5302	0.022	0.015	#
25)		Oxychlordane	7.262	0.000	10799	0	0.054	N.D.	#
26)		2,4'-DDE	7.326	8.134	1918192	2808234	12.575	11.930	
27)		trans-Non...	7.518	8.193	1892390	11514	8.448	0.034	#
28)		2,4'-DDD	0.000	8.493	0	2800716	N.D.	13.406	#
29)		2,4'-DDT	7.884	8.720	4980	2149089	0.039	12.580	#
30)		cis-Nonac...	8.001	8.764	1528268	2247089	6.105	5.983	
31)		Mirex	8.651	9.696	10691	2307847	BelowCal	11.806	
32)		Chlordane...	7.421	8.134	1997780	2808234	80.515	66.171	
33)		Chlordane...	7.518	8.242	1892390	2750743	68.719	78.330	
34)		Chlordane...	8.109f	8.907	1565837	57434	208.948	5.334	#
35)		Chlordane...	0.000	0.000	0	0	N.D.	N.D.	
36)		Toxaphene...	7.518	8.493	1892390	2800716	1784.564	990.501	#
37)		Toxaphene...	7.787	0.000	2075053	0	1053.542	N.D.	#
38)		Toxaphene...	8.109	8.868	1565837	2179899	389.605	379.665	
39)		Toxaphene...	8.321f	8.907f	79411	57434	20.324	6.210	#
40)		Toxaphene...	0.000	9.105	0	1961779	N.D.	386.773	#
41)		Toxaphene...	8.651	9.470	10691	846036	2.711	158.392	#
42)		Toxaphene...	3.663f	0.000	17335	0	NoCal	N.D.	

Quantitation Report (Not Reviewed)

Data Path : C:\msdchem\1\data\2020-03\0C24036\REQUANT\
Data File : ECD5-03242011.D
Signal(s) : Signal #1: ECD1A.CH Signal #2: ECD2B.CH
Acq On : 24 Mar 2020 15:24
Operator : MJB
Sample : 0C24036-CAL5
Misc : A20C181, AB 10 ppb
ALS Vial : 8 (Sig #1); 0 (Sig #2) Sample Multiplier: 1

Integration File signal 1: PEST1.e
Integration File signal 2: PEST2.e
Quant Time: Mar 24 17:47:22 2020
Quant Method : C:\msdchem\1\methods\ECD5_QUANTPEST_200324.M
Quant Title : Instrument: DualECD5
QLast Update : Tue Mar 24 17:40:19 2020
Response via : Initial Calibration
Integrator: ChemStation 6890 Scale Mode: Small noise peaks clipped

Volume Inj. : 2uL
Signal #1 Phase : Rtx-CLPesticides Signal #2 Phase: Rtx-CLPesticides2
Signal #1 Info : 30m X 0.32mm X 0. Signal #2 Info : 30m X 0.32mm X 0.25um

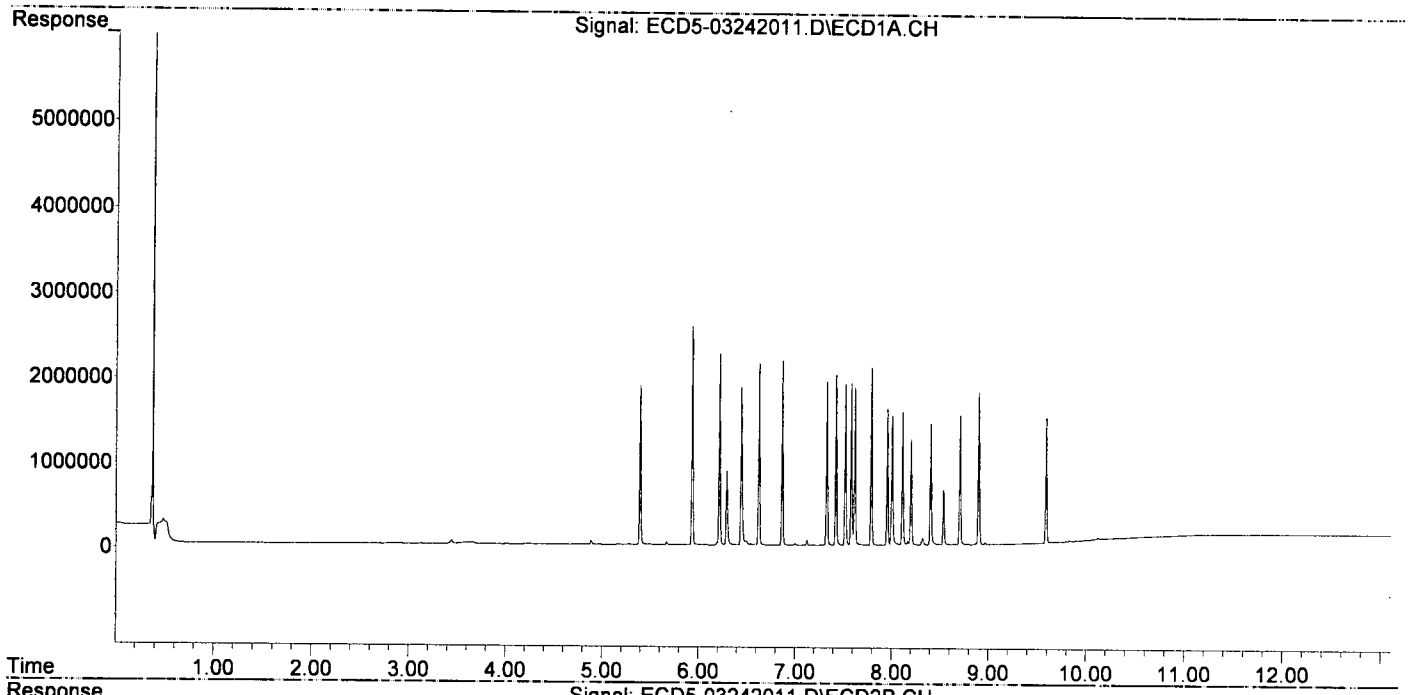

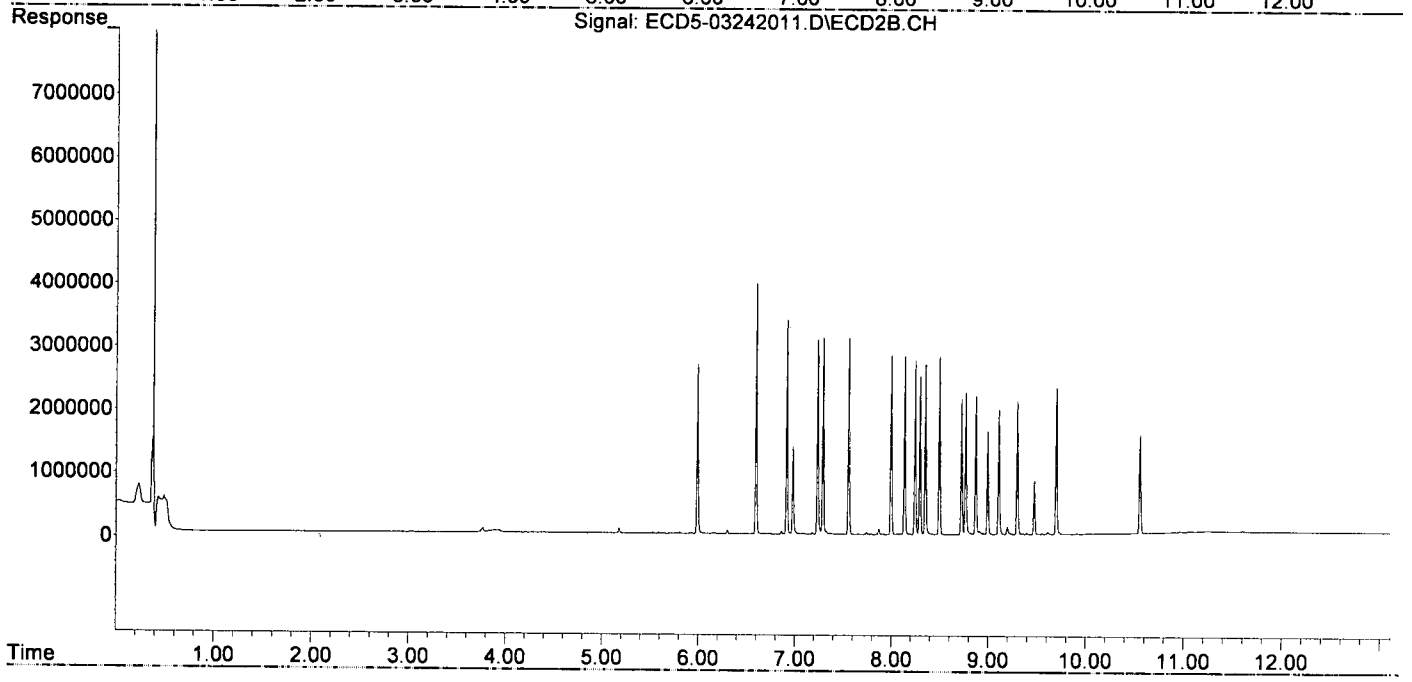

Quantitation Report (Not Reviewed)

Data Path : C:\msdchem\1\data\2020-03\0C24036\REQUANT\
Data File : ECD5-03242012.D
Signal(s) : Signal #1: ECD1A.CH Signal #2: ECD2B.CH
Acq On : 24 Mar 2020 15:41
Operator : MJB
Sample : 0C24036-CAL6
Misc : A20C182, AB 25 ppb
ALS Vial : 9 (Sig #1); 0 (Sig #2) Sample Multiplier: 1

Integration File signal 1: PEST1.e
Integration File signal 2: PEST2.e
Quant Time: Mar 24 17:47:32 2020
Quant Method : C:\msdchem\1\methods\ECD5_QUANTPEST_200324.M
Quant Title : Instrument: DualECD5
QLast Update : Tue Mar 24 17:40:19 2020
Response via : Initial Calibration
Integrator: ChemStation 6890 Scale Mode: Small noise peaks clipped

Volume Inj. : 2uL
Signal #1 Phase : Rtx-CLPesticides Signal #2 Phase: Rtx-CLPesticides2
Signal #1 Info : 30m X 0.32mm X 0. Signal #2 Info : 30m X 0.32mm X 0.25um

MJB 3/25/20

		Compound	RT#1	RT#2	Resp#1	Resp#2	ng/mL	ng/mL	
		System Monitoring Compounds							
1)	S	TCMX (S)	5.390	5.986	4512622	6520954	23.358	22.813	
22)	S	DCBP (S)	9.588	10.552	3497021	3867029	23.371	22.770	
		Target Compounds							
2)		a-BHC	5.929	6.594	6300836	9620617	23.941	23.743	
3)		g-BHC	6.212	6.912	5406502	8241389	23.635	23.296	
4)		b-BHC	6.288	6.976	2161452	3404701	22.593	22.693	
5)		Heptachlor	6.621	7.287	5053266	7620334	22.682	22.737	
6)		d-BHC	6.438	7.232	4815486	7763079	24.679	23.773	
7)		Aldrin	6.863	7.554	5344381	7846063	24.071	24.077	
8)		Heptachlo...	7.325	7.992	4717307	6834808	23.017	22.963	
9)		trans-Chl...	7.419	8.132	4840892	7038270	23.222	23.233	
10)		cis-Chlor...	7.517	8.240	4673568	6834773	22.822	23.554	
11)		Endosulfa...	7.615	8.291	4539125	6355160	23.478	23.389	
12)		4,4'-DDE	7.578	8.346	4679040	6917688	23.738	24.159	
13)		Dieldrin	7.787	8.492	4973639	7072067	23.410	23.771	
14)		Endrin	7.951	8.720	3854623	5127876	22.551	22.394	
15)		4,4'-DDD	8.000	8.762	3831772	5545997	23.446	23.049	
16)		Endosulfa...	8.108	8.867	3858748	5692155	23.031	23.727	
17)		4,4'-DDT	8.197	8.990	3040414	4248274	23.936	24.590	
18)		Endrin Al...	8.399	9.104	3315527	4831046	22.651	23.226	
19)		Endosulfa...	8.701	9.295	3693603	5149242	22.462	22.615	
20)		Methoxychlor	8.532	9.468	1519078	2040469	22.916	23.224	
21)		Endrin Ke...	8.895	9.695	4268654	5671298	22.353	22.747	
23)		Hexachlor...	0.000	0.000	0	0	N.D.	N.D.	
24)		Hexachlor...	5.771	6.472	12822	6911	0.057	0.019	#
25)		Oxychlordane	7.260	7.955f	25574	12020	0.128	0.039	#
26)		2,4'-DDE	7.325	8.132	4717307	7038270	30.925	29.901	
27)		trans-Non...	7.517	8.191	4673568	28149	20.865	0.083	#
28)		2,4'-DDD	7.702	8.492	23467	7072067	0.171	33.852	#
29)		2,4'-DDT	7.884	8.720	13779	5127876	0.107	28.794	#
30)		cis-Nonac...	8.000	8.762	3831772	5545997	15.308	14.768	
31)		Mirex	8.650	9.695	31844	5671298	BelowCal	28.778	
32)		Chlordane...	7.419	8.132	4840892	7038270	195.098	165.844	
33)		Chlordane...	7.517	8.240	4673568	6834773	169.712	194.626	
34)		Chlordane...	8.108f	8.905	3858748	66373	514.919	6.165	#
35)		Chlordane...	0.000	0.000	0	0	N.D.	N.D.	
36)		Toxaphene...	7.517	8.492	4673568	7072067	4407.275	2501.106	#
37)		Toxaphene...	7.787	0.000	4973639	0	2525.208	N.D.	#
38)		Toxaphene...	8.108	8.867	3858748	5692155	960.118	991.382	
39)		Toxaphene...	8.320f	8.945	196252	37706	50.228	4.077	#
40)		Toxaphene...	8.574	9.104	31997	4831046	10.606	952.461	#
41)		Toxaphene...	8.650	9.468	31844	2040469	8.075	382.009	#
42)		Toxaphene...	3.663f	0.000	17367	0	NoCal	N.D.	

Quantitation Report (Not Reviewed)

Data Path : C:\msdchem\1\data\2020-03\0C24036\REQUANT\
Data File : ECD5-03242012.D
Signal(s) : Signal #1: ECD1A.CH Signal #2: ECD2B.CH
Acq On : 24 Mar 2020 15:41
Operator : MJB
Sample : 0C24036-CAL6
Misc : A20C182, AB 25 ppb
ALS Vial : 9 (Sig #1); 0 (Sig #2) Sample Multiplier: 1

Integration File signal 1: PEST1.e
Integration File signal 2: PEST2.e
Quant Time: Mar 24 17:47:32 2020
Quant Method : C:\msdchem\1\methods\ECD5_QUANTPEST_200324.M
Quant Title : Instrument: DualECD5
QLast Update : Tue Mar 24 17:40:19 2020
Response via : Initial Calibration
Integrator: ChemStation 6890 Scale Mode: Small noise peaks clipped

Volume Inj. : 2uL
Signal #1 Phase : Rtx-CLPesticides Signal #2 Phase: Rtx-CLPesticides2
Signal #1 Info : 30m X 0.32mm X 0. Signal #2 Info : 30m X 0.32mm X 0.25um

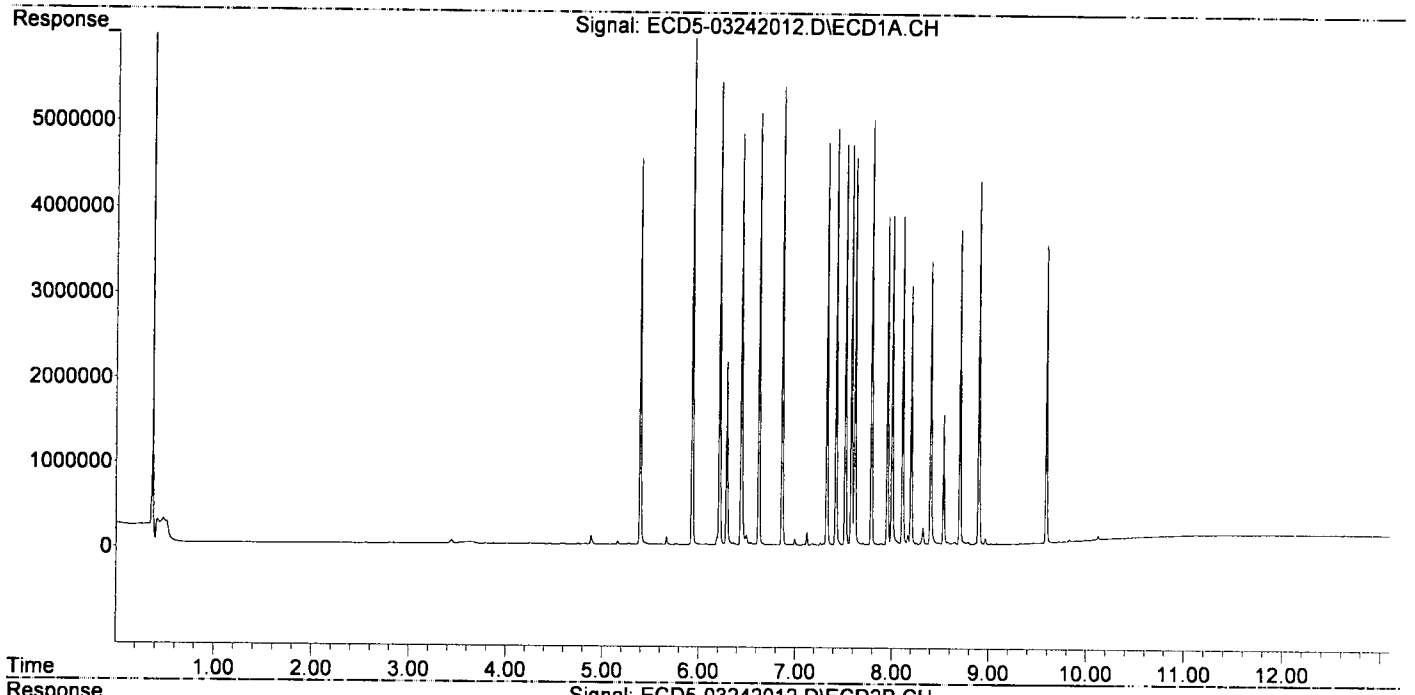

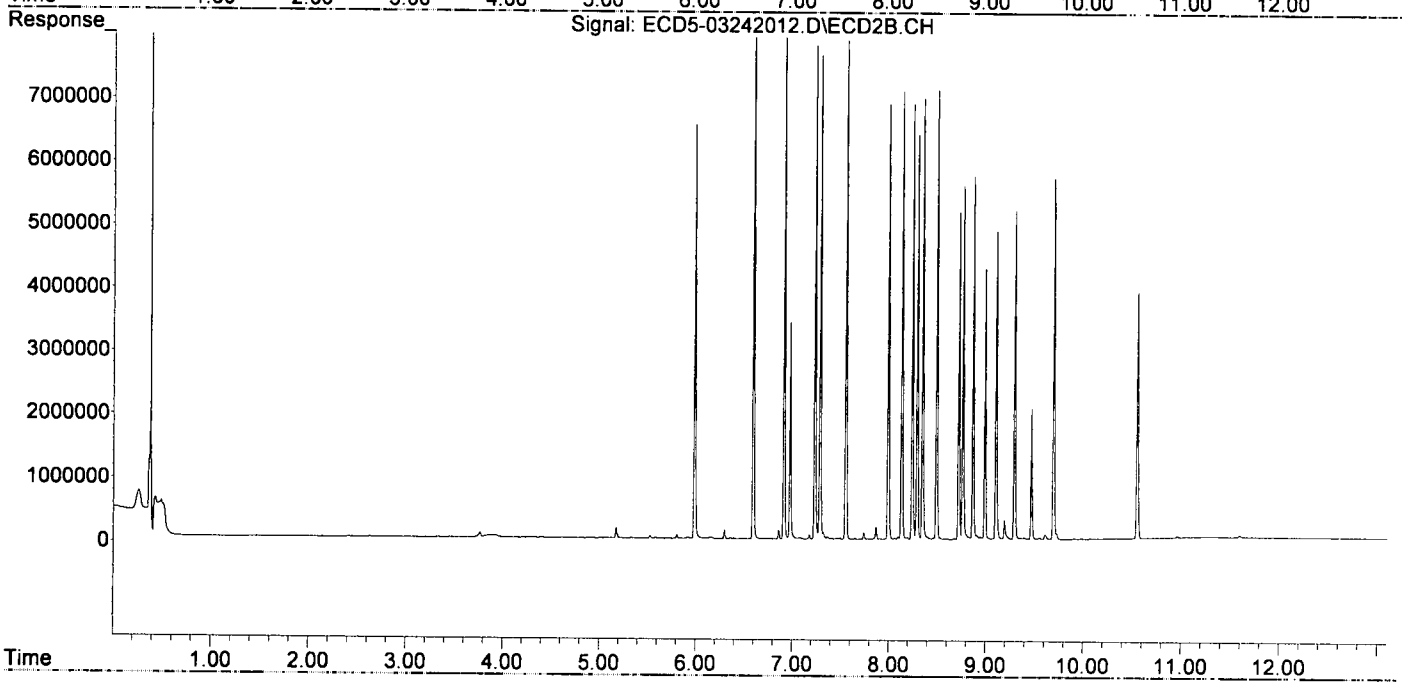

Quantitation Report (Not Reviewed)

Data Path : C:\msdchem\1\data\2020-03\0C24036\REQUANT\
Data File : ECD5-03242013.D
Signal(s) : Signal #1: ECD1A.CH Signal #2: ECD2B.CH
Acq On : 24 Mar 2020 15:59
Operator : MJB
Sample : 0C24036-CAL7
Misc : A20C183, AB 50 ppb
ALS Vial : 10 (Sig #1); 0 (Sig #2) Sample Multiplier: 1

Integration File signal 1: PEST1.e
Integration File signal 2: PEST2.e
Quant Time: Mar 24 17:47:43 2020
Quant Method : C:\msdchem\1\methods\ECD5_QUANTPEST_200324.M
Quant Title : Instrument: DualECD5
QLast Update : Tue Mar 24 17:40:19 2020
Response via : Initial Calibration
Integrator: ChemStation 6890 Scale Mode: Small noise peaks clipped

Volume Inj. : 2uL
Signal #1 Phase : Rtx-CLPesticides Signal #2 Phase: Rtx-CLPesticides2
Signal #1 Info : 30m X 0.32mm X 0. Signal #2 Info : 30m X 0.32mm X 0.25um

MJB 3/25/20

		Compound	RT#1	RT#2	Resp#1	Resp#2	ng/mL	ng/mL	
		System Monitoring Compounds							
1)	S	TCMX (S)	5.390	5.986	9241615	14017788	47.836	49.039	
22)	S	DCBP (S)	9.588	10.552	7476041	8231591	50.142	48.470	
		Target Compounds							
2)		a-BHC	5.930	6.594	13114161	20918784	49.829	51.625	
3)		g-BHC	6.213	6.913	11377125	18216369	49.737	51.493	
4)		b-BHC	6.288	6.976	4558073	7084389	47.644	47.219	
5)		Heptachlor	6.622	7.288	10846684	16951882	48.687	50.581	
6)		d-BHC	6.438	7.232	9993782	16615642	51.217	50.882	
7)		Aldrin	6.863	7.554	10890711	16771407	49.052	51.465	
8)		Heptachlo...	7.325	7.992	9785678	14878805	47.747	49.988	
9)		trans-Chl...	7.419	8.132	10175152	15299535	48.811	50.502	
10)		cis-Chlor...	7.516	8.241	9884511	14093207	48.268	48.568	
11)		Endosulfa...	7.614	8.291	9377081	13891933	48.501	51.127	
12)		4,4'-DDE	7.577	8.346	9875598	14809734	50.102	51.721	
13)		Dieldrin	7.786	8.492	10681004	15366274	50.273	51.649	
14)		Endrin	7.951	8.719	8540081	11711561	49.962	51.146	
15)		4,4'-DDD	7.999	8.762	7886558	12274757	48.256	51.014	
16)		Endosulfa...	8.108	8.866	8018318	11889800	47.857	49.561	
17)		4,4'-DDT	8.197	8.990	7151642	10176781	53.629	54.181	
18)		Endrin Al...	8.399	9.104	7114178	10138175	48.603	48.740	
19)		Endosulfa...	8.701	9.294	7962851	11454958	48.425	50.308	
20)		Methoxychlor	8.532	9.468	3473614	4887200	51.011	52.354	
21)		Endrin Ke...	8.895	9.695	9095515	12547342	47.628	50.326	
23)		Hexachlor...	0.000	0.000	0	0	N.D.	N.D.	
24)		Hexachlor...	5.772	6.473	21526	6248	0.096	0.017	#
25)		Oxychlordane	7.260	7.955f	52043	12623	0.260	0.041	#
26)		2,4'-DDE	7.325	8.132	9785678	15299535	64.152	64.997	
27)		trans-Non...	7.516	8.193	9884511	49267	44.129	0.145	#
28)		2,4'-DDD	7.701	8.492	34383	15366274	0.251	73.555	#
29)		2,4'-DDT	7.882	8.719	31600	11711561	0.244	60.966	#
30)		cis-Nonac...	7.999	8.762	7886558	12274757	31.507	32.685	
31)		Mirex	8.649	9.695	43996	12547342	0.085	61.946	#
32)		Chlordane...	7.419	8.132	10175152	15299535	410.081	360.505	
33)		Chlordane...	7.516	8.241	9884511	14093207	358.938	401.316	
34)		Chlordane...	8.108f	8.946f	8018318	61495	1069.981	5.712	#
35)		Chlordane...	0.000	0.000	0	0	N.D.	N.D.	
36)		Toxaphene...	7.516	8.492	9884511	15366274	9321.306	5434.433	#
37)		Toxaphene...	7.786	0.000	10681004	0	5422.942	N.D.	#
38)		Toxaphene...	8.108	8.866	8018318	11889800	1995.085	2070.803	
39)		Toxaphene...	8.320f	8.946	343957	61495	88.031	6.650	#
40)		Toxaphene...	8.618f	9.104	32908	10138175	10.909	1998.784	#
41)		Toxaphene...	8.649	9.468	43996	4887200	11.156	914.963	#
42)		Toxaphene...	3.662f	0.000	16263	0	NoCal	N.D.	

Quantitation Report (Not Reviewed)

Data Path : C:\msdchem\1\data\2020-03\0C24036\REQUANT\
Data File : ECD5-03242013.D
Signal(s) : Signal #1: ECD1A.CH Signal #2: ECD2B.CH
Acq On : 24 Mar 2020 15:59
Operator : MJB
Sample : 0C24036-CAL7
Misc : A20C183, AB 50 ppb
ALS Vial : 10 (Sig #1); 0 (Sig #2) Sample Multiplier: 1

Integration File signal 1: PEST1.e
Integration File signal 2: PEST2.e
Quant Time: Mar 24 17:47:43 2020
Quant Method : C:\msdchem\1\methods\ECD5_QUANTPEST_200324.M
Quant Title : Instrument: DualECD5
QLast Update : Tue Mar 24 17:40:19 2020
Response via : Initial Calibration
Integrator: ChemStation 6890 Scale Mode: Small noise peaks clipped

Volume Inj. : 2uL
Signal #1 Phase : Rtx-CLPesticides Signal #2 Phase: Rtx-CLPesticides2
Signal #1 Info : 30m X 0.32mm X 0. Signal #2 Info : 30m X 0.32mm X 0.25um

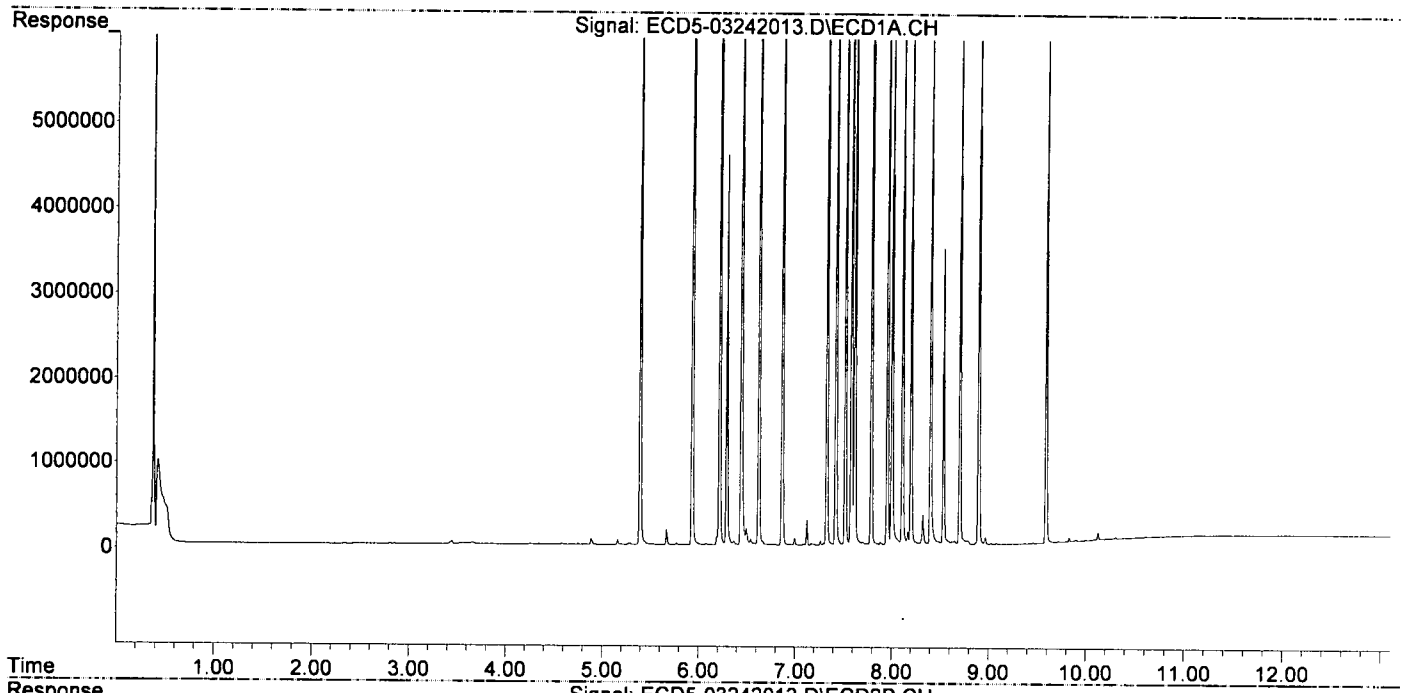

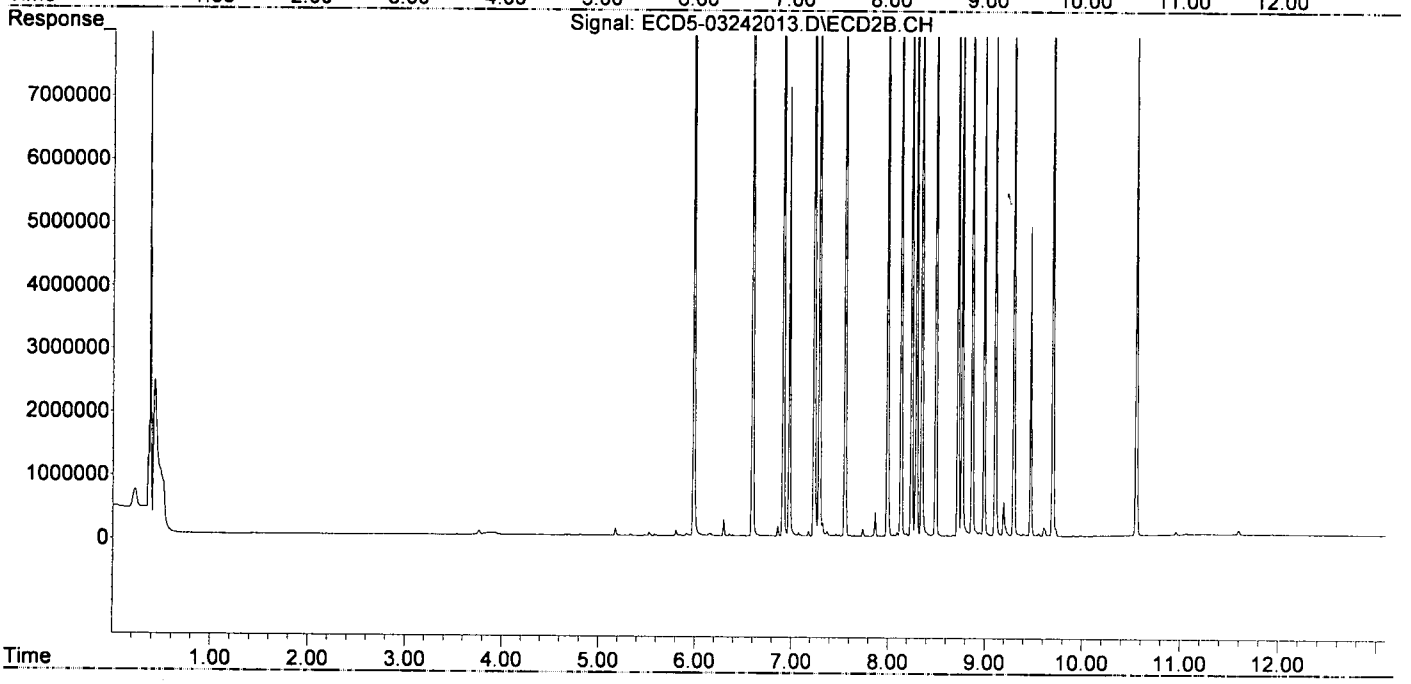

Quantitation Report (Not Reviewed)

Data Path : C:\msdchem\1\data\2020-03\0C24036\REQUANT\
Data File : ECD5-03242014.D
Signal(s) : Signal #1: ECD1A.CH Signal #2: ECD2B.CH
Acq On : 24 Mar 2020 16:16
Operator : MJB
Sample : 0C24036-CAL8
Misc : A20C184, AB 100 ppb
ALS Vial : 11 (Sig #1); 0 (Sig #2) Sample Multiplier: 1

Integration File signal 1: PEST1.e
Integration File signal 2: PEST2.e
Quant Time: Mar 24 17:47:55 2020
Quant Method : C:\msdchem\1\methods\ECD5_QUANTPEST_200324.M
Quant Title : Instrument: DualECD5
QLast Update : Tue Mar 24 17:40:19 2020
Response via : Initial Calibration
Integrator: ChemStation 6890 Scale Mode: Small noise peaks clipped

Volume Inj. : 2uL
Signal #1 Phase : Rtx-CLPesticides Signal #2 Phase: Rtx-CLPesticides2
Signal #1 Info : 30m X 0.32mm X 0. Signal #2 Info : 30m X 0.32mm X 0.25um

MJB 3/25/20

		Compound	RT#1	RT#2	Resp#1	Resp#2	ng/mL	ng/mL	
		System Monitoring Compounds							
1)	S	TCMX (S)	5.390	5.986	18354469	29363025	95.005	102.722	
22)	S	DCBP (S)	9.589	10.552	14317616	16982193	96.114	99.996	
		Target Compounds							
2)		a-BHC	5.930	6.594	25791911	43878049	97.999	108.286	
3)		g-BHC	6.213	6.913	22728601	37817395	99.362	106.900	
4)		b-BHC	6.287	6.976	9186029	14734350	96.018	98.207	
5)		Heptachlor	6.621	7.287	21522215	34641316	96.606	103.362	
6)		d-BHC	6.436	7.232	20816304	36321392	106.682	111.227	
7)		Aldrin	6.862	7.554	21764216	34947753	98.027	107.242	
8)		Heptachlo...	7.324	7.993	19379985	30454129	94.560	102.316	
9)		trans-Chl...	7.419	8.132	20337337	31903979	97.559	105.311	
10)		cis-Chlor...	7.516	8.241	19434367	30047171	94.901	103.549	
11)		Endosulfa...	7.614	8.291	18202863	28261213	94.150	104.010	
12)		4,4'-DDE	7.577	8.347	19819998	31108086	100.553	108.640	
13)		Dieldrin	7.786	8.492	20834509	31817724	98.063	106.946	
14)		Endrin	7.951	8.720	16932423	24210638	99.061	105.732	
15)		4,4'-DDD	7.998	8.763	16376482	25268850	100.205	105.018	
16)		Endosulfa...	8.108	8.867	16370864	25393438	97.709	105.850	
17)		4,4'-DDT	8.196	8.989	14142106	21320006	98.857	100.865	
18)		Endrin Al...	8.398	9.104	13795821	20401144	94.252	98.081	
19)		Endosulfa...	8.700	9.295	15427222	22833485	93.819	100.281	
20)		Methoxychlor	8.531	9.468	6822606	9955852	95.699	97.545	
21)		Endrin Ke...	8.895	9.695	17693391	25794308	92.651	103.459	
23)		Hexachlor...	0.000	0.000	0	0	N.D.	N.D.	
24)		Hexachlor...	5.771	6.470	44085	8340	0.196	0.023	#
25)		Oxychlordane	7.259	7.915	94571	21464	0.472	0.070	#
26)		2,4'-DDE	7.324	8.132	19379985	31903979	127.049	135.538	
27)		trans-Non...	7.516	8.192	19434367	85978	86.763	0.253	#
28)		2,4'-DDD	7.701	8.529	68211	59637	0.498	0.285	#
29)		2,4'-DDT	7.882	8.720	59965	24210638	0.464	112.834	#
30)		cis-Nonac...	7.998	8.763	16376482	25268850	65.424	67.285	
31)		Mirex	8.649	9.695	88252	25794308	0.399	121.057	#
32)		Chlordane...	7.419	8.132	20337337	31903979	819.638	751.758	
33)		Chlordane...	7.516	8.241	19434367	30047171	705.724	855.618	
34)		Chlordane...	8.108f	8.946f	16370864	114739	2184.562	10.657	#
35)		Chlordane...	0.000	0.000	0	0	N.D.	N.D.	
36)		Toxaphene...	7.516	8.492	19434367	31817724	18327.025	11252.650	#
37)		Toxaphene...	7.786	0.000	20834509	0	10578.063	N.D.	#
38)		Toxaphene...	8.108	8.867	16370864	25393438	4073.331	4422.683	
39)		Toxaphene...	8.319f	8.946	706561	114739	180.835	12.407	#
40)		Toxaphene...	8.574	9.104	93613	20401144	31.031	4022.171	#
41)		Toxaphene...	8.649	9.468	88252	9955852	22.378	1863.896	#
42)		Toxaphene...	3.661f	0.000	16509	0	NoCal	N.D.	

Quantitation Report (Not Reviewed)

Data Path : C:\msdchem\1\data\2020-03\0C24036\REQUANT\
Data File : ECD5-03242014.D
Signal(s) : Signal #1: ECD1A.CH Signal #2: ECD2B.CH
Acq On : 24 Mar 2020 16:16
Operator : MJB
Sample : 0C24036-CAL8
Misc : A20C184, AB 100 ppb
ALS Vial : 11 (Sig #1); 0 (Sig #2) Sample Multiplier: 1

Integration File signal 1: PEST1.e
Integration File signal 2: PEST2.e
Quant Time: Mar 24 17:47:55 2020
Quant Method : C:\msdchem\1\methods\ECD5_QUANTPEST_200324.M
Quant Title : Instrument: DualECD5
QLast Update : Tue Mar 24 17:40:19 2020
Response via : Initial Calibration
Integrator: ChemStation 6890 Scale Mode: Small noise peaks clipped

Volume Inj. : 2uL
Signal #1 Phase : Rtx-CLPesticides Signal #2 Phase: Rtx-CLPesticides2
Signal #1 Info : 30m X 0.32mm X 0. Signal #2 Info : 30m X 0.32mm X 0.25um

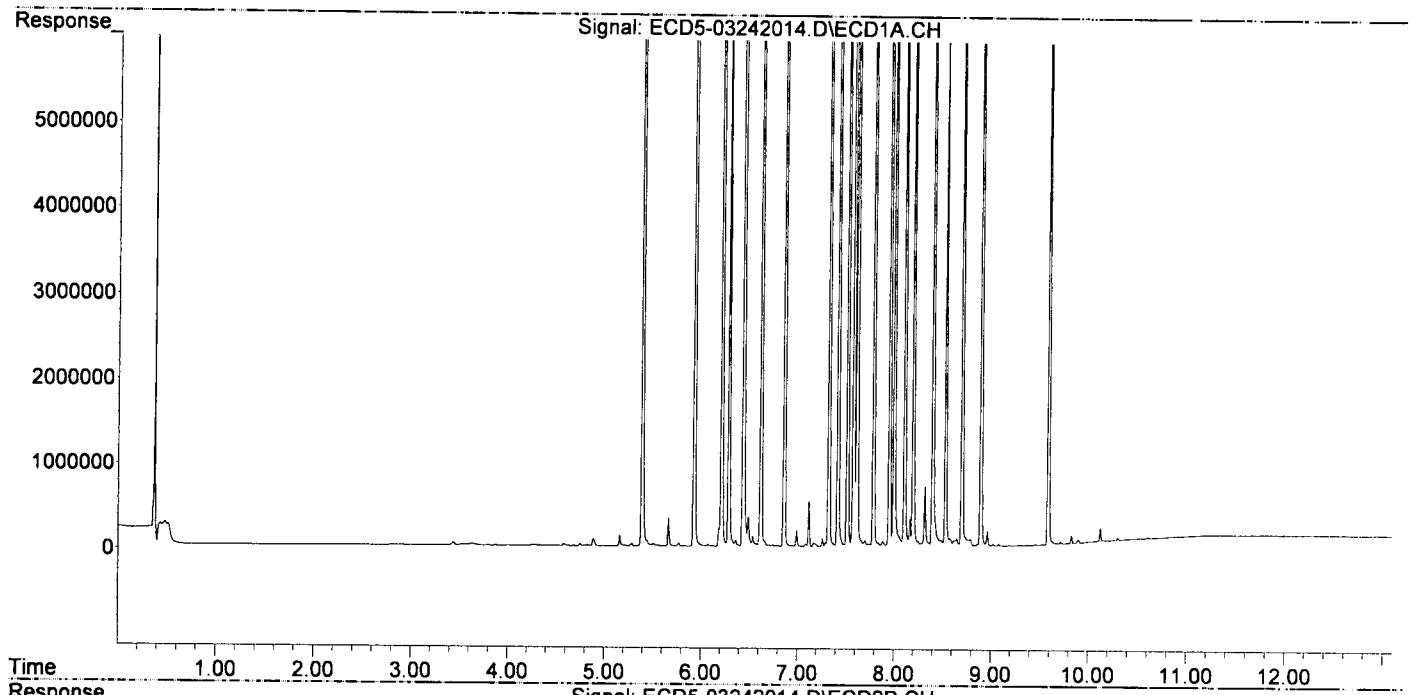

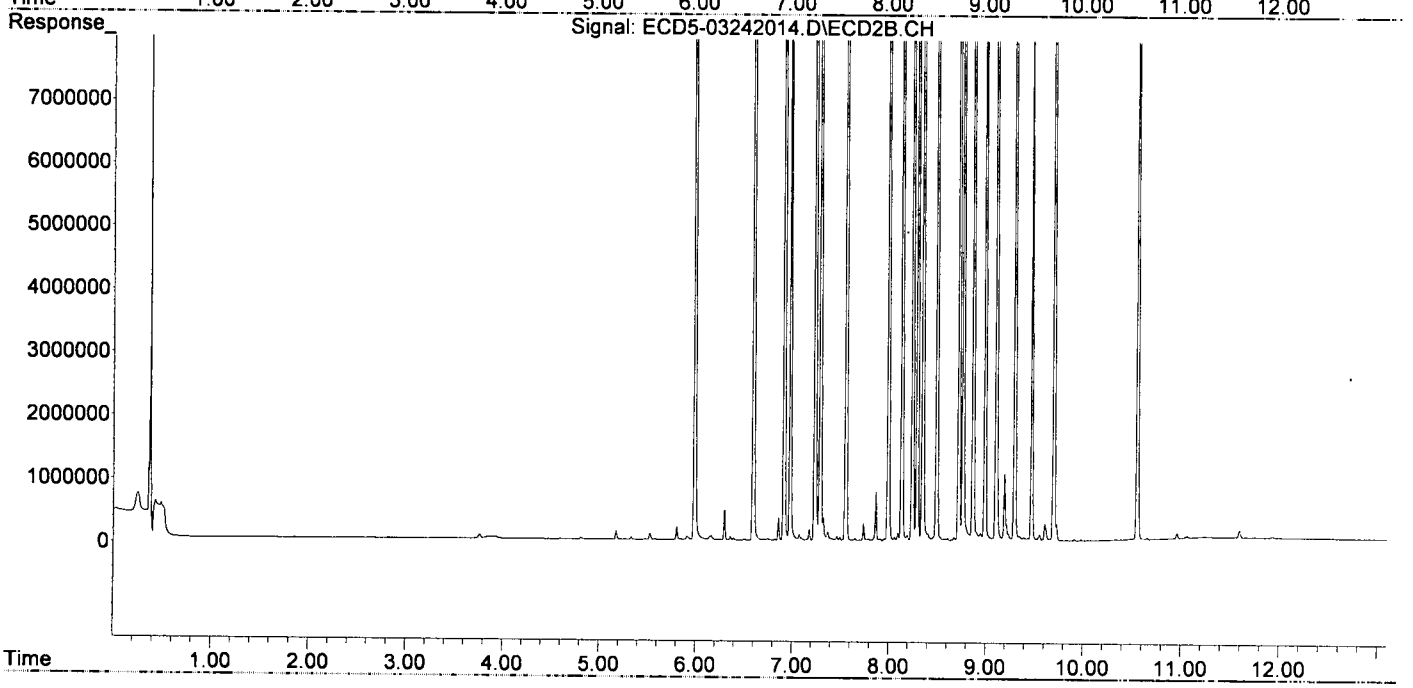

Quantitation Report (Not Reviewed)

Data Path : C:\msdchem\1\data\2020-03\0C24036\REQUANT\
Data File : ECD5-03242015.D
Signal(s) : Signal #1: ECD1A.CH Signal #2: ECD2B.CH
Acq On : 24 Mar 2020 16:33
Operator : MJB
Sample : 0C24036-CAL9
Misc : A20C177, AB 200 ppb
ALS Vial : 12 (Sig #1); 0 (Sig #2) Sample Multiplier: 1

Integration File signal 1: PEST1.e
Integration File signal 2: PEST2.e
Quant Time: Mar 24 17:48:07 2020
Quant Method : C:\msdchem\1\methods\ECD5_QUANTPEST_200324.M
Quant Title : Instrument: DualECD5
QLast Update : Tue Mar 24 17:40:19 2020
Response via : Initial Calibration
Integrator: ChemStation 6890 Scale Mode: Small noise peaks clipped

Volume Inj. : 2uL
Signal #1 Phase : Rtx-CLPesticides Signal #2 Phase: Rtx-CLPesticides2
Signal #1 Info : 30m X 0.32mm X 0. Signal #2 Info : 30m X 0.32mm X 0.25um

MJB 3/25/20

		Compound	RT#1	RT#2	Resp#1	Resp#2	ng/mL	ng/mL	
		System Monitoring Compounds							
1)	S	TCMX (S)	5.390	5.986	37287793	62652252	193.006	219.180	
22)	S	DCBP (S)	9.588	10.552	30603888	37646124	205.253	221.671	
		Target Compounds							
2)		a-BHC	5.930	6.595	53574714	95080996	203.563	234.650	
3)		g-BHC	6.213	6.913	45788993	80123150	200.175	226.487	
4)		b-BHC	6.287	6.976	19246743	31639561	201.179	210.883	
5)		Heptachlor	6.622	7.288	44770359	74849628	200.959	223.334	
6)		d-BHC	6.437	7.232	44077896	78530101	225.896	240.483	
7)		Aldrin	6.863	7.554	43391772	73074265	195.438	224.238	
8)		Heptachlo...	7.324	7.993	40218545	65529406	196.237	220.158	
9)		trans-Chl...	7.418	8.132	41148096	67423876	197.390	222.559	
10)		cis-Chlor...	7.516	8.241	40151651	63539129	196.067	218.970	
11)		Endosulfa...	7.614	8.291	37977688	60399349	196.431	222.288	
12)		4,4'-DDE	7.577	8.347	41977826	67276188	212.966	234.951	
13)		Dieldrin	7.786	8.492	41790341	67824542	196.696	227.972	
14)		Endrin	7.951	8.720	35813409	54001572	209.521	235.833	
15)		4,4'-DDD	7.998	8.763	34856254	56579001	213.279	235.143	
16)		Endosulfa...	8.107	8.867	34456245	55386082	205.652	230.871	
17)		4,4'-DDT	8.196	8.989	32760341	51243602	199.055	197.210	
18)		Endrin Al...	8.398	9.103	29700843	45235475	202.913	217.475	
19)		Endosulfa...	8.700	9.294	32519969	51902037	197.768	227.946	
20)		Methoxychlor	8.531	9.468	16176865	24593885	204.156	201.296	
21)		Endrin Ke...	8.895	9.695	38148403	58217622	199.762	233.506	
23)		Hexachlor...	0.000	0.000	0	0	N.D.	N.D.	
24)		Hexachlor...	5.771	6.470	79978	6954	0.355	0.019	#
25)		Oxychlordane	7.259	7.916	180365	28874	0.901	0.094	#
26)		2,4'-DDE	7.324	8.132	40218545	67423876	263.660	286.437	
27)		trans-Non...	7.516	8.192	40151651	149124	179.254	0.438	#
28)		2,4'-DDD	7.700	8.492	106569	67824542	0.778	324.659	#
29)		2,4'-DDT	7.880	8.720	117798	54001572	0.911	210.328	#
30)		cis-Nonac...	7.998	8.763	34856254	56579001	139.250	150.656	
31)		Mirex	8.648	9.695	130745	58217622	0.701	246.854	#
32)		Chlordane...	7.418	8.132	41148096	67423876	1658.357	1588.718	
33)		Chlordane...	7.516	8.241	40151651	63539129	1458.035	1809.330	
34)		Chlordane...	8.107f	8.945f	34456245	187017	4597.912	17.370	#
35)		Chlordane...	0.000	0.000	0	0	N.D.	N.D.	
36)		Toxaphene...	7.516	8.492	40151651	67824542	37863.869	23986.814	#
37)		Toxaphene...	7.786	0.000	41790341	0	21217.724	N.D.	#
38)		Toxaphene...	8.107	8.867	34456245	55386082	8573.260	9646.393	
39)		Toxaphene...	8.318f	8.945	1031681	187017	264.045	20.223	#
40)		Toxaphene...	8.617f	9.103	117559	45235475	38.969	8918.363	#
41)		Toxaphene...	8.648	9.468	130745	24593885	33.153	4604.373	#
42)		Toxaphene...	3.662f	0.000	15488	0	NoCal	N.D.	

Quantitation Report (Not Reviewed)

Data Path : C:\msdchem\1\data\2020-03\0C24036\REQUANT\
Data File : ECD5-03242015.D
Signal(s) : Signal #1: ECD1A.CH Signal #2: ECD2B.CH
Acq On : 24 Mar 2020 16:33
Operator : MJB
Sample : 0C24036-CAL9
Misc : A20C177, AB 200 ppb
ALS Vial : 12 (Sig #1); 0 (Sig #2) Sample Multiplier: 1

Integration File signal 1: PEST1.e
Integration File signal 2: PEST2.e
Quant Time: Mar 24 17:48:07 2020
Quant Method : C:\msdchem\1\methods\ECD5_QUANTPEST_200324.M
Quant Title : Instrument: DualECD5
QLast Update : Tue Mar 24 17:40:19 2020
Response via : Initial Calibration
Integrator: ChemStation 6890 Scale Mode: Small noise peaks clipped

Volume Inj. : 2uL
Signal #1 Phase : Rtx-CLPesticides Signal #2 Phase: Rtx-CLPesticides2
Signal #1 Info : 30m X 0.32mm X 0. Signal #2 Info : 30m X 0.32mm X 0.25um

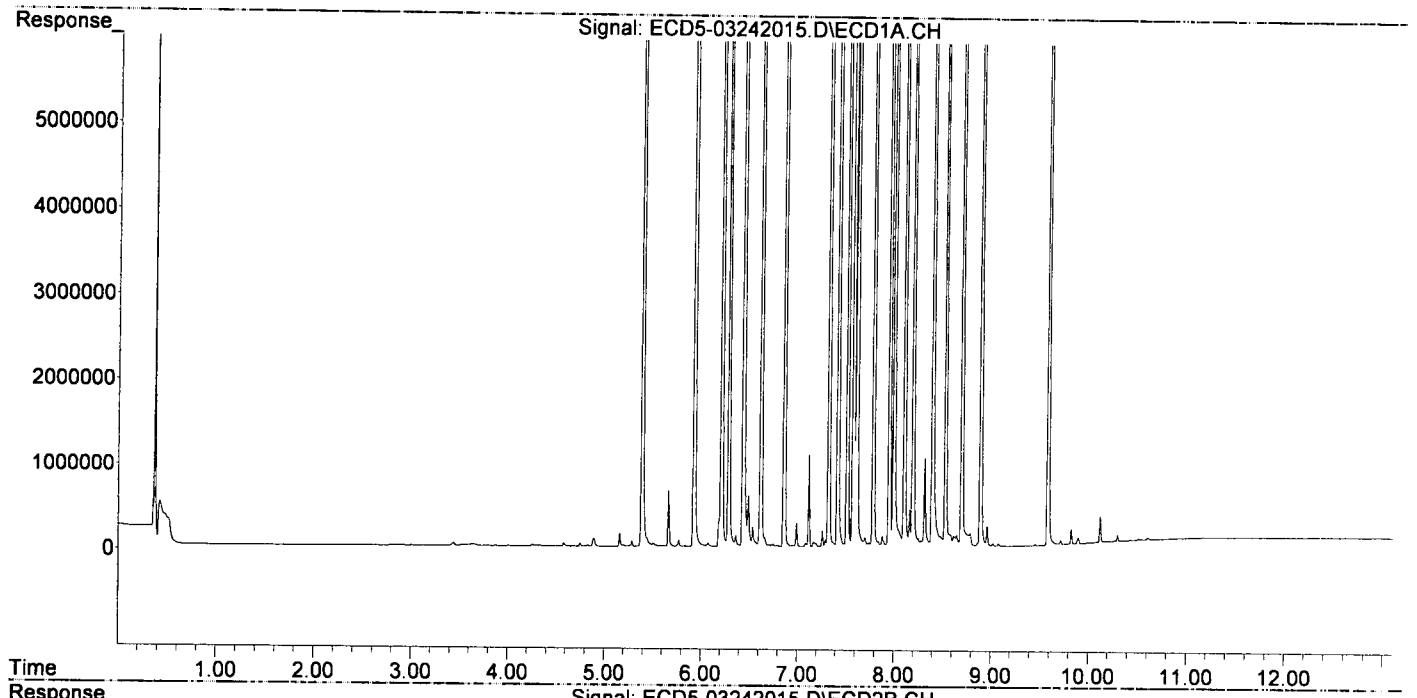

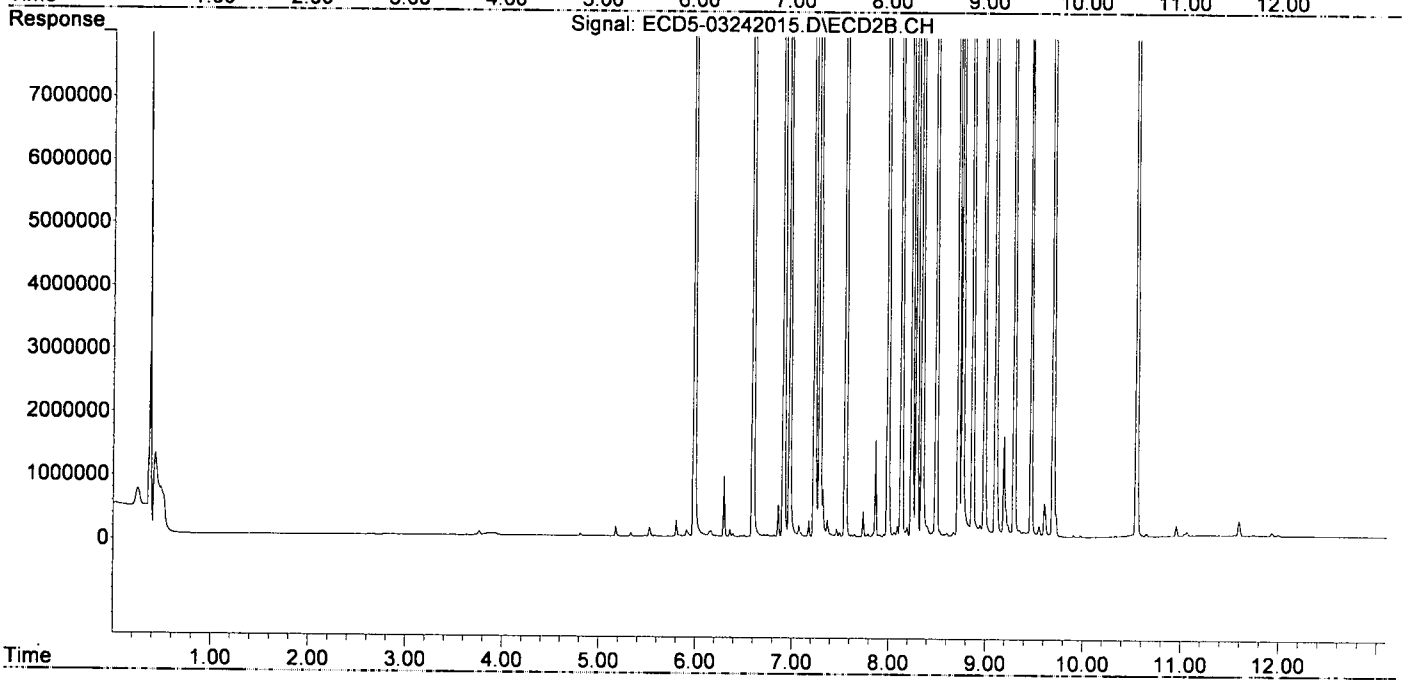

Quantitation Report (Not Reviewed)

Data Path : C:\msdchem\1\data\2020-03\0C24036\REQUANT\
Data File : ECD5-03242018.D
Signal(s) : Signal #1: ECD1A.CH Signal #2: ECD2B.CH
Acq On : 24 Mar 2020 17:24
Operator : MJB
Sample : 0C24036-CALA
Misc : A20C399, 9-42 0.5 ppb
ALS Vial : 14 (Sig #1); 0 (Sig #2) Sample Multiplier: 1

Integration File signal 1: PEST1.e
Integration File signal 2: PEST2.e
Quant Time: Mar 25 12:57:19 2020
Quant Method : C:\msdchem\1\methods\ECD5_QUANTPEST_200324.M
Quant Title : Instrument: DualECD5
QLast Update : Wed Mar 25 12:47:54 2020
Response via : Initial Calibration
Integrator: ChemStation 6890 Scale Mode: Small noise peaks clipped

Volume Inj. : 2uL
Signal #1 Phase : Rtx-CLPesticides Signal #2 Phase: Rtx-CLPesticides2
Signal #1 Info : 30m X 0.32mm X 0. Signal #2 Info : 30m X 0.32mm X 0.25um

MJB 3/25/20

		Compound	RT#1	RT#2	Resp#1	Resp#2	ng/mL	ng/mL	
		System Monitoring Compounds							
1)	S	TCMX (S)	5.364f	5.995	2173	30249	0.011	0.106	#
22)	S	DCBP (S)	0.000	0.000	0	0	N.D.	N.D.	
		Target Compounds							
2)		a-BHC	0.000	0.000	0	0	N.D.	N.D.	
3)		g-BHC	0.000	0.000	0	0	N.D.	N.D.	
4)		b-BHC	0.000	0.000	0	0	N.D.	N.D.	
5)		Heptachlor	0.000	0.000	0	0	N.D.	N.D.	
6)		d-BHC	6.443	7.235	3823	7635	0.020	0.023	
7)		Aldrin	0.000	0.000	0	0	N.D.	N.D.	
8)		Heptachlo...	7.330	0.000	83210	0	0.406	N.D.	#
9)		trans-Chl...	7.421	8.127	3592	124973	0.017	0.413	#
10)		cis-Chlor...	7.510	8.241	138714	12023	0.677	0.041	#
11)		Endosulfa...	0.000	0.000	0	0	N.D.	N.D.	
12)		4,4'-DDE	0.000	0.000	0	0	N.D.	N.D.	
13)		Dieldrin	7.749f	8.500	4313	121076	0.020	0.407	#
14)		Endrin	7.981f	8.725	143310	93729	0.838	0.409	#
15)		4,4'-DDD	7.981	8.764	143310	200734	0.877	0.834	
16)		Endosulfa...	8.112	8.869	4024	5634	0.024	0.023	
17)		4,4'-DDT	0.000	0.000	0	0	N.D.	N.D.	
18)		Endrin Al...	8.403	9.105	12369	16950	0.085	0.081	
19)		Endosulfa...	8.704	9.296	10287	14948	0.063	0.066	
20)		Methoxychlor	0.000	0.000	0	0	N.D.	N.D.	
21)		Endrin Ke...	8.897	9.688	5338	155731	0.028	0.625	#
23)		Hexachlor...	3.192	3.675	138995	251522	0.475	0.480	
24)		Hexachlor...	5.773	6.455	135442	201955	0.473	0.487	
25)		Oxychlordane	7.254	7.923	123441	180540	0.474	0.475	
26)		2,4'-DDE	7.330	8.127	83210	124973	0.478	0.476	
27)		trans-Non...	7.510	8.197	138714	194733	0.481	0.477	
28)		2,4'-DDD	7.704	8.500	79625	121076	0.471	0.475	
29)		2,4'-DDT	7.885	8.725	67791	93729	0.481	0.488	
30)		cis-Nonac...	7.981	8.764	143310	200734	0.479	0.483	
31)		Mirex	8.647	9.688	112691	155731	0.460	0.475	
32)		Chlordane...	7.421	8.127	3592	124973	0.154	3.172	#
33)		Chlordane...	7.510	8.241	138714	12023	5.224	0.367	#
34)		Chlordane...	0.000	8.910	0	38083	N.D.	3.722	#
35)		Chlordane...	3.667f	3.675	13895	251522	NoCal	NoCal	
36)		Toxaphene...	7.510	8.500f	138714	121076	133.482	43.051	#
37)		Toxaphene...	7.749f	0.000	4313	0	16729.360	N.D.	#
38)		Toxaphene...	8.112	8.869	4024	5634	0.987	1.009	
39)		Toxaphene...	8.310f	8.910	21653	38083	5.512	0.331	#
40)		Toxaphene...	0.000	9.105	0	16950	N.D.	3.430	#
41)		Toxaphene...	8.647	0.000	112691	0	28.133	N.D.	#
42)		Toxaphene...	3.667f	3.675	13895	251522	NoCal	NoCal	

Quantitation Report (Not Reviewed)

Data Path : C:\msdchem\1\data\2020-03\0C24036\REQUANT\
Data File : ECD5-03242018.D
Signal(s) : Signal #1: ECD1A.CH Signal #2: ECD2B.CH
Acq On : 24 Mar 2020 17:24
Operator : MJB
Sample : 0C24036-CALA
Misc : A20C399, 9-42 0.5 ppb
ALS Vial : 14 (Sig #1); 0 (Sig #2) Sample Multiplier: 1

Integration File signal 1: PEST1.e
Integration File signal 2: PEST2.e
Quant Time: Mar 25 12:57:19 2020
Quant Method : C:\msdchem\1\methods\ECD5_QUANTPEST_200324.M
Quant Title : Instrument: DualECD5
QLast Update : Wed Mar 25 12:47:54 2020
Response via : Initial Calibration
Integrator: ChemStation 6890 Scale Mode: Small noise peaks clipped

Volume Inj. : 2uL
Signal #1 Phase : Rtx-CLPesticides Signal #2 Phase: Rtx-CLPesticides2
Signal #1 Info : 30m X 0.32mm X 0. Signal #2 Info : 30m X 0.32mm X 0.25um

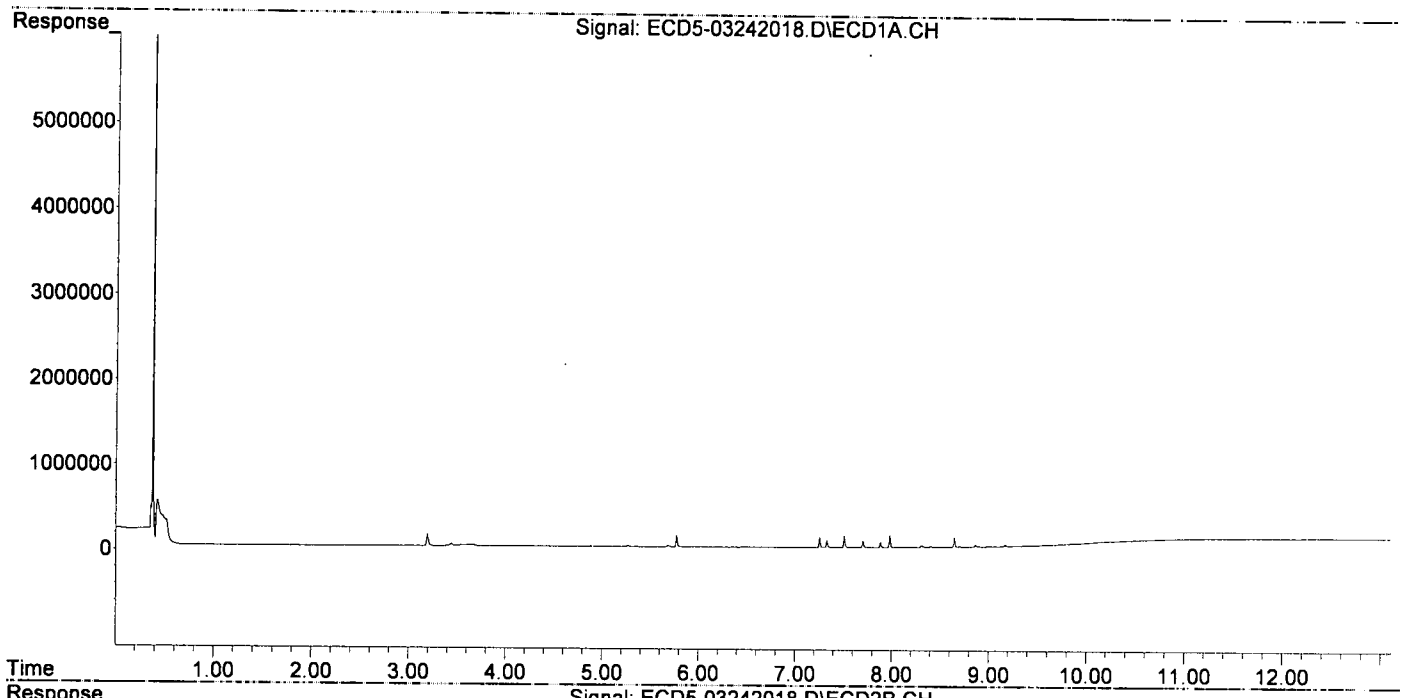

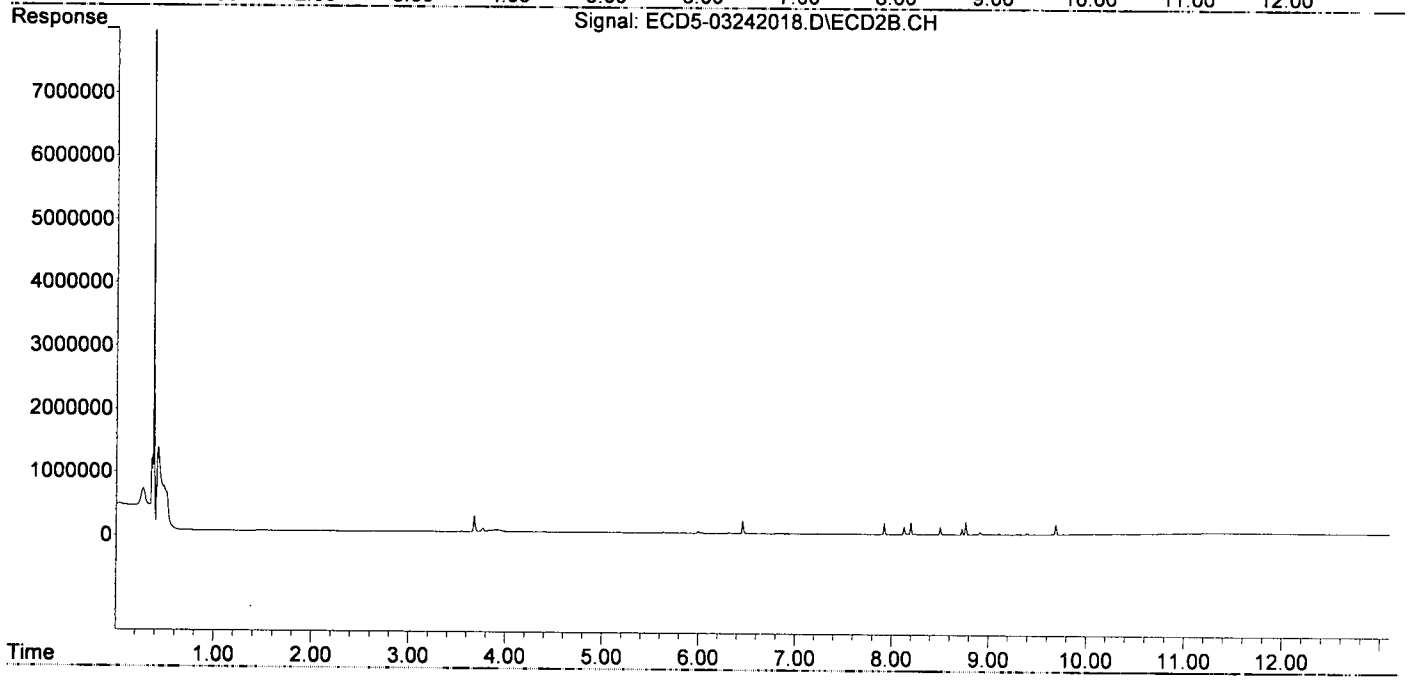

Quantitation Report (Not Reviewed)

Data Path : C:\msdchem\1\data\2020-03\0C24036\REQUANT\
Data File : ECD5-03242019.D
Signal(s) : Signal #1: ECD1A.CH Signal #2: ECD2B.CH
Acq On : 24 Mar 2020 17:42
Operator : MJB
Sample : 0C24036-CALB
Misc : A20C353, 9-42 1 ppb
ALS Vial : 15 (Sig #1); 0 (Sig #2) Sample Multiplier: 1

Integration File signal 1: PEST1.e
Integration File signal 2: PEST2.e
Quant Time: Mar 25 12:57:31 2020
Quant Method : C:\msdchem\1\methods\ECD5_QUANTPEST_200324.M
Quant Title : Instrument: DualECD5
QLast Update : Wed Mar 25 12:47:54 2020
Response via : Initial Calibration
Integrator: ChemStation 6890 Scale Mode: Small noise peaks clipped

Volume Inj. : 2uL
Signal #1 Phase : Rtx-CLPesticides Signal #2 Phase: Rtx-CLPesticides2
Signal #1 Info : 30m X 0.32mm X 0. Signal #2 Info : 30m X 0.32mm X 0.25um

MJB 3/25/20

		Compound	RT#1	RT#2	Resp#1	Resp#2	ng/mL	ng/mL	
		System Monitoring Compounds							
1)	S	TCMX (S)	5.362f	5.993	4420	12884	0.023	0.045	#
22)	S	DCBP (S)	0.000	0.000	0	0	N.D.	N.D.	
		Target Compounds							
2)		a-BHC	0.000	0.000	0	0	N.D.	N.D.	
3)		g-BHC	0.000	0.000	0	0	N.D.	N.D.	
4)		b-BHC	0.000	0.000	0	0	N.D.	N.D.	
5)		Heptachlor	0.000	0.000	0	0	N.D.	N.D.	
6)		d-BHC	0.000	7.232	0	5584	N.D.	0.017	#
7)		Aldrin	0.000	0.000	0	0	N.D.	N.D.	
8)		Heptachlo...	7.328	0.000	156744	0	0.765	N.D.	#
9)		trans-Chl...	7.418	8.124	5340	238501	0.026	0.787	#
10)		cis-Chlor...	7.508	8.239	250677	22565	1.224	0.078	#
11)		Endosulfa...	0.000	0.000	0	0	N.D.	N.D.	
12)		4,4'-DDE	0.000	0.000	0	0	N.D.	N.D.	
13)		Dieldrin	7.747f	8.498	8047	222099	0.038	0.747	#
14)		Endrin	7.978f	8.723	268101	174701	1.568	0.763	#
15)		4,4'-DDD	7.978f	8.761	268101	371890	1.640	1.546	
16)		Endosulfa...	0.000	0.000	0	0	N.D.	N.D.	
17)		4,4'-DDT	0.000	0.000	0	0	N.D.	N.D.	
18)		Endrin Al...	8.400	9.103	7859	10352	0.054	0.050	
19)		Endosulfa...	8.702	9.294	6944	9551	0.042	0.042	
20)		Methoxychlor	0.000	0.000	0	0	N.D.	N.D.	
21)		Endrin Ke...	8.895	9.686	3701	260806	0.019	1.046	#
23)		Hexachlor...	3.191	3.673	252963	464249	1.083	1.073	
24)		Hexachlor...	5.771	6.453	248838	360738	1.102	1.062	
25)		Oxychlordane	7.252	7.920	228603	334034	1.098	1.107	
26)		2,4'-DDE	7.328	8.124	156744	238501	1.089	1.103	
27)		trans-Non...	7.508	8.194	250677	360386	1.078	1.088	
28)		2,4'-DDD	7.701	8.498	148717	222099	1.123	1.103	
29)		2,4'-DDT	7.883	8.723	129911	174701	1.107	1.070	
30)		cis-Nonac...	7.978	8.761	268101	371890	1.097	1.077	
31)		Mirex	8.645	9.686	203027	260806	1.150	1.097	
32)		Chlordane...	7.418	8.124	5340	238501	0.229	6.053	#
33)		Chlordane...	7.508	8.239	250677	22565	9.441	0.689	#
34)		Chlordane...	0.000	8.907	0	38160	N.D.	3.729	#
35)		Chlordane...	3.664f	3.673	13440	464249	NoCal	NoCal	
36)		Toxaphene...	7.508	8.498f	250677	222099	241.223	78.972	#
37)		Toxaphene...	0.000	0.000	0	0	N.D.	N.D.	
38)		Toxaphene...	0.000	0.000	0	0	N.D.	N.D.	
39)		Toxaphene...	8.309f	8.907	22758	38160	5.794	0.341	#
40)		Toxaphene...	0.000	9.103	0	10352	N.D.	2.095	#
41)		Toxaphene...	8.645	0.000	203027	0	50.685	N.D.	#
42)		Toxaphene...	3.664f	3.673	13440	464249	NoCal	NoCal	

Quantitation Report (Not Reviewed)

Data Path : C:\msdchem\1\data\2020-03\0C24036\REQUANT\
Data File : ECD5-03242019.D
Signal(s) : Signal #1: ECD1A.CH Signal #2: ECD2B.CH
Acq On : 24 Mar 2020 17:42
Operator : MJB
Sample : 0C24036-CALB
Misc : A20C353, 9-42 1 ppb
ALS Vial : 15 (Sig #1); 0 (Sig #2) Sample Multiplier: 1

Integration File signal 1: PEST1.e
Integration File signal 2: PEST2.e
Quant Time: Mar 25 12:57:31 2020
Quant Method : C:\msdchem\1\methods\ECD5_QUANTPEST_200324.M
Quant Title : Instrument: DualECD5
QLast Update : Wed Mar 25 12:47:54 2020
Response via : Initial Calibration
Integrator: ChemStation 6890 Scale Mode: Small noise peaks clipped

Volume Inj. : 2uL
Signal #1 Phase : Rtx-CLPesticides Signal #2 Phase: Rtx-CLPesticides2
Signal #1 Info : 30m X 0.32mm X 0. Signal #2 Info : 30m X 0.32mm X 0.25um

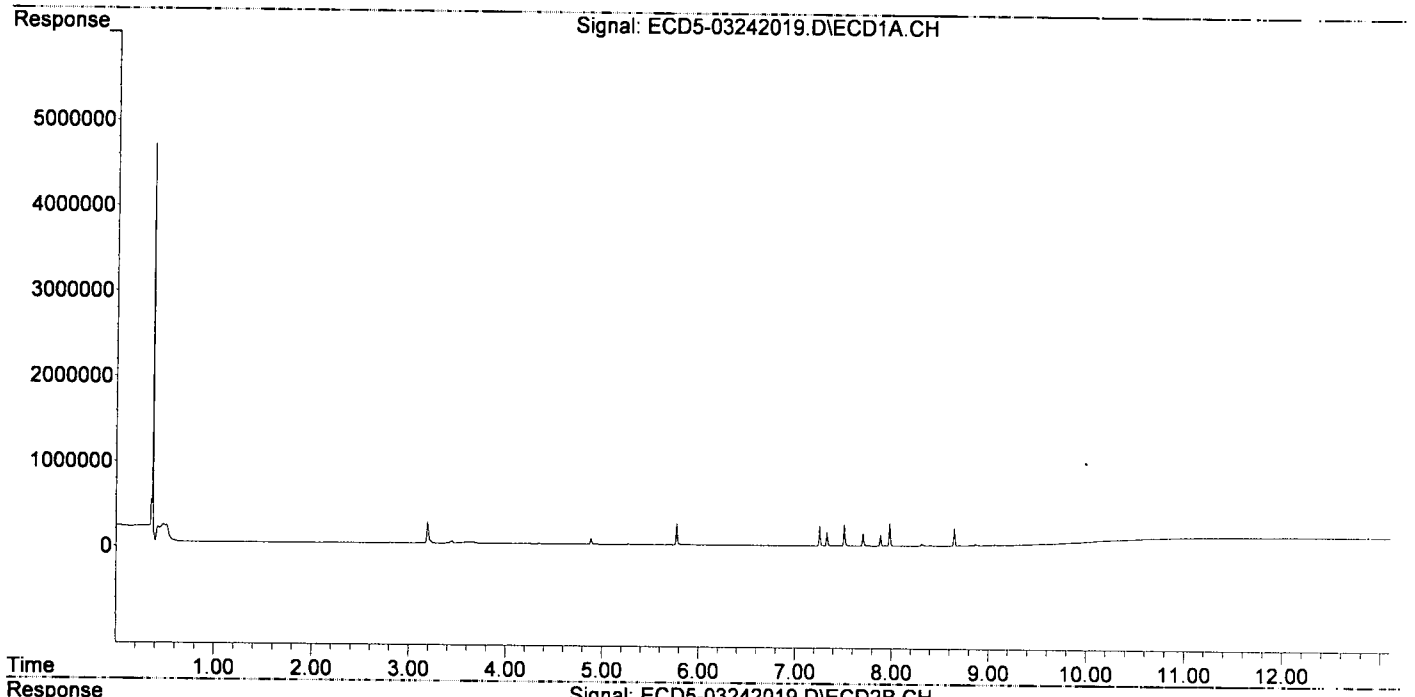

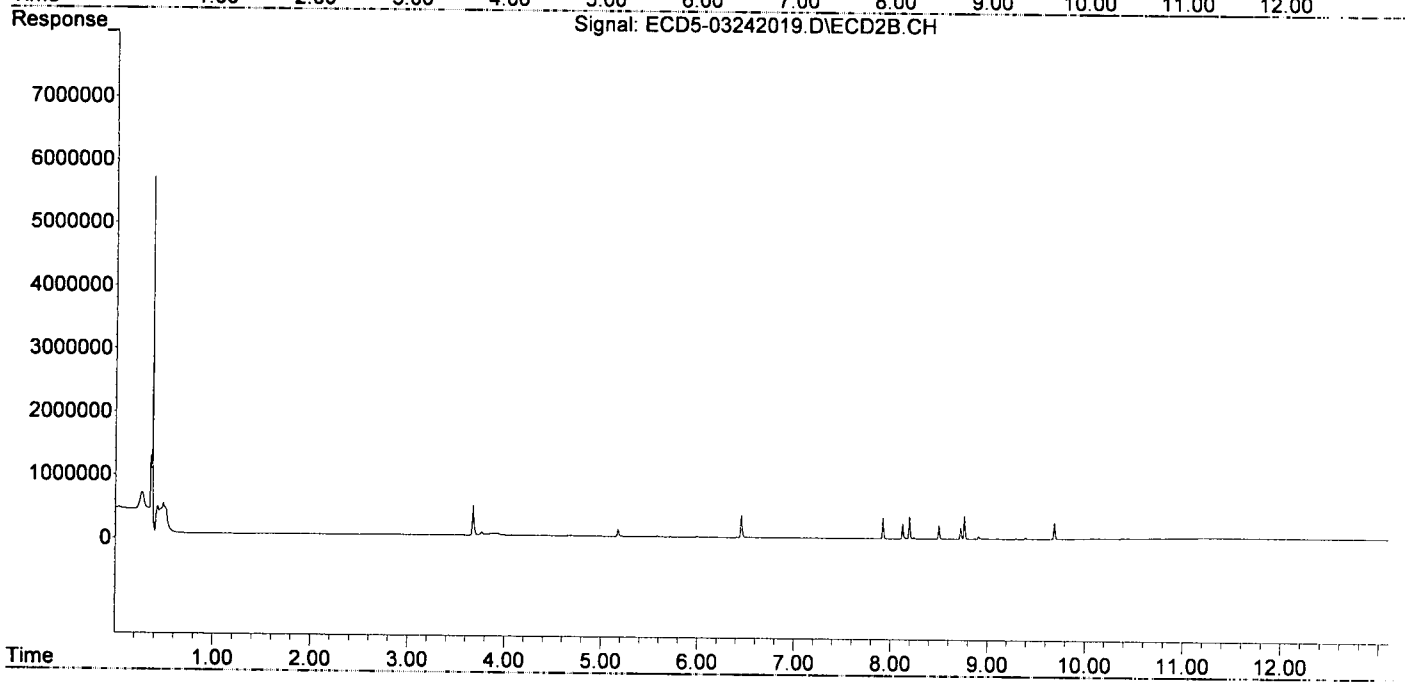

Quantitation Report (Not Reviewed)

Data Path : C:\msdchem\1\data\2020-03\0C24036\REQUANT\
Data File : ECD5-03242022.D
Signal(s) : Signal #1: ECD1A.CH Signal #2: ECD2B.CH
Acq On : 24 Mar 2020 18:31
Operator : MJB
Sample : 0C24036-CALC
Misc : A20C354, 9-42 2 ppb
ALS Vial : 16 (Sig #1); 0 (Sig #2) Sample Multiplier: 1

Integration File signal 1: PEST1.e
Integration File signal 2: PEST2.e
Quant Time: Mar 25 12:57:55 2020
Quant Method : C:\msdchem\1\methods\ECD5_QUANTPEST_200324.M
Quant Title : Instrument: DualECD5
QLast Update : Wed Mar 25 12:47:54 2020
Response via : Initial Calibration
Integrator: ChemStation 6890 Scale Mode: Small noise peaks clipped

Volume Inj. : 2uL
Signal #1 Phase : Rtx-CLPesticides Signal #2 Phase: Rtx-CLPesticides2
Signal #1 Info : 30m X 0.32mm X 0. Signal #2 Info : 30m X 0.32mm X 0.25um

MJB 3/25/20

		Compound	RT#1	RT#2	Resp#1	Resp#2	ng/mL	ng/mL	
		System Monitoring Compounds							
1)	S	TCMX (S)	5.362f	5.993	8022	14770	0.042	0.052	
22)	S	DCBP (S)	0.000	0.000	0	0	N.D.	N.D.	
		Target Compounds							
2)		a-BHC	0.000	0.000	0	0	N.D.	N.D.	
3)		g-BHC	0.000	0.000	0	0	N.D.	N.D.	
4)		b-BHC	0.000	0.000	0	0	N.D.	N.D.	
5)		Heptachlor	0.000	0.000	0	0	N.D.	N.D.	
6)		d-BHC	0.000	0.000	0	0	N.D.	N.D.	
7)		Aldrin	0.000	0.000	0	0	N.D.	N.D.	
8)		Heptachlo...	7.329	0.000	267207	0	1.304	N.D.	#
9)		trans-Chl...	7.420	8.125	7871	397498	0.038	1.312	#
10)		cis-Chlor...	7.508	8.239	423056	35651	2.066	0.123	#
11)		Endosulfa...	7.618	0.000	2441	0	0.013	N.D.	#
12)		4,4'-DDE	0.000	0.000	0	0	N.D.	N.D.	
13)		Dieldrin	7.747f	8.498	14187	366090	0.067	1.231	#
14)		Endrin	7.979f	8.723	442808	293188	2.591	1.280	#
15)		4,4'-DDD	7.979f	8.761	442808	633230	2.709	2.632	
16)		Endosulfa...	0.000	0.000	0	0	N.D.	N.D.	
17)		4,4'-DDT	0.000	0.000	0	0	N.D.	N.D.	
18)		Endrin Al...	8.401	0.000	4265	0	0.029	N.D.	#
19)		Endosulfa...	8.702	0.000	3683	0	0.022	N.D.	#
20)		Methoxychlor	0.000	0.000	0	0	N.D.	N.D.	
21)		Endrin Ke...	8.864f	9.686	19367	416537	0.101	1.671	#
23)		Hexachlor...	3.191	3.673	439567	807666	2.079	2.031	
24)		Hexachlor...	5.771	6.452	419155	612934	2.046	1.974	
25)		Oxychlordane	7.253	7.920	386790	549047	2.035	1.991	
26)		2,4'-DDE	7.329	8.125	267207	397498	2.006	1.980	
27)		trans-Non...	7.508	8.194	423056	615457	1.997	2.026	
28)		2,4'-DDD	7.702	8.498	239865	366090	1.983	1.996	
29)		2,4'-DDT	7.882	8.723	208673	293188	1.899	1.918	
30)		cis-Nonac...	7.979	8.761	442808	633230	1.962	1.982	
31)		Mirex	8.646	9.686	323334	416537	2.069	2.019	
32)		Chlordane...	7.420	8.125	7871	397498	0.337	10.088	#
33)		Chlordane...	7.508	8.239	423056	35651	15.933	1.089	#
34)		Chlordane...	0.000	8.908	0	37709	N.D.	3.685	#
35)		Chlordane...	3.667f	3.673	10408	807666	NoCal	NoCal	
36)		Toxaphene...	7.508	8.498f	423056	366090	407.101	130.171	#
37)		Toxaphene...	7.747f	0.000	14187	0	5.110	N.D.	#
38)		Toxaphene...	0.000	0.000	0	0	N.D.	N.D.	
39)		Toxaphene...	8.310f	8.908	21851	37709	5.563	0.285	#
40)		Toxaphene...	0.000	0.000	0	0	N.D.	N.D.	
41)		Toxaphene...	8.646	0.000	323334	0	80.719	N.D.	#
42)		Toxaphene...	3.667f	3.673	10408	807666	NoCal	NoCal	

Quantitation Report (Not Reviewed)

Data Path : C:\msdchem\1\data\2020-03\0C24036\REQUANT\
Data File : ECD5-03242022.D
Signal(s) : Signal #1: ECD1A.CH Signal #2: ECD2B.CH
Acq On : 24 Mar 2020 18:31
Operator : MJB
Sample : 0C24036-CALC
Misc : A20C354, 9-42 2 ppb
ALS Vial : 16 (Sig #1); 0 (Sig #2) Sample Multiplier: 1

Integration File signal 1: PEST1.e
Integration File signal 2: PEST2.e
Quant Time: Mar 25 12:57:55 2020
Quant Method : C:\msdchem\1\methods\ECD5_QUANTPEST_200324.M
Quant Title : Instrument: DualECD5
QLast Update : Wed Mar 25 12:47:54 2020
Response via : Initial Calibration
Integrator: ChemStation 6890 Scale Mode: Small noise peaks clipped

Volume Inj. : 2uL
Signal #1 Phase : Rtx-CLPesticides Signal #2 Phase: Rtx-CLPesticides2
Signal #1 Info : 30m X 0.32mm X 0. Signal #2 Info : 30m X 0.32mm X 0.25um

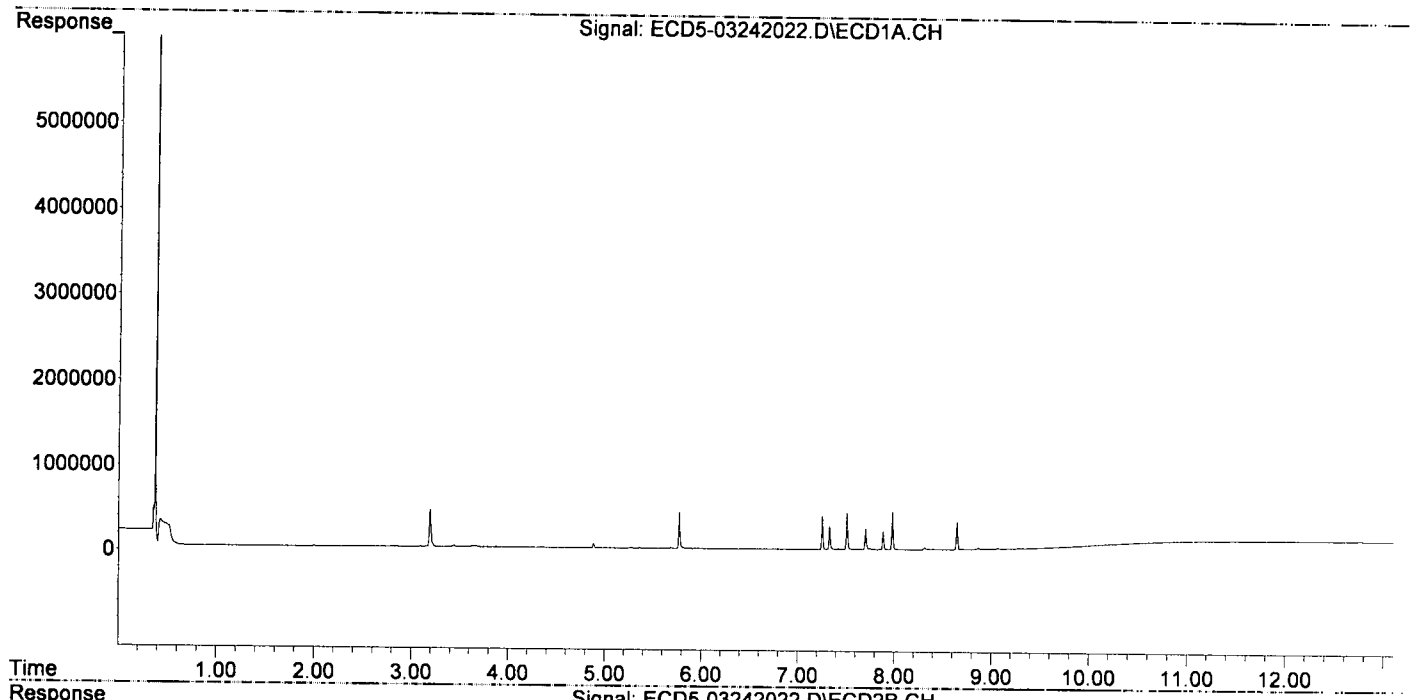

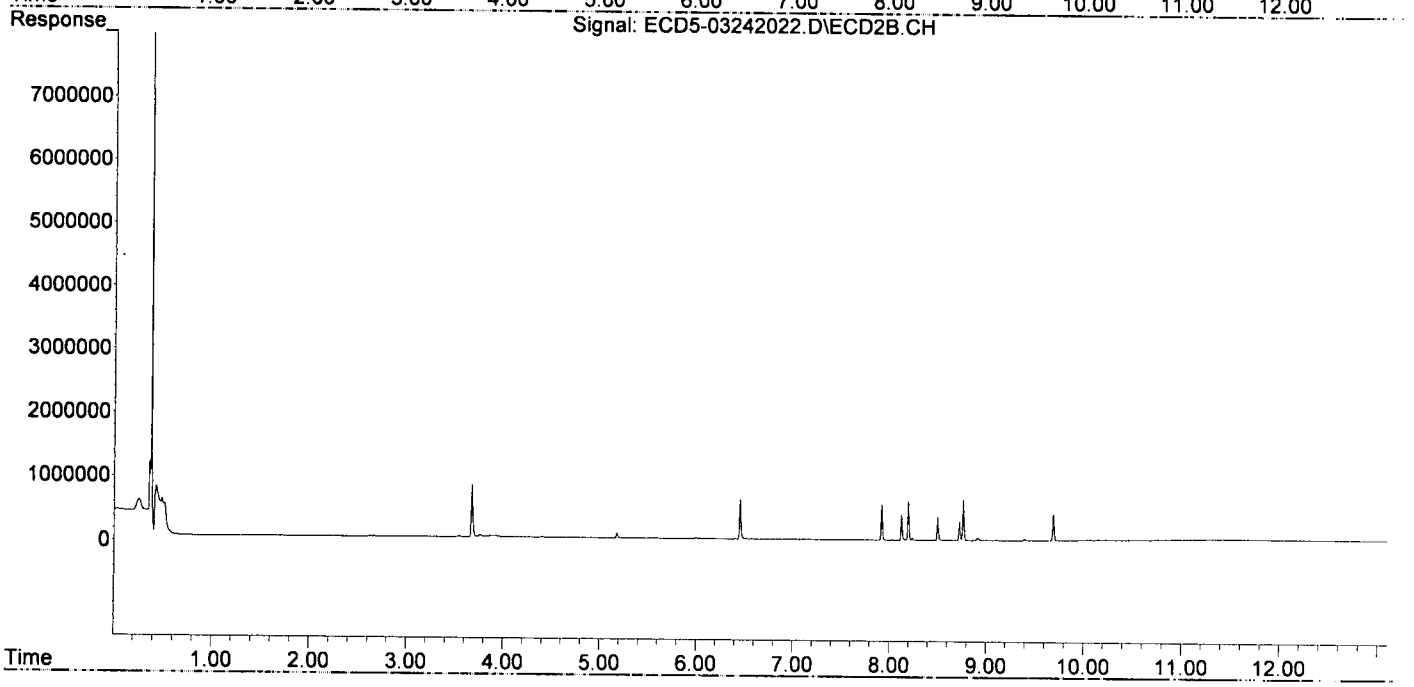

Quantitation Report (Not Reviewed)

Data Path : C:\msdchem\1\data\2020-03\0C24036\REQUANT\
Data File : ECD5-03242023.D
Signal(s) : Signal #1: ECD1A.CH Signal #2: ECD2B.CH
Acq On : 24 Mar 2020 18:48
Operator : MJB
Sample : 0C24036-CALD
Misc : A20C355, 9-42 5 ppb
ALS Vial : 17 (Sig #1); 0 (Sig #2) Sample Multiplier: 1

Integration File signal 1: PEST1.e
Integration File signal 2: PEST2.e
Quant Time: Mar 25 12:58:05 2020
Quant Method : C:\msdchem\1\methods\ECD5_QUANTPEST_200324.M
Quant Title : Instrument: DualECD5
QLast Update : Wed Mar 25 12:47:54 2020
Response via : Initial Calibration
Integrator: ChemStation 6890 Scale Mode: Small noise peaks clipped

Volume Inj. : 2uL
Signal #1 Phase : Rtx-CLPesticides Signal #2 Phase: Rtx-CLPesticides2
Signal #1 Info : 30m X 0.32mm X 0. Signal #2 Info : 30m X 0.32mm X 0.25um

WB 3/25/20

		Compound	RT#1	RT#2	Resp#1	Resp#2	ng/mL	ng/mL	
		System Monitoring Compounds							
1)	S	TCMX (S)	5.363f	5.993	17479	15876	0.090	0.056	#
22)	S	DCBP (S)	0.000	0.000	0	0	N.D.	N.D.	
		Target Compounds							
2)		a-BHC	0.000	0.000	0	0	N.D.	N.D.	
3)		g-BHC	0.000	0.000	0	0	N.D.	N.D.	
4)		b-BHC	0.000	0.000	0	0	N.D.	N.D.	
5)		Heptachlor	6.622	7.286	3831	5604	0.017	0.017	
6)		d-BHC	0.000	0.000	0	0	N.D.	N.D.	
7)		Aldrin	0.000	7.567	0	8671	N.D.	0.027	#
8)		Heptachlo...	7.328	0.000	627099	0	3.060	N.D.	#
9)		trans-Chl...	7.420	8.124	17606	936012	0.084	3.090	#
10)		cis-Chlor...	7.508	8.239	981829	74865	4.794	0.258	#
11)		Endosulfa...	7.617	0.000	5471	0	0.028	N.D.	#
12)		4,4'-DDE	7.617f	0.000	5471	0	0.028	N.D.	#
13)		Dieldrin	7.747f	8.498	32212	847949	0.152	2.850	#
14)		Endrin	7.978f	8.722	1044308	709957	6.110	3.100	#
15)		4,4'-DDD	7.978f	8.761	1044308	1501113	6.390	6.239	
16)		Endosulfa...	0.000	0.000	0	0	N.D.	N.D.	
17)		4,4'-DDT	0.000	0.000	0	0	N.D.	N.D.	
18)		Endrin Al...	8.403	0.000	3625	0	0.025	N.D.	#
19)		Endosulfa...	0.000	0.000	0	0	N.D.	N.D.	
20)		Methoxychlor	0.000	0.000	0	0	N.D.	N.D.	
21)		Endrin Ke...	8.864f	9.686	18921	917688	0.099	3.681	#
23)		Hexachlor...	3.191	3.674	985296	1888911	4.991	5.040	
24)		Hexachlor...	5.771	6.453	941551	1416782	4.940	4.871	
25)		Oxychlordane	7.253	7.920	875331	1273733	4.931	4.959	
26)		2,4'-DDE	7.328	8.124	627099	936012	4.991	4.938	
27)		trans-Non...	7.508	8.195	981829	1410113	4.975	4.938	
28)		2,4'-DDD	7.701	8.498	556778	847949	4.971	4.975	
29)		2,4'-DDT	7.883	8.722	500416	709957	4.821	4.879	
30)		cis-Nonac...	7.978	8.761	1044308	1501113	4.936	4.977	
31)		Mirex	8.645	9.686	702511	917688	4.970	4.975	
32)		Chlordane...	7.420	8.124	17606	936012	0.754	23.754	#
33)		Chlordane...	7.508	8.239	981829	74865	36.977	2.286	#
34)		Chlordane...	0.000	8.908	0	37450	N.D.	3.660	#
35)		Chlordane...	3.670f	3.674	9549	1888911	NoCal	NoCal	
36)		Toxaphene...	7.508	8.498f	981829	847949	944.801	301.505	#
37)		Toxaphene...	0.000	0.000	0	0	N.D.	N.D.	
38)		Toxaphene...	0.000	0.000	0	0	N.D.	N.D.	
39)		Toxaphene...	8.311f	8.908	20934	37450	5.329	0.253	#
40)		Toxaphene...	0.000	0.000	0	0	N.D.	N.D.	
41)		Toxaphene...	8.645	0.000	702511	0	175.378	N.D.	#
42)		Toxaphene...	3.670f	3.674	9549	1888911	NoCal	NoCal	

Quantitation Report (Not Reviewed)

Data Path : C:\msdchem\1\data\2020-03\0C24036\REQUANT\
Data File : ECD5-03242023.D
Signal(s) : Signal #1: ECD1A.CH Signal #2: ECD2B.CH
Acq On : 24 Mar 2020 18:48
Operator : MJB
Sample : 0C24036-CALD
Misc : A20C355, 9-42 5 ppb
ALS Vial : 17 (Sig #1); 0 (Sig #2) Sample Multiplier: 1

Integration File signal 1: PEST1.e
Integration File signal 2: PEST2.e
Quant Time: Mar 25 12:58:05 2020
Quant Method : C:\msdchem\1\methods\ECD5_QUANTPEST_200324.M
Quant Title : Instrument: DualECD5
QLast Update : Wed Mar 25 12:47:54 2020
Response via : Initial Calibration
Integrator: ChemStation 6890 Scale Mode: Small noise peaks clipped

Volume Inj. : 2uL
Signal #1 Phase : Rtx-CLPesticides Signal #2 Phase: Rtx-CLPesticides2
Signal #1 Info : 30m X 0.32mm X 0. Signal #2 Info : 30m X 0.32mm X 0.25um

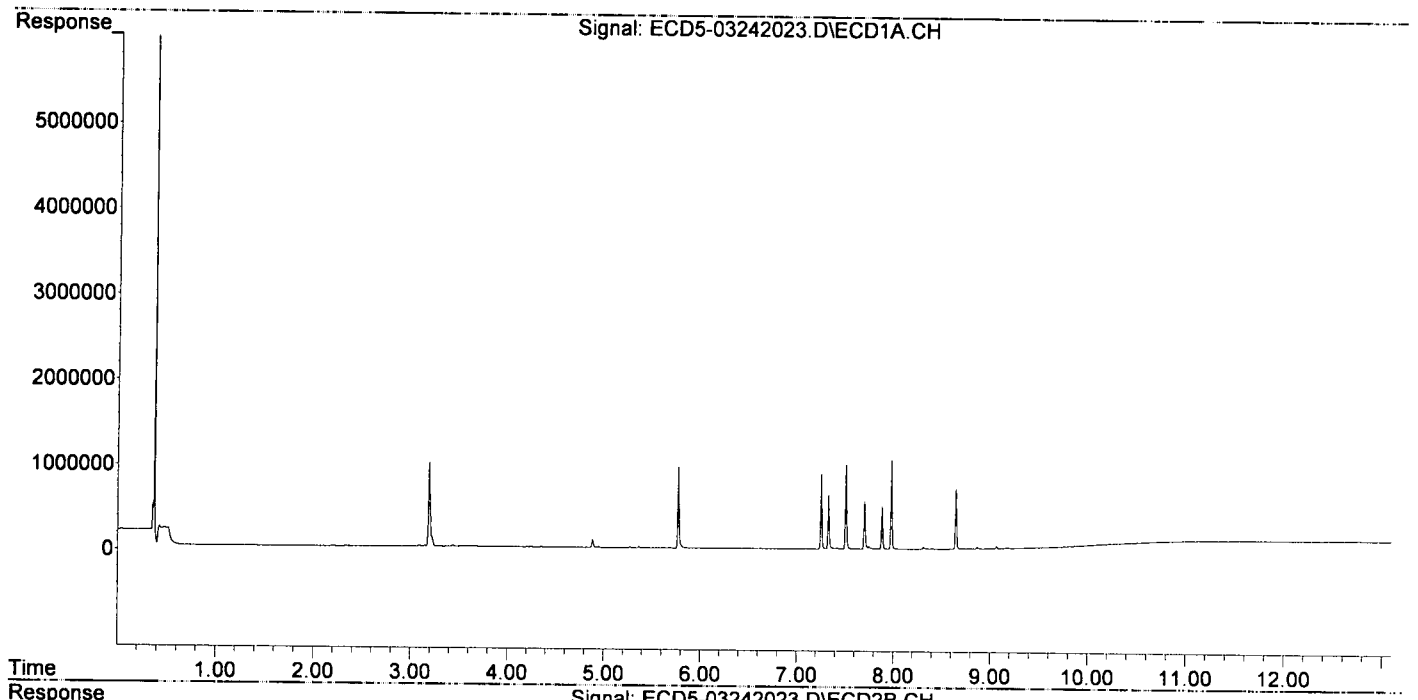

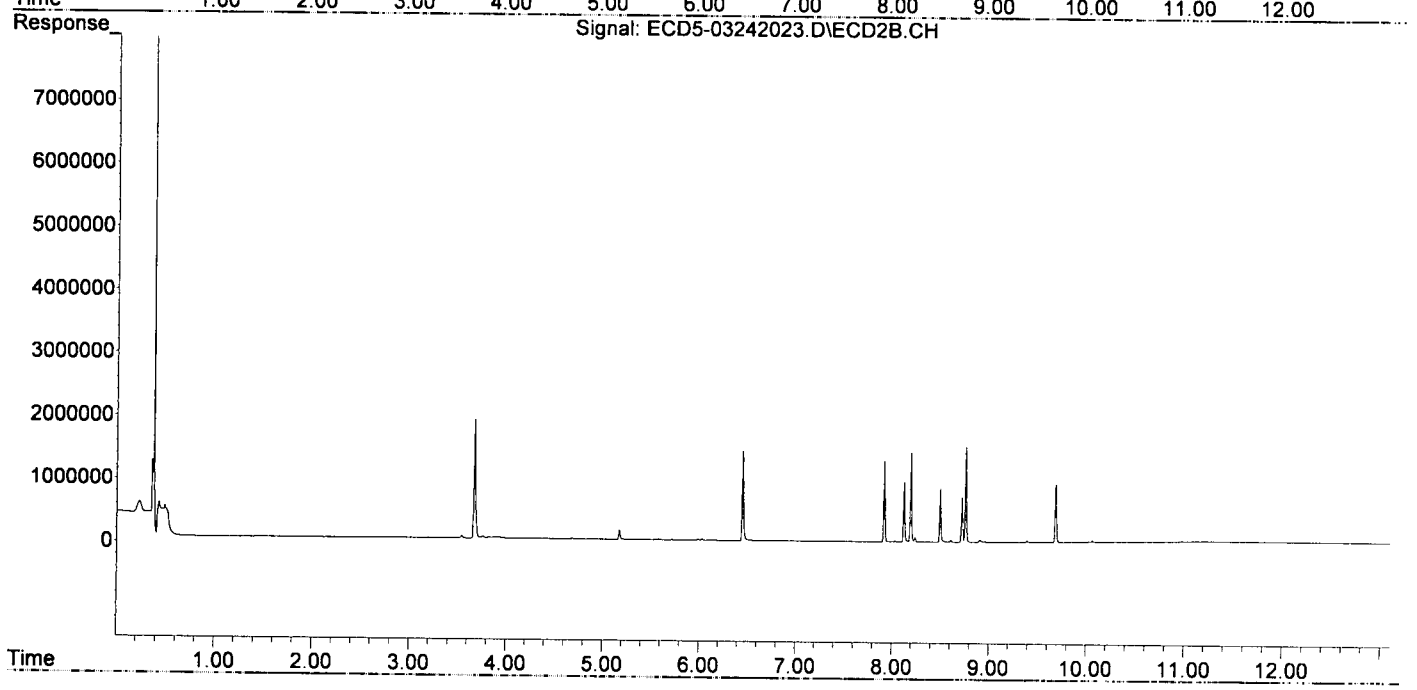

Quantitation Report (Not Reviewed)

Data Path : C:\msdchem\1\data\2020-03\0C24036\REQUANT\
Data File : ECD5-03242024.D
Signal(s) : Signal #1: ECD1A.CH Signal #2: ECD2B.CH
Acq On : 24 Mar 2020 19:05
Operator : MJB
Sample : 0C24036-CALE
Misc : A20C356, 9-42 10 ppb
ALS Vial : 18 (Sig #1); 0 (Sig #2) Sample Multiplier: 1

Integration File signal 1: PEST1.e
Integration File signal 2: PEST2.e
Quant Time: Mar 25 12:58:15 2020
Quant Method : C:\msdchem\1\methods\ECD5_QUANTPEST_200324.M
Quant Title : Instrument: DualECD5
QLast Update : Wed Mar 25 12:47:54 2020
Response via : Initial Calibration
Integrator: ChemStation 6890 Scale Mode: Small noise peaks clipped

Volume Inj. : 2uL
Signal #1 Phase : Rtx-CLPesticides Signal #2 Phase: Rtx-CLPesticides2
Signal #1 Info : 30m X 0.32mm X 0. Signal #2 Info : 30m X 0.32mm X 0.25um

MJB

3/26/20

		Compound	RT#1	RT#2	Resp#1	Resp#2	ng/mL	ng/mL	
		System Monitoring Compounds							
1)	S	TCMX (S)	5.363f	5.993	32184	12890	0.167	0.045	#
22)	S	DCBP (S)	0.000	0.000	0	0	N.D.	N.D.	
		Target Compounds							
2)		a-BHC	5.926	0.000	3851	0	0.015	N.D.	#
3)		g-BHC	0.000	0.000	0	0	N.D.	N.D.	
4)		b-BHC	0.000	0.000	0	0	N.D.	N.D.	
5)		Heptachlor	6.622	7.287	6878	10274	0.031	0.031	
6)		d-BHC	0.000	0.000	0	0	N.D.	N.D.	
7)		Aldrin	0.000	7.568	0	9851	N.D.	0.030	#
8)		Heptachlo...	7.328	0.000	1237758	0	6.039	N.D.	#
9)		trans-Chl...	7.420	8.125	32671	1859258	0.157	6.137	#
10)		cis-Chlor...	7.508	8.239	1958355	138955	9.563	0.479	#
11)		Endosulfa...	7.617	8.304	12079	9101	0.062	0.033	#
12)		4,4'-DDE	7.617f	8.384f	12079	7384	0.061	0.026	#
13)		Dieldrin	7.747f	8.498	61272	1664096	0.288	5.593	#
14)		Endrin	7.979f	8.723	2056686	1455490	12.032	6.356	#
15)		4,4'-DDD	7.979f	8.762	2056686	2912480	12.584	12.104	
16)		Endosulfa...	0.000	0.000	0	0	N.D.	N.D.	
17)		4,4'-DDT	0.000	0.000	0	0	N.D.	N.D.	
18)		Endrin Al...	8.407	0.000	4347	0	0.030	N.D.	#
19)		Endosulfa...	0.000	0.000	0	0	N.D.	N.D.	
20)		Methoxychlor	0.000	0.000	0	0	N.D.	N.D.	
21)		Endrin Ke...	8.864f	9.687	18780	1755471	0.098	7.041	#
23)		Hexachlor...	3.191	3.673	1913685	3659331	9.950	9.951	
24)		Hexachlor...	5.771	6.453	1821184	2829027	9.807	9.928	
25)		Oxychlordane	7.252	7.921	1728237	2482080	9.984	9.870	
26)		2,4'-DDE	7.328	8.125	1237758	1859258	10.043	9.966	
27)		trans-Non...	7.508	8.195	1958355	2785866	10.173	9.939	
28)		2,4'-DDD	7.701	8.498	1077430	1664096	9.871	9.984	
29)		2,4'-DDT	7.883	8.723	1038872	1455490	10.169	10.084	
30)		cis-Nonac...	7.979	8.762	2056686	2912480	9.934	9.808	
31)		Mirex	8.645	9.687	1334200	1755471	9.808	9.889	
32)		Chlordane...	7.420	8.125	32671	1859258	1.400	47.184	#
33)		Chlordane...	7.508	8.239	1958355	138955	73.754	4.243	#
34)		Chlordane...	0.000	8.909	0	34953	N.D.	3.416	#
35)		Chlordane...	3.670f	3.673	9389	3659331	NoCal	NoCal	
36)		Toxaphene...	7.508	8.498f	1958355	1664096	1884.499	591.703	#
37)		Toxaphene...	7.747f	0.000	61272	0	30.201	N.D.	#
38)		Toxaphene...	0.000	0.000	0	0	N.D.	N.D.	
39)		Toxaphene...	8.311f	8.909	20512	34953	5.222	BelowCal	#
40)		Toxaphene...	0.000	0.000	0	0	N.D.	N.D.	
41)		Toxaphene...	8.645	0.000	1334200	0	333.076	N.D.	#
42)		Toxaphene...	3.670f	3.673	9389	3659331	NoCal	NoCal	

Quantitation Report (Not Reviewed)

Data Path : C:\msdchem\1\data\2020-03\0C24036\REQUANT\
Data File : ECD5-03242024.D
Signal(s) : Signal #1: ECD1A.CH Signal #2: ECD2B.CH
Acq On : 24 Mar 2020 19:05
Operator : MJB
Sample : 0C24036-CALE
Misc : A20C356, 9-42 10 ppb
ALS Vial : 18 (Sig #1); 0 (Sig #2) Sample Multiplier: 1

Integration File signal 1: PEST1.e
Integration File signal 2: PEST2.e
Quant Time: Mar 25 12:58:15 2020
Quant Method : C:\msdchem\1\methods\ECD5_QUANTPEST_200324.M
Quant Title : Instrument: DualECD5
QLast Update : Wed Mar 25 12:47:54 2020
Response via : Initial Calibration
Integrator: ChemStation 6890 Scale Mode: Small noise peaks clipped

Volume Inj. : 2uL
Signal #1 Phase : Rtx-CLPesticides Signal #2 Phase: Rtx-CLPesticides2
Signal #1 Info : 30m X 0.32mm X 0. Signal #2 Info : 30m X 0.32mm X 0.25um

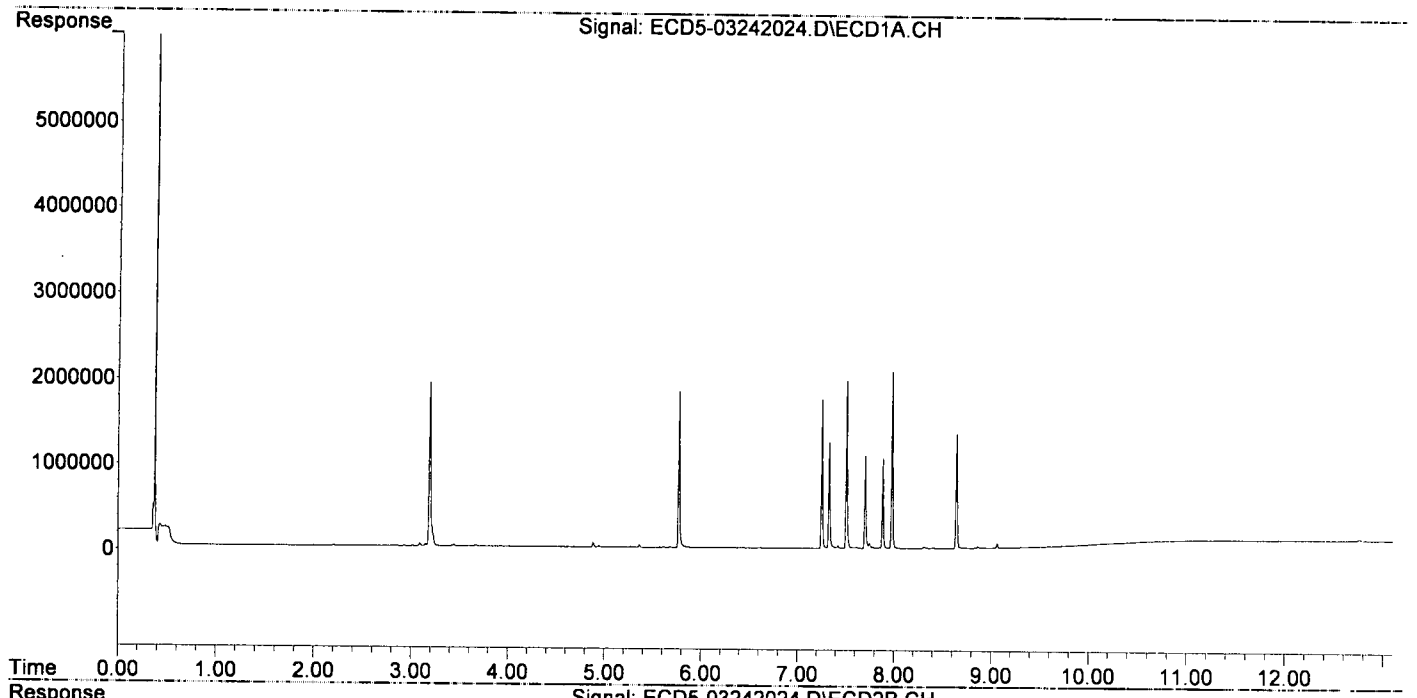

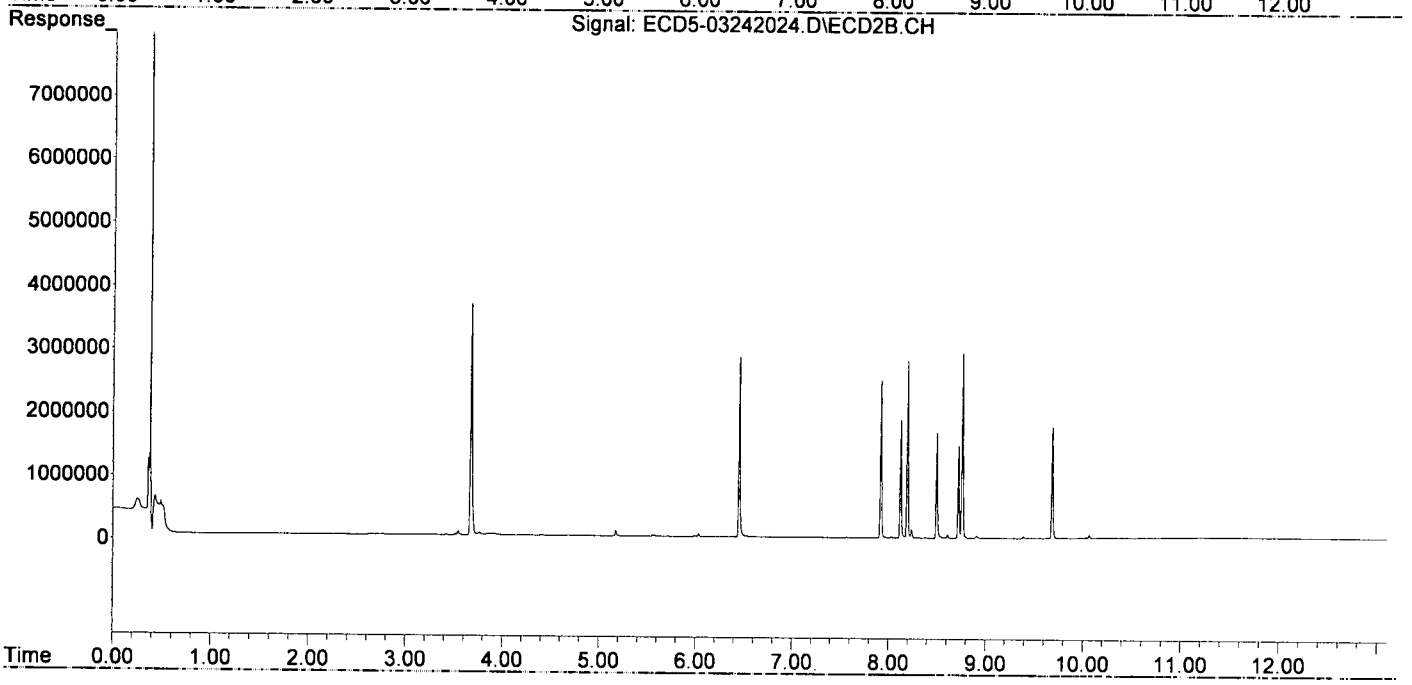

Quantitation Report (Not Reviewed)

Data Path : C:\msdchem\1\data\2020-03\0C24036\REQUANT\
Data File : ECD5-03242025.D
Signal(s) : Signal #1: ECD1A.CH Signal #2: ECD2B.CH
Acq On : 24 Mar 2020 19:22
Operator : MJB
Sample : 0C24036-CALF
Misc : A20C357, 9-42 25 ppb
ALS Vial : 19 (Sig #1); 0 (Sig #2) Sample Multiplier: 1

Integration File signal 1: PEST1.e
Integration File signal 2: PEST2.e
Quant Time: Mar 25 12:58:26 2020
Quant Method : C:\msdchem\1\methods\ECD5_QUANTPEST_200324.M
Quant Title : Instrument: DualECD5
QLast Update : Wed Mar 25 12:47:54 2020
Response via : Initial Calibration
Integrator: ChemStation 6890 Scale Mode: Small noise peaks clipped

Volume Inj. : 2uL
Signal #1 Phase : Rtx-CLPesticides Signal #2 Phase: Rtx-CLPesticides2
Signal #1 Info : 30m X 0.32mm X 0. Signal #2 Info : 30m X 0.32mm X 0.25um

MJB 3/25/20

		Compound	RT#1	RT#2	Resp#1	Resp#2	ng/mL	ng/mL	
		System Monitoring Compounds							
1)	S	TCMX (S)	5.362f	5.992	72419	14491	0.375	0.051	#
22)	S	DCBP (S)	0.000	0.000	0	0	N.D.	N.D.	
		Target Compounds							
2)		a-BHC	5.921	0.000	7550	0	0.029	N.D.	#
3)		g-BHC	6.187f	0.000	5230	0	0.023	N.D.	#
4)		b-BHC	0.000	0.000	0	0	N.D.	N.D.	
5)		Heptachlor	6.621	7.286	15568	20608	0.070	0.061	
6)		d-BHC	6.403f	0.000	5534	0	0.028	N.D.	#
7)		Aldrin	0.000	7.568	0	9066	N.D.	0.028	#
8)		Heptachlo...	7.327	0.000	3019471	0	14.733	N.D.	#
9)		trans-Chl...	7.419	8.124	70960	4614869	0.340	15.233	#
10)		cis-Chlor...	7.508	8.238	4770432	310760	23.295	1.071	#
11)		Endosulfa...	7.616	8.303	34081	22883	0.176	0.084	#
12)		4,4'-DDE	7.616f	8.382f	34081	18316	0.173	0.064	#
13)		Dieldrin	7.747f	8.498	136247	4129897	0.641	13.881	#
14)		Endrin	7.978f	8.722	5255936	3726920	30.749	16.276	#
15)		4,4'-DDD	7.978f	8.761	5255936	7435646	32.160	30.903	
16)		Endosulfa...	0.000	0.000	0	0	N.D.	N.D.	
17)		4,4'-DDT	0.000	0.000	0	0	N.D.	N.D.	
18)		Endrin Al...	8.409	9.106	8369	4565	0.057	0.022	#
19)		Endosulfa...	0.000	0.000	0	0	N.D.	N.D.	
20)		Methoxychlor	0.000	0.000	0	0	N.D.	N.D.	
21)		Endrin Ke...	8.864f	9.686	18352	4337194	0.096	17.396	#
23)		Hexachlor...	3.192	3.674	4744416	9164447	25.096	25.093	
24)		Hexachlor...	5.771	6.453	4553836	7208518	24.881	25.357	
25)		Oxychlordane	7.252	7.920	4237766	6370353	24.840	25.367	
26)		2,4'-DDE	7.327	8.124	3019471	4614869	24.685	24.676	
27)		trans-Non...	7.508	8.195	4770432	6929319	25.099	24.709	
28)		2,4'-DDD	7.700	8.498	2695196	4129897	25.018	24.853	
29)		2,4'-DDT	7.882	8.722	2624036	3726920	25.583	25.294	
30)		cis-Nonac...	7.978	8.761	5255936	7435646	25.646	24.976	
31)		Mirex	8.645	9.686	3230934	4337194	24.384	24.823	
32)		Chlordane...	7.419	8.124	70960	4614869	3.040	117.116	#
33)		Chlordane...	7.508	8.238	4770432	310760	179.661	9.489	#
34)		Chlordane...	0.000	8.908	0	33938	N.D.	3.316	#
35)		Chlordane...	3.678f	3.674	10371	9164447	NoCal	NoCal	
36)		Toxaphene...	7.508	8.498f	4770432	4129897	4590.524	1468.467	#
37)		Toxaphene...	0.000	0.000	0	0	N.D.	N.D.	
38)		Toxaphene...	0.000	0.000	0	0	N.D.	N.D.	
39)		Toxaphene...	8.368f	8.908	3285	33938	0.836	BelowCal	#
40)		Toxaphene...	0.000	9.106	0	4565	N.D.	0.924	#
41)		Toxaphene...	8.645	0.000	3230934	0	806.585	N.D.	#
42)		Toxaphene...	3.678	3.674	10371	9164447	NoCal	NoCal	

Quantitation Report (Not Reviewed)

Data Path : C:\msdchem\1\data\2020-03\0C24036\REQUANT\
Data File : ECD5-03242025.D
Signal(s) : Signal #1: ECD1A.CH Signal #2: ECD2B.CH
Acq On : 24 Mar 2020 19:22
Operator : MJB
Sample : 0C24036-CALF
Misc : A20C357, 9-42 25 ppb
ALS Vial : 19 (Sig #1); 0 (Sig #2) Sample Multiplier: 1

Integration File signal 1: PEST1.e
Integration File signal 2: PEST2.e
Quant Time: Mar 25 12:58:26 2020
Quant Method : C:\msdchem\1\methods\ECD5_QUANTPEST_200324.M
Quant Title : Instrument: DualECD5
QLast Update : Wed Mar 25 12:47:54 2020
Response via : Initial Calibration
Integrator: ChemStation 6890 Scale Mode: Small noise peaks clipped

Volume Inj. : 2uL
Signal #1 Phase : Rtx-CLPesticides Signal #2 Phase: Rtx-CLPesticides2
Signal #1 Info : 30m X 0.32mm X 0. Signal #2 Info : 30m X 0.32mm X 0.25um

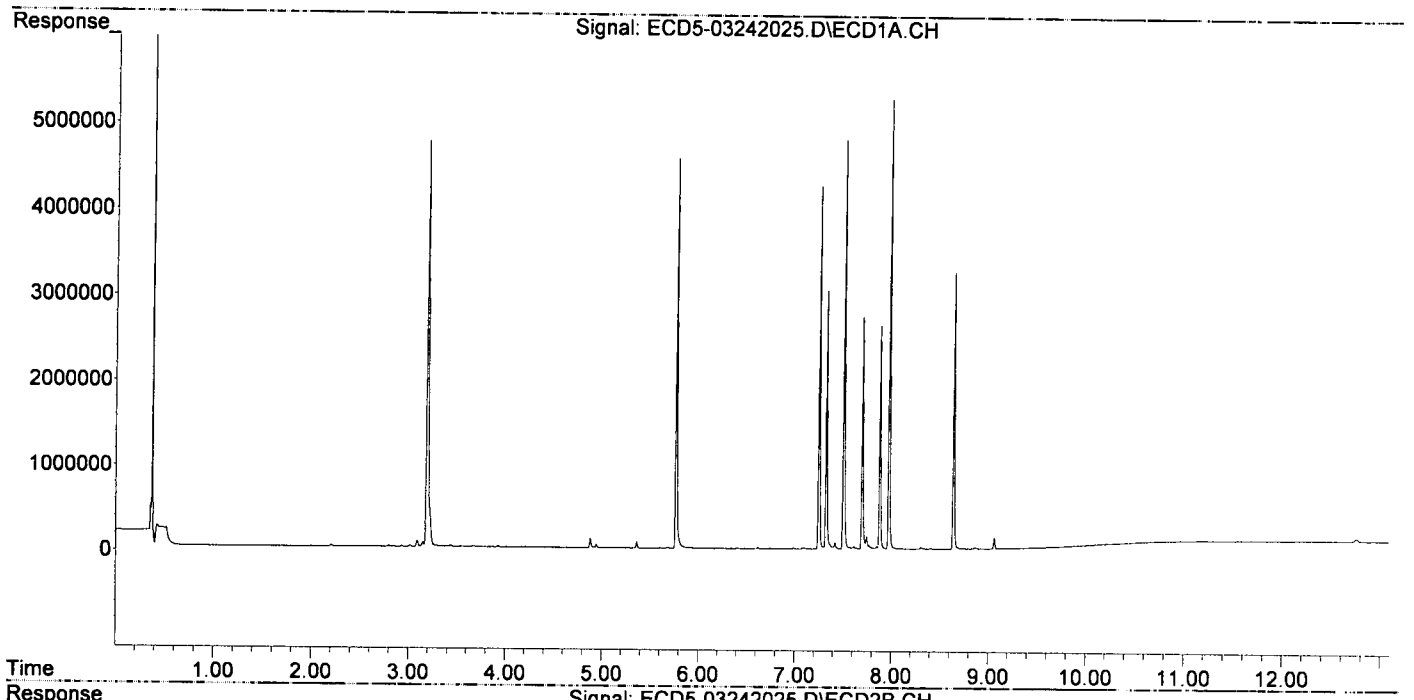

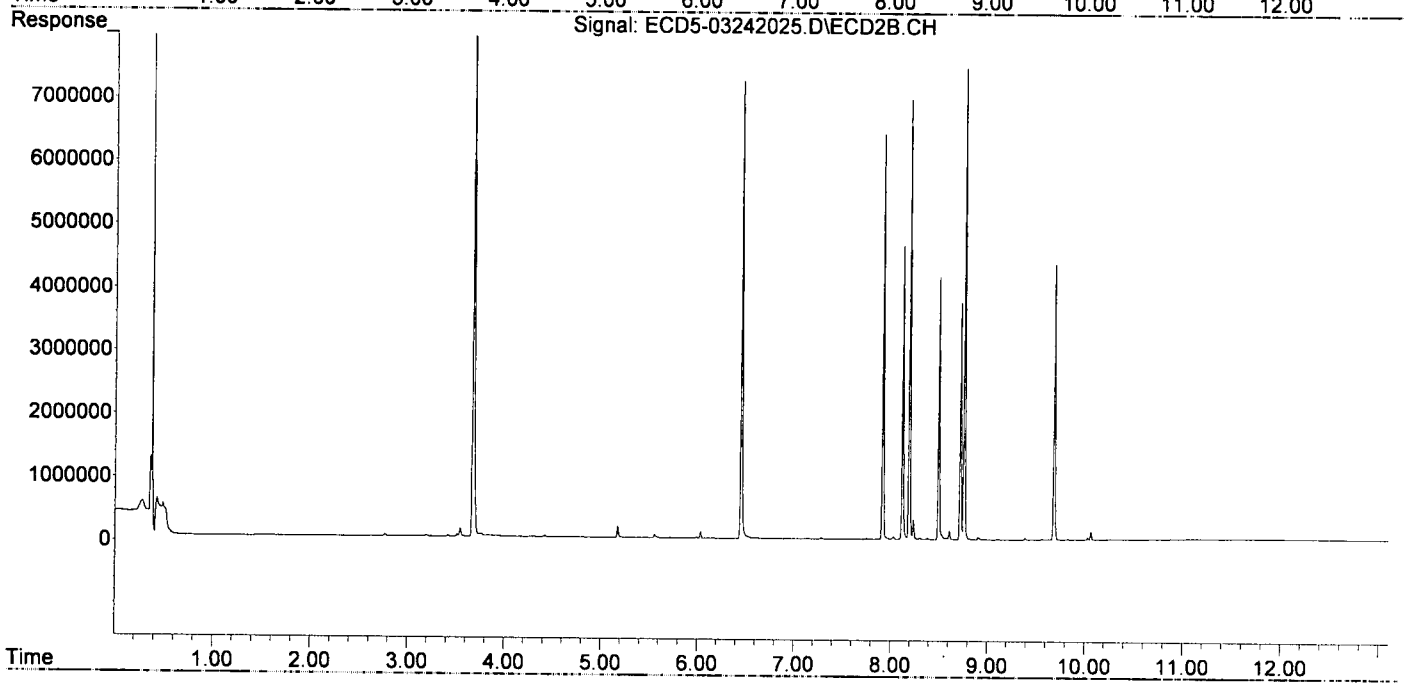

Quantitation Report (Not Reviewed)

Data Path : C:\msdchem\1\data\2020-03\0C24036\REQUANT\
Data File : ECD5-03242026.D
Signal(s) : Signal #1: ECD1A.CH Signal #2: ECD2B.CH
Acq On : 24 Mar 2020 19:40
Operator : MJB
Sample : 0C24036-CALG
Misc : A20C358, 9-42 50 ppb
ALS Vial : 20 (Sig #1); 0 (Sig #2) Sample Multiplier: 1

Integration File signal 1: PEST1.e
Integration File signal 2: PEST2.e
Quant Time: Mar 25 12:58:34 2020
Quant Method : C:\msdchem\1\methods\ECD5_QUANTPEST_200324.M
Quant Title : Instrument: DualECD5
QLast Update : Wed Mar 25 12:47:54 2020
Response via : Initial Calibration
Integrator: ChemStation 6890 Scale Mode: Small noise peaks clipped

MJB 3/25/20

Volume Inj. : 2uL
Signal #1 Phase : Rtx-CLPesticides Signal #2 Phase: Rtx-CLPesticides2
Signal #1 Info : 30m X 0.32mm X 0. Signal #2 Info : 30m X 0.32mm X 0.25um

		Compound	RT#1	RT#2	Resp#1	Resp#2	ng/mL	ng/mL	
		System Monitoring Compounds							
1)	S	TCMX (S)	5.362f	5.992	126744	15305	0.656	0.054	#
22)	S	DCBP (S)	0.000	0.000	0	0	N.D.	N.D.	
		Target Compounds							
2)		a-BHC	0.000	0.000	0	0	N.D.	N.D.	
3)		g-BHC	6.186f	6.951f	15015	7341	0.066	0.021	#
4)		b-BHC	6.271	6.951f	4564	7341	0.048	0.049	
5)		Heptachlor	6.621	7.286	27538	42010	0.124	0.125	
6)		d-BHC	6.404f	7.235	16347	6564	0.084	0.020	#
7)		Aldrin	6.825f	0.000	3414	0	0.015	N.D.	#
8)		Heptachlo...	7.327	0.000	5911849	0	28.845	N.D.	#
9)		trans-Chl...	7.419	8.124	127586	9372906	0.612	30.939	#
10)		cis-Chlor...	7.507	8.239	8939479	562539	43.653	1.939	#
11)		Endosulfa...	7.615	8.303	67500	42084	0.349	0.155	#
12)		4,4'-DDE	7.615f	8.381f	67500	45870	0.342	0.160	#
13)		Dieldrin	7.746f	8.497	247363	8137483	1.164	27.352	#
14)		Endrin	7.978f	8.722	9928726	7779036	58.086	33.972	#
15)		4,4'-DDD	7.978f	8.761	9928726	14832084	60.752	61.642	
16)		Endosulfa...	0.000	0.000	0	0	N.D.	N.D.	
17)		4,4'-DDT	8.197	8.973	7213	3196	0.041	0.074	#
18)		Endrin Al...	8.410	9.108	11723	7923	0.080	0.038	#
19)		Endosulfa...	0.000	0.000	0	0	N.D.	N.D.	
20)		Methoxychlor	0.000	0.000	0	0	N.D.	N.D.	
21)		Endrin Ke...	8.866f	9.687	17624	8504353	0.092	34.110	#
23)		Hexachlor...	3.192	3.674	8717391	17439815	46.425	47.503	
24)		Hexachlor...	5.771	6.452	8762097	14203483	47.959	49.260	
25)		Oxychlordane	7.251	7.920	8147960	12143579	47.956	47.581	
26)		2,4'-DDE	7.327	8.124	5911849	9372906	48.156	49.109	
27)		trans-Non...	7.507	8.194	8939479	13836076	47.116	48.432	
28)		2,4'-DDD	7.700	8.497	5120535	8137483	47.517	48.229	
29)		2,4'-DDT	7.882	8.722	5109282	7779036	48.838	50.404	
30)		cis-Nonac...	7.978	8.761	9928726	14832084	48.383	48.834	
31)		Mirex	8.645	9.687	6214207	8504353	47.463	48.294	
32)		Chlordane...	7.419	8.124	127586	9372906	5.466	237.866	#
33)		Chlordane...	7.507	8.239	8939479	562539	336.674	17.177	#
34)		Chlordane...	0.000	8.909	0	32194	N.D.	3.146	#
35)		Chlordane...	3.680f	3.674	12859	17439815	NoCal	NoCal	
36)		Toxaphene...	7.507	8.497f	8939479	8137483	8602.344	2893.444	#
37)		Toxaphene...	0.000	0.000	0	0	N.D.	N.D.	
38)		Toxaphene...	0.000	0.000	0	0	N.D.	N.D.	
39)		Toxaphene...	8.366f	8.909	4376	32194	1.114	BelowCal	#
40)		Toxaphene...	0.000	9.108	0	7923	N.D.	1.603	#
41)		Toxaphene...	8.645	0.000	6214207	0	1551.342	N.D.	#
42)		Toxaphene...	3.680	3.674	12859	17439815	NoCal	NoCal	

Quantitation Report (Not Reviewed)

Data Path : C:\msdchem\1\data\2020-03\0C24036\REQUANT\
Data File : ECD5-03242026.D
Signal(s) : Signal #1: ECD1A.CH Signal #2: ECD2B.CH
Acq On : 24 Mar 2020 19:40
Operator : MJB
Sample : 0C24036-CALG
Misc : A20C358, 9-42 50 ppb
ALS Vial : 20 (Sig #1); 0 (Sig #2) Sample Multiplier: 1

Integration File signal 1: PEST1.e
Integration File signal 2: PEST2.e
Quant Time: Mar 25 12:58:34 2020
Quant Method : C:\msdchem\1\methods\ECD5_QUANTPEST_200324.M
Quant Title : Instrument: DualECD5
QLast Update : Wed Mar 25 12:47:54 2020
Response via : Initial Calibration
Integrator: ChemStation 6890 Scale Mode: Small noise peaks clipped

Volume Inj. : 2uL
Signal #1 Phase : Rtx-CLPesticides Signal #2 Phase: Rtx-CLPesticides2
Signal #1 Info : 30m X 0.32mm X 0. Signal #2 Info : 30m X 0.32mm X 0.25um

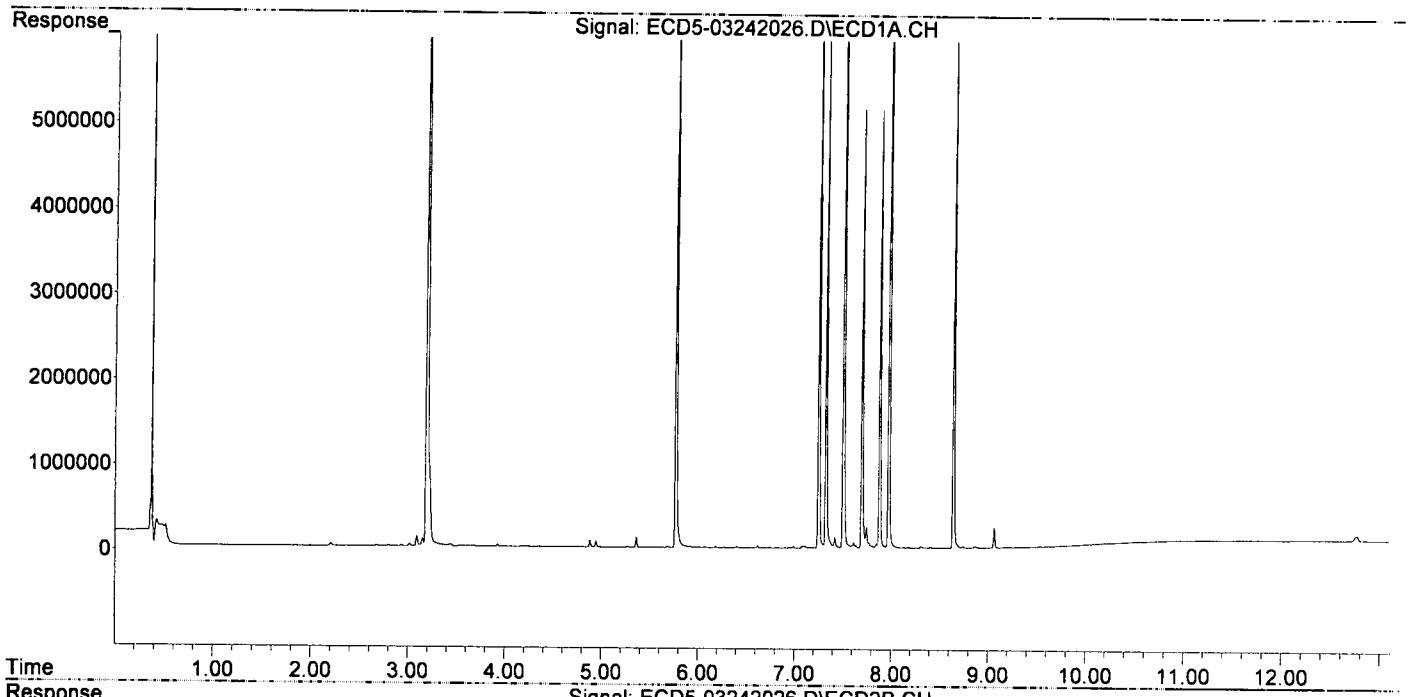

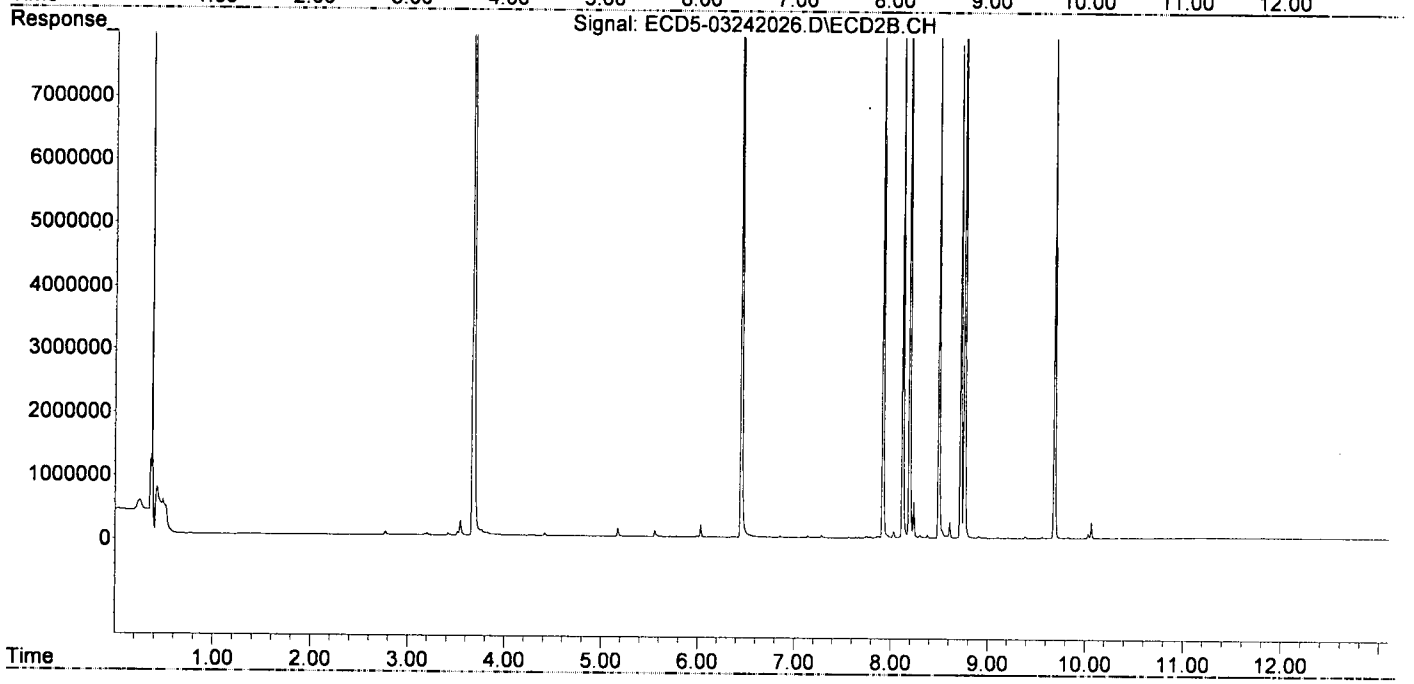

Quantitation Report (Not Reviewed)

Data Path : C:\msdchem\1\data\2020-03\0C24036\REQUANT\
Data File : ECD5-03242027.D
Signal(s) : Signal #1: ECD1A.CH Signal #2: ECD2B.CH
Acq On : 24 Mar 2020 19:57
Operator : MJB
Sample : 0C24036-CALH
Misc : A20C359, 9-42 100 ppb
ALS Vial : 21 (Sig #1); 0 (Sig #2) Sample Multiplier: 1

Integration File signal 1: PEST1.e
Integration File signal 2: PEST2.e
Quant Time: Mar 25 12:58:44 2020
Quant Method : C:\msdchem\1\methods\ECD5_QUANTPEST_200324.M
Quant Title : Instrument: DualECD5
QLast Update : Wed Mar 25 12:47:54 2020
Response via : Initial Calibration
Integrator: ChemStation 6890 Scale Mode: Small noise peaks clipped

Volume Inj. : 2uL
Signal #1 Phase : Rtx-CLPesticides Signal #2 Phase: Rtx-CLPesticides2
Signal #1 Info : 30m X 0.32mm X 0. Signal #2 Info : 30m X 0.32mm X 0.25um

MJB 3/25/20

		Compound	RT#1	RT#2	Resp#1	Resp#2	ng/mL	ng/mL	
		System Monitoring Compounds							
1)	S	TCMX (S)	5.361f	5.992	244597	11148	1.266	0.039	#
22)	S	DCBP (S)	0.000	0.000	0	0	N.D.	N.D.	
		Target Compounds							
2)		a-BHC	0.000	0.000	0	0	N.D.	N.D.	
3)		g-BHC	6.185f	6.950f	25655	11043	0.112	0.031	#
4)		b-BHC	6.269	6.950f	7120	11043	0.074	0.074	
5)		Heptachlor	6.620	7.285	52914	80516	0.238	0.240	
6)		d-BHC	6.469f	7.245	4718	16583	0.024	0.051	#
7)		Aldrin	6.824f	7.566	5656	10794	0.025	0.033	#
8)		Heptachlo...	7.325	8.032f	12225211	174006	59.650	0.585	#
9)		trans-Chl...	7.418	8.124	245170	19878326	1.176	65.616	#
10)		cis-Chlor...	7.506	8.238	18723508	1075831	91.430	3.708	#
11)		Endosulfa...	7.615	8.302	168828	71292	0.873	0.262	#
12)		4,4'-DDE	7.615f	8.381f	168828	92472	0.857	0.323	#
13)		Dieldrin	0.000	8.497	0	17265269	N.D.	58.032	#
14)		Endrin	7.977f	8.722	20132492	16635506	117.782	72.650	#
15)		4,4'-DDD	7.977f	8.761	20132492	32441279	123.187	134.827	
16)		Endosulfa...	8.130f	0.000	15468	0	0.092	N.D.	#
17)		4,4'-DDT	8.196	8.986	15102	16727	0.106	0.158	#
18)		Endrin Al...	8.410	9.107	19478	19918	0.133	0.096	#
19)		Endosulfa...	0.000	0.000	0	0	N.D.	N.D.	
20)		Methoxychlor	0.000	9.431f	0	5604	N.D.	BelowCal	
21)		Endrin Ke...	8.881	9.685	24927	17899644	0.131	71.794	#
23)		Hexachlor...	3.192	3.675	18064617	36344688	96.936	97.226	
24)		Hexachlor...	5.771	6.453	18187492	30307668	99.067	101.273	
25)		Oxychlordane	7.251	7.920	16565674	26490641	97.581	99.283	
26)		2,4'-DDE	7.325	8.124	12225211	19878326	98.177	99.404	
27)		trans-Non...	7.506	8.194	18723508	29872500	98.268	99.854	
28)		2,4'-DDD	7.698	8.497	10853795	17265269	99.747	98.328	
29)		2,4'-DDT	7.881	8.722	10947370	16635506	99.784	98.718	
30)		cis-Nonac...	7.977	8.761	20132492	32441279	97.196	101.680	
31)		Mirex	8.644	9.685	12396853	17899644	95.899	98.671	
32)		Chlordane...	7.418	8.124	245170	19878326	10.503	504.473	#
33)		Chlordane...	7.506	8.238	18723508	1075831	705.155	32.851	#
34)		Chlordane...	0.000	8.908	0	35256	N.D.	3.445	#
35)		Chlordane...	3.681f	3.675	13875	36344688	NoCal	NoCal	
36)		Toxaphene...	7.506	8.497f	18723508	17265269	18017.387	6139.009	#
37)		Toxaphene...	0.000	0.000	0	0	N.D.	N.D.	
38)		Toxaphene...	8.130f	0.000	15468	0	3.794	N.D.	#
39)		Toxaphene...	8.365f	8.908	7329	35256	1.866	BelowCal	#
40)		Toxaphene...	0.000	9.107	0	19918	N.D.	4.031	#
41)		Toxaphene...	8.644	0.000	12396853	0	3094.805	N.D.	#
42)		Toxaphene...	3.681	3.675	13875	36344688	NoCal	NoCal	

Quantitation Report (Not Reviewed)

Data Path : C:\msdchem\1\data\2020-03\0C24036\REQUANT\
Data File : ECD5-03242027.D
Signal(s) : Signal #1: ECD1A.CH Signal #2: ECD2B.CH
Acq On : 24 Mar 2020 19:57
Operator : MJB
Sample : 0C24036-CALH
Misc : A20C359, 9-42 100 ppb
ALS Vial : 21 (Sig #1); 0 (Sig #2) Sample Multiplier: 1

Integration File signal 1: PEST1.e
Integration File signal 2: PEST2.e
Quant Time: Mar 25 12:58:44 2020
Quant Method : C:\msdchem\1\methods\ECD5_QUANTPEST_200324.M
Quant Title : Instrument: DualECD5
QLast Update : Wed Mar 25 12:47:54 2020
Response via : Initial Calibration
Integrator: ChemStation 6890 Scale Mode: Small noise peaks clipped

Volume Inj. : 2uL
Signal #1 Phase : Rtx-CLPesticides Signal #2 Phase: Rtx-CLPesticides2
Signal #1 Info : 30m X 0.32mm X 0. Signal #2 Info : 30m X 0.32mm X 0.25um

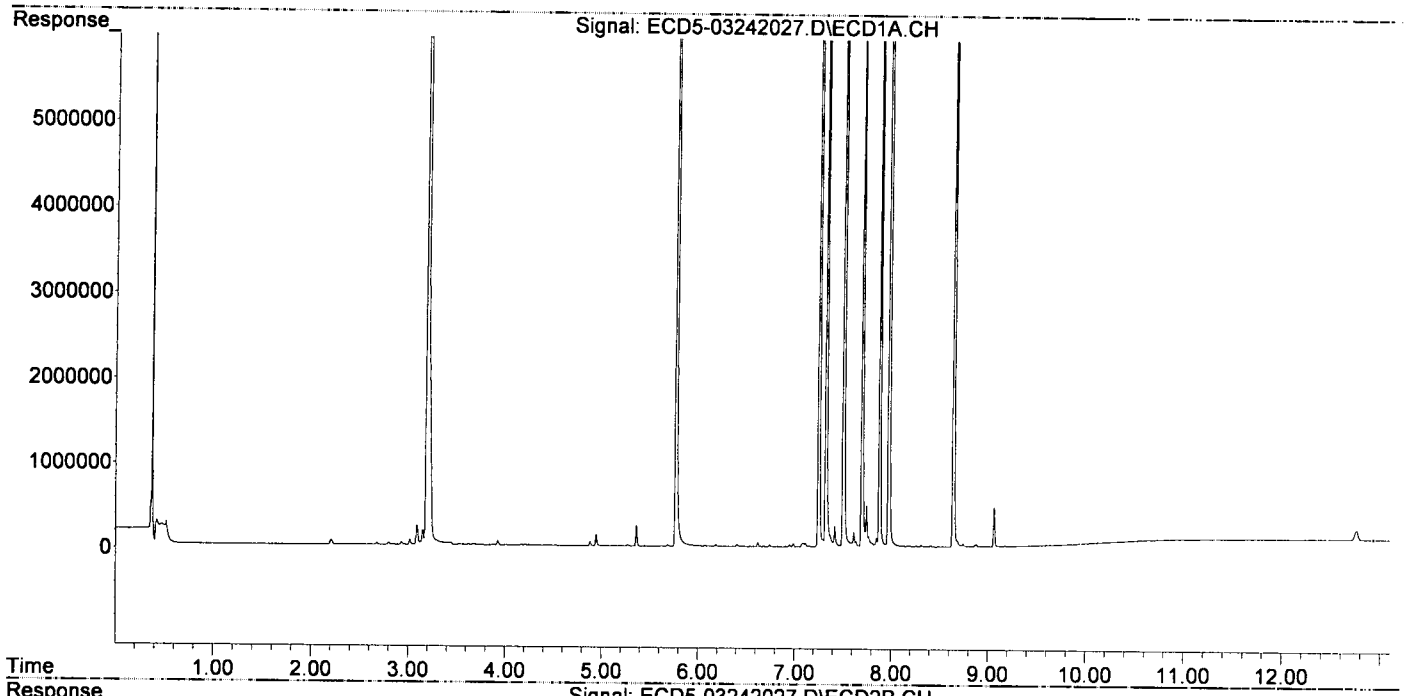

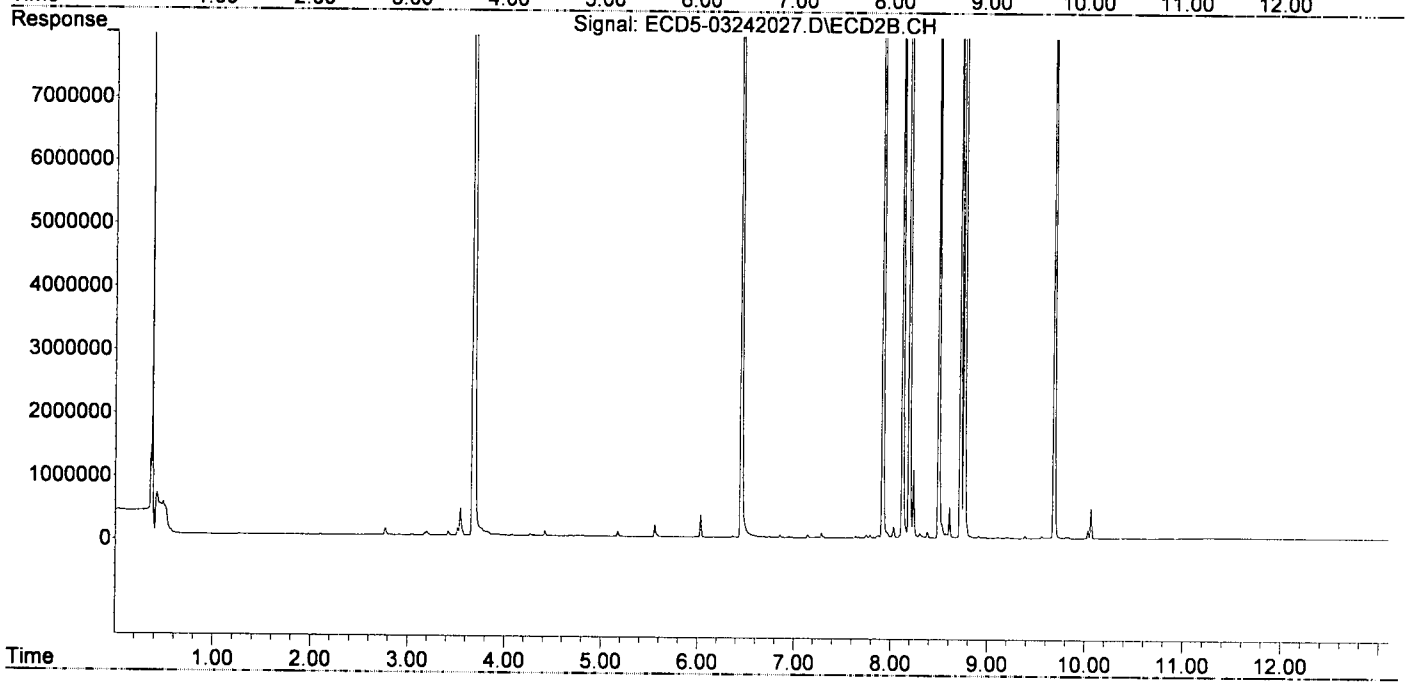

Quantitation Report (Not Reviewed)

Data Path : C:\msdchem\1\data\2020-03\0C24036\REQUANT\
Data File : ECD5-03242028.D
Signal(s) : Signal #1: ECD1A.CH Signal #2: ECD2B.CH
Acq On : 24 Mar 2020 20:14
Operator : MJB
Sample : 0C24036-CALI
Misc : A20C352, 9-42 200 ppb
ALS Vial : 22 (Sig #1); 0 (Sig #2) Sample Multiplier: 1

Integration File signal 1: PEST1.e
Integration File signal 2: PEST2.e
Quant Time: Mar 25 12:58:54 2020
Quant Method : C:\msdchem\1\methods\ECD5_QUANTPEST_200324.M
Quant Title : Instrument: DualECD5
QLast Update : Wed Mar 25 12:47:54 2020
Response via : Initial Calibration
Integrator: ChemStation 6890 Scale Mode: Small noise peaks clipped

Volume Inj. : 2uL
Signal #1 Phase : Rtx-CLPesticides Signal #2 Phase: Rtx-CLPesticides2
Signal #1 Info : 30m X 0.32mm X 0. Signal #2 Info : 30m X 0.32mm X 0.25um

MJ 3/25/20

		Compound	RT#1	RT#2	Resp#1	Resp#2	ng/mL	ng/mL	
		System Monitoring Compounds							
1)	S	TCMX (S)	5.364f	5.993	478296	14010	2.476	0.049	#
22)	S	DCBP (S)	0.000	0.000	0	0	N.D.	N.D.	
		Target Compounds							
2)		a-BHC	0.000	0.000	0	0	N.D.	N.D.	
3)		g-BHC	6.188f	6.951f	30187	10630	0.132	0.030	#
4)		b-BHC	6.271	6.951f	9923	10630	0.104	0.071	#
5)		Heptachlor	6.622	7.287	94742	143116	0.425	0.427	
6)		d-BHC	6.470f	7.236	6325	13608	0.032	0.042	#
7)		Aldrin	6.825f	7.525f	6647	6135	0.030	0.019	#
8)		Heptachlo...	7.327	7.971f	26192823	133881	127.802	0.450	#
9)		trans-Chl...	7.419	8.126	474195	44139561	2.275	145.700	#
10)		cis-Chlor...	7.508	8.240	39413197	2110993	192.461	7.275	#
11)		Endosulfa...	7.616	8.306	483118	99616	2.499	0.367	#
12)		4,4'-DDE	7.616f	8.352	483118	57197	2.451	0.200	#
13)		Dieldrin	7.747f	8.499	966004	38695112	4.547	130.062	#
14)		Endrin	7.979f	8.724	43205725	39877306	252.768	174.150	#
15)		4,4'-DDD	7.979f	8.764	43205725	69542726	264.368	289.021	
16)		Endosulfa...	8.131f	0.000	30154	0	0.180	N.D.	#
17)		4,4'-DDT	8.198	8.989	31539	34595	0.241	0.269	
18)		Endrin Al...	8.412	9.110	28269	36570	0.193	0.176	
19)		Endosulfa...	0.000	0.000	0	0	N.D.	N.D.	
20)		Methoxychlor	0.000	9.434f	0	11579	N.D.	0.055	#
21)		Endrin Ke...	8.883	9.689	35335	39265298	0.185	157.490	#
23)		Hexachlor...	3.194	3.677	38064732	79746950	206.623	204.641	
24)		Hexachlor...	5.773	6.456	37823227	63963904	203.093	199.341	
25)		Oxychlordane	7.253	7.922	34818494	58878835	204.557	202.311	
26)		2,4'-DDE	7.327	8.126	26192823	44139561	203.575	201.466	
27)		trans-Non...	7.508	8.197	39413197	65896047	204.164	201.589	
28)		2,4'-DDD	7.700	8.499	22566425	38695112	202.610	202.945	
29)		2,4'-DDT	7.883	8.724	24102499	39877306	200.670	200.576	
30)		cis-Nonac...	7.979	8.764	43205725	69542726	203.673	199.615	
31)		Mirex	8.647	9.689	26254813	39265298	207.651	202.772	
32)		Chlordane...	7.419	8.126	474195	44139561	20.315	1120.175	#
33)		Chlordane...	7.508	8.240	39413197	2110993	1484.358	64.460	#
34)		Chlordane...	0.000	8.908	0	37569	N.D.	3.671	#
35)		Chlordane...	3.717	3.677	12199	79746950	NoCal	NoCal	
36)		Toxaphene...	7.508	8.499f	39413197	38695112	37926.805	13758.815	#
37)		Toxaphene...	0.000	0.000	0	0	N.D.	N.D.	
38)		Toxaphene...	8.131f	0.000	30154	0	7.397	N.D.	#
39)		Toxaphene...	8.367f	8.908	13020	37569	3.315	0.268	#
40)		Toxaphene...	0.000	9.110	0	36570	N.D.	7.400	#
41)		Toxaphene...	8.647	0.000	26254813	0	6554.367	N.D.	#
42)		Toxaphene...	3.684	3.677	31072	79746950	NoCal	NoCal	

Quantitation Report (Not Reviewed)

Data Path : C:\msdchem\1\data\2020-03\0C24036\REQUANT\
Data File : ECD5-03242028.D
Signal(s) : Signal #1: ECD1A.CH Signal #2: ECD2B.CH
Acq On : 24 Mar 2020 20:14
Operator : MJB
Sample : 0C24036-CALI
Misc : A20C352, 9-42 200 ppb
ALS Vial : 22 (Sig #1); 0 (Sig #2) Sample Multiplier: 1

Integration File signal 1: PEST1.e
Integration File signal 2: PEST2.e
Quant Time: Mar 25 12:58:54 2020
Quant Method : C:\msdchem\1\methods\ECD5_QUANTPEST_200324.M
Quant Title : Instrument: DualECD5
QLast Update : Wed Mar 25 12:47:54 2020
Response via : Initial Calibration
Integrator: ChemStation 6890 Scale Mode: Small noise peaks clipped

Volume Inj. : 2uL
Signal #1 Phase : Rtx-CLPesticides Signal #2 Phase: Rtx-CLPesticides2
Signal #1 Info : 30m X 0.32mm X 0. Signal #2 Info : 30m X 0.32mm X 0.25um

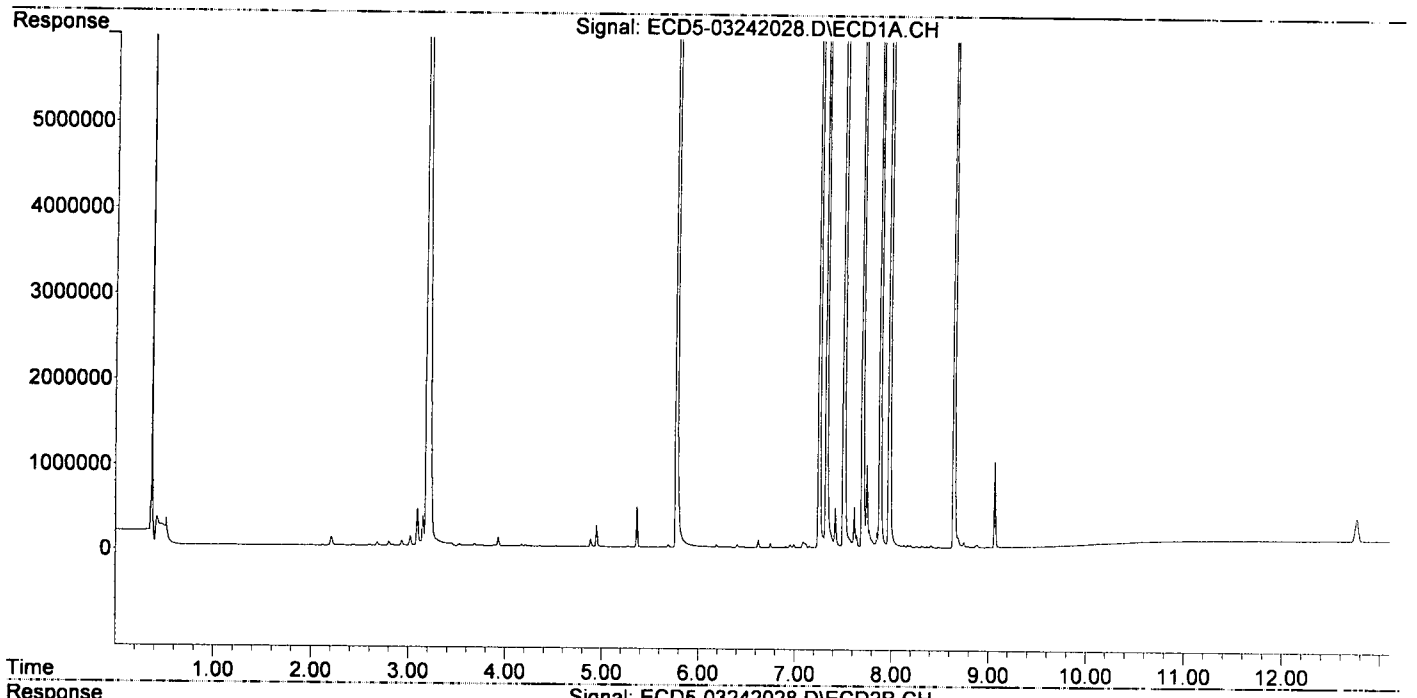

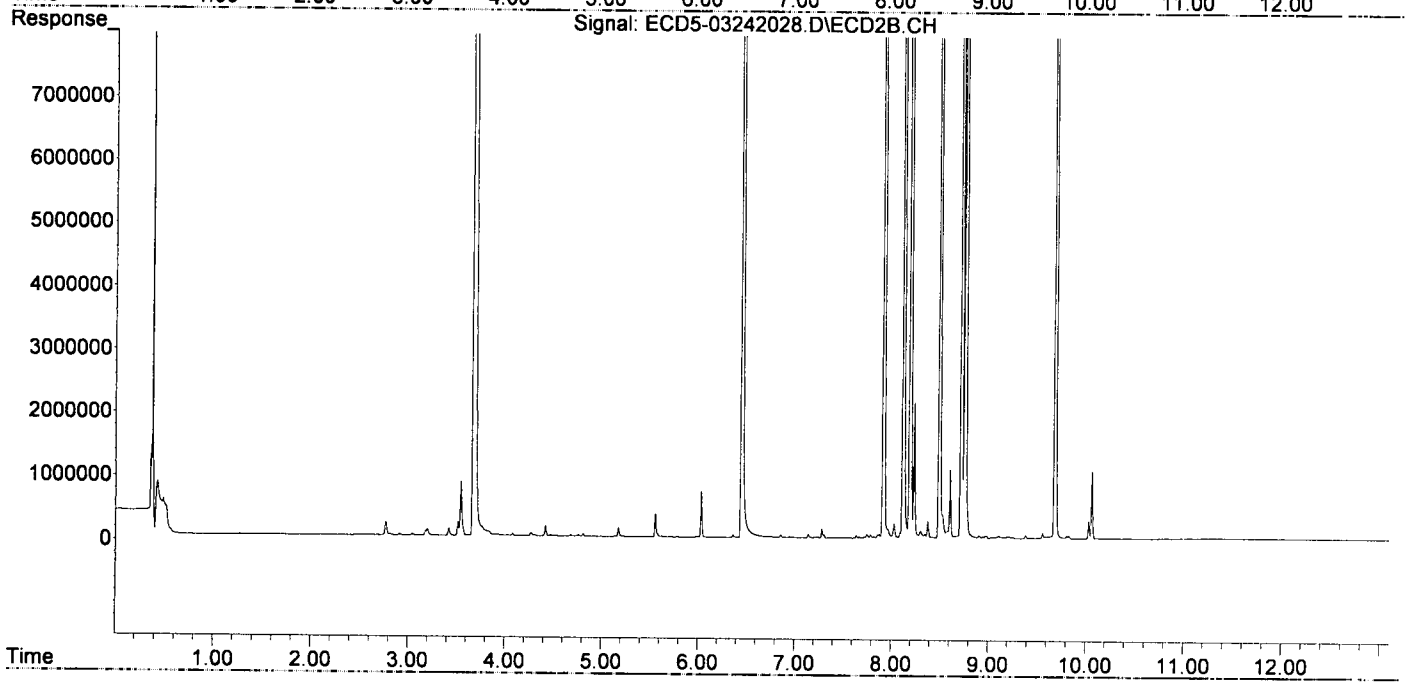

Quantitation Report (Not Reviewed)

Data Path : C:\msdchem\1\data\2020-03\0C24036\REQUANT\
Data File : ECD5-03242031.D
Signal(s) : Signal #1: ECD1A.CH Signal #2: ECD2B.CH
Acq On : 24 Mar 2020 21:05
Operator : MJB
Sample : 0C24036-CALJ
Misc : A20C400, CHLOR 10 ppb
ALS Vial : 24 (Sig #1); 0 (Sig #2) Sample Multiplier: 1

Integration File signal 1: PEST1.e
Integration File signal 2: PEST2.e
Quant Time: Mar 25 13:00:42 2020
Quant Method : C:\msdchem\1\methods\ECD5_QUANTPEST_200324.M
Quant Title : Instrument: DualECD5
QLast Update : Wed Mar 25 12:47:54 2020
Response via : Initial Calibration
Integrator: ChemStation 6890 Scale Mode: Small noise peaks clipped

Volume Inj. : 2uL
Signal #1 Phase : Rtx-CLPesticides Signal #2 Phase: Rtx-CLPesticides2
Signal #1 Info : 30m X 0.32mm X 0. Signal #2 Info : 30m X 0.32mm X 0.25um

MJB 3/25/20

		Compound	RT#1	RT#2	Resp#1	Resp#2	ng/mL	ng/mL	
		System Monitoring Compounds							
1)	S	TCMX (S)	0.000	5.993	0	32756	N.D.	0.115	#
22)	S	DCBP (S)	0.000	0.000	0	0	N.D.	N.D.	
		Target Compounds							
2)		a-BHC	0.000	6.619f	0	11445	N.D.	0.028	#
3)		g-BHC	6.183f	0.000	7294	0	0.032	N.D.	#
4)		b-BHC	6.262f	7.013f	3959	16018	0.041	0.107	#
5)		Heptachlor	6.621	7.285	116748	181833	0.524	0.543	
6)		d-BHC	6.402f	0.000	9962	0	0.051	N.D.	#
7)		Aldrin	0.000	7.521f	0	7640	N.D.	0.023	#
8)		Heptachlo...	7.332	8.011	21913	8950	0.107	0.030	#
9)		trans-Chl...	7.420	8.130	246826	385659	1.184	1.273	
10)		cis-Chlor...	7.513	8.238	282652	341698	1.380	1.178	
11)		Endosulfa...	7.633	0.000	6797	0	0.035	N.D.	#
12)		4,4'-DDE	7.573	8.335	8297	7014	0.042	0.024	#
13)		Dieldrin	7.800	8.491	8756	16806	0.041	0.056	#
14)		Endrin	7.978f	8.715	52606	6875	0.308	0.030	#
15)		4,4'-DDD	7.978f	8.762	52606	76428	0.322	0.318	
16)		Endosulfa...	8.112	8.852	4946	5605	0.030	0.023	
17)		4,4'-DDT	0.000	0.000	0	0	N.D.	N.D.	
18)		Endrin Al...	8.364f	9.133f	5645	19087	0.039	0.092	#
19)		Endosulfa...	8.704	0.000	3199	0	0.019	N.D.	#
20)		Methoxychlor	0.000	0.000	0	0	N.D.	N.D.	
21)		Endrin Ke...	8.865f	9.683	13212	10528	0.069	0.042	#
23)		Hexachlor...	0.000	0.000	0	0	N.D.	N.D.	
24)		Hexachlor...	0.000	0.000	0	0	N.D.	N.D.	
25)		Oxychlordane	7.247	7.958f	3950	84421	BelowCal	0.079	
26)		2,4'-DDE	7.332	8.130	21913	385659	BelowCal	1.915	
27)		trans-Non...	7.513	8.194	282652	299212	1.248	0.862	#
28)		2,4'-DDD	7.669f	8.491	22057	16806	BelowCal	BelowCal	
29)		2,4'-DDT	7.910f	8.715	5649	6875	BelowCal	BelowCal	
30)		cis-Nonac...	7.978	8.762	52606	76428	0.030	0.051	#
31)		Mirex	0.000	9.683	0	10528	N.D.	BelowCal	
32)		Chlordane...	7.420	8.130	246826	385659	10.574	9.787	
33)		Chlordane...	7.513	8.238	282652	341698	10.645	10.434	
34)		Chlordane...	8.063	8.902	75022	111290	10.320	10.875	
35)		Chlordane...	3.670f	0.000	7205	0	NoCal	N.D.	
36)		Toxaphene...	7.513	8.491f	282652	16806	271.992	5.976	#
37)		Toxaphene...	7.800	8.818	8756	10106	2.221	2.828	#
38)		Toxaphene...	8.112	8.852	4946	5605	1.213	1.004	
39)		Toxaphene...	8.364f	8.902	5645	111290	1.437	9.322	#
40)		Toxaphene...	0.000	9.133f	0	19087	N.D.	3.863	#
41)		Toxaphene...	0.000	0.000	0	0	N.D.	N.D.	
42)		Toxaphene...	3.670f	0.000	7205	0	NoCal	N.D.	

Quantitation Report (Not Reviewed)

Data Path : C:\msdchem\1\data\2020-03\0C24036\REQUANT\
Data File : ECD5-03242031.D
Signal(s) : Signal #1: ECD1A.CH Signal #2: ECD2B.CH
Acq On : 24 Mar 2020 21:05
Operator : MJB
Sample : 0C24036-CALJ
Misc : A20C400, CHLOR 10 ppb
ALS Vial : 24 (Sig #1); 0 (Sig #2) Sample Multiplier: 1

Integration File signal 1: PEST1.e
Integration File signal 2: PEST2.e
Quant Time: Mar 25 13:00:42 2020
Quant Method : C:\msdchem\1\methods\ECD5_QUANTPEST_200324.M
Quant Title : Instrument: DualECD5
QLast Update : Wed Mar 25 12:47:54 2020
Response via : Initial Calibration
Integrator: ChemStation 6890 Scale Mode: Small noise peaks clipped

Volume Inj. : 2uL
Signal #1 Phase : Rtx-CLPesticides Signal #2 Phase: Rtx-CLPesticides2
Signal #1 Info : 30m X 0.32mm X 0. Signal #2 Info : 30m X 0.32mm X 0.25um

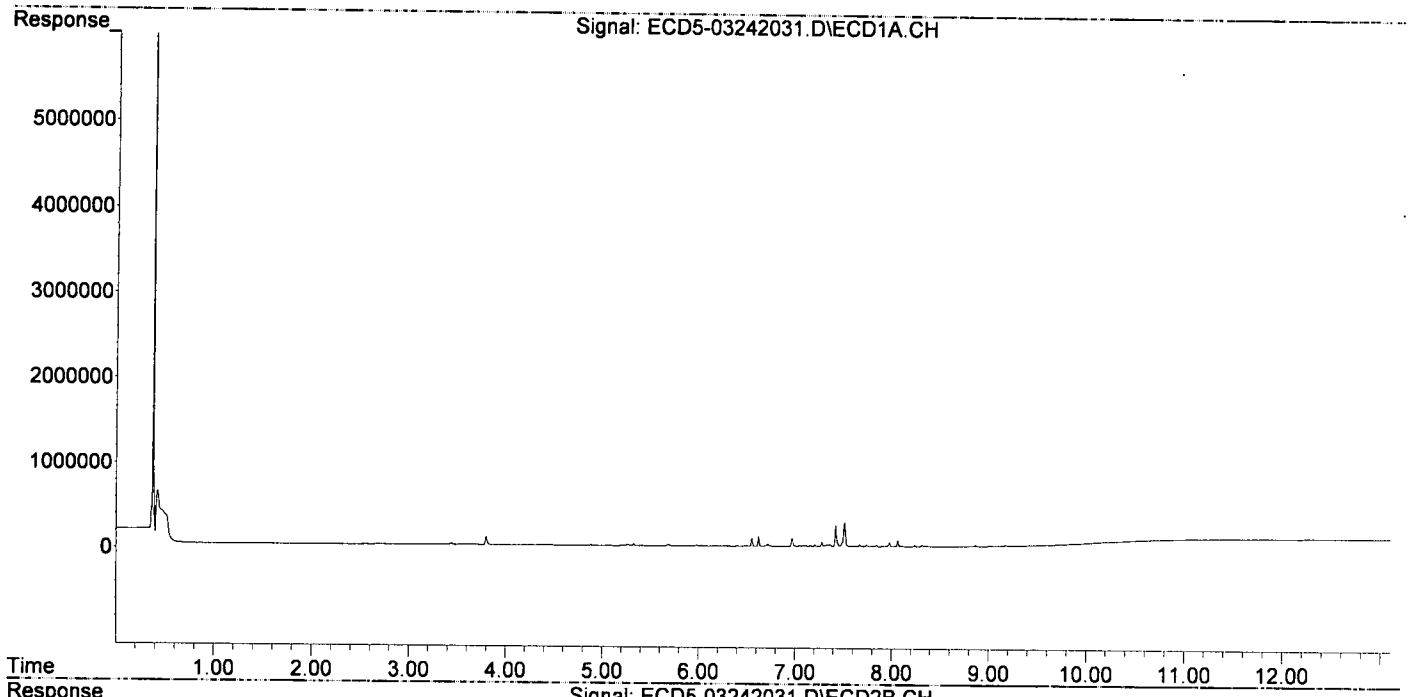

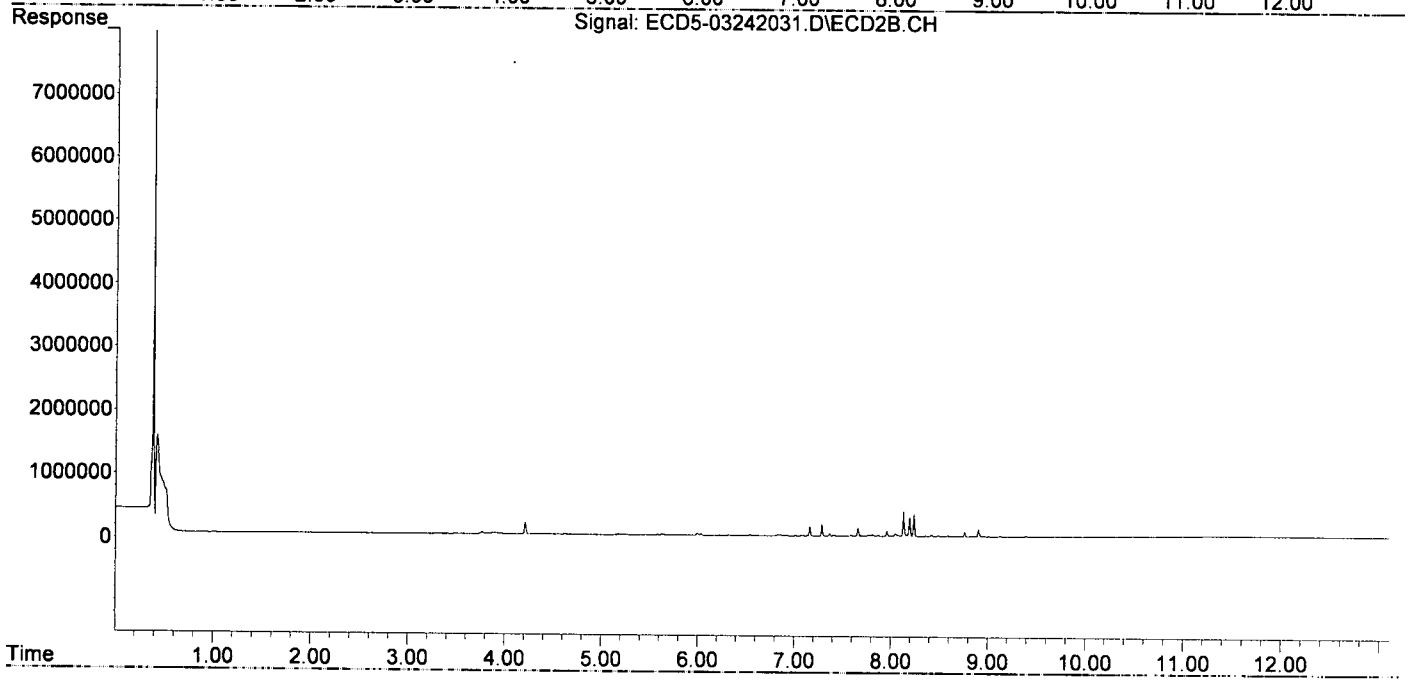

Quantitation Report (Not Reviewed)

Data Path : C:\msdchem\1\data\2020-03\0C24036\REQUANT\
Data File : ECD5-03242032.D
Signal(s) : Signal #1: ECD1A.CH Signal #2: ECD2B.CH
Acq On : 24 Mar 2020 21:22
Operator : MJB
Sample : 0C24036-CALK
Misc : A19K307, CHLOR 50 ppb
ALS Vial : 25 (Sig #1); 0 (Sig #2) Sample Multiplier: 1

Integration File signal 1: PEST1.e
Integration File signal 2: PEST2.e
Quant Time: Mar 25 13:00:52 2020
Quant Method : C:\msdchem\1\methods\ECD5_QUANTPEST_200324.M
Quant Title : Instrument: DualECD5
QLast Update : Wed Mar 25 12:47:54 2020
Response via : Initial Calibration
Integrator: ChemStation 6890 Scale Mode: Small noise peaks clipped

Volume Inj. : 2uL
Signal #1 Phase : Rtx-CLPesticides Signal #2 Phase: Rtx-CLPesticides2
Signal #1 Info : 30m X 0.32mm X 0. Signal #2 Info : 30m X 0.32mm X 0.25um

MJB 3/25/20

		Compound	RT#1	RT#2	Resp#1	Resp#2	ng/mL	ng/mL	
		System Monitoring Compounds							
1)	S	TCMX (S)	0.000	5.991	0	12009	N.D.	0.042	#
22)	S	DCBP (S)	9.597	0.000	3323	0	BelowCal	N.D.	
		Target Compounds							
2)		a-BHC	0.000	6.619f	0	48137	N.D.	0.119	#
3)		g-BHC	6.184f	6.919	23959	23722	0.105	0.067	#
4)		b-BHC	6.262f	7.013f	18071	71117	0.189	0.474	#
5)		Heptachlor	6.621	7.285	521681	784144	2.342	2.340	
6)		d-BHC	6.430	0.000	10612	0	0.054	N.D.	#
7)		Aldrin	6.868	7.520f	7912	27473	0.036	0.084	#
8)		Heptachlo...	7.333	8.009	94017	49091	0.459	0.165	#
9)		trans-Chl...	7.420	8.131	1102563	1787615	5.289	5.901	
10)		cis-Chlor...	7.513	8.238	1304898	1475380	6.372	5.084	
11)		Endosulfa...	7.633	8.308	32842	21558	0.170	0.079	#
12)		4,4'-DDE	7.573	8.334	39654	45943	0.201	0.160	
13)		Dieldrin	7.800	8.491	43139	115473	0.203	0.388	#
14)		Endrin	7.978f	8.714	209243	41287	1.224	0.180	#
15)		4,4'-DDD	7.978f	8.761	209243	305662	1.280	1.270	
16)		Endosulfa...	8.112	8.876	25119	32969	0.150	0.137	
17)		4,4'-DDT	0.000	8.970	0	35247	N.D.	0.273	#
18)		Endrin Al...	8.422f	9.133f	6826	110366	0.047	0.531	#
19)		Endosulfa...	8.704	9.322f	16850	9524	0.102	0.042	#
20)		Methoxychlor	8.521	0.000	5212	0	BelowCal	N.D.	
21)		Endrin Ke...	8.889	9.692	2079	19938	0.011	0.080	#
23)		Hexachlor...	3.211	0.000	8067	0	11064.665	N.D.	#
24)		Hexachlor...	0.000	6.472	0	7827	N.D.	BelowCal	
25)		Oxychlordane	7.247	7.933	22936	25695	BelowCal	BelowCal	
26)		2,4'-DDE	7.333	8.131	94017	1787615	0.568	9.578	#
27)		trans-Non...	7.513	8.194	1304898	1339860	6.695	4.681	#
28)		2,4'-DDD	7.669f	8.491	100594	115473	0.669	0.440	#
29)		2,4'-DDT	7.910f	8.714	31944	41287	0.120	0.111	
30)		cis-Nonac...	7.978	8.761	209243	305662	0.805	0.847	
31)		Mirex	0.000	9.692	0	19938	N.D.	BelowCal	
32)		Chlordane...	7.420	8.131	1102563	1787615	47.235	45.366	
33)		Chlordane...	7.513	8.238	1304898	1475380	49.144	45.052	
34)		Chlordane...	8.063	8.902	352851	474158	48.538	46.335	
35)		Chlordane...	3.669f	0.000	8128	0	NoCal	N.D.	
36)		Toxaphene...	7.513	8.491f	1304898	115473	1255.686	41.059	#
37)		Toxaphene...	7.800	8.817	43139	49914	20.529	13.965	#
38)		Toxaphene...	8.112	8.852	25119	43660	6.162	7.819	#
39)		Toxaphene...	8.339	8.902	19354	474158	4.927	53.722	#
40)		Toxaphene...	8.547f	9.133f	6082	110366	1.983	22.334	#
41)		Toxaphene...	0.000	0.000	0	0	N.D.	N.D.	
42)		Toxaphene...	3.669f	0.000	8128	0	NoCal	N.D.	

Quantitation Report (Not Reviewed)

Data Path : C:\msdchem\1\data\2020-03\0C24036\REQUANT\
Data File : ECD5-03242032.D
Signal(s) : Signal #1: ECD1A.CH Signal #2: ECD2B.CH
Acq On : 24 Mar 2020 21:22
Operator : MJB
Sample : 0C24036-CALK
Misc : A19K307, CHLOR 50 ppb
ALS Vial : 25 (Sig #1); 0 (Sig #2) Sample Multiplier: 1

Integration File signal 1: PEST1.e
Integration File signal 2: PEST2.e
Quant Time: Mar 25 13:00:52 2020
Quant Method : C:\msdchem\1\methods\ECD5_QUANTPEST_200324.M
Quant Title : Instrument: DualECD5
QLast Update : Wed Mar 25 12:47:54 2020
Response via : Initial Calibration
Integrator: ChemStation 6890 Scale Mode: Small noise peaks clipped

Volume Inj. : 2uL
Signal #1 Phase : Rtx-CLPesticides Signal #2 Phase: Rtx-CLPesticides2
Signal #1 Info : 30m X 0.32mm X 0. Signal #2 Info : 30m X 0.32mm X 0.25um

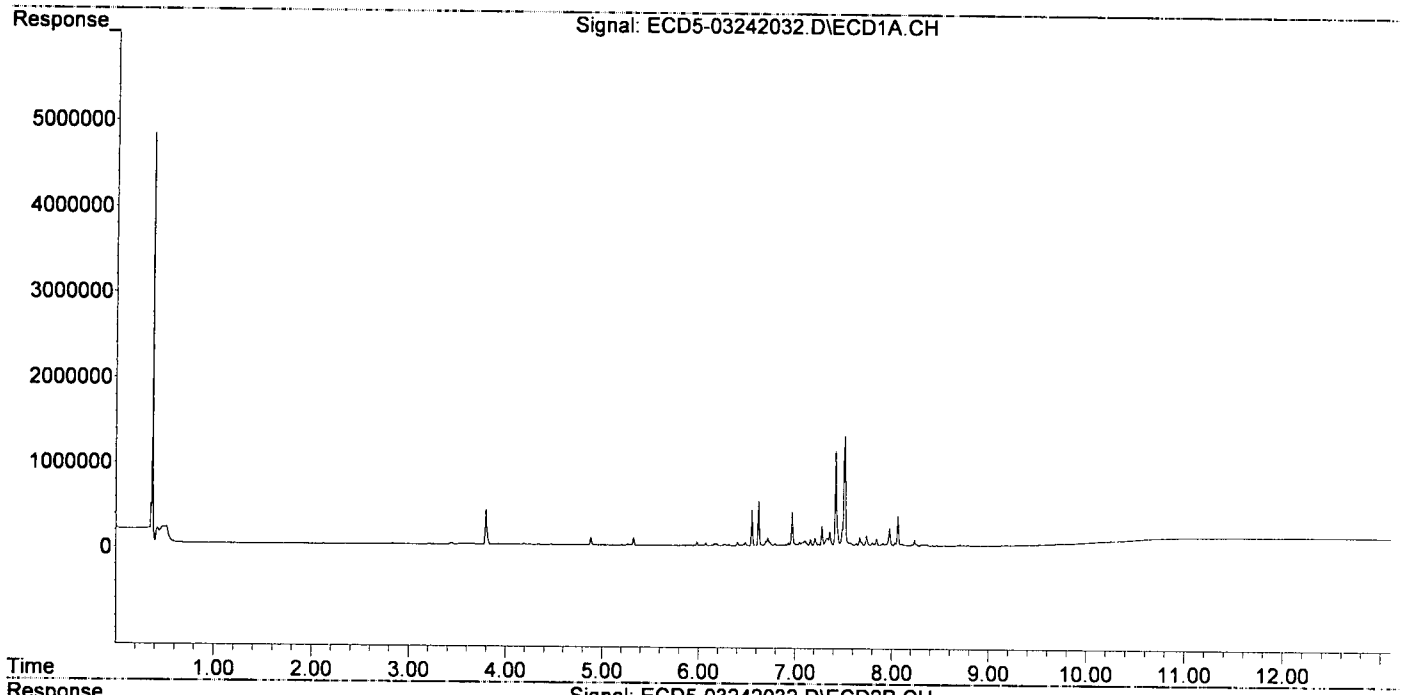

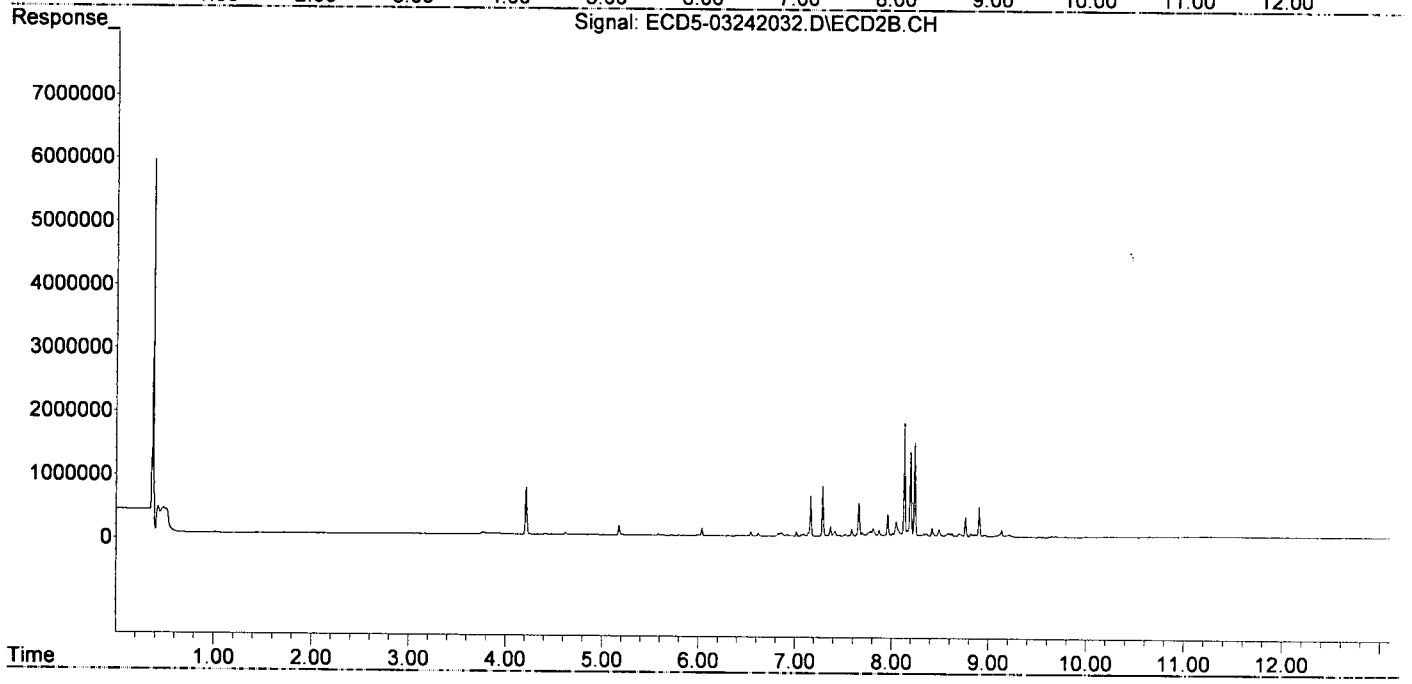

Quantitation Report (Not Reviewed)

Data Path : C:\msdchem\1\data\2020-03\0C24036\REQUANT\
Data File : ECD5-03242033.D
Signal(s) : Signal #1: ECD1A.CH Signal #2: ECD2B.CH
Acq On : 24 Mar 2020 21:39
Operator : MJB
Sample : 0C24036-CALL
Misc : A19K308, CHLOR 100 ppb
ALS Vial : 26 (Sig #1); 0 (Sig #2) Sample Multiplier: 1

Integration File signal 1: PEST1.e
Integration File signal 2: PEST2.e
Quant Time: Mar 25 13:01:04 2020
Quant Method : C:\msdchem\1\methods\ECD5_QUANTPEST_200324.M
Quant Title : Instrument: DualECD5
QLast Update : Wed Mar 25 12:47:54 2020
Response via : Initial Calibration
Integrator: ChemStation 6890 Scale Mode: Small noise peaks clipped

Volume Inj. : 2uL
Signal #1 Phase : Rtx-CLPesticides Signal #2 Phase: Rtx-CLPesticides2
Signal #1 Info : 30m X 0.32mm X 0. Signal #2 Info : 30m X 0.32mm X 0.25um

MJB 3/25/20

		Compound	RT#1	RT#2	Resp#1	Resp#2	ng/mL	ng/mL	
		System Monitoring Compounds							
1)	S	TCMX (S)	0.000	5.991	0	14380	N.D.	0.050	#
22)	S	DCBP (S)	9.598	0.000	4832	0	BelowCal	N.D.	
		Target Compounds							
2)		a-BHC	5.921	6.619f	4450	96369	0.017	0.238	#
3)		g-BHC	6.184f	6.919	39631	52321	0.173	0.148	
4)		b-BHC	6.262f	7.013f	36897	148392	0.386	0.989	#
5)		Heptachlor	6.621	7.286	1161537	1797847	5.214	5.364	
6)		d-BHC	6.403f	0.000	92291	0	0.473	N.D.	#
7)		Aldrin	6.868	7.521f	18149	78765	0.082	0.242	#
8)		Heptachlo...	7.332	8.010	194480	116761	0.949	0.392	#
9)		trans-Chl...	7.419	8.131	2486496	4070319	11.928	13.436	
10)		cis-Chlor...	7.513	8.239	2775023	3328222	13.551	11.470	
11)		Endosulfa...	7.633	8.310	71349	63733	0.369	0.235	#
12)		4,4'-DDE	7.572	8.335	82315	103794	0.418	0.362	
13)		Dieldrin	7.800	8.491	90386	285920	0.425	0.961	#
14)		Endrin	7.978f	8.734	449524	49825	2.630	0.218	#
15)		4,4'-DDD	7.978f	8.762	449524	664912	2.751	2.763	
16)		Endosulfa...	8.113	8.877	54959	79974	0.328	0.333	
17)		4,4'-DDT	0.000	8.998	0	27999	N.D.	0.228	#
18)		Endrin Al...	8.422f	9.073f	15567	19250	0.106	0.093	
19)		Endosulfa...	8.705	9.323f	35887	17431	0.218	0.077	#
20)		Methoxychlor	8.522	9.432f	13456	6053	0.035	BelowCal	#
21)		Endrin Ke...	8.888	9.693	4497	38333	0.024	0.154	#
23)		Hexachlor...	3.212f	3.692	8481	9401	11064.663	BelowCal	#
24)		Hexachlor...	5.762	6.471	3735	10489	BelowCal	BelowCal	
25)		Oxychlordane	7.246	7.933	39344	69611	BelowCal	0.018	
26)		2,4'-DDE	7.332	8.131	194480	4070319	1.402	21.804	#
27)		trans-Non...	7.513	8.194	2775023	3014245	14.514	10.765	#
28)		2,4'-DDD	7.669f	8.491	215305	285920	1.752	1.499	
29)		2,4'-DDT	7.910f	8.734	71202	49825	0.515	0.173	#
30)		cis-Nonac...	7.978	8.762	449524	664912	1.995	2.092	
31)		Mirex	8.683f	9.693	21925	38333	5765.190	BelowCal	#
32)		Chlordane...	7.419	8.131	2486496	4070319	106.524	103.297	
33)		Chlordane...	7.513	8.239	2775023	3328222	104.511	101.629	
34)		Chlordane...	8.063	8.902	770343	1039600	105.967	101.591	
35)		Chlordane...	3.671f	3.692	7947	9401	NoCal	NoCal	
36)		Toxaphene...	7.513	8.491f	2775023	285920	2670.368	101.665	#
37)		Toxaphene...	7.800	8.817	90386	113932	45.753	31.877	#
38)		Toxaphene...	8.113	8.853	54959	97072	13.482	17.385	#
39)		Toxaphene...	8.341	8.902	38999	1039600	9.928	122.370	#
40)		Toxaphene...	8.547f	9.073f	14604	19250	4.761	3.896	
41)		Toxaphene...	8.606f	0.000	4539	0	1.133	N.D.	#
42)		Toxaphene...	3.671f	3.692	7947	9401	NoCal	NoCal	

Quantitation Report (Not Reviewed)

Data Path : C:\msdchem\1\data\2020-03\0C24036\REQUANT\
Data File : ECD5-03242033.D
Signal(s) : Signal #1: ECD1A.CH Signal #2: ECD2B.CH
Acq On : 24 Mar 2020 21:39
Operator : MJB
Sample : 0C24036-CALL
Misc : A19K308, CHLOR 100 ppb
ALS Vial : 26 (Sig #1); 0 (Sig #2) Sample Multiplier: 1

Integration File signal 1: PEST1.e
Integration File signal 2: PEST2.e
Quant Time: Mar 25 13:01:04 2020
Quant Method : C:\msdchem\1\methods\ECD5_QUANTPEST_200324.M
Quant Title : Instrument: DualECD5
QLast Update : Wed Mar 25 12:47:54 2020
Response via : Initial Calibration
Integrator: ChemStation 6890 Scale Mode: Small noise peaks clipped

Volume Inj. : 2uL
Signal #1 Phase : Rtx-CLPesticides Signal #2 Phase: Rtx-CLPesticides2
Signal #1 Info : 30m X 0.32mm X 0. Signal #2 Info : 30m X 0.32mm X 0.25um

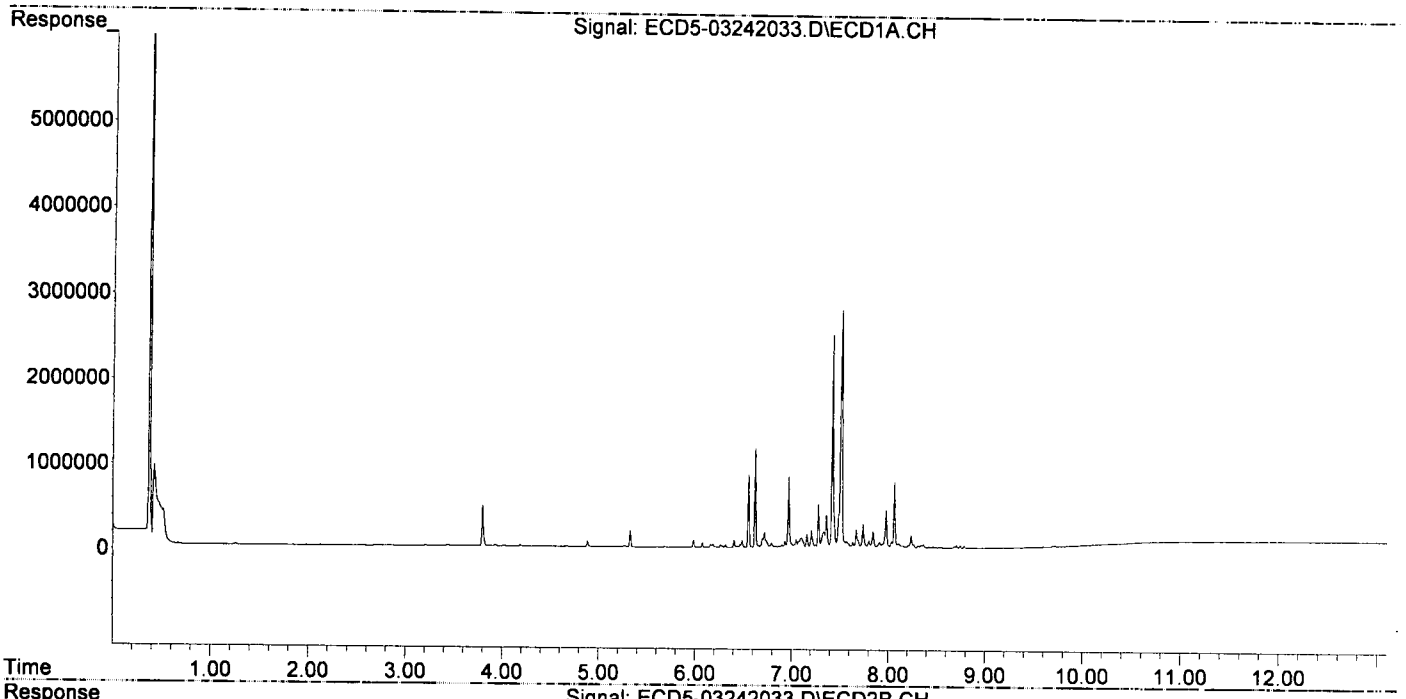

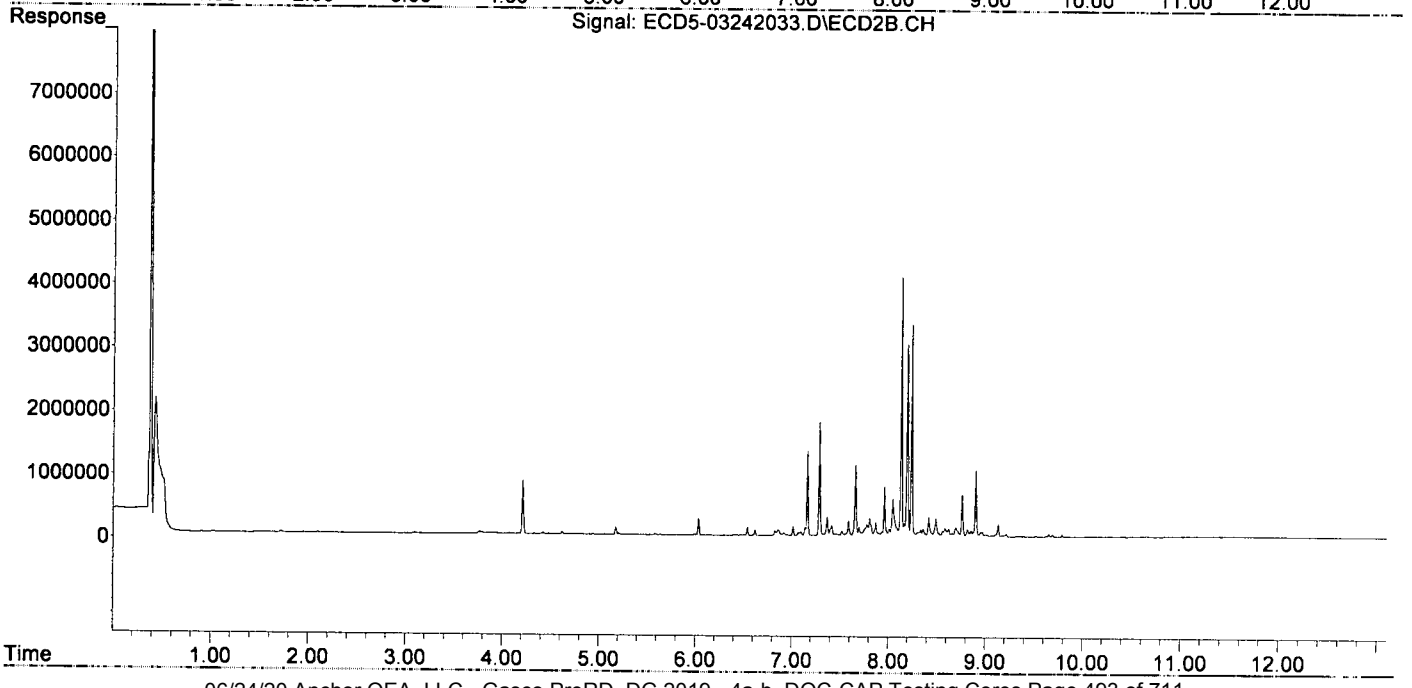

Quantitation Report (Not Reviewed)

Data Path : C:\msdchem\1\data\2020-03\0C24036\REQUANT\
Data File : ECD5-03242034.D
Signal(s) : Signal #1: ECD1A.CH Signal #2: ECD2B.CH
Acq On : 24 Mar 2020 21:56
Operator : MJB
Sample : 0C24036-CALM
Misc : A19K309, CHLOR 200 ppb
ALS Vial : 27 (Sig #1); 0 (Sig #2) Sample Multiplier: 1

Integration File signal 1: PEST1.e
Integration File signal 2: PEST2.e
Quant Time: Mar 25 13:01:16 2020
Quant Method : C:\msdchem\1\methods\ECD5_QUANTPEST_200324.M
Quant Title : Instrument: DualECD5
QLast Update : Wed Mar 25 12:47:54 2020
Response via : Initial Calibration
Integrator: ChemStation 6890 Scale Mode: Small noise peaks clipped

Volume Inj. : 2uL
Signal #1 Phase : Rtx-CLPesticides Signal #2 Phase: Rtx-CLPesticides2
Signal #1 Info : 30m X 0.32mm X 0. Signal #2 Info : 30m X 0.32mm X 0.25um

MB 3/25/20

		Compound	RT#1	RT#2	Resp#1	Resp#2	ng/mL	ng/mL	
		System Monitoring Compounds							
1)	S	TCMX (S)	0.000	5.993	0	10984	N.D.	0.038	#
22)	S	DCBP (S)	9.601	0.000	8353	0	BelowCal	N.D.	
		Target Compounds							
2)		a-BHC	5.896f	6.621f	9612	157744	0.037	0.389	#
3)		g-BHC	6.186f	6.921	80119	85909	0.350	0.243	#
4)		b-BHC	6.263f	7.015f	64146	250595	0.670	1.670	#
5)		Heptachlor	6.623	7.287	1982494	3134837	8.899	9.354	
6)		d-BHC	6.431	7.220	43753	26304	0.224	0.081	#
7)		Aldrin	6.870	7.522f	33299	128799	0.150	0.395	#
8)		Heptachlo...	7.334	8.012	344392	193279	1.680	0.649	#
9)		trans-Chl...	7.421	8.132	4452138	7358273	21.357	24.289	
10)		cis-Chlor...	7.514	8.241	5100975	6135095	24.909	21.143	
11)		Endosulfa...	7.635f	8.312f	128505	103836	0.665	0.382	#
12)		4,4'-DDE	7.574	8.336	146598	178671	0.744	0.624	
13)		Dieldrin	7.802	8.493	156776	489911	0.738	1.647	#
14)		Endrin	7.979f	8.716	778810	157685	4.556	0.689	#
15)		4,4'-DDD	7.979	8.763	778810	1156468	4.765	4.806	
16)		Endosulfa...	8.115	8.855	96437	151655	0.576	0.632	
17)		4,4'-DDT	0.000	9.000	0	45790	N.D.	0.339	#
18)		Endrin Al...	8.424f	9.075f	27114	31257	0.185	0.150	
19)		Endosulfa...	8.707	9.324f	57638	31042	0.351	0.136	#
20)		Methoxychlor	8.524	9.434f	23832	10395	0.197	0.041	#
21)		Endrin Ke...	8.890	9.696	7159	63804	0.037	0.256	#
23)		Hexachlor...	3.213f	0.000	7480	0	11064.669	N.D.	#
24)		Hexachlor...	5.761	6.430f	6991	18312	BelowCal	BelowCal	
25)		Oxychlordane	7.248	7.935	60228	115573	0.100	0.207	#
26)		2,4'-DDE	7.334	8.132	344392	7358273	2.647	38.905	#
27)		trans-Non...	7.514	8.196	5100975	5432733	26.850	19.424	#
28)		2,4'-DDD	7.671f	8.493	363157	489911	3.146	2.763	
29)		2,4'-DDT	7.912f	8.716	121684	157685	1.024	0.948	
30)		cis-Nonac...	7.979	8.763	778810	1156468	3.624	3.790	
31)		Mirex	8.639	9.696	5423	63804	5765.316	BelowCal	#
32)		Chlordane...	7.421	8.132	4452138	7358273	190.734	186.738	
33)		Chlordane...	7.514	8.241	5100975	6135095	192.110	187.338	
34)		Chlordane...	8.065	8.904	1329346	1823031	182.862	178.148	
35)		Chlordane...	3.671f	0.000	6903	0	NoCal	N.D.	
36)		Toxaphene...	7.514f	8.493f	5100975	489911	4908.602	174.197	#
37)		Toxaphene...	7.802	8.819	156776	193729	81.328	54.203	#
38)		Toxaphene...	8.115	8.855	96437	151655	23.657	27.161	
39)		Toxaphene...	8.343	8.904	62277	1823031	15.854	216.428	#
40)		Toxaphene...	8.549	9.075	26104	31257	8.510	6.325	#
41)		Toxaphene...	8.639	0.000	5423	0	1.354	N.D.	#
42)		Toxaphene...	3.671f	0.000	6903	0	NoCal	N.D.	

Quantitation Report (Not Reviewed)

Data Path : C:\msdchem\1\data\2020-03\0C24036\REQUANT\
Data File : ECD5-03242034.D
Signal(s) : Signal #1: ECD1A.CH Signal #2: ECD2B.CH
Acq On : 24 Mar 2020 21:56
Operator : MJB
Sample : 0C24036-CALM
Misc : A19K309, CHLOR 200 ppb
ALS Vial : 27 (Sig #1); 0 (Sig #2) Sample Multiplier: 1

Integration File signal 1: PEST1.e
Integration File signal 2: PEST2.e
Quant Time: Mar 25 13:01:16 2020
Quant Method : C:\msdchem\1\methods\ECD5_QUANTPEST_200324.M
Quant Title : Instrument: DualECD5
QLast Update : Wed Mar 25 12:47:54 2020
Response via : Initial Calibration
Integrator: ChemStation 6890 Scale Mode: Small noise peaks clipped

Volume Inj. : 2uL
Signal #1 Phase : Rtx-CLPesticides Signal #2 Phase: Rtx-CLPesticides2
Signal #1 Info : 30m X 0.32mm X 0. Signal #2 Info : 30m X 0.32mm X 0.25um

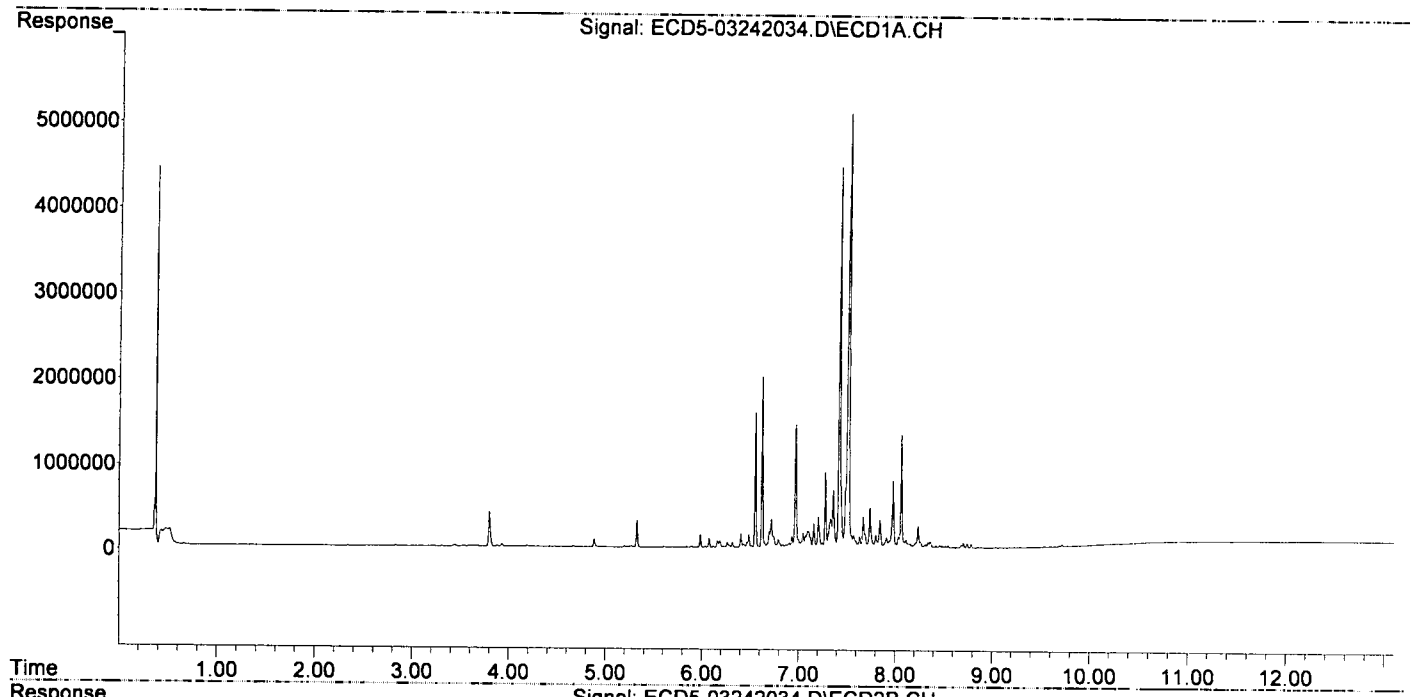

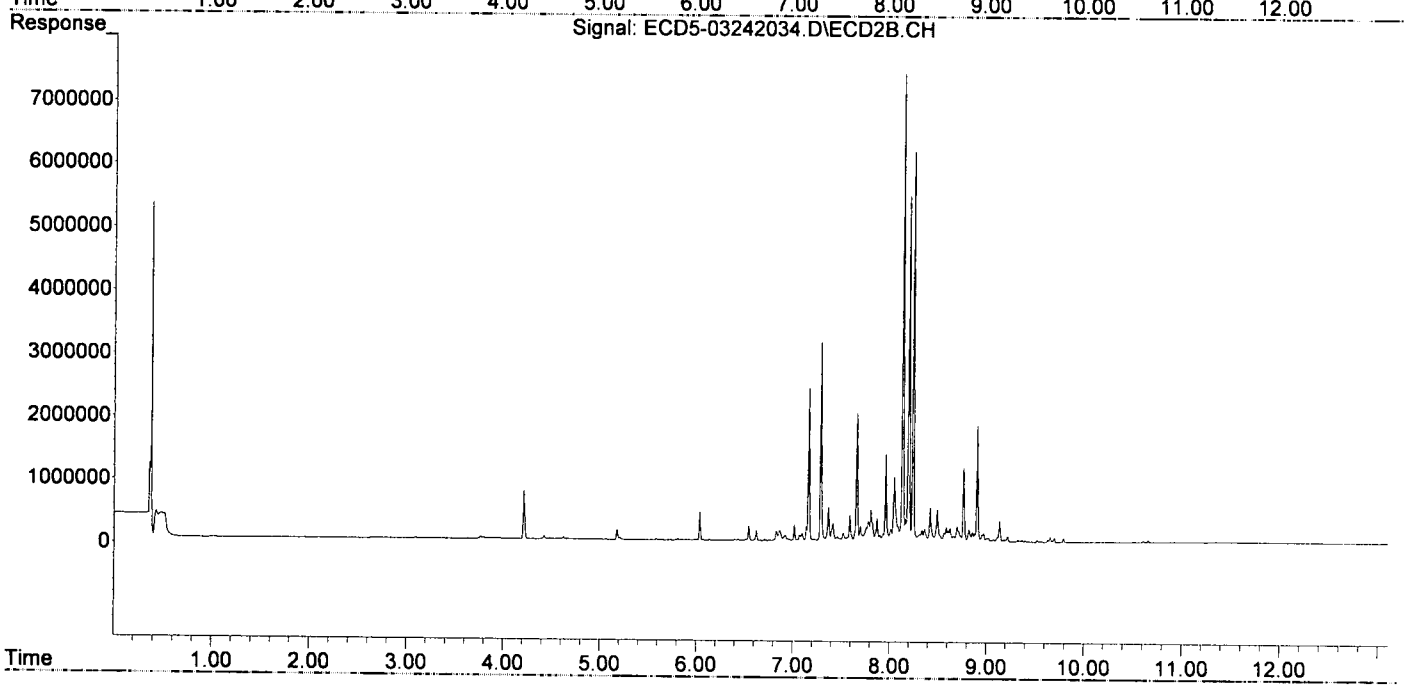

Quantitation Report (Not Reviewed)

Data Path : C:\msdchem\1\data\2020-03\0C24036\REQUANT\
Data File : ECD5-03242035.D
Signal(s) : Signal #1: ECD1A.CH Signal #2: ECD2B.CH
Acq On : 24 Mar 2020 22:14
Operator : MJB
Sample : 0C24036-CALN
Misc : A19K310, CHLOR 500 ppb
ALS Vial : 28 (Sig #1); 0 (Sig #2) Sample Multiplier: 1

Integration File signal 1: PEST1.e
Integration File signal 2: PEST2.e
Quant Time: Mar 25 13:01:26 2020
Quant Method : C:\msdchem\1\methods\ECD5_QUANTPEST_200324.M
Quant Title : Instrument: DualECD5
QLast Update : Wed Mar 25 12:47:54 2020
Response via : Initial Calibration
Integrator: ChemStation 6890 Scale Mode: Small noise peaks clipped

Volume Inj. : 2uL
Signal #1 Phase : Rtx-CLPesticides Signal #2 Phase: Rtx-CLPesticides2
Signal #1 Info : 30m X 0.32mm X 0. Signal #2 Info : 30m X 0.32mm X 0.25um

MJB 3/25/2.

		Compound	RT#1	RT#2	Resp#1	Resp#2	ng/mL	ng/mL	
		System Monitoring Compounds							
1)	S	TCMX (S)	5.390	5.990	5638	14212	0.029	0.050	#
22)	S	DCBP (S)	9.598	10.518f	23312	8248	BelowCal	0.049	
		Target Compounds							
2)		a-BHC	5.894f	6.619f	15594	354560	0.059	0.875	#
3)		g-BHC	6.229	6.919	18975	199767	0.083	0.565	#
4)		b-BHC	6.262f	7.013f	144548	596093	1.511	3.973	#
5)		Heptachlor	6.621	7.286	5329062	8103259	23.920	24.178	
6)		d-BHC	6.403f	7.218	401476	65440	2.058	0.200	#
7)		Aldrin	6.868	7.559	76629	116433	0.345	0.357	
8)		Heptachlo...	7.332	8.010	831897	468134	4.059	1.573	#
9)		trans-Chl...	7.419	8.131	11350035	19167147	54.447	63.269	
10)		cis-Chlor...	7.513	8.239	12743783	16083461	62.230	55.427	
11)		Endosulfa...	7.632	8.312f	304424	296670	1.575	1.092	#
12)		4,4'-DDE	7.572	8.334	346977	441985	1.760	1.544	
13)		Dieldrin	7.800	8.490	378919	1530281	1.783	5.144	#
14)		Endrin	7.977f	8.734	2066669	222788	12.091	0.973	#
15)		4,4'-DDD	7.977f	8.762	2066669	2919714	12.646	12.134	
16)		Endosulfa...	8.113	8.876	239019	347036	1.427	1.447	
17)		4,4'-DDT	0.000	8.999	0	131971	N.D.	0.873	#
18)		Endrin Al...	8.422f	9.073f	72166	101651	0.493	0.489	
19)		Endosulfa...	8.705	9.322f	142508	91899	0.867	0.404	#
20)		Methoxychlor	8.521	9.469	70549	23105	0.925	0.194	#
21)		Endrin Ke...	8.887	9.694	21935	162588	0.115	0.652	#
23)		Hexachlor...	3.212f	0.000	7608	0	11064.668	N.D.	#
24)		Hexachlor...	5.759	6.472	11444	10909	BelowCal	BelowCal	
25)		Oxychlordane	7.246	7.934	129042	280002	0.508	0.884	#
26)		2,4'-DDE	7.332	8.131	831897	19167147	6.688	96.138	#
27)		trans-Non...	7.513	8.195	12743783	14197437	67.091	49.645	#
28)		2,4'-DDD	7.668f	8.490	926441	1530281	8.451	9.166	
29)		2,4'-DDT	7.909f	8.734	311217	222788	2.928	1.415	#
30)		cis-Nonac...	7.977	8.762	2066669	2919714	9.983	9.833	
31)		Mirex	8.636	9.694	23968	162588	5765.174	0.516	#
32)		Chlordane...	7.419	8.131	11350035	19167147	486.247	486.424	
33)		Chlordane...	7.513	8.239	12743783	16083461	479.949	491.117	
34)		Chlordane...	8.063	8.902	3611630	4941415	496.809	482.879	
35)		Chlordane...	3.668f	0.000	7284	0	NoCal	N.D.	
36)		Toxaphene...	7.513	8.490f	12743783	1530281	12263.176	544.122	#
37)		Toxaphene...	7.800	8.818	378919	477475	201.487	133.592	#
38)		Toxaphene...	8.113	8.853	239019	415809	58.633	74.471	#
39)		Toxaphene...	8.341	8.902	151892	4941415	38.668	579.507	#
40)		Toxaphene...	8.547f	9.073f	73504	101651	23.962	20.570	
41)		Toxaphene...	8.636	9.469	23968	23105	5.984	4.275	#
42)		Toxaphene...	3.668f	0.000	7284	0	NoCal	N.D.	

Quantitation Report (Not Reviewed)

Data Path : C:\msdchem\1\data\2020-03\0C24036\REQUANT\
Data File : ECD5-03242035.D
Signal(s) : Signal #1: ECD1A.CH Signal #2: ECD2B.CH
Acq On : 24 Mar 2020 22:14
Operator : MJB
Sample : 0C24036-CALN
Misc : A19K310, CHLOR 500 ppb
ALS Vial : 28 (Sig #1); 0 (Sig #2) Sample Multiplier: 1

Integration File signal 1: PEST1.e
Integration File signal 2: PEST2.e
Quant Time: Mar 25 13:01:26 2020
Quant Method : C:\msdchem\1\methods\ECD5_QUANTPEST_200324.M
Quant Title : Instrument: DualECD5
QLast Update : Wed Mar 25 12:47:54 2020
Response via : Initial Calibration
Integrator: ChemStation 6890 Scale Mode: Small noise peaks clipped

Volume Inj. : 2uL
Signal #1 Phase : Rtx-CLPesticides Signal #2 Phase: Rtx-CLPesticides2
Signal #1 Info : 30m X 0.32mm X 0. Signal #2 Info : 30m X 0.32mm X 0.25um

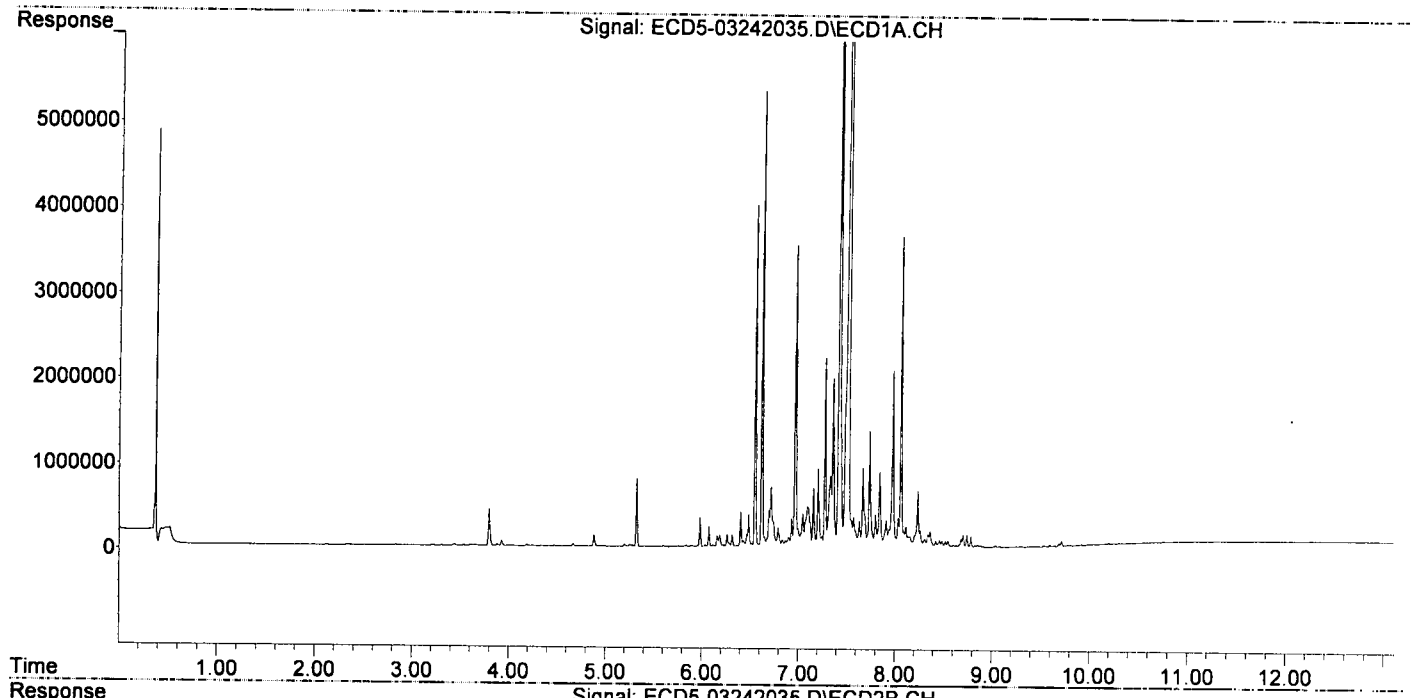

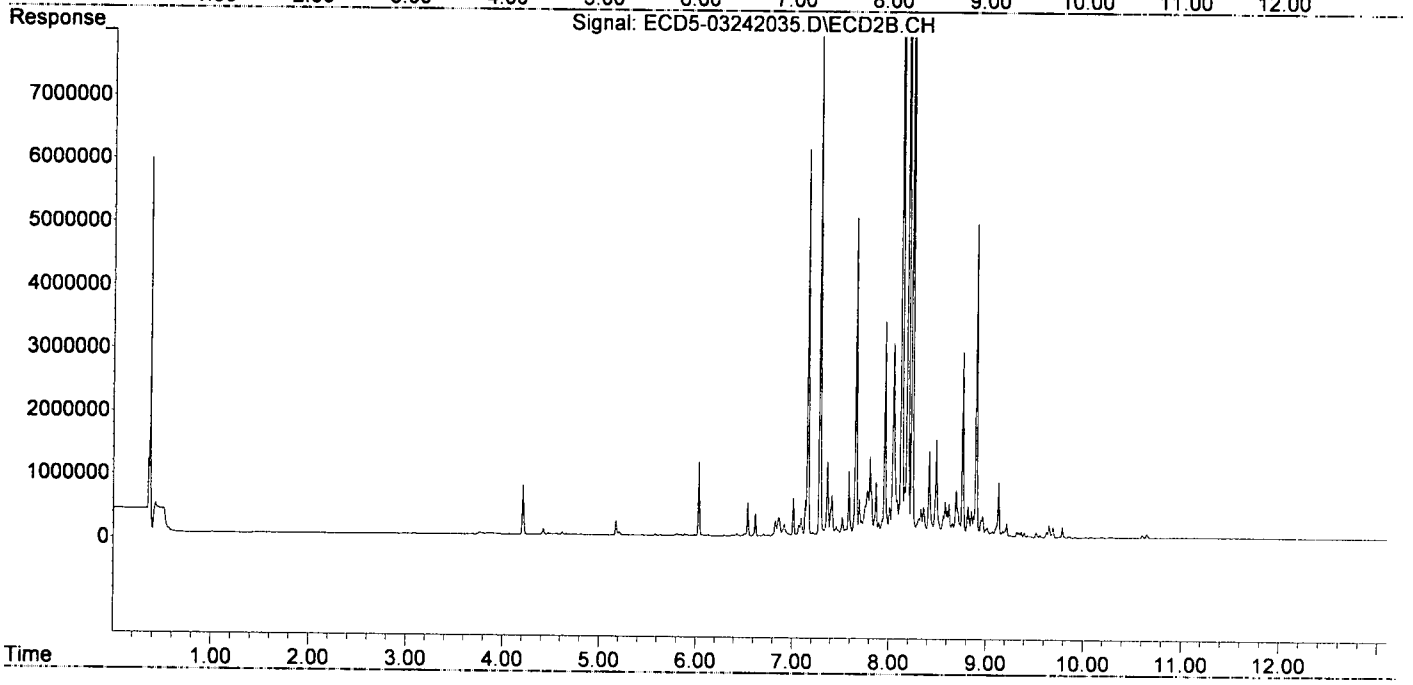

Quantitation Report (Not Reviewed)

Data Path : C:\msdchem\1\data\2020-03\0C24036\REQUANT\
Data File : ECD5-03242036.D
Signal(s) : Signal #1: ECD1A.CH Signal #2: ECD2B.CH
Acq On : 24 Mar 2020 22:31
Operator : MJB
Sample : 0C24036-CALO
Misc : A19K311, CHLOR 1000 ppb
ALS Vial : 29 (Sig #1); 0 (Sig #2) Sample Multiplier: 1

Integration File signal 1: PEST1.e
Integration File signal 2: PEST2.e
Quant Time: Mar 25 13:02:17 2020
Quant Method : C:\msdchem\1\methods\ECD5_QUANTPEST_200324.M
Quant Title : Instrument: DualECD5
QLast Update : Wed Mar 25 12:47:54 2020
Response via : Initial Calibration
Integrator: ChemStation 6890 Scale Mode: Small noise peaks clipped

Volume Inj. : 2uL
Signal #1 Phase : Rtx-CLPesticides Signal #2 Phase: Rtx-CLPesticides2
Signal #1 Info : 30m X 0.32mm X 0. Signal #2 Info : 30m X 0.32mm X 0.25um

MJB 3/25/20

		Compound	RT#1	RT#2	Resp#1	Resp#2	ng/mL	ng/mL	
System Monitoring Compounds									
1)	S	TCMX (S)	5.390	5.990	10402	14837	0.054	0.052	
22)	S	DCBP (S)	9.598	10.563	39513	8796	0.088	0.052	#
Target Compounds									
2)		a-BHC	5.894f	6.619f	32120	668750	0.122	1.650	#
3)		g-BHC	6.228	6.920	33790	369677	0.148	1.045	#
4)		b-BHC	6.261f	7.013f	274893	1221894	2.873	8.144	#
5)		Heptachlor	6.621	7.286	10559537	17018919	47.398	50.781	
6)		d-BHC	6.403f	7.218	793537	115969	4.067	0.355	#
7)		Aldrin	6.868	7.558	145869	211135	0.657	0.648	
8)		Heptachlo...	7.332	8.009	1645734	929398	8.030	3.122	#
9)		trans-Chl...	7.419	8.132	23335625	41978790	111.942	138.567	
10)		cis-Chlor...	7.512	8.239	26067771	33852266	127.293	116.662	
11)		Endosulfa...	7.632	8.311	596107	612938	3.083	2.256	#
12)		4,4'-DDE	7.571	8.334	667832	881785	3.388	3.079	
13)		Dieldrin	7.799	8.491	758158	3372114	3.568	11.334	#
14)		Endrin	7.977f	8.734	4041549	440965	23.644	1.926	#
15)		4,4'-DDD	7.977f	8.761	4041549	6030821	24.729	25.064	
16)		Endosulfa...	8.112	8.876	463069	684009	2.764	2.851	
17)		4,4'-DDT	8.236f	8.998	1284977	257283	10.344	1.646	#
18)		Endrin Al...	8.422f	9.073f	145358	207591	0.993	0.998	
19)		Endosulfa...	8.704	9.274f	277138	68825	1.685	0.302	#
20)		Methoxychlor	8.521	9.468	145355	52373	2.088	0.546	#
21)		Endrin Ke...	8.887	9.694	46777	320626	0.245	1.286	#
23)		Hexachlor...	3.213f	0.000	8910	0	11064.661	N.D.	#
24)		Hexachlor...	5.758	6.471	22163	13376	BelowCal	BelowCal	
25)		Oxychlordane	7.245	7.933	233685	519723	1.128	1.870	#
26)		2,4'-DDE	7.332	8.132	1645734	41978790	13.408	193.007	#
27)		trans-Non...	7.512	8.195	26067771	30389069	136.204	101.436	#
28)		2,4'-DDD	7.668f	8.491	1834007	3372114	16.969	20.324	
29)		2,4'-DDT	7.908f	8.734	623704	440965	6.051	2.972	#
30)		cis-Nonac...	7.977	8.761	4041549	6030821	19.696	20.315	
31)		Mirex	8.636	9.694	53354	320626	0.006	1.451	#
32)		Chlordane...	7.419	8.132	23335625	41978790	999.721	1065.339	
33)		Chlordane...	7.512	8.239	26067771	33852266	981.750	1033.697	
34)		Chlordane...	8.063	8.902	7301807	10417487	1004.422	1018.005	
35)		Chlordane...	3.671f	0.000	7388	0	NoCal	N.D.	
36)		Toxaphene...	7.512	8.491f	26067771	3372114	25084.675	1199.022	#
37)		Toxaphene...	7.799	8.818	758158	952820	410.815	266.588	#
38)		Toxaphene...	8.112	8.853	463069	845939	113.593	151.506	#
39)		Toxaphene...	8.341	8.902	290700	10417487	74.005	1178.960	#
40)		Toxaphene...	8.547f	9.073f	146954	207591	47.907	42.008	
41)		Toxaphene...	8.636	9.468	53354	52373	13.320	9.690	#
42)		Toxaphene...	3.671f	0.000	7388	0	NoCal	N.D.	

Quantitation Report (Not Reviewed)

Data Path : C:\msdchem\1\data\2020-03\0C24036\REQUANT\
Data File : ECD5-03242036.D
Signal(s) : Signal #1: ECD1A.CH Signal #2: ECD2B.CH
Acq On : 24 Mar 2020 22:31
Operator : MJB
Sample : 0C24036-CALO
Misc : A19K311, CHLOR 1000 ppb
ALS Vial : 29 (Sig #1); 0 (Sig #2) Sample Multiplier: 1

Integration File signal 1: PEST1.e
Integration File signal 2: PEST2.e
Quant Time: Mar 25 13:02:17 2020
Quant Method : C:\msdchem\1\methods\ECD5_QUANTPEST_200324.M
Quant Title : Instrument: DualECD5
QLast Update : Wed Mar 25 12:47:54 2020
Response via : Initial Calibration
Integrator: ChemStation 6890 Scale Mode: Small noise peaks clipped

Volume Inj. : 2uL
Signal #1 Phase : Rtx-CLPesticides Signal #2 Phase: Rtx-CLPesticides2
Signal #1 Info : 30m X 0.32mm X 0. Signal #2 Info : 30m X 0.32mm X 0.25um

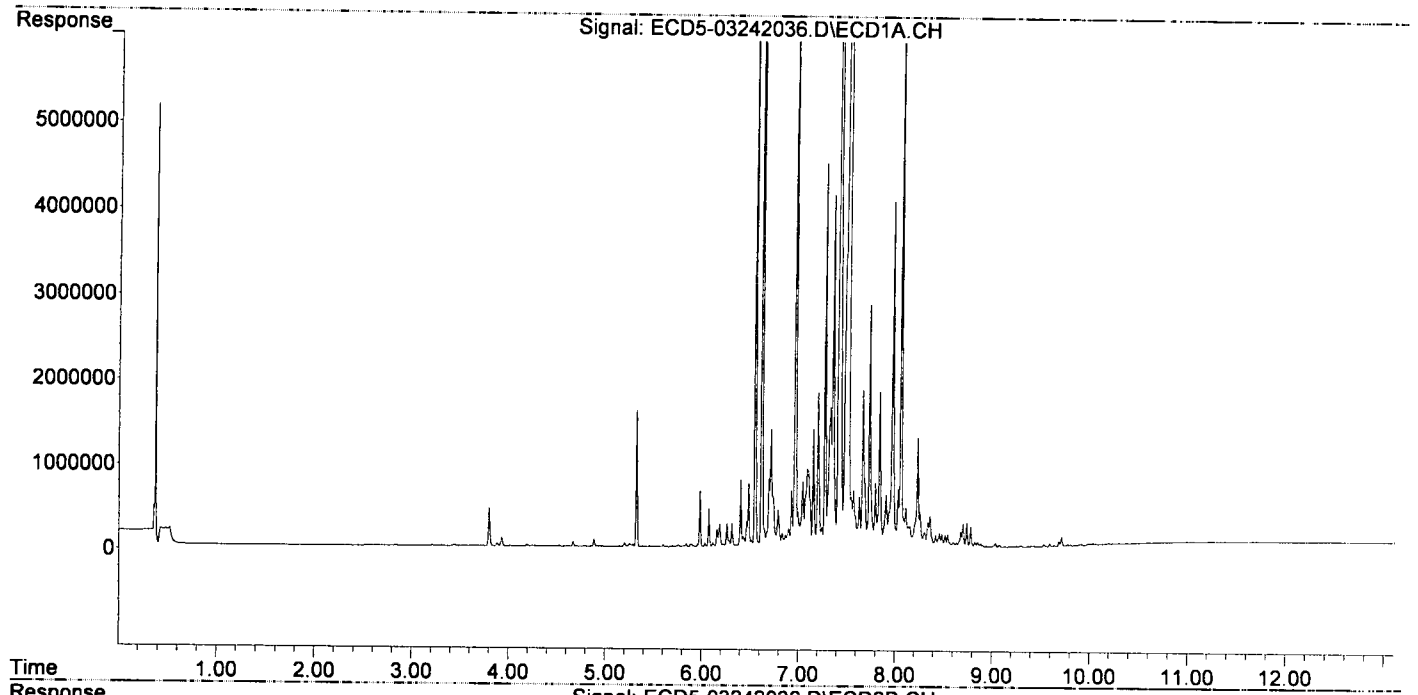

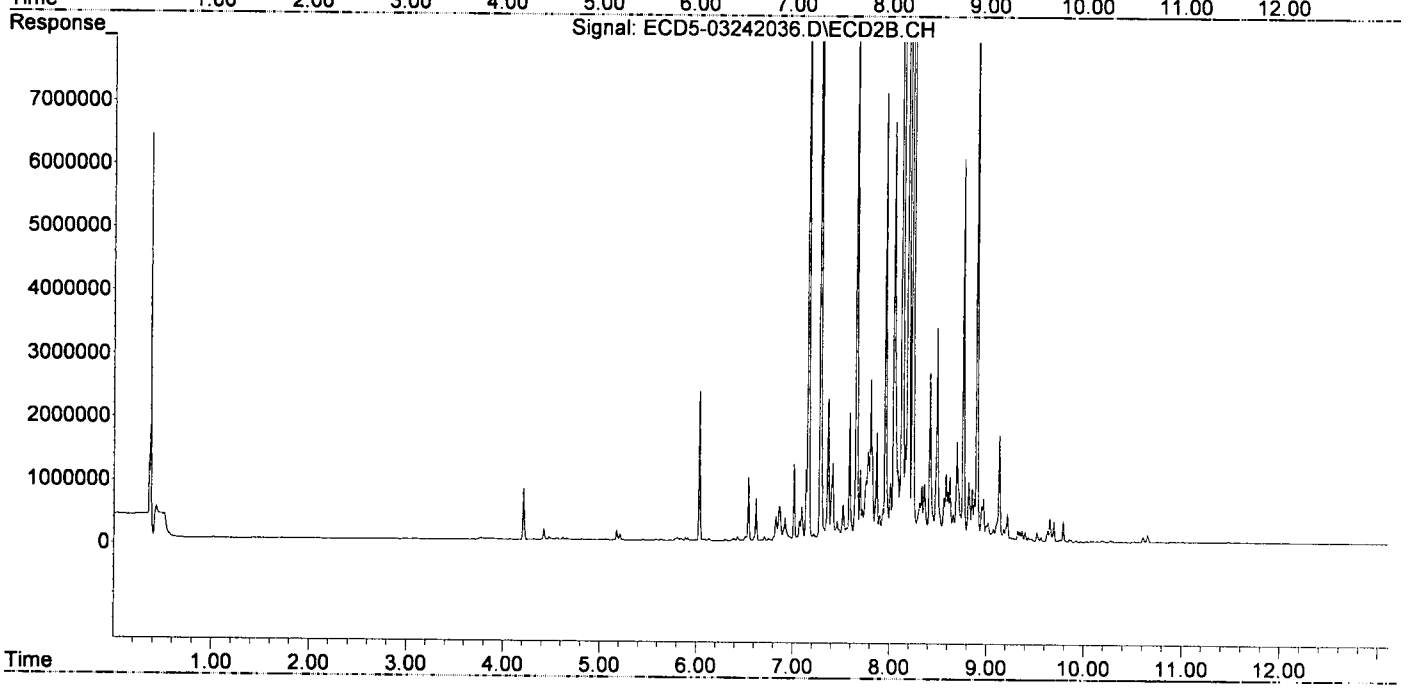

Quantitation Report (Not Reviewed)

Data Path : C:\msdchem\1\data\2020-03\0C24036\REQUANT\
Data File : ECD5-03242037.D
Signal(s) : Signal #1: ECD1A.CH Signal #2: ECD2B.CH
Acq On : 24 Mar 2020 22:48
Operator : MJB
Sample : 0C24036-CALP
Misc : A19K306, CHLOR 2000 ppb
ALS Vial : 30 (Sig #1); 0 (Sig #2) Sample Multiplier: 1

Integration File signal 1: PEST1.e
Integration File signal 2: PEST2.e
Quant Time: Mar 25 13:02:26 2020
Quant Method : C:\msdchem\1\methods\ECD5_QUANTPEST_200324.M
Quant Title : Instrument: DualECD5
QLast Update : Wed Mar 25 12:47:54 2020
Response via : Initial Calibration
Integrator: ChemStation 6890 Scale Mode: Small noise peaks clipped

Volume Inj. : 2uL
Signal #1 Phase : Rtx-CLPesticides Signal #2 Phase: Rtx-CLPesticides2
Signal #1 Info : 30m X 0.32mm X 0. Signal #2 Info : 30m X 0.32mm X 0.25um

MJP 3/25/20

		Compound	RT#1	RT#2	Resp#1	Resp#2	ng/mL	ng/mL	
		System Monitoring Compounds							
1)	S	TCMX (S)	5.389	5.989	18457	18826	0.096	0.066	#
22)	S	DCBP (S)	9.598	10.562	72257	17797	0.308	0.105	#
		Target Compounds							
2)		a-BHC	0.000	6.619f	0	1290422	N.D.	3.185	#
3)		g-BHC	6.229	6.919	56218	700746	0.246	1.981	#
4)		b-BHC	6.313f	7.012f	556720	2432258	5.819	16.211	#
5)		Heptachlor	6.621	7.286	21517816	36145585	96.586	107.850	
6)		d-BHC	6.402f	7.218	1649022	209468	8.451	0.641	#
7)		Aldrin	6.867	7.556	271799	385301	1.224	1.182	
8)		Heptachlo...	7.331	8.008	3334824	1806899	16.271	6.071	#
9)		trans-Chl...	7.418	8.132	46999488	87406745	225.459	288.520	#
10)		cis-Chlor...	7.513	8.239	53385654	71173749	260.691	245.280	
11)		Endosulfa...	7.631	8.311f	1208920	1285035	6.253	4.729	
12)		4,4'-DDE	7.570	8.333	1328086	1745459	6.738	6.096	
13)		Dieldrin	7.798	8.490	1491299	7270647	7.019	24.438	#
14)		Endrin	7.976f	8.734	8106592	919179	47.426	4.014	#
15)		4,4'-DDD	7.976f	8.761	8106592	12564149	49.603	52.217	
16)		Endosulfa...	8.112	8.875	950624	1384678	5.674	5.772	
17)		4,4'-DDT	8.235f	8.998	2633573	515630	20.840	3.229	#
18)		Endrin Al...	8.422f	9.133f	286678	3583262	1.959	17.227	#
19)		Endosulfa...	8.704	9.274f	549271	146940	3.340	0.645	#
20)		Methoxychlor	8.520	9.468	284619	111616	4.244	1.256	#
21)		Endrin Ke...	8.887	9.693	94901	631971	0.497	2.535	#
23)		Hexachlor...	3.212f	0.000	7100	0	11064.671	N.D.	#
24)		Hexachlor...	5.759	6.427f	34164	133032	BelowCal	0.238	
25)		Oxychlordane	7.243	7.932	440432	1056373	2.353	4.070	#
26)		2,4'-DDE	7.331	8.132	3334824	87406745	27.262	352.919	#
27)		trans-Non...	7.513	8.195	53385654	63786215	274.036	196.046	#
28)		2,4'-DDD	7.667f	8.490	3833738	7270647	35.611	43.251	
29)		2,4'-DDT	7.907f	8.734	1250334	919179	12.254	6.351	#
30)		cis-Nonac...	7.976	8.761	8106592	12564149	39.546	41.636	
31)		Mirex	8.636	9.693	110717	631971	0.444	3.291	#
32)		Chlordane...	7.418	8.132	46999488	87406745	2013.505	2218.211	
33)		Chlordane...	7.513	8.239	53385654	71173749	2010.581	2173.328	
34)		Chlordane...	8.062	8.901	14906306	22418158	2050.483	2190.720	
35)		Chlordane...	3.672f	0.000	6347	0	NoCal	N.D.	
36)		Toxaphene...	7.513	8.490f	53385654	7270647	51372.318	2585.223	#
37)		Toxaphene...	7.798	8.816	1491299	1943186	831.960	543.681	#
38)		Toxaphene...	8.112	8.853	950624	1761310	233.193	315.448	#
39)		Toxaphene...	8.340	8.901	589483	22418158	150.067	2361.671	#
40)		Toxaphene...	8.547f	9.072f	294988	417200	96.166	84.425	
41)		Toxaphene...	8.636	9.468	110717	111616	27.640	20.652	#
42)		Toxaphene...	3.672f	0.000	6347	0	NoCal	N.D.	

Quantitation Report (Not Reviewed)

Data Path : C:\msdchem\1\data\2020-03\0C24036\REQUANT\
Data File : ECD5-03242037.D
Signal(s) : Signal #1: ECD1A.CH Signal #2: ECD2B.CH
Acq On : 24 Mar 2020 22:48
Operator : MJB
Sample : 0C24036-CALP
Misc : A19K306, CHLOR 2000 ppb
ALS Vial : 30 (Sig #1); 0 (Sig #2) Sample Multiplier: 1

Integration File signal 1: PEST1.e
Integration File signal 2: PEST2.e
Quant Time: Mar 25 13:02:26 2020
Quant Method : C:\msdchem\1\methods\ECD5_QUANTPEST_200324.M
Quant Title : Instrument: DualECD5
QLast Update : Wed Mar 25 12:47:54 2020
Response via : Initial Calibration
Integrator: ChemStation 6890 Scale Mode: Small noise peaks clipped

Volume Inj. : 2uL
Signal #1 Phase : Rtx-CLPesticides Signal #2 Phase: Rtx-CLPesticides2
Signal #1 Info : 30m X 0.32mm X 0. Signal #2 Info : 30m X 0.32mm X 0.25um

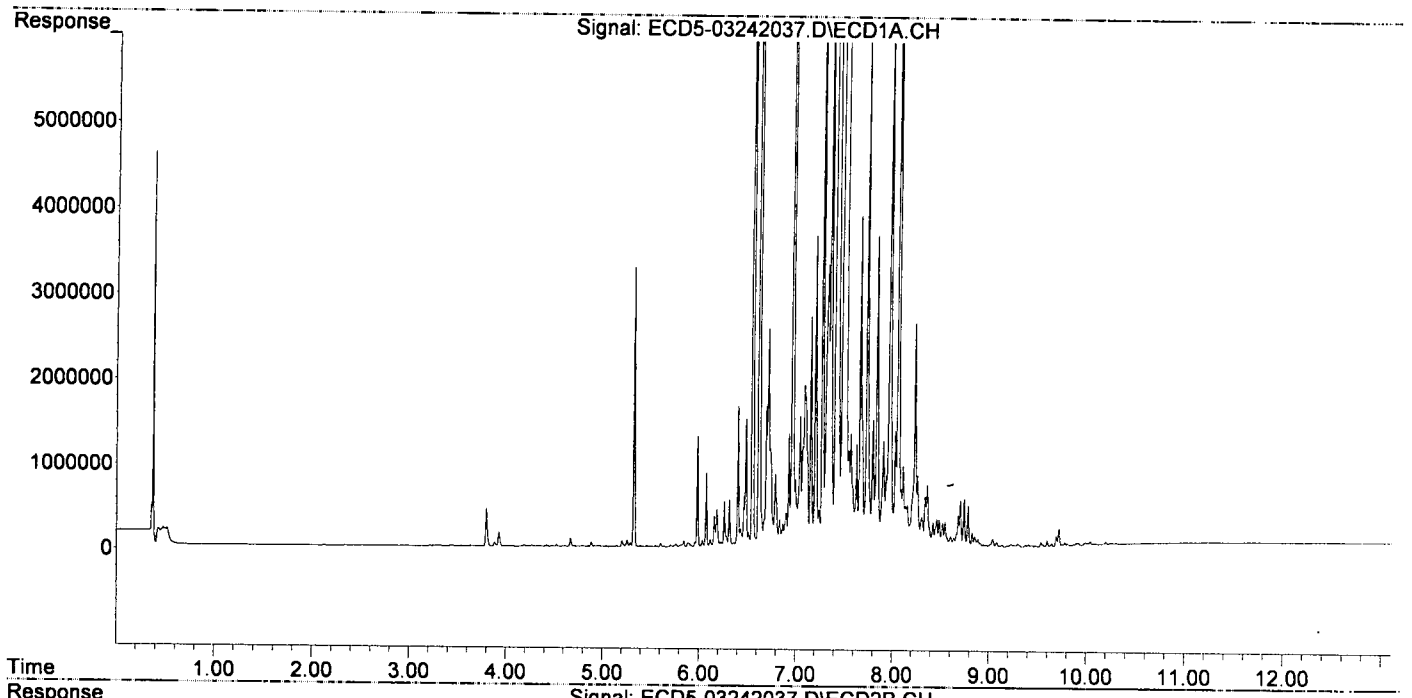

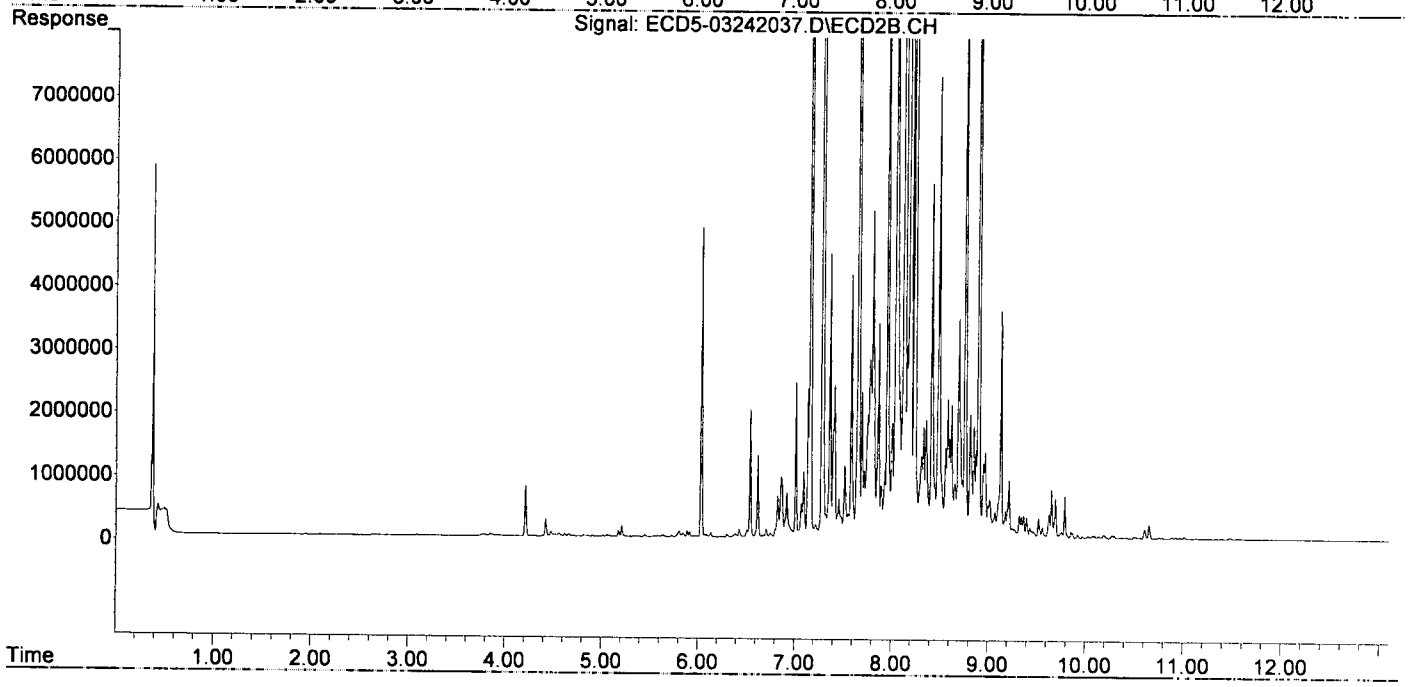

Quantitation Report (Not Reviewed)

Data Path : C:\msdchem\1\data\2020-03\0C24036\REQUANT\
Data File : ECD5-03242040.D
Signal(s) : Signal #1: ECD1A.CH Signal #2: ECD2B.CH
Acq On : 24 Mar 2020 23:39
Operator : MJB
Sample : 0C24036-CALQ
Misc : A20B334, TOX 10 ppb
ALS Vial : 32 (Sig #1); 0 (Sig #2) Sample Multiplier: 1

Integration File signal 1: PEST1.e
Integration File signal 2: PEST2.e
Quant Time: Mar 25 13:03:00 2020
Quant Method : C:\msdchem\1\methods\ECD5_QUANTPEST_200324.M
Quant Title : Instrument: DualECD5
QLast Update : Wed Mar 25 12:47:54 2020
Response via : Initial Calibration
Integrator: ChemStation 6890 Scale Mode: Small noise peaks clipped

Volume Inj. : 2uL
Signal #1 Phase : Rtx-CLPesticides Signal #2 Phase: Rtx-CLPesticides2
Signal #1 Info : 30m X 0.32mm X 0. Signal #2 Info : 30m X 0.32mm X 0.25um

MJB 3/25/20

		Compound	RT#1	RT#2	Resp#1	Resp#2	ng/mL	ng/mL	
		System Monitoring Compounds							
1)	S	TCMX (S)	0.000	5.997	0	30983	N.D.	0.108	#
22)	S	DCBP (S)	9.552f	0.000	2121	0	BelowCal	N.D.	
		Target Compounds							
2)		a-BHC	0.000	0.000	0	0	N.D.	N.D.	
3)		g-BHC	0.000	0.000	0	0	N.D.	N.D.	
4)		b-BHC	0.000	0.000	0	0	N.D.	N.D.	
5)		Heptachlor	0.000	0.000	0	0	N.D.	N.D.	
6)		d-BHC	0.000	0.000	0	0	N.D.	N.D.	
7)		Aldrin	0.000	0.000	0	0	N.D.	N.D.	
8)		Heptachlo...	7.355f	7.987	5997	8323	0.029	0.028	
9)		trans-Chl...	7.406	8.114	5150	5725	0.025	0.019	
10)		cis-Chlor...	7.499	8.266f	11225	7336	0.055	0.025	#
11)		Endosulfa...	7.625	8.297	14022	11737	0.073	0.043	#
12)		4,4'-DDE	7.546f	8.363	10597	15330	0.054	0.054	
13)		Dieldrin	7.791	8.510	23053	15516	0.109	0.052	#
14)		Endrin	7.933	8.714	12460	27738	0.073	0.121	#
15)		4,4'-DDD	8.018	8.765	17175	18368	0.105	0.076	#
16)		Endosulfa...	8.103	8.853	47213	64506	0.282	0.269	
17)		4,4'-DDT	8.184	8.983	39370	21822	0.305	0.190	#
18)		Endrin Al...	8.389	9.097	28639	54945	0.196	0.264	#
19)		Endosulfa...	8.708	9.298	13840	19059	0.084	0.084	
20)		Methoxychlor	8.541	9.478	10664	60756	BelowCal	0.646	
21)		Endrin Ke...	8.891	9.683	10196	16919	0.053	0.068	#
23)		Hexachlor...	0.000	0.000	0	0	N.D.	N.D.	
24)		Hexachlor...	0.000	0.000	0	0	N.D.	N.D.	
25)		Oxychlordane	7.257	7.937	10991	9497	BelowCal	BelowCal	
26)		2,4'-DDE	7.355f	8.114	5997	5725	BelowCal	BelowCal	
27)		trans-Non...	7.499	8.181	11225	14003	BelowCal	BelowCal	
28)		2,4'-DDD	7.709	8.510	15009	15516	BelowCal	BelowCal	
29)		2,4'-DDT	7.896	8.714	24597	27738	0.045	0.013	#
30)		cis-Nonac...	7.979	8.765	29825	18368	BelowCal	BelowCal	
31)		Mirex	8.639	9.683	45333	16919	5765.011	BelowCal	#
32)		Chlordane...	7.406	8.114	5150	5725	0.221	0.145	#
33)		Chlordane...	7.499	8.266f	11225	7336	0.423	0.224	#
34)		Chlordane...	8.044	8.920	16782	116261	2.308	11.361	#
35)		Chlordane...	3.678f	0.000	4794	0	NoCal	N.D.	
36)		Toxaphene...	7.499	8.471	11225	31297	10.801	11.128	
37)		Toxaphene...	7.791	8.817	23053	38990	9.829	10.909	
38)		Toxaphene...	8.103	8.853	47213	64506	11.582	11.553	
39)		Toxaphene...	8.343	8.920	47569	116261	12.110	9.932	
40)		Toxaphene...	8.571	9.097	32950	54945	10.742	11.119	
41)		Toxaphene...	8.639	9.478	45333	60756	11.317	11.242	
42)		Toxaphene...	3.678f	0.000	4794	0	NoCal	N.D.	

Quantitation Report (Not Reviewed)

Data Path : C:\msdchem\1\data\2020-03\0C24036\REQUANT\
Data File : ECD5-03242040.D
Signal(s) : Signal #1: ECD1A.CH Signal #2: ECD2B.CH
Acq On : 24 Mar 2020 23:39
Operator : MJB
Sample : 0C24036-CALQ
Misc : A20B334, TOX 10 ppb
ALS Vial : 32 (Sig #1); 0 (Sig #2) Sample Multiplier: 1

Integration File signal 1: PEST1.e
Integration File signal 2: PEST2.e
Quant Time: Mar 25 13:03:00 2020
Quant Method : C:\msdchem\1\methods\ECD5_QUANTPEST_200324.M
Quant Title : Instrument: DualECD5
QLast Update : Wed Mar 25 12:47:54 2020
Response via : Initial Calibration
Integrator: ChemStation 6890 Scale Mode: Small noise peaks clipped

Volume Inj. : 2uL
Signal #1 Phase : Rtx-CLPesticides Signal #2 Phase: Rtx-CLPesticides2
Signal #1 Info : 30m X 0.32mm X 0. Signal #2 Info : 30m X 0.32mm X 0.25um

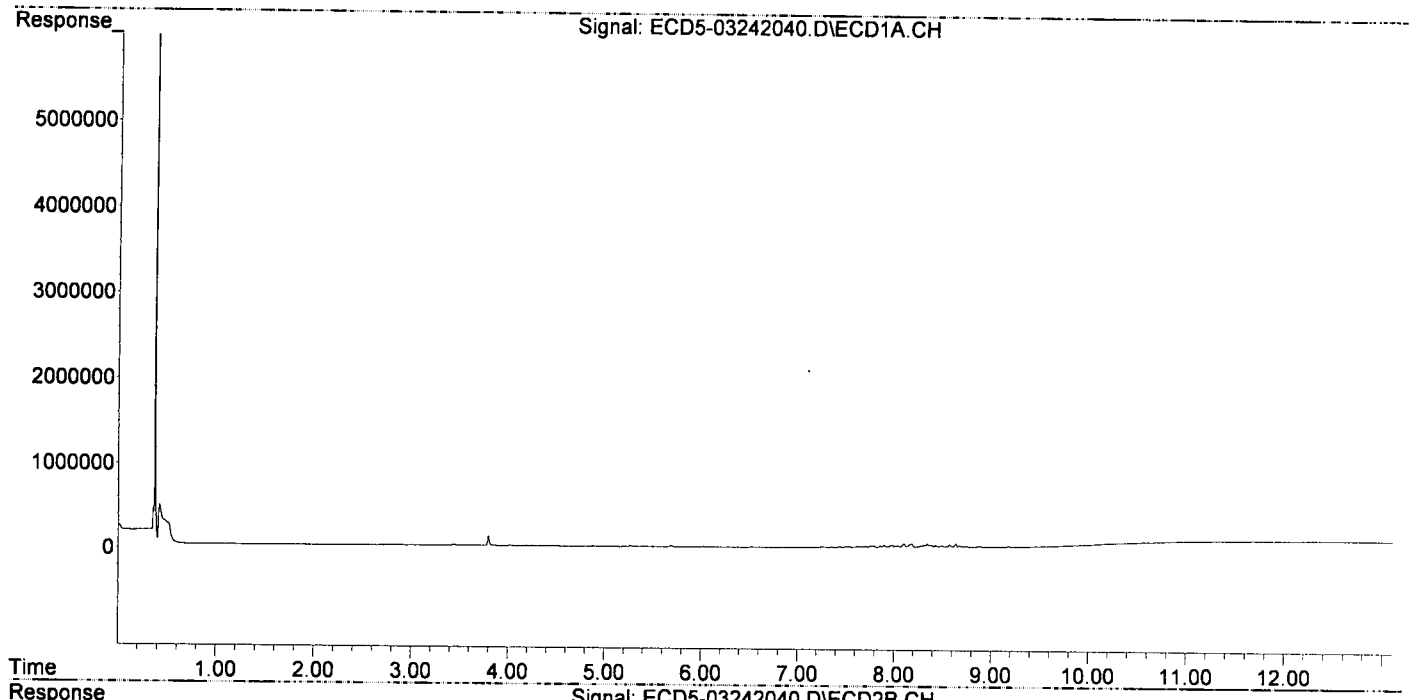

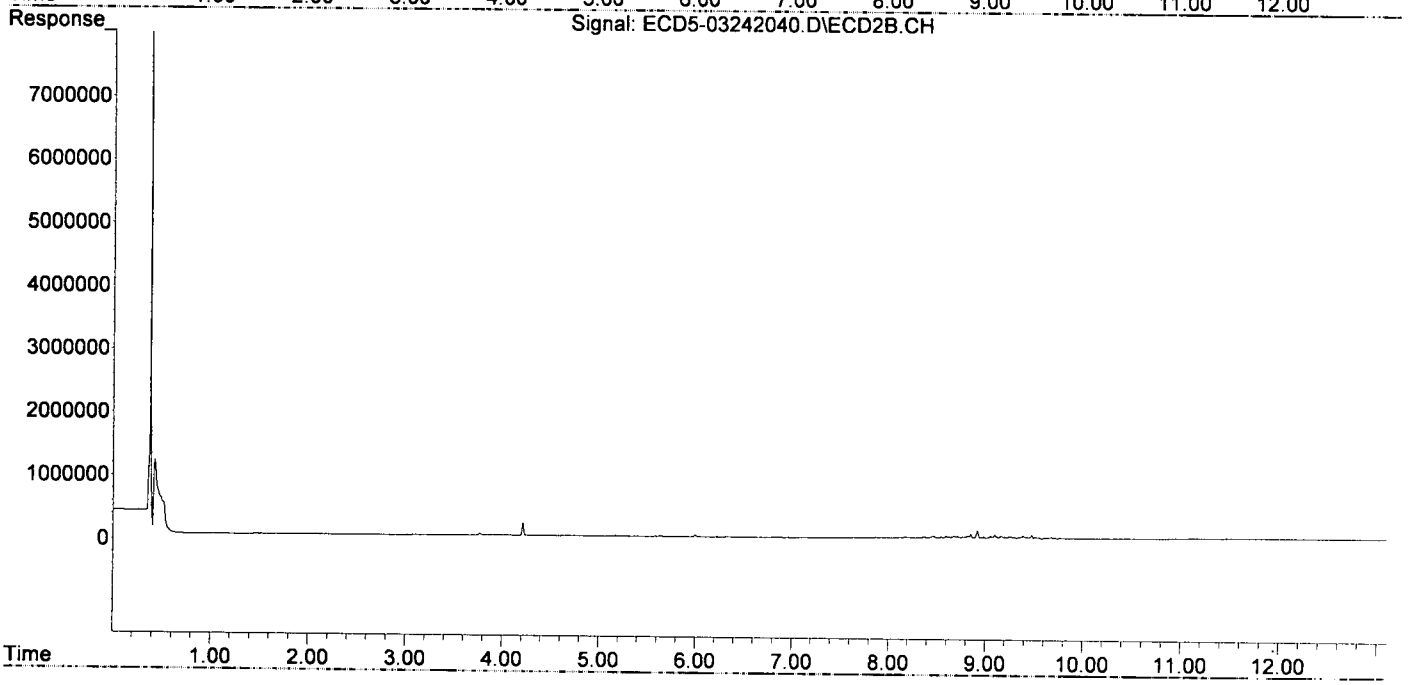

Quantitation Report (Not Reviewed)

Data Path : C:\msdchem\1\data\2020-03\0C24036\REQUANT\
Data File : ECD5-03242041.D
Signal(s) : Signal #1: ECD1A.CH Signal #2: ECD2B.CH
Acq On : 24 Mar 2020 23:56
Operator : MJB
Sample : 0C24036-CALR
Misc : A19J417, TOX 50 ppb
ALS Vial : 33 (Sig #1); 0 (Sig #2) Sample Multiplier: 1

Integration File signal 1: PEST1.e
Integration File signal 2: PEST2.e
Quant Time: Mar 25 13:03:12 2020
Quant Method : C:\msdchem\1\methods\ECD5_QUANTPEST_200324.M
Quant Title : Instrument: DualECD5
QLast Update : Wed Mar 25 12:47:54 2020
Response via : Initial Calibration
Integrator: ChemStation 6890 Scale Mode: Small noise peaks clipped

Volume Inj. : 2uL
Signal #1 Phase : Rtx-CLPesticides Signal #2 Phase: Rtx-CLPesticides2
Signal #1 Info : 30m X 0.32mm X 0. Signal #2 Info : 30m X 0.32mm X 0.25um

MB 3/25/2.

	Compound	RT#1	RT#2	Resp#1	Resp#2	ng/mL	ng/mL	
	System Monitoring Compounds							
1) S	TCMX (S)	0.000	5.992	0	13960	N.D.	0.049	#
22) S	DCBP (S)	9.587	0.000	4773	0	BelowCal	N.D.	
	Target Compounds							
2)	a-BHC	0.000	0.000	0	0	N.D.	N.D.	
3)	g-BHC	0.000	0.000	0	0	N.D.	N.D.	
4)	b-BHC	6.277	0.000	10889	0	0.114	N.D.	#
5)	Heptachlor	6.619	0.000	2171	0	0.010	N.D.	#
6)	d-BHC	0.000	0.000	0	0	N.D.	N.D.	
7)	Aldrin	6.865	7.577f	5711	12688	0.026	0.039	#
8)	Heptachlo...	7.352f	7.984	34682	53421	0.169	0.179	
9)	trans-Chl...	7.404	8.131	32599	46168	0.156	0.152	
10)	cis-Chlor...	7.496f	8.220f	59017	59976	0.288	0.207	#
11)	Endosulfa...	7.622	8.295	70509	78449	0.365	0.289	
12)	4,4'-DDE	7.544f	8.360	50771	90258	0.258	0.315	
13)	Dieldrin	7.789	8.507	106574	94396	0.502	0.317	#
14)	Endrin	7.930f	8.713	80860	156486	0.473	0.683	#
15)	4,4'-DDD	8.017	8.764	93295	110397	0.571	0.459	
16)	Endosulfa...	8.101	8.851	220625	293570	1.317	1.224	
17)	4,4'-DDT	8.180	8.981	180770	118701	1.463	0.790	#
18)	Endrin Al...	8.388	9.095	143421	253621	0.980	1.219	
19)	Endosulfa...	8.705	9.295	78074	108142	0.475	0.475	
20)	Methoxychlor	8.540	9.476	69723	273442	0.912	3.185	#
21)	Endrin Ke...	8.890	9.718f	53080	49559	0.278	0.199	#
23)	Hexachlor...	3.211f	0.000	8933	0	11064.661	N.D.	#
24)	Hexachlor...	5.771	6.452	4978	10227	BelowCal	BelowCal	
25)	Oxychlordane	7.254	7.903	54704	36477	0.067	BelowCal	#
26)	2,4'-DDE	7.352f	8.131	34682	46168	0.074	0.041	#
27)	trans-Non...	7.496	8.206	59017	62807	0.056	BelowCal	#
28)	2,4'-DDD	7.708	8.507	78466	94396	0.460	0.309	#
29)	2,4'-DDT	7.893	8.713	122492	156486	1.032	0.939	
30)	cis-Nonac...	7.978	8.764	140301	110397	0.464	0.169	#
31)	Mirex	8.636	9.718f	207412	49559	1.183	BelowCal	#
32)	Chlordane...	7.404	8.131	32599	46168	1.397	1.172	
33)	Chlordane...	7.496	8.220	59017	59976	2.223	1.831	
34)	Chlordane...	8.042f	8.918	94526	456067	13.003	44.567	#
35)	Chlordane...	3.671f	0.000	5999	0	NoCal	N.D.	
36)	Toxaphene...	7.496	8.468	59017	156382	56.791	55.605	
37)	Toxaphene...	7.789	8.816	106574	191843	54.414	53.675	
38)	Toxaphene...	8.101	8.851	220625	293570	54.121	52.578	
39)	Toxaphene...	8.341	8.918	205964	456067	52.433	51.515	
40)	Toxaphene...	8.569	9.095	160219	253621	52.231	51.323	
41)	Toxaphene...	8.636	9.476	207412	273442	51.779	50.595	
42)	Toxaphene...	3.671f	0.000	5999	0	NoCal	N.D.	

Quantitation Report (Not Reviewed)

Data Path : C:\msdchem\1\data\2020-03\0C24036\REQUANT\
Data File : ECD5-03242041.D
Signal(s) : Signal #1: ECD1A.CH Signal #2: ECD2B.CH
Acq On : 24 Mar 2020 23:56
Operator : MJB
Sample : 0C24036-CALR
Misc : A19J417, TOX 50 ppb
ALS Vial : 33 (Sig #1); 0 (Sig #2) Sample Multiplier: 1

Integration File signal 1: PEST1.e
Integration File signal 2: PEST2.e
Quant Time: Mar 25 13:03:12 2020
Quant Method : C:\msdchem\1\methods\ECD5_QUANTPEST_200324.M
Quant Title : Instrument: DualECD5
QLast Update : Wed Mar 25 12:47:54 2020
Response via : Initial Calibration
Integrator: ChemStation 6890 Scale Mode: Small noise peaks clipped

Volume Inj. : 2uL
Signal #1 Phase : Rtx-CLPesticides Signal #2 Phase: Rtx-CLPesticides2
Signal #1 Info : 30m X 0.32mm X 0. Signal #2 Info : 30m X 0.32mm X 0.25um

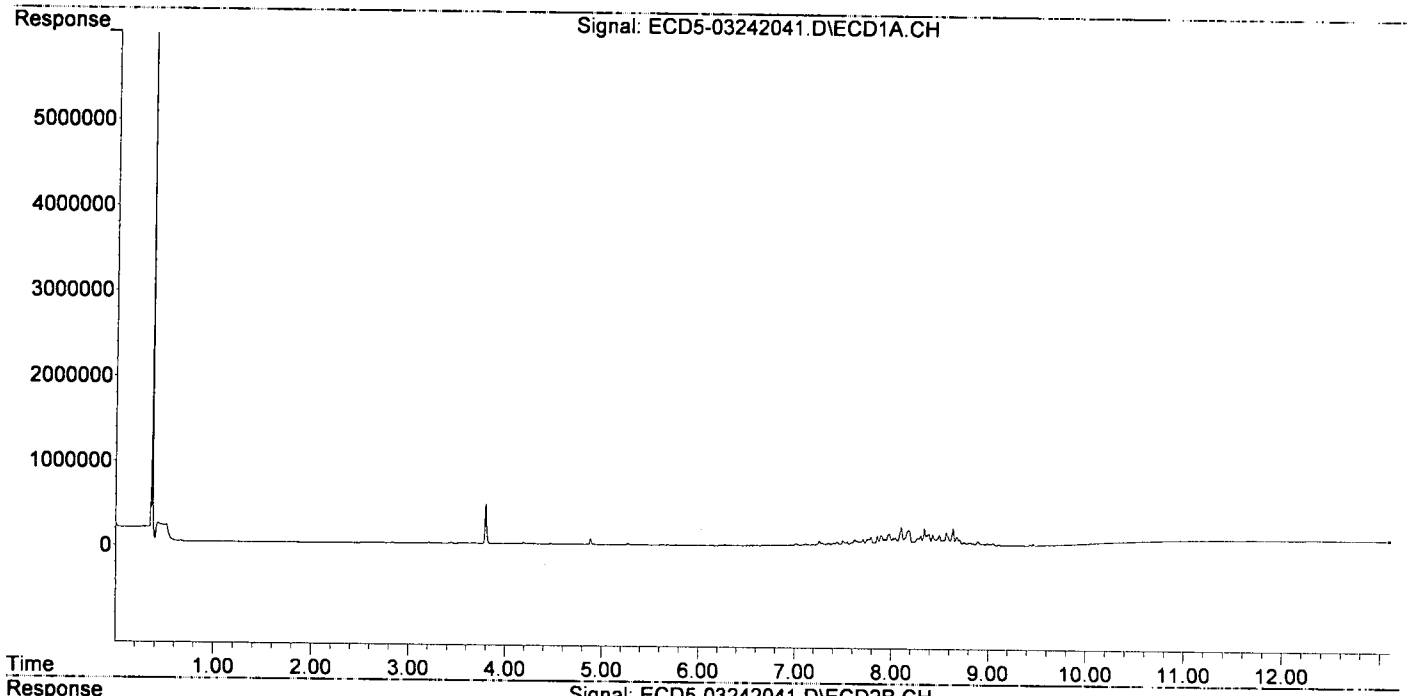

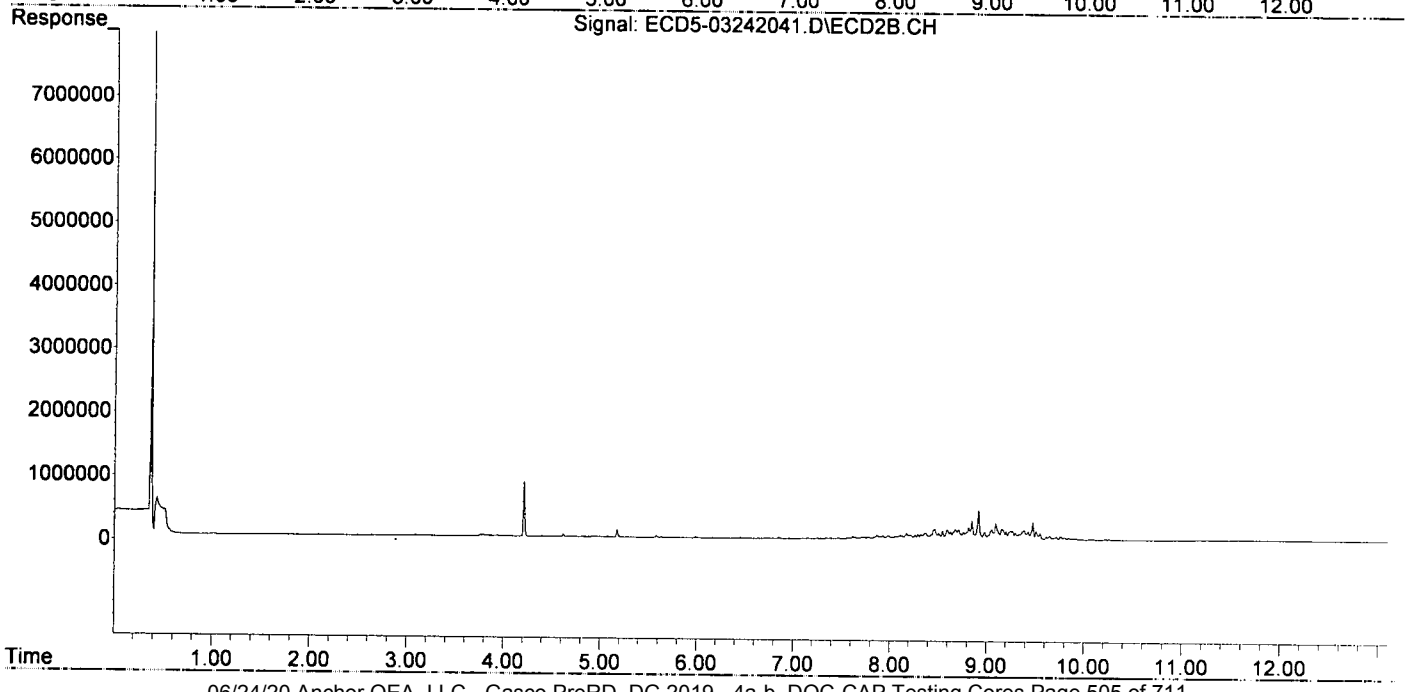

Quantitation Report (Not Reviewed)

Data Path : C:\msdchem\1\data\2020-03\0C24036\REQUANT\
Data File : ECD5-03242042.D
Signal(s) : Signal #1: ECD1A.CH Signal #2: ECD2B.CH
Acq On : 25 Mar 2020 0:13
Operator : MJB
Sample : 0C24036-CALS
Misc : A19J418, TOX 100 ppb
ALS Vial : 34 (Sig #1); 0 (Sig #2) Sample Multiplier: 1

Integration File signal 1: PEST1.e
Integration File signal 2: PEST2.e
Quant Time: Mar 25 13:03:22 2020
Quant Method : C:\msdchem\1\methods\ECD5_QUANTPEST_200324.M
Quant Title : Instrument: DualECD5
QLast Update : Wed Mar 25 12:47:54 2020
Response via : Initial Calibration
Integrator: ChemStation 6890 Scale Mode: Small noise peaks clipped

Volume Inj. : 2uL
Signal #1 Phase : Rtx-CLPesticides Signal #2 Phase: Rtx-CLPesticides2
Signal #1 Info : 30m X 0.32mm X 0. Signal #2 Info : 30m X 0.32mm X 0.25um

MJ 3/25/20

		Compound	RT#1	RT#2	Resp#1	Resp#2	ng/mL	ng/mL	
		System Monitoring Compounds							
1)	S	TCMX (S)	0.000	5.991	0	11772	N.D.	0.041	#
22)	S	DCBP (S)	9.588	10.549	19257	15520	BelowCal	0.091	
		Target Compounds							
2)		a-BHC	5.925	0.000	3355	0	0.013	N.D.	#
3)		g-BHC	0.000	0.000	0	0	N.D.	N.D.	
4)		b-BHC	6.276	0.000	11741	0	0.123	N.D.	#
5)		Heptachlor	6.620	7.254f	4972	7728	0.022	0.023	
6)		d-BHC	6.459f	7.254f	3356	7728	0.017	0.024	#
7)		Aldrin	6.863	7.567	12607	25451	0.057	0.078	#
8)		Heptachlo...	7.351f	7.983	64596	94789	0.315	0.318	
9)		trans-Chl...	7.404	8.132	64961	77286	0.312	0.255	
10)		cis-Chlor...	7.495f	8.220f	111060	106561	0.542	0.367	#
11)		Endosulfa...	7.621	8.295	133943	139425	0.693	0.513	#
12)		4,4'-DDE	7.544f	8.359	94182	163947	0.478	0.573	
13)		Dieldrin	7.788	8.507	197990	168160	0.932	0.565	#
14)		Endrin	7.929f	8.713	161620	305949	0.946	1.336	#
15)		4,4'-DDD	8.016	8.764	178911	206437	1.095	0.858	
16)		Endosulfa...	8.100	8.851	412345	562449	2.461	2.345	
17)		4,4'-DDT	8.182	8.979	354108	221053	2.875	1.423	#
18)		Endrin Al...	8.387	9.095	284602	488364	1.944	2.348	
19)		Endosulfa...	8.705	9.295	157876	206158	0.960	0.905	
20)		Methoxychlor	8.538	9.475	136965	529637	1.957	6.203	#
21)		Endrin Ke...	8.889	9.717f	107831	99028	0.565	0.397	#
23)		Hexachlor...	3.212f	0.000	7800	0	11064.667	N.D.	#
24)		Hexachlor...	0.000	6.472f	0	8296	N.D.	BelowCal	
25)		Oxychlordane	7.256	7.935	91887	86622	0.287	0.088	#
26)		2,4'-DDE	7.351f	8.132	64596	77286	0.323	0.213	#
27)		trans-Non...	7.495	8.205	111060	110359	0.333	0.166	#
28)		2,4'-DDD	7.707	8.507	149781	168160	1.133	0.768	#
29)		2,4'-DDT	7.892	8.713	233015	305949	2.143	2.010	
30)		cis-Nonac...	7.976	8.764	266499	206437	1.089	0.503	#
31)		Mirex	8.636	9.717f	412942	99028	2.755	0.139	#
32)		Chlordane...	7.404	8.132	64961	77286	2.783	1.961	#
33)		Chlordane...	7.495	8.220	111060	106561	4.183	3.254	
34)		Chlordane...	8.041f	8.918	183267	879719	25.210	85.967	#
35)		Chlordane...	3.673f	0.000	5251	0	NoCal	N.D.	
36)		Toxaphene...	7.495	8.467	111060	287265	106.871	102.143	
37)		Toxaphene...	7.788	8.815	197990	355195	103.489	99.379	
38)		Toxaphene...	8.100	8.851	412345	562449	101.150	100.734	
39)		Toxaphene...	8.341	8.918	391751	879719	99.730	103.025	
40)		Toxaphene...	8.569	9.095	313162	488364	102.091	98.826	
41)		Toxaphene...	8.636	9.475	412942	529637	103.089	97.999	
42)		Toxaphene...	3.673f	0.000	5251	0	NoCal	N.D.	

Quantitation Report (Not Reviewed)

Data Path : C:\msdchem\1\data\2020-03\0C24036\REQUANT\
Data File : ECD5-03242042.D
Signal(s) : Signal #1: ECD1A.CH Signal #2: ECD2B.CH
Acq On : 25 Mar 2020 0:13
Operator : MJB
Sample : 0C24036-CALS
Misc : A19J418, TOX 100 ppb
ALS Vial : 34 (Sig #1); 0 (Sig #2) Sample Multiplier: 1

Integration File signal 1: PEST1.e
Integration File signal 2: PEST2.e
Quant Time: Mar 25 13:03:22 2020
Quant Method : C:\msdchem\1\methods\ECD5_QUANTPEST_200324.M
Quant Title : Instrument: DualECD5
QLast Update : Wed Mar 25 12:47:54 2020
Response via : Initial Calibration
Integrator: ChemStation 6890 Scale Mode: Small noise peaks clipped

Volume Inj. : 2uL
Signal #1 Phase : Rtx-CLPesticides Signal #2 Phase: Rtx-CLPesticides2
Signal #1 Info : 30m X 0.32mm X 0. Signal #2 Info : 30m X 0.32mm X 0.25um

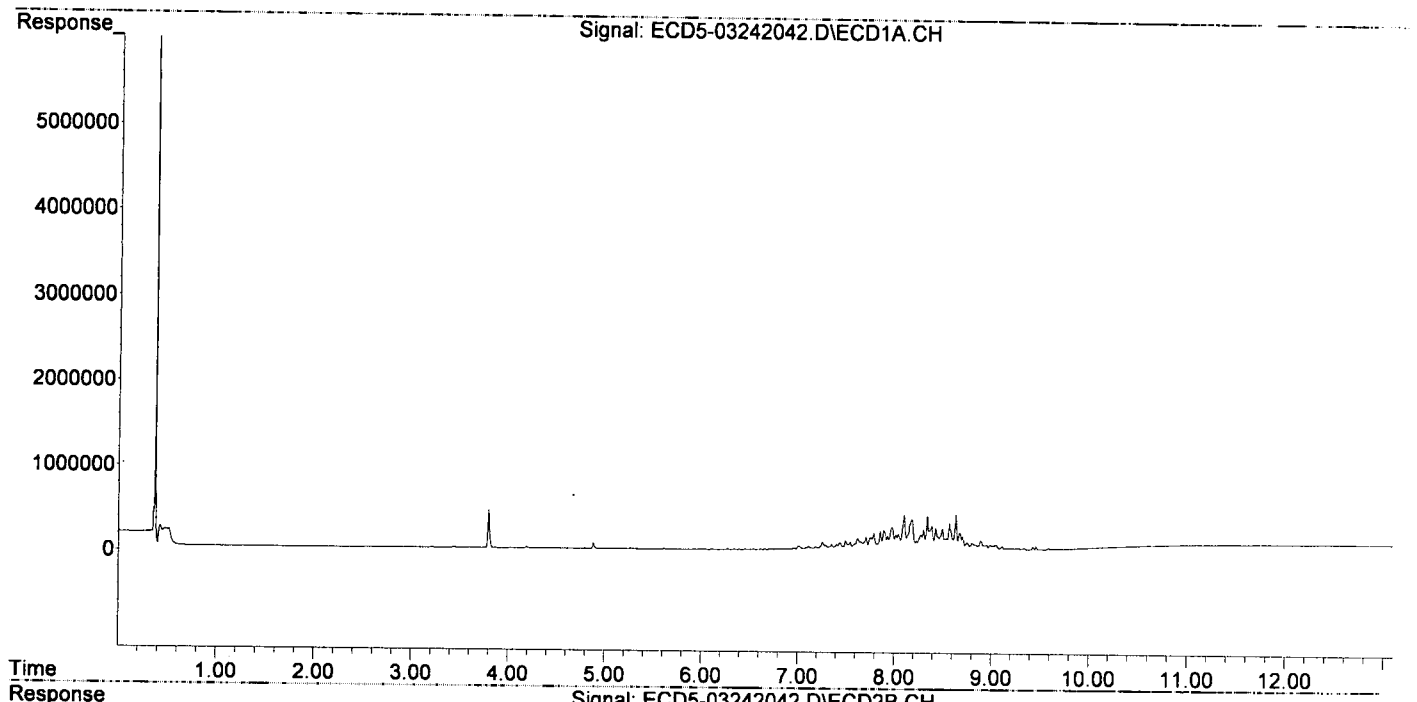

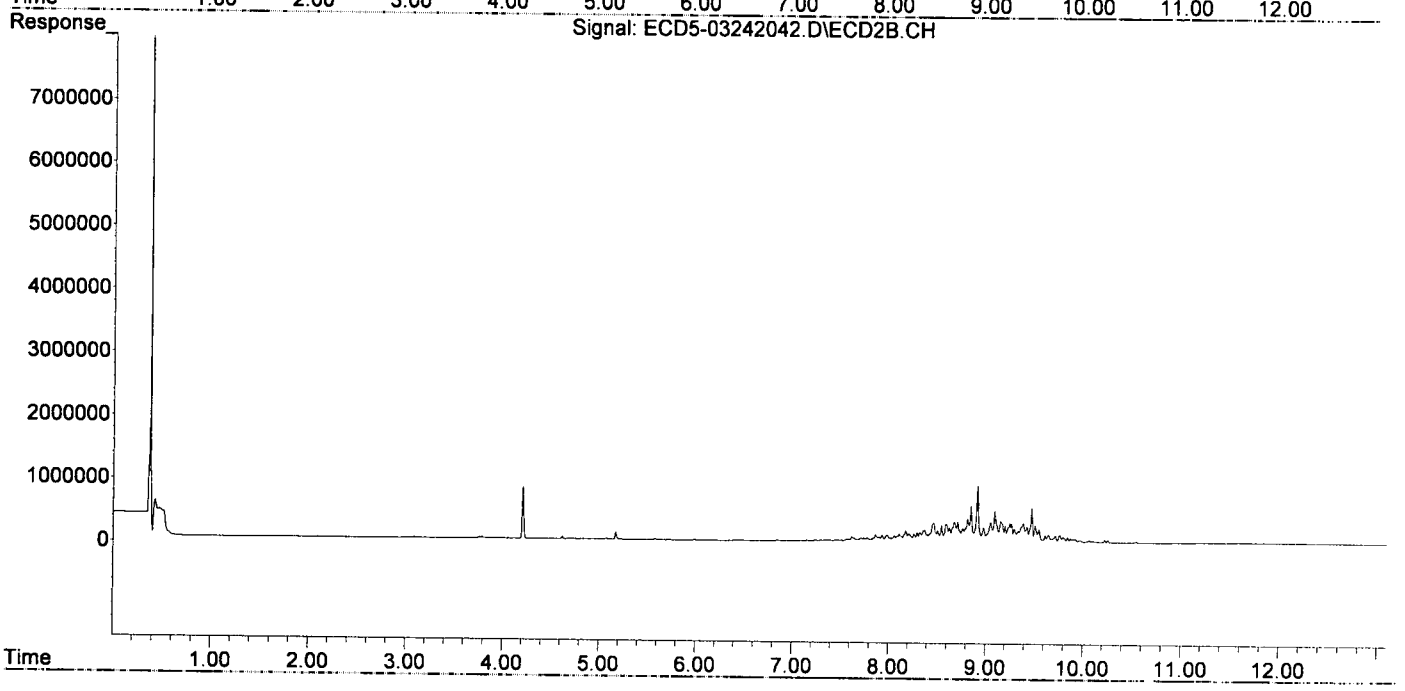

Quantitation Report (Not Reviewed)

Data Path : C:\msdchem\1\data\2020-03\0C24036\REQUANT\
Data File : ECD5-03242043.D
Signal(s) : Signal #1: ECD1A.CH Signal #2: ECD2B.CH
Acq On : 25 Mar 2020 0:31
Operator : MJB
Sample : 0C24036-CALT
Misc : A19J419, TOX 200 ppb
ALS Vial : 35 (Sig #1); 0 (Sig #2) Sample Multiplier: 1

Integration File signal 1: PEST1.e
Integration File signal 2: PEST2.e
Quant Time: Mar 25 13:03:33 2020
Quant Method : C:\msdchem\1\methods\ECD5_QUANTPEST_200324.M
Quant Title : Instrument: DualECD5
QLast Update : Wed Mar 25 12:47:54 2020
Response via : Initial Calibration
Integrator: ChemStation 6890 Scale Mode: Small noise peaks clipped

Volume Inj. : 2uL
Signal #1 Phase : Rtx-CLPesticides Signal #2 Phase: Rtx-CLPesticides2
Signal #1 Info : 30m X 0.32mm X 0. Signal #2 Info : 30m X 0.32mm X 0.25um

MWB 3/25/20

		Compound	RT#1	RT#2	Resp#1	Resp#2	ng/mL	ng/mL	
		System Monitoring Compounds							
1)	S	TCMX (S)	0.000	5.992	0	13119	N.D.	0.046	#
22)	S	DCBP (S)	9.587	10.549	20261	12827	BelowCal	0.076	
		Target Compounds							
2)		a-BHC	5.926	0.000	3861	0	0.015	N.D.	#
3)		g-BHC	6.228	6.903	2591	7376	0.011	0.021	#
4)		b-BHC	6.277	6.962	11531	11300	0.121	0.075	#
5)		Heptachlor	6.621	7.287	9538	19719	0.043	0.059	#
6)		d-BHC	6.458f	7.230	6448	18325	0.033	0.056	#
7)		Aldrin	6.863	7.578f	23914	56093	0.108	0.172	#
8)		Heptachlo...	7.351f	7.984	115102	185009	0.562	0.622	
9)		trans-Chl...	7.403	8.131	113942	153337	0.547	0.506	
10)		cis-Chlor...	7.495f	8.219f	198022	200782	0.967	0.692	#
11)		Endosulfa...	7.622	8.295	241258	263382	1.248	0.969	
12)		4,4'-DDE	7.544f	8.360	165579	311021	0.840	1.086	#
13)		Dieldrin	7.788	8.506	356203	317193	1.677	1.066	#
14)		Endrin	7.929f	8.713	296754	558978	1.736	2.441	#
15)		4,4'-DDD	8.016	8.762	326657	392011	1.999	1.629	
16)		Endosulfa...	8.100	8.850	754269	1026403	4.502	4.278	
17)		4,4'-DDT	8.180	8.980	650158	421124	5.272	2.652	#
18)		Endrin Al...	8.387	9.095	500675	904494	3.421	4.348	#
19)		Endosulfa...	8.704	9.295	288869	398486	1.757	1.750	
20)		Methoxychlor	8.539	9.475	251333	998411	3.730	11.622	#
21)		Endrin Ke...	8.889	9.717f	196250	199602	1.028	0.801	
23)		Hexachlor...	3.211f	0.000	6592	0	11064.673	N.D.	#
24)		Hexachlor...	0.000	6.472f	0	6759	N.D.	BelowCal	
25)		Oxychlordane	7.256	7.935	156712	171809	0.672	0.439	#
26)		2,4'-DDE	7.351f	8.131	115102	153337	0.743	0.633	
27)		trans-Non...	7.495	8.204	198022	213141	0.797	0.545	#
28)		2,4'-DDD	7.707	8.506	263510	317193	2.207	1.693	
29)		2,4'-DDT	7.891	8.713	422003	558978	4.038	3.811	
30)		cis-Nonac...	7.976	8.762	481423	392011	2.153	1.146	#
31)		Mirex	8.636	9.717f	741229	199602	5.266	0.735	#
32)		Chlordane...	7.403	8.131	113942	153337	4.881	3.891	
33)		Chlordane...	7.495	8.219	198022	200782	7.458	6.131	
34)		Chlordane...	8.040f	8.918	334296	1629969	45.985	159.282	#
35)		Chlordane...	3.671f	0.000	5163	0	NoCal	N.D.	
36)		Toxaphene...	7.495	8.467	198022	532496	190.554	189.340	
37)		Toxaphene...	7.788	8.815	356203	676906	189.119	189.391	
38)		Toxaphene...	8.100	8.850	754269	1026403	185.026	183.827	
39)		Toxaphene...	8.341	8.918	729429	1629969	185.693	193.361	
40)		Toxaphene...	8.569	9.095	576091	904494	187.806	183.034	
41)		Toxaphene...	8.636	9.475	741229	998411	185.044	184.736	
42)		Toxaphene...	3.671f	0.000	5163	0	NoCal	N.D.	

Quantitation Report (Not Reviewed)

Data Path : C:\msdchem\1\data\2020-03\0C24036\REQUANT\
Data File : ECD5-03242043.D
Signal(s) : Signal #1: ECD1A.CH Signal #2: ECD2B.CH
Acq On : 25 Mar 2020 0:31
Operator : MJB
Sample : 0C24036-CALT
Misc : A19J419, TOX 200 ppb
ALS Vial : 35 (Sig #1); 0 (Sig #2) Sample Multiplier: 1

Integration File signal 1: PEST1.e
Integration File signal 2: PEST2.e
Quant Time: Mar 25 13:03:33 2020
Quant Method : C:\msdchem\1\methods\ECD5_QUANTPEST_200324.M
Quant Title : Instrument: DualECD5
QLast Update : Wed Mar 25 12:47:54 2020
Response via : Initial Calibration
Integrator: ChemStation 6890 Scale Mode: Small noise peaks clipped

Volume Inj. : 2uL
Signal #1 Phase : Rtx-CLPesticides Signal #2 Phase: Rtx-CLPesticides2
Signal #1 Info : 30m X 0.32mm X 0. Signal #2 Info : 30m X 0.32mm X 0.25um

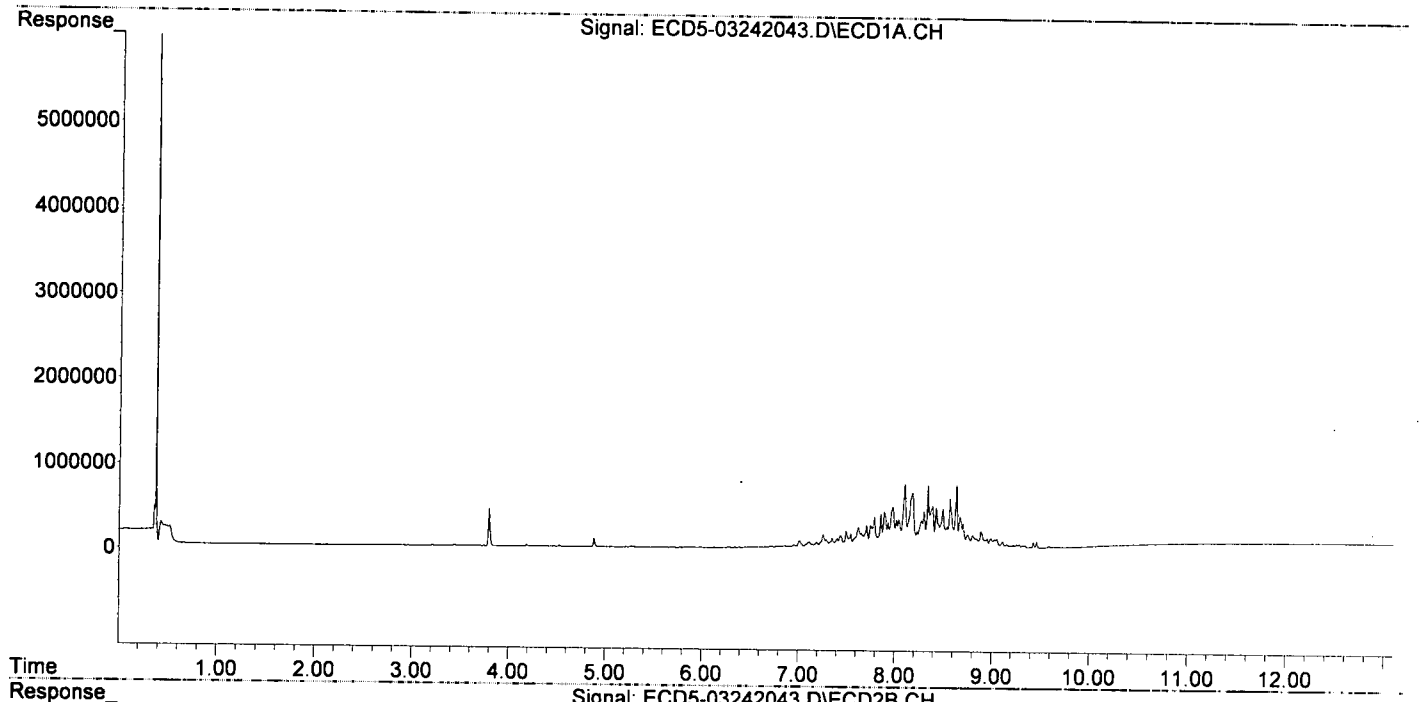

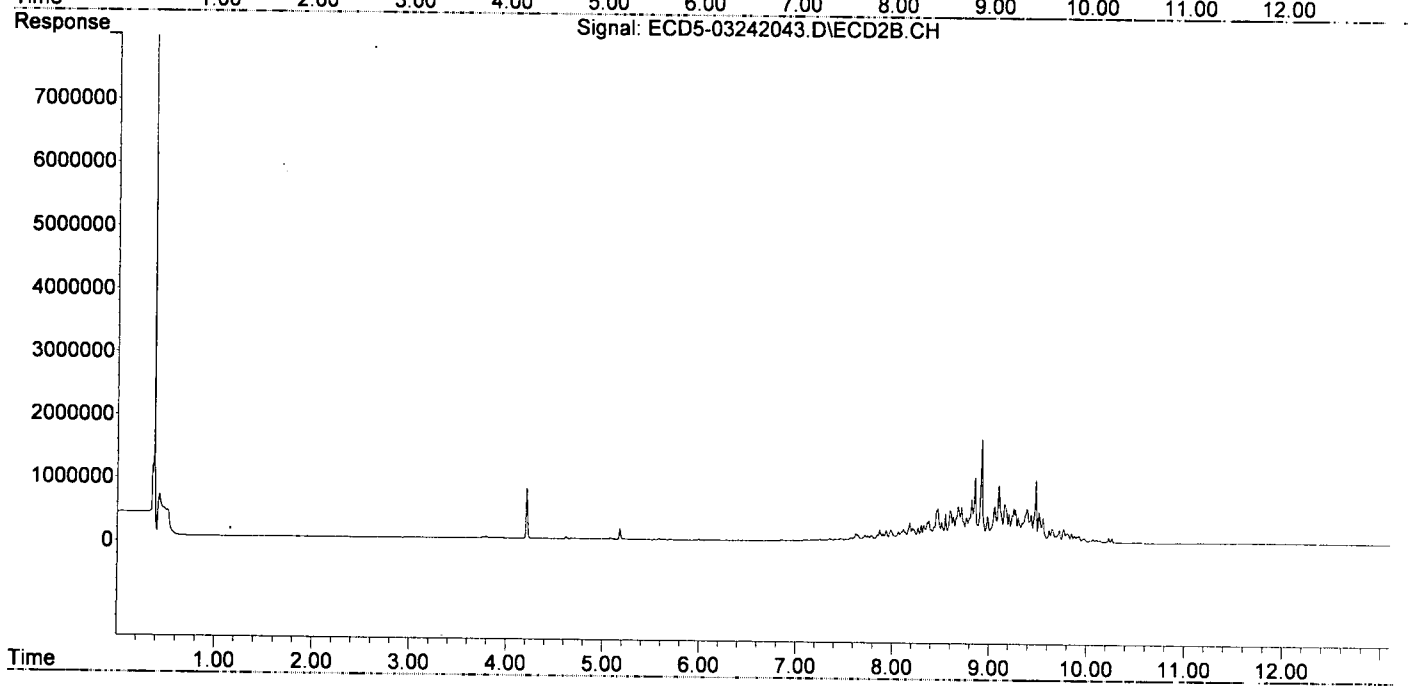

Quantitation Report (Not Reviewed)

Data Path : C:\msdchem\1\data\2020-03\0C24036\REQUANT\
Data File : ECD5-03242044.D
Signal(s) : Signal #1: ECD1A.CH Signal #2: ECD2B.CH
Acq On : 25 Mar 2020 0:48
Operator : MJB
Sample : 0C24036-CALU
Misc : A19J420, TOX 500 ppb
ALS Vial : 36 (Sig #1); 0 (Sig #2) Sample Multiplier: 1

Integration File signal 1: PEST1.e
Integration File signal 2: PEST2.e
Quant Time: Mar 25 13:03:42 2020
Quant Method : C:\msdchem\1\methods\ECD5_QUANTPEST_200324.M
Quant Title : Instrument: DualECD5
QLast Update : Wed Mar 25 12:47:54 2020
Response via : Initial Calibration
Integrator: ChemStation 6890 Scale Mode: Small noise peaks clipped

Volume Inj. : 2uL
Signal #1 Phase : Rtx-CLPesticides Signal #2 Phase: Rtx-CLPesticides2
Signal #1 Info : 30m X 0.32mm X 0. Signal #2 Info : 30m X 0.32mm X 0.25um

MJB 3/25/20

		Compound	RT#1	RT#2	Resp#1	Resp#2	ng/mL	ng/mL	
		System Monitoring Compounds							
1)	S	TCMX (S)	0.000	5.992	0	9382	N.D.	0.033	#
22)	S	DCBP (S)	9.584	10.529f	33820	44940	0.049	0.265	#
		Target Compounds							
2)		a-BHC	5.928	6.595	8676	11573	0.033	0.029	
3)		g-BHC	6.227	6.902	7404	37539	0.032	0.106	#
4)		b-BHC	6.280	6.961	18643	39706	0.195	0.265	#
5)		Heptachlor	6.619	7.285	32708	63849	0.147	0.191	#
6)		d-BHC	6.424	7.228	15027	60388	0.077	0.185	#
7)		Aldrin	6.863	7.579f	64104	132847	0.289	0.408	#
8)		Heptachlo...	7.351f	7.983	286610	423384	1.398	1.422	
9)		trans-Chl...	7.401	8.111f	262383	483290	1.259	1.595	#
10)		cis-Chlor...	7.494f	8.219f	474801	499372	2.319	1.721	#
11)		Endosulfa...	7.621	8.295	561950	612838	2.907	2.255	
12)		4,4'-DDE	7.543f	8.359	385602	765896	1.956	2.675	#
13)		Dieldrin	7.787	8.507	859180	743914	4.044	2.500	#
14)		Endrin	7.928f	8.712	722340	1349361	4.226	5.893	#
15)		4,4'-DDD	8.015	8.764	782724	942022	4.789	3.915	
16)		Endosulfa...	8.099	8.872	1819799	677173	10.861	2.823	#
17)		4,4'-DDT	8.178	8.979	1562486	1000457	12.535	6.159	#
18)		Endrin Al...	8.387	9.094	1207635	2276816	8.250	10.946	#
19)		Endosulfa...	8.704	9.295	669548	970427	4.072	4.262	
20)		Methoxychlor	8.538	9.475	606498	2424995	9.189	27.365	#
21)		Endrin Ke...	8.889	9.717f	458943	476452	2.403	1.911	
23)		Hexachlor...	3.212f	0.000	6245	0	11064.675	N.D.	#
24)		Hexachlor...	5.810f	6.450	4290	11394	BelowCal	BelowCal	
25)		Oxychlordane	7.256	7.934	368745	416745	1.928	1.447	
26)		2,4'-DDE	7.351f	8.111	286610	483290	2.167	2.452	
27)		trans-Non...	7.494	8.205	474801	482031	2.273	1.536	#
28)		2,4'-DDD	7.706	8.507	639511	743914	5.751	4.333	
29)		2,4'-DDT	7.892	8.712	1013964	1349361	9.923	9.350	
30)		cis-Nonac...	7.976	8.764	1168739	942022	5.551	3.050	#
31)		Mirex	8.635	9.717f	1789727	476452	13.302	2.373	#
32)		Chlordane...	7.437	8.111f	344882	483290	14.775	12.265	
33)		Chlordane...	7.494	8.219	474801	499372	17.882	15.249	
34)		Chlordane...	8.040f	8.917	800317	4046166	110.090	395.394	#
35)		Chlordane...	3.675f	0.000	4645	0	NoCal	N.D.	
36)		Toxaphene...	7.494	8.467	474801	1284194	456.894	456.621	
37)		Toxaphene...	7.787	8.815	859180	1632080	467.512	456.638	
38)		Toxaphene...	8.099	8.850	1819799	2521196	446.406	451.542	
39)		Toxaphene...	8.340	8.917	1782592	4046166	453.801	477.036	
40)		Toxaphene...	8.568	9.094	1366223	2276816	445.389	460.738	
41)		Toxaphene...	8.635	9.475	1789727	2424995	446.795	448.696	
42)		Toxaphene...	3.675f	0.000	4645	0	NoCal	N.D.	

Quantitation Report (Not Reviewed)

Data Path : C:\msdchem\1\data\2020-03\0C24036\REQUANT\
Data File : ECD5-03242044.D
Signal(s) : Signal #1: ECD1A.CH Signal #2: ECD2B.CH
Acq On : 25 Mar 2020 0:48
Operator : MJB
Sample : 0C24036-CALU
Misc : A19J420, TOX 500 ppb
ALS Vial : 36 (Sig #1); 0 (Sig #2) Sample Multiplier: 1

Integration File signal 1: PEST1.e
Integration File signal 2: PEST2.e
Quant Time: Mar 25 13:03:42 2020
Quant Method : C:\msdchem\1\methods\ECD5_QUANTPEST_200324.M
Quant Title : Instrument: DualECD5
QLast Update : Wed Mar 25 12:47:54 2020
Response via : Initial Calibration
Integrator: ChemStation 6890 Scale Mode: Small noise peaks clipped

Volume Inj. : 2uL
Signal #1 Phase : Rtx-CLPesticides Signal #2 Phase: Rtx-CLPesticides2
Signal #1 Info : 30m X 0.32mm X 0. Signal #2 Info : 30m X 0.32mm X 0.25um

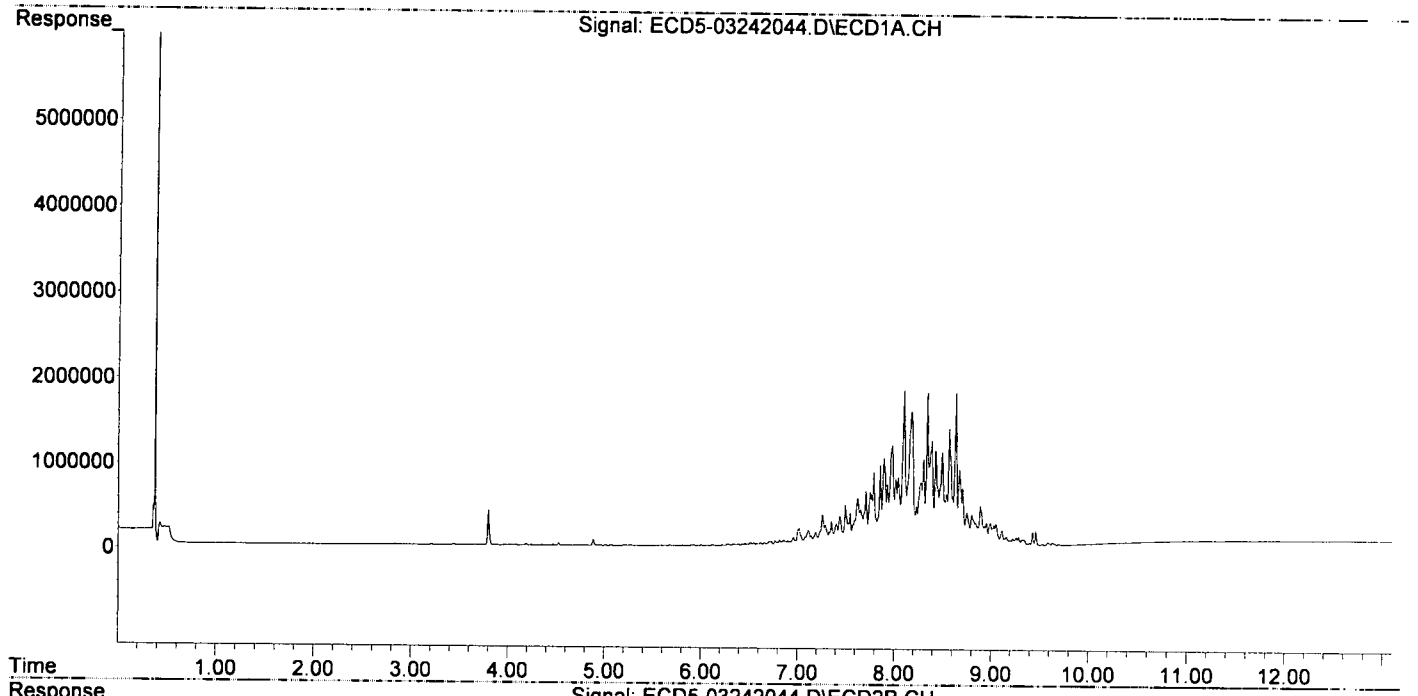

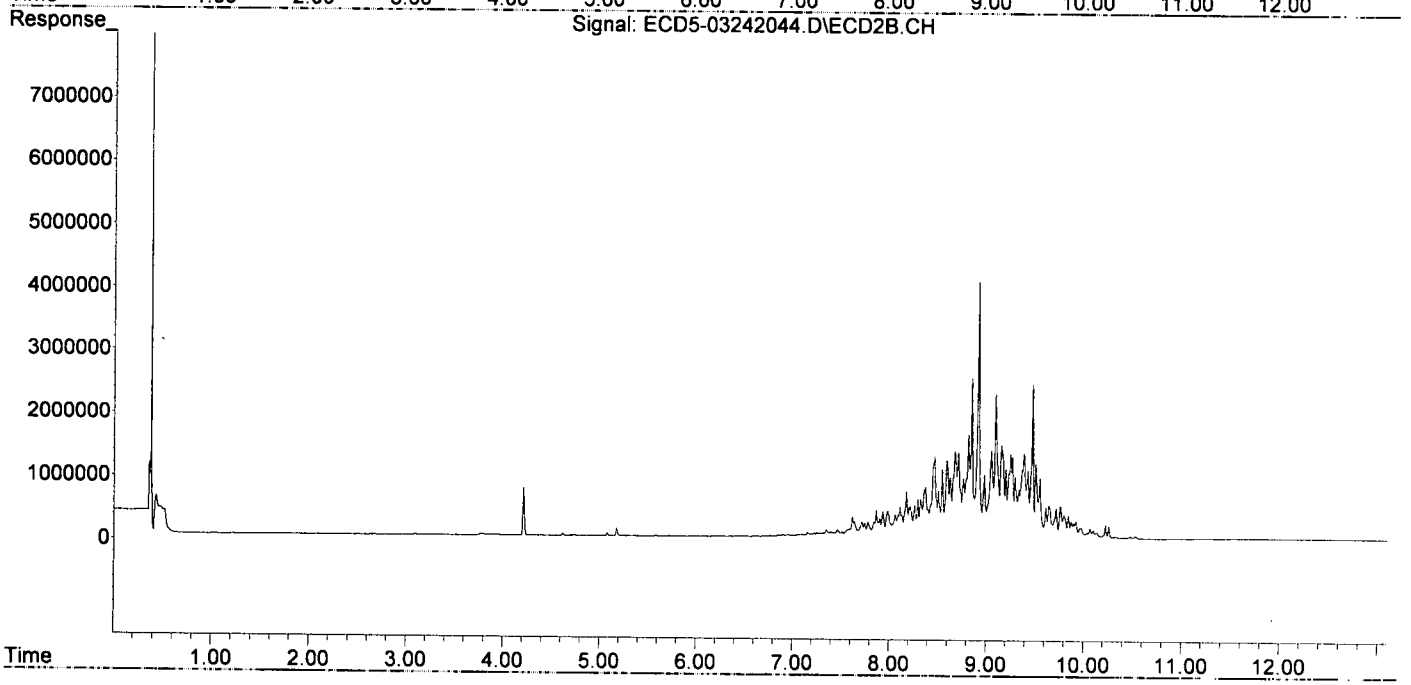

Quantitation Report (Not Reviewed)

Data Path : C:\msdchem\1\data\2020-03\0C24036\REQUANT\
Data File : ECD5-03242045.D
Signal(s) : Signal #1: ECD1A.CH Signal #2: ECD2B.CH
Acq On : 25 Mar 2020 1:05
Operator : MJB
Sample : 0C24036-CALV
Misc : A19J421, TOX 1000 ppb
ALS Vial : 37 (Sig #1); 0 (Sig #2) Sample Multiplier: 1

Integration File signal 1: PEST1.e
Integration File signal 2: PEST2.e
Quant Time: Mar 25 13:03:51 2020
Quant Method : C:\msdchem\1\methods\ECD5_QUANTPEST_200324.M
Quant Title : Instrument: DualECD5
QLast Update : Wed Mar 25 12:47:54 2020
Response via : Initial Calibration
Integrator: ChemStation 6890 Scale Mode: Small noise peaks clipped

Volume Inj. : 2uL
Signal #1 Phase : Rtx-CLPesticides Signal #2 Phase: Rtx-CLPesticides2
Signal #1 Info : 30m X 0.32mm X 0. Signal #2 Info : 30m X 0.32mm X 0.25um

MJB 3/25/20

		Compound	RT#1	RT#2	Resp#1	Resp#2	ng/mL	ng/mL	
System Monitoring Compounds									
1)	S	TCMX (S)	0.000	5.991	0	10997	N.D.	0.038	#
22)	S	DCBP (S)	9.584	10.529f	84662	113998	0.392	0.671	#
Target Compounds									
2)		a-BHC	5.927	6.593	11669	18033	0.044	0.045	
3)		g-BHC	6.223	6.902	10574	47663	0.046	0.135	#
4)		b-BHC	6.280	6.962	22168	64000	0.232	0.427	#
5)		Heptachlor	6.622	7.287	46422	94365	0.208	0.282	#
6)		d-BHC	6.458f	7.229	32084	82037	0.164	0.251	#
7)		Aldrin	6.862	7.579f	108373	231965	0.488	0.712	#
8)		Heptachlo...	7.350f	7.983	544981	850170	2.659	2.856	
9)		trans-Chl...	7.437	8.111f	719542	962191	3.452	3.176	
10)		cis-Chlor...	7.494f	8.219f	980575	930410	4.788	3.206	#
11)		Endosulfa...	7.621	8.294	1164849	1247476	6.025	4.591	
12)		4,4'-DDE	7.543f	8.359	789691	1535615	4.006	5.363	#
13)		Dieldrin	7.787	8.506	1744371	1548353	8.210	5.204	#
14)		Endrin	7.927f	8.712	1625428	3056033	9.509	13.346	#
15)		4,4'-DDD	8.015	8.763	1711649	2074394	10.473	8.621	
16)		Endosulfa...	8.100	8.850	4006607	5442521	23.913	22.687	
17)		4,4'-DDT	8.179	8.980	3482781	2240369	27.267	13.427	#
18)		Endrin Al...	8.386	9.094	2691844	4954854	18.390	23.821	#
19)		Endosulfa...	8.704	9.294	1569623	2190839	9.546	9.622	
20)		Methoxychlor	8.538	9.475	1381020	5554464	20.866	58.732	#
21)		Endrin Ke...	8.888	9.716f	1048461	1147861	5.490	4.604	
23)		Hexachlor...	3.211f	0.000	6495	0	11064.674	N.D.	#
24)		Hexachlor...	5.809f	6.451	5093	13743	BelowCal	BelowCal	
25)		Oxychlordane	7.256	7.934	761268	749374	4.255	2.813	#
26)		2,4'-DDE	7.350f	8.111	544981	962191	4.311	5.081	
27)		trans-Non...	7.494	8.204	980575	969245	4.968	3.325	#
28)		2,4'-DDD	7.706	8.506	1361069	1548353	12.535	9.276	#
29)		2,4'-DDT	7.891	8.712	2146628	3056033	20.991	20.897	
30)		cis-Nonac...	7.976	8.763	2501732	2074394	12.126	6.945	#
31)		Mirex	8.634	9.716f	3945722	1147861	29.897	6.329	#
32)		Chlordane...	7.437	8.111	719542	962191	30.826	24.419	
33)		Chlordane...	7.494	8.219	980575	930410	36.930	28.411	
34)		Chlordane...	8.039f	8.918	1808825	8989591	248.818	878.470	#
35)		Chlordane...	3.672f	0.000	5179	0	NoCal	N.D.	
36)		Toxaphene...	7.494	8.467	980575	2709679	943.595	963.480	
37)		Toxaphene...	7.787	8.815	1744371	3583528	982.912	1002.630	
38)		Toxaphene...	8.100	8.850	4006607	5442521	982.842	974.747	
39)		Toxaphene...	8.339	8.918	3786246	8989591	963.879	1026.880	
40)		Toxaphene...	8.568	9.094	3148951	4954854	1026.558	1002.667	
41)		Toxaphene...	8.634	9.475	3945722	5554464	985.027	1027.740	
42)		Toxaphene...	3.672f	0.000	5179	0	NoCal	N.D.	

Quantitation Report (Not Reviewed)

Data Path : C:\msdchem\1\data\2020-03\0C24036\REQUANT\
Data File : ECD5-03242045.D
Signal(s) : Signal #1: ECD1A.CH Signal #2: ECD2B.CH
Acq On : 25 Mar 2020 1:05
Operator : MJB
Sample : 0C24036-CALV
Misc : A19J421, TOX 1000 ppb
ALS Vial : 37 (Sig #1); 0 (Sig #2) Sample Multiplier: 1

Integration File signal 1: PEST1.e
Integration File signal 2: PEST2.e
Quant Time: Mar 25 13:03:51 2020
Quant Method : C:\msdchem\1\methods\ECD5_QUANTPEST_200324.M
Quant Title : Instrument: DualECD5
QLast Update : Wed Mar 25 12:47:54 2020
Response via : Initial Calibration
Integrator: ChemStation 6890 Scale Mode: Small noise peaks clipped

Volume Inj. : 2uL
Signal #1 Phase : Rtx-CLPesticides Signal #2 Phase: Rtx-CLPesticides2
Signal #1 Info : 30m X 0.32mm X 0. Signal #2 Info : 30m X 0.32mm X 0.25um

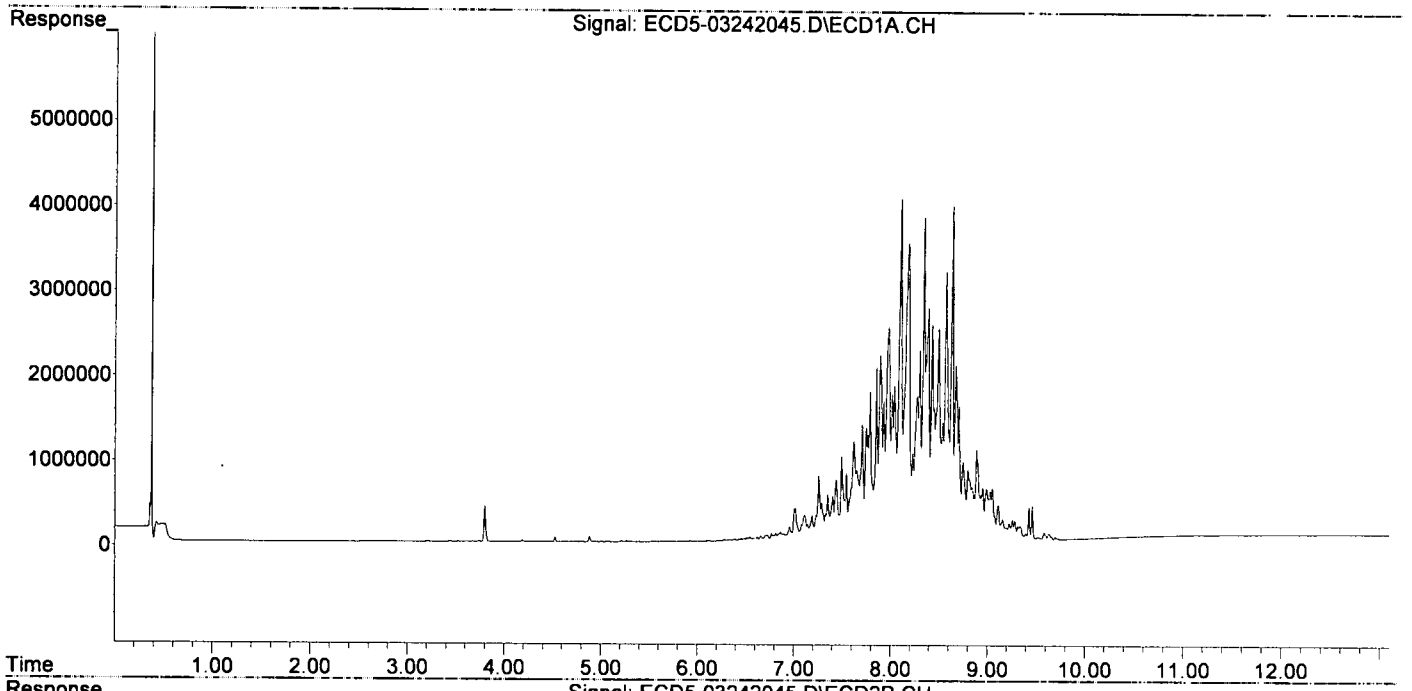

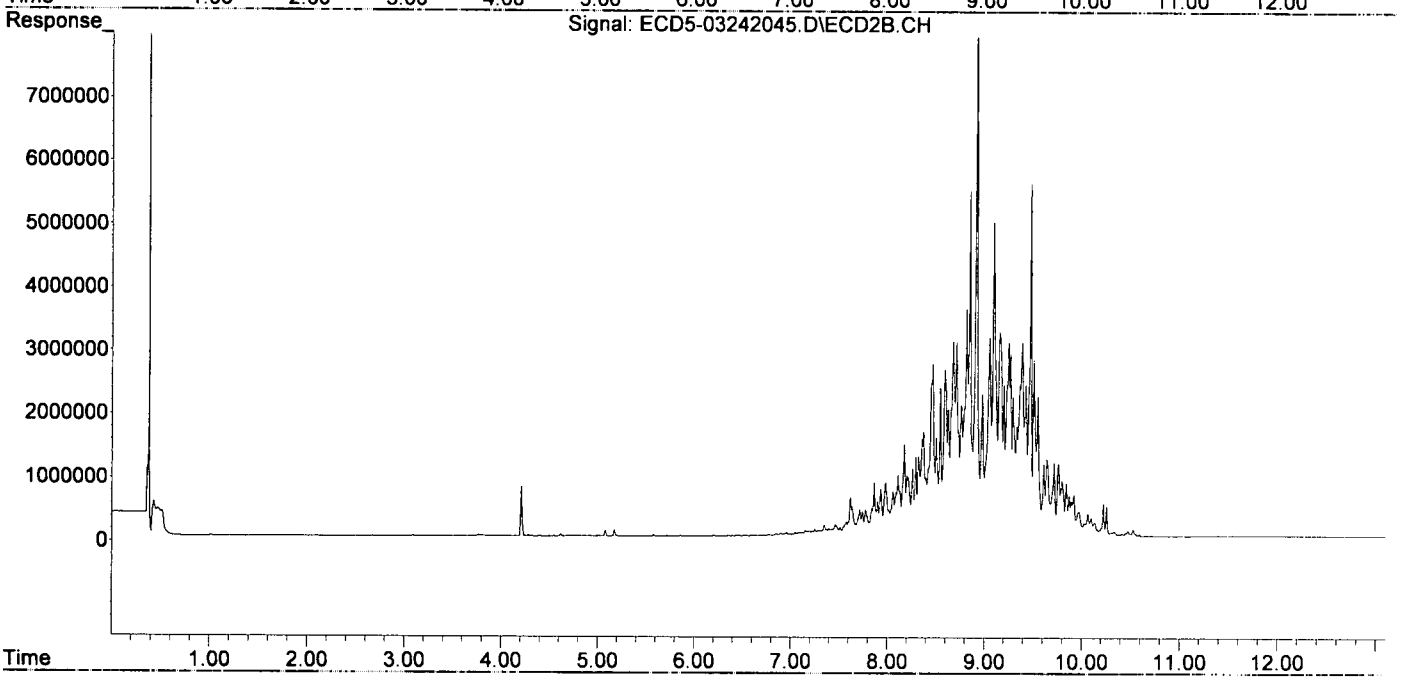

Quantitation Report (Not Reviewed)

Data Path : C:\msdchem\1\data\2020-03\0C24036\REQUANT\
Data File : ECD5-03242046.D
Signal(s) : Signal #1: ECD1A.CH Signal #2: ECD2B.CH
Acq On : 25 Mar 2020 1:22
Operator : MJB
Sample : 0C24036-CALW
Misc : A19J416, TOX 2000 ppb
ALS Vial : 38 (Sig #1); 0 (Sig #2) Sample Multiplier: 1

Integration File signal 1: PEST1.e
Integration File signal 2: PEST2.e
Quant Time: Mar 25 13:04:01 2020
Quant Method : C:\msdchem\1\methods\ECD5_QUANTPEST_200324.M
Quant Title : Instrument: DualECD5
QLast Update : Wed Mar 25 12:47:54 2020
Response via : Initial Calibration
Integrator: ChemStation 6890 Scale Mode: Small noise peaks clipped

Volume Inj. : 2uL
Signal #1 Phase : Rtx-CLPesticides Signal #2 Phase: Rtx-CLPesticides2
Signal #1 Info : 30m X 0.32mm X 0. Signal #2 Info : 30m X 0.32mm X 0.25um

WB 3/25/20

		Compound	RT#1	RT#2	Resp#1	Resp#2	ng/mL	ng/mL	
System Monitoring Compounds									
1)	S	TCMX (S)	5.402	5.990	4139	11232	0.021	0.039	#
22)	S	DCBP (S)	9.584	10.529f	176039	231599	1.007	1.364	#
Target Compounds									
2)		a-BHC	5.927	6.593	21218	32288	0.081	0.080	
3)		g-BHC	6.222	6.903	21859	80974	0.096	0.229	#
4)		b-BHC	6.283	6.962	38957	108819	0.407	0.725	#
5)		Heptachlor	6.622	7.287	84300	160028	0.378	0.477	#
6)		d-BHC	6.423	7.229	43925	136785	0.225	0.419	#
7)		Aldrin	6.862	7.578f	198486	404479	0.894	1.241	#
8)		Heptachlo...	7.350f	7.983	1043975	1592051	5.094	5.349	
9)		trans-Chl...	7.436	8.111f	1330139	1822950	6.381	6.017	
10)		cis-Chlor...	7.493f	8.262f	1881314	2020786	9.187	6.964	
11)		Endosulfa...	7.621	8.294	2241742	2382249	11.595	8.767	
12)		4,4'-DDE	7.543f	8.358	1507159	2938270	7.646	10.261	#
13)		Dieldrin	7.787	8.506	3407462	2944242	16.038	9.896	#
14)		Endrin	7.927f	8.712	3168017	6054059	18.534	26.439	#
15)		4,4'-DDD	8.015	8.764	3367178	4077595	20.603	16.947	
16)		Endosulfa...	8.099	8.850	7722060	11042450	46.089	46.029	
17)		4,4'-DDT	8.180	8.980	6656550	4465929	50.193	25.760	#
18)		Endrin Al...	8.386	9.094	5336726	10220382	36.460	49.136	#
19)		Endosulfa...	8.704	9.294	3061960	4382062	18.621	19.245	
20)		Methoxychlor	8.538	9.475	2662629	11188892	39.556	107.579	#
21)		Endrin Ke...	8.888	9.716f	2090435	2279453	10.946	9.143	
23)		Hexachlor...	3.212f	0.000	5930	0	11064.677	N.D.	#
24)		Hexachlor...	5.777	6.450	4503	19873	BelowCal	BelowCal	
25)		Oxychlordane	7.255	7.934	1403045	1403992	8.057	5.490	#
26)		2,4'-DDE	7.350f	8.111	1043975	1822950	8.442	9.769	
27)		trans-Non...	7.493	8.204	1881314	1887538	9.763	6.679	#
28)		2,4'-DDD	7.706	8.506	2600542	2944242	24.135	17.752	#
29)		2,4'-DDT	7.891	8.712	4223723	6054059	40.671	39.998	
30)		cis-Nonac...	7.976	8.764	4822510	4077595	23.524	13.760	#
31)		Mirex	8.634	9.716f	7995315	2279453	61.331	12.946	#
32)		Chlordane...	7.436	8.111	1330139	1822950	56.984	46.263	
33)		Chlordane...	7.493	8.218f	1881314	1737384	70.853	53.052	#
34)		Chlordane...	8.039f	8.917	3458254	18548434	475.711	1812.567	#
35)		Chlordane...	3.673f	0.000	5120	0	NoCal	N.D.	
36)		Toxaphene...	7.493	8.467	1881314	5232351	1810.364	1860.466	
37)		Toxaphene...	7.787	8.815	3407462	6997810	2064.248	1957.908	
38)		Toxaphene...	8.099	8.850	7722060	11042450	1894.263	1977.685	
39)		Toxaphene...	8.339	8.917	7409380	18548434	1886.235	1996.985	
40)		Toxaphene...	8.568	9.094	6159134	10220382	2007.879	2068.202	
41)		Toxaphene...	8.634	9.475	7995315	11188892	1995.986	2070.277	
42)		Toxaphene...	3.673f	0.000	5120	0	NoCal	N.D.	

Quantitation Report (Not Reviewed)

Data Path : C:\msdchem\1\data\2020-03\0C24036\REQUANT\
Data File : ECD5-03242046.D
Signal(s) : Signal #1: ECD1A.CH Signal #2: ECD2B.CH
Acq On : 25 Mar 2020 1:22
Operator : MJB
Sample : 0C24036-CALW
Misc : A19J416, TOX 2000 ppb
ALS Vial : 38 (Sig #1); 0 (Sig #2) Sample Multiplier: 1

Integration File signal 1: PEST1.e
Integration File signal 2: PEST2.e
Quant Time: Mar 25 13:04:01 2020
Quant Method : C:\msdchem\1\methods\ECD5_QUANTPEST_200324.M
Quant Title : Instrument: DualECD5
QLast Update : Wed Mar 25 12:47:54 2020
Response via : Initial Calibration
Integrator: ChemStation 6890 Scale Mode: Small noise peaks clipped

Volume Inj. : 2uL
Signal #1 Phase : Rtx-CLPesticides Signal #2 Phase: Rtx-CLPesticides2
Signal #1 Info : 30m X 0.32mm X 0. Signal #2 Info : 30m X 0.32mm X 0.25um

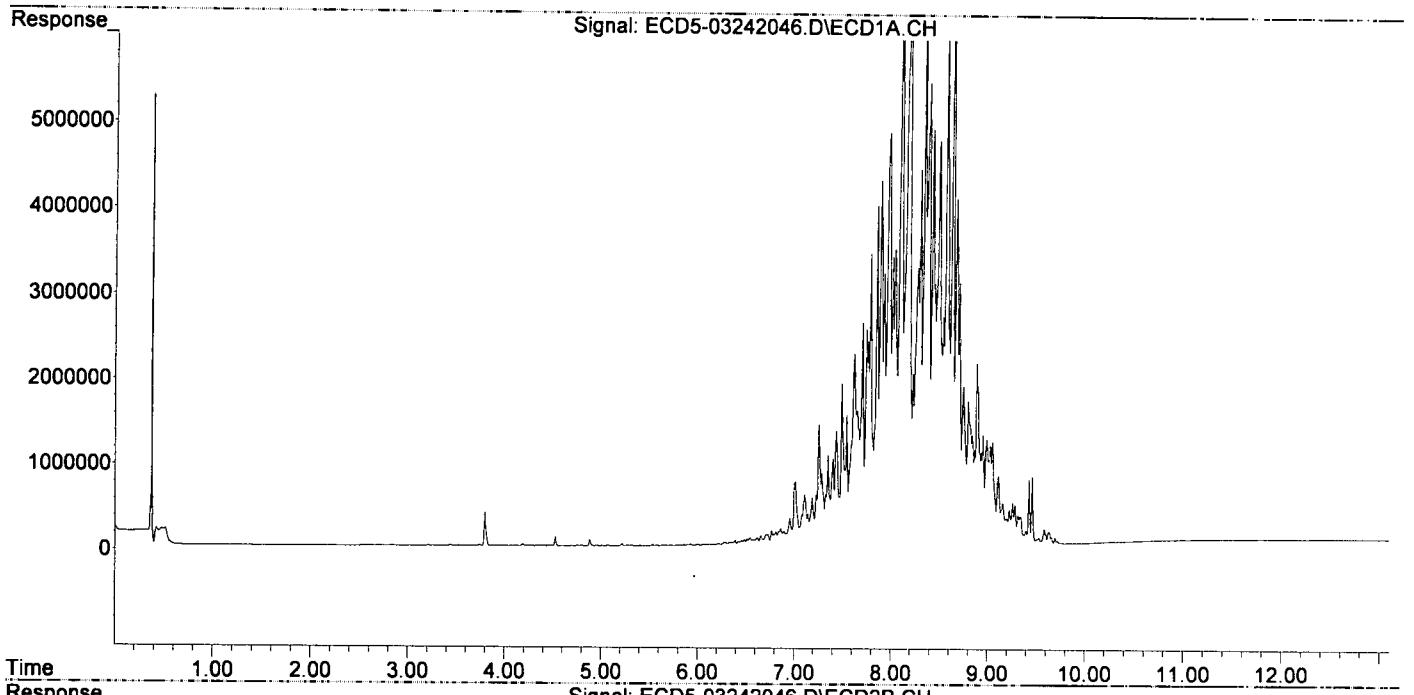

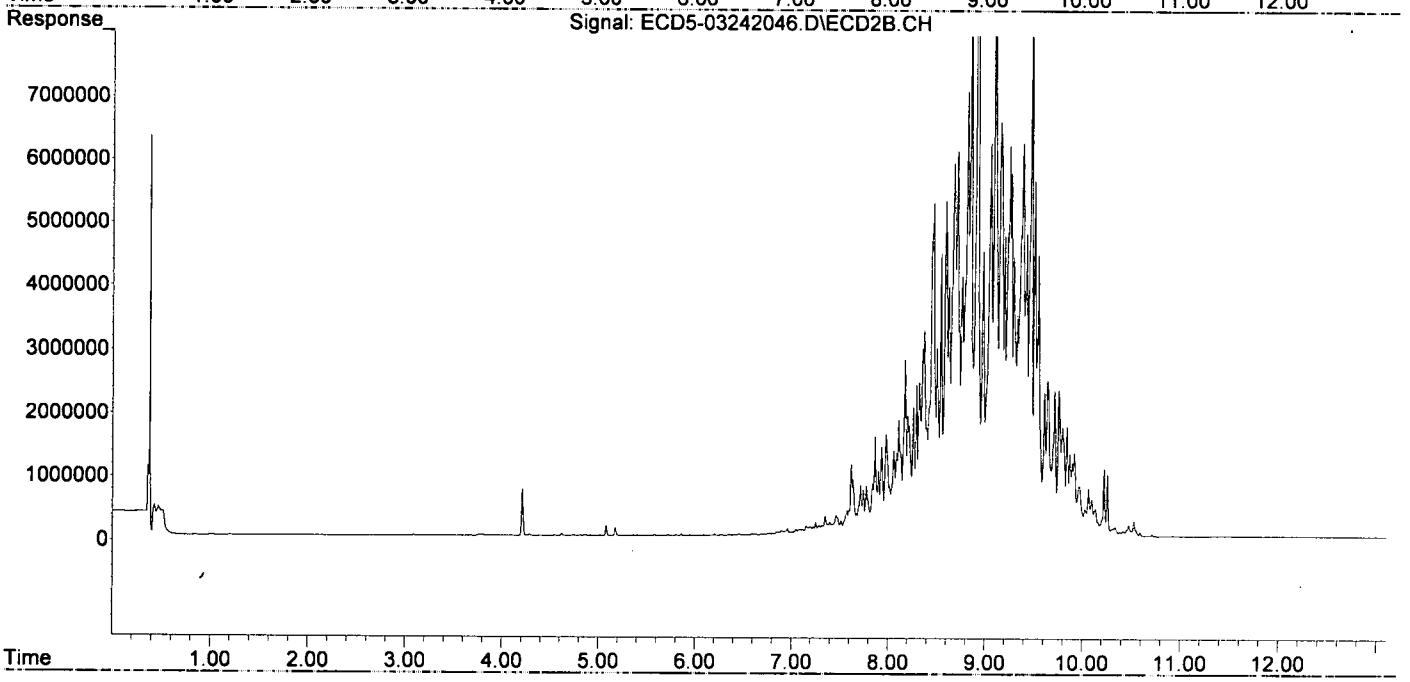

Sequence Name: C:\msdchem\1\sequence\0C24036.s
Comment: Pesticides
Operator: MJB
Data Path: C:\MSDCHEM\1\DATA\2020-03\0C24036\
Instrument Control Pre-Seq Cmd:
Data Analysis Pre-Seq Cmd:

Instrument Control Post-Seq Cmd:
Data Analysis Post-Seq Cmd:

Method Sections To Run
(X) Full Method
( ) Reprocessing Only

Sequence Barcode Options
(X) On Mismatch, Inject Anyway
( ) On Mismatch, Don't Inject
( ) Barcode Disabled

Line		Sample Name/Misc Info
1) Sample	1	Hexane
Datafile		ECD5-03242001
Method		ECD5_AQUPEST_160111
2) Sample	1	Hexane
Datafile		ECD5-03242002
Method		ECD5_AQUPEST_160111
3) Sample	2	0C24036-BKD1 — Maintenance performed
Datafile		ECD5-03242003
Method		ECD5_AQUPEST_160111
4) Sample	1	Hexane
Datafile		ECD5-03242004
Method		ECD5_AQUPEST_160111
5) Sample	2	0C24036-BKD2
Datafile		ECD5-03242005
Method		ECD5_AQUPEST_160111
6) Sample	3	0C24036-ICB1
Datafile		ECD5-03242006
Method		ECD5_AQUPEST_160111
7) Sample	4	0C24036-CAL1
Datafile		ECD5-03242007
Method		ECD5_AQUPEST_160111
8) Sample	5	0C24036-CAL2
Datafile		ECD5-03242008
Method		ECD5_AQUPEST_160111
9) Sample	6	0C24036-CAL3
Datafile		ECD5-03242009
Method		ECD5_AQUPEST_160111
10) Sample	7	0C24036-CAL4
Datafile		ECD5-03242010
Method		ECD5_AQUPEST_160111
11) Sample	8	0C24036-CAL5
Datafile		ECD5-03242011
Method		ECD5_AQUPEST_160111
12) Sample	9	0C24036-CAL6
Datafile		ECD5-03242012
Method		ECD5_AQUPEST_160111
13) Sample	10	0C24036-CAL7
Datafile		ECD5-03242013
Method		ECD5_AQUPEST_160111
14) Sample	11	0C24036-CAL8
Datafile		ECD5-03242014
Method		ECD5_AQUPEST_160111
15) Sample	12	0C24036-CAL9
Datafile		ECD5-03242015
Method		ECD5_AQUPEST_160111
16) Sample	1	0C24036-IBL1
Datafile		ECD5-03242016
Method		ECD5_AQUPEST_160111
17) Sample	13	0C24036-ICV1
Datafile		ECD5-03242017
Method		ECD5_AQUPEST_160111
18) Sample	14	0C24036-CALA
Datafile		ECD5-03242018
Method		ECD5_AQUPEST_160111
19) Sample	15	0C24036-CALB
Datafile		ECD5-03242019
Method		ECD5_AQUPEST_160111
20) Sample	16	0C24036-CALC → Run did not complete, Re-run point.

MJB 3/25/20

```
     Datafile          ECD5-03242020
     Method            ECD5_AQUPEST_160111
21) Sample          1  Hexane
     Datafile          ECD5-03242021
     Method            ECD5_AQUPEST_160111
22) Sample         16  0C24036-CALC
     Datafile          ECD5-03242022
     Method            ECD5_AQUPEST_160111
23) Sample         17  0C24036-CALD
     Datafile          ECD5-03242023
     Method            ECD5_AQUPEST_160111
24) Sample         18  0C24036-CALE
     Datafile          ECD5-03242024
     Method            ECD5_AQUPEST_160111
25) Sample         19  0C24036-CALF
     Datafile          ECD5-03242025
     Method            ECD5_AQUPEST_160111
26) Sample         20  0C24036-CALG
     Datafile          ECD5-03242026
     Method            ECD5_AQUPEST_160111
27) Sample         21  0C24036-CALH
     Datafile          ECD5-03242027
     Method            ECD5_AQUPEST_160111
28) Sample         22  0C24036-CALI
     Datafile          ECD5-03242028
     Method            ECD5_AQUPEST_160111
29) Sample          1  0C24036-IBL2
     Datafile          ECD5-03242029
     Method            ECD5_AQUPEST_160111
30) Sample         23  0C24036-ICV2
     Datafile          ECD5-03242030
     Method            ECD5_AQUPEST_160111
31) Sample         24  0C24036-CALJ
     Datafile          ECD5-03242031
     Method            ECD5_AQUPEST_160111
32) Sample         25  0C24036-CALK
     Datafile          ECD5-03242032
     Method            ECD5_AQUPEST_160111
33) Sample         26  0C24036-CALL
     Datafile          ECD5-03242033
     Method            ECD5_AQUPEST_160111
34) Sample         27  0C24036-CALM
     Datafile          ECD5-03242034
     Method            ECD5_AQUPEST_160111
35) Sample         28  0C24036-CALN
     Datafile          ECD5-03242035
     Method            ECD5_AQUPEST_160111
36) Sample         29  0C24036-CALO
     Datafile          ECD5-03242036
     Method            ECD5_AQUPEST_160111
37) Sample         30  0C24036-CALP
     Datafile          ECD5-03242037
     Method            ECD5_AQUPEST_160111
38) Sample          1  0C24036-IBL3
     Datafile          ECD5-03242038
     Method            ECD5_AQUPEST_160111
39) Sample         31  0C24036-ICV3
     Datafile          ECD5-03242039
     Method            ECD5_AQUPEST_160111
40) Sample         32  0C24036-CALQ
     Datafile          ECD5-03242040
     Method            ECD5_AQUPEST_160111
41) Sample         33  0C24036-CALR
     Datafile          ECD5-03242041
     Method            ECD5_AQUPEST_160111
42) Sample         34  0C24036-CALS
     Datafile          ECD5-03242042
     Method            ECD5_AQUPEST_160111
43) Sample         35  0C24036-CALT
     Datafile          ECD5-03242043
     Method            ECD5_AQUPEST_160111
```

Sequence Name: C:\msdchem\1\sequence\0C24036.s

Line Type	Vial	DataFile	Method	Sample Name
44) Sample	36	0C24036-CALU		
Datafile		ECD5-03242044		
Method		ECD5_AQUPEST_160111		
45) Sample	37	0C24036-CALV		
Datafile		ECD5-03242045		
Method		ECD5_AQUPEST_160111		
46) Sample	38	0C24036-CALW		
Datafile		ECD5-03242046		
Method		ECD5_AQUPEST_160111		
47) Sample	1	0C24036-IBL4		
Datafile		ECD5-03242047		
Method		ECD5_AQUPEST_160111		
48) Sample	39	0C24036-ICV4		
Datafile		ECD5-03242048		
Method		ECD5_AQUPEST_160111		

Quantitation Report (QT Reviewed)

Data Path : C:\msdchem\1\data\2020-03\0C24036\
Data File : ECD5-03242007.D
Signal(s) : Signal #1: ECD1A.CH Signal #2: ECD2B.CH
Acq On : 24 Mar 2020 14:15
Operator : MJB
Sample : 0C24036-CAL1
Misc : A20C398, AB 0.5 ppb
ALS Vial : 4 (Sig #1); 0 (Sig #2) Sample Multiplier: 1

Integration File signal 1: PEST1.e
Integration File signal 2: PEST2.e
Quant Time: Mar 24 17:33:06 2020
Quant Method : C:\msdchem\1\methods\ECD5_QUANTPEST_200324.M
Quant Title : Instrument: DualECD5
QLast Update : Tue Mar 24 17:31:35 2020
Response via : Initial Calibration
Integrator: ChemStation 6890 Scale Mode: Small noise peaks clipped

Volume Inj. : 2uL
Signal #1 Phase : Rtx-CLPesticides Signal #2 Phase: Rtx-CLPesticides2
Signal #1 Info : 30m X 0.32mm X 0. Signal #2 Info : 30m X 0.32mm X 0.25um

MJB 3/25/20

Not used in cal.

		Compound	RT#1	RT#2	Resp#1	Resp#2	ng/mL	ng/mL
		System Monitoring Compounds						
1)	S	TCMX (S)	5.392	5.987	110536	164456	0.514	0.478
22)	S	DCBP (S)	9.590	10.554	98116	90290	0.373	0.466
		Target Compounds						
2)		a-BHC	5.931	6.595	137171	190412	0.480	0.456
3)		g-BHC	6.214	6.914	120065	177278	0.476	0.434
4)		b-BHC	6.291	6.978	56206	85651	0.333	0.336
5)		Heptachlor	6.624	7.289	125615	176454	0.539	0.474
6)		d-BHC	6.442	7.234	93927	154610	0.374	0.353
7)		Aldrin	6.865	7.555	116958	161744	0.487	0.426
8)		Heptachlo...	7.327	7.994	116602	157622	0.518	0.457
9)		trans-Chl...	7.422	8.134	117895	159223	0.518	0.450
10)		cis-Chlor...	7.519	8.242	120376	155733	0.545	0.467
11)		Endosulfa...	7.618	8.292	109155	139375	0.530	0.449
12)		4,4'-DDE	7.581	8.348	104194	137534	0.462	0.445
13)		Dieldrin	7.789	8.493	115621	146999	0.502	0.424
14)		Endrin	7.954	8.721	94731	117807	0.572	0.507
15)		4,4'-DDD	8.003	8.765	89339	121353	0.479	0.458
16)		Endosulfa...	8.112	8.868	94859	127427	0.334	0.338
17)		4,4'-DDT	8.199	8.990	64160	75283	0.449	0.497
18)		Endrin Al...	8.402	9.105	~~134379~~	~~174071~~	0.446	0.411
19)		Endosulfa...	8.704	9.296	96545	122422	0.199	0.178
20)		Methoxychlor	8.534	9.470	42088	48420	0.423	0.492
21)		Endrin Ke...	8.898	9.696	113093	132508	0.349	0.339
23)		Hexachlor...	0.000	0.000	0	0	N.D. d	N.D. d
24)		Hexachlor...	0.000	0.000	0	0	N.D. d	N.D. d
25)		Oxychlordane	0.000	0.000	0	0	N.D. d	N.D. d
26)		2,4'-DDE	0.000	0.000	0	0	N.D. d	N.D. d
27)		trans-Non...	0.000	0.000	0	0	N.D. d	N.D. d
28)		2,4'-DDD	0.000	0.000	0	0	N.D. d	N.D. d
29)		2,4'-DDT	0.000	0.000	0	0	N.D. d	N.D. d
30)		cis-Nonac...	0.000	0.000	0	0	N.D. d	N.D. d
31)		Mirex	0.000	0.000	0	0	N.D. d	N.D. d
32)		Chlordane...	0.000	0.000	0	0	N.D. d	N.D. d
33)		Chlordane...	0.000	0.000	0	0	N.D. d	N.D. d
34)		Chlordane...	0.000	0.000	0	0	N.D. d	N.D. d
35)		Chlordane...	0.000	0.000	0	0	N.D. d	N.D. d
36)		Toxaphene...	0.000	0.000	0	0	N.D. d	N.D. d
37)		Toxaphene...	0.000	0.000	0	0	N.D. d	N.D. d
38)		Toxaphene...	0.000	0.000	0	0	N.D. d	N.D. d
39)		Toxaphene...	0.000	0.000	0	0	N.D. d	N.D. d
40)		Toxaphene...	0.000	0.000	0	0	N.D. d	N.D. d
41)		Toxaphene...	0.000	0.000	0	0	N.D. d	N.D. d
42)		Toxaphene...	0.000	0.000	0	0	N.D. d	N.D. d

Quantitation Report (QT Reviewed)

Data Path : C:\msdchem\1\data\2020-03\0C24036\
Data File : ECD5-03242007.D
Signal(s) : Signal #1: ECD1A.CH Signal #2: ECD2B.CH
Acq On : 24 Mar 2020 14:15
Operator : MJB
Sample : 0C24036-CAL1
Misc : A20C398, AB 0.5 ppb
ALS Vial : 4 (Sig #1); 0 (Sig #2) Sample Multiplier: 1

Integration File signal 1: PEST1.e
Integration File signal 2: PEST2.e
Quant Time: Mar 24 17:33:06 2020
Quant Method : C:\msdchem\1\methods\ECD5_QUANTPEST_200324.M
Quant Title : Instrument: DualECD5
QLast Update : Tue Mar 24 17:31:35 2020
Response via : Initial Calibration
Integrator: ChemStation 6890 Scale Mode: Small noise peaks clipped

Volume Inj. : 2uL
Signal #1 Phase : Rtx-CLPesticides Signal #2 Phase: Rtx-CLPesticides2
Signal #1 Info : 30m X 0.32mm X 0. Signal #2 Info : 30m X 0.32mm X 0.25um

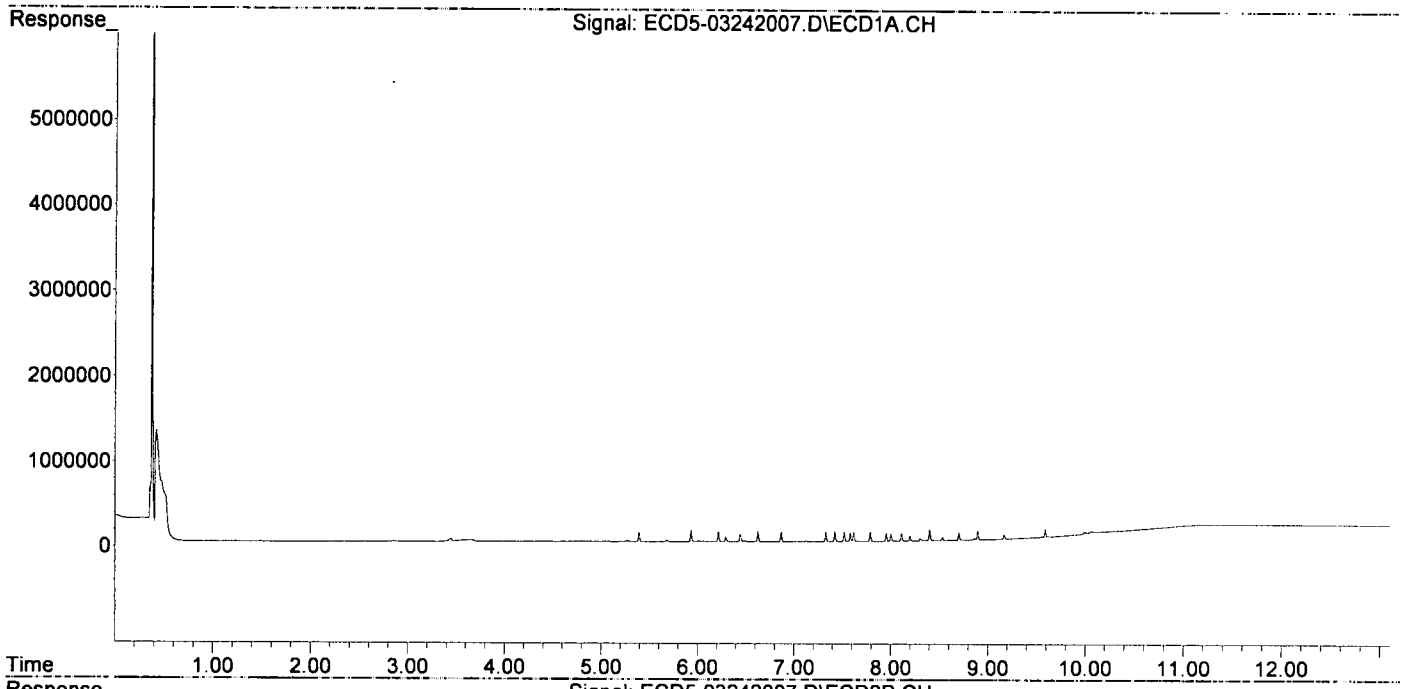

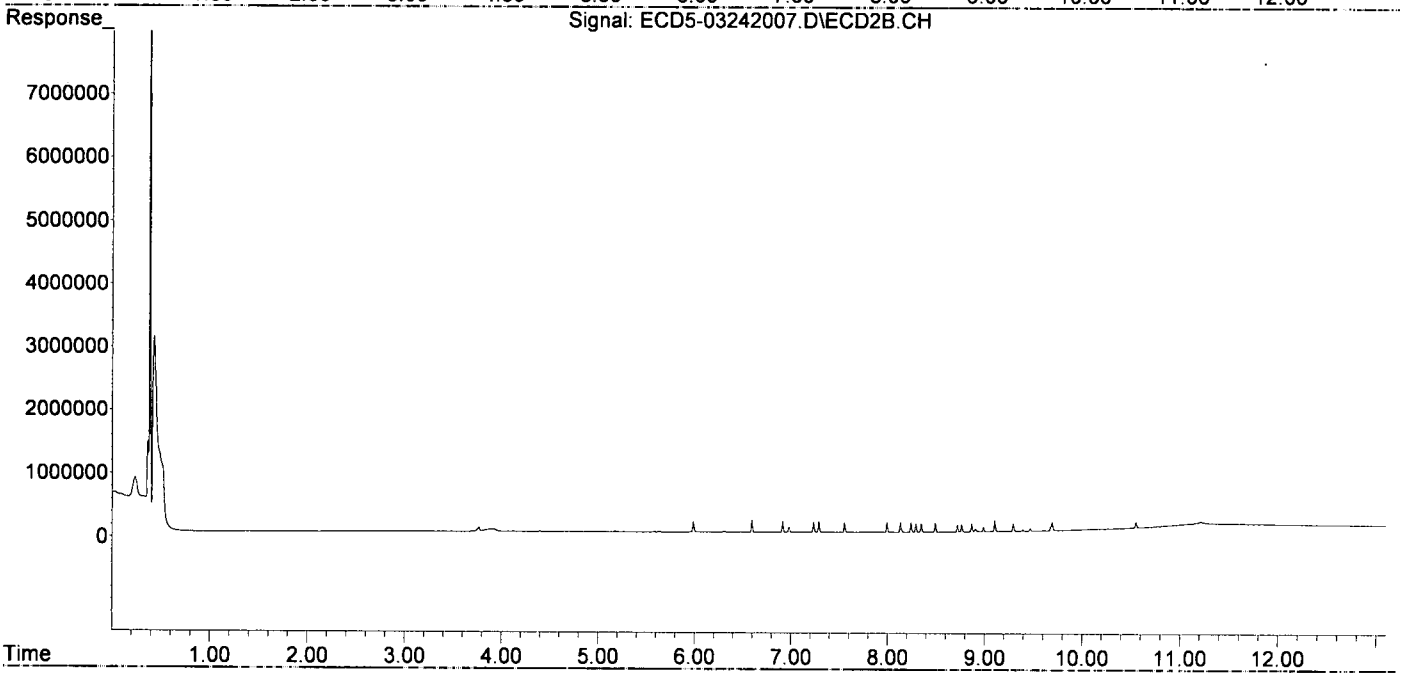

Quantitation Report (QT Reviewed)

Data Path : C:\msdchem\1\data\2020-03\0C24036\
Data File : ECD5-03242008.D
Signal(s) : Signal #1: ECD1A.CH Signal #2: ECD2B.CH
Acq On : 24 Mar 2020 14:33
Operator : MJB
Sample : 0C24036-CAL2
Misc : A20C178, AB 1 ppb
ALS Vial : 5 (Sig #1); 0 (Sig #2) Sample Multiplier: 1

Integration File signal 1: PEST1.e
Integration File signal 2: PEST2.e
Quant Time: Mar 24 17:33:53 2020
Quant Method : C:\msdchem\1\methods\ECD5_QUANTPEST_200324.M
Quant Title : Instrument: DualECD5
QLast Update : Tue Mar 24 17:31:35 2020
Response via : Initial Calibration
Integrator: ChemStation 6890 Scale Mode: Small noise peaks clipped

Volume Inj. : 2uL
Signal #1 Phase : Rtx-CLPesticides Signal #2 Phase: Rtx-CLPesticides2
Signal #1 Info : 30m X 0.32mm X 0. Signal #2 Info : 30m X 0.32mm X 0.25um

MJB 3/25/20

Not used in cal

		Compound	RT#1	RT#2	Resp#1	Resp#2	ng/mL	ng/mL
		System Monitoring Compounds						
1)	S	TCMX (S)	5.392	5.988	207645	286301	0.966	0.831
22)	S	DCBP (S)	9.591	10.555	181183	178563	0.902	0.921
		Target Compounds						
2)		a-BHC	5.932	6.596	265596	377299	0.929	0.881
3)		g-BHC	6.215	6.914	235537	342671	0.933	0.839
4)		b-BHC	6.291	6.979	105215	160782	0.792	0.788
5)		Heptachlor	6.624	7.290	230067	329837	0.987	0.886
6)		d-BHC	6.442	7.235	184376	305632	0.733	0.771
7)		Aldrin	6.866	7.556	228121	307770	0.949	0.811
8)		Heptachlo...	7.328	7.995	224847	298486	0.999	0.865
9)		trans-Chl...	7.423	8.135	218460	299115	0.960	0.846
10)		cis-Chlor...	7.520	8.243	222249	292209	1.006	0.876
11)		Endosulfa...	7.618	8.293	202673	271030	0.984	0.873
12)		4,4'-DDE	7.582	8.349	200955	269052	0.891	0.840
13)		Dieldrin	7.790	8.494	219208	291990	0.951	0.843
14)		Endrin	7.955	8.722	176915	222568	1.067	0.985
15)		4,4'-DDD	8.003	8.765	171895	235370	0.923	0.891
16)		Endosulfa...	8.112	8.869	179623	236237	0.842	0.793
17)		4,4'-DDT	8.200	8.992	121352	143366	0.857	0.871
18)		Endrin Al...	8.402	9.106	~~255838~~	~~337369~~	1.261	1.178
19)		Endosulfa...	8.703	9.297	181494	232214	0.744	0.687
20)		Methoxychlor	8.535	9.471	79126	89258	0.954	0.940
21)		Endrin Ke...	8.898	9.698	212548	246568	0.877	0.798
23)		Hexachlor...	0.000	0.000	0	0	N.D. d	N.D. d
24)		Hexachlor...	0.000	0.000	0	0	N.D. d	N.D. d
25)		Oxychlordane	0.000	0.000	0	0	N.D. d	N.D. d
26)		2,4'-DDE	0.000	0.000	0	0	N.D. d	N.D. d
27)		trans-Non...	0.000	0.000	0	0	N.D. d	N.D. d
28)		2,4'-DDD	0.000	0.000	0	0	N.D. d	N.D. d
29)		2,4'-DDT	0.000	0.000	0	0	N.D. d	N.D. d
30)		cis-Nonac...	0.000	0.000	0	0	N.D. d	N.D. d
31)		Mirex	0.000	0.000	0	0	N.D. d	N.D. d
32)		Chlordane...	0.000	0.000	0	0	N.D. d	N.D. d
33)		Chlordane...	0.000	0.000	0	0	N.D. d	N.D. d
34)		Chlordane...	0.000	0.000	0	0	N.D. d	N.D. d
35)		Chlordane...	0.000	0.000	0	0	N.D. d	N.D. d
36)		Toxaphene...	0.000	0.000	0	0	N.D. d	N.D. d
37)		Toxaphene...	0.000	0.000	0	0	N.D. d	N.D. d
38)		Toxaphene...	0.000	0.000	0	0	N.D. d	N.D. d
39)		Toxaphene...	0.000	0.000	0	0	N.D. d	N.D. d
40)		Toxaphene...	0.000	0.000	0	0	N.D. d	N.D. d
41)		Toxaphene...	0.000	0.000	0	0	N.D. d	N.D. d
42)		Toxaphene...	0.000	0.000	0	0	N.D. d	N.D. d

Quantitation Report (QT Reviewed)

Data Path : C:\msdchem\1\data\2020-03\0C24036\
Data File : ECD5-03242008.D
Signal(s) : Signal #1: ECD1A.CH Signal #2: ECD2B.CH
Acq On : 24 Mar 2020 14:33
Operator : MJB
Sample : 0C24036-CAL2
Misc : A20C178, AB 1 ppb
ALS Vial : 5 (Sig #1); 0 (Sig #2) Sample Multiplier: 1

Integration File signal 1: PEST1.e
Integration File signal 2: PEST2.e
Quant Time: Mar 24 17:33:53 2020
Quant Method : C:\msdchem\1\methods\ECD5_QUANTPEST_200324.M
Quant Title : Instrument: DualECD5
QLast Update : Tue Mar 24 17:31:35 2020
Response via : Initial Calibration
Integrator: ChemStation 6890 Scale Mode: Small noise peaks clipped

Volume Inj. : 2uL
Signal #1 Phase : Rtx-CLPesticides Signal #2 Phase: Rtx-CLPesticides2
Signal #1 Info : 30m X 0.32mm X 0. Signal #2 Info : 30m X 0.32mm X 0.25um

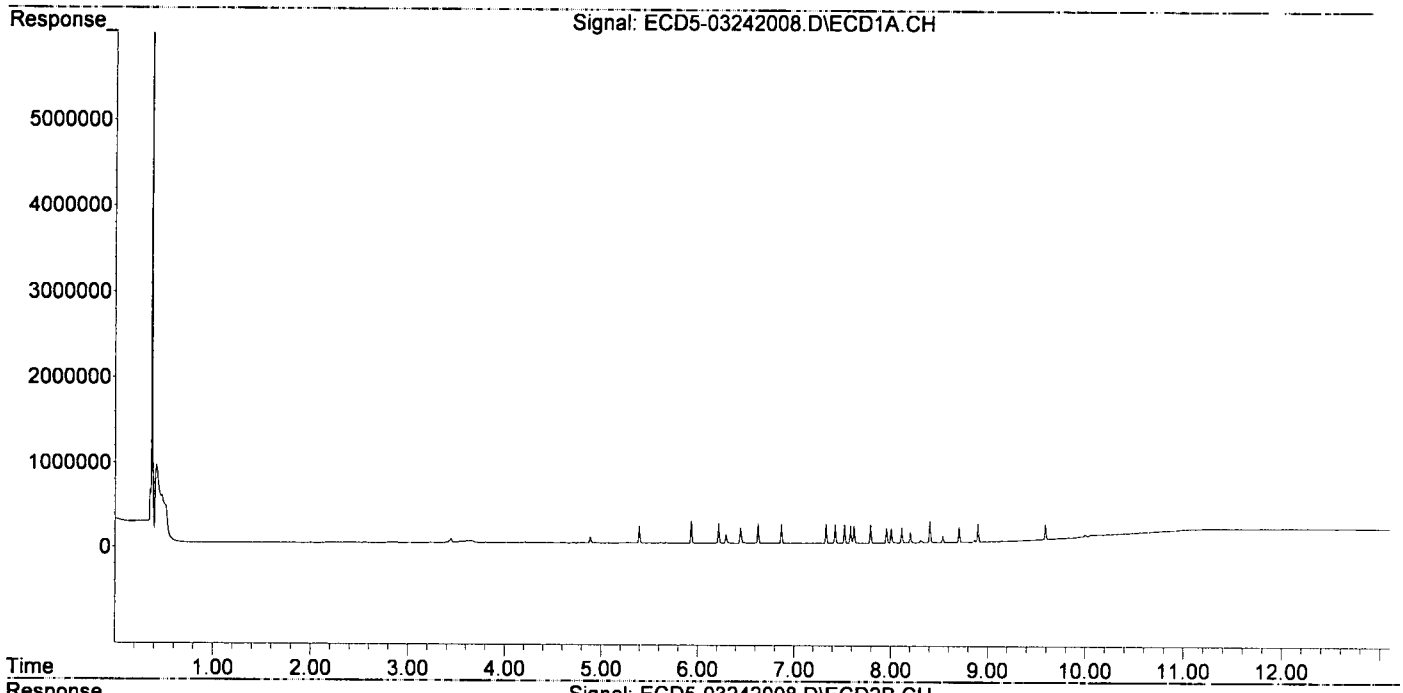

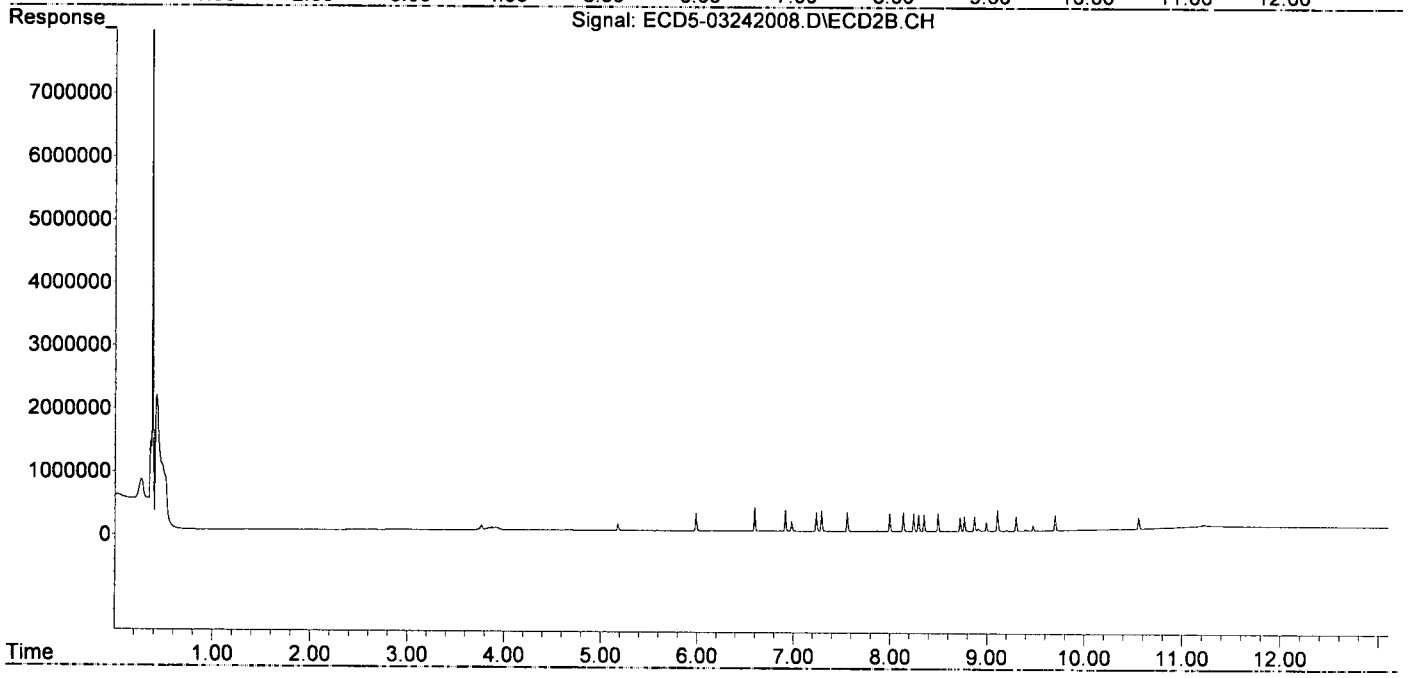

Quantitation Report (QT Reviewed)

Data Path : C:\msdchem\1\data\2020-03\0C24036\
Data File : ECD5-03242009.D
Signal(s) : Signal #1: ECD1A.CH Signal #2: ECD2B.CH
Acq On : 24 Mar 2020 14:50
Operator : MJB
Sample : 0C24036-CAL3
Misc : A20C179, AB 2 ppb
ALS Vial : 6 (Sig #1); 0 (Sig #2) Sample Multiplier: 1

Integration File signal 1: PEST1.e
Integration File signal 2: PEST2.e
Quant Time: Mar 24 17:34:27 2020
Quant Method : C:\msdchem\1\methods\ECD5_QUANTPEST_200324.M
Quant Title : Instrument: DualECD5
QLast Update : Tue Mar 24 17:31:35 2020
Response via : Initial Calibration
Integrator: ChemStation 6890 Scale Mode: Small noise peaks clipped

Volume Inj. : 2uL
Signal #1 Phase : Rtx-CLPesticides Signal #2 Phase: Rtx-CLPesticides2
Signal #1 Info : 30m X 0.32mm X 0. Signal #2 Info : 30m X 0.32mm X 0.25um

MJB 3/25/2

		Compound	RT#1	RT#2	Resp#1	Resp#2	ng/mL	ng/mL
		System Monitoring Compounds						
1)	S	TCMX (S)	5.390	5.986	389246	549729	1.811	1.596
22)	S	DCBP (S)	9.589	10.552	338359	341403	1.905	1.760
		Target Compounds						
2)		a-BHC	5.930	6.594	533325	769730	1.866	1.771
3)		g-BHC	6.213	6.913	461944	680129	1.830	1.664
4)		b-BHC	6.289	6.977	193610	302962	1.619	1.642
5)		Heptachlor	6.622	7.287	451051	669996	1.935	1.799
6)		d-BHC	6.440	7.233	371970	619769	1.479	1.640
7)		Aldrin	6.863	7.554	446847	627199	1.860	1.653
8)		Heptachlo...	7.326	7.994	421620	587296	1.873	1.702
9)		trans-Chl...	7.421	8.133	420963	584049	1.850	1.652
10)		cis-Chlor...	7.518	8.241	418487	563394	1.894	1.690
11)		Endosulfa...	7.616	8.292	394005	531137	1.913	1.711
12)		4,4'-DDE	7.579	8.347	377407	535383	1.674	1.637
13)		Dieldrin	7.788	8.493	423831	559484	1.839	1.615
14)		Endrin	7.953	8.720	337729	427288	2.038	1.918
15)		4,4'-DDD	8.001	8.764	324983	459481	1.744	1.741
16)		Endosulfa...	8.110	8.868	336277	458827	1.782	1.720
17)		4,4'-DDT	8.198	8.990	239428	293276	1.697	1.691
18)		Endrin Al...	8.400	9.105	339697	448662	1.823	1.701
19)		Endosulfa...	8.702	9.295	331487	442393	1.708	1.659
20)		Methoxychlor	8.534	9.469	141470	178580	1.846	1.918
21)		Endrin Ke...	8.896	9.696	384343	474690	1.787	1.714
23)		Hexachlor...	0.000	0.000	0	0	N.D. d	N.D. d
24)		Hexachlor...	0.000	0.000	0	0	N.D. d	N.D. d
25)		Oxychlordane	0.000	0.000	0	0	N.D. d	N.D. d
26)		2,4'-DDE	0.000	0.000	0	0	N.D. d	N.D. d
27)		trans-Non...	0.000	0.000	0	0	N.D. d	N.D. d
28)		2,4'-DDD	0.000	0.000	0	0	N.D. d	N.D. d
29)		2,4'-DDT	0.000	0.000	0	0	N.D. d	N.D. d
30)		cis-Nonac...	0.000	0.000	0	0	N.D. d	N.D. d
31)		Mirex	0.000	0.000	0	0	N.D. d	N.D. d
32)		Chlordane...	0.000	0.000	0	0	N.D. d	N.D. d
33)		Chlordane...	0.000	0.000	0	0	N.D. d	N.D. d
34)		Chlordane...	0.000	0.000	0	0	N.D. d	N.D. d
35)		Chlordane...	0.000	0.000	0	0	N.D. d	N.D. d
36)		Toxaphene...	0.000	0.000	0	0	N.D. d	N.D. d
37)		Toxaphene...	0.000	0.000	0	0	N.D. d	N.D. d
38)		Toxaphene...	0.000	0.000	0	0	N.D. d	N.D. d
39)		Toxaphene...	0.000	0.000	0	0	N.D. d	N.D. d
40)		Toxaphene...	0.000	0.000	0	0	N.D. d	N.D. d
41)		Toxaphene...	0.000	0.000	0	0	N.D. d	N.D. d
42)		Toxaphene...	0.000	0.000	0	0	N.D. d	N.D. d

Quantitation Report (QT Reviewed)

Data Path : C:\msdchem\1\data\2020-03\0C24036\
Data File : ECD5-03242009.D
Signal(s) : Signal #1: ECD1A.CH Signal #2: ECD2B.CH
Acq On : 24 Mar 2020 14:50
Operator : MJB
Sample : 0C24036-CAL3
Misc : A20C179, AB 2 ppb
ALS Vial : 6 (Sig #1); 0 (Sig #2) Sample Multiplier: 1

Integration File signal 1: PEST1.e
Integration File signal 2: PEST2.e
Quant Time: Mar 24 17:34:27 2020
Quant Method : C:\msdchem\1\methods\ECD5_QUANTPEST_200324.M
Quant Title : Instrument: DualECD5
QLast Update : Tue Mar 24 17:31:35 2020
Response via : Initial Calibration
Integrator: ChemStation 6890 Scale Mode: Small noise peaks clipped

Volume Inj. : 2uL
Signal #1 Phase : Rtx-CLPesticides Signal #2 Phase: Rtx-CLPesticides2
Signal #1 Info : 30m X 0.32mm X 0. Signal #2 Info : 30m X 0.32mm X 0.25um

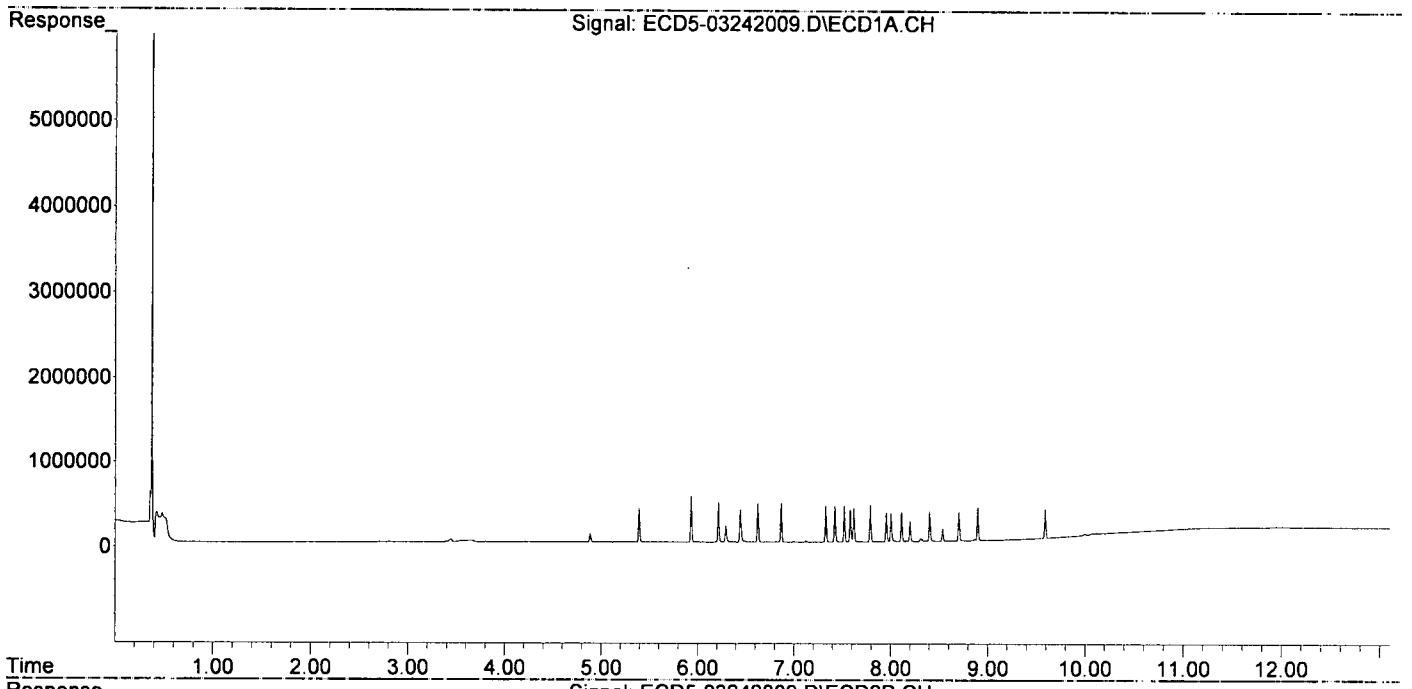

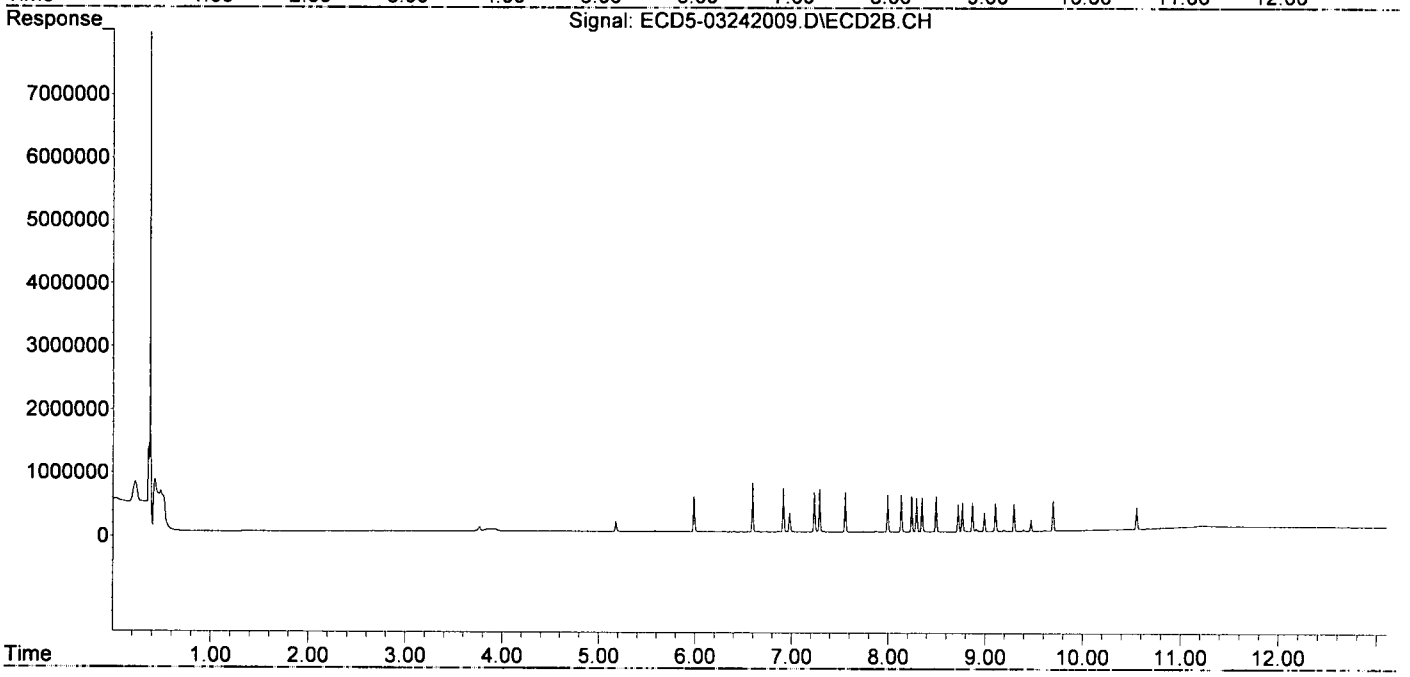

Quantitation Report (QT Reviewed)

Data Path : C:\msdchem\1\data\2020-03\0C24036\
Data File : ECD5-03242010.D
Signal(s) : Signal #1: ECD1A.CH Signal #2: ECD2B.CH
Acq On : 24 Mar 2020 15:07
Operator : MJB
Sample : 0C24036-CAL4
Misc : A20C180, AB 5 ppb
ALS Vial : 7 (Sig #1); 0 (Sig #2) Sample Multiplier: 1

Integration File signal 1: PEST1.e
Integration File signal 2: PEST2.e
Quant Time: Mar 24 17:35:04 2020
Quant Method : C:\msdchem\1\methods\ECD5_QUANTPEST_200324.M
Quant Title : Instrument: DualECD5
QLast Update : Tue Mar 24 17:31:35 2020
Response via : Initial Calibration
Integrator: ChemStation 6890 Scale Mode: Small noise peaks clipped

Volume Inj. : 2uL
Signal #1 Phase : Rtx-CLPesticides Signal #2 Phase: Rtx-CLPesticides2
Signal #1 Info : 30m X 0.32mm X 0. Signal #2 Info : 30m X 0.32mm X 0.25um

MJB 3/25/20

	Compound	RT#1	RT#2	Resp#1	Resp#2	ng/mL	ng/mL
	System Monitoring Compounds						
1) S	TCMX (S)	5.390	5.986	964743	1335959	4.489	3.879
22) S	DCBP (S)	9.588	10.553	799034	836468	4.842	4.313
	Target Compounds						
2)	a-BHC	5.930	6.594	1329593	1962158	4.652	4.464
3)	g-BHC	6.213	6.913	1144128	1681533	4.533	4.115
4)	b-BHC	6.289	6.977	468025	728404	4.187	4.192
5)	Heptachlor	6.622	7.288	1139576	1622489	4.888	4.358
6)	d-BHC	6.439	7.233	956714	1544609	3.805	4.185
7)	Aldrin	6.863	7.554	1150626	1571627	4.789	4.143
8)	Heptachlo...	7.325	7.993	1022828	1429908	4.544	4.145
9)	trans-Chl...	7.420	8.133	1026948	1462256	4.513	4.137
10)	cis-Chlor...	7.518	8.241	1009258	1388464	4.567	4.164
11)	Endosulfa...	7.616	8.291	985546	1319107	4.785	4.250
12)	4,4'-DDE	7.579	8.347	966330	1383430	4.287	4.168
13)	Dieldrin	7.787	8.493	1062097	1421532	4.608	4.104
14)	Endrin	7.952	8.720	846370	1113227	5.106	5.022
15)	4,4'-DDD	8.001	8.764	779676	1150449	4.184	4.350
16)	Endosulfa...	8.109	8.868	815737	1121325	4.657	4.468
17)	4,4'-DDT	8.197	8.990	628966	826552	4.458	4.579
18)	Endrin Al...	8.400	9.104	757621	1046598	4.623	4.497
19)	Endosulfa...	8.702	9.295	818686	1094098	4.836	4.659
20)	Methoxychlor	8.533	9.469	355516	445546	4.896	4.817
21)	Endrin Ke...	8.896	9.695	944342	1186676	4.752	4.558
23)	Hexachlor...	0.000	0.000	0	0	N.D. d	N.D. d
24)	Hexachlor...	0.000	0.000	0	0	N.D. d	N.D. d
25)	Oxychlordane	0.000	0.000	0	0	N.D. d	N.D. d
26)	2,4'-DDE	0.000	0.000	0	0	N.D. d	N.D. d
27)	trans-Non...	0.000	0.000	0	0	N.D. d	N.D. d
28)	2,4'-DDD	0.000	0.000	0	0	N.D. d	N.D. d
29)	2,4'-DDT	0.000	0.000	0	0	N.D. d	N.D. d
30)	cis-Nonac...	0.000	0.000	0	0	N.D. d	N.D. d
31)	Mirex	0.000	0.000	0	0	N.D. d	N.D. d
32)	Chlordane...	0.000	0.000	0	0	N.D. d	N.D. d
33)	Chlordane...	0.000	0.000	0	0	N.D. d	N.D. d
34)	Chlordane...	0.000	0.000	0	0	N.D. d	N.D. d
35)	Chlordane...	0.000	0.000	0	0	N.D. d	N.D. d
36)	Toxaphene...	0.000	0.000	0	0	N.D. d	N.D. d
37)	Toxaphene...	0.000	0.000	0	0	N.D. d	N.D. d
38)	Toxaphene...	0.000	0.000	0	0	N.D. d	N.D. d
39)	Toxaphene...	0.000	0.000	0	0	N.D. d	N.D. d
40)	Toxaphene...	0.000	0.000	0	0	N.D. d	N.D. d
41)	Toxaphene...	0.000	0.000	0	0	N.D. d	N.D. d
42)	Toxaphene...	0.000	0.000	0	0	N.D. d	N.D. d

Quantitation Report (QT Reviewed)

Data Path : C:\msdchem\1\data\2020-03\0C24036\
Data File : ECD5-03242010.D
Signal(s) : Signal #1: ECD1A.CH Signal #2: ECD2B.CH
Acq On : 24 Mar 2020 15:07
Operator : MJB
Sample : 0C24036-CAL4
Misc : A20C180, AB 5 ppb
ALS Vial : 7 (Sig #1); 0 (Sig #2) Sample Multiplier: 1

Integration File signal 1: PEST1.e
Integration File signal 2: PEST2.e
Quant Time: Mar 24 17:35:04 2020
Quant Method : C:\msdchem\1\methods\ECD5_QUANTPEST_200324.M
Quant Title : Instrument: DualECD5
QLast Update : Tue Mar 24 17:31:35 2020
Response via : Initial Calibration
Integrator: ChemStation 6890 Scale Mode: Small noise peaks clipped

Volume Inj. : 2uL
Signal #1 Phase : Rtx-CLPesticides Signal #2 Phase: Rtx-CLPesticides2
Signal #1 Info : 30m X 0.32mm X 0. Signal #2 Info : 30m X 0.32mm X 0.25um

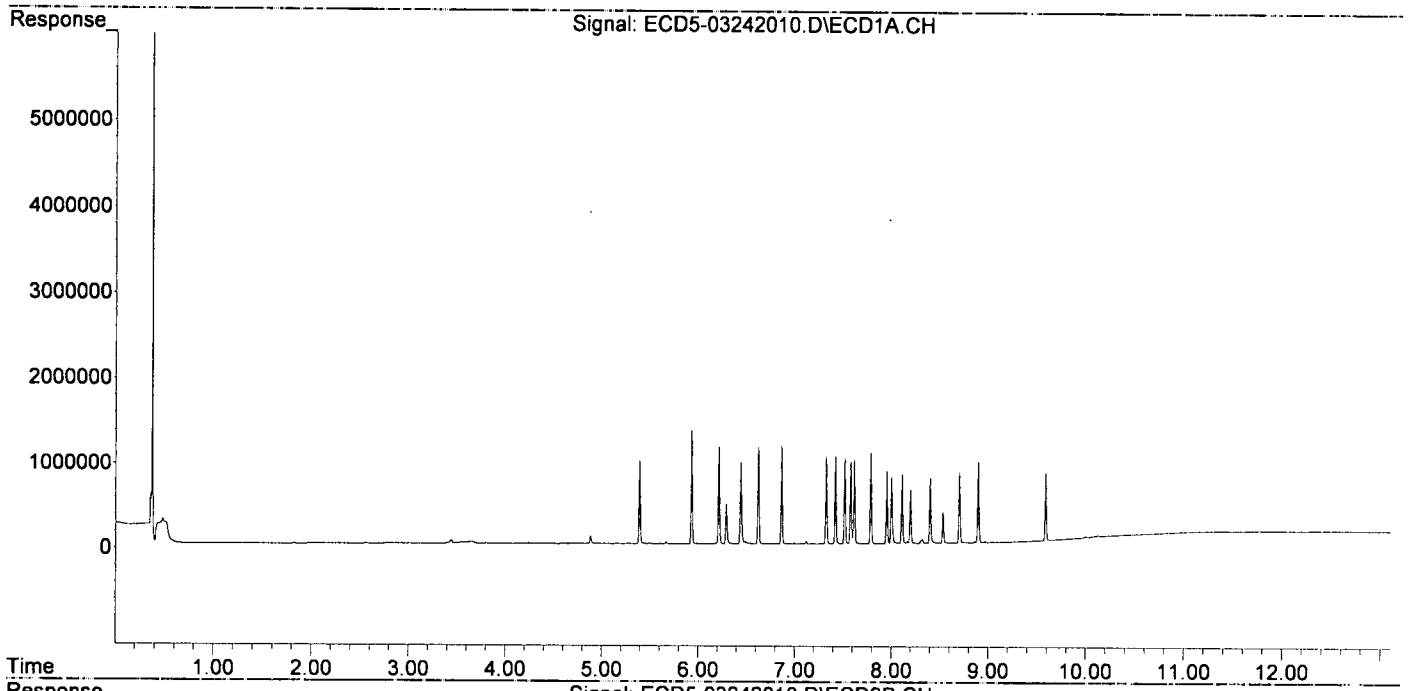

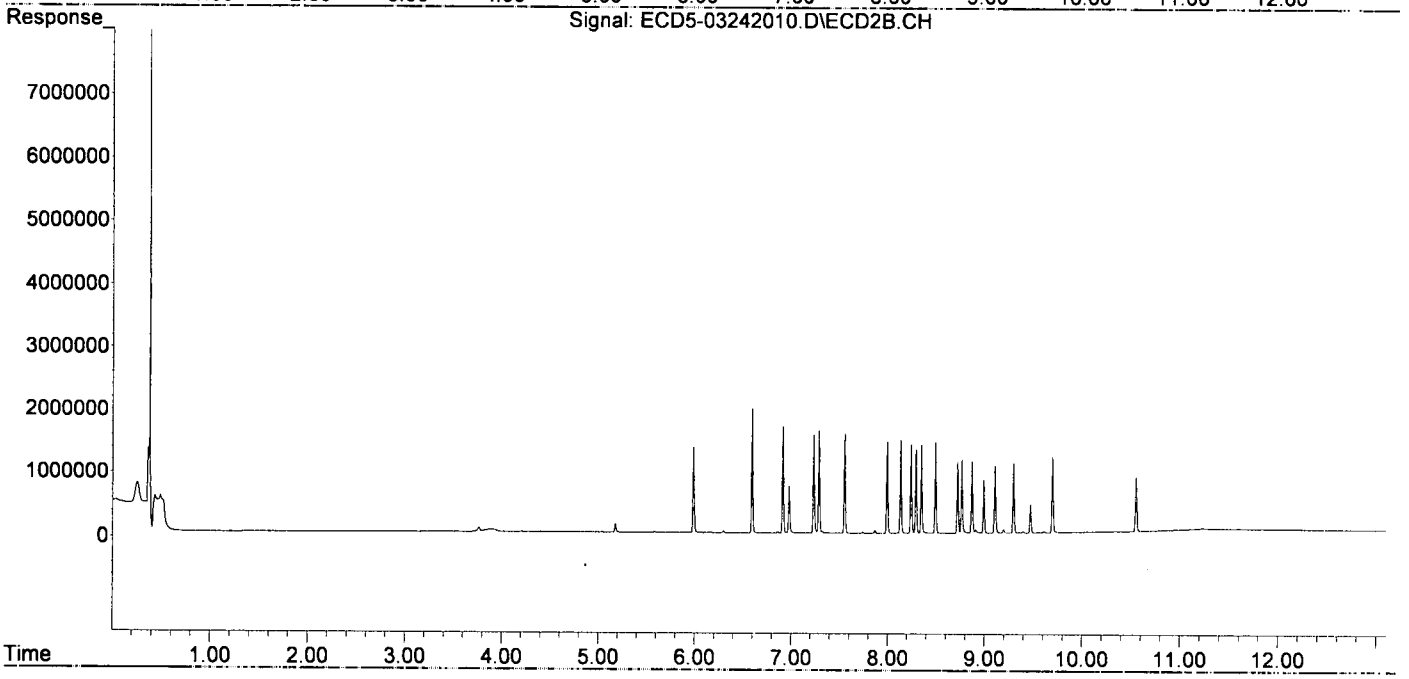

Quantitation Report (QT Reviewed)

Data Path : C:\msdchem\1\data\2020-03\0C24036\
Data File : ECD5-03242011.D
Signal(s) : Signal #1: ECD1A.CH Signal #2: ECD2B.CH
Acq On : 24 Mar 2020 15:24
Operator : MJB
Sample : 0C24036-CAL5
Misc : A20C181, AB 10 ppb
ALS Vial : 8 (Sig #1); 0 (Sig #2) Sample Multiplier: 1

Integration File signal 1: PEST1.e
Integration File signal 2: PEST2.e
Quant Time: Mar 24 17:35:36 2020
Quant Method : C:\msdchem\1\methods\ECD5_QUANTPEST_200324.M
Quant Title : Instrument: DualECD5
QLast Update : Tue Mar 24 17:31:35 2020
Response via : Initial Calibration
Integrator: ChemStation 6890 Scale Mode: Small noise peaks clipped

Volume Inj. : 2uL
Signal #1 Phase : Rtx-CLPesticides Signal #2 Phase: Rtx-CLPesticides2
Signal #1 Info : 30m X 0.32mm X 0. Signal #2 Info : 30m X 0.32mm X 0.25um

MJB 3/25/20

		Compound	RT#1	RT#2	Resp#1	Resp#2	ng/mL	ng/mL
		System Monitoring Compounds						
1)	S	TCMX (S)	5.391	5.987	1871440	2672852	8.707	7.761
22)	S	DCBP (S)	9.589	10.554	1476751	1539567	9.161	7.938
		Target Compounds						
2)		a-BHC	5.930	6.595	2560403	3940249	8.959	8.891
3)		g-BHC	6.213	6.913	2232104	3375199	8.843	8.259
4)		b-BHC	6.289	6.977	872767	1376406	7.977	8.063
5)		Heptachlor	6.623	7.288	2121785	3095659	9.101	8.314
6)		d-BHC	6.439	7.233	1855154	3066052	7.377	8.331
7)		Aldrin	6.864	7.555	2164338	3095998	9.008	8.161
8)		Heptachlo...	7.326	7.994	1918192	2823127	8.521	8.183
9)		trans-Chl...	7.421	8.134	1997780	2808234	8.780	7.945
10)		cis-Chlor...	7.518	8.242	1892390	2750743	8.563	8.249
11)		Endosulfa...	7.616	8.292	1839301	2496249	8.930	8.043
12)		4,4'-DDE	7.579	8.348	1899226	2682066	8.425	8.018
13)		Dieldrin	7.787	8.493	2075053	2800716	9.003	8.085
14)		Endrin	7.952	8.720	1604775	2149089	9.682	9.652
15)		4,4'-DDD	8.001	8.764	1528268	2247089	8.202	8.455
16)		Endosulfa...	8.109	8.868	1565837	2179899	9.146	8.817
17)		4,4'-DDT	8.198	8.990	1240165	1621620	8.755	8.800
18)		Endrin Al...	8.400	9.105	1418667	1961779	9.051	8.742
19)		Endosulfa...	8.702	9.295	1519791	2092636	9.330	9.215
20)		Methoxychlor	8.534	9.470	649462	846036	9.056	9.099
21)		Endrin Ke...	8.896	9.696	1786134	2307847	9.195	8.992
23)		Hexachlor...	0.000	0.000	0	0	N.D. d	N.D. d
24)		Hexachlor...	0.000	0.000	0	0	N.D. d	N.D. d
25)		Oxychlordane	0.000	0.000	0	0	N.D. d	N.D. d
26)		2,4'-DDE	0.000	0.000	0	0	N.D. d	N.D. d
27)		trans-Non...	0.000	0.000	0	0	N.D. d	N.D. d
28)		2,4'-DDD	0.000	0.000	0	0	N.D. d	N.D. d
29)		2,4'-DDT	0.000	0.000	0	0	N.D. d	N.D. d
30)		cis-Nonac...	0.000	0.000	0	0	N.D. d	N.D. d
31)		Mirex	0.000	0.000	0	0	N.D. d	N.D. d
32)		Chlordane...	0.000	0.000	0	0	N.D. d	N.D. d
33)		Chlordane...	0.000	0.000	0	0	N.D. d	N.D. d
34)		Chlordane...	0.000	0.000	0	0	N.D. d	N.D. d
35)		Chlordane...	0.000	0.000	0	0	N.D. d	N.D. d
36)		Toxaphene...	0.000	0.000	0	0	N.D. d	N.D. d
37)		Toxaphene...	0.000	0.000	0	0	N.D. d	N.D. d
38)		Toxaphene...	0.000	0.000	0	0	N.D. d	N.D. d
39)		Toxaphene...	0.000	0.000	0	0	N.D. d	N.D. d
40)		Toxaphene...	0.000	0.000	0	0	N.D. d	N.D. d
41)		Toxaphene...	0.000	0.000	0	0	N.D. d	N.D. d
42)		Toxaphene...	0.000	0.000	0	0	N.D. d	N.D. d

Quantitation Report (QT Reviewed)

Data Path : C:\msdchem\1\data\2020-03\0C24036\
Data File : ECD5-03242011.D
Signal(s) : Signal #1: ECD1A.CH Signal #2: ECD2B.CH
Acq On : 24 Mar 2020 15:24
Operator : MJB
Sample : 0C24036-CAL5
Misc : A20C181, AB 10 ppb
ALS Vial : 8 (Sig #1); 0 (Sig #2) Sample Multiplier: 1

Integration File signal 1: PEST1.e
Integration File signal 2: PEST2.e
Quant Time: Mar 24 17:35:36 2020
Quant Method : C:\msdchem\1\methods\ECD5_QUANTPEST_200324.M
Quant Title : Instrument: DualECD5
QLast Update : Tue Mar 24 17:31:35 2020
Response via : Initial Calibration
Integrator: ChemStation 6890 Scale Mode: Small noise peaks clipped

Volume Inj. : 2uL
Signal #1 Phase : Rtx-CLPesticides Signal #2 Phase: Rtx-CLPesticides2
Signal #1 Info : 30m X 0.32mm X 0. Signal #2 Info : 30m X 0.32mm X 0.25um

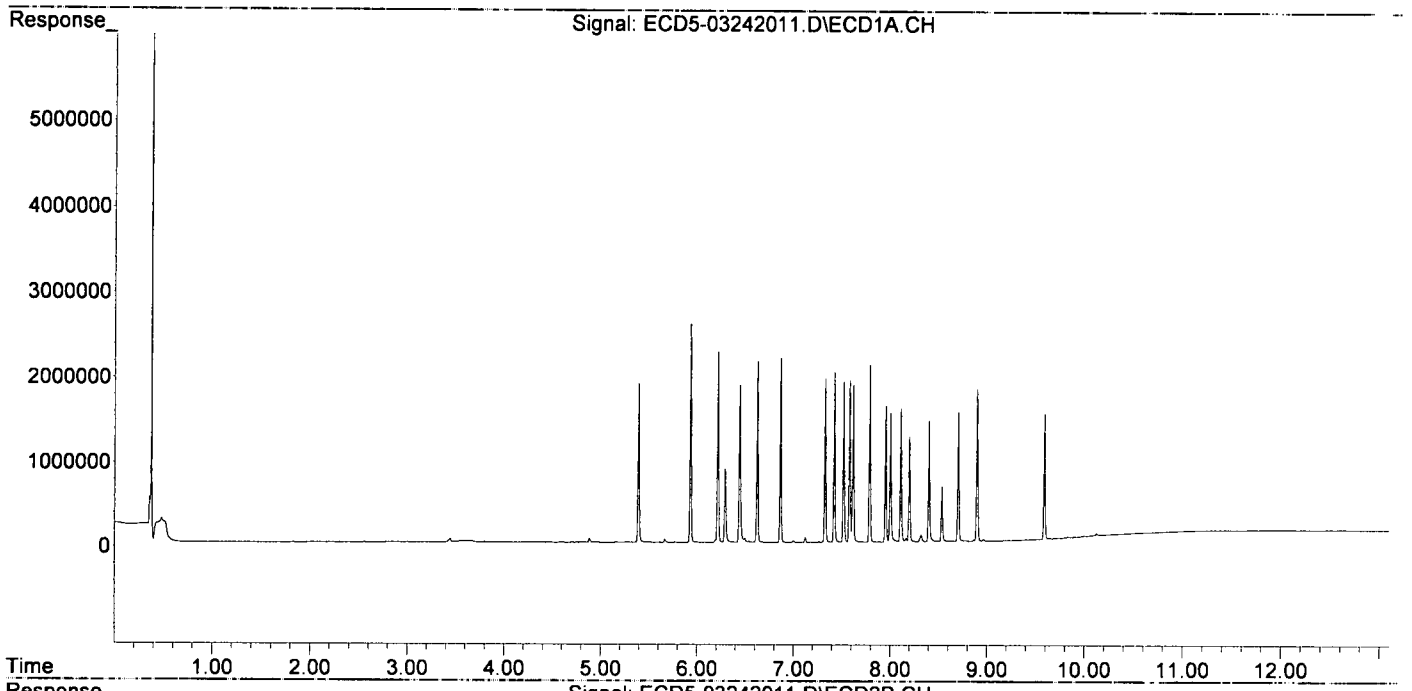

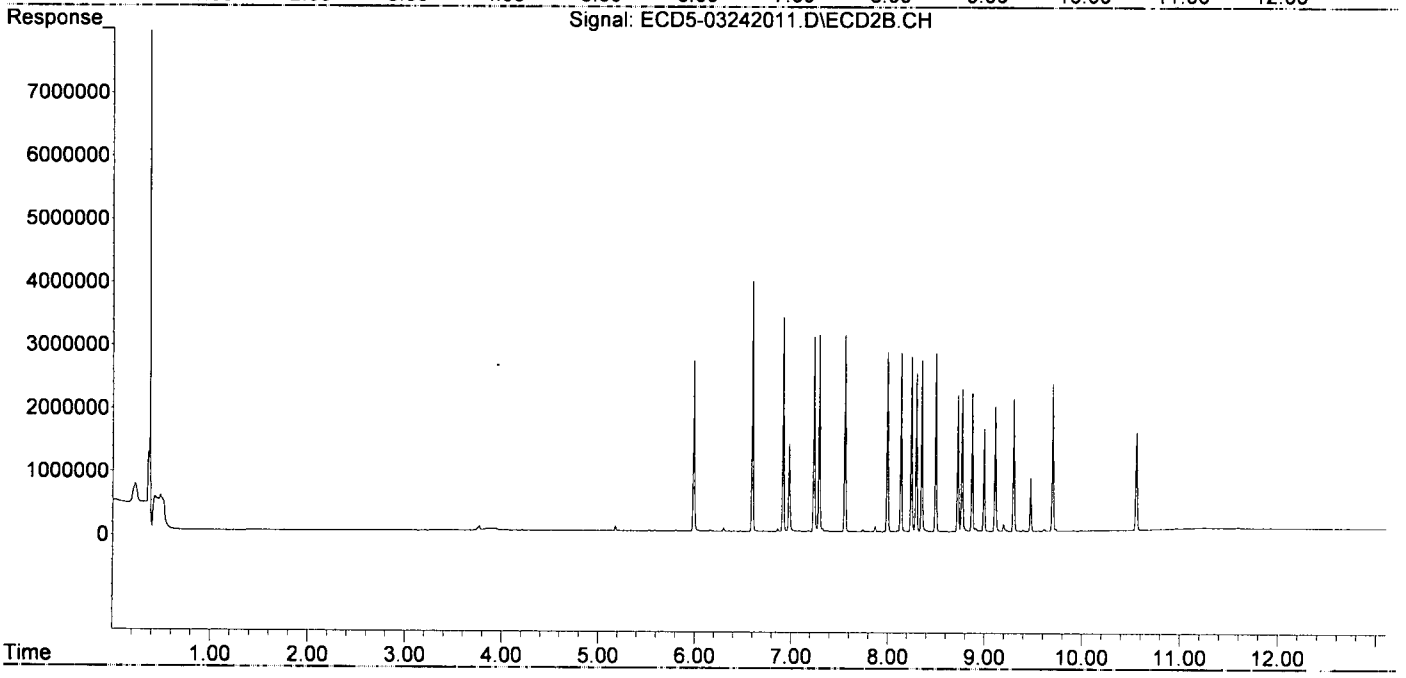

Quantitation Report (QT Reviewed)

Data Path : C:\msdchem\1\data\2020-03\0C24036\
Data File : ECD5-03242012.D
Signal(s) : Signal #1: ECD1A.CH Signal #2: ECD2B.CH
Acq On : 24 Mar 2020 15:41
Operator : MJB
Sample : 0C24036-CAL6
Misc : A20C182, AB 25 ppb
ALS Vial : 9 (Sig #1); 0 (Sig #2) Sample Multiplier: 1

Integration File signal 1: PEST1.e
Integration File signal 2: PEST2.e
Quant Time: Mar 24 17:36:06 2020
Quant Method : C:\msdchem\1\methods\ECD5_QUANTPEST_200324.M
Quant Title : Instrument: DualECD5
QLast Update : Tue Mar 24 17:31:35 2020
Response via : Initial Calibration
Integrator: ChemStation 6890 Scale Mode: Small noise peaks clipped

Volume Inj. : 2uL
Signal #1 Phase : Rtx-CLPesticides Signal #2 Phase: Rtx-CLPesticides2
Signal #1 Info : 30m X 0.32mm X 0. Signal #2 Info : 30m X 0.32mm X 0.25um

MJB 3/25/20

		Compound	RT#1	RT#2	Resp#1	Resp#2	ng/mL	ng/mL
System Monitoring Compounds								
1)	S	TCMX (S)	5.390	5.986	4512622	6520954	20.996	18.934
22)	S	DCBP (S)	9.588	10.552	3497021	3867029	22.014	19.938
Target Compounds								
2)		a-BHC	5.929	6.594	6300836	9620617	22.046	21.339
3)		g-BHC	6.212	6.912	5406502	8241389	21.419	20.167
4)		b-BHC	6.288	6.976	2161452	3404701	20.058	20.081
5)		Heptachlor	6.621	7.287	5053266	7620334	21.676	20.466
6)		d-BHC	6.438	7.232	4815486	7763079	19.149	20.843
7)		Aldrin	6.863	7.554	5344381	7846063	22.242	20.681
8)		Heptachlo...	7.325	7.992	4717307	6834808	20.955	19.811
9)		trans-Chl...	7.419	8.132	4840892	7038270	21.274	19.913
10)		cis-Chlor...	7.517	8.240	4673568	6834773	21.149	20.497
11)		Endosulfa...	7.615	8.291	4539125	6355160	22.039	20.477
12)		4,4'-DDE	7.578	8.346	4679040	6917688	20.756	20.371
13)		Dieldrin	7.787	8.492	4973639	7072067	21.580	20.417
14)		Endrin	7.951	8.720	3854623	5127876	23.256	22.602
15)		4,4'-DDD	8.000	8.762	3831772	5545997	20.564	20.541
16)		Endosulfa...	8.108	8.867	3858748	5692155	22.812	22.901
17)		4,4'-DDT	8.197	8.990	3040414	4248274	21.173	22.104
18)		Endrin Al...	8.399	9.104	3315527	4831046	21.749	21.798
19)		Endosulfa...	8.701	9.295	3693603	5149242	23.215	22.873
20)		Methoxychlor	8.532	9.468	1519078	2040469	21.178	21.440
21)		Endrin Ke...	8.895	9.695	4268654	5671298	22.207	21.985
23)		Hexachlor...	0.000	0.000	0	0	N.D. d	N.D. d
24)		Hexachlor...	0.000	0.000	0	0	N.D. d	N.D. d
25)		Oxychlordane	0.000	0.000	0	0	N.D. d	N.D. d
26)		2,4'-DDE	0.000	0.000	0	0	N.D. d	N.D. d
27)		trans-Non...	0.000	0.000	0	0	N.D. d	N.D. d
28)		2,4'-DDD	0.000	0.000	0	0	N.D. d	N.D. d
29)		2,4'-DDT	0.000	0.000	0	0	N.D. d	N.D. d
30)		cis-Nonac...	0.000	0.000	0	0	N.D. d	N.D. d
31)		Mirex	0.000	0.000	0	0	N.D. d	N.D. d
32)		Chlordane...	0.000	0.000	0	0	N.D. d	N.D. d
33)		Chlordane...	0.000	0.000	0	0	N.D. d	N.D. d
34)		Chlordane...	0.000	0.000	0	0	N.D. d	N.D. d
35)		Chlordane...	0.000	0.000	0	0	N.D. d	N.D. d
36)		Toxaphene...	0.000	0.000	0	0	N.D. d	N.D. d
37)		Toxaphene...	0.000	0.000	0	0	N.D. d	N.D. d
38)		Toxaphene...	0.000	0.000	0	0	N.D. d	N.D. d
39)		Toxaphene...	0.000	0.000	0	0	N.D. d	N.D. d
40)		Toxaphene...	0.000	0.000	0	0	N.D. d	N.D. d
41)		Toxaphene...	0.000	0.000	0	0	N.D. d	N.D. d
42)		Toxaphene...	0.000	0.000	0	0	N.D. d	N.D. d

Quantitation Report (QT Reviewed)

Data Path : C:\msdchem\1\data\2020-03\0C24036\
Data File : ECD5-03242012.D
Signal(s) : Signal #1: ECD1A.CH Signal #2: ECD2B.CH
Acq On : 24 Mar 2020 15:41
Operator : MJB
Sample : 0C24036-CAL6
Misc : A20C182, AB 25 ppb
ALS Vial : 9 (Sig #1); 0 (Sig #2) Sample Multiplier: 1

Integration File signal 1: PEST1.e
Integration File signal 2: PEST2.e
Quant Time: Mar 24 17:36:06 2020
Quant Method : C:\msdchem\1\methods\ECD5_QUANTPEST_200324.M
Quant Title : Instrument: DualECD5
QLast Update : Tue Mar 24 17:31:35 2020
Response via : Initial Calibration
Integrator: ChemStation 6890 Scale Mode: Small noise peaks clipped

Volume Inj. : 2uL
Signal #1 Phase : Rtx-CLPesticides Signal #2 Phase: Rtx-CLPesticides2
Signal #1 Info : 30m X 0.32mm X 0. Signal #2 Info : 30m X 0.32mm X 0.25um

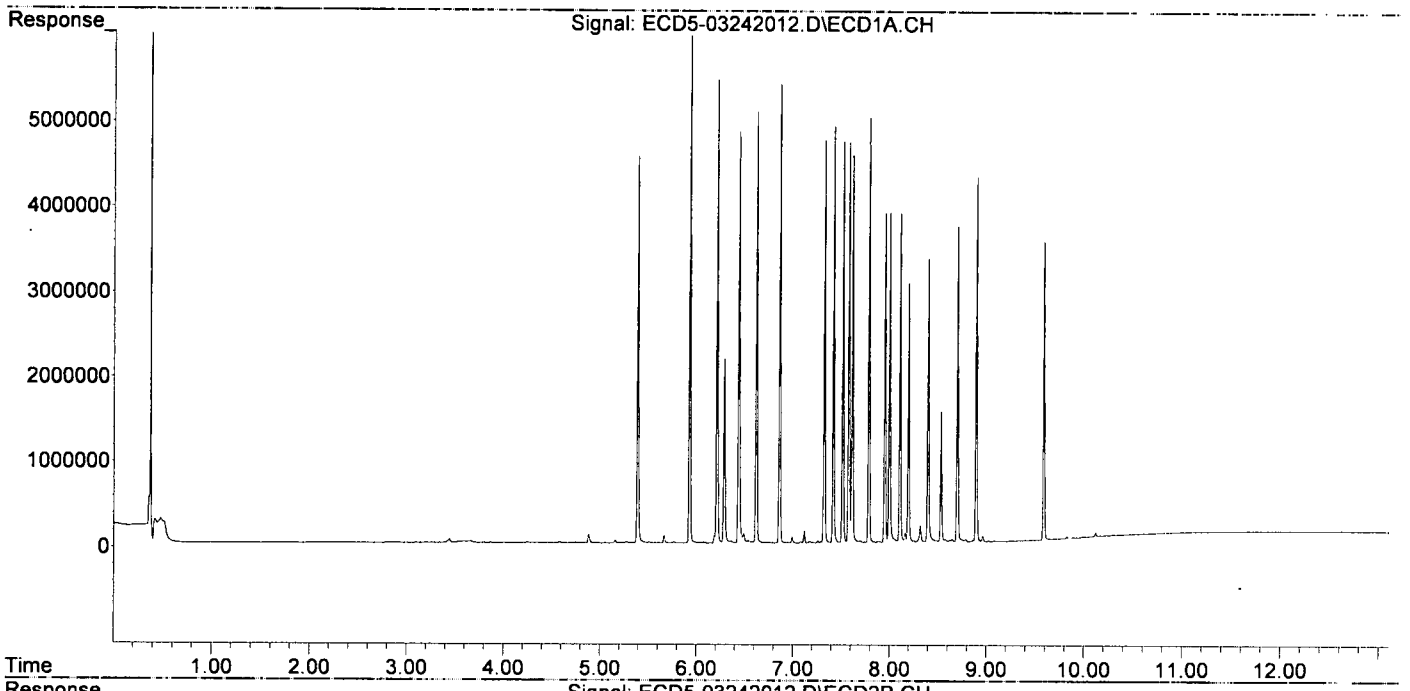

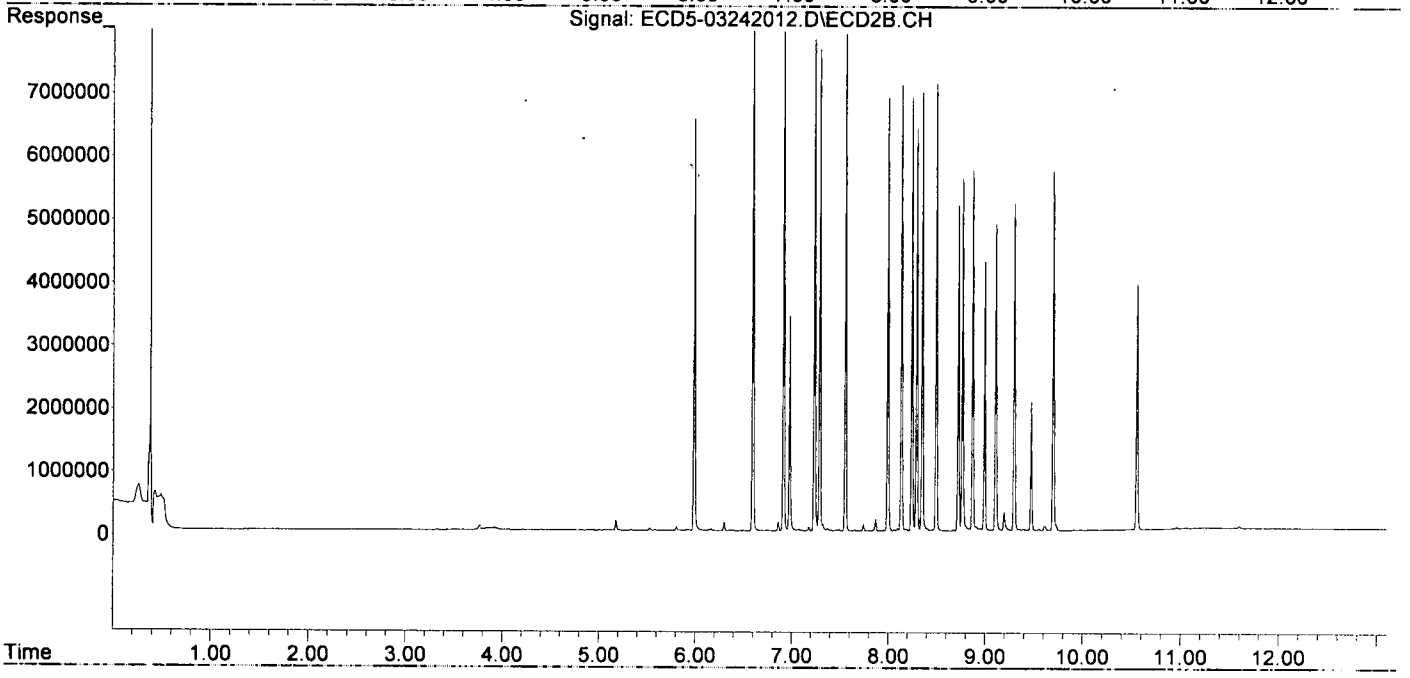

Quantitation Report (QT Reviewed)

Data Path : C:\msdchem\1\data\2020-03\0C24036\
Data File : ECD5-03242013.D
Signal(s) : Signal #1: ECD1A.CH Signal #2: ECD2B.CH
Acq On : 24 Mar 2020 15:59
Operator : MJB
Sample : 0C24036-CAL7
Misc : A20C183, AB 50 ppb
ALS Vial : 10 (Sig #1); 0 (Sig #2) Sample Multiplier: 1

Integration File signal 1: PEST1.e
Integration File signal 2: PEST2.e
Quant Time: Mar 24 17:31:15 2020
Quant Method : C:\msdchem\1\methods\ECD5_QUANTPEST_200324.M
Quant Title : Instrument: DualECD5
QLast Update : Wed Feb 26 15:13:42 2020
Response via : Initial Calibration
Integrator: ChemStation 6890 Scale Mode: Small noise peaks clipped

Volume Inj. : 2uL
Signal #1 Phase : Rtx-CLPesticides Signal #2 Phase: Rtx-CLPesticides2
Signal #1 Info : 30m X 0.32mm X 0. Signal #2 Info : 30m X 0.32mm X 0.25um

MJB 3/25/20

		Compound	RT#1	RT#2	Resp#1	Resp#2	ng/mL	ng/mL
System Monitoring Compounds								
1)	S	TCMX (S)	5.390	5.986	9241615	14017788	42.999	40.701
22)	S	DCBP (S)	9.588	10.552	7476041	8231591	47.242	42.442
Target Compounds								
2)		a-BHC	5.930	6.594	13114161	20918784	45.886	45.040
3)		g-BHC	6.213	6.913	11377125	18216369	45.074	44.577
4)		b-BHC	6.288	6.976	4558073	7084389	42.583	41.510
5)		Heptachlor	6.622	7.288	10846684	16951882	46.526	45.528
6)		d-BHC	6.438	7.232	9993782	16615642	39.742	43.347
7)		Aldrin	6.863	7.554	10890711	16771407	45.325	44.208
8)		Heptachlo...	7.325	7.992	9785678	14878805	43.470	43.128
9)		trans-Chl...	7.419	8.132	10175152	15299535	44.717	43.286
10)		cis-Chlor...	7.516	8.241	9884511	14093207	44.729	42.265
11)		Endosulfa...	7.614	8.291	9377081	13891933	45.529	44.760
12)		4,4'-DDE	7.577	8.346	9875598	14809734	43.808	42.607
13)		Dieldrin	7.786	8.492	10681004	15366274	46.344	44.361
14)		Endrin	7.951	8.719	8540081	11711561	51.525	49.544
15)		4,4'-DDD	7.999	8.762	7886558	12274757	42.325	44.099
16)		Endosulfa...	8.108	8.866	8018318	11889800	47.391	46.588
17)		4,4'-DDT	8.197	8.990	7151642	10176781	48.322	49.247
18)		Endrin Al...	8.399	9.104	7114178	10138175	47.136	45.017
19)		Endosulfa...	8.701	9.294	7962851	11454958	50.271	49.803
20)		Methoxychlor	8.532	9.468	3473614	4887200	47.481	48.658
21)		Endrin Ke...	8.895	9.695	9095515	12547342	47.133	47.255
23)		Hexachlor...	0.000	0.000	0	0	N.D. d	N.D. d
24)		Hexachlor...	0.000	0.000	0	0	N.D. d	N.D. d
25)		Oxychlordane	0.000	0.000	0	0	N.D. d	N.D. d
26)		2,4'-DDE	0.000	0.000	0	0	N.D. d	N.D. d
27)		trans-Non...	0.000	0.000	0	0	N.D. d	N.D. d
28)		2,4'-DDD	0.000	0.000	0	0	N.D. d	N.D. d
29)		2,4'-DDT	0.000	0.000	0	0	N.D. d	N.D. d
30)		cis-Nonac...	0.000	0.000	0	0	N.D. d	N.D. d
31)		Mirex	0.000	0.000	0	0	N.D. d	N.D. d
32)		Chlordane...	0.000	0.000	0	0	N.D. d	N.D. d
33)		Chlordane...	0.000	0.000	0	0	N.D. d	N.D. d
34)		Chlordane...	0.000	0.000	0	0	N.D. d	N.D. d
35)		Chlordane...	0.000	0.000	0	0	N.D. d	N.D. d
36)		Toxaphene...	0.000	0.000	0	0	N.D. d	N.D. d
37)		Toxaphene...	0.000	0.000	0	0	N.D. d	N.D. d
38)		Toxaphene...	0.000	0.000	0	0	N.D. d	N.D. d
39)		Toxaphene...	0.000	0.000	0	0	N.D. d	N.D. d
40)		Toxaphene...	0.000	0.000	0	0	N.D. d	N.D. d
41)		Toxaphene...	0.000	0.000	0	0	N.D. d	N.D. d
42)		Toxaphene...	0.000	0.000	0	0	N.D. d	N.D. d

Quantitation Report (QT Reviewed)

Data Path : C:\msdchem\1\data\2020-03\0C24036\
Data File : ECD5-03242013.D
Signal(s) : Signal #1: ECD1A.CH Signal #2: ECD2B.CH
Acq On : 24 Mar 2020 15:59
Operator : MJB
Sample : 0C24036-CAL7
Misc : A20C183, AB 50 ppb
ALS Vial : 10 (Sig #1); 0 (Sig #2) Sample Multiplier: 1

Integration File signal 1: PEST1.e
Integration File signal 2: PEST2.e
Quant Time: Mar 24 17:31:15 2020
Quant Method : C:\msdchem\1\methods\ECD5_QUANTPEST_200324.M
Quant Title : Instrument: DualECD5
QLast Update : Wed Feb 26 15:13:42 2020
Response via : Initial Calibration
Integrator: ChemStation 6890 Scale Mode: Small noise peaks clipped

Volume Inj. : 2uL
Signal #1 Phase : Rtx-CLPesticides Signal #2 Phase: Rtx-CLPesticides2
Signal #1 Info : 30m X 0.32mm X 0. Signal #2 Info : 30m X 0.32mm X 0.25um

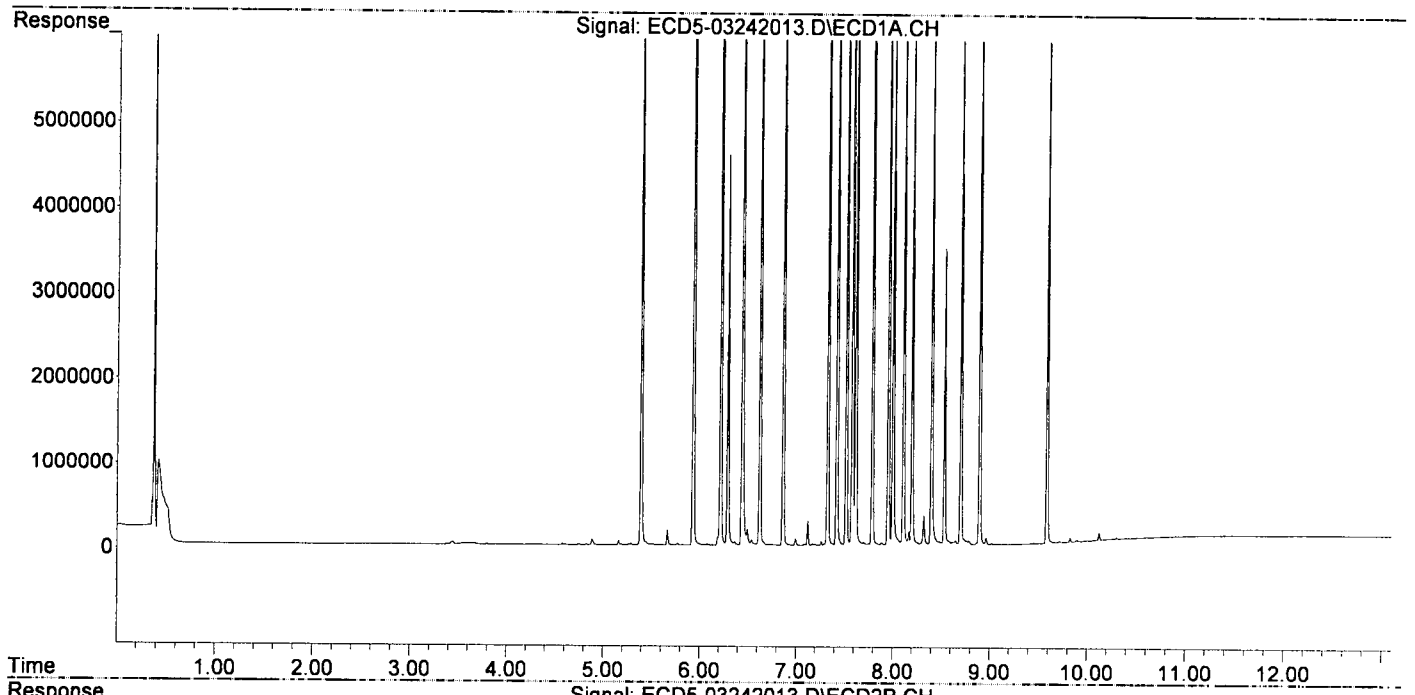

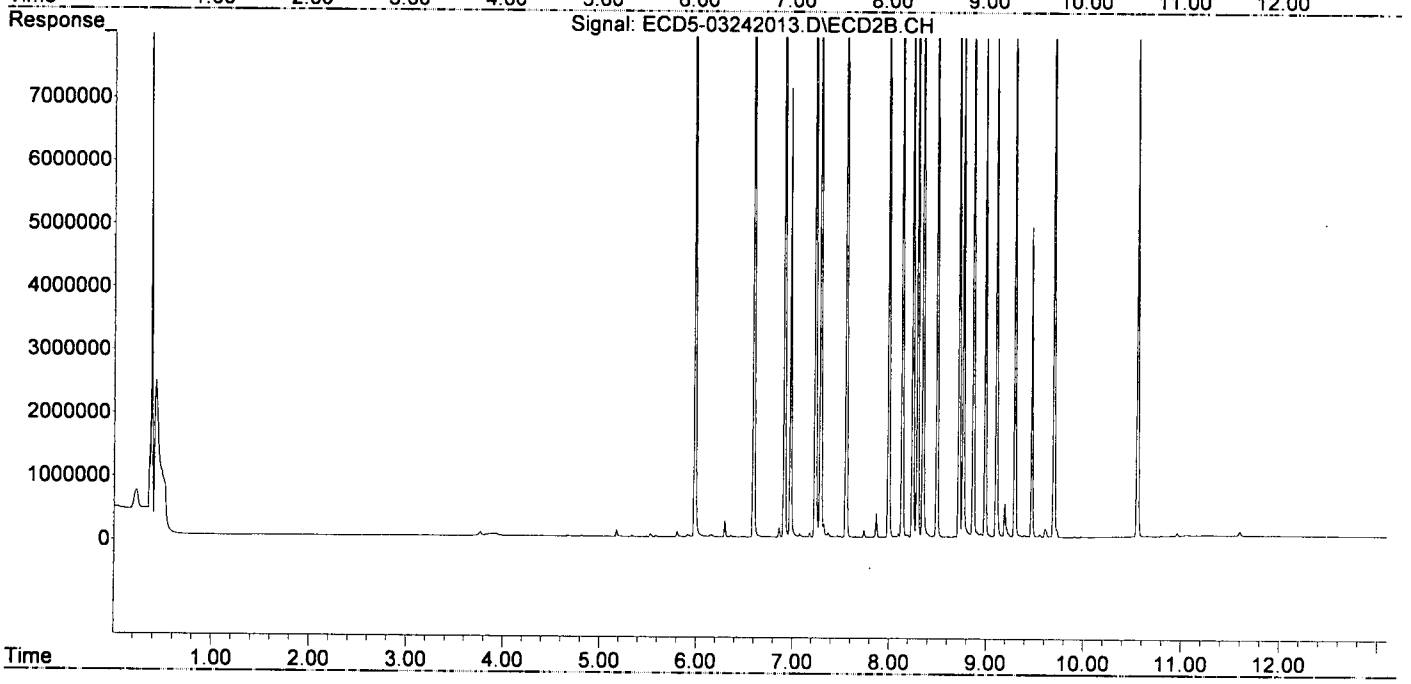

Quantitation Report (QT Reviewed)

Data Path : C:\msdchem\1\data\2020-03\0C24036\
Data File : ECD5-03242014.D
Signal(s) : Signal #1: ECD1A.CH Signal #2: ECD2B.CH
Acq On : 24 Mar 2020 16:16
Operator : MJB
Sample : 0C24036-CAL8
Misc : A20C184, AB 100 ppb
ALS Vial : 11 (Sig #1); 0 (Sig #2) Sample Multiplier: 1

Integration File signal 1: PEST1.e
Integration File signal 2: PEST2.e
Quant Time: Mar 24 17:36:58 2020
Quant Method : C:\msdchem\1\methods\ECD5_QUANTPEST_200324.M
Quant Title : Instrument: DualECD5
QLast Update : Tue Mar 24 17:31:35 2020
Response via : Initial Calibration
Integrator: ChemStation 6890 Scale Mode: Small noise peaks clipped

Volume Inj. : 2uL
Signal #1 Phase : Rtx-CLPesticides Signal #2 Phase: Rtx-CLPesticides2
Signal #1 Info : 30m X 0.32mm X 0. Signal #2 Info : 30m X 0.32mm X 0.25um

MJB 3/25/20

		Compound	RT#1	RT#2	Resp#1	Resp#2	ng/mL	ng/mL
		System Monitoring Compounds						
1)	S	TCMX (S)	5.390	5.986	18354469	29363025	85.399	85.256
22)	S	DCBP (S)	9.589	10.552	14317616	16982193	90.358	87.559
		Target Compounds						
2)		a-BHC	5.930	6.594	25791911	43878049	90.245	89.607
3)		g-BHC	6.213	6.913	22728601	37817395	90.045	92.542
4)		b-BHC	6.287	6.976	9186029	14734350	86.298	84.634
5)		Heptachlor	6.621	7.287	21522215	34641316	92.318	93.038
6)		d-BHC	6.436	7.232	20816304	36321392	82.779	89.336
7)		Aldrin	6.862	7.554	21764216	34947753	90.578	92.119
8)		Heptachlo...	7.324	7.993	19379985	30454129	86.090	88.274
9)		trans-Chl...	7.419	8.132	20337337	31903979	89.377	90.263
10)		cis-Chlor...	7.516	8.241	19434367	30047171	87.944	90.111
11)		Endosulfa...	7.614	8.291	18202863	28261213	88.380	91.059
12)		4,4'-DDE	7.577	8.347	19819998	31108086	87.921	85.766
13)		Dieldrin	7.786	8.492	20834509	31817724	90.399	91.856
14)		Endrin	7.951	8.720	16932423	24210638	102.159	95.732
15)		4,4'-DDD	7.998	8.763	16376482	25268850	87.887	86.159
16)		Endosulfa...	8.108	8.867	16370864	25393438	95.951	94.012
17)		4,4'-DDT	8.196	8.989	14142106	21320006	91.241	92.923
18)		Endrin Al...	8.398	9.104	13795821	20401144	91.659	87.010
19)		Endosulfa...	8.700	9.295	15427222	22833485	96.920	94.860
20)		Methoxychlor	8.531	9.468	6822606	9955852	89.927	91.470
21)		Endrin Ke...	8.895	9.695	17693391	25794308	90.383	91.961
23)		Hexachlor...	0.000	0.000	0	0	N.D. d	N.D. d
24)		Hexachlor...	0.000	0.000	0	0	N.D. d	N.D. d
25)		Oxychlordane	0.000	0.000	0	0	N.D. d	N.D. d
26)		2,4'-DDE	0.000	0.000	0	0	N.D. d	N.D. d
27)		trans-Non...	0.000	0.000	0	0	N.D. d	N.D. d
28)		2,4'-DDD	0.000	0.000	0	0	N.D. d	N.D. d
29)		2,4'-DDT	0.000	0.000	0	0	N.D. d	N.D. d
30)		cis-Nonac...	0.000	0.000	0	0	N.D. d	N.D. d
31)		Mirex	0.000	0.000	0	0	N.D. d	N.D. d
32)		Chlordane...	0.000	0.000	0	0	N.D. d	N.D. d
33)		Chlordane...	0.000	0.000	0	0	N.D. d	N.D. d
34)		Chlordane...	0.000	0.000	0	0	N.D. d	N.D. d
35)		Chlordane...	0.000	0.000	0	0	N.D. d	N.D. d
36)		Toxaphene...	0.000	0.000	0	0	N.D. d	N.D. d
37)		Toxaphene...	0.000	0.000	0	0	N.D. d	N.D. d
38)		Toxaphene...	0.000	0.000	0	0	N.D. d	N.D. d
39)		Toxaphene...	0.000	0.000	0	0	N.D. d	N.D. d
40)		Toxaphene...	0.000	0.000	0	0	N.D. d	N.D. d
41)		Toxaphene...	0.000	0.000	0	0	N.D. d	N.D. d
42)		Toxaphene...	0.000	0.000	0	0	N.D. d	N.D. d

Quantitation Report (QT Reviewed)

Data Path : C:\msdchem\1\data\2020-03\0C24036\
Data File : ECD5-03242014.D
Signal(s) : Signal #1: ECD1A.CH Signal #2: ECD2B.CH
Acq On : 24 Mar 2020 16:16
Operator : MJB
Sample : 0C24036-CAL8
Misc : A20C184, AB 100 ppb
ALS Vial : 11 (Sig #1); 0 (Sig #2) Sample Multiplier: 1

Integration File signal 1: PEST1.e
Integration File signal 2: PEST2.e
Quant Time: Mar 24 17:36:58 2020
Quant Method : C:\msdchem\1\methods\ECD5_QUANTPEST_200324.M
Quant Title : Instrument: DualECD5
QLast Update : Tue Mar 24 17:31:35 2020
Response via : Initial Calibration
Integrator: ChemStation 6890 Scale Mode: Small noise peaks clipped

Volume Inj. : 2uL
Signal #1 Phase : Rtx-CLPesticides Signal #2 Phase: Rtx-CLPesticides2
Signal #1 Info : 30m X 0.32mm X 0. Signal #2 Info : 30m X 0.32mm X 0.25um

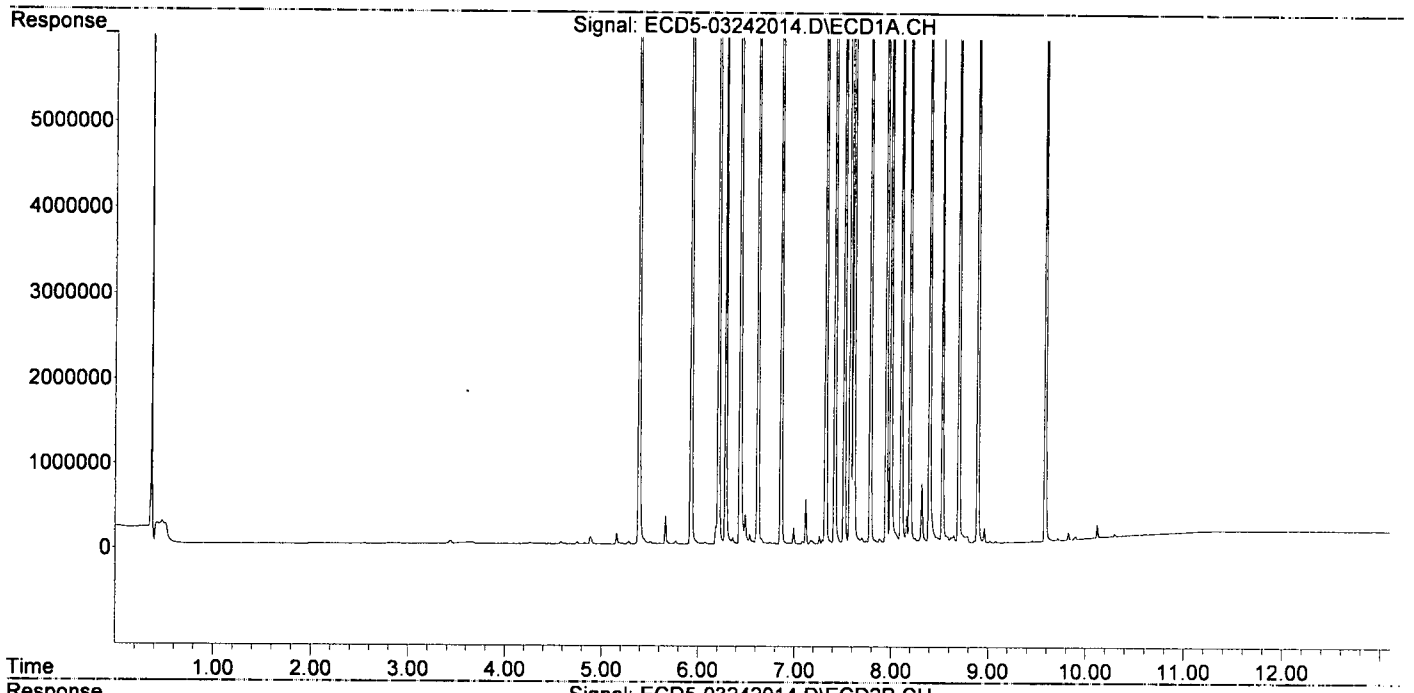

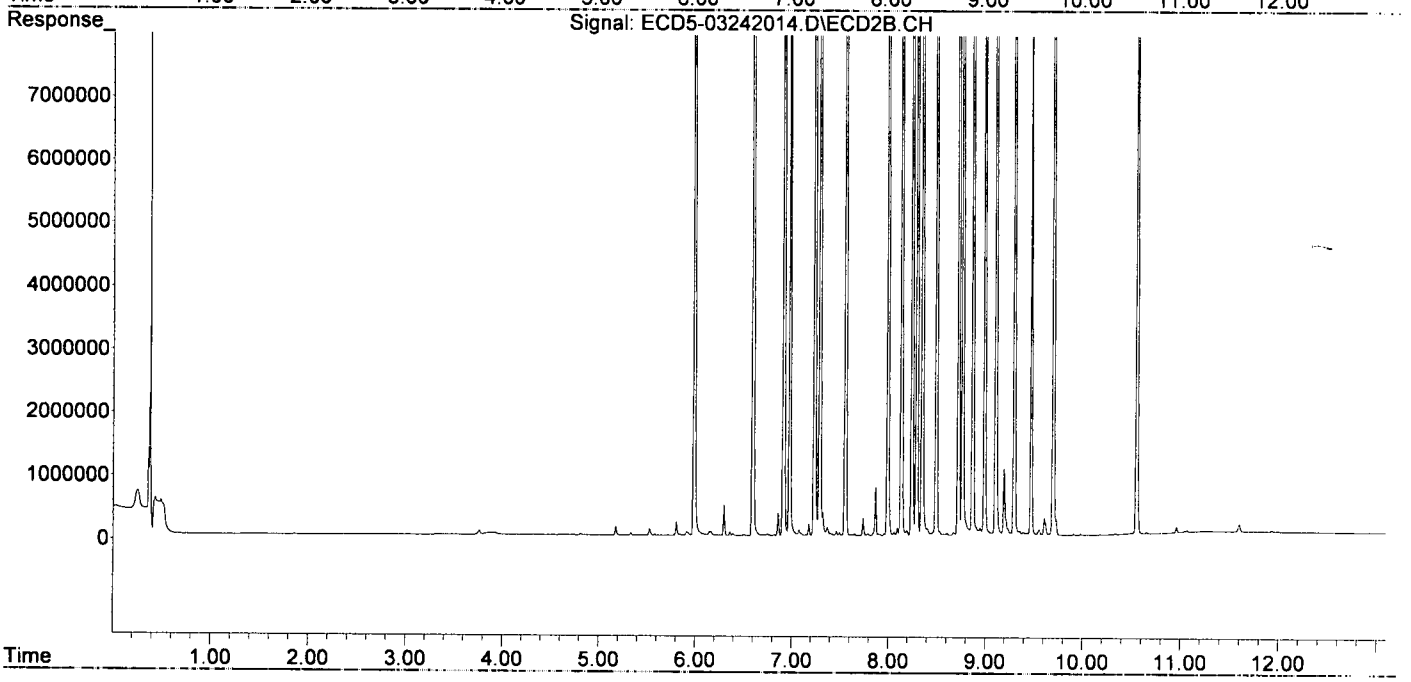

Quantitation Report (QT Reviewed)

Data Path : C:\msdchem\1\data\2020-03\0C24036\
Data File : ECD5-03242015.D
Signal(s) : Signal #1: ECD1A.CH Signal #2: ECD2B.CH
Acq On : 24 Mar 2020 16:33
Operator : MJB
Sample : 0C24036-CAL9
Misc : A20C177, AB 200 ppb
ALS Vial : 12 (Sig #1); 0 (Sig #2) Sample Multiplier: 1

Integration File signal 1: PEST1.e
Integration File signal 2: PEST2.e
Quant Time: Mar 24 17:37:30 2020
Quant Method : C:\msdchem\1\methods\ECD5_QUANTPEST_200324.M
Quant Title : Instrument: DualECD5
QLast Update : Tue Mar 24 17:31:35 2020
Response via : Initial Calibration
Integrator: ChemStation 6890 Scale Mode: Small noise peaks clipped

Volume Inj. : 2uL
Signal #1 Phase : Rtx-CLPesticides Signal #2 Phase: Rtx-CLPesticides2
Signal #1 Info : 30m X 0.32mm X 0. Signal #2 Info : 30m X 0.32mm X 0.25um

MJB 3/25/20

		Compound	RT#1	RT#2	Resp#1	Resp#2	ng/mL	ng/mL
		System Monitoring Compounds						
1)	S	TCMX (S)	5.390	5.986	37287793	62652252	173.492	181.912
22)	S	DCBP (S)	9.588	10.552	30603888	37646124	191.695	194.102
		Target Compounds						
2)		a-BHC	5.930	6.595	53574714	95080996	187.456	176.500
3)		g-BHC	6.213	6.913	45788993	80123150	181.405	196.068
4)		b-BHC	6.287	6.976	19246743	31639561	182.339	174.059
5)		Heptachlor	6.622	7.288	44770359	74849628	192.039	201.027
6)		d-BHC	6.437	7.232	44077896	78530101	175.282	174.484
7)		Aldrin	6.863	7.554	43391772	73074265	180.587	192.616
8)		Heptachlo...	7.324	7.993	40218545	65529406	178.660	189.943
9)		trans-Chl...	7.418	8.132	41148096	67423876	180.834	190.757
10)		cis-Chlor...	7.516	8.241	40151651	63539129	181.692	190.553
11)		Endosulfa...	7.614	8.291	37977688	60399349	184.393	194.609
12)		4,4'-DDE	7.577	8.347	41977826	67276188	186.212	171.401
13)		Dieldrin	7.786	8.492	41790341	67824542	181.325	195.805
14)		Endrin	7.951	8.720	35813409	54001572	216.074	188.665
15)		4,4'-DDD	7.998	8.763	34856254	56579001	187.062	174.301
16)		Endosulfa...	8.107	8.867	34456245	55386082	197.722	184.985
17)		4,4'-DDT	8.196	8.989	32760341	51243602	191.220	184.865
18)		Endrin Al...	8.398	9.103	29700843	45235475	196.977	176.860
19)		Endosulfa...	8.700	9.294	32519969	51902037	200.794	195.219
20)		Methoxychlor	8.531	9.468	16176865	24593885	195.297	191.374
21)		Endrin Ke...	8.895	9.695	38148403	58217622	188.052	186.117
23)		Hexachlor...	0.000	0.000	0	0	N.D. d	N.D. d
24)		Hexachlor...	0.000	0.000	0	0	N.D. d	N.D. d
25)		Oxychlordane	0.000	0.000	0	0	N.D. d	N.D. d
26)		2,4'-DDE	0.000	0.000	0	0	N.D. d	N.D. d
27)		trans-Non...	0.000	0.000	0	0	N.D. d	N.D. d
28)		2,4'-DDD	0.000	0.000	0	0	N.D. d	N.D. d
29)		2,4'-DDT	0.000	0.000	0	0	N.D. d	N.D. d
30)		cis-Nonac...	0.000	0.000	0	0	N.D. d	N.D. d
31)		Mirex	0.000	0.000	0	0	N.D. d	N.D. d
32)		Chlordane...	0.000	0.000	0	0	N.D. d	N.D. d
33)		Chlordane...	0.000	0.000	0	0	N.D. d	N.D. d
34)		Chlordane...	0.000	0.000	0	0	N.D. d	N.D. d
35)		Chlordane...	0.000	0.000	0	0	N.D. d	N.D. d
36)		Toxaphene...	0.000	0.000	0	0	N.D. d	N.D. d
37)		Toxaphene...	0.000	0.000	0	0	N.D. d	N.D. d
38)		Toxaphene...	0.000	0.000	0	0	N.D. d	N.D. d
39)		Toxaphene...	0.000	0.000	0	0	N.D. d	N.D. d
40)		Toxaphene...	0.000	0.000	0	0	N.D. d	N.D. d
41)		Toxaphene...	0.000	0.000	0	0	N.D. d	N.D. d
42)		Toxaphene...	0.000	0.000	0	0	N.D. d	N.D. d

Quantitation Report (QT Reviewed)

Data Path : C:\msdchem\1\data\2020-03\0C24036\
Data File : ECD5-03242015.D
Signal(s) : Signal #1: ECD1A.CH Signal #2: ECD2B.CH
Acq On : 24 Mar 2020 16:33
Operator : MJB
Sample : 0C24036-CAL9
Misc : A20C177, AB 200 ppb
ALS Vial : 12 (Sig #1); 0 (Sig #2) Sample Multiplier: 1

Integration File signal 1: PEST1.e
Integration File signal 2: PEST2.e
Quant Time: Mar 24 17:37:30 2020
Quant Method : C:\msdchem\1\methods\ECD5_QUANTPEST_200324.M
Quant Title : Instrument: DualECD5
QLast Update : Tue Mar 24 17:31:35 2020
Response via : Initial Calibration
Integrator: ChemStation 6890 Scale Mode: Small noise peaks clipped

Volume Inj. : 2uL
Signal #1 Phase : Rtx-CLPesticides Signal #2 Phase: Rtx-CLPesticides2
Signal #1 Info : 30m X 0.32mm X 0. Signal #2 Info : 30m X 0.32mm X 0.25um

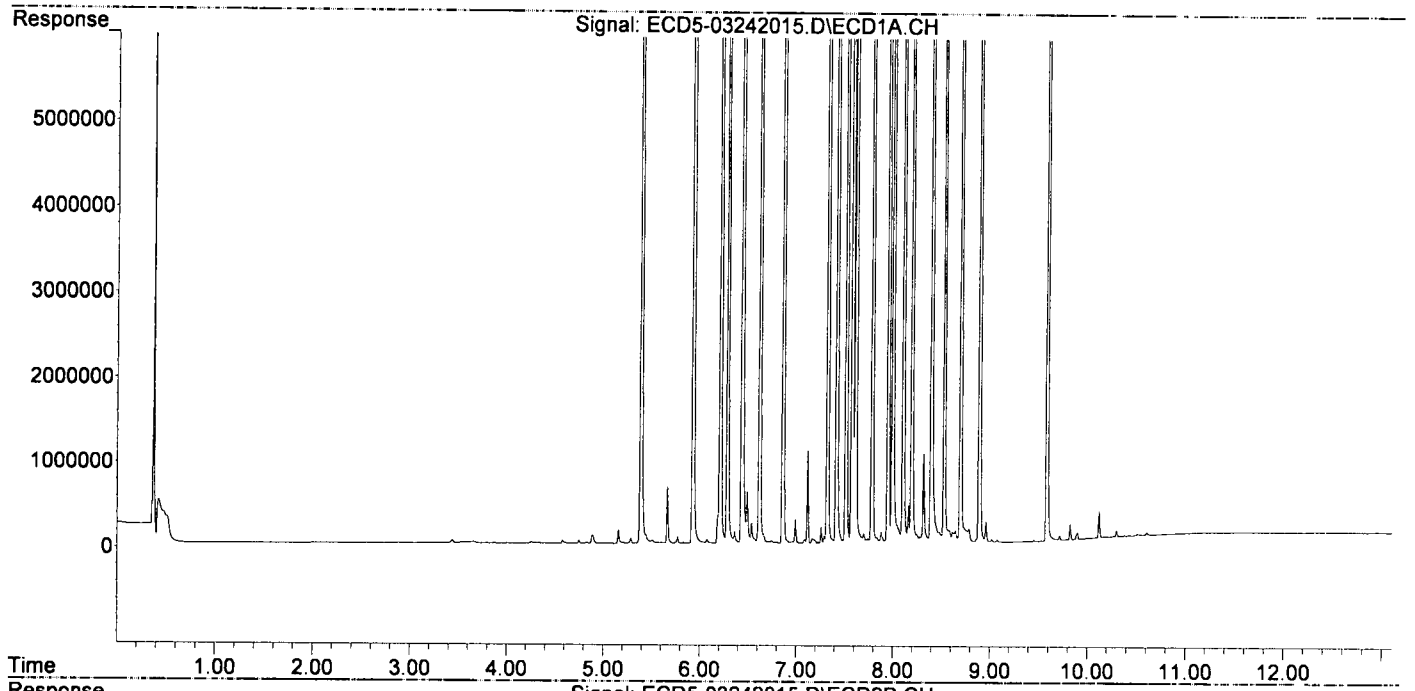

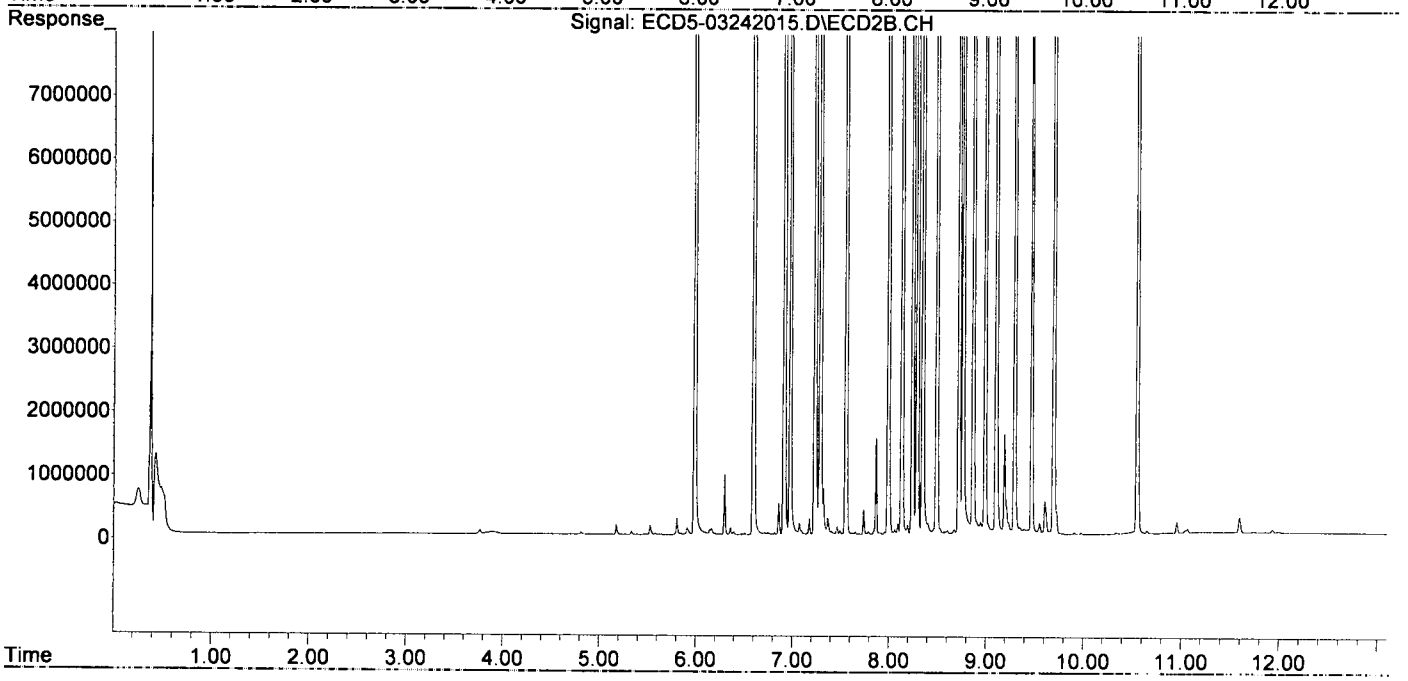

Quantitation Report (QT Reviewed)

Data Path : C:\msdchem\1\data\2020-03\0C24036\
Data File : ECD5-03242018.D
Signal(s) : Signal #1: ECD1A.CH Signal #2: ECD2B.CH
Acq On : 24 Mar 2020 17:24
Operator : MJB
Sample : 0C24036-CALA
Misc : A20C399, 9-42 0.5 ppb
ALS Vial : 14 (Sig #1); 0 (Sig #2) Sample Multiplier: 1

Integration File signal 1: PEST1.e
Integration File signal 2: PEST2.e
Quant Time: Mar 25 12:28:15 2020
Quant Method : C:\msdchem\1\methods\ECD5_QUANTPEST_200324.M
Quant Title : Instrument: DualECD5
QLast Update : Wed Mar 25 12:27:30 2020
Response via : Initial Calibration
Integrator: ChemStation 6890 Scale Mode: Small noise peaks clipped

Volume Inj. : 2uL
Signal #1 Phase : Rtx-CLPesticides Signal #2 Phase: Rtx-CLPesticides2
Signal #1 Info : 30m X 0.32mm X 0. Signal #2 Info : 30m X 0.32mm X 0.25um

MJB 3/25/20

	Compound	RT#1	RT#2	Resp#1	Resp#2	ng/mL	ng/mL
	System Monitoring Compounds						
1) S	TCMX (S)	0.000	0.000	0	0	N.D. d	N.D. d
22) S	DCBP (S)	0.000	0.000	0	0	N.D. d	N.D. d
	Target Compounds						
2)	a-BHC	0.000	0.000	0	0	N.D. d	N.D. d
3)	g-BHC	0.000	0.000	0	0	N.D. d	N.D. d
4)	b-BHC	0.000	0.000	0	0	N.D. d	N.D. d
5)	Heptachlor	0.000	0.000	0	0	N.D. d	N.D. d
6)	d-BHC	0.000	0.000	0	0	N.D. d	N.D. d
7)	Aldrin	0.000	0.000	0	0	N.D. d	N.D. d
8)	Heptachlo...	0.000	0.000	0	0	N.D. d	N.D. d
9)	trans-Chl...	0.000	0.000	0	0	N.D. d	N.D. d
10)	cis-Chlor...	0.000	0.000	0	0	N.D. d	N.D. d
11)	Endosulfa...	0.000	0.000	0	0	N.D. d	N.D. d
12)	4,4'-DDE	0.000	0.000	0	0	N.D. d	N.D. d
13)	Dieldrin	0.000	0.000	0	0	N.D. d	N.D. d
14)	Endrin	0.000	0.000	0	0	N.D. d	N.D. d
15)	4,4'-DDD	0.000	0.000	0	0	N.D. d	N.D. d
16)	Endosulfa...	0.000	0.000	0	0	N.D. d	N.D. d
17)	4,4'-DDT	0.000	0.000	0	0	N.D. d	N.D. d
18)	Endrin Al...	0.000	0.000	0	0	N.D. d	N.D. d
19)	Endosulfa...	0.000	0.000	0	0	N.D. d	N.D. d
20)	Methoxychlor	0.000	0.000	0	0	N.D. d	N.D. d
21)	Endrin Ke...	0.000	0.000	0	0	N.D. d	N.D. d
23)	Hexachlor...	3.192	3.675	138995	251522	0.626	0.578
24)	Hexachlor...	5.773	6.455	135442	201955	0.602	0.553
25)	Oxychlordane	7.254	7.923	123441	180540	0.616	0.588
26)	2,4'-DDE	7.330	8.127	83210	124973	0.545	0.531
27)	trans-Non...	7.510	8.197	138714	194733	0.619	0.572
28)	2,4'-DDD	7.704	8.500	79625	121076	0.581	0.580
29)	2,4'-DDT	7.885	8.725	67791	93729	0.524	0.596
30)	cis-Nonac...	7.981	8.764	143310	200734	0.573	0.535
31)	Mirex	8.647	9.688	112691	155731	0.573	0.660
32)	Chlordane...	0.000	0.000	0	0	N.D. d	N.D. d
33)	Chlordane...	0.000	0.000	0	0	N.D. d	N.D. d
34)	Chlordane...	0.000	0.000	0	0	N.D. d	N.D. d
35)	Chlordane...	0.000	0.000	0	0	N.D. d	N.D. d
36)	Toxaphene...	0.000	0.000	0	0	N.D. d	N.D. d
37)	Toxaphene...	0.000	0.000	0	0	N.D. d	N.D. d
38)	Toxaphene...	0.000	0.000	0	0	N.D. d	N.D. d
39)	Toxaphene...	0.000	0.000	0	0	N.D. d	N.D. d
40)	Toxaphene...	0.000	0.000	0	0	N.D. d	N.D. d
41)	Toxaphene...	0.000	0.000	0	0	N.D. d	N.D. d
42)	Toxaphene...	0.000	0.000	0	0	N.D. d	N.D. d

Quantitation Report (QT Reviewed)

Data Path : C:\msdchem\1\data\2020-03\0C24036\
Data File : ECD5-03242018.D
Signal(s) : Signal #1: ECD1A.CH Signal #2: ECD2B.CH
Acq On : 24 Mar 2020 17:24
Operator : MJB
Sample : 0C24036-CALA
Misc : A20C399, 9-42 0.5 ppb
ALS Vial : 14 (Sig #1); 0 (Sig #2) Sample Multiplier: 1

Integration File signal 1: PEST1.e
Integration File signal 2: PEST2.e
Quant Time: Mar 25 12:28:15 2020
Quant Method : C:\msdchem\1\methods\ECD5_QUANTPEST_200324.M
Quant Title : Instrument: DualECD5
QLast Update : Wed Mar 25 12:27:30 2020
Response via : Initial Calibration
Integrator: ChemStation 6890 Scale Mode: Small noise peaks clipped

Volume Inj. : 2uL
Signal #1 Phase : Rtx-CLPesticides Signal #2 Phase: Rtx-CLPesticides2
Signal #1 Info : 30m X 0.32mm X 0. Signal #2 Info : 30m X 0.32mm X 0.25um

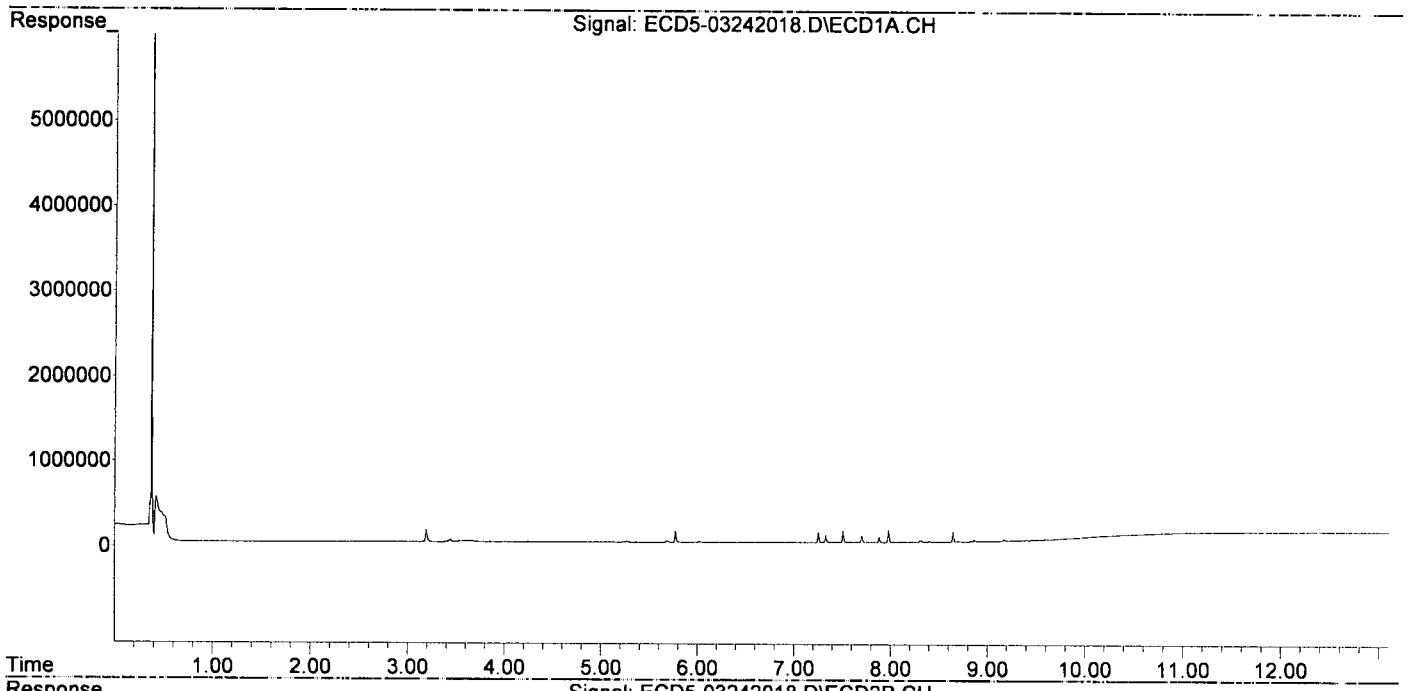

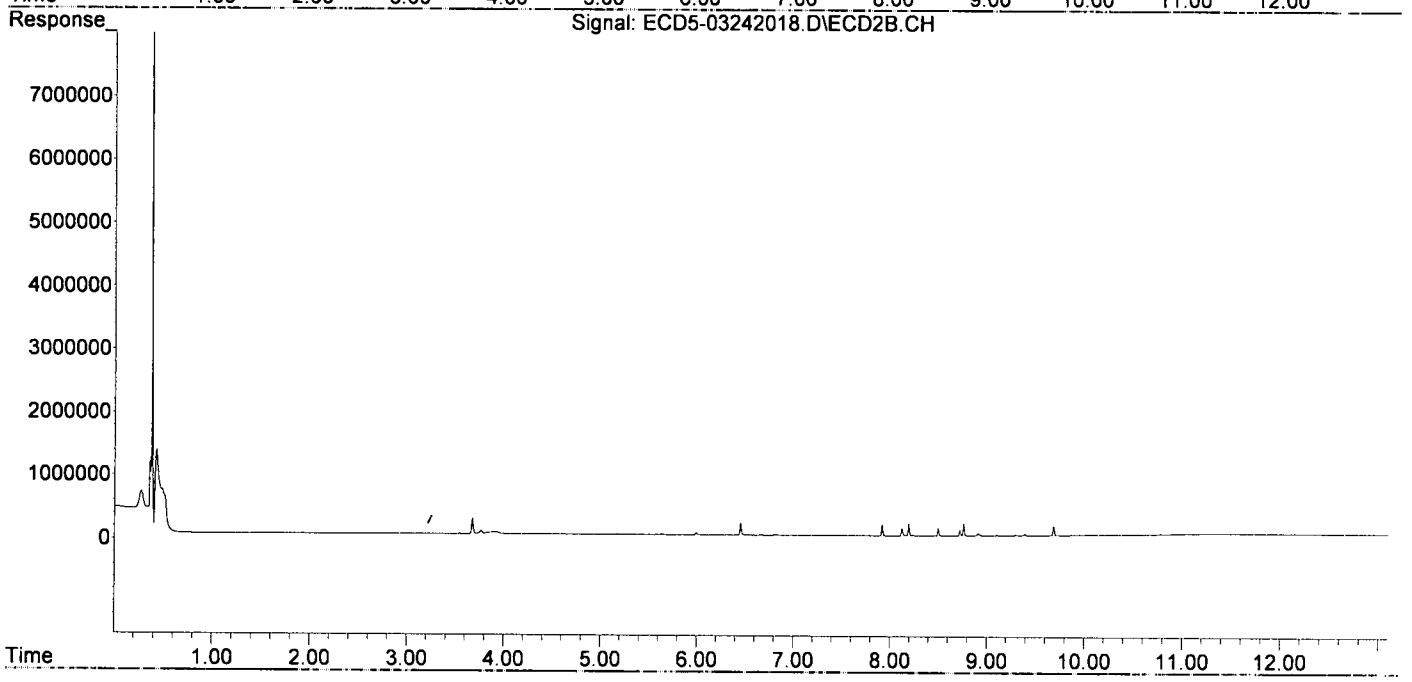

Quantitation Report (QT Reviewed)

Data Path : C:\msdchem\1\data\2020-03\0C24036\
Data File : ECD5-03242019.D
Signal(s) : Signal #1: ECD1A.CH Signal #2: ECD2B.CH
Acq On : 24 Mar 2020 17:42
Operator : MJB
Sample : 0C24036-CALB
Misc : A20C353, 9-42 1 ppb
ALS Vial : 15 (Sig #1); 0 (Sig #2) Sample Multiplier: 1

Integration File signal 1: PEST1.e
Integration File signal 2: PEST2.e
Quant Time: Mar 25 12:28:49 2020
Quant Method : C:\msdchem\1\methods\ECD5_QUANTPEST_200324.M
Quant Title : Instrument: DualECD5
QLast Update : Wed Mar 25 12:27:29 2020
Response via : Initial Calibration
Integrator: ChemStation 6890 Scale Mode: Small noise peaks clipped

Volume Inj. : 2uL
Signal #1 Phase : Rtx-CLPesticides Signal #2 Phase: Rtx-CLPesticides2
Signal #1 Info : 30m X 0.32mm X 0. Signal #2 Info : 30m X 0.32mm X 0.25um

MJB 3/25/20

		Compound	RT#1	RT#2	Resp#1	Resp#2	ng/mL	ng/mL
System Monitoring Compounds								
1)	S	TCMX (S)	0.000	0.000	0	0	N.D. d	N.D. d
22)	S	DCBP (S)	0.000	0.000	0	0	N.D. d	N.D. d
Target Compounds								
2)		a-BHC	0.000	0.000	0	0	N.D. d	N.D. d
3)		g-BHC	0.000	0.000	0	0	N.D. d	N.D. d
4)		b-BHC	0.000	0.000	0	0	N.D. d	N.D. d
5)		Heptachlor	0.000	0.000	0	0	N.D. d	N.D. d
6)		d-BHC	0.000	0.000	0	0	N.D. d	N.D. d
7)		Aldrin	0.000	0.000	0	0	N.D. d	N.D. d
8)		Heptachlo...	0.000	0.000	0	0	N.D. d	N.D. d
9)		trans-Chl...	0.000	0.000	0	0	N.D. d	N.D. d
10)		cis-Chlor...	0.000	0.000	0	0	N.D. d	N.D. d
11)		Endosulfa...	0.000	0.000	0	0	N.D. d	N.D. d
12)		4,4'-DDE	0.000	0.000	0	0	N.D. d	N.D. d
13)		Dieldrin	0.000	0.000	0	0	N.D. d	N.D. d
14)		Endrin	0.000	0.000	0	0	N.D. d	N.D. d
15)		4,4'-DDD	0.000	0.000	0	0	N.D. d	N.D. d
16)		Endosulfa...	0.000	0.000	0	0	N.D. d	N.D. d
17)		4,4'-DDT	0.000	0.000	0	0	N.D. d	N.D. d
18)		Endrin Al...	0.000	0.000	0	0	N.D. d	N.D. d
19)		Endosulfa...	0.000	0.000	0	0	N.D. d	N.D. d
20)		Methoxychlor	0.000	0.000	0	0	N.D. d	N.D. d
21)		Endrin Ke...	0.000	0.000	0	0	N.D. d	N.D. d
23)		Hexachlor...	3.191	3.673	252963	464249	1.139	1.067
24)		Hexachlor...	5.771	6.453	248838	360738	1.106	0.987
25)		Oxychlordane	7.252	7.920	228603	334034	1.141	1.087
26)		2,4'-DDE	7.328	8.124	156744	238501	1.028	1.013
27)		trans-Non...	7.508	8.194	250677	360386	1.119	1.059
28)		2,4'-DDD	7.701	8.498	148717	222099	1.085	1.063
29)		2,4'-DDT	7.883	8.723	129911	174701	1.005	1.083
30)		cis-Nonac...	7.978	8.761	268101	371890	1.071	0.990
31)		Mirex	8.645	9.686	203027	260806	1.213	1.209
32)		Chlordane...	0.000	0.000	0	0	N.D. d	N.D. d
33)		Chlordane...	0.000	0.000	0	0	N.D. d	N.D. d
34)		Chlordane...	0.000	0.000	0	0	N.D. d	N.D. d
35)		Chlordane...	0.000	0.000	0	0	N.D. d	N.D. d
36)		Toxaphene...	0.000	0.000	0	0	N.D. d	N.D. d
37)		Toxaphene...	0.000	0.000	0	0	N.D. d	N.D. d
38)		Toxaphene...	0.000	0.000	0	0	N.D. d	N.D. d
39)		Toxaphene...	0.000	0.000	0	0	N.D. d	N.D. d
40)		Toxaphene...	0.000	0.000	0	0	N.D. d	N.D. d
41)		Toxaphene...	0.000	0.000	0	0	N.D. d	N.D. d
42)		Toxaphene...	0.000	0.000	0	0	N.D. d	N.D. d

Quantitation Report (QT Reviewed)

Data Path : C:\msdchem\1\data\2020-03\0C24036\
Data File : ECD5-03242019.D
Signal(s) : Signal #1: ECD1A.CH Signal #2: ECD2B.CH
Acq On : 24 Mar 2020 17:42
Operator : MJB
Sample : 0C24036-CALB
Misc : A20C353, 9-42 1 ppb
ALS Vial : 15 (Sig #1); 0 (Sig #2) Sample Multiplier: 1

Integration File signal 1: PEST1.e
Integration File signal 2: PEST2.e
Quant Time: Mar 25 12:28:49 2020
Quant Method : C:\msdchem\1\methods\ECD5_QUANTPEST_200324.M
Quant Title : Instrument: DualECD5
QLast Update : Wed Mar 25 12:27:29 2020
Response via : Initial Calibration
Integrator: ChemStation 6890 Scale Mode: Small noise peaks clipped

Volume Inj. : 2uL
Signal #1 Phase : Rtx-CLPesticides Signal #2 Phase: Rtx-CLPesticides2
Signal #1 Info : 30m X 0.32mm X 0. Signal #2 Info : 30m X 0.32mm X 0.25um

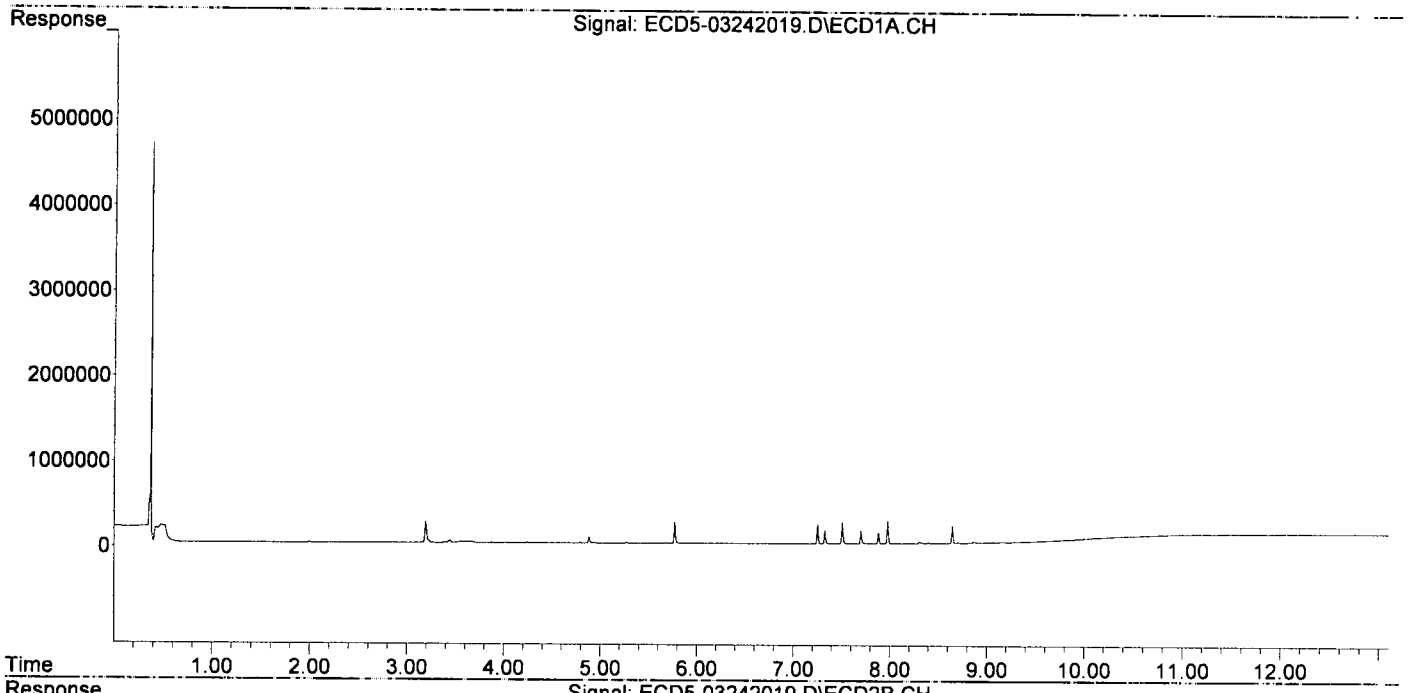

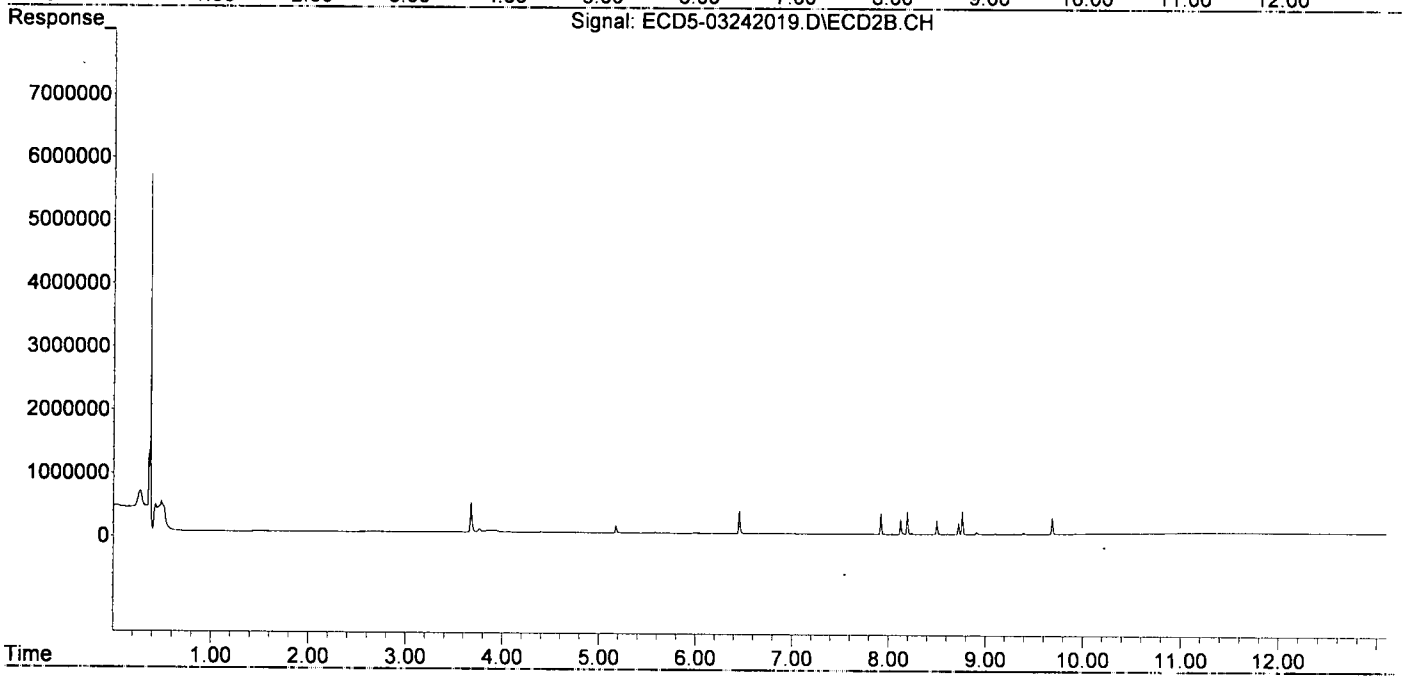

Quantitation Report (QT Reviewed)

Data Path : C:\msdchem\1\data\2020-03\0C24036\
Data File : ECD5-03242022.D
Signal(s) : Signal #1: ECD1A.CH Signal #2: ECD2B.CH
Acq On : 24 Mar 2020 18:31
Operator : MJB
Sample : 0C24036-CALC
Misc : A20C354, 9-42 2 ppb
ALS Vial : 16 (Sig #1); 0 (Sig #2) Sample Multiplier: 1

Integration File signal 1: PEST1.e
Integration File signal 2: PEST2.e
Quant Time: Mar 25 12:29:31 2020
Quant Method : C:\msdchem\1\methods\ECD5_QUANTPEST_200324.M
Quant Title : Instrument: DualECD5
QLast Update : Wed Mar 25 12:27:29 2020
Response via : Initial Calibration
Integrator: ChemStation 6890 Scale Mode: Small noise peaks clipped

Volume Inj. : 2uL
Signal #1 Phase : Rtx-CLPesticides Signal #2 Phase: Rtx-CLPesticides2
Signal #1 Info : 30m X 0.32mm X 0. Signal #2 Info : 30m X 0.32mm X 0.25um

MJB 3/25/20

		Compound	RT#1	RT#2	Resp#1	Resp#2	ng/mL	ng/mL
		System Monitoring Compounds						
1)	S	TCMX (S)	0.000	0.000	0	0	N.D. d	N.D. d
22)	S	DCBP (S)	0.000	0.000	0	0	N.D. d	N.D. d
		Target Compounds						
2)		a-BHC	0.000	0.000	0	0	N.D. d	N.D. d
3)		g-BHC	0.000	0.000	0	0	N.D. d	N.D. d
4)		b-BHC	0.000	0.000	0	0	N.D. d	N.D. d
5)		Heptachlor	0.000	0.000	0	0	N.D. d	N.D. d
6)		d-BHC	0.000	0.000	0	0	N.D. d	N.D. d
7)		Aldrin	0.000	0.000	0	0	N.D. d	N.D. d
8)		Heptachlo...	0.000	0.000	0	0	N.D. d	N.D. d
9)		trans-Chl...	0.000	0.000	0	0	N.D. d	N.D. d
10)		cis-Chlor...	0.000	0.000	0	0	N.D. d	N.D. d
11)		Endosulfa...	0.000	0.000	0	0	N.D. d	N.D. d
12)		4,4'-DDE	0.000	0.000	0	0	N.D. d	N.D. d
13)		Dieldrin	0.000	0.000	0	0	N.D. d	N.D. d
14)		Endrin	0.000	0.000	0	0	N.D. d	N.D. d
15)		4,4'-DDD	0.000	0.000	0	0	N.D. d	N.D. d
16)		Endosulfa...	0.000	0.000	0	0	N.D. d	N.D. d
17)		4,4'-DDT	0.000	0.000	0	0	N.D. d	N.D. d
18)		Endrin Al...	0.000	0.000	0	0	N.D. d	N.D. d
19)		Endosulfa...	0.000	0.000	0	0	N.D. d	N.D. d
20)		Methoxychlor	0.000	0.000	0	0	N.D. d	N.D. d
21)		Endrin Ke...	0.000	0.000	0	0	N.D. d	N.D. d
23)		Hexachlor...	3.191	3.673	439567	807666	1.978	1.856
24)		Hexachlor...	5.771	6.452	419155	612934	1.863	1.677
25)		Oxychlordane	7.253	7.920	386790	549047	1.931	1.787
26)		2,4'-DDE	7.329	8.125	267207	397498	1.752	1.689
27)		trans-Non...	7.508	8.194	423056	615457	1.889	1.809
28)		2,4'-DDD	7.702	8.498	239865	366090	1.751	1.752
29)		2,4'-DDT	7.882	8.723	208673	293188	1.614	1.792
30)		cis-Nonac...	7.979	8.761	442808	633230	1.769	1.686
31)		Mirex	8.646	9.686	323334	416537	2.066	2.023
32)		Chlordane...	0.000	0.000	0	0	N.D. d	N.D. d
33)		Chlordane...	0.000	0.000	0	0	N.D. d	N.D. d
34)		Chlordane...	0.000	0.000	0	0	N.D. d	N.D. d
35)		Chlordane...	0.000	0.000	0	0	N.D. d	N.D. d
36)		Toxaphene...	0.000	0.000	0	0	N.D. d	N.D. d
37)		Toxaphene...	0.000	0.000	0	0	N.D. d	N.D. d
38)		Toxaphene...	0.000	0.000	0	0	N.D. d	N.D. d
39)		Toxaphene...	0.000	0.000	0	0	N.D. d	N.D. d
40)		Toxaphene...	0.000	0.000	0	0	N.D. d	N.D. d
41)		Toxaphene...	0.000	0.000	0	0	N.D. d	N.D. d
42)		Toxaphene...	0.000	0.000	0	0	N.D. d	N.D. d

Quantitation Report (QT Reviewed)

Data Path : C:\msdchem\1\data\2020-03\0C24036\
Data File : ECD5-03242022.D
Signal(s) : Signal #1: ECD1A.CH Signal #2: ECD2B.CH
Acq On : 24 Mar 2020 18:31
Operator : MJB
Sample : 0C24036-CALC
Misc : A20C354, 9-42 2 ppb
ALS Vial : 16 (Sig #1); 0 (Sig #2) Sample Multiplier: 1

Integration File signal 1: PEST1.e
Integration File signal 2: PEST2.e
Quant Time: Mar 25 12:29:31 2020
Quant Method : C:\msdchem\1\methods\ECD5_QUANTPEST_200324.M
Quant Title : Instrument: DualECD5
QLast Update : Wed Mar 25 12:27:29 2020
Response via : Initial Calibration
Integrator: ChemStation 6890 Scale Mode: Small noise peaks clipped

Volume Inj. : 2uL
Signal #1 Phase : Rtx-CLPesticides Signal #2 Phase: Rtx-CLPesticides2
Signal #1 Info : 30m X 0.32mm X 0. Signal #2 Info : 30m X 0.32mm X 0.25um

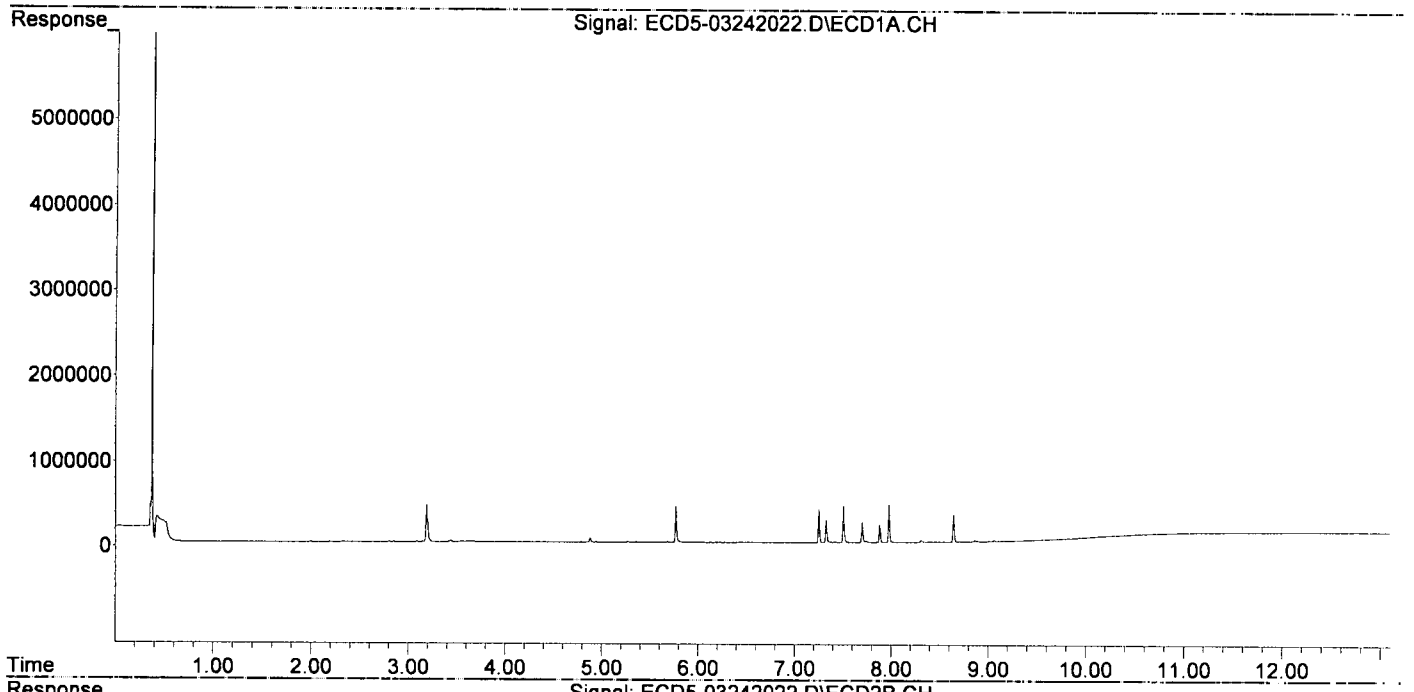

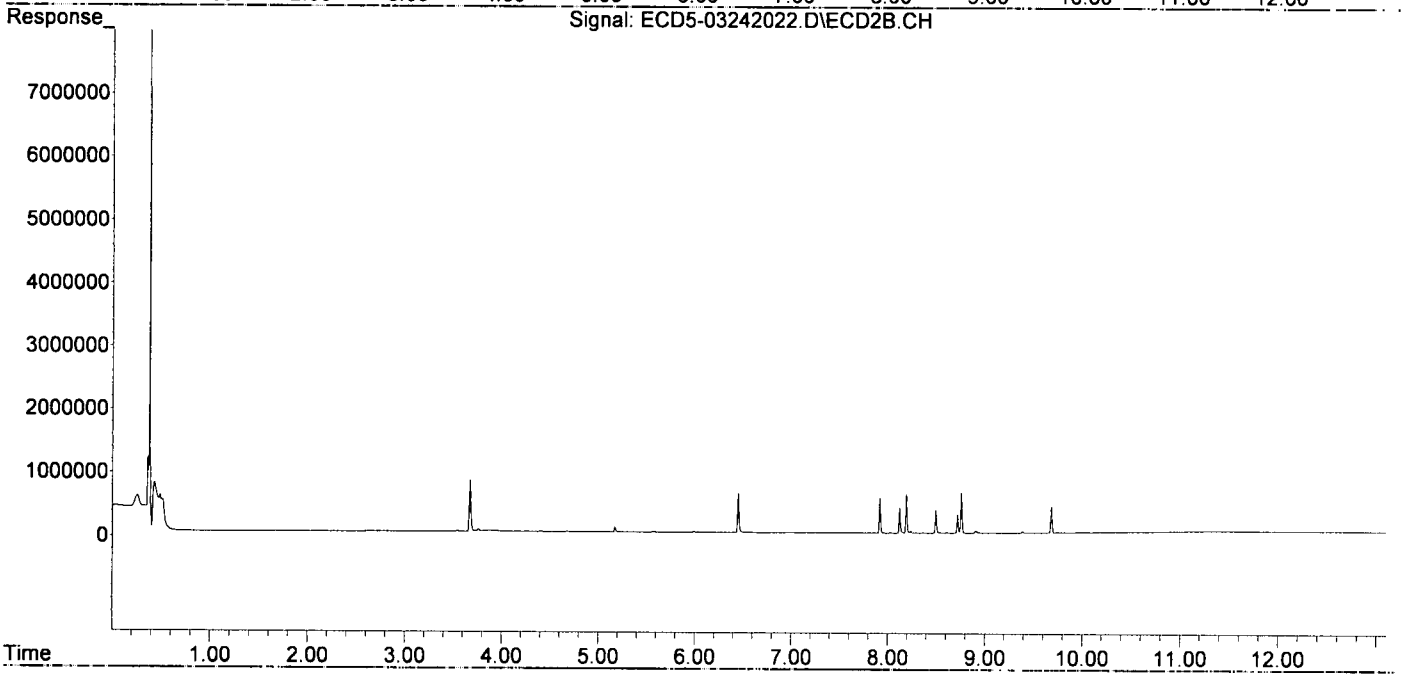

Quantitation Report (QT Reviewed)

Data Path : C:\msdchem\1\data\2020-03\0C24036\
Data File : ECD5-03242023.D
Signal(s) : Signal #1: ECD1A.CH Signal #2: ECD2B.CH
Acq On : 24 Mar 2020 18:48
Operator : MJB
Sample : 0C24036-CALD
Misc : A20C355, 9-42 5 ppb
ALS Vial : 17 (Sig #1); 0 (Sig #2) Sample Multiplier: 1

Integration File signal 1: PEST1.e
Integration File signal 2: PEST2.e
Quant Time: Mar 25 12:30:04 2020
Quant Method : C:\msdchem\1\methods\ECD5_QUANTPEST_200324.M
Quant Title : Instrument: DualECD5
QLast Update : Wed Mar 25 12:27:29 2020
Response via : Initial Calibration
Integrator: ChemStation 6890 Scale Mode: Small noise peaks clipped

Volume Inj. : 2uL
Signal #1 Phase : Rtx-CLPesticides Signal #2 Phase: Rtx-CLPesticides2
Signal #1 Info : 30m X 0.32mm X 0. Signal #2 Info : 30m X 0.32mm X 0.25um

MJB 3/25/20

		Compound	RT#1	RT#2	Resp#1	Resp#2	ng/mL	ng/mL
		System Monitoring Compounds						
1)	S	TCMX (S)	0.000	0.000	0	0	N.D. d	N.D. d
22)	S	DCBP (S)	0.000	0.000	0	0	N.D. d	N.D. d
		Target Compounds						
2)		a-BHC	0.000	0.000	0	0	N.D. d	N.D. d
3)		g-BHC	0.000	0.000	0	0	N.D. d	N.D. d
4)		b-BHC	0.000	0.000	0	0	N.D. d	N.D. d
5)		Heptachlor	0.000	0.000	0	0	N.D. d	N.D. d
6)		d-BHC	0.000	0.000	0	0	N.D. d	N.D. d
7)		Aldrin	0.000	0.000	0	0	N.D. d	N.D. d
8)		Heptachlo...	0.000	0.000	0	0	N.D. d	N.D. d
9)		trans-Chl...	0.000	0.000	0	0	N.D. d	N.D. d
10)		cis-Chlor...	0.000	0.000	0	0	N.D. d	N.D. d
11)		Endosulfa...	0.000	0.000	0	0	N.D. d	N.D. d
12)		4,4'-DDE	0.000	0.000	0	0	N.D. d	N.D. d
13)		Dieldrin	0.000	0.000	0	0	N.D. d	N.D. d
14)		Endrin	0.000	0.000	0	0	N.D. d	N.D. d
15)		4,4'-DDD	0.000	0.000	0	0	N.D. d	N.D. d
16)		Endosulfa...	0.000	0.000	0	0	N.D. d	N.D. d
17)		4,4'-DDT	0.000	0.000	0	0	N.D. d	N.D. d
18)		Endrin Al...	0.000	0.000	0	0	N.D. d	N.D. d
19)		Endosulfa...	0.000	0.000	0	0	N.D. d	N.D. d
20)		Methoxychlor	0.000	0.000	0	0	N.D. d	N.D. d
21)		Endrin Ke...	0.000	0.000	0	0	N.D. d	N.D. d
23)		Hexachlor...	3.191	3.674	985296	1888911	4.435	4.340
24)		Hexachlor...	5.771	6.453	941551	1416782	4.185	3.876
25)		Oxychlordane	7.253	7.920	875331	1273733	4.370	4.145
26)		2,4'-DDE	7.328	8.124	627099	936012	4.111	3.976
27)		trans-Non...	7.508	8.195	981829	1410113	4.383	4.144
28)		2,4'-DDD	7.701	8.498	556778	847949	4.064	4.059
29)		2,4'-DDT	7.883	8.722	500416	709957	3.870	4.266
30)		cis-Nonac...	7.978	8.761	1044308	1501113	4.172	3.997
31)		Mirex	8.645	9.686	702511	917688	4.753	4.633
32)		Chlordane...	0.000	0.000	0	0	N.D. d	N.D. d
33)		Chlordane...	0.000	0.000	0	0	N.D. d	N.D. d
34)		Chlordane...	0.000	0.000	0	0	N.D. d	N.D. d
35)		Chlordane...	0.000	0.000	0	0	N.D. d	N.D. d
36)		Toxaphene...	0.000	0.000	0	0	N.D. d	N.D. d
37)		Toxaphene...	0.000	0.000	0	0	N.D. d	N.D. d
38)		Toxaphene...	0.000	0.000	0	0	N.D. d	N.D. d
39)		Toxaphene...	0.000	0.000	0	0	N.D. d	N.D. d
40)		Toxaphene...	0.000	0.000	0	0	N.D. d	N.D. d
41)		Toxaphene...	0.000	0.000	0	0	N.D. d	N.D. d
42)		Toxaphene...	0.000	0.000	0	0	N.D. d	N.D. d

Quantitation Report (QT Reviewed)

Data Path : C:\msdchem\1\data\2020-03\0C24036\
Data File : ECD5-03242023.D
Signal(s) : Signal #1: ECD1A.CH Signal #2: ECD2B.CH
Acq On : 24 Mar 2020 18:48
Operator : MJB
Sample : 0C24036-CALD
Misc : A20C355, 9-42 5 ppb
ALS Vial : 17 (Sig #1); 0 (Sig #2) Sample Multiplier: 1

Integration File signal 1: PEST1.e
Integration File signal 2: PEST2.e
Quant Time: Mar 25 12:30:04 2020
Quant Method : C:\msdchem\1\methods\ECD5_QUANTPEST_200324.M
Quant Title : Instrument: DualECD5
QLast Update : Wed Mar 25 12:27:29 2020
Response via : Initial Calibration
Integrator: ChemStation 6890 Scale Mode: Small noise peaks clipped

Volume Inj. : 2uL
Signal #1 Phase : Rtx-CLPesticides Signal #2 Phase: Rtx-CLPesticides2
Signal #1 Info : 30m X 0.32mm X 0. Signal #2 Info : 30m X 0.32mm X 0.25um

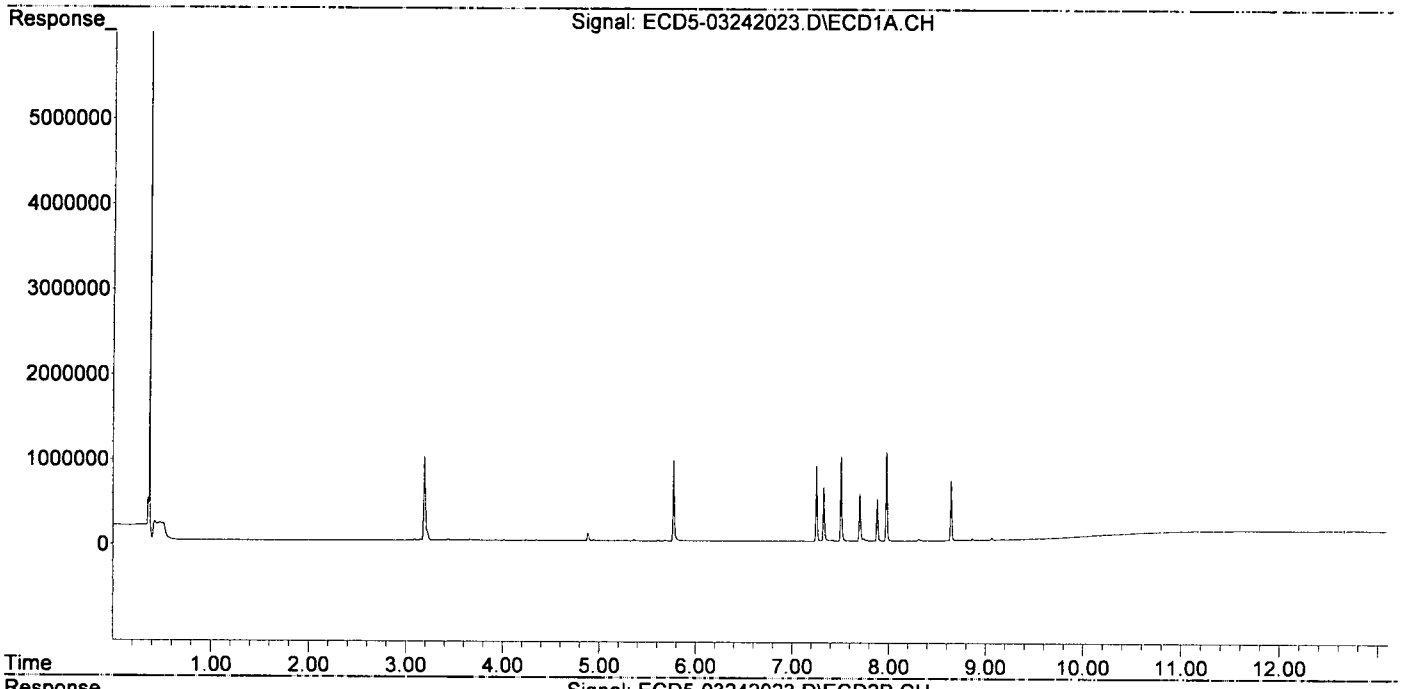

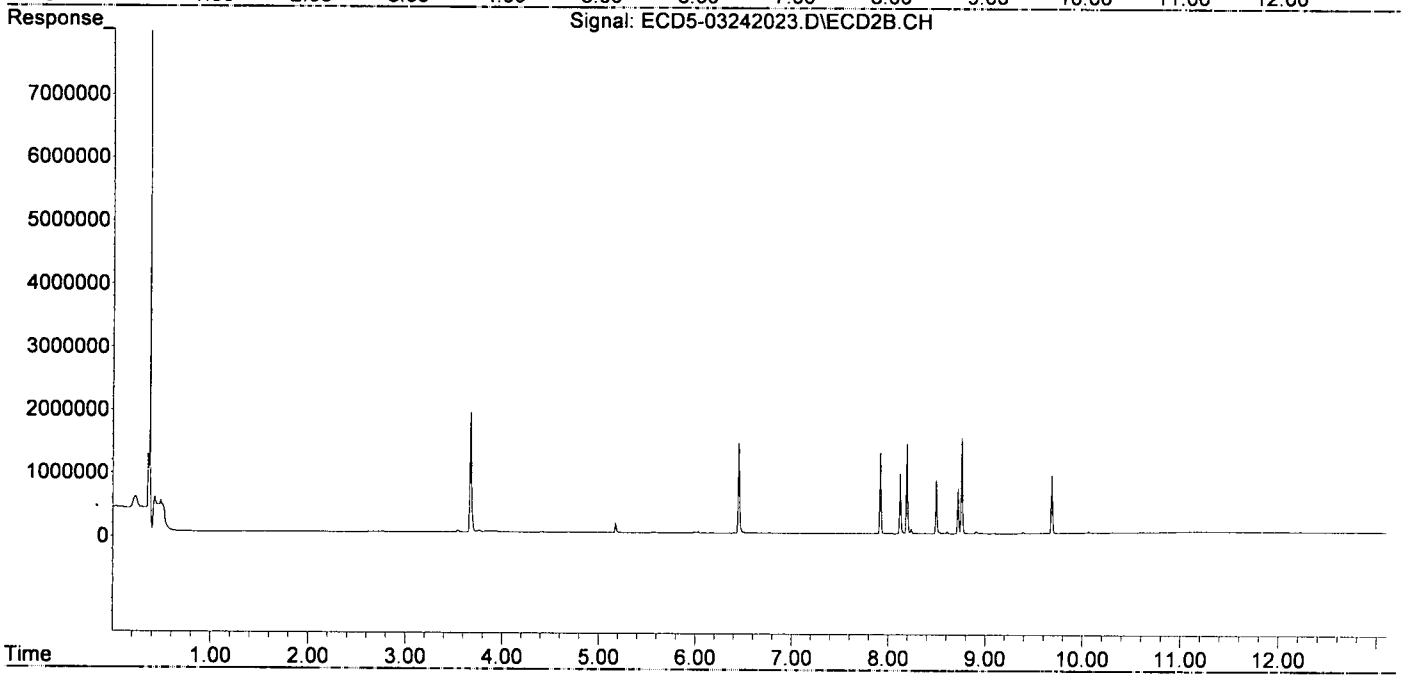

Quantitation Report (QT Reviewed)

Data Path : C:\msdchem\1\data\2020-03\0C24036\
Data File : ECD5-03242024.D
Signal(s) : Signal #1: ECD1A.CH Signal #2: ECD2B.CH
Acq On : 24 Mar 2020 19:05
Operator : MJB
Sample : 0C24036-CALE
Misc : A20C356, 9-42 10 ppb
ALS Vial : 18 (Sig #1); 0 (Sig #2) Sample Multiplier: 1

Integration File signal 1: PEST1.e
Integration File signal 2: PEST2.e
Quant Time: Mar 25 12:30:35 2020
Quant Method : C:\msdchem\1\methods\ECD5_QUANTPEST_200324.M
Quant Title : Instrument: DualECD5
QLast Update : Wed Mar 25 12:27:29 2020
Response via : Initial Calibration
Integrator: ChemStation 6890 Scale Mode: Small noise peaks clipped

Volume Inj. : 2uL
Signal #1 Phase : Rtx-CLPesticides Signal #2 Phase: Rtx-CLPesticides2
Signal #1 Info : 30m X 0.32mm X 0. Signal #2 Info : 30m X 0.32mm X 0.25um

MJB 3/25/21

		Compound	RT#1	RT#2	Resp#1	Resp#2	ng/mL	ng/mL
		System Monitoring Compounds						
1)	S	TCMX (S)	0.000	0.000	0	0	N.D. d	N.D. d
22)	S	DCBP (S)	0.000	0.000	0	0	N.D. d	N.D. d
		Target Compounds						
2)		a-BHC	0.000	0.000	0	0	N.D. d	N.D. d
3)		g-BHC	0.000	0.000	0	0	N.D. d	N.D. d
4)		b-BHC	0.000	0.000	0	0	N.D. d	N.D. d
5)		Heptachlor	0.000	0.000	0	0	N.D. d	N.D. d
6)		d-BHC	0.000	0.000	0	0	N.D. d	N.D. d
7)		Aldrin	0.000	0.000	0	0	N.D. d	N.D. d
8)		Heptachlo...	0.000	0.000	0	0	N.D. d	N.D. d
9)		trans-Chl...	0.000	0.000	0	0	N.D. d	N.D. d
10)		cis-Chlor...	0.000	0.000	0	0	N.D. d	N.D. d
11)		Endosulfa...	0.000	0.000	0	0	N.D. d	N.D. d
12)		4,4'-DDE	0.000	0.000	0	0	N.D. d	N.D. d
13)		Dieldrin	0.000	0.000	0	0	N.D. d	N.D. d
14)		Endrin	0.000	0.000	0	0	N.D. d	N.D. d
15)		4,4'-DDD	0.000	0.000	0	0	N.D. d	N.D. d
16)		Endosulfa...	0.000	0.000	0	0	N.D. d	N.D. d
17)		4,4'-DDT	0.000	0.000	0	0	N.D. d	N.D. d
18)		Endrin Al...	0.000	0.000	0	0	N.D. d	N.D. d
19)		Endosulfa...	0.000	0.000	0	0	N.D. d	N.D. d
20)		Methoxychlor	0.000	0.000	0	0	N.D. d	N.D. d
21)		Endrin Ke...	0.000	0.000	0	0	N.D. d	N.D. d
23)		Hexachlor...	3.191	3.673	1913685	3659331	8.613	8.409
24)		Hexachlor...	5.771	6.453	1821184	2829027	8.094	7.740
25)		Oxychlordane	7.252	7.921	1728237	2482080	8.629	8.078
26)		2,4'-DDE	7.328	8.125	1237758	1859258	8.114	7.899
27)		trans-Non...	7.508	8.195	1958355	2785866	8.743	8.187
28)		2,4'-DDD	7.701	8.498	1077430	1664096	7.863	7.966
29)		2,4'-DDT	7.883	8.723	1038872	1455490	8.034	8.616
30)		cis-Nonac...	7.979	8.762	2056686	2912480	8.216	7.755
31)		Mirex	8.645	9.687	1334200	1755471	9.221	8.968
32)		Chlordane...	0.000	0.000	0	0	N.D. d	N.D. d
33)		Chlordane...	0.000	0.000	0	0	N.D. d	N.D. d
34)		Chlordane...	0.000	0.000	0	0	N.D. d	N.D. d
35)		Chlordane...	0.000	0.000	0	0	N.D. d	N.D. d
36)		Toxaphene...	0.000	0.000	0	0	N.D. d	N.D. d
37)		Toxaphene...	0.000	0.000	0	0	N.D. d	N.D. d
38)		Toxaphene...	0.000	0.000	0	0	N.D. d	N.D. d
39)		Toxaphene...	0.000	0.000	0	0	N.D. d	N.D. d
40)		Toxaphene...	0.000	0.000	0	0	N.D. d	N.D. d
41)		Toxaphene...	0.000	0.000	0	0	N.D. d	N.D. d
42)		Toxaphene...	0.000	0.000	0	0	N.D. d	N.D. d

Quantitation Report (QT Reviewed)

Data Path : C:\msdchem\1\data\2020-03\0C24036\
Data File : ECD5-03242024.D
Signal(s) : Signal #1: ECD1A.CH Signal #2: ECD2B.CH
Acq On : 24 Mar 2020 19:05
Operator : MJB
Sample : 0C24036-CALE
Misc : A20C356, 9-42 10 ppb
ALS Vial : 18 (Sig #1); 0 (Sig #2) Sample Multiplier: 1

Integration File signal 1: PEST1.e
Integration File signal 2: PEST2.e
Quant Time: Mar 25 12:30:35 2020
Quant Method : C:\msdchem\1\methods\ECD5_QUANTPEST_200324.M
Quant Title : Instrument: DualECD5
QLast Update : Wed Mar 25 12:27:29 2020
Response via : Initial Calibration
Integrator: ChemStation 6890 Scale Mode: Small noise peaks clipped

Volume Inj. : 2uL
Signal #1 Phase : Rtx-CLPesticides Signal #2 Phase: Rtx-CLPesticides2
Signal #1 Info : 30m X 0.32mm X 0. Signal #2 Info : 30m X 0.32mm X 0.25um

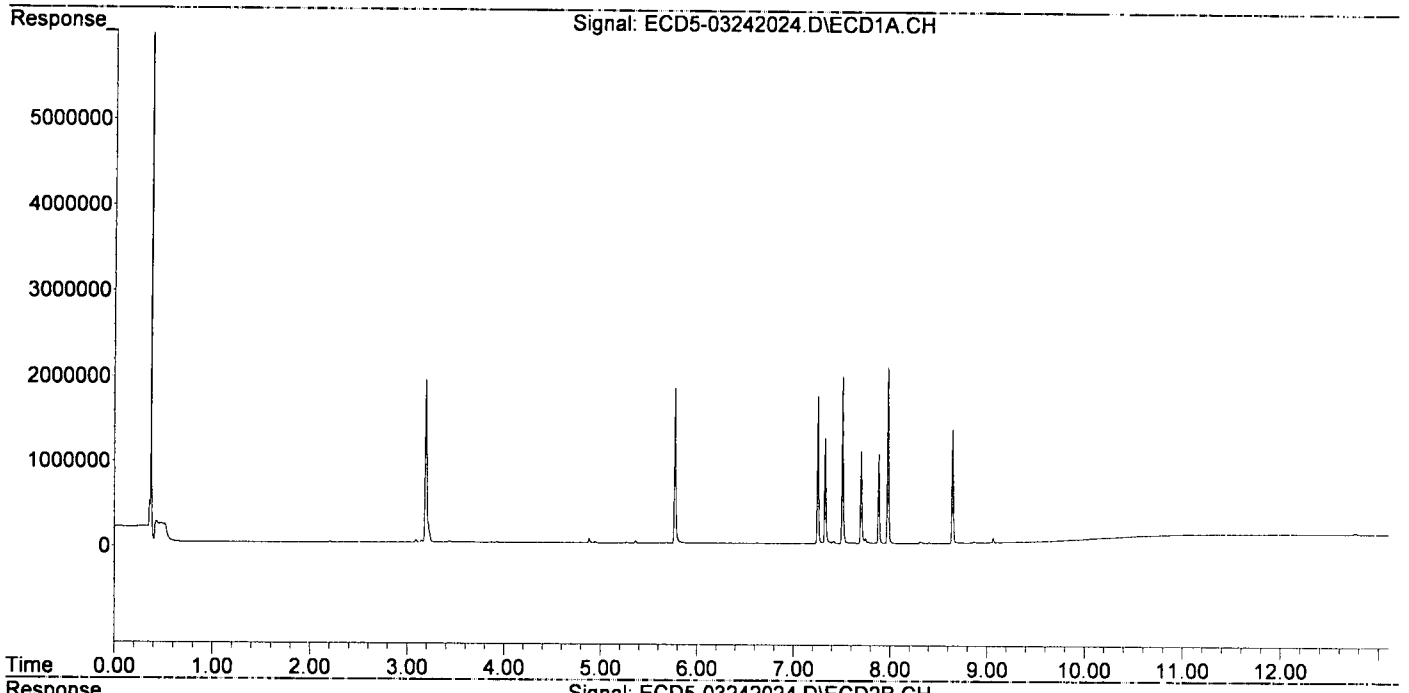

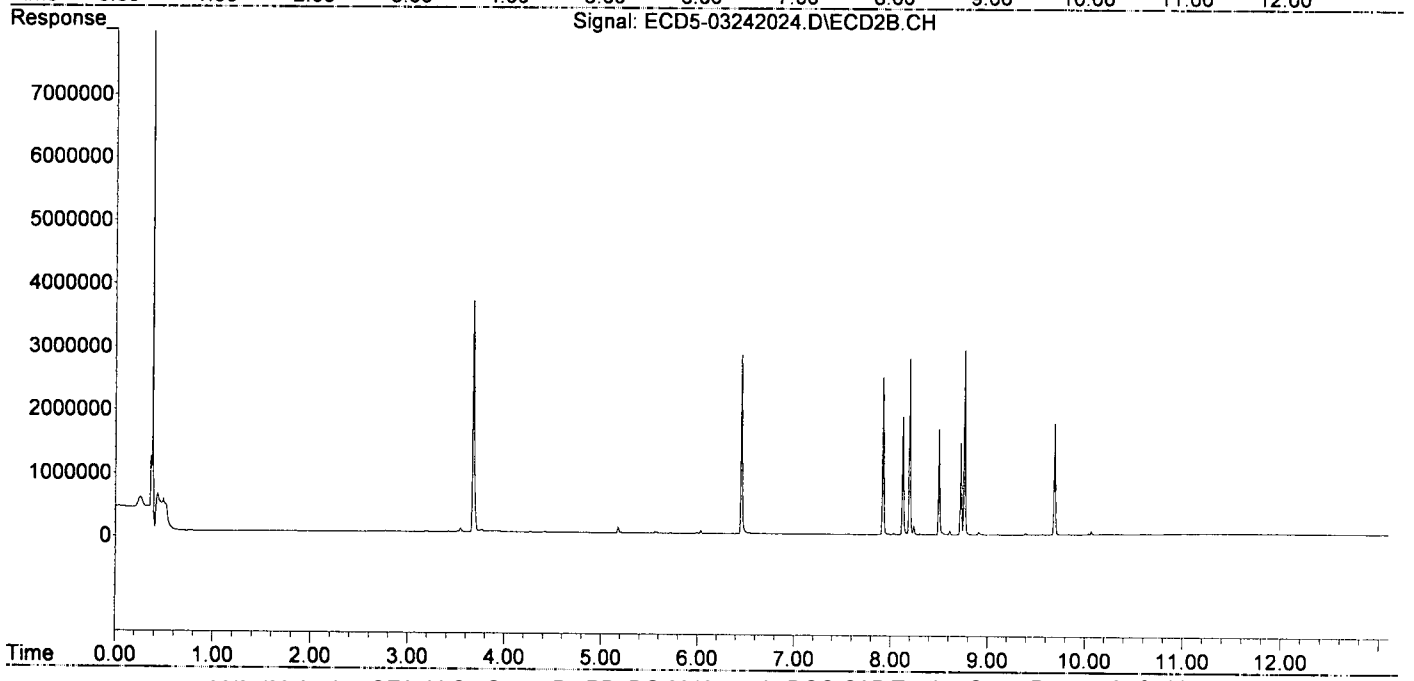

Quantitation Report (QT Reviewed)

Data Path : C:\msdchem\1\data\2020-03\0C24036\
Data File : ECD5-03242025.D
Signal(s) : Signal #1: ECD1A.CH Signal #2: ECD2B.CH
Acq On : 24 Mar 2020 19:22
Operator : MJB
Sample : 0C24036-CALF
Misc : A20C357, 9-42 25 ppb
ALS Vial : 19 (Sig #1); 0 (Sig #2) Sample Multiplier: 1

Integration File signal 1: PEST1.e
Integration File signal 2: PEST2.e
Quant Time: Mar 25 12:31:05 2020
Quant Method : C:\msdchem\1\methods\ECD5_QUANTPEST_200324.M
Quant Title : Instrument: DualECD5
QLast Update : Wed Mar 25 12:27:29 2020
Response via : Initial Calibration
Integrator: ChemStation 6890 Scale Mode: Small noise peaks clipped

Volume Inj. : 2uL
Signal #1 Phase : Rtx-CLPesticides Signal #2 Phase: Rtx-CLPesticides2
Signal #1 Info : 30m X 0.32mm X 0. Signal #2 Info : 30m X 0.32mm X 0.25um

MJB 3/25/20

		Compound	RT#1	RT#2	Resp#1	Resp#2	ng/mL	ng/mL
		System Monitoring Compounds						
1)	S	TCMX (S)	0.000	0.000	0	0	N.D. d	N.D. d
22)	S	DCBP (S)	0.000	0.000	0	0	N.D. d	N.D. d
		Target Compounds						
2)		a-BHC	0.000	0.000	0	0	N.D. d	N.D. d
3)		g-BHC	0.000	0.000	0	0	N.D. d	N.D. d
4)		b-BHC	0.000	0.000	0	0	N.D. d	N.D. d
5)		Heptachlor	0.000	0.000	0	0	N.D. d	N.D. d
6)		d-BHC	0.000	0.000	0	0	N.D. d	N.D. d
7)		Aldrin	0.000	0.000	0	0	N.D. d	N.D. d
8)		Heptachlo...	0.000	0.000	0	0	N.D. d	N.D. d
9)		trans-Chl...	0.000	0.000	0	0	N.D. d	N.D. d
10)		cis-Chlor...	0.000	0.000	0	0	N.D. d	N.D. d
11)		Endosulfa...	0.000	0.000	0	0	N.D. d	N.D. d
12)		4,4'-DDE	0.000	0.000	0	0	N.D. d	N.D. d
13)		Dieldrin	0.000	0.000	0	0	N.D. d	N.D. d
14)		Endrin	0.000	0.000	0	0	N.D. d	N.D. d
15)		4,4'-DDD	0.000	0.000	0	0	N.D. d	N.D. d
16)		Endosulfa...	0.000	0.000	0	0	N.D. d	N.D. d
17)		4,4'-DDT	0.000	0.000	0	0	N.D. d	N.D. d
18)		Endrin Al...	0.000	0.000	0	0	N.D. d	N.D. d
19)		Endosulfa...	0.000	0.000	0	0	N.D. d	N.D. d
20)		Methoxychlor	0.000	0.000	0	0	N.D. d	N.D. d
21)		Endrin Ke...	0.000	0.000	0	0	N.D. d	N.D. d
23)		Hexachlor...	3.192	3.674	4744416	9164447	21.353	21.059
24)		Hexachlor...	5.771	6.453	4553836	7208518	20.239	19.722
25)		Oxychlordane	7.252	7.920	4237766	6370353	21.159	20.733
26)		2,4'-DDE	7.327	8.124	3019471	4614869	19.795	19.605
27)		trans-Non...	7.508	8.195	4770432	6929319	21.297	20.363
28)		2,4'-DDD	7.700	8.498	2695196	4129897	19.670	19.769
29)		2,4'-DDT	7.882	8.722	2624036	3726920	20.292	21.322
30)		cis-Nonac...	7.978	8.761	5255936	7435646	20.997	19.799
31)		Mirex	8.645	9.686	3230934	4337194	22.587	22.109
32)		Chlordane...	0.000	0.000	0	0	N.D. d	N.D. d
33)		Chlordane...	0.000	0.000	0	0	N.D. d	N.D. d
34)		Chlordane...	0.000	0.000	0	0	N.D. d	N.D. d
35)		Chlordane...	0.000	0.000	0	0	N.D. d	N.D. d
36)		Toxaphene...	0.000	0.000	0	0	N.D. d	N.D. d
37)		Toxaphene...	0.000	0.000	0	0	N.D. d	N.D. d
38)		Toxaphene...	0.000	0.000	0	0	N.D. d	N.D. d
39)		Toxaphene...	0.000	0.000	0	0	N.D. d	N.D. d
40)		Toxaphene...	0.000	0.000	0	0	N.D. d	N.D. d
41)		Toxaphene...	0.000	0.000	0	0	N.D. d	N.D. d
42)		Toxaphene...	0.000	0.000	0	0	N.D. d	N.D. d

Quantitation Report (QT Reviewed)

Data Path : C:\msdchem\1\data\2020-03\0C24036\
Data File : ECD5-03242025.D
Signal(s) : Signal #1: ECD1A.CH Signal #2: ECD2B.CH
Acq On : 24 Mar 2020 19:22
Operator : MJB
Sample : 0C24036-CALF
Misc : A20C357, 9-42 25 ppb
ALS Vial : 19 (Sig #1); 0 (Sig #2) Sample Multiplier: 1

Integration File signal 1: PEST1.e
Integration File signal 2: PEST2.e
Quant Time: Mar 25 12:31:05 2020
Quant Method : C:\msdchem\1\methods\ECD5_QUANTPEST_200324.M
Quant Title : Instrument: DualECD5
QLast Update : Wed Mar 25 12:27:29 2020
Response via : Initial Calibration
Integrator: ChemStation 6890 Scale Mode: Small noise peaks clipped

Volume Inj. : 2uL
Signal #1 Phase : Rtx-CLPesticides Signal #2 Phase: Rtx-CLPesticides2
Signal #1 Info : 30m X 0.32mm X 0. Signal #2 Info : 30m X 0.32mm X 0.25um

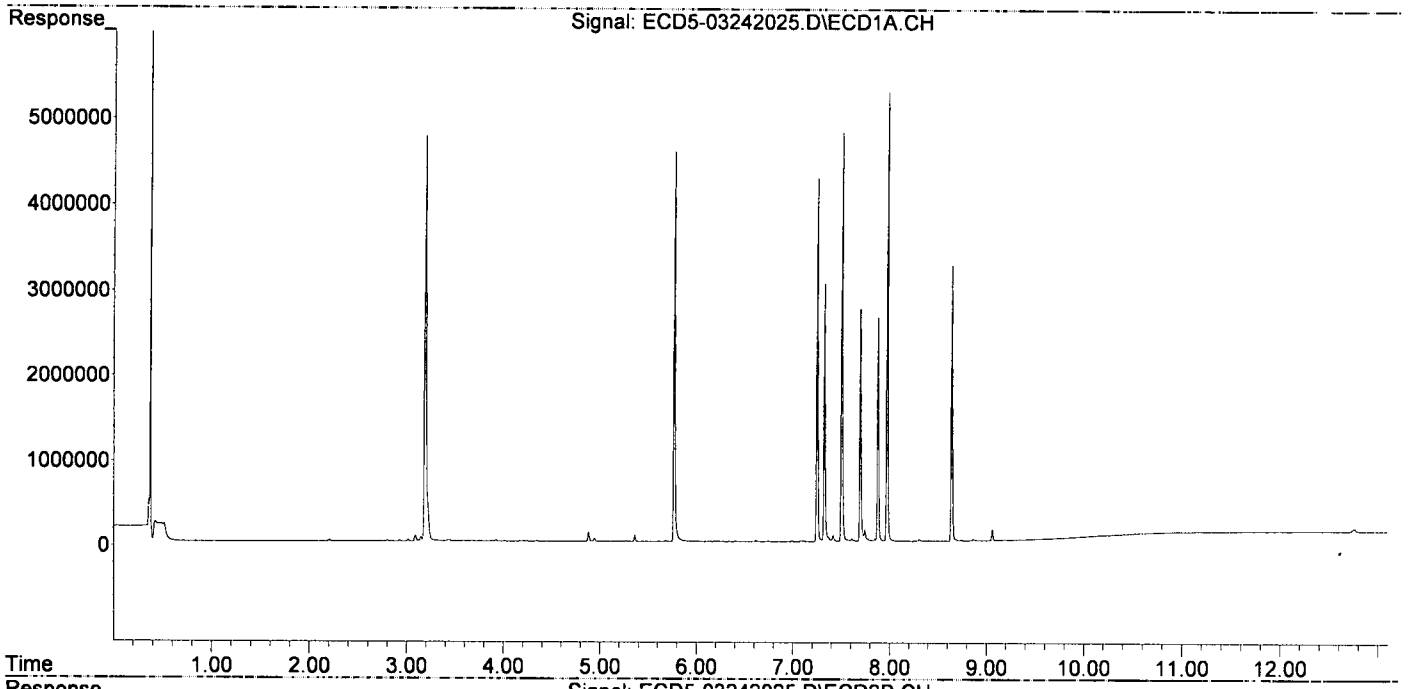

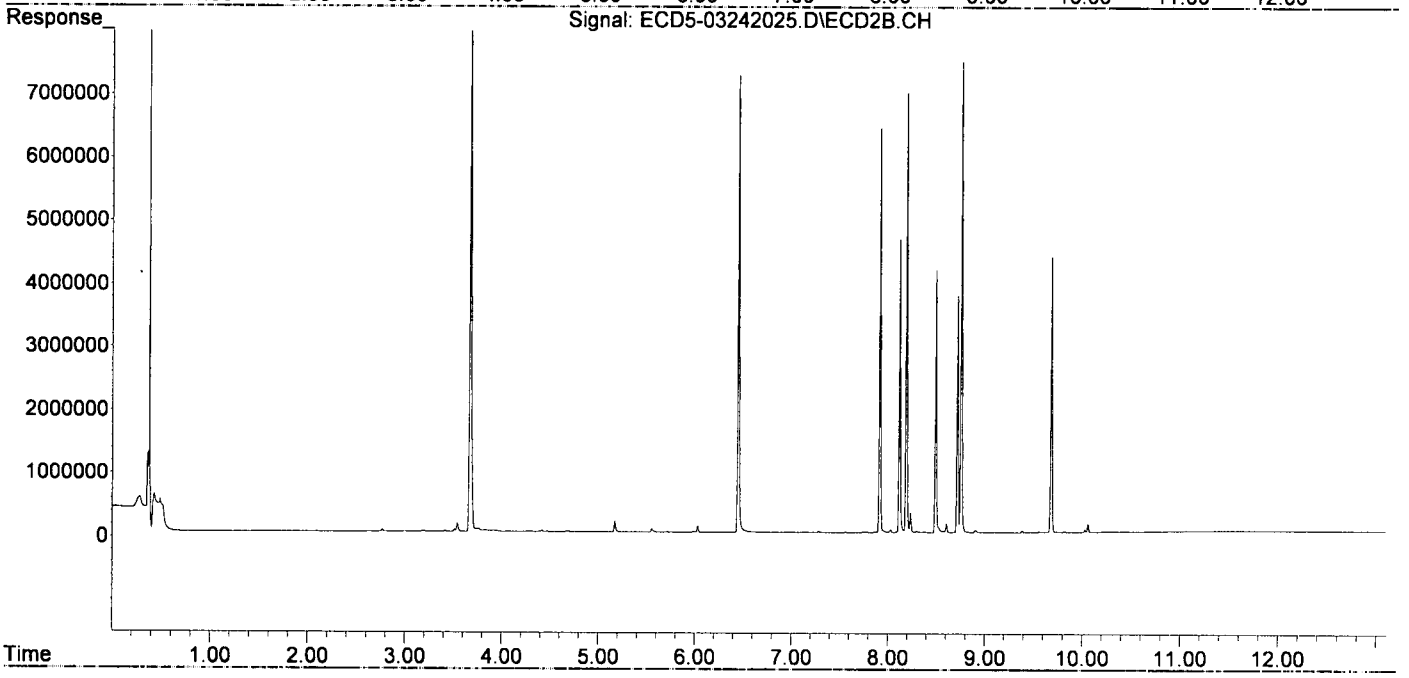

Quantitation Report (QT Reviewed)

Data Path : C:\msdchem\1\data\2020-03\0C24036\
Data File : ECD5-03242026.D
Signal(s) : Signal #1: ECD1A.CH Signal #2: ECD2B.CH
Acq On : 24 Mar 2020 19:40
Operator : MJB
Sample : 0C24036-CALG
Misc : A20C358, 9-42 50 ppb
ALS Vial : 20 (Sig #1); 0 (Sig #2) Sample Multiplier: 1

Integration File signal 1: PEST1.e
Integration File signal 2: PEST2.e
Quant Time: Mar 25 12:27:12 2020
Quant Method : C:\msdchem\1\methods\ECD5_QUANTPEST_200324.M
Quant Title : Instrument: DualECD5
QLast Update : Tue Mar 24 17:40:19 2020
Response via : Initial Calibration
Integrator: ChemStation 6890 Scale Mode: Small noise peaks clipped

Volume Inj. : 2uL
Signal #1 Phase : Rtx-CLPesticides Signal #2 Phase: Rtx-CLPesticides2
Signal #1 Info : 30m X 0.32mm X 0. Signal #2 Info : 30m X 0.32mm X 0.25um

MJB 3/25/20

		Compound	RT#1	RT#2	Resp#1	Resp#2	ng/mL	ng/mL
		System Monitoring Compounds						
1)	S	TCMX (S)	0.000	0.000	0	0	N.D. d	N.D. d
22)	S	DCBP (S)	0.000	0.000	0	0	N.D. d	N.D. d
		Target Compounds						
2)		a-BHC	0.000	0.000	0	0	N.D. d	N.D. d
3)		g-BHC	0.000	0.000	0	0	N.D. d	N.D. d
4)		b-BHC	0.000	0.000	0	0	N.D. d	N.D. d
5)		Heptachlor	0.000	0.000	0	0	N.D. d	N.D. d
6)		d-BHC	0.000	0.000	0	0	N.D. d	N.D. d
7)		Aldrin	0.000	0.000	0	0	N.D. d	N.D. d
8)		Heptachlo...	0.000	0.000	0	0	N.D. d	N.D. d
9)		trans-Chl...	0.000	0.000	0	0	N.D. d	N.D. d
10)		cis-Chlor...	0.000	0.000	0	0	N.D. d	N.D. d
11)		Endosulfa...	0.000	0.000	0	0	N.D. d	N.D. d
12)		4,4'-DDE	0.000	0.000	0	0	N.D. d	N.D. d
13)		Dieldrin	0.000	0.000	0	0	N.D. d	N.D. d
14)		Endrin	0.000	0.000	0	0	N.D. d	N.D. d
15)		4,4'-DDD	0.000	0.000	0	0	N.D. d	N.D. d
16)		Endosulfa...	0.000	0.000	0	0	N.D. d	N.D. d
17)		4,4'-DDT	0.000	0.000	0	0	N.D. d	N.D. d
18)		Endrin Al...	0.000	0.000	0	0	N.D. d	N.D. d
19)		Endosulfa...	0.000	0.000	0	0	N.D. d	N.D. d
20)		Methoxychlor	0.000	0.000	0	0	N.D. d	N.D. d
21)		Endrin Ke...	0.000	0.000	0	0	N.D. d	N.D. d
23)		Hexachlor...	3.192	3.674	8717391	17439815	39.235	40.075
24)		Hexachlor...	5.771	6.452	8762097	14203483	38.942	38.859
25)		Oxychlordane	7.251	7.920	8147960	12143579	40.682	39.522
26)		2,4'-DDE	7.327	8.124	5911849	9372906	38.756	39.819
27)		trans-Non...	7.507	8.194	8939479	13836076	39.910	40.660
28)		2,4'-DDD	7.700	8.497	5120535	8137483	37.371	38.952
29)		2,4'-DDT	7.882	8.722	5109282	7779036	39.512	42.282
30)		cis-Nonac...	7.978	8.761	9928726	14832084	39.665	39.494
31)		Mirex	8.645	9.687	6214207	8504353	43.454	42.678
32)		Chlordane...	0.000	0.000	0	0	N.D. d	N.D. d
33)		Chlordane...	0.000	0.000	0	0	N.D. d	N.D. d
34)		Chlordane...	0.000	0.000	0	0	N.D. d	N.D. d
35)		Chlordane...	0.000	0.000	0	0	N.D. d	N.D. d
36)		Toxaphene...	0.000	0.000	0	0	N.D. d	N.D. d
37)		Toxaphene...	0.000	0.000	0	0	N.D. d	N.D. d
38)		Toxaphene...	0.000	0.000	0	0	N.D. d	N.D. d
39)		Toxaphene...	0.000	0.000	0	0	N.D. d	N.D. d
40)		Toxaphene...	0.000	0.000	0	0	N.D. d	N.D. d
41)		Toxaphene...	0.000	0.000	0	0	N.D. d	N.D. d
42)		Toxaphene...	0.000	0.000	0	0	N.D. d	N.D. d

Quantitation Report (QT Reviewed)

Data Path : C:\msdchem\1\data\2020-03\0C24036\
Data File : ECD5-03242026.D
Signal(s) : Signal #1: ECD1A.CH Signal #2: ECD2B.CH
Acq On : 24 Mar 2020 19:40
Operator : MJB
Sample : 0C24036-CALG
Misc : A20C358, 9-42 50 ppb
ALS Vial : 20 (Sig #1); 0 (Sig #2) Sample Multiplier: 1

Integration File signal 1: PEST1.e
Integration File signal 2: PEST2.e
Quant Time: Mar 25 12:27:12 2020
Quant Method : C:\msdchem\1\methods\ECD5_QUANTPEST_200324.M
Quant Title : Instrument: DualECD5
QLast Update : Tue Mar 24 17:40:19 2020
Response via : Initial Calibration
Integrator: ChemStation 6890 Scale Mode: Small noise peaks clipped

Volume Inj. : 2uL
Signal #1 Phase : Rtx-CLPesticides Signal #2 Phase: Rtx-CLPesticides2
Signal #1 Info : 30m X 0.32mm X 0. Signal #2 Info : 30m X 0.32mm X 0.25um

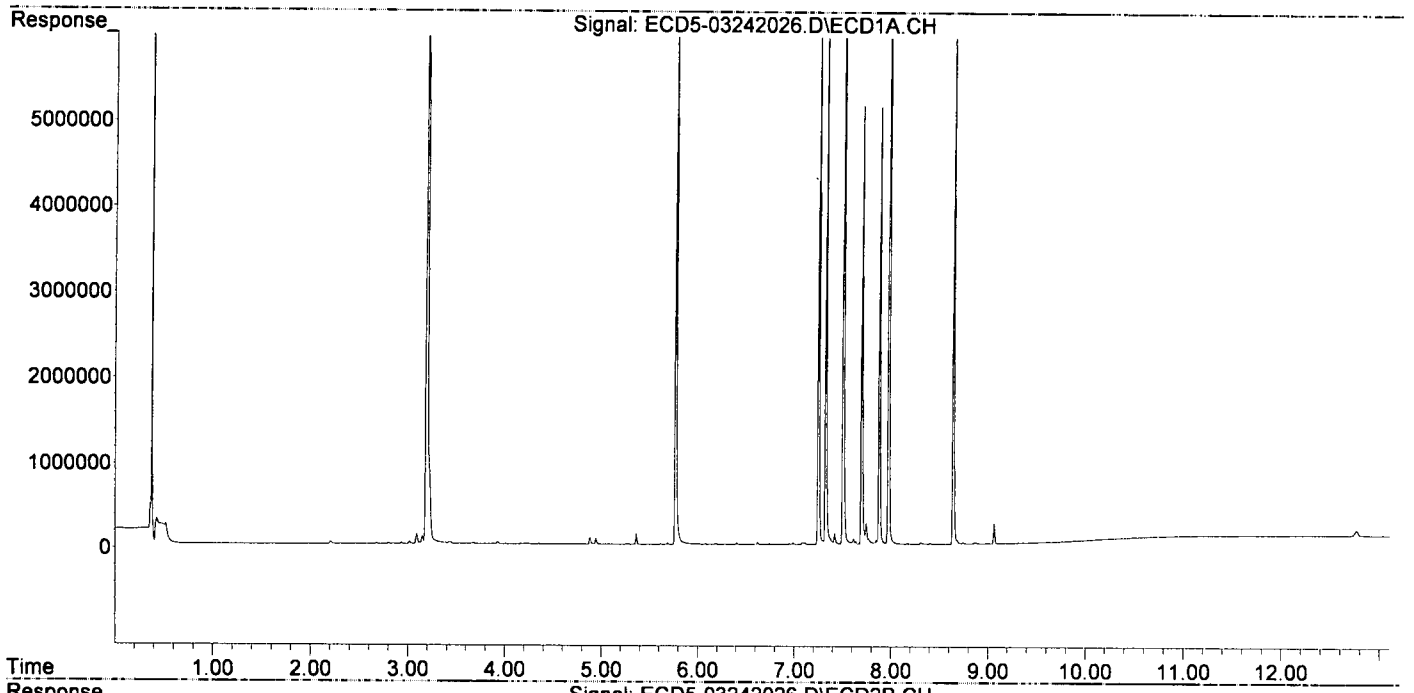

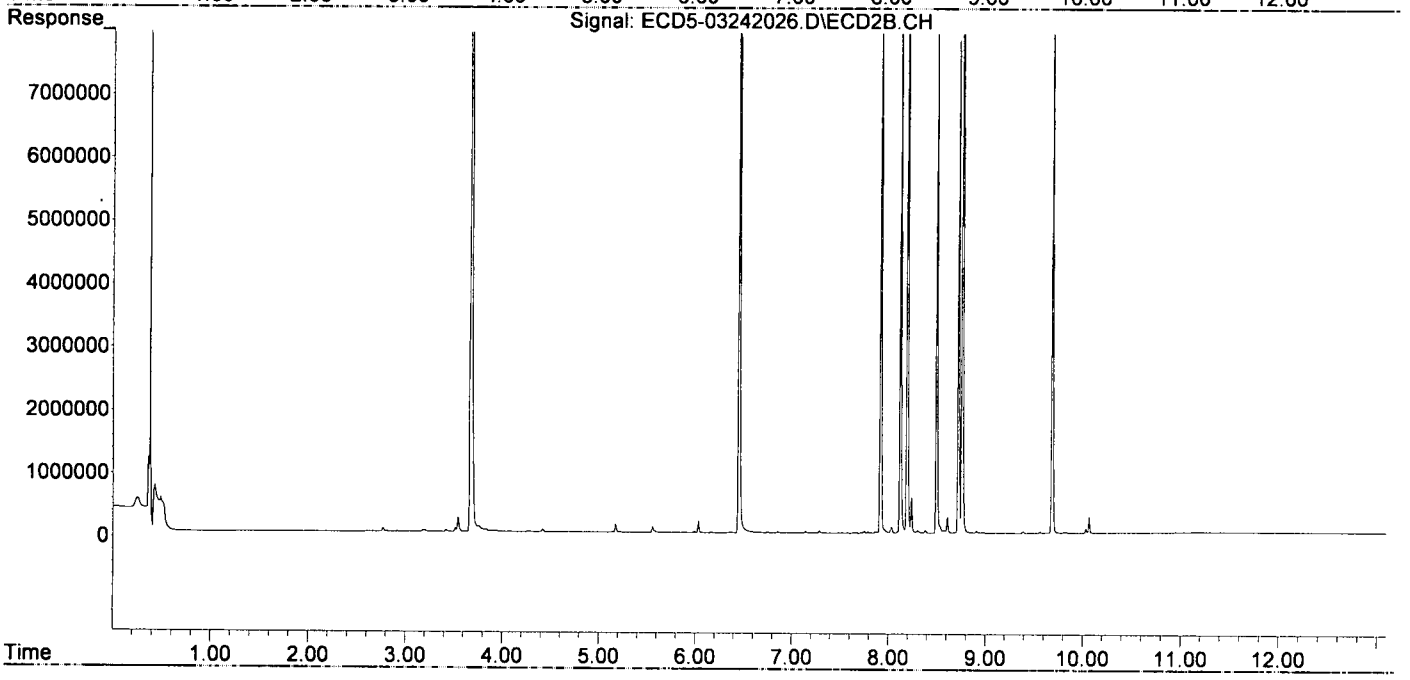

Quantitation Report (QT Reviewed)

Data Path : C:\msdchem\1\data\2020-03\0C24036\
Data File : ECD5-03242027.D
Signal(s) : Signal #1: ECD1A.CH Signal #2: ECD2B.CH
Acq On : 24 Mar 2020 19:57
Operator : MJB
Sample : 0C24036-CALH
Misc : A20C359, 9-42 100 ppb
ALS Vial : 21 (Sig #1); 0 (Sig #2) Sample Multiplier: 1

Integration File signal 1: PEST1.e
Integration File signal 2: PEST2.e
Quant Time: Mar 25 12:31:50 2020
Quant Method : C:\msdchem\1\methods\ECD5_QUANTPEST_200324.M
Quant Title : Instrument: DualECD5
QLast Update : Wed Mar 25 12:27:29 2020
Response via : Initial Calibration
Integrator: ChemStation 6890 Scale Mode: Small noise peaks clipped

Volume Inj. : 2uL
Signal #1 Phase : Rtx-CLPesticides Signal #2 Phase: Rtx-CLPesticides2
Signal #1 Info : 30m X 0.32mm X 0. Signal #2 Info : 30m X 0.32mm X 0.25um

MJB 3/25/20

		Compound	RT#1	RT#2	Resp#1	Resp#2	ng/mL	ng/mL
		System Monitoring Compounds						
1)	S	TCMX (S)	0.000	0.000	0	0	N.D. d	N.D. d
22)	S	DCBP (S)	0.000	0.000	0	0	N.D. d	N.D. d
		Target Compounds						
2)		a-BHC	0.000	0.000	0	0	N.D. d	N.D. d
3)		g-BHC	0.000	0.000	0	0	N.D. d	N.D. d
4)		b-BHC	0.000	0.000	0	0	N.D. d	N.D. d
5)		Heptachlor	0.000	0.000	0	0	N.D. d	N.D. d
6)		d-BHC	0.000	0.000	0	0	N.D. d	N.D. d
7)		Aldrin	0.000	0.000	0	0	N.D. d	N.D. d
8)		Heptachlo...	0.000	0.000	0	0	N.D. d	N.D. d
9)		trans-Chl...	0.000	0.000	0	0	N.D. d	N.D. d
10)		cis-Chlor...	0.000	0.000	0	0	N.D. d	N.D. d
11)		Endosulfa...	0.000	0.000	0	0	N.D. d	N.D. d
12)		4,4'-DDE	0.000	0.000	0	0	N.D. d	N.D. d
13)		Dieldrin	0.000	0.000	0	0	N.D. d	N.D. d
14)		Endrin	0.000	0.000	0	0	N.D. d	N.D. d
15)		4,4'-DDD	0.000	0.000	0	0	N.D. d	N.D. d
16)		Endosulfa...	0.000	0.000	0	0	N.D. d	N.D. d
17)		4,4'-DDT	0.000	0.000	0	0	N.D. d	N.D. d
18)		Endrin Al...	0.000	0.000	0	0	N.D. d	N.D. d
19)		Endosulfa...	0.000	0.000	0	0	N.D. d	N.D. d
20)		Methoxychlor	0.000	0.000	0	0	N.D. d	N.D. d
21)		Endrin Ke...	0.000	0.000	0	0	N.D. d	N.D. d
23)		Hexachlor...	3.192	3.675	18064617	36344688	81.304	83.516
24)		Hexachlor...	5.771	6.453	18187492	30307668	80.833	82.918
25)		Oxychlordane	7.251	7.920	16565674	26490641	82.712	86.216
26)		2,4'-DDE	7.325	8.124	12225211	19878326	80.145	84.449
27)		trans-Non...	7.506	8.194	18723508	29872500	83.590	87.787
28)		2,4'-DDD	7.698	8.497	10853795	17265269	79.214	82.645
29)		2,4'-DDT	7.881	8.722	10947370	16635506	84.659	82.573
30)		cis-Nonac...	7.977	8.761	20132492	32441279	80.429	86.383
31)		Mirex	8.644	9.685	12396853	17899644	86.117	86.518
32)		Chlordane...	0.000	0.000	0	0	N.D. d	N.D. d
33)		Chlordane...	0.000	0.000	0	0	N.D. d	N.D. d
34)		Chlordane...	0.000	0.000	0	0	N.D. d	N.D. d
35)		Chlordane...	0.000	0.000	0	0	N.D. d	N.D. d
36)		Toxaphene...	0.000	0.000	0	0	N.D. d	N.D. d
37)		Toxaphene...	0.000	0.000	0	0	N.D. d	N.D. d
38)		Toxaphene...	0.000	0.000	0	0	N.D. d	N.D. d
39)		Toxaphene...	0.000	0.000	0	0	N.D. d	N.D. d
40)		Toxaphene...	0.000	0.000	0	0	N.D. d	N.D. d
41)		Toxaphene...	0.000	0.000	0	0	N.D. d	N.D. d
42)		Toxaphene...	0.000	0.000	0	0	N.D. d	N.D. d

Quantitation Report (QT Reviewed)

Data Path : C:\msdchem\1\data\2020-03\0C24036\
Data File : ECD5-03242027.D
Signal(s) : Signal #1: ECD1A.CH Signal #2: ECD2B.CH
Acq On : 24 Mar 2020 19:57
Operator : MJB
Sample : 0C24036-CALH
Misc : A20C359, 9-42 100 ppb
ALS Vial : 21 (Sig #1); 0 (Sig #2) Sample Multiplier: 1

Integration File signal 1: PEST1.e
Integration File signal 2: PEST2.e
Quant Time: Mar 25 12:31:50 2020
Quant Method : C:\msdchem\1\methods\ECD5_QUANTPEST_200324.M
Quant Title : Instrument: DualECD5
QLast Update : Wed Mar 25 12:27:29 2020
Response via : Initial Calibration
Integrator: ChemStation 6890 Scale Mode: Small noise peaks clipped

Volume Inj. : 2uL
Signal #1 Phase : Rtx-CLPesticides Signal #2 Phase: Rtx-CLPesticides2
Signal #1 Info : 30m X 0.32mm X 0. Signal #2 Info : 30m X 0.32mm X 0.25um

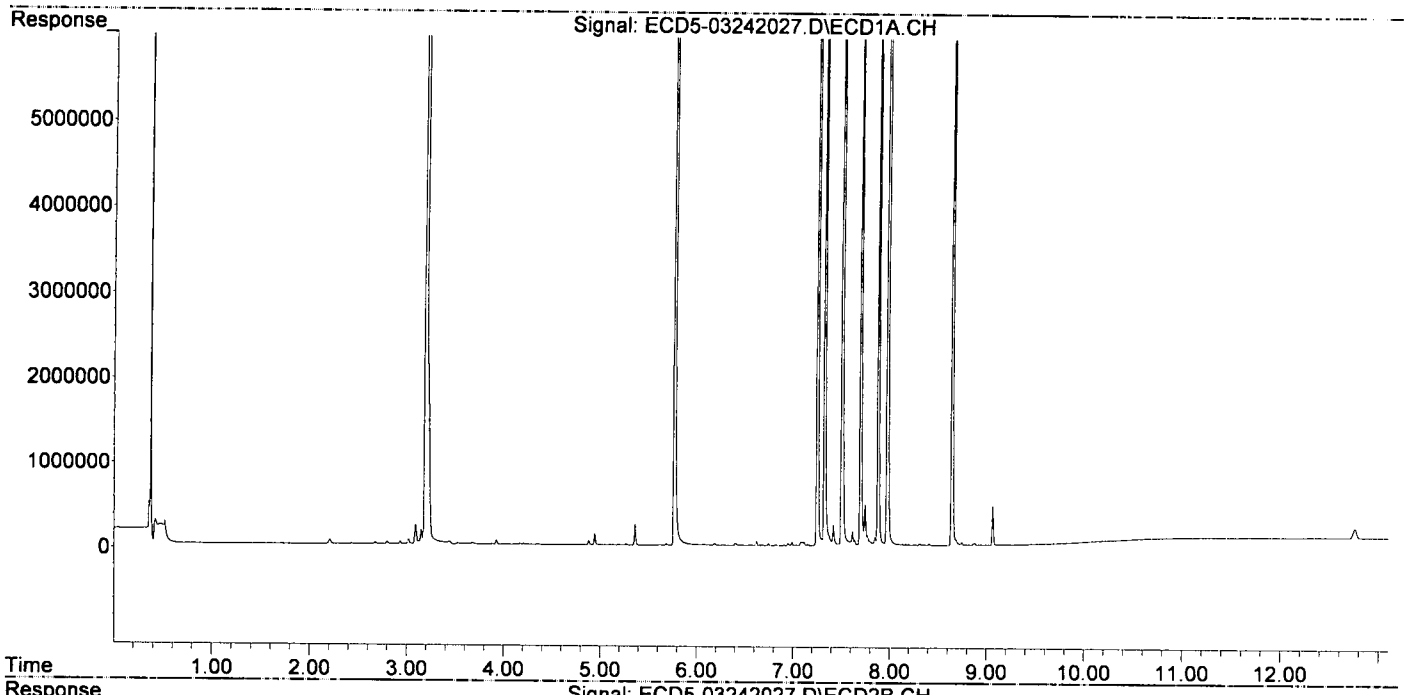

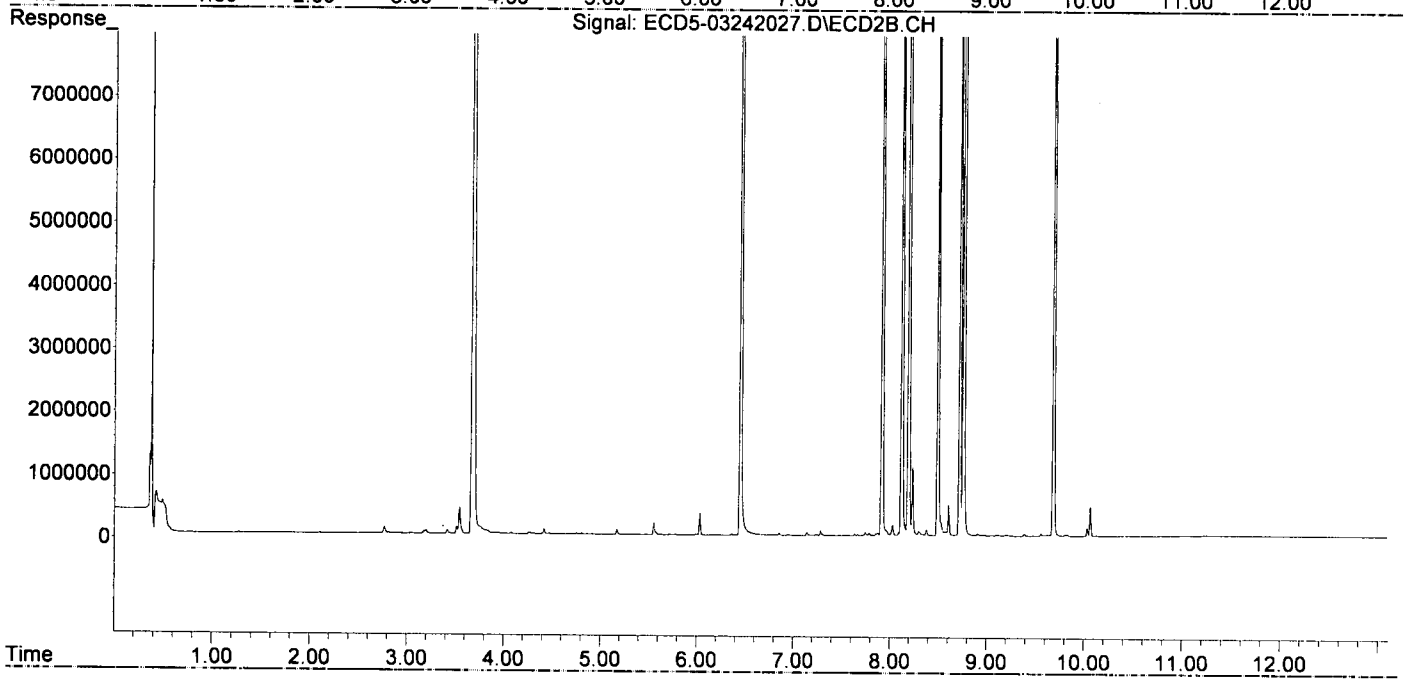

Quantitation Report (QT Reviewed)

Data Path : C:\msdchem\1\data\2020-03\0C24036\
Data File : ECD5-03242028.D
Signal(s) : Signal #1: ECD1A.CH Signal #2: ECD2B.CH
Acq On : 24 Mar 2020 20:14
Operator : MJB
Sample : 0C24036-CALI
Misc : A20C352, 9-42 200 ppb
ALS Vial : 22 (Sig #1); 0 (Sig #2) Sample Multiplier: 1

Integration File signal 1: PEST1.e
Integration File signal 2: PEST2.e
Quant Time: Mar 25 12:32:32 2020
Quant Method : C:\msdchem\1\methods\ECD5_QUANTPEST_200324.M
Quant Title : Instrument: DualECD5
QLast Update : Wed Mar 25 12:27:29 2020
Response via : Initial Calibration
Integrator: ChemStation 6890 Scale Mode: Small noise peaks clipped

Volume Inj. : 2uL
Signal #1 Phase : Rtx-CLPesticides Signal #2 Phase: Rtx-CLPesticides2
Signal #1 Info : 30m X 0.32mm X 0. Signal #2 Info : 30m X 0.32mm X 0.25um

MJB 3/25/20

		Compound	RT#1	RT#2	Resp#1	Resp#2	ng/mL	ng/mL
		System Monitoring Compounds						
1)	S	TCMX (S)	0.000	0.000	0	0	N.D. d	N.D. d
22)	S	DCBP (S)	0.000	0.000	0	0	N.D. d	N.D. d
		Target Compounds						
2)		a-BHC	0.000	0.000	0	0	N.D. d	N.D. d
3)		g-BHC	0.000	0.000	0	0	N.D. d	N.D. d
4)		b-BHC	0.000	0.000	0	0	N.D. d	N.D. d
5)		Heptachlor	0.000	0.000	0	0	N.D. d	N.D. d
6)		d-BHC	0.000	0.000	0	0	N.D. d	N.D. d
7)		Aldrin	0.000	0.000	0	0	N.D. d	N.D. d
8)		Heptachlo...	0.000	0.000	0	0	N.D. d	N.D. d
9)		trans-Chl...	0.000	0.000	0	0	N.D. d	N.D. d
10)		cis-Chlor...	0.000	0.000	0	0	N.D. d	N.D. d
11)		Endosulfa...	0.000	0.000	0	0	N.D. d	N.D. d
12)		4,4'-DDE	0.000	0.000	0	0	N.D. d	N.D. d
13)		Dieldrin	0.000	0.000	0	0	N.D. d	N.D. d
14)		Endrin	0.000	0.000	0	0	N.D. d	N.D. d
15)		4,4'-DDD	0.000	0.000	0	0	N.D. d	N.D. d
16)		Endosulfa...	0.000	0.000	0	0	N.D. d	N.D. d
17)		4,4'-DDT	0.000	0.000	0	0	N.D. d	N.D. d
18)		Endrin Al...	0.000	0.000	0	0	N.D. d	N.D. d
19)		Endosulfa...	0.000	0.000	0	0	N.D. d	N.D. d
20)		Methoxychlor	0.000	0.000	0	0	N.D. d	N.D. d
21)		Endrin Ke...	0.000	0.000	0	0	N.D. d	N.D. d
23)		Hexachlor...	3.194	3.677	38064732	79746950	171.320	183.249
24)		Hexachlor...	5.773	6.456	37823227	63963904	168.102	174.998
25)		Oxychlordane	7.253	7.922	34818494	58878835	173.848	191.627
26)		2,4'-DDE	7.327	8.126	26192823	44139561	171.712	187.518
27)		trans-Non...	7.508	8.197	39413197	65896047	175.957	193.650
28)		2,4'-DDD	7.700	8.499	22566425	38695112	164.696	185.224
29)		2,4'-DDT	7.883	8.724	24102499	39877306	186.392	167.420
30)		cis-Nonac...	7.979	8.764	43205725	69542726	172.606	185.176
31)		Mirex	8.647	9.689	26254813	39265298	179.067	176.071
32)		Chlordane...	0.000	0.000	0	0	N.D. d	N.D. d
33)		Chlordane...	0.000	0.000	0	0	N.D. d	N.D. d
34)		Chlordane...	0.000	0.000	0	0	N.D. d	N.D. d
35)		Chlordane...	0.000	0.000	0	0	N.D. d	N.D. d
36)		Toxaphene...	0.000	0.000	0	0	N.D. d	N.D. d
37)		Toxaphene...	0.000	0.000	0	0	N.D. d	N.D. d
38)		Toxaphene...	0.000	0.000	0	0	N.D. d	N.D. d
39)		Toxaphene...	0.000	0.000	0	0	N.D. d	N.D. d
40)		Toxaphene...	0.000	0.000	0	0	N.D. d	N.D. d
41)		Toxaphene...	0.000	0.000	0	0	N.D. d	N.D. d
42)		Toxaphene...	0.000	0.000	0	0	N.D. d	N.D. d

Quantitation Report (QT Reviewed)

Data Path : C:\msdchem\1\data\2020-03\0C24036\
Data File : ECD5-03242028.D
Signal(s) : Signal #1: ECD1A.CH Signal #2: ECD2B.CH
Acq On : 24 Mar 2020 20:14
Operator : MJB
Sample : 0C24036-CALI
Misc : A20C352, 9-42 200 ppb
ALS Vial : 22 (Sig #1); 0 (Sig #2) Sample Multiplier: 1

Integration File signal 1: PEST1.e
Integration File signal 2: PEST2.e
Quant Time: Mar 25 12:32:32 2020
Quant Method : C:\msdchem\1\methods\ECD5_QUANTPEST_200324.M
Quant Title : Instrument: DualECD5
QLast Update : Wed Mar 25 12:27:29 2020
Response via : Initial Calibration
Integrator: ChemStation 6890 Scale Mode: Small noise peaks clipped

Volume Inj. : 2uL
Signal #1 Phase : Rtx-CLPesticides Signal #2 Phase: Rtx-CLPesticides2
Signal #1 Info : 30m X 0.32mm X 0. Signal #2 Info : 30m X 0.32mm X 0.25um

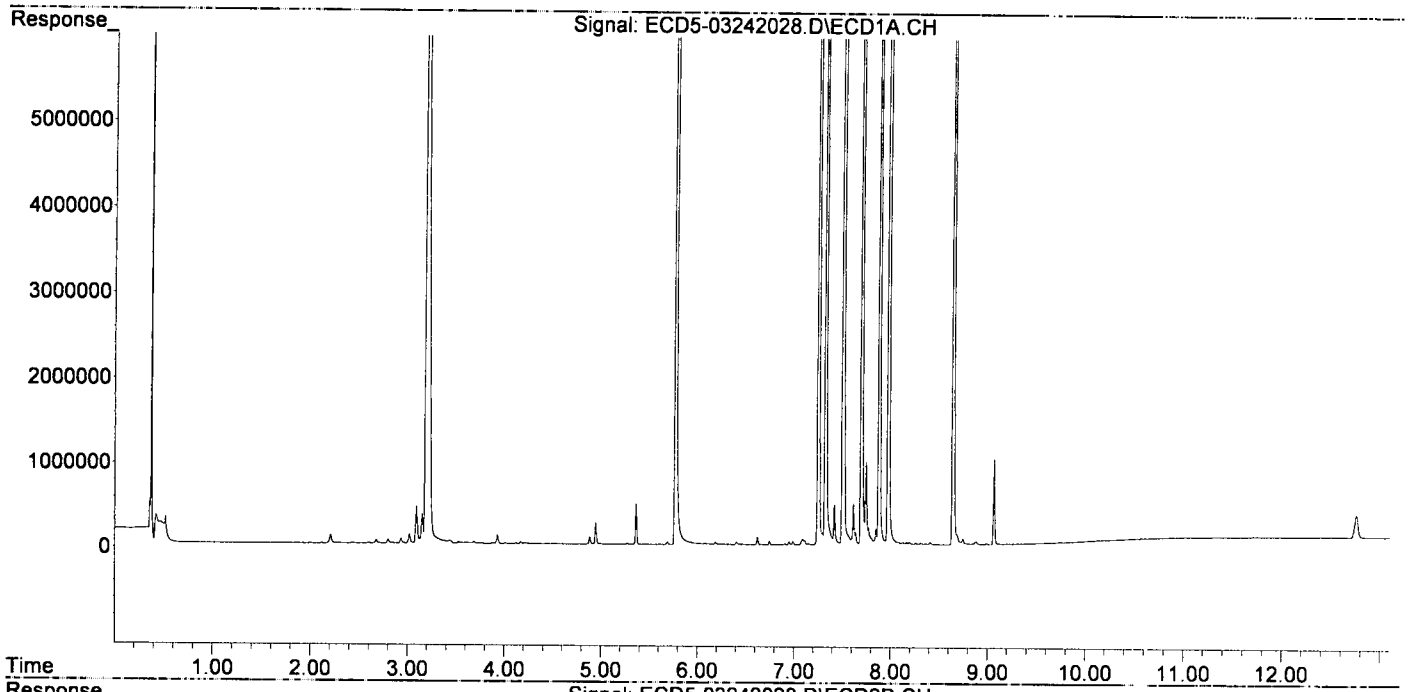

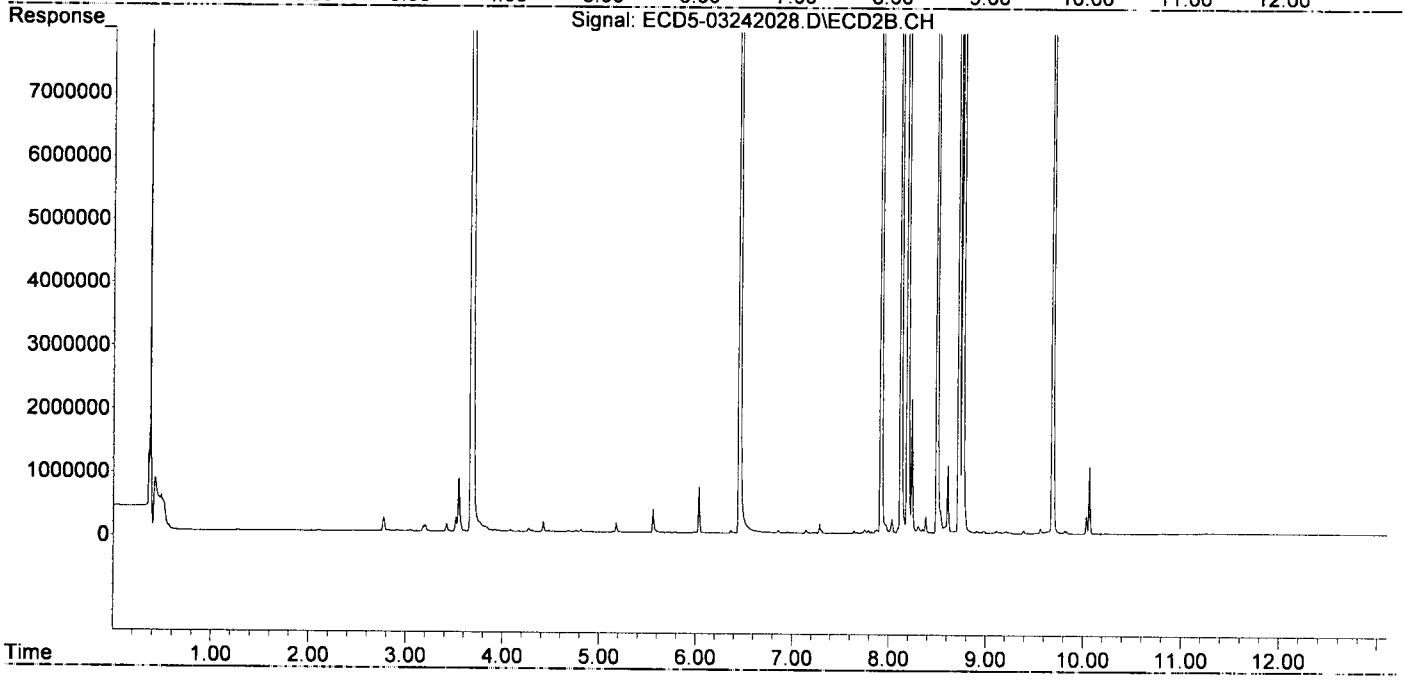

Quantitation Report (QT Reviewed)

Data Path : C:\msdchem\1\data\2020-03\0C24036\
Data File : ECD5-03242031.D
Signal(s) : Signal #1: ECD1A.CH Signal #2: ECD2B.CH
Acq On : 24 Mar 2020 21:05
Operator : MJB
Sample : 0C24036-CALJ
Misc : A20C400, CHLOR 10 ppb
ALS Vial : 24 (Sig #1); 0 (Sig #2) Sample Multiplier: 1

Integration File signal 1: PEST1.e
Integration File signal 2: PEST2.e
Quant Time: Mar 25 12:36:19 2020
Quant Method : C:\msdchem\1\methods\ECD5_QUANTPEST_200324.M
Quant Title : Instrument: DualECD5
QLast Update : Wed Mar 25 12:35:39 2020
Response via : Initial Calibration
Integrator: ChemStation 6890 Scale Mode: Small noise peaks clipped

Volume Inj. : 2uL
Signal #1 Phase : Rtx-CLPesticides Signal #2 Phase: Rtx-CLPesticides2
Signal #1 Info : 30m X 0.32mm X 0. Signal #2 Info : 30m X 0.32mm X 0.25um

MJB 3/25/20

		Compound	RT#1	RT#2	Resp#1	Resp#2	ng/mL	ng/mL
		System Monitoring Compounds						
1)	S	TCMX (S)	0.000	0.000	0	0	N.D. d	N.D. d
22)	S	DCBP (S)	0.000	0.000	0	0	N.D. d	N.D. d
		Target Compounds						
2)		a-BHC	0.000	0.000	0	0	N.D. d	N.D. d
3)		g-BHC	0.000	0.000	0	0	N.D. d	N.D. d
4)		b-BHC	0.000	0.000	0	0	N.D. d	N.D. d
5)		Heptachlor	0.000	0.000	0	0	N.D. d	N.D. d
6)		d-BHC	0.000	0.000	0	0	N.D. d	N.D. d
7)		Aldrin	0.000	0.000	0	0	N.D. d	N.D. d
8)		Heptachlo...	0.000	0.000	0	0	N.D. d	N.D. d
9)		trans-Chl...	0.000	0.000	0	0	N.D. d	N.D. d
10)		cis-Chlor...	0.000	0.000	0	0	N.D. d	N.D. d
11)		Endosulfa...	0.000	0.000	0	0	N.D. d	N.D. d
12)		4,4'-DDE	0.000	0.000	0	0	N.D. d	N.D. d
13)		Dieldrin	0.000	0.000	0	0	N.D. d	N.D. d
14)		Endrin	0.000	0.000	0	0	N.D. d	N.D. d
15)		4,4'-DDD	0.000	0.000	0	0	N.D. d	N.D. d
16)		Endosulfa...	0.000	0.000	0	0	N.D. d	N.D. d
17)		4,4'-DDT	0.000	0.000	0	0	N.D. d	N.D. d
18)		Endrin Al...	0.000	0.000	0	0	N.D. d	N.D. d
19)		Endosulfa...	0.000	0.000	0	0	N.D. d	N.D. d
20)		Methoxychlor	0.000	0.000	0	0	N.D. d	N.D. d
21)		Endrin Ke...	0.000	0.000	0	0	N.D. d	N.D. d
23)		Hexachlor...	0.000	0.000	0	0	N.D. d	N.D. d
24)		Hexachlor...	0.000	0.000	0	0	N.D. d	N.D. d
25)		Oxychlordane	0.000	0.000	0	0	N.D. d	N.D. d
26)		2,4'-DDE	0.000	0.000	0	0	N.D. d	N.D. d
27)		trans-Non...	0.000	0.000	0	0	N.D. d	N.D. d
28)		2,4'-DDD	0.000	0.000	0	0	N.D. d	N.D. d
29)		2,4'-DDT	0.000	0.000	0	0	N.D. d	N.D. d
30)		cis-Nonac...	0.000	0.000	0	0	N.D. d	N.D. d
31)		Mirex	0.000	0.000	0	0	N.D. d	N.D. d
32)		Chlordane...	7.420	8.130	246826	385659	9.948	9.087
33)		Chlordane...	7.513	8.238	282652	341698	10.264	9.730
34)		Chlordane...	8.063	8.902	75022	111290	10.011	10.336
35)		Chlordane...	0.000	0.000	0	0	N.D. d	N.D. d
36)		Toxaphene...	0.000	0.000	0	0	N.D. d	N.D. d
37)		Toxaphene...	0.000	0.000	0	0	N.D. d	N.D. d
38)		Toxaphene...	0.000	0.000	0	0	N.D. d	N.D. d
39)		Toxaphene...	0.000	0.000	0	0	N.D. d	N.D. d
40)		Toxaphene...	0.000	0.000	0	0	N.D. d	N.D. d
41)		Toxaphene...	0.000	0.000	0	0	N.D. d	N.D. d
42)		Toxaphene...	0.000	0.000	0	0	N.D. d	N.D. d

Quantitation Report (QT Reviewed)

Data Path : C:\msdchem\1\data\2020-03\0C24036\
Data File : ECD5-03242031.D
Signal(s) : Signal #1: ECD1A.CH Signal #2: ECD2B.CH
Acq On : 24 Mar 2020 21:05
Operator : MJB
Sample : 0C24036-CALJ
Misc : A20C400, CHLOR 10 ppb
ALS Vial : 24 (Sig #1); 0 (Sig #2) Sample Multiplier: 1

Integration File signal 1: PEST1.e
Integration File signal 2: PEST2.e
Quant Time: Mar 25 12:36:19 2020
Quant Method : C:\msdchem\1\methods\ECD5_QUANTPEST_200324.M
Quant Title : Instrument: DualECD5
QLast Update : Wed Mar 25 12:35:39 2020
Response via : Initial Calibration
Integrator: ChemStation 6890 Scale Mode: Small noise peaks clipped

Volume Inj. : 2uL
Signal #1 Phase : Rtx-CLPesticides Signal #2 Phase: Rtx-CLPesticides2
Signal #1 Info : 30m X 0.32mm X 0. Signal #2 Info : 30m X 0.32mm X 0.25um

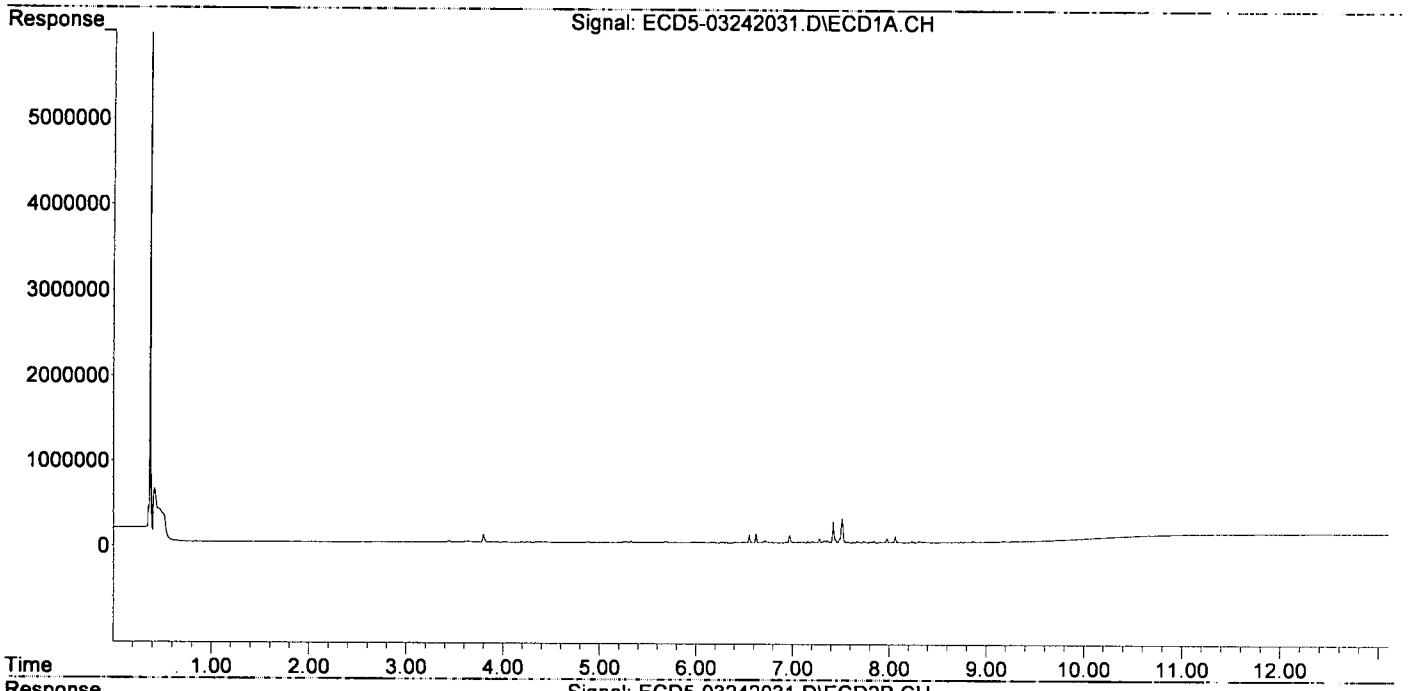

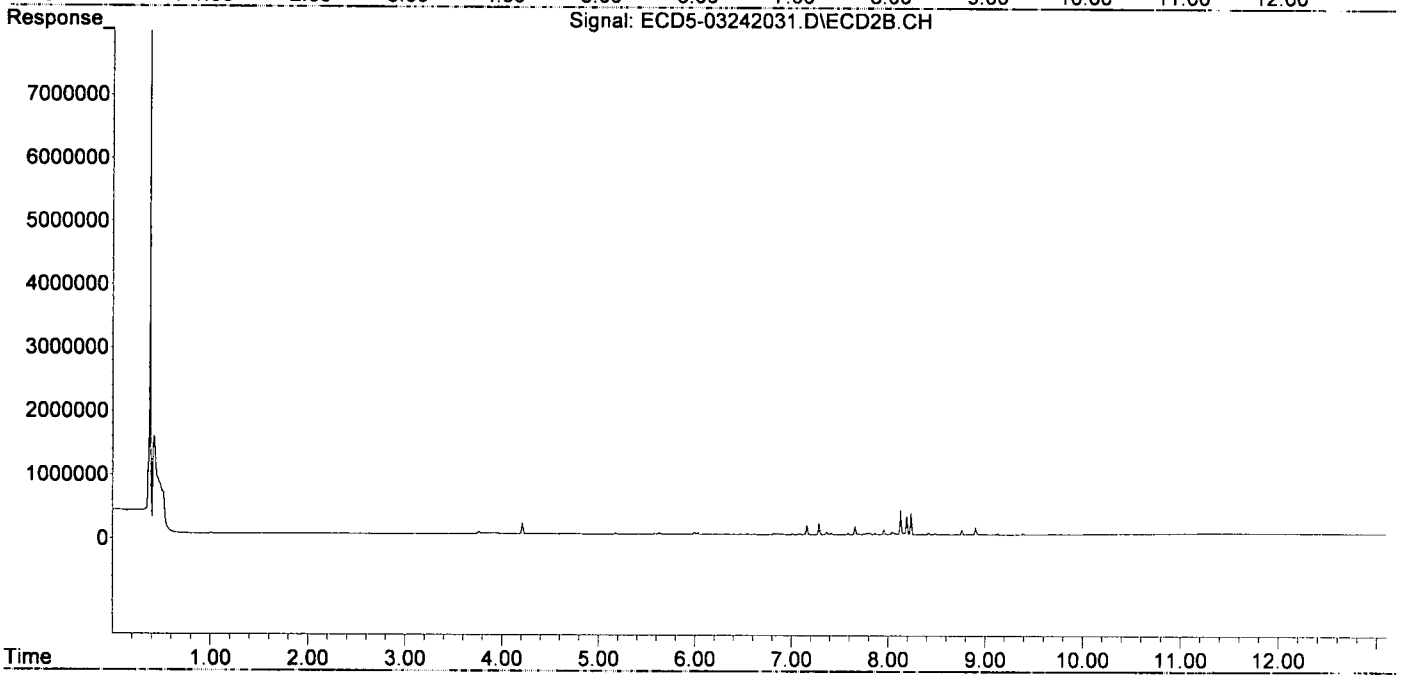

Quantitation Report (QT Reviewed)

Data Path : C:\msdchem\1\data\2020-03\0C24036\
Data File : ECD5-03242032.D
Signal(s) : Signal #1: ECD1A.CH Signal #2: ECD2B.CH
Acq On : 24 Mar 2020 21:22
Operator : MJB
Sample : 0C24036-CALK
Misc : A19K307, CHLOR 50 ppb
ALS Vial : 25 (Sig #1); 0 (Sig #2) Sample Multiplier: 1

Integration File signal 1: PEST1.e
Integration File signal 2: PEST2.e
Quant Time: Mar 25 12:36:48 2020
Quant Method : C:\msdchem\1\methods\ECD5_QUANTPEST_200324.M
Quant Title : Instrument: DualECD5
QLast Update : Wed Mar 25 12:35:39 2020
Response via : Initial Calibration
Integrator: ChemStation 6890 Scale Mode: Small noise peaks clipped

Volume Inj. : 2uL
Signal #1 Phase : Rtx-CLPesticides Signal #2 Phase: Rtx-CLPesticides2
Signal #1 Info : 30m X 0.32mm X 0. Signal #2 Info : 30m X 0.32mm X 0.25um

MJB 3/25/20

		Compound	RT#1	RT#2	Resp#1	Resp#2	ng/mL	ng/mL
		System Monitoring Compounds						
1)	S	TCMX (S)	0.000	0.000	0	0	N.D. d	N.D. d
22)	S	DCBP (S)	0.000	0.000	0	0	N.D. d	N.D. d
		Target Compounds						
2)		a-BHC	0.000	0.000	0	0	N.D. d	N.D. d
3)		g-BHC	0.000	0.000	0	0	N.D. d	N.D. d
4)		b-BHC	0.000	0.000	0	0	N.D. d	N.D. d
5)		Heptachlor	0.000	0.000	0	0	N.D. d	N.D. d
6)		d-BHC	0.000	0.000	0	0	N.D. d	N.D. d
7)		Aldrin	0.000	0.000	0	0	N.D. d	N.D. d
8)		Heptachlo...	0.000	0.000	0	0	N.D. d	N.D. d
9)		trans-Chl...	0.000	0.000	0	0	N.D. d	N.D. d
10)		cis-Chlor...	0.000	0.000	0	0	N.D. d	N.D. d
11)		Endosulfa...	0.000	0.000	0	0	N.D. d	N.D. d
12)		4,4'-DDE	0.000	0.000	0	0	N.D. d	N.D. d
13)		Dieldrin	0.000	0.000	0	0	N.D. d	N.D. d
14)		Endrin	0.000	0.000	0	0	N.D. d	N.D. d
15)		4,4'-DDD	0.000	0.000	0	0	N.D. d	N.D. d
16)		Endosulfa...	0.000	0.000	0	0	N.D. d	N.D. d
17)		4,4'-DDT	0.000	0.000	0	0	N.D. d	N.D. d
18)		Endrin Al...	0.000	0.000	0	0	N.D. d	N.D. d
19)		Endosulfa...	0.000	0.000	0	0	N.D. d	N.D. d
20)		Methoxychlor	0.000	0.000	0	0	N.D. d	N.D. d
21)		Endrin Ke...	0.000	0.000	0	0	N.D. d	N.D. d
23)		Hexachlor...	0.000	0.000	0	0	N.D. d	N.D. d
24)		Hexachlor...	0.000	0.000	0	0	N.D. d	N.D. d
25)		Oxychlordane	0.000	0.000	0	0	N.D. d	N.D. d
26)		2,4'-DDE	0.000	0.000	0	0	N.D. d	N.D. d
27)		trans-Non...	0.000	0.000	0	0	N.D. d	N.D. d
28)		2,4'-DDD	0.000	0.000	0	0	N.D. d	N.D. d
29)		2,4'-DDT	0.000	0.000	0	0	N.D. d	N.D. d
30)		cis-Nonac...	0.000	0.000	0	0	N.D. d	N.D. d
31)		Mirex	0.000	0.000	0	0	N.D. d	N.D. d
32)		Chlordane...	7.420	8.131	1102563	1787615	44.436	42.122
33)		Chlordane...	7.513	8.238	1304898	1475380	47.385	42.013
34)		Chlordane...	8.063	8.902	352851	474158	47.085	44.039
35)		Chlordane...	0.000	0.000	0	0	N.D. d	N.D. d
36)		Toxaphene...	0.000	0.000	0	0	N.D. d	N.D. d
37)		Toxaphene...	0.000	0.000	0	0	N.D. d	N.D. d
38)		Toxaphene...	0.000	0.000	0	0	N.D. d	N.D. d
39)		Toxaphene...	0.000	0.000	0	0	N.D. d	N.D. d
40)		Toxaphene...	0.000	0.000	0	0	N.D. d	N.D. d
41)		Toxaphene...	0.000	0.000	0	0	N.D. d	N.D. d
42)		Toxaphene...	0.000	0.000	0	0	N.D. d	N.D. d

Quantitation Report (QT Reviewed)

Data Path : C:\msdchem\1\data\2020-03\0C24036\
Data File : ECD5-03242032.D
Signal(s) : Signal #1: ECD1A.CH Signal #2: ECD2B.CH
Acq On : 24 Mar 2020 21:22
Operator : MJB
Sample : 0C24036-CALK
Misc : A19K307, CHLOR 50 ppb
ALS Vial : 25 (Sig #1); 0 (Sig #2) Sample Multiplier: 1

Integration File signal 1: PEST1.e
Integration File signal 2: PEST2.e
Quant Time: Mar 25 12:36:48 2020
Quant Method : C:\msdchem\1\methods\ECD5_QUANTPEST_200324.M
Quant Title : Instrument: DualECD5
QLast Update : Wed Mar 25 12:35:39 2020
Response via : Initial Calibration
Integrator: ChemStation 6890 Scale Mode: Small noise peaks clipped

Volume Inj. : 2uL
Signal #1 Phase : Rtx-CLPesticides Signal #2 Phase: Rtx-CLPesticides2
Signal #1 Info : 30m X 0.32mm X 0. Signal #2 Info : 30m X 0.32mm X 0.25um

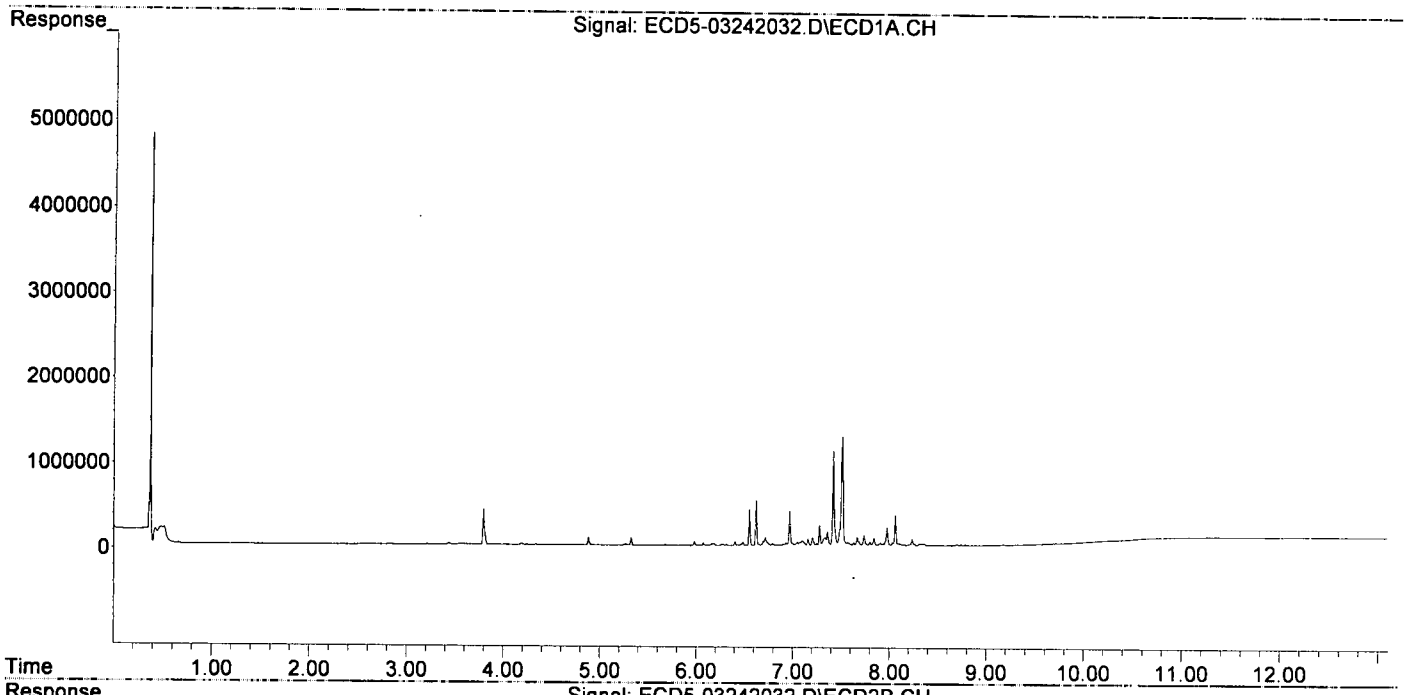

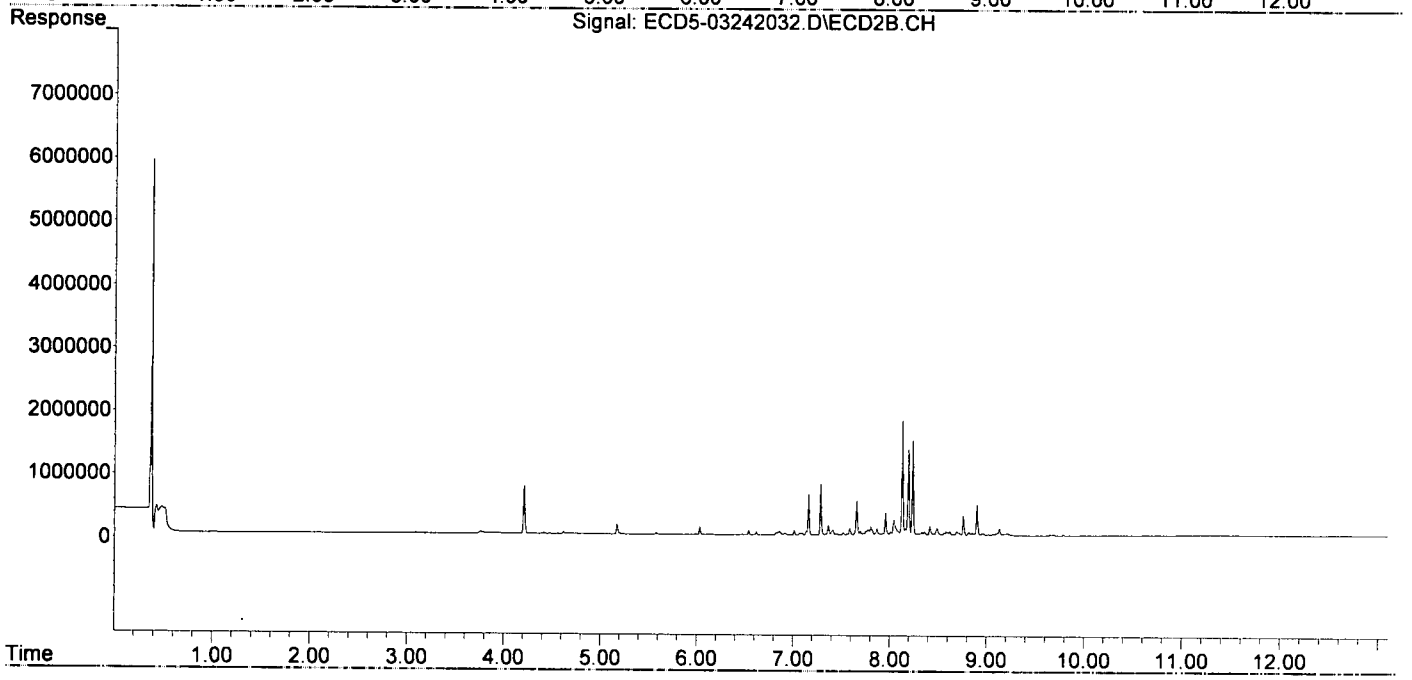

Quantitation Report (QT Reviewed)

Data Path : C:\msdchem\1\data\2020-03\0C24036\
Data File : ECD5-03242033.D
Signal(s) : Signal #1: ECD1A.CH Signal #2: ECD2B.CH
Acq On : 24 Mar 2020 21:39
Operator : MJB
Sample : 0C24036-CALL
Misc : A19K308, CHLOR 100 ppb
ALS Vial : 26 (Sig #1); 0 (Sig #2) Sample Multiplier: 1

Integration File signal 1: PEST1.e
Integration File signal 2: PEST2.e
Quant Time: Mar 25 12:37:19 2020
Quant Method : C:\msdchem\1\methods\ECD5_QUANTPEST_200324.M
Quant Title : Instrument: DualECD5
QLast Update : Wed Mar 25 12:35:39 2020
Response via : Initial Calibration
Integrator: ChemStation 6890 Scale Mode: Small noise peaks clipped

Volume Inj. : 2uL
Signal #1 Phase : Rtx-CLPesticides Signal #2 Phase: Rtx-CLPesticides2
Signal #1 Info : 30m X 0.32mm X 0. Signal #2 Info : 30m X 0.32mm X 0.25um

MJB 3/25/20

	Compound	RT#1	RT#2	Resp#1	Resp#2	ng/mL	ng/mL
	System Monitoring Compounds						
1) S	TCMX (S)	0.000	0.000	0	0	N.D. d	N.D. d
22) S	DCBP (S)	0.000	0.000	0	0	N.D. d	N.D. d
	Target Compounds						
2)	a-BHC	0.000	0.000	0	0	N.D. d	N.D. d
3)	g-BHC	0.000	0.000	0	0	N.D. d	N.D. d
4)	b-BHC	0.000	0.000	0	0	N.D. d	N.D. d
5)	Heptachlor	0.000	0.000	0	0	N.D. d	N.D. d
6)	d-BHC	0.000	0.000	0	0	N.D. d	N.D. d
7)	Aldrin	0.000	0.000	0	0	N.D. d	N.D. d
8)	Heptachlo...	0.000	0.000	0	0	N.D. d	N.D. d
9)	trans-Chl...	0.000	0.000	0	0	N.D. d	N.D. d
10)	cis-Chlor...	0.000	0.000	0	0	N.D. d	N.D. d
11)	Endosulfa...	0.000	0.000	0	0	N.D. d	N.D. d
12)	4,4'-DDE	0.000	0.000	0	0	N.D. d	N.D. d
13)	Dieldrin	0.000	0.000	0	0	N.D. d	N.D. d
14)	Endrin	0.000	0.000	0	0	N.D. d	N.D. d
15)	4,4'-DDD	0.000	0.000	0	0	N.D. d	N.D. d
16)	Endosulfa...	0.000	0.000	0	0	N.D. d	N.D. d
17)	4,4'-DDT	0.000	0.000	0	0	N.D. d	N.D. d
18)	Endrin Al...	0.000	0.000	0	0	N.D. d	N.D. d
19)	Endosulfa...	0.000	0.000	0	0	N.D. d	N.D. d
20)	Methoxychlor	0.000	0.000	0	0	N.D. d	N.D. d
21)	Endrin Ke...	0.000	0.000	0	0	N.D. d	N.D. d
23)	Hexachlor...	0.000	0.000	0	0	N.D. d	N.D. d
24)	Hexachlor...	0.000	0.000	0	0	N.D. d	N.D. d
25)	Oxychlordane	0.000	0.000	0	0	N.D. d	N.D. d
26)	2,4'-DDE	0.000	0.000	0	0	N.D. d	N.D. d
27)	trans-Non...	0.000	0.000	0	0	N.D. d	N.D. d
28)	2,4'-DDD	0.000	0.000	0	0	N.D. d	N.D. d
29)	2,4'-DDT	0.000	0.000	0	0	N.D. d	N.D. d
30)	cis-Nonac...	0.000	0.000	0	0	N.D. d	N.D. d
31)	Mirex	0.000	0.000	0	0	N.D. d	N.D. d
32)	Chlordane...	7.419	8.131	2486496	4070319	100.211	95.909
33)	Chlordane...	7.513	8.239	2775023	3328222	100.770	94.774
34)	Chlordane...	8.063	8.902	770343	1039600	102.796	96.557
35)	Chlordane...	0.000	0.000	0	0	N.D. d	N.D. d
36)	Toxaphene...	0.000	0.000	0	0	N.D. d	N.D. d
37)	Toxaphene...	0.000	0.000	0	0	N.D. d	N.D. d
38)	Toxaphene...	0.000	0.000	0	0	N.D. d	N.D. d
39)	Toxaphene...	0.000	0.000	0	0	N.D. d	N.D. d
40)	Toxaphene...	0.000	0.000	0	0	N.D. d	N.D. d
41)	Toxaphene...	0.000	0.000	0	0	N.D. d	N.D. d
42)	Toxaphene...	0.000	0.000	0	0	N.D. d	N.D. d

Quantitation Report (QT Reviewed)

Data Path : C:\msdchem\1\data\2020-03\0C24036\
Data File : ECD5-03242033.D
Signal(s) : Signal #1: ECD1A.CH Signal #2: ECD2B.CH
Acq On : 24 Mar 2020 21:39
Operator : MJB
Sample : 0C24036-CALL
Misc : A19K308, CHLOR 100 ppb
ALS Vial : 26 (Sig #1); 0 (Sig #2) Sample Multiplier: 1

Integration File signal 1: PEST1.e
Integration File signal 2: PEST2.e
Quant Time: Mar 25 12:37:19 2020
Quant Method : C:\msdchem\1\methods\ECD5_QUANTPEST_200324.M
Quant Title : Instrument: DualECD5
QLast Update : Wed Mar 25 12:35:39 2020
Response via : Initial Calibration
Integrator: ChemStation 6890 Scale Mode: Small noise peaks clipped

Volume Inj. : 2uL
Signal #1 Phase : Rtx-CLPesticides Signal #2 Phase: Rtx-CLPesticides2
Signal #1 Info : 30m X 0.32mm X 0. Signal #2 Info : 30m X 0.32mm X 0.25um

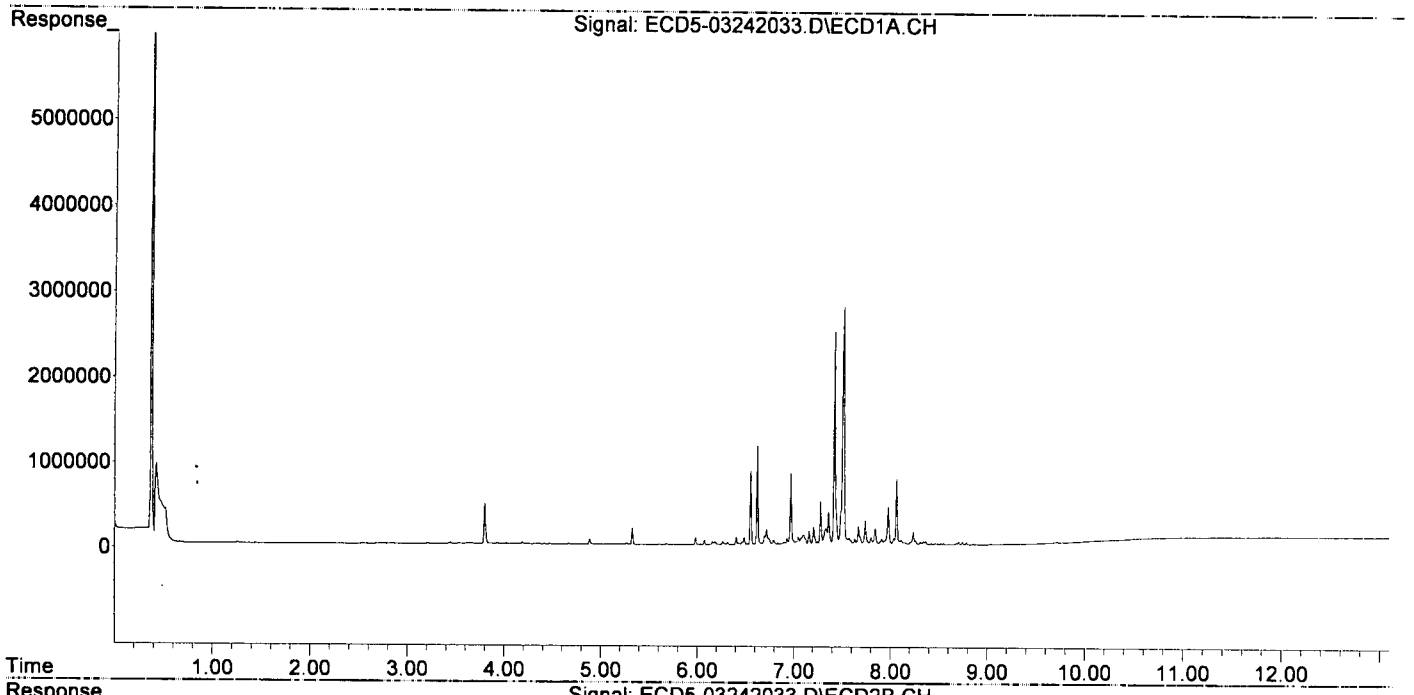

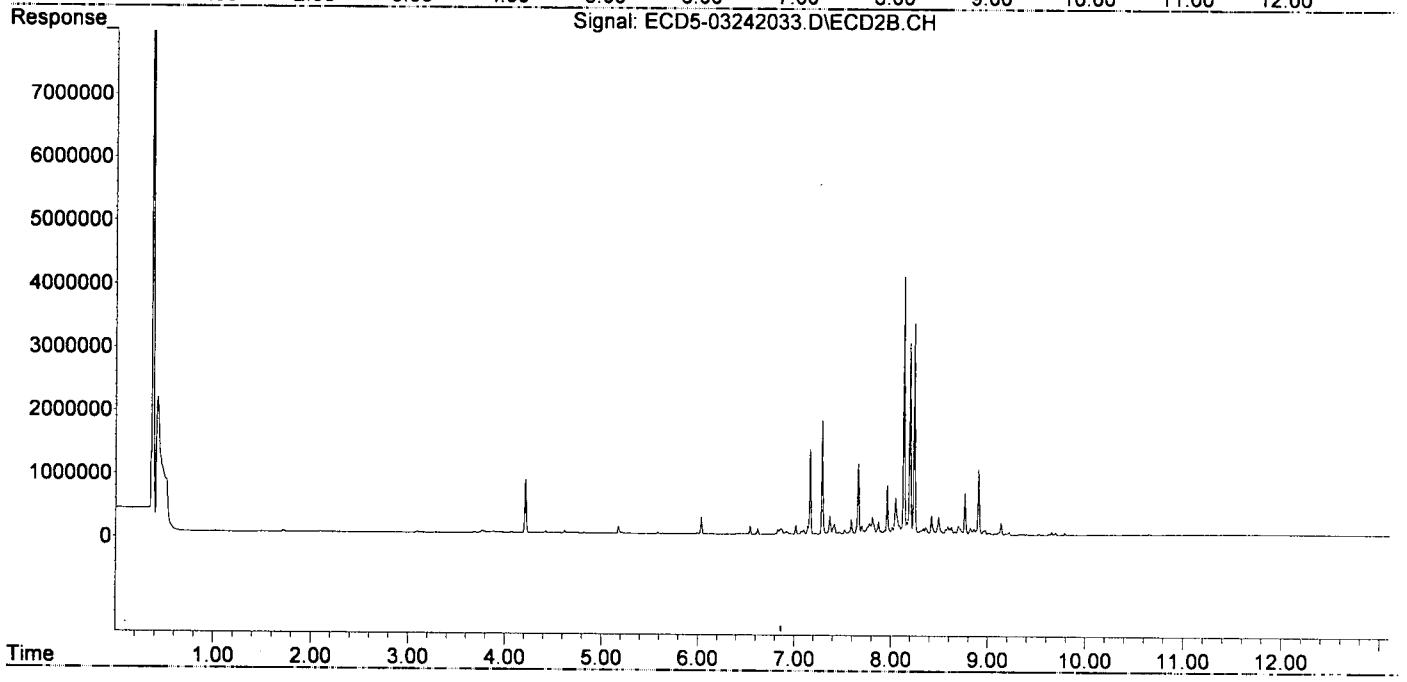

Quantitation Report (QT Reviewed)

Data Path : C:\msdchem\1\data\2020-03\0C24036\
Data File : ECD5-03242034.D
Signal(s) : Signal #1: ECD1A.CH Signal #2: ECD2B.CH
Acq On : 24 Mar 2020 21:56
Operator : MJB
Sample : 0C24036-CALM
Misc : A19K309, CHLOR 200 ppb
ALS Vial : 27 (Sig #1); 0 (Sig #2) Sample Multiplier: 1

Integration File signal 1: PEST1.e
Integration File signal 2: PEST2.e
Quant Time: Mar 25 12:37:49 2020
Quant Method : C:\msdchem\1\methods\ECD5_QUANTPEST_200324.M
Quant Title : Instrument: DualECD5
QLast Update : Wed Mar 25 12:35:39 2020
Response via : Initial Calibration
Integrator: ChemStation 6890 Scale Mode: Small noise peaks clipped

Volume Inj. : 2uL
Signal #1 Phase : Rtx-CLPesticides Signal #2 Phase: Rtx-CLPesticides2
Signal #1 Info : 30m X 0.32mm X 0. Signal #2 Info : 30m X 0.32mm X 0.25um

MJB 3/25/20

		Compound	RT#1	RT#2	Resp#1	Resp#2	ng/mL	ng/mL
		System Monitoring Compounds						
1)	S	TCMX (S)	0.000	0.000	0	0	N.D. d	N.D. d
22)	S	DCBP (S)	0.000	0.000	0	0	N.D. d	N.D. d
		Target Compounds						
2)		a-BHC	0.000	0.000	0	0	N.D. d	N.D. d
3)		g-BHC	0.000	0.000	0	0	N.D. d	N.D. d
4)		b-BHC	0.000	0.000	0	0	N.D. d	N.D. d
5)		Heptachlor	0.000	0.000	0	0	N.D. d	N.D. d
6)		d-BHC	0.000	0.000	0	0	N.D. d	N.D. d
7)		Aldrin	0.000	0.000	0	0	N.D. d	N.D. d
8)		Heptachlo...	0.000	0.000	0	0	N.D. d	N.D. d
9)		trans-Chl...	0.000	0.000	0	0	N.D. d	N.D. d
10)		cis-Chlor...	0.000	0.000	0	0	N.D. d	N.D. d
11)		Endosulfa...	0.000	0.000	0	0	N.D. d	N.D. d
12)		4,4'-DDE	0.000	0.000	0	0	N.D. d	N.D. d
13)		Dieldrin	0.000	0.000	0	0	N.D. d	N.D. d
14)		Endrin	0.000	0.000	0	0	N.D. d	N.D. d
15)		4,4'-DDD	0.000	0.000	0	0	N.D. d	N.D. d
16)		Endosulfa...	0.000	0.000	0	0	N.D. d	N.D. d
17)		4,4'-DDT	0.000	0.000	0	0	N.D. d	N.D. d
18)		Endrin Al...	0.000	0.000	0	0	N.D. d	N.D. d
19)		Endosulfa...	0.000	0.000	0	0	N.D. d	N.D. d
20)		Methoxychlor	0.000	0.000	0	0	N.D. d	N.D. d
21)		Endrin Ke...	0.000	0.000	0	0	N.D. d	N.D. d
23)		Hexachlor...	0.000	0.000	0	0	N.D. d	N.D. d
24)		Hexachlor...	0.000	0.000	0	0	N.D. d	N.D. d
25)		Oxychlordane	0.000	0.000	0	0	N.D. d	N.D. d
26)		2,4'-DDE	0.000	0.000	0	0	N.D. d	N.D. d
27)		trans-Non...	0.000	0.000	0	0	N.D. d	N.D. d
28)		2,4'-DDD	0.000	0.000	0	0	N.D. d	N.D. d
29)		2,4'-DDT	0.000	0.000	0	0	N.D. d	N.D. d
30)		cis-Nonac...	0.000	0.000	0	0	N.D. d	N.D. d
31)		Mirex	0.000	0.000	0	0	N.D. d	N.D. d
32)		Chlordane...	7.421	8.132	4452138	7358273	179.431	173.384
33)		Chlordane...	7.514	8.241	5100975	6135095	185.233	174.702
34)		Chlordane...	8.065	8.904	1329346	1823031	177.391	169.321
35)		Chlordane...	0.000	0.000	0	0	N.D. d	N.D. d
36)		Toxaphene...	0.000	0.000	0	0	N.D. d	N.D. d
37)		Toxaphene...	0.000	0.000	0	0	N.D. d	N.D. d
38)		Toxaphene...	0.000	0.000	0	0	N.D. d	N.D. d
39)		Toxaphene...	0.000	0.000	0	0	N.D. d	N.D. d
40)		Toxaphene...	0.000	0.000	0	0	N.D. d	N.D. d
41)		Toxaphene...	0.000	0.000	0	0	N.D. d	N.D. d
42)		Toxaphene...	0.000	0.000	0	0	N.D. d	N.D. d

Quantitation Report (QT Reviewed)

Data Path : C:\msdchem\1\data\2020-03\0C24036\
Data File : ECD5-03242034.D
Signal(s) : Signal #1: ECD1A.CH Signal #2: ECD2B.CH
Acq On : 24 Mar 2020 21:56
Operator : MJB
Sample : 0C24036-CALM
Misc : A19K309, CHLOR 200 ppb
ALS Vial : 27 (Sig #1); 0 (Sig #2) Sample Multiplier: 1

Integration File signal 1: PEST1.e
Integration File signal 2: PEST2.e
Quant Time: Mar 25 12:37:49 2020
Quant Method : C:\msdchem\1\methods\ECD5_QUANTPEST_200324.M
Quant Title : Instrument: DualECD5
QLast Update : Wed Mar 25 12:35:39 2020
Response via : Initial Calibration
Integrator: ChemStation 6890 Scale Mode: Small noise peaks clipped

Volume Inj. : 2uL
Signal #1 Phase : Rtx-CLPesticides Signal #2 Phase: Rtx-CLPesticides2
Signal #1 Info : 30m X 0.32mm X 0. Signal #2 Info : 30m X 0.32mm X 0.25um

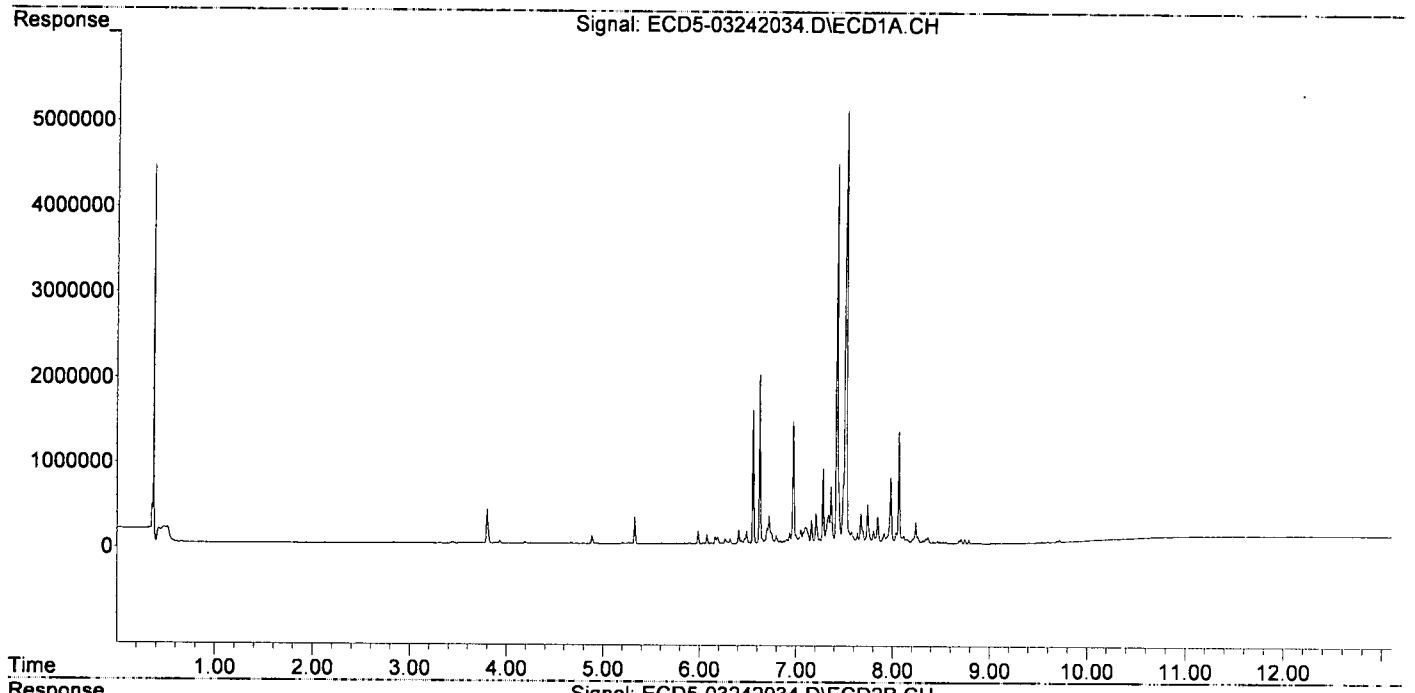

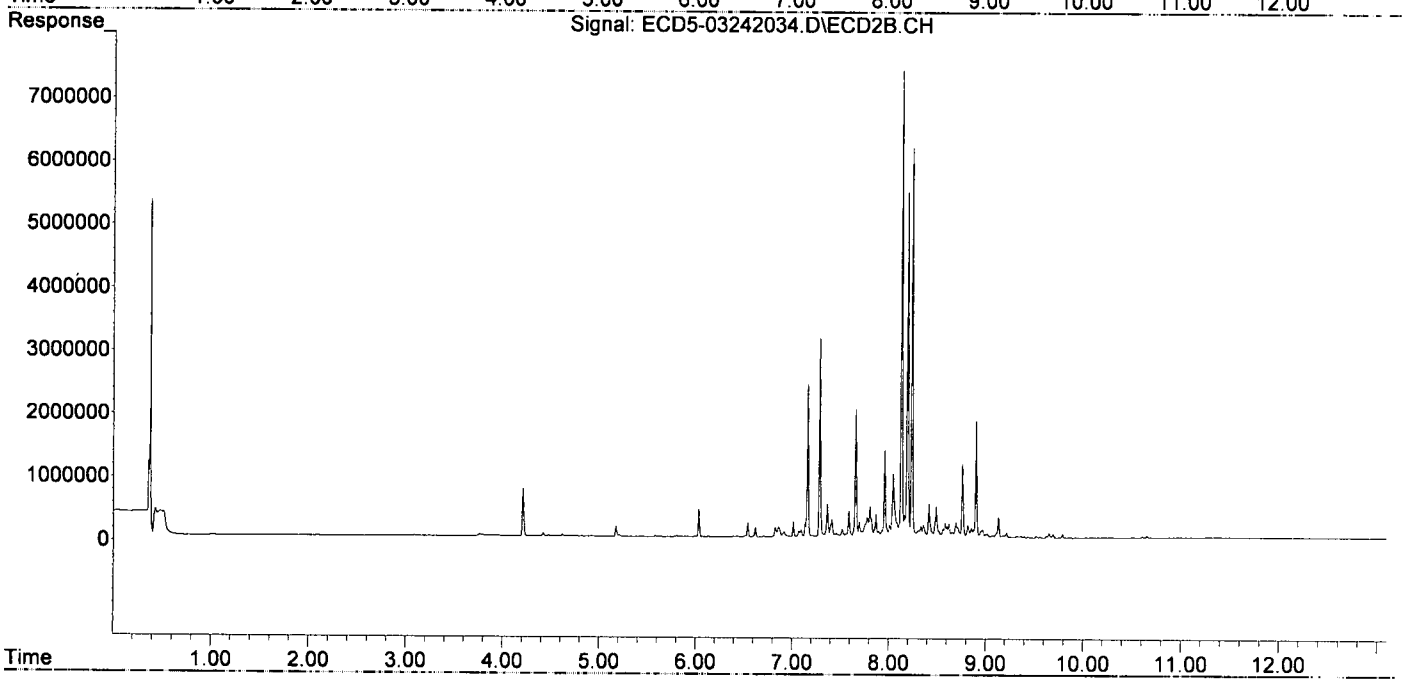

Quantitation Report (QT Reviewed)

Data Path : C:\msdchem\1\data\2020-03\0C24036\
Data File : ECD5-03242035.D
Signal(s) : Signal #1: ECD1A.CH Signal #2: ECD2B.CH
Acq On : 24 Mar 2020 22:14
Operator : MJB
Sample : 0C24036-CALN
Misc : A19K310, CHLOR 500 ppb
ALS Vial : 28 (Sig #1); 0 (Sig #2) Sample Multiplier: 1

Integration File signal 1: PEST1.e
Integration File signal 2: PEST2.e
Quant Time: Mar 25 12:35:28 2020
Quant Method : C:\msdchem\1\methods\ECD5_QUANTPEST_200324.M
Quant Title : Instrument: DualECD5
QLast Update : Wed Mar 25 12:27:29 2020
Response via : Initial Calibration
Integrator: ChemStation 6890 Scale Mode: Small noise peaks clipped

Volume Inj. : 2uL
Signal #1 Phase : Rtx-CLPesticides Signal #2 Phase: Rtx-CLPesticides2
Signal #1 Info : 30m X 0.32mm X 0. Signal #2 Info : 30m X 0.32mm X 0.25um

MJB 3/25/20

		Compound	RT#1	RT#2	Resp#1	Resp#2	ng/mL	ng/mL
		System Monitoring Compounds						
1)	S	TCMX (S)	0.000	0.000	0	0	N.D. d	N.D. d
22)	S	DCBP (S)	0.000	0.000	0	0	N.D. d	N.D. d
		Target Compounds						
2)		a-BHC	0.000	0.000	0	0	N.D. d	N.D. d
3)		g-BHC	0.000	0.000	0	0	N.D. d	N.D. d
4)		b-BHC	0.000	0.000	0	0	N.D. d	N.D. d
5)		Heptachlor	0.000	0.000	0	0	N.D. d	N.D. d
6)		d-BHC	0.000	0.000	0	0	N.D. d	N.D. d
7)		Aldrin	0.000	0.000	0	0	N.D. d	N.D. d
8)		Heptachlo...	0.000	0.000	0	0	N.D. d	N.D. d
9)		trans-Chl...	0.000	0.000	0	0	N.D. d	N.D. d
10)		cis-Chlor...	0.000	0.000	0	0	N.D. d	N.D. d
11)		Endosulfa...	0.000	0.000	0	0	N.D. d	N.D. d
12)		4,4'-DDE	0.000	0.000	0	0	N.D. d	N.D. d
13)		Dieldrin	0.000	0.000	0	0	N.D. d	N.D. d
14)		Endrin	0.000	0.000	0	0	N.D. d	N.D. d
15)		4,4'-DDD	0.000	0.000	0	0	N.D. d	N.D. d
16)		Endosulfa...	0.000	0.000	0	0	N.D. d	N.D. d
17)		4,4'-DDT	0.000	0.000	0	0	N.D. d	N.D. d
18)		Endrin Al...	0.000	0.000	0	0	N.D. d	N.D. d
19)		Endosulfa...	0.000	0.000	0	0	N.D. d	N.D. d
20)		Methoxychlor	0.000	0.000	0	0	N.D. d	N.D. d
21)		Endrin Ke...	0.000	0.000	0	0	N.D. d	N.D. d
23)		Hexachlor...	0.000	0.000	0	0	N.D. d	N.D. d
24)		Hexachlor...	0.000	0.000	0	0	N.D. d	N.D. d
25)		Oxychlordane	0.000	0.000	0	0	N.D. d	N.D. d
26)		2,4'-DDE	0.000	0.000	0	0	N.D. d	N.D. d
27)		trans-Non...	0.000	0.000	0	0	N.D. d	N.D. d
28)		2,4'-DDD	0.000	0.000	0	0	N.D. d	N.D. d
29)		2,4'-DDT	0.000	0.000	0	0	N.D. d	N.D. d
30)		cis-Nonac...	0.000	0.000	0	0	N.D. d	N.D. d
31)		Mirex	0.000	0.000	0	0	N.D. d	N.D. d
32)		Chlordane...	7.419	8.131	11350035	19167147	457.431	451.638
33)		Chlordane...	7.513	8.239	12743783	16083461	462.768	457.990
34)		Chlordane...	8.063	8.902	3611630	4941415	481.943	458.953
35)		Chlordane...	0.000	0.000	0	0	N.D. d	N.D. d
36)		Toxaphene...	0.000	0.000	0	0	N.D. d	N.D. d
37)		Toxaphene...	0.000	0.000	0	0	N.D. d	N.D. d
38)		Toxaphene...	0.000	0.000	0	0	N.D. d	N.D. d
39)		Toxaphene...	0.000	0.000	0	0	N.D. d	N.D. d
40)		Toxaphene...	0.000	0.000	0	0	N.D. d	N.D. d
41)		Toxaphene...	0.000	0.000	0	0	N.D. d	N.D. d
42)		Toxaphene...	0.000	0.000	0	0	N.D. d	N.D. d

Quantitation Report (QT Reviewed)

Data Path : C:\msdchem\1\data\2020-03\0C24036\
Data File : ECD5-03242035.D
Signal(s) : Signal #1: ECD1A.CH Signal #2: ECD2B.CH
Acq On : 24 Mar 2020 22:14
Operator : MJB
Sample : 0C24036-CALN
Misc : A19K310, CHLOR 500 ppb
ALS Vial : 28 (Sig #1); 0 (Sig #2) Sample Multiplier: 1

Integration File signal 1: PEST1.e
Integration File signal 2: PEST2.e
Quant Time: Mar 25 12:35:28 2020
Quant Method : C:\msdchem\1\methods\ECD5_QUANTPEST_200324.M
Quant Title : Instrument: DualECD5
QLast Update : Wed Mar 25 12:27:29 2020
Response via : Initial Calibration
Integrator: ChemStation 6890 Scale Mode: Small noise peaks clipped

Volume Inj. : 2uL
Signal #1 Phase : Rtx-CLPesticides Signal #2 Phase: Rtx-CLPesticides2
Signal #1 Info : 30m X 0.32mm X 0. Signal #2 Info : 30m X 0.32mm X 0.25um

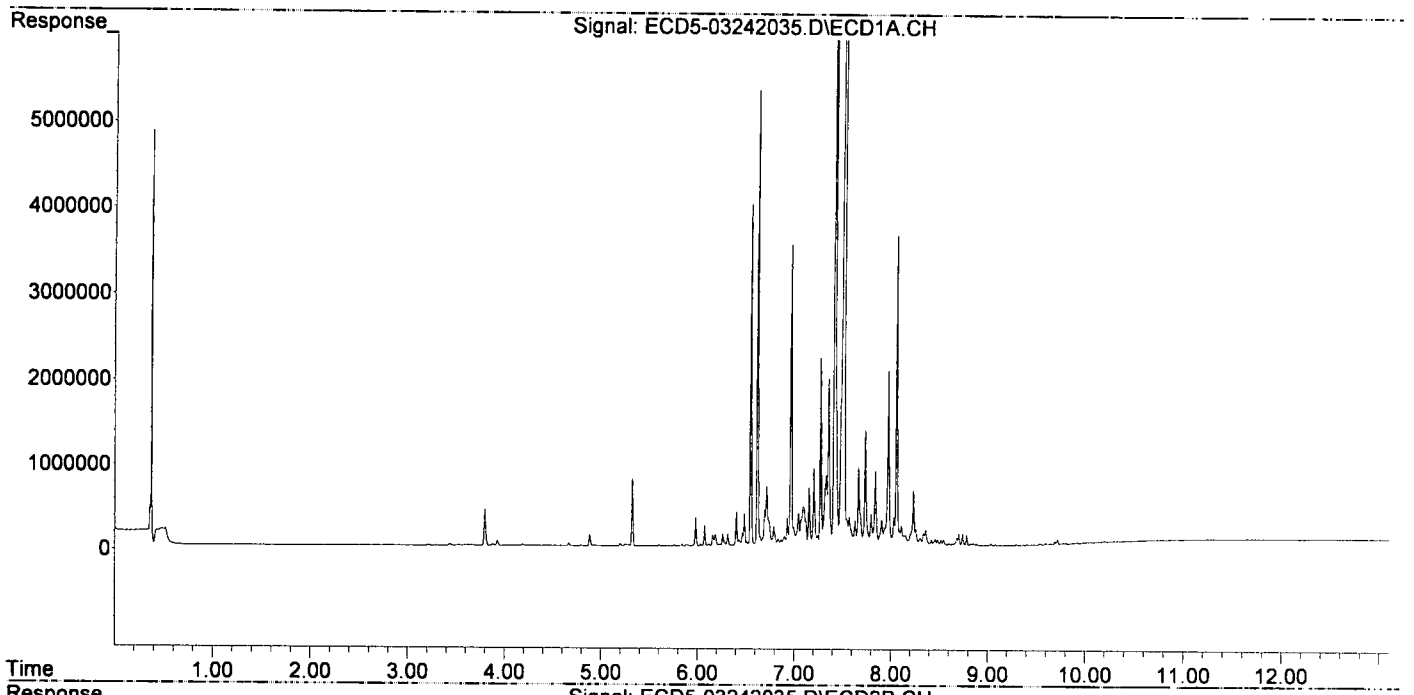

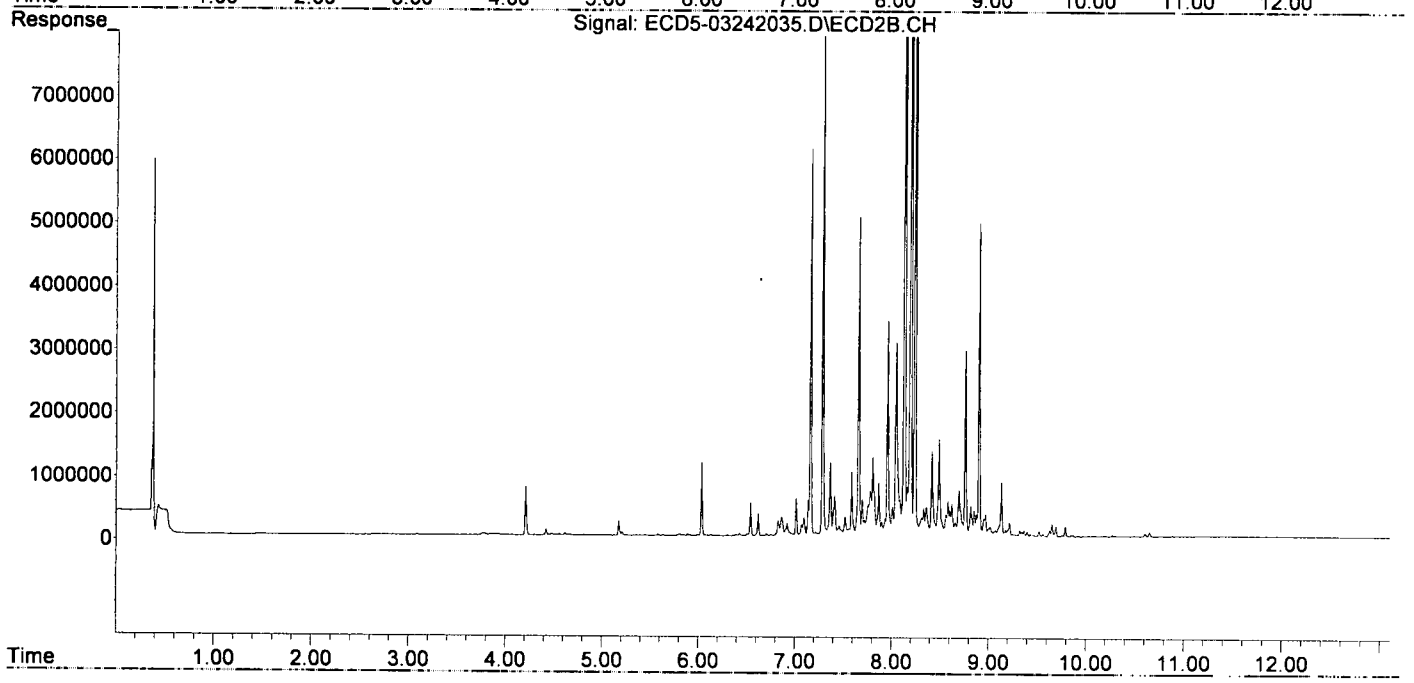

Quantitation Report (QT Reviewed)

Data Path : C:\msdchem\1\data\2020-03\0C24036\
Data File : ECD5-03242036.D
Signal(s) : Signal #1: ECD1A.CH Signal #2: ECD2B.CH
Acq On : 24 Mar 2020 22:31
Operator : MJB
Sample : 0C24036-CALO
Misc : A19K311, CHLOR 1000 ppb
ALS Vial : 29 (Sig #1); 0 (Sig #2) Sample Multiplier: 1

Integration File signal 1: PEST1.e
Integration File signal 2: PEST2.e
Quant Time: Mar 25 12:38:22 2020
Quant Method : C:\msdchem\1\methods\ECD5_QUANTPEST_200324.M
Quant Title : Instrument: DualECD5
QLast Update : Wed Mar 25 12:35:39 2020
Response via : Initial Calibration
Integrator: ChemStation 6890 Scale Mode: Small noise peaks clipped

Volume Inj. : 2uL
Signal #1 Phase : Rtx-CLPesticides Signal #2 Phase: Rtx-CLPesticides2
Signal #1 Info : 30m X 0.32mm X 0. Signal #2 Info : 30m X 0.32mm X 0.25um

MJB 3/25/20

		Compound	RT#1	RT#2	Resp#1	Resp#2	ng/mL	ng/mL
		System Monitoring Compounds						
1)	S	TCMX (S)	0.000	0.000	0	0	N.D. d	N.D. d
22)	S	DCBP (S)	0.000	0.000	0	0	N.D. d	N.D. d
		Target Compounds						
2)		a-BHC	0.000	0.000	0	0	N.D. d	N.D. d
3)		g-BHC	0.000	0.000	0	0	N.D. d	N.D. d
4)		b-BHC	0.000	0.000	0	0	N.D. d	N.D. d
5)		Heptachlor	0.000	0.000	0	0	N.D. d	N.D. d
6)		d-BHC	0.000	0.000	0	0	N.D. d	N.D. d
7)		Aldrin	0.000	0.000	0	0	N.D. d	N.D. d
8)		Heptachlo...	0.000	0.000	0	0	N.D. d	N.D. d
9)		trans-Chl...	0.000	0.000	0	0	N.D. d	N.D. d
10)		cis-Chlor...	0.000	0.000	0	0	N.D. d	N.D. d
11)		Endosulfa...	0.000	0.000	0	0	N.D. d	N.D. d
12)		4,4'-DDE	0.000	0.000	0	0	N.D. d	N.D. d
13)		Dieldrin	0.000	0.000	0	0	N.D. d	N.D. d
14)		Endrin	0.000	0.000	0	0	N.D. d	N.D. d
15)		4,4'-DDD	0.000	0.000	0	0	N.D. d	N.D. d
16)		Endosulfa...	0.000	0.000	0	0	N.D. d	N.D. d
17)		4,4'-DDT	0.000	0.000	0	0	N.D. d	N.D. d
18)		Endrin Al...	0.000	0.000	0	0	N.D. d	N.D. d
19)		Endosulfa...	0.000	0.000	0	0	N.D. d	N.D. d
20)		Methoxychlor	0.000	0.000	0	0	N.D. d	N.D. d
21)		Endrin Ke...	0.000	0.000	0	0	N.D. d	N.D. d
23)		Hexachlor...	0.000	0.000	0	0	N.D. d	N.D. d
24)		Hexachlor...	0.000	0.000	0	0	N.D. d	N.D. d
25)		Oxychlordane	0.000	0.000	0	0	N.D. d	N.D. d
26)		2,4'-DDE	0.000	0.000	0	0	N.D. d	N.D. d
27)		trans-Non...	0.000	0.000	0	0	N.D. d	N.D. d
28)		2,4'-DDD	0.000	0.000	0	0	N.D. d	N.D. d
29)		2,4'-DDT	0.000	0.000	0	0	N.D. d	N.D. d
30)		cis-Nonac...	0.000	0.000	0	0	N.D. d	N.D. d
31)		Mirex	0.000	0.000	0	0	N.D. d	N.D. d
32)		Chlordane...	7.419	8.132	23335625	41978790	940.476	989.152
33)		Chlordane...	7.512	8.239	26067771	33852266	946.604	963.972
34)		Chlordane...	8.063	8.902	7301807	10417487	974.368	967.565
35)		Chlordane...	0.000	0.000	0	0	N.D. d	N.D. d
36)		Toxaphene...	0.000	0.000	0	0	N.D. d	N.D. d
37)		Toxaphene...	0.000	0.000	0	0	N.D. d	N.D. d
38)		Toxaphene...	0.000	0.000	0	0	N.D. d	N.D. d
39)		Toxaphene...	0.000	0.000	0	0	N.D. d	N.D. d
40)		Toxaphene...	0.000	0.000	0	0	N.D. d	N.D. d
41)		Toxaphene...	0.000	0.000	0	0	N.D. d	N.D. d
42)		Toxaphene...	0.000	0.000	0	0	N.D. d	N.D. d

Quantitation Report (QT Reviewed)

Data Path : C:\msdchem\1\data\2020-03\0C24036\
Data File : ECD5-03242036.D
Signal(s) : Signal #1: ECD1A.CH Signal #2: ECD2B.CH
Acq On : 24 Mar 2020 22:31
Operator : MJB
Sample : 0C24036-CALO
Misc : A19K311, CHLOR 1000 ppb
ALS Vial : 29 (Sig #1); 0 (Sig #2) Sample Multiplier: 1

Integration File signal 1: PEST1.e
Integration File signal 2: PEST2.e
Quant Time: Mar 25 12:38:22 2020
Quant Method : C:\msdchem\1\methods\ECD5_QUANTPEST_200324.M
Quant Title : Instrument: DualECD5
QLast Update : Wed Mar 25 12:35:39 2020
Response via : Initial Calibration
Integrator: ChemStation 6890 Scale Mode: Small noise peaks clipped

Volume Inj. : 2uL
Signal #1 Phase : Rtx-CLPesticides Signal #2 Phase: Rtx-CLPesticides2
Signal #1 Info : 30m X 0.32mm X 0. Signal #2 Info : 30m X 0.32mm X 0.25um

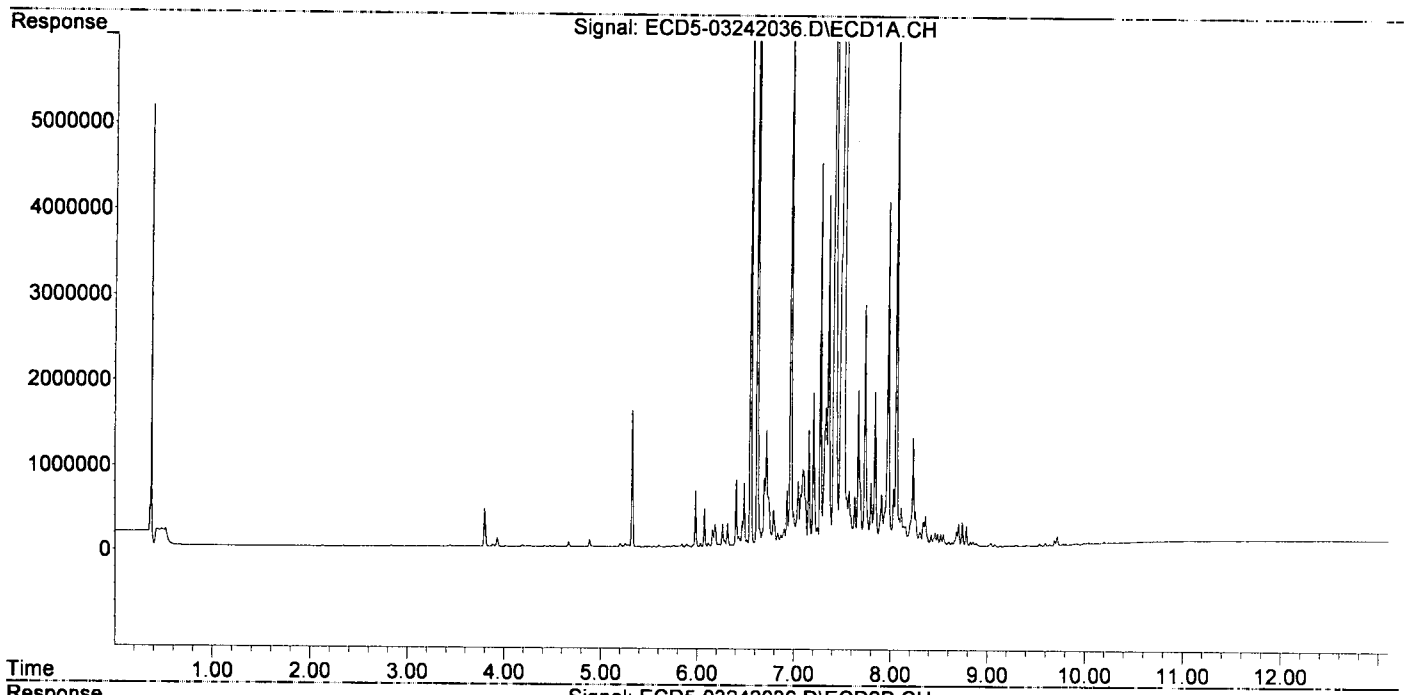

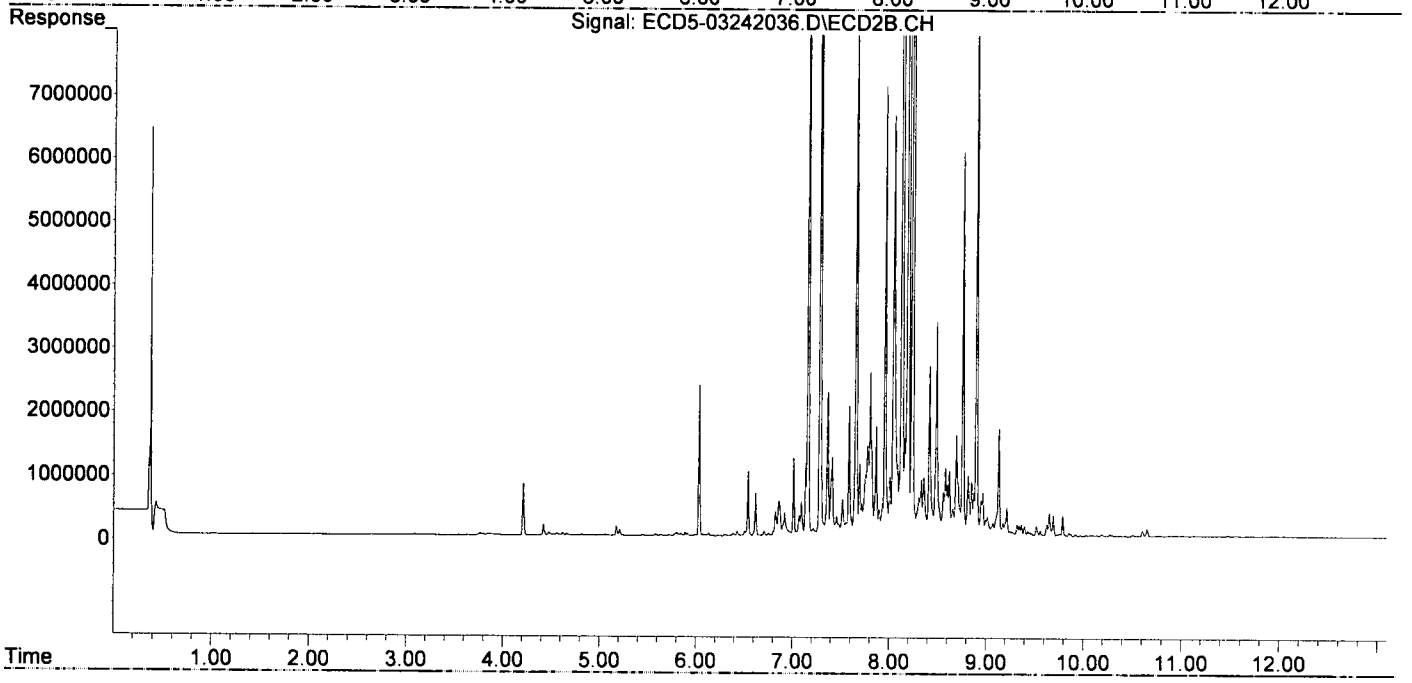

Quantitation Report (QT Reviewed)

Data Path : C:\msdchem\1\data\2020-03\0C24036\
Data File : ECD5-03242037.D
Signal(s) : Signal #1: ECD1A.CH Signal #2: ECD2B.CH
Acq On : 24 Mar 2020 22:48
Operator : MJB
Sample : 0C24036-CALP
Misc : A19K306, CHLOR 2000 ppb
ALS Vial : 30 (Sig #1); 0 (Sig #2) Sample Multiplier: 1

Integration File signal 1: PEST1.e
Integration File signal 2: PEST2.e
Quant Time: Mar 25 12:38:56 2020
Quant Method : C:\msdchem\1\methods\ECD5_QUANTPEST_200324.M
Quant Title : Instrument: DualECD5
QLast Update : Wed Mar 25 12:35:39 2020
Response via : Initial Calibration
Integrator: ChemStation 6890 Scale Mode: Small noise peaks clipped

Volume Inj. : 2uL
Signal #1 Phase : Rtx-CLPesticides Signal #2 Phase: Rtx-CLPesticides2
Signal #1 Info : 30m X 0.32mm X 0. Signal #2 Info : 30m X 0.32mm X 0.25um

MJB 3/25/20

		Compound	RT#1	RT#2	Resp#1	Resp#2	ng/mL	ng/mL
		System Monitoring Compounds						
1)	S	TCMX (S)	0.000	0.000	0	0	N.D. d	N.D. d
22)	S	DCBP (S)	0.000	0.000	0	0	N.D. d	N.D. d
		Target Compounds						
2)		a-BHC	0.000	0.000	0	0	N.D. d	N.D. d
3)		g-BHC	0.000	0.000	0	0	N.D. d	N.D. d
4)		b-BHC	0.000	0.000	0	0	N.D. d	N.D. d
5)		Heptachlor	0.000	0.000	0	0	N.D. d	N.D. d
6)		d-BHC	0.000	0.000	0	0	N.D. d	N.D. d
7)		Aldrin	0.000	0.000	0	0	N.D. d	N.D. d
8)		Heptachlo...	0.000	0.000	0	0	N.D. d	N.D. d
9)		trans-Chl...	0.000	0.000	0	0	N.D. d	N.D. d
10)		cis-Chlor...	0.000	0.000	0	0	N.D. d	N.D. d
11)		Endosulfa...	0.000	0.000	0	0	N.D. d	N.D. d
12)		4,4'-DDE	0.000	0.000	0	0	N.D. d	N.D. d
13)		Dieldrin	0.000	0.000	0	0	N.D. d	N.D. d
14)		Endrin	0.000	0.000	0	0	N.D. d	N.D. d
15)		4,4'-DDD	0.000	0.000	0	0	N.D. d	N.D. d
16)		Endosulfa...	0.000	0.000	0	0	N.D. d	N.D. d
17)		4,4'-DDT	0.000	0.000	0	0	N.D. d	N.D. d
18)		Endrin Al...	0.000	0.000	0	0	N.D. d	N.D. d
19)		Endosulfa...	0.000	0.000	0	0	N.D. d	N.D. d
20)		Methoxychlor	0.000	0.000	0	0	N.D. d	N.D. d
21)		Endrin Ke...	0.000	0.000	0	0	N.D. d	N.D. d
23)		Hexachlor...	0.000	0.000	0	0	N.D. d	N.D. d
24)		Hexachlor...	0.000	0.000	0	0	N.D. d	N.D. d
25)		Oxychlordane	0.000	0.000	0	0	N.D. d	N.D. d
26)		2,4'-DDE	0.000	0.000	0	0	N.D. d	N.D. d
27)		trans-Non...	0.000	0.000	0	0	N.D. d	N.D. d
28)		2,4'-DDD	0.000	0.000	0	0	N.D. d	N.D. d
29)		2,4'-DDT	0.000	0.000	0	0	N.D. d	N.D. d
30)		cis-Nonac...	0.000	0.000	0	0	N.D. d	N.D. d
31)		Mirex	0.000	0.000	0	0	N.D. d	N.D. d
32)		Chlordane...	7.418	8.132	46999488	87406745	1894.180	2059.577
33)		Chlordane...	7.513	8.239	53385654	71173749	1938.605	2026.732
34)		Chlordane...	8.062	8.901	14906306	22418158	1989.128	2082.175
35)		Chlordane...	0.000	0.000	0	0	N.D. d	N.D. d
36)		Toxaphene...	0.000	0.000	0	0	N.D. d	N.D. d
37)		Toxaphene...	0.000	0.000	0	0	N.D. d	N.D. d
38)		Toxaphene...	0.000	0.000	0	0	N.D. d	N.D. d
39)		Toxaphene...	0.000	0.000	0	0	N.D. d	N.D. d
40)		Toxaphene...	0.000	0.000	0	0	N.D. d	N.D. d
41)		Toxaphene...	0.000	0.000	0	0	N.D. d	N.D. d
42)		Toxaphene...	0.000	0.000	0	0	N.D. d	N.D. d

Quantitation Report (QT Reviewed)

Data Path : C:\msdchem\1\data\2020-03\0C24036\
Data File : ECD5-03242037.D
Signal(s) : Signal #1: ECD1A.CH Signal #2: ECD2B.CH
Acq On : 24 Mar 2020 22:48
Operator : MJB
Sample : 0C24036-CALP
Misc : A19K306, CHLOR 2000 ppb
ALS Vial : 30 (Sig #1); 0 (Sig #2) Sample Multiplier: 1

Integration File signal 1: PEST1.e
Integration File signal 2: PEST2.e
Quant Time: Mar 25 12:38:56 2020
Quant Method : C:\msdchem\1\methods\ECD5_QUANTPEST_200324.M
Quant Title : Instrument: DualECD5
QLast Update : Wed Mar 25 12:35:39 2020
Response via : Initial Calibration
Integrator: ChemStation 6890 Scale Mode: Small noise peaks clipped

Volume Inj. : 2uL
Signal #1 Phase : Rtx-CLPesticides Signal #2 Phase: Rtx-CLPesticides2
Signal #1 Info : 30m X 0.32mm X 0. Signal #2 Info : 30m X 0.32mm X 0.25um

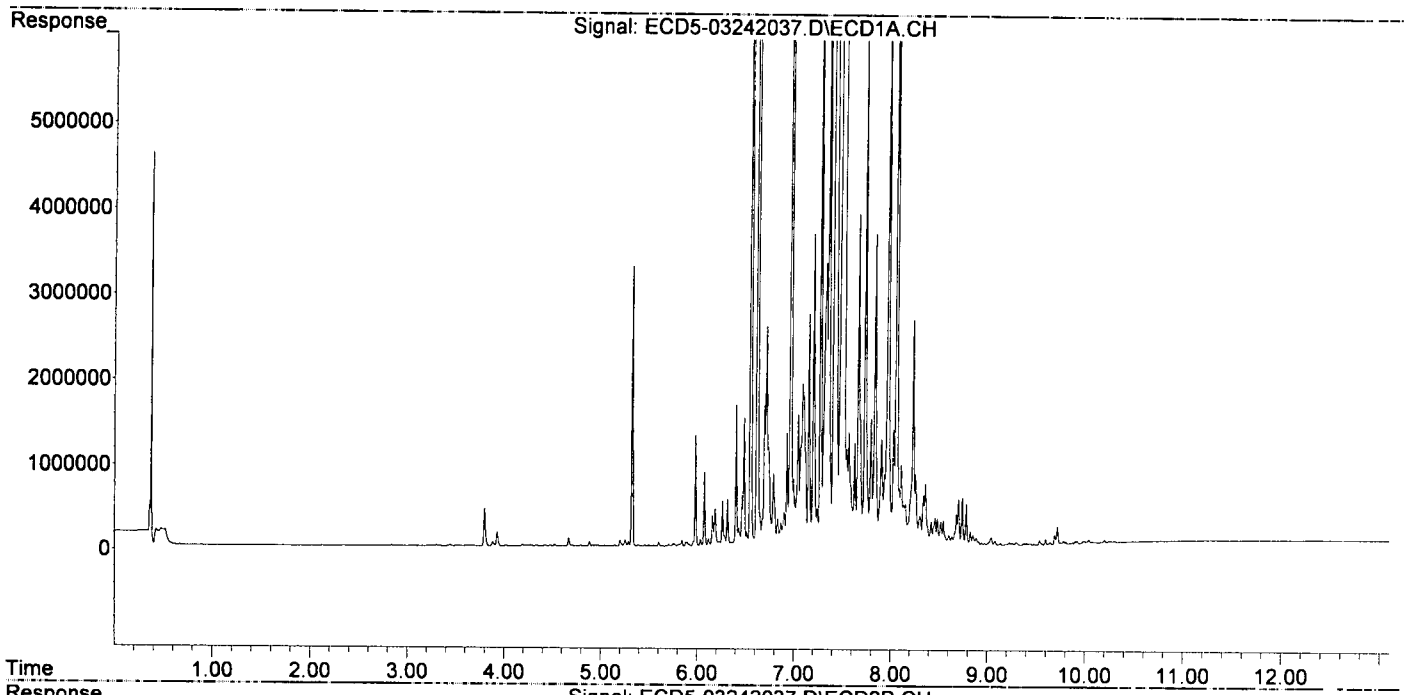

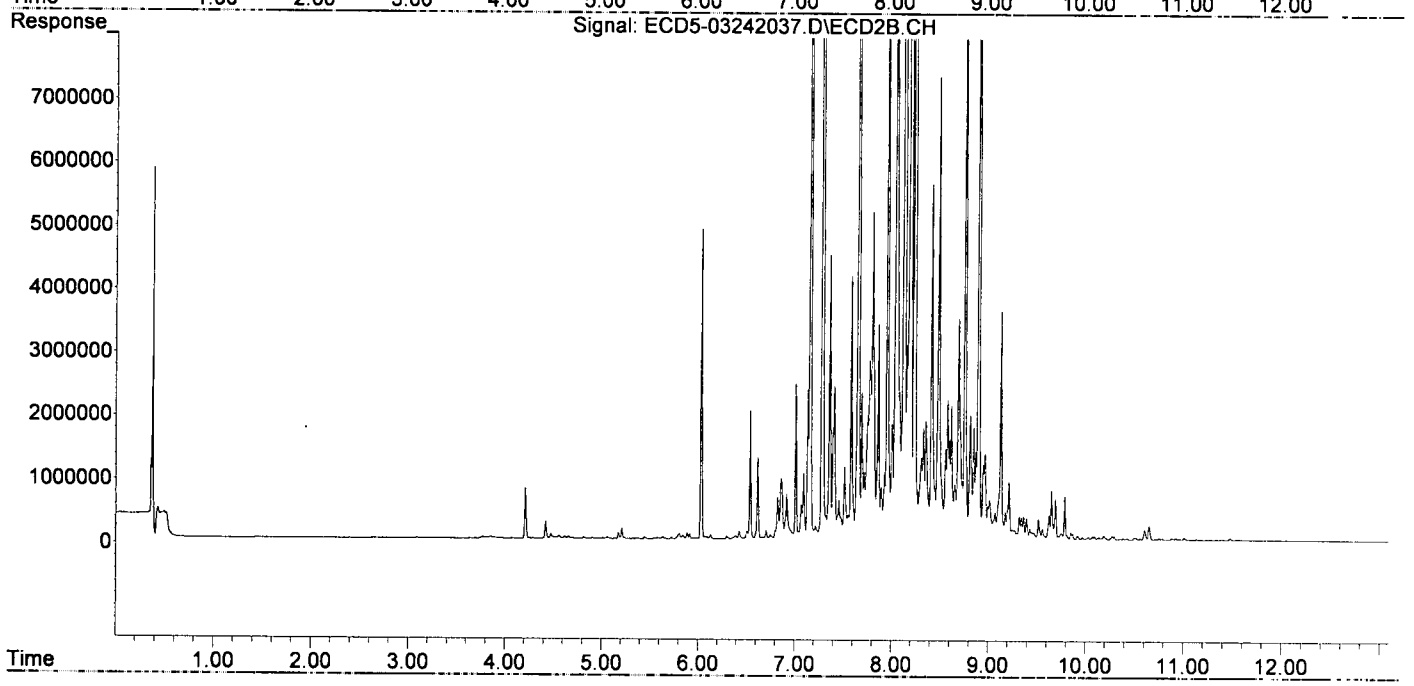

Quantitation Report (QT Reviewed)

Data Path : C:\msdchem\1\data\2020-03\0C24036\
Data File : ECD5-03242040.D
Signal(s) : Signal #1: ECD1A.CH Signal #2: ECD2B.CH
Acq On : 24 Mar 2020 23:39
Operator : MJB
Sample : 0C24036-CALQ
Misc : A20B334, TOX 10 ppb
ALS Vial : 32 (Sig #1); 0 (Sig #2) Sample Multiplier: 1

Integration File signal 1: PEST1.e
Integration File signal 2: PEST2.e
Quant Time: Mar 25 12:41:26 2020
Quant Method : C:\msdchem\1\methods\ECD5_QUANTPEST_200324.M
Quant Title : Instrument: DualECD5
QLast Update : Wed Mar 25 12:40:35 2020
Response via : Initial Calibration
Integrator: ChemStation 6890 Scale Mode: Small noise peaks clipped

Volume Inj. : 2uL
Signal #1 Phase : Rtx-CLPesticides Signal #2 Phase: Rtx-CLPesticides2
Signal #1 Info : 30m X 0.32mm X 0. Signal #2 Info : 30m X 0.32mm X 0.25um

MJB 3/25/20

		Compound	RT#1	RT#2	Resp#1	Resp#2	ng/mL	ng/mL
		System Monitoring Compounds						
1)	S	TCMX (S)	0.000	0.000	0	0	N.D. d	N.D. d
22)	S	DCBP (S)	0.000	0.000	0	0	N.D. d	N.D. d
		Target Compounds						
2)		a-BHC	0.000	0.000	0	0	N.D. d	N.D. d
3)		g-BHC	0.000	0.000	0	0	N.D. d	N.D. d
4)		b-BHC	0.000	0.000	0	0	N.D. d	N.D. d
5)		Heptachlor	0.000	0.000	0	0	N.D. d	N.D. d
6)		d-BHC	0.000	0.000	0	0	N.D. d	N.D. d
7)		Aldrin	0.000	0.000	0	0	N.D. d	N.D. d
8)		Heptachlo...	0.000	0.000	0	0	N.D. d	N.D. d
9)		trans-Chl...	0.000	0.000	0	0	N.D. d	N.D. d
10)		cis-Chlor...	0.000	0.000	0	0	N.D. d	N.D. d
11)		Endosulfa...	0.000	0.000	0	0	N.D. d	N.D. d
12)		4,4'-DDE	0.000	0.000	0	0	N.D. d	N.D. d
13)		Dieldrin	0.000	0.000	0	0	N.D. d	N.D. d
14)		Endrin	0.000	0.000	0	0	N.D. d	N.D. d
15)		4,4'-DDD	0.000	0.000	0	0	N.D. d	N.D. d
16)		Endosulfa...	0.000	0.000	0	0	N.D. d	N.D. d
17)		4,4'-DDT	0.000	0.000	0	0	N.D. d	N.D. d
18)		Endrin Al...	0.000	0.000	0	0	N.D. d	N.D. d
19)		Endosulfa...	0.000	0.000	0	0	N.D. d	N.D. d
20)		Methoxychlor	0.000	0.000	0	0	N.D. d	N.D. d
21)		Endrin Ke...	0.000	0.000	0	0	N.D. d	N.D. d
23)		Hexachlor...	0.000	0.000	0	0	N.D. d	N.D. d
24)		Hexachlor...	0.000	0.000	0	0	N.D. d	N.D. d
25)		Oxychlordane	0.000	0.000	0	0	N.D. d	N.D. d
26)		2,4'-DDE	0.000	0.000	0	0	N.D. d	N.D. d
27)		trans-Non...	0.000	0.000	0	0	N.D. d	N.D. d
28)		2,4'-DDD	0.000	0.000	0	0	N.D. d	N.D. d
29)		2,4'-DDT	0.000	0.000	0	0	N.D. d	N.D. d
30)		cis-Nonac...	0.000	0.000	0	0	N.D. d	N.D. d
31)		Mirex	0.000	0.000	0	0	N.D. d	N.D. d
32)		Chlordane...	0.000	0.000	0	0	N.D. d	N.D. d
33)		Chlordane...	0.000	0.000	0	0	N.D. d	N.D. d
34)		Chlordane...	0.000	0.000	0	0	N.D. d	N.D. d
35)		Chlordane...	0.000	0.000	0	0	N.D. d	N.D. d
36)		Toxaphene...	7.499	8.471	11225	31297	10.585	11.068
37)		Toxaphene...	7.791	8.817	23053	38990	11.705	11.239
38)		Toxaphene...	8.103	8.853	47213	64506	11.747	11.235
39)		Toxaphene...	8.343	8.920	47569	116261	12.175	12.572
40)		Toxaphene...	8.571	9.097	32950	54945	10.922	10.833
41)		Toxaphene...	8.639	9.478	45333	60756	11.495	11.375
42)		Toxaphene...	0.000	0.000	0	0	N.D. d	N.D. d

Quantitation Report (QT Reviewed)

Data Path : C:\msdchem\1\data\2020-03\0C24036\
Data File : ECD5-03242040.D
Signal(s) : Signal #1: ECD1A.CH Signal #2: ECD2B.CH
Acq On : 24 Mar 2020 23:39
Operator : MJB
Sample : 0C24036-CALQ
Misc : A20B334, TOX 10 ppb
ALS Vial : 32 (Sig #1); 0 (Sig #2) Sample Multiplier: 1

Integration File signal 1: PEST1.e
Integration File signal 2: PEST2.e
Quant Time: Mar 25 12:41:26 2020
Quant Method : C:\msdchem\1\methods\ECD5_QUANTPEST_200324.M
Quant Title : Instrument: DualECD5
QLast Update : Wed Mar 25 12:40:35 2020
Response via : Initial Calibration
Integrator: ChemStation 6890 Scale Mode: Small noise peaks clipped

Volume Inj. : 2uL
Signal #1 Phase : Rtx-CLPesticides Signal #2 Phase: Rtx-CLPesticides2
Signal #1 Info : 30m X 0.32mm X 0. Signal #2 Info : 30m X 0.32mm X 0.25um

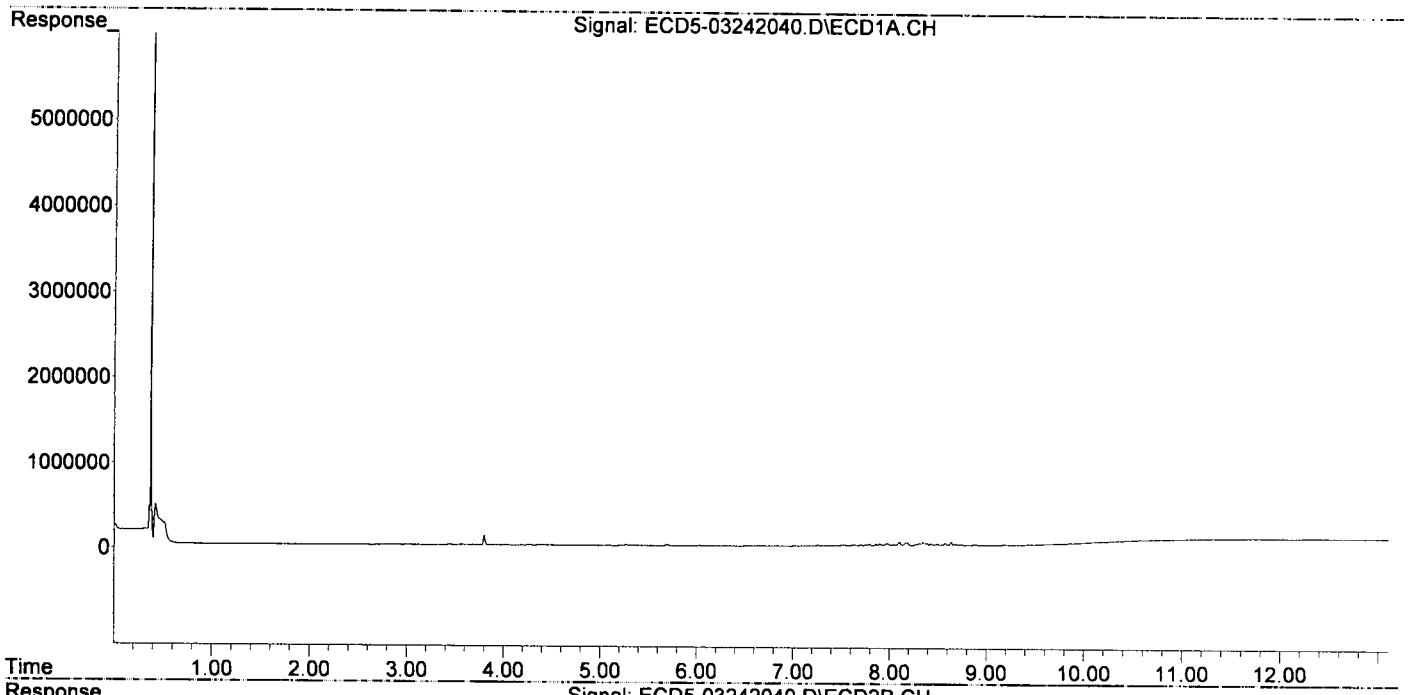

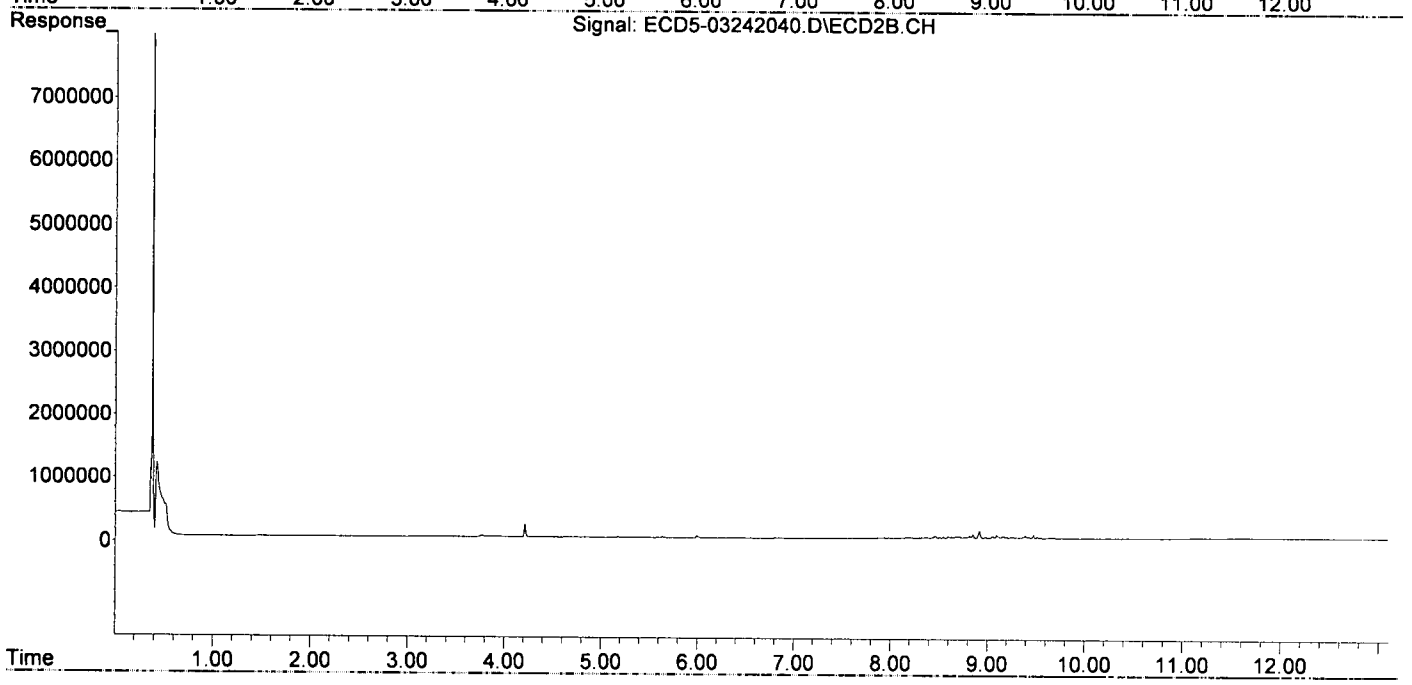

Quantitation Report (QT Reviewed)

Data Path : C:\msdchem\1\data\2020-03\0C24036\
Data File : ECD5-03242041.D
Signal(s) : Signal #1: ECD1A.CH Signal #2: ECD2B.CH
Acq On : 24 Mar 2020 23:56
Operator : MJB
Sample : 0C24036-CALR
Misc : A19J417, TOX 50 ppb
ALS Vial : 33 (Sig #1); 0 (Sig #2) Sample Multiplier: 1

Integration File signal 1: PEST1.e
Integration File signal 2: PEST2.e
Quant Time: Mar 25 12:42:00 2020
Quant Method : C:\msdchem\1\methods\ECD5_QUANTPEST_200324.M
Quant Title : Instrument: DualECD5
QLast Update : Wed Mar 25 12:40:35 2020
Response via : Initial Calibration
Integrator: ChemStation 6890 Scale Mode: Small noise peaks clipped

Volume Inj. : 2uL
Signal #1 Phase : Rtx-CLPesticides Signal #2 Phase: Rtx-CLPesticides2
Signal #1 Info : 30m X 0.32mm X 0. Signal #2 Info : 30m X 0.32mm X 0.25um

MP 3/25/20

		Compound	RT#1	RT#2	Resp#1	Resp#2	ng/mL	ng/mL
		System Monitoring Compounds						
1)	S	TCMX (S)	0.000	0.000	0	0	N.D. d	N.D. d
22)	S	DCBP (S)	0.000	0.000	0	0	N.D. d	N.D. d
		Target Compounds						
2)		a-BHC	0.000	0.000	0	0	N.D. d	N.D. d
3)		g-BHC	0.000	0.000	0	0	N.D. d	N.D. d
4)		b-BHC	0.000	0.000	0	0	N.D. d	N.D. d
5)		Heptachlor	0.000	0.000	0	0	N.D. d	N.D. d
6)		d-BHC	0.000	0.000	0	0	N.D. d	N.D. d
7)		Aldrin	0.000	0.000	0	0	N.D. d	N.D. d
8)		Heptachlo...	0.000	0.000	0	0	N.D. d	N.D. d
9)		trans-Chl...	0.000	0.000	0	0	N.D. d	N.D. d
10)		cis-Chlor...	0.000	0.000	0	0	N.D. d	N.D. d
11)		Endosulfa...	0.000	0.000	0	0	N.D. d	N.D. d
12)		4,4'-DDE	0.000	0.000	0	0	N.D. d	N.D. d
13)		Dieldrin	0.000	0.000	0	0	N.D. d	N.D. d
14)		Endrin	0.000	0.000	0	0	N.D. d	N.D. d
15)		4,4'-DDD	0.000	0.000	0	0	N.D. d	N.D. d
16)		Endosulfa...	0.000	0.000	0	0	N.D. d	N.D. d
17)		4,4'-DDT	0.000	0.000	0	0	N.D. d	N.D. d
18)		Endrin Al...	0.000	0.000	0	0	N.D. d	N.D. d
19)		Endosulfa...	0.000	0.000	0	0	N.D. d	N.D. d
20)		Methoxychlor	0.000	0.000	0	0	N.D. d	N.D. d
21)		Endrin Ke...	0.000	0.000	0	0	N.D. d	N.D. d
23)		Hexachlor...	0.000	0.000	0	0	N.D. d	N.D. d
24)		Hexachlor...	0.000	0.000	0	0	N.D. d	N.D. d
25)		Oxychlordane	0.000	0.000	0	0	N.D. d	N.D. d
26)		2,4'-DDE	0.000	0.000	0	0	N.D. d	N.D. d
27)		trans-Non...	0.000	0.000	0	0	N.D. d	N.D. d
28)		2,4'-DDD	0.000	0.000	0	0	N.D. d	N.D. d
29)		2,4'-DDT	0.000	0.000	0	0	N.D. d	N.D. d
30)		cis-Nonac...	0.000	0.000	0	0	N.D. d	N.D. d
31)		Mirex	0.000	0.000	0	0	N.D. d	N.D. d
32)		Chlordane...	0.000	0.000	0	0	N.D. d	N.D. d
33)		Chlordane...	0.000	0.000	0	0	N.D. d	N.D. d
34)		Chlordane...	0.000	0.000	0	0	N.D. d	N.D. d
35)		Chlordane...	0.000	0.000	0	0	N.D. d	N.D. d
36)		Toxaphene...	7.496	8.468	59017	156382	55.654	55.306
37)		Toxaphene...	7.789	8.816	106574	191843	54.110	55.299
38)		Toxaphene...	8.101	8.851	220625	293570	54.895	51.130
39)		Toxaphene...	8.341	8.918	205964	456067	52.714	49.316
40)		Toxaphene...	8.569	9.095	160219	253621	53.110	50.002
41)		Toxaphene...	8.636	9.476	207412	273442	52.593	51.193
42)		Toxaphene...	0.000	0.000	0	0	N.D. d	N.D. d

Quantitation Report (QT Reviewed)

Data Path : C:\msdchem\1\data\2020-03\0C24036\
Data File : ECD5-03242041.D
Signal(s) : Signal #1: ECD1A.CH Signal #2: ECD2B.CH
Acq On : 24 Mar 2020 23:56
Operator : MJB
Sample : 0C24036-CALR
Misc : A19J417, TOX 50 ppb
ALS Vial : 33 (Sig #1); 0 (Sig #2) Sample Multiplier: 1

Integration File signal 1: PEST1.e
Integration File signal 2: PEST2.e
Quant Time: Mar 25 12:42:00 2020
Quant Method : C:\msdchem\1\methods\ECD5_QUANTPEST_200324.M
Quant Title : Instrument: DualECD5
QLast Update : Wed Mar 25 12:40:35 2020
Response via : Initial Calibration
Integrator: ChemStation 6890 Scale Mode: Small noise peaks clipped

Volume Inj. : 2uL
Signal #1 Phase : Rtx-CLPesticides Signal #2 Phase: Rtx-CLPesticides2
Signal #1 Info : 30m X 0.32mm X 0. Signal #2 Info : 30m X 0.32mm X 0.25um

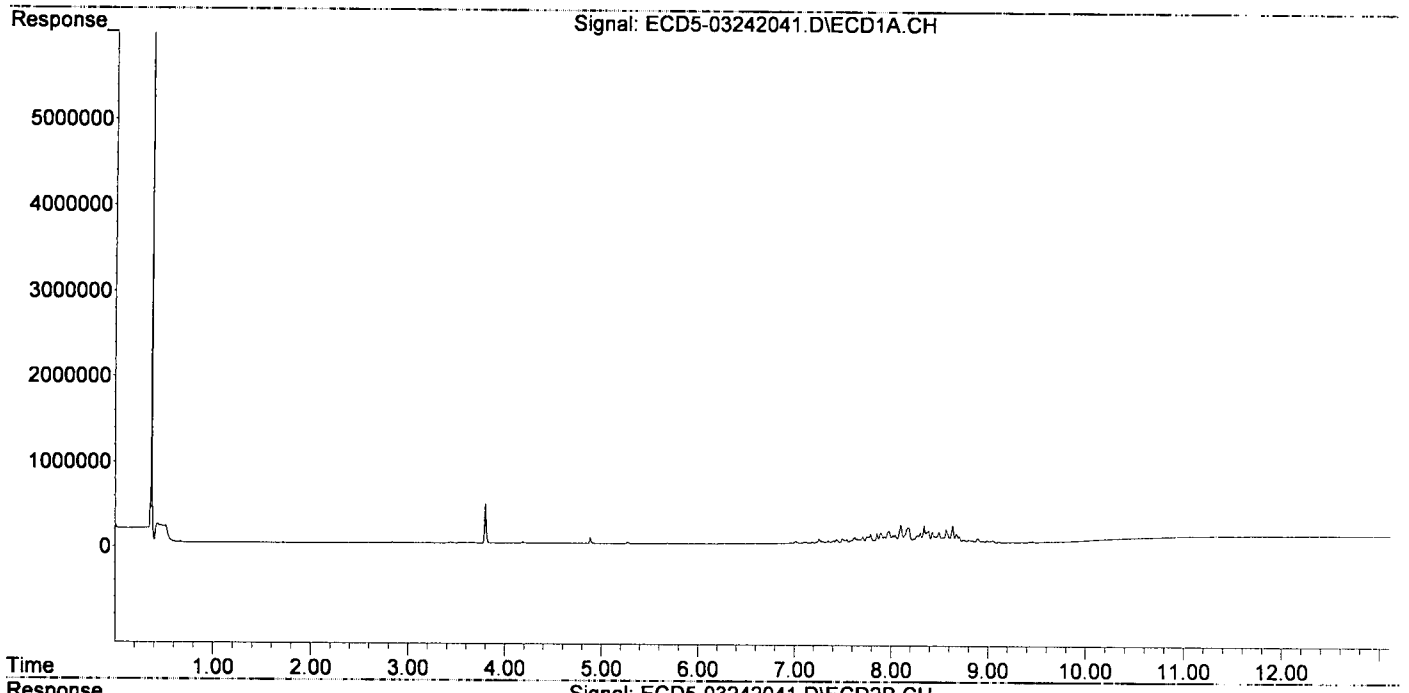

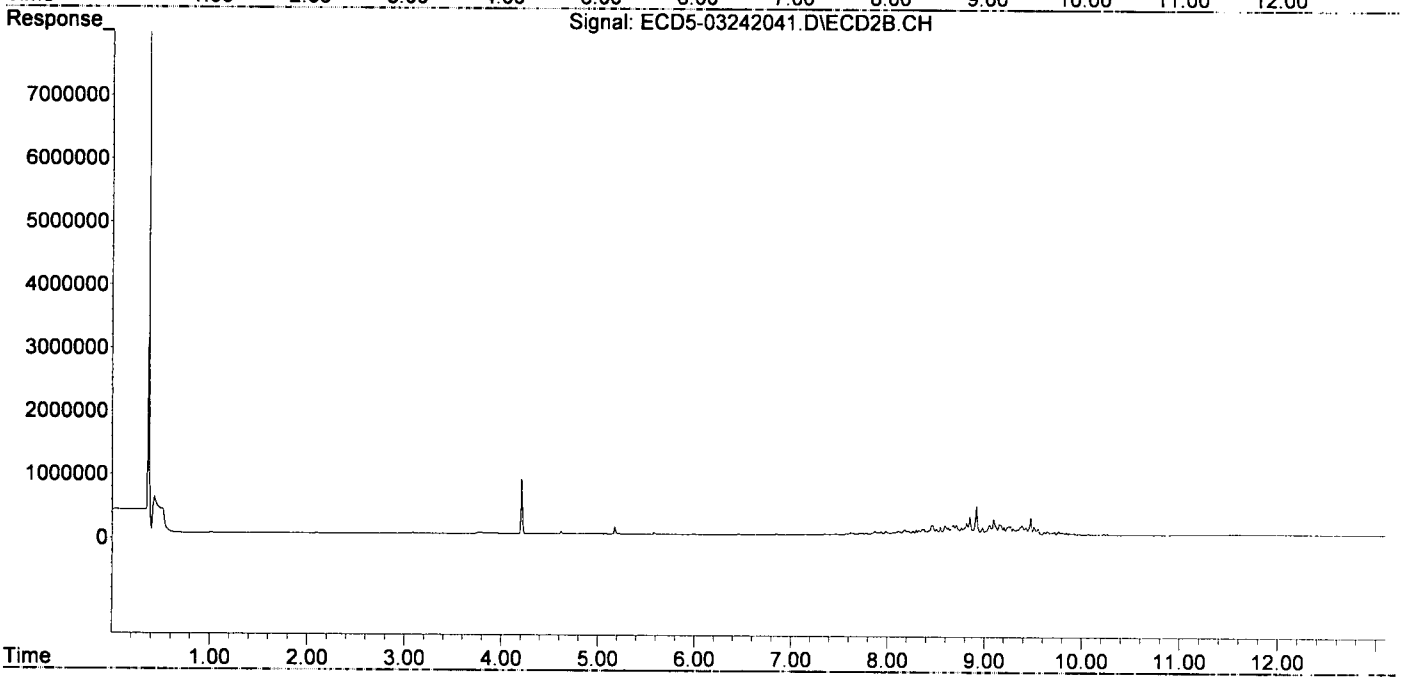

Quantitation Report (QT Reviewed)

Data Path : C:\msdchem\1\data\2020-03\0C24036\
Data File : ECD5-03242042.D
Signal(s) : Signal #1: ECD1A.CH Signal #2: ECD2B.CH
Acq On : 25 Mar 2020 0:13
Operator : MJB
Sample : 0C24036-CALS
Misc : A19J418, TOX 100 ppb
ALS Vial : 34 (Sig #1); 0 (Sig #2) Sample Multiplier: 1

Integration File signal 1: PEST1.e
Integration File signal 2: PEST2.e
Quant Time: Mar 25 12:42:32 2020
Quant Method : C:\msdchem\1\methods\ECD5_QUANTPEST_200324.M
Quant Title : Instrument: DualECD5
QLast Update : Wed Mar 25 12:40:35 2020
Response via : Initial Calibration
Integrator: ChemStation 6890 Scale Mode: Small noise peaks clipped

Volume Inj. : 2uL
Signal #1 Phase : Rtx-CLPesticides Signal #2 Phase: Rtx-CLPesticides2
Signal #1 Info : 30m X 0.32mm X 0. Signal #2 Info : 30m X 0.32mm X 0.25um

MJB 3/25/20

	Compound	RT#1	RT#2	Resp#1	Resp#2	ng/mL	ng/mL
	System Monitoring Compounds						
1) S	TCMX (S)	0.000	0.000	0	0	N.D. d	N.D. d
22) S	DCBP (S)	0.000	0.000	0	0	N.D. d	N.D. d
	Target Compounds						
2)	a-BHC	0.000	0.000	0	0	N.D. d	N.D. d
3)	g-BHC	0.000	0.000	0	0	N.D. d	N.D. d
4)	b-BHC	0.000	0.000	0	0	N.D. d	N.D. d
5)	Heptachlor	0.000	0.000	0	0	N.D. d	N.D. d
6)	d-BHC	0.000	0.000	0	0	N.D. d	N.D. d
7)	Aldrin	0.000	0.000	0	0	N.D. d	N.D. d
8)	Heptachlo...	0.000	0.000	0	0	N.D. d	N.D. d
9)	trans-Chl...	0.000	0.000	0	0	N.D. d	N.D. d
10)	cis-Chlor...	0.000	0.000	0	0	N.D. d	N.D. d
11)	Endosulfa...	0.000	0.000	0	0	N.D. d	N.D. d
12)	4,4'-DDE	0.000	0.000	0	0	N.D. d	N.D. d
13)	Dieldrin	0.000	0.000	0	0	N.D. d	N.D. d
14)	Endrin	0.000	0.000	0	0	N.D. d	N.D. d
15)	4,4'-DDD	0.000	0.000	0	0	N.D. d	N.D. d
16)	Endosulfa...	0.000	0.000	0	0	N.D. d	N.D. d
17)	4,4'-DDT	0.000	0.000	0	0	N.D. d	N.D. d
18)	Endrin Al...	0.000	0.000	0	0	N.D. d	N.D. d
19)	Endosulfa...	0.000	0.000	0	0	N.D. d	N.D. d
20)	Methoxychlor	0.000	0.000	0	0	N.D. d	N.D. d
21)	Endrin Ke...	0.000	0.000	0	0	N.D. d	N.D. d
23)	Hexachlor...	0.000	0.000	0	0	N.D. d	N.D. d
24)	Hexachlor...	0.000	0.000	0	0	N.D. d	N.D. d
25)	Oxychlordane	0.000	0.000	0	0	N.D. d	N.D. d
26)	2,4'-DDE	0.000	0.000	0	0	N.D. d	N.D. d
27)	trans-Non...	0.000	0.000	0	0	N.D. d	N.D. d
28)	2,4'-DDD	0.000	0.000	0	0	N.D. d	N.D. d
29)	2,4'-DDT	0.000	0.000	0	0	N.D. d	N.D. d
30)	cis-Nonac...	0.000	0.000	0	0	N.D. d	N.D. d
31)	Mirex	0.000	0.000	0	0	N.D. d	N.D. d
32)	Chlordane...	0.000	0.000	0	0	N.D. d	N.D. d
33)	Chlordane...	0.000	0.000	0	0	N.D. d	N.D. d
34)	Chlordane...	0.000	0.000	0	0	N.D. d	N.D. d
35)	Chlordane...	0.000	0.000	0	0	N.D. d	N.D. d
36)	Toxaphene...	7.495	8.467	111060	287265	104.732	101.594
37)	Toxaphene...	7.788	8.815	197990	355195	100.523	102.386
38)	Toxaphene...	8.100	8.851	412345	562449	102.598	97.960
39)	Toxaphene...	8.341	8.918	391751	879719	100.264	95.127
40)	Toxaphene...	8.569	9.095	313162	488364	103.808	96.283
41)	Toxaphene...	8.636	9.475	412942	529637	104.709	99.157
42)	Toxaphene...	0.000	0.000	0	0	N.D. d	N.D. d

Quantitation Report (QT Reviewed)

Data Path : C:\msdchem\1\data\2020-03\0C24036\
Data File : ECD5-03242042.D
Signal(s) : Signal #1: ECD1A.CH Signal #2: ECD2B.CH
Acq On : 25 Mar 2020 0:13
Operator : MJB
Sample : 0C24036-CALS
Misc : A19J418, TOX 100 ppb
ALS Vial : 34 (Sig #1); 0 (Sig #2) Sample Multiplier: 1

Integration File signal 1: PEST1.e
Integration File signal 2: PEST2.e
Quant Time: Mar 25 12:42:32 2020
Quant Method : C:\msdchem\1\methods\ECD5_QUANTPEST_200324.M
Quant Title : Instrument: DualECD5
QLast Update : Wed Mar 25 12:40:35 2020
Response via : Initial Calibration
Integrator: ChemStation 6890 Scale Mode: Small noise peaks clipped

Volume Inj. : 2uL
Signal #1 Phase : Rtx-CLPesticides Signal #2 Phase: Rtx-CLPesticides2
Signal #1 Info : 30m X 0.32mm X 0. Signal #2 Info : 30m X 0.32mm X 0.25um

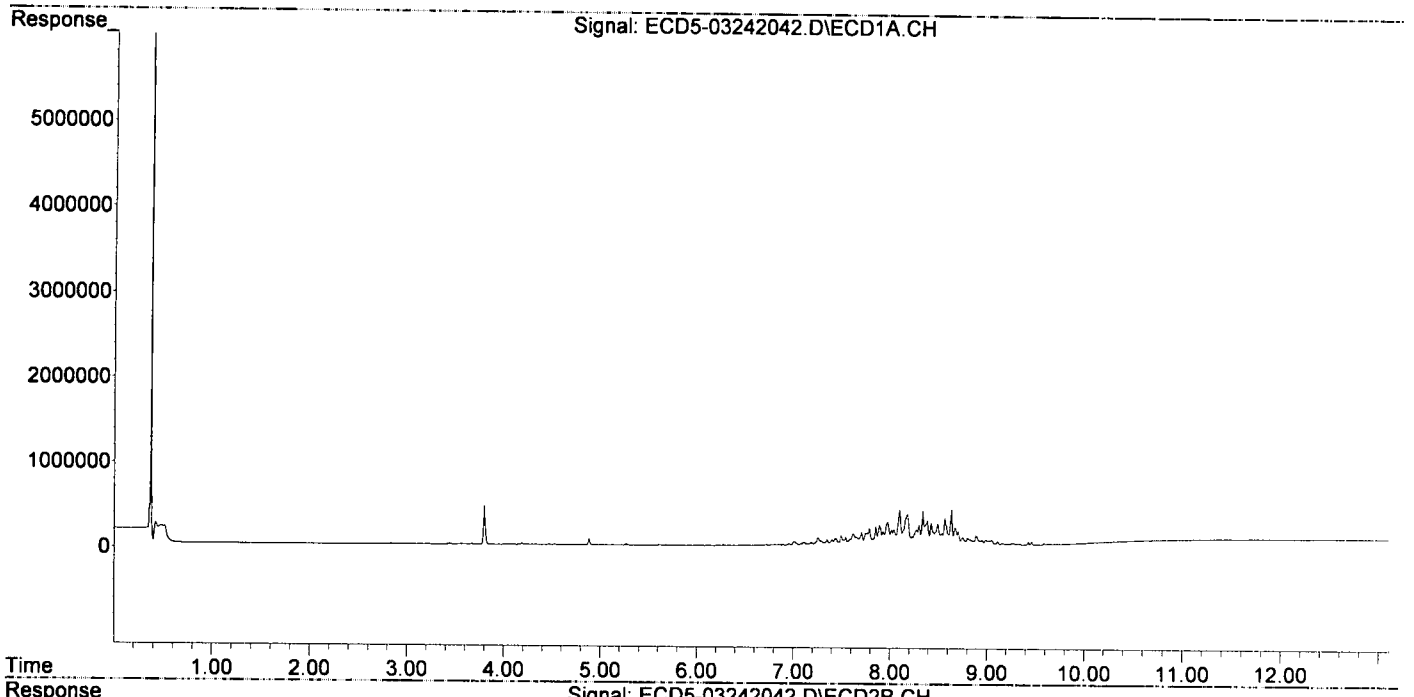

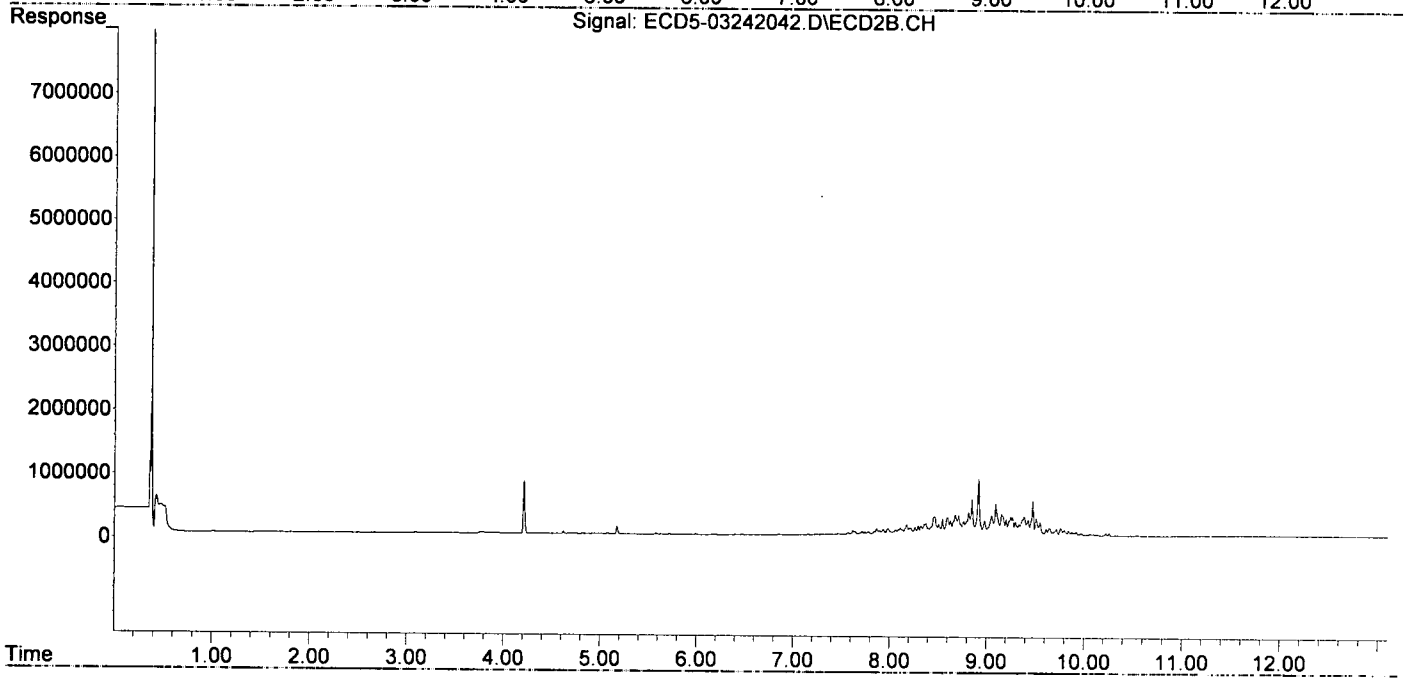

Quantitation Report (QT Reviewed)

Data Path : C:\msdchem\1\data\2020-03\0C24036\
Data File : ECD5-03242043.D
Signal(s) : Signal #1: ECD1A.CH Signal #2: ECD2B.CH
Acq On : 25 Mar 2020 0:31
Operator : MJB
Sample : 0C24036-CALT
Misc : A19J419, TOX 200 ppb
ALS Vial : 35 (Sig #1); 0 (Sig #2) Sample Multiplier: 1

Integration File signal 1: PEST1.e
Integration File signal 2: PEST2.e
Quant Time: Mar 25 12:43:04 2020
Quant Method : C:\msdchem\1\methods\ECD5_QUANTPEST_200324.M
Quant Title : Instrument: DualECD5
QLast Update : Wed Mar 25 12:40:35 2020
Response via : Initial Calibration
Integrator: ChemStation 6890 Scale Mode: Small noise peaks clipped

Volume Inj. : 2uL
Signal #1 Phase : Rtx-CLPesticides Signal #2 Phase: Rtx-CLPesticides2
Signal #1 Info : 30m X 0.32mm X 0. Signal #2 Info : 30m X 0.32mm X 0.25um

MJB 3/25/20

		Compound	RT#1	RT#2	Resp#1	Resp#2	ng/mL	ng/mL
		System Monitoring Compounds						
1)	S	TCMX (S)	0.000	0.000	0	0	N.D. d	N.D. d
22)	S	DCBP (S)	0.000	0.000	0	0	N.D. d	N.D. d
		Target Compounds						
2)		a-BHC	0.000	0.000	0	0	N.D. d	N.D. d
3)		g-BHC	0.000	0.000	0	0	N.D. d	N.D. d
4)		b-BHC	0.000	0.000	0	0	N.D. d	N.D. d
5)		Heptachlor	0.000	0.000	0	0	N.D. d	N.D. d
6)		d-BHC	0.000	0.000	0	0	N.D. d	N.D. d
7)		Aldrin	0.000	0.000	0	0	N.D. d	N.D. d
8)		Heptachlo...	0.000	0.000	0	0	N.D. d	N.D. d
9)		trans-Chl...	0.000	0.000	0	0	N.D. d	N.D. d
10)		cis-Chlor...	0.000	0.000	0	0	N.D. d	N.D. d
11)		Endosulfa...	0.000	0.000	0	0	N.D. d	N.D. d
12)		4,4'-DDE	0.000	0.000	0	0	N.D. d	N.D. d
13)		Dieldrin	0.000	0.000	0	0	N.D. d	N.D. d
14)		Endrin	0.000	0.000	0	0	N.D. d	N.D. d
15)		4,4'-DDD	0.000	0.000	0	0	N.D. d	N.D. d
16)		Endosulfa...	0.000	0.000	0	0	N.D. d	N.D. d
17)		4,4'-DDT	0.000	0.000	0	0	N.D. d	N.D. d
18)		Endrin Al...	0.000	0.000	0	0	N.D. d	N.D. d
19)		Endosulfa...	0.000	0.000	0	0	N.D. d	N.D. d
20)		Methoxychlor	0.000	0.000	0	0	N.D. d	N.D. d
21)		Endrin Ke...	0.000	0.000	0	0	N.D. d	N.D. d
23)		Hexachlor...	0.000	0.000	0	0	N.D. d	N.D. d
24)		Hexachlor...	0.000	0.000	0	0	N.D. d	N.D. d
25)		Oxychlordane	0.000	0.000	0	0	N.D. d	N.D. d
26)		2,4'-DDE	0.000	0.000	0	0	N.D. d	N.D. d
27)		trans-Non...	0.000	0.000	0	0	N.D. d	N.D. d
28)		2,4'-DDD	0.000	0.000	0	0	N.D. d	N.D. d
29)		2,4'-DDT	0.000	0.000	0	0	N.D. d	N.D. d
30)		cis-Nonac...	0.000	0.000	0	0	N.D. d	N.D. d
31)		Mirex	0.000	0.000	0	0	N.D. d	N.D. d
32)		Chlordane...	0.000	0.000	0	0	N.D. d	N.D. d
33)		Chlordane...	0.000	0.000	0	0	N.D. d	N.D. d
34)		Chlordane...	0.000	0.000	0	0	N.D. d	N.D. d
35)		Chlordane...	0.000	0.000	0	0	N.D. d	N.D. d
36)		Toxaphene...	7.495	8.467	198022	532496	186.739	188.322
37)		Toxaphene...	7.788	8.815	356203	676906	180.851	195.120
38)		Toxaphene...	8.100	8.850	754269	1026403	187.674	178.765
39)		Toxaphene...	8.341	8.918	729429	1629969	186.688	176.253
40)		Toxaphene...	8.569	9.095	576091	904494	190.965	178.325
41)		Toxaphene...	8.636	9.475	741229	998411	187.951	186.919
42)		Toxaphene...	0.000	0.000	0	0	N.D. d	N.D. d

Quantitation Report (QT Reviewed)

Data Path : C:\msdchem\1\data\2020-03\0C24036\
Data File : ECD5-03242043.D
Signal(s) : Signal #1: ECD1A.CH Signal #2: ECD2B.CH
Acq On : 25 Mar 2020 0:31
Operator : MJB
Sample : 0C24036-CALT
Misc : A19J419, TOX 200 ppb
ALS Vial : 35 (Sig #1); 0 (Sig #2) Sample Multiplier: 1

Integration File signal 1: PEST1.e
Integration File signal 2: PEST2.e
Quant Time: Mar 25 12:43:04 2020
Quant Method : C:\msdchem\1\methods\ECD5_QUANTPEST_200324.M
Quant Title : Instrument: DualECD5
QLast Update : Wed Mar 25 12:40:35 2020
Response via : Initial Calibration
Integrator: ChemStation 6890 Scale Mode: Small noise peaks clipped

Volume Inj. : 2uL
Signal #1 Phase : Rtx-CLPesticides Signal #2 Phase: Rtx-CLPesticides2
Signal #1 Info : 30m X 0.32mm X 0. Signal #2 Info : 30m X 0.32mm X 0.25um

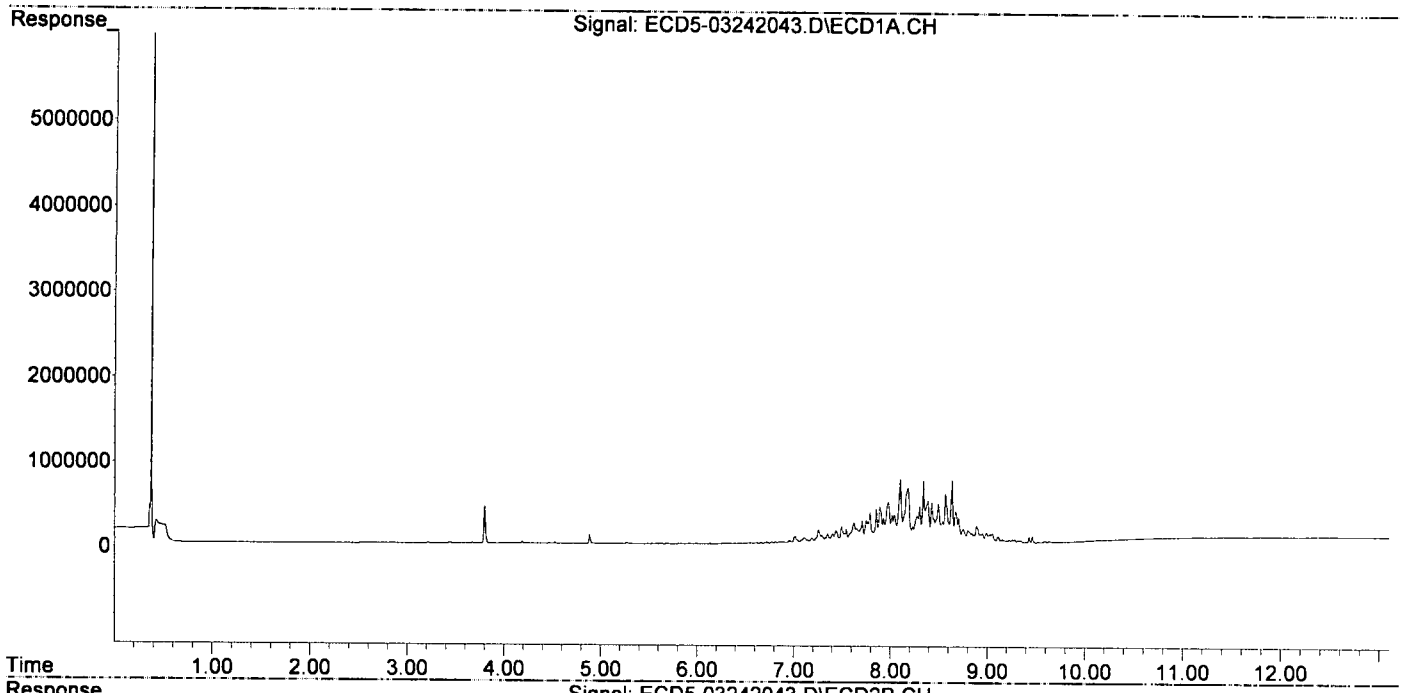

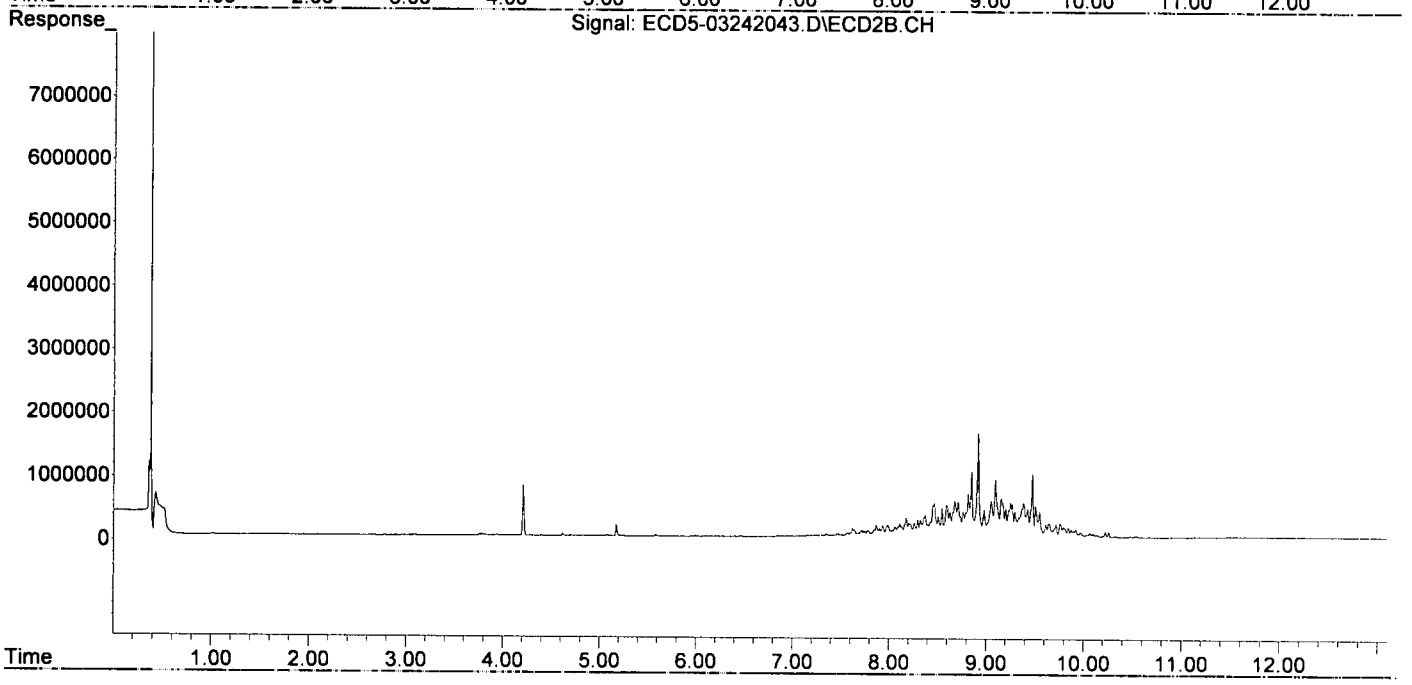

Quantitation Report (QT Reviewed)

Data Path : C:\msdchem\1\data\2020-03\0C24036\
Data File : ECD5-03242044.D
Signal(s) : Signal #1: ECD1A.CH Signal #2: ECD2B.CH
Acq On : 25 Mar 2020 0:48
Operator : MJB
Sample : 0C24036-CALU
Misc : A19J420, TOX 500 ppb
ALS Vial : 36 (Sig #1); 0 (Sig #2) Sample Multiplier: 1

Integration File signal 1: PEST1.e
Integration File signal 2: PEST2.e
Quant Time: Mar 25 12:40:28 2020
Quant Method : C:\msdchem\1\methods\ECD5_QUANTPEST_200324.M
Quant Title : Instrument: DualECD5
QLast Update : Wed Mar 25 12:35:39 2020
Response via : Initial Calibration
Integrator: ChemStation 6890 Scale Mode: Small noise peaks clipped

Volume Inj. : 2uL
Signal #1 Phase : Rtx-CLPesticides Signal #2 Phase: Rtx-CLPesticides2
Signal #1 Info : 30m X 0.32mm X 0. Signal #2 Info : 30m X 0.32mm X 0.25um

MJB 3/25/20

		Compound	RT#1	RT#2	Resp#1	Resp#2	ng/mL	ng/mL
		System Monitoring Compounds						
1)	S	TCMX (S)	0.000	0.000	0	0	N.D. d	N.D. d
22)	S	DCBP (S)	0.000	0.000	0	0	N.D. d	N.D. d
		Target Compounds						
2)		a-BHC	0.000	0.000	0	0	N.D. d	N.D. d
3)		g-BHC	0.000	0.000	0	0	N.D. d	N.D. d
4)		b-BHC	0.000	0.000	0	0	N.D. d	N.D. d
5)		Heptachlor	0.000	0.000	0	0	N.D. d	N.D. d
6)		d-BHC	0.000	0.000	0	0	N.D. d	N.D. d
7)		Aldrin	0.000	0.000	0	0	N.D. d	N.D. d
8)		Heptachlo...	0.000	0.000	0	0	N.D. d	N.D. d
9)		trans-Chl...	0.000	0.000	0	0	N.D. d	N.D. d
10)		cis-Chlor...	0.000	0.000	0	0	N.D. d	N.D. d
11)		Endosulfa...	0.000	0.000	0	0	N.D. d	N.D. d
12)		4,4'-DDE	0.000	0.000	0	0	N.D. d	N.D. d
13)		Dieldrin	0.000	0.000	0	0	N.D. d	N.D. d
14)		Endrin	0.000	0.000	0	0	N.D. d	N.D. d
15)		4,4'-DDD	0.000	0.000	0	0	N.D. d	N.D. d
16)		Endosulfa...	0.000	0.000	0	0	N.D. d	N.D. d
17)		4,4'-DDT	0.000	0.000	0	0	N.D. d	N.D. d
18)		Endrin Al...	0.000	0.000	0	0	N.D. d	N.D. d
19)		Endosulfa...	0.000	0.000	0	0	N.D. d	N.D. d
20)		Methoxychlor	0.000	0.000	0	0	N.D. d	N.D. d
21)		Endrin Ke...	0.000	0.000	0	0	N.D. d	N.D. d
23)		Hexachlor...	0.000	0.000	0	0	N.D. d	N.D. d
24)		Hexachlor...	0.000	0.000	0	0	N.D. d	N.D. d
25)		Oxychlordane	0.000	0.000	0	0	N.D. d	N.D. d
26)		2,4'-DDE	0.000	0.000	0	0	N.D. d	N.D. d
27)		trans-Non...	0.000	0.000	0	0	N.D. d	N.D. d
28)		2,4'-DDD	0.000	0.000	0	0	N.D. d	N.D. d
29)		2,4'-DDT	0.000	0.000	0	0	N.D. d	N.D. d
30)		cis-Nonac...	0.000	0.000	0	0	N.D. d	N.D. d
31)		Mirex	0.000	0.000	0	0	N.D. d	N.D. d
32)		Chlordane...	0.000	0.000	0	0	N.D. d	N.D. d
33)		Chlordane...	0.000	0.000	0	0	N.D. d	N.D. d
34)		Chlordane...	0.000	0.000	0	0	N.D. d	N.D. d
35)		Chlordane...	0.000	0.000	0	0	N.D. d	N.D. d
36)		Toxaphene...	7.494	8.467	474801	1284194	447.747	454.168
37)		Toxaphene...	7.787	8.815	859180	1632080	436.221	470.451
38)		Toxaphene...	8.099	8.850	1819799	2521196	452.795	439.108
39)		Toxaphene...	8.340	8.917	1782592	4046166	456.231	437.524
40)		Toxaphene...	8.568	9.094	1366223	2276816	452.881	448.884
41)		Toxaphene...	8.635	9.475	1789727	2424995	453.817	453.998
42)		Toxaphene...	0.000	0.000	0	0	N.D. d	N.D. d

Quantitation Report (QT Reviewed)

Data Path : C:\msdchem\1\data\2020-03\0C24036\
Data File : ECD5-03242044.D
Signal(s) : Signal #1: ECD1A.CH Signal #2: ECD2B.CH
Acq On : 25 Mar 2020 0:48
Operator : MJB
Sample : 0C24036-CALU
Misc : A19J420, TOX 500 ppb
ALS Vial : 36 (Sig #1); 0 (Sig #2) Sample Multiplier: 1

Integration File signal 1: PEST1.e
Integration File signal 2: PEST2.e
Quant Time: Mar 25 12:40:28 2020
Quant Method : C:\msdchem\1\methods\ECD5_QUANTPEST_200324.M
Quant Title : Instrument: DualECD5
QLast Update : Wed Mar 25 12:35:39 2020
Response via : Initial Calibration
Integrator: ChemStation 6890 Scale Mode: Small noise peaks clipped

Volume Inj. : 2uL
Signal #1 Phase : Rtx-CLPesticides Signal #2 Phase: Rtx-CLPesticides2
Signal #1 Info : 30m X 0.32mm X 0. Signal #2 Info : 30m X 0.32mm X 0.25um

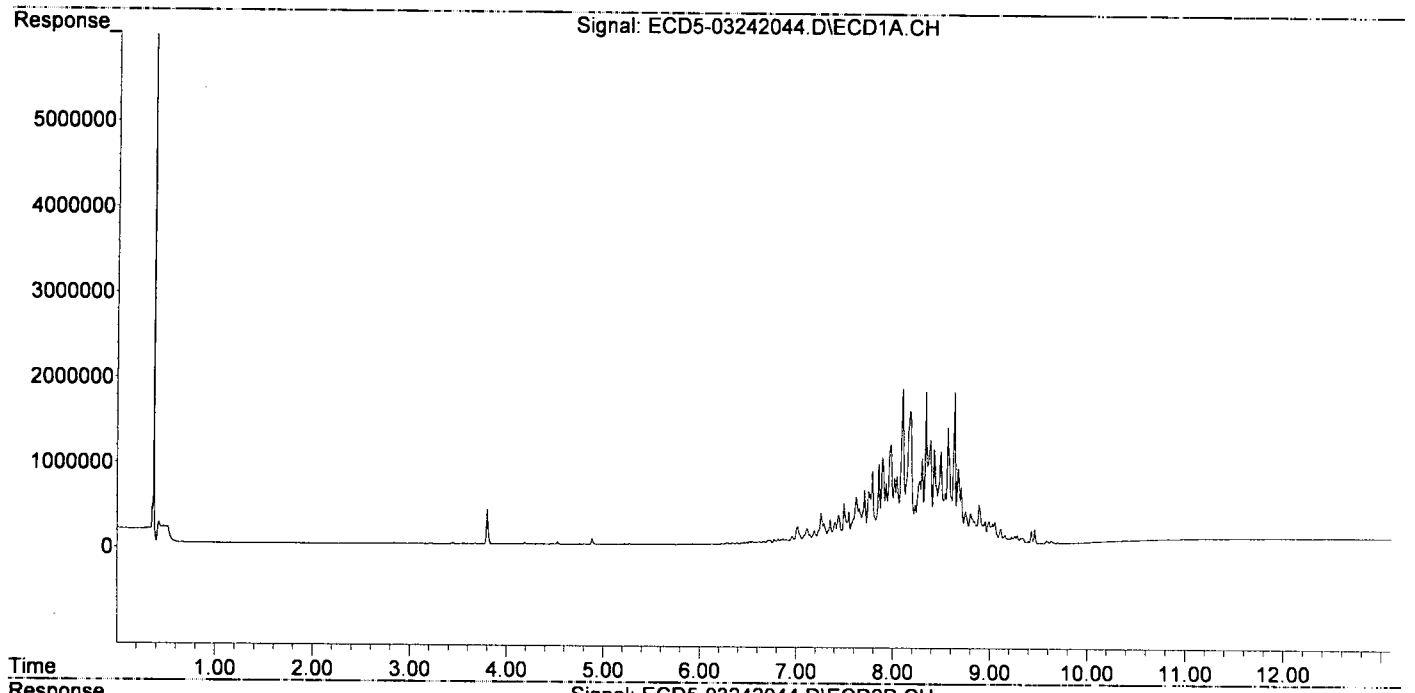

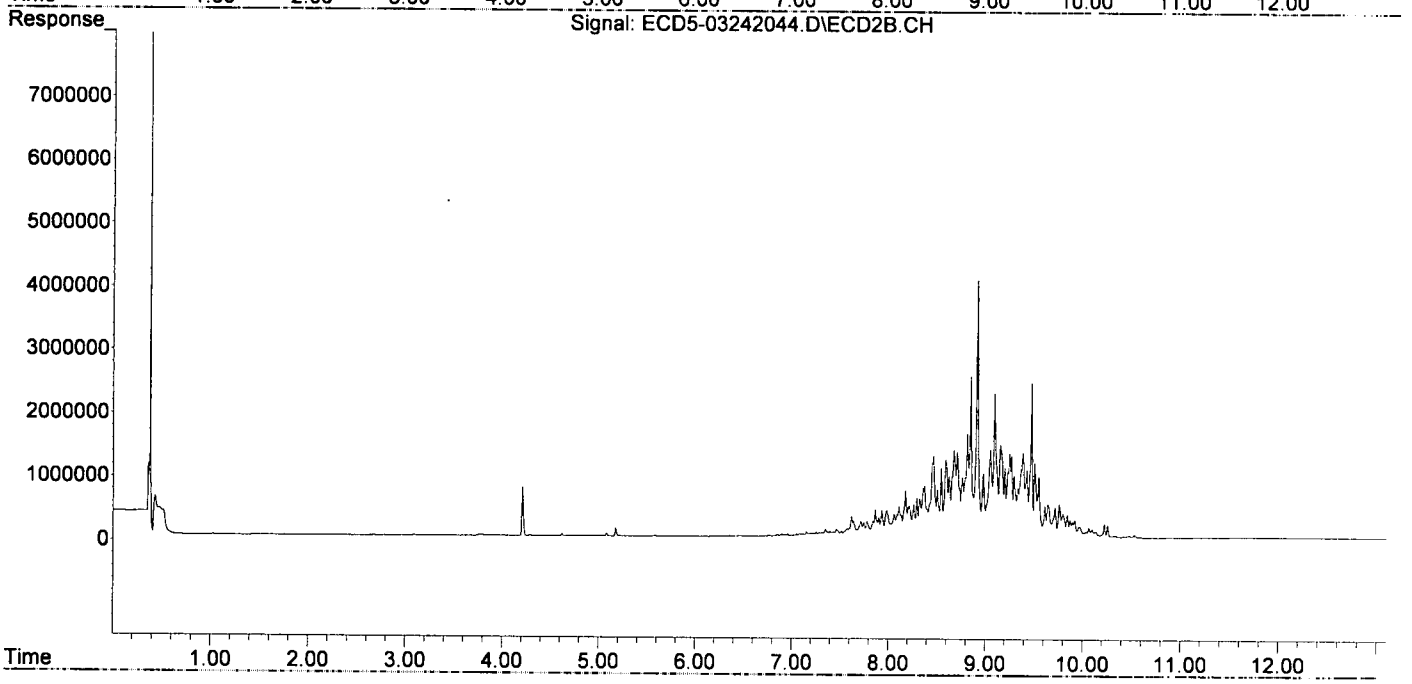

Quantitation Report (QT Reviewed)

Data Path : C:\msdchem\1\data\2020-03\0C24036\
Data File : ECD5-03242045.D
Signal(s) : Signal #1: ECD1A.CH Signal #2: ECD2B.CH
Acq On : 25 Mar 2020 1:05
Operator : MJB
Sample : 0C24036-CALV
Misc : A19J421, TOX 1000 ppb
ALS Vial : 37 (Sig #1); 0 (Sig #2) Sample Multiplier: 1

Integration File signal 1: PEST1.e
Integration File signal 2: PEST2.e
Quant Time: Mar 25 12:43:39 2020
Quant Method : C:\msdchem\1\methods\ECD5_QUANTPEST_200324.M
Quant Title : Instrument: DualECD5
QLast Update : Wed Mar 25 12:40:35 2020
Response via : Initial Calibration
Integrator: ChemStation 6890 Scale Mode: Small noise peaks clipped

Volume Inj. : 2uL
Signal #1 Phase : Rtx-CLPesticides Signal #2 Phase: Rtx-CLPesticides2
Signal #1 Info : 30m X 0.32mm X 0. Signal #2 Info : 30m X 0.32mm X 0.25um

MJB 3/25/20

		Compound	RT#1	RT#2	Resp#1	Resp#2	ng/mL	ng/mL
		System Monitoring Compounds						
1)	S	TCMX (S)	0.000	0.000	0	0	N.D. d	N.D. d
22)	S	DCBP (S)	0.000	0.000	0	0	N.D. d	N.D. d
		Target Compounds						
2)		a-BHC	0.000	0.000	0	0	N.D. d	N.D. d
3)		g-BHC	0.000	0.000	0	0	N.D. d	N.D. d
4)		b-BHC	0.000	0.000	0	0	N.D. d	N.D. d
5)		Heptachlor	0.000	0.000	0	0	N.D. d	N.D. d
6)		d-BHC	0.000	0.000	0	0	N.D. d	N.D. d
7)		Aldrin	0.000	0.000	0	0	N.D. d	N.D. d
8)		Heptachlo...	0.000	0.000	0	0	N.D. d	N.D. d
9)		trans-Chl...	0.000	0.000	0	0	N.D. d	N.D. d
10)		cis-Chlor...	0.000	0.000	0	0	N.D. d	N.D. d
11)		Endosulfa...	0.000	0.000	0	0	N.D. d	N.D. d
12)		4,4'-DDE	0.000	0.000	0	0	N.D. d	N.D. d
13)		Dieldrin	0.000	0.000	0	0	N.D. d	N.D. d
14)		Endrin	0.000	0.000	0	0	N.D. d	N.D. d
15)		4,4'-DDD	0.000	0.000	0	0	N.D. d	N.D. d
16)		Endosulfa...	0.000	0.000	0	0	N.D. d	N.D. d
17)		4,4'-DDT	0.000	0.000	0	0	N.D. d	N.D. d
18)		Endrin Al...	0.000	0.000	0	0	N.D. d	N.D. d
19)		Endosulfa...	0.000	0.000	0	0	N.D. d	N.D. d
20)		Methoxychlor	0.000	0.000	0	0	N.D. d	N.D. d
21)		Endrin Ke...	0.000	0.000	0	0	N.D. d	N.D. d
23)		Hexachlor...	0.000	0.000	0	0	N.D. d	N.D. d
24)		Hexachlor...	0.000	0.000	0	0	N.D. d	N.D. d
25)		Oxychlordane	0.000	0.000	0	0	N.D. d	N.D. d
26)		2,4'-DDE	0.000	0.000	0	0	N.D. d	N.D. d
27)		trans-Non...	0.000	0.000	0	0	N.D. d	N.D. d
28)		2,4'-DDD	0.000	0.000	0	0	N.D. d	N.D. d
29)		2,4'-DDT	0.000	0.000	0	0	N.D. d	N.D. d
30)		cis-Nonac...	0.000	0.000	0	0	N.D. d	N.D. d
31)		Mirex	0.000	0.000	0	0	N.D. d	N.D. d
32)		Chlordane...	0.000	0.000	0	0	N.D. d	N.D. d
33)		Chlordane...	0.000	0.000	0	0	N.D. d	N.D. d
34)		Chlordane...	0.000	0.000	0	0	N.D. d	N.D. d
35)		Chlordane...	0.000	0.000	0	0	N.D. d	N.D. d
36)		Toxaphene...	7.494	8.467	980575	2709679	924.704	958.304
37)		Toxaphene...	7.787	8.815	1744371	3583528	885.649	1032.960
38)		Toxaphene...	8.100	8.850	4006607	5442521	996.907	947.904
39)		Toxaphene...	8.339	8.918	3786246	8989591	969.040	972.071
40)		Toxaphene...	8.568	9.094	3148951	4954854	1043.825	976.870
41)		Toxaphene...	8.634	9.475	3945722	5554464	1000.507	1039.885
42)		Toxaphene...	0.000	0.000	0	0	N.D. d	N.D. d

Quantitation Report (QT Reviewed)

Data Path : C:\msdchem\1\data\2020-03\0C24036\
Data File : ECD5-03242045.D
Signal(s) : Signal #1: ECD1A.CH Signal #2: ECD2B.CH
Acq On : 25 Mar 2020 1:05
Operator : MJB
Sample : 0C24036-CALV
Misc : A19J421, TOX 1000 ppb
ALS Vial : 37 (Sig #1); 0 (Sig #2) Sample Multiplier: 1

Integration File signal 1: PEST1.e
Integration File signal 2: PEST2.e
Quant Time: Mar 25 12:43:39 2020
Quant Method : C:\msdchem\1\methods\ECD5_QUANTPEST_200324.M
Quant Title : Instrument: DualECD5
QLast Update : Wed Mar 25 12:40:35 2020
Response via : Initial Calibration
Integrator: ChemStation 6890 Scale Mode: Small noise peaks clipped

Volume Inj. : 2uL
Signal #1 Phase : Rtx-CLPesticides Signal #2 Phase: Rtx-CLPesticides2
Signal #1 Info : 30m X 0.32mm X 0. Signal #2 Info : 30m X 0.32mm X 0.25um

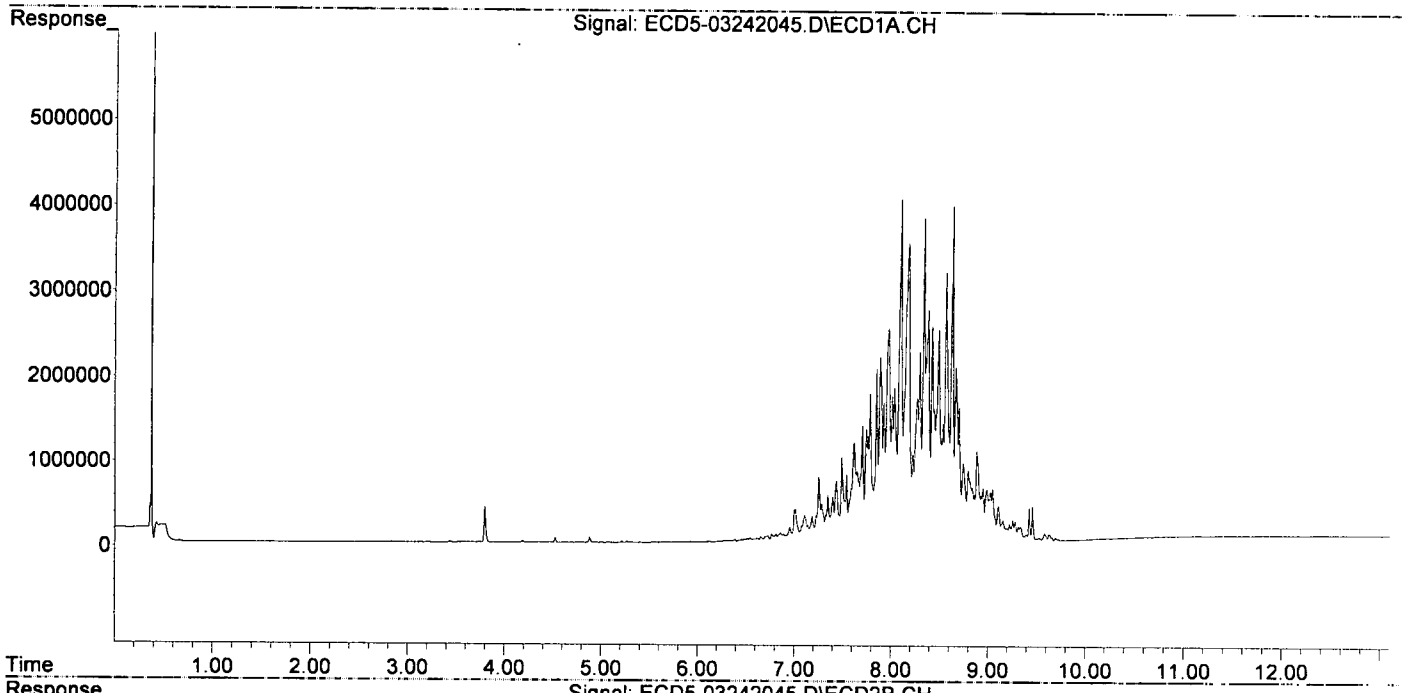

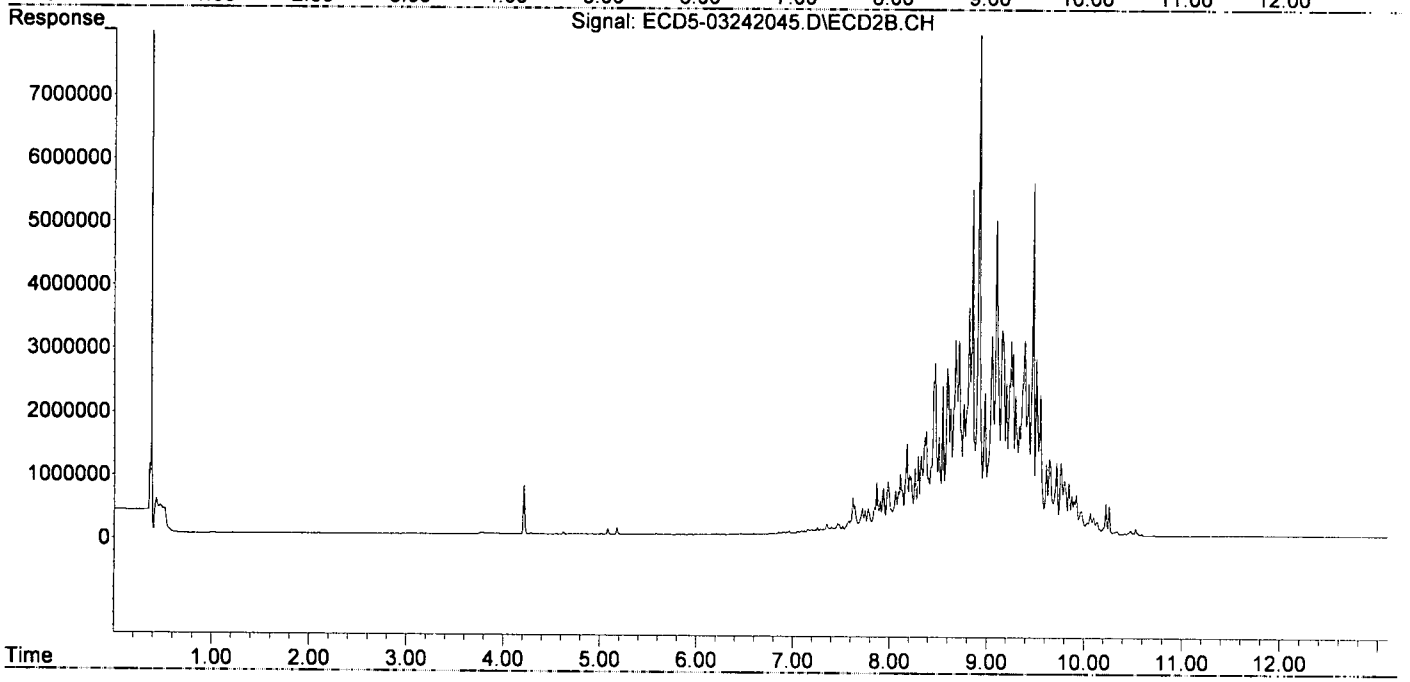

Quantitation Report (QT Reviewed)

Data Path : C:\msdchem\1\data\2020-03\0C24036\
Data File : ECD5-03242046.D
Signal(s) : Signal #1: ECD1A.CH Signal #2: ECD2B.CH
Acq On : 25 Mar 2020 1:22
Operator : MJB
Sample : 0C24036-CALW
Misc : A19J416, TOX 2000 ppb
ALS Vial : 38 (Sig #1); 0 (Sig #2) Sample Multiplier: 1

Integration File signal 1: PEST1.e
Integration File signal 2: PEST2.e
Quant Time: Mar 25 12:44:11 2020
Quant Method : C:\msdchem\1\methods\ECD5_QUANTPEST_200324.M
Quant Title : Instrument: DualECD5
QLast Update : Wed Mar 25 12:40:35 2020
Response via : Initial Calibration
Integrator: ChemStation 6890 Scale Mode: Small noise peaks clipped

Volume Inj. : 2uL
Signal #1 Phase : Rtx-CLPesticides Signal #2 Phase: Rtx-CLPesticides2
Signal #1 Info : 30m X 0.32mm X 0. Signal #2 Info : 30m X 0.32mm X 0.25um

MJB 3/25/20

		Compound	RT#1	RT#2	Resp#1	Resp#2	ng/mL	ng/mL
		System Monitoring Compounds						
1)	S	TCMX (S)	0.000	0.000	0	0	N.D. d	N.D. d
22)	S	DCBP (S)	0.000	0.000	0	0	N.D. d	N.D. d
		Target Compounds						
2)		a-BHC	0.000	0.000	0	0	N.D. d	N.D. d
3)		g-BHC	0.000	0.000	0	0	N.D. d	N.D. d
4)		b-BHC	0.000	0.000	0	0	N.D. d	N.D. d
5)		Heptachlor	0.000	0.000	0	0	N.D. d	N.D. d
6)		d-BHC	0.000	0.000	0	0	N.D. d	N.D. d
7)		Aldrin	0.000	0.000	0	0	N.D. d	N.D. d
8)		Heptachlo...	0.000	0.000	0	0	N.D. d	N.D. d
9)		trans-Chl...	0.000	0.000	0	0	N.D. d	N.D. d
10)		cis-Chlor...	0.000	0.000	0	0	N.D. d	N.D. d
11)		Endosulfa...	0.000	0.000	0	0	N.D. d	N.D. d
12)		4,4'-DDE	0.000	0.000	0	0	N.D. d	N.D. d
13)		Dieldrin	0.000	0.000	0	0	N.D. d	N.D. d
14)		Endrin	0.000	0.000	0	0	N.D. d	N.D. d
15)		4,4'-DDD	0.000	0.000	0	0	N.D. d	N.D. d
16)		Endosulfa...	0.000	0.000	0	0	N.D. d	N.D. d
17)		4,4'-DDT	0.000	0.000	0	0	N.D. d	N.D. d
18)		Endrin Al...	0.000	0.000	0	0	N.D. d	N.D. d
19)		Endosulfa...	0.000	0.000	0	0	N.D. d	N.D. d
20)		Methoxychlor	0.000	0.000	0	0	N.D. d	N.D. d
21)		Endrin Ke...	0.000	0.000	0	0	N.D. d	N.D. d
23)		Hexachlor...	0.000	0.000	0	0	N.D. d	N.D. d
24)		Hexachlor...	0.000	0.000	0	0	N.D. d	N.D. d
25)		Oxychlordane	0.000	0.000	0	0	N.D. d	N.D. d
26)		2,4'-DDE	0.000	0.000	0	0	N.D. d	N.D. d
27)		trans-Non...	0.000	0.000	0	0	N.D. d	N.D. d
28)		2,4'-DDD	0.000	0.000	0	0	N.D. d	N.D. d
29)		2,4'-DDT	0.000	0.000	0	0	N.D. d	N.D. d
30)		cis-Nonac...	0.000	0.000	0	0	N.D. d	N.D. d
31)		Mirex	0.000	0.000	0	0	N.D. d	N.D. d
32)		Chlordane...	0.000	0.000	0	0	N.D. d	N.D. d
33)		Chlordane...	0.000	0.000	0	0	N.D. d	N.D. d
34)		Chlordane...	0.000	0.000	0	0	N.D. d	N.D. d
35)		Chlordane...	0.000	0.000	0	0	N.D. d	N.D. d
36)		Toxaphene...	7.493	8.467	1881314	5232351	1774.120	1850.472
37)		Toxaphene...	7.787	8.815	3407462	6997810	1730.031	2017.135
38)		Toxaphene...	8.099	8.850	7722060	11042450	1921.371	1923.223
39)		Toxaphene...	8.339	8.917	7409380	18548434	1896.333	2005.697
40)		Toxaphene...	8.568	9.094	6159134	10220382	2041.652	2014.991
41)		Toxaphene...	8.634	9.475	7995315	11188892	2027.352	2094.741
42)		Toxaphene...	0.000	0.000	0	0	N.D. d	N.D. d

Quantitation Report (QT Reviewed)

Data Path : C:\msdchem\1\data\2020-03\0C24036\
Data File : ECD5-03242046.D
Signal(s) : Signal #1: ECD1A.CH Signal #2: ECD2B.CH
Acq On : 25 Mar 2020 1:22
Operator : MJB
Sample : 0C24036-CALW
Misc : A19J416, TOX 2000 ppb
ALS Vial : 38 (Sig #1); 0 (Sig #2) Sample Multiplier: 1

Integration File signal 1: PEST1.e
Integration File signal 2: PEST2.e
Quant Time: Mar 25 12:44:11 2020
Quant Method : C:\msdchem\1\methods\ECD5_QUANTPEST_200324.M
Quant Title : Instrument: DualECD5
QLast Update : Wed Mar 25 12:40:35 2020
Response via : Initial Calibration
Integrator: ChemStation 6890 Scale Mode: Small noise peaks clipped

Volume Inj. : 2uL
Signal #1 Phase : Rtx-CLPesticides Signal #2 Phase: Rtx-CLPesticides2
Signal #1 Info : 30m X 0.32mm X 0. Signal #2 Info : 30m X 0.32mm X 0.25um

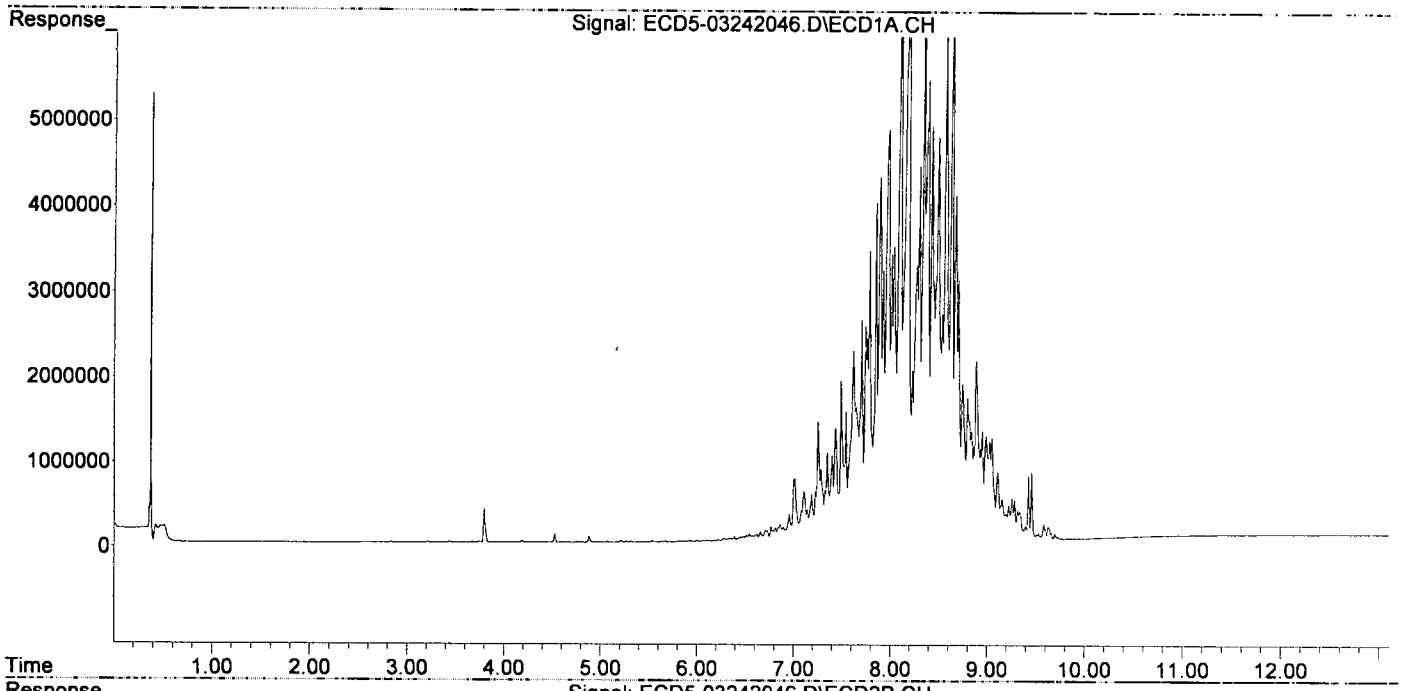

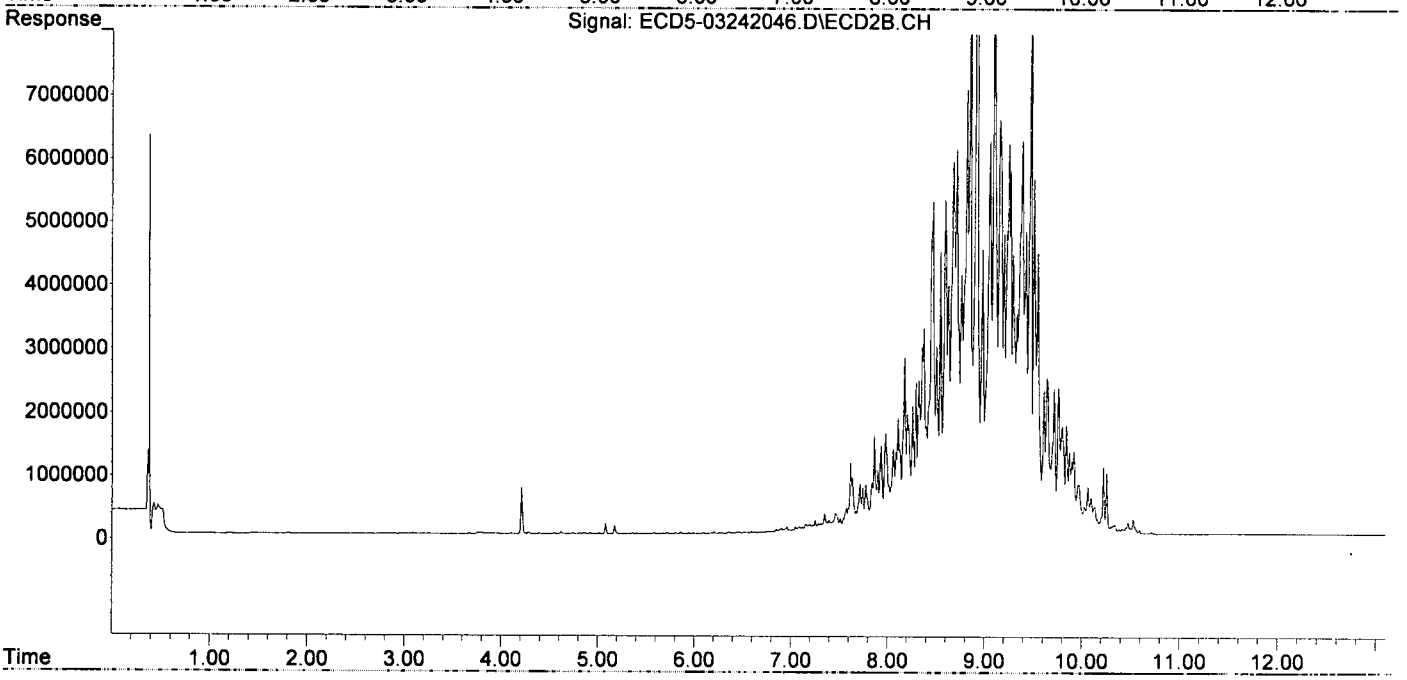

APEX LABORATORIES, LLC
6700 SW Sandburg St. Tigard OR 97223 phone 503-718-2323

Semivolatile Organic Compounds (PAHs) by EPA 8270D
Benchsheet & Analysis Sequence Data

Batch 0050430
Sequence 0E12052 (A0D0659-07)

Apex Laboratories

PREPARATION BENCH SHEET

BATCH #: 0050430 (Sediment)

Prep Method: EPA 3546

#	Lab Number		Analysis	Prepared	Initial (g)	Final (mL)	Spike ID	Source ID	ul Spike	ul Surr.	Sample ID	Extraction Comments	pH <2	pH Other	pH >11
	0050430-BLK1		QC	05/12/20 10:27	11	5				100					
	0050430-BS1		QC	05/12/20 10:27	10	5	A20B016		100	100					
	A0D0659-07	A	8270D LL PAH Only (Scan)	05/12/20 10:27	10.7	5				100	PDI-149SC-A-03-04-200425	Contact SC when ready to thaw			
	0050430-DUP1		QC	05/12/20 10:27	10.64	5		A0D0659-07		100					
	A0D0677-30RE2	A	8270D LL PAH Only (Scan)	05/12/20 10:27	10.14	5				100	PDI-149SC-B-6.9-8.9-200425	does not match, re-extract			
	0050430-MS1		QC	05/12/20 10:27	10.12	5	A20B016	A0D0677-30RE2	100	100					
	0050430-MSD1		QC	05/12/20 10:28	10.02	5	A20B016	A0D0677-30RE2	100	100					
	A0D0741-01	A	8270D LL PAH Only (Scan)	05/12/20 10:27	10.67	5				100	PDI-164SC-A-00-01-200426	Contact SC when ready to thaw			
	A0D0741-01RE1	A	8270D LL PAH Only (Scan)	05/12/20 10:27	10.67	5				100	PDI-164SC-A-00-01-200426	Added 5/15/2020 by DTH			
	A0D0741-01RE2	A	8270D LL PAH Only (Scan)	05/12/20 10:27	10.67	5				100	PDI-164SC-A-00-01-200426	Added 5/18/2020 by jk			
	A0D0741-02	A	8270D LL PAH Only (Scan)	05/12/20 10:27	10.23	5				100	PDI-164SC-A-01-02-200426	Contact SC when ready to thaw			
	A0D0741-02RE1	A	8270D LL PAH Only (Scan)	05/12/20 10:27	10.23	5				100	PDI-164SC-A-01-02-200426	Added 5/14/2020 By ams			
	A0D0741-03	A	8270D LL PAH Only (Scan)	05/12/20 10:27	10.39	5				100	PDI-164SC-A-02-03-200426	Contact SC when ready to thaw			
	A0D0741-04	A	8270D LL PAH Only (Scan)	05/12/20 10:27	10.29	5				100	PDI-164SC-A-03-04-200426	Contact SC when ready to thaw			
	A0D0741-05	A	8270D LL PAH Only (Scan)	05/12/20 10:27	10.88	5				100	PDI-164SC-A-04-05-200426	Contact SC when ready to thaw			
	A0D0741-06	A	8270D LL PAH Only (Scan)	05/12/20 10:27	10.33	5				100	PDI-164SC-A-05-06-200426	Contact SC when ready to thaw			
	A0D0741-07	A	8270D LL PAH Only (Scan)	05/12/20 10:27	10.91	5				100	PDI-164SC-A-06-07-200426	Contact SC when ready to thaw			
	A0D0741-08	A	8270D LL PAH Only (Scan)	05/12/20 10:27	10.63	5				100	PDI-164SC-A-07-08-200426	Contact SC when ready to thaw			
	A0D0758-12RE1	B	8270D LL PAH Only (Scan)	05/12/20 10:27	10.75	5				100	PDI-060SC-A-07-08-200428	Surr failure			
	A0E0132-01	A	8270D LL PAH Only (Scan)	05/12/20 10:28	10.61	5				100	PDI-058SC-A-08-09-200505				

Prepared By: _____ Date _____

Reviewed By: AMS Date 5/19/20

Apex Laboratories

PREPARATION BENCH SHEET

BATCH #: 0050430 (Sediment)

Prep Method: EPA 3546

#	Lab Number		Analysis	Prepared	Initial (g)	Final (mL)	Spike ID	Source ID	ul Spike	ul Surr.	Sample ID	Extraction Comments	pH <2	pH Other	pH >11
	A0E0132-04	A	8270D LL PAH Only (Scan)	05/12/20 10:28	10.36	5				100	PDI-058SC-B-00-02-200505				
	A0E0132-05	A	8270D LL PAH Only (Scan)	05/12/20 10:28	10.16	5				100	PDI-058SC-B-02-05-200505				
	A0E0132-06	A	8270D LL PAH Only (Scan)	05/12/20 10:28	10.35	5				100	PDI-058SC-B-05-07-200505				
	A0E0132-07	A	8270D LL PAH Only (Scan)	05/12/20 10:28	10.15	5				100	PDI-058SC-B-07-10.9-200505				
	A0E0138-01	A	8270D LL PAH Only (Scan)	05/12/20 10:28	10.4	5				100	PDI-070SC-A-06-07-200505				
	A0E0138-02	A	8270D LL PAH Only (Scan)	05/12/20 10:28	10.39	5				100	PDI-070SC-A-07-8.4-200505				
	A0E0138-03	A	8270D LL PAH Only (Scan)	05/12/20 10:28	10.75	5				100	PDI-070SC-B-00-02-200505				
	A0E0138-04	A	8270D LL PAH Only (Scan)	05/12/20 10:29	5.33	5				100	PDI-070SC-B-02-05-200505				

Standards/Reagents

Reagent(s)

Std ID	Exp. Date	Description
A13L219	11/30/23	Extractions Balance
A20B017	08/01/20	Glass Wool
A20D178	10/10/22	Sodium Sulfate Lot # 195259
A20E020	10/31/22	DCM CHEM PROD. 197898

Analyte Spike(s)

Std ID	Exp. Date	Description
A20B016	08/01/20	LVI PAH Spike @2000ng/ml

Surrogate(s)

Std ID	Exp. Date	Description
A20E041	10/12/20	8270D LL PAH Only Surr. (5ppm)

Method 3546 digestion time and temperture achieved.
Initial:

Witness:_____

Prepared By: Date

Reviewed By: Date

Apex Laboratories

PREPARATION BENCH SHEET

BATCH #: 0050430 (Sediment)

Prep Method: EPA 3546

#	Lab Number		Analysis	Prepared	Initial (g)	Final (mL)	Spike ID	Source ID	ul Spike	ul Surr.	Sample ID	Extraction Comments	pH <2	pH Other	pH >11
	0050430-BLK1		QC	05/12/20 10:27	11	5				100					
	0050430-BS1		QC	05/12/20 10:27	10	5	A20B016		100	100					
	A0D0659-07	A	8270D LL PAH Only (Scan)	05/12/20 10:27	10.7	5				100	PDI-149SC-A-03-04-200425	Contact SC when ready to thaw			
	0050430-DUP1		QC	05/12/20 10:27	10.64	5		A0D0659-07		100					
	A0D0677-30RE2	A	8270D LL PAH Only (Scan)	05/12/20 10:27	10.14	5				100	PDI-149SC-B-6.9-8.9-200425	does not match, re-extract			
	0050430-MS1		QC	05/12/20 10:27	10.12	5	A20B016	A0D0677-30RE2	100	100					
	0050430-MSD1		QC	05/12/20 10:28	10.02	5	A20B016	A0D0677-30RE2	100	100					
	A0D0741-01	A	8270D LL PAH Only (Scan)	05/12/20 10:27	10.67	5				100	PDI-164SC-A-00-01-200426	Contact SC when ready to thaw			
	A0D0741-02	A	8270D LL PAH Only (Scan)	05/12/20 10:27	10.23	5				100	PDI-164SC-A-01-02-200426	Contact SC when ready to thaw			
	A0D0741-03	A	8270D LL PAH Only (Scan)	05/12/20 10:27	10.39	5				100	PDI-164SC-A-02-03-200426	Contact SC when ready to thaw			
	A0D0741-04	A	8270D LL PAH Only (Scan)	05/12/20 10:27	10.29	5				100	PDI-164SC-A-03-04-200426	Contact SC when ready to thaw			
	A0D0741-05	A	8270D LL PAH Only (Scan)	05/12/20 10:27	10.88	5				100	PDI-164SC-A-04-05-200426	Contact SC when ready to thaw			
	A0D0741-06	A	8270D LL PAH Only (Scan)	05/12/20 10:27	10.33	5				100	PDI-164SC-A-05-06-200426	Contact SC when ready to thaw			
	A0D0741-07	A	8270D LL PAH Only (Scan)	05/12/20 10:27	10.91	5				100	PDI-164SC-A-06-07-200426	Contact SC when ready to thaw			
	A0D0741-08	A	8270D LL PAH Only (Scan)	05/12/20 10:27	10.63	5				100	PDI-164SC-A-07-08-200426	Contact SC when ready to thaw			
	A0D0758-12RE1	B	8270D LL PAH Only (Scan)	05/12/20 10:27	10.75	5				100	PDI-060SC-A-07-08-200428	Surr failure			
	A0E0132-01	A	8270D LL PAH Only (Scan)	05/12/20 10:28	10.61	5				100	PDI-058SC-A-08-09-200505				
	A0E0132-04	A	8270D LL PAH Only (Scan)	05/12/20 10:28	10.36	5				100	PDI-058SC-B-00-02-200505				
	A0E0132-05	A	8270D LL PAH Only (Scan)	05/12/20 10:28	10.9	5				100	PDI-058SC-B-02-05-200505				
	A0E0132-06	A	8270D LL PAH Only (Scan)	05/12/20 10:28	10.69	5				100	PDI-058SC-B-05-07-200505				

Prepared By: [illegible] Date: 5/12/20

Reviewed By: SEG Date: 05/12/2020

Printed: 5/12/2020 12:33:18PM

Apex Laboratories

PREPARATION BENCH SHEET

BATCH #: 0050430 (Sediment)

Prep Method: EPA 3546

#	Lab Number		Analysis	Prepared	Initial (g)	Final (mL)	Spike ID	Source ID	ul Spike	ul Surr.	Sample ID	Extraction Comments	pH <2	pH other	pH >11
	A0E0132-07	A	8270D LL PAH Only (Scan)	05/12/20 10:28	10.15	5				100	PDI-058SC-B-07-10.9-200505				
	A0E0138-01	A	8270D LL PAH Only (Scan)	05/12/20 10:28	10.4	5				100	PDI-070SC-A-06-07-200505				
	A0E0138-02	A	8270D LL PAH Only (Scan)	05/12/20 10:28	10.39	5				100	PDI-070SC-A-07-8.4-200505				
	A0E0138-03	A	8270D LL PAH Only (Scan)	05/12/20 10:28	10.75	5				100	PDI-070SC-B-00-02-200505				
	A0E0138-04	A	8270D LL PAH Only (Scan)	05/12/20 10:29	~~10.57~~ 5.33	5				100	PDI-070SC-B-02-05-200505	Mud ⊗ P			

Standards/Reagents

Reagent(s)

Std ID	Exp. Date	Description
A13L219	11/30/23	Extractions Balance
A20B017	08/01/20	Glass Wool
A20D178	10/10/22	Sodium Sulfate Lot # 195259
A20E020	10/31/22	DCM CHEM PROD. 197898

Analyte Spike(s)

Std ID	Exp. Date	Description
A20B016	08/01/20	LVI PAH Spike @2000ng/ml

Surrogate(s)

Std ID	Exp. Date	Description
A20E041	10/12/20	8270D LL PAH Only Surr. (5ppm)

Cerelf

Method 3546 digestion time and temperture achieved.
Initial: Cerelf

Witness: _____

⊗ = Reduced Mass due to continual Dryouts

P = Partial dryout

Prepared By: _____ Date

SLG 05/12/2020
Reviewed By: Date

Printed: 5/12/2020 12:33:18PM

Apex Laboratories

PREPARATION BENCH SHEET

BATCH #: 0050430 (Sediment)

Prep Method: EPA 3546

#	Lab Number		Analysis	Prepared	Initial (g)	Final (mL)	Spike ID	Source ID	ul Spike	ul Surr.	Sample ID	Extraction Comments	pH <2	pH Other	pH >11
	0050430-BLK1		QC	05/12/20 10:27	11	5				100					
	0050430-BS1		QC	05/12/20 10:27	10	5	A20B016		100	100					
	A0D0659-07	A	8270D LL PAH Only (Scan)	05/12/20 10:27	10.7	5				100	PDI-149SC-A-03-04-200425	Contact SC when ready to thaw			
	0050430-DUP1		QC	05/12/20 10:27	10.64	5		A0D0659-07		100					
	A0D0677-30RE2	A	8270D LL PAH Only (Scan)	05/12/20 10:27	10.14	5				100	PDI-149SC-B-6.9-8.9-200425	does not match, re-extract			
	0050430-MS1		QC	05/12/20 10:27	10.12	5	A20B016	A0D0677-30RE2	100	100					
	0050430-MSD1		QC	05/12/20 10:28	10.02	5	A20B016	A0D0677-30RE2	100	100					
	A0D0741-01	A	8270D LL PAH Only (Scan)	05/12/20 10:27	10.67	5				100	PDI-164SC-A-00-01-200426	Contact SC when ready to thaw			
	A0D0741-02	A	8270D LL PAH Only (Scan)	05/12/20 10:27	10.23	5				100	PDI-164SC-A-01-02-200426	Contact SC when ready to thaw			
	A0D0741-03	A	8270D LL PAH Only (Scan)	05/12/20 10:27	10.39	5				100	PDI-164SC-A-02-03-200426	Contact SC when ready to thaw			
	A0D0741-04	A	8270D LL PAH Only (Scan)	05/12/20 10:27	10.29	5				100	PDI-164SC-A-03-04-200426	Contact SC when ready to thaw			
	A0D0741-05	A	8270D LL PAH Only (Scan)	05/12/20 10:27	10.88	5				100	PDI-164SC-A-04-05-200426	Contact SC when ready to thaw			
	A0D0741-06	A	8270D LL PAH Only (Scan)	05/12/20 10:27	10.33	5				100	PDI-164SC-A-05-06-200426	Contact SC when ready to thaw			
	A0D0741-07	A	8270D LL PAH Only (Scan)	05/12/20 10:27	10.91	5				100	PDI-164SC-A-06-07-200426	Contact SC when ready to thaw			
	A0D0741-08	A	8270D LL PAH Only (Scan)	05/12/20 10:27	10.63	5				100	PDI-164SC-A-07-08-200426	Contact SC when ready to thaw			
	A0D0758-12RE1	B	8270D LL PAH Only (Scan)	05/12/20 10:27	10.75	5				100	PDI-060SC-A-07-08-200428	Surr failure			
	A0E0132-01	A	8270D LL PAH Only (Scan)	05/12/20 10:28	10.61	5				100	PDI-058SC-A-08-09-200505				
	A0E0132-04	A	8270D LL PAH Only (Scan)	05/12/20 10:28	10.36	5				100	PDI-058SC-B-00-02-200505				
	A0E0132-05	A	8270D LL PAH Only (Scan)	05/12/20 10:28	~~10.9~~ 10.16	5				100	PDI-058SC-B-02-05-200505	Mud			
	A0E0132-06	A	8270D LL PAH Only (Scan)	05/12/20 10:28	~~10.69~~ 10.35	5				100	PDI-058SC-B-05-07-200505	Mud			

Prepared By: [illegible] Date: 5/12/20

Reviewed By: SCG Date: 05/12/2020

Printed: 5/12/2020 11:52:16AM

Apex Laboratories

PREPARATION BENCH SHEET

BATCH #: 0050430 (Sediment)

Prep Method: EPA 3546

#	Lab Number		Analysis	Prepared	Initial (g)	Final (mL)	Spike ID	Source ID	ul Spike	ul Surr.	Sample ID	Extraction Comments	pH <2	pH Other	pH >11
	A0E0132-07	A	8270D LL PAH Only (Scan)	05/12/20 10:28	10.15	5				100	PDI-058SC-B-07 -10.9-200505				
	A0E0138-01	A	8270D LL PAH Only (Scan)	05/12/20 10:28	10.4	5				100	PDI-070SC-A-06 -07-200505				
	A0E0138-02	A	8270D LL PAH Only (Scan)	05/12/20 10:28	10.39	5				100	PDI-070SC-A-07 -8.4-200505				
	A0E0138-03	A	8270D LL PAH Only (Scan)	05/12/20 10:28	10.75	5				100	PDI-070SC-B-00 -02-200505				
	A0E0138-04	A	8270D LL PAH Only (Scan)	05/12/20 10:29	~~10.57~~ ~~10.16~~ C	5				100	PDI-070SC-B-02 -05-200505	Mud C			

Standards/Reagents

Reagent(s)

Std ID	Exp. Date	Description
A13L219	11/30/23	Extractions Balance
A20B017	08/01/20	Glass Wool
A20D178	10/10/22	Sodium Sulfate Lot # 195259
A20E020	10/31/22	DCM CHEM PROD. 197898

Analyte Spike(s)

Std ID	Exp. Date	Description
A20B016	08/01/20	LVI PAH Spike @2000ng/ml

Surrogate(s)

Std ID	Exp. Date	Description
A20E041	10/12/20	8270D LL PAH Only Surr. (5ppm)

Method 3546 digestion time and temperture achieved.
Initial: Cuik

Witness:_____

C = Complete dryout. Reweighed and remicrowaved.

Prepared By: Date

Reviewed By: Date

Printed: 5/12/2020 11:52:16AM

Apex Laboratories

PREPARATION BENCH SHEET

BATCH #: 0050430 (Sediment)

Prep Method: EPA 3546

#	Lab Number		Analysis	Prepared	Initial (g)	Final (mL)	Spike ID	Source ID	ul Spike	ul Surr.	Sample ID	Extraction Comments	pH <2	pH Other	pH >11
1	0050430-BLK1		QC	05/12/20 10:27	~~10~~ 11	5				100					
2	0050430-BS1		QC	05/12/20 10:27	10	5	A20B016		100	100					
3	A0D0659-07	A	8270D LL PAH Only (Scan)	05/12/20 10:27	~~10~~ 10.70	5				100	PDI-149SC-A-03-04-200425	Contact SC when ready to thaw dirt Odor			
4	0050430-DUP1		QC	05/12/20 10:27	~~10~~ 10.64	5		A0D0659-07		100					
5	A0D0677-30RE2	A	8270D LL PAH Only (Scan)	05/12/20 10:27	~~10~~ 10.14	5				100	PDI-149SC-B-6.9-8.9-200425	does not match, re-extract dirt			
6	0050430-MS1		QC	05/12/20 10:27	~~10~~ 10.12	5	A20B016	A0D0677-30RE2	100	100					
7	0050430-MSD1		QC	05/12/20 10:28	~~10~~ 10.02	5	A20B016	A0D0677-30RE2	100	100					
8	A0D0741-01	A	8270D LL PAH Only (Scan)	05/12/20 10:27	~~10~~ 10.67	5				100	PDI-164SC-A-00-01-200426	Contact SC when ready to thaw dirt			
9	A0D0741-02	A	8270D LL PAH Only (Scan)	05/12/20 10:27	~~10~~ 10.23	5				100	PDI-164SC-A-01-02-200426	Contact SC when ready to thaw dirt			
10	A0D0741-03	A	8270D LL PAH Only (Scan)	05/12/20 10:27	~~10~~ 10.39	5				100	PDI-164SC-A-02-03-200426	Contact SC when ready to thaw dirt			
11	A0D0741-04	A	8270D LL PAH Only (Scan)	05/12/20 10:27	~~10~~ 10.29	5				100	PDI-164SC-A-03-04-200426	Contact SC when ready to thaw dirt			
12	A0D0741-05	A	8270D LL PAH Only (Scan)	05/12/20 10:27	~~10~~ 10.88	5				100	PDI-164SC-A-04-05-200426	Contact SC when ready to thaw dirt			
13	A0D0741-06	A	8270D LL PAH Only (Scan)	05/12/20 10:27	~~10~~ 10.33	5				100	PDI-164SC-A-05-06-200426	Contact SC when ready to thaw dirt			
14	A0D0741-07	A	8270D LL PAH Only (Scan)	05/12/20 10:27	~~10~~ 10.91	5				100	PDI-164SC-A-06-07-200426	Contact SC when ready to thaw dirt			
15	A0D0741-08	A	8270D LL PAH Only (Scan)	05/12/20 10:27	~~10~~ 10.63	5				100	PDI-164SC-A-07-08-200426	Contact SC when ready to thaw dirt			
16	A0D0758-12RE1	B	8270D LL PAH Only (Scan)	05/12/20 10:27	~~10~~ 10.75	5				100	PDI-060SC-A-07-08-200428	Surr failure Mud P			
17	A0E0132-01	A	8270D LL PAH Only (Scan)	05/12/20 10:28	~~10~~ 10.61	5				100	PDI-058SC-A-08-09-200505	Mud P			
18	A0E0132-04	A	8270D LL PAH Only (Scan)	05/12/20 10:28	~~10~~ 10.36	5				100	PDI-058SC-B-00-02-200505	dirt			
19	A0E0132-05	A	8270D LL PAH Only (Scan)	05/12/20 10:28	~~10~~ ~~10.90~~ C	5				100	PDI-058SC-B-02-05-200505	Mud C			
20	A0E0132-06	A	8270D LL PAH Only (Scan)	05/12/20 10:28	~~10~~ ~~10.64~~ C	5				100	PDI-058SC-B-05-07-200505	Mud C			

Prepared By: CAH Date: 5/12/20

Reviewed By: SCG Date: 05/12/2020

CAH 5/12/20

Printed: 5/12/2020 10:31:02AM

Apex Laboratories

PREPARATION BENCH SHEET

BATCH #: 0050430 (Sediment)

Prep Method: EPA 3546

#	Lab Number		Analysis	Prepared	Initial (g)	Final (mL)	Spike ID	Source ID	ul Spike	ul Surr.	Sample ID	Extraction Comments	pH <2	pH Other	pH >11
21	A0E0132-07	A	8270D LL PAH Only (Scan)	05/12/20 10:28	~~10~~ 10.15	5	✓			100	PDI-058SC-B-07 -10.9-200505	Mud			
22	A0E0138-01	A	8270D LL PAH Only (Scan)	05/12/20 10:28	~~10~~ 10.40	5	✓			100	PDI-070SC-A-06 -07-200505	Mud			
23	A0E0138-02	A	8270D LL PAH Only (Scan)	05/12/20 10:28	~~10~~ 10.39	5	✓			100	PDI-070SC-A-07 -8.4-200505	Mud			
24	A0E0138-03	A	8270D LL PAH Only (Scan)	05/12/20 10:28	~~10~~ 10.75	5	✓			100	PDI-070SC-B-00 -02-200505	Mud P			
25	A0E0138-04	A	8270D LL PAH Only (Scan)	05/12/20 10:29	~~10~~ ~~10.57~~ C	5	✓			100	PDI-070SC-B-02 -05-200505	Mud C			

Standards/Reagents

Reagent(s)

Std ID	Exp. Date	Description
A13L219	11/30/23	Extractions Balance
A20B017	08/01/20	Glass Wool
A20D178	10/10/22	Sodium Sulfate Lot # 195259
A20E020	10/31/22	DCM CHEM PROD. 197898

Analyte Spike(s)

Std ID	Exp. Date	Description
A20B016	08/01/20	LVI PAH Spike @2000ng/ml

Initial

Surrogate(s)

Std ID	Exp. Date	Description
A20E041	10/12/20	8270D LL PAH Only Surr. (5ppm)

Initial

Method 3546 digestion time and temperture achieved.
Initial: Initial

Witness: JAG 5/12/2020

P= Partial Dryout
C= Complete Dryout. Reweighed and re microwaved

Prepared By: Date

Reviewed By: Date

ELEMENT SEQUENCE LOG

Apex Laboratories

Sequence: 0E12052 Instrument: SV-GCMS14

Date: **05/12/20 15:09** Calibration: **A0D0804**

#	Lab Number	Matrix	Analysis	Client	Due	Batch	ISTD ID	STD ID
1	0E12052-TUN1	Sediment	QC	QC			A20C491	A20D411
2	0E12052-CCV1	Sediment	QC	QC			A20C491	A20C472
3	0E12052-CCB1	Sediment	QC	QC			A20C491	
4	0050430-BLK1	Sediment	QC	QC		0050430	A20C491	
5	0050430-BS1	Sediment	QC	QC		0050430	A20C491	
6	A0D0659-07	Sediment	8270D LL PAH Only (Scan)	Anchor QEA, LLC	05/20/20	0050430	A20C491	
7	0050430-DUP1	Sediment	QC	QC		0050430	A20C491	
8	A0D0677-30RE2	Sediment	8270D LL PAH Only (Scan)	Anchor QEA, LLC	05/08/20	0050430	A20C491	
9	0050430-MS1	Sediment	QC	QC		0050430	A20C491	
10	0050430-MSD1	Sediment	QC	QC		0050430	A20C491	
11	A0D0741-04	Sediment	8270D LL PAH Only (Scan)	Anchor QEA, LLC	05/21/20	0050430	A20C491	
12	A0D0741-05	Sediment	8270D LL PAH Only (Scan)	Anchor QEA, LLC	05/21/20	0050430	A20C491	
13	A0D0741-06	Sediment	8270D LL PAH Only (Scan)	Anchor QEA, LLC	05/21/20	0050430	A20C491	
14	A0D0741-07	Sediment	8270D LL PAH Only (Scan)	Anchor QEA, LLC	05/21/20	0050430	A20C491	
15	A0D0741-08	Sediment	8270D LL PAH Only (Scan)	Anchor QEA, LLC	05/21/20	0050430	A20C491	
16	A0D0758-12RE1	Sediment	8270D LL PAH Only (Scan)	Anchor QEA, LLC	05/12/20	0050430	A20C491	
17	A0D0758-07RE1	Sediment	8270D LL PAH Only (Scan)	Anchor QEA, LLC	05/12/20	0050304	A20C491	
18	A0D0758-17	Sediment	8270D LL PAH Only (Scan)	Anchor QEA, LLC	05/12/20	0050378	A20C491	
19	A0D0758-18	Sediment	8270D LL PAH Only (Scan)	Anchor QEA, LLC	05/12/20	0050378	A20C491	
20	A0D0758-19	Sediment	8270D LL PAH Only (Scan)	Anchor QEA, LLC	05/12/20	0050378	A20C491	
21	A0E0004-01	Sediment	8270D LL PAH Only (Scan)	Anchor QEA, LLC	05/13/20	0050378	A20C491	
22	A0E0004-02	Sediment	8270D LL PAH Only (Scan)	Anchor QEA, LLC	05/13/20	0050378	A20C491	
23	A0E0004-03	Sediment	8270D LL PAH Only (Scan)	Anchor QEA, LLC	05/13/20	0050378	A20C491	
24	A0E0004-04	Sediment	8270D LL PAH Only (Scan)	Anchor QEA, LLC	05/13/20	0050378	A20C491	
25	0E12052-IBL1	Sediment	QC	QC			A20C491	

Data Entered By: AMS 5/13/20

Data Reviewed By: JK 5/13/20

Comments:

5/13/2020 1:36:07PM

AMS 5/13/20

Data Path : U:\data\2020-05\0E12052\
Data File : N05122011.D
Acq On : 12 May 2020 03:19 pm
Operator : JK/ AMS/ DTH
Sample : 0E12052-TUN1
Misc : 1x, A20D411 DFTPP @ 45
ALS Vial : 1 Sample Multiplier: 1

Integration File: rteint.p

Method : U:\methods\DFTPP.M
Title : 8270 DFTPP Tune Method
Last Update : Sun May 10 11:11:10 2020

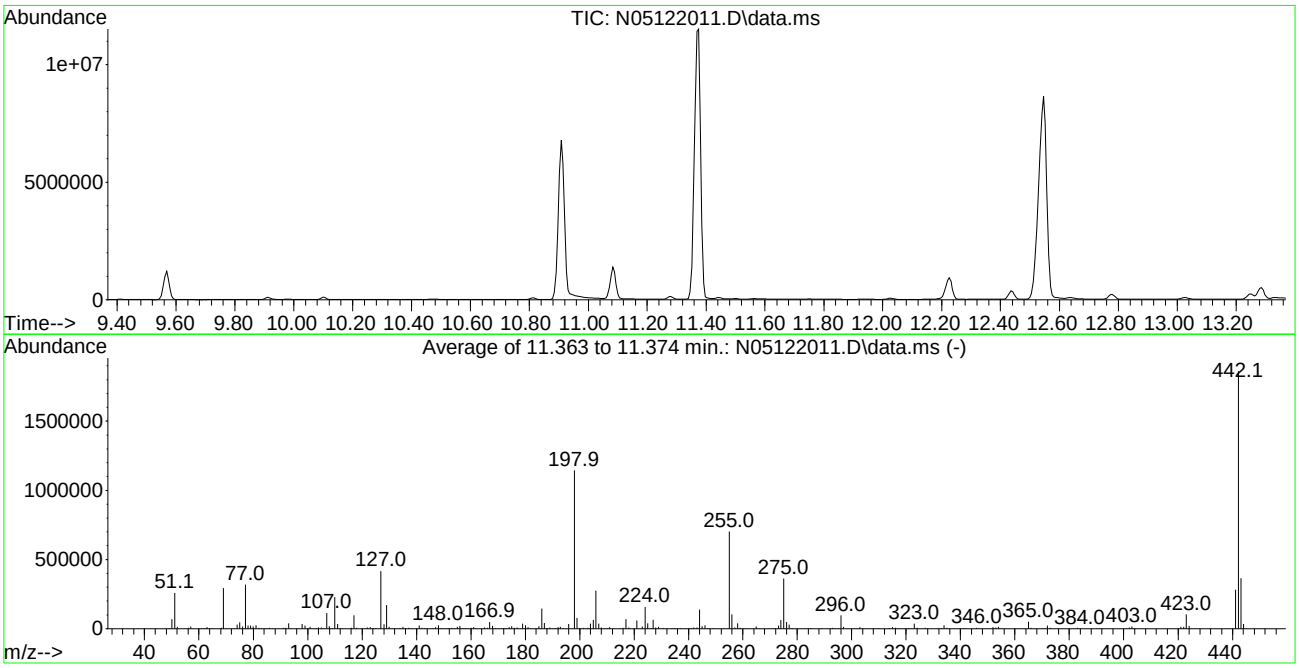

AutoFind: Scans 1213, 1214, 1215; Background Corrected with Scan 1207

Target Mass	Rel. to Mass	Lower Limit%	Upper Limit%	Rel. Abn%	Raw Abn	Result Pass/Fail
68	69	0.00	2	1.9	5647	PASS
69	69	100	100	100.0	292821	PASS
70	69	0.00	2	0.5	1397	PASS
197	198	0.00	2	0.0	0	PASS
198	198	100	100	100.0	1144854	PASS
199	198	5	9	6.8	77798	PASS
365	198	1	100	4.5	51723	PASS
441	443	0.01	150	77.3	281963	PASS
442	198	0.10	200	162.7	1862656	PASS
443	442	15	24	19.6	364779	PASS

Quantitation Report (Not Reviewed)

Data Path : U:\data\2020-05\0E12052\
Data File : N05122011.D
Acq On : 12 May 2020 03:19 pm
Operator : JK/ AMS/ DTH
Sample : 0E12052-TUN1
Misc : 1x, A20D411 DFTPP @ 45
ALS Vial : 1 Sample Multiplier: 1

Quant Time: May 13 11:06:30 2020
Quant Method : U:\methods\DFTPP.M
Quant Title : 8270 DFTPP Tune Method
QLast Update : Wed May 13 11:06:16 2020
Response via : Initial Calibration

Compound	R.T.	QIon	Response	Conc	Units	Dev(Min)
Internal Standards						
1) 1,4-Dichlorobenzene-d4	6.595	150	242255	2.00	ug/mL	0.00
2) Naphthalene-d8	7.801	136	657717	2.00	ug/mL	0.00
3) Acenaphthene-d10	9.568	162	361774	2.00	ug/mL	0.00
5) Phenanthrene-d10	11.083	188	720977	2.00	ug/mL	0.00
11) Chrysene-d12	14.767	240	663678	2.00	ug/mL	0.00
12) Perylene-d12	16.795	264	633912	2.00	ug/mL	0.00
13) Dibenz(a,h)anthracene-...	18.019	292	596820	2.00	ug/mL	# 0.00
Target Compounds						Qvalue
4) Pentachlorophenol	10.908	266	1550141	45.38	ug/mL	78
6) DFTPP	11.374	442	3226656	55.44	ug/mL#	58
7) Benzidine	12.546	184	7408363	28.88	ug/mL	96
8) 4,4-DDE	12.779	TIC	286942	No Calib		
9) 4,4-DDD	13.286	TIC	693024	No Calib		
10) 4,4-DDT	13.840	TIC	21239847	28.73	ug/mL	93

(#) = qualifier out of range (m) = manual integration (+) = signals summed

Quantitation Report (Not Reviewed)

Data Path : U:\data\2020-05\0E12052\
Data File : N05122011.D
Acq On : 12 May 2020 03:19 pm
Operator : JK/ AMS/ DTH
Sample : 0E12052-TUN1
Misc : 1x, A20D411 DFTPP @ 45
ALS Vial : 1 Sample Multiplier: 1

Quant Time: May 13 11:06:30 2020
Quant Method : U:\methods\DFTPP.M
Quant Title : 8270 DFTPP Tune Method
QLast Update : Wed May 13 11:06:16 2020
Response via : Initial Calibration

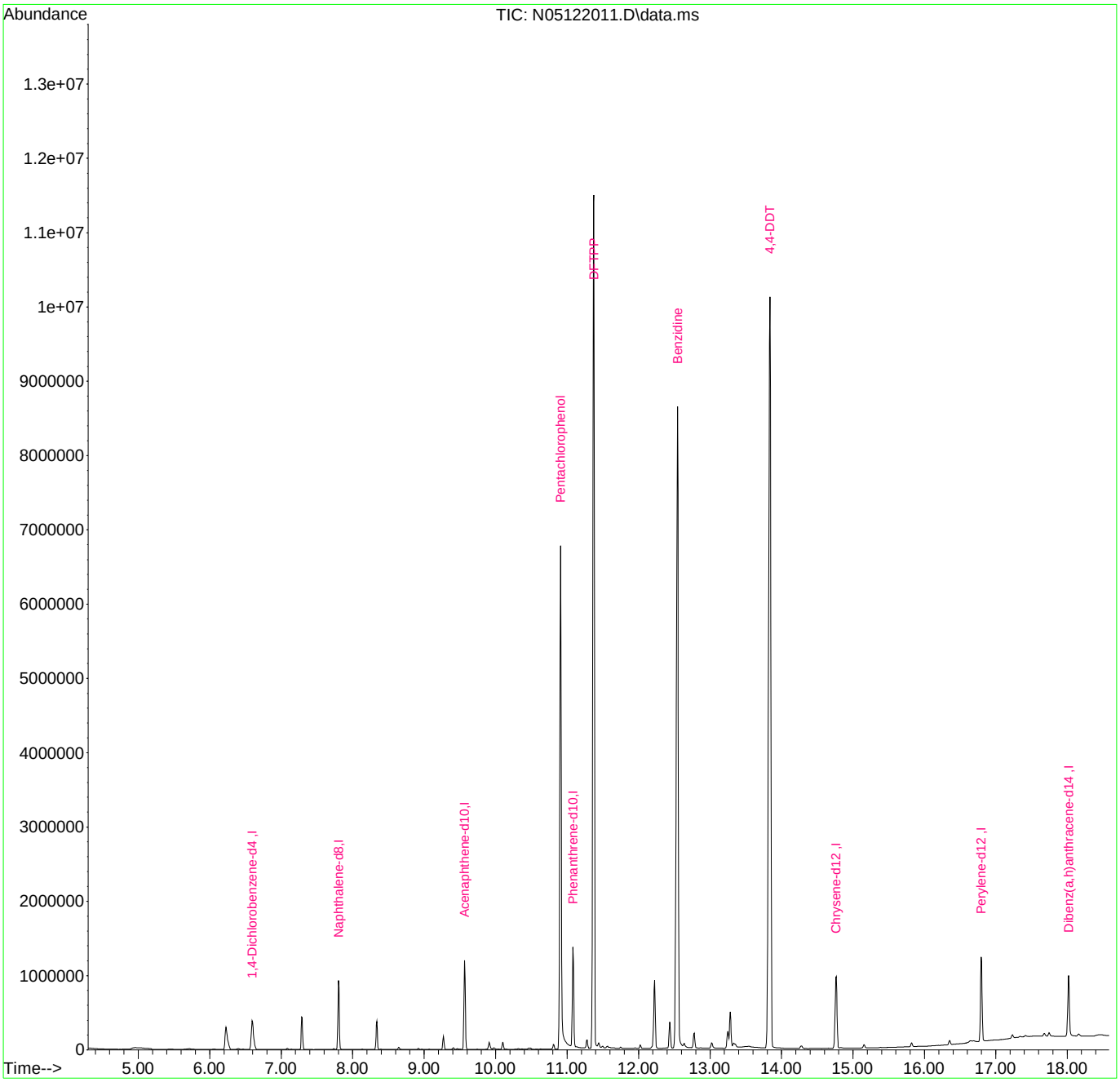

DDT Breakdown Check (Validated 5/1/2013)

From:
0E12052-TUN1
SV-GCMS 14

First Column Area Counts		Percent Breakdown	
DDE	286942		
DDD	693024		
DDT	21239847	**4.41**	**PASS**

Breakdown must be less than 20% to accept sample data.

Quantitation Report (Qedit)

Data Path : U:\data\2020-05\0E12052\
Data File : N05122011.D
Acq On : 12 May 2020 03:19 pm
Operator : JK/ AMS/ DTH
Sample : 0E12052-TUN1
Misc : 1x, A20D411 DFTPP @ 45
ALS Vial : 1 Sample Multiplier: 1

Quant Time: May 13 11:06:30 2020
Quant Method : U:\methods\DFTPP.M
Quant Title : 8270 DFTPP Tune Method
QLast Update : Wed May 13 11:06:16 2020
Response via : Initial Calibration

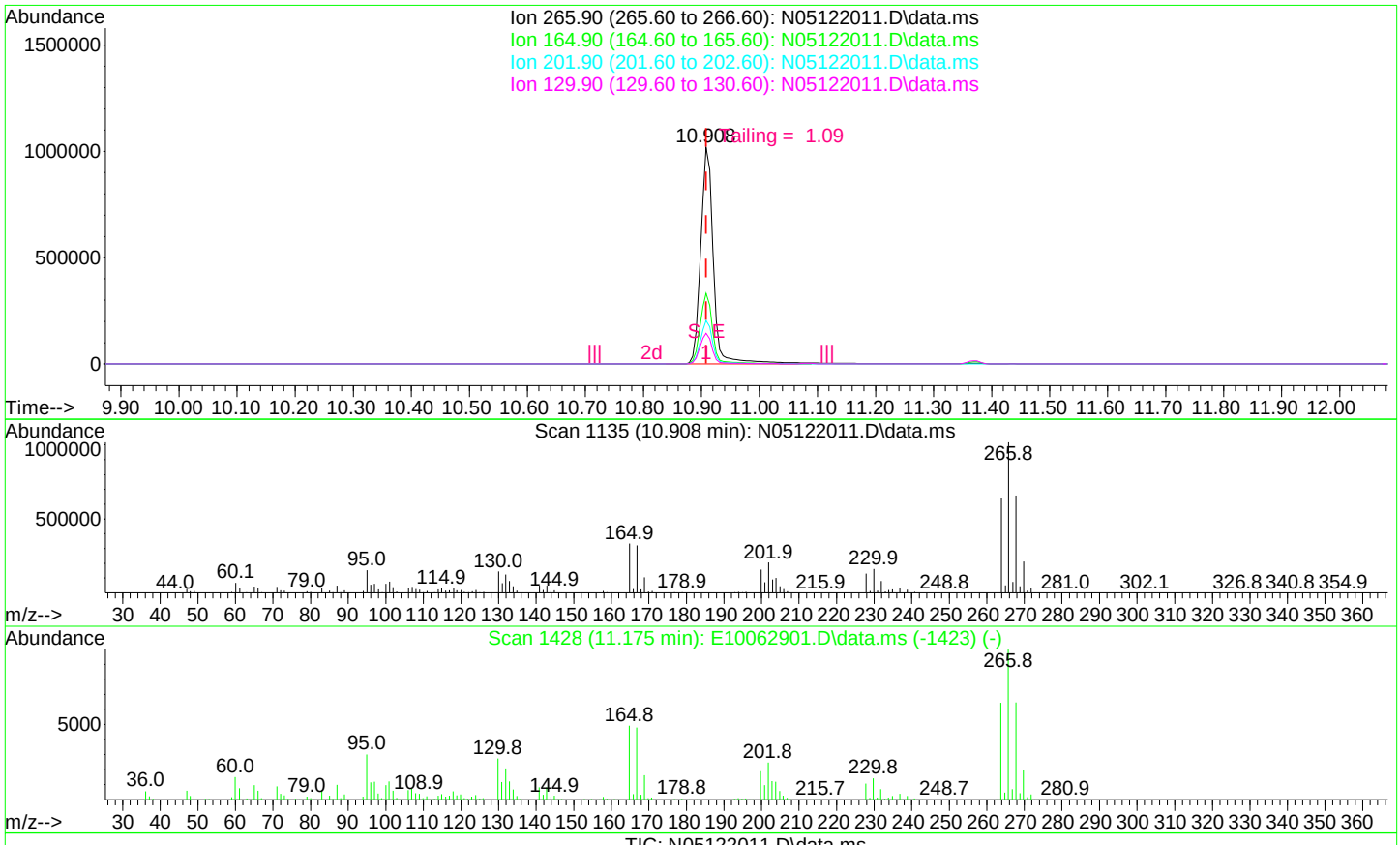

(4) Pentachlorophenol

10.908min (0.000) 45.38 ug/mL

response 1550141

Ion	Exp%	Act%
265.90	100.00	100.00
164.90	50.60	32.62
201.90	25.80	20.08
129.90	27.30	14.22

Quantitation Report (Qedit)

Data Path : U:\data\2020-05\0E12052\
Data File : N05122011.D
Acq On : 12 May 2020 03:19 pm
Operator : JK/ AMS/ DTH
Sample : 0E12052-TUN1
Misc : 1x, A20D411 DFTPP @ 45
ALS Vial : 1 Sample Multiplier: 1

Quant Time: May 13 11:06:30 2020
Quant Method : U:\methods\DFTPP.M
Quant Title : 8270 DFTPP Tune Method
QLast Update : Wed May 13 11:06:16 2020
Response via : Initial Calibration

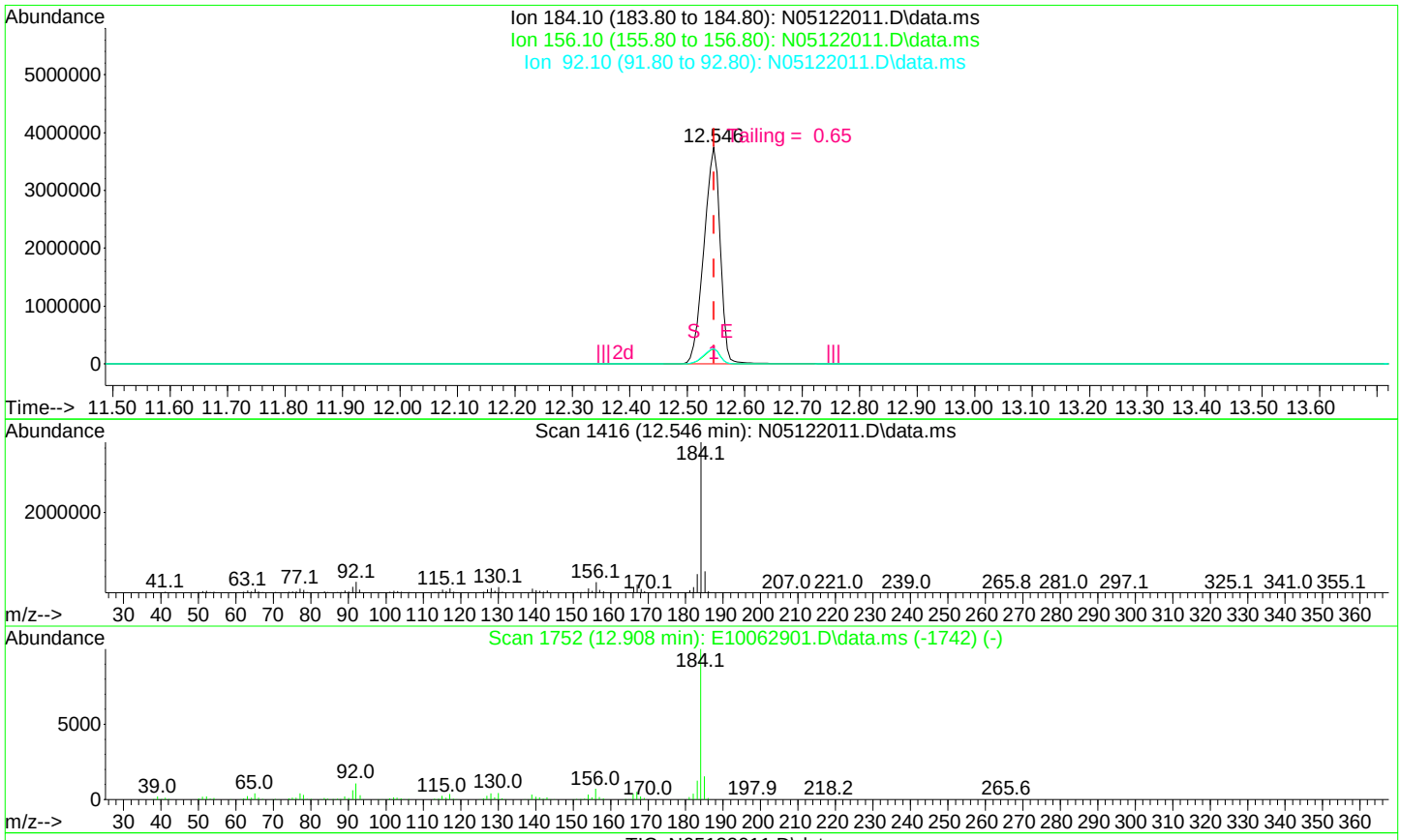

(7) Benzidine

12.546min (0.000) 28.88 ug/mL

response 7408363

Ion	Exp%	Act%
184.10	100.00	100.00
156.10	8.50	6.95
92.10	8.20	7.04
0.00	0.00	0.00

Evaluate Continuing Calibration Report

AMS 5/13/20

Data Path : U:\data\2020-05\0E12052\
Data File : N05122012.D
Acq On : 12 May 2020 03:47 pm
Operator : JK/ AMS/ DTH
Sample : 0E12052-CCV1
Misc : 1x, A20C472@50
ALS Vial : 2 Sample Multiplier: 1

Quant Time: May 13 11:10:29 2020
Quant Method : U:\methods\SV14_040720_PAHR3.M
Quant Title : EPA 8270D: Semivolatile Organics
QLast Update : Tue May 12 16:10:46 2020
Response via : Initial Calibration

Min. RRF : 0.000 Min. Rel. Area : 50% Max. R.T. Dev 0.50min
Max. RRF Dev : 20% Max. Rel. Area : 200%

		Compound	Amount	Calc.	%Dev	Area%	Dev(min)
1	I	Naphthalene-d8 (ISTD)	100.000	100.000	0.0	85	0.00
2	S	Nitrobenzene-d5 (Surr)	50.000	47.948	4.1	85	0.00
3	T	Decalin	50.000	48.676	2.6	88	0.00
4	T	Naphthalene	50.000	48.300	3.4	85	0.00
5	T	2-Methylnaphthalene	50.000	54.182	-8.4	92	0.00
6	T	1-Methylnaphthalene	50.000	51.829	-3.7	88	0.00
7	T	1,1'-Biphenyl	50.000	55.382	-10.8	95	0.00
8	T	2,6-Dimethylnaphthalene	50.000	57.895	-15.8	99	0.00
9	I	Acenaphthene-d10 (ISTD)	100.000	100.000	0.0	96	0.00
10	S	2-Fluorobiphenyl (Surr)	50.000	50.410	-0.8	97	0.00
11	T	Acenaphthylene	50.000	53.686	-7.4	100	0.00
12	T	Acenaphthene	50.000	49.183	1.6	94	0.00
13	T	Dibenzofuran	50.000	54.889	-9.8	106	0.00
14	T	1,6,7-Trimethylnaphthalene	50.000	54.018	-8.0	105	0.00
15	T	Fluorene	50.000	54.815	-9.6	107	0.00
16	I	Phenanthrene-d10 (ISTD)	100.000	100.000	0.0	113	0.00
17	T	Dibenzothiopene	50.000	50.530	-1.1	113	0.00
18	T	Phenanthrene	50.000	48.603	2.8	112	0.00
19	T	Anthracene	50.000	54.637	-9.3	122	0.00
20	T	Carbazole	50.000	50.792	-1.6	109	0.00
21	T	1-Methylphenanthrene	50.000	52.936	-5.9	117	0.00
22	T	Fluoranthene	50.000	52.602	-5.2	118	0.00
23	I	Chrysene-d12 (ISTD)	100.000	100.000	0.0	100	0.00
24	T	Pyrene	50.000	53.907	-7.8	113	0.00
25	S	Terphenyl-d14 (Surr)	50.000	55.181	-10.4	111	0.00
26	T	Benz(a)anthracene	50.000	51.534	-3.1	108	0.00
27	T	Chrysene	50.000	48.171	3.7	98	0.00
28	I	Perylene-d12 (ISTD)	100.000	100.000	0.0	95	0.00
29	T	Benzo(b)fluoranthene	50.000	54.176	-8.4	107	0.00
30	T	Benzo(k)fluoranthene	50.000	52.411	-4.8	100	0.00

Evaluate Continuing Calibration Report

Data Path : U:\data\2020-05\0E12052\
Data File : N05122012.D
Acq On : 12 May 2020 03:47 pm
Operator : JK/ AMS/ DTH
Sample : 0E12052-CCV1
Misc : 1x, A20C472@50
ALS Vial : 2 Sample Multiplier: 1

Quant Time: May 13 11:10:29 2020
Quant Method : U:\methods\SV14_040720_PAHR3.M
Quant Title : EPA 8270D: Semivolatile Organics
QLast Update : Tue May 12 16:10:46 2020
Response via : Initial Calibration

Min. RRF : 0.000 Min. Rel. Area : 50% Max. R.T. Dev 0.50min
Max. RRF Dev : 20% Max. Rel. Area : 200%

		Compound	Amount	Calc.	%Dev	Area%	Dev(min)
31	T	Benzo(b+k)fluoranthene	100.000	103.069	-3.1	100	0.00
32	T	Benzo(e)pyrene	50.000	48.537	2.9	96	0.00
33	T	Benzo(a)pyrene	50.000	59.404	-18.8	107	0.00
34	T	Perylene	50.000	50.645	-1.3	89	0.00
35	I	Dibenz(a,h)Anthrcene-d14(IS	100.000	100.000	0.0	103	0.00
36	T	Indeno(1,2,3-cd)Pyrene	50.000	51.142	-2.3	107	0.00
37	T	Dibenz(a,h)anthracene	50.000	50.146	-0.3	104	0.00
38	T	Benzo(g,h,i)perylene	50.000	48.740	2.5	98	0.00

(#) = Out of Range SPCC's out = 0 CCC's out = 0

Quantitation Report (Not Reviewed)

Data Path : U:\data\2020-05\0E12052\
Data File : N05122012.D
Acq On : 12 May 2020 03:47 pm
Operator : JK/ AMS/ DTH
Sample : 0E12052-CCV1
Misc : 1x, A20C472@50
ALS Vial : 2 Sample Multiplier: 1

Quant Time: May 13 11:10:29 2020
Quant Method : U:\methods\SV14_040720_PAHR3.M
Quant Title : EPA 8270D: Semivolatile Organics
QLast Update : Tue May 12 16:10:46 2020
Response via : Initial Calibration

Compound	R.T.	QIon	Response	Conc	Units	Dev(Min)
Internal Standards						
1) Naphthalene-d8 (ISTD)	7.860	136	226258	100.00	ng/ml	0.00
9) Acenaphthene-d10 (ISTD)	9.614	162	140503	100.00	ng/ml	0.00
16) Phenanthrene-d10 (ISTD)	11.124	188	273509	100.00	ng/ml	0.00
23) Chrysene-d12 (ISTD)	14.889	240	240113	100.00	ng/ml	0.00
28) Perylene-d12 (ISTD)	18.363	264	222122	100.00	ng/ml	0.00
35) Dibenz(a,h)Anthrcene-d...	20.747	292	196615	100.00	ng/ml	0.00
System Monitoring Compounds						
2) Nitrobenzene-d5 (Surr)	7.160	82	33890	47.95	ng/ml	0.00
10) 2-Fluorobiphenyl (Surr)	8.926	172	109654	50.41	ng/ml	0.00
25) Terphenyl-d14 (Surr)	12.902	244	128022	55.18	ng/ml	0.00
Target Compounds						Qvalue
3) Decalin	7.329	138	8806	48.68	ng/ml	85
4) Naphthalene	7.877	128	119028	48.30	ng/ml	99
5) 2-Methylnaphthalene	8.565	142	89655	54.18	ng/ml	96
6) 1-Methylnaphthalene	8.664	142	85153	51.83	ng/ml	96
7) 1,1'-Biphenyl	9.026	154	115505	55.38	ng/ml	95
8) 2,6-Dimethylnaphthalene	9.189	156	82834	57.90	ng/ml	97
11) Acenaphthylene	9.474	152	140654	53.69	ng/ml	99
12) Acenaphthene	9.649	153	94524	49.18	ng/ml	100
13) Dibenzofuran	9.824	168	127684	54.89	ng/ml	93
14) 1,6,7-Trimethylnaphtha...	10.034	170	81351	54.02	ng/ml	98
15) Fluorene	10.168	166	101294	54.81	ng/ml	99
17) Dibenzothiopene	11.019	184	139664	50.53	ng/ml	93
18) Phenanthrene	11.147	178	153012	48.60	ng/ml	99
19) Anthracene	11.200	178	140871	54.64	ng/ml	99
20) Carbazole	11.363	167	113058	50.79	ng/ml	98
21) 1-Methylphenanthrene	11.777	192	112382	52.94	ng/ml	98
22) Fluoranthene	12.412	202	163213	52.60	ng/ml	95
24) Pyrene	12.703	202	167886	53.91	ng/ml	99
26) Benz(a)anthracene	14.866	228	128323	51.53	ng/ml	99
27) Chrysene	14.947	228	123363	48.17	ng/ml	99
29) Benzo(b)fluoranthene	17.454	252	124402	54.18	ng/ml	91
30) Benzo(k)fluoranthene	17.518	252	119975	52.41	ng/ml	91
31) Benzo(b+k)fluoranthene	17.518	252	248870	103.07	ng/ml	91
32) Benzo(e)pyrene	18.107	252	116537	48.54	ng/ml	97

Quantitation Report (Not Reviewed)

Data Path : U:\data\2020-05\0E12052\
Data File : N05122012.D
Acq On : 12 May 2020 03:47 pm
Operator : JK/ AMS/ DTH
Sample : 0E12052-CCV1
Misc : 1x, A20C472@50
ALS Vial : 2 Sample Multiplier: 1

Quant Time: May 13 11:10:29 2020
Quant Method : U:\methods\SV14_040720_PAHR3.M
Quant Title : EPA 8270D: Semivolatile Organics
QLast Update : Tue May 12 16:10:46 2020
Response via : Initial Calibration

Compound	R.T.	QIon	Response	Conc	Units	Dev(Min)
33) Benzo(a)pyrene	18.223	252	109697	59.40	ng/ml	95
34) Perylene	18.421	252	125211	50.65	ng/ml	100
36) Indeno(1,2,3-cd)Pyrene	20.753	276	109229	51.14	ng/ml	77
37) Dibenz(a,h)anthracene	20.817	278	107998	50.15	ng/ml	78
38) Benzo(g,h,i)perylene	21.289	276	111667	48.74	ng/ml	76

(#) = qualifier out of range (m) = manual integration (+) = signals summed

Quantitation Report (Not Reviewed)

Data Path : U:\data\2020-05\0E12052\
Data File : N05122012.D
Acq On : 12 May 2020 03:47 pm
Operator : JK/ AMS/ DTH
Sample : 0E12052-CCV1
Misc : 1x, A20C472@50
ALS Vial : 2 Sample Multiplier: 1

Quant Time: May 13 11:10:29 2020
Quant Method : U:\methods\SV14_040720_PAHR3.M
Quant Title : EPA 8270D: Semivolatile Organics
QLast Update : Tue May 12 16:10:46 2020
Response via : Initial Calibration

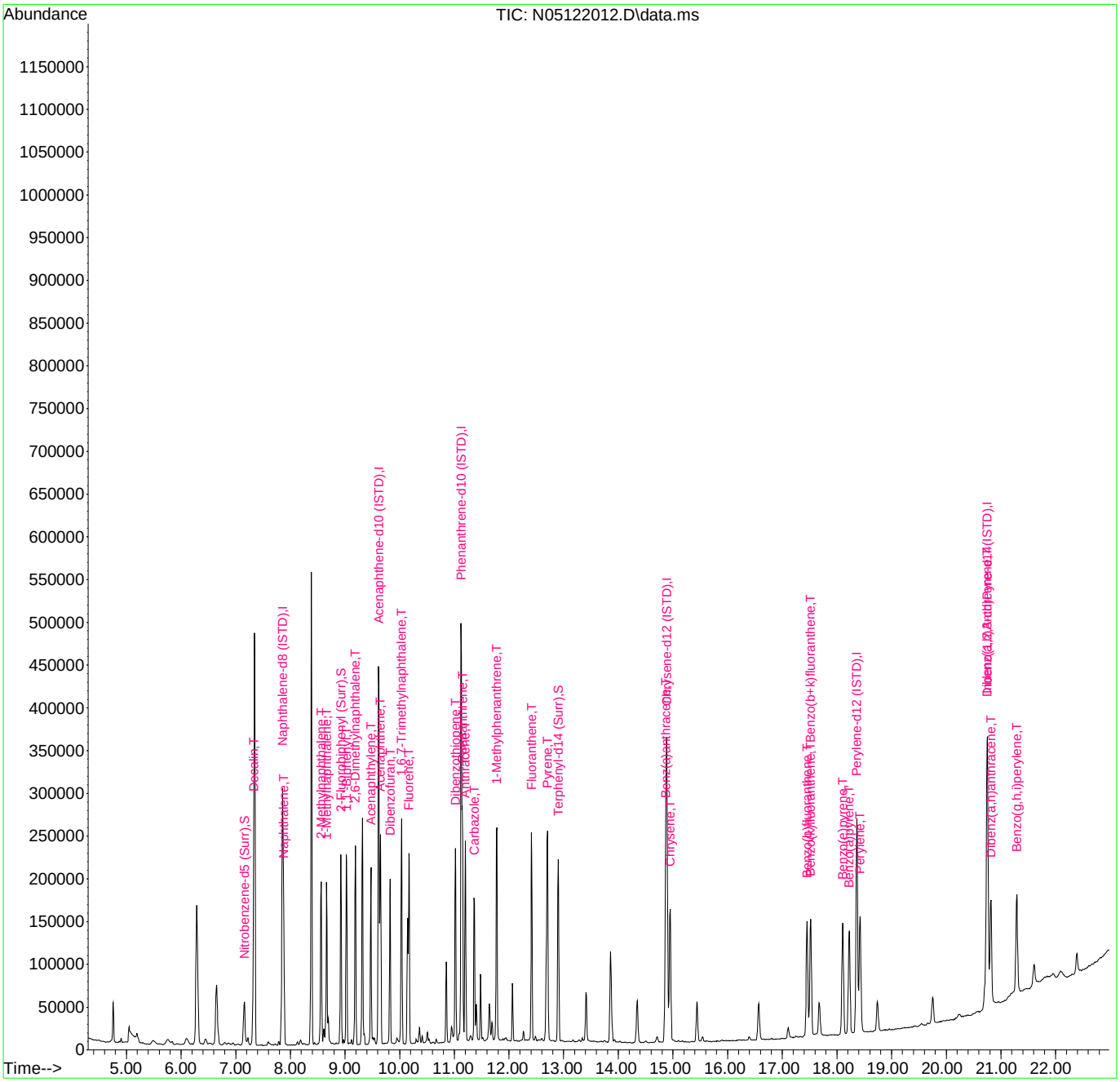

Quantitation Report (Not Reviewed)

AMS 5/13/20

Data Path : U:\data\2020-05\0E12052\
Data File : N05122013.D
Acq On : 12 May 2020 04:19 pm
Operator : JK/ AMS/ DTH
Sample : 0E12052-CCB1
Misc : 1x, DCM + ISTD
ALS Vial : 3 Sample Multiplier: 1

Quant Time: May 13 11:15:53 2020
Quant Method : U:\methods\SV14_040720_PAHR3.M
Quant Title : EPA 8270D: Semivolatile Organics
QLast Update : Tue May 12 16:10:46 2020
Response via : Initial Calibration

Compound	R.T.	QIon	Response	Conc Units	Dev(Min)
Internal Standards					
1) Naphthalene-d8 (ISTD)	7.860	136	256712	100.00 ng/ml	0.00
9) Acenaphthene-d10 (ISTD)	9.614	162	152254	100.00 ng/ml	0.00
16) Phenanthrene-d10 (ISTD)	11.124	188	287056	100.00 ng/ml	0.00
23) Chrysene-d12 (ISTD)	14.889	240	251725	100.00 ng/ml	0.00
28) Perylene-d12 (ISTD)	18.363	264	238844	100.00 ng/ml	0.00
35) Dibenz(a,h)Anthrcene-d...	20.747	292	219805	100.00 ng/ml	0.00
System Monitoring Compounds					
2) Nitrobenzene-d5 (Surr)	7.137	82	179	0.22 ng/ml	-0.02
10) 2-Fluorobiphenyl (Surr)	8.927	172	72	0.03 ng/ml	0.00
25) Terphenyl-d14 (Surr)	12.902	244	136	0.06 ng/ml	0.00
Target Compounds					Qvalue
3) Decalin	0.000		0	N.D.	
4) Naphthalene	7.883	128	889	N.D.	
5) 2-Methylnaphthalene	8.565	142	199	N.D.	
6) 1-Methylnaphthalene	8.664	142	186	N.D.	
7) 1,1'-Biphenyl	9.032	154	414	N.D.	
8) 2,6-Dimethylnaphthalene	9.189	156	65	N.D.	
11) Acenaphthylene	9.475	152	172	N.D.	
12) Acenaphthene	9.649	153	174	N.D.	
13) Dibenzofuran	9.818	168	111	N.D.	
14) 1,6,7-Trimethylnaphtha...	0.000		0	N.D.	
15) Fluorene	10.174	166	136	N.D.	
17) Dibenzothiopene	11.019	184	188	N.D.	
18) Phenanthrene	11.147	178	477	N.D.	
19) Anthracene	11.200	178	115	N.D.	
20) Carbazole	11.369	167	217	N.D.	
21) 1-Methylphenanthrene	11.777	192	157	N.D.	
22) Fluoranthene	12.412	202	171	N.D.	
24) Pyrene	12.698	202	236	N.D.	
26) Benz(a)anthracene	14.889	228	689	N.D.	
27) Chrysene	14.942	228	159	N.D.	
29) Benzo(b)fluoranthene	17.448	252	115	N.D.	
30) Benzo(k)fluoranthene	17.524	252	190	N.D.	
31) Benzo(b+k)fluoranthene	17.524	252	190	N.D.	
32) Benzo(e)pyrene	18.107	252	155	N.D.	

Quantitation Report (Not Reviewed)

Data Path : U:\data\2020-05\0E12052\
Data File : N05122013.D
Acq On : 12 May 2020 04:19 pm
Operator : JK/ AMS/ DTH
Sample : 0E12052-CCB1
Misc : 1x, DCM + ISTD
ALS Vial : 3 Sample Multiplier: 1

Quant Time: May 13 11:15:53 2020
Quant Method : U:\methods\SV14_040720_PAHR3.M
Quant Title : EPA 8270D: Semivolatile Organics
QLast Update : Tue May 12 16:10:46 2020
Response via : Initial Calibration

Compound	R.T.	QIon	Response	Conc Units	Dev(Min)
33) Benzo(a)pyrene	18.235	252	89	N.D.	
34) Perylene	18.421	252	114	N.D.	
36) Indeno(1,2,3-cd)Pyrene	20.747	276	282	N.D.	
37) Dibenz(a,h)anthracene	20.811	278	164	N.D.	
38) Benzo(g,h,i)perylene	21.289	276	174	N.D.	

(#) = qualifier out of range (m) = manual integration (+) = signals summed

Quantitation Report (Not Reviewed)

Data Path : U:\data\2020-05\0E12052\
Data File : N05122013.D
Acq On : 12 May 2020 04:19 pm
Operator : JK/ AMS/ DTH
Sample : 0E12052-CCB1
Misc : 1x, DCM + ISTD
ALS Vial : 3 Sample Multiplier: 1

Quant Time: May 13 11:15:53 2020
Quant Method : U:\methods\SV14_040720_PAHR3.M
Quant Title : EPA 8270D: Semivolatile Organics
QLast Update : Tue May 12 16:10:46 2020
Response via : Initial Calibration

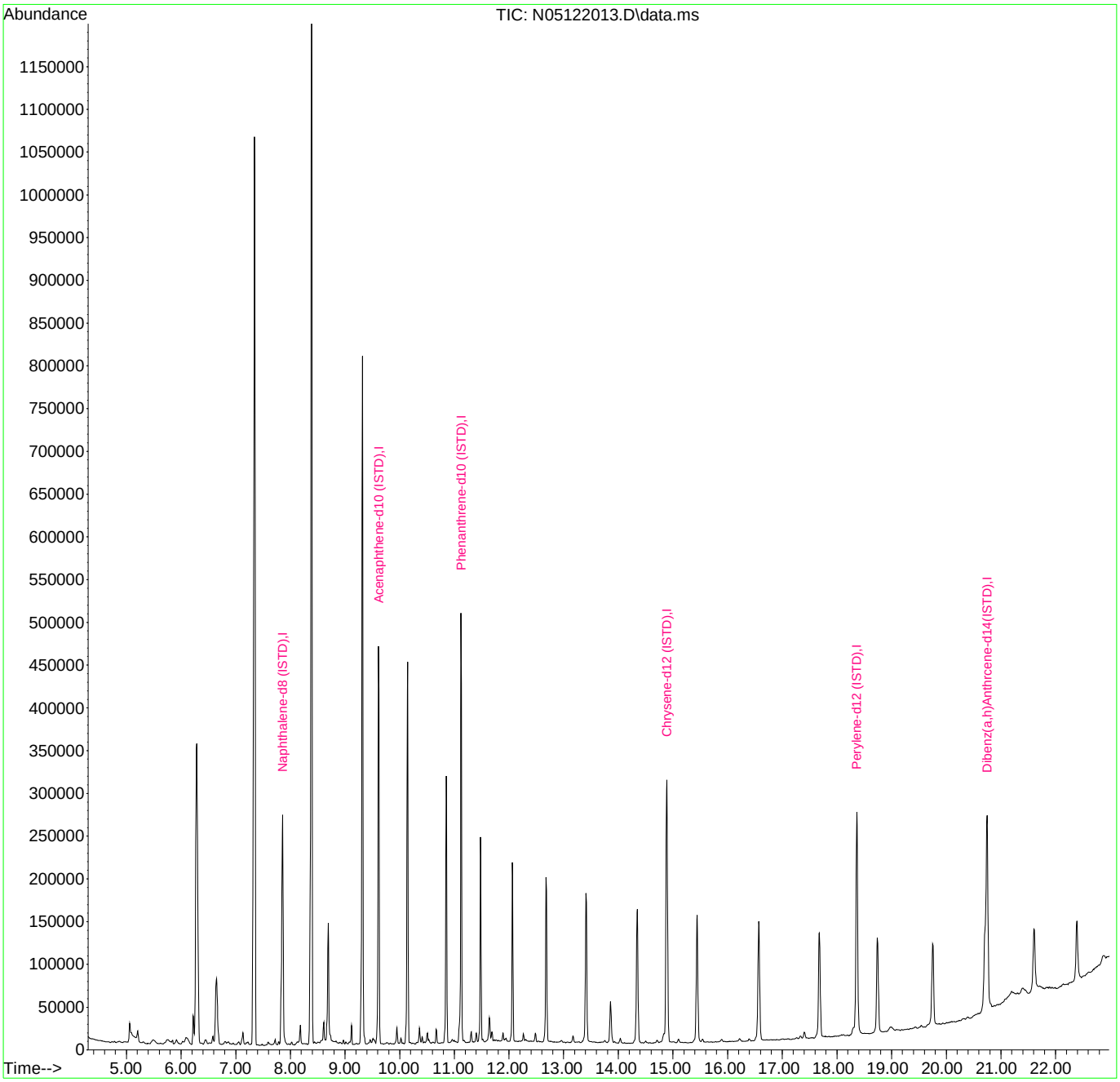

Quantitation Report (Not Reviewed)

Data Path : U:\data\2020-05\0E12052\
Data File : N05122014.D
Acq On : 12 May 2020 04:51 pm
Operator : JK/ AMS/ DTH
Sample : 0050430-BLK1
Misc : 1x, 8270D LL PAH ONLY
ALS Vial : 4 Sample Multiplier: 1

AMS 5/13/20

B02

Quant Time: May 13 11:17:06 2020
Quant Method : U:\methods\SV14_040720_PAHR3.M
Quant Title : EPA 8270D: Semivolatile Organics
QLast Update : Tue May 12 16:10:46 2020
Response via : Initial Calibration

Compound	R.T.	QIon	Response	Conc	Units	Dev(Min)
Internal Standards						
1) Naphthalene-d8 (ISTD)	7.854	136	254914	100.00	ng/ml	0.00
9) Acenaphthene-d10 (ISTD)	9.614	162	150151	100.00	ng/ml	0.00
16) Phenanthrene-d10 (ISTD)	11.124	188	289388	100.00	ng/ml	0.00
23) Chrysene-d12 (ISTD)	14.889	240	270100	100.00	ng/ml	0.00
28) Perylene-d12 (ISTD)	18.363	264	255818	100.00	ng/ml	0.00
35) Dibenz(a,h)Anthrcene-d...	20.747	292	236899	100.00	ng/ml	0.00
System Monitoring Compounds						
2) Nitrobenzene-d5 (Surr)	7.160	82	59649	74.91	ng/ml	0.00
10) 2-Fluorobiphenyl (Surr)	8.926	172	195548	84.12	ng/ml	0.00
25) Terphenyl-d14 (Surr)	12.902	244	275224	105.46	ng/ml	0.00
Target Compounds						Qvalue
3) Decalin	0.000		0	N.D.		
4) Naphthalene	7.877	128	9854	3.55	ng/ml	B02 98
5) 2-Methylnaphthalene	8.565	142	1879	1.01	ng/ml	95
6) 1-Methylnaphthalene	8.664	142	1092	0.59	ng/ml	90
7) 1,1'-Biphenyl	9.025	154	1627	0.69	ng/ml	90
8) 2,6-Dimethylnaphthalene	9.195	156	1303	0.81	ng/ml	93
11) Acenaphthylene	9.474	152	812	N.D.		
12) Acenaphthene	9.649	153	1604	0.78	ng/ml	95
13) Dibenzofuran	9.818	168	397	N.D.		
14) 1,6,7-Trimethylnaphtha...	10.034	170	518	N.D.		
15) Fluorene	10.168	166	815	0.41	ng/ml	91
17) Dibenzothiopene	11.019	184	772	N.D.		
18) Phenanthrene	11.147	178	5161	1.55	ng/ml	96
19) Anthracene	11.200	178	958	N.D.		
20) Carbazole	11.363	167	508	N.D.		
21) 1-Methylphenanthrene	11.771	192	323	N.D.		
22) Fluoranthene	12.412	202	4517	1.38	ng/ml	95
24) Pyrene	12.703	202	5855	1.67	ng/ml	99
26) Benz(a)anthracene	14.872	228	1901	0.68	ng/ml	73
27) Chrysene	14.942	228	1613	0.56	ng/ml	98
29) Benzo(b)fluoranthene	17.454	252	1735	0.66	ng/ml	96
30) Benzo(k)fluoranthene	17.454	252	2345	0.89	ng/ml	95
31) Benzo(b+k)fluoranthene	17.454	252	2456	0.88	ng/ml	95
32) Benzo(e)pyrene	18.107	252	1277	0.46	ng/ml	90

Quantitation Report (Not Reviewed)

Data Path : U:\data\2020-05\0E12052\
Data File : N05122014.D
Acq On : 12 May 2020 04:51 pm
Operator : JK/ AMS/ DTH
Sample : 0050430-BLK1
Misc : 1x, 8270D LL PAH ONLY
ALS Vial : 4 Sample Multiplier: 1

Quant Time: May 13 11:17:06 2020
Quant Method : U:\methods\SV14_040720_PAHR3.M
Quant Title : EPA 8270D: Semivolatile Organics
QLast Update : Tue May 12 16:10:46 2020
Response via : Initial Calibration

Compound	R.T.	QIon	Response	Conc Units	Dev(Min)
33) Benzo(a)pyrene	18.223	252	1282	0.93 ng/ml	73
34) Perylene	18.421	252	468	N.D.	
36) Indeno(1,2,3-cd)Pyrene	20.753	276	1584	0.62 ng/ml	57
37) Dibenz(a,h)anthracene	20.805	278	315	N.D.	
38) Benzo(g,h,i)perylene	21.289	276	1905	0.69 ng/ml	90

(#) = qualifier out of range (m) = manual integration (+) = signals summed

Quantitation Report (Not Reviewed)

Data Path : U:\data\2020-05\0E12052\
Data File : N05122014.D
Acq On : 12 May 2020 04:51 pm
Operator : JK/ AMS/ DTH
Sample : 0050430-BLK1
Misc : 1x, 8270D LL PAH ONLY
ALS Vial : 4 Sample Multiplier: 1

Quant Time: May 13 11:17:06 2020
Quant Method : U:\methods\SV14_040720_PAHR3.M
Quant Title : EPA 8270D: Semivolatile Organics
QLast Update : Tue May 12 16:10:46 2020
Response via : Initial Calibration

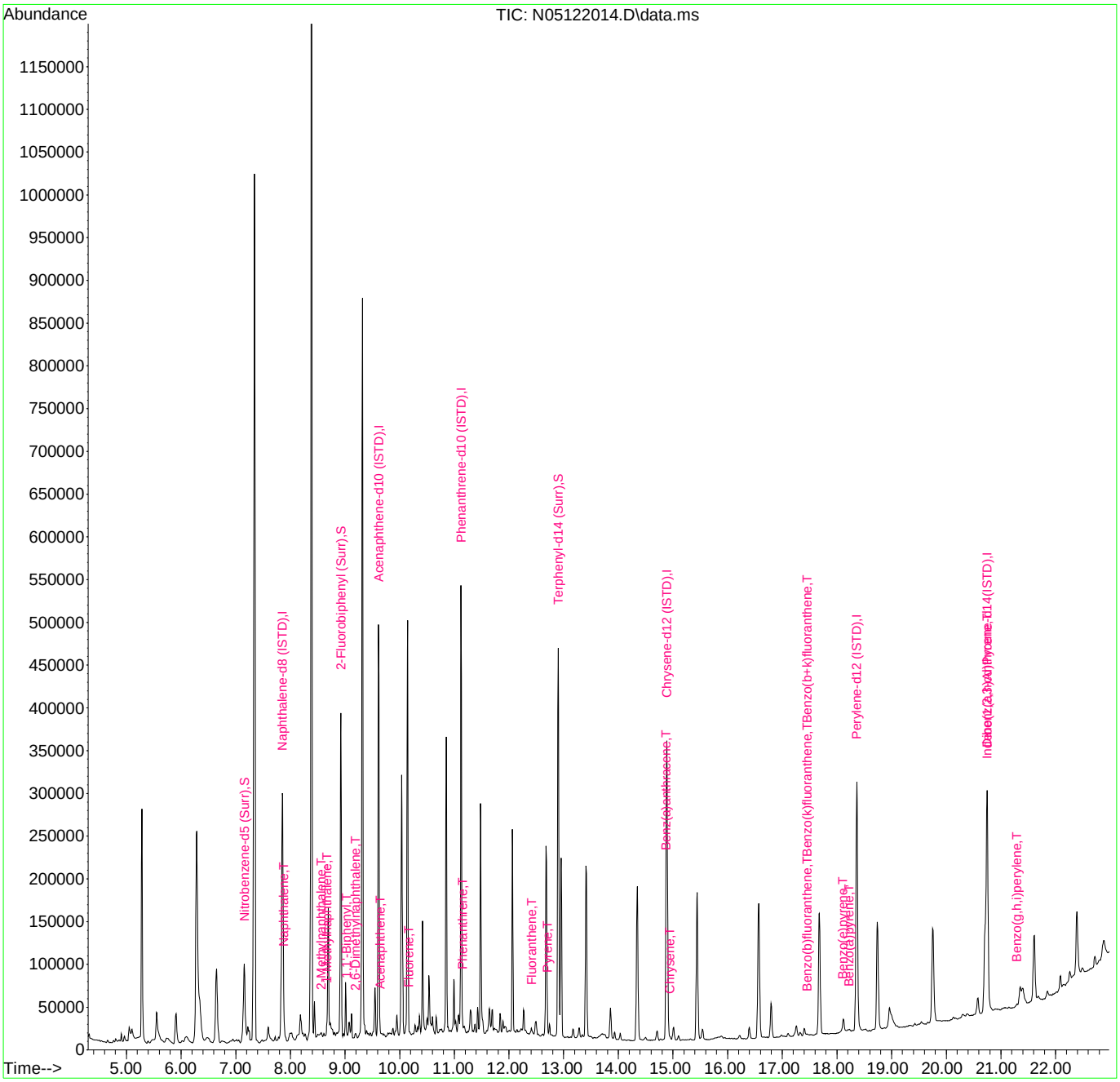

Quantitation Report (Qedit)

Data Path : U:\data\2020-05\0E12052\
Data File : N05122014.D
Acq On : 12 May 2020 04:51 pm
Operator : JK/ AMS/ DTH
Sample : 0050430-BLK1
Misc : 1x, 8270D LL PAH ONLY
ALS Vial : 4 Sample Multiplier: 1

Quant Time: May 13 11:17:06 2020
Quant Method : U:\methods\SV14_040720_PAHR3.M
Quant Title : EPA 8270D: Semivolatile Organics
QLast Update : Tue May 12 16:10:46 2020
Response via : Initial Calibration

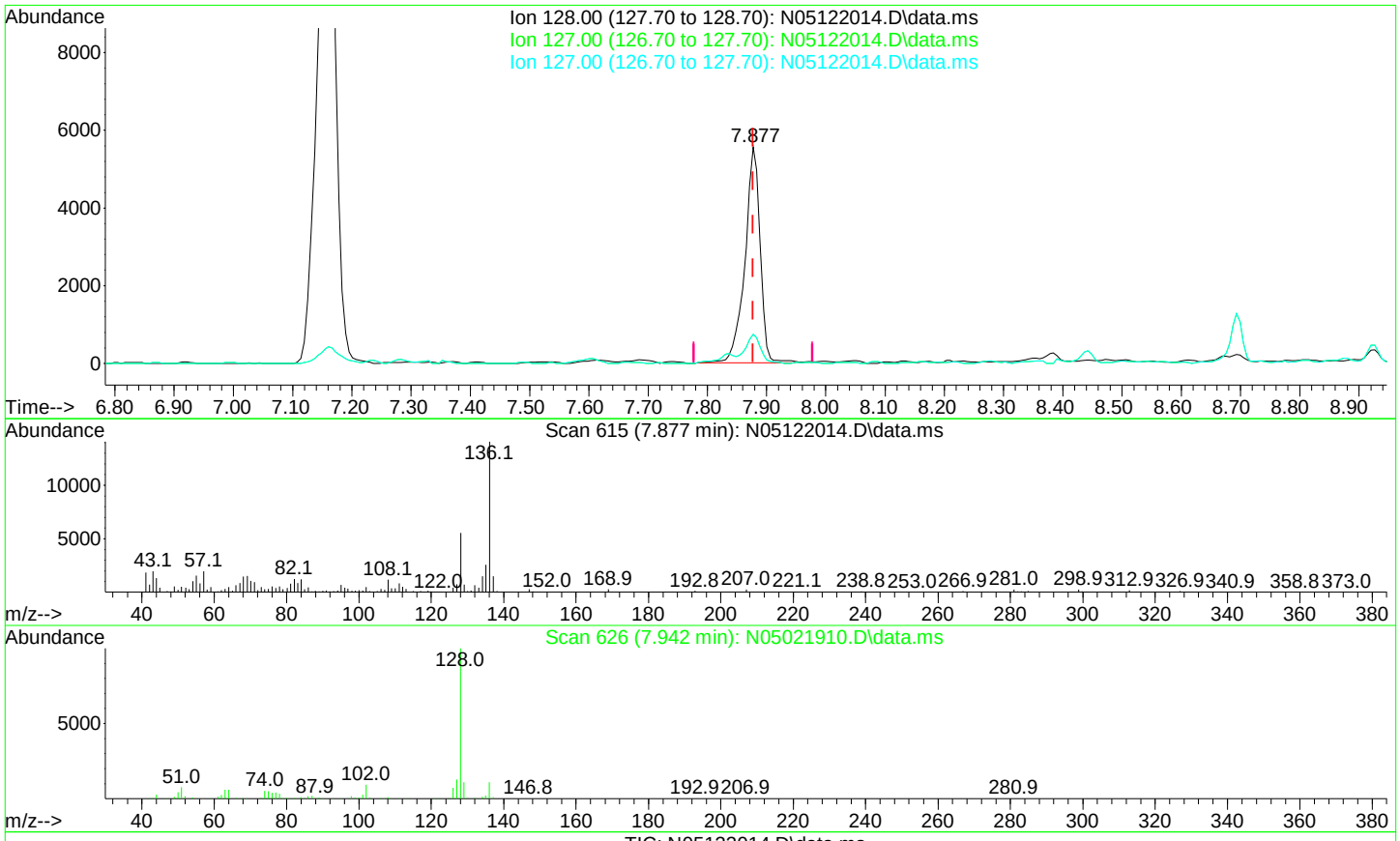

(4) Naphthalene (T)

7.877min (-0.000) 3.55 ng/ml

response 9854

B02

Ion	Exp%	Act%
128.00	100.00	100.00
127.00	12.60	13.42
127.00	12.60	13.42
0.00	0.00	0.00

Quantitation Report (Not Reviewed)

AMS 5/13/20

Data Path : U:\data\2020-05\0E12052\
Data File : N05122015.D
Acq On : 12 May 2020 05:23 pm
Operator : JK/ AMS/ DTH
Sample : 0050430-BS1
Misc : 1x, 8270D LL PAH ONLY
ALS Vial : 5 Sample Multiplier: 1

Quant Time: May 13 11:18:18 2020
Quant Method : U:\methods\SV14_040720_PAHR3.M
Quant Title : EPA 8270D: Semivolatile Organics
QLast Update : Tue May 12 16:10:46 2020
Response via : Initial Calibration

Compound	R.T.	QIon	Response	Conc	Units	Dev(Min)
Internal Standards						
1) Naphthalene-d8 (ISTD)	7.854	136	238020	100.00	ng/ml	0.00
9) Acenaphthene-d10 (ISTD)	9.614	162	141295	100.00	ng/ml	0.00
16) Phenanthrene-d10 (ISTD)	11.124	188	266859	100.00	ng/ml	0.00
23) Chrysene-d12 (ISTD)	14.889	240	259516	100.00	ng/ml	0.00
28) Perylene-d12 (ISTD)	18.363	264	246858	100.00	ng/ml	0.00
35) Dibenz(a,h)Anthrcene-d...	20.747	292	225398	100.00	ng/ml	0.00
System Monitoring Compounds						
2) Nitrobenzene-d5 (Surr)	7.160	82	60261	81.04	ng/ml	0.00
10) 2-Fluorobiphenyl (Surr)	8.926	172	193238	88.34	ng/ml	0.00
25) Terphenyl-d14 (Surr)	12.902	244	254967	101.68	ng/ml	0.00
Target Compounds						Qvalue
3) Decalin	7.329	138	7062	37.11	ng/ml	87
4) Naphthalene	7.877	128	96145	37.09	ng/ml	99
5) 2-Methylnaphthalene	8.565	142	66428	38.16	ng/ml	97
6) 1-Methylnaphthalene	8.664	142	63864	36.95	ng/ml	96
7) 1,1'-Biphenyl	9.025	154	84250	38.40	ng/ml	96
8) 2,6-Dimethylnaphthalene	9.189	156	60625	40.28	ng/ml	96
11) Acenaphthylene	9.474	152	100325	38.08	ng/ml	99
12) Acenaphthene	9.649	153	69407	35.91	ng/ml	99
13) Dibenzofuran	9.824	168	91037	38.92	ng/ml	92
14) 1,6,7-Trimethylnaphtha...	10.034	170	57405	37.90	ng/ml	98
15) Fluorene	10.168	166	72820	39.19	ng/ml	100
17) Dibenzothiopene	11.019	184	97049	35.99	ng/ml	93
18) Phenanthrene	11.147	178	113700	37.02	ng/ml	100
19) Anthracene	11.200	178	98774	39.26	ng/ml	99
20) Carbazole	11.363	167	82388	37.94	ng/ml	99
21) 1-Methylphenanthrene	11.777	192	81527	39.36	ng/ml	97
22) Fluoranthene	12.412	202	123156	40.68	ng/ml	95
24) Pyrene	12.703	202	126734	37.65	ng/ml	98
26) Benz(a)anthracene	14.866	228	101230	37.61	ng/ml	99
27) Chrysene	14.947	228	100580	36.34	ng/ml	99
29) Benzo(b)fluoranthene	17.454	252	98982	38.79	ng/ml	91
30) Benzo(k)fluoranthene	17.518	252	98454	38.70	ng/ml	90
31) Benzo(b+k)fluoranthene	17.454	252	202014	75.28	ng/ml	89
32) Benzo(e)pyrene	18.106	252	96861	36.30	ng/ml	97

Quantitation Report (Not Reviewed)

Data Path : U:\data\2020-05\0E12052\
Data File : N05122015.D
Acq On : 12 May 2020 05:23 pm
Operator : JK/ AMS/ DTH
Sample : 0050430-BS1
Misc : 1x, 8270D LL PAH ONLY
ALS Vial : 5 Sample Multiplier: 1

Quant Time: May 13 11:18:18 2020
Quant Method : U:\methods\SV14_040720_PAHR3.M
Quant Title : EPA 8270D: Semivolatile Organics
QLast Update : Tue May 12 16:10:46 2020
Response via : Initial Calibration

Compound	R.T.	QIon	Response	Conc	Units	Dev(Min)
33) Benzo(a)pyrene	18.223	252	87062	42.83	ng/ml	96
34) Perylene	18.421	252	99109	36.07	ng/ml	100
36) Indeno(1,2,3-cd)Pyrene	20.753	276	91984	37.57	ng/ml	76
37) Dibenz(a,h)anthracene	20.817	278	87816	35.57	ng/ml	79
38) Benzo(g,h,i)perylene	21.289	276	93889	35.75	ng/ml	76

(#) = qualifier out of range (m) = manual integration (+) = signals summed

Quantitation Report (Not Reviewed)

Data Path : U:\data\2020-05\0E12052\
Data File : N05122015.D
Acq On : 12 May 2020 05:23 pm
Operator : JK/ AMS/ DTH
Sample : 0050430-BS1
Misc : 1x, 8270D LL PAH ONLY
ALS Vial : 5 Sample Multiplier: 1

Quant Time: May 13 11:18:18 2020
Quant Method : U:\methods\SV14_040720_PAHR3.M
Quant Title : EPA 8270D: Semivolatile Organics
QLast Update : Tue May 12 16:10:46 2020
Response via : Initial Calibration

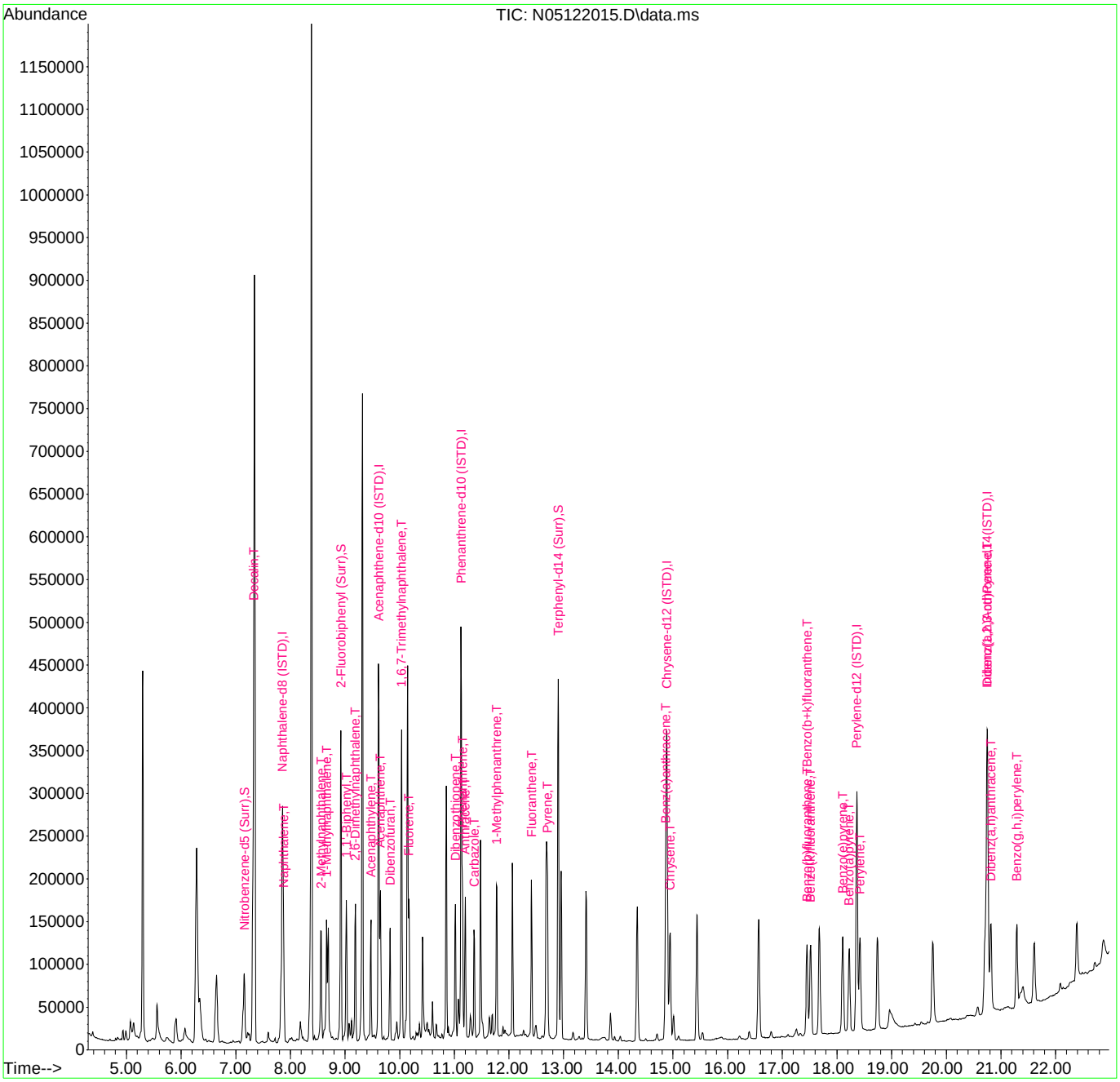

Quantitation Report (QT Reviewed)

AMS 5/13/20

Data Path : U:\data\2020-05\0E12052\
Data File : N05122016.D
Acq On : 12 May 2020 05:55 pm
Operator : JK/ AMS/ DTH
Sample : A0D0659-07@10000
Misc : 10000x, 8270D LL PAH ONLY
ALS Vial : 6 Sample Multiplier: 1

Quant Time: May 13 11:20:51 2020
Quant Method : U:\methods\SV14_040720_PAHR3.M
Quant Title : EPA 8270D: Semivolatile Organics
QLast Update : Tue May 12 16:10:46 2020
Response via : Initial Calibration

Compound	R.T.	QIon	Response	Conc Units	Dev(Min)
Internal Standards					
1) Naphthalene-d8 (ISTD)	7.860	136	247410	100.00 ng/ml	0.00
9) Acenaphthene-d10 (ISTD)	9.614	162	152222	100.00 ng/ml	0.00
16) Phenanthrene-d10 (ISTD)	11.124	188	287749	100.00 ng/ml	0.00
23) Chrysene-d12 (ISTD)	14.889	240	241865	100.00 ng/ml	0.00
28) Perylene-d12 (ISTD)	18.363	264	225861	100.00 ng/ml	0.00
35) Dibenz(a,h)Anthrcene-d...	20.747	292	204859	100.00 ng/ml	0.00
System Monitoring Compounds					
2) Nitrobenzene-d5 (Surr)	7.143	82	218	0.28 ng/ml	-0.02
10) 2-Fluorobiphenyl (Surr)	8.927	172	252	0.11 ng/ml	0.00
25) Terphenyl-d14 (Surr)	12.902	244	458	0.20 ng/ml	0.00
Target Compounds					Qvalue
3) Decalin	0.000		0	N.D.	
4) Naphthalene	7.877	128	2568	0.95 ng/ml	97
5) 2-Methylnaphthalene	8.565	142	756	0.42 ng/ml	95
6) 1-Methylnaphthalene	8.664	142	9510	5.29 ng/ml	95
7) 1,1'-Biphenyl	9.031	154	637	N.D.	
8) 2,6-Dimethylnaphthalene	9.195	156	4090	2.61 ng/ml	98
11) Acenaphthylene	9.474	152	10416	3.67 ng/ml	95
12) Acenaphthene	9.649	153	36760	17.65 ng/ml	99
13) Dibenzofuran	9.824	168	3469	1.38 ng/ml	92
14) 1,6,7-Trimethylnaphtha...	10.034	170	1397	0.86 ng/ml	86
15) Fluorene	10.168	166	20445m	10.21 ng/ml	
17) Dibenzothiopene	11.019	184	26550	9.13 ng/ml	95
18) Phenanthrene	11.147	178	232269	70.13 ng/ml	99
19) Anthracene	11.200	178	38139	14.06 ng/ml	99
20) Carbazole	11.363	167	2803	1.20 ng/ml	96
21) 1-Methylphenanthrene	11.771	192	4689	2.10 ng/ml	86
22) Fluoranthene	12.412	202	144466	44.26 ng/ml	95
24) Pyrene	12.704	202	173555	55.32 ng/ml	99
26) Benz(a)anthracene	14.866	228	27104	10.81 ng/ml	74
27) Chrysene	14.942	228	34764	13.48 ng/ml	97
29) Benzo(b)fluoranthene	17.454	252	30515	13.07 ng/ml	90
30) Benzo(k)fluoranthene	17.512	252	10338m	4.44 ng/ml	
31) Benzo(b+k)fluoranthene	17.454	252	42691	17.39 ng/ml	88
32) Benzo(e)pyrene	18.101	252	19368	7.93 ng/ml	98

Quantitation Report (QT Reviewed)

Data Path : U:\data\2020-05\0E12052\
Data File : N05122016.D
Acq On : 12 May 2020 05:55 pm
Operator : JK/ AMS/ DTH
Sample : A0D0659-07@10000
Misc : 10000x, 8270D LL PAH ONLY
ALS Vial : 6 Sample Multiplier: 1

Quant Time: May 13 11:20:51 2020
Quant Method : U:\methods\SV14_040720_PAHR3.M
Quant Title : EPA 8270D: Semivolatile Organics
QLast Update : Tue May 12 16:10:46 2020
Response via : Initial Calibration

Compound	R.T.	QIon	Response	Conc	Units	Dev(Min)
33) Benzo(a)pyrene	18.223	252	30381	16.72	ng/ml	94
34) Perylene	18.421	252	9516	3.79	ng/ml	95
36) Indeno(1,2,3-cd)Pyrene	20.753	276	22500	10.11	ng/ml	77
37) Dibenz(a,h)anthracene	20.811	278	2907	1.30	ng/ml	87
38) Benzo(g,h,i)perylene	21.289	276	26639	11.16	ng/ml	78

(#) = qualifier out of range (m) = manual integration (+) = signals summed

Quantitation Report (QT Reviewed)

Data Path : U:\data\2020-05\0E12052\
Data File : N05122016.D
Acq On : 12 May 2020 05:55 pm
Operator : JK/ AMS/ DTH
Sample : A0D0659-07@10000
Misc : 10000x, 8270D LL PAH ONLY
ALS Vial : 6 Sample Multiplier: 1

Quant Time: May 13 11:20:51 2020
Quant Method : U:\methods\SV14_040720_PAHR3.M
Quant Title : EPA 8270D: Semivolatile Organics
QLast Update : Tue May 12 16:10:46 2020
Response via : Initial Calibration

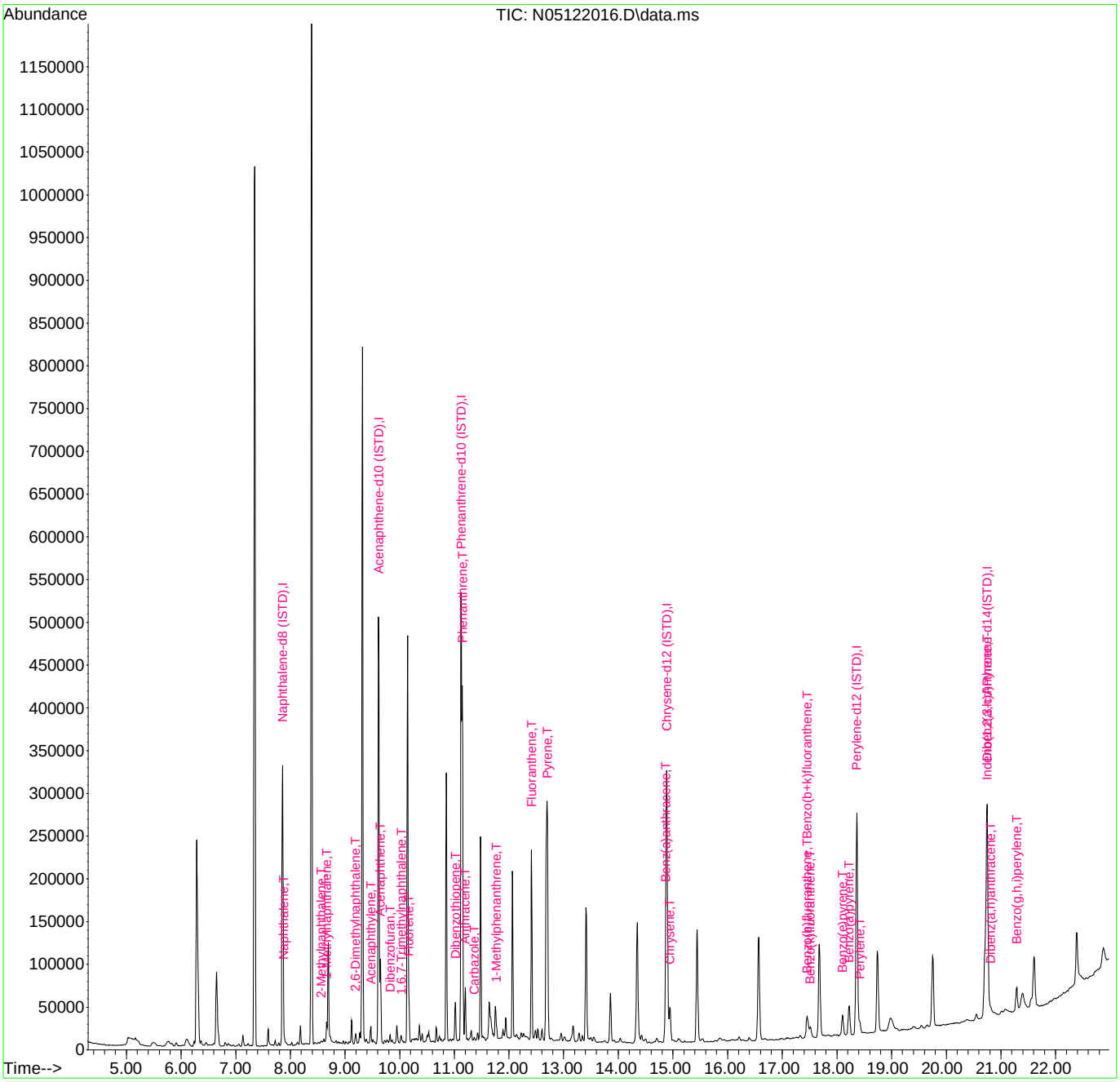

Quantitation Report (Qedit)

Data Path : U:\data\2020-05\0E12052\
Data File : N05122016.D
Acq On : 12 May 2020 05:55 pm
Operator : JK/ AMS/ DTH
Sample : A0D0659-07@10000
Misc : 10000x, 8270D LL PAH ONLY
ALS Vial : 6 Sample Multiplier: 1

Quant Time: May 13 11:19:37 2020
Quant Method : U:\methods\SV14_040720_PAHR3.M
Quant Title : EPA 8270D: Semivolatile Organics
QLast Update : Tue May 12 16:10:46 2020
Response via : Initial Calibration

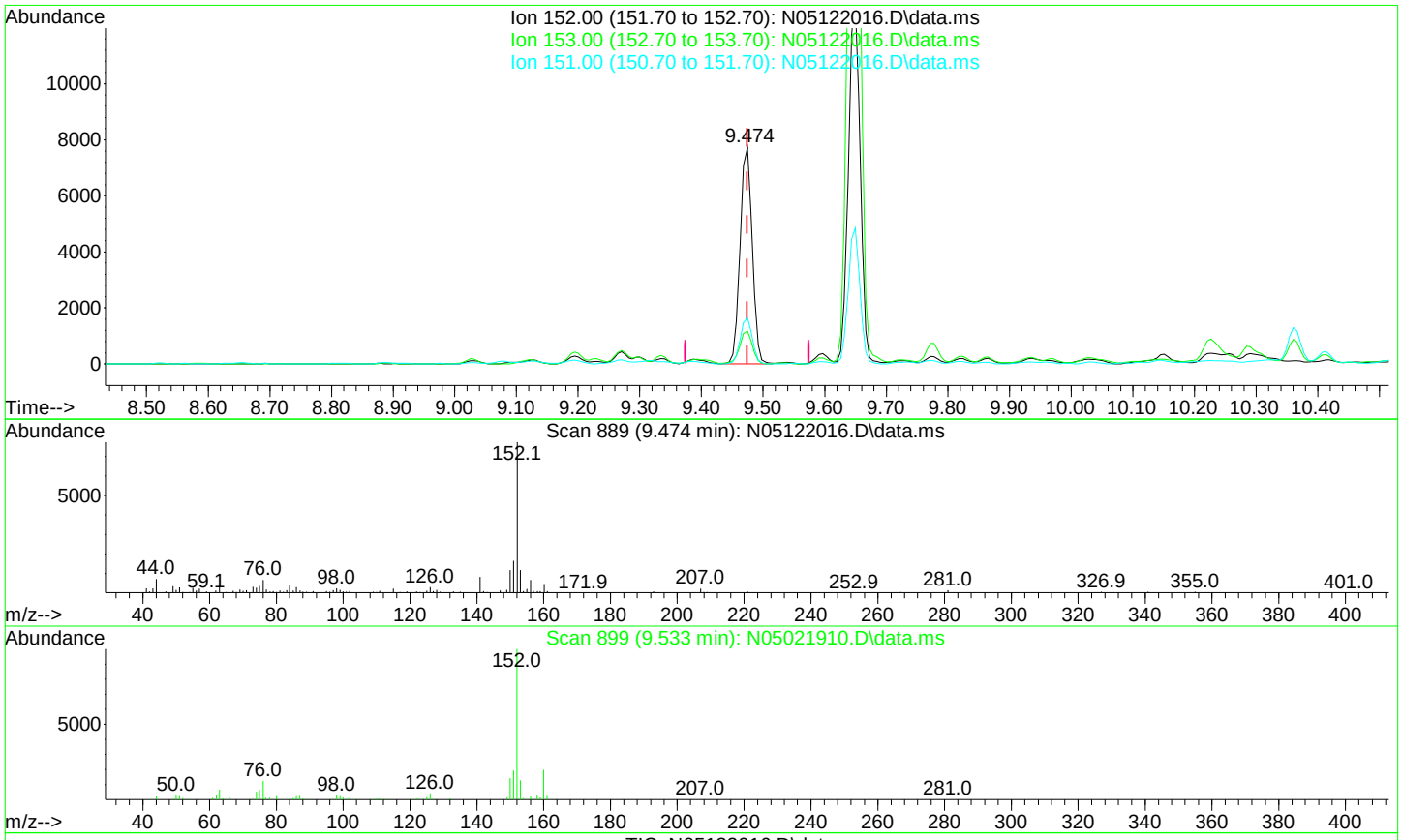

(11) Acenaphthylene (T)

9.474min (+ 0.000) 3.67 ng/ml

response 10416

Ion	Exp%	Act%
152.00	100.00	100.00
153.00	12.70	15.19
151.00	19.30	21.40
0.00	0.00	0.00

Quantitation Report (Qedit)

Data Path : U:\data\2020-05\0E12052\
Data File : N05122016.D
Acq On : 12 May 2020 05:55 pm
Operator : JK/ AMS/ DTH
Sample : A0D0659-07@10000
Misc : 10000x, 8270D LL PAH ONLY
ALS Vial : 6 Sample Multiplier: 1

Quant Time: May 13 11:19:37 2020
Quant Method : U:\methods\SV14_040720_PAHR3.M
Quant Title : EPA 8270D: Semivolatile Organics
QLast Update : Tue May 12 16:10:46 2020
Response via : Initial Calibration

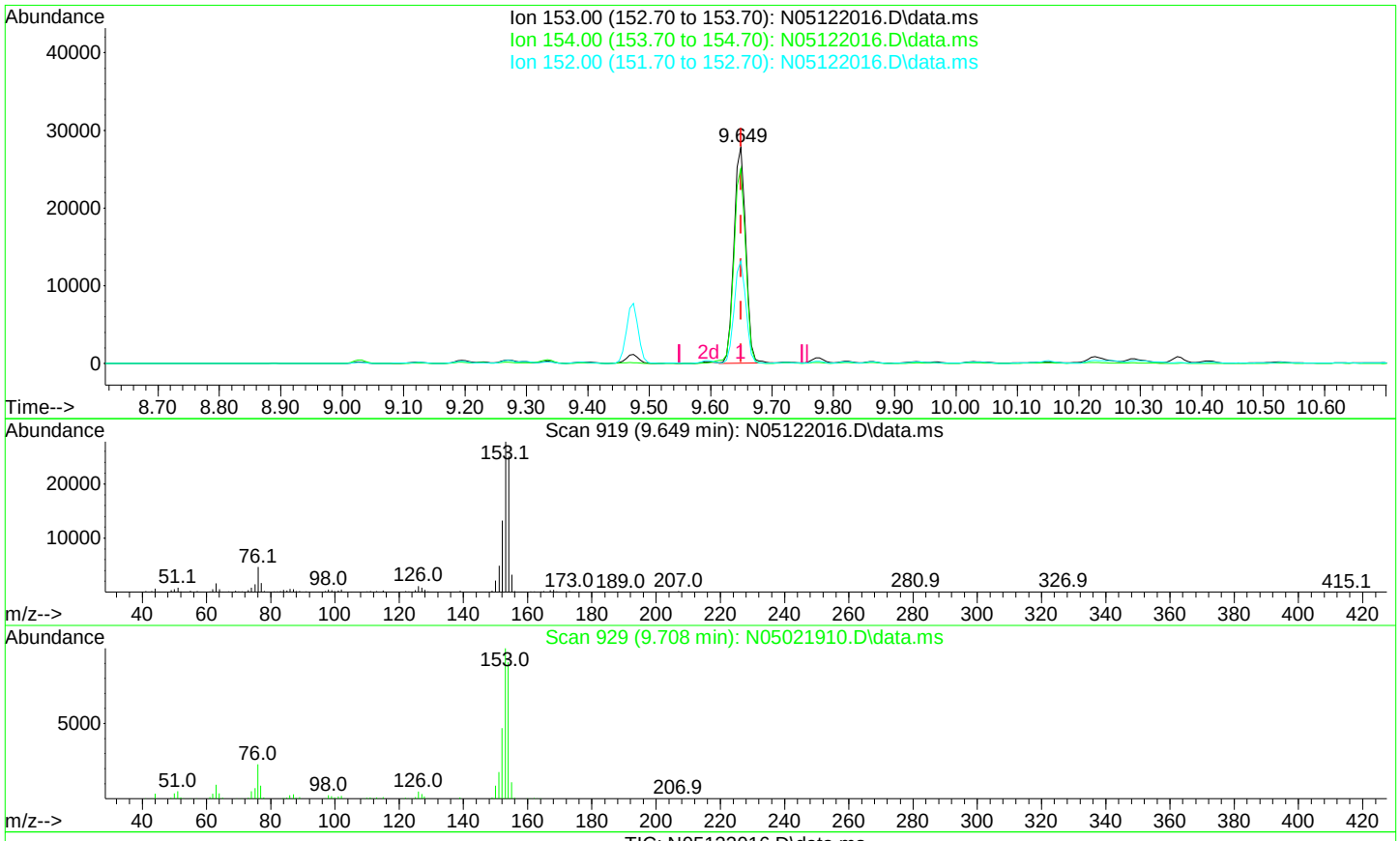

(12) Acenaphthene (T)

9.649min (+ 0.000) 17.65 ng/ml

response 36760

Ion	Exp%	Act%
153.00	100.00	100.00
154.00	90.70	90.14
152.00	46.80	47.47
0.00	0.00	0.00

Quantitation Report (Qedit)

Data Path : U:\data\2020-05\0E12052\
Data File : N05122016.D
Acq On : 12 May 2020 05:55 pm
Operator : JK/ AMS/ DTH
Sample : A0D0659-07@10000
Misc : 10000x, 8270D LL PAH ONLY
ALS Vial : 6 Sample Multiplier: 1

Quant Time: May 13 11:19:37 2020
Quant Method : U:\methods\SV14_040720_PAHR3.M
Quant Title : EPA 8270D: Semivolatile Organics
QLast Update : Tue May 12 16:10:46 2020
Response via : Initial Calibration

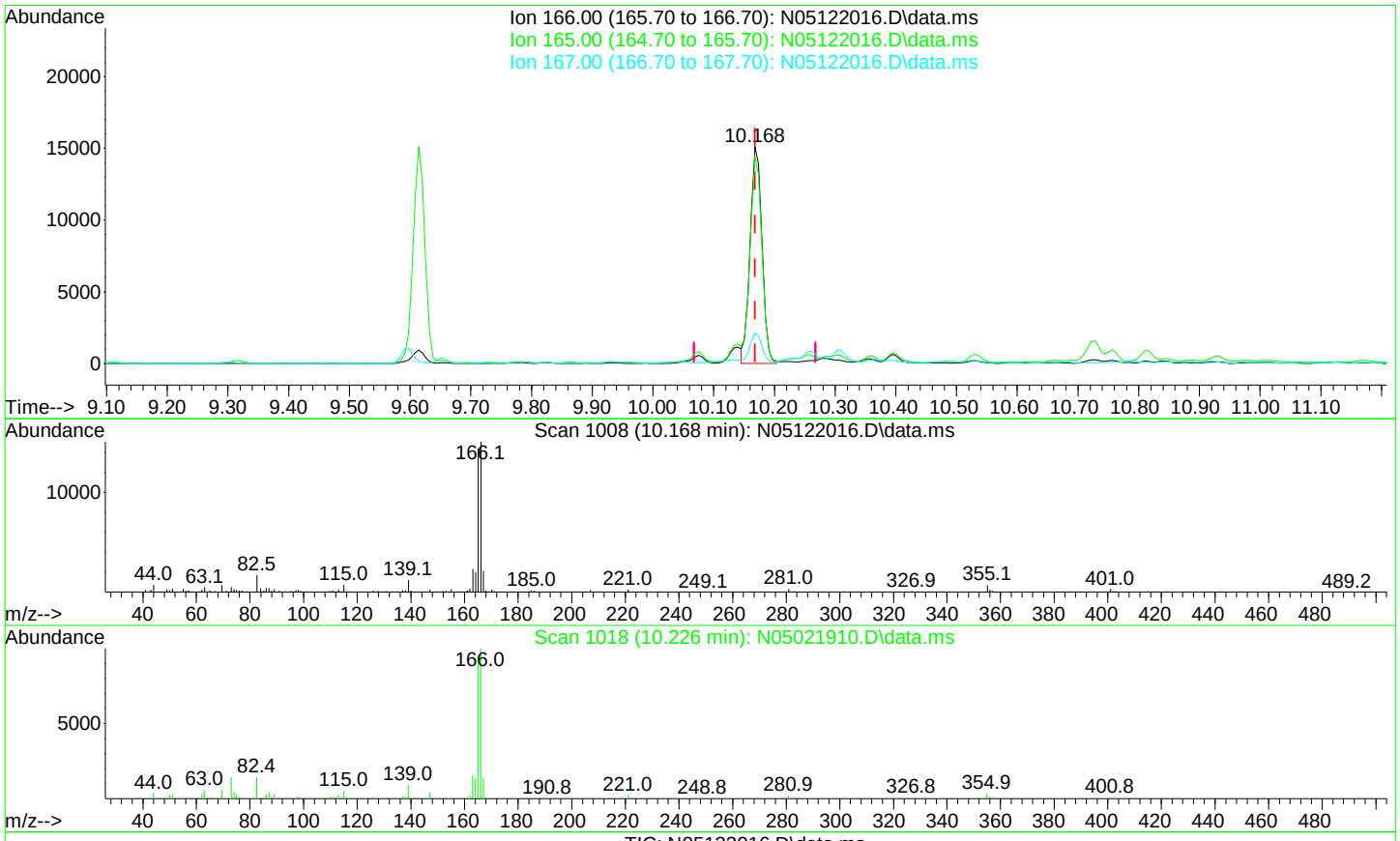

(15) Fluorene (T)

10.168min (+ 0.000) 10.21 ng/ml m

response 20445

Ion	Exp%	Act%
166.00	100.00	100.00
165.00	95.70	95.44
167.00	13.60	14.08
0.00	0.00	0.00

Quantitation Report (Qedit)

Data Path : U:\data\2020-05\0E12052\
Data File : N05122016.D
Acq On : 12 May 2020 05:55 pm
Operator : JK/ AMS/ DTH
Sample : A0D0659-07@10000
Misc : 10000x, 8270D LL PAH ONLY
ALS Vial : 6 Sample Multiplier: 1

Quant Time: May 13 11:19:37 2020
Quant Method : U:\methods\SV14_040720_PAHR3.M
Quant Title : EPA 8270D: Semivolatile Organics
QLast Update : Tue May 12 16:10:46 2020
Response via : Initial Calibration

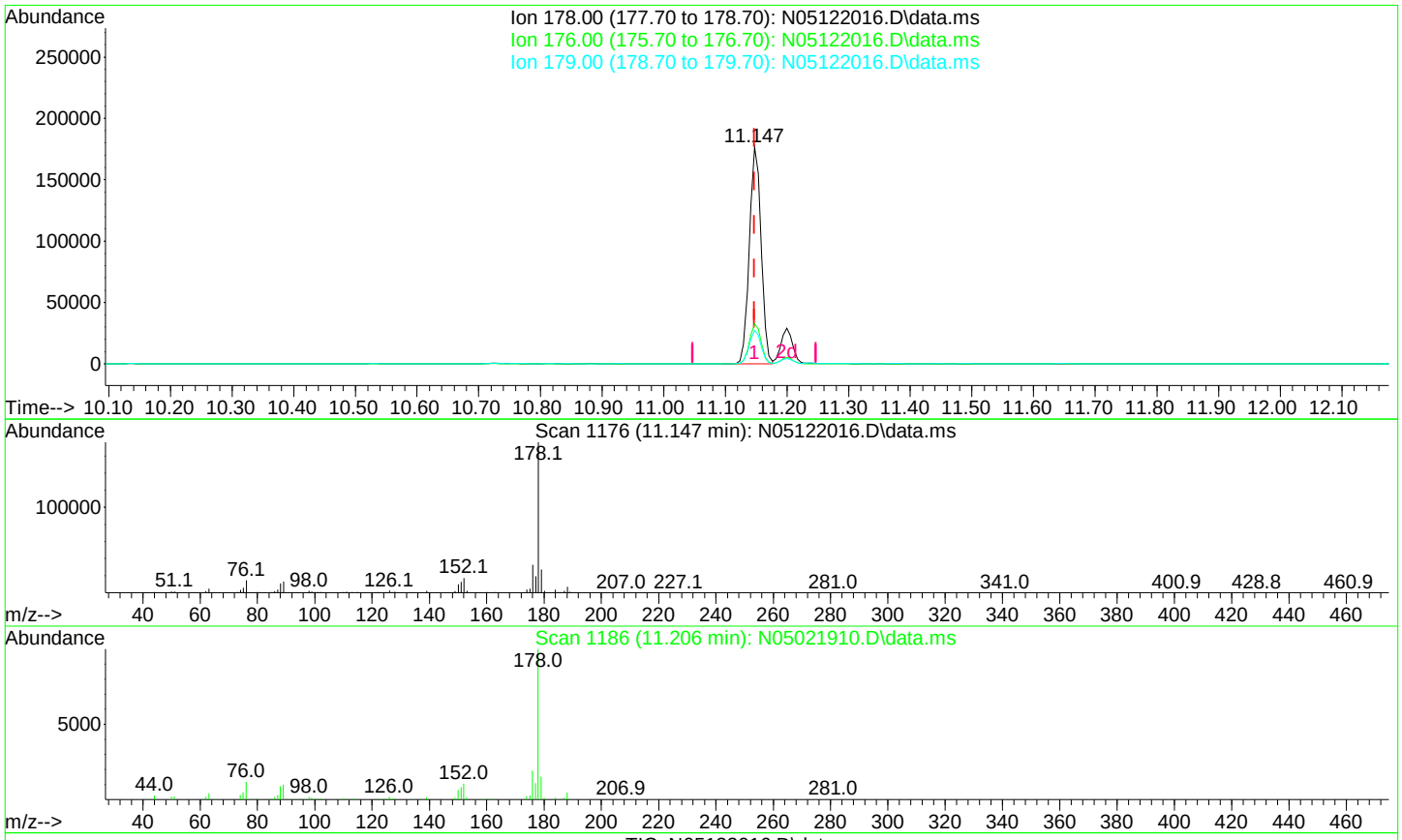

(18) Phenanthrene (T)

11.147min (+ 0.000) 70.13 ng/ml

response 232269

Ion	Exp%	Act%
178.00	100.00	100.00
176.00	19.00	18.52
179.00	15.10	15.40
0.00	0.00	0.00

Quantitation Report (Qedit)

Data Path : U:\data\2020-05\0E12052\
Data File : N05122016.D
Acq On : 12 May 2020 05:55 pm
Operator : JK/ AMS/ DTH
Sample : A0D0659-07@10000
Misc : 10000x, 8270D LL PAH ONLY
ALS Vial : 6 Sample Multiplier: 1

Quant Time: May 13 11:19:37 2020
Quant Method : U:\methods\SV14_040720_PAHR3.M
Quant Title : EPA 8270D: Semivolatile Organics
QLast Update : Tue May 12 16:10:46 2020
Response via : Initial Calibration

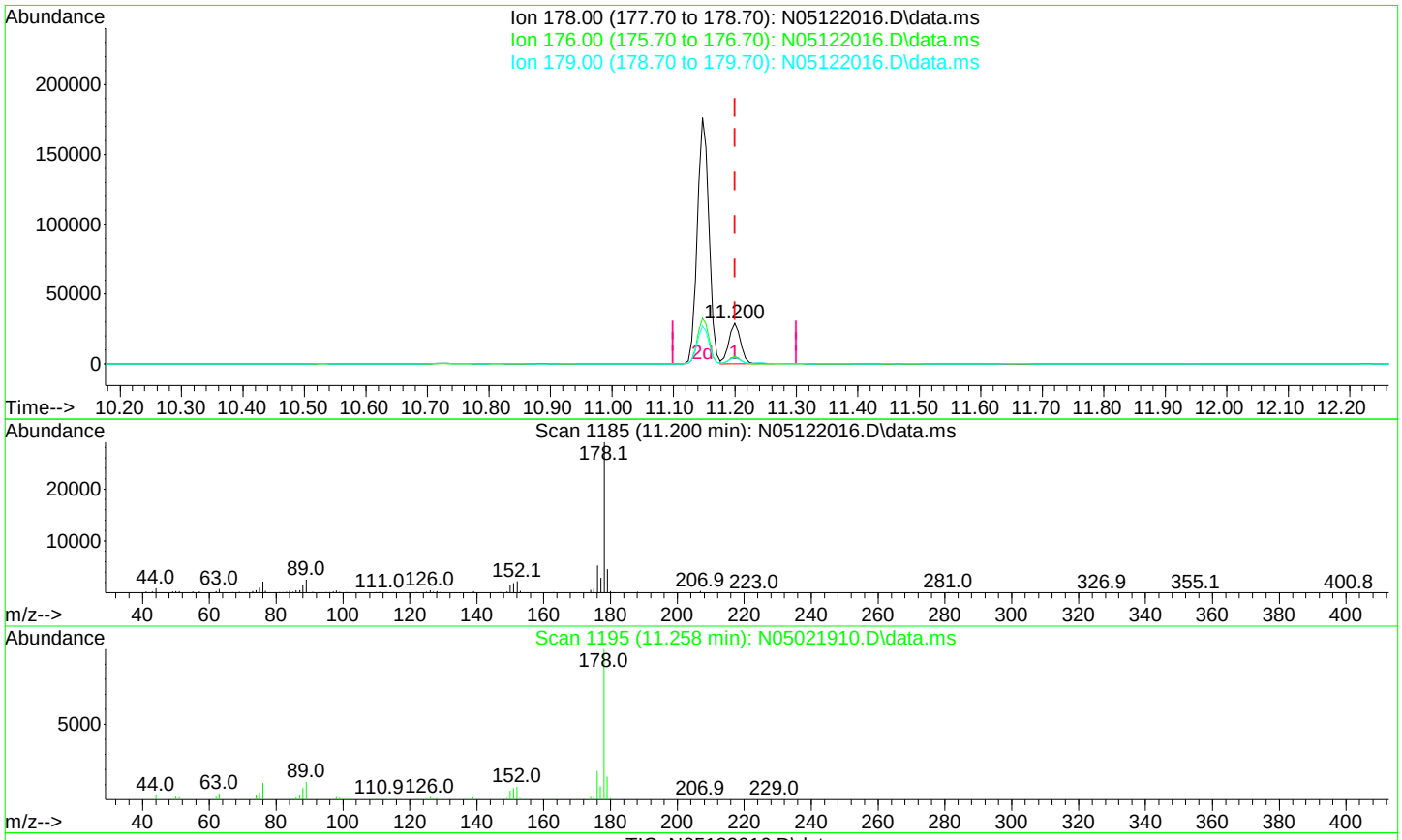

(19) Anthracene (T)

11.200min (+ 0.000) 14.06 ng/ml

response 38139

Ion	Exp%	Act%
178.00	100.00	100.00
176.00	18.90	18.25
179.00	15.30	15.61
0.00	0.00	0.00

Quantitation Report (Qedit)

Data Path : U:\data\2020-05\0E12052\
Data File : N05122016.D
Acq On : 12 May 2020 05:55 pm
Operator : JK/ AMS/ DTH
Sample : A0D0659-07@10000
Misc : 10000x, 8270D LL PAH ONLY
ALS Vial : 6 Sample Multiplier: 1

Quant Time: May 13 11:19:37 2020
Quant Method : U:\methods\SV14_040720_PAHR3.M
Quant Title : EPA 8270D: Semivolatile Organics
QLast Update : Tue May 12 16:10:46 2020
Response via : Initial Calibration

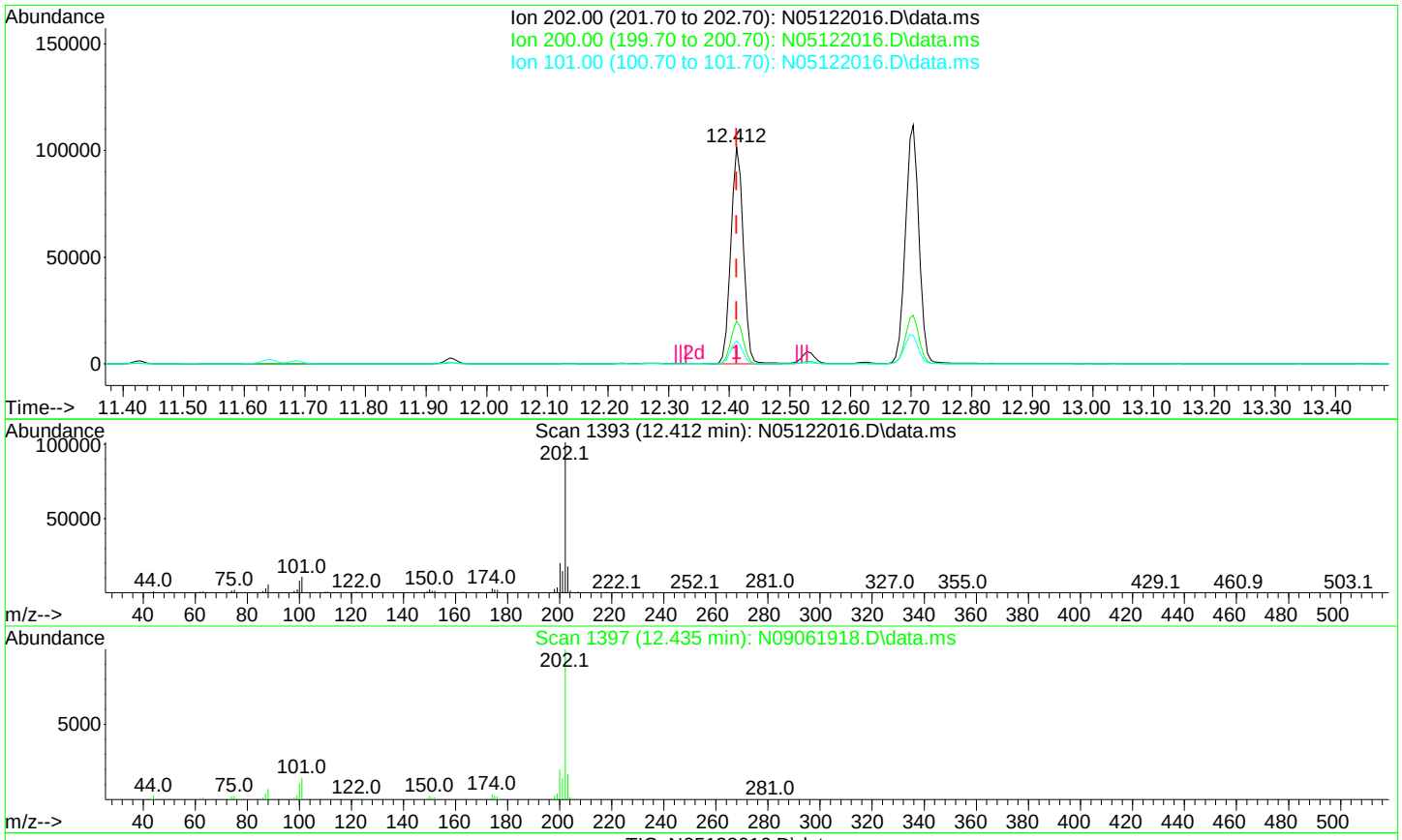

(22) Fluoranthene (T)

12.412min (+ 0.000) 44.26 ng/ml

response 144466

Ion	Exp%	Act%
202.00	100.00	100.00
200.00	19.70	19.76
101.00	15.30	10.43
0.00	0.00	0.00

Quantitation Report (Qedit)

Data Path : U:\data\2020-05\0E12052\
Data File : N05122016.D
Acq On : 12 May 2020 05:55 pm
Operator : JK/ AMS/ DTH
Sample : A0D0659-07@10000
Misc : 10000x, 8270D LL PAH ONLY
ALS Vial : 6 Sample Multiplier: 1

Quant Time: May 13 11:19:37 2020
Quant Method : U:\methods\SV14_040720_PAHR3.M
Quant Title : EPA 8270D: Semivolatile Organics
QLast Update : Tue May 12 16:10:46 2020
Response via : Initial Calibration

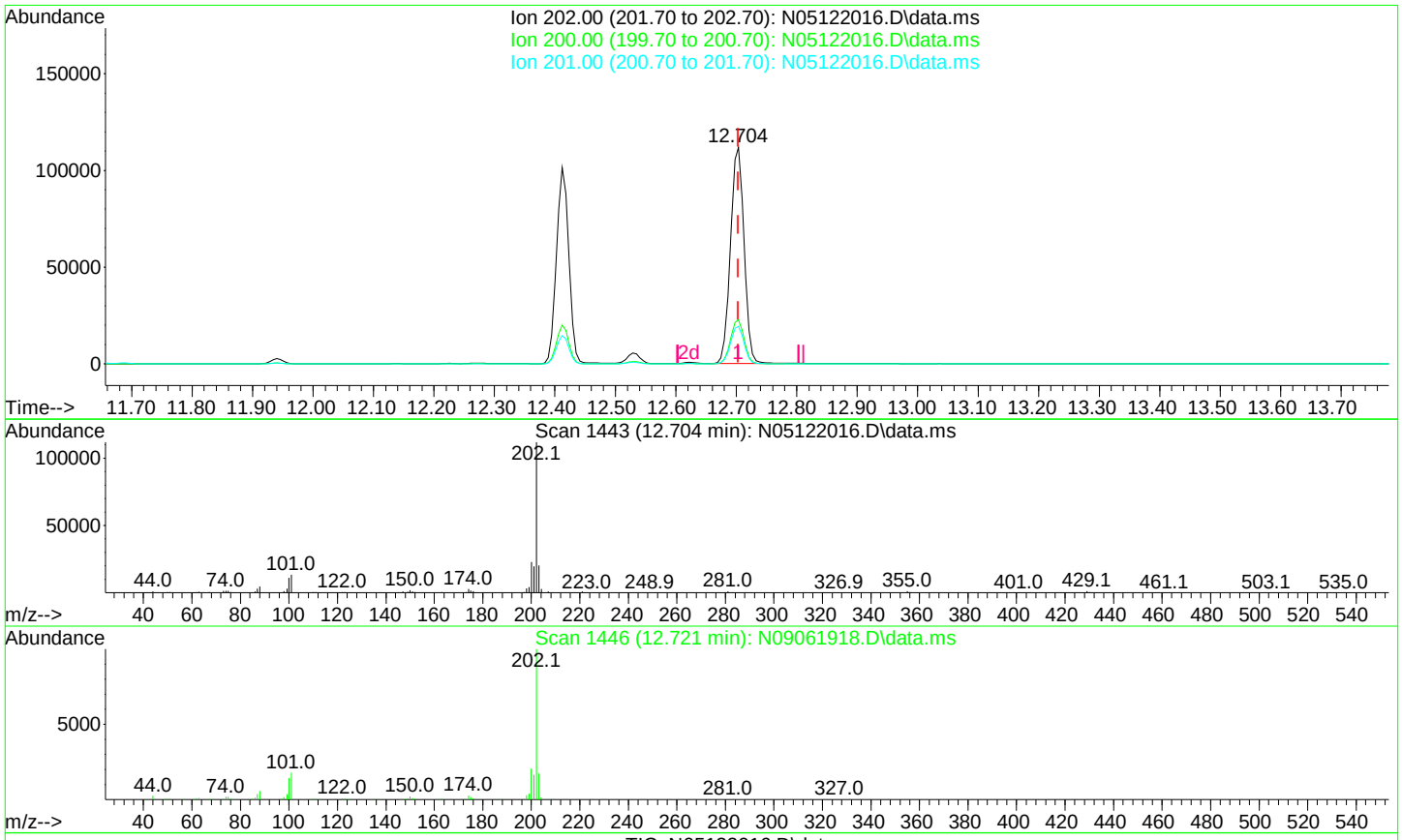

(24) Pyrene (T)

12.704min (+ 0.000) 55.32 ng/ml

response 173555

Ion	Exp%	Act%
202.00	100.00	100.00
200.00	20.70	20.41
201.00	16.80	17.34
0.00	0.00	0.00

Quantitation Report (Qedit)

Data Path : U:\data\2020-05\0E12052\
Data File : N05122016.D
Acq On : 12 May 2020 05:55 pm
Operator : JK/ AMS/ DTH
Sample : A0D0659-07@10000
Misc : 10000x, 8270D LL PAH ONLY
ALS Vial : 6 Sample Multiplier: 1

Quant Time: May 13 11:19:37 2020
Quant Method : U:\methods\SV14_040720_PAHR3.M
Quant Title : EPA 8270D: Semivolatile Organics
QLast Update : Tue May 12 16:10:46 2020
Response via : Initial Calibration

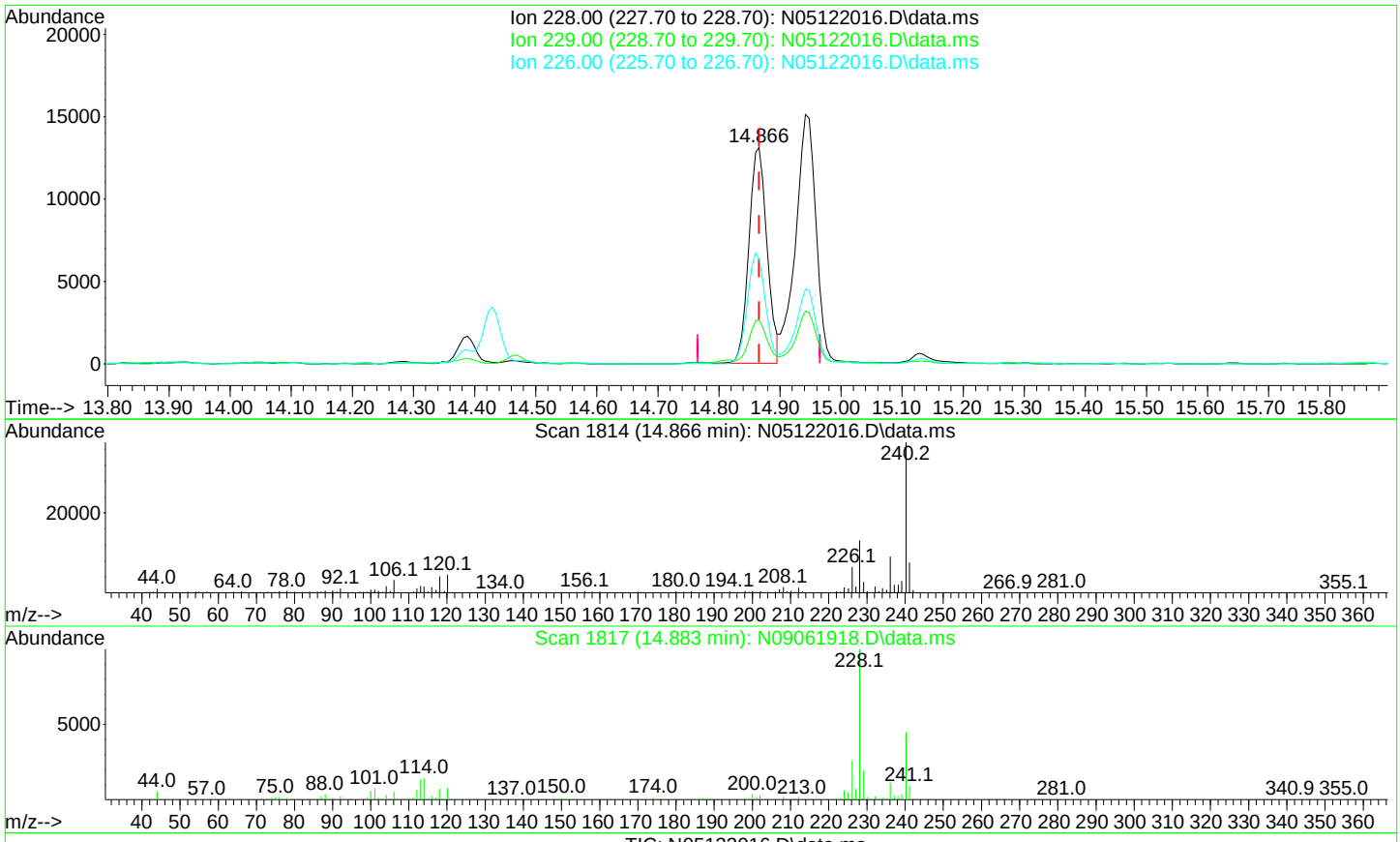

(26) Benz(a)anthracene (T)

14.866min (+ 0.000) 10.81 ng/ml

response 27104

Ion	Exp%	Act%
228.00	100.00	100.00
229.00	19.40	20.43
226.00	26.20	48.75
0.00	0.00	0.00

Quantitation Report (Qedit)

Data Path : U:\data\2020-05\0E12052\
Data File : N05122016.D
Acq On : 12 May 2020 05:55 pm
Operator : JK/ AMS/ DTH
Sample : A0D0659-07@10000
Misc : 10000x, 8270D LL PAH ONLY
ALS Vial : 6 Sample Multiplier: 1

Quant Time: May 13 11:19:37 2020
Quant Method : U:\methods\SV14_040720_PAHR3.M
Quant Title : EPA 8270D: Semivolatile Organics
QLast Update : Tue May 12 16:10:46 2020
Response via : Initial Calibration

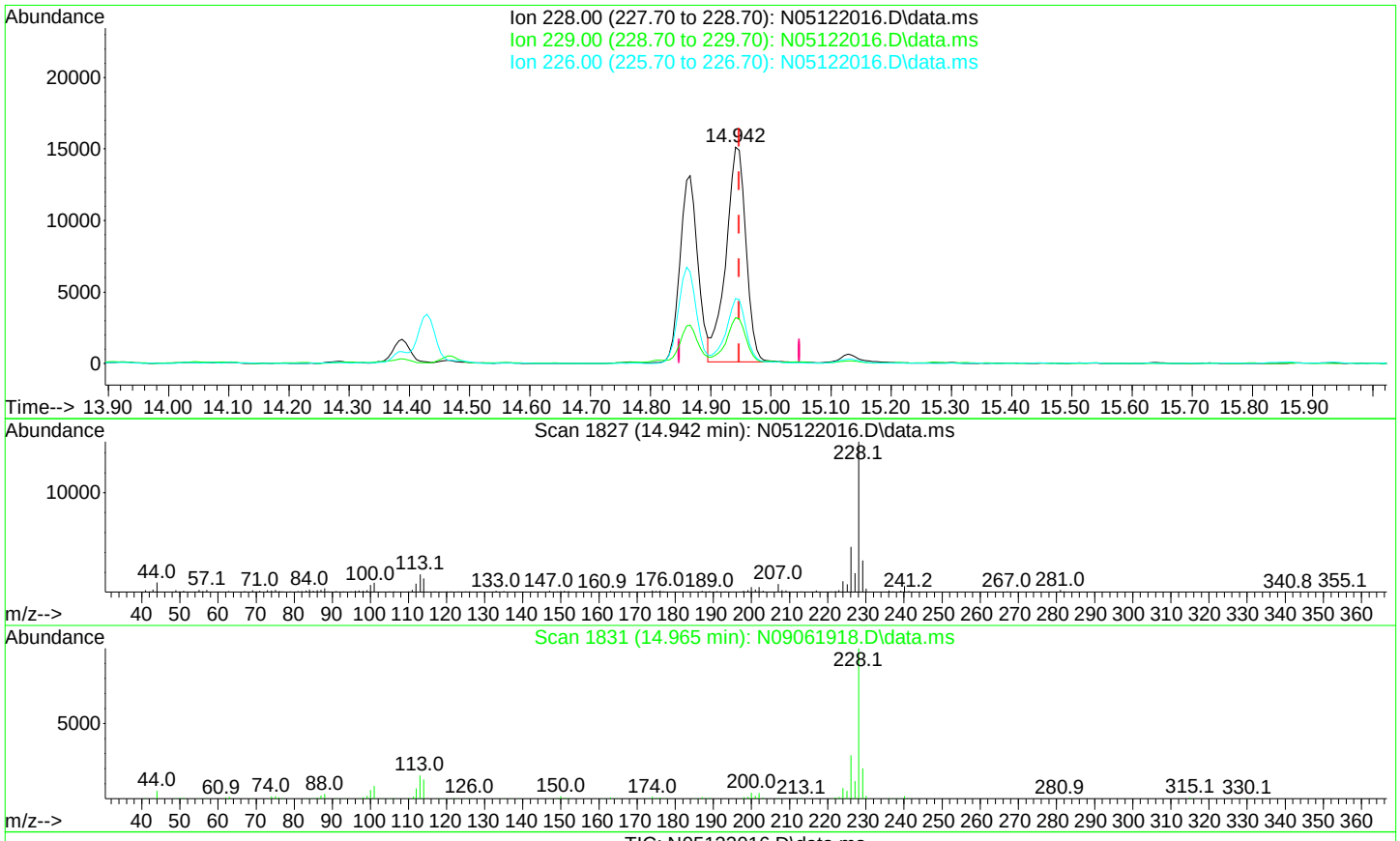

(27) Chrysene (T)

14.942min (-0.006) 13.48 ng/ml

response 34764

Ion	Exp%	Act%
228.00	100.00	100.00
229.00	19.60	21.15
226.00	28.60	30.11
0.00	0.00	0.00

Quantitation Report (Qedit)

Data Path : U:\data\2020-05\0E12052\
Data File : N05122016.D
Acq On : 12 May 2020 05:55 pm
Operator : JK/ AMS/ DTH
Sample : A0D0659-07@10000
Misc : 10000x, 8270D LL PAH ONLY
ALS Vial : 6 Sample Multiplier: 1

Quant Time: May 13 11:19:37 2020
Quant Method : U:\methods\SV14_040720_PAHR3.M
Quant Title : EPA 8270D: Semivolatile Organics
QLast Update : Tue May 12 16:10:46 2020
Response via : Initial Calibration

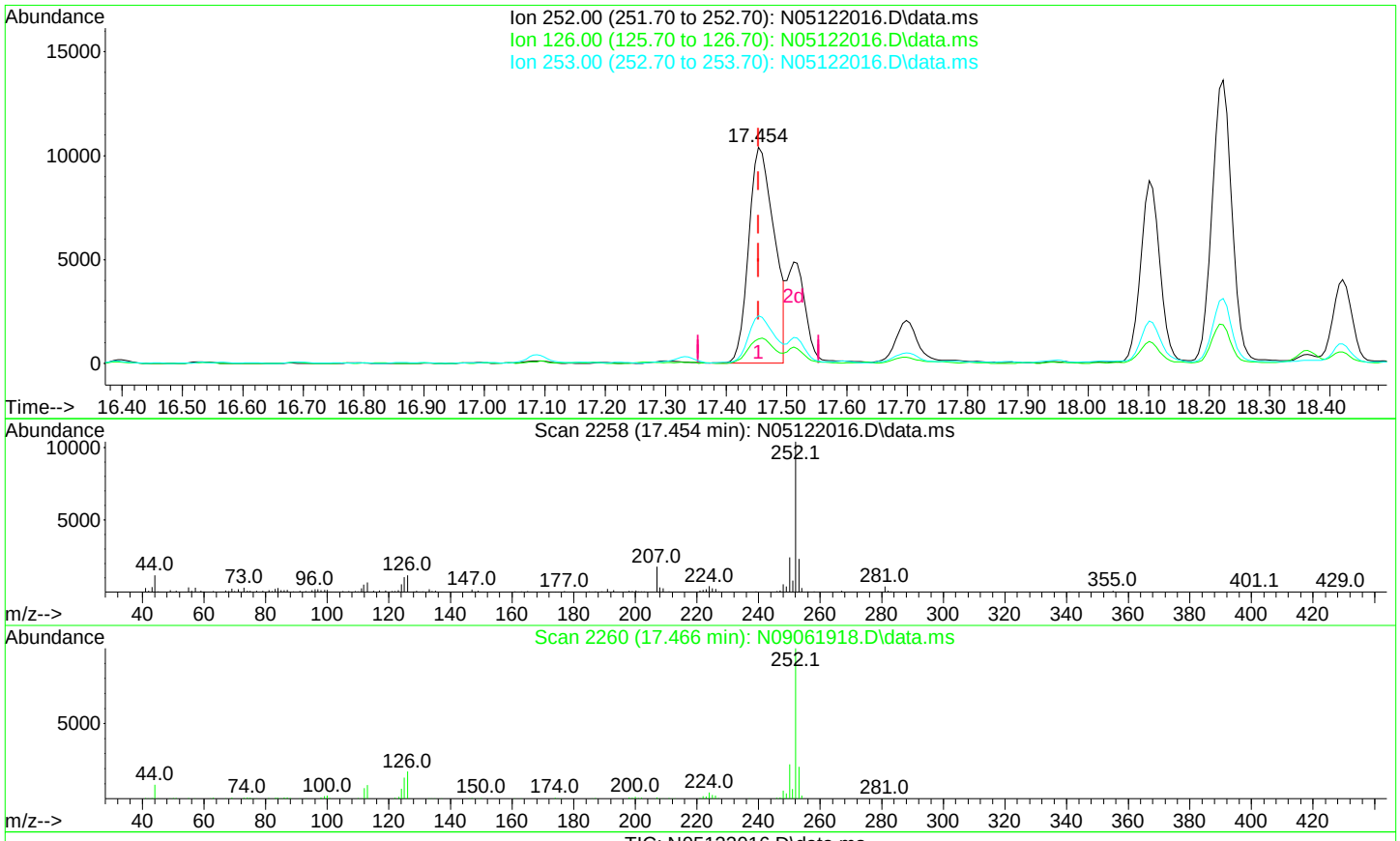

(29) Benzo(b)fluoranthene (T)

17.454min (+ 0.000) 13.07 ng/ml

response 30515

Ion	Exp%	Act%
252.00	100.00	100.00
126.00	20.00	11.34
253.00	21.10	22.03
0.00	0.00	0.00

Quantitation Report (Qedit)

Data Path : U:\data\2020-05\0E12052\
Data File : N05122016.D
Acq On : 12 May 2020 05:55 pm
Operator : JK/ AMS/ DTH
Sample : A0D0659-07@10000
Misc : 10000x, 8270D LL PAH ONLY
ALS Vial : 6 Sample Multiplier: 1

Quant Time: May 13 11:19:37 2020
Quant Method : U:\methods\SV14_040720_PAHR3.M
Quant Title : EPA 8270D: Semivolatile Organics
QLast Update : Tue May 12 16:10:46 2020
Response via : Initial Calibration

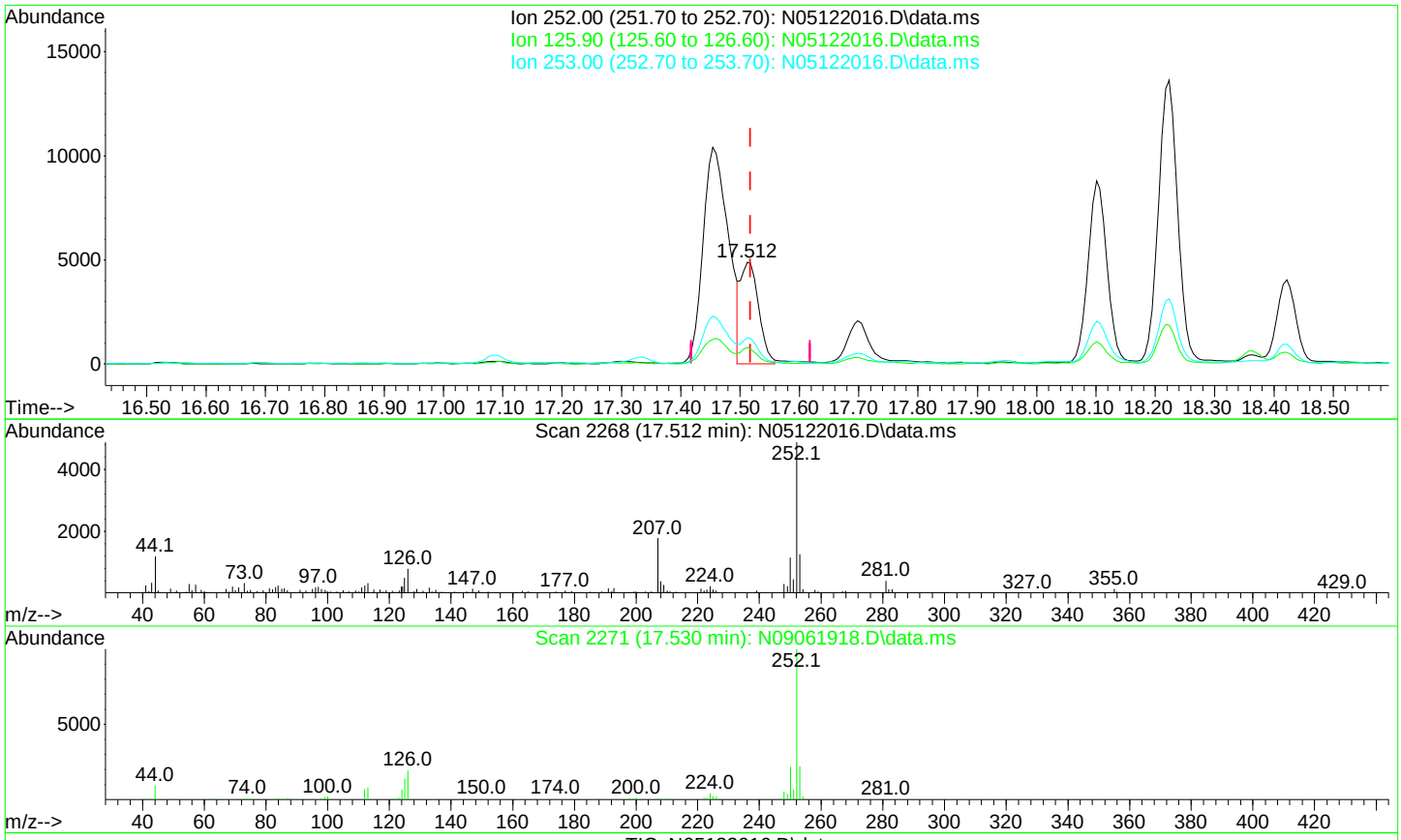

(30) Benzo(k)fluoranthene (T)

17.512min (-0.006) 4.44 ng/ml m

response 10338

Ion	Exp%	Act%
252.00	100.00	100.00
125.90	22.10	16.08
253.00	21.50	25.75
0.00	0.00	0.00

Quantitation Report (Qedit)

Data Path : U:\data\2020-05\0E12052\
Data File : N05122016.D
Acq On : 12 May 2020 05:55 pm
Operator : JK/ AMS/ DTH
Sample : A0D0659-07@10000
Misc : 10000x, 8270D LL PAH ONLY
ALS Vial : 6 Sample Multiplier: 1

Quant Time: May 13 11:19:37 2020
Quant Method : U:\methods\SV14_040720_PAHR3.M
Quant Title : EPA 8270D: Semivolatile Organics
QLast Update : Tue May 12 16:10:46 2020
Response via : Initial Calibration

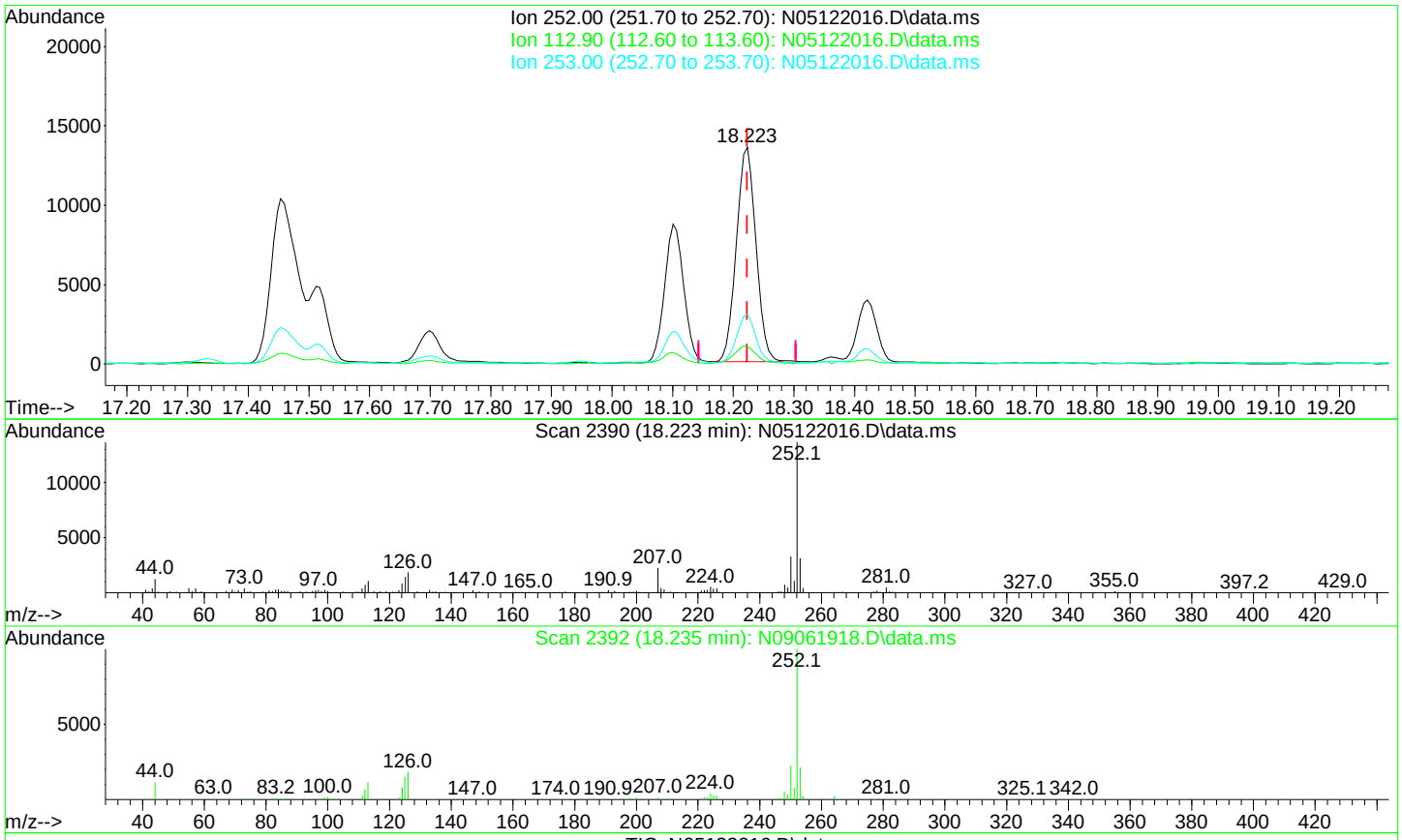

(33) Benzo(a)pyrene (T)

18.223min (+ 0.000) 16.72 ng/ml

response 30381

Ion	Exp%	Act%
252.00	100.00	100.00
112.90	12.70	7.84
253.00	21.90	22.95
0.00	0.00	0.00

Quantitation Report (Qedit)

Data Path : U:\data\2020-05\0E12052\
Data File : N05122016.D
Acq On : 12 May 2020 05:55 pm
Operator : JK/ AMS/ DTH
Sample : A0D0659-07@10000
Misc : 10000x, 8270D LL PAH ONLY
ALS Vial : 6 Sample Multiplier: 1

Quant Time: May 13 11:19:37 2020
Quant Method : U:\methods\SV14_040720_PAHR3.M
Quant Title : EPA 8270D: Semivolatile Organics
QLast Update : Tue May 12 16:10:46 2020
Response via : Initial Calibration

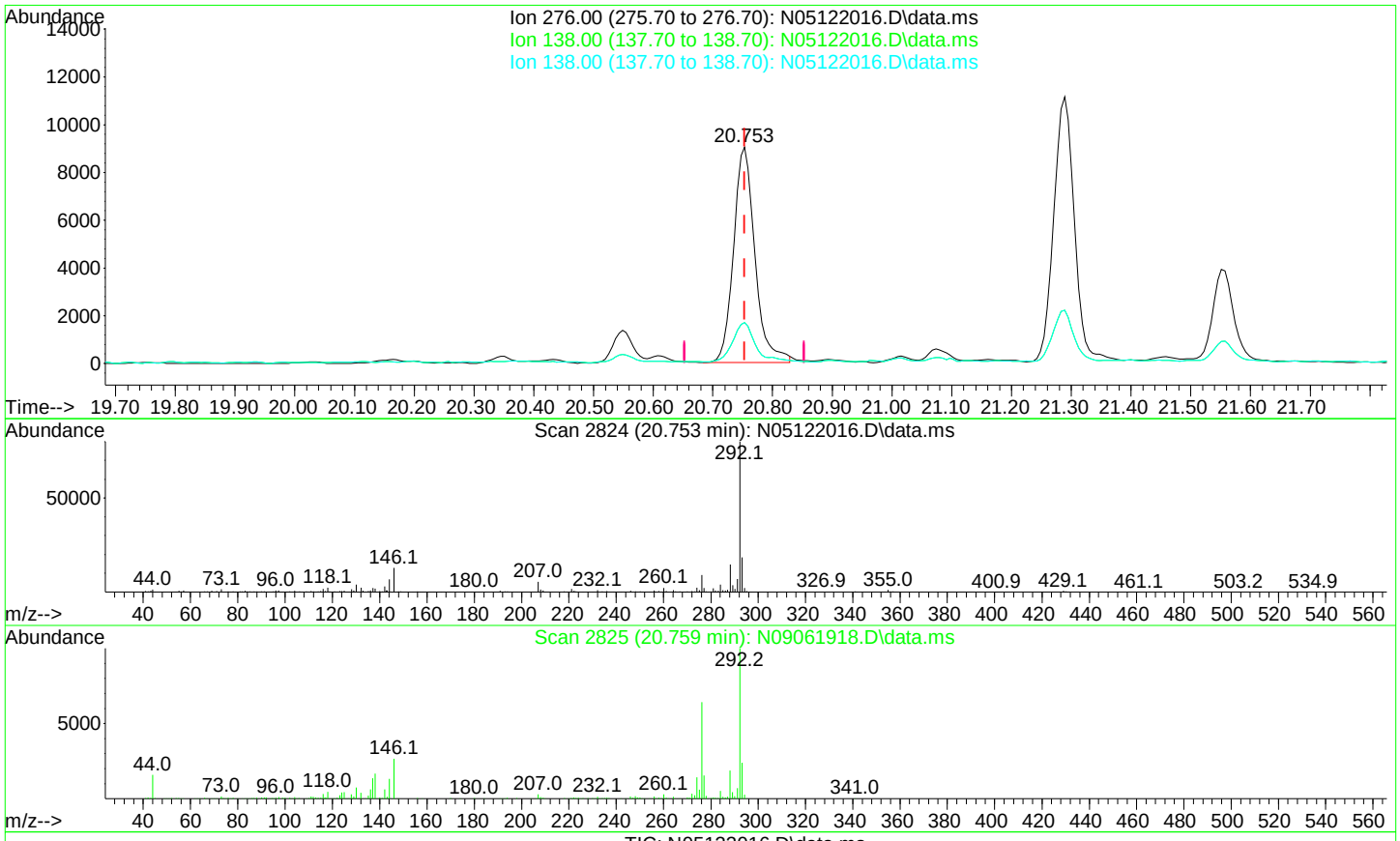

(36) Indeno(1,2,3-cd)Pyrene (T)

20.753min (+ 0.000) 10.11 ng/ml

response 22500

Ion	Exp%	Act%
276.00	100.00	100.00
138.00	31.60	18.95
138.00	31.60	18.95
0.00	0.00	0.00

Quantitation Report (Qedit)

Data Path : U:\data\2020-05\0E12052\
Data File : N05122016.D
Acq On : 12 May 2020 05:55 pm
Operator : JK/ AMS/ DTH
Sample : A0D0659-07@10000
Misc : 10000x, 8270D LL PAH ONLY
ALS Vial : 6 Sample Multiplier: 1

Quant Time: May 13 11:19:37 2020
Quant Method : U:\methods\SV14_040720_PAHR3.M
Quant Title : EPA 8270D: Semivolatile Organics
QLast Update : Tue May 12 16:10:46 2020
Response via : Initial Calibration

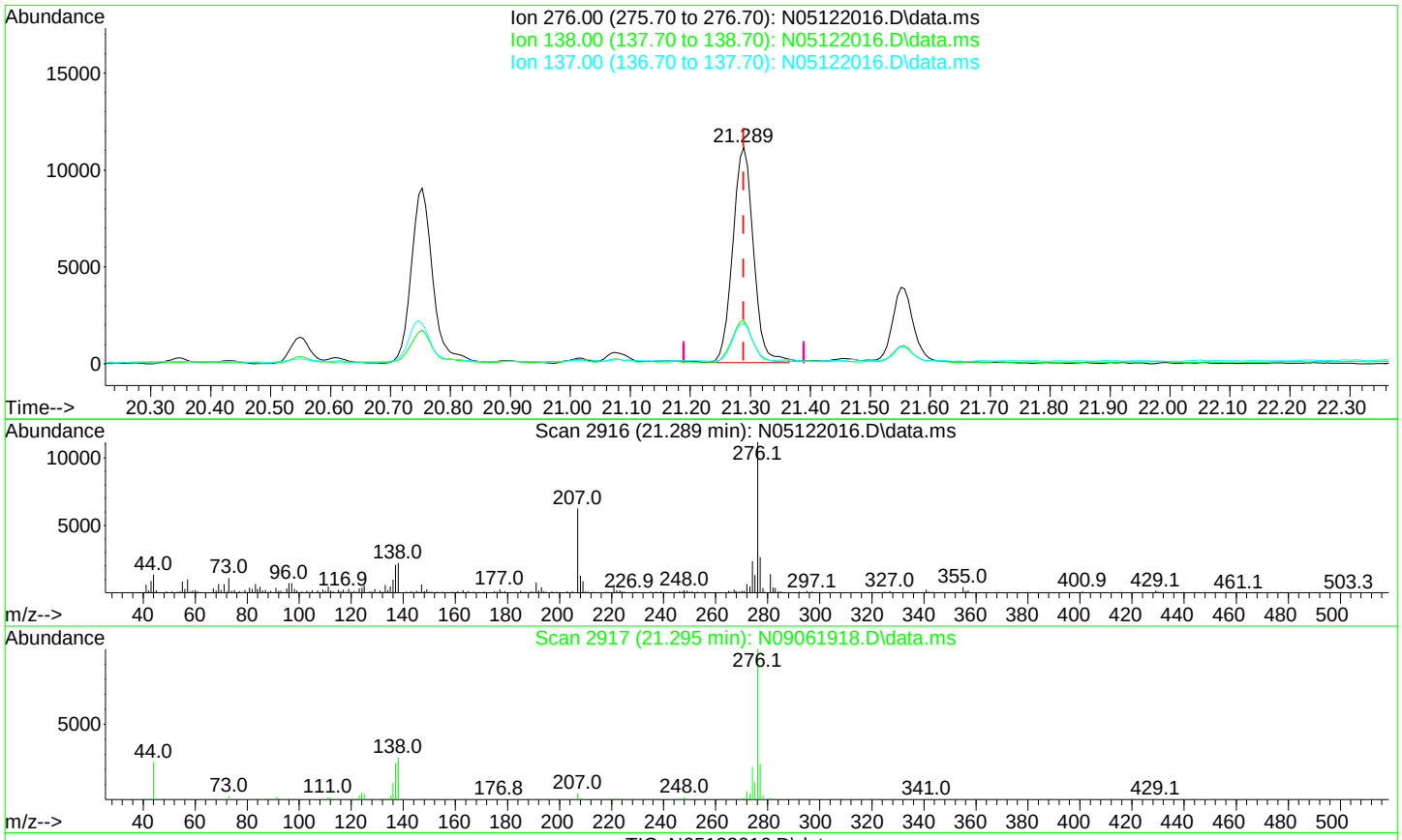

(38) Benzo(g,h,i)perylene (T)

21.289min (+ 0.000) 11.16 ng/ml

response 26639

Ion	Exp%	Act%
276.00	100.00	100.00
138.00	34.40	19.99
137.00	28.60	18.65
0.00	0.00	0.00

Quantitation Report (QT Reviewed)

Data Path : U:\data\2020-05\0E12052\
Data File : N05122017.D
Acq On : 12 May 2020 06:27 pm
Operator : JK/ AMS/ DTH
Sample : 0050430-DUP1@10000
Misc : 10000x, 8270D LL PAH ONLY
ALS Vial : 7 Sample Multiplier: 1

AMS 5/13/20

Quant Time: May 13 11:23:23 2020
Quant Method : U:\methods\SV14_040720_PAHR3.M
Quant Title : EPA 8270D: Semivolatile Organics
QLast Update : Tue May 12 16:10:46 2020
Response via : Initial Calibration

M05

Compound	R.T.	QIon	Response	Conc	Units	Dev(Min)
Internal Standards						
1) Naphthalene-d8 (ISTD)	7.860	136	256235	100.00	ng/ml	0.00
9) Acenaphthene-d10 (ISTD)	9.614	162	153776	100.00	ng/ml	0.00
16) Phenanthrene-d10 (ISTD)	11.124	188	294233	100.00	ng/ml	0.00
23) Chrysene-d12 (ISTD)	14.889	240	266609	100.00	ng/ml	0.00
28) Perylene-d12 (ISTD)	18.363	264	250218	100.00	ng/ml	0.00
35) Dibenz(a,h)Anthrcene-d...	20.747	292	228917	100.00	ng/ml	0.00
System Monitoring Compounds						
2) Nitrobenzene-d5 (Surr)	7.137	82	188	0.23	ng/ml	-0.02
10) 2-Fluorobiphenyl (Surr)	8.927	172	238	0.10	ng/ml	0.00
25) Terphenyl-d14 (Surr)	12.902	244	405	0.16	ng/ml	0.00
Target Compounds						Qvalue
3) Decalin	0.000		0	N.D.		
4) Naphthalene	7.877	128	4184	1.50	ng/ml	98
5) 2-Methylnaphthalene	8.565	142	711	N.D.		
6) 1-Methylnaphthalene	8.664	142	11717	6.30	ng/ml	97
7) 1,1'-Biphenyl	9.026	154	569	N.D.		
8) 2,6-Dimethylnaphthalene	9.195	156	5017	3.10	ng/ml	96
11) Acenaphthylene	9.474	152	13390	4.67	ng/ml	99
12) Acenaphthene	9.649	153	46503	22.11	ng/ml	97
13) Dibenzofuran	9.824	168	4514	1.77	ng/ml	90
14) 1,6,7-Trimethylnaphtha...	10.028	170	1675	1.02	ng/ml	90
15) Fluorene	10.168	166	26509m	13.11	ng/ml	
17) Dibenzothiopene	11.019	184	35544	11.95	ng/ml	93
18) Phenanthrene	11.147	178	302319	89.26	ng/ml	99
19) Anthracene	11.200	178	48798	17.59	ng/ml	99
20) Carbazole	11.363	167	2429	1.01	ng/ml	94
21) 1-Methylphenanthrene	11.771	192	12955	5.67	ng/ml	98
22) Fluoranthene	12.412	202	191632	57.41	ng/ml	95
24) Pyrene	12.703	202	230413	66.63	ng/ml	99
26) Benz(a)anthracene	14.860	228	38504	13.93	ng/ml	68
27) Chrysene	14.947	228	50066	17.61	ng/ml	99
29) Benzo(b)fluoranthene	17.454	252	43952	16.99	ng/ml	91
30) Benzo(k)fluoranthene	17.512	252	14710m	5.70	ng/ml	M05
31) Benzo(b+k)fluoranthene	17.454	252	61193	22.50	ng/ml	89
32) Benzo(e)pyrene	18.101	252	28330	10.47	ng/ml	98

Quantitation Report (QT Reviewed)

Data Path : U:\data\2020-05\0E12052\
Data File : N05122017.D
Acq On : 12 May 2020 06:27 pm
Operator : JK/ AMS/ DTH
Sample : 0050430-DUP1@10000
Misc : 10000x, 8270D LL PAH ONLY
ALS Vial : 7 Sample Multiplier: 1

Quant Time: May 13 11:23:23 2020
Quant Method : U:\methods\SV14_040720_PAHR3.M
Quant Title : EPA 8270D: Semivolatile Organics
QLast Update : Tue May 12 16:10:46 2020
Response via : Initial Calibration

Compound	R.T.	QIon	Response	Conc	Units	Dev(Min)
33) Benzo(a)pyrene	18.217	252	43265	21.36	ng/ml	96
34) Perylene	18.421	252	12549	4.51	ng/ml	98
36) Indeno(1,2,3-cd)Pyrene	20.753	276	32186	12.94	ng/ml	74
37) Dibenz(a,h)anthracene	20.811	278	3737	1.49	ng/ml	83
38) Benzo(g,h,i)perylene	21.289	276	37623	14.10	ng/ml	77

(#) = qualifier out of range (m) = manual integration (+) = signals summed

Quantitation Report (QT Reviewed)

Data Path : U:\data\2020-05\0E12052\
Data File : N05122017.D
Acq On : 12 May 2020 06:27 pm
Operator : JK/ AMS/ DTH
Sample : 0050430-DUP1@10000
Misc : 10000x, 8270D LL PAH ONLY
ALS Vial : 7 Sample Multiplier: 1

Quant Time: May 13 11:23:23 2020
Quant Method : U:\methods\SV14_040720_PAHR3.M
Quant Title : EPA 8270D: Semivolatile Organics
QLast Update : Tue May 12 16:10:46 2020
Response via : Initial Calibration

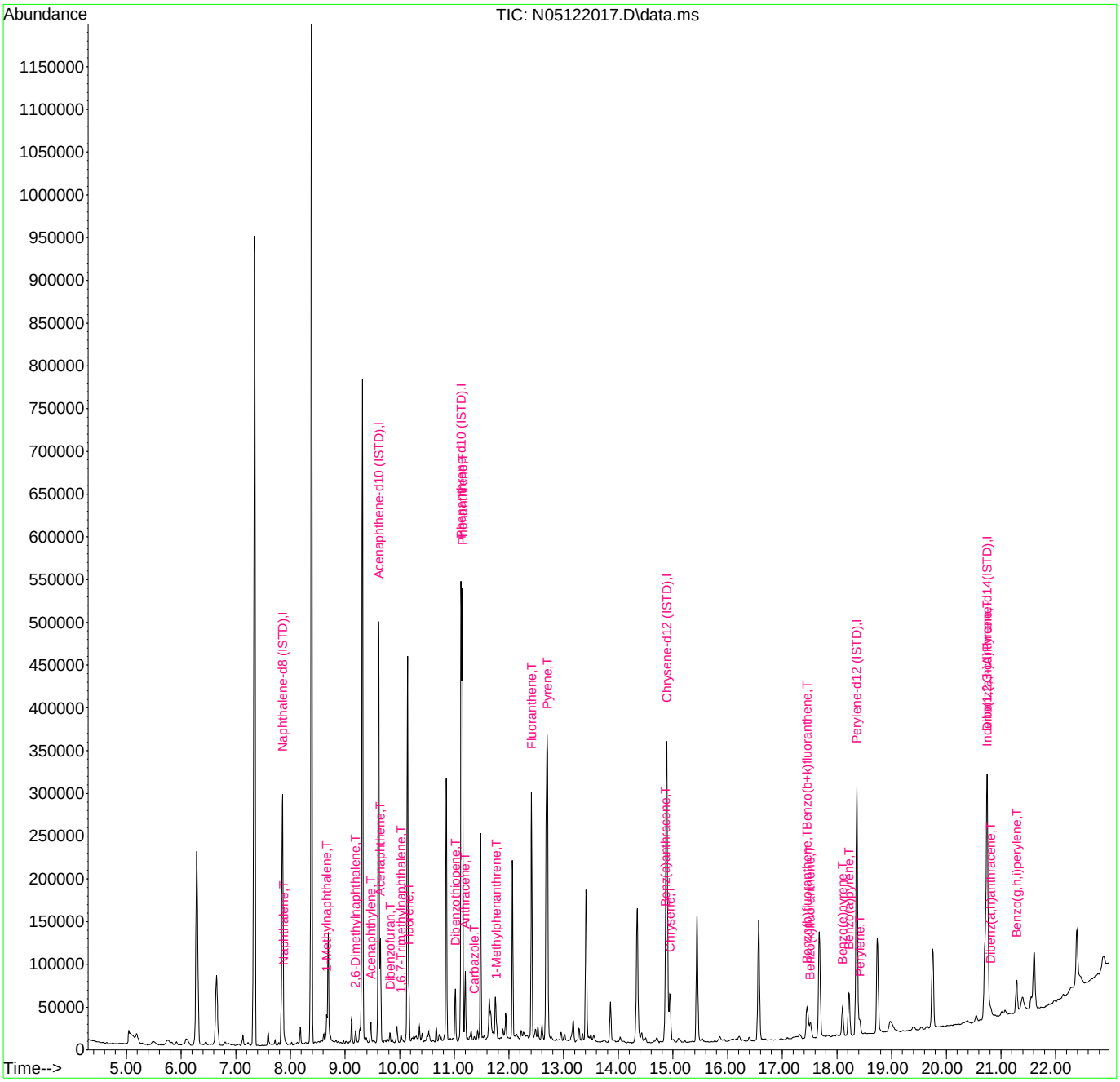

Quantitation Report (Qedit)

Data Path : U:\data\2020-05\0E12052\
Data File : N05122017.D
Acq On : 12 May 2020 06:27 pm
Operator : JK/ AMS/ DTH
Sample : 0050430-DUP1@10000
Misc : 10000x, 8270D LL PAH ONLY
ALS Vial : 7 Sample Multiplier: 1

Quant Time: May 13 11:22:51 2020
Quant Method : U:\methods\SV14_040720_PAHR3.M
Quant Title : EPA 8270D: Semivolatile Organics
QLast Update : Tue May 12 16:10:46 2020
Response via : Initial Calibration

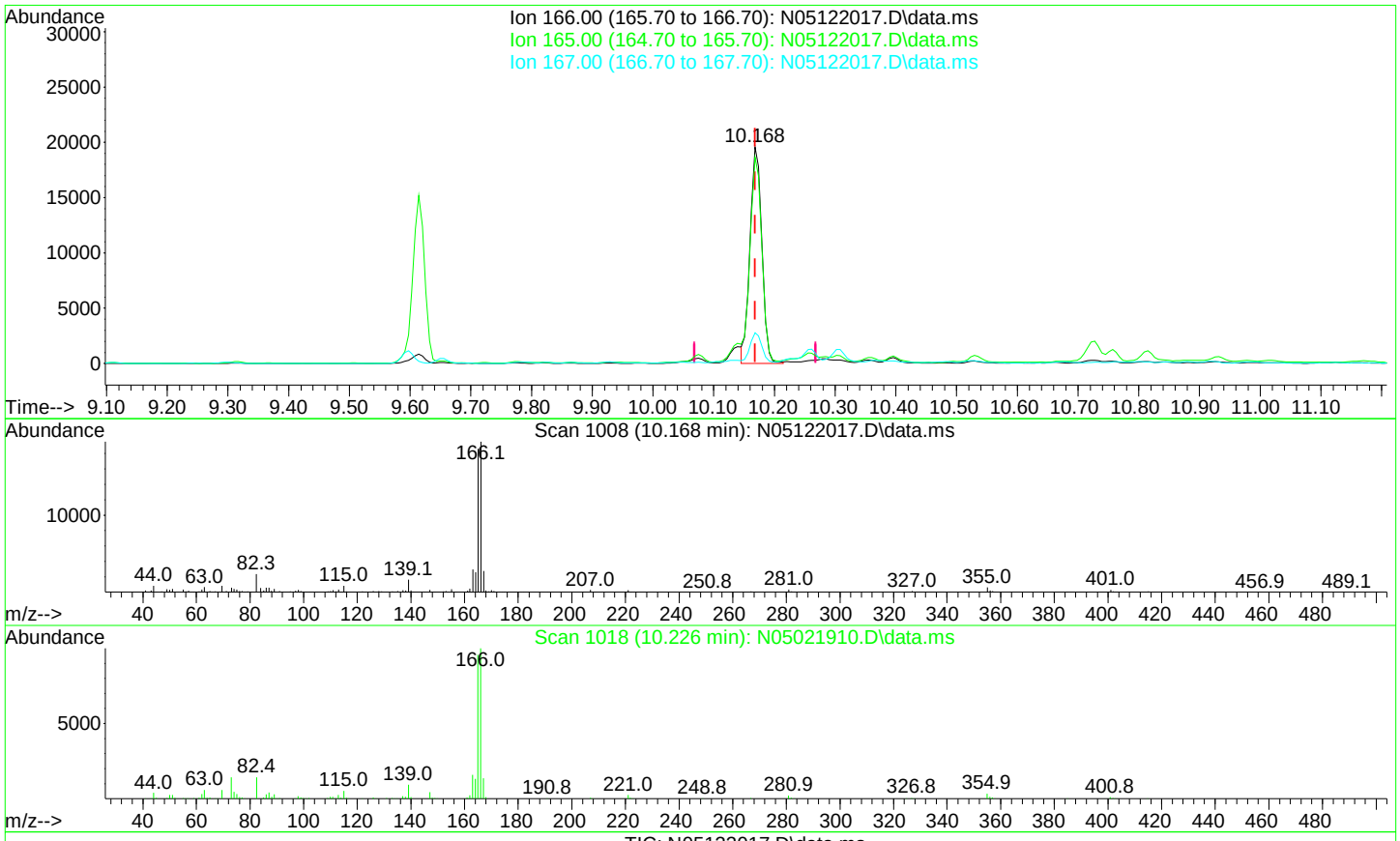

(15) Fluorene (T)

10.168min (+ 0.000) 13.11 ng/ml m

response 26509

Ion	Exp%	Act%
166.00	100.00	100.00
165.00	95.70	95.26
167.00	13.60	14.14
0.00	0.00	0.00

Quantitation Report (Qedit)

Data Path : U:\data\2020-05\0E12052\
Data File : N05122017.D
Acq On : 12 May 2020 06:27 pm
Operator : JK/ AMS/ DTH
Sample : 0050430-DUP1@10000
Misc : 10000x, 8270D LL PAH ONLY
ALS Vial : 7 Sample Multiplier: 1

Quant Time: May 13 11:22:51 2020
Quant Method : U:\methods\SV14_040720_PAHR3.M
Quant Title : EPA 8270D: Semivolatile Organics
QLast Update : Tue May 12 16:10:46 2020
Response via : Initial Calibration

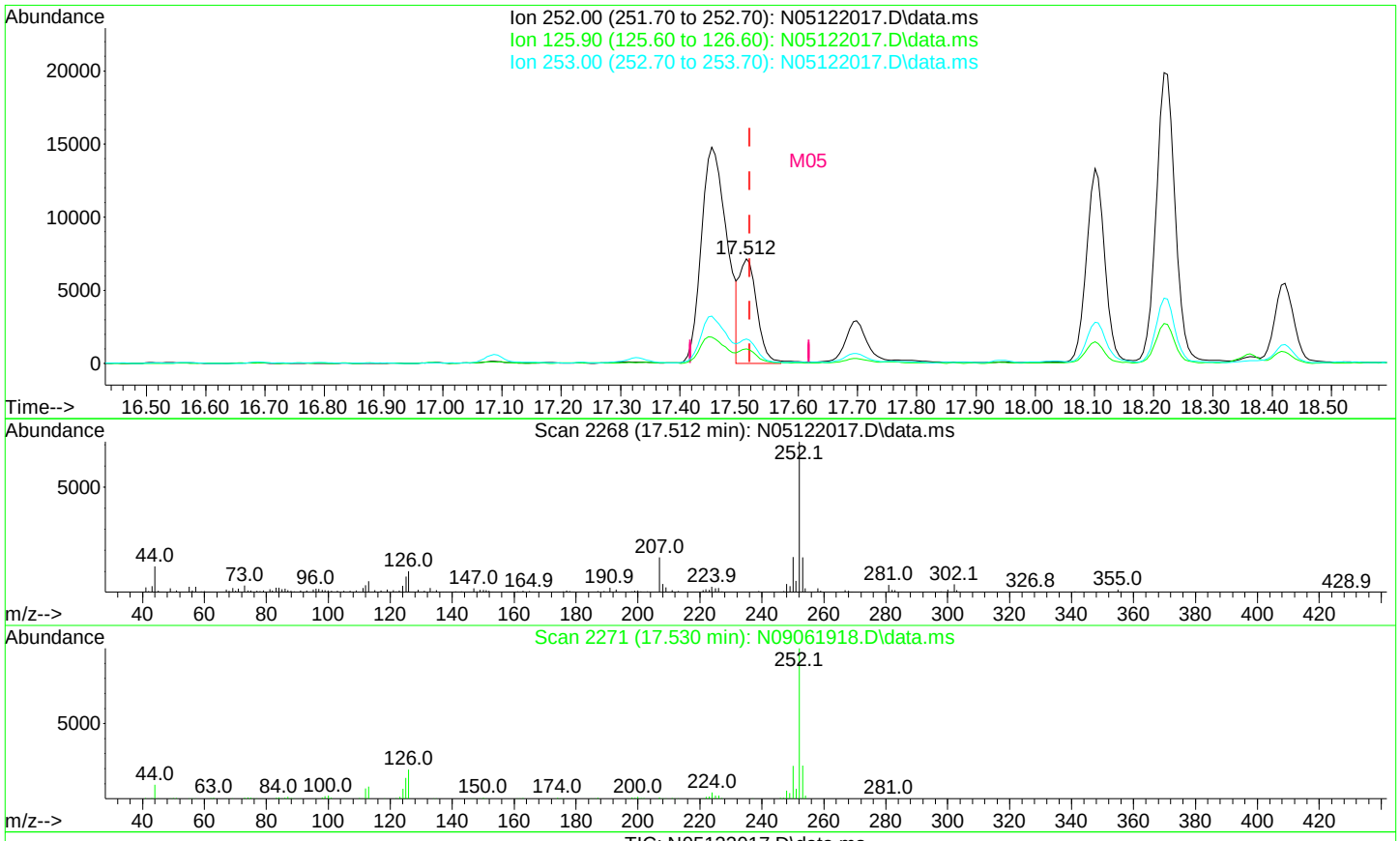

(30) Benzo(k)fluoranthene (T)

17.512min (-0.006) 5.70 ng/ml m

response 14710

Ion	Exp%	Act%
252.00	100.00	100.00
125.90	22.10	14.04
253.00	21.50	23.33
0.00	0.00	0.00

APEX LABORATORIES, LLC
6700 SW Sandburg St. Tigard OR 97223 phone 503-718-2323

Semivolatile Organic Compounds (PAHs) by EPA 8270D
Calibration Data

Sequence 0D07056 (Cal ID A0D0804) SV-GCMS14

ELEMENT SEQUENCE LOG

Apex Laboratories

Sequence: **0D07056** Instrument: **SV-GCMS14**

Date: **04/07/20 16:31** Calibration: **A0D0804**

#	Lab Number	Matrix	Analysis	Client	Due	Batch	ISTD ID	STD ID
1	0D07056-TUN1	Soil	QC	QC			A20C067	A20C407
2	0D07056-ICB1	Soil	QC	QC			A20C067	
3	0D07056-CAL1	Soil	QC	QC			A20C067	A20C467
4	0D07056-CAL2	Soil	QC	QC			A20C067	A20C468
5	0D07056-CAL3	Soil	QC	QC			A20C067	A20C469
6	0D07056-CAL4	Soil	QC	QC			A20C067	A20C470
7	0D07056-CAL5	Soil	QC	QC			A20C067	A20C471
8	0D07056-CAL6	Soil	QC	QC			A20C067	A20C472
9	0D07056-CAL7	Soil	QC	QC			A20C067	A20C473
10	0D07056-CAL8	Soil	QC	QC			A20C067	A20C474
11	0D07056-CAL9	Soil	QC	QC			A20C067	A20C475
12	0D07056-CALA	Soil	QC	QC			A20C067	A20C476
13	0D07056-IBL1	Soil	QC	QC			A20C067	
14	0D07056-ICV1	Soil	QC	QC			A20C067	A20C479
15	0D07056-IBL2	Soil	QC	QC			A20C067	

QA 4/8/20

Data Entered By: AMS 4/8/20

Comments:

Data Reviewed By: MW 4/9/20

Calibration Status Report SV-GCMS14

Method Path : N:\methods\
Method File : SV14_040720_PAH.M
Title : EPA 8270D: Semivolatile Organics
Last Update : Wed Apr 08 10:01:43 2020
Response Via : Initial Calibration

GH 4/8/20

#	ID	Conc	ISTD Conc	Path\File
1	1.0	1	100	N:\data\2020-04\0D07056\N04072013.D
2	2.0	2	100	N:\data\2020-04\0D07056\N04072014.D
3	5.0	5	100	N:\data\2020-04\0D07056\N04072015.D
4	10.0	10	100	N:\data\2020-04\0D07056\N04072016.D
5	20	20	100	N:\data\2020-04\0D07056\N04072017.D
6	50.0	50	100	N:\data\2020-04\0D07056\N04072018.D
7	100	100	100	N:\data\2020-04\0D07056\N04072019.D
8	200	200	100	N:\data\2020-04\0D07056\N04072020.D
9	400	400	100	N:\data\2020-04\0D07056\N04072021.D
10	600	600	100	N:\data\2020-04\0D07056\N04072022.D

#	ID	Update Time	Quant Time	Acquisition Time
1	1.0	Apr 08 10:01 2020	Apr 08 09:41 2020	07 Apr 2020 17:38
2	2.0	Apr 08 10:01 2020	Apr 08 09:41 2020	07 Apr 2020 18:10
3	5.0	Apr 08 10:01 2020	Apr 08 09:41 2020	07 Apr 2020 18:42
4	10.0	Apr 08 10:01 2020	Apr 08 09:41 2020	07 Apr 2020 19:28
5	20	Apr 08 10:01 2020	Apr 08 09:41 2020	07 Apr 2020 20:00
6	50.0	Apr 08 10:01 2020	Apr 08 09:41 2020	07 Apr 2020 20:32
7	100	Apr 08 10:01 2020	Apr 08 09:41 2020	07 Apr 2020 21:04
8	200	Apr 08 10:01 2020	Apr 08 09:41 2020	07 Apr 2020 21:36
9	400	Apr 08 10:01 2020	Apr 08 09:41 2020	07 Apr 2020 22:08
10	600	Apr 08 10:01 2020	Apr 08 09:41 2020	07 Apr 2020 22:40

SV14_040720_PAH.M Wed Apr 08 10:26:23 2020

Response Factor Report SV-GCMS14

Method Path : N:\methods\
Method File : SV14_040720_PAH.M
Title : EPA 8270D: Semivolatile Organics
Last Update : Wed Apr 08 10:01:43 2020
Response Via : Initial Calibration

9/2 7/8/20

Calibration Files
1.0 =N04072013.D 2.0 =N04072014.D 5.0 =N04072015.D 10.0=N04072016.D 20 =N04072017.D 50.0=N04072018.D 100 =N04072019.D
200 =N04072020.D 400 =N04072021.D 600 =N04072022.D

		Compound	1.0	2.0	5.0	10.0	20	50.0	100	200	400	600	Avg	%RSD
1)	I	Naphthalene-d8 (ISTD)	----------ISTD----------											4.55
2)	S	Nitrobenzene-d...	0.346	0.316	0.325	0.292	0.305	0.302	0.298	0.308	0.315	0.318	0.312	4.94
3)	T	Decalin		0.070	0.093	0.082	0.076	0.075	0.077	0.076	0.080	0.090	0.080	9.45
4)	T	Naphthalene	1.190	1.149	1.133	1.103	1.102	1.060	1.029	1.048	1.049	1.028	1.089	5.06
5)	T	2-Methylnaphth...	0.683	0.700	0.714	0.704	0.734	0.737	0.723	0.766	0.787	0.767	0.731	4.60
6)	T	1-Methylnaphth...	0.722	0.710	0.703	0.708	0.747	0.733	0.709	0.736	0.763	0.730	0.726	2.66
7)	T	1,1'-Biphenyl	0.998	0.870	0.856	0.892	0.948	0.914	0.881	0.938	0.983	0.938	0.922	5.18
8)	T	2,6-Dimethylna...	0.608	0.585	0.572	0.585	0.650	0.630	0.628	0.674	0.711	0.680	0.632	7.33
9)	I	Acenaphthene-d10 (...	----------ISTD----------											4.91
10)	S	2-Fluorobiphen...	1.452	1.546	1.670	1.605	1.567	1.545	1.533	1.524	1.547	1.493	1.548	3.81
11)	T	Acenaphthylene	1.648	1.722	1.754	1.785	1.855	1.929	1.948	1.990	2.037	1.978	1.865	7.06
12)	T	Acenaphthene	1.393	1.401	1.423	1.399	1.383	1.372	1.352	1.336	1.332	1.287	1.368	3.00
13)	T	Dibenzofuran	1.583	1.612	1.655	1.699	1.716	1.650	1.658	1.658	1.695	1.630	1.656	2.46
14)	T	1,6,7-Trimethy...	1.114	1.016	1.034	1.036	1.116	1.061	1.089	1.089	1.121	1.044	1.072	3.60
15)	T	Fluorene	1.408	1.267	1.261	1.296	1.346	1.288	1.300	1.325	1.367	1.293	1.315	3.54
16)	I	Phenanthrene-d10 (...	----------ISTD----------											8.64
17)	T	Dibenzothiopene	1.081	0.993	0.995	1.009	1.031	1.025	0.977	1.015	1.005	0.975	1.011	3.07
18)	T	Phenanthrene	1.275	1.193	1.219	1.159	1.152	1.133	1.084	1.117	1.089	1.090	1.151	5.45
19)	T	Anthracene	0.967	0.848	0.879	0.907	0.973	0.952	0.969	0.998	1.017	0.916	0.943	5.69
20)	T	Carbazole	0.768	0.741	0.806	0.829	0.829	0.857	0.860	0.872	0.855	0.720	0.814	6.59
21)	T	1-Methylphenan...	0.730	0.730	0.748	0.765	0.779	0.796	0.791	0.817	0.827	0.778	0.776	4.32
22)	T	Fluoranthene	1.028	1.052	1.086	1.117	1.098	1.145	1.158	1.224	1.258	1.178	1.134	6.43
23)	I	Chrysene-d12 (ISTD)	----------ISTD----------											12.22
24)	T	Pyrene	1.297	1.267	1.186	1.290	1.434	1.240	1.245	1.323	1.337	1.353	1.297	5.36
25)	S	Terphenyl-d14 ...	0.994	0.919	0.942	0.984	1.020	0.966	0.940	0.971	0.968	0.959	0.966	3.02
26)	T	Benz(a)anthracene	1.227	1.103	0.979	0.977	0.964	0.992	0.976	1.027	1.066	1.060	1.037	7.88
27)	T	Chrysene	1.105	1.160	1.081	1.041	1.072	1.057	1.034	1.048	1.038	1.029	1.067	3.81
28)	I	Perylene-d12 (ISTD)	----------ISTD----------											16.44
29)	T	Benzo(b)fluora...	1.035	0.959	0.949	0.991	1.000	0.998	1.018	1.086	1.138	1.163	1.034	7.03
30)	T	Benzo(k)fluora...	0.978	0.906	0.911	1.002	1.018	1.033	1.089	1.121	1.139	1.109	1.031	8.10
31)	T	Benzo(b+k)fluo...	1.007	1.005	1.020	1.074	1.091	1.072	1.103	1.146	1.179	1.172	1.087	5.96
32)	T	Benzo(e)pyrene	0.955	1.069	1.006	1.054	1.096	1.047	1.075	1.136	1.176	1.196	1.081	6.84
33)	T	Benzo(a)pyrene	0.612	0.636	0.660	0.751	0.778	0.880	0.916	0.974	1.000	0.975	0.818	18.31
34)	T	Perylene		0.838	0.972	1.086	1.118	1.204	1.181	1.201	1.219	1.198	1.113	11.68
35)	I	Dibenz(a,h)Anthrce...	----------ISTD----------											13.68
36)	T	Indeno(1,2,3-c...	1.028	1.006	1.030	1.054	1.084	1.071	1.071	1.124	1.168	1.228	1.086	6.33

Method Path : N:\methods\
Method File : SV14_040720_PAH.M
Title : EPA 8270D: Semivolatile Organics

37)	T	Dibenz(a,h)ant...	1.031	0.977	1.093	1.047	1.084	1.094	1.097	1.128	1.200	1.202	1.095	6.40
38)	T	Benzo(g,h,i)pe...	0.965	0.968	1.052	1.081	1.166	1.189	1.224	1.272	1.334	1.402	1.165	12.77

(#) = Out of Range

Compound List Report SV-GCMS14

Method Path : N:\methods\
Method File : SV14_040720_PAH.M
Title : EPA 8270D: Semivolatile Organics
Last Update : Wed Apr 08 10:01:43 2020
Response Via : Initial Calibration

JR 4/8/20

Total Cpnds : 38

PK#		Compound Name	QIon	Exp_RT	Rel_RT	Cal	#Qual	A/H	ID
1	I	Naphthalene-d8 (ISTD)	136	7.906	1.000	A	2	A	B
2	S	Nitrobenzene-d5 (Surr)	82	7.207	0.912	A	1	A	R
3	T	Decalin	138	7.381	0.934	A	2	A	B
4	T	Naphthalene	128	7.924	1.002	A	2	A	R
5	T	2-Methylnaphthalene	142	8.612	1.089	A	2	A	R
6	T	1-Methylnaphthalene	142	8.711	1.102	A	2	A	R
7	T	1,1'-Biphenyl	154	9.078	1.148	A	2	A	B
8	T	2,6-Dimethylnaphthalene	156	9.235	1.168	A	2	A	R
9	I	Acenaphthene-d10 (ISTD)	162	9.661	1.000	A	2	A	R
10	S	2-Fluorobiphenyl (Surr)	172	8.973	0.929	A	2	A	R
11	T	Acenaphthylene	152	9.515	0.985	A	2	A	R
12	T	Acenaphthene	153	9.696	1.004	A	2	A	R
13	T	Dibenzofuran	168	9.865	1.021	A	2	A	R
14	T	1,6,7-Trimethylnaphthalene	170	10.080	1.043	A	2	A	R
15	T	Fluorene	166	10.215	1.057	A	2	A	R
16	I	Phenanthrene-d10 (ISTD)	188	11.165	1.000	A	2	A	R
17	T	Dibenzothiopene	184	11.066	0.991	A	3	A	R
18	T	Phenanthrene	178	11.188	1.002	A	2	A	R
19	T	Anthracene	178	11.240	1.007	A	2	A	R
20	T	Carbazole	167	11.398	1.021	A	2	A	R
21	T	1-Methylphenanthrene	192	11.817	1.058	A	2	A	R
22	T	Fluoranthene	202	12.459	1.116	A	2	A	R
23	I	Chrysene-d12 (ISTD)	240	14.947	1.000	A	2	A	R
24	T	Pyrene	202	12.750	0.853	A	2	A	R
25	S	Terphenyl-d14 (Surr)	244	12.960	0.867	A	2	A	R
26	T	Benz(a)anthracene	228	14.924	0.998	A	2	A	R
27	T	Chrysene	228	15.006	1.004	A	2	A	R
28	I	Perylene-d12 (ISTD)	264	18.410	1.000	A	2	A	R
29	T	Benzo(b)fluoranthene	252	17.506	0.951	A	2	A	R
30	T	Benzo(k)fluoranthene	252	17.570	0.954	A	2	A	R
31	T	Benzo(b+k)fluoranthene	252	17.570	0.954	A	2	A	R
32	T	Benzo(e)pyrene	252	18.153	0.986	A	2	A	R
33	T	Benzo(a)pyrene	252	18.270	0.992	Q 2	2	A	R
34	T	Perylene	252	18.473	1.003	A	2	A	R
35	I	Dibenz(a,h)Anthrcene-d14(ISTD)	292	20.794	1.000	A	2	A	R
36	T	Indeno(1,2,3-cd)Pyrene	276	20.794	1.000	A	2	A	R
37	T	Dibenz(a,h)anthracene	278	20.857	1.003	A	2	A	R
38	T	Benzo(g,h,i)perylene	276	21.324	1.026	A	2	A	R

Cal A = Average L = Linear LO = Linear w/origin Q = Quad QO = Quad w/origin
#Qual = number of qualifiers
A/H = Area or Height
ID R = R.T. B = R.T. & Q Q = Qvalue L = Largest A = All

SV14_040720_PAH.M Wed Apr 08 10:23:34 2020

Element Calibration Review Sheet

Calibration ID: **A0D0804** Instrument: **SV-GCMS14** Calibration Date: **04/08/2020**

Analysis: **8270D LL PAH Only (Scan)** Instrument Cal ID: **A0D0804**

Naphthalene-d8 (ISTD)

Curve Fit: **AVERAGE RF**

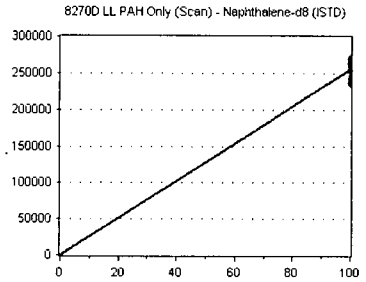

Standard	Concentration	Response	Response Factor	RT
0D07056-CAL1	100	243074	2430.740	7.91
0D07056-CAL2	100	243705	2437.050	7.91
0D07056-CAL3	100	254846	2548.460	7.91
0D07056-CAL4	100	270985	2709.850	7.91
0D07056-CAL5	100	258751	2587.510	7.91
0D07056-CAL6	100	265079	2650.790	7.91
0D07056-CAL7	100	270936	2709.360	7.91
0D07056-CAL8	100	259002	2590.020	7.91
0D07056-CAL9	100	255231	2552.310	7.91
0D07056-CALA	100	237171	2371.710	7.91

AVE RF **2558.780** RF RSD **4.55** AVE RT **7.91**

Naphthalene

Curve Fit: **AVERAGE RF**

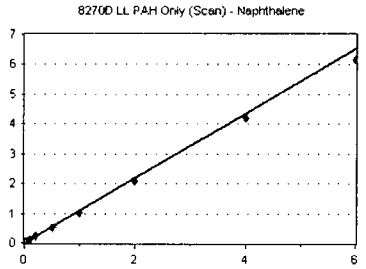

Standard	Concentration	Response	Response Factor	RT
0D07056-CAL1	1	2892	1.190	7.93
0D07056-CAL2	2	5600	1.149	7.92
0D07056-CAL3	5	14431	1.133	7.92
0D07056-CAL4	10	29903	1.103	7.92
0D07056-CAL5	20	57019	1.102	7.92
0D07056-CAL6	50	140541	1.060	7.92
0D07056-CAL7	100	278907	1.029	7.92
0D07056-CAL8	200	543013	1.048	7.92
0D07056-CAL9	400	1070767	1.049	7.92
0D07056-CALA	600	1463412	1.028	7.92

AVE RF **1.089** RF RSD **5.06** AVE RT **7.92**

2-Methylnaphthalene

Curve Fit: **AVERAGE RF**

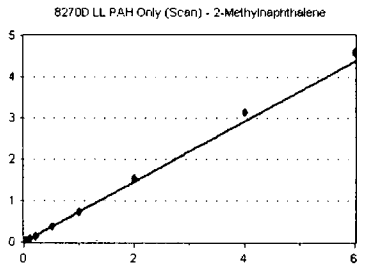

Standard	Concentration	Response	Response Factor	RT
0D07056-CAL1	1	1659	0.683	8.61
0D07056-CAL2	2	3410	0.700	8.61
0D07056-CAL3	5	9092	0.714	8.61
0D07056-CAL4	10	19067	0.704	8.61
0D07056-CAL5	20	37992	0.734	8.61
0D07056-CAL6	50	97673	0.737	8.61
0D07056-CAL7	100	195774	0.723	8.61
0D07056-CAL8	200	396823	0.766	8.61
0D07056-CAL9	400	803600	0.787	8.61
0D07056-CALA	600	1091692	0.767	8.61

AVE RF **0.731** RF RSD **4.60** AVE RT **8.61**

1-Methylnaphthalene

Curve Fit: **AVERAGE RF**

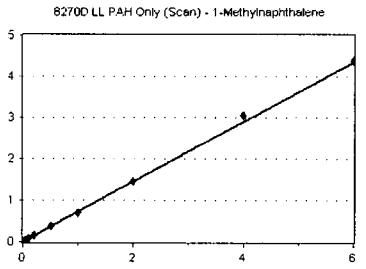

Standard	Concentration	Response	Response Factor	RT
0D07056-CAL1	1	1756	0.722	8.71
0D07056-CAL2	2	3462	0.710	8.71
0D07056-CAL3	5	8964	0.703	8.71
0D07056-CAL4	10	19186	0.708	8.71
0D07056-CAL5	20	38641	0.747	8.71
0D07056-CAL6	50	97197	0.733	8.71
0D07056-CAL7	100	191985	0.709	8.71
0D07056-CAL8	200	381343	0.736	8.71
0D07056-CAL9	400	778825	0.763	8.71
0D07056-CALA	600	1038153	0.730	8.71

AVE RF **0.726** RF RSD **2.66** AVE RT **8.71**

Element Calibration Review Sheet

Calibration ID: **A0D0804** Instrument: **SV-GCMS14** Calibration Date: **04/08/2020**

Analysis: **8270D LL PAH Only (Scan)** Instrument Cal ID: **A0D0804**

2-Fluorobiphenyl (Surr)

Curve Fit: **AVERAGE RF**

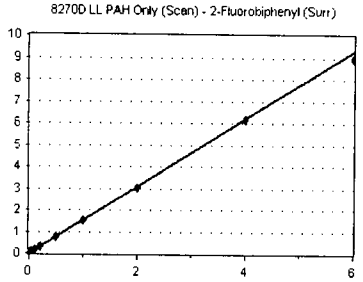

Standard	Concentration	Response	Response Factor	RT
0D07056-CAL1	1	2174	1.452	8.97
0D07056-CAL2	2	4191	1.546	8.97
0D07056-CAL3	5	10979	1.670	8.97
0D07056-CAL4	10	22576	1.605	8.97
0D07056-CAL5	20	46527	1.567	8.97
0D07056-CAL6	50	113161	1.545	8.97
0D07056-CAL7	100	225961	1.533	8.97
0D07056-CAL8	200	456518	1.524	8.97
0D07056-CAL9	400	957543	1.547	8.97
0D07056-CALA	600	1276915	1.493	8.97

AVE RF **1.548** RF RSD **3.81** AVE RT **8.97**

Acenaphthylene

Curve Fit: **AVERAGE RF**

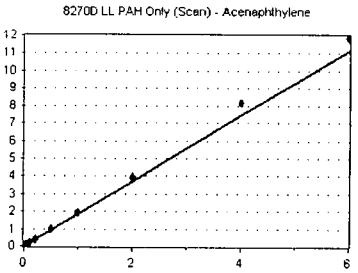

Standard	Concentration	Response	Response Factor	RT
0D07056-CAL1	1	2466	1.648	9.52
0D07056-CAL2	2	4668	1.722	9.52
0D07056-CAL3	5	11532	1.754	9.52
0D07056-CAL4	10	25120	1.785	9.52
0D07056-CAL5	20	55074	1.855	9.52
0D07056-CAL6	50	141318	1.929	9.52
0D07056-CAL7	100	287167	1.948	9.52
0D07056-CAL8	200	596158	1.990	9.52
0D07056-CAL9	400	1260795	2.037	9.52
0D07056-CALA	600	1692015	1.978	9.52

AVE RF **1.865** RF RSD **7.06** AVE RT **9.52**

Acenaphthene-d10 (ISTD)

Curve Fit: **AVERAGE RF**

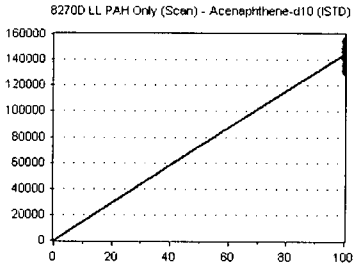

Standard	Concentration	Response	Response Factor	RT
0D07056-CAL1	100	149679	1496.790	9.66
0D07056-CAL2	100	135566	1355.660	9.66
0D07056-CAL3	100	131499	1314.990	9.66
0D07056-CAL4	100	140702	1407.020	9.66
0D07056-CAL5	100	148424	1484.240	9.66
0D07056-CAL6	100	146492	1464.920	9.66
0D07056-CAL7	100	147420	1474.200	9.66
0D07056-CAL8	100	149753	1497.530	9.66
0D07056-CAL9	100	154741	1547.410	9.66
0D07056-CALA	100	142544	1425.440	9.66

AVE RF **1446.820** RF RSD **4.91** AVE RT **9.66**

Acenaphthene

Curve Fit: **AVERAGE RF**

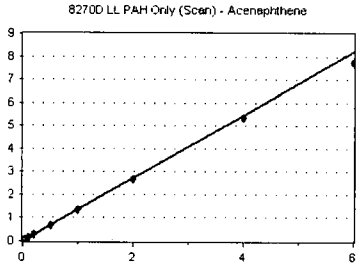

Standard	Concentration	Response	Response Factor	RT
0D07056-CAL1	1	2085	1.393	9.70
0D07056-CAL2	2	3799	1.401	9.70
0D07056-CAL3	5	9358	1.423	9.70
0D07056-CAL4	10	19684	1.399	9.70
0D07056-CAL5	20	41060	1.383	9.70
0D07056-CAL6	50	100491	1.372	9.70
0D07056-CAL7	100	199310	1.352	9.70
0D07056-CAL8	200	400273	1.336	9.70
0D07056-CAL9	400	824563	1.332	9.70
0D07056-CALA	600	1100304	1.287	9.70

AVE RF **1.368** RF RSD **3.00** AVE RT **9.70**

Element Calibration Review Sheet

Calibration ID: **A0D0804** Instrument: **SV-GCMS14** Calibration Date: **04/08/2020**

Analysis: **8270D LL PAH Only (Scan)** Instrument Cal ID: **A0D0804**

Dibenzofuran

Curve Fit: **AVERAGE RF**

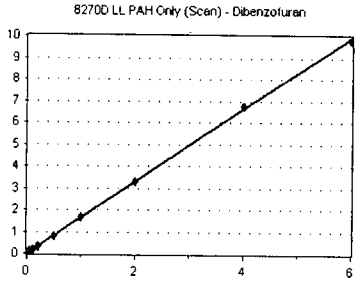

Standard	Concentration	Response	Response Factor	RT
0D07056-CAL1	1	2370	1.583	9.87
0D07056-CAL2	2	4370	1.612	9.87
0D07056-CAL3	5	10882	1.655	9.87
0D07056-CAL4	10	23912	1.699	9.87
0D07056-CAL5	20	50939	1.716	9.87
0D07056-CAL6	50	120846	1.650	9.87
0D07056-CAL7	100	244430	1.658	9.87
0D07056-CAL8	200	496566	1.658	9.87
0D07056-CAL9	400	1049059	1.695	9.87
0D07056-CALA	600	1394000	1.630	9.87

AVE RF **1.656** RF RSD **2.46** AVE RT **9.87**

Fluorene

Curve Fit: **AVERAGE RF**

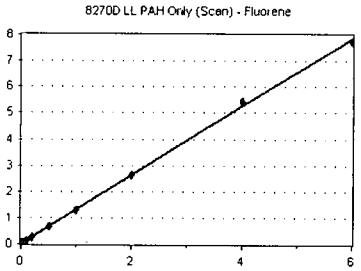

Standard	Concentration	Response	Response Factor	RT
0D07056-CAL1	1	2108	1.408	10.22
0D07056-CAL2	2	3434	1.267	10.22
0D07056-CAL3	5	8294	1.261	10.22
0D07056-CAL4	10	18241	1.296	10.22
0D07056-CAL5	20	39965	1.346	10.22
0D07056-CAL6	50	94350	1.288	10.22
0D07056-CAL7	100	191718	1.300	10.22
0D07056-CAL8	200	396773	1.325	10.21
0D07056-CAL9	400	846234	1.367	10.22
0D07056-CALA	600	1105549	1.293	10.22

AVE RF **1.315** RF RSD **3.54** AVE RT **10.22**

Phenanthrene-d10 (ISTD)

Curve Fit: **AVERAGE RF**

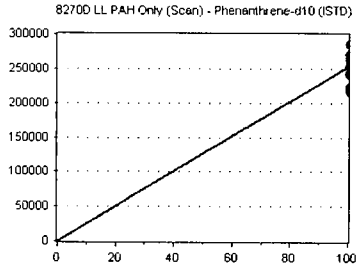

Standard	Concentration	Response	Response Factor	RT
0D07056-CAL1	100	271576	2715.760	11.17
0D07056-CAL2	100	223200	2232.000	11.17
0D07056-CAL3	100	216520	2165.200	11.17
0D07056-CAL4	100	243789	2437.890	11.17
0D07056-CAL5	100	266029	2660.290	11.17
0D07056-CAL6	100	242013	2420.130	11.17
0D07056-CAL7	100	265984	2659.840	11.17
0D07056-CAL8	100	262815	2628.150	11.17
0D07056-CAL9	100	286145	2861.450	11.17
0D07056-CALA	100	254222	2542.220	11.17

AVE RF **2532.293** RF RSD **8.64** AVE RT **11.17**

Phenanthrene

Curve Fit: **AVERAGE RF**

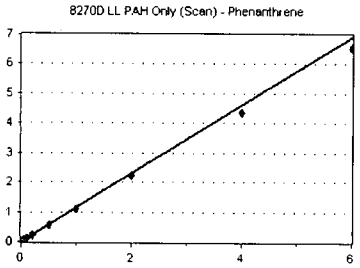

Standard	Concentration	Response	Response Factor	RT
0D07056-CAL1	1	3463	1.275	11.19
0D07056-CAL2	2	5324	1.193	11.19
0D07056-CAL3	5	13195	1.219	11.19
0D07056-CAL4	10	28266	1.159	11.19
0D07056-CAL5	20	61279	1.152	11.19
0D07056-CAL6	50	137147	1.133	11.19
0D07056-CAL7	100	288254	1.084	11.19
0D07056-CAL8	200	586910	1.117	11.19
0D07056-CAL9	400	1246717	1.089	11.19
0D07056-CALA	600	1662195	1.090	11.19

AVE RF **1.151** RF RSD **5.45** AVE RT **11.19**

Element Calibration Review Sheet

Calibration ID: **A0D0804** Instrument: **SV-GCMS14** Calibration Date: **04/08/2020**

Analysis: **8270D LL PAH Only (Scan)** Instrument Cal ID: **A0D0804**

Anthracene

Curve Fit: **AVERAGE RF**

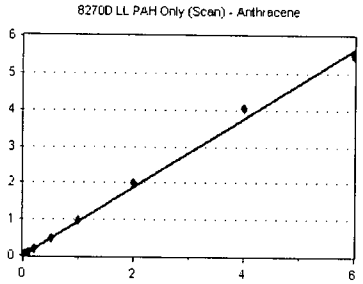

Standard	Concentration	Response	Response Factor	RT
0D07056-CAL1	1	2627	0.967	11.24
0D07056-CAL2	2	3785	0.848	11.24
0D07056-CAL3	5	9521	0.879	11.24
0D07056-CAL4	10	22111	0.907	11.25
0D07056-CAL5	20	51771	0.973	11.24
0D07056-CAL6	50	115187	0.952	11.24
0D07056-CAL7	100	257805	0.969	11.24
0D07056-CAL8	200	524623	0.998	11.24
0D07056-CAL9	400	1164250	1.017	11.25
0D07056-CALA	600	1396742	0.916	11.25

AVE RF **0.943** RF RSD **5.69** AVE RT **11.24**

Carbazole

Curve Fit: **AVERAGE RF**

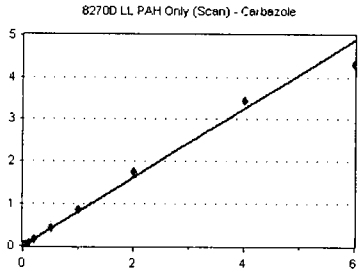

Standard	Concentration	Response	Response Factor	RT
0D07056-CAL1	1	2085	0.768	11.40
0D07056-CAL2	2	3308	0.741	11.40
0D07056-CAL3	5	8731	0.806	11.40
0D07056-CAL4	10	20204	0.829	11.40
0D07056-CAL5	20	44104	0.829	11.40
0D07056-CAL6	50	103743	0.857	11.40
0D07056-CAL7	100	228806	0.860	11.40
0D07056-CAL8	200	458445	0.872	11.40
0D07056-CAL9	400	979119	0.855	11.40
0D07056-CALA	600	1098601	0.720	11.40

AVE RF **0.814** RF RSD **6.59** AVE RT **11.40**

Fluoranthene

Curve Fit: **AVERAGE RF**

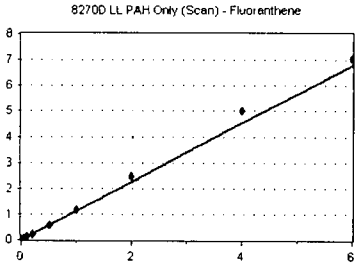

Standard	Concentration	Response	Response Factor	RT
0D07056-CAL1	1	2793	1.028	12.46
0D07056-CAL2	2	4694	1.052	12.46
0D07056-CAL3	5	11760	1.086	12.46
0D07056-CAL4	10	27227	1.117	12.46
0D07056-CAL5	20	58425	1.098	12.46
0D07056-CAL6	50	138576	1.145	12.46
0D07056-CAL7	100	308063	1.158	12.46
0D07056-CAL8	200	643616	1.224	12.46
0D07056-CAL9	400	1439355	1.258	12.46
0D07056-CALA	600	1796405	1.178	12.47

AVE RF **1.134** RF RSD **6.43** AVE RT **12.46**

Pyrene

Curve Fit: **AVERAGE RF**

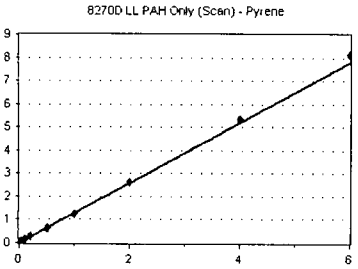

Standard	Concentration	Response	Response Factor	RT
0D07056-CAL1	1	2915	1.297	12.75
0D07056-CAL2	2	4749	1.267	12.75
0D07056-CAL3	5	12228	1.186	12.75
0D07056-CAL4	10	28915	1.290	12.75
0D07056-CAL5	20	61609	1.434	12.75
0D07056-CAL6	50	148125	1.240	12.75
0D07056-CAL7	100	328255	1.245	12.75
0D07056-CAL8	200	678143	1.323	12.75
0D07056-CAL9	400	1513534	1.337	12.76
0D07056-CALA	600	1875198	1.353	12.76

AVE RF **1.297** RF RSD **5.36** AVE RT **12.75**

Element Calibration Review Sheet

Calibration ID: **A0D0804** Instrument: **SV-GCMS14** Calibration Date: **04/08/2020**

Analysis: **8270D LL PAH Only (Scan)** Instrument Cal ID: **A0D0804**

p-Terphenyl-d14 (Surr)

Curve Fit: **AVERAGE RF**

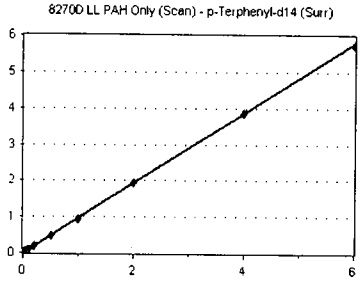

Standard	Concentration	Response	Response Factor	RT
0D07056-CAL1	1	2235	0.994	12.95
0D07056-CAL2	2	3444	0.919	12.95
0D07056-CAL3	5	9709	0.942	12.95
0D07056-CAL4	10	22061	0.984	12.96
0D07056-CAL5	20	43811	1.020	12.96
0D07056-CAL6	50	115369	0.966	12.96
0D07056-CAL7	100	247933	0.940	12.95
0D07056-CAL8	200	497857	0.971	12.96
0D07056-CAL9	400	1096177	0.968	12.96
0D07056-CALA	600	1328709	0.959	12.96

AVE RF **0.966** RF RSD **3.02** AVE RT **12.96**

Benz(a)anthracene

Curve Fit: **AVERAGE RF**

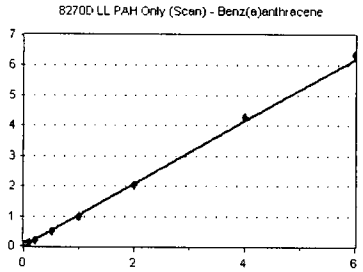

Standard	Concentration	Response	Response Factor	RT
0D07056-CAL1	1	2758	1.227	14.92
0D07056-CAL2	2	4134	1.103	14.92
0D07056-CAL3	5	10093	0.979	14.92
0D07056-CAL4	10	21888	0.977	14.93
0D07056-CAL5	20	41414	0.964	14.92
0D07056-CAL6	50	118477	0.992	14.92
0D07056-CAL7	100	257406	0.976	14.92
0D07056-CAL8	200	526616	1.027	14.93
0D07056-CAL9	400	1207333	1.066	14.94
0D07056-CALA	600	1469312	1.060	14.94

AVE RF **1.037** RF RSD **7.88** AVE RT **14.93**

Chrysene-d12 (ISTD)

Curve Fit: **AVERAGE RF**

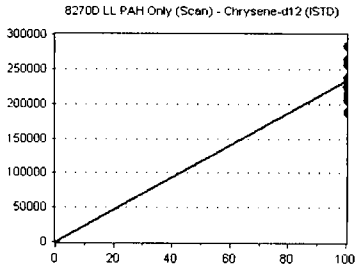

Standard	Concentration	Response	Response Factor	RT
0D07056-CAL1	100	224745	2247.450	14.95
0D07056-CAL2	100	187464	1874.640	14.94
0D07056-CAL3	100	206205	2062.050	14.95
0D07056-CAL4	100	224123	2241.230	14.95
0D07056-CAL5	100	214808	2148.080	14.95
0D07056-CAL6	100	238949	2389.490	14.95
0D07056-CAL7	100	263757	2637.570	14.95
0D07056-CAL8	100	256376	2563.760	14.95
0D07056-CAL9	100	283021	2830.210	14.95
0D07056-CALA	100	231029	2310.290	14.95

AVE RF **2330.477** RF RSD **12.22** AVE RT **14.95**

Chrysene

Curve Fit: **AVERAGE RF**

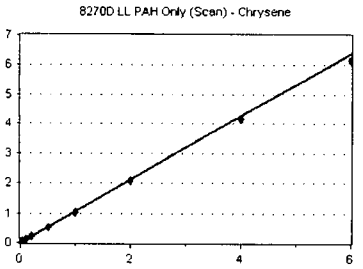

Standard	Concentration	Response	Response Factor	RT
0D07056-CAL1	1	2483	1.105	15.01
0D07056-CAL2	2	4350	1.160	15.00
0D07056-CAL3	5	11149	1.081	15.01
0D07056-CAL4	10	23333	1.041	15.01
0D07056-CAL5	20	46060	1.072	15.01
0D07056-CAL6	50	126277	1.057	15.01
0D07056-CAL7	100	272605	1.034	15.01
0D07056-CAL8	200	537553	1.048	15.01
0D07056-CAL9	400	1174861	1.038	15.02
0D07056-CALA	600	1426972	1.029	15.02

AVE RF **1.067** RF RSD **3.81** AVE RT **15.01**

Element Calibration Review Sheet

Calibration ID: **A0D0804** Instrument: **SV-GCMS14** Calibration Date: **04/08/2020**

Analysis: **8270D LL PAH Only (Scan)** Instrument Cal ID: **A0D0804**

Benzo(b)fluoranthene

Curve Fit: **AVERAGE RF**

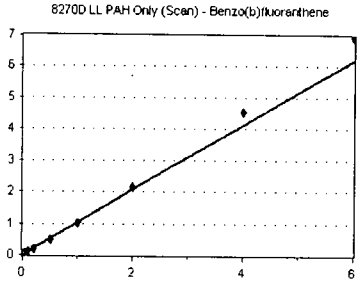

Standard	Concentration	Response	Response Factor	RT
0D07056-CAL1	1	1958	1.035	17.50
0D07056-CAL2	2	3031	0.959	17.50
0D07056-CAL3	5	8620	0.949	17.50
0D07056-CAL4	10	20389	0.991	17.51
0D07056-CAL5	20	37506	1.000	17.51
0D07056-CAL6	50	116347	0.998	17.51
0D07056-CAL7	100	253202	1.018	17.51
0D07056-CAL8	200	536283	1.086	17.51
0D07056-CAL9	400	1217211	1.138	17.52
0D07056-CALA	600	1548382	1.163	17.52

AVE RF **1.034** RF RSD **7.03** AVE RT **17.51**

Benzo(b+k)fluoranthene(s)

Curve Fit: **AVERAGE RF**

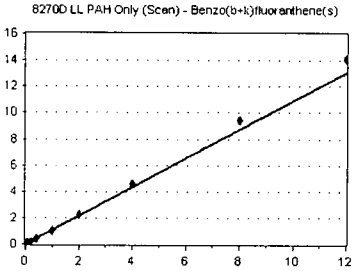

Standard	Concentration	Response	Response Factor	RT
0D07056-CAL1	2	3809	1.007	17.50
0D07056-CAL2	4	6349	1.005	17.50
0D07056-CAL3	10	18526	1.020	17.50
0D07056-CAL4	20	44218	1.074	17.58
0D07056-CAL5	40	81846	1.091	17.57
0D07056-CAL6	100	249964	1.072	17.57
0D07056-CAL7	200	548680	1.103	17.57
0D07056-CAL8	400	1132360	1.146	17.58
0D07056-CAL9	800	2523866	1.179	17.59
0D07056-CALA	1200	3120142	1.172	17.59

AVE RF **1.087** RF RSD **5.96** AVE RT **17.55**

Benzo(k)fluoranthene

Curve Fit: **AVERAGE RF**

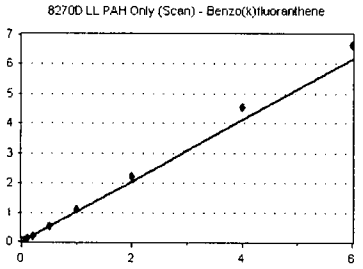

Standard	Concentration	Response	Response Factor	RT
0D07056-CAL1	1	1851	0.978	17.56
0D07056-CAL2	2	2864	0.906	17.56
0D07056-CAL3	5	8275	0.911	17.56
0D07056-CAL4	10	20616	1.002	17.58
0D07056-CAL5	20	38178	1.018	17.57
0D07056-CAL6	50	120385	1.033	17.57
0D07056-CAL7	100	270754	1.089	17.57
0D07056-CAL8	200	553475	1.121	17.58
0D07056-CAL9	400	1218167	1.139	17.59
0D07056-CALA	600	1475774	1.109	17.59

AVE RF **1.031** RF RSD **8.10** AVE RT **17.57**

Benzo(a)pyrene

Curve Fit: **QUADRATIC: Weighting: (1/a^2), Origin: Ignore**

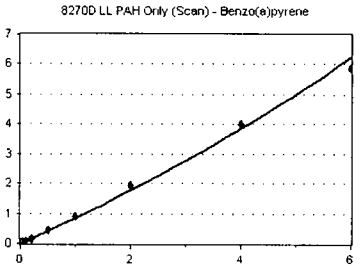

Standard	Concentration	Response	Response Factor	RT
0D07056-CAL1	1	1158	0.612	18.26
0D07056-CAL2	2	2009	0.636	18.26
0D07056-CAL3	5	5994	0.660	18.26
0D07056-CAL4	10	15453	0.751	18.28
0D07056-CAL5	20	29191	0.778	18.27
0D07056-CAL6	50	102540	0.880	18.27
0D07056-CAL7	100	227825	0.916	18.27
0D07056-CAL8	200	480916	0.974	18.28
0D07056-CAL9	400	1069564	1.000	18.29
0D07056-CALA	600	1297353	0.975	18.29

AVE RF **0.818** RF RSD **18.31** AVE RT **18.27**

Element Calibration Review Sheet

Calibration ID: **A0D0804** Instrument: **SV-GCMS14** Calibration Date: **04/08/2020**

Analysis: **8270D LL PAH Only (Scan)** Instrument Cal ID: **A0D0804**

Perylene-d12 (ISTD)

Curve Fit: **AVERAGE RF**

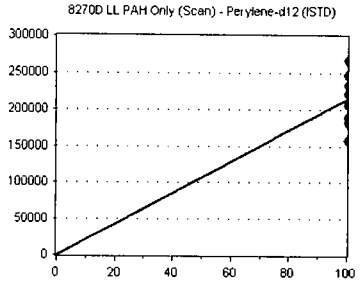

Standard	Concentration	Response	Response Factor	RT
0D07056-CAL1	100	189170	1891.700	18.41
0D07056-CAL2	100	158010	1580.100	18.41
0D07056-CAL3	100	181653	1816.530	18.41
0D07056-CAL4	100	205793	2057.930	18.42
0D07056-CAL5	100	187485	1874.850	18.41
0D07056-CAL6	100	233103	2331.030	18.41
0D07056-CAL7	100	248613	2486.130	18.42
0D07056-CAL8	100	246957	2469.570	18.42
0D07056-CAL9	100	267480	2674.800	18.42
0D07056-CALA	100	221821	2218.210	18.42

AVE RF **2140.085** RF RSD **16.44** AVE RT **18.41**

Dibenz(a,h)anthracene-d14 (ISTD)

Curve Fit: **AVERAGE RF**

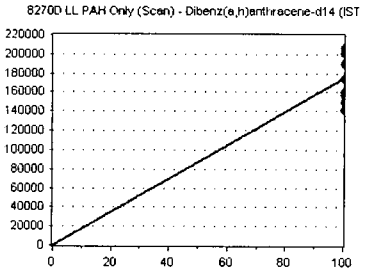

Standard	Concentration	Response	Response Factor	RT
0D07056-CAL1	100	160677	1606.770	20.79
0D07056-CAL2	100	141496	1414.960	20.79
0D07056-CAL3	100	160102	1601.020	20.79
0D07056-CAL4	100	175208	1752.080	20.80
0D07056-CAL5	100	149877	1498.770	20.79
0D07056-CAL6	100	190743	1907.430	20.79
0D07056-CAL7	100	201252	2012.520	20.79
0D07056-CAL8	100	201443	2014.430	20.79
0D07056-CAL9	100	206453	2064.530	20.81
0D07056-CALA	100	157020	1570.200	20.81

AVE RF **1744.271** RF RSD **13.68** AVE RT **20.79**

Indeno(1,2,3-cd)pyrene

Curve Fit: **AVERAGE RF**

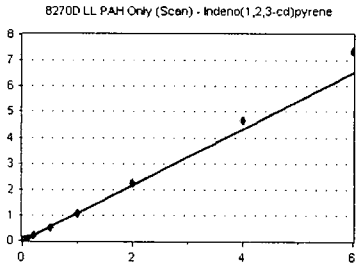

Standard	Concentration	Response	Response Factor	RT
0D07056-CAL1	1	1652	1.028	20.79
0D07056-CAL2	2	2847	1.006	20.79
0D07056-CAL3	5	8244	1.030	20.79
0D07056-CAL4	10	18462	1.054	20.80
0D07056-CAL5	20	32482	1.084	20.79
0D07056-CAL6	50	102100	1.071	20.79
0D07056-CAL7	100	215605	1.071	20.79
0D07056-CAL8	200	452810	1.124	20.80
0D07056-CAL9	400	964615	1.168	20.81
0D07056-CALA	600	1156472	1.228	20.81

AVE RF **1.086** RF RSD **6.33** AVE RT **20.80**

Dibenz(a,h)anthracene

Curve Fit: **AVERAGE RF**

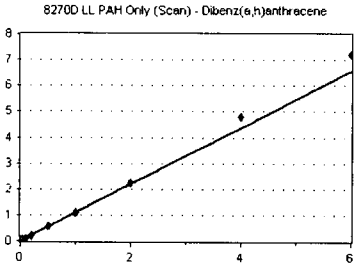

Standard	Concentration	Response	Response Factor	RT
0D07056-CAL1	1	1657	1.031	20.86
0D07056-CAL2	2	2764	0.977	20.85
0D07056-CAL3	5	8753	1.093	20.85
0D07056-CAL4	10	18337	1.047	20.86
0D07056-CAL5	20	32488	1.084	20.86
0D07056-CAL6	50	104317	1.094	20.86
0D07056-CAL7	100	220763	1.097	20.86
0D07056-CAL8	200	454575	1.128	20.86
0D07056-CAL9	400	991281	1.200	20.88
0D07056-CALA	600	1132840	1.202	20.88

AVE RF **1.095** RF RSD **6.40** AVE RT **20.86**

Element Calibration Review Sheet

Calibration ID: **A0D0804** Instrument: **SV-GCMS14** Calibration Date: **04/08/2020**

Analysis: **8270D LL PAH Only (Scan)** Instrument Cal ID: **A0D0804**

Benzo(g,h,i)perylene

Curve Fit: **AVERAGE RF**

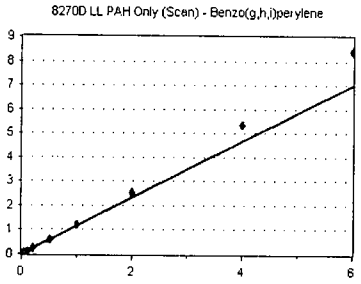

Standard	Concentration	Response	Response Factor	RT
0D07056-CAL1	1	1550	0.965	21.32
0D07056-CAL2	2	2738	0.968	21.32
0D07056-CAL3	5	8418	1.052	21.32
0D07056-CAL4	10	18938	1.081	21.33
0D07056-CAL5	20	34943	1.166	21.32
0D07056-CAL6	50	113428	1.189	21.32
0D07056-CAL7	100	246409	1.224	21.33
0D07056-CAL8	200	512635	1.272	21.34
0D07056-CAL9	400	1102019	1.334	21.35
0D07056-CALA	600	1320462	1.402	21.35

AVE RF **1.165** RF RSD **12.77** AVE RT **21.33**

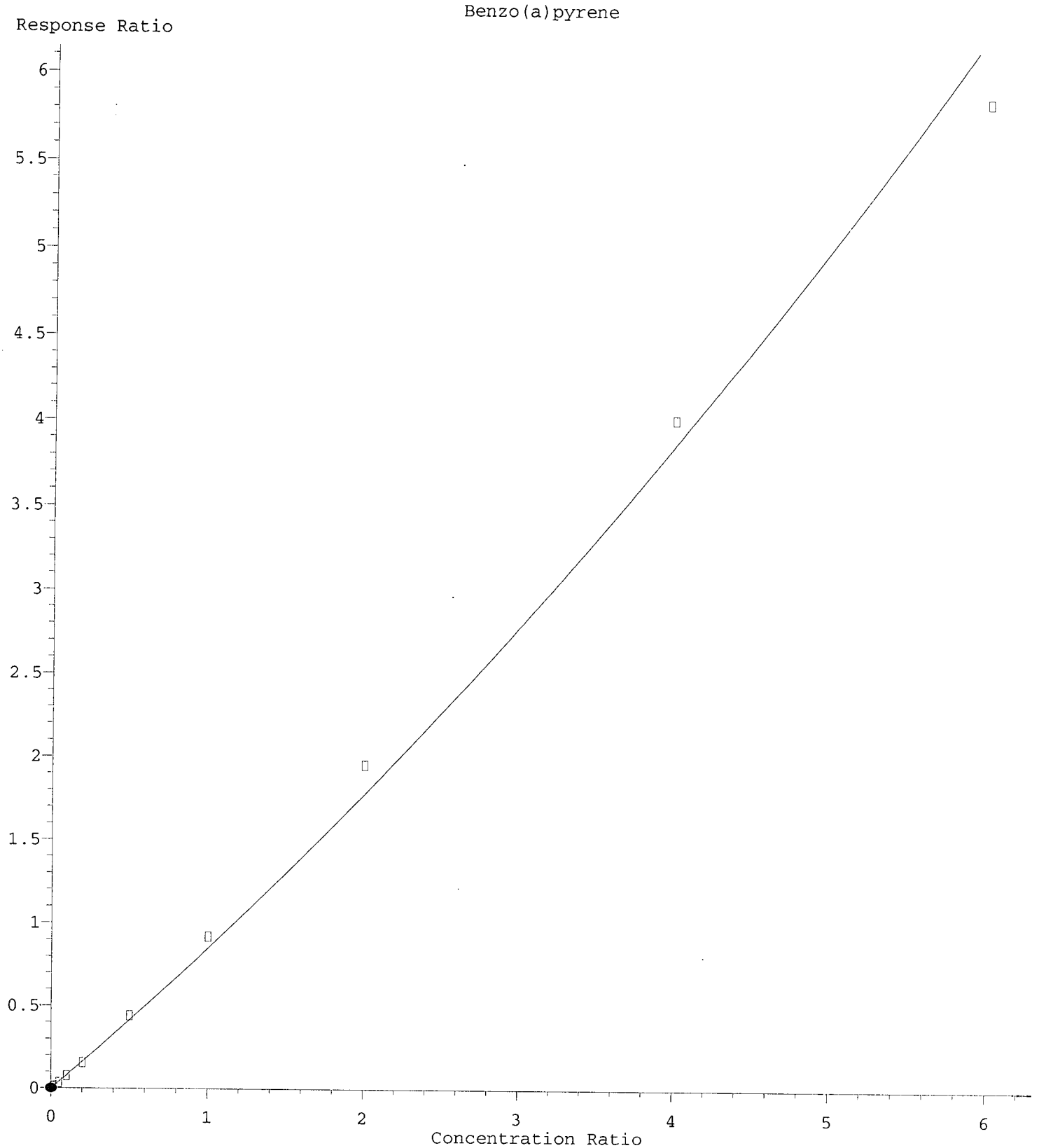

R = 3.79e-002 A*A + 8.13e-001 A - 2.52e-003
Coef of Det (r^2) = 0.993 Curve Fit: Quadratic w(1/a^2)
Method Name: N:\methods\SV14_040720_PAH.M
Calibration Table Last Updated: Wed Apr 08 10:21:49 2020

Quantitation Report (Qedit)

Data Path : N:\data\2020-04\0D07056\REQUANT\
Data File : N04072013.D
Acq On : 07 Apr 2020 17:38
Operator : JK/ AMS/ DTH
Sample : 0D07056-CAL1
Misc : 1x, A20C467@1PPB
ALS Vial : 3 Sample Multiplier: 1
DataAcq Meth:LVI14_BNA_ACQ.M

Quant Time: Apr 08 10:25:18 2020
Quant Method : N:\methods\SV14_040720_PAH.M
Quant Title : EPA 8270D: Semivolatile Organics
QLast Update : Wed Apr 08 10:01:43 2020
Response via : Initial Calibration
InstName : SV-GCMS14

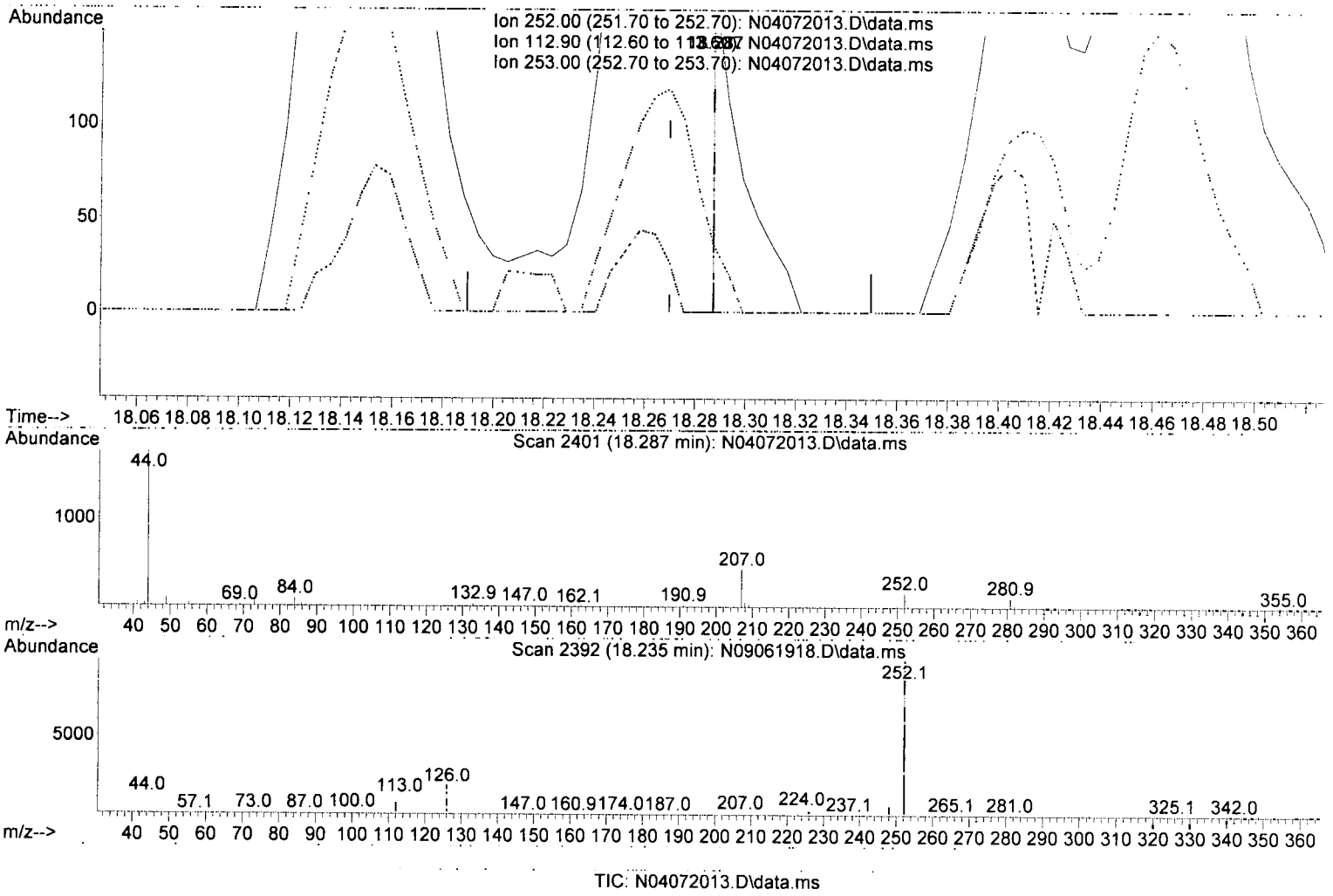

(33) Benzo(a)pyrene (T)

18.287min (+ 0.017) 0.38 ng/ml m

response 102

Ion	Exp%	Act%
252.00	100.00	100.00
112.90	12.70	0.00
253.00	21.90	20.34
0.00	0.00	0.00

CALIBRATION SEQUENCE REVIEW SHEET

SEQUENCE: 0D07056

Analysis Included

8270D LL PAH Only (Scan)

INSTRUMENT SEQUENCE LOG

SampleID	SampleName	Matrix	STDID	ISTD_ID	Analyzed	
0D07056-TUN1	MS Tune	Soil	A20C407	A20C067	4/7/2020	4:40:00PM
0D07056-ICB1	Initial Cal Blank	Soil		A20C067	4/7/2020	5:07:00PM
0D07056-CAL1	Cal Standard	Soil	A20C467	"	4/7/2020	5:38:00PM
0D07056-CAL2	Cal Standard	Soil	A20C468	"	4/7/2020	6:10:00PM
0D07056-CAL3	Cal Standard	Soil	A20C469	"	4/7/2020	6:42:00PM
0D07056-CAL4	Cal Standard	Soil	A20C470	"	4/7/2020	7:28:00PM
0D07056-CAL5	Cal Standard	Soil	A20C471	"	4/7/2020	8:00:00PM
0D07056-CAL6	Cal Standard	Soil	A20C472	"	4/7/2020	8:32:00PM
0D07056-CAL7	Cal Standard	Soil	A20C473	"	4/7/2020	9:04:00PM
0D07056-CAL8	Cal Standard	Soil	A20C474	"	4/7/2020	9:36:00PM
0D07056-CAL9	Cal Standard	Soil	A20C475	"	4/7/2020	10:08:00PM
0D07056-CALA	Cal Standard	Soil	A20C476	"	4/7/2020	10:40:00PM
0D07056-ICV1	Initial Cal Check	Soil	A20C479	"	4/7/2020	11:44:00PM

CALIBRATION STANDARD RECOVERIES

Calibration: A0D0804 Instrument: SV-GCMS14

8270D LL PAH Only (Scan) Sequence: 0D07056 Matrix: Soil

	Inst. MRL	Recalc Res.	Cal Level	%Rec.	Qual
0D07056-CAL1					
0D07056-CAL2					
0D07056-CAL3					
0D07056-CAL4					
0D07056-CAL5					
0D07056-CAL6					
0D07056-CAL7					
0D07056-CAL8					
0D07056-CAL9					
0D07056-CALA					

Compounds listed above have recalculated recoveries outside 70-130% of the true values, and the calibration levels are above the reporting level. If no compounds are listed, all are OK. Please see the next section for quadatic fit compounds.

CALIBRATION SEQUENCE REVIEW SHEET

SEQUENCE: 0D07056

Analytes With Quadratic Curve Fits

Qualifier	iMDL	iMRL	Spike Amt	%Difference	OK?	Raise MRL to ?
				———	☐	☐ ———

Analytes listed above have quadratic curve fits. If they are using a weighting otpion, they must be checked against the requanted curve points to determine if the recalculated results are within limits (70-130 or as specified).

ICV RECOVERIES

Calibration: **A0D0804** Instrument: **SV-GCMS14**

8270D LL PAH Only (Scan) Sequence: **0D07056** Matrix: **Soil**

0D07056-ICV1	Inst. MRL	ICV Level	Result	%Rec.	Qual

Compounds listed above have Initial Calibration Verification standard recoveries outside 70-130% of the true values. If no compounds are listed, all have passing recoveries.

Evaluate Continuing Calibration Report

Data Path : N:\data\2020-04\0D07056\
Data File : N04072024.D
Acq On : 07 Apr 2020 23:44
Operator : JK/ AMS/ DTH
Sample : 0D07056-ICV1
Misc : 1x, A20C479@50PPB
ALS Vial : 13 Sample Multiplier: 1
DataAcq Meth:LVI14_BNA_ACQ.M

Quant Time: Apr 08 10:25:58 2020
Quant Method : N:\methods\SV14_040720_PAH.M
Quant Title : EPA 8270D: Semivolatile Organics
QLast Update : Wed Apr 08 10:01:43 2020
Response via : Initial Calibration
InstName : SV-GCMS14

GJ 4/8/20

Min. RRF : 0.000 Min. Rel. Area : 50% Max. R.T. Dev 0.50min
Max. RRF Dev : 30% Max. Rel. Area : 200%

		Compound	Amount	Calc.	%Dev	Area%	Dev(min)
1	I	Naphthalene-d8 (ISTD)	100.000	100.000	0.0	100	0.00
2	S	Nitrobenzene-d5 (Surr)	50.000	38.067	23.9	79	0.00
3	T	Decalin	50.000	41.463	17.1	88	0.00
4	T	Naphthalene	50.000	46.475	7.0	96	0.00
5	T	2-Methylnaphthalene	50.000	49.193	1.6	98	0.00
6	T	1-Methylnaphthalene	50.000	49.741	0.5	99	0.00
7	T	1,1'-Biphenyl	50.000	50.032	-0.1	101	0.00
8	T	2,6-Dimethylnaphthalene	50.000	50.010	-0.0	101	0.00
9	I	Acenaphthene-d10 (ISTD)	100.000	100.000	0.0	99	0.00
10	S	2-Fluorobiphenyl (Surr)	50.000	51.187	-2.4	102	0.00
11	T	Acenaphthylene	50.000	50.464	-0.9	97	0.00
12	T	Acenaphthene	50.000	50.180	-0.4	99	0.00
13	T	Dibenzofuran	50.000	52.969	-5.9	105	0.00
14	T	1,6,7-Trimethylnaphthalene	50.000	51.548	-3.1	103	0.00
15	T	Fluorene	50.000	51.338	-2.7	104	0.00
16	I	Phenanthrene-d10 (ISTD)	100.000	100.000	0.0	109	0.00
17	T	Dibenzothiopene	50.000	46.957	6.1	101	0.00
18	T	Phenanthrene	50.000	49.287	1.4	109	0.00
19	T	Anthracene	50.000	49.565	0.9	107	0.00
20	T	Carbazole	50.000	49.867	0.3	103	0.00
21	T	1-Methylphenanthrene	50.000	50.546	-1.1	107	0.00
22	T	Fluoranthene	50.000	48.648	2.7	105	0.00
23	I	Chrysene-d12 (ISTD)	100.000	100.000	0.0	88	0.00
24	T	Pyrene	50.000	56.518	-13.0	104	0.00
25	S	Terphenyl-d14 (Surr)	50.000	51.739	-3.5	91	0.00
26	T	Benz(a)anthracene	50.000	46.660	6.7	86	0.00
27	T	Chrysene	50.000	51.045	-2.1	90	0.00
28	I	Perylene-d12 (ISTD)	100.000	100.000	0.0	83	0.00
29	T	Benzo(b)fluoranthene	50.000	46.576	6.8	80	0.00
30	T	Benzo(k)fluoranthene	50.000	49.454	1.1	82	0.00
31	T	Benzo(b+k)fluoranthene	100.000	97.550	2.5	82	0.00
32	T	Benzo(e)pyrene	50.000	49.681	0.6	85	0.00
33	T	Benzo(a)pyrene	50.000	49.592	0.8	78	0.00
34	T	Perylene	50.000	52.757	-5.5	81	0.00
35	I	Dibenz(a,h)Anthrcene-d14(IS	100.000	100.000	0.0	79	0.00
36	T	Indeno(1,2,3-cd)Pyrene	50.000	47.755	4.5	76	0.00
37	T	Dibenz(a,h)anthracene	50.000	48.550	2.9	76	0.00
38	T	Benzo(g,h,i)perylene	50.000	52.008	-4.0	80	0.00

(#) = Out of Range SPCC's out = 0 CCC's out = 0

Quantitation Report (Not Reviewed)

Data Path : N:\data\2020-04\0D07056\
Data File : N04072011.D
Acq On : 07 Apr 2020 16:40
Operator : JK/ AMS/ DTH
Sample : 0D07056-TUN1
Misc : 1x, A20C407 DFTPP @ 45
ALS Vial : 1 Sample Multiplier: 1
DataAcq Meth:DFTPP.M

Quant Time: Apr 08 09:38:32 2020
Quant Method : N:\methods\DFTPP.M
Quant Title : 8270 DFTPP Tune Method
QLast Update : Wed Apr 08 09:38:16 2020
Response via : Initial Calibration
InstName : SV-GCMS14

JK 4/8/20

Compound	R.T.	QIon	Response	Conc Units	Dev(Min)
Internal Standards					
1) 1,4-Dichlorobenzene-d4	6.653	150	240709	2.00 ug/mL	0.00
2) Naphthalene-d8	7.854	136	713167	2.00 ug/mL	0.00
3) Acenaphthene-d10	9.620	162	406349	2.00 ug/mL	0.00
5) Phenanthrene-d10	11.130	188	757910	2.00 ug/mL	0.00
11) Chrysene-d12	14.819	240	611764	2.00 ug/mL	0.00
12) Perylene-d12	16.842	264	570030	2.00 ug/mL	0.00
13) Dibenz(a,h)anthracene-...	18.066	292	501838	2.00 ug/mL	# 0.00
Target Compounds					Qvalue
4) Pentachlorophenol	10.949	266	1845493	48.09 ug/mL	83
6) DFTPP	11.427	442	2747851	44.91 ug/mL#	69
7) Benzidine	12.593	184	7014847	26.02 ug/mL	98
8) 4,4-DDE	12.837	TIC	341628	No Calib	
9) 4,4-DDD	13.345	TIC	396978	No Calib	
10) 4,4-DDT	13.916	TIC	24135849	31.05 ug/mL	95

(#) = qualifier out of range (m) = manual integration (+) = signals summed

Data Path : N:\data\2020-04\0D07056\
Data File : N04072011.D
Acq On : 07 Apr 2020 16:40
Operator : JK/ AMS/ DTH
Sample : 0D07056-TUN1
Misc : 1x, A20C407 DFTPP @ 45
ALS Vial : 1 Sample Multiplier: 1

Integration File: rteint.p

Method : N:\methods\DFTPP.M
Title : 8270 DFTPP Tune Method
Last Update : Wed Apr 08 09:38:16 2020

JL 4/8/20

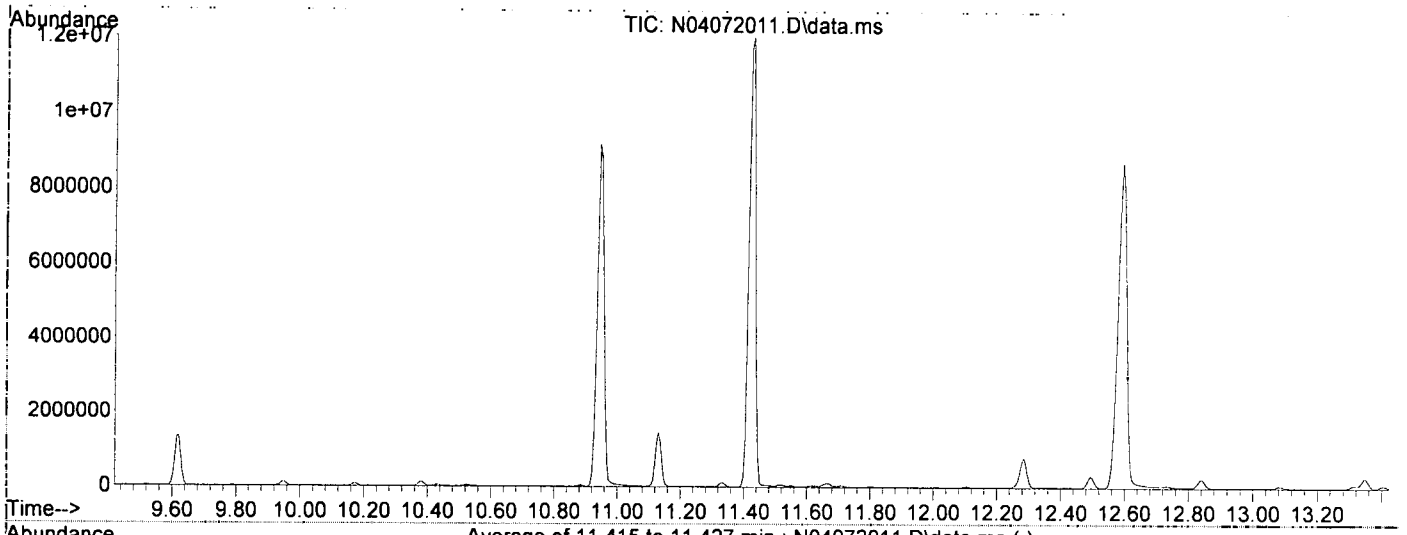

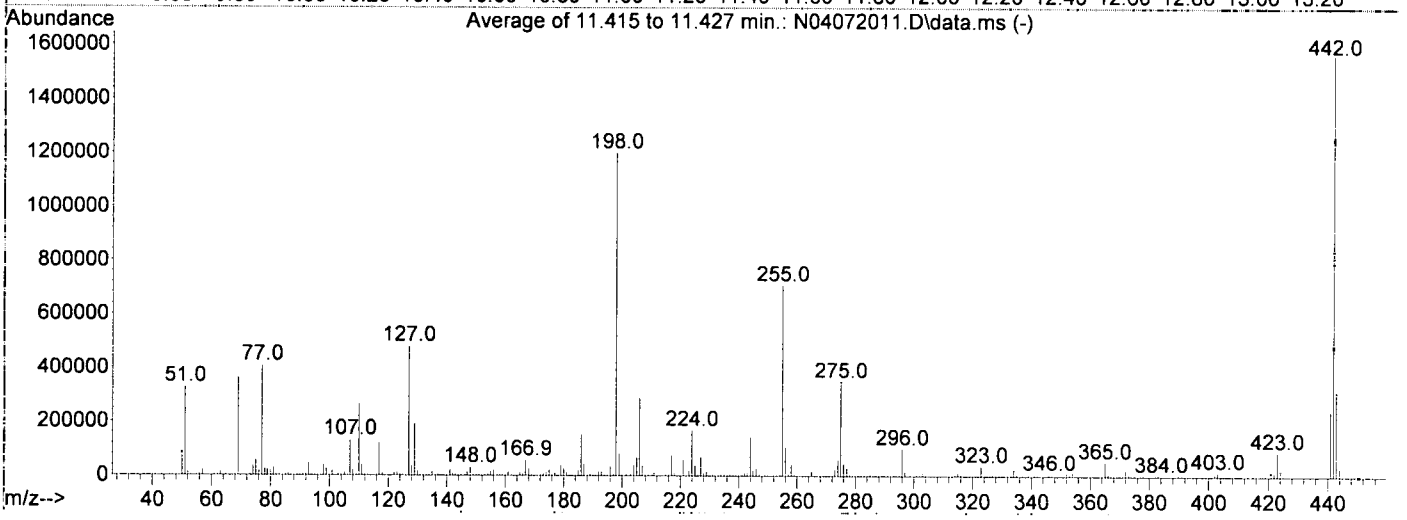

AutoFind: Scans 1222, 1223, 1224; Background Corrected with Scan 1216

Target Mass	Rel. to Mass	Lower Limit%	Upper Limit%	Rel. Abn%	Raw Abn	Result Pass/Fail
68	69	0.00	2	1.7	6083	PASS
69	69	100	100	100.0	365241	PASS
70	69	0.00	2	0.5	1854	PASS
197	198	0.00	2	0.5	6580	PASS
198	198	100	100	100.0	1198699	PASS
199	198	5	9	6.9	82376	PASS
365	198	1	100	4.3	51179	PASS
441	443	0.01	150	77.3	240704	PASS
442	198	0.10	200	130.5	1564779	PASS
443	442	15	24	19.9	311317	PASS

Quantitation Report (Qedit)

Data Path : N:\data\2020-04\0D07056\
Data File : N04072011.D
Acq On : 07 Apr 2020 16:40
Operator : JK/ AMS/ DTH
Sample : 0D07056-TUN1
Misc : 1x, A20C407 DFTPP @ 45
ALS Vial : 1 Sample Multiplier: 1
DataAcq Meth:DFTPP.M

Quant Time: Apr 08 09:38:32 2020
Quant Method : N:\methods\DFTPP.M
Quant Title : 8270 DFTPP Tune Method
QLast Update : Wed Apr 08 09:38:16 2020
Response via : Initial Calibration
InstName : SV-GCMS14

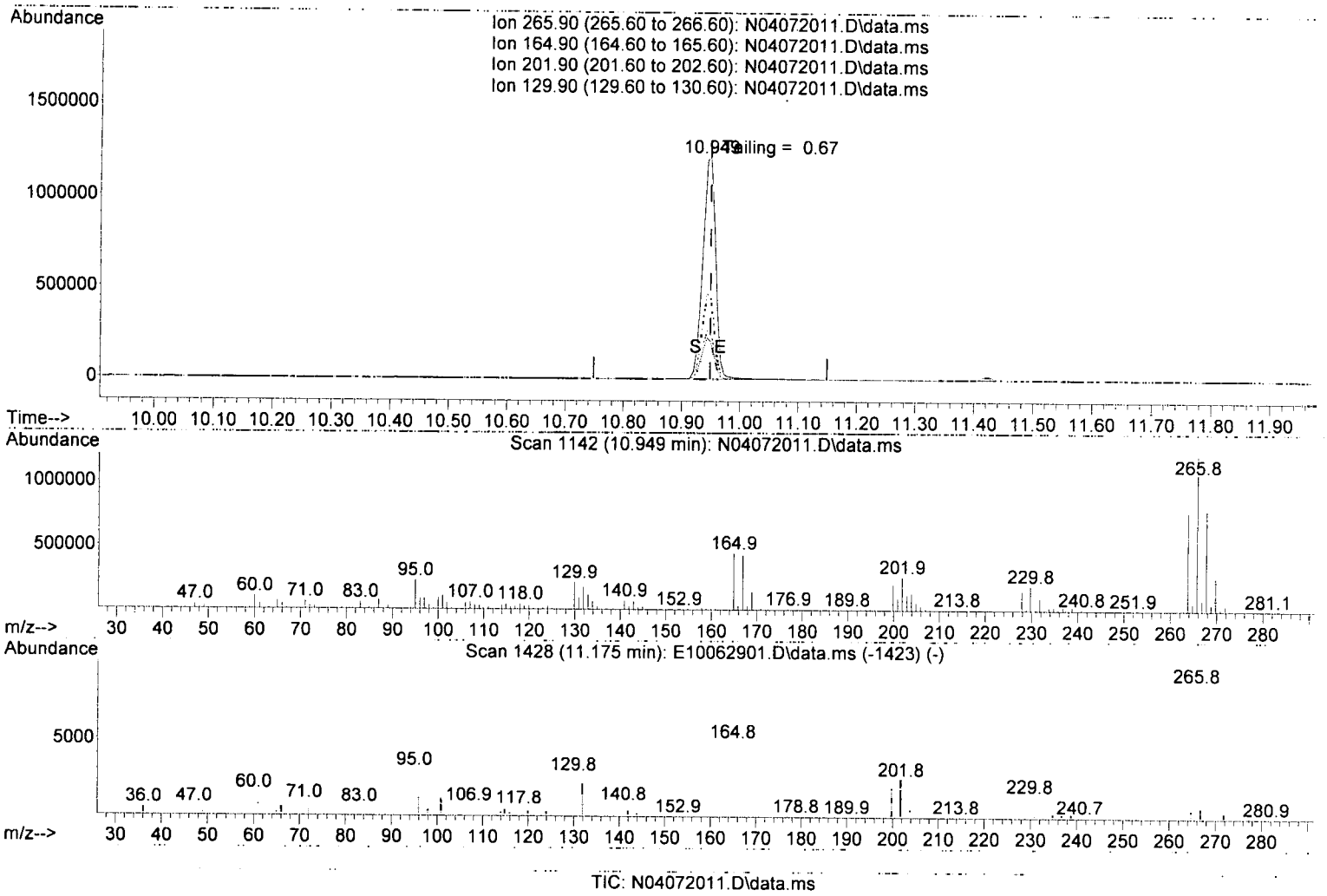

(4) Pentachlorophenol

10.949min (0.000) 48.09 ug/mL

response 1845493

Ion	Exp%	Act%
265.90	100.00	100.00
164.90	50.60	36.50
201.90	25.80	21.24
129.90	27.30	17.26

JH 4/8/20

Quantitation Report (Qedit)

Data Path : N:\data\2020-04\0D07056\
Data File : N04072011.D
Acq On : 07 Apr 2020 16:40
Operator : JK/ AMS/ DTH
Sample : 0D07056-TUN1
Misc : 1x, A20C407 DFTPP @ 45
ALS Vial : 1 Sample Multiplier: 1
DataAcq Meth:DFTPP.M

Quant Time: Apr 08 09:38:32 2020
Quant Method : N:\methods\DFTPP.M
Quant Title : 8270 DFTPP Tune Method
QLast Update : Wed Apr 08 09:38:16 2020
Response via : Initial Calibration
InstName : SV-GCMS14

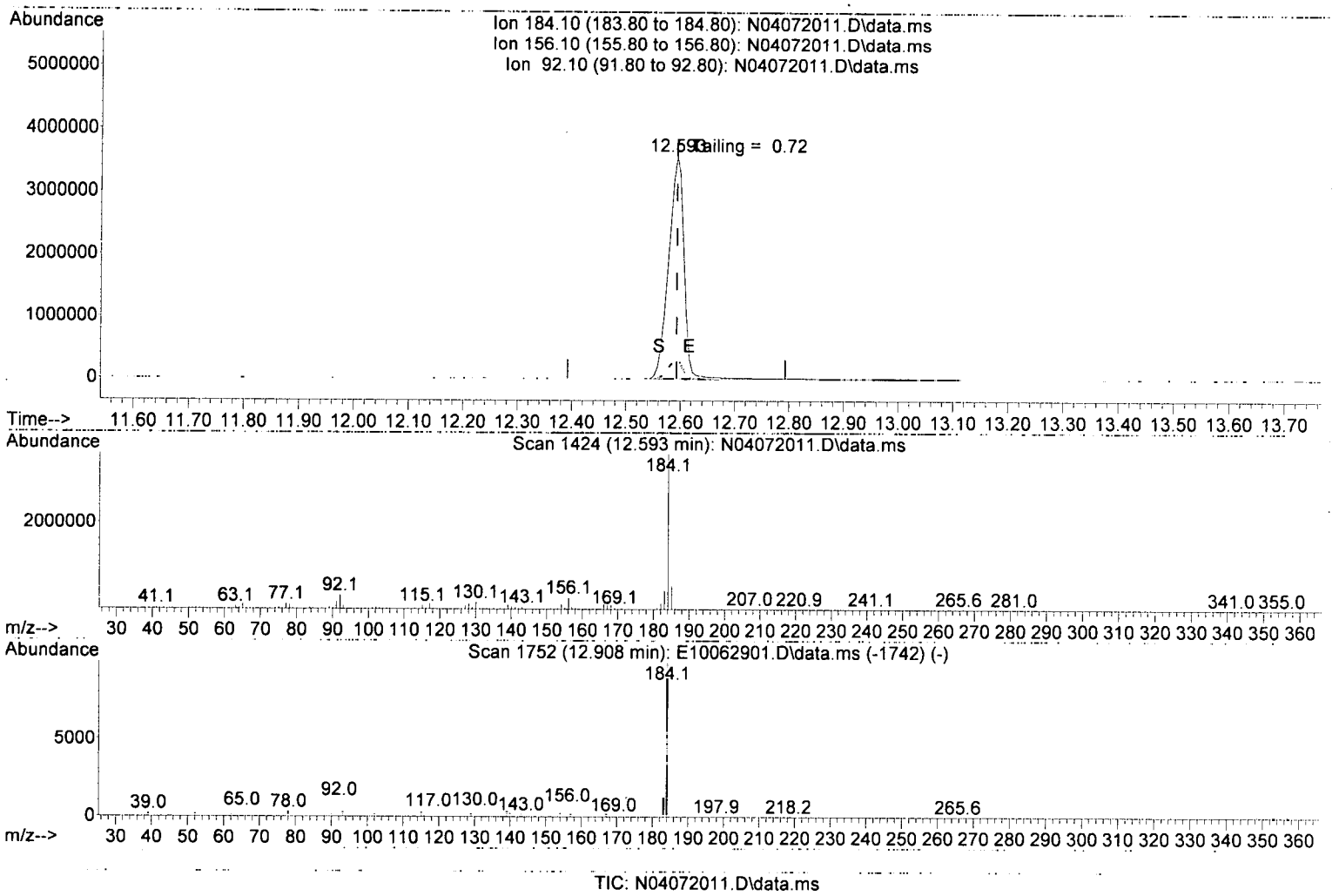

(7) Benzidine

12.593min (0.000) 26.02 ug/mL

response 7014847

Ion	Exp%	Act%
184.10	100.00	100.00
156.10	8.50	7.22
92.10	8.20	8.66
0.00	0.00	0.00

4/8/20

DDT Breakdown Check (Validated 5/1/2013)

From:
0D07056-TUN1
SV-GCMS14

First Column Area Counts		Percent Breakdown	
DDE	341628		
DDD	396978		
DDT	24135849	2.97	PASS

J
GK 4/8/20

Breakdown must be less than 20% to accept sample data.

Quantitation Report (Not Reviewed)

Data Path : N:\data\2020-04\0D07056\
Data File : N04072011.D
Acq On : 07 Apr 2020 16:40
Operator : JK/ AMS/ DTH
Sample : 0D07056-TUN1
Misc : 1x, A20C407 DFTPP @ 45
ALS Vial : 1 Sample Multiplier: 1
DataAcq Meth:DFTPP.M

Quant Time: Apr 08 09:38:32 2020
Quant Method : N:\methods\DFTPP.M
Quant Title : 8270 DFTPP Tune Method
QLast Update : Wed Apr 08 09:38:16 2020
Response via : Initial Calibration
InstName : SV-GCMS14



Quantitation Report (Not Reviewed)

Data Path : N:\data\2020-04\0D07056\
Data File : N04072012.D
Acq On : 07 Apr 2020 17:07
Operator : JK/ AMS/ DTH
Sample : 0D07056-ICB1
Misc : 1x, DCM+ISTD
ALS Vial : 2 Sample Multiplier: 1
DataAcq Meth:LVI14_BNA_ACQ.M

Quant Time: Apr 08 09:41:04 2020
Quant Method : N:\methods\SV14_040720_PAH.M
Quant Title : EPA 8270D: Semivolatile Organics
QLast Update : Wed Apr 08 09:40:52 2020
Response via : Initial Calibration
InstName : SV-GCMS14

JK 4/8/20

Compound	R.T.	QIon	Response	Conc	Units	Dev(Min)
Internal Standards						
1) Naphthalene-d8 (ISTD)	7.906	136	278751	100.00	ng/ml	0.00
9) Acenaphthene-d10 (ISTD)	9.661	162	161180	100.00	ng/ml	0.00
16) Phenanthrene-d10 (ISTD)	11.165	188	252730	100.00	ng/ml	0.00
23) Chrysene-d12 (ISTD)	14.942	240	175674	100.00	ng/ml	0.00
28) Perylene-d12 (ISTD)	18.410	264	149144	100.00	ng/ml	0.00
35) Dibenz(a,h)Anthrcene-d...	20.788	292	126750	100.00	ng/ml	0.00
System Monitoring Compounds						
2) Nitrobenzene-d5 (Surr)	7.201	82	178	0.29	ng/ml	0.00
10) 2-Fluorobiphenyl (Surr)	8.973	172	248	0.09	ng/ml	0.00
25) Terphenyl-d14 (Surr)	12.954	244	284	0.17	ng/ml	0.00
Target Compounds						Qvalue
3) Decalin	0.000		0	N.D.		
4) Naphthalene	7.936	128	452	N.D.		
5) 2-Methylnaphthalene	8.612	142	80	N.D.		
6) 1-Methylnaphthalene	0.000		0	N.D.		
7) 1,1'-Biphenyl	9.078	154	289	N.D.		
8) 2,6-Dimethylnaphthalene	0.000		0	N.D.		
11) Acenaphthylene	9.521	152	86	N.D.		
12) Acenaphthene	0.000		0	N.D.		
13) Dibenzofuran	9.865	168	94	N.D.		
14) 1,6,7-Trimethylnaphtha...	10.075	170	51	N.D.		
15) Fluorene	10.215	166	103	N.D.		
17) Dibenzothiopene	11.066	184	278	N.D.		
18) Phenanthrene	11.188	178	313	N.D.		
19) Anthracene	11.188	178	300	N.D.		
20) Carbazole	11.398	167	106	N.D.		
21) 1-Methylphenanthrene	11.818	192	50	N.D.		
22) Fluoranthene	12.459	202	59	N.D.		
24) Pyrene	12.750	202	69	N.D.		
26) Benz(a)anthracene	14.942	228	504	N.D.		
27) Chrysene	14.994	228	96	N.D.		
29) Benzo(b)fluoranthene	0.000		0	N.D.		
30) Benzo(k)fluoranthene	0.000		0	N.D.		
31) Benzo(b+k)fluoranthene	0.000		0	N.D.		
32) Benzo(e)pyrene	18.410	252	471	N.D.		
33) Benzo(a)pyrene	0.000		0	N.D.		
34) Perylene	18.474	252	71	N.D.		
36) Indeno(1,2,3-cd)Pyrene	20.788	276	97	N.D.		
37) Dibenz(a,h)anthracene	0.000		0	N.D.		
38) Benzo(g,h,i)perylene	0.000		0	N.D.		

(#) = qualifier out of range (m) = manual integration (+) = signals summed

Quantitation Report (Not Reviewed)

Data Path : N:\data\2020-04\0D07056\
Data File : N04072012.D
Acq On : 07 Apr 2020 17:07
Operator : JK/ AMS/ DTH
Sample : 0D07056-ICB1
Misc : 1x, DCM+ISTD
ALS Vial : 2 Sample Multiplier: 1
DataAcq Meth:LVI14_BNA_ACQ.M

Quant Time: Apr 08 09:41:04 2020
Quant Method : N:\methods\SV14_040720_PAH.M
Quant Title : EPA 8270D: Semivolatile Organics
QLast Update : Wed Apr 08 09:40:52 2020
Response via : Initial Calibration
InstName : SV-GCMS14

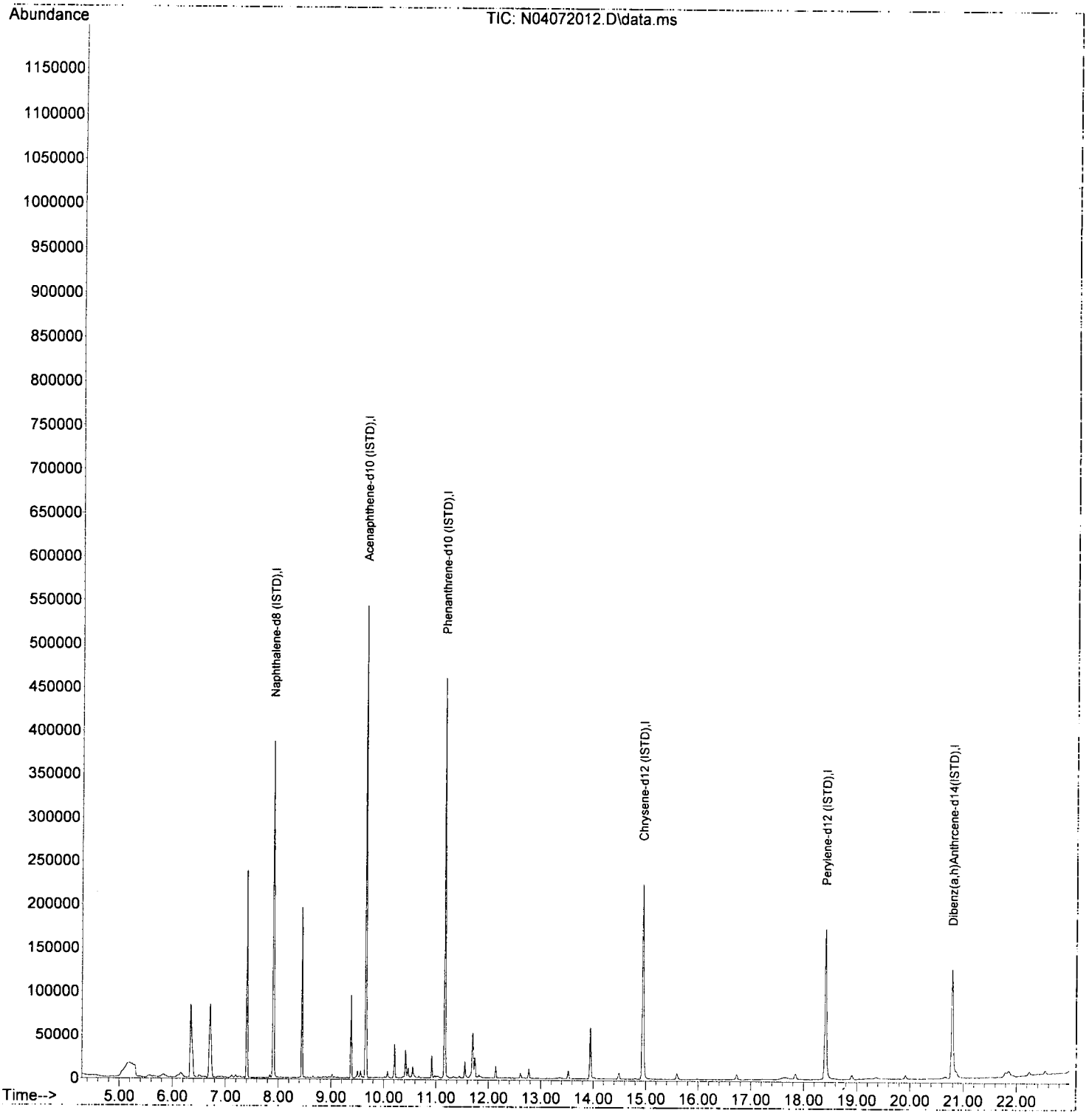

Quantitation Report (Not Reviewed)

Data Path : N:\data\2020-04\0D07056\
Data File : N04072012.D
Acq On : 07 Apr 2020 17:07
Operator : JK/ AMS/ DTH
Sample : 0D07056-ICB1
Misc : 1x, DCM+ISTD
ALS Vial : 2 Sample Multiplier: 1
DataAcq Meth:LVI14_BNA_ACQ.M

Final Reqmnt

Quant Time: Apr 08 10:25:50 2020
Quant Method : N:\methods\SV14_040720_PAH.M
Quant Title : EPA 8270D: Semivolatile Organics
QLast Update : Wed Apr 08 10:01:43 2020
Response via : Initial Calibration
InstName : SV-GCMS14

JR 4/8/20

Compound	R.T.	QIon	Response	Conc Units	Dev(Min)
Internal Standards					
1) Naphthalene-d8 (ISTD)	7.906	136	278751	100.00 ng/ml	0.00
9) Acenaphthene-d10 (ISTD)	9.661	162	161180	100.00 ng/ml	0.00
16) Phenanthrene-d10 (ISTD)	11.165	188	252730	100.00 ng/ml	0.00
23) Chrysene-d12 (ISTD)	14.942	240	175674	100.00 ng/ml	0.00
28) Perylene-d12 (ISTD)	18.410	264	149144	100.00 ng/ml	0.00
35) Dibenz(a,h)Anthrcene-d...	20.788	292	126750	100.00 ng/ml	0.00
System Monitoring Compounds					
2) Nitrobenzene-d5 (Surr)	7.201	82	178	0.20 ng/ml	0.00
10) 2-Fluorobiphenyl (Surr)	8.973	172	248	0.10 ng/ml	0.00
25) Terphenyl-d14 (Surr)	12.954	244	284	0.17 ng/ml	0.00
Target Compounds					Qvalue
3) Decalin	0.000		0	N.D.	
4) Naphthalene	7.936	128	452	N.D.	
5) 2-Methylnaphthalene	8.612	142	80	N.D.	
6) 1-Methylnaphthalene	0.000		0	N.D.	
7) 1,1'-Biphenyl	9.078	154	289	N.D.	
8) 2,6-Dimethylnaphthalene	0.000		0	N.D.	
11) Acenaphthylene	9.521	152	86	N.D.	
12) Acenaphthene	0.000		0	N.D.	
13) Dibenzofuran	9.865	168	94	N.D.	
14) 1,6,7-Trimethylnaphtha...	10.075	170	51	N.D.	
15) Fluorene	10.215	166	103	N.D.	
17) Dibenzothiopene	11.066	184	278	N.D.	
18) Phenanthrene	11.188	178	313	N.D.	
19) Anthracene	11.188	178	300	N.D.	
20) Carbazole	11.398	167	106	N.D.	
21) 1-Methylphenanthrene	11.818	192	50	N.D.	
22) Fluoranthene	12.459	202	59	N.D.	
24) Pyrene	12.750	202	69	N.D.	
26) Benz(a)anthracene	14.942	228	504	N.D.	
27) Chrysene	14.994	228	96	N.D.	
29) Benzo(b)fluoranthene	0.000		0	N.D.	
30) Benzo(k)fluoranthene	0.000		0	N.D.	
31) Benzo(b+k)fluoranthene	0.000		0	N.D.	
32) Benzo(e)pyrene	18.410	252	471	N.D.	
33) Benzo(a)pyrene	0.000		0	N.D.	
34) Perylene	18.474	252	71	N.D.	
36) Indeno(1,2,3-cd)Pyrene	20.788	276	97	N.D.	
37) Dibenz(a,h)anthracene	0.000		0	N.D.	
38) Benzo(g,h,i)perylene	0.000		0	N.D.	

(#) = qualifier out of range (m) = manual integration (+) = signals summed

Quantitation Report (Not Reviewed)

Data Path : N:\data\2020-04\0D07056\
Data File : N04072012.D
Acq On : 07 Apr 2020 17:07
Operator : JK/ AMS/ DTH
Sample : 0D07056-ICB1
Misc : 1x, DCM+ISTD
ALS Vial : 2 Sample Multiplier: 1
DataAcq Meth:LVI14_BNA_ACQ.M

Quant Time: Apr 08 10:25:50 2020
Quant Method : N:\methods\SV14_040720_PAH.M
Quant Title : EPA 8270D: Semivolatile Organics
QLast Update : Wed Apr 08 10:01:43 2020
Response via : Initial Calibration
InstName : SV-GCMS14

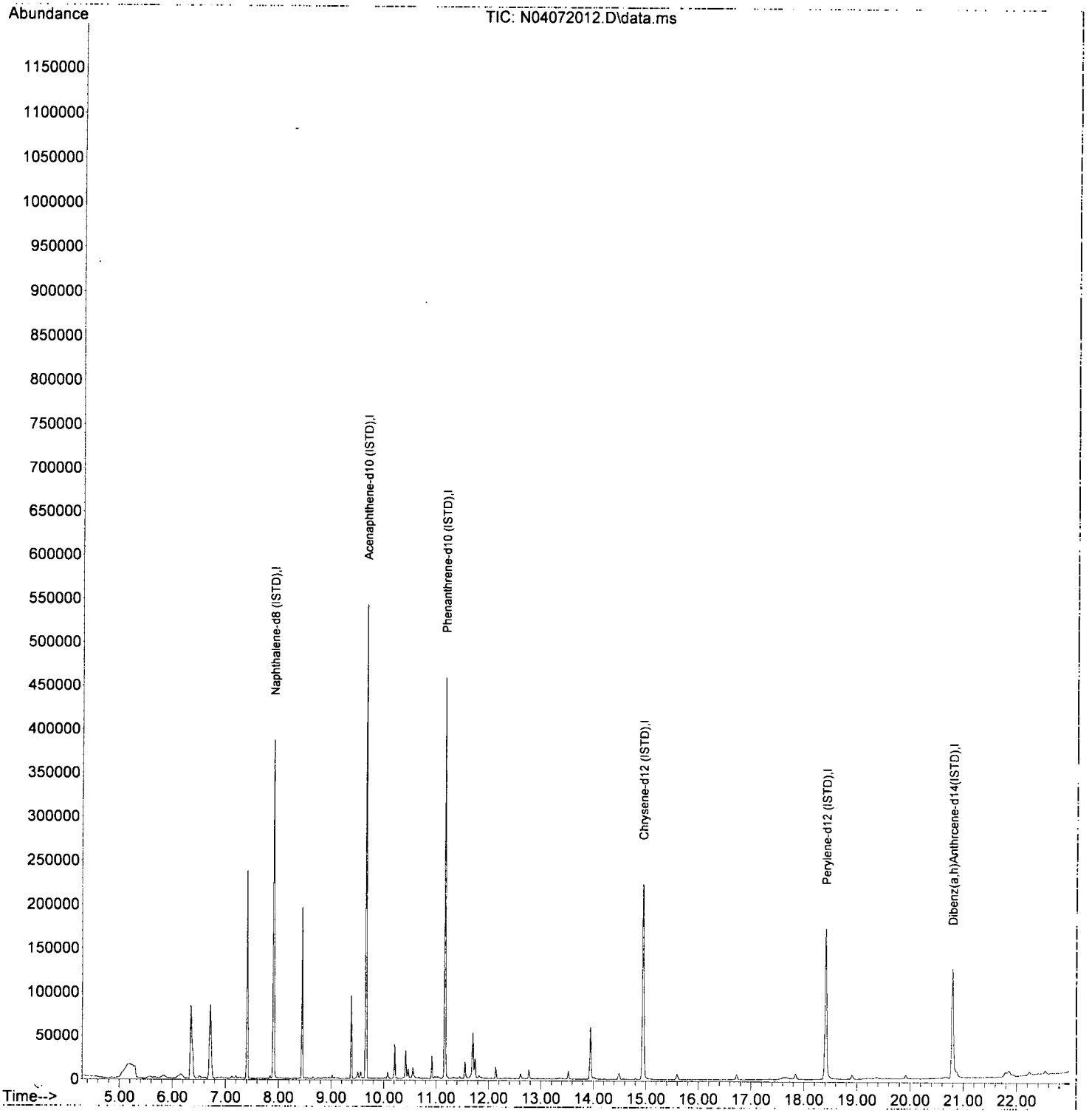

Quantitation Report (Not Reviewed)

Data Path : N:\data\2020-04\0D07056\
Data File : N04072013.D
Acq On : 07 Apr 2020 17:38
Operator : JK/ AMS/ DTH
Sample : 0D07056-CAL1
Misc : 1x, A20C467@1PPB
ALS Vial : 3 Sample Multiplier: 1
DataAcq Meth:LVI14_BNA_ACQ.M

Quant Time: Apr 08 09:41:13 2020
Quant Method : N:\methods\SV14_040720_PAH.M
Quant Title : EPA 8270D: Semivolatile Organics
QLast Update : Wed Apr 08 09:40:52 2020
Response via : Initial Calibration
InstName : SV-GCMS14

JK 4/8/20

Compound	R.T.	QIon	Response	Conc	Units	Dev(Min)
Internal Standards						
1) Naphthalene-d8 (ISTD)	7.906	136	243074	100.00	ng/ml	0.00
9) Acenaphthene-d10 (ISTD)	9.661	162	149679	100.00	ng/ml	0.00
16) Phenanthrene-d10 (ISTD)	11.165	188	271576	100.00	ng/ml	0.00
23) Chrysene-d12 (ISTD)	14.947	240	224745	100.00	ng/ml	0.00
28) Perylene-d12 (ISTD)	18.410	264	189170	100.00	ng/ml	0.00
35) Dibenz(a,h)Anthrcene-d...	20.788	292	160677	100.00	ng/ml	0.00
System Monitoring Compounds						
2) Nitrobenzene-d5 (Surr)	7.207	82	840	1.54	ng/ml	0.00
10) 2-Fluorobiphenyl (Surr)	8.973	172	2174	0.85	ng/ml	0.00
25) Terphenyl-d14 (Surr)	12.954	244	2235	1.05	ng/ml	0.00
Target Compounds						Qvalue
3) Decalin	7.382	138	130	0.74	ng/ml	85
4) Naphthalene	7.930	128	2892	1.10	ng/ml	97
5) 2-Methylnaphthalene	8.612	142	1659	0.99	ng/ml	97
6) 1-Methylnaphthalene	8.711	142	1756	1.10	ng/ml	94
7) 1,1'-Biphenyl	9.078	154	2427	1.13	ng/ml	93
8) 2,6-Dimethylnaphthalene	9.235	156	1477	1.10	ng/ml	95
11) Acenaphthylene	9.515	152	2466	0.95	ng/ml	96
12) Acenaphthene	9.696	153	2085	1.07	ng/ml	97
13) Dibenzofuran	9.865	168	2370	0.85	ng/ml	95
14) 1,6,7-Trimethylnaphtha...	10.075	170	1667	1.01	ng/ml	71
15) Fluorene	10.215	166	2108	1.11	ng/ml	94
17) Dibenzothiopene	11.060	184	2936	1.07	ng/ml	96
18) Phenanthrene	11.188	178	3463	1.12	ng/ml	98
19) Anthracene	11.240	178	2627	1.03	ng/ml	95
20) Carbazole	11.398	167	2085	0.98	ng/ml	95
21) 1-Methylphenanthrene	11.817	192	1983	0.99	ng/ml	94
22) Fluoranthene	12.459	202	2793	0.97	ng/ml	100
24) Pyrene	12.750	202	2915	1.07	ng/ml	96
26) Benz(a)anthracene	14.924	228	2758	1.22	ng/ml	95
27) Chrysene	15.006	228	2483	1.04	ng/ml	99
29) Benzo(b)fluoranthene	17.500	252	1958	1.00	ng/ml	94
30) Benzo(k)fluoranthene	17.564	252	1851	0.93	ng/ml	88
31) Benzo(b+k)fluoranthene	17.500	252	3809	1.84	ng/ml	92
32) Benzo(e)pyrene	18.147	252	1806	0.90	ng/ml	96
33) Benzo(a)pyrene	18.264	252	1158	1.01	ng/ml	93
34) Perylene	18.468	252	1518	0.72	ng/ml	96
36) Indeno(1,2,3-cd)Pyrene	20.788	276	1652	0.93	ng/ml	83
37) Dibenz(a,h)anthracene	20.858	278	1657	0.88	ng/ml	81
38) Benzo(g,h,i)perylene	21.318	276	1550	0.81	ng/ml	78

(#) = qualifier out of range (m) = manual integration (+) = signals summed

Quantitation Report (Not Reviewed)

Data Path : N:\data\2020-04\0D07056\
Data File : N04072013.D
Acq On : 07 Apr 2020 17:38
Operator : JK/ AMS/ DTH
Sample : 0D07056-CAL1
Misc : 1x, A20C467@1PPB
ALS Vial : 3 Sample Multiplier: 1
DataAcq Meth:LVI14_BNA_ACQ.M

Quant Time: Apr 08 09:41:13 2020
Quant Method : N:\methods\SV14_040720_PAH.M
Quant Title : EPA 8270D: Semivolatile Organics
QLast Update : Wed Apr 08 09:40:52 2020
Response via : Initial Calibration
InstName : SV-GCMS14

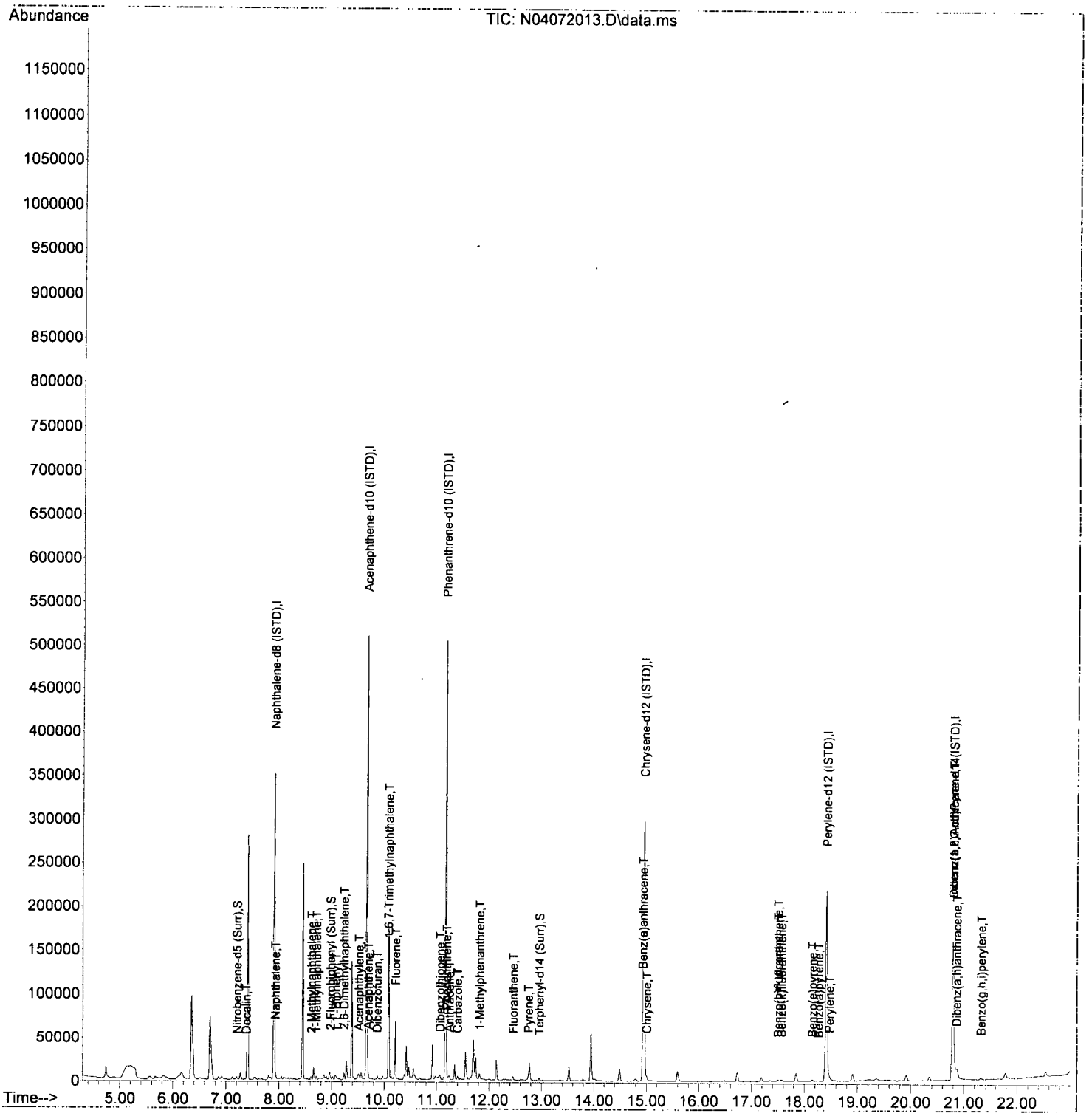

Quantitation Report (Not Reviewed)

Data Path : N:\data\2020-04\0D07056\
Data File : N04072014.D
Acq On : 07 Apr 2020 18:10
Operator : JK/ AMS/ DTH
Sample : 0D07056-CAL2
Misc : 1x, A20C468@2PPB
ALS Vial : 4 Sample Multiplier: 1
DataAcq Meth:LVI14_BNA_ACQ.M

Quant Time: Apr 08 09:41:17 2020
Quant Method : N:\methods\SV14_040720_PAH.M
Quant Title : EPA 8270D: Semivolatile Organics
QLast Update : Wed Apr 08 09:40:52 2020
Response via : Initial Calibration
InstName : SV-GCMS14

JK 4/8/20

Compound	R.T.	QIon	Response	Conc	Units	Dev(Min)
Internal Standards						
1) Naphthalene-d8 (ISTD)	7.906	136	243705	100.00	ng/ml	0.00
9) Acenaphthene-d10 (ISTD)	9.661	162	135566	100.00	ng/ml	0.00
16) Phenanthrene-d10 (ISTD)	11.165	188	223200	100.00	ng/ml	0.00
23) Chrysene-d12 (ISTD)	14.942	240	187464	100.00	ng/ml	0.00
28) Perylene-d12 (ISTD)	18.410	264	158010	100.00	ng/ml	0.00
35) Dibenz(a,h)Anthrcene-d...	20.788	292	141496	100.00	ng/ml	0.00
System Monitoring Compounds						
2) Nitrobenzene-d5 (Surr)	7.207	82	1542	2.82	ng/ml	0.00
10) 2-Fluorobiphenyl (Surr)	8.973	172	4191	1.81	ng/ml	0.00
25) Terphenyl-d14 (Surr)	12.954	244	3444	1.94	ng/ml	0.00
Target Compounds						Qvalue
3) Decalin	7.382	138	340	1.93	ng/ml	94
4) Naphthalene	7.924	128	5600	2.13	ng/ml	97
5) 2-Methylnaphthalene	8.612	142	3410	2.04	ng/ml	96
6) 1-Methylnaphthalene	8.711	142	3462	2.16	ng/ml	95
7) 1,1'-Biphenyl	9.078	154	4239	1.96	ng/ml	96
8) 2,6-Dimethylnaphthalene	9.235	156	2853	2.11	ng/ml	97
11) Acenaphthylene	9.515	152	4668	1.98	ng/ml	99
12) Acenaphthene	9.696	153	3799	2.14	ng/ml	97
13) Dibenzofuran	9.865	168	4370	1.72	ng/ml	94
14) 1,6,7-Trimethylnaphtha...	10.075	170	2754	1.85	ng/ml	82
15) Fluorene	10.215	166	3434	2.00	ng/ml	96
17) Dibenzothiopene	11.060	184	4432	1.97	ng/ml	96
18) Phenanthrene	11.188	178	5324	2.10	ng/ml	99
19) Anthracene	11.240	178	3785	1.81	ng/ml	98
20) Carbazole	11.398	167	3308	1.90	ng/ml	96
21) 1-Methylphenanthrene	11.817	192	3257	1.97	ng/ml	99
22) Fluoranthene	12.459	202	4694	1.97	ng/ml	97
24) Pyrene	12.750	202	4749	2.10	ng/ml	99
26) Benz(a)anthracene	14.924	228	4134	2.18	ng/ml	95
27) Chrysene	15.000	228	4350	2.18	ng/ml	99
29) Benzo(b)fluoranthene	17.500	252	3031	1.86	ng/ml	95
30) Benzo(k)fluoranthene	17.564	252	2864	1.71	ng/ml	91
31) Benzo(b+k)fluoranthene	17.500	252	6349	3.66	ng/ml	93
32) Benzo(e)pyrene	18.147	252	3379	2.01	ng/ml	92
33) Benzo(a)pyrene	18.264	252	2009	1.85	ng/ml	98
34) Perylene	18.468	252	2648	1.49	ng/ml	98
36) Indeno(1,2,3-cd)Pyrene	20.788	276	2847	1.81	ng/ml	95
37) Dibenz(a,h)anthracene	20.852	278	2764	1.66	ng/ml	84
38) Benzo(g,h,i)perylene	21.318	276	2738	1.62	ng/ml	80

(#) = qualifier out of range (m) = manual integration (+) = signals summed

Quantitation Report (Not Reviewed)

Data Path : N:\data\2020-04\0D07056\
Data File : N04072014.D
Acq On : 07 Apr 2020 18:10
Operator : JK/ AMS/ DTH
Sample : 0D07056-CAL2
Misc : 1x, A20C468@2PPB
ALS Vial : 4 Sample Multiplier: 1
DataAcq Meth:LVI14_BNA_ACQ.M

Quant Time: Apr 08 09:41:17 2020
Quant Method : N:\methods\SV14_040720_PAH.M
Quant Title : EPA 8270D: Semivolatile Organics
QLast Update : Wed Apr 08 09:40:52 2020
Response via : Initial Calibration
InstName : SV-GCMS14

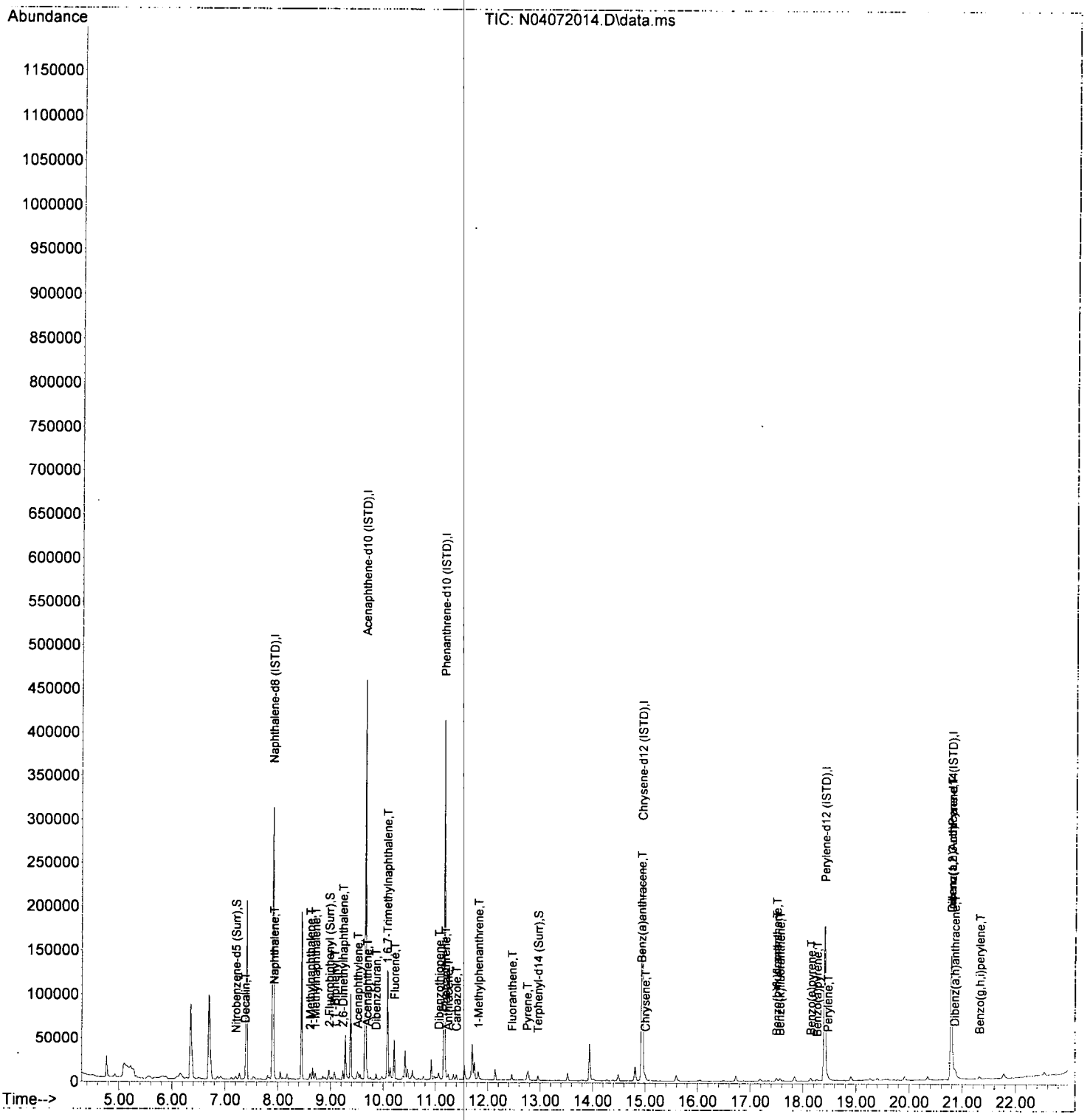

Quantitation Report (Not Reviewed)

Data Path : N:\data\2020-04\0D07056\
Data File : N04072015.D
Acq On : 07 Apr 2020 18:42
Operator : JK/ AMS/ DTH
Sample : 0D07056-CAL3
Misc : 1x, A20C469@5PPB
ALS Vial : 5 Sample Multiplier: 1
DataAcq Meth:LVI14_BNA_ACQ.M

Quant Time: Apr 08 09:41:21 2020
Quant Method : N:\methods\SV14_040720_PAH.M
Quant Title : EPA 8270D: Semivolatile Organics
QLast Update : Wed Apr 08 09:40:52 2020
Response via : Initial Calibration
InstName : SV-GCMS14

JL 4/8/20

Compound	R.T.	QIon	Response	Conc Units	Dev(Min)
Internal Standards					
1) Naphthalene-d8 (ISTD)	7.906	136	254846	100.00 ng/ml	0.00
9) Acenaphthene-d10 (ISTD)	9.661	162	131499	100.00 ng/ml	0.00
16) Phenanthrene-d10 (ISTD)	11.165	188	216520	100.00 ng/ml	0.00
23) Chrysene-d12 (ISTD)	14.947	240	206205	100.00 ng/ml	0.00
28) Perylene-d12 (ISTD)	18.410	264	181653	100.00 ng/ml	0.00
35) Dibenz(a,h)Anthrcene-d...	20.788	292	160102	100.00 ng/ml	0.00
System Monitoring Compounds					
2) Nitrobenzene-d5 (Surr)	7.207	82	4141	7.25 ng/ml	0.00
10) 2-Fluorobiphenyl (Surr)	8.973	172	10979	4.88 ng/ml	0.00
25) Terphenyl-d14 (Surr)	12.954	244	9709	4.96 ng/ml	0.00
Target Compounds					Qvalue
3) Decalin	7.382	138	1190	6.44 ng/ml	96
4) Naphthalene	7.924	128	14431	5.25 ng/ml	100
5) 2-Methylnaphthalene	8.612	142	9092	5.20 ng/ml	96
6) 1-Methylnaphthalene	8.711	142	8964	5.36 ng/ml	95
7) 1,1'-Biphenyl	9.072	154	10903	4.83 ng/ml	98
8) 2,6-Dimethylnaphthalene	9.235	156	7289	5.16 ng/ml	98
11) Acenaphthylene	9.515	152	11532	5.05 ng/ml	97
12) Acenaphthene	9.696	153	9358	5.45 ng/ml	99
13) Dibenzofuran	9.865	168	10882	4.42 ng/ml	95
14) 1,6,7-Trimethylnaphtha...	10.075	170	6797	4.71 ng/ml	100
15) Fluorene	10.215	166	8294	4.97 ng/ml	98
17) Dibenzothiopene	11.066	184	10769	4.94 ng/ml	96
18) Phenanthrene	11.188	178	13195	5.37 ng/ml	98
19) Anthracene	11.240	178	9521	4.68 ng/ml	99
20) Carbazole	11.398	167	8731	5.17 ng/ml	97
21) 1-Methylphenanthrene	11.817	192	8102	5.06 ng/ml	98
22) Fluoranthene	12.459	202	11760	5.10 ng/ml	96
24) Pyrene	12.750	202	12228	4.91 ng/ml	99
26) Benz(a)anthracene	14.924	228	10093	4.85 ng/ml	98
27) Chrysene	15.006	228	11149	5.09 ng/ml	97
29) Benzo(b)fluoranthene	17.500	252	8620	4.59 ng/ml	92
30) Benzo(k)fluoranthene	17.564	252	8275	4.31 ng/ml	93
31) Benzo(b+k)fluoranthene	17.500	252	18526	9.30 ng/ml	90
32) Benzo(e)pyrene	18.147	252	9139	4.73 ng/ml	97
33) Benzo(a)pyrene	18.264	252	5994	4.43 ng/ml	94
34) Perylene	18.468	252	8831	4.33 ng/ml	97
36) Indeno(1,2,3-cd)Pyrene	20.788	276	8244	4.64 ng/ml	86
37) Dibenz(a,h)anthracene	20.852	278	8753	4.64 ng/ml	85
38) Benzo(g,h,i)perylene	21.324	276	8418	4.41 ng/ml	84

(#) = qualifier out of range (m) = manual integration (+) = signals summed

Quantitation Report (Not Reviewed)

Data Path : N:\data\2020-04\0D07056\
Data File : N04072015.D
Acq On : 07 Apr 2020 18:42
Operator : JK/ AMS/ DTH
Sample : 0D07056-CAL3
Misc : 1x, A20C469@5PPB
ALS Vial : 5 Sample Multiplier: 1
DataAcq Meth:LVI14_BNA_ACQ.M

Quant Time: Apr 08 09:41:21 2020
Quant Method : N:\methods\SV14_040720_PAH.M
Quant Title : EPA 8270D: Semivolatile Organics
QLast Update : Wed Apr 08 09:40:52 2020
Response via : Initial Calibration
InstName : SV-GCMS14

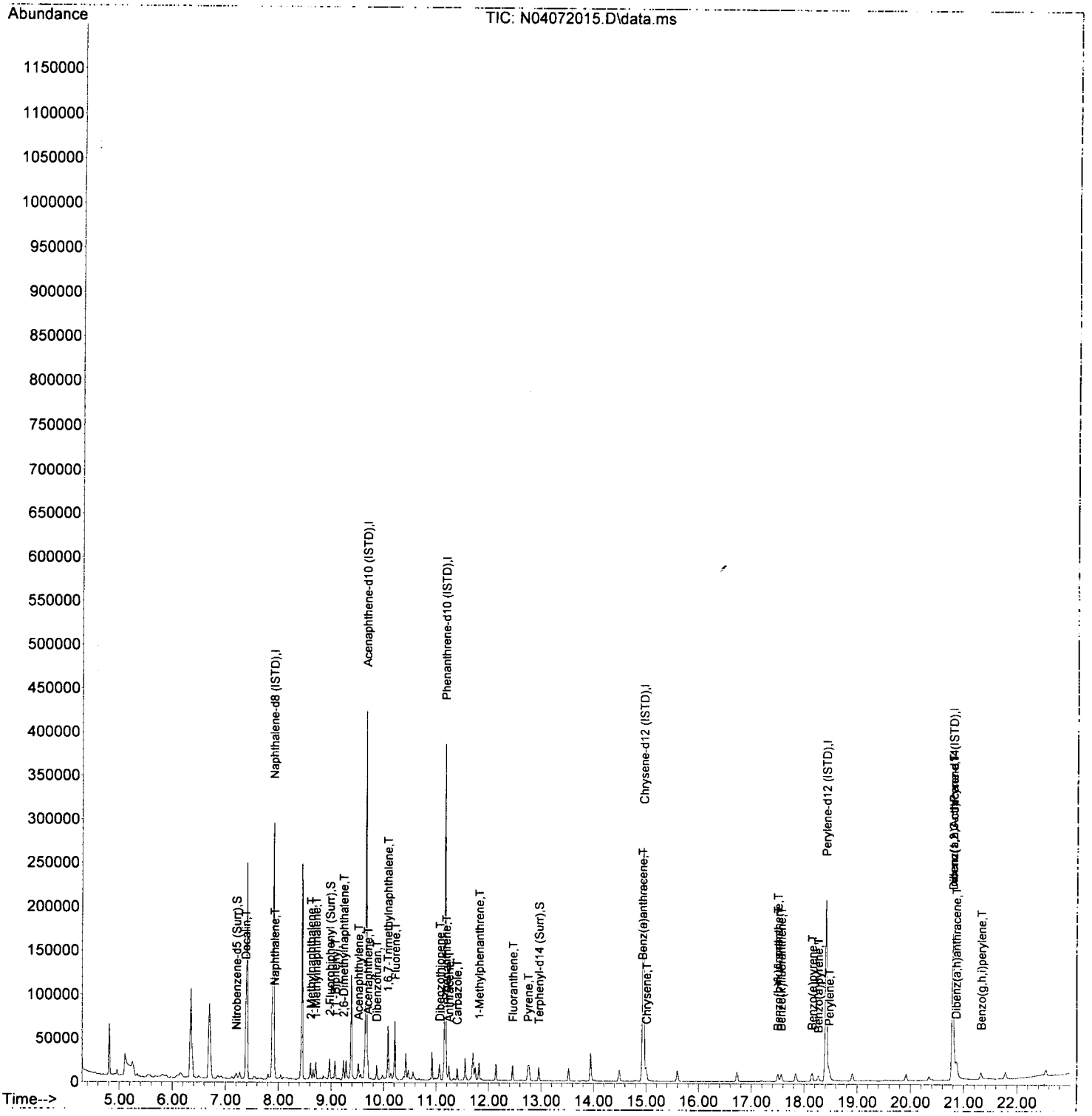

Quantitation Report (Not Reviewed)

Data Path : N:\data\2020-04\0D07056\
Data File : N04072016.D
Acq On : 07 Apr 2020 19:28
Operator : JK/ AMS/ DTH
Sample : 0D07056-CAL4
Misc : 1x, A20C470@10PPB
ALS Vial : 6 Sample Multiplier: 1
DataAcq Meth:LVI14_BNA_ACQ.M

Quant Time: Apr 08 09:41:25 2020
Quant Method : N:\methods\SV14_040720_PAH.M
Quant Title : EPA 8270D: Semivolatile Organics
QLast Update : Wed Apr 08 09:40:52 2020
Response via : Initial Calibration
InstName : SV-GCMS14

JJL 4/8/20

Compound	R.T.	QIon	Response	Conc	Units	Dev(Min)
Internal Standards						
1) Naphthalene-d8 (ISTD)	7.907	136	270985	100.00	ng/ml	0.00
9) Acenaphthene-d10 (ISTD)	9.661	162	140702	100.00	ng/ml	0.00
16) Phenanthrene-d10 (ISTD)	11.171	188	243789	100.00	ng/ml	0.00
23) Chrysene-d12 (ISTD)	14.953	240	224123	100.00	ng/ml	0.00
28) Perylene-d12 (ISTD)	18.416	264	205793	100.00	ng/ml	0.00
35) Dibenz(a,h)Anthrcene-d...	20.799	292	175208	100.00	ng/ml	0.00
System Monitoring Compounds						
2) Nitrobenzene-d5 (Surr)	7.207	82	7904	13.02	ng/ml	0.00
10) 2-Fluorobiphenyl (Surr)	8.973	172	22576	9.39	ng/ml	0.00
25) Terphenyl-d14 (Surr)	12.960	244	22061	10.37	ng/ml	0.00
Target Compounds						Qvalue
3) Decalin	7.382	138	2225	11.33	ng/ml	85
4) Naphthalene	7.924	128	29903	10.23	ng/ml	99
5) 2-Methylnaphthalene	8.612	142	19067	10.25	ng/ml	97
6) 1-Methylnaphthalene	8.711	142	19186	10.78	ng/ml	95
7) 1,1'-Biphenyl	9.078	154	24176	10.07	ng/ml	98
8) 2,6-Dimethylnaphthalene	9.235	156	15846	10.55	ng/ml	95
11) Acenaphthylene	9.521	152	25120	10.28	ng/ml	97
12) Acenaphthene	9.696	153	19684	10.71	ng/ml	98
13) Dibenzofuran	9.871	168	23912	9.08	ng/ml	95
14) 1,6,7-Trimethylnaphtha...	10.081	170	14575	9.44	ng/ml	98
15) Fluorene	10.215	166	18241	10.21	ng/ml	98
17) Dibenzothiopene	11.066	184	24599	10.03	ng/ml	95
18) Phenanthrene	11.194	178	28266	10.22	ng/ml	100
19) Anthracene	11.246	178	22111	9.66	ng/ml	100
20) Carbazole	11.404	167	20204	10.62	ng/ml	98
21) 1-Methylphenanthrene	11.818	192	18661	10.35	ng/ml	97
22) Fluoranthene	12.459	202	27227	10.48	ng/ml	96
24) Pyrene	12.750	202	28915	10.69	ng/ml	98
26) Benz(a)anthracene	14.930	228	21888	9.67	ng/ml	98
27) Chrysene	15.012	228	23333	9.79	ng/ml	100
29) Benzo(b)fluoranthene	17.512	252	20389	9.58	ng/ml	92
30) Benzo(k)fluoranthene	17.576	252	20616	9.48	ng/ml	92
31) Benzo(b+k)fluoranthene	17.576	252	44218	19.60	ng/ml	92
32) Benzo(e)pyrene	18.159	252	21685	9.91	ng/ml	98
33) Benzo(a)pyrene	18.276	252	15453	9.75	ng/ml	96
34) Perylene	18.474	252	22348	9.68	ng/ml	99
36) Indeno(1,2,3-cd)Pyrene	20.799	276	18462	9.49	ng/ml	83
37) Dibenz(a,h)anthracene	20.864	278	18337	8.89	ng/ml	85
38) Benzo(g,h,i)perylene	21.330	276	18938	9.07	ng/ml	84

(#) = qualifier out of range (m) = manual integration (+) = signals summed

Quantitation Report (Not Reviewed)

Data Path : N:\data\2020-04\0D07056\
Data File : N04072016.D
Acq On : 07 Apr 2020 19:28
Operator : JK/ AMS/ DTH
Sample : 0D07056-CAL4
Misc : 1x, A20C470@10PPB
ALS Vial : 6 Sample Multiplier: 1
DataAcq Meth:LVI14_BNA_ACQ.M

Quant Time: Apr 08 09:41:25 2020
Quant Method : N:\methods\SV14_040720_PAH.M
Quant Title : EPA 8270D: Semivolatile Organics
QLast Update : Wed Apr 08 09:40:52 2020
Response via : Initial Calibration
InstName : SV-GCMS14

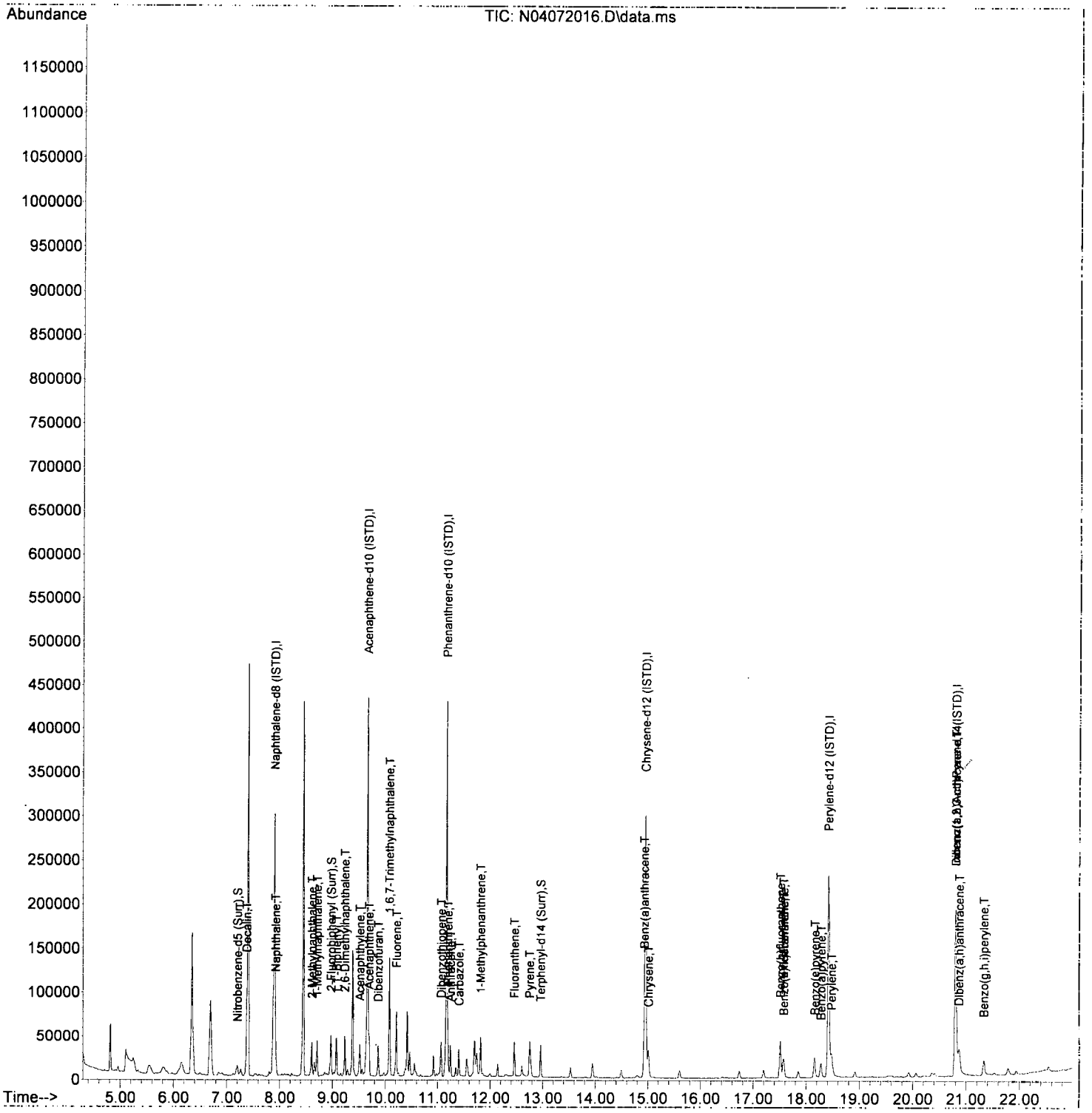

SV14_040720_PAH.M Wed Apr 08 09:41:26 2020 Page: 2

Quantitation Report (Not Reviewed)

Data Path : N:\data\2020-04\0D07056\
Data File : N04072017.D
Acq On : 07 Apr 2020 20:00
Operator : JK/ AMS/ DTH
Sample : 0D07056-CAL5
Misc : 1x, A20C471@20PPB
ALS Vial : 7 Sample Multiplier: 1
DataAcq Meth:LVI14_BNA_ACQ.M

Quant Time: Apr 08 09:41:30 2020
Quant Method : N:\methods\SV14_040720_PAH.M
Quant Title : EPA 8270D: Semivolatile Organics
QLast Update : Wed Apr 08 09:40:52 2020
Response via : Initial Calibration
InstName : SV-GCMS14

JK 4/8/20

Compound	R.T.	QIon	Response	Conc	Units	Dev(Min)
Internal Standards						
1) Naphthalene-d8 (ISTD)	7.906	136	258751	100.00	ng/ml	0.00
9) Acenaphthene-d10 (ISTD)	9.661	162	148424	100.00	ng/ml	0.00
16) Phenanthrene-d10 (ISTD)	11.165	188	266029	100.00	ng/ml	0.00
23) Chrysene-d12 (ISTD)	14.947	240	214808	100.00	ng/ml	0.00
28) Perylene-d12 (ISTD)	18.410	264	187485	100.00	ng/ml	0.00
35) Dibenz(a,h)Anthrcene-d...	20.794	292	149877	100.00	ng/ml	0.00
System Monitoring Compounds						
2) Nitrobenzene-d5 (Surr)	7.207	82	15766	27.20	ng/ml	0.00
10) 2-Fluorobiphenyl (Surr)	8.973	172	46527	18.34	ng/ml	0.00
25) Terphenyl-d14 (Surr)	12.960	244	43811	21.48	ng/ml	0.00
Target Compounds						Qvalue
3) Decalin	7.382	138	3947	21.05	ng/ml	88
4) Naphthalene	7.924	128	57019	20.43	ng/ml	99
5) 2-Methylnaphthalene	8.612	142	37992	21.38	ng/ml	97
6) 1-Methylnaphthalene	8.711	142	38641	22.75	ng/ml	97
7) 1,1'-Biphenyl	9.078	154	49046	21.39	ng/ml	97
8) 2,6-Dimethylnaphthalene	9.235	156	33645	23.45	ng/ml	95
11) Acenaphthylene	9.521	152	55074	21.36	ng/ml	99
12) Acenaphthene	9.696	153	41060	21.17	ng/ml	99
13) Dibenzofuran	9.865	168	50939	18.34	ng/ml	95
14) 1,6,7-Trimethylnaphtha...	10.081	170	33116	20.32	ng/ml	97
15) Fluorene	10.215	166	39965	21.21	ng/ml	99
17) Dibenzothiopene	11.066	184	54876	20.51	ng/ml	95
18) Phenanthrene	11.188	178	61279	20.30	ng/ml	100
19) Anthracene	11.240	178	51771	20.73	ng/ml	100
20) Carbazole	11.398	167	44104	21.24	ng/ml	99
21) 1-Methylphenanthrene	11.817	192	41436	21.06	ng/ml	100
22) Fluoranthene	12.459	202	58425	20.61	ng/ml	96
24) Pyrene	12.750	202	61609	23.77	ng/ml	99
26) Benz(a)anthracene	14.924	228	41414	19.09	ng/ml	100
27) Chrysene	15.006	228	46060	20.17	ng/ml	99
29) Benzo(b)fluoranthene	17.506	252	37506	19.35	ng/ml	94
30) Benzo(k)fluoranthene	17.570	252	38178	19.27	ng/ml	93
31) Benzo(b+k)fluoranthene	17.570	252	81846	39.81	ng/ml	93
32) Benzo(e)pyrene	18.153	252	41095	20.61	ng/ml	98
33) Benzo(a)pyrene	18.270	252	29191	19.83	ng/ml	96
34) Perylene	18.468	252	41934	19.94	ng/ml	98
36) Indeno(1,2,3-cd)Pyrene	20.794	276	32482	19.53	ng/ml	81
37) Dibenz(a,h)anthracene	20.858	278	32488	18.41	ng/ml	85
38) Benzo(g,h,i)perylene	21.324	276	34943	19.56	ng/ml	81

(#) = qualifier out of range (m) = manual integration (+) = signals summed

Quantitation Report (Not Reviewed)

Data Path : N:\data\2020-04\0D07056\
Data File : N04072017.D
Acq On : 07 Apr 2020 20:00
Operator : JK/ AMS/ DTH
Sample : 0D07056-CAL5
Misc : 1x, A20C471@20PPB
ALS Vial : 7 Sample Multiplier: 1
DataAcq Meth:LVI14_BNA_ACQ.M

Quant Time: Apr 08 09:41:30 2020
Quant Method : N:\methods\SV14_040720_PAH.M
Quant Title : EPA 8270D: Semivolatile Organics
QLast Update : Wed Apr 08 09:40:52 2020
Response via : Initial Calibration
InstName : SV-GCMS14

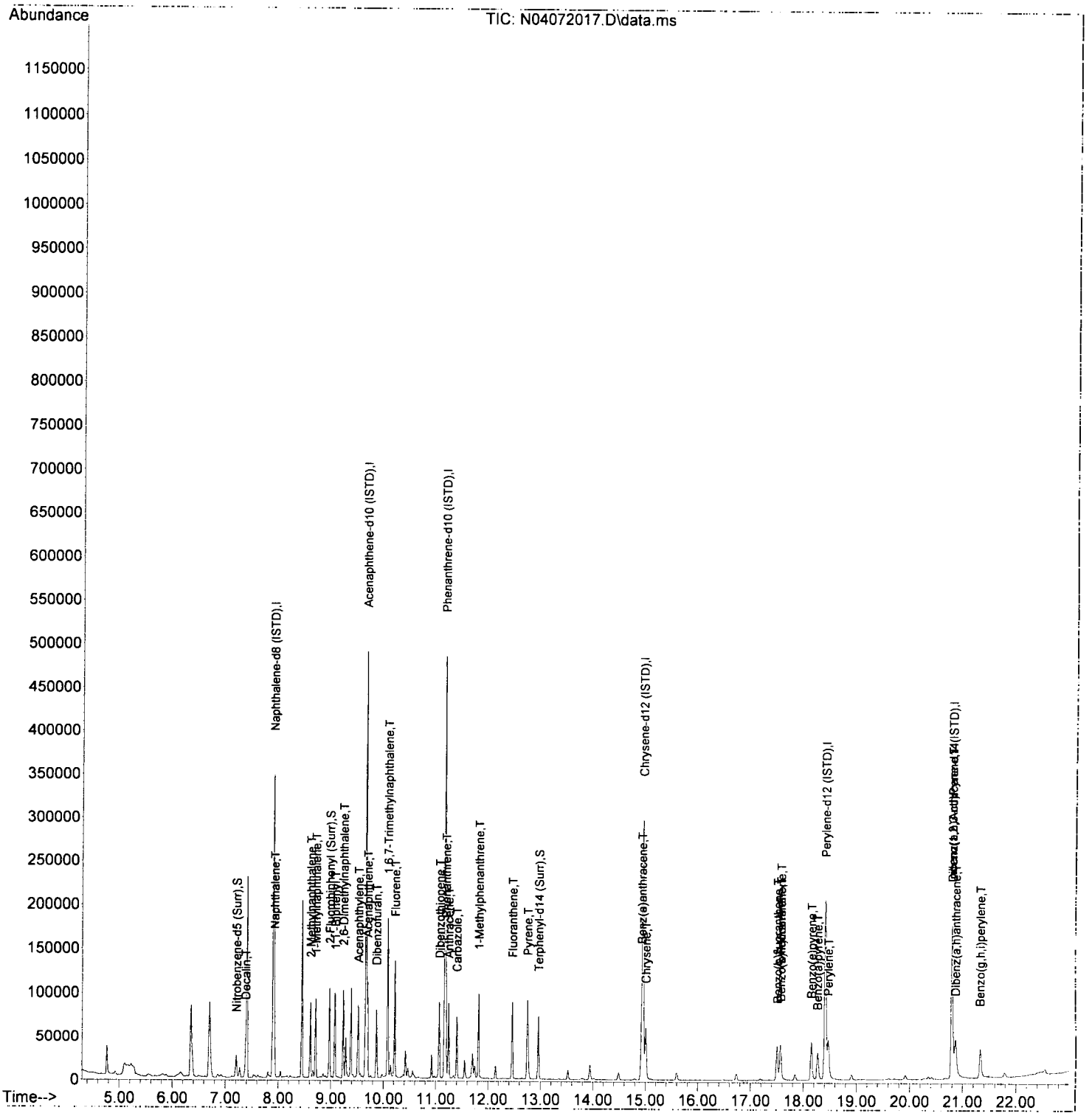

Quantitation Report (Not Reviewed)

Data Path : N:\data\2020-04\0D07056\
Data File : N04072018.D
Acq On : 07 Apr 2020 20:32
Operator : JK/ AMS/ DTH
Sample : 0D07056-CAL6
Misc : 1x, A20C472@50PPB
ALS Vial : 8 Sample Multiplier: 1
DataAcq Meth:LVI14_BNA_ACQ.M

Quant Time: Apr 08 09:41:35 2020
Quant Method : N:\methods\SV14_040720_PAH.M
Quant Title : EPA 8270D: Semivolatile Organics
QLast Update : Wed Apr 08 09:40:52 2020
Response via : Initial Calibration
InstName : SV-GCMS14

JK 4/8/20

Compound	R.T.	QIon	Response	Conc	Units	Dev(Min)
Internal Standards						
1) Naphthalene-d8 (ISTD)	7.906	136	265079	100.00	ng/ml	0.00
9) Acenaphthene-d10 (ISTD)	9.661	162	146492	100.00	ng/ml	0.00
16) Phenanthrene-d10 (ISTD)	11.165	188	242013	100.00	ng/ml	0.00
23) Chrysene-d12 (ISTD)	14.947	240	238949	100.00	ng/ml	0.00
28) Perylene-d12 (ISTD)	18.410	264	233103	100.00	ng/ml	0.00
35) Dibenz(a,h)Anthrcene-d...	20.794	292	190743	100.00	ng/ml	0.00
System Monitoring Compounds						
2) Nitrobenzene-d5 (Surr)	7.207	82	40026	67.41	ng/ml	0.00
10) 2-Fluorobiphenyl (Surr)	8.973	172	113161	45.19	ng/ml	0.00
25) Terphenyl-d14 (Surr)	12.960	244	115369	50.86	ng/ml	0.00
Target Compounds						Qvalue
3) Decalin	7.382	138	9951	51.81	ng/ml	86
4) Naphthalene	7.924	128	140541	49.16	ng/ml	99
5) 2-Methylnaphthalene	8.612	142	97673	53.66	ng/ml	97
6) 1-Methylnaphthalene	8.711	142	97197	55.85	ng/ml	97
7) 1,1'-Biphenyl	9.078	154	121079	51.55	ng/ml	97
8) 2,6-Dimethylnaphthalene	9.235	156	83485	56.81	ng/ml	96
11) Acenaphthylene	9.515	152	141318	55.54	ng/ml	99
12) Acenaphthene	9.696	153	100491	52.49	ng/ml	99
13) Dibenzofuran	9.865	168	120846	44.07	ng/ml	96
14) 1,6,7-Trimethylnaphtha...	10.080	170	77695	48.31	ng/ml	97
15) Fluorene	10.215	166	94350	50.73	ng/ml	98
17) Dibenzothiopene	11.066	184	124022	50.95	ng/ml	94
18) Phenanthrene	11.188	178	137147	49.93	ng/ml	99
19) Anthracene	11.240	178	115187	50.70	ng/ml	99
20) Carbazole	11.398	167	103743	54.92	ng/ml	98
21) 1-Methylphenanthrene	11.817	192	96368	53.84	ng/ml	98
22) Fluoranthene	12.459	202	138576	53.73	ng/ml	97
24) Pyrene	12.750	202	148125	51.37	ng/ml	99
26) Benz(a)anthracene	14.924	228	118477	49.10	ng/ml	99
27) Chrysene	15.006	228	126277	49.72	ng/ml	99
29) Benzo(b)fluoranthene	17.506	252	116347	48.29	ng/ml	94
30) Benzo(k)fluoranthene	17.570	252	120385	48.86	ng/ml	93
31) Benzo(b+k)fluoranthene	17.570	252	249964	97.80	ng/ml	93
32) Benzo(e)pyrene	18.153	252	121997	49.20	ng/ml	98
33) Benzo(a)pyrene	18.270	252	102540	54.26	ng/ml	96
34) Perylene	18.474	252	140321	53.68	ng/ml	100
36) Indeno(1,2,3-cd)Pyrene	20.794	276	102100	48.23	ng/ml	80
37) Dibenz(a,h)anthracene	20.858	278	104317	46.46	ng/ml	84
38) Benzo(g,h,i)perylene	21.324	276	113428	49.88	ng/ml	83

(#) = qualifier out of range (m) = manual integration (+) = signals summed

Quantitation Report (Not Reviewed)

Data Path : N:\data\2020-04\0D07056\
Data File : N04072018.D
Acq On : 07 Apr 2020 20:32
Operator : JK/ AMS/ DTH
Sample : 0D07056-CAL6
Misc : 1x, A20C472@50PPB
ALS Vial : 8 Sample Multiplier: 1
DataAcq Meth:LVI14_BNA_ACQ.M

Quant Time: Apr 08 09:41:35 2020
Quant Method : N:\methods\SV14_040720_PAH.M
Quant Title : EPA 8270D: Semivolatile Organics
QLast Update : Wed Apr 08 09:40:52 2020
Response via : Initial Calibration
InstName : SV-GCMS14

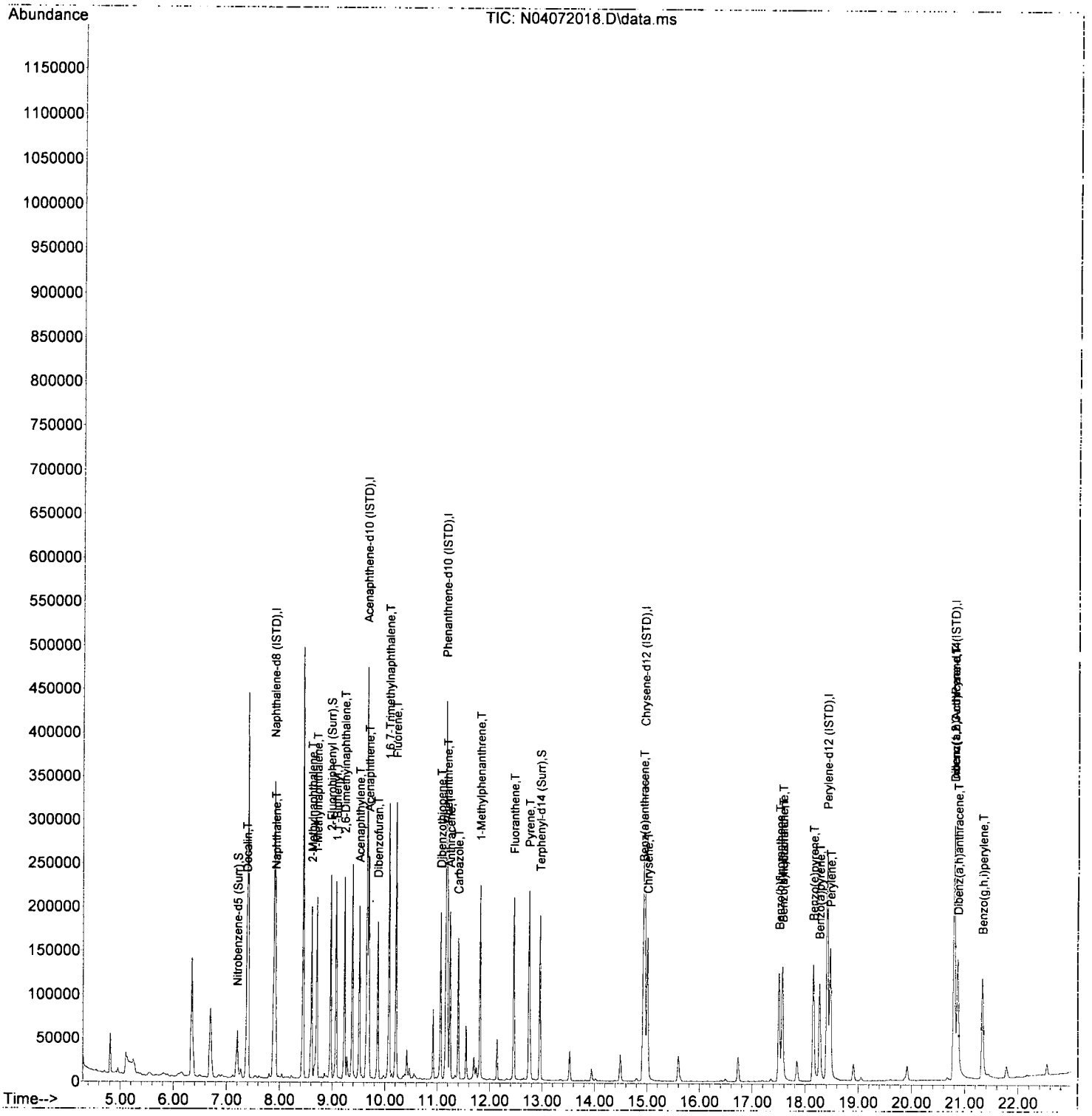

Quantitation Report (Not Reviewed)

Data Path : N:\data\2020-04\0D07056\
Data File : N04072019.D
Acq On : 07 Apr 2020 21:04
Operator : JK/ AMS/ DTH
Sample : 0D07056-CAL7
Misc : 1x, A20C473@100PPB
ALS Vial : 9 Sample Multiplier: 1
DataAcq Meth:LVI14_BNA_ACQ.M

Quant Time: Apr 08 09:41:39 2020
Quant Method : N:\methods\SV14_040720_PAH.M
Quant Title : EPA 8270D: Semivolatile Organics
QLast Update : Wed Apr 08 09:40:52 2020
Response via : Initial Calibration
InstName : SV-GCMS14

JK 4/8/20

Compound	R.T.	QIon	Response	Conc	Units	Dev(Min)
Internal Standards						
1) Naphthalene-d8 (ISTD)	7.906	136	270936	100.00	ng/ml	0.00
9) Acenaphthene-d10 (ISTD)	9.661	162	147420	100.00	ng/ml	0.00
16) Phenanthrene-d10 (ISTD)	11.165	188	265984	100.00	ng/ml	0.00
23) Chrysene-d12 (ISTD)	14.947	240	263757	100.00	ng/ml	0.00
28) Perylene-d12 (ISTD)	18.415	264	248613	100.00	ng/ml	0.00
35) Dibenz(a,h)Anthrcene-d...	20.794	292	201252	100.00	ng/ml	0.00
System Monitoring Compounds						
2) Nitrobenzene-d5 (Surr)	7.207	82	80657	132.90	ng/ml	0.00
10) 2-Fluorobiphenyl (Surr)	8.973	172	225961	89.66	ng/ml	0.00
25) Terphenyl-d14 (Surr)	12.954	244	247933	99.02	ng/ml	0.00
Target Compounds						Qvalue
3) Decalin	7.382	138	20917	106.56	ng/ml	88
4) Naphthalene	7.924	128	278907	95.46	ng/ml	100
5) 2-Methylnaphthalene	8.612	142	195774	105.24	ng/ml	97
6) 1-Methylnaphthalene	8.711	142	191985	107.92	ng/ml	96
7) 1,1'-Biphenyl	9.078	154	238654	99.42	ng/ml	97
8) 2,6-Dimethylnaphthalene	9.235	156	170143	113.27	ng/ml	97
11) Acenaphthylene	9.515	152	287167	112.15	ng/ml	100
12) Acenaphthene	9.696	153	199310	103.46	ng/ml	100
13) Dibenzofuran	9.865	168	244430	88.59	ng/ml	95
14) 1,6,7-Trimethylnaphtha...	10.075	170	160492	99.16	ng/ml	98
15) Fluorene	10.215	166	191718	102.43	ng/ml	99
17) Dibenzothiopene	11.066	184	259859	97.13	ng/ml	94
18) Phenanthrene	11.188	178	288254	95.49	ng/ml	100
19) Anthracene	11.240	178	257805	103.25	ng/ml	99
20) Carbazole	11.398	167	228806	110.20	ng/ml	99
21) 1-Methylphenanthrene	11.817	192	210395	106.94	ng/ml	99
22) Fluoranthene	12.459	202	308063	108.68	ng/ml	96
24) Pyrene	12.750	202	328255	103.12	ng/ml	99
26) Benz(a)anthracene	14.924	228	257406	96.63	ng/ml	100
27) Chrysene	15.006	228	272605	97.23	ng/ml	100
29) Benzo(b)fluoranthene	17.506	252	253202	98.53	ng/ml	93
30) Benzo(k)fluoranthene	17.570	252	270754	103.03	ng/ml	93
31) Benzo(b+k)fluoranthene	17.570	252	548680	201.28	ng/ml	93
32) Benzo(e)pyrene	18.153	252	267193	101.04	ng/ml	98
33) Benzo(a)pyrene	18.270	252	227825	108.62	ng/ml	97
34) Perylene	18.474	252	293633	105.31	ng/ml	99
36) Indeno(1,2,3-cd)Pyrene	20.794	276	215605	96.53	ng/ml	81
37) Dibenz(a,h)anthracene	20.863	278	220763	93.19	ng/ml	83
38) Benzo(g,h,i)perylene	21.330	276	246409	102.70	ng/ml	81

(#) = qualifier out of range (m) = manual integration (+) = signals summed

Quantitation Report (Not Reviewed)

Data Path : N:\data\2020-04\0D07056\
Data File : N04072019.D
Acq On : 07 Apr 2020 21:04
Operator : JK/ AMS/ DTH
Sample : 0D07056-CAL7
Misc : 1x, A20C473@100PPB
ALS Vial : 9 Sample Multiplier: 1
DataAcq Meth:LVI14_BNA_ACQ.M

Quant Time: Apr 08 09:41:39 2020
Quant Method : N:\methods\SV14_040720_PAH.M
Quant Title : EPA 8270D: Semivolatile Organics
QLast Update : Wed Apr 08 09:40:52 2020
Response via : Initial Calibration
InstName : SV-GCMS14

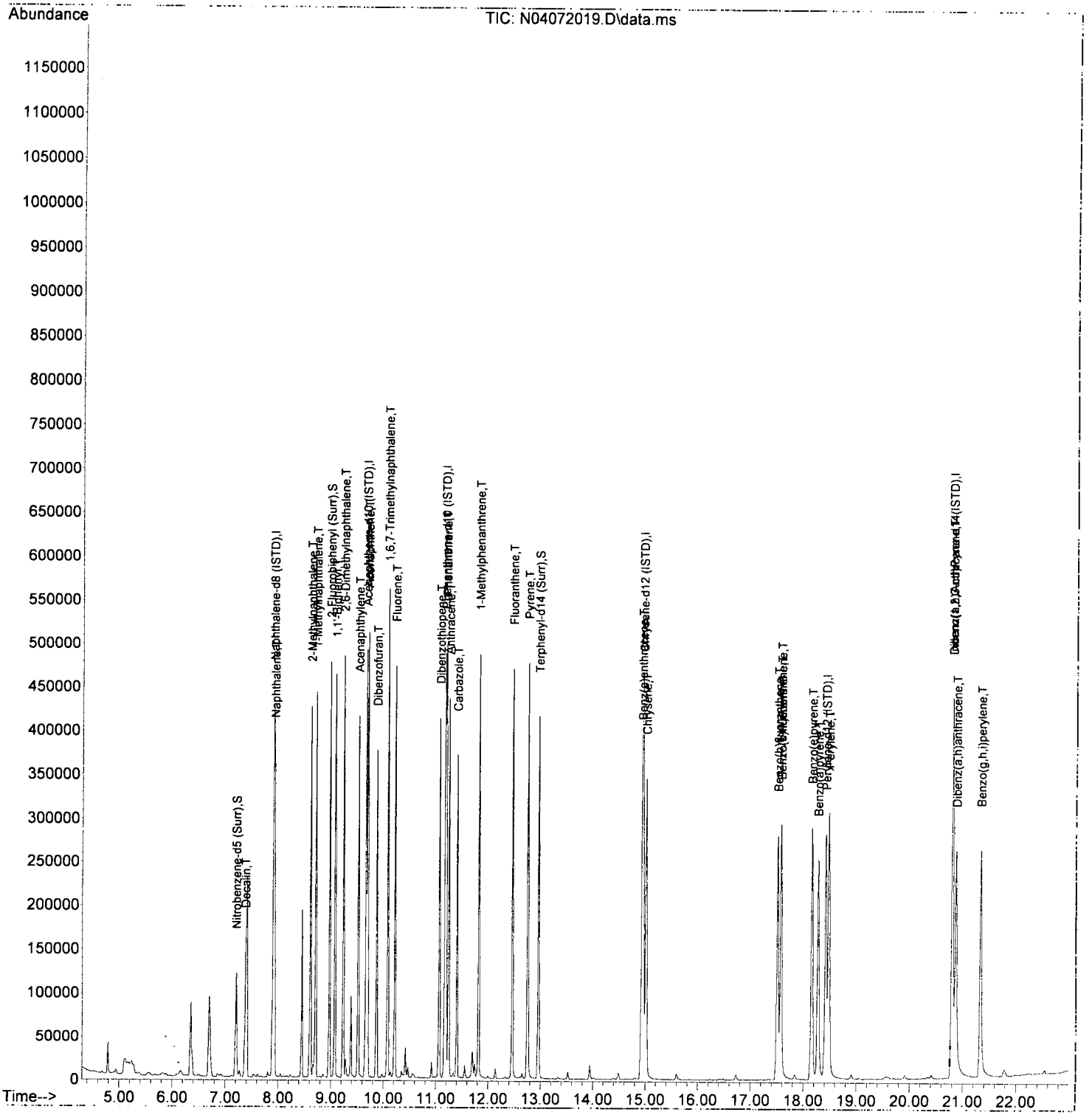

Quantitation Report (Not Reviewed)

Data Path : N:\data\2020-04\0D07056\
Data File : N04072020.D
Acq On : 07 Apr 2020 21:36
Operator : JK/ AMS/ DTH
Sample : 0D07056-CAL8
Misc : 1x, A20C474@200PPB
ALS Vial : 10 Sample Multiplier: 1
DataAcq Meth:LVI14_BNA_ACQ.M

Quant Time: Apr 08 09:41:44 2020
Quant Method : N:\methods\SV14_040720_PAH.M
Quant Title : EPA 8270D: Semivolatile Organics
QLast Update : Wed Apr 08 09:40:52 2020
Response via : Initial Calibration
InstName : SV-GCMS14

JK 7/8/20

Compound	R.T.	QIon	Response	Conc Units	Dev(Min)
Internal Standards					
1) Naphthalene-d8 (ISTD)	7.906	136	259002	100.00 ng/ml	0.00
9) Acenaphthene-d10 (ISTD)	9.661	162	149753	100.00 ng/ml	0.00
16) Phenanthrene-d10 (ISTD)	11.165	188	262815	100.00 ng/ml	0.00
23) Chrysene-d12 (ISTD)	14.953	240	256376	100.00 ng/ml	0.00
28) Perylene-d12 (ISTD)	18.415	264	246957	100.00 ng/ml	0.00
35) Dibenz(a,h)Anthrcene-d...	20.793	292	201443	100.00 ng/ml	0.00
System Monitoring Compounds					
2) Nitrobenzene-d5 (Surr)	7.207	82	159557	275.03 ng/ml	0.00
10) 2-Fluorobiphenyl (Surr)	8.973	172	456518	178.32 ng/ml	0.00
25) Terphenyl-d14 (Surr)	12.960	244	497857	204.56 ng/ml	0.00
Target Compounds					Qvalue
3) Decalin	7.382	138	39266	209.25 ng/ml	88
4) Naphthalene	7.924	128	543013	194.41 ng/ml	100
5) 2-Methylnaphthalene	8.612	142	396823	223.13 ng/ml	97
6) 1-Methylnaphthalene	8.711	142	381343	224.25 ng/ml	97
7) 1,1'-Biphenyl	9.078	154	486099	211.83 ng/ml	97
8) 2,6-Dimethylnaphthalene	9.235	156	349071	243.10 ng/ml	96
11) Acenaphthylene	9.521	152	596158	229.20 ng/ml	99
12) Acenaphthene	9.696	153	400273	204.53 ng/ml	99
13) Dibenzofuran	9.865	168	496566	177.16 ng/ml	96
14) 1,6,7-Trimethylnaphtha...	10.080	170	326170	198.38 ng/ml	98
15) Fluorene	10.214	166	396773	208.68 ng/ml	98
17) Dibenzothiopene	11.065	184	533586	201.84 ng/ml	94
18) Phenanthrene	11.194	178	586910	196.76 ng/ml	100
19) Anthracene	11.240	178	524623	212.65 ng/ml	99
20) Carbazole	11.398	167	458445	223.47 ng/ml	98
21) 1-Methylphenanthrene	11.817	192	429423	220.91 ng/ml	99
22) Fluoranthene	12.458	202	643616	229.79 ng/ml	96
24) Pyrene	12.750	202	678143	219.17 ng/ml	100
26) Benz(a)anthracene	14.930	228	526616	203.39 ng/ml	100
27) Chrysene	15.011	228	537553	197.25 ng/ml	100
29) Benzo(b)fluoranthene	17.506	252	536283	210.08 ng/ml	93
30) Benzo(k)fluoranthene	17.576	252	553475	212.03 ng/ml	93
31) Benzo(b+k)fluoranthene	17.576	252	1132360	418.18 ng/ml	93
32) Benzo(e)pyrene	18.159	252	561080	213.59 ng/ml	98
33) Benzo(a)pyrene	18.275	252	480916	214.97 ng/ml	97
34) Perylene	18.479	252	593049	214.13 ng/ml	100
36) Indeno(1,2,3-cd)Pyrene	20.799	276	452810	202.54 ng/ml	80
37) Dibenz(a,h)anthracene	20.863	278	454575	191.70 ng/ml	84
38) Benzo(g,h,i)perylene	21.336	276	512635	213.45 ng/ml	82

(#) = qualifier out of range (m) = manual integration (+) = signals summed

Quantitation Report (Not Reviewed)

Data Path : N:\data\2020-04\0D07056\
Data File : N04072020.D
Acq On : 07 Apr 2020 21:36
Operator : JK/ AMS/ DTH
Sample : 0D07056-CAL8
Misc : 1x, A20C474@200PPB
ALS Vial : 10 Sample Multiplier: 1
DataAcq Meth:LVI14_BNA_ACQ.M

Quant Time: Apr 08 09:41:44 2020
Quant Method : N:\methods\SV14_040720_PAH.M
Quant Title : EPA 8270D: Semivolatile Organics
QLast Update : Wed Apr 08 09:40:52 2020
Response via : Initial Calibration
InstName : SV-GCMS14



SV14_040720_PAH.M Wed Apr 08 09:41:45 2020

Quantitation Report (Not Reviewed)

Data Path : N:\data\2020-04\0D07056\
Data File : N04072021.D
Acq On : 07 Apr 2020 22:08
Operator : JK/ AMS/ DTH
Sample : 0D07056-CAL9
Misc : 1x, A20C475@400PPB
ALS Vial : 11 Sample Multiplier: 1
DataAcq Meth:LVI14_BNA_ACQ.M

Quant Time: Apr 08 09:41:49 2020
Quant Method : N:\methods\SV14_040720_PAH.M
Quant Title : EPA 8270D: Semivolatile Organics
QLast Update : Wed Apr 08 09:40:52 2020
Response via : Initial Calibration
InstName : SV-GCMS14

JK 4/8/20

Compound	R.T.	QIon	Response	Conc	Units	Dev(Min)
Internal Standards						
1) Naphthalene-d8 (ISTD)	7.906	136	255231	100.00	ng/ml	0.00
9) Acenaphthene-d10 (ISTD)	9.661	162	154741	100.00	ng/ml	0.00
16) Phenanthrene-d10 (ISTD)	11.171	188	286145	100.00	ng/ml	0.00
23) Chrysene-d12 (ISTD)	14.953	240	283021	100.00	ng/ml	0.00
28) Perylene-d12 (ISTD)	18.416	264	267480	100.00	ng/ml	0.00
35) Dibenz(a,h)Anthrcene-d...	20.805	292	206453	100.00	ng/ml	0.01
System Monitoring Compounds						
2) Nitrobenzene-d5 (Surr)	7.207	82	322003	563.23	ng/ml	0.00
10) 2-Fluorobiphenyl (Surr)	8.973	172	957543	361.97	ng/ml	0.00
25) Terphenyl-d14 (Surr)	12.960	244	1096177	408.00	ng/ml	0.00
Target Compounds						Qvalue
3) Decalin	7.382	138	81440	440.41	ng/ml	87
4) Naphthalene	7.924	128	1070767	389.02	ng/ml	100
5) 2-Methylnaphthalene	8.612	142	803600	458.54	ng/ml	98
6) 1-Methylnaphthalene	8.711	142	778825	464.76	ng/ml	97
7) 1,1'-Biphenyl	9.078	154	1003410	443.73	ng/ml	96
8) 2,6-Dimethylnaphthalene	9.235	156	726355	513.32	ng/ml	98
11) Acenaphthylene	9.521	152	1260795	469.09	ng/ml	99
12) Acenaphthene	9.696	153	824563	407.76	ng/ml	99
13) Dibenzofuran	9.871	168	1049059	362.21	ng/ml	95
14) 1,6,7-Trimethylnaphtha...	10.081	170	693935	408.46	ng/ml	100
15) Fluorene	10.220	166	846234	430.71	ng/ml	98
17) Dibenzothiopene	11.066	184	1150026	399.56	ng/ml	95
18) Phenanthrene	11.194	178	1246717	383.88	ng/ml	100
19) Anthracene	11.246	178	1164250	433.45	ng/ml	99
20) Carbazole	11.404	167	979119	438.35	ng/ml	99
21) 1-Methylphenanthrene	11.817	192	947023	447.45	ng/ml	99
22) Fluoranthene	12.464	202	1439355	472.00	ng/ml	96
24) Pyrene	12.756	202	1513534	443.12	ng/ml	99
26) Benz(a)anthracene	14.936	228	1207333	422.40	ng/ml	99
27) Chrysene	15.017	228	1174861	390.53	ng/ml	100
29) Benzo(b)fluoranthene	17.518	252	1217211	440.24	ng/ml	93
30) Benzo(k)fluoranthene	17.588	252	1218167	430.86	ng/ml	93
31) Benzo(b+k)fluoranthene	17.588	252	2523866	860.55	ng/ml	93
32) Benzo(e)pyrene	18.171	252	1258723	442.41	ng/ml	98
33) Benzo(a)pyrene	18.287	252	1069564	395.70	ng/ml	96
34) Perylene	18.491	252	1303992	434.70	ng/ml	100
36) Indeno(1,2,3-cd)Pyrene	20.811	276	964615	421.00	ng/ml	80
37) Dibenz(a,h)anthracene	20.875	278	991281	407.89	ng/ml	83
38) Benzo(g,h,i)perylene	21.347	276	1102019	447.72	ng/ml	81

(#) = qualifier out of range (m) = manual integration (+) = signals summed

Quantitation Report (Not Reviewed)

Data Path : N:\data\2020-04\0D07056\
Data File : N04072021.D
Acq On : 07 Apr 2020 22:08
Operator : JK/ AMS/ DTH
Sample : 0D07056-CAL9
Misc : 1x, A20C475@400PPB
ALS Vial : 11 Sample Multiplier: 1
DataAcq Meth:LVI14_BNA_ACQ.M

Quant Time: Apr 08 09:41:49 2020
Quant Method : N:\methods\SV14_040720_PAH.M
Quant Title : EPA 8270D: Semivolatile Organics
QLast Update : Wed Apr 08 09:40:52 2020
Response via : Initial Calibration
InstName : SV-GCMS14



Quantitation Report (Not Reviewed)

Data Path : N:\data\2020-04\0D07056\
Data File : N04072022.D
Acq On : 07 Apr 2020 22:40
Operator : JK/ AMS/ DTH
Sample : 0D07056-CALA
Misc : 1x, A20C476@600PPB
ALS Vial : 12 Sample Multiplier: 1
DataAcq Meth:LVI14_BNA_ACQ.M

Quant Time: Apr 08 09:41:53 2020
Quant Method : N:\methods\SV14_040720_PAH.M
Quant Title : EPA 8270D: Semivolatile Organics
QLast Update : Wed Apr 08 09:40:52 2020
Response via : Initial Calibration
InstName : SV-GCMS14

JK 4/8/20

Compound	R.T.	QIon	Response	Conc	Units	Dev(Min)
Internal Standards						
1) Naphthalene-d8 (ISTD)	7.907	136	237171	100.00	ng/ml	0.00
9) Acenaphthene-d10 (ISTD)	9.661	162	142544	100.00	ng/ml	0.00
16) Phenanthrene-d10 (ISTD)	11.165	188	254222	100.00	ng/ml	0.00
23) Chrysene-d12 (ISTD)	14.953	240	231029	100.00	ng/ml	0.00
28) Perylene-d12 (ISTD)	18.421	264	221821	100.00	ng/ml	0.01
35) Dibenz(a,h)Anthrcene-d...	20.805	292	157020	100.00	ng/ml	0.01
System Monitoring Compounds						
2) Nitrobenzene-d5 (Surr)	7.207	82	451853	850.55	ng/ml	0.00
10) 2-Fluorobiphenyl (Surr)	8.973	172	1276915	524.01	ng/ml	0.00
25) Terphenyl-d14 (Surr)	12.960	244	1328709	605.85	ng/ml	0.00
Target Compounds						Qvalue
3) Decalin	7.382	138	128416	747.32	ng/ml	88
4) Naphthalene	7.924	128	1463412	572.15	ng/ml	100
5) 2-Methylnaphthalene	8.612	142	1091692	670.37	ng/ml	98
6) 1-Methylnaphthalene	8.711	142	1038153	666.58	ng/ml	97
7) 1,1'-Biphenyl	9.078	154	1335421	635.52	ng/ml	97
8) 2,6-Dimethylnaphthalene	9.236	156	968269	736.39	ng/ml	98
11) Acenaphthylene	9.521	152	1692015	683.40	ng/ml	99
12) Acenaphthene	9.696	153	1100304	590.67	ng/ml	99
13) Dibenzofuran	9.871	168	1394000	522.49	ng/ml	96
14) 1,6,7-Trimethylnaphtha...	10.081	170	893285	570.79	ng/ml	99
15) Fluorene	10.221	166	1105549	610.85	ng/ml	99
17) Dibenzothiopene	11.066	184	1486980	581.50	ng/ml	95
18) Phenanthrene	11.194	178	1662195	576.08	ng/ml	100
19) Anthracene	11.246	178	1396742	585.30	ng/ml	99
20) Carbazole	11.404	167	1098601	553.61	ng/ml	99
21) 1-Methylphenanthrene	11.818	192	1186501	631.00	ng/ml	98
22) Fluoranthene	12.465	202	1796405	663.06	ng/ml	96
24) Pyrene	12.756	202	1875198	672.55	ng/ml	100
26) Benz(a)anthracene	14.936	228	1469312	629.74	ng/ml	99
27) Chrysene	15.018	228	1426972	581.07	ng/ml	99
29) Benzo(b)fluoranthene	17.518	252	1548382	675.29	ng/ml	93
30) Benzo(k)fluoranthene	17.588	252	1475774	629.42	ng/ml	93
31) Benzo(b+k)fluoranthene	17.588	252	3120142	1282.84	ng/ml	93
32) Benzo(e)pyrene	18.171	252	1591400	674.47	ng/ml	98
33) Benzo(a)pyrene	18.293	252	1297353	535.84	ng/ml	96
34) Perylene	18.491	252	1594908	641.12	ng/ml	99
36) Indeno(1,2,3-cd)Pyrene	20.811	276	1156472	663.63	ng/ml	80
37) Dibenz(a,h)anthracene	20.875	278	1132840	612.89	ng/ml	83
38) Benzo(g,h,i)perylene	21.353	276	1320462	705.35	ng/ml	81

(#) = qualifier out of range (m) = manual integration (+) = signals summed

Quantitation Report (Not Reviewed)

Data Path : N:\data\2020-04\0D07056\
Data File : N04072022.D
Acq On : 07 Apr 2020 22:40
Operator : JK/ AMS/ DTH
Sample : 0D07056-CALA
Misc : 1x, A20C476@600PPB
ALS Vial : 12 Sample Multiplier: 1
DataAcq Meth:LVI14_BNA_ACQ.M

Quant Time: Apr 08 09:41:53 2020
Quant Method : N:\methods\SV14_040720_PAH.M
Quant Title : EPA 8270D: Semivolatile Organics
QLast Update : Wed Apr 08 09:40:52 2020
Response via : Initial Calibration
InstName : SV-GCMS14



Quantitation Report (Not Reviewed)

Data Path : N:\data\2020-04\0D07056\
Data File : N04072024.D
Acq On : 07 Apr 2020 23:44
Operator : JK/ AMS/ DTH
Sample : 0D07056-ICV1
Misc : 1x, A20C479@50PPB
ALS Vial : 13 Sample Multiplier: 1
DataAcq Meth:LVI14_BNA_ACQ.M

Quant Time: Apr 08 09:42:06 2020
Quant Method : N:\methods\SV14_040720_PAH.M
Quant Title : EPA 8270D: Semivolatile Organics
QLast Update : Wed Apr 08 09:40:52 2020
Response via : Initial Calibration
InstName : SV-GCMS14

JK 4/8/20

Compound	R.T.	QIon	Response	Conc Units	Dev(Min)
Internal Standards					
1) Naphthalene-d8 (ISTD)	7.901	136	265379	100.00 ng/ml	0.00
9) Acenaphthene-d10 (ISTD)	9.661	162	144991	100.00 ng/ml	0.00
16) Phenanthrene-d10 (ISTD)	11.165	188	263411	100.00 ng/ml	0.00
23) Chrysene-d12 (ISTD)	14.942	240	209391	100.00 ng/ml	0.00
28) Perylene-d12 (ISTD)	18.404	264	193930	100.00 ng/ml	0.00
35) Dibenz(a,h)Anthrcene-d...	20.788	292	149770	100.00 ng/ml	0.00
System Monitoring Compounds					
2) Nitrobenzene-d5 (Surr)	7.201	82	31558	53.09 ng/ml	0.00
10) 2-Fluorobiphenyl (Surr)	8.973	172	114902	46.36 ng/ml	0.00
25) Terphenyl-d14 (Surr)	12.954	244	104677	52.66 ng/ml	0.00
Target Compounds					Qvalue
3) Decalin	7.382	138	8798	45.76 ng/ml	87
4) Naphthalene	7.924	128	134333	46.94 ng/ml	100
5) 2-Methylnaphthalene	8.606	142	95473	52.39 ng/ml	97
6) 1-Methylnaphthalene	8.705	142	95852	55.01 ng/ml	97
7) 1,1'-Biphenyl	9.072	154	122388	52.05 ng/ml	97
8) 2,6-Dimethylnaphthalene	9.236	156	83923	57.04 ng/ml	96
11) Acenaphthylene	9.515	152	136436	54.18 ng/ml	99
12) Acenaphthene	9.690	153	99522	52.52 ng/ml	98
13) Dibenzofuran	9.865	168	127154	46.85 ng/ml	95
14) 1,6,7-Trimethylnaphtha...	10.075	170	80111	50.33 ng/ml	98
15) Fluorene	10.215	166	97899	53.18 ng/ml	98
17) Dibenzothiopene	11.060	184	124997	47.18 ng/ml	96
18) Phenanthrene	11.188	178	149438	49.99 ng/ml	99
19) Anthracene	11.241	178	123075	49.77 ng/ml	99
20) Carbazole	11.398	167	106901	51.99 ng/ml	98
21) 1-Methylphenanthrene	11.812	192	103346	53.04 ng/ml	100
22) Fluoranthene	12.459	202	145369	51.78 ng/ml	96
24) Pyrene	12.750	202	153498	60.74 ng/ml	100
26) Benz(a)anthracene	14.924	228	101320	47.91 ng/ml	99
27) Chrysene	15.000	228	113999	51.22 ng/ml	99
29) Benzo(b)fluoranthene	17.500	252	93375	46.58 ng/ml	93
30) Benzo(k)fluoranthene	17.565	252	98839	48.22 ng/ml	93
31) Benzo(b+k)fluoranthene	17.565	252	205649	96.71 ng/ml	93
32) Benzo(e)pyrene	18.147	252	104146	50.49 ng/ml	98
33) Benzo(a)pyrene	18.264	252	79516	50.72 ng/ml	97
34) Perylene	18.468	252	113877	52.36 ng/ml	100
36) Indeno(1,2,3-cd)Pyrene	20.788	276	77694	46.74 ng/ml	80
37) Dibenz(a,h)anthracene	20.852	278	79648	45.18 ng/ml	84
38) Benzo(g,h,i)perylene	21.324	276	90765	50.83 ng/ml	80

(#) = qualifier out of range (m) = manual integration (+) = signals summed

Quantitation Report (Not Reviewed)

Data Path : N:\data\2020-04\0D07056\
Data File : N04072024.D
Acq On : 07 Apr 2020 23:44
Operator : JK/ AMS/ DTH
Sample : 0D07056-ICV1
Misc : 1x, A20C479@50PPB
ALS Vial : 13 Sample Multiplier: 1
DataAcq Meth:LVI14_BNA_ACQ.M

Quant Time: Apr 08 09:42:06 2020
Quant Method : N:\methods\SV14_040720_PAH.M
Quant Title : EPA 8270D: Semivolatile Organics
QLast Update : Wed Apr 08 09:40:52 2020
Response via : Initial Calibration
InstName : SV-GCMS14

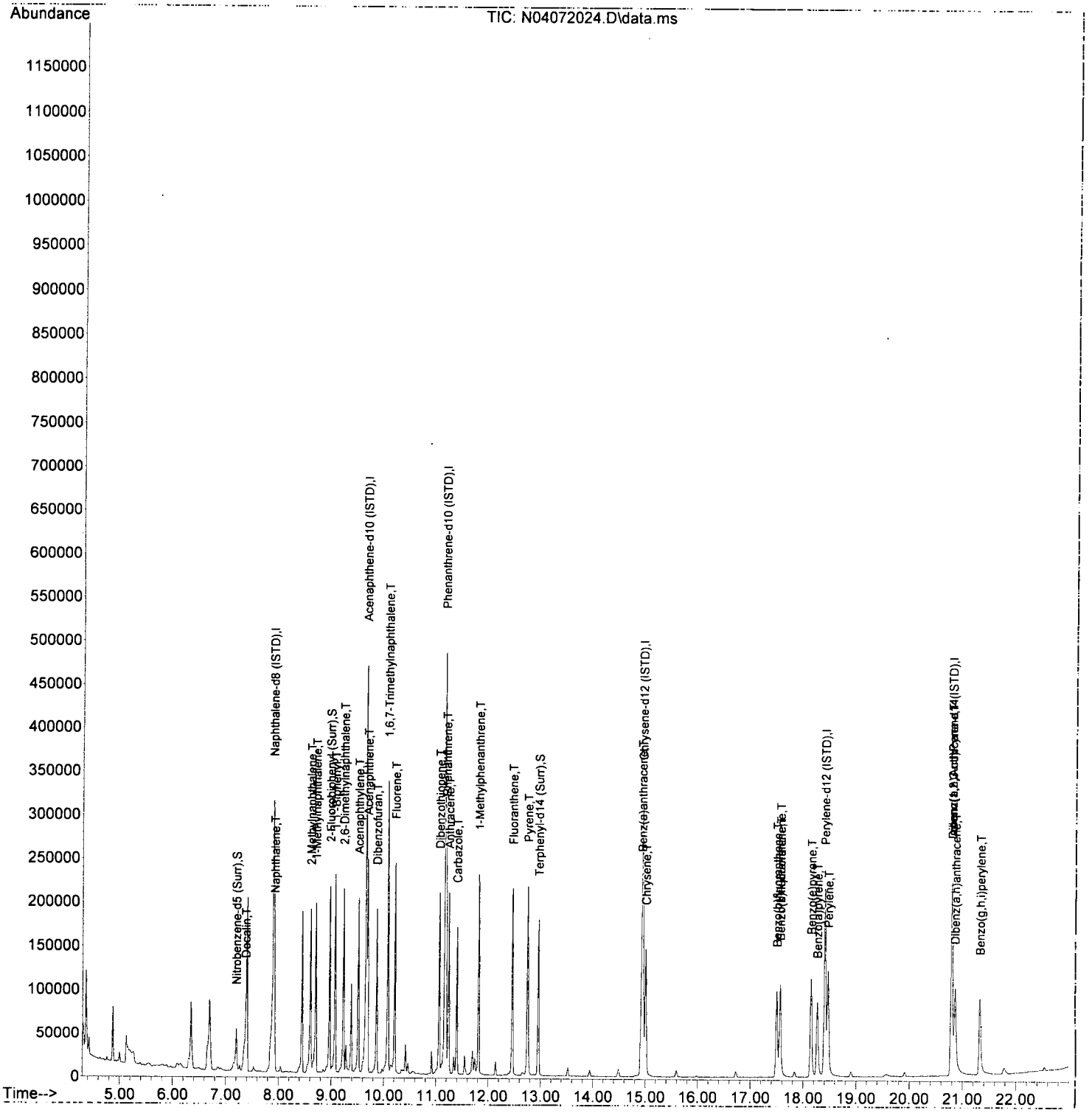

Quantitation Report (Not Reviewed)

Data Path : N:\data\2020-04\0D07056\
Data File : N04072024.D
Acq On : 07 Apr 2020 23:44
Operator : JK/ AMS/ DTH
Sample : 0D07056-ICV1
Misc : 1x, A20C479@50PPB
ALS Vial : 13 Sample Multiplier: 1
DataAcq Meth:LVI14_BNA_ACQ.M

Final Reqinant

Quant Time: Apr 08 10:25:58 2020
Quant Method : N:\methods\SV14_040720_PAH.M
Quant Title : EPA 8270D: Semivolatile Organics
QLast Update : Wed Apr 08 10:01:43 2020
Response via : Initial Calibration
InstName : SV-GCMS14

JJd 4/8/20

Compound	R.T.	QIon	Response	Conc Units	Dev(Min)
Internal Standards					
1) Naphthalene-d8 (ISTD)	7.901	136	265379	100.00 ng/ml	0.00
9) Acenaphthene-d10 (ISTD)	9.661	162	144991	100.00 ng/ml	0.00
16) Phenanthrene-d10 (ISTD)	11.165	188	263411	100.00 ng/ml	0.00
23) Chrysene-d12 (ISTD)	14.942	240	209391	100.00 ng/ml	0.00
28) Perylene-d12 (ISTD)	18.404	264	193930	100.00 ng/ml	0.00
35) Dibenz(a,h)Anthrcene-d...	20.788	292	149770	100.00 ng/ml	0.00
System Monitoring Compounds					
2) Nitrobenzene-d5 (Surr)	7.201	82	31558	38.07 ng/ml	0.00
10) 2-Fluorobiphenyl (Surr)	8.973	172	114902	51.19 ng/ml	0.00
25) Terphenyl-d14 (Surr)	12.954	244	104677	51.74 ng/ml	0.00
Target Compounds					Qvalue
3) Decalin	7.382	138	8798	41.46 ng/ml	87
4) Naphthalene	7.924	128	134333	46.47 ng/ml	100
5) 2-Methylnaphthalene	8.606	142	95473	49.19 ng/ml	97
6) 1-Methylnaphthalene	8.705	142	95852	49.74 ng/ml	97
7) 1,1'-Biphenyl	9.072	154	122388	50.03 ng/ml	97
8) 2,6-Dimethylnaphthalene	9.236	156	83923	50.01 ng/ml	96
11) Acenaphthylene	9.515	152	136436	50.46 ng/ml	99
12) Acenaphthene	9.690	153	99522	50.18 ng/ml	98
13) Dibenzofuran	9.865	168	127154	52.97 ng/ml	95
14) 1,6,7-Trimethylnaphtha...	10.075	170	80111	51.55 ng/ml	98
15) Fluorene	10.215	166	97899	51.34 ng/ml	98
17) Dibenzothiopene	11.060	184	124997	46.96 ng/ml	96
18) Phenanthrene	11.188	178	149438	49.29 ng/ml	99
19) Anthracene	11.241	178	123075	49.56 ng/ml	99
20) Carbazole	11.398	167	106901	49.87 ng/ml	98
21) 1-Methylphenanthrene	11.812	192	103346	50.55 ng/ml	100
22) Fluoranthene	12.459	202	145369	48.65 ng/ml	96
24) Pyrene	12.750	202	153498	56.52 ng/ml	100
26) Benz(a)anthracene	14.924	228	101320	46.66 ng/ml	99
27) Chrysene	15.000	228	113999	51.05 ng/ml	99
29) Benzo(b)fluoranthene	17.500	252	93375	46.58 ng/ml	93
30) Benzo(k)fluoranthene	17.565	252	98839	49.45 ng/ml	93
31) Benzo(b+k)fluoranthene	17.565	252	205649	97.55 ng/ml	93
32) Benzo(e)pyrene	18.147	252	104146	49.68 ng/ml	98
33) Benzo(a)pyrene	18.264	252	79516	49.59 ng/ml	97
34) Perylene	18.468	252	113877	52.76 ng/ml	100
36) Indeno(1,2,3-cd)Pyrene	20.788	276	77694	47.76 ng/ml	80
37) Dibenz(a,h)anthracene	20.852	278	79648	48.55 ng/ml	84
38) Benzo(g,h,i)perylene	21.324	276	90765	52.01 ng/ml	80

(#) = qualifier out of range (m) = manual integration (+) = signals summed

Quantitation Report (Not Reviewed)

Data Path : N:\data\2020-04\0D07056\
Data File : N04072024.D
Acq On : 07 Apr 2020 23:44
Operator : JK/ AMS/ DTH
Sample : 0D07056-ICV1
Misc : 1x, A20C479@50PPB
ALS Vial : 13 Sample Multiplier: 1
DataAcq Meth:LVI14_BNA_ACQ.M

Quant Time: Apr 08 10:25:58 2020
Quant Method : N:\methods\SV14_040720_PAH.M
Quant Title : EPA 8270D: Semivolatile Organics
QLast Update : Wed Apr 08 10:01:43 2020
Response via : Initial Calibration
InstName : SV-GCMS14

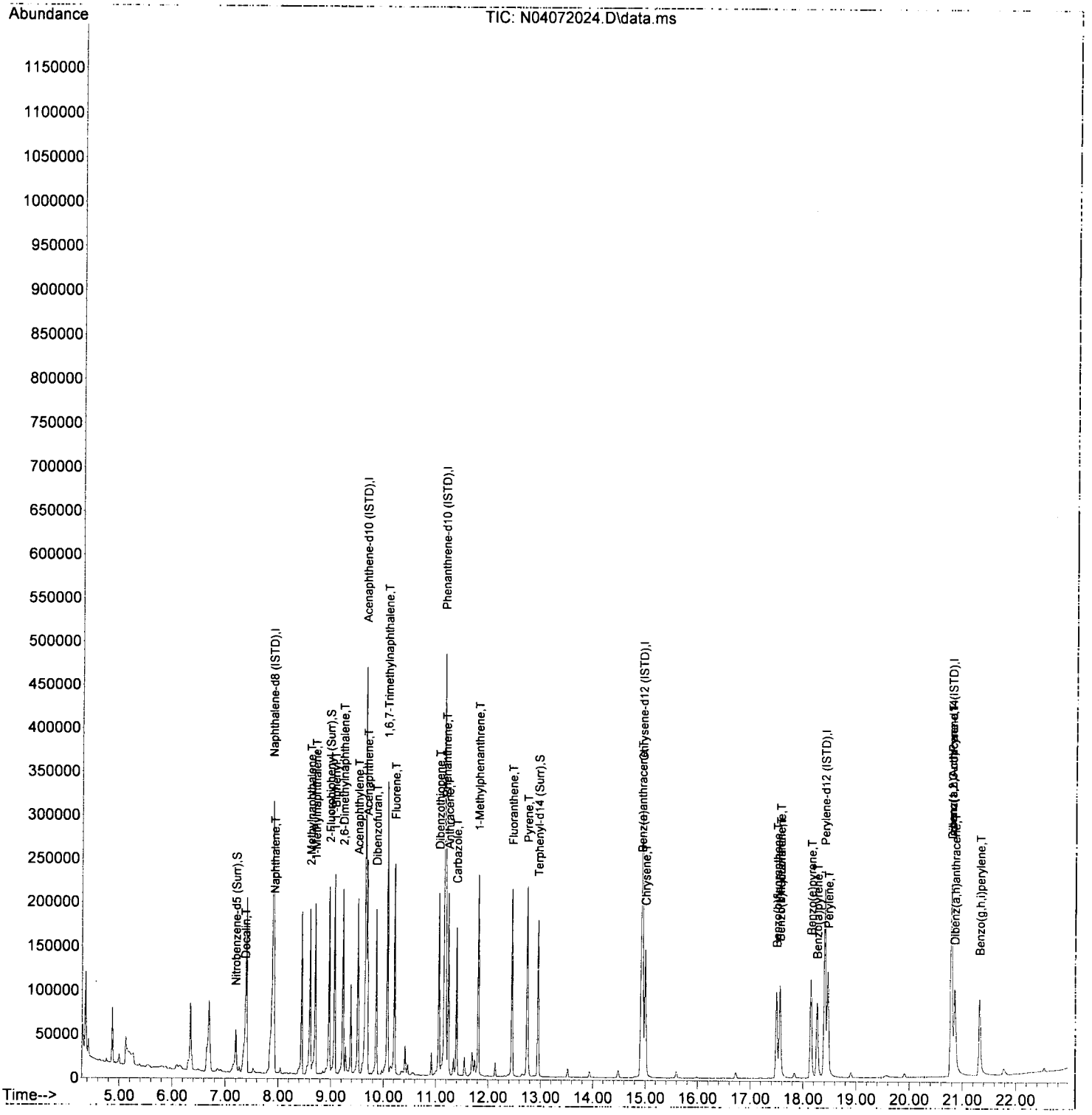

APEX LABORATORIES, LLC
6700 SW Sandburg St. Tigard OR 97223 phone 503-718-2323

Conventional Chemistry Parameters
Benchsheet & Analysis Sequence Data

Total Organic Carbon- Soil (5310 B)

Batch 0050438
Sequence 0E14055 (A0D0659-07)

MAY 18 2020

Apex Laboratories

PREPARATION BENCH SHEET

BATCH #: 0050438 (Soil)

Prep Method: PSEP-5310B TOC

#	Lab Number		Analysis	Prepared	Initial (N/A)	Final (N/A)	Spike ID	Source ID	ul Spike	ul Surr.	Sample ID	Extraction Comments	pH <2	pH Other	pH >11
	0050438-BLK1		QC	05/12/20 13:38	0.2	0.2									
	0050438-BS1		QC	05/12/20 13:38	0.2	0.2	A20E110		1						
	A0D0659-07	A	Total Organic Carbon - Soil (5310 B)	05/12/20 13:38	0.2	0.2					PDI-149SC-A-03-04-200425	Contact SC when ready to thaw			
	0050438-DUP1		QC	05/12/20 13:38	0.2	0.2		A0D0659-07							
	0050438-DUP2		QC	05/12/20 13:38	0.2	0.2		A0D0659-07							
	A0D0741-01	A	Total Organic Carbon - Soil (5310 B)	05/12/20 13:38	0.2	0.2					PDI-164SC-A-00-01-200426	Contact SC when ready to thaw			
	A0D0741-02	A	Total Organic Carbon - Soil (5310 B)	05/12/20 13:38	0.2	0.2					PDI-164SC-A-01-02-200426	Contact SC when ready to thaw			
	A0D0741-03	A	Total Organic Carbon - Soil (5310 B)	05/12/20 13:38	0.2	0.2					PDI-164SC-A-02-03-200426	Contact SC when ready to thaw			
	A0D0741-04	A	Total Organic Carbon - Soil (5310 B)	05/12/20 13:38	0.2	0.2					PDI-164SC-A-03-04-200426	Contact SC when ready to thaw			
	A0D0741-05	A	Total Organic Carbon - Soil (5310 B)	05/12/20 13:38	0.2	0.2					PDI-164SC-A-04-05-200426	Contact SC when ready to thaw			
	A0D0741-06	A	Total Organic Carbon - Soil (5310 B)	05/12/20 13:38	0.2	0.2					PDI-164SC-A-05-06-200426	Contact SC when ready to thaw			
	A0D0741-07	A	Total Organic Carbon - Soil (5310 B)	05/12/20 13:38	0.2	0.2					PDI-164SC-A-06-07-200426	Contact SC when ready to thaw			
	A0D0741-08	A	Total Organic Carbon - Soil (5310 B)	05/12/20 13:38	0.2	0.2					PDI-164SC-A-07-08-200426	Contact SC when ready to thaw			
	0050438-DUP3		QC	05/12/20 13:38	0.2	0.2		A0D0741-08							
	A0D0758-06	B	Total Organic Carbon - Soil (5310 B)	05/12/20 13:38	0.2	0.2					PDI-054SC-B-05-07-200428				
	A0D0758-07	B	Total Organic Carbon - Soil (5310 B)	05/12/20 13:38	0.2	0.2					PDI-054SC-B-07-11.1-200428				
	A0D0758-08	B	Total Organic Carbon - Soil (5310 B)	05/12/20 13:38	0.2	0.2					PDI-060SC-A-03-04-200428				
	A0D0758-09	B	Total Organic Carbon - Soil (5310 B)	05/12/20 13:38	0.2	0.2					PDI-060SC-A-04-05-200428				
	A0D0758-10	B	Total Organic Carbon - Soil (5310 B)	05/12/20 13:38	0.2	0.2					PDI-060SC-A-05-06-200428				
	A0D0758-11	B	Total Organic Carbon - Soil (5310 B)	05/12/20 13:38	0.2	0.2					PDI-060SC-A-06-07-200428				

MAS 5/15/20
Prepared By: Date

CMR 5/15/2020
Reviewed By: Date

Printed: 5/12/2020 2:17:08PM

Apex Laboratories

PREPARATION BENCH SHEET

BATCH #: 0050438 (Soil)

Prep Method: PSEP-5310B TOC

#	Lab Number		Analysis	Prepared	Initial (N/A)	Final (N/A)	Spike ID	Source ID	ul Spike	ul Surr.	Sample ID	Extraction Comments	pH <2	pH Other	pH >11
	A0D0758-12	B	Total Organic Carbon - Soil (5310 B)	05/12/20 13:38	0.2	0.2					PDI-060SC-A-07-08-200428				
	A0D0758-13	B	Total Organic Carbon - Soil (5310 B)	05/12/20 13:38	0.2	0.2					PDI-060SC-A-08-09-200428				
	A0D0758-14	B	Total Organic Carbon - Soil (5310 B)	05/12/20 13:38	0.2	0.2					PDI-060SC-A-09-10-200428				
	A0D0758-15	B	Total Organic Carbon - Soil (5310 B)	05/12/20 13:38	0.2	0.2					PDI-060SC-B-00-02-200428				
	A0D0758-16	B	Total Organic Carbon - Soil (5310 B)	05/12/20 13:38	0.2	0.2					PDI-060SC-B-02-04-200428				

Standards/Reagents

Reagent(s)

Std ID	Exp. Date	Description
A13L220	11/30/23	Wet Chem Balance 1
A19F020	06/03/29	TOC Soil Drying Oven @70oC
A19J023	11/30/23	Wet Chem Balance 4
A19J145	05/30/22	TOC Soil Blank Matrix
A19L107	06/06/20	10% Phosphoric Acid

Analyte Spike(s)

Std ID	Exp. Date	Description
A20E110	11/08/20	TOC 10k ppm secondary

Surrogate(s)

Std ID	Exp. Date	Description

Prepared By: Date

Reviewed By: Date

Printed: 5/12/2020 2:17:08PM

Batch 0050438 TOC PSEP preweigh Analyst MAS

Date/Time:	5-13-20/18:03	5-14-20/11:11	5-14-20/14:26		Effervesces?	Comments
T(°C) IN / OUT:	70.1 / 69.5	70.7 / 69.2	70.8 / 68.4	/		
Sample ID	Wt 1(g)	Wt 2(g)	Wt 3(g)	Wt 4(g)	(yes/no)	
A0D0679-07	6.9495	6.9550	6.9563		NO	
0050438-DUP1	7.7170	7.7234	7.7231		NO	
A0D0741-01	5.3712	5.3746			NO	
A0D0741-02	7.3865	7.3917	7.3908		NO	
A0D0741-03	6.8023	6.8074	6.8069		NO	
A0D0741-04	6.4010	6.4044			NO	
A0D0741-05	7.2194	7.2238			NO	
A0D0741-06	8.0995	8.1032			NO	
A0D0741-07	6.6818	6.6838			NO	
A0D0741-08	5.9487	5.9488			NO	
0050438-DUP3	8.6830	8.6872			NO	
A0D0758-06	5.6995	5.7072	5.7053		NO	
A0D0758-07	5.3609	5.3612			NO	
A0D0758-08	5.8451	5.8387	5.8350		NO	
A0D0758-09	5.1732	5.1784	5.1750		NO	
A0D0758-10	4.6848	4.6917	4.6876		NO	
A0D0758-11	6.0225	6.0278	6.0282		NO	
A0D0758-12	7.6961	7.7018	7.7003		NO	
A0D0758-13	7.4486	7.4501			NO	
A0D0758-14	6.4621	6.4677	6.4637		NO	
A0D0758-15	6.2388	6.2420			NO	
A0D0758-16	5.3632	5.3646			NO	

* First in oven @ 17:12 5/12/20

-MAS 5/12/20

Pre-drying sample aliquot > 10g. Constant wt = change of < 0.005g

ELEMENT SEQUENCE LOG

Apex Laboratories

MAY 18 2020

Sequence: **0E14055** Instrument: **TOC6**

Date: **05/14/20 15:44** Calibration: **A0A0805**

#	Lab Number	Matrix	Analysis	Client	Due	Batch	ISTD ID	STD ID
1	0E14055-CCV1	Soil	QC	QC				A20E127
2	0E14055-CCB1	Soil	QC	QC				
3	0050438-BLK1	Soil	QC	QC		0050438		
4	0050438-BS1	Soil	QC	QC		0050438		
5	A0D0659-07	Soil	Total Organic Carbon - Soil (5310 B)	Anchor QEA, LLC	05/20/20	0050438		
6	0050438-DUP1	Soil	QC	QC		0050438		
7	0050438-DUP2	Soil	QC	QC		0050438		
8	A0D0741-01	Soil	Total Organic Carbon - Soil (5310 B)	Anchor QEA, LLC	05/21/20	0050438		
9	A0D0741-02	Soil	Total Organic Carbon - Soil (5310 B)	Anchor QEA, LLC	05/21/20	0050438		
10	A0D0741-03	Soil	Total Organic Carbon - Soil (5310 B)	Anchor QEA, LLC	05/21/20	0050438		
11	A0D0741-04	Soil	Total Organic Carbon - Soil (5310 B)	Anchor QEA, LLC	05/21/20	0050438		
12	A0D0741-05	Soil	Total Organic Carbon - Soil (5310 B)	Anchor QEA, LLC	05/21/20	0050438		
13	0E14055-CCV2	Soil	QC	QC				A20E127
14	0E14055-CCB2	Soil	QC	QC				
15	A0D0741-06	Soil	Total Organic Carbon - Soil (5310 B)	Anchor QEA, LLC	05/21/20	0050438		
16	A0D0741-07	Soil	Total Organic Carbon - Soil (5310 B)	Anchor QEA, LLC	05/21/20	0050438		
17	A0D0741-08	Soil	Total Organic Carbon - Soil (5310 B)	Anchor QEA, LLC	05/21/20	0050438		
18	0050438-DUP3	Soil	QC	QC		0050438		
19	A0D0758-06	Soil	Total Organic Carbon - Soil (5310 B)	Anchor QEA, LLC	05/12/20	0050438		
20	A0D0758-07	Soil	Total Organic Carbon - Soil (5310 B)	Anchor QEA, LLC	05/12/20	0050438		
21	A0D0758-08	Soil	Total Organic Carbon - Soil (5310 B)	Anchor QEA, LLC	05/12/20	0050438		
22	A0D0758-09	Soil	Total Organic Carbon - Soil (5310 B)	Anchor QEA, LLC	05/12/20	0050438		
23	A0D0758-10	Soil	Total Organic Carbon - Soil (5310 B)	Anchor QEA, LLC	05/12/20	0050438		
24	A0D0758-11	Soil	Total Organic Carbon - Soil (5310 B)	Anchor QEA, LLC	05/12/20	0050438		
25	0E14055-CCV3	Soil	QC	QC				A20E127
26	0E14055-CCB3	Soil	QC	QC				
27	A0D0758-12	Soil	Total Organic Carbon - Soil (5310 B)	Anchor QEA, LLC	05/12/20	0050438		
28	A0D0758-13	Soil	Total Organic Carbon - Soil (5310 B)	Anchor QEA, LLC	05/12/20	0050438		
29	A0D0758-14	Soil	Total Organic Carbon - Soil (5310 B)	Anchor QEA, LLC	05/12/20	0050438		
30	A0D0758-15	Soil	Total Organic Carbon - Soil (5310 B)	Anchor QEA, LLC	05/12/20	0050438		
31	A0D0758-16	Soil	Total Organic Carbon - Soil (5310 B)	Anchor QEA, LLC	05/12/20	0050438		
32	0050463-BLK1	Soil	QC	QC		0050463		
33	0050463-BS1	Soil	QC	QC		0050463		
34	A0D0758-17	Soil	Total Organic Carbon - Soil (5310 B)	Anchor QEA, LLC	05/12/20	0050463		
35	A0D0758-18	Soil	Total Organic Carbon - Soil (5310 B)	Anchor QEA, LLC	05/12/20	0050463		
36	A0D0758-19	Soil	Total Organic Carbon - Soil (5310 B)	Anchor QEA, LLC	05/12/20	0050463		
37	0E14055-CCV4	Soil	QC	QC				A20E127
38	0E14055-CCB4	Soil	QC	QC				
39	0050463-DUP1	Soil	QC	QC		0050463		
40	A0D0763-01	Soil	Total Organic Carbon - Soil (5310 B)	Anchor QEA, LLC	05/12/20	0050463		
41	A0D0763-02	Soil	Total Organic Carbon - Soil (5310 B)	Anchor QEA, LLC	05/12/20	0050463		
42	A0D0763-03	Soil	Total Organic Carbon - Soil (5310 B)	Anchor QEA, LLC	05/12/20	0050463		
43	A0D0763-04	Soil	Total Organic Carbon - Soil (5310 B)	Anchor QEA, LLC	05/12/20	0050463		
44	A0D0763-05	Soil	Total Organic Carbon - Soil (5310 B)	Anchor QEA, LLC	05/12/20	0050463		
45	A0D0763-06	Soil	Total Organic Carbon - Soil (5310 B)	Anchor QEA, LLC	05/12/20	0050463		
46	A0D0763-07	Soil	Total Organic Carbon - Soil (5310 B)	Anchor QEA, LLC	05/12/20	0050463		
47	0050463-DUP2	Soil	QC	QC		0050463		
48	0050463-DUP3	Soil	QC	QC		0050463		
49	0E14055-CCV5	Soil	QC	QC				A20E127
50	0E14055-CCB5	Soil	QC	QC				
51	A0D0763-08	Soil	Total Organic Carbon - Soil (5310 B)	Anchor QEA, LLC	05/12/20	0050463		

Sequence: **0E14055** Instrument: **TOC6**

Date: **05/14/20 15:44** Calibration: **A0A0805**

#	Lab Number	Matrix	Analysis	Client	Due	Batch	ISTD ID	STD ID
52	A0D0763-09	Soil	Total Organic Carbon - Soil (5310 B)	Anchor QEA, LLC	05/12/20	0050463		
53	A0D0763-10	Soil	Total Organic Carbon - Soil (5310 B)	Anchor QEA, LLC	05/12/20	0050463		
54	A0D0763-11	Soil	Total Organic Carbon - Soil (5310 B)	Anchor QEA, LLC	05/12/20	0050463		
55	A0D0763-12	Soil	Total Organic Carbon - Soil (5310 B)	Anchor QEA, LLC	05/12/20	0050463		
56	0E14055-CCV6	Soil	QC	QC				A20E127
57	0E14055-CCB6	Soil	QC	QC				

Data Entered By: MAS 5/15/20

Comments:

Data Reviewed By: CMR 5/15/2020

Method:	TCDirect	Run Start Time:	5/14/2020 5:18:16 P
Method Type:	TC_DIRECT	Run End Time:	5/15/2020 4:03:03 A
Table:	0E14055	Device ID:	TOC6
Analyst:	Administrator	Run Name:	SN10020200514A2

Cup Position	Sample ID	Weight (mg)	Final Result (mg/kg)	Result mg C abs	Peak Area	Analysed Date and time
A99	Prime	200	39.007	0.008	3205.17	5/14/2020 5:18:40 PM
A2	Blank	200	8.545	0.002	0	5/14/2020 5:29:41 PM
A1	0E14055-CCV1	200	9943.39	1.989	1045337.375	5/14/2020 5:40:35 PM
A2	0E14055-CCB1	200	44.162	0.009	3747.55	5/14/2020 5:51:22 PM
A3	0050438-BLK1	214.5	58.902	0.013	5747.815	5/14/2020 6:02:09 PM
A4	0050438-BS1	200	9991.79	1.998	1050429.935	5/14/2020 6:12:56 PM
A5	A0D0659-07	200.1	6562.596	1.313	689957.905	5/14/2020 6:23:43 PM
A6	0050438-DUP1	201.6	5512.64	1.111	583777.3	5/14/2020 6:34:29 PM
A7	0050438-DUP2	201.6	5134.729	1.035	543695.64	5/14/2020 6:45:16 PM
A8	A0D0741-01	202.4	747.576	0.151	78704.19	5/14/2020 6:56:03 PM
A9	A0D0741-02	201.5	1208.059	0.243	127165.39	5/14/2020 7:06:50 PM
A10	A0D0741-03	203.8	2598.329	0.53	277689.71	5/14/2020 7:17:37 PM
A11	A0D0741-04	204.8	307.771	0.063	32261.59	5/14/2020 7:28:23 PM
A12	A0D0741-05	203.6	303.118	0.062	31568.85	5/14/2020 7:39:10 PM
A13	0E14055-CCV2	200	9791.569	1.958	1029362.83	5/14/2020 7:49:57 PM
A2	0E14055-CCB2	200	47.096	0.009	4056.3	5/14/2020 8:00:43 PM
A14	A0D0741-06	204.6	229.388	0.047	23792.105	5/14/2020 8:11:37 PM
A15	A0D0741-07	203.9	300.097	0.061	31292.59	5/14/2020 8:22:31 PM
A16	A0D0741-08	204	347.988	0.071	36448.23	5/14/2020 8:33:17 PM
A17	0050438-DUP3	201.6	345.791	0.07	35775.88	5/14/2020 8:44:04 PM
A18	A0D0758-06	101.8	130651.447	13.3 RR-2	6996350.79	5/14/2020 8:54:51 PM
A19	A0D0758-07	101.9	70849.367	7.22 5/15/2020	3797280.9	5/14/2020 9:05:37 PM
A20	A0D0758-08	103	43469.656	4.477	2354631.81	5/14/2020 9:16:24 PM
A21	A0D0758-09	202.6	19842.66	4.02	2114073.3	5/14/2020 9:27:10 PM
A22	A0D0758-10	204.3	25312.685	5.171	2719746.4	5/14/2020 9:37:57 PM
A23	A0D0758-11	203.6	21956.434	4.47	2350925.71	5/14/2020 9:48:43 PM

A24	0E14055-CCV3	200	9974.237	1.995	1048583.07	5/14/2020 9:59:30 PM
A2	0E14055-CCB3	200	73.626	0.015	6847.79	5/14/2020 10:10:17 PM
A25	A0D0758-12	201.9	7266.067	1.467	770894.325	5/14/2020 10:21:10 PM
A26	A0D0758-13	200.4	16229.141	3.252	1710134.92	5/14/2020 10:32:04 PM
A27	A0D0758-14	201	5415.015	1.088	571713.8	5/14/2020 10:42:50 PM
A28	A0D0758-15	30.6	76872.189	2.352	1236631.81	5/14/2020 10:53:37 PM
A29	A0D0758-16	101.2	48411.401	4.899	2576570.45	5/14/2020 11:04:23 PM
A30	0050463-BLK1	210.4	123.223 B-02 5/15/2020	0.026	12740.515	5/14/2020 11:15:10 PM
A31	0050463-BS1	200	10090.563	2.018	1060822.8	5/14/2020 11:25:58 PM
A32	A0D0758-17	202.2	22504.812	4.55	2393088.68	5/14/2020 11:36:46 PM
A33	A0D0758-18	200.6	13890.828	2.787	1465068.77	5/14/2020 11:47:35 PM
A34	A0D0758-19	200.5	18162.12	3.642	1914883.8	5/14/2020 11:58:26 PM
A35	0E14055-CCV4	200	10002.127	2	1051517.65	5/15/2020 12:09:15 AM
A2	0E14055-CCB4	200	64.554	0.013	5893.255	5/15/2020 12:20:05 AM
A36	0050463-DUP1	202.2	18090.696	3.658	1923529.52	5/15/2020 12:31:01 AM
A37	A0D0763-01	201.5	12018.079	2.422	1273118.62	5/15/2020 12:41:58 AM
A38	A0D0763-02	200.4	14174.36	2.841	1493499.89	5/15/2020 12:52:46 AM
A39	A0D0763-03	201.7	8346.345	1.683	884762.095	5/15/2020 1:03:36 AM
A40	A0D0763-04	201.9	4446.28	0.898	471379.78	5/15/2020 1:14:26 AM
A41	A0D0763-05	202.3	4454.964	0.901	473239.61	5/15/2020 1:25:15 AM
A42	A0D0763-06	202.3	8846.158	1.79	940591.44	5/15/2020 1:36:13 AM
A43	A0D0763-07	204.2	716.269	0.146	76048.84	5/15/2020 1:47:08 AM
A44	0050463-DUP2	202.5	714.225	0.145	75190.5	5/15/2020 1:57:58 AM
A45	0050463-DUP3	202.7	792.439	0.161	83606.39	5/15/2020 2:08:48 AM
A46	0E14055-CCV5	200	9932.48	1.986	1044189.37	5/15/2020 2:19:38 AM
A2	0E14055-CCB5	200	46.89	0.009	4034.63	5/15/2020 2:30:33 AM
A47	A0D0763-08	201	12647.691	2.542	1336535.9	5/15/2020 2:41:22 AM
A48	A0D0763-09	203.5	10609.649	2.159	1134976.57	5/15/2020 2:52:18 AM
A49	A0D0763-10	204.4	8729.391	1.784	937808.2	5/15/2020 3:03:09 AM
A50	A0D0763-11	202.1	4874.163	0.985	517341.84	5/15/2020 3:13:59 AM
A51	A0D0763-12	203	6097.065	1.238	650252.705	5/15/2020 3:24:50 AM
A52	0E14055-CCV6	200	9960.498	1.992	1047137.425	5/15/2020 3:35:39 AM

A2	0E14055-CCB6	200	50.114	0.01	4373.815	5/15/2020 3:46:29 AM

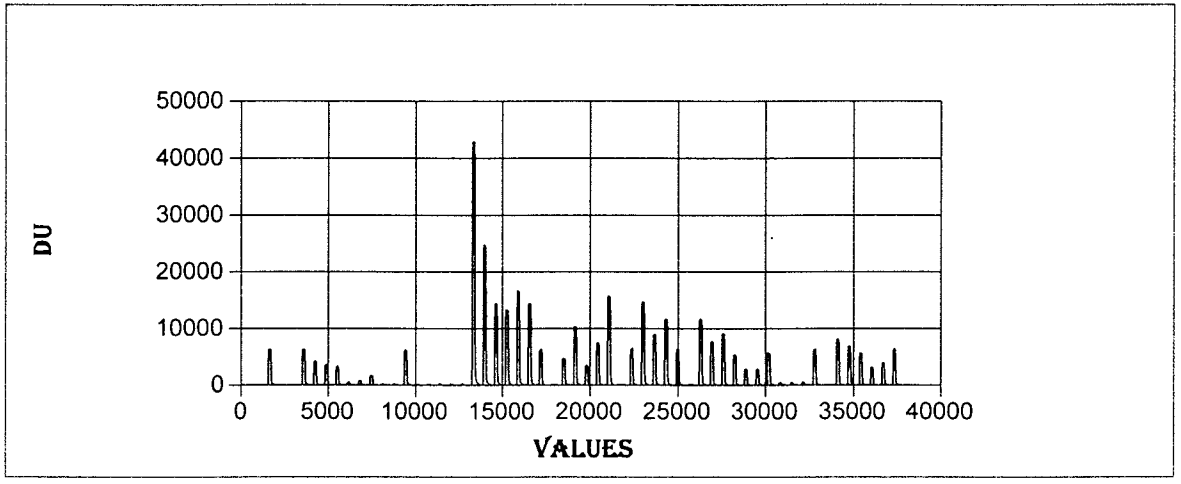

SNACCESS ✓ ok um 5/15/2020

RUN NAME : SN10020200108A1 METHOD NAME : TCDIRECT CALIBRATION TYPE : ISO FIRST ORDER GROUP : 1

A = -899.10605459823300 B = 526096.46424181900000 R = 0.99994117364848 R-SQUARED = 0.99988235075750

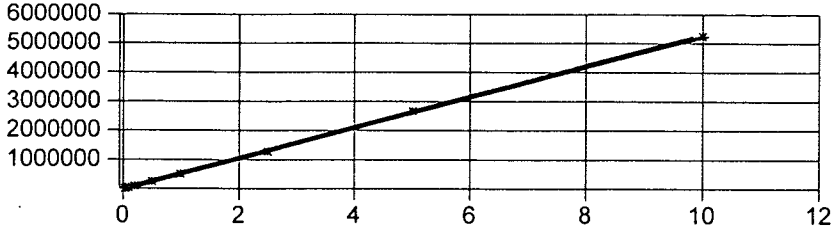

APEX LABORATORIES, LLC
6700 SW Sandburg St. Tigard OR 97223 phone 503-718-2323

Conventional Chemistry Parameters
Calibration Data

Sequence 0A08052 (Cal ID A0A0805) TOC6

ELEMENT SEQUENCE LOG

Apex Laboratories

JAN 13 2020

Sequence: **0A08052** Instrument: **TOC6**

Date: **01/08/20 16:29** Calibration: **A0A0805**

#	Lab Number	Matrix	Analysis	Client	Due	Batch	ISTD ID	STD ID
1	0A08052-CAL1	Sediment	QC	QC				
2	0A08052-CAL2	Sediment	QC	QC				A20A053
3	0A08052-CAL3	Sediment	QC	QC				A20A054
4	0A08052-CAL4	Sediment	QC	QC				A20A056
5	0A08052-CAL5	Sediment	QC	QC				A20A057
6	0A08052-CAL6	Sediment	QC	QC				A20A058
7	0A08052-CAL7	Sediment	QC	QC				A20A059
8	0A08052-CAL8	Sediment	QC	QC				A20A060
9	0A08052-CAL9	Sediment	QC	QC				A20A061
10	0A08052-ICV1	Sediment	QC	QC				A19K246
11	0A08052-ICB1	Sediment	QC	QC				

Data Entered By: CMF 1/9/2020

Data Reviewed By: AMF 1/10/20

Comments: SKalar ID SN 10020200108A1 CMF 1/9/2020

Method:	TCDirect	Run Start Time:	1/8/2020 6:15:14 PM
Method Type:	TC_DIRECT	Run End Time:	1/8/2020 10:40:22 P
Table:	0A08052	Device ID:	TOC6
Analyst:	Administrator	Run Name:	SN10020200108A1

Cup Position	Sample ID	Weight (mg)	Final Result (mg/kg)	Result mg C abs	Peak Area	Analysed Date and time
A98	prime	200	32.359	0.006	2505.73	1/8/2020 6:15:28 PM
A1	blank	200	8.545	0.002	0	1/8/2020 6:26:29 PM
A11	blank	200	8.545	0.002	0	1/8/2020 6:37:23 PM
A1	0A08052-CAL1	200	8.545	0.002	0	1/8/2020 6:48:17 PM
A2	0A08052-CAL2	40	1132.086	0.045/0.0002 = 225	22924.35	1/8/2020 6:59:11 PM
A3	0A08052-CAL3	100	1063.227	0.106 = 530	55036.88	1/8/2020 7:09:58 PM
A4	0A08052-CAL4	200	1039.388	0.208 = 1040	108464.545	1/8/2020 7:20:45 PM
A5	0A08052-CAL5	50	10075.077	0.504 = 2520	264124.015	1/8/2020 7:31:32 PM
A6	0A08052-CAL6	100	9827.481	0.983 = 4915	516121.2	1/8/2020 7:42:18 PM
A7	0A08052-CAL7	250	9761.05	2.44 = 12200	1282914.36	1/8/2020 7:53:05 PM
A8	0A08052-CAL8	500	10150.088	5.075 = 25375	2669063.5	1/8/2020 8:03:52 PM
A9	0A08052-CAL9	1000	9978.708	9.979 = 49875	5248863.92	1/8/2020 8:14:39 PM
A97	0A08052-IBL1	200	175.463	0.035	17562.96	1/8/2020 8:25:25 PM
A10	0A08052-ICV1	200	10013.587✓	2.003✓	1052723.4	1/8/2020 8:36:26 PM
A11	0A08052-ICB1	200	64.139✓	0.013✓	5849.56	1/8/2020 8:47:20 PM
A2	clean2	200	8.545	0.002	0	1/8/2020 8:58:06 PM
A3	clean3	200	8.545	0.002	0	1/8/2020 9:09:00 PM
A4	clean4	200	8.545	0.002	0	1/8/2020 9:19:46 PM
A5	clean5	200	8.545	0.002	0	1/8/2020 9:30:33 PM
A6	clean6	200	8.545	0.002	0	1/8/2020 9:41:20 PM
A7	clean7	200	8.545	0.002	0	1/8/2020 9:52:06 PM
A8	clean8	200	8.545	0.002	0	1/8/2020 10:02:53 PM
A9	clean9	200	49.259	0.01	4283.87	1/8/2020 10:13:40 PM
A10	clean10	200	8.545	0.002	0	1/8/2020 10:24:26 PM



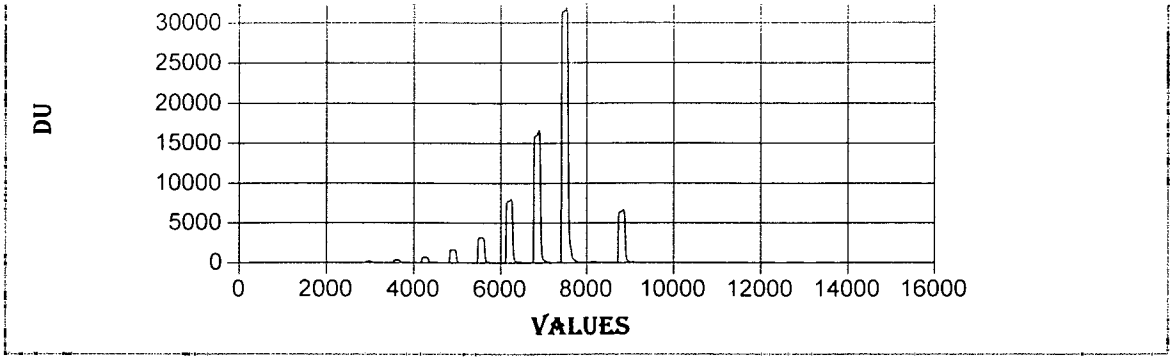

SNACCESS
METHOD NAME : TCDIRECT CALIBRATION TYPE : ISO FIRST ORDER GROUP : 1
A = -899.10605459823300 B = 526096.46424181900000 R = 0.99994117364848 R-SQUARED = 0.99988235075750

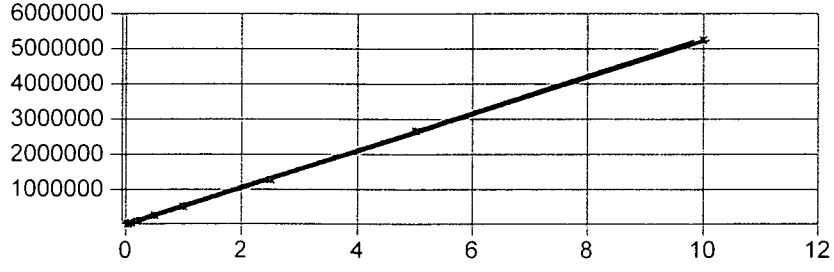

APEX LABORATORIES, LLC
6700 SW Sandburg St. Tigard OR 97223 phone 503-718-2323

Total Solids by SM2540G
Benchsheet Data

Batch 0050445 (A0D0659-07)

APEX LABORATORIES

Apex Laboratories

MAY 1 8 2020

PREPARATION BENCH SHEET

Percent Solids + Dry Weight Worksheet

BATCH #: 0050445 (Matrix: Sediment)

Lab Number	Analysis	QC Source ID	Prepared (Time In)	Weighed (Time Out)	Tare Wt. (g)	Wet Weight (+Tare) (g)	Dry Weight (+Tare) (g)	% Solids (Calc)	LogComments
A0D0659-07	Dry Weight		05/12/20 13:25		1.2781	39.4121	31.1187	78.3	Contact SC when ready to thaw, Use Results from
A0D0659-07	Solids, Total (SM 254		05/12/20 13:25		1.2781	39.4121	31.1187	78.3	Contact SC when ready to thaw, Use Results for D
0050445-DUP1	QC	A0D0659-07	05/12/20 13:25		1.2721	36.1461	28.5413	78.2	
A0D0741-01	Dry Weight		05/12/20 13:25		1.2773	32.3989	30.079	92.5	Use Results from TS.. Make NR once completed.
A0D0741-01	Solids, Total (SM 254		05/12/20 13:25		1.2773	32.3989	30.079	92.5	Contact SC when ready to thaw, Use Results for D
A0D0741-02	Dry Weight		05/12/20 13:25		1.2691	26.2797	24.0103	90.9	Use Results from TS.. Make NR once completed.
A0D0741-02	Solids, Total (SM 254		05/12/20 13:25		1.2691	26.2797	24.0103	90.9	Contact SC when ready to thaw, Use Results for D
A0D0741-03	Dry Weight		05/12/20 13:25		1.2777	28.646	26.1935	91.0	Use Results from TS.. Make NR once completed.
A0D0741-03	Solids, Total (SM 254		05/12/20 13:25		1.2777	28.646	26.1935	91.0	Contact SC when ready to thaw, Use Results for D
A0D0741-04	Dry Weight		05/12/20 13:25		1.2844	26.3953	23.3196	87.8	Use Results from TS.. Make NR once completed.
A0D0741-04	Solids, Total (SM 254		05/12/20 13:25		1.2844	26.3953	23.3196	87.8	Contact SC when ready to thaw, Use Results for D
A0D0741-05	Dry Weight		05/12/20 13:25		1.2801	29.4023	26.244	88.8	Use Results from TS.. Make NR once completed.
A0D0741-05	Solids, Total (SM 254		05/12/20 13:25		1.2801	29.4023	26.244	88.8	Contact SC when ready to thaw, Use Results for D
A0D0741-06	Dry Weight		05/12/20 13:25		1.277	31.1317	28.7581	92.0	Use Results from TS.. Make NR once completed.
A0D0741-06	Solids, Total (SM 254		05/12/20 13:25		1.277	31.1317	28.7581	92.0	Contact SC when ready to thaw, Use Results for D
A0D0741-07	Dry Weight		05/12/20 13:25		1.2782	26.5618	23.9895	89.8	Use Results from TS.. Make NR once completed.
A0D0741-07	Solids, Total (SM 254		05/12/20 13:25		1.2782	26.5618	23.9895	89.8	Contact SC when ready to thaw, Use Results for D
A0D0741-08	Dry Weight		05/12/20 13:25		1.2743	29.2458	24.4407	82.8	Use Results from TS.. Make NR once completed.
A0D0741-08	Solids, Total (SM 254		05/12/20 13:25		1.2743	29.2458	24.4407	82.8	Contact SC when ready to thaw, Use Results for D
0050445-DUP2	QC	A0D0741-08	05/12/20 13:25		1.275	29.057	24.0028	81.8	
A0D0758-06	Dry Weight		05/12/20 13:25		1.2701	12.3535	7.4539	55.8	Use Results from TS.. Make NR once completed.

MJS 5/15/20
Prepared By: Date

cmz 5/15/2020
Reviewed By: Date

Printed: 5/15/2020 1:16:51PM

Apex Laboratories

PREPARATION BENCH SHEET

Percent Solids + Dry Weight Worksheet

BATCH #: 0050445 (Matrix: Sediment)

Lab Number	Analysis	QC Source ID	Prepared (Time In)	Weighed (Time Out)	Tare Wt. (g)	Wet Weight (+Tare) (g)	Dry Weight (+Tare) (g)	% Solids (Calc)	LogComments
A0D0758-06	Solids, Total (SM 254		05/12/20 13:25		1.2701	12.3535	7.4539	55.8	Use Results for Dry Weight (Not for Waters)
A0D0758-07	Dry Weight		05/12/20 13:25		1.2718	27.8446	16.5896	57.6	Use Results from TS.. Make NR once completed.
A0D0758-07	Solids, Total (SM 254		05/12/20 13:25		1.2718	27.8446	16.5896	57.6	Use Results for Dry Weight (Not for Waters)
A0D0758-08	Dry Weight		05/12/20 13:25		1.2802	28.8281	18.5543	62.7	Use Results from TS.. Make NR once completed.
A0D0758-08	Solids, Total (SM 254		05/12/20 13:25		1.2802	28.8281	18.5543	62.7	Use Results for Dry Weight (Not for Waters)
A0D0758-09	Dry Weight		05/12/20 13:25		1.2687	26.9766	17.4363	62.9	Use Results from TS.. Make NR once completed.
A0D0758-09	Solids, Total (SM 254		05/12/20 13:25		1.2687	26.9766	17.4363	62.9	Use Results for Dry Weight (Not for Waters)
A0D0758-10	Dry Weight		05/12/20 13:25		1.2685	12.289	7.5992	57.4	Use Results from TS.. Make NR once completed.
A0D0758-10	Solids, Total (SM 254		05/12/20 13:25		1.2685	12.289	7.5992	57.4	Use Results for Dry Weight (Not for Waters)
A0D0758-11	Dry Weight		05/12/20 13:25		1.2743	32.4384	20.0715	60.3	Use Results from TS.. Make NR once completed.
A0D0758-11	Solids, Total (SM 254		05/12/20 13:25		1.2743	32.4384	20.0715	60.3	Use Results for Dry Weight (Not for Waters)
A0D0758-12	Dry Weight		05/12/20 13:25		1.2699	35.0897	25.0652	70.4	Use Results from TS.. Make NR once completed.
A0D0758-12	Solids, Total (SM 254		05/12/20 13:25		1.2699	35.0897	25.0652	70.4	Use Results for Dry Weight (Not for Waters)
A0D0758-13	Dry Weight		05/12/20 13:25		1.2752	28.3774	17.9023	61.3	Use Results from TS.. Make NR once completed.
A0D0758-13	Solids, Total (SM 254		05/12/20 13:25		1.2752	28.3774	17.9023	61.3	Use Results for Dry Weight (Not for Waters)
A0D0758-14	Dry Weight		05/12/20 13:25		1.2803	33.6504	25.0699	73.5	Use Results from TS.. Make NR once completed.
A0D0758-14	Solids, Total (SM 254		05/12/20 13:25		1.2803	33.6504	25.0699	73.5	Use Results for Dry Weight (Not for Waters)
A0D0758-15	Dry Weight		05/12/20 13:25		1.2778	29.1942	20.9656	70.5	Use Results from TS.. Make NR once completed.
A0D0758-15	Solids, Total (SM 254		05/12/20 13:25		1.2778	29.1942	20.9656	70.5	Use Results for Dry Weight (Not for Waters)
A0D0758-16	Dry Weight		05/12/20 13:25		1.2665	28.7525	18.6926	63.4	Use Results from TS.. Make NR once completed.
A0D0758-16	Solids, Total (SM 254		05/12/20 13:25		1.2665	28.7525	18.6926	63.4	Use Results for Dry Weight (Not for Waters)

Prepared By: Date

Reviewed By: Date

Apex Laboratories

PREPARATION BENCH SHEET

Percent Solids + Dry Weight Worksheet

BATCH #: 0050445 (Matrix: Sediment)

Lab Number	Analysis	QC Source ID	Prepared (Time In)	Weighed (Time Out)	Tare Wt. (g)	Wet Weight (+Tare) (g)	Dry Weight (+Tare) (g)	% Solids (Calc)	LogComments

Prepared By: Date

Reviewed By: Date

Total Solids Worksheet

Analyst: MAS Date: 05/12/20 Batch: 0050445

Sample ID	Vessel ID	Tare Weight (g)	Wet+ Tare Weight (g)	Dry Weight (g)		Comments
				1st weighing	2nd weighing	
A0D0659-07	1	1.2781	39.4121	31.1233	31.1187	
0050445-DUP1	2	1.2721	36.1461	28.5447	28.5413	A0D0659-07
A0D0741-01	3	1.2773	32.3989	30.0827	30.079	
A0D0741-02	4	1.2691	26.2797	24.0127	24.0103	
A0D0741-03	5	1.2777	28.646	26.1988	26.1935	
A0D0741-04	6	1.2844	26.3953	23.3248	23.3196	
A0D0741-05	7	1.2801	29.4023	26.2499	26.244	
A0D0741-06	8	1.277	31.1317	28.7626	28.7581	
A0D0741-07	9	1.2782	26.5618	23.995	23.9895	
A0D0741-08	10	1.2743	29.2458	24.4466	24.4407	
0050445-DUP2	11	1.275	29.057	24.0092	24.0028	A0D0741-08
A0D0758-06	12	1.2701	12.3535	7.4573	7.4539	Limited Volume
A0D0758-07	13	1.2718	27.8446	16.5963	16.5896	
A0D0758-08	14	1.2802	28.8281	18.5608	18.5543	
A0D0758-09	15	1.2687	26.9766	17.444	17.4363	
A0D0758-10	16	1.2685	12.289	7.6044	7.5992	Limited Volume
A0D0758-11	17	1.2743	32.4384	20.0811	20.0715	
A0D0758-12	18	1.2699	35.0897	25.0755	25.0652	
A0D0758-13	19	1.2752	28.3774	17.9123	17.9023	
A0D0758-14	20	1.2803	33.6504	25.0785	25.0699	
A0D0758-15	21	1.2778	29.1942	20.9729	20.9656	
A0D0758-16	22	1.2665	28.7525	18.6998	18.6926	
			Oven Temp at Sample Introduction	103.3	103.5	*Constant weight = +/- 50 mg.
			Oven Temp at sample removal	104	103.7	
			Time/date	16:42/5-13-20	13:38/5-14-20	

APEX LABORATORIES, LLC
6700 SW Sandburg St. Tigard OR 97223 phone 503-718-2323

Balance Checksheets

Extractions May 2020
Wet Chem April 2020
Wet Chem May 2020

Balance Challenge Log

Extractions
AND FX-2000
ID# 5210177

Weight ID	weight (g)	acceptance range (g)	
	=/<1g	± 0.02g	
	>1g	± 2%	
10077	0.5g	0.48	0.52
1000143395	300g	294.00	306.00

If other than as listed above, the weight and tracking ID of the mass used to challenge the balance must be recorded.

Alternate Weight/ID used:

1000143395	300g
10077	0.5g

Date Range:

05/01/2020	05/30/2020
05/01/2020	05/30/2020

Month: May
Year: 2020

Day/Time	Initials	Weight One	Observed	Weight Two	Observed
1 0720	CAH	0.50g	0.51g	300.00g	300.00g
2 09:20	JAG		.52		300.00
3 09:18	SCG		0.49		299.99g
4 07:20	JAG		.49		299.99
5 07:30	CAH		.49		300.00
6 07:25	CAH		.50		300.00
7 07:15	CAH		.51		299.96
8 0713	AJJ		0.51		299.95
9					
10					
11 930	JC		0.51		299.96
12 745	CAH		0.50		299.97
13 0722	AJJ		0.51		299.99
14 07:58	JAG		.50		299.96
15 07:18	CAH		.51		299.97
16					
17					
18 07:20	JAG		.51		299.98
19 07:40	JAG		.50		299.99
20 0715	AJJ		0.50		299.97
21 07:35	JAG		.52		299.99
22 07:30	CAH		.50		299.98
23					
24					
25					
26 13:03	CAS		0.51		299.96
27 07:35	JAG		.50		299.95
28 08:00	CAH		.50		299.99
29 7:45	CAH		.50		299.96
30					
31					

Balance Challenge Log

Wet Chem Balance 1
Ohaus Adventurer Pro
ID# 8C30461093

Weight ID	weight (g)	acceptance range (g)	
	<0.5000g	± 0.5mg	
	>/=0.5000g	± 0.1%	
1000015949	0.005g	0.0045	0.0055
66067	0.100g	0.0995	0.1005
66067	100g	99.9000	100.1000

If other than as listed above, the weight and tracking ID of the mass used to challenge the balance must be recorded.

Month: April
Year: 2020

Alternate Weight/ID used:

100g	10659	
0.100g	92771	4/2/2020 4/29/2020 JCS 4/29/2020
0.005g	31045W	JCS 4/1/2020

Date Range:

Day/Time	Initials	Weight 1	Observed	Weight 2	Observed	Weight 3	Observed
1 1025	MAS		99.9988		0.0999		0.0052
2 1005	MAS		99.9990		0.1000		0.0050
3 1017	MAS		99.9991		0.1000		0.0050
4							
5							
6 1126	MAS		99.9989		0.1000		0.0050
7 1720	MAS		99.9990		0.0999		0.0052
8 1026	MAS		99.9991		0.1000		0.0048
9 1001	MAS		99.9991		0.1000		0.0052
10 1039	MAS		99.9990		0.1002		0.0051
11							
12							
13 1012	MAS		99.9984		0.1000		0.0050
14 0915	MVO		99.9981		0.1000		0.0050
15 1122	MAS		99.9985		0.0998		0.0050
16 1112	MAS	100.0000g	99.9984	0.1000g	0.1000	.0050g	0.0048
17 1010	MAS		99.9983		0.0999		0.0051
18			~~99~~ AMB 4/20/20				
19							
20	AMB		99.9980		0.0998		0.0051
21 1018	MAS		99.9988		0.1003		0.0051
22 1026	MAS		99.9990		0.9998		0.0051
23 1058	MAS		99.9994		0.1001		0.0050
24 1059	MAS		99.9997		0.1001		0.0048
~~25 1024~~	~~MAS~~		~~100.0005~~		~~0.0999~~		~~0.0052~~ MAS 4/28/20
26							
27							
28 1024	MAS		100.0005		0.0999		0.0052
29 1030	MAS		100.0008		0.1003		0.0049
30 1053	MAS		100.0005		0.0999		0.0052
31							

Balance Challenge Log

Wet Chem Balance 1
Ohaus Adventurer Pro
ID# 8C30461093

Weight ID	weight (g)	acceptance range (g)	
	<0.5000g	± 0.5mg	
	>/=0.5000g	± 0.1%	
1000015949	0.005g	0.0045	0.0055
66067	0.100g	0.0995	0.1005
66067	100g	99.9000	100.1000

If other than as listed above, the weight and tracking ID of the mass used to challenge the balance must be recorded.

Month: May
Year: 2020

Alternate Weight/ID used:

Date Range:

Day/Time	Initials	Weight 1	Observed	Weight 2	Observed	Weight 3	Observed
1 1055	MAS		100.0004		0.1003		0.0050
2							
3							
4 1019	MAS		100.0002		0.0999		0.0050
5 1051	MAS		100.0004		0.0998		0.0050
6 1030	MAS		100.0002		0.0999		0.0049
7 1016	MAS		100.0001		0.1001		0.0050
8 1200	MAS		100.0002		0.1000		0.0051
9							
10							
11 ~~MAS 1100~~	~~HH~~ MAS		99.9993		0.1000		0.0047
12 1038	MAS		100.0005		0.1000		0.0050
13 1117	MAS		100.0003		0.1001		0.0050
14 1038	MAS	MAS 5/11/20	100.0005		0.1001		0.0050
15 1129	MAS		100.0010		0.1002		0.0049
16		100.0000g		0.1000g		.0050g	
17							
18 1219	MAS		100.0015	MAS 5/19/2020	0.1001		0.0051
19 1008	MAS		~~100.0027~~	99.9997	0.1000		0.0052
20 1100	MAS		100.0002		0.1001		0.0051
21 1104	MAS		99.9995		0.999		0.0050
22 1115	MAS		99.9993		0.1000		
23							
24							
25							
26 1116	MAS		99.9994		0.0999		0.0048
27 1021	MAS		99.9991		0.1000		0.0049
28 1048	MAS		99.9994		0.0998		0.0054
29 1201	MAS		99.9994		0.0999		0.0050
30							
31							