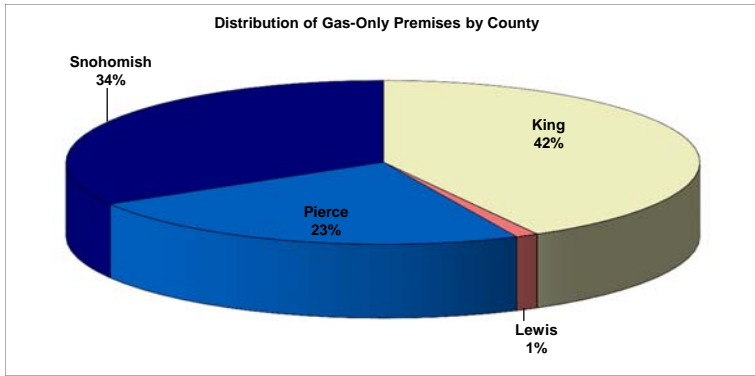


Estimated Premise Counts by Service Type - All Classes - December 2012

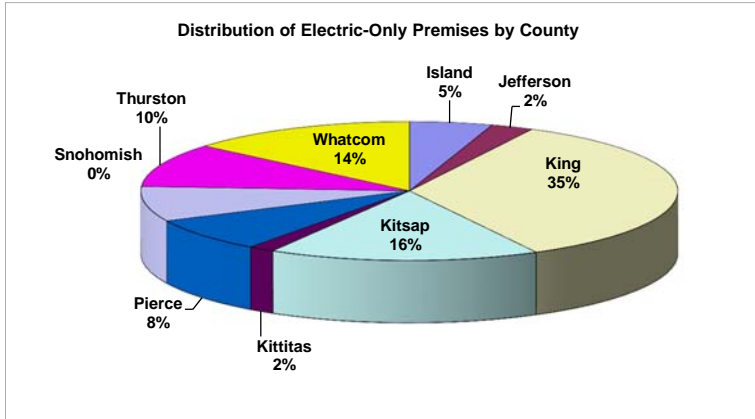
Gas-Only Premises

	Residential	Commercial	Industrial	Total
King	146,767	14,749	798	162,314
Kittitas	93	12	2	107
Lewis	3,566	762	43	4,371
Pierce	82,811	7,241	234	90,286
Snohomish	120,932	8,582	272	129,786
Total	354,169	31,346	1,349	386,864



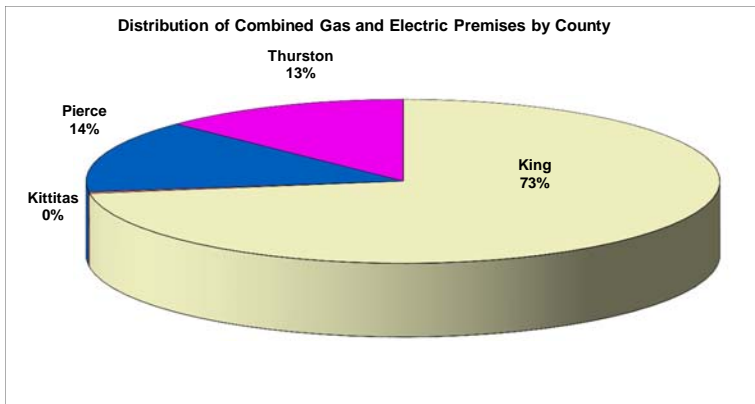
Electric-Only Premises

	Residential	Commercial	Industrial	Total
Island	30,407	4,303	73	34,783
Jefferson	15,054	2,692	89	17,835
King	206,615	33,961	734	241,310
Kitsap	100,955	12,255	201	113,411
Kittitas	9,003	1,918	35	10,956
Lewis	1	1	0	2
Pierce	46,573	7,949	135	54,657
Skagit	48,131	8,175	321	56,627
Snohomish	10	2	0	12
Thurston	61,051	9,759	125	70,935
Whatcom	83,798	11,969	393	96,160
Total	601,598	92,984	2,106	696,688



Combined Gas and Electric Service Premises

	Residential	Commercial	Industrial	Total
King	258,440	18,528	1,463	278,431
Kitsap	0	0	0	0
Kittitas	1,073	152	3	1,228
Pierce	52,041	3,046	73	55,160
Snohomish	26	0	0	26
Thurston	44,842	3,828	97	48,767
Total	356,422	25,554	1,636	383,612



Based on analysis performed by Bob Yetter on CDARS data regarding number of premises; as of January 5, 2013
 For additional information please contact Bob Yetter at 81-3194