

BEFORE THE WASHINGTON
UTILITIES AND TRANSPORTATION COMMISSION

WASHINGTON UTILITIES AND
TRANSPORTATION COMMISSION,

Complainant,

v.

PUGET SOUND PILOTS,

Respondent.

DOCKET TP-190976

**EXHIBIT TO
TESTIMONY OF
Captain Michael Moore
ON BEHALF OF
PACIFIC MERCHANT SHIPPING ASSOCIATION**

MXPS Vessel Arrivals Graphed

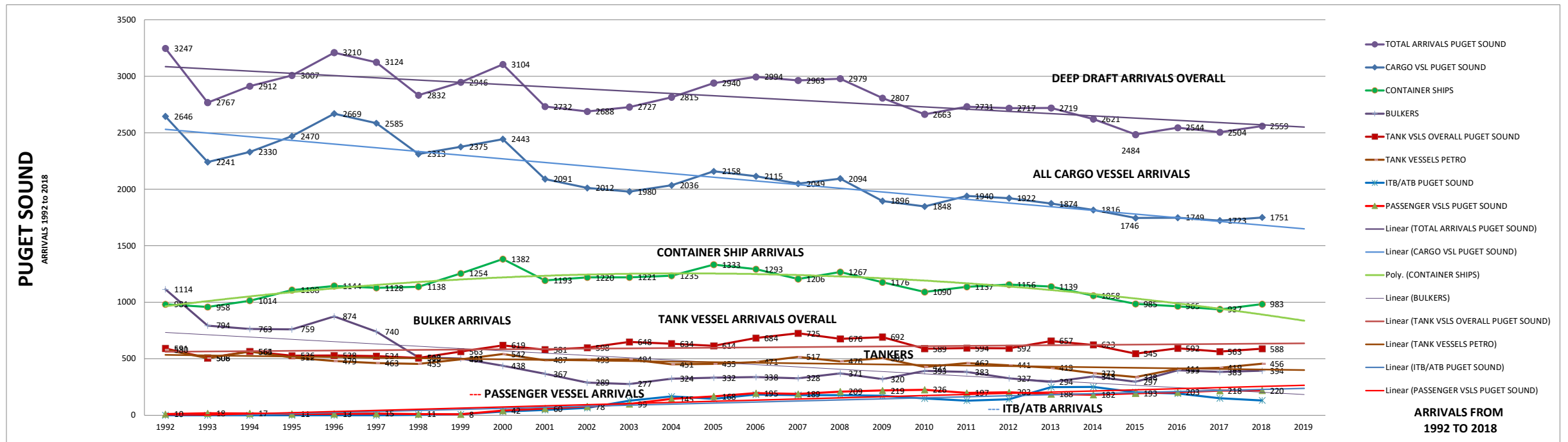
May 27, 2020

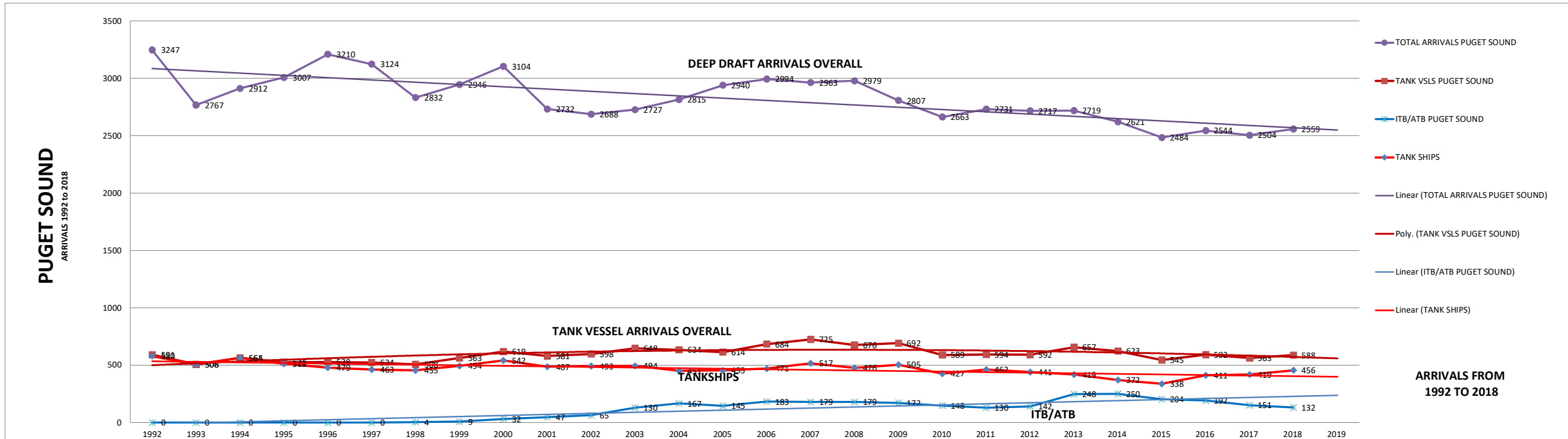
Revised July 8, 2020

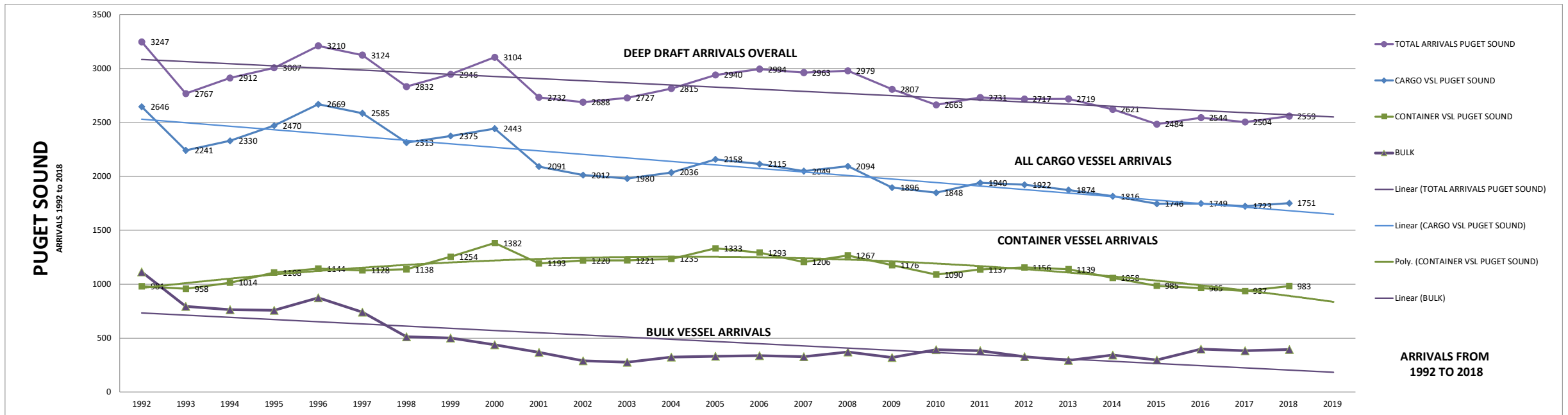
	1992	1993	1994	1995	1996	1997	1998	1999	2000	2001	2002	2003	2004	2005	2006	2007	2008	2009	2010	2011	2012	2013	2014	2015	2016	2017	2018	2019	
CARGO TOTAL**																													CARGO TOTAL
BULK	1114	794	763	759	874	740	513	501	438	367	289	277	324	332	338	328	371	320	393	383	327	294	343	297	399	383	394	BULK	
CONTAINER	981	958	1014	1108	1144	1128	1138	1254	1382	1193	1220	1221	1235	1333	1293	1206	1267	1176	1090	1137	1156	1139	1058	985	965	937	983	CONTAINER	
GENERAL	235	186	194	229	259	281	216	166	141	116	122	133	151	182	171	163	136	88	71	80	73	89	86	93	74	80	76	GENERAL	
RO/RO	115	114	138	134	158	154	170	152	164	166	165	159	144	133	128	126	130	137	130	135	119	119	124	119	114	115	115	RO/RO	
RO/RO VEHICLE																													RO/RO VEHICLE
VEHICLES	216	184	188	171	160	188	166	223	222	198	203	168	180	190	188	214	204	187	205	233	285	286	292	276	251	257	245	VEHICLES	
OTHER	127	132	160	178	197	207	182	148	124	73	54	47	38	35	28	30	24	29	26	30	41	33	20	54	27	48	44	OTHER	
CARGO TOTAL**	2788	2368	2457	2579	2792	2698	2385	2444	2492	2129	2060	2007	2074	2205	2146	2067	2132	1937	1915	1998	2001	1960	1923	1824	1830	1820	1857	CARGO TOTAL**	
GRAYS HARBOR	142	127	127	109	123	113	72	69	49	38	48	27	38	47	31	18	38	41	67	58	79	86	107	78	81	97	106	GRAYS HARBOR	
PUGET SOUND	2646	2241	2330	2470	2669	2585	2313	2375	2443	2091	2012	1980	2036	2158	2115	2049	2094	1896	1848	1940	1922	1874	1816	1746	1749	1723	1751	PUGET SOUND	
TANKERS																													TANKERS
PETROL TANKER	580	506	564	512	479	463	455	494	542	487	493	494	451	455	471	517	476	505	427	462	441	419	372	338	411	419	456	PETROL TANKER	
NON-PETROL TANKER	11	2	1	14	49	61	49	60	46	47	40	24	16	14	30	34	23	17	15	16	12	7	7	7	7	5	7	NON-PETROL TANKER	
ITB/ATB	0	0	0	0	0	0	4	9	32	47	65	130	167	145	183	179	179	172	148	130	142	248	250	204	192	151	132	ITB/ATB	
TANK VSL TOTAL**	591	508	565	526	528	524	508	563	620	581	598	648	634	614	684	730	678	694	590	608	595	674	629	549	610	575	595	TANK VSL TOTAL**	
GRAYS HARBOR	0	0	0	0	0	0	0	0	1	0	0	0	0	0	0	5	2	2	1	14	3	17	6	4	18	12	7	GRAYS HARBOR	
PUGET SOUND	591	508	565	526	528	524	508	563	619	581	598	648	634	614	684	725	676	692	589	594	592	657	623	545	592	563	588	PUGET SOUND	
PASSENGER																													PASSENGER
PASSENGER**	10	18	17	14	13	16	11	9	43	61	78	99	145	168	195	189	209	219	226	197	203	188	182	193	203	218	220	PASSENGER TOTAL**	
GRAYS HARBOR	0	0	0	3	0	1	0	1	1	1	0	0	0	0	0	0	0	0	0	0	0	0	0	0	0	0	0	GRAYS HARBOR	
PUGET SOUND	10	18	17	11	13	15	11	8	42	60	78	99	145	168	195	189	209	219	226	197	203	188	182	193	203	218	220	PUGET SOUND	
TOTAL ARRIVALS	3389	2894	3039	3119	3333	3238	2904	3016	3155	2771	2736	2754	2853	2987	3025	2986	3019	2850	2731	2803	2799	2822	2734	2566	2643	2613	2672	TOTAL ARRIVALS**	
TOTAL ARRIVALS GH	142	127	127	112	123	114	72	70	51	39	48	27	38	47	31	23	40	43	68	72	82	103	113	82	99	109	113	TOTAL ARRIVALS GH	
TOTAL ARRIVALS PS	3247	2767	2912	3007	3210	3124	2832	2946	3104	2732	2688	2727	2815	2940	2994	2963	2979	2807	2663	2731	2717	2719	2621	2484	2544	2504	2559	TOTAL ARRIVALS PS	

**THIS INCLUDES GRAYS HARBOR

**THIS INCLUDES GRAYS HARBOR

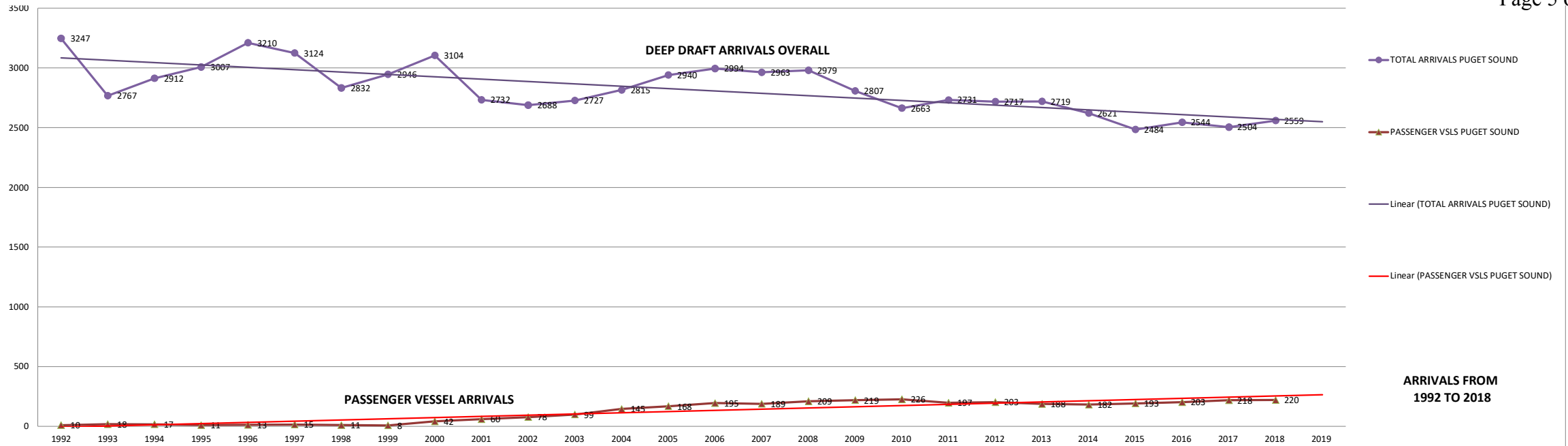






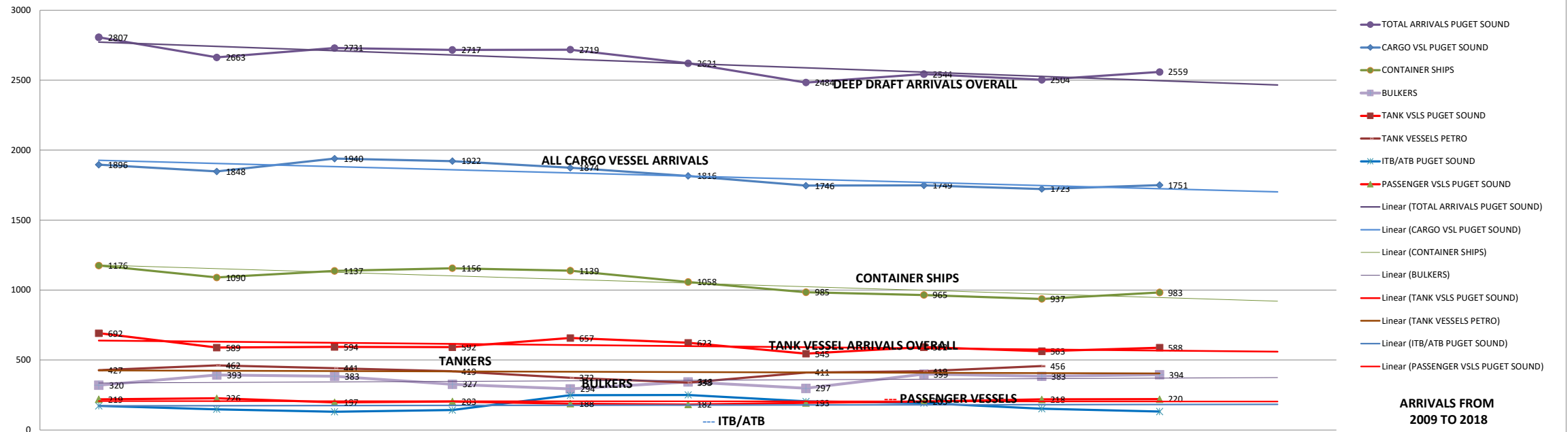
2500

PUGET SOUND
ARRIVALS 1992 TO 2018



ARRIVALS FROM
1992 TO 2018

PUGET SOUND
ARRIVALS 2009 TO 2018



ARRIVALS FROM
2009 TO 2018

2009

2010

2011

2012

2013

2014

2015

2016

2017

2018

2019