

EXHIBIT NO. ___(JAH-26)
DOCKET NO. UG-040640, *et al.* (consolidated)
2004 PSE GENERAL RATE CASE
WITNESS: JAMES A. HEIDELL

BEFORE THE
WASHINGTON UTILITIES AND TRANSPORTATION COMMISSION

WASHINGTON UTILITIES AND
TRANSPORTATION COMMISSION,

Complainant,

v.

PUGET SOUND ENERGY, INC.,

Respondent.

Docket No. UG-040640
Docket No. UE-040641
(*consolidated*)

In the Matter of the Petition of

PUGET SOUND ENERGY, INC.

For an Order Regarding the Accounting
Treatment for Certain Costs of the Company's
Power Cost Only Rate Filing.

Docket No. UE-031471 (*consolidated*)

In the Matter of the Petition of

PUGET SOUND ENERGY, INC.

For an Accounting Order Authorizing
Deferral and Recovery of the Investment
and Costs Related to the White River
Hydroelectric Project.

Docket No. UE-032043 (*consolidated*)

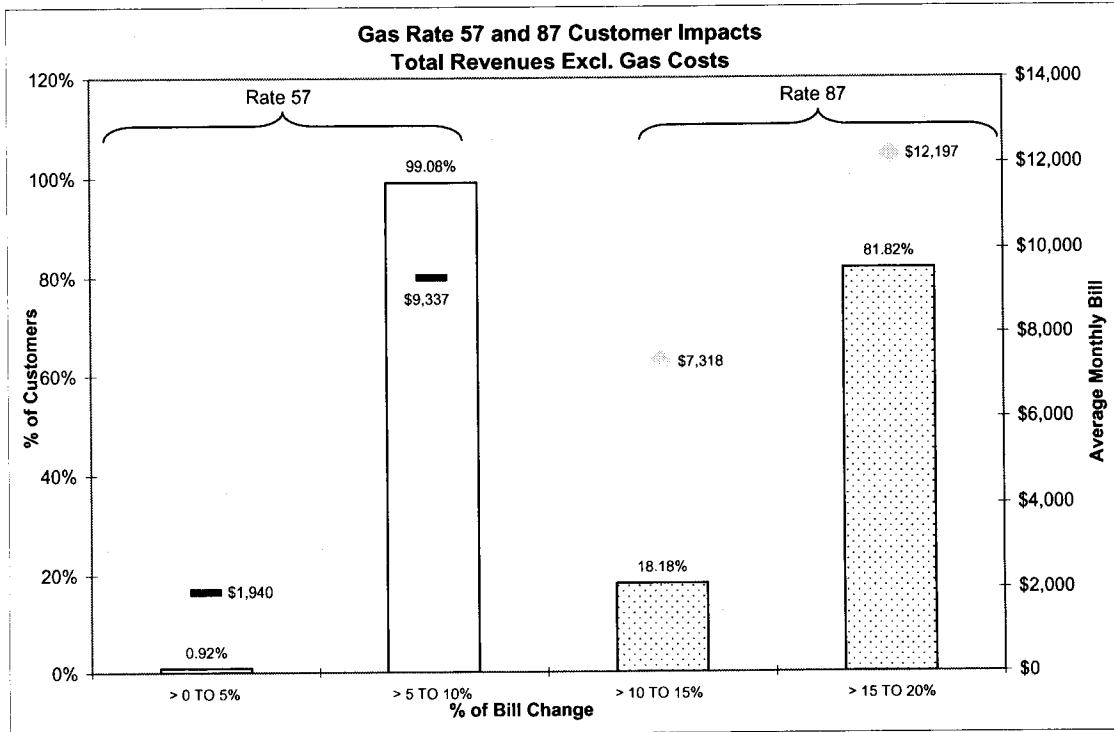
TWELFTH EXHIBIT TO THE
PREFILED REBUTTAL TESTIMONY OF
JAMES A. HEIDELL (NONCONFIDENTIAL)
ON BEHALF OF PUGET SOUND ENERGY, INC.

NOVEMBER 3, 2004

PUGET SOUND ENERGY - GAS
GAS RATE 57 & 87 CUSTOMER IMPACTS
 TWELVE MONTHS ENDED SEPTEMBER 30, 2003

Rate	Bill Impacts	Customers	Bills	Therms	Bill - Current	Bill - Rebuttal Proposal	Change	Percent Change
57	> 0 TO 5%	1	12	106,297	22,234	23,278	1,044	4.69%
57	> 5 TO 10%	108	1,296	164,397,112	11,258,797	12,100,694	841,897	7.48%
	Rate 57 Total	109	1,308	164,503,409	11,281,031	12,123,972	842,940	7.47%
87	> 10 TO 15%	2	24	1,726,424	152,731	175,624	22,893	14.99%
87	> 15 TO 20%	9	108	25,621,128	1,116,200	1,317,264	201,064	18.01%
	Rate 87 Total	11	132	27,347,552	1,268,931	1,492,888	223,957	17.65%

Rate	Bill Change	Pcnt of Customers	Pcnt Change	Average Bill	Avg Use
57	> 0 TO 5%	0.92%	4.69%	\$1,940	8,858
57	> 5 TO 10%	99.08%	7.48%	\$9,337	126,850
87	> 10 TO 15%	18.18%	14.99%	\$7,318	71,934
87	> 15 TO 20%	81.82%	18.01%	\$12,197	237,233

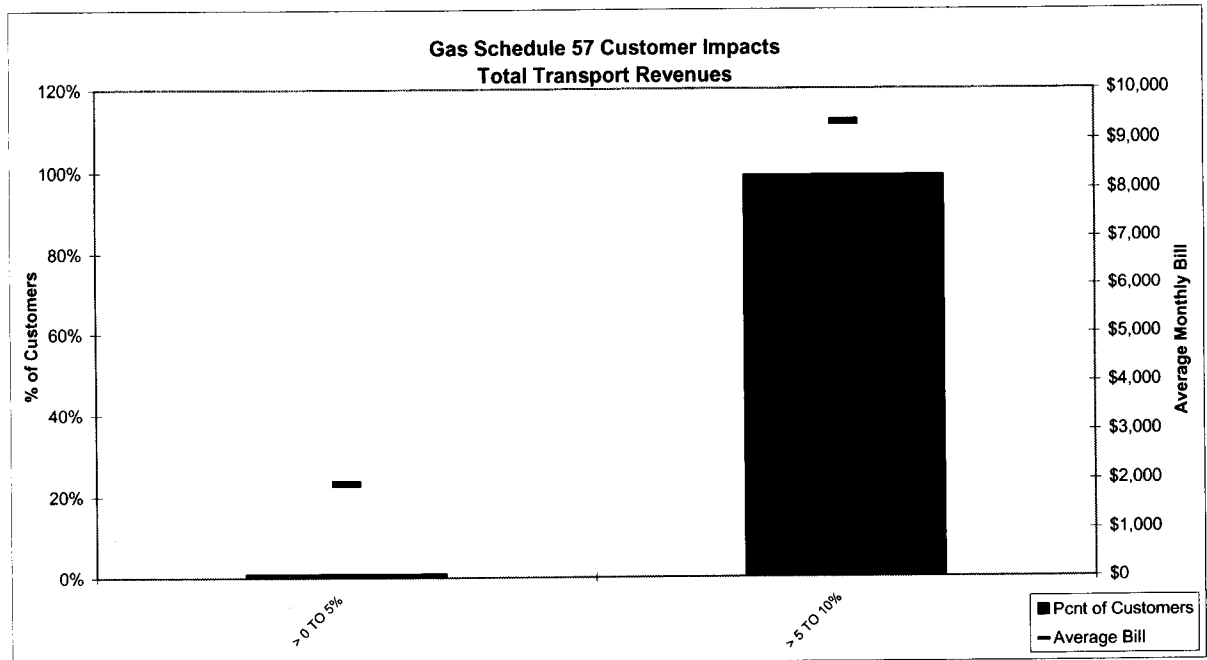


**PUGET SOUND ENERGY - GAS
GAS RATE 57 & 87 CUSTOMER IMPACTS
TWELVE MONTHS ENDED SEPTEMBER 30, 2003**

Exhibit No. (JAH-26)
Page 2 of 4

Bill Impacts	Customers	Bills	Therms	Bill - Current	Bill - Proposed	Change	Percent Change
> 0 TO 5%	1	12	106,297	\$22,234	\$23,278	\$1,044	4.69%
> 5 TO 10%	108	1,296	164,397,112	\$11,258,797	\$12,100,694	\$841,897	7.48%
Total	109	1,308	164,503,409	\$11,281,031	\$12,123,972	\$842,940	7.47%

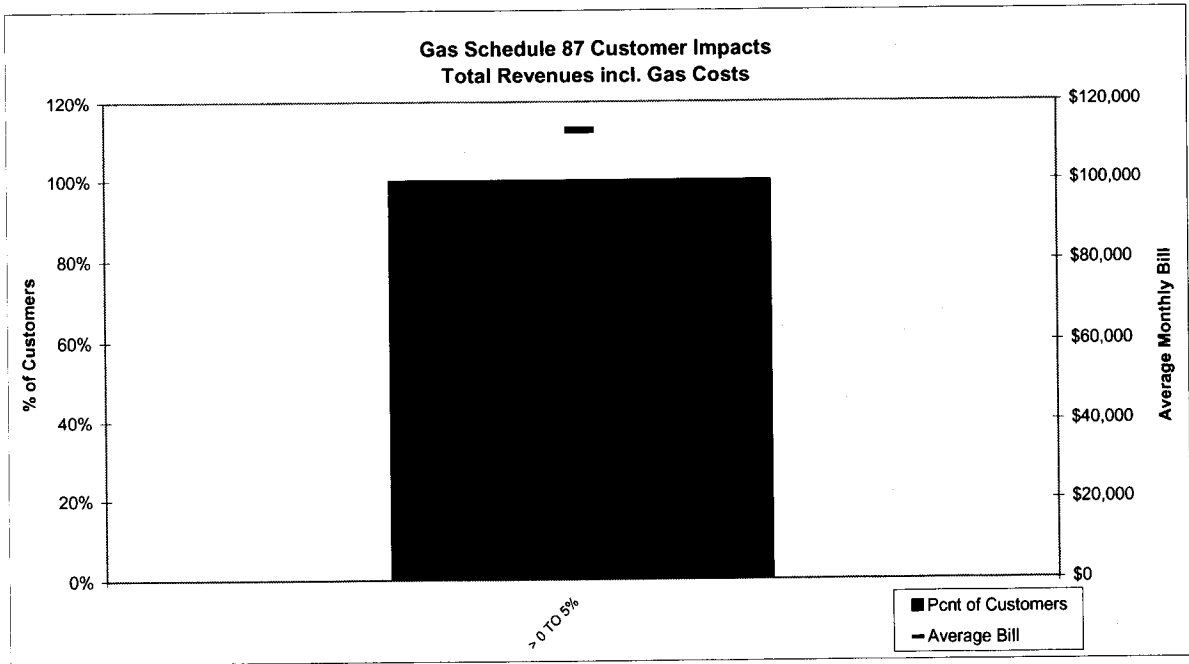
Bill Change	Pcnt of		Average Bill	Avg Use
	Customers	Pcnt Change		
> 0 TO 5%	0.92%	4.69%	\$1,940	8,858
> 5 TO 10%	99.08%	7.48%	\$9,337	126,850



**PUGET SOUND ENERGY - GAS
GAS RATE 57 & 87 CUSTOMER IMPACTS
TWELVE MONTHS ENDED SEPTEMBER 30, 2003**

Bill Impacts	Customers	Bills	Therms	Bill - Current	Bill - Rebuttal Proposal	Change	Percent Change
> 0 TO 5%	11	132	27,347,552	14,635,883	14,877,724	241,841	1.65%
Total	11	132	27,347,552	14,635,883	14,877,724	241,841	1.65%

Bill Change	Pct of Customers	Pcnt Change	Average Bill	Avg Use
> 0 TO 5%	100.00%	0.02	\$112,710	207,178



**PUGET SOUND ENERGY - GAS
GAS RATE 57 & 87 CUSTOMER IMPACTS
TWELVE MONTHS ENDED SEPTEMBER 30, 2003**

Bill Impacts	Customers	Bills	Therms	Bill - Current	Bill - Rebuttal Proposal	Change	Percent Change
> 10 TO 15%	2	24	1,726,424	152,731	175,624	22,893	14.99%
> 15 TO 20%	9	108	25,621,128	1,116,200	1,317,264	201,064	18.01%
Total	11	132	27,347,552	1,268,931	1,492,888	223,957	17.65%

Bill Change	Pcnt of Customers	Pcnt Change	Average Bill	Avg Use
> 10 TO 15%	18.18%	0.15	7,318	71,934
> 15 TO 20%	81.82%	0.18	12,197	237,233

