



Performance Results

Regional November 2002 - October 2003

Qwest's Performance Assurance Plans (PAPs)

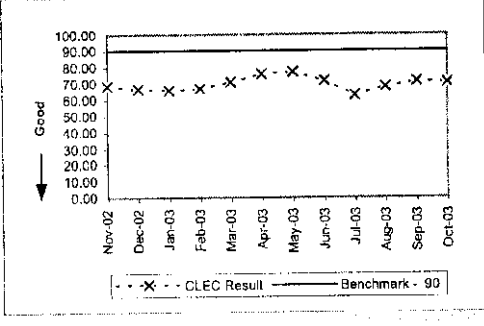
PAP specific statistical parameters are unique in some cases. For example, some PAPs apply a range of critical values dependent on the type of product and volume of orders. Accordingly, the critical z-values and resulting parity scores reflected in this report may differ from critical z-values and resulting parity values used to calculate PAP payments. For CLECs who have opted into a QPAP, the critical z-values and parity values applicable under the PAP will be applied and reflected in the CLEC payment summaries provided with any payments made.

The numerator and denominator of each performance result will be the same in both instances.

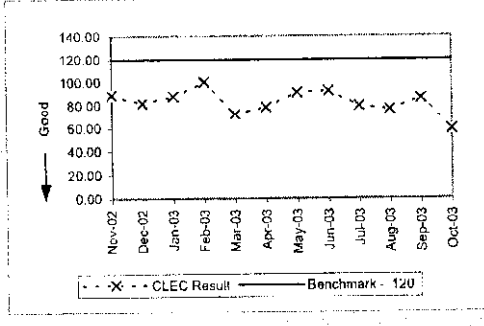
November 20, 2003

Checklist #1 - Collocation

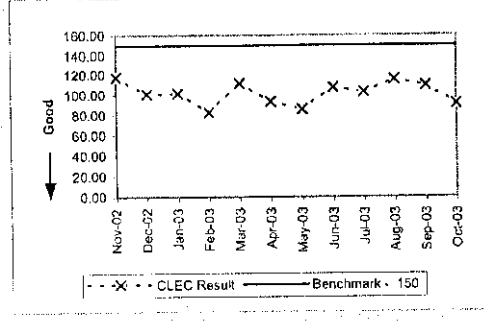
Scheduled Interval 90 Calendar Days or Less (Average Days) (CP-1A) (Benchmark)					
Date	CLEC Num	CLEC Denom	CLEC Result	CLEC Std Dev	
Nov-02	547	8	68.38	12.58	
Dec-02	1464	22	66.55	14.12	
Jan-03	724	11	65.82	15.22	
Feb-03	601	9	66.78	13.25	
Mar-03	1277	18	70.94	12.49	
Apr-03	2126	28	75.93	8.23	
May-03	2082	27	77.11	10.39	
Jun-03	1864	26	71.69	11.71	
Jul-03	2318	37	62.65	18.10	
Aug-03	4690	69	67.97	11.24	
Sep-03	3562	50	71.24	10.26	
Oct-03	1828	26	70.31	9.71	



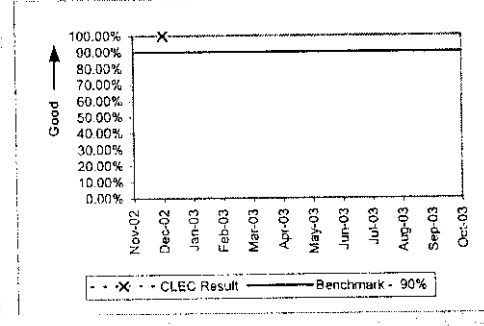
Scheduled Interval 91 to 120 Calendar Days (Average Days) (CP-1B) (Benchmark)					
Date	CLEC Num	CLEC Denom	CLEC Result	CLEC Std Dev	
Nov-02	534	6	89.00	6.07	
Dec-02	901	11	81.91	22.90	
Jan-03	1844	21	87.81	17.94	
Feb-03	1003	10	100.30	20.35	
Mar-03	1373	19	72.26	17.75	
Apr-03	2198	28	78.50	20.82	
May-03	2275	25	91.00	18.53	
Jun-03	1015	11	92.27	24.05	
Jul-03	1350	17	79.41	21.07	
Aug-03	614	8	76.75	12.15	
Sep-03	861	10	86.10	28.73	
Oct-03	356	6	59.33	8.73	



Scheduled Interval 121 to 150 Calendar Days (Average Days) (CP-1C) (Benchmark)					
Date	CLEC Num	CLEC Denom	CLEC Result	CLEC Std Dev	
Nov-02	2232	19	117.47	24.31	
Dec-02	909	9	101.00	28.93	
Jan-03	2542	25	101.68	17.82	
Feb-03	745	9	82.78	27.16	
Mar-03	557	5	111.40	15.42	
Apr-03	373	4	93.25	21.19	
May-03	945	11	85.91	27.70	
Jun-03	1937	18	107.61	22.28	
Jul-03	2266	22	103.00	14.85	
Aug-03	3924	34	115.41	16.01	
Sep-03	1314	12	109.50	26.74	
Oct-03	1828	20	91.40	21.16	

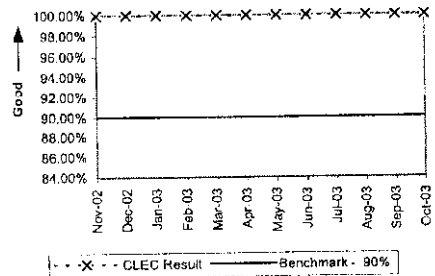


Forecasted Collocations (Percent) (CP-2A) (Benchmark)					
Date	CLEC Num	CLEC Denom	CLEC Result	CLEC Std Dev	
Nov-02					
Dec-02		1	100.00%	0.00%	
Jan-03					
Feb-03					
Mar-03					
Apr-03					
May-03					
Jun-03					
Jul-03					
Aug-03					
Sep-03					
Oct-03					

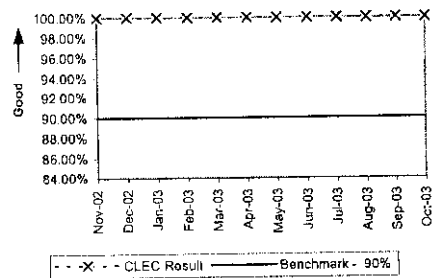


Checklist #1 - Collocation

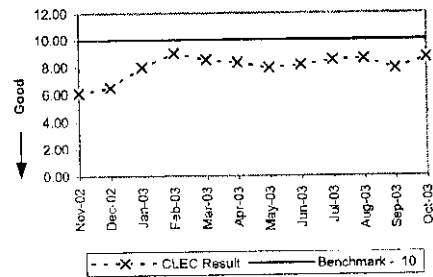
Non-Forecasted & Late Forecasted Collocations (Percent) (CP-2B) (Benchmark)					
Date	CLEC Num	CLEC Denom	CLEC Result	CLEC Std Dev	
Nov-02	14	14	100.00%	0.00%	
Dec-02	32	32	100.00%	0.00%	
Jan-03	32	32	100.00%	0.00%	
Feb-03	19	19	100.00%	0.00%	
Mar-03	37	37	100.00%	0.00%	
Apr-03	56	56	100.00%	0.00%	
May-03	52	52	100.00%	0.00%	
Jun-03	37	37	100.00%	0.00%	
Jul-03	54	54	100.00%	0.00%	
Aug-03	77	77	100.00%	0.00%	
Sep-03	60	60	100.00%	0.00%	
Oct-03	32	32	100.00%	0.00%	



Collocations with Intervals Longer than 120 Days (Percent) (CP-2C) (Benchmark)				
Date	CLEC Num	CLEC Denom	CLEC Result	CLEC Std Dev
Nov-02	21	21	100.00%	0.00%
Dec-02	12	12	100.00%	0.00%
Jan-03	26	26	100.00%	0.00%
Feb-03	10	10	100.00%	0.00%
Mar-03	7	7	100.00%	0.00%
Apr-03	5	5	100.00%	0.00%
May-03	17	17	100.00%	0.00%
Jun-03	22	22	100.00%	0.00%
Jul-03	30	30	100.00%	0.00%
Aug-03	37	37	100.00%	0.00%
Sep-03	19	19	100.00%	0.00%
Oct-03	25	25	100.00%	0.00%



Collocation Feasibility Study Interval (Average Days) (CP-3) (Benchmark)					
Date	CLEC Num	CLEC Denom	CLEC Result	CLEC Std Dev	
Nov-02	269	44	6.11	2.00	
Dec-02	162	25	6.48	2.18	
Jan-03	272	34	8.00	1.46	
Feb-03	792	88	9.00	0.83	
Mar-03	324	38	8.53	1.22	
Apr-03	623	75	8.31	1.50	
May-03	633	80	7.91	1.68	
Jun-03	228	28	8.14	1.63	
Jul-03	315	37	8.51	1.26	
Aug-03	696	81	8.59	0.95	
Scp-03	315	40	7.88	1.56	
Oct-03	156	18	8.67	1.24	



Collocation Feasibility Study Commitments Met (Percent) (CP-4) (Benchmark)				
Date	CLEC Num	CLEC Denom	CLEC Result	CLEC Std Dev
Nov-02	55	55	100.00%	0.00%
Dec-02	31	31	100.00%	0.00%
Jan-03	52	52	100.00%	0.00%
Feb-03	116	117	99.15%	9.21%
Mar-03	39	39	100.00%	0.00%
Apr-03	88	89	98.88%	10.54%
May-03	82	82	100.00%	0.00%
Jun-03	70	70	100.00%	0.00%
Jul-03	110	110	100.00%	0.00%
Aug-03	92	92	100.00%	0.00%
Sep-03	53	53	100.00%	0.00%
Oct-03	64	64	100.00%	0.00%

