



Performance Results

Washington June 2003 - May 2004

Qwest's Performance Assurance Plans (PAPs)

PAP specific statistical parameters are unique in some cases. For example, some PAPs apply a range of critical values dependent on the type of product and volume of orders. Accordingly, the critical z-values and resulting parity scores reflected in this report may differ from critical z-values and resulting parity values used to calculate PAP payments. For CLECs who have opted into a QPAP, the critical z-values and parity values applicable under the PAP will be applied and reflected in the CLEC payment summaries provided with any payments made.

The numerator and denominator of each performance result will be the same in both instances.

June 21, 2004

Table of Contents

Section	Page Number
GA-1 - Gateway Availability - IMA-GUI	24
<i>Gateway Availability - IMA-GUI (Percent) All (GA-1 A) (Benchmark)</i>	24
<i>Gateway Availability - IMA-GUI (Percent) SIA (GA-1 D) (Benchmark)</i>	24
GA-2 - Gateway Availability - IMA-EDI	25
<i>Gateway Availability - IMA-EDI (Percent) (GA-2) (Benchmark)</i>	25
GA-3 - Gateway Availability - EB-TA	26
<i>Gateway Availability - EB-TA (Percent) (GA-3) (Benchmark)</i>	26
GA-4 - System Availability - EXACT	27
<i>System Availability - EXACT (Percent) (GA-4) (Benchmark)</i>	27
GA-6 - Gateway Availability - GUI - Repair	28
<i>Gateway Availability - GUI - Repair (Percent) (GA-6) (Benchmark)</i>	28
GA-7 - Timely Outage Resolution following Software Releases	29
<i>Timely Outage Resolution following Software Releases (Percent) (GA-7) (Benchmark)</i>	29
PO-1 - Pre-Order/Order Response Times	30
<i>Pre-Order Response Times (Appt. Scheduler) (Avg Sec) IMA Request (PO-1 A-1(a)) (Diagnostic)</i>	30
<i>Pre-Order Response Times (Appt. Scheduler) (Avg Sec) IMA Response/Accept (PO-1 A-1(b,c)) (Diagnostic)</i>	30
<i>Pre-Order Response Times (Appt. Scheduler) (Avg Sec) IMA Aggregate (PO-1 A-1 Total) (Benchmark)</i>	30
<i>Pre-Order Response Times (Service Availability) (Avg Sec) IMA Request (PO-1 A-2(a)) (Diagnostic)</i>	30
<i>Pre-Order Response Times (Service Availability) (Avg Sec) IMA Response (PO-1 A-2(b)) (Diagnostic)</i>	31
<i>Pre-Order Response Times (Service Availability) (Avg Sec) IMA Aggregate (PO-1 A-2 Total) (Benchmark)</i>	31
<i>Pre-Order Response Times (Facility Check) (Avg Sec) IMA Request (PO-1 A-3(a)) (Diagnostic)</i>	31
<i>Pre-Order Response Times (Facility Check) (Avg Sec) IMA Response (PO-1 A-3(b)) (Diagnostic)</i>	31
<i>Pre-Order Response Times (Facility Check) (Avg Sec) IMA Aggregate (PO-1 A-3 Total) (Benchmark)</i>	32
<i>Pre-Order Response Times (Address Validation) (Avg Sec) IMA Request (PO-1 A-4(a)) (Diagnostic)</i>	32
<i>Pre-Order Response Times (Address Validation) (Avg Sec) IMA Response (PO-1 A-4(b)) (Diagnostic)</i>	32
<i>Pre-Order Response Times (Address Validation) (Avg Sec) IMA Aggregate (PO-1 A-4 Total) (Benchmark)</i>	32
<i>Pre-Order Response Times (Get CSR) (Avg Sec) IMA Request (PO-1 A-5(a)) (Diagnostic)</i>	33
<i>Pre-Order Response Times (Get CSR) (Avg Sec) IMA Response (PO-1 A-5(b)) (Diagnostic)</i>	33
<i>Pre-Order Response Times (Get CSR) (Avg Sec) IMA Aggregate (PO-1 A-5 Total) (Benchmark)</i>	33
<i>Pre-Order Response Times (TN Reservation) (Avg Sec) IMA Request (PO-1 A-6(a)) (Diagnostic)</i>	33
<i>Pre-Order Response Times (TN Reservation) (Avg Sec) IMA Response (PO-1 A-6(b)) (Diagnostic)</i>	34
<i>Pre-Order Response Times (TN Reservation) (Avg Sec) IMA Accept (PO-1 A-6(c)) (Diagnostic)</i>	34
<i>Pre-Order Response Times (TN Reservation) (Avg Sec) IMA Aggregate (PO-1 A-6 Total) (Benchmark)</i>	34
<i>Pre-Order Response Times (Loop Qualification Tools) (Avg Sec) IMA Request (PO-1 A-7(a)) (Diagnostic)</i>	34
<i>Pre-Order Response Times (Loop Qualification Tools) (Avg Sec) IMA Response (PO-1 A-7(b)) (Benchmark)</i>	35
<i>Pre-Order Response Times (Loop Qualification Tools) (Avg Sec) IMA Aggregate (PO-1 A-7 Total) (Diagnostic)</i>	35
<i>Pre-Order Response Times (Resale of Qwest DSL Qualification) (Avg Sec) IMA Request (PO-1 A-8(a)) (Diagnostic)</i>	35
<i>Pre-Order Response Times (Resale of Qwest DSL Qualification) (Avg Sec) IMA Response (PO-1 A-8(b)) (Benchmark)</i>	35
<i>Pre-Order Response Times (Resale of Qwest DSL Qualification) (Avg Sec) IMA Aggregate (PO-1 A-8 Total) (Diagnostic)</i>	36
<i>Pre-Order Response Times (Connecting Facility Assignment) (Avg Sec) IMA Request (PO-1 A-9(a)) (Diagnostic)</i>	36
<i>Pre-Order Response Times (Connecting Facility Assignment) (Avg Sec) IMA Response (PO-1 A-9(b)) (Diagnostic)</i>	36
<i>Pre-Order Response Times (Connecting Facility Assignment) (Avg Sec) IMA Aggregate (PO-1 A-9 Total) (Benchmark)</i>	36
<i>Pre-Order Response Times (Meet Point Inquiry) (Avg Sec) IMA Request (PO-1 A-10(a)) (Diagnostic)</i>	37
<i>Pre-Order Response Times (Meet Point Inquiry) (Avg Sec) IMA Response (PO-1 A-10(b)) (Diagnostic)</i>	37
<i>Pre-Order Response Times (Meet Point Inquiry) (Avg Sec) IMA Aggregate (PO-1 A-10 Total) (Benchmark)</i>	37

Table of Contents

Section	Page Number
<i>Pre-Order Response Times (Appt. Scheduler) (Avg Sec) EDI Request/Response (PO-1 B-1) (Benchmark)</i>	38
<i>Pre-Order Response Times (Service Availability) (Avg Sec) EDI Request/Response (PO-1 B-2) (Benchmark)</i>	38
<i>Pre-Order Response Times (Facility Check) (Avg Sec) EDI Request/Response (PO-1 B-3) (Benchmark)</i>	38
<i>Pre-Order Response Times (Address Validation) (Avg Sec) EDI Request/Response (PO-1 B-4) (Benchmark)</i>	38
<i>Pre-Order Response Times (Get CSR) (Avg Sec) EDI Request/Response (PO-1 B-5) (Benchmark)</i>	39
<i>Pre-Order Response Times (TN Reservation) (Avg Sec) EDI Request/Response (PO-1 B-6) (Benchmark)</i>	39
<i>Pre-Order Response Times (Loop Qualification Tools) (Avg Sec) EDI Request/Response (PO-1 B-7) (Benchmark)</i>	39
<i>Pre-Order Response Times (Resale of Qwest DSL Qualification) (Avg Sec) EDI Request/Response (PO-1 B-8) (Benchmark)</i>	39
<i>Pre-Order Response Times (Connecting Facility Assignment) (Avg Sec) EDI Request/Response (PO-1 B-9) (Benchmark)</i>	40
<i>Pre-Order Response Times (Meet Point Inquiry) (Avg Sec) EDI Request/Response (PO-1 B-10) (Benchmark)</i>	40
<i>Pre-Order Response Times (Timeout) (Percent) IMA Total (PO-1C - 1) (Benchmark)</i>	40
<i>Pre-Order Response Times (Timeout) (Percent) EDI Total (PO-1C - 2) (Benchmark)</i>	40
<i>Pre-Order Response Times (Rejected Query) (Avg Sec) IMA Total (PO-1D - 1) (Diagnostic)</i>	41
<i>Pre-Order Response Times (Rejected Query) (Avg Sec) EDI Total (PO-1D - 2) (Diagnostic)</i>	41
PO-2A-1 - Electronic Flow-through for LSRs received via IMA GUI (Percent)	42
<i>Resale Aggregate W/O UNE-P-POTS (Diagnostic)</i>	42
<i>Unbundled Loop Aggregate (Diagnostic)</i>	42
<i>LNP (Diagnostic)</i>	42
<i>UNE - P (POTS) (Diagnostic)</i>	42
PO-2A-2 - Electronic Flow-through for LSRs received via IMA EDI (Percent)	43
<i>Resale Aggregate W/O UNE-P-POTS (Diagnostic)</i>	43
<i>Unbundled Loop Aggregate (Diagnostic)</i>	43
<i>LNP (Diagnostic)</i>	43
<i>UNE - P (POTS) (Diagnostic)</i>	43
PO-2B-1 - Electronic Flow-through for All Eligible LSRs received via IMA GUI (Percent)	44
<i>Resale Aggregate W/O UNE-P-POTS (Benchmark)</i>	44
<i>Unbundled Loop Aggregate (Benchmark)</i>	44
<i>LNP (Benchmark)</i>	44
<i>UNE - P (POTS) (Benchmark)</i>	44
PO-2B-2 - Electronic Flow-through for All Eligible LSRs received via IMA EDI (Percent)	45
<i>Resale Aggregate W/O UNE-P-POTS (Benchmark)</i>	45
<i>Unbundled Loop Aggregate (Benchmark)</i>	45
<i>LNP (Benchmark)</i>	45
<i>UNE - P (POTS) (Benchmark)</i>	45
PO-3 - LSR Rejection Notice Interval	46
<i>LSR Rejection Notice Interval for IMA - Rejected Manually (Hours:Minutes) (PO-3A-1) (Benchmark)</i>	46
<i>LSR Rejection Notice Interval for IMA - Auto-Rejected (Minutes:Seconds) (PO-3A-2) (Benchmark)</i>	46
<i>LSR Rejection Notice Interval for EDI - Rejected Manually (Hours:Minutes) (PO-3B-1) (Benchmark)</i>	46
<i>LSR Rejection Notice Interval for EDI - Auto-Rejected (Minutes:Seconds) (PO-3B-2) (Benchmark)</i>	46
<i>LSR Rejection Notice Interval for Manual and IIS (Hours:Minutes) (PO-3C) (Benchmark)</i>	47
PO-4 - LSRs Rejected	48
<i>LSRs Rejected for IMA - Rejected Manually (Percent) (PO-4A-1) (Diagnostic)</i>	48
<i>LSRs Rejected for IMA - Auto-Rejected (Percent) (PO-4A-2) (Diagnostic)</i>	48
<i>LSRs Rejected for EDI - Rejected Manually (Percent) (PO-4B-1) (Diagnostic)</i>	48
<i>LSRs Rejected for EDI - Auto-Rejected (Percent) (PO-4B-2) (Diagnostic)</i>	48

Table of Contents

Section	Page Number
<i>LSRs Received via Facsimile (Percent) (PO-4C) (Diagnostic)</i>	49
PO-5A-1 - FOCs On Time for Fully Electronic LSRs Received via IMA GUI (Percent)	50
<i>Resale Aggregate (PO-5A-1 (a)) (Benchmark)</i>	50
<i>Unbundled Loop Aggregate (PO-5A-1 (b)) (Benchmark)</i>	50
<i>LNP (PO-5A-1 (c)) (Benchmark)</i>	50
PO-5A-2 - FOCs On Time for Fully Electronic LSRs Received via IMA EDI (Percent)	51
<i>Resale Aggregate (PO-5A-2 (a)) (Benchmark)</i>	51
<i>Unbundled Loop Aggregate (PO-5A-2 (b)) (Benchmark)</i>	51
<i>LNP (PO-5A-2 (c)) (Benchmark)</i>	51
PO-5B-1 - FOCs On Time for Electronic/Manual LSRs Received via IMA GUI (Percent)	52
<i>Resale Aggregate (PO-5B-1 (a)) (Benchmark)</i>	52
<i>Unbundled Loop Aggregate (PO-5B-1 (b)) (Benchmark)</i>	52
<i>Unbundled Loop AGG-EELs (PO-5B-1 (b)) (Benchmark)</i>	52
<i>LNP (PO-5B-1 (c)) (Benchmark)</i>	52
PO-5B-2 - FOCs On Time for Electronic/Manual LSRs Received via IMA EDI (Percent)	53
<i>Resale Aggregate (PO-5B-2 (a)) (Benchmark)</i>	53
<i>Unbundled Loop Aggregate (PO-5B-2 (b)) (Benchmark)</i>	53
<i>Unbundled Loop AGG-EELs (PO-5B-2 (b)) (Benchmark)</i>	53
<i>LNP (PO-5B-2 (c)) (Benchmark)</i>	53
PO-5C - FOCs on Time for Manual (Percent)	54
<i>Resale Aggregate (PO-5C -(a)) (Benchmark)</i>	54
<i>Unbundled Loop Aggregate (PO-5C -(b)) (Benchmark)</i>	54
<i>Unbundled Loop AGG-EELs (PO-5C -(b)) (Benchmark)</i>	54
<i>LNP (PO-5C -(c)) (Benchmark)</i>	54
PO-5D - FOCs on Time (Percent)	55
<i>LIS Trunk (PO-5D) (Benchmark)</i>	55
PO-6 - Work Completion Notification Timeliness	56
<i>Notices Made Available via IMA - GUI All (Hours:Minutes) (PO-6A) (Benchmark)</i>	56
<i>Notices Transmitted via IMA - EDI All (Hours:Minutes) (PO-6B) (Benchmark)</i>	56
PO-7 - Billing Completion Notification Timeliness	57
<i>Notices Made Available via IMA - GUI / Billing System Posting Completions All (Percent) (PO-7A ,C) (Parity)</i>	57
<i>Notices Transmitted via IMA - EDI / Billing System Posting Completions All (Percent) (PO-7B ,C) (Parity)</i>	57
PO-8 - Jeopardy Notice Interval	58
<i>Non-Designed Services (Average Days) (PO-8 A) (Parity)</i>	58
<i>Unbundled Loops and Number Portability (Average Days) (PO-8 B) (Parity)</i>	58
<i>UNE - P (POTS) (Average Days) (PO-8 D) (Parity)</i>	58
PO-9 - Timely Jeopardy Notices	59
<i>Non-Designed Services (PO-9 A) (Parity)</i>	59
<i>Unbundled Loops and Number Portability (PO-9 B) (Parity)</i>	59
<i>LIS Trunk (PO-9 C) (Parity)</i>	59
<i>UNE - P (POTS) (PO-9 D) (Parity)</i>	59

Table of Contents

Section	Page Number
PO-10 - LSR Accountability	60
<i>LSR Accountability (Percent) Product Aggregate (PO-10) (Diagnostic)</i>	60
PO-15 - Number of Due Date Changes per Order	61
<i>All (PO-15) (Diagnostic)</i>	61
PO-16 - Timely Release Notifications	62
<i>(PO-16) (Percent) (Benchmark)</i>	62
PO-19 - Stand-Alone Test Environment (SATE) Accuracy	63
<i>(PO-19) (Percent) (Benchmark)</i>	63
<i>(PO-19 A) Rel. 10.0 (Percent) (Benchmark)</i>	63
<i>(PO-19 A) Rel. 11.0 (Percent) (Benchmark)</i>	63
<i>(PO-19 A) Rel. 12.0 (Percent) (Benchmark)</i>	63
<i>(PO-19 A) Rel. 13.0 (Percent) (Benchmark)</i>	64
<i>(PO-19 A) Rel. 14.0 (Percent) (Benchmark)</i>	64
<i>(PO-19 A) Rel. 15.0 (Percent) (Benchmark)</i>	64
<i>(PO-19 A) Rel. VICKI (Percent) (Benchmark)</i>	64
<i>(PO-19 B) (Percent) (Benchmark)</i>	65
PO-20 Manual Service Order Accuracy	66
<i>Resale POTS and UNE-P (POTS) (Benchmark)</i>	66
<i>Unbundled Loops (Analog & NL 2-wire) (Benchmark)</i>	66
Order Accuracy	67
<i>(Diagnostic)</i>	67
OP-2 - Calls Answered within Twenty Seconds - Interconnect Provisioning Center	68
<i>Calls Answered within Twenty Seconds - Interconnect Provisioning Center (Percent) (OP-2) (Parity)</i>	68
OP-3A - Installation Commitments Met (Percent) - Dispatches within MSAs	69
<i>Residence (Parity)</i>	69
<i>Business (Parity)</i>	69
<i>Centrex (Parity)</i>	69
<i>Qwest DSL (Parity)</i>	69
<i>UNE - P (POTS) (Parity)</i>	70
<i>UNE P (Centrex) (Parity)</i>	70
<i>UNE P (Centrex 21) (Parity)</i>	70
<i>Line Sharing (Benchmark)</i>	71
<i>Line Splitting (Diagnostic)</i>	71
OP-3B - Installation Commitments Met (Percent) - Dispatches outside MSAs	72
<i>Residence (Parity)</i>	72
<i>Business (Parity)</i>	72
<i>PBX (Parity)</i>	72
<i>Qwest DSL (Parity)</i>	72
<i>UNE - P (POTS) (Parity)</i>	73
<i>UNE P (Centrex) (Parity)</i>	73
<i>UNE P (Centrex 21) (Parity)</i>	73
<i>Line Sharing (Benchmark)</i>	74

Table of Contents

Section	Page Number
<i>Sub-Loop Unbundling (Diagnostic)</i>	74
OP-3C - Installation Commitments Met (Percent) - No dispatches	75
<i>Residence (Parity)</i>	75
<i>Business (Parity)</i>	75
<i>Centrex 21 (Parity)</i>	75
<i>PBX (Parity)</i>	75
<i>Qwest DSL (Parity)</i>	76
<i>UNE - P (POTS) (Parity)</i>	76
<i>UNE P (Centrex) (Parity)</i>	76
<i>UNE P (Centrex 21) (Parity)</i>	76
<i>Line Sharing (Benchmark)</i>	77
<i>Line Splitting (Diagnostic)</i>	77
OP-3D - Installation Commitments Met (Percent) - Interval Zone One	78
<i>ISDN Primary (Parity)</i>	78
<i>PBX (Parity)</i>	78
<i>LIS Trunk (Parity)</i>	78
<i>UDIT DS1 (Parity)</i>	79
<i>UDIT Above DS1 Level (Parity)</i>	79
<i>Dark Fiber - IOF (Diagnostic)</i>	79
<i>Unbundled Loop Analog (Benchmark)</i>	79
<i>Unbundled Loop - 2 Wire Non-Loaded (Benchmark)</i>	80
<i>Unbundled Loop - 4 Wire Non-Loaded (Parity)</i>	80
<i>Unbundled Loop - DS1 Capable (Parity)</i>	80
<i>Unbundled Loop ISDN Capable (Parity)</i>	80
<i>Unbundled Loop - ADSL Qualified (Benchmark)</i>	81
<i>Unbundled Loop - DS3 Capable (Parity)</i>	81
<i>Qwest DSL (Parity)</i>	81
<i>Dark Fiber - Loop (Diagnostic)</i>	81
<i>E911 (Parity)</i>	82
<i>Unbundled Loop Conditioned (Benchmark)</i>	83
<i>Enhanced Extended Loops (EELs) (Benchmark)</i>	83
<i>Enhanced Extended Loops - DS0 Capable (Diagnostic)</i>	83
<i>Enhanced Extended Loops - DS3 Capable (Diagnostic)</i>	83
<i>Enhanced Extended Loops - DS1 Capable (Benchmark)</i>	84
OP-3E - Installation Commitments Met (Percent) - Interval Zone Two	85
<i>ISDN Primary (Parity)</i>	85
<i>DS1 (Parity)</i>	85
<i>LIS Trunk (Parity)</i>	85
<i>UDIT DS1 (Parity)</i>	86
<i>UDIT Above DS1 Level (Parity)</i>	86
<i>Unbundled Loop Analog (Benchmark)</i>	86
<i>Unbundled Loop - 2 Wire Non-Loaded (Benchmark)</i>	86
<i>Unbundled Loop - DS1 Capable (Parity)</i>	87
<i>Unbundled Loop ISDN Capable (Parity)</i>	87
<i>Unbundled Loop - ADSL Qualified (Benchmark)</i>	87
<i>E911 (Parity)</i>	87
<i>Unbundled Loop Conditioned (Benchmark)</i>	88
<i>Enhanced Extended Loops (EELs) (Benchmark)</i>	88

Table of Contents

Section	Page Number
<i>Enhanced Extended Loops - DS1 Capable (Benchmark)</i>	89
OP-4A - Installation Interval (Average Days) - Dispatches within MSAs	90
<i>Residence (Parity)</i>	90
<i>Business (Parity)</i>	90
<i>Centrex (Parity)</i>	90
<i>Qwest DSL (Parity)</i>	90
<i>UNE - P (POTS) (Parity)</i>	91
<i>UNE P (Centrex) (Parity)</i>	91
<i>UNE P (Centrex 21) (Parity)</i>	91
<i>Line Sharing (Benchmark)</i>	92
<i>Line Splitting (Diagnostic)</i>	92
OP-4B - Installation Interval (Average Days) - Dispatches outside MSAs	93
<i>Residence (Parity)</i>	93
<i>Business (Parity)</i>	93
<i>PBX (Parity)</i>	93
<i>Qwest DSL (Parity)</i>	93
<i>UNE - P (POTS) (Parity)</i>	94
<i>UNE P (Centrex) (Parity)</i>	94
<i>UNE P (Centrex 21) (Parity)</i>	94
<i>Line Sharing (Benchmark)</i>	95
<i>Sub-Loop Unbundling (Diagnostic)</i>	95
OP-4C - Installation Interval (Average Days) - No dispatches	96
<i>Residence (Parity)</i>	96
<i>Business (Parity)</i>	96
<i>Centrex 21 (Parity)</i>	96
<i>PBX (Parity)</i>	96
<i>Qwest DSL (Parity)</i>	97
<i>UNE - P (POTS) (Parity)</i>	97
<i>UNE P (Centrex) (Parity)</i>	97
<i>UNE P (Centrex 21) (Parity)</i>	97
<i>Line Sharing (Benchmark)</i>	98
<i>Line Splitting (Diagnostic)</i>	98
OP-4D - Installation Interval (Average Days) - Interval Zone One	99
<i>ISDN Primary (Parity)</i>	99
<i>PBX (Parity)</i>	99
<i>LIS Trunk (Parity)</i>	99
<i>UDIT DS1 (Parity)</i>	100
<i>UDIT Above DS1 Level (Parity)</i>	100
<i>Dark Fiber - IOF (Diagnostic)</i>	100
<i>Unbundled Loop Analog (Benchmark)</i>	100
<i>Unbundled Loop - 2 Wire Non-Loaded (Benchmark)</i>	101
<i>Unbundled Loop - DS1 Capable (Parity)</i>	101
<i>Unbundled Loop ISDN Capable (Parity)</i>	101
<i>Unbundled Loop - ADSL Qualified (Benchmark)</i>	101
<i>Unbundled Loop - DS3 Capable (Parity)</i>	102
<i>Qwest DSL (Parity)</i>	102
<i>Dark Fiber - Loop (Diagnostic)</i>	102

Table of Contents

Section	Page Number
<i>E911 (Parity)</i>	102
<i>Unbundled Loop Conditioned (Benchmark)</i>	103
<i>Enhanced Extended Loops (EELs) (Diagnostic)</i>	103
<i>Enhanced Extended Loops - DS0 Capable (Diagnostic)</i>	103
<i>Enhanced Extended Loops - DS3 Capable (Diagnostic)</i>	103
<i>Enhanced Extended Loops - DS1 Capable (Benchmark)</i>	104
OP-4E - Installation Interval (Average Days) - Interval Zone Two	105
<i>ISDN Primary (Parity)</i>	105
<i>DS1 (Parity)</i>	105
<i>LIS Trunk (Parity)</i>	105
<i>UDIT DS1 (Parity)</i>	106
<i>UDIT Above DS1 Level (Parity)</i>	106
<i>Unbundled Loop Analog (Benchmark)</i>	106
<i>Unbundled Loop - 2 Wire Non-Loaded (Benchmark)</i>	106
<i>Unbundled Loop - DS1 Capable (Parity)</i>	107
<i>Unbundled Loop ISDN Capable (Parity)</i>	107
<i>Unbundled Loop - ADSL Qualified (Benchmark)</i>	107
<i>E911 (Parity)</i>	107
<i>Unbundled Loop Conditioned (Benchmark)</i>	108
<i>Enhanced Extended Loops (EELs) (Diagnostic)</i>	108
<i>Enhanced Extended Loops - DS1 Capable (Benchmark)</i>	109
OP-5 - New Service Installation Quality (Percent)	110
<i>Residence (Parity)</i>	110
<i>Business (Parity)</i>	110
<i>PBX (Parity)</i>	110
<i>Qwest DSL (Parity)</i>	110
<i>UNE - P (POTS) (Parity)</i>	111
<i>UNE P (Centrex) (Parity)</i>	111
<i>UNE P (Centrex 21) (Parity)</i>	111
<i>ISDN Primary (Parity)</i>	111
<i>DS1 (Parity)</i>	112
<i>Line Sharing (Parity)</i>	112
<i>UDIT DS1 (Parity)</i>	113
<i>UDIT Above DS1 Level (Parity)</i>	113
<i>Dark Fiber - IOF (Diagnostic)</i>	113
<i>Unbundled Loop Analog (Parity)</i>	113
<i>Unbundled Loop - 2 Wire Non-Loaded (Parity)</i>	114
<i>Unbundled Loop - 4 Wire Non-Loaded (Parity)</i>	114
<i>Unbundled Loop - DS1 Capable (Parity)</i>	114
<i>Unbundled Loop ISDN Capable (Parity)</i>	114
<i>Unbundled Loop - ADSL Qualified (Parity)</i>	115
<i>Unbundled Loop - DS3 Capable (Parity)</i>	115
<i>LIS Trunk (Parity)</i>	115
<i>Dark Fiber - Loop (Diagnostic)</i>	115
<i>E911 (Parity)</i>	116
<i>Enhanced Extended Loops (EELs) (Diagnostic)</i>	117
OP-5A - New Service Installation Quality Reported to Repair (Percent)	118
<i>Residence (Parity)</i>	118

Table of Contents

Section	Page Number
<i>Business (Parity)</i>	118
<i>Centrex (Parity)</i>	118
<i>Centrex 21 (Parity)</i>	118
<i>PBX (Parity)</i>	119
<i>Qwest DSL (Parity)</i>	119
<i>UNE - P (POTS) (Parity)</i>	119
<i>UNE P (Centrex) (Parity)</i>	119
<i>UNE P (Centrex 21) (Parity)</i>	120
<i>ISDN Primary (Parity)</i>	120
<i>Line Sharing (Parity)</i>	120
<i>Line Splitting (Diagnostic)</i>	121
<i>Sub-Loop Unbundling (Diagnostic)</i>	121
<i>UDIT DS1 (Parity)</i>	122
<i>UDIT Above DS1 Level (Parity)</i>	122
<i>Dark Fiber - IOF (Diagnostic)</i>	122
<i>Unbundled Loop Analog (Parity)</i>	122
<i>Unbundled Loop - 2 Wire Non-Loaded (Parity)</i>	123
<i>Unbundled Loop - DS1 Capable (Parity)</i>	123
<i>Unbundled Loop ISDN Capable (Parity)</i>	123
<i>Unbundled Loop - ADSL Qualified (Parity)</i>	123
<i>Unbundled Loop - DS3 Capable (Parity)</i>	124
<i>LIS Trunk (Parity)</i>	124
<i>Dark Fiber - Loop (Diagnostic)</i>	124
<i>E911 (Parity)</i>	124
<i>Enhanced Extended Loops - DS1 Capable (Parity)</i>	125
<i>Enhanced Extended Loops - DS0 Capable (Diagnostic)</i>	126
<i>Enhanced Extended Loops - DS3 Capable (Diagnostic)</i>	126
OP-5B - New Service Provisioning Quality (Percent)	127
<i>Residence (Diagnostic)</i>	127
<i>Business (Diagnostic)</i>	127
<i>Centrex (Diagnostic)</i>	127
<i>Centrex 21 (Diagnostic)</i>	127
<i>PBX (Diagnostic)</i>	128
<i>Qwest DSL (Diagnostic)</i>	128
<i>UNE - P (POTS) (Diagnostic)</i>	128
<i>UNE P (Centrex) (Diagnostic)</i>	128
<i>UNE P (Centrex 21) (Diagnostic)</i>	129
<i>ISDN Primary (Diagnostic)</i>	129
<i>Line Sharing (Diagnostic)</i>	130
<i>Line Splitting (Diagnostic)</i>	130
<i>Sub-Loop Unbundling (Diagnostic)</i>	130
<i>Unbundled Loop Analog (Diagnostic)</i>	131
<i>Unbundled Loop - 2 Wire Non-Loaded (Diagnostic)</i>	131
<i>Unbundled Loop - DS1 Capable (Diagnostic)</i>	131
<i>Unbundled Loop ISDN Capable (Diagnostic)</i>	131
<i>Unbundled Loop - ADSL Qualified (Diagnostic)</i>	132
<i>Unbundled Loop - DS3 Capable (Diagnostic)</i>	132
<i>Dark Fiber - Loop (Diagnostic)</i>	132
<i>Enhanced Extended Loops - DS0 Capable (Diagnostic)</i>	133
<i>Enhanced Extended Loops - DS1 Capable (Diagnostic)</i>	133

Table of Contents

Section	Page Number
<i>Enhanced Extended Loops - DS3 Capable (Diagnostic)</i>	133
OP-5T - New Service Installation Quality Total (Percent)	134
<i>Residence (Diagnostic)</i>	134
<i>Business (Diagnostic)</i>	134
<i>Centrex (Diagnostic)</i>	134
<i>Centrex 21 (Diagnostic)</i>	134
<i>PBX (Diagnostic)</i>	135
<i>Qwest DSL (Diagnostic)</i>	135
<i>UNE - P (POTS) (Diagnostic)</i>	135
<i>UNE P (Centrex) (Diagnostic)</i>	135
<i>UNE P (Centrex 21) (Diagnostic)</i>	136
<i>ISDN Primary (Diagnostic)</i>	136
<i>Line Sharing (Diagnostic)</i>	137
<i>Line Splitting (Diagnostic)</i>	137
<i>Sub-Loop Unbundling (Diagnostic)</i>	137
<i>Unbundled Loop Analog (Diagnostic)</i>	138
<i>Unbundled Loop - 2 Wire Non-Loaded (Diagnostic)</i>	138
<i>Unbundled Loop - DS1 Capable (Diagnostic)</i>	138
<i>Unbundled Loop ISDN Capable (Diagnostic)</i>	138
<i>Unbundled Loop - ADSL Qualified (Diagnostic)</i>	139
<i>Unbundled Loop - DS3 Capable (Diagnostic)</i>	139
<i>Dark Fiber - Loop (Diagnostic)</i>	139
<i>Enhanced Extended Loops - DS0 Capable (Diagnostic)</i>	140
<i>Enhanced Extended Loops - DS1 Capable (Diagnostic)</i>	140
<i>Enhanced Extended Loops - DS3 Capable (Diagnostic)</i>	140
OP-5R - New Service Quality Multiple Report Rate (Percent)	141
<i>Residence (Diagnostic)</i>	141
<i>Business (Diagnostic)</i>	141
<i>Centrex 21 (Diagnostic)</i>	141
<i>Qwest DSL (Diagnostic)</i>	141
<i>UNE - P (POTS) (Diagnostic)</i>	142
<i>UNE P (Centrex) (Diagnostic)</i>	142
<i>UNE P (Centrex 21) (Diagnostic)</i>	142
<i>Line Sharing (Diagnostic)</i>	143
<i>Line Splitting (Diagnostic)</i>	143
<i>Unbundled Loop Analog (Diagnostic)</i>	144
<i>Unbundled Loop - 2 Wire Non-Loaded (Diagnostic)</i>	144
<i>Unbundled Loop - DS1 Capable (Diagnostic)</i>	144
<i>Unbundled Loop ISDN Capable (Diagnostic)</i>	144
<i>Unbundled Loop - ADSL Qualified (Diagnostic)</i>	145
<i>LIS Trunk (Diagnostic)</i>	145
OP-5R - New Service Quality Multiple Report Rate (Percent)	146
<i>Enhanced Extended Loops - DS0 Capable (Diagnostic)</i>	146
<i>Enhanced Extended Loops - DS1 Capable (Diagnostic)</i>	146
OP-5* - New Service Installation Quality (Percent)	147
<i>Residence (Parity)</i>	147
<i>Business (Parity)</i>	147

Table of Contents

Section	Page Number
<i>PBX (Parity)</i>	147
<i>Qwest DSL (Parity)</i>	147
<i>UNE - P (POTS) (Parity)</i>	148
<i>UNE P (Centrex) (Parity)</i>	148
<i>UNE P (Centrex 21) (Parity)</i>	148
<i>DS1 (Parity)</i>	148
<i>Line Sharing (Parity)</i>	149
<i>UDIT DS1 (Parity)</i>	150
<i>UDIT Above DS1 Level (Parity)</i>	150
<i>Dark Fiber - IOF (Diagnostic)</i>	150
<i>Unbundled Loop Analog (Parity)</i>	150
<i>Unbundled Loop - 2 Wire Non-Loaded (Parity)</i>	151
<i>Unbundled Loop - 4 Wire Non-Loaded (Parity)</i>	151
<i>Unbundled Loop - DS1 Capable (Parity)</i>	151
<i>Unbundled Loop ISDN Capable (Parity)</i>	151
<i>Unbundled Loop - ADSL Qualified (Parity)</i>	152
<i>LIS Trunk (Parity)</i>	152
<i>Dark Fiber - Loop (Diagnostic)</i>	152
<i>E911 (Parity)</i>	152
<i>Enhanced Extended Loops (EELs) (Diagnostic)</i>	153
OP-6A-1 - Delayed Days for Non-Facility Reasons (Average Days) - Dispatches within MSAs	154
<i>Residence (Parity)</i>	154
<i>Business (Parity)</i>	154
<i>Qwest DSL (Parity)</i>	154
<i>UNE - P (POTS) (Parity)</i>	154
<i>UNE P (Centrex) (Parity)</i>	155
<i>UNE P (Centrex 21) (Parity)</i>	155
<i>Line Sharing (Diagnostic)</i>	156
<i>Line Splitting (Diagnostic)</i>	156
OP-6A-2 - Delayed Days for Non-Facility Reasons (Average Days) - Dispatches outside MSAs	157
<i>Business (Parity)</i>	157
<i>UNE - P (POTS) (Parity)</i>	157
OP-6A-3 - Delayed Days for Non-Facility Reasons (Average Days) - No dispatches	158
<i>Residence (Parity)</i>	158
<i>Qwest DSL (Parity)</i>	158
<i>UNE - P (POTS) (Parity)</i>	158
<i>Line Sharing (Diagnostic)</i>	159
<i>Line Splitting (Diagnostic)</i>	159
OP-6A-4 - Delayed Days for Non-Facility Reasons (Average Days) - Interval Zone One	160
<i>LIS Trunk (Parity)</i>	160
<i>Unbundled Loop Analog (Parity)</i>	161
<i>Unbundled Loop - 2 Wire Non-Loaded (Parity)</i>	161
<i>Unbundled Loop - DS1 Capable (Parity)</i>	161
<i>Unbundled Loop ISDN Capable (Parity)</i>	161
<i>Unbundled Loop - DS3 Capable (Parity)</i>	162
<i>Enhanced Extended Loops (EELs) (Diagnostic)</i>	163
<i>Enhanced Extended Loops - DS1 Capable (Parity)</i>	164

Table of Contents

Section	Page Number
OP-6A-5 - Delayed Days for Non-Facility Reasons (Average Days) - Interval Zone Two	165
<i>LIS Trunk (Parity)</i>	165
<i>UDIT Above DS1 Level (Parity)</i>	166
<i>Unbundled Loop Analog (Parity)</i>	166
<i>Unbundled Loop - 2 Wire Non-Loaded (Parity)</i>	166
<i>Unbundled Loop - DS1 Capable (Parity)</i>	166
<i>Unbundled Loop - ADSL Qualified (Parity)</i>	167
<i>Enhanced Extended Loops (EELs) (Diagnostic)</i>	168
<i>Enhanced Extended Loops - DS1 Capable (Parity)</i>	169
OP-6B-1 - Delayed Days for Facility Reasons (Average Days) - Dispatches within MSAs	170
<i>Residence (Parity)</i>	170
<i>Qwest DSL (Parity)</i>	170
<i>UNE - P (POTS) (Parity)</i>	170
OP-6B-2 - Delayed Days for Facility Reasons (Average Days) - Dispatches outside MSAs	171
<i>UNE - P (POTS) (Parity)</i>	171
OP-6B-4 - Delayed Days for Facility Reasons (Average Days) - Interval Zone One	172
<i>Unbundled Loop Analog (Parity)</i>	172
<i>Unbundled Loop - 2 Wire Non-Loaded (Parity)</i>	172
<i>Unbundled Loop - DS1 Capable (Parity)</i>	172
<i>Unbundled Loop ISDN Capable (Parity)</i>	172
<i>Unbundled Loop - ADSL Qualified (Parity)</i>	173
<i>Enhanced Extended Loops (EELs) (Diagnostic)</i>	174
OP-6B-5 - Delayed Days for Facility Reasons (Average Days) - Interval Zone Two	175
<i>Unbundled Loop Analog (Parity)</i>	175
<i>Unbundled Loop - 2 Wire Non-Loaded (Parity)</i>	175
<i>Unbundled Loop - DS1 Capable (Parity)</i>	175
<i>Unbundled Loop ISDN Capable (Parity)</i>	175
<i>Enhanced Extended Loops (EELs) (Diagnostic)</i>	176
OP-7 - Coordinated "Hot Cut" Interval (Hours:Minutes)	177
<i>Unbundled Loop - Analog (Diagnostic)</i>	177
<i>Unbundled Loop Other (Diagnostic)</i>	177
OP-8 - Number Portability Timeliness (Percent)	178
<i>Number Portability Timeliness (Percent) (OP-8 B) (Benchmark)</i>	178
<i>Percentage of LNP Triggers Set Prior to the Frame Due Time (Percent) (OP-8C) (Benchmark)</i>	178
OP-13 - Coordinated Cuts on Time (Percent)	179
<i>Coordinated Cuts Completed on Time (Percent) Unbundled Loop - Analog (OP-13A) (Benchmark)</i>	179
<i>Coordinated Cuts Completed on Time (Percent) Unbundled Loop Other (OP-13A) (Benchmark)</i>	179
<i>Coordinated Cuts Started Without CLEC Approval (Percent) Unbundled Loop - Analog (OP-13B) (Diagnostic)</i>	179
<i>Coordinated Cuts Started Without CLEC Approval (Percent) Unbundled Loop Other (OP-13B) (Diagnostic)</i>	179
OP-15A - Interval for Pending Orders Delayed Past Due Date	180
<i>Residence (Diagnostic)</i>	180
<i>Business (Diagnostic)</i>	180

Table of Contents

Section	Page Number
<i>PBX (Diagnostic)</i>	180
<i>UNE - P (POTS) (Diagnostic)</i>	180
<i>UNE P (Centrex) (Diagnostic)</i>	181
<i>UNE P (Centrex 21) (Diagnostic)</i>	181
<i>Line Sharing (Diagnostic)</i>	182
<i>Line Splitting (Diagnostic)</i>	182
<i>LIS Trunk (Diagnostic)</i>	183
<i>Unbundled Loop Analog (Diagnostic)</i>	183
<i>Unbundled Loop - 2 Wire Non-Loaded (Diagnostic)</i>	183
<i>Unbundled Loop - DS1 Capable (Diagnostic)</i>	183
<i>Unbundled Loop ISDN Capable (Diagnostic)</i>	184
<i>Unbundled Loop - DS3 Capable (Diagnostic)</i>	184
<i>Qwest DSL (Parity)</i>	184
<i>Enhanced Extended Loops (EELs) (Diagnostic)</i>	185
OP-15B - Count of Pending Orders Delayed for Facilities Reasons	186
<i>Residence (Diagnostic)</i>	186
<i>Business (Diagnostic)</i>	186
<i>PBX (Diagnostic)</i>	186
<i>UNE - P (POTS) (Diagnostic)</i>	186
<i>UNE P (Centrex) (Diagnostic)</i>	187
<i>UNE P (Centrex 21) (Diagnostic)</i>	187
<i>Line Sharing (Diagnostic)</i>	188
<i>Line Splitting (Diagnostic)</i>	188
<i>LIS Trunk (Diagnostic)</i>	189
<i>Unbundled Loop Analog (Diagnostic)</i>	189
<i>Unbundled Loop - 2 Wire Non-Loaded (Diagnostic)</i>	189
<i>Unbundled Loop - DS1 Capable (Diagnostic)</i>	189
<i>Unbundled Loop ISDN Capable (Diagnostic)</i>	190
<i>Unbundled Loop - DS3 Capable (Diagnostic)</i>	190
<i>Qwest DSL (Diagnostic)</i>	190
<i>Enhanced Extended Loops (EELs) (Diagnostic)</i>	190
OP-17 - Timeliness of Disconnects associated with LNP Orders	191
<i>Timeliness of Disconnects associated with LNP Orders (Percent) (OP-17A) (Benchmark)</i>	191
<i>Timeliness of Disconnects associated with LNP Orders (Percent) (OP-17B) (Diagnostic)</i>	191
MR-2 - Calls Answered within 20 Seconds - Interconnect Repair Center (Percent)	192
<i>Calls Answered within 20 seconds - Interconnect Repair Center (Percent) (MR-2) (Parity)</i>	192
MR-3A - Out of Service Cleared within 24 Hours (Percent) - Dispatches within MSAs	193
<i>Residence (Parity)</i>	193
<i>Business (Parity)</i>	193
<i>Centrex (Parity)</i>	193
<i>Centrex 21 (Parity)</i>	193
<i>PBX (Parity)</i>	194
<i>Basic Rate ISDN (Parity)</i>	194
<i>UNE - P (POTS) (Parity)</i>	194
<i>UNE P (Centrex) (Parity)</i>	194
<i>UNE P (Centrex 21) (Parity)</i>	195
<i>Line Sharing (Parity)</i>	195

Table of Contents

Section	Page Number
<i>Line Splitting (Diagnostic)</i>	196
MR-3B - Out of Service Cleared within 24 Hours (Percent) - Dispatches outside MSAs	197
<i>Residence (Parity)</i>	197
<i>Business (Parity)</i>	197
<i>Centrex 21 (Parity)</i>	197
<i>PBX (Parity)</i>	197
<i>UNE - P (POTS) (Parity)</i>	198
<i>UNE P (Centrex) (Parity)</i>	198
<i>UNE P (Centrex 21) (Parity)</i>	198
<i>Line Sharing (Parity)</i>	198
MR-3C - Out of Service Cleared within 24 Hours (Percent) - No dispatches	199
<i>Residence (Parity)</i>	199
<i>Business (Parity)</i>	199
<i>Centrex (Parity)</i>	199
<i>PBX (Parity)</i>	199
<i>UNE - P (POTS) (Parity)</i>	200
<i>UNE P (Centrex) (Parity)</i>	200
<i>UNE P (Centrex 21) (Parity)</i>	200
<i>Line Sharing (Parity)</i>	200
<i>Line Splitting (Diagnostic)</i>	201
<i>Sub-Loop Unbundling (Diagnostic)</i>	201
MR-3D - Out of Service Cleared within 24 Hours (Percent) - Interval Zone One	202
<i>Qwest DSL (Parity)</i>	202
<i>Unbundled Loop Analog (Parity)</i>	202
<i>Unbundled Loop - 2 Wire Non-Loaded (Parity)</i>	202
<i>Unbundled Loop - ADSL Qualified (Parity)</i>	202
<i>Unbundled Loop ISDN Capable (Parity)</i>	203
MR-3E - Out of Service Cleared within 24 Hours (Percent) - Interval Zone Two	204
<i>Unbundled Loop Analog (Parity)</i>	204
<i>Unbundled Loop - 2 Wire Non-Loaded (Parity)</i>	204
<i>Unbundled Loop - ADSL Qualified (Parity)</i>	204
<i>Unbundled Loop ISDN Capable (Parity)</i>	204
MR-4A - All Troubles Cleared within 48 Hours (Percent) - Dispatches within MSAs	205
<i>Residence (Parity)</i>	205
<i>Business (Parity)</i>	205
<i>Centrex (Parity)</i>	205
<i>Centrex 21 (Parity)</i>	205
<i>PBX (Parity)</i>	206
<i>Basic Rate ISDN (Parity)</i>	206
<i>UNE - P (POTS) (Parity)</i>	206
<i>UNE P (Centrex) (Parity)</i>	206
<i>UNE P (Centrex 21) (Parity)</i>	207
<i>Line Sharing (Parity)</i>	207
<i>Line Splitting (Diagnostic)</i>	208
MR-4B - All Troubles Cleared within 48 Hours (Percent) - Dispatches outside MSAs	209

Table of Contents

Section	Page Number
<i>Residence (Parity)</i>	209
<i>Business (Parity)</i>	209
<i>Centrex 21 (Parity)</i>	209
<i>PBX (Parity)</i>	209
<i>UNE - P (POTS) (Parity)</i>	210
<i>UNE P (Centrex) (Parity)</i>	210
<i>UNE P (Centrex 21) (Parity)</i>	210
<i>Line Sharing (Parity)</i>	210
MR-4C - All Troubles Cleared within 48 Hours (Percent) - No dispatches	211
<i>Residence (Parity)</i>	211
<i>Business (Parity)</i>	211
<i>Centrex (Parity)</i>	211
<i>Centrex 21 (Parity)</i>	211
<i>PBX (Parity)</i>	212
<i>UNE - P (POTS) (Parity)</i>	212
<i>UNE P (Centrex) (Parity)</i>	212
<i>UNE P (Centrex 21) (Parity)</i>	212
<i>Line Sharing (Parity)</i>	213
<i>Line Splitting (Diagnostic)</i>	214
<i>Sub-Loop Unbundling (Diagnostic)</i>	214
MR-4D - All Troubles Cleared within 48 Hours (Percent) - Interval Zone One	215
<i>Qwest DSL (Parity)</i>	215
<i>Unbundled Loop Analog (Parity)</i>	215
<i>Unbundled Loop - 2 Wire Non-Loaded (Parity)</i>	215
<i>Unbundled Loop - ADSL Qualified (Parity)</i>	215
<i>Unbundled Loop ISDN Capable (Parity)</i>	216
MR-4E - All Troubles Cleared within 48 Hours (Percent) - Interval Zone Two	217
<i>Qwest DSL (Parity)</i>	217
<i>Unbundled Loop Analog (Parity)</i>	217
<i>Unbundled Loop - 2 Wire Non-Loaded (Parity)</i>	217
<i>Unbundled Loop - ADSL Qualified (Parity)</i>	217
<i>Unbundled Loop ISDN Capable (Parity)</i>	218
MR-5A - All Troubles Cleared within 4 Hours (Percent) - Interval Zone One	219
<i>ISDN Primary (Parity)</i>	219
<i>DS0 (Parity)</i>	219
<i>DS1 (Parity)</i>	219
<i>Frame Relay (Parity)</i>	219
<i>LIS Trunk (Parity)</i>	220
<i>UDIT DS1 (Parity)</i>	221
<i>UDIT Above DS1 Level (Parity)</i>	221
<i>Unbundled Loop - 4 Wire Non-Loaded (Parity)</i>	221
<i>Unbundled Loop - DS1 Capable (Parity)</i>	221
<i>E911 (Parity)</i>	222
<i>Enhanced Extended Loops (EELs) (Diagnostic)</i>	223
<i>Enhanced Extended Loops - DS0 Capable (Diagnostic)</i>	223
<i>Enhanced Extended Loops - DS3 Capable (Diagnostic)</i>	223
<i>Enhanced Extended Loops - DS1 Capable (Parity)</i>	224

Table of Contents

Section	Page Number
MR-5B - All Troubles Cleared within 4 Hours (Percent) - Interval Zone Two	225
<i>DS0 (Parity)</i>	225
<i>DS1 (Parity)</i>	225
<i>LIS Trunk (Parity)</i>	225
<i>UDIT DS1 (Parity)</i>	226
<i>UDIT Above DS1 Level (Parity)</i>	226
<i>Unbundled Loop - DS1 Capable (Parity)</i>	226
<i>Enhanced Extended Loops (EELs) (Diagnostic)</i>	227
<i>Enhanced Extended Loops - DS1 Capable (Parity)</i>	228
MR-6A - Mean Time to Restore (Hours:Minutes) - Dispatches within MSAs	229
<i>Residence (Parity)</i>	229
<i>Business (Parity)</i>	229
<i>Centrex (Parity)</i>	229
<i>Centrex 21 (Parity)</i>	229
<i>PBX (Parity)</i>	230
<i>Basic Rate ISDN (Parity)</i>	230
<i>UNE - P (POTS) (Parity)</i>	230
<i>UNE P (Centrex) (Parity)</i>	230
<i>UNE P (Centrex 21) (Parity)</i>	231
<i>Line Sharing (Parity)</i>	231
<i>Line Splitting (Diagnostic)</i>	232
MR-6B - Mean Time to Restore (Hours:Minutes) - Dispatches outside MSAs	233
<i>Residence (Parity)</i>	233
<i>Business (Parity)</i>	233
<i>Centrex 21 (Parity)</i>	233
<i>PBX (Parity)</i>	233
<i>UNE - P (POTS) (Parity)</i>	234
<i>UNE P (Centrex) (Parity)</i>	234
<i>UNE P (Centrex 21) (Parity)</i>	234
<i>Line Sharing (Parity)</i>	234
MR-6C - Mean Time to Restore (Hours:Minutes) - No dispatches	235
<i>Residence (Parity)</i>	235
<i>Business (Parity)</i>	235
<i>Centrex (Parity)</i>	235
<i>Centrex 21 (Parity)</i>	235
<i>PBX (Parity)</i>	236
<i>UNE - P (POTS) (Parity)</i>	236
<i>UNE P (Centrex) (Parity)</i>	236
<i>UNE P (Centrex 21) (Parity)</i>	236
<i>Line Sharing (Parity)</i>	237
<i>Line Splitting (Diagnostic)</i>	238
<i>Sub-Loop Unbundling (Diagnostic)</i>	238
MR-6D - Mean Time to Restore (Hours:Minutes) - Interval Zone One	239
<i>ISDN Primary (Parity)</i>	239
<i>DS0 (Parity)</i>	239
<i>DS1 (Parity)</i>	239

Table of Contents

Section	Page Number
<i>Frame Relay (Parity)</i>	239
<i>LIS Trunk (Parity)</i>	240
<i>UDIT DS1 (Parity)</i>	241
<i>UDIT Above DS1 Level (Parity)</i>	241
<i>Unbundled Loop Analog (Parity)</i>	241
<i>Unbundled Loop - 2 Wire Non-Loaded (Parity)</i>	241
<i>Unbundled Loop - 4 Wire Non-Loaded (Parity)</i>	242
<i>Unbundled Loop - DS1 Capable (Parity)</i>	242
<i>Unbundled Loop ISDN Capable (Parity)</i>	242
<i>Unbundled Loop - ADSL Qualified (Parity)</i>	242
<i>Qwest DSL (Parity)</i>	243
<i>E911 (Parity)</i>	243
<i>Enhanced Extended Loops (EELs) (Diagnostic)</i>	244
<i>Enhanced Extended Loops - DS0 Capable (Diagnostic)</i>	244
<i>Enhanced Extended Loops - DS3 Capable (Diagnostic)</i>	244
<i>Enhanced Extended Loops - DS1 Capable (Parity)</i>	245
MR-6E - Mean Time to Restore (Hours:Minutes) - Interval Zone Two	246
<i>DS0 (Parity)</i>	246
<i>DS1 (Parity)</i>	246
<i>LIS Trunk (Parity)</i>	246
<i>UDIT DS1 (Parity)</i>	247
<i>UDIT Above DS1 Level (Parity)</i>	247
<i>Unbundled Loop Analog (Parity)</i>	247
<i>Unbundled Loop - 2 Wire Non-Loaded (Parity)</i>	247
<i>Unbundled Loop - DS1 Capable (Parity)</i>	248
<i>Unbundled Loop ISDN Capable (Parity)</i>	248
<i>Unbundled Loop - ADSL Qualified (Parity)</i>	248
<i>Qwest DSL (Parity)</i>	248
<i>Enhanced Extended Loops (EELs) (Diagnostic)</i>	249
<i>Enhanced Extended Loops - DS1 Capable (Parity)</i>	250
MR-7A - Repair Repeat Report Rate (Percent) - Dispatches within MSAs	251
<i>Residence (Parity)</i>	251
<i>Business (Parity)</i>	251
<i>Centrex (Parity)</i>	251
<i>Centrex 21 (Parity)</i>	251
<i>PBX (Parity)</i>	252
<i>Basic Rate ISDN (Parity)</i>	252
<i>UNE - P (POTS) (Parity)</i>	252
<i>UNE P (Centrex) (Parity)</i>	252
<i>UNE P (Centrex 21) (Parity)</i>	253
<i>Line Sharing (Diagnostic)</i>	253
<i>Line Splitting (Diagnostic)</i>	254
MR-7A* - Repair Repeat Report Rate (Percent) - Dispatches within MSAs	255
<i>Residence (Parity)</i>	255
<i>Business (Parity)</i>	255
<i>Centrex (Parity)</i>	255
<i>Centrex 21 (Parity)</i>	255
<i>PBX (Parity)</i>	256

Table of Contents

Section	Page Number
<i>UNE - P (POTS) (Parity)</i>	256
<i>UNE P (Centrex) (Parity)</i>	256
<i>UNE P (Centrex 21) (Parity)</i>	256
<i>Line Sharing (Diagnostic)</i>	257
MR-7B - Repair Repeat Report Rate (Percent) - Dispatches outside MSAs	258
<i>Residence (Parity)</i>	258
<i>Business (Parity)</i>	258
<i>Centrex 21 (Parity)</i>	258
<i>PBX (Parity)</i>	258
<i>UNE - P (POTS) (Parity)</i>	259
<i>UNE P (Centrex) (Parity)</i>	259
<i>UNE P (Centrex 21) (Parity)</i>	259
<i>Line Sharing (Diagnostic)</i>	259
MR-7B* - Repair Repeat Report Rate (Percent) - Dispatches outside MSAs	260
<i>Residence (Parity)</i>	260
<i>Business (Parity)</i>	260
<i>Centrex 21 (Parity)</i>	260
<i>PBX (Parity)</i>	260
<i>UNE - P (POTS) (Parity)</i>	261
<i>UNE P (Centrex) (Parity)</i>	261
<i>UNE P (Centrex 21) (Parity)</i>	261
<i>Line Sharing (Diagnostic)</i>	261
MR-7C - Repair Repeat Report Rate (Percent) - No dispatches	262
<i>Residence (Parity)</i>	262
<i>Business (Parity)</i>	262
<i>Centrex (Parity)</i>	262
<i>Centrex 21 (Parity)</i>	262
<i>PBX (Parity)</i>	263
<i>UNE - P (POTS) (Parity)</i>	263
<i>UNE P (Centrex) (Parity)</i>	263
<i>UNE P (Centrex 21) (Parity)</i>	263
<i>Line Sharing (Diagnostic)</i>	264
<i>Line Splitting (Diagnostic)</i>	265
<i>Sub-Loop Unbundling (Diagnostic)</i>	265
MR-7C* - Repair Repeat Report Rate (Percent) - No dispatches	266
<i>Residence (Parity)</i>	266
<i>Business (Parity)</i>	266
<i>Centrex (Parity)</i>	266
<i>PBX (Parity)</i>	266
<i>UNE - P (POTS) (Parity)</i>	267
<i>UNE P (Centrex) (Parity)</i>	267
<i>UNE P (Centrex 21) (Parity)</i>	267
<i>Line Sharing (Diagnostic)</i>	267
MR-7D - Repair Repeat Report Rate (Percent) - Interval Zone One	268
<i>ISDN Primary (Parity)</i>	268
<i>DS0 (Parity)</i>	268

Table of Contents

Section	Page Number
<i>DS1 (Parity)</i>	268
<i>Frame Relay (Parity)</i>	268
<i>LIS Trunk (Parity)</i>	269
<i>UDIT DS1 (Parity)</i>	270
<i>UDIT Above DS1 Level (Parity)</i>	270
<i>Unbundled Loop Analog (Parity)</i>	270
<i>Unbundled Loop - 2 Wire Non-Loaded (Parity)</i>	270
<i>Unbundled Loop - 4 Wire Non-Loaded (Parity)</i>	271
<i>Unbundled Loop - DS1 Capable (Parity)</i>	271
<i>Unbundled Loop ISDN Capable (Parity)</i>	271
<i>Unbundled Loop - ADSL Qualified (Parity)</i>	271
<i>Qwest DSL (Parity)</i>	272
<i>E911 (Parity)</i>	272
<i>Enhanced Extended Loops (EELs) (Diagnostic)</i>	273
<i>Enhanced Extended Loops - DS0 Capable (Diagnostic)</i>	273
<i>Enhanced Extended Loops - DS3 Capable (Diagnostic)</i>	273
<i>Enhanced Extended Loops - DS1 Capable (Parity)</i>	274
MR-7D* - Repair Repeat Report Rate (Percent) - Interval Zone One	275
<i>ISDN Primary (Parity)</i>	275
<i>DS0 (Parity)</i>	275
<i>DS1 (Parity)</i>	275
<i>LIS Trunk (Parity)</i>	275
<i>UDIT DS1 (Parity)</i>	276
<i>UDIT Above DS1 Level (Parity)</i>	276
<i>Unbundled Loop Analog (Parity)</i>	276
<i>Unbundled Loop - 2 Wire Non-Loaded (Parity)</i>	276
<i>Unbundled Loop - 4 Wire Non-Loaded (Parity)</i>	277
<i>Unbundled Loop - DS1 Capable (Parity)</i>	277
<i>Unbundled Loop ISDN Capable (Parity)</i>	277
<i>Unbundled Loop - ADSL Qualified (Parity)</i>	277
<i>Qwest DSL (Parity)</i>	278
<i>E911 (Parity)</i>	278
<i>Enhanced Extended Loops (EELs) (Diagnostic)</i>	279
MR-7E - Repair Repeat Report Rate (Percent) - Interval Zone Two	280
<i>DS0 (Parity)</i>	280
<i>DS1 (Parity)</i>	280
<i>LIS Trunk (Parity)</i>	280
<i>UDIT DS1 (Parity)</i>	281
<i>UDIT Above DS1 Level (Parity)</i>	281
<i>Unbundled Loop Analog (Parity)</i>	281
<i>Unbundled Loop - 2 Wire Non-Loaded (Parity)</i>	281
<i>Unbundled Loop - DS1 Capable (Parity)</i>	282
<i>Unbundled Loop ISDN Capable (Parity)</i>	282
<i>Unbundled Loop - ADSL Qualified (Parity)</i>	282
<i>Qwest DSL (Parity)</i>	282
<i>Enhanced Extended Loops (EELs) (Diagnostic)</i>	283
<i>Enhanced Extended Loops - DS1 Capable (Parity)</i>	284
MR-7E* - Repair Repeat Report Rate (Percent) - Interval Zone Two	285

Table of Contents

Section	Page Number
<i>DS0 (Parity)</i>	285
<i>DS1 (Parity)</i>	285
<i>LIS Trunk (Parity)</i>	285
<i>UDIT DS1 (Parity)</i>	286
<i>UDIT Above DS1 Level (Parity)</i>	286
<i>Unbundled Loop Analog (Parity)</i>	286
<i>Unbundled Loop - 2 Wire Non-Loaded (Parity)</i>	286
<i>Unbundled Loop - DS1 Capable (Parity)</i>	287
<i>Unbundled Loop ISDN Capable (Parity)</i>	287
<i>Unbundled Loop - ADSL Qualified (Parity)</i>	287
<i>Qwest DSL (Parity)</i>	287
<i>Enhanced Extended Loops (EELs) (Diagnostic)</i>	288
MR-8 - Trouble Rate (Percent)	289
<i>Residence (Parity)</i>	289
<i>Business (Parity)</i>	289
<i>Centrex (Parity)</i>	289
<i>Centrex 21 (Parity)</i>	289
<i>PBX (Parity)</i>	290
<i>Basic Rate ISDN (Parity)</i>	290
<i>Qwest DSL (Parity)</i>	290
<i>ISDN Primary (Parity)</i>	290
<i>DS0 (Parity)</i>	291
<i>DS1 (Parity)</i>	291
<i>DS3 (Parity)</i>	291
<i>Frame Relay (Parity)</i>	291
<i>LIS Trunk (Parity)</i>	292
<i>UNE - P (POTS) (Parity)</i>	292
<i>UNE P (Centrex) (Parity)</i>	292
<i>UNE P (Centrex 21) (Parity)</i>	292
<i>Line Sharing (Parity)</i>	293
<i>Line Splitting (Diagnostic)</i>	294
<i>UDIT DS1 (Parity)</i>	295
<i>UDIT Above DS1 Level (Parity)</i>	295
<i>Dark Fiber - IOF (Diagnostic)</i>	295
<i>Unbundled Loop Analog (Parity)</i>	295
<i>Unbundled Loop - 2 Wire Non-Loaded (Parity)</i>	296
<i>Unbundled Loop - 4 Wire Non-Loaded (Parity)</i>	296
<i>Unbundled Loop - DS1 Capable (Parity)</i>	296
<i>Unbundled Loop ISDN Capable (Parity)</i>	296
<i>Unbundled Loop - ADSL Qualified (Parity)</i>	297
<i>Dark Fiber - Loop (Diagnostic)</i>	297
<i>E911 (Parity)</i>	297
<i>Enhanced Extended Loops (EELs) (Diagnostic)</i>	298
<i>Enhanced Extended Loops - DS0 Capable (Diagnostic)</i>	298
<i>Enhanced Extended Loops - DS3 Capable (Diagnostic)</i>	298
<i>Enhanced Extended Loops - DS1 Capable (Parity)</i>	299
MR-8* - Trouble Rate (Percent)	300
<i>Residence (Parity)</i>	300
<i>Business (Parity)</i>	300

Table of Contents

Section	Page Number
<i>Centrex (Parity)</i>	300
<i>Centrex 21 (Parity)</i>	300
<i>PBX (Parity)</i>	301
<i>Basic Rate ISDN (Parity)</i>	301
<i>Qwest DSL (Parity)</i>	301
<i>ISDN Primary (Parity)</i>	301
<i>DS0 (Parity)</i>	302
<i>DS1 (Parity)</i>	302
<i>DS3 (Parity)</i>	302
<i>Frame Relay (Parity)</i>	302
<i>LIS Trunk (Parity)</i>	303
<i>UNE - P (POTS) (Parity)</i>	303
<i>UNE P (Centrex) (Parity)</i>	303
<i>UNE P (Centrex 21) (Parity)</i>	303
<i>Line Sharing (Parity)</i>	304
<i>UDIT DS1 (Parity)</i>	305
<i>UDIT Above DS1 Level (Parity)</i>	305
<i>Dark Fiber - IOF (Diagnostic)</i>	305
<i>Unbundled Loop Analog (Parity)</i>	305
<i>Unbundled Loop - 2 Wire Non-Loaded (Parity)</i>	306
<i>Unbundled Loop - 4 Wire Non-Loaded (Parity)</i>	306
<i>Unbundled Loop - DS1 Capable (Parity)</i>	306
<i>Unbundled Loop ISDN Capable (Parity)</i>	306
<i>Unbundled Loop - ADSL Qualified (Parity)</i>	307
<i>Dark Fiber - Loop (Diagnostic)</i>	307
<i>E911 (Parity)</i>	307
<i>Enhanced Extended Loops (EELs) (Diagnostic)</i>	308
MR-9A - Repair Appointments Met (Percent) - Dispatches within MSAs	309
<i>Residence (Parity)</i>	309
<i>Business (Parity)</i>	309
<i>Centrex (Parity)</i>	309
<i>Centrex 21 (Parity)</i>	309
<i>PBX (Parity)</i>	310
<i>UNE - P (POTS) (Parity)</i>	310
MR-9B - Repair Appointments Met (Percent) - Dispatches outside MSAs	311
<i>Residence (Parity)</i>	311
<i>Business (Parity)</i>	311
<i>Centrex 21 (Parity)</i>	311
<i>PBX (Parity)</i>	311
<i>UNE - P (POTS) (Parity)</i>	312
MR-9C - Repair Appointments Met (Percent) - No dispatches	313
<i>Residence (Parity)</i>	313
<i>Business (Parity)</i>	313
<i>Centrex (Parity)</i>	313
<i>Centrex 21 (Parity)</i>	313
<i>PBX (Parity)</i>	314
<i>UNE - P (POTS) (Parity)</i>	314

Table of Contents

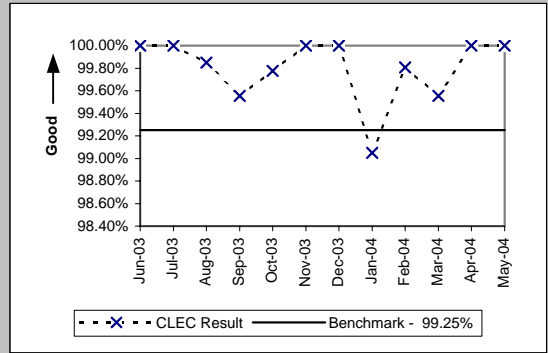
Section	Page Number
MR-10 - Customer-Related Trouble Reports (Percent)	315
<i>Residence (Diagnostic)</i>	315
<i>Business (Diagnostic)</i>	315
<i>Centrex (Diagnostic)</i>	315
<i>Centrex 21 (Diagnostic)</i>	315
<i>PBX (Diagnostic)</i>	316
<i>Basic Rate ISDN (Diagnostic)</i>	316
<i>Qwest DSL (Diagnostic)</i>	316
<i>ISDN Primary (Diagnostic)</i>	316
<i>DS0 (Diagnostic)</i>	317
<i>DS1 (Diagnostic)</i>	317
<i>DS3 (Diagnostic)</i>	317
<i>Frame Relay (Diagnostic)</i>	317
<i>LIS Trunk (Diagnostic)</i>	318
<i>UNE - P (POTS) (Diagnostic)</i>	318
<i>UNE P (Centrex) (Diagnostic)</i>	318
<i>UNE P (Centrex 21) (Diagnostic)</i>	318
<i>UDIT DS1 (Diagnostic)</i>	319
<i>UDIT Above DS1 Level (Diagnostic)</i>	319
<i>Unbundled Loop Analog (Diagnostic)</i>	319
<i>Unbundled Loop - 2 Wire Non-Loaded (Diagnostic)</i>	319
<i>Unbundled Loop - 4 Wire Non-Loaded (Diagnostic)</i>	320
<i>Unbundled Loop - DS1 Capable (Diagnostic)</i>	320
<i>Unbundled Loop ISDN Capable (Diagnostic)</i>	320
<i>Unbundled Loop - ADSL Qualified (Diagnostic)</i>	320
<i>E911 (Diagnostic)</i>	321
MR-11 - LNP Trouble Reports Cleared	322
<i>LNP Trouble Reports Cleared within 4 Hours (Percent) (MR-11A) (Benchmark)</i>	322
<i>LNP Trouble Reports Cleared within 48 Hours - All Volumes (Percent) (MR-11B) (Benchmark)</i>	322
BI-1 - Time to Provide Recorded Usage Records	323
<i>Time to Provide Usage Records (Average Days) UNEs and Resale Aggregate (BI-1A) (Parity)</i>	323
<i>Time to Provide Usage Records (Percent) Jointly-provided Switched Access (BI-1B) (Benchmark)</i>	324
BI-1 - Time to Provide Recorded Usage Reports	325
<i>Time to Provide Usage Records [CAT11] (Average Days) UNEs and Resale Aggregate (BI-1C-1) (Diagnostic)</i>	325
<i>Time to Provide Usage Records [CAT10] (Average Days) UNEs and Resale Aggregate (BI-1C-2) (Diagnostic)</i>	326
BI-2 - Invoices Delivered within 10 Days	327
<i>Invoices Delivered within 10 Days (Percent) All (BI-2) (Parity)</i>	327
BI-3 - Billing Accuracy - Adjustments for Errors	328
<i>Billing Accuracy - Adjustments for Errors (Percent) UNEs and Resale Aggregate (BI-3A) (Parity)</i>	328
<i>Billing Accuracy - Adjustments for Errors (Percent) Reciprocal Compensation (BI-3B) (Benchmark)</i>	329
BI-4 - Billing Completeness	330
<i>Billing Completeness (Percent) UNEs and Resale Aggregate (BI-4A) (Parity)</i>	330
<i>Billing Completeness (Percent) Reciprocal Compensation (BI-4B) (Benchmark)</i>	331
BI-5 - Billing Accuracy & Claims Processing	332

Table of Contents

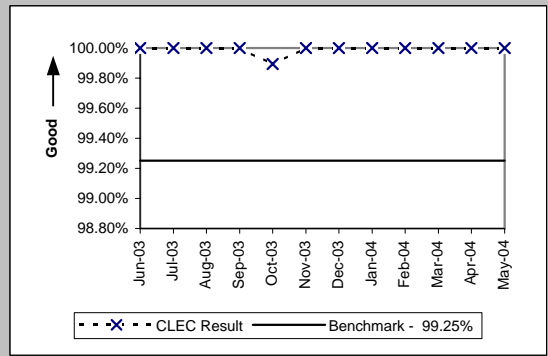
Section	Page Number
<i>Billing Accuracy & Claims Processing - Acknowledgment (Percent) All (BI-5A) (Benchmark)</i>	332
<i>Billing Accuracy & Claims Processing - Resolution (Percent) All (BI-5B) (Benchmark)</i>	332
DB-1 - Time to Update Databases	333
<i>Time to Update Databases (Hours:Minutes) E911 (DB-1 A) (Parity)</i>	333
<i>Time to Update Databases (Avg Sec) LIDB (DB-1 B) (Parity)</i>	333
<i>Time to Update Databases (Avg Sec) Directory Listing (DB-1 C-1) (Parity)</i>	333
DB-2 - Accurate Database Updates	334
<i>Accurate Database Updates (Percent) Directory Listing (DB-2 C-1) (Parity)</i>	334
DA-1 - Speed of Answer - Directory Assistance	335
<i>Speed of Answer - Directory Assistance (Avg Sec) (DA-1) (Parity)</i>	335
OS-1 - Speed of Answer - Operator Services	336
<i>Speed of Answer - Operator Services (Avg Sec) (OS-1) (Parity)</i>	336
NI-1 - Trunk Blocking	337
<i>Trunk Blockage to Qwest Tandem Offices (NI-1A) (Benchmark)</i>	337
<i>Trunk Blockage to Qwest End Offices (NI-1B) (Benchmark)</i>	337
<i>Trunk Blockage to Qwest Tandem Offices (Percent) (NI-1C) (Diagnostic)</i>	338
<i>Trunk Blockage to Qwest End Offices (Percent) (NI-1D) (Diagnostic)</i>	338
NP-1 - NXX Code Activation	339
<i>NXX Code Activation (Percent) (NP-1A) (Parity)</i>	339
<i>NXX Code Activation - Facility Delays (Percent) (NP-1B) (Diagnostic)</i>	339
CP-1 - Collocation Completion Interval (Average Days)	340
<i>Scheduled Interval 90 Calender Days or Less (CP-1A) (Benchmark)</i>	340
<i>Scheduled Interval 91 to 120 Calendar Days (CP-1B) (Benchmark)</i>	340
<i>Scheduled Interval 121 to 150 Calendar Days (CP-1C) (Benchmark)</i>	340
CP-2 - Collocations Completed within Scheduled Intervals (Percent)	341
<i>Non-Forecasted & Late Forecasted Collocations (CP-2B) (Benchmark)</i>	341
<i>Collocations with Intervals Longer than 120 Days (CP-2C) (Benchmark)</i>	341
CP-3 - Collocation Feasibility Study Interval (Average Days)	342
<i>Collocation Feasibility Study Interval (CP-3) (Benchmark)</i>	342
CP-4 - Collocation Feasibility Study Commitments Met (Percent)	343
<i>Collocation Feasibility Study Commitments Met (CP-4) (Benchmark)</i>	343

GA-1 - Gateway Availability - IMA-GUI

Gateway Availability - IMA-GUI (Percent) All (GA-1 A) (Benchmark)				
Date	Numerator	Denominator	CLEC Result	
Jun-03	28080	28080	100.00%	
Jul-03	29880	29880	100.00%	
Aug-03	28457	28500	99.85%	
Sep-03	28672	28800	99.56%	
Oct-03	29693	29760	99.77%	
Nov-03	27900	27900	100.00%	
Dec-03	29340	29340	100.00%	
Jan-04	29418	29700	99.05%	
Feb-04	26948	27000	99.81%	
Mar-04	29747	29880	99.55%	
Apr-04	28440	28440	100.00%	
May-04	28980	28980	100.00%	

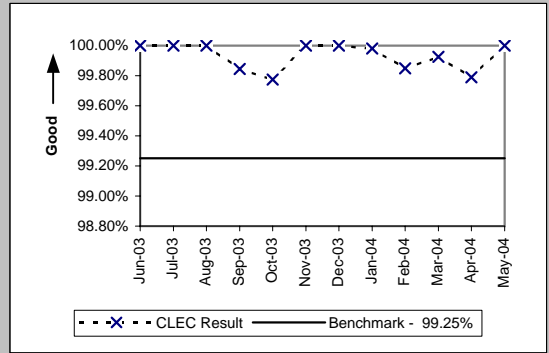


Gateway Availability - IMA-GUI (Percent) SIA (GA-1 D) (Benchmark)				
Date	Numerator	Denominator	CLEC Result	
Jun-03	28080	28080	100.00%	
Jul-03	29880	29880	100.00%	
Aug-03	28980	28980	100.00%	
Sep-03	28800	28800	100.00%	
Oct-03	29848	29880	99.89%	
Nov-03	27900	27900	100.00%	
Dec-03	29880	29880	100.00%	
Jan-04	29700	29700	100.00%	
Feb-04	27000	27000	100.00%	
Mar-04	29880	29880	100.00%	
Apr-04	28800	28800	100.00%	
May-04	28980	28980	100.00%	



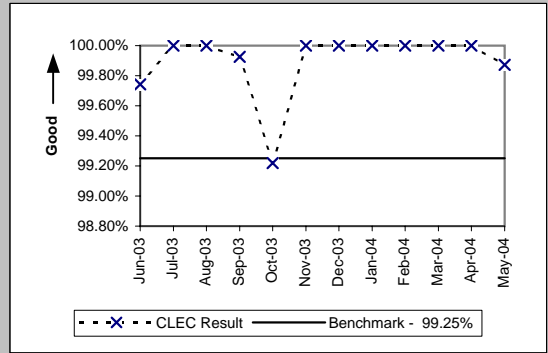
GA-2 - Gateway Availability - IMA-EDI

Gateway Availability - IMA-EDI (Percent) (GA-2) (Benchmark)				
Date	Numerator	Denominator	CLEC Result	
Jun-03	28080	28080	100.00%	
Jul-03	29880	29880	100.00%	
Aug-03	28500	28500	100.00%	
Sep-03	28755	28800	99.84%	
Oct-03	29693	29760	99.77%	
Nov-03	27900	27900	100.00%	
Dec-03	29340	29340	100.00%	
Jan-04	29694	29700	99.98%	
Feb-04	26959	27000	99.85%	
Mar-04	29858	29880	99.93%	
Apr-04	28380	28440	99.79%	
May-04	28980	28980	100.00%	



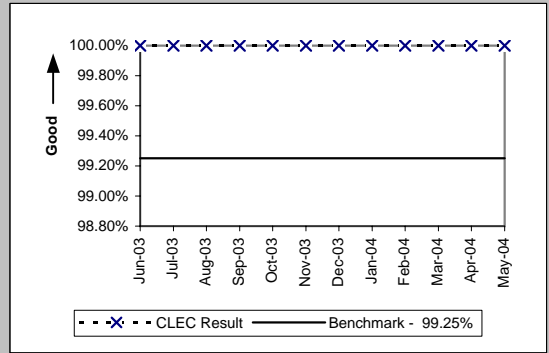
GA-3 - Gateway Availability - EB-TA

Gateway Availability - EB-TA (Percent) (GA-3) (Benchmark)				
Date	Numerator	Denominator	CLEC Result	
Jun-03	40815	40920	99.74%	
Jul-03	43200	43200	100.00%	
Aug-03	42840	42840	100.00%	
Sep-03	41489	41520	99.93%	
Oct-03	42863	43200	99.22%	
Nov-03	41400	41400	100.00%	
Dec-03	43200	43200	100.00%	
Jan-04	43140	43140	100.00%	
Feb-04	40020	40020	100.00%	
Mar-04	43200	43200	100.00%	
Apr-04	41340	41340	100.00%	
May-04	42785	42840	99.87%	



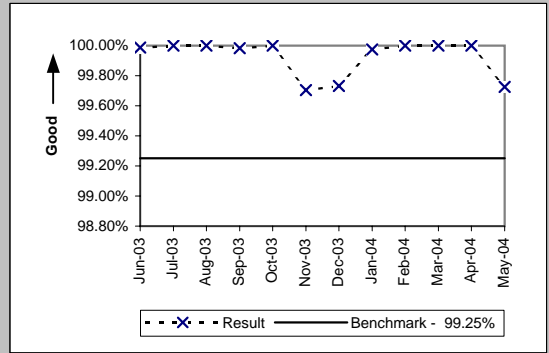
GA-4 - System Availability - EXACT

System Availability - EXACT (Percent) (GA-4) (Benchmark)				
Date	Numerator	Denominator	CLEC Result	
Jun-03	21060	21060	100.00%	
Jul-03	22860	22860	100.00%	
Aug-03	21600	21600	100.00%	
Sep-03	21960	21960	100.00%	
Oct-03	22860	22860	100.00%	
Nov-03	20700	20700	100.00%	
Dec-03	22860	22860	100.00%	
Jan-04	22500	22500	100.00%	
Feb-04	20160	20160	100.00%	
Mar-04	22860	22860	100.00%	
Apr-04	21960	21960	100.00%	
May-04	21600	21600	100.00%	



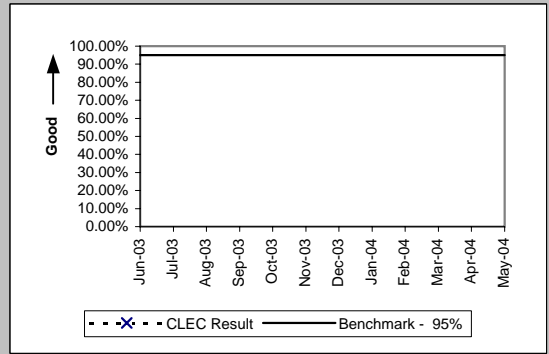
GA-6 - Gateway Availability - GUI - Repair

Gateway Availability - GUI - Repair (Percent) (GA-6) (Benchmark)				
Date	Numerator	Denominator	Result	
Jun-03	37540	37545	99.99%	
Jul-03	39075	39075	100.00%	
Aug-03	38370	38370	100.00%	
Sep-03	37584	37590	99.98%	
Oct-03	39075	39075	100.00%	
Nov-03	37314	37425	99.70%	
Dec-03	38970	39075	99.73%	
Jan-04	38945	38955	99.97%	
Feb-04	35880	35880	100.00%	
Mar-04	39075	39075	100.00%	
Apr-04	37410	37410	100.00%	
May-04	38624	38730	99.73%	



GA-7 - Timely Outage Resolution following Software Releases

Timely Outage Resolution following Software Releases (Percent) (GA-7) (Benchmark)			
Date	CLEC Num	CLEC Denom	CLEC Result
Jun-03	0	0	
Jul-03	0	0	
Aug-03	0	0	
Sep-03	0	0	
Oct-03	0	0	
Nov-03	0	0	
Dec-03	0	0	
Jan-04	0	0	
Feb-04	0	0	
Mar-04	0	0	
Apr-04	0	0	
May-04	0	0	

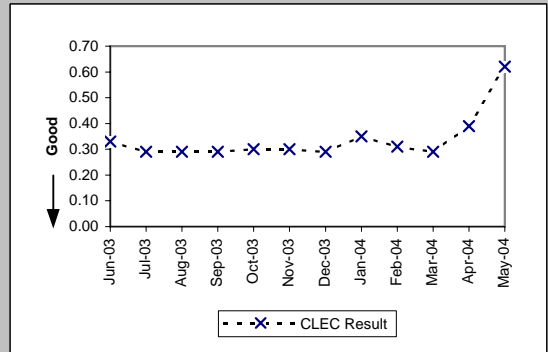


If the outage volume is less than 20 in the reporting month, the standard is 1 miss

PO-1 - Pre-Order/Order Response Times

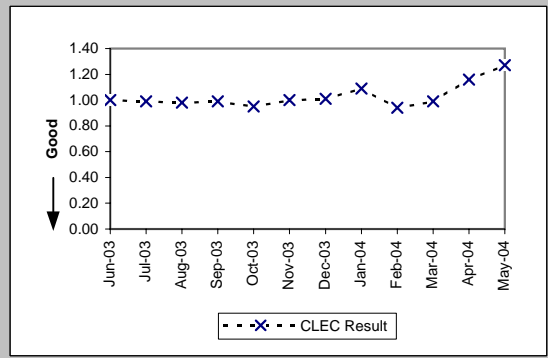
Pre-Order Response Times (Appt. Scheduler) (Avg Sec) IMA Request (PO-1 A-1(a)) (Diagnostic)

Date	Numerator	Denominator	CLEC Result	Standard Dev
Jun-03	790.68	2396	0.33	0.50
Jul-03	760.67	2623	0.29	0.19
Aug-03	769.95	2655	0.29	0.04
Sep-03	780.39	2691	0.29	0.04
Oct-03	866.1	2887	0.30	0.03
Nov-03	798.9	2663	0.30	0.03
Dec-03	793.44	2736	0.29	0.04
Jan-04	936.95	2677	0.35	0.04
Feb-04	753.61	2431	0.31	0.04
Mar-04	832.59	2871	0.29	0.02
Apr-04	942.24	2416	0.39	0.99
May-04	1507.22	2431	0.62	1.88



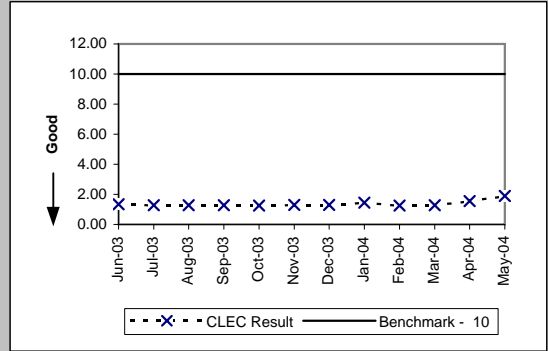
Pre-Order Response Times (Appt. Scheduler) (Avg Sec) IMA Response/Accept (PO-1 A-1(b,c)) (Diagnostic)

Date	Numerator	Denominator	CLEC Result	Standard Dev
Jun-03	2396	2396	1.00	1.32
Jul-03	2596.77	2623	0.99	0.55
Aug-03	2601.9	2655	0.98	0.44
Sep-03	2664.09	2691	0.99	0.54
Oct-03	2742.65	2887	0.95	0.44
Nov-03	2663	2663	1.00	0.41
Dec-03	2763.36	2736	1.01	0.50
Jan-04	2917.93	2677	1.09	0.78
Feb-04	2285.14	2431	0.94	0.56
Mar-04	2842.29	2871	0.99	0.41
Apr-04	2802.56	2416	1.16	0.74
May-04	3087.37	2431	1.27	0.63



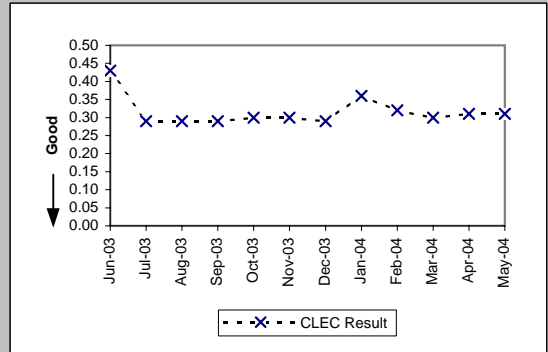
Pre-Order Response Times (Appt. Scheduler) (Avg Sec) IMA Aggregate (PO-1 A-1 Total) (Benchmark)

Date	Numerator	Denominator	CLEC Result	Standard Dev
Jun-03	3186.68	2396	1.33	
Jul-03	3357.44	2623	1.28	
Aug-03	3371.85	2655	1.27	
Sep-03	3444.48	2691	1.28	
Oct-03	3608.75	2887	1.25	
Nov-03	3461.9	2663	1.30	
Dec-03	3556.8	2736	1.30	
Jan-04	3854.88	2677	1.44	
Feb-04	3038.75	2431	1.25	
Mar-04	3674.88	2871	1.28	
Apr-04	3744.8	2416	1.55	
May-04	4594.59	2431	1.89	



Pre-Order Response Times (Service Availability) (Avg Sec) IMA Request (PO-1 A-2(a)) (Diagnostic)

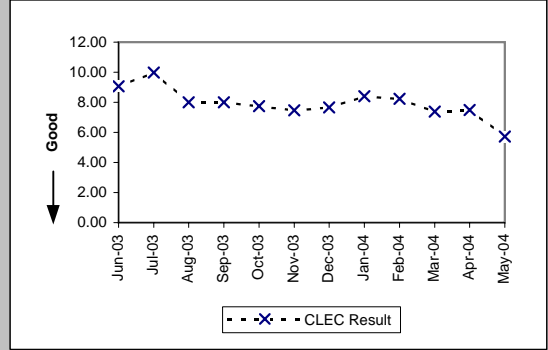
Date	Numerator	Denominator	CLEC Result	Standard Dev
Jun-03	1802.4	4229	0.43	1.15
Jul-03	1254.61	4329	0.29	0.65
Aug-03	1391.15	4804	0.29	0.13
Sep-03	1510.49	5177	0.29	0.16
Oct-03	1648.67	5472	0.30	0.13
Nov-03	1541.87	5092	0.30	0.16
Dec-03	1564.95	5313	0.29	0.15
Jan-04	1878.45	5215	0.36	0.18
Feb-04	1472.36	4658	0.32	0.13
Mar-04	1614.25	5468	0.30	0.13
Apr-04	1438.27	4600	0.31	0.13
May-04	1437.1	4618	0.31	0.18



PO-1 - Pre-Order/Order Response Times

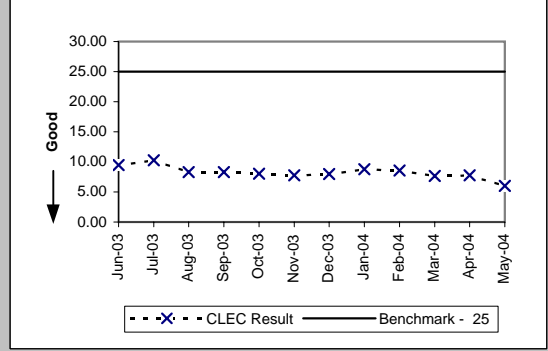
Pre-Order Response Times (Service Availability) (Avg Sec) IMA Response (PO-1 A-2(b)) (Diagnostic)

Date	Numerator	Denominator	CLEC Result	Standard Dev
Jun-03	38309.67	4229	9.06	7.93
Jul-03	43189.51	4329	9.98	8.34
Aug-03	38470.06	4804	8.01	7.92
Sep-03	41370.6	5177	7.99	7.79
Oct-03	42424.81	5472	7.75	7.69
Nov-03	38044.32	5092	7.47	7.77
Dec-03	40755.55	5313	7.67	7.84
Jan-04	43835.64	5215	8.41	7.54
Feb-04	38348.31	4658	8.23	7.70
Mar-04	40369.27	5468	7.38	7.32
Apr-04	34390.05	4600	7.48	7.88
May-04	26408.48	4618	5.72	5.98



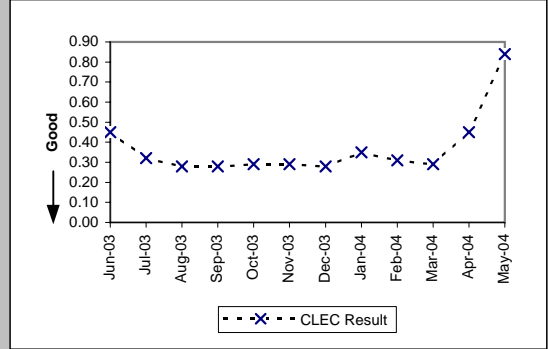
Pre-Order Response Times (Service Availability) (Avg Sec) IMA Aggregate (PO-1 A-2 Total) (Benchmark)

Date	Numerator	Denominator	CLEC Result	Standard Dev
Jun-03	40112.07	4229	9.48	
Jul-03	44444.12	4329	10.27	
Aug-03	39861.21	4804	8.30	
Sep-03	42881.09	5177	8.28	
Oct-03	44073.48	5472	8.05	
Nov-03	39586.19	5092	7.77	
Dec-03	42320.5	5313	7.97	
Jan-04	45714.09	5215	8.77	
Feb-04	39820.67	4658	8.55	
Mar-04	41983.52	5468	7.68	
Apr-04	35828.32	4600	7.79	
May-04	27845.58	4618	6.03	



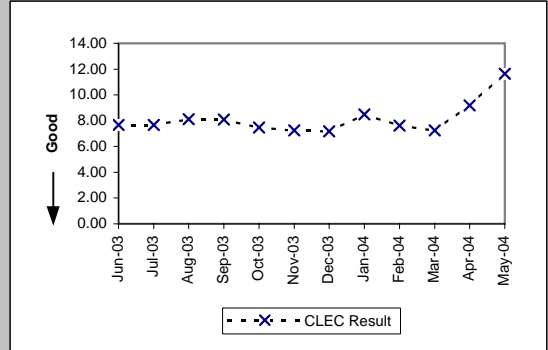
Pre-Order Response Times (Facility Check) (Avg Sec) IMA Request (PO-1 A-3(a)) (Diagnostic)

Date	Numerator	Denominator	CLEC Result	Standard Dev
Jun-03	365.85	813	0.45	1.38
Jul-03	288.64	902	0.32	1.25
Aug-03	326.2	1165	0.28	0.04
Sep-03	343	1225	0.28	0.04
Oct-03	362.5	1250	0.29	0.03
Nov-03	346.26	1194	0.29	0.03
Dec-03	337.4	1205	0.28	0.04
Jan-04	398.65	1139	0.35	0.05
Feb-04	331.7	1070	0.31	0.05
Mar-04	362.21	1249	0.29	0.03
Apr-04	481.05	1069	0.45	1.45
May-04	918.12	1093	0.84	2.52



Pre-Order Response Times (Facility Check) (Avg Sec) IMA Response (PO-1 A-3(b)) (Diagnostic)

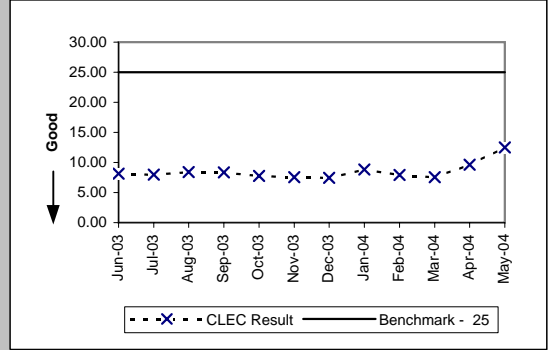
Date	Numerator	Denominator	CLEC Result	Standard Dev
Jun-03	6235.71	813	7.67	3.55
Jul-03	6927.36	902	7.68	3.34
Aug-03	9448.15	1165	8.11	5.58
Sep-03	9910.25	1225	8.09	3.52
Oct-03	9337.5	1250	7.47	4.41
Nov-03	8656.5	1194	7.25	3.64
Dec-03	8651.9	1205	7.18	3.61
Jan-04	9658.72	1139	8.48	4.47
Feb-04	8142.7	1070	7.61	4.22
Mar-04	9067.74	1249	7.26	3.82
Apr-04	9824.11	1069	9.19	5.15
May-04	12733.45	1093	11.65	4.51



PO-1 - Pre-Order/Order Response Times

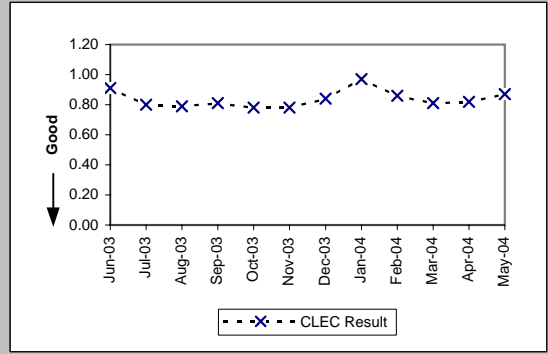
Pre-Order Response Times (Facility Check) (Avg Sec) IMA Aggregate (PO-1 A-3 Total) (Benchmark)

Date	Numerator	Denominator	CLEC Result	Standard Dev
Jun-03	6601.56	813	8.12	
Jul-03	7216	902	8.00	
Aug-03	9774.35	1165	8.39	
Sep-03	10253.25	1225	8.37	
Oct-03	9700	1250	7.76	
Nov-03	9002.76	1194	7.54	
Dec-03	8989.3	1205	7.46	
Jan-04	10057.37	1139	8.83	
Feb-04	8474.4	1070	7.92	
Mar-04	9429.95	1249	7.55	
Apr-04	10305.16	1069	9.64	
May-04	13651.57	1093	12.49	



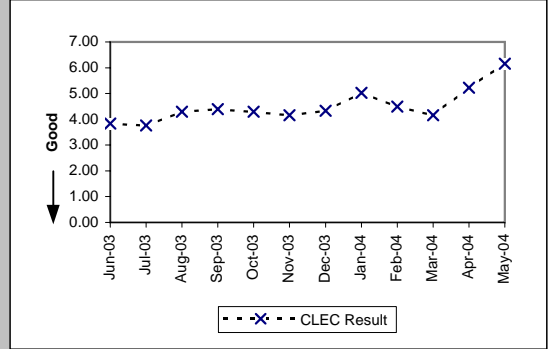
Pre-Order Response Times (Address Validation) (Avg Sec) IMA Request (PO-1 A-4(a)) (Diagnostic)

Date	Numerator	Denominator	CLEC Result	Standard Dev
Jun-03	7376.28	8069	0.91	2.44
Jul-03	7118.93	8890	0.80	1.17
Aug-03	6935.04	8740	0.79	0.59
Sep-03	7162.69	8825	0.81	0.67
Oct-03	7082.34	9133	0.78	0.41
Nov-03	6870.45	8756	0.78	0.43
Dec-03	7507.51	8989	0.84	0.72
Jan-04	9713.89	10001	0.97	0.49
Feb-04	7869.68	9107	0.86	0.44
Mar-04	8356.82	10292	0.81	0.46
Apr-04	7322.58	8906	0.82	1.55
May-04	7280.86	8381	0.87	2.85



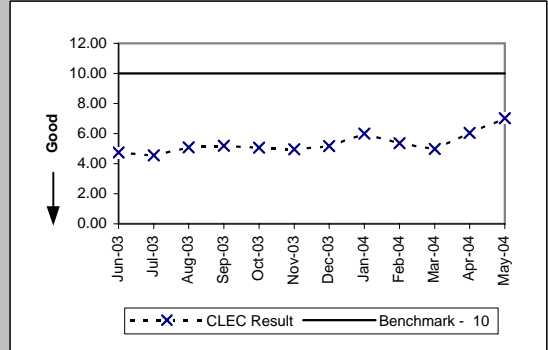
Pre-Order Response Times (Address Validation) (Avg Sec) IMA Response (PO-1 A-4(b)) (Diagnostic)

Date	Numerator	Denominator	CLEC Result	Standard Dev
Jun-03	30978.96	8069	3.84	3.24
Jul-03	33391.62	8890	3.76	2.12
Aug-03	37479.78	8740	4.29	1.69
Sep-03	38729.07	8825	4.39	2.43
Oct-03	39259.39	9133	4.30	1.47
Nov-03	36445.2	8756	4.16	1.64
Dec-03	38966.17	8989	4.33	2.46
Jan-04	50287.86	10001	5.03	1.82
Feb-04	40905.26	9107	4.49	1.64
Mar-04	42816.75	10292	4.16	1.57
Apr-04	46498.54	8906	5.22	2.80
May-04	51543.62	8381	6.15	3.64



Pre-Order Response Times (Address Validation) (Avg Sec) IMA Aggregate (PO-1 A-4 Total) (Benchmark)

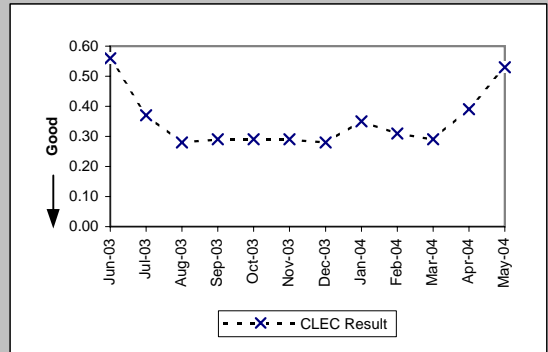
Date	Numerator	Denominator	CLEC Result	Standard Dev
Jun-03	38355.24	8069	4.75	
Jul-03	40510.55	8890	4.56	
Aug-03	44414.82	8740	5.08	
Sep-03	45891.76	8825	5.20	
Oct-03	46341.73	9133	5.07	
Nov-03	43315.65	8756	4.95	
Dec-03	46473.68	8989	5.17	
Jan-04	60001.75	10001	6.00	
Feb-04	48774.94	9107	5.36	
Mar-04	51173.57	10292	4.97	
Apr-04	53821.12	8906	6.04	
May-04	58824.48	8381	7.02	



PO-1 - Pre-Order/Order Response Times

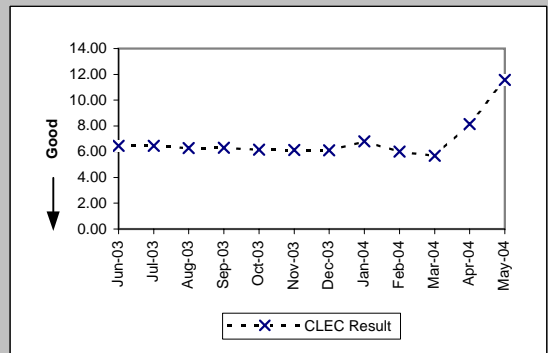
Pre-Order Response Times (Get CSR) (Avg Sec) IMA Request (PO-1 A-5(a)) (Diagnostic)

Date	Numerator	Denominator	CLEC Result	Standard Dev
Jun-03	635.81	1136	0.56	1.53
Jul-03	490.53	1315	0.37	1.54
Aug-03	330.33	1172	0.28	0.04
Sep-03	351.5	1228	0.29	0.04
Oct-03	366.98	1258	0.29	0.03
Nov-03	356.6	1213	0.29	0.03
Dec-03	340.96	1201	0.28	0.04
Jan-04	395.14	1142	0.35	0.05
Feb-04	331.3	1075	0.31	0.05
Mar-04	362.65	1257	0.29	0.02
Apr-04	416.39	1072	0.39	1.08
May-04	581.88	1096	0.53	1.46



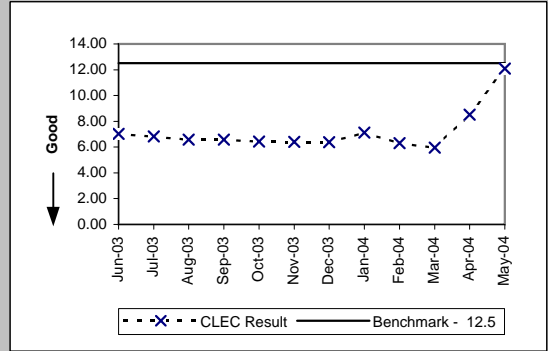
Pre-Order Response Times (Get CSR) (Avg Sec) IMA Response (PO-1 A-5(b)) (Diagnostic)

Date	Numerator	Denominator	CLEC Result	Standard Dev
Jun-03	7335.02	1136	6.46	2.67
Jul-03	8488.67	1315	6.46	2.59
Aug-03	7376.27	1172	6.29	1.11
Sep-03	7731.55	1228	6.30	1.59
Oct-03	7732.83	1258	6.15	1.28
Nov-03	7423.91	1213	6.12	1.02
Dec-03	7332.68	1201	6.11	1.54
Jan-04	7750.75	1142	6.79	0.68
Feb-04	6448.64	1075	6.00	0.78
Mar-04	7134.54	1257	5.68	1.01
Apr-04	8710.41	1072	8.13	3.14
May-04	12664.72	1096	11.56	2.31



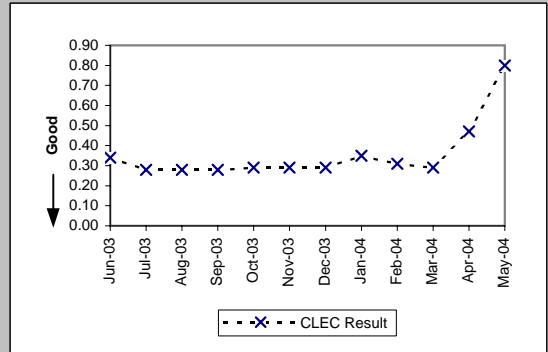
Pre-Order Response Times (Get CSR) (Avg Sec) IMA Aggregate (PO-1 A-5 Total) (Benchmark)

Date	Numerator	Denominator	CLEC Result	Standard Dev
Jun-03	7970.83	1136	7.02	
Jul-03	8979.2	1315	6.83	
Aug-03	7706.6	1172	6.58	
Sep-03	8083.05	1228	6.58	
Oct-03	8099.81	1258	6.44	
Nov-03	7780.51	1213	6.41	
Dec-03	7673.64	1201	6.39	
Jan-04	8145.89	1142	7.13	
Feb-04	6779.94	1075	6.31	
Mar-04	7497.19	1257	5.96	
Apr-04	9126.8	1072	8.51	
May-04	13246.6	1096	12.09	



Pre-Order Response Times (TN Reservation) (Avg Sec) IMA Request (PO-1 A-6(a)) (Diagnostic)

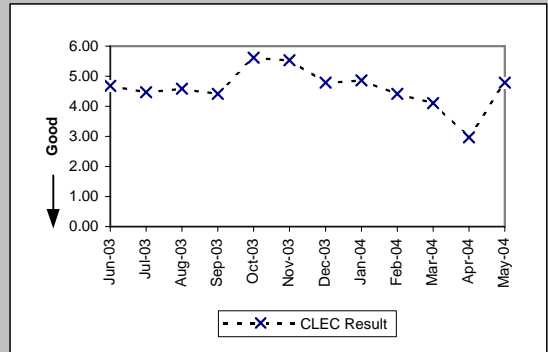
Date	Numerator	Denominator	CLEC Result	Standard Dev
Jun-03	444.34	1310	0.34	0.61
Jul-03	418.07	1479	0.28	0.06
Aug-03	519.09	1834	0.28	0.04
Sep-03	544.35	1912	0.28	0.04
Oct-03	575.73	1965	0.29	0.03
Nov-03	543.53	1852	0.29	0.03
Dec-03	537.85	1885	0.29	0.09
Jan-04	630.24	1814	0.35	0.07
Feb-04	516.99	1666	0.31	0.06
Mar-04	571.06	1975	0.29	0.04
Apr-04	764.53	1633	0.47	1.32
May-04	1307.6	1641	0.80	2.27



PO-1 - Pre-Order/Order Response Times

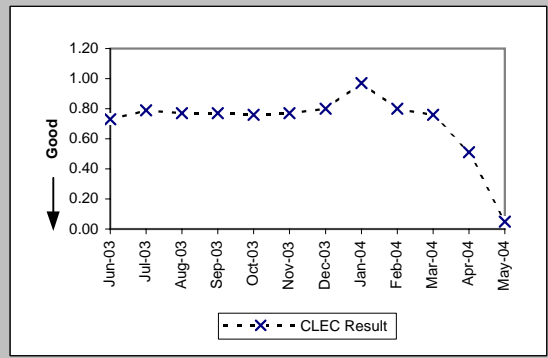
Pre-Order Response Times (TN Reservation) (Avg Sec) IMA Response (PO-1 A-6(b)) (Diagnostic)

Date	Numerator	Denominator	CLEC Result	Standard Dev
Jun-03	6127.57	1310	4.68	2.33
Jul-03	6617.57	1479	4.47	2.03
Aug-03	8413.87	1834	4.59	2.12
Sep-03	8432.09	1912	4.41	2.38
Oct-03	11039.27	1965	5.62	3.33
Nov-03	10234.39	1852	5.53	2.99
Dec-03	9032.33	1885	4.79	2.19
Jan-04	8823.56	1814	4.86	1.97
Feb-04	7341.35	1666	4.41	1.32
Mar-04	8123.77	1975	4.11	1.24
Apr-04	4849.74	1633	2.97	3.07
May-04	7866.42	1641	4.79	5.16



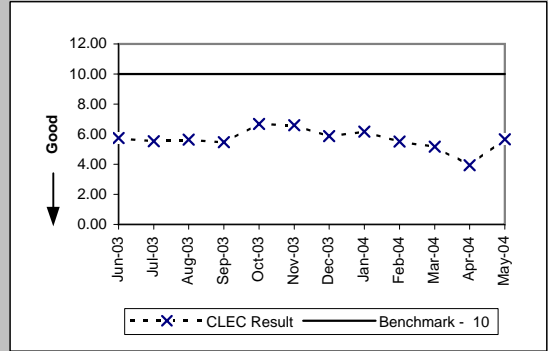
Pre-Order Response Times (TN Reservation) (Avg Sec) IMA Accept (PO-1 A-6(c)) (Diagnostic)

Date	Numerator	Denominator	CLEC Result	Standard Dev
Jun-03	958.88	1310	0.73	0.17
Jul-03	1163.07	1479	0.79	0.26
Aug-03	1414.05	1834	0.77	0.24
Sep-03	1477.51	1912	0.77	0.21
Oct-03	1501.51	1965	0.76	0.14
Nov-03	1421.39	1852	0.77	0.13
Dec-03	1514.59	1885	0.80	0.24
Jan-04	1753.32	1814	0.97	0.53
Feb-04	1328.99	1666	0.80	0.11
Mar-04	1497.48	1975	0.76	0.13
Apr-04	827.86	1633	0.51	0.47
May-04	89.89	1641	0.05	0.23



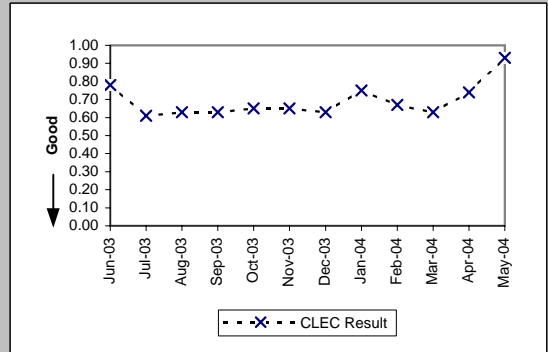
Pre-Order Response Times (TN Reservation) (Avg Sec) IMA Aggregate (PO-1 A-6 Total) (Benchmark)

Date	Numerator	Denominator	CLEC Result	Standard Dev
Jun-03	7530.79	1310	5.75	
Jul-03	8198.71	1479	5.54	
Aug-03	10347.01	1834	5.64	
Sep-03	10453.95	1912	5.47	
Oct-03	13116.51	1965	6.68	
Nov-03	12199.31	1852	6.59	
Dec-03	11084.77	1885	5.88	
Jan-04	11207.12	1814	6.18	
Feb-04	9187.33	1666	5.51	
Mar-04	10192.31	1975	5.16	
Apr-04	6442.13	1633	3.94	
May-04	9263.91	1641	5.65	



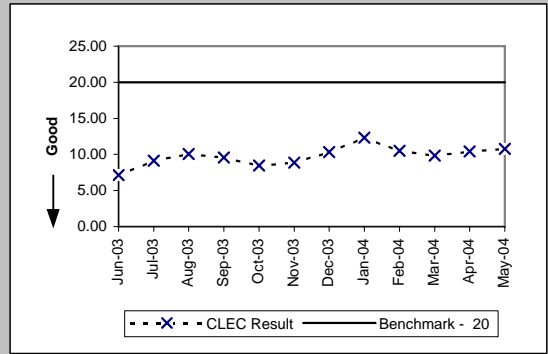
Pre-Order Response Times (Loop Qualification Tools) (Avg Sec) IMA Request (PO-1 A-7(a)) (Diagnostic)

Date	Numerator	Denominator	CLEC Result	Standard Dev
Jun-03	2775.64	3561	0.78	1.25
Jul-03	2383.51	3935	0.61	0.49
Aug-03	2554.38	4060	0.63	0.29
Sep-03	2485.56	3976	0.63	0.29
Oct-03	2708.62	4194	0.65	0.29
Nov-03	2444.35	3735	0.65	0.29
Dec-03	2529.88	4028	0.63	0.30
Jan-04	3793.35	5062	0.75	0.26
Feb-04	4000.84	5970	0.67	0.23
Mar-04	4357.18	6910	0.63	0.23
Apr-04	4435.01	5957	0.74	0.76
May-04	5199.18	5605	0.93	1.32

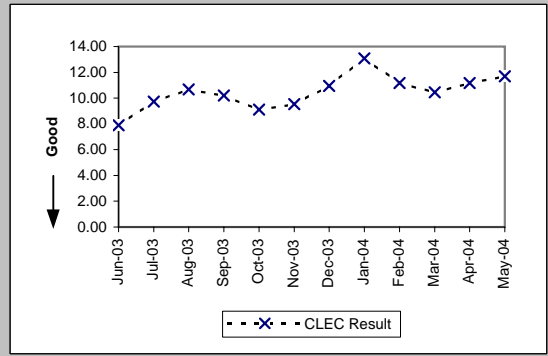


PO-1 - Pre-Order/Order Response Times

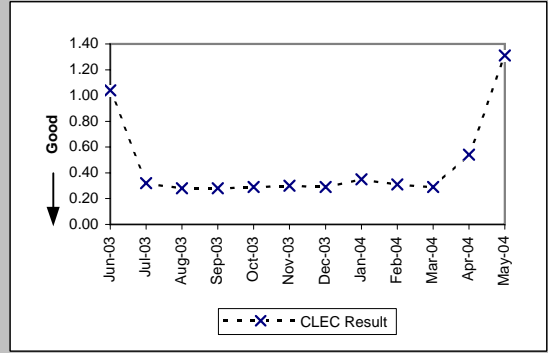
Pre-Order Response Times (Loop Qualification Tools) (Avg Sec) IMA Response (PO-1 A-7(b)) (Benchmark)					
Date	Numerator	Denominator	CLEC Result	Standard Dev	
Jun-03	25347.64	3561	7.12	5.39	
Jul-03	35847.55	3935	9.11	10.23	
Aug-03	40771.63	4060	10.04	12.46	
Sep-03	38041.87	3976	9.57	11.29	
Oct-03	35560.89	4194	8.48	10.48	
Nov-03	33169.11	3735	8.88	11.51	
Dec-03	41589	4028	10.32	12.09	
Jan-04	62391.62	5062	12.33	10.87	
Feb-04	62653.77	5970	10.49	9.79	
Mar-04	67904.21	6910	9.83	9.20	
Apr-04	62031.75	5957	10.41	9.34	
May-04	60303.94	5605	10.76	9.37	



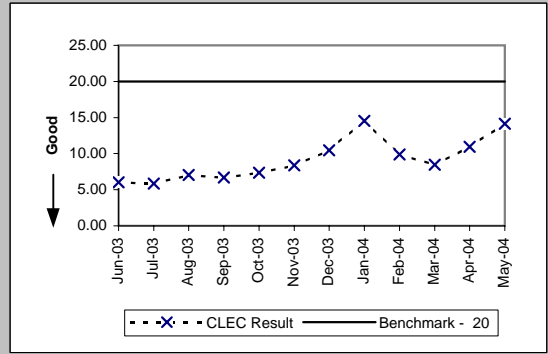
Pre-Order Response Times (Loop Qualification Tools) (Avg Sec) IMA Aggregate (PO-1 A-7 Total) (Diagnostic)					
Date	Numerator	Denominator	CLEC Result	Standard Dev	
Jun-03	28123.28	3561	7.90		
Jul-03	38231.06	3935	9.72		
Aug-03	43326.01	4060	10.67		
Sep-03	40527.43	3976	10.19		
Oct-03	38269.51	4194	9.12		
Nov-03	35613.46	3735	9.54		
Dec-03	44118.88	4028	10.95		
Jan-04	66184.97	5062	13.07		
Feb-04	66654.61	5970	11.16		
Mar-04	72261.39	6910	10.46		
Apr-04	66466.76	5957	11.16		
May-04	65503.12	5605	11.69		



Pre-Order Response Times (Resale of Qwest DSL Qualification) (Avg Sec) IMA Request (PO-1 A-8(a)) (Diagnostic)					
Date	Numerator	Denominator	CLEC Result	Standard Dev	
Jun-03	455.52	438	1.04	2.73	
Jul-03	170.56	533	0.32	0.49	
Aug-03	171.64	613	0.28	0.04	
Sep-03	171.08	611	0.28	0.04	
Oct-03	194.3	670	0.29	0.03	
Nov-03	178.2	594	0.30	0.03	
Dec-03	181.83	627	0.29	0.06	
Jan-04	215.6	616	0.35	0.10	
Feb-04	167.71	541	0.31	0.04	
Mar-04	179.51	619	0.29	0.04	
Apr-04	295.38	547	0.54	1.71	
May-04	741.46	566	1.31	3.24	

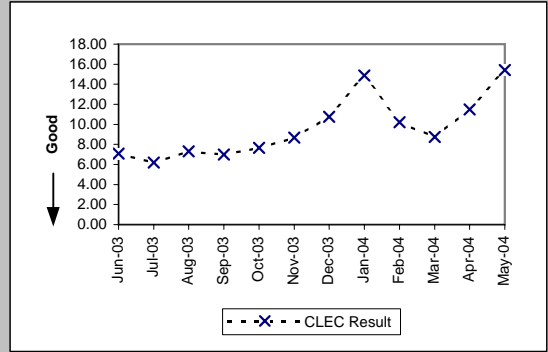


Pre-Order Response Times (Resale of Qwest DSL Qualification) (Avg Sec) IMA Response (PO-1 A-8(b)) (Benchmark)					
Date	Numerator	Denominator	CLEC Result	Standard Dev	
Jun-03	2645.52	438	6.04	8.30	
Jul-03	3128.71	533	5.87	8.19	
Aug-03	4315.52	613	7.04	12.50	
Sep-03	4093.7	611	6.70	12.36	
Oct-03	4937.9	670	7.37	11.20	
Nov-03	4971.78	594	8.37	14.88	
Dec-03	6552.15	627	10.45	12.42	
Jan-04	8944.32	616	14.52	16.16	
Feb-04	5350.49	541	9.89	13.33	
Mar-04	5242.93	619	8.47	9.07	
Apr-04	5995.12	547	10.96	11.62	
May-04	7991.92	566	14.12	13.25	

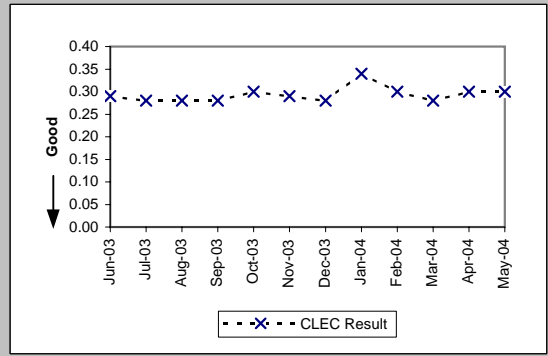


PO-1 - Pre-Order/Order Response Times

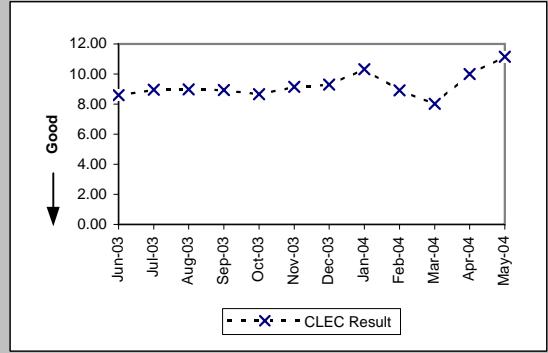
Pre-Order Response Times (Resale of Qwest DSL Qualification) (Avg Sec) IMA Aggregate (PO-1 A-8 Total) (Diagnostic)				
Date	Numerator	Denominator	CLEC Result	Standard Dev
Jun-03	3101.04	438	7.08	
Jul-03	3299.27	533	6.19	
Aug-03	4487.16	613	7.32	
Sep-03	4264.78	611	6.98	
Oct-03	5132.2	670	7.66	
Nov-03	5149.98	594	8.67	
Dec-03	6733.98	627	10.74	
Jan-04	9159.92	616	14.87	
Feb-04	5518.2	541	10.20	
Mar-04	5422.44	619	8.76	
Apr-04	6290.5	547	11.50	
May-04	8733.38	566	15.43	



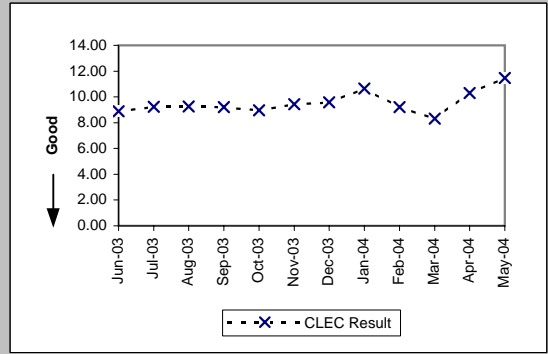
Pre-Order Response Times (Connecting Facility Assignment) (Avg Sec) IMA Request (PO-1 A-9(a)) (Diagnostic)				
Date	Numerator	Denominator	CLEC Result	Standard Dev
Jun-03	281.55	972	0.29	0.03
Jul-03	297.37	1060	0.28	0.04
Aug-03	232.51	817	0.28	0.04
Sep-03	229.16	816	0.28	0.04
Oct-03	236.43	801	0.30	0.02
Nov-03	226.81	777	0.29	0.03
Dec-03	241.67	868	0.28	0.04
Jan-04	287.56	843	0.34	0.05
Feb-04	224.86	751	0.30	0.04
Mar-04	249.37	882	0.28	0.03
Apr-04	227.61	756	0.30	0.01
May-04	221.01	729	0.30	0.03



Pre-Order Response Times (Connecting Facility Assignment) (Avg Sec) IMA Response (PO-1 A-9(b)) (Diagnostic)				
Date	Numerator	Denominator	CLEC Result	Standard Dev
Jun-03	8347.51	972	8.59	3.20
Jul-03	9484.07	1060	8.95	4.69
Aug-03	7328.29	817	8.97	3.07
Sep-03	7286.51	816	8.93	4.82
Oct-03	6930.89	801	8.65	5.32
Nov-03	7100.95	777	9.14	7.29
Dec-03	8062.22	868	9.29	6.58
Jan-04	8700.14	843	10.32	6.71
Feb-04	6692.48	751	8.91	4.41
Mar-04	7078.49	882	8.03	5.23
Apr-04	7554.18	756	9.99	5.78
May-04	8129.76	729	11.15	5.03



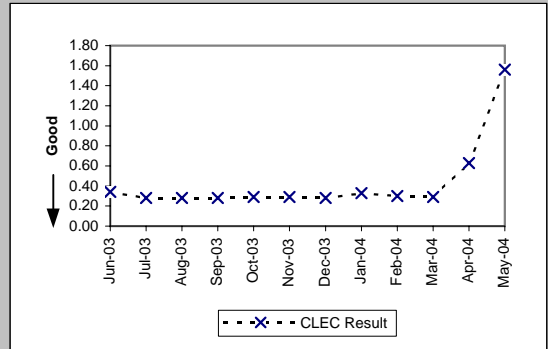
Pre-Order Response Times (Connecting Facility Assignment) (Avg Sec) IMA Aggregate (PO-1 A-9 Total) (Benchmark)				
Date	Numerator	Denominator	CLEC Result	Standard Dev
Jun-03	8629.06	972	8.88	
Jul-03	9781.44	1060	9.23	
Aug-03	7560.8	817	9.25	
Sep-03	7515.67	816	9.21	
Oct-03	7167.32	801	8.95	
Nov-03	7327.76	777	9.43	
Dec-03	8303.89	868	9.57	
Jan-04	8987.7	843	10.66	
Feb-04	6917.34	751	9.21	
Mar-04	7327.86	882	8.31	
Apr-04	7781.79	756	10.29	
May-04	8350.77	729	11.46	



PO-1 - Pre-Order/Order Response Times

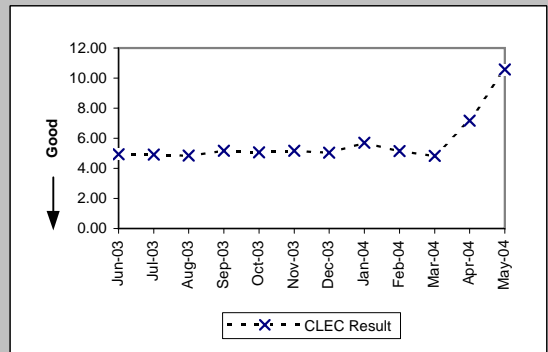
Pre-Order Response Times (Meet Point Inquiry) (Avg Sec) IMA Request (PO-1 A-10(a)) (Diagnostic)

Date	Numerator	Denominator	CLEC Result	Standard Dev
Jun-03	220.17	655	0.34	0.25
Jul-03	189.9	683	0.28	0.17
Aug-03	177.86	628	0.28	0.04
Sep-03	177.6	624	0.28	0.04
Oct-03	184.63	631	0.29	0.03
Nov-03	176.19	604	0.29	0.03
Dec-03	182.05	639	0.28	0.04
Jan-04	209.11	626	0.33	0.03
Feb-04	159.72	533	0.30	0.03
Mar-04	181.27	635	0.29	0.02
Apr-04	334.9	534	0.63	1.85
May-04	637.38	409	1.56	3.48



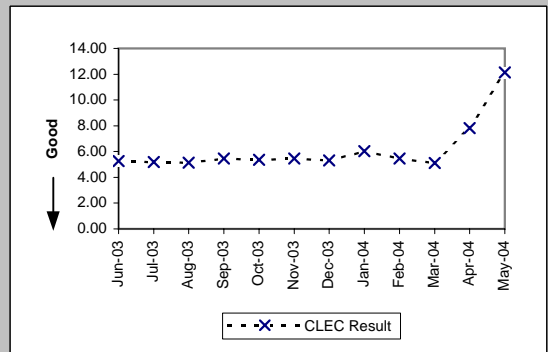
Pre-Order Response Times (Meet Point Inquiry) (Avg Sec) IMA Response (PO-1 A-10(b)) (Diagnostic)

Date	Numerator	Denominator	CLEC Result	Standard Dev
Jun-03	3234.56	655	4.94	0.91
Jul-03	3352.01	683	4.91	2.41
Aug-03	3049.88	628	4.86	1.79
Sep-03	3224.18	624	5.17	1.77
Oct-03	3194.09	631	5.06	2.00
Nov-03	3129.45	604	5.18	3.15
Dec-03	3218.39	639	5.04	1.46
Jan-04	3570.55	626	5.70	0.71
Feb-04	2742.84	533	5.15	0.99
Mar-04	3068.27	635	4.83	1.30
Apr-04	3833.65	534	7.18	3.10
May-04	4326.41	409	10.58	0.50



Pre-Order Response Times (Meet Point Inquiry) (Avg Sec) IMA Aggregate (PO-1 A-10 Total) (Benchmark)

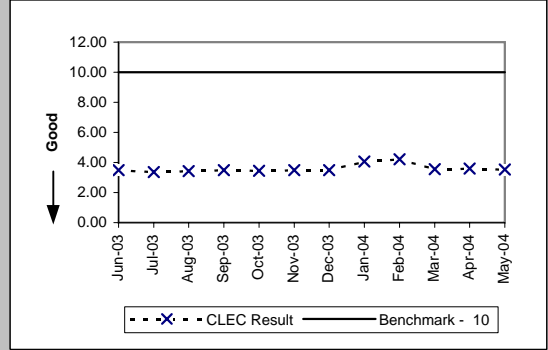
Date	Numerator	Denominator	CLEC Result	Standard Dev
Jun-03	3454.73	655	5.27	
Jul-03	3541.91	683	5.19	
Aug-03	3227.74	628	5.14	
Sep-03	3401.78	624	5.45	
Oct-03	3378.72	631	5.35	
Nov-03	3305.64	604	5.47	
Dec-03	3400.44	639	5.32	
Jan-04	3779.66	626	6.04	
Feb-04	2902.56	533	5.45	
Mar-04	3249.54	635	5.12	
Apr-04	4168.55	534	7.81	
May-04	4963.79	409	12.14	



PO-1 - Pre-Order/Order Response Times

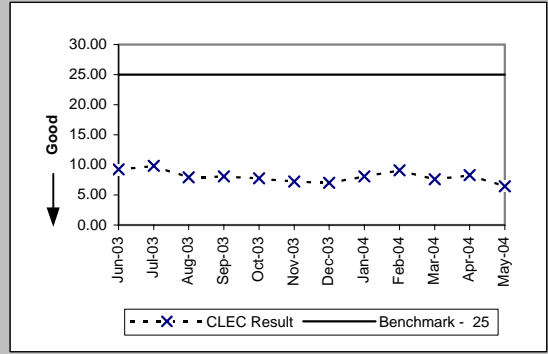
Pre-Order Response Times (Appt. Scheduler) (Avg Sec) EDI Request/Response (PO-1 B-1) (Benchmark)

Date	Numerator	Denominator	CLEC Result	Standard Dev
Jun-03	18578	5308	3.50	2.90
Jul-03	20597.44	6112	3.37	0.95
Aug-03	22202.64	6492	3.42	1.80
Sep-03	19453.2	5590	3.48	2.38
Oct-03	20571.2	5980	3.44	1.26
Nov-03	19957	5702	3.50	1.68
Dec-03	19432.32	5584	3.48	0.80
Jan-04	26564.58	6543	4.06	1.24
Feb-04	22898.19	5439	4.21	0.84
Mar-04	20132.05	5671	3.55	0.89
Apr-04	19475.75	5425	3.59	1.02
May-04	18003	5100	3.53	0.93



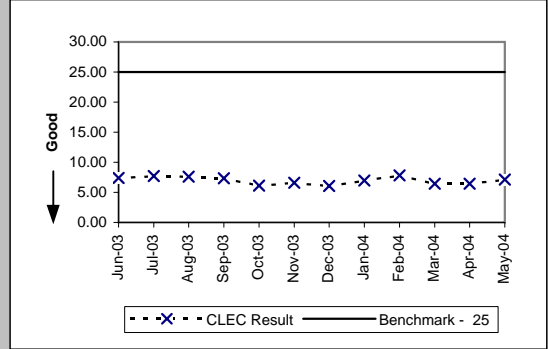
Pre-Order Response Times (Service Availability) (Avg Sec) EDI Request/Response (PO-1 B-2) (Benchmark)

Date	Numerator	Denominator	CLEC Result	Standard Dev
Jun-03	45648.86	4937	9.25	9.10
Jul-03	54120.53	5506	9.83	9.83
Aug-03	55339.86	7009	7.90	9.09
Sep-03	49419.06	6129	8.06	9.17
Oct-03	49819.82	6415	7.77	8.56
Nov-03	43050.67	5967	7.21	8.20
Dec-03	41670.63	5929	7.03	8.00
Jan-04	57529.28	7136	8.06	7.77
Feb-04	52639.46	5789	9.09	8.59
Mar-04	46589.62	6150	7.58	8.32
Apr-04	49143.94	5905	8.32	8.81
May-04	36365.31	5673	6.41	7.08



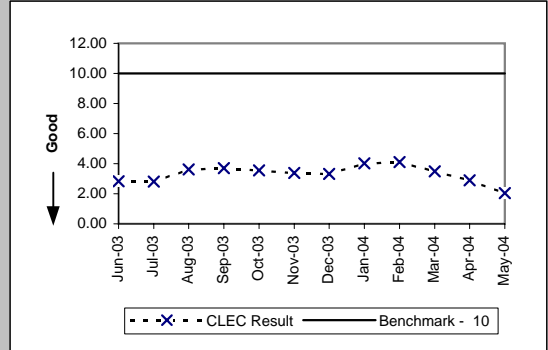
Pre-Order Response Times (Facility Check) (Avg Sec) EDI Request/Response (PO-1 B-3) (Benchmark)

Date	Numerator	Denominator	CLEC Result	Standard Dev
Jun-03	3273.77	443	7.39	3.05
Jul-03	3814.24	496	7.69	3.92
Aug-03	4544.8	598	7.60	4.91
Sep-03	3471.82	473	7.34	6.28
Oct-03	2998.8	490	6.12	1.41
Nov-03	3041.91	463	6.57	6.55
Dec-03	2830.02	467	6.06	1.42
Jan-04	3411.12	488	6.99	1.67
Feb-04	3537.93	453	7.81	5.30
Mar-04	3049.12	472	6.46	4.13
Apr-04	2887.07	449	6.43	1.61
May-04	3251.28	456	7.13	5.34



Pre-Order Response Times (Address Validation) (Avg Sec) EDI Request/Response (PO-1 B-4) (Benchmark)

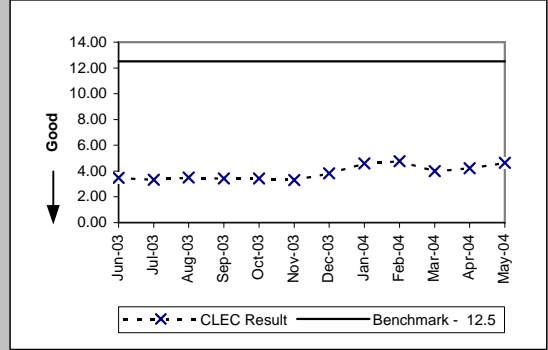
Date	Numerator	Denominator	CLEC Result	Standard Dev
Jun-03	22680.19	7981	2.84	1.93
Jul-03	25490.68	9059	2.81	0.89
Aug-03	31690.96	8789	3.61	1.82
Sep-03	29693.51	8023	3.70	2.47
Oct-03	29833.6	8375	3.56	1.45
Nov-03	26824.06	7906	3.39	1.22
Dec-03	26455.31	7962	3.32	0.85
Jan-04	40250.71	9991	4.03	1.76
Feb-04	33196.33	8084	4.11	2.07
Mar-04	29478.95	8443	3.49	1.06
Apr-04	23448.55	8126	2.89	1.31
May-04	15787.77	7688	2.05	1.48



PO-1 - Pre-Order/Order Response Times

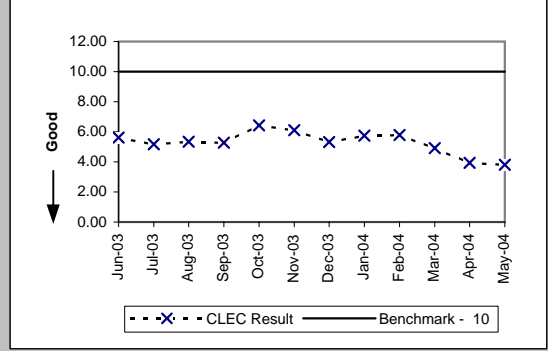
Pre-Order Response Times (Get CSR) (Avg Sec) EDI Request/Response (PO-1 B-5) (Benchmark)

Date	Numerator	Denominator	CLEC Result	Standard Dev
Jun-03	7200.57	2077	3.47	1.48
Jul-03	7663.81	2299	3.33	0.84
Aug-03	7186.87	2047	3.51	1.94
Sep-03	6449.64	1881	3.43	0.98
Oct-03	6760.94	1978	3.42	1.36
Nov-03	6125	1851	3.31	0.79
Dec-03	7100.62	1860	3.82	1.37
Jan-04	8928.56	1941	4.60	1.45
Feb-04	8655.67	1818	4.76	3.03
Mar-04	7553.09	1894	3.99	1.23
Apr-04	7536.97	1787	4.22	1.91
May-04	8603.71	1850	4.65	3.01



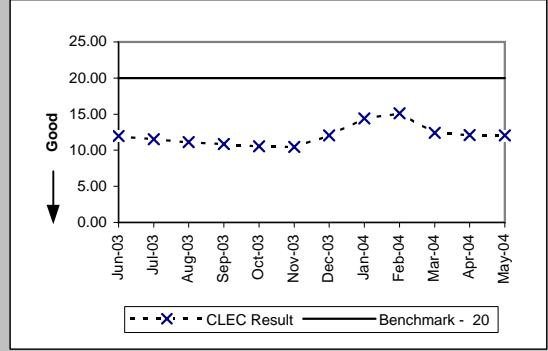
Pre-Order Response Times (TN Reservation) (Avg Sec) EDI Request/Response (PO-1 B-6) (Benchmark)

Date	Numerator	Denominator	CLEC Result	Standard Dev
Jun-03	14834.49	2640	5.62	2.59
Jul-03	15805.08	3049	5.18	1.97
Aug-03	16059.11	3009	5.34	2.00
Sep-03	15046.26	2850	5.28	2.75
Oct-03	18895.58	2938	6.43	3.38
Nov-03	17538.79	2870	6.11	3.04
Dec-03	14956.04	2811	5.32	2.24
Jan-04	20134.9	3507	5.74	2.54
Feb-04	15636.14	2703	5.78	1.32
Mar-04	14129.82	2872	4.92	1.36
Apr-04	11084.95	2824	3.93	1.37
May-04	9745.41	2557	3.81	0.76



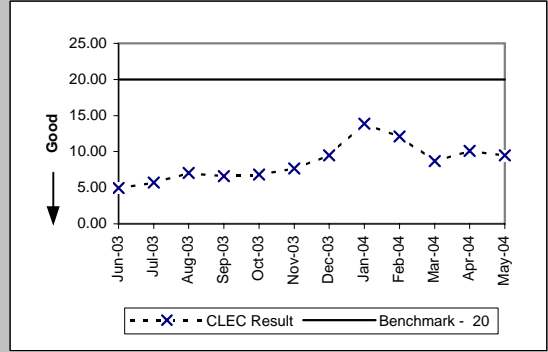
Pre-Order Response Times (Loop Qualification Tools) (Avg Sec) EDI Request/Response (PO-1 B-7) (Benchmark)

Date	Numerator	Denominator	CLEC Result	Standard Dev
Jun-03	32326.56	2702	11.96	22.49
Jul-03	35069.64	3042	11.53	21.76
Aug-03	33637.58	3021	11.13	21.08
Sep-03	31513.85	2897	10.88	19.67
Oct-03	32320.86	3068	10.53	18.70
Nov-03	29394.89	2808	10.47	18.32
Dec-03	34857.06	2895	12.04	20.88
Jan-04	73307.21	5096	14.39	17.37
Feb-04	247542.2	16396	15.10	11.19
Mar-04	231370.4	18621	12.43	9.88
Apr-04	190356.3	15738	12.10	9.63
May-04	212888.3	17663	12.05	9.81



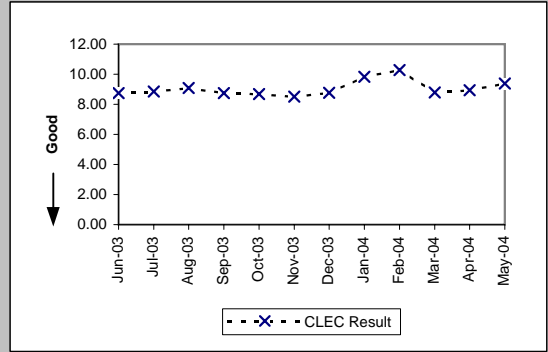
Pre-Order Response Times (Resale of Qwest DSL Qualification) (Avg Sec) EDI Request/Response (PO-1 B-8) (Benchmark)

Date	Numerator	Denominator	CLEC Result	Standard Dev
Jun-03	4437.18	891	4.98	8.39
Jul-03	5711.3	995	5.74	9.29
Aug-03	6812.07	969	7.03	11.70
Sep-03	6233.23	943	6.61	10.66
Oct-03	6744.98	989	6.82	11.39
Nov-03	6953.85	909	7.65	12.99
Dec-03	8788.16	928	9.47	11.75
Jan-04	13638.24	984	13.86	16.83
Feb-04	10956.48	904	12.12	13.54
Mar-04	8245.17	951	8.67	9.01
Apr-04	9078.78	898	10.11	11.47
May-04	8807.1	930	9.47	11.76

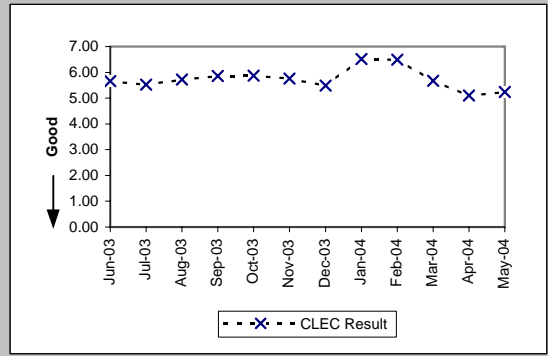


PO-1 - Pre-Order/Order Response Times

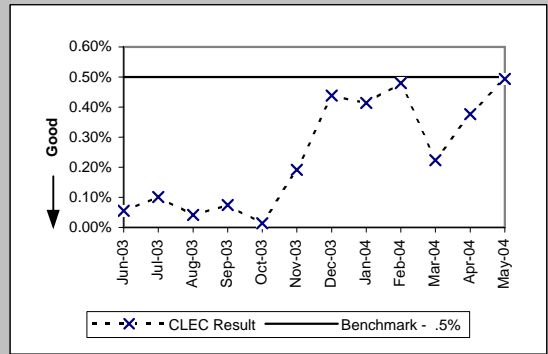
Pre-Order Response Times (Connecting Facility Assignment) (Avg Sec) EDI Request/Response (PO-1 B-9) (Benchmark)				
Date	Numerator	Denominator	CLEC Result	Standard Dev
Jun-03	7423.23	848	8.75	4.41
Jul-03	8335.6	941	8.86	3.42
Aug-03	8463.5	931	9.09	3.33
Sep-03	7802.57	893	8.74	4.48
Oct-03	7756.78	894	8.68	5.13
Nov-03	7553.25	887	8.52	4.53
Dec-03	8173.23	932	8.77	6.79
Jan-04	9580.22	976	9.82	4.38
Feb-04	9207.96	896	10.28	5.99
Mar-04	8301.8	944	8.79	5.24
Apr-04	7901.25	885	8.93	5.41
May-04	8621.77	918	9.39	6.64



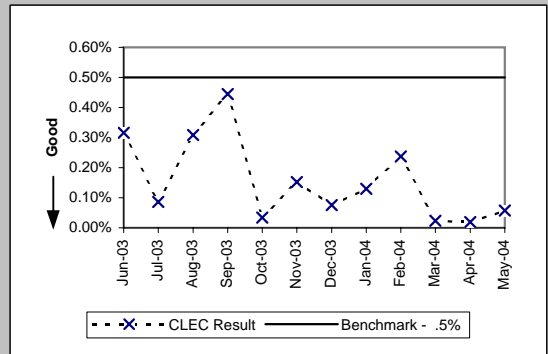
Pre-Order Response Times (Meet Point Inquiry) (Avg Sec) EDI Request/Response (PO-1 B-10) (Benchmark)				
Date	Numerator	Denominator	CLEC Result	Standard Dev
Jun-03	5035.5	889	5.66	2.03
Jul-03	5491.14	995	5.52	0.84
Aug-03	5508.49	963	5.72	3.60
Sep-03	5507.65	940	5.86	2.73
Oct-03	5795.82	987	5.87	2.35
Nov-03	5327.6	925	5.76	2.74
Dec-03	5012.82	913	5.49	1.39
Jan-04	6233.76	958	6.51	2.98
Feb-04	5824.31	898	6.49	0.98
Mar-04	5383.97	949	5.67	1.10
Apr-04	4559.73	894	5.10	1.75
May-04	4864.79	929	5.24	1.37



Pre-Order Response Times (Timeout) (Percent) IMA Total (PO-1C -1) (Benchmark)				
Date	Numerator	Denominator	CLEC Result	Standard Dev
Jun-03	13	23592	0.06%	2.35%
Jul-03	26	25775	0.10%	3.17%
Aug-03	11	26499	0.04%	2.04%
Sep-03	20	27105	0.07%	2.72%
Oct-03	4	28265	0.01%	1.19%
Nov-03	51	26531	0.19%	4.38%
Dec-03	121	27612	0.44%	6.61%
Jan-04	121	29256	0.41%	6.42%
Feb-04	134	27936	0.48%	6.91%
Mar-04	72	32230	0.22%	4.72%
Apr-04	104	27594	0.38%	6.13%
May-04	132	26701	0.49%	7.01%

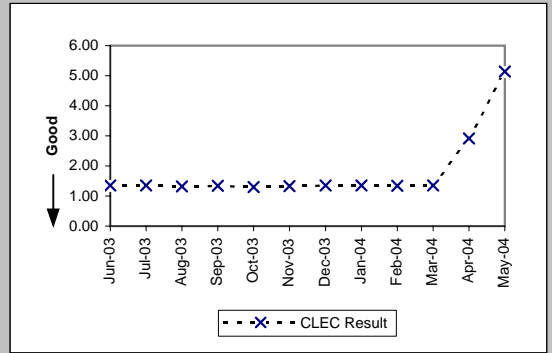


Pre-Order Response Times (Timeout) (Percent) EDI Total (PO-1C -2) (Benchmark)				
Date	Numerator	Denominator	CLEC Result	Standard Dev
Jun-03	91	28807	0.32%	5.61%
Jul-03	28	32522	0.09%	2.93%
Aug-03	105	33933	0.31%	5.55%
Sep-03	137	30756	0.45%	6.66%
Oct-03	11	32125	0.03%	1.85%
Nov-03	46	30334	0.15%	3.89%
Dec-03	23	30304	0.08%	2.75%
Jan-04	49	37669	0.13%	3.60%
Feb-04	103	43483	0.24%	4.86%
Mar-04	11	46978	0.02%	1.53%
Apr-04	8	42939	0.02%	1.37%
May-04	25	43789	0.06%	2.39%

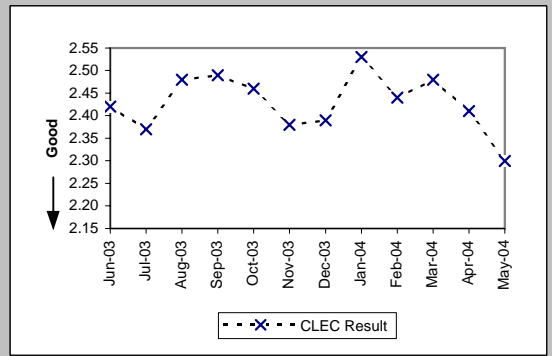


PO-1 - Pre-Order/Order Response Times

Pre-Order Response Times (Rejected Query) (Avg Sec) IMA Total (PO-1D -1) (Diagnostic)					
Date	Numerator	Denominator	CLEC Result	Standard Dev	
Jun-03	11796.3	8738	1.35	1.31	
Jul-03	12945.15	9589	1.35	1.37	
Aug-03	11762.52	8911	1.32	1.28	
Sep-03	11979.6	8940	1.34	1.43	
Oct-03	12447.5	9575	1.30	1.25	
Nov-03	12186.79	9163	1.33	1.25	
Dec-03	12237.75	9065	1.35	1.24	
Jan-04	13086.9	9694	1.35	1.29	
Feb-04	11975.58	8937	1.34	1.21	
Mar-04	13104.45	9707	1.35	1.26	
Apr-04	24746.64	8504	2.91	3.86	
May-04	36231.86	7049	5.14	5.04	



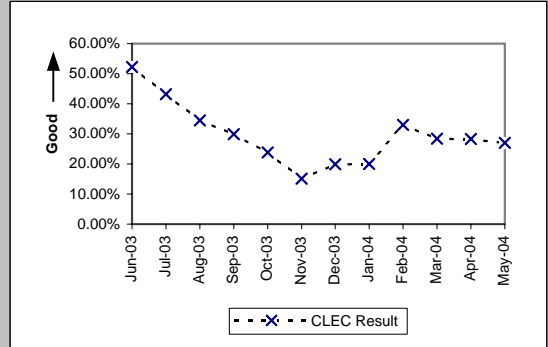
Pre-Order Response Times (Rejected Query) (Avg Sec) EDI Total (PO-1D -2) (Diagnostic)					
Date	Numerator	Denominator	CLEC Result	Standard Dev	
Jun-03	18646.1	7705	2.42	3.55	
Jul-03	20813.34	8782	2.37	2.94	
Aug-03	23106.16	9317	2.48	3.05	
Sep-03	20325.87	8163	2.49	3.70	
Oct-03	21067.44	8564	2.46	2.79	
Nov-03	19075.7	8015	2.38	3.47	
Dec-03	19289.69	8071	2.39	3.32	
Jan-04	21401.27	8459	2.53	3.95	
Feb-04	18961.24	7771	2.44	3.46	
Mar-04	20405.44	8228	2.48	3.34	
Apr-04	18720.88	7768	2.41	3.03	
May-04	18466.7	8029	2.30	3.65	



PO-2A-1 - Electronic Flow-through for LSRs received via IMA GUI (Percent)

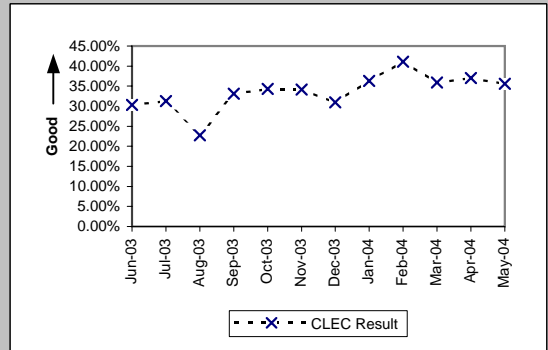
Resale Aggregate W/O UNE-P-POTS (Diagnostic)

Date	CLEC Num	CLEC Denom	CLEC Result	CLEC Std Dev
Jun-03	757	1449	52.24%	49.95%
Jul-03	869	2013	43.17%	49.53%
Aug-03	664	1924	34.51%	47.54%
Sep-03	605	2022	29.92%	45.79%
Oct-03	564	2366	23.84%	42.61%
Nov-03	252	1670	15.09%	35.80%
Dec-03	420	2109	19.91%	39.94%
Jan-04	522	2605	20.04%	40.03%
Feb-04	626	1899	32.96%	47.01%
Mar-04	568	2003	28.36%	45.07%
Apr-04	447	1580	28.29%	45.04%
May-04	468	1733	27.01%	44.40%



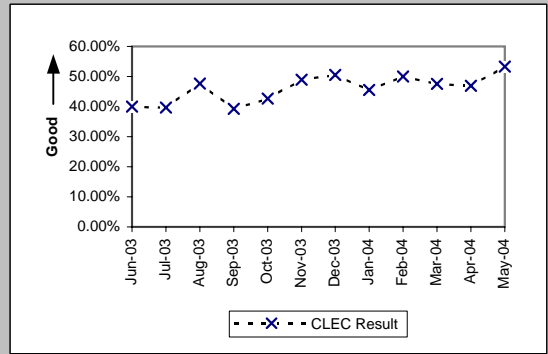
Unbundled Loop Aggregate (Diagnostic)

Date	CLEC Num	CLEC Denom	CLEC Result	CLEC Std Dev
Jun-03	290	957	30.30%	45.96%
Jul-03	328	1049	31.27%	46.36%
Aug-03	229	1008	22.72%	41.90%
Sep-03	338	1021	33.10%	47.06%
Oct-03	422	1230	34.31%	47.47%
Nov-03	308	902	34.15%	47.42%
Dec-03	300	968	30.99%	46.25%
Jan-04	382	1052	36.31%	48.09%
Feb-04	406	989	41.05%	49.19%
Mar-04	373	1038	35.93%	47.98%
Apr-04	413	1115	37.04%	48.29%
May-04	342	961	35.59%	47.88%



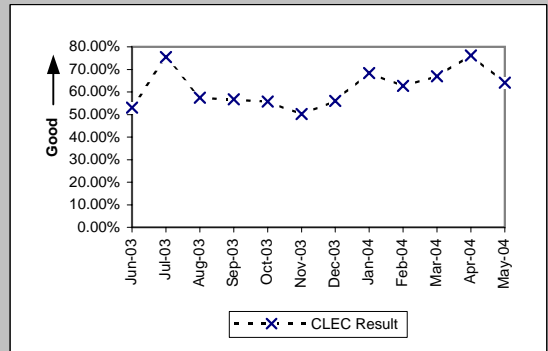
LNP (Diagnostic)

Date	CLEC Num	CLEC Denom	CLEC Result	CLEC Std Dev
Jun-03	146	365	40.00%	48.99%
Jul-03	215	542	39.67%	48.92%
Aug-03	204	428	47.66%	49.95%
Sep-03	170	433	39.26%	48.83%
Oct-03	212	497	42.66%	49.46%
Nov-03	139	284	48.94%	49.99%
Dec-03	193	382	50.52%	50.00%
Jan-04	166	365	45.48%	49.80%
Feb-04	172	344	50.00%	50.00%
Mar-04	231	486	47.53%	49.94%
Apr-04	188	401	46.88%	49.90%
May-04	226	424	53.30%	49.89%



UNE - P (POTS) (Diagnostic)

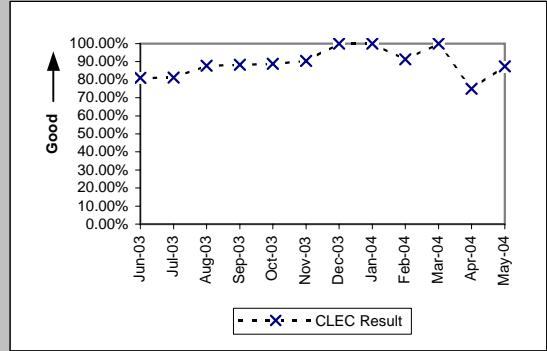
Date	CLEC Num	CLEC Denom	CLEC Result	CLEC Std Dev
Jun-03	2666	5021	53.10%	49.90%
Jul-03	5943	7869	75.52%	42.99%
Aug-03	2399	4171	57.52%	49.43%
Sep-03	2762	4872	56.69%	49.55%
Oct-03	2893	5196	55.68%	49.68%
Nov-03	2032	4048	50.20%	50.00%
Dec-03	2041	3641	56.06%	49.63%
Jan-04	5324	7781	68.42%	46.48%
Feb-04	3868	6175	62.64%	48.38%
Mar-04	5018	7491	66.99%	47.03%
Apr-04	5822	7642	76.18%	42.60%
May-04	5765	8991	64.12%	47.96%



PO-2A-2 - Electronic Flow-through for LSRs received via IMA EDI (Percent)

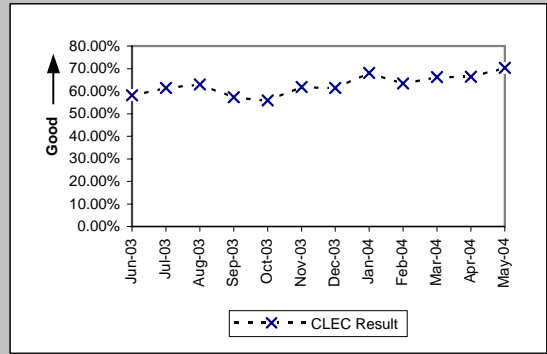
Resale Aggregate W/O UNE-P-POTS (Diagnostic)

Date	CLEC Num	CLEC Denom	CLEC Result	CLEC Std Dev
Jun-03	34	42	80.95%	39.27%
Jul-03	26	32	81.25%	39.03%
Aug-03	72	82	87.80%	32.72%
Sep-03	45	51	88.24%	32.22%
Oct-03	32	36	88.89%	31.43%
Nov-03	19	21	90.48%	29.35%
Dec-03	11	11	100.00%	0.00%
Jan-04	17	17	100.00%	0.00%
Feb-04	21	23	91.30%	28.18%
Mar-04	7	7	100.00%	0.00%
Apr-04	9	12	75.00%	43.30%
May-04	7	8	87.50%	33.07%



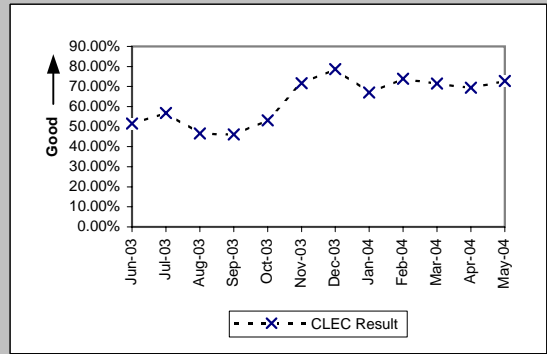
Unbundled Loop Aggregate (Diagnostic)

Date	CLEC Num	CLEC Denom	CLEC Result	CLEC Std Dev
Jun-03	783	1346	58.17%	49.33%
Jul-03	847	1378	61.47%	48.67%
Aug-03	826	1312	62.96%	48.29%
Sep-03	671	1171	57.30%	49.46%
Oct-03	738	1322	55.82%	49.66%
Nov-03	643	1040	61.83%	48.58%
Dec-03	610	994	61.37%	48.69%
Jan-04	580	852	68.08%	46.62%
Feb-04	592	933	63.45%	48.16%
Mar-04	730	1102	66.24%	47.29%
Apr-04	641	965	66.42%	47.23%
May-04	745	1059	70.35%	45.67%



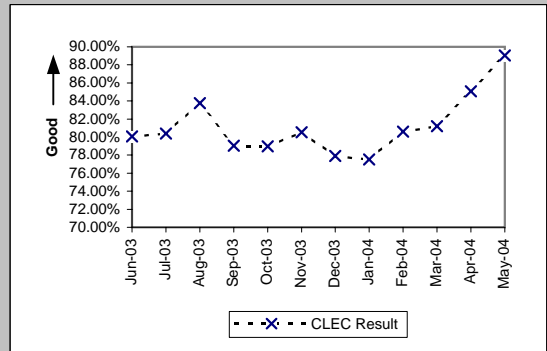
LNP (Diagnostic)

Date	CLEC Num	CLEC Denom	CLEC Result	CLEC Std Dev
Jun-03	64	124	51.61%	49.97%
Jul-03	63	111	56.76%	49.54%
Aug-03	91	195	46.67%	49.89%
Sep-03	109	236	46.19%	49.85%
Oct-03	141	265	53.21%	49.90%
Nov-03	217	303	71.62%	45.09%
Dec-03	489	621	78.74%	40.91%
Jan-04	246	367	67.03%	47.01%
Feb-04	383	518	73.94%	43.90%
Mar-04	564	789	71.48%	45.15%
Apr-04	361	520	69.42%	46.07%
May-04	264	363	72.73%	44.54%



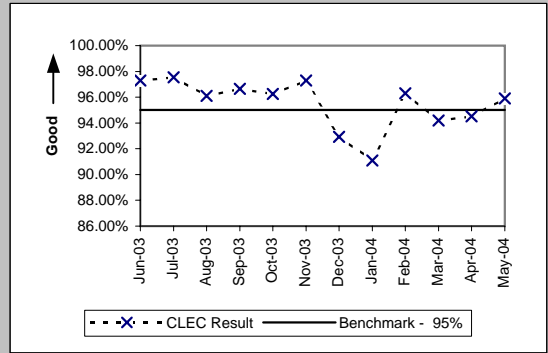
UNE - P (POTS) (Diagnostic)

Date	CLEC Num	CLEC Denom	CLEC Result	CLEC Std Dev
Jun-03	7188	8977	80.07%	39.95%
Jul-03	10599	13185	80.39%	39.71%
Aug-03	10530	12571	83.76%	36.88%
Sep-03	8811	11145	79.06%	40.69%
Oct-03	10096	12784	78.97%	40.75%
Nov-03	8944	11107	80.53%	39.60%
Dec-03	7293	9363	77.89%	41.50%
Jan-04	8601	11097	77.51%	41.75%
Feb-04	11555	14338	80.59%	39.55%
Mar-04	17048	20992	81.21%	39.06%
Apr-04	18567	21826	85.07%	35.64%
May-04	19711	22134	89.05%	31.22%

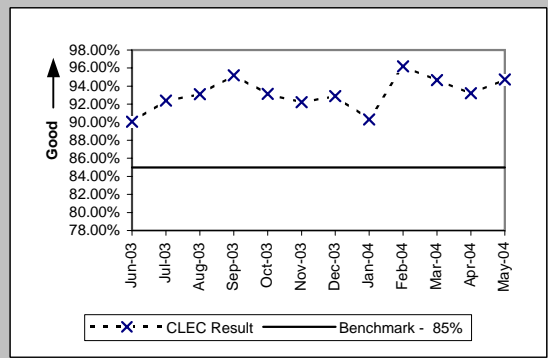


PO-2B-1 - Electronic Flow-through for All Eligible LSRs received via IMA GUI (Percent)

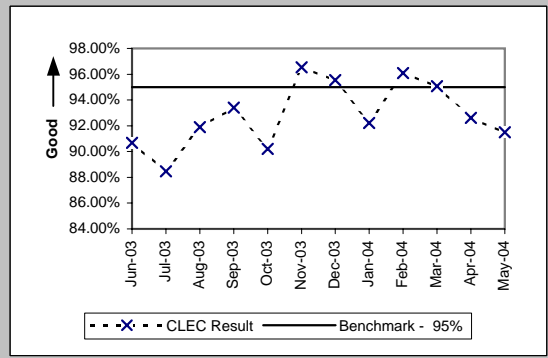
Resale Aggregate W/O UNE-P-POTS (Benchmark)					
Date	CLEC Num	CLEC Denom	CLEC Result	CLEC Std Dev	
Jun-03	757	778	97.30%	16.21%	
Jul-03	869	891	97.53%	15.52%	
Aug-03	664	691	96.09%	19.38%	
Sep-03	605	626	96.65%	18.01%	
Oct-03	564	586	96.25%	19.01%	
Nov-03	252	259	97.30%	16.22%	
Dec-03	420	452	92.92%	25.65%	
Jan-04	522	573	91.10%	28.48%	
Feb-04	626	650	96.31%	18.86%	
Mar-04	568	603	94.20%	23.38%	
Apr-04	447	473	94.50%	22.79%	
May-04	468	488	95.90%	19.83%	



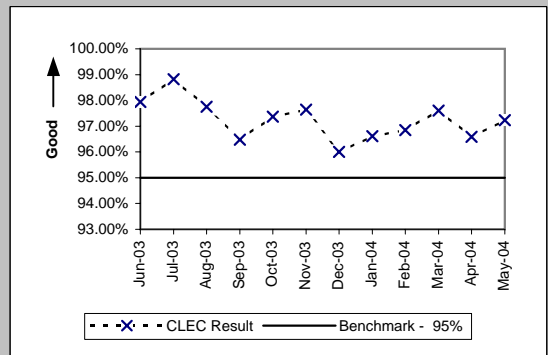
Unbundled Loop Aggregate (Benchmark)				
Date	CLEC Num	CLEC Denom	CLEC Result	CLEC Std Dev
Jun-03	290	322	90.06%	29.92%
Jul-03	328	355	92.39%	26.51%
Aug-03	229	246	93.09%	25.36%
Sep-03	338	355	95.21%	21.35%
Oct-03	422	453	93.16%	25.25%
Nov-03	308	334	92.22%	26.79%
Dec-03	300	323	92.88%	25.72%
Jan-04	382	423	90.31%	29.59%
Feb-04	406	422	96.21%	19.10%
Mar-04	373	394	94.67%	22.46%
Apr-04	413	443	93.23%	25.13%
May-04	342	361	94.74%	22.33%



LNP (Benchmark)				
Date	CLEC Num	CLEC Denom	CLEC Result	CLEC Std Dev
Jun-03	146	161	90.68%	29.07%
Jul-03	215	243	88.48%	31.93%
Aug-03	204	222	91.89%	27.30%
Sep-03	170	182	93.41%	24.82%
Oct-03	212	235	90.21%	29.71%
Nov-03	139	144	96.53%	18.31%
Dec-03	193	202	95.54%	20.63%
Jan-04	166	180	92.22%	26.78%
Feb-04	172	179	96.09%	19.38%
Mar-04	231	243	95.06%	21.67%
Apr-04	188	203	92.61%	26.16%
May-04	226	247	91.50%	27.89%

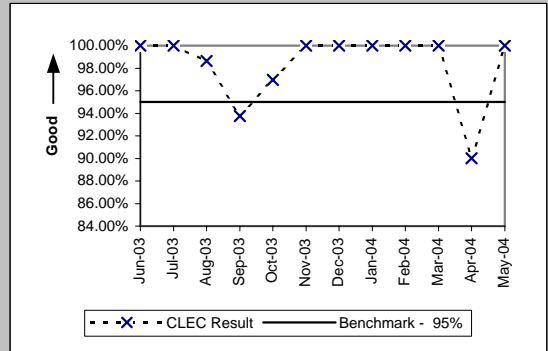


UNE - P (POTS) (Benchmark)				
Date	CLEC Num	CLEC Denom	CLEC Result	CLEC Std Dev
Jun-03	2666	2722	97.94%	14.20%
Jul-03	5943	6014	98.82%	10.80%
Aug-03	2399	2454	97.76%	14.80%
Sep-03	2762	2863	96.47%	18.45%
Oct-03	2893	2971	97.37%	15.99%
Nov-03	2032	2081	97.65%	15.16%
Dec-03	2041	2126	96.00%	19.59%
Jan-04	5324	5511	96.61%	18.11%
Feb-04	3868	3994	96.85%	17.48%
Mar-04	5018	5141	97.61%	15.28%
Apr-04	5822	6028	96.58%	18.17%
May-04	5765	5929	97.23%	16.40%

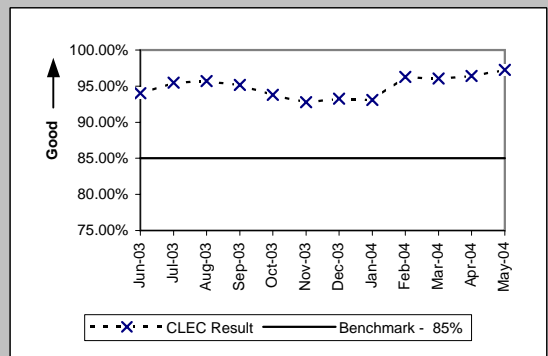


PO-2B-2 - Electronic Flow-through for All Eligible LSRs received via IMA EDI (Percent)

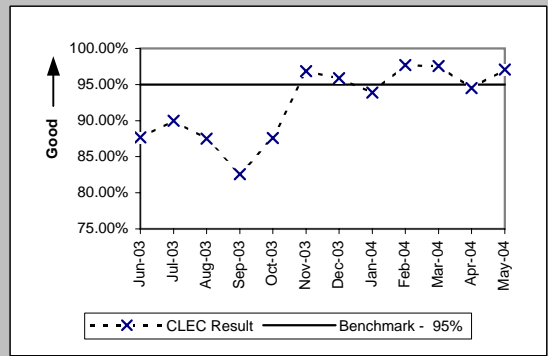
Resale Aggregate W/O UNE-P-POTS (Benchmark)				
Date	CLEC Num	CLEC Denom	CLEC Result	CLEC Std Dev
Jun-03	34	34	100.00%	0.00%
Jul-03	26	26	100.00%	0.00%
Aug-03	72	73	98.63%	11.62%
Sep-03	45	48	93.75%	24.21%
Oct-03	32	33	96.97%	17.14%
Nov-03	19	19	100.00%	0.00%
Dec-03	11	11	100.00%	0.00%
Jan-04	17	17	100.00%	0.00%
Feb-04	21	21	100.00%	0.00%
Mar-04	7	7	100.00%	0.00%
Apr-04	9	10	90.00%	30.00%
May-04	7	7	100.00%	0.00%



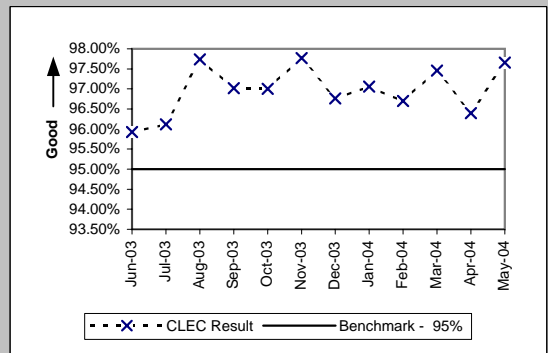
Unbundled Loop Aggregate (Benchmark)				
Date	CLEC Num	CLEC Denom	CLEC Result	CLEC Std Dev
Jun-03	783	833	94.00%	23.75%
Jul-03	847	887	95.49%	20.75%
Aug-03	826	863	95.71%	20.26%
Sep-03	671	705	95.18%	21.42%
Oct-03	738	787	93.77%	24.16%
Nov-03	643	693	92.79%	25.87%
Dec-03	610	654	93.27%	25.05%
Jan-04	580	623	93.10%	25.35%
Feb-04	592	615	96.26%	18.97%
Mar-04	730	760	96.05%	19.47%
Apr-04	641	665	96.39%	18.65%
May-04	745	766	97.26%	16.33%



LNP (Benchmark)				
Date	CLEC Num	CLEC Denom	CLEC Result	CLEC Std Dev
Jun-03	64	73	87.67%	32.88%
Jul-03	63	70	90.00%	30.00%
Aug-03	91	104	87.50%	33.07%
Sep-03	109	132	82.58%	37.93%
Oct-03	141	161	87.58%	32.98%
Nov-03	217	224	96.88%	17.40%
Dec-03	489	510	95.88%	19.87%
Jan-04	246	262	93.89%	23.95%
Feb-04	383	392	97.70%	14.98%
Mar-04	564	578	97.58%	15.37%
Apr-04	361	382	94.50%	22.79%
May-04	264	272	97.06%	16.90%



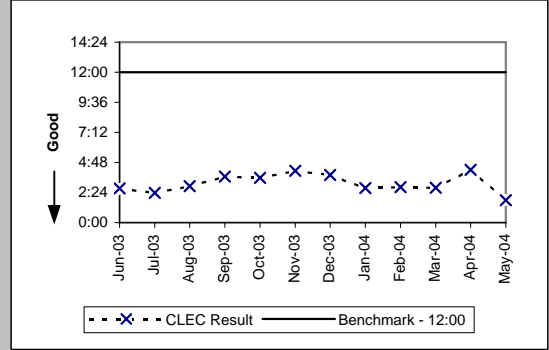
UNE - P (POTS) (Benchmark)				
Date	CLEC Num	CLEC Denom	CLEC Result	CLEC Std Dev
Jun-03	7188	7493	95.93%	19.76%
Jul-03	10599	11027	96.12%	19.32%
Aug-03	10530	10774	97.74%	14.88%
Sep-03	8811	9082	97.02%	17.01%
Oct-03	10096	10408	97.00%	17.05%
Nov-03	8944	9148	97.77%	14.77%
Dec-03	7293	7537	96.76%	17.70%
Jan-04	8601	8862	97.05%	16.91%
Feb-04	11555	11949	96.70%	17.86%
Mar-04	17048	17493	97.46%	15.75%
Apr-04	18567	19261	96.40%	18.64%
May-04	19711	20184	97.66%	15.13%



PO-3 - LSR Rejection Notice Interval

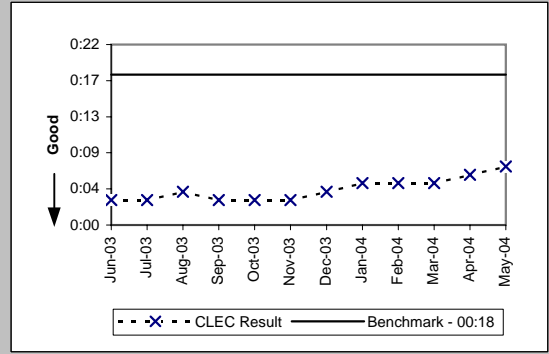
LSR Rejection Notice Interval for IMA - Rejected Manually (Hours:Minutes) (PO-3A-1) (Benchmark)

Date	Numerator	Denominator	CLEC Result	Standard Dev
Jun-03	1196:18	439	2:44	2:53
Jul-03	2155:21	909	2:22	3:07
Aug-03	1501:02	514	2:55	3:38
Sep-03	1359:30	369	3:41	2:56
Oct-03	1076:28	300	3:35	3:10
Nov-03	1058:01	256	4:08	4:19
Dec-03	885:17	232	3:49	4:17
Jan-04	1002:51	362	2:46	4:13
Feb-04	653:17	231	2:50	4:18
Mar-04	899:45	323	2:47	2:48
Apr-04	1492:16	354	4:13	33:30
May-04	698:32	390	1:47	5:09



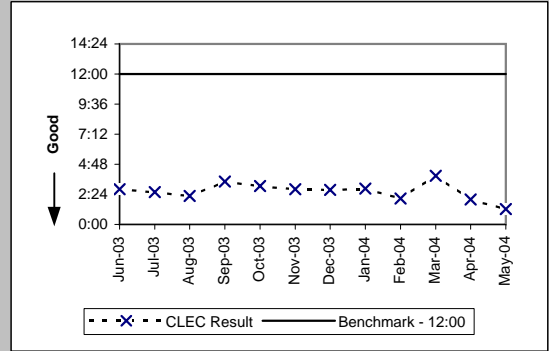
LSR Rejection Notice Interval for IMA - Auto-Rejected (Minutes:Seconds) (PO-3A-2) (Benchmark)

Date	Numerator	Denominator	CLEC Result	Standard Dev
Jun-03	1545:00	27583	0:03	0:08
Jul-03	1652:41	30468	0:03	0:06
Aug-03	1972:45	30222	0:04	0:24
Sep-03	1557:40	29054	0:03	0:09
Oct-03	1767:03	31549	0:03	0:07
Nov-03	1297:02	24418	0:03	0:07
Dec-03	2140:56	30669	0:04	0:06
Jan-04	2339:24	29665	0:05	0:08
Feb-04	2584:56	28964	0:05	0:20
Mar-04	2479:29	32605	0:05	0:07
Apr-04	2900:12	31611	0:06	0:11
May-04	3351:46	28450	0:07	0:13



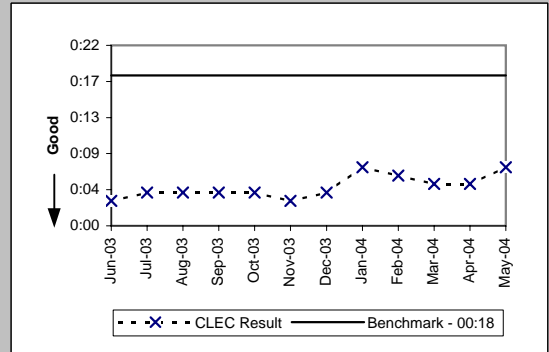
LSR Rejection Notice Interval for EDI - Rejected Manually (Hours:Minutes) (PO-3B-1) (Benchmark)

Date	Numerator	Denominator	CLEC Result	Standard Dev
Jun-03	2454:51	874	2:49	2:54
Jul-03	2930:48	1135	2:35	2:18
Aug-03	1838:39	808	2:17	2:47
Sep-03	2350:01	685	3:26	3:04
Oct-03	2197:51	716	3:04	2:47
Nov-03	1272:30	453	2:49	2:26
Dec-03	1002:51	365	2:45	2:45
Jan-04	1106:54	386	2:52	19:48
Feb-04	876:41	424	2:04	1:49
Mar-04	1863:07	479	3:53	36:35
Apr-04	837:40	424	1:59	1:48
May-04	559:08	462	1:13	1:53



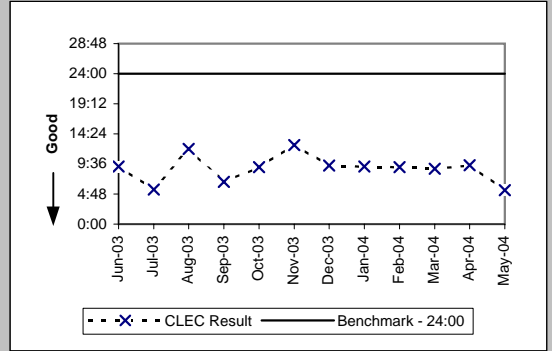
LSR Rejection Notice Interval for EDI - Auto-Rejected (Minutes:Seconds) (PO-3B-2) (Benchmark)

Date	Numerator	Denominator	CLEC Result	Standard Dev
Jun-03	3330:06	69744	0:03	0:05
Jul-03	3752:49	58520	0:04	0:06
Aug-03	3525:51	53256	0:04	0:06
Sep-03	3767:10	57343	0:04	0:10
Oct-03	3748:36	63580	0:04	0:05
Nov-03	2719:38	49423	0:03	0:06
Dec-03	3022:28	45226	0:04	0:06
Jan-04	5822:36	51314	0:07	0:15
Feb-04	4061:30	43100	0:06	0:10
Mar-04	4289:20	49566	0:05	0:07
Apr-04	3818:35	42385	0:05	0:06
May-04	4148:57	37952	0:07	0:12



PO-3 - LSR Rejection Notice Interval

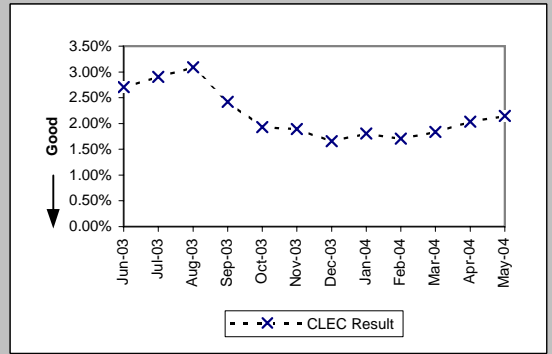
LSR Rejection Notice Interval for Manual and IIS (Hours:Minutes) (PO-3C) (Benchmark)					
Date	Numerator	Denominator	CLEC Result	Standard Dev	
Jun-03	211:37	23	9:12	8:21	
Jul-03	126:55	23	5:31	5:56	
Aug-03	299:41	25	11:59	10:25	
Sep-03	67:31	10	6:45	7:36	
Oct-03	117:56	13	9:04	10:40	
Nov-03	252:18	20	12:37	12:34	
Dec-03	1131:50	121	9:21	7:26	
Jan-04	596:32	65	9:11	7:49	
Feb-04	617:27	68	9:05	8:19	
Mar-04	601:57	68	8:51	7:34	
Apr-04	301:32	32	9:25	6:47	
May-04	204:59	38	5:24	6:07	



PO-4 - LSRs Rejected

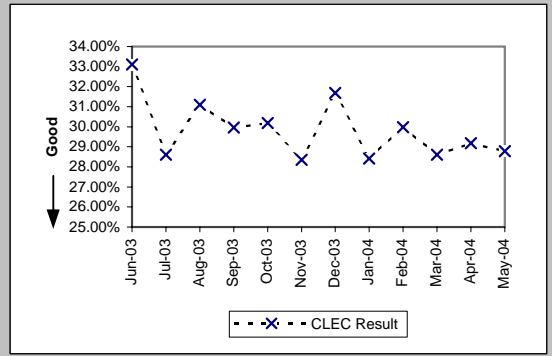
LSRs Rejected for IMA - Rejected Manually (Percent) (PO-4A-1) (Diagnostic)

Date	Numerator	Denominator	CLEC Result	Standard Dev
Jun-03	2229	82422	2.70%	16.22%
Jul-03	3094	106488	2.91%	16.80%
Aug-03	3004	97187	3.09%	17.31%
Sep-03	2345	96958	2.42%	15.36%
Oct-03	2016	104515	1.93%	13.75%
Nov-03	1628	86133	1.89%	13.62%
Dec-03	1604	96809	1.66%	12.76%
Jan-04	1887	104419	1.81%	13.32%
Feb-04	1649	96638	1.71%	12.95%
Mar-04	2091	113985	1.83%	13.42%
Apr-04	2208	108339	2.04%	14.13%
May-04	2123	98826	2.15%	14.50%



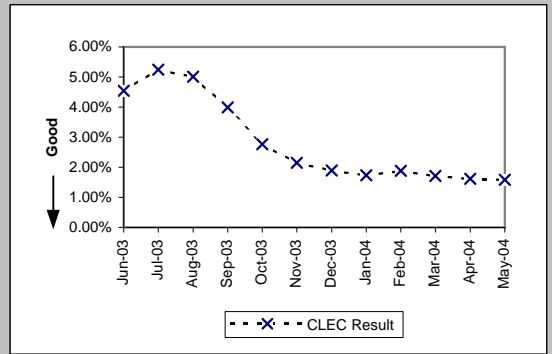
LSRs Rejected for IMA - Auto-Rejected (Percent) (PO-4A-2) (Diagnostic)

Date	Numerator	Denominator	CLEC Result	Standard Dev
Jun-03	27288	82422	33.11%	47.06%
Jul-03	30468	106488	28.61%	45.19%
Aug-03	30222	97187	31.10%	46.29%
Sep-03	29054	96958	29.97%	45.81%
Oct-03	31549	104515	30.19%	45.91%
Nov-03	24418	86133	28.35%	45.07%
Dec-03	30669	96809	31.68%	46.52%
Jan-04	29665	104419	28.41%	45.10%
Feb-04	28964	96638	29.97%	45.81%
Mar-04	32605	113985	28.60%	45.19%
Apr-04	31611	108339	29.18%	45.46%
May-04	28450	98826	28.79%	45.28%



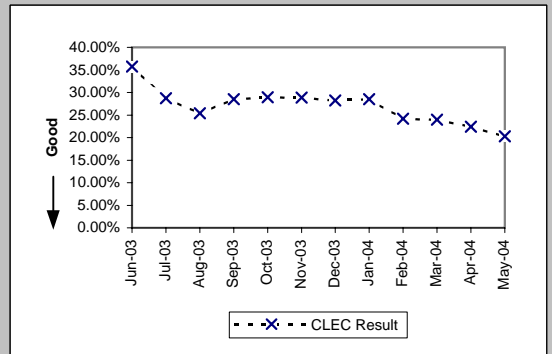
LSRs Rejected for EDI - Rejected Manually (Percent) (PO-4B-1) (Diagnostic)

Date	Numerator	Denominator	CLEC Result	Standard Dev
Jun-03	8871	195154	4.55%	20.83%
Jul-03	10704	203973	5.25%	22.30%
Aug-03	10515	209854	5.01%	21.82%
Sep-03	8017	201183	3.98%	19.56%
Oct-03	6086	219882	2.77%	16.41%
Nov-03	3679	171330	2.15%	14.50%
Dec-03	3031	160353	1.89%	13.62%
Jan-04	3113	179855	1.73%	13.04%
Feb-04	3369	178425	1.89%	13.61%
Mar-04	3543	206492	1.72%	12.99%
Apr-04	3069	189247	1.62%	12.63%
May-04	2969	187306	1.59%	12.49%



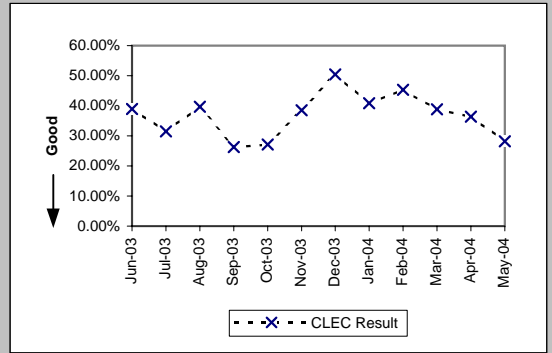
LSRs Rejected for EDI - Auto-Rejected (Percent) (PO-4B-2) (Diagnostic)

Date	Numerator	Denominator	CLEC Result	Standard Dev
Jun-03	69744	195154	35.74%	47.92%
Jul-03	58520	203973	28.69%	45.23%
Aug-03	53256	209854	25.38%	43.52%
Sep-03	57343	201183	28.50%	45.14%
Oct-03	63580	219882	28.92%	45.34%
Nov-03	49423	171330	28.85%	45.30%
Dec-03	45226	160353	28.20%	45.00%
Jan-04	51314	179855	28.53%	45.16%
Feb-04	43100	178425	24.16%	42.80%
Mar-04	49566	206492	24.00%	42.71%
Apr-04	42385	189247	22.40%	41.69%
May-04	37952	187306	20.26%	40.20%



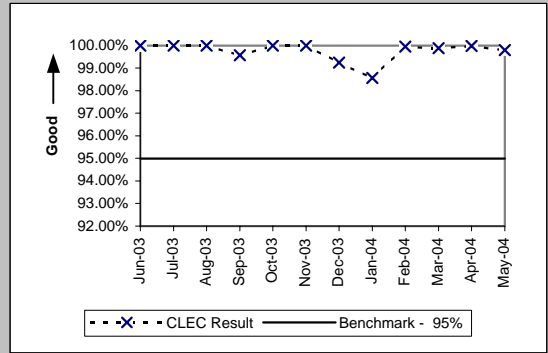
PO-4 - LSRs Rejected

LSRs Received via Facsimile (Percent) (PO-4C) (Diagnostic)					
Date	Numerator	Denominator	CLEC Result	Standard Dev	
Jun-03	23	59	38.98%	48.77%	
Jul-03	23	73	31.51%	46.45%	
Aug-03	25	63	39.68%	48.92%	
Sep-03	10	38	26.32%	44.03%	
Oct-03	13	48	27.08%	44.44%	
Nov-03	20	52	38.46%	48.65%	
Dec-03	121	240	50.42%	50.00%	
Jan-04	65	159	40.88%	49.16%	
Feb-04	68	150	45.33%	49.78%	
Mar-04	68	175	38.86%	48.74%	
Apr-04	32	88	36.36%	48.10%	
May-04	38	135	28.15%	44.97%	

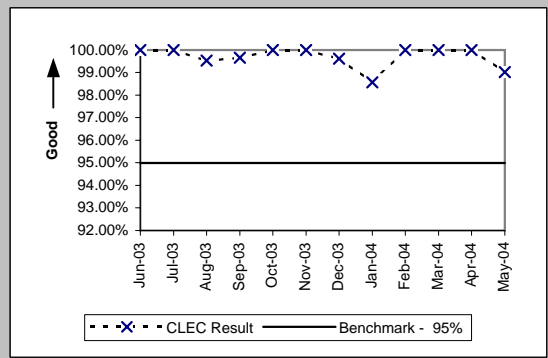


PO-5A-1 - FOCs On Time for Fully Electronic LSRs Received via IMA GUI (Percent)

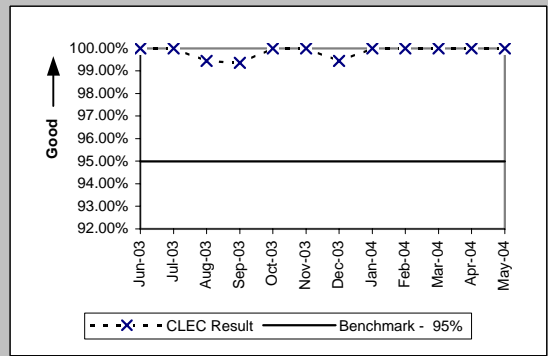
Resale Aggregate (PO-5A-1 (a)) (Benchmark)					
Date	Numerator	Denominator	CLEC Result	Standard Dev	
Jun-03	3363	3363	100.00%	0.00%	
Jul-03	6741	6741	100.00%	0.00%	
Aug-03	3017	3017	100.00%	0.00%	
Sep-03	3306	3320	99.58%	6.48%	
Oct-03	3403	3403	100.00%	0.00%	
Nov-03	2235	2235	100.00%	0.00%	
Dec-03	2371	2389	99.25%	8.65%	
Jan-04	5314	5391	98.57%	11.87%	
Feb-04	4181	4183	99.95%	2.19%	
Mar-04	5343	5349	99.89%	3.35%	
Apr-04	5928	5929	99.98%	1.30%	
May-04	6044	6056	99.80%	4.45%	



Unbundled Loop Aggregate (PO-5A-1 (b)) (Benchmark)					
Date	Numerator	Denominator	CLEC Result	Standard Dev	
Jun-03	264	264	100.00%	0.00%	
Jul-03	288	288	100.00%	0.00%	
Aug-03	215	216	99.54%	6.79%	
Sep-03	298	299	99.67%	5.77%	
Oct-03	369	369	100.00%	0.00%	
Nov-03	265	265	100.00%	0.00%	
Dec-03	263	264	99.62%	6.14%	
Jan-04	343	348	98.56%	11.90%	
Feb-04	366	366	100.00%	0.00%	
Mar-04	331	331	100.00%	0.00%	
Apr-04	386	386	100.00%	0.00%	
May-04	303	306	99.02%	9.85%	

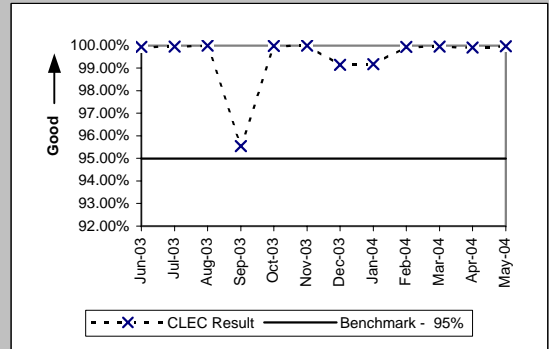


LNP (PO-5A-1 (c)) (Benchmark)					
Date	Numerator	Denominator	CLEC Result	Standard Dev	
Jun-03	138	138	100.00%	0.00%	
Jul-03	195	195	100.00%	0.00%	
Aug-03	180	181	99.45%	7.41%	
Sep-03	155	156	99.36%	7.98%	
Oct-03	199	199	100.00%	0.00%	
Nov-03	127	127	100.00%	0.00%	
Dec-03	181	182	99.45%	7.39%	
Jan-04	151	151	100.00%	0.00%	
Feb-04	168	168	100.00%	0.00%	
Mar-04	215	215	100.00%	0.00%	
Apr-04	177	177	100.00%	0.00%	
May-04	219	219	100.00%	0.00%	

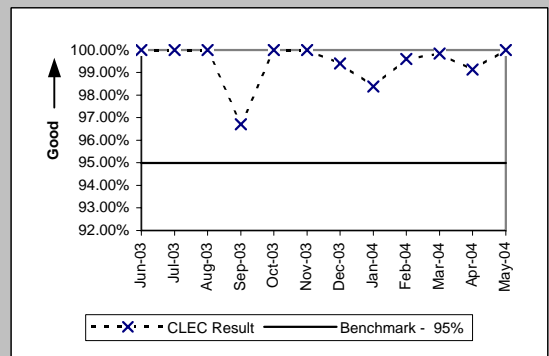


PO-5A-2 - FOCs On Time for Fully Electronic LSRs Received via IMA EDI (Percent)

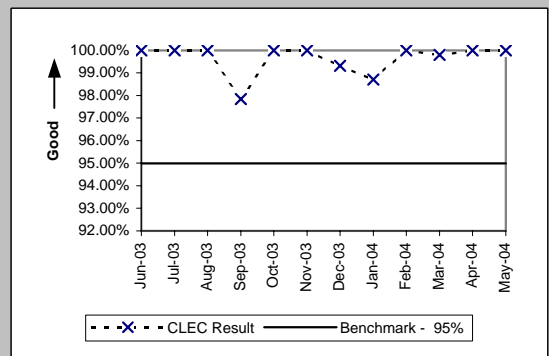
Resale Aggregate (PO-5A-2 (a)) (Benchmark)					
Date	Numerator	Denominator	CLEC Result	Standard Dev	
Jun-03	7171	7175	99.94%	2.36%	
Jul-03	10524	10528	99.96%	1.95%	
Aug-03	10500	10500	100.00%	0.00%	
Sep-03	8348	8737	95.55%	20.63%	
Oct-03	9985	9987	99.98%	1.42%	
Nov-03	8845	8845	100.00%	0.00%	
Dec-03	7172	7234	99.14%	9.22%	
Jan-04	8488	8558	99.18%	9.01%	
Feb-04	11476	11483	99.94%	2.47%	
Mar-04	16903	16911	99.95%	2.17%	
Apr-04	18424	18439	99.92%	2.85%	
May-04	19558	19563	99.97%	1.60%	



Unbundled Loop Aggregate (PO-5A-2 (b)) (Benchmark)					
Date	Numerator	Denominator	CLEC Result	Standard Dev	
Jun-03	611	611	100.00%	0.00%	
Jul-03	631	631	100.00%	0.00%	
Aug-03	643	643	100.00%	0.00%	
Sep-03	528	546	96.70%	17.86%	
Oct-03	625	625	100.00%	0.00%	
Nov-03	569	569	100.00%	0.00%	
Dec-03	500	503	99.40%	7.70%	
Jan-04	487	495	98.38%	12.61%	
Feb-04	502	504	99.60%	6.29%	
Mar-04	630	631	99.84%	3.98%	
Apr-04	573	578	99.13%	9.26%	
May-04	686	686	100.00%	0.00%	

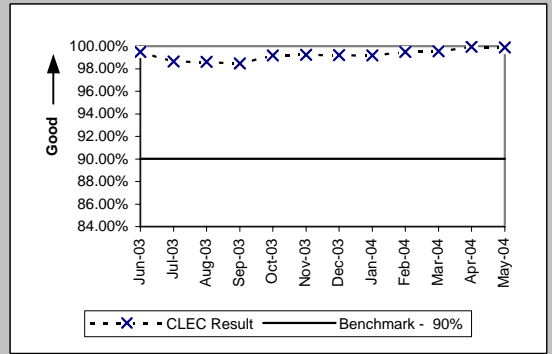


LNP (PO-5A-2 (c)) (Benchmark)					
Date	Numerator	Denominator	CLEC Result	Standard Dev	
Jun-03	52	52	100.00%	0.00%	
Jul-03	61	61	100.00%	0.00%	
Aug-03	79	79	100.00%	0.00%	
Sep-03	91	93	97.85%	14.51%	
Oct-03	125	125	100.00%	0.00%	
Nov-03	197	197	100.00%	0.00%	
Dec-03	435	438	99.32%	8.25%	
Jan-04	230	233	98.71%	11.27%	
Feb-04	364	364	100.00%	0.00%	
Mar-04	486	487	99.79%	4.53%	
Apr-04	308	308	100.00%	0.00%	
May-04	239	239	100.00%	0.00%	

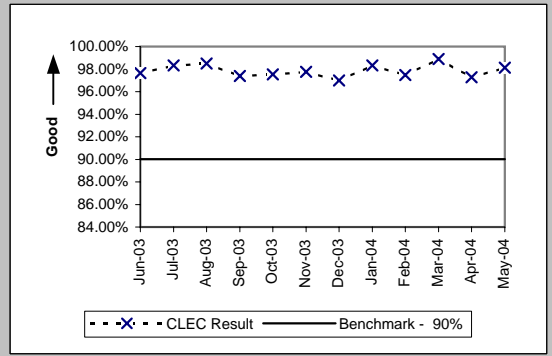


PO-5B-1 - FOCs On Time for Electronic/Manual LSRs Received via IMA GUI (Percent)

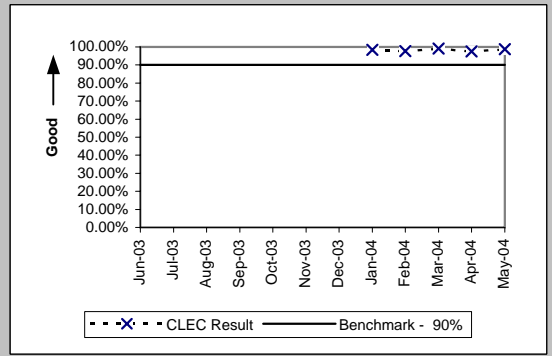
Resale Aggregate (PO-5B-1 (a)) (Benchmark)				
Date	Numerator	Denominator	CLEC Result	Standard Dev
Jun-03	2907	2922	99.49%	7.15%
Jul-03	2967	3008	98.64%	11.60%
Aug-03	2971	3013	98.61%	11.72%
Sep-03	3401	3454	98.47%	12.29%
Oct-03	3877	3909	99.18%	9.01%
Nov-03	3289	3314	99.25%	8.65%
Dec-03	3030	3054	99.21%	8.83%
Jan-04	4218	4253	99.18%	9.03%
Feb-04	3324	3341	99.49%	7.12%
Mar-04	3826	3843	99.56%	6.64%
Apr-04	2827	2829	99.93%	2.66%
May-04	3563	3567	99.89%	3.35%



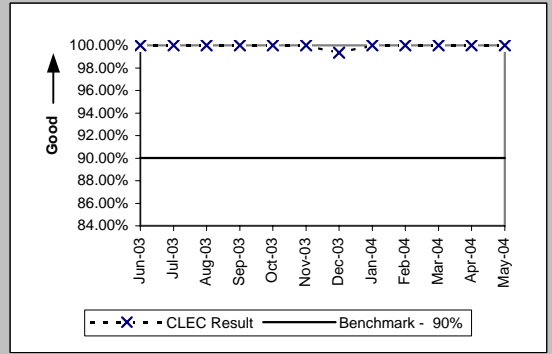
Unbundled Loop Aggregate (PO-5B-1 (b)) (Benchmark)				
Date	Numerator	Denominator	CLEC Result	Standard Dev
Jun-03	625	640	97.66%	15.13%
Jul-03	644	655	98.32%	12.85%
Aug-03	720	731	98.50%	12.17%
Sep-03	707	726	97.38%	15.96%
Oct-03	827	848	97.52%	15.54%
Nov-03	567	580	97.76%	14.80%
Dec-03	675	696	96.98%	17.11%
Jan-04	710	722	98.34%	12.78%
Feb-04	660	677	97.49%	15.65%
Mar-04	720	728	98.90%	10.43%
Apr-04	717	737	97.29%	16.25%
May-04	626	638	98.12%	13.58%



Unbundled Loop AGG-EELS (PO-5B-1 (b)) (Benchmark)				
Date	Numerator	Denominator	CLEC Result	Standard Dev
Jun-03				
Jul-03				
Aug-03				
Sep-03				
Oct-03				
Nov-03				
Dec-03				
Jan-04	710	722	98.34%	12.78%
Feb-04	728	745	97.72%	14.93%
Mar-04	818	826	99.03%	9.79%
Apr-04	854	876	97.49%	15.65%
May-04	1033	1046	98.76%	11.08%



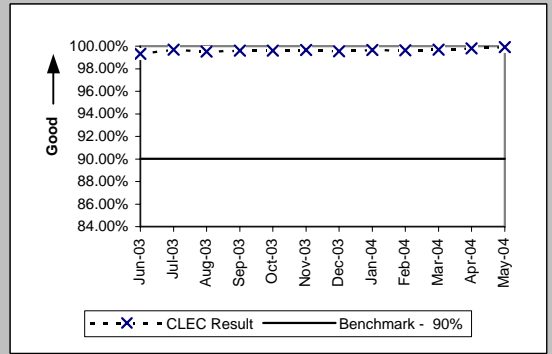
LNP (PO-5B-1 (c)) (Benchmark)				
Date	Numerator	Denominator	CLEC Result	Standard Dev
Jun-03	193	193	100.00%	0.00%
Jul-03	291	291	100.00%	0.00%
Aug-03	182	182	100.00%	0.00%
Sep-03	218	218	100.00%	0.00%
Oct-03	242	242	100.00%	0.00%
Nov-03	120	120	100.00%	0.00%
Dec-03	151	152	99.34%	8.08%
Jan-04	167	167	100.00%	0.00%
Feb-04	145	145	100.00%	0.00%
Mar-04	216	216	100.00%	0.00%
Apr-04	189	189	100.00%	0.00%
May-04	170	170	100.00%	0.00%



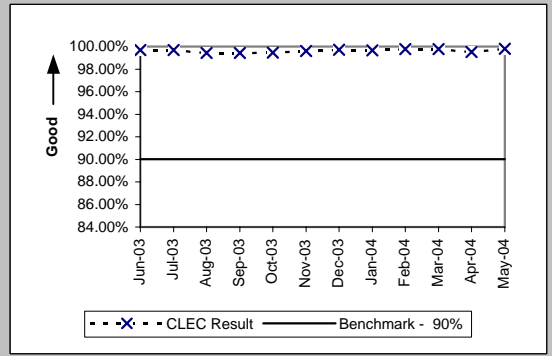
PO-5B-1(b) has the potential to display two graphs. The first graph is UBL loops without EELS and the second graph is UBL loops with EELS.

PO-5B-2 - FOCs On Time for Electronic/Manual LSRs Received via IMA EDI (Percent)

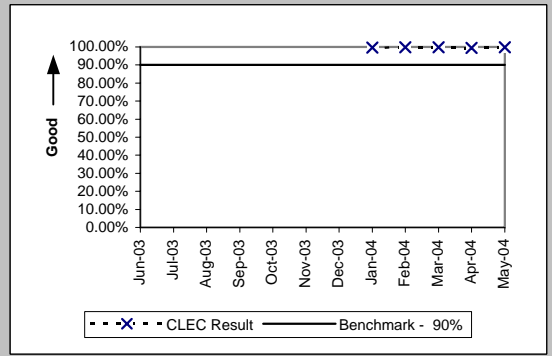
Resale Aggregate (PO-5B-2 (a)) (Benchmark)				
Date	Numerator	Denominator	CLEC Result	Standard Dev
Jun-03	1730	1742	99.31%	8.27%
Jul-03	2486	2494	99.68%	5.65%
Aug-03	1907	1916	99.53%	6.84%
Sep-03	2216	2225	99.60%	6.35%
Oct-03	2530	2540	99.61%	6.26%
Nov-03	2040	2047	99.66%	5.84%
Dec-03	1982	1991	99.55%	6.71%
Jan-04	2335	2343	99.66%	5.83%
Feb-04	2676	2686	99.63%	6.09%
Mar-04	3853	3865	99.69%	5.56%
Apr-04	3101	3107	99.81%	4.39%
May-04	2329	2331	99.91%	2.93%



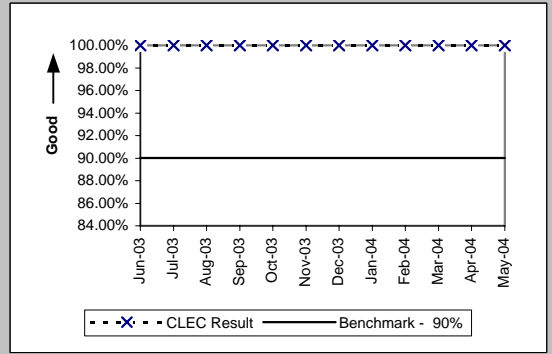
Unbundled Loop Aggregate (PO-5B-2 (b)) (Benchmark)				
Date	Numerator	Denominator	CLEC Result	Standard Dev
Jun-03	2292	2299	99.70%	5.51%
Jul-03	2321	2328	99.70%	5.48%
Aug-03	1891	1902	99.42%	7.58%
Sep-03	1897	1908	99.42%	7.57%
Oct-03	2075	2086	99.47%	7.24%
Nov-03	1533	1539	99.61%	6.23%
Dec-03	1687	1692	99.70%	5.43%
Jan-04	1424	1429	99.65%	5.90%
Feb-04	1242	1245	99.76%	4.90%
Mar-04	1252	1255	99.76%	4.88%
Apr-04	1012	1017	99.51%	6.99%
May-04	1050	1052	99.81%	4.36%



Unbundled Loop AGG-EELS (PO-5B-2 (b)) (Benchmark)				
Date	Numerator	Denominator	CLEC Result	Standard Dev
Jun-03				
Jul-03				
Aug-03				
Sep-03				
Oct-03				
Nov-03				
Dec-03				
Jan-04	1424	1429	99.65%	5.90%
Feb-04	1242	1245	99.76%	4.90%
Mar-04	1252	1255	99.76%	4.88%
Apr-04	1012	1017	99.51%	6.99%
May-04	1050	1052	99.81%	4.36%



LNP (PO-5B-2 (c)) (Benchmark)				
Date	Numerator	Denominator	CLEC Result	Standard Dev
Jun-03	58	58	100.00%	0.00%
Jul-03	43	43	100.00%	0.00%
Aug-03	95	95	100.00%	0.00%
Sep-03	118	118	100.00%	0.00%
Oct-03	114	114	100.00%	0.00%
Nov-03	73	73	100.00%	0.00%
Dec-03	111	111	100.00%	0.00%
Jan-04	109	109	100.00%	0.00%
Feb-04	122	122	100.00%	0.00%
Mar-04	204	204	100.00%	0.00%
Apr-04	143	143	100.00%	0.00%
May-04	93	93	100.00%	0.00%

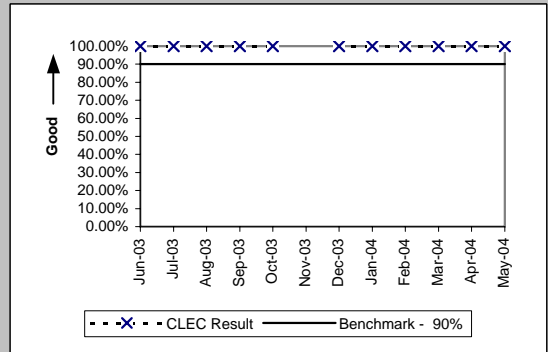


PO-5B-2(b) has the potential to display two graphs. The first graph is UBL loops without EELS and the second graph is UBL loops with EELS.

PO-5C - FOCs on Time for Manual (Percent)

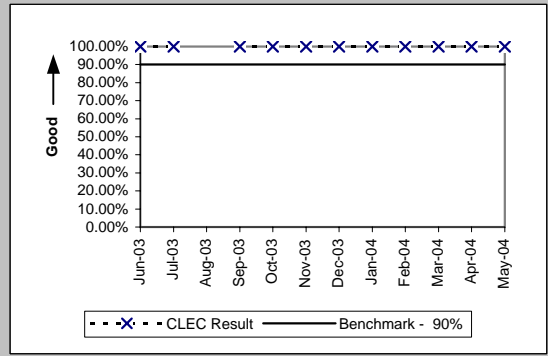
Resale Aggregate (PO-5C -(a)) (Benchmark)

Date	Numerator	Denominator	CLEC Result	Standard Dev
Jun-03	8	8	100.00%	0.00%
Jul-03	15	15	100.00%	0.00%
Aug-03	11	11	100.00%	0.00%
Sep-03	13	13	100.00%	0.00%
Oct-03	3	3	100.00%	0.00%
Nov-03				
Dec-03	17	17	100.00%	0.00%
Jan-04	12	12	100.00%	0.00%
Feb-04	6	6	100.00%	0.00%
Mar-04	11	11	100.00%	0.00%
Apr-04	11	11	100.00%	0.00%
May-04	4	4	100.00%	0.00%



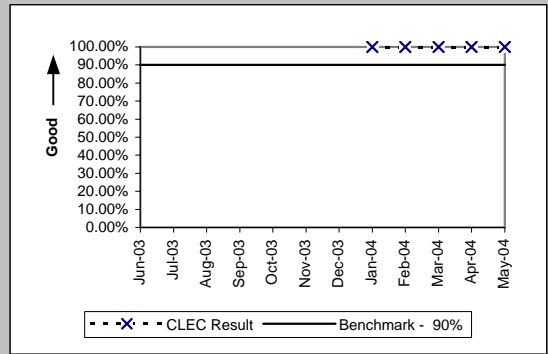
Unbundled Loop Aggregate (PO-5C -(b)) (Benchmark)

Date	Numerator	Denominator	CLEC Result	Standard Dev
Jun-03	1	1	100.00%	0.00%
Jul-03	10	10	100.00%	0.00%
Aug-03				
Sep-03	3	3	100.00%	0.00%
Oct-03	4	4	100.00%	0.00%
Nov-03	17	17	100.00%	0.00%
Dec-03	25	25	100.00%	0.00%
Jan-04	26	26	100.00%	0.00%
Feb-04	2	2	100.00%	0.00%
Mar-04	11	11	100.00%	0.00%
Apr-04	9	9	100.00%	0.00%
May-04	7	7	100.00%	0.00%



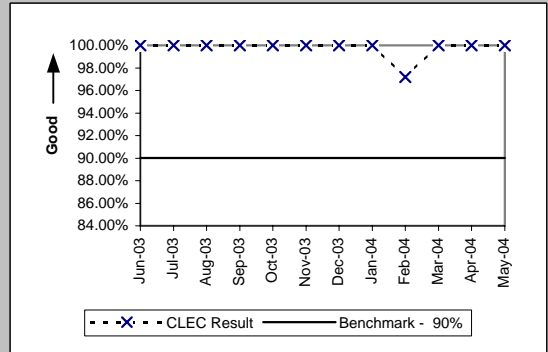
Unbundled Loop AGG-EELs (PO-5C -(b)) (Benchmark)

Date	Numerator	Denominator	CLEC Result	Standard Dev
Jun-03				
Jul-03				
Aug-03				
Sep-03				
Oct-03				
Nov-03				
Dec-03				
Jan-04	26	26	100.00%	0.00%
Feb-04	2	2	100.00%	0.00%
Mar-04	11	11	100.00%	0.00%
Apr-04	9	9	100.00%	0.00%
May-04	7	7	100.00%	0.00%



LNP (PO-5C -(c)) (Benchmark)

Date	Numerator	Denominator	CLEC Result	Standard Dev
Jun-03	22	22	100.00%	0.00%
Jul-03	19	19	100.00%	0.00%
Aug-03	24	24	100.00%	0.00%
Sep-03	10	10	100.00%	0.00%
Oct-03	24	24	100.00%	0.00%
Nov-03	14	14	100.00%	0.00%
Dec-03	74	74	100.00%	0.00%
Jan-04	52	52	100.00%	0.00%
Feb-04	69	71	97.18%	16.55%
Mar-04	72	72	100.00%	0.00%
Apr-04	36	36	100.00%	0.00%
May-04	66	66	100.00%	0.00%

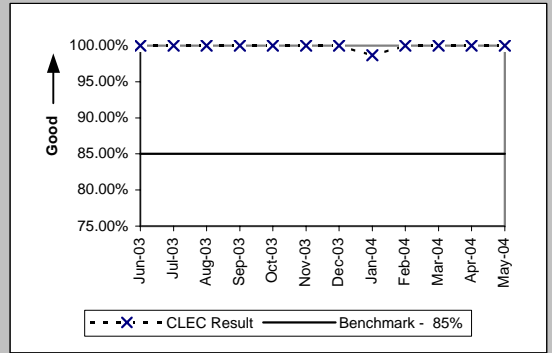


PO-5C(b) has the potential to display two graphs. The first graph is UBL loops without EELS and the second graph is UBL loops with EELS.

PO-5D - FOCs on Time (Percent)

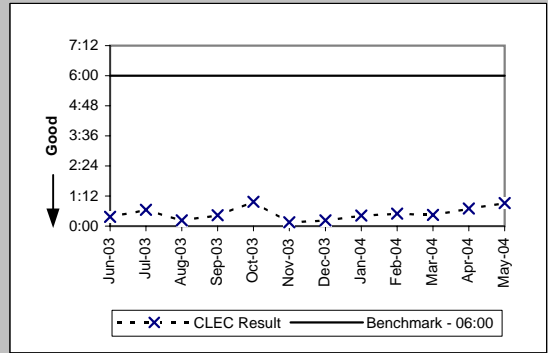
LIS Trunk (PO-5D) (Benchmark)

Date	Numerator	Denominator	CLEC Result	Standard Dev
Jun-03	98	98	100.00%	0.00%
Jul-03	29	29	100.00%	0.00%
Aug-03	39	39	100.00%	0.00%
Sep-03	37	37	100.00%	0.00%
Oct-03	87	87	100.00%	0.00%
Nov-03	57	57	100.00%	0.00%
Dec-03	77	77	100.00%	0.00%
Jan-04	74	75	98.67%	11.47%
Feb-04	49	49	100.00%	0.00%
Mar-04	116	116	100.00%	0.00%
Apr-04	89	89	100.00%	0.00%
May-04	90	90	100.00%	0.00%

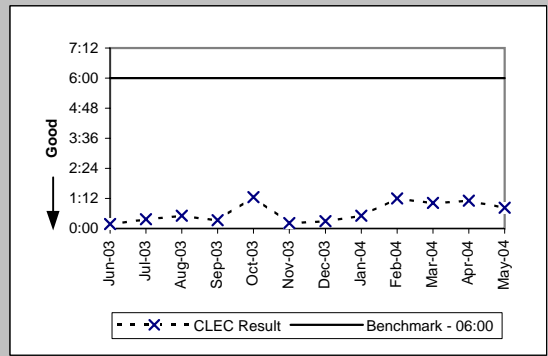


PO-6 - Work Completion Notification Timeliness

Notices Made Available via IMA - GUI All (Hours:Minutes) (PO-6A) (Benchmark)				
Date	Numerator	Denominator	CLEC Result	
Jun-03	2575:50	7027	0:22	
Jul-03	6408:00	9866	0:39	
Aug-03	1406:32	6136	0:14	
Sep-03	2682:28	6087	0:26	
Oct-03	7506:25	7705	0:58	
Nov-03	778:38	5170	0:09	
Dec-03	1351:32	5773	0:14	
Jan-04	3884:48	9236	0:25	
Feb-04	3821:23	7557	0:30	
Mar-04	3812:41	8592	0:27	
Apr-04	6138:17	8849	0:42	
May-04	7515:59	8182	0:55	



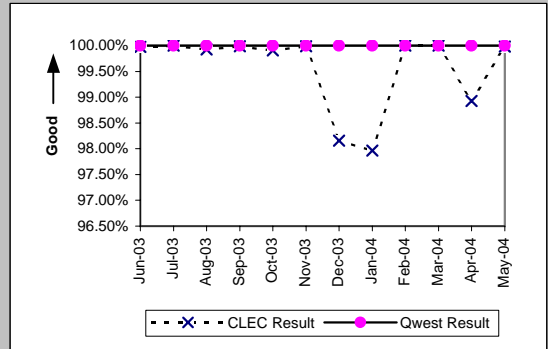
Notices Transmitted via IMA - EDI All (Hours:Minutes) (PO-6B) (Benchmark)				
Date	Numerator	Denominator	CLEC Result	
Jun-03	1759:09	9701	0:11	
Jul-03	5030:29	13852	0:22	
Aug-03	4861:36	9557	0:31	
Sep-03	2735:37	8156	0:20	
Oct-03	9798:41	7803	1:15	
Nov-03	1878:34	8996	0:13	
Dec-03	3115:31	10487	0:18	
Jan-04	5421:54	10639	0:31	
Feb-04	15903:54	13268	1:12	
Mar-04	20891:23	20709	1:01	
Apr-04	23436:16	21105	1:07	
May-04	17087:04	20496	0:50	



PO-7 - Billing Completion Notification Timeliness

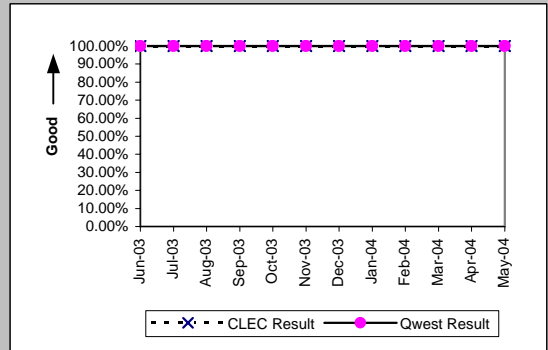
Notices Made Available via IMA - GUI / Billing System Posting Completions All (Percent) (PO-7A .C) (Parity)

Date	Numerator	Denominator	CLEC Resu	CLEC Std	Qwest Num	Qwest Deno	Qwest Resu	Mod Z Scr	Parity Scr
Jun-03	8164	8166	99.98%	1.56%	357623	357623	100.00%	N/A	N/A
Jul-03	10946	10946	100.00%	0.00%	372292	372292	100.00%	N/A	N/A
Aug-03	8047	8053	99.93%	2.73%	335082	335082	100.00%	N/A	N/A
Sep-03	8308	8309	99.99%	1.10%	326718	326718	100.00%	N/A	N/A
Oct-03	9980	9989	99.91%	3.00%	367754	367754	100.00%	N/A	N/A
Nov-03	7016	7017	99.99%	1.19%	245828	245828	100.00%	N/A	N/A
Dec-03	7786	7932	98.16%	13.44%	283480	283480	100.00%	N/A	N/A
Jan-04	10969	11197	97.96%	14.12%	328482	328482	100.00%	N/A	N/A
Feb-04	9540	9540	100.00%	0.00%	336861	336861	100.00%	N/A	N/A
Mar-04	10834	10834	100.00%	0.00%	366542	366542	100.00%	N/A	N/A
Apr-04	10842	10960	98.92%	10.32%	334133	334133	100.00%	N/A	N/A
May-04	10010	10012	99.98%	1.41%	317219	317219	100.00%	N/A	N/A



Notices Transmitted via IMA - EDI / Billing System Posting Completions All (Percent) (PO-7B .C) (Parity)

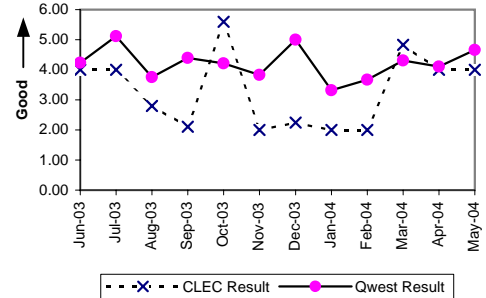
Date	Numerator	Denominator	CLEC Resu	CLEC Std	Qwest Num	Qwest Deno	Qwest Resu	Mod Z Scr	Parity Scr
Jun-03	226	226	100.00%	0.00%	357623	357623	100.00%	N/A	N/A
Jul-03	258	258	100.00%	0.00%	372292	372292	100.00%	N/A	N/A
Aug-03	346	346	100.00%	0.00%	335082	335082	100.00%	N/A	N/A
Sep-03	384	384	100.00%	0.00%	326718	326718	100.00%	N/A	N/A
Oct-03	264	264	100.00%	0.00%	367754	367754	100.00%	N/A	N/A
Nov-03	271	271	100.00%	0.00%	245828	245828	100.00%	N/A	N/A
Dec-03	488	488	100.00%	0.00%	283480	283480	100.00%	N/A	N/A
Jan-04	519	519	100.00%	0.00%	328482	328482	100.00%	N/A	N/A
Feb-04	867	867	100.00%	0.00%	336861	336861	100.00%	N/A	N/A
Mar-04	6080	6080	100.00%	0.00%	366542	366542	100.00%	N/A	N/A
Apr-04	3886	3886	100.00%	0.00%	334133	334133	100.00%	N/A	N/A
May-04	338	338	100.00%	0.00%	317219	317219	100.00%	N/A	N/A



PO-8 - Jeopardy Notice Interval

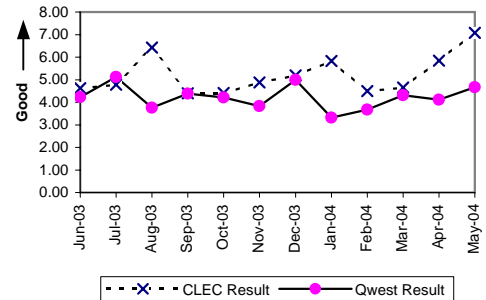
Non-Designed Services (Average Days) (PO-8 A) (Parity)

Date	CLEC Num	CLEC Denc	CLEC Resu	CLEC Std I	Qwest Num	Qwest Denc	Qwest Resu	Mod Z Scr	Parity Score
Jun-03	12	3	4.00	2.00	448	106	4.23	-0.2	-1.12
Jul-03	4	1	4.00		665	130	5.12	-1.03	-1.62
Aug-03	14	5	2.80	1.92	564	150	3.76	0.21	-0.87
Sep-03	19	9	2.11	1.05	523	119	4.39	1.17	-0.29
Oct-03	28	5	5.60	4.04	459	109	4.21	-0.47	-1.29
Nov-03	8	4	2.00	0.82	295	77	3.83	1.21	-0.26
Dec-03	18	8	2.25	1.58	330	66	5.00	1.35	-0.18
Jan-04	16	8	2.00	1.07	189	57	3.32	1.09	-0.33
Feb-04	12	6	2.00	1.10	209	57	3.67	0.86	-0.48
Mar-04	29	6	4.83	4.54	224	52	4.31	-0.3	-1.18
Apr-04	36	9	4.00	2.35	156	38	4.11	-0.04	-1.02
May-04	20	5	4.00	2.74	191	41	4.66	-0.14	-1.09



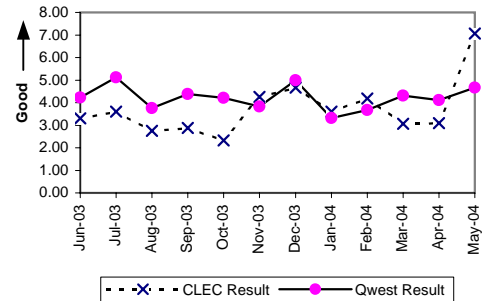
Unbundled Loops and Number Portability (Average Days) (PO-8 B) (Parity)

Date	CLEC Num	CLEC Denc	CLEC Resu	CLEC Std I	Qwest Num	Qwest Denc	Qwest Resu	Mod Z Scr	Parity Score
Jun-03	545	118	4.62	2.74	448	106	4.23	-0.6	-1.36
Jul-03	378	79	4.78	4.25	665	130	5.12	-0.19	-1.12
Aug-03	578	90	6.42	7.12	564	150	3.76	-4.15	-3.52
Sep-03	436	99	4.40	2.43	523	119	4.39	-0.01	-1.01
Oct-03	428	97	4.41	2.70	459	109	4.21	-0.22	-1.14
Nov-03	327	67	4.88	2.05	295	77	3.83	-1.66	-2.01
Dec-03	348	67	5.19	3.50	330	66	5.00	-0.16	-1.1
Jan-04	560	96	5.83	4.56	189	57	3.32	-3.69	-3.24
Feb-04	333	74	4.50	1.64	209	57	3.67	-0.88	-1.54
Mar-04	344	74	4.65	2.76	224	52	4.31	-0.46	-1.28
Apr-04	456	78	5.85	5.25	156	38	4.11	-2.03	-2.23
May-04	524	74	7.08	8.20	191	41	4.66	-1.81	-2.1



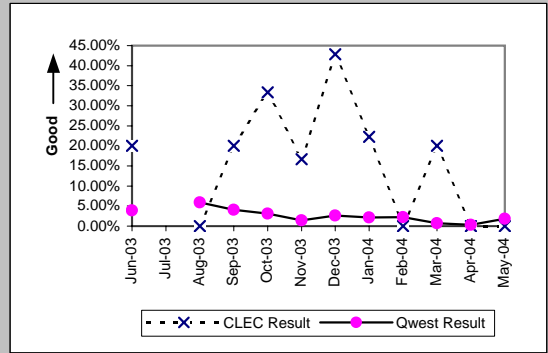
UNE - P (POTS) (Average Days) (PO-8 D) (Parity)

Date	CLEC Num	CLEC Denc	CLEC Resu	CLEC Std I	Qwest Num	Qwest Denc	Qwest Resu	Mod Z Scr	Parity Score
Jun-03	33	10	3.30	2.45	448	106	4.23	0.42	-0.75
Jul-03	36	10	3.60	5.91	665	130	5.12	-0.07	-1.04
Aug-03	22	8	2.75	1.75	564	150	3.76	0.38	-0.77
Sep-03	23	8	2.88	1.81	523	119	4.39	0.56	-0.66
Oct-03	28	12	2.33	1.67	459	109	4.21	1.63	-0.01
Nov-03	17	4	4.25	1.89	295	77	3.83	-0.22	-1.13
Dec-03	14	3	4.67	2.08	330	66	5.00	-0.3	-1.18
Jan-04	36	10	3.60	2.37	189	57	3.32	-0.2	-1.12
Feb-04	46	11	4.18	3.03	209	57	3.67	-0.29	-1.18
Mar-04	52	17	3.06	1.82	224	52	4.31	1.1	-0.33
Apr-04	34	11	3.09	1.51	156	38	4.11	0.63	-0.61
May-04	106	15	7.07	14.01	191	41	4.66	-1.16	-1.7

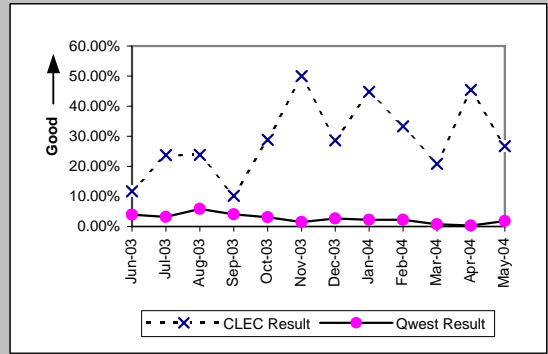


PO-9 - Timely Jeopardy Notices

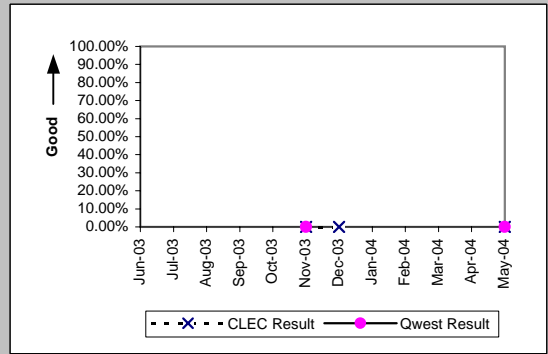
Non-Designed Services (PO-9 A) (Parity)									
Date	CLEC Num	CLEC Dend	CLEC Resu	CLEC Std	Qwest Num	Qwest Dend	Qwest Resu	Mod Z Scr	Parity Score
Jun-03	1	5	20.00%	40.00%	18	460	3.91%	-1.85	-2.12
Jul-03									
Aug-03	0	1	0.00%	0.00%	32	543	5.89%	0.02	-0.99
Sep-03	1	5	20.00%	40.00%	20	490	4.08%	-1.79	-2.09
Oct-03	1	3	33.33%	47.14%	16	516	3.10%	-3.01	-2.83
Nov-03	1	6	16.67%	37.27%	5	343	1.46%	-3.08	-2.87
Dec-03	3	7	42.86%	49.49%	13	493	2.64%	-6.59	-5.01
Jan-04	2	9	22.22%	41.57%	12	548	2.19%	-4.07	-3.48
Feb-04	0	4	0.00%	0.00%	12	540	2.22%	0.04	-0.98
Mar-04	1	5	20.00%	40.00%	5	679	0.74%	-5.02	-4.05
Apr-04	0	4	0.00%	0.00%	2	624	0.32%	-0.21	-1.13
May-04	0	6	0.00%	0.00%	10	556	1.80%	0.06	-0.96



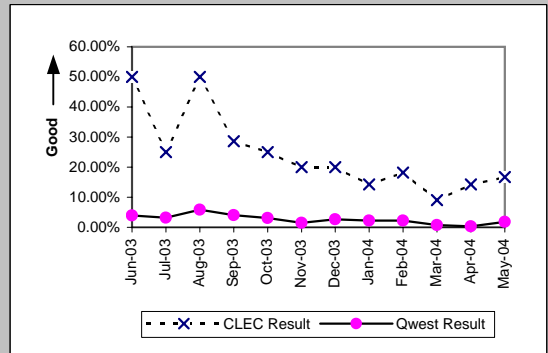
Unbundled Loops and Number Portability (PO-9 B) (Parity)									
Date	CLEC Num	CLEC Dend	CLEC Resu	CLEC Std	Qwest Num	Qwest Dend	Qwest Resu	Mod Z Scr	Parity Score
Jun-03	12	103	11.65%	32.08%	18	460	3.91%	-3.66	-3.23
Jul-03	14	59	23.73%	42.54%	15	477	3.14%	-8.55	-6.2
Aug-03	5	21	23.81%	42.59%	32	543	5.89%	-3.42	-3.08
Sep-03	6	59	10.17%	30.22%	20	490	4.08%	-2.23	-2.36
Oct-03	15	52	28.85%	45.30%	16	516	3.10%	-10.21	-7.21
Nov-03	4	8	50.00%	50.00%	5	343	1.46%	-11.32	-7.88
Dec-03	6	21	28.57%	45.18%	13	493	2.64%	-7.26	-5.42
Jan-04	13	29	44.83%	49.73%	12	548	2.19%	-15.29	-10.3
Feb-04	8	24	33.33%	47.14%	12	540	2.22%	-10.12	-7.15
Mar-04	5	24	20.83%	40.61%	5	679	0.74%	-11.32	-7.88
Apr-04	10	22	45.45%	49.79%	2	624	0.32%	-36.81	-23.38
May-04	8	30	26.67%	44.22%	10	556	1.80%	-9.98	-7.07



LIS Trunk (PO-9 C) (Parity)									
Date	CLEC Num	CLEC Dend	CLEC Resu	CLEC Std	Qwest Num	Qwest Dend	Qwest Resu	Mod Z Scr	Parity Score
Jun-03									
Jul-03									
Aug-03									
Sep-03									
Oct-03									
Nov-03	0	3	0.00%	0.00%	0	2	0.00%	N/A	N/A
Dec-03	0	1	0.00%	0.00%					
Jan-04									
Feb-04									
Mar-04									
Apr-04									
May-04	0	1	0.00%	0.00%	0	8	0.00%	N/A	N/A

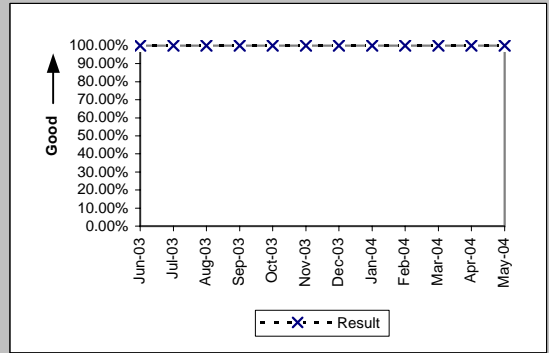


UNE - P (POTS) (PO-9 D) (Parity)									
Date	CLEC Num	CLEC Dend	CLEC Resu	CLEC Std	Qwest Num	Qwest Dend	Qwest Resu	Mod Z Scr	Parity Score
Jun-03	1	2	50.00%	50.00%	18	460	3.91%	-3.35	-3.04
Jul-03	1	4	25.00%	43.30%	15	477	3.14%	-2.49	-2.52
Aug-03	1	2	50.00%	50.00%	32	543	5.89%	-2.64	-2.61
Sep-03	2	7	28.57%	45.18%	20	490	4.08%	-3.25	-2.98
Oct-03	1	4	25.00%	43.30%	16	516	3.10%	-2.52	-2.53
Nov-03	1	5	20.00%	40.00%	5	343	1.46%	-3.43	-3.09
Dec-03	1	5	20.00%	40.00%	13	493	2.64%	-2.41	-2.47
Jan-04	1	7	14.29%	34.99%	12	548	2.19%	-2.17	-2.32
Feb-04	2	11	18.18%	38.57%	12	540	2.22%	-3.55	-3.16
Mar-04	1	11	9.09%	28.75%	5	679	0.74%	-3.22	-2.95
Apr-04	1	7	14.29%	34.99%	2	624	0.32%	-6.5	-4.95
May-04	2	12	16.67%	37.27%	10	556	1.80%	-3.83	-3.33



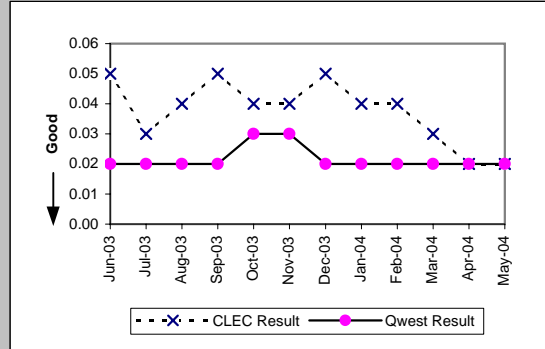
PO-10 - LSR Accountability

LSR Accountability (Percent) Product Aggregate (PO-10) (Diagnostic)				
Date	Numerator	Denominator	Result	
Jun-03	20326	20326	100.00%	
Jul-03	28224	28224	100.00%	
Aug-03	22225	22225	100.00%	
Sep-03	22020	22020	100.00%	
Oct-03	24445	24445	100.00%	
Nov-03	19590	19590	100.00%	
Dec-03	19302	19302	100.00%	
Jan-04	24416	24416	100.00%	
Feb-04	25322	25322	100.00%	
Mar-04	34912	34912	100.00%	
Apr-04	35107	35107	100.00%	
May-04	34427	34427	100.00%	



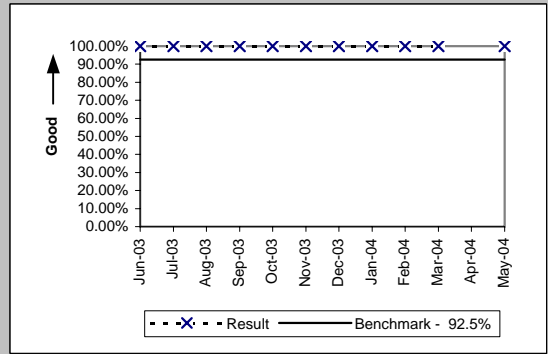
PO-15 - Number of Due Date Changes per Order

All (PO-15) (Diagnostic)										
Date	CLEC Num	CLEC Dend	CLEC Resu	CLEC Std	Qwest Num	Qwest Dend	Qwest Res	Mod Z Scr	Parity Score	
Jun-03	624	12763	0.05	0.23	1192	55224	0.02	16.82	9.23	
Jul-03	556	16630	0.03	0.19	1151	61120	0.02	10.55	5.42	
Aug-03	555	13789	0.04	0.20	1246	60717	0.02	13.32	7.1	
Sep-03	650	13904	0.05	0.22	1398	61817	0.02	14.54	7.84	
Oct-03	691	15537	0.04	0.22	1550	60981	0.03	11.91	6.24	
Nov-03	499	13225	0.04	0.20	1181	46715	0.03	7.07	3.3	
Dec-03	593	12230	0.05	0.23	1167	48006	0.02	13.62	7.28	
Jan-04	505	11750	0.04	0.22	1135	48688	0.02	10.61	5.45	
Feb-04	509	13801	0.04	0.20	1196	50425	0.02	7.93	3.82	
Mar-04	565	20021	0.03	0.18	1300	55465	0.02	3.32	1.02	
Apr-04	484	21322	0.02	0.15	1114	54688	0.02	1.79	0.09	
May-04	402	20280	0.02	0.15	1071	50306	0.02	-1.09	-1.66	



PO-16 - Timely Release Notifications

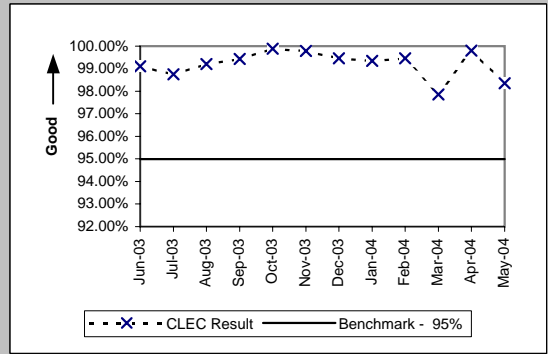
(PO-16) (Percent) (Benchmark)			
Date	Numerator	Denominator	Result
Jun-03	1	1	100.00%
Jul-03	5	5	100.00%
Aug-03	3	3	100.00%
Sep-03	3	3	100.00%
Oct-03	5	5	100.00%
Nov-03	3	3	100.00%
Dec-03	1	1	100.00%
Jan-04	1	1	100.00%
Feb-04	4	4	100.00%
Mar-04	7	7	100.00%
Apr-04	0	0	100.00%
May-04	2	2	100.00%



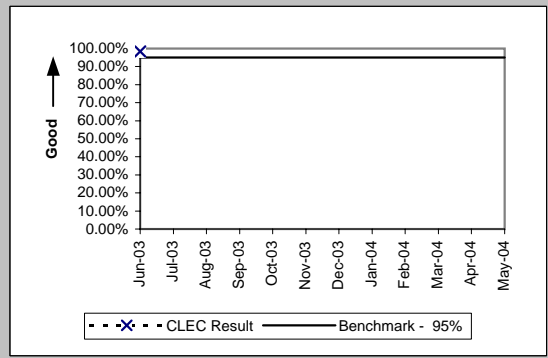
If the release notifications are less than 10 in the reporting month, the standard is 1 miss

PO-19 - Stand-Alone Test Environment (SATE) Accuracy

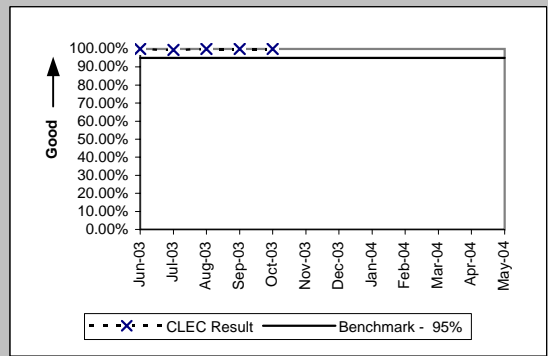
(PO-19) (Percent) (Benchmark)				
Date	CLEC Num	CLEC Denom	CLEC Result	
Jun-03	774	781	99.10%	
Jul-03	871	882	98.75%	
Aug-03	876	883	99.21%	
Sep-03	878	883	99.43%	
Oct-03	880	881	99.89%	
Nov-03	920	922	99.78%	
Dec-03	917	922	99.46%	
Jan-04	916	922	99.35%	
Feb-04	917	922	99.46%	
Mar-04	959	980	97.86%	
Apr-04	978	980	99.80%	
May-04	836	850	98.35%	



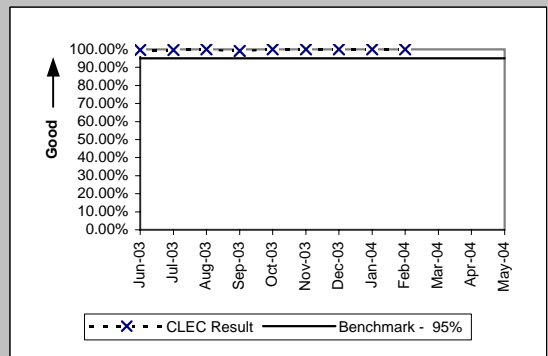
(PO-19 A) Rel. 10.0 (Percent) (Benchmark)				
Date	CLEC Num	CLEC Denom	CLEC Result	
Jun-03	195	198	98.48%	
Jul-03				
Aug-03				
Sep-03				
Oct-03				
Nov-03				
Dec-03				
Jan-04				
Feb-04				
Mar-04				
Apr-04				
May-04				



(PO-19 A) Rel. 11.0 (Percent) (Benchmark)				
Date	CLEC Num	CLEC Denom	CLEC Result	
Jun-03	221	221	100.00%	
Jul-03	220	221	99.55%	
Aug-03	221	221	100.00%	
Sep-03	221	221	100.00%	
Oct-03	221	221	100.00%	
Nov-03				
Dec-03				
Jan-04				
Feb-04				
Mar-04				
Apr-04				
May-04				



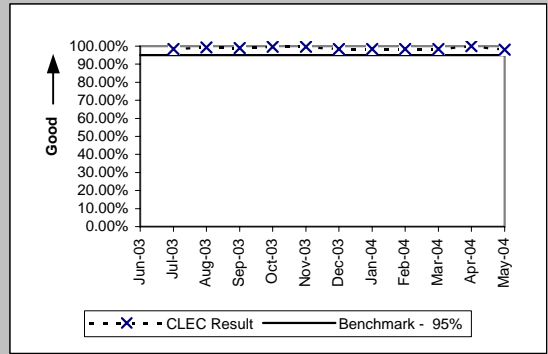
(PO-19 A) Rel. 12.0 (Percent) (Benchmark)				
Date	CLEC Num	CLEC Denom	CLEC Result	
Jun-03	239	240	99.58%	
Jul-03	239	240	99.58%	
Aug-03	240	240	100.00%	
Sep-03	238	240	99.17%	
Oct-03	240	240	100.00%	
Nov-03	240	240	100.00%	
Dec-03	240	240	100.00%	
Jan-04	240	240	100.00%	
Feb-04	240	240	100.00%	
Mar-04				
Apr-04				
May-04				



PO-19 - Stand-Alone Test Environment (SATE) Accuracy

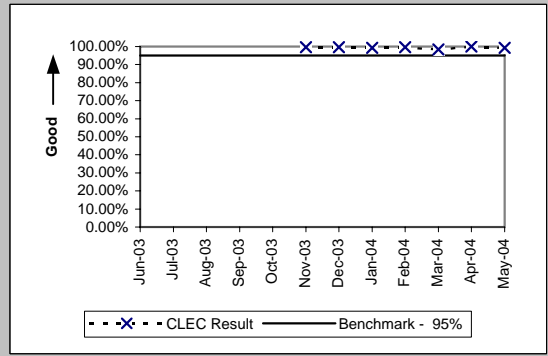
(PO-19 A) Rel. 13.0 (Percent) (Benchmark)

Date	CLEC Num	CLEC Denom	CLEC Result
Jun-03			
Jul-03	260	264	98.48%
Aug-03	262	264	99.24%
Sep-03	261	264	98.86%
Oct-03	264	265	99.62%
Nov-03	264	265	99.62%
Dec-03	261	265	98.49%
Jan-04	261	265	98.49%
Feb-04	261	265	98.49%
Mar-04	261	265	98.49%
Apr-04	265	265	100.00%
May-04	260	265	98.11%



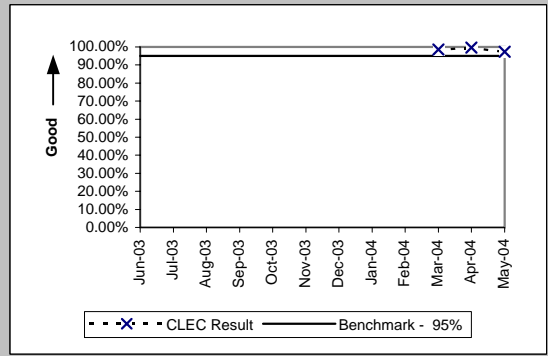
(PO-19 A) Rel. 14.0 (Percent) (Benchmark)

Date	CLEC Num	CLEC Denom	CLEC Result
Jun-03			
Jul-03			
Aug-03			
Sep-03			
Oct-03			
Nov-03	261	262	99.62%
Dec-03	261	262	99.62%
Jan-04	260	262	99.24%
Feb-04	261	262	99.62%
Mar-04	259	263	98.48%
Apr-04	263	263	100.00%
May-04	261	263	99.24%



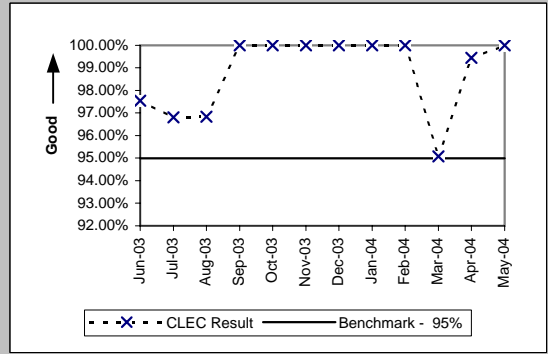
(PO-19 A) Rel. 15.0 (Percent) (Benchmark)

Date	CLEC Num	CLEC Denom	CLEC Result
Jun-03			
Jul-03			
Aug-03			
Sep-03			
Oct-03			
Nov-03			
Dec-03			
Jan-04			
Feb-04			
Mar-04	265	269	98.51%
Apr-04	268	269	99.63%
May-04	262	269	97.40%



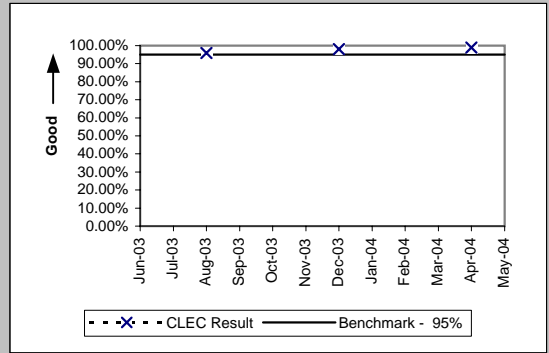
(PO-19 A) Rel. VICKI (Percent) (Benchmark)

Date	CLEC Num	CLEC Denom	CLEC Result
Jun-03	119	122	97.54%
Jul-03	152	157	96.82%
Aug-03	153	158	96.84%
Sep-03	158	158	100.00%
Oct-03	155	155	100.00%
Nov-03	155	155	100.00%
Dec-03	155	155	100.00%
Jan-04	155	155	100.00%
Feb-04	155	155	100.00%
Mar-04	174	183	95.08%
Apr-04	182	183	99.45%
May-04	53	53	100.00%



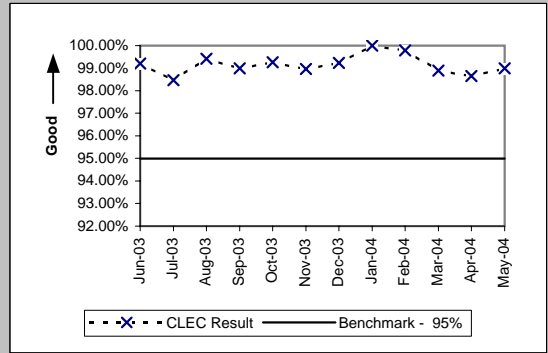
PO-19 - Stand-Alone Test Environment (SATE) Accuracy

(PO-19 B) (Percent) (Benchmark)			
Date	CLEC Num	CLEC Denom	CLEC Result
Jun-03			
Jul-03			
Aug-03	189	197	95.94%
Sep-03			
Oct-03			
Nov-03			
Dec-03	193	197	97.97%
Jan-04			
Feb-04			
Mar-04			
Apr-04	198	200	99.00%
May-04			

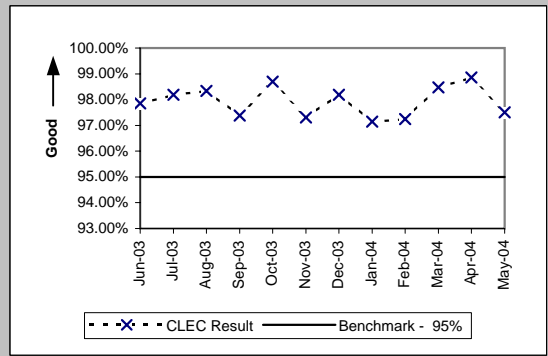


PO-20 Manual Service Order Accuracy

Resale POTS and UNE-P (POTS) (Benchmark)				
Date	CLEC Num	CLEC Denom	CLEC Result	
Jun-03	496	500	99.20%	
Jul-03	512	520	98.46%	
Aug-03	517	520	99.42%	
Sep-03	495	500	99.00%	
Oct-03	536	540	99.26%	
Nov-03	475	480	98.96%	
Dec-03	516	520	99.23%	
Jan-04	520	520	100.00%	
Feb-04	479	480	99.79%	
Mar-04	534	540	98.89%	
Apr-04	513	520	98.65%	
May-04	495	500	99.00%	

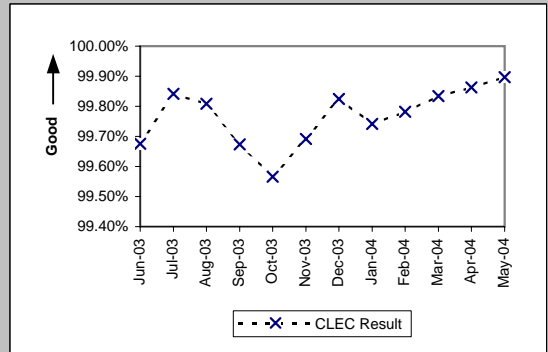


Unbundled Loops (Analog & NL 2-wire) (Benchmark)				
Date	CLEC Num	CLEC Denom	CLEC Result	
Jun-03	411	420	97.86%	
Jul-03	432	440	98.18%	
Aug-03	413	420	98.33%	
Sep-03	409	420	97.38%	
Oct-03	454	460	98.70%	
Nov-03	362	372	97.31%	
Dec-03	432	440	98.18%	
Jan-04	408	420	97.14%	
Feb-04	389	400	97.25%	
Mar-04	453	460	98.48%	
Apr-04	435	440	98.86%	
May-04	390	400	97.50%	



Order Accuracy

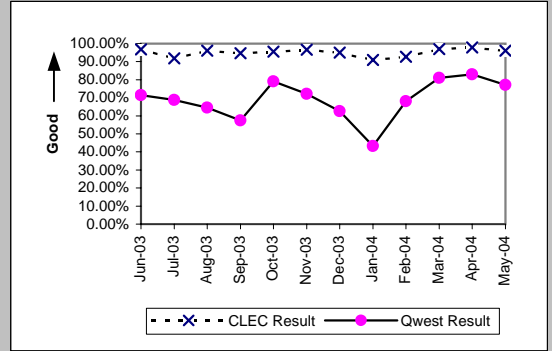
(Diagnostic)				
Date	CLEC Num	CLEC Denom	CLEC Result	
Jun-03	13212	13255	99.68%	
Jul-03	14462	14485	99.84%	
Aug-03	15083	15112	99.81%	
Sep-03	13718	13763	99.67%	
Oct-03	14680	14744	99.57%	
Nov-03	14217	14261	99.69%	
Dec-03	12531	12553	99.82%	
Jan-04	11979	12010	99.74%	
Feb-04	12803	12831	99.78%	
Mar-04	16823	16851	99.83%	
Apr-04	20382	20410	99.86%	
May-04	20345	20366	99.90%	



Additional information related to OP-5 new service installation quality - order accuracy

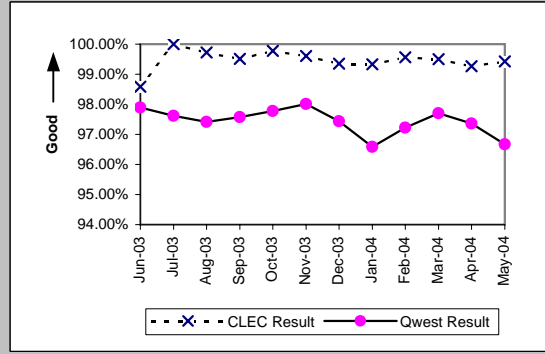
OP-2 - Calls Answered within Twenty Seconds - Interconnect Provisioning Center

Calls Answered within Twenty Seconds - Interconnect Provisioning Center (Percent) (OP-2) (Parity)						
Date	CLEC Num	CLEC Denom	CLEC Result	Qwest Num	Qwest Denom	Qwest Result
Jun-03	25407	26248	96.80%	2052431	2870341	71.50%
Jul-03	26243	28550	91.92%	2078165	3019253	68.83%
Aug-03	24941	25948	96.12%	1877597	2912367	64.47%
Sep-03	25677	27116	94.69%	1642887	2859548	57.45%
Oct-03	29232	30565	95.64%	2276364	2877143	79.12%
Nov-03	22703	23482	96.68%	1770391	2453680	72.15%
Dec-03	25828	27186	95.00%	1789584	2858297	62.61%
Jan-04	25305	27805	91.01%	1479598	3423076	43.22%
Feb-04	27163	29265	92.82%	2102532	3087161	68.11%
Mar-04	31509	32481	97.01%	2595707	3201149	81.09%
Apr-04	26634	27225	97.83%	2418419	2913320	83.01%
May-04	24129	25119	96.06%	2093771	2711980	77.20%

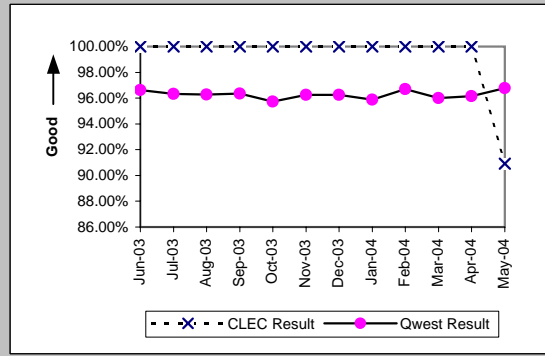


OP-3A - Installation Commitments Met (Percent) - Dispatches within MSAs

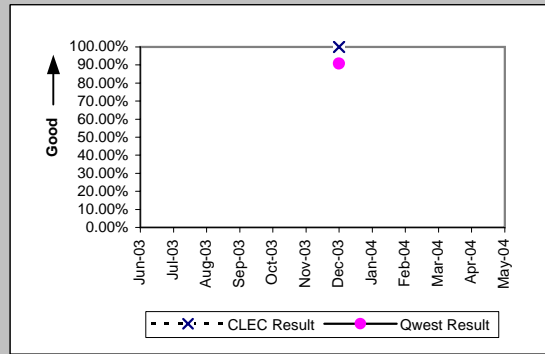
Residence (Parity)									
Date	CLEC Num	CLEC Denc	CLEC Resu	CLEC Std	Qwest Num	Qwest Denc	Qwest Resu	Mod Z Scr	Parity Scr
Jun-03	278	282	98.58%	11.83%	8646	8832	97.89%	-0.79	-1.48
Jul-03	606	606	100.00%	0.00%	9145	9368	97.62%	-3.73	-3.26
Aug-03	722	724	99.72%	5.25%	8872	9107	97.42%	-3.76	-3.29
Sep-03	808	812	99.51%	7.00%	8799	9018	97.57%	-3.43	-3.09
Oct-03	895	897	99.78%	4.72%	8400	8591	97.78%	-3.87	-3.35
Nov-03	765	768	99.61%	6.24%	7339	7488	98.01%	-3.02	-2.84
Dec-03	764	769	99.35%	8.04%	9819	10077	97.44%	-3.23	-2.97
Jan-04	746	751	99.33%	8.13%	7102	7353	96.59%	-3.95	-3.4
Feb-04	680	683	99.56%	6.61%	7676	7895	97.23%	-3.56	-3.17
Mar-04	789	793	99.50%	7.08%	8885	9094	97.70%	-3.23	-2.97
Apr-04	538	542	99.26%	8.56%	8416	8644	97.36%	-2.68	-2.63
May-04	517	520	99.42%	7.57%	7782	8050	96.67%	-3.39	-3.06



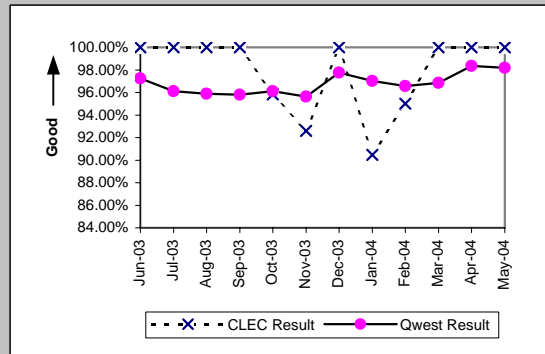
Business (Parity)									
Date	CLEC Num	CLEC Denc	CLEC Resu	CLEC Std	Qwest Num	Qwest Denc	Qwest Resu	Mod Z Scr	Parity Scr
Jun-03	13	13	100.00%	0.00%	2345	2427	96.62%	-0.67	-1.41
Jul-03	11	11	100.00%	0.00%	2415	2507	96.33%	-0.65	-1.39
Aug-03	7	7	100.00%	0.00%	2398	2491	96.27%	-0.52	-1.32
Sep-03	8	8	100.00%	0.00%	2462	2555	96.36%	-0.55	-1.33
Oct-03	5	5	100.00%	0.00%	2692	2812	95.73%	-0.47	-1.29
Nov-03	16	16	100.00%	0.00%	2002	2080	96.25%	-0.79	-1.48
Dec-03	7	7	100.00%	0.00%	1930	2005	96.26%	-0.52	-1.32
Jan-04	5	5	100.00%	0.00%	1949	2033	95.87%	-0.46	-1.28
Feb-04	4	4	100.00%	0.00%	2079	2150	96.70%	-0.37	-1.22
Mar-04	3	3	100.00%	0.00%	2613	2722	96.00%	-0.35	-1.21
Apr-04	10	10	100.00%	0.00%	2406	2502	96.16%	-0.63	-1.38
May-04	10	11	90.91%	28.75%	2305	2382	96.77%	0.93	-0.44



Centrex (Parity)									
Date	CLEC Num	CLEC Denc	CLEC Resu	CLEC Std	Qwest Num	Qwest Denc	Qwest Resu	Mod Z Scr	Parity Scr
Jun-03									
Jul-03									
Aug-03									
Sep-03									
Oct-03									
Nov-03									
Dec-03	1	1	100.00%	0.00%	286	315	90.79%	-0.32	-1.19
Jan-04									
Feb-04									
Mar-04									
Apr-04									
May-04									

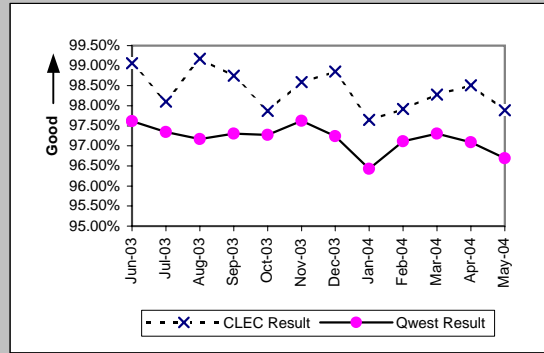


Qwest DSL (Parity)									
Date	CLEC Num	CLEC Denc	CLEC Resu	CLEC Std	Qwest Num	Qwest Denc	Qwest Resu	Mod Z Scr	Parity Scr
Jun-03	3	3	100.00%	0.00%	388	399	97.24%	-0.29	-1.18
Jul-03	7	7	100.00%	0.00%	321	334	96.11%	-0.53	-1.32
Aug-03	7	7	100.00%	0.00%	350	365	95.89%	-0.54	-1.33
Sep-03	15	15	100.00%	0.00%	548	572	95.80%	-0.8	-1.49
Oct-03	23	24	95.83%	19.98%	693	721	96.12%	0.14	-0.91
Nov-03	25	27	92.59%	26.19%	679	710	95.63%	0.75	-0.55
Dec-03	22	22	100.00%	0.00%	1089	1114	97.76%	-0.7	-1.43
Jan-04	19	21	90.48%	29.35%	1429	1473	97.01%	1.43	-0.13
Feb-04	19	20	95.00%	21.79%	1569	1625	96.55%	0.43	-0.74
Mar-04	17	17	100.00%	0.00%	1483	1531	96.86%	-0.74	-1.45
Apr-04	23	23	100.00%	0.00%	1806	1836	98.37%	-0.61	-1.37
May-04	41	41	100.00%	0.00%	1949	1985	98.19%	-0.86	-1.52

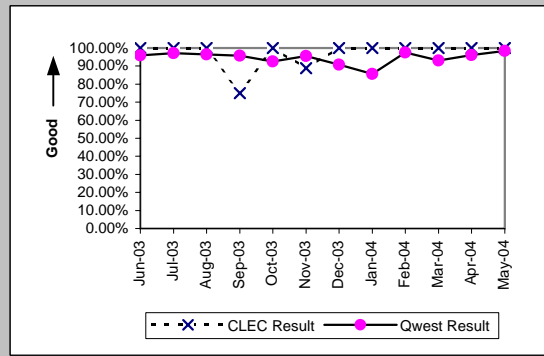


OP-3A - Installation Commitments Met (Percent) - Dispatches within MSAs

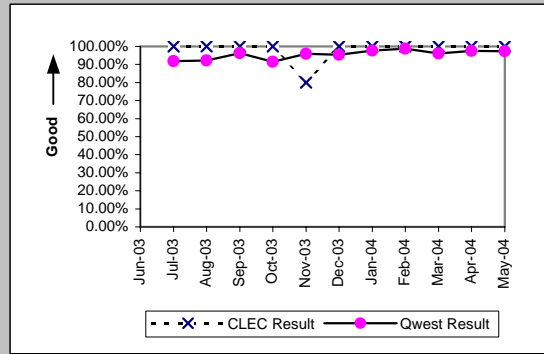
UNE - P (POTS) (Parity)										
Date	CLEC Num	CLEC Denc	CLEC Resu	CLEC Std	Qwest Num	Qwest Denc	Qwest Resu	Mod Z Scr	Parity Scr	
Jun-03	211	213	99.06%	9.64%	10991	11259	97.62%	-1.37	-1.83	
Jul-03	259	264	98.11%	13.63%	11560	11875	97.35%	-0.76	-1.46	
Aug-03	239	241	99.17%	9.07%	11270	11598	97.17%	-1.85	-2.13	
Sep-03	237	240	98.75%	11.11%	11261	11573	97.30%	-1.37	-1.83	
Oct-03	230	235	97.87%	14.43%	11092	11403	97.27%	-0.56	-1.34	
Nov-03	210	213	98.59%	11.78%	9341	9568	97.63%	-0.91	-1.56	
Dec-03	345	349	98.85%	10.64%	11749	12082	97.24%	-1.81	-2.1	
Jan-04	208	213	97.65%	15.14%	9051	9386	96.43%	-0.95	-1.58	
Feb-04	235	240	97.92%	14.28%	9755	10045	97.11%	-0.73	-1.45	
Mar-04	400	407	98.28%	13.00%	11498	11816	97.31%	-1.19	-1.72	
Apr-04	530	538	98.51%	12.10%	10822	11146	97.09%	-1.91	-2.16	
May-04	602	615	97.89%	14.38%	10087	10432	96.69%	-1.61	-1.98	



UNE P (Centrex) (Parity)										
Date	CLEC Num	CLEC Denc	CLEC Resu	CLEC Std	Qwest Num	Qwest Denc	Qwest Resu	Mod Z Scr	Parity Scr	
Jun-03	7	7	100.00%	0.00%	454	473	95.98%	-0.54	-1.33	
Jul-03	7	7	100.00%	0.00%	401	413	97.09%	-0.45	-1.28	
Aug-03	7	7	100.00%	0.00%	332	344	96.51%	-0.5	-1.3	
Sep-03	3	4	75.00%	43.30%	363	379	95.78%	1.37	-0.17	
Oct-03	5	5	100.00%	0.00%	236	255	92.55%	-0.63	-1.38	
Nov-03	8	9	88.89%	31.43%	257	269	95.54%	0.81	-0.51	
Dec-03	8	8	100.00%	0.00%	286	315	90.79%	-0.89	-1.54	
Jan-04	5	5	100.00%	0.00%	222	259	85.71%	-0.9	-1.55	
Feb-04	4	4	100.00%	0.00%	201	206	97.57%	-0.31	-1.19	
Mar-04	8	8	100.00%	0.00%	269	289	93.08%	-0.76	-1.46	
Apr-04	5	5	100.00%	0.00%	267	278	96.04%	-0.45	-1.27	
May-04	4	4	100.00%	0.00%	186	189	98.41%	-0.25	-1.15	

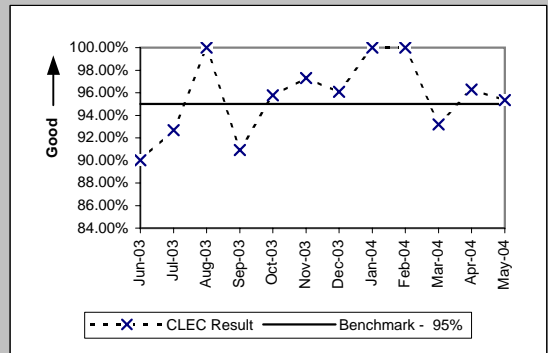


UNE P (Centrex 21) (Parity)										
Date	CLEC Num	CLEC Denc	CLEC Resu	CLEC Std	Qwest Num	Qwest Denc	Qwest Resu	Mod Z Scr	Parity Scr	
Jun-03										
Jul-03	4	4	100.00%	0.00%	123	134	91.79%	-0.59	-1.36	
Aug-03	4	4	100.00%	0.00%	94	102	92.16%	-0.57	-1.35	
Sep-03	4	4	100.00%	0.00%	128	133	96.24%	-0.39	-1.24	
Oct-03	2	2	100.00%	0.00%	108	118	91.53%	-0.43	-1.26	
Nov-03	4	5	80.00%	40.00%	94	98	95.92%	1.19	-0.28	
Dec-03	2	2	100.00%	0.00%	83	87	95.40%	-0.31	-1.19	
Jan-04	1	1	100.00%	0.00%	84	86	97.67%	-0.15	-1.09	
Feb-04	1	1	100.00%	0.00%	77	78	98.72%	-0.11	-1.07	
Mar-04	1	1	100.00%	0.00%	100	104	96.15%	-0.2	-1.12	
Apr-04	2	2	100.00%	0.00%	120	123	97.56%	-0.22	-1.13	
May-04	6	6	100.00%	0.00%	74	76	97.37%	-0.39	-1.24	

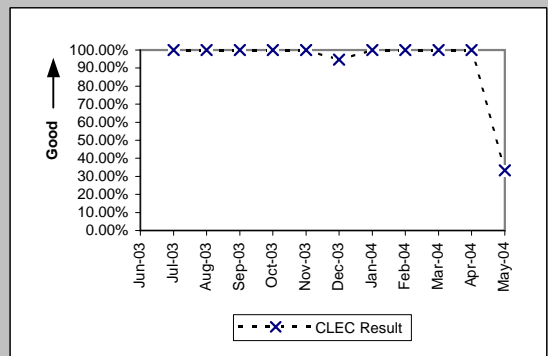


OP-3A - Installation Commitments Met (Percent) - Dispatches within MSAs

Line Sharing (Benchmark)					
Date	Numerator	Denominator	CLEC Result	Standard Dev	
Jun-03	45	50	90.00%	30.00%	
Jul-03	76	82	92.68%	26.04%	
Aug-03	43	43	100.00%	0.00%	
Sep-03	50	55	90.91%	28.75%	
Oct-03	68	71	95.77%	20.12%	
Nov-03	36	37	97.30%	16.22%	
Dec-03	49	51	96.08%	19.41%	
Jan-04	54	54	100.00%	0.00%	
Feb-04	50	50	100.00%	0.00%	
Mar-04	41	44	93.18%	25.21%	
Apr-04	26	27	96.30%	18.89%	
May-04	41	43	95.35%	21.06%	

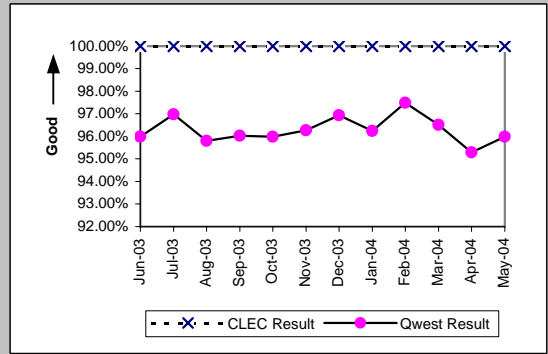


Line Splitting (Diagnostic)				
Date	Numerator	Denominator	CLEC Result	Standard Dev
Jun-03				
Jul-03	1	1	100.00%	0.00%
Aug-03	3	3	100.00%	0.00%
Sep-03	5	5	100.00%	0.00%
Oct-03	6	6	100.00%	0.00%
Nov-03	5	5	100.00%	0.00%
Dec-03	18	19	94.74%	22.33%
Jan-04	10	10	100.00%	0.00%
Feb-04	1	1	100.00%	0.00%
Mar-04	8	8	100.00%	0.00%
Apr-04	1	1	100.00%	0.00%
May-04	1	3	33.33%	47.14%

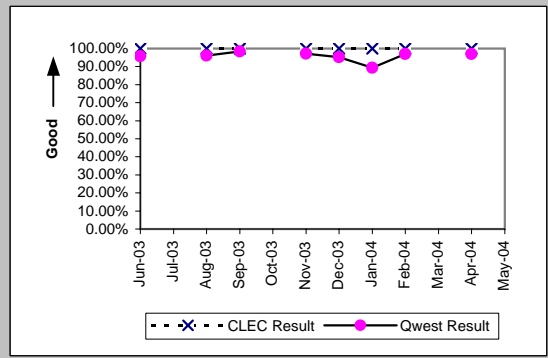


OP-3B - Installation Commitments Met (Percent) - Dispatches outside MSAs

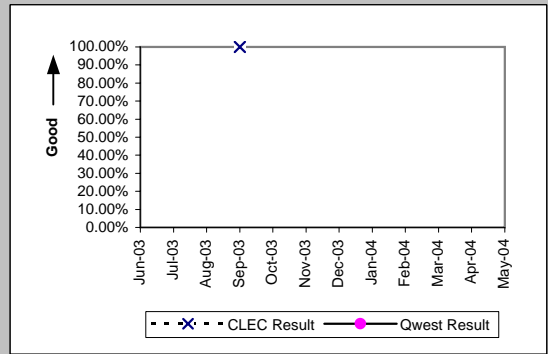
Residence (Parity)									
Date	CLEC Num	CLEC Denc	CLEC Resu	CLEC Std	Qwest Num	Qwest Denc	Qwest Resu	Mod Z Scr	Parity Scr
Jun-03	19	19	100.00%	0.00%	1504	1567	95.98%	-0.89	-1.54
Jul-03	15	15	100.00%	0.00%	1641	1692	96.99%	-0.68	-1.41
Aug-03	15	15	100.00%	0.00%	1529	1596	95.80%	-0.81	-1.49
Sep-03	17	17	100.00%	0.00%	1476	1537	96.03%	-0.83	-1.51
Oct-03	31	31	100.00%	0.00%	1459	1520	95.99%	-1.13	-1.69
Nov-03	52	52	100.00%	0.00%	1159	1204	96.26%	-1.39	-1.85
Dec-03	58	58	100.00%	0.00%	1458	1504	96.94%	-1.33	-1.81
Jan-04	25	25	100.00%	0.00%	1154	1199	96.25%	-0.98	-1.59
Feb-04	17	17	100.00%	0.00%	1400	1436	97.49%	-0.66	-1.4
Mar-04	18	18	100.00%	0.00%	1469	1522	96.52%	-0.8	-1.49
Apr-04	11	11	100.00%	0.00%	1417	1487	95.29%	-0.73	-1.45
May-04	13	13	100.00%	0.00%	1291	1345	95.99%	-0.73	-1.45



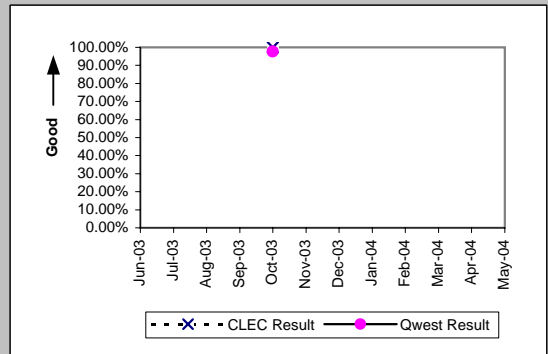
Business (Parity)									
Date	CLEC Num	CLEC Denc	CLEC Resu	CLEC Std	Qwest Num	Qwest Denc	Qwest Resu	Mod Z Scr	Parity Scr
Jun-03	1	1	100.00%	0.00%	291	304	95.72%	-0.21	-1.13
Jul-03									
Aug-03	2	2	100.00%	0.00%	275	286	96.15%	-0.28	-1.17
Sep-03	1	1	100.00%	0.00%	310	315	98.41%	-0.13	-1.08
Oct-03									
Nov-03	2	2	100.00%	0.00%	242	249	97.19%	-0.24	-1.15
Dec-03	2	2	100.00%	0.00%	202	212	95.28%	-0.31	-1.19
Jan-04	4	4	100.00%	0.00%	236	264	89.39%	-0.68	-1.42
Feb-04	1	1	100.00%	0.00%	287	296	96.96%	-0.18	-1.11
Mar-04									
Apr-04	3	3	100.00%	0.00%	298	307	97.07%	-0.3	-1.18
May-04									



PBX (Parity)									
Date	CLEC Num	CLEC Denc	CLEC Resu	CLEC Std	Qwest Num	Qwest Denc	Qwest Resu	Mod Z Scr	Parity Scr
Jun-03									
Jul-03									
Aug-03									
Sep-03	1	1	100.00%	0.00%					
Oct-03									
Nov-03									
Dec-03									
Jan-04									
Feb-04									
Mar-04									
Apr-04									
May-04									

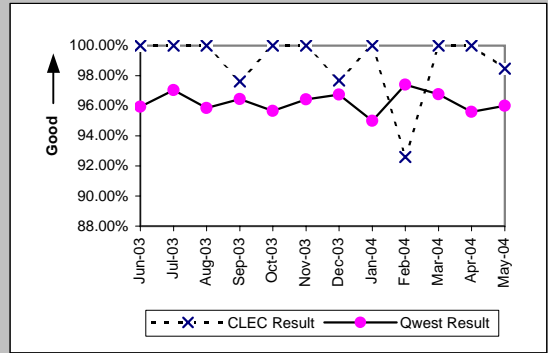


Qwest DSL (Parity)									
Date	CLEC Num	CLEC Denc	CLEC Resu	CLEC Std	Qwest Num	Qwest Denc	Qwest Resu	Mod Z Scr	Parity Scr
Jun-03									
Jul-03									
Aug-03									
Sep-03									
Oct-03	1	1	100.00%	0.00%	41	42	97.62%	-0.15	-1.09
Nov-03									
Dec-03									
Jan-04									
Feb-04									
Mar-04									
Apr-04									
May-04									

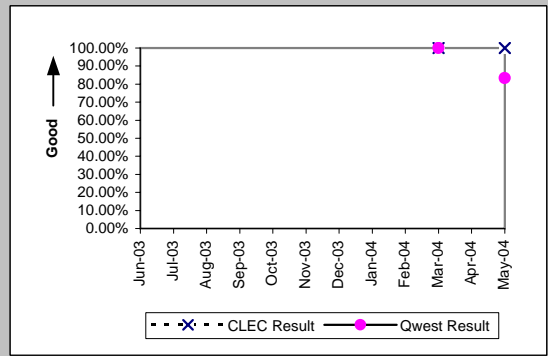


OP-3B - Installation Commitments Met (Percent) - Dispatches outside MSAs

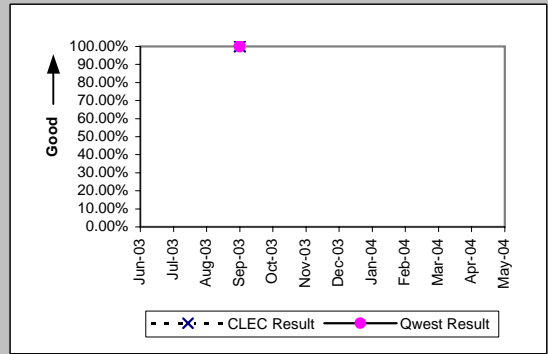
UNE - P (POTS) (Parity)										
Date	CLEC Num	CLEC Dend	CLEC Resu	CLEC Std	Qwest Num	Qwest Dend	Qwest Resu	Mod Z Scr	Parity Scr	
Jun-03	28	28	100.00%	0.00%	1795	1871	95.94%	-1.08	-1.66	
Jul-03	28	28	100.00%	0.00%	1931	1990	97.04%	-0.92	-1.56	
Aug-03	29	29	100.00%	0.00%	1804	1882	95.86%	-1.11	-1.68	
Sep-03	41	42	97.62%	15.25%	1786	1852	96.44%	-0.41	-1.25	
Oct-03	28	28	100.00%	0.00%	1737	1816	95.65%	-1.12	-1.68	
Nov-03	30	30	100.00%	0.00%	1401	1453	96.42%	-1.04	-1.64	
Dec-03	42	43	97.67%	15.07%	1660	1716	96.74%	-0.34	-1.21	
Jan-04	24	24	100.00%	0.00%	1390	1463	95.01%	-1.11	-1.68	
Feb-04	25	27	92.59%	26.19%	1687	1732	97.40%	1.32	-0.2	
Mar-04	51	51	100.00%	0.00%	1764	1823	96.76%	-1.29	-1.78	
Apr-04	46	46	100.00%	0.00%	1715	1794	95.60%	-1.44	-1.87	
May-04	64	65	98.46%	12.31%	1540	1604	96.01%	-0.99	-1.6	



UNE P (Centrex) (Parity)										
Date	CLEC Num	CLEC Dend	CLEC Resu	CLEC Std	Qwest Num	Qwest Dend	Qwest Resu	Mod Z Scr	Parity Scr	
Jun-03										
Jul-03										
Aug-03										
Sep-03										
Oct-03										
Nov-03										
Dec-03										
Jan-04										
Feb-04										
Mar-04	1	1	100.00%	0.00%	6	6	100.00%	N/A	N/A	
Apr-04										
May-04	1	1	100.00%	0.00%	5	6	83.33%	-0.41	-1.25	

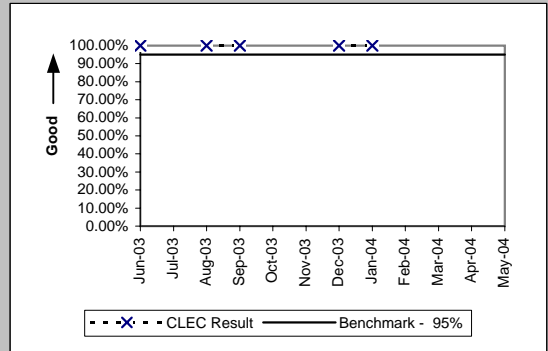


UNE P (Centrex 21) (Parity)										
Date	CLEC Num	CLEC Dend	CLEC Resu	CLEC Std	Qwest Num	Qwest Dend	Qwest Resu	Mod Z Scr	Parity Scr	
Jun-03										
Jul-03										
Aug-03										
Sep-03	1	1	100.00%	0.00%	9	9	100.00%	N/A	N/A	
Oct-03										
Nov-03										
Dec-03										
Jan-04										
Feb-04										
Mar-04										
Apr-04										
May-04										

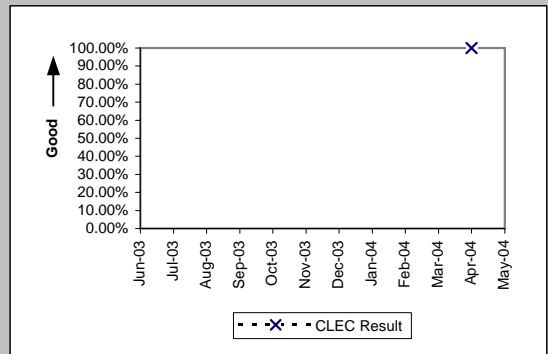


OP-3B - Installation Commitments Met (Percent) - Dispatches outside MSAs

Line Sharing (Benchmark)				
Date	Numerator	Denominator	CLEC Result	Standard Dev
Jun-03	2	2	100.00%	0.00%
Jul-03				
Aug-03	1	1	100.00%	0.00%
Sep-03	1	1	100.00%	0.00%
Oct-03				
Nov-03				
Dec-03	1	1	100.00%	0.00%
Jan-04	1	1	100.00%	0.00%
Feb-04				
Mar-04				
Apr-04				
May-04				

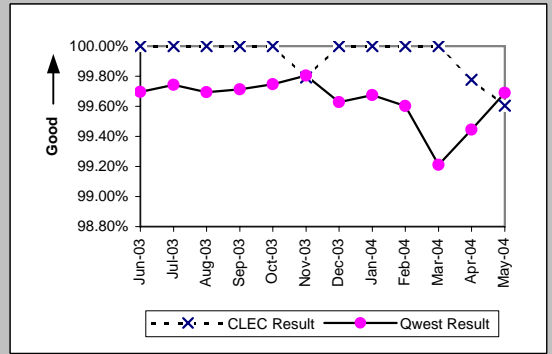


Sub-Loop Unbundling (Diagnostic)				
Date	Numerator	Denominator	CLEC Result	Standard Dev
Jun-03				
Jul-03				
Aug-03				
Sep-03				
Oct-03				
Nov-03				
Dec-03				
Jan-04				
Feb-04				
Mar-04				
Apr-04	1	1	100.00%	0.00%
May-04				

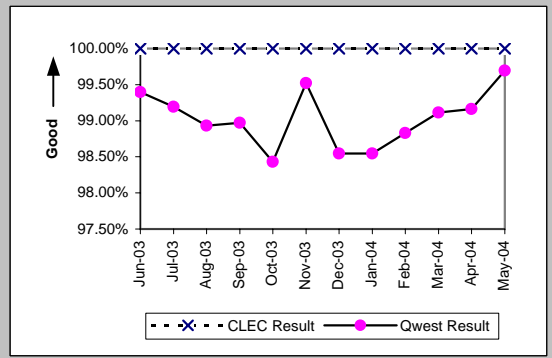


OP-3C - Installation Commitments Met (Percent) - No dispatches

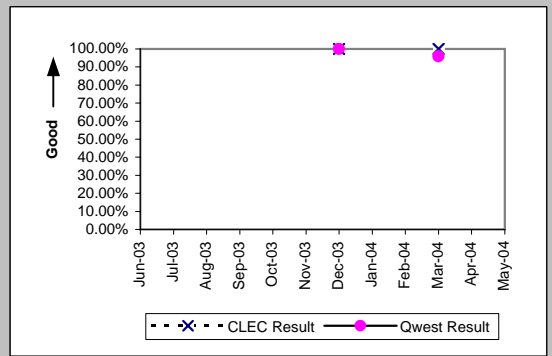
Residence (Parity)									
Date	CLEC Num	CLEC Denc	CLEC Resu	CLEC Std E	Qwest Num	Qwest Denc	Qwest Resu	Mod Z Scr	Parity Scr
Jun-03	385	385	100.00%	0.00%	28603	28690	99.70%	-1.07	-1.65
Jul-03	501	501	100.00%	0.00%	32937	33022	99.74%	-1.13	-1.69
Aug-03	379	379	100.00%	0.00%	32927	33028	99.69%	-1.07	-1.65
Sep-03	317	317	100.00%	0.00%	31586	31677	99.71%	-0.95	-1.58
Oct-03	479	479	100.00%	0.00%	29988	30064	99.75%	-1.09	-1.66
Nov-03	480	481	99.79%	4.55%	21013	21054	99.81%	0.15	-0.91
Dec-03	670	670	100.00%	0.00%	18460	18529	99.63%	-1.55	-1.95
Jan-04	907	907	100.00%	0.00%	22323	22396	99.67%	-1.69	-2.03
Feb-04	482	482	100.00%	0.00%	22584	22674	99.60%	-1.37	-1.83
Mar-04	356	356	100.00%	0.00%	25892	26098	99.21%	-1.67	-2.02
Apr-04	447	448	99.78%	4.72%	26354	26501	99.45%	-0.94	-1.57
May-04	502	504	99.60%	6.29%	23170	23242	99.69%	0.35	-0.79



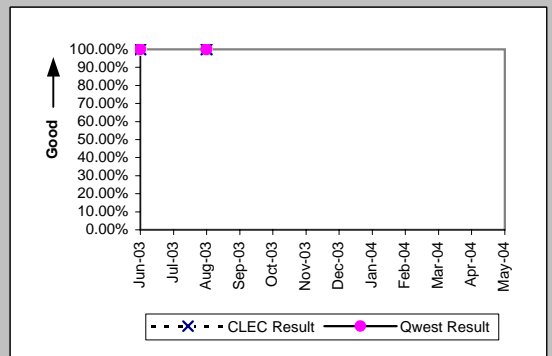
Business (Parity)									
Date	CLEC Num	CLEC Denc	CLEC Resu	CLEC Std E	Qwest Num	Qwest Denc	Qwest Resu	Mod Z Scr	Parity Scr
Jun-03	20	20	100.00%	0.00%	823	828	99.40%	-0.34	-1.21
Jul-03	27	27	100.00%	0.00%	736	742	99.19%	-0.46	-1.28
Aug-03	10	10	100.00%	0.00%	649	656	98.93%	-0.33	-1.2
Sep-03	12	12	100.00%	0.00%	673	680	98.97%	-0.35	-1.21
Oct-03	10	10	100.00%	0.00%	816	829	98.43%	-0.4	-1.24
Nov-03	7	7	100.00%	0.00%	829	833	99.52%	-0.18	-1.11
Dec-03	22	22	100.00%	0.00%	610	619	98.55%	-0.56	-1.34
Jan-04	5	5	100.00%	0.00%	746	757	98.55%	-0.27	-1.16
Feb-04	6	6	100.00%	0.00%	675	683	98.83%	-0.27	-1.16
Mar-04	30	30	100.00%	0.00%	783	790	99.11%	-0.51	-1.31
Apr-04	8	8	100.00%	0.00%	710	716	99.16%	-0.26	-1.16
May-04	10	10	100.00%	0.00%	648	650	99.69%	-0.17	-1.11



Centrex 21 (Parity)									
Date	CLEC Num	CLEC Denc	CLEC Resu	CLEC Std E	Qwest Num	Qwest Denc	Qwest Resu	Mod Z Scr	Parity Scr
Jun-03									
Jul-03									
Aug-03									
Sep-03									
Oct-03									
Nov-03									
Dec-03	1	1	100.00%	0.00%	43	43	100.00%	N/A	N/A
Jan-04									
Feb-04									
Mar-04	1	1	100.00%	0.00%	48	50	96.00%	-0.2	-1.12
Apr-04									
May-04									

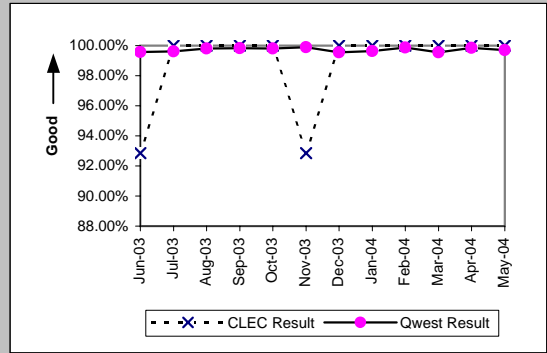


PBX (Parity)									
Date	CLEC Num	CLEC Denc	CLEC Resu	CLEC Std E	Qwest Num	Qwest Denc	Qwest Resu	Mod Z Scr	Parity Scr
Jun-03	1	1	100.00%	0.00%	6	6	100.00%	N/A	N/A
Jul-03									
Aug-03	1	1	100.00%	0.00%	19	19	100.00%	N/A	N/A
Sep-03									
Oct-03									
Nov-03									
Dec-03									
Jan-04									
Feb-04									
Mar-04									
Apr-04									
May-04									

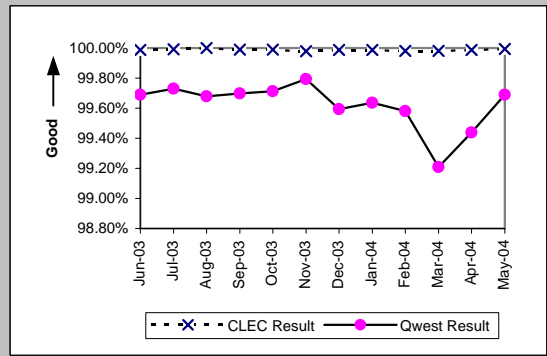


OP-3C - Installation Commitments Met (Percent) - No dispatches

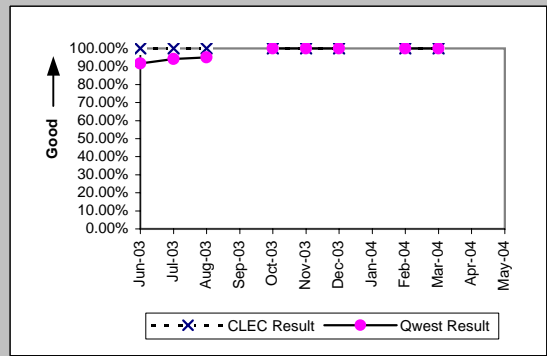
Qwest DSL (Parity)										
Date	CLEC Num	CLEC Dend	CLEC Resu	CLEC Std	Qwest Num	Qwest Dend	Qwest Resu	Mod Z Scr	Parity Scr	
Jun-03	13	14	92.86%	25.75%	4765	4785	99.58%	1.89	0.15	
Jul-03	26	26	100.00%	0.00%	4981	5000	99.62%	-0.31	-1.19	
Aug-03	48	48	100.00%	0.00%	6033	6045	99.80%	-0.31	-1.19	
Sep-03	32	32	100.00%	0.00%	8323	8338	99.82%	-0.24	-1.15	
Oct-03	35	35	100.00%	0.00%	8612	8629	99.80%	-0.26	-1.16	
Nov-03	13	14	92.86%	25.75%	7393	7401	99.89%	2.42	0.47	
Dec-03	26	26	100.00%	0.00%	7724	7758	99.56%	-0.34	-1.21	
Jan-04	11	11	100.00%	0.00%	8132	8162	99.63%	-0.2	-1.12	
Feb-04	12	12	100.00%	0.00%	7631	7640	99.88%	-0.12	-1.07	
Mar-04	24	24	100.00%	0.00%	7239	7271	99.56%	-0.33	-1.2	
Apr-04	21	21	100.00%	0.00%	6182	6191	99.85%	-0.17	-1.11	
May-04	86	86	100.00%	0.00%	6028	6046	99.70%	-0.5	-1.31	



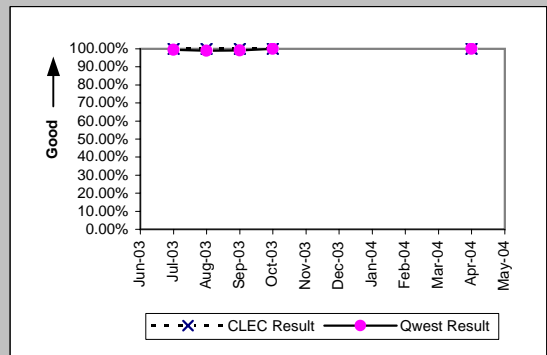
UNE - P (POTS) (Parity)										
Date	CLEC Num	CLEC Dend	CLEC Resu	CLEC Std	Qwest Num	Qwest Dend	Qwest Resu	Mod Z Scr	Parity Scr	
Jun-03	7998	7999	99.99%	1.12%	29426	29518	99.69%	-4.26	-3.59	
Jul-03	11630	11631	99.99%	0.93%	33673	33764	99.73%	-4.68	-3.85	
Aug-03	9179	9179	100.00%	0.00%	33576	33684	99.68%	-4.82	-3.93	
Sep-03	9182	9183	99.99%	1.04%	32259	32357	99.70%	-4.49	-3.73	
Oct-03	10426	10427	99.99%	0.98%	30804	30893	99.71%	-4.59	-3.79	
Nov-03	9094	9096	99.98%	1.48%	21842	21887	99.79%	-3.25	-2.98	
Dec-03	7360	7361	99.99%	1.17%	19070	19148	99.59%	-4.51	-3.74	
Jan-04	7482	7483	99.99%	1.16%	23069	23153	99.64%	-4.37	-3.66	
Feb-04	10140	10142	99.98%	1.40%	23259	23357	99.58%	-5.2	-4.16	
Mar-04	15845	15848	99.98%	1.38%	26675	26888	99.21%	-8.71	-6.3	
Apr-04	16992	16994	99.99%	1.08%	27064	27217	99.44%	-7.53	-5.58	
May-04	15814	15815	99.99%	0.80%	23818	23892	99.69%	-5.33	-4.24	



UNE P (Centrex) (Parity)										
Date	CLEC Num	CLEC Dend	CLEC Resu	CLEC Std	Qwest Num	Qwest Dend	Qwest Resu	Mod Z Scr	Parity Scr	
Jun-03	4	4	100.00%	0.00%	22	24	91.67%	-0.56	-1.34	
Jul-03	1	1	100.00%	0.00%	16	17	94.12%	-0.24	-1.15	
Aug-03	4	4	100.00%	0.00%	39	41	95.12%	-0.43	-1.26	
Sep-03										
Oct-03	4	4	100.00%	0.00%	11	11	100.00%	N/A	N/A	
Nov-03	3	3	100.00%	0.00%	12	12	100.00%	N/A	N/A	
Dec-03	1	1	100.00%	0.00%	21	21	100.00%	N/A	N/A	
Jan-04										
Feb-04	4	4	100.00%	0.00%	4	4	100.00%	N/A	N/A	
Mar-04	1	1	100.00%	0.00%	9	9	100.00%	N/A	N/A	
Apr-04										
May-04										

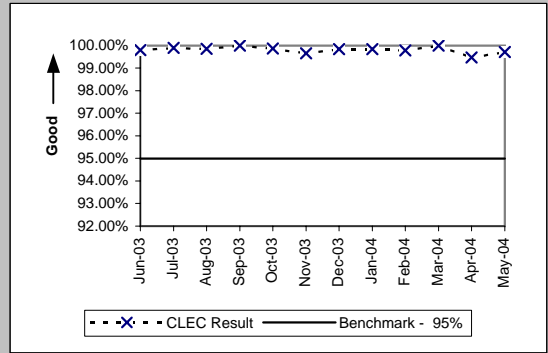


UNE P (Centrex 21) (Parity)										
Date	CLEC Num	CLEC Dend	CLEC Resu	CLEC Std	Qwest Num	Qwest Dend	Qwest Resu	Mod Z Scr	Parity Scr	
Jun-03										
Jul-03	29	29	100.00%	0.00%	224	225	99.56%	-0.34	-1.21	
Aug-03	19	19	100.00%	0.00%	99	100	99.00%	-0.4	-1.24	
Sep-03	31	31	100.00%	0.00%	116	117	99.15%	-0.46	-1.28	
Oct-03	4	4	100.00%	0.00%	48	48	100.00%	N/A	N/A	
Nov-03										
Dec-03										
Jan-04										
Feb-04										
Mar-04										
Apr-04	1	1	100.00%	0.00%	37	37	100.00%	N/A	N/A	
May-04										

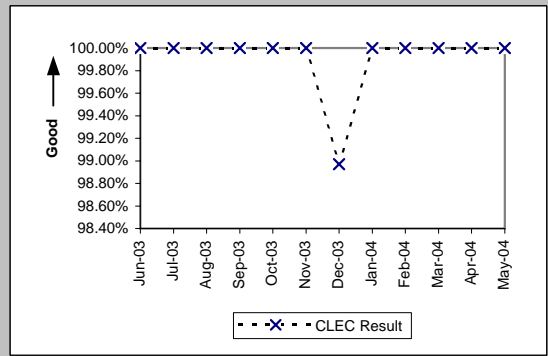


OP-3C - Installation Commitments Met (Percent) - No dispatches

Line Sharing (Benchmark)					
Date	Numerator	Denominator	CLEC Result	Standard Dev	
Jun-03	1027	1029	99.81%	4.40%	
Jul-03	1050	1051	99.90%	3.08%	
Aug-03	678	679	99.85%	3.83%	
Sep-03	761	761	100.00%	0.00%	
Oct-03	828	829	99.88%	3.47%	
Nov-03	593	595	99.66%	5.79%	
Dec-03	612	613	99.84%	4.04%	
Jan-04	654	655	99.85%	3.90%	
Feb-04	463	464	99.78%	4.64%	
Mar-04	417	417	100.00%	0.00%	
Apr-04	377	379	99.47%	7.25%	
May-04	360	361	99.72%	5.26%	

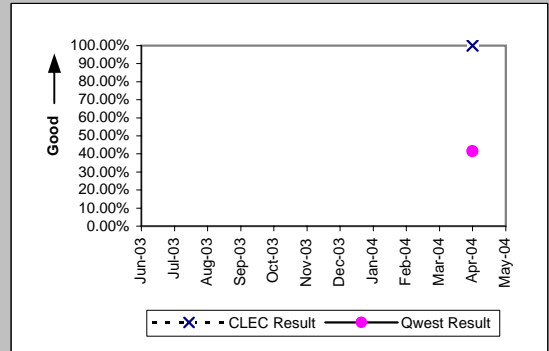


Line Splitting (Diagnostic)					
Date	Numerator	Denominator	CLEC Result	Standard Dev	
Jun-03	3	3	100.00%	0.00%	
Jul-03	5	5	100.00%	0.00%	
Aug-03	16	16	100.00%	0.00%	
Sep-03	41	41	100.00%	0.00%	
Oct-03	59	59	100.00%	0.00%	
Nov-03	90	90	100.00%	0.00%	
Dec-03	96	97	98.97%	10.10%	
Jan-04	90	90	100.00%	0.00%	
Feb-04	46	46	100.00%	0.00%	
Mar-04	40	40	100.00%	0.00%	
Apr-04	26	26	100.00%	0.00%	
May-04	21	21	100.00%	0.00%	

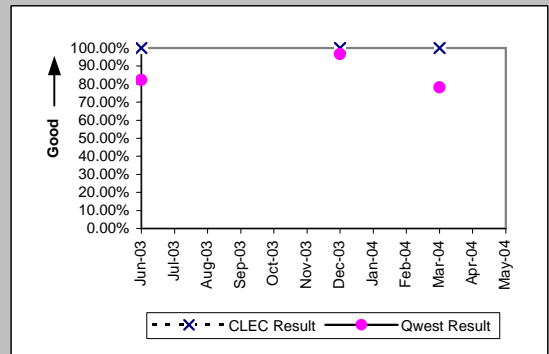


OP-3D - Installation Commitments Met (Percent) - Interval Zone One

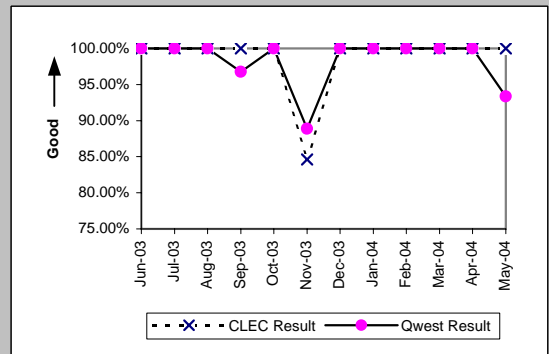
ISDN Primary (Parity)									
Date	CLEC Num	CLEC Denc	CLEC Resu	CLEC Std	Qwest Num	Qwest Denc	Qwest Resu	Mod Z Scr	Parity Scr
Jun-03									
Jul-03									
Aug-03									
Sep-03									
Oct-03									
Nov-03									
Dec-03									
Jan-04									
Feb-04									
Mar-04									
Apr-04	3	3	100.00%	0.00%	34	82	41.46%	-2.02	-2.23
May-04									



PBX (Parity)									
Date	CLEC Num	CLEC Denc	CLEC Resu	CLEC Std	Qwest Num	Qwest Denc	Qwest Resu	Mod Z Scr	Parity Scr
Jun-03									
Jul-03									
Aug-03									
Sep-03									
Oct-03									
Nov-03									
Dec-03	1	1	100.00%	0.00%	29	30	96.67%	-0.18	-1.11
Jan-04									
Feb-04									
Mar-04	1	1	100.00%	0.00%	25	32	78.13%	-0.52	-1.32
Apr-04									
May-04									

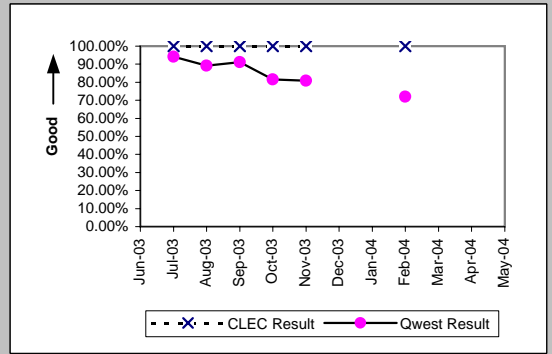


LIS Trunk (Parity)									
Date	CLEC Num	CLEC Denc	CLEC Resu	CLEC Std	Qwest Num	Qwest Denc	Qwest Resu	Mod Z Scr	Parity Scr
Jun-03	18	18	100.00%	0.00%	28	28	100.00%	N/A	N/A
Jul-03	9	9	100.00%	0.00%	26	26	100.00%	N/A	N/A
Aug-03	9	9	100.00%	0.00%	9	9	100.00%	N/A	N/A
Sep-03	18	18	100.00%	0.00%	30	31	96.77%	-0.62	-1.37
Oct-03	15	15	100.00%	0.00%	43	43	100.00%	N/A	N/A
Nov-03	11	13	84.62%	36.08%	8	9	88.89%	0.1	-0.94
Dec-03	27	27	100.00%	0.00%	8	8	100.00%	N/A	N/A
Jan-04	19	19	100.00%	0.00%	15	15	100.00%	N/A	N/A
Feb-04	14	14	100.00%	0.00%	18	18	100.00%	N/A	N/A
Mar-04	28	28	100.00%	0.00%	23	23	100.00%	N/A	N/A
Apr-04	19	19	100.00%	0.00%	16	16	100.00%	N/A	N/A
May-04	14	14	100.00%	0.00%	14	15	93.33%	-0.72	-1.44

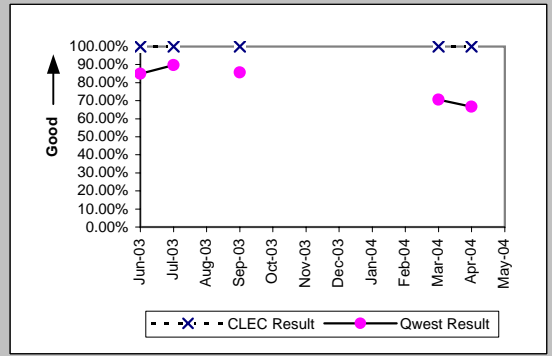


OP-3D - Installation Commitments Met (Percent) - Interval Zone One

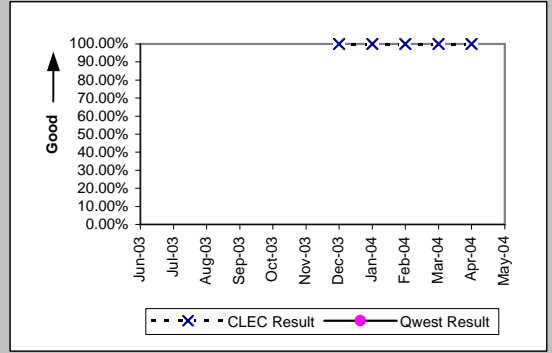
UDIT DS1 (Parity)									
Date	CLEC Num	CLEC Denc	CLEC Resu	CLEC Std E	Qwest Num	Qwest Denc	Qwest Resu	Mod Z Scr	Parity Scr
Jun-03									
Jul-03	1	1	100.00%	0.00%	618	656	94.21%	-0.25	-1.15
Aug-03	1	1	100.00%	0.00%	581	652	89.11%	-0.35	-1.21
Sep-03	1	1	100.00%	0.00%	585	642	91.12%	-0.31	-1.19
Oct-03	1	1	100.00%	0.00%	62	76	81.58%	-0.47	-1.29
Nov-03	1	1	100.00%	0.00%	63	78	80.77%	-0.48	-1.29
Dec-03									
Jan-04									
Feb-04	2	2	100.00%	0.00%	67	93	72.04%	-0.87	-1.53
Mar-04									
Apr-04									
May-04									



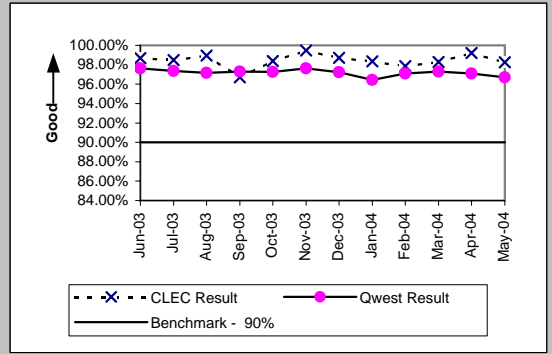
UDIT Above DS1 Level (Parity)									
Date	CLEC Num	CLEC Denc	CLEC Resu	CLEC Std E	Qwest Num	Qwest Denc	Qwest Resu	Mod Z Scr	Parity Scr
Jun-03	1	1	100.00%	0.00%	17	20	85.00%	-0.41	-1.25
Jul-03	2	2	100.00%	0.00%	35	39	89.74%	-0.47	-1.28
Aug-03									
Sep-03	1	1	100.00%	0.00%	12	14	85.71%	-0.39	-1.24
Oct-03									
Nov-03									
Dec-03									
Jan-04									
Feb-04									
Mar-04	1	1	100.00%	0.00%	24	34	70.59%	-0.64	-1.39
Apr-04	1	1	100.00%	0.00%	10	15	66.67%	-0.68	-1.42
May-04									



Dark Fiber - IOF (Diagnostic)									
Date	CLEC Num	CLEC Denc	CLEC Resu	CLEC Std E	Qwest Num	Qwest Denc	Qwest Resu	Mod Z Scr	Parity Scr
Jun-03									
Jul-03									
Aug-03									
Sep-03									
Oct-03									
Nov-03									
Dec-03	3	3	100.00%	0.00%					
Jan-04	1	1	100.00%	0.00%					
Feb-04	1	1	100.00%	0.00%					
Mar-04	2	2	100.00%	0.00%					
Apr-04	1	1	100.00%	0.00%					
May-04									



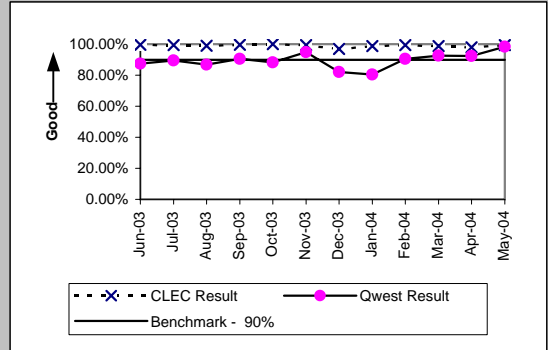
Unbundled Loop Analog (Benchmark)									
Date	CLEC Num	CLEC Denc	CLEC Resu	CLEC Std E	Qwest Num	Qwest Denc	Qwest Resu	Mod Z Scr	Parity Scr
Jun-03	1511	1531	98.69%	11.35%	10991	11259	97.62%	-2.59	-2.57
Jul-03	1354	1375	98.47%	12.26%	11560	11875	97.35%	-2.46	-2.49
Aug-03	1403	1418	98.94%	10.23%	11270	11598	97.17%	-3.8	-3.31
Sep-03	1436	1485	96.70%	17.86%	11261	11573	97.30%	1.35	-0.18
Oct-03	1458	1482	98.38%	12.62%	11092	11403	97.27%	-2.46	-2.5
Nov-03	1150	1156	99.48%	7.19%	9341	9568	97.63%	-3.91	-3.38
Dec-03	1381	1399	98.71%	11.27%	11749	12082	97.24%	-3.18	-2.93
Jan-04	1065	1083	98.34%	12.78%	9051	9386	96.43%	-3.2	-2.95
Feb-04	1044	1067	97.84%	14.52%	9755	10045	97.11%	-1.36	-1.82
Mar-04	1202	1223	98.28%	12.99%	11498	11816	97.31%	-2	-2.22
Apr-04	1261	1271	99.21%	8.84%	10822	11146	97.09%	-4.26	-3.59
May-04	1179	1200	98.25%	13.11%	10087	10432	96.69%	-2.86	-2.74



OP-3D - Installation Commitments Met (Percent) - Interval Zone One

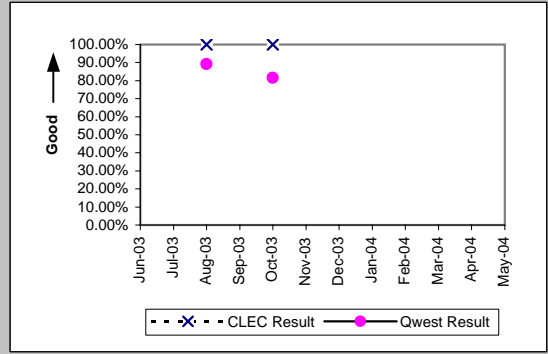
Unbundled Loop - 2 Wire Non-Loaded (Benchmark)

Date	CLEC Num	CLEC Denc	CLEC Resu	CLEC Std E	Qwest Num	Qwest Denc	Qwest Resu	Mod Z Scr	Parity Scr
Jun-03	218	219	99.54%	6.74%	83	95	87.37%	-2.98	-2.81
Jul-03	192	193	99.48%	7.18%	77	86	89.53%	-2.51	-2.52
Aug-03	210	212	99.06%	9.67%	98	113	86.73%	-3.12	-2.9
Sep-03	221	222	99.55%	6.70%	85	94	90.43%	-2.52	-2.53
Oct-03	192	192	100.00%	0.00%	121	137	88.32%	-3.25	-2.98
Nov-03	154	155	99.35%	8.01%	73	77	94.81%	-1.47	-1.89
Dec-03	155	160	96.88%	17.40%	46	56	82.14%	-2.48	-2.51
Jan-04	151	153	98.69%	11.36%	49	61	80.33%	-3.05	-2.85
Feb-04	158	159	99.37%	7.91%	57	63	90.48%	-2.04	-2.24
Mar-04	170	172	98.84%	10.72%	62	67	92.54%	-1.66	-2.01
Apr-04	139	142	97.89%	14.38%	108	117	92.31%	-1.68	-2.02
May-04	145	146	99.32%	8.25%	62	63	98.41%	-0.48	-1.29



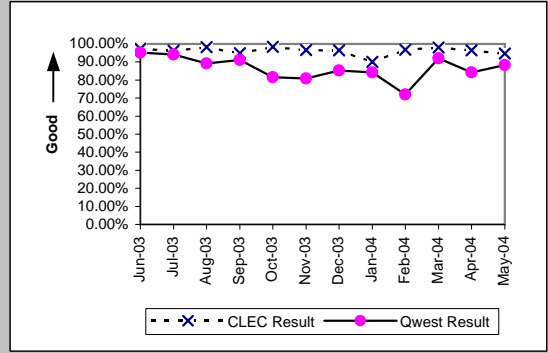
Unbundled Loop - 4 Wire Non-Loaded (Parity)

Date	CLEC Num	CLEC Denc	CLEC Resu	CLEC Std E	Qwest Num	Qwest Denc	Qwest Resu	Mod Z Scr	Parity Scr
Jun-03									
Jul-03									
Aug-03	1	1	100.00%	0.00%	581	652	89.11%	-0.35	-1.21
Sep-03									
Oct-03	1	1	100.00%	0.00%	62	76	81.58%	-0.47	-1.29
Nov-03									
Dec-03									
Jan-04									
Feb-04									
Mar-04									
Apr-04									
May-04									



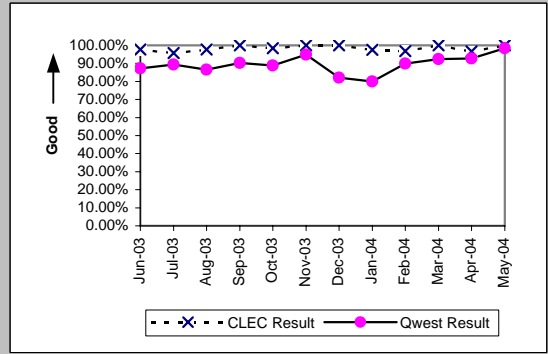
Unbundled Loop - DS1 Capable (Parity)

Date	CLEC Num	CLEC Denc	CLEC Resu	CLEC Std E	Qwest Num	Qwest Denc	Qwest Resu	Mod Z Scr	Parity Scr
Jun-03	145	149	97.32%	16.16%	590	620	95.16%	-1.1	-1.67
Jul-03	105	109	96.33%	18.80%	618	656	94.21%	-0.88	-1.53
Aug-03	114	116	98.28%	13.02%	581	652	89.11%	-2.92	-2.78
Sep-03	111	117	94.87%	22.06%	585	642	91.12%	-1.31	-1.8
Oct-03	184	187	98.40%	12.56%	62	76	81.58%	-3.19	-2.94
Nov-03	115	119	96.64%	18.02%	63	78	80.77%	-2.76	-2.68
Dec-03	133	138	96.38%	18.69%	93	109	85.32%	-2.44	-2.48
Jan-04	128	142	90.14%	29.81%	118	140	84.29%	-1.35	-1.82
Feb-04	92	95	96.84%	17.49%	67	93	72.04%	-3.79	-3.3
Mar-04	154	157	98.09%	13.69%	105	114	92.11%	-1.8	-2.1
Apr-04	109	113	96.46%	18.48%	102	121	84.30%	-2.56	-2.55
May-04	105	111	94.59%	22.61%	68	77	88.31%	-1.32	-1.8



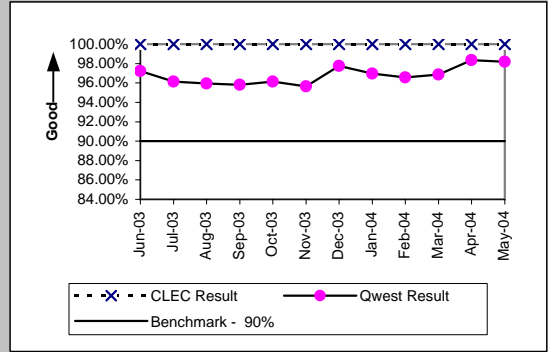
Unbundled Loop ISDN Capable (Parity)

Date	CLEC Num	CLEC Denc	CLEC Resu	CLEC Std E	Qwest Num	Qwest Denc	Qwest Resu	Mod Z Scr	Parity Scr
Jun-03	85	87	97.70%	14.99%	82	94	87.23%	-2.11	-2.28
Jul-03	69	72	95.83%	19.98%	76	85	89.41%	-1.3	-1.79
Aug-03	44	45	97.78%	14.74%	97	112	86.61%	-1.86	-2.13
Sep-03	55	55	100.00%	0.00%	84	93	90.32%	-1.92	-2.17
Oct-03	63	64	98.44%	12.40%	120	135	88.89%	-2	-2.22
Nov-03	48	48	100.00%	0.00%	73	77	94.81%	-1.27	-1.77
Dec-03	43	43	100.00%	0.00%	46	56	82.14%	-2.3	-2.4
Jan-04	38	39	97.44%	15.81%	48	60	80.00%	-2.12	-2.29
Feb-04	30	31	96.77%	17.67%	53	59	89.83%	-1.04	-1.63
Mar-04	33	33	100.00%	0.00%	61	66	92.42%	-1.34	-1.82
Apr-04	28	29	96.55%	18.25%	101	109	92.66%	-0.71	-1.43
May-04	38	38	100.00%	0.00%	62	63	98.41%	-0.62	-1.38

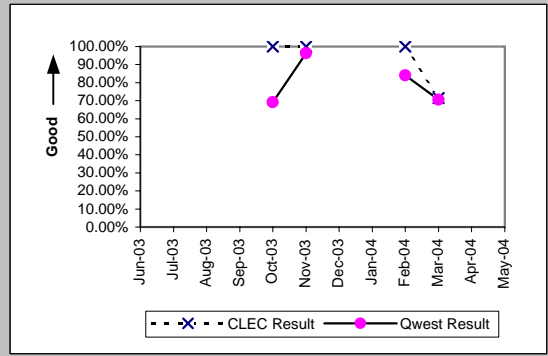


OP-3D - Installation Commitments Met (Percent) - Interval Zone One

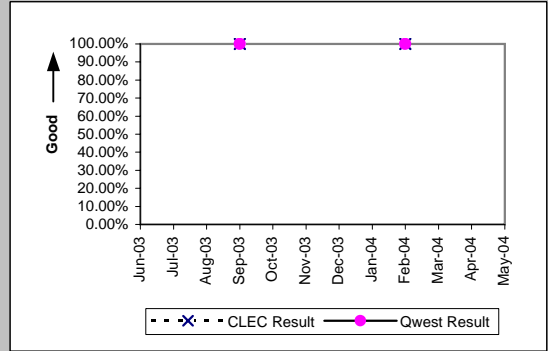
Unbundled Loop - ADSL Qualified (Benchmark)									
Date	CLEC Num	CLEC Denc	CLEC Resu	CLEC Std E	Qwest Num	Qwest Denc	Qwest Resu	Mod Z Scr	Parity Scr
Jun-03	16	16	100.00%	0.00%	388	399	97.24%	-0.66	-1.4
Jul-03	10	10	100.00%	0.00%	325	338	96.15%	-0.62	-1.38
Aug-03	10	10	100.00%	0.00%	356	371	95.96%	-0.64	-1.39
Sep-03	9	9	100.00%	0.00%	550	574	95.82%	-0.62	-1.38
Oct-03	11	11	100.00%	0.00%	697	725	96.14%	-0.66	-1.4
Nov-03	10	10	100.00%	0.00%	680	711	95.64%	-0.67	-1.41
Dec-03	19	19	100.00%	0.00%	1090	1115	97.76%	-0.65	-1.4
Jan-04	15	15	100.00%	0.00%	1431	1476	96.95%	-0.68	-1.42
Feb-04	9	9	100.00%	0.00%	1574	1630	96.56%	-0.56	-1.34
Mar-04	11	11	100.00%	0.00%	1485	1533	96.87%	-0.59	-1.36
Apr-04	15	15	100.00%	0.00%	1806	1836	98.37%	-0.5	-1.3
May-04	21	21	100.00%	0.00%	1949	1985	98.19%	-0.62	-1.38



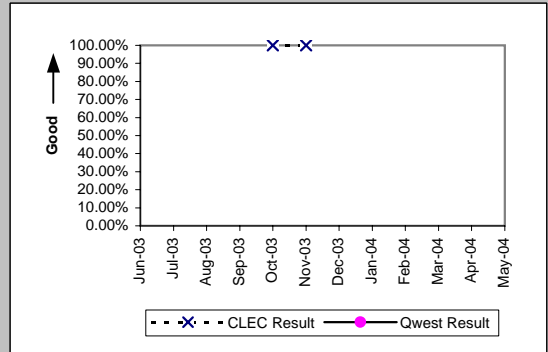
Unbundled Loop - DS3 Capable (Parity)									
Date	CLEC Num	CLEC Denc	CLEC Resu	CLEC Std E	Qwest Num	Qwest Denc	Qwest Resu	Mod Z Scr	Parity Scr
Jun-03									
Jul-03									
Aug-03									
Sep-03									
Oct-03	1	1	100.00%	0.00%	18	26	69.23%	-0.65	-1.4
Nov-03	1	1	100.00%	0.00%	26	27	96.30%	-0.19	-1.12
Dec-03									
Jan-04									
Feb-04	5	5	100.00%	0.00%	21	25	84.00%	-0.89	-1.54
Mar-04	5	7	71.43%	45.18%	24	34	70.59%	-0.04	-1.03
Apr-04									
May-04									



Qwest DSL (Parity)									
Date	CLEC Num	CLEC Denc	CLEC Resu	CLEC Std E	Qwest Num	Qwest Denc	Qwest Resu	Mod Z Scr	Parity Scr
Jun-03									
Jul-03									
Aug-03									
Sep-03	1	1	100.00%	0.00%	15	15	100.00%	N/A	N/A
Oct-03									
Nov-03									
Dec-03									
Jan-04									
Feb-04	3	3	100.00%	0.00%	9	9	100.00%	N/A	N/A
Mar-04									
Apr-04									
May-04									

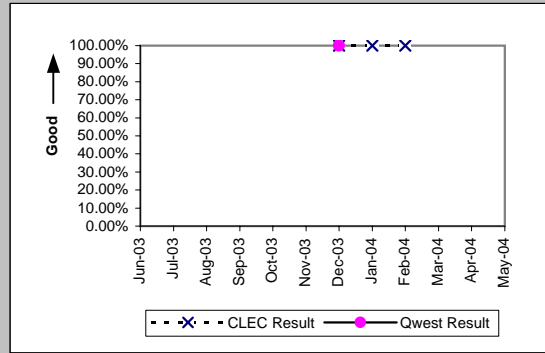


Dark Fiber - Loop (Diagnostic)									
Date	CLEC Num	CLEC Denc	CLEC Resu	CLEC Std E	Qwest Num	Qwest Denc	Qwest Resu	Mod Z Scr	Parity Scr
Jun-03									
Jul-03									
Aug-03									
Sep-03									
Oct-03	1	1	100.00%	0.00%					
Nov-03	1	1	100.00%	0.00%					
Dec-03									
Jan-04									
Feb-04									
Mar-04									
Apr-04									
May-04									



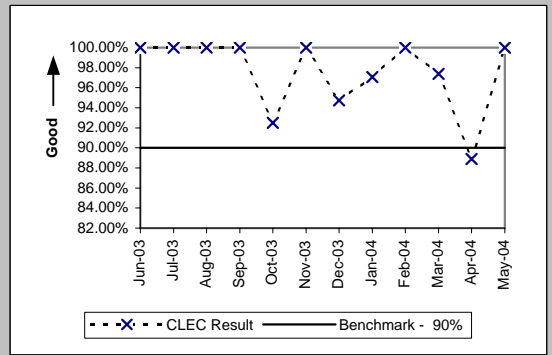
OP-3D - Installation Commitments Met (Percent) - Interval Zone One

Date	E911 (Parity)				Qwest Num	Qwest Denc	Qwest Resu	Mod Z Scr	Parity Scr
	CLEC Num	CLEC Denc	CLEC Resu	CLEC Std					
Jun-03									
Jul-03									
Aug-03									
Sep-03									
Oct-03									
Nov-03									
Dec-03	30	30	100.00%	0.00%	4	4	100.00%	N/A	N/A
Jan-04	1	1	100.00%	0.00%					
Feb-04	1	1	100.00%	0.00%					
Mar-04									
Apr-04									
May-04									

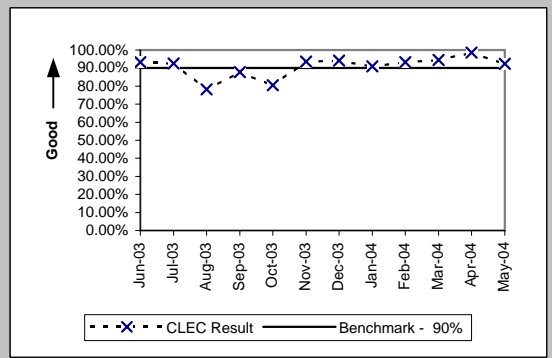


OP-3D - Installation Commitments Met (Percent) - Interval Zone One

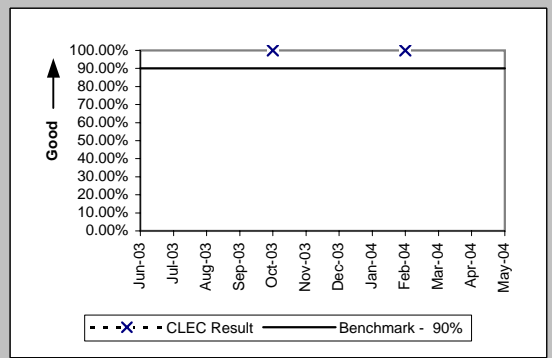
Unbundled Loop Conditioned (Benchmark)					
Date	Num	Denom	CLEC Result	Standard Dev	
Jun-03		41	41	100.00%	0.00%
Jul-03		53	53	100.00%	0.00%
Aug-03		40	40	100.00%	0.00%
Sep-03		37	37	100.00%	0.00%
Oct-03		37	40	92.50%	26.34%
Nov-03		29	29	100.00%	0.00%
Dec-03		36	38	94.74%	22.33%
Jan-04		33	34	97.06%	16.90%
Feb-04		14	14	100.00%	0.00%
Mar-04		37	38	97.37%	16.01%
Apr-04		8	9	88.89%	31.43%
May-04		12	12	100.00%	0.00%



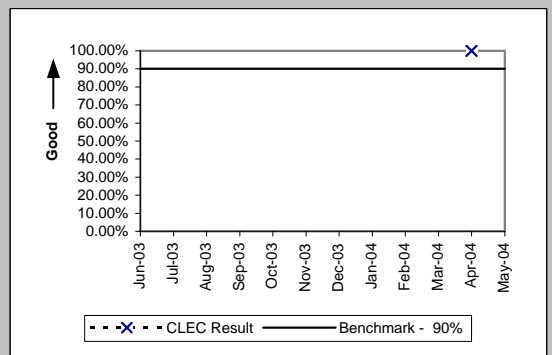
Enhanced Extended Loops (EELs) (Benchmark)					
Date	Num	Denom	CLEC Result	Standard Dev	
Jun-03		41	44	93.18%	25.21%
Jul-03		25	27	92.59%	26.19%
Aug-03		18	23	78.26%	41.25%
Sep-03		36	41	87.80%	32.72%
Oct-03		33	41	80.49%	39.63%
Nov-03		29	31	93.55%	24.57%
Dec-03		32	34	94.12%	23.53%
Jan-04		30	33	90.91%	28.75%
Feb-04		41	44	93.18%	25.21%
Mar-04		52	55	94.55%	22.71%
Apr-04		68	69	98.55%	11.95%
May-04		49	53	92.45%	26.42%



Enhanced Extended Loops - DS0 Capable (Diagnostic)					
Date	Num	Denom	CLEC Result	Standard Dev	
Jun-03					
Jul-03					
Aug-03					
Sep-03					
Oct-03		2	2	100.00%	0.00%
Nov-03					
Dec-03					
Jan-04					
Feb-04		5	5	100.00%	0.00%
Mar-04					
Apr-04					
May-04					

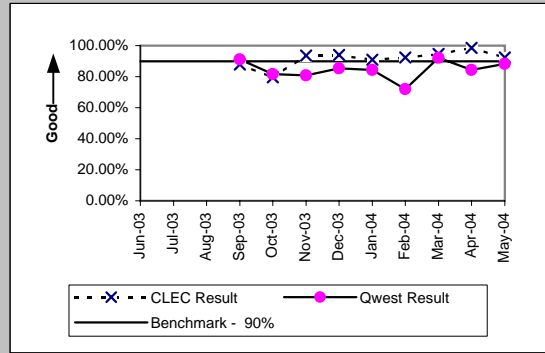


Enhanced Extended Loops - DS3 Capable (Diagnostic)					
Date	Num	Denom	CLEC Result	Standard Dev	
Jun-03					
Jul-03					
Aug-03					
Sep-03					
Oct-03					
Nov-03					
Dec-03					
Jan-04					
Feb-04					
Mar-04					
Apr-04		1	1	100.00%	0.00%
May-04					



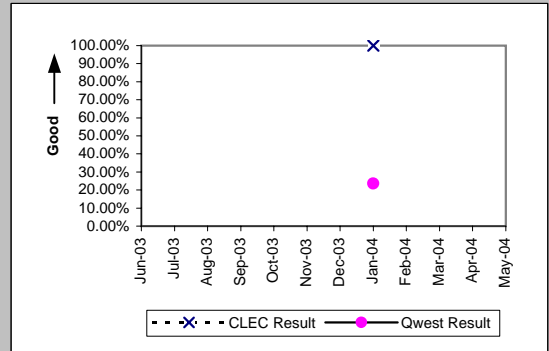
OP-3D - Installation Commitments Met (Percent) - Interval Zone One

Enhanced Extended Loops - DS1 Capable (Benchmark)									
Date	CLEC Num	CLEC Dend	CLEC Resu	CLEC Std	Qwest Num	Qwest Dend	Qwest Resu	Mod Z Scr	Parity Scr
Jun-03									
Jul-03									
Aug-03									
Sep-03	36	41	87.80%	32.72%	585	642	91.12%	0.73	-0.56
Oct-03	31	39	79.49%	40.38%	62	76	81.58%	0.26	-0.84
Nov-03	29	31	93.55%	24.57%	63	78	80.77%	-1.53	-1.93
Dec-03	32	34	94.12%	23.53%	93	109	85.32%	-1.27	-1.77
Jan-04	30	33	90.91%	28.75%	118	140	84.29%	-0.94	-1.57
Feb-04	36	39	92.31%	26.65%	67	93	72.04%	-2.37	-2.44
Mar-04	52	55	94.55%	22.71%	105	114	92.11%	-0.55	-1.34
Apr-04	67	68	98.53%	12.04%	102	121	84.30%	-2.58	-2.57
May-04	49	53	92.45%	26.42%	68	77	88.31%	-0.72	-1.44

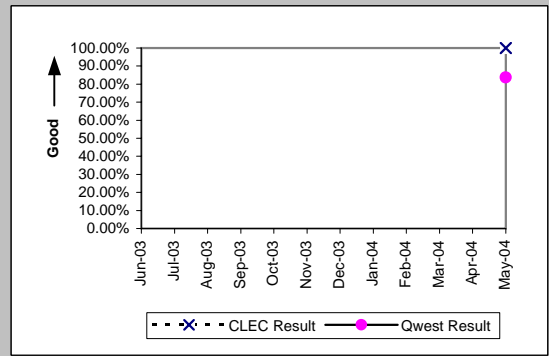


OP-3E - Installation Commitments Met (Percent) - Interval Zone Two

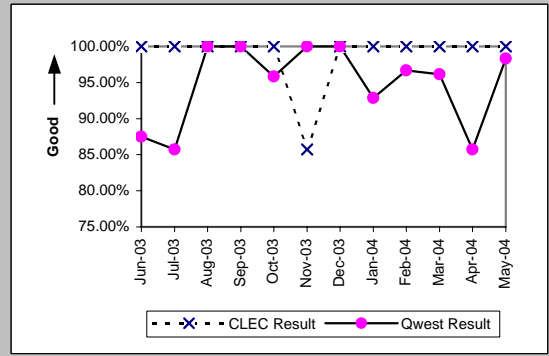
ISDN Primary (Parity)									
Date	CLEC Num	CLEC Dend	CLEC Resu	CLEC Std	Qwest Num	Qwest Dend	Qwest Resu	Mod Z Scr	Parity Scr
Jun-03									
Jul-03									
Aug-03									
Sep-03									
Oct-03									
Nov-03									
Dec-03									
Jan-04	1	1	100.00%	0.00%	4	17	23.53%	-1.75	-2.07
Feb-04									
Mar-04									
Apr-04									
May-04									



DS1 (Parity)									
Date	CLEC Num	CLEC Dend	CLEC Resu	CLEC Std	Qwest Num	Qwest Dend	Qwest Resu	Mod Z Scr	Parity Scr
Jun-03									
Jul-03									
Aug-03									
Sep-03									
Oct-03									
Nov-03									
Dec-03									
Jan-04									
Feb-04									
Mar-04									
Apr-04									
May-04	1	1	100.00%	0.00%	103	123	83.74%	-0.44	-1.27

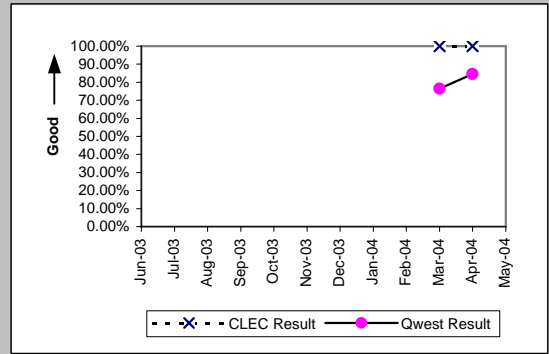


LIS Trunk (Parity)									
Date	CLEC Num	CLEC Dend	CLEC Resu	CLEC Std	Qwest Num	Qwest Dend	Qwest Resu	Mod Z Scr	Parity Scr
Jun-03	15	15	100.00%	0.00%	21	24	87.50%	-1.15	-1.7
Jul-03	7	7	100.00%	0.00%	12	14	85.71%	-0.88	-1.54
Aug-03	5	5	100.00%	0.00%	10	10	100.00%	N/A	N/A
Sep-03	14	14	100.00%	0.00%	27	27	100.00%	N/A	N/A
Oct-03	8	8	100.00%	0.00%	23	24	95.83%	-0.51	-1.31
Nov-03	6	7	85.71%	34.99%	19	19	100.00%	N/A	-0.31
Dec-03	6	6	100.00%	0.00%	9	9	100.00%	N/A	N/A
Jan-04	11	11	100.00%	0.00%	13	14	92.86%	-0.69	-1.42
Feb-04	4	4	100.00%	0.00%	29	30	96.67%	-0.35	-1.21
Mar-04	11	11	100.00%	0.00%	25	26	96.15%	-0.56	-1.34
Apr-04	10	10	100.00%	0.00%	18	21	85.71%	-1.06	-1.65
May-04	5	5	100.00%	0.00%	59	60	98.33%	-0.28	-1.17

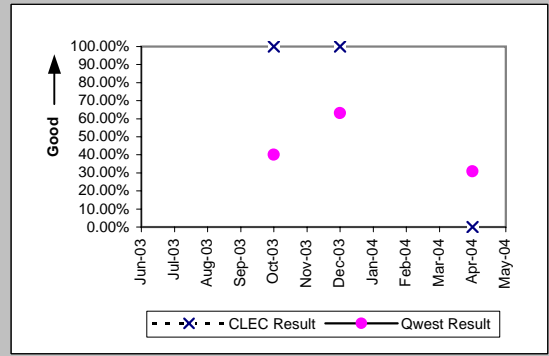


OP-3E - Installation Commitments Met (Percent) - Interval Zone Two

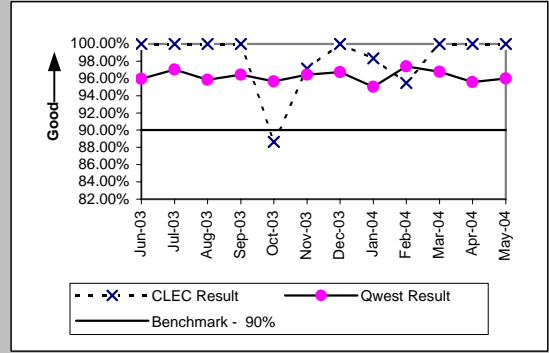
UDIT DS1 (Parity)									
Date	CLEC Num	CLEC Denc	CLEC Resu	CLEC Std E	Qwest Num	Qwest Denc	Qwest Resu	Mod Z Scr	Parity Scr
Jun-03									
Jul-03									
Aug-03									
Sep-03									
Oct-03									
Nov-03									
Dec-03									
Jan-04									
Feb-04									
Mar-04	1	1	100.00%	0.00%	123	161	76.40%	-0.55	-1.34
Apr-04	2	2	100.00%	0.00%	181	214	84.58%	-0.6	-1.37
May-04									



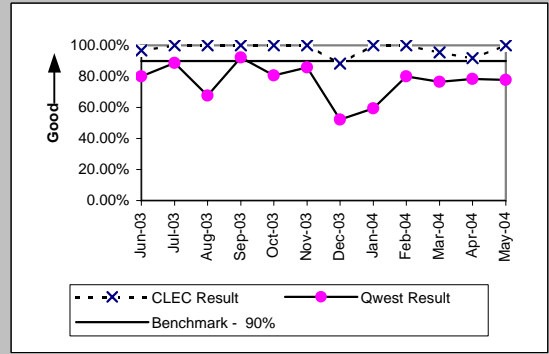
UDIT Above DS1 Level (Parity)									
Date	CLEC Num	CLEC Denc	CLEC Resu	CLEC Std E	Qwest Num	Qwest Denc	Qwest Resu	Mod Z Scr	Parity Scr
Jun-03									
Jul-03									
Aug-03									
Sep-03									
Oct-03	8	8	100.00%	0.00%	4	10	40.00%	-2.58	-2.57
Nov-03									
Dec-03	1	1	100.00%	0.00%	12	19	63.16%	-0.74	-1.45
Jan-04									
Feb-04									
Mar-04									
Apr-04	0	1	0.00%	0.00%	4	13	30.77%	0.3	-0.82
May-04									



Unbundled Loop Analog (Benchmark)									
Date	CLEC Num	CLEC Denc	CLEC Resu	CLEC Std E	Qwest Num	Qwest Denc	Qwest Resu	Mod Z Scr	Parity Scr
Jun-03	124	124	100.00%	0.00%	1795	1871	95.94%	-2.22	-2.35
Jul-03	316	316	100.00%	0.00%	1931	1990	97.04%	-2.89	-2.75
Aug-03	269	269	100.00%	0.00%	1804	1882	95.86%	-3.19	-2.94
Sep-03	180	180	100.00%	0.00%	1786	1852	96.44%	-2.46	-2.5
Oct-03	164	185	88.65%	31.72%	1737	1816	95.65%	3.66	1.23
Nov-03	136	140	97.14%	16.66%	1401	1453	96.42%	-0.44	-1.27
Dec-03	81	81	100.00%	0.00%	1660	1716	96.74%	-1.62	-1.98
Jan-04	59	60	98.33%	12.80%	1390	1463	95.01%	-1.16	-1.7
Feb-04	42	44	95.45%	20.83%	1687	1732	97.40%	0.79	-0.52
Mar-04	92	92	100.00%	0.00%	1764	1823	96.76%	-1.71	-2.04
Apr-04	68	68	100.00%	0.00%	1715	1794	95.60%	-1.74	-2.06
May-04	94	94	100.00%	0.00%	1540	1604	96.01%	-1.92	-2.17

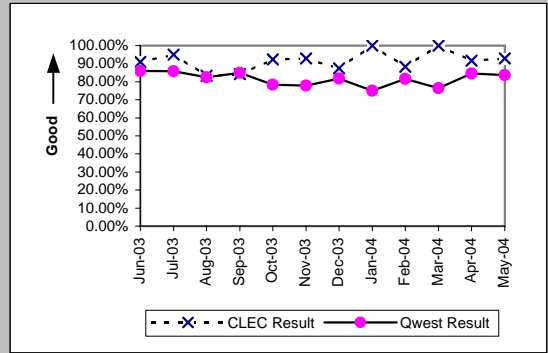


Unbundled Loop - 2 Wire Non-Loaded (Benchmark)									
Date	CLEC Num	CLEC Denc	CLEC Resu	CLEC Std E	Qwest Num	Qwest Denc	Qwest Resu	Mod Z Scr	Parity Scr
Jun-03	30	31	96.77%	17.67%	32	40	80.00%	-1.75	-2.07
Jul-03	23	23	100.00%	0.00%	71	80	88.75%	-1.5	-1.91
Aug-03	25	25	100.00%	0.00%	25	37	67.57%	-2.68	-2.63
Sep-03	18	18	100.00%	0.00%	35	38	92.11%	-1.02	-1.62
Oct-03	28	28	100.00%	0.00%	46	57	80.70%	-2.12	-2.29
Nov-03	27	27	100.00%	0.00%	24	28	85.71%	-1.51	-1.92
Dec-03	15	17	88.24%	32.22%	24	46	52.17%	-2.54	-2.55
Jan-04	19	19	100.00%	0.00%	19	32	59.38%	-2.86	-2.74
Feb-04	18	18	100.00%	0.00%	12	15	80.00%	-1.43	-1.87
Mar-04	21	22	95.45%	20.83%	13	17	76.47%	-1.39	-1.84
Apr-04	11	12	91.67%	27.64%	40	51	78.43%	-1	-1.61
May-04	8	8	100.00%	0.00%	21	27	77.78%	-1.33	-1.81

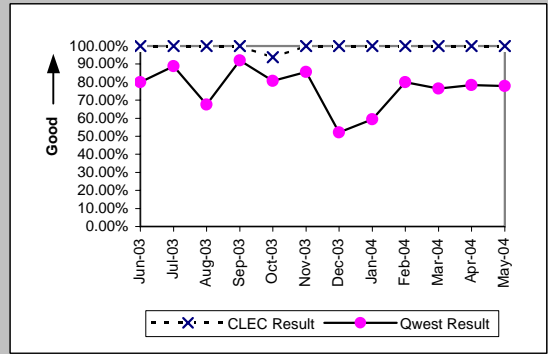


OP-3E - Installation Commitments Met (Percent) - Interval Zone Two

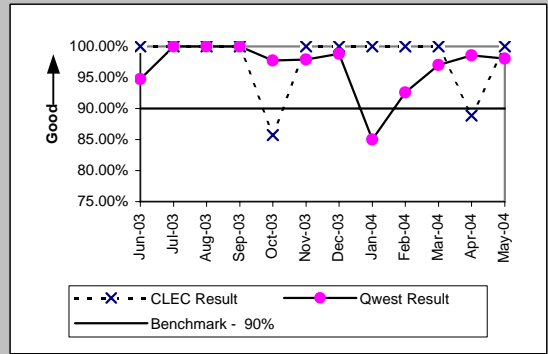
Unbundled Loop - DS1 Capable (Parity)										
Date	CLEC Num	CLEC Dend	CLEC Resu	CLEC Std	Qwest Num	Qwest Dend	Qwest Resu	Mod Z Scr	Parity Scr	
Jun-03	10	11	90.91%	28.75%	296	344	86.05%	-0.46	-1.28	
Jul-03	19	20	95.00%	21.79%	274	319	85.89%	-1.13	-1.69	
Aug-03	15	18	83.33%	37.27%	301	365	82.47%	-0.09	-1.06	
Sep-03	16	19	84.21%	36.46%	401	472	84.96%	0.13	-0.92	
Oct-03	36	39	92.31%	26.65%	167	213	78.40%	-1.94	-2.18	
Nov-03	13	14	92.86%	25.75%	112	144	77.78%	-1.3	-1.79	
Dec-03	14	16	87.50%	33.07%	170	208	81.73%	-0.58	-1.35	
Jan-04	9	9	100.00%	0.00%	147	196	75.00%	-1.69	-2.03	
Feb-04	15	17	88.24%	32.22%	142	174	81.61%	-0.67	-1.41	
Mar-04	11	11	100.00%	0.00%	123	161	76.40%	-1.78	-2.08	
Apr-04	11	12	91.67%	27.64%	181	214	84.58%	-0.66	-1.4	
May-04	13	14	92.86%	25.75%	103	123	83.74%	-0.88	-1.53	



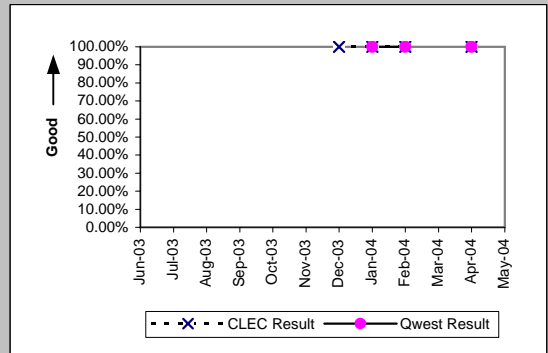
Unbundled Loop ISDN Capable (Parity)										
Date	CLEC Num	CLEC Dend	CLEC Resu	CLEC Std	Qwest Num	Qwest Dend	Qwest Resu	Mod Z Scr	Parity Scr	
Jun-03	23	23	100.00%	0.00%	32	40	80.00%	-1.91	-2.16	
Jul-03	21	21	100.00%	0.00%	71	80	88.75%	-1.45	-1.88	
Aug-03	23	23	100.00%	0.00%	25	37	67.57%	-2.61	-2.59	
Sep-03	18	18	100.00%	0.00%	35	38	92.11%	-1.02	-1.62	
Oct-03	15	16	93.75%	24.21%	46	57	80.70%	-1.17	-1.71	
Nov-03	8	8	100.00%	0.00%	24	28	85.71%	-1.02	-1.62	
Dec-03	14	14	100.00%	0.00%	24	46	52.17%	-3.14	-2.91	
Jan-04	18	18	100.00%	0.00%	19	32	59.38%	-2.81	-2.71	
Feb-04	16	16	100.00%	0.00%	12	15	80.00%	-1.39	-1.85	
Mar-04	13	13	100.00%	0.00%	13	17	76.47%	-1.51	-1.92	
Apr-04	10	10	100.00%	0.00%	40	51	78.43%	-1.52	-1.92	
May-04	16	16	100.00%	0.00%	21	27	77.78%	-1.69	-2.03	



Unbundled Loop - ADSL Qualified (Benchmark)										
Date	CLEC Num	CLEC Dend	CLEC Resu	CLEC Std	Qwest Num	Qwest Dend	Qwest Resu	Mod Z Scr	Parity Scr	
Jun-03	4	4	100.00%	0.00%	18	19	94.74%	-0.43	-1.26	
Jul-03	5	5	100.00%	0.00%	21	21	100.00%	N/A	N/A	
Aug-03	5	5	100.00%	0.00%	13	13	100.00%	N/A	N/A	
Sep-03	5	5	100.00%	0.00%	38	38	100.00%	N/A	N/A	
Oct-03	6	7	85.71%	34.99%	43	44	97.73%	1.12	-0.32	
Nov-03	2	2	100.00%	0.00%	46	47	97.87%	-0.2	-1.12	
Dec-03	6	6	100.00%	0.00%	169	171	98.83%	-0.26	-1.16	
Jan-04	3	3	100.00%	0.00%	187	220	85.00%	-0.72	-1.44	
Feb-04	6	6	100.00%	0.00%	162	175	92.57%	-0.68	-1.41	
Mar-04	12	12	100.00%	0.00%	162	167	97.01%	-0.59	-1.36	
Apr-04	8	9	88.89%	31.43%	270	274	98.54%	1.44	-0.12	
May-04	8	8	100.00%	0.00%	250	255	98.04%	-0.39	-1.24	

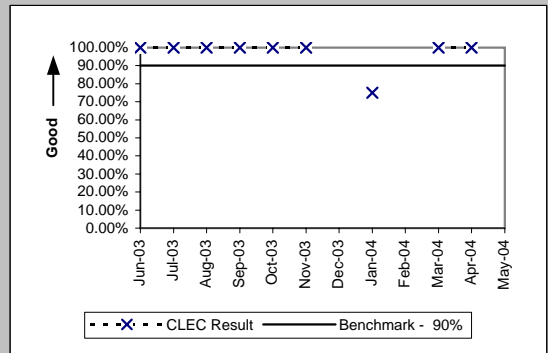


E911 (Parity)										
Date	CLEC Num	CLEC Dend	CLEC Resu	CLEC Std	Qwest Num	Qwest Dend	Qwest Resu	Mod Z Scr	Parity Scr	
Jun-03										
Jul-03										
Aug-03										
Sep-03										
Oct-03										
Nov-03										
Dec-03	3	3	100.00%	0.00%						
Jan-04	3	3	100.00%	0.00%	1	1	100.00%	N/A	N/A	
Feb-04	1	1	100.00%	0.00%	1	1	100.00%	N/A	N/A	
Mar-04										
Apr-04	1	1	100.00%	0.00%	5	5	100.00%	N/A	N/A	
May-04										

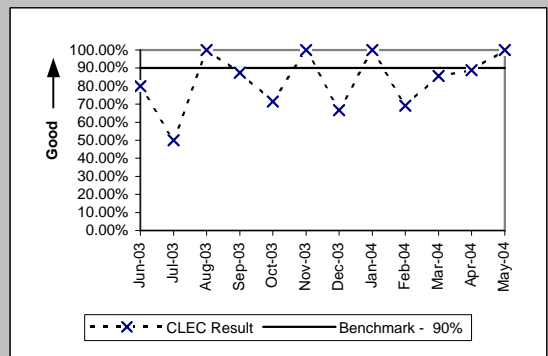


OP-3E - Installation Commitments Met (Percent) - Interval Zone Two

Unbundled Loop Conditioned (Benchmark)					
Date	Num	Denom	CLEC Result	Standard Dev	
Jun-03	2	2	100.00%	0.00%	
Jul-03	3	3	100.00%	0.00%	
Aug-03	4	4	100.00%	0.00%	
Sep-03	3	3	100.00%	0.00%	
Oct-03	3	3	100.00%	0.00%	
Nov-03	2	2	100.00%	0.00%	
Dec-03					
Jan-04	3	4	75.00%	43.30%	
Feb-04					
Mar-04	3	3	100.00%	0.00%	
Apr-04	1	1	100.00%	0.00%	
May-04					

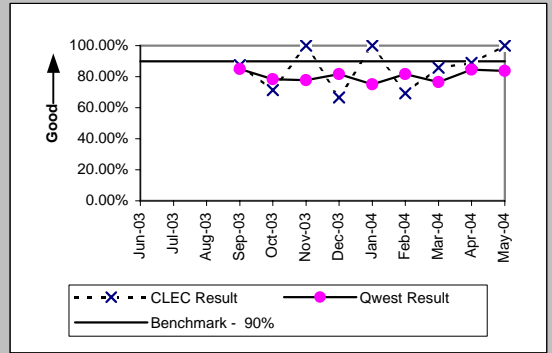


Enhanced Extended Loops (EELs) (Benchmark)					
Date	Num	Denom	CLEC Result	Standard Dev	
Jun-03	4	5	80.00%	40.00%	
Jul-03	1	2	50.00%	50.00%	
Aug-03	1	1	100.00%	0.00%	
Sep-03	14	16	87.50%	33.07%	
Oct-03	5	7	71.43%	45.18%	
Nov-03	4	4	100.00%	0.00%	
Dec-03	4	6	66.67%	47.14%	
Jan-04	13	13	100.00%	0.00%	
Feb-04	9	13	69.23%	46.15%	
Mar-04	12	14	85.71%	34.99%	
Apr-04	8	9	88.89%	31.43%	
May-04	12	12	100.00%	0.00%	



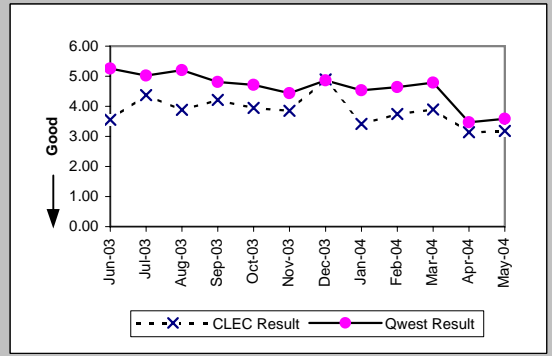
OP-3E - Installation Commitments Met (Percent) - Interval Zone Two

Enhanced Extended Loops - DS1 Capable (Benchmark)									
Date	CLEC Num	CLEC Dend	CLEC Resu	CLEC Std	Qwest Num	Qwest Dend	Qwest Resu	Mod Z Scr	Parity Scr
Jun-03									
Jul-03									
Aug-03									
Sep-03	14	16	87.50%	33.07%	401	472	84.96%	-0.28	-1.17
Oct-03	5	7	71.43%	45.18%	167	213	78.40%	0.44	-0.73
Nov-03	4	4	100.00%	0.00%	112	144	77.78%	-1.05	-1.64
Dec-03	4	6	66.67%	47.14%	170	208	81.73%	0.86	-0.47
Jan-04	13	13	100.00%	0.00%	147	196	75.00%	-2.02	-2.23
Feb-04	9	13	69.23%	46.15%	142	174	81.61%	1.04	-0.36
Mar-04	12	14	85.71%	34.99%	123	161	76.40%	-0.79	-1.48
Apr-04	8	9	88.89%	31.43%	181	214	84.58%	-0.35	-1.21
May-04	12	12	100.00%	0.00%	103	123	83.74%	-1.46	-1.89

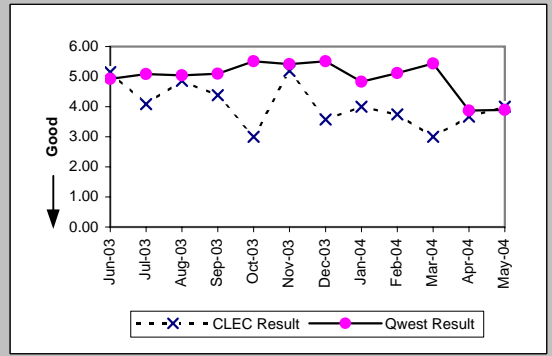


OP-4A - Installation Interval (Average Days) - Dispatches within MSAs

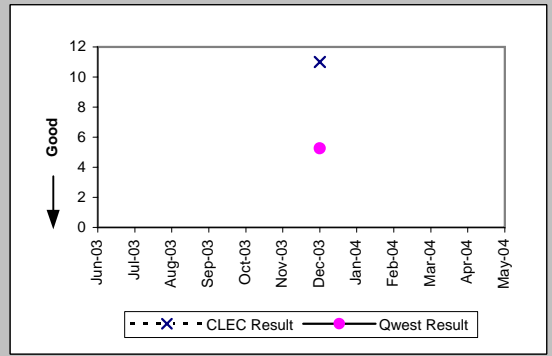
Residence (Parity)									
Date	CLEC Num	CLEC Denc	CLEC Resu	CLEC Std I	Qwest Num	Qwest Denc	Qwest Resu	Mod Z Scr	Parity Scr
Jun-03	1006	283	3.55	1.18	46591	8851	5.26	-6.15	-4.74
Jul-03	2655	607	4.37	2.51	47142	9392	5.02	-3.45	-3.1
Aug-03	2816	725	3.88	2.55	47497	9139	5.20	-7.26	-5.41
Sep-03	3419	813	4.21	2.62	43514	9050	4.81	-4	-3.43
Oct-03	3542	897	3.95	2.39	40616	8617	4.71	-5.27	-4.2
Nov-03	2957	768	3.85	2.12	33308	7505	4.44	-4	-3.43
Dec-03	3764	769	4.89	2.13	49073	10102	4.86	0.29	-0.82
Jan-04	2565	752	3.41	1.75	33432	7375	4.53	-7.56	-5.59
Feb-04	2556	683	3.74	2.10	36751	7927	4.64	-5.92	-4.6
Mar-04	3081	793	3.89	2.27	43692	9131	4.79	-6.28	-4.82
Apr-04	1490	475	3.14	0.72	18127	5229	3.47	-3.01	-2.83
May-04	1423	447	3.18	0.63	17959	5023	3.58	-3.44	-3.09



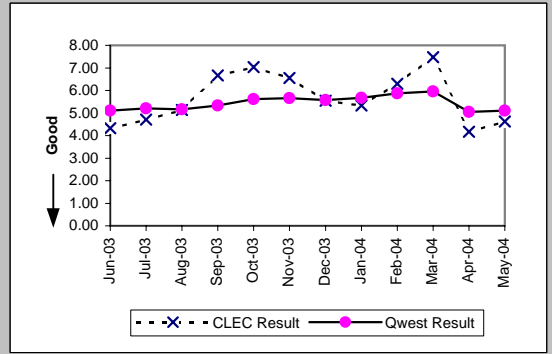
Business (Parity)									
Date	CLEC Num	CLEC Denc	CLEC Resu	CLEC Std I	Qwest Num	Qwest Denc	Qwest Resu	Mod Z Scr	Parity Scr
Jun-03	67	13	5.15	3.87	12063	2447	4.93	0.34	-0.79
Jul-03	45	11	4.09	1.45	12840	2523	5.09	-0.58	-1.35
Aug-03	34	7	4.86	3.72	12626	2506	5.04	-0.09	-1.05
Sep-03	35	8	4.38	1.92	13096	2567	5.10	-0.38	-1.23
Oct-03	15	5	3.00	0.00	15626	2835	5.51	-0.9	-1.55
Nov-03	83	16	5.19	2.74	11321	2093	5.41	-0.14	-1.08
Dec-03	25	7	3.57	1.13	11193	2032	5.51	-0.82	-1.5
Jan-04	20	5	4.00	2.35	9898	2048	4.83	-0.31	-1.19
Feb-04	15	4	3.75	0.96	11043	2158	5.12	-0.55	-1.33
Mar-04	9	3	3.00	0.00	14908	2742	5.44	-0.83	-1.51
Apr-04	22	6	3.67	1.63	6144	1586	3.87	-0.11	-1.06
May-04	20	5	4.00	2.24	6257	1609	3.89	0.58	-0.65



Centrex (Parity)									
Date	CLEC Num	CLEC Denc	CLEC Resu	CLEC Std I	Qwest Num	Qwest Denc	Qwest Resu	Mod Z Scr	Parity Scr
Jun-03									
Jul-03									
Aug-03									
Sep-03									
Oct-03									
Nov-03									
Dec-03	11	1	11.00		1734	330	5.25	1.8	0.09
Jan-04									
Feb-04									
Mar-04									
Apr-04									
May-04									

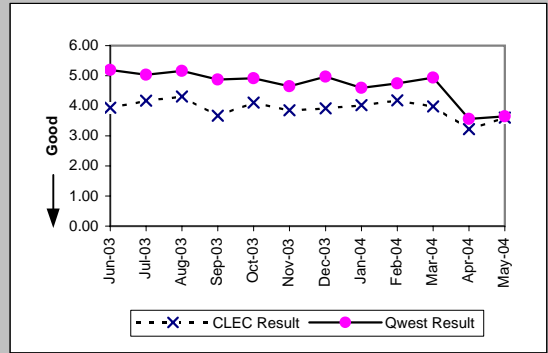


Qwest DSL (Parity)									
Date	CLEC Num	CLEC Denc	CLEC Resu	CLEC Std I	Qwest Num	Qwest Denc	Qwest Resu	Mod Z Scr	Parity Scr
Jun-03	13	3	4.33	1.15	2065	404	5.11	-0.82	-1.5
Jul-03	33	7	4.71	0.49	1765	339	5.21	-0.77	-1.47
Aug-03	36	7	5.14	0.38	1897	367	5.17	-0.04	-1.02
Sep-03	100	15	6.67	3.11	3070	576	5.33	1.75	0.06
Oct-03	169	24	7.04	3.17	4054	723	5.61	1.81	0.1
Nov-03	177	27	6.56	2.93	4038	714	5.66	1.24	-0.25
Dec-03	122	22	5.55	1.65	6244	1121	5.57	-0.05	-1.03
Jan-04	112	21	5.33	1.80	8416	1485	5.67	-0.51	-1.31
Feb-04	126	20	6.30	2.15	9581	1633	5.87	0.77	-0.53
Mar-04	127	17	7.47	2.40	9149	1535	5.96	1.55	-0.05
Apr-04	25	6	4.17	0.41	5592	1107	5.05	-1.44	-1.87
May-04	60	13	4.62	1.26	6609	1296	5.10	-0.92	-1.56

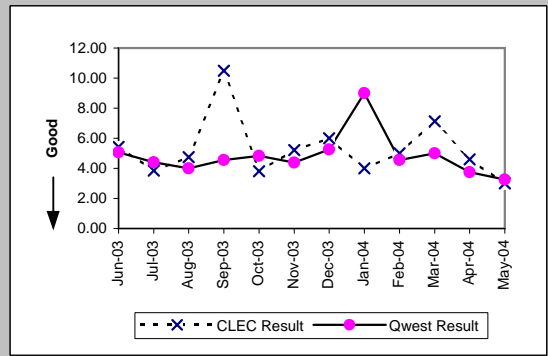


OP-4A - Installation Interval (Average Days) - Dispatches within MSAs

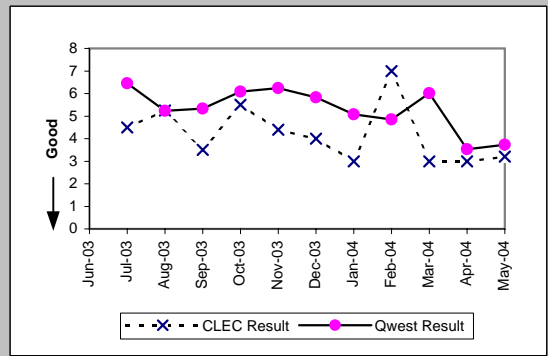
UNE - P (POTS) (Parity)										
Date	CLEC Num	CLEC Denc	CLEC Resu	CLEC Std	Qwest Num	Qwest Denc	Qwest Resu	Mod Z Scr	Parity Scr	
Jun-03	839	213	3.94	3.12	58654	11298	5.19	-3.82	-3.32	
Jul-03	1110	266	4.17	4.27	59982	11915	5.03	-2.92	-2.77	
Aug-03	1051	244	4.31	3.77	60123	11645	5.16	-2.71	-2.65	
Sep-03	880	240	3.67	1.86	56610	11617	4.87	-4.17	-3.53	
Oct-03	966	235	4.11	3.14	56242	11452	4.91	-2.56	-2.55	
Nov-03	823	214	3.85	1.98	44629	9598	4.65	-2.54	-2.54	
Dec-03	1364	349	3.91	2.49	60266	12134	4.97	-4.86	-3.96	
Jan-04	861	214	4.02	3.16	43330	9423	4.60	-1.89	-2.15	
Feb-04	1004	240	4.18	3.33	47794	10085	4.74	-2.09	-2.27	
Mar-04	1619	407	3.98	2.11	58600	11873	4.94	-4.54	-3.76	
Apr-04	1268	394	3.22	1.20	24271	6815	3.56	-2.17	-2.32	
May-04	1528	423	3.61	2.60	24216	6632	3.65	-0.3	-1.18	



UNE P (Centrex) (Parity)										
Date	CLEC Num	CLEC Denc	CLEC Resu	CLEC Std	Qwest Num	Qwest Denc	Qwest Resu	Mod Z Scr	Parity Scr	
Jun-03	38	7	5.43	3.95	2409	476	5.06	0.83	-0.5	
Jul-03	27	7	3.86	2.19	1816	413	4.40	-0.62	-1.38	
Aug-03	38	8	4.75	2.60	1391	347	4.01	0.97	-0.41	
Sep-03	42	4	10.50	14.34	1735	381	4.55	2.37	0.44	
Oct-03	19	5	3.80	1.30	1246	258	4.83	-0.67	-1.41	
Nov-03	47	9	5.22	5.95	1195	272	4.39	0.94	-0.43	
Dec-03	48	8	6.00	3.30	1734	330	5.25	0.79	-0.52	
Jan-04	20	5	4.00	2.83	2333	259	9.01	-0.64	-1.39	
Feb-04	20	4	5.00	2.71	937	206	4.55	0.75	-0.54	
Mar-04	57	8	7.12	7.43	1449	290	5.00	1.35	-0.18	
Apr-04	23	5	4.60	3.05	708	189	3.75	1.04	-0.37	
May-04	9	3	3.00	0.00	507	156	3.25	-0.35	-1.21	

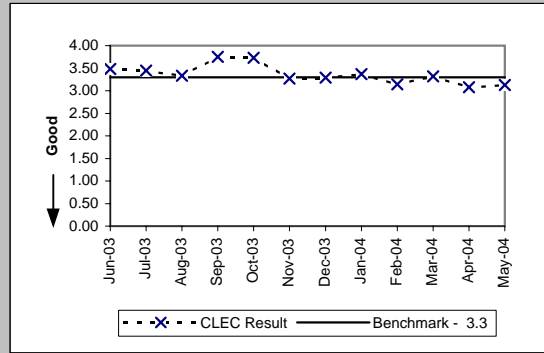


UNE P (Centrex 21) (Parity)										
Date	CLEC Num	CLEC Denc	CLEC Resu	CLEC Std	Qwest Num	Qwest Denc	Qwest Resu	Mod Z Scr	Parity Scr	
Jun-03										
Jul-03	18	4	4.50	1.29	877	136	6.45	-0.53	-1.32	
Aug-03	21	4	5.25	1.50	540	103	5.24	0.23	-0.86	
Sep-03	14	4	3.50	0.58	715	134	5.34	-0.66	-1.4	
Oct-03	11	2	5.50	0.71	729	120	6.08	-0.13	-1.08	
Nov-03	22	5	4.40	1.14	618	99	6.24	-0.68	-1.41	
Dec-03	8	2	4.00	2.83	513	88	5.83	-0.49	-1.3	
Jan-04	3	1	3.00		442	87	5.08	-0.39	-1.24	
Feb-04	7	1	7.00		383	79	4.85	1.02	-0.38	
Mar-04	3	1	3.00		625	104	6.01	-0.52	-1.32	
Apr-04	6	2	3.00	0.00	279	79	3.53	-0.27	-1.16	
May-04	16	5	3.20	2.49	183	49	3.73	-0.53	-1.32	

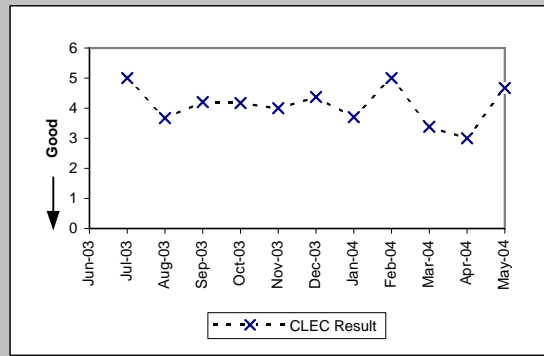


OP-4A - Installation Interval (Average Days) - Dispatches within MSAs

Line Sharing (Benchmark)					
Date	Numerator	Denominator	CLEC Result	Standard Dev	
Jun-03	174	50	3.48	1.09	
Jul-03	283	82	3.45	0.93	
Aug-03	143	43	3.33	0.78	
Sep-03	206	55	3.75	1.29	
Oct-03	265	71	3.73	1.44	
Nov-03	121	37	3.27	0.65	
Dec-03	168	51	3.29	0.97	
Jan-04	182	54	3.37	0.76	
Feb-04	157	50	3.14	0.57	
Mar-04	146	44	3.32	1.05	
Apr-04	74	24	3.08	0.41	
May-04	119	38	3.13	0.58	

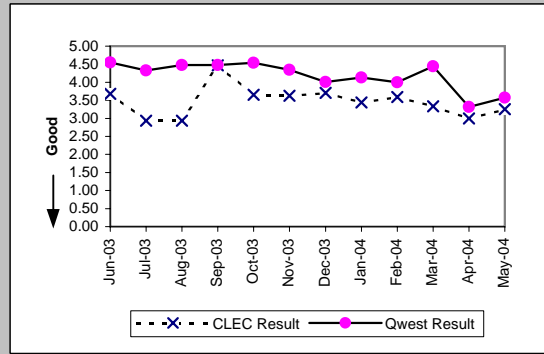


Line Splitting (Diagnostic)				
Date	Numerator	Denominator	CLEC Result	Standard Dev
Jun-03				
Jul-03	5	1	5.00	
Aug-03	11	3	3.67	1.15
Sep-03	21	5	4.20	1.79
Oct-03	25	6	4.17	1.33
Nov-03	20	5	4.00	1.41
Dec-03	83	19	4.37	1.42
Jan-04	37	10	3.70	1.16
Feb-04	5	1	5.00	
Mar-04	27	8	3.38	1.06
Apr-04	3	1	3.00	
May-04	14	3	4.67	1.53

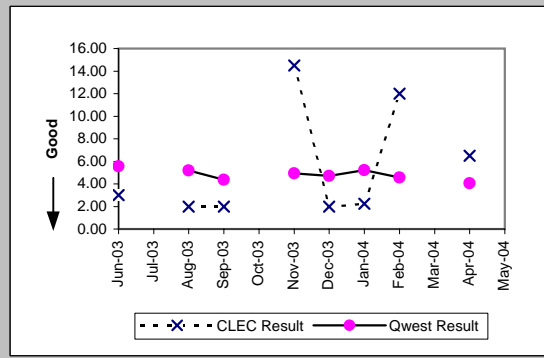


OP-4B - Installation Interval (Average Days) - Dispatches outside MSAs

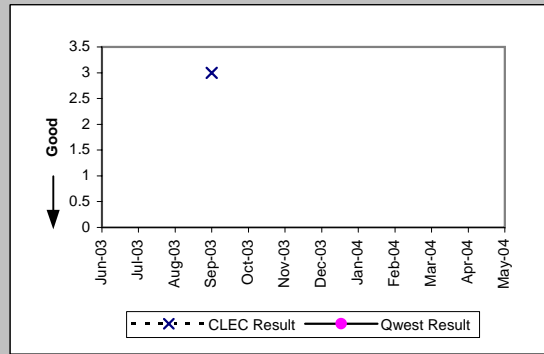
Residence (Parity)									
Date	CLEC Num	CLEC Denc	CLEC Resu	CLEC Std I	Qwest Num	Qwest Denc	Qwest Resu	Mod Z Scr	Parity Scr
Jun-03	70	19	3.68	1.00	7156	1574	4.55	-0.79	-1.48
Jul-03	44	15	2.93	0.70	7382	1703	4.33	-1.51	-1.92
Aug-03	44	15	2.93	0.59	7165	1600	4.48	-1.53	-1.93
Sep-03	76	17	4.47	2.96	6905	1543	4.48	0	-1
Oct-03	113	31	3.65	1.70	6946	1529	4.54	-1.18	-1.71
Nov-03	189	52	3.63	1.46	5251	1210	4.34	-0.83	-1.5
Dec-03	215	58	3.71	2.16	6048	1508	4.01	-0.64	-1.39
Jan-04	86	25	3.44	2.08	4977	1206	4.13	-0.99	-1.6
Feb-04	61	17	3.59	2.24	5753	1439	4.00	-0.57	-1.35
Mar-04	60	18	3.33	1.53	6797	1531	4.44	-0.93	-1.57
Apr-04	27	9	3.00	1.00	3341	1005	3.32	-0.52	-1.32
May-04	39	12	3.25	0.97	3246	908	3.57	-0.53	-1.32



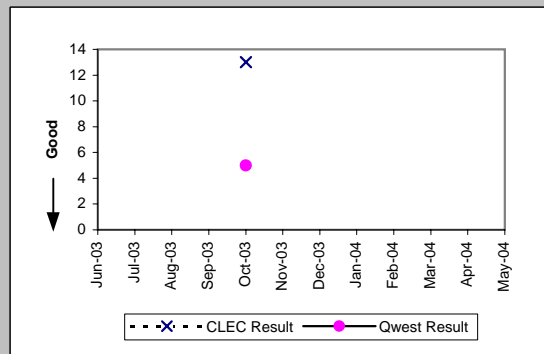
Business (Parity)									
Date	CLEC Num	CLEC Denc	CLEC Resu	CLEC Std I	Qwest Num	Qwest Denc	Qwest Resu	Mod Z Scr	Parity Scr
Jun-03	3	1	3.00		1695	305	5.56	-0.38	-1.23
Jul-03									
Aug-03	4	2	2.00	2.83	1493	287	5.20	-0.85	-1.52
Sep-03	2	1	2.00		1381	317	4.36	-0.7	-1.43
Oct-03									
Nov-03	29	2	14.50	6.36	1229	249	4.94	1.91	0.16
Dec-03	4	2	2.00	1.41	1010	215	4.70	-0.86	-1.52
Jan-04	9	4	2.25	0.96	1377	264	5.22	-1.16	-1.71
Feb-04	24	2	12.00	12.73	1353	297	4.56	1.74	0.06
Mar-04									
Apr-04	13	2	6.50	0.71	839	206	4.07	1.35	-0.18
May-04									



PBX (Parity)									
Date	CLEC Num	CLEC Denc	CLEC Resu	CLEC Std I	Qwest Num	Qwest Denc	Qwest Resu	Mod Z Scr	Parity Scr
Jun-03									
Jul-03									
Aug-03									
Sep-03	3	1	3.00						
Oct-03									
Nov-03									
Dec-03									
Jan-04									
Feb-04									
Mar-04									
Apr-04									
May-04									

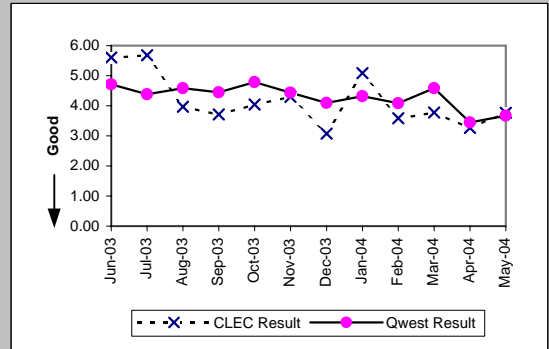


Qwest DSL (Parity)									
Date	CLEC Num	CLEC Denc	CLEC Resu	CLEC Std I	Qwest Num	Qwest Denc	Qwest Resu	Mod Z Scr	Parity Scr
Jun-03									
Jul-03									
Aug-03									
Sep-03									
Oct-03	13	1	13.00		209	42	4.98	2.33	0.41
Nov-03									
Dec-03									
Jan-04									
Feb-04									
Mar-04									
Apr-04									
May-04									

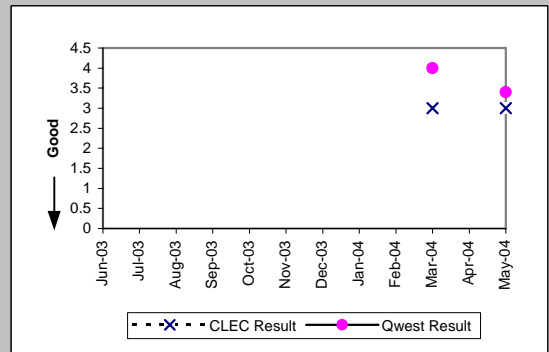


OP-4B - Installation Interval (Average Days) - Dispatches outside MSAs

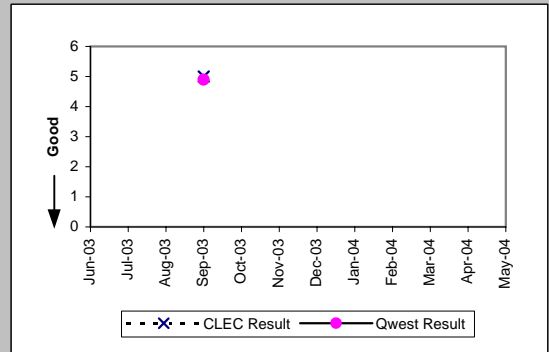
UNE - P (POTS) (Parity)										
Date	CLEC Num	CLEC Dens	CLEC Resu	CLEC Std	Qwest Num	Qwest Dens	Qwest Resu	Mod Z Scr	Parity Scr	
Jun-03	157	28	5.61	11.37	8851	1879	4.71	1.05	-0.36	
Jul-03	159	28	5.68	6.44	8764	2002	4.38	1.71	0.04	
Aug-03	115	29	3.97	1.90	8658	1887	4.59	-0.8	-1.49	
Sep-03	156	42	3.71	1.99	8286	1860	4.45	-1.13	-1.69	
Oct-03	113	28	4.04	1.82	8754	1828	4.79	-0.81	-1.49	
Nov-03	129	30	4.30	2.87	6480	1459	4.44	-0.13	-1.08	
Dec-03	132	43	3.07	1.39	7058	1723	4.10	-1.81	-2.1	
Jan-04	122	24	5.08	3.97	6354	1470	4.32	1.03	-0.37	
Feb-04	97	27	3.59	1.37	7106	1736	4.09	-0.77	-1.47	
Mar-04	193	51	3.78	2.11	8401	1833	4.58	-1.11	-1.67	
Apr-04	121	37	3.27	1.19	4180	1211	3.45	-0.38	-1.23	
May-04	166	44	3.77	1.75	4065	1107	3.67	0.33	-0.8	



UNE P (Centrex) (Parity)										
Date	CLEC Num	CLEC Dens	CLEC Resu	CLEC Std	Qwest Num	Qwest Dens	Qwest Resu	Mod Z Scr	Parity Scr	
Jun-03										
Jul-03										
Aug-03										
Sep-03										
Oct-03										
Nov-03										
Dec-03										
Jan-04										
Feb-04										
Mar-04	3	1	3.00		24	6	4.00	-0.55	-1.34	
Apr-04										
May-04	3	1	3.00		17	5	3.40	-0.24	-1.15	



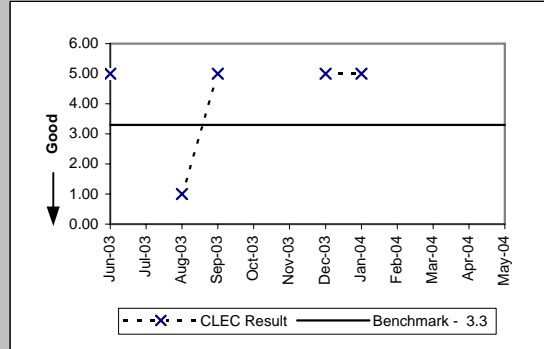
UNE P (Centrex 21) (Parity)										
Date	CLEC Num	CLEC Dens	CLEC Resu	CLEC Std	Qwest Num	Qwest Dens	Qwest Resu	Mod Z Scr	Parity Scr	
Jun-03										
Jul-03										
Aug-03										
Sep-03	5	1	5.00		44	9	4.89	-0.09	-1.05	
Oct-03										
Nov-03										
Dec-03										
Jan-04										
Feb-04										
Mar-04										
Apr-04										
May-04										



OP-4B - Installation Interval (Average Days) - Dispatches outside MSAs

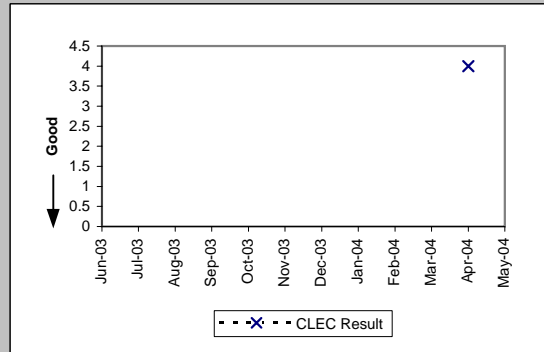
Line Sharing (Benchmark)

Date	Numerator	Denominator	CLEC Result	Standard Dev
Jun-03	10	2	5.00	0.00
Jul-03				
Aug-03	1	1	1.00	
Sep-03	5	1	5.00	
Oct-03				
Nov-03				
Dec-03	5	1	5.00	
Jan-04	5	1	5.00	
Feb-04				
Mar-04				
Apr-04				
May-04				



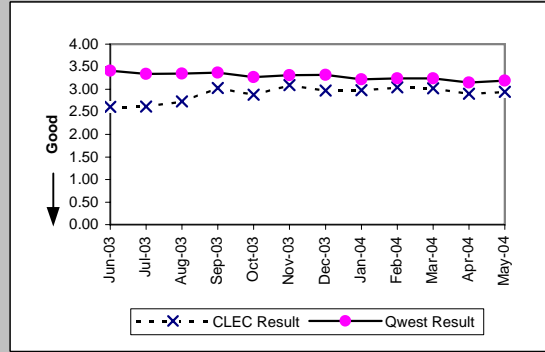
Sub-Loop Unbundling (Diagnostic)

Date	Numerator	Denominator	CLEC Result	Standard Dev
Jun-03				
Jul-03				
Aug-03				
Sep-03				
Oct-03				
Nov-03				
Dec-03				
Jan-04				
Feb-04				
Mar-04				
Apr-04	4	1	4.00	
May-04				

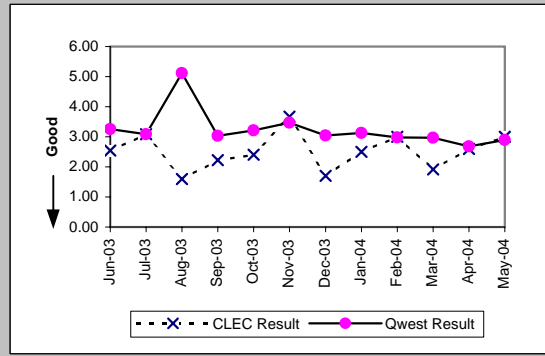


OP-4C - Installation Interval (Average Days) - No dispatches

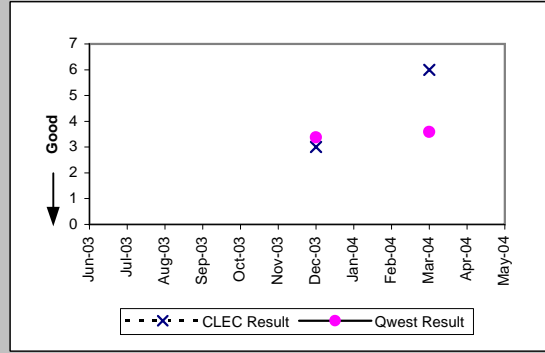
Residence (Parity)									
Date	CLEC Num	CLEC Denc	CLEC Resu	CLEC Std I	Qwest Num	Qwest Denc	Qwest Resu	Mod Z Scr	Parity Scr
Jun-03	685	262	2.61	0.80	70799	20773	3.41	-8.73	-6.3
Jul-03	856	327	2.62	0.91	83314	24954	3.34	-10.95	-7.66
Aug-03	661	242	2.73	0.69	81232	24228	3.35	-8.2	-5.98
Sep-03	603	199	3.03	0.63	79360	23531	3.37	-4.18	-3.54
Oct-03	1004	349	2.88	0.61	73840	22594	3.27	-6.36	-4.87
Nov-03	983	318	3.09	0.69	53146	16032	3.31	-3.54	-3.15
Dec-03	1404	472	2.97	0.66	43156	13011	3.32	-5.75	-4.49
Jan-04	1898	637	2.98	0.66	54463	16901	3.22	-5.79	-4.52
Feb-04	1036	341	3.04	1.19	53880	16653	3.24	-2.98	-2.81
Mar-04	613	203	3.02	0.59	61541	18965	3.24	-2.6	-2.58
Apr-04	791	273	2.90	0.42	59321	18837	3.15	-3.54	-3.16
May-04	814	277	2.94	0.46	52609	16492	3.19	-3.71	-3.26



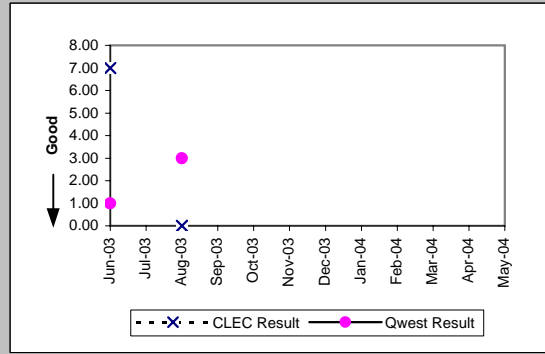
Business (Parity)									
Date	CLEC Num	CLEC Denc	CLEC Resu	CLEC Std I	Qwest Num	Qwest Denc	Qwest Resu	Mod Z Scr	Parity Scr
Jun-03	33	13	2.54	0.97	1608	493	3.26	-0.97	-1.59
Jul-03	37	12	3.08	1.78	1312	424	3.09	-0.02	-1.01
Aug-03	8	5	1.60	1.34	1857	363	5.12	-0.24	-1.14
Sep-03	20	9	2.22	0.97	1076	355	3.03	-1.3	-1.79
Oct-03	12	5	2.40	0.89	1296	404	3.21	-0.49	-1.3
Nov-03	11	3	3.67	1.15	1439	415	3.47	1.29	-0.21
Dec-03	34	20	1.70	0.92	987	325	3.04	-3.89	-3.36
Jan-04	10	4	2.50	1.29	1282	409	3.13	-0.39	-1.24
Feb-04	15	5	3.00	0.00	1110	372	2.98	-0.24	-1.14
Mar-04	50	26	1.92	0.84	1144	385	2.97	-3.2	-2.94
Apr-04	13	5	2.60	0.89	936	349	2.68	-0.13	-1.08
May-04	9	3	3.00	0.00	981	340	2.89	-0.12	-1.07



Centrex 21 (Parity)									
Date	CLEC Num	CLEC Denc	CLEC Resu	CLEC Std I	Qwest Num	Qwest Denc	Qwest Resu	Mod Z Scr	Parity Scr
Jun-03									
Jul-03									
Aug-03									
Sep-03									
Oct-03									
Nov-03									
Dec-03	3	1	3.00		91	27	3.37	-0.17	-1.1
Jan-04									
Feb-04									
Mar-04	6	1	6.00		158	44	3.59	1.59	-0.03
Apr-04									
May-04									

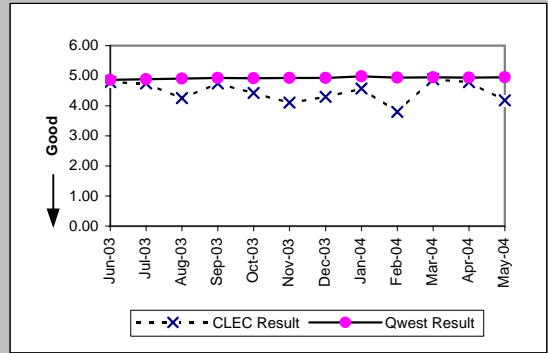


PBX (Parity)									
Date	CLEC Num	CLEC Denc	CLEC Resu	CLEC Std I	Qwest Num	Qwest Denc	Qwest Resu	Mod Z Scr	Parity Scr
Jun-03	7	1	7.00		5	5	1.00	1.32	-0.2
Jul-03									
Aug-03	0	1	0.00		54	18	3.00		
Sep-03									
Oct-03									
Nov-03									
Dec-03									
Jan-04									
Feb-04									
Mar-04									
Apr-04									
May-04									

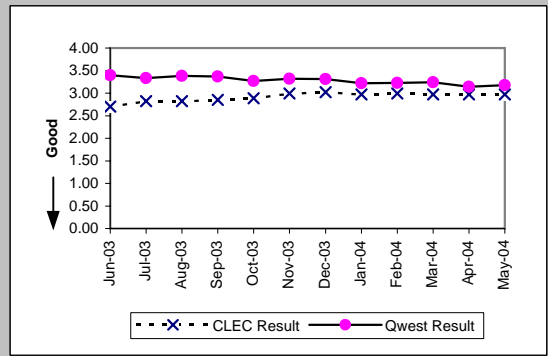


OP-4C - Installation Interval (Average Days) - No dispatches

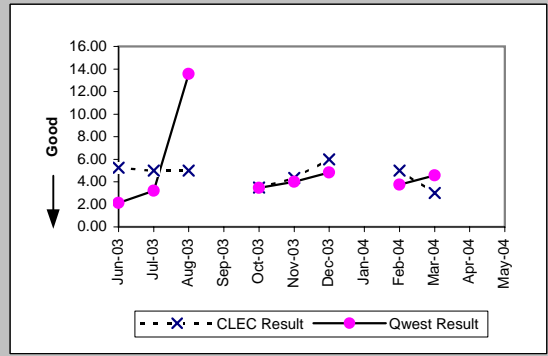
Qwest DSL (Parity)									
Date	CLEC Num	CLEC Dend	CLEC Resu	CLEC Std	Qwest Num	Qwest Dend	Qwest Resu	Mod Z Scr	Parity Scr
Jun-03	67	14	4.79	0.43	20041	4126	4.86	-0.37	-1.23
Jul-03	95	20	4.75	0.55	21206	4347	4.88	-0.78	-1.47
Aug-03	115	27	4.26	1.51	25367	5174	4.90	-4.93	-4
Sep-03	76	16	4.75	0.45	33615	6816	4.93	-0.81	-1.49
Oct-03	62	14	4.43	1.40	34356	6987	4.92	-2.8	-2.7
Nov-03	37	9	4.11	1.69	30112	6113	4.93	-2.96	-2.8
Dec-03	86	20	4.30	0.92	28724	5821	4.93	-3.38	-3.05
Jan-04	32	7	4.57	0.53	31861	6402	4.98	-1.17	-1.71
Feb-04	38	10	3.80	1.62	30162	6109	4.94	-6.28	-4.82
Mar-04	78	16	4.88	0.34	28830	5822	4.95	-0.36	-1.22
Apr-04	67	14	4.79	0.58	24491	4958	4.94	-0.98	-1.6
May-04	322	77	4.18	0.97	24171	4879	4.95	-11.14	-7.78



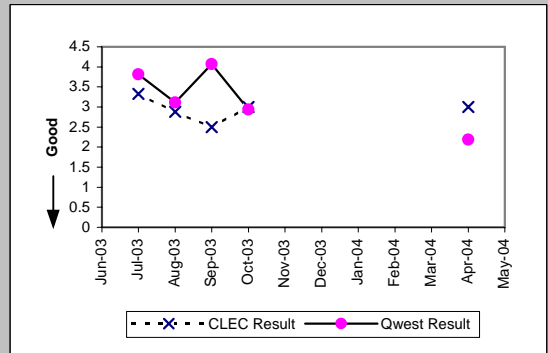
UNE - P (POTS) (Parity)									
Date	CLEC Num	CLEC Dend	CLEC Resu	CLEC Std	Qwest Num	Qwest Dend	Qwest Resu	Mod Z Scr	Parity Scr
Jun-03	10057	3723	2.70	0.93	72407	21266	3.40	-26.38	-17.04
Jul-03	16408	5816	2.82	0.62	84626	25378	3.33	-29.68	-19.05
Aug-03	15235	5403	2.82	0.64	83089	24591	3.38	-8.98	-6.46
Sep-03	12061	4232	2.85	0.68	80436	23886	3.37	-26.64	-17.2
Oct-03	16084	5575	2.89	0.64	75136	22998	3.27	-20.81	-13.65
Nov-03	15772	5275	2.99	0.39	54585	16447	3.32	-11.87	-8.21
Dec-03	12480	4139	3.02	0.62	44143	13336	3.31	-12.97	-8.88
Jan-04	12725	4284	2.97	0.35	55745	17310	3.22	-12.82	-8.8
Feb-04	18944	6337	2.99	0.44	54990	17025	3.23	-13.42	-9.16
Mar-04	17547	5912	2.97	0.39	62685	19350	3.24	-14.77	-9.98
Apr-04	17853	6016	2.97	0.54	60257	19186	3.14	-10	-7.08
May-04	15290	5141	2.97	0.34	53590	16832	3.18	-11.67	-8.09



UNE P (Centrex) (Parity)									
Date	CLEC Num	CLEC Dend	CLEC Resu	CLEC Std	Qwest Num	Qwest Dend	Qwest Resu	Mod Z Scr	Parity Scr
Jun-03	21	4	5.25	0.50	47	22	2.14	3.72	1.26
Jul-03	5	1	5.00		48	15	3.20	3.72	1.26
Aug-03	20	4	5.00	1.63	529	39	13.56	-0.94	-1.57
Sep-03									
Oct-03	14	4	3.50	2.52	38	11	3.45	0.05	-0.97
Nov-03	13	3	4.33	1.53	48	12	4.00	0.34	-0.79
Dec-03	6	1	6.00		101	21	4.81	1.43	-0.13
Jan-04									
Feb-04	20	4	5.00	0.00	15	4	3.75	-3.72	-3.26
Mar-04	3	1	3.00		41	9	4.56	-1.67	-2.02
Apr-04									
May-04									



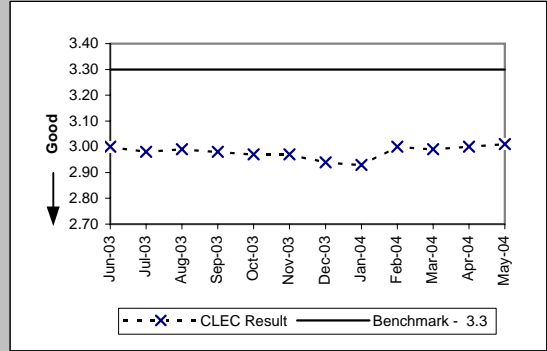
UNE P (Centrex 21) (Parity)									
Date	CLEC Num	CLEC Dend	CLEC Resu	CLEC Std	Qwest Num	Qwest Dend	Qwest Resu	Mod Z Scr	Parity Scr
Jun-03									
Jul-03	20	6	3.33	1.03	793	208	3.81	-0.79	-1.48
Aug-03	23	8	2.88	0.35	292	94	3.11	-0.68	-1.41
Sep-03	10	4	2.50	0.58	399	98	4.07	-1.63	-1.99
Oct-03	3	1	3.00		97	33	2.94	-0.55	-1.34
Nov-03									
Dec-03									
Jan-04									
Feb-04									
Mar-04									
Apr-04	3	1	3.00		57	26	2.19	0.06	-0.96
May-04									



OP-4C - Installation Interval (Average Days) - No dispatches

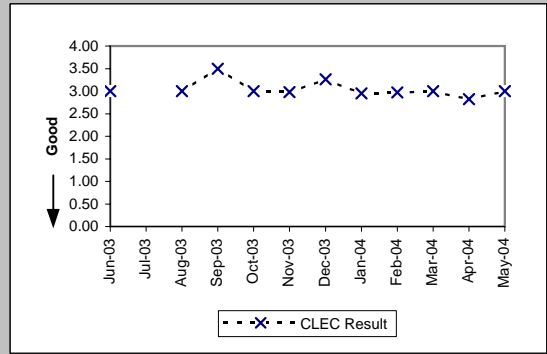
Line Sharing (Benchmark)

Date	Numerator	Denominator	CLEC Result	Standard Dev
Jun-03	3029	1009	3.00	0.19
Jul-03	3041	1019	2.98	0.29
Aug-03	1980	662	2.99	0.18
Sep-03	2138	718	2.98	0.30
Oct-03	2304	775	2.97	0.31
Nov-03	1704	573	2.97	0.30
Dec-03	1593	541	2.94	0.40
Jan-04	1835	626	2.93	0.52
Feb-04	1353	451	3.00	0.74
Mar-04	1225	410	2.99	0.16
Apr-04	1108	369	3.00	0.42
May-04	1082	359	3.01	0.26



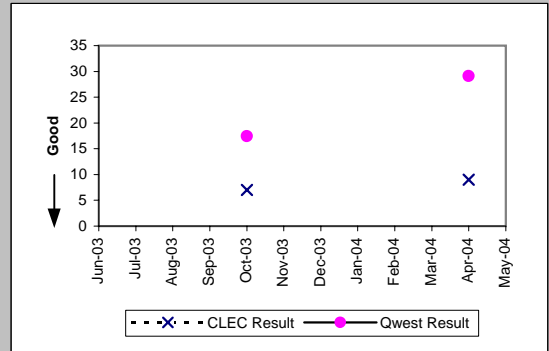
Line Splitting (Diagnostic)

Date	Numerator	Denominator	CLEC Result	Standard Dev
Jun-03	6	2	3.00	0.00
Jul-03				
Aug-03	6	2	3.00	0.00
Sep-03	7	2	3.50	0.71
Oct-03	105	35	3.00	0.00
Nov-03	179	60	2.98	0.47
Dec-03	261	80	3.26	1.04
Jan-04	186	63	2.95	0.38
Feb-04	101	34	2.97	0.17
Mar-04	117	39	3.00	0.00
Apr-04	62	22	2.82	0.66
May-04	60	20	3.00	0.00

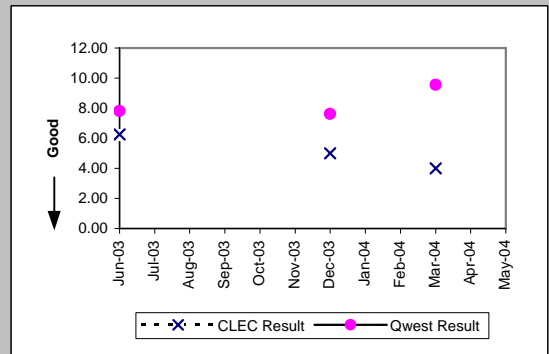


OP-4D - Installation Interval (Average Days) - Interval Zone One

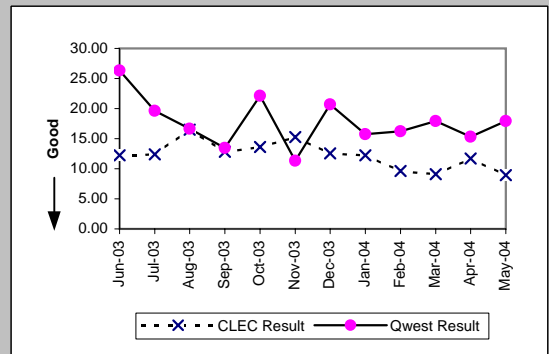
ISDN Primary (Parity)									
Date	CLEC Num	CLEC Denc	CLEC Resu	CLEC Std D	Qwest Num	Qwest Denc	Qwest Resu	Mod Z Scr	Parity Scr
Jun-03									
Jul-03									
Aug-03									
Sep-03									
Oct-03	7	1	7.00		803	46	17.46	-1.05	-1.64
Nov-03									
Dec-03									
Jan-04									
Feb-04									
Mar-04									
Apr-04	27	3	9.00	0.00	1805	62	29.11	-1.52	-1.93
May-04									



PBX (Parity)									
Date	CLEC Num	CLEC Denc	CLEC Resu	CLEC Std D	Qwest Num	Qwest Denc	Qwest Resu	Mod Z Scr	Parity Scr
Jun-03	25	4	6.25	1.50	156	20	7.80	-0.5	-1.3
Jul-03									
Aug-03									
Sep-03									
Oct-03									
Nov-03									
Dec-03	5	1	5.00		244	32	7.62	-0.55	-1.34
Jan-04									
Feb-04									
Mar-04	4	1	4.00		344	36	9.56	-0.59	-1.36
Apr-04									
May-04									

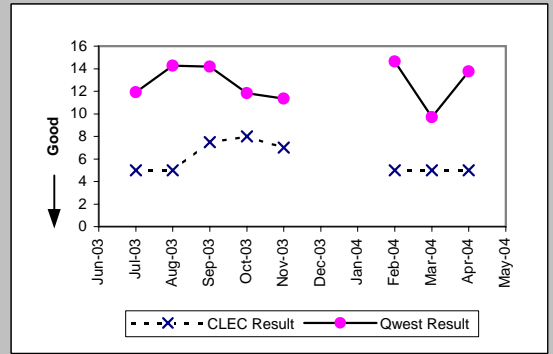


LIS Trunk (Parity)									
Date	CLEC Num	CLEC Denc	CLEC Resu	CLEC Std D	Qwest Num	Qwest Denc	Qwest Resu	Mod Z Scr	Parity Scr
Jun-03	220	18	12.22	4.26	816	31	26.32	-3.47	-3.11
Jul-03	124	10	12.40	5.36	510	26	19.62	-2.27	-2.38
Aug-03	165	10	16.50	5.36	200	12	16.67	-0.06	-1.04
Sep-03	218	17	12.82	8.58	471	35	13.46	-0.46	-1.28
Oct-03	204	15	13.60	7.08	974	44	22.14	-4.54	-3.76
Nov-03	229	15	15.27	6.26	102	9	11.33	1.51	-0.08
Dec-03	364	29	12.55	4.92	207	10	20.70	-3.26	-2.98
Jan-04	257	21	12.24	5.52	268	17	15.76	-1.72	-2.05
Feb-04	135	14	9.64	3.13	292	18	16.22	-3.17	-2.93
Mar-04	273	30	9.10	3.34	448	25	17.92	-5.45	-4.32
Apr-04	199	17	11.71	6.72	230	15	15.33	-1.64	-2
May-04	98	11	8.91	4.44	305	17	17.94	-4.13	-3.51

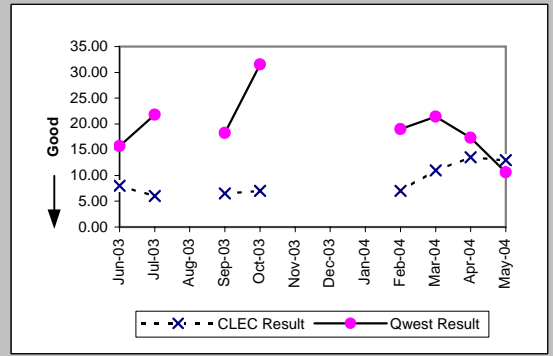


OP-4D - Installation Interval (Average Days) - Interval Zone One

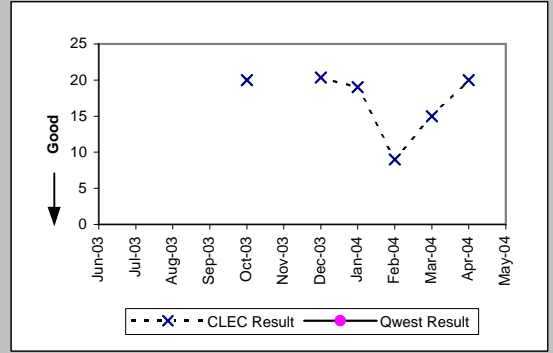
UDIT DS1 (Parity)									
Date	CLEC Num	CLEC Denc	CLEC Resu	CLEC Std I	Qwest Num	Qwest Denc	Qwest Resu	Mod Z Scr	Parity Scr
Jun-03									
Jul-03	5	1	5.00		8088	679	11.91	-1.03	-1.63
Aug-03	5	1	5.00		9666	677	14.28	-1.02	-1.62
Sep-03	15	2	7.50	0.71	9617	678	14.18	-0.89	-1.54
Oct-03	16	2	8.00	1.41	1124	95	11.83	-0.58	-1.35
Nov-03	7	1	7.00		874	77	11.35	-0.45	-1.28
Dec-03									
Jan-04									
Feb-04	10	2	5.00	1.41	1376	94	14.64	-1.34	-1.82
Mar-04	10	2	5.00	0.00	1213	125	9.70	-1.1	-1.67
Apr-04	5	1	5.00		1157	84	13.77	-0.83	-1.5
May-04									



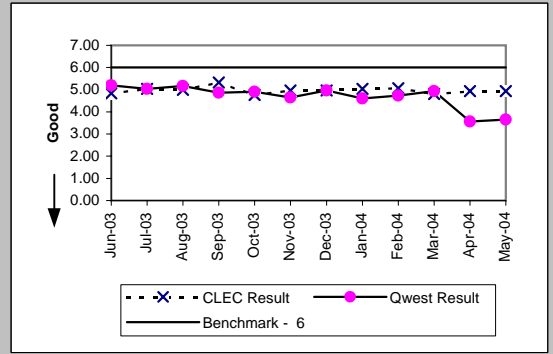
UDIT Above DS1 Level (Parity)									
Date	CLEC Num	CLEC Denc	CLEC Resu	CLEC Std I	Qwest Num	Qwest Denc	Qwest Resu	Mod Z Scr	Parity Scr
Jun-03	40	5	8.00	1.41	424	27	15.70	-0.87	-1.53
Jul-03	24	4	6.00	2.00	980	45	21.78	-1.41	-1.86
Aug-03									
Sep-03	13	2	6.50	0.71	419	23	18.22	-0.51	-1.31
Oct-03	7	1	7.00		945	30	31.50	-0.68	-1.41
Nov-03									
Dec-03									
Jan-04									
Feb-04	7	1	7.00		532	28	19.00	-0.57	-1.35
Mar-04	22	2	11.00	5.66	793	37	21.43	-0.55	-1.33
Apr-04	27	2	13.50	9.19	260	15	17.33	-0.26	-1.16
May-04	13	1	13.00		212	20	10.60	1.08	-0.35



Dark Fiber - IOF (Diagnostic)									
Date	CLEC Num	CLEC Denc	CLEC Resu	CLEC Std I	Qwest Num	Qwest Denc	Qwest Resu	Mod Z Scr	Parity Scr
Jun-03									
Jul-03									
Aug-03									
Sep-03									
Oct-03	40	2	20.00	0.00					
Nov-03									
Dec-03	122	6	20.33	1.63					
Jan-04	19	1	19.00						
Feb-04	9	1	9.00						
Mar-04	30	2	15.00	0.00					
Apr-04	20	1	20.00						
May-04									



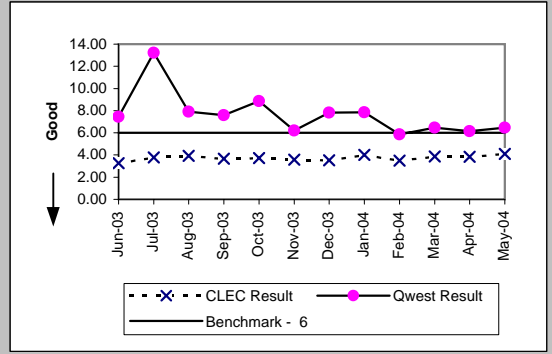
Unbundled Loop Analog (Benchmark)									
Date	CLEC Num	CLEC Denc	CLEC Resu	CLEC Std I	Qwest Num	Qwest Denc	Qwest Resu	Mod Z Scr	Parity Scr
Jun-03	4214	871	4.84	1.14	58654	11298	5.19	-2.12	-2.29
Jul-03	3978	790	5.04	1.73	59982	11915	5.03	0.01	-1
Aug-03	4274	856	4.99	1.27	60123	11645	5.16	-0.99	-1.6
Sep-03	4415	829	5.33	2.30	56610	11617	4.87	2.84	0.72
Oct-03	3556	746	4.77	1.54	56242	11452	4.91	-0.8	-1.49
Nov-03	3186	642	4.96	1.25	44629	9598	4.65	1.67	0.02
Dec-03	3483	702	4.96	1.18	60266	12134	4.97	-0.03	-1.02
Jan-04	3179	631	5.04	1.53	43330	9423	4.60	2.43	0.48
Feb-04	2967	585	5.07	1.41	47794	10085	4.74	1.92	0.17
Mar-04	3134	652	4.81	1.55	58600	11873	4.94	-0.76	-1.46
Apr-04	3711	752	4.93	1.78	24271	6815	3.56	11.72	6.13
May-04	3292	668	4.93	1.26	24216	6632	3.65	12.02	6.31



OP-4D - Installation Interval (Average Days) - Interval Zone One

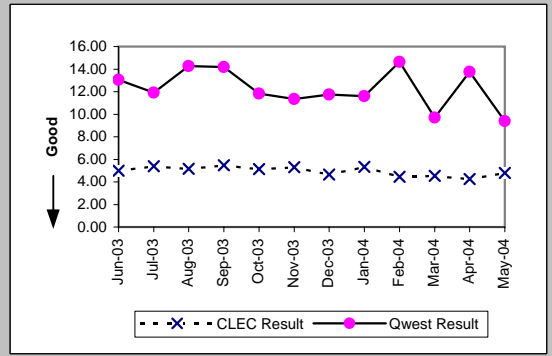
Unbundled Loop - 2 Wire Non-Loaded (Benchmark)

Date	CLEC Num	CLEC Denc	CLEC Resu	CLEC Std E	Qwest Num	Qwest Denc	Qwest Resu	Mod Z Scr	Parity Scr
Jun-03	691	212	3.26	1.26	694	93	7.46	-6.02	-4.66
Jul-03	709	187	3.79	1.14	1164	88	13.23	-3.07	-2.87
Aug-03	805	205	3.93	1.43	935	118	7.92	-5.62	-4.42
Sep-03	740	202	3.66	1.60	667	88	7.58	-4.11	-3.5
Oct-03	639	172	3.72	1.57	1118	126	8.87	-5.35	-4.25
Nov-03	503	141	3.57	1.32	471	76	6.20	-3.1	-2.88
Dec-03	477	136	3.51	1.61	446	57	7.82	-4.29	-3.61
Jan-04	563	140	4.02	1.17	479	61	7.85	-4.14	-3.52
Feb-04	448	128	3.50	1.33	369	63	5.86	-4.11	-3.5
Mar-04	607	157	3.87	1.18	414	64	6.47	-3.08	-2.87
Apr-04	480	125	3.84	1.13	720	117	6.15	-3.45	-3.1
May-04	546	133	4.11	1.09	402	62	6.48	-3.47	-3.11



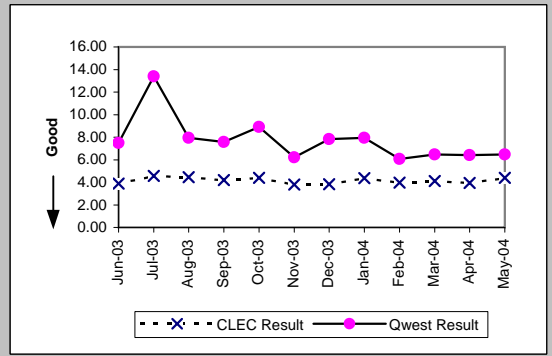
Unbundled Loop - DS1 Capable (Parity)

Date	CLEC Num	CLEC Denc	CLEC Resu	CLEC Std E	Qwest Num	Qwest Denc	Qwest Resu	Mod Z Scr	Parity Scr
Jun-03	355	71	5.00	2.69	8226	630	13.06	-7.72	-5.69
Jul-03	242	45	5.38	2.60	8088	679	11.91	-6.33	-4.85
Aug-03	450	87	5.17	3.55	9666	677	14.28	-8.78	-6.34
Sep-03	285	52	5.48	3.38	9617	678	14.18	-5.71	-4.47
Oct-03	581	113	5.14	3.41	1124	95	11.83	-5.19	-4.15
Nov-03	324	61	5.31	4.15	874	77	11.35	-3.7	-3.25
Dec-03	209	45	4.64	0.93	1503	128	11.74	-4.47	-3.72
Jan-04	405	76	5.33	4.67	1819	157	11.59	-6.52	-4.96
Feb-04	330	74	4.46	1.72	1376	94	14.64	-6.52	-4.97
Mar-04	575	127	4.53	0.92	1213	125	9.70	-6.86	-5.17
Apr-04	310	73	4.25	0.92	1157	84	13.77	-5.67	-4.45
May-04	316	66	4.79	1.42	648	69	9.39	-5.65	-4.43



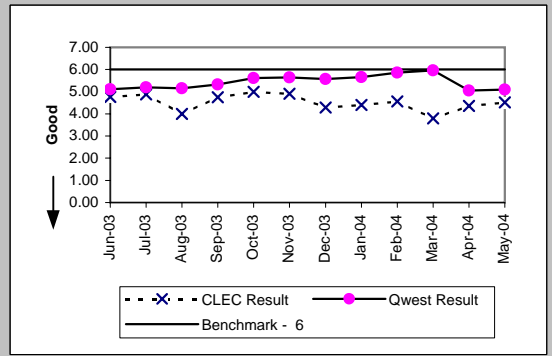
Unbundled Loop ISDN Capable (Parity)

Date	CLEC Num	CLEC Denc	CLEC Resu	CLEC Std E	Qwest Num	Qwest Denc	Qwest Resu	Mod Z Scr	Parity Scr
Jun-03	299	77	3.88	1.79	689	92	7.49	-4.14	-3.52
Jul-03	324	71	4.56	1.83	1164	87	13.38	-2.31	-2.4
Aug-03	196	44	4.45	2.05	930	117	7.95	-3.2	-2.95
Sep-03	226	54	4.19	0.95	667	88	7.58	-2.63	-2.6
Oct-03	264	60	4.40	0.87	1105	124	8.91	-3.47	-3.11
Nov-03	163	43	3.79	1.01	471	76	6.20	-2.11	-2.28
Dec-03	146	38	3.84	1.13	446	57	7.82	-2.98	-2.81
Jan-04	162	37	4.38	1.48	476	60	7.93	-2.81	-2.71
Feb-04	115	29	3.97	1.35	359	59	6.08	-2.5	-2.52
Mar-04	127	31	4.10	1.11	408	63	6.48	-1.89	-2.15
Apr-04	114	29	3.93	1.19	705	110	6.41	-2.25	-2.37
May-04	167	38	4.39	0.79	402	62	6.48	-2.27	-2.38



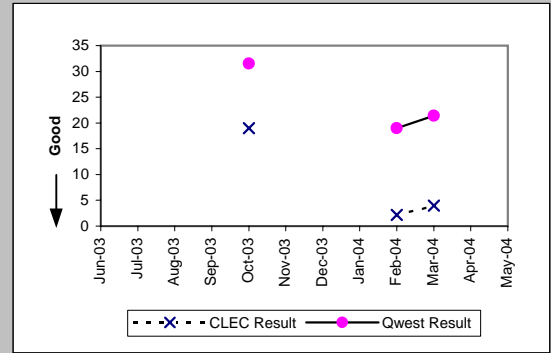
Unbundled Loop - ADSL Qualified (Benchmark)

Date	CLEC Num	CLEC Denc	CLEC Resu	CLEC Std E	Qwest Num	Qwest Denc	Qwest Resu	Mod Z Scr	Parity Scr
Jun-03	62	13	4.77	0.83	2065	404	5.11	-0.74	-1.45
Jul-03	39	8	4.88	0.35	1781	343	5.19	-0.53	-1.32
Aug-03	32	8	4.00	1.20	1922	373	5.15	-1.74	-2.06
Sep-03	38	8	4.75	0.71	3078	578	5.33	-0.69	-1.42
Oct-03	55	11	5.00	0.00	4077	727	5.61	-0.67	-1.41
Nov-03	49	10	4.90	0.32	4041	715	5.65	-0.74	-1.45
Dec-03	60	14	4.29	0.91	6247	1122	5.57	-2.15	-2.3
Jan-04	66	15	4.40	0.74	8428	1488	5.66	-1.62	-1.99
Feb-04	41	9	4.56	0.88	9600	1638	5.86	-1.39	-1.85
Mar-04	38	10	3.80	1.23	9159	1537	5.96	-2.13	-2.3
Apr-04	61	14	4.36	0.84	5592	1107	5.05	-1.71	-2.04
May-04	95	21	4.52	1.03	6609	1296	5.10	-1.39	-1.84

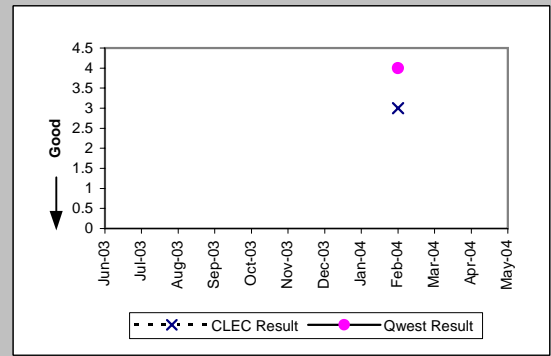


OP-4D - Installation Interval (Average Days) - Interval Zone One

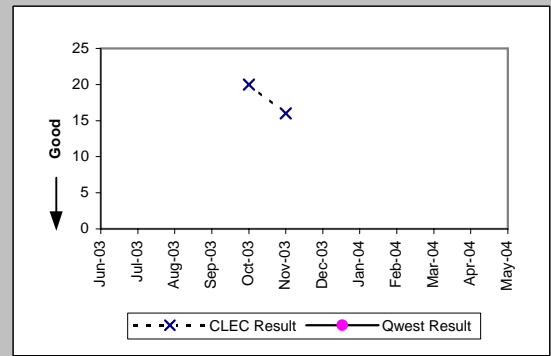
Unbundled Loop - DS3 Capable (Parity)									
Date	CLEC Num	CLEC Dend	CLEC Resu	CLEC Std	Qwest Num	Qwest Dend	Qwest Resu	Mod Z Scr	Parity Scr
Jun-03									
Jul-03									
Aug-03									
Sep-03									
Oct-03	19	1	19.00		945	30	31.50	-0.35	-1.21
Nov-03									
Dec-03									
Jan-04									
Feb-04	11	5	2.20	1.10	532	28	19.00	-1.67	-2.01
Mar-04	28	7	4.00	1.00	793	37	21.43	-1.61	-1.98
Apr-04									
May-04									



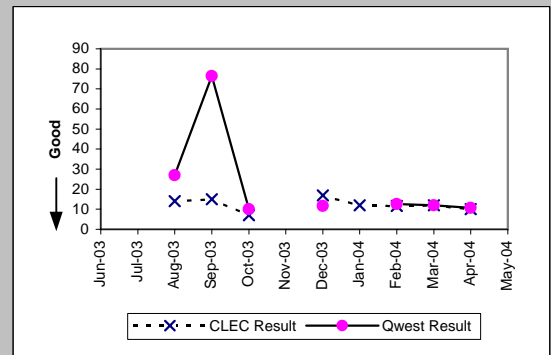
Qwest DSL (Parity)									
Date	CLEC Num	CLEC Dend	CLEC Resu	CLEC Std	Qwest Num	Qwest Dend	Qwest Resu	Mod Z Scr	Parity Scr
Jun-03									
Jul-03									
Aug-03									
Sep-03									
Oct-03									
Nov-03									
Dec-03									
Jan-04									
Feb-04	9	3	3.00	1.73	32	8	4.00	-0.69	-1.42
Mar-04									
Apr-04									
May-04									



Dark Fiber - Loop (Diagnostic)									
Date	CLEC Num	CLEC Dend	CLEC Resu	CLEC Std	Qwest Num	Qwest Dend	Qwest Resu	Mod Z Scr	Parity Scr
Jun-03									
Jul-03									
Aug-03									
Sep-03									
Oct-03	20	1	20.00						
Nov-03	16	1	16.00						
Dec-03									
Jan-04									
Feb-04									
Mar-04									
Apr-04									
May-04									



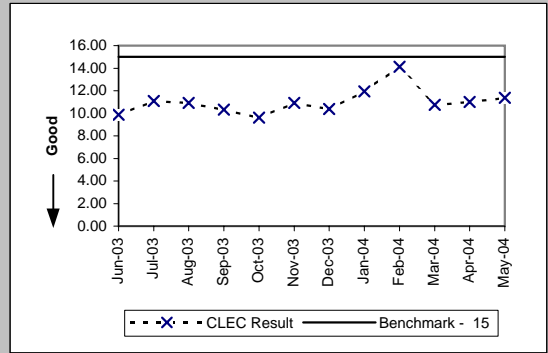
E911 (Parity)									
Date	CLEC Num	CLEC Dend	CLEC Resu	CLEC Std	Qwest Num	Qwest Dend	Qwest Resu	Mod Z Scr	Parity Scr
Jun-03									
Jul-03									
Aug-03	14	1	14.00		81	3	27.00	-0.82	-1.5
Sep-03	15	1	15.00		153	2	76.50	-0.58	-1.35
Oct-03	49	7	7.00	0.00	30	3	10.00		
Nov-03									
Dec-03	509	30	16.97	6.73	58	5	11.60	3.09	0.88
Jan-04	60	5	12.00	0.00					
Feb-04	81	7	11.57	0.53	38	3	12.67	-1.37	-1.84
Mar-04	24	2	12.00	0.00	24	2	12.00		
Apr-04	20	2	10.00	0.00	32	3	10.67	-0.25	-1.15
May-04									



OP-4D - Installation Interval (Average Days) - Interval Zone One

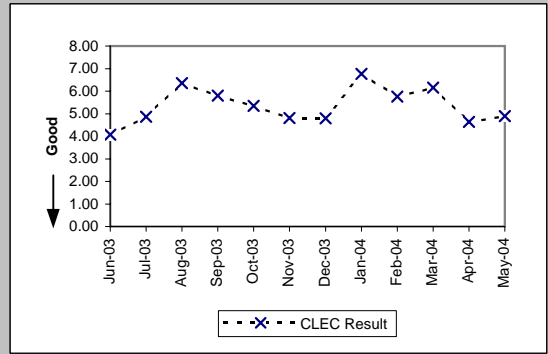
Unbundled Loop Conditioned (Benchmark)

Date	Num	Denom	CLEC Result	Standard Dev
Jun-03	355	36	9.86	6.35
Jul-03	521	47	11.09	5.45
Aug-03	371	34	10.91	4.86
Sep-03	279	27	10.33	5.49
Oct-03	250	26	9.62	4.89
Nov-03	251	23	10.91	5.67
Dec-03	270	26	10.38	5.40
Jan-04	346	29	11.93	6.76
Feb-04	198	14	14.14	4.96
Mar-04	344	32	10.75	5.54
Apr-04	77	7	11.00	6.45
May-04	91	8	11.38	5.97



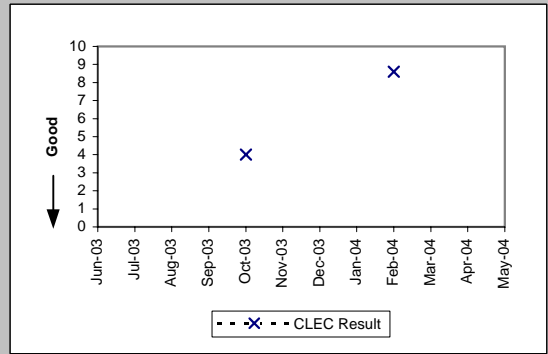
Enhanced Extended Loops (EELs) (Diagnostic)

Date	Num	Denom	CLEC Result	Standard Dev
Jun-03	122	30	4.07	2.59
Jul-03	73	15	4.87	0.64
Aug-03	89	14	6.36	3.59
Sep-03	145	25	5.80	3.30
Oct-03	123	23	5.35	1.97
Nov-03	101	21	4.81	0.98
Dec-03	134	28	4.79	1.23
Jan-04	203	30	6.77	5.08
Feb-04	219	38	5.76	2.39
Mar-04	252	41	6.15	6.43
Apr-04	260	56	4.64	1.03
May-04	201	41	4.90	3.58



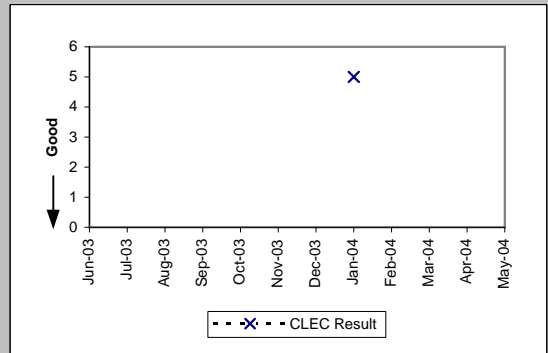
Enhanced Extended Loops - DS0 Capable (Diagnostic)

Date	Num	Denom	CLEC Result	Standard Dev
Jun-03				
Jul-03				
Aug-03				
Sep-03				
Oct-03	8	2	4.00	0.00
Nov-03				
Dec-03				
Jan-04				
Feb-04	43	5	8.60	1.34
Mar-04				
Apr-04				
May-04				



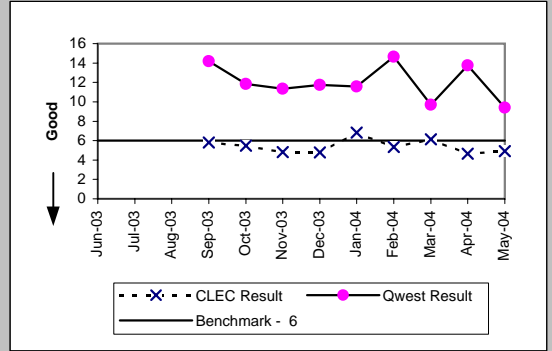
Enhanced Extended Loops - DS3 Capable (Diagnostic)

Date	Num	Denom	CLEC Result	Standard Dev
Jun-03				
Jul-03				
Aug-03				
Sep-03				
Oct-03				
Nov-03				
Dec-03				
Jan-04	5	1	5.00	
Feb-04				
Mar-04				
Apr-04				
May-04				



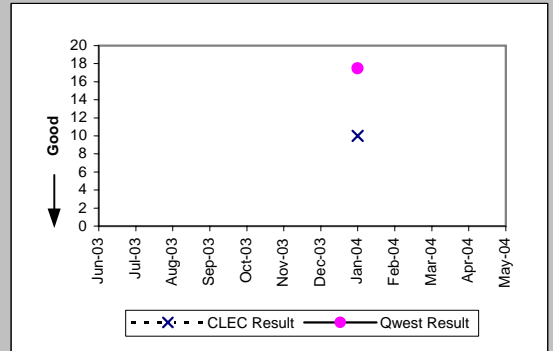
OP-4D - Installation Interval (Average Days) - Interval Zone One

Enhanced Extended Loops - DS1 Capable (Benchmark)									
Date	CLEC Num	CLEC Dend	CLEC Resu	CLEC Std	Qwest Num	Qwest Dend	Qwest Resu	Mod Z Scr	Parity Scr
Jun-03									
Jul-03									
Aug-03									
Sep-03	145	25	5.80	3.30	9617	678	14.18	-3.89	-3.36
Oct-03	115	21	5.48	2.02	1124	95	11.83	-2.84	-2.73
Nov-03	101	21	4.81	0.98	874	77	11.35	-2.79	-2.7
Dec-03	134	28	4.79	1.23	1503	128	11.74	-3.64	-3.21
Jan-04	198	29	6.83	5.16	1819	157	11.59	-3.43	-3.08
Feb-04	176	33	5.33	2.22	1376	94	14.64	-4.58	-3.79
Mar-04	252	41	6.15	6.43	1213	125	9.70	-3.3	-3.01
Apr-04	260	56	4.64	1.03	1157	84	13.77	-5.04	-4.06
May-04	201	41	4.90	3.58	648	69	9.39	-4.81	-3.92

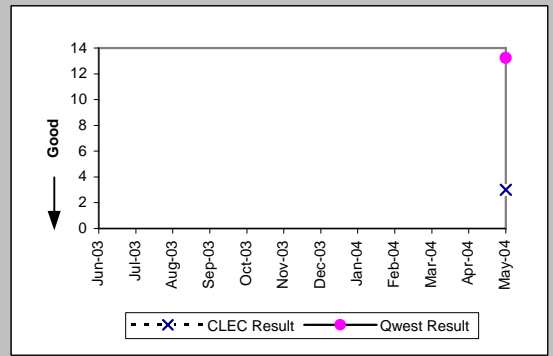


OP-4E - Installation Interval (Average Days) - Interval Zone Two

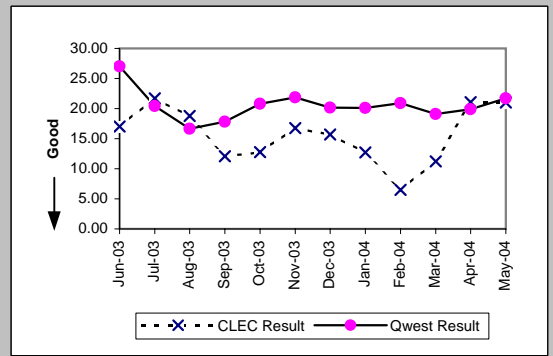
ISDN Primary (Parity)									
Date	CLEC Num	CLEC Denc	CLEC Resu	CLEC Std I	Qwest Num	Qwest Denc	Qwest Resu	Mod Z Scr	Parity Scr
Jun-03									
Jul-03									
Aug-03									
Sep-03									
Oct-03									
Nov-03									
Dec-03									
Jan-04	10	1	10.00		262	15	17.47	-1.03	-1.63
Feb-04									
Mar-04									
Apr-04									
May-04									



DS1 (Parity)									
Date	CLEC Num	CLEC Denc	CLEC Resu	CLEC Std I	Qwest Num	Qwest Denc	Qwest Resu	Mod Z Scr	Parity Scr
Jun-03									
Jul-03									
Aug-03									
Sep-03									
Oct-03									
Nov-03									
Dec-03									
Jan-04									
Feb-04									
Mar-04									
Apr-04									
May-04	3	1	3.00		1270	96	13.23	-0.69	-1.42

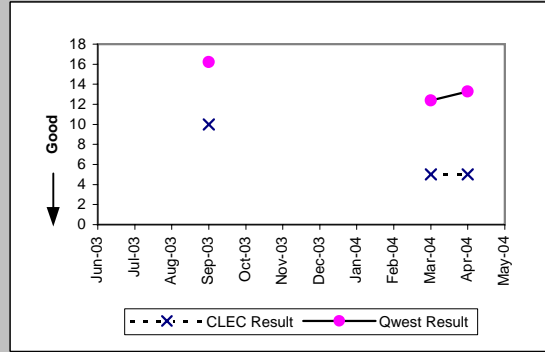


LIS Trunk (Parity)									
Date	CLEC Num	CLEC Denc	CLEC Resu	CLEC Std I	Qwest Num	Qwest Denc	Qwest Resu	Mod Z Scr	Parity Scr
Jun-03	187	11	17.00	3.95	703	26	27.04	-1.98	-2.21
Jul-03	152	7	21.71	1.11	306	15	20.40	0.77	-0.53
Aug-03	94	5	18.80	3.11	200	12	16.67	1.33	-0.19
Sep-03	145	12	12.08	8.35	534	30	17.80	-5.08	-4.09
Oct-03	102	8	12.75	4.92	687	33	20.82	-3.92	-3.39
Nov-03	134	8	16.75	4.13	459	21	21.86	-2.57	-2.56
Dec-03	141	9	15.67	2.45	242	12	20.17	-3.17	-2.93
Jan-04	140	11	12.73	4.36	342	17	20.12	-4.95	-4.01
Feb-04	26	4	6.50	3.70	668	32	20.88	-5.07	-4.08
Mar-04	112	10	11.20	2.30	516	27	19.11	-4.59	-3.79
Apr-04	232	11	21.09	1.70	457	23	19.87	0.69	-0.58
May-04	126	6	21.00	1.67	1345	62	21.69	-0.45	-1.27

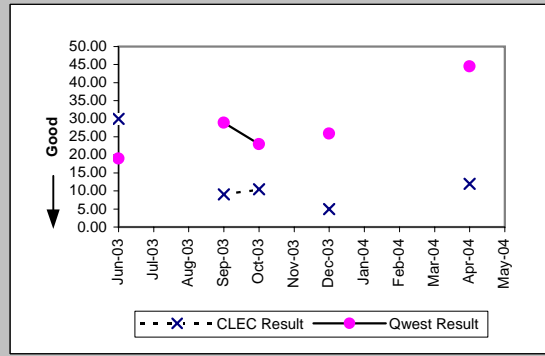


OP-4E - Installation Interval (Average Days) - Interval Zone Two

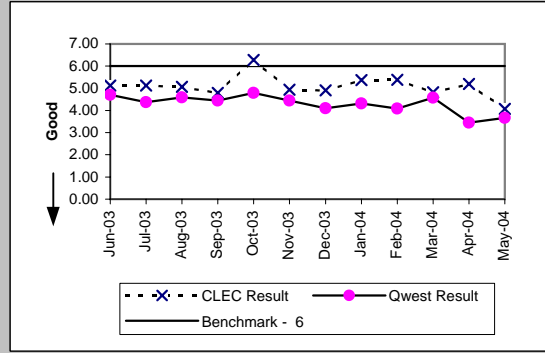
UDIT DS1 (Parity)									
Date	CLEC Num	CLEC Denc	CLEC Resu	Standard D	Qwest Num	Qwest Denc	Qwest Resu	Mod Z Scr	Parity Score
Jun-03									
Jul-03									
Aug-03									
Sep-03	10	1	10.00		7948	490	16.22	-0.28	-1.17
Oct-03									
Nov-03									
Dec-03									
Jan-04									
Feb-04									
Mar-04	10	2	5.00	0.00	2131	172	12.39	-0.87	-1.53
Apr-04	10	2	5.00	0.00	1846	139	13.28	-1.14	-1.7
May-04									



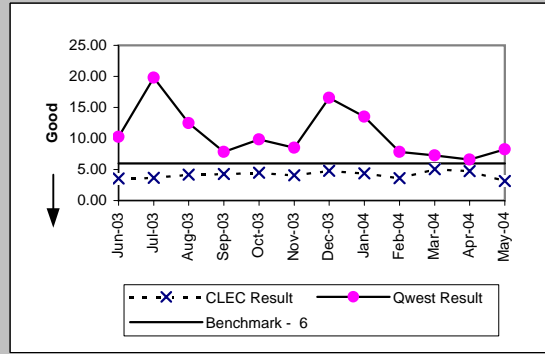
UDIT Above DS1 Level (Parity)									
Date	CLEC Num	CLEC Denc	CLEC Resu	Standard D	Qwest Num	Qwest Denc	Qwest Resu	Mod Z Scr	Parity Score
Jun-03	30	1	30.00		360	19	18.95	0.69	-0.58
Jul-03									
Aug-03									
Sep-03	9	1	9.00		606	21	28.86	-1.04	-1.63
Oct-03	94	9	10.44	3.09	298	13	22.92	-1.23	-1.75
Nov-03									
Dec-03	5	1	5.00		673	26	25.88	-0.37	-1.23
Jan-04									
Feb-04									
Mar-04									
Apr-04	12	1	12.00		534	12	44.50	-0.96	-1.58
May-04									



Unbundled Loop Analog (Benchmark)									
Date	CLEC Num	CLEC Denc	CLEC Resu	Standard D	Qwest Num	Qwest Denc	Qwest Resu	Mod Z Scr	Parity Score
Jun-03	487	95	5.13	0.69	8851	1879	4.71	0.71	-0.57
Jul-03	835	163	5.12	0.79	8764	2002	4.38	2.55	0.55
Aug-03	903	178	5.07	0.74	8658	1887	4.59	1.49	-0.09
Sep-03	388	81	4.79	0.61	8286	1860	4.45	0.87	-0.47
Oct-03	647	103	6.28	3.17	8754	1828	4.79	3.01	0.83
Nov-03	419	85	4.93	2.05	6480	1459	4.44	0.95	-0.42
Dec-03	285	58	4.91	0.86	7058	1723	4.10	1.44	-0.12
Jan-04	263	49	5.37	1.97	6354	1470	4.32	1.61	-0.02
Feb-04	140	26	5.38	2.02	7106	1736	4.09	1.7	0.03
Mar-04	424	88	4.82	0.60	8401	1833	4.58	0.6	-0.64
Apr-04	234	45	5.20	0.76	4180	1211	3.45	2.58	0.57
May-04	273	67	4.07	1.00	4065	1107	3.67	1.44	-0.12



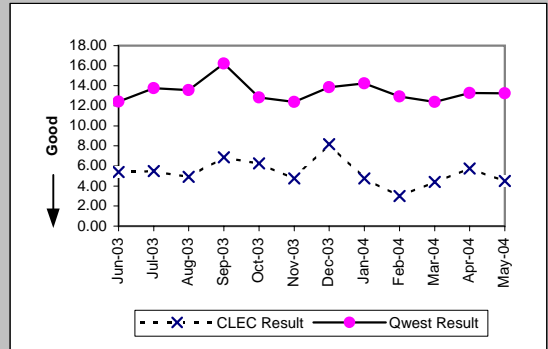
Unbundled Loop - 2 Wire Non-Loaded (Benchmark)									
Date	CLEC Num	CLEC Denc	CLEC Resu	Standard D	Qwest Num	Qwest Denc	Qwest Resu	Mod Z Scr	Parity Score
Jun-03	85	24	3.54	1.14	410	40	10.25	-2.41	-2.47
Jul-03	73	20	3.65	1.04	1585	80	19.81	-5.31	-4.23
Aug-03	100	24	4.17	1.01	499	40	12.48	-2.03	-2.23
Sep-03	73	17	4.29	0.92	322	41	7.85	-1.79	-2.09
Oct-03	126	28	4.50	0.84	561	57	9.84	-3.02	-2.84
Nov-03	94	23	4.09	1.56	212	25	8.48	-2.18	-2.32
Dec-03	77	16	4.81	1.42	778	47	16.55	-4.88	-3.97
Jan-04	83	19	4.37	0.68	405	30	13.50	-2.59	-2.58
Feb-04	61	17	3.59	1.66	110	14	7.86	-2.42	-2.47
Mar-04	111	22	5.05	5.67	131	18	7.28	-1.6	-1.97
Apr-04	57	12	4.75	1.91	331	50	6.62	-1.1	-1.67
May-04	25	8	3.12	1.64	206	25	8.24	-2.01	-2.22



OP-4E - Installation Interval (Average Days) - Interval Zone Two

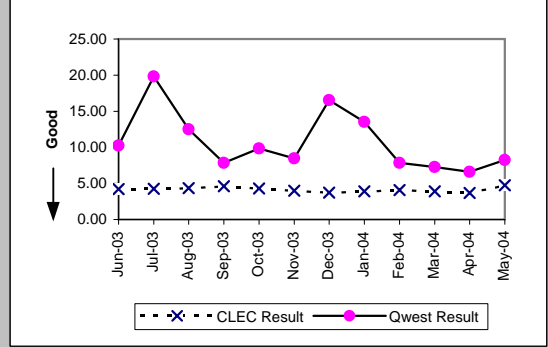
Unbundled Loop - DS1 Capable (Parity)

Date	CLEC Num	CLEC Denc	CLEC Resu	Standard D	Qwest Num	Qwest Denc	Qwest Resu	Mod Z Scr	Parity Score
Jun-03	27	5	5.40	1.52	4409	355	12.42	-1.71	-2.04
Jul-03	44	8	5.50	1.85	4616	336	13.74	-1.42	-1.86
Aug-03	49	10	4.90	0.32	5347	394	13.57	-2.45	-2.49
Sep-03	48	7	6.86	5.81	7948	490	16.22	-1.11	-1.67
Oct-03	100	16	6.25	6.98	3157	246	12.83	-2.25	-2.37
Nov-03	19	4	4.75	0.50	1833	148	12.39	-1.42	-1.86
Dec-03	49	6	8.17	9.24	3239	234	13.84	-1.08	-1.66
Jan-04	19	4	4.75	0.50	3177	223	14.25	-1.78	-2.08
Feb-04	39	13	3.00	1.29	2377	184	12.92	-4.43	-3.69
Mar-04	22	5	4.40	0.89	2131	172	12.39	-1.47	-1.9
Apr-04	46	8	5.75	2.96	1846	139	13.28	-2.04	-2.24
May-04	9	2	4.50	0.71	1270	96	13.23	-0.83	-1.51



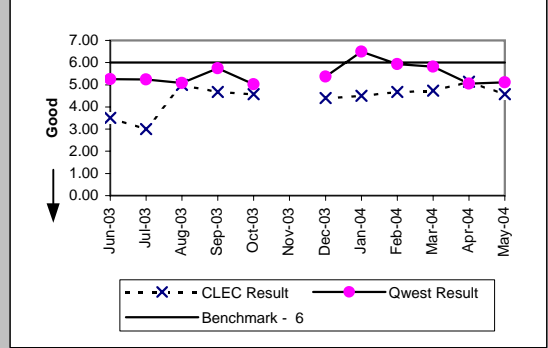
Unbundled Loop ISDN Capable (Parity)

Date	CLEC Num	CLEC Denc	CLEC Resu	Standard D	Qwest Num	Qwest Denc	Qwest Resu	Mod Z Scr	Parity Score
Jun-03	88	21	4.19	1.83	410	40	10.25	-2.09	-2.27
Jul-03	85	20	4.25	1.02	1585	80	19.81	-5.12	-4.11
Aug-03	100	23	4.35	0.98	499	40	12.48	-1.96	-2.19
Sep-03	83	18	4.61	0.98	322	41	7.85	-1.66	-2.01
Oct-03	69	16	4.31	1.30	561	57	9.84	-2.55	-2.55
Nov-03	32	8	4.00	1.07	212	25	8.48	-1.58	-1.96
Dec-03	52	14	3.71	1.20	778	47	16.55	-5.07	-4.08
Jan-04	66	17	3.88	1.17	405	30	13.50	-2.64	-2.6
Feb-04	65	16	4.06	1.29	110	14	7.86	-2.12	-2.29
Mar-04	51	13	3.92	1.04	131	18	7.28	-2.1	-2.28
Apr-04	33	9	3.67	1.00	331	50	6.62	-1.54	-1.94
May-04	76	16	4.75	0.45	206	25	8.24	-1.74	-2.06



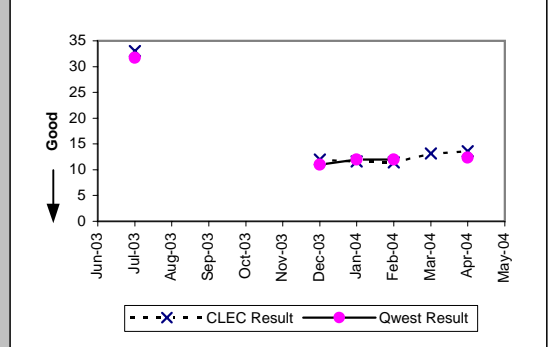
Unbundled Loop - ADSL Qualified (Benchmark)

Date	CLEC Num	CLEC Denc	CLEC Resu	Standard D	Qwest Num	Qwest Denc	Qwest Resu	Mod Z Scr	Parity Score
Jun-03	7	2	3.50	0.71	100	19	5.26	-2.94	-2.79
Jul-03	12	4	3.00	1.83	110	21	5.24	-2.23	-2.35
Aug-03	15	3	5.00	0.00	66	13	5.08	-0.24	-1.15
Sep-03	14	3	4.67	0.58	218	38	5.74	-0.74	-1.45
Oct-03	32	7	4.57	1.62	221	44	5.02	-1.11	-1.67
Nov-03									
Dec-03	22	5	4.40	0.55	923	172	5.37	-1.26	-1.76
Jan-04	9	2	4.50	0.71	1427	220	6.49	-0.84	-1.51
Feb-04	28	6	4.67	0.82	1037	175	5.93	-1.15	-1.7
Mar-04	52	11	4.73	0.47	970	167	5.81	-1.15	-1.7
Apr-04	36	7	5.14	3.18	1026	203	5.05	1.46	-0.11
May-04	32	7	4.57	0.53	960	188	5.11	-1.85	-2.12



E911 (Parity)

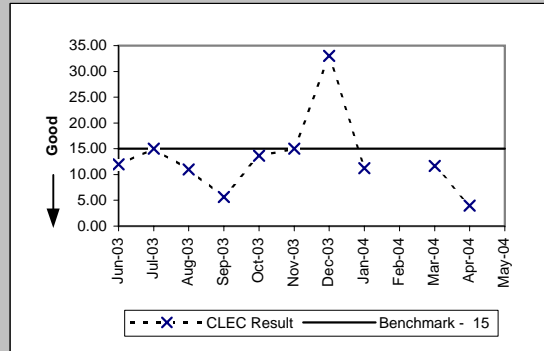
Date	CLEC Num	CLEC Denc	CLEC Resu	Standard D	Qwest Num	Qwest Denc	Qwest Resu	Mod Z Scr	Parity Score
Jun-03									
Jul-03	33	1	33.00		476	15	31.73	-0.28	-1.17
Aug-03									
Sep-03									
Oct-03									
Nov-03									
Dec-03	36	3	12.00	0.00	11	1	11.00		
Jan-04	58	5	11.60	0.55	12	1	12.00		
Feb-04	160	14	11.43	0.51	12	1	12.00		
Mar-04	92	7	13.14	2.67					
Apr-04	190	14	13.57	2.41	74	6	12.33	0.78	-0.53
May-04									



OP-4E - Installation Interval (Average Days) - Interval Zone Two

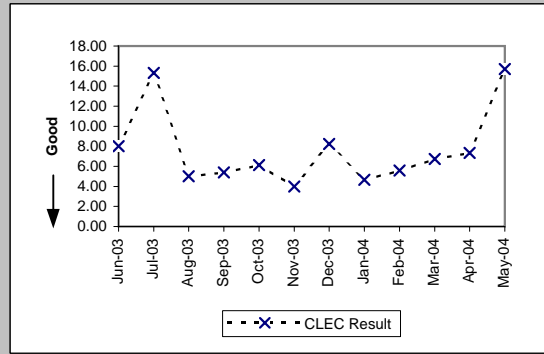
Unbundled Loop Conditioned (Benchmark)

Date	Num	Denom	CLEC Result	Standard Dev
Jun-03	24	2	12.00	8.49
Jul-03	45	3	15.00	0.00
Aug-03	44	4	11.00	5.48
Sep-03	17	3	5.67	2.89
Oct-03	41	3	13.67	2.31
Nov-03	30	2	15.00	0.00
Dec-03	33	1	33.00	
Jan-04	45	4	11.25	5.38
Feb-04				
Mar-04	35	3	11.67	4.93
Apr-04	4	1	4.00	
May-04				



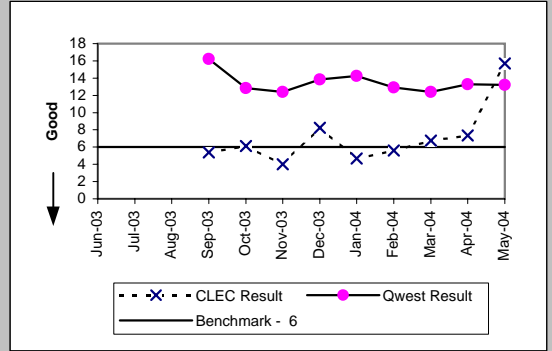
Enhanced Extended Loops (EELs) (Diagnostic)

Date	Num	Denom	CLEC Result	Standard Dev
Jun-03	16	2	8.00	5.66
Jul-03	46	3	15.33	15.37
Aug-03	5	1	5.00	
Sep-03	70	13	5.38	1.12
Oct-03	43	7	6.14	2.27
Nov-03	8	2	4.00	0.00
Dec-03	33	4	8.25	2.99
Jan-04	14	3	4.67	0.58
Feb-04	56	10	5.60	2.01
Mar-04	54	8	6.75	3.20
Apr-04	44	6	7.33	6.71
May-04	110	7	15.71	12.53



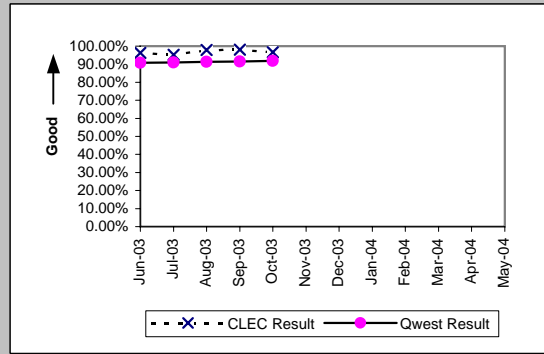
OP-4E - Installation Interval (Average Days) - Interval Zone Two

Enhanced Extended Loops - DS1 Capable (Benchmark)									
Date	CLEC Num	CLEC Dens	CLEC Resu	CLEC Std	Qwest Num	Qwest Dens	Qwest Resu	Mod Z Scr	Parity Scr
Jun-03									
Jul-03									
Aug-03									
Sep-03	70	13	5.38	1.12	7948	490	16.22	-1.74	-2.06
Oct-03	43	7	6.14	2.27	3157	246	12.83	-1.54	-1.94
Nov-03	8	2	4.00	0.00	1833	148	12.39	-1.11	-1.68
Dec-03	33	4	8.25	2.99	3239	234	13.84	-0.87	-1.53
Jan-04	14	3	4.67	0.58	3177	223	14.25	-1.56	-1.95
Feb-04	56	10	5.60	2.01	2377	184	12.92	-2.89	-2.76
Mar-04	54	8	6.75	3.20	2131	172	12.39	-1.31	-1.79
Apr-04	44	6	7.33	6.71	1846	139	13.28	-1.4	-1.85
May-04	110	7	15.71	12.53	1270	96	13.23	0.95	-0.42

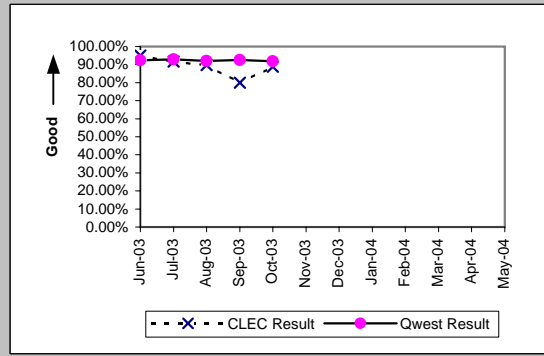


OP-5 - New Service Installation Quality (Percent)

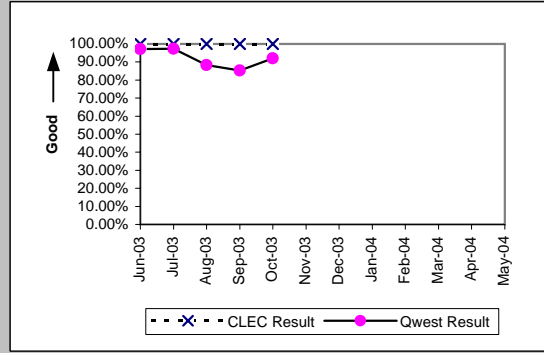
Residence (Parity)									
Date	CLEC Num	CLEC Denc	CLEC Resu	CLEC Std E	Qwest Num	Qwest Denc	Qwest Resu	Mod Z Scr	Parity Scr
Jun-03	820	851	96.36%	18.74%	34337	37812	90.81%	-5.54	-4.37
Jul-03	862	905	95.25%	21.27%	37915	41651	91.03%	-4.39	-3.67
Aug-03	1097	1121	97.86%	14.47%	40140	43976	91.28%	-7.71	-5.69
Sep-03	1110	1133	97.97%	14.10%	39376	43045	91.48%	-7.73	-5.7
Oct-03	1234	1277	96.63%	18.04%	37888	41272	91.80%	-6.2	-4.77
Nov-03									
Dec-03									
Jan-04									
Feb-04									
Mar-04									
Apr-04									
May-04									



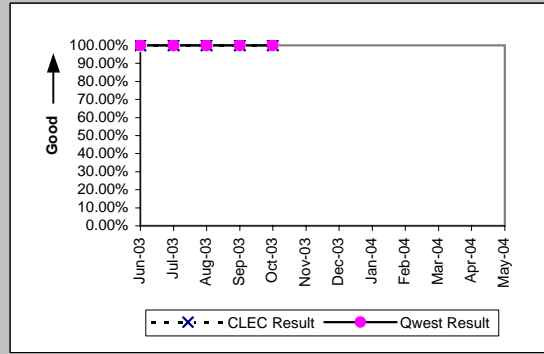
Business (Parity)									
Date	CLEC Num	CLEC Denc	CLEC Resu	CLEC Std E	Qwest Num	Qwest Denc	Qwest Resu	Mod Z Scr	Parity Scr
Jun-03	39	41	95.12%	21.54%	3362	3636	92.46%	-0.64	-1.39
Jul-03	33	36	91.67%	27.64%	3322	3573	92.98%	0.36	-0.78
Aug-03	26	29	89.66%	30.45%	3232	3510	92.08%	0.52	-0.68
Sep-03	16	20	80.00%	40.00%	3253	3513	92.60%	1.83	0.11
Oct-03	16	18	88.89%	31.43%	3465	3770	91.91%	0.51	-0.69
Nov-03									
Dec-03									
Jan-04									
Feb-04									
Mar-04									
Apr-04									
May-04									



PBX (Parity)									
Date	CLEC Num	CLEC Denc	CLEC Resu	CLEC Std E	Qwest Num	Qwest Denc	Qwest Resu	Mod Z Scr	Parity Scr
Jun-03	3	3	100.00%	0.00%	70	72	97.22%	-0.29	-1.17
Jul-03	3	3	100.00%	0.00%	71	73	97.26%	-0.28	-1.17
Aug-03	1	1	100.00%	0.00%	68	77	88.31%	-0.36	-1.22
Sep-03	1	1	100.00%	0.00%	58	68	85.29%	-0.41	-1.25
Oct-03	1	1	100.00%	0.00%	57	62	91.94%	-0.29	-1.18
Nov-03									
Dec-03									
Jan-04									
Feb-04									
Mar-04									
Apr-04									
May-04									

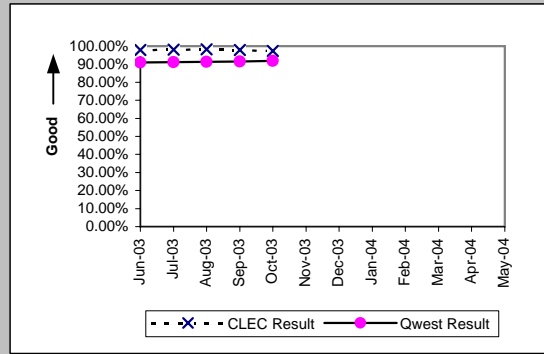


Qwest DSL (Parity)									
Date	CLEC Num	CLEC Denc	CLEC Resu	CLEC Std E	Qwest Num	Qwest Denc	Qwest Resu	Mod Z Scr	Parity Scr
Jun-03	21	21	100.00%	0.00%	5055	5055	100.00%	N/A	N/A
Jul-03	25	25	100.00%	0.00%	5297	5298	99.98%	-0.07	-1.04
Aug-03	44	44	100.00%	0.00%	5910	5911	99.98%	-0.09	-1.05
Sep-03	52	52	100.00%	0.00%	7708	7708	100.00%	N/A	N/A
Oct-03	54	54	100.00%	0.00%	9210	9210	100.00%	N/A	N/A
Nov-03									
Dec-03									
Jan-04									
Feb-04									
Mar-04									
Apr-04									
May-04									

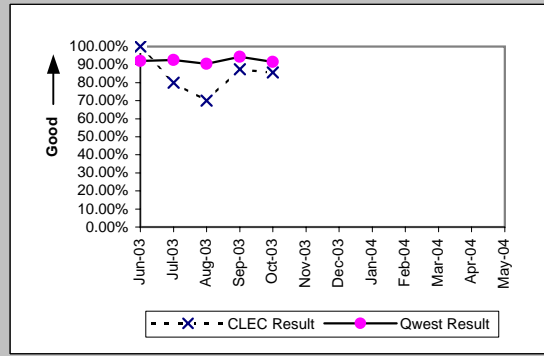


OP-5 - New Service Installation Quality (Percent)

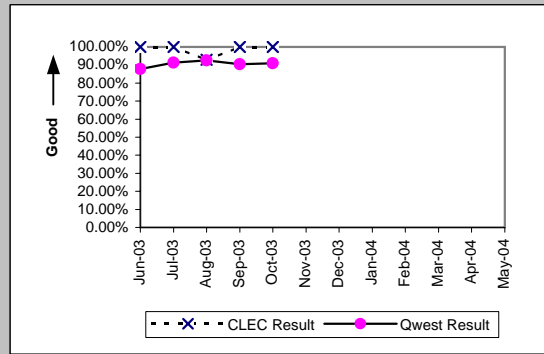
UNE - P (POTS) (Parity)									
Date	CLEC Num	CLEC Denc	CLEC Resu	CLEC Std	Qwest Num	Qwest Denc	Qwest Resu	Mod Z Scr	Parity Scr
Jun-03	8806	8997	97.88%	14.41%	37699	41448	90.95%	-20.75	-13.61
Jul-03	9894	10083	98.13%	13.56%	41237	45224	91.18%	-22.23	-14.52
Aug-03	10506	10689	98.29%	12.97%	43372	47486	91.34%	-23.08	-15.03
Sep-03	9264	9459	97.94%	14.21%	42629	46558	91.56%	-20.34	-13.37
Oct-03	9808	10078	97.32%	16.15%	41352	45041	91.81%	-18.24	-12.09
Nov-03									
Dec-03									
Jan-04									
Feb-04									
Mar-04									
Apr-04									
May-04									



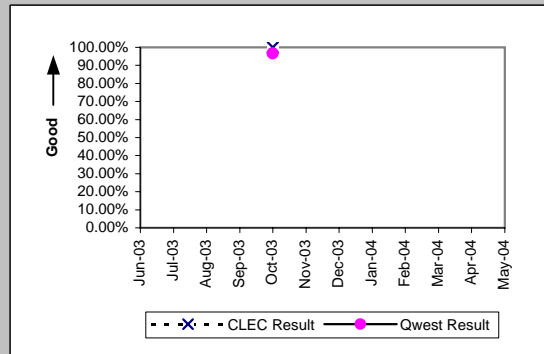
UNE P (Centrex) (Parity)									
Date	CLEC Num	CLEC Denc	CLEC Resu	CLEC Std	Qwest Num	Qwest Denc	Qwest Resu	Mod Z Scr	Parity Scr
Jun-03	10	10	100.00%	0.00%	404	439	92.03%	-0.92	-1.56
Jul-03	8	10	80.00%	40.00%	439	474	92.62%	1.28	-0.22
Aug-03	7	10	70.00%	45.83%	379	419	90.45%	1.79	0.09
Sep-03	7	8	87.50%	33.07%	377	400	94.25%	0.73	-0.56
Oct-03	6	7	85.71%	34.99%	310	339	91.45%	0.52	-0.68
Nov-03									
Dec-03									
Jan-04									
Feb-04									
Mar-04									
Apr-04									
May-04									



UNE P (Centrex 21) (Parity)									
Date	CLEC Num	CLEC Denc	CLEC Resu	CLEC Std	Qwest Num	Qwest Denc	Qwest Resu	Mod Z Scr	Parity Scr
Jun-03	4	4	100.00%	0.00%	200	228	87.72%	-0.74	-1.45
Jul-03	17	17	100.00%	0.00%	286	313	91.37%	-1.23	-1.75
Aug-03	26	28	92.86%	25.75%	276	298	92.62%	-0.05	-1.03
Sep-03	30	30	100.00%	0.00%	217	240	90.42%	-1.68	-2.02
Oct-03	21	21	100.00%	0.00%	200	220	90.91%	-1.38	-1.84
Nov-03									
Dec-03									
Jan-04									
Feb-04									
Mar-04									
Apr-04									
May-04									

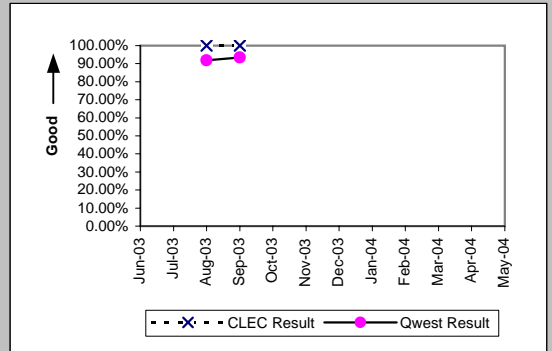


ISDN Primary (Parity)									
Date	CLEC Num	CLEC Denc	CLEC Resu	CLEC Std	Qwest Num	Qwest Denc	Qwest Resu	Mod Z Scr	Parity Scr
Jun-03									
Jul-03									
Aug-03									
Sep-03									
Oct-03	1	1	100.00%	0.00%	144	149	96.64%	-0.19	-1.11
Nov-03									
Dec-03									
Jan-04									
Feb-04									
Mar-04									
Apr-04									
May-04									

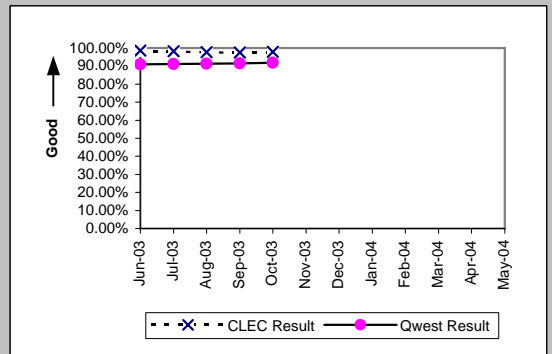


OP-5 - New Service Installation Quality (Percent)

DS1 (Parity)									
Date	CLEC Num	CLEC Denc	CLEC Resu	CLEC Std	Qwest Num	Qwest Denc	Qwest Resu	Mod Z Scr	Parity Scr
Jun-03									
Jul-03									
Aug-03	1	1	100.00%	0.00%	981	1069	91.77%	-0.3	-1.18
Sep-03	1	1	100.00%	0.00%	1074	1149	93.47%	-0.26	-1.16
Oct-03									
Nov-03									
Dec-03									
Jan-04									
Feb-04									
Mar-04									
Apr-04									
May-04									



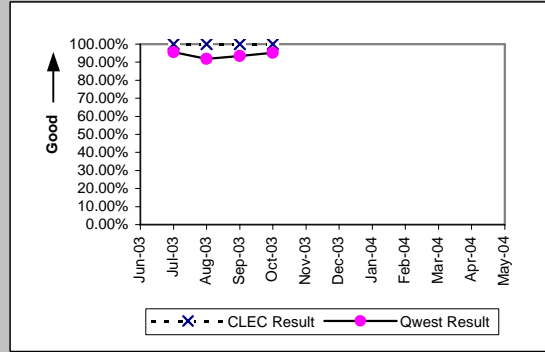
Line Sharing (Parity)									
Date	CLEC Num	CLEC Denc	CLEC Resu	CLEC Std	Qwest Num	Qwest Denc	Qwest Resu	Mod Z Scr	Parity Scr
Jun-03	1009	1024	98.54%	12.01%	37699	41448	90.95%	-8.35	-6.08
Jul-03	1114	1135	98.15%	13.48%	41237	45224	91.18%	-8.18	-5.97
Aug-03	931	953	97.69%	15.02%	43372	47486	91.34%	-6.91	-5.2
Sep-03	770	790	97.47%	15.71%	42629	46558	91.56%	-5.92	-4.6
Oct-03	858	877	97.83%	14.56%	41352	45041	91.81%	-6.44	-4.92
Nov-03									
Dec-03									
Jan-04									
Feb-04									
Mar-04									
Apr-04									
May-04									



OP-5 - New Service Installation Quality (Percent)

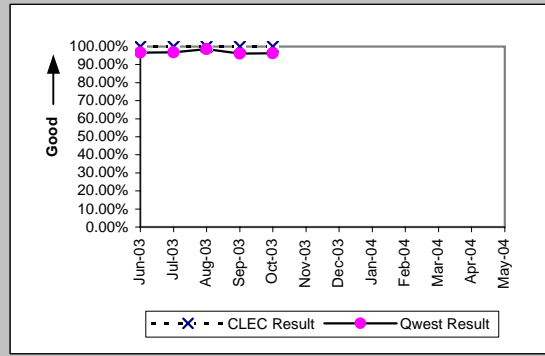
UDIT DS1 (Parity)

Date	CLEC Num	CLEC Denc	CLEC Resu	Standard D	Qwest Num	Qwest Denc	Qwest Resu	Mod Z Scr	Parity Scr
Jun-03									
Jul-03	1	1	100.00%	0.00%	986	1032	95.54%	-0.22	-1.13
Aug-03	1	1	100.00%	0.00%	981	1069	91.77%	-0.3	-1.18
Sep-03	2	2	100.00%	0.00%	1074	1149	93.47%	-0.37	-1.23
Oct-03	3	3	100.00%	0.00%	1082	1136	95.25%	-0.39	-1.23
Nov-03									
Dec-03									
Jan-04									
Feb-04									
Mar-04									
Apr-04									
May-04									



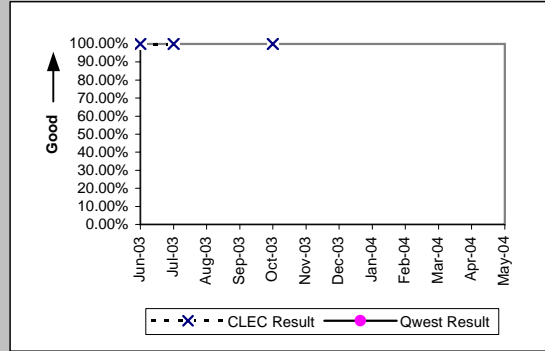
UDIT Above DS1 Level (Parity)

Date	CLEC Num	CLEC Denc	CLEC Resu	Standard D	Qwest Num	Qwest Denc	Qwest Resu	Mod Z Scr	Parity Scr
Jun-03	4	4	100.00%	0.00%	58	60	96.67%	-0.36	-1.22
Jul-03	5	5	100.00%	0.00%	60	62	96.77%	-0.39	-1.24
Aug-03	2	2	100.00%	0.00%	66	67	98.51%	-0.17	-1.1
Sep-03	2	2	100.00%	0.00%	50	52	96.15%	-0.28	-1.17
Oct-03	7	7	100.00%	0.00%	76	79	96.20%	-0.5	-1.31
Nov-03									
Dec-03									
Jan-04									
Feb-04									
Mar-04									
Apr-04									
May-04									



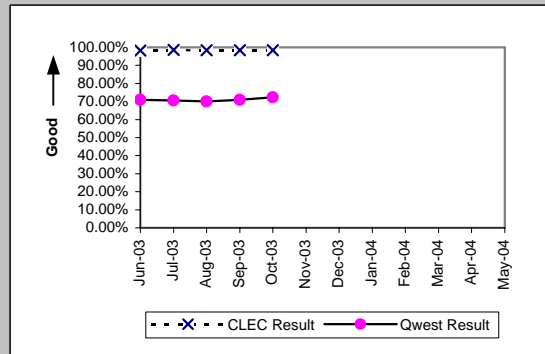
Dark Fiber - IOF (Diagnostic)

Date	CLEC Num	CLEC Denc	CLEC Resu	Standard D	Qwest Num	Qwest Denc	Qwest Resu	Mod Z Scr	Parity Scr
Jun-03	1	1	100.00%	0.00%					
Jul-03	1	1	100.00%	0.00%					
Aug-03									
Sep-03									
Oct-03	1	1	100.00%	0.00%					
Nov-03									
Dec-03									
Jan-04									
Feb-04									
Mar-04									
Apr-04									
May-04									



Unbundled Loop Analog (Parity)

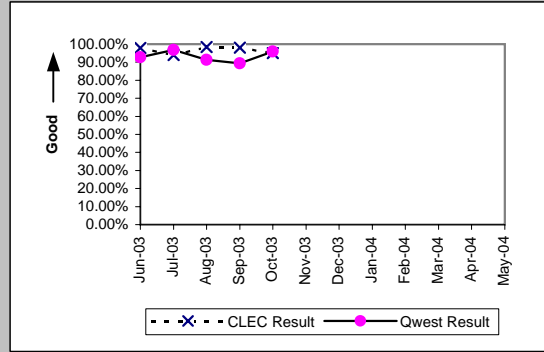
Date	CLEC Num	CLEC Denc	CLEC Resu	Standard D	Qwest Num	Qwest Denc	Qwest Resu	Mod Z Scr	Parity Scr
Jun-03	1599	1629	98.16%	13.45%	9127	12876	70.88%	-22.83	-14.88
Jul-03	1649	1674	98.51%	12.13%	9561	13548	70.57%	-23.66	-15.38
Aug-03	1662	1690	98.34%	12.76%	9612	13726	70.03%	-23.98	-15.58
Sep-03	1649	1677	98.33%	12.81%	9577	13506	70.91%	-23.32	-15.18
Oct-03	1641	1667	98.44%	12.39%	9690	13379	72.43%	-22.41	-14.63
Nov-03									
Dec-03									
Jan-04									
Feb-04									
Mar-04									
Apr-04									
May-04									



OP-5 - New Service Installation Quality (Percent)

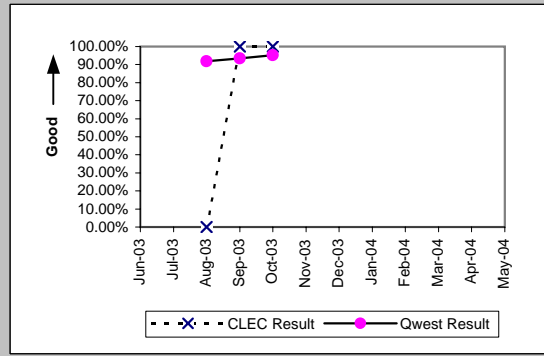
Unbundled Loop - 2 Wire Non-Loaded (Parity)

Date	CLEC Num	CLEC Denc	CLEC Resu	Standard D	Qwest Num	Qwest Denc	Qwest Resu	Mod Z Scr	Parity Scr
Jun-03	269	275	97.82%	14.61%	128	138	92.75%	-1.87	-2.14
Jul-03	232	247	93.93%	23.88%	155	160	96.88%	1.34	-0.19
Aug-03	240	244	98.36%	12.70%	156	171	91.23%	-2.53	-2.54
Sep-03	250	255	98.04%	13.86%	135	151	89.40%	-2.73	-2.66
Oct-03	233	245	95.10%	21.58%	165	172	95.93%	0.37	-0.78
Nov-03									
Dec-03									
Jan-04									
Feb-04									
Mar-04									
Apr-04									
May-04									



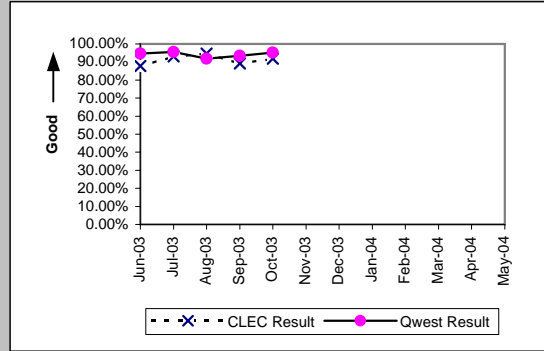
Unbundled Loop - 4 Wire Non-Loaded (Parity)

Date	CLEC Num	CLEC Denc	CLEC Resu	Standard D	Qwest Num	Qwest Denc	Qwest Resu	Mod Z Scr	Parity Scr
Jun-03									
Jul-03									
Aug-03	0	1	0.00%	0.00%	981	1069	91.77%	1.74	0.06
Sep-03	1	1	100.00%	0.00%	1074	1149	93.47%	-0.26	-1.16
Oct-03	1	1	100.00%	0.00%	1082	1136	95.25%	-0.22	-1.14
Nov-03									
Dec-03									
Jan-04									
Feb-04									
Mar-04									
Apr-04									
May-04									



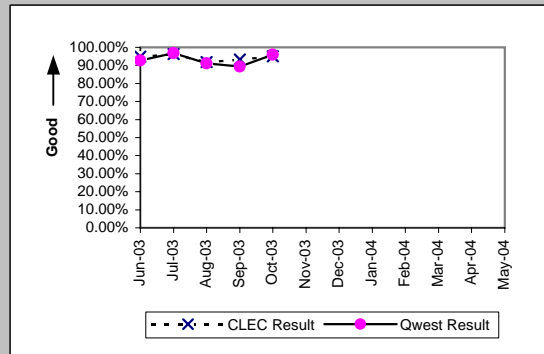
Unbundled Loop - DS1 Capable (Parity)

Date	CLEC Num	CLEC Denc	CLEC Resu	Standard D	Qwest Num	Qwest Denc	Qwest Resu	Mod Z Scr	Parity Scr
Jun-03	158	180	87.78%	32.75%	948	1001	94.71%	3.2	0.95
Jul-03	135	145	93.10%	25.34%	986	1032	95.54%	1.25	-0.24
Aug-03	126	133	94.74%	22.33%	981	1069	91.77%	-1.17	-1.71
Sep-03	123	138	89.13%	31.13%	1074	1149	93.47%	1.8	0.09
Oct-03	168	183	91.80%	27.43%	1082	1136	95.25%	1.84	0.12
Nov-03									
Dec-03									
Jan-04									
Feb-04									
Mar-04									
Apr-04									
May-04									



Unbundled Loop ISDN Capable (Parity)

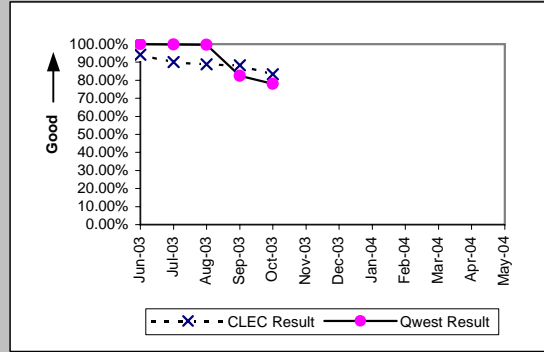
Date	CLEC Num	CLEC Denc	CLEC Resu	Standard D	Qwest Num	Qwest Denc	Qwest Resu	Mod Z Scr	Parity Scr
Jun-03	93	98	94.90%	22.00%	127	137	92.70%	-0.64	-1.39
Jul-03	102	106	96.23%	19.06%	154	159	96.86%	0.23	-0.86
Aug-03	78	85	91.76%	27.49%	155	170	91.18%	-0.16	-1.09
Sep-03	69	74	93.24%	25.10%	134	150	89.33%	-0.89	-1.54
Oct-03	78	82	95.12%	21.54%	164	171	95.91%	0.29	-0.82
Nov-03									
Dec-03									
Jan-04									
Feb-04									
Mar-04									
Apr-04									
May-04									



OP-5 - New Service Installation Quality (Percent)

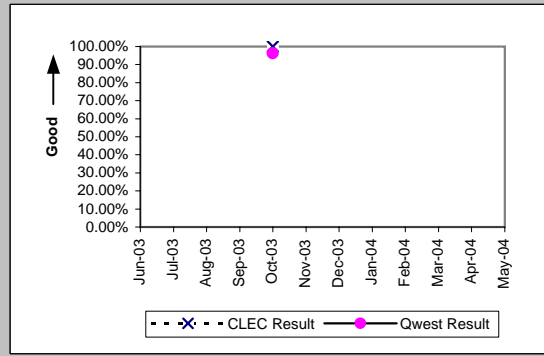
Unbundled Loop - ADSL Qualified (Parity)

Date	CLEC Num	CLEC Denc	CLEC Resu	Standard D	Qwest Num	Qwest Denc	Qwest Resu	Mod Z Scr	Parity Scr
Jun-03	16	17	94.12%	23.53%	471	471	100.00%	N/A	0.35
Jul-03	18	20	90.00%	30.00%	393	394	99.75%	2.83	0.72
Aug-03	16	18	88.89%	31.43%	374	375	99.73%	2.87	0.74
Sep-03	15	17	88.24%	32.22%	413	501	82.44%	-0.62	-1.38
Oct-03	15	18	83.33%	37.27%	541	694	77.95%	-0.54	-1.33
Nov-03									
Dec-03									
Jan-04									
Feb-04									
Mar-04									
Apr-04									
May-04									



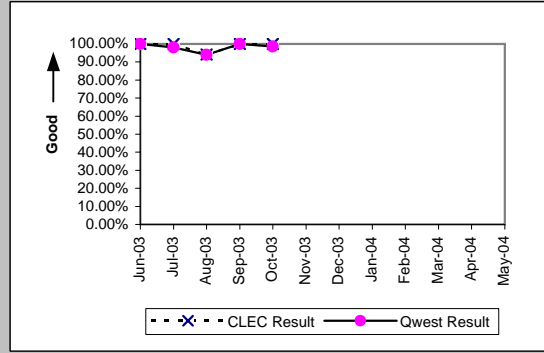
Unbundled Loop - DS3 Capable (Parity)

Date	CLEC Num	CLEC Denc	CLEC Resu	Standard D	Qwest Num	Qwest Denc	Qwest Resu	Mod Z Scr	Parity Scr
Jun-03									
Jul-03									
Aug-03									
Sep-03									
Oct-03	1	1	100.00%	0.00%	76	79	96.20%	-0.2	-1.12
Nov-03									
Dec-03									
Jan-04									
Feb-04									
Mar-04									
Apr-04									
May-04									



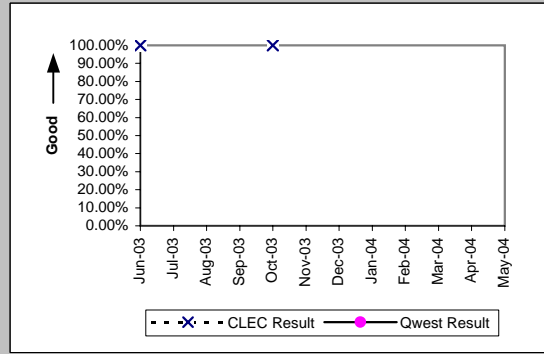
LIS Trunk (Parity)

Date	CLEC Num	CLEC Denc	CLEC Resu	Standard D	Qwest Num	Qwest Denc	Qwest Resu	Mod Z Scr	Parity Scr
Jun-03	38	38	100.00%	0.00%	64	64	100.00%	N/A	N/A
Jul-03	25	25	100.00%	0.00%	49	50	98.00%	-0.58	-1.35
Aug-03	16	17	94.12%	23.53%	31	33	93.94%	-0.03	-1.02
Sep-03	25	25	100.00%	0.00%	46	46	100.00%	N/A	N/A
Oct-03	28	28	100.00%	0.00%	72	73	98.63%	-0.53	-1.32
Nov-03									
Dec-03									
Jan-04									
Feb-04									
Mar-04									
Apr-04									
May-04									



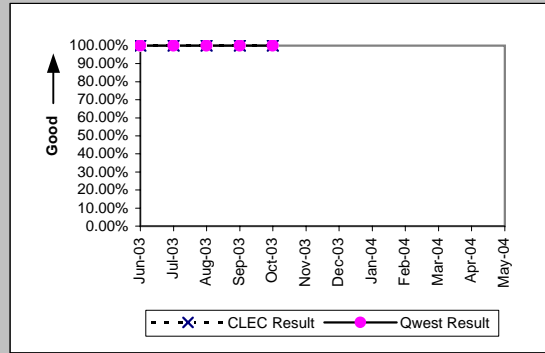
Dark Fiber - Loop (Diagnostic)

Date	CLEC Num	CLEC Denc	CLEC Resu	Standard D	Qwest Num	Qwest Denc	Qwest Resu	Mod Z Scr	Parity Scr
Jun-03	1	1	100.00%	0.00%					
Jul-03									
Aug-03									
Sep-03									
Oct-03	1	1	100.00%	0.00%					
Nov-03									
Dec-03									
Jan-04									
Feb-04									
Mar-04									
Apr-04									
May-04									



OP-5 - New Service Installation Quality (Percent)

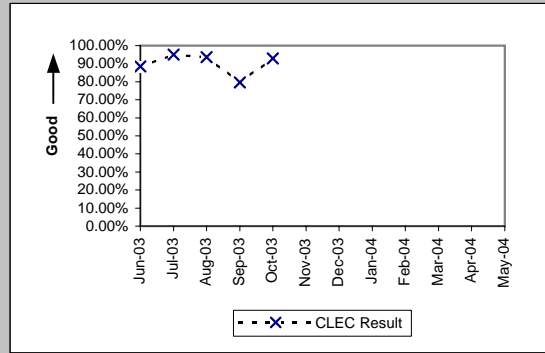
E911 (Parity)										
Date	CLEC Num	CLEC Denc	CLEC Resu	Standard D	Qwest Num	Qwest Denc	Qwest Resu	Mod Z Scr	Parity Scr	
Jun-03	3	3	100.00%	0.00%	56	56	100.00%	N/A	N/A	
Jul-03	1	1	100.00%	0.00%	58	58	100.00%	N/A	N/A	
Aug-03	1	1	100.00%	0.00%	13	13	100.00%	N/A	N/A	
Sep-03	1	1	100.00%	0.00%	11	11	100.00%	N/A	N/A	
Oct-03	4	4	100.00%	0.00%	10	10	100.00%	N/A	N/A	
Nov-03										
Dec-03										
Jan-04										
Feb-04										
Mar-04										
Apr-04										
May-04										



OP-5 - New Service Installation Quality (Percent)

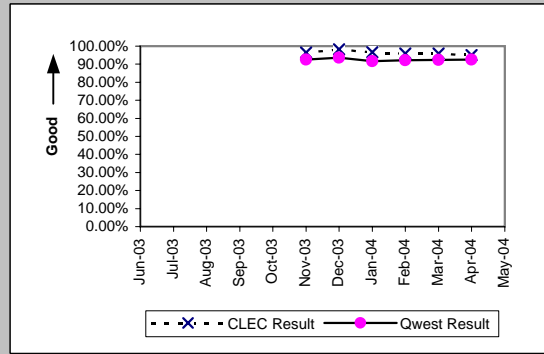
Enhanced Extended Loops (EELs) (Diagnostic)

Date	Numerator	Denominator	CLEC Result	Standard Dev
Jun-03	46	52	88.46%	31.95%
Jul-03	39	41	95.12%	21.54%
Aug-03	29	31	93.55%	24.57%
Sep-03	35	44	79.55%	40.34%
Oct-03	53	57	92.98%	25.54%
Nov-03				
Dec-03				
Jan-04				
Feb-04				
Mar-04				
Apr-04				
May-04				

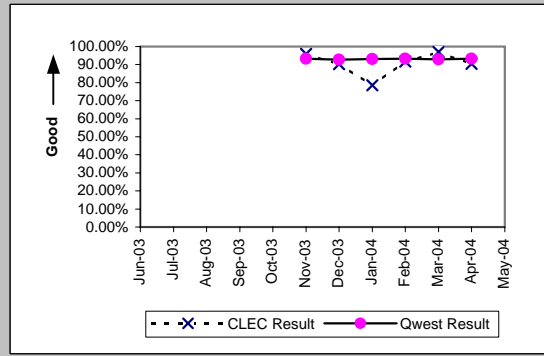


OP-5A - New Service Installation Quality Reported to Repair (Percent)

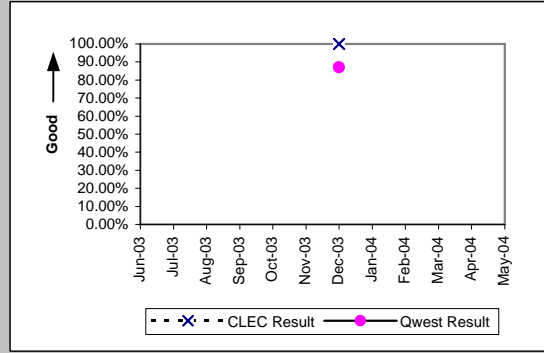
Residence (Parity)									
Date	CLEC Num	CLEC Denc	CLEC Resu	CLEC Std	Qwest Num	Qwest Denc	Qwest Resu	Mod Z Scr	Parity Scr
Jun-03									
Jul-03									
Aug-03									
Sep-03									
Oct-03									
Nov-03	1256	1302	96.47%	18.46%	27497	29732	92.48%	-5.34	-4.24
Dec-03	1470	1497	98.20%	13.31%	28215	30145	93.60%	-7.09	-5.31
Jan-04	1626	1682	96.67%	17.94%	28342	30917	91.67%	-7.23	-5.39
Feb-04	1133	1182	95.85%	19.93%	29530	32038	92.17%	-4.63	-3.81
Mar-04	1119	1167	95.89%	19.86%	33964	36765	92.38%	-4.44	-3.7
Apr-04	950	1000	95.00%	21.79%	33951	36679	92.56%	-2.9	-2.76
May-04									



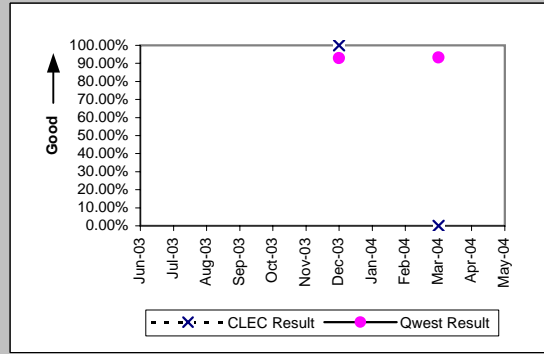
Business (Parity)									
Date	CLEC Num	CLEC Denc	CLEC Resu	CLEC Std	Qwest Num	Qwest Denc	Qwest Resu	Mod Z Scr	Parity Scr
Jun-03									
Jul-03									
Aug-03									
Sep-03									
Oct-03									
Nov-03	24	25	96.00%	19.60%	2961	3174	93.29%	-0.54	-1.33
Dec-03	28	31	90.32%	29.57%	2661	2867	92.81%	0.57	-0.65
Jan-04	11	14	78.57%	41.03%	2852	3066	93.02%	1.75	0.06
Feb-04	11	12	91.67%	27.64%	2926	3137	93.27%	0.3	-0.82
Mar-04	32	33	96.97%	17.14%	3562	3833	92.93%	-0.9	-1.55
Apr-04	19	21	90.48%	29.35%	3305	3544	93.26%	0.54	-0.67
May-04									



Centrex (Parity)									
Date	CLEC Num	CLEC Denc	CLEC Resu	CLEC Std	Qwest Num	Qwest Denc	Qwest Resu	Mod Z Scr	Parity Scr
Jun-03									
Jul-03									
Aug-03									
Sep-03									
Oct-03									
Nov-03									
Dec-03	1	1	100.00%	0.00%	311	357	87.11%	-0.38	-1.23
Jan-04									
Feb-04									
Mar-04									
Apr-04									
May-04									

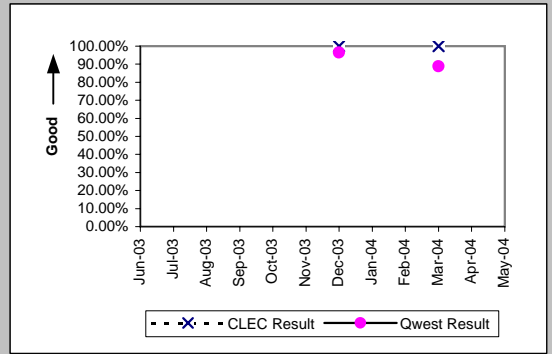


Centrex 21 (Parity)									
Date	CLEC Num	CLEC Denc	CLEC Resu	CLEC Std	Qwest Num	Qwest Denc	Qwest Resu	Mod Z Scr	Parity Scr
Jun-03									
Jul-03									
Aug-03									
Sep-03									
Oct-03									
Nov-03									
Dec-03	1	1	100.00%	0.00%	130	140	92.86%	-0.28	-1.17
Jan-04									
Feb-04									
Mar-04	0	1	0.00%	0.00%	152	163	93.25%	1.82	0.11
Apr-04									
May-04									

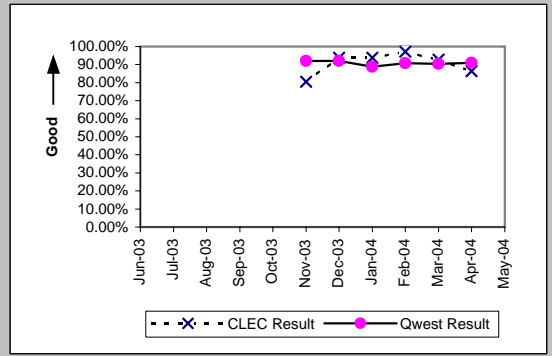


OP-5A - New Service Installation Quality Reported to Repair (Percent)

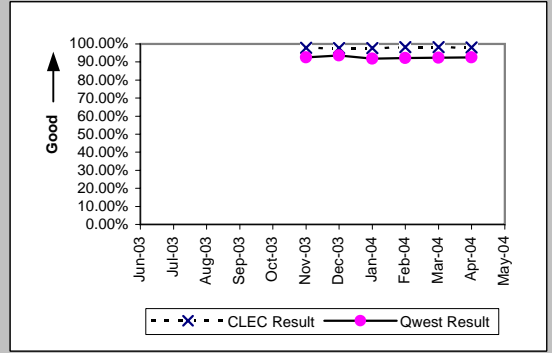
PBX (Parity)									
Date	CLEC Num	CLEC Denc	CLEC Resu	CLEC Std	Qwest Num	Qwest Denc	Qwest Resu	Mod Z Scr	Parity Scr
Jun-03									
Jul-03									
Aug-03									
Sep-03									
Oct-03									
Nov-03									
Dec-03	1	1	100.00%	0.00%	55	57	96.49%	-0.19	-1.11
Jan-04									
Feb-04									
Mar-04	1	1	100.00%	0.00%	71	80	88.75%	-0.35	-1.22
Apr-04									
May-04									



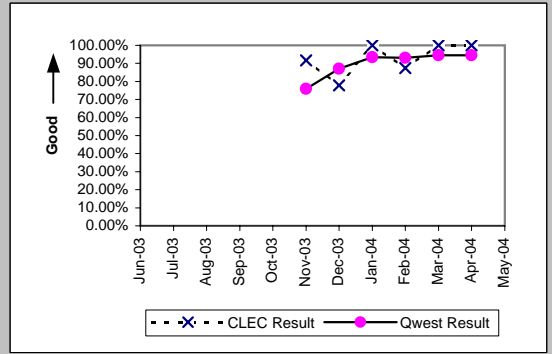
Qwest DSL (Parity)									
Date	CLEC Num	CLEC Denc	CLEC Resu	CLEC Std	Qwest Num	Qwest Denc	Qwest Resu	Mod Z Scr	Parity Scr
Jun-03									
Jul-03									
Aug-03									
Sep-03									
Oct-03									
Nov-03	33	41	80.49%	39.63%	7517	8167	92.04%	2.37	0.44
Dec-03	45	48	93.75%	24.21%	8346	9068	92.04%	-0.44	-1.27
Jan-04	30	32	93.75%	24.21%	8758	9866	88.77%	-0.89	-1.54
Feb-04	34	35	97.14%	16.66%	8594	9458	90.86%	-1.29	-1.78
Mar-04	38	41	92.68%	26.04%	8116	8981	90.37%	-0.5	-1.3
Apr-04	38	44	86.36%	34.32%	7557	8312	90.92%	1.03	-0.38
May-04									



UNE - P (POTS) (Parity)									
Date	CLEC Num	CLEC Denc	CLEC Resu	CLEC Std	Qwest Num	Qwest Denc	Qwest Resu	Mod Z Scr	Parity Scr
Jun-03									
Jul-03									
Aug-03									
Sep-03									
Oct-03									
Nov-03	9140	9339	97.87%	14.44%	30458	32906	92.56%	-17.25	-11.49
Dec-03	7577	7750	97.77%	14.77%	30876	33012	93.53%	-13.65	-9.3
Jan-04	7544	7719	97.73%	14.89%	31194	33983	91.79%	-17.16	-11.43
Feb-04	10211	10398	98.20%	13.29%	32456	35175	92.27%	-19.9	-13.1
Mar-04	16008	16306	98.17%	13.39%	37526	40598	92.43%	-23.41	-15.23
Apr-04	17232	17577	98.04%	13.87%	37256	40223	92.62%	-22.91	-14.93
May-04									

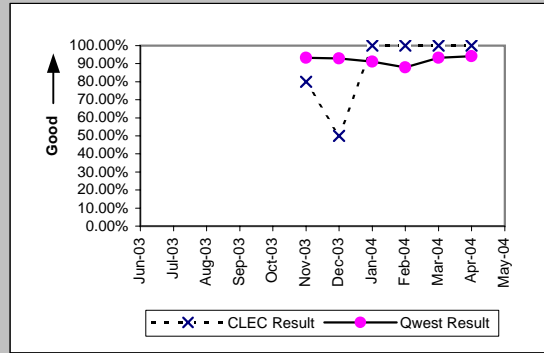


UNE P (Centrex) (Parity)									
Date	CLEC Num	CLEC Denc	CLEC Resu	CLEC Std	Qwest Num	Qwest Denc	Qwest Resu	Mod Z Scr	Parity Scr
Jun-03									
Jul-03									
Aug-03									
Sep-03									
Oct-03									
Nov-03	11	12	91.67%	27.64%	221	291	75.95%	-1.25	-1.76
Dec-03	7	9	77.78%	41.57%	311	357	87.11%	0.79	-0.52
Jan-04	5	5	100.00%	0.00%	253	271	93.36%	-0.59	-1.36
Feb-04	7	8	87.50%	33.07%	203	218	93.12%	0.58	-0.65
Mar-04	10	10	100.00%	0.00%	290	307	94.46%	-0.75	-1.46
Apr-04	5	5	100.00%	0.00%	277	293	94.54%	-0.53	-1.32
May-04									

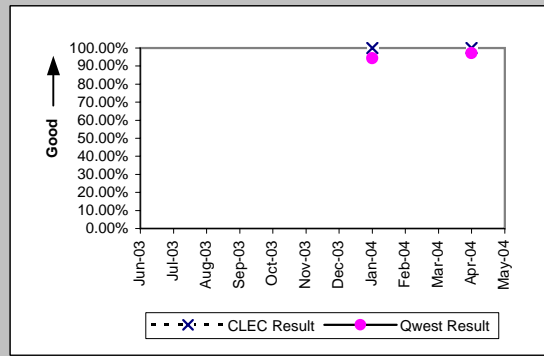


OP-5A - New Service Installation Quality Reported to Repair (Percent)

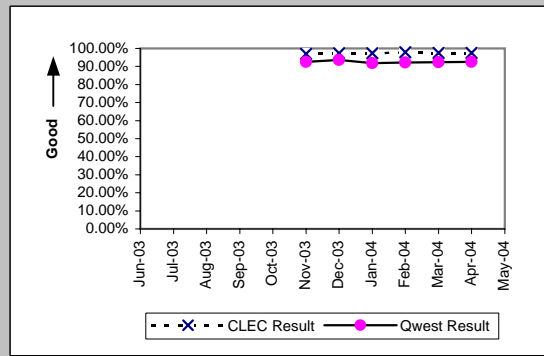
UNE P (Centrex 21) (Parity)									
Date	CLEC Num	CLEC Dend	CLEC Resu	CLEC Std	Qwest Num	Qwest Dend	Qwest Resu	Mod Z Scr	Parity Scr
Jun-03									
Jul-03									
Aug-03									
Sep-03									
Oct-03									
Nov-03	4	5	80.00%	40.00%	140	150	93.33%	0.93	-0.43
Dec-03	1	2	50.00%	50.00%	130	140	92.86%	1.45	-0.12
Jan-04	1	1	100.00%	0.00%	135	148	91.22%	-0.31	-1.19
Feb-04	1	1	100.00%	0.00%	116	132	87.88%	-0.37	-1.22
Mar-04	1	1	100.00%	0.00%	152	163	93.25%	-0.27	-1.16
Apr-04	3	3	100.00%	0.00%	159	169	94.08%	-0.43	-1.26
May-04									



ISDN Primary (Parity)									
Date	CLEC Num	CLEC Dend	CLEC Resu	CLEC Std	Qwest Num	Qwest Dend	Qwest Resu	Mod Z Scr	Parity Scr
Jun-03									
Jul-03									
Aug-03									
Sep-03									
Oct-03									
Nov-03									
Dec-03									
Jan-04	1	1	100.00%	0.00%	66	70	94.29%	-0.24	-1.15
Feb-04									
Mar-04									
Apr-04	3	3	100.00%	0.00%	134	138	97.10%	-0.3	-1.18
May-04									

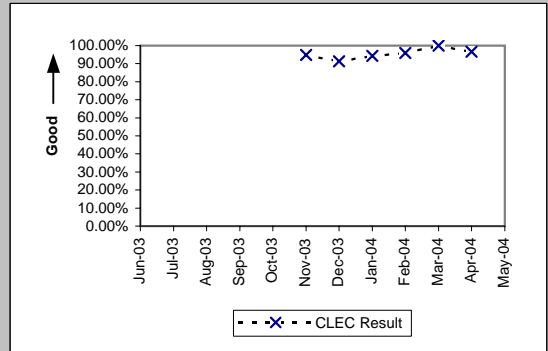


Line Sharing (Parity)									
Date	CLEC Num	CLEC Dend	CLEC Resu	CLEC Std	Qwest Num	Qwest Dend	Qwest Resu	Mod Z Scr	Parity Scr
Jun-03									
Jul-03									
Aug-03									
Sep-03									
Oct-03									
Nov-03	630	649	97.07%	16.86%	30458	32906	92.56%	-4.34	-3.64
Dec-03	668	686	97.38%	15.98%	30876	33012	93.53%	-4.05	-3.46
Jan-04	712	731	97.40%	15.91%	31194	33983	91.79%	-5.47	-4.32
Feb-04	511	522	97.89%	14.36%	32456	35175	92.27%	-4.77	-3.9
Mar-04	468	480	97.50%	15.61%	37526	40598	92.43%	-4.17	-3.54
Apr-04	399	409	97.56%	15.44%	37256	40223	92.62%	-3.8	-3.31
May-04									

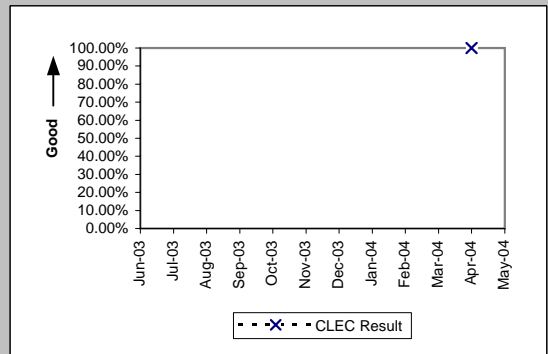


OP-5A - New Service Installation Quality Reported to Repair (Percent)

Line Splitting (Diagnostic)				
Date	CLEC Num	CLEC Denom	CLEC Result	CLEC Std Dev
Jun-03				
Jul-03				
Aug-03				
Sep-03				
Oct-03				
Nov-03	93	98	94.90%	22.00%
Dec-03	106	116	91.38%	28.07%
Jan-04	99	105	94.29%	23.21%
Feb-04	47	49	95.92%	19.79%
Mar-04	48	48	100.00%	0.00%
Apr-04	28	29	96.55%	18.25%
May-04				

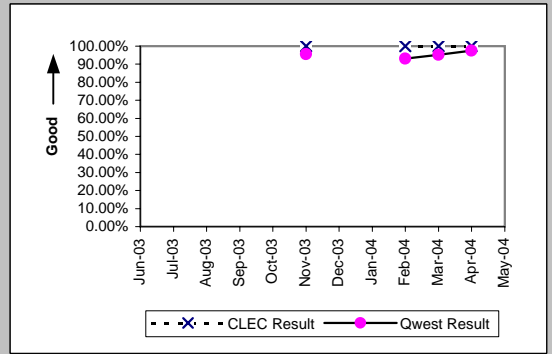


Sub-Loop Unbundling (Diagnostic)				
Date	CLEC Num	CLEC Denom	CLEC Result	CLEC Std Dev
Jun-03				
Jul-03				
Aug-03				
Sep-03				
Oct-03				
Nov-03				
Dec-03				
Jan-04				
Feb-04				
Mar-04				
Apr-04	1	1	100.00%	0.00%
May-04				

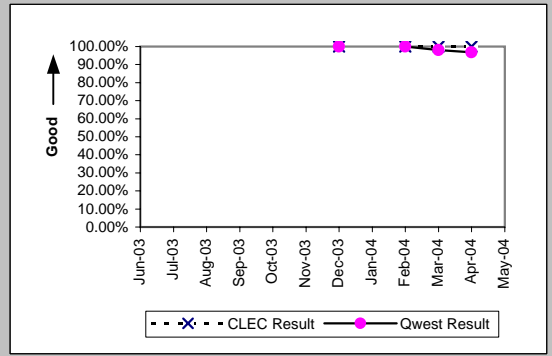


OP-5A - New Service Installation Quality Reported to Repair (Percent)

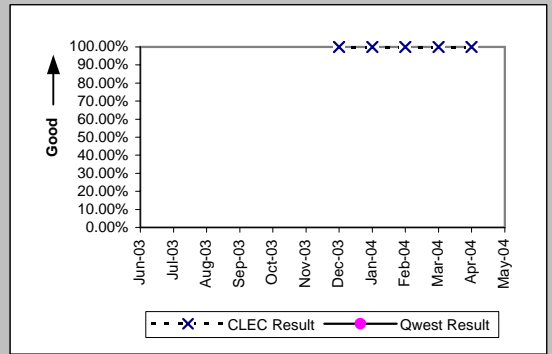
UDIT DS1 (Parity)									
Date	CLEC Num	CLEC Denc	CLEC Resu	Standard D	Qwest Num	Qwest Denc	Qwest Resu	Mod Z Scr	Parity Scr
Jun-03									
Jul-03									
Aug-03									
Sep-03									
Oct-03									
Nov-03	1	1	100.00%	0.00%	239	250	95.60%	-0.21	-1.13
Dec-03									
Jan-04									
Feb-04	2	2	100.00%	0.00%	294	316	93.04%	-0.39	-1.23
Mar-04	4	4	100.00%	0.00%	293	308	95.13%	-0.45	-1.27
Apr-04	3	3	100.00%	0.00%	353	362	97.51%	-0.28	-1.17
May-04									



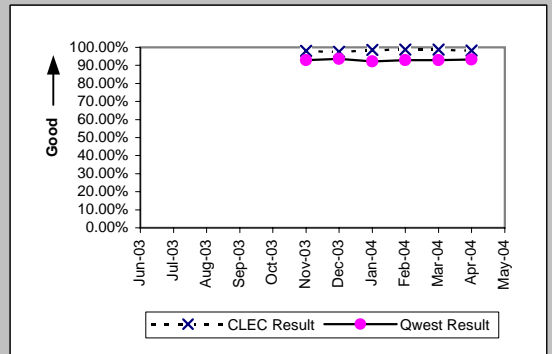
UDIT Above DS1 Level (Parity)									
Date	CLEC Num	CLEC Denc	CLEC Resu	Standard D	Qwest Num	Qwest Denc	Qwest Resu	Mod Z Scr	Parity Scr
Jun-03									
Jul-03									
Aug-03									
Sep-03									
Oct-03									
Nov-03									
Dec-03	1	1	100.00%	0.00%	68	68	100.00%	N/A	N/A
Jan-04									
Feb-04	1	1	100.00%	0.00%	37	37	100.00%	N/A	N/A
Mar-04	2	2	100.00%	0.00%	51	52	98.08%	-0.19	-1.12
Apr-04	3	3	100.00%	0.00%	30	31	96.77%	-0.3	-1.18
May-04									



Dark Fiber - IOF (Diagnostic)									
Date	CLEC Num	CLEC Denc	CLEC Resu	Standard D	Qwest Num	Qwest Denc	Qwest Resu	Mod Z Scr	Parity Scr
Jun-03									
Jul-03									
Aug-03									
Sep-03									
Oct-03									
Nov-03									
Dec-03	6	6	100.00%	0.00%					
Jan-04	1	1	100.00%	0.00%					
Feb-04	1	1	100.00%	0.00%					
Mar-04	2	2	100.00%	0.00%					
Apr-04	1	1	100.00%	0.00%					
May-04									

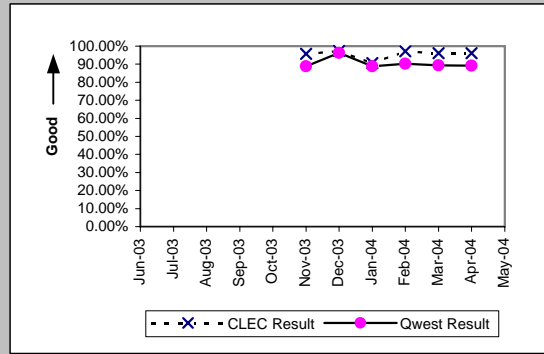


Unbundled Loop Analog (Parity)									
Date	CLEC Num	CLEC Denc	CLEC Resu	Standard D	Qwest Num	Qwest Denc	Qwest Resu	Mod Z Scr	Parity Scr
Jun-03									
Jul-03									
Aug-03									
Sep-03									
Oct-03									
Nov-03	1271	1296	98.07%	13.75%	10261	11043	92.92%	-6.84	-5.16
Dec-03	1447	1485	97.44%	15.79%	12970	13855	93.61%	-5.73	-4.49
Jan-04	1130	1146	98.60%	11.73%	10034	10879	92.23%	-7.66	-5.66
Feb-04	1095	1109	98.74%	11.16%	10985	11817	92.96%	-7.19	-5.37
Mar-04	1300	1317	98.71%	11.29%	12737	13702	92.96%	-7.79	-5.74
Apr-04	1317	1341	98.21%	13.26%	12120	12999	93.24%	-6.9	-5.2
May-04									

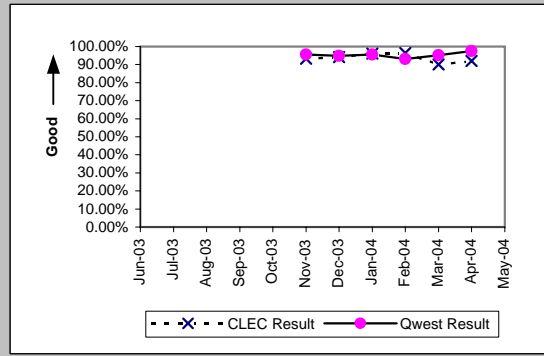


OP-5A - New Service Installation Quality Reported to Repair (Percent)

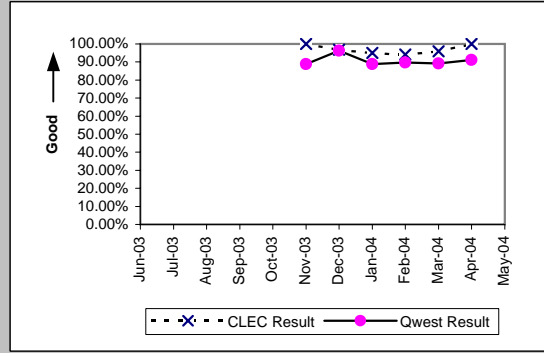
Unbundled Loop - 2 Wire Non-Loaded (Parity)									
Date	CLEC Num	CLEC Denc	CLEC Resu	Standard D	Qwest Num	Qwest Denc	Qwest Resu	Mod Z Scr	Parity Scr
Jun-03									
Jul-03									
Aug-03									
Sep-03									
Oct-03									
Nov-03	184	192	95.83%	19.98%	96	108	88.89%	-1.84	-2.12
Dec-03	183	188	97.34%	16.09%	102	106	96.23%	-0.48	-1.29
Jan-04	164	181	90.61%	29.17%	88	99	88.89%	-0.44	-1.27
Feb-04	172	177	97.18%	16.57%	74	82	90.24%	-1.75	-2.06
Mar-04	200	208	96.15%	19.23%	75	84	89.29%	-1.72	-2.04
Apr-04	151	157	96.18%	19.17%	157	176	89.20%	-2.05	-2.24
May-04									



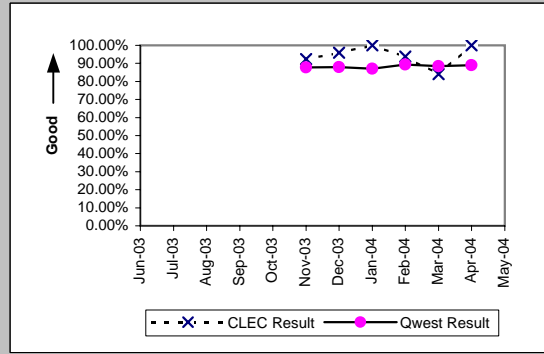
Unbundled Loop - DS1 Capable (Parity)									
Date	CLEC Num	CLEC Denc	CLEC Resu	Standard D	Qwest Num	Qwest Denc	Qwest Resu	Mod Z Scr	Parity Scr
Jun-03									
Jul-03									
Aug-03									
Sep-03									
Oct-03									
Nov-03	124	133	93.23%	25.12%	239	250	95.60%	0.97	-0.41
Dec-03	145	154	94.16%	23.46%	366	386	94.82%	0.32	-0.81
Jan-04	147	153	96.08%	19.41%	386	404	95.54%	-0.27	-1.17
Feb-04	109	113	96.46%	18.48%	294	316	93.04%	-1.23	-1.75
Mar-04	153	170	90.00%	30.00%	293	308	95.13%	2.08	0.26
Apr-04	116	126	92.06%	27.03%	353	362	97.51%	2.5	0.52
May-04									



Unbundled Loop ISDN Capable (Parity)									
Date	CLEC Num	CLEC Denc	CLEC Resu	Standard D	Qwest Num	Qwest Denc	Qwest Resu	Mod Z Scr	Parity Scr
Jun-03									
Jul-03									
Aug-03									
Sep-03									
Oct-03									
Nov-03	59	59	100.00%	0.00%	96	108	88.89%	-2.18	-2.33
Dec-03	59	61	96.72%	17.81%	102	106	96.23%	-0.16	-1.1
Jan-04	58	61	95.08%	21.62%	87	98	88.78%	-1.22	-1.74
Feb-04	49	52	94.23%	23.32%	70	78	89.74%	-0.83	-1.5
Mar-04	47	49	95.92%	19.79%	74	83	89.16%	-1.21	-1.73
Apr-04	40	40	100.00%	0.00%	153	168	91.07%	-1.78	-2.08
May-04									



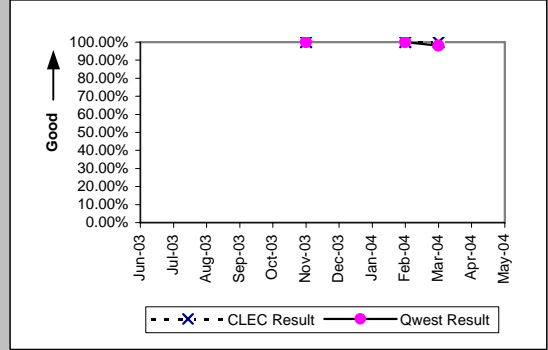
Unbundled Loop - ADSL Qualified (Parity)									
Date	CLEC Num	CLEC Denc	CLEC Resu	Standard D	Qwest Num	Qwest Denc	Qwest Resu	Mod Z Scr	Parity Scr
Jun-03									
Jul-03									
Aug-03									
Sep-03									
Oct-03									
Nov-03	12	13	92.31%	26.65%	669	762	87.80%	-0.49	-1.3
Dec-03	24	25	96.00%	19.60%	1139	1294	88.02%	-1.22	-1.74
Jan-04	19	19	100.00%	0.00%	1484	1705	87.04%	-1.67	-2.02
Feb-04	15	16	93.75%	24.21%	1621	1813	89.41%	-0.56	-1.34
Mar-04	21	25	84.00%	36.66%	1507	1703	88.49%	0.71	-0.57
Apr-04	25	25	100.00%	0.00%	1882	2114	89.03%	-1.75	-2.06
May-04									



OP-5A - New Service Installation Quality Reported to Repair (Percent)

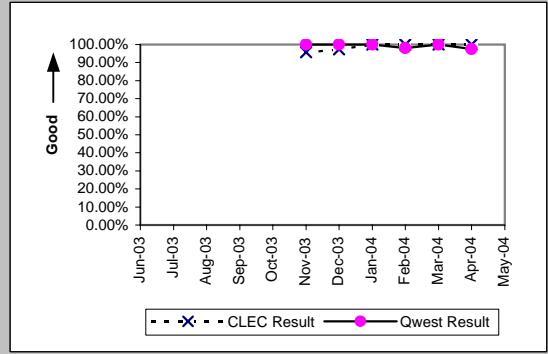
Unbundled Loop - DS3 Capable (Parity)

Date	CLEC Num	CLEC Denc	CLEC Resu	Standard D	Qwest Num	Qwest Denc	Qwest Resu	Mod Z Scr	Parity Scr
Jun-03									
Jul-03									
Aug-03									
Sep-03									
Oct-03									
Nov-03	1	1	100.00%	0.00%	46	46	100.00%	N/A	N/A
Dec-03									
Jan-04									
Feb-04	5	5	100.00%	0.00%	37	37	100.00%	N/A	N/A
Mar-04	7	7	100.00%	0.00%	51	52	98.08%	-0.35	-1.21
Apr-04									
May-04									



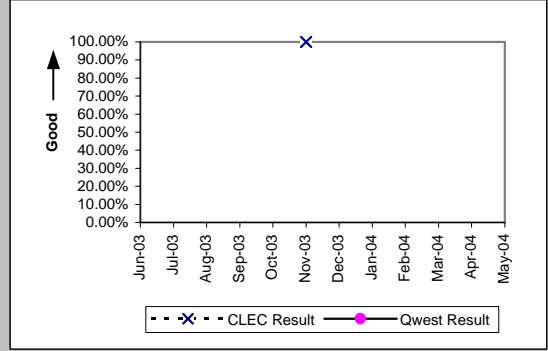
LIS Trunk (Parity)

Date	CLEC Num	CLEC Denc	CLEC Resu	Standard D	Qwest Num	Qwest Denc	Qwest Resu	Mod Z Scr	Parity Scr
Jun-03									
Jul-03									
Aug-03									
Sep-03									
Oct-03									
Nov-03	23	24	95.83%	19.98%	30	30	100.00%	N/A	-0.55
Dec-03	37	38	97.37%	16.01%	22	22	100.00%	N/A	-0.74
Jan-04	33	33	100.00%	0.00%	34	34	100.00%	N/A	N/A
Feb-04	19	19	100.00%	0.00%	49	50	98.00%	-0.53	-1.32
Mar-04	43	43	100.00%	0.00%	52	52	100.00%	N/A	N/A
Apr-04	37	37	100.00%	0.00%	40	41	97.56%	-0.7	-1.42
May-04									



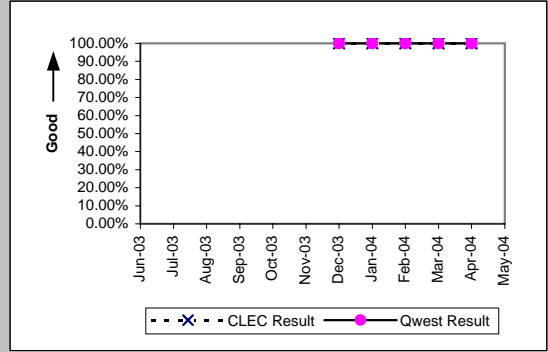
Dark Fiber - Loop (Diagnostic)

Date	CLEC Num	CLEC Denc	CLEC Resu	Standard D	Qwest Num	Qwest Denc	Qwest Resu	Mod Z Scr	Parity Scr
Jun-03									
Jul-03									
Aug-03									
Sep-03									
Oct-03									
Nov-03	1	1	100.00%	0.00%					
Dec-03									
Jan-04									
Feb-04									
Mar-04									
Apr-04									
May-04									



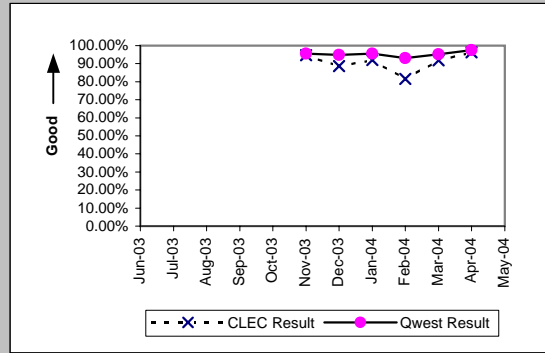
E911 (Parity)

Date	CLEC Num	CLEC Denc	CLEC Resu	Standard D	Qwest Num	Qwest Denc	Qwest Resu	Mod Z Scr	Parity Scr
Jun-03									
Jul-03									
Aug-03									
Sep-03									
Oct-03									
Nov-03									
Dec-03	33	33	100.00%	0.00%	6	6	100.00%	N/A	N/A
Jan-04	10	10	100.00%	0.00%	1	1	100.00%	N/A	N/A
Feb-04	21	21	100.00%	0.00%	4	4	100.00%	N/A	N/A
Mar-04	9	9	100.00%	0.00%	2	2	100.00%	N/A	N/A
Apr-04	16	16	100.00%	0.00%	9	9	100.00%	N/A	N/A
May-04									



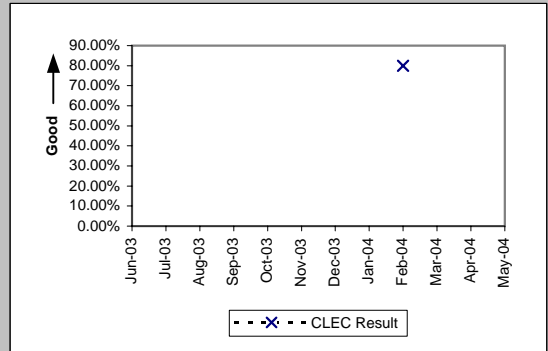
OP-5A - New Service Installation Quality Reported to Repair (Percent)

Enhanced Extended Loops - DS1 Capable (Parity)									
Date	CLEC Num	CLEC Dend	CLEC Resu	Standard D	Qwest Num	Qwest Dend	Qwest Resu	Mod Z Scr	Parity Scr
Jun-03									
Jul-03									
Aug-03									
Sep-03									
Oct-03									
Nov-03	36	38	94.74%	22.33%	239	250	95.60%	0.28	-0.83
Dec-03	39	44	88.64%	31.74%	366	386	94.82%	1.53	-0.07
Jan-04	46	50	92.00%	27.13%	386	404	95.54%	1.06	-0.36
Feb-04	44	54	81.48%	38.84%	294	316	93.04%	2.52	0.53
Mar-04	67	73	91.78%	27.47%	293	308	95.13%	1.09	-0.34
Apr-04	79	82	96.34%	18.77%	353	362	97.51%	0.6	-0.63
May-04									

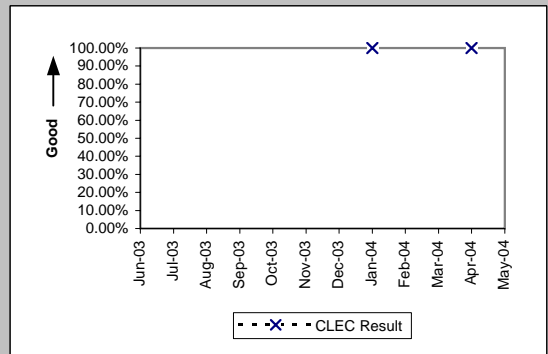


OP-5A - New Service Installation Quality Reported to Repair (Percent)

Enhanced Extended Loops - DS0 Capable (Diagnostic)				
Date	Numerator	Denominator	CLEC Result	Standard Dev
Jun-03				
Jul-03				
Aug-03				
Sep-03				
Oct-03				
Nov-03				
Dec-03				
Jan-04				
Feb-04	4	5	80.00%	40.00%
Mar-04				
Apr-04				
May-04				

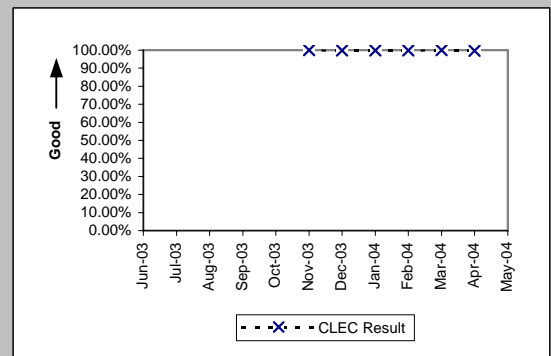


Enhanced Extended Loops - DS3 Capable (Diagnostic)				
Date	Numerator	Denominator	CLEC Result	Standard Dev
Jun-03				
Jul-03				
Aug-03				
Sep-03				
Oct-03				
Nov-03				
Dec-03				
Jan-04	1	1	100.00%	0.00%
Feb-04				
Mar-04				
Apr-04	1	1	100.00%	0.00%
May-04				

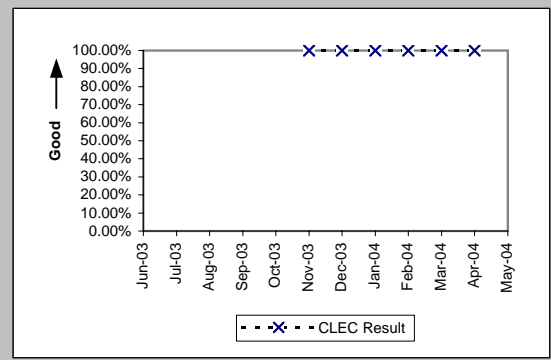


OP-5B - New Service Provisioning Quality (Percent)

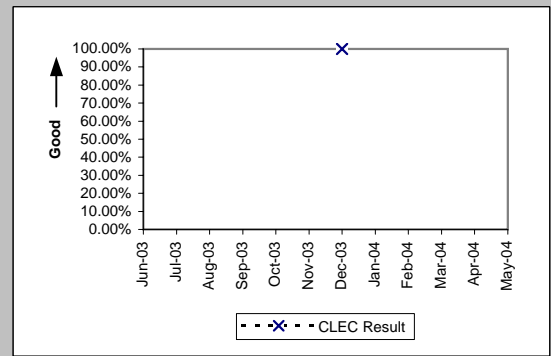
Residence (Diagnostic)				
Date	Numerator	Denominator	CLEC Result	Standard Dev
Jun-03				
Jul-03				
Aug-03				
Sep-03				
Oct-03				
Nov-03	1301	1302	99.92%	2.77%
Dec-03	1495	1497	99.87%	3.65%
Jan-04	1679	1682	99.82%	4.22%
Feb-04	1180	1182	99.83%	4.11%
Mar-04	1167	1167	100.00%	0.00%
Apr-04	997	1000	99.70%	5.47%
May-04				



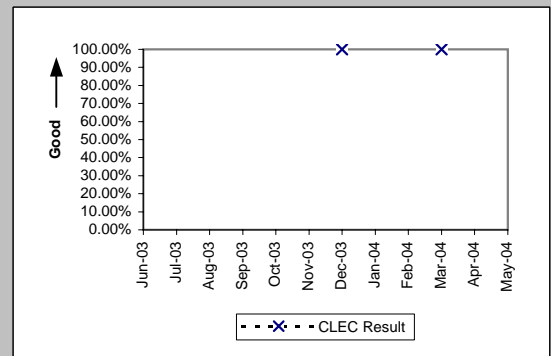
Business (Diagnostic)				
Date	Numerator	Denominator	CLEC Result	Standard Dev
Jun-03				
Jul-03				
Aug-03				
Sep-03				
Oct-03				
Nov-03	25	25	100.00%	0.00%
Dec-03	31	31	100.00%	0.00%
Jan-04	14	14	100.00%	0.00%
Feb-04	12	12	100.00%	0.00%
Mar-04	33	33	100.00%	0.00%
Apr-04	21	21	100.00%	0.00%
May-04				



Centrex (Diagnostic)				
Date	Numerator	Denominator	CLEC Result	Standard Dev
Jun-03				
Jul-03				
Aug-03				
Sep-03				
Oct-03				
Nov-03				
Dec-03	1	1	100.00%	0.00%
Jan-04				
Feb-04				
Mar-04				
Apr-04				
May-04				

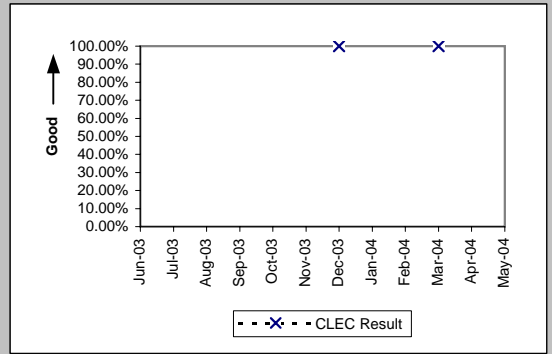


Centrex 21 (Diagnostic)				
Date	Numerator	Denominator	CLEC Result	Standard Dev
Jun-03				
Jul-03				
Aug-03				
Sep-03				
Oct-03				
Nov-03				
Dec-03	1	1	100.00%	0.00%
Jan-04				
Feb-04				
Mar-04	1	1	100.00%	0.00%
Apr-04				
May-04				

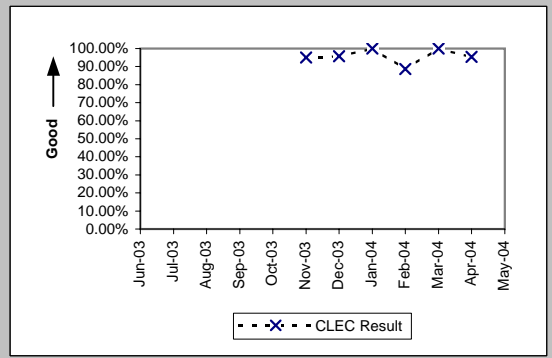


OP-5B - New Service Provisioning Quality (Percent)

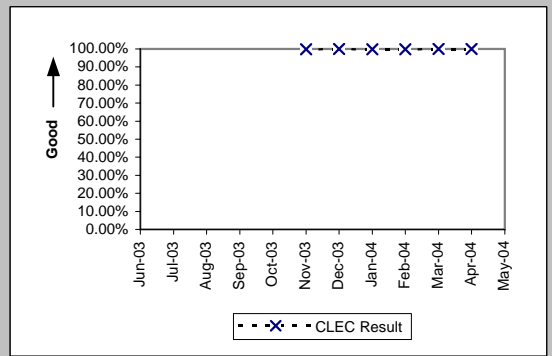
PBX (Diagnostic)				
Date	Numerator	Denominator	CLEC Result	Standard Dev
Jun-03				
Jul-03				
Aug-03				
Sep-03				
Oct-03				
Nov-03				
Dec-03	1	1	100.00%	0.00%
Jan-04				
Feb-04				
Mar-04	1	1	100.00%	0.00%
Apr-04				
May-04				



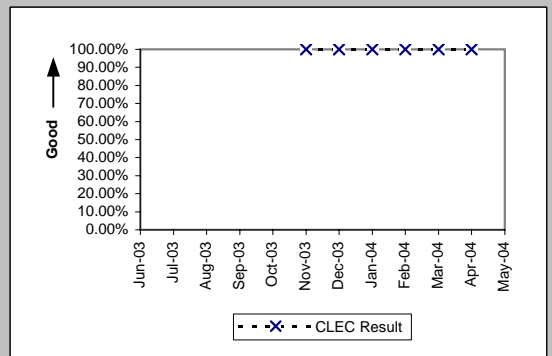
Qwest DSL (Diagnostic)				
Date	Numerator	Denominator	CLEC Result	Standard Dev
Jun-03				
Jul-03				
Aug-03				
Sep-03				
Oct-03				
Nov-03	39	41	95.12%	21.54%
Dec-03	46	48	95.83%	19.98%
Jan-04	32	32	100.00%	0.00%
Feb-04	31	35	88.57%	31.82%
Mar-04	41	41	100.00%	0.00%
Apr-04	42	44	95.45%	20.83%
May-04				



UNE - P (POTS) (Diagnostic)				
Date	Numerator	Denominator	CLEC Result	Standard Dev
Jun-03				
Jul-03				
Aug-03				
Sep-03				
Oct-03				
Nov-03	9321	9339	99.81%	4.39%
Dec-03	7744	7750	99.92%	2.78%
Jan-04	7706	7719	99.83%	4.10%
Feb-04	10384	10398	99.87%	3.67%
Mar-04	16292	16306	99.91%	2.93%
Apr-04	17562	17577	99.91%	2.92%
May-04				



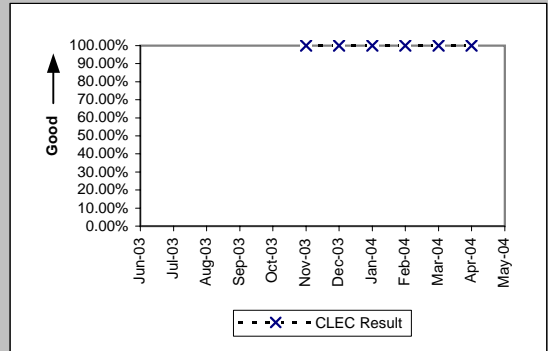
UNE P (Centrex) (Diagnostic)				
Date	Numerator	Denominator	CLEC Result	Standard Dev
Jun-03				
Jul-03				
Aug-03				
Sep-03				
Oct-03				
Nov-03	12	12	100.00%	0.00%
Dec-03	9	9	100.00%	0.00%
Jan-04	5	5	100.00%	0.00%
Feb-04	8	8	100.00%	0.00%
Mar-04	10	10	100.00%	0.00%
Apr-04	5	5	100.00%	0.00%
May-04				



OP-5B - New Service Provisioning Quality (Percent)

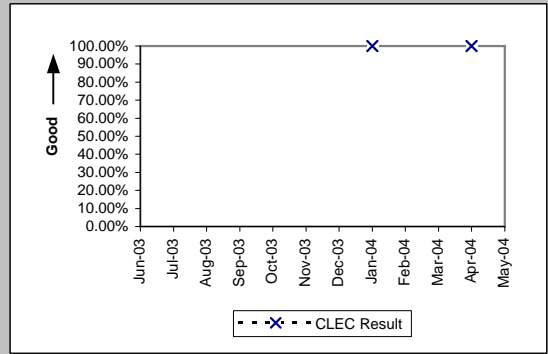
UNE P (Centrex 21) (Diagnostic)

Date	Numerator	Denominator	CLEC Result	Standard Dev
Jun-03				
Jul-03				
Aug-03				
Sep-03				
Oct-03				
Nov-03	5	5	100.00%	0.00%
Dec-03	2	2	100.00%	0.00%
Jan-04	1	1	100.00%	0.00%
Feb-04	1	1	100.00%	0.00%
Mar-04	1	1	100.00%	0.00%
Apr-04	3	3	100.00%	0.00%
May-04				



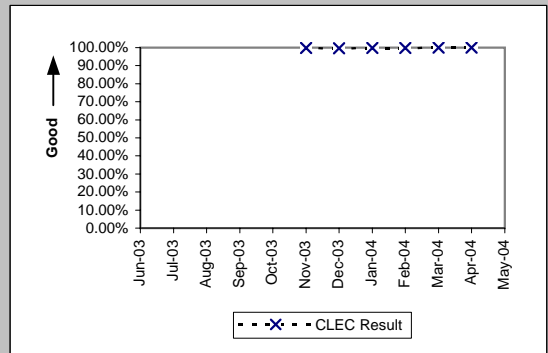
ISDN Primary (Diagnostic)

Date	Numerator	Denominator	CLEC Result	Standard Dev
Jun-03				
Jul-03				
Aug-03				
Sep-03				
Oct-03				
Nov-03				
Dec-03				
Jan-04	1	1	100.00%	0.00%
Feb-04				
Mar-04				
Apr-04	3	3	100.00%	0.00%
May-04				

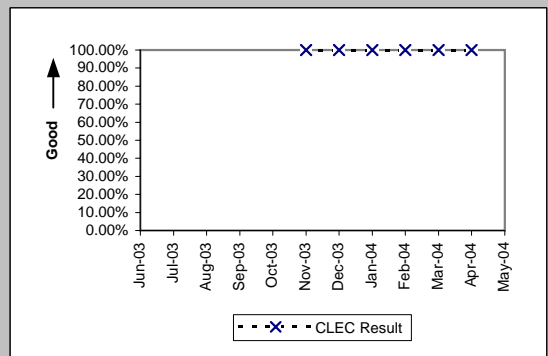


OP-5B - New Service Provisioning Quality (Percent)

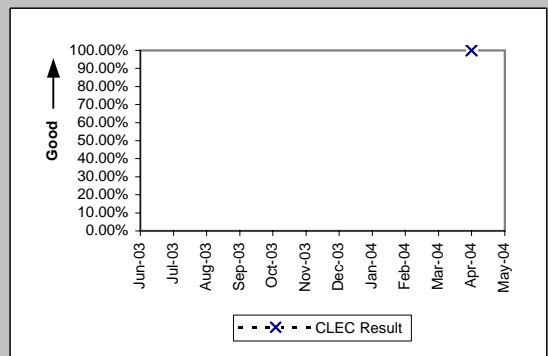
Line Sharing (Diagnostic)				
Date	Numerator	Denominator	CLEC Result	Standard Dev
Jun-03				
Jul-03				
Aug-03				
Sep-03				
Oct-03				
Nov-03	648	649	99.85%	3.92%
Dec-03	684	686	99.71%	5.39%
Jan-04	730	731	99.86%	3.70%
Feb-04	521	522	99.81%	4.37%
Mar-04	480	480	100.00%	0.00%
Apr-04	409	409	100.00%	0.00%
May-04				



Line Splitting (Diagnostic)				
Date	Numerator	Denominator	CLEC Result	Standard Dev
Jun-03				
Jul-03				
Aug-03				
Sep-03				
Oct-03				
Nov-03	98	98	100.00%	0.00%
Dec-03	116	116	100.00%	0.00%
Jan-04	105	105	100.00%	0.00%
Feb-04	49	49	100.00%	0.00%
Mar-04	48	48	100.00%	0.00%
Apr-04	29	29	100.00%	0.00%
May-04				



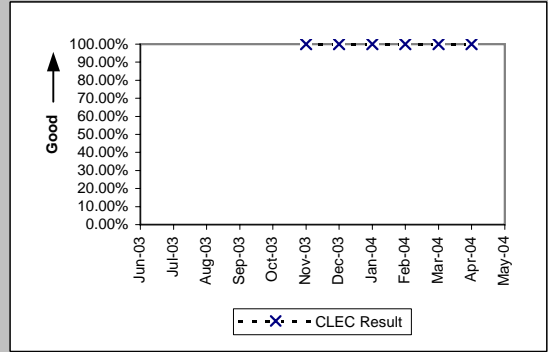
Sub-Loop Unbundling (Diagnostic)				
Date	Numerator	Denominator	CLEC Result	Standard Dev
Jun-03				
Jul-03				
Aug-03				
Sep-03				
Oct-03				
Nov-03				
Dec-03				
Jan-04				
Feb-04				
Mar-04				
Apr-04	1	1	100.00%	0.00%
May-04				



OP-5B - New Service Provisioning Quality (Percent)

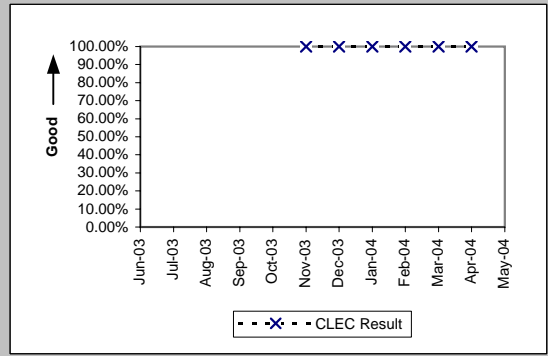
Unbundled Loop Analog (Diagnostic)

Date	Numerator	Denominator	CLEC Result	Standard Dev
Jun-03				
Jul-03				
Aug-03				
Sep-03				
Oct-03				
Nov-03	1296	1296	100.00%	0.00%
Dec-03	1485	1485	100.00%	0.00%
Jan-04	1146	1146	100.00%	0.00%
Feb-04	1109	1109	100.00%	0.00%
Mar-04	1316	1317	99.92%	2.75%
Apr-04	1341	1341	100.00%	0.00%
May-04				



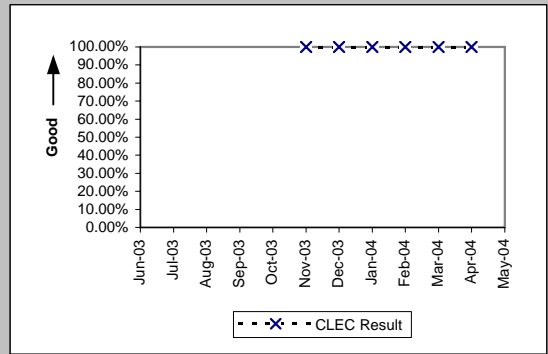
Unbundled Loop - 2 Wire Non-Loaded (Diagnostic)

Date	Numerator	Denominator	CLEC Result	Standard Dev
Jun-03				
Jul-03				
Aug-03				
Sep-03				
Oct-03				
Nov-03	192	192	100.00%	0.00%
Dec-03	188	188	100.00%	0.00%
Jan-04	181	181	100.00%	0.00%
Feb-04	177	177	100.00%	0.00%
Mar-04	208	208	100.00%	0.00%
Apr-04	157	157	100.00%	0.00%
May-04				



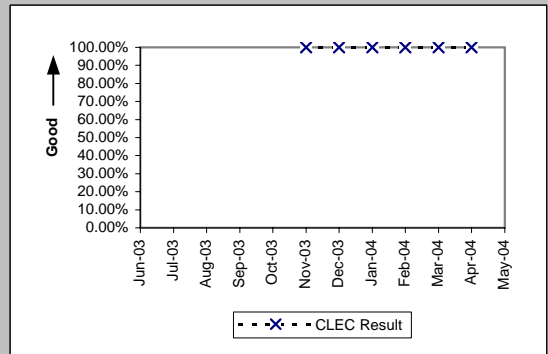
Unbundled Loop - DS1 Capable (Diagnostic)

Date	Numerator	Denominator	CLEC Result	Standard Dev
Jun-03				
Jul-03				
Aug-03				
Sep-03				
Oct-03				
Nov-03	133	133	100.00%	0.00%
Dec-03	154	154	100.00%	0.00%
Jan-04	153	153	100.00%	0.00%
Feb-04	113	113	100.00%	0.00%
Mar-04	170	170	100.00%	0.00%
Apr-04	126	126	100.00%	0.00%
May-04				



Unbundled Loop ISDN Capable (Diagnostic)

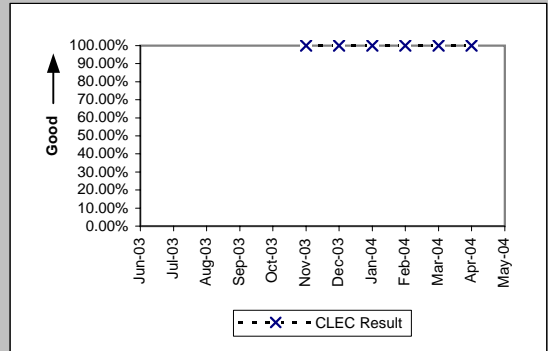
Date	Numerator	Denominator	CLEC Result	Standard Dev
Jun-03				
Jul-03				
Aug-03				
Sep-03				
Oct-03				
Nov-03	59	59	100.00%	0.00%
Dec-03	61	61	100.00%	0.00%
Jan-04	61	61	100.00%	0.00%
Feb-04	52	52	100.00%	0.00%
Mar-04	49	49	100.00%	0.00%
Apr-04	40	40	100.00%	0.00%
May-04				



OP-5B - New Service Provisioning Quality (Percent)

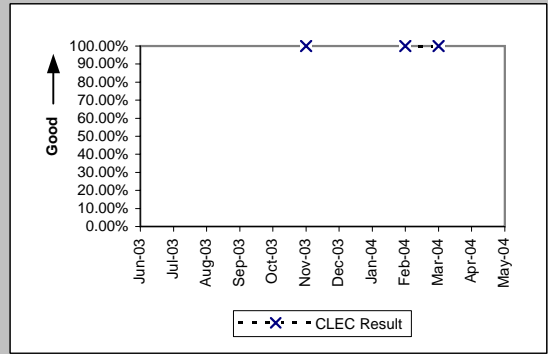
Unbundled Loop - ADSL Qualified (Diagnostic)

Date	Numerator	Denominator	CLEC Result	Standard Dev
Jun-03				
Jul-03				
Aug-03				
Sep-03				
Oct-03				
Nov-03	13	13	100.00%	0.00%
Dec-03	25	25	100.00%	0.00%
Jan-04	19	19	100.00%	0.00%
Feb-04	16	16	100.00%	0.00%
Mar-04	25	25	100.00%	0.00%
Apr-04	25	25	100.00%	0.00%
May-04				



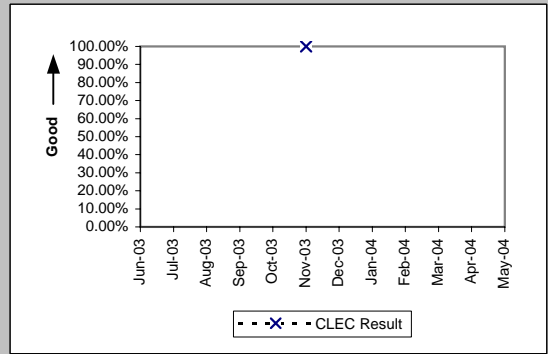
Unbundled Loop - DS3 Capable (Diagnostic)

Date	Numerator	Denominator	CLEC Result	Standard Dev
Jun-03				
Jul-03				
Aug-03				
Sep-03				
Oct-03				
Nov-03	1	1	100.00%	0.00%
Dec-03				
Jan-04				
Feb-04	5	5	100.00%	0.00%
Mar-04	7	7	100.00%	0.00%
Apr-04				
May-04				



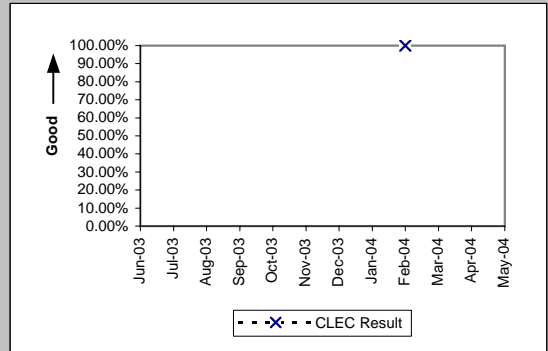
Dark Fiber - Loop (Diagnostic)

Date	Numerator	Denominator	CLEC Result	Standard Dev
Jun-03				
Jul-03				
Aug-03				
Sep-03				
Oct-03				
Nov-03	1	1	100.00%	0.00%
Dec-03				
Jan-04				
Feb-04				
Mar-04				
Apr-04				
May-04				

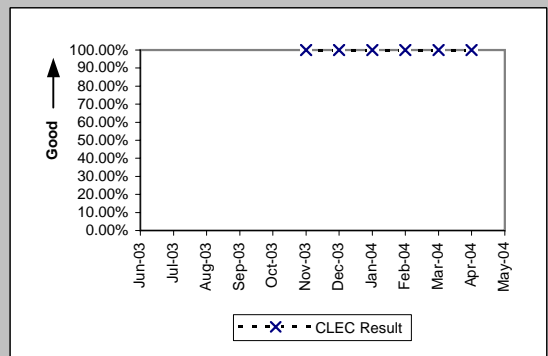


OP-5B - New Service Provisioning Quality (Percent)

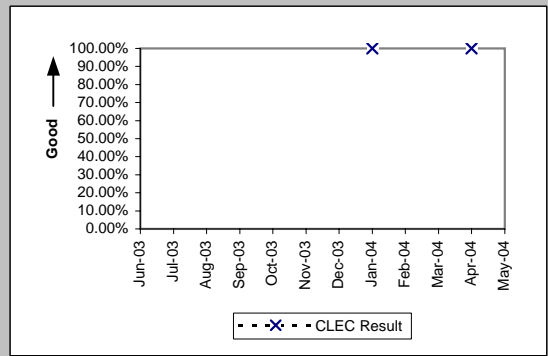
Enhanced Extended Loops - DS0 Capable (Diagnostic)				
Date	Numerator	Denominator	CLEC Result	Standard Dev
Jun-03				
Jul-03				
Aug-03				
Sep-03				
Oct-03				
Nov-03				
Dec-03				
Jan-04				
Feb-04	5	5	100.00%	0.00%
Mar-04				
Apr-04				
May-04				



Enhanced Extended Loops - DS1 Capable (Diagnostic)				
Date	Numerator	Denominator	CLEC Result	Standard Dev
Jun-03				
Jul-03				
Aug-03				
Sep-03				
Oct-03				
Nov-03	38	38	100.00%	0.00%
Dec-03	44	44	100.00%	0.00%
Jan-04	50	50	100.00%	0.00%
Feb-04	54	54	100.00%	0.00%
Mar-04	73	73	100.00%	0.00%
Apr-04	82	82	100.00%	0.00%
May-04				

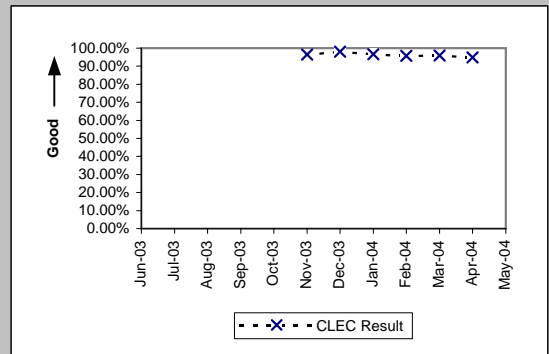


Enhanced Extended Loops - DS3 Capable (Diagnostic)				
Date	Numerator	Denominator	CLEC Result	Standard Dev
Jun-03				
Jul-03				
Aug-03				
Sep-03				
Oct-03				
Nov-03				
Dec-03				
Jan-04	1	1	100.00%	0.00%
Feb-04				
Mar-04				
Apr-04	1	1	100.00%	0.00%
May-04				

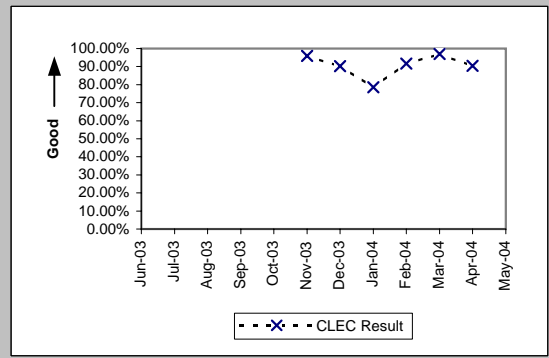


OP-5T - New Service Installation Quality Total (Percent)

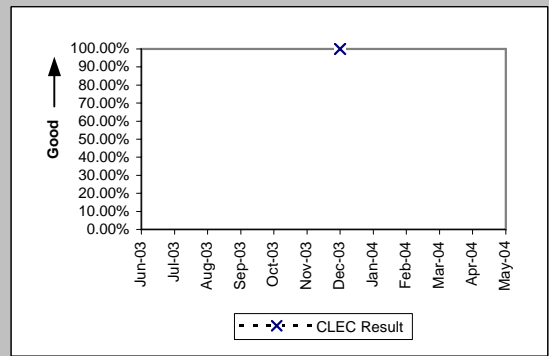
Residence (Diagnostic)				
Date	Numerator	Denominator	CLEC Result	Standard Dev
Jun-03				
Jul-03				
Aug-03				
Sep-03				
Oct-03				
Nov-03	1255	1302	96.39%	18.65%
Dec-03	1468	1497	98.06%	13.78%
Jan-04	1624	1682	96.55%	18.25%
Feb-04	1132	1182	95.77%	20.13%
Mar-04	1119	1167	95.89%	19.86%
Apr-04	948	1000	94.80%	22.20%
May-04				



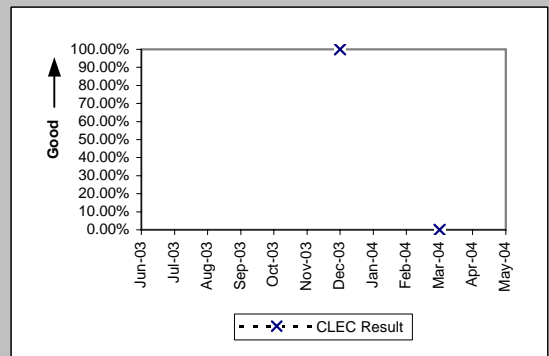
Business (Diagnostic)				
Date	Numerator	Denominator	CLEC Result	Standard Dev
Jun-03				
Jul-03				
Aug-03				
Sep-03				
Oct-03				
Nov-03	24	25	96.00%	19.60%
Dec-03	28	31	90.32%	29.57%
Jan-04	11	14	78.57%	41.03%
Feb-04	11	12	91.67%	27.64%
Mar-04	32	33	96.97%	17.14%
Apr-04	19	21	90.48%	29.35%
May-04				



Centrex (Diagnostic)				
Date	Numerator	Denominator	CLEC Result	Standard Dev
Jun-03				
Jul-03				
Aug-03				
Sep-03				
Oct-03				
Nov-03				
Dec-03	1	1	100.00%	0.00%
Jan-04				
Feb-04				
Mar-04				
Apr-04				
May-04				

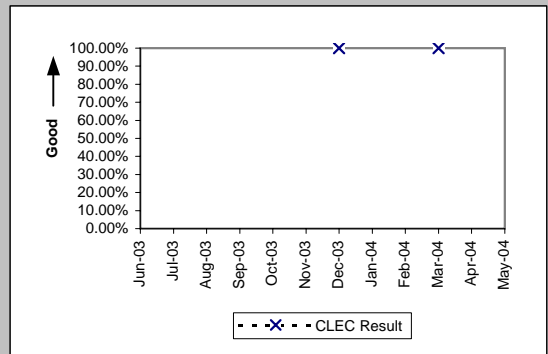


Centrex 21 (Diagnostic)				
Date	Numerator	Denominator	CLEC Result	Standard Dev
Jun-03				
Jul-03				
Aug-03				
Sep-03				
Oct-03				
Nov-03				
Dec-03	1	1	100.00%	0.00%
Jan-04				
Feb-04				
Mar-04	0	1	0.00%	0.00%
Apr-04				
May-04				

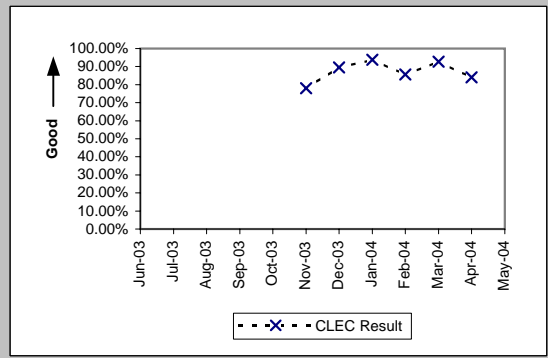


OP-5T - New Service Installation Quality Total (Percent)

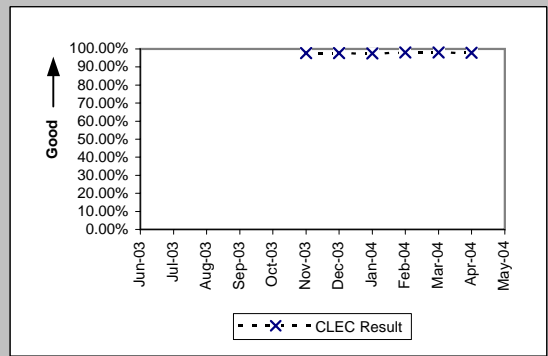
PBX (Diagnostic)				
Date	Numerator	Denominator	CLEC Result	Standard Dev
Jun-03				
Jul-03				
Aug-03				
Sep-03				
Oct-03				
Nov-03				
Dec-03	1	1	100.00%	0.00%
Jan-04				
Feb-04				
Mar-04	1	1	100.00%	0.00%
Apr-04				
May-04				



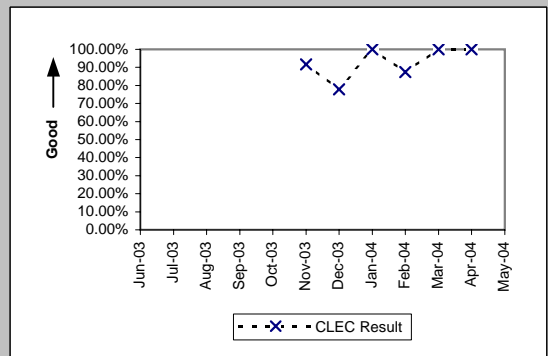
Qwest DSL (Diagnostic)				
Date	Numerator	Denominator	CLEC Result	Standard Dev
Jun-03				
Jul-03				
Aug-03				
Sep-03				
Oct-03				
Nov-03	32	41	78.05%	41.39%
Dec-03	43	48	89.58%	30.55%
Jan-04	30	32	93.75%	24.21%
Feb-04	30	35	85.71%	34.99%
Mar-04	38	41	92.68%	26.04%
Apr-04	37	44	84.09%	36.58%
May-04				



UNE - P (POTS) (Diagnostic)				
Date	Numerator	Denominator	CLEC Result	Standard Dev
Jun-03				
Jul-03				
Aug-03				
Sep-03				
Oct-03				
Nov-03	9125	9339	97.71%	14.96%
Dec-03	7571	7750	97.69%	15.02%
Jan-04	7531	7719	97.56%	15.42%
Feb-04	10201	10398	98.11%	13.63%
Mar-04	15995	16306	98.09%	13.68%
Apr-04	17218	17577	97.96%	14.14%
May-04				



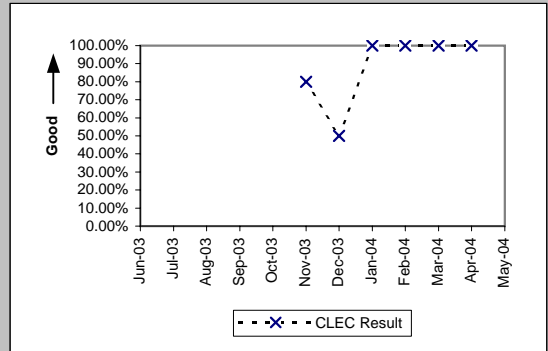
UNE P (Centrex) (Diagnostic)				
Date	Numerator	Denominator	CLEC Result	Standard Dev
Jun-03				
Jul-03				
Aug-03				
Sep-03				
Oct-03				
Nov-03	11	12	91.67%	27.64%
Dec-03	7	9	77.78%	41.57%
Jan-04	5	5	100.00%	0.00%
Feb-04	7	8	87.50%	33.07%
Mar-04	10	10	100.00%	0.00%
Apr-04	5	5	100.00%	0.00%
May-04				



OP-5T - New Service Installation Quality Total (Percent)

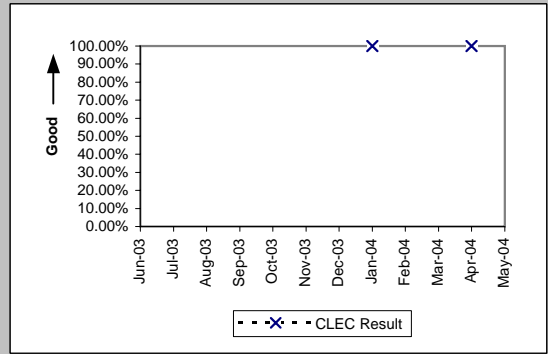
UNE P (Centrex 21) (Diagnostic)

Date	Numerator	Denominator	CLEC Result	Standard Dev
Jun-03				
Jul-03				
Aug-03				
Sep-03				
Oct-03				
Nov-03	4	5	80.00%	40.00%
Dec-03	1	2	50.00%	50.00%
Jan-04	1	1	100.00%	0.00%
Feb-04	1	1	100.00%	0.00%
Mar-04	1	1	100.00%	0.00%
Apr-04	3	3	100.00%	0.00%
May-04				



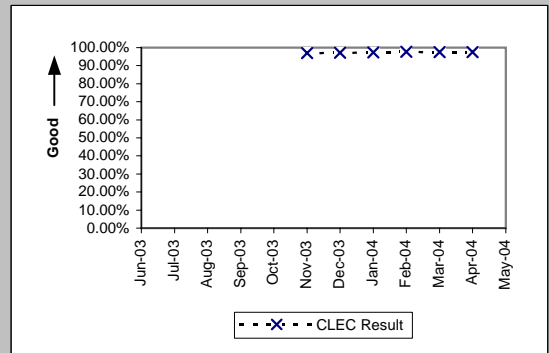
ISDN Primary (Diagnostic)

Date	Numerator	Denominator	CLEC Result	Standard Dev
Jun-03				
Jul-03				
Aug-03				
Sep-03				
Oct-03				
Nov-03				
Dec-03				
Jan-04	1	1	100.00%	0.00%
Feb-04				
Mar-04				
Apr-04	3	3	100.00%	0.00%
May-04				

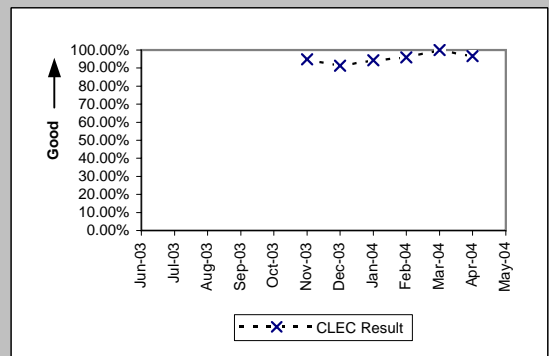


OP-5T - New Service Installation Quality Total (Percent)

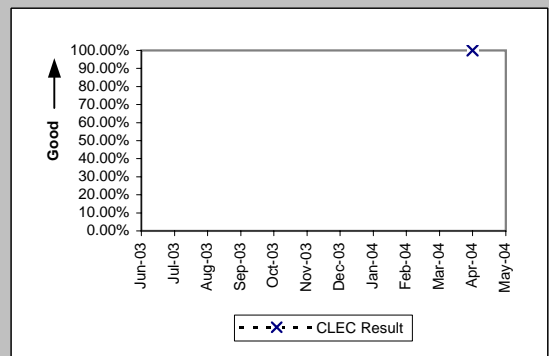
Line Sharing (Diagnostic)				
Date	Numerator	Denominator	CLEC Result	Standard Dev
Jun-03				
Jul-03				
Aug-03				
Sep-03				
Oct-03				
Nov-03	629	649	96.92%	17.28%
Dec-03	666	686	97.08%	16.82%
Jan-04	711	731	97.26%	16.31%
Feb-04	510	522	97.70%	14.99%
Mar-04	468	480	97.50%	15.61%
Apr-04	399	409	97.56%	15.44%
May-04				



Line Splitting (Diagnostic)				
Date	Numerator	Denominator	CLEC Result	Standard Dev
Jun-03				
Jul-03				
Aug-03				
Sep-03				
Oct-03				
Nov-03	93	98	94.90%	22.00%
Dec-03	106	116	91.38%	28.07%
Jan-04	99	105	94.29%	23.21%
Feb-04	47	49	95.92%	19.79%
Mar-04	48	48	100.00%	0.00%
Apr-04	28	29	96.55%	18.25%
May-04				



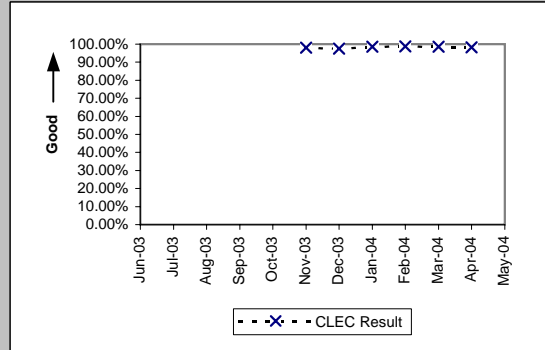
Sub-Loop Unbundling (Diagnostic)				
Date	Numerator	Denominator	CLEC Result	Standard Dev
Jun-03				
Jul-03				
Aug-03				
Sep-03				
Oct-03				
Nov-03				
Dec-03				
Jan-04				
Feb-04				
Mar-04				
Apr-04	1	1	100.00%	0.00%
May-04				



OP-5T - New Service Installation Quality Total (Percent)

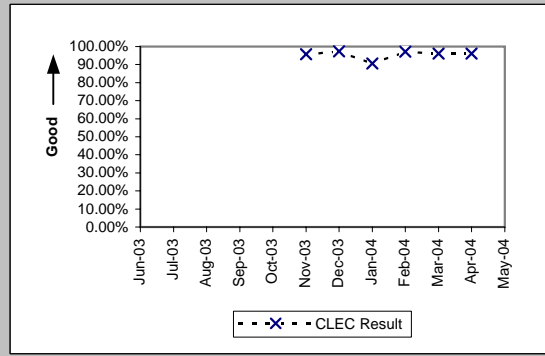
Unbundled Loop Analog (Diagnostic)

Date	Numerator	Denominator	CLEC Result	Standard Dev
Jun-03				
Jul-03				
Aug-03				
Sep-03				
Oct-03				
Nov-03	1271	1296	98.07%	13.75%
Dec-03	1447	1485	97.44%	15.79%
Jan-04	1130	1146	98.60%	11.73%
Feb-04	1095	1109	98.74%	11.16%
Mar-04	1299	1317	98.63%	11.61%
Apr-04	1317	1341	98.21%	13.26%
May-04				



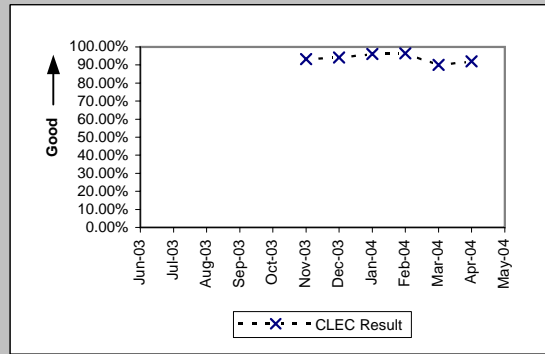
Unbundled Loop - 2 Wire Non-Loaded (Diagnostic)

Date	Numerator	Denominator	CLEC Result	Standard Dev
Jun-03				
Jul-03				
Aug-03				
Sep-03				
Oct-03				
Nov-03	184	192	95.83%	19.98%
Dec-03	183	188	97.34%	16.09%
Jan-04	164	181	90.61%	29.17%
Feb-04	172	177	97.18%	16.57%
Mar-04	200	208	96.15%	19.23%
Apr-04	151	157	96.18%	19.17%
May-04				



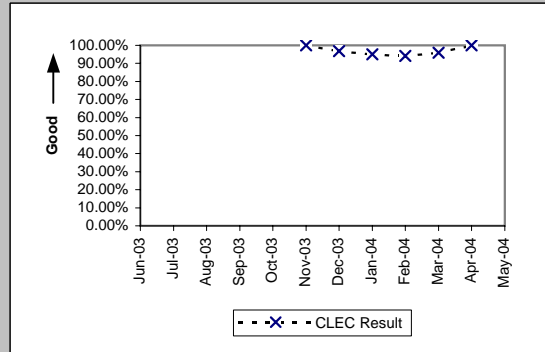
Unbundled Loop - DS1 Capable (Diagnostic)

Date	Numerator	Denominator	CLEC Result	Standard Dev
Jun-03				
Jul-03				
Aug-03				
Sep-03				
Oct-03				
Nov-03	124	133	93.23%	25.12%
Dec-03	145	154	94.16%	23.46%
Jan-04	147	153	96.08%	19.41%
Feb-04	109	113	96.46%	18.48%
Mar-04	153	170	90.00%	30.00%
Apr-04	116	126	92.06%	27.03%
May-04				



Unbundled Loop ISDN Capable (Diagnostic)

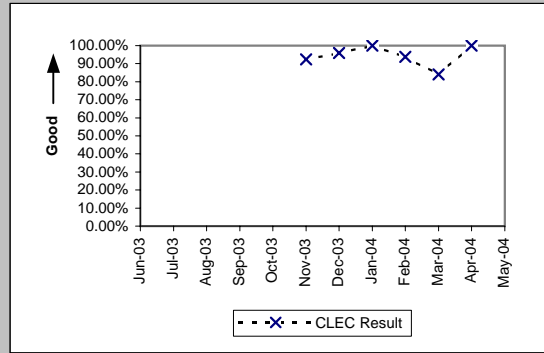
Date	Numerator	Denominator	CLEC Result	Standard Dev
Jun-03				
Jul-03				
Aug-03				
Sep-03				
Oct-03				
Nov-03	59	59	100.00%	0.00%
Dec-03	59	61	96.72%	17.81%
Jan-04	58	61	95.08%	21.62%
Feb-04	49	52	94.23%	23.32%
Mar-04	47	49	95.92%	19.79%
Apr-04	40	40	100.00%	0.00%
May-04				



OP-5T - New Service Installation Quality Total (Percent)

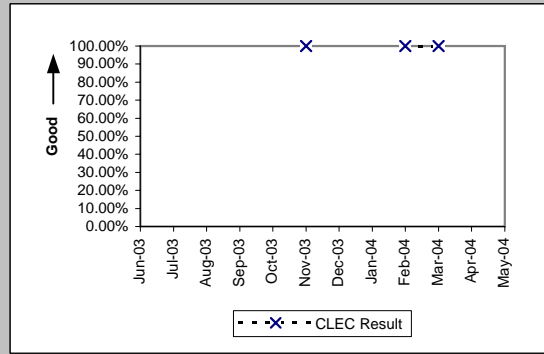
Unbundled Loop - ADSL Qualified (Diagnostic)

Date	Numerator	Denominator	CLEC Result	Standard Dev
Jun-03				
Jul-03				
Aug-03				
Sep-03				
Oct-03				
Nov-03	12	13	92.31%	26.65%
Dec-03	24	25	96.00%	19.60%
Jan-04	19	19	100.00%	0.00%
Feb-04	15	16	93.75%	24.21%
Mar-04	21	25	84.00%	36.66%
Apr-04	25	25	100.00%	0.00%
May-04				



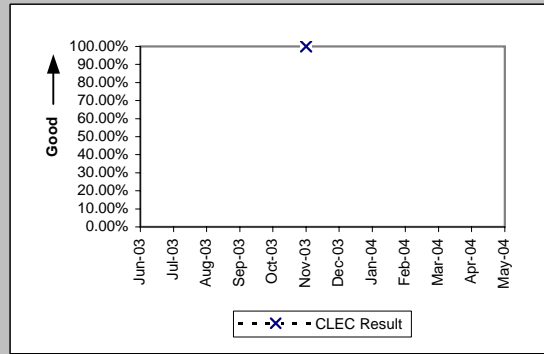
Unbundled Loop - DS3 Capable (Diagnostic)

Date	Numerator	Denominator	CLEC Result	Standard Dev
Jun-03				
Jul-03				
Aug-03				
Sep-03				
Oct-03				
Nov-03	1	1	100.00%	0.00%
Dec-03				
Jan-04				
Feb-04	5	5	100.00%	0.00%
Mar-04	7	7	100.00%	0.00%
Apr-04				
May-04				



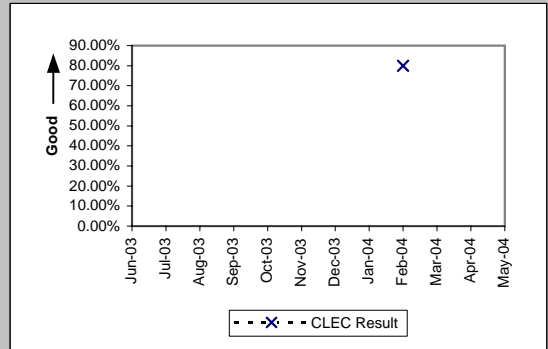
Dark Fiber - Loop (Diagnostic)

Date	Numerator	Denominator	CLEC Result	Standard Dev
Jun-03				
Jul-03				
Aug-03				
Sep-03				
Oct-03				
Nov-03	1	1	100.00%	0.00%
Dec-03				
Jan-04				
Feb-04				
Mar-04				
Apr-04				
May-04				

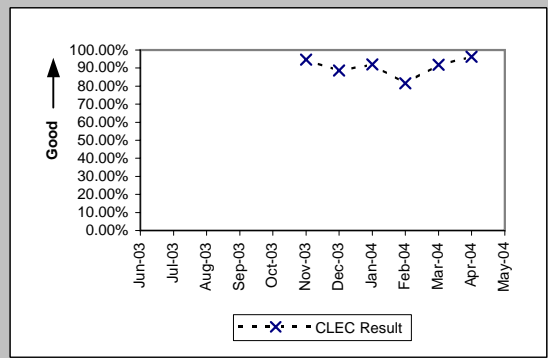


OP-5T - New Service Installation Quality Total (Percent)

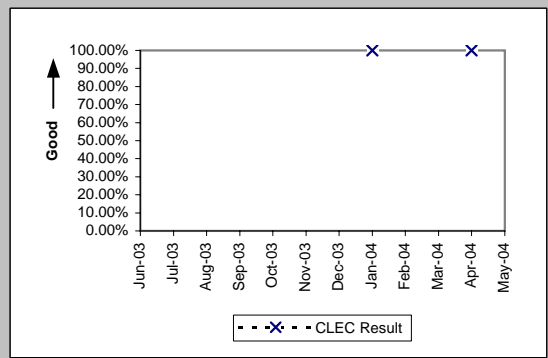
Enhanced Extended Loops - DS0 Capable (Diagnostic)				
Date	Numerator	Denominator	CLEC Result	Standard Dev
Jun-03				
Jul-03				
Aug-03				
Sep-03				
Oct-03				
Nov-03				
Dec-03				
Jan-04				
Feb-04	4	5	80.00%	40.00%
Mar-04				
Apr-04				
May-04				



Enhanced Extended Loops - DS1 Capable (Diagnostic)				
Date	Numerator	Denominator	CLEC Result	Standard Dev
Jun-03				
Jul-03				
Aug-03				
Sep-03				
Oct-03				
Nov-03	36	38	94.74%	22.33%
Dec-03	39	44	88.64%	31.74%
Jan-04	46	50	92.00%	27.13%
Feb-04	44	54	81.48%	38.84%
Mar-04	67	73	91.78%	27.47%
Apr-04	79	82	96.34%	18.77%
May-04				

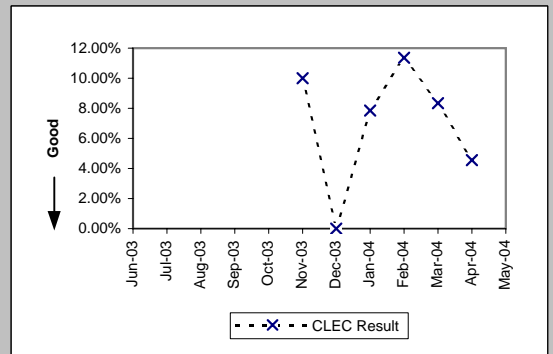


Enhanced Extended Loops - DS3 Capable (Diagnostic)				
Date	Numerator	Denominator	CLEC Result	Standard Dev
Jun-03				
Jul-03				
Aug-03				
Sep-03				
Oct-03				
Nov-03				
Dec-03				
Jan-04	1	1	100.00%	0.00%
Feb-04				
Mar-04				
Apr-04	1	1	100.00%	0.00%
May-04				

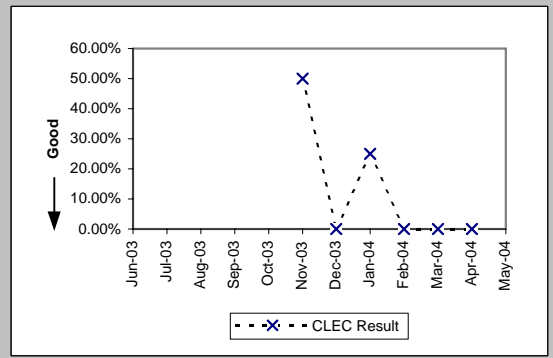


OP-5R - New Service Quality Multiple Report Rate (Percent)

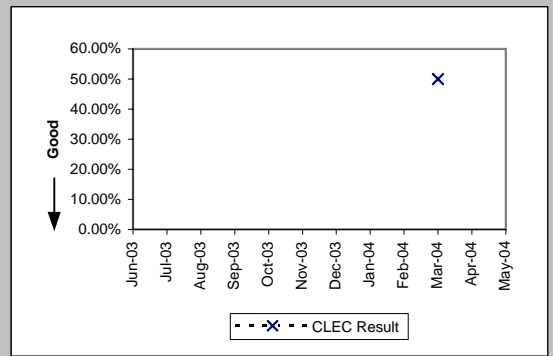
Residence (Diagnostic)				
Date	Numerator	Denominator	CLEC Result	Standard Dev
Jun-03				
Jul-03				
Aug-03				
Sep-03				
Oct-03				
Nov-03	4	40	10.00%	30.00%
Dec-03	0	28	0.00%	0.00%
Jan-04	4	51	7.84%	26.88%
Feb-04	5	44	11.36%	31.74%
Mar-04	4	48	8.33%	27.64%
Apr-04	2	44	4.55%	20.83%
May-04				



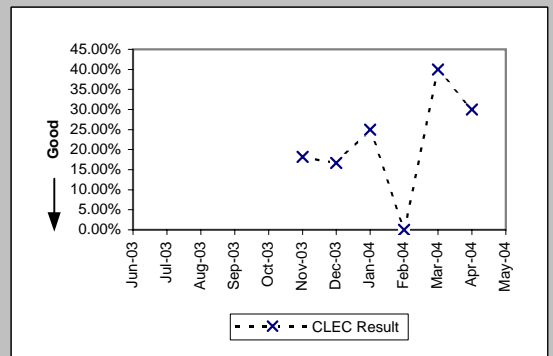
Business (Diagnostic)				
Date	Numerator	Denominator	CLEC Result	Standard Dev
Jun-03				
Jul-03				
Aug-03				
Sep-03				
Oct-03				
Nov-03	1	2	50.00%	50.00%
Dec-03	0	3	0.00%	0.00%
Jan-04	1	4	25.00%	43.30%
Feb-04	0	1	0.00%	0.00%
Mar-04	0	2	0.00%	0.00%
Apr-04	0	2	0.00%	0.00%
May-04				



Centrex 21 (Diagnostic)				
Date	Numerator	Denominator	CLEC Result	Standard Dev
Jun-03				
Jul-03				
Aug-03				
Sep-03				
Oct-03				
Nov-03				
Dec-03				
Jan-04				
Feb-04				
Mar-04	1	2	50.00%	50.00%
Apr-04				
May-04				

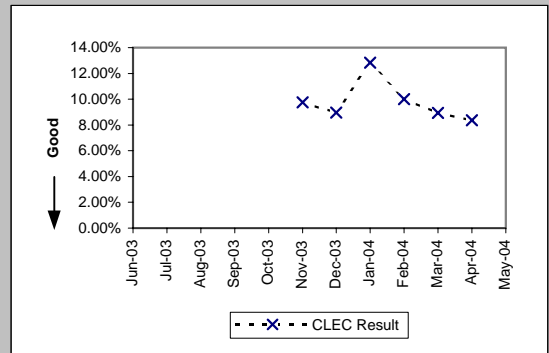


Qwest DSL (Diagnostic)				
Date	Numerator	Denominator	CLEC Result	Standard Dev
Jun-03				
Jul-03				
Aug-03				
Sep-03				
Oct-03				
Nov-03	2	11	18.18%	38.57%
Dec-03	1	6	16.67%	37.27%
Jan-04	1	4	25.00%	43.30%
Feb-04	0	6	0.00%	0.00%
Mar-04	2	5	40.00%	48.99%
Apr-04	3	10	30.00%	45.83%
May-04				

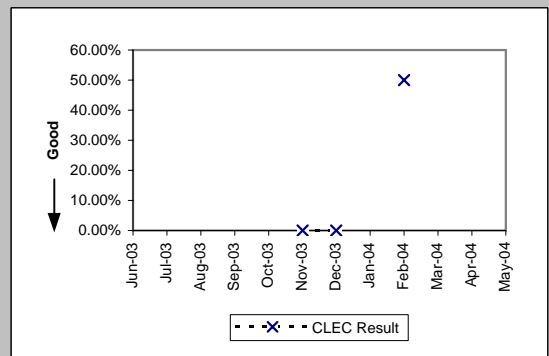


OP-5R - New Service Quality Multiple Report Rate (Percent)

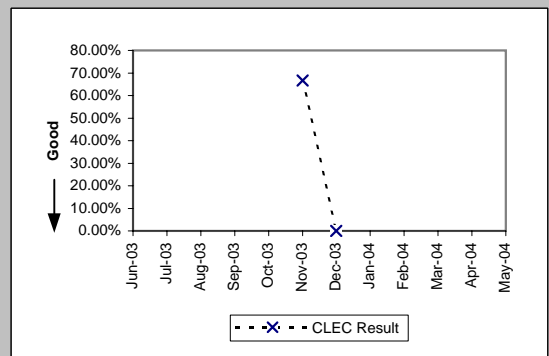
UNE - P (POTS) (Diagnostic)				
Date	Numerator	Denominator	CLEC Result	Standard Dev
Jun-03				
Jul-03				
Aug-03				
Sep-03				
Oct-03				
Nov-03	24	246	9.76%	29.67%
Dec-03	18	201	8.96%	28.55%
Jan-04	29	226	12.83%	33.44%
Feb-04	23	230	10.00%	30.00%
Mar-04	31	347	8.93%	28.52%
Apr-04	34	406	8.37%	27.70%
May-04				



UNE P (Centrex) (Diagnostic)				
Date	Numerator	Denominator	CLEC Result	Standard Dev
Jun-03				
Jul-03				
Aug-03				
Sep-03				
Oct-03				
Nov-03	0	1	0.00%	0.00%
Dec-03	0	2	0.00%	0.00%
Jan-04				
Feb-04	1	2	50.00%	50.00%
Mar-04				
Apr-04				
May-04				



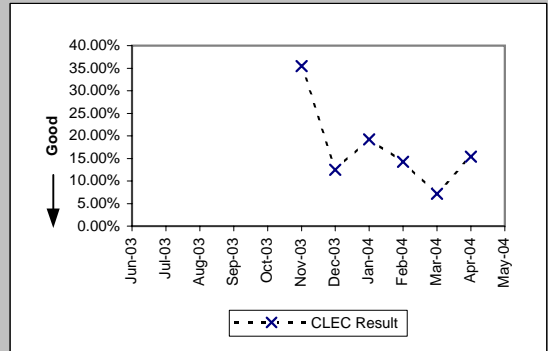
UNE P (Centrex 21) (Diagnostic)				
Date	Numerator	Denominator	CLEC Result	Standard Dev
Jun-03				
Jul-03				
Aug-03				
Sep-03				
Oct-03				
Nov-03	2	3	66.67%	47.14%
Dec-03	0	1	0.00%	0.00%
Jan-04				
Feb-04				
Mar-04				
Apr-04				
May-04				



OP-5R - New Service Quality Multiple Report Rate (Percent)

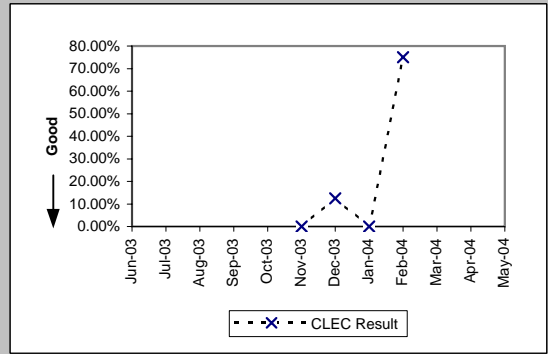
Line Sharing (Diagnostic)

Date	Numerator	Denominator	CLEC Result	Standard Dev
Jun-03				
Jul-03				
Aug-03				
Sep-03				
Oct-03				
Nov-03	11	31	35.48%	47.85%
Dec-03	3	24	12.50%	33.07%
Jan-04	5	26	19.23%	39.41%
Feb-04	2	14	14.29%	34.99%
Mar-04	1	14	7.14%	25.75%
Apr-04	2	13	15.38%	36.08%
May-04				



Line Splitting (Diagnostic)

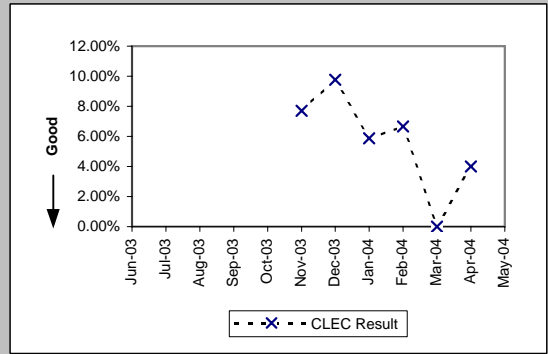
Date	Numerator	Denominator	CLEC Result	Standard Dev
Jun-03				
Jul-03				
Aug-03				
Sep-03				
Oct-03				
Nov-03	0	4	0.00%	0.00%
Dec-03	1	8	12.50%	33.07%
Jan-04	0	6	0.00%	0.00%
Feb-04	3	4	75.00%	43.30%
Mar-04				
Apr-04				
May-04				



OP-5R - New Service Quality Multiple Report Rate (Percent)

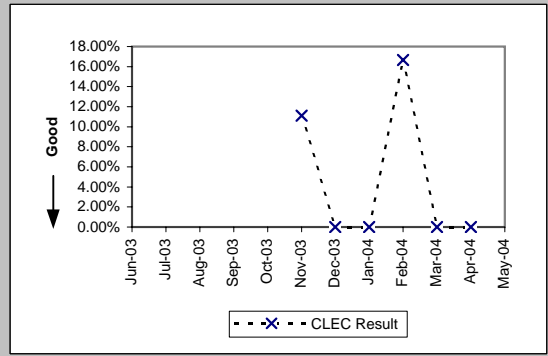
Unbundled Loop Analog (Diagnostic)

Date	Numerator	Denominator	CLEC Result	Standard Dev
Jun-03				
Jul-03				
Aug-03				
Sep-03				
Oct-03				
Nov-03	2	26	7.69%	26.65%
Dec-03	4	41	9.76%	29.67%
Jan-04	1	17	5.88%	23.53%
Feb-04	1	15	6.67%	24.94%
Mar-04	0	19	0.00%	0.00%
Apr-04	1	25	4.00%	19.60%
May-04				



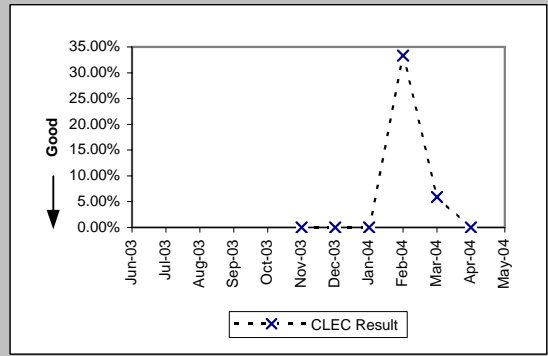
Unbundled Loop - 2 Wire Non-Loaded (Diagnostic)

Date	Numerator	Denominator	CLEC Result	Standard Dev
Jun-03				
Jul-03				
Aug-03				
Sep-03				
Oct-03				
Nov-03	1	9	11.11%	31.43%
Dec-03	0	5	0.00%	0.00%
Jan-04	0	17	0.00%	0.00%
Feb-04	1	6	16.67%	37.27%
Mar-04	0	8	0.00%	0.00%
Apr-04	0	6	0.00%	0.00%
May-04				



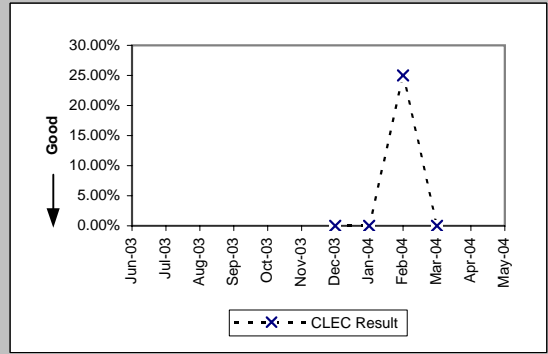
Unbundled Loop - DS1 Capable (Diagnostic)

Date	Numerator	Denominator	CLEC Result	Standard Dev
Jun-03				
Jul-03				
Aug-03				
Sep-03				
Oct-03				
Nov-03	0	10	0.00%	0.00%
Dec-03	0	9	0.00%	0.00%
Jan-04	0	6	0.00%	0.00%
Feb-04	2	6	33.33%	47.14%
Mar-04	1	17	5.88%	23.53%
Apr-04	0	10	0.00%	0.00%
May-04				



Unbundled Loop ISDN Capable (Diagnostic)

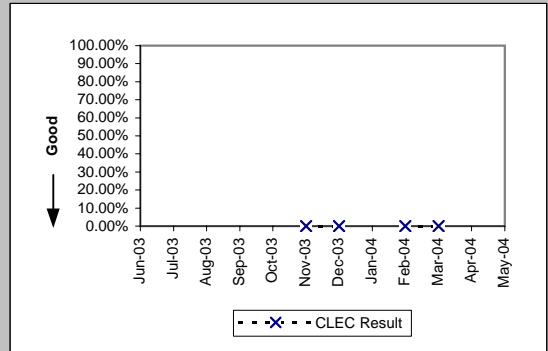
Date	Numerator	Denominator	CLEC Result	Standard Dev
Jun-03				
Jul-03				
Aug-03				
Sep-03				
Oct-03				
Nov-03				
Dec-03	0	2	0.00%	0.00%
Jan-04	0	3	0.00%	0.00%
Feb-04	1	4	25.00%	43.30%
Mar-04	0	2	0.00%	0.00%
Apr-04				
May-04				



OP-5R - New Service Quality Multiple Report Rate (Percent)

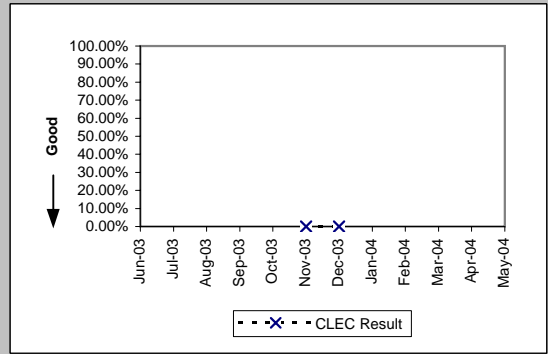
Unbundled Loop - ADSL Qualified (Diagnostic)

Date	Numerator	Denominator	CLEC Result	Standard Dev
Jun-03				
Jul-03				
Aug-03				
Sep-03				
Oct-03				
Nov-03	0	1	0.00%	0.00%
Dec-03	0	1	0.00%	0.00%
Jan-04				
Feb-04	0	1	0.00%	0.00%
Mar-04	0	4	0.00%	0.00%
Apr-04				
May-04				



LIS Trunk (Diagnostic)

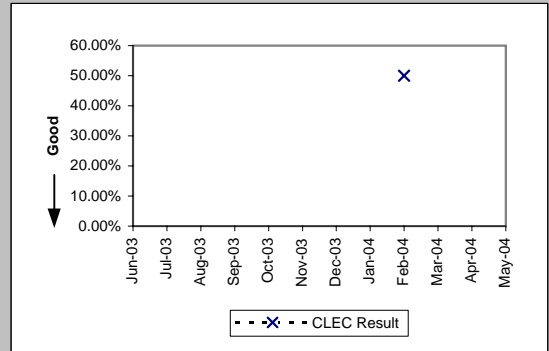
Date	Numerator	Denominator	CLEC Result	Standard Dev
Jun-03				
Jul-03				
Aug-03				
Sep-03				
Oct-03				
Nov-03	0	1	0.00%	0.00%
Dec-03	0	1	0.00%	0.00%
Jan-04				
Feb-04				
Mar-04				
Apr-04				
May-04				



OP-5R - New Service Quality Multiple Report Rate (Percent)

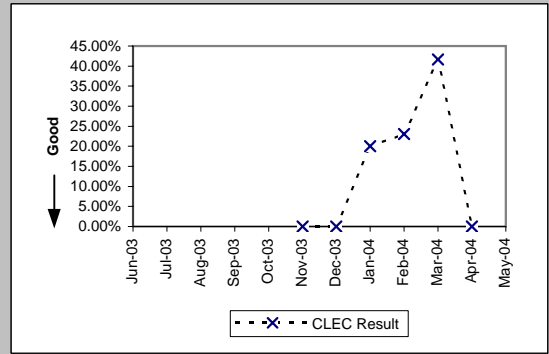
Enhanced Extended Loops - DS0 Capable (Diagnostic)

Date	Numerator	Denominator	CLEC Result	Standard Dev
Jun-03				
Jul-03				
Aug-03				
Sep-03				
Oct-03				
Nov-03				
Dec-03				
Jan-04				
Feb-04	1	2	50.00%	50.00%
Mar-04				
Apr-04				
May-04				



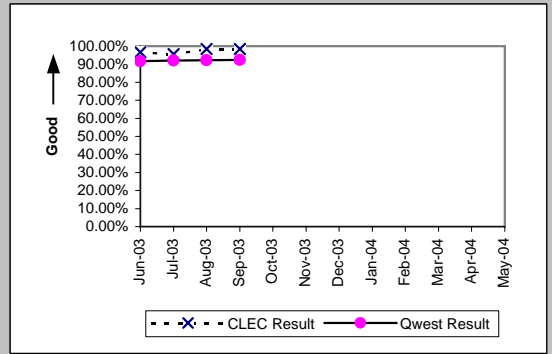
Enhanced Extended Loops - DS1 Capable (Diagnostic)

Date	Numerator	Denominator	CLEC Result	Standard Dev
Jun-03				
Jul-03				
Aug-03				
Sep-03				
Oct-03				
Nov-03	0	2	0.00%	0.00%
Dec-03	0	5	0.00%	0.00%
Jan-04	1	5	20.00%	40.00%
Feb-04	3	13	23.08%	42.13%
Mar-04	5	12	41.67%	49.30%
Apr-04	0	3	0.00%	0.00%
May-04				

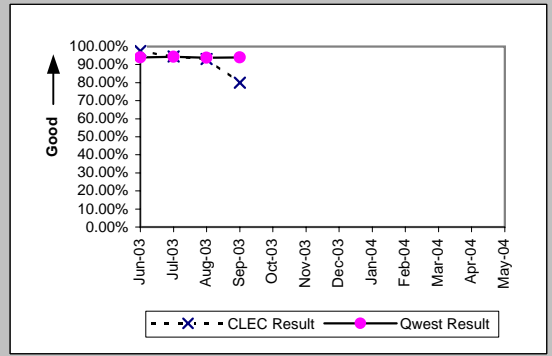


OP-5* - New Service Installation Quality (Percent)

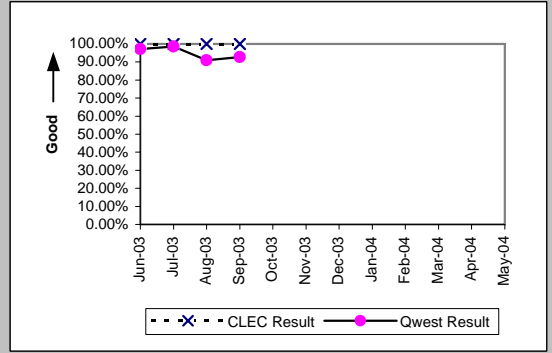
Residence (Parity)									
Date	CLEC Num	CLEC Denc	CLEC Resu	CLEC Std E	Qwest Num	Qwest Denc	Qwest Resu	Mod Z Scr	Parity Scr
Jun-03	823	851	96.71%	17.84%	34663	37812	91.67%	-5.26	-4.2
Jul-03	865	905	95.58%	20.55%	38301	41651	91.96%	-3.96	-3.41
Aug-03	1103	1121	98.39%	12.57%	40578	43976	92.27%	-7.58	-5.61
Sep-03	1114	1133	98.32%	12.84%	39769	43045	92.39%	-7.43	-5.52
Oct-03									
Nov-03									
Dec-03									
Jan-04									
Feb-04									
Mar-04									
Apr-04									
May-04									



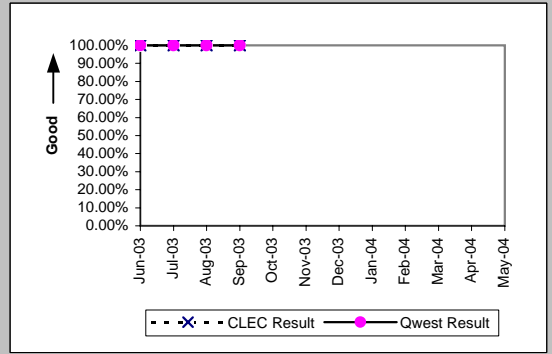
Business (Parity)									
Date	CLEC Num	CLEC Denc	CLEC Resu	CLEC Std E	Qwest Num	Qwest Denc	Qwest Resu	Mod Z Scr	Parity Scr
Jun-03	40	41	97.56%	15.43%	3416	3636	93.95%	-0.96	-1.59
Jul-03	34	36	94.44%	22.91%	3373	3573	94.40%	-0.01	-1.01
Aug-03	27	29	93.10%	25.34%	3294	3510	93.85%	0.24	-0.85
Sep-03	16	20	80.00%	40.00%	3303	3513	94.02%	2.13	0.3
Oct-03									
Nov-03									
Dec-03									
Jan-04									
Feb-04									
Mar-04									
Apr-04									
May-04									



PBX (Parity)									
Date	CLEC Num	CLEC Denc	CLEC Resu	CLEC Std E	Qwest Num	Qwest Denc	Qwest Resu	Mod Z Scr	Parity Scr
Jun-03	3	3	100.00%	0.00%	70	72	97.22%	-0.29	-1.17
Jul-03	3	3	100.00%	0.00%	72	73	98.63%	-0.2	-1.12
Aug-03	1	1	100.00%	0.00%	70	77	90.91%	-0.31	-1.19
Sep-03	1	1	100.00%	0.00%	63	68	92.65%	-0.28	-1.17
Oct-03									
Nov-03									
Dec-03									
Jan-04									
Feb-04									
Mar-04									
Apr-04									
May-04									



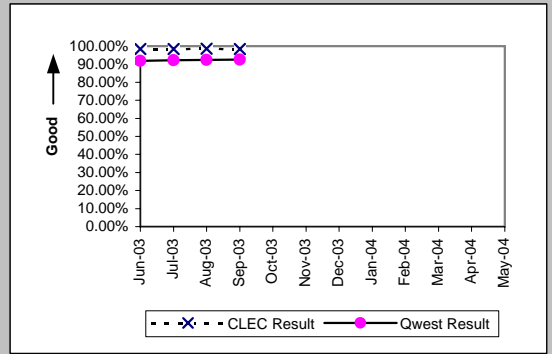
Qwest DSL (Parity)									
Date	CLEC Num	CLEC Denc	CLEC Resu	CLEC Std E	Qwest Num	Qwest Denc	Qwest Resu	Mod Z Scr	Parity Scr
Jun-03	21	21	100.00%	0.00%	5055	5055	100.00%	N/A	N/A
Jul-03	25	25	100.00%	0.00%	5298	5298	100.00%	N/A	N/A
Aug-03	44	44	100.00%	0.00%	5910	5911	99.98%	-0.09	-1.05
Sep-03	52	52	100.00%	0.00%	7708	7708	100.00%	N/A	N/A
Oct-03									
Nov-03									
Dec-03									
Jan-04									
Feb-04									
Mar-04									
Apr-04									
May-04									



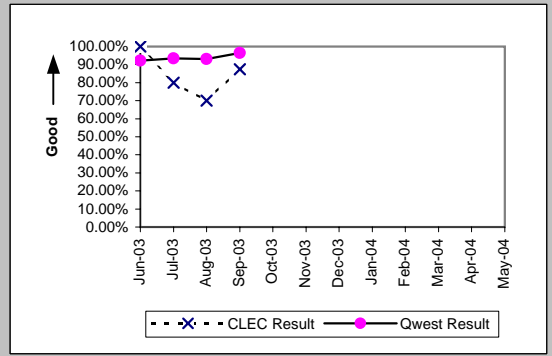
*Results exclude No Trouble Found and Test OK reports unless QWEST trouble is found on another report within 30 days of the original report. A 30-day window necessitates reporting a month behind

OP-5* - New Service Installation Quality (Percent)

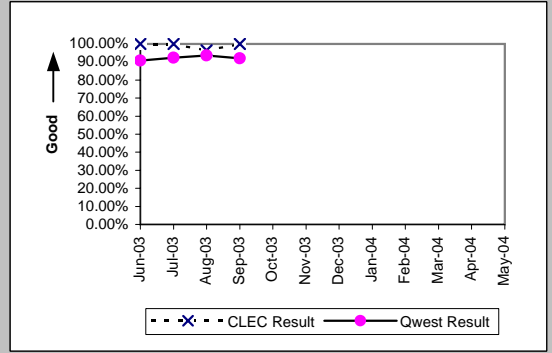
UNE - P (POTS) (Parity)									
Date	CLEC Num	CLEC Denc	CLEC Resu	CLEC Std	Qwest Num	Qwest Denc	Qwest Resu	Mod Z Scr	Parity Scr
Jun-03	8846	8997	98.32%	12.85%	38079	41448	91.87%	-20.29	-13.34
Jul-03	9931	10083	98.49%	12.19%	41674	45224	92.15%	-21.41	-14.02
Aug-03	10535	10689	98.56%	11.92%	43872	47486	92.39%	-21.73	-14.21
Sep-03	9304	9459	98.36%	12.70%	43072	46558	92.51%	-19.7	-12.98
Oct-03									
Nov-03									
Dec-03									
Jan-04									
Feb-04									
Mar-04									
Apr-04									
May-04									



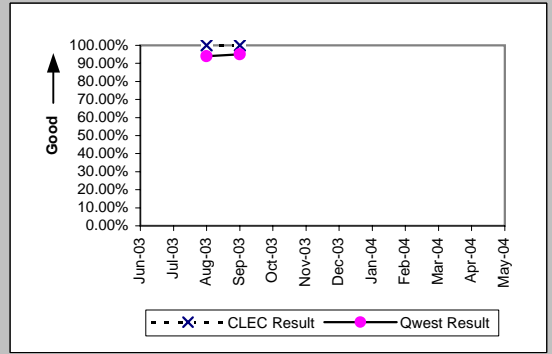
UNE P (Centrex) (Parity)									
Date	CLEC Num	CLEC Denc	CLEC Resu	CLEC Std	Qwest Num	Qwest Denc	Qwest Resu	Mod Z Scr	Parity Scr
Jun-03	10	10	100.00%	0.00%	405	439	92.26%	-0.91	-1.55
Jul-03	8	10	80.00%	40.00%	443	474	93.46%	1.4	-0.15
Aug-03	7	10	70.00%	45.83%	390	419	93.08%	2.16	0.31
Sep-03	7	8	87.50%	33.07%	386	400	96.50%	1.06	-0.36
Oct-03									
Nov-03									
Dec-03									
Jan-04									
Feb-04									
Mar-04									
Apr-04									
May-04									



UNE P (Centrex 21) (Parity)									
Date	CLEC Num	CLEC Denc	CLEC Resu	CLEC Std	Qwest Num	Qwest Denc	Qwest Resu	Mod Z Scr	Parity Scr
Jun-03	4	4	100.00%	0.00%	207	228	90.79%	-0.63	-1.38
Jul-03	17	17	100.00%	0.00%	289	313	92.33%	-1.16	-1.7
Aug-03	27	28	96.43%	18.56%	279	298	93.62%	-0.58	-1.35
Sep-03	30	30	100.00%	0.00%	221	240	92.08%	-1.51	-1.92
Oct-03									
Nov-03									
Dec-03									
Jan-04									
Feb-04									
Mar-04									
Apr-04									
May-04									



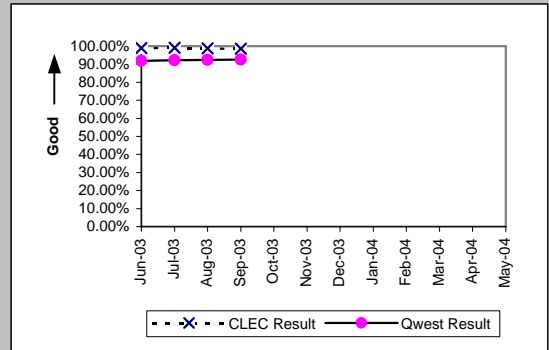
DS1 (Parity)									
Date	CLEC Num	CLEC Denc	CLEC Resu	CLEC Std	Qwest Num	Qwest Denc	Qwest Resu	Mod Z Scr	Parity Scr
Jun-03									
Jul-03									
Aug-03	1	1	100.00%	0.00%	1004	1069	93.92%	-0.25	-1.15
Sep-03	1	1	100.00%	0.00%	1092	1149	95.04%	-0.23	-1.14
Oct-03									
Nov-03									
Dec-03									
Jan-04									
Feb-04									
Mar-04									
Apr-04									
May-04									



*Results exclude No Trouble Found and Test OK reports unless QWEST trouble is found on another report within 30 days of the original report. A 30-day window necessitates reporting a month behind

OP-5* - New Service Installation Quality (Percent)

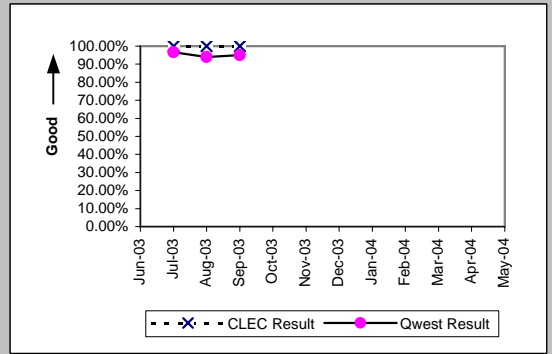
Line Sharing (Parity)									
Date	CLEC Num	CLEC Denc	CLEC Resu	CLEC Std	Qwest Num	Qwest Denc	Qwest Resu	Mod Z Scr	Parity Scr
Jun-03	1014	1024	99.02%	9.83%	38079	41448	91.87%	-8.27	-6.03
Jul-03	1125	1135	99.12%	9.35%	41674	45224	92.15%	-8.62	-6.24
Aug-03	942	953	98.85%	10.68%	43872	47486	92.39%	-7.44	-5.52
Sep-03	779	790	98.61%	11.72%	43072	46558	92.51%	-6.45	-4.92
Oct-03									
Nov-03									
Dec-03									
Jan-04									
Feb-04									
Mar-04									
Apr-04									
May-04									



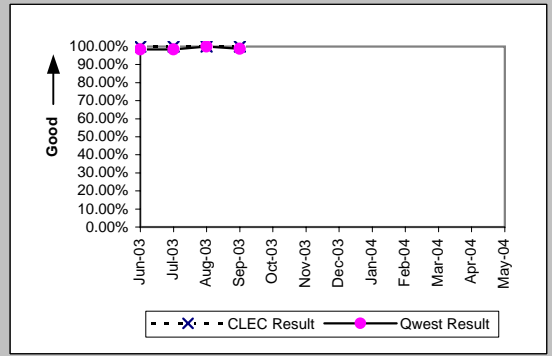
*Results exclude No Trouble Found and Test OK reports unless QWEST trouble is found on another report within 30 days of the original report. A 30-day window necessitates reporting a month behind

OP-5* - New Service Installation Quality (Percent)

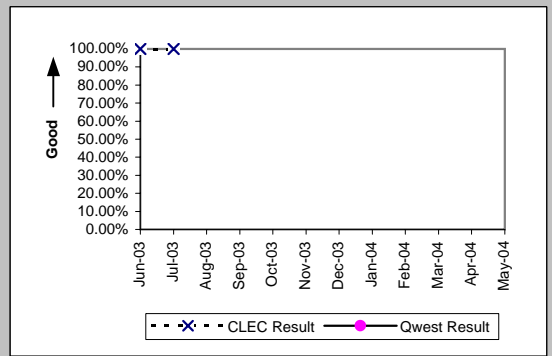
UDIT DS1 (Parity)									
Date	CLEC Num	CLEC Denc	CLEC Resu	Standard D	Qwest Num	Qwest Denc	Qwest Resu	Mod Z Scr	Parity Scr
Jun-03									
Jul-03	1	1	100.00%	0.00%	997	1032	96.61%	-0.19	-1.11
Aug-03	1	1	100.00%	0.00%	1004	1069	93.92%	-0.25	-1.15
Sep-03	2	2	100.00%	0.00%	1092	1149	95.04%	-0.32	-1.2
Oct-03									
Nov-03									
Dec-03									
Jan-04									
Feb-04									
Mar-04									
Apr-04									
May-04									



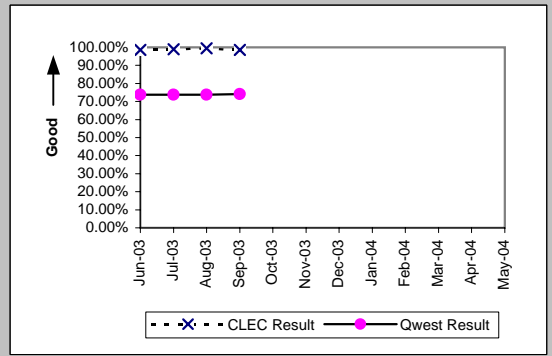
UDIT Above DS1 Level (Parity)									
Date	CLEC Num	CLEC Denc	CLEC Resu	Standard D	Qwest Num	Qwest Denc	Qwest Resu	Mod Z Scr	Parity Scr
Jun-03	4	4	100.00%	0.00%	59	60	98.33%	-0.25	-1.15
Jul-03	5	5	100.00%	0.00%	61	62	98.39%	-0.28	-1.17
Aug-03	2	2	100.00%	0.00%	67	67	100.00%	N/A	N/A
Sep-03	2	2	100.00%	0.00%	81	82	98.78%	-0.16	-1.09
Oct-03									
Nov-03									
Dec-03									
Jan-04									
Feb-04									
Mar-04									
Apr-04									
May-04									



Dark Fiber - IOF (Diagnostic)									
Date	CLEC Num	CLEC Denc	CLEC Resu	Standard D	Qwest Num	Qwest Denc	Qwest Resu	Mod Z Scr	Parity Scr
Jun-03	1	1	100.00%	0.00%					
Jul-03	1	1	100.00%	0.00%					
Aug-03									
Sep-03									
Oct-03									
Nov-03									
Dec-03									
Jan-04									
Feb-04									
Mar-04									
Apr-04									
May-04									



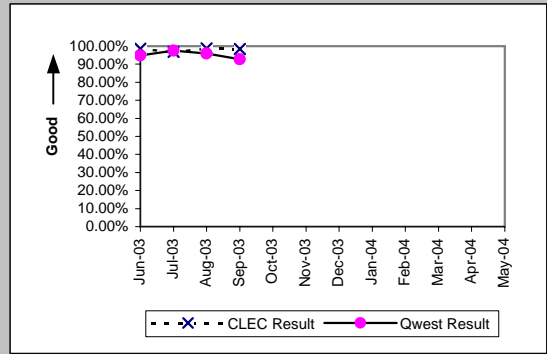
Unbundled Loop Analog (Parity)									
Date	CLEC Num	CLEC Denc	CLEC Resu	Standard D	Qwest Num	Qwest Denc	Qwest Resu	Mod Z Scr	Parity Scr
Jun-03	1606	1629	98.59%	11.80%	9507	12876	73.84%	-21.42	-14.02
Jul-03	1657	1674	98.98%	10.03%	9998	13548	73.80%	-22.11	-14.44
Aug-03	1680	1690	99.41%	7.67%	10112	13726	73.67%	-22.67	-14.78
Sep-03	1654	1677	98.63%	11.63%	10020	13506	74.19%	-21.57	-14.11
Oct-03									
Nov-03									
Dec-03									
Jan-04									
Feb-04									
Mar-04									
Apr-04									
May-04									



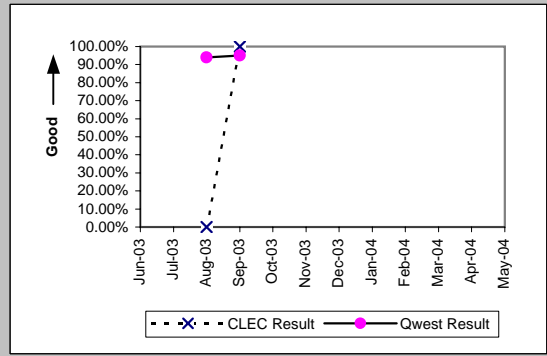
*Results exclude No Trouble Found and Test OK reports unless QWEST trouble is found on another report within 30 days of the original report. A 30-day window necessitates reporting a month behind

OP-5* - New Service Installation Quality (Percent)

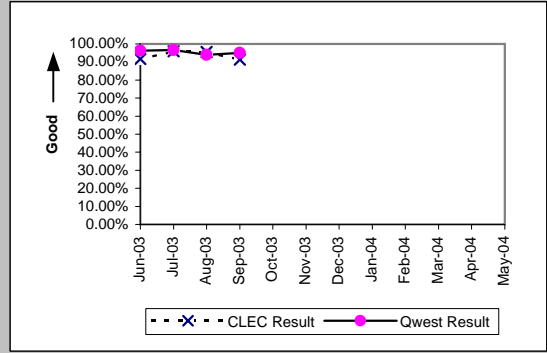
Unbundled Loop - 2 Wire Non-Loaded (Parity)									
Date	CLEC Num	CLEC Denc	CLEC Resu	Standard D	Qwest Num	Qwest Denc	Qwest Resu	Mod Z Scr	Parity Scr
Jun-03	271	275	98.55%	11.97%	131	138	94.93%	-1.58	-1.96
Jul-03	239	247	96.76%	17.70%	156	160	97.50%	0.38	-0.77
Aug-03	241	244	98.77%	11.02%	164	171	95.91%	-1.45	-1.88
Sep-03	251	255	98.43%	12.43%	140	151	92.72%	-2.14	-2.3
Oct-03									
Nov-03									
Dec-03									
Jan-04									
Feb-04									
Mar-04									
Apr-04									
May-04									



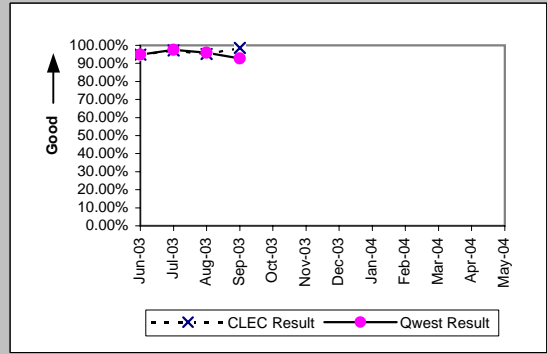
Unbundled Loop - 4 Wire Non-Loaded (Parity)									
Date	CLEC Num	CLEC Denc	CLEC Resu	Standard D	Qwest Num	Qwest Denc	Qwest Resu	Mod Z Scr	Parity Scr
Jun-03									
Jul-03									
Aug-03	0	1	0.00%	0.00%	1004	1069	93.92%	1.88	0.14
Sep-03	1	1	100.00%	0.00%	1092	1149	95.04%	-0.23	-1.14
Oct-03									
Nov-03									
Dec-03									
Jan-04									
Feb-04									
Mar-04									
Apr-04									
May-04									



Unbundled Loop - DS1 Capable (Parity)									
Date	CLEC Num	CLEC Denc	CLEC Resu	Standard D	Qwest Num	Qwest Denc	Qwest Resu	Mod Z Scr	Parity Scr
Jun-03	165	180	91.67%	27.64%	964	1001	96.30%	2.56	0.55
Jul-03	139	145	95.86%	19.92%	997	1032	96.61%	0.49	-0.7
Aug-03	127	133	95.49%	20.76%	1004	1069	93.92%	-0.71	-1.43
Sep-03	126	138	91.30%	28.18%	1092	1149	95.04%	1.74	0.06
Oct-03									
Nov-03									
Dec-03									
Jan-04									
Feb-04									
Mar-04									
Apr-04									
May-04									



Unbundled Loop ISDN Capable (Parity)									
Date	CLEC Num	CLEC Denc	CLEC Resu	Standard D	Qwest Num	Qwest Denc	Qwest Resu	Mod Z Scr	Parity Scr
Jun-03	93	98	94.90%	22.00%	130	137	94.89%	0	-1
Jul-03	103	106	97.17%	16.58%	155	159	97.48%	0.11	-0.94
Aug-03	81	85	95.29%	21.18%	163	170	95.88%	0.14	-0.91
Sep-03	73	74	98.65%	11.55%	139	150	92.67%	-1.62	-1.98
Oct-03									
Nov-03									
Dec-03									
Jan-04									
Feb-04									
Mar-04									
Apr-04									
May-04									

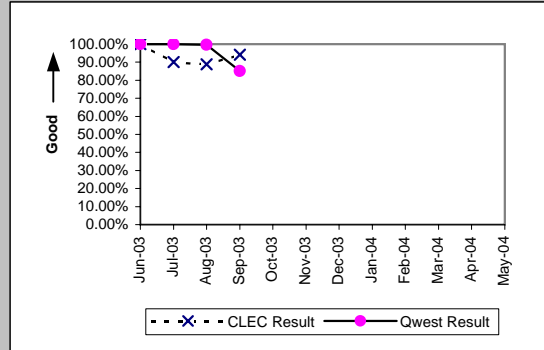


*Results exclude No Trouble Found and Test OK reports unless QWEST trouble is found on another report within 30 days of the original report. A 30-day window necessitates reporting a month behind

OP-5* - New Service Installation Quality (Percent)

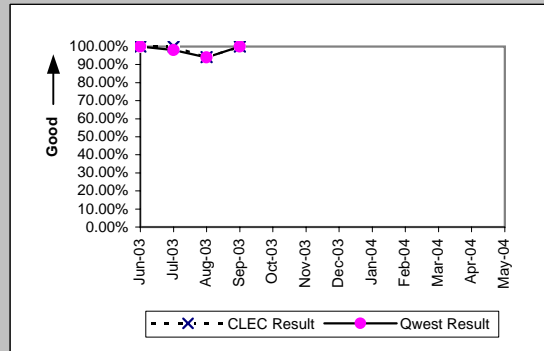
Unbundled Loop - ADSL Qualified (Parity)

Date	CLEC Num	CLEC Denc	CLEC Resu	Standard D	Qwest Num	Qwest Denc	Qwest Resu	Mod Z Scr	Parity Scr
Jun-03	17	17	100.00%	0.00%	471	471	100.00%	N/A	N/A
Jul-03	18	20	90.00%	30.00%	394	394	100.00%	N/A	0.94
Aug-03	16	18	88.89%	31.43%	374	375	99.73%	2.87	0.74
Sep-03	16	17	94.12%	23.53%	426	501	85.03%	-1.03	-1.63
Oct-03									
Nov-03									
Dec-03									
Jan-04									
Feb-04									
Mar-04									
Apr-04									
May-04									



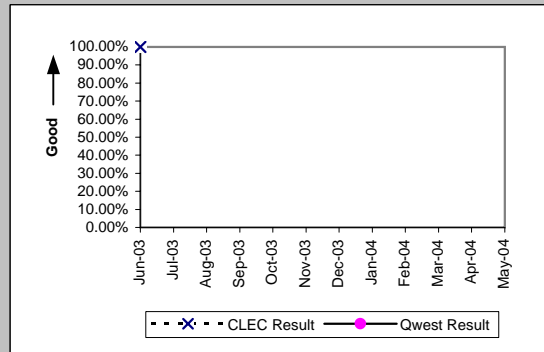
LIS Trunk (Parity)

Date	CLEC Num	CLEC Denc	CLEC Resu	Standard D	Qwest Num	Qwest Denc	Qwest Resu	Mod Z Scr	Parity Scr
Jun-03	38	38	100.00%	0.00%	64	64	100.00%	N/A	N/A
Jul-03	25	25	100.00%	0.00%	49	50	98.00%	-0.58	-1.35
Aug-03	16	17	94.12%	23.53%	31	33	93.94%	-0.03	-1.02
Sep-03	25	25	100.00%	0.00%	46	46	100.00%	N/A	N/A
Oct-03									
Nov-03									
Dec-03									
Jan-04									
Feb-04									
Mar-04									
Apr-04									
May-04									



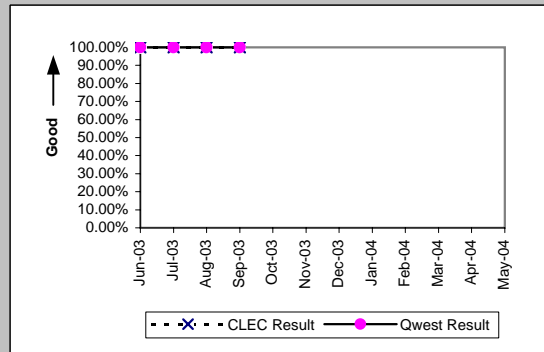
Dark Fiber - Loop (Diagnostic)

Date	CLEC Num	CLEC Denc	CLEC Resu	Standard D	Qwest Num	Qwest Denc	Qwest Resu	Mod Z Scr	Parity Scr
Jun-03	1	1	100.00%	0.00%					
Jul-03									
Aug-03									
Sep-03									
Oct-03									
Nov-03									
Dec-03									
Jan-04									
Feb-04									
Mar-04									
Apr-04									
May-04									



E911 (Parity)

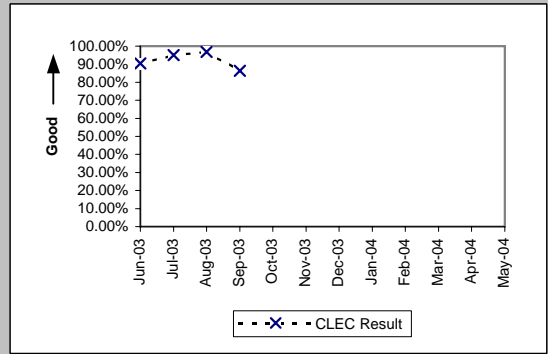
Date	CLEC Num	CLEC Denc	CLEC Resu	Standard D	Qwest Num	Qwest Denc	Qwest Resu	Mod Z Scr	Parity Scr
Jun-03	3	3	100.00%	0.00%	56	56	100.00%	N/A	N/A
Jul-03	1	1	100.00%	0.00%	58	58	100.00%	N/A	N/A
Aug-03	1	1	100.00%	0.00%	13	13	100.00%	N/A	N/A
Sep-03	1	1	100.00%	0.00%	11	11	100.00%	N/A	N/A
Oct-03									
Nov-03									
Dec-03									
Jan-04									
Feb-04									
Mar-04									
Apr-04									
May-04									



*Results exclude No Trouble Found and Test OK reports unless QWEST trouble is found on another report within 30 days of the original report. A 30-day window necessitates reporting a month behind

OP-5* - New Service Installation Quality (Percent)

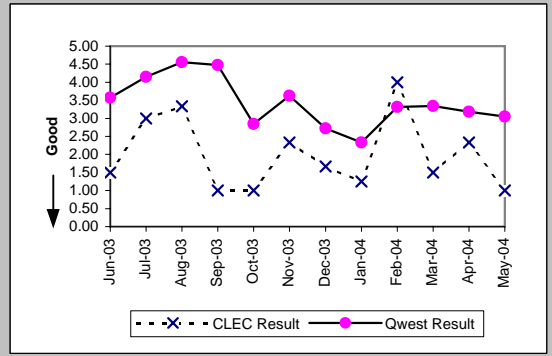
Enhanced Extended Loops (EELs) (Diagnostic)				
Date	Numerator	Denominator	CLEC Result	Standard Dev
Jun-03	47	52	90.38%	29.48%
Jul-03	39	41	95.12%	21.54%
Aug-03	30	31	96.77%	17.67%
Sep-03	38	44	86.36%	34.32%
Oct-03				
Nov-03				
Dec-03				
Jan-04				
Feb-04				
Mar-04				
Apr-04				
May-04				



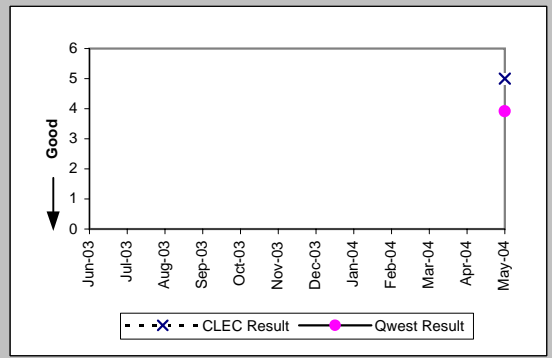
*Results exclude No Trouble Found and Test OK reports unless QWEST trouble is found on another report within 30 days of the original report. A 30-day window necessitates reporting a month behind

OP-6A-1 - Delayed Days for Non-Facility Reasons (Average Days) - Dispatches within MSAs

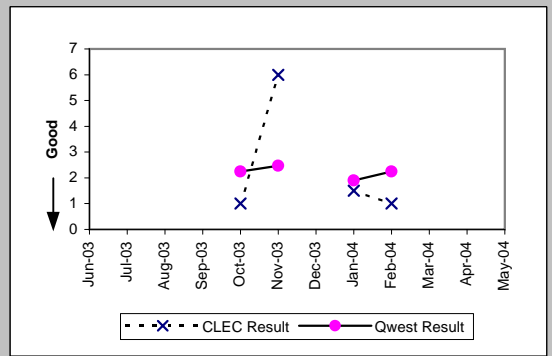
Residence (Parity)									
Date	CLEC Num	CLEC Denc	CLEC Resu	CLEC Std I	Qwest Num	Qwest Denc	Qwest Resu	Mod Z Scr	Parity Scr
Jun-03	6	4	1.50	1.00	446	125	3.57	-0.46	-1.28
Jul-03	3	1	3.00		544	131	4.15	-0.1	-1.06
Aug-03	10	3	3.33	4.04	607	133	4.56	-0.19	-1.12
Sep-03	3	3	1.00	0.00	659	147	4.48	-0.97	-1.59
Oct-03	2	2	1.00	0.00	328	115	2.85	-0.74	-1.45
Nov-03	7	3	2.33	2.31	392	108	3.63	-0.42	-1.26
Dec-03	5	3	1.67	0.58	515	189	2.72	-0.57	-1.35
Jan-04	5	4	1.25	0.50	382	164	2.33	-0.83	-1.5
Feb-04	4	1	4.00		478	144	3.32	0.71	-0.57
Mar-04	3	2	1.50	0.71	498	149	3.34	-0.65	-1.39
Apr-04	7	3	2.33	2.31	490	154	3.18	-0.38	-1.23
May-04	3	3	1.00	0.00	583	191	3.05	-0.72	-1.44



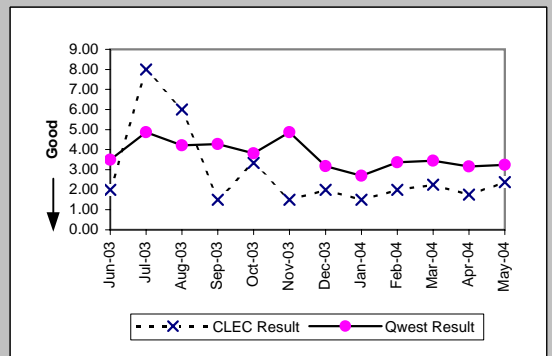
Business (Parity)									
Date	CLEC Num	CLEC Denc	CLEC Resu	CLEC Std I	Qwest Num	Qwest Denc	Qwest Resu	Mod Z Scr	Parity Scr
Jun-03									
Jul-03									
Aug-03									
Sep-03									
Oct-03									
Nov-03									
Dec-03									
Jan-04									
Feb-04									
Mar-04									
Apr-04									
May-04	5	1	5.00		211	54	3.91	0.68	-0.59



Qwest DSL (Parity)									
Date	CLEC Num	CLEC Denc	CLEC Resu	CLEC Std I	Qwest Num	Qwest Denc	Qwest Resu	Mod Z Scr	Parity Scr
Jun-03									
Jul-03									
Aug-03									
Sep-03									
Oct-03	1	1	1.00		45	20	2.25	-0.56	-1.34
Nov-03	6	1	6.00		74	30	2.47	1.58	-0.04
Dec-03									
Jan-04	3	2	1.50	0.71	80	42	1.90	-0.3	-1.18
Feb-04	1	1	1.00		90	40	2.25	-0.4	-1.25
Mar-04									
Apr-04									
May-04									

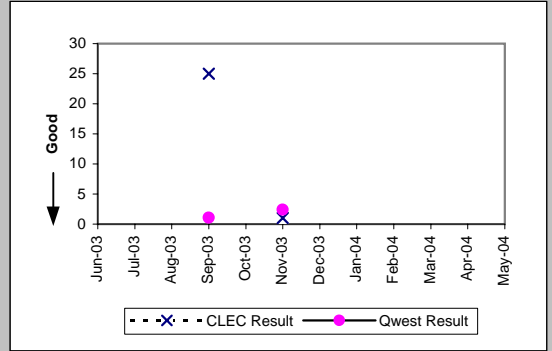


UNE - P (POTS) (Parity)									
Date	CLEC Num	CLEC Denc	CLEC Resu	CLEC Std I	Qwest Num	Qwest Denc	Qwest Resu	Mod Z Scr	Parity Scr
Jun-03	2	1	2.00		637	182	3.50	-0.2	-1.12
Jul-03	32	4	8.00	13.34	928	191	4.86	1.03	-0.38
Aug-03	12	2	6.00	7.07	855	203	4.21	1.13	-0.31
Sep-03	3	2	1.50	0.71	905	212	4.27	-0.6	-1.37
Oct-03	10	3	3.33	4.04	762	200	3.81	-0.12	-1.07
Nov-03	3	2	1.50	0.71	823	169	4.87	-0.53	-1.32
Dec-03	4	2	2.00	0.00	790	249	3.17	-0.4	-1.24
Jan-04	6	4	1.50	1.00	626	233	2.69	-0.75	-1.46
Feb-04	6	3	2.00	1.00	663	197	3.37	-0.47	-1.28
Mar-04	9	4	2.25	1.89	779	226	3.45	-0.57	-1.35
Apr-04	7	4	1.75	1.50	664	210	3.16	-0.72	-1.44
May-04	19	8	2.38	1.41	794	245	3.24	-0.49	-1.3

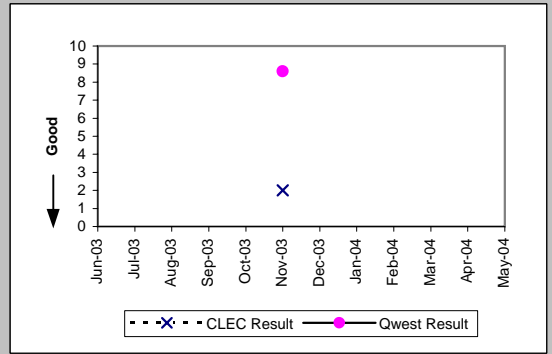


OP-6A-1 - Delayed Days for Non-Facility Reasons (Average Days) - Dispatches within MSAs

UNE P (Centrex) (Parity)									
Date	CLEC Num	CLEC Denc	CLEC Resu	CLEC Std	Qwest Num	Qwest Denc	Qwest Resu	Mod Z Scr	Parity Scr
Jun-03									
Jul-03									
Aug-03									
Sep-03	25	1	25.00		12	11	1.09	3.72	1.26
Oct-03									
Nov-03	1	1	1.00		31	13	2.38	-0.34	-1.21
Dec-03									
Jan-04									
Feb-04									
Mar-04									
Apr-04									
May-04									

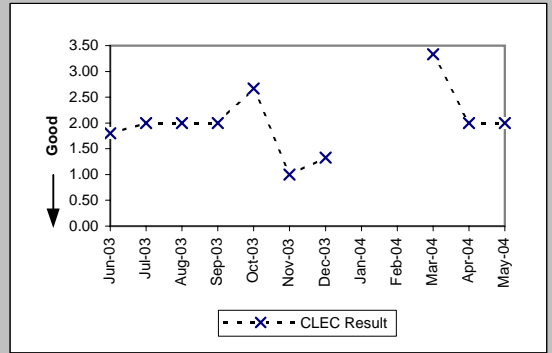


UNE P (Centrex 21) (Parity)									
Date	CLEC Num	CLEC Denc	CLEC Resu	CLEC Std	Qwest Num	Qwest Denc	Qwest Resu	Mod Z Scr	Parity Scr
Jun-03									
Jul-03									
Aug-03									
Sep-03									
Oct-03									
Nov-03	2	1	2.00		43	5	8.60	-0.85	-1.52
Dec-03									
Jan-04									
Feb-04									
Mar-04									
Apr-04									
May-04									

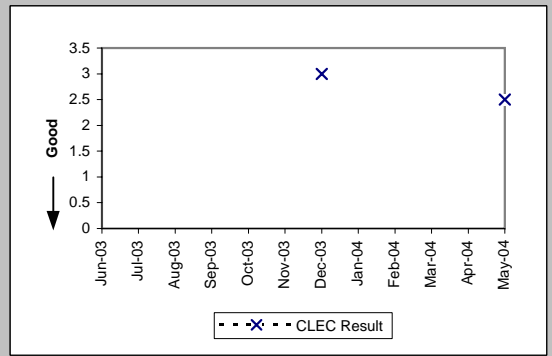


OP-6A-1 - Delayed Days for Non-Facility Reasons (Average Days) - Dispatches within MSAs

Line Sharing (Diagnostic)					
Date	Numerator	Denominator	CLEC Result	Standard Dev	
Jun-03	9	5	1.80	0.45	
Jul-03	12	6	2.00	1.26	
Aug-03	2	1	2.00		
Sep-03	10	5	2.00	0.71	
Oct-03	8	3	2.67	2.08	
Nov-03	1	1	1.00		
Dec-03	4	3	1.33	0.58	
Jan-04					
Feb-04					
Mar-04	10	3	3.33	2.31	
Apr-04	2	1	2.00		
May-04	4	2	2.00	0.00	

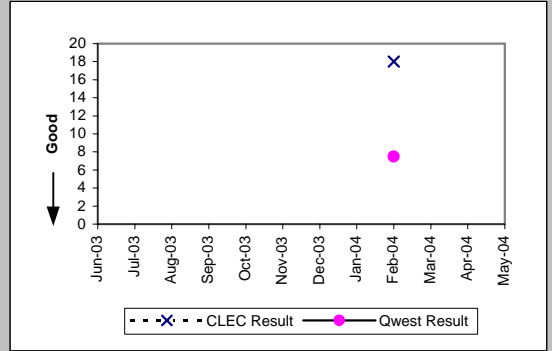


Line Splitting (Diagnostic)				
Date	Numerator	Denominator	CLEC Result	Standard Dev
Jun-03				
Jul-03				
Aug-03				
Sep-03				
Oct-03				
Nov-03				
Dec-03	3	1	3.00	
Jan-04				
Feb-04				
Mar-04				
Apr-04				
May-04	5	2	2.50	0.71

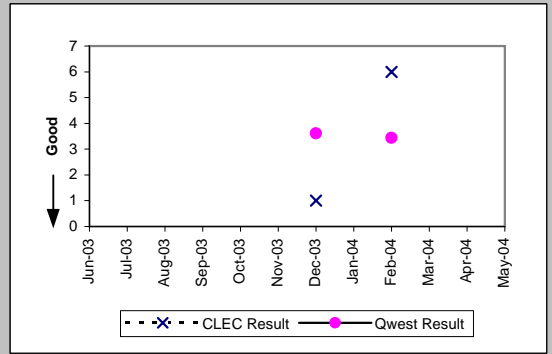


OP-6A-2 - Delayed Days for Non-Facility Reasons (Average Days) - Dispatches outside MSAs

Business (Parity)									
Date	CLEC Num	CLEC Denc	CLEC Resu	CLEC Std	Qwest Num	Qwest Denc	Qwest Resu	Mod Z Scr	Parity Scr
Jun-03									
Jul-03									
Aug-03									
Sep-03									
Oct-03									
Nov-03									
Dec-03									
Jan-04									
Feb-04	18	1	18.00		30	4	7.50	1.11	-0.33
Mar-04									
Apr-04									
May-04									

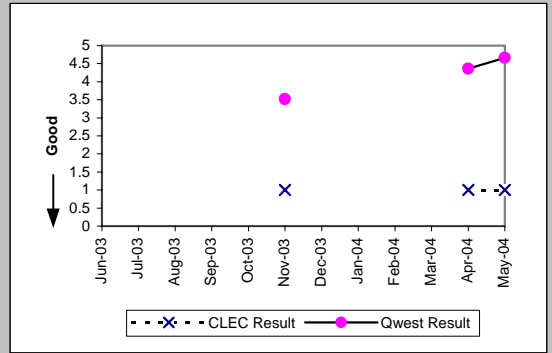


UNE - P (POTS) (Parity)									
Date	CLEC Num	CLEC Denc	CLEC Resu	CLEC Std	Qwest Num	Qwest Denc	Qwest Resu	Mod Z Scr	Parity Scr
Jun-03									
Jul-03									
Aug-03									
Sep-03									
Oct-03									
Nov-03									
Dec-03	1	1	1.00		119	33	3.61	-0.53	-1.32
Jan-04									
Feb-04	6	1	6.00		86	25	3.44	0.73	-0.55
Mar-04									
Apr-04									
May-04									

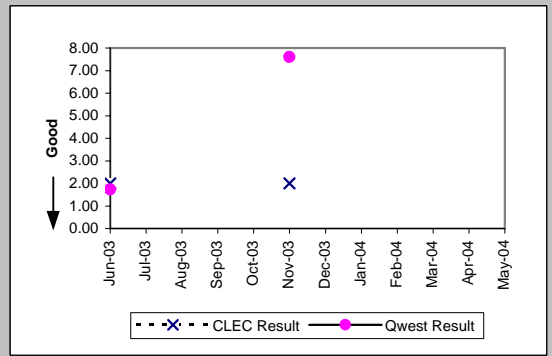


OP-6A-3 - Delayed Days for Non-Facility Reasons (Average Days) - No dispatches

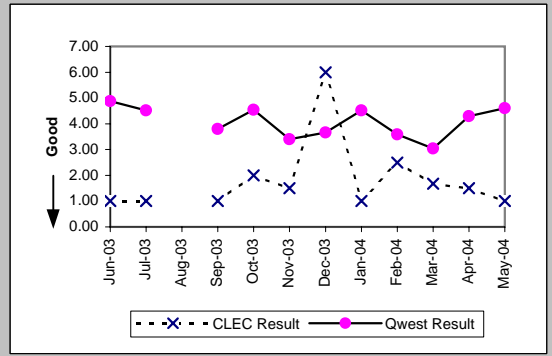
Residence (Parity)									
Date	CLEC Num	CLEC Denc	CLEC Resu	CLEC Std	Qwest Num	Qwest Denc	Qwest Resu	Mod Z Scr	Parity Scr
Jun-03									
Jul-03									
Aug-03									
Sep-03									
Oct-03									
Nov-03	1	1	1.00		155	44	3.52	-0.89	-1.54
Dec-03									
Jan-04									
Feb-04									
Mar-04									
Apr-04	1	1	1.00		632	145	4.36	-0.57	-1.35
May-04	2	2	1.00	0.00	312	67	4.66	-0.8	-1.49



Qwest DSL (Parity)									
Date	CLEC Num	CLEC Denc	CLEC Resu	CLEC Std	Qwest Num	Qwest Denc	Qwest Resu	Mod Z Scr	Parity Scr
Jun-03	2	1	2.00		26	15	1.73	0.02	-0.99
Jul-03									
Aug-03									
Sep-03									
Oct-03									
Nov-03	2	1	2.00		76	10	7.60	-0.38	-1.23
Dec-03									
Jan-04									
Feb-04									
Mar-04									
Apr-04									
May-04									



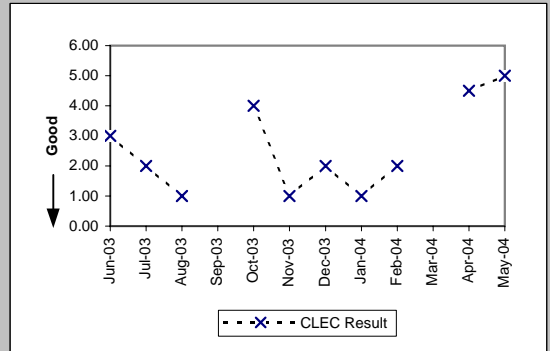
UNE - P (POTS) (Parity)									
Date	CLEC Num	CLEC Denc	CLEC Resu	CLEC Std	Qwest Num	Qwest Denc	Qwest Resu	Mod Z Scr	Parity Scr
Jun-03	1	1	1.00		434	89	4.88	-0.31	-1.19
Jul-03	1	1	1.00		411	91	4.52	-0.51	-1.31
Aug-03									
Sep-03	1	1	1.00		376	99	3.80	-0.61	-1.37
Oct-03	2	1	2.00		404	89	4.54	-0.33	-1.2
Nov-03	3	2	1.50	0.71	163	48	3.40	-0.97	-1.59
Dec-03	6	1	6.00		289	79	3.66	1.05	-0.36
Jan-04	1	1	1.00		366	81	4.52	-0.5	-1.3
Feb-04	5	2	2.50	2.12	341	95	3.59	-0.32	-1.19
Mar-04	5	3	1.67	1.15	675	222	3.04	-0.56	-1.34
Apr-04	3	2	1.50	0.71	636	148	4.30	-0.68	-1.41
May-04	1	1	1.00		318	69	4.61	-0.57	-1.35



OP-6A-3 - Delayed Days for Non-Facility Reasons (Average Days) - No dispatches

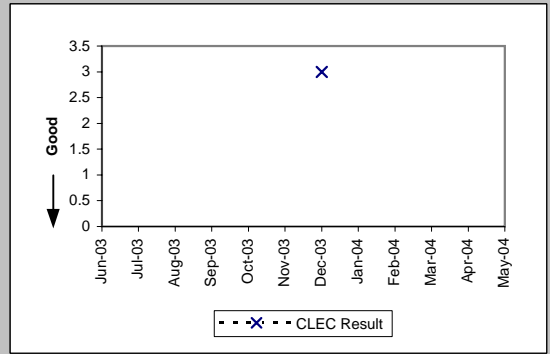
Line Sharing (Diagnostic)

Date	Numerator	Denominator	CLEC Result	Standard Dev
Jun-03	6	2	3.00	2.83
Jul-03	2	1	2.00	
Aug-03	1	1	1.00	
Sep-03				
Oct-03	4	1	4.00	
Nov-03	2	2	1.00	
Dec-03	2	1	2.00	
Jan-04	1	1	1.00	
Feb-04	2	1	2.00	
Mar-04				
Apr-04	9	2	4.50	
May-04	5	1	5.00	



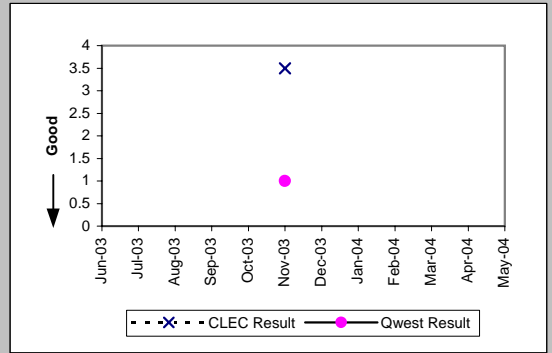
Line Splitting (Diagnostic)

Date	Numerator	Denominator	CLEC Result	Standard Dev
Jun-03				3.00
Jul-03				
Aug-03				
Sep-03				
Oct-03				
Nov-03				
Dec-03	3	1	3.00	
Jan-04				
Feb-04				
Mar-04				
Apr-04				
May-04				



OP-6A-4 - Delayed Days for Non-Facility Reasons (Average Days) - Interval Zone One

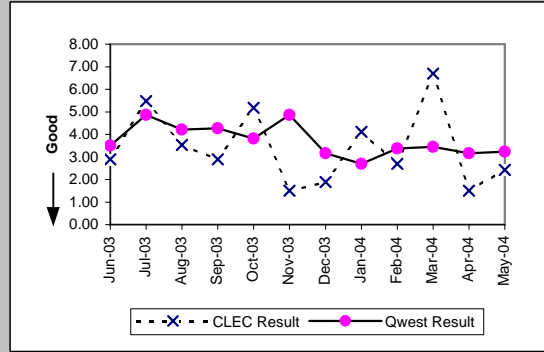
Date	LIS Trunk (Parity)								
	CLEC Num	CLEC Dend	CLEC Resu	CLEC Std	Qwest Num	Qwest Dend	Qwest Resu	Mod Z Scr	Parity Scr
Jun-03									
Jul-03									
Aug-03									
Sep-03									
Oct-03									
Nov-03	7	2	3.50	0.71	1	1	1.00		
Dec-03									
Jan-04									
Feb-04									
Mar-04									
Apr-04									
May-04									



OP-6A-4 - Delayed Days for Non-Facility Reasons (Average Days) - Interval Zone One

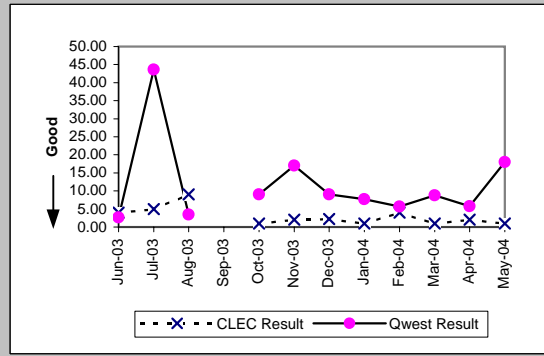
Unbundled Loop Analog (Parity)

Date	CLEC Num	CLEC Denc	CLEC Resu	CLEC Std E	Qwest Num	Qwest Denc	Qwest Resu	Mod Z Scr	Parity Scr
Jun-03	55	19	2.89	1.41	637	182	3.50	-0.33	-1.2
Jul-03	115	21	5.48	3.30	928	191	4.86	0.55	-0.67
Aug-03	53	15	3.53	3.07	855	203	4.21	-0.26	-1.16
Sep-03	142	49	2.90	3.18	905	212	4.27	-1.34	-1.82
Oct-03	114	22	5.18	2.17	762	200	3.81	0.86	-0.48
Nov-03	6	4	1.50	1.00	823	169	4.87	-0.75	-1.45
Dec-03	30	16	1.88	2.28	790	249	3.17	-1.21	-1.74
Jan-04	74	18	4.11	5.18	626	233	2.69	1.53	-0.07
Feb-04	62	23	2.70	1.64	663	197	3.37	-0.6	-1.37
Mar-04	134	20	6.70	3.53	779	226	3.45	2.65	0.61
Apr-04	3	2	1.50	0.71	664	210	3.16	-0.6	-1.37
May-04	29	12	2.42	1.98	794	245	3.24	-0.57	-1.35



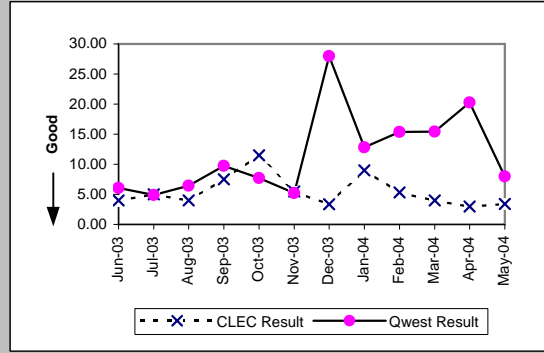
Unbundled Loop - 2 Wire Non-Loaded (Parity)

Date	CLEC Num	CLEC Denc	CLEC Resu	CLEC Std E	Qwest Num	Qwest Denc	Qwest Resu	Mod Z Scr	Parity Scr
Jun-03	4	1	4.00		8	3	2.67	0.46	-0.72
Jul-03	5	1	5.00		611	14	43.64	-0.93	-1.57
Aug-03	9	1	9.00		21	6	3.50	1.28	-0.22
Sep-03									
Oct-03	1	1	1.00		72	8	9.00	-0.76	-1.46
Nov-03	2	1	2.00		17	1	17.00		
Dec-03	9	4	2.25	0.96	27	3	9.00	-0.85	-1.51
Jan-04	1	1	1.00		46	6	7.67	-0.74	-1.45
Feb-04	4	1	4.00		17	3	5.67	-0.29	-1.17
Mar-04	2	2	1.00	0.00	35	4	8.75	-0.85	-1.52
Apr-04	6	3	2.00	1.73	46	8	5.75	-1	-1.61
May-04	1	1	1.00		18	1	18.00		



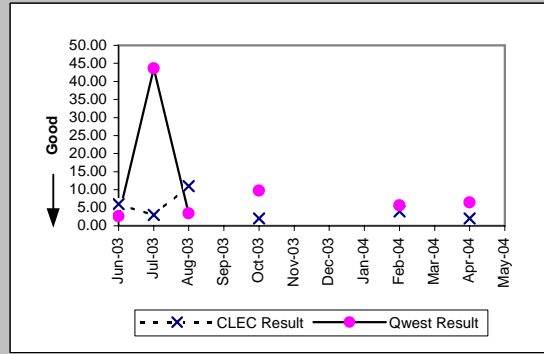
Unbundled Loop - DS1 Capable (Parity)

Date	CLEC Num	CLEC Denc	CLEC Resu	CLEC Std E	Qwest Num	Qwest Denc	Qwest Resu	Mod Z Scr	Parity Scr
Jun-03	8	2	4.00	1.41	109	18	6.06	-0.5	-1.31
Jul-03	5	1	5.00		113	23	4.91	0.73	-0.56
Aug-03	4	1	4.00		218	34	6.41	-0.24	-1.15
Sep-03	15	2	7.50	7.78	418	43	9.72	-0.28	-1.17
Oct-03	23	2	11.50	10.61	77	10	7.70	0.46	-0.72
Nov-03	11	2	5.50	0.71	47	9	5.22	0.22	-0.86
Dec-03	10	3	3.33	4.04	252	9	28.00	-2.09	-2.27
Jan-04	72	8	9.00	7.65	154	12	12.83	-0.94	-1.57
Feb-04	16	3	5.33	4.51	261	17	15.35	-1.12	-1.68
Mar-04	4	1	4.00		108	7	15.43	-0.91	-1.55
Apr-04	9	3	3.00	2.00	344	17	20.24	-1.99	-2.21
May-04	17	5	3.40	2.88	16	2	8.00	-0.97	-1.59



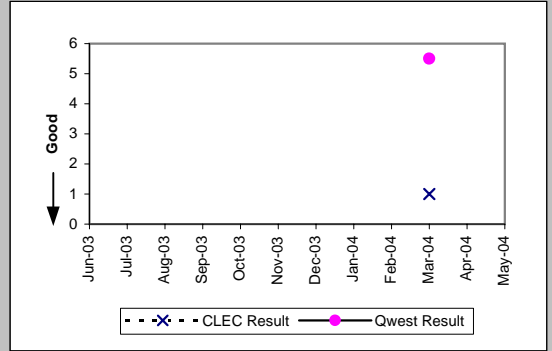
Unbundled Loop ISDN Capable (Parity)

Date	CLEC Num	CLEC Denc	CLEC Resu	CLEC Std E	Qwest Num	Qwest Denc	Qwest Resu	Mod Z Scr	Parity Scr
Jun-03	6	1	6.00		8	3	2.67	3.72	1.26
Jul-03	6	2	3.00	2.83	611	14	43.64	-1.34	-1.82
Aug-03	11	1	11.00		21	6	3.50	1.41	-0.14
Sep-03									
Oct-03	2	1	2.00		68	7	9.71	-0.68	-1.42
Nov-03									
Dec-03									
Jan-04									
Feb-04	4	1	4.00		17	3	5.67	-0.29	-1.17
Mar-04									
Apr-04	2	1	2.00		45	7	6.43	-0.74	-1.45
May-04									



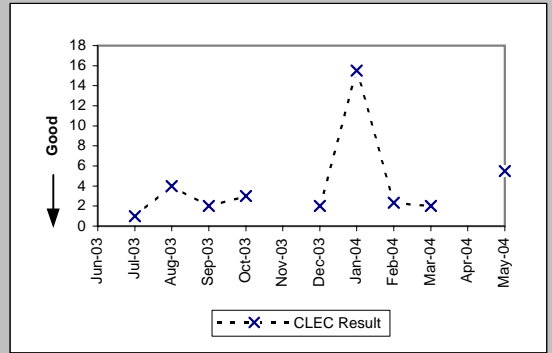
OP-6A-4 - Delayed Days for Non-Facility Reasons (Average Days) - Interval Zone One

Unbundled Loop - DS3 Capable (Parity)									
Date	CLEC Num	CLEC Dend	CLEC Resu	CLEC Std	Qwest Num	Qwest Dend	Qwest Resu	Mod Z Scr	Parity Scr
Jun-03									
Jul-03									
Aug-03									
Sep-03									
Oct-03									
Nov-03									
Dec-03									
Jan-04									
Feb-04									
Mar-04	2	2	1.00	0.00	33	6	5.50	-1.96	-2.19
Apr-04									
May-04									



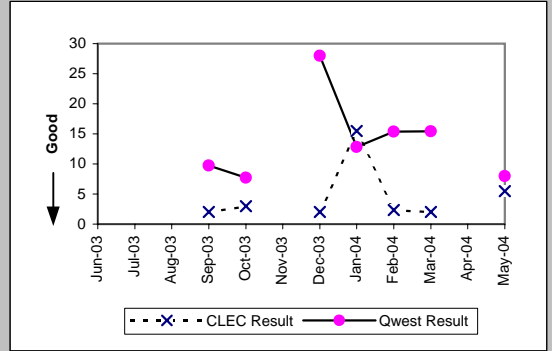
OP-6A-4 - Delayed Days for Non-Facility Reasons (Average Days) - Interval Zone One

Enhanced Extended Loops (EELs) (Diagnostic)					
Date	Num	Denom	CLEC Result	Standard Dev	
Jun-03					
Jul-03		1	1	1.00	
Aug-03	4		1	4.00	
Sep-03	2		1	2.00	
Oct-03	3		1	3.00	
Nov-03					
Dec-03	2		1	2.00	
Jan-04	31		2	15.50	6.36
Feb-04	7		3	2.33	1.15
Mar-04	2		1	2.00	
Apr-04					
May-04	11		2	5.50	6.36



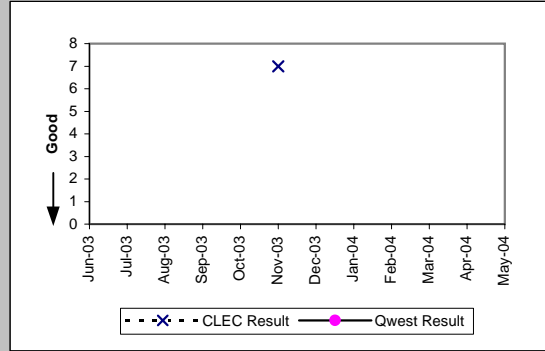
OP-6A-4 - Delayed Days for Non-Facility Reasons (Average Days) - Interval Zone One

Enhanced Extended Loops - DS1 Capable (Parity)									
Date	CLEC Num	CLEC Dend	CLEC Resu	CLEC Std	Qwest Num	Qwest Dend	Qwest Resu	Mod Z Scr	Parity Scr
Jun-03									
Jul-03									
Aug-03									
Sep-03	2	1	2.00		418	43	9.72	-0.69	-1.42
Oct-03	3	1	3.00		77	10	7.70	-0.72	-1.44
Nov-03									
Dec-03	2	1	2.00		252	9	28.00	-1.39	-1.85
Jan-04	31	2	15.50	6.36	154	12	12.83	0.69	-0.58
Feb-04	7	3	2.33	1.15	261	17	15.35	-1.45	-1.88
Mar-04	2	1	2.00		108	7	15.43	-1.06	-1.65
Apr-04									
May-04	11	2	5.50	6.36	16	2	8.00	-0.44	-1.27



OP-6A-5 - Delayed Days for Non-Facility Reasons (Average Days) - Interval Zone Two

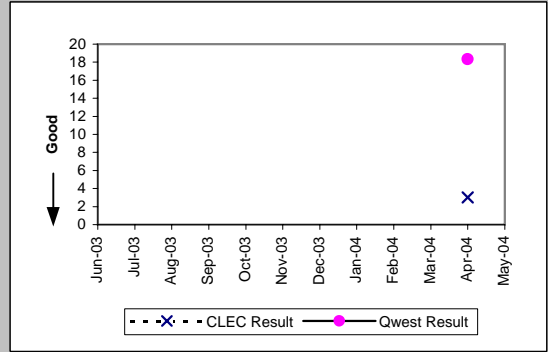
Date	LIS Trunk (Parity)				Qwest Num	Qwest Deno	Qwest Resu	Mod Z Scr	Parity Scr
	CLEC Num	CLEC Deno	CLEC Resu	CLEC Std					
Jun-03									
Jul-03									
Aug-03									
Sep-03									
Oct-03									
Nov-03	7	1	7.00						
Dec-03									
Jan-04									
Feb-04									
Mar-04									
Apr-04									
May-04									



OP-6A-5 - Delayed Days for Non-Facility Reasons (Average Days) - Interval Zone Two

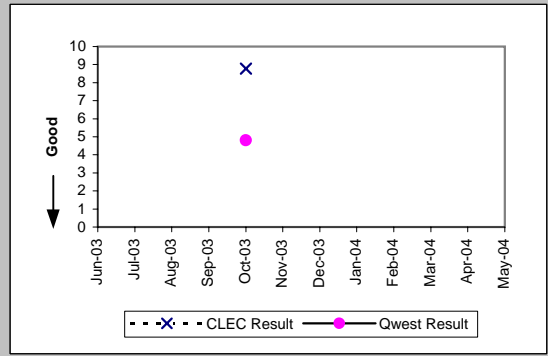
UDIT Above DS1 Level (Parity)

Date	CLEC Num	CLEC Denc	CLEC Resu	CLEC Std	Qwest Num	Qwest Denc	Qwest Resu	Mod Z Scr	Parity Scr
Jun-03									
Jul-03									
Aug-03									
Sep-03									
Oct-03									
Nov-03									
Dec-03									
Jan-04									
Feb-04									
Mar-04									
Apr-04	3	1	3.00		110	6	18.33	-1.34	-1.81
May-04									



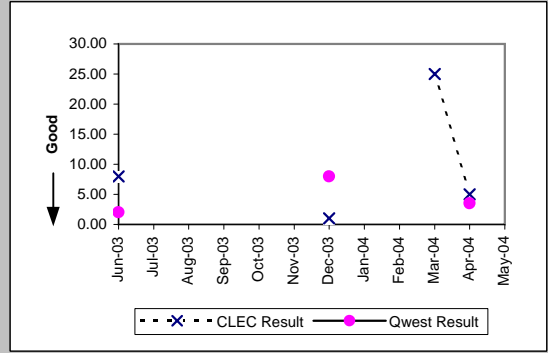
Unbundled Loop Analog (Parity)

Date	CLEC Num	CLEC Denc	CLEC Resu	CLEC Std	Qwest Num	Qwest Denc	Qwest Resu	Mod Z Scr	Parity Scr
Jun-03									
Jul-03									
Aug-03									
Sep-03									
Oct-03	114	13	8.77	1.92	211	44	4.80	0.69	-0.58
Nov-03									
Dec-03									
Jan-04									
Feb-04									
Mar-04									
Apr-04									
May-04									



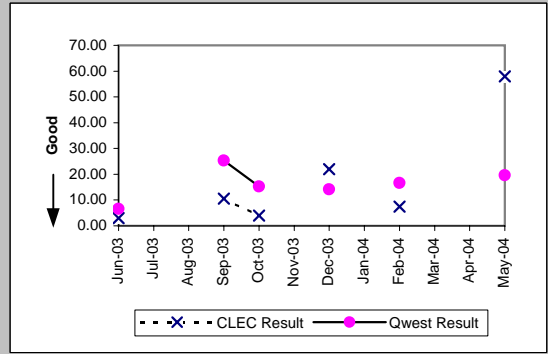
Unbundled Loop - 2 Wire Non-Loaded (Parity)

Date	CLEC Num	CLEC Denc	CLEC Resu	CLEC Std	Qwest Num	Qwest Denc	Qwest Resu	Mod Z Scr	Parity Scr
Jun-03	8	1	8.00		6	3	2.00		
Jul-03									
Aug-03									
Sep-03									
Oct-03									
Nov-03									
Dec-03	1	1	1.00		8	1	8.00		
Jan-04									
Feb-04									
Mar-04	25	1	25.00						
Apr-04	5	1	5.00		7	2	3.50	-3.72	-3.26
May-04									



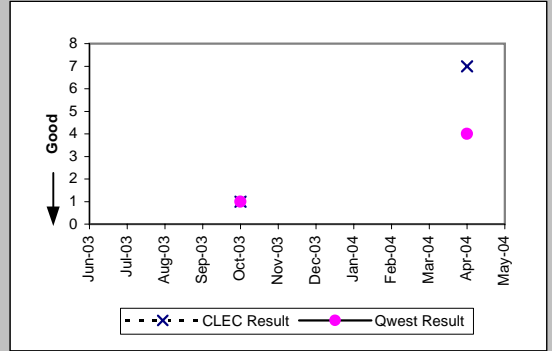
Unbundled Loop - DS1 Capable (Parity)

Date	CLEC Num	CLEC Denc	CLEC Resu	CLEC Std	Qwest Num	Qwest Denc	Qwest Resu	Mod Z Scr	Parity Scr
Jun-03	3	1	3.00		157	24	6.54	-0.48	-1.29
Jul-03									
Aug-03									
Sep-03	21	2	10.50	6.36	1142	45	25.38	-0.33	-1.2
Oct-03	4	1	4.00		413	27	15.30	-0.58	-1.36
Nov-03									
Dec-03	22	1	22.00		324	23	14.09	0.65	-0.61
Jan-04									
Feb-04	15	2	7.50	9.19	466	28	16.64	-0.79	-1.48
Mar-04									
Apr-04									
May-04	58	1	58.00		295	15	19.67	1.06	-0.36



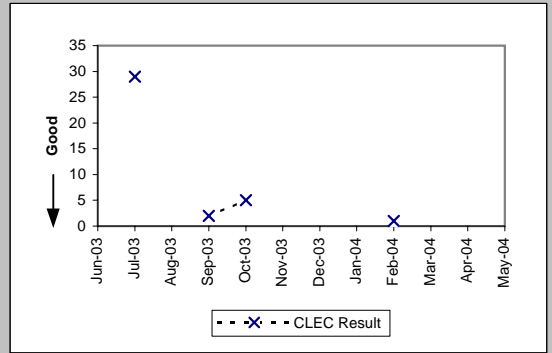
OP-6A-5 - Delayed Days for Non-Facility Reasons (Average Days) - Interval Zone Two

Unbundled Loop - ADSL Qualified (Parity)									
Date	CLEC Num	CLEC Dend	CLEC Resu	CLEC Std	Qwest Num	Qwest Dend	Qwest Resu	Mod Z Scr	Parity Scr
Jun-03									
Jul-03									
Aug-03									
Sep-03	1	1	1.00		1	1	1.00		
Oct-03									
Nov-03									
Dec-03									
Jan-04									
Feb-04									
Mar-04									
Apr-04	7	1	7.00		8	2	4.00	-3.72	-3.26
May-04									



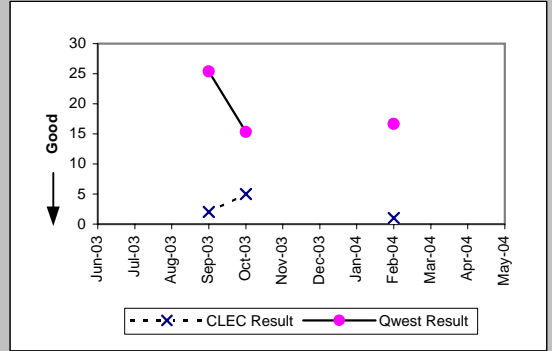
OP-6A-5 - Delayed Days for Non-Facility Reasons (Average Days) - Interval Zone Two

Enhanced Extended Loops (EELs) (Diagnostic)				
Date	Num	Denom	CLEC Result	Standard Dev
Jun-03				
Jul-03	29	1	29.00	
Aug-03				
Sep-03	2	1	2.00	
Oct-03	5	1	5.00	
Nov-03				
Dec-03				
Jan-04				
Feb-04	2	2	1.00	0.00
Mar-04				
Apr-04				
May-04				



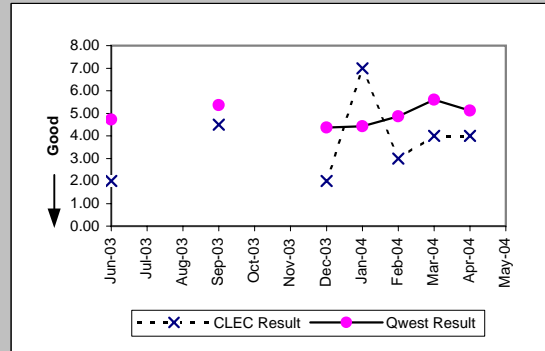
OP-6A-5 - Delayed Days for Non-Facility Reasons (Average Days) - Interval Zone Two

Enhanced Extended Loops - DS1 Capable (Parity)									
Date	CLEC Num	CLEC Dend	CLEC Resu	CLEC Std	Qwest Num	Qwest Dend	Qwest Resu	Mod Z Scr	Parity Scr
Jun-03									
Jul-03									
Aug-03									
Sep-03	2	1	2.00		1142	45	25.38	-0.37	-1.22
Oct-03	5	1	5.00		413	27	15.30	-0.53	-1.32
Nov-03									
Dec-03									
Jan-04									
Feb-04	2	2	1.00	0.00	466	28	16.64	-1.35	-1.82
Mar-04									
Apr-04									
May-04									

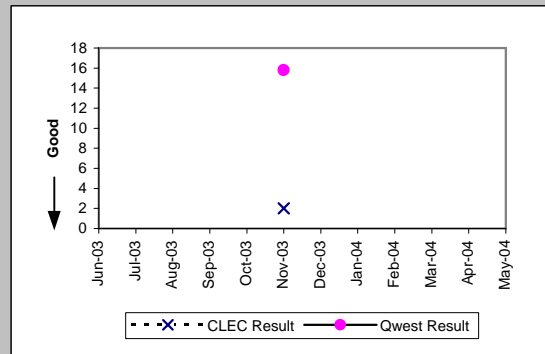


OP-6B-1 - Delayed Days for Facility Reasons (Average Days) - Dispatches within MSAs

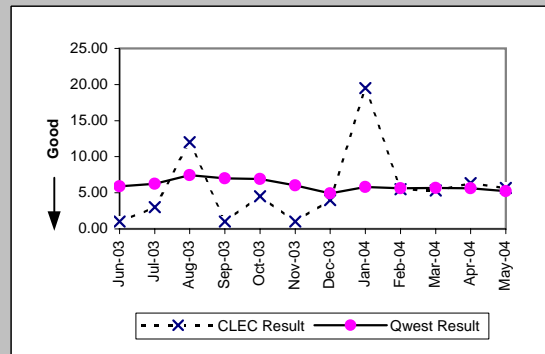
Residence (Parity)										
Date	CLEC Num	CLEC Denc	CLEC Resu	CLEC Std I	Qwest Num	Qwest Denc	Qwest Resu	Mod Z Scr	Parity Scr	
Jun-03	2	1	2.00		303	64	4.73	-0.55	-1.34	
Jul-03										
Aug-03										
Sep-03	9	2	4.50	0.71	482	90	5.36	-0.22	-1.14	
Oct-03										
Nov-03										
Dec-03	4	2	2.00	1.41	380	87	4.37	-0.95	-1.57	
Jan-04	7	1	7.00		442	100	4.42	0.76	-0.54	
Feb-04	6	2	3.00	2.83	442	91	4.86	-0.41	-1.25	
Mar-04	8	2	4.00	1.41	454	81	5.60	-0.17	-1.1	
Apr-04	4	1	4.00		481	94	5.12	-0.14	-1.09	
May-04										



Qwest DSL (Parity)										
Date	CLEC Num	CLEC Denc	CLEC Resu	CLEC Std I	Qwest Num	Qwest Denc	Qwest Resu	Mod Z Scr	Parity Scr	
Jun-03										
Jul-03										
Aug-03										
Sep-03										
Oct-03										
Nov-03	2	1	2.00		79	5	15.80	-0.64	-1.39	
Dec-03										
Jan-04										
Feb-04										
Mar-04										
Apr-04										
May-04										

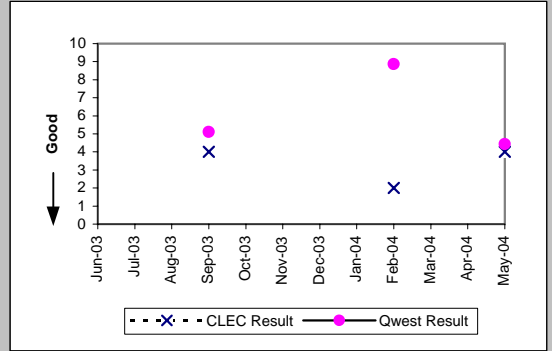


UNE - P (POTS) (Parity)										
Date	CLEC Num	CLEC Denc	CLEC Resu	CLEC Std I	Qwest Num	Qwest Denc	Qwest Resu	Mod Z Scr	Parity Scr	
Jun-03	1	1	1.00		615	104	5.91	-0.77	-1.47	
Jul-03	3	1	3.00		861	138	6.24	-0.35	-1.21	
Aug-03	12	1	12.00		1117	150	7.45	0.81	-0.51	
Sep-03	1	1	1.00		863	123	7.02	-0.57	-1.35	
Oct-03	9	2	4.50	0.71	914	132	6.92	-0.45	-1.27	
Nov-03	1	1	1.00		477	79	6.04	-0.44	-1.27	
Dec-03	8	2	4.00	2.83	579	118	4.91	-0.31	-1.19	
Jan-04	39	2	19.50	17.68	728	125	5.82	1.64	-0.01	
Feb-04	11	2	5.50	0.71	660	117	5.64	-0.03	-1.02	
Mar-04	16	3	5.33	1.53	688	121	5.69	-0.05	-1.03	
Apr-04	19	3	6.33	6.81	790	140	5.64	0.61	-0.63	
May-04	34	6	5.67	5.47	654	125	5.23	0.36	-0.78	



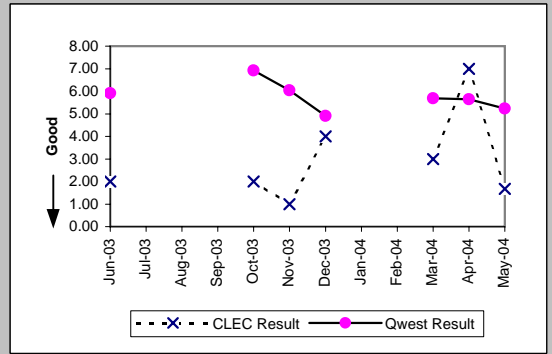
OP-6B-2 - Delayed Days for Facility Reasons (Average Days) - Dispatches outside MSAs

Date	UNE - P (POTS) (Parity)								
	CLEC Num	CLEC Dend	CLEC Resu	CLEC Std	Qwest Num	Qwest Dend	Qwest Resu	Mod Z Scr	Parity Scr
Jun-03									
Jul-03									
Aug-03									
Sep-03	4	1	4.00		194	38	5.11	-0.21	-1.13
Oct-03									
Nov-03									
Dec-03									
Jan-04									
Feb-04	2	1	2.00		186	21	8.86	-0.52	-1.32
Mar-04									
Apr-04									
May-04	4	1	4.00		124	28	4.43	-0.14	-1.08

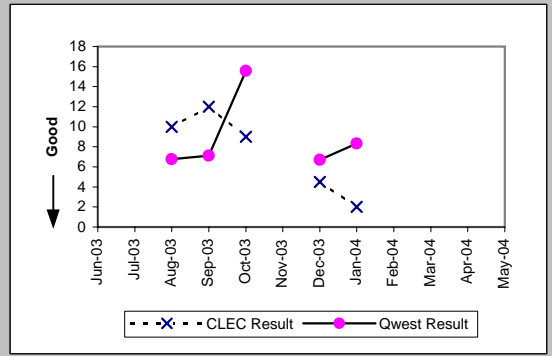


OP-6B-4 - Delayed Days for Facility Reasons (Average Days) - Interval Zone One

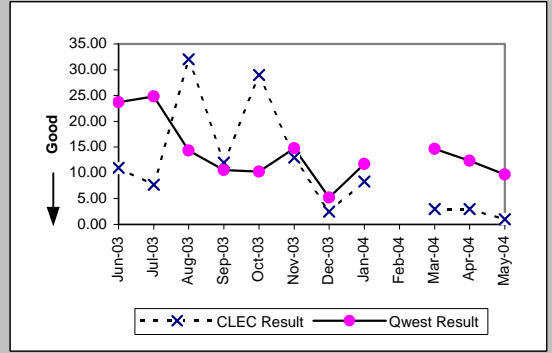
Unbundled Loop Analog (Parity)									
Date	CLEC Num	CLEC Denc	CLEC Resu	CLEC Std	Qwest Num	Qwest Denc	Qwest Resu	Mod Z Scr	Parity Scr
Jun-03	2	1	2.00		615	104	5.91	-0.61	-1.37
Jul-03									
Aug-03									
Sep-03									
Oct-03	4	2	2.00	0.00	914	132	6.92	-0.91	-1.55
Nov-03	1	1	1.00		477	79	6.04	-0.44	-1.27
Dec-03	8	2	4.00	0.00	579	118	4.91	-0.31	-1.19
Jan-04									
Feb-04									
Mar-04	6	2	3.00	1.41	688	121	5.69	-0.33	-1.2
Apr-04	56	8	7.00	13.40	790	140	5.64	0.75	-0.55
May-04	15	9	1.67	1.66	654	125	5.23	-1.87	-2.14



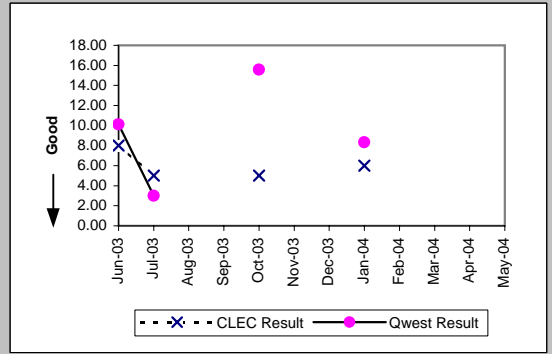
Unbundled Loop - 2 Wire Non-Loaded (Parity)									
Date	CLEC Num	CLEC Denc	CLEC Resu	CLEC Std	Qwest Num	Qwest Denc	Qwest Resu	Mod Z Scr	Parity Scr
Jun-03									
Jul-03									
Aug-03	10	1	10.00		61	9	6.78	0.51	-0.69
Sep-03	12	1	12.00		57	8	7.12	0.52	-0.68
Oct-03	9	1	9.00		140	9	15.56	-0.41	-1.25
Nov-03									
Dec-03	9	2	4.50	4.95	47	7	6.71	-0.54	-1.33
Jan-04	2	1	2.00		50	6	8.33	-0.76	-1.46
Feb-04									
Mar-04									
Apr-04									
May-04									



Unbundled Loop - DS1 Capable (Parity)									
Date	CLEC Num	CLEC Denc	CLEC Resu	CLEC Std	Qwest Num	Qwest Denc	Qwest Resu	Mod Z Scr	Parity Scr
Jun-03	22	2	11.00	12.73	356	15	23.73	-0.84	-1.51
Jul-03	23	3	7.67	7.64	620	25	24.80	-1.25	-1.76
Aug-03	32	1	32.00		588	41	14.34	1.51	-0.08
Sep-03	48	4	12.00	7.70	221	21	10.52	0.46	-0.72
Oct-03	29	1	29.00		113	11	10.27	1.1	-0.33
Nov-03	26	2	13.00	16.97	148	10	14.80	-0.13	-1.08
Dec-03	5	2	2.50	0.71	52	10	5.20	-0.66	-1.4
Jan-04	50	6	8.33	6.15	199	17	11.71	-0.76	-1.46
Feb-04									
Mar-04	6	2	3.00	1.41	88	6	14.67	-1.05	-1.64
Apr-04	3	1	3.00		37	3	12.33	-0.55	-1.34
May-04	1	1	1.00		68	7	9.71	-1.52	-1.92

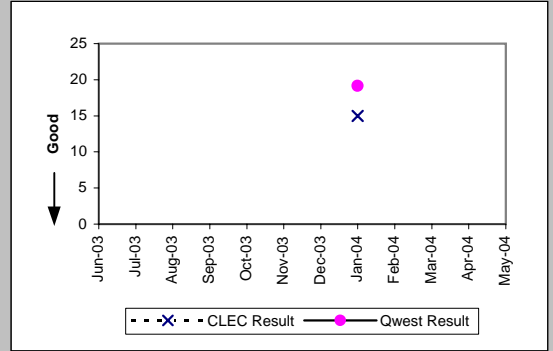


Unbundled Loop ISDN Capable (Parity)									
Date	CLEC Num	CLEC Denc	CLEC Resu	CLEC Std	Qwest Num	Qwest Denc	Qwest Resu	Mod Z Scr	Parity Scr
Jun-03	8	1	8.00		91	9	10.11	-0.24	-1.14
Jul-03	5	1	5.00		6	2	3.00	0.67	-0.59
Aug-03									
Sep-03									
Oct-03	5	1	5.00		140	9	15.56	-0.66	-1.4
Nov-03									
Dec-03									
Jan-04	6	1	6.00		50	6	8.33	-0.28	-1.17
Feb-04									
Mar-04									
Apr-04									
May-04									



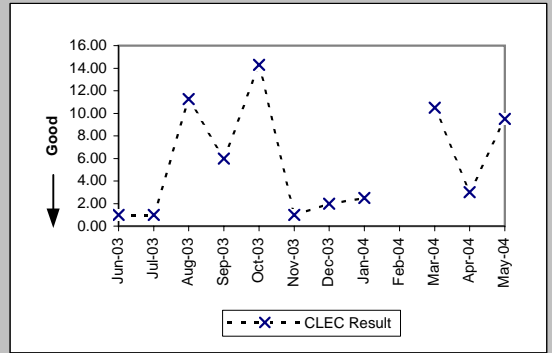
OP-6B-4 - Delayed Days for Facility Reasons (Average Days) - Interval Zone One

Unbundled Loop - ADSL Qualified (Parity)									
Date	CLEC Num	CLEC Dend	CLEC Resu	CLEC Std	Qwest Num	Qwest Dend	Qwest Resu	Mod Z Scr	Parity Scr
Jun-03									
Jul-03									
Aug-03									
Sep-03									
Oct-03									
Nov-03									
Dec-03									
Jan-04	15	1	15.00		115	6	19.17	-0.19	-1.11
Feb-04									
Mar-04									
Apr-04									
May-04									



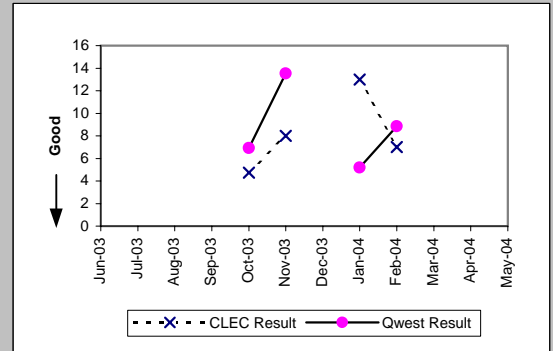
OP-6B-4 - Delayed Days for Facility Reasons (Average Days) - Interval Zone One

Enhanced Extended Loops (EELs) (Diagnostic)					
Date	Num	Denom	CLEC Result	Standard Dev	
Jun-03	3	3	1.00	0.00	
Jul-03	1	1	1.00		
Aug-03	45	4	11.25	8.85	
Sep-03	24	4	6.00	5.23	
Oct-03	100	7	14.29	31.66	
Nov-03	2	2	1.00	0.00	
Dec-03	2	1	2.00		
Jan-04	5	2	2.50	0.71	
Feb-04					
Mar-04	21	2	10.50	3.54	
Apr-04	3	1	3.00		
May-04	19	2	9.50	2.12	

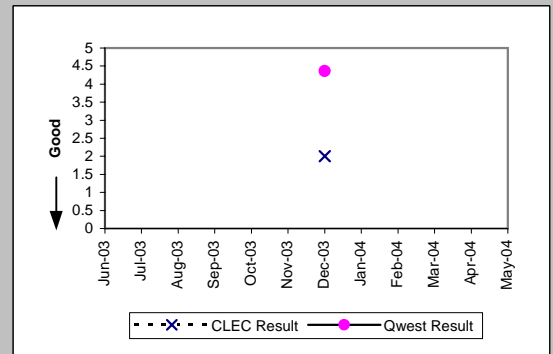


OP-6B-5 - Delayed Days for Facility Reasons (Average Days) - Interval Zone Two

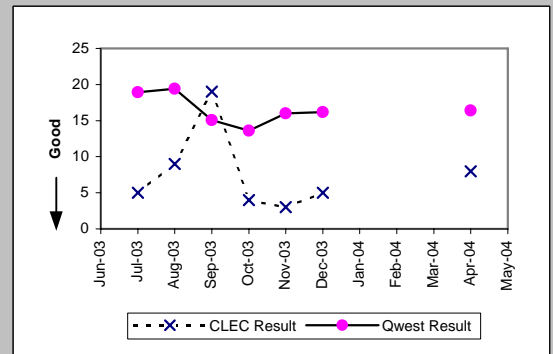
Unbundled Loop Analog (Parity)									
Date	CLEC Num	CLEC Dend	CLEC Resu	CLEC Std	Qwest Num	Qwest Dend	Qwest Resu	Mod Z Scr	Parity Scr
Jun-03									
Jul-03									
Aug-03									
Sep-03									
Oct-03	38	8	4.75	2.12	291	42	6.93	-0.91	-1.55
Nov-03	32	4	8.00	0.00	392	29	13.52	-0.35	-1.21
Dec-03									
Jan-04	26	2	13.00	0.00	140	27	5.19	2.23	0.35
Feb-04	14	2	7.00	0.00	186	21	8.86	-0.2	-1.12
Mar-04									
Apr-04									
May-04									



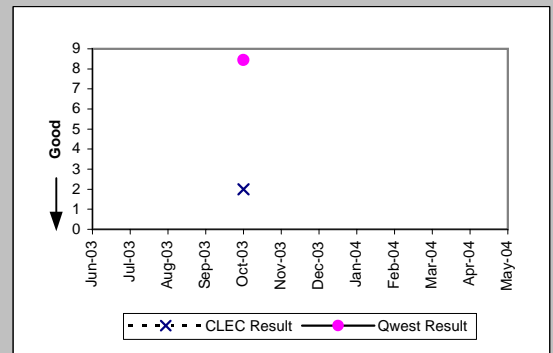
Unbundled Loop - 2 Wire Non-Loaded (Parity)									
Date	CLEC Num	CLEC Dend	CLEC Resu	CLEC Std	Qwest Num	Qwest Dend	Qwest Resu	Mod Z Scr	Parity Scr
Jun-03									
Jul-03									
Aug-03									
Sep-03									
Oct-03									
Nov-03									
Dec-03	2	1	2.00		96	22	4.36	-0.38	-1.23
Jan-04									
Feb-04									
Mar-04									
Apr-04									
May-04									



Unbundled Loop - DS1 Capable (Parity)									
Date	CLEC Num	CLEC Dend	CLEC Resu	CLEC Std	Qwest Num	Qwest Dend	Qwest Resu	Mod Z Scr	Parity Scr
Jun-03									
Jul-03	5	1	5.00		454	24	18.92	-0.5	-1.3
Aug-03	27	3	9.00	10.58	369	19	19.42	-0.66	-1.4
Sep-03	19	1	19.00		498	33	15.09	0.4	-0.76
Oct-03	8	2	4.00	2.83	368	27	13.63	-1.11	-1.67
Nov-03	3	1	3.00		144	9	16.00	-0.7	-1.42
Dec-03	5	1	5.00		437	27	16.19	-0.6	-1.37
Jan-04									
Feb-04									
Mar-04									
Apr-04	8	1	8.00		131	8	16.38	-0.39	-1.24
May-04									

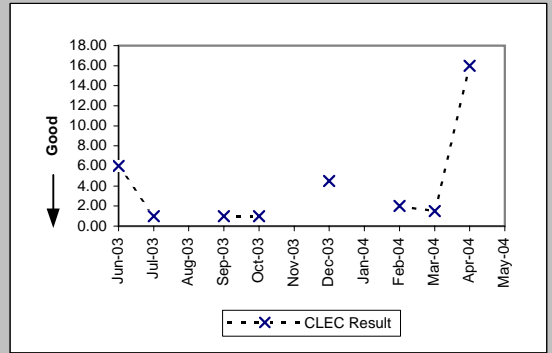


Unbundled Loop ISDN Capable (Parity)									
Date	CLEC Num	CLEC Dend	CLEC Resu	CLEC Std	Qwest Num	Qwest Dend	Qwest Resu	Mod Z Scr	Parity Scr
Jun-03									
Jul-03									
Aug-03									
Sep-03									
Oct-03	2	1	2.00		76	9	8.44	-1.05	-1.64
Nov-03									
Dec-03									
Jan-04									
Feb-04									
Mar-04									
Apr-04									
May-04									



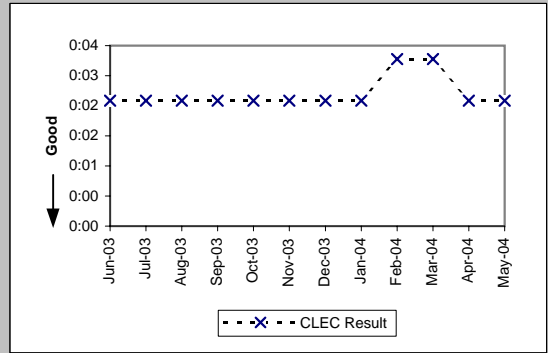
OP-6B-5 - Delayed Days for Facility Reasons (Average Days) - Interval Zone Two

Enhanced Extended Loops (EELs) (Diagnostic)				
Date	Num	Denom	CLEC Result	Standard Dev
Jun-03	6	1	6.00	
Jul-03	1	1	1.00	
Aug-03				
Sep-03	1	1	1.00	
Oct-03	1	1	1.00	
Nov-03				
Dec-03	9	2	4.50	3.54
Jan-04				
Feb-04	4	2	2.00	0.00
Mar-04	3	2	1.50	0.71
Apr-04	16	1	16.00	
May-04				

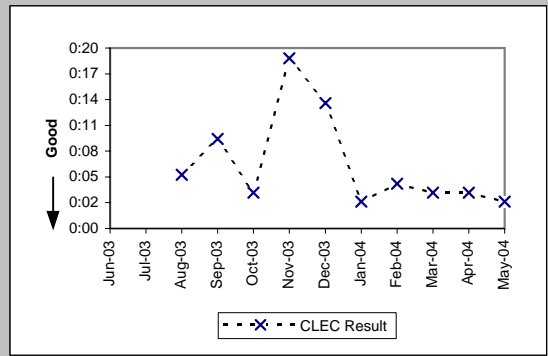


OP-7 - Coordinated "Hot Cut" Interval (Hours:Minutes)

Unbundled Loop - Analog (Diagnostic)				
Date	Numerator	Denominator		CLEC Result
Jun-03		39:34	846	0:03
Jul-03		37:33	869	0:03
Aug-03		41:53	863	0:03
Sep-03		39:17	864	0:03
Oct-03		42:47	760	0:03
Nov-03		35:54	646	0:03
Dec-03		42:38	802	0:03
Jan-04		28:44	605	0:03
Feb-04		40:08	598	0:04
Mar-04		41:18	633	0:04
Apr-04		26:14	589	0:03
May-04		21:04	471	0:03

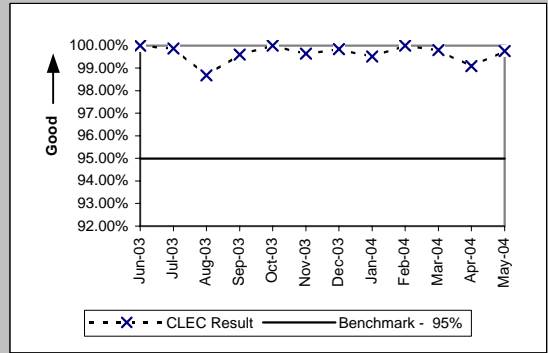


Unbundled Loop Other (Diagnostic)			
Date	Numerator	Denominator	CLEC Result
Jun-03			
Jul-03			
Aug-03	0:12	2	0:06
Sep-03	0:10	1	0:10
Oct-03	0:18	5	0:04
Nov-03	1:16	4	0:19
Dec-03	2:10	9	0:14
Jan-04	0:30	10	0:03
Feb-04	0:55	11	0:05
Mar-04	0:39	9	0:04
Apr-04	0:48	13	0:04
May-04	1:10	23	0:03

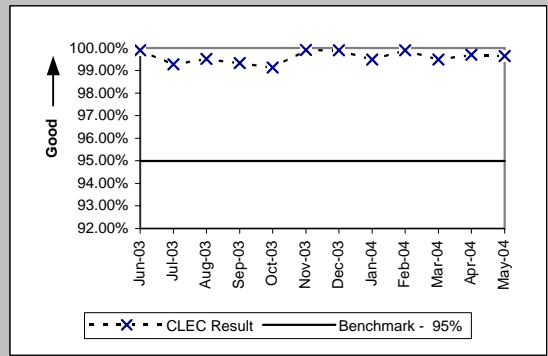


OP-8 - Number Portability Timeliness (Percent)

Number Portability Timeliness (Percent) (OP-8 B) (Benchmark)				
Date	Numerator	Denominator	CLEC Result	
Jun-03	730	730	100.00%	
Jul-03	825	826	99.88%	
Aug-03	748	758	98.68%	
Sep-03	742	745	99.60%	
Oct-03	674	674	100.00%	
Nov-03	568	570	99.65%	
Dec-03	625	626	99.84%	
Jan-04	409	411	99.51%	
Feb-04	472	472	100.00%	
Mar-04	494	495	99.80%	
Apr-04	440	444	99.10%	
May-04	415	416	99.76%	

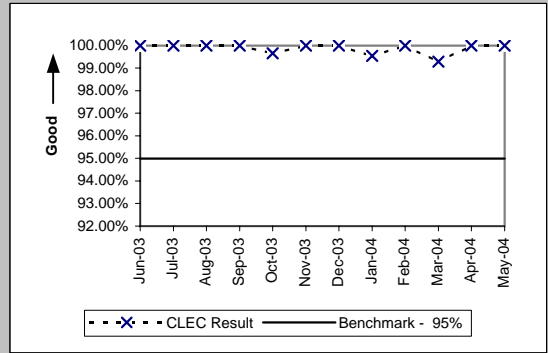


Percentage of LNP Triggers Set Prior to the Frame Due Time (Percent) (OP-8C) (Benchmark)				
Date	Numerator	Denominator	CLEC Result	
Jun-03	3955	3959	99.90%	
Jul-03	4779	4814	99.27%	
Aug-03	2084	2094	99.52%	
Sep-03	4918	4951	99.33%	
Oct-03	3665	3697	99.13%	
Nov-03	9135	9143	99.91%	
Dec-03	5172	5177	99.90%	
Jan-04	1940	1950	99.49%	
Feb-04	7570	7577	99.91%	
Mar-04	2692	2706	99.48%	
Apr-04	3746	3757	99.71%	
May-04	3628	3641	99.64%	

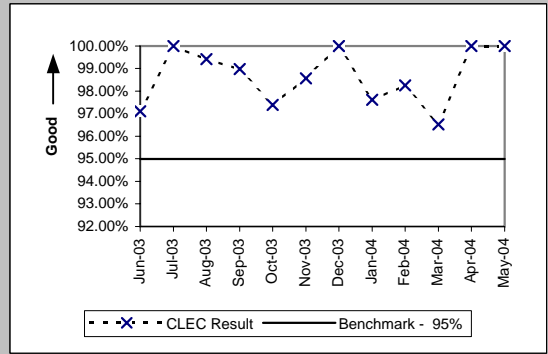


OP-13 - Coordinated Cuts on Time (Percent)

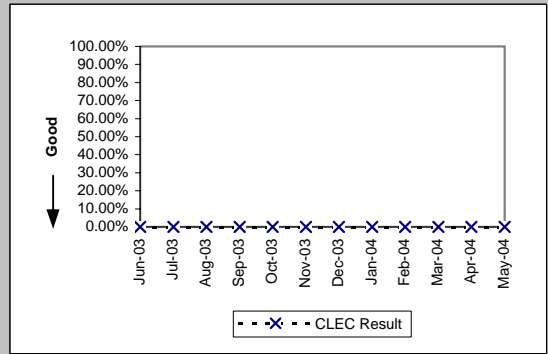
Coordinated Cuts Completed on Time (Percent) Unbundled Loop - Analog (OP-13A) (Benchmark)				
Date	Numerator	Denominator		CLEC Result
Jun-03	298	298		100.00%
Jul-03	258	258		100.00%
Aug-03	326	326		100.00%
Sep-03	293	293		100.00%
Oct-03	287	288		99.65%
Nov-03	265	265		100.00%
Dec-03	337	337		100.00%
Jan-04	218	219		99.54%
Feb-04	231	231		100.00%
Mar-04	280	282		99.29%
Apr-04	208	208		100.00%
May-04	184	184		100.00%



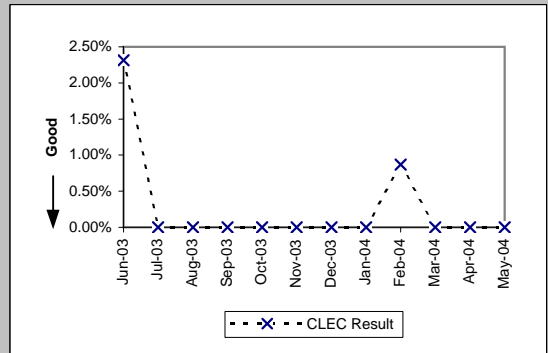
Coordinated Cuts Completed on Time (Percent) Unbundled Loop Other (OP-13A) (Benchmark)				
Date	Numerator	Denominator		CLEC Result
Jun-03	168	173		97.11%
Jul-03	144	144		100.00%
Aug-03	169	170		99.41%
Sep-03	193	195		98.97%
Oct-03	187	192		97.40%
Nov-03	137	139		98.56%
Dec-03	158	158		100.00%
Jan-04	123	126		97.62%
Feb-04	113	115		98.26%
Mar-04	111	115		96.52%
Apr-04	42	42		100.00%
May-04	39	39		100.00%



Coordinated Cuts Started Without CLEC Approval (Percent) Unbundled Loop - Analog (OP-13B) (Diagnostic)				
Date	Numerator	Denominator		CLEC Result
Jun-03	0	298		0.00%
Jul-03	0	258		0.00%
Aug-03	0	326		0.00%
Sep-03	0	293		0.00%
Oct-03	0	288		0.00%
Nov-03	0	265		0.00%
Dec-03	0	337		0.00%
Jan-04	0	219		0.00%
Feb-04	0	231		0.00%
Mar-04	0	282		0.00%
Apr-04	0	208		0.00%
May-04	0	184		0.00%

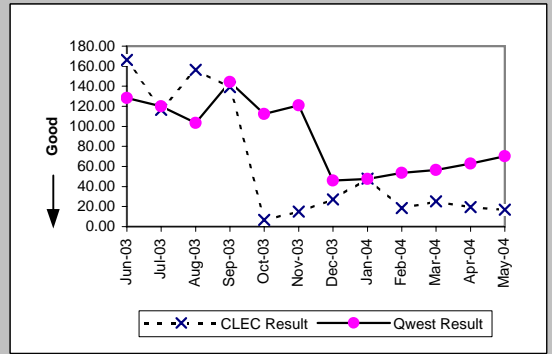


Coordinated Cuts Started Without CLEC Approval (Percent) Unbundled Loop Other (OP-13B) (Diagnostic)				
Date	Numerator	Denominator		CLEC Result
Jun-03	4	173		2.31%
Jul-03	0	144		0.00%
Aug-03	0	170		0.00%
Sep-03	0	195		0.00%
Oct-03	0	192		0.00%
Nov-03	0	139		0.00%
Dec-03	0	158		0.00%
Jan-04	0	126		0.00%
Feb-04	1	115		0.87%
Mar-04	0	115		0.00%
Apr-04	0	42		0.00%
May-04	0	39		0.00%

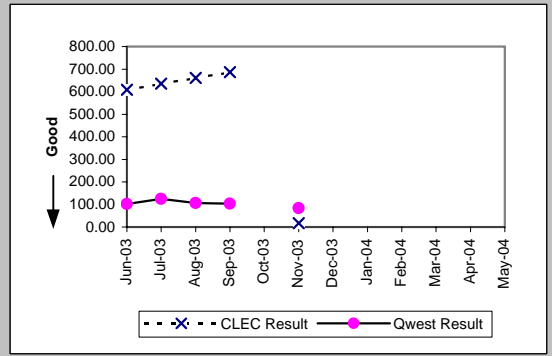


OP-15A - Interval for Pending Orders Delayed Past Due Date

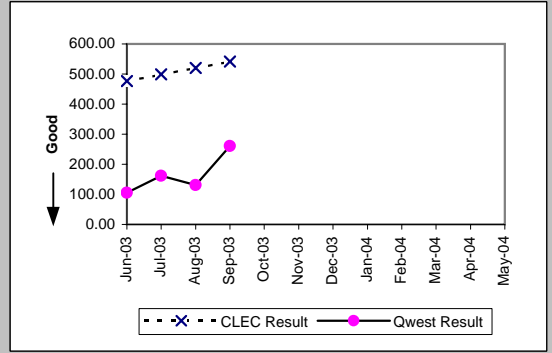
Residence (Diagnostic)									
Date	CLEC Num	CLEC Denc	CLEC Resu	Standard D	Qwest Num	Qwest Denc	Qwest Resu	Mod Z Scr	Parity Scr
Jun-03	832	5	166.40	220.05	123952	965	128.45	0.65	-0.61
Jul-03	931	8	116.38	194.73	112247	936	119.92	-0.06	-1.04
Aug-03	938	6	156.33	231.44	91542	886	103.32	0.91	-0.45
Sep-03	973	7	139.00	231.65	87443	606	144.30	-0.08	-1.05
Oct-03	20	3	6.67	1.53	57053	508	112.31	-1.3	-1.79
Nov-03	60	4	15.00	14.63	62609	518	120.87	-1.47	-1.89
Dec-03	27	1	27.00		11221	245	45.80	-0.24	-1.15
Jan-04	48	1	48.00		14487	304	47.65	0.56	-0.66
Feb-04	92	5	18.40	28.03	18135	339	53.50	-1	-1.61
Mar-04	101	4	25.25	43.90	21307	378	56.37	-0.81	-1.49
Apr-04	214	11	19.45	31.56	26882	428	62.81	-1.78	-2.08
May-04	170	10	17.00	10.60	32128	457	70.30	-1.97	-2.2



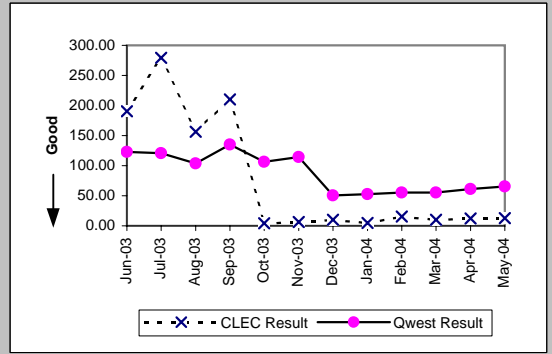
Business (Diagnostic)									
Date	CLEC Num	CLEC Denc	CLEC Resu	Standard D	Qwest Num	Qwest Denc	Qwest Resu	Mod Z Scr	Parity Scr
Jun-03	609	1	609.00		26790	262	102.25	2.29	0.39
Jul-03	635	1	635.00		29241	234	124.96	2.17	0.32
Aug-03	661	1	661.00		25809	244	105.77	2.29	0.39
Sep-03	686	1	686.00		18799	181	103.86	2.23	0.35
Oct-03									
Nov-03	17	1	17.00		8825	106	83.25	-0.54	-1.33
Dec-03									
Jan-04									
Feb-04									
Mar-04									
Apr-04									
May-04									



PBX (Diagnostic)									
Date	CLEC Num	CLEC Denc	CLEC Resu	Standard D	Qwest Num	Qwest Denc	Qwest Resu	Mod Z Scr	Parity Scr
Jun-03	477	1	477.00		1054	10	105.40	1.64	0
Jul-03	499	1	499.00		972	6	162.00	1.56	-0.05
Aug-03	520	1	520.00		787	6	131.17	1.39	-0.16
Sep-03	541	1	541.00		781	3	260.33	1.03	-0.38
Oct-03									
Nov-03									
Dec-03									
Jan-04									
Feb-04									
Mar-04									
Apr-04									
May-04									

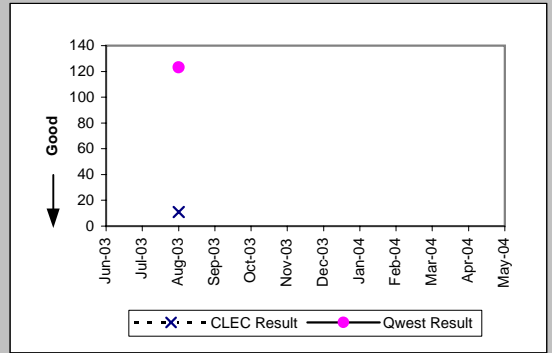


UNE - P (POTS) (Diagnostic)									
Date	CLEC Num	CLEC Denc	CLEC Resu	Standard D	Qwest Num	Qwest Denc	Qwest Resu	Mod Z Scr	Parity Scr
Jun-03	3429	18	190.50	216.39	150742	1227	122.85	1.74	0.06
Jul-03	3630	13	279.23	226.05	141488	1170	120.93	2.75	0.67
Aug-03	3911	25	156.44	224.00	117351	1130	103.85	1.54	-0.06
Sep-03	4206	20	210.30	243.65	106242	787	135.00	1.83	0.11
Oct-03	29	7	4.14	4.98	66036	620	106.51	-1.97	-2.2
Nov-03	87	14	6.21	8.40	71434	624	114.48	-2.85	-2.73
Dec-03	82	8	10.25	10.95	17635	348	50.68	-1.3	-1.79
Jan-04	72	15	4.80	7.85	21220	401	52.92	-2.1	-2.28
Feb-04	107	7	15.29	17.14	24288	440	55.20	-1.29	-1.78
Mar-04	174	17	10.24	18.31	25838	467	55.33	-2.27	-2.38
Apr-04	416	34	12.24	17.49	32197	525	61.33	-3.31	-3.01
May-04	572	45	12.71	18.41	36737	560	65.60	-4.19	-3.55

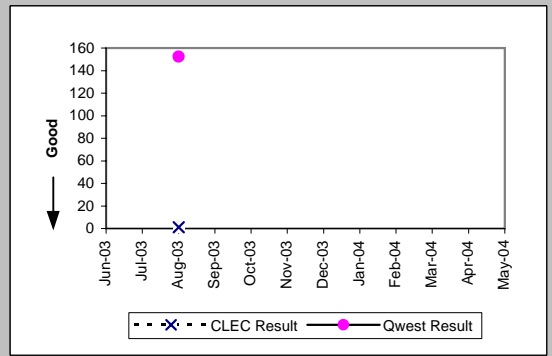


OP-15A - Interval for Pending Orders Delayed Past Due Date

UNE P (Centrex) (Diagnostic)									
Date	CLEC Num	CLEC Denc	CLEC Resu	Standard D	Qwest Num	Qwest Denc	Qwest Resu	Mod Z Scr	Parity Scr
Jun-03									
Jul-03									
Aug-03	11	1	11.00		862	7	123.14	-0.71	-1.43
Sep-03									
Oct-03									
Nov-03									
Dec-03									
Jan-04									
Feb-04									
Mar-04									
Apr-04									
May-04									



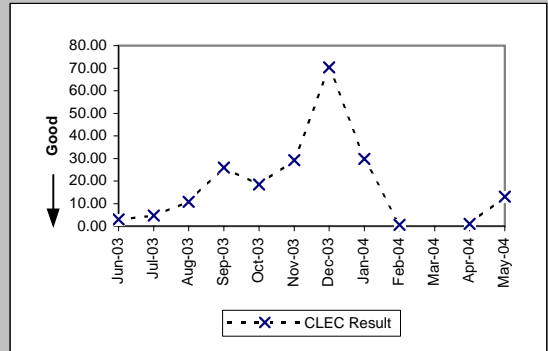
UNE P (Centrex 21) (Diagnostic)									
Date	CLEC Num	CLEC Denc	CLEC Resu	Standard D	Qwest Num	Qwest Denc	Qwest Resu	Mod Z Scr	Parity Scr
Jun-03									
Jul-03									
Aug-03	1	1	1.00		2892	19	152.21	-0.69	-1.42
Sep-03									
Oct-03									
Nov-03									
Dec-03									
Jan-04									
Feb-04									
Mar-04									
Apr-04									
May-04									



OP-15A - Interval for Pending Orders Delayed Past Due Date

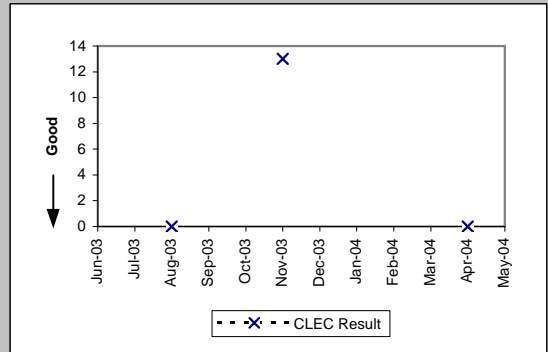
Line Sharing (Diagnostic)

Date	CLEC Num	CLEC Denom	CLEC Result	Standard Dev
Jun-03	38	13	2.92	3.90
Jul-03	61	13	4.69	8.74
Aug-03	75	7	10.71	18.94
Sep-03	78	3	26.00	41.58
Oct-03	111	6	18.50	38.64
Nov-03	175	6	29.17	43.94
Dec-03	211	3	70.33	58.77
Jan-04	119	4	29.75	32.29
Feb-04	1	2	0.50	0.71
Mar-04				
Apr-04	3	3	1.00	1.73
May-04	13	1	13.00	



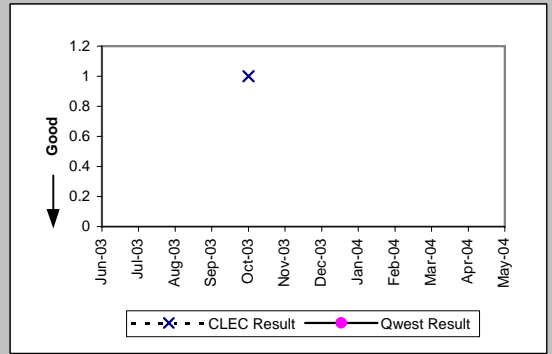
Line Splitting (Diagnostic)

Date	CLEC Num	CLEC Denom	CLEC Result	Standard Dev
Jun-03				
Jul-03				
Aug-03	0	1	0.00	
Sep-03				
Oct-03				
Nov-03	13	1	13.00	
Dec-03				
Jan-04				
Feb-04				
Mar-04				
Apr-04	0	1	0.00	
May-04				

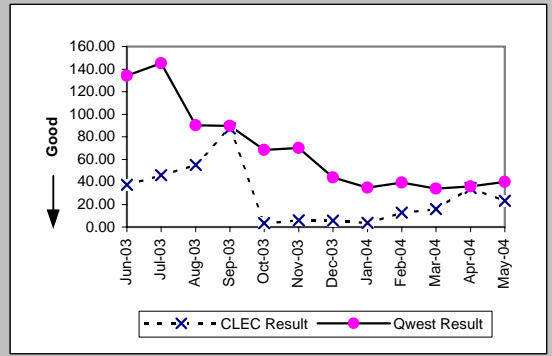


OP-15A - Interval for Pending Orders Delayed Past Due Date

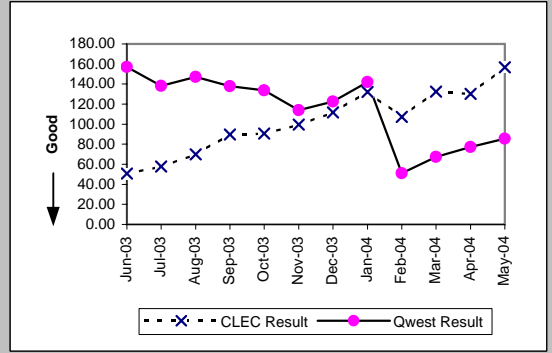
LIS Trunk (Diagnostic)									
Date	CLEC Num	CLEC Denc	CLEC Resu	Standard D	Qwest Num	Qwest Denc	Qwest Resu	Mod Z Scr	Parity Scr
Jun-03									
Jul-03									
Aug-03									
Sep-03									
Oct-03	1	1	1.00						
Nov-03									
Dec-03									
Jan-04									
Feb-04									
Mar-04									
Apr-04									
May-04									



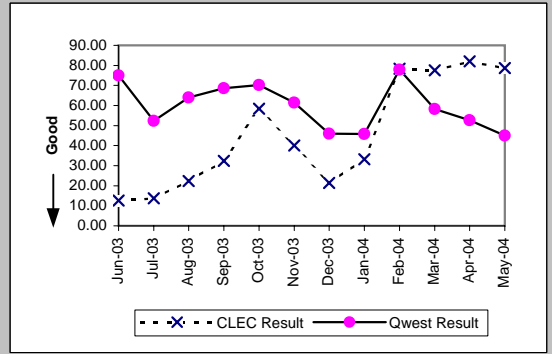
Unbundled Loop Analog (Diagnostic)									
Date	CLEC Num	CLEC Denc	CLEC Resu	Standard D	Qwest Num	Qwest Denc	Qwest Resu	Mod Z Scr	Parity Scr
Jun-03	224	6	37.33	35.98	55773	416	134.07	-1.42	-1.86
Jul-03	276	6	46.00	50.50	51729	356	145.31	-1.35	-1.82
Aug-03	220	4	55.00	63.51	24784	275	90.12	-0.53	-1.32
Sep-03	262	3	87.33	75.63	19124	213	89.78	-0.03	-1.02
Oct-03	10	3	3.33	2.89	11420	167	68.38	-1.11	-1.68
Nov-03	6	1	6.00		12132	173	70.13	-0.61	-1.37
Dec-03	75	13	5.77	6.72	5412	123	44.00	-1.87	-2.14
Jan-04	47	13	3.62	11.29	6336	181	35.01	-1.66	-2.01
Feb-04	76	6	12.67	23.83	7829	199	39.34	-0.97	-1.59
Mar-04	127	8	15.88	3.18	7110	209	34.02	-0.99	-1.6
Apr-04	277	8	34.62	12.37	9043	251	36.03	-0.07	-1.04
May-04	467	20	23.35	27.16	10928	274	39.88	-1.32	-1.8



Unbundled Loop - 2 Wire Non-Loaded (Diagnostic)									
Date	CLEC Num	CLEC Denc	CLEC Resu	Standard D	Qwest Num	Qwest Denc	Qwest Resu	Mod Z Scr	Parity Scr
Jun-03	509	10	50.90	63.51	6125	39	157.05	-2.44	-2.48
Jul-03	637	11	57.91	70.42	6488	47	138.04	-1.75	-2.06
Aug-03	908	13	69.85	96.68	4414	30	147.13	-1.77	-2.08
Sep-03	1075	12	89.58	104.20	4963	36	137.86	-1.06	-1.64
Oct-03	1270	14	90.71	108.60	3611	27	133.74	-0.97	-1.59
Nov-03	1494	15	99.60	110.68	3875	34	113.97	-0.34	-1.21
Dec-03	1564	14	111.71	118.68	4778	39	122.51	-0.23	-1.14
Jan-04	1321	10	132.10	115.36	4406	31	142.13	-0.19	-1.11
Feb-04	1396	13	107.38	120.57	1024	20	51.20	1.55	-0.05
Mar-04	1591	12	132.58	128.08	1281	19	67.42	1.74	0.06
Apr-04	1825	14	130.36	132.38	1469	19	77.32	1.41	-0.14
May-04	2037	13	156.69	136.48	1799	21	85.67	1.77	0.08

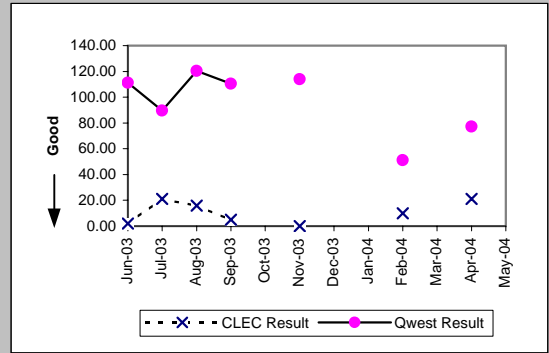


Unbundled Loop - DS1 Capable (Diagnostic)									
Date	CLEC Num	CLEC Denc	CLEC Resu	Standard D	Qwest Num	Qwest Denc	Qwest Resu	Mod Z Scr	Parity Scr
Jun-03	63	5	12.60	19.23	5777	77	75.03	-1.38	-1.84
Jul-03	165	12	13.75	18.56	6020	115	52.35	-1.38	-1.84
Aug-03	224	10	22.40	26.26	5884	92	63.96	-1.22	-1.74
Sep-03	194	6	32.33	40.11	5836	85	68.66	-0.79	-1.48
Oct-03	175	3	58.33	67.69	3443	49	70.27	-0.17	-1.1
Nov-03	160	4	40.00	74.67	2703	44	61.43	-0.38	-1.23
Dec-03	278	13	21.38	46.37	2982	65	45.88	-0.83	-1.51
Jan-04	266	8	33.25	66.48	2836	62	45.74	-0.33	-1.2
Feb-04	235	3	78.33	118.78	2881	37	77.86	0.36	-0.78
Mar-04	310	4	77.50	108.06	3494	60	58.23	0.62	-0.62
Apr-04	410	5	82.00	101.44	1841	35	52.60	0.89	-0.46
May-04	393	5	78.60	117.29	2028	45	45.07	0.97	-0.41

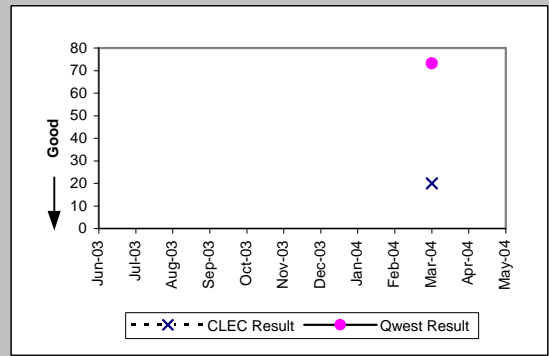


OP-15A - Interval for Pending Orders Delayed Past Due Date

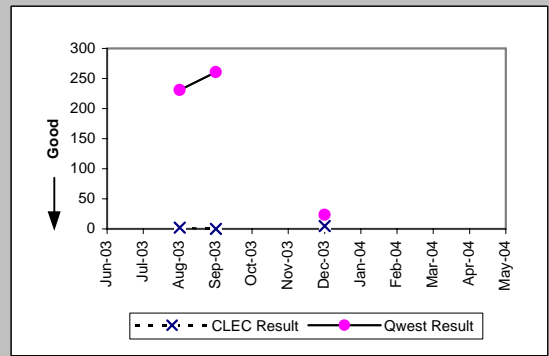
Unbundled Loop ISDN Capable (Diagnostic)										
Date	CLEC Num	CLEC Dend	CLEC Resu	Standard D	Qwest Num	Qwest Dend	Qwest Resu	Mod Z Scr	Parity Scr	
Jun-03	2	1	2.00		2671	24	111.29	-1.04	-1.63	
Jul-03	21	1	21.00		2691	30	89.70	-0.6	-1.37	
Aug-03	16	1	16.00		2890	24	120.42	-0.82	-1.5	
Sep-03	15	3	5.00	3.46	3313	30	110.43	-1.38	-1.84	
Oct-03										
Nov-03	0	1	0.00		3875	34	113.97	-0.84	-1.51	
Dec-03										
Jan-04										
Feb-04	10	1	10.00		1024	20	51.20	-0.73	-1.44	
Mar-04										
Apr-04	21	1	21.00		1469	19	77.32	-0.76	-1.46	
May-04										



Unbundled Loop - DS3 Capable (Diagnostic)										
Date	CLEC Num	CLEC Dend	CLEC Resu	Standard D	Qwest Num	Qwest Dend	Qwest Resu	Mod Z Scr	Parity Scr	
Jun-03										
Jul-03										
Aug-03										
Sep-03										
Oct-03										
Nov-03										
Dec-03										
Jan-04										
Feb-04										
Mar-04	40	2	20.00	0.00	439	6	73.17	-0.78	-1.47	
Apr-04										
May-04										

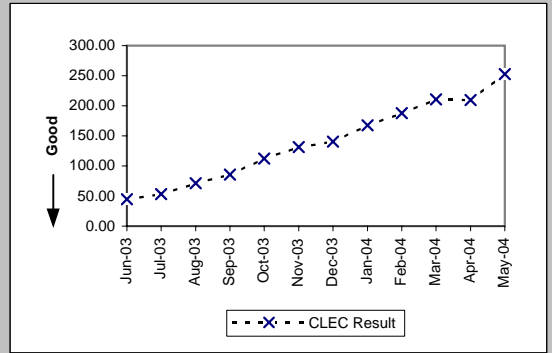


Qwest DSL (Parity)										
Date	CLEC Num	CLEC Dend	CLEC Resu	Standard D	Qwest Num	Qwest Dend	Qwest Resu	Mod Z Scr	Parity Scr	
Jun-03										
Jul-03										
Aug-03	2	1	2.00		17555	76	230.99	-1.05	-1.64	
Sep-03	0	1	0.00		18517	71	260.80	-1.16	-1.71	
Oct-03										
Nov-03										
Dec-03	5	1	5.00		983	42	23.40	-0.71	-1.43	
Jan-04										
Feb-04										
Mar-04										
Apr-04										
May-04										



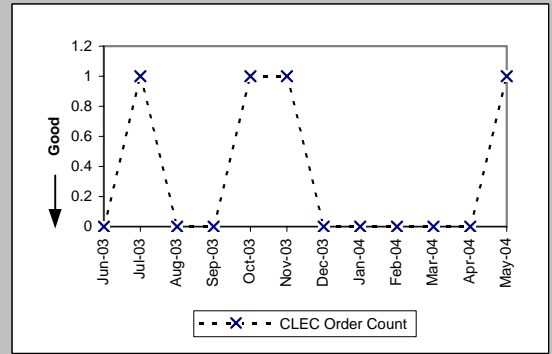
OP-15A - Interval for Pending Orders Delayed Past Due Date

Enhanced Extended Loops (EELs) (Diagnostic)					
Date	Num	Denom	CLEC Result	Standard Dev	
Jun-03	807	18	44.83	40.38	
Jul-03	903	17	53.12	48.15	
Aug-03	855	12	71.25	56.03	
Sep-03	1026	12	85.50	63.56	
Oct-03	1125	10	112.50	69.45	
Nov-03	1315	10	131.50	69.45	
Dec-03	1546	11	140.55	78.66	
Jan-04	1508	9	167.56	69.89	
Feb-04	1688	9	187.56	69.89	
Mar-04	1895	9	210.56	69.89	
Apr-04	2094	10	209.40	98.50	
May-04	2273	9	252.56	69.89	

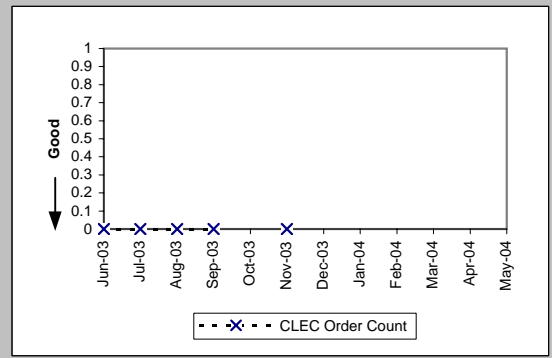


OP-15B - Count of Pending Orders Delayed for Facilities Reasons

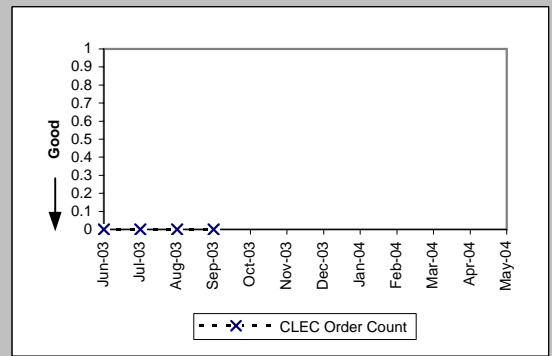
Residence (Diagnostic)	
Date	CLEC Order Count
Jun-03	0
Jul-03	1
Aug-03	0
Sep-03	0
Oct-03	1
Nov-03	1
Dec-03	0
Jan-04	0
Feb-04	0
Mar-04	0
Apr-04	0
May-04	1



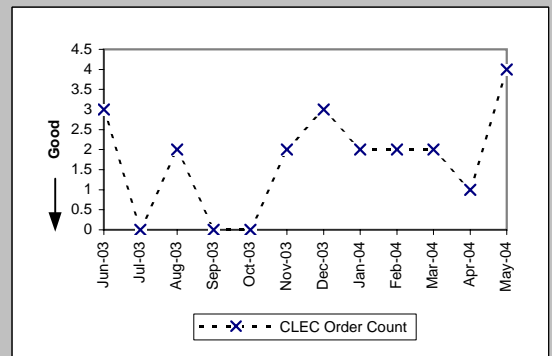
Business (Diagnostic)	
Date	CLEC Order Count
Jun-03	0
Jul-03	0
Aug-03	0
Sep-03	0
Oct-03	0
Nov-03	0
Dec-03	0
Jan-04	0
Feb-04	0
Mar-04	0
Apr-04	0
May-04	0



PBX (Diagnostic)	
Date	CLEC Order Count
Jun-03	0
Jul-03	0
Aug-03	0
Sep-03	0
Oct-03	0
Nov-03	0
Dec-03	0
Jan-04	0
Feb-04	0
Mar-04	0
Apr-04	0
May-04	0

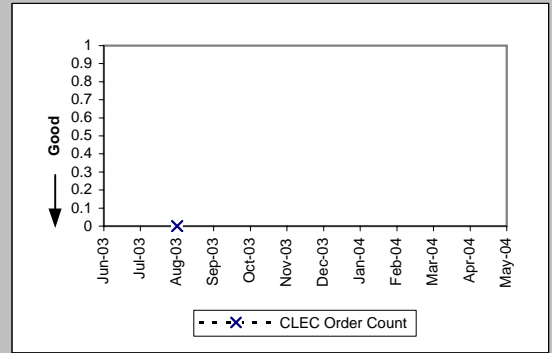


UNE - P (POTS) (Diagnostic)	
Date	CLEC Order Count
Jun-03	3
Jul-03	0
Aug-03	2
Sep-03	0
Oct-03	0
Nov-03	2
Dec-03	3
Jan-04	2
Feb-04	2
Mar-04	2
Apr-04	1
May-04	4

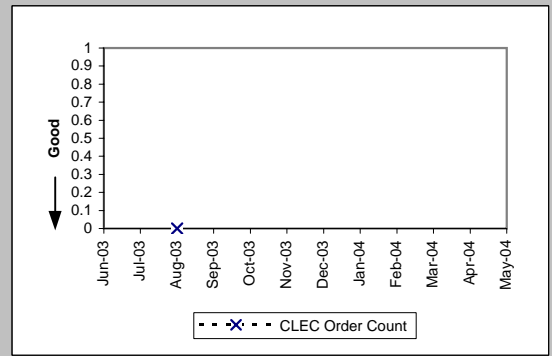


OP-15B - Count of Pending Orders Delayed for Facilities Reasons

UNE P (Centrex) (Diagnostic)	
Date	CLEC Order Count
Jun-03	
Jul-03	
Aug-03	0
Sep-03	
Oct-03	
Nov-03	
Dec-03	
Jan-04	
Feb-04	
Mar-04	
Apr-04	
May-04	

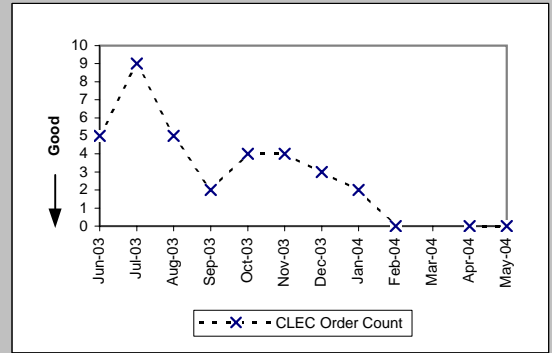


UNE P (Centrex 21) (Diagnostic)	
Date	CLEC Order Count
Jun-03	
Jul-03	
Aug-03	0
Sep-03	
Oct-03	
Nov-03	
Dec-03	
Jan-04	
Feb-04	
Mar-04	
Apr-04	
May-04	

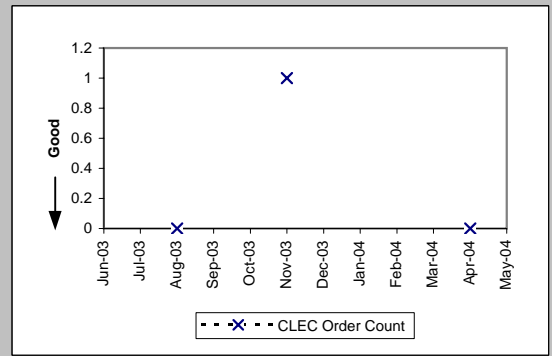


OP-15B - Count of Pending Orders Delayed for Facilities Reasons

Line Sharing (Diagnostic)	
Date	CLEC Order Count
Jun-03	5
Jul-03	9
Aug-03	5
Sep-03	2
Oct-03	4
Nov-03	4
Dec-03	3
Jan-04	2
Feb-04	0
Mar-04	0
Apr-04	0
May-04	0

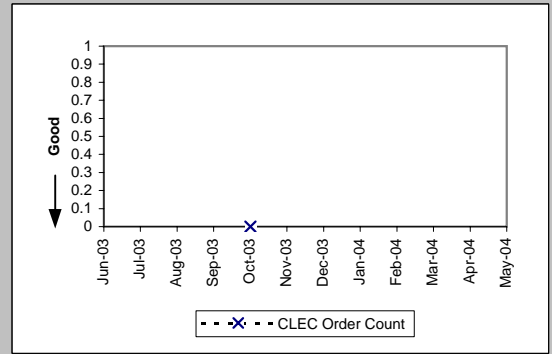


Line Splitting (Diagnostic)	
Date	CLEC Order Count
Jun-03	0
Jul-03	0
Aug-03	0
Sep-03	0
Oct-03	0
Nov-03	1
Dec-03	0
Jan-04	0
Feb-04	0
Mar-04	0
Apr-04	0
May-04	0

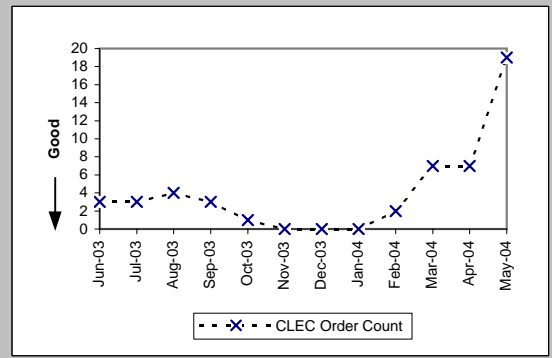


OP-15B - Count of Pending Orders Delayed for Facilities Reasons

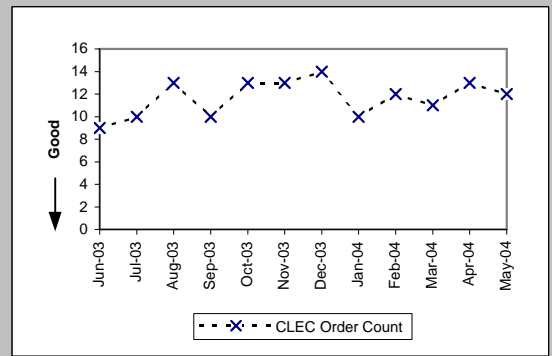
LIS Trunk (Diagnostic)	
Date	CLEC Order Count
Jun-03	
Jul-03	
Aug-03	
Sep-03	
Oct-03	0
Nov-03	
Dec-03	
Jan-04	
Feb-04	
Mar-04	
Apr-04	
May-04	



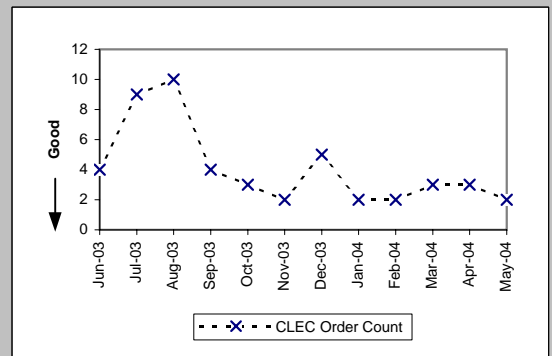
Unbundled Loop Analog (Diagnostic)	
Date	CLEC Order Count
Jun-03	3
Jul-03	3
Aug-03	4
Sep-03	3
Oct-03	1
Nov-03	0
Dec-03	0
Jan-04	0
Feb-04	2
Mar-04	7
Apr-04	7
May-04	19



Unbundled Loop - 2 Wire Non-Loaded (Diagnostic)	
Date	CLEC Order Count
Jun-03	9
Jul-03	10
Aug-03	13
Sep-03	10
Oct-03	13
Nov-03	13
Dec-03	14
Jan-04	10
Feb-04	12
Mar-04	11
Apr-04	13
May-04	12

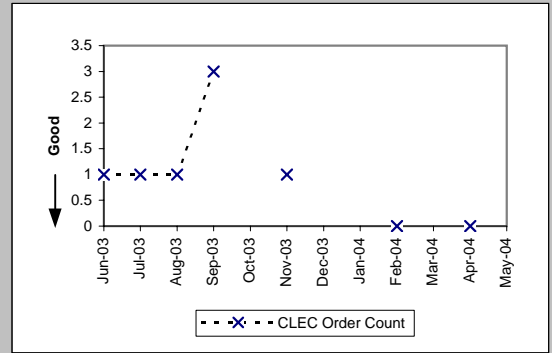


Unbundled Loop - DS1 Capable (Diagnostic)	
Date	CLEC Order Count
Jun-03	4
Jul-03	9
Aug-03	10
Sep-03	4
Oct-03	3
Nov-03	2
Dec-03	5
Jan-04	2
Feb-04	2
Mar-04	3
Apr-04	3
May-04	2

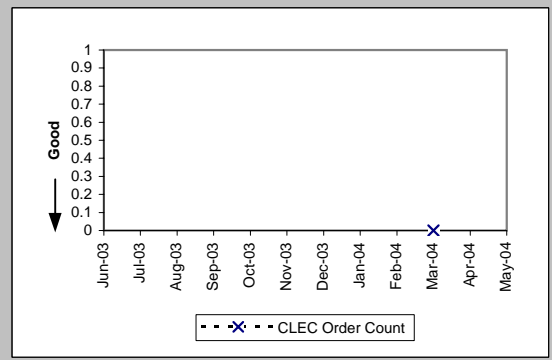


OP-15B - Count of Pending Orders Delayed for Facilities Reasons

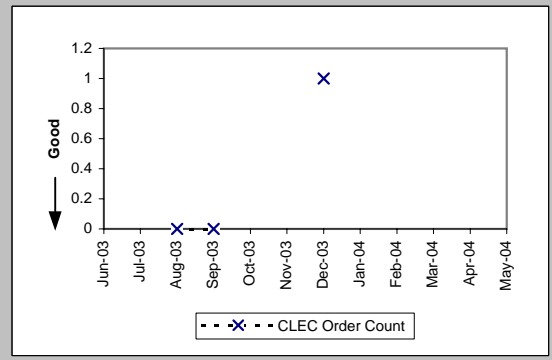
Unbundled Loop ISDN Capable (Diagnostic)	
Date	CLEC Order Count
Jun-03	1
Jul-03	1
Aug-03	1
Sep-03	3
Oct-03	
Nov-03	1
Dec-03	
Jan-04	
Feb-04	0
Mar-04	
Apr-04	0
May-04	



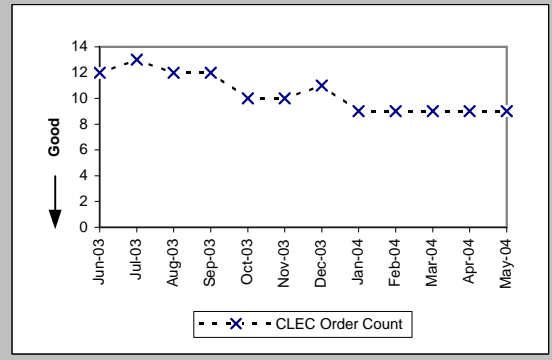
Unbundled Loop - DS3 Capable (Diagnostic)	
Date	CLEC Order Count
Jun-03	
Jul-03	
Aug-03	
Sep-03	
Oct-03	
Nov-03	
Dec-03	
Jan-04	
Feb-04	
Mar-04	0
Apr-04	
May-04	



Qwest DSL (Diagnostic)	
Date	CLEC Order Count
Jun-03	
Jul-03	
Aug-03	0
Sep-03	0
Oct-03	
Nov-03	
Dec-03	1
Jan-04	
Feb-04	
Mar-04	
Apr-04	
May-04	



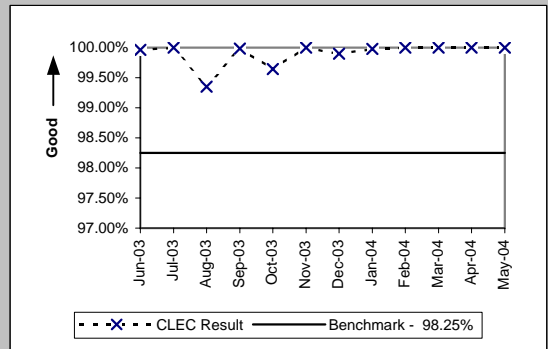
Enhanced Extended Loops (EELs) (Diagnostic)	
Date	CLEC Order Count
Jun-03	12
Jul-03	13
Aug-03	12
Sep-03	12
Oct-03	10
Nov-03	10
Dec-03	11
Jan-04	9
Feb-04	9
Mar-04	9
Apr-04	9
May-04	9



OP-17 - Timeliness of Disconnects associated with LNP Orders

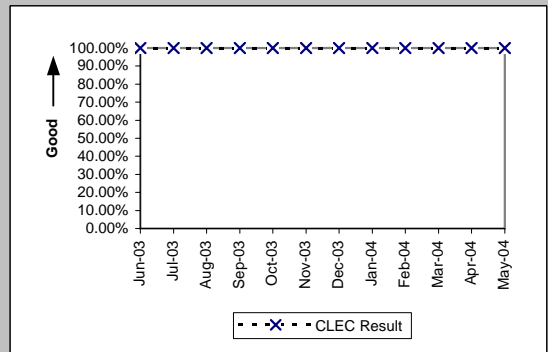
Timeliness of Disconnects associated with LNP Orders (Percent) (OP-17A) (Benchmark)

Date	CLEC Num	CLEC Denom	CLEC Result	CLEC Std Dev
Jun-03	5032	5034	99.96%	1.99%
Jul-03	7084	7084	100.00%	0.00%
Aug-03	3205	3226	99.35%	8.04%
Sep-03	5876	5877	99.98%	1.30%
Oct-03	4471	4487	99.64%	5.96%
Nov-03	10273	10273	100.00%	0.00%
Dec-03	5995	6001	99.90%	3.16%
Jan-04	4255	4256	99.98%	1.53%
Feb-04	8266	8266	100.00%	0.00%
Mar-04	3532	3532	100.00%	0.00%
Apr-04	11427	11427	100.00%	0.00%
May-04	4234	4234	100.00%	0.00%



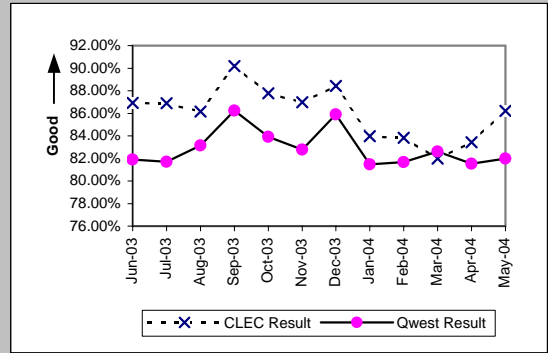
Timeliness of Disconnects associated with LNP Orders (Percent) (OP-17B) (Diagnostic)

Date	CLEC Num	CLEC Denom	CLEC Result	CLEC Std Dev
Jun-03	5034	5034	100.00%	0.00%
Jul-03	7084	7084	100.00%	0.00%
Aug-03	3226	3226	100.00%	0.00%
Sep-03	5877	5877	100.00%	0.00%
Oct-03	4487	4487	100.00%	0.00%
Nov-03	10273	10273	100.00%	0.00%
Dec-03	6001	6001	100.00%	0.00%
Jan-04	4256	4256	100.00%	0.00%
Feb-04	8266	8266	100.00%	0.00%
Mar-04	3532	3532	100.00%	0.00%
Apr-04	11427	11427	100.00%	0.00%
May-04	4234	4234	100.00%	0.00%



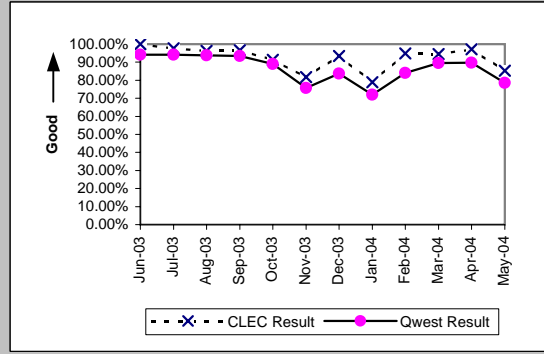
MR-2 - Calls Answered within 20 Seconds - Interconnect Repair Center (Percent)

Calls Answered within 20 seconds - Interconnect Repair Center (Percent) (MR-2) (Parity)						
Date	CLEC Num	CLEC Denom	CLEC Result	Qwest Num	Qwest Denom	Qwest Result
Jun-03	12206	14044	86.91%	449439	548847	81.89%
Jul-03	15255	17557	86.89%	497296	608569	81.72%
Aug-03	14043	16299	86.16%	481790	579527	83.14%
Sep-03	13904	15415	90.20%	463223	537131	86.24%
Oct-03	11982	13652	87.77%	435737	519212	83.92%
Nov-03	10968	12612	86.96%	397500	480265	82.77%
Dec-03	11105	12560	88.42%	382627	445380	85.91%
Jan-04	10155	12093	83.97%	425971	522736	81.49%
Feb-04	10716	12784	83.82%	389929	477458	81.67%
Mar-04	14126	17229	81.99%	446202	540194	82.60%
Apr-04	13439.81	16108	83.44%	428480	525513	81.54%
May-04	11581.08	13434	86.21%	423579	516643	81.99%

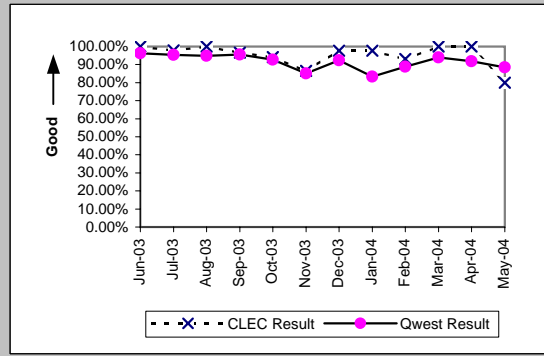


MR-3A - Out of Service Cleared within 24 Hours (Percent) - Dispatches within MSAs

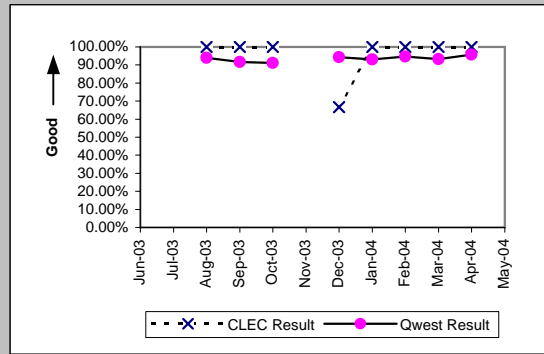
Residence (Parity)									
Date	CLEC Num	CLEC Denc	CLEC Resu	CLEC Std E	Qwest Num	Qwest Denc	Qwest Resu	Mod Z Scr	Parity Scr
Jun-03	122	122	100.00%	0.00%	8331	8844	94.20%	-2.72	-2.65
Jul-03	169	173	97.69%	15.03%	8497	9028	94.12%	-1.98	-2.2
Aug-03	152	158	96.20%	19.11%	8492	9062	93.71%	-1.28	-1.78
Sep-03	173	179	96.65%	18.00%	8796	9408	93.49%	-1.69	-2.03
Oct-03	125	137	91.24%	28.27%	10828	12174	88.94%	-0.85	-1.52
Nov-03	89	109	81.65%	38.71%	8754	11570	75.66%	-1.45	-1.88
Dec-03	72	77	93.51%	24.64%	8348	9983	83.62%	-2.33	-2.42
Jan-04	60	76	78.95%	40.77%	9153	12716	71.98%	-1.35	-1.82
Feb-04	37	39	94.87%	22.06%	6725	7995	84.12%	-1.83	-2.11
Mar-04	34	36	94.44%	22.91%	7459	8333	89.51%	-0.96	-1.59
Apr-04	35	36	97.22%	16.43%	7012	7817	89.70%	-1.48	-1.9
May-04	29	34	85.29%	35.42%	7510	9553	78.61%	-0.95	-1.58



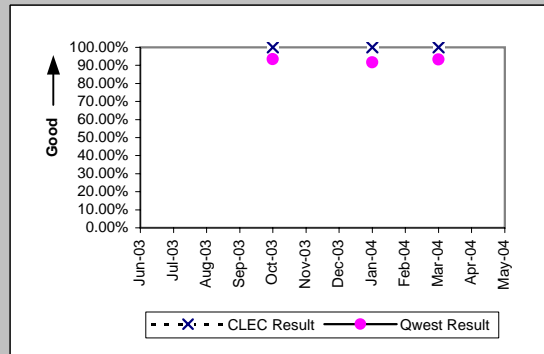
Business (Parity)									
Date	CLEC Num	CLEC Denc	CLEC Resu	CLEC Std E	Qwest Num	Qwest Denc	Qwest Resu	Mod Z Scr	Parity Scr
Jun-03	52	52	100.00%	0.00%	1038	1078	96.29%	-1.38	-1.84
Jul-03	45	46	97.83%	14.58%	1004	1052	95.44%	-0.76	-1.46
Aug-03	60	60	100.00%	0.00%	901	949	94.94%	-1.73	-2.05
Sep-03	58	60	96.67%	17.95%	1003	1050	95.52%	-0.42	-1.25
Oct-03	48	51	94.12%	23.53%	1302	1403	92.80%	-0.36	-1.22
Nov-03	51	59	86.44%	34.24%	896	1053	85.09%	-0.28	-1.17
Dec-03	42	43	97.67%	15.07%	987	1069	92.33%	-1.29	-1.79
Jan-04	43	44	97.73%	14.90%	1036	1243	83.35%	-2.52	-2.53
Feb-04	27	29	93.10%	25.34%	707	796	88.82%	-0.72	-1.44
Mar-04	4	4	100.00%	0.00%	881	938	93.92%	-0.51	-1.31
Apr-04	5	5	100.00%	0.00%	805	877	91.79%	-0.67	-1.41
May-04	8	10	80.00%	40.00%	858	970	88.45%	0.8	-0.51



Centrex (Parity)									
Date	CLEC Num	CLEC Denc	CLEC Resu	CLEC Std E	Qwest Num	Qwest Denc	Qwest Resu	Mod Z Scr	Parity Scr
Jun-03									
Jul-03									
Aug-03	2	2	100.00%	0.00%	93	99	93.94%	-0.36	-1.22
Sep-03	2	2	100.00%	0.00%	109	119	91.60%	-0.42	-1.26
Oct-03	1	1	100.00%	0.00%	103	113	91.15%	-0.31	-1.19
Nov-03									
Dec-03	2	3	66.67%	47.14%	66	70	94.29%	1.3	-0.21
Jan-04	4	4	100.00%	0.00%	67	72	93.06%	-0.53	-1.32
Feb-04	1	1	100.00%	0.00%	89	94	94.68%	-0.24	-1.14
Mar-04	2	2	100.00%	0.00%	69	74	93.24%	-0.38	-1.23
Apr-04	1	1	100.00%	0.00%	67	70	95.71%	-0.21	-1.13
May-04									

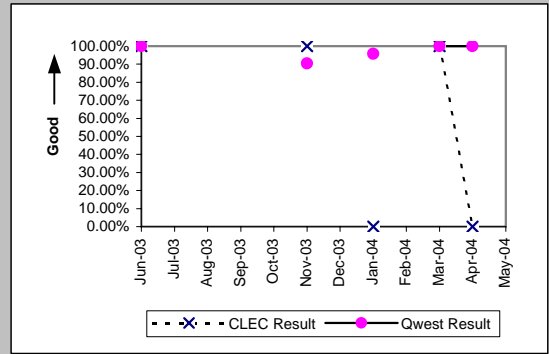


Centrex 21 (Parity)									
Date	CLEC Num	CLEC Denc	CLEC Resu	CLEC Std E	Qwest Num	Qwest Denc	Qwest Resu	Mod Z Scr	Parity Scr
Jun-03									
Jul-03									
Aug-03									
Sep-03									
Oct-03	1	1	100.00%	0.00%	170	182	93.41%	-0.26	-1.16
Nov-03									
Dec-03									
Jan-04	1	1	100.00%	0.00%	131	143	91.61%	-0.3	-1.18
Feb-04									
Mar-04	1	1	100.00%	0.00%	112	120	93.33%	-0.27	-1.16
Apr-04									
May-04									

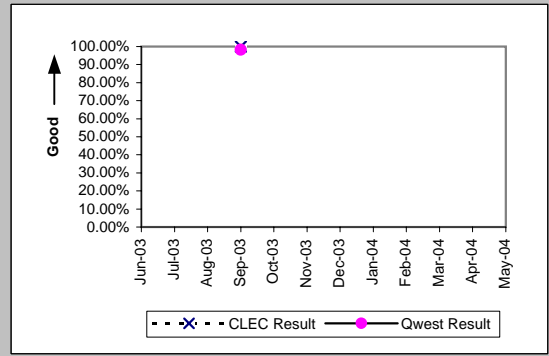


MR-3A - Out of Service Cleared within 24 Hours (Percent) - Dispatches within MSAs

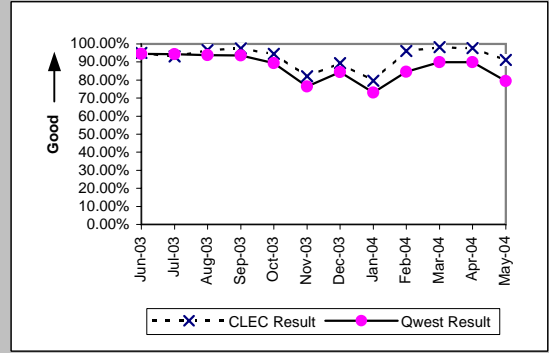
PBX (Parity)									
Date	CLEC Num	CLEC Denc	CLEC Resu	CLEC Std E	Qwest Num	Qwest Denc	Qwest Resu	Mod Z Scr	Parity Scr
Jun-03		2	2	100.00%		28	28	100.00%	N/A
Jul-03									
Aug-03									
Sep-03									
Oct-03									
Nov-03	1	1	100.00%	0.00%	19	21	90.48%	-0.32	-1.19
Dec-03									
Jan-04	0	1	0.00%	0.00%	23	24	95.83%	1.83	0.11
Feb-04									
Mar-04	2	2	100.00%	0.00%	29	29	100.00%	N/A	N/A
Apr-04	0	1	0.00%	0.00%	21	21	100.00%	N/A	0.29
May-04									



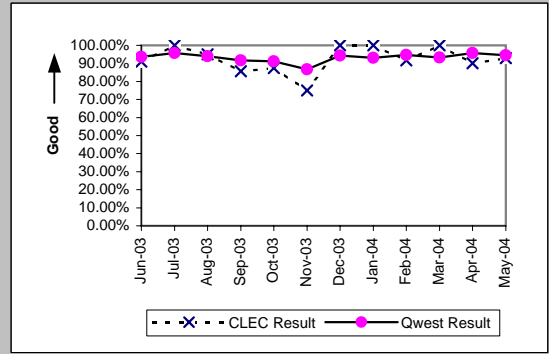
Basic Rate ISDN (Parity)									
Date	CLEC Num	CLEC Denc	CLEC Resu	CLEC Std E	Qwest Num	Qwest Denc	Qwest Resu	Mod Z Scr	Parity Scr
Jun-03									
Jul-03									
Aug-03									
Sep-03	1	1	100.00%	0.00%	55	56	98.21%	-0.13	-1.08
Oct-03									
Nov-03									
Dec-03									
Jan-04									
Feb-04									
Mar-04									
Apr-04									
May-04									



UNE - P (POTS) (Parity)									
Date	CLEC Num	CLEC Denc	CLEC Resu	CLEC Std E	Qwest Num	Qwest Denc	Qwest Resu	Mod Z Scr	Parity Scr
Jun-03	94	99	94.95%	21.90%	9369	9922	94.43%	-0.23	-1.14
Jul-03	81	87	93.10%	25.34%	9501	10080	94.26%	0.5	-0.7
Aug-03	87	90	96.67%	17.95%	9393	10011	93.83%	-1.11	-1.68
Sep-03	81	83	97.59%	15.33%	9799	10458	93.70%	-1.45	-1.88
Oct-03	309	327	94.50%	22.81%	12130	13577	89.34%	-2.98	-2.81
Nov-03	274	334	82.04%	38.39%	9650	12623	76.45%	-2.38	-2.44
Dec-03	295	330	89.39%	30.79%	9335	11052	84.46%	-2.44	-2.48
Jan-04	384	482	79.67%	40.25%	10189	13959	72.99%	-3.25	-2.97
Feb-04	322	335	96.12%	19.31%	7432	8791	84.54%	-5.75	-4.5
Mar-04	389	396	98.23%	13.18%	8340	9271	89.96%	-5.36	-4.26
Apr-04	410	420	97.62%	15.25%	7817	8694	89.91%	-5.12	-4.11
May-04	539	592	91.05%	28.55%	8368	10523	79.52%	-6.76	-5.11

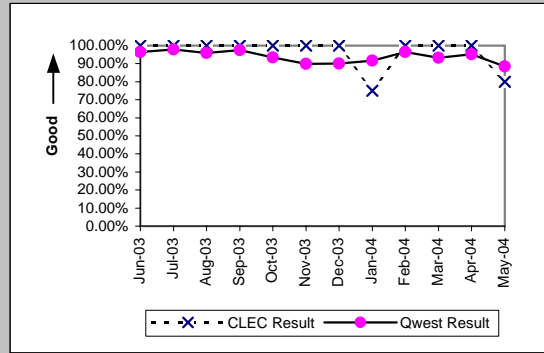


UNE P (Centrex) (Parity)									
Date	CLEC Num	CLEC Denc	CLEC Resu	CLEC Std E	Qwest Num	Qwest Denc	Qwest Resu	Mod Z Scr	Parity Scr
Jun-03	10	11	90.91%	28.75%	118	126	93.65%	0.35	-0.79
Jul-03	19	19	100.00%	0.00%	115	120	95.83%	-0.84	-1.51
Aug-03	19	20	95.00%	21.79%	93	99	93.94%	-0.18	-1.11
Sep-03	12	14	85.71%	34.99%	109	119	91.60%	0.7	-0.57
Oct-03	14	16	87.50%	33.07%	103	113	91.15%	0.48	-0.71
Nov-03	15	20	75.00%	43.30%	59	68	86.76%	1.2	-0.27
Dec-03	13	13	100.00%	0.00%	66	70	94.29%	-0.82	-1.5
Jan-04	12	12	100.00%	0.00%	67	72	93.06%	-0.88	-1.53
Feb-04	11	12	91.67%	27.64%	89	94	94.68%	0.4	-0.76
Mar-04	8	8	100.00%	0.00%	69	74	93.24%	-0.72	-1.44
Apr-04	9	10	90.00%	30.00%	67	70	95.71%	0.66	-0.6
May-04	13	14	92.86%	25.75%	52	55	94.55%	0.22	-0.87

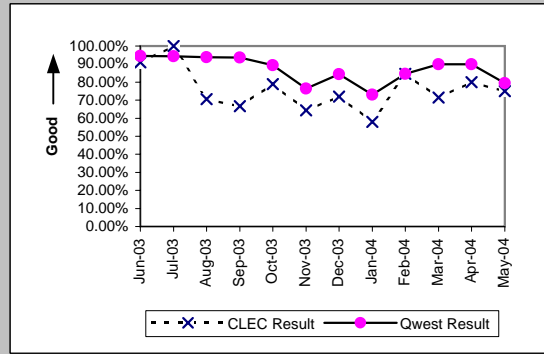


MR-3A - Out of Service Cleared within 24 Hours (Percent) - Dispatches within MSAs

UNE P (Centrex 21) (Parity)										
Date	CLEC Num	CLEC Denc	CLEC Resu	CLEC Std	Qwest Num	Qwest Denc	Qwest Resu	Mod Z Scr	Parity Scr	
Jun-03	1	1	100.00%	0.00%	139	144	96.53%	-0.19	-1.11	
Jul-03	2	2	100.00%	0.00%	135	138	97.83%	-0.21	-1.13	
Aug-03	4	4	100.00%	0.00%	116	121	95.87%	-0.41	-1.25	
Sep-03	2	2	100.00%	0.00%	114	117	97.44%	-0.23	-1.14	
Oct-03	3	3	100.00%	0.00%	170	182	93.41%	-0.46	-1.28	
Nov-03	4	4	100.00%	0.00%	124	138	89.86%	-0.66	-1.4	
Dec-03	5	5	100.00%	0.00%	118	131	90.08%	-0.73	-1.44	
Jan-04	3	4	75.00%	43.30%	131	143	91.61%	0.93	-0.43	
Feb-04	5	5	100.00%	0.00%	80	83	96.39%	-0.42	-1.26	
Mar-04	1	1	100.00%	0.00%	112	120	93.33%	-0.27	-1.16	
Apr-04	2	2	100.00%	0.00%	80	84	95.24%	-0.31	-1.19	
May-04	4	5	80.00%	40.00%	92	104	88.46%	0.52	-0.68	

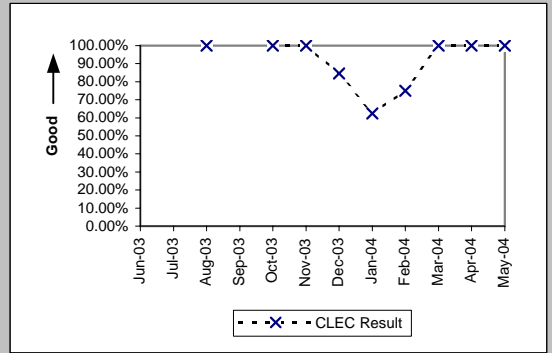


Line Sharing (Parity)										
Date	CLEC Num	CLEC Denc	CLEC Resu	CLEC Std	Qwest Num	Qwest Denc	Qwest Resu	Mod Z Scr	Parity Scr	
Jun-03	10	11	90.91%	28.75%	9369	9922	94.43%	0.53	-0.68	
Jul-03	15	15	100.00%	0.00%	9501	10080	94.26%	-0.96	-1.58	
Aug-03	12	17	70.59%	45.56%	9393	10011	93.83%	2.95	0.8	
Sep-03	10	15	66.67%	47.14%	9799	10458	93.70%	3.12	0.9	
Oct-03	15	19	78.95%	40.77%	12130	13577	89.34%	1.34	-0.18	
Nov-03	9	14	64.29%	47.92%	9650	12623	76.45%	1.03	-0.37	
Dec-03	18	25	72.00%	44.90%	9335	11052	84.46%	1.6	-0.03	
Jan-04	11	19	57.89%	49.37%	10189	13959	72.99%	1.41	-0.14	
Feb-04	11	13	84.62%	36.08%	7432	8791	84.54%	-0.01	-1	
Mar-04	5	7	71.43%	45.18%	8340	9271	89.96%	1.36	-0.18	
Apr-04	8	10	80.00%	40.00%	7817	8694	89.91%	0.96	-0.42	
May-04	6	8	75.00%	43.30%	8368	10523	79.52%	0.35	-0.79	



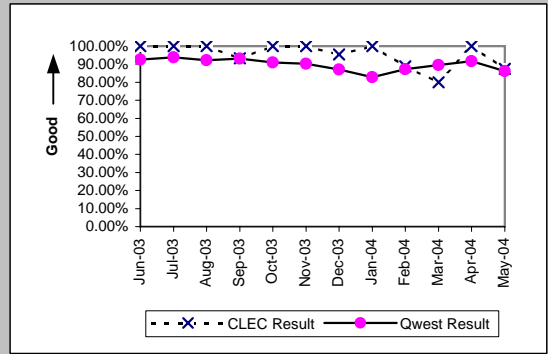
MR-3A - Out of Service Cleared within 24 Hours (Percent) - Dispatches within MSAs

Line Splitting (Diagnostic)				
Date	Numerator	Denominator	CLEC Result	Standard Dev
Jun-03				
Jul-03				
Aug-03	1	1	100.00%	0.00%
Sep-03				
Oct-03	1	1	100.00%	0.00%
Nov-03	2	2	100.00%	0.00%
Dec-03	11	13	84.62%	36.08%
Jan-04	5	8	62.50%	48.41%
Feb-04	3	4	75.00%	43.30%
Mar-04	2	2	100.00%	0.00%
Apr-04	5	5	100.00%	0.00%
May-04	3	3	100.00%	0.00%

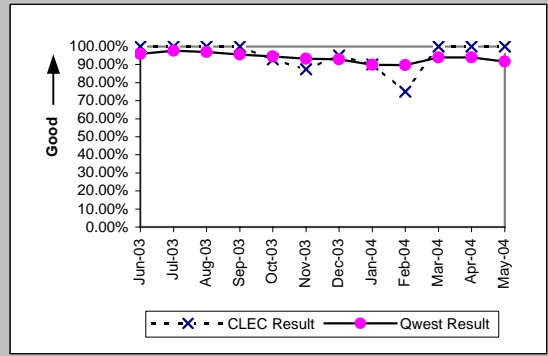


MR-3B - Out of Service Cleared within 24 Hours (Percent) - Dispatches outside MSAs

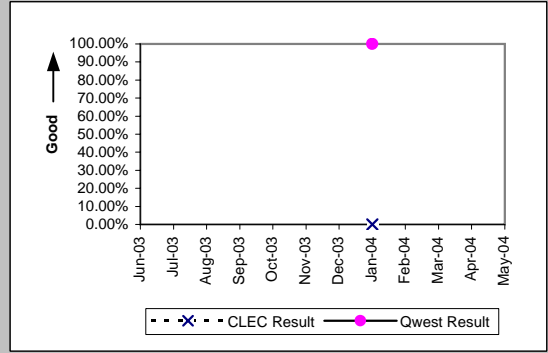
Residence (Parity)									
Date	CLEC Num	CLEC Denc	CLEC Resu	CLEC Std	Qwest Num	Qwest Denc	Qwest Resu	Mod Z Scr	Parity Scr
Jun-03	13	13	100.00%	0.00%	1702	1840	92.50%	-1.02	-1.62
Jul-03	12	12	100.00%	0.00%	2014	2148	93.76%	-0.89	-1.54
Aug-03	20	20	100.00%	0.00%	2042	2214	92.23%	-1.29	-1.79
Sep-03	28	30	93.33%	24.94%	1763	1895	93.03%	-0.06	-1.04
Oct-03	27	27	100.00%	0.00%	2112	2323	90.92%	-1.63	-1.99
Nov-03	17	17	100.00%	0.00%	1770	1961	90.26%	-1.35	-1.82
Dec-03	21	22	95.45%	20.83%	1963	2257	86.97%	-1.18	-1.72
Jan-04	17	17	100.00%	0.00%	2072	2502	82.81%	-1.87	-2.14
Feb-04	8	9	88.89%	31.43%	1587	1820	87.20%	-0.15	-1.09
Mar-04	4	5	80.00%	40.00%	1749	1954	89.51%	0.65	-0.61
Apr-04	5	5	100.00%	0.00%	1614	1760	91.70%	-0.67	-1.41
May-04	7	8	87.50%	33.07%	1690	1962	86.14%	-0.11	-1.07



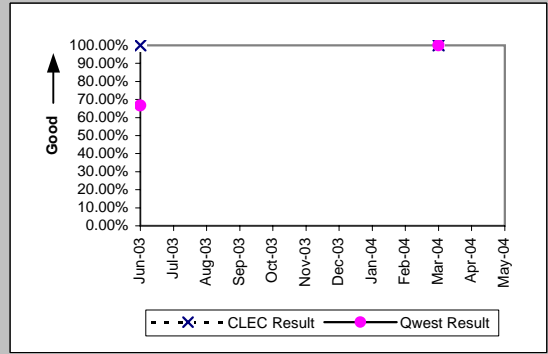
Business (Parity)									
Date	CLEC Num	CLEC Denc	CLEC Resu	CLEC Std	Qwest Num	Qwest Denc	Qwest Resu	Mod Z Scr	Parity Scr
Jun-03	20	20	100.00%	0.00%	239	249	95.98%	-0.88	-1.54
Jul-03	13	13	100.00%	0.00%	261	267	97.75%	-0.53	-1.32
Aug-03	13	13	100.00%	0.00%	226	233	97.00%	-0.62	-1.38
Sep-03	15	15	100.00%	0.00%	240	251	95.62%	-0.81	-1.49
Oct-03	13	14	92.86%	25.75%	223	236	94.49%	0.29	-0.82
Nov-03	7	8	87.50%	33.07%	208	223	93.27%	0.59	-0.64
Dec-03	19	20	95.00%	21.79%	234	252	92.86%	-0.36	-1.22
Jan-04	9	10	90.00%	30.00%	239	266	89.85%	-0.02	-1.01
Feb-04	3	4	75.00%	43.30%	193	215	89.77%	0.81	-0.51
Mar-04	1	1	100.00%	0.00%	202	215	93.95%	-0.25	-1.15
Apr-04	2	2	100.00%	0.00%	188	200	94.00%	-0.36	-1.22
May-04	2	2	100.00%	0.00%	189	206	91.75%	-0.42	-1.26



Centrex 21 (Parity)									
Date	CLEC Num	CLEC Denc	CLEC Resu	CLEC Std	Qwest Num	Qwest Denc	Qwest Resu	Mod Z Scr	Parity Scr
Jun-03									
Jul-03									
Aug-03									
Sep-03									
Oct-03									
Nov-03									
Dec-03									
Jan-04	0	1	0.00%	0.00%	9	9	100.00%	N/A	0.07
Feb-04									
Mar-04									
Apr-04									
May-04									

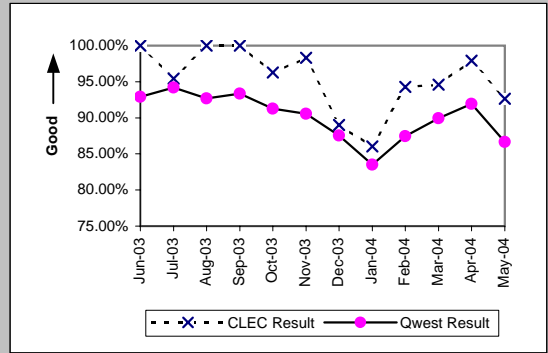


PBX (Parity)									
Date	CLEC Num	CLEC Denc	CLEC Resu	CLEC Std	Qwest Num	Qwest Denc	Qwest Resu	Mod Z Scr	Parity Scr
Jun-03	2	2	100.00%	0.00%	2	3	66.67%	-0.77	-1.47
Jul-03									
Aug-03									
Sep-03									
Oct-03									
Nov-03									
Dec-03									
Jan-04									
Feb-04									
Mar-04	4	4	100.00%	0.00%	7	7	100.00%	N/A	N/A
Apr-04									
May-04									

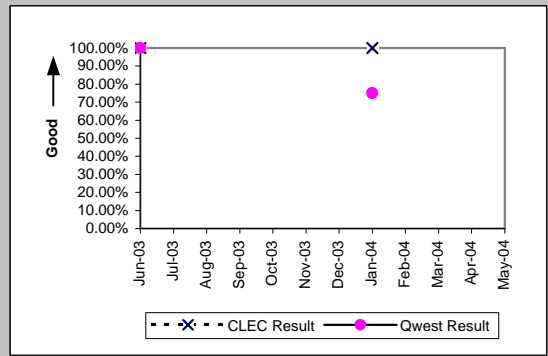


MR-3B - Out of Service Cleared within 24 Hours (Percent) - Dispatches outside MSAs

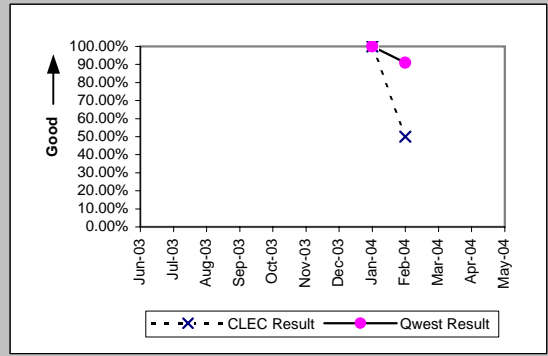
UNE - P (POTS) (Parity)										
Date	CLEC Num	CLEC Dend	CLEC Resu	CLEC Std	Qwest Num	Qwest Dend	Qwest Resu	Mod Z Scr	Parity Scr	
Jun-03	15	15	100.00%	0.00%	1941	2089	92.92%	-1.07	-1.65	
Jul-03	21	22	95.45%	20.83%	2275	2415	94.20%	-0.25	-1.15	
Aug-03	10	10	100.00%	0.00%	2268	2447	92.68%	-0.89	-1.54	
Sep-03	9	9	100.00%	0.00%	2003	2146	93.34%	-0.8	-1.49	
Oct-03	52	54	96.30%	18.89%	2335	2559	91.25%	-1.3	-1.79	
Nov-03	59	60	98.33%	12.80%	1978	2184	90.57%	-2.03	-2.23	
Dec-03	73	82	89.02%	31.26%	2197	2509	87.56%	-0.39	-1.24	
Jan-04	74	86	86.05%	34.65%	2311	2768	83.49%	-0.63	-1.38	
Feb-04	66	70	94.29%	23.21%	1780	2035	87.47%	-1.69	-2.03	
Mar-04	70	74	94.59%	22.61%	1951	2169	89.95%	-1.31	-1.79	
Apr-04	93	95	97.89%	14.36%	1802	1960	91.94%	-2.08	-2.27	
May-04	101	109	92.66%	26.08%	1879	2168	86.67%	-1.8	-2.09	



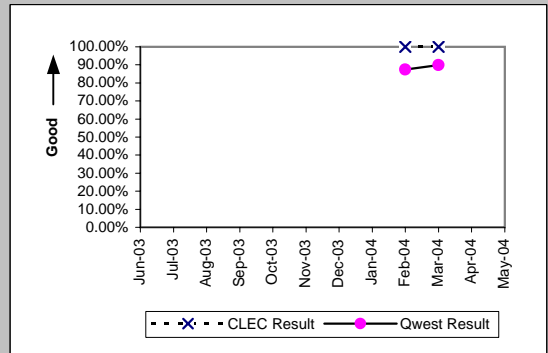
UNE P (Centrex) (Parity)										
Date	CLEC Num	CLEC Dend	CLEC Resu	CLEC Std	Qwest Num	Qwest Dend	Qwest Resu	Mod Z Scr	Parity Scr	
Jun-03					15	15	100.00%	N/A	N/A	
Jul-03										
Aug-03										
Sep-03										
Oct-03										
Nov-03										
Dec-03										
Jan-04	1	1	100.00%	0.00%	9	12	75.00%	-0.55	-1.34	
Feb-04										
Mar-04										
Apr-04										
May-04										



UNE P (Centrex 21) (Parity)										
Date	CLEC Num	CLEC Dend	CLEC Resu	CLEC Std	Qwest Num	Qwest Dend	Qwest Resu	Mod Z Scr	Parity Scr	
Jun-03										
Jul-03										
Aug-03										
Sep-03										
Oct-03										
Nov-03										
Dec-03										
Jan-04	4	4	100.00%	0.00%	9	9	100.00%	N/A	N/A	
Feb-04	1	2	50.00%	50.00%	10	11	90.91%	1.05	-0.36	
Mar-04										
Apr-04										
May-04										

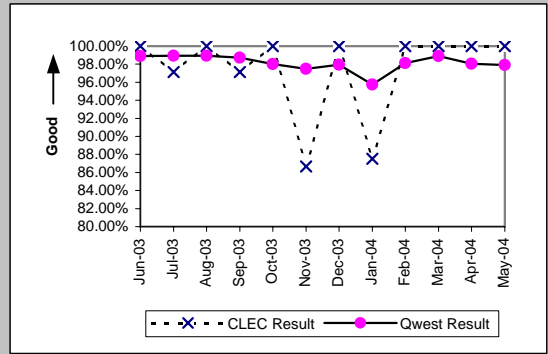


Line Sharing (Parity)										
Date	CLEC Num	CLEC Dend	CLEC Resu	CLEC Std	Qwest Num	Qwest Dend	Qwest Resu	Mod Z Scr	Parity Scr	
Jun-03										
Jul-03										
Aug-03										
Sep-03										
Oct-03										
Nov-03										
Dec-03										
Jan-04										
Feb-04	1	1	100.00%	0.00%	1780	2035	87.47%	-0.38	-1.23	
Mar-04	1	1	100.00%	0.00%	1951	2169	89.95%	-0.33	-1.2	
Apr-04										
May-04										

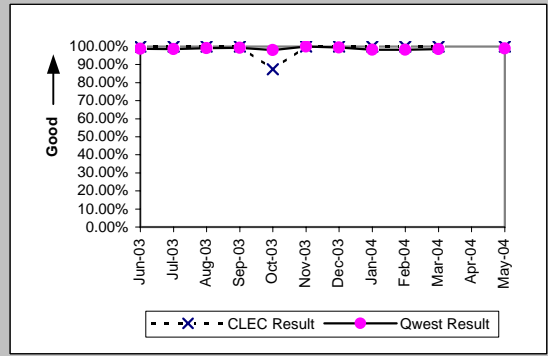


MR-3C - Out of Service Cleared within 24 Hours (Percent) - No dispatches

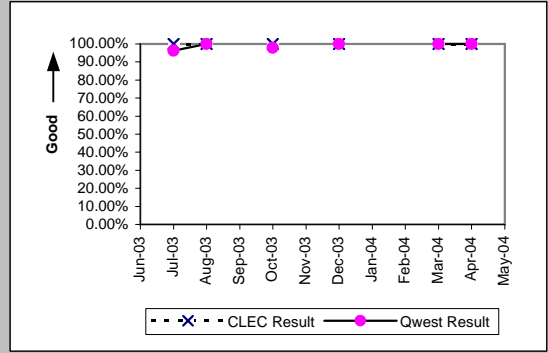
Residence (Parity)									
Date	CLEC Num	CLEC Denc	CLEC Resu	CLEC Std E	Qwest Num	Qwest Denc	Qwest Resu	Mod Z Scr	Parity Scr
Jun-03	16	16	100.00%	0.00%	1338	1353	98.89%	-0.42	-1.26
Jul-03	34	35	97.14%	16.66%	1588	1605	98.94%	0.88	-0.47
Aug-03	26	26	100.00%	0.00%	1584	1601	98.94%	-0.52	-1.32
Sep-03	34	35	97.14%	16.66%	1859	1883	98.73%	0.76	-0.54
Oct-03	21	21	100.00%	0.00%	1475	1505	98.01%	-0.65	-1.39
Nov-03	13	15	86.67%	33.99%	1352	1387	97.48%	1.89	0.15
Dec-03	12	12	100.00%	0.00%	1385	1414	97.95%	-0.5	-1.3
Jan-04	7	8	87.50%	33.07%	1570	1640	95.73%	0.95	-0.42
Feb-04	9	9	100.00%	0.00%	1400	1427	98.11%	-0.42	-1.25
Mar-04	3	3	100.00%	0.00%	1687	1706	98.89%	-0.18	-1.11
Apr-04	4	4	100.00%	0.00%	1207	1231	98.05%	-0.28	-1.17
May-04	3	3	100.00%	0.00%	1226	1252	97.92%	-0.25	-1.15



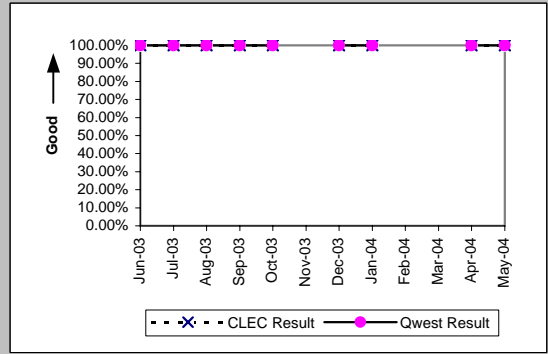
Business (Parity)									
Date	CLEC Num	CLEC Denc	CLEC Resu	CLEC Std E	Qwest Num	Qwest Denc	Qwest Resu	Mod Z Scr	Parity Scr
Jun-03	8	8	100.00%	0.00%	226	229	98.69%	-0.32	-1.19
Jul-03	23	23	100.00%	0.00%	263	267	98.50%	-0.57	-1.35
Aug-03	21	21	100.00%	0.00%	221	223	99.10%	-0.42	-1.25
Sep-03	26	26	100.00%	0.00%	266	268	99.25%	-0.42	-1.26
Oct-03	7	8	87.50%	33.07%	249	254	98.03%	1.36	-0.17
Nov-03	7	7	100.00%	0.00%	176	176	100.00%	N/A	N/A
Dec-03	12	12	100.00%	0.00%	188	189	99.47%	-0.24	-1.15
Jan-04	6	6	100.00%	0.00%	230	234	98.29%	-0.32	-1.19
Feb-04	6	6	100.00%	0.00%	228	232	98.28%	-0.32	-1.19
Mar-04	1	1	100.00%	0.00%	215	218	98.62%	-0.12	-1.07
Apr-04	1	1	100.00%	0.00%	215	218	98.62%	-0.12	-1.07
May-04	3	3	100.00%	0.00%	187	189	98.94%	-0.18	-1.11



Centrex (Parity)									
Date	CLEC Num	CLEC Denc	CLEC Resu	CLEC Std E	Qwest Num	Qwest Denc	Qwest Resu	Mod Z Scr	Parity Scr
Jun-03									
Jul-03	1	1	100.00%	0.00%	53	55	96.36%	-0.19	-1.12
Aug-03	1	1	100.00%	0.00%	49	49	100.00%	N/A	N/A
Sep-03									
Oct-03	1	1	100.00%	0.00%	45	46	97.83%	-0.15	-1.09
Nov-03									
Dec-03	1	1	100.00%	0.00%	30	30	100.00%	N/A	N/A
Jan-04									
Feb-04									
Mar-04	1	1	100.00%	0.00%	24	24	100.00%	N/A	N/A
Apr-04	3	3	100.00%	0.00%	22	22	100.00%	N/A	N/A
May-04									

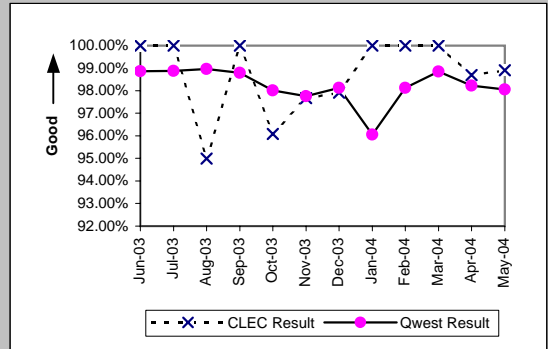


PBX (Parity)									
Date	CLEC Num	CLEC Denc	CLEC Resu	CLEC Std E	Qwest Num	Qwest Denc	Qwest Resu	Mod Z Scr	Parity Scr
Jun-03	4	4	100.00%	0.00%	49	49	100.00%	N/A	N/A
Jul-03	2	2	100.00%	0.00%	50	50	100.00%	N/A	N/A
Aug-03	3	3	100.00%	0.00%	76	76	100.00%	N/A	N/A
Sep-03	2	2	100.00%	0.00%	61	61	100.00%	N/A	N/A
Oct-03	1	1	100.00%	0.00%	82	82	100.00%	N/A	N/A
Nov-03									
Dec-03	1	1	100.00%	0.00%	44	44	100.00%	N/A	N/A
Jan-04	2	2	100.00%	0.00%	60	60	100.00%	N/A	N/A
Feb-04									
Mar-04									
Apr-04	1	1	100.00%	0.00%	44	44	100.00%	N/A	N/A
May-04	4	4	100.00%	0.00%	38	38	100.00%	N/A	N/A

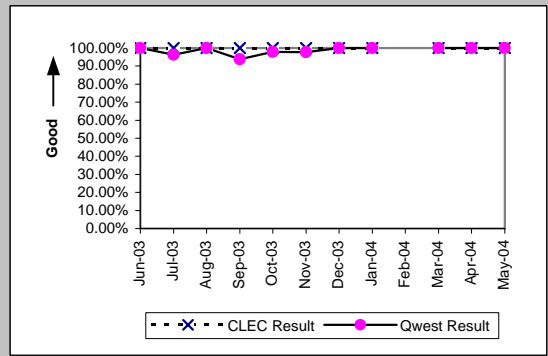


MR-3C - Out of Service Cleared within 24 Hours (Percent) - No dispatches

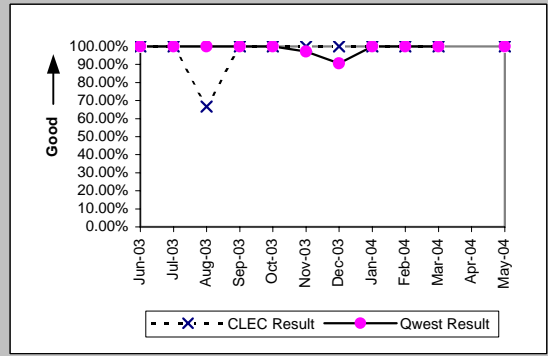
UNE - P (POTS) (Parity)										
Date	CLEC Num	CLEC Dend	CLEC Resu	CLEC Std	Qwest Num	Qwest Dend	Qwest Resu	Mod Z Scr	Parity Scr	
Jun-03	15	15	100.00%	0.00%	1564	1582	98.86%	-0.41	-1.25	
Jul-03	21	21	100.00%	0.00%	1851	1872	98.88%	-0.49	-1.3	
Aug-03	19	20	95.00%	21.79%	1805	1824	98.96%	1.25	-0.24	
Sep-03	32	32	100.00%	0.00%	2125	2151	98.79%	-0.62	-1.38	
Oct-03	49	51	96.08%	19.41%	1724	1759	98.01%	0.92	-0.44	
Nov-03	42	43	97.67%	15.07%	1528	1563	97.76%	0.12	-0.93	
Dec-03	47	48	97.92%	14.28%	1573	1603	98.13%	0.18	-0.89	
Jan-04	58	58	100.00%	0.00%	1800	1874	96.05%	-1.52	-1.92	
Feb-04	73	73	100.00%	0.00%	1628	1659	98.13%	-1.15	-1.7	
Mar-04	66	66	100.00%	0.00%	1902	1924	98.86%	-0.86	-1.52	
Apr-04	76	77	98.70%	11.32%	1388	1413	98.23%	-0.31	-1.19	
May-04	90	91	98.90%	10.43%	1413	1441	98.06%	-0.57	-1.34	



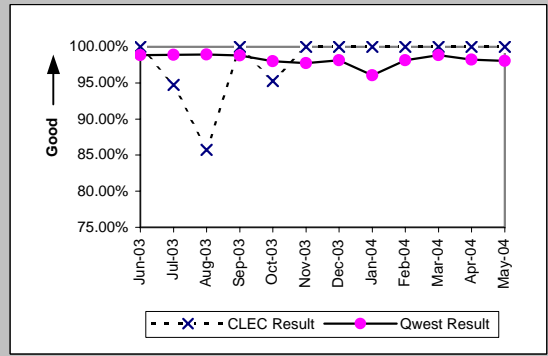
UNE P (Centrex) (Parity)										
Date	CLEC Num	CLEC Dend	CLEC Resu	CLEC Std	Qwest Num	Qwest Dend	Qwest Resu	Mod Z Scr	Parity Scr	
Jun-03	3	3	100.00%	0.00%	59	59	100.00%	N/A	N/A	
Jul-03	2	2	100.00%	0.00%	53	55	96.36%	-0.27	-1.16	
Aug-03	6	6	100.00%	0.00%	49	49	100.00%	N/A	N/A	
Sep-03	2	2	100.00%	0.00%	45	48	93.75%	-0.36	-1.22	
Oct-03	3	3	100.00%	0.00%	45	46	97.83%	-0.25	-1.15	
Nov-03	5	5	100.00%	0.00%	42	43	97.67%	-0.33	-1.2	
Dec-03	4	4	100.00%	0.00%	30	30	100.00%	N/A	N/A	
Jan-04	7	7	100.00%	0.00%	45	45	100.00%	N/A	N/A	
Feb-04										
Mar-04	4	4	100.00%	0.00%	24	24	100.00%	N/A	N/A	
Apr-04	1	1	100.00%	0.00%	22	22	100.00%	N/A	N/A	
May-04	4	4	100.00%	0.00%	24	24	100.00%	N/A	N/A	



UNE P (Centrex 21) (Parity)										
Date	CLEC Num	CLEC Dend	CLEC Resu	CLEC Std	Qwest Num	Qwest Dend	Qwest Resu	Mod Z Scr	Parity Scr	
Jun-03	1	1	100.00%	0.00%	36	36	100.00%	N/A	N/A	
Jul-03	4	4	100.00%	0.00%	43	43	100.00%	N/A	N/A	
Aug-03	2	3	66.67%	47.14%	29	29	100.00%	N/A	0.08	
Sep-03	1	1	100.00%	0.00%	43	43	100.00%	N/A	N/A	
Oct-03	2	2	100.00%	0.00%	37	37	100.00%	N/A	N/A	
Nov-03	2	2	100.00%	0.00%	35	36	97.22%	-0.23	-1.14	
Dec-03	2	2	100.00%	0.00%	29	32	90.63%	-0.44	-1.27	
Jan-04	4	4	100.00%	0.00%	27	27	100.00%	N/A	N/A	
Feb-04	1	1	100.00%	0.00%	24	24	100.00%	N/A	N/A	
Mar-04	3	3	100.00%	0.00%	22	22	100.00%	N/A	N/A	
Apr-04										
May-04	2	2	100.00%	0.00%	21	21	100.00%	N/A	N/A	



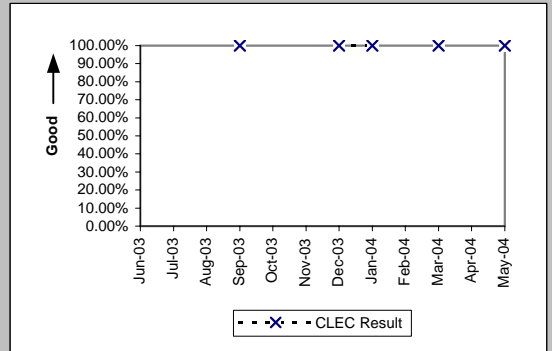
Line Sharing (Parity)										
Date	CLEC Num	CLEC Dend	CLEC Resu	CLEC Std	Qwest Num	Qwest Dend	Qwest Resu	Mod Z Scr	Parity Scr	
Jun-03	10	10	100.00%	0.00%	1564	1582	98.86%	-0.34	-1.21	
Jul-03	18	19	94.74%	22.33%	1851	1872	98.88%	1.24	-0.25	
Aug-03	18	21	85.71%	34.99%	1805	1824	98.96%	3.2	0.94	
Sep-03	14	14	100.00%	0.00%	2125	2151	98.79%	-0.41	-1.25	
Oct-03	20	21	95.24%	21.30%	1724	1759	98.01%	0.81	-0.51	
Nov-03	15	15	100.00%	0.00%	1528	1563	97.76%	-0.58	-1.35	
Dec-03	13	13	100.00%	0.00%	1573	1603	98.13%	-0.5	-1.3	
Jan-04	16	16	100.00%	0.00%	1800	1874	96.05%	-0.81	-1.49	
Feb-04	11	11	100.00%	0.00%	1628	1659	98.13%	-0.46	-1.28	
Mar-04	13	13	100.00%	0.00%	1902	1924	98.86%	-0.39	-1.23	
Apr-04	9	9	100.00%	0.00%	1388	1413	98.23%	-0.4	-1.24	
May-04	5	5	100.00%	0.00%	1413	1441	98.06%	-0.31	-1.19	



MR-3C - Out of Service Cleared within 24 Hours (Percent) - No dispatches

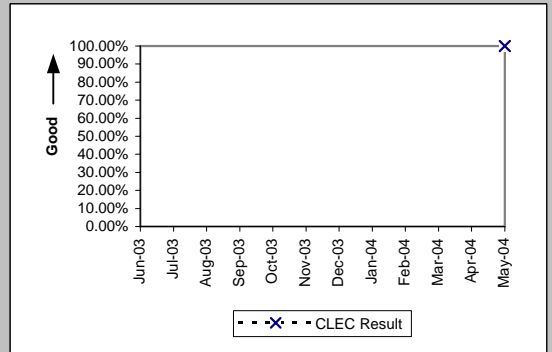
Line Splitting (Diagnostic)

Date	Numerator	Denominator	CLEC Result	Standard Dev
Jun-03				
Jul-03				
Aug-03				
Sep-03	1	1	100.00%	0.00%
Oct-03				
Nov-03				
Dec-03	1	1	100.00%	0.00%
Jan-04	2	2	100.00%	0.00%
Feb-04				
Mar-04	1	1	100.00%	0.00%
Apr-04				
May-04	1	1	100.00%	0.00%



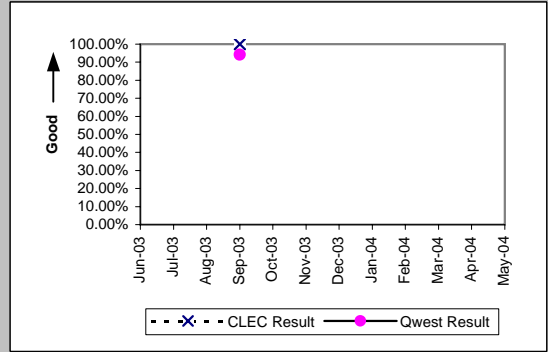
Sub-Loop Unbundling (Diagnostic)

Date	Numerator	Denominator	CLEC Result	Standard Dev
Jun-03				
Jul-03				
Aug-03				
Sep-03				
Oct-03				
Nov-03				
Dec-03				
Jan-04				
Feb-04				
Mar-04				
Apr-04				
May-04	1	1	100.00%	0.00%

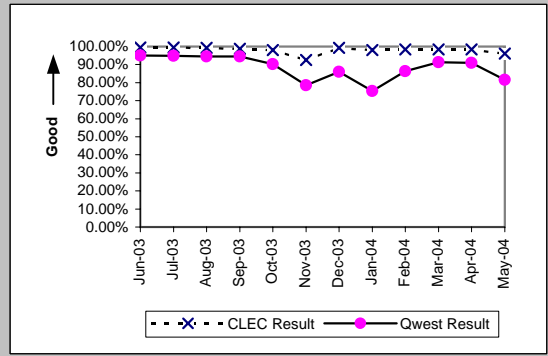


MR-3D - Out of Service Cleared within 24 Hours (Percent) - Interval Zone One

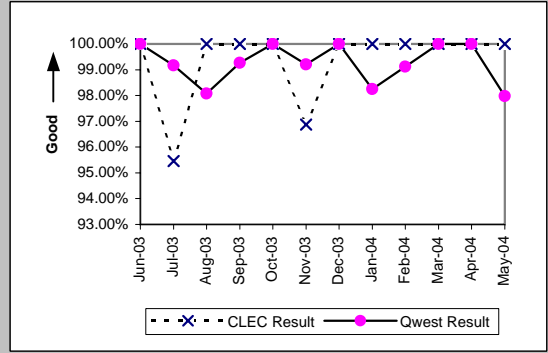
Qwest DSL (Parity)									
Date	CLEC Num	CLEC Denc	CLEC Resu	CLEC Std E	Qwest Num	Qwest Denc	Qwest Resu	Mod Z Scr	Parity Scr
Jun-03									
Jul-03									
Aug-03									
Sep-03	1	1	100.00%	0.00%	289	307	94.14%	-0.25	-1.15
Oct-03									
Nov-03									
Dec-03									
Jan-04									
Feb-04									
Mar-04									
Apr-04									
May-04									



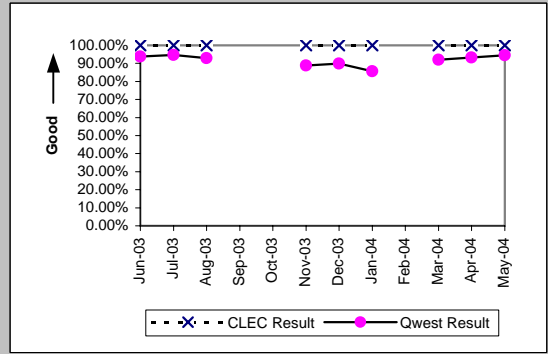
Unbundled Loop Analog (Parity)									
Date	CLEC Num	CLEC Denc	CLEC Resu	CLEC Std E	Qwest Num	Qwest Denc	Qwest Resu	Mod Z Scr	Parity Scr
Jun-03	166	167	99.40%	7.72%	10742	11312	94.96%	-2.6	-2.58
Jul-03	191	192	99.48%	7.20%	11090	11688	94.88%	-2.87	-2.74
Aug-03	146	147	99.32%	8.22%	10945	11582	94.50%	-2.55	-2.55
Sep-03	158	160	98.75%	11.11%	11695	12378	94.48%	-2.35	-2.43
Oct-03	210	214	98.13%	13.54%	13634	15114	90.21%	-3.87	-3.35
Nov-03	201	217	92.63%	26.13%	11016	14024	78.55%	-5.01	-4.05
Dec-03	155	156	99.36%	7.98%	10727	12469	86.03%	-4.77	-3.9
Jan-04	158	161	98.14%	13.52%	11707	15547	75.30%	-6.68	-5.06
Feb-04	122	124	98.39%	12.60%	8694	10069	86.34%	-3.88	-3.36
Mar-04	128	130	98.46%	12.31%	10008	10957	91.34%	-2.87	-2.75
Apr-04	118	120	98.33%	12.80%	9047	9946	90.96%	-2.8	-2.7
May-04	98	102	96.08%	19.41%	9636	11818	81.54%	-3.77	-3.29



Unbundled Loop - 2 Wire Non-Loaded (Parity)									
Date	CLEC Num	CLEC Denc	CLEC Resu	CLEC Std E	Qwest Num	Qwest Denc	Qwest Resu	Mod Z Scr	Parity Scr
Jun-03	25	25	100.00%	0.00%	137	137	100.00%	N/A	N/A
Jul-03	21	22	95.45%	20.83%	119	120	99.17%	1.03	-0.37
Aug-03	13	13	100.00%	0.00%	153	156	98.08%	-0.49	-1.29
Sep-03	23	23	100.00%	0.00%	135	136	99.26%	-0.38	-1.23
Oct-03	26	26	100.00%	0.00%	171	171	100.00%	N/A	N/A
Nov-03	31	32	96.88%	17.40%	124	125	99.20%	0.82	-0.5
Dec-03	18	18	100.00%	0.00%	109	109	100.00%	N/A	N/A
Jan-04	13	13	100.00%	0.00%	112	114	98.25%	-0.46	-1.28
Feb-04	18	18	100.00%	0.00%	113	114	99.12%	-0.37	-1.23
Mar-04	27	27	100.00%	0.00%	105	105	100.00%	N/A	N/A
Apr-04	13	13	100.00%	0.00%	136	136	100.00%	N/A	N/A
May-04	10	10	100.00%	0.00%	97	99	97.98%	-0.43	-1.26

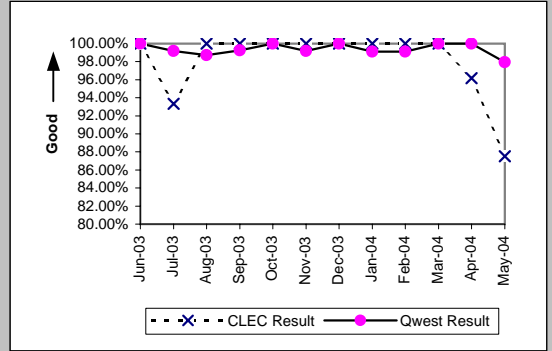


Unbundled Loop - ADSL Qualified (Parity)									
Date	CLEC Num	CLEC Denc	CLEC Resu	CLEC Std E	Qwest Num	Qwest Denc	Qwest Resu	Mod Z Scr	Parity Scr
Jun-03	3	3	100.00%	0.00%	319	340	93.82%	-0.44	-1.27
Jul-03	5	5	100.00%	0.00%	264	279	94.62%	-0.53	-1.32
Aug-03	5	5	100.00%	0.00%	207	223	92.83%	-0.61	-1.37
Sep-03									
Oct-03									
Nov-03	4	4	100.00%	0.00%	221	249	88.76%	-0.71	-1.43
Dec-03	1	1	100.00%	0.00%	178	198	89.90%	-0.33	-1.2
Jan-04	1	1	100.00%	0.00%	155	181	85.64%	-0.41	-1.25
Feb-04									
Mar-04	2	2	100.00%	0.00%	302	328	92.07%	-0.41	-1.25
Apr-04	3	3	100.00%	0.00%	320	343	93.29%	-0.46	-1.28
May-04	1	1	100.00%	0.00%	314	332	94.58%	-0.24	-1.15



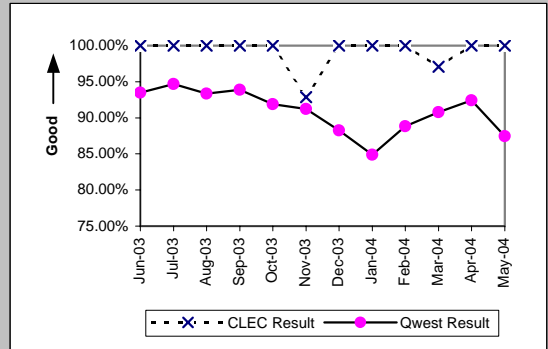
MR-3D - Out of Service Cleared within 24 Hours (Percent) - Interval Zone One

Unbundled Loop ISDN Capable (Parity)									
Date	CLEC Num	CLEC Dend	CLEC Resu	CLEC Std	Qwest Num	Qwest Dend	Qwest Resu	Mod Z Scr	Parity Scr
Jun-03	29	29	100.00%	0.00%	137	137	100.00%	N/A	N/A
Jul-03	14	15	93.33%	24.94%	119	120	99.17%	1.26	-0.24
Aug-03	19	19	100.00%	0.00%	153	155	98.71%	-0.47	-1.29
Sep-03	16	16	100.00%	0.00%	135	136	99.26%	-0.33	-1.2
Oct-03	19	19	100.00%	0.00%	171	171	100.00%	N/A	N/A
Nov-03	12	12	100.00%	0.00%	122	123	99.19%	-0.3	-1.18
Dec-03	11	11	100.00%	0.00%	109	109	100.00%	N/A	N/A
Jan-04	20	20	100.00%	0.00%	111	112	99.11%	-0.39	-1.24
Feb-04	11	11	100.00%	0.00%	113	114	99.12%	-0.3	-1.18
Mar-04	16	16	100.00%	0.00%	105	105	100.00%	N/A	N/A
Apr-04	25	26	96.15%	19.23%	136	136	100.00%	N/A	-0.1
May-04	7	8	87.50%	33.07%	96	98	97.96%	1.24	-0.25

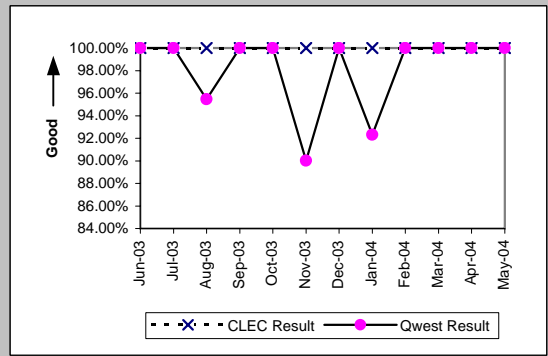


MR-3E - Out of Service Cleared within 24 Hours (Percent) - Interval Zone Two

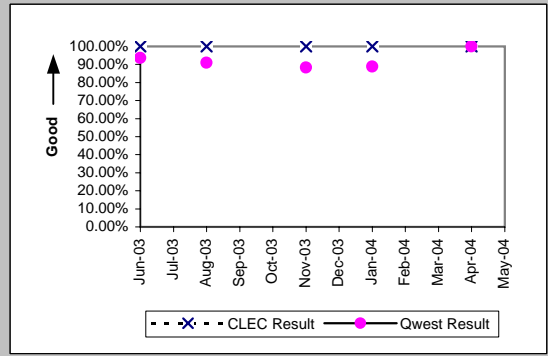
Unbundled Loop Analog (Parity)										
Date	CLEC Num	CLEC Dend	CLEC Resu	CLEC Std	Qwest Num	Qwest Dend	Qwest Resu	Mod Z Scr	Parity Scr	
Jun-03	14	14	100.00%	0.00%	2132	2281	93.47%	-0.99	-1.6	
Jul-03	10	10	100.00%	0.00%	2537	2679	94.70%	-0.75	-1.45	
Aug-03	17	17	100.00%	0.00%	2521	2700	93.37%	-1.1	-1.67	
Sep-03	11	11	100.00%	0.00%	2232	2377	93.90%	-0.84	-1.51	
Oct-03	21	21	100.00%	0.00%	2555	2781	91.87%	-1.36	-1.83	
Nov-03	13	14	92.86%	25.75%	2140	2346	91.22%	-0.22	-1.13	
Dec-03	14	14	100.00%	0.00%	2378	2695	88.24%	-1.36	-1.83	
Jan-04	17	17	100.00%	0.00%	2593	3054	84.91%	-1.73	-2.05	
Feb-04	12	12	100.00%	0.00%	2146	2416	88.82%	-1.23	-1.75	
Mar-04	33	34	97.06%	16.90%	2185	2407	90.78%	-1.26	-1.76	
Apr-04	23	23	100.00%	0.00%	1960	2121	92.41%	-1.37	-1.83	
May-04	20	20	100.00%	0.00%	2024	2314	87.47%	-1.69	-2.02	



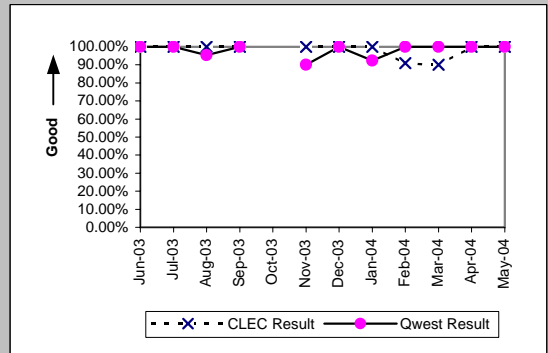
Unbundled Loop - 2 Wire Non-Loaded (Parity)										
Date	CLEC Num	CLEC Dend	CLEC Resu	CLEC Std	Qwest Num	Qwest Dend	Qwest Resu	Mod Z Scr	Parity Scr	
Jun-03	3	3	100.00%	0.00%	9	9	100.00%	N/A	N/A	
Jul-03	6	6	100.00%	0.00%	13	13	100.00%	N/A	N/A	
Aug-03	6	6	100.00%	0.00%	21	22	95.45%	-0.47	-1.29	
Sep-03	1	1	100.00%	0.00%	15	15	100.00%	N/A	N/A	
Oct-03	3	3	100.00%	0.00%	9	9	100.00%	N/A	N/A	
Nov-03	5	5	100.00%	0.00%	9	10	90.00%	-0.61	-1.37	
Dec-03	5	5	100.00%	0.00%	11	11	100.00%	N/A	N/A	
Jan-04	5	5	100.00%	0.00%	12	13	92.31%	-0.55	-1.33	
Feb-04	5	5	100.00%	0.00%	19	19	100.00%	N/A	N/A	
Mar-04	5	5	100.00%	0.00%	11	11	100.00%	N/A	N/A	
Apr-04	7	7	100.00%	0.00%	11	11	100.00%	N/A	N/A	
May-04	1	1	100.00%	0.00%	18	18	100.00%	N/A	N/A	



Unbundled Loop - ADSL Qualified (Parity)										
Date	CLEC Num	CLEC Dend	CLEC Resu	CLEC Std	Qwest Num	Qwest Dend	Qwest Resu	Mod Z Scr	Parity Scr	
Jun-03	1	1	100.00%	0.00%	29	31	93.55%	-0.26	-1.16	
Jul-03										
Aug-03	1	1	100.00%	0.00%	20	22	90.91%	-0.31	-1.19	
Sep-03										
Oct-03										
Nov-03	1	1	100.00%	0.00%	15	17	88.24%	-0.35	-1.22	
Dec-03										
Jan-04	2	2	100.00%	0.00%	16	18	88.89%	-0.47	-1.29	
Feb-04										
Mar-04										
Apr-04	1	1	100.00%	0.00%	28	28	100.00%	N/A	N/A	
May-04										

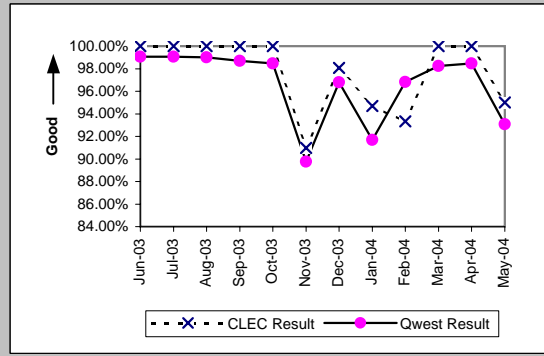


Unbundled Loop ISDN Capable (Parity)										
Date	CLEC Num	CLEC Dend	CLEC Resu	CLEC Std	Qwest Num	Qwest Dend	Qwest Resu	Mod Z Scr	Parity Scr	
Jun-03	3	3	100.00%	0.00%	9	9	100.00%	N/A	N/A	
Jul-03	2	2	100.00%	0.00%	13	13	100.00%	N/A	N/A	
Aug-03	6	6	100.00%	0.00%	21	22	95.45%	-0.47	-1.29	
Sep-03	6	6	100.00%	0.00%	15	15	100.00%	N/A	N/A	
Oct-03										
Nov-03	11	11	100.00%	0.00%	9	10	90.00%	-0.76	-1.46	
Dec-03	4	4	100.00%	0.00%	10	10	100.00%	N/A	N/A	
Jan-04	9	9	100.00%	0.00%	12	13	92.31%	-0.67	-1.4	
Feb-04	10	11	90.91%	28.75%	19	19	100.00%	N/A	-0.45	
Mar-04	9	10	90.00%	30.00%	11	11	100.00%	N/A	-0.59	
Apr-04	8	8	100.00%	0.00%	11	11	100.00%	N/A	N/A	
May-04	1	1	100.00%	0.00%	18	18	100.00%	N/A	N/A	

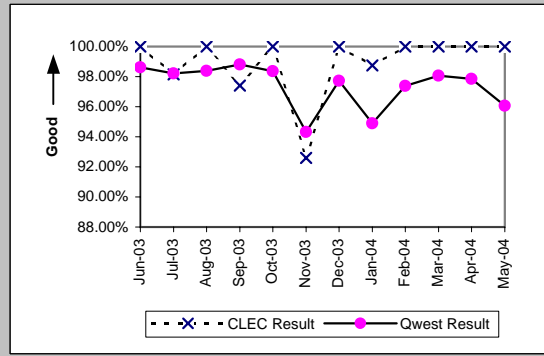


MR-4A - All Troubles Cleared within 48 Hours (Percent) - Dispatches within MSAs

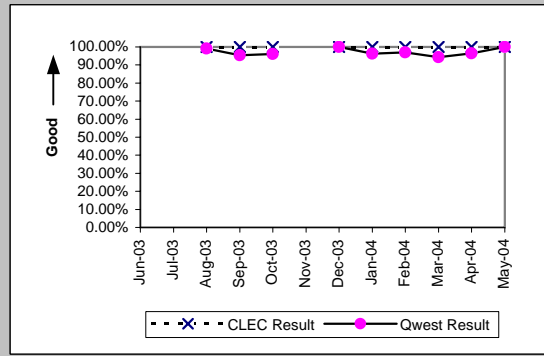
Residence (Parity)									
Date	CLEC Num	CLEC Denc	CLEC Resu	CLEC Std	Qwest Num	Qwest Denc	Qwest Resu	Mod Z Scr	Parity Scr
Jun-03	144	144	100.00%	0.00%	11012	11115	99.07%	-1.15	-1.7
Jul-03	204	204	100.00%	0.00%	11215	11322	99.05%	-1.38	-1.84
Aug-03	184	184	100.00%	0.00%	11335	11448	99.01%	-1.34	-1.82
Sep-03	212	212	100.00%	0.00%	11614	11766	98.71%	-1.65	-2
Oct-03	161	161	100.00%	0.00%	14971	15204	98.47%	-1.57	-1.96
Nov-03	111	122	90.98%	28.64%	12634	14077	89.75%	-0.45	-1.27
Dec-03	101	103	98.06%	13.80%	12490	12905	96.78%	-0.73	-1.44
Jan-04	89	94	94.68%	22.44%	15176	16551	91.69%	-1.05	-1.64
Feb-04	42	45	93.33%	24.94%	10242	10578	96.82%	1.22	-0.26
Mar-04	41	41	100.00%	0.00%	10834	11029	98.23%	-0.86	-1.52
Apr-04	39	39	100.00%	0.00%	9948	10104	98.46%	-0.78	-1.47
May-04	38	40	95.00%	21.79%	11113	11940	93.07%	-0.48	-1.29



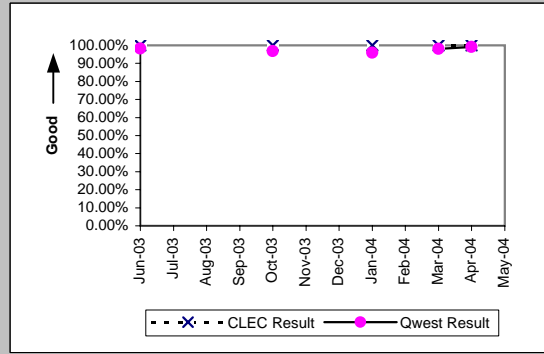
Business (Parity)									
Date	CLEC Num	CLEC Denc	CLEC Resu	CLEC Std	Qwest Num	Qwest Denc	Qwest Resu	Mod Z Scr	Parity Scr
Jun-03	59	59	100.00%	0.00%	1276	1294	98.61%	-0.89	-1.54
Jul-03	53	54	98.15%	13.48%	1262	1285	98.21%	0.11	-0.93
Aug-03	67	67	100.00%	0.00%	1151	1170	98.38%	-1.02	-1.62
Sep-03	75	77	97.40%	15.91%	1251	1266	98.82%	1	-0.39
Oct-03	75	75	100.00%	0.00%	1677	1705	98.36%	-1.1	-1.67
Nov-03	75	81	92.59%	26.19%	1196	1268	94.32%	0.67	-0.59
Dec-03	77	77	100.00%	0.00%	1290	1320	97.73%	-1.3	-1.79
Jan-04	78	79	98.73%	11.18%	1452	1530	94.90%	-1.51	-1.92
Feb-04	34	34	100.00%	0.00%	1044	1072	97.39%	-0.94	-1.57
Mar-04	7	7	100.00%	0.00%	1214	1238	98.06%	-0.37	-1.23
Apr-04	6	6	100.00%	0.00%	1091	1115	97.85%	-0.36	-1.22
May-04	12	12	100.00%	0.00%	1148	1195	96.07%	-0.7	-1.42



Centrex (Parity)									
Date	CLEC Num	CLEC Denc	CLEC Resu	CLEC Std	Qwest Num	Qwest Denc	Qwest Resu	Mod Z Scr	Parity Scr
Jun-03									
Jul-03									
Aug-03	2	2	100.00%	0.00%	108	109	99.08%	-0.13	-1.08
Sep-03	2	2	100.00%	0.00%	126	132	95.45%	-0.31	-1.19
Oct-03	2	2	100.00%	0.00%	121	126	96.03%	-0.29	-1.17
Nov-03									
Dec-03	3	3	100.00%	0.00%	76	76	100.00%	N/A	N/A
Jan-04	4	4	100.00%	0.00%	77	80	96.25%	-0.39	-1.23
Feb-04	1	1	100.00%	0.00%	99	102	97.06%	-0.17	-1.11
Mar-04	2	2	100.00%	0.00%	82	87	94.25%	-0.35	-1.21
Apr-04	1	1	100.00%	0.00%	81	84	96.43%	-0.19	-1.12
May-04	1	1	100.00%	0.00%	64	64	100.00%	N/A	N/A

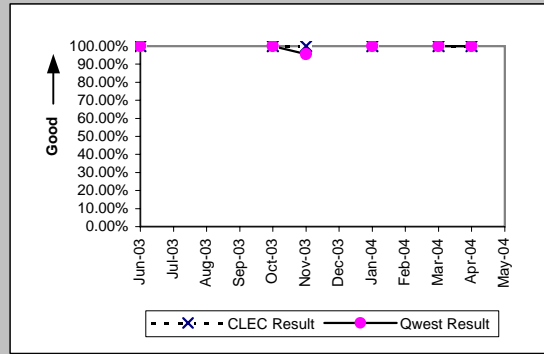


Centrex 21 (Parity)									
Date	CLEC Num	CLEC Denc	CLEC Resu	CLEC Std	Qwest Num	Qwest Denc	Qwest Resu	Mod Z Scr	Parity Scr
Jun-03	2	2	100.00%	0.00%	164	167	98.20%	-0.19	-1.12
Jul-03									
Aug-03									
Sep-03									
Oct-03	1	1	100.00%	0.00%	210	217	96.77%	-0.18	-1.11
Nov-03									
Dec-03									
Jan-04	1	1	100.00%	0.00%	165	172	95.93%	-0.21	-1.12
Feb-04									
Mar-04	1	1	100.00%	0.00%	149	152	98.03%	-0.14	-1.09
Apr-04	1	1	100.00%	0.00%	106	107	99.07%	-0.1	-1.06
May-04									

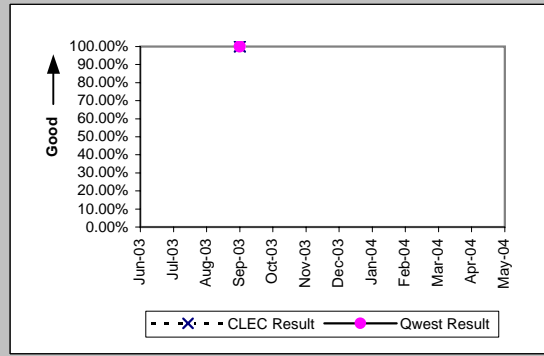


MR-4A - All Troubles Cleared within 48 Hours (Percent) - Dispatches within MSAs

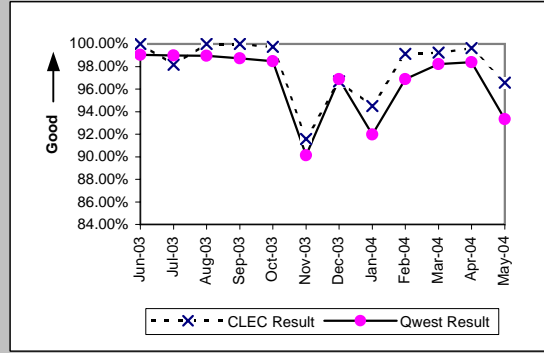
PBX (Parity)										
Date	CLEC Num	CLEC Denc	CLEC Resu	CLEC Std	Qwest Num	Qwest Denc	Qwest Resu	Mod Z Scr	Parity Scr	
Jun-03		2	2	100.00%		34	34	100.00%	N/A	N/A
Jul-03										
Aug-03										
Sep-03										
Oct-03	1	1	100.00%	0.00%	30	30	100.00%	N/A	N/A	
Nov-03	1	1	100.00%	0.00%	22	23	95.65%	-0.21	-1.13	
Dec-03										
Jan-04	1	1	100.00%	0.00%	25	25	100.00%	N/A	N/A	
Feb-04										
Mar-04	2	2	100.00%	0.00%	32	32	100.00%	N/A	N/A	
Apr-04	1	1	100.00%	0.00%	23	23	100.00%	N/A	N/A	
May-04										



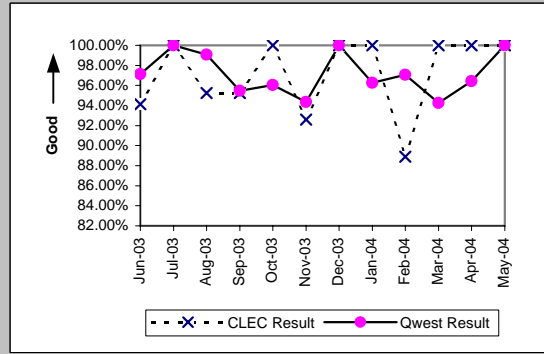
Basic Rate ISDN (Parity)										
Date	CLEC Num	CLEC Denc	CLEC Resu	CLEC Std	Qwest Num	Qwest Denc	Qwest Resu	Mod Z Scr	Parity Scr	
Jun-03										
Jul-03										
Aug-03										
Sep-03	1	1	100.00%	0.00%	57	57	100.00%	N/A	N/A	
Oct-03										
Nov-03										
Dec-03										
Jan-04										
Feb-04										
Mar-04										
Apr-04										
May-04										



UNE - P (POTS) (Parity)									
Date	CLEC Num	CLEC Denc	CLEC Resu	CLEC Std	Qwest Num	Qwest Denc	Qwest Resu	Mod Z Scr	Parity Scr
Jun-03	109	109	100.00%	0.00%	12288	12409	99.02%	-1.03	-1.63
Jul-03	106	108	98.15%	13.48%	12477	12607	98.97%	0.83	-0.5
Aug-03	102	102	100.00%	0.00%	12486	12618	98.95%	-1.03	-1.63
Sep-03	99	99	100.00%	0.00%	12865	13032	98.72%	-1.13	-1.69
Oct-03	402	403	99.75%	4.98%	16648	16909	98.46%	-2.08	-2.27
Nov-03	359	392	91.58%	27.77%	13830	15345	90.13%	-0.95	-1.58
Dec-03	406	420	96.67%	17.95%	13780	14225	96.87%	0.27	-0.83
Jan-04	568	601	94.51%	22.78%	16628	18081	91.96%	-2.26	-2.37
Feb-04	444	448	99.11%	9.41%	11286	11650	96.88%	-2.66	-2.62
Mar-04	522	526	99.24%	8.69%	12048	12267	98.21%	-1.74	-2.06
Apr-04	549	551	99.64%	6.01%	11039	11219	98.40%	-2.26	-2.38
May-04	678	702	96.58%	18.17%	12261	13135	93.35%	-3.35	-3.04



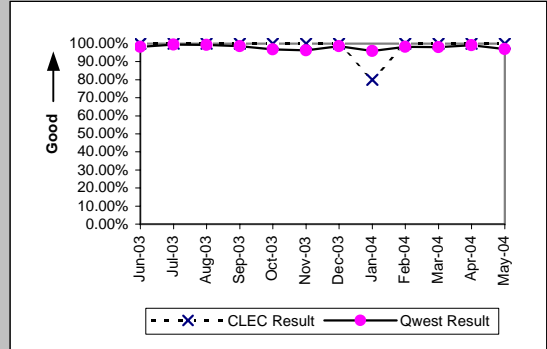
UNE P (Centrex) (Parity)									
Date	CLEC Num	CLEC Denc	CLEC Resu	CLEC Std	Qwest Num	Qwest Denc	Qwest Resu	Mod Z Scr	Parity Scr
Jun-03	16	17	94.12%	23.53%	135	139	97.12%	0.59	-0.64
Jul-03	22	22	100.00%	0.00%	126	126	100.00%	N/A	N/A
Aug-03	20	21	95.24%	21.30%	108	109	99.08%	1	-0.39
Sep-03	20	21	95.24%	21.30%	126	132	95.45%	0.07	-0.96
Oct-03	20	20	100.00%	0.00%	121	126	96.03%	-0.84	-1.51
Nov-03	25	27	92.59%	26.19%	67	71	94.37%	0.31	-0.81
Dec-03	15	15	100.00%	0.00%	76	76	100.00%	N/A	N/A
Jan-04	19	19	100.00%	0.00%	77	80	96.25%	-0.77	-1.47
Feb-04	16	18	88.89%	31.43%	99	102	97.06%	1.36	-0.17
Mar-04	12	12	100.00%	0.00%	82	87	94.25%	-0.8	-1.49
Apr-04	12	12	100.00%	0.00%	81	84	96.43%	-0.62	-1.38
May-04	19	19	100.00%	0.00%	64	64	100.00%	N/A	N/A



MR-4A - All Troubles Cleared within 48 Hours (Percent) - Dispatches within MSAs

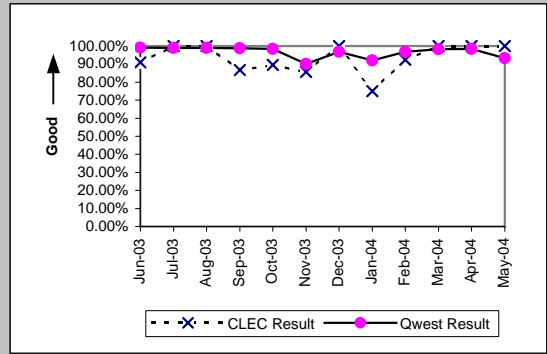
UNE P (Centrex 21) (Parity)

Date	CLEC Num	CLEC Denc	CLEC Resu	CLEC Std	Qwest Num	Qwest Denc	Qwest Resu	Mod Z Scr	Parity Scr
Jun-03	3	3	100.00%	0.00%	164	167	98.20%	-0.23	-1.14
Jul-03	3	3	100.00%	0.00%	165	166	99.40%	-0.13	-1.08
Aug-03	7	7	100.00%	0.00%	149	150	99.33%	-0.21	-1.13
Sep-03	4	4	100.00%	0.00%	137	139	98.56%	-0.24	-1.14
Oct-03	3	3	100.00%	0.00%	210	217	96.77%	-0.31	-1.19
Nov-03	7	7	100.00%	0.00%	157	163	96.32%	-0.51	-1.31
Dec-03	5	5	100.00%	0.00%	146	148	98.65%	-0.26	-1.16
Jan-04	4	5	80.00%	40.00%	165	172	95.93%	1.23	-0.25
Feb-04	6	6	100.00%	0.00%	109	111	98.20%	-0.32	-1.2
Mar-04	1	1	100.00%	0.00%	149	152	98.03%	-0.14	-1.09
Apr-04	2	2	100.00%	0.00%	106	107	99.07%	-0.14	-1.08
May-04	5	5	100.00%	0.00%	126	130	96.92%	-0.39	-1.24



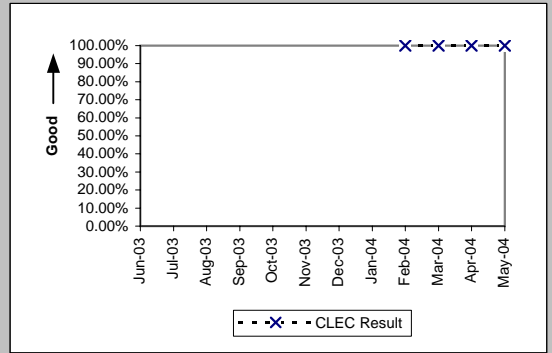
Line Sharing (Parity)

Date	CLEC Num	CLEC Denc	CLEC Resu	CLEC Std	Qwest Num	Qwest Denc	Qwest Resu	Mod Z Scr	Parity Scr
Jun-03	10	11	90.91%	28.75%	12288	12409	99.02%	1.62	-0.02
Jul-03	15	15	100.00%	0.00%	12477	12607	98.97%	-0.4	-1.24
Aug-03	17	17	100.00%	0.00%	12486	12618	98.95%	-0.42	-1.26
Sep-03	13	15	86.67%	33.99%	12865	13032	98.72%	2.42	0.47
Oct-03	17	19	89.47%	30.69%	16648	16909	98.46%	2.1	0.27
Nov-03	12	14	85.71%	34.99%	13830	15345	90.13%	0.58	-0.65
Dec-03	26	26	100.00%	0.00%	13780	14225	96.87%	-0.92	-1.56
Jan-04	15	20	75.00%	43.30%	16628	18081	91.96%	2.29	0.39
Feb-04	12	13	92.31%	26.65%	11286	11650	96.88%	0.84	-0.49
Mar-04	8	8	100.00%	0.00%	12048	12267	98.21%	-0.38	-1.23
Apr-04	10	10	100.00%	0.00%	11039	11219	98.40%	-0.4	-1.25
May-04	8	8	100.00%	0.00%	12261	13135	93.35%	-0.75	-1.46



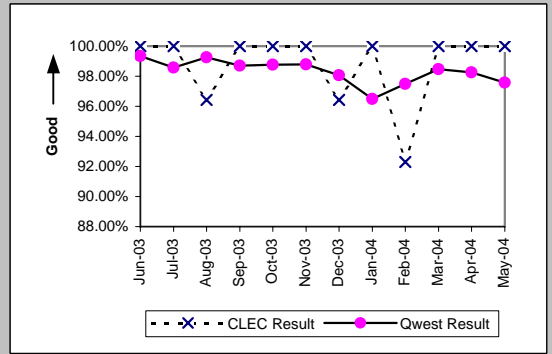
MR-4A - All Troubles Cleared within 48 Hours (Percent) - Dispatches within MSAs

Line Splitting (Diagnostic)				
Date	Numerator	Denominator	CLEC Result	Standard Dev
Jun-03				
Jul-03				
Aug-03				
Sep-03				
Oct-03				
Nov-03				
Dec-03				
Jan-04				
Feb-04	7	7	100.00%	0.00%
Mar-04	2	2	100.00%	0.00%
Apr-04	6	6	100.00%	0.00%
May-04	3	3	100.00%	0.00%

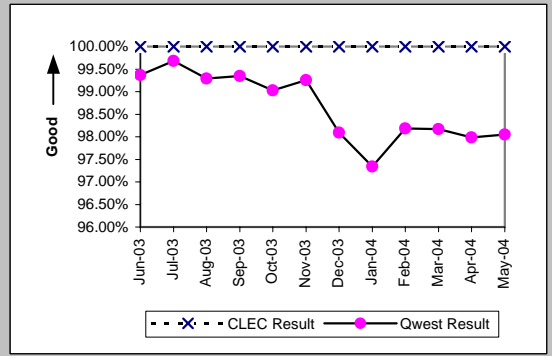


MR-4B - All Troubles Cleared within 48 Hours (Percent) - Dispatches outside MSAs

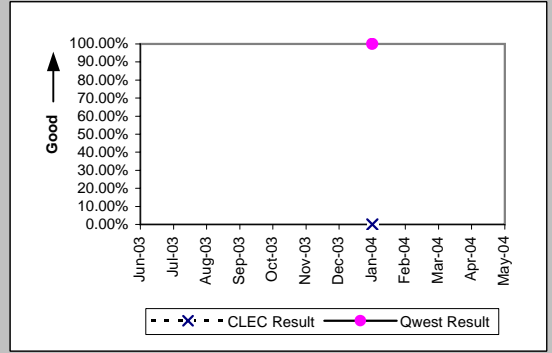
Residence (Parity)									
Date	CLEC Num	CLEC Denc	CLEC Resu	CLEC Std E	Qwest Num	Qwest Denc	Qwest Resu	Mod Z Scr	Parity Scr
Jun-03	15	15	100.00%	0.00%	2434	2450	99.35%	-0.31	-1.19
Jul-03	16	16	100.00%	0.00%	2760	2800	98.57%	-0.48	-1.29
Aug-03	27	28	96.43%	18.56%	2794	2815	99.25%	1.25	-0.24
Sep-03	38	38	100.00%	0.00%	2500	2533	98.70%	-0.7	-1.43
Oct-03	34	34	100.00%	0.00%	3098	3137	98.76%	-0.65	-1.4
Nov-03	22	22	100.00%	0.00%	2529	2560	98.79%	-0.52	-1.31
Dec-03	27	28	96.43%	18.56%	2974	3033	98.05%	0.62	-0.62
Jan-04	25	25	100.00%	0.00%	3265	3384	96.48%	-0.95	-1.58
Feb-04	12	13	92.31%	26.65%	2477	2541	97.48%	0.98	-0.4
Mar-04	6	6	100.00%	0.00%	2574	2614	98.47%	-0.31	-1.19
Apr-04	5	5	100.00%	0.00%	2296	2337	98.25%	-0.3	-1.18
May-04	9	9	100.00%	0.00%	2535	2598	97.58%	-0.47	-1.29



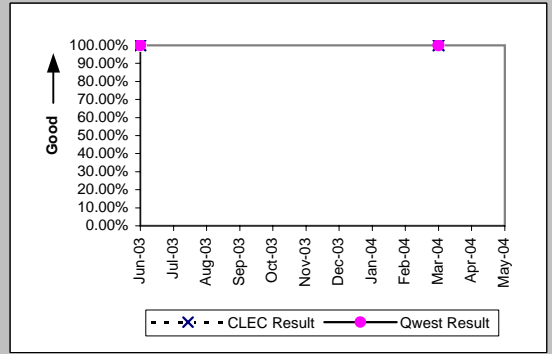
Business (Parity)									
Date	CLEC Num	CLEC Denc	CLEC Resu	CLEC Std E	Qwest Num	Qwest Denc	Qwest Resu	Mod Z Scr	Parity Scr
Jun-03	23	23	100.00%	0.00%	316	318	99.37%	-0.37	-1.22
Jul-03	17	17	100.00%	0.00%	311	312	99.68%	-0.23	-1.14
Aug-03	16	16	100.00%	0.00%	280	282	99.29%	-0.33	-1.2
Sep-03	21	21	100.00%	0.00%	306	308	99.35%	-0.36	-1.22
Oct-03	19	19	100.00%	0.00%	305	308	99.03%	-0.42	-1.26
Nov-03	9	9	100.00%	0.00%	267	269	99.26%	-0.26	-1.16
Dec-03	23	23	100.00%	0.00%	308	314	98.09%	-0.65	-1.39
Jan-04	15	15	100.00%	0.00%	329	338	97.34%	-0.63	-1.38
Feb-04	4	4	100.00%	0.00%	270	275	98.18%	-0.27	-1.16
Mar-04	1	1	100.00%	0.00%	268	273	98.17%	-0.14	-1.08
Apr-04	2	2	100.00%	0.00%	243	248	97.98%	-0.2	-1.12
May-04	3	3	100.00%	0.00%	251	256	98.05%	-0.24	-1.15



Centrex 21 (Parity)									
Date	CLEC Num	CLEC Denc	CLEC Resu	CLEC Std E	Qwest Num	Qwest Denc	Qwest Resu	Mod Z Scr	Parity Scr
Jun-03									
Jul-03									
Aug-03									
Sep-03									
Oct-03									
Nov-03									
Dec-03									
Jan-04	0	1	0.00%	0.00%	14	14	100.00%	N/A	0.19
Feb-04									
Mar-04									
Apr-04									
May-04									

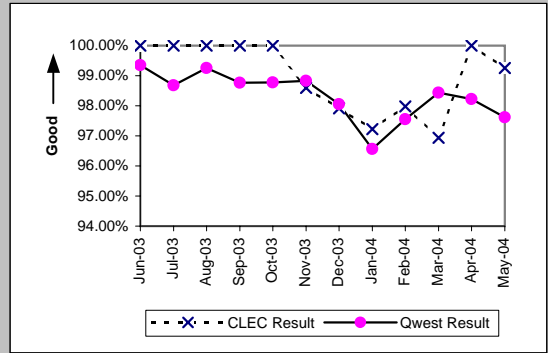


PBX (Parity)									
Date	CLEC Num	CLEC Denc	CLEC Resu	CLEC Std E	Qwest Num	Qwest Denc	Qwest Resu	Mod Z Scr	Parity Scr
Jun-03	2	2	100.00%	0.00%	4	4	100.00%	N/A	N/A
Jul-03									
Aug-03									
Sep-03									
Oct-03									
Nov-03									
Dec-03									
Jan-04									
Feb-04									
Mar-04	4	4	100.00%	0.00%	12	12	100.00%	N/A	N/A
Apr-04									
May-04									

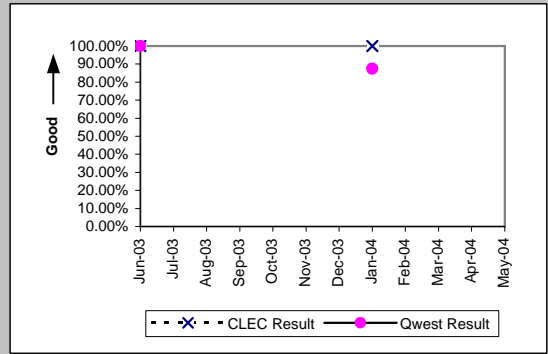


MR-4B - All Troubles Cleared within 48 Hours (Percent) - Dispatches outside MSAs

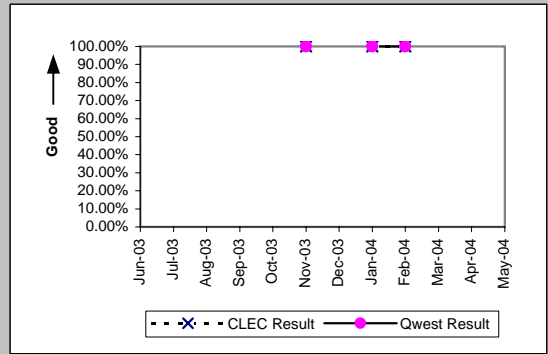
UNE - P (POTS) (Parity)										
Date	CLEC Num	CLEC Dend	CLEC Resu	CLEC Std	Qwest Num	Qwest Dend	Qwest Resu	Mod Z Scr	Parity Scr	
Jun-03	18	18	100.00%	0.00%	2750	2768	99.35%	-0.34	-1.21	
Jul-03	28	28	100.00%	0.00%	3071	3112	98.68%	-0.61	-1.37	
Aug-03	13	13	100.00%	0.00%	3074	3097	99.26%	-0.31	-1.19	
Sep-03	9	9	100.00%	0.00%	2806	2841	98.77%	-0.33	-1.2	
Oct-03	83	83	100.00%	0.00%	3403	3445	98.78%	-1	-1.61	
Nov-03	70	71	98.59%	11.78%	2796	2829	98.83%	0.26	-0.84	
Dec-03	94	96	97.92%	14.28%	3282	3347	98.06%	0.17	-0.89	
Jan-04	105	108	97.22%	16.43%	3594	3722	96.56%	-0.37	-1.23	
Feb-04	97	99	97.98%	14.07%	2747	2816	97.55%	-0.27	-1.17	
Mar-04	95	98	96.94%	17.23%	2842	2887	98.44%	1.1	-0.33	
Apr-04	122	122	100.00%	0.00%	2539	2585	98.22%	-1.45	-1.88	
May-04	133	134	99.25%	8.61%	2786	2854	97.62%	-1.21	-1.74	



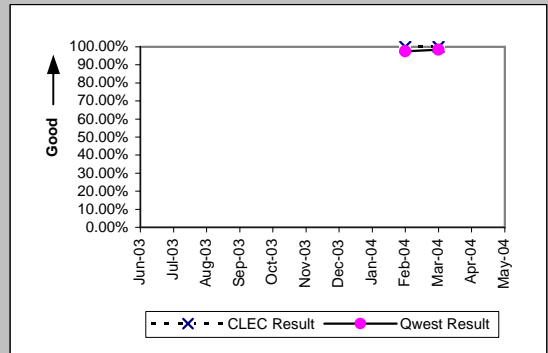
UNE P (Centrex) (Parity)										
Date	CLEC Num	CLEC Dend	CLEC Resu	CLEC Std	Qwest Num	Qwest Dend	Qwest Resu	Mod Z Scr	Parity Scr	
Jun-03					20	20	100.00%	N/A	N/A	
Jul-03										
Aug-03										
Sep-03										
Oct-03										
Nov-03										
Dec-03										
Jan-04	1	1	100.00%	0.00%	14	16	87.50%	-0.37	-1.22	
Feb-04										
Mar-04										
Apr-04										
May-04										



UNE P (Centrex 21) (Parity)										
Date	CLEC Num	CLEC Dend	CLEC Resu	CLEC Std	Qwest Num	Qwest Dend	Qwest Resu	Mod Z Scr	Parity Scr	
Jun-03										
Jul-03										
Aug-03										
Sep-03										
Oct-03										
Nov-03	1	1	100.00%	0.00%	12	12	100.00%	N/A	N/A	
Dec-03										
Jan-04	4	4	100.00%	0.00%	14	14	100.00%	N/A	N/A	
Feb-04	2	2	100.00%	0.00%	14	14	100.00%	N/A	N/A	
Mar-04										
Apr-04										
May-04										

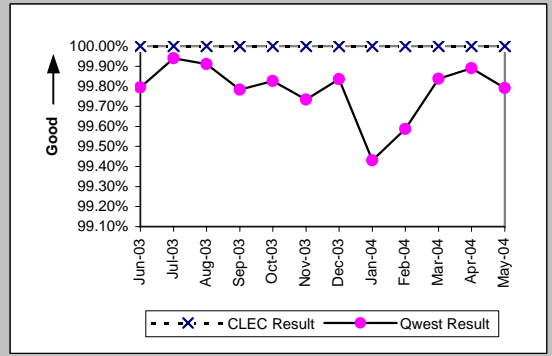


Line Sharing (Parity)										
Date	CLEC Num	CLEC Dend	CLEC Resu	CLEC Std	Qwest Num	Qwest Dend	Qwest Resu	Mod Z Scr	Parity Scr	
Jun-03										
Jul-03										
Aug-03										
Sep-03										
Oct-03										
Nov-03										
Dec-03										
Jan-04										
Feb-04	1	1	100.00%	0.00%	2747	2816	97.55%	-0.16	-1.1	
Mar-04	1	1	100.00%	0.00%	2842	2887	98.44%	-0.13	-1.08	
Apr-04										
May-04										

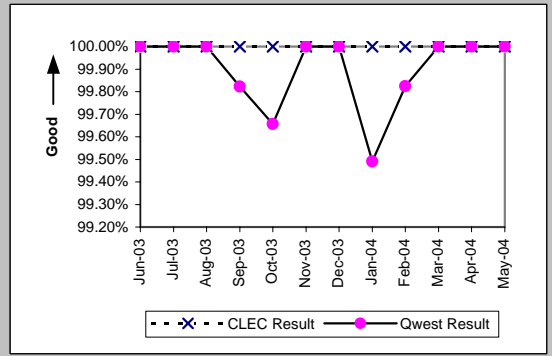


MR-4C - All Troubles Cleared within 48 Hours (Percent) - No dispatches

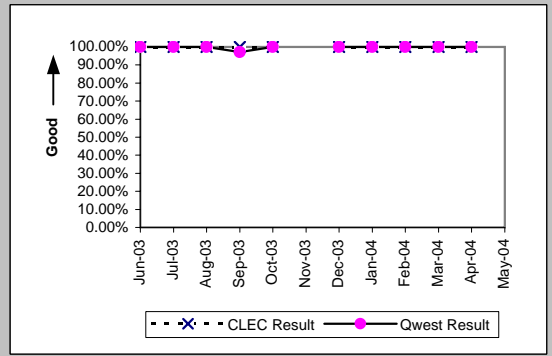
Residence (Parity)									
Date	CLEC Num	CLEC Denc	CLEC Resu	CLEC Std	Qwest Num	Qwest Denc	Qwest Resu	Mod Z Scr	Parity Scr
Jun-03	49	49	100.00%	0.00%	2909	2915	99.79%	-0.32	-1.19
Jul-03	95	95	100.00%	0.00%	3297	3299	99.94%	-0.24	-1.14
Aug-03	68	68	100.00%	0.00%	3338	3341	99.91%	-0.24	-1.15
Sep-03	107	107	100.00%	0.00%	3667	3675	99.78%	-0.48	-1.29
Oct-03	46	46	100.00%	0.00%	3430	3436	99.83%	-0.28	-1.17
Nov-03	31	31	100.00%	0.00%	2989	2997	99.73%	-0.29	-1.17
Dec-03	29	29	100.00%	0.00%	3026	3031	99.84%	-0.22	-1.13
Jan-04	20	20	100.00%	0.00%	3493	3513	99.43%	-0.34	-1.21
Feb-04	16	16	100.00%	0.00%	3130	3143	99.59%	-0.26	-1.16
Mar-04	9	9	100.00%	0.00%	3665	3671	99.84%	-0.12	-1.07
Apr-04	8	8	100.00%	0.00%	2707	2710	99.89%	-0.09	-1.06
May-04	8	8	100.00%	0.00%	2862	2868	99.79%	-0.13	-1.08



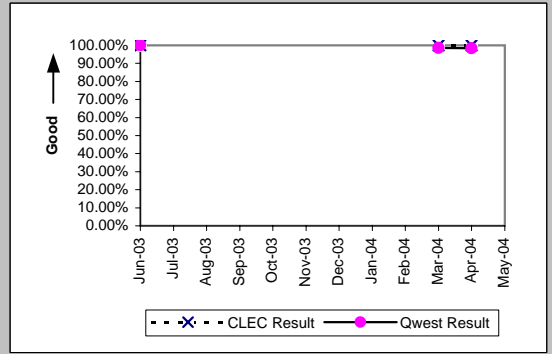
Business (Parity)									
Date	CLEC Num	CLEC Denc	CLEC Resu	CLEC Std	Qwest Num	Qwest Denc	Qwest Resu	Mod Z Scr	Parity Scr
Jun-03	36	36	100.00%	0.00%	508	508	100.00%	N/A	N/A
Jul-03	41	41	100.00%	0.00%	548	548	100.00%	N/A	N/A
Aug-03	32	32	100.00%	0.00%	476	476	100.00%	N/A	N/A
Sep-03	44	44	100.00%	0.00%	562	563	99.82%	-0.27	-1.16
Oct-03	28	28	100.00%	0.00%	581	583	99.66%	-0.3	-1.18
Nov-03	13	13	100.00%	0.00%	433	433	100.00%	N/A	N/A
Dec-03	23	23	100.00%	0.00%	471	471	100.00%	N/A	N/A
Jan-04	19	19	100.00%	0.00%	586	589	99.49%	-0.31	-1.19
Feb-04	14	14	100.00%	0.00%	568	569	99.82%	-0.16	-1.09
Mar-04	5	5	100.00%	0.00%	565	565	100.00%	N/A	N/A
Apr-04	6	6	100.00%	0.00%	518	518	100.00%	N/A	N/A
May-04	6	6	100.00%	0.00%	542	542	100.00%	N/A	N/A



Centrex (Parity)									
Date	CLEC Num	CLEC Denc	CLEC Resu	CLEC Std	Qwest Num	Qwest Denc	Qwest Resu	Mod Z Scr	Parity Scr
Jun-03	2	2	100.00%	0.00%	75	75	100.00%	N/A	N/A
Jul-03	4	4	100.00%	0.00%	88	88	100.00%	N/A	N/A
Aug-03	1	1	100.00%	0.00%	78	78	100.00%	N/A	N/A
Sep-03	3	3	100.00%	0.00%	68	70	97.14%	-0.29	-1.18
Oct-03	1	1	100.00%	0.00%	76	76	100.00%	N/A	N/A
Nov-03									
Dec-03	1	1	100.00%	0.00%	41	41	100.00%	N/A	N/A
Jan-04	1	1	100.00%	0.00%	66	66	100.00%	N/A	N/A
Feb-04	1	1	100.00%	0.00%	57	57	100.00%	N/A	N/A
Mar-04	2	2	100.00%	0.00%	42	42	100.00%	N/A	N/A
Apr-04	3	3	100.00%	0.00%	36	36	100.00%	N/A	N/A
May-04									

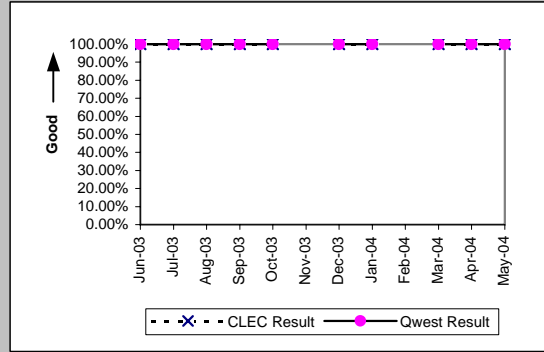


Centrex 21 (Parity)									
Date	CLEC Num	CLEC Denc	CLEC Resu	CLEC Std	Qwest Num	Qwest Denc	Qwest Resu	Mod Z Scr	Parity Scr
Jun-03	1	1	100.00%	0.00%	95	95	100.00%	N/A	N/A
Jul-03									
Aug-03									
Sep-03									
Oct-03									
Nov-03									
Dec-03									
Jan-04									
Feb-04									
Mar-04	1	1	100.00%	0.00%	66	67	98.51%	-0.12	-1.07
Apr-04	1	1	100.00%	0.00%	59	60	98.33%	-0.13	-1.08
May-04									

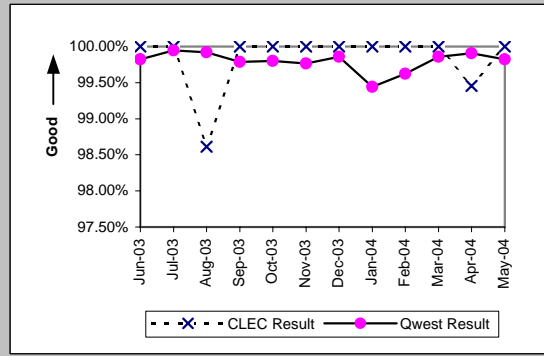


MR-4C - All Troubles Cleared within 48 Hours (Percent) - No dispatches

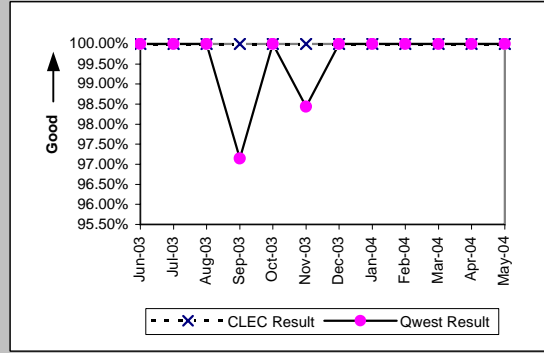
PBX (Parity)									
Date	CLEC Num	CLEC Denc	CLEC Resu	CLEC Std E	Qwest Num	Qwest Denc	Qwest Resu	Mod Z Scr	Parity Scr
Jun-03	4	4	100.00%	0.00%	54	54	100.00%	N/A	N/A
Jul-03	2	2	100.00%	0.00%	55	55	100.00%	N/A	N/A
Aug-03	4	4	100.00%	0.00%	79	79	100.00%	N/A	N/A
Sep-03	2	2	100.00%	0.00%	69	69	100.00%	N/A	N/A
Oct-03	1	1	100.00%	0.00%	89	89	100.00%	N/A	N/A
Nov-03									
Dec-03	2	2	100.00%	0.00%	50	50	100.00%	N/A	N/A
Jan-04	2	2	100.00%	0.00%	66	66	100.00%	N/A	N/A
Feb-04									
Mar-04	2	2	100.00%	0.00%	70	70	100.00%	N/A	N/A
Apr-04	1	1	100.00%	0.00%	45	45	100.00%	N/A	N/A
May-04	4	4	100.00%	0.00%	43	43	100.00%	N/A	N/A



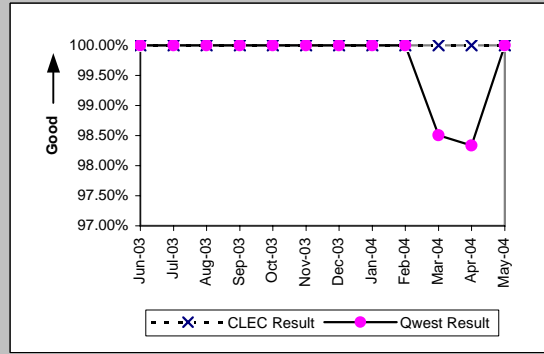
UNE - P (POTS) (Parity)									
Date	CLEC Num	CLEC Denc	CLEC Resu	CLEC Std E	Qwest Num	Qwest Denc	Qwest Resu	Mod Z Scr	Parity Scr
Jun-03	48	48	100.00%	0.00%	3417	3423	99.82%	-0.29	-1.18
Jul-03	61	61	100.00%	0.00%	3845	3847	99.95%	-0.18	-1.11
Aug-03	71	72	98.61%	11.70%	3814	3817	99.92%	1.83	0.11
Sep-03	71	71	100.00%	0.00%	4229	4238	99.79%	-0.39	-1.23
Oct-03	146	146	100.00%	0.00%	4011	4019	99.80%	-0.53	-1.32
Nov-03	121	121	100.00%	0.00%	3422	3430	99.77%	-0.52	-1.32
Dec-03	150	150	100.00%	0.00%	3497	3502	99.86%	-0.45	-1.28
Jan-04	165	165	100.00%	0.00%	4079	4102	99.44%	-0.95	-1.57
Feb-04	183	183	100.00%	0.00%	3698	3712	99.62%	-0.81	-1.49
Mar-04	196	196	100.00%	0.00%	4230	4236	99.86%	-0.52	-1.31
Apr-04	183	184	99.46%	7.35%	3225	3228	99.91%	1.26	-0.23
May-04	251	251	100.00%	0.00%	3404	3410	99.82%	-0.64	-1.39



UNE P (Centrex) (Parity)									
Date	CLEC Num	CLEC Denc	CLEC Resu	CLEC Std E	Qwest Num	Qwest Denc	Qwest Resu	Mod Z Scr	Parity Scr
Jun-03	6	6	100.00%	0.00%	75	75	100.00%	N/A	N/A
Jul-03	4	4	100.00%	0.00%	88	88	100.00%	N/A	N/A
Aug-03	13	13	100.00%	0.00%	78	78	100.00%	N/A	N/A
Sep-03	6	6	100.00%	0.00%	68	70	97.14%	-0.4	-1.25
Oct-03	5	5	100.00%	0.00%	76	76	100.00%	N/A	N/A
Nov-03	13	13	100.00%	0.00%	63	64	98.44%	-0.41	-1.25
Dec-03	10	10	100.00%	0.00%	41	41	100.00%	N/A	N/A
Jan-04	13	13	100.00%	0.00%	66	66	100.00%	N/A	N/A
Feb-04	5	5	100.00%	0.00%	57	57	100.00%	N/A	N/A
Mar-04	6	6	100.00%	0.00%	42	42	100.00%	N/A	N/A
Apr-04	7	7	100.00%	0.00%	36	36	100.00%	N/A	N/A
May-04	10	10	100.00%	0.00%	50	50	100.00%	N/A	N/A

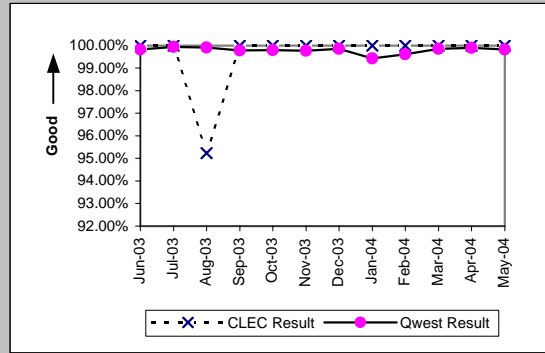


UNE P (Centrex 21) (Parity)									
Date	CLEC Num	CLEC Denc	CLEC Resu	CLEC Std E	Qwest Num	Qwest Denc	Qwest Resu	Mod Z Scr	Parity Scr
Jun-03	5	5	100.00%	0.00%	95	95	100.00%	N/A	N/A
Jul-03	7	7	100.00%	0.00%	93	93	100.00%	N/A	N/A
Aug-03	6	6	100.00%	0.00%	69	69	100.00%	N/A	N/A
Sep-03	4	4	100.00%	0.00%	84	84	100.00%	N/A	N/A
Oct-03	3	3	100.00%	0.00%	79	79	100.00%	N/A	N/A
Nov-03	3	3	100.00%	0.00%	74	74	100.00%	N/A	N/A
Dec-03	3	3	100.00%	0.00%	59	59	100.00%	N/A	N/A
Jan-04	5	5	100.00%	0.00%	78	78	100.00%	N/A	N/A
Feb-04	3	3	100.00%	0.00%	62	62	100.00%	N/A	N/A
Mar-04	3	3	100.00%	0.00%	66	67	98.51%	-0.21	-1.13
Apr-04	1	1	100.00%	0.00%	59	60	98.33%	-0.13	-1.08
May-04	6	6	100.00%	0.00%	55	55	100.00%	N/A	N/A



MR-4C - All Troubles Cleared within 48 Hours (Percent) - No dispatches

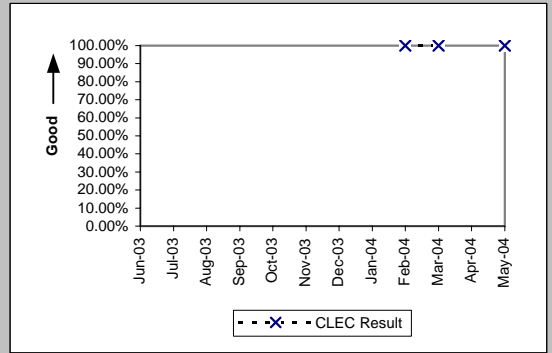
Date	CLEC Num	CLEC Den	Line Sharing (Parity)		Qwest Num	Qwest Den	Qwest Res	Mod Z Scr	Parity Scr
			CLEC Resu	CLEC Std					
Jun-03	10	10	100.00%	0.00%	3417	3423	99.82%	-0.13	-1.08
Jul-03	20	20	100.00%	0.00%	3845	3847	99.95%	-0.1	-1.06
Aug-03	20	21	95.24%	21.30%	3814	3817	99.92%	2.34	0.42
Sep-03	15	15	100.00%	0.00%	4229	4238	99.79%	-0.18	-1.11
Oct-03	21	21	100.00%	0.00%	4011	4019	99.80%	-0.2	-1.12
Nov-03	15	15	100.00%	0.00%	3422	3430	99.77%	-0.19	-1.11
Dec-03	13	13	100.00%	0.00%	3497	3502	99.86%	-0.14	-1.08
Jan-04	16	16	100.00%	0.00%	4079	4102	99.44%	-0.3	-1.18
Feb-04	12	12	100.00%	0.00%	3698	3712	99.62%	-0.21	-1.13
Mar-04	13	13	100.00%	0.00%	4230	4236	99.86%	-0.14	-1.08
Apr-04	9	9	100.00%	0.00%	3225	3228	99.91%	-0.09	-1.06
May-04	5	5	100.00%	0.00%	3404	3410	99.82%	-0.09	-1.06



MR-4C - All Troubles Cleared within 48 Hours (Percent) - No dispatches

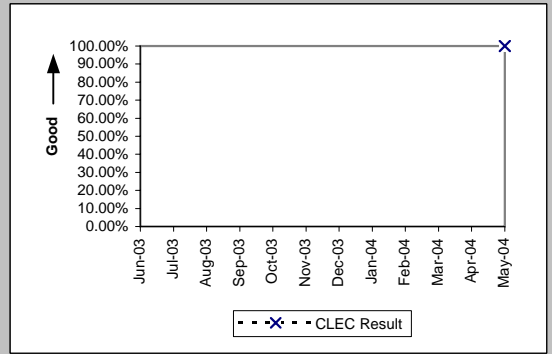
Line Splitting (Diagnostic)

Date	Numerator	Denominator	CLEC Result	Standard Dev
Jun-03				
Jul-03				
Aug-03				
Sep-03				
Oct-03				
Nov-03				
Dec-03				
Jan-04				
Feb-04	2	2	100.00%	0.00%
Mar-04	3	3	100.00%	0.00%
Apr-04				
May-04	2	2	100.00%	0.00%



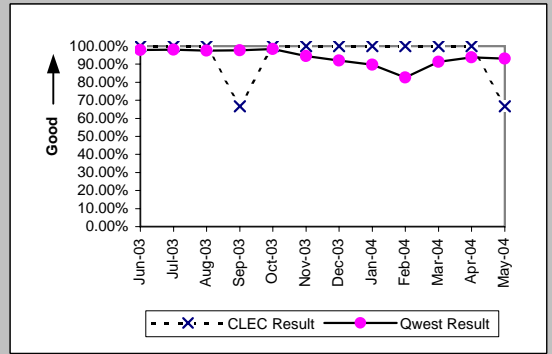
Sub-Loop Unbundling (Diagnostic)

Date	Numerator	Denominator	CLEC Result	Standard Dev
Jun-03				
Jul-03				
Aug-03				
Sep-03				
Oct-03				
Nov-03				
Dec-03				
Jan-04				
Feb-04				
Mar-04				
Apr-04				
May-04	1	1	100.00%	0.00%

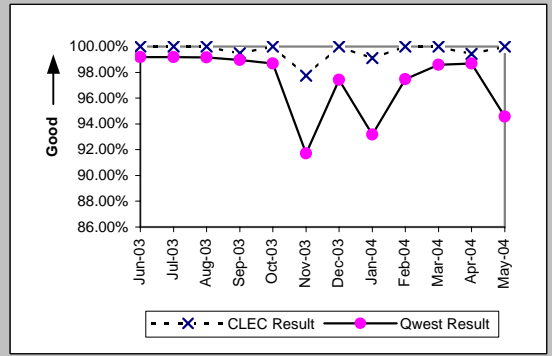


MR-4D - All Troubles Cleared within 48 Hours (Percent) - Interval Zone One

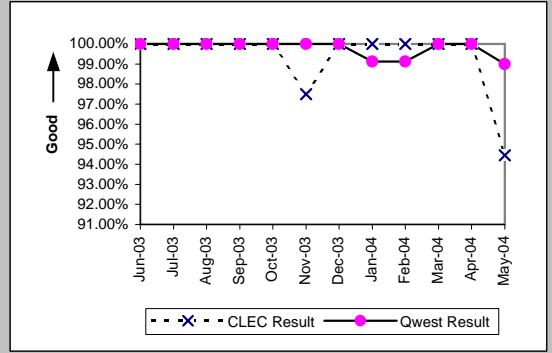
Qwest DSL (Parity)									
Date	CLEC Num	CLEC Denc	CLEC Resu	CLEC Std E	Qwest Num	Qwest Denc	Qwest Resu	Mod Z Scr	Parity Scr
Jun-03	5	5	100.00%	0.00%	1493	1525	97.90%	-0.33	-1.2
Jul-03	2	2	100.00%	0.00%	1693	1727	98.03%	-0.2	-1.12
Aug-03	5	5	100.00%	0.00%	1576	1616	97.52%	-0.36	-1.22
Sep-03	2	3	66.67%	47.14%	1807	1848	97.78%	1.84	0.12
Oct-03	7	7	100.00%	0.00%	2138	2174	98.34%	-0.34	-1.21
Nov-03	6	6	100.00%	0.00%	1490	1577	94.48%	-0.59	-1.36
Dec-03	2	2	100.00%	0.00%	1390	1510	92.05%	-0.42	-1.25
Jan-04	6	6	100.00%	0.00%	1644	1832	89.74%	-0.83	-1.5
Feb-04	1	1	100.00%	0.00%	1601	1939	82.57%	-0.46	-1.28
Mar-04	3	3	100.00%	0.00%	2380	2606	91.33%	-0.53	-1.32
Apr-04	8	8	100.00%	0.00%	2168	2312	93.77%	-0.73	-1.44
May-04	4	6	66.67%	47.14%	2005	2152	93.17%	1.87	0.14



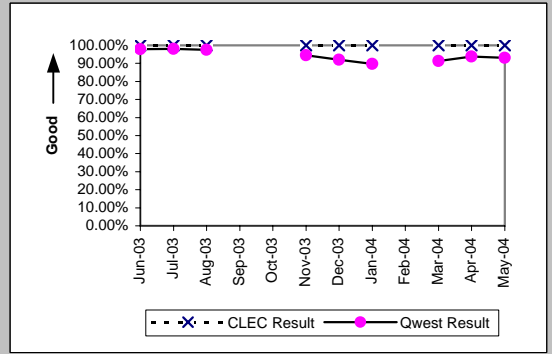
Unbundled Loop Analog (Parity)									
Date	CLEC Num	CLEC Denc	CLEC Resu	CLEC Std E	Qwest Num	Qwest Denc	Qwest Resu	Mod Z Scr	Parity Scr
Jun-03	210	210	100.00%	0.00%	15251	15377	99.18%	-1.31	-1.8
Jul-03	243	243	100.00%	0.00%	15819	15950	99.18%	-1.41	-1.86
Aug-03	193	193	100.00%	0.00%	15781	15915	99.16%	-1.27	-1.77
Sep-03	195	196	99.49%	7.12%	16578	16751	98.97%	-0.72	-1.44
Oct-03	262	262	100.00%	0.00%	20126	20395	98.68%	-1.86	-2.13
Nov-03	259	265	97.74%	14.88%	16857	18380	91.71%	-3.53	-3.15
Dec-03	204	204	100.00%	0.00%	16840	17288	97.41%	-2.32	-2.41
Jan-04	221	223	99.10%	9.43%	20113	21586	93.18%	-3.49	-3.12
Feb-04	174	174	100.00%	0.00%	14315	14688	97.46%	-2.12	-2.29
Mar-04	200	200	100.00%	0.00%	15727	15952	98.59%	-1.68	-2.02
Apr-04	174	175	99.43%	7.54%	13828	14011	98.69%	-0.85	-1.52
May-04	144	144	100.00%	0.00%	15284	16163	94.56%	-2.87	-2.74



Unbundled Loop - 2 Wire Non-Loaded (Parity)									
Date	CLEC Num	CLEC Denc	CLEC Resu	CLEC Std E	Qwest Num	Qwest Denc	Qwest Resu	Mod Z Scr	Parity Scr
Jun-03	33	33	100.00%	0.00%	137	137	100.00%	N/A	N/A
Jul-03	28	28	100.00%	0.00%	120	120	100.00%	N/A	N/A
Aug-03	18	18	100.00%	0.00%	156	156	100.00%	N/A	N/A
Sep-03	29	29	100.00%	0.00%	137	137	100.00%	N/A	N/A
Oct-03	37	37	100.00%	0.00%	171	171	100.00%	N/A	N/A
Nov-03	39	40	97.50%	15.61%	126	126	100.00%	N/A	-0.26
Dec-03	27	27	100.00%	0.00%	109	109	100.00%	N/A	N/A
Jan-04	20	20	100.00%	0.00%	113	114	99.12%	-0.39	-1.24
Feb-04	26	26	100.00%	0.00%	113	114	99.12%	-0.43	-1.26
Mar-04	41	41	100.00%	0.00%	105	105	100.00%	N/A	N/A
Apr-04	21	21	100.00%	0.00%	137	137	100.00%	N/A	N/A
May-04	17	18	94.44%	22.91%	98	99	98.99%	1.03	-0.37

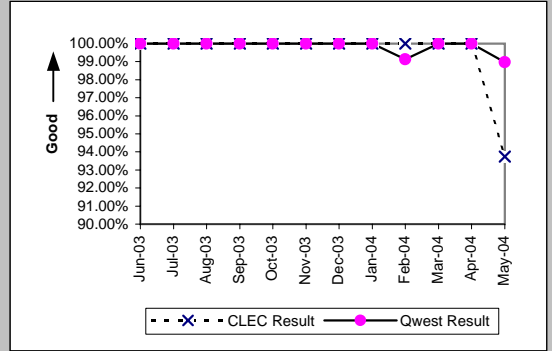


Unbundled Loop - ADSL Qualified (Parity)									
Date	CLEC Num	CLEC Denc	CLEC Resu	CLEC Std E	Qwest Num	Qwest Denc	Qwest Resu	Mod Z Scr	Parity Scr
Jun-03	3	3	100.00%	0.00%	1493	1525	97.90%	-0.25	-1.15
Jul-03	5	5	100.00%	0.00%	1693	1727	98.03%	-0.32	-1.19
Aug-03	5	5	100.00%	0.00%	1576	1616	97.52%	-0.36	-1.22
Sep-03									
Oct-03									
Nov-03	4	4	100.00%	0.00%	1490	1577	94.48%	-0.48	-1.29
Dec-03	1	1	100.00%	0.00%	1390	1510	92.05%	-0.29	-1.18
Jan-04	1	1	100.00%	0.00%	1644	1832	89.74%	-0.34	-1.21
Feb-04									
Mar-04	2	2	100.00%	0.00%	2380	2606	91.33%	-0.44	-1.26
Apr-04	3	3	100.00%	0.00%	2168	2312	93.77%	-0.45	-1.27
May-04	1	1	100.00%	0.00%	2005	2152	93.17%	-0.27	-1.16



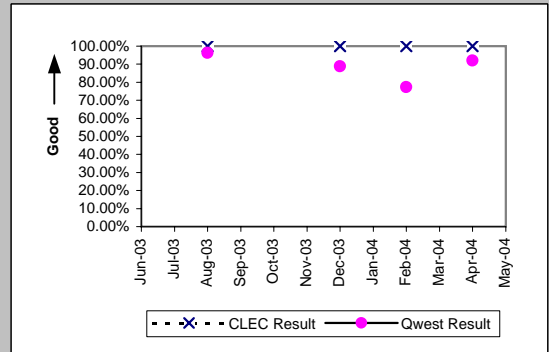
MR-4D - All Troubles Cleared within 48 Hours (Percent) - Interval Zone One

Unbundled Loop ISDN Capable (Parity)									
Date	CLEC Num	CLEC Dend	CLEC Resu	CLEC Std	Qwest Num	Qwest Dend	Qwest Resu	Mod Z Scr	Parity Scr
Jun-03	37	37	100.00%	0.00%	137	137	100.00%	N/A	N/A
Jul-03	21	21	100.00%	0.00%	120	120	100.00%	N/A	N/A
Aug-03	23	23	100.00%	0.00%	155	155	100.00%	N/A	N/A
Sep-03	23	23	100.00%	0.00%	136	136	100.00%	N/A	N/A
Oct-03	26	26	100.00%	0.00%	171	171	100.00%	N/A	N/A
Nov-03	19	19	100.00%	0.00%	123	123	100.00%	N/A	N/A
Dec-03	24	24	100.00%	0.00%	109	109	100.00%	N/A	N/A
Jan-04	25	25	100.00%	0.00%	112	112	100.00%	N/A	N/A
Feb-04	19	19	100.00%	0.00%	113	114	99.12%	-0.38	-1.23
Mar-04	22	22	100.00%	0.00%	105	105	100.00%	N/A	N/A
Apr-04	37	37	100.00%	0.00%	137	137	100.00%	N/A	N/A
May-04	15	16	93.75%	24.21%	97	98	98.98%	1.1	-0.33

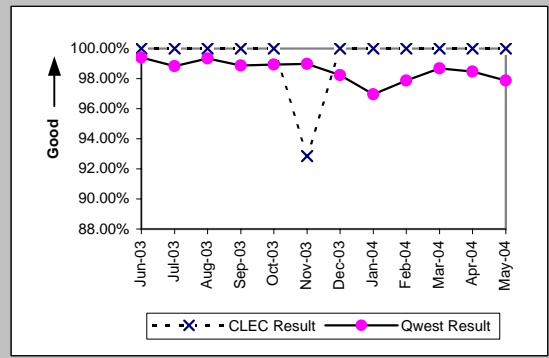


MR-4E - All Troubles Cleared within 48 Hours (Percent) - Interval Zone Two

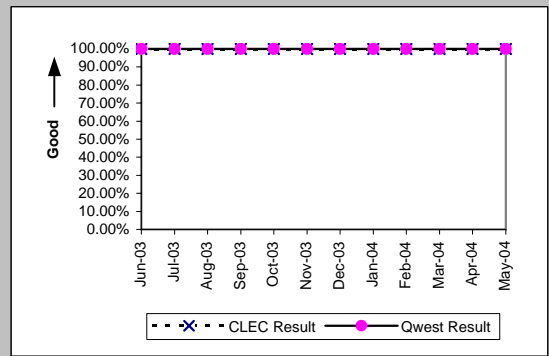
Qwest DSL (Parity)									
Date	CLEC Num	CLEC Denc	CLEC Resu	CLEC Std E	Qwest Num	Qwest Denc	Qwest Resu	Mod Z Scr	Parity Scr
Jun-03									
Jul-03									
Aug-03	1	1	100.00%	0.00%	388	403	96.28%	-0.2	-1.12
Sep-03									
Oct-03									
Nov-03									
Dec-03	2	2	100.00%	0.00%	491	553	88.79%	-0.5	-1.3
Jan-04									
Feb-04	2	2	100.00%	0.00%	631	817	77.23%	-0.77	-1.47
Mar-04									
Apr-04	1	1	100.00%	0.00%	909	987	92.10%	-0.29	-1.18
May-04									



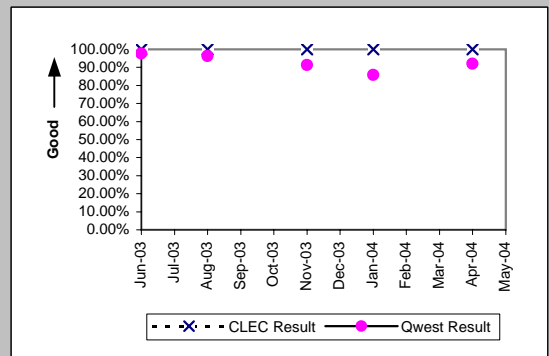
Unbundled Loop Analog (Parity)									
Date	CLEC Num	CLEC Denc	CLEC Resu	CLEC Std E	Qwest Num	Qwest Denc	Qwest Resu	Mod Z Scr	Parity Scr
Jun-03	16	16	100.00%	0.00%	3204	3223	99.41%	-0.31	-1.19
Jul-03	11	11	100.00%	0.00%	3574	3616	98.84%	-0.36	-1.22
Aug-03	18	18	100.00%	0.00%	3593	3617	99.34%	-0.35	-1.21
Sep-03	12	12	100.00%	0.00%	3322	3360	98.87%	-0.37	-1.22
Oct-03	22	22	100.00%	0.00%	3936	3978	98.94%	-0.48	-1.29
Nov-03	13	14	92.86%	25.75%	3191	3224	98.98%	1.46	-0.11
Dec-03	16	16	100.00%	0.00%	3719	3786	98.23%	-0.54	-1.33
Jan-04	17	17	100.00%	0.00%	4188	4319	96.97%	-0.73	-1.44
Feb-04	13	13	100.00%	0.00%	3416	3490	97.88%	-0.53	-1.32
Mar-04	34	34	100.00%	0.00%	3393	3438	98.69%	-0.67	-1.41
Apr-04	24	24	100.00%	0.00%	2975	3021	98.48%	-0.61	-1.37
May-04	22	22	100.00%	0.00%	3167	3236	97.87%	-0.69	-1.42



Unbundled Loop - 2 Wire Non-Loaded (Parity)									
Date	CLEC Num	CLEC Denc	CLEC Resu	CLEC Std E	Qwest Num	Qwest Denc	Qwest Resu	Mod Z Scr	Parity Scr
Jun-03	3	3	100.00%	0.00%	9	9	100.00%	N/A	N/A
Jul-03	6	6	100.00%	0.00%	13	13	100.00%	N/A	N/A
Aug-03	6	6	100.00%	0.00%	22	22	100.00%	N/A	N/A
Sep-03	2	2	100.00%	0.00%	15	15	100.00%	N/A	N/A
Oct-03	4	4	100.00%	0.00%	9	9	100.00%	N/A	N/A
Nov-03	5	5	100.00%	0.00%	10	10	100.00%	N/A	N/A
Dec-03	5	5	100.00%	0.00%	11	11	100.00%	N/A	N/A
Jan-04	6	6	100.00%	0.00%	13	13	100.00%	N/A	N/A
Feb-04	5	5	100.00%	0.00%	19	19	100.00%	N/A	N/A
Mar-04	5	5	100.00%	0.00%	11	11	100.00%	N/A	N/A
Apr-04	8	8	100.00%	0.00%	11	11	100.00%	N/A	N/A
May-04	1	1	100.00%	0.00%	18	18	100.00%	N/A	N/A

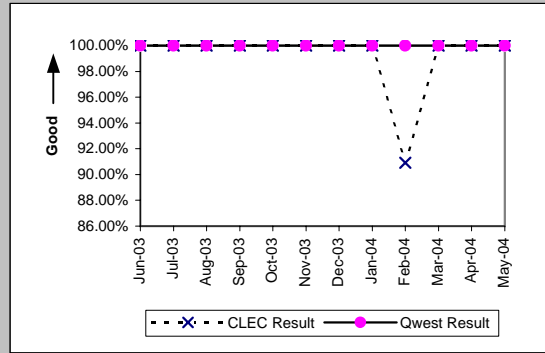


Unbundled Loop - ADSL Qualified (Parity)									
Date	CLEC Num	CLEC Denc	CLEC Resu	CLEC Std E	Qwest Num	Qwest Denc	Qwest Resu	Mod Z Scr	Parity Scr
Jun-03	1	1	100.00%	0.00%	254	260	97.69%	-0.15	-1.09
Jul-03									
Aug-03	1	1	100.00%	0.00%	388	403	96.28%	-0.2	-1.12
Sep-03									
Oct-03									
Nov-03	1	1	100.00%	0.00%	411	450	91.33%	-0.31	-1.19
Dec-03									
Jan-04	2	2	100.00%	0.00%	652	760	85.79%	-0.57	-1.35
Feb-04									
Mar-04									
Apr-04	1	1	100.00%	0.00%	909	987	92.10%	-0.29	-1.18
May-04									



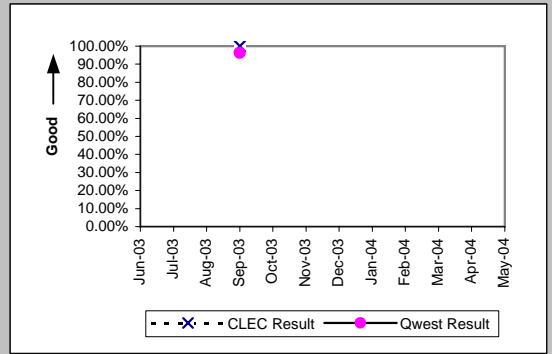
MR-4E - All Troubles Cleared within 48 Hours (Percent) - Interval Zone Two

Unbundled Loop ISDN Capable (Parity)									
Date	CLEC Num	CLEC Dend	CLEC Resu	CLEC Std	Qwest Num	Qwest Dend	Qwest Resu	Mod Z Scr	Parity Scr
Jun-03	5	5	100.00%	0.00%	9	9	100.00%	N/A	N/A
Jul-03	3	3	100.00%	0.00%	13	13	100.00%	N/A	N/A
Aug-03	7	7	100.00%	0.00%	22	22	100.00%	N/A	N/A
Sep-03	7	7	100.00%	0.00%	15	15	100.00%	N/A	N/A
Oct-03	3	3	100.00%	0.00%	9	9	100.00%	N/A	N/A
Nov-03	11	11	100.00%	0.00%	10	10	100.00%	N/A	N/A
Dec-03	5	5	100.00%	0.00%	10	10	100.00%	N/A	N/A
Jan-04	11	11	100.00%	0.00%	13	13	100.00%	N/A	N/A
Feb-04	10	11	90.91%	28.75%	19	19	100.00%	N/A	-0.45
Mar-04	10	10	100.00%	0.00%	11	11	100.00%	N/A	N/A
Apr-04	9	9	100.00%	0.00%	11	11	100.00%	N/A	N/A
May-04	3	3	100.00%	0.00%	18	18	100.00%	N/A	N/A

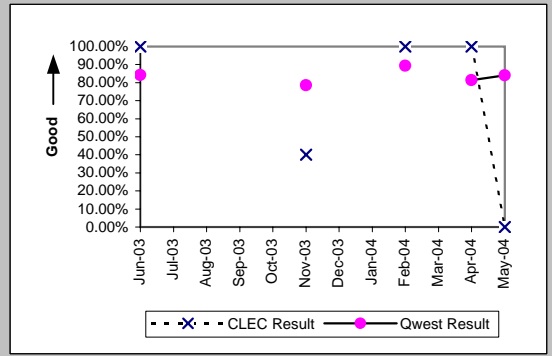


MR-5A - All Troubles Cleared within 4 Hours (Percent) - Interval Zone One

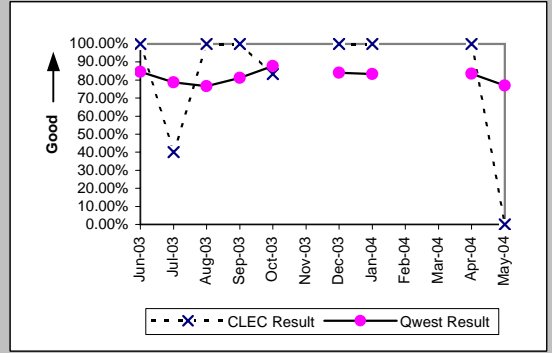
ISDN Primary (Parity)									
Date	CLEC Num	CLEC Denc	CLEC Resu	CLEC Std	Qwest Num	Qwest Denc	Qwest Resu	Mod Z Scr	Parity Scr
Jun-03									
Jul-03									
Aug-03									
Sep-03	1	1	100.00%	0.00%	26	27	96.30%	-0.19	-1.12
Oct-03									
Nov-03									
Dec-03									
Jan-04									
Feb-04									
Mar-04									
Apr-04									
May-04									



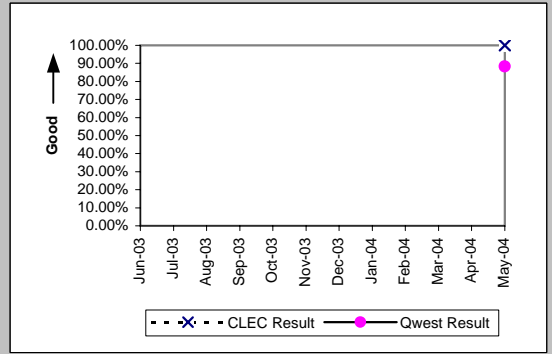
DS0 (Parity)									
Date	CLEC Num	CLEC Denc	CLEC Resu	CLEC Std	Qwest Num	Qwest Denc	Qwest Resu	Mod Z Scr	Parity Scr
Jun-03	2	2	100.00%	0.00%	288	342	84.21%	-0.61	-1.37
Jul-03									
Aug-03									
Sep-03									
Oct-03									
Nov-03	2	5	40.00%	48.99%	220	280	78.57%	1.78	0.08
Dec-03									
Jan-04									
Feb-04	1	1	100.00%	0.00%	142	159	89.31%	-0.34	-1.21
Mar-04									
Apr-04	2	2	100.00%	0.00%	148	182	81.32%	-0.67	-1.41
May-04	0	1	0.00%	0.00%	152	181	83.98%	1.41	-0.14



DS1 (Parity)									
Date	CLEC Num	CLEC Denc	CLEC Resu	CLEC Std	Qwest Num	Qwest Denc	Qwest Resu	Mod Z Scr	Parity Scr
Jun-03	1	1	100.00%	0.00%	368	435	84.60%	-0.43	-1.26
Jul-03	2	5	40.00%	48.99%	311	395	78.73%	1.79	0.09
Aug-03	3	3	100.00%	0.00%	386	504	76.59%	-0.95	-1.58
Sep-03	2	2	100.00%	0.00%	394	485	81.24%	-0.68	-1.41
Oct-03	5	6	83.33%	37.27%	178	203	87.68%	0.33	-0.8
Nov-03									
Dec-03	1	1	100.00%	0.00%	126	150	84.00%	-0.43	-1.26
Jan-04	1	1	100.00%	0.00%	130	156	83.33%	-0.45	-1.27
Feb-04									
Mar-04									
Apr-04	1	1	100.00%	0.00%	111	133	83.46%	-0.44	-1.27
May-04	0	1	0.00%	0.00%	100	130	76.92%	1.2	-0.27

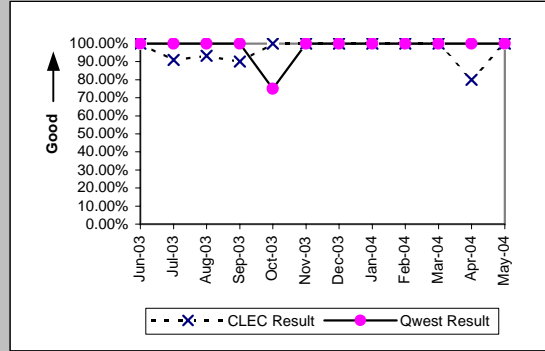


Frame Relay (Parity)									
Date	CLEC Num	CLEC Denc	CLEC Resu	CLEC Std	Qwest Num	Qwest Denc	Qwest Resu	Mod Z Scr	Parity Scr
Jun-03									
Jul-03									
Aug-03									
Sep-03									
Oct-03									
Nov-03									
Dec-03									
Jan-04									
Feb-04									
Mar-04									
Apr-04									
May-04	2	2	100.00%	0.00%	45	51	88.24%	-0.51	-1.31



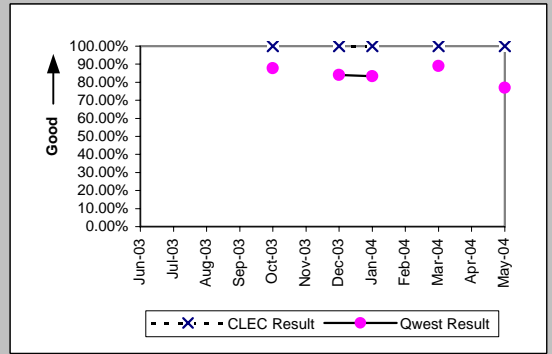
MR-5A - All Troubles Cleared within 4 Hours (Percent) - Interval Zone One

Date	CLEC Num	CLEC Dend	LIS Trunk (Parity)				Qwest Res	Mod Z Scr	Parity Scr
			CLEC Resu	CLEC Std	Qwest Num	Qwest Dend			
Jun-03	6	6	100.00%	0.00%	5	5	100.00%	N/A	N/A
Jul-03	10	11	90.91%	28.75%	5	5	100.00%	N/A	-0.8
Aug-03	14	15	93.33%	24.94%	6	6	100.00%	N/A	-0.83
Sep-03	9	10	90.00%	30.00%	5	5	100.00%	N/A	-0.78
Oct-03	12	12	100.00%	0.00%	3	4	75.00%	-1	-1.61
Nov-03	9	9	100.00%	0.00%	9	9	100.00%	N/A	N/A
Dec-03	10	10	100.00%	0.00%	4	4	100.00%	N/A	N/A
Jan-04	9	9	100.00%	0.00%	12	12	100.00%	N/A	N/A
Feb-04	8	8	100.00%	0.00%	6	6	100.00%	N/A	N/A
Mar-04	8	8	100.00%	0.00%	6	6	100.00%	N/A	N/A
Apr-04	4	5	80.00%	40.00%	2	2	100.00%	N/A	-0.84
May-04	8	8	100.00%	0.00%	3	3	100.00%	N/A	N/A

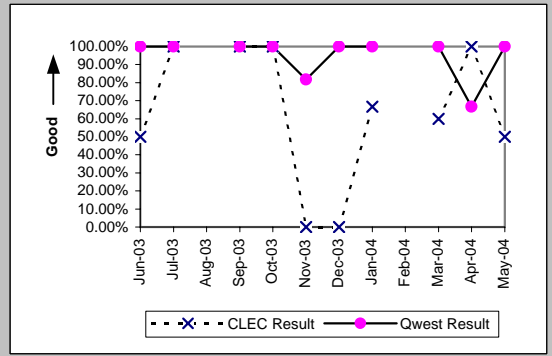


MR-5A - All Troubles Cleared within 4 Hours (Percent) - Interval Zone One

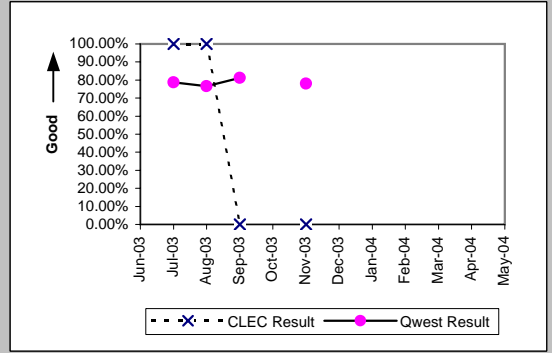
UDIT DS1 (Parity)									
Date	CLEC Num	CLEC Denc	CLEC Resu	CLEC Std	Qwest Num	Qwest Denc	Qwest Resu	Mod Z Scr	Parity Scr
Jun-03									
Jul-03									
Aug-03									
Sep-03									
Oct-03	1	1	100.00%	0.00%	178	203	87.68%	-0.37	-1.23
Nov-03									
Dec-03	1	1	100.00%	0.00%	126	150	84.00%	-0.43	-1.26
Jan-04	1	1	100.00%	0.00%	130	156	83.33%	-0.45	-1.27
Feb-04									
Mar-04	1	1	100.00%	0.00%	185	208	88.94%	-0.35	-1.21
Apr-04									
May-04	3	3	100.00%	0.00%	100	130	76.92%	-0.94	-1.57



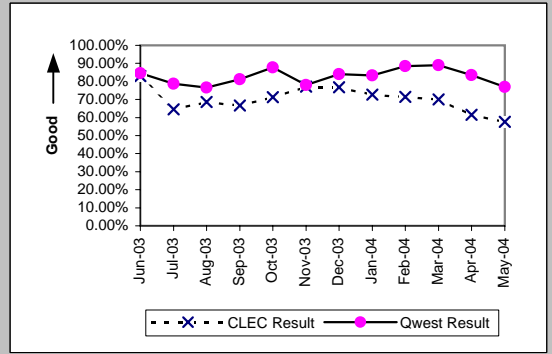
UDIT Above DS1 Level (Parity)									
Date	CLEC Num	CLEC Denc	CLEC Resu	CLEC Std	Qwest Num	Qwest Denc	Qwest Resu	Mod Z Scr	Parity Scr
Jun-03	1	2	50.00%	50.00%	11	11	100.00%	N/A	-0.08
Jul-03	1	1	100.00%	0.00%	19	19	100.00%	N/A	N/A
Aug-03									
Sep-03	1	1	100.00%	0.00%	14	14	100.00%	N/A	N/A
Oct-03	3	3	100.00%	0.00%	5	5	100.00%	N/A	N/A
Nov-03	0	1	0.00%	0.00%	9	11	81.82%	1.21	-0.27
Dec-03	0	1	0.00%	0.00%	2	2	100.00%	N/A	-0.37
Jan-04	2	3	66.67%	47.14%	2	2	100.00%	N/A	-0.71
Feb-04									
Mar-04	3	5	60.00%	48.99%	6	6	100.00%	N/A	-0.17
Apr-04	1	1	100.00%	0.00%	4	6	66.67%	-0.65	-1.4
May-04	1	2	50.00%	50.00%	2	2	100.00%	N/A	-0.63



Unbundled Loop - 4 Wire Non-Loaded (Parity)									
Date	CLEC Num	CLEC Denc	CLEC Resu	CLEC Std	Qwest Num	Qwest Denc	Qwest Resu	Mod Z Scr	Parity Scr
Jun-03									
Jul-03	1	1	100.00%	0.00%	311	395	78.73%	-0.52	-1.32
Aug-03	3	3	100.00%	0.00%	386	504	76.59%	-0.95	-1.58
Sep-03	0	1	0.00%	0.00%	394	485	81.24%	1.32	-0.2
Oct-03									
Nov-03	0	1	0.00%	0.00%	138	177	77.97%	1.23	-0.25
Dec-03									
Jan-04									
Feb-04									
Mar-04									
Apr-04									
May-04									

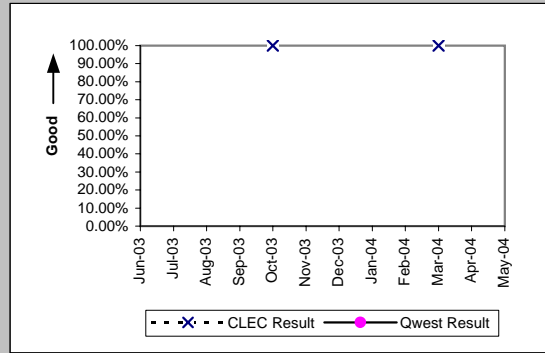


Unbundled Loop - DS1 Capable (Parity)									
Date	CLEC Num	CLEC Denc	CLEC Resu	CLEC Std	Qwest Num	Qwest Denc	Qwest Resu	Mod Z Scr	Parity Scr
Jun-03	73	88	82.95%	37.60%	368	435	84.60%	0.4	-0.76
Jul-03	49	76	64.47%	47.86%	311	395	78.73%	2.58	0.57
Aug-03	57	83	68.67%	46.38%	386	504	76.59%	1.52	-0.07
Sep-03	46	69	66.67%	47.14%	394	485	81.24%	2.66	0.62
Oct-03	57	80	71.25%	45.26%	178	203	87.68%	3.16	0.92
Nov-03	64	83	77.11%	42.01%	138	177	77.97%	0.16	-0.9
Dec-03	63	82	76.83%	42.19%	126	150	84.00%	1.32	-0.2
Jan-04	61	84	72.62%	44.59%	130	156	83.33%	1.93	0.17
Feb-04	30	42	71.43%	45.18%	123	139	88.49%	2.51	0.53
Mar-04	63	90	70.00%	45.83%	185	208	88.94%	3.82	1.32
Apr-04	40	65	61.54%	48.65%	111	133	83.46%	3.28	1
May-04	34	59	57.63%	49.41%	100	130	76.92%	2.65	0.61



MR-5A - All Troubles Cleared within 4 Hours (Percent) - Interval Zone One

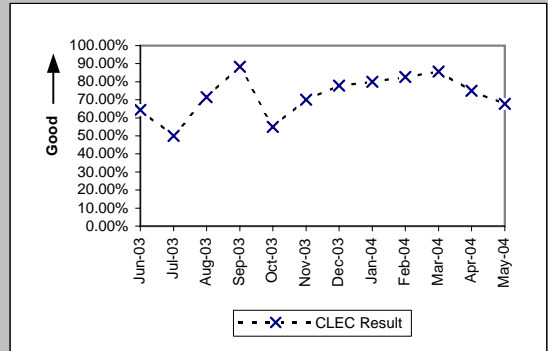
Date	E911 (Parity)				Qwest Num	Qwest Deno	Qwest Resu	Mod Z Scr	Parity Scr
	CLEC Num	CLEC Deno	CLEC Resu	CLEC Std					
Jun-03									
Jul-03									
Aug-03									
Sep-03									
Oct-03	1	1	100.00%	0.00%					
Nov-03									
Dec-03									
Jan-04									
Feb-04									
Mar-04	1	1	100.00%	0.00%					
Apr-04									
May-04									



MR-5A - All Troubles Cleared within 4 Hours (Percent) - Interval Zone One

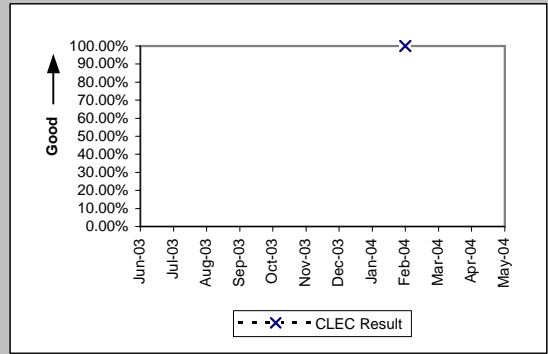
Enhanced Extended Loops (EELs) (Diagnostic)

Date	CLEC Num	CLEC Denom	CLEC Result	CLEC Std Dev
Jun-03	9	14	64.29%	47.92%
Jul-03	4	8	50.00%	50.00%
Aug-03	10	14	71.43%	45.18%
Sep-03	15	17	88.24%	32.22%
Oct-03	11	20	55.00%	49.75%
Nov-03	7	10	70.00%	45.83%
Dec-03	21	27	77.78%	41.57%
Jan-04	12	15	80.00%	40.00%
Feb-04	19	23	82.61%	37.90%
Mar-04	24	28	85.71%	34.99%
Apr-04	21	28	75.00%	43.30%
May-04	21	31	67.74%	46.75%



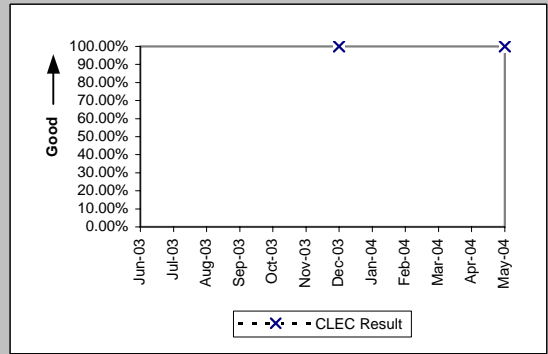
Enhanced Extended Loops - DS0 Capable (Diagnostic)

Date	CLEC Num	CLEC Denom	CLEC Result	CLEC Std Dev
Jun-03				
Jul-03				
Aug-03				
Sep-03				
Oct-03				
Nov-03				
Dec-03				
Jan-04				
Feb-04	2	2	100.00%	0.00%
Mar-04				
Apr-04				
May-04				



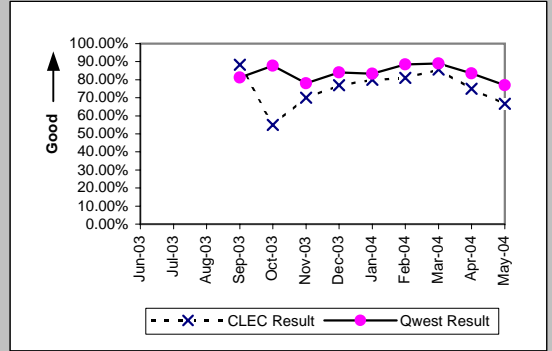
Enhanced Extended Loops - DS3 Capable (Diagnostic)

Date	CLEC Num	CLEC Denom	CLEC Result	CLEC Std Dev
Jun-03				
Jul-03				
Aug-03				
Sep-03				
Oct-03				
Nov-03				
Dec-03	1	1	100.00%	0.00%
Jan-04				
Feb-04				
Mar-04				
Apr-04				
May-04	1	1	100.00%	0.00%



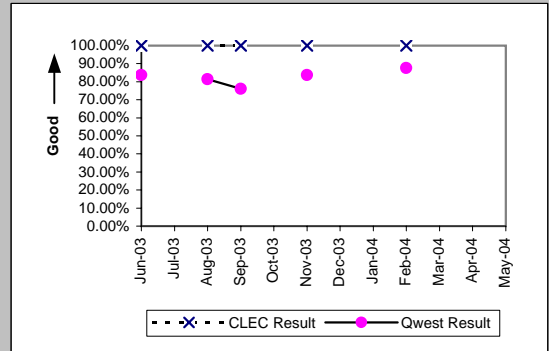
MR-5A - All Troubles Cleared within 4 Hours (Percent) - Interval Zone One

Enhanced Extended Loops - DS1 Capable (Parity)									
Date	CLEC Num	CLEC Dend	CLEC Resu	CLEC Std	Qwest Num	Qwest Dend	Qwest Resu	Mod Z Scr	Parity Scr
Jun-03									
Jul-03									
Aug-03									
Sep-03	15	17	88.24%	32.22%	394	485	81.24%	-0.73	-1.44
Oct-03	11	20	55.00%	49.75%	178	203	87.68%	3.34	1.03
Nov-03	7	10	70.00%	45.83%	138	177	77.97%	0.58	-0.65
Dec-03	20	26	76.92%	42.13%	126	150	84.00%	0.87	-0.47
Jan-04	12	15	80.00%	40.00%	130	156	83.33%	0.35	-0.79
Feb-04	17	21	80.95%	39.27%	123	139	88.49%	0.94	-0.43
Mar-04	24	28	85.71%	34.99%	185	208	88.94%	0.52	-0.68
Apr-04	21	28	75.00%	43.30%	111	133	83.46%	1.03	-0.37
May-04	20	30	66.67%	47.14%	100	130	76.92%	1.14	-0.31

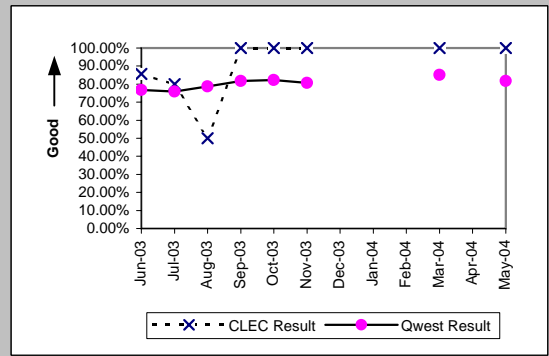


MR-5B - All Troubles Cleared within 4 Hours (Percent) - Interval Zone Two

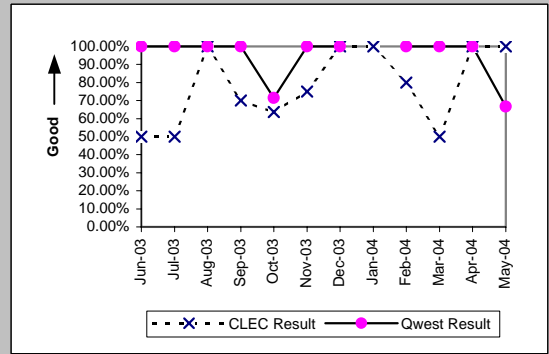
DS0 (Parity)										
Date	CLEC Num	CLEC Denc	CLEC Resu	CLEC Std	Qwest Num	Qwest Denc	Qwest Resu	Mod Z Scr	Parity Scr	
Jun-03	1	1	100.00%	0.00%	201	240	83.75%	-0.44	-1.27	
Jul-03										
Aug-03	2	2	100.00%	0.00%	201	247	81.38%	-0.67	-1.41	
Sep-03	1	1	100.00%	0.00%	257	338	76.04%	-0.56	-1.34	
Oct-03										
Nov-03	2	2	100.00%	0.00%	138	165	83.64%	-0.62	-1.38	
Dec-03										
Jan-04										
Feb-04	2	2	100.00%	0.00%	99	113	87.61%	-0.53	-1.32	
Mar-04										
Apr-04										
May-04										



DS1 (Parity)										
Date	CLEC Num	CLEC Denc	CLEC Resu	CLEC Std	Qwest Num	Qwest Denc	Qwest Resu	Mod Z Scr	Parity Scr	
Jun-03	6	7	85.71%	34.99%	178	232	76.72%	-0.55	-1.34	
Jul-03	4	5	80.00%	40.00%	180	237	75.95%	-0.21	-1.13	
Aug-03	1	2	50.00%	50.00%	215	273	78.75%	0.79	-0.52	
Sep-03	1	1	100.00%	0.00%	296	362	81.77%	-0.47	-1.29	
Oct-03	2	2	100.00%	0.00%	149	181	82.32%	-0.65	-1.4	
Nov-03	1	1	100.00%	0.00%	96	119	80.67%	-0.49	-1.3	
Dec-03										
Jan-04										
Feb-04										
Mar-04	3	3	100.00%	0.00%	120	141	85.11%	-0.72	-1.44	
Apr-04										
May-04	1	1	100.00%	0.00%	107	131	81.68%	-0.47	-1.29	

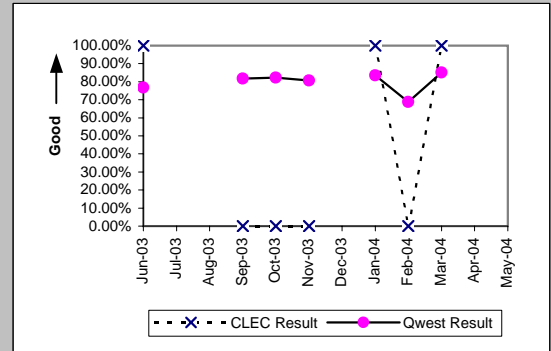


LIS Trunk (Parity)										
Date	CLEC Num	CLEC Denc	CLEC Resu	CLEC Std	Qwest Num	Qwest Denc	Qwest Resu	Mod Z Scr	Parity Scr	
Jun-03	1	2	50.00%	50.00%	2	2	100.00%	N/A	-0.63	
Jul-03	2	4	50.00%	50.00%	4	4	100.00%	N/A	-0.24	
Aug-03	4	4	100.00%	0.00%	5	5	100.00%	N/A	N/A	
Sep-03	7	10	70.00%	45.83%	5	5	100.00%	N/A	-0.28	
Oct-03	7	11	63.64%	48.10%	5	7	71.43%	0.23	-0.86	
Nov-03	3	4	75.00%	43.30%	7	7	100.00%	N/A	-0.44	
Dec-03	8	8	100.00%	0.00%	2	2	100.00%	N/A	N/A	
Jan-04	1	1	100.00%	0.00%						
Feb-04	4	5	80.00%	40.00%	2	2	100.00%	N/A	-0.84	
Mar-04	1	2	50.00%	50.00%	2	2	100.00%	N/A	-0.63	
Apr-04	3	3	100.00%	0.00%	3	3	100.00%	N/A	N/A	
May-04	3	3	100.00%	0.00%	2	3	66.67%	-0.87	-1.53	

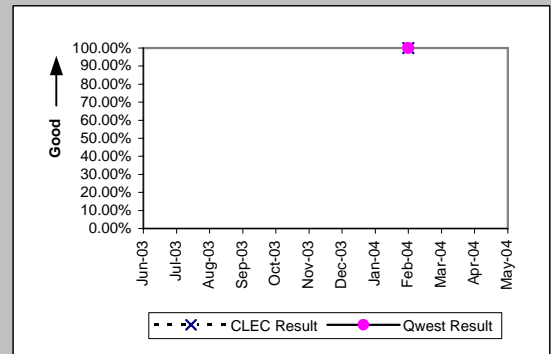


MR-5B - All Troubles Cleared within 4 Hours (Percent) - Interval Zone Two

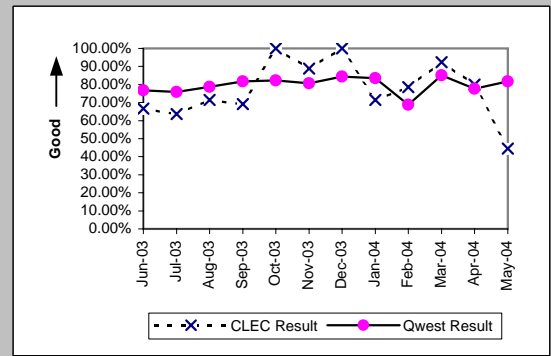
UDIT DS1 (Parity)									
Date	CLEC Num	CLEC Denc	CLEC Resu	CLEC Std	Qwest Num	Qwest Denc	Qwest Resu	Mod Z Scr	Parity Scr
Jun-03	1	1	100.00%	0.00%	178	232	76.72%	-0.55	-1.33
Jul-03									
Aug-03									
Sep-03	0	3	0.00%	0.00%	296	362	81.77%	2.78	0.69
Oct-03	0	1	0.00%	0.00%	149	181	82.32%	1.36	-0.18
Nov-03	0	2	0.00%	0.00%	96	119	80.67%	2.11	0.28
Dec-03									
Jan-04	1	1	100.00%	0.00%	126	151	83.44%	-0.44	-1.27
Feb-04	0	2	0.00%	0.00%	110	160	68.75%	1.69	0.02
Mar-04	1	1	100.00%	0.00%	120	141	85.11%	-0.42	-1.25
Apr-04									
May-04									



UDIT Above DS1 Level (Parity)									
Date	CLEC Num	CLEC Denc	CLEC Resu	CLEC Std	Qwest Num	Qwest Denc	Qwest Resu	Mod Z Scr	Parity Scr
Jun-03									
Jul-03									
Aug-03									
Sep-03									
Oct-03									
Nov-03									
Dec-03									
Jan-04									
Feb-04	1	1	100.00%	0.00%	2	2	100.00%	N/A	N/A
Mar-04									
Apr-04									
May-04									

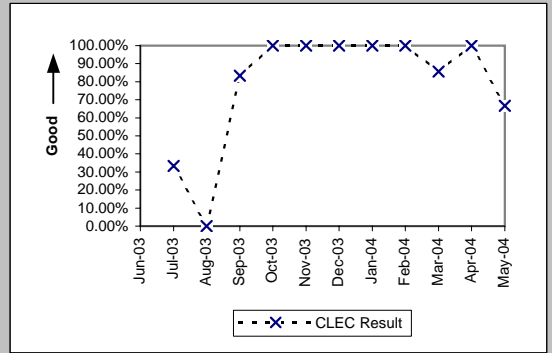


Unbundled Loop - DS1 Capable (Parity)									
Date	CLEC Num	CLEC Denc	CLEC Resu	CLEC Std	Qwest Num	Qwest Denc	Qwest Resu	Mod Z Scr	Parity Scr
Jun-03	4	6	66.67%	47.14%	178	232	76.72%	0.56	-0.66
Jul-03	7	11	63.64%	48.10%	180	237	75.95%	0.9	-0.45
Aug-03	10	14	71.43%	45.18%	215	273	78.75%	0.65	-0.6
Sep-03	9	13	69.23%	46.15%	296	362	81.77%	1.09	-0.34
Oct-03	6	6	100.00%	0.00%	149	181	82.32%	-1.12	-1.68
Nov-03	8	9	88.89%	31.43%	96	119	80.67%	-0.6	-1.37
Dec-03	16	16	100.00%	0.00%	130	154	84.42%	-1.64	-1.99
Jan-04	10	14	71.43%	45.18%	126	151	83.44%	1.08	-0.34
Feb-04	11	14	78.57%	41.03%	110	160	68.75%	-0.76	-1.46
Mar-04	12	13	92.31%	26.65%	120	141	85.11%	-0.7	-1.42
Apr-04	12	15	80.00%	40.00%	104	134	77.61%	-0.21	-1.13
May-04	4	9	44.44%	49.69%	107	131	81.68%	2.36	0.43



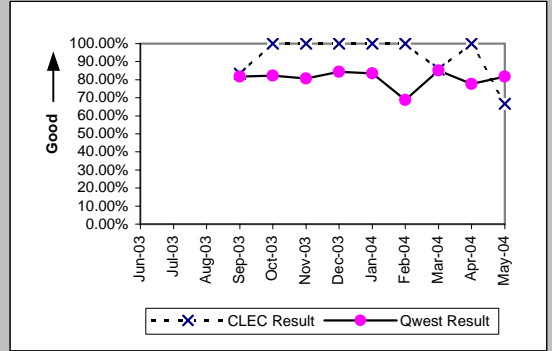
MR-5B - All Troubles Cleared within 4 Hours (Percent) - Interval Zone Two

Enhanced Extended Loops (EELs) (Diagnostic)				
Date	CLEC Num	CLEC Denom	CLEC Result	CLEC Std Dev
Jun-03				
Jul-03	1	3	33.33%	47.14%
Aug-03	0	1	0.00%	0.00%
Sep-03	5	6	83.33%	37.27%
Oct-03	4	4	100.00%	0.00%
Nov-03	4	4	100.00%	0.00%
Dec-03	5	5	100.00%	0.00%
Jan-04	1	1	100.00%	0.00%
Feb-04	2	2	100.00%	0.00%
Mar-04	6	7	85.71%	34.99%
Apr-04	9	9	100.00%	0.00%
May-04	2	3	66.67%	47.14%



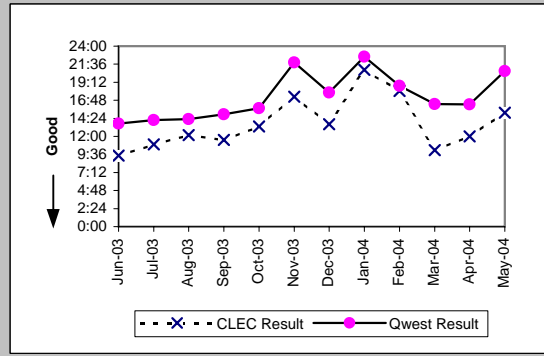
MR-5B - All Troubles Cleared within 4 Hours (Percent) - Interval Zone Two

Enhanced Extended Loops - DS1 Capable (Parity)									
Date	CLEC Num	CLEC Dend	CLEC Resu	CLEC Std	Qwest Num	Qwest Dend	Qwest Resu	Mod Z Scr	Parity Scr
Jun-03									
Jul-03									
Aug-03									
Sep-03	5	6	83.33%	37.27%	296	362	81.77%	-0.1	-1.06
Oct-03	4	4	100.00%	0.00%	149	181	82.32%	-0.92	-1.56
Nov-03	4	4	100.00%	0.00%	96	119	80.67%	-0.96	-1.59
Dec-03	5	5	100.00%	0.00%	130	154	84.42%	-0.95	-1.57
Jan-04	1	1	100.00%	0.00%	126	151	83.44%	-0.44	-1.27
Feb-04	2	2	100.00%	0.00%	110	160	68.75%	-0.95	-1.58
Mar-04	6	7	85.71%	34.99%	120	141	85.11%	-0.04	-1.03
Apr-04	9	9	100.00%	0.00%	104	134	77.61%	-1.56	-1.95
May-04	2	3	66.67%	47.14%	107	131	81.68%	0.58	-0.65

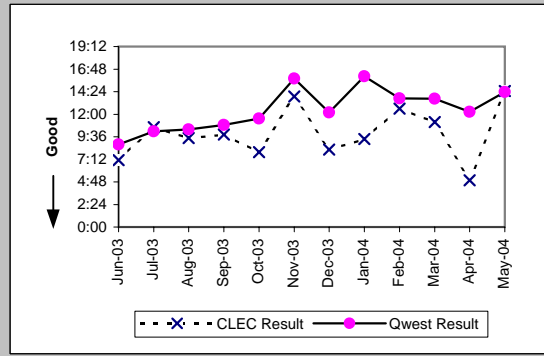


MR-6A - Mean Time to Restore (Hours:Minutes) - Dispatches within MSAs

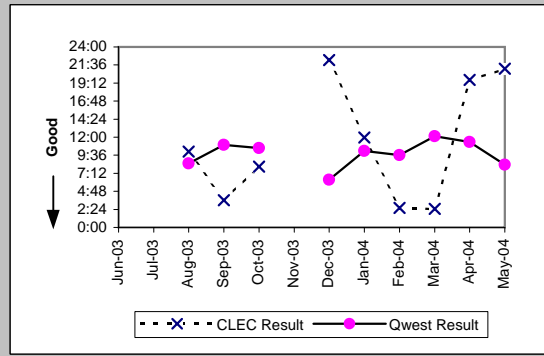
Residence (Parity)									
Date	CLEC Num	CLEC Denc	CLEC Resu	CLEC Std E	Qwest Num	Qwest Denc	Qwest Resu	Mod Z Scr	Parity Scr
Jun-03	1361:04	144	9:27	7:46	152439:48	11115	13:43	-4.38	-3.66
Jul-03	2229:55	204	10:56	8:42	160227:08	11322	14:09	-3.66	-3.22
Aug-03	2242:36	184	12:11	8:55	163524:40	11448	14:17	-2.47	-2.5
Sep-03	2440:01	212	11:31	9:15	175875:39	11766	14:57	-3.33	-3.03
Oct-03	2145:13	161	13:19	10:08	239507:43	15204	15:45	-2.57	-2.56
Nov-03	2108:29	122	17:17	19:31	307403:02	14077	21:50	-2.27	-2.38
Dec-03	1403:03	103	13:37	12:21	230263:22	12905	17:51	-2.74	-2.67
Jan-04	1961:09	94	20:52	14:59	374008:01	16551	22:36	-0.91	-1.55
Feb-04	812:16	45	18:03	19:25	197915:44	10578	18:43	-0.2	-1.12
Mar-04	416:34	41	10:10	8:43	179818:25	11029	16:18	-2.94	-2.79
Apr-04	467:03	39	11:59	9:11	164251:25	10104	16:15	-2.09	-2.27
May-04	605:23	40	15:08	12:23	247123:44	11940	20:42	-1.78	-2.08



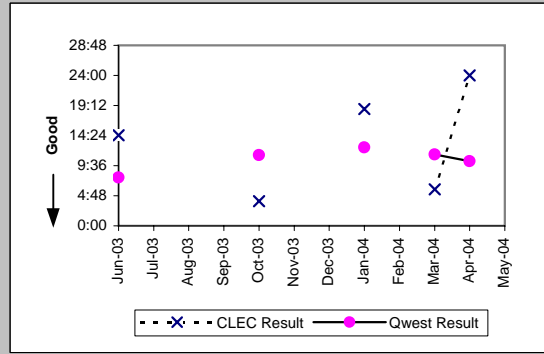
Business (Parity)									
Date	CLEC Num	CLEC Denc	CLEC Resu	CLEC Std E	Qwest Num	Qwest Denc	Qwest Resu	Mod Z Scr	Parity Scr
Jun-03	418:48	59	7:06	6:41	11343:05	1294	8:46	-1.16	-1.71
Jul-03	572:52	54	10:37	14:28	13054:36	1285	10:10	0.27	-0.83
Aug-03	633:25	67	9:27	7:31	12153:58	1170	10:23	-0.66	-1.4
Sep-03	758:55	77	9:51	10:46	13758:38	1266	10:52	-0.71	-1.43
Oct-03	596:17	75	7:57	7:54	19682:31	1705	11:33	-2.32	-2.41
Nov-03	1125:27	81	13:54	21:28	20030:34	1268	15:48	-0.76	-1.46
Dec-03	634:59	77	8:15	7:22	16104:24	1320	12:12	-2.45	-2.49
Jan-04	740:31	79	9:22	9:56	24546:09	1530	16:03	-3.36	-3.04
Feb-04	428:17	34	12:36	10:58	14691:46	1072	13:42	-0.42	-1.25
Mar-04	78:01	7	11:09	9:07	16891:47	1238	13:39	-0.14	-1.09
Apr-04	29:55	6	4:59	7:25	13670:24	1115	12:16	-1.41	-1.86
May-04	173:36	12	14:28	9:33	17142:13	1195	14:21	0.16	-0.9



Centrex (Parity)									
Date	CLEC Num	CLEC Denc	CLEC Resu	CLEC Std E	Qwest Num	Qwest Denc	Qwest Resu	Mod Z Scr	Parity Scr
Jun-03									
Jul-03									
Aug-03	20:07	2	10:04	8:37	926:34	109	8:30	0.28	-0.83
Sep-03	7:12	2	3:36	4:00	1447:00	132	10:58	-0.63	-1.38
Oct-03	16:08	2	8:04	10:56	1328:28	126	10:33	-0.23	-1.14
Nov-03									
Dec-03	66:45	3	22:15	19:01	482:11	76	6:21	2.58	0.57
Jan-04	47:53	4	11:58	10:22	812:04	80	10:09	0.62	-0.63
Feb-04	2:37	1	2:37		981:45	102	9:38	-0.52	-1.31
Mar-04	4:54	2	2:27	1:28	1053:27	87	12:07	-0.86	-1.52
Apr-04	19:37	1	19:37		953:26	84	11:21	0.67	-0.59
May-04	21:07	1	21:07		533:45	64	8:20	1.38	-0.16

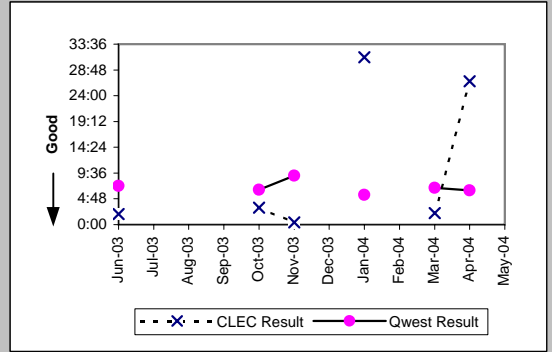


Centrex 21 (Parity)									
Date	CLEC Num	CLEC Denc	CLEC Resu	CLEC Std E	Qwest Num	Qwest Denc	Qwest Resu	Mod Z Scr	Parity Scr
Jun-03	28:57	2	14:28	16:28	1290:10	167	7:44	1.32	-0.2
Jul-03									
Aug-03									
Sep-03									
Oct-03	3:55	1	3:55		2445:25	217	11:16	-0.58	-1.35
Nov-03									
Dec-03									
Jan-04	18:37	1	18:37		2150:46	172	12:30	0.6	-0.63
Feb-04									
Mar-04	5:50	1	5:50		1732:51	152	11:24	-0.44	-1.27
Apr-04	24:00	1	24:00		1106:18	107	10:20	1.48	-0.1
May-04									

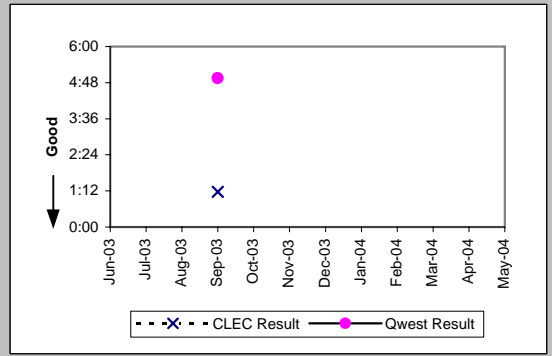


MR-6A - Mean Time to Restore (Hours:Minutes) - Dispatches within MSAs

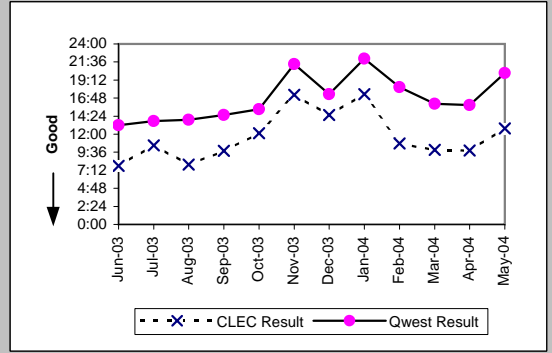
PBX (Parity)									
Date	CLEC Num	CLEC Denc	CLEC Resu	CLEC Std I	Qwest Num	Qwest Denc	Qwest Resu	Mod Z Scr	Parity Scr
Jun-03	3:57	2	1:59	1:17	246:11	34	7:14	-0.99	-1.6
Jul-03									
Aug-03									
Sep-03									
Oct-03	3:10	1	3:10		194:07	30	6:28	-0.34	-1.21
Nov-03	0:26	1	0:26		210:10	23	9:08	-0.69	-1.42
Dec-03									
Jan-04	31:09	1	31:09		137:51	25	5:31	3.72	1.26
Feb-04									
Mar-04	4:13	2	2:07	2:02	218:56	32	6:50	-0.88	-1.53
Apr-04	26:43	1	26:43		146:27	23	6:22	2.12	0.29
May-04									



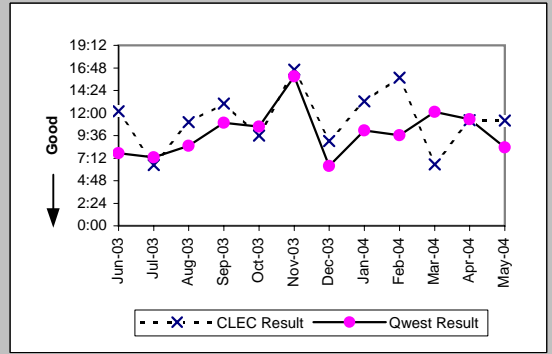
Basic Rate ISDN (Parity)									
Date	CLEC Num	CLEC Denc	CLEC Resu	CLEC Std I	Qwest Num	Qwest Denc	Qwest Resu	Mod Z Scr	Parity Scr
Jun-03									
Jul-03									
Aug-03									
Sep-03	1:10	1	1:10		281:57	57	4:57	-0.6	-1.36
Oct-03									
Nov-03									
Dec-03									
Jan-04									
Feb-04									
Mar-04									
Apr-04									
May-04									



UNE - P (POTS) (Parity)									
Date	CLEC Num	CLEC Denc	CLEC Resu	CLEC Std I	Qwest Num	Qwest Denc	Qwest Resu	Mod Z Scr	Parity Scr
Jun-03	849:41	109	7:48	7:58	163782:53	12409	13:12	-4.84	-3.94
Jul-03	1133:37	108	10:30	12:28	173281:44	12607	13:45	-2.7	-2.64
Aug-03	810:33	102	7:57	8:41	175678:38	12618	13:55	-5.24	-4.19
Sep-03	966:21	99	9:46	7:56	189634:17	13032	14:33	-3.23	-2.96
Oct-03	4883:00	403	12:07	9:44	259190:14	16909	15:20	-5.26	-4.2
Nov-03	6750:28	392	17:13	20:40	327433:36	15345	21:20	-3.65	-3.22
Dec-03	6114:13	420	14:33	14:37	246367:46	14225	17:19	-3.6	-3.19
Jan-04	10420:44	601	17:20	16:05	398554:10	18081	22:03	-6.16	-4.74
Feb-04	4831:11	448	10:47	16:08	212607:30	11650	18:15	-7.16	-5.35
Mar-04	5217:28	526	9:55	9:54	196710:12	12267	16:02	-7.09	-5.31
Apr-04	5420:34	551	9:50	8:34	177921:49	11219	15:52	-10.78	-7.56
May-04	8966:42	702	12:46	14:49	264265:57	13135	20:07	-9.7	-6.9

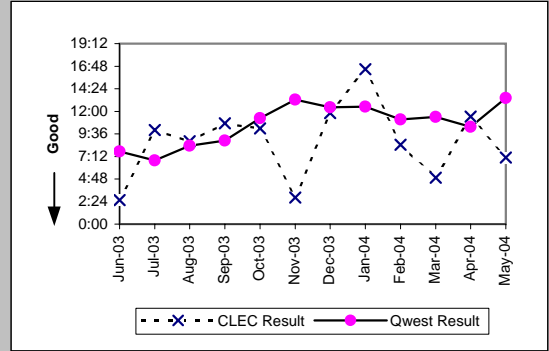


UNE P (Centrex) (Parity)									
Date	CLEC Num	CLEC Denc	CLEC Resu	CLEC Std I	Qwest Num	Qwest Denc	Qwest Resu	Mod Z Scr	Parity Scr
Jun-03	207:07	17	12:11	22:24	1073:15	139	7:43	1.17	-0.29
Jul-03	142:36	22	6:29	6:30	920:23	126	7:18	-0.48	-1.29
Aug-03	231:22	21	11:01	11:25	926:34	109	8:30	0.89	-0.46
Sep-03	273:25	21	13:01	15:39	1447:00	132	10:58	0.52	-0.68
Oct-03	191:50	20	9:36	10:13	1328:28	126	10:33	-0.26	-1.16
Nov-03	448:29	27	16:37	25:17	1128:22	71	15:54	0.12	-0.93
Dec-03	135:23	15	9:02	7:39	482:11	76	6:21	1.28	-0.22
Jan-04	251:31	19	13:14	8:42	812:04	80	10:09	0.83	-0.5
Feb-04	283:53	18	15:46	25:06	981:45	102	9:38	1.47	-0.11
Mar-04	78:37	12	6:33	6:10	1053:27	87	12:07	-1.15	-1.7
Apr-04	134:52	12	11:14	12:30	953:26	84	11:21	-0.02	-1.01
May-04	212:45	19	11:12	10:28	533:45	64	8:20	1.14	-0.31

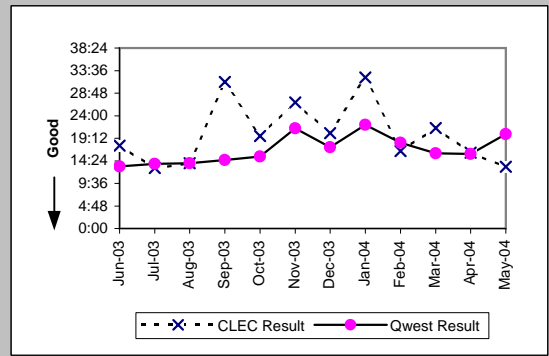


MR-6A - Mean Time to Restore (Hours:Minutes) - Dispatches within MSAs

UNE P (Centrex 21) (Parity)											
Date	CLEC Num	CLEC Denc	CLEC Resu	CLEC Std	Qwest Num	Qwest Denc	Qwest Resu	Mod Z Scr	Parity Scr		
Jun-03	7:40	3	2:33	0:25	1290:10	167	7:44	-0.8	-1.48		
Jul-03	30:02	3	10:01	11:36	1124:19	166	6:46	0.94	-0.43		
Aug-03	61:48	7	8:50	10:16	1249:06	150	8:20	0.26	-0.84		
Sep-03	42:56	4	10:44	9:01	1235:22	139	8:53	0.63	-0.61		
Oct-03	30:31	3	10:10	11:34	2445:25	217	11:16	-0.15	-1.09		
Nov-03	19:49	7	2:50	1:02	2157:30	163	13:14	-1.5	-1.91		
Dec-03	59:01	5	11:48	8:11	1836:47	148	12:25	-0.1	-1.06		
Jan-04	82:27	5	16:29	29:20	2150:46	172	12:30	0.71	-0.57		
Feb-04	50:38	6	8:26	8:43	1233:14	111	11:07	-0.53	-1.32		
Mar-04	4:57	1	4:57		1732:51	152	11:24	-0.51	-1.31		
Apr-04	22:54	2	11:27	13:20	1106:18	107	10:20	0.24	-0.86		
May-04	35:19	5	7:04	10:45	1743:57	130	13:25	-0.97	-1.59		

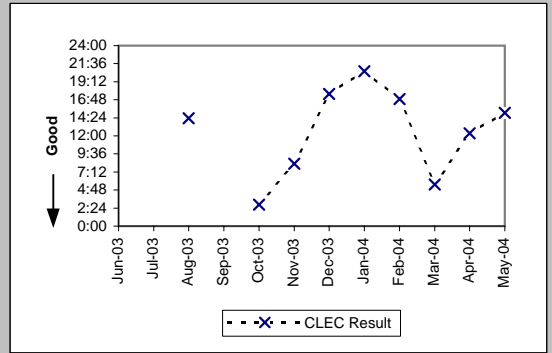


Line Sharing (Parity)											
Date	CLEC Num	CLEC Denc	CLEC Resu	CLEC Std	Qwest Num	Qwest Denc	Qwest Resu	Mod Z Scr	Parity Scr		
Jun-03	193:58	11	17:38	13:41	163782:53	12409	13:12	1.34	-0.18		
Jul-03	193:28	15	12:54	8:29	173281:44	12607	13:45	-0.26	-1.16		
Aug-03	235:50	17	13:52	9:53	175678:38	12618	13:55	-0.02	-1.01		
Sep-03	467:56	15	31:12	40:45	189634:17	13032	14:33	2.88	0.75		
Oct-03	373:56	19	19:41	21:59	259190:14	16909	15:20	1.43	-0.13		
Nov-03	375:14	14	26:48	19:13	327433:36	15345	21:20	0.97	-0.41		
Dec-03	527:23	26	20:17	11:04	246367:46	14225	17:19	1.05	-0.36		
Jan-04	642:19	20	32:07	30:14	398554:10	18081	22:03	2.2	0.34		
Feb-04	214:36	13	16:30	13:35	212607:30	11650	18:15	-0.29	-1.18		
Mar-04	170:55	8	21:22	16:22	196710:12	12267	16:02	1.24	-0.25		
Apr-04	161:30	10	16:09	8:45	177921:49	11219	15:52	0.23	-0.86		
May-04	104:54	8	13:07	10:57	264265:57	13135	20:07	-1.01	-1.62		



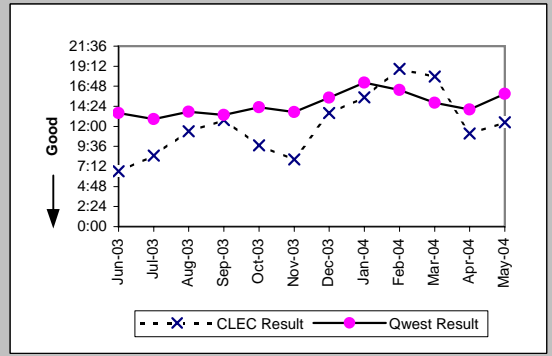
MR-6A - Mean Time to Restore (Hours:Minutes) - Dispatches within MSAs

Line Splitting (Diagnostic)				
Date	Numerator	Denominator	CLEC Result	Standard Dev
Jun-03				
Jul-03				
Aug-03	28:40	2	14:20	12:48
Sep-03				
Oct-03	2:50	1	2:50	
Nov-03	24:51	3	8:17	6:47
Dec-03	246:01	14	17:34	11:35
Jan-04	164:55	8	20:37	12:53
Feb-04	118:20	7	16:54	10:36
Mar-04	11:04	2	5:32	1:53
Apr-04	74:00	6	12:20	8:00
May-04	45:09	3	15:03	10:18

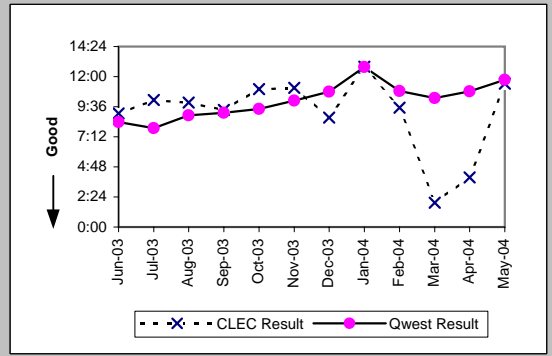


MR-6B - Mean Time to Restore (Hours:Minutes) - Dispatches outside MSAs

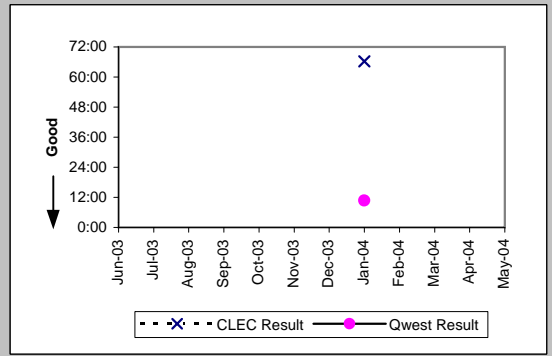
Residence (Parity)									
Date	CLEC Num	CLEC Denc	CLEC Resu	CLEC Std I	Qwest Num	Qwest Denc	Qwest Resu	Mod Z Scr	Parity Scr
Jun-03	99:19	15	6:37	6:31	33337:30	2450	13:36	-1.92	-2.17
Jul-03	136:23	16	8:31	7:35	36094:00	2800	12:53	-1.55	-1.95
Aug-03	319:04	28	11:24	14:00	38736:31	2815	13:46	-0.54	-1.33
Sep-03	484:25	38	12:45	9:24	33833:53	2533	13:21	-0.24	-1.14
Oct-03	330:07	34	9:43	8:46	44826:39	3137	14:17	-2.15	-2.31
Nov-03	176:46	22	8:02	7:30	35109:09	2560	13:43	-2.12	-2.29
Dec-03	380:19	28	13:35	11:05	46775:30	3033	15:25	-0.75	-1.46
Jan-04	386:36	25	15:28	8:31	58257:34	3384	17:13	-0.6	-1.37
Feb-04	245:40	13	18:54	14:10	41536:39	2541	16:21	0.8	-0.52
Mar-04	107:50	6	17:58	7:29	38756:51	2614	14:50	0.66	-0.6
Apr-04	55:38	5	11:08	11:06	32756:36	2337	14:01	-0.48	-1.29
May-04	112:16	9	12:28	10:49	41318:09	2598	15:54	-0.81	-1.49



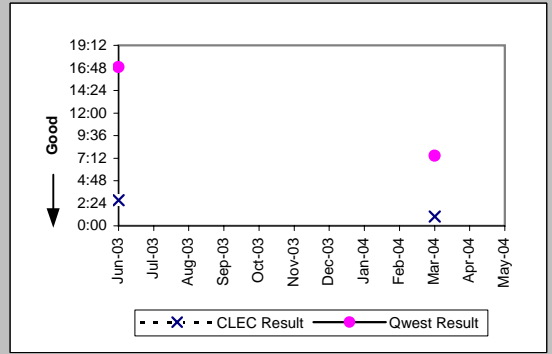
Business (Parity)									
Date	CLEC Num	CLEC Denc	CLEC Resu	CLEC Std I	Qwest Num	Qwest Denc	Qwest Resu	Mod Z Scr	Parity Scr
Jun-03	208:33	23	9:04	7:42	2666:24	318	8:23	0.34	-0.8
Jul-03	172:21	17	10:08	8:32	2465:05	312	7:54	1.03	-0.37
Aug-03	158:58	16	9:56	8:54	2513:33	282	8:55	0.48	-0.71
Sep-03	196:29	21	9:21	10:42	2808:16	308	9:07	0.31	-0.81
Oct-03	209:10	19	11:01	9:07	2901:31	308	9:25	0.73	-0.55
Nov-03	99:50	9	11:06	8:49	2712:00	269	10:05	0.28	-0.83
Dec-03	200:46	23	8:44	9:53	3389:35	314	10:48	-0.68	-1.42
Jan-04	191:48	15	12:47	11:59	4314:27	338	12:46	0.15	-0.91
Feb-04	38:04	4	9:31	11:34	2982:02	275	10:51	-0.24	-1.15
Mar-04	1:56	1	1:56		2811:48	273	10:18	-0.65	-1.4
Apr-04	7:53	2	3:57	1:07	2684:13	248	10:49	-0.79	-1.48
May-04	34:22	3	11:27	12:20	3005:50	256	11:44	-0.04	-1.02



Centrex 21 (Parity)									
Date	CLEC Num	CLEC Denc	CLEC Resu	CLEC Std I	Qwest Num	Qwest Denc	Qwest Resu	Mod Z Scr	Parity Scr
Jun-03									
Jul-03									
Aug-03									
Sep-03									
Oct-03									
Nov-03									
Dec-03									
Jan-04	66:14	1	66:14		150:38	14	10:46	1.79	0.09
Feb-04									
Mar-04									
Apr-04									
May-04									

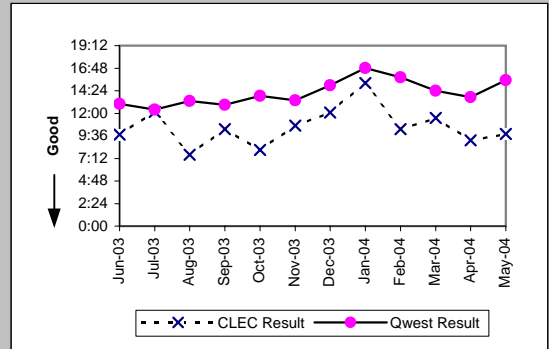


PBX (Parity)									
Date	CLEC Num	CLEC Denc	CLEC Resu	CLEC Std I	Qwest Num	Qwest Denc	Qwest Resu	Mod Z Scr	Parity Scr
Jun-03	5:27	2	2:44	1:30	67:32	4	16:53	-0.89	-1.54
Jul-03									
Aug-03									
Sep-03									
Oct-03									
Nov-03									
Dec-03									
Jan-04									
Feb-04									
Mar-04	4:00	4	1:00	0:43	89:37	12	7:28	-1.37	-1.83
Apr-04									
May-04									

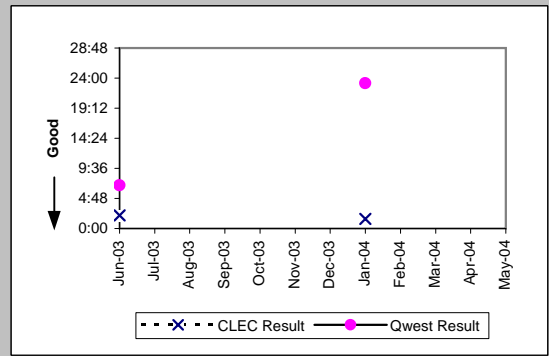


MR-6B - Mean Time to Restore (Hours:Minutes) - Dispatches outside MSAs

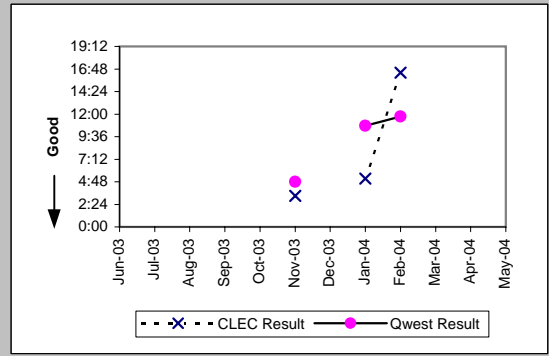
UNE - P (POTS) (Parity)										
Date	CLEC Num	CLEC Dend	CLEC Resu	CLEC Std	Qwest Num	Qwest Dend	Qwest Resu	Mod Z Scr	Parity Scr	
Jun-03	175:05	18	9:44	8:30	36003:54	2768	13:00	-1.01	-1.61	
Jul-03	340:14	28	12:09	9:55	38559:05	3112	12:23	-0.11	-1.07	
Aug-03	98:43	13	7:36	8:16	41250:04	3097	13:19	-0.92	-1.56	
Sep-03	92:43	9	10:18	8:03	36642:09	2841	12:54	-0.5	-1.3	
Oct-03	674:12	83	8:07	7:54	47728:10	3445	13:51	-4.18	-3.54	
Nov-03	758:07	71	10:41	9:04	37821:09	2829	13:22	-1.81	-2.1	
Dec-03	1160:41	96	12:05	11:44	50165:05	3347	14:59	-2.14	-2.3	
Jan-04	1645:38	108	15:14	14:45	62572:01	3722	16:49	-1.11	-1.67	
Feb-04	1019:40	99	10:18	11:12	44518:41	2816	15:49	-3.85	-3.34	
Mar-04	1127:20	98	11:30	15:38	41568:39	2887	14:24	-2.28	-2.38	
Apr-04	1111:49	122	9:07	8:05	35440:49	2585	13:43	-3.71	-3.25	
May-04	1313:55	134	9:48	9:44	44323:59	2854	15:32	-5.08	-4.09	



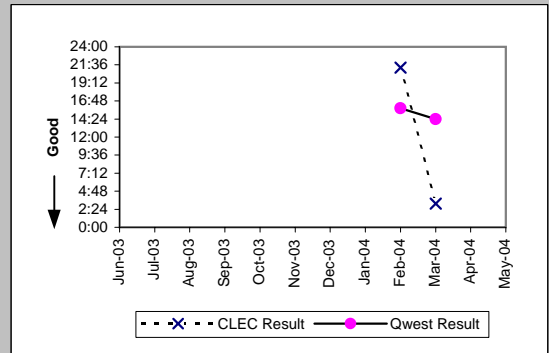
UNE P (Centrex) (Parity)										
Date	CLEC Num	CLEC Dend	CLEC Resu	CLEC Std	Qwest Num	Qwest Dend	Qwest Resu	Mod Z Scr	Parity Scr	
Jun-03	2:06	1	2:06		137:46	20	6:53	-0.72	-1.44	
Jul-03										
Aug-03										
Sep-03										
Oct-03										
Nov-03										
Dec-03										
Jan-04	1:33	1	1:33		370:38	16	23:10	-0.69	-1.42	
Feb-04										
Mar-04										
Apr-04										
May-04										



UNE P (Centrex 21) (Parity)										
Date	CLEC Num	CLEC Dend	CLEC Resu	CLEC Std	Qwest Num	Qwest Dend	Qwest Resu	Mod Z Scr	Parity Scr	
Jun-03										
Jul-03										
Aug-03										
Sep-03										
Oct-03										
Nov-03	3:19	1	3:19		57:46	12	4:49	-0.26	-1.16	
Dec-03										
Jan-04	20:37	4	5:09	1:00	150:38	14	10:46	-1.03	-1.63	
Feb-04	32:48	2	16:24	14:14	164:34	14	11:45	0.71	-0.57	
Mar-04										
Apr-04										
May-04										

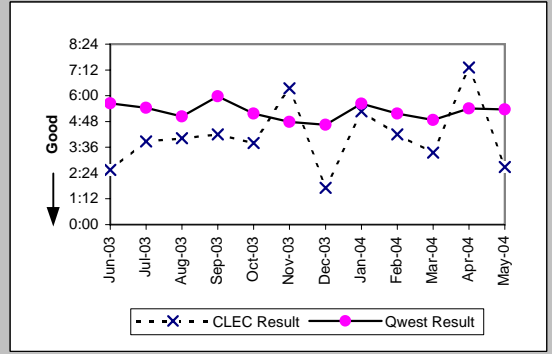


Line Sharing (Parity)										
Date	CLEC Num	CLEC Dend	CLEC Resu	CLEC Std	Qwest Num	Qwest Dend	Qwest Resu	Mod Z Scr	Parity Scr	
Jun-03										
Jul-03										
Aug-03										
Sep-03										
Oct-03										
Nov-03										
Dec-03										
Jan-04										
Feb-04	21:14	1	21:14		44518:41	2816	15:49	0.59	-0.64	
Mar-04	3:08	1	3:08		41568:39	2887	14:24	-0.91	-1.55	
Apr-04										
May-04										

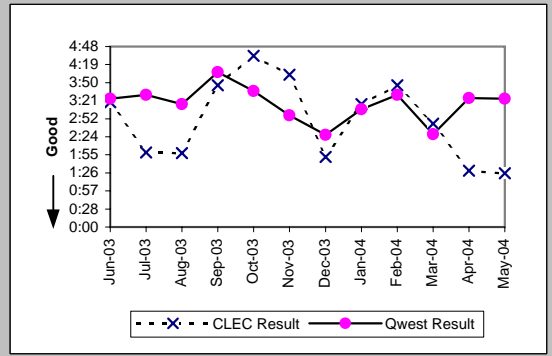


MR-6C - Mean Time to Restore (Hours:Minutes) - No dispatches

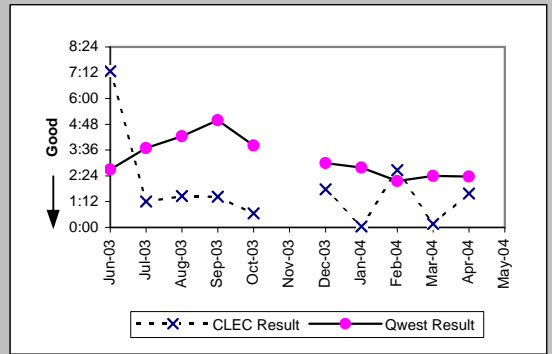
Residence (Parity)									
Date	CLEC Num	CLEC Denc	CLEC Resu	CLEC Std E	Qwest Num	Qwest Denc	Qwest Resu	Mod Z Scr	Parity Scr
Jun-03	124:39	49	2:33	4:10	16455:29	2915	5:39	-2.73	-2.66
Jul-03	367:27	95	3:52	6:47	17902:36	3299	5:26	-1.9	-2.16
Aug-03	273:41	68	4:01	5:58	16811:17	3341	5:02	-1.18	-1.72
Sep-03	449:30	107	4:12	6:42	21926:22	3675	5:58	-2.31	-2.41
Oct-03	174:31	46	3:48	5:57	17780:12	3436	5:10	-1.23	-1.75
Nov-03	197:06	31	6:21	11:48	14336:48	2997	4:47	1.05	-0.36
Dec-03	50:00	29	1:43	3:51	14104:46	3031	4:39	-2.21	-2.34
Jan-04	105:21	20	5:16	9:41	19800:23	3513	5:38	-0.18	-1.11
Feb-04	67:16	16	4:12	6:49	16226:00	3143	5:10	-0.5	-1.3
Mar-04	30:09	9	3:21	6:15	17874:05	3671	4:52	-0.63	-1.38
Apr-04	58:35	8	7:19	9:46	14618:34	2710	5:24	0.75	-0.55
May-04	21:26	8	2:41	7:21	15375:19	2868	5:22	-0.98	-1.59



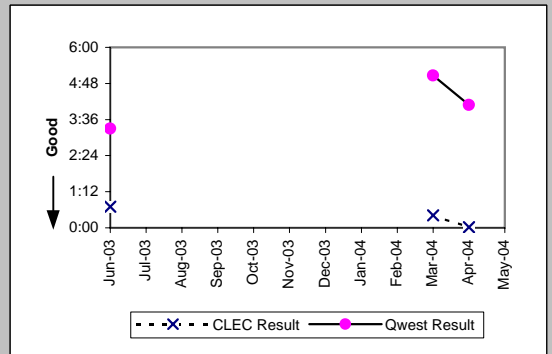
Business (Parity)									
Date	CLEC Num	CLEC Denc	CLEC Resu	CLEC Std E	Qwest Num	Qwest Denc	Qwest Resu	Mod Z Scr	Parity Scr
Jun-03	119:15	36	3:19	6:17	1737:19	508	3:25	-0.11	-1.07
Jul-03	81:23	41	1:59	2:57	1925:59	548	3:31	-1.49	-1.91
Aug-03	63:01	32	1:58	2:07	1558:22	476	3:16	-1.33	-1.81
Sep-03	165:32	44	3:46	5:55	2313:51	563	4:07	-0.35	-1.21
Oct-03	127:21	28	4:33	7:15	2112:39	583	3:37	0.83	-0.49
Nov-03	52:36	13	4:03	6:37	1281:11	433	2:58	0.67	-0.6
Dec-03	43:00	23	1:52	3:55	1151:42	471	2:27	-0.55	-1.33
Jan-04	62:00	19	3:16	4:47	1841:46	589	3:08	0.31	-0.81
Feb-04	52:50	14	3:46	5:10	2001:57	569	3:31	0.25	-0.85
Mar-04	13:47	5	2:45	3:38	1392:05	565	2:28	0.52	-0.68
Apr-04	9:03	6	1:30	1:38	1776:30	518	3:26	-0.78	-1.47
May-04	8:36	6	1:26	1:52	1847:39	542	3:25	-0.8	-1.48



Centrex (Parity)									
Date	CLEC Num	CLEC Denc	CLEC Resu	CLEC Std E	Qwest Num	Qwest Denc	Qwest Resu	Mod Z Scr	Parity Scr
Jun-03	14:31	2	7:16	10:07	202:24	75	2:42	1.48	-0.1
Jul-03	4:48	4	1:12	1:06	325:26	88	3:42	-0.86	-1.52
Aug-03	1:28	1	1:28		331:29	78	4:15	-0.47	-1.29
Sep-03	4:17	3	1:26	0:57	348:19	70	4:59	-0.56	-1.34
Oct-03	0:39	1	0:39		290:24	76	3:49	-0.53	-1.32
Nov-03									
Dec-03	1:46	1	1:46		123:16	41	3:00	-0.29	-1.18
Jan-04	0:03	1	0:03		183:49	66	2:47	-0.72	-1.44
Feb-04	2:40	1	2:40		123:33	57	2:10	0.58	-0.65
Mar-04	0:19	2	0:10	0:08	100:35	42	2:24	-1.74	-2.06
Apr-04	4:45	3	1:35	1:11	85:26	36	2:22	-0.37	-1.22
May-04									

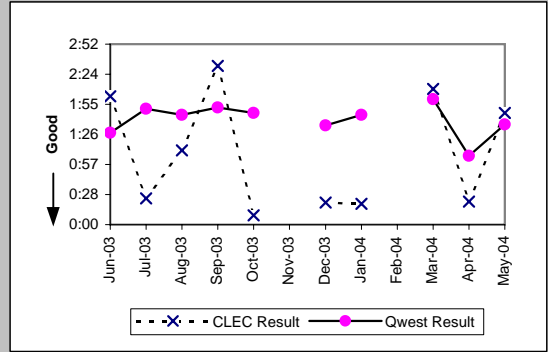


Centrex 21 (Parity)									
Date	CLEC Num	CLEC Denc	CLEC Resu	CLEC Std E	Qwest Num	Qwest Denc	Qwest Resu	Mod Z Scr	Parity Scr
Jun-03	0:42	1	0:42		312:45	95	3:18	-0.44	-1.27
Jul-03									
Aug-03									
Sep-03									
Oct-03									
Nov-03									
Dec-03									
Jan-04									
Feb-04									
Mar-04	0:25	1	0:25		339:41	67	5:04	-0.35	-1.21
Apr-04	0:01	1	0:01		245:05	60	4:05	-0.27	-1.16
May-04									

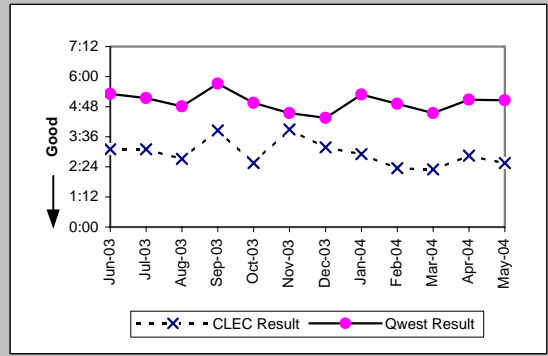


MR-6C - Mean Time to Restore (Hours:Minutes) - No dispatches

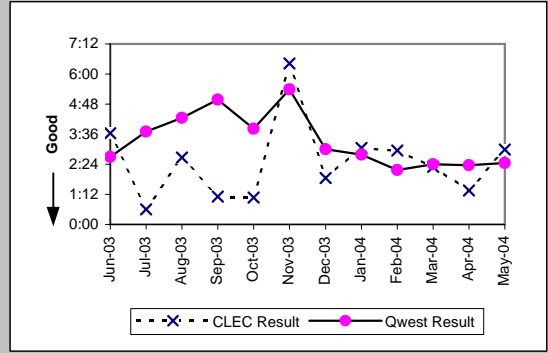
PBX (Parity)									
Date	CLEC Num	CLEC Denc	CLEC Resu	CLEC Std I	Qwest Num	Qwest Denc	Qwest Resu	Mod Z Scr	Parity Scr
Jun-03	8:14	4	2:03	0:29	79:08	54	1:28	0.96	-0.42
Jul-03	0:50	2	0:25	0:31	101:53	55	1:51	-0.61	-1.37
Aug-03	4:45	4	1:11	0:59	137:56	79	1:45	-0.46	-1.28
Sep-03	5:03	2	2:32	2:38	129:22	69	1:52	0.78	-0.53
Oct-03	0:09	1	0:09		159:15	89	1:47	-0.63	-1.38
Nov-03									
Dec-03	0:42	2	0:21	0:11	79:06	50	1:35	-1.04	-1.63
Jan-04	0:39	2	0:20	0:23	116:01	66	1:45	-0.75	-1.45
Feb-04									
Mar-04	4:20	2	2:10	2:44	139:44	70	2:00	0.81	-0.51
Apr-04	0:22	1	0:22		49:42	45	1:06	-0.52	-1.32
May-04	7:07	4	1:47	1:49	68:45	43	1:36	0.89	-0.46



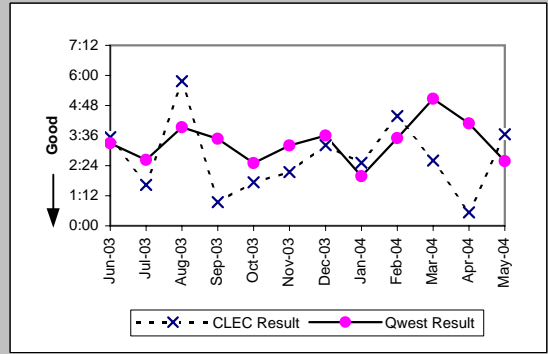
UNE - P (POTS) (Parity)									
Date	CLEC Num	CLEC Denc	CLEC Resu	CLEC Std I	Qwest Num	Qwest Denc	Qwest Resu	Mod Z Scr	Parity Scr
Jun-03	149:11	48	3:06	5:11	18192:48	3423	5:19	-1.99	-2.21
Jul-03	189:35	61	3:06	5:04	19828:35	3847	5:09	-2.06	-2.25
Aug-03	195:46	72	2:43	8:04	18369:39	3817	4:49	-2.58	-2.57
Sep-03	273:36	71	3:51	4:54	24240:13	4238	5:43	-2.04	-2.24
Oct-03	372:11	146	2:33	4:43	19892:51	4019	4:57	-3.83	-3.33
Nov-03	472:14	121	3:54	7:40	15617:59	3430	4:33	-0.84	-1.51
Dec-03	476:32	150	3:11	6:28	15256:28	3502	4:21	-2.05	-2.25
Jan-04	481:08	165	2:55	5:00	21642:09	4102	5:17	-3.45	-3.1
Feb-04	430:43	183	2:21	4:03	18227:57	3712	4:55	-4.46	-3.71
Mar-04	452:15	196	2:18	3:46	19266:10	4236	4:33	-4.4	-3.67
Apr-04	524:27	184	2:51	5:33	16395:04	3228	5:05	-3.55	-3.16
May-04	640:53	251	2:33	4:36	17222:58	3410	5:03	-5.07	-4.08



UNE P (Centrex) (Parity)									
Date	CLEC Num	CLEC Denc	CLEC Resu	CLEC Std I	Qwest Num	Qwest Denc	Qwest Resu	Mod Z Scr	Parity Scr
Jun-03	21:50	6	3:38	6:37	202:24	75	2:42	0.78	-0.52
Jul-03	2:25	4	0:36	0:33	325:26	88	3:42	-1.06	-1.64
Aug-03	34:44	13	2:40	4:30	331:29	78	4:15	-0.9	-1.55
Sep-03	6:43	6	1:07	0:45	348:19	70	4:59	-0.84	-1.51
Oct-03	5:21	5	1:04	1:12	290:24	76	3:49	-1.01	-1.61
Nov-03	83:30	13	6:25	11:08	344:37	64	5:23	0.62	-0.62
Dec-03	18:30	10	1:51	1:27	123:16	41	3:00	-0.78	-1.47
Jan-04	39:36	13	3:03	5:47	183:49	66	2:47	0.31	-0.81
Feb-04	14:45	5	2:57	3:12	123:33	57	2:10	1.05	-0.36
Mar-04	13:51	6	2:18	0:57	100:35	42	2:24	-0.11	-1.07
Apr-04	9:27	7	1:21	0:46	85:26	36	2:22	-0.69	-1.42
May-04	29:48	10	2:59	4:47	122:51	50	2:27	0.42	-0.75

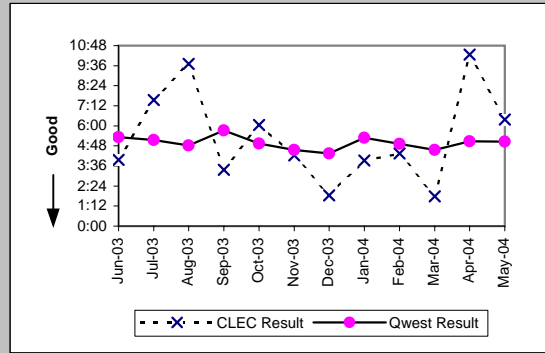


UNE P (Centrex 21) (Parity)									
Date	CLEC Num	CLEC Denc	CLEC Resu	CLEC Std I	Qwest Num	Qwest Denc	Qwest Resu	Mod Z Scr	Parity Scr
Jun-03	17:40	5	3:32	6:16	312:45	95	3:18	0	-1
Jul-03	11:26	7	1:38	1:24	245:33	93	2:38	-0.58	-1.35
Aug-03	34:38	6	5:46	10:08	271:16	69	3:56	0.9	-0.45
Sep-03	3:48	4	0:57	0:32	291:42	84	3:28	-1.01	-1.61
Oct-03	5:12	3	1:44	1:38	197:16	79	2:30	-0.37	-1.22
Nov-03	6:26	3	2:09	0:56	236:35	74	3:12	-0.32	-1.19
Dec-03	9:39	3	3:13	2:20	212:04	59	3:36	-0.09	-1.05
Jan-04	12:36	5	2:31	2:14	154:59	78	1:59	0.62	-0.62
Feb-04	13:08	3	4:23	7:03	216:32	62	3:30	0.51	-0.69
Mar-04	7:49	3	2:36	1:45	339:41	67	5:04	-0.32	-1.19
Apr-04	0:32	1	0:32		245:05	60	4:05	-0.23	-1.14
May-04	21:54	6	3:39	6:44	141:56	55	2:35	0.63	-0.62



MR-6C - Mean Time to Restore (Hours:Minutes) - No dispatches

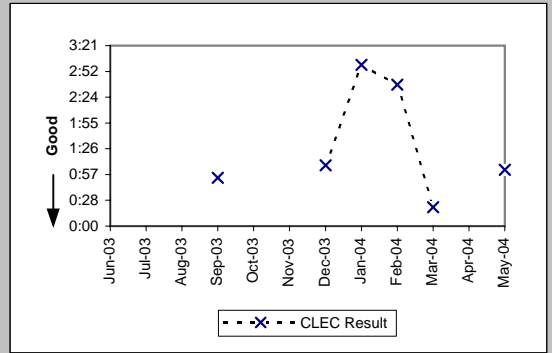
Date	CLEC Num	CLEC Dens	Line Sharing (Parity)		Qwest Num	Qwest Dens	Qwest Res	Mod Z Scr	Parity Scr
			CLEC Resu	CLEC Std					
Jun-03	39:36	10	3:58	5:43	18192:48	3423	5:19	-0.56	-1.34
Jul-03	151:02	20	7:33	10:51	19828:35	3847	5:09	1.41	-0.15
Aug-03	203:38	21	9:42	17:11	18369:39	3817	4:49	2.88	0.75
Sep-03	50:26	15	3:22	5:09	24240:13	4238	5:43	-1.19	-1.73
Oct-03	126:57	21	6:03	7:30	19892:51	4019	4:57	0.77	-0.53
Nov-03	63:29	15	4:14	5:21	15617:59	3430	4:33	-0.15	-1.09
Dec-03	23:44	13	1:50	1:19	15256:28	3502	4:21	-1.32	-1.8
Jan-04	62:52	16	3:56	5:12	21642:09	4102	5:17	-0.62	-1.38
Feb-04	52:08	12	4:21	4:18	18227:57	3712	4:55	-0.26	-1.16
Mar-04	23:12	13	1:47	0:59	19266:10	4236	4:33	-1.43	-1.87
Apr-04	92:28	9	10:16	8:59	16395:04	3228	5:05	1.93	0.17
May-04	31:56	5	6:23	5:58	17222:58	3410	5:03	0.55	-0.67



MR-6C - Mean Time to Restore (Hours:Minutes) - No dispatches

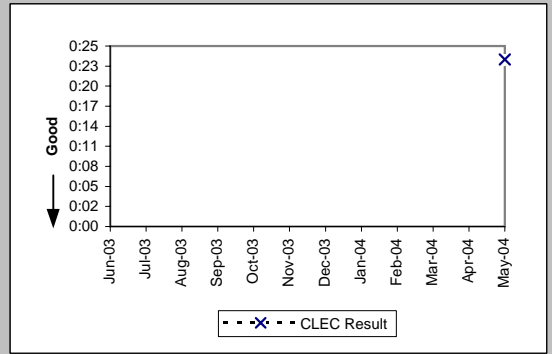
Line Splitting (Diagnostic)

Date	Numerator	Denominator	CLEC Result	Standard Dev
Jun-03				
Jul-03				
Aug-03				
Sep-03	0:54	1	0:54	
Oct-03				
Nov-03				
Dec-03	2:17	2	1:08	0:02
Jan-04	9:00	3	3:00	2:34
Feb-04	5:16	2	2:38	3:41
Mar-04	1:03	3	0:21	0:23
Apr-04				
May-04	2:06	2	1:03	0:45



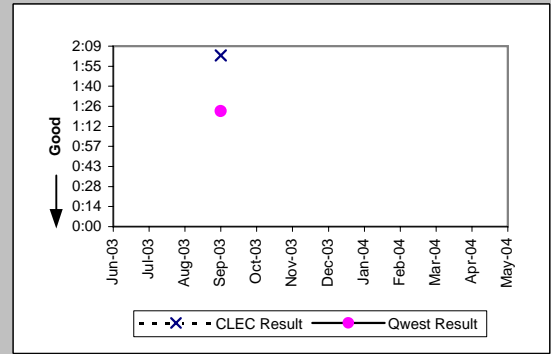
Sub-Loop Unbundling (Diagnostic)

Date	Numerator	Denominator	CLEC Result	Standard Dev
Jun-03				
Jul-03				
Aug-03				
Sep-03				
Oct-03				
Nov-03				
Dec-03				
Jan-04				
Feb-04				
Mar-04				
Apr-04				
May-04	0:24	1	0:24	

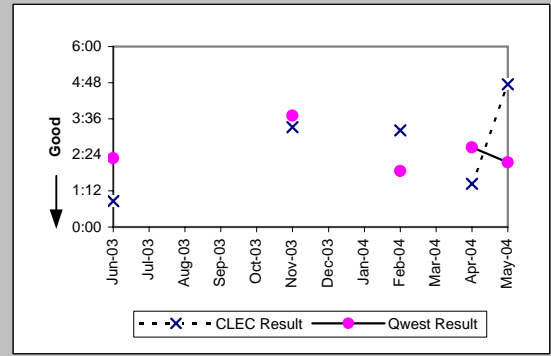


MR-6D - Mean Time to Restore (Hours:Minutes) - Interval Zone One

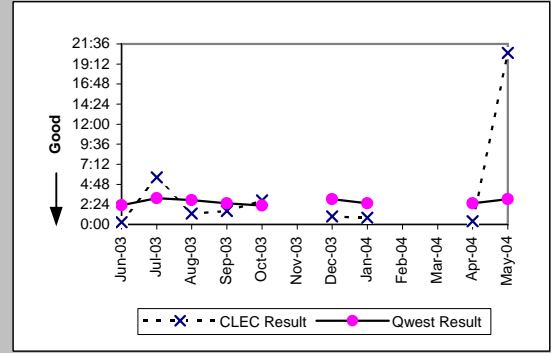
ISDN Primary (Parity)									
Date	CLEC Num	CLEC Denc	CLEC Resu	CLEC Std	Qwest Num	Qwest Denc	Qwest Resu	Mod Z Scr	Parity Scr
Jun-03									
Jul-03									
Aug-03									
Sep-03	2:03	1	2:03		37:15	27	1:23	0.92	-0.44
Oct-03									
Nov-03									
Dec-03									
Jan-04									
Feb-04									
Mar-04									
Apr-04									
May-04									



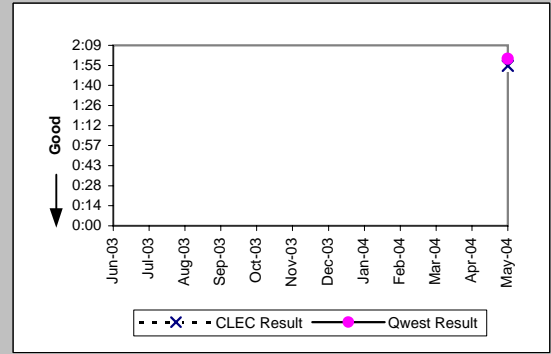
DS0 (Parity)									
Date	CLEC Num	CLEC Denc	CLEC Resu	CLEC Std	Qwest Num	Qwest Denc	Qwest Resu	Mod Z Scr	Parity Scr
Jun-03	1:44	2	0:52	0:18	778:46	342	2:17	-0.69	-1.42
Jul-03									
Aug-03									
Sep-03									
Oct-03									
Nov-03	16:36	5	3:19	1:53	1035:53	280	3:42	-0.13	-1.08
Dec-03									
Jan-04									
Feb-04	3:13	1	3:13		297:40	159	1:52	1.06	-0.36
Mar-04									
Apr-04	2:52	2	1:26	0:34	482:06	182	2:39	-0.5	-1.3
May-04	4:45	1	4:45		390:28	181	2:09	1.12	-0.32



DS1 (Parity)									
Date	CLEC Num	CLEC Denc	CLEC Resu	CLEC Std	Qwest Num	Qwest Denc	Qwest Resu	Mod Z Scr	Parity Scr
Jun-03	0:15	1	0:15		1003:03	435	2:18	-0.8	-1.49
Jul-03	28:03	5	5:37	4:00	1241:46	395	3:09	1.39	-0.16
Aug-03	3:55	3	1:18	1:13	1472:51	504	2:55	-0.77	-1.47
Sep-03	3:13	2	1:37	0:08	1231:13	485	2:32	-0.45	-1.27
Oct-03	17:10	6	2:52	3:58	457:52	203	2:15	0.79	-0.52
Nov-03									
Dec-03	0:57	1	0:57		456:10	150	3:02	-0.2	-1.12
Jan-04	0:49	1	0:49		393:50	156	2:31	-0.49	-1.3
Feb-04									
Mar-04									
Apr-04	0:24	1	0:24		333:50	133	2:31	-0.78	-1.48
May-04	20:31	1	20:31		392:11	130	3:01	2.2	0.34

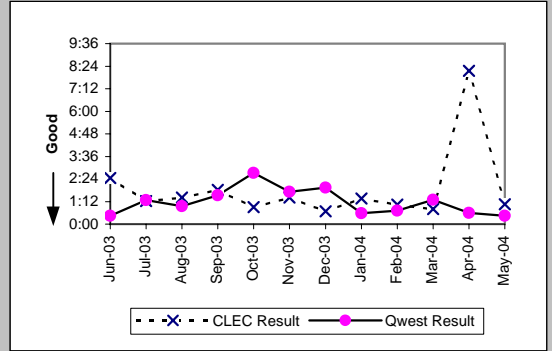


Frame Relay (Parity)									
Date	CLEC Num	CLEC Denc	CLEC Resu	CLEC Std	Qwest Num	Qwest Denc	Qwest Resu	Mod Z Scr	Parity Scr
Jun-03									
Jul-03									
Aug-03									
Sep-03									
Oct-03									
Nov-03									
Dec-03									
Jan-04									
Feb-04									
Mar-04									
Apr-04									
May-04	3:49	2	1:55	2:29	102:15	51	2:00	-0.06	-1.04



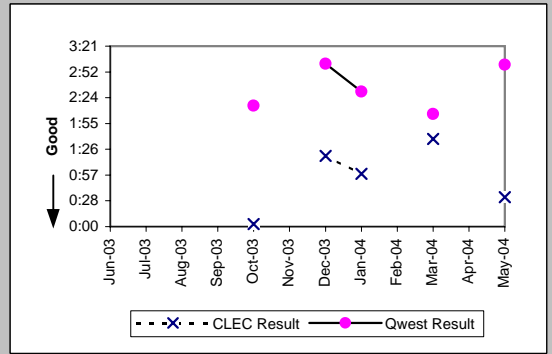
MR-6D - Mean Time to Restore (Hours:Minutes) - Interval Zone One

Date	CLEC Num	CLEC Dend	CLEC Resu	LIS Trunk (Parity)		Qwest Num	Qwest Dend	Qwest Resu	Mod Z Scr	Parity Scr
				CLEC Std	Qwest Std					
Jun-03	14:40	6	2:27	0:37	2:14	5	0:27	3.72	1.26	
Jul-03	13:39	11	1:14	2:21	6:23	5	1:17	-0.05	-1.03	
Aug-03	21:16	15	1:25	2:35	5:42	6	0:57	0.02	-0.99	
Sep-03	18:14	10	1:49	1:26	7:38	5	1:32	0.2	-0.88	
Oct-03	10:49	12	0:54	0:43	10:51	4	2:43	-0.68	-1.41	
Nov-03	12:43	9	1:25	0:45	15:25	9	1:43	-0.51	-1.31	
Dec-03	6:53	10	0:41	0:26	7:45	4	1:56	-1.72	-2.04	
Jan-04	12:20	9	1:22	1:06	6:55	12	0:35	1.94	0.18	
Feb-04	8:17	8	1:02	0:25	4:20	6	0:43	1.1	-0.33	
Mar-04	6:23	8	0:48	0:27	7:45	6	1:18	-1.34	-1.81	
Apr-04	40:47	5	8:09	17:04	1:12	2	0:36	1.74	0.06	
May-04	8:21	8	1:03	0:53	1:21	3	0:27	1.43	-0.13	

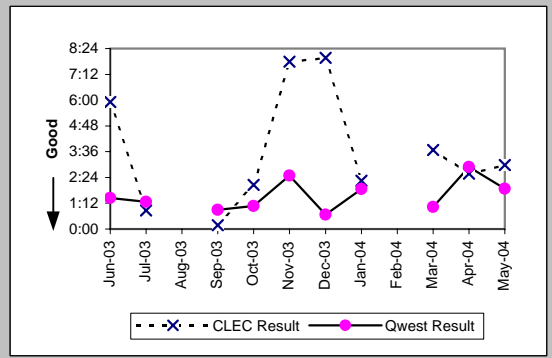


MR-6D - Mean Time to Restore (Hours:Minutes) - Interval Zone One

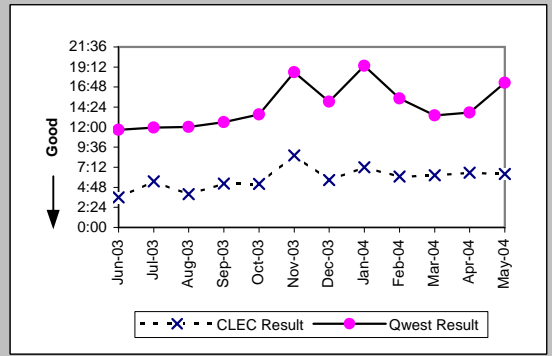
UDIT DS1 (Parity)									
Date	CLEC Num	CLEC Denc	CLEC Resu	CLEC Std I	Qwest Num	Qwest Denc	Qwest Resu	Mod Z Scr	Parity Scr
Jun-03									
Jul-03									
Aug-03									
Sep-03									
Oct-03	0:03	1	0:03		457:52	203	2:15	-0.66	-1.4
Nov-03									
Dec-03	1:19	1	1:19		456:10	150	3:02	-0.17	-1.1
Jan-04	0:59	1	0:59		393:50	156	2:31	-0.44	-1.27
Feb-04									
Mar-04	1:38	1	1:38		435:48	208	2:06	-0.16	-1.1
Apr-04									
May-04	1:40	3	0:33	0:16	392:11	130	3:01	-1.03	-1.62



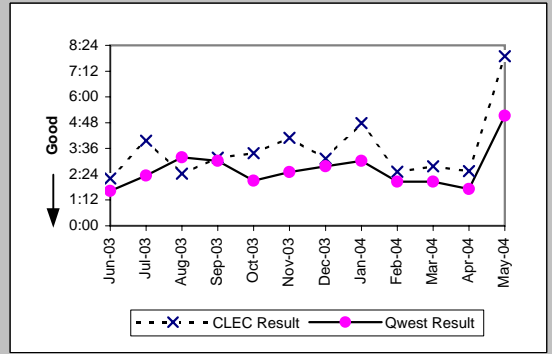
UDIT Above DS1 Level (Parity)									
Date	CLEC Num	CLEC Denc	CLEC Resu	CLEC Std I	Qwest Num	Qwest Denc	Qwest Resu	Mod Z Scr	Parity Scr
Jun-03	11:50	2	5:55	6:12	15:59	11	1:27	1.59	-0.03
Jul-03	0:52	1	0:52		24:05	19	1:16	-0.37	-1.22
Aug-03									
Sep-03	0:11	1	0:11		12:35	14	0:54	-0.73	-1.44
Oct-03	6:10	3	2:03	1:33	5:22	5	1:04	0.81	-0.51
Nov-03	7:47	1	7:47		27:23	11	2:29	1.04	-0.37
Dec-03	7:58	1	7:58		1:19	2	0:40	0.65	-0.61
Jan-04	6:44	3	2:15	1:57	3:45	2	1:52	0.15	-0.91
Feb-04									
Mar-04	18:26	5	3:41	1:50	6:15	6	1:02	3.72	1.26
Apr-04	2:35	1	2:35		17:19	6	2:53	-0.09	-1.05
May-04	5:59	2	2:59	2:07	3:46	2	1:53	1.59	-0.03



Unbundled Loop Analog (Parity)									
Date	CLEC Num	CLEC Denc	CLEC Resu	CLEC Std I	Qwest Num	Qwest Denc	Qwest Resu	Mod Z Scr	Parity Scr
Jun-03	752:09	210	3:35	3:30	179774:22	15377	11:41	-10.25	-7.23
Jul-03	1345:07	243	5:32	5:00	190221:44	15950	11:56	-8.14	-5.95
Aug-03	769:30	193	3:59	4:48	191240:02	15915	12:01	-9.82	-6.97
Sep-03	1029:29	196	5:15	6:36	210991:06	16751	12:36	-7.34	-5.46
Oct-03	1360:55	262	5:12	5:33	276147:40	20395	13:32	-11.08	-7.74
Nov-03	2288:26	265	8:38	15:46	341671:25	18380	18:35	-7.52	-5.57
Dec-03	1157:09	204	5:40	6:12	259754:26	17288	15:02	-8.76	-6.32
Jan-04	1603:28	223	7:11	8:36	417515:47	21586	19:21	-9.87	-7
Feb-04	1060:15	174	6:06	6:13	226708:29	14688	15:26	-6.02	-4.66
Mar-04	1250:42	200	6:15	7:00	213652:45	15952	13:24	-5.58	-4.39
Apr-04	1142:48	175	6:32	7:28	192320:38	14011	13:44	-7.39	-5.49
May-04	920:08	144	6:23	7:04	279553:19	16163	17:18	-6.91	-5.2



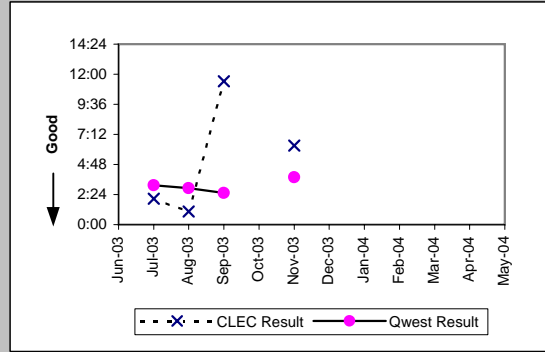
Unbundled Loop - 2 Wire Non-Loaded (Parity)									
Date	CLEC Num	CLEC Denc	CLEC Resu	CLEC Std I	Qwest Num	Qwest Denc	Qwest Resu	Mod Z Scr	Parity Scr
Jun-03	72:51	33	2:12	1:43	221:49	137	1:37	1.42	-0.14
Jul-03	111:14	28	3:58	5:15	280:29	120	2:20	1.68	0.02
Aug-03	43:54	18	2:26	1:42	497:19	156	3:11	-0.56	-1.34
Sep-03	91:55	29	3:10	3:07	412:43	137	3:01	0.23	-0.86
Oct-03	125:20	37	3:23	2:54	358:44	171	2:06	1.7	0.03
Nov-03	163:56	40	4:06	10:39	314:08	126	2:30	1.21	-0.27
Dec-03	84:39	27	3:08	3:07	300:48	109	2:46	0.42	-0.74
Jan-04	95:45	20	4:47	5:24	343:16	114	3:01	1.01	-0.39
Feb-04	65:30	26	2:31	1:44	233:36	114	2:03	0.86	-0.48
Mar-04	113:12	41	2:46	1:53	215:04	105	2:03	1.32	-0.2
Apr-04	53:40	21	2:33	2:11	235:22	137	1:43	1.68	0.02
May-04	142:04	18	7:54	12:03	505:59	99	5:07	0.95	-0.42



MR-6D - Mean Time to Restore (Hours:Minutes) - Interval Zone One

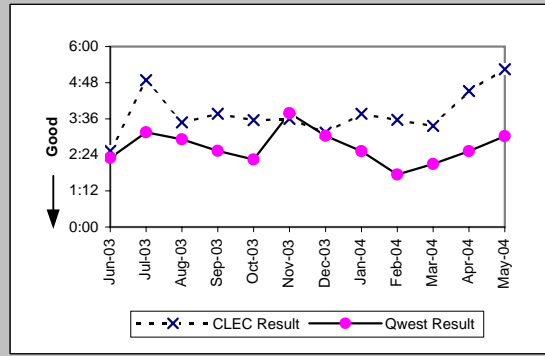
Unbundled Loop - 4 Wire Non-Loaded (Parity)

Date	CLEC Num	CLEC Denc	CLEC Resu	CLEC Std E	Qwest Num	Qwest Denc	Qwest Resu	Mod Z Scr	Parity Scr
Jun-03									
Jul-03	2:04	1	2:04		1241:46	395	3:09	-0.2	-1.12
Aug-03	3:10	3	1:03	0:40	1472:51	504	2:55	-0.88	-1.54
Sep-03	11:26	1	11:26		1231:13	485	2:32	1.83	0.11
Oct-03									
Nov-03	6:19	1	6:19		669:10	177	3:47	1.05	-0.36
Dec-03									
Jan-04									
Feb-04									
Mar-04									
Apr-04									
May-04									



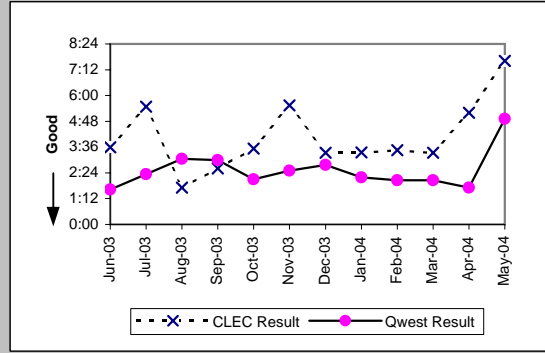
Unbundled Loop - DS1 Capable (Parity)

Date	CLEC Num	CLEC Denc	CLEC Resu	CLEC Std E	Qwest Num	Qwest Denc	Qwest Resu	Mod Z Scr	Parity Scr
Jun-03	223:22	88	2:32	3:11	1003:03	435	2:18	0.73	-0.55
Jul-03	370:48	76	4:53	9:33	1241:46	395	3:09	2	0.21
Aug-03	288:57	83	3:29	3:51	1472:51	504	2:55	1.25	-0.24
Sep-03	259:44	69	3:46	4:04	1231:13	485	2:32	2.75	0.67
Oct-03	284:30	80	3:33	4:01	457:52	203	2:15	2.05	0.25
Nov-03	298:51	83	3:36	5:07	669:10	177	3:47	-0.2	-1.12
Dec-03	257:12	82	3:08	3:28	456:10	150	3:02	0.33	-0.8
Jan-04	316:32	84	3:46	4:28	393:50	156	2:31	2.07	0.26
Feb-04	149:33	42	3:34	2:38	244:24	139	1:45	3.09	0.88
Mar-04	302:55	90	3:22	2:54	435:48	208	2:06	2.58	0.57
Apr-04	293:11	65	4:31	5:15	333:50	133	2:31	3.09	0.88
May-04	309:46	59	5:15	6:10	392:11	130	3:01	2.65	0.61



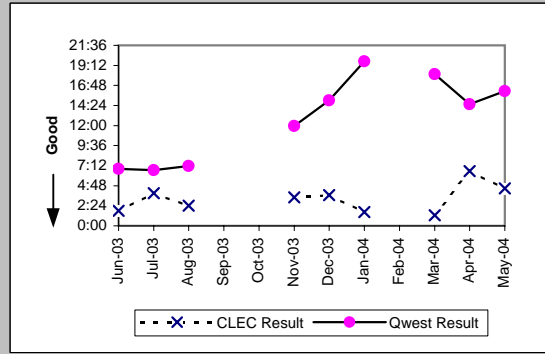
Unbundled Loop ISDN Capable (Parity)

Date	CLEC Num	CLEC Denc	CLEC Resu	CLEC Std E	Qwest Num	Qwest Denc	Qwest Resu	Mod Z Scr	Parity Scr
Jun-03	132:20	37	3:35	3:53	221:49	137	1:37	3.72	1.26
Jul-03	115:04	21	5:29	6:14	280:29	120	2:20	2.33	0.41
Aug-03	39:18	23	1:43	1:06	472:16	155	3:03	-1.19	-1.72
Sep-03	59:52	23	2:36	3:09	408:06	136	3:00	-0.39	-1.23
Oct-03	91:39	26	3:32	2:38	358:44	171	2:06	1.65	0.01
Nov-03	105:06	19	5:32	5:42	306:37	123	2:30	1.45	-0.12
Dec-03	79:50	24	3:20	2:38	300:48	109	2:46	0.61	-0.63
Jan-04	83:53	25	3:21	2:45	245:01	112	2:11	0.99	-0.4
Feb-04	65:39	19	3:27	2:49	233:36	114	2:03	1.07	-0.35
Mar-04	73:24	22	3:20	2:48	215:04	105	2:03	1.87	0.13
Apr-04	192:17	37	5:12	5:55	235:22	137	1:43	3.72	1.26
May-04	121:51	16	7:37	15:29	482:22	98	4:55	0.88	-0.46



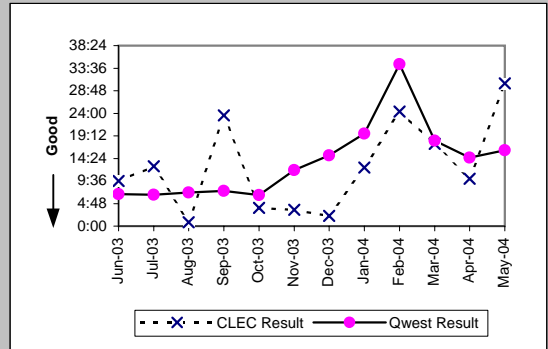
Unbundled Loop - ADSL Qualified (Parity)

Date	CLEC Num	CLEC Denc	CLEC Resu	CLEC Std E	Qwest Num	Qwest Denc	Qwest Resu	Mod Z Scr	Parity Scr
Jun-03	5:28	3	1:49	1:45	10361:39	1525	6:48	-0.64	-1.39
Jul-03	19:33	5	3:55	1:49	11477:34	1727	6:39	-0.41	-1.25
Aug-03	12:03	5	2:25	1:28	11593:41	1616	7:10	-0.7	-1.43
Sep-03									
Oct-03									
Nov-03	13:36	4	3:24	2:07	18807:18	1577	11:56	-0.52	-1.32
Dec-03	3:41	1	3:41		22686:03	1510	15:01	-0.32	-1.2
Jan-04	1:38	1	1:38		36058:54	1832	19:41	-0.3	-1.18
Feb-04									
Mar-04	2:29	2	1:15	0:28	47313:55	2606	18:09	-0.52	-1.32
Apr-04	19:36	3	6:32	8:04	33624:09	2312	14:33	-0.55	-1.34
May-04	4:28	1	4:28		34666:18	2152	16:07	-0.33	-1.2

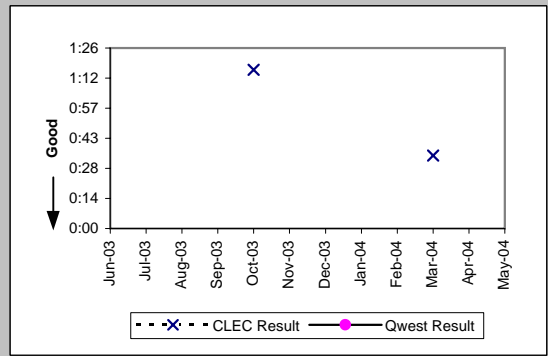


MR-6D - Mean Time to Restore (Hours:Minutes) - Interval Zone One

Qwest DSL (Parity)											
Date	CLEC Num	CLEC Denc	CLEC Resu	CLEC Std	Qwest Num	Qwest Denc	Qwest Resu	Mod Z Scr	Parity Scr		
Jun-03	48:11	5	9:38	13:09	10361:39	1525	6:48	0.74	-0.55		
Jul-03	25:24	2	12:42	15:31	11477:34	1727	6:39	1.08	-0.35		
Aug-03	4:06	5	0:49	1:07	11593:41	1616	7:10	-0.94	-1.57		
Sep-03	70:46	3	23:35	40:35	13877:45	1848	7:31	1.7	0.03		
Oct-03	27:21	7	3:54	6:28	14324:45	2174	6:35	-0.51	-1.31		
Nov-03	21:00	6	3:30	7:09	18807:18	1577	11:56	-0.63	-1.38		
Dec-03	4:17	2	2:09	3:00	22686:03	1510	15:01	-0.52	-1.32		
Jan-04	74:35	6	12:26	11:10	36058:54	1832	19:41	-0.3	-1.18		
Feb-04	24:23	1	24:23		66761:06	1939	34:26	-0.11	-1.07		
Mar-04	52:29	3	17:30	10:51	47313:55	2606	18:09	-0.03	-1.02		
Apr-04	80:46	8	10:06	12:04	33624:09	2312	14:33	-0.5	-1.3		
May-04	182:04	6	30:21	47:49	34666:18	2152	16:07	1.28	-0.22		



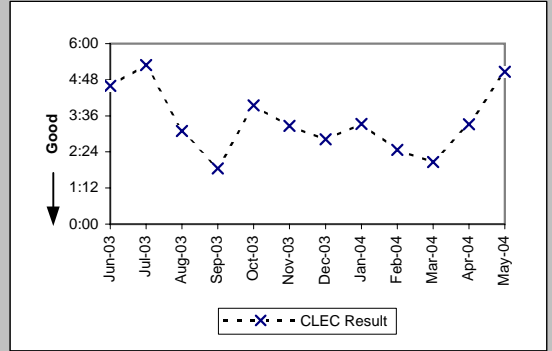
E911 (Parity)									
Date	CLEC Num	CLEC Denc	CLEC Resu	CLEC Std	Qwest Num	Qwest Denc	Qwest Resu	Mod Z Scr	Parity Scr
Jun-03									
Jul-03									
Aug-03									
Sep-03									
Oct-03	1:16	1	1:16						
Nov-03									
Dec-03									
Jan-04									
Feb-04									
Mar-04	0:35	1	0:35						
Apr-04									
May-04									



MR-6D - Mean Time to Restore (Hours:Minutes) - Interval Zone One

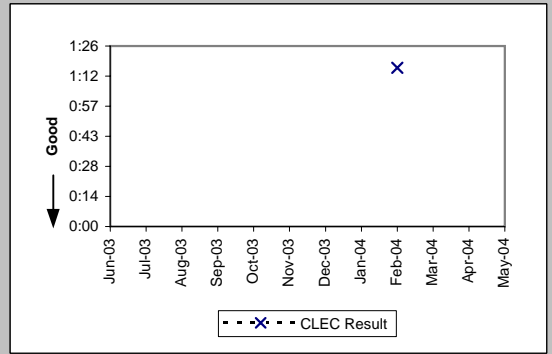
Enhanced Extended Loops (EELs) (Diagnostic)

Date	CLEC Num	CLEC Denom	CLEC Result	CLEC Std Dev
Jun-03	64:23	14	4:36	4:25
Jul-03	42:13	8	5:17	4:13
Aug-03	43:21	14	3:06	3:07
Sep-03	31:28	17	1:51	1:28
Oct-03	78:53	20	3:57	2:54
Nov-03	32:35	10	3:16	3:22
Dec-03	76:11	27	2:49	2:34
Jan-04	50:00	15	3:20	2:38
Feb-04	56:39	23	2:28	3:17
Mar-04	57:49	28	2:04	2:04
Apr-04	92:44	28	3:19	3:34
May-04	157:06	31	5:04	7:20



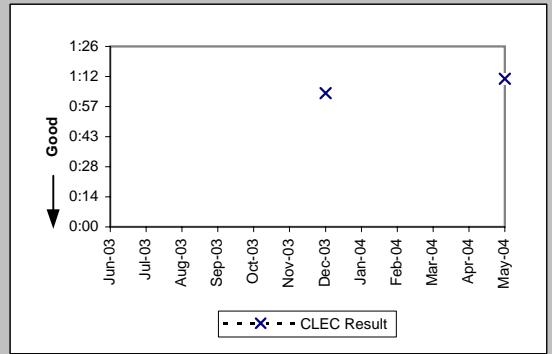
Enhanced Extended Loops - DS0 Capable (Diagnostic)

Date	CLEC Num	CLEC Denom	CLEC Result	CLEC Std Dev
Jun-03				
Jul-03				
Aug-03				
Sep-03				
Oct-03				
Nov-03				
Dec-03				
Jan-04				
Feb-04	2:33	2	1:16	1:28
Mar-04				
Apr-04				
May-04				



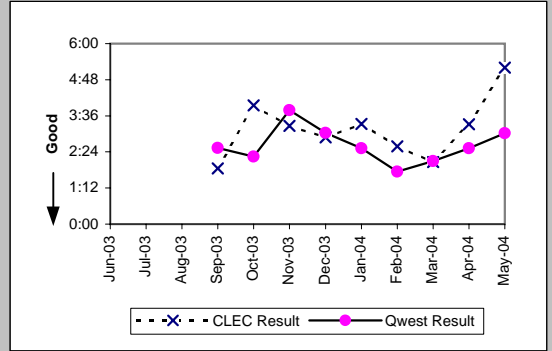
Enhanced Extended Loops - DS3 Capable (Diagnostic)

Date	CLEC Num	CLEC Denom	CLEC Result	CLEC Std Dev
Jun-03				
Jul-03				
Aug-03				
Sep-03				
Oct-03				
Nov-03				
Dec-03	1:04	1	1:04	
Jan-04				
Feb-04				
Mar-04				
Apr-04				
May-04	1:11	1	1:11	



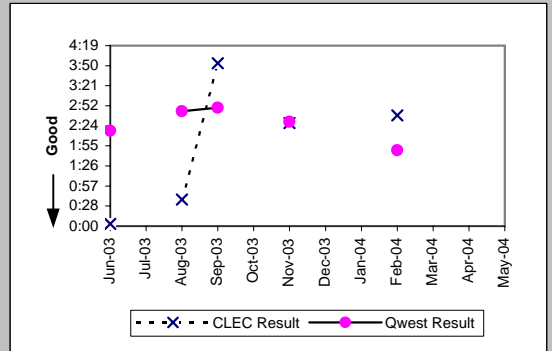
MR-6D - Mean Time to Restore (Hours:Minutes) - Interval Zone One

Enhanced Extended Loops - DS1 Capable (Parity)									
Date	CLEC Num	CLEC Dend	CLEC Resu	CLEC Std	Qwest Num	Qwest Dend	Qwest Resu	Mod Z Scr	Parity Scr
Jun-03									
Jul-03									
Aug-03									
Sep-03	31:28	17	1:51	1:28	1231:13	485	2:32	-0.96	-1.58
Oct-03	78:53	20	3:57	2:54	457:52	203	2:15	1.46	-0.11
Nov-03	32:35	10	3:16	3:22	669:10	177	3:47	-0.24	-1.15
Dec-03	75:07	26	2:53	2:35	456:10	150	3:02	-0.07	-1.04
Jan-04	50:00	15	3:20	2:38	393:50	156	2:31	0.86	-0.48
Feb-04	54:06	21	2:35	3:25	244:24	139	1:45	1.29	-0.21
Mar-04	57:49	28	2:04	2:04	435:48	208	2:06	-0.05	-1.03
Apr-04	92:44	28	3:19	3:34	333:50	133	2:31	1.43	-0.13
May-04	155:55	30	5:12	7:25	392:11	130	3:01	2.1	0.27

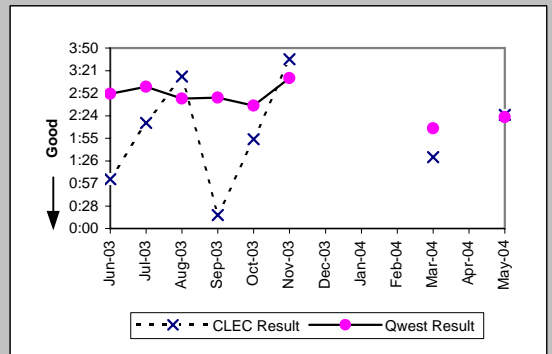


MR-6E - Mean Time to Restore (Hours:Minutes) - Interval Zone Two

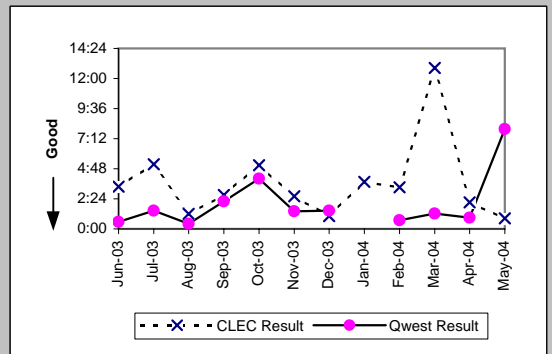
DS0 (Parity)										
Date	CLEC Num	CLEC Denc	CLEC Resu	CLEC Std	Qwest Num	Qwest Denc	Qwest Resu	Mod Z Scr	Parity Scr	
Jun-03	0:03	1	0:03		548:23	240	2:17	-0.75	-1.45	
Jul-03										
Aug-03	1:16	2	0:38	0:33	680:07	247	2:45	-0.79	-1.48	
Sep-03	3:54	1	3:54		954:51	338	2:50	0.66	-0.6	
Oct-03										
Nov-03	4:56	2	2:28	1:39	412:52	165	2:30	-0.02	-1.01	
Dec-03										
Jan-04										
Feb-04	5:19	2	2:39	0:15	205:28	113	1:49	0.84	-0.49	
Mar-04										
Apr-04										
May-04										



DS1 (Parity)										
Date	CLEC Num	CLEC Denc	CLEC Resu	CLEC Std	Qwest Num	Qwest Denc	Qwest Resu	Mod Z Scr	Parity Scr	
Jun-03	7:19	7	1:03	1:42	664:17	232	2:52	-1.47	-1.89	
Jul-03	11:17	5	2:15	1:51	714:56	237	3:01	-0.47	-1.29	
Aug-03	6:29	2	3:14	1:45	756:59	273	2:46	0.49	-0.7	
Sep-03	0:17	1	0:17		1005:11	362	2:47	-0.78	-1.47	
Oct-03	3:48	2	1:54	1:11	472:19	181	2:37	-0.38	-1.23	
Nov-03	3:36	1	3:36		381:25	119	3:12	0.87	-0.47	
Dec-03										
Jan-04										
Feb-04										
Mar-04	4:33	3	1:31	1:34	301:42	141	2:08	-0.49	-1.3	
Apr-04										
May-04	2:25	1	2:25		310:53	131	2:22	0.3	-0.82	

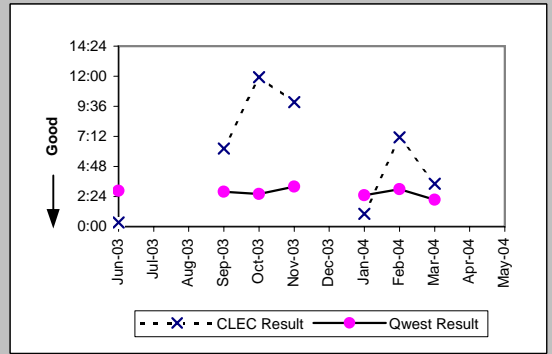


LIS Trunk (Parity)										
Date	CLEC Num	CLEC Denc	CLEC Resu	CLEC Std	Qwest Num	Qwest Denc	Qwest Resu	Mod Z Scr	Parity Scr	
Jun-03	6:44	2	3:22	3:32	1:08	2	0:34	0.76	-0.54	
Jul-03	20:42	4	5:10	6:12	5:46	4	1:27	1.55	-0.06	
Aug-03	4:49	4	1:12	1:28	1:59	5	0:24	1	-0.39	
Sep-03	27:02	10	2:42	3:18	11:01	5	2:12	0.29	-0.82	
Oct-03	55:59	11	5:05	4:57	28:00	7	4:00	0.69	-0.58	
Nov-03	10:26	4	2:37	2:14	9:53	7	1:25	1.02	-0.38	
Dec-03	8:09	8	1:01	0:40	2:54	2	1:27	-0.54	-1.33	
Jan-04	3:45	1	3:45							
Feb-04	16:34	5	3:19	1:30	1:23	2	0:41	1.13	-0.31	
Mar-04	25:42	2	12:51	15:52	2:28	2	1:14	-0.35	-1.21	
Apr-04	6:21	3	2:07	1:21	2:39	3	0:53	1.28	-0.22	
May-04	2:31	3	0:50	0:33	23:54	3	7:58	-0.78	-1.48	

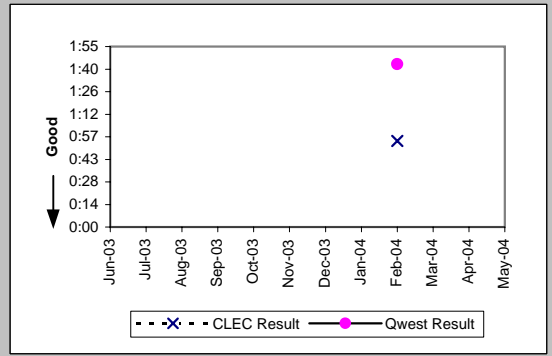


MR-6E - Mean Time to Restore (Hours:Minutes) - Interval Zone Two

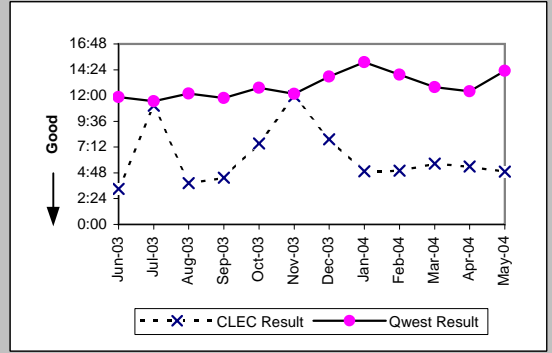
UDIT DS1 (Parity)									
Date	CLEC Num	CLEC Denc	CLEC Resu	CLEC Std I	Qwest Num	Qwest Denc	Qwest Resu	Mod Z Scr	Parity Scr
Jun-03	0:20	1	0:20		664:17	232	2:52	-0.78	-1.48
Jul-03									
Aug-03									
Sep-03	18:43	3	6:14	2:07	1005:11	362	2:47	1.74	0.06
Oct-03	11:56	1	11:56		472:19	181	2:37	2	0.21
Nov-03	19:51	2	9:56	0:23	381:25	119	3:12	1.42	-0.14
Dec-03									
Jan-04	1:02	1	1:02		377:47	151	2:30	-0.42	-1.25
Feb-04	14:15	2	7:08	0:06	476:12	160	2:59	1.6	-0.03
Mar-04	3:26	1	3:26		301:42	141	2:08	0.85	-0.48
Apr-04									
May-04									



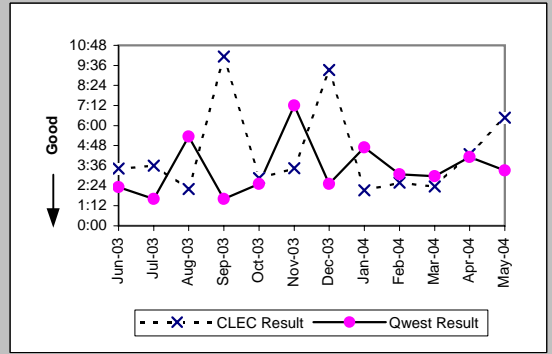
UDIT Above DS1 Level (Parity)									
Date	CLEC Num	CLEC Denc	CLEC Resu	CLEC Std I	Qwest Num	Qwest Denc	Qwest Resu	Mod Z Scr	Parity Scr
Jun-03									
Jul-03									
Aug-03									
Sep-03									
Oct-03									
Nov-03									
Dec-03									
Jan-04									
Feb-04	0:55	1	0:55		3:27	2	1:44	-0.77	-1.47
Mar-04									
Apr-04									
May-04									



Unbundled Loop Analog (Parity)									
Date	CLEC Num	CLEC Denc	CLEC Resu	CLEC Std I	Qwest Num	Qwest Denc	Qwest Resu	Mod Z Scr	Parity Scr
Jun-03	52:41	16	3:18	1:51	38205:13	3223	11:51	-2.57	-2.56
Jul-03	121:29	11	11:03	11:38	41447:40	3616	11:28	-0.13	-1.08
Aug-03	69:19	18	3:51	3:15	44058:19	3617	12:11	-1.68	-2.02
Sep-03	52:17	12	4:21	4:12	39525:33	3360	11:46	-1.72	-2.04
Oct-03	166:02	22	7:33	6:05	50663:35	3978	12:44	-2.01	-2.22
Nov-03	167:20	14	11:57	23:06	39201:19	3224	12:10	-0.06	-1.04
Dec-03	126:48	16	7:56	6:45	52034:53	3786	13:45	-1.79	-2.09
Jan-04	84:08	17	4:57	5:53	65252:33	4319	15:06	-2.89	-2.76
Feb-04	65:03	13	5:00	4:22	48645:39	3490	13:56	-2.35	-2.43
Mar-04	192:15	34	5:39	8:06	43892:16	3438	12:46	-3.38	-3.05
Apr-04	129:46	24	5:24	5:26	37437:04	3021	12:24	-2.61	-2.59
May-04	108:04	22	4:55	4:31	46259:35	3236	14:18	-3.46	-3.1

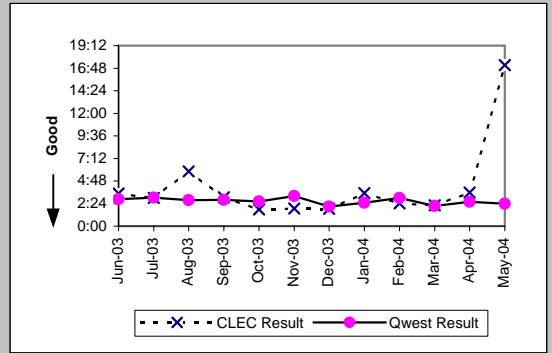


Unbundled Loop - 2 Wire Non-Loaded (Parity)									
Date	CLEC Num	CLEC Denc	CLEC Resu	CLEC Std I	Qwest Num	Qwest Denc	Qwest Resu	Mod Z Scr	Parity Scr
Jun-03	10:19	3	3:26	1:53	20:47	9	2:19	0.71	-0.57
Jul-03	21:34	6	3:36	2:33	20:44	13	1:36	1.56	-0.05
Aug-03	13:12	6	2:12	0:58	117:44	22	5:21	-0.7	-1.43
Sep-03	20:15	2	10:08	2:45	24:00	15	1:36	3.72	1.26
Oct-03	11:25	4	2:51	1:54	22:27	9	2:30	0.13	-0.92
Nov-03	17:13	5	3:27	3:31	72:03	10	7:12	-0.57	-1.35
Dec-03	46:35	5	9:19	8:00	27:25	11	2:30	2.12	0.29
Jan-04	12:50	6	2:08	1:33	60:49	13	4:41	-0.65	-1.39
Feb-04	12:53	5	2:35	2:02	58:29	19	3:05	-0.45	-1.28
Mar-04	11:47	5	2:21	2:40	32:40	11	2:58	-0.55	-1.34
Apr-04	34:18	8	4:17	7:14	45:16	11	4:07	-0.13	-1.08
May-04	6:28	1	6:28		59:37	18	3:19	0.92	-0.44

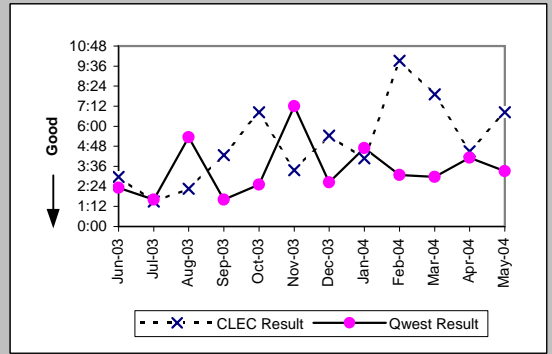


MR-6E - Mean Time to Restore (Hours:Minutes) - Interval Zone Two

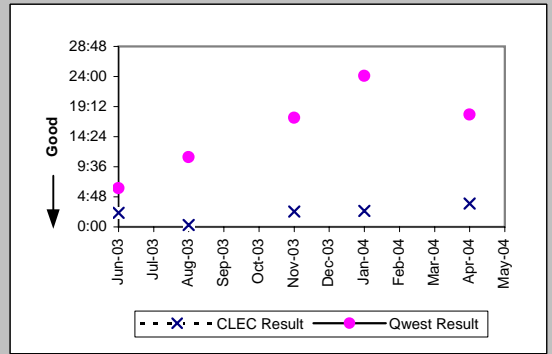
Unbundled Loop - DS1 Capable (Parity)									
Date	CLEC Num	CLEC Denc	CLEC Resu	CLEC Std	Qwest Num	Qwest Denc	Qwest Resu	Mod Z Scr	Parity Scr
Jun-03	20:54	6	3:29	3:30	664:17	232	2:52	0.52	-0.68
Jul-03	33:00	11	3:00	2:58	714:56	237	3:01	-0.02	-1.01
Aug-03	81:46	14	5:50	10:15	756:59	273	2:46	1.66	0.01
Sep-03	39:43	13	3:03	3:27	1005:11	362	2:47	0.51	-0.69
Oct-03	10:39	6	1:46	1:27	472:19	181	2:37	-0.77	-1.47
Nov-03	16:57	9	1:53	1:34	381:25	119	3:12	-0.76	-1.46
Dec-03	29:19	16	1:50	1:15	319:44	154	2:05	-0.35	-1.21
Jan-04	49:12	14	3:31	5:12	377:47	151	2:30	0.92	-0.44
Feb-04	33:46	14	2:25	2:54	476:12	160	2:59	-0.72	-1.44
Mar-04	28:43	13	2:13	2:19	301:42	141	2:08	0.17	-0.89
Apr-04	53:33	15	3:34	3:19	349:27	134	2:36	0.98	-0.4
May-04	154:08	9	17:08	34:25	310:53	131	2:22	2.88	0.75



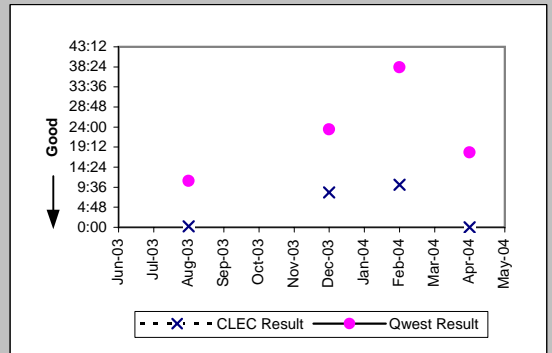
Unbundled Loop ISDN Capable (Parity)									
Date	CLEC Num	CLEC Denc	CLEC Resu	CLEC Std	Qwest Num	Qwest Denc	Qwest Resu	Mod Z Scr	Parity Scr
Jun-03	14:51	5	2:58	0:21	20:47	9	2:19	0.41	-0.75
Jul-03	4:31	3	1:30	1:21	20:44	13	1:36	-0.08	-1.05
Aug-03	15:50	7	2:16	1:20	117:44	22	5:21	-0.73	-1.44
Sep-03	29:55	7	4:16	5:05	24:00	15	1:36	1.76	0.07
Oct-03	20:29	3	6:50	5:31	22:27	9	2:30	1.7	0.03
Nov-03	37:00	11	3:22	3:40	72:03	10	7:12	-0.73	-1.45
Dec-03	27:09	5	5:26	6:39	26:16	10	2:38	0.93	-0.44
Jan-04	44:56	11	4:05	6:07	60:49	13	4:41	-0.18	-1.11
Feb-04	109:07	11	9:55	23:11	58:29	19	3:05	0.4	-0.76
Mar-04	79:06	10	7:55	8:29	32:40	11	2:58	2.46	0.49
Apr-04	40:33	9	4:30	2:44	45:16	11	4:07	0.05	-0.97
May-04	20:29	3	6:50	3:02	59:37	18	3:19	1.4	-0.15



Unbundled Loop - ADSL Qualified (Parity)									
Date	CLEC Num	CLEC Denc	CLEC Resu	CLEC Std	Qwest Num	Qwest Denc	Qwest Resu	Mod Z Scr	Parity Scr
Jun-03	2:16	1	2:16		1605:02	260	6:10	-0.31	-1.19
Jul-03									
Aug-03	0:18	1	0:18		4484:16	403	11:08	-0.56	-1.34
Sep-03									
Oct-03									
Nov-03	2:27	1	2:27		7829:12	450	17:24	-0.41	-1.25
Dec-03									
Jan-04	5:07	2	2:33	0:15	18324:35	760	24:07	-0.57	-1.35
Feb-04									
Mar-04									
Apr-04	3:43	1	3:43		17665:55	987	17:54	-0.48	-1.29
May-04									

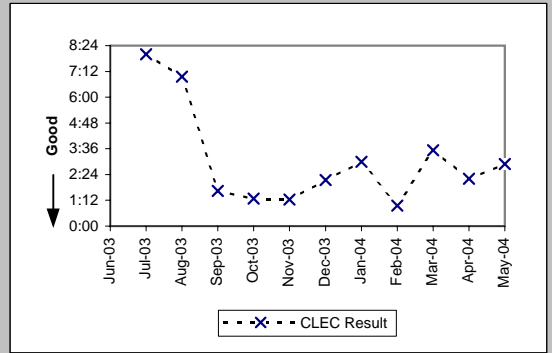


Qwest DSL (Parity)									
Date	CLEC Num	CLEC Denc	CLEC Resu	CLEC Std	Qwest Num	Qwest Denc	Qwest Resu	Mod Z Scr	Parity Scr
Jun-03									
Jul-03									
Aug-03	0:14	1	0:14		4484:16	403	11:08	-0.57	-1.34
Sep-03									
Oct-03									
Nov-03									
Dec-03	16:39	2	8:19	1:31	12953:50	553	23:25	-0.27	-1.16
Jan-04									
Feb-04	20:27	2	10:13	14:09	31277:58	817	38:17	-0.49	-1.3
Mar-04									
Apr-04	0:01	1	0:01		17665:55	987	17:54	-0.6	-1.36
May-04									



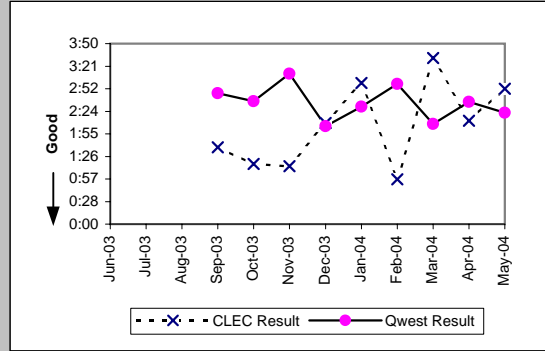
MR-6E - Mean Time to Restore (Hours:Minutes) - Interval Zone Two

Enhanced Extended Loops (EELs) (Diagnostic)				
Date	Numerator	Denominator	CLEC Result	Standard Dev
Jun-03				
Jul-03	24:00	3	8:00	6:28
Aug-03	6:57	1	6:57	
Sep-03	9:49	6	1:38	1:36
Oct-03	5:08	4	1:17	0:24
Nov-03	4:57	4	1:14	1:25
Dec-03	10:45	5	2:09	1:24
Jan-04	3:00	1	3:00	
Feb-04	1:53	2	0:57	0:53
Mar-04	24:43	7	3:32	4:27
Apr-04	19:52	9	2:12	1:17
May-04	8:39	3	2:53	2:29



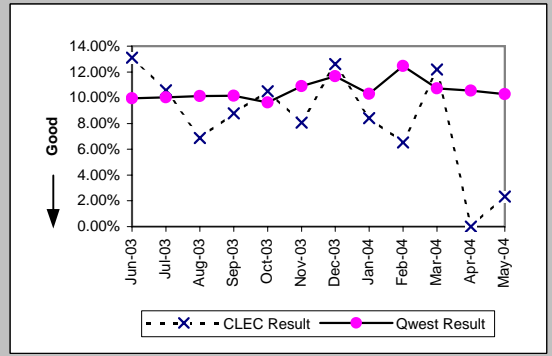
MR-6E - Mean Time to Restore (Hours:Minutes) - Interval Zone Two

Enhanced Extended Loops - DS1 Capable (Parity)									
Date	CLEC Num	CLEC Dend	CLEC Resu	CLEC Std	Qwest Num	Qwest Dend	Qwest Resu	Mod Z Scr	Parity Scr
Jun-03									
Jul-03									
Aug-03									
Sep-03	9:49	6	1:38	1:36	1005:11	362	2:47	-0.87	-1.53
Oct-03	5:08	4	1:17	0:24	472:19	181	2:37	-1	-1.61
Nov-03	4:57	4	1:14	1:25	381:25	119	3:12	-0.76	-1.46
Dec-03	10:45	5	2:09	1:24	319:44	154	2:05	0.28	-0.83
Jan-04	3:00	1	3:00		377:47	151	2:30	0.58	-0.65
Feb-04	1:53	2	0:57	0:53	476:12	160	2:59	-1.02	-1.62
Mar-04	24:43	7	3:32	4:27	301:42	141	2:08	1.47	-0.11
Apr-04	19:52	9	2:12	1:17	349:27	134	2:36	-0.34	-1.21
May-04	8:39	3	2:53	2:29	310:53	131	2:22	0.53	-0.68

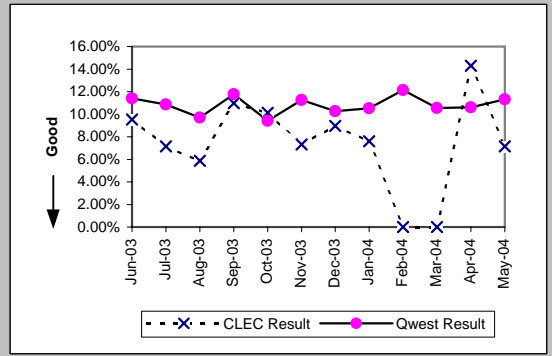


MR-7A - Repair Repeat Report Rate (Percent) - Dispatches within MSAs

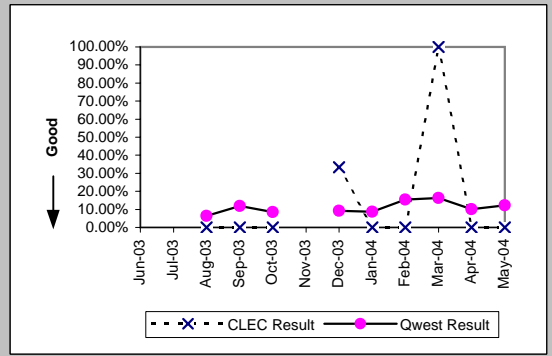
Residence (Parity)									
Date	CLEC Num	CLEC Denc	CLEC Resu	CLEC Std E	Qwest Num	Qwest Denc	Qwest Resu	Mod Z Scr	Parity Scr
Jun-03	19	145	13.10%	33.74%	1132	11375	9.95%	1.24	-0.25
Jul-03	22	208	10.58%	30.75%	1160	11569	10.03%	0.29	-0.83
Aug-03	13	189	6.88%	25.31%	1189	11726	10.14%	-1.47	-1.9
Sep-03	19	216	8.80%	28.32%	1220	12031	10.14%	-0.65	-1.39
Oct-03	17	162	10.49%	30.65%	1499	15546	9.64%	0.39	-0.76
Nov-03	10	124	8.06%	27.23%	1566	14355	10.91%	-1.01	-1.62
Dec-03	13	103	12.62%	33.21%	1538	13177	11.67%	0.33	-0.8
Jan-04	8	95	8.42%	27.77%	1741	16914	10.29%	-0.6	-1.36
Feb-04	3	46	6.52%	24.69%	1356	10885	12.46%	-1.22	-1.74
Mar-04	5	41	12.20%	32.72%	1210	11296	10.71%	0.35	-0.79
Apr-04	0	39	0.00%	0.00%	1092	10351	10.55%	-2.14	-2.3
May-04	1	43	2.33%	15.07%	1261	12258	10.29%	-1.72	-2.04



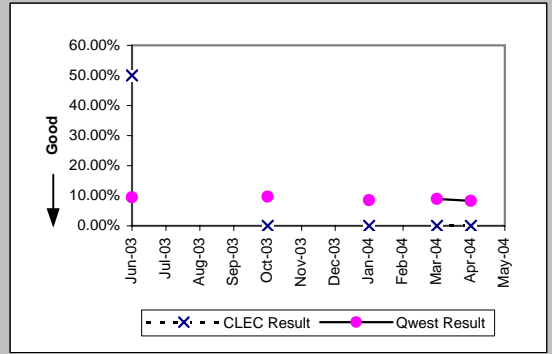
Business (Parity)									
Date	CLEC Num	CLEC Denc	CLEC Resu	CLEC Std E	Qwest Num	Qwest Denc	Qwest Resu	Mod Z Scr	Parity Scr
Jun-03	6	63	9.52%	29.35%	151	1324	11.40%	-0.46	-1.28
Jul-03	4	56	7.14%	25.75%	143	1316	10.87%	-0.88	-1.53
Aug-03	4	68	5.88%	23.53%	116	1196	9.70%	-1.03	-1.63
Sep-03	9	82	10.98%	31.26%	153	1299	11.78%	-0.22	-1.13
Oct-03	8	79	10.13%	30.17%	165	1751	9.42%	0.25	-0.85
Nov-03	6	82	7.32%	26.04%	147	1305	11.26%	-1.1	-1.67
Dec-03	7	78	8.97%	28.58%	140	1363	10.27%	-0.37	-1.22
Jan-04	6	79	7.59%	26.49%	165	1569	10.52%	-0.83	-1.5
Feb-04	0	35	0.00%	0.00%	135	1113	12.13%	-2.16	-2.32
Mar-04	0	7	0.00%	0.00%	134	1270	10.55%	-0.91	-1.55
Apr-04	1	7	14.29%	34.99%	123	1159	10.61%	0.36	-0.78
May-04	1	14	7.14%	25.75%	140	1237	11.32%	-0.49	-1.3



Centrex (Parity)									
Date	CLEC Num	CLEC Denc	CLEC Resu	CLEC Std E	Qwest Num	Qwest Denc	Qwest Resu	Mod Z Scr	Parity Scr
Jun-03									
Jul-03									
Aug-03	0	2	0.00%	0.00%	7	110	6.36%	-0.37	-1.22
Sep-03	0	2	0.00%	0.00%	16	134	11.94%	-0.52	-1.31
Oct-03	0	2	0.00%	0.00%	11	128	8.59%	-0.43	-1.26
Nov-03									
Dec-03	1	3	33.33%	47.14%	7	76	9.21%	1.04	-0.37
Jan-04	0	4	0.00%	0.00%	7	81	8.64%	-0.6	-1.37
Feb-04	0	1	0.00%	0.00%	16	104	15.38%	-0.42	-1.26
Mar-04	2	2	100.00%	0.00%	15	92	16.30%	2.23	0.36
Apr-04	0	1	0.00%	0.00%	9	89	10.11%	-0.33	-1.2
May-04	0	1	0.00%	0.00%	8	65	12.31%	-0.37	-1.23

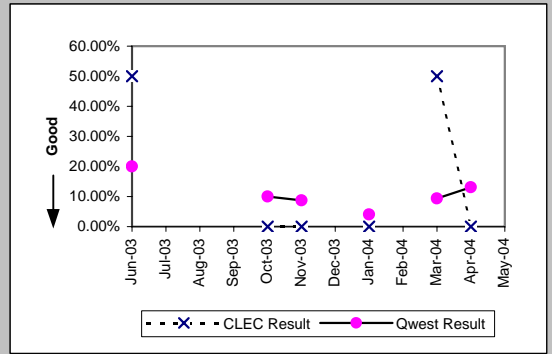


Centrex 21 (Parity)									
Date	CLEC Num	CLEC Denc	CLEC Resu	CLEC Std E	Qwest Num	Qwest Denc	Qwest Resu	Mod Z Scr	Parity Scr
Jun-03	1	2	50.00%	50.00%	16	169	9.47%	1.3	-0.21
Jul-03									
Aug-03									
Sep-03									
Oct-03	0	1	0.00%	0.00%	21	217	9.68%	-0.33	-1.2
Nov-03									
Dec-03									
Jan-04	0	1	0.00%	0.00%	15	176	8.52%	-0.3	-1.19
Feb-04									
Mar-04	0	1	0.00%	0.00%	14	156	8.97%	-0.31	-1.19
Apr-04	0	1	0.00%	0.00%	9	108	8.33%	-0.3	-1.18
May-04									

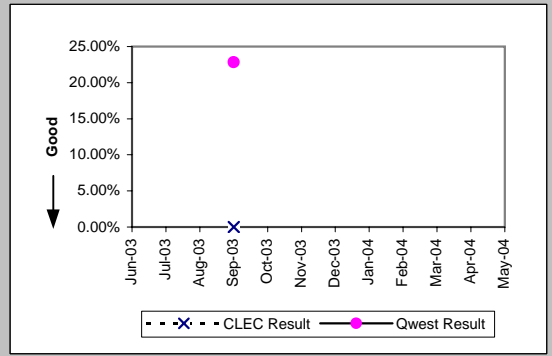


MR-7A - Repair Repeat Report Rate (Percent) - Dispatches within MSAs

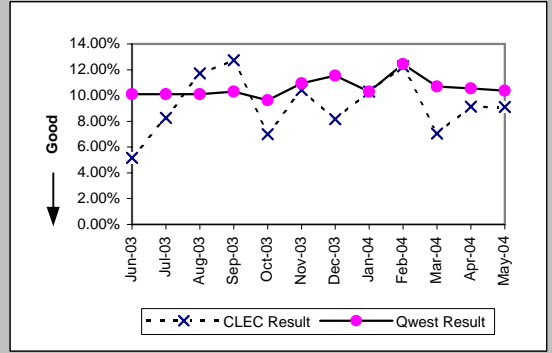
PBX (Parity)									
Date	CLEC Num	CLEC Denc	CLEC Resu	CLEC Std	Qwest Num	Qwest Denc	Qwest Resu	Mod Z Scr	Parity Scr
Jun-03	1	2	50.00%	50.00%	7	35	20.00%	0.78	-0.53
Jul-03									
Aug-03									
Sep-03									
Oct-03	0	1	0.00%	0.00%	3	30	10.00%	-0.33	-1.2
Nov-03	0	1	0.00%	0.00%	2	23	8.70%	-0.3	-1.18
Dec-03									
Jan-04	0	1	0.00%	0.00%	1	25	4.00%	-0.2	-1.12
Feb-04									
Mar-04	1	2	50.00%	50.00%	3	32	9.38%	1.22	-0.26
Apr-04	0	1	0.00%	0.00%	3	23	13.04%	-0.38	-1.23
May-04									



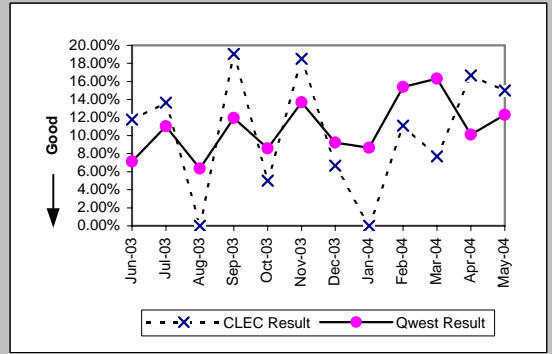
Basic Rate ISDN (Parity)									
Date	CLEC Num	CLEC Denc	CLEC Resu	CLEC Std	Qwest Num	Qwest Denc	Qwest Resu	Mod Z Scr	Parity Scr
Jun-03									
Jul-03									
Aug-03									
Sep-03	0	1	0.00%	0.00%	13	57	22.81%	-0.54	-1.33
Oct-03									
Nov-03									
Dec-03									
Jan-04									
Feb-04									
Mar-04									
Apr-04									
May-04									



UNE - P (POTS) (Parity)									
Date	CLEC Num	CLEC Denc	CLEC Resu	CLEC Std	Qwest Num	Qwest Denc	Qwest Resu	Mod Z Scr	Parity Scr
Jun-03	6	116	5.17%	22.15%	1283	12699	10.10%	-1.75	-2.07
Jul-03	9	109	8.26%	27.52%	1303	12885	10.11%	-0.64	-1.39
Aug-03	13	111	11.71%	32.16%	1305	12922	10.10%	0.58	-0.64
Sep-03	13	102	12.75%	33.35%	1373	13330	10.30%	0.82	-0.5
Oct-03	29	414	7.00%	25.52%	1664	17297	9.62%	-1.78	-2.08
Nov-03	42	403	10.42%	30.55%	1713	15660	10.94%	-0.33	-1.2
Dec-03	35	428	8.18%	27.40%	1678	14540	11.54%	-2.15	-2.3
Jan-04	63	612	10.29%	30.39%	1906	18483	10.31%	-0.01	-1.01
Feb-04	56	457	12.25%	32.79%	1491	11998	12.43%	-0.11	-1.07
Mar-04	38	539	7.05%	25.60%	1344	12566	10.70%	-2.68	-2.63
Apr-04	52	569	9.14%	28.82%	1215	11510	10.56%	-1.07	-1.65
May-04	65	714	9.10%	28.77%	1401	13495	10.38%	-1.09	-1.66

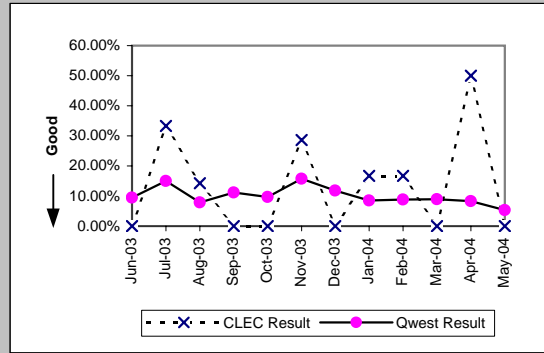


UNE P (Centrex) (Parity)									
Date	CLEC Num	CLEC Denc	CLEC Resu	CLEC Std	Qwest Num	Qwest Denc	Qwest Resu	Mod Z Scr	Parity Scr
Jun-03	2	17	11.76%	32.22%	10	140	7.14%	0.66	-0.6
Jul-03	3	22	13.64%	34.32%	14	127	11.02%	0.37	-0.77
Aug-03	0	23	0.00%	0.00%	7	110	6.36%	-1.14	-1.69
Sep-03	4	21	19.05%	39.27%	16	134	11.94%	0.88	-0.46
Oct-03	1	20	5.00%	21.79%	11	128	8.59%	-0.53	-1.32
Nov-03	5	27	18.52%	38.84%	10	73	13.70%	0.58	-0.64
Dec-03	1	15	6.67%	24.94%	7	76	9.21%	-0.31	-1.19
Jan-04	0	19	0.00%	0.00%	7	81	8.64%	-1.21	-1.73
Feb-04	2	18	11.11%	31.43%	16	104	15.38%	-0.46	-1.28
Mar-04	1	13	7.69%	26.65%	15	92	16.30%	-0.79	-1.48
Apr-04	2	12	16.67%	37.27%	9	89	10.11%	0.66	-0.6
May-04	3	20	15.00%	35.71%	8	65	12.31%	0.32	-0.81

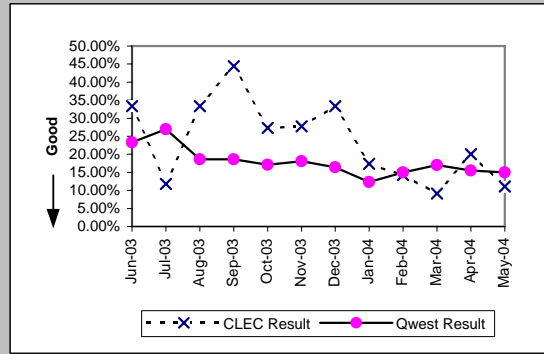


MR-7A - Repair Repeat Report Rate (Percent) - Dispatches within MSAs

UNE P (Centrex 21) (Parity)										
Date	CLEC Num	CLEC Denc	CLEC Resu	CLEC Std	Qwest Num	Qwest Denc	Qwest Resu	Mod Z Scr	Parity Scr	
Jun-03	0	3	0.00%	0.00%	16	169	9.47%	-0.56	-1.34	
Jul-03	1	3	33.33%	47.14%	25	167	14.97%	0.74	-0.55	
Aug-03	1	7	14.29%	34.99%	12	152	7.89%	0.56	-0.66	
Sep-03	0	4	0.00%	0.00%	16	143	11.19%	-0.7	-1.43	
Oct-03	0	3	0.00%	0.00%	21	217	9.68%	-0.56	-1.34	
Nov-03	2	7	28.57%	45.18%	26	165	15.76%	0.84	-0.49	
Dec-03	0	5	0.00%	0.00%	18	153	11.76%	-0.8	-1.49	
Jan-04	1	6	16.67%	37.27%	15	176	8.52%	0.63	-0.62	
Feb-04	1	6	16.67%	37.27%	10	113	8.85%	0.59	-0.64	
Mar-04	0	2	0.00%	0.00%	14	156	8.97%	-0.44	-1.27	
Apr-04	1	2	50.00%	50.00%	9	108	8.33%	1.36	-0.17	
May-04	0	5	0.00%	0.00%	7	132	5.30%	-0.52	-1.32	

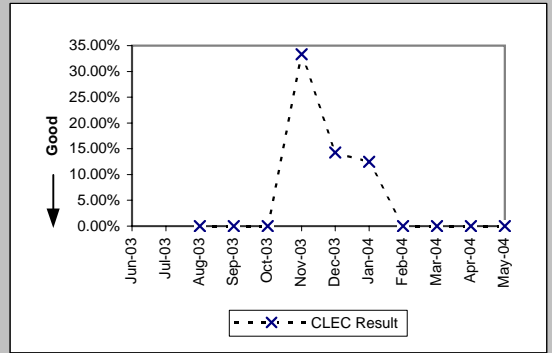


Line Sharing (Diagnostic)										
Date	CLEC Num	CLEC Denc	CLEC Resu	CLEC Std	Qwest Num	Qwest Denc	Qwest Resu	Mod Z Scr	Parity Scr	
Jun-03	4	12	33.33%	47.14%	79	339	23.30%	0.79	-0.52	
Jul-03	2	17	11.76%	32.22%	97	360	26.94%	-1.38	-1.84	
Aug-03	7	21	33.33%	47.14%	67	360	18.61%	1.57	-0.05	
Sep-03	8	18	44.44%	49.69%	72	386	18.65%	2.43	0.48	
Oct-03	6	22	27.27%	44.54%	73	427	17.10%	1.18	-0.28	
Nov-03	5	18	27.78%	44.79%	56	310	18.06%	1	-0.39	
Dec-03	10	30	33.33%	47.14%	69	421	16.39%	2.18	0.33	
Jan-04	4	23	17.39%	37.90%	59	478	12.34%	0.72	-0.56	
Feb-04	2	14	14.29%	34.99%	87	580	15.00%	-0.07	-1.04	
Mar-04	1	11	9.09%	28.75%	137	804	17.04%	-0.7	-1.42	
Apr-04	2	10	20.00%	40.00%	140	902	15.52%	0.42	-0.74	
May-04	1	9	11.11%	31.43%	126	840	15.00%	-0.32	-1.2	



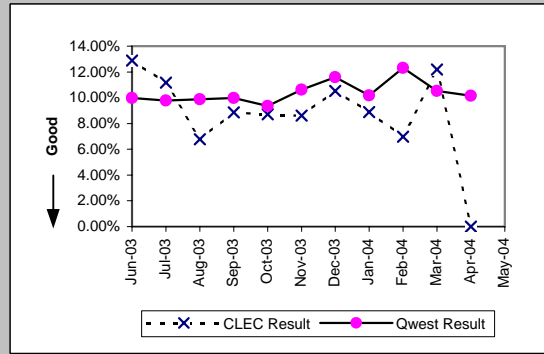
MR-7A - Repair Repeat Report Rate (Percent) - Dispatches within MSAs

Line Splitting (Diagnostic)				
Date	Numerator	Denominator	CLEC Result	Standard Dev
Jun-03				
Jul-03				
Aug-03	0	2	0.00%	0.00%
Sep-03	0	1	0.00%	0.00%
Oct-03	0	1	0.00%	0.00%
Nov-03	1	3	33.33%	47.14%
Dec-03	2	14	14.29%	34.99%
Jan-04	1	8	12.50%	33.07%
Feb-04	0	7	0.00%	0.00%
Mar-04	0	2	0.00%	0.00%
Apr-04	0	6	0.00%	0.00%
May-04	0	3	0.00%	0.00%

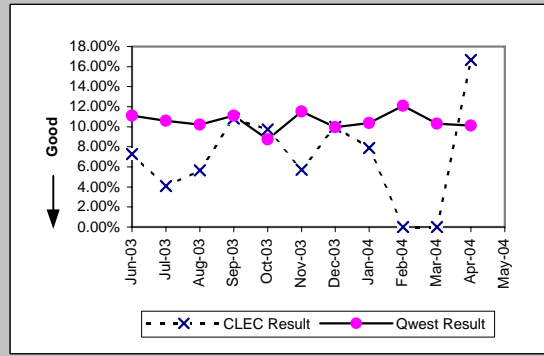


MR-7A* - Repair Repeat Report Rate (Percent) - Dispatches within MSAs

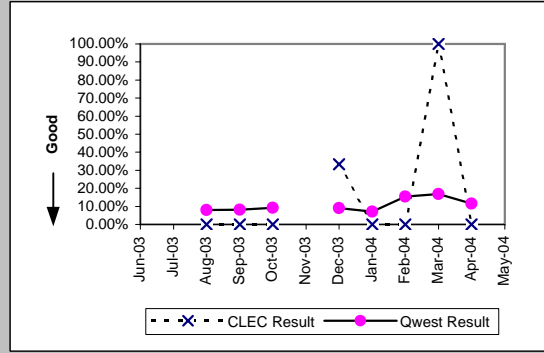
Residence (Parity)									
Date	CLEC Num	CLEC Denc	CLEC Resu	CLEC Std E	Qwest Num	Qwest Denc	Qwest Resu	Mod Z Scr	Parity Scr
Jun-03	17	132	12.88%	33.50%	1066	10676	9.99%	1.09	-0.34
Jul-03	22	197	11.17%	31.50%	1059	10835	9.77%	0.67	-0.59
Aug-03	12	177	6.78%	25.14%	1079	10917	9.88%	-1.37	-1.83
Sep-03	18	203	8.87%	28.43%	1116	11182	9.98%	-0.52	-1.32
Oct-03	13	149	8.72%	28.22%	1363	14552	9.37%	-0.27	-1.16
Nov-03	10	116	8.62%	28.07%	1443	13588	10.62%	-0.7	-1.42
Dec-03	10	95	10.53%	30.69%	1442	12448	11.58%	-0.32	-1.2
Jan-04	8	90	8.89%	28.46%	1631	16011	10.19%	-0.41	-1.25
Feb-04	3	43	6.98%	25.48%	1257	10210	12.31%	-1.06	-1.65
Mar-04	5	41	12.20%	32.72%	1113	10573	10.53%	0.39	-0.76
Apr-04	0	39	0.00%	0.00%	985	9691	10.16%	-2.1	-2.27
May-04									



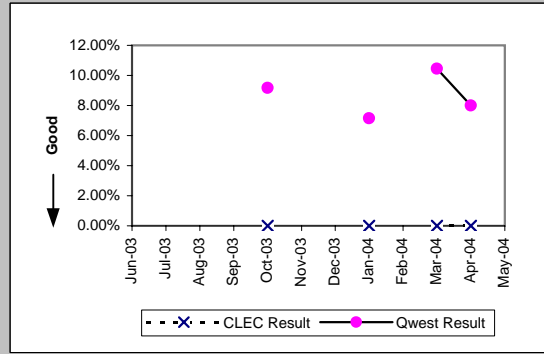
Business (Parity)									
Date	CLEC Num	CLEC Denc	CLEC Resu	CLEC Std E	Qwest Num	Qwest Denc	Qwest Resu	Mod Z Scr	Parity Scr
Jun-03	4	55	7.27%	25.97%	131	1179	11.11%	-0.89	-1.54
Jul-03	2	49	4.08%	19.79%	123	1162	10.59%	-1.45	-1.88
Aug-03	3	53	5.66%	23.11%	109	1068	10.21%	-1.07	-1.65
Sep-03	8	74	10.81%	31.05%	129	1162	11.10%	-0.08	-1.05
Oct-03	7	72	9.72%	29.63%	139	1590	8.74%	0.33	-0.8
Nov-03	4	70	5.71%	23.21%	136	1180	11.53%	-1.48	-1.9
Dec-03	7	70	10.00%	30.00%	122	1224	9.97%	0.05	-0.97
Jan-04	6	76	7.89%	26.97%	148	1428	10.36%	-0.69	-1.42
Feb-04	0	33	0.00%	0.00%	119	985	12.08%	-2.09	-2.27
Mar-04	0	6	0.00%	0.00%	118	1145	10.31%	-0.83	-1.5
Apr-04	1	6	16.67%	37.27%	106	1047	10.12%	0.53	-0.68
May-04									



Centrex (Parity)									
Date	CLEC Num	CLEC Denc	CLEC Resu	CLEC Std E	Qwest Num	Qwest Denc	Qwest Resu	Mod Z Scr	Parity Scr
Jun-03									
Jul-03									
Aug-03	0	2	0.00%	0.00%	7	88	7.95%	-0.41	-1.25
Sep-03	0	1	0.00%	0.00%	9	111	8.11%	-0.3	-1.18
Oct-03	0	2	0.00%	0.00%	10	109	9.17%	-0.45	-1.27
Nov-03									
Dec-03	1	3	33.33%	47.14%	6	67	8.96%	1.05	-0.36
Jan-04	0	4	0.00%	0.00%	5	71	7.04%	-0.54	-1.33
Feb-04	0	1	0.00%	0.00%	14	91	15.38%	-0.42	-1.26
Mar-04	2	2	100.00%	0.00%	14	83	16.87%	2.21	0.34
Apr-04	0	1	0.00%	0.00%	9	78	11.54%	-0.36	-1.22
May-04									



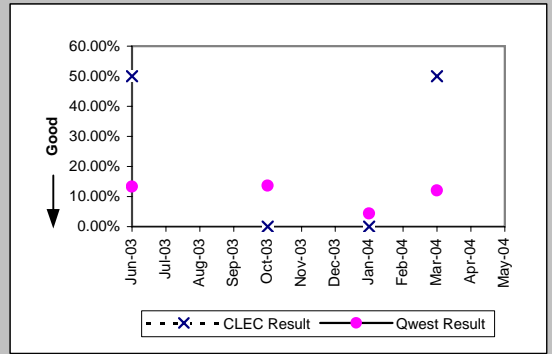
Centrex 21 (Parity)									
Date	CLEC Num	CLEC Denc	CLEC Resu	CLEC Std E	Qwest Num	Qwest Denc	Qwest Resu	Mod Z Scr	Parity Scr
Jun-03									
Jul-03									
Aug-03									
Sep-03									
Oct-03	0	1	0.00%	0.00%	19	207	9.18%	-0.32	-1.19
Nov-03									
Dec-03									
Jan-04	0	1	0.00%	0.00%	11	154	7.14%	-0.28	-1.17
Feb-04									
Mar-04	0	1	0.00%	0.00%	14	134	10.45%	-0.34	-1.21
Apr-04	0	1	0.00%	0.00%	8	100	8.00%	-0.29	-1.18
May-04									



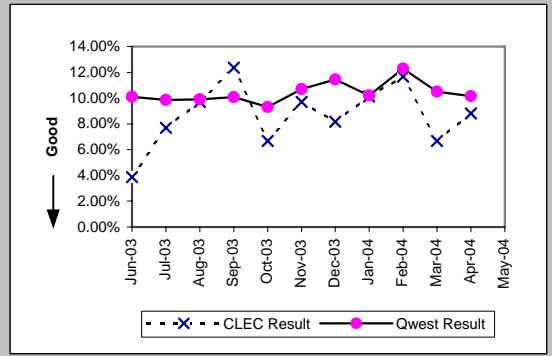
*Results exclude No Trouble Found and Test OK reports unless QWEST trouble is found on another report within 30 days of the original report. A 30-day window necessitates reporting a month behind

MR-7A* - Repair Repeat Report Rate (Percent) - Dispatches within MSAs

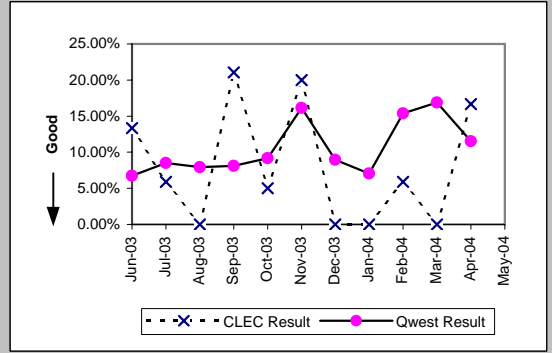
PBX (Parity)									
Date	CLEC Num	CLEC Denc	CLEC Resu	CLEC Std E	Qwest Num	Qwest Denc	Qwest Resu	Mod Z Scr	Parity Scr
Jun-03	1	2	50.00%	50.00%	4	30	13.33%	1.03	-0.38
Jul-03									
Aug-03									
Sep-03									
Oct-03	0	1	0.00%	0.00%	3	22	13.64%	-0.39	-1.24
Nov-03									
Dec-03									
Jan-04	0	1	0.00%	0.00%	1	23	4.35%	-0.21	-1.13
Feb-04									
Mar-04	1	2	50.00%	50.00%	3	25	12.00%	1.06	-0.35
Apr-04									
May-04									



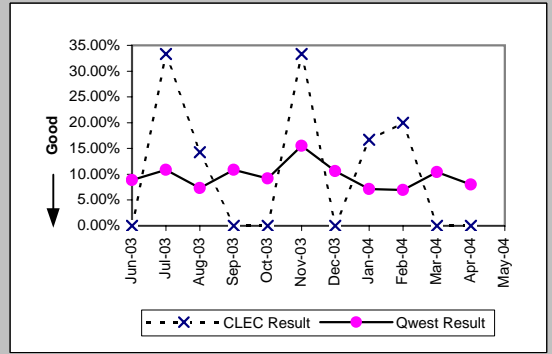
UNE - P (POTS) (Parity)									
Date	CLEC Num	CLEC Denc	CLEC Resu	CLEC Std E	Qwest Num	Qwest Denc	Qwest Resu	Mod Z Scr	Parity Scr
Jun-03	4	103	3.88%	19.32%	1197	11855	10.10%	-2.08	-2.27
Jul-03	8	104	7.69%	26.65%	1182	11997	9.85%	-0.74	-1.45
Aug-03	10	103	9.71%	29.61%	1188	11985	9.91%	-0.07	-1.04
Sep-03	12	97	12.37%	32.93%	1245	12344	10.09%	0.76	-0.54
Oct-03	25	374	6.68%	24.98%	1502	16142	9.30%	-1.72	-2.05
Nov-03	36	371	9.70%	29.60%	1579	14768	10.69%	-0.61	-1.37
Dec-03	32	392	8.16%	27.38%	1564	13672	11.44%	-2.01	-2.22
Jan-04	58	573	10.12%	30.16%	1779	17439	10.20%	-0.06	-1.04
Feb-04	49	420	11.67%	32.10%	1376	11195	12.29%	-0.38	-1.23
Mar-04	34	509	6.68%	24.97%	1231	11718	10.51%	-2.76	-2.68
Apr-04	45	510	8.82%	28.36%	1091	10738	10.16%	-0.98	-1.59
May-04									



UNE P (Centrex) (Parity)									
Date	CLEC Num	CLEC Denc	CLEC Resu	CLEC Std E	Qwest Num	Qwest Denc	Qwest Resu	Mod Z Scr	Parity Scr
Jun-03	2	15	13.33%	33.99%	8	119	6.72%	0.86	-0.48
Jul-03	1	17	5.88%	23.53%	9	106	8.49%	-0.36	-1.22
Aug-03	0	20	0.00%	0.00%	7	88	7.95%	-1.19	-1.72
Sep-03	4	19	21.05%	40.77%	9	111	8.11%	1.58	-0.04
Oct-03	1	20	5.00%	21.79%	10	109	9.17%	-0.59	-1.36
Nov-03	5	25	20.00%	40.00%	10	62	16.13%	0.42	-0.74
Dec-03	0	11	0.00%	0.00%	6	67	8.96%	-0.96	-1.59
Jan-04	0	17	0.00%	0.00%	5	71	7.04%	-1.02	-1.62
Feb-04	1	17	5.88%	23.53%	14	91	15.38%	-1	-1.61
Mar-04	0	9	0.00%	0.00%	14	83	16.87%	-1.28	-1.78
Apr-04	2	12	16.67%	37.27%	9	78	11.54%	0.5	-0.7
May-04									



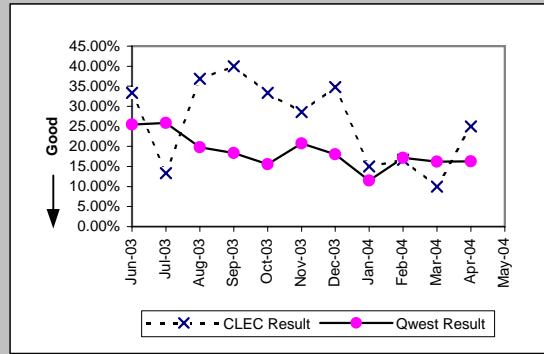
UNE P (Centrex 21) (Parity)									
Date	CLEC Num	CLEC Denc	CLEC Resu	CLEC Std E	Qwest Num	Qwest Denc	Qwest Resu	Mod Z Scr	Parity Scr
Jun-03	0	3	0.00%	0.00%	13	146	8.90%	-0.54	-1.33
Jul-03	1	3	33.33%	47.14%	16	147	10.88%	0.96	-0.42
Aug-03	1	7	14.29%	34.99%	10	136	7.35%	0.61	-0.63
Sep-03	0	4	0.00%	0.00%	14	129	10.85%	-0.69	-1.42
Oct-03	0	3	0.00%	0.00%	19	207	9.18%	-0.55	-1.33
Nov-03	2	6	33.33%	47.14%	22	142	15.49%	1.05	-0.36
Dec-03	0	3	0.00%	0.00%	14	132	10.61%	-0.59	-1.36
Jan-04	1	6	16.67%	37.27%	11	154	7.14%	0.76	-0.54
Feb-04	1	5	20.00%	40.00%	7	101	6.93%	0.89	-0.46
Mar-04	0	2	0.00%	0.00%	14	134	10.45%	-0.48	-1.29
Apr-04	0	1	0.00%	0.00%	8	100	8.00%	-0.29	-1.18
May-04									



*Results exclude No Trouble Found and Test OK reports unless QWEST trouble is found on another report within 30 days of the original report. A 30-day window necessitates reporting a month behind

MR-7A* - Repair Repeat Report Rate (Percent) - Dispatches within MSAs

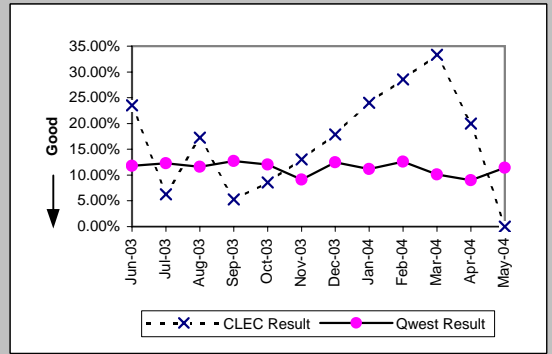
Line Sharing (Diagnostic)									
Date	CLEC Num	CLEC Denc	CLEC Resu	CLEC Std	Qwest Num	Qwest Denc	Qwest Resu	Mod Z Scr	Parity Scr
Jun-03	4	12	33.33%	47.14%	59	232	25.43%	0.61	-0.63
Jul-03	2	15	13.33%	33.99%	68	263	25.86%	-1.08	-1.65
Aug-03	7	19	36.84%	48.24%	52	263	19.77%	1.66	0.01
Sep-03	6	15	40.00%	48.99%	51	278	18.35%	1.89	0.15
Oct-03	6	18	33.33%	47.14%	49	315	15.56%	1.81	0.1
Nov-03	4	14	28.57%	45.18%	46	222	20.72%	0.69	-0.58
Dec-03	8	23	34.78%	47.63%	57	316	18.04%	1.84	0.12
Jan-04	3	20	15.00%	35.71%	41	357	11.48%	0.5	-0.69
Feb-04	2	12	16.67%	37.27%	72	420	17.14%	-0.04	-1.03
Mar-04	1	10	10.00%	30.00%	95	587	16.18%	-0.53	-1.32
Apr-04	2	8	25.00%	43.30%	111	681	16.30%	0.65	-0.6
May-04									



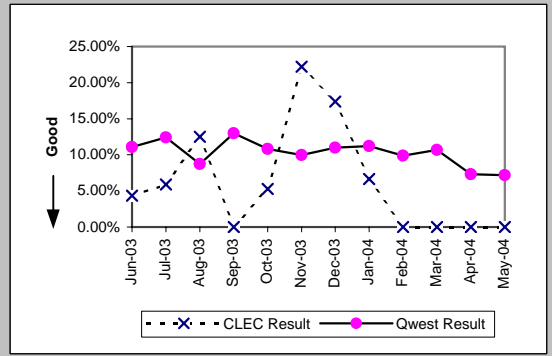
*Results exclude No Trouble Found and Test OK reports unless QWEST trouble is found on another report within 30 days of the original report. A 30-day window necessitates reporting a month behind

MR-7B - Repair Repeat Report Rate (Percent) - Dispatches outside MSAs

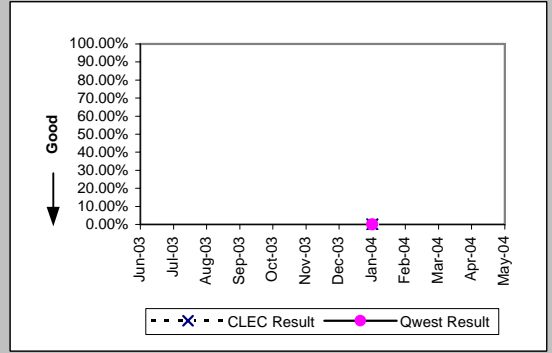
Residence (Parity)									
Date	CLEC Num	CLEC Denc	CLEC Resu	CLEC Std	Qwest Num	Qwest Denc	Qwest Resu	Mod Z Scr	Parity Scr
Jun-03	4	17	23.53%	42.42%	294	2500	11.76%	1.37	-0.16
Jul-03	1	16	6.25%	24.21%	350	2845	12.30%	-0.73	-1.45
Aug-03	5	29	17.24%	37.77%	333	2869	11.61%	0.93	-0.44
Sep-03	2	38	5.26%	22.33%	329	2585	12.73%	-1.37	-1.83
Oct-03	3	35	8.57%	27.99%	385	3199	12.04%	-0.63	-1.38
Nov-03	3	23	13.04%	33.68%	238	2608	9.13%	0.67	-0.59
Dec-03	5	28	17.86%	38.30%	386	3101	12.45%	0.86	-0.48
Jan-04	6	25	24.00%	42.71%	387	3465	11.17%	1.82	0.11
Feb-04	4	14	28.57%	45.18%	328	2608	12.58%	1.6	-0.03
Mar-04	2	6	33.33%	47.14%	270	2663	10.14%	1.51	-0.08
Apr-04	1	5	20.00%	40.00%	216	2396	9.02%	0.76	-0.54
May-04	0	9	0.00%	0.00%	304	2659	11.43%	-1.08	-1.65



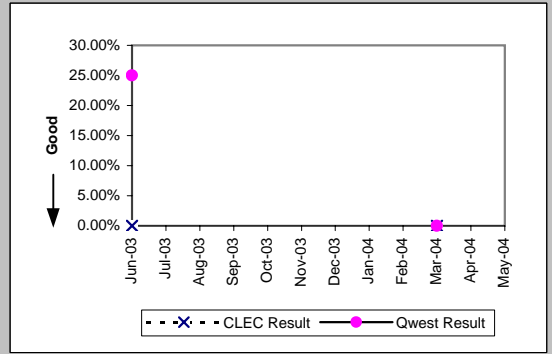
Business (Parity)									
Date	CLEC Num	CLEC Denc	CLEC Resu	CLEC Std	Qwest Num	Qwest Denc	Qwest Resu	Mod Z Scr	Parity Scr
Jun-03	1	23	4.35%	20.39%	36	325	11.08%	-0.99	-1.6
Jul-03	1	17	5.88%	23.53%	39	314	12.42%	-0.8	-1.48
Aug-03	2	16	12.50%	33.07%	25	286	8.74%	0.53	-0.68
Sep-03	0	21	0.00%	0.00%	41	316	12.97%	-1.71	-2.04
Oct-03	1	19	5.26%	22.33%	34	314	10.83%	-0.76	-1.46
Nov-03	2	9	22.22%	41.57%	28	281	9.96%	1.07	-0.35
Dec-03	4	23	17.39%	37.90%	35	318	11.01%	0.91	-0.45
Jan-04	1	15	6.67%	24.94%	39	348	11.21%	-0.55	-1.33
Feb-04	0	4	0.00%	0.00%	28	283	9.89%	-0.66	-1.4
Mar-04	0	1	0.00%	0.00%	30	281	10.68%	-0.35	-1.21
Apr-04	0	2	0.00%	0.00%	19	260	7.31%	-0.4	-1.24
May-04	0	3	0.00%	0.00%	19	264	7.20%	-0.48	-1.29



Centrex 21 (Parity)									
Date	CLEC Num	CLEC Denc	CLEC Resu	CLEC Std	Qwest Num	Qwest Denc	Qwest Resu	Mod Z Scr	Parity Scr
Jun-03									
Jul-03									
Aug-03									
Sep-03									
Oct-03									
Nov-03									
Dec-03									
Jan-04	0	1	0.00%	0.00%	0	14	0.00%	N/A	N/A
Feb-04									
Mar-04									
Apr-04									
May-04									

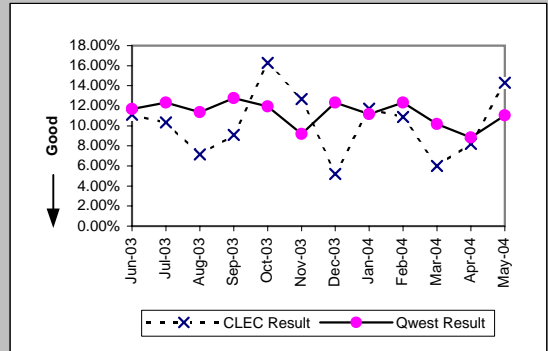


PBX (Parity)									
Date	CLEC Num	CLEC Denc	CLEC Resu	CLEC Std	Qwest Num	Qwest Denc	Qwest Resu	Mod Z Scr	Parity Scr
Jun-03	0	2	0.00%	0.00%	1	4	25.00%	-0.67	-1.41
Jul-03									
Aug-03									
Sep-03									
Oct-03									
Nov-03									
Dec-03									
Jan-04									
Feb-04									
Mar-04	0	5	0.00%	0.00%	0	12	0.00%	N/A	N/A
Apr-04									
May-04									

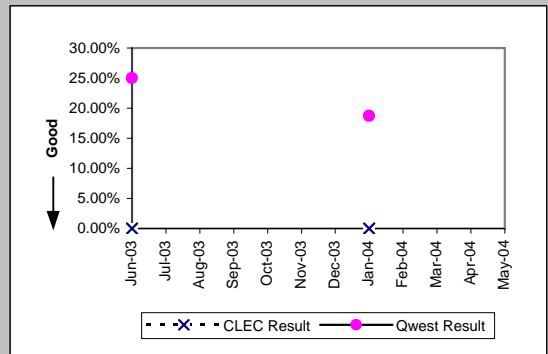


MR-7B - Repair Repeat Report Rate (Percent) - Dispatches outside MSAs

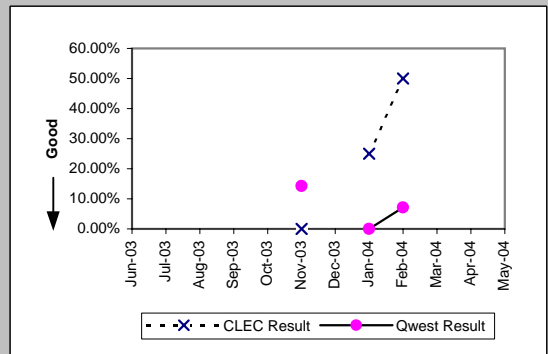
UNE - P (POTS) (Parity)										
Date	CLEC Num	CLEC Dend	CLEC Resu	CLEC Std	Qwest Num	Qwest Dend	Qwest Resu	Mod Z Scr	Parity Scr	
Jun-03	2	18	11.11%	31.43%	330	2825	11.68%	-0.08	-1.05	
Jul-03	3	29	10.34%	30.45%	389	3159	12.31%	-0.32	-1.2	
Aug-03	1	14	7.14%	25.75%	358	3155	11.35%	-0.49	-1.3	
Sep-03	1	11	9.09%	28.75%	370	2901	12.75%	-0.36	-1.22	
Oct-03	14	86	16.28%	36.92%	419	3513	11.93%	1.2	-0.27	
Nov-03	9	71	12.68%	33.27%	266	2889	9.21%	0.99	-0.4	
Dec-03	5	96	5.21%	22.22%	421	3419	12.31%	-2.09	-2.27	
Jan-04	13	111	11.71%	32.16%	426	3813	11.17%	0.21	-0.87	
Feb-04	11	101	10.89%	31.15%	356	2891	12.31%	-0.43	-1.26	
Mar-04	6	100	6.00%	23.75%	300	2944	10.19%	-1.36	-1.83	
Apr-04	10	122	8.20%	27.43%	235	2656	8.85%	-0.25	-1.15	
May-04	20	140	14.29%	34.99%	323	2923	11.05%	1.17	-0.29	



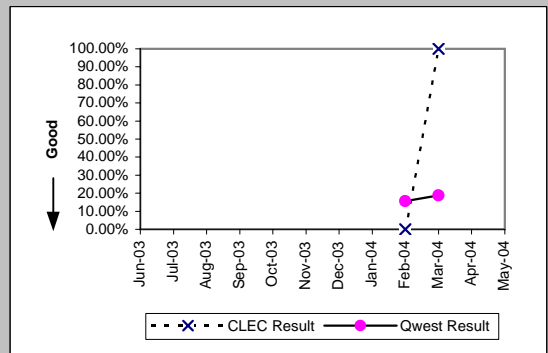
UNE P (Centrex) (Parity)										
Date	CLEC Num	CLEC Dend	CLEC Resu	CLEC Std	Qwest Num	Qwest Dend	Qwest Resu	Mod Z Scr	Parity Scr	
Jun-03					5	20	25.00%	-0.56	-1.34	
Jul-03										
Aug-03										
Sep-03										
Oct-03										
Nov-03										
Dec-03										
Jan-04	0	1	0.00%	0.00%	3	16	18.75%	-0.47	-1.28	
Feb-04										
Mar-04										
Apr-04										
May-04										



UNE P (Centrex 21) (Parity)										
Date	CLEC Num	CLEC Dend	CLEC Resu	CLEC Std	Qwest Num	Qwest Dend	Qwest Resu	Mod Z Scr	Parity Scr	
Jun-03										
Jul-03										
Aug-03										
Sep-03										
Oct-03										
Nov-03	0	1	0.00%	0.00%	2	14	14.29%	-0.39	-1.24	
Dec-03										
Jan-04	1	4	25.00%	43.30%	0	14	0.00%	N/A	-0.22	
Feb-04	1	2	50.00%	50.00%	1	14	7.14%	1.19	-0.28	
Mar-04										
Apr-04										
May-04										

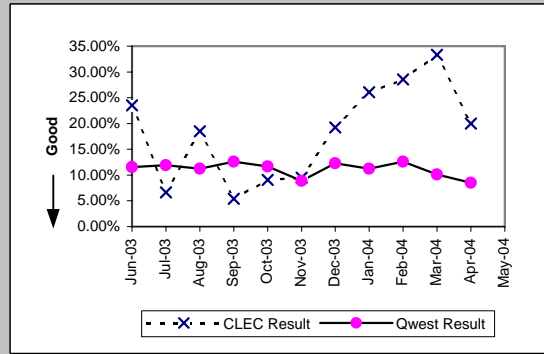


Line Sharing (Diagnostic)										
Date	CLEC Num	CLEC Dend	CLEC Resu	CLEC Std	Qwest Num	Qwest Dend	Qwest Resu	Mod Z Scr	Parity Scr	
Jun-03										
Jul-03										
Aug-03										
Sep-03										
Oct-03										
Nov-03										
Dec-03										
Jan-04										
Feb-04	0	1	0.00%	0.00%	45	289	15.57%	-0.43	-1.26	
Mar-04	1	1	100.00%	0.00%	70	373	18.77%	1.32	-0.2	
Apr-04										
May-04										

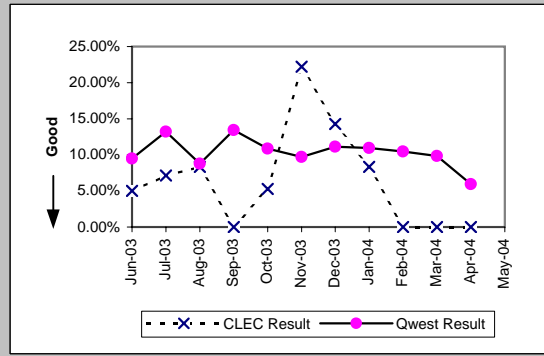


MR-7B* - Repair Repeat Report Rate (Percent) - Dispatches outside MSAs

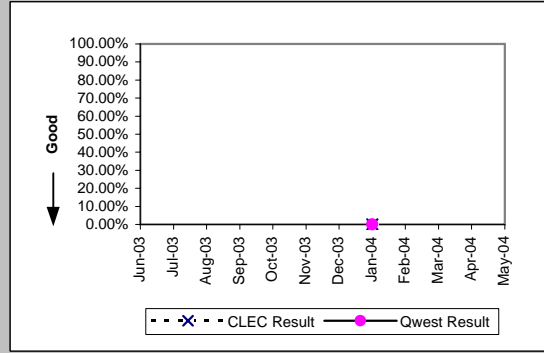
Residence (Parity)									
Date	CLEC Num	CLEC Denc	CLEC Resu	CLEC Std	Qwest Num	Qwest Denc	Qwest Resu	Mod Z Scr	Parity Scr
Jun-03	4	17	23.53%	42.42%	274	2368	11.57%	1.4	-0.15
Jul-03	1	15	6.67%	24.94%	322	2707	11.90%	-0.62	-1.38
Aug-03	5	27	18.52%	38.84%	305	2708	11.26%	1.14	-0.31
Sep-03	2	37	5.41%	22.61%	306	2425	12.62%	-1.31	-1.8
Oct-03	3	33	9.09%	28.75%	354	3040	11.64%	-0.45	-1.28
Nov-03	2	21	9.52%	29.35%	220	2478	8.88%	0.17	-0.89
Dec-03	5	26	19.23%	39.41%	361	2942	12.27%	1.04	-0.37
Jan-04	6	23	26.09%	43.91%	371	3312	11.20%	1.99	0.21
Feb-04	4	14	28.57%	45.18%	312	2473	12.62%	1.59	-0.03
Mar-04	2	6	33.33%	47.14%	256	2529	10.12%	1.51	-0.08
Apr-04	1	5	20.00%	40.00%	193	2272	8.49%	0.8	-0.51
May-04									



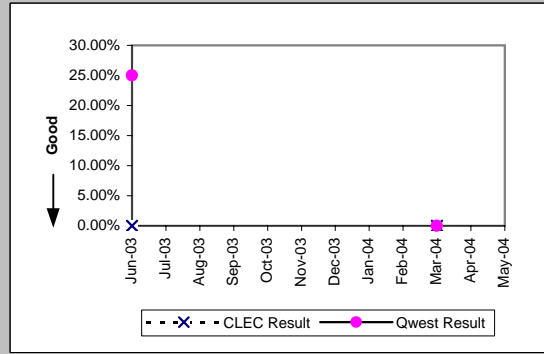
Business (Parity)									
Date	CLEC Num	CLEC Denc	CLEC Resu	CLEC Std	Qwest Num	Qwest Denc	Qwest Resu	Mod Z Scr	Parity Scr
Jun-03	1	20	5.00%	21.79%	28	295	9.49%	-0.66	-1.4
Jul-03	1	14	7.14%	25.75%	38	288	13.19%	-0.65	-1.4
Aug-03	1	12	8.33%	27.64%	23	262	8.78%	-0.05	-1.03
Sep-03	0	18	0.00%	0.00%	39	290	13.45%	-1.62	-1.99
Oct-03	1	19	5.26%	22.33%	31	285	10.88%	-0.76	-1.46
Nov-03	2	9	22.22%	41.57%	25	257	9.73%	1.1	-0.33
Dec-03	3	21	14.29%	34.99%	33	297	11.11%	0.47	-0.71
Jan-04	1	12	8.33%	27.64%	36	329	10.94%	-0.28	-1.17
Feb-04	0	4	0.00%	0.00%	27	258	10.47%	-0.68	-1.41
Mar-04	0	1	0.00%	0.00%	26	264	9.85%	-0.33	-1.2
Apr-04	0	2	0.00%	0.00%	14	236	5.93%	-0.35	-1.22
May-04									



Centrex 21 (Parity)									
Date	CLEC Num	CLEC Denc	CLEC Resu	CLEC Std	Qwest Num	Qwest Denc	Qwest Resu	Mod Z Scr	Parity Scr
Jun-03									
Jul-03									
Aug-03									
Sep-03									
Oct-03									
Nov-03									
Dec-03									
Jan-04	0	1	0.00%	0.00%	0	12	0.00%	N/A	N/A
Feb-04									
Mar-04									
Apr-04									
May-04									



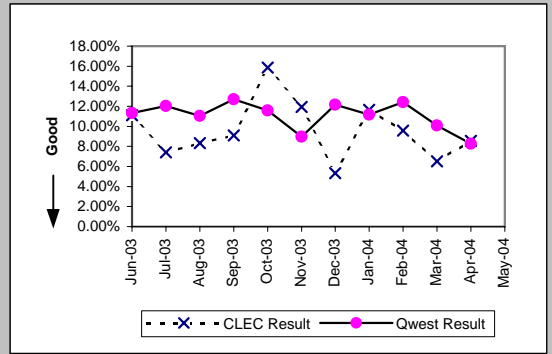
PBX (Parity)									
Date	CLEC Num	CLEC Denc	CLEC Resu	CLEC Std	Qwest Num	Qwest Denc	Qwest Resu	Mod Z Scr	Parity Scr
Jun-03	0	2	0.00%	0.00%	1	4	25.00%	-0.67	-1.41
Jul-03									
Aug-03									
Sep-03									
Oct-03									
Nov-03									
Dec-03									
Jan-04									
Feb-04									
Mar-04	0	2	0.00%	0.00%	0	10	0.00%	N/A	N/A
Apr-04									
May-04									



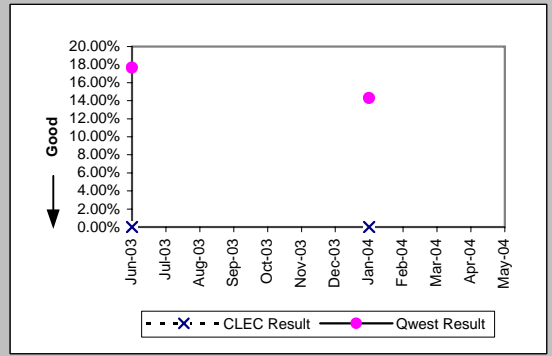
*Results exclude No Trouble Found and Test OK reports unless QWEST trouble is found on another report within 30 days of the original report. A 30-day window necessitates reporting a month behind

MR-7B* - Repair Repeat Report Rate (Percent) - Dispatches outside MSAs

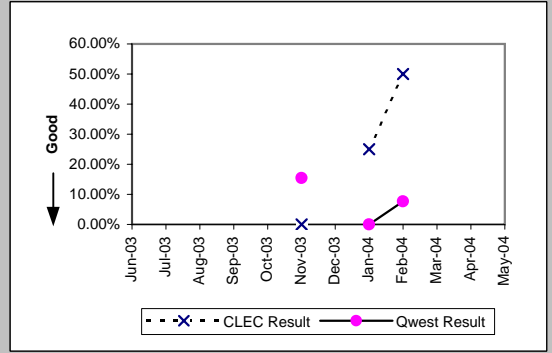
UNE - P (POTS) (Parity)									
Date	CLEC Num	CLEC Denc	CLEC Resu	CLEC Std	Qwest Num	Qwest Denc	Qwest Resu	Mod Z Scr	Parity Scr
Jun-03	2	18	11.11%	31.43%	302	2663	11.34%	-0.03	-1.02
Jul-03	2	27	7.41%	26.19%	360	2995	12.02%	-0.73	-1.45
Aug-03	1	12	8.33%	27.64%	328	2970	11.04%	-0.3	-1.18
Sep-03	1	11	9.09%	28.75%	345	2715	12.71%	-0.36	-1.22
Oct-03	13	82	15.85%	36.52%	385	3325	11.58%	1.17	-0.29
Nov-03	8	67	11.94%	32.43%	245	2735	8.96%	0.85	-0.48
Dec-03	5	94	5.32%	22.44%	394	3239	12.16%	-2	-2.22
Jan-04	12	103	11.65%	32.08%	407	3641	11.18%	0.18	-0.89
Feb-04	9	94	9.57%	29.42%	339	2731	12.41%	-0.82	-1.5
Mar-04	6	92	6.52%	24.69%	282	2793	10.10%	-1.12	-1.68
Apr-04	10	117	8.55%	27.96%	207	2508	8.25%	0.15	-0.91
May-04									



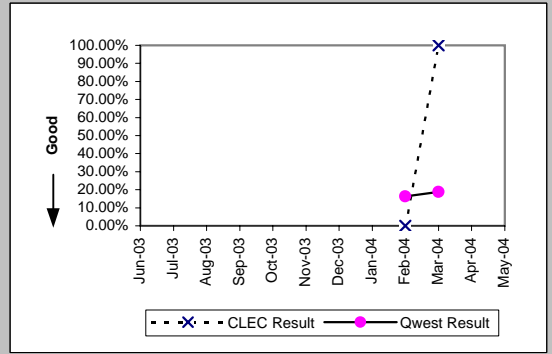
UNE P (Centrex) (Parity)									
Date	CLEC Num	CLEC Denc	CLEC Resu	CLEC Std	Qwest Num	Qwest Denc	Qwest Resu	Mod Z Scr	Parity Scr
Jun-03	0	1	0.00%	0.00%	3	17	17.65%	-0.45	-1.27
Jul-03									
Aug-03									
Sep-03									
Oct-03									
Nov-03									
Dec-03									
Jan-04	0	1	0.00%	0.00%	2	14	14.29%	-0.39	-1.24
Feb-04									
Mar-04									
Apr-04									
May-04									



UNE P (Centrex 21) (Parity)									
Date	CLEC Num	CLEC Denc	CLEC Resu	CLEC Std	Qwest Num	Qwest Denc	Qwest Resu	Mod Z Scr	Parity Scr
Jun-03									
Jul-03									
Aug-03									
Sep-03									
Oct-03									
Nov-03	0	1	0.00%	0.00%	2	13	15.38%	-0.41	-1.25
Dec-03									
Jan-04	1	4	25.00%	43.30%	0	12	0.00%	N/A	-0.27
Feb-04	1	2	50.00%	50.00%	1	13	7.69%	1.15	-0.3
Mar-04									
Apr-04									
May-04									



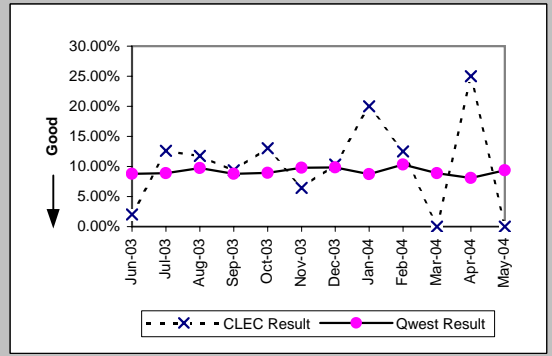
Line Sharing (Diagnostic)									
Date	CLEC Num	CLEC Denc	CLEC Resu	CLEC Std	Qwest Num	Qwest Denc	Qwest Resu	Mod Z Scr	Parity Scr
Jun-03									
Jul-03									
Aug-03									
Sep-03									
Oct-03									
Nov-03									
Dec-03									
Jan-04									
Feb-04	0	1	0.00%	0.00%	38	232	16.38%	-0.44	-1.27
Mar-04	1	1	100.00%	0.00%	53	282	18.79%	1.32	-0.2
Apr-04									
May-04									



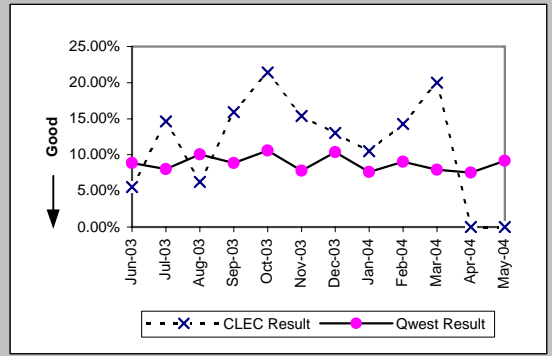
*Results exclude No Trouble Found and Test OK reports unless QWEST trouble is found on another report within 30 days of the original report. A 30-day window necessitates reporting a month behind

MR-7C - Repair Repeat Report Rate (Percent) - No dispatches

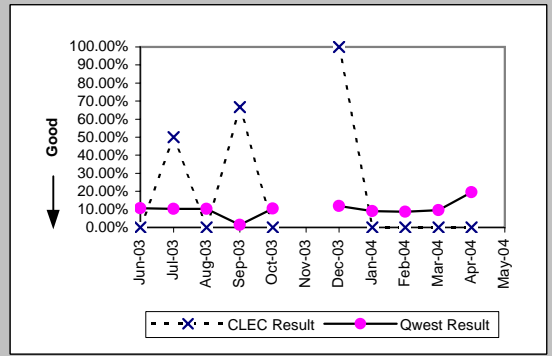
Residence (Parity)									
Date	CLEC Num	CLEC Denc	CLEC Resu	CLEC Std	Qwest Num	Qwest Denc	Qwest Resu	Mod Z Scr	Parity Scr
Jun-03	1	49	2.04%	14.14%	256	2918	8.77%	-1.65	-2
Jul-03	12	95	12.63%	33.22%	293	3305	8.87%	1.24	-0.25
Aug-03	8	68	11.76%	32.22%	326	3344	9.75%	0.58	-0.65
Sep-03	10	107	9.35%	29.11%	323	3681	8.77%	0.24	-0.85
Oct-03	6	46	13.04%	33.68%	308	3439	8.96%	0.95	-0.42
Nov-03	2	31	6.45%	24.57%	293	3001	9.76%	-0.62	-1.38
Dec-03	3	29	10.34%	30.45%	299	3038	9.84%	0.15	-0.91
Jan-04	4	20	20.00%	40.00%	306	3518	8.70%	1.58	-0.04
Feb-04	2	16	12.50%	33.07%	325	3149	10.32%	0.34	-0.79
Mar-04	0	9	0.00%	0.00%	326	3676	8.87%	-0.93	-1.57
Apr-04	2	8	25.00%	43.30%	220	2713	8.11%	1.43	-0.13
May-04	0	8	0.00%	0.00%	269	2872	9.37%	-0.91	-1.55



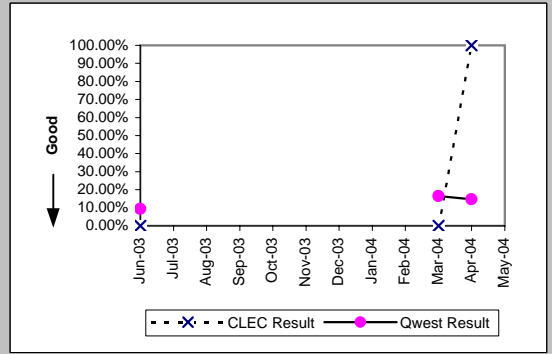
Business (Parity)									
Date	CLEC Num	CLEC Denc	CLEC Resu	CLEC Std	Qwest Num	Qwest Denc	Qwest Resu	Mod Z Scr	Parity Scr
Jun-03	2	36	5.56%	22.91%	45	508	8.86%	-0.67	-1.41
Jul-03	6	41	14.63%	35.34%	44	549	8.01%	1.39	-0.16
Aug-03	2	32	6.25%	24.21%	48	476	10.08%	-0.7	-1.42
Sep-03	7	44	15.91%	36.58%	50	565	8.85%	1.46	-0.11
Oct-03	6	28	21.43%	41.03%	62	585	10.60%	1.65	0
Nov-03	2	13	15.38%	36.08%	34	436	7.80%	0.93	-0.43
Dec-03	3	23	13.04%	33.68%	49	472	10.38%	0.44	-0.73
Jan-04	2	19	10.53%	30.69%	45	591	7.61%	0.5	-0.7
Feb-04	2	14	14.29%	34.99%	52	574	9.06%	0.67	-0.59
Mar-04	1	5	20.00%	40.00%	45	567	7.94%	0.84	-0.49
Apr-04	0	6	0.00%	0.00%	39	518	7.53%	-0.69	-1.42
May-04	0	6	0.00%	0.00%	50	544	9.19%	-0.78	-1.47



Centrex (Parity)									
Date	CLEC Num	CLEC Denc	CLEC Resu	CLEC Std	Qwest Num	Qwest Denc	Qwest Resu	Mod Z Scr	Parity Scr
Jun-03	0	2	0.00%	0.00%	8	75	10.67%	-0.48	-1.29
Jul-03	2	4	50.00%	50.00%	9	88	10.23%	1.86	0.13
Aug-03	0	1	0.00%	0.00%	8	78	10.26%	-0.34	-1.2
Sep-03	2	3	66.67%	47.14%	1	70	1.43%	3.06	0.86
Oct-03	0	1	0.00%	0.00%	8	76	10.53%	-0.34	-1.21
Nov-03									
Dec-03	1	1	100.00%	0.00%	5	42	11.90%	1.52	-0.07
Jan-04	0	1	0.00%	0.00%	6	66	9.09%	-0.31	-1.19
Feb-04	0	1	0.00%	0.00%	5	57	8.77%	-0.31	-1.19
Mar-04	0	2	0.00%	0.00%	4	42	9.52%	-0.45	-1.27
Apr-04	0	3	0.00%	0.00%	7	36	19.44%	-0.82	-1.5
May-04									

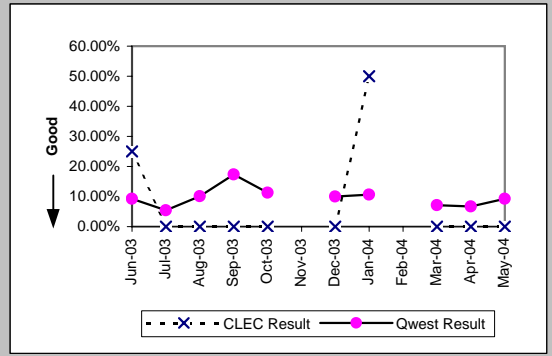


Centrex 21 (Parity)									
Date	CLEC Num	CLEC Denc	CLEC Resu	CLEC Std	Qwest Num	Qwest Denc	Qwest Resu	Mod Z Scr	Parity Scr
Jun-03	0	1	0.00%	0.00%	9	95	9.47%	-0.32	-1.2
Jul-03									
Aug-03									
Sep-03									
Oct-03									
Nov-03									
Dec-03									
Jan-04									
Feb-04									
Mar-04	0	1	0.00%	0.00%	11	67	16.42%	-0.44	-1.27
Apr-04	1	1	100.00%	0.00%	9	61	14.75%	1.44	-0.13
May-04									

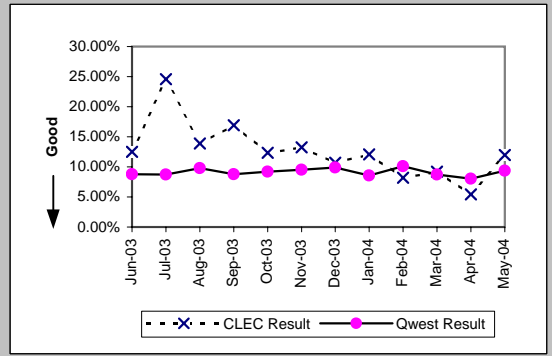


MR-7C - Repair Repeat Report Rate (Percent) - No dispatches

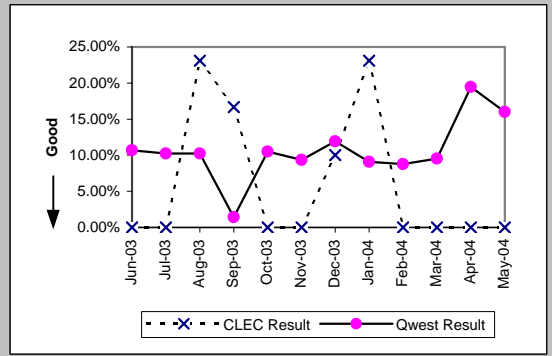
PBX (Parity)									
Date	CLEC Num	CLEC Denc	CLEC Resu	CLEC Std E	Qwest Num	Qwest Denc	Qwest Resu	Mod Z Scr	Parity Scr
Jun-03	1	4	25.00%	43.30%	5	54	9.26%	0.82	-0.5
Jul-03	0	2	0.00%	0.00%	3	55	5.45%	-0.33	-1.2
Aug-03	0	4	0.00%	0.00%	8	79	10.13%	-0.65	-1.4
Sep-03	0	2	0.00%	0.00%	12	69	17.39%	-0.64	-1.39
Oct-03	0	1	0.00%	0.00%	10	89	11.24%	-0.35	-1.22
Nov-03	0	2	0.00%	0.00%	5	50	10.00%	-0.46	-1.28
Dec-03	0	2	50.00%	50.00%	7	66	10.61%	1.21	-0.27
Jan-04	1	2	0.00%	0.00%	5	70	7.14%	-0.39	-1.24
Feb-04	0	1	0.00%	0.00%	3	45	6.67%	-0.26	-1.16
Mar-04	0	2	0.00%	0.00%	4	43	9.30%	-0.61	-1.37
Apr-04	0	1	0.00%	0.00%	3	45	6.67%	-0.26	-1.16
May-04	0	4	0.00%	0.00%	4	43	9.30%	-0.61	-1.37



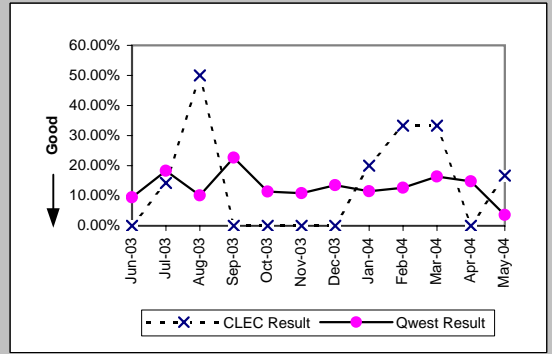
UNE - P (POTS) (Parity)									
Date	CLEC Num	CLEC Denc	CLEC Resu	CLEC Std E	Qwest Num	Qwest Denc	Qwest Resu	Mod Z Scr	Parity Scr
Jun-03	6	48	12.50%	33.07%	301	3426	8.79%	0.9	-0.45
Jul-03	15	61	24.59%	43.06%	337	3854	8.74%	3.65	1.22
Aug-03	10	72	13.89%	34.58%	374	3820	9.79%	1.13	-0.31
Sep-03	12	71	16.90%	37.48%	373	4246	8.78%	2.18	0.33
Oct-03	18	146	12.33%	32.88%	370	4024	9.19%	1.26	-0.24
Nov-03	16	121	13.22%	33.87%	327	3437	9.51%	1.33	-0.19
Dec-03	16	150	10.67%	30.87%	348	3510	9.91%	0.33	-0.8
Jan-04	20	166	12.05%	32.55%	351	4109	8.54%	1.52	-0.07
Feb-04	15	183	8.20%	27.43%	377	3723	10.13%	-0.84	-1.51
Mar-04	18	196	9.18%	28.88%	371	4243	8.74%	0.24	-0.85
Apr-04	10	184	5.43%	22.67%	259	3231	8.02%	-1.25	-1.76
May-04	30	251	11.95%	32.44%	319	3416	9.34%	1.34	-0.19



UNE P (Centrex) (Parity)									
Date	CLEC Num	CLEC Denc	CLEC Resu	CLEC Std E	Qwest Num	Qwest Denc	Qwest Resu	Mod Z Scr	Parity Scr
Jun-03	0	6	0.00%	0.00%	8	75	10.67%	-0.81	-1.5
Jul-03	0	4	0.00%	0.00%	9	88	10.23%	-0.66	-1.4
Aug-03	3	13	23.08%	42.13%	8	78	10.26%	1.2	-0.27
Sep-03	1	6	16.67%	37.27%	1	70	1.43%	1.46	-0.11
Oct-03	0	5	0.00%	0.00%	8	76	10.53%	-0.74	-1.45
Nov-03	0	13	0.00%	0.00%	6	64	9.38%	-1.06	-1.64
Dec-03	1	10	10.00%	30.00%	5	42	11.90%	-0.17	-1.1
Jan-04	3	13	23.08%	42.13%	6	66	9.09%	1.31	-0.2
Feb-04	0	5	0.00%	0.00%	5	57	8.77%	-0.66	-1.4
Mar-04	0	6	0.00%	0.00%	4	42	9.52%	-0.74	-1.45
Apr-04	0	7	0.00%	0.00%	7	36	19.44%	-1.19	-1.72
May-04	0	10	0.00%	0.00%	8	50	16.00%	-1.26	-1.77

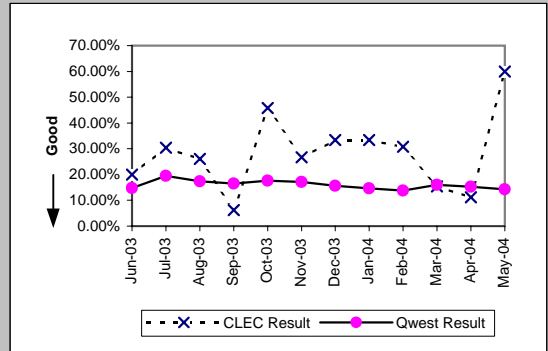


UNE P (Centrex 21) (Parity)									
Date	CLEC Num	CLEC Denc	CLEC Resu	CLEC Std E	Qwest Num	Qwest Denc	Qwest Resu	Mod Z Scr	Parity Scr
Jun-03	0	5	0.00%	0.00%	9	95	9.47%	-0.71	-1.43
Jul-03	1	7	14.29%	34.99%	17	93	18.28%	-0.26	-1.16
Aug-03	3	6	50.00%	50.00%	7	69	10.14%	2.24	0.36
Sep-03	0	4	0.00%	0.00%	19	84	22.62%	-1.06	-1.64
Oct-03	0	3	0.00%	0.00%	9	79	11.39%	-0.61	-1.37
Nov-03	0	3	0.00%	0.00%	8	74	10.81%	-0.59	-1.36
Dec-03	0	3	0.00%	0.00%	8	59	13.56%	-0.67	-1.41
Jan-04	1	5	20.00%	40.00%	9	78	11.54%	0.51	-0.69
Feb-04	1	3	33.33%	47.14%	8	63	12.70%	0.82	-0.5
Mar-04	1	3	33.33%	47.14%	11	67	16.42%	0.64	-0.61
Apr-04	0	1	0.00%	0.00%	9	61	14.75%	-0.41	-1.25
May-04	1	6	16.67%	37.27%	2	55	3.64%	1.06	-0.35



MR-7C - Repair Repeat Report Rate (Percent) - No dispatches

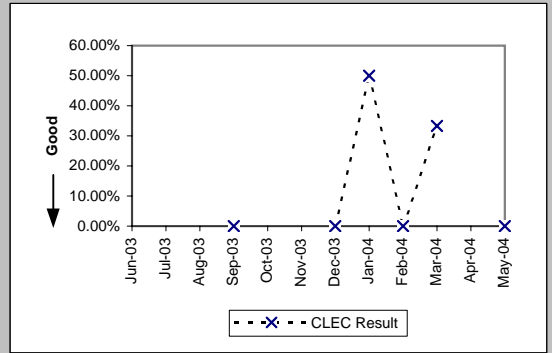
Date	CLEC Num	CLEC Dens	Line Sharing (Diagnostic)		Qwest Num	Qwest Dens	Qwest Res	Mod Z Scr	Parity Scr
			CLEC Resu	CLEC Std					
Jun-03	2	10	20.00%	40.00%	207	1402	14.76%	0.49	-0.7
Jul-03	7	23	30.43%	46.01%	312	1602	19.48%	1.26	-0.23
Aug-03	6	23	26.09%	43.91%	264	1516	17.41%	1.06	-0.36
Sep-03	1	16	6.25%	24.21%	301	1828	16.47%	-1.1	-1.67
Oct-03	11	24	45.83%	49.83%	409	2318	17.64%	3.16	0.92
Nov-03	4	15	26.67%	44.22%	271	1587	17.08%	0.95	-0.42
Dec-03	6	18	33.33%	47.14%	224	1432	15.64%	1.85	0.13
Jan-04	6	18	33.33%	47.14%	271	1854	14.62%	1.99	0.21
Feb-04	4	13	30.77%	46.15%	261	1887	13.83%	1.57	-0.04
Mar-04	2	13	15.38%	36.08%	377	2352	16.03%	-0.06	-1.04
Apr-04	1	9	11.11%	31.43%	305	2005	15.21%	-0.34	-1.21
May-04	3	5	60.00%	48.99%	255	1783	14.30%	2.26	0.37



MR-7C - Repair Repeat Report Rate (Percent) - No dispatches

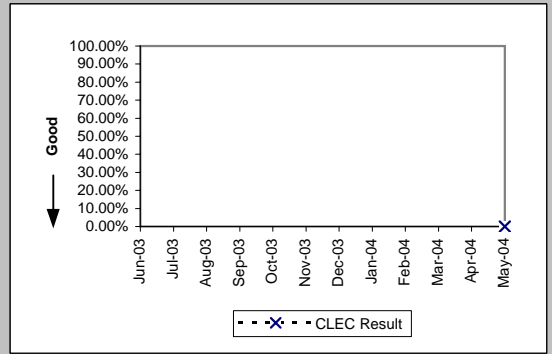
Line Splitting (Diagnostic)

Date	Numerator	Denominator	CLEC Result	Standard Dev
Jun-03				
Jul-03				
Aug-03				
Sep-03	0	1	0.00%	0.00%
Oct-03				
Nov-03				
Dec-03	0	2	0.00%	0.00%
Jan-04	2	4	50.00%	50.00%
Feb-04	0	2	0.00%	0.00%
Mar-04	1	3	33.33%	47.14%
Apr-04				
May-04	0	2	0.00%	0.00%



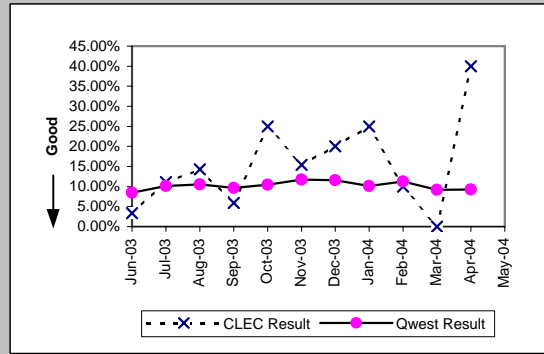
Sub-Loop Unbundling (Diagnostic)

Date	Numerator	Denominator	CLEC Result	Standard Dev
Jun-03				
Jul-03				
Aug-03				
Sep-03				
Oct-03				
Nov-03				
Dec-03				
Jan-04				
Feb-04				
Mar-04				
Apr-04				
May-04	0	1	0.00%	0.00%

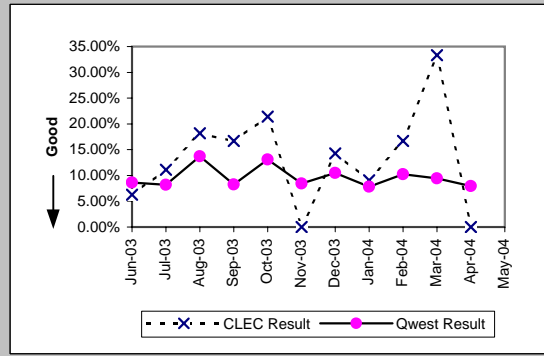


MR-7C* - Repair Repeat Report Rate (Percent) - No dispatches

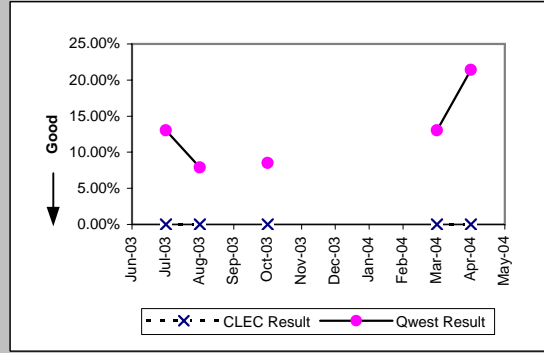
Residence (Parity)									
Date	CLEC Num	CLEC Denc	CLEC Resu	CLEC Std E	Qwest Num	Qwest Denc	Qwest Resu	Mod Z Scr	Parity Scr
Jun-03	1	30	3.33%	17.95%	114	1345	8.48%	-1	-1.61
Jul-03	6	54	11.11%	31.43%	151	1494	10.11%	0.28	-0.83
Aug-03	5	35	14.29%	34.99%	145	1378	10.52%	0.73	-0.56
Sep-03	3	51	5.88%	23.53%	169	1744	9.69%	-0.91	-1.55
Oct-03	6	24	25.00%	43.30%	150	1439	10.42%	2.03	0.24
Nov-03	2	13	15.38%	36.08%	145	1236	11.73%	0.44	-0.73
Dec-03	2	10	20.00%	40.00%	136	1176	11.56%	0.8	-0.52
Jan-04	2	8	25.00%	43.30%	149	1471	10.13%	1.21	-0.27
Feb-04	1	10	10.00%	30.00%	155	1378	11.25%	-0.12	-1.08
Mar-04	0	2	0.00%	0.00%	147	1599	9.19%	-0.45	-1.27
Apr-04	2	5	40.00%	48.99%	109	1174	9.28%	1.78	0.08
May-04									



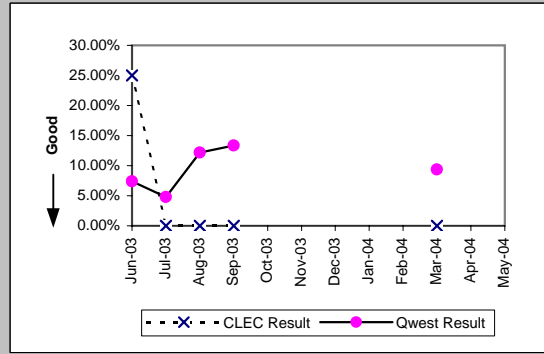
Business (Parity)									
Date	CLEC Num	CLEC Denc	CLEC Resu	CLEC Std E	Qwest Num	Qwest Denc	Qwest Resu	Mod Z Scr	Parity Scr
Jun-03	1	16	6.25%	24.21%	23	266	8.65%	-0.33	-1.2
Jul-03	1	9	11.11%	31.43%	22	268	8.21%	0.34	-0.79
Aug-03	2	11	18.18%	38.57%	32	233	13.73%	0.44	-0.73
Sep-03	3	18	16.67%	37.27%	26	315	8.25%	1.15	-0.3
Oct-03	3	14	21.43%	41.03%	37	283	13.07%	0.87	-0.47
Nov-03	0	7	0.00%	0.00%	17	202	8.42%	-0.79	-1.48
Dec-03	1	7	14.29%	34.99%	25	239	10.46%	0.35	-0.79
Jan-04	1	11	9.09%	28.75%	23	294	7.82%	0.2	-0.88
Feb-04	1	6	16.67%	37.27%	30	293	10.24%	0.5	-0.7
Mar-04	1	3	33.33%	47.14%	30	319	9.40%	1.07	-0.35
Apr-04	0	3	0.00%	0.00%	22	277	7.94%	-0.51	-1.31
May-04									



Centrex (Parity)									
Date	CLEC Num	CLEC Denc	CLEC Resu	CLEC Std E	Qwest Num	Qwest Denc	Qwest Resu	Mod Z Scr	Parity Scr
Jun-03									
Jul-03	0	1	0.00%	0.00%	6	46	13.04%	-0.38	-1.23
Aug-03	0	1	0.00%	0.00%	3	38	7.89%	-0.29	-1.18
Sep-03									
Oct-03	0	1	0.00%	0.00%	4	47	8.51%	-0.3	-1.18
Nov-03									
Dec-03									
Jan-04									
Feb-04									
Mar-04	0	2	0.00%	0.00%	3	23	13.04%	-0.53	-1.32
Apr-04	0	1	0.00%	0.00%	6	28	21.43%	-0.51	-1.31
May-04									



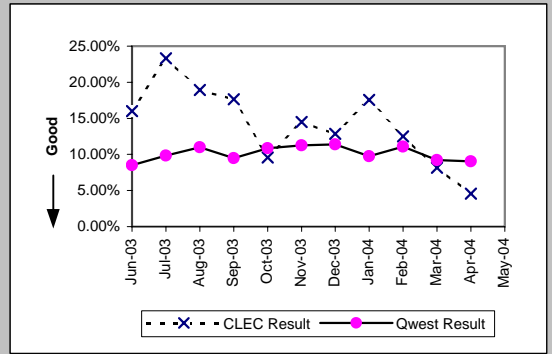
PBX (Parity)									
Date	CLEC Num	CLEC Denc	CLEC Resu	CLEC Std E	Qwest Num	Qwest Denc	Qwest Resu	Mod Z Scr	Parity Scr
Jun-03	1	4	25.00%	43.30%	2	27	7.41%	0.86	-0.47
Jul-03	0	1	0.00%	0.00%	1	21	4.76%	-0.22	-1.13
Aug-03	0	3	0.00%	0.00%	5	41	12.20%	-0.62	-1.38
Sep-03	0	2	0.00%	0.00%	4	30	13.33%	-0.54	-1.33
Oct-03									
Nov-03									
Dec-03									
Jan-04									
Feb-04									
Mar-04	0	1	0.00%	0.00%	3	32	9.38%	-0.32	-1.19
Apr-04									
May-04									



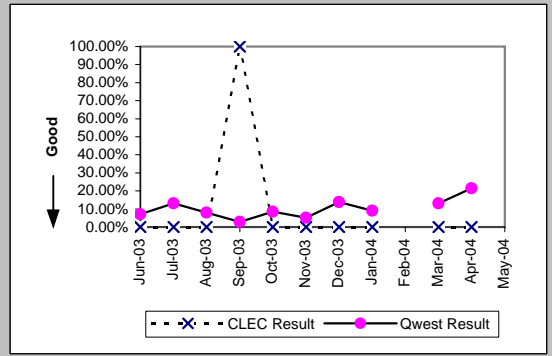
*Results exclude No Trouble Found and Test OK reports unless QWEST trouble is found on another report within 30 days of the original report. A 30-day window necessitates reporting a month behind

MR-7C* - Repair Repeat Report Rate (Percent) - No dispatches

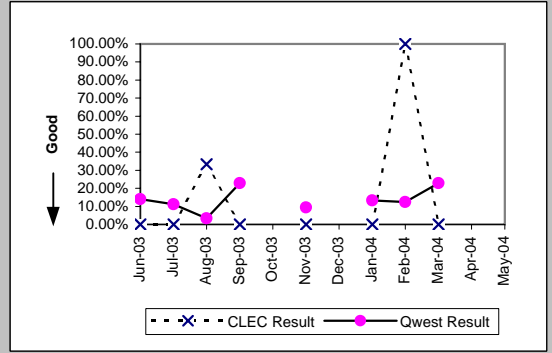
UNE - P (POTS) (Parity)									
Date	CLEC Num	CLEC Denc	CLEC Resu	CLEC Std E	Qwest Num	Qwest Denc	Qwest Resu	Mod Z Scr	Parity Scr
Jun-03	4	25	16.00%	36.66%	137	1611	8.50%	1.24	-0.24
Jul-03	7	30	23.33%	42.30%	173	1762	9.82%	2.16	0.32
Aug-03	7	37	18.92%	39.17%	177	1611	10.99%	1.43	-0.13
Sep-03	6	34	17.65%	38.12%	195	2059	9.47%	1.5	-0.09
Oct-03	7	73	9.59%	29.44%	187	1722	10.86%	-0.34	-1.21
Nov-03	9	62	14.52%	35.23%	162	1438	11.27%	0.8	-0.52
Dec-03	9	70	12.86%	33.47%	161	1415	11.38%	0.41	-0.75
Jan-04	13	74	17.57%	38.05%	172	1765	9.75%	2.04	0.24
Feb-04	11	88	12.50%	33.07%	185	1671	11.07%	0.44	-0.73
Mar-04	8	98	8.16%	27.38%	177	1918	9.23%	-0.36	-1.22
Apr-04	4	88	4.55%	20.83%	131	1451	9.03%	-1.42	-1.87
May-04									



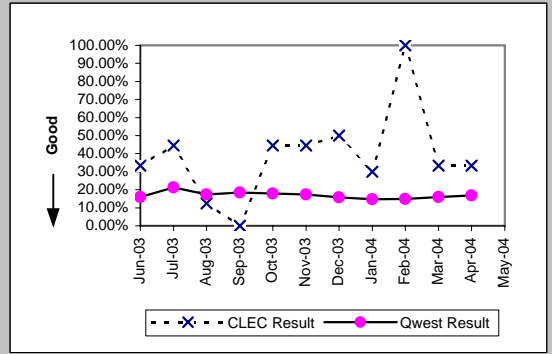
UNE P (Centrex) (Parity)									
Date	CLEC Num	CLEC Denc	CLEC Resu	CLEC Std E	Qwest Num	Qwest Denc	Qwest Resu	Mod Z Scr	Parity Scr
Jun-03	0	1	0.00%	0.00%	3	42	7.14%	-0.27	-1.17
Jul-03	0	1	0.00%	0.00%	6	46	13.04%	-0.38	-1.23
Aug-03	0	6	0.00%	0.00%	3	38	7.89%	-0.67	-1.41
Sep-03	1	1	100.00%	0.00%	1	36	2.78%	2.01	0.22
Oct-03	0	3	0.00%	0.00%	4	47	8.51%	-0.51	-1.31
Nov-03	0	5	0.00%	0.00%	2	39	5.13%	-0.49	-1.3
Dec-03	0	5	0.00%	0.00%	4	29	13.79%	-0.83	-1.5
Jan-04	0	2	0.00%	0.00%	4	44	9.09%	-0.44	-1.27
Feb-04	0	1	0.00%	0.00%	3	23	13.04%	-0.38	-1.23
Mar-04	0	5	0.00%	0.00%	6	28	21.43%	-1.08	-1.65
Apr-04									
May-04									



UNE P (Centrex 21) (Parity)									
Date	CLEC Num	CLEC Denc	CLEC Resu	CLEC Std E	Qwest Num	Qwest Denc	Qwest Resu	Mod Z Scr	Parity Scr
Jun-03	0	3	0.00%	0.00%	7	50	14.00%	-0.68	-1.41
Jul-03	0	2	0.00%	0.00%	5	45	11.11%	-0.49	-1.3
Aug-03	1	3	33.33%	47.14%	1	29	3.45%	1.37	-0.17
Sep-03	0	1	0.00%	0.00%	11	48	22.92%	-0.54	-1.33
Oct-03									
Nov-03	0	1	0.00%	0.00%	3	32	9.38%	-0.32	-1.19
Dec-03									
Jan-04	0	3	0.00%	0.00%	4	30	13.33%	-0.65	-1.39
Feb-04	1	1	100.00%	0.00%	5	40	12.50%	1.5	-0.09
Mar-04	0	2	0.00%	0.00%	8	35	22.86%	-0.75	-1.46
Apr-04									
May-04									



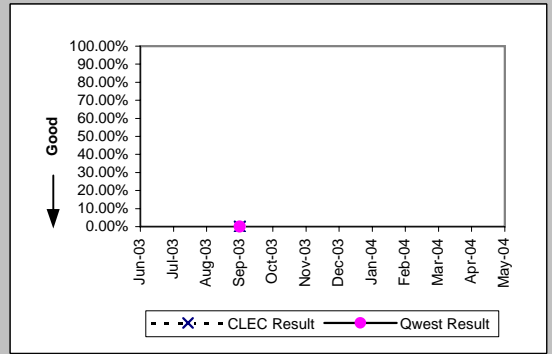
Line Sharing (Diagnostic)									
Date	CLEC Num	CLEC Denc	CLEC Resu	CLEC Std E	Qwest Num	Qwest Denc	Qwest Resu	Mod Z Scr	Parity Scr
Jun-03	1	3	33.33%	47.14%	147	922	15.94%	0.71	-0.57
Jul-03	4	9	44.44%	49.69%	230	1079	21.32%	1.53	-0.07
Aug-03	1	8	12.50%	33.07%	177	1015	17.44%	-0.37	-1.22
Sep-03	0	7	0.00%	0.00%	219	1193	18.36%	-1.25	-1.76
Oct-03	4	9	44.44%	49.69%	263	1471	17.88%	1.81	0.1
Nov-03	4	9	44.44%	49.69%	194	1115	17.40%	1.85	0.13
Dec-03	3	6	50.00%	50.00%	164	1038	15.80%	1.89	0.15
Jan-04	3	10	30.00%	45.83%	197	1341	14.69%	1.24	-0.25
Feb-04	1	1	100.00%	0.00%	166	1117	14.86%	1.45	-0.12
Mar-04	1	3	33.33%	47.14%	264	1648	16.02%	0.71	-0.57
Apr-04	1	3	33.33%	47.14%	238	1410	16.88%	0.67	-0.59
May-04									



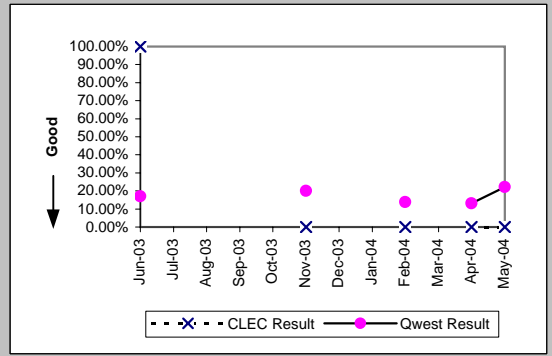
*Results exclude No Trouble Found and Test OK reports unless QWEST trouble is found on another report within 30 days of the original report. A 30-day window necessitates reporting a month behind

MR-7D - Repair Repeat Report Rate (Percent) - Interval Zone One

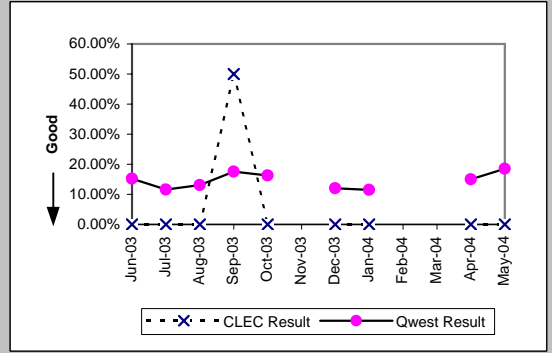
ISDN Primary (Parity)									
Date	CLEC Num	CLEC Denc	CLEC Resu	CLEC Std	Qwest Num	Qwest Denc	Qwest Resu	Mod Z Scr	Parity Scr
Jun-03									
Jul-03									
Aug-03									
Sep-03	0	1	0.00%	0.00%	0	27	0.00%	N/A	N/A
Oct-03									
Nov-03									
Dec-03									
Jan-04									
Feb-04									
Mar-04									
Apr-04									
May-04									



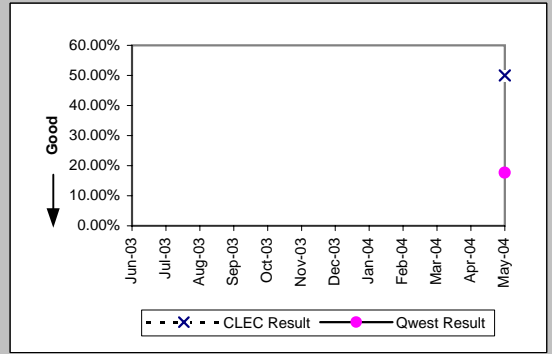
DS0 (Parity)									
Date	CLEC Num	CLEC Denc	CLEC Resu	CLEC Std	Qwest Num	Qwest Denc	Qwest Resu	Mod Z Scr	Parity Scr
Jun-03	2	2	100.00%	0.00%	58	342	16.96%	2.21	0.35
Jul-03									
Aug-03									
Sep-03									
Oct-03									
Nov-03	0	5	0.00%	0.00%	56	280	20.00%	-1.11	-1.67
Dec-03									
Jan-04	0	1	0.00%	0.00%	22	159	13.84%	-0.4	-1.24
Feb-04									
Mar-04	0	2	0.00%	0.00%	24	182	13.19%	-0.55	-1.33
Apr-04	0	2	0.00%	0.00%	24	182	13.19%	-0.55	-1.33
May-04	0	1	0.00%	0.00%	40	181	22.10%	-0.53	-1.32



DS1 (Parity)									
Date	CLEC Num	CLEC Denc	CLEC Resu	CLEC Std	Qwest Num	Qwest Denc	Qwest Resu	Mod Z Scr	Parity Scr
Jun-03	0	1	0.00%	0.00%	66	435	15.17%	-0.42	-1.26
Jul-03	0	5	0.00%	0.00%	46	395	11.65%	-0.81	-1.49
Aug-03	0	3	0.00%	0.00%	66	504	13.10%	-0.67	-1.41
Sep-03	1	2	50.00%	50.00%	85	485	17.53%	0.93	-0.43
Oct-03	0	6	0.00%	0.00%	33	203	16.26%	-1.06	-1.65
Nov-03									
Dec-03	0	1	0.00%	0.00%	18	150	12.00%	-0.37	-1.22
Jan-04	0	1	0.00%	0.00%	18	156	11.54%	-0.36	-1.22
Feb-04									
Mar-04									
Apr-04	0	1	0.00%	0.00%	20	133	15.04%	-0.42	-1.25
May-04	0	1	0.00%	0.00%	24	130	18.46%	-0.47	-1.29

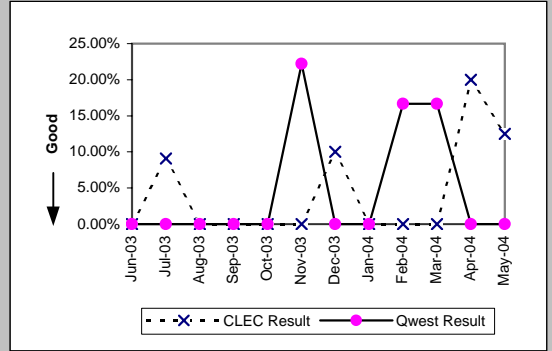


Frame Relay (Parity)									
Date	CLEC Num	CLEC Denc	CLEC Resu	CLEC Std	Qwest Num	Qwest Denc	Qwest Resu	Mod Z Scr	Parity Scr
Jun-03									
Jul-03									
Aug-03									
Sep-03									
Oct-03									
Nov-03									
Dec-03									
Jan-04									
Feb-04									
Mar-04									
Apr-04									
May-04	1	2	50.00%	50.00%	9	51	17.65%	0.89	-0.46



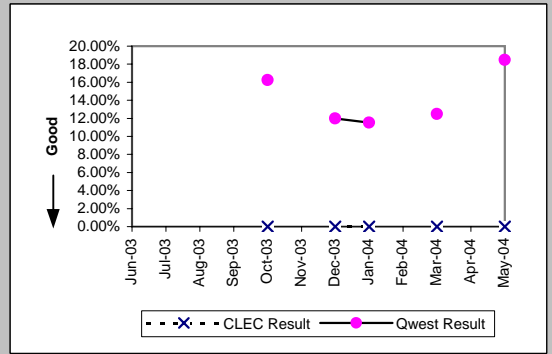
MR-7D - Repair Repeat Report Rate (Percent) - Interval Zone One

Date	CLEC Num	CLEC Dend	LIS Trunk (Parity)				Qwest Res	Mod Z Scr	Parity Scr
			CLEC Resu	CLEC Std	Qwest Num	Qwest Dend			
Jun-03	0	6	0.00%	0.00%	0	5	0.00%	N/A	N/A
Jul-03	1	11	9.09%	28.75%	0	5	0.00%	N/A	-0.8
Aug-03	0	15	0.00%	0.00%	0	6	0.00%	N/A	N/A
Sep-03	0	10	0.00%	0.00%	0	5	0.00%	N/A	N/A
Oct-03	0	12	0.00%	0.00%	0	4	0.00%	N/A	N/A
Nov-03	0	9	0.00%	0.00%	2	9	22.22%	-1.13	-1.69
Dec-03	1	10	10.00%	30.00%	0	4	0.00%	N/A	-0.83
Jan-04	0	9	0.00%	0.00%	0	12	0.00%	N/A	N/A
Feb-04	0	8	0.00%	0.00%	1	6	16.67%	-0.83	-1.5
Mar-04	0	8	0.00%	0.00%	1	6	16.67%	-0.83	-1.5
Apr-04	1	5	20.00%	40.00%	0	2	0.00%	N/A	-0.84
May-04	1	8	12.50%	33.07%	0	3	0.00%	N/A	-0.85

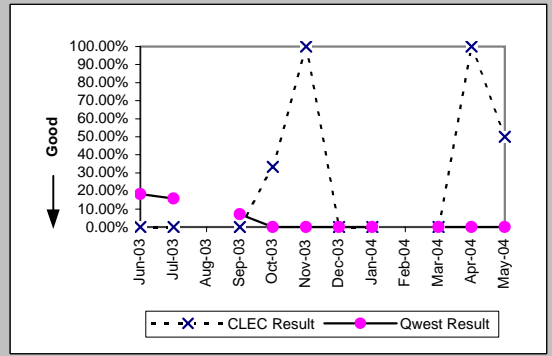


MR-7D - Repair Repeat Report Rate (Percent) - Interval Zone One

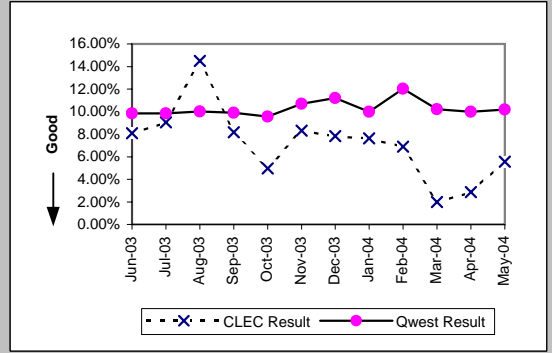
UDIT DS1 (Parity)									
Date	CLEC Num	CLEC Denc	CLEC Resu	CLEC Std	Qwest Num	Qwest Denc	Qwest Resu	Mod Z Scr	Parity Scr
Jun-03									
Jul-03									
Aug-03									
Sep-03									
Oct-03	0	1	0.00%	0.00%	33	203	16.26%	-0.44	-1.27
Nov-03									
Dec-03	0	1	0.00%	0.00%	18	150	12.00%	-0.37	-1.22
Jan-04	0	1	0.00%	0.00%	18	156	11.54%	-0.36	-1.22
Feb-04									
Mar-04	0	1	0.00%	0.00%	26	208	12.50%	-0.38	-1.23
Apr-04									
May-04	0	3	0.00%	0.00%	24	130	18.46%	-0.81	-1.5



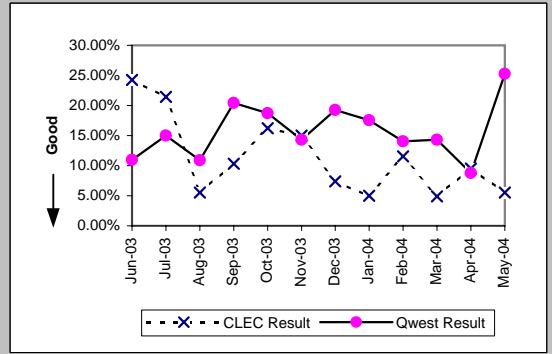
UDIT Above DS1 Level (Parity)									
Date	CLEC Num	CLEC Denc	CLEC Resu	CLEC Std	Qwest Num	Qwest Denc	Qwest Resu	Mod Z Scr	Parity Scr
Jun-03	0	2	0.00%	0.00%	2	11	18.18%	-0.61	-1.37
Jul-03	0	1	0.00%	0.00%	3	19	15.79%	-0.42	-1.26
Aug-03									
Sep-03	0	1	0.00%	0.00%	1	14	7.14%	-0.27	-1.16
Oct-03	1	3	33.33%	47.14%	0	5	0.00%	N/A	-0.46
Nov-03	1	1	100.00%	0.00%	0	11	0.00%	N/A	0.13
Dec-03	0	1	0.00%	0.00%	0	2	0.00%	N/A	N/A
Jan-04	0	3	0.00%	0.00%	0	2	0.00%	N/A	N/A
Feb-04									
Mar-04	0	5	0.00%	0.00%	0	6	0.00%	N/A	N/A
Apr-04	1	1	100.00%	0.00%	0	6	0.00%	N/A	-0.04
May-04	1	2	50.00%	50.00%	0	2	0.00%	N/A	-0.63



Unbundled Loop Analog (Parity)									
Date	CLEC Num	CLEC Denc	CLEC Resu	CLEC Std	Qwest Num	Qwest Denc	Qwest Resu	Mod Z Scr	Parity Scr
Jun-03	17	210	8.10%	27.28%	1541	15670	9.83%	-0.84	-1.51
Jul-03	22	243	9.05%	28.69%	1599	16234	9.85%	-0.41	-1.25
Aug-03	28	193	14.51%	35.22%	1624	16222	10.01%	1.98	0.2
Sep-03	16	196	8.16%	27.38%	1689	17057	9.90%	-0.81	-1.49
Oct-03	13	262	4.96%	21.72%	1990	20788	9.57%	-2.52	-2.53
Nov-03	22	265	8.30%	27.59%	2000	18702	10.69%	-1.25	-1.76
Dec-03	16	204	7.84%	26.88%	1972	17609	11.20%	-1.51	-1.92
Jan-04	17	223	7.62%	26.54%	2199	21995	10.00%	-1.18	-1.72
Feb-04	12	174	6.90%	25.34%	1810	15045	12.03%	-2.07	-2.26
Mar-04	4	200	2.00%	14.00%	1659	16257	10.20%	-3.81	-3.32
Apr-04	5	175	2.86%	16.66%	1429	14305	9.99%	-3.13	-2.9
May-04	8	144	5.56%	22.91%	1685	16528	10.19%	-1.83	-2.11

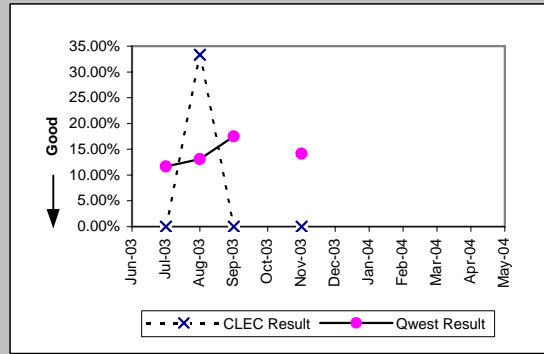


Unbundled Loop - 2 Wire Non-Loaded (Parity)									
Date	CLEC Num	CLEC Denc	CLEC Resu	CLEC Std	Qwest Num	Qwest Denc	Qwest Resu	Mod Z Scr	Parity Scr
Jun-03	8	33	24.24%	42.86%	15	137	10.95%	1.87	0.14
Jul-03	6	28	21.43%	41.03%	18	120	15.00%	0.82	-0.5
Aug-03	1	18	5.56%	22.91%	17	156	10.90%	-0.69	-1.42
Sep-03	3	29	10.34%	30.45%	28	137	20.44%	-1.22	-1.74
Oct-03	6	37	16.22%	36.86%	32	171	18.71%	-0.35	-1.21
Nov-03	6	40	15.00%	35.71%	18	126	14.29%	0.12	-0.92
Dec-03	2	27	7.41%	26.19%	21	109	19.27%	-1.4	-1.85
Jan-04	1	20	5.00%	21.79%	20	114	17.54%	-1.36	-1.83
Feb-04	3	26	11.54%	31.95%	16	114	14.04%	-0.33	-1.2
Mar-04	2	41	4.88%	21.54%	15	105	14.29%	-1.46	-1.89
Apr-04	2	21	9.52%	29.35%	12	137	8.76%	0.15	-0.91
May-04	1	18	5.56%	22.91%	25	99	25.25%	-1.77	-2.08

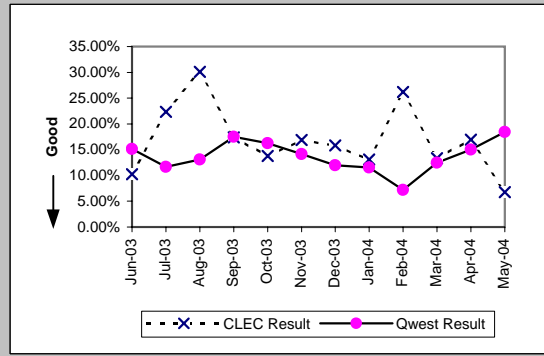


MR-7D - Repair Repeat Report Rate (Percent) - Interval Zone One

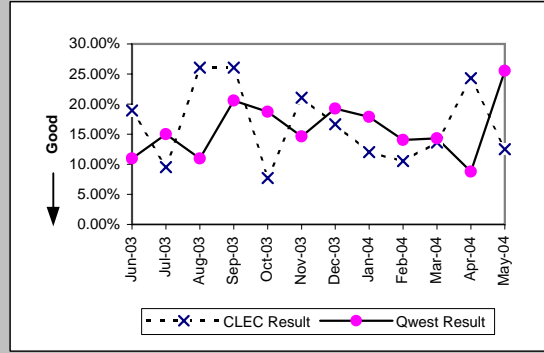
Unbundled Loop - 4 Wire Non-Loaded (Parity)									
Date	CLEC Num	CLEC Denc	CLEC Resu	CLEC Std E	Qwest Num	Qwest Denc	Qwest Resu	Mod Z Scr	Parity Scr
Jun-03									
Jul-03	0	1	0.00%	0.00%	46	395	11.65%	-0.36	-1.22
Aug-03	1	3	33.33%	47.14%	66	504	13.10%	0.85	-0.48
Sep-03	0	1	0.00%	0.00%	85	485	17.53%	-0.46	-1.28
Oct-03									
Nov-03	0	1	0.00%	0.00%	25	177	14.12%	-0.4	-1.25
Dec-03									
Jan-04									
Feb-04									
Mar-04									
Apr-04									
May-04									



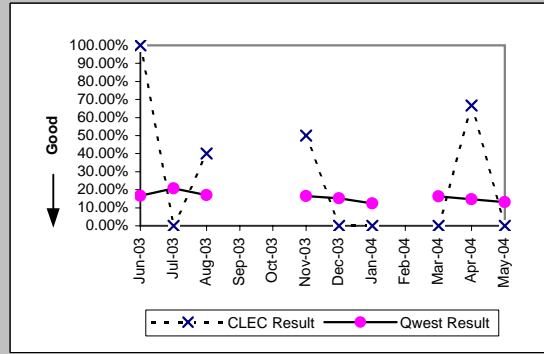
Unbundled Loop - DS1 Capable (Parity)									
Date	CLEC Num	CLEC Denc	CLEC Resu	CLEC Std E	Qwest Num	Qwest Denc	Qwest Resu	Mod Z Scr	Parity Scr
Jun-03	9	88	10.23%	30.30%	66	435	15.17%	-1.18	-1.72
Jul-03	17	76	22.37%	41.67%	46	395	11.65%	2.37	0.44
Aug-03	25	83	30.12%	45.88%	66	504	13.10%	3.66	1.22
Sep-03	12	69	17.39%	37.90%	85	485	17.53%	-0.03	-1.02
Oct-03	11	80	13.75%	34.44%	33	203	16.26%	-0.51	-1.31
Nov-03	14	83	16.87%	37.45%	25	177	14.12%	0.58	-0.65
Dec-03	13	82	15.85%	36.52%	18	150	12.00%	0.81	-0.51
Jan-04	11	84	13.10%	33.73%	18	156	11.54%	0.35	-0.79
Feb-04	11	42	26.19%	43.97%	10	139	7.19%	3.05	0.85
Mar-04	12	90	13.33%	33.99%	26	208	12.50%	0.2	-0.88
Apr-04	11	65	16.92%	37.50%	20	133	15.04%	0.34	-0.79
May-04	4	59	6.78%	25.14%	24	130	18.46%	-1.92	-2.17



Unbundled Loop ISDN Capable (Parity)									
Date	CLEC Num	CLEC Denc	CLEC Resu	CLEC Std E	Qwest Num	Qwest Denc	Qwest Resu	Mod Z Scr	Parity Scr
Jun-03	7	37	18.92%	39.17%	15	137	10.95%	1.25	-0.24
Jul-03	2	21	9.52%	29.35%	18	120	15.00%	-0.65	-1.39
Aug-03	6	23	26.09%	43.91%	17	155	10.97%	1.85	0.12
Sep-03	6	23	26.09%	43.91%	28	136	20.59%	0.59	-0.64
Oct-03	2	26	7.69%	26.65%	32	171	18.71%	-1.34	-1.82
Nov-03	4	19	21.05%	40.77%	18	123	14.63%	0.71	-0.57
Dec-03	4	24	16.67%	37.27%	21	109	19.27%	-0.29	-1.18
Jan-04	3	25	12.00%	32.50%	20	112	17.86%	-0.69	-1.42
Feb-04	2	19	10.53%	30.69%	16	114	14.04%	-0.41	-1.25
Mar-04	3	22	13.64%	34.32%	15	105	14.29%	-0.08	-1.05
Apr-04	9	37	24.32%	42.90%	12	137	8.76%	2.37	0.44
May-04	2	16	12.50%	33.07%	25	98	25.51%	-1.11	-1.67

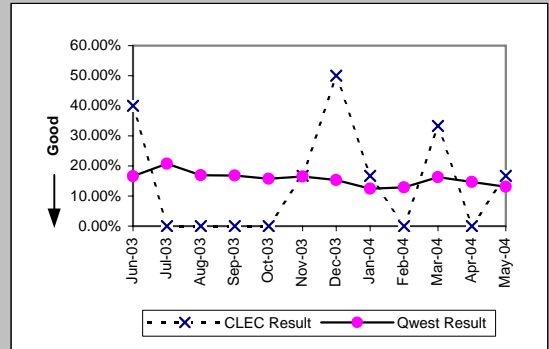


Unbundled Loop - ADSL Qualified (Parity)									
Date	CLEC Num	CLEC Denc	CLEC Resu	CLEC Std E	Qwest Num	Qwest Denc	Qwest Resu	Mod Z Scr	Parity Scr
Jun-03	3	3	100.00%	0.00%	253	1525	16.59%	2.86	0.74
Jul-03	0	5	0.00%	0.00%	359	1727	20.79%	-1.14	-1.7
Aug-03	2	5	40.00%	48.99%	274	1616	16.96%	1.18	-0.28
Sep-03									
Oct-03									
Nov-03	2	4	50.00%	50.00%	260	1577	16.49%	1.47	-0.11
Dec-03	0	1	0.00%	0.00%	231	1510	15.30%	-0.42	-1.26
Jan-04	0	1	0.00%	0.00%	228	1832	12.45%	-0.38	-1.23
Feb-04									
Mar-04	0	2	0.00%	0.00%	425	2606	16.31%	-0.62	-1.38
Apr-04	2	3	66.67%	47.14%	340	2312	14.71%	1.88	0.14
May-04	0	1	0.00%	0.00%	282	2152	13.10%	-0.39	-1.24

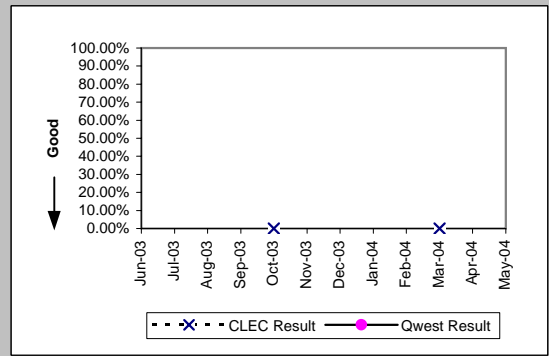


MR-7D - Repair Repeat Report Rate (Percent) - Interval Zone One

Qwest DSL (Parity)											
Date	CLEC Num	CLEC Denc	CLEC Resu	CLEC Std	Qwest Num	Qwest Denc	Qwest Resu	Mod Z Scr	Parity Scr		
Jun-03	2	5	40.00%	48.99%	253	1525	16.59%	1.21	-0.27		
Jul-03	0	2	0.00%	0.00%	359	1727	20.79%	-0.72	-1.44		
Aug-03	0	5	0.00%	0.00%	274	1616	16.96%	-1.01	-1.61		
Sep-03	0	3	0.00%	0.00%	311	1848	16.83%	-0.78	-1.47		
Oct-03	0	7	0.00%	0.00%	342	2174	15.73%	-1.14	-1.69		
Nov-03	1	6	16.67%	37.27%	260	1577	16.49%	0.08	-0.95		
Dec-03	1	2	50.00%	50.00%	231	1510	15.30%	1.02	-0.38		
Jan-04	1	6	16.67%	37.27%	228	1832	12.45%	0.35	-0.79		
Feb-04	0	1	0.00%	0.00%	249	1939	12.84%	-0.38	-1.23		
Mar-04	1	3	33.33%	47.14%	425	2606	16.31%	0.7	-0.58		
Apr-04	0	8	0.00%	0.00%	340	2312	14.71%	-1.17	-1.71		
May-04	1	6	16.67%	37.27%	282	2152	13.10%	0.31	-0.81		



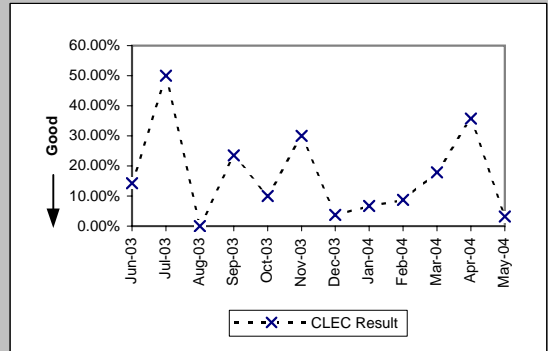
E911 (Parity)											
Date	CLEC Num	CLEC Denc	CLEC Resu	CLEC Std	Qwest Num	Qwest Denc	Qwest Resu	Mod Z Scr	Parity Scr		
Jun-03											
Jul-03											
Aug-03											
Sep-03											
Oct-03	0	1	0.00%	0.00%							
Nov-03											
Dec-03											
Jan-04											
Feb-04											
Mar-04	0	1	0.00%	0.00%							
Apr-04											
May-04											



MR-7D - Repair Repeat Report Rate (Percent) - Interval Zone One

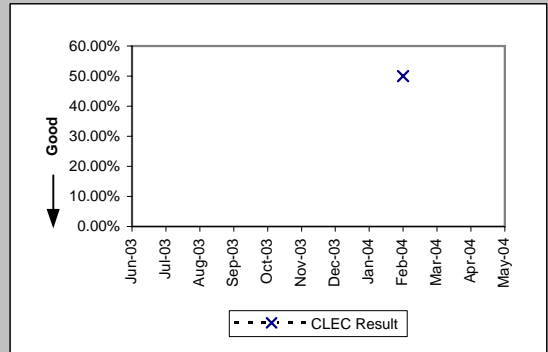
Enhanced Extended Loops (EELs) (Diagnostic)

Date	Numerator	Denominator	CLEC Result	Standard Dev
Jun-03	2	14	14.29%	34.99%
Jul-03	4	8	50.00%	50.00%
Aug-03	0	14	0.00%	0.00%
Sep-03	4	17	23.53%	42.42%
Oct-03	2	20	10.00%	30.00%
Nov-03	3	10	30.00%	45.83%
Dec-03	1	27	3.70%	18.89%
Jan-04	1	15	6.67%	24.94%
Feb-04	2	23	8.70%	28.18%
Mar-04	5	28	17.86%	38.30%
Apr-04	10	28	35.71%	47.92%
May-04	1	31	3.23%	17.67%



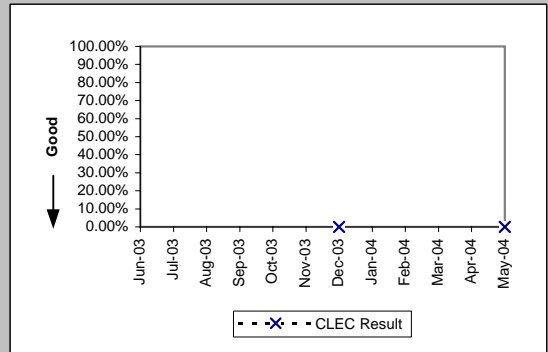
Enhanced Extended Loops - DS0 Capable (Diagnostic)

Date	Numerator	Denominator	CLEC Result	Standard Dev
Jun-03				
Jul-03				
Aug-03				
Sep-03				
Oct-03				
Nov-03				
Dec-03				
Jan-04				
Feb-04	1	2	50.00%	50.00%
Mar-04				
Apr-04				
May-04				



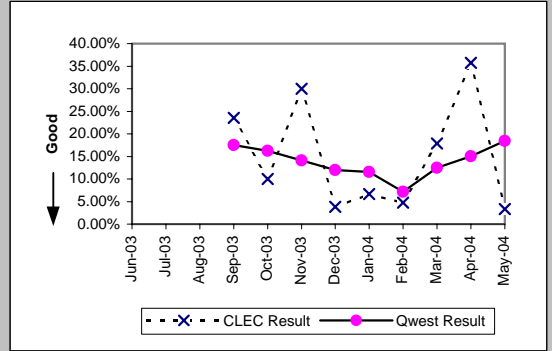
Enhanced Extended Loops - DS3 Capable (Diagnostic)

Date	Numerator	Denominator	CLEC Result	Standard Dev
Jun-03				
Jul-03				
Aug-03				
Sep-03				
Oct-03				
Nov-03				
Dec-03	0	1	0.00%	0.00%
Jan-04				
Feb-04				
Mar-04				
Apr-04				
May-04	0	1	0.00%	0.00%



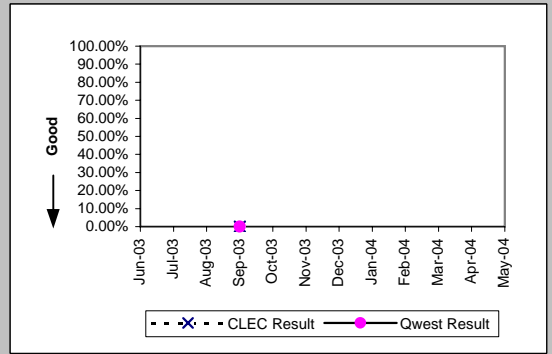
MR-7D - Repair Repeat Report Rate (Percent) - Interval Zone One

Enhanced Extended Loops - DS1 Capable (Parity)									
Date	CLEC Num	CLEC Dend	CLEC Resu	CLEC Std	Qwest Num	Qwest Dend	Qwest Resu	Mod Z Scr	Parity Scr
Jun-03									
Jul-03									
Aug-03									
Sep-03	4	17	23.53%	42.42%	85	485	17.53%	0.65	-0.61
Oct-03	2	20	10.00%	30.00%	33	203	16.26%	-0.72	-1.44
Nov-03	3	10	30.00%	45.83%	25	177	14.12%	1.25	-0.24
Dec-03	1	26	3.85%	19.23%	18	150	12.00%	-1.18	-1.72
Jan-04	1	15	6.67%	24.94%	18	156	11.54%	-0.56	-1.34
Feb-04	1	21	4.76%	21.30%	10	139	7.19%	-0.4	-1.24
Mar-04	5	28	17.86%	38.30%	26	208	12.50%	0.78	-0.52
Apr-04	10	28	35.71%	47.92%	20	133	15.04%	2.38	0.45
May-04	1	30	3.33%	17.95%	24	130	18.46%	-1.93	-2.17

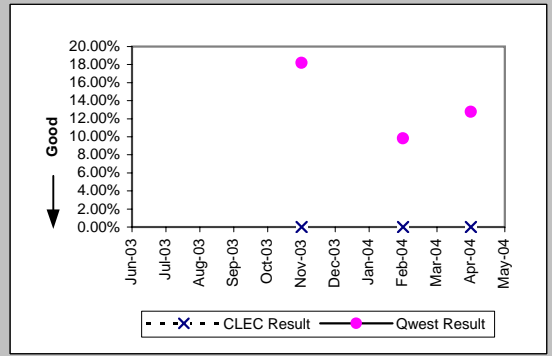


MR-7D* - Repair Repeat Report Rate (Percent) - Interval Zone One

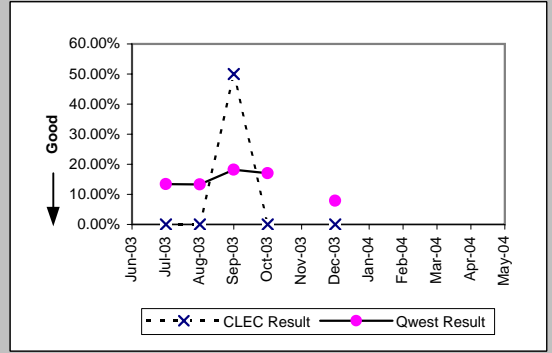
ISDN Primary (Parity)									
Date	CLEC Num	CLEC Denc	CLEC Resu	CLEC Std E	Qwest Num	Qwest Denc	Qwest Resu	Mod Z Scr	Parity Scr
Jun-03									
Jul-03									
Aug-03									
Sep-03	0	1	0.00%	0.00%	0	12	0.00%	N/A	N/A
Oct-03									
Nov-03									
Dec-03									
Jan-04									
Feb-04									
Mar-04									
Apr-04									
May-04									



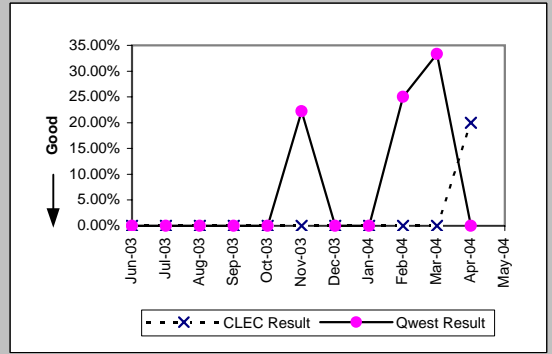
DS0 (Parity)									
Date	CLEC Num	CLEC Denc	CLEC Resu	CLEC Std E	Qwest Num	Qwest Denc	Qwest Resu	Mod Z Scr	Parity Scr
Jun-03									
Jul-03									
Aug-03									
Sep-03									
Oct-03									
Nov-03	0	5	0.00%	0.00%	38	209	18.18%	-1.04	-1.63
Dec-03									
Jan-04									
Feb-04	0	1	0.00%	0.00%	11	112	9.82%	-0.33	-1.2
Mar-04									
Apr-04	0	1	0.00%	0.00%	18	141	12.77%	-0.38	-1.23
May-04									



DS1 (Parity)									
Date	CLEC Num	CLEC Denc	CLEC Resu	CLEC Std E	Qwest Num	Qwest Denc	Qwest Resu	Mod Z Scr	Parity Scr
Jun-03									
Jul-03	0	4	0.00%	0.00%	38	283	13.43%	-0.78	-1.48
Aug-03	0	2	0.00%	0.00%	48	361	13.30%	-0.55	-1.34
Sep-03	1	2	50.00%	50.00%	59	325	18.15%	0.9	-0.45
Oct-03	0	4	0.00%	0.00%	24	141	17.02%	-0.89	-1.54
Nov-03									
Dec-03	0	1	0.00%	0.00%	7	89	7.87%	-0.29	-1.18
Jan-04									
Feb-04									
Mar-04									
Apr-04									
May-04									



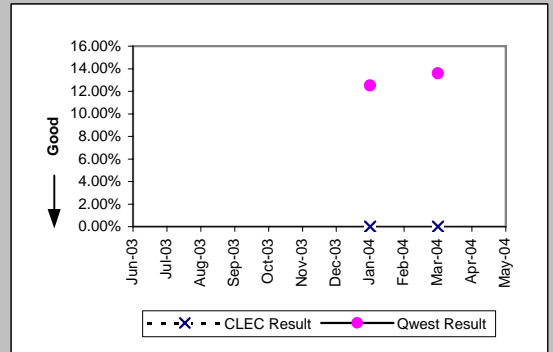
LIS Trunk (Parity)									
Date	CLEC Num	CLEC Denc	CLEC Resu	CLEC Std E	Qwest Num	Qwest Denc	Qwest Resu	Mod Z Scr	Parity Scr
Jun-03	0	5	0.00%	0.00%	0	2	0.00%	N/A	N/A
Jul-03	0	7	0.00%	0.00%	0	3	0.00%	N/A	N/A
Aug-03	0	11	0.00%	0.00%	0	6	0.00%	N/A	N/A
Sep-03	0	9	0.00%	0.00%	0	3	0.00%	N/A	N/A
Oct-03	0	5	0.00%	0.00%	0	3	0.00%	N/A	N/A
Nov-03	0	7	0.00%	0.00%	2	9	22.22%	-1.06	-1.64
Dec-03	0	3	0.00%	0.00%	0	2	0.00%	N/A	N/A
Jan-04	0	5	0.00%	0.00%	0	11	0.00%	N/A	N/A
Feb-04	0	7	0.00%	0.00%	1	4	25.00%	-0.92	-1.56
Mar-04	0	5	0.00%	0.00%	1	3	33.33%	-0.97	-1.59
Apr-04	1	5	20.00%	40.00%	0	2	0.00%	N/A	-0.84
May-04									



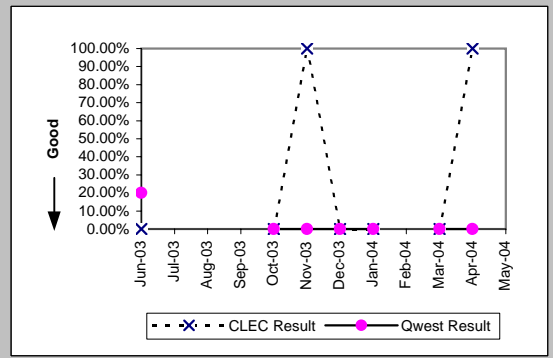
*Results exclude No Trouble Found and Test OK reports unless QWEST trouble is found on another report within 30 days of the original report. A 30-day window necessitates reporting a month behind

MR-7D* - Repair Repeat Report Rate (Percent) - Interval Zone One

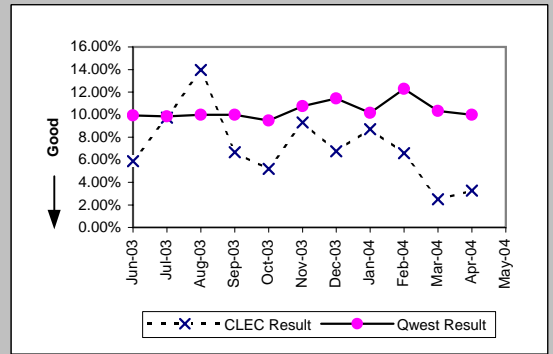
UDIT DS1 (Parity)									
Date	CLEC Num	CLEC Denc	CLEC Resu	CLEC Std	Qwest Num	Qwest Denc	Qwest Resu	Mod Z Scr	Parity Scr
Jun-03									
Jul-03									
Aug-03									
Sep-03									
Oct-03									
Nov-03									
Dec-03									
Jan-04	0	1	0.00%	0.00%	12	96	12.50%	-0.38	-1.23
Feb-04									
Mar-04	0	1	0.00%	0.00%	17	125	13.60%	-0.4	-1.24
Apr-04									
May-04									



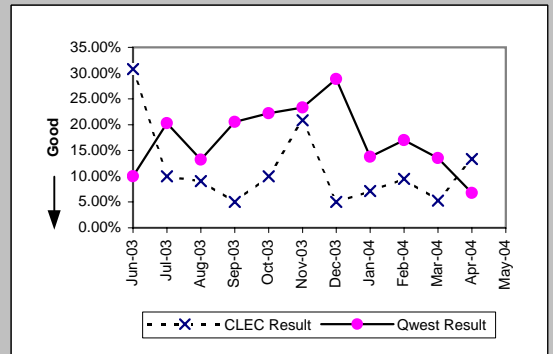
UDIT Above DS1 Level (Parity)									
Date	CLEC Num	CLEC Denc	CLEC Resu	CLEC Std	Qwest Num	Qwest Denc	Qwest Resu	Mod Z Scr	Parity Scr
Jun-03	0	1	0.00%	0.00%	2	10	20.00%	-0.48	-1.29
Jul-03									
Aug-03									
Sep-03									
Oct-03	0	2	0.00%	0.00%	0	2	0.00%	N/A	N/A
Nov-03	1	1	100.00%	0.00%	0	7	0.00%	N/A	0.01
Dec-03	0	1	0.00%	0.00%	0	1	0.00%	N/A	N/A
Jan-04	0	2	0.00%	0.00%	0	1	0.00%	N/A	N/A
Feb-04									
Mar-04	0	5	0.00%	0.00%	0	3	0.00%	N/A	N/A
Apr-04	1	1	100.00%	0.00%	0	5	0.00%	N/A	-0.09
May-04									



Unbundled Loop Analog (Parity)									
Date	CLEC Num	CLEC Denc	CLEC Resu	CLEC Std	Qwest Num	Qwest Denc	Qwest Resu	Mod Z Scr	Parity Scr
Jun-03	9	153	5.88%	23.53%	1316	13261	9.92%	-1.66	-2.01
Jul-03	18	185	9.73%	29.64%	1335	13555	9.85%	-0.05	-1.03
Aug-03	18	129	13.95%	34.65%	1339	13398	9.99%	1.45	-0.12
Sep-03	10	150	6.67%	24.94%	1417	14184	9.99%	-1.35	-1.82
Oct-03	11	212	5.19%	22.18%	1671	17659	9.46%	-2.11	-2.28
Nov-03	21	226	9.29%	29.03%	1729	16078	10.75%	-0.7	-1.43
Dec-03	11	163	6.75%	25.09%	1704	14921	11.42%	-1.87	-2.13
Jan-04	17	195	8.72%	28.21%	1926	18947	10.17%	-0.67	-1.4
Feb-04	10	152	6.58%	24.79%	1537	12513	12.28%	-2.13	-2.29
Mar-04	4	160	2.50%	15.61%	1382	13389	10.32%	-3.23	-2.97
Apr-04	5	153	3.27%	17.78%	1201	12035	9.98%	-2.75	-2.67
May-04									



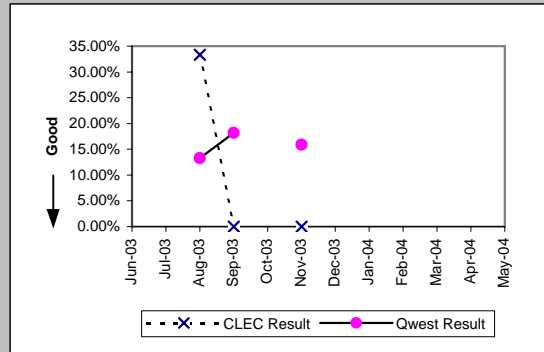
Unbundled Loop - 2 Wire Non-Loaded (Parity)									
Date	CLEC Num	CLEC Denc	CLEC Resu	CLEC Std	Qwest Num	Qwest Denc	Qwest Resu	Mod Z Scr	Parity Scr
Jun-03	8	26	30.77%	46.15%	7	70	10.00%	2.32	0.41
Jul-03	1	10	10.00%	30.00%	14	69	20.29%	-0.76	-1.46
Aug-03	1	11	9.09%	28.75%	9	68	13.24%	-0.38	-1.23
Sep-03	1	20	5.00%	21.79%	16	78	20.51%	-1.53	-1.93
Oct-03	3	30	10.00%	30.00%	20	90	22.22%	-1.39	-1.85
Nov-03	5	24	20.83%	40.61%	14	60	23.33%	-0.24	-1.15
Dec-03	1	20	5.00%	21.79%	15	52	28.85%	-2	-2.22
Jan-04	1	14	7.14%	25.75%	8	58	13.79%	-0.65	-1.39
Feb-04	2	21	9.52%	29.35%	9	53	16.98%	-0.77	-1.47
Mar-04	2	38	5.26%	22.33%	8	59	13.56%	-1.17	-1.71
Apr-04	2	15	13.33%	33.99%	5	74	6.76%	0.81	-0.51
May-04									



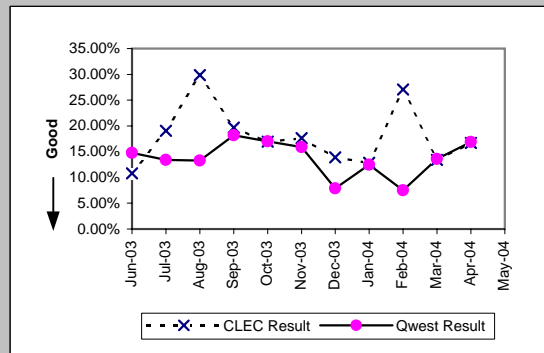
*Results exclude No Trouble Found and Test OK reports unless QWEST trouble is found on another report within 30 days of the original report. A 30-day window necessitates reporting a month behind

MR-7D* - Repair Repeat Report Rate (Percent) - Interval Zone One

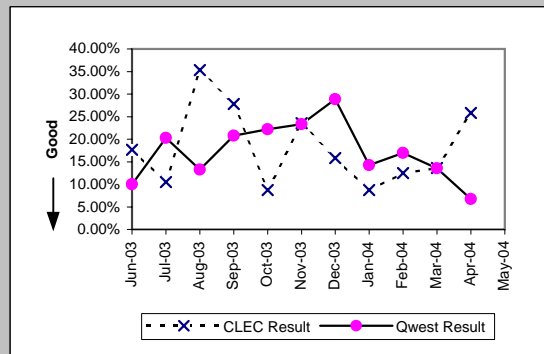
Unbundled Loop - 4 Wire Non-Loaded (Parity)									
Date	CLEC Num	CLEC Denc	CLEC Resu	CLEC Std E	Qwest Num	Qwest Denc	Qwest Resu	Mod Z Scr	Parity Scr
Jun-03									
Jul-03									
Aug-03	1	3	33.33%	47.14%	48	361	13.30%	0.84	-0.49
Sep-03	0	1	0.00%	0.00%	59	325	18.15%	-0.47	-1.29
Oct-03									
Nov-03	0	1	0.00%	0.00%	17	107	15.89%	-0.43	-1.26
Dec-03									
Jan-04									
Feb-04									
Mar-04									
Apr-04									
May-04									



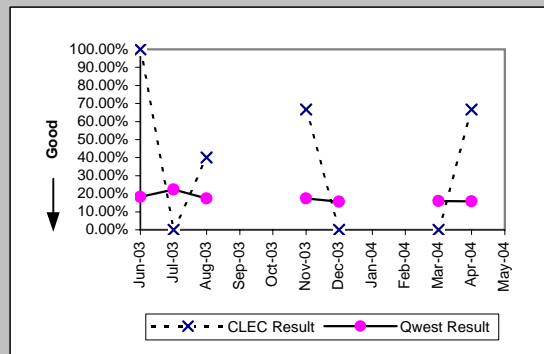
Unbundled Loop - DS1 Capable (Parity)									
Date	CLEC Num	CLEC Denc	CLEC Resu	CLEC Std E	Qwest Num	Qwest Denc	Qwest Resu	Mod Z Scr	Parity Scr
Jun-03	7	65	10.77%	31.00%	46	311	14.79%	-0.83	-1.5
Jul-03	12	63	19.05%	39.27%	38	283	13.43%	1.13	-0.32
Aug-03	20	67	29.85%	45.76%	48	361	13.30%	3.16	0.92
Sep-03	11	56	19.64%	39.73%	59	325	18.15%	0.28	-0.83
Oct-03	11	65	16.92%	37.50%	24	141	17.02%	-0.02	-1.01
Nov-03	12	68	17.65%	38.12%	17	107	15.89%	0.3	-0.82
Dec-03	10	72	13.89%	34.58%	7	89	7.87%	1.21	-0.26
Jan-04	9	70	12.86%	33.47%	12	96	12.50%	0.06	-0.97
Feb-04	10	37	27.03%	44.41%	6	80	7.50%	2.66	0.62
Mar-04	11	82	13.41%	34.08%	17	125	13.60%	-0.04	-1.02
Apr-04	10	60	16.67%	37.27%	15	89	16.85%	-0.03	-1.02
May-04									



Unbundled Loop ISDN Capable (Parity)									
Date	CLEC Num	CLEC Denc	CLEC Resu	CLEC Std E	Qwest Num	Qwest Denc	Qwest Resu	Mod Z Scr	Parity Scr
Jun-03	6	34	17.65%	38.12%	7	70	10.00%	1.06	-0.35
Jul-03	2	19	10.53%	30.69%	14	69	20.29%	-0.94	-1.57
Aug-03	6	17	35.29%	47.79%	9	68	13.24%	1.94	0.18
Sep-03	5	18	27.78%	44.79%	16	77	20.78%	0.63	-0.62
Oct-03	2	23	8.70%	28.18%	20	90	22.22%	-1.39	-1.85
Nov-03	4	17	23.53%	42.42%	14	60	23.33%	0.02	-0.99
Dec-03	3	19	15.79%	36.46%	15	52	28.85%	-1.08	-1.65
Jan-04	2	23	8.70%	28.18%	8	56	14.29%	-0.65	-1.39
Feb-04	2	16	12.50%	33.07%	9	53	16.98%	-0.42	-1.25
Mar-04	3	22	13.64%	34.32%	8	59	13.56%	0	-1
Apr-04	8	31	25.81%	43.76%	5	74	6.76%	2.49	0.52
May-04									



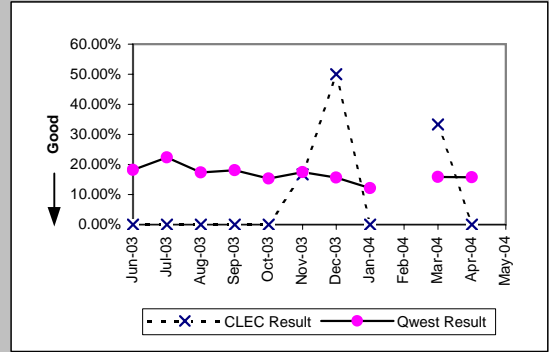
Unbundled Loop - ADSL Qualified (Parity)									
Date	CLEC Num	CLEC Denc	CLEC Resu	CLEC Std E	Qwest Num	Qwest Denc	Qwest Resu	Mod Z Scr	Parity Scr
Jun-03	1	1	100.00%	0.00%	183	1005	18.21%	1.34	-0.19
Jul-03	0	3	0.00%	0.00%	265	1185	22.36%	-0.93	-1.56
Aug-03	2	5	40.00%	48.99%	193	1111	17.37%	1.16	-0.3
Sep-03									
Oct-03									
Nov-03	2	3	66.67%	47.14%	197	1128	17.46%	1.73	0.05
Dec-03	0	1	0.00%	0.00%	175	1117	15.67%	-0.43	-1.26
Jan-04									
Feb-04									
Mar-04	0	2	0.00%	0.00%	296	1862	15.90%	-0.61	-1.37
Apr-04	2	3	66.67%	47.14%	262	1659	15.79%	1.82	0.11
May-04									



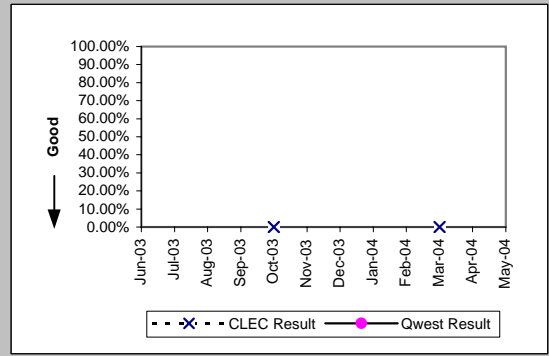
*Results exclude No Trouble Found and Test OK reports unless QWEST trouble is found on another report within 30 days of the original report. A 30-day window necessitates reporting a month behind

MR-7D* - Repair Repeat Report Rate (Percent) - Interval Zone One

Qwest DSL (Parity)									
Date	CLEC Num	CLEC Denc	CLEC Resu	CLEC Std	Qwest Num	Qwest Denc	Qwest Resu	Mod Z Scr	Parity Scr
Jun-03	0	1	0.00%	0.00%	183	1005	18.21%	-0.47	-1.29
Jul-03	0	1	0.00%	0.00%	265	1185	22.36%	-0.54	-1.33
Aug-03	0	3	0.00%	0.00%	193	1111	17.37%	-0.79	-1.48
Sep-03	0	2	0.00%	0.00%	221	1222	18.09%	-0.66	-1.4
Oct-03	0	5	0.00%	0.00%	215	1402	15.34%	-0.95	-1.58
Nov-03	1	6	16.67%	37.27%	197	1128	17.46%	-0.05	-1.03
Dec-03	1	2	50.00%	50.00%	175	1117	15.67%	1.01	-0.39
Jan-04	0	1	0.00%	0.00%	161	1324	12.16%	-0.37	-1.23
Feb-04									
Mar-04	1	3	33.33%	47.14%	296	1862	15.90%	0.71	-0.57
Apr-04	0	6	0.00%	0.00%	262	1659	15.79%	-1.06	-1.64
May-04									



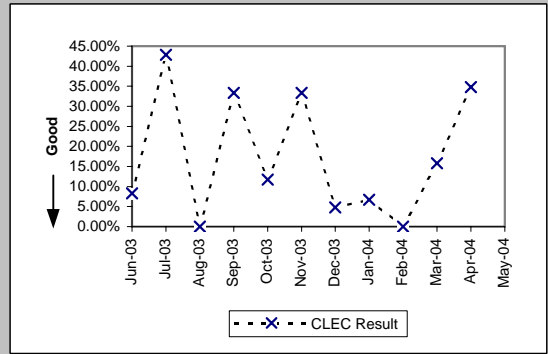
E911 (Parity)									
Date	CLEC Num	CLEC Denc	CLEC Resu	CLEC Std	Qwest Num	Qwest Denc	Qwest Resu	Mod Z Scr	Parity Scr
Jun-03									
Jul-03									
Aug-03									
Sep-03									
Oct-03	0	1	0.00%	0.00%					
Nov-03									
Dec-03									
Jan-04									
Feb-04									
Mar-04	0	1	0.00%	0.00%					
Apr-04									
May-04									



*Results exclude No Trouble Found and Test OK reports unless QWEST trouble is found on another report within 30 days of the original report. A 30-day window necessitates reporting a month behind

MR-7D* - Repair Repeat Report Rate (Percent) - Interval Zone One

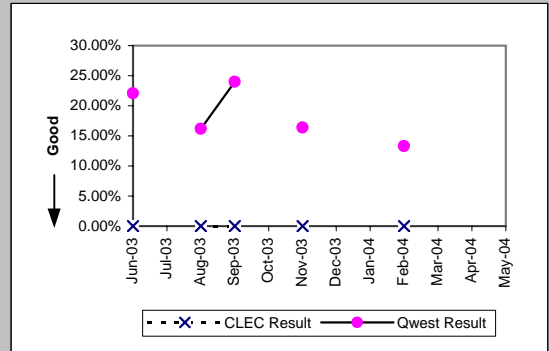
Enhanced Extended Loops (EELs) (Diagnostic)				
Date	Numerator	Denominator	CLEC Result	Standard Dev
Jun-03	1	12	8.33%	27.64%
Jul-03	3	7	42.86%	49.49%
Aug-03	0	11	0.00%	0.00%
Sep-03	4	12	33.33%	47.14%
Oct-03	2	17	11.76%	32.22%
Nov-03	3	9	33.33%	47.14%
Dec-03	1	21	4.76%	21.30%
Jan-04	1	15	6.67%	24.94%
Feb-04	0	16	0.00%	0.00%
Mar-04	3	19	15.79%	36.46%
Apr-04	8	23	34.78%	47.63%
May-04				



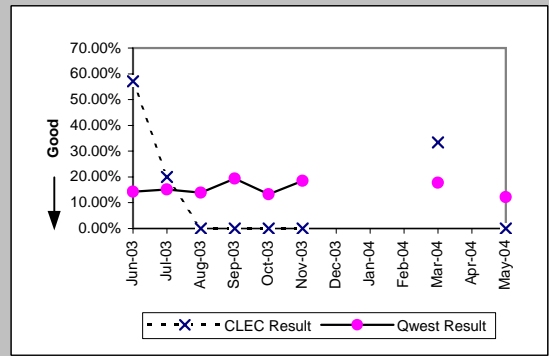
*Results exclude No Trouble Found and Test OK reports unless QWEST trouble is found on another report within 30 days of the original report. A 30-day window necessitates reporting a month behind

MR-7E - Repair Repeat Report Rate (Percent) - Interval Zone Two

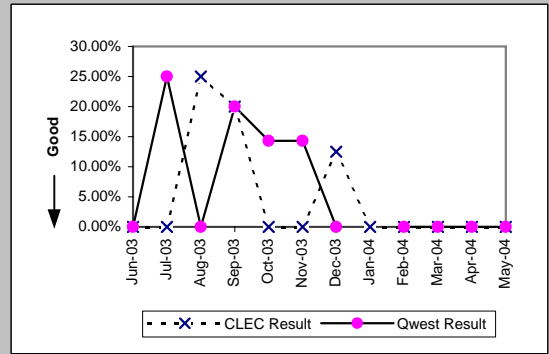
DS0 (Parity)									
Date	CLEC Num	CLEC Denc	CLEC Resu	CLEC Std	Qwest Num	Qwest Denc	Qwest Resu	Mod Z Scr	Parity Scr
Jun-03	0	1	0.00%	0.00%	53	240	22.08%	-0.53	-1.32
Jul-03									
Aug-03	0	2	0.00%	0.00%	40	247	16.19%	-0.62	-1.38
Sep-03	0	1	0.00%	0.00%	81	338	23.96%	-0.56	-1.34
Oct-03									
Nov-03	0	2	0.00%	0.00%	27	165	16.36%	-0.62	-1.38
Dec-03									
Jan-04									
Feb-04	0	2	0.00%	0.00%	15	113	13.27%	-0.55	-1.33
Mar-04									
Apr-04									
May-04									



DS1 (Parity)									
Date	CLEC Num	CLEC Denc	CLEC Resu	CLEC Std	Qwest Num	Qwest Denc	Qwest Resu	Mod Z Scr	Parity Scr
Jun-03	4	7	57.14%	49.49%	33	232	14.22%	2.54	0.55
Jul-03	1	5	20.00%	40.00%	36	237	15.19%	0.31	-0.81
Aug-03	0	2	0.00%	0.00%	38	273	13.92%	-0.57	-1.34
Sep-03	0	1	0.00%	0.00%	70	362	19.34%	-0.49	-1.3
Oct-03	0	2	0.00%	0.00%	24	181	13.26%	-0.55	-1.33
Nov-03	0	1	0.00%	0.00%	22	119	18.49%	-0.47	-1.29
Dec-03									
Jan-04									
Feb-04									
Mar-04	1	3	33.33%	47.14%	25	141	17.73%	0.6	-0.63
Apr-04									
May-04	0	1	0.00%	0.00%	16	131	12.21%	-0.37	-1.23

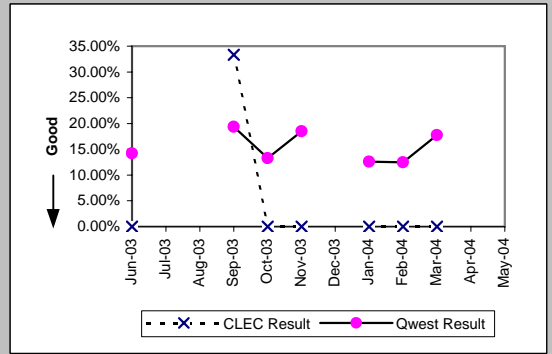


LIS Trunk (Parity)									
Date	CLEC Num	CLEC Denc	CLEC Resu	CLEC Std	Qwest Num	Qwest Denc	Qwest Resu	Mod Z Scr	Parity Scr
Jun-03	0	2	0.00%	0.00%	0	2	0.00%	N/A	N/A
Jul-03	0	4	0.00%	0.00%	1	4	25.00%	-0.82	-1.5
Aug-03	1	4	25.00%	43.30%	0	5	0.00%	N/A	-0.55
Sep-03	2	10	20.00%	40.00%	1	5	20.00%	0	-1
Oct-03	0	11	0.00%	0.00%	1	7	14.29%	-0.84	-1.51
Nov-03	0	4	0.00%	0.00%	1	7	14.29%	-0.65	-1.4
Dec-03	1	8	12.50%	33.07%	0	2	0.00%	N/A	-0.94
Jan-04	0	1	0.00%	0.00%					
Feb-04	0	5	0.00%	0.00%	0	2	0.00%	N/A	N/A
Mar-04	0	2	0.00%	0.00%	0	2	0.00%	N/A	N/A
Apr-04	0	3	0.00%	0.00%	0	3	0.00%	N/A	N/A
May-04	0	3	0.00%	0.00%	0	3	0.00%	N/A	N/A

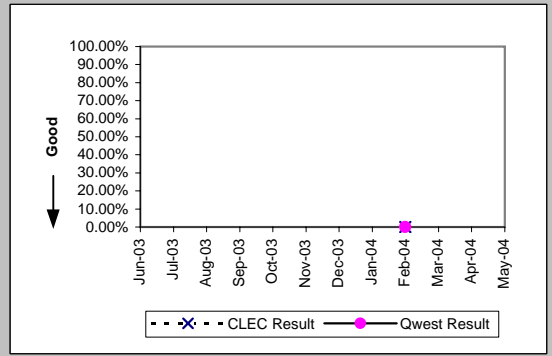


MR-7E - Repair Repeat Report Rate (Percent) - Interval Zone Two

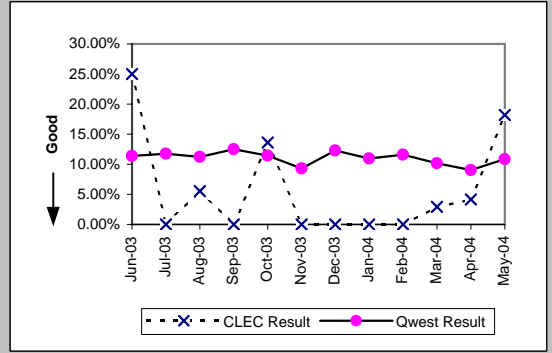
UDIT DS1 (Parity)									
Date	CLEC Num	CLEC Denc	CLEC Resu	CLEC Std E	Qwest Num	Qwest Denc	Qwest Resu	Mod Z Scr	Parity Scr
Jun-03	0	1	0.00%	0.00%	33	232	14.22%	-0.41	-1.25
Jul-03									
Aug-03									
Sep-03	1	3	33.33%	47.14%	70	362	19.34%	0.55	-0.67
Oct-03	0	1	0.00%	0.00%	24	181	13.26%	-0.39	-1.24
Nov-03	0	2	0.00%	0.00%	22	119	18.49%	-0.67	-1.41
Dec-03									
Jan-04	0	1	0.00%	0.00%	19	151	12.58%	-0.38	-1.23
Feb-04	0	2	0.00%	0.00%	20	160	12.50%	-0.53	-1.32
Mar-04	0	1	0.00%	0.00%	25	141	17.73%	-0.46	-1.28
Apr-04									
May-04									



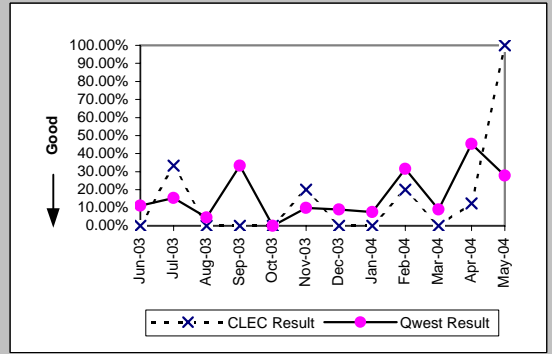
UDIT Above DS1 Level (Parity)									
Date	CLEC Num	CLEC Denc	CLEC Resu	CLEC Std E	Qwest Num	Qwest Denc	Qwest Resu	Mod Z Scr	Parity Scr
Jun-03									
Jul-03									
Aug-03									
Sep-03									
Oct-03									
Nov-03									
Dec-03									
Jan-04									
Feb-04	0	1	0.00%	0.00%	0	2	0.00%	N/A	N/A
Mar-04									
Apr-04									
May-04									



Unbundled Loop Analog (Parity)									
Date	CLEC Num	CLEC Denc	CLEC Resu	CLEC Std E	Qwest Num	Qwest Denc	Qwest Resu	Mod Z Scr	Parity Scr
Jun-03	4	16	25.00%	43.30%	373	3280	11.37%	1.53	-0.07
Jul-03	0	11	0.00%	0.00%	430	3664	11.74%	-1.21	-1.73
Aug-03	1	18	5.56%	22.91%	413	3675	11.24%	-0.76	-1.46
Sep-03	0	12	0.00%	0.00%	427	3420	12.49%	-1.31	-1.79
Oct-03	3	22	13.64%	34.32%	463	4046	11.44%	0.37	-0.77
Nov-03	0	14	0.00%	0.00%	306	3284	9.32%	-1.2	-1.73
Dec-03	0	16	0.00%	0.00%	475	3860	12.31%	-1.5	-1.91
Jan-04	0	17	0.00%	0.00%	484	4410	10.98%	-1.44	-1.88
Feb-04	0	13	0.00%	0.00%	414	3567	11.61%	-1.3	-1.79
Mar-04	1	34	2.94%	16.90%	356	3496	10.18%	-1.39	-1.84
Apr-04	1	24	4.17%	19.98%	280	3092	9.06%	-0.83	-1.51
May-04	4	22	18.18%	38.57%	358	3306	10.83%	1.06	-0.36

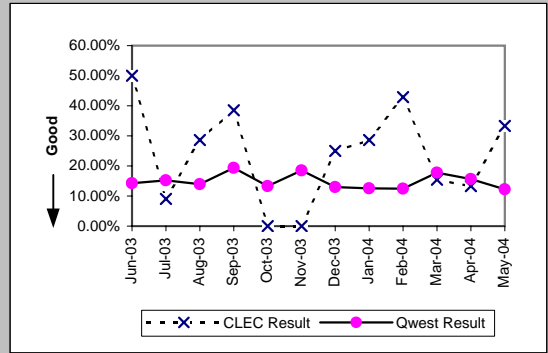


Unbundled Loop - 2 Wire Non-Loaded (Parity)									
Date	CLEC Num	CLEC Denc	CLEC Resu	CLEC Std E	Qwest Num	Qwest Denc	Qwest Resu	Mod Z Scr	Parity Scr
Jun-03	0	3	0.00%	0.00%	1	9	11.11%	-0.53	-1.32
Jul-03	2	6	33.33%	47.14%	2	13	15.38%	0.77	-0.53
Aug-03	0	6	0.00%	0.00%	1	22	4.55%	-0.47	-1.29
Sep-03	0	2	0.00%	0.00%	5	15	33.33%	-0.94	-1.57
Oct-03	0	4	0.00%	0.00%	0	9	0.00%	N/A	N/A
Nov-03	1	5	20.00%	40.00%	1	10	10.00%	0.36	-0.78
Dec-03	0	5	0.00%	0.00%	1	11	9.09%	-0.59	-1.36
Jan-04	0	6	0.00%	0.00%	1	13	7.69%	-0.58	-1.36
Feb-04	1	5	20.00%	40.00%	6	19	31.58%	-0.5	-1.3
Mar-04	0	5	0.00%	0.00%	1	11	9.09%	-0.59	-1.36
Apr-04	1	8	12.50%	33.07%	5	11	45.45%	-1.42	-1.87
May-04	1	1	100.00%	0.00%	5	18	27.78%	1.04	-0.37

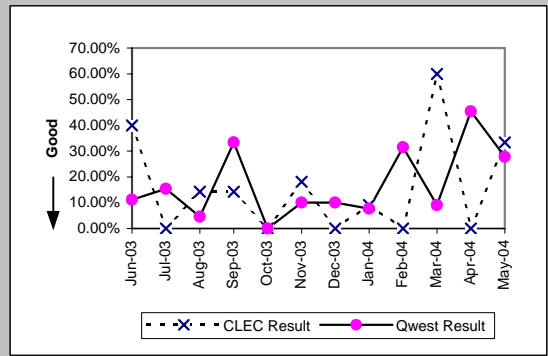


MR-7E - Repair Repeat Report Rate (Percent) - Interval Zone Two

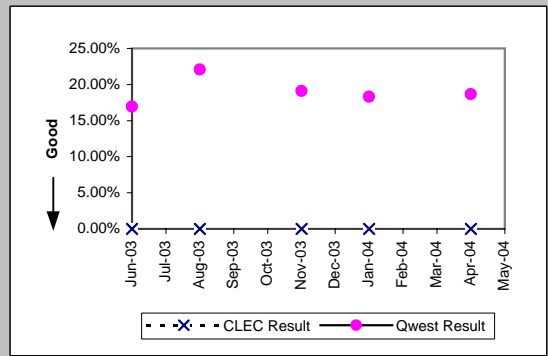
Unbundled Loop - DS1 Capable (Parity)									
Date	CLEC Num	CLEC Denc	CLEC Resu	CLEC Std	Qwest Num	Qwest Denc	Qwest Resu	Mod Z Scr	Parity Scr
Jun-03	3	6	50.00%	50.00%	33	232	14.22%	2	0.22
Jul-03	1	11	9.09%	28.75%	36	237	15.19%	-0.55	-1.33
Aug-03	4	14	28.57%	45.18%	38	273	13.92%	1.4	-0.15
Sep-03	5	13	38.46%	48.65%	70	362	19.34%	1.57	-0.04
Oct-03	0	6	0.00%	0.00%	24	181	13.26%	-0.94	-1.57
Nov-03	0	9	0.00%	0.00%	22	119	18.49%	-1.38	-1.84
Dec-03	4	16	25.00%	43.30%	20	154	12.99%	1.23	-0.25
Jan-04	4	14	28.57%	45.18%	19	151	12.58%	1.51	-0.08
Feb-04	6	14	42.86%	49.49%	20	160	12.50%	2.64	0.6
Mar-04	2	13	15.38%	36.08%	25	141	17.73%	-0.21	-1.13
Apr-04	2	15	13.33%	33.99%	21	134	15.67%	-0.24	-1.14
May-04	3	9	33.33%	47.14%	16	131	12.21%	1.57	-0.04



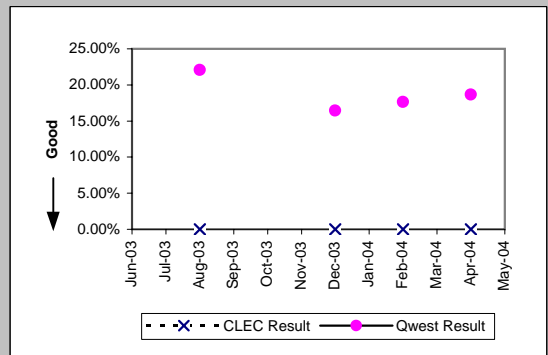
Unbundled Loop ISDN Capable (Parity)									
Date	CLEC Num	CLEC Denc	CLEC Resu	CLEC Std	Qwest Num	Qwest Denc	Qwest Resu	Mod Z Scr	Parity Scr
Jun-03	2	5	40.00%	48.99%	1	9	11.11%	1.09	-0.34
Jul-03	0	3	0.00%	0.00%	2	13	15.38%	-0.67	-1.4
Aug-03	1	7	14.29%	34.99%	1	22	4.55%	0.68	-0.59
Sep-03	1	7	14.29%	34.99%	5	15	33.33%	-0.88	-1.54
Oct-03	0	3	0.00%	0.00%	0	9	0.00%	N/A	N/A
Nov-03	2	11	18.18%	38.57%	1	10	10.00%	0.35	-0.79
Dec-03	0	5	0.00%	0.00%	1	10	10.00%	-0.61	-1.37
Jan-04	1	11	9.09%	28.75%	1	13	7.69%	0.03	-0.98
Feb-04	0	11	0.00%	0.00%	6	19	31.58%	-1.79	-2.09
Mar-04	6	10	60.00%	48.99%	1	11	9.09%	2.33	0.42
Apr-04	0	9	0.00%	0.00%	5	11	45.45%	-2.03	-2.23
May-04	1	3	33.33%	47.14%	5	18	27.78%	0.11	-0.93



Unbundled Loop - ADSL Qualified (Parity)									
Date	CLEC Num	CLEC Denc	CLEC Resu	CLEC Std	Qwest Num	Qwest Denc	Qwest Resu	Mod Z Scr	Parity Scr
Jun-03	0	1	0.00%	0.00%	44	260	16.92%	-0.45	-1.27
Jul-03									
Aug-03	0	1	0.00%	0.00%	89	403	22.08%	-0.53	-1.32
Sep-03									
Oct-03									
Nov-03	0	1	0.00%	0.00%	86	450	19.11%	-0.49	-1.3
Dec-03									
Jan-04	0	2	0.00%	0.00%	139	760	18.29%	-0.67	-1.41
Feb-04									
Mar-04									
Apr-04	0	1	0.00%	0.00%	184	987	18.64%	-0.48	-1.29
May-04									

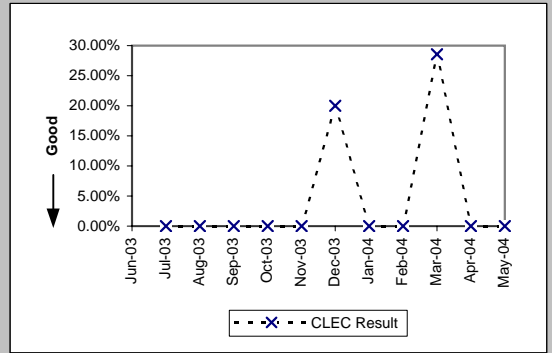


Qwest DSL (Parity)									
Date	CLEC Num	CLEC Denc	CLEC Resu	CLEC Std	Qwest Num	Qwest Denc	Qwest Resu	Mod Z Scr	Parity Scr
Jun-03									
Jul-03									
Aug-03	0	1	0.00%	0.00%	89	403	22.08%	-0.53	-1.32
Sep-03									
Oct-03									
Nov-03									
Dec-03	0	2	0.00%	0.00%	91	553	16.46%	-0.63	-1.38
Jan-04									
Feb-04	0	2	0.00%	0.00%	144	817	17.63%	-0.65	-1.4
Mar-04									
Apr-04	0	1	0.00%	0.00%	184	987	18.64%	-0.48	-1.29
May-04									



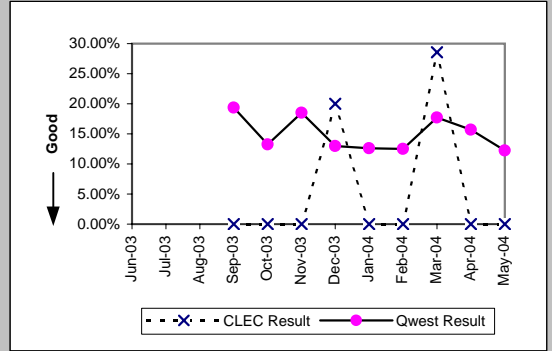
MR-7E - Repair Repeat Report Rate (Percent) - Interval Zone Two

Enhanced Extended Loops (EELs) (Diagnostic)				
Date	Numerator	Denominator	CLEC Result	Standard Dev
Jun-03				
Jul-03	0	3	0.00%	0.00%
Aug-03	0	1	0.00%	0.00%
Sep-03	0	6	0.00%	0.00%
Oct-03	0	4	0.00%	0.00%
Nov-03	0	4	0.00%	0.00%
Dec-03	1	5	20.00%	40.00%
Jan-04	0	1	0.00%	0.00%
Feb-04	0	2	0.00%	0.00%
Mar-04	2	7	28.57%	45.18%
Apr-04	0	9	0.00%	0.00%
May-04	0	3	0.00%	0.00%



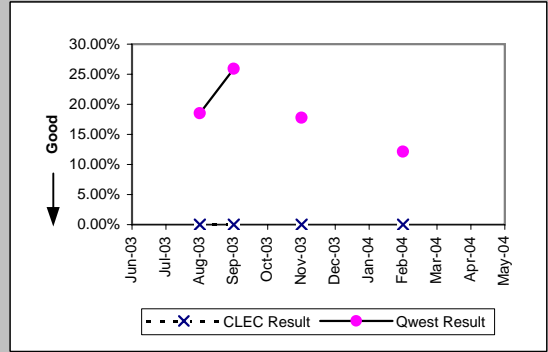
MR-7E - Repair Repeat Report Rate (Percent) - Interval Zone Two

Enhanced Extended Loops - DS1 Capable (Parity)									
Date	CLEC Num	CLEC Dend	CLEC Resu	CLEC Std	Qwest Num	Qwest Dend	Qwest Resu	Mod Z Scr	Parity Scr
Jun-03									
Jul-03									
Aug-03									
Sep-03	0	6	0.00%	0.00%	70	362	19.34%	-1.19	-1.72
Oct-03	0	4	0.00%	0.00%	24	181	13.26%	-0.77	-1.47
Nov-03	0	4	0.00%	0.00%	22	119	18.49%	-0.94	-1.57
Dec-03	1	5	20.00%	40.00%	20	154	12.99%	0.44	-0.73
Jan-04	0	1	0.00%	0.00%	19	151	12.58%	-0.38	-1.23
Feb-04	0	2	0.00%	0.00%	20	160	12.50%	-0.53	-1.32
Mar-04	2	7	28.57%	45.18%	25	141	17.73%	0.69	-0.58
Apr-04	0	9	0.00%	0.00%	21	134	15.67%	-1.25	-1.76
May-04	0	3	0.00%	0.00%	16	131	12.21%	-0.64	-1.39

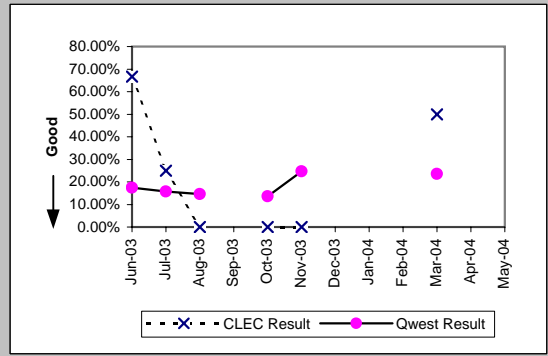


MR-7E* - Repair Repeat Report Rate (Percent) - Interval Zone Two

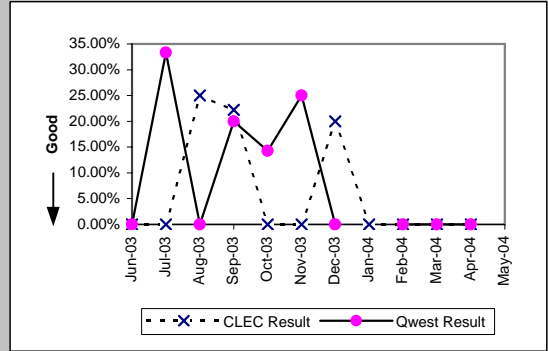
DS0 (Parity)									
Date	CLEC Num	CLEC Denc	CLEC Resu	CLEC Std	Qwest Num	Qwest Denc	Qwest Resu	Mod Z Scr	Parity Scr
Jun-03									
Jul-03									
Aug-03	0	1	0.00%	0.00%	32	173	18.50%	-0.48	-1.29
Sep-03	0	1	0.00%	0.00%	70	270	25.93%	-0.59	-1.36
Oct-03									
Nov-03	0	1	0.00%	0.00%	19	107	17.76%	-0.46	-1.28
Dec-03									
Jan-04									
Feb-04	0	2	0.00%	0.00%	8	66	12.12%	-0.52	-1.31
Mar-04									
Apr-04									
May-04									



DS1 (Parity)									
Date	CLEC Num	CLEC Denc	CLEC Resu	CLEC Std	Qwest Num	Qwest Denc	Qwest Resu	Mod Z Scr	Parity Scr
Jun-03	4	6	66.67%	47.14%	27	155	17.42%	2.53	0.54
Jul-03	1	4	25.00%	43.30%	27	172	15.70%	0.47	-0.71
Aug-03	0	1	0.00%	0.00%	27	185	14.59%	-0.41	-1.25
Sep-03									
Oct-03	0	2	0.00%	0.00%	16	118	13.56%	-0.56	-1.34
Nov-03	0	1	0.00%	0.00%	16	65	24.62%	-0.57	-1.34
Dec-03									
Jan-04									
Feb-04									
Mar-04	1	2	50.00%	50.00%	21	89	23.60%	0.69	-0.58
Apr-04									
May-04									



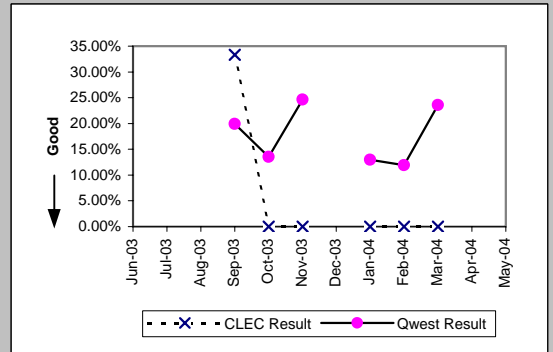
LIS Trunk (Parity)									
Date	CLEC Num	CLEC Denc	CLEC Resu	CLEC Std	Qwest Num	Qwest Denc	Qwest Resu	Mod Z Scr	Parity Scr
Jun-03	0	1	0.00%	0.00%	0	2	0.00%	N/A	N/A
Jul-03	0	2	0.00%	0.00%	1	3	33.33%	-0.77	-1.47
Aug-03	1	4	25.00%	43.30%	0	5	0.00%	N/A	-0.55
Sep-03	2	9	22.22%	41.57%	1	5	20.00%	-0.09	-1.06
Oct-03	0	9	0.00%	0.00%	1	7	14.29%	-0.81	-1.49
Nov-03	0	3	0.00%	0.00%	1	4	25.00%	-0.76	-1.46
Dec-03	1	5	20.00%	40.00%	0	2	0.00%	N/A	-0.84
Jan-04	0	1	0.00%	0.00%					
Feb-04	0	5	0.00%	0.00%	0	2	0.00%	N/A	N/A
Mar-04	0	2	0.00%	0.00%	0	1	0.00%	N/A	N/A
Apr-04	0	3	0.00%	0.00%	0	3	0.00%	N/A	N/A
May-04									



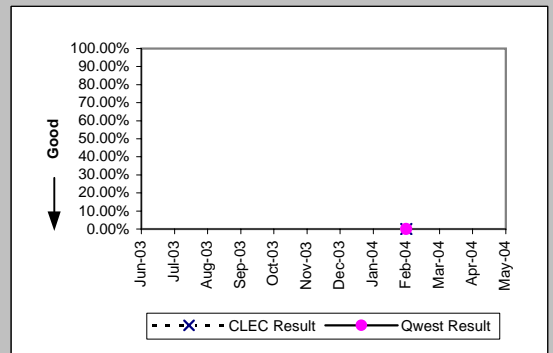
*Results exclude No Trouble Found and Test OK reports unless QWEST trouble is found on another report within 30 days of the original report. A 30-day window necessitates reporting a month behind

MR-7E* - Repair Repeat Report Rate (Percent) - Interval Zone Two

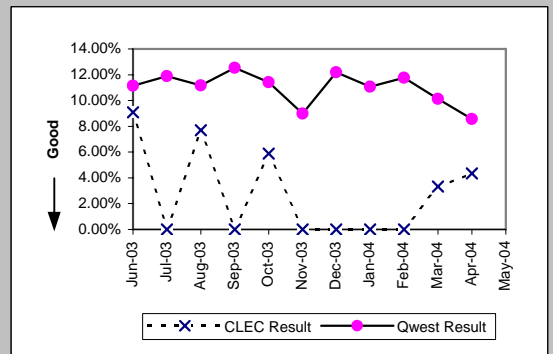
UDIT DS1 (Parity)									
Date	CLEC Num	CLEC Denc	CLEC Resu	CLEC Std E	Qwest Num	Qwest Denc	Qwest Resu	Mod Z Scr	Parity Scr
Jun-03									
Jul-03									
Aug-03									
Sep-03	1	3	33.33%	47.14%	59	296	19.93%	0.52	-0.68
Oct-03	0	1	0.00%	0.00%	16	118	13.56%	-0.39	-1.24
Nov-03	0	2	0.00%	0.00%	16	65	24.62%	-0.8	-1.48
Dec-03									
Jan-04	0	1	0.00%	0.00%	11	85	12.94%	-0.38	-1.23
Feb-04	0	2	0.00%	0.00%	13	109	11.93%	-0.52	-1.31
Mar-04	0	1	0.00%	0.00%	21	89	23.60%	-0.55	-1.34
Apr-04									
May-04									



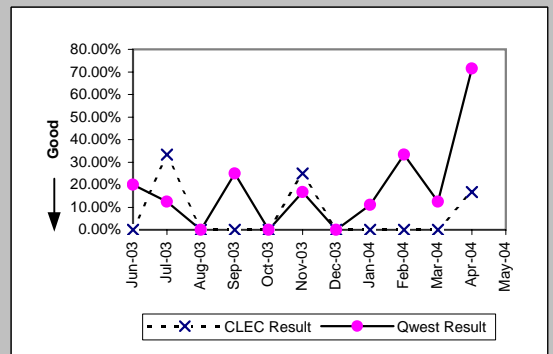
UDIT Above DS1 Level (Parity)									
Date	CLEC Num	CLEC Denc	CLEC Resu	CLEC Std E	Qwest Num	Qwest Denc	Qwest Resu	Mod Z Scr	Parity Scr
Jun-03									
Jul-03									
Aug-03									
Sep-03									
Oct-03									
Nov-03									
Dec-03									
Jan-04									
Feb-04	0	1	0.00%	0.00%	0	1	0.00%	N/A	N/A
Mar-04									
Apr-04									
May-04									



Unbundled Loop Analog (Parity)									
Date	CLEC Num	CLEC Denc	CLEC Resu	CLEC Std E	Qwest Num	Qwest Denc	Qwest Resu	Mod Z Scr	Parity Scr
Jun-03	1	11	9.09%	28.75%	320	2868	11.16%	-0.22	-1.13
Jul-03	0	9	0.00%	0.00%	380	3199	11.88%	-1.1	-1.67
Aug-03	1	13	7.69%	26.65%	354	3168	11.17%	-0.4	-1.24
Sep-03	0	8	0.00%	0.00%	368	2934	12.54%	-1.07	-1.65
Oct-03	1	17	5.88%	23.53%	403	3530	11.42%	-0.72	-1.44
Nov-03	0	10	0.00%	0.00%	257	2863	8.98%	-0.99	-1.6
Dec-03	0	11	0.00%	0.00%	415	3405	12.19%	-1.23	-1.75
Jan-04	0	14	0.00%	0.00%	432	3898	11.08%	-1.32	-1.8
Feb-04	0	12	0.00%	0.00%	363	3084	11.77%	-1.26	-1.77
Mar-04	1	30	3.33%	17.95%	308	3040	10.13%	-1.23	-1.75
Apr-04	1	23	4.35%	20.39%	228	2662	8.57%	-0.72	-1.44
May-04									



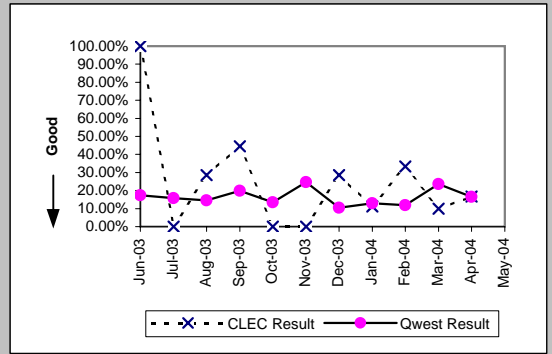
Unbundled Loop - 2 Wire Non-Loaded (Parity)									
Date	CLEC Num	CLEC Denc	CLEC Resu	CLEC Std E	Qwest Num	Qwest Denc	Qwest Resu	Mod Z Scr	Parity Scr
Jun-03	0	3	0.00%	0.00%	1	5	20.00%	-0.68	-1.42
Jul-03	1	3	33.33%	47.14%	1	8	12.50%	0.56	-0.66
Aug-03	0	5	0.00%	0.00%	0	12	0.00%	N/A	N/A
Sep-03	0	2	0.00%	0.00%	2	8	25.00%	-0.73	-1.44
Oct-03	0	3	0.00%	0.00%	0	6	0.00%	N/A	N/A
Nov-03	1	4	25.00%	43.30%	1	6	16.67%	0.17	-0.9
Dec-03	0	5	0.00%	0.00%	0	7	0.00%	N/A	N/A
Jan-04	0	3	0.00%	0.00%	1	9	11.11%	-0.53	-1.32
Feb-04	0	2	0.00%	0.00%	5	15	33.33%	-0.94	-1.57
Mar-04	0	4	0.00%	0.00%	1	8	12.50%	-0.62	-1.38
Apr-04	1	6	16.67%	37.27%	5	7	71.43%	-2.18	-2.32
May-04									



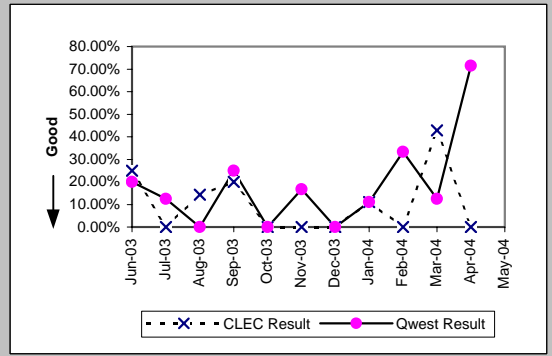
*Results exclude No Trouble Found and Test OK reports unless QWEST trouble is found on another report within 30 days of the original report. A 30-day window necessitates reporting a month behind

MR-7E* - Repair Repeat Report Rate (Percent) - Interval Zone Two

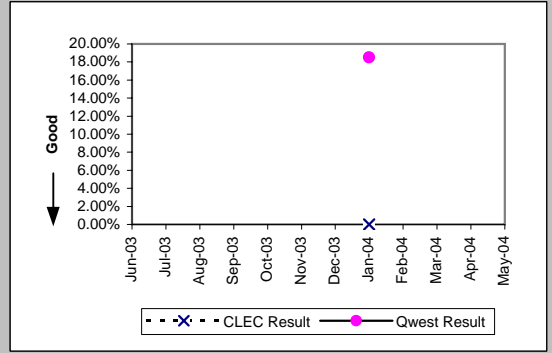
Unbundled Loop - DS1 Capable (Parity)									
Date	CLEC Num	CLEC Denc	CLEC Resu	CLEC Std E	Qwest Num	Qwest Denc	Qwest Resu	Mod Z Scr	Parity Scr
Jun-03	3	3	100.00%	0.00%	27	155	17.42%	2.82	0.71
Jul-03	0	6	0.00%	0.00%	27	172	15.70%	-1.04	-1.63
Aug-03	4	14	28.57%	45.18%	27	185	14.59%	1.3	-0.21
Sep-03	4	9	44.44%	49.69%	59	296	19.93%	1.62	-0.01
Oct-03	0	3	0.00%	0.00%	16	118	13.56%	-0.68	-1.41
Nov-03	0	8	0.00%	0.00%	16	65	24.62%	-1.53	-1.93
Dec-03	4	14	28.57%	45.18%	10	95	10.53%	1.69	0.03
Jan-04	1	9	11.11%	31.43%	11	85	12.94%	-0.16	-1.09
Feb-04	4	12	33.33%	47.14%	13	109	11.93%	1.8	0.09
Mar-04	1	10	10.00%	30.00%	21	89	23.60%	-0.96	-1.58
Apr-04	2	12	16.67%	37.27%	15	91	16.48%	0.04	-0.97
May-04									



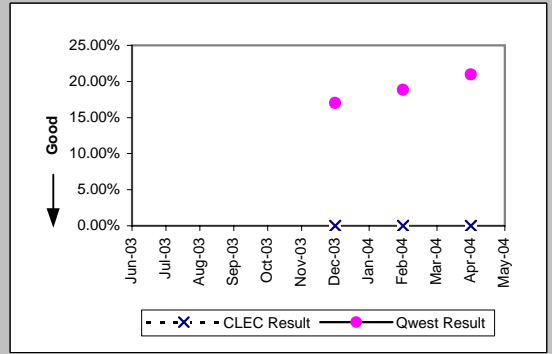
Unbundled Loop ISDN Capable (Parity)									
Date	CLEC Num	CLEC Denc	CLEC Resu	CLEC Std E	Qwest Num	Qwest Denc	Qwest Resu	Mod Z Scr	Parity Scr
Jun-03	1	4	25.00%	43.30%	1	5	20.00%	0.02	-0.99
Jul-03	0	3	0.00%	0.00%	1	8	12.50%	-0.56	-1.34
Aug-03	1	7	14.29%	34.99%	0	12	0.00%	N/A	-0.45
Sep-03	1	5	20.00%	40.00%	2	8	25.00%	-0.2	-1.12
Oct-03	0	3	0.00%	0.00%	0	6	0.00%	N/A	N/A
Nov-03	0	5	0.00%	0.00%	1	6	16.67%	-0.74	-1.45
Dec-03	0	5	0.00%	0.00%	0	6	0.00%	N/A	N/A
Jan-04	1	9	11.11%	31.43%	1	9	11.11%	0	-1
Feb-04	0	9	0.00%	0.00%	5	15	33.33%	-1.68	-2.02
Mar-04	3	7	42.86%	49.49%	1	8	12.50%	1.16	-0.29
Apr-04	0	8	0.00%	0.00%	5	7	71.43%	-3.06	-2.86
May-04									



Unbundled Loop - ADSL Qualified (Parity)									
Date	CLEC Num	CLEC Denc	CLEC Resu	CLEC Std E	Qwest Num	Qwest Denc	Qwest Resu	Mod Z Scr	Parity Scr
Jun-03									
Jul-03									
Aug-03									
Sep-03									
Oct-03									
Nov-03									
Dec-03									
Jan-04	0	2	0.00%	0.00%	105	567	18.52%	-0.67	-1.41
Feb-04									
Mar-04									
Apr-04									
May-04									



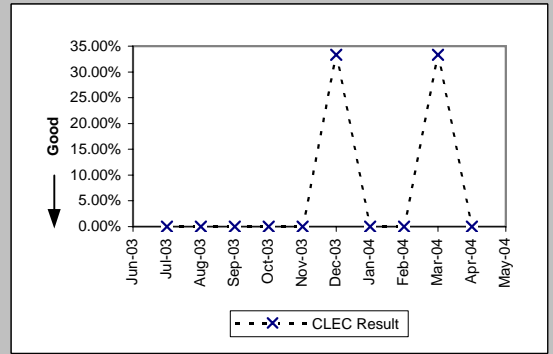
Qwest DSL (Parity)									
Date	CLEC Num	CLEC Denc	CLEC Resu	CLEC Std E	Qwest Num	Qwest Denc	Qwest Resu	Mod Z Scr	Parity Scr
Jun-03									
Jul-03									
Aug-03									
Sep-03									
Oct-03									
Nov-03									
Dec-03	0	2	0.00%	0.00%	67	394	17.01%	-0.64	-1.39
Jan-04									
Feb-04	0	1	0.00%	0.00%	105	558	18.82%	-0.48	-1.29
Mar-04									
Apr-04	0	1	0.00%	0.00%	152	725	20.97%	-0.51	-1.31
May-04									



*Results exclude No Trouble Found and Test OK reports unless QWEST trouble is found on another report within 30 days of the original report. A 30-day window necessitates reporting a month behind

MR-7E* - Repair Repeat Report Rate (Percent) - Interval Zone Two

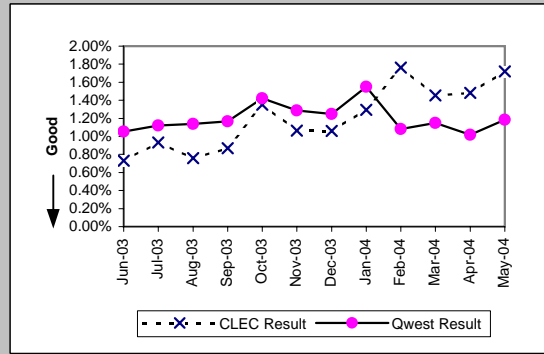
Enhanced Extended Loops (EELs) (Diagnostic)				
Date	Numerator	Denominator	CLEC Result	Standard Dev
Jun-03				
Jul-03	0	2	0.00%	0.00%
Aug-03	0	1	0.00%	0.00%
Sep-03	0	4	0.00%	0.00%
Oct-03	0	3	0.00%	0.00%
Nov-03	0	2	0.00%	0.00%
Dec-03	1	3	33.33%	47.14%
Jan-04	0	1	0.00%	0.00%
Feb-04	0	1	0.00%	0.00%
Mar-04	2	6	33.33%	47.14%
Apr-04	0	7	0.00%	0.00%
May-04				



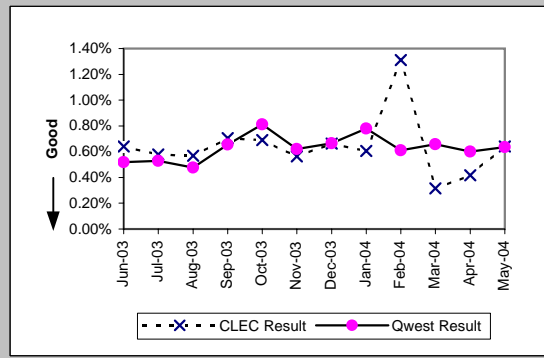
*Results exclude No Trouble Found and Test OK reports unless QWEST trouble is found on another report within 30 days of the original report. A 30-day window necessitates reporting a month behind

MR-8 - Trouble Rate (Percent)

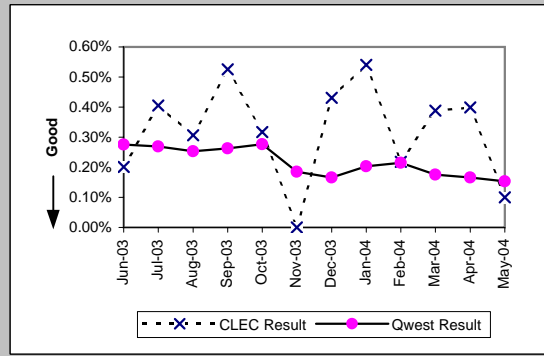
Residence (Parity)									
Date	CLEC Num	CLEC Denc	CLEC Resu	CLEC Std	Qwest Num	Qwest Denc	Qwest Resu	Mod Z Scr	Parity Scr
Jun-03	211	28924	0.73%	8.51%	16793	1593239	1.05%	-5.36	-4.26
Jul-03	319	34189	0.93%	9.61%	17719	1581481	1.12%	-3.26	-2.98
Aug-03	286	37768	0.76%	8.67%	17939	1575990	1.14%	-6.9	-5.19
Sep-03	361	41480	0.87%	9.29%	18297	1569834	1.17%	-5.53	-4.36
Oct-03	243	17963	1.35%	11.55%	22184	1561675	1.42%	-0.76	-1.46
Nov-03	178	16706	1.07%	10.27%	19964	1552081	1.29%	-2.52	-2.53
Dec-03	160	15068	1.06%	10.25%	19316	1546704	1.25%	-2.06	-2.25
Jan-04	140	10828	1.29%	11.30%	23897	1543683	1.55%	-2.14	-2.3
Feb-04	76	4316	1.76%	13.15%	16642	1540877	1.08%	4.32	1.63
Mar-04	56	3854	1.45%	11.97%	17635	1533992	1.15%	1.76	0.07
Apr-04	52	3506	1.48%	12.09%	15460	1521342	1.02%	2.75	0.67
May-04	60	3490	1.72%	13.00%	17789	1502024	1.18%	2.92	0.77



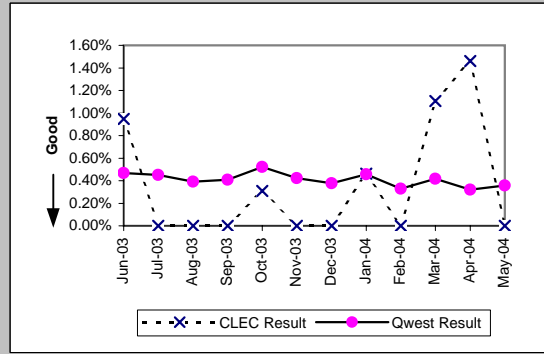
Business (Parity)									
Date	CLEC Num	CLEC Denc	CLEC Resu	CLEC Std	Qwest Num	Qwest Denc	Qwest Resu	Mod Z Scr	Parity Scr
Jun-03	122	19057	0.64%	7.98%	2157	414987	0.52%	2.26	0.37
Jul-03	114	19712	0.58%	7.58%	2179	413025	0.53%	0.96	-0.42
Aug-03	116	20390	0.57%	7.52%	1958	411071	0.48%	1.87	0.14
Sep-03	147	20875	0.70%	8.36%	2180	332837	0.66%	0.86	-0.48
Oct-03	126	18284	0.69%	8.27%	2650	326878	0.81%	-1.78	-2.08
Nov-03	104	18426	0.56%	7.49%	2022	326187	0.62%	-0.93	-1.57
Dec-03	124	18739	0.66%	8.11%	2153	323771	0.67%	-0.05	-1.03
Jan-04	113	18667	0.61%	7.76%	2508	322144	0.78%	-2.62	-2.59
Feb-04	53	4044	1.31%	11.37%	1970	322022	0.61%	5.66	2.44
Mar-04	13	4138	0.31%	5.60%	2118	321614	0.66%	-2.72	-2.65
Apr-04	15	3592	0.42%	6.45%	1937	322080	0.60%	-1.42	-1.86
May-04	23	3586	0.64%	7.98%	2045	321391	0.64%	0.04	-0.98



Centrex (Parity)									
Date	CLEC Num	CLEC Denc	CLEC Resu	CLEC Std	Qwest Num	Qwest Denc	Qwest Resu	Mod Z Scr	Parity Scr
Jun-03	2	997	0.20%	4.47%	235	85299	0.28%	-0.45	-1.27
Jul-03	4	986	0.41%	6.36%	224	83309	0.27%	0.82	-0.5
Aug-03	3	978	0.31%	5.53%	206	81484	0.25%	0.33	-0.8
Sep-03	5	952	0.53%	7.23%	216	82070	0.26%	1.57	-0.05
Oct-03	3	946	0.32%	5.62%	225	81455	0.28%	0.24	-0.86
Nov-03	0	936	0.00%	0.00%	149	80548	0.19%	-1.31	-1.8
Dec-03	4	929	0.43%	6.55%	133	80362	0.17%	1.98	0.2
Jan-04	5	925	0.54%	7.33%	163	80141	0.20%	2.26	0.38
Feb-04	2	917	0.22%	4.67%	174	80843	0.22%	0.02	-0.99
Mar-04	4	1030	0.39%	6.22%	141	80366	0.18%	1.62	-0.01
Apr-04	4	1003	0.40%	6.30%	132	79550	0.17%	1.8	0.09
May-04	1	998	0.10%	3.16%	121	79212	0.15%	-0.42	-1.26

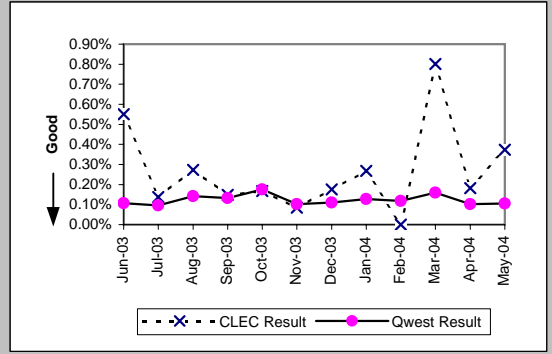


Centrex 21 (Parity)									
Date	CLEC Num	CLEC Denc	CLEC Resu	CLEC Std	Qwest Num	Qwest Denc	Qwest Resu	Mod Z Scr	Parity Scr
Jun-03	3	317	0.95%	9.68%	291	62037	0.47%	1.15	-0.3
Jul-03	0	317	0.00%	0.00%	279	61885	0.45%	-1.2	-1.73
Aug-03	0	348	0.00%	0.00%	240	61271	0.39%	-1.17	-1.71
Sep-03	0	361	0.00%	0.00%	249	61074	0.41%	-1.21	-1.74
Oct-03	1	324	0.31%	5.55%	317	60584	0.52%	-0.53	-1.32
Nov-03	0	357	0.00%	0.00%	253	59656	0.42%	-1.23	-1.75
Dec-03	0	409	0.00%	0.00%	224	59419	0.38%	-1.24	-1.75
Jan-04	2	432	0.46%	6.79%	268	58828	0.46%	0.11	-0.93
Feb-04	0	137	0.00%	0.00%	190	57572	0.33%	-0.67	-1.41
Mar-04	2	181	1.11%	10.45%	238	56982	0.42%	1.24	-0.24
Apr-04	2	137	1.46%	11.99%	180	56160	0.32%	1.75	0.06
May-04	0	207	0.00%	0.00%	200	55800	0.36%	-0.86	-1.52

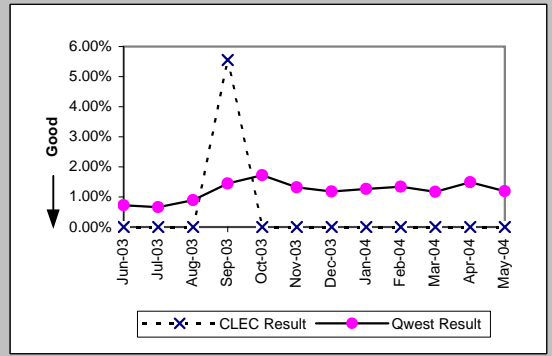


MR-8 - Trouble Rate (Percent)

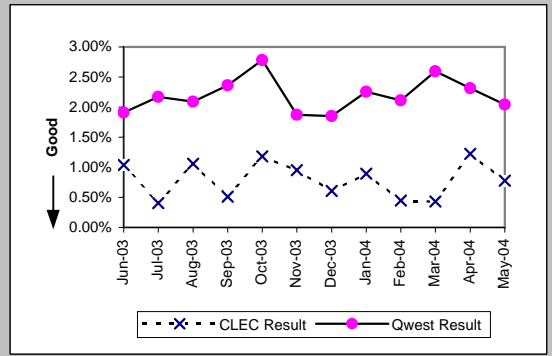
PBX (Parity)									
Date	CLEC Num	CLEC Denc	CLEC Resu	CLEC Std	Qwest Num	Qwest Denc	Qwest Resu	Mod Z Scr	Parity Scr
Jun-03	8	1454	0.55%	7.40%	93	87090	0.11%	5.13	2.12
Jul-03	2	1458	0.14%	3.70%	83	87018	0.10%	0.51	-0.69
Aug-03	4	1466	0.27%	5.22%	121	85314	0.14%	1.32	-0.2
Sep-03	2	1350	0.15%	3.85%	110	83236	0.13%	0.16	-0.9
Oct-03	2	1199	0.17%	4.08%	132	75431	0.18%	-0.07	-1.04
Nov-03	1	1186	0.08%	2.90%	77	75083	0.10%	-0.19	-1.12
Dec-03	2	1140	0.18%	4.18%	82	74555	0.11%	0.66	-0.6
Jan-04	3	1122	0.27%	5.16%	95	74011	0.13%	1.29	-0.22
Feb-04	0	1084	0.00%	0.00%	86	72836	0.12%	-1.12	-1.68
Mar-04	9	1123	0.80%	8.92%	114	71791	0.16%	5.37	2.26
Apr-04	2	1102	0.18%	4.26%	72	70772	0.10%	0.82	-0.5
May-04	4	1073	0.37%	6.09%	74	70168	0.11%	2.68	0.63



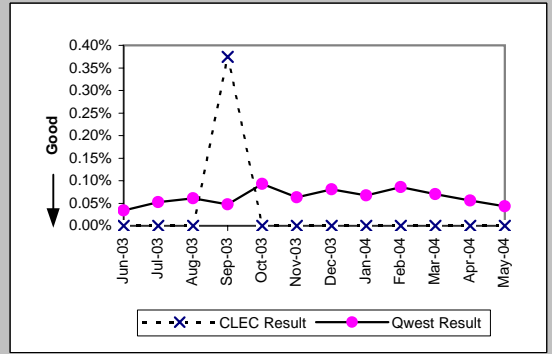
Basic Rate ISDN (Parity)									
Date	CLEC Num	CLEC Denc	CLEC Resu	CLEC Std	Qwest Num	Qwest Denc	Qwest Resu	Mod Z Scr	Parity Scr
Jun-03	0	34	0.00%	0.00%	146	20305	0.72%	-0.5	-1.3
Jul-03	0	32	0.00%	0.00%	133	20063	0.66%	-0.46	-1.28
Aug-03	0	35	0.00%	0.00%	178	19850	0.90%	-0.56	-1.34
Sep-03	1	18	5.56%	22.91%	152	10485	1.45%	1.13	-0.31
Oct-03	0	18	0.00%	0.00%	180	10416	1.73%	-0.56	-1.34
Nov-03	0	19	0.00%	0.00%	136	10306	1.32%	-0.5	-1.31
Dec-03	0	19	0.00%	0.00%	120	10176	1.18%	-0.48	-1.29
Jan-04	0	19	0.00%	0.00%	127	10036	1.27%	-0.49	-1.3
Feb-04	0	19	0.00%	0.00%	133	9925	1.34%	-0.51	-1.31
Mar-04	0	19	0.00%	0.00%	116	9894	1.17%	-0.47	-1.29
Apr-04	0	19	0.00%	0.00%	148	9902	1.49%	-0.54	-1.33
May-04	0	20	0.00%	0.00%	117	9790	1.20%	-0.49	-1.3



Qwest DSL (Parity)									
Date	CLEC Num	CLEC Denc	CLEC Resu	CLEC Std	Qwest Num	Qwest Denc	Qwest Resu	Mod Z Scr	Parity Scr
Jun-03	5	482	1.04%	10.13%	1785	93527	1.91%	-1.39	-1.85
Jul-03	2	493	0.41%	6.36%	2036	93875	2.17%	-2.68	-2.63
Aug-03	6	568	1.06%	10.22%	2019	96533	2.09%	-1.72	-2.05
Sep-03	3	590	0.51%	7.11%	2347	99465	2.36%	-2.95	-2.8
Oct-03	7	594	1.18%	10.79%	2920	105011	2.78%	-2.37	-2.44
Nov-03	6	630	0.95%	9.71%	2027	108278	1.87%	-1.7	-2.03
Dec-03	4	662	0.60%	7.75%	2063	111529	1.85%	-2.37	-2.44
Jan-04	6	673	0.89%	9.40%	2592	114813	2.26%	-2.38	-2.45
Feb-04	3	675	0.44%	6.65%	2756	130406	2.11%	-3.01	-2.83
Mar-04	3	696	0.43%	6.55%	3529	135863	2.60%	-3.58	-3.18
Apr-04	9	735	1.22%	11.00%	3299	142547	2.31%	-1.96	-2.19
May-04	6	775	0.77%	8.76%	3001	147081	2.04%	-2.49	-2.51

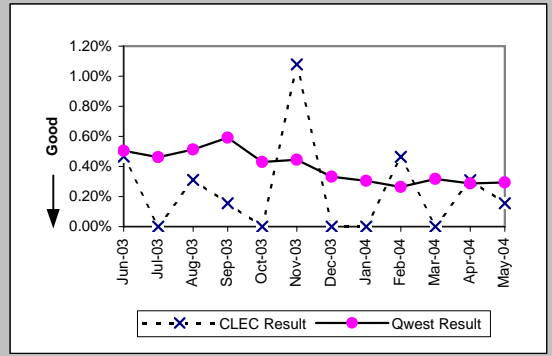


ISDN Primary (Parity)									
Date	CLEC Num	CLEC Denc	CLEC Resu	CLEC Std	Qwest Num	Qwest Denc	Qwest Resu	Mod Z Scr	Parity Scr
Jun-03	0	267	0.00%	0.00%	28	81929	0.03%	-0.3	-1.18
Jul-03	0	267	0.00%	0.00%	43	82221	0.05%	-0.37	-1.23
Aug-03	0	267	0.00%	0.00%	51	83273	0.06%	-0.4	-1.25
Sep-03	1	267	0.37%	6.11%	39	82679	0.05%	1.53	-0.07
Oct-03	0	279	0.00%	0.00%	48	51679	0.09%	-0.51	-1.31
Nov-03	0	279	0.00%	0.00%	30	47376	0.06%	-0.42	-1.25
Dec-03	0	260	0.00%	0.00%	39	48105	0.08%	-0.46	-1.28
Jan-04	0	284	0.00%	0.00%	33	48769	0.07%	-0.44	-1.27
Feb-04	0	284	0.00%	0.00%	43	50197	0.09%	-0.49	-1.3
Mar-04	0	236	0.00%	0.00%	36	51255	0.07%	-0.41	-1.25
Apr-04	0	190	0.00%	0.00%	29	52070	0.06%	-0.32	-1.2
May-04	0	190	0.00%	0.00%	22	50954	0.04%	-0.29	-1.17

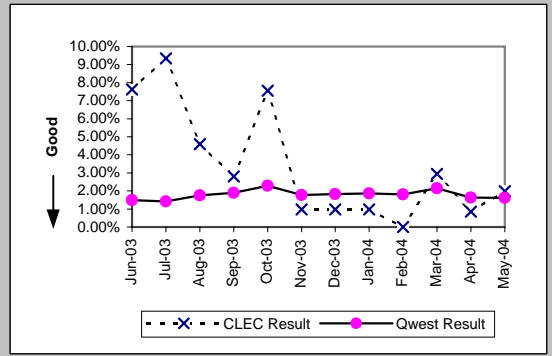


MR-8 - Trouble Rate (Percent)

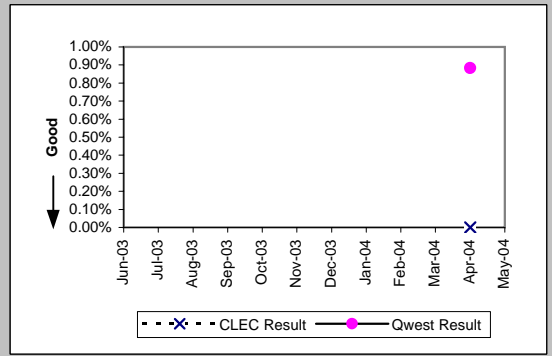
DS0 (Parity)									
Date	CLEC Num	CLEC Denc	CLEC Resu	CLEC Std	Qwest Num	Qwest Denc	Qwest Resu	Mod Z Scr	Parity Scr
Jun-03	3	644	0.47%	6.81%	582	115354	0.50%	-0.14	-1.08
Jul-03	0	645	0.00%	0.00%	533	115510	0.46%	-1.72	-2.05
Aug-03	2	643	0.31%	5.57%	581	113437	0.51%	-0.71	-1.43
Sep-03	1	645	0.16%	3.93%	677	114433	0.59%	-1.44	-1.88
Oct-03	0	644	0.00%	0.00%	433	100909	0.43%	-1.66	-2.01
Nov-03	7	649	1.08%	10.33%	445	100292	0.44%	2.43	0.47
Dec-03	0	648	0.00%	0.00%	341	102591	0.33%	-1.47	-1.89
Jan-04	0	646	0.00%	0.00%	315	103236	0.31%	-1.4	-1.85
Feb-04	3	647	0.46%	6.79%	272	103412	0.26%	0.99	-0.4
Mar-04	0	648	0.00%	0.00%	319	100833	0.32%	-1.43	-1.87
Apr-04	2	648	0.31%	5.55%	290	100690	0.29%	0.1	-0.94
May-04	1	641	0.16%	3.95%	301	102282	0.29%	-0.64	-1.39



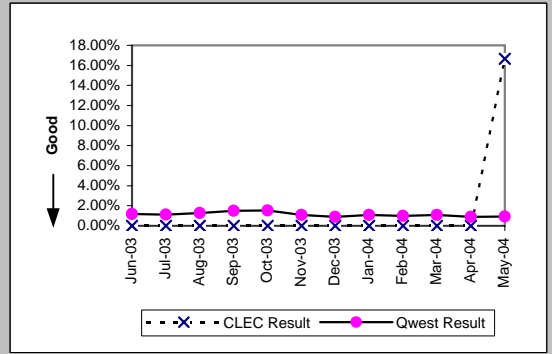
DS1 (Parity)									
Date	CLEC Num	CLEC Denc	CLEC Resu	CLEC Std	Qwest Num	Qwest Denc	Qwest Resu	Mod Z Scr	Parity Scr
Jun-03	8	105	7.62%	26.53%	667	44632	1.49%	3.71	1.26
Jul-03	10	107	9.35%	29.11%	632	44594	1.42%	4.65	1.82
Aug-03	5	109	4.59%	20.92%	777	44119	1.76%	1.91	0.16
Sep-03	3	107	2.80%	16.51%	847	44486	1.90%	0.7	-0.57
Oct-03	8	106	7.55%	26.42%	384	16797	2.29%	2.9	0.76
Nov-03	1	102	0.98%	9.85%	296	16663	1.78%	-0.61	-1.37
Dec-03	1	102	0.98%	9.85%	304	16650	1.83%	-0.64	-1.39
Jan-04	1	102	0.98%	9.85%	307	16560	1.85%	-0.65	-1.4
Feb-04	0	103	0.00%	0.00%	299	16477	1.81%	-1.38	-1.84
Mar-04	3	102	2.94%	16.90%	349	16303	2.14%	0.6	-0.64
Apr-04	1	118	0.85%	9.17%	267	16326	1.64%	-0.67	-1.41
May-04	2	101	1.98%	13.93%	261	16217	1.61%	0.37	-0.78



DS3 (Parity)									
Date	CLEC Num	CLEC Denc	CLEC Resu	CLEC Std	Qwest Num	Qwest Denc	Qwest Resu	Mod Z Scr	Parity Scr
Jun-03									
Jul-03									
Aug-03									
Sep-03									
Oct-03									
Nov-03									
Dec-03									
Jan-04									
Feb-04									
Mar-04									
Apr-04	0	1	0.00%	0.00%	10	1133	0.88%	-0.09	-1.06
May-04									

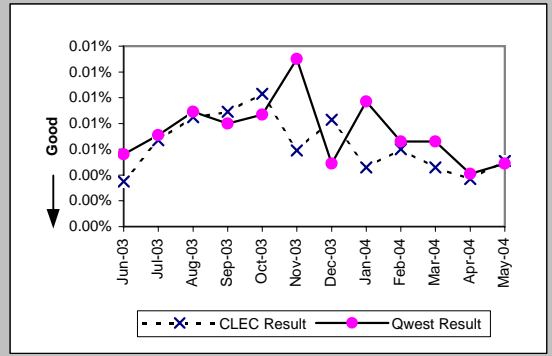


Frame Relay (Parity)									
Date	CLEC Num	CLEC Denc	CLEC Resu	CLEC Std	Qwest Num	Qwest Denc	Qwest Resu	Mod Z Scr	Parity Scr
Jun-03	0	4	0.00%	0.00%	141	11868	1.19%	-0.22	-1.13
Jul-03	0	3	0.00%	0.00%	129	11705	1.10%	-0.18	-1.11
Aug-03	0	3	0.00%	0.00%	147	11490	1.28%	-0.2	-1.12
Sep-03	0	3	0.00%	0.00%	172	11415	1.51%	-0.21	-1.13
Oct-03	0	4	0.00%	0.00%	142	9333	1.52%	-0.25	-1.15
Nov-03	0	5	0.00%	0.00%	101	9265	1.09%	-0.23	-1.14
Dec-03	0	5	0.00%	0.00%	82	9077	0.90%	-0.21	-1.13
Jan-04	0	5	0.00%	0.00%	95	8820	1.08%	-0.23	-1.14
Feb-04	0	10	0.00%	0.00%	86	8654	0.99%	-0.32	-1.19
Mar-04	0	12	0.00%	0.00%	92	8531	1.08%	-0.36	-1.22
Apr-04	0	12	0.00%	0.00%	76	8442	0.90%	-0.33	-1.2
May-04	2	12	16.67%	37.27%	78	8356	0.93%	2.79	0.7

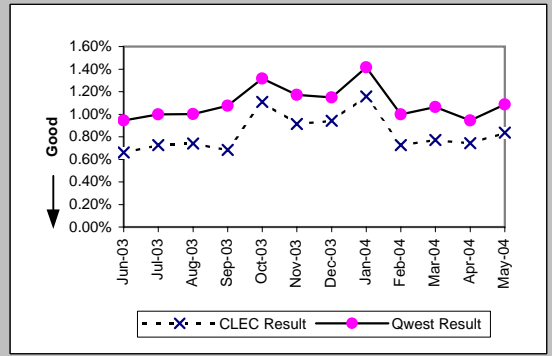


MR-8 - Trouble Rate (Percent)

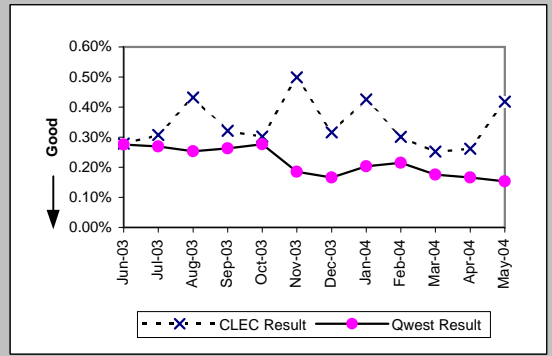
LIS Trunk (Parity)									
Date	CLEC Num	CLEC Denc	CLEC Resu	CLEC Std	Qwest Num	Qwest Denc	Qwest Resu	Mod Z Scr	Parity Scr
Jun-03	8	227699	0.00%	0.59%	7	125359	0.01%	-0.79	-1.48
Jul-03	15	225195	0.01%	0.82%	9	126175	0.01%	-0.16	-1.1
Aug-03	19	224163	0.01%	0.92%	11	123649	0.01%	-0.13	-1.08
Sep-03	20	224787	0.01%	0.94%	10	124837	0.01%	0.28	-0.83
Oct-03	23	223971	0.01%	1.01%	11	125725	0.01%	0.46	-0.72
Nov-03	13	222219	0.01%	0.76%	16	123317	0.01%	-1.76	-2.07
Dec-03	18	217563	0.01%	0.91%	6	123549	0.00%	1.38	-0.16
Jan-04	10	216530	0.00%	0.68%	12	123933	0.01%	-1.44	-1.88
Feb-04	13	217467	0.01%	0.77%	8	121325	0.01%	-0.21	-1.13
Mar-04	10	217755	0.00%	0.68%	8	121613	0.01%	-0.68	-1.42
Apr-04	8	216363	0.00%	0.61%	5	121037	0.00%	-0.19	-1.11
May-04	11	215091	0.01%	0.72%	6	123050	0.00%	0.1	-0.94



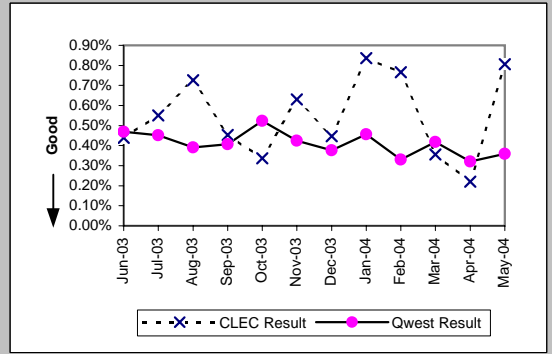
UNE - P (POTS) (Parity)									
Date	CLEC Num	CLEC Denc	CLEC Resu	CLEC Std	Qwest Num	Qwest Denc	Qwest Resu	Mod Z Scr	Parity Scr
Jun-03	182	27512	0.66%	8.11%	18950	2008226	0.94%	-4.81	-3.92
Jul-03	199	27364	0.73%	8.50%	19898	1994506	1.00%	-4.47	-3.72
Aug-03	197	26611	0.74%	8.57%	19897	1987061	1.00%	-4.25	-3.58
Sep-03	184	26967	0.68%	8.23%	20477	1902671	1.08%	-6.23	-4.78
Oct-03	646	58247	1.11%	10.47%	24834	1888553	1.32%	-4.3	-3.61
Nov-03	595	65143	0.91%	9.51%	21986	1878268	1.17%	-6	-4.65
Dec-03	674	71556	0.94%	9.66%	21469	1870475	1.15%	-5.07	-4.08
Jan-04	889	76770	1.16%	10.70%	26405	1865827	1.42%	-5.91	-4.59
Feb-04	741	102043	0.73%	8.49%	18612	1862899	1.00%	-8.54	-6.19
Mar-04	835	108396	0.77%	8.74%	19753	1855606	1.06%	-9.17	-6.58
Apr-04	875	117809	0.74%	8.59%	17397	1843422	0.94%	-6.92	-5.21
May-04	1105	132003	0.84%	9.11%	19834	1823415	1.09%	-8.48	-6.15



UNE P (Centrex) (Parity)									
Date	CLEC Num	CLEC Denc	CLEC Resu	CLEC Std	Qwest Num	Qwest Denc	Qwest Resu	Mod Z Scr	Parity Scr
Jun-03	24	8604	0.28%	5.27%	235	85299	0.28%	0.06	-0.96
Jul-03	26	8461	0.31%	5.53%	224	83309	0.27%	0.65	-0.6
Aug-03	36	8337	0.43%	6.56%	206	81484	0.25%	3.1	0.88
Sep-03	27	8413	0.32%	5.66%	216	82070	0.26%	0.98	-0.4
Oct-03	25	8271	0.30%	5.49%	225	81455	0.28%	0.43	-0.74
Nov-03	40	8017	0.50%	7.05%	149	80548	0.19%	6.24	2.79
Dec-03	25	7905	0.32%	5.61%	133	80362	0.17%	3.15	0.91
Jan-04	33	7754	0.43%	6.51%	163	80141	0.20%	4.15	1.52
Feb-04	23	7643	0.30%	5.48%	174	80843	0.22%	1.55	-0.06
Mar-04	19	7533	0.25%	5.02%	141	80366	0.18%	1.52	-0.07
Apr-04	19	7265	0.26%	5.11%	132	79550	0.17%	1.92	0.17
May-04	30	7178	0.42%	6.45%	121	79212	0.15%	5.51	2.35

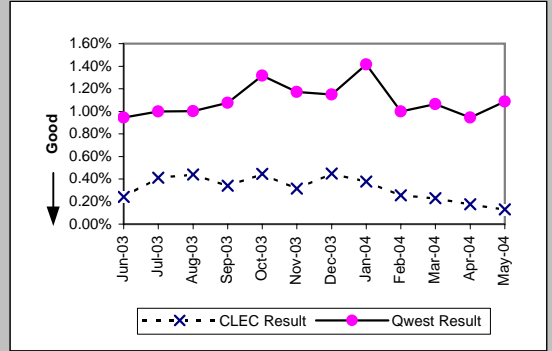


UNE P (Centrex 21) (Parity)									
Date	CLEC Num	CLEC Denc	CLEC Resu	CLEC Std	Qwest Num	Qwest Denc	Qwest Resu	Mod Z Scr	Parity Scr
Jun-03	8	1820	0.44%	6.62%	291	62037	0.47%	-0.18	-1.11
Jul-03	10	1815	0.55%	7.40%	279	61885	0.45%	0.63	-0.62
Aug-03	13	1791	0.73%	8.49%	240	61271	0.39%	2.23	0.36
Sep-03	8	1765	0.45%	6.72%	249	61074	0.41%	0.3	-0.82
Oct-03	6	1779	0.34%	5.80%	317	60584	0.52%	-1.07	-1.65
Nov-03	11	1746	0.63%	7.91%	253	59656	0.42%	1.31	-0.21
Dec-03	8	1791	0.45%	6.67%	224	59419	0.38%	0.47	-0.71
Jan-04	15	1793	0.84%	9.11%	268	58828	0.46%	2.36	0.43
Feb-04	11	1436	0.77%	8.72%	190	57572	0.33%	2.85	0.73
Mar-04	5	1404	0.36%	5.96%	238	56982	0.42%	-0.35	-1.21
Apr-04	3	1361	0.22%	4.69%	180	56160	0.32%	-0.65	-1.39
May-04	11	1364	0.81%	8.94%	200	55800	0.36%	2.74	0.66



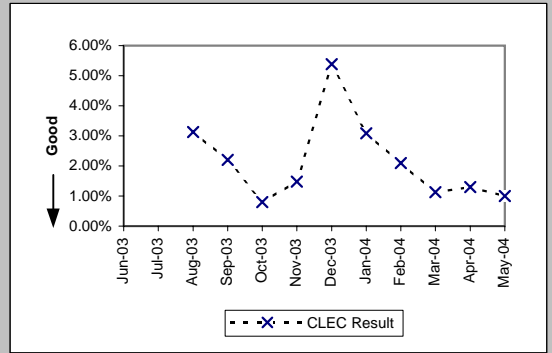
MR-8 - Trouble Rate (Percent)

Date	CLEC Num	CLEC Dens	Line Sharing (Parity)				Qwest Res	Mod Z Scr	Parity Scr
			CLEC Resu	CLEC Std	Qwest Num	Qwest Dens			
Jun-03	22	9147	0.24%	4.90%	18950	2008226	0.94%	-6.94	-5.22
Jul-03	40	9720	0.41%	6.40%	19898	1994506	1.00%	-5.8	-4.53
Aug-03	44	10023	0.44%	6.61%	19897	1987061	1.00%	-5.64	-4.43
Sep-03	34	10026	0.34%	5.81%	20477	1902671	1.08%	-7.13	-5.34
Oct-03	46	10309	0.45%	6.67%	24834	1888553	1.32%	-7.72	-5.69
Nov-03	33	10518	0.31%	5.59%	21986	1878268	1.17%	-8.15	-5.95
Dec-03	48	10699	0.45%	6.68%	21469	1870475	1.15%	-6.77	-5.12
Jan-04	41	10845	0.38%	6.14%	26405	1865827	1.42%	-9.12	-6.54
Feb-04	28	10953	0.26%	5.05%	18612	1862899	1.00%	-7.8	-5.74
Mar-04	25	10881	0.23%	4.79%	19753	1855606	1.06%	-8.46	-6.14
Apr-04	19	10852	0.18%	4.18%	17397	1843422	0.94%	-8.26	-6.02
May-04	14	10772	0.13%	3.60%	19834	1823415	1.09%	-9.56	-6.81



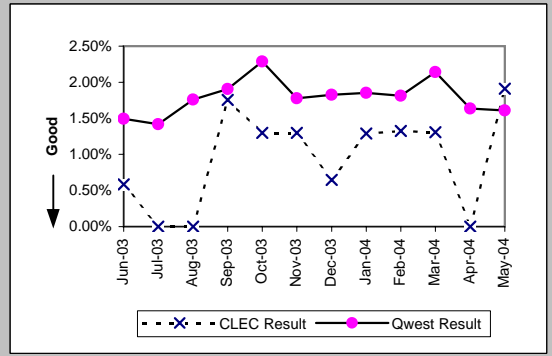
MR-8 - Trouble Rate (Percent)

Line Splitting (Diagnostic)				
Date	Numerator	Denominator	CLEC Result	Standard Dev
Jun-03				
Jul-03				
Aug-03	2	64	3.13%	17.40%
Sep-03	2	91	2.20%	14.66%
Oct-03	1	125	0.80%	8.91%
Nov-03	3	203	1.48%	12.07%
Dec-03	16	297	5.39%	22.58%
Jan-04	12	389	3.08%	17.29%
Feb-04	9	429	2.10%	14.33%
Mar-04	5	445	1.12%	10.54%
Apr-04	6	461	1.30%	11.33%
May-04	5	501	1.00%	9.94%

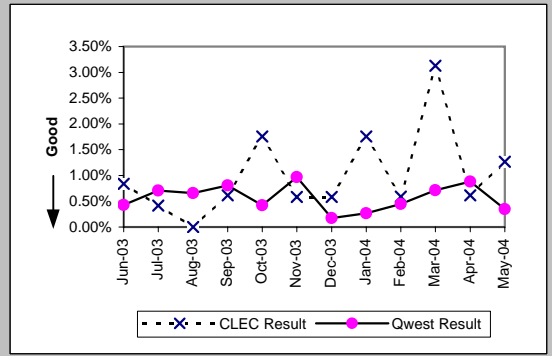


MR-8 - Trouble Rate (Percent)

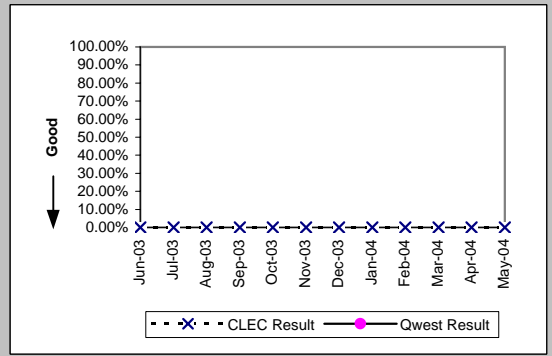
UDIT DS1 (Parity)									
Date	Numerator	Denominator	CLEC Resu	Standard D	Qwest Num	Qwest Den	Qwest Resu	Mod Z Scr	Parity Scr
Jun-03	1	171	0.58%	7.62%	667	44632	1.49%	-0.98	-1.59
Jul-03	0	168	0.00%	0.00%	632	44594	1.42%	-1.55	-1.94
Aug-03	0	169	0.00%	0.00%	777	44119	1.76%	-1.74	-2.06
Sep-03	3	171	1.75%	13.13%	847	44486	1.90%	-0.14	-1.09
Oct-03	2	154	1.30%	11.32%	384	16797	2.29%	-0.82	-1.5
Nov-03	2	154	1.30%	11.32%	296	16663	1.78%	-0.45	-1.27
Dec-03	1	155	0.65%	8.01%	304	16650	1.83%	-1.09	-1.66
Jan-04	2	155	1.29%	11.29%	307	16560	1.85%	-0.52	-1.31
Feb-04	2	151	1.32%	11.43%	299	16477	1.81%	-0.45	-1.27
Mar-04	2	153	1.31%	11.36%	349	16303	2.14%	-0.71	-1.43
Apr-04	0	155	0.00%	0.00%	267	16326	1.64%	-1.6	-1.97
May-04	3	157	1.91%	13.69%	261	16217	1.61%	0.36	-0.78



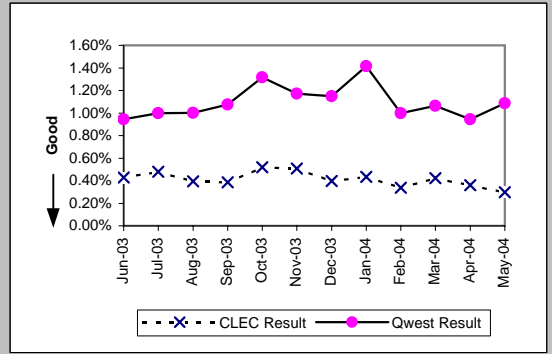
UDIT Above DS1 Level (Parity)									
Date	Numerator	Denominator	CLEC Resu	Standard D	Qwest Num	Qwest Den	Qwest Resu	Mod Z Scr	Parity Scr
Jun-03	2	238	0.84%	9.13%	14	3255	0.43%	0.87	-0.47
Jul-03	1	241	0.41%	6.43%	23	3254	0.71%	-0.52	-1.32
Aug-03	0	160	0.00%	0.00%	21	3205	0.66%	-1	-1.61
Sep-03	1	162	0.62%	7.83%	26	3215	0.81%	-0.27	-1.16
Oct-03	3	171	1.75%	13.13%	5	1179	0.42%	1.78	0.08
Nov-03	1	171	0.58%	7.62%	11	1137	0.97%	-0.48	-1.29
Dec-03	1	171	0.58%	7.62%	2	1131	0.18%	0.85	-0.48
Jan-04	3	171	1.75%	13.13%	3	1125	0.27%	2.12	0.29
Feb-04	1	170	0.59%	7.65%	5	1118	0.45%	0.26	-0.84
Mar-04	5	160	3.13%	17.40%	8	1119	0.71%	2.37	0.44
Apr-04	1	162	0.62%	7.83%	10	1133	0.88%	-0.34	-1.21
May-04	2	158	1.27%	11.18%	4	1145	0.35%	1.36	-0.17



Dark Fiber - IOF (Diagnostic)									
Date	Numerator	Denominator	CLEC Resu	Standard D	Qwest Num	Qwest Den	Qwest Resu	Mod Z Scr	Parity Scr
Jun-03	0	27	0.00%	0.00%					
Jul-03	0	29	0.00%	0.00%					
Aug-03	0	29	0.00%	0.00%					
Sep-03	0	29	0.00%	0.00%					
Oct-03	0	27	0.00%	0.00%					
Nov-03	0	28	0.00%	0.00%					
Dec-03	0	34	0.00%	0.00%					
Jan-04	0	35	0.00%	0.00%					
Feb-04	0	36	0.00%	0.00%					
Mar-04	0	38	0.00%	0.00%					
Apr-04	0	38	0.00%	0.00%					
May-04	0	33	0.00%	0.00%					



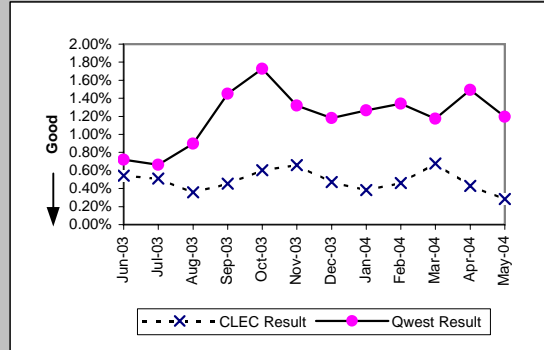
Unbundled Loop Analog (Parity)									
Date	Numerator	Denominator	CLEC Resu	Standard D	Qwest Num	Qwest Den	Qwest Resu	Mod Z Scr	Parity Scr
Jun-03	226	52595	0.43%	6.54%	18950	2008226	0.94%	-12.03	-8.32
Jul-03	254	53047	0.48%	6.90%	19898	1994506	1.00%	-11.87	-8.21
Aug-03	211	53606	0.39%	6.26%	19897	1987061	1.00%	-13.95	-9.48
Sep-03	208	54074	0.38%	6.19%	20477	1902671	1.08%	-15.37	-10.34
Oct-03	284	54592	0.52%	7.19%	24834	1888553	1.32%	-16.07	-10.77
Nov-03	279	54860	0.51%	7.11%	21986	1878268	1.17%	-14.21	-9.64
Dec-03	220	55243	0.40%	6.30%	21469	1870475	1.15%	-16.3	-10.91
Jan-04	240	55313	0.43%	6.57%	26405	1865827	1.42%	-19.26	-12.71
Feb-04	187	55517	0.34%	5.79%	18612	1862899	1.00%	-15.46	-10.4
Mar-04	234	55409	0.42%	6.48%	19753	1855606	1.06%	-14.51	-9.82
Apr-04	199	55378	0.36%	5.98%	17397	1843422	0.94%	-14.01	-9.52
May-04	166	55573	0.30%	5.46%	19834	1823415	1.09%	-17.67	-11.74



MR-8 - Trouble Rate (Percent)

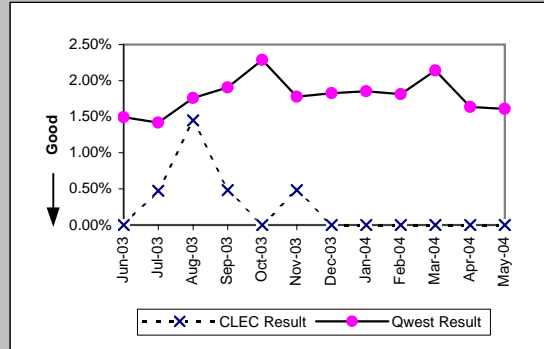
Unbundled Loop - 2 Wire Non-Loaded (Parity)

Date	Numerator	Denominator	CLEC Resu	Standard D	Qwest Num	Qwest Den	Qwest Resu	Mod Z Scr	Parity Scr
Jun-03	36	6641	0.54%	7.34%	146	20305	0.72%	-1.48	-1.9
Jul-03	34	6649	0.51%	7.13%	133	20063	0.66%	-1.32	-1.8
Aug-03	24	6707	0.36%	5.97%	178	19850	0.90%	-4.05	-3.46
Sep-03	31	6807	0.46%	6.73%	152	10485	1.45%	-5.34	-4.25
Oct-03	41	6794	0.60%	7.74%	180	10416	1.73%	-5.53	-4.36
Nov-03	45	6812	0.66%	8.10%	136	10306	1.32%	-3.7	-3.25
Dec-03	32	6804	0.47%	6.84%	120	10176	1.18%	-4.19	-3.55
Jan-04	26	6761	0.38%	6.19%	127	10036	1.27%	-5.01	-4.05
Feb-04	31	6729	0.46%	6.77%	133	9925	1.34%	-4.84	-3.94
Mar-04	46	6783	0.68%	8.21%	116	9894	1.17%	-2.91	-2.77
Apr-04	29	6734	0.43%	6.55%	148	9902	1.49%	-5.55	-4.38
May-04	19	6663	0.29%	5.33%	117	9790	1.20%	-5.27	-4.21



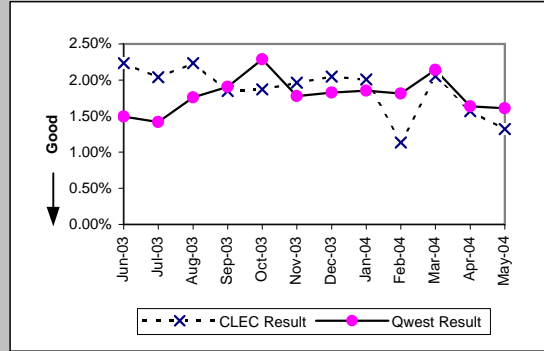
Unbundled Loop - 4 Wire Non-Loaded (Parity)

Date	Numerator	Denominator	CLEC Resu	Standard D	Qwest Num	Qwest Den	Qwest Resu	Mod Z Scr	Parity Scr
Jun-03	0	218	0.00%	0.00%	667	44632	1.49%	-1.81	-2.1
Jul-03	1	210	0.48%	6.88%	632	44594	1.42%	-1.15	-1.7
Aug-03	3	207	1.45%	11.95%	777	44119	1.76%	-0.34	-1.21
Sep-03	1	207	0.48%	6.93%	847	44486	1.90%	-1.49	-1.91
Oct-03	0	208	0.00%	0.00%	384	16797	2.29%	-2.19	-2.33
Nov-03	1	207	0.48%	6.93%	296	16663	1.78%	-1.4	-1.85
Dec-03	0	207	0.00%	0.00%	304	16650	1.83%	-1.95	-2.19
Jan-04	0	206	0.00%	0.00%	307	16560	1.85%	-1.96	-2.19
Feb-04	0	206	0.00%	0.00%	299	16477	1.81%	-1.94	-2.18
Mar-04	0	206	0.00%	0.00%	349	16303	2.14%	-2.11	-2.28
Apr-04	0	206	0.00%	0.00%	267	16326	1.64%	-1.84	-2.12
May-04	0	206	0.00%	0.00%	261	16217	1.61%	-1.82	-2.11



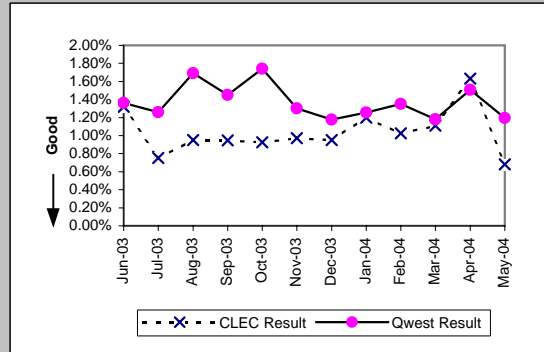
Unbundled Loop - DS1 Capable (Parity)

Date	Numerator	Denominator	CLEC Resu	Standard D	Qwest Num	Qwest Den	Qwest Resu	Mod Z Scr	Parity Scr
Jun-03	94	4207	2.23%	14.78%	667	44632	1.49%	3.78	1.3
Jul-03	87	4265	2.04%	14.14%	632	44594	1.42%	3.29	1
Aug-03	97	4344	2.23%	14.78%	777	44119	1.76%	2.26	0.37
Sep-03	82	4431	1.85%	13.48%	847	44486	1.90%	-0.25	-1.15
Oct-03	86	4595	1.87%	13.55%	384	16797	2.29%	-1.67	-2.01
Nov-03	92	4684	1.96%	13.88%	296	16663	1.78%	0.86	-0.48
Dec-03	98	4781	2.05%	14.17%	304	16650	1.83%	1.02	-0.38
Jan-04	98	4882	2.01%	14.03%	307	16560	1.85%	0.7	-0.58
Feb-04	56	4939	1.13%	10.59%	299	16477	1.81%	-3.14	-2.91
Mar-04	103	5023	2.05%	14.17%	349	16303	2.14%	-0.39	-1.23
Apr-04	80	5094	1.57%	12.43%	267	16326	1.64%	-0.32	-1.19
May-04	68	5155	1.32%	11.41%	261	16217	1.61%	-1.44	-1.88



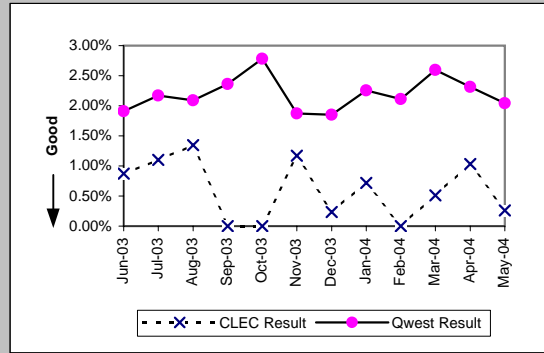
Unbundled Loop ISDN Capable (Parity)

Date	Numerator	Denominator	CLEC Resu	Standard D	Qwest Num	Qwest Den	Qwest Resu	Mod Z Scr	Parity Scr
Jun-03	42	3182	1.32%	11.41%	146	10725	1.36%	-0.18	-1.11
Jul-03	24	3187	0.75%	8.65%	133	10577	1.26%	-2.24	-2.36
Aug-03	30	3155	0.95%	9.70%	177	10465	1.69%	-2.83	-2.72
Sep-03	30	3171	0.95%	9.68%	151	10405	1.45%	-2.08	-2.27
Oct-03	29	3138	0.92%	9.57%	180	10340	1.74%	-3.06	-2.86
Nov-03	30	3086	0.97%	9.81%	133	10226	1.30%	-1.41	-1.86
Dec-03	29	3050	0.95%	9.70%	119	10096	1.18%	-1.02	-1.62
Jan-04	36	3007	1.20%	10.88%	125	9958	1.26%	-0.25	-1.15
Feb-04	30	2929	1.02%	10.07%	133	9846	1.35%	-1.34	-1.82
Mar-04	32	2886	1.11%	10.47%	116	9816	1.18%	-0.32	-1.19
Apr-04	46	2817	1.63%	12.67%	148	9824	1.51%	0.49	-0.7
May-04	19	2795	0.68%	8.22%	116	9712	1.19%	-2.21	-2.34

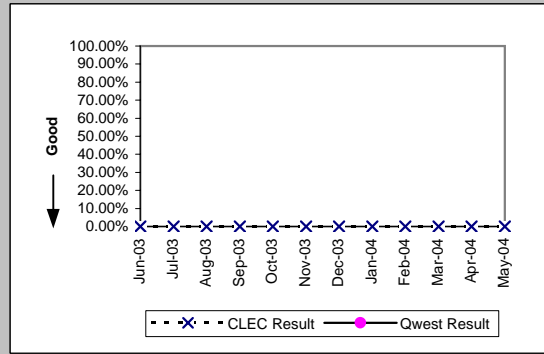


MR-8 - Trouble Rate (Percent)

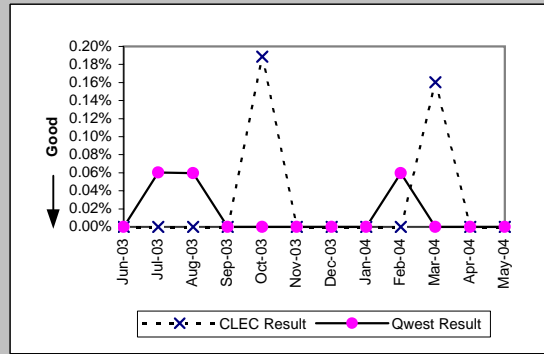
Unbundled Loop - ADSL Qualified (Parity)										
Date	Numerator	Denominator	CLEC Resu	Standard D	Qwest Num	Qwest Deno	Qwest Resu	Mod Z Scr	Parity Scr	
Jun-03	4	458	0.87%	9.30%	1785	93527	1.91%	-1.62	-1.98	
Jul-03	5	455	1.10%	10.43%	2036	93875	2.17%	-1.56	-1.95	
Aug-03	6	445	1.35%	11.53%	2019	96533	2.09%	-1.09	-1.66	
Sep-03	0	440	0.00%	0.00%	2347	99465	2.36%	-3.25	-2.98	
Oct-03	0	436	0.00%	0.00%	2920	105011	2.78%	-3.52	-3.14	
Nov-03	5	427	1.17%	10.76%	2027	108278	1.87%	-1.07	-1.65	
Dec-03	1	423	0.24%	4.86%	2063	111529	1.85%	-2.46	-2.49	
Jan-04	3	417	0.72%	8.45%	2592	114813	2.26%	-2.11	-2.28	
Feb-04	0	401	0.00%	0.00%	2756	130406	2.11%	-2.94	-2.79	
Mar-04	2	393	0.51%	7.12%	3529	135863	2.60%	-2.6	-2.58	
Apr-04	4	387	1.03%	10.11%	3299	142547	2.31%	-1.67	-2.02	
May-04	1	383	0.26%	5.10%	3001	147081	2.04%	-2.46	-2.5	



Dark Fiber - Loop (Diagnostic)										
Date	Numerator	Denominator	CLEC Resu	Standard D	Qwest Num	Qwest Deno	Qwest Resu	Mod Z Scr	Parity Scr	
Jun-03	0	26	0.00%	0.00%						
Jul-03	0	26	0.00%	0.00%						
Aug-03	0	26	0.00%	0.00%						
Sep-03	0	26	0.00%	0.00%						
Oct-03	0	23	0.00%	0.00%						
Nov-03	0	24	0.00%	0.00%						
Dec-03	0	22	0.00%	0.00%						
Jan-04	0	22	0.00%	0.00%						
Feb-04	0	22	0.00%	0.00%						
Mar-04	0	22	0.00%	0.00%						
Apr-04	0	23	0.00%	0.00%						
May-04	0	22	0.00%	0.00%						



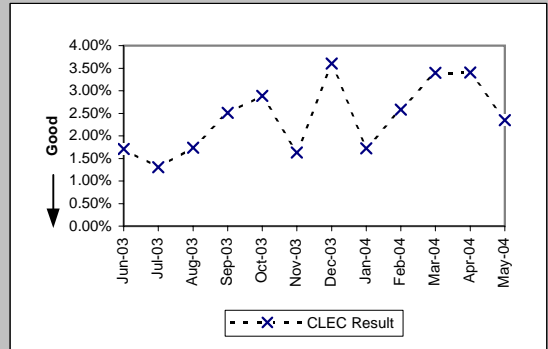
E911 (Parity)										
Date	Numerator	Denominator	CLEC Resu	Standard D	Qwest Num	Qwest Deno	Qwest Resu	Mod Z Scr	Parity Scr	
Jun-03	0	508	0.00%	0.00%	0	1631	0.00%	N/A	N/A	
Jul-03	0	512	0.00%	0.00%	1	1661	0.06%	-0.49	-1.3	
Aug-03	0	514	0.00%	0.00%	1	1675	0.06%	-0.48	-1.29	
Sep-03	0	516	0.00%	0.00%	0	1707	0.00%	N/A	N/A	
Oct-03	1	530	0.19%	4.34%	0	1702	0.00%	N/A	N/A	
Nov-03	0	530	0.00%	0.00%	0	1708	0.00%	N/A	N/A	
Dec-03	0	556	0.00%	0.00%	0	1855	0.00%	N/A	N/A	
Jan-04	0	584	0.00%	0.00%	0	1755	0.00%	N/A	N/A	
Feb-04	0	623	0.00%	0.00%	1	1675	0.06%	-0.52	-1.32	
Mar-04	1	624	0.16%	4.00%	0	1683	0.00%	N/A	N/A	
Apr-04	0	631	0.00%	0.00%	0	1678	0.00%	N/A	N/A	
May-04	0	615	0.00%	0.00%	0	1680	0.00%	N/A	N/A	



MR-8 - Trouble Rate (Percent)

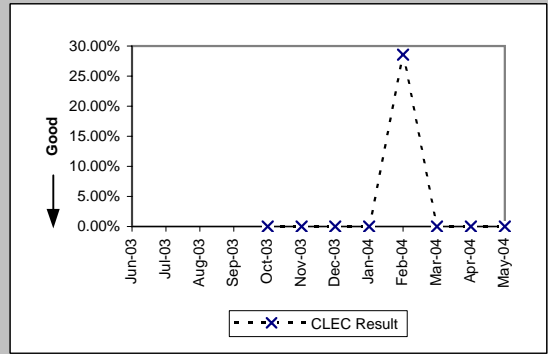
Enhanced Extended Loops (EELs) (Diagnostic)

Date	Numerator	Denominator	CLEC Result	Standard Dev
Jun-03	14	819	1.71%	12.96%
Jul-03	11	842	1.31%	11.35%
Aug-03	15	862	1.74%	13.08%
Sep-03	23	915	2.51%	15.65%
Oct-03	24	832	2.88%	16.74%
Nov-03	14	859	1.63%	12.66%
Dec-03	32	888	3.60%	18.64%
Jan-04	16	928	1.72%	13.02%
Feb-04	25	969	2.58%	15.85%
Mar-04	35	1031	3.39%	18.11%
Apr-04	37	1086	3.41%	18.14%
May-04	34	1450	2.34%	15.13%



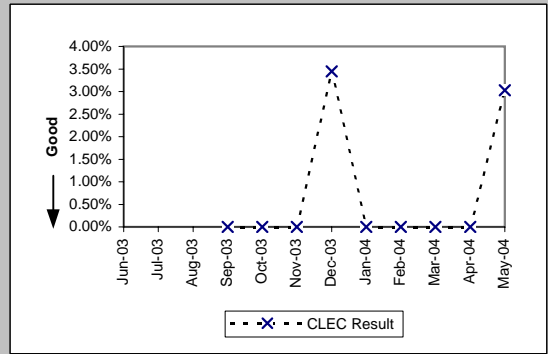
Enhanced Extended Loops - DS0 Capable (Diagnostic)

Date	Numerator	Denominator	CLEC Result	Standard Dev
Jun-03				
Jul-03				
Aug-03				
Sep-03				
Oct-03	0	2	0.00%	0.00%
Nov-03	0	2	0.00%	0.00%
Dec-03	0	2	0.00%	0.00%
Jan-04	0	2	0.00%	0.00%
Feb-04	2	7	28.57%	45.18%
Mar-04	0	7	0.00%	0.00%
Apr-04	0	7	0.00%	0.00%
May-04	0	7	0.00%	0.00%



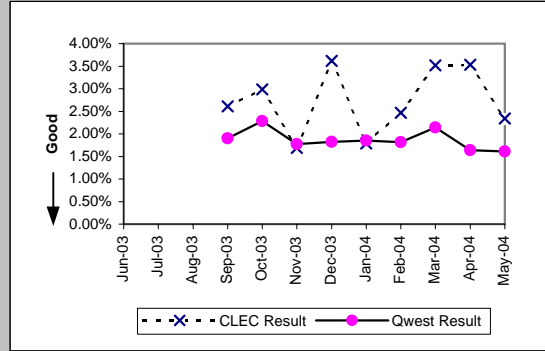
Enhanced Extended Loops - DS3 Capable (Diagnostic)

Date	Numerator	Denominator	CLEC Result	Standard Dev
Jun-03				
Jul-03				
Aug-03				
Sep-03	0	33	0.00%	0.00%
Oct-03	0	27	0.00%	0.00%
Nov-03	0	27	0.00%	0.00%
Dec-03	1	29	3.45%	18.25%
Jan-04	0	29	0.00%	0.00%
Feb-04	0	29	0.00%	0.00%
Mar-04	0	30	0.00%	0.00%
Apr-04	0	31	0.00%	0.00%
May-04	1	33	3.03%	17.14%



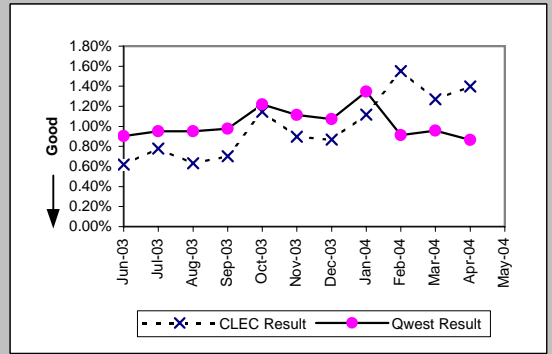
MR-8 - Trouble Rate (Percent)

Enhanced Extended Loops - DS1 Capable (Parity)									
Date	CLEC Num	CLEC Dend	CLEC Resu	CLEC Std	Qwest Num	Qwest Dend	Qwest Resu	Mod Z Scr	Parity Scr
Jun-03									
Jul-03									
Aug-03									
Sep-03	23	882	2.61%	15.94%	847	44486	1.90%	1.51	-0.08
Oct-03	24	803	2.99%	17.03%	384	16797	2.29%	1.3	-0.21
Nov-03	14	830	1.69%	12.88%	296	16663	1.78%	-0.19	-1.12
Dec-03	31	857	3.62%	18.67%	304	16650	1.83%	3.82	1.32
Jan-04	16	897	1.78%	13.24%	307	16560	1.85%	-0.15	-1.09
Feb-04	23	933	2.47%	15.51%	299	16477	1.81%	1.45	-0.12
Mar-04	35	994	3.52%	18.43%	349	16303	2.14%	2.92	0.77
Apr-04	37	1048	3.53%	18.46%	267	16326	1.64%	4.69	1.85
May-04	33	1410	2.34%	15.12%	261	16217	1.61%	2.09	0.27

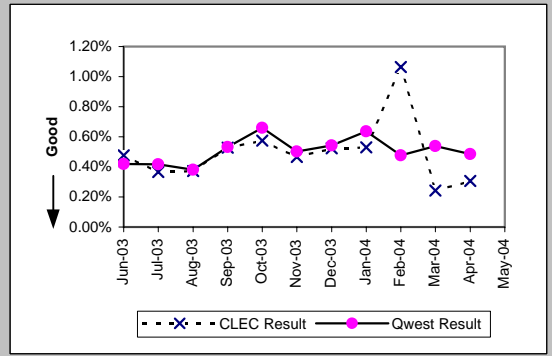


MR-8* - Trouble Rate (Percent)

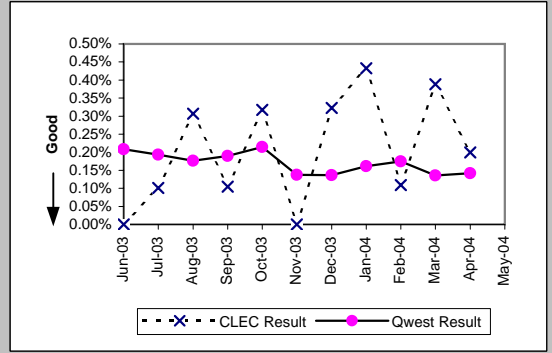
Residence (Parity)									
Date	CLEC Num	CLEC Denc	CLEC Resu	CLEC Std	Qwest Num	Qwest Denc	Qwest Resu	Mod Z Scr	Parity Scr
Jun-03	179	28924	0.62%	7.84%	14389	1593239	0.90%	-5.06	-4.08
Jul-03	266	34189	0.78%	8.79%	15036	1581481	0.95%	-3.26	-2.98
Aug-03	239	37768	0.63%	7.93%	15003	1575990	0.95%	-6.31	-4.84
Sep-03	291	41480	0.70%	8.35%	15351	1569834	0.98%	-5.65	-4.43
Oct-03	206	17963	1.15%	10.65%	19031	1561675	1.22%	-0.87	-1.53
Nov-03	150	16706	0.90%	9.43%	17302	1552081	1.11%	-2.66	-2.61
Dec-03	131	15068	0.87%	9.28%	16566	1546704	1.07%	-2.39	-2.45
Jan-04	121	10828	1.12%	10.51%	20794	1543683	1.35%	-2.06	-2.26
Feb-04	67	4316	1.55%	12.36%	14061	1540877	0.91%	4.41	1.68
Mar-04	49	3854	1.27%	11.20%	14701	1533992	0.96%	1.99	0.21
Apr-04	49	3506	1.40%	11.74%	13137	1521342	0.86%	3.41	1.08
May-04									



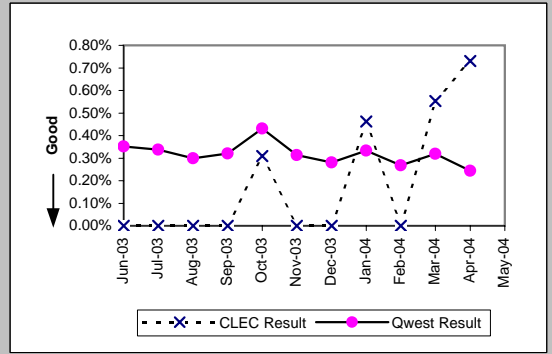
Business (Parity)									
Date	CLEC Num	CLEC Denc	CLEC Resu	CLEC Std	Qwest Num	Qwest Denc	Qwest Resu	Mod Z Scr	Parity Scr
Jun-03	91	19057	0.48%	6.89%	1740	414987	0.42%	1.22	-0.26
Jul-03	72	19712	0.37%	6.03%	1718	413025	0.42%	-1.08	-0.36
Aug-03	76	20390	0.37%	6.09%	1563	411071	0.38%	-0.17	-1.1
Sep-03	110	20875	0.53%	7.24%	1767	332837	0.53%	-0.08	-1.05
Oct-03	105	18284	0.57%	7.56%	2158	326878	0.66%	-1.4	-1.85
Nov-03	86	18426	0.47%	6.82%	1639	326187	0.50%	-0.67	-1.41
Dec-03	98	18739	0.52%	7.21%	1760	323771	0.54%	-0.37	-1.23
Jan-04	99	18667	0.53%	7.26%	2051	322144	0.64%	-1.78	-2.08
Feb-04	43	4044	1.06%	10.26%	1536	322022	0.48%	5.38	2.27
Mar-04	10	4138	0.24%	4.91%	1728	321614	0.54%	-2.58	-2.57
Apr-04	11	3592	0.31%	5.53%	1560	322080	0.48%	-1.53	-1.93
May-04									



Centrex (Parity)									
Date	CLEC Num	CLEC Denc	CLEC Resu	CLEC Std	Qwest Num	Qwest Denc	Qwest Resu	Mod Z Scr	Parity Scr
Jun-03	0	997	0.00%	0.00%	178	85299	0.21%	-1.44	-1.87
Jul-03	1	986	0.10%	3.18%	161	83309	0.19%	-0.65	-1.4
Aug-03	3	978	0.31%	5.53%	144	81484	0.18%	0.96	-0.41
Sep-03	1	952	0.11%	3.24%	156	82070	0.19%	-0.6	-1.36
Oct-03	3	946	0.32%	5.62%	175	81455	0.21%	0.68	-0.59
Nov-03	0	936	0.00%	0.00%	111	80548	0.14%	-1.13	-1.69
Dec-03	3	929	0.32%	5.67%	110	80362	0.14%	1.52	-0.07
Jan-04	4	925	0.43%	6.56%	129	80141	0.16%	2.05	0.24
Feb-04	1	917	0.11%	3.30%	141	80843	0.17%	-0.47	-1.29
Mar-04	4	1030	0.39%	6.22%	109	80366	0.14%	2.19	0.33
Apr-04	2	1003	0.20%	4.46%	113	79550	0.14%	0.48	-0.71
May-04									



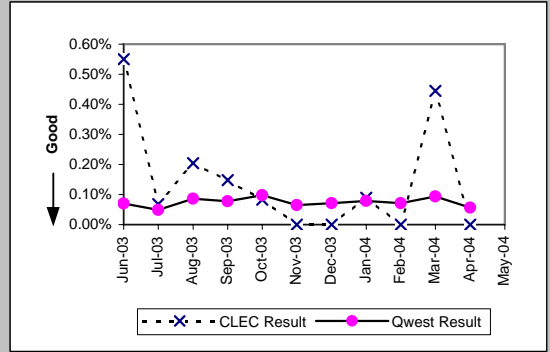
Centrex 21 (Parity)									
Date	CLEC Num	CLEC Denc	CLEC Resu	CLEC Std	Qwest Num	Qwest Denc	Qwest Resu	Mod Z Scr	Parity Scr
Jun-03	0	317	0.00%	0.00%	218	62037	0.35%	-1.05	-1.64
Jul-03	0	317	0.00%	0.00%	209	61885	0.34%	-1.03	-1.63
Aug-03	0	348	0.00%	0.00%	183	61271	0.30%	-1.02	-1.62
Sep-03	0	361	0.00%	0.00%	196	61074	0.32%	-1.07	-1.65
Oct-03	1	324	0.31%	5.55%	261	60584	0.43%	-0.33	-1.2
Nov-03	0	357	0.00%	0.00%	187	59656	0.31%	-1.06	-1.64
Dec-03	0	409	0.00%	0.00%	167	59419	0.28%	-1.07	-1.65
Jan-04	2	432	0.46%	6.79%	196	58828	0.33%	0.52	-0.68
Feb-04	0	137	0.00%	0.00%	154	57572	0.27%	-0.61	-1.37
Mar-04	1	181	0.55%	7.41%	182	56982	0.32%	0.58	-0.65
Apr-04	1	137	0.73%	8.51%	137	56160	0.24%	0.97	-0.41
May-04									



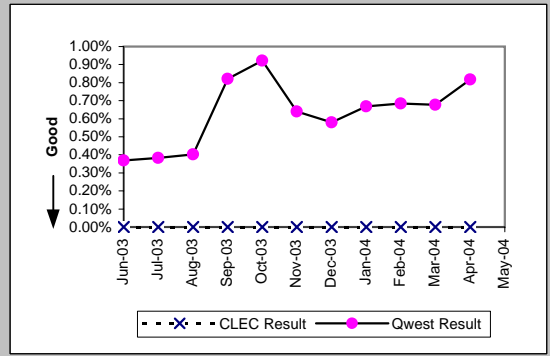
*Results exclude No Trouble Found and Test OK reports unless QWEST trouble is found on another report within 30 days of the original report. A 30-day window necessitates reporting a month behind

MR-8* - Trouble Rate (Percent)

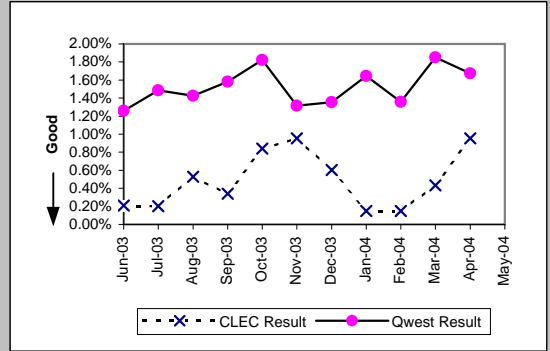
PBX (Parity)									
Date	CLEC Num	CLEC Denc	CLEC Resu	CLEC Std	Qwest Num	Qwest Denc	Qwest Resu	Mod Z Scr	Parity Scr
Jun-03	8	1454	0.55%	7.40%	61	87090	0.07%	6.86	3.17
Jul-03	1	1458	0.07%	2.62%	43	87018	0.05%	0.33	-0.8
Aug-03	3	1466	0.20%	4.52%	74	85314	0.09%	1.52	-0.08
Sep-03	2	1350	0.15%	3.85%	65	83236	0.08%	0.91	-0.44
Oct-03	1	1199	0.08%	2.89%	74	75431	0.10%	-0.16	-1.1
Nov-03	0	1186	0.00%	0.00%	49	75083	0.07%	-0.87	-1.53
Dec-03	0	1140	0.00%	0.00%	53	74555	0.07%	-0.89	-1.54
Jan-04	1	1122	0.09%	2.98%	58	74011	0.08%	0.13	-0.92
Feb-04	0	1084	0.00%	0.00%	52	72836	0.07%	-0.87	-1.53
Mar-04	5	1123	0.45%	6.66%	67	71791	0.09%	3.83	1.33
Apr-04	0	1102	0.00%	0.00%	40	70772	0.06%	-0.78	-1.48
May-04									



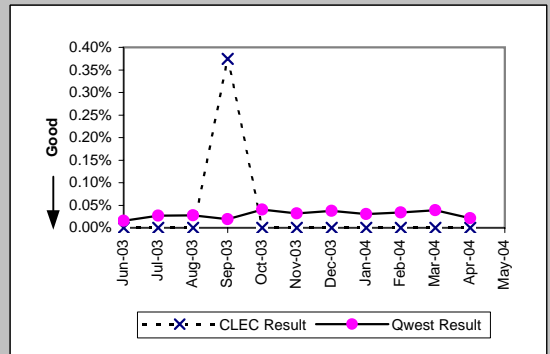
Basic Rate ISDN (Parity)									
Date	CLEC Num	CLEC Denc	CLEC Resu	CLEC Std	Qwest Num	Qwest Denc	Qwest Resu	Mod Z Scr	Parity Scr
Jun-03	0	34	0.00%	0.00%	75	20305	0.37%	-0.35	-1.22
Jul-03	0	32	0.00%	0.00%	77	20063	0.38%	-0.35	-1.21
Aug-03	0	35	0.00%	0.00%	80	19850	0.40%	-0.38	-1.23
Sep-03	0	18	0.00%	0.00%	86	10485	0.82%	-0.39	-1.23
Oct-03	0	18	0.00%	0.00%	96	10416	0.92%	-0.41	-1.25
Nov-03	0	19	0.00%	0.00%	66	10306	0.64%	-0.35	-1.21
Dec-03	0	19	0.00%	0.00%	59	10176	0.58%	-0.33	-1.2
Jan-04	0	19	0.00%	0.00%	67	10036	0.67%	-0.36	-1.22
Feb-04	0	19	0.00%	0.00%	68	9925	0.69%	-0.36	-1.22
Mar-04	0	19	0.00%	0.00%	67	9894	0.68%	-0.36	-1.22
Apr-04	0	19	0.00%	0.00%	81	9902	0.82%	-0.4	-1.24
May-04									



Qwest DSL (Parity)									
Date	CLEC Num	CLEC Denc	CLEC Resu	CLEC Std	Qwest Num	Qwest Denc	Qwest Resu	Mod Z Scr	Parity Scr
Jun-03	1	482	0.21%	4.55%	1179	93527	1.26%	-2.07	-2.26
Jul-03	1	493	0.20%	4.50%	1394	93875	1.49%	-2.35	-2.43
Aug-03	3	568	0.53%	7.25%	1376	96533	1.43%	-1.8	-2.09
Sep-03	2	590	0.34%	5.81%	1573	99465	1.58%	-2.41	-2.47
Oct-03	5	594	0.84%	9.14%	1913	105011	1.82%	-1.78	-2.08
Nov-03	6	630	0.95%	9.71%	1425	108278	1.32%	-0.8	-1.49
Dec-03	4	662	0.60%	7.75%	1511	111529	1.35%	-1.67	-2.01
Jan-04	1	673	0.15%	3.85%	1891	114813	1.65%	-3.05	-2.85
Feb-04	1	675	0.15%	3.85%	1769	130406	1.36%	-2.71	-2.65
Mar-04	3	696	0.43%	6.55%	2517	135863	1.85%	-2.77	-2.69
Apr-04	7	735	0.95%	9.71%	2384	142547	1.67%	-1.52	-1.92
May-04									



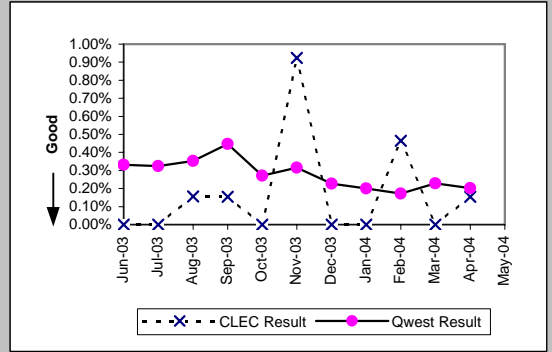
ISDN Primary (Parity)									
Date	CLEC Num	CLEC Denc	CLEC Resu	CLEC Std	Qwest Num	Qwest Denc	Qwest Resu	Mod Z Scr	Parity Scr
Jun-03	0	267	0.00%	0.00%	13	81929	0.02%	-0.21	-1.12
Jul-03	0	267	0.00%	0.00%	22	82221	0.03%	-0.27	-1.16
Aug-03	0	267	0.00%	0.00%	23	83273	0.03%	-0.27	-1.16
Sep-03	1	267	0.37%	6.11%	16	82679	0.02%	1.94	0.18
Oct-03	0	279	0.00%	0.00%	21	51679	0.04%	-0.34	-1.2
Nov-03	0	279	0.00%	0.00%	15	47376	0.03%	-0.3	-1.18
Dec-03	0	260	0.00%	0.00%	18	48105	0.04%	-0.31	-1.19
Jan-04	0	284	0.00%	0.00%	15	48769	0.03%	-0.29	-1.18
Feb-04	0	284	0.00%	0.00%	17	50197	0.03%	-0.31	-1.19
Mar-04	0	236	0.00%	0.00%	20	51255	0.04%	-0.3	-1.18
Apr-04	0	190	0.00%	0.00%	11	52070	0.02%	-0.2	-1.12
May-04									



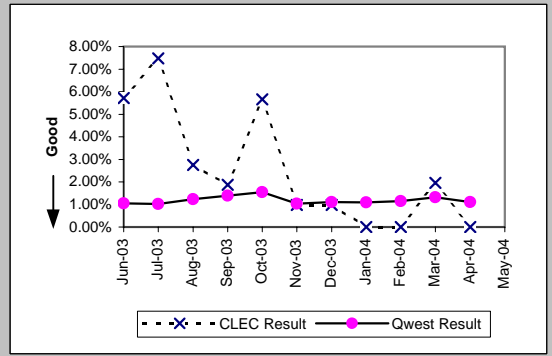
*Results exclude No Trouble Found and Test OK reports unless QWEST trouble is found on another report within 30 days of the original report. A 30-day window necessitates reporting a month behind

MR-8* - Trouble Rate (Percent)

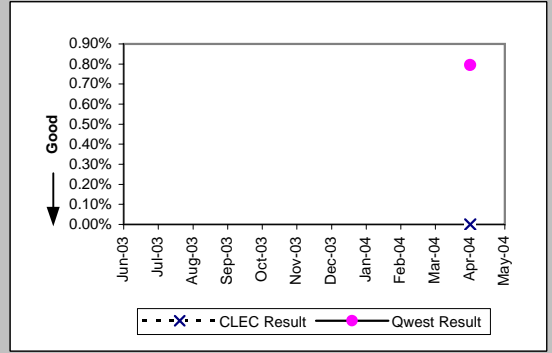
DS0 (Parity)									
Date	CLEC Num	CLEC Denc	CLEC Resu	CLEC Std E	Qwest Num	Qwest Denc	Qwest Resu	Mod Z Scr	Parity Scr
Jun-03	0	644	0.00%	0.00%	382	115354	0.33%	-1.46	-1.89
Jul-03	0	645	0.00%	0.00%	375	115510	0.32%	-1.45	-1.88
Aug-03	1	643	0.16%	3.94%	401	113437	0.35%	-0.84	-1.51
Sep-03	1	645	0.16%	3.93%	511	114433	0.45%	-1.11	-1.67
Oct-03	0	644	0.00%	0.00%	274	100909	0.27%	-1.32	-1.8
Nov-03	6	649	0.92%	9.57%	316	100292	0.32%	2.76	0.68
Dec-03	0	648	0.00%	0.00%	233	102591	0.23%	-1.21	-1.74
Jan-04	0	646	0.00%	0.00%	207	103236	0.20%	-1.14	-1.69
Feb-04	3	647	0.46%	6.79%	178	103412	0.17%	1.78	0.08
Mar-04	0	648	0.00%	0.00%	231	100833	0.23%	-1.22	-1.74
Apr-04	1	648	0.15%	3.93%	204	100690	0.20%	-0.27	-1.17
May-04									



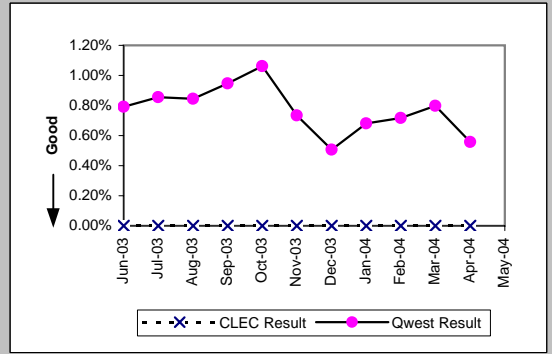
DS1 (Parity)									
Date	CLEC Num	CLEC Denc	CLEC Resu	CLEC Std E	Qwest Num	Qwest Denc	Qwest Resu	Mod Z Scr	Parity Scr
Jun-03	6	105	5.71%	23.21%	466	44632	1.04%	3.31	1.01
Jul-03	8	107	7.48%	26.30%	455	44594	1.02%	4.32	1.62
Aug-03	3	109	2.75%	16.36%	546	44119	1.24%	1.29	-0.22
Sep-03	2	107	1.87%	13.54%	621	44486	1.40%	0.48	-0.71
Oct-03	6	106	5.66%	23.11%	259	16797	1.54%	2.69	0.63
Nov-03	1	102	0.98%	9.85%	172	16663	1.03%	-0.05	-1.03
Dec-03	1	102	0.98%	9.85%	184	16650	1.11%	-0.12	-1.07
Jan-04	0	102	0.00%	0.00%	181	16560	1.09%	-1.06	-1.64
Feb-04	0	103	0.00%	0.00%	189	16477	1.15%	-1.09	-1.66
Mar-04	2	102	1.96%	13.86%	214	16303	1.31%	0.61	-0.63
Apr-04	0	118	0.00%	0.00%	180	16326	1.10%	-1.14	-1.69
May-04									



DS3 (Parity)									
Date	CLEC Num	CLEC Denc	CLEC Resu	CLEC Std E	Qwest Num	Qwest Denc	Qwest Resu	Mod Z Scr	Parity Scr
Jun-03									
Jul-03									
Aug-03									
Sep-03									
Oct-03									
Nov-03									
Dec-03									
Jan-04									
Feb-04									
Mar-04									
Apr-04	0	1	0.00%	0.00%	9	1133	0.79%	-0.09	-1.05
May-04									



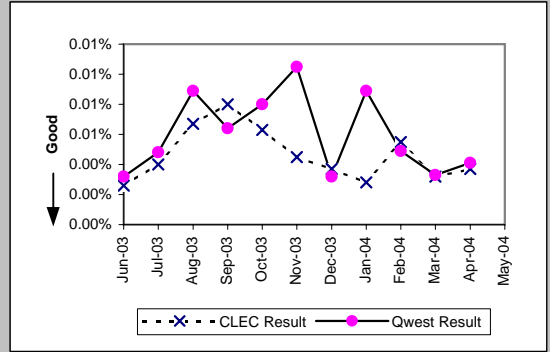
Frame Relay (Parity)									
Date	CLEC Num	CLEC Denc	CLEC Resu	CLEC Std E	Qwest Num	Qwest Denc	Qwest Resu	Mod Z Scr	Parity Scr
Jun-03	0	4	0.00%	0.00%	94	11868	0.79%	-0.18	-1.11
Jul-03	0	3	0.00%	0.00%	100	11705	0.85%	-0.16	-1.1
Aug-03	0	3	0.00%	0.00%	97	11490	0.84%	-0.16	-1.1
Sep-03	0	3	0.00%	0.00%	108	11415	0.95%	-0.17	-1.1
Oct-03	0	4	0.00%	0.00%	99	9333	1.06%	-0.21	-1.13
Nov-03	0	5	0.00%	0.00%	68	9265	0.73%	-0.19	-1.12
Dec-03	0	5	0.00%	0.00%	46	9077	0.51%	-0.16	-1.1
Jan-04	0	5	0.00%	0.00%	60	8820	0.68%	-0.19	-1.11
Feb-04	0	10	0.00%	0.00%	62	8654	0.72%	-0.27	-1.16
Mar-04	0	12	0.00%	0.00%	68	8531	0.80%	-0.31	-1.19
Apr-04	0	12	0.00%	0.00%	47	8442	0.56%	-0.26	-1.16
May-04									



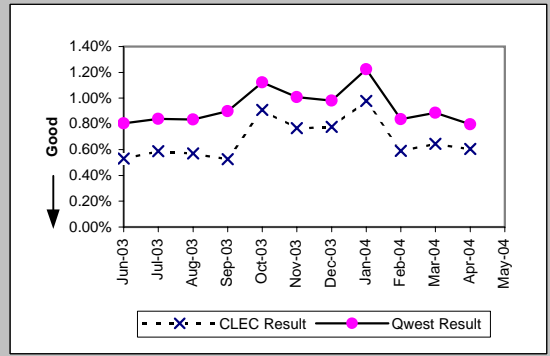
*Results exclude No Trouble Found and Test OK reports unless QWEST trouble is found on another report within 30 days of the original report. A 30-day window necessitates reporting a month behind

MR-8* - Trouble Rate (Percent)

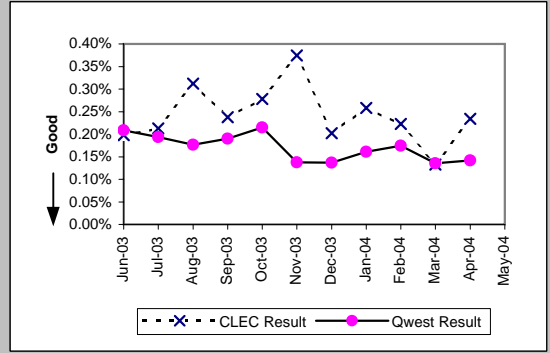
LIS Trunk (Parity)									
Date	CLEC Num	CLEC Denc	CLEC Resu	CLEC Std I	Qwest Num	Qwest Denc	Qwest Resu	Mod Z Scr	Parity Scr
Jun-03	6	227699	0.00%	0.51%	4	125359	0.00%	-0.28	-1.17
Jul-03	9	225195	0.00%	0.63%	6	126175	0.00%	-0.31	-1.19
Aug-03	15	224163	0.01%	0.82%	11	123649	0.01%	-0.66	-1.4
Sep-03	18	224787	0.01%	0.89%	8	124837	0.01%	0.57	-0.66
Oct-03	14	223971	0.01%	0.79%	10	125725	0.01%	-0.54	-1.33
Nov-03	10	222219	0.00%	0.67%	13	123317	0.01%	-1.66	-2.01
Dec-03	8	217563	0.00%	0.61%	4	123549	0.00%	0.22	-0.87
Jan-04	6	216530	0.00%	0.53%	11	123933	0.01%	-1.82	-2.11
Feb-04	12	217467	0.01%	0.74%	6	121325	0.00%	0.23	-0.86
Mar-04	7	217755	0.00%	0.57%	4	121613	0.00%	-0.04	-1.02
Apr-04	8	216363	0.00%	0.61%	5	121037	0.00%	-0.19	-1.11
May-04									



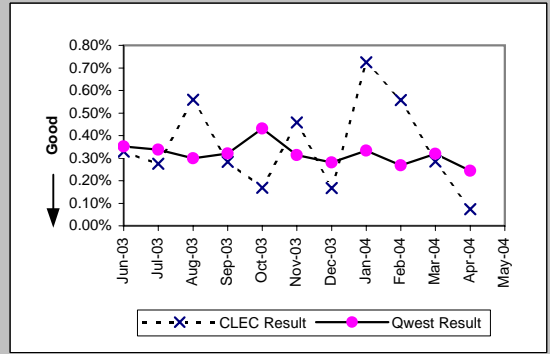
UNE - P (POTS) (Parity)									
Date	CLEC Num	CLEC Denc	CLEC Resu	CLEC Std I	Qwest Num	Qwest Denc	Qwest Resu	Mod Z Scr	Parity Scr
Jun-03	146	27512	0.53%	7.27%	16129	2008226	0.80%	-5.03	-4.06
Jul-03	161	27364	0.59%	7.65%	16754	1994506	0.84%	-4.53	-3.75
Aug-03	152	26611	0.57%	7.54%	16566	1987061	0.83%	-4.68	-3.84
Sep-03	142	26967	0.53%	7.24%	17118	1902671	0.90%	-6.44	-4.92
Oct-03	529	58247	0.91%	9.49%	21189	1888553	1.12%	-4.82	-3.93
Nov-03	500	65143	0.77%	8.73%	18941	1878268	1.01%	-6.05	-4.68
Dec-03	556	71556	0.78%	8.78%	18326	1870475	0.98%	-5.4	-4.29
Jan-04	750	76770	0.98%	9.84%	22845	1865827	1.22%	-6.11	-4.71
Feb-04	602	102043	0.59%	7.66%	15597	1862899	0.84%	-8.44	-6.13
Mar-04	699	108396	0.64%	8.00%	16429	1855606	0.89%	-8.22	-6
Apr-04	715	117809	0.61%	7.77%	14697	1843422	0.80%	-7.12	-5.33
May-04									



UNE P (Centrex) (Parity)									
Date	CLEC Num	CLEC Denc	CLEC Resu	CLEC Std I	Qwest Num	Qwest Denc	Qwest Resu	Mod Z Scr	Parity Scr
Jun-03	17	8604	0.20%	4.44%	178	85299	0.21%	-0.21	-1.13
Jul-03	18	8461	0.21%	4.61%	161	83309	0.19%	0.39	-0.76
Aug-03	26	8337	0.31%	5.58%	144	81484	0.18%	2.8	0.7
Sep-03	20	8413	0.24%	4.87%	156	82070	0.19%	0.96	-0.42
Oct-03	23	8271	0.28%	5.27%	175	81455	0.21%	1.18	-0.28
Nov-03	30	8017	0.37%	6.11%	111	80548	0.14%	5.44	2.31
Dec-03	16	7905	0.20%	4.49%	110	80362	0.14%	1.5	-0.09
Jan-04	20	7754	0.26%	5.07%	129	80141	0.16%	2.03	0.24
Feb-04	17	7643	0.22%	4.71%	141	80843	0.17%	0.96	-0.42
Mar-04	10	7533	0.13%	3.64%	109	80366	0.14%	-0.06	-1.04
Apr-04	17	7265	0.23%	4.83%	113	79550	0.14%	1.99	0.21
May-04									



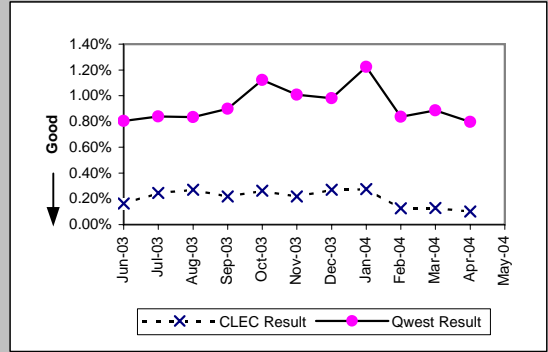
UNE P (Centrex 21) (Parity)									
Date	CLEC Num	CLEC Denc	CLEC Resu	CLEC Std I	Qwest Num	Qwest Denc	Qwest Resu	Mod Z Scr	Parity Scr
Jun-03	6	1820	0.33%	5.73%	218	62037	0.35%	-0.15	-1.09
Jul-03	5	1815	0.28%	5.24%	209	61885	0.34%	-0.45	-1.27
Aug-03	10	1791	0.56%	7.45%	183	61271	0.30%	1.99	0.21
Sep-03	5	1765	0.28%	5.31%	196	61074	0.32%	-0.28	-1.17
Oct-03	3	1779	0.17%	4.10%	261	60584	0.43%	-1.66	-2.01
Nov-03	8	1746	0.46%	6.75%	187	59656	0.31%	1.07	-0.35
Dec-03	3	1791	0.17%	4.09%	167	59419	0.28%	-0.89	-1.54
Jan-04	13	1793	0.73%	8.48%	196	58828	0.33%	2.84	0.72
Feb-04	8	1436	0.56%	7.44%	154	57572	0.27%	2.1	0.28
Mar-04	4	1404	0.28%	5.33%	182	56982	0.32%	-0.23	-1.14
Apr-04	1	1361	0.07%	2.71%	137	56160	0.24%	-1.26	-1.77
May-04									



*Results exclude No Trouble Found and Test OK reports unless QWEST trouble is found on another report within 30 days of the original report. A 30-day window necessitates reporting a month behind

MR-8* - Trouble Rate (Percent)

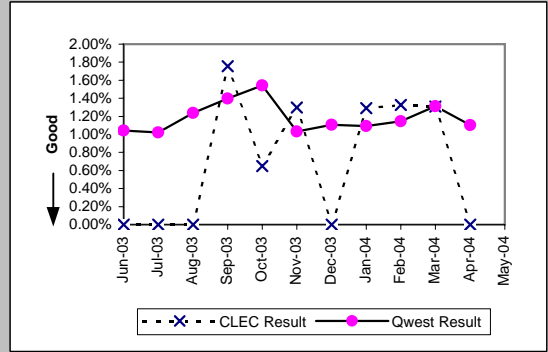
Line Sharing (Parity)									
Date	CLEC Num	CLEC Dens	CLEC Resu	CLEC Std	Qwest Num	Qwest Dens	Qwest Resu	Mod Z Scr	Parity Scr
Jun-03	15	9147	0.16%	4.05%	16129	2008226	0.80%	-6.83	-5.15
Jul-03	24	9720	0.25%	4.96%	16754	1994506	0.84%	-6.39	-4.89
Aug-03	27	10023	0.27%	5.18%	16566	1987061	0.83%	-6.2	-4.77
Sep-03	22	10026	0.22%	4.68%	17118	1902671	0.90%	-7.19	-5.37
Oct-03	27	10309	0.26%	5.11%	21189	1888553	1.12%	-8.27	-6.03
Nov-03	23	10518	0.22%	4.67%	18941	1878268	1.01%	-8.08	-5.91
Dec-03	29	10699	0.27%	5.20%	18326	1870475	0.98%	-7.42	-5.51
Jan-04	30	10845	0.28%	5.25%	22845	1865827	1.22%	-8.95	-6.44
Feb-04	14	10953	0.13%	3.57%	15597	1862899	0.84%	-8.12	-5.94
Mar-04	14	10881	0.13%	3.58%	16429	1855606	0.89%	-8.4	-6.11
Apr-04	11	10852	0.10%	3.18%	14697	1843422	0.80%	-8.13	-5.94
May-04									



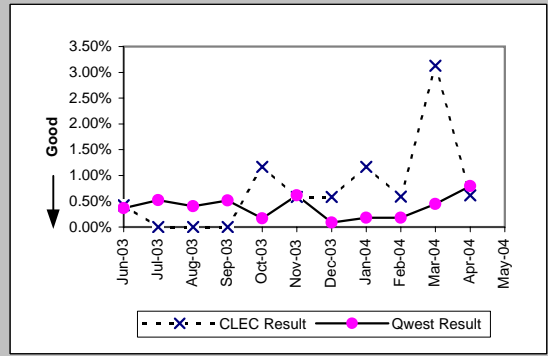
*Results exclude No Trouble Found and Test OK reports unless QWEST trouble is found on another report within 30 days of the original report. A 30-day window necessitates reporting a month behind

MR-8* - Trouble Rate (Percent)

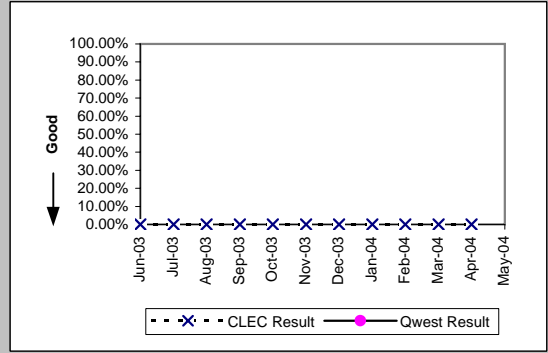
UDIT DS1 (Parity)									
Date	Numerator	Denominator	CLEC Resu	Standard D	Qwest Num	Qwest Deno	Qwest Resu	Mod Z Scr	Parity Scr
Jun-03	0	171	0.00%	0.00%	466	44632	1.04%	-1.34	-1.82
Jul-03	0	168	0.00%	0.00%	455	44594	1.02%	-1.31	-1.8
Aug-03	0	169	0.00%	0.00%	546	44119	1.24%	-1.45	-1.88
Sep-03	3	171	1.75%	13.13%	621	44486	1.40%	0.46	-0.72
Oct-03	1	154	0.65%	8.03%	259	16797	1.54%	-0.89	-1.54
Nov-03	2	154	1.30%	11.32%	172	16663	1.03%	0.4	-0.76
Dec-03	0	155	0.00%	0.00%	184	16650	1.11%	-1.31	-1.8
Jan-04	2	155	1.29%	11.29%	181	16560	1.09%	0.31	-0.81
Feb-04	2	151	1.32%	11.43%	189	16477	1.15%	0.28	-0.83
Mar-04	2	153	1.31%	11.36%	214	16303	1.31%	-0.01	-1
Apr-04	0	155	0.00%	0.00%	180	16326	1.10%	-1.31	-1.8
May-04									



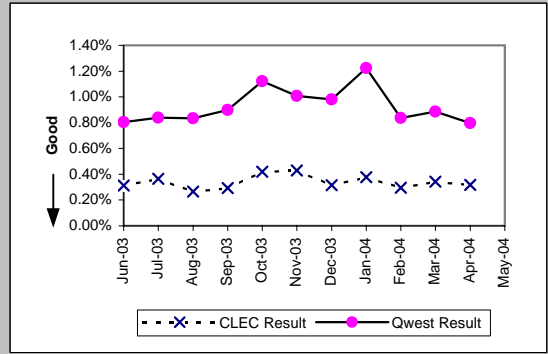
UDIT Above DS1 Level (Parity)									
Date	Numerator	Denominator	CLEC Resu	Standard D	Qwest Num	Qwest Deno	Qwest Resu	Mod Z Scr	Parity Scr
Jun-03	1	238	0.42%	6.47%	12	3255	0.37%	0.18	-0.89
Jul-03	0	241	0.00%	0.00%	17	3254	0.52%	-1.09	-1.66
Aug-03	0	160	0.00%	0.00%	13	3205	0.41%	-0.79	-1.48
Sep-03	0	162	0.00%	0.00%	22	4297	0.51%	-0.9	-1.54
Oct-03	2	171	1.17%	10.75%	2	1179	0.17%	1.76	0.07
Nov-03	1	171	0.58%	7.62%	7	1137	0.62%	-0.05	-1.03
Dec-03	1	171	0.58%	7.62%	1	1131	0.09%	1.14	-0.3
Jan-04	2	171	1.17%	10.75%	2	1125	0.18%	1.72	0.04
Feb-04	1	170	0.59%	7.65%	2	1118	0.18%	0.85	-0.48
Mar-04	5	160	3.13%	17.40%	5	1119	0.45%	2.82	0.71
Apr-04	1	162	0.62%	7.83%	9	1133	0.79%	-0.24	-1.14
May-04									



Dark Fiber - IOF (Diagnostic)									
Date	Numerator	Denominator	CLEC Resu	Standard D	Qwest Num	Qwest Deno	Qwest Resu	Mod Z Scr	Parity Scr
Jun-03	0	27	0.00%	0.00%					
Jul-03	0	29	0.00%	0.00%					
Aug-03	0	29	0.00%	0.00%					
Sep-03	0	29	0.00%	0.00%					
Oct-03	0	27	0.00%	0.00%					
Nov-03	0	28	0.00%	0.00%					
Dec-03	0	34	0.00%	0.00%					
Jan-04	0	35	0.00%	0.00%					
Feb-04	0	36	0.00%	0.00%					
Mar-04	0	38	0.00%	0.00%					
Apr-04	0	38	0.00%	0.00%					
May-04									



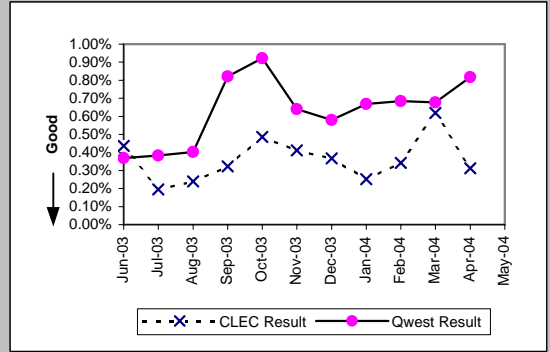
Unbundled Loop Analog (Parity)									
Date	Numerator	Denominator	CLEC Resu	Standard D	Qwest Num	Qwest Deno	Qwest Resu	Mod Z Scr	Parity Scr
Jun-03	164	52595	0.31%	5.58%	16129	2008226	0.80%	-12.46	-8.58
Jul-03	194	53047	0.37%	6.04%	16754	1994506	0.84%	-11.81	-8.18
Aug-03	142	53606	0.26%	5.14%	16566	1987061	0.83%	-14.29	-9.69
Sep-03	158	54074	0.29%	5.40%	17118	1902671	0.90%	-14.75	-9.97
Oct-03	229	54592	0.42%	6.46%	21189	1888553	1.12%	-15.36	-10.34
Nov-03	236	54860	0.43%	6.54%	18941	1878268	1.01%	-13.36	-9.12
Dec-03	174	55243	0.32%	5.60%	18326	1870475	0.98%	-15.63	-10.5
Jan-04	209	55313	0.38%	6.14%	22845	1865827	1.22%	-17.84	-11.85
Feb-04	164	55517	0.30%	5.43%	15597	1862899	0.84%	-13.81	-9.39
Mar-04	190	55409	0.34%	5.85%	16429	1855606	0.89%	-13.43	-9.17
Apr-04	176	55378	0.32%	5.63%	14697	1843422	0.80%	-12.5	-8.6
May-04									



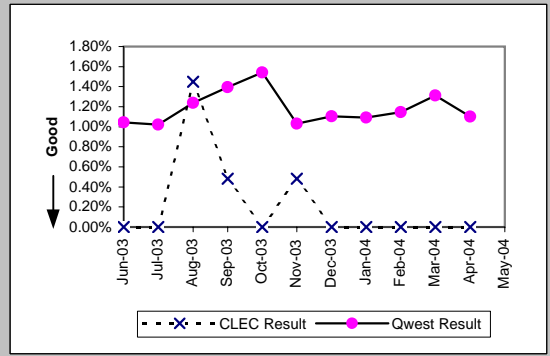
*Results exclude No Trouble Found and Test OK reports unless QWEST trouble is found on another report within 30 days of the original report. A 30-day window necessitates reporting a month behind

MR-8* - Trouble Rate (Percent)

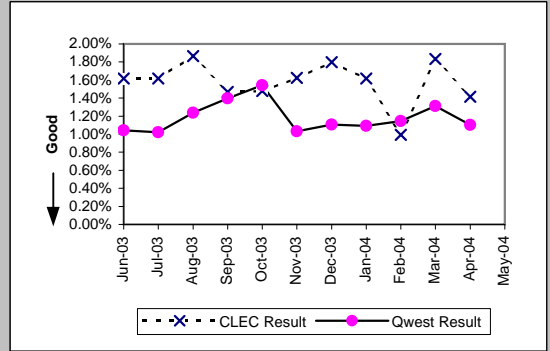
Unbundled Loop - 2 Wire Non-Loaded (Parity)									
Date	Numerator	Denominator	CLEC Resu	Standard D	Qwest Num	Qwest Deno	Qwest Resu	Mod Z Scr	Parity Scr
Jun-03	29	6641	0.44%	6.59%	75	20305	0.37%	0.78	-0.52
Jul-03	13	6649	0.20%	4.42%	77	20063	0.38%	-2.15	-2.31
Aug-03	16	6707	0.24%	4.88%	80	19850	0.40%	-1.84	-2.12
Sep-03	22	6807	0.32%	5.68%	86	10485	0.82%	-3.54	-3.15
Oct-03	33	6794	0.49%	6.95%	96	10416	0.92%	-2.93	-2.78
Nov-03	28	6812	0.41%	6.40%	66	10306	0.64%	-1.84	-2.12
Dec-03	25	6804	0.37%	6.05%	59	10176	0.58%	-1.79	-2.09
Jan-04	17	6761	0.25%	5.01%	67	10036	0.67%	-3.25	-2.97
Feb-04	23	6729	0.34%	5.84%	68	9925	0.69%	-2.64	-2.6
Mar-04	42	6783	0.62%	7.84%	67	9894	0.68%	-0.45	-1.27
Apr-04	21	6734	0.31%	5.58%	81	9902	0.82%	-3.56	-3.16
May-04									



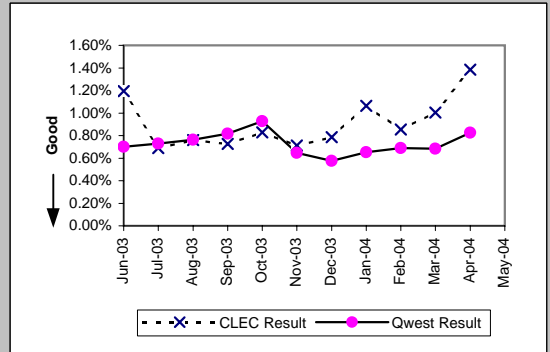
Unbundled Loop - 4 Wire Non-Loaded (Parity)									
Date	Numerator	Denominator	CLEC Resu	Standard D	Qwest Num	Qwest Deno	Qwest Resu	Mod Z Scr	Parity Scr
Jun-03	0	218	0.00%	0.00%	466	44632	1.04%	-1.51	-1.92
Jul-03	0	210	0.00%	0.00%	455	44594	1.02%	-1.47	-1.89
Aug-03	3	207	1.45%	11.95%	546	44119	1.24%	0.34	-0.79
Sep-03	1	207	0.48%	6.93%	621	44486	1.40%	-1.12	-1.68
Oct-03	0	208	0.00%	0.00%	259	16797	1.54%	-1.79	-2.09
Nov-03	1	207	0.48%	6.93%	172	16663	1.03%	-0.78	-1.47
Dec-03	0	207	0.00%	0.00%	184	16650	1.11%	-1.51	-1.92
Jan-04	0	206	0.00%	0.00%	181	16560	1.09%	-1.5	-1.91
Feb-04	0	206	0.00%	0.00%	189	16477	1.15%	-1.54	-1.93
Mar-04	0	206	0.00%	0.00%	214	16303	1.31%	-1.64	-2
Apr-04	0	206	0.00%	0.00%	180	16326	1.10%	-1.51	-1.92
May-04									



Unbundled Loop - DS1 Capable (Parity)									
Date	Numerator	Denominator	CLEC Resu	Standard D	Qwest Num	Qwest Deno	Qwest Resu	Mod Z Scr	Parity Scr
Jun-03	68	4207	1.62%	12.61%	466	44632	1.04%	3.49	1.12
Jul-03	69	4265	1.62%	12.62%	455	44594	1.02%	3.71	1.26
Aug-03	81	4344	1.86%	13.53%	546	44119	1.24%	3.57	1.17
Sep-03	65	4431	1.47%	12.02%	621	44486	1.40%	0.38	-0.77
Oct-03	68	4595	1.48%	12.07%	259	16797	1.54%	-0.3	-1.18
Nov-03	76	4684	1.62%	12.63%	172	16663	1.03%	3.53	1.15
Dec-03	86	4781	1.80%	13.29%	184	16650	1.11%	4.04	1.46
Jan-04	79	4882	1.62%	12.62%	181	16560	1.09%	3.1	0.89
Feb-04	49	4939	0.99%	9.91%	189	16477	1.15%	-0.9	-1.55
Mar-04	92	5023	1.83%	13.41%	214	16303	1.31%	2.83	0.72
Apr-04	72	5094	1.41%	11.80%	180	16326	1.10%	1.86	0.13
May-04									



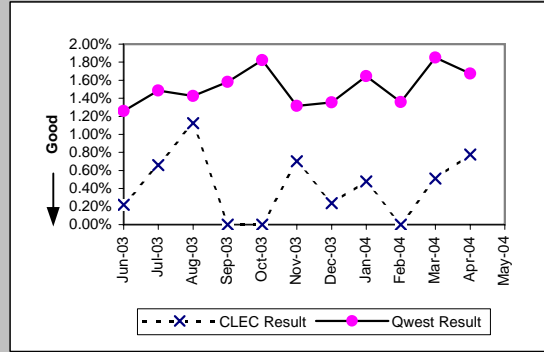
Unbundled Loop ISDN Capable (Parity)									
Date	Numerator	Denominator	CLEC Resu	Standard D	Qwest Num	Qwest Deno	Qwest Resu	Mod Z Scr	Parity Scr
Jun-03	38	3182	1.19%	10.86%	75	10725	0.70%	2.94	0.79
Jul-03	22	3187	0.69%	8.28%	77	10577	0.73%	-0.22	-1.13
Aug-03	24	3155	0.76%	8.69%	80	10465	0.76%	-0.02	-1.01
Sep-03	23	3171	0.73%	8.49%	85	10405	0.82%	-0.5	-1.3
Oct-03	26	3138	0.83%	9.06%	96	10340	0.93%	-0.51	-1.31
Nov-03	22	3086	0.71%	8.41%	66	10226	0.65%	0.41	-0.75
Dec-03	24	3050	0.79%	8.84%	58	10096	0.57%	1.36	-0.17
Jan-04	32	3007	1.06%	10.26%	65	9958	0.65%	2.46	0.49
Feb-04	25	2929	0.85%	9.20%	68	9846	0.69%	0.93	-0.43
Mar-04	29	2886	1.00%	9.97%	67	9816	0.68%	1.85	0.12
Apr-04	39	2817	1.38%	11.68%	81	9824	0.82%	2.9	0.76
May-04									



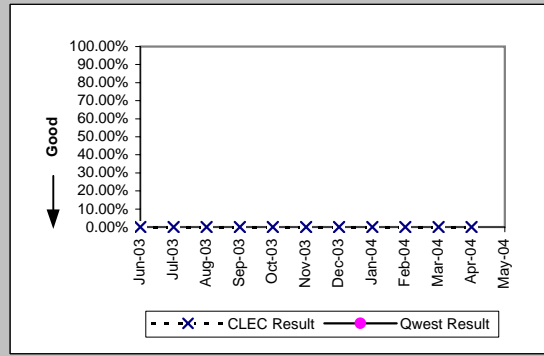
*Results exclude No Trouble Found and Test OK reports unless QWEST trouble is found on another report within 30 days of the original report. A 30-day window necessitates reporting a month behind

MR-8* - Trouble Rate (Percent)

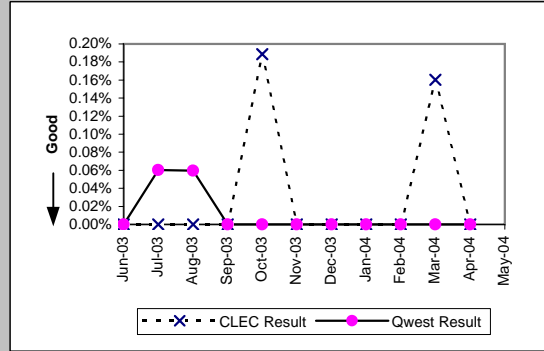
Unbundled Loop - ADSL Qualified (Parity)									
Date	Numerator	Denominator	CLEC Resu	Standard D	Qwest Num	Qwest Deno	Qwest Resu	Mod Z Scr	Parity Scr
Jun-03	1	458	0.22%	4.67%	1179	93527	1.26%	-1.99	-2.21
Jul-03	3	455	0.66%	8.09%	1394	93875	1.49%	-1.45	-1.88
Aug-03	5	445	1.12%	10.54%	1376	96533	1.43%	-0.54	-1.33
Sep-03	0	440	0.00%	0.00%	1573	99465	1.58%	-2.65	-2.61
Oct-03	0	436	0.00%	0.00%	1913	105011	1.82%	-2.84	-2.73
Nov-03	3	427	0.70%	8.35%	1425	108278	1.32%	-1.11	-1.67
Dec-03	1	423	0.24%	4.86%	1511	111529	1.35%	-1.99	-2.21
Jan-04	2	417	0.48%	6.91%	1891	114813	1.65%	-1.87	-2.14
Feb-04	0	401	0.00%	0.00%	1769	130406	1.36%	-2.34	-2.43
Mar-04	2	393	0.51%	7.12%	2517	135863	1.85%	-1.97	-2.2
Apr-04	3	387	0.78%	8.77%	2384	142547	1.67%	-1.37	-1.84
May-04									



Dark Fiber - Loop (Diagnostic)									
Date	Numerator	Denominator	CLEC Resu	Standard D	Qwest Num	Qwest Deno	Qwest Resu	Mod Z Scr	Parity Scr
Jun-03	0	26	0.00%	0.00%					
Jul-03	0	26	0.00%	0.00%					
Aug-03	0	26	0.00%	0.00%					
Sep-03	0	26	0.00%	0.00%					
Oct-03	0	23	0.00%	0.00%					
Nov-03	0	24	0.00%	0.00%					
Dec-03	0	22	0.00%	0.00%					
Jan-04	0	22	0.00%	0.00%					
Feb-04	0	22	0.00%	0.00%					
Mar-04	0	22	0.00%	0.00%					
Apr-04	0	23	0.00%	0.00%					
May-04									



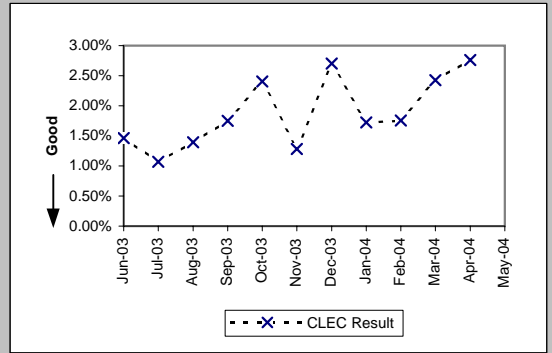
E911 (Parity)									
Date	Numerator	Denominator	CLEC Resu	Standard D	Qwest Num	Qwest Deno	Qwest Resu	Mod Z Scr	Parity Scr
Jun-03	0	508	0.00%	0.00%	0	1631	0.00%	N/A	N/A
Jul-03	0	512	0.00%	0.00%	1	1661	0.06%	-0.49	-1.3
Aug-03	0	514	0.00%	0.00%	1	1675	0.06%	-0.48	-1.29
Sep-03	0	516	0.00%	0.00%	0	1707	0.00%	N/A	N/A
Oct-03	1	530	0.19%	4.34%	0	1702	0.00%	N/A	N/A
Nov-03	0	530	0.00%	0.00%	0	1708	0.00%	N/A	N/A
Dec-03	0	556	0.00%	0.00%	0	1855	0.00%	N/A	N/A
Jan-04	0	584	0.00%	0.00%	0	1755	0.00%	N/A	N/A
Feb-04	0	623	0.00%	0.00%	0	1675	0.00%	N/A	N/A
Mar-04	1	624	0.16%	4.00%	0	1683	0.00%	N/A	N/A
Apr-04	0	631	0.00%	0.00%	0	1678	0.00%	N/A	N/A
May-04									



*Results exclude No Trouble Found and Test OK reports unless QWEST trouble is found on another report within 30 days of the original report. A 30-day window necessitates reporting a month behind

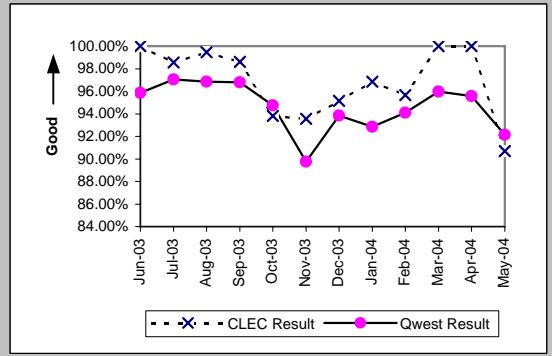
MR-8* - Trouble Rate (Percent)

Enhanced Extended Loops (EELs) (Diagnostic)					
Date	Numerator	Denominator	CLEC Result	Standard Dev	
Jun-03	12	819	1.47%	12.02%	
Jul-03	9	842	1.07%	10.28%	
Aug-03	12	862	1.39%	11.72%	
Sep-03	16	915	1.75%	13.11%	
Oct-03	20	832	2.40%	15.32%	
Nov-03	11	859	1.28%	11.24%	
Dec-03	24	888	2.70%	16.22%	
Jan-04	16	928	1.72%	13.02%	
Feb-04	17	969	1.75%	13.13%	
Mar-04	25	1031	2.42%	15.38%	
Apr-04	30	1086	2.76%	16.39%	
May-04					

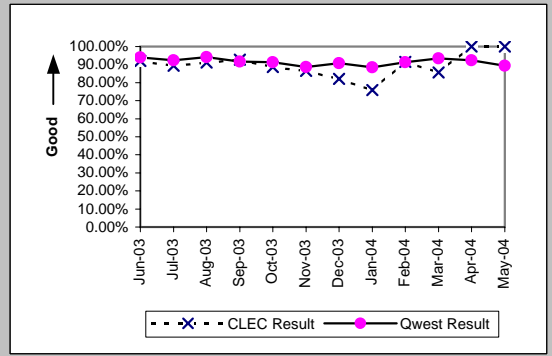


MR-9A - Repair Appointments Met (Percent) - Dispatches within MSAs

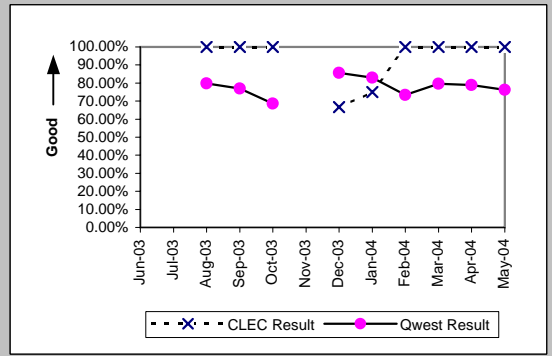
Residence (Parity)									
Date	CLEC Num	CLEC Denc	CLEC Resu	CLEC Std	Qwest Num	Qwest Denc	Qwest Resu	Mod Z Scr	Parity Scr
Jun-03	145	145	100.00%	0.00%	10905	11375	95.87%	-2.48	-2.51
Jul-03	205	208	98.56%	11.92%	11227	11569	97.04%	-1.28	-1.78
Aug-03	188	189	99.47%	7.25%	11356	11726	96.84%	-2.05	-2.25
Sep-03	213	216	98.61%	11.70%	11644	12031	96.78%	-1.51	-1.92
Oct-03	152	162	93.83%	24.07%	14729	15546	94.74%	0.55	-0.67
Nov-03	116	124	93.55%	24.57%	12883	14355	89.75%	-1.39	-1.84
Dec-03	98	103	95.15%	21.49%	12365	13177	93.84%	-0.55	-1.33
Jan-04	92	95	96.84%	17.49%	15707	16914	92.86%	-1.5	-1.91
Feb-04	44	46	95.65%	20.39%	10242	10885	94.09%	-0.45	-1.27
Mar-04	41	41	100.00%	0.00%	10840	11296	95.96%	-1.31	-1.8
Apr-04	39	39	100.00%	0.00%	9894	10351	95.59%	-1.34	-1.81
May-04	39	43	90.70%	29.05%	11295	12258	92.14%	0.4	-0.76



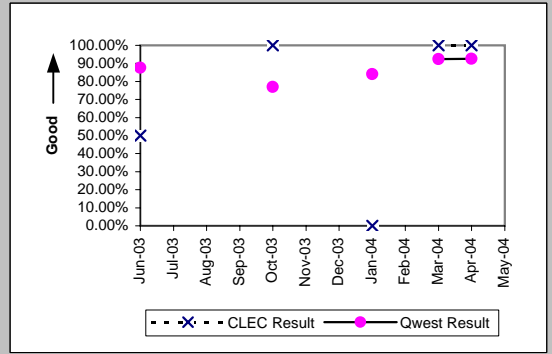
Business (Parity)									
Date	CLEC Num	CLEC Denc	CLEC Resu	CLEC Std	Qwest Num	Qwest Denc	Qwest Resu	Mod Z Scr	Parity Scr
Jun-03	58	63	92.06%	27.03%	1244	1324	93.96%	0.64	-0.61
Jul-03	50	56	89.29%	30.93%	1215	1316	92.33%	0.84	-0.49
Aug-03	62	68	91.18%	28.36%	1125	1196	94.06%	0.96	-0.42
Sep-03	76	82	92.68%	26.04%	1190	1299	91.61%	-0.34	-1.21
Oct-03	70	79	88.61%	31.77%	1599	1751	91.32%	0.84	-0.49
Nov-03	71	82	86.59%	34.08%	1156	1305	88.58%	0.57	-0.65
Dec-03	64	78	82.05%	38.38%	1237	1363	90.76%	2.32	0.41
Jan-04	60	79	75.95%	42.74%	1388	1569	88.46%	3.02	0.84
Feb-04	32	35	91.43%	27.99%	1017	1113	91.37%	-0.01	-1.01
Mar-04	6	7	85.71%	34.99%	1187	1270	93.46%	0.75	-0.55
Apr-04	7	7	100.00%	0.00%	1070	1159	92.32%	-0.76	-1.46
May-04	14	14	100.00%	0.00%	1106	1237	89.41%	-1.28	-1.78



Centrex (Parity)									
Date	CLEC Num	CLEC Denc	CLEC Resu	CLEC Std	Qwest Num	Qwest Denc	Qwest Resu	Mod Z Scr	Parity Scr
Jun-03									
Jul-03									
Aug-03	2	2	100.00%	0.00%	75	94	79.79%	-0.7	-1.43
Sep-03	2	2	100.00%	0.00%	90	117	76.92%	-0.77	-1.47
Oct-03	2	2	100.00%	0.00%	79	115	68.70%	-0.95	-1.58
Nov-03									
Dec-03	2	3	66.67%	47.14%	60	70	85.71%	0.75	-0.55
Jan-04	3	4	75.00%	43.30%	63	76	82.89%	0.37	-0.77
Feb-04	1	1	100.00%	0.00%	69	94	73.40%	-0.6	-1.36
Mar-04	2	2	100.00%	0.00%	70	88	79.55%	-0.71	-1.43
Apr-04	1	1	100.00%	0.00%	67	85	78.82%	-0.52	-1.31
May-04	1	1	100.00%	0.00%	45	59	76.27%	-0.55	-1.34

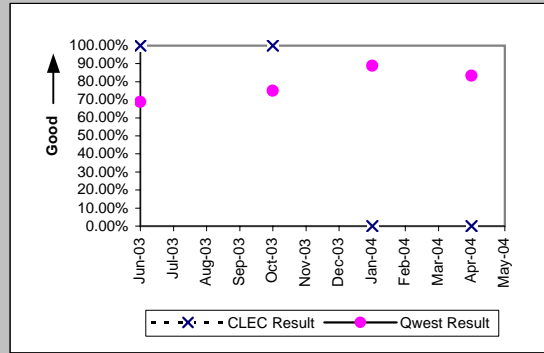


Centrex 21 (Parity)									
Date	CLEC Num	CLEC Denc	CLEC Resu	CLEC Std	Qwest Num	Qwest Denc	Qwest Resu	Mod Z Scr	Parity Scr
Jun-03									
Jul-03									
Aug-03									
Sep-03									
Oct-03	1	1	100.00%	0.00%	167	217	76.96%	-0.55	-1.33
Nov-03									
Dec-03									
Jan-04	0	1	0.00%	0.00%	148	176	84.09%	1.41	-0.14
Feb-04									
Mar-04	1	1	100.00%	0.00%	144	156	92.31%	-0.29	-1.17
Apr-04	1	1	100.00%	0.00%	100	108	92.59%	-0.28	-1.17
May-04									

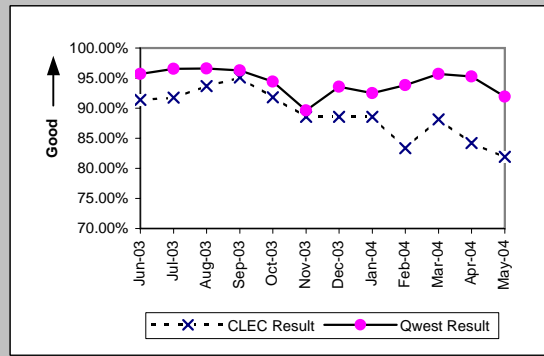


MR-9A - Repair Appointments Met (Percent) - Dispatches within MSAs

PBX (Parity)										
Date	CLEC Num	CLEC Denc	CLEC Resu	CLEC Std	Qwest Num	Qwest Denc	Qwest Resu	Mod Z Scr	Parity Scr	
Jun-03	2	2	100.00%	0.00%	11	16	68.75%	-0.9	-1.55	
Jul-03										
Aug-03										
Sep-03	1	1	100.00%	0.00%	9	12	75.00%	-0.55	-1.34	
Oct-03										
Nov-03										
Dec-03	0	1	0.00%	0.00%	8	9	88.89%	1.36	-0.17	
Jan-04										
Feb-04										
Mar-04										
Apr-04	0	1	0.00%	0.00%	10	12	83.33%	1.26	-0.24	
May-04										

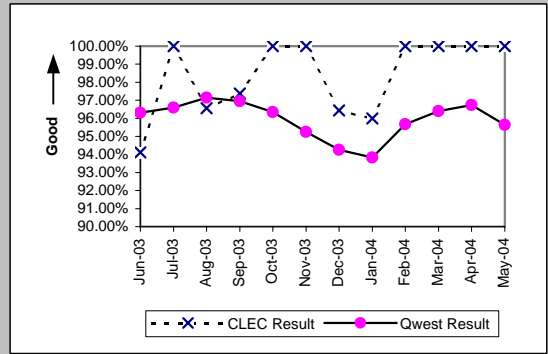


UNE - P (POTS) (Parity)										
Date	CLEC Num	CLEC Denc	CLEC Resu	CLEC Std	Qwest Num	Qwest Denc	Qwest Resu	Mod Z Scr	Parity Scr	
Jun-03	106	116	91.38%	28.07%	12149	12699	95.67%	2.04	0.24	
Jul-03	100	109	91.74%	27.52%	12442	12885	96.56%	2.38	0.45	
Aug-03	104	111	93.69%	24.31%	12481	12922	96.59%	1.55	-0.06	
Sep-03	97	102	95.10%	21.59%	12834	13330	96.28%	0.66	-0.6	
Oct-03	380	414	91.79%	27.46%	16328	17297	94.40%	2.16	0.31	
Nov-03	357	403	88.59%	31.80%	14039	15660	89.65%	0.7	-0.57	
Dec-03	379	428	88.55%	31.84%	13602	14540	93.55%	3.77	1.29	
Jan-04	542	612	88.56%	31.83%	17095	18483	92.49%	3.63	1.21	
Feb-04	381	457	83.37%	37.24%	11259	11998	93.84%	7.58	3.61	
Mar-04	475	539	88.13%	32.35%	12027	12566	95.71%	8.51	4.17	
Apr-04	479	569	84.18%	36.49%	10964	11510	95.26%	12.13	6.37	
May-04	585	714	81.93%	38.47%	12401	13495	91.89%	9.5	4.78	

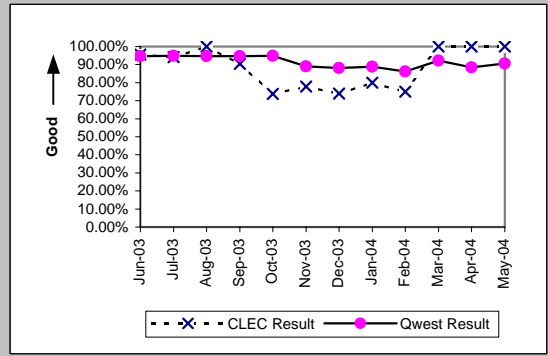


MR-9B - Repair Appointments Met (Percent) - Dispatches outside MSAs

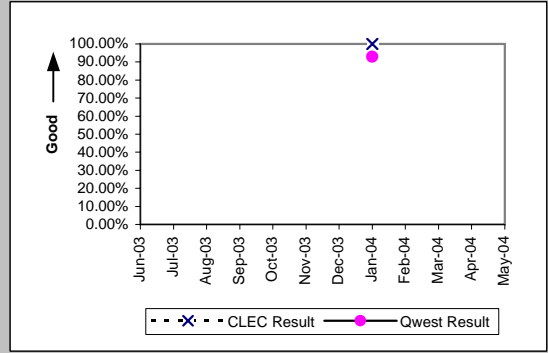
Residence (Parity)									
Date	CLEC Num	CLEC Denc	CLEC Resu	CLEC Std E	Qwest Num	Qwest Denc	Qwest Resu	Mod Z Scr	Parity Scr
Jun-03	16	17	94.12%	23.53%	2408	2500	96.32%	0.51	-0.69
Jul-03	16	16	100.00%	0.00%	2748	2845	96.59%	-0.75	-1.46
Aug-03	28	29	96.55%	18.25%	2787	2869	97.14%	0.27	-0.84
Sep-03	37	38	97.37%	16.01%	2506	2585	96.94%	-0.15	-1.09
Oct-03	35	35	100.00%	0.00%	3082	3199	96.34%	-1.15	-1.7
Nov-03	23	23	100.00%	0.00%	2484	2608	95.25%	-1.07	-1.65
Dec-03	27	28	96.43%	18.56%	2923	3101	94.26%	-0.49	-1.3
Jan-04	24	25	96.00%	19.60%	3251	3465	93.82%	-0.45	-1.27
Feb-04	14	14	100.00%	0.00%	2495	2608	95.67%	-0.79	-1.48
Mar-04	6	6	100.00%	0.00%	2567	2663	96.40%	-0.47	-1.29
Apr-04	5	5	100.00%	0.00%	2318	2396	96.74%	-0.41	-1.25
May-04	9	9	100.00%	0.00%	2543	2659	95.64%	-0.64	-1.39



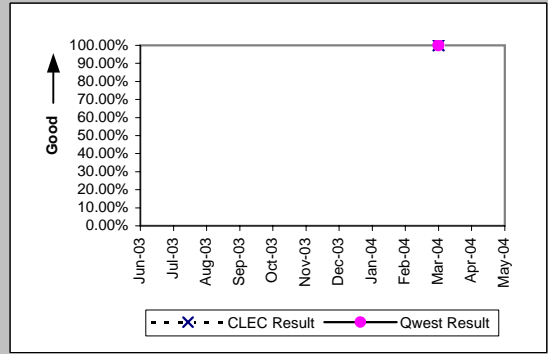
Business (Parity)									
Date	CLEC Num	CLEC Denc	CLEC Resu	CLEC Std E	Qwest Num	Qwest Denc	Qwest Resu	Mod Z Scr	Parity Scr
Jun-03	22	23	95.65%	20.39%	308	325	94.77%	-0.18	-1.11
Jul-03	16	17	94.12%	23.53%	298	314	94.90%	0.19	-0.88
Aug-03	16	16	100.00%	0.00%	271	286	94.76%	-0.92	-1.56
Sep-03	19	21	90.48%	29.35%	299	316	94.62%	0.78	-0.53
Oct-03	14	19	73.68%	44.03%	298	314	94.90%	2.9	0.76
Nov-03	7	9	77.78%	41.57%	250	281	88.97%	0.96	-0.42
Dec-03	17	23	73.91%	43.91%	280	318	88.05%	1.79	0.09
Jan-04	12	15	80.00%	40.00%	309	348	88.79%	0.99	-0.4
Feb-04	3	4	75.00%	43.30%	244	283	86.22%	0.59	-0.64
Mar-04	1	1	100.00%	0.00%	259	281	92.17%	-0.29	-1.18
Apr-04	2	2	100.00%	0.00%	230	260	88.46%	-0.51	-1.31
May-04	3	3	100.00%	0.00%	239	264	90.53%	-0.56	-1.34



Centrex 21 (Parity)									
Date	CLEC Num	CLEC Denc	CLEC Resu	CLEC Std E	Qwest Num	Qwest Denc	Qwest Resu	Mod Z Scr	Parity Scr
Jun-03									
Jul-03									
Aug-03									
Sep-03									
Oct-03									
Nov-03									
Dec-03									
Jan-04	1	1	100.00%	0.00%	13	14	92.86%	-0.27	-1.16
Feb-04									
Mar-04									
Apr-04									
May-04									

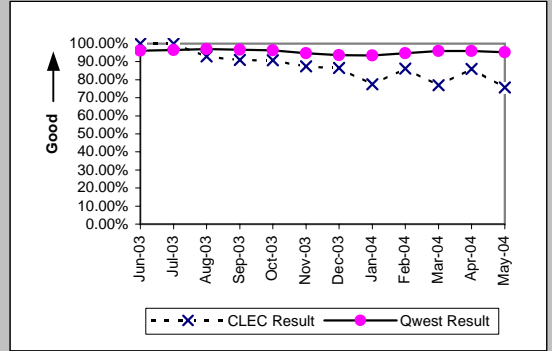


PBX (Parity)									
Date	CLEC Num	CLEC Denc	CLEC Resu	CLEC Std E	Qwest Num	Qwest Denc	Qwest Resu	Mod Z Scr	Parity Scr
Jun-03									
Jul-03									
Aug-03									
Sep-03									
Oct-03									
Nov-03									
Dec-03									
Jan-04									
Feb-04									
Mar-04	1	1	100.00%	0.00%	10	10	100.00%	N/A	N/A
Apr-04									
May-04									



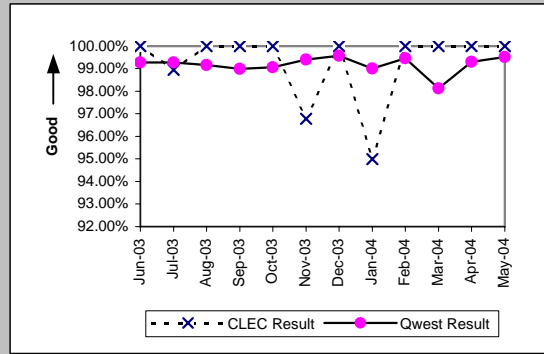
MR-9B - Repair Appointments Met (Percent) - Dispatches outside MSAs

Date	CLEC Num	CLEC Dend	UNE - P (POTS) (Parity)				Qwest Res	Mod Z Scr	Parity Scr
			CLEC Resu	CLEC Std	Qwest Num	Qwest Dend			
Jun-03	18	18	100.00%	0.00%	2716	2825	96.14%	-0.85	-1.52
Jul-03	29	29	100.00%	0.00%	3046	3159	96.42%	-1.03	-1.63
Aug-03	13	14	92.86%	25.75%	3058	3155	96.93%	0.8	-0.52
Sep-03	10	11	90.91%	28.75%	2805	2901	96.69%	0.91	-0.45
Oct-03	78	86	90.70%	29.05%	3380	3513	96.21%	2.28	0.39
Nov-03	62	71	87.32%	33.27%	2734	2889	94.63%	2.35	0.43
Dec-03	83	96	86.46%	34.22%	3203	3419	93.68%	2.54	0.54
Jan-04	86	111	77.48%	41.77%	3560	3813	93.36%	5.27	2.2
Feb-04	87	101	86.14%	34.55%	2739	2891	94.74%	3.2	0.94
Mar-04	77	100	77.00%	42.08%	2826	2944	95.99%	6.55	2.98
Apr-04	105	122	86.07%	34.63%	2548	2656	95.93%	4.22	1.56
May-04	106	140	75.71%	42.88%	2782	2923	95.18%	7.44	3.53

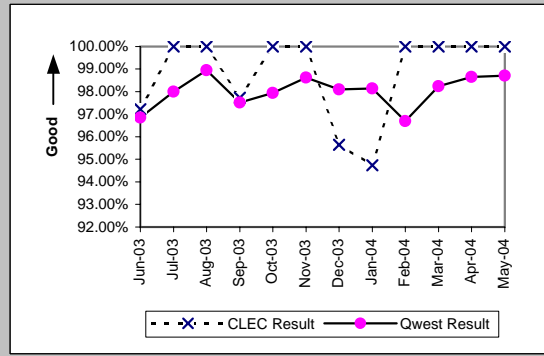


MR-9C - Repair Appointments Met (Percent) - No dispatches

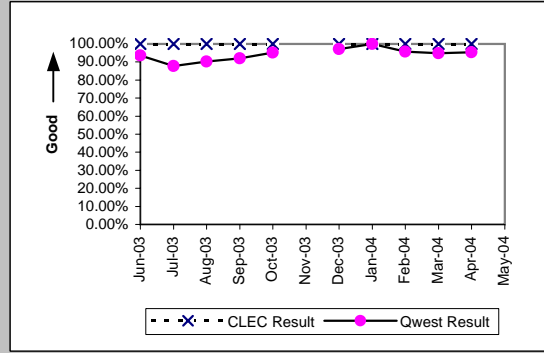
Residence (Parity)									
Date	CLEC Num	CLEC Denc	CLEC Resu	CLEC Std E	Qwest Num	Qwest Denc	Qwest Resu	Mod Z Scr	Parity Scr
Jun-03	49	49	100.00%	0.00%	2897	2918	99.28%	-0.59	-1.36
Jul-03	94	95	98.95%	10.21%	3281	3305	99.27%	0.41	-0.75
Aug-03	68	68	100.00%	0.00%	3316	3344	99.16%	-0.75	-1.46
Sep-03	107	107	100.00%	0.00%	3644	3681	98.99%	-1.03	-1.62
Oct-03	46	46	100.00%	0.00%	3407	3439	99.07%	-0.65	-1.4
Nov-03	30	31	96.77%	17.67%	2983	3001	99.40%	1.31	-0.2
Dec-03	29	29	100.00%	0.00%	3025	3038	99.57%	-0.35	-1.21
Jan-04	19	20	95.00%	21.79%	3483	3518	99.01%	1.28	-0.22
Feb-04	16	16	100.00%	0.00%	3132	3149	99.46%	-0.29	-1.18
Mar-04	9	9	100.00%	0.00%	3607	3676	98.12%	-0.41	-1.25
Apr-04	8	8	100.00%	0.00%	2694	2713	99.30%	-0.24	-1.14
May-04	8	8	100.00%	0.00%	2858	2872	99.51%	-0.2	-1.12



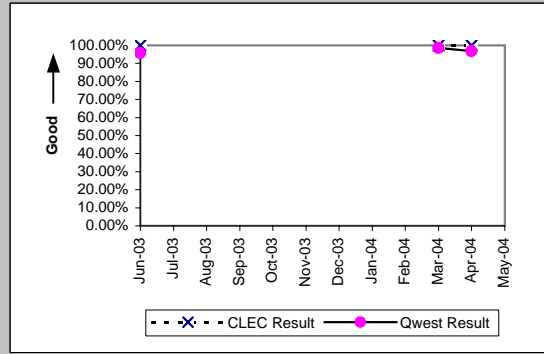
Business (Parity)									
Date	CLEC Num	CLEC Denc	CLEC Resu	CLEC Std E	Qwest Num	Qwest Denc	Qwest Resu	Mod Z Scr	Parity Scr
Jun-03	35	36	97.22%	16.43%	492	508	96.85%	-0.12	-1.08
Jul-03	41	41	100.00%	0.00%	538	549	98.00%	-0.88	-1.54
Aug-03	32	32	100.00%	0.00%	471	476	98.95%	-0.56	-1.34
Sep-03	43	44	97.73%	14.90%	551	565	97.52%	-0.08	-1.05
Oct-03	28	28	100.00%	0.00%	573	585	97.95%	-0.75	-1.45
Nov-03	13	13	100.00%	0.00%	430	436	98.62%	-0.42	-1.26
Dec-03	22	23	95.65%	20.39%	463	472	98.09%	0.73	-0.55
Jan-04	18	19	94.74%	22.33%	580	591	98.14%	0.9	-0.45
Feb-04	14	14	100.00%	0.00%	555	574	96.69%	-0.68	-1.42
Mar-04	5	5	100.00%	0.00%	557	567	98.24%	-0.3	-1.18
Apr-04	6	6	100.00%	0.00%	511	518	98.65%	-0.29	-1.17
May-04	6	6	100.00%	0.00%	537	544	98.71%	-0.28	-1.17



Centrex (Parity)									
Date	CLEC Num	CLEC Denc	CLEC Resu	CLEC Std E	Qwest Num	Qwest Denc	Qwest Resu	Mod Z Scr	Parity Scr
Jun-03	2	2	100.00%	0.00%	44	47	93.62%	-0.36	-1.22
Jul-03	4	4	100.00%	0.00%	65	74	87.84%	-0.72	-1.44
Aug-03	1	1	100.00%	0.00%	56	62	90.32%	-0.32	-1.2
Sep-03	3	3	100.00%	0.00%	46	50	92.00%	-0.5	-1.3
Oct-03	1	1	100.00%	0.00%	59	62	95.16%	-0.22	-1.14
Nov-03									
Dec-03	1	1	100.00%	0.00%	34	35	97.14%	-0.17	-1.1
Jan-04	1	1	100.00%	0.00%	50	50	100.00%	N/A	N/A
Feb-04	1	1	100.00%	0.00%	45	47	95.74%	-0.21	-1.13
Mar-04	2	2	100.00%	0.00%	37	39	94.87%	-0.32	-1.19
Apr-04	1	1	100.00%	0.00%	21	22	95.45%	-0.21	-1.13
May-04									

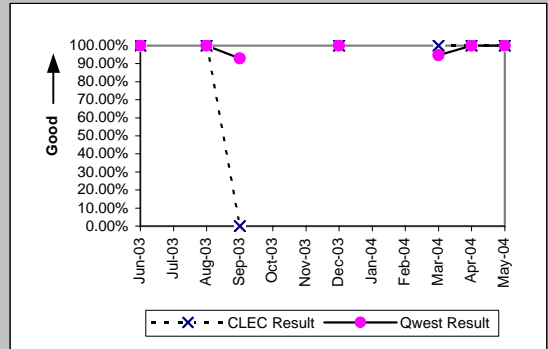


Centrex 21 (Parity)									
Date	CLEC Num	CLEC Denc	CLEC Resu	CLEC Std E	Qwest Num	Qwest Denc	Qwest Resu	Mod Z Scr	Parity Scr
Jun-03	1	1	100.00%	0.00%	91	95	95.79%	-0.21	-1.13
Jul-03									
Aug-03									
Sep-03									
Oct-03									
Nov-03									
Dec-03									
Jan-04									
Feb-04									
Mar-04	1	1	100.00%	0.00%	66	67	98.51%	-0.12	-1.07
Apr-04	1	1	100.00%	0.00%	59	61	96.72%	-0.18	-1.11
May-04									

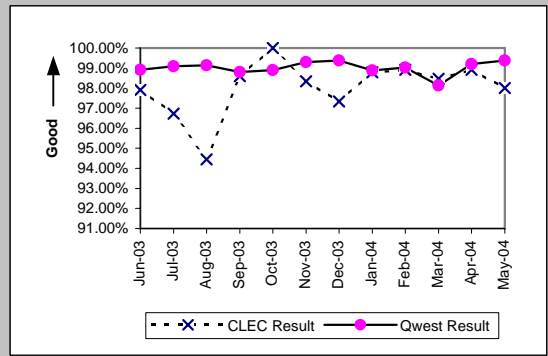


MR-9C - Repair Appointments Met (Percent) - No dispatches

PBX (Parity)										
Date	CLEC Num	CLEC Denc	CLEC Resu	CLEC Std	Qwest Num	Qwest Denc	Qwest Resu	Mod Z Scr	Parity Scr	
Jun-03	3	3	100.00%	0.00%	10	10	100.00%	N/A	N/A	
Jul-03										
Aug-03	1	1	100.00%	0.00%	9	9	100.00%	N/A	N/A	
Sep-03	0	1	0.00%	0.00%	13	14	92.86%	1.58	-0.04	
Oct-03										
Nov-03										
Dec-03	1	1	100.00%	0.00%	9	9	100.00%	N/A	N/A	
Jan-04										
Feb-04										
Mar-04	2	2	100.00%	0.00%	18	19	94.74%	-0.32	-1.19	
Apr-04	1	1	100.00%	0.00%	5	5	100.00%	N/A	N/A	
May-04	2	2	100.00%	0.00%	7	7	100.00%	N/A	N/A	

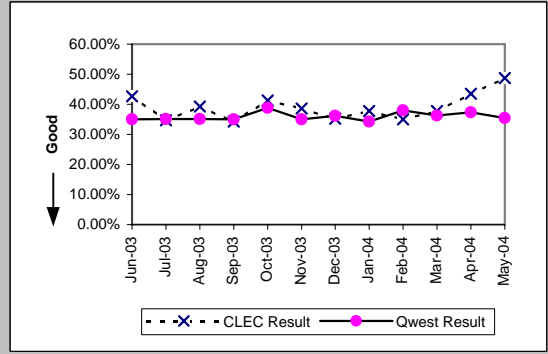


UNE - P (POTS) (Parity)										
Date	CLEC Num	CLEC Denc	CLEC Resu	CLEC Std	Qwest Num	Qwest Denc	Qwest Resu	Mod Z Scr	Parity Scr	
Jun-03	47	48	97.92%	14.28%	3389	3426	98.92%	0.65	-0.6	
Jul-03	59	61	96.72%	17.81%	3819	3854	99.09%	1.54	-0.07	
Aug-03	68	72	94.44%	22.91%	3787	3820	99.14%	2.87	0.74	
Sep-03	70	71	98.59%	11.78%	4195	4246	98.80%	0.24	-0.85	
Oct-03	146	146	100.00%	0.00%	3980	4024	98.91%	-1.25	-1.76	
Nov-03	119	121	98.35%	12.75%	3413	3437	99.30%	1.1	-0.33	
Dec-03	146	150	97.33%	16.11%	3488	3510	99.37%	2.31	0.4	
Jan-04	164	166	98.80%	10.91%	4063	4109	98.88%	0.18	-0.89	
Feb-04	181	183	98.91%	10.40%	3687	3723	99.03%	0.24	-0.86	
Mar-04	193	196	98.47%	12.28%	4164	4243	98.14%	-0.34	-1.2	
Apr-04	182	184	98.91%	10.37%	3205	3231	99.20%	0.46	-0.72	
May-04	246	251	98.01%	13.97%	3395	3416	99.39%	2.12	0.29	

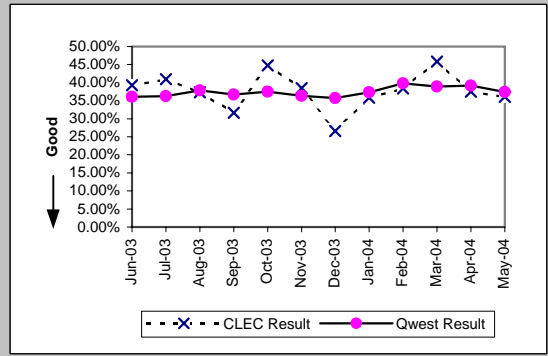


MR-10 - Customer-Related Trouble Reports (Percent)

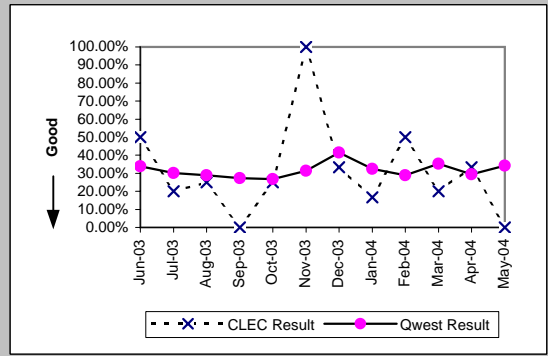
Residence (Diagnostic)									
Date	CLEC Num	CLEC Denc	CLEC Resu	CLEC Std E	Qwest Num	Qwest Denc	Qwest Resu	Mod Z Scr	Parity Scr
Jun-03	157	368	42.66%	49.46%	9035	25828	34.98%	3.03	0.84
Jul-03	169	488	34.63%	47.58%	9571	27290	35.07%	-0.2	-1.12
Aug-03	185	471	39.28%	48.84%	9704	27643	35.10%	1.87	0.14
Sep-03	188	549	34.24%	47.45%	9867	28164	35.03%	-0.38	-1.23
Oct-03	171	414	41.30%	49.24%	14061	36245	38.79%	1.04	-0.37
Nov-03	112	290	38.62%	48.69%	10728	30692	34.95%	1.3	-0.21
Dec-03	87	247	35.22%	47.77%	10927	30243	36.13%	-0.3	-1.18
Jan-04	85	225	37.78%	48.48%	12478	36375	34.30%	1.09	-0.34
Feb-04	41	117	35.04%	47.71%	10173	26815	37.94%	-0.64	-1.39
Mar-04	34	90	37.78%	48.48%	10051	27686	36.30%	0.3	-0.82
Apr-04	40	92	43.48%	49.57%	9224	24684	37.37%	1.2	-0.27
May-04	57	117	48.72%	49.98%	9741	27530	35.38%	2.95	0.79



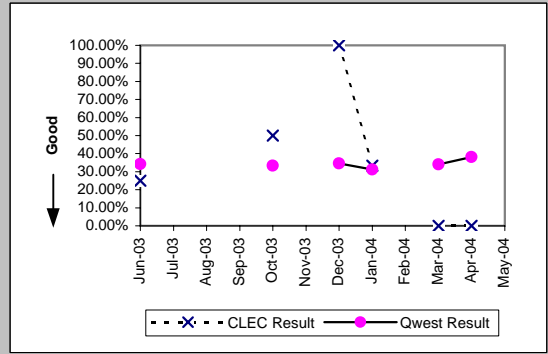
Business (Diagnostic)									
Date	CLEC Num	CLEC Denc	CLEC Resu	CLEC Std E	Qwest Num	Qwest Denc	Qwest Resu	Mod Z Scr	Parity Scr
Jun-03	79	201	39.30%	48.84%	1217	3374	36.07%	0.93	-0.44
Jul-03	79	193	40.93%	49.17%	1241	3420	36.29%	1.3	-0.21
Aug-03	69	185	37.30%	48.36%	1191	3149	37.82%	-0.14	-1.09
Sep-03	68	215	31.63%	46.50%	1263	3443	36.68%	-1.49	-1.91
Oct-03	102	228	44.74%	49.72%	1588	4238	37.47%	2.19	0.33
Nov-03	65	169	38.46%	48.65%	1155	3177	36.36%	0.56	-0.66
Dec-03	45	169	26.63%	44.20%	1197	3350	35.73%	-2.41	-2.47
Jan-04	63	176	35.80%	47.94%	1493	4001	37.32%	-0.41	-1.25
Feb-04	33	86	38.37%	48.63%	1304	3274	39.83%	-0.27	-1.17
Mar-04	11	24	45.83%	49.83%	1349	3467	38.91%	0.69	-0.58
Apr-04	9	24	37.50%	48.41%	1247	3184	39.16%	-0.17	-1.1
May-04	13	36	36.11%	48.03%	1222	3267	37.40%	-0.16	-1.1



Centrex (Diagnostic)									
Date	CLEC Num	CLEC Denc	CLEC Resu	CLEC Std E	Qwest Num	Qwest Denc	Qwest Resu	Mod Z Scr	Parity Scr
Jun-03	2	4	50.00%	50.00%	120	355	33.80%	0.62	-0.62
Jul-03	1	5	20.00%	40.00%	97	321	30.22%	-0.49	-1.3
Aug-03	1	4	25.00%	43.30%	84	290	28.97%	-0.17	-1.11
Sep-03	0	5	0.00%	0.00%	81	297	27.27%	-1.36	-1.83
Oct-03	1	4	25.00%	43.30%	82	307	26.71%	-0.08	-1.05
Nov-03	2	2	100.00%	0.00%	68	217	31.34%	1.68	0.02
Dec-03	2	6	33.33%	47.14%	94	227	41.41%	-0.4	-1.24
Jan-04	1	6	16.67%	37.27%	78	241	32.37%	-0.81	-1.49
Feb-04	2	4	50.00%	50.00%	71	245	28.98%	0.83	-0.5
Mar-04	1	5	20.00%	40.00%	77	218	35.32%	-0.71	-1.43
Apr-04	2	6	33.33%	47.14%	55	187	29.41%	0.21	-0.87
May-04	0	1	0.00%	0.00%	63	184	34.24%	-0.72	-1.44

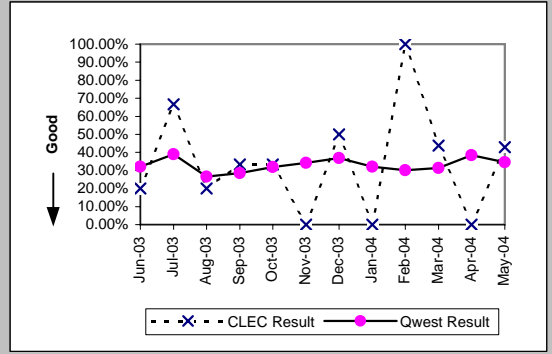


Centrex 21 (Diagnostic)									
Date	CLEC Num	CLEC Denc	CLEC Resu	CLEC Std E	Qwest Num	Qwest Denc	Qwest Resu	Mod Z Scr	Parity Scr
Jun-03	1	4	25.00%	43.30%	151	442	34.16%	-0.38	-1.23
Jul-03									
Aug-03									
Sep-03									
Oct-03	1	2	50.00%	50.00%	159	476	33.40%	0.42	-0.75
Nov-03									
Dec-03	2	2	100.00%	0.00%	118	342	34.50%	1.58	-0.04
Jan-04	1	3	33.33%	47.14%	122	390	31.28%	0.09	-0.94
Feb-04									
Mar-04	0	2	0.00%	0.00%	123	361	34.07%	-1.01	-1.62
Apr-04	0	2	0.00%	0.00%	111	291	38.14%	-1.11	-1.67
May-04									

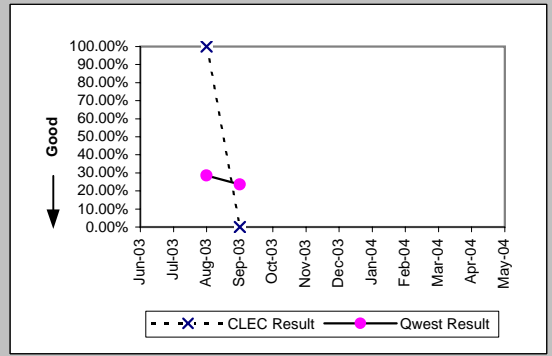


MR-10 - Customer-Related Trouble Reports (Percent)

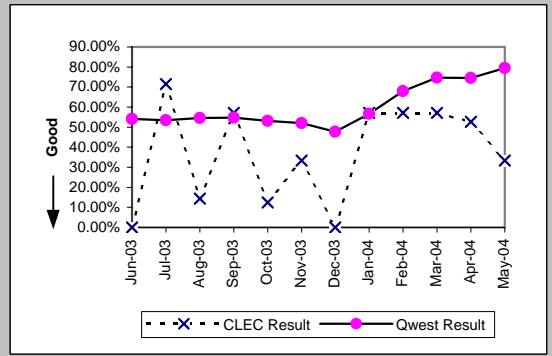
PBX (Diagnostic)									
Date	CLEC Num	CLEC Denc	CLEC Resu	CLEC Std E	Qwest Num	Qwest Denc	Qwest Resu	Mod Z Scr	Parity Scr
Jun-03	2	10	20.00%	40.00%	44	137	32.12%	-0.79	-1.48
Jul-03	4	6	66.67%	47.14%	53	136	38.97%	1.28	-0.22
Aug-03	1	5	20.00%	40.00%	44	165	26.67%	-0.33	-1.2
Sep-03	1	3	33.33%	47.14%	44	154	28.57%	0.17	-0.9
Oct-03	1	3	33.33%	47.14%	62	194	31.96%	0.06	-0.97
Nov-03	0	1	0.00%	0.00%	40	117	34.19%	-0.72	-1.44
Dec-03	2	4	50.00%	50.00%	48	130	36.92%	0.48	-0.71
Jan-04	0	3	0.00%	0.00%	45	140	32.14%	-1.18	-1.72
Feb-04	2	2	100.00%	0.00%	37	123	30.08%	1.72	0.05
Mar-04	7	16	43.75%	49.61%	52	166	31.33%	0.99	-0.4
Apr-04	0	2	0.00%	0.00%	45	117	38.46%	-1.11	-1.67
May-04	3	7	42.86%	49.49%	39	113	34.51%	0.43	-0.74



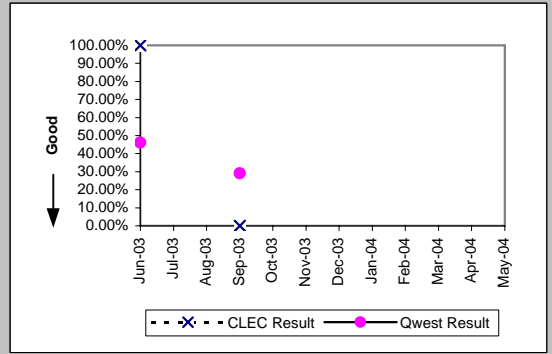
Basic Rate ISDN (Diagnostic)									
Date	CLEC Num	CLEC Denc	CLEC Resu	CLEC Std E	Qwest Num	Qwest Denc	Qwest Resu	Mod Z Scr	Parity Scr
Jun-03									
Jul-03									
Aug-03	1	1	100.00%	0.00%	71	249	28.51%	1.07	-0.35
Sep-03	0	1	0.00%	0.00%	47	199	23.62%	-0.55	-1.34
Oct-03									
Nov-03									
Dec-03									
Jan-04									
Feb-04									
Mar-04									
Apr-04									
May-04									



Qwest DSL (Diagnostic)									
Date	CLEC Num	CLEC Denc	CLEC Resu	CLEC Std E	Qwest Num	Qwest Denc	Qwest Resu	Mod Z Scr	Parity Scr
Jun-03	0	5	0.00%	0.00%	2125	3924	54.15%	-2.43	-2.48
Jul-03	5	7	71.43%	45.18%	2338	4375	53.44%	0.89	-0.46
Aug-03	1	7	14.29%	34.99%	2432	4456	54.58%	-2.14	-2.3
Sep-03	4	7	57.14%	49.49%	2843	5191	54.77%	0.1	-0.94
Oct-03	1	8	12.50%	33.07%	3309	6233	53.09%	-2.3	-2.4
Nov-03	3	9	33.33%	47.14%	2197	4226	51.99%	-1.12	-1.68
Dec-03	0	4	0.00%	0.00%	1879	3943	47.65%	-1.91	-2.16
Jan-04	8	14	57.14%	49.49%	3385	5980	56.61%	0.03	-0.98
Feb-04	4	7	57.14%	49.49%	5841	8599	67.93%	-0.61	-1.37
Mar-04	4	7	57.14%	49.49%	10432	13965	74.70%	-1.07	-1.65
Apr-04	10	19	52.63%	49.93%	9663	12965	74.53%	-2.19	-2.33
May-04	3	9	33.33%	47.14%	11621	14625	79.46%	-3.42	-3.08

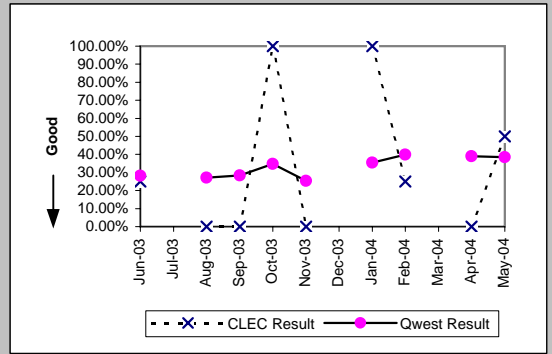


ISDN Primary (Diagnostic)									
Date	CLEC Num	CLEC Denc	CLEC Resu	CLEC Std E	Qwest Num	Qwest Denc	Qwest Resu	Mod Z Scr	Parity Scr
Jun-03	1	1	100.00%	0.00%	24	52	46.15%	0.72	-0.56
Jul-03									
Aug-03									
Sep-03	0	1	0.00%	0.00%	16	55	29.09%	-0.63	-1.39
Oct-03									
Nov-03									
Dec-03									
Jan-04									
Feb-04									
Mar-04									
Apr-04									
May-04									

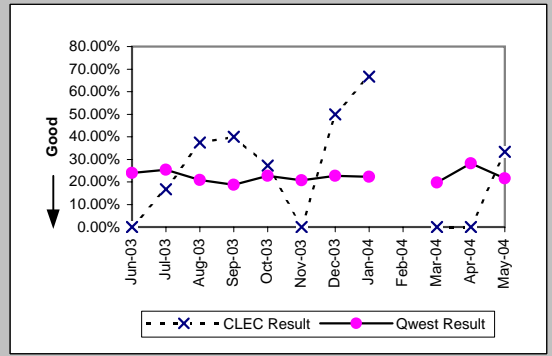


MR-10 - Customer-Related Trouble Reports (Percent)

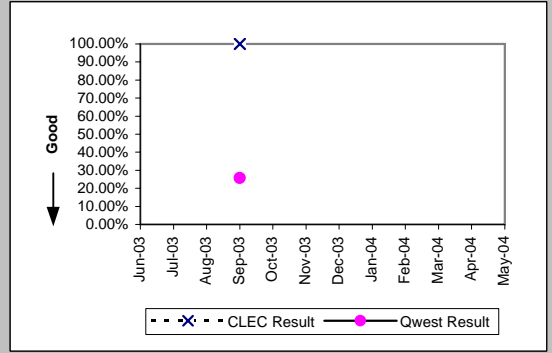
DS0 (Diagnostic)									
Date	CLEC Num	CLEC Denc	CLEC Resu	CLEC Std E	Qwest Num	Qwest Denc	Qwest Resu	Mod Z Scr	Parity Scr
Jun-03	1	4	25.00%	43.30%	228	810	28.15%	-0.14	-1.08
Jul-03									
Aug-03	0	2	0.00%	0.00%	216	797	27.10%	-0.86	-1.52
Sep-03	0	1	0.00%	0.00%	269	946	28.44%	-0.63	-1.38
Oct-03	1	1	100.00%	0.00%	231	664	34.79%	0.94	-0.43
Nov-03	0	7	0.00%	0.00%	151	596	25.34%	-1.53	-1.93
Dec-03									
Jan-04	1	1	100.00%	0.00%	173	488	35.45%	0.93	-0.44
Feb-04	1	4	25.00%	43.30%	180	452	39.82%	-0.6	-1.37
Mar-04									
Apr-04	0	2	0.00%	0.00%	185	475	38.95%	-1.13	-1.69
May-04	1	2	50.00%	50.00%	188	489	38.45%	0.28	-0.83



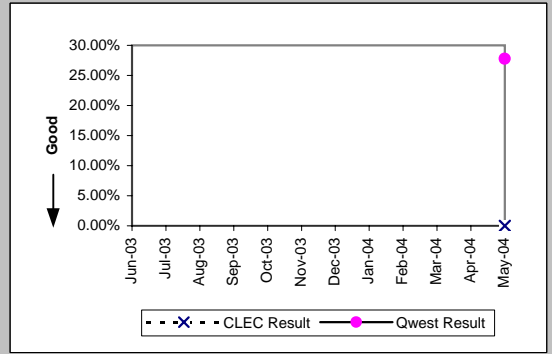
DS1 (Diagnostic)									
Date	CLEC Num	CLEC Denc	CLEC Resu	CLEC Std E	Qwest Num	Qwest Denc	Qwest Resu	Mod Z Scr	Parity Scr
Jun-03	0	8	0.00%	0.00%	210	877	23.95%	-1.58	-1.96
Jul-03	2	12	16.67%	37.27%	215	847	25.38%	-0.69	-1.42
Aug-03	3	8	37.50%	48.41%	204	981	20.80%	1.08	-0.35
Sep-03	2	5	40.00%	48.99%	196	1043	18.79%	1.07	-0.35
Oct-03	3	11	27.27%	44.54%	113	497	22.74%	0.38	-0.77
Nov-03	0	1	0.00%	0.00%	77	373	20.64%	-0.51	-1.31
Dec-03	1	2	50.00%	50.00%	89	393	22.65%	0.74	-0.55
Jan-04	2	3	66.67%	47.14%	88	395	22.28%	1.5	-0.09
Feb-04									
Mar-04	0	3	0.00%	0.00%	86	435	19.77%	-0.86	-1.52
Apr-04	0	1	0.00%	0.00%	105	372	28.23%	-0.63	-1.38
May-04	1	3	33.33%	47.14%	72	333	21.62%	0.45	-0.73



DS3 (Diagnostic)									
Date	CLEC Num	CLEC Denc	CLEC Resu	CLEC Std E	Qwest Num	Qwest Denc	Qwest Resu	Mod Z Scr	Parity Scr
Jun-03									
Jul-03									
Aug-03									
Sep-03	1	1	100.00%	0.00%	9	35	25.71%	1.11	-0.32
Oct-03									
Nov-03									
Dec-03									
Jan-04									
Feb-04									
Mar-04									
Apr-04									
May-04									

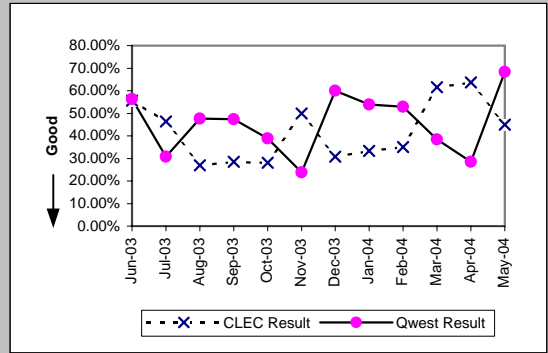


Frame Relay (Diagnostic)									
Date	CLEC Num	CLEC Denc	CLEC Resu	CLEC Std E	Qwest Num	Qwest Denc	Qwest Resu	Mod Z Scr	Parity Scr
Jun-03									
Jul-03									
Aug-03									
Sep-03									
Oct-03									
Nov-03									
Dec-03									
Jan-04									
Feb-04									
Mar-04									
Apr-04									
May-04	0	2	0.00%	0.00%	30	108	27.78%	-0.87	-1.53

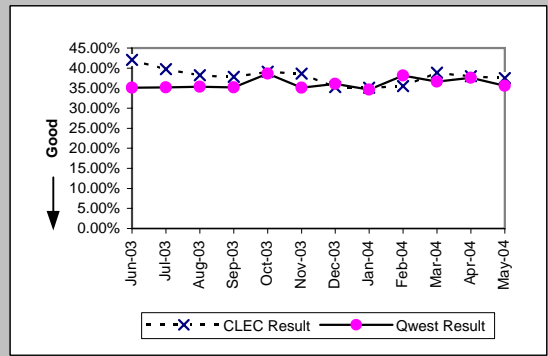


MR-10 - Customer-Related Trouble Reports (Percent)

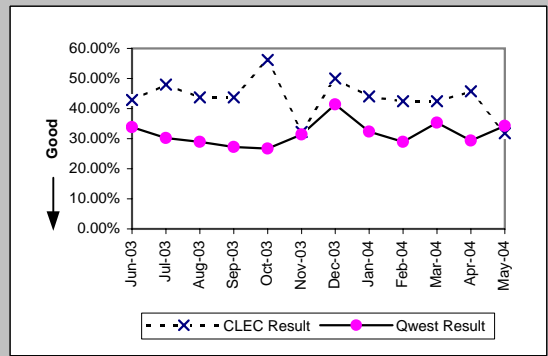
LIS Trunk (Diagnostic)									
Date	CLEC Num	CLEC Denc	CLEC Resu	CLEC Std	Qwest Num	Qwest Denc	Qwest Resu	Mod Z Scr	Parity Scr
Jun-03	10	18	55.56%	49.69%	9	16	56.25%	-0.04	-1.02
Jul-03	13	28	46.43%	49.87%	4	13	30.77%	0.89	-0.46
Aug-03	7	26	26.92%	44.36%	10	21	47.62%	-1.41	-1.86
Sep-03	8	28	28.57%	45.18%	9	19	47.37%	-1.27	-1.77
Oct-03	9	32	28.13%	44.96%	7	18	38.89%	-0.75	-1.46
Nov-03	13	26	50.00%	50.00%	5	21	23.81%	1.81	0.1
Dec-03	8	26	30.77%	46.15%	9	15	60.00%	-1.84	-2.12
Jan-04	5	15	33.33%	47.14%	14	26	53.85%	-1.27	-1.77
Feb-04	7	20	35.00%	47.70%	9	17	52.94%	-1.09	-1.66
Mar-04	16	26	61.54%	48.65%	5	13	38.46%	1.24	-0.24
Apr-04	14	22	63.64%	48.10%	2	7	28.57%	1.54	-0.07
May-04	9	20	45.00%	49.75%	13	19	68.42%	-1.57	-1.96



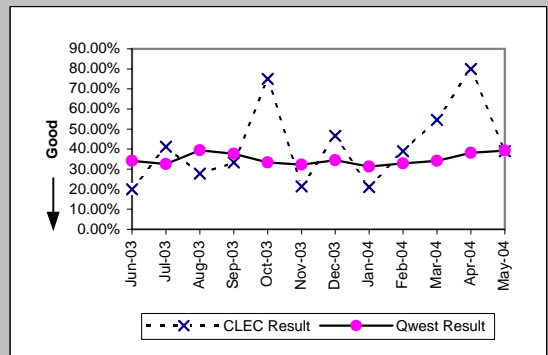
UNE - P (POTS) (Diagnostic)									
Date	CLEC Num	CLEC Denc	CLEC Resu	CLEC Std	Qwest Num	Qwest Denc	Qwest Resu	Mod Z Scr	Parity Scr
Jun-03	132	314	42.04%	49.36%	10252	29202	35.11%	2.53	0.54
Jul-03	131	330	39.70%	48.93%	10812	30710	35.21%	1.69	0.03
Aug-03	122	319	38.24%	48.60%	10895	30792	35.38%	1.06	-0.35
Sep-03	112	296	37.84%	48.50%	11130	31607	35.21%	0.94	-0.43
Oct-03	415	1061	39.11%	48.80%	15649	40483	38.66%	0.3	-0.82
Nov-03	374	969	38.60%	48.68%	11883	33869	35.09%	2.26	0.37
Dec-03	367	1041	35.25%	47.78%	12124	33593	36.09%	-0.55	-1.34
Jan-04	481	1370	35.11%	47.73%	13971	40376	34.60%	0.39	-0.76
Feb-04	408	1149	35.51%	47.85%	11477	30089	38.14%	-1.8	-2.1
Mar-04	530	1365	38.83%	48.74%	11400	31153	36.59%	1.68	0.02
Apr-04	536	1411	37.99%	48.54%	10471	27868	37.57%	0.31	-0.81
May-04	663	1768	37.50%	48.41%	10963	30797	35.60%	1.62	-0.01



UNE P (Centrex) (Diagnostic)									
Date	CLEC Num	CLEC Denc	CLEC Resu	CLEC Std	Qwest Num	Qwest Denc	Qwest Resu	Mod Z Scr	Parity Scr
Jun-03	18	42	42.86%	49.49%	120	355	33.80%	1.15	-0.3
Jul-03	24	50	48.00%	49.96%	97	321	30.22%	2.43	0.48
Aug-03	28	64	43.75%	49.61%	84	290	28.97%	2.25	0.37
Sep-03	21	48	43.75%	49.61%	81	297	27.27%	2.25	0.37
Oct-03	32	57	56.14%	49.62%	82	307	26.71%	4.23	1.57
Nov-03	19	59	32.20%	46.73%	68	217	31.34%	0.13	-0.92
Dec-03	25	50	50.00%	50.00%	94	227	41.41%	1.1	-0.33
Jan-04	26	59	44.07%	49.65%	78	241	32.37%	1.67	0.01
Feb-04	17	40	42.50%	49.43%	71	245	28.98%	1.68	0.02
Mar-04	14	33	42.42%	49.42%	77	218	35.32%	0.78	-0.52
Apr-04	16	35	45.71%	49.82%	55	187	29.41%	1.85	0.12
May-04	14	44	31.82%	46.58%	63	184	34.24%	-0.3	-1.18

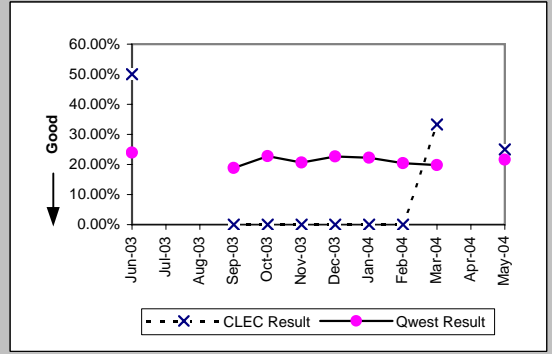


UNE P (Centrex 21) (Diagnostic)									
Date	CLEC Num	CLEC Denc	CLEC Resu	CLEC Std	Qwest Num	Qwest Denc	Qwest Resu	Mod Z Scr	Parity Scr
Jun-03	2	10	20.00%	40.00%	151	442	34.16%	-0.93	-1.57
Jul-03	7	17	41.18%	49.22%	135	414	32.61%	0.73	-0.56
Aug-03	5	18	27.78%	44.79%	156	396	39.39%	-0.99	-1.6
Sep-03	4	12	33.33%	47.14%	150	399	37.59%	-0.3	-1.18
Oct-03	18	24	75.00%	43.30%	159	476	33.40%	4.03	1.45
Nov-03	3	14	21.43%	41.03%	120	373	32.17%	-0.84	-1.51
Dec-03	7	15	46.67%	49.89%	118	342	34.50%	0.95	-0.43
Jan-04	4	19	21.05%	40.77%	122	390	31.28%	-0.94	-1.57
Feb-04	7	18	38.89%	48.75%	93	283	32.86%	0.53	-0.68
Mar-04	6	11	54.55%	49.79%	123	361	34.07%	1.35	-0.18
Apr-04	12	15	80.00%	40.00%	111	291	38.14%	3.18	0.93
May-04	7	18	38.89%	48.75%	129	329	39.21%	-0.03	-1.02

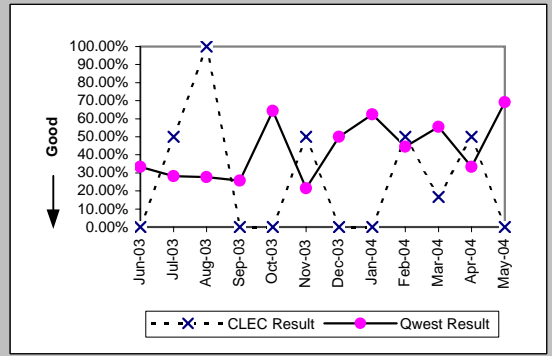


MR-10 - Customer-Related Trouble Reports (Percent)

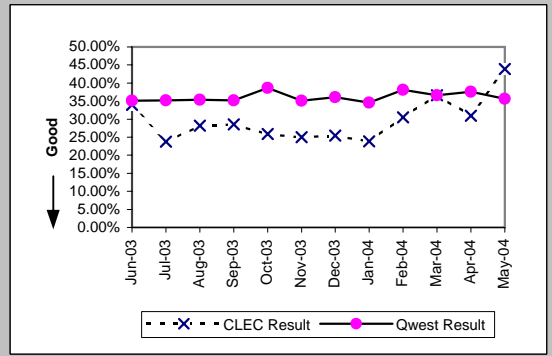
UDIT DS1 (Diagnostic)									
Date	CLEC Num	CLEC Denc	CLEC Resu	CLEC Std E	Qwest Num	Qwest Denc	Qwest Resu	Mod Z Scr	Parity Scr
Jun-03	1	2	50.00%	50.00%	210	877	23.95%	0.7	-0.57
Jul-03									
Aug-03									
Sep-03	0	3	0.00%	0.00%	196	1043	18.79%	-0.83	-1.51
Oct-03	0	2	0.00%	0.00%	113	497	22.74%	-0.77	-1.47
Nov-03	0	2	0.00%	0.00%	77	373	20.64%	-0.72	-1.44
Dec-03	0	1	0.00%	0.00%	89	393	22.65%	-0.54	-1.33
Jan-04	0	2	0.00%	0.00%	88	395	22.28%	-0.76	-1.46
Feb-04	0	2	0.00%	0.00%	77	376	20.48%	-0.72	-1.44
Mar-04	1	3	33.33%	47.14%	86	435	19.77%	0.53	-0.68
Apr-04									
May-04	1	4	25.00%	43.30%	72	333	21.62%	0.19	-0.89



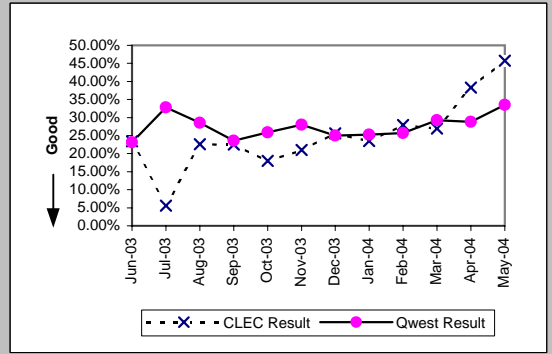
UDIT Above DS1 Level (Diagnostic)									
Date	CLEC Num	CLEC Denc	CLEC Resu	CLEC Std E	Qwest Num	Qwest Denc	Qwest Resu	Mod Z Scr	Parity Scr
Jun-03	0	2	0.00%	0.00%	7	21	33.33%	-0.96	-1.58
Jul-03	1	2	50.00%	50.00%	9	32	28.13%	0.51	-0.69
Aug-03	1	1	100.00%	0.00%	8	29	27.59%	1.06	-0.35
Sep-03	0	1	0.00%	0.00%	9	35	25.71%	-0.58	-1.35
Oct-03	0	3	0.00%	0.00%	9	14	64.29%	-2.11	-2.28
Nov-03	1	2	50.00%	50.00%	3	14	21.43%	0.65	-0.61
Dec-03	0	1	0.00%	0.00%	2	4	50.00%	-0.89	-1.54
Jan-04	0	3	0.00%	0.00%	5	8	62.50%	-1.91	-2.16
Feb-04	1	2	50.00%	50.00%	4	9	44.44%	-0.02	-1.01
Mar-04	1	6	16.67%	37.27%	10	18	55.56%	-1.66	-2.01
Apr-04	1	2	50.00%	50.00%	5	15	33.33%	0.31	-0.81
May-04	0	2	0.00%	0.00%	9	13	69.23%	-1.97	-2.2



Unbundled Loop Analog (Diagnostic)									
Date	CLEC Num	CLEC Denc	CLEC Resu	CLEC Std E	Qwest Num	Qwest Denc	Qwest Resu	Mod Z Scr	Parity Scr
Jun-03	116	342	33.92%	47.34%	10252	29202	35.11%	-0.46	-1.28
Jul-03	79	333	23.72%	42.54%	10812	30710	35.21%	-4.36	-3.65
Aug-03	83	294	28.23%	45.01%	10895	30792	35.38%	-2.55	-2.55
Sep-03	83	291	28.52%	45.15%	11130	31607	35.21%	-2.38	-2.45
Oct-03	99	383	25.85%	43.78%	15649	40483	38.66%	-5.12	-4.11
Nov-03	93	372	25.00%	43.30%	11883	33869	35.09%	-4.05	-3.46
Dec-03	75	295	25.42%	43.54%	12124	33593	36.09%	-3.8	-3.31
Jan-04	75	315	23.81%	42.59%	13971	40376	34.60%	-4.01	-3.44
Feb-04	82	269	30.48%	46.03%	11477	30089	38.14%	-2.58	-2.57
Mar-04	135	369	36.59%	48.17%	11400	31153	36.59%	0	-1
Apr-04	89	288	30.90%	46.21%	10471	27868	37.57%	-2.33	-2.41
May-04	130	296	43.92%	49.63%	10963	30797	35.60%	2.94	0.78



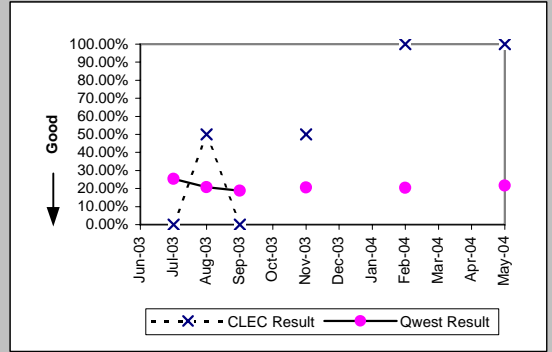
Unbundled Loop - 2 Wire Non-Loaded (Diagnostic)									
Date	CLEC Num	CLEC Denc	CLEC Resu	CLEC Std E	Qwest Num	Qwest Denc	Qwest Resu	Mod Z Scr	Parity Scr
Jun-03	11	47	23.40%	42.34%	44	190	23.16%	0.05	-0.97
Jul-03	2	36	5.56%	22.91%	65	198	32.83%	-3.21	-2.95
Aug-03	7	31	22.58%	41.81%	71	249	28.51%	-0.69	-1.42
Sep-03	9	40	22.50%	41.76%	47	199	23.62%	-0.15	-1.09
Oct-03	9	50	18.00%	38.42%	63	243	25.93%	-1.16	-1.71
Nov-03	12	57	21.05%	40.77%	53	189	28.04%	-1.03	-1.63
Dec-03	11	43	25.58%	43.63%	40	160	25.00%	0.08	-0.95
Jan-04	8	34	23.53%	42.42%	43	170	25.29%	-0.22	-1.13
Feb-04	12	43	27.91%	44.85%	46	179	25.70%	0.3	-0.82
Mar-04	17	63	26.98%	44.39%	48	164	29.27%	-0.34	-1.21
Apr-04	18	47	38.30%	48.61%	60	208	28.85%	1.25	-0.24
May-04	16	35	45.71%	49.82%	59	176	33.52%	1.35	-0.18



MR-10 - Customer-Related Trouble Reports (Percent)

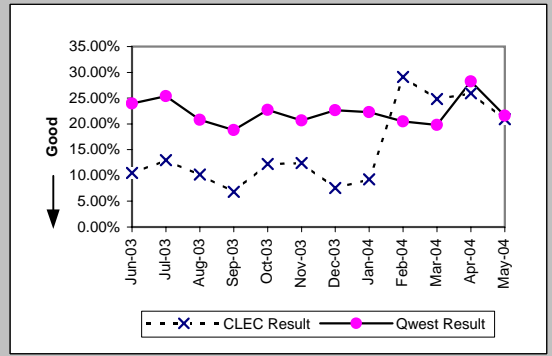
Unbundled Loop - 4 Wire Non-Loaded (Diagnostic)

Date	CLEC Num	CLEC Denc	CLEC Resu	CLEC Std E	Qwest Num	Qwest Denc	Qwest Resu	Mod Z Scr	Parity Scr
Jun-03									
Jul-03	0	1	0.00%	0.00%	215	847	25.38%	-0.58	-1.35
Aug-03	3	6	50.00%	50.00%	204	981	20.80%	1.53	-0.07
Sep-03	0	1	0.00%	0.00%	196	1043	18.79%	-0.48	-1.29
Oct-03									
Nov-03	1	2	50.00%	50.00%	77	373	20.64%	0.81	-0.51
Dec-03									
Jan-04									
Feb-04	2	2	100.00%	0.00%	77	376	20.48%	2.06	0.25
Mar-04									
Apr-04									
May-04	4	4	100.00%	0.00%	72	333	21.62%	3.1	0.89



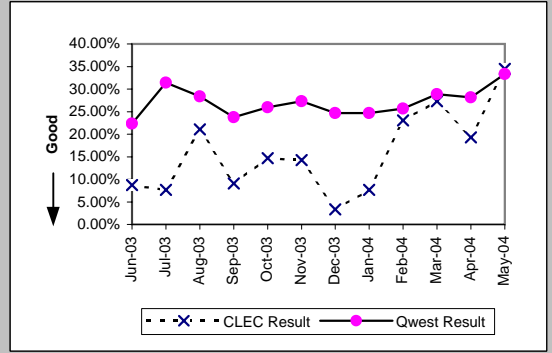
Unbundled Loop - DS1 Capable (Diagnostic)

Date	CLEC Num	CLEC Denc	CLEC Resu	CLEC Std E	Qwest Num	Qwest Denc	Qwest Resu	Mod Z Scr	Parity Scr
Jun-03	11	105	10.48%	30.62%	210	877	23.95%	-3.06	-2.86
Jul-03	13	100	13.00%	33.63%	215	847	25.38%	-2.69	-2.64
Aug-03	11	108	10.19%	30.25%	204	981	20.80%	-2.58	-2.57
Sep-03	6	88	6.82%	25.21%	196	1043	18.79%	-2.76	-2.68
Oct-03	12	98	12.24%	32.78%	113	497	22.74%	-2.26	-2.38
Nov-03	13	105	12.38%	32.94%	77	373	20.64%	-1.85	-2.12
Dec-03	8	106	7.55%	26.42%	89	393	22.65%	-3.3	-3
Jan-04	10	108	9.26%	28.99%	88	395	22.28%	-2.88	-2.75
Feb-04	23	79	29.11%	45.43%	77	376	20.48%	1.65	0
Mar-04	34	137	24.82%	43.20%	86	435	19.77%	1.25	-0.24
Apr-04	28	108	25.93%	43.82%	105	372	28.23%	-0.47	-1.28
May-04	18	86	20.93%	40.68%	72	333	21.62%	-0.14	-1.08



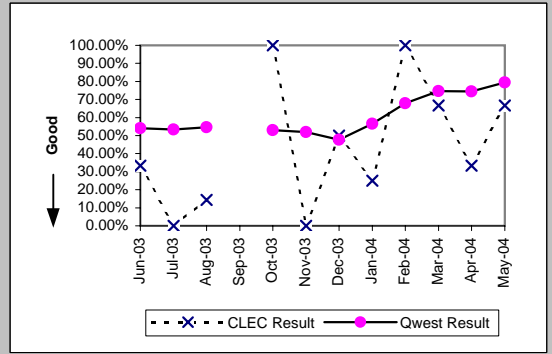
Unbundled Loop ISDN Capable (Diagnostic)

Date	CLEC Num	CLEC Denc	CLEC Resu	CLEC Std E	Qwest Num	Qwest Denc	Qwest Resu	Mod Z Scr	Parity Scr
Jun-03	4	46	8.70%	28.18%	42	188	22.34%	-1.99	-2.21
Jul-03	2	26	7.69%	26.65%	61	194	31.44%	-2.45	-2.49
Aug-03	8	38	21.05%	40.77%	70	247	28.34%	-0.93	-1.56
Sep-03	3	33	9.09%	28.75%	47	198	23.74%	-1.83	-2.11
Oct-03	5	34	14.71%	35.42%	63	243	25.93%	-1.4	-1.85
Nov-03	5	35	14.29%	34.99%	50	183	27.32%	-1.59	-1.96
Dec-03	1	30	3.33%	17.95%	39	158	24.68%	-2.49	-2.51
Jan-04	3	39	7.69%	26.65%	41	166	24.70%	-2.22	-2.35
Feb-04	9	39	23.08%	42.13%	46	179	25.70%	-0.34	-1.21
Mar-04	12	44	27.27%	44.54%	47	163	28.83%	-0.2	-1.12
Apr-04	11	57	19.30%	39.46%	58	206	28.16%	-1.32	-1.8
May-04	10	29	34.48%	47.53%	58	174	33.33%	0.11	-0.93



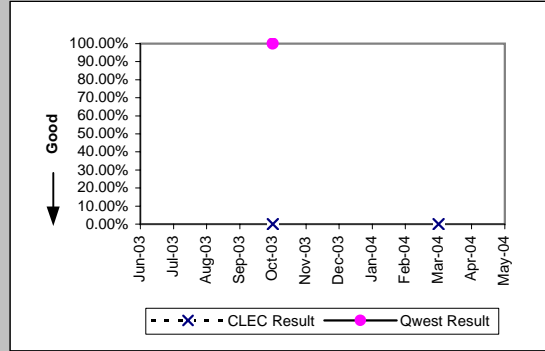
Unbundled Loop - ADSL Qualified (Diagnostic)

Date	CLEC Num	CLEC Denc	CLEC Resu	CLEC Std E	Qwest Num	Qwest Denc	Qwest Resu	Mod Z Scr	Parity Scr
Jun-03	2	6	33.33%	47.14%	2125	3924	54.15%	-1.02	-1.62
Jul-03	0	5	0.00%	0.00%	2338	4375	53.44%	-2.39	-2.46
Aug-03	1	7	14.29%	34.99%	2432	4456	54.58%	-2.14	-2.3
Sep-03									
Oct-03	1	1	100.00%	0.00%	3309	6233	53.09%	0.63	-0.62
Nov-03	0	5	0.00%	0.00%	2197	4226	51.99%	-2.33	-2.41
Dec-03	1	2	50.00%	50.00%	1879	3943	47.65%	0.05	-0.97
Jan-04	1	4	25.00%	43.30%	3385	5980	56.61%	-1.27	-1.78
Feb-04	1	1	100.00%	0.00%	5841	8599	67.93%	0.41	-0.75
Mar-04	4	6	66.67%	47.14%	10432	13965	74.70%	-0.45	-1.28
Apr-04	2	6	33.33%	47.14%	9663	12965	74.53%	-2.32	-2.41
May-04	2	3	66.67%	47.14%	11621	14625	79.46%	-0.55	-1.33



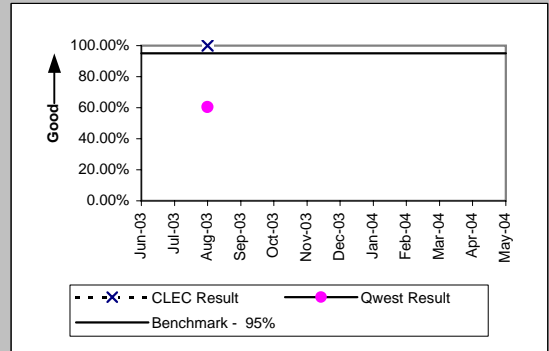
MR-10 - Customer-Related Trouble Reports (Percent)

Date	E911 (Diagnostic)				Qwest Num	Qwest Deno	Qwest Res	Mod Z Scr	Parity Scr
	CLEC Num	CLEC Deno	CLEC Res	CLEC Std					
Jun-03									
Jul-03									
Aug-03									
Sep-03									
Oct-03	0	1	0.00%	0.00%	1	1	100.00%	N/A	
Nov-03									
Dec-03									
Jan-04									
Feb-04									
Mar-04	0	1	0.00%	0.00%					
Apr-04									
May-04									

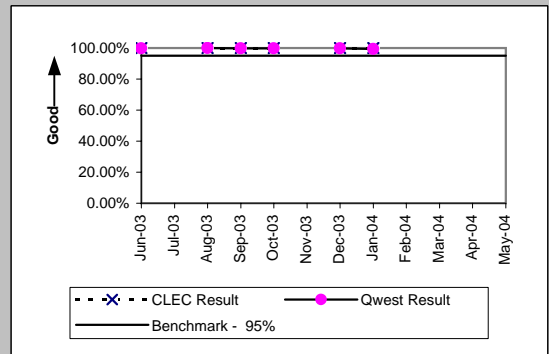


MR-11 - LNP Trouble Reports Cleared

LNP Trouble Reports Cleared within 4 Hours (Percent) (MR-11A) (Benchmark)									
Date	CLEC Num	CLEC Denc	CLEC Resu	CLEC Std	Qwest Num	Qwest Denc	Qwest Resu	Mod Z Scr	Parity Scr
Jun-03									
Jul-03									
Aug-03	1	1	100.00%	0.00%	1103	1824	60.47%	-0.81	-1.49
Sep-03									
Oct-03									
Nov-03									
Dec-03									
Jan-04									
Feb-04									
Mar-04									
Apr-04									
May-04									

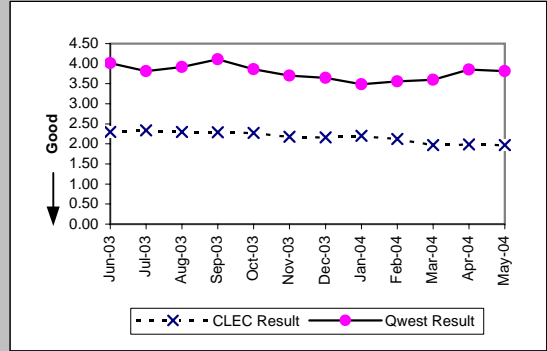


LNP Trouble Reports Cleared within 48 Hours - All Volumes (Percent) (MR-11B) (Benchmark)									
Date	CLEC Num	CLEC Denc	CLEC Resu	CLEC Std	Qwest Num	Qwest Denc	Qwest Resu	Mod Z Scr	Parity Scr
Jun-03	1	1	100.00%	0.00%	3417	3423	99.82%	-0.04	-1.03
Jul-03									
Aug-03	7	7	100.00%	0.00%	3814	3817	99.92%	-0.07	-1.05
Sep-03	1	1	100.00%	0.00%	4229	4238	99.79%	-0.05	-1.03
Oct-03	2	2	100.00%	0.00%	4011	4019	99.80%	-0.06	-1.04
Nov-03									
Dec-03	2	2	100.00%	0.00%	3497	3502	99.86%	-0.05	-1.03
Jan-04	1	1	100.00%	0.00%	4079	4102	99.44%	-0.08	-1.05
Feb-04									
Mar-04									
Apr-04									
May-04									



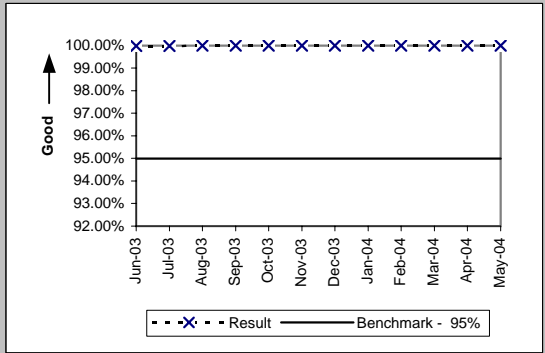
BI-1 - Time to Provide Recorded Usage Records

Time to Provide Usage Records (Average Days) UNEs and Resale Aggregate (BI-1A) (Parity)										
Date	CLEC Num	CLEC Deno	CLEC Resu	CLEC Std	Qwest Num	Qwest Deno	Qwest Resu	Mod Z Scr	Parity Scr	
Jun-03	45619295	19840556	2.30	0.83	37687029	9405321	4.01	-1038.38	-632.29	
Jul-03	51488237	21982332	2.34	0.92	37210323	9777749	3.81	-982.69	-598.43	
Aug-03	46549498	20257006	2.30	0.92	33281812	8491126	3.92	-951.8	-579.65	
Sep-03	48893021	21382682	2.29	1.12	34473242	8388168	4.11	-1050.5	-639.66	
Oct-03	56523110	24943681	2.27	0.89	32582706	8434270	3.86	-1028.02	-625.99	
Nov-03	46510397	21371190	2.18	0.67	28267672	7632396	3.70	-922.34	-561.74	
Dec-03	56805852	26321881	2.16	1.88	36251713	9920301	3.65	-1100.61	-670.12	
Jan-04	54808195	24964590	2.20	1.47	34335175	9833047	3.49	-927.82	-565.07	
Feb-04	53139933	25016993	2.12	2.30	31816306	8930817	3.56	-876.98	-534.17	
Mar-04	87886777	44720443	1.97	0.77	35082688	9753847	3.60	-1033.72	-629.45	
Apr-04	88646737	44639175	1.99	0.78	34236382	8891349	3.85	-1048.19	-638.25	
May-04	87339820	44397575	1.97	0.73	31367973	8222775	3.81	-1011.79	-616.12	



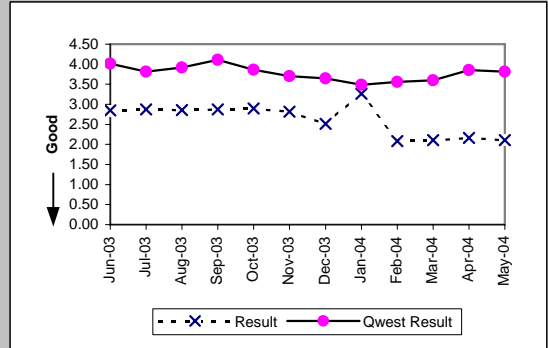
BI-1 - Time to Provide Recorded Usage Records

Time to Provide Usage Records (Percent) Jointly-provided Switched Access (BI-1B) (Benchmark)				
Date	Numerator	Denominator	Result	
Jun-03	1335347	1335442	99.99%	
Jul-03	1346446	1346579	99.99%	
Aug-03	605190	605191	100.00%	
Sep-03	640509	640513	100.00%	
Oct-03	665172	665172	100.00%	
Nov-03	540207	540207	100.00%	
Dec-03	581437	581437	100.00%	
Jan-04	628266	628266	100.00%	
Feb-04	683582	683582	100.00%	
Mar-04	744626	744626	100.00%	
Apr-04	662725	662725	100.00%	
May-04	608022	608022	100.00%	



BI-1 - Time to Provide Recorded Usage Reports

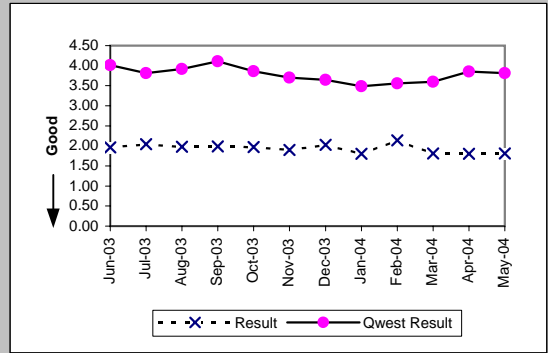
Time to Provide Usage Records [CAT11] (Average Days) UNEs and Resale Aggregate (BI-1C-1) (Diagnostic)									
Date	Numerator	Denominator	Result	CLEC Std	Qwest Num	Qwest Den	Qwest Res	Mod Z Scr	Parity Scr
Jun-03	21670895	7599129	2.85	0.53	37687029	9405321	4.01	-570.13	-347.61
Jul-03	23052850	8027112	2.87	0.58	37210323	9777749	3.81	-506.06	-308.67
Aug-03	20687329	7221864	2.86	0.65	33281812	8491126	3.92	-500.12	-305.05
Sep-03	20916913	7297866	2.87	0.63	34473242	8388168	4.11	-576.69	-351.6
Oct-03	22860895	7895950	2.90	0.63	32582706	8434270	3.86	-501.11	-305.66
Nov-03	18066107	6414766	2.82	0.46	28267672	7632396	3.70	-421.83	-257.46
Dec-03	18027453	7183316	2.51	1.62	36251713	9920301	3.65	-640.32	-390.29
Jan-04	21920299	6733284	3.26	2.29	34335175	9833047	3.49	-127.29	-78.39
Feb-04	13540733	6501023	2.08	1.04	31816306	8930817	3.56	-682.11	-415.69
Mar-04	48352979	22886898	2.11	0.78	35082688	9753847	3.60	-869	-529.32
Apr-04	49804825	23071130	2.16	0.90	34236382	8891349	3.85	-884.78	-538.91
May-04	48404979	22894147	2.11	0.81	31367973	8222775	3.81	-869.61	-529.68



Per the PID, the Retail analog for BI-1C-1 is the same as BI-1A which contains only Category 10 records

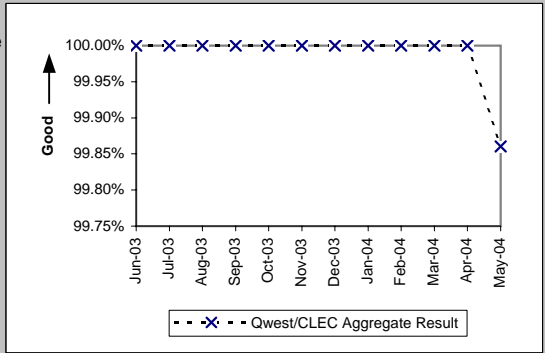
BI-1 - Time to Provide Recorded Usage Reports

Time to Provide Usage Records [CAT10] (Average Days) UNEs and Resale Aggregate (BI-1C-2) (Diagnostic)										
Date	Numerator	Denominator	Result	CLEC Std	Qwest Num	Qwest Den	Qwest Res	Mod Z Scr	Parity Scr	
Jun-03	23948400	12241427	1.96	0.79	37687029	9405321	4.01	-1138.45	-693.13	
Jul-03	28435387	13955220	2.04	0.95	37210323	9777749	3.81	-1094.32	-666.3	
Aug-03	25862169	13035142	1.98	0.90	33281812	8491126	3.92	-1053.14	-641.27	
Sep-03	27976108	14084816	1.99	1.20	34473242	8388168	4.11	-1142.95	-695.86	
Oct-03	33662215	17047731	1.97	0.84	32582706	8434270	3.86	-1150.17	-700.25	
Nov-03	28444290	14956424	1.90	0.55	28267672	7632396	3.70	-1031.46	-628.08	
Dec-03	38778399	19138565	2.03	1.95	36251713	9920301	3.65	-1140.51	-694.38	
Jan-04	32887896	18231306	1.80	0.67	34335175	9833047	3.49	-1149.53	-699.86	
Feb-04	39599200	18515970	2.14	2.60	31816306	8930817	3.56	-830.63	-505.99	
Mar-04	39533798	21833545	1.81	0.74	35082688	9753847	3.60	-1038.38	-632.29	
Apr-04	38841912	21568045	1.80	0.59	34236382	8891349	3.85	-1061.69	-646.46	
May-04	38934841	21503428	1.81	0.60	31367973	8222775	3.81	-1016.25	-618.84	



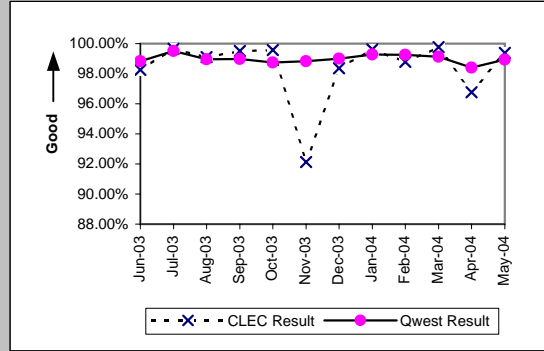
BI-2 - Invoices Delivered within 10 Days

Invoices Delivered within 10 Days (Percent) All (BI-2) (Parity)				
Date	Qwest/CLEC Aggregate	Qwest/CLEC Aggregate	Qwest/CLEC Aggregate	
Jun-03	509	509	100.00%	
Jul-03	589	589	100.00%	
Aug-03	508	508	100.00%	
Sep-03	546	546	100.00%	
Oct-03	534	534	100.00%	
Nov-03	555	555	100.00%	
Dec-03	586	586	100.00%	
Jan-04	587	587	100.00%	
Feb-04	676	676	100.00%	
Mar-04	690	690	100.00%	
Apr-04	669	669	100.00%	
May-04	715	716	99.86%	



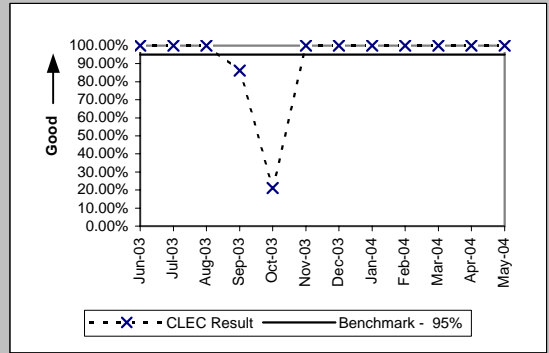
BI-3 - Billing Accuracy - Adjustments for Errors

Billing Accuracy - Adjustments for Errors (Percent) UNEs and Resale Aggregate (BI-3A) (Parity)									
Date	CLEC Num	CLEC Deno	CLEC Resu	CLEC Std	Qwest Num	Qwest Deno	Qwest Resu	Mod Z Scr	Parity Scr
Jun-03	4311472.7	4388233.7	98.25%	13.11%	89590133	90647523	98.83%	111.04	66.51
Jul-03	4082458.9	4096072.7	99.67%	5.76%	90883962	91322531	99.52%	-42.35	-26.75
Aug-03	4257553.8	4296259.6	99.10%	9.45%	90530639	91482739	98.96%	-27.91	-17.97
Sep-03	4471588.4	4493810.6	99.51%	7.01%	89771640	90688584	98.99%	-106.85	-65.96
Oct-03	4525763.1	4545239.9	99.57%	6.53%	89512848	90660075	98.73%	-155.77	-95.7
Nov-03	4289664.2	4655965.5	92.13%	26.92%	88297072	89345681	98.83%	1307.48	793.89
Dec-03	4281130	4352319.9	98.36%	12.68%	86193342	87062306	99.00%	130.59	78.39
Jan-04	7457861.9	7485928.8	99.63%	6.11%	87809258	88441462	99.29%	-106	-65.44
Feb-04	6656037.8	6737668.9	98.79%	10.94%	88752651	89421782	99.25%	134.56	80.81
Mar-04	6351517.2	6366505.9	99.76%	4.85%	85359144	86113187	99.12%	-167.31	-102.72
Apr-04	6532496.8	6751457.6	96.76%	17.71%	83614682	84969695	98.41%	329.1	199.08
May-04	8961203.1	9017551.4	99.38%	7.88%	83009767	83904500	98.93%	-122.65	-75.57



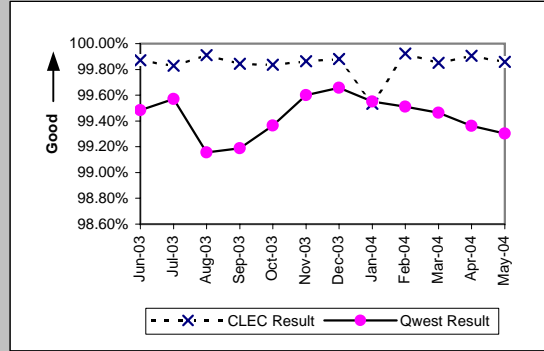
BI-3 - Billing Accuracy - Adjustments for Errors

Billing Accuracy - Adjustments for Errors (Percent) Reciprocal Compensation (BI-3B) (Benchmark)				
Date	Numerator	Denominator	CLEC Result	
Jun-03	59299.36	59299.37	100.00%	
Jul-03	50908.26	50908.26	100.00%	
Aug-03	48583.58	48583.58	100.00%	
Sep-03	39333.18	45649.87	86.16%	
Oct-03	9352.17	44427.84	21.05%	
Nov-03	44257.65	44257.65	100.00%	
Dec-03	39471.32	39471.32	100.00%	
Jan-04	38755.38	38755.38	100.00%	
Feb-04	43549.6	43549.6	100.00%	
Mar-04	73991.12	73991.12	100.00%	
Apr-04	78466.73	78466.73	100.00%	
May-04	72673.82	72673.82	100.00%	



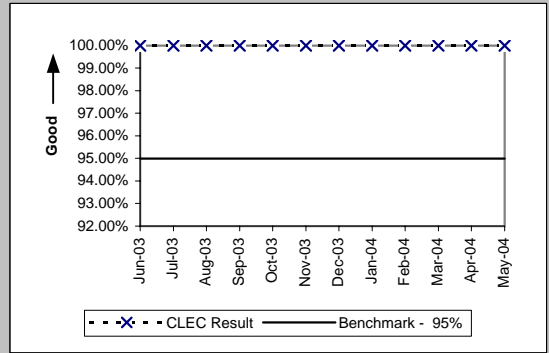
BI-4 - Billing Completeness

Billing Completeness (Percent) UNEs and Resale Aggregate (BI-4A) (Parity)										
Date	CLEC Num	CLEC Deno	CLEC Resu	CLEC Std	Qwest Num	Qwest Deno	Qwest Resu	Mod Z Scr	Parity Scr	
Jun-03	24192	24223	99.87%	3.58%	359520	361382	99.48%	-8.15	-5.95	
Jul-03	29702	29753	99.83%	4.14%	377160	378787	99.57%	-6.56	-4.99	
Aug-03	29916	29943	99.91%	3.00%	377227	380439	99.16%	-13.73	-9.35	
Sep-03	28127	28171	99.84%	3.95%	336163	338911	99.19%	-11.77	-8.16	
Oct-03	27871	27917	99.84%	4.06%	349567	351799	99.37%	-9.51	-6.78	
Nov-03	30115	30156	99.86%	3.68%	320341	321629	99.60%	-6.95	-5.23	
Dec-03	26082	26113	99.88%	3.44%	268925	269852	99.66%	-5.93	-4.6	
Jan-04	22980	23088	99.53%	6.82%	171580	172353	99.55%	0.41	-0.75	
Feb-04	28213	28235	99.92%	2.79%	215774	216833	99.51%	-9.31	-6.66	
Mar-04	31711	31758	99.85%	3.84%	199687	200763	99.46%	-8.8	-6.35	
Apr-04	37786	37822	99.90%	3.08%	204511	205825	99.36%	-12.19	-8.41	
May-04	42426	42486	99.86%	3.76%	211284	212767	99.30%	-12.57	-8.64	



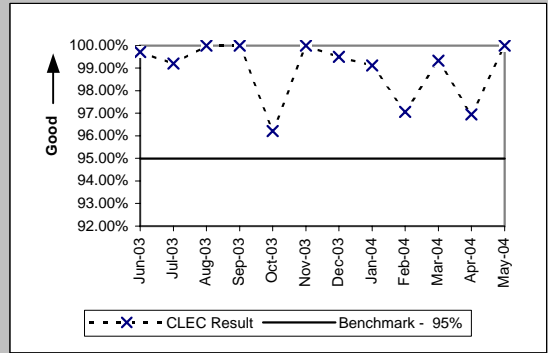
BI-4 - Billing Completeness

Billing Completeness (Percent) Reciprocal Compensation (BI-4B) (Benchmark)				
Date	Numerator	Denominator	CLEC Result	
Jun-03	59299.37	59299.37	100.00%	
Jul-03	50908.26	50908.26	100.00%	
Aug-03	48583.58	48583.58	100.00%	
Sep-03	45649.87	45649.87	100.00%	
Oct-03	44427.84	44427.84	100.00%	
Nov-03	44257.65	44257.65	100.00%	
Dec-03	39471.32	39471.32	100.00%	
Jan-04	38755.38	38755.38	100.00%	
Feb-04	43549.6	43549.6	100.00%	
Mar-04	73991.12	73991.12	100.00%	
Apr-04	78466.73	78466.73	100.00%	
May-04	72673.82	72673.82	100.00%	

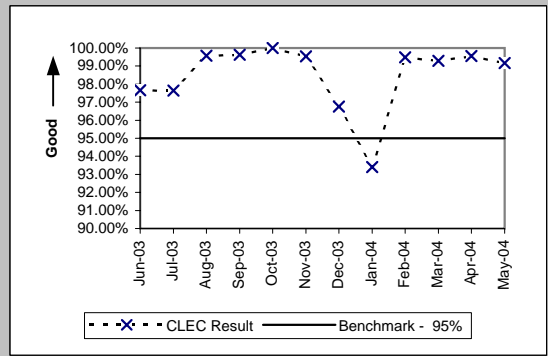


BI-5 - Billing Accuracy & Claims Processing

Billing Accuracy & Claims Processing - Acknowledgment (Percent) All (BI-5A) (Benchmark)				
Date	Numerator	Denominator		CLEC Result
Jun-03	352	353		99.72%
Jul-03	252	254		99.21%
Aug-03	249	249		100.00%
Sep-03	284	284		100.00%
Oct-03	305	317		96.21%
Nov-03	276	276		100.00%
Dec-03	201	202		99.51%
Jan-04	338	341		99.12%
Feb-04	231	238		97.06%
Mar-04	296	298		99.33%
Apr-04	191	197		96.95%
May-04	331	331		100.00%

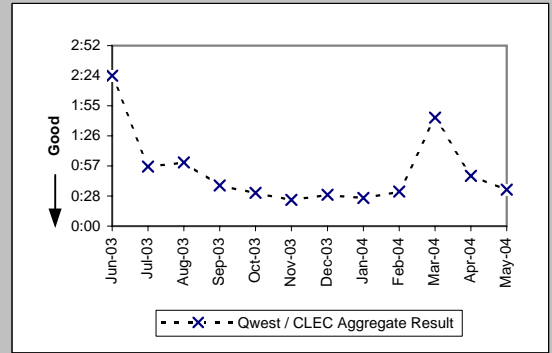


Billing Accuracy & Claims Processing - Resolution (Percent) All (BI-5B) (Benchmark)				
Date	Numerator	Denominator		CLEC Result
Jun-03	333	341		97.65%
Jul-03	207	212		97.64%
Aug-03	233	234		99.57%
Sep-03	264	265		99.62%
Oct-03	285	285		100.00%
Nov-03	220	221		99.55%
Dec-03	238	246		96.75%
Jan-04	255	273		93.41%
Feb-04	389	391		99.49%
Mar-04	283	285		99.30%
Apr-04	226	227		99.56%
May-04	360	363		99.17%

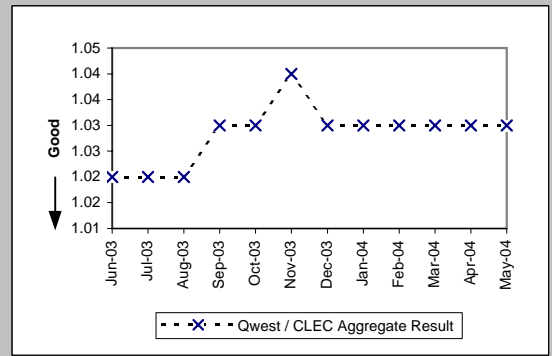


DB-1 - Time to Update Databases

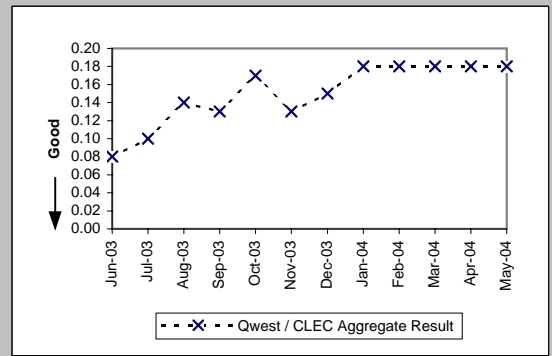
Time to Update Databases (Hours:Minutes) E911 (DB-1 A) (Parity)		
Date	Qwest / CLEC Aggregate Result	
Jun-03		2:24
Jul-03		0:57
Aug-03		1:01
Sep-03		0:39
Oct-03		0:32
Nov-03		0:25
Dec-03		0:30
Jan-04		0:27
Feb-04		0:33
Mar-04		1:44
Apr-04		0:48
May-04		0:35



Time to Update Databases (Avg Sec) LIDB (DB-1 B) (Parity)		
Date	Qwest / CLEC Aggregate Result	
Jun-03		1.02
Jul-03		1.02
Aug-03		1.02
Sep-03		1.03
Oct-03		1.03
Nov-03		1.04
Dec-03		1.03
Jan-04		1.03
Feb-04		1.03
Mar-04		1.03
Apr-04		1.03
May-04		1.03

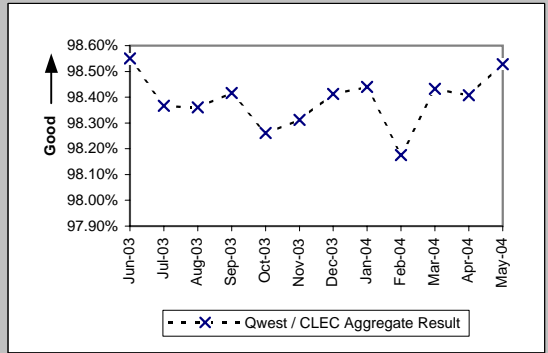


Time to Update Databases (Avg Sec) Directory Listing (DB-1 C-1) (Parity)		
Date	Qwest / CLEC Aggregate Result	
Jun-03		0.08
Jul-03		0.10
Aug-03		0.14
Sep-03		0.13
Oct-03		0.17
Nov-03		0.13
Dec-03		0.15
Jan-04		0.18
Feb-04		0.18
Mar-04		0.18
Apr-04		0.18
May-04		0.18



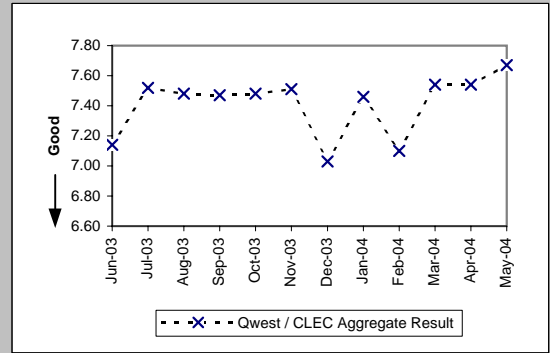
DB-2 - Accurate Database Updates

Accurate Database Updates (Percent) Directory Listing (DB-2 C-1) (Parity)	
Date	Qwest / CLEC Aggregate Result
Jun-03	98.55%
Jul-03	98.37%
Aug-03	98.36%
Sep-03	98.42%
Oct-03	98.26%
Nov-03	98.31%
Dec-03	98.41%
Jan-04	98.44%
Feb-04	98.18%
Mar-04	98.43%
Apr-04	98.41%
May-04	98.53%



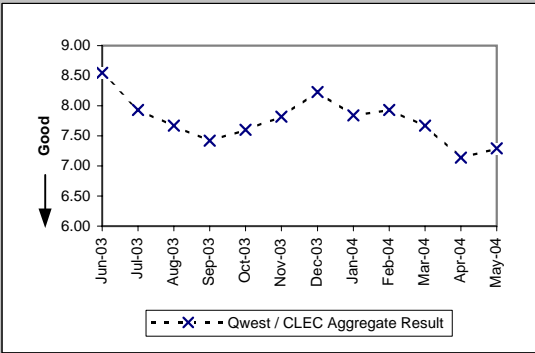
DA-1 - Speed of Answer - Directory Assistance

Speed of Answer - Directory Assistance (Avg Sec) (DA-1) (Parity)	
Date	Qwest / CLEC Aggregate Result
Jun-03	7.14
Jul-03	7.52
Aug-03	7.48
Sep-03	7.47
Oct-03	7.48
Nov-03	7.51
Dec-03	7.03
Jan-04	7.46
Feb-04	7.10
Mar-04	7.54
Apr-04	7.54
May-04	7.67



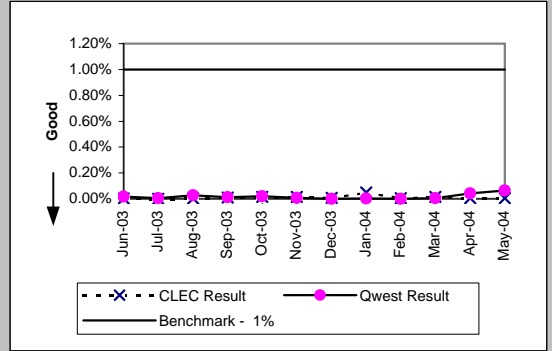
OS-1 - Speed of Answer - Operator Services

Speed of Answer - Operator Services (Avg Sec) (OS-1) (Parity)	
Date	Qwest / CLEC Aggregate Result
Jun-03	8.55
Jul-03	7.93
Aug-03	7.67
Sep-03	7.42
Oct-03	7.60
Nov-03	7.82
Dec-03	8.23
Jan-04	7.84
Feb-04	7.93
Mar-04	7.67
Apr-04	7.14
May-04	7.29

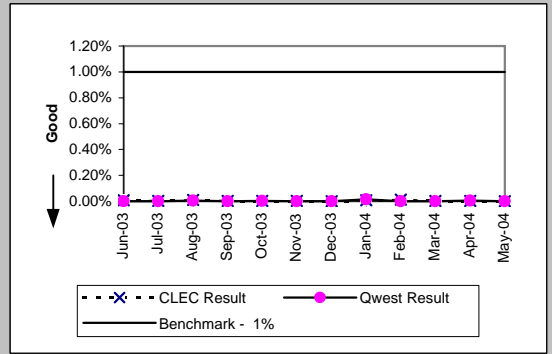


NI-1 - Trunk Blocking

Trunk Blockage to Qwest Tandem Offices (NI-1A) (Benchmark)										
Date	CLEC Num	CLEC Dens	CLEC Resu	CLEC Std	Qwest Num	Qwest Dens	Qwest Resu	Mod Z Scr	Parity Scr	
Jun-03	1.26	33648	0.00%	0.04%	6.16	34007	0.02%	-18.26	-12.1	
Jul-03	0.38	34248	0.00%	0.02%	1.44	34007	0.00%	-8.88	-6.4	
Aug-03	0.79	32448	0.00%	0.02%	9.13	33408	0.03%	-19.06	-12.59	
Sep-03	3.06	33192	0.01%	0.06%	4.3	33335	0.01%	-5.79	-4.52	
Oct-03	4.74	32184	0.01%	0.07%	6.51	33431	0.02%	-8.9	-6.41	
Nov-03	4.72	32352	0.01%	0.09%	2.81	33431	0.01%	21.07	11.81	
Dec-03	2.48	32664	0.01%	0.06%	0	33431	0.00%			
Jan-04	15.4	31392	0.05%	0.46%	0.95	33431	0.00%	326.9	197.74	
Feb-04	1.33	32568	0.00%	0.05%	0.36	33431	0.00%	53.59	31.58	
Mar-04	4.9	33120	0.01%	0.09%	1.7	33431	0.01%	39.54	23.04	
Apr-04	1.67	32592	0.01%	0.06%	13.64	33239	0.04%	-20.52	-13.48	
May-04	1.79	31896	0.01%	0.05%	21.18	32593	0.07%	-24.9	-16.14	



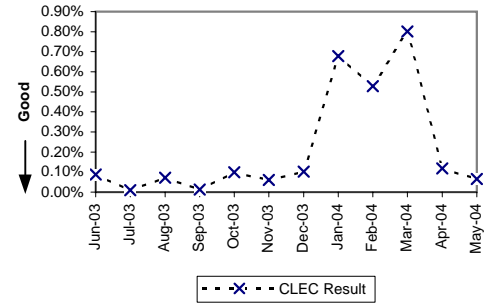
Trunk Blockage to Qwest End Offices (NI-1B) (Benchmark)										
Date	CLEC Num	CLEC Dens	CLEC Resu	CLEC Std	Qwest Num	Qwest Dens	Qwest Resu	Mod Z Scr	Parity Scr	
Jun-03	1.49	20940	0.01%	0.07%	0.05	31796	0.00%	235	141.87	
Jul-03	0.3	20400	0.00%	0.03%	0	31796	0.00%			
Aug-03	2.13	19956	0.01%	0.09%	1.44	31676	0.00%	11.95	6.26	
Sep-03	0.5	20196	0.00%	0.03%	0	31676	0.00%			
Oct-03	0.53	20112	0.00%	0.03%	0.85	31172	0.00%	-0.24	-1.14	
Nov-03	0.48	20076	0.00%	0.02%	0.08	31028	0.00%	59.7	35.3	
Dec-03	0.13	19908	0.00%	0.01%	0	30327	0.00%			
Jan-04	1.54	19800	0.01%	0.07%	4.2	29031	0.01%	-5.2	-4.16	
Feb-04	2.39	19764	0.01%	0.08%	0	29031	0.00%			
Mar-04	0.62	20280	0.00%	0.03%	0	29031	0.00%			
Apr-04	0.55	19572	0.00%	0.03%	1.6	29031	0.01%	-4.49	-3.73	
May-04	0.03	19800	0.00%	0.00%	0	28599	0.00%			



NI-1 - Trunk Blocking

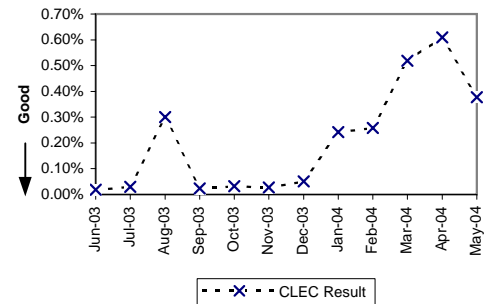
Trunk Blockage to Qwest Tandem Offices (Percent) (NI-1C) (Diagnostic)

Date	Numerator	Denominator	CLEC Result	Standard Deviation
Jun-03	29.96	34200	0.09%	0.66%
Jul-03	3.13	34440	0.01%	0.11%
Aug-03	24.02	33432	0.07%	0.46%
Sep-03	3.98	33264	0.01%	0.08%
Oct-03	32.73	32976	0.10%	0.58%
Nov-03	19.6	32736	0.06%	0.44%
Dec-03	33.8	32976	0.10%	0.97%
Jan-04	228.22	33648	0.68%	4.42%
Feb-04	179.1	33912	0.53%	3.35%
Mar-04	274.08	34224	0.80%	4.54%
Apr-04	39.16	33264	0.12%	0.87%
May-04	21.11	32376	0.07%	0.51%



Trunk Blockage to Qwest End Offices (Percent) (NI-1D) (Diagnostic)

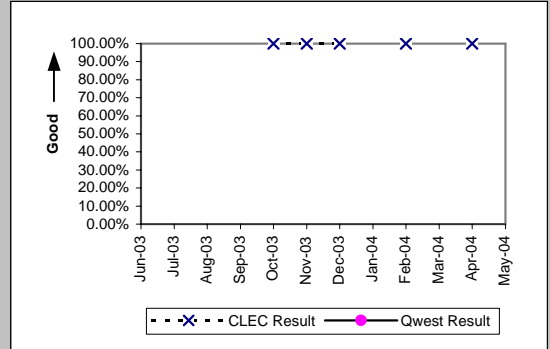
Date	Numerator	Denominator	CLEC Result	Standard Deviation
Jun-03	3.92	21012	0.02%	0.21%
Jul-03	6.31	20844	0.03%	0.20%
Aug-03	61.05	20316	0.30%	3.58%
Sep-03	4.9	20316	0.02%	0.34%
Oct-03	6.61	20316	0.03%	0.34%
Nov-03	5.45	20220	0.03%	0.36%
Dec-03	10.22	20220	0.05%	0.48%
Jan-04	48.9	20220	0.24%	1.88%
Feb-04	52.02	20172	0.26%	2.21%
Mar-04	107.17	20652	0.52%	4.81%
Apr-04	124.22	20364	0.61%	5.12%
May-04	76.27	20196	0.38%	3.35%



NP-1 - NXX Code Activation

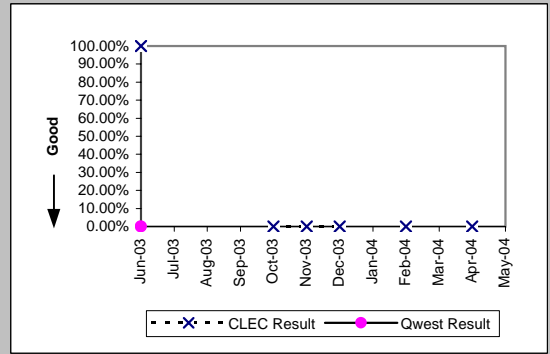
NXX Code Activation (Percent) (NP-1A) (Parity)

Date	CLEC Num	CLEC Denom	CLEC Result	Qwest Num	Qwest Denom	Qwest Result
Jun-03						
Jul-03						
Aug-03						
Sep-03						
Oct-03	1	1	100.00%			
Nov-03	1	1	100.00%			
Dec-03	1	1	100.00%			
Jan-04						
Feb-04	1	1	100.00%			
Mar-04						
Apr-04	1	1	100.00%			
May-04						



NXX Code Activation - Facility Delays (Percent) (NP-1B) (Diagnostic)

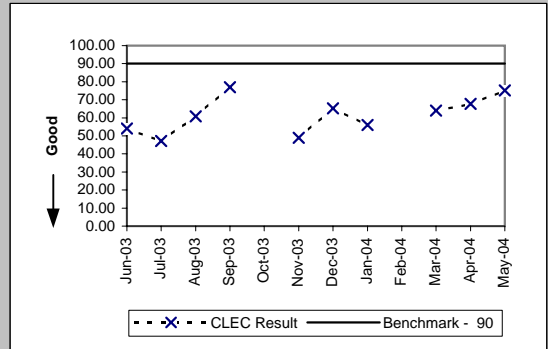
Date	CLEC Num	CLEC Denom	CLEC Result	Qwest Num	Qwest Denom	Qwest Result
Jun-03	4	4	100.00%	0	1	0.00%
Jul-03						
Aug-03						
Sep-03						
Oct-03	0	1	0.00%			
Nov-03	0	1	0.00%			
Dec-03	0	1	0.00%			
Jan-04						
Feb-04	0	1	0.00%			
Mar-04						
Apr-04	0	1	0.00%			
May-04						



CP-1 - Collocation Completion Interval (Average Days)

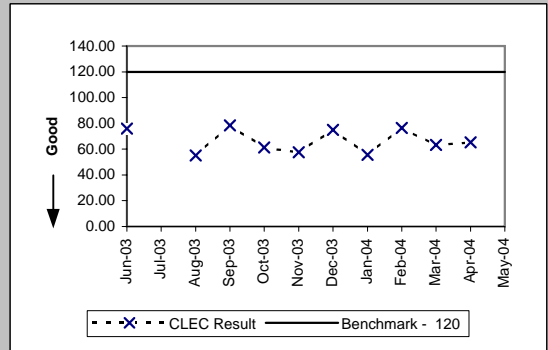
Scheduled Interval 90 Calendar Days or Less (CP-1A) (Benchmark)

Date	CLEC Num	CLEC Denom	CLEC Result	CLEC Std Dev
Jun-03	54	1	54.00	
Jul-03	283	6	47.17	4.92
Aug-03	1034	17	60.82	12.16
Sep-03	308	4	77.00	4.62
Oct-03				
Nov-03	49	1	49.00	
Dec-03	587	9	65.22	16.24
Jan-04	56	1	56.00	
Feb-04				
Mar-04	64	1	64.00	
Apr-04	203	3	67.67	6.11
May-04	301	4	75.25	9.36



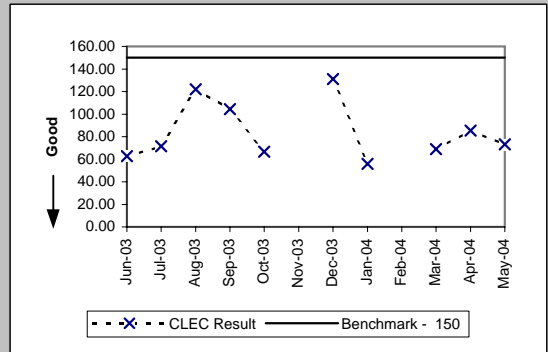
Scheduled Interval 91 to 120 Calendar Days (CP-1B) (Benchmark)

Date	CLEC Num	CLEC Denom	CLEC Result	CLEC Std Dev
Jun-03	76	1	76.00	
Jul-03				
Aug-03	55	1	55.00	38.89
Sep-03	157	2	78.50	8.32
Oct-03	306	5	61.20	4.95
Nov-03	115	2	57.50	
Dec-03	75	1	75.00	
Jan-04	111	2	55.50	0.71
Feb-04	153	2	76.50	24.75
Mar-04	190	3	63.33	15.31
Apr-04	261	4	65.25	4.43
May-04				



Scheduled Interval 121 to 150 Calendar Days (CP-1C) (Benchmark)

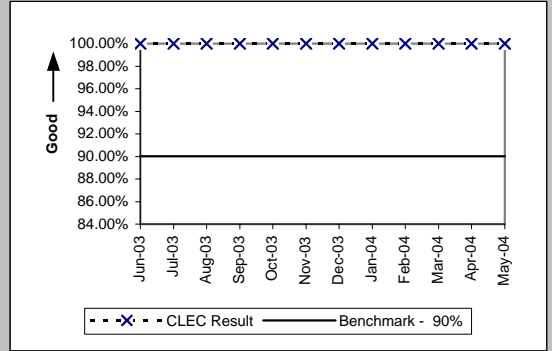
Date	CLEC Num	CLEC Denom	CLEC Result	CLEC Std Dev
Jun-03	188	3	62.67	5.77
Jul-03	143	2	71.50	16.26
Aug-03	122	1	122.00	
Sep-03	313	3	104.33	41.04
Oct-03	200	3	66.67	3.21
Nov-03				
Dec-03	131	1	131.00	
Jan-04	56	1	56.00	
Feb-04				
Mar-04	69	1	69.00	
Apr-04	256	3	85.33	40.08
May-04	220	3	73.33	18.04



CP-2 - Collocations Completed within Scheduled Intervals (Percent)

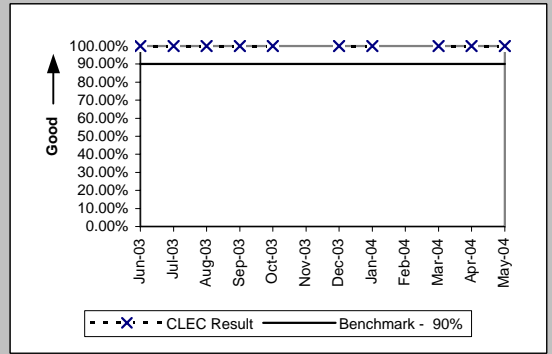
Non-Forecasted & Late Forecasted Collocations (CP-2B) (Benchmark)

Date	CLEC Num	CLEC Denom	CLEC Result	CLEC Std Dev
Jun-03	2	2	100.00%	0.00%
Jul-03	6	6	100.00%	0.00%
Aug-03	18	18	100.00%	0.00%
Sep-03	6	6	100.00%	0.00%
Oct-03	5	5	100.00%	0.00%
Nov-03	3	3	100.00%	0.00%
Dec-03	10	10	100.00%	0.00%
Jan-04	3	3	100.00%	0.00%
Feb-04	2	2	100.00%	0.00%
Mar-04	4	4	100.00%	0.00%
Apr-04	7	7	100.00%	0.00%
May-04	4	4	100.00%	0.00%



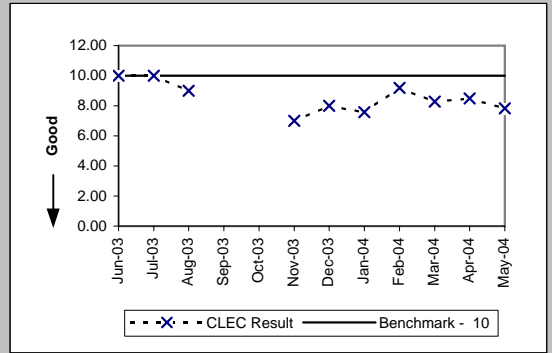
Collocations with Intervals Longer than 120 Days (CP-2C) (Benchmark)

Date	CLEC Num	CLEC Denom	CLEC Result	CLEC Std Dev
Jun-03	5	5	100.00%	0.00%
Jul-03	3	3	100.00%	0.00%
Aug-03	2	2	100.00%	0.00%
Sep-03	6	6	100.00%	0.00%
Oct-03	6	6	100.00%	0.00%
Nov-03				
Dec-03	2	2	100.00%	0.00%
Jan-04	1	1	100.00%	0.00%
Feb-04				
Mar-04	2	2	100.00%	0.00%
Apr-04	5	5	100.00%	0.00%
May-04	3	3	100.00%	0.00%



CP-3 - Collocation Feasibility Study Interval (Average Days)

Collocation Feasibility Study Interval (CP-3) (Benchmark)					
Date	CLEC Num	CLEC Denom	CLEC Result	CLEC Std Dev	
Jun-03	10	1	10.00		
Jul-03	20	2	10.00	0.00	
Aug-03	207	23	9.00	0.60	
Sep-03					
Oct-03					
Nov-03	7	1	7.00		
Dec-03	32	4	8.00	2.45	
Jan-04	53	7	7.57	1.90	
Feb-04	138	15	9.20	0.77	
Mar-04	91	11	8.27	1.35	
Apr-04	17	2	8.50	2.12	
May-04	47	6	7.83	0.75	



CP-4 - Collocation Feasibility Study Commitments Met (Percent)

Collocation Feasibility Study Commitments Met (CP-4) (Benchmark)					
Date	CLEC Num	CLEC Denom	CLEC Result	CLEC Std Dev	
Jun-03	10	10	100.00%	0.00%	
Jul-03	19	19	100.00%	0.00%	
Aug-03	23	23	100.00%	0.00%	
Sep-03					
Oct-03	10	10	100.00%	0.00%	
Nov-03	5	5	100.00%	0.00%	
Dec-03	7	7	100.00%	0.00%	
Jan-04	8	8	100.00%	0.00%	
Feb-04	15	15	100.00%	0.00%	
Mar-04	12	12	100.00%	0.00%	
Apr-04	2	2	100.00%	0.00%	
May-04	6	6	100.00%	0.00%	

