

**TG-230778 BENCH REQUEST 4
INCENTIVE PAY 5 YEAR AVERAGE-ANALYSIS
AUGUST 2018-JULY 2023**



Journal Entry Query Tool

v5.15

NOTE: Ctrl+Shift+J to pull data

Date Range:
From: 2018-08
To: 2023-07

Other Criteria
Districts: 2112
Accts: 52035,52036,55036,56036,50035,50036,70035,70036, 60035, 56035,5
Vendor Code: Company: Corp
Amount From:
System: Amount To:
Subsystem: Posting: All

Total of Entries: 0.00 0.00 *psld: P = Posted, U = Unposted, S = Staged, C/D = I/C Unposted, -1 = Hanging out there.
Num of Entries Shown: 0 0 *records 10000

Full Account	Date	Amount USD	Amount CAD	Nat Curren	Journal ("Pasted")	Journal Desc User	R/Type	Vendor Cod One Time Vendor	Further Description	Date Doc	Doc De Doc Ctrl N, Po Ctrl	Vendor Order Num	Ticket Num	Document : Document	Class C Date Entered Date Posted	Amnt Net	Date Databa	Reversal	Hold Flag	Recurr	Repea

--	--	--	--	--	--	--	--	--	--	--	--	--	--	--	--	--	--	--	--	--

Journal Entry Query Tool

v5.15

NOTE: Ctrl+Shift+J to pull data

Date Range:
From: 2018-08
To: 2023-07

Other Criteria
Districts: 2112
Accts: 52035,52036,55036,56036,50035,50036,70035,70036, 60035, 56035,5
Vendor Code: Company: Corp
Amount From:
System: Amount To:
Subsystem: Posting: All

Total of Entries: 0.00 0.00 *psld: P = Posted, U = Unposted, S = Staged, C/D = I/C Unposted, -1 = Hanging out there.
Num of Entries Shown: 0 0 *records 10000

Full Account	Date	Amount USD	Amount CAD	Nat Curren	Journal ("Pasted")	Journal Desc User	R/Type	Vendor Cod One Time Vendor	Further Description	Date Doc	Doc De Doc Ctrl N, Po Ctrl	Vendor Order Num	Ticket Num	Document / Document	Class C Date Entered Date Posted	Amnt Net	Date Databa	Reversal Hold Flag	Recurr ing	Repea ting
--------------	------	------------	------------	------------	--------------------	-------------------	--------	----------------------------	---------------------	----------	----------------------------	------------------	------------	---------------------	----------------------------------	----------	-------------	--------------------	------------	------------

[Redacted Content]																			
--------------------	--	--	--	--	--	--	--	--	--	--	--	--	--	--	--	--	--	--	--

Journal Entry Query Tool

v5.15

NOTE: Ctrl+Shift+J to pull data

Date Range:
From: 2018-08
To: 2023-07

Other Criteria
Districts: 2112
Accts: 52035,52036,55036,56036,50035,50036,70035,70036, 60035, 56035,5
Vendor Code: Company: Corp
Amount From:
System: Amount To:
Subsystem: Posting: All

Total of Entries: 0.00 0.00 *psld: P = Posted, U = Unposted, S = Staged, C/D = I/C Unposted, -1 = Hanging out there.
Num of Entries Shown: 0 0 *records 10000

Full Account	Date	Amount USD	Amount CAD	Nat Curren	Journal ("Pasted")	Journal Desc User	R/Type	Vendor Cod One Time Vendor	Further Description	Date Doc	Doc De Doc Ctrl N, Po Ctrl	Vendor Order Num	Ticket Num	Document / Document	Class C Date Entered Date Posted	Amnt Net	Date Databa	Reversal	Hold Flag	Recurr	Repea

--	--	--	--	--	--	--	--	--	--	--	--	--	--	--	--	--	--	--	--	--

Journal Entry Query Tool

v5.15

NOTE: Ctrl+Shift+J to pull data

Date Range:
From: 2018-08
To: 2023-07

Other Criteria
Districts: 2112
Accts: 52035,52036,55036,56036,50035,50036,70035,70036, 60035, 56035,5
Vendor Code: Company: Corp
Amount From:
System: Amount To:
Subsystem: Posting: All

Total of Entries: 0.00 0.00 *psld: P = Posted, U = Unposted, S = Staged, C/D = I/C Unposted, -1 = Hanging out there.
Num of Entries Shown: 0 0 *records 10000

Full Account	Date	Amount USD	Amount CAD	Nat Curren	Journal ("Pasted")	Journal Desc User	R/Type	Vendor Cod One Time Vendor	Further Description	Date Doc	Doc De Doc Ctrl N, Po Ctrl	Vendor Order Num	Ticket Num	Document / Document	Class C Date Entered Date Posted	Amnt Net	Date Databa	Reversal	Hold Flag	Recurr	Repea

--	--	--	--	--	--	--	--	--	--	--	--	--	--	--	--	--	--	--	--	--

Journal Entry Query Tool

v5.15

NOTE: Ctrl+Shift+J to pull data

Date Range:
From: 2018-08
To: 2023-07

Other Criteria
Districts: 2112
Accts: 52035,52036,55036,56036,50035,50036,70035,70036, 60035, 56035,5
Vendor Code: Company: Corp
Amount From:
System: Amount To:
Subsystem: Posting: All

Total of Entries: 0.00 0.00 *psld: P = Posted, U = Unposted, S = Staged, C/D = I/C Unposted, -1 = Hanging out there.
Num of Entries Shown: 0 0 *records 10000

Full Account	Date	Amount USD	Amount CAD	Nat Curren	Journal C Psted	Journal Desc User	R/Type	Vendor Cod One Time Vendor	Further Description	Date Doc	Doc De Doc Ctrl N, Po Ctrl	Vendor Order Num	Ticket Num	Document : Document	Class C Date Entered Date Posted	Amnt Net	Date Databa	Reversal	Hold Flag	Recurr	Repea

--	--	--	--	--	--	--	--	--	--	--	--	--	--	--	--	--	--	--	--	--

Journal Entry Query Tool

v5.15

NOTE: Ctrl+Shift+J to pull data

Date Range:
From: 2018-08
To: 2023-07

Other Criteria
Districts: 2112
Accts: 52035,52036,55036,56036,50035,50036,70035,70036, 60035, 56035,5
Vendor Code: Company: Corp
Amount From:
System: Amount To:
Subsystem: Posting: All

Total of Entries: 0.00 0.00 *psld: P = Posted, U = Unposted, S = Staged, C/D = I/C Unposted, -1 = Hanging out there.
Num of Entries Shown: 0 0 *records 10000

Full Account	Date	Amount USD	Amount CAD	Nat Curren	Journal ("Pasted")	Journal Desc User	R/Type	Vendor Cod One Time Vendor	Further Description	Date Doc	Doc De Doc Ctrl N, Po Ctrl	Vendor Order Num	Ticket Num	Document / Document	Class C Date Entered Date Posted	Amnt Net	Date Databa	Reversal	Hold Flag	Recurr	Repea	

--	--	--	--	--	--	--	--	--	--	--	--	--	--	--	--	--	--	--	--	--	--

Journal Entry Query Tool

v5.15

NOTE: Ctrl+Shift+J to pull data

Date Range:
From: 2018-08
To: 2023-07

Other Criteria
Districts: 2112
Accts: 52035,52036,55036,56036,50035,50036,70035,70036, 60035, 56035,5
Vendor Code: Company: Corp
Amount From:
System: Amount To:
Subsystem: Posting: All

Total of Entries: 0.00 0.00 *psld: P = Posted, U = Unposted, S = Staged, C/D = I/C Unposted, -1 = Hanging out there.
Num of Entries Shown: 0 0 *records 10000

Full Account	Date	Amount USD	Amount CAD	Nat Curren	Journal ("Pasted")	Journal Desc User	R/Type	Vendor Cod One Time Vendor	Further Description	Date Doc	Doc De Doc Ctrl N, Po Ctrl	Vendor Order Num	Ticket Num	Document / Document	Class C Date Entered Date Posted	Amnt Net	Date Databa	Reversal	Hold Flag	Recurr	Repea

--	--	--	--	--	--	--	--	--	--	--	--	--	--	--	--	--	--	--	--	--

Journal Entry Query Tool

v5.15

NOTE: Ctrl+Shift+J to pull data

Date Range:
From: 2018-08
To: 2023-07

Other Criteria
Districts: 2112
Accts: 52035,52036,55036,56036,50035,50036,70035,70036, 60035, 56035,5
Vendor Code: Company: Corp
Amount From:
System: Amount To:
Subsystem: Posting: All

Total of Entries: 0.00 0.00 *psld: P = Posted, U = Unposted, S = Staged, C/D = I/C Unposted, -1 = Hanging out there.
Num of Entries Shown: 0 0 *records 10000

Full Account	Date	Amount USD	Amount CAD	Nat Curren	Journal ("Pasted")	Journal Desc User	R/Type	Vendor Cod One Time Vendor	Further Description	Date Doc	Doc De Doc Ctrl N, Po Ctrl	Vendor Order Num	Ticket Num	Document / Document	Class C Date Entered Date Posted	Amnt Net	Date Databa	Reversal Hold Flag	Recurr ing	Repea ting
--------------	------	------------	------------	------------	--------------------	-------------------	--------	----------------------------	---------------------	----------	----------------------------	------------------	------------	---------------------	----------------------------------	----------	-------------	--------------------	------------	------------

--	--	--	--	--	--	--	--	--	--	--	--	--	--	--	--	--	--	--	--

Journal Entry Query Tool

v5.15

NOTE: Ctrl+Shift+J to pull data

Date Range:
From: 2018-08
To: 2023-07

Other Criteria
Districts: 2112
Accts: 52035,52036,55036,56036,50035,50036,70035,70036, 60035, 56035,5
Vendor Code: Company: Corp
Amount From:
System: Amount To:
Subsystem: Posting: All

Total of Entries: 0.00 0.00 *psld: P = Posted, U = Unposted, S = Staged, C/D = I/C Unposted, -1 = Hanging out there.
Num of Entries Shown: 0 0 *records 10000

Full Account	Date	Amount USD	Amount CAD	Nat Curren	Journal ("Pasted")	Journal Desc User	R/Type	Vendor Cod One Time Vendor	Further Description	Date Doc	Doc De Doc Ctrl N, Po Ctrl	Vendor Order Num	Ticket Num	Document / Document	Class C Date Entered Date Posted	Amnt Net	Date Databa	Reversal	Hold Flag	Recurr	Repea

--	--	--	--	--	--	--	--	--	--	--	--	--	--	--	--	--	--	--	--	--

Journal Entry Query Tool

v5.15

NOTE: Ctrl+Shift+J to pull data

Date Range:
From: 2018-08
To: 2023-07

Other Criteria
Districts: 2112
Accts: 52035,52036,55036,56036,50035,50036,70035,70036, 60035, 56035,5
Vendor Code: Company: Corp
Amount From:
System: Amount To:
Subsystem: Posting: All

Total of Entries: 0.00 0.00 *psld: P = Posted, U = Unposted, S = Staged, C/D = I/C Unposted, -1 = Hanging out there.
Num of Entries Shown: 0 0 *records 10000

Full Account	Date	Amount USD	Amount CAD	Nat Curren	Journal ("Pasted")	Journal Desc User	R/Type	Vendor Cod One Time Vendor	Further Description	Date Doc	Doc De Doc Ctrl N, Po Ctrl	Vendor Order Num	Ticket Num	Document / Document	Class C Date Entered Date Posted	Amnt Net	Date Databa	Reversal	Hold Flag	Recurr	Repea	

--	--	--	--	--	--	--	--	--	--	--	--	--	--	--	--	--	--	--	--	--	--

Journal Entry Query Tool

v5.15

NOTE: Ctrl+Shift+J to pull data

Date Range:
From: 2018-08
To: 2023-07

Other Criteria
Districts: 2112
Accts: 52035,52036,55036,56036,50035,50036,70035,70036, 60035, 56035,5
Vendor Code: Company: Corp
Amount From:
System: Amount To:
Subsystem: Posting: All

Total of Entries: 0.00 0.00 *psld: P = Posted, U = Unposted, S = Staged, C/D = I/C Unposted, -1 = Hanging out there.
Num of Entries Shown: 0 0 *records 10000

Full Account	Date	Amount USD	Amount CAD	Nat Curren	Journal ("Pasted")	Journal Desc User	R/Type	Vendor Cod One Time Vendor	Further Description	Date Doc	Doc De Doc Ctrl N, Po Ctrl	Vendor Order Num	Ticket Num	Document / Document	Class C Date Entered Date Posted	Amnt Net	Date Databa	Reversal	Hold Flag	Recurr	Repea	

--	--	--	--	--	--	--	--	--	--	--	--	--	--	--	--	--	--	--	--	--	--

Journal Entry Query Tool

v5.15

NOTE: Ctrl+Shift+J to pull data

Date Range:
From: 2018-08
To: 2023-07

Other Criteria
Districts: 2112
Accts: 52035,52036,55036,56036,50035,50036,70035,70036, 60035, 56035,5
Vendor Code: Company: Corp
Amount From:
System: Amount To:
Subsystem: Posting: All

Total of Entries: 0.00 0.00 *psld: P = Posted, U = Unposted, S = Staged, C/D = I/C Unposted, -1 = Hanging out there.
Num of Entries Shown: 0 0 *records 10000

Full Account	Date	Amount USD	Amount CAD	Nat Curren	Journal ("Pasted")	Journal Desc User	R/Type	Vendor Cod One Time Vendor	Further Description	Date Doc	Doc De Doc Ctrl N, Po Ctrl	Vendor Order Num	Ticket Num	Document / Document	Class C Date Entered Date Posted	Amnt Net	Date Databa	Reversal	Hold Flag	Recurr	Repea

--	--	--	--	--	--	--	--	--	--	--	--	--	--	--	--	--	--	--	--	--

Journal Entry Query Tool

v5.15

NOTE: Ctrl+Shift+J to pull data

Date Range:
From: 2018-08
To: 2023-07

Other Criteria
Districts: 2112
Accts: 52035,52036,55036,56036,50035,50036,70035,70036, 60035, 56035,5
Vendor Code: Company: Corp
Amount From:
System: Amount To:
Subsystem: Posting: All

Total of Entries: 0.00 0.00 *psld: P = Posted, U = Unposted, S = Staged, C/D = I/C Unposted, -1 = Hanging out there.
Num of Entries Shown: 0 0 *records 10000

Full Account	Date	Amount USD	Amount CAD	Nat Curren	Journal ("Pasted")	Journal Desc User	R/Type	Vendor Cod One Time Vendor	Further Description	Date Doc	Doc De Doc Ctrl N, Po Ctrl	Vendor Order Num	Ticket Num	Document / Document	Class C Date Entered Date Posted	Amnt Net	Date Databa	Reversal Hold Flag	Recurr ing	Repea ting
--------------	------	------------	------------	------------	--------------------	-------------------	--------	----------------------------	---------------------	----------	----------------------------	------------------	------------	---------------------	----------------------------------	----------	-------------	--------------------	------------	------------

[Redacted Content]																			
--------------------	--	--	--	--	--	--	--	--	--	--	--	--	--	--	--	--	--	--	--

Journal Entry Query Tool

v5.15

NOTE: Ctrl+Shift+J to pull data

Date Range:
From: 2018-08
To: 2023-07

Other Criteria
Districts: 2112
Accts: 52035,52036,55036,56036,50035,50036,70035,70036, 60035, 56035,5
Vendor Code: Company: Corp
Amount From:
System: Amount To:
Subsystem: Posting: All

Total of Entries: 0.00 0.00 *psld: P = Posted, U = Unposted, S = Staged, C/D = I/C Unposted, -1 = Hanging out there.
Num of Entries Shown: 0 0 *records 10000

Full Account	Date	Amount USD	Amount CAD	Nat Curren	Journal ("Pasted")	Journal Desc User	R/Type	Vendor Cod One Time Vendor	Further Description	Date Doc	Doc De Doc Ctrl N, Po Ctrl	Vendor Order Num	Ticket Num	Document / Document	Class C Date Entered Date Posted	Amnt Net	Date Databa	Reversal	Hold Flag	Recurr	Repea

--	--	--	--	--	--	--	--	--	--	--	--	--	--	--	--	--	--	--	--	--

Journal Entry Query Tool

v5.15

NOTE: Ctrl+Shift+J to pull data

Date Range:
From: 2018-08
To: 2023-07

Other Criteria
Districts: 2112
Accts: 52035,52036,55036,56036,50035,50036,70035,70036, 60035, 56035,5
Vendor Code: Company: Corp
Amount From:
System: Amount To:
Subsystem: Posting: All

Total of Entries: 0.00 0.00 *psld: P = Posted, U = Unposted, S = Staged, C/D = I/C Unposted, -1 = Hanging out there.
Num of Entries Shown: 0 0 *records 10000

Full Account	Date	Amount USD	Amount CAD	Nat Curren	Journal ("Pasted")	Journal Desc User	R/Type	Vendor Cod One Time Vendor	Further Description	Date Doc	Doc De Doc Ctrl N, Po Ctrl	Vendor Order Num	Ticket Num	Document / Document	Class C Date Entered Date Posted	Amnt Net	Date Databa	Reversal Hold Flag	Recurr ing	Repea ting
--------------	------	------------	------------	------------	--------------------	-------------------	--------	----------------------------	---------------------	----------	----------------------------	------------------	------------	---------------------	----------------------------------	----------	-------------	--------------------	------------	------------

--	--	--	--	--	--	--	--	--	--	--	--	--	--	--	--	--	--	--	--

Journal Entry Query Tool

v5.15

NOTE: Ctrl+Shift+J to pull data

Date Range:
From: 2018-08
To: 2023-07

Other Criteria
Districts: 2112
Accts: 52035,52036,55036,56036,50035,50036,70035,70036, 60035, 56035,5
Vendor Code: Company: Corp
Amount From:
System: Amount To:
Subsystem: Posting: All

Total of Entries: 0.00 0.00 *psld: P = Posted, U = Unposted, S = Staged, C/D = I/C Unposted, -1 = Hanging out there.
Num of Entries Shown: 0 0 *records 10000

Full Account	Date	Amount USD	Amount CAD	Nat Curren	Journal ("Pasted")	Journal Desc User	R/Type	Vendor Cod One Time Vendor	Further Description	Date Doc	Doc De Doc Ctrl N, Po Ctrl	Vendor Order Num	Ticket Num	Document / Document	Class C Date Entered Date Posted	Amnt Net	Date Databa	Reversal	Hold Flag	Recurr	Repea

--	--	--	--	--	--	--	--	--	--	--	--	--	--	--	--	--	--	--	--	--

Journal Entry Query Tool

v5.15

NOTE: Ctrl+Shift+J to pull data

Date Range:
From: 2018-08
To: 2023-07

Other Criteria
Districts: 2112
Accts: 52035,52036,55036,56036,50035,50036,70035,70036, 60035, 56035,5
Vendor Code: Company: Corp
Amount From:
System: Amount To:
Subsystem: Posting: All

Total of Entries: 0.00 0.00 *psld: P = Posted, U = Unposted, S = Staged, C/D = I/C Unposted, -1 = Hanging out there.
Num of Entries Shown: 0 0 *records 10000

Full Account	Date	Amount USD	Amount CAD	Nat Curren	Journal ("Pasted")	Journal Desc User	R/Type	Vendor Cod One Time Vendor	Further Description	Date Doc	Doc De Doc Ctrl N, Po Ctrl	Vendor Order Num	Ticket Num	Document / Document	Class C Date Entered Date Posted	Amnt Net	Date Databa	Reversal	Hold Flag	Recurr	Repea

--	--	--	--	--	--	--	--	--	--	--	--	--	--	--	--	--	--	--	--	--

Journal Entry Query Tool

v5.15

NOTE: Ctrl+Shift+J to pull data

Date Range:
From: 2018-08
To: 2023-07

Other Criteria
Districts: 2112
Accts: 52035,52036,55036,56036,50035,50036,70035,70036, 60035, 56035,5
Vendor Code: Company: Corp
Amount From:
System: Amount To:
Subsystem: Posting: All

Total of Entries: 0.00 0.00 *psld: P = Posted, U = Unposted, S = Staged, C/D = I/C Unposted, -1 = Hanging out there.
Num of Entries Shown: 0 0 *records 10000

Full Account	Date	Amount USD	Amount CAD	Nat Curren	Journal ("Pasted")	Journal Desc User	R/Type	Vendor Cod One Time Vendor	Further Description	Date Doc	Doc De Doc Ctrl N, Po Ctrl	Vendor Order Num	Ticket Num	Document / Document	Class C Date Entered Date Posted	Amnt Net	Date Databa	Reversal Hold Flag	Recurr ing	Repea ting
--------------	------	------------	------------	------------	--------------------	-------------------	--------	----------------------------	---------------------	----------	----------------------------	------------------	------------	---------------------	----------------------------------	----------	-------------	--------------------	------------	------------

[Redacted Content]																			
--------------------	--	--	--	--	--	--	--	--	--	--	--	--	--	--	--	--	--	--	--

Journal Entry Query Tool

v5.15

NOTE: Ctrl+Shift+J to pull data

Date Range:
From: 2018-08
To: 2023-07

Other Criteria
Districts: 2112
Accts: 52035,52036,55036,56036,50035,50036,70035,70036, 60035, 56035,5
Vendor Code: Company: Corp
Amount From:
System: Amount To:
Subsystem: Posting: All

Total of Entries: 0.00 0.00 *psld: P = Posted, U = Unposted, S = Staged, C/D = I/C Unposted, -1 = Hanging out there.
Num of Entries Shown: 0 0 *records 10000

Full Account	Date	Amount USD	Amount CAD	Nat Curren	Journal ("Pasted")	Journal Desc User	R/Type	Vendor Cod One Time Vendor	Further Description	Date Doc	Doc De Doc Ctrl N, Po Ctrl	Vendor Order Num	Ticket Num	Document / Document	Class C Date Entered Date Posted	Amnt Net	Date Databa	Reversal	Hold Flag	Recurr	Repea

--	--	--	--	--	--	--	--	--	--	--	--	--	--	--	--	--	--	--	--	--

Journal Entry Query Tool

v5.15

NOTE: Ctrl+Shift+J to pull data

Date Range:
From: 2018-08
To: 2023-07

Other Criteria
Districts: 2112
Accts: 52035,52036,55036,56036,50035,50036,70035,70036, 60035, 56035,5
Vendor Code: Company: Corp
Amount From:
System: Amount To:
Subsystem: Posting: All

Total of Entries: 0.00 0.00 *psld: P = Posted, U = Unposted, S = Staged, C/D = I/C Unposted, -1 = Hanging out there.
Num of Entries Shown: 0 0 *records 10000

Full Account	Date	Amount USD	Amount CAD	Nat Curren	Journal C Psted	Journal Desc User	R/Type	Vendor Cod One Time Vendor	Further Description	Date Doc	Doc De Doc Ctrl N, Po Ctrl	Vendor Order Num	Ticket Num	Document : Document	Class C Date Entered Date Posted	Amnt Net	Date Databa	Reversal Hold Flag	Recurr ing	Repea ting
--------------	------	------------	------------	------------	-----------------	-------------------	--------	----------------------------	---------------------	----------	----------------------------	------------------	------------	---------------------	----------------------------------	----------	-------------	--------------------	------------	------------

[Redacted Content]																			
--------------------	--	--	--	--	--	--	--	--	--	--	--	--	--	--	--	--	--	--	--

Journal Entry Q

v5.15

Total of Entries:

Num of Entries Show

Full Account	Type Flag	Posted Flag	Seg1	Seg2	Seg3	Seg4	aged_RetCrjged_Dorid Year	aged Dist	VO Number	Company	BookID	iscalYeFiscalPeriod
--------------	-----------	-------------	------	------	------	------	---------------------------	-----------	-----------	---------	--------	---------------------

[Redacted Content]												
--------------------	--	--	--	--	--	--	--	--	--	--	--	--

Journal Entry Q

v5.15

Total of Entries:

Num of Entries Show

Full Account	Type Flag	Posted Flag	Seg1	Seg2	Seg3	Seg4	aged_RetCrj	ged_Dorid	Year	aged Dist	VO Number	Company	BookID	iscalYe	FiscalPeriod
--------------	-----------	-------------	------	------	------	------	-------------	-----------	------	-----------	-----------	---------	--------	---------	--------------

[Redacted Content]															
--------------------	--	--	--	--	--	--	--	--	--	--	--	--	--	--	--

Journal Entry Q

v5.15

Total of Entries:

Num of Entries Show

Full Account	Type Flag	Posted Flag	Seg1	Seg2	Seg3	Seg4	aged_RetCrj	ged_Dorid	Year	aged Dist	VO Number	Company	BookID	iscalYe	FiscalPeriod
--------------	-----------	-------------	------	------	------	------	-------------	-----------	------	-----------	-----------	---------	--------	---------	--------------

[Redacted Content]															
--------------------	--	--	--	--	--	--	--	--	--	--	--	--	--	--	--

Journal Entry Q

v5.15

Total of Entries:

Num of Entries Show

Full Account	Type Flag	Posted Flag	Seg1	Seg2	Seg3	Seg4	aged_RetCrj	ged_Dorid	Year	aged Dist	VO Number	Company	BookID	iscalYe	FiscalPeriod
--------------	-----------	-------------	------	------	------	------	-------------	-----------	------	-----------	-----------	---------	--------	---------	--------------

[Redacted Content]															
--------------------	--	--	--	--	--	--	--	--	--	--	--	--	--	--	--

Journal Entry Q

v5.15

Total of Entries:

Num of Entries Show

Full Account	Type Flag	Posted Flag	Seg1	Seg2	Seg3	Seg4	aged_RetCrj	ged_Dorid	Year	aged Dist	VO Number	Company	BookID	iscalYe	FiscalPeriod
--------------	-----------	-------------	------	------	------	------	-------------	-----------	------	-----------	-----------	---------	--------	---------	--------------

[Redacted Content]															
--------------------	--	--	--	--	--	--	--	--	--	--	--	--	--	--	--

Journal Entry Q

v5.15

Total of Entries:

Num of Entries Show

Full Account	Type Flag	Posted Flag	Seg1	Seg2	Seg3	Seg4	aged_RetCrj	ged_Dorid	Year	aged Dist	VO Number	Company	BookID	iscalYe	FiscalPeriod
--------------	-----------	-------------	------	------	------	------	-------------	-----------	------	-----------	-----------	---------	--------	---------	--------------

[Redacted Content]															
--------------------	--	--	--	--	--	--	--	--	--	--	--	--	--	--	--

Journal Entry Q

v5.15

Total of Entries:

Num of Entries Show

Full Account	Type Flag	Posted Flag	Seg1	Seg2	Seg3	Seg4	aged_RetCrj	ged_Dorid	Year	aged Dist	VO Number	Company	BookID	iscalYe	FiscalPeriod
--------------	-----------	-------------	------	------	------	------	-------------	-----------	------	-----------	-----------	---------	--------	---------	--------------

[Redacted Content]															
--------------------	--	--	--	--	--	--	--	--	--	--	--	--	--	--	--

Journal Entry Q

v5.15

Total of Entries:

Num of Entries Show

Full Account	Type Flag	Posted Flag	Seg1	Seg2	Seg3	Seg4	aged_RetCrj	ged_Dorid	Year	aged Dist	VO Number	Company	BookID	iscalYe	FiscalPeriod
--------------	-----------	-------------	------	------	------	------	-------------	-----------	------	-----------	-----------	---------	--------	---------	--------------

[Redacted Content]															
--------------------	--	--	--	--	--	--	--	--	--	--	--	--	--	--	--

Journal Entry Q
v5.15

Total of Entries: [redacted]
Num of Entries Show: [redacted]

Full Account	Type Flag	Posted Flag	Seg1	Seg2	Seg3	Seg4	aged_RetCrj	ged_Dorid	Year	aged Dist	VO Number	Company	BookID	iscalYe	FiscalPeriod
[Redacted Content]															

Journal Entry Q

v5.15

Total of Entries:

Num of Entries Show

Full Account	Type Flag	Posted Flag	Seg1	Seg2	Seg3	Seg4	aged_RetCrj	ged_Dorid	Year	aged Dist	VO Number	Company	BookID	iscalYe	FiscalPeriod
--------------	-----------	-------------	------	------	------	------	-------------	-----------	------	-----------	-----------	---------	--------	---------	--------------

[Redacted Content]															
--------------------	--	--	--	--	--	--	--	--	--	--	--	--	--	--	--

Journal Entry Q

v5.15

Total of Entries:

Num of Entries Show

Full Account	Type Flag	Posted Flag	Seg1	Seg2	Seg3	Seg4	aged_RetCrj	ged_Dorid	Year	aged Dist	VO Number	Company	BookID	iscalYe	FiscalPeriod
--------------	-----------	-------------	------	------	------	------	-------------	-----------	------	-----------	-----------	---------	--------	---------	--------------

[Redacted Content]															
--------------------	--	--	--	--	--	--	--	--	--	--	--	--	--	--	--

Journal Entry Q
v5.15

Total of Entries: [redacted]
Num of Entries Show: [redacted]

Full Account	Type Flag	Posted Flag	Seg1	Seg2	Seg3	Seg4	aged_RetCrjged_Dorid Year	aged Dist	VO Number	Company	BookID	iscalYeFiscalPeriod
[Redacted]												

Journal Entry Q
v5.15

Total of Entries: [redacted]
Num of Entries Show: [redacted]

Full Account	Type Flag	Posted Flag	Seg1	Seg2	Seg3	Seg4	aged_RetCrjged_Dorid Year	aged Dist	VO Number	Company	BookID	iscalYeFiscalPeriod
[Redacted]												

Journal Entry Q

v5.15

Total of Entries:

Num of Entries Show

Full Account	Type Flag	Posted Flag	Seg1	Seg2	Seg3	Seg4	aged_RetCrj	ged_Dorid	Year	aged Dist	VO Number	Company	BookID	iscalYe	FiscalPeriod
--------------	-----------	-------------	------	------	------	------	-------------	-----------	------	-----------	-----------	---------	--------	---------	--------------

[Redacted Content]															
--------------------	--	--	--	--	--	--	--	--	--	--	--	--	--	--	--

Journal Entry Q
v5.15

Total of Entries: [redacted]
Num of Entries Show: [redacted]

Full Account	Type Flag	Posted Flag	Seg1	Seg2	Seg3	Seg4	aged_RetCrjged_Dorid Year	aged Dist	VO Number	Company	BookID	iscalYeFiscalPeriod
[Redacted]												

Journal Entry Q

v5.15

Total of Entries:

Num of Entries Show

Full Account	Type Flag	Posted Flag	Seg1	Seg2	Seg3	Seg4	aged_RetCrj	ged_Dorid	Year	aged Dist	VO Number	Company	BookID	iscalYe	FiscalPeriod
--------------	-----------	-------------	------	------	------	------	-------------	-----------	------	-----------	-----------	---------	--------	---------	--------------

[Redacted Content]															
--------------------	--	--	--	--	--	--	--	--	--	--	--	--	--	--	--

Journal Entry Q

v5.15

Total of Entries:

Num of Entries Show

Full Account	Type Flag	Posted Flag	Seg1	Seg2	Seg3	Seg4	aged_RetCrj	ged_Dorid	Year	aged Dist	VO Number	Company	BookID	iscalYe	FiscalPeriod
--------------	-----------	-------------	------	------	------	------	-------------	-----------	------	-----------	-----------	---------	--------	---------	--------------

[Redacted Content]															
--------------------	--	--	--	--	--	--	--	--	--	--	--	--	--	--	--

Journal Entry Q

v5.15

Total of Entries:

Num of Entries Show

Full Account	Type Flag	Posted Flag	Seg1	Seg2	Seg3	Seg4	aged_RetCrj	ged_Dorid	Year	aged Dist	VO Number	Company	BookID	iscalYe	FiscalPeriod
--------------	-----------	-------------	------	------	------	------	-------------	-----------	------	-----------	-----------	---------	--------	---------	--------------

[Redacted Content]															
--------------------	--	--	--	--	--	--	--	--	--	--	--	--	--	--	--

Journal Entry Q

v5.15

Total of Entries:

Num of Entries Show

Full Account	Type Flag	Posted Flag	Seg1	Seg2	Seg3	Seg4	aged_RetCrjged_Dorid Year	aged Dist	VO Number	Company	BookID	iscalYeFiscalPeriod
--------------	-----------	-------------	------	------	------	------	---------------------------	-----------	-----------	---------	--------	---------------------

[Redacted Content]												
--------------------	--	--	--	--	--	--	--	--	--	--	--	--

#	FullAcct	date_applied	balance_usd	balance_cad	currencycode	Journal	pstd	journal_description	User	TypeCode	vendor_code	OneTime
Formulas												
> jFreezePanels is ready.												
OK!: ReportRange Formula OK [jAction()]												
Entries Shown Limit Setup:			10000									
Other												

Journal Entry Query Tool

NOTE: Ctrl+Shift+J to pull data

v5.15

Date Range:	Districts:
From: 2023-11	2112
To: 2024-10	Accts: 52142
	System:
	Subsystem:

Total of Entries: 0.00 0.00 *pstd: P = Posted, U = Unposted, S = Staged, C:0 = I/C Unposted, -1 = Hanging out there.

Num of Entries Shown: 0 *records limit: 10000

Full Account	Date	Amount USD	Amount CAD	Nat Currency	Journal Control Num	Pstd*	Journal Description	User	R/Type	Vendor Code	One Time Vendor
--------------	------	------------	------------	--------------	---------------------	-------	---------------------	------	--------	-------------	-----------------

--	--	--	--	--	--	--	--	--	--	--	--

Journal Entry Query Tool

v5.15

Designated Information is Confidential Per Protective Order in UTC Docket TG-230778
NOTE: Ctrl+Shift+J to pull data

11/26/2024-11:03 AM-Jeff Honsowetz

Date Range:
From: 2023-11
To: 2024-10

Districts: 2112
Accts: 52142
System:
Subsystem:

Total of Entries: 0.00 0.00 *pstd: P = Posted, U = Unposted, S = Staged, C:0 = I/C Unposted, -1 = Hanging out there.
Num of Entries Shown: 0 0 *records limit: 10000

Full Account Date Amount USD Amount CAD Nat Currency Journal Control Num Psted* Journal Description User R/Type Vendor Code One Time Vendor

Table area is completely redacted with a black background.

Journal Entry Query Tool

v5.15

Designated Information is Confidential Per Protective Order in UTC Docket TG-230778
NOTE: Ctrl+Shift+J to pull data

11/26/2024-11:03 AM-Jeff Honsowetz

Date Range:
From: 2023-11
To: 2024-10

Districts: 2112
Accts: 52142
System:
Subsystem:

Total of Entries: 0.00 0.00 *pstd: P = Posted, U = Unposted, S = Staged, C:0 = I/C Unposted, -1 = Hanging out there.
Num of Entries Shown: 0 0 *records limit: 10000

Full Account Date Amount USD Amount CAD Nat Currency Journal Control Num Psted* Journal Description User R/Type Vendor Code One Time Vendor

Table area is completely redacted with a black background.

Journal Entry Query Tool

v5.15

Designated Information is Confidential Per Protective Order in UTC Docket TG-230778
NOTE: Ctrl+Shift+J to pull data

11/26/2024-11:03 AM-Jeff Honsowetz

Date Range:
From: 2023-11
To: 2024-10

Districts: 2112
Accts: 52142
System:
Subsystem:

Total of Entries: 0.00 0.00 *pstd: P = Posted, U = Unposted, S = Staged, C:0 = I/C Unposted, -1 = Hanging out there.
Num of Entries Shown: 0 0 *records limit: 10000

Full Account Date Amount USD Amount CAD Nat Currency Journal Control Num Psted* Journal Description User R/Type Vendor Code One Time Vendor

Table area is completely redacted with a black background.

Journal Entry Query Tool

v5.15

Designated Information is Confidential Per Protective Order in UTC Docket TG-230778
NOTE: Ctrl+Shift+J to pull data

11/26/2024 11:03 AM-Jeff Honsowetz

Date Range:
From: 2023-11
To: 2024-10

Districts: 2112
Accts: 52142
System:
Subsystem:

Total of Entries: 0.00 0.00 *pstd: P = Posted, U = Unposted, S = Staged, C:0 = I/C Unposted, -1 = Hanging out there.
Num of Entries Shown: 0 0 *records limit: 10000

Full Account Date Amount USD Amount CAD Nat Currency Journal Control Num Psted* Journal Description User R/Type Vendor Code One Time Vendor

Table area is completely redacted with a black background.

FullAcct	Description	date_doc	doc_desc	doc_ctrl_num	po_ctrl_num	vend_order_num	ticket_num	document_2	document_1	class_code	date_entered	date_posted
mulas	> jFreezePanels is reacc											
	OK!: ReportRange For			OK!: ReportDrill 'JE Lookup (Legacy)' Formula OK [jAction()]				OK!: ReportDrill 'For AP Query Please Use Toolbox Query' Formula C	OK!: ReportDrill 'JE Lookup (Kinetic)' Formula OK [jAction()]			
	Entries Shown Limit :			OK!: ReportDrill '1/C Originating JE' Formula OK [jAction()]								
	per											

Journal Entry C


v5.15

Other Criteria

Vendor Code: _____ Company: [Corp](#)
Amount From: _____
Amount To: _____
Posting: [All](#)

Total of Entries: _____
Num of Entries Show _____

Full Account	Further Description	Date Doc	Doc Desc	Doc Ctrl Num	Po Ctrl Num	Vendor Order Num	Ticket Num	Document 2	Document 1	Class Code	Date Entered	Date Posted
--------------	---------------------	----------	----------	--------------	-------------	------------------	------------	------------	------------	------------	--------------	-------------



Journal Entry C

v5.15

Other Criteria

Vendor Code:
Amount From:
Amount To:
Posting: All

Company: Corp

Total of Entries:
Num of Entries Show

Full Account	Further Description	Date Doc	Doc Desc	Doc Ctrl Num	Po Ctrl Num	Vendor Order Num	Ticket Num	Document 2	Document 1	Class Code	Date Entered	Date Posted
--------------	---------------------	----------	----------	--------------	-------------	------------------	------------	------------	------------	------------	--------------	-------------

--	--	--	--	--	--	--	--	--	--	--	--	--

Journal Entry C

v5.15

Other Criteria

Vendor Code:
Amount From:
Amount To:
Posting: All

Company: Corp

Total of Entries:
Num of Entries Show

Full Account	Further Description	Date Doc	Doc Desc	Doc Ctrl Num	Po Ctrl Num	Vendor Order Num	Ticket Num	Document 2	Document 1	Class Code	Date Entered	Date Posted
--------------	---------------------	----------	----------	--------------	-------------	------------------	------------	------------	------------	------------	--------------	-------------

--	--	--	--	--	--	--	--	--	--	--	--	--

Journal Entry C

v5.15

Other Criteria

Vendor Code:
Amount From:
Amount To:
Posting: All

Company: Corp

Total of Entries:
Num of Entries Show

Full Account	Further Description	Date Doc	Doc Desc	Doc Ctrl Num	Po Ctrl Num	Vendor Order Num	Ticket Num	Document 2	Document 1	Class Code	Date Entered	Date Posted
--------------	---------------------	----------	----------	--------------	-------------	------------------	------------	------------	------------	------------	--------------	-------------

Journal Entry C

v5.15

Other Criteria

Vendor Code:
Amount From:
Amount To:
Posting: All

Company: Corp

Total of Entries:
Num of Entries Show

Full Account	Further Description	Date Doc	Doc Desc	Doc Ctrl Num	Po Ctrl Num	Vendor Order Num	Ticket Num	Document 2	Document 1	Class Code	Date Entered	Date Posted
--------------	---------------------	----------	----------	--------------	-------------	------------------	------------	------------	------------	------------	--------------	-------------

--	--	--	--	--	--	--	--	--	--	--	--	--

```
FullAcct      amt_net  date_due  DBase    reversing_flag hold_flg recurring_flg repeating_flg type_flag posted_flg seg1_code seg2_code seg3_code seg4_code staged_refCode Staged_DocRef Staged_YearMonth Staged_District
mulas
> jFreezePanels is readill 'JE Staged/Unposted Details' Formula OK (jAction{})
OK!: ReportRange For
Entries Shown Limit :
jbr
```

Journal Entry C

v5.15

Total of Entries:
Num of Entries Show

Full Account	Amt Net	Date Due	Database	Reversing Flag	Hold Flag	Not included in print range				Posted Flag	Seg1	Seg2	Seg3	Seg4	Staged_RefCode	Staged_DocRef	Staged Year Month	Staged District
						Recurring Flag	Repeating Flag	Type Flag										


--	--	--	--	--	--	--	--	--	--	--	--	--	--	--	--	--	--	--

Journal Entry C

v5.15

Total of Entries:
Num of Entries Show

Not included in print range																	
Full Account	Amt Net	Date Due	Database	Reversing Flag	Hold Flag	Recurring Flag	Repeating Flag	Type Flag	Posted Flag	Seg1	Seg2	Seg3	Seg4	Staged_RefCode	Staged_DocRef	Staged Year Month	Staged District




Journal Entry C

v5.15

Total of Entries:
Num of Entries Show

Not included in print range																	
Full Account	Amt Net	Date Due	Database	Reversing Flag	Hold Flag	Recurring Flag	Repeating Flag	Type Flag	Posted Flag	Seg1	Seg2	Seg3	Seg4	Staged_RefCode	Staged_DocRef	Staged Year Month	Staged District




Journal Entry C

v5.15

Total of Entries:

Num of Entries Show

Not included in print range																	
Full Account	Amt Net	Date Due	Database	Reversing Flag	Hold Flag	Recurring Flag	Repeating Flag	Type Flag	Posted Flag	Seg1	Seg2	Seg3	Seg4	Staged_RefCode	Staged_DocRef	Staged Year Month	Staged District




Journal Entry C

v5.15

Total of Entries:
Num of Entries Show

Not included in print range																	
Full Account	Amt Net	Date Due	Database	Reversing Flag	Hold Flag	Recurring Flag	Repeating Flag	Type Flag	Posted Flag	Seg1	Seg2	Seg3	Seg4	Staged_RefCode	Staged_DocRef	Staged Year Month	Staged District



FullAcct Company BookID
mulas
> jFreezePanels is reac
OK!: ReportRange For
Entries Shown Limit :
per

Journal Entry C
v5.15

Total of Entries:
Num of Entries Show

Full Account	VO Number	Company	BookID
--------------	-----------	---------	--------




Journal Entry C

v5.15

Total of Entries:

Num of Entries Show

Full Account	VO Number	Company	BookID
--------------	-----------	---------	--------




Journal Entry C

v5.15

Total of Entries:

Num of Entries Show

Full Account	VO Number	Company	BookID
--------------	-----------	---------	--------




Journal Entry C

v5.15

Total of Entries:

Num of Entries Show

Full Account	VO Number	Company	BookID
--------------	-----------	---------	--------




Journal Entry C

v5.15


Total of Entries:

Num of Entries Show


Full Account	VO Number	Company	BookID
--------------	-----------	---------	--------



98501	Days - Weekdays	Aug-22	Sep-22	Oct-22	Nov-22	Dec-22	Jan-23	Feb-23	Mar-23	Apr-23	May-23	Jun-23	Jul-23	Total
		23	22	21	22	22	22	20	23	20	23	22	21	261




98501	Days - Weekdays	Aug-22	Sep-22	Oct-22	Nov-22	Dec-22	Jan-23	Feb-23	Mar-23	Apr-23	May-23	Jun-23	Jul-23	Total
		23	22	21	22	22	22	20	23	20	23	22	21	261



98501	Days - Weekdays	Aug-22	Sep-22	Oct-22	Nov-22	Dec-22	Jan-23	Feb-23	Mar-23	Apr-23	May-23	Jun-23	Jul-23	Total
		23	22	21	22	22	22	20	23	20	23	22	21	261



98501	Days - Weekdays	Aug-22	Sep-22	Oct-22	Nov-22	Dec-22	Jan-23	Feb-23	Mar-23	Apr-23	May-23	Jun-23	Jul-23	Total
		23	22	21	22	22	22	20	23	20	23	22	21	261



Public Co		LURITO - GALLAGHER FORMULA MODEL 2018 vs.2c				Public Co		
Line No.	(a)	(b)	(c)	(b) + (c)	(d)	(e)	(d) + (e)	(f)
		Historical	Revenue Change	Proforma	Add: Revenue Sensitive Taxes	Revenue Requirement		
1	Operating Revenue	12,781,530	1,391,204	14,172,733	34,203	14,206,937		
2	Operating Expenses	13,044,683		13,044,683	34,203	13,078,886		
3	Operating Income	<u>(263,153)</u>		<u>1,128,050</u>		<u>\$1,128,050</u>		
4								
5	Interest Expense	75,931		75,931		75,931		
6	Income Tax Expense	-	220,945	220,945		220,945		
7								
8	Net Income	<u>(339,085)</u>		<u>831,174</u>		<u>831,174</u>		
9								
10	Operating Ratio	102.06%		92.04%		92.06%		
11								
12	Revenue Requirement							
13		Historical Revenue	12,781,530		Revenue Increase before taxes	1,391,204		
14		Rate Increase	1,425,407		Rev Sensitive Taxes	34,203		
15		Revenue Requirement	<u>14,206,937</u>		Rate Increase	<u>1,425,407</u>		
16			Percent Increase	11.15%				
17								
18	Capital Structure Financing Investment				Financing Cost			
19	Type	Percent	Amount	Cost of Capital	Weighted	Amount		
20	Equity	50.77%	2,669,627	31.13%	15.81%	831,174		
21	Debt	49.23%	2,588,290	2.93%	1.44%	75,931		
22	Total	100.00%	<u>5,257,916</u>		<u>17.25%</u>	<u>907,105</u>		
23								
24								
25	Operating Statistics		Before	After				
26			Income Tax	Income Tax				
27	Return on Investment		21.45%	17.25%				
28	Return on Equity		39.41%	31.13%				
29	Operating Ratio		92.04%	92.06%				
30	Profit Margin		7.96%	7.96%				
31	Final turnover		2.70	2.70				
32	Tax Rate		21.00%	21.00%				
33								
34								
35	Revenue Sensitive Taxes Charges							
36			Rate	Taxes				
37	B & O Tax		1.500%	23,225				
38	WUTC Fee		0.510%	7,897				
39	City Tax		0.000%	-				
40	Bad Debts		0.199%	3,082				
41	Revenue Sensitive		<u>2.209%</u>	<u>34,203</u>				
42								
43	Conversion Factor		89.85%					

1 2 3 4 5 6 7 8 9 10 11 12 13 14 15

Abbreviations	Clallam (UTC)	Jefferson (UTC)	Mill Hauls (UTC)	Non-Reg	Total
Driver Hours DH					
DH excluding Mill Hauls DH Haul					
Long Haul Hours Long Haul					
Revenue REV					
Customers CUST					
BILLED CUST					
COMM CUST					
CONT Count					
Recycle Ton RTONS					
MRF Operated Expenses MRF					
Actual ACT					

USOA #	GL Code	Description	Allocator	Per IS - As Booked	Restating Adjustments	Pro forma Adjustments	Adjusted IS for UTC	Clallam (UTC)	Jefferson (UTC)	Mill Long Hauls (UTC)	Non-Regulated	Total Allocated	Check
[Redacted Content]													

1 2 3 4 5 6 7 8 9 10 11 12 13 14 15

Abbreviations	Clallam (UTC)	Jefferson (UTC)	Mill Hauls (UTC)	Non-Reg	Total
Driver Hours DH					
DH excluding Mill Hauls DH Haul					
Long Haul Hours Long Haul					
Revenue REV					
Customers CUST					
BILLED CUST					
COMM CUST					
CONT Count					
Recycle Ton RTONS					
MRF Operated Expenses MRF					
Actual ACT					

USOA #	GL Code	Description	Allocator	Per IS - As Booked	Restating Adjustments	Pro forma Adjustments	Adjusted IS for UTC	Clallam (UTC)	Jefferson (UTC)	Mill Long Hauls (UTC)	Non-Regulated	Total Allocated	Check
[Redacted Content]													

1 2 3 4 5 6 7 8 9 10 11 12 13 14 15

Abbreviations	Clallam (UTC)	Jefferson (UTC)	Mill Hauls (UTC)	Non-Reg	Total
Driver Hours DH					
DH excluding Mill Hauls DH Haul					
Long Haul Hours Long Haul					
Revenue REV					
Customers CUST					
BILLED CUST					
COMM CUST					
CONT Count					
Recycle Ton RTONS					
MRF Operated Expenses MRF					
Actual ACT					

USOA #	GL Code	Description	Allocator	Per IS - As Booked	Restating Adjustments	Pro forma Adjustments	Adjusted IS for UTC	Clallam (UTC)	Jefferson (UTC)	Mill Long Hauls (UTC)	Non-Regulated	Total Allocated	Check
[REDACTED]													

1 2 3 4 5 6 7 8 9 10 11 12 13 14 15

Abbreviations	Clallam (UTC)	Jefferson (UTC)	Mill Hauls (UTC)	Non-Reg	Total
Driver Hours DH					
DH excluding Mill Hauls DH Haul					
Long Haul Hours Long Haul					
Revenue REV					
Customers CUST					
BILLED CUST					
COMM CUST					
CONT Count					
Recycle Ton RTONS					
MRF Operated Expenses MRF					
Actual ACT					

USOA #	GL Code	Description	Allocator	Per IS - As Booked	Restating Adjustments	Pro forma Adjustments	Adjusted IS for UTC	Clallam (UTC)	Jefferson (UTC)	Mill Long Hauls (UTC)	Non-Regulated	Total Allocated	Check
[Redacted Content]													

1 2 3 4 5 6 7 8 9 10 11 12 13 14 15

Abbreviations	Clallam (UTC)	Jefferson (UTC)	Mill Hauls (UTC)	Non-Reg	Total
Driver Hours DH					
DH excluding Mill Hauls DH Haul					
Long Haul Hours Long Haul					
Revenue REV					
Customers CUST					
BILLED CUST					
COMM CUST					
CONT Count					
Recycle Ton RTONS					
MRF Operated Expenses MRF					
Actual ACT					



USOA #	GL Code	Description	Allocator	Per IS - As Booked	Restating Adjustments	Pro forma Adjustments	Adjusted IS for UTC	Clallam (UTC)	Jefferson (UTC)	Mill Long Hauls (UTC)	Non-Regulated	Total Allocated	Check



Customer Notification:

Residential	-	0.66	\$	-
Commercial	-	0.66	\$	-
Roll-off	-	0.66	\$	-
<i>check</i>	-		\$	-

Amortize over 24-months \$0 (C)





Pro Forma Fuel to Open Market



Pro Forma Expert and Legal Fees




Jefferson County January 1, 2025 Tip Fee Increase





Mill Haul Wasco Tip Fee Increase-September 2024





Staff adjusted





\$ -

Removing unallowable balances, removing relocation costs no longer in effect.

Full Account	Date	Amount USD	Journal Description	Further Description
[REDACTED]				
[REDACTED]				

Removing unallowable expenses and costs no longer in effect.

Full Account	Date	Amount USD	Journal Description	Further Description
[REDACTED]				
[REDACTED]				
[REDACTED]				
[REDACTED]				

TEXT IN RED BOX CONFIDENTIAL PER WAC 480-07-350



Removing Unallowable bond and activities unnecessary to provide services.

Full Account	Date	Amount USD	Journal Description	Further Description	Doc Desc
[REDACTED]					

Removing unnecessary subscriptions and dues.

Full Account	Date	Amount USD	Journal Description	Further Description	Doc Desc
[REDACTED]					





Full Account	Date	Amount USD	Journal Description	Further Description
[Redacted]				





Adjusting to remove gift card expenses.

Full Account Date Amount USD Journal Description Further Description

Table with 5 columns: Full Account, Date, Amount USD, Journal Description, Further Description. The entire table content is redacted with a large black box.

Reviewing payroll to reflect costs incurred based on data provided by the company in the rate case.

Account Account Name Birth Month (3) Wage Staff Adjustment

Table with 5 columns: Account, Account Name, Birth Month (3), Wage, Staff Adjustment. The table content is redacted with a large black box.

Reviewing payroll to reflect costs incurred based on data provided by the company in the rate case.

Account Account Name Birth Month (3) Wage Staff Adjustment

Table with 5 columns: Account, Account Name, Birth Month (3), Wage, Staff Adjustment. The table content is redacted with a large black box.

Reviewing payroll to reflect costs incurred based on data provided by the company in the rate case.

EE # Current Monthly Base Test Period Hours Regular Pay, Excludes Variables (PTO & Holiday) Overtime Rate Overtime Hours Pay

Table with 8 columns: EE #, Current Monthly Base, Test Period Hours, Regular Pay, Excludes Variables (PTO & Holiday), Overtime Rate, Overtime Hours, Pay. The entire table content is redacted with a large black box.

Reviewing estimated hours & insurance events. Averaging over 5 years.

Full Account Date Amount USD Journal Description Further Description

Table with 5 columns: Full Account, Date, Amount USD, Journal Description, Further Description. The table content is redacted with a large black box.


Full Account Date Amount USD Journal Description Further Description


Table with 5 columns: Full Account, Date, Amount USD, Journal Description, Further Description. The table content is redacted with a large black box.

Reviewing presentation of transfer station costs hour


Account Rate Name Amount


Table with 3 columns: Account, Rate Name, Amount. The table content is redacted with a large black box.











Murrey's Disposal Co. Inc. G-09
dba Olympic Disposal
Clallam Dump Fee Calculation
Effective 1-1-2024

Customer counts were taken from the filing in TG-230778 currently under audit. - Brian Vandenburg 12.07.2023

Table with columns: Tariff Page, Service Code, Scheduled Service, Monthly Customers, Monthly Frequency, Annual PU's, Meeks, Calculated Annual Pounds, Adjusted Annual Pounds, Increase, Gross Up, Tariff Rate Increase, Company Current Tariff, Staff Calculated Rate, Company Proposed Tariff, Company Current Revenue, Company Proposed Revenue. Rows include various service codes like 22 20RW1, 22 32RE1, etc.

Commercial

Murrey's Disposal Co. Inc. G-09
 dba Olympic Disposal
 Clallam Dump Fee Calculation
 Effective 1-1-2024

Customer counts were taken from the filing in TG-230778 currently under audit. - Brian Vandenburg 12.07.2023

Tariff Page	Service Code	Scheduled Service	Monthly Customers	Monthly Frequency	Annual PU's	Meeks Weights	Calculated Annual Pounds	Adjusted Annual Pounds	Increase	Gross Up	Tariff Rate Increase	Company Current Tariff	Staff Calculated Rate	Company Proposed Tariff	Company Revenue	
															Company Current Revenue	Company Proposed Revenue
35A	F6YDEX	6YD CONTAINER EXTRA PU	2.00	1.00	24	840	20,160	15,258	\$ 384.72	\$ 393.61	\$ 16.40	\$ 111.65	\$ 128.05	\$ 128.05	\$ 2,679.60	\$ 3,073.21
35A	R6YDEX	6 YARD EXTRA	1.50	1.00	18	840	15,120	11,443	\$ 288.54	\$ 295.21	\$ 16.40	\$ 111.65	\$ 128.05	\$ 128.05	\$ 2,009.70	\$ 2,304.91
35A	SP6-COM	SPECIAL PICKUP 6YD	1.20	1.00	14	840	12,096	9,155	\$ 230.83	\$ 236.17	\$ 16.40	\$ 111.65	\$ 128.05	\$ 128.05	\$ 1,607.76	\$ 1,843.93
	F3TC-COM	3 YD TEMP CONT PICKUP	17.03	1.00	204	473	96,681	73,170	\$ 1,844.99	\$ 1,887.65	\$ 9.24	\$ 56.85	\$ 66.09	\$ 66.09	\$ 11,620.14	\$ 13,507.79
38	FCP4YD1W	4 YD COMPACTOR 1X WK	1.01	1.00	12	1,686	20,519	15,529	\$ 391.56	\$ 400.62	\$ 32.92	\$ 160.01	\$ 192.93	\$ 192.93	\$ 1,947.32	\$ 2,347.94
	F4TC-COM	4 YD TEMP CONT PICKUP	15.03	1.00	180	613	110,544	83,662	\$ 2,109.55	\$ 2,158.33	\$ 11.97	\$ 77.71	\$ 89.68	\$ 89.68	\$ 14,013.70	\$ 16,172.03
36A	32CW1	1-32 GAL CAN WEEKLY SVC	1.00	4.33	52	34	1,768	1,338	\$ 33.74	\$ 34.52	\$ 0.66	\$ 5.31	\$ 5.97	\$ 5.97	\$ 276.12	\$ 310.64
36A	CEXYD	CMML EXTRA YARDAGE	8.50	1.00	102	125	12,750	9,649	\$ 243.31	\$ 248.94	\$ 2.44	\$ 28.44	\$ 30.88	\$ 30.88	\$ 2,900.88	\$ 3,149.82
35 5A	35CW1	1-35 GAL CAN WEEKLY SVC	11.00	4.33	572	37	21,164	16,017	\$ 403.88	\$ 413.22	\$ 0.72	\$ 6.00	\$ 6.72	\$ 6.72	\$ 3,431.99	\$ 3,845.21
35 5A	60CW1	1-60 GAL CART CMML WKLY	33.60	4.33	1,747	47	82,129	62,157	\$ 1,567.28	\$ 1,603.52	\$ 0.92	\$ 7.67	\$ 8.59	\$ 8.59	\$ 13,402.67	\$ 15,006.19
	60CW2	2-60 GAL CAN WEEKLY SVC	1.00	8.67	104	47	4,888	3,699	\$ 93.28	\$ 95.44	\$ 0.92	\$ 15.34	\$ 17.18	\$ 17.18	\$ 797.68	\$ 893.12
35 5A	96CW1	1-96 GL CART WEEKLY SVC	33.13	8.67	3,445	68	234,267	177,298	\$ 4,470.58	\$ 4,573.95	\$ 1.33	\$ 9.97	\$ 11.30	\$ 11.30	\$ 17,173.85	\$ 19,460.82
36 5A	CEX	EXTRA CANS	4.00	1.00	48	34	1,632	1,235	\$ 31.14	\$ 31.86	\$ 0.66	\$ 6.51	\$ 7.17	\$ 7.17	\$ 156.24	\$ 172.17
Total			1,106		42,632		13,514,008	10,224,021	257,599	263,555					\$ 1,713,678.60	\$ 1,974,930.86
Totals			12,453		491,899		35,280,937	26,697,711	672,983	688,544					\$ 5,146,305.37	\$ 5,832,546.47

Murrey's Disposal Co. Inc. G-09
 dba Olympic Disposal
 Clallam Dump Fee Calculation
 Effective 1-1-2024

Customer counts were taken from the filing in TG-230778 currently under audit.

Tariff Page	Service Code	Scheduled Service	Company			Revised Tariff Rate	Revised Revenue	Revised Revenue Decrease
			Company Increased Revenue	Staff Calculated Revenue	Over/(Under) collecting			
22	20RW1	1-20 GAL CART WEEKLY SVC	\$ 148.27	\$ 1,621.23	\$ -	\$ 18.50	\$ 1,621.23	\$ 148.27
22	32RE1	1-32 GAL CAN-EOW SVC	\$ 17.26	\$ 169.42	\$ -	\$ 14.12	\$ 169.42	\$ 17.26
22	35RW1	1-35 GAL CART WEEKLY SVC	\$ 56,475.11	\$ 495,765.68	\$ -	\$ 27.48	\$ 495,765.68	\$ 56,475.11
22	60RW1	1-60 GAL CART WEEKLY SVC	\$ 166,734.90	\$ 1,498,016.48	\$ -	\$ 35.73	\$ 1,498,016.48	\$ 166,734.90
22	60RW2	2-60 GAL CARTS WEEKLY SVC	\$ 1,469.31	\$ 13,200.93	\$ -	\$ 71.45	\$ 13,200.93	\$ 1,469.31
22	35RE1	1-35 GAL CART EOW SVC	\$ 19,633.24	\$ 195,869.04	\$ -	\$ 15.62	\$ 195,869.04	\$ 19,633.24
22	60RE1	1-60GAL CART EOW SVC	\$ 62,102.96	\$ 630,268.22	\$ -	\$ 20.18	\$ 630,268.22	\$ 62,102.96
22	60RE2	2-60 GAL CARTS EOW SVC	\$ 147.13	\$ 1,493.19	\$ -	\$ 40.36	\$ 1,493.19	\$ 147.13
22	35RM1	1-35 GAL MONTHLY	\$ 1,208.59	\$ 15,596.39	\$ -	\$ 9.32	\$ 15,596.39	\$ 1,208.59
22	60RM1	1-60 GAL CART MONTHLY SVC	\$ 1,811.45	\$ 26,150.87	\$ -	\$ 13.25	\$ 26,150.87	\$ 1,811.45
22	96RW1	1-96 GAL CART WEEKLY SVC	\$ 85,973.12	\$ 703,138.21	\$ -	\$ 47.05	\$ 703,138.21	\$ 85,973.12
22	96RE1	1-96 GAL EOW	\$ 25,802.12	\$ 237,843.91	\$ -	\$ 26.52	\$ 237,843.91	\$ 25,802.12
22	96RM1	1-96 GAL MONTHLY	\$ 570.90	\$ 7,425.10	\$ -	\$ 17.27	\$ 7,425.10	\$ 570.90
22A	SP35-RES	SPECIAL PICKUP 35GL RES	\$ 65.02	\$ 691.42	\$ -	\$ 7.68	\$ 691.42	\$ 65.02
22A	SP60-RES	SPECIAL PICKUP 60GL RES	\$ 274.38	\$ 2,355.42	\$ -	\$ 7.88	\$ 2,355.42	\$ 274.38
22A	SP96-RES	SPECIAL PICKUP 96GL RES	\$ 173.92	\$ 1,085.68	\$ -	\$ 8.29	\$ 1,085.68	\$ 173.92
22A	EXTRAR	EXTRA CAN/BAGS	\$ 1,729.29	\$ 19,860.09	\$ -	\$ 7.62	\$ 19,860.09	\$ 1,729.29
16A	OFOWR	OVERFILL/OVERWEIGHT CHG	\$ 651.88	\$ 7,064.34	\$ -	\$ 7.19	\$ 7,064.34	\$ 651.88
35A	F1YD1W	1YD CONT 1X WEEKLY	\$ 24,785.40	\$ 182,124.66	\$ -	\$ 25.11	\$ 182,124.66	\$ 24,785.40
35A	R1YD1W	1YD CONT 1xWEEKLY SVC	\$ 22.21	\$ 163.19	\$ -	\$ 25.11	\$ 163.19	\$ 22.21
35A	F1.5YD1W	1.5YD CONT 1X WEEKLY	\$ 12,923.59	\$ 95,001.18	\$ -	\$ 35.88	\$ 95,001.18	\$ 12,923.59
35A	F1.5YD2W	1.5YD CONT 2X WEEKLY	\$ 412.45	\$ 3,031.90	\$ -	\$ 35.88	\$ 3,031.90	\$ 412.45
35A	F2YD1W	2YD CONT 1X WEEKLY	\$ 32,956.53	\$ 256,037.60	\$ -	\$ 49.15	\$ 256,037.60	\$ 32,956.53
35A	R2YD1W	2YD CONT 1xWEEKLY SVC	\$ 476.97	\$ 3,705.54	\$ -	\$ 49.15	\$ 3,705.54	\$ 476.97
35A	F2YD2W	2YD CONT 2X WEEKLY	\$ 657.90	\$ 5,111.18	\$ -	\$ 49.15	\$ 5,111.18	\$ 657.90
35A	F3YD1W	3YD CONT 1X WEEKLY SVC	\$ 24,445.02	\$ 174,925.22	\$ -	\$ 66.09	\$ 174,925.22	\$ 24,445.02
35A	F3YD2W	3YD CONT 2X WEEKLY SVC	\$ 288.14	\$ 2,061.86	\$ -	\$ 66.09	\$ 2,061.86	\$ 288.14
35A	F4YD1W	4YD CONT 1X WEEKLY SVC	\$ 38,586.54	\$ 289,123.58	\$ -	\$ 89.68	\$ 289,123.58	\$ 38,586.54
35A	F4YD2W	4YD CONT 2XWEEKLY SVC	\$ 1,763.36	\$ 13,212.63	\$ -	\$ 89.68	\$ 13,212.63	\$ 1,763.36
35A	R6YD1W	6YD CONT 1XWEEKLY SVC	\$ 772.88	\$ 5,893.01	\$ -	\$ 125.05	\$ 5,893.01	\$ 772.88
35A	F6YD1W	6YD CONT 1X WEEKLY SVC	\$ 39,499.55	\$ 301,174.55	\$ -	\$ 125.05	\$ 301,174.55	\$ 39,499.55
35A	F6YD2W	6YD CONT 2XWEEKLY SVC	\$ 2,665.09	\$ 20,320.70	\$ -	\$ 125.05	\$ 20,320.70	\$ 2,665.09
35A	F8YD1W	8YD CONT 1X WEEKLY	\$ 7,192.80	\$ 61,997.67	\$ -	\$ 164.92	\$ 61,997.67	\$ 7,192.80
35A	R1YDEOW	1YD CONT EOW SVC	\$ 165.56	\$ 1,216.53	\$ -	\$ 25.11	\$ 1,216.53	\$ 165.56
35A	F1YDEOW	1YD CONT EVERY OTHER WK	\$ 17,796.91	\$ 130,772.78	\$ -	\$ 25.11	\$ 130,772.78	\$ 17,796.91
35A	F1.5YDEOW	1.5YD CONT EVERY OTHER WK	\$ 8,122.18	\$ 59,706.08	\$ -	\$ 35.88	\$ 59,706.08	\$ 8,122.18
35A & 36A	R2YDEOW	2YD CONT EOW SVC	\$ 82.24	\$ 638.90	\$ -	\$ 49.15	\$ 638.90	\$ 82.24
35A & 36A	F2YDEOW	2YD CONT EVERY OTHER WK	\$ 12,664.54	\$ 98,390.18	\$ -	\$ 49.15	\$ 98,390.18	\$ 12,664.54
35A & 36A	F3YDEOW	3YD CONT EOW SVC	\$ 5,542.60	\$ 39,662.07	\$ -	\$ 66.09	\$ 39,662.07	\$ 5,542.60
35A & 36A	F4YDEOW	4YD CONT EOW SVC	\$ 6,418.12	\$ 48,090.09	\$ -	\$ 89.68	\$ 48,090.09	\$ 6,418.12
35A & 36A	R4YDEOW	4YD CONT EOW SVC	\$ 311.18	\$ 2,331.64	\$ -	\$ 89.68	\$ 2,331.64	\$ 311.18
35A & 36A	F6YDEOW	6YD CONT EVERY OTHER WK	\$ 3,180.34	\$ 24,249.35	\$ -	\$ 125.05	\$ 24,249.35	\$ 3,180.34
35A & 36A	F8YDEOW	8YD CONT EVERY OTHER WEEK	\$ 145.10	\$ 1,250.67	\$ -	\$ 164.92	\$ 1,250.67	\$ 145.10
35A	F1YD1M	1YD CONT 1X MONTH SVC	\$ 796.11	\$ 5,849.88	\$ -	\$ 25.11	\$ 5,849.88	\$ 796.11
35A	F1.5YD1M	1.5YD CONT 1X MONTH SVC	\$ 546.69	\$ 4,018.69	\$ -	\$ 35.88	\$ 4,018.69	\$ 546.69
35A	F2YD1M	2YD CONT 1X MONTH SVC	\$ 2,207.75	\$ 17,151.93	\$ -	\$ 49.15	\$ 17,151.93	\$ 2,207.75
35A	R2YD1M	2YD CONT 1X MONTH SVC	\$ 117.32	\$ 911.43	\$ -	\$ 49.15	\$ 911.43	\$ 117.32
35A	F3YD1M	3YD CONT 1X MONTH SVC	\$ 868.10	\$ 6,212.00	\$ -	\$ 66.09	\$ 6,212.00	\$ 868.10
35A	F4YD1M	4YD CONT 1X MONTH SVC	\$ 1,855.12	\$ 13,900.17	\$ -	\$ 89.68	\$ 13,900.17	\$ 1,855.12
35A	F6YD1M	6YD CONT 1X MONTH SVC	\$ 738.03	\$ 5,627.28	\$ -	\$ 125.05	\$ 5,627.28	\$ 738.03
35A	SP1-COM	SPECIAL PICKUP 1YD	\$ 164.01	\$ 1,349.13	\$ -	\$ 28.11	\$ 1,349.13	\$ 164.01
35A	F1YDEX	1YD CONT EXTRA P/U	\$ 41.00	\$ 337.28	\$ -	\$ 28.11	\$ 337.28	\$ 41.00
35A	R1YDEX	1YD CONTAINER EXTRA PU	\$ 41.00	\$ 337.28	\$ -	\$ 28.11	\$ 337.28	\$ 41.00
35A	F1YDTPU	1YD TEMP CONT PU	\$ 104.78	\$ 923.89	\$ -	\$ 30.13	\$ 923.89	\$ 104.78
35A	F1.5YDEX	1.5YD CONT EXTRA P/U	\$ 58.57	\$ 466.57	\$ -	\$ 38.88	\$ 466.57	\$ 58.57
35A	R1.5YDEX	1.5YD CONTAINER EXTRA PU	\$ 58.57	\$ 466.57	\$ -	\$ 38.88	\$ 466.57	\$ 58.57
35A	F1.5YDTPU	1.5YD TEMP CONT PU	\$ 100.41	\$ 738.13	\$ -	\$ 35.88	\$ 738.13	\$ 100.41
35A	F2YDEX	2YD CONT EXTRA P/U	\$ 132.84	\$ 1,095.06	\$ -	\$ 52.15	\$ 1,095.06	\$ 132.84
35A	F2YDEXCO	CUST OWN 2YD EXTRA PU	\$ 75.91	\$ 625.75	\$ -	\$ 52.15	\$ 625.75	\$ 75.91
35A	R2YDEX	2YD CONTAINER EXTRA PU	\$ 101.22	\$ 834.34	\$ -	\$ 52.15	\$ 834.34	\$ 101.22
35A	F2YDTPU	2YD TEMP CONT PU	\$ 420.96	\$ 3,106.74	\$ -	\$ 46.69	\$ 3,106.74	\$ 420.96
35A	R2YDTPU	2YD TEMP CONTAINER PU	\$ 126.52	\$ 933.72	\$ -	\$ 46.69	\$ 933.72	\$ 126.52
35A	F3YDEX	3YD CONTAINER EXTRA PU	\$ 110.82	\$ 829.02	\$ -	\$ 69.09	\$ 829.02	\$ 110.82
35A	SP3-COM	SPECIAL PICKUP 3YD	\$ 124.67	\$ 932.65	\$ -	\$ 69.09	\$ 932.65	\$ 124.67
35A	F4YDEX	4YD CONTAINER EXTRA PU	\$ 287.24	\$ 2,224.28	\$ -	\$ 92.68	\$ 2,224.28	\$ 287.24
35A	SP4-COM	SPECIAL PICKUP 4YD	\$ (12.10)	\$ 1,924.94	\$ -	\$ 80.21	\$ 1,924.94	\$ (12.10)
35A	R4YDEX	4YD CONTAINER EXTRA PU	\$ 239.37	\$ 1,853.57	\$ -	\$ 92.68	\$ 1,853.57	\$ 239.37

Commercial

Murrey's Disposal Co. Inc. G-09
 dba Olympic Disposal
 Clallam Dump Fee Calculation
 Effective 1-1-2024

Customer counts were taken from the filing in TG-230778 currently under audit.

Tariff Page	Service Code	Scheduled Service	Company			Revised Tariff Rate	Revised Revenue	Revised Revenue Decrease
			Increased Revenue	Calculated Revenue	Over/(Under) collecting			
35A	F6YDEX	6YD CONTAINER EXTRA PU	\$ 393.61	\$ 3,073.21	\$ -	\$ 128.05	\$ 3,073.21	\$ 393.61
35A	R6YDEX	6 YARD EXTRA	\$ 295.21	\$ 2,304.91	\$ -	\$ 128.05	\$ 2,304.91	\$ 295.21
35A	SP6-COM	SPECIAL PICKUP 6YD	\$ 236.17	\$ 1,843.93	\$ -	\$ 128.05	\$ 1,843.93	\$ 236.17
	F3TC-COM	3 YD TEMP CONT PICKUP	\$ 1,887.65	\$ 13,507.79	\$ -	\$ 66.09	\$ 13,507.79	\$ 1,887.65
38	FCP4YD1W	4 YD COMPACTOR 1X WK	\$ 400.62	\$ 2,347.94	\$ -	\$ 192.93	\$ 2,347.94	\$ 400.62
	F4TC-COM	4 YD TEMP CONT PICKUP	\$ 2,158.33	\$ 16,172.03	\$ -	\$ 89.68	\$ 16,172.03	\$ 2,158.33
36A	32CW1	1-32 GAL CAN WEEKLY SVC	\$ 34.52	\$ 310.64	\$ -	\$ 5.97	\$ 310.64	\$ 34.52
36A	CEXYD	CMML EXTRA YARDAGE	\$ 248.94	\$ 3,149.82	\$ -	\$ 30.88	\$ 3,149.82	\$ 248.94
35 5A	35CW1	1-35 GAL CAN WEEKLY SVC	\$ 413.22	\$ 3,845.21	\$ -	\$ 6.72	\$ 3,845.21	\$ 413.22
35 5A	60CW1	1-60 GAL CART CMML WKLY	\$ 1,603.52	\$ 15,006.19	\$ -	\$ 8.59	\$ 15,006.19	\$ 1,603.52
	60CW2	2-60 GAL CAN WEEKLY SVC	\$ 95.44	\$ 893.12	\$ -	\$ 17.18	\$ 893.12	\$ 95.44
35 5A	96CW1	1-96 GL CART WEEKLY SVC	\$ 2,286.98	\$ 19,460.82	\$ -	\$ 11.30	\$ 19,460.82	\$ 2,286.98
36 5A	CEX	EXTRA CANS	\$ 15.93	\$ 172.17	\$ -	\$ 7.17	\$ 172.17	\$ 15.93
Total			\$ 261,252.26	\$ 1,974,930.86	\$ -	\$	\$ 1,974,930.86	\$ 261,252.26
Totals			\$ 686,241.10	\$ 5,832,546.47	\$ -	\$	\$ 5,832,546.47	\$ 686,241.10

Murrey's Disposal Co. Inc. G-09
 dba Olympic Disposal
 Clallam Dump Fee Calculation
 Effective 1-1-2024

Customer counts were taken from the filing in TG-230778 currently under audit. - Brian Vandenburg 12.07.2023

Tariff Page	Service Code	Scheduled Service	Monthly Customers	Monthly Frequency	Annual PU's	Meeks Weights	Calculated Annual Pounds	Adjusted Annual Pounds	Increase	Gross Up	Tariff Rate Increase	Company Current Tariff	Staff Calculated Rate	Company Proposed Tariff
No Current Customers														
22	1-32 GAL CAN-MONTHLY SVC		-	1.00	12	34	34	26	\$ 0.65	\$ 0.66	\$ 0.66	7.50	\$ 8.16	\$ 8.16
22	1-32 GAL CAN-WEEKLY SVC		-	1.00	12	34	34	26	\$ 0.65	\$ 0.66	\$ 0.66	21.93	\$ 22.59	\$ 22.59
22	2-32 GAL CANS-WEEKLY SVC		-	1.00	12	51	51	39	\$ 0.97	\$ 1.00	\$ 1.00	33.58	\$ 34.58	\$ 34.58
22	3-32 GAL CANS-WEEKLY SVC		-	1.00	12	77	77	58	\$ 1.47	\$ 1.50	\$ 1.50	46.17	\$ 47.67	\$ 47.67
22	4 Can		-	1.00	12	97	97	73	\$ 1.85	\$ 1.89	\$ 1.89	60.24	\$ 62.13	\$ 62.13
22	5 Can		-	1.00	12	117	117	89	\$ 2.23	\$ 2.28	\$ 2.28	71.45	\$ 73.73	\$ 73.73
22A	On Call		-	1.00	12	34	34	26	\$ 0.65	\$ 0.66	\$ 0.66	8.50	\$ 9.16	\$ 9.16
28A	Loose Yard		-	1.00	12	125	125	95	\$ 2.39	\$ 2.44	\$ 2.44	28.44	\$ 30.88	\$ 30.88
32A	Loose Yard		-	1.00	12	125	125	95	\$ 2.39	\$ 2.44	\$ 2.44	28.52	\$ 30.96	\$ 30.88
28A	Bulky Materials		-	1.00	12	125	125	95	\$ 2.39	\$ 2.44	\$ 2.44	-	\$ 2.44	\$ 2.44
35A	8 Yard		-	1.00	12	980	980	742	\$ 18.70	\$ 19.13	\$ 19.13	145.79	\$ 164.92	\$ 164.92
35A	8 YD Cont Extra PU		-	1.00	12	980	980	742	\$ 18.70	\$ 19.13	\$ 19.13	148.79	\$ 167.92	\$ 167.92
35 5A	96 gal Temp NEW		-	1.00	12	68	68	51	\$ 1.30	\$ 1.33	\$ 1.33	12.97	\$ 14.30	\$ 14.30
32A	Overweight		-	1.00	12	125	125	95	\$ 2.39	\$ 2.44	\$ 2.44	28.44	\$ 30.88	\$ 30.88
36A	Extra Unit		-	1.00	12	125	125	95	\$ 2.39	\$ 2.44	\$ 2.44	6.94	\$ 9.38	\$ 7.60

	Total	
Total Tonnage	13,351	For tonnage information see -
Total Pounds	26,701,388	TG-230778 12/1/2023
Total Pick Ups	491,899	
Adjustment factor	75.68%	
Residential	\$ 424,989	12.38%
Commercial	\$ 261,252	15.25%
Total	\$ 686,241	
Roll-Off Tons	5,314	34.78%
Increase	\$ 267,965	For tonnage information see -
		TG-23077 12/1/2023
	\$ 954,206	

Note from Brian Vandenburg. Customer Counts and disposal were taken from and audited in TG-230778

Tariff Page	Scheduled Service	Monthly	Monthly	Annual PU's	Meeks Weights	Calculated Annual	Adjusted Annual	Increase	Gross Up	Tariff Rate	Company Current	Staff Calculated Rate	Company Proposed
		Customers	Frequency			Pounds	Pounds			Increase	Tariff		Tariff
21	1-20 GAL CART WEEKLY SVC	16	4.33	830	20	16,596	10,622	\$ 21	\$ 22	\$ 0.11	\$ 18.38	\$ 18.50	\$ 18.50
21	1-32 GAL CAN-WEEKLY SVC	1	4.33	73	34	2,486	1,591	\$ 3	\$ 3	\$ 0.19	\$ 23.85	\$ 24.05	\$ 24.05
21	2-32 GAL CANS-WEEKLY SVC	3	4.33	143	51	7,293	4,668	\$ 9	\$ 10	\$ 0.29	\$ 35.32	\$ 35.61	\$ 35.61
21	1-35 GAL CART WEEKLY SVC	1,311	4.33	68,181	37	2,522,680	1,614,561	\$ 3,253	\$ 3,329	\$ 0.21	\$ 26.04	\$ 26.25	\$ 26.25
21	1-60 GAL CART WEEKLY SVC	845	4.33	43,930	47	2,064,717	1,321,456	\$ 2,663	\$ 2,724	\$ 0.27	\$ 33.53	\$ 33.80	\$ 33.80
21	2-60 GAL CARTS WEEKLY SVC	5	8.67	490	47	23,014	14,730	\$ 30	\$ 30	\$ 0.54	\$ 67.06	\$ 67.59	\$ 67.59
21	1-96 GAL CART WEEKLY SVC	253	4.33	13,180	77	1,014,843	649,518	\$ 1,309	\$ 1,339	\$ 0.44	\$ 43.72	\$ 44.16	\$ 44.16
21	1-32 GAL CAN-EOW SVC	7	2.17	170	34	5,783	3,701	\$ 7	\$ 8	\$ 0.10	\$ 13.94	\$ 14.04	\$ 14.04
21	1-35 GAL CART EOW SVC	807	2.17	20,976	37	776,122	496,732	\$ 1,001	\$ 1,024	\$ 0.11	\$ 15.31	\$ 15.42	\$ 15.42
21	1-60GAL CART EOW SVC	870	2.17	22,630	47	1,063,633	680,744	\$ 1,372	\$ 1,403	\$ 0.13	\$ 18.65	\$ 18.78	\$ 18.78
21	2-60 GAL CARTS EOW SVC	3	4.33	156	47	7,332	4,693	\$ 9	\$ 10	\$ 0.27	\$ 37.30	\$ 37.57	\$ 37.57
21	1-96 GAL EOW	193	2.17	5,016	77	386,219	247,187	\$ 498	\$ 510	\$ 0.22	\$ 24.68	\$ 24.90	\$ 24.90
21	1-32 GAL CAN-MONTHLY SVC	2	1.00	22	34	734	470	\$ 1	\$ 1	\$ 0.04	\$ 8.46	\$ 8.50	\$ 8.50
21	1-35 GAL MONTHLY	114	4.33	5,906	37	218,534	139,866	\$ 282	\$ 288	\$ 0.21	\$ 9.59	\$ 9.80	\$ 9.80
21	1-60 GAL CART MONTHLY SVC	45	1.00	539	47	25,333	16,214	\$ 33	\$ 33	\$ 0.06	\$ 12.57	\$ 12.63	\$ 12.63
21	1-96 GAL MONTHLY	10	1.00	118	77	9,086	5,815	\$ 12	\$ 12	\$ 0.10	\$ 16.44	\$ 16.54	\$ 16.54
21A	ON CALL SERVICE - RES	1	1.00	41	34	1,394	892	\$ 2	\$ 2	\$ 0.04	\$ 8.46	\$ 8.50	\$ 8.50
21A	EXTRA CAN/BAGS	125		1,301	34	44,231	28,309	\$ 57	\$ 58	\$ 0.04	\$ 7.81	\$ 7.85	\$ 7.85
21A	SPECIAL PICKUP 35GL RES	7	157.00	12,717	37	470,529	301,147	\$ 607	\$ 621	\$ 0.04	\$ 8.46	\$ 8.50	\$ 8.50
21A	SPECIAL PICKUP 60GL RES	8	157.00	14,915	47	701,005	448,656	\$ 904	\$ 925	\$ 0.04	\$ 8.46	\$ 8.50	\$ 8.50
21A	SPECIAL PICKUP 96GL RES	3	157.00	4,710	77	362,670	232,115	\$ 468	\$ 479	\$ 0.04	\$ 8.46	\$ 8.50	\$ 8.50
16	OVERFILL/OVERWEIGHT CHG	26		13	34	442	283	\$ 1	\$ 1	\$ 0.04	\$ 7.36	\$ 7.40	\$ 7.40
35	1YD CONT 1xWEEKLY SVC	87	4.33	4,524	175	791,699	506,702	\$ 1,021	\$ 1,045	\$ 0.23	\$ 23.37	\$ 23.60	\$ 23.60
35	1YD CONT 2xWEEKLY SVC	7	8.67	728	175	127,400	81,538	\$ 164	\$ 168	\$ 0.23	\$ 23.37	\$ 23.60	\$ 23.60
35	1YD CONT 1X MONTH SVC	28	1.00	338	175	59,150	37,857	\$ 76	\$ 78	\$ 0.23	\$ 23.37	\$ 23.60	\$ 23.60
35	1YD CONT EOW SVC	204	2.17	5,303	175	928,008	593,942	\$ 1,197	\$ 1,224	\$ 0.23	\$ 23.37	\$ 23.60	\$ 23.60
35	1YD TEMP CONT PU	1	1.00	12	175	2,100	1,344	\$ 3	\$ 3	\$ 0.23	\$ 26.38	\$ 26.61	\$ 26.61
35	1YD CONTAINER EXTRA PU	1	1.00	12	175	2,100	1,344	\$ 3	\$ 3	\$ 0.23	\$ 23.37	\$ 23.60	\$ 23.60
35	SPECIAL PICKUP 1YD	5	1.00	55	175	9,660	6,183	\$ 12	\$ 13	\$ 0.23	\$ 26.37	\$ 26.60	\$ 26.60
35	1.5YD CONT 1xWEEKLY SVC	41	4.33	2,121	250	530,292	339,396	\$ 684	\$ 700	\$ 0.33	\$ 32.78	\$ 33.11	\$ 33.11
35	1.5YD CONT 2xWEEKLY SVC	1	8.67	104	250	26,000	16,640	\$ 34	\$ 34	\$ 0.33	\$ 32.78	\$ 33.11	\$ 33.11
35	1.5YD CONT EOW SVC	38	2.17	992	250	248,083	158,778	\$ 320	\$ 327	\$ 0.33	\$ 32.78	\$ 33.11	\$ 33.11
35	1.5YD CONT 1X MONTH SVC	19	1.00	12	250	3,000	1,956	\$ 4	\$ 4	\$ 0.34	\$ 37.04	\$ 37.37	\$ 37.37
35	1.5YD CONTAINER EXTRA PU	1	1.00	12	250	3,000	1,920	\$ 4	\$ 4	\$ 0.33	\$ 32.78	\$ 33.11	\$ 33.11
35	1.5YD TEMP CONTAINER PU	1	1.00	15	250	3,750	2,400	\$ 5	\$ 5	\$ 0.33	\$ 32.78	\$ 33.11	\$ 33.11
35	SPECIAL PICKUP 1.5YD	1	1.00	17	250	4,286	2,743	\$ 6	\$ 6	\$ 0.33	\$ 35.78	\$ 36.11	\$ 36.11
35	2YD CONT 1xWEEKLY SVC	137	4.33	7,114	324	2,305,012	1,475,249	\$ 2,973	\$ 3,041	\$ 0.43	\$ 45.78	\$ 46.21	\$ 46.21
35	2YD CONT 2xWEEKLY SVC	26	8.67	2,720	324	881,359	564,086	\$ 1,137	\$ 1,163	\$ 0.43	\$ 45.78	\$ 46.21	\$ 46.21
35	2YD CONT EOW SVC	74	2.17	1,926	324	624,077	399,421	\$ 805	\$ 823	\$ 0.43	\$ 45.78	\$ 46.21	\$ 46.21
35	2YD CONT 1X MONTH SVC	27	1.00	327	324	105,948	67,809	\$ 137	\$ 140	\$ 0.43	\$ 45.78	\$ 46.21	\$ 46.21
35	2YD CONTAINER EXTRA PU	1	1.00	12	324	3,888	2,488	\$ 5	\$ 5	\$ 0.43	\$ 50.78	\$ 51.21	\$ 51.21
35	2YD TEMP CONTAINER PU	11	1.00	131	324	42,444	27,165	\$ 55	\$ 56	\$ 0.43	\$ 52.11	\$ 52.54	\$ 52.54
35	SPECIAL PICKUP 2YD	3	1.00	31	324	10,109	6,470	\$ 13	\$ 13	\$ 0.43	\$ 50.78	\$ 51.21	\$ 51.21
35	3YD CONT 1X WEEKLY SVC	9	4.33	454	473	214,703	137,414	\$ 277	\$ 283	\$ 0.62	\$ 60.17	\$ 60.79	\$ 60.79
35	3YD CONT EOW SVC	1	2.17	33	473	15,373	9,839	\$ 20	\$ 20	\$ 0.62	\$ 60.17	\$ 60.79	\$ 60.79
35	4YD CONT EOW SVC	3	2.17	76	613	46,486	29,752	\$ 60	\$ 61	\$ 0.81	\$ 82.02	\$ 82.83	\$ 82.83
35	4YD CONT 1X WEEKLY SVC	22	4.33	1,133	613	694,631	444,576	\$ 896	\$ 917	\$ 0.81	\$ 82.02	\$ 82.83	\$ 82.83
35	6YD CONT 1X WEEKLY SVC	4	4.33	208	840	174,720	111,824	\$ 225	\$ 231	\$ 1.11	\$ 123.65	\$ 124.76	\$ 124.76
28,32,35 & 36	CMML EXTRA YARDAGE	28	1.00	335	125	41,817	26,764	\$ 54	\$ 55	\$ 0.16	\$ 28.08	\$ 28.24	\$ 28.24
36	CUST OWN 2YD EXTRA PU	14	1.00	171	324	55,543	35,548	\$ 72	\$ 73	\$ 0.43	\$ 45.78	\$ 46.21	\$ 46.21
36	CUST OWN 2YD 1X WK	2	4.33	88	324	28,642	18,331	\$ 37	\$ 38	\$ 0.43	\$ 45.78	\$ 46.21	\$ 46.21
36	1-35 GAL CAN WEEKLY SVC	46	4.33	2,395	37	88,624	56,721	\$ 114	\$ 117	\$ 0.05	\$ 6.27	\$ 6.32	\$ 6.32
36	1-96 GL CART WEEKLY SVC	14	4.33	726	77	55,889	35,770	\$ 72	\$ 74	\$ 0.10	\$ 10.45	\$ 10.55	\$ 10.55
36	1-60 GAL CART CMML WKLY	5	4.33	285	47	13,391	8,570	\$ 17	\$ 18	\$ 0.06	\$ 7.98	\$ 8.04	\$ 8.04
35.5 & 36	EXTRA CANS	8	1.00	93	29	2,697	1,726	\$ 3	\$ 4	\$ 0.04	\$ 7.70	\$ 7.74	\$ 7.74
Total		870		32,504		8,143,879	5,212,266						
Totals		5,523		248,561		17,868,557	11,436,236						

No Current Customers

Murrey's Disposal Co. Inc. G-09
 dba Olympic Disposal
 Jefferson Dump Fee Calculation
 Effective 9-1-2025

Note from Brian Vandenburg. Customer Counts and disposal were taken from and audited in TG-230778

	Tariff Page	Scheduled Service	Monthly	Monthly	Annual PU's	Meeks Weights	Calculated Annual	Adjusted Annual	Increase	Gross Up	Tariff Rate	Company Current	Staff Calculated Rate	Company Proposed
			Customers	Frequency			Pounds	Pounds			Increase	Tariff		Tariff
Resident	21	5 Can Weekly-SVC	-	4.33	52	117	6,084	3,894	\$ 8	\$ 8	\$ 0.67	\$ 72.22	\$ 72.89	\$ 72.89
	21	3-32 GAL CANS-WEEKLY SVC	-	4.33	52	51	2,652	1,697	\$ 3	\$ 3	\$ 0.29	\$ 47.62	\$ 47.92	\$ 47.92
	21	4-32 GAL CANS-WEEKLY SVC	-	4.33	52	77	4,004	2,563	\$ 5	\$ 5	\$ 0.44	\$ 59.89	\$ 60.33	\$ 60.33
	35	1YD CONTAINER Special PU	-	1.00	12	175	2,100	1,344	\$ 3	\$ 3	\$ 0.23	\$ 26.37	\$ 26.60	\$ 26.60
	35	3 Yard	-	4.33	52	473	24,577	15,730	\$ 32	\$ 32	\$ 0.62	\$ 60.17	\$ 60.79	\$ 60.79
Commercial	35.5	35 gal can	-	1.00	12	37	444	284	\$ 1	\$ 1	\$ 0.05	\$ 6.27	\$ 6.32	\$ 6.32
	35.5	35 gal can Temp	-	1.00	12	37	444	284	\$ 1	\$ 1	\$ 0.05	\$ 9.27	\$ 9.32	\$ 9.32
	35.5	60 gal can Temp	-	1.00	12	47	564	361	\$ 1	\$ 1	\$ 0.06	\$ 10.98	\$ 11.04	\$ 11.04
	35.5	96 gal Can	-	1.00	12	68	816	522	\$ 1	\$ 1	\$ 0.09	\$ 10.45	\$ 10.54	\$ 10.55
	35.5	96 gal Can Temp	-	1.00	12	68	816	522	\$ 1	\$ 1	\$ 0.09	\$ 13.45	\$ 13.54	\$ 13.55
	36	3 Yard	-	4.33	52	473	24,596	15,742	\$ 31	\$ 32	\$ 0.61	\$ 60.17	\$ 60.77	\$ 60.77
	36	4 Yard	-	4.33	52	613	31,876	20,401	\$ 40	\$ 41	\$ 0.79	\$ 82.02	\$ 82.81	\$ 82.81
	36	6 Yard	-	4.33	52	840	43,680	27,956	\$ 55	\$ 56	\$ 1.08	\$ 123.65	\$ 124.74	\$ 124.74
	36	32 gal can Temp	-	1.00	12	29	348	223	\$ 0	\$ 0	\$ 0.04	\$ 7.71	\$ 7.75	\$ 7.75
	36	1-32 GAL CAN WEEKLY SVC	-	4.33	52	29	1,508	965	\$ 2	\$ 2	\$ 0.04	\$ 5.71	\$ 5.75	\$ 5.75

Total	
Total Tonnage	5,718 For tonnage verification see -
Total Pounds	11,436,200 TG-230778
Total Pick Ups	248,561
Adjustment factor	64.00%

Note from Brian Vandenburg. Customer Counts and disposal were taken fr

Tariff Page	Scheduled Service	Company Current Revenue	Company Proposed Revenue	Company Increased Revenue	Staff Calculated Revenue	Company Over/(Under) collecting
21	1-20 GAL CART WEEKLY SVC	\$ 3,520	\$ 3,542	\$ 22	\$ 3,542	\$ -
21	1-32 GAL CAN-WEEKLY SVC	\$ 403	\$ 406	\$ 3	\$ 406	\$ -
21	2-32 GAL CANS-WEEKLY SVC	\$ 1,165	\$ 1,175	\$ 10	\$ 1,175	\$ -
21	1-35 GAL CART WEEKLY SVC	\$ 409,654	\$ 412,982	\$ 3,329	\$ 412,982	\$ -
21	1-60 GAL CART WEEKLY SVC	\$ 339,900	\$ 342,624	\$ 2,724	\$ 342,624	\$ -
21	2-60 GAL CARTS WEEKLY SVC	\$ 3,789	\$ 3,819	\$ 30	\$ 3,819	\$ -
21	1-96 GAL CART WEEKLY SVC	\$ 132,972	\$ 134,311	\$ 1,339	\$ 134,311	\$ -
21	1-32 GAL CAN-EOW SVC	\$ 1,094	\$ 1,102	\$ 8	\$ 1,102	\$ -
21	1-35 GAL CART EOW SVC	\$ 148,252	\$ 149,276	\$ 1,024	\$ 149,276	\$ -
21	1-60GAL CART EOW SVC	\$ 194,787	\$ 196,190	\$ 1,403	\$ 196,190	\$ -
21	2-60 GAL CARTS EOW SVC	\$ 1,343	\$ 1,352	\$ 10	\$ 1,352	\$ -
21	1-96 GAL EOW	\$ 57,145	\$ 57,655	\$ 510	\$ 57,655	\$ -
21	1-32 GAL CAN-MONTHLY SVC	\$ 183	\$ 184	\$ 1	\$ 184	\$ -
21	1-35 GAL MONTHLY	\$ 13,073	\$ 13,361	\$ 288	\$ 13,361	\$ -
21	1-60 GAL CART MONTHLY SVC	\$ 6,774	\$ 6,808	\$ 33	\$ 6,808	\$ -
21	1-96 GAL MONTHLY	\$ 1,940	\$ 1,952	\$ 12	\$ 1,952	\$ -
21A	ON CALL SERVICE - RES	\$ 347	\$ 349	\$ 2	\$ 349	\$ -
21A	EXTRA CAN/BAGS	\$ 10,156	\$ 10,214	\$ 58	\$ 10,214	\$ -
21A	SPECIAL PICKUP 35GL RES	\$ 685	\$ 689	\$ 4	\$ 689	\$ -
21A	SPECIAL PICKUP 60GL RES	\$ 803	\$ 808	\$ 4	\$ 808	\$ -
21A	SPECIAL PICKUP 96GL RES	\$ 254	\$ 255	\$ 1	\$ 255	\$ -
16	OVERFILL/OVERWEIGHT CHG	\$ 96	\$ 96	\$ 1	\$ 96	\$ -
35	1YD CONT 1xWEEKLY SVC	\$ 105,729	\$ 106,773	\$ 1,045	\$ 106,773	\$ -
35	1YD CONT 2xWEEKLY SVC	\$ 17,014	\$ 17,182	\$ 168	\$ 17,182	\$ -
35	1YD CONT 1X MONTH SVC	\$ 7,899	\$ 7,977	\$ 78	\$ 7,977	\$ -
35	1YD CONT EOW SVC	\$ 123,932	\$ 125,157	\$ 1,224	\$ 125,157	\$ -
35	1YD TEMP CONT PU	\$ 317	\$ 319	\$ 3	\$ 319	\$ -
35	1YD CONTAINER EXTRA PU	\$ 280	\$ 283	\$ 3	\$ 283	\$ -
35	SPECIAL PICKUP 1YD	\$ 1,456	\$ 1,468	\$ 13	\$ 1,468	\$ -
35	1.5YD CONT 1xWEEKLY SVC	\$ 69,522	\$ 70,221	\$ 700	\$ 70,221	\$ -
35	1.5YD CONT 2xWEEKLY SVC	\$ 3,409	\$ 3,443	\$ 34	\$ 3,443	\$ -
35	1.5YD CONT EOW SVC	\$ 32,524	\$ 32,851	\$ 327	\$ 32,851	\$ -
35	1.5YD CONT 1X MONTH SVC	\$ 444	\$ 448	\$ 4	\$ 448	\$ -
35	1.5YD CONTAINER EXTRA PU	\$ 393	\$ 397	\$ 4	\$ 397	\$ -
35	1.5YD TEMP CONTAINER PU	\$ 492	\$ 497	\$ 5	\$ 497	\$ -
35	SPECIAL PICKUP 1.5YD	\$ 613	\$ 619	\$ 6	\$ 619	\$ -
35	2YD CONT 1xWEEKLY SVC	\$ 325,676	\$ 328,717	\$ 3,041	\$ 328,717	\$ -
35	2YD CONT 2xWEEKLY SVC	\$ 124,527	\$ 125,690	\$ 1,163	\$ 125,690	\$ -
35	2YD CONT EOW SVC	\$ 88,176	\$ 88,999	\$ 823	\$ 88,999	\$ -
35	2YD CONT 1X MONTH SVC	\$ 14,969	\$ 15,109	\$ 140	\$ 15,109	\$ -
35	2YD CONTAINER EXTRA PU	\$ 609	\$ 614	\$ 5	\$ 614	\$ -
35	2YD TEMP CONTAINER PU	\$ 6,826	\$ 6,882	\$ 56	\$ 6,882	\$ -
35	SPECIAL PICKUP 2YD	\$ 1,584	\$ 1,598	\$ 13	\$ 1,598	\$ -
35	3YD CONT 1X WEEKLY SVC	\$ 27,310	\$ 27,593	\$ 283	\$ 27,593	\$ -
35	3YD CONT EOW SVC	\$ 1,955	\$ 1,976	\$ 20	\$ 1,976	\$ -
35	4YD CONT EOW SVC	\$ 6,220	\$ 6,281	\$ 61	\$ 6,281	\$ -
35	4YD CONT 1X WEEKLY SVC	\$ 92,940	\$ 93,857	\$ 917	\$ 93,857	\$ -
35	6YD CONT 1X WEEKLY SVC	\$ 25,720	\$ 25,951	\$ 231	\$ 25,951	\$ -
28,32,35 & 36	CMML EXTRA YARDAGE	\$ 9,393	\$ 9,448	\$ 55	\$ 9,448	\$ -
36	CUST OWN 2YD EXTRA PU	\$ 7,848	\$ 7,921	\$ 73	\$ 7,921	\$ -
36	CUST OWN 2YD 1X WK	\$ 4,047	\$ 4,085	\$ 38	\$ 4,085	\$ -
36	1-35 GAL CAN WEEKLY SVC	\$ 15,022	\$ 15,139	\$ 117	\$ 15,139	\$ -
36	1-96 GL CART WEEKLY SVC	\$ 7,587	\$ 7,661	\$ 74	\$ 7,661	\$ -
36	1-60 GAL CART CMML WKLY	\$ 2,273	\$ 2,291	\$ 18	\$ 2,291	\$ -
35.5 & 36	EXTRA CANS	\$ 716	\$ 719	\$ 4	\$ 719	\$ -
	Total	\$ 1,127,422	\$ 1,138,168	\$ 10,746	\$ 1,138,168	\$ -
	Totals	\$ 2,455,756	\$ 2,477,318	\$ 21,562	\$ 2,477,318	\$ -

No Current Customers	Residential	50.16%
	Commercial	49.84%

Murrey's Disposal Co. Inc. G-09
 dba Olympic Disposal
 Jefferson Dump Fee Calculation
 Effective 9-1-2025

Note from Brian Vandenburg. Customer Counts and disposal were taken fr

	Tariff Page	Scheduled Service	Company Current Revenue	Company Proposed Revenue	Company Increased Revenue	Staff Calculated Revenue	Company Over/(Under) collecting
Resident	21	5 Can Weekly-SVC			100.00%		
	21	3-32 GAL CANS-WEEKLY SVC					
	21	4-32 GAL CANS-WEEKLY SVC					
	35	1YD CONTAINER Special PU		Revenue Increase:			
	35	3 Yard		Residential	\$ -	0.00%	
Commercial	35.5	35 gal can		Commercial	\$ -	0.00%	
	35.5	35 gal can Temp		Total	\$ -		
	35.5	60 gal can Temp		Roll-off Tons	\$ -	TG-230778	
	35.5	96 gal Can					
	35.5	96 gal Can Temp					
	36	3 Yard		Increase	\$ -	2.50%	
	36	4 Yard					
	36	6 Yard			\$ -		
	36	32 gal can Temp					
	36	1-32 GAL CAN WEEKLY SVC					



Total Tonnage
 Total Pounds
 Total Pick Ups
 Adjustment factor

Murrey's Disposal Co., Inc.
 D/B/A Olympic Disposal
 Mill Hauls
 Disposal Fee Increase Effective 9/1/2024

Approved in TG-240580

Disposal Rate at Wasco Landfill


Customer	Tons per Haul per TG-210912		Current Rate		New Rate per Ton 9.1.2024		Change in Rate		Disposal Increase per Haul		Current Rate	Proposed Rate
	Port Townsend Paper	23.42	\$	31.20	\$	32.07	\$	0.87	\$	20.38	\$	2,334.24
Mckinley Paper	24.70	\$	31.20	\$	32.07	\$	0.87	\$	21.49	\$	2,435.49	\$ 2,456.98


Customer	Current Rate	Increase	Proposed Rate
Port Townsend Paper	\$2,334.24	\$20.38	\$2,354.62
Mckinley Paper	\$2,435.49	\$21.49	\$2,456.98


Note: We adjusted our payroll schedule approach to align with Staff's approach on previous filings. We ran the most recent pay wage per hour (column E). We then obtained a payroll report for the test period and determined the number of regular hours (i the number of overtime hours. This information was used to determine the restated test period total pay (test period hours tim Next we multiplied the pay by the wage increase that the employee will receive in the rate year (2023) to determine forward loo beginning 11/1/2023. Since employees received pay raises in April 2023 all their hours during the test period were restated at th capture test period wages and forward look wages in one calculation.

Note: Data below is from payroll registers. Links have been broken to the source file to maintain data integrity. Source documents are available upon request.

District #	EE #	Name	Job	Current Hourly Rate	Test Period Hours (Includes Vacation, PTO & Holiday)	Regular Pay During Test Period	Overtime Hours	Regular Overtime Pay	Total Hourly/Salary Pay	Bonuses & Commissions		Personal Time & Payouts	









A current pay rate to the GL expense, which includes a blend of pay rates during the year. Wage restatement amounts are linked to the Consolidated IS in the Pro forma workbook.


roll report to obtain employees current including vacation, PTO & holiday) and es current hourly rate) (Column M). kking wages to be included in rates heir new rate in April. This allows us to

Total Test Period Pay	2023 Pay Raises	2023 Rate	2024 Proforma Regular Pay	2024 Proforma OT	2024 Proforma Personal Time Payout	Total Rate Period Pay (adjusted)	Total Proforma Pay	Pro-Forma Raise Adjust	Normalizing Wage Ajustments
-----------------------	-----------------	-----------	---------------------------	------------------	------------------------------------	----------------------------------	--------------------	------------------------	-----------------------------













Note: Data below is from payroll registers. Links have been broken to the source file to maintain data integrity. Source documents are available upon request.

District #	EE #	Name	Job	Total Proforma Pay	Pro-Forma Raise Adjust	Normalizing Wage Ajdustments
[Redacted Content]						





A

These differences are due to comparing test period restated wages at the current pay rate to the GL expense, which includes a blend of pay rates during the year. Wage restatement amounts are linked to the Consolidated IS in the Pro forma workbook.

Olympic Disposal
Manual Entry Detail Behind Payroll Schedule


Detail of 500XX –Driver Labor


Detail of 620XX –Mechanic Labor

Detail of 650XX –Container Repair Labor

Detail of 660XX –Supervisor Labor

Detail of 700XX –Office G&A Labor





Journal Entry Query Tool

v5.13 50010, 50020, 50025, 50035, 50036, 50065, 50070
52010, 52020, 52025, 52035, 52036, 52065, 52070
55010, 55020, 55025, 55035, 55036, 55065, 55070
58010, 58020, 58025, 58035, 58036, 58065, 58070
70010, 70020, 70025, 70035, 70036, 70065, 70070

NOTE: Ctrl+Shift+J to pull data

TEXT IN RED BOX CONFIDENTIAL PER WAC 480-07-160

Total of Entries: (3,760,801.56) 0.00 *pst: P = Posted, U = Unposted, S = Staged, C/D = IC Unposted, -1 = Hanging out there.
Num of Entries Shown: 6,121 *records limit:

Full Account Date Amount USD Amount CAD Nat Currency Journal Control Num Psted Journal Description User R/Type Vendor Code One Time Vendor Further Description Date Doc Doc Desc Doc Ctrf Num

[Redacted Table Content]

Date Range: From: 2022-08 To: 2023-07
Other Criteria
Districts: 2112 Vendor Code:
Accts: Amount From:
System: Amount To:
Subsystem: Posting: All

Journal Entry Query Tool

v5.13 50010, 50020, 50025, 50035, 50036, 50065, 50070
52010, 52020, 52025, 52035, 52036, 52065, 52070
55010, 55020, 55025, 55035, 55036, 55065, 55070
58010, 58020, 58025, 58035, 58036, 58065, 58070
70010, 70020, 70025, 70035, 70036, 70065, 70070

NOTE: Ctrl+Shift+J to pull data

TEXT IN RED BOX CONFIDENTIAL PER WAC 480-07-160

Total of Entries: (3,760,801.56) 0.00 *pst: P = Posted, U = Unposted, S = Staged, C/D = IC Unposted, -1 = Hanging out there.
Num of Entries Shown: 6,121 records limit:

Full Account Date Amount USD Amount CAD Nat Currency Journal Control Num Psted Journal Description User R/Type Vendor Code One Time Vendor Further Description Date Doc Doc Desc Doc Ctrf Num

[Redacted Table Content]

Other Criteria
Districts: 2112 Vendor Code:
Accts: Amount From:
System: Amount To:
Subsystem: Posting: All

Journal Entry Query Tool

v5.13 50010, 50020, 50025, 50035, 50036, 50065, 50070
52010, 52020, 52025, 52035, 52036, 52065, 52070
55010, 55020, 55025, 55035, 55036, 55065, 55070
58010, 58020, 58025, 58035, 58036, 58065, 58070
70010, 70020, 70025, 70035, 70036, 70065, 70070

NOTE: Ctrl+Shift+J to pull data

TEXT IN RED BOX CONFIDENTIAL PER WAC 480-07-160

Total of Entries: (3,760,801.56) 0.00 *pst: P = Posted, U = Unposted, S = Staged, C/D = IC Unposted, -1 = Hanging out there.
Num of Entries Shown: 6,121 records limit:

Full Account Date Amount USD Amount CAD Nat Currency Journal Control Num Psted Journal Description User R/Type Vendor Code One Time Vendor Further Description Date Doc Doc Desc Doc Ctrf Num

[Redacted Table Content]

Date Range: From: 2022-08 To: 2023-07
Other Criteria
Districts: 2112 Vendor Code:
Accts: Amount From:
System: Amount To:
Subsystem: Posting: All

Journal Entry Query Tool

v5.13 50010, 50020, 50025, 50035, 50036, 50065, 50070
52010, 52020, 52025, 52035, 52036, 52065, 52070
55010, 55020, 55025, 55035, 55036, 55065, 55070
58010, 58020, 58025, 58035, 58036, 58065, 58070
70010, 70020, 70025, 70035, 70036, 70065, 70070

NOTE: Ctrl+Shift+J to pull data

TEXT IN RED BOX CONFIDENTIAL PER WAC 480-07-160

Total of Entries: (3,760,801.56) 0.00 *pst: P = Posted, U = Unposted, S = Staged, C/D = IC Unposted, -1 = Hanging out there.
Num of Entries Shown: 6,121 records limit:

Full Account Date Amount USD Amount CAD Nat Currency Journal Control Num Psted Journal Description User R/Type Vendor Code One Time Vendor Further Description Date Doc Doc Desc Doc Ctrf Num

[Redacted Table Content]

Other Criteria
Districts: 2112 Vendor Code:
Accts: Amount From:
System: Amount To:
Subsystem: Posting: All

Journal Entry Query Tool

v5.13 50010, 50020, 50025, 50035, 50036, 50065, 50070
52010, 52020, 52025, 52035, 52036, 52065, 52070
55010, 55020, 55025, 55035, 55036, 55065, 55070
58010, 58020, 58025, 58035, 58036, 58065, 58070
70010, 70020, 70025, 70035, 70036, 70065, 70070

NOTE: Ctrl+Shift+J to pull data

TEXT IN RED BOX CONFIDENTIAL PER WAC 480-07-160

Total of Entries: (3,760,801.56) 0.00 *pst: P = Posted, U = Unposted, S = Staged, C/D = IC Unposted, -1 = Hanging out there.
Num of Entries Shown: 6,121 *records limit:

Full Account Date Amount USD Amount CAD Nat Currency Journal Control Num Psted Journal Description User R/Type Vendor Code One Time Vendor Further Description Date Doc Doc Desc Doc Ctrf Num

[Redacted Table Content]

Journal Entry Query Tool

v5.13 50010, 50020, 50025, 50035, 50036, 50065, 50070
52010, 52020, 52025, 52035, 52036, 52065, 52070
55010, 55020, 55025, 55035, 55036, 55065, 55070
58010, 58020, 58025, 58035, 58036, 58065, 58070
70010, 70020, 70025, 70035, 70036, 70065, 70070

NOTE: Ctrl+Shift+J to pull data

TEXT IN RED BOX CONFIDENTIAL PER WAC 480-07-160

Total of Entries: (3,760,801.56) 0.00 *pst: P = Posted, U = Unposted, S = Staged, C/D = IC Unposted, -1 = Hanging out there.
Num of Entries Shown: 6,121 records limit:

Full Account Date Amount USD Amount CAD Nat Currency Journal Control Num Psted Journal Description User R/Type Vendor Code One Time Vendor Further Description Date Doc Doc Desc Doc Ctrf Num

[Redacted Table Content]

Other Criteria
Districts: 2112 Vendor Code:
Accts: Amount From:
System: Amount To:
Subsystem: Posting: All

Journal Entry Query Tool

v5.13 50010, 50020, 50025, 50035, 50036, 50065, 50070
52010, 52020, 52025, 52035, 52036, 52065, 52070
55010, 55020, 55025, 55035, 55036, 55065, 55070
58010, 58020, 58025, 58035, 58036, 58065, 58070
70010, 70020, 70025, 70035, 70036, 70065, 70070

NOTE: Ctrl+Shift+J to pull data

TEXT IN RED BOX CONFIDENTIAL PER WAC 480-07-160

Total of Entries: (3,760,801.56) 0.00 *pst: P = Posted, U = Unposted, S = Staged, C/D = IC Unposted, -1 = Hanging out there.
Num of Entries Shown: 6,121 records limit:

Full Account Date Amount USD Amount CAD Nat Currency Journal Control Num Psted Journal Description User R/Type Vendor Code One Time Vendor Further Description Date Doc Doc Desc Doc Ctrf Num

[Redacted Table Content]

Other Criteria
Districts: 2112 Vendor Code:
Accts: Amount From:
System: Amount To:
Subsystem: Posting: All

Journal Entry Query Tool

v5.13 50010, 50020, 50025, 50035, 50036, 50065, 50070
52010, 52020, 52025, 52035, 52036, 52065, 52070
55010, 55020, 55025, 55035, 55036, 55065, 55070
58010, 58020, 58025, 58035, 58036, 58065, 58070
70010, 70020, 70025, 70035, 70036, 70065, 70070

NOTE: Ctrl+Shift+J to pull data

TEXT IN RED BOX CONFIDENTIAL PER WAC 480-07-160

Total of Entries: (3,760,801.56) 0.00 *pst: P = Posted, U = Unposted, S = Staged, C/D = IC Unposted, -1 = Hanging out there.
Num of Entries Shown: 6,121 records limit:

Full Account Date Amount USD Amount CAD Nat Currency Journal Control Num Psted Journal Description User R/Type Vendor Code One Time Vendor Further Description Date Doc Doc Desc Doc Ctrf Num

[Redacted Table Content]

Date Range: From: 2022-08 To: 2023-07
Other Criteria
Districts: 2112 Vendor Code:
Accts: Amount From:
System: Amount To:
Subsystem: Posting: All

Journal Entry Query Tool

v5.13 50010, 50020, 50025, 50035, 50036, 50065, 50070
52010, 52020, 52025, 52035, 52036, 52065, 52070
55010, 55020, 55025, 55035, 55036, 55065, 55070
58010, 58020, 58025, 58035, 58036, 58065, 58070
70010, 70020, 70025, 70035, 70036, 70065, 70070

NOTE: Ctrl+Shift+J to pull data

TEXT IN RED BOX CONFIDENTIAL PER WAC 480-07-160

Total of Entries: (3,760,801.56) 0.00 *pst: P = Posted, U = Unposted, S = Staged, C/D = IC Unposted, -1 = Hanging out there.
Num of Entries Shown: 6,121 records limit:

Full Account	Date	Amount USD	Amount CAD	Nat Currency	Journal Control Num	Psted*	Journal Description	User	R/Type	Vendor Code	One Time Vendor	Further Description	Date Doc	Doc Desc	Doc Ctrf Num
--------------	------	------------	------------	--------------	---------------------	--------	---------------------	------	--------	-------------	-----------------	---------------------	----------	----------	--------------

--	--	--	--	--	--	--	--	--	--	--	--	--	--	--	--

Date Range:		Other Criteria	
From:	2022-08	Districts:	2112
To:	2023-07	Accts:	
		System:	
		Subsystem:	

Vendor Code:
Amount From:
Amount To:
Posting: All

Journal Entry Query Tool

v5.13 50010, 50020, 50025, 50035, 50036, 50065, 50070
52010, 52020, 52025, 52035, 52036, 52065, 52070
55010, 55020, 55025, 55035, 55036, 55065, 55070
58010, 58020, 58025, 58035, 58036, 58065, 58070
70010, 70020, 70025, 70035, 70036, 70065, 70070

NOTE: Ctrl+Shift+J to pull data

TEXT IN RED BOX CONFIDENTIAL PER WAC 480-07-160

Total of Entries: (3,760,801.56) 0.00 *pst: P = Posted, U = Unposted, S = Staged, C/D = IC Unposted, -1 = Hanging out there.
Num of Entries Shown: 6,121 records limit:

Full Account	Date	Amount USD	Amount CAD	Nat Currency	Journal Control Num	Psted*	Journal Description	User	R/Type	Vendor Code	One Time Vendor	Further Description	Date Doc	Doc Desc	Doc Ctrf Num
--------------	------	------------	------------	--------------	---------------------	--------	---------------------	------	--------	-------------	-----------------	---------------------	----------	----------	--------------

--	--	--	--	--	--	--	--	--	--	--	--	--	--	--	--

Date Range:		Other Criteria	
From:	2022-08	Districts:	2112
To:	2023-07	Accts:	
		System:	
		Subsystem:	

Vendor Code:
Amount From:
Amount To:
Posting: All

Journal Entry Query Tool

v5.13 50010, 50020, 50025, 50035, 50036, 50065, 50070
52010, 52020, 52025, 52035, 52036, 52065, 52070
55010, 55020, 55025, 55035, 55036, 55065, 55070
58010, 58020, 58025, 58035, 58036, 58065, 58070
70010, 70020, 70025, 70035, 70036, 70065, 70070

NOTE: Ctrl+Shift+J to pull data

TEXT IN RED BOX CONFIDENTIAL PER WAC 480-07-160

Total of Entries: (3,760,801.56) 0.00 *pst: P = Posted, U = Unposted, S = Staged, C/D = IC Unposted, -1 = Hanging out there.
Num of Entries Shown: 6,121 records limit:

Full Account Date Amount USD Amount CAD Nat Currency Journal Control Num Psted Journal Description User R/Type Vendor Code One Time Vendor Further Description Date Doc Doc Desc Doc Ctrf Num

[Redacted Table Content]

Other Criteria
Districts: 2112 Vendor Code:
Accts: Amount From:
System: Amount To:
Subsystem: Posting: All

Journal Entry Query Tool

v5.13 50010, 50020, 50025, 50035, 50036, 50065, 50070
52010, 52020, 52025, 52035, 52036, 52065, 52070
55010, 55020, 55025, 55035, 55036, 55065, 55070
58010, 58020, 58025, 58035, 58036, 58065, 58070
70010, 70020, 70025, 70035, 70036, 70065, 70070

NOTE: Ctrl+Shift+J to pull data

TEXT IN RED BOX CONFIDENTIAL PER WAC 480-07-160

Total of Entries: (3,760,801.56) 0.00 *pst: P = Posted, U = Unposted, S = Staged, C/D = IC Unposted, -1 = Hanging out there.
Num of Entries Shown: 6,121 records limit:

Full Account Date Amount USD Amount CAD Nat Currency Journal Control Num Psted Journal Description User R/Type Vendor Code One Time Vendor Further Description Date Doc Doc Desc Doc Ctrf Num

[Redacted Table Content]

[Redacted]

Journal Entry Query Tool

v5.13 50010, 50020, 50025, 50035, 50036, 50065, 50070
52010, 52020, 52025, 52035, 52036, 52065, 52070
55010, 55020, 55025, 55035, 55036, 55065, 55070
58010, 58020, 58025, 58035, 58036, 58065, 58070
70010, 70020, 70025, 70035, 70036, 70065, 70070

NOTE: Ctrl+Shift+J to pull data

TEXT IN RED BOX CONFIDENTIAL PER WAC 480-07-160

Total of Entries: (3,760,801.56) 0.00 *pst: P = Posted, U = Unposted, S = Staged, C/D = IC Unposted, -1 = Hanging out there.
Num of Entries Shown: 6,121 records limit:

Full Account Date Amount USD Amount CAD Nat Currency Journal Control Num Psted Journal Description User R/Type Vendor Code One Time Vendor Further Description Date Doc Doc Desc Doc Ctrf Num

[Redacted Table Content]

Date Range: From: 2022-08 To: 2023-07
Other Criteria
Districts: 2112 Vendor Code:
Accts: Amount From:
System: Amount To:
Subsystem: Posting: All

Journal Entry Query Tool

v5.13 50010, 50020, 50025, 50035, 50036, 50065, 50070
52010, 52020, 52025, 52035, 52036, 52065, 52070
55010, 55020, 55025, 55035, 55036, 55065, 55070
58010, 58020, 58025, 58035, 58036, 58065, 58070
70010, 70020, 70025, 70035, 70036, 70065, 70070

NOTE: Ctrl+Shift+J to pull data

TEXT IN RED BOX CONFIDENTIAL PER WAC 480-07-160

Total of Entries: (3,760,801.56) 0.00 *pst: P = Posted, U = Unposted, S = Staged, C/D = IC Unposted, -1 = Hanging out there.
Num of Entries Shown: 6,121 records limit:

Full Account	Date	Amount USD	Amount CAD	Nat Currency	Journal Control Num	Pstcd	Journal Description	User	R/Type	Vendor Code	One Time Vendor	Further Description	Date Doc	Doc Desc	Doc Ctrf Num
--------------	------	------------	------------	--------------	---------------------	-------	---------------------	------	--------	-------------	-----------------	---------------------	----------	----------	--------------

--	--	--	--	--	--	--	--	--	--	--	--	--	--	--	--

Date Range:		Other Criteria	
From:	2022-08	Districts:	2112
To:	2023-07	Accts:	
		System:	
		Subsystem:	

Vendor Code:
Amount From:
Amount To:
Posting: All

Journal Entry Query Tool

v5.13 50010, 50020, 50025, 50035, 50036, 50065, 50070
52010, 52020, 52025, 52035, 52036, 52065, 52070
55010, 55020, 55025, 55035, 55036, 55065, 55070
58010, 58020, 58025, 58035, 58036, 58065, 58070
70010, 70020, 70025, 70035, 70036, 70065, 70070

NOTE: Ctrl+Shift+J to pull data

TEXT IN RED BOX CONFIDENTIAL PER WAC 480-07-160

Total of Entries: (3,760,801.56) 0.00 *pst: P = Posted, U = Unposted, S = Staged, C/D = IC Unposted, -1 = Hanging out there.
Num of Entries Shown: 6,121 records limit:

Full Account Date Amount USD Amount CAD Nat Currency Journal Control Num Psted Journal Description User R/Type Vendor Code One Time Vendor Further Description Date Doc Doc Desc Doc Ctrf Num

[Redacted Table Content]

Other Criteria
Districts: 2112 Vendor Code:
Accts: Amount From:
System: Amount To:
Subsystem: Posting: All

Journal Entry Query Tool

v5.13 50010, 50020, 50025, 50035, 50036, 50065, 50070
52010, 52020, 52025, 52035, 52036, 52065, 52070
55010, 55020, 55025, 55035, 55036, 55065, 55070
58010, 58020, 58025, 58035, 58036, 58065, 58070
70010, 70020, 70025, 70035, 70036, 70065, 70070

NOTE: Ctrl+Shift+J to pull data

TEXT IN RED BOX CONFIDENTIAL PER WAC 480-07-160

Total of Entries: (3,760,801.56) 0.00 *pst: P = Posted, U = Unposted, S = Staged, C/D = IC Unposted, -1 = Hanging out there.
Num of Entries Shown: 6,121 records limit:

Full Account Date Amount USD Amount CAD Nat Currency Journal Control Num Psted Journal Description User R/Type Vendor Code One Time Vendor Further Description Date Doc Doc Desc Doc Ctrf Num

[Redacted Table Content]

Other Criteria
Districts: 2112 Vendor Code:
Accts: Amount From:
System: Amount To:
Subsystem: Posting: All

Journal Entry Query Tool

NOTE: Ctrl+Shift+J to pull data

TEXT IN RED BOX CONFIDENTIAL PER WAC 480-07-160

v5.13 50010, 50020, 50025, 50035, 50036, 50065, 50070
52010, 52020, 52025, 52035, 52036, 52065, 52070
55010, 55020, 55025, 55035, 55036, 55065, 55070
58010, 58020, 58025, 58035, 58036, 58065, 58070
70010, 70020, 70025, 70035, 70036, 70065, 70070

Date Range:
From: 2022-08
To: 2023-07

Other Criteria
Districts: 2112
Accts:
System:
Subsystem:
Vendor Code:
Amount From:
Amount To:
Posting: All

Total of Entries: (3,760,801.56) 0.00 *pst: P = Posted, U = Unposted, S = Staged, C/D = IC Unposted, -1 = Hanging out there.
Num of Entries Shown: 6,121 records limit:

Full Account Date Amount USD Amount CAD Nat Currency Journal Control Num Psted Journal Description User R/Type Vendor Code One Time Vendor Further Description Date Doc Doc Desc Doc Ctrf Num

[Redacted Table Content]

Journal Entry Query Tool

v5.13 50010, 50020, 50025, 50035, 50036, 50065, 50070
52010, 52020, 52025, 52035, 52036, 52065, 52070
55010, 55020, 55025, 55035, 55036, 55065, 55070
58010, 58020, 58025, 58035, 58036, 58065, 58070
70010, 70020, 70025, 70035, 70036, 70065, 70070

NOTE: Ctrl+Shift+J to pull data

TEXT IN RED BOX CONFIDENTIAL PER WAC 480-07-160

Total of Entries: (3,760,801.56) 0.00 *pst: P = Posted, U = Unposted, S = Staged, C/D = IC Unposted, -1 = Hanging out there.
Num of Entries Shown: 6,121 records limit:

Full Account Date Amount USD Amount CAD Nat Currency Journal Control Num Psted Journal Description User R/Type Vendor Code One Time Vendor Further Description Date Doc Doc Desc Doc Ctrf Num

[Redacted Table Content]

Journal Entry Query Tool

v5.13 50010, 50020, 50025, 50035, 50036, 50065, 50070
52010, 52020, 52025, 52035, 52036, 52065, 52070
55010, 55020, 55025, 55035, 55036, 55065, 55070
58010, 58020, 58025, 58035, 58036, 58065, 58070
70010, 70020, 70025, 70035, 70036, 70065, 70070

NOTE: Ctrl+Shift+J to pull data

TEXT IN RED BOX CONFIDENTIAL PER WAC 480-07-160

Total of Entries: (3,760,801.56) 0.00 *pst: P = Posted, U = Unposted, S = Staged, C/D = IC Unposted, -1 = Hanging out there.
Num of Entries Shown: 6,121 records limit:

Full Account Date Amount USD Amount CAD Nat Currency Journal Control Num Psted Journal Description User R/Type Vendor Code One Time Vendor Further Description Date Doc Doc Desc Doc Ctrf Num

[Redacted Table Content]

Other Criteria
Districts: 2112 Vendor Code:
Accts: Amount From:
System: Amount To:
Subsystem: Posting: All

Journal Entry Query Tool

v5.13 50010, 50020, 50025, 50035, 50036, 50065, 50070
52010, 52020, 52025, 52035, 52036, 52065, 52070
55010, 55020, 55025, 55035, 55036, 55065, 55070
58010, 58020, 58025, 58035, 58036, 58065, 58070
70010, 70020, 70025, 70035, 70036, 70065, 70070

NOTE: Ctrl+Shift+J to pull data

TEXT IN RED BOX CONFIDENTIAL PER WAC 480-07-160

Total of Entries: (3,760,801.56) 0.00 *pst: P = Posted, U = Unposted, S = Staged, C/D = IC Unposted, -1 = Hanging out there.
Num of Entries Shown: 6,121 records limit:

Full Account Date Amount USD Amount CAD Nat Currency Journal Control Num Psted Journal Description User R/Type Vendor Code One Time Vendor Further Description Date Doc Doc Desc Doc Ctrf Num

Table area containing a large black redaction box covering all data rows.

Date Range: From: 2022-08 To: 2023-07

Other Criteria Districts: 2112 Vendor Code: Accts: Amount From: System: Amount To: Subsystem: Posting: All

Employee ID

Location


TEXT IN RED BOX CONFIDENTIAL PER WAC 480-07-160

Gen Code

Pay Rate Type

Compensation Change
Date





NOTE: Ctrl+Shift+J to pull data

Date Range:
From: 2023-08
To: 2023-07


Other Criteria
Districts: 2112
Accts: 70235
System:
Subsystem:

Vendor Code:
Amount From:
Amount To:
Position: A3

Total of Entries: 0.00
Num of Entries Shown: 0

*std: P = Posted, U = Unposted, S = Staged, C.D = IC Unposted, -1 = Handing out there.
*records limit: 10000

Full Account	Date	Amount USD	Amount CAD	Nat Currency	Journal Control Num	Posted	Journal Description	User	R/Type	Vendor Code	One Time Vendor	Further Description	Date Doc	Doc Desc	Doc Ctl Num
--------------	------	------------	------------	--------------	---------------------	--------	---------------------	------	--------	-------------	-----------------	---------------------	----------	----------	-------------



NOTE: Ctrl+Shift+J to pull data

Date Range:
From: 2022-08
To: 2023-07

Districts: 2112
Accts: 70235
System:
Subsystem:

Other Criteria

Vendor Code:
Amount From:
Amount To:
Posting: A3

Total of Entries: 0.00
Num of Entries Shown: 0

*std: P = Posted, U = Unposted, S = Staged, C.D = IC Unposted, -1 = Handing out there.
*records limit: 10000

Full Account	Date	Amount USD	Amount CAD	Nat Currency	Journal Control Num	Posted	Journal Description	User	R/Type	Vendor Code	One Time Vendor	Further Description	Date Doc	Doc Desc	Doc Cnt Num
--------------	------	------------	------------	--------------	---------------------	--------	---------------------	------	--------	-------------	-----------------	---------------------	----------	----------	-------------

--	--	--	--	--	--	--	--	--	--	--	--	--	--	--	--

Total of Entries: [Redacted]
Num of Entries Shown: [Redacted]

Not included in print range																										
Full Account	Po Ctrl Num	Vendor Order Nu	Ticket Num	Document 2	Document 1	Class Code	Date Entered	Date Posted	Amnt Net	Date Due	Database	Reversing Flag	Hold Flag	Recurring Flag	Repeating Flag	Type Flag	Posted Flag	Seg1	Seg2	Seg3	Seg4	aged_RefCo	Staged_DocRef	Staged Year Month	Staged District	VO Number

[Redacted Content]																											
--------------------	--	--	--	--	--	--	--	--	--	--	--	--	--	--	--	--	--	--	--	--	--	--	--	--	--	--	--

Total of Entries: [Redacted]
Num of Entries Shown: [Redacted]

Not included in print range																										
Full Account	Po Ctrl Num	Vendor Order Nu	Ticket Num	Document 2	Document 1	Class Code	Date Entered	Date Posted	Amnt Net	Date Due	Database	Reversing Flag	Hold Flag	Recurring Flag	Repeating Flag	Type Flag	Posted Flag	Seg1	Seg2	Seg3	Seg4	aged_RefCo	Staged_DocRef	Staged Year Month	Staged District	VO Number

[Redacted Content]																											
--------------------	--	--	--	--	--	--	--	--	--	--	--	--	--	--	--	--	--	--	--	--	--	--	--	--	--	--	--

Region OH Calculation
 Olympic
 August 1, 2022 - July 31, 2023

August-Sept 2022	2.15%
Oct-Nov 2022	2.08%
Dec 2022	2.04%
Jan-Mar 2023	1.55%
April - July 2023	1.63%

REGION G&A STATEMENT

	Aug-22	Sep-22	Oct-22	Nov-22	Dec-22	Jan-23	Feb-23	Mar-23	Apr-23	May-23	Jun-23	Jul-23	Total	Olympic Allocation	Adjust Out Unallowable	Adjusted Region OH Allocation
70036 Other Bonus/Commission - Non-Safety																
70086 Safety and Training																
70090 WCN Training																
70095 Empl & Commun Activ																
70105 Employee Relocation																
70110 Contributions																
70147 Bldg & Property Maint																
70165 Communications																
70167 Cellular Telephone																
70170 Qualifying Operating Lease Expense																
70171 Variable Qualifying Lease Expense																
70185 Postage																
70190 Registration Fees																
70195 Dues and Subscriptions																
70200 Travel																
70201 Entertainment																
70202 Excursions Meetings																
70203 Lodging																
70205 Travel - Auto																
70206 Meals																
70207 Meals with Customers																
70210 Office Supplies and Equip																
70214 Credit Card Fees																
70215 Bank Charges																
70216 Outside Storages																
70225 Advertising and Promotions																
70230 External Recruiter Fees																
70231 Recruitment Advertising & Expenses																
70232 Recruitment Travel Expenses																
70255 Other Prof Fees																
70275 Property Taxes																
70301 Computer Software																
70302 Computer Supplies																
70303 Software License Fees																
70320 Credit and Collection																
70326 Deductible Current Year																
70330 Equipment/Truck Rodeo																
70336 Coffee Bar																
70902 Visual Lease Clearing Account																
G&A																

Region OH Calculation
 Olympic
 August 1, 2022 - July 31, 2023

TEXT IN RED BOX CONFIDENTIAL PER WAC 480-07-160

August-Sept 2022	2.15%
Oct-Nov 2022	2.08%
Dec 2022	2.04%
Jan-Mar 2023	1.55%
April - July 2023	1.63%

REGION G&A STATEMENT

Aug-22	Sep-22	Oct-22	Nov-22	Dec-22	Jan-23	Feb-23	Mar-23	Apr-23	May-23	Jun-23	Jul-23	Total	Olympic Allocation	Adjust Out Unallowable	Adjusted Region OH Allocation
--------	--------	--------	--------	--------	--------	--------	--------	--------	--------	--------	--------	-------	--------------------	------------------------	-------------------------------

Region OH Calculation
Olympic
August 1, 2022 - July 31, 2023

REGION G&A STATEMENT August-Sept 2022 Oct - Nov 2022 December 2022 Jan-March 2023 April - July 2023

70036 Other Bonus/Commission - Non-Safety						
70086 Safety and Training						
70090 WCN Training						
70095 Empl & Commun Activ						
70105 Employee Relocation						
70110 Contributions						
70147 Bldg & Property Maint						
70165 Communications						
70167 Cellular Telephone						
70170 Qualifying Operating Lease Expense						
70171 Variable Qualifying Lease Expense						
70185 Postage						
70190 Registration Fees						
70195 Dues and Subscriptions						
70200 Travel						
70201 Entertainment						
70202 Excursions Meetings						
70203 Lodging						
70205 Travel - Auto						
70206 Meals						
70207 Meals with Customers						
70210 Office Supplies and Equip						
70214 Credit Card Fees						
70215 Bank Charges						
70216 Outside Storages						
70225 Advertising and Promotions						
70230 External Recruiter Fees						
70231 Recruitment Advertising & Expenses						
70232 Recruitment Travel Expenses						
70255 Other Prof Fees						
70275 Property Taxes						
70301 Computer Software						
70302 Computer Supplies						
70303 Software License Fees						
70320 Credit and Collection						
70326 Deductible Current Year						
70330 Equipment/Truck Rodeo						
70336 Coffee Bar						
70902 Visual Lease Clearing Account						
G&A						

REGION G&A STATEMENT


August-Sept 2022

Oct - Nov 2022

December 2022


Jan-March 2023

April - July 2023




8,9,10,11,12

1,2,3,4,5,6,7



8,9,10,11,12

1,2,3,4,5,6,7




Equipment	Cost	Salvage	Depr	Test Year	Average Investment



Depreciation Expense Allocation


Average Investment Allocation





Clallam

Jefferson





Company Number of Assets		Company Total Depreciation Expense						
		\$						
Staff Number of Assets		Staff Total Depreciation Expense						
514		\$						
		Lines of Service Depreciation Expense Sub-Totals						
	None	Shared	Resi MSW	COM	RO	MF	Resi YW	Resi Recy
\$ -	0	\$ -	\$ -	\$ -	\$ -	\$ -	\$ -	\$ -
\$ -	0	\$ -	\$ -	\$ -	\$ -	\$ -	\$ -	\$ -
\$ -	0	\$ -	\$ -	\$ -	\$ -	\$ -	\$ -	\$ -
\$ -	0	\$ -	\$ -	\$ -	\$ -	\$ -	\$ -	\$ -
\$ -	0	\$ -	\$ -	\$ -	\$ -	\$ -	\$ -	\$ -
\$ -	0	\$ -	\$ -	\$ -	\$ -	\$ -	\$ -	\$ -
\$ -	0	\$ -	\$ -	\$ -	\$ -	\$ -	\$ -	\$ -
\$ -	0	\$ -	\$ -	\$ -	\$ -	\$ -	\$ -	\$ -
\$ -	0	\$ -	\$ -	\$ -	\$ -	\$ -	\$ -	\$ -
\$ -	0	\$ -	\$ -	\$ -	\$ -	\$ -	\$ -	\$ -
\$ -	0	\$ -	\$ -	\$ -	\$ -	\$ -	\$ -	\$ -
\$ -	0	\$ -	\$ -	\$ -	\$ -	\$ -	\$ -	\$ -
\$ -	0	\$ -	\$ -	\$ -	\$ -	\$ -	\$ -	\$ -
\$ -	0	\$ -	\$ -	\$ -	\$ -	\$ -	\$ -	\$ -
\$ -	0	\$ -	\$ -	\$ -	\$ -	\$ -	\$ -	\$ -
\$ -	0	\$ -	\$ -	\$ -	\$ -	\$ -	\$ -	\$ -
\$ -	0	\$ -	\$ -	\$ -	\$ -	\$ -	\$ -	\$ -
\$ -	0	\$ -	\$ -	\$ -	\$ -	\$ -	\$ -	\$ -
\$ -	0	\$ -	\$ -	\$ -	\$ -	\$ -	\$ -	\$ -
\$ -	0	\$ -	\$ -	\$ -	\$ -	\$ -	\$ -	\$ -
\$ -	0	\$ -	\$ -	\$ -	\$ -	\$ -	\$ -	\$ -
\$ -	0	\$ -	\$ -	\$ -	\$ -	\$ -	\$ -	\$ -
\$ -	0	\$ -	\$ -	\$ -	\$ -	\$ -	\$ -	\$ -
\$ -	0	\$ -	\$ -	\$ -	\$ -	\$ -	\$ -	\$ -
\$ -	0	\$ -	\$ -	\$ -	\$ -	\$ -	\$ -	\$ -
\$ -	0	\$ -	\$ -	\$ -	\$ -	\$ -	\$ -	\$ -
\$ -	0	\$ -	\$ -	\$ -	\$ -	\$ -	\$ -	\$ -
\$ -	0	\$ -	\$ -	\$ -	\$ -	\$ -	\$ -	\$ -
\$ -	0	\$ -	\$ -	\$ -	\$ -	\$ -	\$ -	\$ -
	Fully Depreciated	\$ 811,873.34	\$ -	\$ -	\$ -	\$ -	\$ -	\$ -
Totals		\$ 811,873.34	\$ -	\$ -	\$ -	\$ -	\$ -	\$ -

Prepared for Docket
For Company
By

TG-230661
Yakima Waste Systems, Inc.
Benjamin Sharbono

Inputs			
Asset Category			Asset Description
List	Asset #	Asset #	1200.00%
Recycling Bins - Jefferson UTC & Port Townsend	313091	313091	18 Gal Recycle Bins
Fully Depreciated	312998	312998	1 Yard FEL Containers
Office Equipment	312639	312639	HP USB-C G5 Essential Dock - SN: 5CG301ZYB1
Office Equipment	312638	312638	HP ProBook 450 G9 Notebook - SN: 5CD3221Q62
Fully Depreciated	312110	312110	30 Yard R/O Containers
Fully Depreciated	312109	312109	20 Yard R/O Containers
Garbage Carts	311692	311692	64 Gal MSW Carts
Fully Depreciated	310045	310045	2004 Genie Man Lift Z45/25
Fully Depreciated	309959	309959	2004 Genie Man Lift Z45/25
Container Delivery Truck	309700	309700	22 Rollover- New Container Delivery Truck - 4 Colored Door Panels
Container Delivery Truck	309410	309410	CD Truck CD2 Registration
Container Delivery Truck	309409	309409	CD Truck CD2 Registration
Container Delivery Truck	309408	309408	CD Truck CD2 Registration
Container Delivery Truck	309407	309407	CD Truck CD2 Registration
Fully Depreciated	308418	308418	Instillation of Auto Grease System Truck #28
Fully Depreciated	308417	308417	Alingment on Truck #28
Fully Depreciated	308416	308416	Sales/Use tax on 2008 Peterbilt ASL Truck
Fully Depreciated	308415	308415	2008 Peterbilt/McNeilus ASL Truck
Fully Depreciated	308293	308293	12 Yd Rectangle Drop Boxes w/ Lids
Fully Depreciated	308194	308194	20 yd Drop Box (U)
Fully Depreciated	307783	307783	6 YD Commercial Customers (\$100 each)
Fully Depreciated	307781	307781	1.5 Yard Commercial Containers
Fully Depreciated	307488	307488	1.5 Yard REL Containers
Fully Depreciated	307485	307485	1.5 Yard REL Containers
Fully Depreciated	307479	307479	6yd Containers S'D n/Lids (N)
Containers	305964	305964	1.5 YD REL Containers
Containers	305963	305963	1 YD REL Containers
Container Delivery Truck	305639	305639	2023 Peterbilt 537 Grapple Truck
Container Delivery Truck	305638	305638	LytX Drive Cam
Containers	305303	305303	6 YD FEL Containers
Containers	305302	305302	4 YD FEL Containers
Containers	305301	305301	1.5 YD FEL Containers
Containers	305300	305300	1 YD FEL Containers
Office Equipment	304153	304153	HP USB-C G5 Essential Dock - SN: 5CG242ZSDQ
Office Equipment	304152	304152	HP ProBook 450 G9 Notebook -Wolf Pro Security - 15.6" - SN: 5CD3112QFB
Fully Depreciated	302743	302743	Mcneilus 20yd
Fully Depreciated	302742	302742	New Mc Neilus Truck # 50-39 Use Tax
Fully Depreciated	302423	302423	2009 New International Truck
Fully Depreciated	302422	302422	2010 International 7400 REL
Garbage Truck	299286	299286	2023 Peterbilt MSL Truck-Body
Roll Off Truck	298876	298876	Weld Plate
Garbage Truck	298875	298875	Decals-2023 MSL Truck
Garbage Truck	298244	298244	2023 Peterbilt MSL Truck-Chassis

Recycling/YW Truck	298176	298176 Decals
Recycling/YW Truck	298175	298175 2023 Peterbilt ASL Truck - PKG
Recycling Bins - Jefferson UTC & Port Townsend	298107	298107 57L Recycling Bins
Roll Off Truck	297478	297478 Decals
Roll Off Truck	297477	297477 Decals
Roll Off	294774	294774 40yd Roll Off Boxes
Roll Off Truck	294555	294555 2023 Peterbilt ROL Truck
Roll Off Truck	294554	294554 2023 Peterbilt ROL Truck
Fully Depreciated	290998	290998 Install new Engine In Unit 9577
Fully Depreciated	290997	290997 Replace Engine in Unit 9577
Fully Depreciated	290996	290996 Rebuild Cylinder Head for UNIT 9577 - Capital Repair
Fully Depreciated	290995	290995 1999 Type M Van Box
Office Equipment	287547	287547 HP Smart Buy ProBook 450 G8 for AC SN: 5CD22097QZ
Office Equipment	287163	287163 Docking Station for Laptop - No SN on Amazon Purchses
Fully Depreciated	286335	286335 New 2009 ASL Truck (Package Purchase)
Containers	285324	285324 8 YARD SLANT FRONT LOAD
Containers	285321	285321 8 YARD SLANT FRONT LOAD
Containers	285305	285305 6 YARD SLANT FRONT LOAD
Containers	285303	285303 6 YARD SLANT FRONT LOAD
Containers	285292	285292 4 YARD SLANT FRONT LOAD
Containers	285287	285287 3 YARD SLANT FRONT LOAD
Containers	285284	285284 2 YARD STANDARD BODY REAR LOADS
Containers	285283	285283 2 YARD STANDARD BODY REAR LOAD
Containers	285282	285282 2 YARD STANDARD BODY REAR LOAD
Containers	285278	285278 1 YARD STANDARD BODY REAR LOAD
Containers	285277	285277 1 YARD STANDARD BODY REAR LOAD
Containers	285275	285275 1 YARD FEL
Garbage Carts	284341	284341 65 Gal MSW Carts
Shop Equipment	283931	283931 New computer for site SN: 5CD221613B
Shop Equipment	283930	283930 New Docking Station for Laptop - No SN on Amazon Purchases
Office Equipment	283929	283929 New Computer for site SN: 5CD2164KYL
Office Equipment	283928	283928 Docking Station for new Laptop - No SN on Amazon Purchase
Office Equipment	283927	283927 New Computer for Site SN: QQ21452166
Office Equipment	282057	282057 HP ProBook 640 SN: 5CD2159TCZ
Office Equipment	282056	282056 New Docking Station for Ops Manager Laptop - NO SN for Amazon Purchases
Fully Depreciated	281620	281620 10 YD FEL/REL/SL Metal
Fully Depreciated	281558	281558 8 Yd Commercial Containers
Fully Depreciated	281458	281458 2YD REL Containers
Fully Depreciated	281312	281312 6 YD Containers
Fully Depreciated	281311	281311 6 YD FEL Containers
Fully Depreciated	281305	281305 4 Yard FEL Containers
Fully Depreciated	281292	281292 30 YD Roll Off Containers
Fully Depreciated	281075	281075 3 YD Containers
Fully Depreciated	280498	280498 4 YD FEL/REL/SL Metal
Fully Depreciated	279853	279853 4YD Containers
Fully Depreciated	279807	279807 2 Yard REL Containers
Fully Depreciated	279796	279796 2 yd Containers w/Lids
Fully Depreciated	279328	279328 2yd Containers
Fully Depreciated	279327	279327 2yd Containers
Recycling Bins - Jefferson UTC & Port Townsend	278442	278442 Sales Tax
Garbage Carts	277992	277992 95G MSW Carts
Garbage Carts	277986	277986 65G MSW Carts
Recycling Bins - Jefferson UTC & Port Townsend	277983	277983 AP Sales Tax
Recycling Bins - Jefferson UTC & Port Townsend	277982	277982 16G Recycle Bins
Fully Depreciated	275282	275282 HP ProBook 640 G2 - 14" Laptop

Fully Depreciated	275281	275281 (1) Sony Internet TV S/N# S0180642028
Mill Haul Truck	275280	275280 (4) Drivecam Units
Fully Depreciated	275279	275279 Shark Comm. Trailer, Skid Mounted 3500 PSI Pressure Washer
Fully Depreciated	275278	275278 Drive Cameras Subscription Fees
Fully Depreciated	275277	275277 48 ft Dry Van Container - Sales Tax
Fully Depreciated	275276	275276 2006 Helm Container Chassis
Fully Depreciated	273622	273622 Geo Tablets
Garbage Truck	271212	271212 Capital Repair - Transmission Truck #884
Recycling Bins - Jefferson UTC & Port Townsend	266846	266846 16 GAL Recycle Bins
Containers	265287	265287 4Yd FL Containers
Containers	265280	265280 2Yd REL Containers
Containers	265279	265279 2Yd FL Containers
Roll Off Truck	265267	265267 2022 ROL Pup Trailer (Pioneer HR2000PP)
Mill Haul Truck	264431	264431 2020 Peterbilt Transfer Tractor
Office Equipment	264053	264053 docking station for DM - NO S/N listed for Amazon Purchases
Office Equipment	263828	263828 HP Probook S/N #5CD1321R5W
Garbage Carts	260305	260305 65 Gallon Carts (Gray)
Roll Off	260003	260003 30 Yd ROL Boxes
Roll Off	260002	260002 20 Yd ROL Boxes
Recycling Bins - Jefferson UTC & Port Townsend	259022	259022 15 Gal Recycle Bins
Mill Haul Truck	254783	254783 2000 Panderra Container Chassis
Mill Haul Truck	254782	254782 2000 Panderra Container Chassis
Mill Haul Truck	254781	254781 2000 Panderra Container Chassis
Mill Haul Truck	254780	254780 2000 Panderra Container Chassis
Mill Haul Truck	254779	254779 2008 Homemade Container Chassis
Mill Haul Truck	254778	254778 Fruehauf Container Chassis (1996)
Mill Haul Truck	254777	254777 Fruehauf Container Chassis (1996)
Mill Haul Truck	254776	254776 Fruehauf Container Chassis (1995)
Office Equipment	254484	254484 Laptop Memory - SN S58SNM0R526654
Office Equipment	254483	254483 HP ProBook - SN 5CD11674KP
Fully Depreciated	254050	254050 8 YD Container
Fully Depreciated	254049	254049 6 YD Container
Fully Depreciated	254048	254048 50 YD RO Box
Fully Depreciated	254047	254047 40 YD RO Box
Fully Depreciated	254046	254046 4 YD Container
Fully Depreciated	254045	254045 30 YD RO Box
Fully Depreciated	254044	254044 25 YD RO Box
Fully Depreciated	254043	254043 20 YD RO Box
Fully Depreciated	254042	254042 1 YD Container
Fully Depreciated	253906	253906 NOREGON Panasonic Toughbook FZ-55
Office Building	251580	251580 Sequim Office - Legal
Containers	250266	250266 2YD REL METAL CONTAINERS
Containers	250265	250265 1YD REL METAL CONTAINERS
Containers	250264	250264 8YD FEL METAL CONTAINERS
Containers	250263	250263 6YD FEL METAL CONTAINERS
Containers	250262	250262 4YD FEL METAL CONTAINERS
Containers	250261	250261 3YD FEL METAL CONTAINERS
Containers	250260	250260 2YD FEL METAL CONTAINERS
Containers	250259	250259 1YD FEL METAL CONTAINERS
Garbage Carts	248118	248118 95 Gal MSW Carts (Gray)
Recycling Carts - Clallam UTC, Sequim, PA	248117	248117 95 Gal Recycle Carts (Gray)
Office Building	247674	247674 Sequim Office Purchase
Recycling Bins - Jefferson UTC & Port Townsend	246794	246794 15 GAL RECYCLE BINS
Office Building	246599	246599 Sequim Office Purchase
Shop Equipment	246144	246144 (4) Gray Truck Lifts

Mill Haul Truck		246088	246088	2017 4 Axle Long Haul Tractor
Fully Depreciated		246087	246087	2004 Peterbilt In-Frame Repair
Fully Depreciated		246086	246086	2014 53' Walking Floor Trailer
Fully Depreciated		246085	246085	Wet Kit for Chassis 831975 invoice #915-0666
Fully Depreciated		246084	246084	2004 Tractor
Fully Depreciated		246083	246083	Roll off trailer
Fully Depreciated		246082	246082	Used 1993 Wabi Van Trailers #9324
Office Building		246027	246027	Sequim Office Purchase
Land		245955	245955	Sequim Land
Garbage Carts		245720	245720	95 Gal Plastic Carts - Grey
Fully Depreciated		104792	104792	2004 INTL 4300 FLAT 20 Truck (U)
Garbage Truck		0	0	Truck CD1 Amort of Salvage
Fully Depreciated		72013	72013	2009 Peterbuilt w/Pckr F718864
Garbage Truck		0	0	Truck #801 Amort of Salvage
Fully Depreciated		69830	69830	2009 Peterbuilt w/Pckr F718369
Garbage Truck		0	0	Truck #919 Amort of Salvage
Fully Depreciated		0	0	Capital Repair (Engine Rebuild)
Fully Depreciated		173763	173763	2011 Peterbilt 320 ASL
Fully Depreciated		173772	173772	2005 International REL
Fully Depreciated		99658	99658	2013 Peterbuilt w/Pckr (N)
Fully Depreciated		107722	107722	2004 Kenworth Boom Truck (Cont Del) (U)
Fully Depreciated		109828	109828	(13) Truck Radios
Garbage Truck		117317	117317	2015 REL Freightliner (N)
Fully Depreciated		118536	118536	Truck Radio
Garbage Truck		173840	173840	2016 ASL Peterbilt (N)
Fully Depreciated	181880/183281	181880/183281		Replace Engine in Truck #603
Garbage Truck	184362/184561	184362/184561		2018 ASL Truck
Garbage Truck		195618	195618	2018 Better Weigh Mfg Pup Trailer
Garbage Truck	204187/207701	204187/207701		2019 ASL Truck
Garbage Truck	204184/207702	204184/207702		2019 ASL Truck
Garbage Truck		202834	202834	2019 ASL Truck
Garbage Truck		219748	219748	2020 Peterbilt FEL
Garbage Truck		219749	219749	2020 Peterbilt FEL
Garbage Truck		221747	221747	2020 Peterbilt ASL
Garbage Truck		223825	223825	2020 Peterbilt ASL
Garbage Truck	Q1 2020	Q1 2020		New FEL Peterbilt / Labrie 40yd
Garbage Truck	Q1 2020	Q1 2020		New FEL Peterbilt / Labrie 40yd
Garbage Truck		232598	232598	2020 Peterbilt FEL Truck
Garbage Truck		232599	232599	2020 Peterbilt FEL Truck
Fully Depreciated		42965	42965	2006 PETERBUILT RO (N)
Roll Off Truck		0	0	Truck #402 Amort of Salvage
Fully Depreciated		118074	118074	Trarper #402
Fully Depreciated		125847	125847	Transmission Repair #402
Fully Depreciated		0	0	Drive Cam, Camara (4)
Fully Depreciated		109828	109828	(3) Truck Radios
Roll Off Truck	183280/183718	183280/183718		2018 RO Truck
Roll Off Truck		217462	217462	New 2019 RO Truck
Fully Depreciated		105711	105711	2007 Freightliner (U)
Fully Depreciated		109828	109828	(3) Truck Radios
Fully Depreciated		173834	173834	2010 Peterbilt ASL
Fully Depreciated		126398	126398	2016 ASL Truck
Recycling/YW Truck		232597	232597	2020 Peterbilt Recycle Truck
Fully Depreciated		121803	121803	1994 Type HT C-C Trailer (U)
City Contract Specific Truck		231665	231665	2020 Peterbilt REL Truck
City Contract Specific Truck		231666	231666	2020 Peterbilt REL Truck

City Contract Specific Truck	234108	234108 2020 Peterbilt ASL Truck
Fully Depreciated	0	0 1 1/2 YD CONT (U)
Fully Depreciated	0	0 1 YD CONT (U)
Fully Depreciated	6882	6882 1 YD CONT (U) (3/97)
Fully Depreciated	0	0 1 YD CONT W/LIDS (N)
Fully Depreciated	0	0 1/2 YD CONT (U) (3/97)
Fully Depreciated	0	0 2 YD CONT (U)
Fully Depreciated	0	0 2 YRD CONT W/LIDS (N)
Fully Depreciated	0	0 6 YRD CONT (U)
Fully Depreciated	0	0 VAR CONT (U)
Fully Depreciated	0	0 2 YD CONT W/LIDS (N)
Fully Depreciated	0	0 1 YD CONT W/LIDS (N)
Fully Depreciated	0	0 2 YRD CONT W/LIDS (N)
Fully Depreciated	0	0 2 YRD CONT W/LIDS (N)
Fully Depreciated	0	0 1 YD +2-6 YD W/LIDS (N)
Fully Depreciated	0	0 1 YD CONT W/LIDS (N)
Fully Depreciated	0	0 1 YD +20-2 YD W/LIDS (N)
Fully Depreciated	0	0 1 YD CONT W/LID
Fully Depreciated	0	0 1YRD REAR LOAD W/L (N)
Fully Depreciated	0	0 2 YD REAR LOAD W/L (N)
Fully Depreciated	0	0 CONTAINERS
Fully Depreciated	0	0 1 YD REAR LOAD W/L (N)
Fully Depreciated	0	0 2 YRD REAR LOAD W/L (N)
Fully Depreciated	0	0 3 YRD FL LOAD W/L (N)
Fully Depreciated	0	0 PACKET CONVERSION KIT
Fully Depreciated	0	0 CONTAINER PARTS
Fully Depreciated	0	0 2YD REL CONTAINERS
Fully Depreciated	0	0 3YD FEL CONTAINERS W/LIDS
Fully Depreciated	0	0 6YD FEL CATHEDRAL CONTAINERS
Fully Depreciated	0	0 FORK POCKETS 16X18
Fully Depreciated	0	0 1YD REL CONTAINERS
Fully Depreciated	0	0 1YD REL CONTAINERS
Fully Depreciated	0	0 2YD REL CONTAINERS
Fully Depreciated	0	0 1YD REL CONTAINERS (N)
Fully Depreciated	0	0 2YD REL CONTAINERS (N)
Fully Depreciated	0	0 4YD FEL CONTAINERS (N)
Fully Depreciated	0	0 6YD FEL CONTAINERS (N)
Fully Depreciated	0	0 1.5YD REL CONTAINERS (N)
Fully Depreciated	0	0 1YD REL CONTAINERS (N)
Fully Depreciated	0	0 2YD REL CONTAINERS (N)
Fully Depreciated	0	0 1YD REL CONTAINERS (N)
Fully Depreciated	0	0 2YD REL CONTAINERS (N)
Fully Depreciated	0	0 1.5YD REL CONTAINERS (N)
Fully Depreciated	0	0 1.5YD REL CONTAINERS (N)
Fully Depreciated	0	0 1YD REL CONTAINERS (N)
Fully Depreciated	0	0 2YD REL CONTAINERS (N)
Fully Depreciated	0	0 2YD REL CONTAINERS (N)
Fully Depreciated	0	0 1YD REL CONTAINERS (N)
Fully Depreciated	0	0 2YD REL CONTAINERS (N)
Fully Depreciated	0	0 1.5YD REL CONTAINERS (N)
Fully Depreciated	0	0 2YD REL CONTAINERS (N)
Fully Depreciated	237926	237926 3 Yd Containers
Fully Depreciated	0	0 1.5YD FEL CONTAINERS (N)
Fully Depreciated	0	0 1YD FEL CONTAINERS (N)
Fully Depreciated	0	0 2YD FEL CONTAINERS (N)

Fully Depreciated	0	0 4YD FEL CONTAINERS (N)
Fully Depreciated	0	0 6YD FEL CONTAINERS (N)
Fully Depreciated	0	0 1YD FEL CONTAINERS (N)
Fully Depreciated	0	0 1.5YD FEL CONTAINERS (N)
Fully Depreciated	0	0 2YD FEL CONTAINERS (N)
Fully Depreciated	238068	238068 1.5 Yd Commercial Containers
Fully Depreciated	237923	237923 6 Yd Commercial Containers
Fully Depreciated	237921	237921 4 Yd Commercial Containers
Fully Depreciated	237920	237920 4 Yd Containers
Fully Depreciated	0	0 2YD FEL CONTAINERS (N)
Fully Depreciated	0	0 4YD FEL CONTAINERS (N)
Containers	104367	104367 4YD FEL CONTAINERS (N)
Containers	104366	104366 3YD FEL CONTAINERS (N)
Containers	123923	123923 4YD REL CONTAINERS (N)
Containers	124523	124523 2YD REL CONTAINERS (N)
Containers	124522	124522 1YD REL CONTAINERS (N)
Fully Depreciated	133181	133181 4YD FEL PLASTIC CONTAINERS (N)
Fully Depreciated	133182	133182 2YD FEL PLASTIC CONTAINERS (N)
Fully Depreciated	165325	165325 2YD REL CONTAINERS (N)
Fully Depreciated	165326	165326 6YD FEL CONTAINERS (N)
Containers	170273	170273 6yd FEL Containers
Containers	170272	170272 1yd REL containers
Containers	170271	170271 1yd Flat Top Containers
Containers	170270	170270 2yd REL Containers
Containers	170269	170269 2yd FEL Flat Top Containers
Containers	170268	170268 4yd FEL Containers
Containers	177797	177797 1yd FEL Flat Top Containers w/plastic lid
Containers	177798	177798 1.5yd FEL Flat Top Containers w/plastic lid
Containers	177799	177799 2yd FEL Flat Top Container w/plastic lid
Containers	177800	177800 3yd FEL Flat Top Containers w/plastic lid
Containers	177801	177801 2YD FEL Containers
Containers	177802	177802 2yd REL Containers w/plastic lid
Fully Depreciated	198063	198063 22 ft Storage Unit
Containers	201756	201756 FEL Containers - 4 Yd
Containers	201755	201755 REL Containers - 2 yd
Containers	201754	201754 REL Containers - 1.5 Yd
Containers	201753	201753 FEL Containers - 1.5 Yd
Containers	201752	201752 FEL Containers - 2 Yd
Containers	201751	201751 FEL Containers - 6 Yd
Containers	212679	212679 6 Yd FEL Metal Containers
Containers	212678	212678 4 Yd FEL Metal Containers
Containers	212677	212677 3 Yd FEL Metal Containers
Containers	212676	212676 2 Yd FEL Metal Containers
Containers	212675	212675 1 Yd FEL Metal Containers
Containers	212674	212674 2 Yd REL Metal Containers
Containers	212673	212673 1 Yd REL Metal Containers
Containers	226150	226150 4 YD FEL Plastic Container
Containers	226149	226149 3 YD FEL Plastic Container
Containers	226148	226148 2 YD FEL Plastic Container
Containers	226147	226147 1 YD FEL Plastic Container
Containers	233287	233287 1 Yard REL Containers
Containers	233288	233288 1.5 Yard REL Containers
Containers	233289	233289 2 Yard REL Containers
Containers	233290	233290 1 Yard FEL Containers
Containers	233291	233291 1.5 Yard FEL Containers

Containers	233292	233292	2 Yard FEL Containers
Containers	233293	233293	3 Yard FEL Containers
Containers	233294	233294	4 Yard FEL Containers
Containers	233295	233295	6 Yard FEL Containers
Containers	233296	233296	8 Yard FEL Containers
Fully Depreciated	0	0	30 YD DROP BOX (U)
Fully Depreciated	0	0	30 YD DROP BOX (U) (3/97)
Fully Depreciated	0	0	VAR DROP BOX (U)
Fully Depreciated	0	0	20 YD CONT W/LIDS (N)
Fully Depreciated	0	0	25 YD CONT W/LIDS (N)
Fully Depreciated	0	0	40 YD DB W/LIDS (N)
Fully Depreciated	0	0	25YD DROP BOX
Fully Depreciated	0	0	30 YD DROP BOXES
Fully Depreciated	0	0	30YD DROP BOX
Fully Depreciated	0	0	20YD DROP BOX W/LID (N)
Fully Depreciated	0	0	30YD DROP BOX W/LID (N)
Fully Depreciated	0	0	30YD DROP BOX W/LID (N)
Fully Depreciated	0	0	30YD DROP BOX W/LID (N)
Fully Depreciated	0	0	30YD DROP BOX W/LID (N)
Fully Depreciated	0	0	30YD DROP BOX W/LID (N)
Fully Depreciated	0	0	30YD DROP BOX W/LID (N)
Fully Depreciated	0	0	30YD DROP BOX W/LID (N)
Fully Depreciated	0	0	30YD DROP BOX W/LID (N)
Fully Depreciated	237925	237925	30 Yd Containers
Fully Depreciated	237924	237924	30 Yd Containers
Fully Depreciated	237685	237685	30 Yd Containers
Fully Depreciated	241724	241724	10 YD Drop Boxes
Roll Off	107241	107241	30YD DROP BOX (N)
Roll Off	124065	124065	20YD DROP BOX (N)
Roll Off	130068	130068	30YD DROP BOX
Roll Off	133215	133215	30YD DROP BOX W/LID (N)
Roll Off	133216	133216	20YD DROP BOX W/LID (N)
Roll Off	133564	133564	30YD DROP BOX W/LID (N)
Roll Off	167238	167238	30YD DROP BOX W/LID (N)
Roll Off	167239	167239	20YD DROP BOX W/LID (N)
Roll Off	181670	181670	20yd RO Boxes
Roll Off	181671	181671	30 YD Rolloff boxes
Roll Off	243178	243178	20 Yd RO Boxes
Roll Off	200627	200627	Roll Off Boxes - 20 Yd
Roll Off	200628	200628	Roll Off Boxes - 30 Yd
Roll Off	216316	216316	30 Yd ROL Boxes
Roll Off	216315	216315	20 Yd ROL Boxes
Fully Depreciated	0	0	AUT-CARTS 35-GAL (N)
Fully Depreciated	0	0	AUTOMATED TOTES (U)
Fully Depreciated	0	0	60 GAL CARTS
Fully Depreciated	0	0	AUTOMATED 68-GAL universal
Fully Depreciated	0	0	AUTOMATED 35-GAL
Fully Depreciated	0	0	32 GAL CARTS (N)
Fully Depreciated	0	0	65 GAL CARTS 9N)
Fully Depreciated	0	0	32 GAL CARTS (N)
Fully Depreciated	0	0	38 GAL CARTS (N)
Fully Depreciated	0	0	Automated 68 GAL GREEN BASE
Fully Depreciated	0	0	Automated 68 GAL MSD PLLB
Fully Depreciated	0	0	Automated ZARN 35 GAL MSD M-L
Fully Depreciated	0	0	Automated 65 GAL GREEN BASE
Fully Depreciated	0	0	Automated 35 GAL GREEN BASE

Fully Depreciated	0	0 Automated 65 GAL GREEN BASE
Fully Depreciated	0	0 Automated 65 GAL GREEN BASE
Fully Depreciated	0	0 Automated 35 GALREFUSE CARTS
Fully Depreciated	0	0 Automated 65 GALREFUSE CARTS
Fully Depreciated	0	0 Automated 35 GALREFUSE CARTS (N)
Fully Depreciated	0	0 Automated 65 GALREFUSE CARTS (N)
Fully Depreciated	0	0 Automated 65 GALREFUSE CARTS (N)
Fully Depreciated	104373	104373 35 Gal Refuse Carts (N)
Fully Depreciated	107394	107394 65 Gal Refuse Carts (N)
Fully Depreciated	116677	116677 35 Gal Refuse Carts (N)
Fully Depreciated	123237	123237 65 Gal Refuse Carts (N)
Fully Depreciated	123448	123448 96 Gal Refuse Carts (N)
Garbage Carts	167138	167138 32 GAL CARTS (N)
Garbage Carts	173862	173862 96 Gallon MSW Carts
Garbage Carts	173863	173863 35 Gallon MSW Carts
Garbage Carts	173864	173864 64 Gallon MSW Carts
Garbage Carts	178883	178883 64 Gal gray MSW Tote w/green lid
Garbage Carts	178884	178884 96 Gal gray MSW Tote w/green lid
Garbage Carts	178885	178885 35 Gallon Gray MSW Totes w/green lid
Garbage Carts	178886	178886 96 Gallon MSW Carts
Garbage Carts	179025	179025 35 Gallon MSW Carts
Garbage Carts	179132	179132 35 Gallon MSW Carts
Garbage Carts	201018	201018 35 GALLON GARBAGE CARTS
Garbage Carts	201019	201019 65 GALLON GARBAGE CARTS
Garbage Carts	201020	201020 96 GALLON GARBAGE CARTS
Garbage Carts	203609	203609 64 Gal Garbage Carts
Garbage Carts	210504	210504 MSW Carts 96 Gal
Garbage Carts	212681	212681 65 Gallon MSW Carts
Garbage Carts	212680	212680 35 Gallon MSW Carts
Garbage Carts	225891	225891 96 Gallon MSW Carts
Garbage Carts	231605	231605 95 Gal Plastic Carts - Refuse
Garbage Carts	231606	231606 65 Gal Plastic Carts - Refuse
Garbage Carts	231607	231607 35 Gal Plastic Carts - Refuse
Garbage Carts	231983	231983 35 Gal Plastic Carts - Refuse
Garbage Carts	231984	231984 65 Gal Plastic Carts - Refuse
Garbage Carts	233297	233297 35 Gal Plastic Carts - Refuse
Garbage Carts	233298	233298 95 Gal Plastic Carts - Refuse
Garbage Carts	233301	233301 65 Gal Plastic Carts - Refuse
Garbage Carts	234183	234183 35 Gal Plastic Carts - Refuse
Garbage Carts	234184	234184 95 Gal Plastic Carts - Refuse
Fully Depreciated	0	0 RECYCL BINS (N)
Recycling Bins - Jefferson UTC & Port Townsend	0	0 RECYCL BINS (N)
Fully Depreciated	128144	128144 RECYCL BINS (N)
Fully Depreciated	132477	132477 RECYCL BINS (N)
Recycling Bins - Jefferson UTC & Port Townsend	204803	204803 18 Gal Recycle Bins
Recycling Bins - Jefferson UTC & Port Townsend	234065	234065 16 Gal Recycle Bins
Recycling Bins - Jefferson UTC & Port Townsend	243433	243433 18 Gal Recycle Bins
Recycling Carts - Clallam UTC, Sequim, PA	179887	179887 96 Gallon Gray Recy Totes w/blue lid
Recycling Carts - Clallam UTC, Sequim, PA	179932	179932 96 Gallon Gray Recy Totes w/blue lid
Recycling Carts - Clallam UTC, Sequim, PA	179933	179933 96 Gallon Gray Recy Totes w/blue lid
Recycling Carts - Clallam UTC, Sequim, PA	180264	180264 96 Gallon Recy Totes
Recycling Carts - Clallam UTC, Sequim, PA	181057	181057 96 Gallon Gray Recy Totes w/blue lid
Recycling Carts - Clallam UTC, Sequim, PA	183526	183526 96 Gallon Recycle Carts (UTC)
Recycling Carts - Clallam UTC, Sequim, PA	183527	183527 96 Gallon Recycle Carts (UTC)
Recycling Carts - Clallam UTC, Sequim, PA	231985	231985 95 Gal Plastic Carts - Grey

Recycling Carts - Clallam UTC, Sequim, PA	233299		233299	95 Gal Plastic Carts - Grey
Recycling Carts - Clallam UTC, Sequim, PA	233300		233300	95 Gal Plastic Carts - Grey
Recycling Carts - Clallam UTC, Sequim, PA	234185		234185	95 Gal Plastic Carts - Grey
Recycling Carts - Clallam UTC, Sequim, PA	234186		234186	95 Gal Plastic Carts - Grey
Recycling Carts - Clallam UTC, Sequim, PA	236848		236848	95 Gal Plastic Carts - Grey
City Contract Specific	224643		224643	50 YD Metal RO - PA Contract Blue Mtn
City Contract Specific	215133		215133	16 Gal Bins Blue, Green, Beige - PT Contract
Fully Depreciated	130854		130854	2002 FORD F-150 PU (U)
Fully Depreciated	174644		174644	Engine Rebuild on 1994 F450 Service Truck - #125
Fully Depreciated	227697		227697	Used 2008 Ford F-150 4x4 Supervisor P/U Truck
Fully Depreciated	235326		235326	2005 Ford F150 (Brown)
Service Equipment	235327		235327	2020 Ford Pickup Truck
Service Equipment	239568		239568	2020 Ford Pickup Truck
Service Equipment	240607		240607	(48) Lytx Drivecams
Service Equipment	0		0	(48) Lytx Drivecam Harness
Fully Depreciated	87711		87711	Shop Heater
Fully Depreciated	0		0	2011 Ford F-350 Shop Pick-Up (N)
Fully Depreciated	0		0	Trailblazer Compressor, Generator
Fully Depreciated	0		0	Salt Dogg 2-yd Poly Tank Spread
Fully Depreciated	105398/105399		105398/105399	RTA Equipment
Fully Depreciated	128860		128860	Gantry Overhead Crane (Shop)
Fully Depreciated	171683		171683	Pressure Washer
Fully Depreciated	186110		186110	Deluxe AC Machine
Fully Depreciated	186565/186694		186565/186694	14T Floor Jacks (@)
Fully Depreciated	194634		194634	HP ProBook 640 G2 (Maint. Mgr)
Fully Depreciated	194952		194952	Carlsborg Shop Addition
Fully Depreciated	197793		197793	Structural Analysis at Carlsborg Site
Shop Equipment	203680/ 197793		203680/ 197793	2018 Ford F350 Shop Truck
Shop Equipment	203588 / 203587 / 197793		203588 / 203587 / 197793	Truck Mount Air Compressor
Fully Depreciated	203584		203584	Air Hose Reel & Lift Gate for New Shop Truck
Fully Depreciated	206228		206228	New Toyota Forklift (Carlsborg Shop)
Shop Equipment	209508		209508	New Pressure Washer - Wash Rack at Carlsborg
Shop Equipment	209507		209507	Wash Rack Awning
Shop Equipment	218617		218617	Wash Rack - Oil and Water Separator/Catch Basin
Fully Depreciated	218615, 220969, 220970, 221106, 221735		218615, 220969, 220970, 221106, 221735	New Shop IS Hardware
Shop Equipment	218614		218614	New Shop
Shop Equipment	Q2 2020		Q2 2020	Maintenance Shop (Sequim)
Shop Equipment	0		0	Truck Lift
MRF Equipment	171642		171642	Scissor Lift
MRF Equipment	185161		185161	Used Skid Steer 2014 Cat
Fully Depreciated	122560		122560	Phone system
Office Equipment	186692		186692	Cubicles at Carlsborg
Fully Depreciated	212890		212890	HP Probook 650 G4 Asst Controller
Fully Depreciated	0		0	Sony Internet TV
Fully Depreciated	0		0	Wyse Winterms D10D
Fully Depreciated	115374/116107		115374/116107	HP Prodesk 600 G1 & Monitor
Fully Depreciated	122103		122103	Winterms
Fully Depreciated	123532		123532	HP Probook 650 G1
Fully Depreciated	131543/132353		131543/132353	Samsung Route Tablets/Mounts
Fully Depreciated	139784		139784	Snap On Diagnostics Shop Computer
Fully Depreciated	179236		179236	HP Probook 640 G2
Fully Depreciated	180542		180542	Diagnostic Laptop for Shop
Fully Depreciated	183543		183543	Software for Diagnostic Laptop
Fully Depreciated	194814		194814	Star TSP 743IIU-24 Gry - receipt printer - two-color (monochrome) -direct
Fully Depreciated	194954		194954	HP ProDesk 600 G3 - SFF - Core i3

Fully Depreciated		196591	196591	Adapter
Fully Depreciated		233213	233213	Desktop PC - Blue Mtn TS SN-MXL0132VMF
Leasehold Improvement	190224	190224		Paving and Stormwater Pond
Leasehold Improvement	190223	190223		New Roof for Building
Leasehold Improvement	190222	190222		Paving
Fully Depreciated	202995	202995		Storm Water Infiltration Pond
Leasehold Improvement	202084	202084		Paving & Storm Water Pond at Carlsborg
Leasehold Improvement	218616	218616		Facility Improvements
MRF Equipment				New Roof for MRF-Install mini purlins an
MRF Equipment				Mold remediation services.
MRF Equipment				New Roof for MRF-Install mini purlins an
MRF Equipment				North Building Repairs
MRF Equipment				South Building Repairs
MRF Equipment				New Roof for MRF-Install mini purlins an
MRF Equipment				South Building Repairs
MRF Equipment				South Building Repairs
MRF Equipment				South Building Repairs
MRF Equipment				North Building Repairs
MRF Equipment				Final siding and roof repairs for North
MRF Equipment				Final siding and roof repairs for North
MRF Equipment				Final siding and roof repairs for North
MRF Equipment				Final siding and roof repairs for North
MRF Equipment				Final siding and roof repairs for North
MRF Equipment				PATS MRF Pipe Repairs
MRF Equipment				Install Concrete for post protection at
MRF Equipment				Additional Repairs to damage in employee
MRF Equipment				Final Repairs for overhead doors and new
MRF Equipment				3/8/2022 Final repair for wiring are MRF
MRF Equipment				INSTALL NEW GUTTER AND DOWNSPOUT ON RECY
MRF Equipment				Final Repairs for south facing overhead
MRF Equipment				Final door repair at MRF and attempt to

Test Year			
Beginning		End	
Mo	Yr	Mo	Yr
8	2022	7	2023

Calculations revised in compliance with WAC 480-07-520(4) the end of the test year. In compliance with WAC, investme

															100%						
Date in Service			Original Asset Cost	Salvage Value	Service Life	Business Unit Allocation	Regulated Allocation	Line of Service Allocation Percentage (must = 100%)							LOS % Check number	Service life	In Service	Service Life Remaining	Fully Depreciated		
Day	Mo	Yr	\$	%	Yr	%	%	Shared	Resi MSW	COM	RO	MF	Resi YW	Resi Recy	Com Recy	Total	Mo	Mo	Mo	Yr	
6	2023	\$	8,014.68	0%	5	100.0%	100.00%	100%								100%	60	2	58	6	2028
10	1997	\$	188.01	0%	5	100.0%	100.00%	100%								100%	60	310	-250	10	2002
7	2023	\$	202.67	0%	3	100.0%	100.00%	100%								100%	36	1	35	7	2026
7	2023	\$	1,132.72	0%	3	100.0%	100.00%	100%								100%	36	1	35	7	2026
11	2008	\$	30,500.00	0%	7	100.0%	100.00%	100%								100%	84	177	-93	11	2015
11	2008	\$	2,540.12	0%	7	100.0%	100.00%	100%								100%	84	177	-93	11	2015
7	2023	\$	34,826.88	0%	7	100.0%	100.00%	100%								100%	84	1	83	7	2030
7	2023	\$	-	0%	0	100.0%	100.00%	100%								100%	0	1	-1	7	2023
7	2023	\$	-	0%	0	100.0%	100.00%	100%								100%	0	1	-1	7	2023
5	2023	\$	331.84	0%	10	100.0%	100.00%	100%								100%	120	3	117	5	2033
5	2023	\$	1,462.90	0%	10	100.0%	100.00%	100%								100%	120	3	117	5	2033
5	2023	\$	5,150.00	0%	10	100.0%	100.00%	100%								100%	120	3	117	5	2033
4	2023	\$	5,150.00	0%	10	100.0%	100.00%	100%								100%	120	4	116	4	2033
4	2023	\$	5,150.00	0%	10	100.0%	100.00%	100%								100%	120	4	116	4	2033
5	2009	\$	2,763.00	0%	9	100.0%	100.00%	100%								100%	108	171	-63	5	2018
5	2009	\$	1,338.31	0%	9	100.0%	100.00%	100%								100%	108	171	-63	5	2018
5	2009	\$	590.00	0%	9	100.0%	100.00%	100%								100%	108	171	-63	5	2018
5	2009	\$	235,798.41	0%	9	100.0%	100.00%	100%								100%	108	171	-63	5	2018
9	2001	\$	2,962.00	0%	12	100.0%	100.00%	100%								100%	144	263	-119	9	2013
7	1989	\$	1,000.00	0%	12	100.0%	100.00%	100%								100%	144	409	-265	7	2001
11	2008	\$	4,615.48	0%	7	100.0%	100.00%	100%								100%	84	177	-93	11	2015
11	2008	\$	3,088.32	0%	12	100.0%	100.00%	100%								100%	144	177	-33	11	2020
11	2001	\$	123.39	0%	6	100.0%	100.00%	100%								100%	72	261	-189	11	2007
7	2001	\$	455.03	0%	6	100.0%	100.00%	100%								100%	72	265	-193	7	2007
8	1994	\$	1,618.50	0%	12	100.0%	100.00%	100%								100%	144	348	-204	8	2006
5	2023	\$	11,837.10	0%	12	100.0%	100.00%	100%								100%	144	3	141	5	2035
5	2023	\$	11,347.50	0%	12	100.0%	100.00%	100%								100%	144	3	141	5	2035
4	2023	\$	183,264.00	0%	10	100.0%	100.00%	100%								100%	120	4	116	4	2033
4	2023	\$	933.99	0%	5	100.0%	100.00%	100%								100%	60	4	56	4	2028
5	2023	\$	6,234.07	0%	12	100.0%	100.00%	100%								100%	144	3	141	5	2035
5	2023	\$	8,731.04	0%	12	100.0%	100.00%	100%								100%	144	3	141	5	2035
5	2023	\$	10,308.64	0%	12	100.0%	100.00%	100%								100%	144	3	141	5	2035
5	2023	\$	9,084.64	0%	12	100.0%	100.00%	100%								100%	144	3	141	5	2035
4	2023	\$	198.09	0%	3	100.0%	100.00%	100%								100%	36	4	32	4	2026
4	2023	\$	1,069.06	0%	3	100.0%	100.00%	100%								100%	36	4	32	4	2026
1	2010	\$	79,897.05	0%	10	100.0%	100.00%	100%								100%	120	163	-43	1	2020
12	2009	\$	9,163.63	0%	10	100.0%	100.00%	100%								100%	120	164	-44	12	2019
9	2009	\$	131,742.00	0%	9	100.0%	100.00%	100%								100%	108	167	-59	9	2018
12	2009	\$	95,271.64	0%	10	100.0%	100.00%	100%								100%	120	164	-44	12	2019
1	2023	\$	228,789.55	0%	10	100.0%	100.00%	100%								100%	120	7	113	1	2033
1	2023	\$	641.92	0%	10	100.0%	100.00%	100%								100%	120	7	113	1	2033
1	2023	\$	848.64	0%	10	100.0%	100.00%	100%								100%	120	7	113	1	2033
1	2023	\$	199,299.54	0%	10	100.0%	100.00%	100%								100%	120	7	113	1	2033

11	2022	\$	244.80	0%	10	100.0%	100.00%	100%	100%	120	9	111	11	2032
11	2022	\$	336,162.20	0%	10	100.0%	100.00%	100%	100%	120	9	111	11	2032
1	2023	\$	7,794.43	0%	5	100.0%	100.00%	100%	100%	60	7	53	1	2028
12	2022	\$	244.80	0%	10	100.0%	100.00%	100%	100%	120	8	112	12	2032
10	2022	\$	244.80	0%	10	100.0%	100.00%	100%	100%	120	10	110	10	2032
10	2022	\$	29,907.00	0%	12	100.0%	100.00%	100%	100%	144	10	134	10	2034
12	2022	\$	301,853.17	0%	10	100.0%	100.00%	100%	100%	120	8	112	12	2032
10	2022	\$	296,244.28	0%	10	100.0%	100.00%	100%	100%	120	10	110	10	2032
12	2010	\$	5,632.16	0%	3	100.0%	100.00%	100%	100%	36	152	-116	12	2013
1	2011	\$	5,587.93	0%	3	100.0%	100.00%	100%	100%	36	151	-115	1	2014
1	2011	\$	323.42	0%	3	100.0%	100.00%	100%	100%	36	151	-115	1	2014
11	2008	\$	7,000.00	0%	3	100.0%	100.00%	100%	100%	36	177	-141	11	2011
8	2022	\$	1,353.60	0%	3	100.0%	100.00%	100%	100%	36	12	24	8	2025
8	2022	\$	307.98	0%	3	100.0%	100.00%	100%	100%	36	12	24	8	2025
1	2010	\$	274,650.34	0%	9	100.0%	100.00%	100%	100%	108	163	-55	1	2019
6	2022	\$	6,382.00	0%	12	100.0%	100.00%	100%	100%	144	14	130	6	2034
6	2022	\$	124.59	0%	12	100.0%	100.00%	100%	100%	144	14	130	6	2034
6	2022	\$	5,555.00	0%	12	100.0%	100.00%	100%	100%	144	14	130	6	2034
6	2022	\$	126.22	0%	12	100.0%	100.00%	100%	100%	144	14	130	6	2034
5	2022	\$	13,601.60	0%	12	100.0%	100.00%	100%	100%	144	15	129	5	2034
5	2022	\$	12,037.76	0%	12	100.0%	100.00%	100%	100%	144	15	129	5	2034
6	2022	\$	25,627.83	0%	12	100.0%	100.00%	100%	100%	144	14	130	6	2034
6	2022	\$	8,023.00	0%	12	100.0%	100.00%	100%	100%	144	14	130	6	2034
6	2022	\$	121.29	0%	12	100.0%	100.00%	100%	100%	144	14	130	6	2034
6	2022	\$	6,543.00	0%	12	100.0%	100.00%	100%	100%	144	14	130	6	2034
6	2022	\$	1,242.90	0%	12	100.0%	100.00%	100%	100%	144	14	130	6	2034
5	2022	\$	6,189.84	0%	12	100.0%	100.00%	100%	100%	144	15	129	5	2034
6	2022	\$	40,517.73	0%	7	100.0%	100.00%	100%	100%	84	14	70	6	2029
6	2022	\$	1,580.41	0%	3	100.0%	100.00%	100%	100%	36	14	22	6	2025
6	2022	\$	303.78	0%	3	100.0%	100.00%	100%	100%	36	14	22	6	2025
6	2022	\$	1,580.42	0%	3	100.0%	100.00%	100%	100%	36	14	22	6	2025
6	2022	\$	303.78	0%	3	100.0%	100.00%	100%	100%	36	14	22	6	2025
6	2022	\$	1,451.82	0%	3	100.0%	100.00%	100%	100%	36	14	22	6	2025
5	2022	\$	1,459.08	0%	3	100.0%	100.00%	100%	100%	36	15	21	5	2025
5	2022	\$	302.70	0%	3	100.0%	100.00%	100%	100%	36	15	21	5	2025
5	2022	\$	-	0%	0	100.0%	100.00%	100%	100%	0	15	-15	5	2022
6	2016	\$	1.86	0%	7	100.0%	100.00%	100%	100%	84	86	-2	6	2023
8	2003	\$	240.00	0%	7	100.0%	100.00%	100%	100%	84	240	-156	8	2010
6	2006	\$	3,484.78	0%	7	100.0%	100.00%	100%	100%	84	206	-122	6	2013
4	2006	\$	2,400.19	0%	7	100.0%	100.00%	100%	100%	84	208	-124	4	2013
9	2003	\$	513.16	0%	7	100.0%	100.00%	100%	100%	84	239	-155	9	2010
5	2000	\$	3,737.20	0%	5	100.0%	100.00%	100%	100%	60	279	-219	5	2005
1	2007	\$	11,513.87	0%	11	100.0%	100.00%	100%	100%	133	199	-66	1	2018
5	2022	\$	-	0%	0	100.0%	100.00%	100%	100%	0	15	-15	5	2022
11	2008	\$	480.00	0%	7	100.0%	100.00%	100%	100%	84	177	-93	11	2015
11	2001	\$	48.02	0%	6	100.0%	100.00%	100%	100%	72	261	-189	11	2007
8	1989	\$	1,514.92	0%	12	100.0%	100.00%	100%	100%	144	408	-264	8	2001
6	1987	\$	5,518.62	0%	12	100.0%	100.00%	100%	100%	144	434	-290	6	1999
8	1984	\$	1,694.64	0%	12	100.0%	100.00%	100%	100%	144	468	-324	8	1996
4	2022	\$	617.76	0%	5	100.0%	100.00%	100%	100%	60	16	44	4	2027
4	2022	\$	23,883.28	0%	7	100.0%	100.00%	100%	100%	84	16	68	4	2029
4	2022	\$	19,941.60	0%	7	100.0%	100.00%	100%	100%	84	16	68	4	2029
4	2022	\$	(617.76)	0%	5	100.0%	100.00%	100%	100%	60	16	44	4	2027
4	2022	\$	7,637.76	0%	5	100.0%	100.00%	100%	100%	60	16	44	4	2027
4	2018	\$	1,311.74	0%	3	100.0%	100.00%	100%	100%	36	64	-28	4	2021

12	2011	\$	850.89	0%	5	100.0%	100.00%	100%	100%	60	140	-80	12	2016
11	2020	\$	2,083.20	0%	5	100.0%	100.00%	100%	100%	60	33	27	11	2025
9	2010	\$	11,165.19	0%	5	100.0%	100.00%	100%	100%	60	155	-95	9	2015
8	2009	\$	1,803.60	0%	5	100.0%	100.00%	100%	100%	60	168	-108	8	2014
9	2006	\$	37,648.80	0%	12	100.0%	100.00%	100%	100%	144	203	-59	9	2018
12	2006	\$	41,353.60	0%	7	100.0%	100.00%	100%	100%	84	200	-116	12	2013
1	2022	\$	7,272.34	0%	1	100.0%	100.00%	100%	100%	12	19	-7	1	2023
11	2021	\$	18,093.17	0%	3	100.0%	100.00%	100%	100%	36	21	15	11	2024
11	2021	\$	7,363.58	0%	5	100.0%	100.00%	100%	100%	60	21	39	11	2026
10	2021	\$	9,514.31	0%	12	100.0%	100.00%	100%	100%	144	22	122	10	2033
11	2021	\$	13,745.79	0%	12	100.0%	100.00%	100%	100%	144	21	123	11	2033
11	2021	\$	10,984.81	0%	12	100.0%	100.00%	100%	100%	144	21	123	11	2033
11	2021	\$	68,165.85	0%	7	100.0%	100.00%	100%	100%	84	21	63	11	2028
9	2021	\$	165,345.00	0%	8	100.0%	100.00%	100%	100%	96	23	73	9	2029
9	2021	\$	262.49	0%	3	100.0%	100.00%	100%	100%	36	23	13	9	2024
9	2021	\$	1,173.05	0%	3	100.0%	100.00%	100%	100%	36	23	13	9	2024
9	2021	\$	19,249.44	0%	7	100.0%	100.00%	100%	100%	84	23	61	9	2028
8	2021	\$	20,303.50	0%	12	100.0%	100.00%	100%	100%	144	24	120	8	2033
8	2021	\$	18,575.50	0%	12	100.0%	100.00%	100%	100%	144	24	120	8	2033
7	2021	\$	4,921.56	0%	5	100.0%	100.00%	100%	100%	60	25	35	7	2026
6	2021	\$	19,782.00	0%	3	100.0%	100.00%	100%	100%	36	26	10	6	2024
6	2021	\$	19,782.00	0%	3	100.0%	100.00%	100%	100%	36	26	10	6	2024
6	2021	\$	19,782.00	0%	3	100.0%	100.00%	100%	100%	36	26	10	6	2024
6	2021	\$	19,782.00	0%	3	100.0%	100.00%	100%	100%	36	26	10	6	2024
6	2021	\$	19,782.00	0%	3	100.0%	100.00%	100%	100%	36	26	10	6	2024
6	2021	\$	19,782.00	0%	3	100.0%	100.00%	100%	100%	36	26	10	6	2024
6	2021	\$	19,782.00	0%	3	100.0%	100.00%	100%	100%	36	26	10	6	2024
6	2021	\$	19,782.00	0%	3	100.0%	100.00%	100%	100%	36	26	10	6	2024
6	2021	\$	103.71	0%	3	100.0%	100.00%	100%	100%	36	26	10	6	2024
6	2021	\$	1,040.66	0%	3	100.0%	100.00%	100%	100%	36	26	10	6	2024
11	2008	\$	87.05	0%	7	100.0%	100.00%	100%	100%	84	177	-93	11	2015
11	2008	\$	174.10	0%	7	100.0%	100.00%	100%	100%	84	177	-93	11	2015
11	2008	\$	174.10	0%	7	100.0%	100.00%	100%	100%	84	177	-93	11	2015
11	2008	\$	261.15	0%	7	100.0%	100.00%	100%	100%	84	177	-93	11	2015
11	2008	\$	783.46	0%	7	100.0%	100.00%	100%	100%	84	177	-93	11	2015
11	2008	\$	522.31	0%	7	100.0%	100.00%	100%	100%	84	177	-93	11	2015
11	2008	\$	174.10	0%	7	100.0%	100.00%	100%	100%	84	177	-93	11	2015
11	2008	\$	1,741.03	0%	7	100.0%	100.00%	100%	100%	84	177	-93	11	2015
11	2008	\$	3,917.31	0%	7	100.0%	100.00%	100%	100%	84	177	-93	11	2015
3	2021	\$	1,842.79	0%	2	100.0%	100.00%	100%	100%	24	29	-5	3	2023
1	2021	\$	7,870.00	0%	20	100.0%	100.00%	100%	100%	240	31	209	1	2041
4	2021	\$	5,270.93	0%	12	100.0%	100.00%	100%	100%	144	28	116	4	2033
4	2021	\$	4,351.94	0%	12	100.0%	100.00%	100%	100%	144	28	116	4	2033
4	2021	\$	1,196.75	0%	12	100.0%	100.00%	100%	100%	144	28	116	4	2033
4	2021	\$	3,082.48	0%	12	100.0%	100.00%	100%	100%	144	28	116	4	2033
4	2021	\$	7,356.30	0%	12	100.0%	100.00%	100%	100%	144	28	116	4	2033
4	2021	\$	1,297.66	0%	12	100.0%	100.00%	100%	100%	144	28	116	4	2033
4	2021	\$	9,211.65	0%	12	100.0%	100.00%	100%	100%	144	28	116	4	2033
4	2021	\$	3,105.27	0%	12	100.0%	100.00%	100%	100%	144	28	116	4	2033
3	2021	\$	16,974.92	0%	7	100.0%	100.00%	100%	100%	84	29	55	3	2028
3	2021	\$	16,974.92	0%	7	100.0%	100.00%	100%	100%	84	29	55	3	2028
1	2021	\$	36,284.36	0%	20	100.0%	100.00%	100%	100%	240	31	209	1	2041
1	2021	\$	4,674.05	0%	5	100.0%	100.00%	100%	100%	60	31	29	1	2026
1	2021	\$	(22,013.78)	0%	20	100.0%	100.00%	100%	100%	240	31	209	1	2041
1	2021	\$	42,005.78	0%	5	100.0%	100.00%	100%	100%	60	31	29	1	2026

11	2016	\$	154,776.30	0%	10	100.0%	100.00%	100%	100%	120	81	39	11	2026
1	2015	\$	20,915.00	0%	3	100.0%	100.00%	100%	100%	36	103	-67	1	2018
8	2013	\$	92,074.96	0%	7	100.0%	100.00%	100%	100%	84	120	-36	8	2020
8	2006	\$	4,036.70	0%	7	100.0%	100.00%	100%	100%	84	204	-120	8	2013
6	2006	\$	99,553.75	0%	7	100.0%	100.00%	100%	100%	84	206	-122	6	2013
10	2006	\$	49,441.57	0%	7	100.0%	100.00%	100%	100%	84	202	-118	10	2013
12	2010	\$	5,902.20	0%	3	100.0%	100.00%	100%	100%	36	152	-116	12	2013
1	2021	\$	709,770.00	0%	20	100.0%	100.00%	100%	100%	240	31	209	1	2041
1	2021	\$	184,230.00	0%	0	100.0%	100.00%	100%	100%	0	31	-31	1	2021
1	2021	\$	31,727.26	0%	7	100.0%	100.00%	100%	100%	84	31	53	1	2028
11	2007	\$	20,600.62	0%	5	100.0%	100.00%	100%	100%	60	189	-129	11	2012
7	2023	\$	10,146.58	0%	3	100.0%	100.00%	100%	100%	36	1	35	7	2026
12	2009	\$	219,720.27	0%	7	100.0%	100.00%	100%	100%	84	164	-80	12	2016
7	2023	\$	54,930.07	0%	3	100.0%	100.00%	100%	100%	36	1	35	7	2026
12	2009	\$	178,489.36	0%	7	100.0%	100.00%	100%	100%	84	164	-80	12	2016
7	2023	\$	44,622.34	0%	3	100.0%	100.00%	100%	100%	36	1	35	7	2026
7	2010	\$	4,004.83	0%	3	100.0%	100.00%	100%	100%	36	157	-121	7	2013
11	2010	\$	276,838.92	0%	10	100.0%	100.00%	100%	100%	120	153	-33	11	2020
11	2011	\$	100,004.00	0%	3	100.0%	100.00%	100%	100%	36	141	-105	11	2014
12	2012	\$	334,615.00	0%	10	100.0%	100.00%	100%	100%	120	128	-8	12	2022
9	2013	\$	65,220.00	0%	5	100.0%	100.00%	100%	100%	60	119	-59	9	2018
12	2013	\$	18,255.64	0%	5	100.0%	100.00%	100%	100%	60	116	-56	12	2018
11	2014	\$	228,768.45	0%	10	100.0%	100.00%	100%	100%	120	105	15	11	2024
7	2014	\$	825.00	0%	5	100.0%	100.00%	100%	100%	60	109	-49	7	2019
10	2015	\$	345,402.75	0%	10	100.0%	100.00%	100%	100%	120	94	26	10	2025
4	2017	\$	12,749.30	0%	3	100.0%	100.00%	100%	100%	36	76	-40	4	2020
7	2017	\$	329,067.48	0%	10	100.0%	100.00%	100%	100%	120	73	47	7	2027
4	2018	\$	123,835.04	0%	7	100.0%	100.00%	100%	100%	84	64	20	4	2025
10	2018	\$	346,372.69	0%	10	100.0%	100.00%	100%	100%	120	58	62	10	2028
10	2018	\$	346,372.69	0%	10	100.0%	100.00%	100%	100%	120	58	62	10	2028
9	2018	\$	345,671.26	0%	10	100.0%	100.00%	100%	100%	120	59	61	9	2028
9	2019	\$	330,692.35	0%	10	100.0%	100.00%	100%	100%	120	47	73	9	2029
9	2019	\$	330,692.35	0%	10	100.0%	100.00%	100%	100%	120	47	73	9	2029
9	2019	\$	378,973.10	0%	10	100.0%	100.00%	100%	100%	120	47	73	9	2029
11	2019	\$	378,973.10	0%	10	100.0%	100.00%	100%	100%	120	45	75	11	2029
3	2020			0%	10	100.0%	100.00%	100%	100%	120	41	79	3	2030
3	2020			0%	10	100.0%	100.00%	100%	100%	120	41	79	3	2030
5	2020	\$	334,853.41	0%	10	100.0%	100.00%	100%	100%	120	39	81	5	2030
5	2020	\$	334,851.25	0%	10	100.0%	100.00%	100%	100%	120	39	81	5	2030
6	2006	\$	141,950.26	0%	7	100.0%	100.00%	100%	100%	84	206	-122	6	2013
7	2023	\$	35,487.56	0%	3	100.0%	100.00%	100%	100%	36	1	35	7	2026
12	2014	\$	6,532.56	0%	3	100.0%	100.00%	100%	100%	36	104	-68	12	2017
9	2015	\$	7,579.79	0%	3	100.0%	100.00%	100%	100%	36	95	-59	9	2018
8	2009	\$	3,579.56	0%	7	100.0%	100.00%	100%	100%	84	168	-84	8	2016
12	2013	\$	4,212.84	0%	5	100.0%	100.00%	100%	100%	60	116	-56	12	2018
6	2017	\$	234,775.71	0%	10	100.0%	100.00%	100%	100%	120	74	46	6	2027
6	2019	\$	245,096.07	0%	10	100.0%	100.00%	100%	100%	120	50	70	6	2029
7	2013	\$	68,587.90	0%	3	100.0%	100.00%	100%	100%	36	121	-85	7	2016
12	2013	\$	4,212.84	0%	5	100.0%	100.00%	100%	100%	60	116	-56	12	2018
4	2015	\$	89,584.15	0%	5	100.0%	100.00%	100%	100%	60	100	-40	4	2020
10	2015	\$	345,402.75	0%	5	100.0%	100.00%	100%	100%	60	94	-34	10	2020
5	2020	\$	323,706.52	0%	10	100.0%	100.00%	100%	100%	120	39	81	5	2030
1	2015	\$	2,500.00	0%	3	100.0%	100.00%	100%	100%	36	103	-67	1	2018
4	2020	\$	307,842.79	0%	10	100.0%	100.00%	100%	100%	120	40	80	4	2030
4	2020	\$	307,842.79	0%	10	100.0%	100.00%	100%	100%	120	40	80	4	2030

4	2020	\$	379,185.66	0%	10	100.0%	100.00%	100%	100%	120	40	80	4	2030
12	1997	\$	8,225.00	0%	5	100.0%	100.00%	100%	100%	60	308	-248	12	2002
12	1997	\$	12,388.00	0%	5	100.0%	100.00%	100%	100%	60	308	-248	12	2002
12	1997	\$	13,274.00	0%	7	100.0%	100.00%	100%	100%	84	308	-224	12	2004
12	1997	\$	11,776.00	0%	10	100.0%	100.00%	100%	100%	120	308	-188	12	2007
12	1997	\$	5,822.00	0%	7	100.0%	100.00%	100%	100%	84	308	-224	12	2004
12	1997	\$	17,169.00	0%	5	100.0%	100.00%	100%	100%	60	308	-248	12	2002
12	1997	\$	18,752.00	0%	10	100.0%	100.00%	100%	100%	120	308	-188	12	2007
12	1997	\$	964.00	0%	5	100.0%	100.00%	100%	100%	60	308	-248	12	2002
12	1997	\$	142,652.00	0%	5	100.0%	100.00%	100%	100%	60	308	-248	12	2002
2	1998	\$	13,945.65	0%	10	100.0%	100.00%	100%	100%	120	306	-186	2	2008
4	1998	\$	6,132.19	0%	10	100.0%	100.00%	100%	100%	120	304	-184	4	2008
4	1998	\$	7,064.43	0%	10	100.0%	100.00%	100%	100%	120	304	-184	4	2008
6	1998	\$	9,373.09	0%	10	100.0%	100.00%	100%	100%	120	302	-182	6	2008
2	1999	\$	5,351.71	0%	10	100.0%	100.00%	100%	100%	120	294	-174	2	2009
6	1999	\$	12,068.39	0%	10	100.0%	100.00%	100%	100%	120	290	-170	6	2009
9	1999	\$	12,838.03	0%	10	100.0%	100.00%	100%	100%	120	287	-167	9	2009
5	2000	\$	4,786.29	0%	10	100.0%	100.00%	100%	100%	120	279	-159	5	2010
7	2001	\$	5,260.68	0%	10	100.0%	100.00%	100%	100%	120	265	-145	7	2011
7	2001	\$	4,326.77	0%	10	100.0%	100.00%	100%	100%	120	265	-145	7	2011
8	2002	\$	10,045.29	0%	10	100.0%	100.00%	100%	100%	120	252	-132	8	2012
9	2003	\$	14,105.71	0%	10	100.0%	100.00%	100%	100%	120	239	-119	9	2013
9	2003	\$	18,129.38	0%	10	100.0%	100.00%	100%	100%	120	239	-119	9	2013
9	2003	\$	4,330.24	0%	10	100.0%	100.00%	100%	100%	120	239	-119	9	2013
9	2003	\$	1,178.30	0%	10	100.0%	100.00%	100%	100%	120	239	-119	9	2013
12	2003	\$	1,262.08	0%	10	100.0%	100.00%	100%	100%	120	236	-116	12	2013
5	2004	\$	17,190.40	0%	10	100.0%	100.00%	100%	100%	120	231	-111	5	2014
5	2004	\$	2,110.72	0%	10	100.0%	100.00%	100%	100%	120	231	-111	5	2014
5	2004	\$	2,881.02	0%	10	100.0%	100.00%	100%	100%	120	231	-111	5	2014
5	2004	\$	3,000.70	0%	10	100.0%	100.00%	100%	100%	120	231	-111	5	2014
6	2004	\$	11,424.00	0%	10	100.0%	100.00%	100%	100%	120	230	-110	6	2014
8	2004	\$	11,083.90	0%	10	100.0%	100.00%	100%	100%	120	228	-108	8	2014
8	2004	\$	11,625.90	0%	10	100.0%	100.00%	100%	100%	120	228	-108	8	2014
5	2005	\$	6,885.57	0%	10	100.0%	100.00%	100%	100%	120	219	-99	5	2015
5	2005	\$	7,561.98	0%	10	100.0%	100.00%	100%	100%	120	219	-99	5	2015
5	2005	\$	6,737.06	0%	10	100.0%	100.00%	100%	100%	120	219	-99	5	2015
5	2005	\$	8,692.60	0%	10	100.0%	100.00%	100%	100%	120	219	-99	5	2015
6	2005	\$	11,478.40	0%	10	100.0%	100.00%	100%	100%	120	218	-98	6	2015
6	2005	\$	18,017.28	0%	10	100.0%	100.00%	100%	100%	120	218	-98	6	2015
6	2005	\$	18,931.20	0%	10	100.0%	100.00%	100%	100%	120	218	-98	6	2015
7	2005	\$	10,758.70	0%	10	100.0%	100.00%	100%	100%	120	217	-97	7	2015
7	2005	\$	11,815.60	0%	10	100.0%	100.00%	100%	100%	120	217	-97	7	2015
3	2006	\$	12,551.17	0%	10	100.0%	100.00%	100%	100%	120	209	-89	3	2016
3	2006	\$	8,068.61	0%	10	100.0%	100.00%	100%	100%	120	209	-89	3	2016
3	2006	\$	7,872.77	0%	10	100.0%	100.00%	100%	100%	120	209	-89	3	2016
3	2006	\$	13,251.84	0%	10	100.0%	100.00%	100%	100%	120	209	-89	3	2016
3	2006	\$	9,465.60	0%	10	100.0%	100.00%	100%	100%	120	209	-89	3	2016
6	2007	\$	7,334.34	0%	10	100.0%	100.00%	100%	100%	120	194	-74	6	2017
6	2007	\$	18,037.76	0%	10	100.0%	100.00%	100%	100%	120	194	-74	6	2017
9	2008	\$	5,873.11	0%	10	100.0%	100.00%	100%	100%	120	179	-59	9	2018
9	2008	\$	9,335.41	0%	10	100.0%	100.00%	100%	100%	120	179	-59	9	2018
11	2008	\$	1,473.44	0%	7	100.0%	100.00%	100%	100%	84	177	-93	11	2015
6	2010	\$	5,970.67	0%	10	100.0%	100.00%	100%	100%	120	158	-38	6	2020
6	2010	\$	5,547.91	0%	10	100.0%	100.00%	100%	100%	120	158	-38	6	2020
7	2010	\$	13,503.93	0%	10	100.0%	100.00%	100%	100%	120	157	-37	7	2020

7	2010	\$	7,100.20	0%	10	100.0%	100.00%	100%	100%	120	157	-37	7	2020
7	2010	\$	9,457.90	0%	10	100.0%	100.00%	100%	100%	120	157	-37	7	2020
7	2011	\$	11,585.79	0%	10	100.0%	100.00%	100%	100%	120	145	-25	7	2021
8	2011	\$	8,718.63	0%	10	100.0%	100.00%	100%	100%	120	144	-24	8	2021
8	2011	\$	2,758.78	0%	10	100.0%	100.00%	100%	100%	120	144	-24	8	2021
1	2011	\$	0.03	0%	3	100.0%	100.00%	100%	100%	36	151	-115	1	2014
11	2008	\$	378.52	0%	7	100.0%	100.00%	100%	100%	84	177	-93	11	2015
11	2008	\$	1,380.00	0%	12	100.0%	100.00%	100%	100%	144	177	-33	11	2020
11	2008	\$	1,600.00	0%	7	100.0%	100.00%	100%	100%	84	177	-93	11	2015
5	2012	\$	11,013.44	0%	10	100.0%	100.00%	100%	100%	120	135	-15	5	2022
7	2012	\$	5,475.00	0%	10	100.0%	100.00%	100%	100%	120	133	-13	7	2022
5	2013	\$	2,976.66	0%	12	100.0%	100.00%	100%	100%	144	123	21	5	2025
5	2013	\$	6,005.36	0%	12	100.0%	100.00%	100%	100%	144	123	21	5	2025
7	2015	\$	6,829.20	0%	12	100.0%	100.00%	100%	100%	144	97	47	7	2027
7	2015	\$	10,639.46	0%	12	100.0%	100.00%	100%	100%	144	97	47	7	2027
7	2015	\$	4,401.04	0%	12	100.0%	100.00%	100%	100%	144	97	47	7	2027
5	2016	\$	6,682.87	0%	7	100.0%	100.00%	100%	100%	84	87	-3	5	2023
5	2016	\$	5,127.32	0%	7	100.0%	100.00%	100%	100%	84	87	-3	5	2023
7	2016	\$	4,802.12	0%	7	100.0%	100.00%	100%	100%	84	85	-1	7	2023
7	2016	\$	1,938.19	0%	7	100.0%	100.00%	100%	100%	84	85	-1	7	2023
9	2016	\$	8,329.00	0%	12	100.0%	100.00%	100%	100%	144	83	61	9	2028
9	2016	\$	4,675.73	0%	12	100.0%	100.00%	100%	100%	144	83	61	9	2028
9	2016	\$	4,711.00	0%	12	100.0%	100.00%	100%	100%	144	83	61	9	2028
9	2016	\$	10,972.00	0%	12	100.0%	100.00%	100%	100%	144	83	61	9	2028
9	2016	\$	5,991.00	0%	12	100.0%	100.00%	100%	100%	144	83	61	9	2028
9	2016	\$	7,413.00	0%	12	100.0%	100.00%	100%	100%	144	83	61	9	2028
3	2017	\$	26,093.53	0%	12	100.0%	100.00%	100%	100%	144	77	67	3	2029
3	2017	\$	10,450.00	0%	12	100.0%	100.00%	100%	100%	144	77	67	3	2029
3	2017	\$	484.75	0%	12	100.0%	100.00%	100%	100%	144	77	67	3	2029
3	2017	\$	7,912.19	0%	12	100.0%	100.00%	100%	100%	144	77	67	3	2029
3	2017	\$	23,763.45	0%	12	100.0%	100.00%	100%	100%	144	77	67	3	2029
3	2017	\$	22,503.84	0%	12	100.0%	100.00%	100%	100%	144	77	67	3	2029
4	1984	\$	3,811.09	0%	15	100.0%	100.00%	100%	100%	180	472	-292	4	1999
4	2018	\$	9,195.76	0%	12	100.0%	100.00%	100%	100%	144	64	80	4	2030
4	2018	\$	14,724.04	0%	12	100.0%	100.00%	100%	100%	144	64	80	4	2030
4	2018	\$	11,734.82	0%	12	100.0%	100.00%	100%	100%	144	64	80	4	2030
4	2018	\$	11,770.70	0%	12	100.0%	100.00%	100%	100%	144	64	80	4	2030
4	2018	\$	15,038.88	0%	12	100.0%	100.00%	100%	100%	144	64	80	4	2030
4	2018	\$	10,579.08	0%	12	100.0%	100.00%	100%	100%	144	64	80	4	2030
4	2019	\$	6,443.18	0%	12	100.0%	100.00%	100%	100%	144	52	92	4	2031
4	2019	\$	11,041.43	0%	12	100.0%	100.00%	100%	100%	144	52	92	4	2031
4	2019	\$	10,162.58	0%	12	100.0%	100.00%	100%	100%	144	52	92	4	2031
4	2019	\$	9,153.53	0%	12	100.0%	100.00%	100%	100%	144	52	92	4	2031
4	2019	\$	6,305.40	0%	12	100.0%	100.00%	100%	100%	144	52	92	4	2031
4	2019	\$	6,348.80	0%	12	100.0%	100.00%	100%	100%	144	52	92	4	2031
4	2019	\$	8,030.55	0%	12	100.0%	100.00%	100%	100%	144	52	92	4	2031
12	2019	\$	16,758.00	0%	7	100.0%	100.00%	100%	100%	84	44	40	12	2026
12	2019	\$	7,736.20	0%	7	100.0%	100.00%	100%	100%	84	44	40	12	2026
12	2019	\$	11,976.00	0%	7	100.0%	100.00%	100%	100%	84	44	40	12	2026
12	2019	\$	9,340.00	0%	7	100.0%	100.00%	100%	100%	84	44	40	12	2026
4	2020	\$	3,117.78	0%	12	100.0%	100.00%	100%	100%	144	40	104	4	2032
4	2020	\$	3,352.57	0%	12	100.0%	100.00%	100%	100%	144	40	104	4	2032
4	2020	\$	3,567.80	0%	12	100.0%	100.00%	100%	100%	144	40	104	4	2032
4	2020	\$	8,130.34	0%	12	100.0%	100.00%	100%	100%	144	40	104	4	2032
4	2020	\$	8,880.37	0%	12	100.0%	100.00%	100%	100%	144	40	104	4	2032

4	2020	\$	12,451.39	0%	12	100.0%	100.00%	100%	100%	144	40	104	4	2032
4	2020	\$	2,043.15	0%	12	100.0%	100.00%	100%	100%	144	40	104	4	2032
4	2020	\$	6,672.41	0%	12	100.0%	100.00%	100%	100%	144	40	104	4	2032
4	2020	\$	14,359.98	0%	12	100.0%	100.00%	100%	100%	144	40	104	4	2032
4	2020	\$	2,013.21	0%	12	100.0%	100.00%	100%	100%	144	40	104	4	2032
12	1997	\$	24,451.11	0%	5	100.0%	100.00%	100%	100%	60	308	-248	12	2002
12	1997	\$	6,960.00	0%	7	100.0%	100.00%	100%	100%	84	308	-224	12	2004
12	1997	\$	23,012.00	0%	5	100.0%	100.00%	100%	100%	60	308	-248	12	2002
2	1998	\$	14,327.75	0%	10	100.0%	100.00%	100%	100%	120	306	-186	2	2008
2	1998	\$	15,868.15	0%	10	100.0%	100.00%	100%	100%	120	306	-186	2	2008
7	1998	\$	10,546.23	0%	10	100.0%	100.00%	100%	100%	120	301	-181	7	2008
6	2004	\$	22,655.60	0%	10	100.0%	100.00%	100%	100%	120	230	-110	6	2014
6	2004	\$	23,147.20	0%	10	100.0%	100.00%	100%	100%	120	230	-110	6	2014
6	2004	\$	23,902.20	0%	10	100.0%	100.00%	100%	100%	120	230	-110	6	2014
5	2005	\$	14,120.18	0%	10	100.0%	100.00%	100%	100%	120	219	-99	5	2015
5	2005	\$	11,989.04	0%	10	100.0%	100.00%	100%	100%	120	219	-99	5	2015
7	2005	\$	15,057.84	0%	10	100.0%	100.00%	100%	100%	120	217	-97	7	2015
3	2006	\$	26,449.60	0%	10	100.0%	100.00%	100%	100%	120	209	-89	3	2016
6	2006	\$	26,449.60	0%	10	100.0%	100.00%	100%	100%	120	206	-86	6	2016
6	2007	\$	26,509.22	0%	10	100.0%	100.00%	100%	100%	120	194	-74	6	2017
8	2007	\$	25,620.34	0%	10	100.0%	100.00%	100%	100%	120	192	-72	8	2017
10	2007	\$	26,509.22	0%	10	100.0%	100.00%	100%	100%	120	190	-70	10	2017
11	2008	\$	1,401.60	0%	7	100.0%	100.00%	100%	100%	84	177	-93	11	2015
11	2008	\$	700.00	0%	7	100.0%	100.00%	100%	100%	84	177	-93	11	2015
11	2008	\$	61,000.00	0%	7	100.0%	100.00%	100%	100%	84	177	-93	11	2015
7	2009	\$	6,001.10	0%	7	100.0%	100.00%	100%	100%	84	169	-85	7	2016
8	2013	\$	18,364.04	0%	12	100.0%	100.00%	100%	100%	144	120	24	8	2025
7	2015	\$	16,310.00	0%	12	100.0%	100.00%	100%	100%	144	97	47	7	2027
1	2016	\$	17,943.00	0%	11	100.0%	100.00%	100%	100%	133	91	42	1	2027
5	2016	\$	5,981.00	0%	12	100.0%	100.00%	100%	100%	144	87	57	5	2028
5	2016	\$	11,626.00	0%	12	100.0%	100.00%	100%	100%	144	87	57	5	2028
6	2016	\$	17,943.00	0%	12	100.0%	100.00%	100%	100%	144	86	58	6	2028
6	2016	\$	5,981.00	0%	12	100.0%	100.00%	100%	100%	144	86	58	6	2028
6	2016	\$	11,626.00	0%	12	100.0%	100.00%	100%	100%	144	86	58	6	2028
4	2017	\$	27,760.00	0%	12	100.0%	100.00%	100%	100%	144	76	68	4	2029
4	2017	\$	30,650.00	0%	12	100.0%	100.00%	100%	100%	144	76	68	4	2029
9	2017	\$	22,500.00	0%	7	100.0%	100.00%	100%	100%	84	71	13	9	2024
4	2018	\$	39,485.00	0%	12	100.0%	100.00%	100%	100%	144	64	80	4	2030
6	2018	\$	45,425.00	0%	12	100.0%	100.00%	100%	100%	144	62	82	6	2030
6	2019	\$	30,976.00	0%	12	100.0%	100.00%	100%	100%	144	50	94	6	2031
6	2019	\$	27,936.00	0%	12	100.0%	100.00%	100%	100%	144	50	94	6	2031
3	1998	\$	37,290.24	0%	7	100.0%	100.00%	100%	100%	84	305	-221	3	2005
1	1999	\$	100,000.00	0%	5	100.0%	100.00%	100%	100%	60	295	-235	1	2004
6	2001	\$	3,564.23	0%	10	100.0%	100.00%	100%	100%	120	266	-146	6	2011
8	2002	\$	9,974.92	0%	10	100.0%	100.00%	100%	100%	120	252	-132	8	2012
9	2002	\$	5,130.40	0%	10	100.0%	100.00%	100%	100%	120	251	-131	9	2012
5	2003	\$	3,506.75	0%	7	100.0%	100.00%	100%	100%	84	243	-159	5	2010
5	2003	\$	11,615.25	0%	7	100.0%	100.00%	100%	100%	84	243	-159	5	2010
9	2003	\$	9,509.77	0%	7	100.0%	100.00%	100%	100%	84	239	-155	9	2010
9	2003	\$	11,067.75	0%	7	100.0%	100.00%	100%	100%	84	239	-155	9	2010
5	2004	\$	22,998.89	0%	7	100.0%	100.00%	100%	100%	84	231	-147	5	2011
5	2004	\$	6,336.43	0%	7	100.0%	100.00%	100%	100%	84	231	-147	5	2011
5	2004	\$	9,549.15	0%	7	100.0%	100.00%	100%	100%	84	231	-147	5	2011
9	2005	\$	23,707.95	0%	10	100.0%	100.00%	100%	100%	120	215	-95	9	2015
8	2007	\$	10,871.56	0%	10	100.0%	100.00%	100%	100%	120	192	-72	8	2017

8	2007	\$	24,141.59	0%	10	100.0%	100.00%	100%	100%	120	192	-72	8	2017
6	2010	\$	28,727.18	0%	10	100.0%	100.00%	100%	100%	120	158	-38	6	2020
4	2011	\$	17,127.65	0%	10	100.0%	100.00%	100%	100%	120	148	-28	4	2021
4	2011	\$	15,459.36	0%	10	100.0%	100.00%	100%	100%	120	148	-28	4	2021
4	2012	\$	18,713.95	0%	10	100.0%	100.00%	100%	100%	120	136	-16	4	2022
4	2012	\$	14,312.06	0%	10	100.0%	100.00%	100%	100%	120	136	-16	4	2022
11	2012	\$	14,635.18	0%	10	100.0%	100.00%	100%	100%	120	129	-9	11	2022
4	2013	\$	9,804.99	0%	7	100.0%	100.00%	100%	100%	84	124	-40	4	2020
9	2013	\$	11,695.39	0%	7	100.0%	100.00%	100%	100%	84	119	-35	9	2020
10	2014	\$	10,433.78	0%	7	100.0%	100.00%	100%	100%	84	106	-22	10	2021
6	2015	\$	31,880.44	0%	7	100.0%	100.00%	100%	100%	84	98	-14	6	2022
6	2015	\$	31,731.39	0%	7	100.0%	100.00%	100%	100%	84	98	-14	6	2022
8	2016	\$	19,826.36	0%	7	100.0%	100.00%	100%	100%	84	84	0	8	2023
12	2016	\$	3,873.19	0%	7	100.0%	100.00%	100%	100%	84	80	4	12	2023
12	2016	\$	16,470.48	0%	7	100.0%	100.00%	100%	100%	84	80	4	12	2023
12	2016	\$	15,248.51	0%	7	100.0%	100.00%	100%	100%	84	80	4	12	2023
4	2017	\$	22,508.94	0%	7	100.0%	100.00%	100%	100%	84	76	8	4	2024
4	2017	\$	18,938.43	0%	7	100.0%	100.00%	100%	100%	84	76	8	4	2024
4	2017	\$	33,930.91	0%	7	100.0%	100.00%	100%	100%	84	76	8	4	2024
4	2017	\$	32,539.06	0%	7	100.0%	100.00%	100%	100%	84	76	8	4	2024
4	2017	\$	33,930.91	0%	7	100.0%	100.00%	100%	100%	84	76	8	4	2024
4	2017	\$	19,387.97	0%	7	100.0%	100.00%	100%	100%	84	76	8	4	2024
4	2018	\$	81,647.44	0%	7	100.0%	100.00%	100%	100%	84	64	20	4	2025
4	2018	\$	14,797.35	0%	7	100.0%	100.00%	100%	100%	84	64	20	4	2025
4	2018	\$	10,037.22	0%	7	100.0%	100.00%	100%	100%	84	64	20	4	2025
8	2018	\$	39,724.55	0%	7	100.0%	100.00%	100%	100%	84	60	24	8	2025
1	2019	\$	31,533.31	0%	7	100.0%	100.00%	100%	100%	84	55	29	1	2026
4	2019	\$	24,978.00	0%	7	100.0%	100.00%	100%	100%	84	52	32	4	2026
4	2019	\$	11,165.88	0%	7	100.0%	100.00%	100%	100%	84	52	32	4	2026
8	2019	\$	31,346.08	0%	7	100.0%	100.00%	100%	100%	84	48	36	8	2026
3	2020	\$	7,961.95	0%	7	100.0%	100.00%	100%	100%	84	41	43	3	2027
3	2020	\$	35,646.64	0%	7	100.0%	100.00%	100%	100%	84	41	43	3	2027
3	2020	\$	16,380.65	0%	7	100.0%	100.00%	100%	100%	84	41	43	3	2027
3	2020	\$	4,715.35	0%	7	100.0%	100.00%	100%	100%	84	41	43	3	2027
3	2020	\$	40,540.90	0%	7	100.0%	100.00%	100%	100%	84	41	43	3	2027
3	2020	\$	72,750.96	0%	7	100.0%	100.00%	100%	100%	84	41	43	3	2027
3	2020	\$	10,105.18	0%	7	100.0%	100.00%	100%	100%	84	41	43	3	2027
3	2020	\$	37,422.40	0%	7	100.0%	100.00%	100%	100%	84	41	43	3	2027
3	2020	\$	8,537.00	0%	7	100.0%	100.00%	100%	100%	84	41	43	3	2027
3	2020	\$	2,277.00	0%	7	100.0%	100.00%	100%	100%	84	41	43	3	2027
5	2011	\$	6,929.61	0%	10	100.0%	100.00%	100%	100%	120	147	-27	5	2021
12	2013	\$	5,853.60	0%	10	100.0%	100.00%	100%	100%	120	116	4	12	2023
11	2015	\$	6,126.77	0%	5	100.0%	100.00%	100%	100%	60	93	-33	11	2020
4	2016	\$	15,181.00	0%	5	100.0%	100.00%	100%	100%	60	88	-28	4	2021
8	2018	\$	7,590.12	0%	5	100.0%	100.00%	100%	100%	60	60	0	8	2023
5	2020	\$	4,868.80	0%	5	100.0%	100.00%	100%	100%	60	39	21	5	2025
9	2020	\$	4,961.28	0%	5	100.0%	100.00%	100%	100%	60	35	25	9	2025
4	2017	\$	32,539.06	0%	7	100.0%	100.00%	100%	100%	84	76	8	4	2024
4	2017	\$	32,539.06	0%	7	100.0%	100.00%	100%	100%	84	76	8	4	2024
4	2017	\$	32,539.06	0%	7	100.0%	100.00%	100%	100%	84	76	8	4	2024
4	2017	\$	20,835.12	0%	7	100.0%	100.00%	100%	100%	84	76	8	4	2024
4	2017	\$	32,539.06	0%	7	100.0%	100.00%	100%	100%	84	76	8	4	2024
6	2017	\$	32,732.59	0%	7	100.0%	100.00%	100%	100%	84	74	10	6	2024
6	2017	\$	32,732.59	0%	7	100.0%	100.00%	100%	100%	84	74	10	6	2024
3	2020	\$	32,244.70	0%	7	100.0%	100.00%	100%	100%	84	41	43	3	2027

3	2020	\$	32,244.68	0%	7	100.0%	100.00%	100%	100%	84	41	43	3	2027
3	2020	\$	116,485.09	0%	7	100.0%	100.00%	100%	100%	84	41	43	3	2027
3	2020	\$	10,915.00	0%	7	100.0%	100.00%	100%	100%	84	41	43	3	2027
3	2020	\$	9,393.77	0%	7	100.0%	100.00%	100%	100%	84	41	43	3	2027
3	2020	\$	14,947.10	0%	7	100.0%	100.00%	100%	100%	84	41	43	3	2027
11	2019	\$	20,239.59	0%	12	100.0%	100.00%	100%	100%	144	45	99	11	2031
5	2019	\$	8,772.23	0%	7	100.0%	100.00%	100%	100%	84	51	33	5	2026
8	2014	\$	6,270.00	0%	5	100.0%	100.00%	100%	100%	60	108	-48	8	2019
3	2005	\$	9,807.39	0%	5	100.0%	100.00%	100%	100%	60	221	-161	3	2010
12	2011	\$	27,526.00	0%	3	100.0%	100.00%	100%	100%	36	140	-104	12	2014
12	2011	\$	19,878.10	0%	3	100.0%	100.00%	100%	100%	36	140	-104	12	2014
7	2020	\$	24,681.40	0%	5	100.0%	100.00%	100%	100%	60	37	23	7	2025
7	2020	\$	24,681.40	0%	5	100.0%	100.00%	100%	100%	60	37	23	7	2025
9	2020	\$	38,576.64	0%	5	100.0%	100.00%	100%	100%	60	35	25	9	2025
9	2020	\$	161.67	0%	5	100.0%	100.00%	100%	100%	60	35	25	9	2025
1	2009	\$	11,780.91	0%	7	100.0%	100.00%	100%	100%	84	175	-91	1	2016
11	2011	\$	37,526.77	0%	7	100.0%	100.00%	100%	100%	84	141	-57	11	2018
12	2011	\$	10,539.68	0%	7	100.0%	100.00%	100%	100%	84	140	-56	12	2018
12	2011	\$	6,023.60	0%	7	100.0%	100.00%	100%	100%	84	140	-56	12	2018
4	2012	\$	466.06	0%	7	100.0%	100.00%	100%	100%	84	136	-52	4	2019
5	2013	\$	23,494.65	0%	7	100.0%	100.00%	100%	100%	84	123	-39	5	2020
11	2015	\$	6,914.84	0%	5	100.0%	100.00%	100%	100%	60	93	-33	11	2020
12	2016	\$	4,742.50	0%	5	100.0%	100.00%	100%	100%	60	80	-20	12	2021
9	2017	\$	9,103.43	0%	5	100.0%	100.00%	100%	100%	60	71	-11	9	2022
9	2017	\$	1,208.24	0%	3	100.0%	100.00%	100%	100%	36	71	-35	9	2020
1	2018	\$	98,486.82	0%	3	100.0%	100.00%	100%	100%	36	67	-31	1	2021
1	2018	\$	5,129.80	0%	2	100.0%	100.00%	100%	100%	25	67	-42	1	2020
6	2018	\$	48,480.12	0%	10	100.0%	100.00%	100%	100%	120	62	58	6	2028
6	2018	\$	2,806.82	0%	10	100.0%	100.00%	100%	100%	120	62	58	6	2028
6	2018	\$	2,956.16	0%	3	100.0%	100.00%	100%	100%	36	62	-26	6	2021
8	2018	\$	31,165.76	0%	4	100.0%	100.00%	100%	100%	48	60	-12	8	2022
11	2018	\$	4,068.75	0%	5	100.0%	100.00%	100%	100%	60	57	3	11	2023
1	2019	\$	10,778.78	0%	5	100.0%	100.00%	100%	100%	60	55	5	1	2024
1	2019	\$	16,244.62	0%	5	100.0%	100.00%	100%	100%	60	55	5	1	2024
8	2019	\$	23,188.70	0%	3	100.0%	100.00%	100%	100%	36	48	-12	8	2022
8	2019	\$	1,970,988.55	0%	10	100.0%	100.00%	100%	100%	120	48	72	8	2029
8	2019	\$	456,068.78	0%	10	100.0%	100.00%	100%	100%	120	48	72	8	2029
4	2020	\$	60,000.00	0%	5	100.0%	100.00%	100%	100%	60	40	20	4	2025
12	2016	\$	13,518.40	0%	10	100.0%	100.00%	100%	100%	120	80	40	12	2026
7	2017	\$	25,365.60	0%	7	100.0%	100.00%	100%	100%	84	73	11	7	2024
4	2015	\$	13,450.42	0%	5	100.0%	100.00%	100%	100%	60	100	-40	4	2020
9	2017	\$	10,189.60	0%	10	100.0%	100.00%	100%	100%	120	71	49	9	2027
4	2019	\$	1,728.93	0%	3	100.0%	100.00%	100%	100%	36	52	-16	4	2022
12	2011	\$	850.89	0%	5	100.0%	100.00%	100%	100%	60	140	-80	12	2016
4	2014	\$	332.17	0%	5	100.0%	100.00%	100%	100%	60	112	-52	4	2019
8	2014	\$	853.57	0%	5	100.0%	100.00%	100%	100%	60	108	-48	8	2019
4	2015	\$	2,289.54	0%	5	100.0%	100.00%	100%	100%	60	100	-40	4	2020
6	2015	\$	1,032.77	0%	5	100.0%	100.00%	100%	100%	60	98	-38	6	2020
3	2016	\$	15,791.17	0%	5	100.0%	100.00%	100%	100%	60	89	-29	3	2021
6	2016	\$	8,319.62	0%	5	100.0%	100.00%	100%	100%	60	86	-26	6	2021
3	2017	\$	1,195.85	0%	3	100.0%	100.00%	100%	100%	36	77	-41	3	2020
5	2017	\$	1,342.11	0%	3	100.0%	100.00%	100%	100%	36	75	-39	5	2020
5	2017	\$	6,347.00	0%	3	100.0%	100.00%	100%	100%	36	75	-39	5	2020
3	2018	\$	1,118.20	0%	3	100.0%	100.00%	100%	100%	36	65	-29	3	2021
3	2018	\$	935.10	0%	5	100.0%	100.00%	100%	100%	60	65	-5	3	2023

TEXT IN RED BOX CONFIDENTIAL PER WAC 480-07-160

3	2018	\$	76.30	0%	5	100.0%	100.00%	100%	100%	60	65	-5	3	2023
4	2020	\$	1,129.75	0%	3	100.0%	100.00%	100%	100%	36	40	-4	4	2023
12	2017	\$	107,611.16	0%	10	100.0%	100.00%	100%	100%	120	68	52	12	2027
12	2017	\$	49,999.44	0%	10	100.0%	100.00%	100%	100%	120	68	52	12	2027
12	2017	\$	16,010.54	0%	10	100.0%	100.00%	100%	100%	120	68	52	12	2027
6	2018	\$	27,671.44	0%	3	100.0%	100.00%	100%	100%	36	62	-26	6	2021
7	2018	\$	172,177.85	0%	10	100.0%	100.00%	100%	100%	120	61	59	7	2028
8	2019	\$	19,784.97	0%	10	100.0%	100.00%	100%	100%	120	48	72	8	2029
5	2021	\$	50,000.00	0%	10	100.0%	100.00%	100%	100%	120	27	93	5	2031
6	2021	\$	20,553.32	0%	10	100.0%	100.00%	100%	100%	120	26	94	6	2031
6	2021	\$	20,000.00	0%	10	100.0%	100.00%	100%	100%	120	26	94	6	2031
7	2021	\$	40,000.00	0%	10	100.0%	100.00%	100%	100%	120	25	95	7	2031
7	2021	\$	30,000.00	0%	10	100.0%	100.00%	100%	100%	120	25	95	7	2031
7	2021	\$	16,795.42	0%	10	100.0%	100.00%	100%	100%	120	25	95	7	2031
7	2021	\$	1,629.00	0%	10	100.0%	100.00%	100%	100%	120	25	95	7	2031
7	2021	\$	515.85	0%	10	100.0%	100.00%	100%	100%	120	25	95	7	2031
9	2021	\$	37,332.00	0%	10	100.0%	100.00%	100%	100%	120	23	97	9	2031
9	2021	\$	35,460.71	0%	10	100.0%	100.00%	100%	100%	120	23	97	9	2031
9	2021	\$	9,891.28	0%	10	100.0%	100.00%	100%	100%	120	23	97	9	2031
9	2021	\$	3,801.00	0%	10	100.0%	100.00%	100%	100%	120	23	97	9	2031
9	2021	\$	2,776.75	0%	10	100.0%	100.00%	100%	100%	120	23	97	9	2031
9	2021	\$	2,280.60	0%	10	100.0%	100.00%	100%	100%	120	23	97	9	2031
9	2021	\$	1,248.90	0%	10	100.0%	100.00%	100%	100%	120	23	97	9	2031
1	2022	\$	1,954.80	0%	10	100.0%	100.00%	100%	100%	120	19	101	1	2032
1	2022	\$	6,543.15	0%	10	100.0%	100.00%	100%	100%	120	19	101	1	2032
2	2022	\$	10,534.20	0%	10	100.0%	100.00%	100%	100%	120	18	102	2	2032
2	2022	\$	9,475.35	0%	10	100.0%	100.00%	100%	100%	120	18	102	2	2032
3	2022	\$	1,085.00	0%	10	100.0%	100.00%	100%	100%	120	17	103	3	2032
7	2022	\$	325.80	0%	10	100.0%	100.00%	100%	100%	120	13	107	7	2032
9	2022	\$	9,166.40	0%	10	100.0%	100.00%	100%	100%	120	11	109	9	2032
11	2022	\$	8,159.02	0%	10	100.0%	100.00%	100%	100%	120	9	111	11	2032

. Asset lives are now calculated to months, allowing for assets to remain in NBV after the end of test period if not fully consumed by
nt is calculated to net book value at end of test year. Proforma assets are allowed as depreciation only items.

Non Allocated Output					Business Unit Allocation Output			Regulated Allocation Output			
Salvage Value	Depreciable Cost	Test Year Depreciation		Accumulated Deprecaation		Net Book Value Investment	Business Unit Invest	Business Unit Depreciation Expense	Regulated Invest	Regulated Depreciation Expense	Shared
		Mo	Yr	Begin	End						
\$ -	\$ 8,014.68	\$ 133.58	\$ 1,602.94	\$ -	\$ 267.16	\$ 7,747.52	\$ 7,747.52	\$ 1,602.94	\$ 7,747.52	\$ 1,602.94	\$ 7,747.52
\$ -	\$ 188.01	\$ 3.13	\$ 37.60	\$ 933.78	\$ 188.01	\$ -	\$ -	\$ 37.60	\$ -	\$ 37.60	\$ -
\$ -	\$ 202.67	\$ 5.63	\$ 67.56	\$ -	\$ 5.63	\$ 197.04	\$ 197.04	\$ 67.56	\$ 197.04	\$ 67.56	\$ 197.04
\$ -	\$ 1,132.72	\$ 31.46	\$ 377.57	\$ -	\$ 31.46	\$ 1,101.26	\$ 1,101.26	\$ 377.57	\$ 1,101.26	\$ 377.57	\$ 1,101.26
\$ -	\$ 30,500.00	\$ 363.10	\$ 4,357.14	\$ 59,910.71	\$ 30,500.00	\$ -	\$ -	\$ 4,357.14	\$ -	\$ 4,357.14	\$ -
\$ -	\$ 2,540.12	\$ 30.24	\$ 362.87	\$ 4,989.52	\$ 2,540.12	\$ -	\$ -	\$ 362.87	\$ -	\$ 362.87	\$ -
\$ -	\$ 34,826.88	\$ 414.61	\$ 4,975.27	\$ -	\$ 414.61	\$ 34,412.27	\$ 34,412.27	\$ 4,975.27	\$ 34,412.27	\$ 4,975.27	\$ 34,412.27
\$ -	\$ -	\$ -	\$ -	\$ -	\$ -	\$ -	\$ -	\$ -	\$ -	\$ -	\$ -
\$ -	\$ -	\$ -	\$ -	\$ -	\$ -	\$ -	\$ -	\$ -	\$ -	\$ -	\$ -
\$ -	\$ 331.84	\$ 2.77	\$ 33.18	\$ -	\$ 8.30	\$ 323.54	\$ 323.54	\$ 33.18	\$ 323.54	\$ 33.18	\$ 323.54
\$ -	\$ 1,462.90	\$ 12.19	\$ 146.29	\$ -	\$ 36.57	\$ 1,426.33	\$ 1,426.33	\$ 146.29	\$ 1,426.33	\$ 146.29	\$ 1,426.33
\$ -	\$ 5,150.00	\$ 42.92	\$ 515.00	\$ -	\$ 128.75	\$ 5,021.25	\$ 5,021.25	\$ 515.00	\$ 5,021.25	\$ 515.00	\$ 5,021.25
\$ -	\$ 5,150.00	\$ 42.92	\$ 515.00	\$ -	\$ 171.67	\$ 4,978.33	\$ 4,978.33	\$ 515.00	\$ 4,978.33	\$ 515.00	\$ 4,978.33
\$ -	\$ 5,150.00	\$ 42.92	\$ 515.00	\$ -	\$ 171.67	\$ 4,978.33	\$ 4,978.33	\$ 515.00	\$ 4,978.33	\$ 515.00	\$ 4,978.33
\$ -	\$ 2,763.00	\$ 25.58	\$ 307.00	\$ 4,067.75	\$ 2,763.00	\$ -	\$ -	\$ 307.00	\$ -	\$ 307.00	\$ -
\$ -	\$ 1,338.31	\$ 12.39	\$ 148.70	\$ 1,970.29	\$ 1,338.31	\$ -	\$ -	\$ 148.70	\$ -	\$ 148.70	\$ -
\$ -	\$ 590.00	\$ 5.46	\$ 65.56	\$ 868.61	\$ 590.00	\$ -	\$ -	\$ 65.56	\$ -	\$ 65.56	\$ -
\$ -	\$ 235,798.41	\$ 2,183.32	\$ 26,199.82	\$ 347,147.66	\$ 235,798.41	\$ -	\$ -	\$ 26,199.82	\$ -	\$ 26,199.82	\$ -
\$ -	\$ 2,962.00	\$ 20.57	\$ 246.83	\$ 5,162.93	\$ 2,962.00	\$ -	\$ -	\$ 246.83	\$ -	\$ 246.83	\$ -
\$ -	\$ 1,000.00	\$ 6.94	\$ 83.33	\$ 2,756.94	\$ 1,000.00	\$ -	\$ -	\$ 83.33	\$ -	\$ 83.33	\$ -
\$ -	\$ 4,615.48	\$ 54.95	\$ 659.35	\$ 9,066.12	\$ 4,615.48	\$ -	\$ -	\$ 659.35	\$ -	\$ 659.35	\$ -
\$ -	\$ 3,088.32	\$ 21.45	\$ 257.36	\$ 3,538.70	\$ 3,088.32	\$ -	\$ -	\$ 257.36	\$ -	\$ 257.36	\$ -
\$ -	\$ 123.39	\$ 1.71	\$ 20.57	\$ 426.72	\$ 123.39	\$ -	\$ -	\$ 20.57	\$ -	\$ 20.57	\$ -
\$ -	\$ 455.03	\$ 6.32	\$ 75.84	\$ 1,598.92	\$ 455.03	\$ -	\$ -	\$ 75.84	\$ -	\$ 75.84	\$ -
\$ -	\$ 1,618.50	\$ 11.24	\$ 134.88	\$ 3,776.50	\$ 1,618.50	\$ -	\$ -	\$ 134.88	\$ -	\$ 134.88	\$ -
\$ -	\$ 11,837.10	\$ 82.20	\$ 986.43	\$ -	\$ 246.61	\$ 11,590.49	\$ 11,590.49	\$ 986.43	\$ 11,590.49	\$ 986.43	\$ 11,590.49
\$ -	\$ 11,347.50	\$ 78.80	\$ 945.63	\$ -	\$ 236.41	\$ 11,111.09	\$ 11,111.09	\$ 945.63	\$ 11,111.09	\$ 945.63	\$ 11,111.09
\$ -	\$ 183,264.00	\$ 1,527.20	\$ 18,326.40	\$ -	\$ 6,108.80	\$ 177,155.20	\$ 177,155.20	\$ 18,326.40	\$ 177,155.20	\$ 18,326.40	\$ 177,155.20
\$ -	\$ 933.99	\$ 15.57	\$ 186.80	\$ -	\$ 62.27	\$ 871.72	\$ 871.72	\$ 186.80	\$ 871.72	\$ 186.80	\$ 871.72
\$ -	\$ 6,234.07	\$ 43.29	\$ 519.51	\$ -	\$ 129.88	\$ 6,104.19	\$ 6,104.19	\$ 519.51	\$ 6,104.19	\$ 519.51	\$ 6,104.19
\$ -	\$ 8,731.04	\$ 60.63	\$ 727.59	\$ -	\$ 181.90	\$ 8,549.14	\$ 8,549.14	\$ 727.59	\$ 8,549.14	\$ 727.59	\$ 8,549.14
\$ -	\$ 10,308.64	\$ 71.59	\$ 859.05	\$ -	\$ 214.76	\$ 10,093.88	\$ 10,093.88	\$ 859.05	\$ 10,093.88	\$ 859.05	\$ 10,093.88
\$ -	\$ 9,084.64	\$ 63.09	\$ 757.05	\$ -	\$ 189.26	\$ 8,895.38	\$ 8,895.38	\$ 757.05	\$ 8,895.38	\$ 757.05	\$ 8,895.38
\$ -	\$ 198.09	\$ 5.50	\$ 66.03	\$ -	\$ 22.01	\$ 176.08	\$ 176.08	\$ 66.03	\$ 176.08	\$ 66.03	\$ 176.08
\$ -	\$ 1,069.06	\$ 29.70	\$ 356.35	\$ -	\$ 118.78	\$ 950.28	\$ 950.28	\$ 356.35	\$ 950.28	\$ 356.35	\$ 950.28
\$ -	\$ 79,897.05	\$ 665.81	\$ 7,989.71	\$ 100,537.12	\$ 79,897.05	\$ -	\$ -	\$ 7,989.71	\$ -	\$ 7,989.71	\$ -
\$ -	\$ 9,163.63	\$ 76.36	\$ 916.36	\$ 11,607.26	\$ 9,163.63	\$ -	\$ -	\$ 916.36	\$ -	\$ 916.36	\$ -
\$ -	\$ 131,742.00	\$ 1,219.83	\$ 14,638.00	\$ 189,074.17	\$ 131,742.00	\$ -	\$ -	\$ 14,638.00	\$ -	\$ 14,638.00	\$ -
\$ -	\$ 95,271.64	\$ 793.93	\$ 9,527.16	\$ 120,677.41	\$ 95,271.64	\$ -	\$ -	\$ 9,527.16	\$ -	\$ 9,527.16	\$ -
\$ -	\$ 228,789.55	\$ 1,906.58	\$ 22,878.96	\$ -	\$ 13,346.06	\$ 215,443.49	\$ 215,443.49	\$ 22,878.96	\$ 215,443.49	\$ 22,878.96	\$ 215,443.49
\$ -	\$ 641.92	\$ 5.35	\$ 64.19	\$ -	\$ 37.45	\$ 604.47	\$ 604.47	\$ 64.19	\$ 604.47	\$ 64.19	\$ 604.47
\$ -	\$ 848.64	\$ 7.07	\$ 84.86	\$ -	\$ 49.50	\$ 799.14	\$ 799.14	\$ 84.86	\$ 799.14	\$ 84.86	\$ 799.14
\$ -	\$ 199,299.54	\$ 1,660.83	\$ 19,929.95	\$ -	\$ 11,625.81	\$ 187,673.73	\$ 187,673.73	\$ 19,929.95	\$ 187,673.73	\$ 19,929.95	\$ 187,673.73

\$ -	\$ 244.80	\$ 2.04	\$ 24.48	\$ -	\$ 18.36	\$ 226.44	\$ 226.44	\$ 24.48	\$ 226.44	\$ 24.48	\$ 226.44
\$ -	\$ 336,162.20	\$ 2,801.35	\$ 33,616.22	\$ -	\$ 25,212.17	\$ 310,950.04	\$ 310,950.04	\$ 33,616.22	\$ 310,950.04	\$ 33,616.22	\$ 310,950.04
\$ -	\$ 7,794.43	\$ 129.91	\$ 1,558.89	\$ -	\$ 909.35	\$ 6,885.08	\$ 6,885.08	\$ 1,558.89	\$ 6,885.08	\$ 1,558.89	\$ 6,885.08
\$ -	\$ 244.80	\$ 2.04	\$ 24.48	\$ -	\$ 16.32	\$ 228.48	\$ 228.48	\$ 24.48	\$ 228.48	\$ 24.48	\$ 228.48
\$ -	\$ 244.80	\$ 2.04	\$ 24.48	\$ -	\$ 20.40	\$ 224.40	\$ 224.40	\$ 24.48	\$ 224.40	\$ 24.48	\$ 224.40
\$ -	\$ 29,907.00	\$ 207.69	\$ 2,492.25	\$ -	\$ 2,076.88	\$ 27,830.13	\$ 27,830.13	\$ 2,492.25	\$ 27,830.13	\$ 2,492.25	\$ 27,830.13
\$ -	\$ 301,853.17	\$ 2,515.44	\$ 30,185.32	\$ -	\$ 20,123.54	\$ 281,729.63	\$ 281,729.63	\$ 30,185.32	\$ 281,729.63	\$ 30,185.32	\$ 281,729.63
\$ -	\$ 296,244.28	\$ 2,468.70	\$ 29,624.43	\$ -	\$ 24,687.02	\$ 271,557.26	\$ 271,557.26	\$ 29,624.43	\$ 271,557.26	\$ 29,624.43	\$ 271,557.26
\$ -	\$ 5,632.16	\$ 156.45	\$ 1,877.39	\$ 21,902.84	\$ 5,632.16	\$ -	\$ -	\$ 1,877.39	\$ -	\$ 1,877.39	\$ -
\$ -	\$ 5,587.93	\$ 155.22	\$ 1,862.64	\$ 21,575.62	\$ 5,587.93	\$ -	\$ -	\$ 1,862.64	\$ -	\$ 1,862.64	\$ -
\$ -	\$ 323.42	\$ 8.98	\$ 107.81	\$ 1,248.76	\$ 323.42	\$ -	\$ -	\$ 107.81	\$ -	\$ 107.81	\$ -
\$ -	\$ 7,000.00	\$ 194.44	\$ 2,333.33	\$ 32,083.33	\$ 7,000.00	\$ -	\$ -	\$ 2,333.33	\$ -	\$ 2,333.33	\$ -
\$ -	\$ 1,353.60	\$ 37.60	\$ 451.20	\$ -	\$ 451.20	\$ 902.40	\$ 902.40	\$ 451.20	\$ 902.40	\$ 451.20	\$ 902.40
\$ -	\$ 307.98	\$ 8.56	\$ 102.66	\$ -	\$ 102.66	\$ 205.32	\$ 205.32	\$ 102.66	\$ 205.32	\$ 102.66	\$ 205.32
\$ -	\$ 274,650.34	\$ 2,543.06	\$ 30,516.70	\$ 384,001.86	\$ 274,650.34	\$ -	\$ -	\$ 30,516.70	\$ -	\$ 30,516.70	\$ -
\$ -	\$ 6,382.00	\$ 44.32	\$ 531.83	\$ 88.64	\$ 620.47	\$ 5,761.53	\$ 5,761.53	\$ 531.83	\$ 5,761.53	\$ 531.83	\$ 5,761.53
\$ -	\$ 124.59	\$ 0.87	\$ 10.38	\$ 1.73	\$ 12.11	\$ 112.48	\$ 112.48	\$ 10.38	\$ 112.48	\$ 10.38	\$ 112.48
\$ -	\$ 5,555.00	\$ 38.58	\$ 462.92	\$ 77.15	\$ 540.07	\$ 5,014.93	\$ 5,014.93	\$ 462.92	\$ 5,014.93	\$ 462.92	\$ 5,014.93
\$ -	\$ 126.22	\$ 0.88	\$ 10.52	\$ 1.75	\$ 12.27	\$ 113.95	\$ 113.95	\$ 10.52	\$ 113.95	\$ 10.52	\$ 113.95
\$ -	\$ 13,601.60	\$ 94.46	\$ 1,133.47	\$ 283.37	\$ 1,416.83	\$ 12,184.77	\$ 12,184.77	\$ 1,133.47	\$ 12,184.77	\$ 1,133.47	\$ 12,184.77
\$ -	\$ 12,037.76	\$ 83.60	\$ 1,003.15	\$ 250.79	\$ 1,253.93	\$ 10,783.83	\$ 10,783.83	\$ 1,003.15	\$ 10,783.83	\$ 1,003.15	\$ 10,783.83
\$ -	\$ 25,627.83	\$ 177.97	\$ 2,135.65	\$ 355.94	\$ 2,491.59	\$ 23,136.24	\$ 23,136.24	\$ 2,135.65	\$ 23,136.24	\$ 2,135.65	\$ 23,136.24
\$ -	\$ 8,023.00	\$ 55.72	\$ 668.58	\$ 111.43	\$ 780.01	\$ 7,242.99	\$ 7,242.99	\$ 668.58	\$ 7,242.99	\$ 668.58	\$ 7,242.99
\$ -	\$ 121.29	\$ 0.84	\$ 10.11	\$ 1.68	\$ 11.79	\$ 109.50	\$ 109.50	\$ 10.11	\$ 109.50	\$ 10.11	\$ 109.50
\$ -	\$ 6,543.00	\$ 45.44	\$ 545.25	\$ 90.88	\$ 636.13	\$ 5,906.88	\$ 5,906.88	\$ 545.25	\$ 5,906.88	\$ 545.25	\$ 5,906.88
\$ -	\$ 1,242.90	\$ 8.63	\$ 103.58	\$ 17.26	\$ 120.84	\$ 1,122.06	\$ 1,122.06	\$ 103.58	\$ 1,122.06	\$ 103.58	\$ 1,122.06
\$ -	\$ 6,189.84	\$ 42.99	\$ 515.82	\$ 128.96	\$ 644.78	\$ 5,545.07	\$ 5,545.07	\$ 515.82	\$ 5,545.07	\$ 515.82	\$ 5,545.07
\$ -	\$ 40,517.73	\$ 482.35	\$ 5,788.25	\$ 964.71	\$ 6,752.96	\$ 33,764.78	\$ 33,764.78	\$ 5,788.25	\$ 33,764.78	\$ 5,788.25	\$ 33,764.78
\$ -	\$ 1,580.41	\$ 43.90	\$ 526.80	\$ 87.80	\$ 614.60	\$ 965.81	\$ 965.81	\$ 526.80	\$ 965.81	\$ 526.80	\$ 965.81
\$ -	\$ 303.78	\$ 8.44	\$ 101.26	\$ 16.88	\$ 118.14	\$ 185.64	\$ 185.64	\$ 101.26	\$ 185.64	\$ 101.26	\$ 185.64
\$ -	\$ 1,580.42	\$ 43.90	\$ 526.81	\$ 87.80	\$ 614.61	\$ 965.81	\$ 965.81	\$ 526.81	\$ 965.81	\$ 526.81	\$ 965.81
\$ -	\$ 303.78	\$ 8.44	\$ 101.26	\$ 16.88	\$ 118.14	\$ 185.64	\$ 185.64	\$ 101.26	\$ 185.64	\$ 101.26	\$ 185.64
\$ -	\$ 1,451.82	\$ 40.33	\$ 483.94	\$ 80.66	\$ 564.60	\$ 887.22	\$ 887.22	\$ 483.94	\$ 887.22	\$ 483.94	\$ 887.22
\$ -	\$ 1,459.08	\$ 40.53	\$ 486.36	\$ 121.59	\$ 607.95	\$ 851.13	\$ 851.13	\$ 486.36	\$ 851.13	\$ 486.36	\$ 851.13
\$ -	\$ 302.70	\$ 8.41	\$ 100.90	\$ 25.23	\$ 126.13	\$ 176.58	\$ 176.58	\$ 100.90	\$ 176.58	\$ 100.90	\$ 176.58
\$ -	\$ -	\$ -	\$ -	\$ -	\$ -	\$ -	\$ -	\$ -	\$ -	\$ -	\$ -
\$ -	\$ 1.86	\$ 0.02	\$ 0.27	\$ 1.64	\$ 1.86	\$ -	\$ -	\$ 0.27	\$ -	\$ 0.27	\$ -
\$ -	\$ 240.00	\$ 2.86	\$ 34.29	\$ 651.43	\$ 240.00	\$ -	\$ -	\$ 34.29	\$ -	\$ 34.29	\$ -
\$ -	\$ 3,484.78	\$ 41.49	\$ 497.83	\$ 8,048.18	\$ 3,484.78	\$ -	\$ -	\$ 497.83	\$ -	\$ 497.83	\$ -
\$ -	\$ 2,400.19	\$ 28.57	\$ 342.88	\$ 5,600.44	\$ 2,400.19	\$ -	\$ -	\$ 342.88	\$ -	\$ 342.88	\$ -
\$ -	\$ 513.16	\$ 6.11	\$ 73.31	\$ 1,386.75	\$ 513.16	\$ -	\$ -	\$ 73.31	\$ -	\$ 73.31	\$ -
\$ -	\$ 3,737.20	\$ 62.29	\$ 747.44	\$ 16,630.54	\$ 3,737.20	\$ -	\$ -	\$ 747.44	\$ -	\$ 747.44	\$ -
\$ -	\$ 11,513.87	\$ 86.36	\$ 1,036.35	\$ 16,149.82	\$ 11,513.87	\$ -	\$ -	\$ 1,036.35	\$ -	\$ 1,036.35	\$ -
\$ -	\$ -	\$ -	\$ -	\$ -	\$ -	\$ -	\$ -	\$ -	\$ -	\$ -	\$ -
\$ -	\$ 480.00	\$ 5.71	\$ 68.57	\$ 942.86	\$ 480.00	\$ -	\$ -	\$ 68.57	\$ -	\$ 68.57	\$ -
\$ -	\$ 48.02	\$ 0.67	\$ 8.00	\$ 166.07	\$ 48.02	\$ -	\$ -	\$ 8.00	\$ -	\$ 8.00	\$ -
\$ -	\$ 1,514.92	\$ 10.52	\$ 126.24	\$ 4,166.03	\$ 1,514.92	\$ -	\$ -	\$ 126.24	\$ -	\$ 126.24	\$ -
\$ -	\$ 5,518.62	\$ 38.32	\$ 459.89	\$ 16,172.62	\$ 5,518.62	\$ -	\$ -	\$ 459.89	\$ -	\$ 459.89	\$ -
\$ -	\$ 1,694.64	\$ 11.77	\$ 141.22	\$ 5,366.36	\$ 1,694.64	\$ -	\$ -	\$ 141.22	\$ -	\$ 141.22	\$ -
\$ -	\$ 617.76	\$ 10.30	\$ 123.55	\$ 41.18	\$ 164.74	\$ 453.02	\$ 453.02	\$ 123.55	\$ 453.02	\$ 123.55	\$ 453.02
\$ -	\$ 23,883.28	\$ 284.32	\$ 3,411.90	\$ 1,137.30	\$ 4,549.20	\$ 19,334.08	\$ 19,334.08	\$ 3,411.90	\$ 19,334.08	\$ 3,411.90	\$ 19,334.08
\$ -	\$ 19,941.60	\$ 237.40	\$ 2,848.80	\$ 949.60	\$ 3,798.40	\$ 16,143.20	\$ 16,143.20	\$ 2,848.80	\$ 16,143.20	\$ 2,848.80	\$ 16,143.20
\$ -	\$ (617.76)	\$ (10.30)	\$ (123.55)	\$ (41.18)	\$ (617.76)	\$ -	\$ -	\$ (123.55)	\$ -	\$ (123.55)	\$ -
\$ -	\$ 7,637.76	\$ 127.30	\$ 1,527.55	\$ 509.18	\$ 2,036.74	\$ 5,601.02	\$ 5,601.02	\$ 1,527.55	\$ 5,601.02	\$ 1,527.55	\$ 5,601.02
\$ -	\$ 1,311.74	\$ 36.44	\$ 437.25	\$ 1,894.74	\$ 1,311.74	\$ -	\$ -	\$ 437.25	\$ -	\$ 437.25	\$ -

\$	-	\$ 850.89	\$ 14.18	\$ 170.18	\$ 1,815.23	\$ 850.89	\$ -	\$ -	\$ 170.18	\$ -	\$ 170.18	\$ -
\$	-	\$ 2,083.20	\$ 34.72	\$ 416.64	\$ 729.12	\$ 1,145.76	\$ 937.44	\$ 937.44	\$ 416.64	\$ 937.44	\$ 416.64	\$ 937.44
\$	-	\$ 11,165.19	\$ 186.09	\$ 2,233.04	\$ 26,610.37	\$ 11,165.19	\$ -	\$ -	\$ 2,233.04	\$ -	\$ 2,233.04	\$ -
\$	-	\$ 1,803.60	\$ 30.06	\$ 360.72	\$ 4,689.36	\$ 1,803.60	\$ -	\$ -	\$ 360.72	\$ -	\$ 360.72	\$ -
\$	-	\$ 37,648.80	\$ 261.45	\$ 3,137.40	\$ 49,936.95	\$ 37,648.80	\$ -	\$ -	\$ 3,137.40	\$ -	\$ 3,137.40	\$ -
\$	-	\$ 41,353.60	\$ 492.30	\$ 5,907.66	\$ 92,553.30	\$ 41,353.60	\$ -	\$ -	\$ 5,907.66	\$ -	\$ 5,907.66	\$ -
\$	-	\$ 7,272.34	\$ 606.03	\$ 7,272.34	\$ 4,242.20	\$ 7,272.34	\$ -	\$ -	\$ 7,272.34	\$ -	\$ 7,272.34	\$ -
\$	-	\$ 18,093.17	\$ 502.59	\$ 6,031.06	\$ 4,523.29	\$ 10,554.35	\$ 7,538.82	\$ 7,538.82	\$ 6,031.06	\$ 7,538.82	\$ 6,031.06	\$ 7,538.82
\$	-	\$ 7,363.58	\$ 122.73	\$ 1,472.72	\$ 1,104.54	\$ 2,577.25	\$ 4,786.33	\$ 4,786.33	\$ 1,472.72	\$ 4,786.33	\$ 1,472.72	\$ 4,786.33
\$	-	\$ 9,514.31	\$ 66.07	\$ 792.86	\$ 660.72	\$ 1,453.58	\$ 8,060.73	\$ 8,060.73	\$ 792.86	\$ 8,060.73	\$ 792.86	\$ 8,060.73
\$	-	\$ 13,745.79	\$ 95.46	\$ 1,145.48	\$ 859.11	\$ 2,004.59	\$ 11,741.20	\$ 11,741.20	\$ 1,145.48	\$ 11,741.20	\$ 1,145.48	\$ 11,741.20
\$	-	\$ 10,984.81	\$ 76.28	\$ 915.40	\$ 686.55	\$ 1,601.95	\$ 9,382.86	\$ 9,382.86	\$ 915.40	\$ 9,382.86	\$ 915.40	\$ 9,382.86
\$	-	\$ 68,165.85	\$ 811.50	\$ 9,737.98	\$ 7,303.48	\$ 17,041.46	\$ 51,124.39	\$ 51,124.39	\$ 9,737.98	\$ 51,124.39	\$ 9,737.98	\$ 51,124.39
\$	-	\$ 165,345.00	\$ 1,722.34	\$ 20,668.13	\$ 18,945.78	\$ 39,613.91	\$ 125,731.09	\$ 125,731.09	\$ 20,668.13	\$ 125,731.09	\$ 20,668.13	\$ 125,731.09
\$	-	\$ 262.49	\$ 7.29	\$ 87.50	\$ 80.21	\$ 167.70	\$ 94.79	\$ 94.79	\$ 87.50	\$ 94.79	\$ 87.50	\$ 94.79
\$	-	\$ 1,173.05	\$ 32.58	\$ 391.02	\$ 358.43	\$ 749.45	\$ 423.60	\$ 423.60	\$ 391.02	\$ 423.60	\$ 391.02	\$ 423.60
\$	-	\$ 19,249.44	\$ 229.16	\$ 2,749.92	\$ 2,520.76	\$ 5,270.68	\$ 13,978.76	\$ 13,978.76	\$ 2,749.92	\$ 13,978.76	\$ 2,749.92	\$ 13,978.76
\$	-	\$ 20,303.50	\$ 141.00	\$ 1,691.96	\$ 1,691.96	\$ 3,383.92	\$ 16,919.58	\$ 16,919.58	\$ 1,691.96	\$ 16,919.58	\$ 1,691.96	\$ 16,919.58
\$	-	\$ 18,575.50	\$ 129.00	\$ 1,547.96	\$ 1,547.96	\$ 3,095.92	\$ 15,479.58	\$ 15,479.58	\$ 1,547.96	\$ 15,479.58	\$ 1,547.96	\$ 15,479.58
\$	-	\$ 4,921.56	\$ 82.03	\$ 984.31	\$ 1,066.34	\$ 2,050.65	\$ 2,870.91	\$ 2,870.91	\$ 984.31	\$ 2,870.91	\$ 984.31	\$ 2,870.91
\$	-	\$ 19,782.00	\$ 549.50	\$ 6,594.00	\$ 7,693.00	\$ 14,287.00	\$ 5,495.00	\$ 5,495.00	\$ 6,594.00	\$ 5,495.00	\$ 6,594.00	\$ 5,495.00
\$	-	\$ 19,782.00	\$ 549.50	\$ 6,594.00	\$ 7,693.00	\$ 14,287.00	\$ 5,495.00	\$ 5,495.00	\$ 6,594.00	\$ 5,495.00	\$ 6,594.00	\$ 5,495.00
\$	-	\$ 19,782.00	\$ 549.50	\$ 6,594.00	\$ 7,693.00	\$ 14,287.00	\$ 5,495.00	\$ 5,495.00	\$ 6,594.00	\$ 5,495.00	\$ 6,594.00	\$ 5,495.00
\$	-	\$ 19,782.00	\$ 549.50	\$ 6,594.00	\$ 7,693.00	\$ 14,287.00	\$ 5,495.00	\$ 5,495.00	\$ 6,594.00	\$ 5,495.00	\$ 6,594.00	\$ 5,495.00
\$	-	\$ 19,782.00	\$ 549.50	\$ 6,594.00	\$ 7,693.00	\$ 14,287.00	\$ 5,495.00	\$ 5,495.00	\$ 6,594.00	\$ 5,495.00	\$ 6,594.00	\$ 5,495.00
\$	-	\$ 19,782.00	\$ 549.50	\$ 6,594.00	\$ 7,693.00	\$ 14,287.00	\$ 5,495.00	\$ 5,495.00	\$ 6,594.00	\$ 5,495.00	\$ 6,594.00	\$ 5,495.00
\$	-	\$ 19,782.00	\$ 549.50	\$ 6,594.00	\$ 7,693.00	\$ 14,287.00	\$ 5,495.00	\$ 5,495.00	\$ 6,594.00	\$ 5,495.00	\$ 6,594.00	\$ 5,495.00
\$	-	\$ 103.71	\$ 2.88	\$ 34.57	\$ 40.33	\$ 74.90	\$ 28.81	\$ 28.81	\$ 34.57	\$ 28.81	\$ 34.57	\$ 28.81
\$	-	\$ 1,040.66	\$ 28.91	\$ 346.89	\$ 404.70	\$ 751.59	\$ 289.07	\$ 289.07	\$ 346.89	\$ 289.07	\$ 346.89	\$ 289.07
\$	-	\$ 87.05	\$ 1.04	\$ 12.44	\$ 170.99	\$ 87.05	\$ -	\$ -	\$ 12.44	\$ -	\$ 12.44	\$ -
\$	-	\$ 174.10	\$ 2.07	\$ 24.87	\$ 341.98	\$ 174.10	\$ -	\$ -	\$ 24.87	\$ -	\$ 24.87	\$ -
\$	-	\$ 174.10	\$ 2.07	\$ 24.87	\$ 341.98	\$ 174.10	\$ -	\$ -	\$ 24.87	\$ -	\$ 24.87	\$ -
\$	-	\$ 261.15	\$ 3.11	\$ 37.31	\$ 512.97	\$ 261.15	\$ -	\$ -	\$ 37.31	\$ -	\$ 37.31	\$ -
\$	-	\$ 783.46	\$ 9.33	\$ 111.92	\$ 1,538.94	\$ 783.46	\$ -	\$ -	\$ 111.92	\$ -	\$ 111.92	\$ -
\$	-	\$ 522.31	\$ 6.22	\$ 74.62	\$ 1,025.97	\$ 522.31	\$ -	\$ -	\$ 74.62	\$ -	\$ 74.62	\$ -
\$	-	\$ 174.10	\$ 2.07	\$ 24.87	\$ 341.98	\$ 174.10	\$ -	\$ -	\$ 24.87	\$ -	\$ 24.87	\$ -
\$	-	\$ 1,741.03	\$ 20.73	\$ 248.72	\$ 3,419.88	\$ 1,741.03	\$ -	\$ -	\$ 248.72	\$ -	\$ 248.72	\$ -
\$	-	\$ 3,917.31	\$ 46.63	\$ 559.62	\$ 7,694.72	\$ 3,917.31	\$ -	\$ -	\$ 559.62	\$ -	\$ 559.62	\$ -
\$	-	\$ 1,842.79	\$ 76.78	\$ 921.40	\$ 1,305.31	\$ 1,842.79	\$ -	\$ -	\$ 921.40	\$ -	\$ 921.40	\$ -
\$	-	\$ 7,870.00	\$ 32.79	\$ 393.50	\$ 623.04	\$ 1,016.54	\$ 6,853.46	\$ 6,853.46	\$ 393.50	\$ 6,853.46	\$ 393.50	\$ 6,853.46
\$	-	\$ 5,270.93	\$ 36.60	\$ 439.24	\$ 585.66	\$ 1,024.90	\$ 4,246.03	\$ 4,246.03	\$ 439.24	\$ 4,246.03	\$ 439.24	\$ 4,246.03
\$	-	\$ 4,351.94	\$ 30.22	\$ 362.66	\$ 483.55	\$ 846.21	\$ 3,505.73	\$ 3,505.73	\$ 362.66	\$ 3,505.73	\$ 362.66	\$ 3,505.73
\$	-	\$ 1,196.75	\$ 8.31	\$ 99.73	\$ 132.97	\$ 232.70	\$ 964.05	\$ 964.05	\$ 99.73	\$ 964.05	\$ 99.73	\$ 964.05
\$	-	\$ 3,082.48	\$ 21.41	\$ 256.87	\$ 342.50	\$ 599.37	\$ 2,483.11	\$ 2,483.11	\$ 256.87	\$ 2,483.11	\$ 256.87	\$ 2,483.11
\$	-	\$ 7,356.30	\$ 51.09	\$ 613.03	\$ 817.37	\$ 1,430.39	\$ 5,925.91	\$ 5,925.91	\$ 613.03	\$ 5,925.91	\$ 613.03	\$ 5,925.91
\$	-	\$ 1,297.66	\$ 9.01	\$ 108.14	\$ 144.18	\$ 252.32	\$ 1,045.34	\$ 1,045.34	\$ 108.14	\$ 1,045.34	\$ 108.14	\$ 1,045.34
\$	-	\$ 9,211.65	\$ 63.97	\$ 767.64	\$ 1,023.52	\$ 1,791.15	\$ 7,420.50	\$ 7,420.50	\$ 767.64	\$ 7,420.50	\$ 767.64	\$ 7,420.50
\$	-	\$ 3,105.27	\$ 21.56	\$ 258.77	\$ 345.03	\$ 603.80	\$ 2,501.47	\$ 2,501.47	\$ 258.77	\$ 2,501.47	\$ 258.77	\$ 2,501.47
\$	-	\$ 16,974.92	\$ 202.08	\$ 2,424.99	\$ 3,435.40	\$ 5,860.39	\$ 11,114.53	\$ 11,114.53	\$ 2,424.99	\$ 11,114.53	\$ 2,424.99	\$ 11,114.53
\$	-	\$ 16,974.92	\$ 202.08	\$ 2,424.99	\$ 3,435.40	\$ 5,860.39	\$ 11,114.53	\$ 11,114.53	\$ 2,424.99	\$ 11,114.53	\$ 2,424.99	\$ 11,114.53
\$	-	\$ 36,284.36	\$ 151.18	\$ 1,814.22	\$ 2,872.51	\$ 4,686.73	\$ 31,597.63	\$ 31,597.63	\$ 1,814.22	\$ 31,597.63	\$ 1,814.22	\$ 31,597.63
\$	-	\$ 4,674.05	\$ 77.90	\$ 934.81	\$ 1,480.12	\$ 2,414.93	\$ 2,259.12	\$ 2,259.12	\$ 934.81	\$ 2,259.12	\$ 934.81	\$ 2,259.12
\$	-	\$ (22,013.78)	\$ (91.72)	\$ (1,100.69)	\$ (1,742.76)	\$ (22,013.78)	\$ -	\$ -	\$ (1,100.69)	\$ -	\$ (1,100.69)	\$ -
\$	-	\$ 42,005.78	\$ 700.10	\$ 8,401.16	\$ 13,301.83	\$ 21,702.99	\$ 20,302.79	\$ 20,302.79	\$ 8,401.16	\$ 20,302.79	\$ 8,401.16	\$ 20,302.79

\$	-	\$ 154,776.30	\$ 1,289.80	\$ 15,477.63	\$ 88,996.37	\$ 104,474.00	\$ 50,302.30	\$ 50,302.30	\$ 15,477.63	\$ 50,302.30	\$ 15,477.63	\$ 50,302.30
\$	-	\$ 20,915.00	\$ 580.97	\$ 6,971.67	\$ 52,868.47	\$ 20,915.00	\$ -	\$ -	\$ 6,971.67	\$ -	\$ 6,971.67	\$ -
\$	-	\$ 92,074.96	\$ 1,096.13	\$ 13,153.57	\$ 118,382.09	\$ 92,074.96	\$ -	\$ -	\$ 13,153.57	\$ -	\$ 13,153.57	\$ -
\$	-	\$ 4,036.70	\$ 48.06	\$ 576.67	\$ 9,226.74	\$ 4,036.70	\$ -	\$ -	\$ 576.67	\$ -	\$ 576.67	\$ -
\$	-	\$ 99,553.75	\$ 1,185.16	\$ 14,221.96	\$ 229,921.76	\$ 99,553.75	\$ -	\$ -	\$ 14,221.96	\$ -	\$ 14,221.96	\$ -
\$	-	\$ 49,441.57	\$ 588.59	\$ 7,063.08	\$ 111,832.12	\$ 49,441.57	\$ -	\$ -	\$ 7,063.08	\$ -	\$ 7,063.08	\$ -
\$	-	\$ 5,902.20	\$ 163.95	\$ 1,967.40	\$ 22,953.00	\$ 5,902.20	\$ -	\$ -	\$ 1,967.40	\$ -	\$ 1,967.40	\$ -
\$	-	\$ 709,770.00	\$ 2,957.38	\$ 35,488.50	\$ 56,190.13	\$ 91,678.63	\$ 618,091.38	\$ 618,091.38	\$ 35,488.50	\$ 618,091.38	\$ 35,488.50	\$ 618,091.38
\$	-	\$ 184,230.00	\$ -	\$ -	\$ -	\$ -	\$ 184,230.00	\$ 184,230.00	\$ -	\$ 184,230.00	\$ -	\$ 184,230.00
\$	-	\$ 31,727.26	\$ 377.71	\$ 4,532.47	\$ 7,176.40	\$ 11,708.87	\$ 20,018.39	\$ 20,018.39	\$ 4,532.47	\$ 20,018.39	\$ 4,532.47	\$ 20,018.39
\$	-	\$ 20,600.62	\$ 343.34	\$ 4,120.12	\$ 60,771.84	\$ 20,600.62	\$ -	\$ -	\$ 4,120.12	\$ -	\$ 4,120.12	\$ -
\$	-	\$ 10,146.58	\$ 281.85	\$ 3,382.19	\$ -	\$ 281.85	\$ 9,864.73	\$ 9,864.73	\$ 3,382.19	\$ 9,864.73	\$ 3,382.19	\$ 9,864.73
\$	-	\$ 219,720.27	\$ 2,615.72	\$ 31,388.61	\$ 397,589.06	\$ 219,720.27	\$ -	\$ -	\$ 31,388.61	\$ -	\$ 31,388.61	\$ -
\$	-	\$ 54,930.07	\$ 1,525.84	\$ 18,310.02	\$ -	\$ 1,525.84	\$ 53,404.23	\$ 53,404.23	\$ 18,310.02	\$ 53,404.23	\$ 18,310.02	\$ 53,404.23
\$	-	\$ 178,489.36	\$ 2,124.87	\$ 25,498.48	\$ 322,980.75	\$ 178,489.36	\$ -	\$ -	\$ 25,498.48	\$ -	\$ 25,498.48	\$ -
\$	-	\$ 44,622.34	\$ 1,239.51	\$ 14,874.11	\$ -	\$ 1,239.51	\$ 43,382.83	\$ 43,382.83	\$ 14,874.11	\$ 43,382.83	\$ 14,874.11	\$ 43,382.83
\$	-	\$ 4,004.83	\$ 111.25	\$ 1,334.94	\$ 16,130.57	\$ 4,004.83	\$ -	\$ -	\$ 1,334.94	\$ -	\$ 1,334.94	\$ -
\$	-	\$ 276,838.92	\$ 2,306.99	\$ 27,683.89	\$ 325,285.73	\$ 276,838.92	\$ -	\$ -	\$ 27,683.89	\$ -	\$ 27,683.89	\$ -
\$	-	\$ 100,004.00	\$ 2,777.89	\$ 33,334.67	\$ 358,347.67	\$ 100,004.00	\$ -	\$ -	\$ 33,334.67	\$ -	\$ 33,334.67	\$ -
\$	-	\$ 334,615.00	\$ 2,788.46	\$ 33,461.50	\$ 323,461.17	\$ 334,615.00	\$ -	\$ -	\$ 33,461.50	\$ -	\$ 33,461.50	\$ -
\$	-	\$ 65,220.00	\$ 1,087.00	\$ 13,044.00	\$ 116,309.00	\$ 65,220.00	\$ -	\$ -	\$ 13,044.00	\$ -	\$ 13,044.00	\$ -
\$	-	\$ 18,255.64	\$ 304.26	\$ 3,651.13	\$ 31,643.11	\$ 18,255.64	\$ -	\$ -	\$ 3,651.13	\$ -	\$ 3,651.13	\$ -
\$	-	\$ 228,768.45	\$ 1,906.40	\$ 22,876.85	\$ 177,295.55	\$ 200,172.39	\$ 28,596.06	\$ 28,596.06	\$ 22,876.85	\$ 28,596.06	\$ 22,876.85	\$ 28,596.06
\$	-	\$ 825.00	\$ 13.75	\$ 165.00	\$ 1,333.75	\$ 825.00	\$ -	\$ -	\$ 165.00	\$ -	\$ 165.00	\$ -
\$	-	\$ 345,402.75	\$ 2,878.36	\$ 34,540.28	\$ 236,025.21	\$ 270,565.49	\$ 74,837.26	\$ 74,837.26	\$ 34,540.28	\$ 74,837.26	\$ 34,540.28	\$ 74,837.26
\$	-	\$ 12,749.30	\$ 354.15	\$ 4,249.77	\$ 22,665.42	\$ 12,749.30	\$ -	\$ -	\$ 4,249.77	\$ -	\$ 4,249.77	\$ -
\$	-	\$ 329,067.48	\$ 2,742.23	\$ 32,906.75	\$ 167,275.97	\$ 200,182.72	\$ 128,884.76	\$ 128,884.76	\$ 32,906.75	\$ 128,884.76	\$ 32,906.75	\$ 128,884.76
\$	-	\$ 123,835.04	\$ 1,474.23	\$ 17,690.72	\$ 76,659.79	\$ 94,350.51	\$ 29,484.53	\$ 29,484.53	\$ 17,690.72	\$ 29,484.53	\$ 17,690.72	\$ 29,484.53
\$	-	\$ 346,372.69	\$ 2,886.44	\$ 34,637.27	\$ 132,776.20	\$ 167,413.47	\$ 178,959.22	\$ 178,959.22	\$ 34,637.27	\$ 178,959.22	\$ 34,637.27	\$ 178,959.22
\$	-	\$ 346,372.69	\$ 2,886.44	\$ 34,637.27	\$ 132,776.20	\$ 167,413.47	\$ 178,959.22	\$ 178,959.22	\$ 34,637.27	\$ 178,959.22	\$ 34,637.27	\$ 178,959.22
\$	-	\$ 345,671.26	\$ 2,880.59	\$ 34,567.13	\$ 135,387.91	\$ 169,955.04	\$ 175,716.22	\$ 175,716.22	\$ 34,567.13	\$ 175,716.22	\$ 34,567.13	\$ 175,716.22
\$	-	\$ 330,692.35	\$ 2,755.77	\$ 33,069.24	\$ 96,451.94	\$ 129,521.17	\$ 201,171.18	\$ 201,171.18	\$ 33,069.24	\$ 201,171.18	\$ 33,069.24	\$ 201,171.18
\$	-	\$ 330,692.35	\$ 2,755.77	\$ 33,069.24	\$ 96,451.94	\$ 129,521.17	\$ 201,171.18	\$ 201,171.18	\$ 33,069.24	\$ 201,171.18	\$ 33,069.24	\$ 201,171.18
\$	-	\$ 378,973.10	\$ 3,158.11	\$ 37,897.31	\$ 110,533.82	\$ 148,431.13	\$ 230,541.97	\$ 230,541.97	\$ 37,897.31	\$ 230,541.97	\$ 37,897.31	\$ 230,541.97
\$	-	\$ 378,973.10	\$ 3,158.11	\$ 37,897.31	\$ 104,217.60	\$ 142,114.91	\$ 236,858.19	\$ 236,858.19	\$ 37,897.31	\$ 236,858.19	\$ 37,897.31	\$ 236,858.19
\$	-	\$ -	\$ -	\$ -	\$ -	\$ -	\$ -	\$ -	\$ -	\$ -	\$ -	\$ -
\$	-	\$ -	\$ -	\$ -	\$ -	\$ -	\$ -	\$ -	\$ -	\$ -	\$ -	\$ -
\$	-	\$ 334,853.41	\$ 2,790.45	\$ 33,485.34	\$ 75,342.02	\$ 108,827.36	\$ 226,026.05	\$ 226,026.05	\$ 33,485.34	\$ 226,026.05	\$ 33,485.34	\$ 226,026.05
\$	-	\$ 334,851.25	\$ 2,790.43	\$ 33,485.13	\$ 75,341.53	\$ 108,826.66	\$ 226,024.59	\$ 226,024.59	\$ 33,485.13	\$ 226,024.59	\$ 33,485.13	\$ 226,024.59
\$	-	\$ 141,950.26	\$ 1,689.88	\$ 20,278.61	\$ 327,837.50	\$ 141,950.26	\$ -	\$ -	\$ 20,278.61	\$ -	\$ 20,278.61	\$ -
\$	-	\$ 35,487.56	\$ 985.77	\$ 11,829.19	\$ -	\$ 985.77	\$ 34,501.80	\$ 34,501.80	\$ 11,829.19	\$ 34,501.80	\$ 11,829.19	\$ 34,501.80
\$	-	\$ 6,532.56	\$ 181.46	\$ 2,177.52	\$ 16,694.32	\$ 6,532.56	\$ -	\$ -	\$ 2,177.52	\$ -	\$ 2,177.52	\$ -
\$	-	\$ 7,579.79	\$ 210.55	\$ 2,526.60	\$ 17,475.63	\$ 7,579.79	\$ -	\$ -	\$ 2,526.60	\$ -	\$ 2,526.60	\$ -
\$	-	\$ 3,579.56	\$ 42.61	\$ 511.37	\$ 6,647.75	\$ 3,579.56	\$ -	\$ -	\$ 511.37	\$ -	\$ 511.37	\$ -
\$	-	\$ 4,212.84	\$ 70.21	\$ 842.57	\$ 7,302.26	\$ 4,212.84	\$ -	\$ -	\$ 842.57	\$ -	\$ 842.57	\$ -
\$	-	\$ 234,775.71	\$ 1,956.46	\$ 23,477.57	\$ 121,300.78	\$ 144,778.35	\$ 89,997.36	\$ 89,997.36	\$ 23,477.57	\$ 89,997.36	\$ 23,477.57	\$ 89,997.36
\$	-	\$ 245,096.07	\$ 2,042.47	\$ 24,509.61	\$ 77,613.76	\$ 102,123.36	\$ 142,972.71	\$ 142,972.71	\$ 24,509.61	\$ 142,972.71	\$ 24,509.61	\$ 142,972.71
\$	-	\$ 68,587.90	\$ 1,905.22	\$ 22,862.63	\$ 207,668.92	\$ 68,587.90	\$ -	\$ -	\$ 22,862.63	\$ -	\$ 22,862.63	\$ -
\$	-	\$ 4,212.84	\$ 70.21	\$ 842.57	\$ 7,302.26	\$ 4,212.84	\$ -	\$ -	\$ 842.57	\$ -	\$ 842.57	\$ -
\$	-	\$ 89,584.15	\$ 1,493.07	\$ 17,916.83	\$ 131,390.09	\$ 89,584.15	\$ -	\$ -	\$ 17,916.83	\$ -	\$ 17,916.83	\$ -
\$	-	\$ 345,402.75	\$ 5,756.71	\$ 69,080.55	\$ 472,050.43	\$ 345,402.75	\$ -	\$ -	\$ 69,080.55	\$ -	\$ 69,080.55	\$ -
\$	-	\$ 323,706.52	\$ 2,697.55	\$ 32,370.65	\$ 72,833.97	\$ 105,204.62	\$ 218,501.90	\$ 218,501.90	\$ 32,370.65	\$ 218,501.90	\$ 32,370.65	\$ 218,501.90
\$	-	\$ 2,500.00	\$ 69.44	\$ 833.33	\$ 6,319.44	\$ 2,500.00	\$ -	\$ -	\$ 833.33	\$ -	\$ 833.33	\$ -
\$	-	\$ 307,842.79	\$ 2,565.36	\$ 30,784.28	\$ 71,829.98	\$ 102,614.26	\$ 205,228.53	\$ 205,228.53	\$ 30,784.28	\$ 205,228.53	\$ 30,784.28	\$ 205,228.53
\$	-	\$ 307,842.79	\$ 2,565.36	\$ 30,784.28	\$ 71,829.98	\$ 102,614.26	\$ 205,228.53	\$ 205,228.53	\$ 30,784.28	\$ 205,228.53	\$ 30,784.28	\$ 205,228.53

\$	-	\$ 379,185.66	\$ 3,159.88	\$ 37,918.57	\$ 88,476.65	\$ 126,395.22	\$ 252,790.44	\$ 252,790.44	\$ 37,918.57	\$ 252,790.44	\$ 37,918.57	\$ 252,790.44
\$	-	\$ 8,225.00	\$ 137.08	\$ 1,645.00	\$ 40,576.67	\$ 8,225.00	-	-	\$ 1,645.00	-	\$ 1,645.00	-
\$	-	\$ 12,388.00	\$ 206.47	\$ 2,477.60	\$ 61,114.13	\$ 12,388.00	-	-	\$ 2,477.60	-	\$ 2,477.60	-
\$	-	\$ 13,274.00	\$ 158.02	\$ 1,896.29	\$ 46,775.05	\$ 13,274.00	-	-	\$ 1,896.29	-	\$ 1,896.29	-
\$	-	\$ 11,776.00	\$ 98.13	\$ 1,177.60	\$ 29,047.47	\$ 11,776.00	-	-	\$ 1,177.60	-	\$ 1,177.60	-
\$	-	\$ 5,822.00	\$ 69.31	\$ 831.71	\$ 20,515.62	\$ 5,822.00	-	-	\$ 831.71	-	\$ 831.71	-
\$	-	\$ 17,169.00	\$ 286.15	\$ 3,433.80	\$ 84,700.40	\$ 17,169.00	-	-	\$ 3,433.80	-	\$ 3,433.80	-
\$	-	\$ 18,752.00	\$ 156.27	\$ 1,875.20	\$ 46,254.93	\$ 18,752.00	-	-	\$ 1,875.20	-	\$ 1,875.20	-
\$	-	\$ 964.00	\$ 16.07	\$ 192.80	\$ 4,755.73	\$ 964.00	-	-	\$ 192.80	-	\$ 192.80	-
\$	-	\$ 142,652.00	\$ 2,377.53	\$ 28,530.40	\$ 703,749.87	\$ 142,652.00	-	-	\$ 28,530.40	-	\$ 28,530.40	-
\$	-	\$ 13,945.65	\$ 116.21	\$ 1,394.57	\$ 34,166.84	\$ 13,945.65	-	-	\$ 1,394.57	-	\$ 1,394.57	-
\$	-	\$ 6,132.19	\$ 51.10	\$ 613.22	\$ 14,921.66	\$ 6,132.19	-	-	\$ 613.22	-	\$ 613.22	-
\$	-	\$ 7,064.43	\$ 58.87	\$ 706.44	\$ 17,190.11	\$ 7,064.43	-	-	\$ 706.44	-	\$ 706.44	-
\$	-	\$ 9,373.09	\$ 78.11	\$ 937.31	\$ 22,651.63	\$ 9,373.09	-	-	\$ 937.31	-	\$ 937.31	-
\$	-	\$ 5,351.71	\$ 44.60	\$ 535.17	\$ 12,576.52	\$ 5,351.71	-	-	\$ 535.17	-	\$ 535.17	-
\$	-	\$ 12,068.39	\$ 100.57	\$ 1,206.84	\$ 27,958.44	\$ 12,068.39	-	-	\$ 1,206.84	-	\$ 1,206.84	-
\$	-	\$ 12,838.03	\$ 106.98	\$ 1,283.80	\$ 29,420.49	\$ 12,838.03	-	-	\$ 1,283.80	-	\$ 1,283.80	-
\$	-	\$ 4,786.29	\$ 39.89	\$ 478.63	\$ 10,649.50	\$ 4,786.29	-	-	\$ 478.63	-	\$ 478.63	-
\$	-	\$ 5,260.68	\$ 43.84	\$ 526.07	\$ 11,091.27	\$ 5,260.68	-	-	\$ 526.07	-	\$ 526.07	-
\$	-	\$ 4,326.77	\$ 36.06	\$ 432.68	\$ 9,122.27	\$ 4,326.77	-	-	\$ 432.68	-	\$ 432.68	-
\$	-	\$ 10,045.29	\$ 83.71	\$ 1,004.53	\$ 20,090.58	\$ 10,045.29	-	-	\$ 1,004.53	-	\$ 1,004.53	-
\$	-	\$ 14,105.71	\$ 117.55	\$ 1,410.57	\$ 26,683.30	\$ 14,105.71	-	-	\$ 1,410.57	-	\$ 1,410.57	-
\$	-	\$ 18,129.38	\$ 151.08	\$ 1,812.94	\$ 34,294.74	\$ 18,129.38	-	-	\$ 1,812.94	-	\$ 1,812.94	-
\$	-	\$ 4,330.24	\$ 36.09	\$ 433.02	\$ 8,191.37	\$ 4,330.24	-	-	\$ 433.02	-	\$ 433.02	-
\$	-	\$ 1,178.30	\$ 9.82	\$ 117.83	\$ 2,228.95	\$ 1,178.30	-	-	\$ 117.83	-	\$ 117.83	-
\$	-	\$ 1,262.08	\$ 10.52	\$ 126.21	\$ 2,355.88	\$ 1,262.08	-	-	\$ 126.21	-	\$ 126.21	-
\$	-	\$ 17,190.40	\$ 143.25	\$ 1,719.04	\$ 31,372.48	\$ 17,190.40	-	-	\$ 1,719.04	-	\$ 1,719.04	-
\$	-	\$ 2,110.72	\$ 17.59	\$ 211.07	\$ 3,852.06	\$ 2,110.72	-	-	\$ 211.07	-	\$ 211.07	-
\$	-	\$ 2,881.02	\$ 24.01	\$ 288.10	\$ 5,257.86	\$ 2,881.02	-	-	\$ 288.10	-	\$ 288.10	-
\$	-	\$ 3,000.70	\$ 25.01	\$ 300.07	\$ 5,476.28	\$ 3,000.70	-	-	\$ 300.07	-	\$ 300.07	-
\$	-	\$ 11,424.00	\$ 95.20	\$ 1,142.40	\$ 20,753.60	\$ 11,424.00	-	-	\$ 1,142.40	-	\$ 1,142.40	-
\$	-	\$ 11,083.90	\$ 92.37	\$ 1,108.39	\$ 19,951.02	\$ 11,083.90	-	-	\$ 1,108.39	-	\$ 1,108.39	-
\$	-	\$ 11,625.90	\$ 96.88	\$ 1,162.59	\$ 20,926.62	\$ 11,625.90	-	-	\$ 1,162.59	-	\$ 1,162.59	-
\$	-	\$ 6,885.57	\$ 57.38	\$ 688.56	\$ 11,877.61	\$ 6,885.57	-	-	\$ 688.56	-	\$ 688.56	-
\$	-	\$ 7,561.98	\$ 63.02	\$ 756.20	\$ 13,044.42	\$ 7,561.98	-	-	\$ 756.20	-	\$ 756.20	-
\$	-	\$ 6,737.06	\$ 56.14	\$ 673.71	\$ 11,621.43	\$ 6,737.06	-	-	\$ 673.71	-	\$ 673.71	-
\$	-	\$ 8,692.60	\$ 72.44	\$ 869.26	\$ 14,994.74	\$ 8,692.60	-	-	\$ 869.26	-	\$ 869.26	-
\$	-	\$ 11,478.40	\$ 95.65	\$ 1,147.84	\$ 19,704.59	\$ 11,478.40	-	-	\$ 1,147.84	-	\$ 1,147.84	-
\$	-	\$ 18,017.28	\$ 150.14	\$ 1,801.73	\$ 30,929.66	\$ 18,017.28	-	-	\$ 1,801.73	-	\$ 1,801.73	-
\$	-	\$ 18,931.20	\$ 157.76	\$ 1,893.12	\$ 32,498.56	\$ 18,931.20	-	-	\$ 1,893.12	-	\$ 1,893.12	-
\$	-	\$ 10,758.70	\$ 89.66	\$ 1,075.87	\$ 18,379.45	\$ 10,758.70	-	-	\$ 1,075.87	-	\$ 1,075.87	-
\$	-	\$ 11,815.60	\$ 98.46	\$ 1,181.56	\$ 20,184.98	\$ 11,815.60	-	-	\$ 1,181.56	-	\$ 1,181.56	-
\$	-	\$ 12,551.17	\$ 104.59	\$ 1,255.12	\$ 20,604.84	\$ 12,551.17	-	-	\$ 1,255.12	-	\$ 1,255.12	-
\$	-	\$ 8,068.61	\$ 67.24	\$ 806.86	\$ 13,245.97	\$ 8,068.61	-	-	\$ 806.86	-	\$ 806.86	-
\$	-	\$ 7,872.77	\$ 65.61	\$ 787.28	\$ 12,924.46	\$ 7,872.77	-	-	\$ 787.28	-	\$ 787.28	-
\$	-	\$ 13,251.84	\$ 110.43	\$ 1,325.18	\$ 21,755.10	\$ 13,251.84	-	-	\$ 1,325.18	-	\$ 1,325.18	-
\$	-	\$ 9,465.60	\$ 78.88	\$ 946.56	\$ 15,539.36	\$ 9,465.60	-	-	\$ 946.56	-	\$ 946.56	-
\$	-	\$ 7,334.34	\$ 61.12	\$ 733.43	\$ 11,123.75	\$ 7,334.34	-	-	\$ 733.43	-	\$ 733.43	-
\$	-	\$ 18,037.76	\$ 150.31	\$ 1,803.78	\$ 27,357.27	\$ 18,037.76	-	-	\$ 1,803.78	-	\$ 1,803.78	-
\$	-	\$ 5,873.11	\$ 48.94	\$ 587.31	\$ 8,173.41	\$ 5,873.11	-	-	\$ 587.31	-	\$ 587.31	-
\$	-	\$ 9,335.41	\$ 77.80	\$ 933.54	\$ 12,991.78	\$ 9,335.41	-	-	\$ 933.54	-	\$ 933.54	-
\$	-	\$ 1,473.44	\$ 17.54	\$ 210.49	\$ 2,894.26	\$ 1,473.44	-	-	\$ 210.49	-	\$ 210.49	-
\$	-	\$ 5,970.67	\$ 49.76	\$ 597.07	\$ 7,264.32	\$ 5,970.67	-	-	\$ 597.07	-	\$ 597.07	-
\$	-	\$ 5,547.91	\$ 46.23	\$ 554.79	\$ 6,749.96	\$ 5,547.91	-	-	\$ 554.79	-	\$ 554.79	-
\$	-	\$ 13,503.93	\$ 112.53	\$ 1,350.39	\$ 16,317.25	\$ 13,503.93	-	-	\$ 1,350.39	-	\$ 1,350.39	-

\$	-	\$ 7,100.20	\$ 59.17	\$ 710.02	\$ 8,579.41	\$ 7,100.20	\$ -	\$ -	\$ 710.02	\$ -	\$ 710.02	\$ -
\$	-	\$ 9,457.90	\$ 78.82	\$ 945.79	\$ 11,428.30	\$ 9,457.90	\$ -	\$ -	\$ 945.79	\$ -	\$ 945.79	\$ -
\$	-	\$ 11,585.79	\$ 96.55	\$ 1,158.58	\$ 12,840.92	\$ 11,585.79	\$ -	\$ -	\$ 1,158.58	\$ -	\$ 1,158.58	\$ -
\$	-	\$ 8,718.63	\$ 72.66	\$ 871.86	\$ 9,590.49	\$ 8,718.63	\$ -	\$ -	\$ 871.86	\$ -	\$ 871.86	\$ -
\$	-	\$ 2,758.78	\$ 22.99	\$ 275.88	\$ 3,034.66	\$ 2,758.78	\$ -	\$ -	\$ 275.88	\$ -	\$ 275.88	\$ -
\$	-	\$ 0.03	\$ 0.00	\$ 0.01	\$ 0.12	\$ 0.03	\$ -	\$ -	\$ 0.01	\$ -	\$ 0.01	\$ -
\$	-	\$ 378.52	\$ 4.51	\$ 54.07	\$ 743.52	\$ 378.52	\$ -	\$ -	\$ 54.07	\$ -	\$ 54.07	\$ -
\$	-	\$ 1,380.00	\$ 9.58	\$ 115.00	\$ 1,581.25	\$ 1,380.00	\$ -	\$ -	\$ 115.00	\$ -	\$ 115.00	\$ -
\$	-	\$ 1,600.00	\$ 19.05	\$ 228.57	\$ 3,142.86	\$ 1,600.00	\$ -	\$ -	\$ 228.57	\$ -	\$ 228.57	\$ -
\$	-	\$ 11,013.44	\$ 91.78	\$ 1,101.34	\$ 11,288.78	\$ 11,013.44	\$ -	\$ -	\$ 1,101.34	\$ -	\$ 1,101.34	\$ -
\$	-	\$ 5,475.00	\$ 45.63	\$ 547.50	\$ 5,520.63	\$ 5,475.00	\$ -	\$ -	\$ 547.50	\$ -	\$ 547.50	\$ -
\$	-	\$ 2,976.66	\$ 20.67	\$ 248.06	\$ 2,294.51	\$ 2,542.56	\$ 434.10	\$ 434.10	\$ 248.06	\$ 434.10	\$ 248.06	\$ 434.10
\$	-	\$ 6,005.36	\$ 41.70	\$ 500.45	\$ 4,629.13	\$ 5,129.58	\$ 875.78	\$ 875.78	\$ 500.45	\$ 875.78	\$ 500.45	\$ 875.78
\$	-	\$ 6,829.20	\$ 47.43	\$ 569.10	\$ 4,031.13	\$ 4,600.23	\$ 2,228.98	\$ 2,228.98	\$ 569.10	\$ 2,228.98	\$ 569.10	\$ 2,228.98
\$	-	\$ 10,639.46	\$ 73.89	\$ 886.62	\$ 6,280.24	\$ 7,166.86	\$ 3,472.60	\$ 3,472.60	\$ 886.62	\$ 3,472.60	\$ 886.62	\$ 3,472.60
\$	-	\$ 4,401.04	\$ 30.56	\$ 366.75	\$ 2,597.84	\$ 2,964.59	\$ 1,436.45	\$ 1,436.45	\$ 366.75	\$ 1,436.45	\$ 366.75	\$ 1,436.45
\$	-	\$ 6,682.87	\$ 79.56	\$ 954.70	\$ 5,966.85	\$ 6,682.87	\$ -	\$ -	\$ 954.70	\$ -	\$ 954.70	\$ -
\$	-	\$ 5,127.32	\$ 61.04	\$ 732.47	\$ 4,577.96	\$ 5,127.32	\$ -	\$ -	\$ 732.47	\$ -	\$ 732.47	\$ -
\$	-	\$ 4,802.12	\$ 57.17	\$ 686.02	\$ 4,173.27	\$ 4,802.12	\$ -	\$ -	\$ 686.02	\$ -	\$ 686.02	\$ -
\$	-	\$ 1,938.19	\$ 23.07	\$ 276.88	\$ 1,684.38	\$ 1,938.19	\$ -	\$ -	\$ 276.88	\$ -	\$ 276.88	\$ -
\$	-	\$ 8,329.00	\$ 57.84	\$ 694.08	\$ 4,106.66	\$ 4,800.74	\$ 3,528.26	\$ 3,528.26	\$ 694.08	\$ 3,528.26	\$ 694.08	\$ 3,528.26
\$	-	\$ 4,675.73	\$ 32.47	\$ 389.64	\$ 2,305.39	\$ 2,695.04	\$ 1,980.69	\$ 1,980.69	\$ 389.64	\$ 1,980.69	\$ 389.64	\$ 1,980.69
\$	-	\$ 4,711.00	\$ 32.72	\$ 392.58	\$ 2,322.78	\$ 2,715.37	\$ 1,995.63	\$ 1,995.63	\$ 392.58	\$ 1,995.63	\$ 392.58	\$ 1,995.63
\$	-	\$ 10,972.00	\$ 76.19	\$ 914.33	\$ 5,409.81	\$ 6,324.14	\$ 4,647.86	\$ 4,647.86	\$ 914.33	\$ 4,647.86	\$ 914.33	\$ 4,647.86
\$	-	\$ 5,991.00	\$ 41.60	\$ 499.25	\$ 2,953.90	\$ 3,453.15	\$ 2,537.85	\$ 2,537.85	\$ 499.25	\$ 2,537.85	\$ 499.25	\$ 2,537.85
\$	-	\$ 7,413.00	\$ 51.48	\$ 617.75	\$ 3,655.02	\$ 4,272.77	\$ 3,140.23	\$ 3,140.23	\$ 617.75	\$ 3,140.23	\$ 617.75	\$ 3,140.23
\$	-	\$ 26,093.53	\$ 181.21	\$ 2,174.46	\$ 11,778.33	\$ 13,952.79	\$ 12,140.74	\$ 12,140.74	\$ 2,174.46	\$ 12,140.74	\$ 2,174.46	\$ 12,140.74
\$	-	\$ 10,450.00	\$ 72.57	\$ 870.83	\$ 4,717.01	\$ 5,587.85	\$ 4,862.15	\$ 4,862.15	\$ 870.83	\$ 4,862.15	\$ 870.83	\$ 4,862.15
\$	-	\$ 484.75	\$ 3.37	\$ 40.40	\$ 218.81	\$ 259.21	\$ 225.54	\$ 225.54	\$ 40.40	\$ 225.54	\$ 40.40	\$ 225.54
\$	-	\$ 7,912.19	\$ 54.95	\$ 659.35	\$ 3,571.47	\$ 4,230.82	\$ 3,681.37	\$ 3,681.37	\$ 659.35	\$ 3,681.37	\$ 659.35	\$ 3,681.37
\$	-	\$ 23,763.45	\$ 165.02	\$ 1,980.29	\$ 10,726.56	\$ 12,706.84	\$ 11,056.61	\$ 11,056.61	\$ 1,980.29	\$ 11,056.61	\$ 1,980.29	\$ 11,056.61
\$	-	\$ 22,503.84	\$ 156.28	\$ 1,875.32	\$ 10,157.98	\$ 12,033.30	\$ 10,470.54	\$ 10,470.54	\$ 1,875.32	\$ 10,470.54	\$ 1,875.32	\$ 10,470.54
\$	-	\$ 3,811.09	\$ 21.17	\$ 254.07	\$ 9,739.45	\$ 3,811.09	\$ -	\$ -	\$ 254.07	\$ -	\$ 254.07	\$ -
\$	-	\$ 9,195.76	\$ 63.86	\$ 766.31	\$ 3,320.69	\$ 4,087.00	\$ 5,108.76	\$ 5,108.76	\$ 766.31	\$ 5,108.76	\$ 766.31	\$ 5,108.76
\$	-	\$ 14,724.04	\$ 102.25	\$ 1,227.00	\$ 5,317.01	\$ 6,544.02	\$ 8,180.02	\$ 8,180.02	\$ 1,227.00	\$ 8,180.02	\$ 1,227.00	\$ 8,180.02
\$	-	\$ 11,734.82	\$ 81.49	\$ 977.90	\$ 4,237.57	\$ 5,215.48	\$ 6,519.34	\$ 6,519.34	\$ 977.90	\$ 6,519.34	\$ 977.90	\$ 6,519.34
\$	-	\$ 11,770.70	\$ 81.74	\$ 980.89	\$ 4,250.53	\$ 5,231.42	\$ 6,539.28	\$ 6,539.28	\$ 980.89	\$ 6,539.28	\$ 980.89	\$ 6,539.28
\$	-	\$ 15,038.88	\$ 104.44	\$ 1,253.24	\$ 5,430.71	\$ 6,683.95	\$ 8,354.93	\$ 8,354.93	\$ 1,253.24	\$ 8,354.93	\$ 1,253.24	\$ 8,354.93
\$	-	\$ 10,579.08	\$ 73.47	\$ 881.59	\$ 3,820.22	\$ 4,701.81	\$ 5,877.27	\$ 5,877.27	\$ 881.59	\$ 5,877.27	\$ 881.59	\$ 5,877.27
\$	-	\$ 6,443.18	\$ 44.74	\$ 536.93	\$ 1,789.77	\$ 2,326.70	\$ 4,116.48	\$ 4,116.48	\$ 536.93	\$ 4,116.48	\$ 536.93	\$ 4,116.48
\$	-	\$ 11,041.43	\$ 76.68	\$ 920.12	\$ 3,067.06	\$ 3,987.18	\$ 7,054.25	\$ 7,054.25	\$ 920.12	\$ 7,054.25	\$ 920.12	\$ 7,054.25
\$	-	\$ 10,162.58	\$ 70.57	\$ 846.88	\$ 2,822.94	\$ 3,669.82	\$ 6,492.76	\$ 6,492.76	\$ 846.88	\$ 6,492.76	\$ 846.88	\$ 6,492.76
\$	-	\$ 9,153.53	\$ 63.57	\$ 762.79	\$ 2,542.65	\$ 3,305.44	\$ 5,848.09	\$ 5,848.09	\$ 762.79	\$ 5,848.09	\$ 762.79	\$ 5,848.09
\$	-	\$ 6,305.40	\$ 43.79	\$ 525.45	\$ 1,751.50	\$ 2,276.95	\$ 4,028.45	\$ 4,028.45	\$ 525.45	\$ 4,028.45	\$ 525.45	\$ 4,028.45
\$	-	\$ 6,348.80	\$ 44.09	\$ 529.07	\$ 1,763.56	\$ 2,292.62	\$ 4,056.18	\$ 4,056.18	\$ 529.07	\$ 4,056.18	\$ 529.07	\$ 4,056.18
\$	-	\$ 8,030.55	\$ 55.77	\$ 669.21	\$ 2,230.71	\$ 2,899.92	\$ 5,130.63	\$ 5,130.63	\$ 669.21	\$ 5,130.63	\$ 669.21	\$ 5,130.63
\$	-	\$ 16,758.00	\$ 199.50	\$ 2,394.00	\$ 6,384.00	\$ 8,778.00	\$ 7,980.00	\$ 7,980.00	\$ 2,394.00	\$ 7,980.00	\$ 2,394.00	\$ 7,980.00
\$	-	\$ 7,736.20	\$ 92.10	\$ 1,105.17	\$ 2,947.12	\$ 4,052.30	\$ 3,683.90	\$ 3,683.90	\$ 1,105.17	\$ 3,683.90	\$ 1,105.17	\$ 3,683.90
\$	-	\$ 11,976.00	\$ 142.57	\$ 1,710.86	\$ 4,562.29	\$ 6,273.14	\$ 5,702.86	\$ 5,702.86	\$ 1,710.86	\$ 5,702.86	\$ 1,710.86	\$ 5,702.86
\$	-	\$ 9,340.00	\$ 111.19	\$ 1,334.29	\$ 3,558.10	\$ 4,892.38	\$ 4,447.62	\$ 4,447.62	\$ 1,334.29	\$ 4,447.62	\$ 1,334.29	\$ 4,447.62
\$	-	\$ 3,117.78	\$ 21.65	\$ 259.82	\$ 606.24	\$ 866.05	\$ 2,251.73	\$ 2,251.73	\$ 259.82	\$ 2,251.73	\$ 259.82	\$ 2,251.73
\$	-	\$ 3,352.57	\$ 23.28	\$ 279.38	\$ 651.89	\$ 931.27	\$ 2,421.30	\$ 2,421.30	\$ 279.38	\$ 2,421.30	\$ 279.38	\$ 2,421.30
\$	-	\$ 3,567.80	\$ 24.78	\$ 297.32	\$ 693.74	\$ 991.06	\$ 2,576.74	\$ 2,576.74	\$ 297.32	\$ 2,576.74	\$ 297.32	\$ 2,576.74
\$	-	\$ 8,130.34	\$ 56.46	\$ 677.53	\$ 1,580.90	\$ 2,258.43	\$ 5,871.91	\$ 5,871.91	\$ 677.53	\$ 5,871.91	\$ 677.53	\$ 5,871.91
\$	-	\$ 8,880.37	\$ 61.67	\$ 740.03	\$ 1,726.74	\$ 2,466.77	\$ 6,413.60	\$ 6,413.60	\$ 740.03	\$ 6,413.60	\$ 740.03	\$ 6,413.60

\$	-	\$	12,451.39	\$	86.47	\$	1,037.62	\$	2,421.10	\$	3,458.72	\$	8,992.67	\$	8,992.67	\$	1,037.62	\$	8,992.67	\$	1,037.62	\$	8,992.67
\$	-	\$	2,043.15	\$	14.19	\$	170.26	\$	397.28	\$	567.54	\$	1,475.61	\$	1,475.61	\$	170.26	\$	1,475.61	\$	170.26	\$	1,475.61
\$	-	\$	6,672.41	\$	46.34	\$	556.03	\$	1,297.41	\$	1,853.45	\$	4,818.96	\$	4,818.96	\$	556.03	\$	4,818.96	\$	556.03	\$	4,818.96
\$	-	\$	14,359.98	\$	99.72	\$	1,196.67	\$	2,792.22	\$	3,988.88	\$	10,371.10	\$	10,371.10	\$	1,196.67	\$	10,371.10	\$	1,196.67	\$	10,371.10
\$	-	\$	2,013.21	\$	13.98	\$	167.77	\$	391.46	\$	559.23	\$	1,453.99	\$	1,453.99	\$	167.77	\$	1,453.99	\$	167.77	\$	1,453.99
\$	-	\$	24,451.11	\$	407.52	\$	4,890.22	\$	120,625.45	\$	24,451.11	\$	-	\$	-	\$	4,890.22	\$	-	\$	4,890.22	\$	-
\$	-	\$	6,960.00	\$	82.86	\$	994.29	\$	24,525.71	\$	6,960.00	\$	-	\$	-	\$	994.29	\$	-	\$	994.29	\$	-
\$	-	\$	23,012.00	\$	383.53	\$	4,602.40	\$	113,525.87	\$	23,012.00	\$	-	\$	-	\$	4,602.40	\$	-	\$	4,602.40	\$	-
\$	-	\$	14,327.75	\$	119.40	\$	1,432.78	\$	35,102.99	\$	14,327.75	\$	-	\$	-	\$	1,432.78	\$	-	\$	1,432.78	\$	-
\$	-	\$	15,868.15	\$	132.23	\$	1,586.82	\$	38,876.97	\$	15,868.15	\$	-	\$	-	\$	1,586.82	\$	-	\$	1,586.82	\$	-
\$	-	\$	10,546.23	\$	87.89	\$	1,054.62	\$	25,398.84	\$	10,546.23	\$	-	\$	-	\$	1,054.62	\$	-	\$	1,054.62	\$	-
\$	-	\$	22,655.60	\$	188.80	\$	2,265.56	\$	41,157.67	\$	22,655.60	\$	-	\$	-	\$	2,265.56	\$	-	\$	2,265.56	\$	-
\$	-	\$	23,147.20	\$	192.89	\$	2,314.72	\$	42,050.75	\$	23,147.20	\$	-	\$	-	\$	2,314.72	\$	-	\$	2,314.72	\$	-
\$	-	\$	23,902.20	\$	199.19	\$	2,390.22	\$	43,422.33	\$	23,902.20	\$	-	\$	-	\$	2,390.22	\$	-	\$	2,390.22	\$	-
\$	-	\$	14,120.18	\$	117.67	\$	1,412.02	\$	24,357.31	\$	14,120.18	\$	-	\$	-	\$	1,412.02	\$	-	\$	1,412.02	\$	-
\$	-	\$	11,989.04	\$	99.91	\$	1,198.90	\$	20,681.09	\$	11,989.04	\$	-	\$	-	\$	1,198.90	\$	-	\$	1,198.90	\$	-
\$	-	\$	15,057.84	\$	125.48	\$	1,505.78	\$	25,723.81	\$	15,057.84	\$	-	\$	-	\$	1,505.78	\$	-	\$	1,505.78	\$	-
\$	-	\$	26,449.60	\$	220.41	\$	2,644.96	\$	43,421.43	\$	26,449.60	\$	-	\$	-	\$	2,644.96	\$	-	\$	2,644.96	\$	-
\$	-	\$	26,449.60	\$	220.41	\$	2,644.96	\$	42,760.19	\$	26,449.60	\$	-	\$	-	\$	2,644.96	\$	-	\$	2,644.96	\$	-
\$	-	\$	26,509.22	\$	220.91	\$	2,650.92	\$	40,205.65	\$	26,509.22	\$	-	\$	-	\$	2,650.92	\$	-	\$	2,650.92	\$	-
\$	-	\$	25,620.34	\$	213.50	\$	2,562.03	\$	38,430.51	\$	25,620.34	\$	-	\$	-	\$	2,562.03	\$	-	\$	2,562.03	\$	-
\$	-	\$	26,509.22	\$	220.91	\$	2,650.92	\$	39,322.01	\$	26,509.22	\$	-	\$	-	\$	2,650.92	\$	-	\$	2,650.92	\$	-
\$	-	\$	1,401.60	\$	16.69	\$	200.23	\$	2,753.14	\$	1,401.60	\$	-	\$	-	\$	200.23	\$	-	\$	200.23	\$	-
\$	-	\$	700.00	\$	8.33	\$	100.00	\$	1,375.00	\$	700.00	\$	-	\$	-	\$	100.00	\$	-	\$	100.00	\$	-
\$	-	\$	61,000.00	\$	726.19	\$	8,714.29	\$	119,821.43	\$	61,000.00	\$	-	\$	-	\$	8,714.29	\$	-	\$	8,714.29	\$	-
\$	-	\$	6,001.10	\$	71.44	\$	857.30	\$	11,216.34	\$	6,001.10	\$	-	\$	-	\$	857.30	\$	-	\$	857.30	\$	-
\$	-	\$	18,364.04	\$	127.53	\$	1,530.34	\$	13,773.03	\$	15,303.37	\$	3,060.67	\$	3,060.67	\$	1,530.34	\$	3,060.67	\$	1,530.34	\$	3,060.67
\$	-	\$	16,310.00	\$	113.26	\$	1,359.17	\$	9,627.43	\$	10,986.60	\$	5,323.40	\$	5,323.40	\$	1,359.17	\$	5,323.40	\$	1,359.17	\$	5,323.40
\$	-	\$	17,943.00	\$	134.83	\$	1,617.94	\$	10,651.47	\$	12,269.41	\$	5,673.59	\$	5,673.59	\$	1,617.94	\$	5,673.59	\$	1,617.94	\$	5,673.59
\$	-	\$	5,981.00	\$	41.53	\$	498.42	\$	3,115.10	\$	3,613.52	\$	2,367.48	\$	2,367.48	\$	498.42	\$	2,367.48	\$	498.42	\$	2,367.48
\$	-	\$	11,626.00	\$	80.74	\$	968.83	\$	6,055.21	\$	7,024.04	\$	4,601.96	\$	4,601.96	\$	968.83	\$	4,601.96	\$	968.83	\$	4,601.96
\$	-	\$	17,943.00	\$	124.60	\$	1,495.25	\$	9,220.71	\$	10,715.96	\$	7,227.04	\$	7,227.04	\$	1,495.25	\$	7,227.04	\$	1,495.25	\$	7,227.04
\$	-	\$	5,981.00	\$	41.53	\$	498.42	\$	3,073.57	\$	3,571.99	\$	2,409.01	\$	2,409.01	\$	498.42	\$	2,409.01	\$	498.42	\$	2,409.01
\$	-	\$	11,626.00	\$	80.74	\$	968.83	\$	5,974.47	\$	6,943.31	\$	4,682.69	\$	4,682.69	\$	968.83	\$	4,682.69	\$	968.83	\$	4,682.69
\$	-	\$	27,760.00	\$	192.78	\$	2,313.33	\$	12,337.78	\$	14,651.11	\$	13,108.89	\$	13,108.89	\$	2,313.33	\$	13,108.89	\$	2,313.33	\$	13,108.89
\$	-	\$	30,650.00	\$	212.85	\$	2,554.17	\$	13,622.22	\$	16,176.39	\$	14,473.61	\$	14,473.61	\$	2,554.17	\$	14,473.61	\$	2,554.17	\$	14,473.61
\$	-	\$	22,500.00	\$	267.86	\$	3,214.29	\$	15,803.57	\$	19,017.86	\$	3,482.14	\$	3,482.14	\$	3,214.29	\$	3,482.14	\$	3,214.29	\$	3,482.14
\$	-	\$	39,485.00	\$	274.20	\$	3,290.42	\$	14,258.47	\$	17,548.89	\$	21,936.11	\$	21,936.11	\$	3,290.42	\$	21,936.11	\$	3,290.42	\$	21,936.11
\$	-	\$	45,425.00	\$	315.45	\$	3,785.42	\$	15,772.57	\$	19,557.99	\$	25,867.01	\$	25,867.01	\$	3,785.42	\$	25,867.01	\$	3,785.42	\$	25,867.01
\$	-	\$	30,976.00	\$	215.11	\$	2,581.33	\$	8,174.22	\$	10,755.56	\$	20,220.44	\$	20,220.44	\$	2,581.33	\$	20,220.44	\$	2,581.33	\$	20,220.44
\$	-	\$	27,936.00	\$	194.00	\$	2,328.00	\$	7,372.00	\$	9,700.00	\$	18,236.00	\$	18,236.00	\$	2,328.00	\$	18,236.00	\$	2,328.00	\$	18,236.00
\$	-	\$	37,290.24	\$	443.93	\$	5,327.18	\$	130,071.91	\$	37,290.24	\$	-	\$	-	\$	5,327.18	\$	-	\$	5,327.18	\$	-
\$	-	\$	100,000.00	\$	1,666.67	\$	20,000.00	\$	471,666.67	\$	100,000.00	\$	-	\$	-	\$	20,000.00	\$	-	\$	20,000.00	\$	-
\$	-	\$	3,564.23	\$	29.70	\$	356.42	\$	7,544.29	\$	3,564.23	\$	-	\$	-	\$	356.42	\$	-	\$	356.42	\$	-
\$	-	\$	9,974.92	\$	83.12	\$	997.49	\$	19,949.84	\$	9,974.92	\$	-	\$	-	\$	997.49	\$	-	\$	997.49	\$	-
\$	-	\$	5,130.40	\$	42.75	\$	513.04	\$	10,218.05	\$	5,130.40	\$	-	\$	-	\$	513.04	\$	-	\$	513.04	\$	-
\$	-	\$	3,506.75	\$	41.75	\$	500.96	\$	9,643.56	\$	3,506.75	\$	-	\$	-	\$	500.96	\$	-	\$	500.96	\$	-
\$	-	\$	11,615.25	\$	138.28	\$	1,659.32	\$	31,941.94	\$	11,615.25	\$	-	\$	-	\$	1,659.32	\$	-	\$	1,659.32	\$	-
\$	-	\$	9,509.77	\$	113.21	\$	1,358.54	\$	25,699.02	\$	9,509.77	\$	-	\$	-	\$	1,358.54	\$	-	\$	1,358.54	\$	-
\$	-	\$	11,067.75	\$	131.76	\$	1,581.11	\$	29,909.28	\$	11,067.75	\$	-	\$	-	\$	1,581.11	\$	-	\$	1,581.11	\$	-
\$	-	\$	22,998.89	\$	273.80	\$	3,285.56	\$	59,961.39	\$	22,998.89	\$	-	\$	-	\$	3,285.56	\$	-	\$	3,285.56	\$	-
\$	-	\$	6,336.43	\$	75.43	\$	905.20	\$	16,519.98	\$	6,336.43	\$	-	\$	-	\$	905.20	\$	-	\$	905.20	\$	-
\$	-	\$	9,549.15	\$	113.68	\$	1,364.16	\$	24,896.00	\$	9,549.15	\$	-	\$	-	\$	1,364.16	\$	-	\$	1,364.16	\$	-
\$	-	\$	23,707.95	\$	197.57	\$	2,370.80	\$	40,105.95	\$	23,707.95	\$	-	\$	-	\$	2,370.80	\$	-	\$	2,370.80	\$	-
\$	-	\$	10,871.56	\$	90.60	\$	1,087.16	\$	16,307.34	\$	10,871.56	\$	-	\$	-	\$	1,087.16	\$	-	\$	1,087.16	\$	-

\$ -	\$ 32,244.68	\$ 383.87	\$ 4,606.38	\$ 11,132.09	\$ 15,738.47	\$ 16,506.21	\$ 16,506.21	\$ 4,606.38	\$ 16,506.21	\$ 4,606.38	\$ 16,506.21
\$ -	\$ 116,485.09	\$ 1,386.73	\$ 16,640.73	\$ 40,215.09	\$ 56,855.82	\$ 59,629.27	\$ 59,629.27	\$ 16,640.73	\$ 59,629.27	\$ 16,640.73	\$ 59,629.27
\$ -	\$ 10,915.00	\$ 129.94	\$ 1,559.29	\$ 3,768.27	\$ 5,327.56	\$ 5,587.44	\$ 5,587.44	\$ 1,559.29	\$ 5,587.44	\$ 1,559.29	\$ 5,587.44
\$ -	\$ 9,393.77	\$ 111.83	\$ 1,341.97	\$ 3,243.09	\$ 4,585.05	\$ 4,808.72	\$ 4,808.72	\$ 1,341.97	\$ 4,808.72	\$ 1,341.97	\$ 4,808.72
\$ -	\$ 14,947.10	\$ 177.94	\$ 2,135.30	\$ 5,160.31	\$ 7,295.61	\$ 7,651.49	\$ 7,651.49	\$ 2,135.30	\$ 7,651.49	\$ 2,135.30	\$ 7,651.49
\$ -	\$ 20,239.59	\$ 140.55	\$ 1,686.63	\$ 4,638.24	\$ 6,324.87	\$ 13,914.72	\$ 13,914.72	\$ 1,686.63	\$ 13,914.72	\$ 1,686.63	\$ 13,914.72
\$ -	\$ 8,772.23	\$ 104.43	\$ 1,253.18	\$ 4,072.82	\$ 5,326.00	\$ 3,446.23	\$ 3,446.23	\$ 1,253.18	\$ 3,446.23	\$ 1,253.18	\$ 3,446.23
\$ -	\$ 6,270.00	\$ 104.50	\$ 1,254.00	\$ 10,032.00	\$ 6,270.00	\$ -	\$ -	\$ 1,254.00	\$ -	\$ 1,254.00	\$ -
\$ -	\$ 9,807.39	\$ 163.46	\$ 1,961.48	\$ 34,162.41	\$ 9,807.39	\$ -	\$ -	\$ 1,961.48	\$ -	\$ 1,961.48	\$ -
\$ -	\$ 27,526.00	\$ 764.61	\$ 9,175.33	\$ 97,870.22	\$ 27,526.00	\$ -	\$ -	\$ 9,175.33	\$ -	\$ 9,175.33	\$ -
\$ -	\$ 19,878.10	\$ 552.17	\$ 6,626.03	\$ 70,677.69	\$ 19,878.10	\$ -	\$ -	\$ 6,626.03	\$ -	\$ 6,626.03	\$ -
\$ -	\$ 24,681.40	\$ 411.36	\$ 4,936.28	\$ 10,283.92	\$ 15,220.20	\$ 9,461.20	\$ 9,461.20	\$ 4,936.28	\$ 9,461.20	\$ 4,936.28	\$ 9,461.20
\$ -	\$ 24,681.40	\$ 411.36	\$ 4,936.28	\$ 10,283.92	\$ 15,220.20	\$ 9,461.20	\$ 9,461.20	\$ 4,936.28	\$ 9,461.20	\$ 4,936.28	\$ 9,461.20
\$ -	\$ 38,576.64	\$ 642.94	\$ 7,715.33	\$ 14,787.71	\$ 22,503.04	\$ 16,073.60	\$ 16,073.60	\$ 7,715.33	\$ 16,073.60	\$ 7,715.33	\$ 16,073.60
\$ -	\$ 161.67	\$ 2.69	\$ 32.33	\$ 61.97	\$ 94.31	\$ 67.36	\$ 67.36	\$ 32.33	\$ 67.36	\$ 32.33	\$ 67.36
\$ -	\$ 11,780.91	\$ 140.25	\$ 1,682.99	\$ 22,860.58	\$ 11,780.91	\$ -	\$ -	\$ 1,682.99	\$ -	\$ 1,682.99	\$ -
\$ -	\$ 37,526.77	\$ 446.75	\$ 5,360.97	\$ 57,630.40	\$ 37,526.77	\$ -	\$ -	\$ 5,360.97	\$ -	\$ 5,360.97	\$ -
\$ -	\$ 10,539.68	\$ 125.47	\$ 1,505.67	\$ 16,060.46	\$ 10,539.68	\$ -	\$ -	\$ 1,505.67	\$ -	\$ 1,505.67	\$ -
\$ -	\$ 6,023.60	\$ 71.71	\$ 860.51	\$ 9,178.82	\$ 6,023.60	\$ -	\$ -	\$ 860.51	\$ -	\$ 860.51	\$ -
\$ -	\$ 466.06	\$ 5.55	\$ 66.58	\$ 687.99	\$ 466.06	\$ -	\$ -	\$ 66.58	\$ -	\$ 66.58	\$ -
\$ -	\$ 23,494.65	\$ 279.70	\$ 3,356.38	\$ 31,046.50	\$ 23,494.65	\$ -	\$ -	\$ 3,356.38	\$ -	\$ 3,356.38	\$ -
\$ -	\$ 6,914.84	\$ 115.25	\$ 1,382.97	\$ 9,335.03	\$ 6,914.84	\$ -	\$ -	\$ 1,382.97	\$ -	\$ 1,382.97	\$ -
\$ -	\$ 4,742.50	\$ 79.04	\$ 948.50	\$ 5,374.83	\$ 4,742.50	\$ -	\$ -	\$ 948.50	\$ -	\$ 948.50	\$ -
\$ -	\$ 9,103.43	\$ 151.72	\$ 1,820.69	\$ 8,951.71	\$ 9,103.43	\$ -	\$ -	\$ 1,820.69	\$ -	\$ 1,820.69	\$ -
\$ -	\$ 1,208.24	\$ 33.56	\$ 402.75	\$ 1,980.17	\$ 1,208.24	\$ -	\$ -	\$ 402.75	\$ -	\$ 402.75	\$ -
\$ -	\$ 98,486.82	\$ 2,735.75	\$ 32,828.94	\$ 150,465.98	\$ 98,486.82	\$ -	\$ -	\$ 32,828.94	\$ -	\$ 32,828.94	\$ -
\$ -	\$ 5,129.80	\$ 204.54	\$ 2,454.45	\$ 11,249.56	\$ 5,129.80	\$ -	\$ -	\$ 2,454.45	\$ -	\$ 2,454.45	\$ -
\$ -	\$ 48,480.12	\$ 404.00	\$ 4,848.01	\$ 20,200.05	\$ 25,048.06	\$ 23,432.06	\$ 23,432.06	\$ 4,848.01	\$ 23,432.06	\$ 4,848.01	\$ 23,432.06
\$ -	\$ 2,806.82	\$ 23.39	\$ 280.68	\$ 1,169.51	\$ 1,450.19	\$ 1,356.63	\$ 1,356.63	\$ 280.68	\$ 1,356.63	\$ 280.68	\$ 1,356.63
\$ -	\$ 2,956.16	\$ 82.12	\$ 985.39	\$ 4,105.78	\$ 2,956.16	\$ -	\$ -	\$ 985.39	\$ -	\$ 985.39	\$ -
\$ -	\$ 31,165.76	\$ 649.29	\$ 7,791.44	\$ 31,165.76	\$ 31,165.76	\$ -	\$ -	\$ 7,791.44	\$ -	\$ 7,791.44	\$ -
\$ -	\$ 4,068.75	\$ 67.81	\$ 813.75	\$ 3,051.56	\$ 3,865.31	\$ 203.44	\$ 203.44	\$ 813.75	\$ 203.44	\$ 813.75	\$ 203.44
\$ -	\$ 10,778.78	\$ 179.65	\$ 2,155.76	\$ 7,724.79	\$ 9,880.55	\$ 898.23	\$ 898.23	\$ 2,155.76	\$ 898.23	\$ 2,155.76	\$ 898.23
\$ -	\$ 16,244.62	\$ 270.74	\$ 3,248.92	\$ 11,641.98	\$ 14,890.90	\$ 1,353.72	\$ 1,353.72	\$ 3,248.92	\$ 1,353.72	\$ 3,248.92	\$ 1,353.72
\$ -	\$ 23,188.70	\$ 644.13	\$ 7,729.57	\$ 23,188.70	\$ 23,188.70	\$ -	\$ -	\$ 7,729.57	\$ -	\$ 7,729.57	\$ -
\$ -	\$ 1,970,988.55	\$ 16,424.90	\$ 197,098.86	\$ 591,296.57	\$ 788,395.42	\$ 1,182,593.13	\$ 1,182,593.13	\$ 197,098.86	\$ 1,182,593.13	\$ 197,098.86	\$ 1,182,593.13
\$ -	\$ 456,068.78	\$ 3,800.57	\$ 45,606.88	\$ 136,820.63	\$ 182,427.51	\$ 273,641.27	\$ 273,641.27	\$ 45,606.88	\$ 273,641.27	\$ 45,606.88	\$ 273,641.27
\$ -	\$ 60,000.00	\$ 1,000.00	\$ 12,000.00	\$ 28,000.00	\$ 40,000.00	\$ 20,000.00	\$ 20,000.00	\$ 12,000.00	\$ 20,000.00	\$ 12,000.00	\$ 20,000.00
\$ -	\$ 13,518.40	\$ 112.65	\$ 1,351.84	\$ 7,660.43	\$ 9,012.27	\$ 4,506.13	\$ 4,506.13	\$ 1,351.84	\$ 4,506.13	\$ 1,351.84	\$ 4,506.13
\$ -	\$ 25,365.60	\$ 301.97	\$ 3,623.66	\$ 18,420.26	\$ 22,043.91	\$ 3,321.69	\$ 3,321.69	\$ 3,623.66	\$ 3,321.69	\$ 3,623.66	\$ 3,321.69
\$ -	\$ 13,450.42	\$ 224.17	\$ 2,690.08	\$ 19,727.28	\$ 13,450.42	\$ -	\$ -	\$ 2,690.08	\$ -	\$ 2,690.08	\$ -
\$ -	\$ 10,189.60	\$ 84.91	\$ 1,018.96	\$ 5,009.89	\$ 6,028.85	\$ 4,160.75	\$ 4,160.75	\$ 1,018.96	\$ 4,160.75	\$ 1,018.96	\$ 4,160.75
\$ -	\$ 1,728.93	\$ 48.03	\$ 576.31	\$ 1,921.03	\$ 1,728.93	\$ -	\$ -	\$ 576.31	\$ -	\$ 576.31	\$ -
\$ -	\$ 850.89	\$ 14.18	\$ 170.18	\$ 1,815.23	\$ 850.89	\$ -	\$ -	\$ 170.18	\$ -	\$ 170.18	\$ -
\$ -	\$ 332.17	\$ 5.54	\$ 66.43	\$ 553.62	\$ 332.17	\$ -	\$ -	\$ 66.43	\$ -	\$ 66.43	\$ -
\$ -	\$ 853.57	\$ 14.23	\$ 170.71	\$ 1,365.71	\$ 853.57	\$ -	\$ -	\$ 170.71	\$ -	\$ 170.71	\$ -
\$ -	\$ 2,289.54	\$ 38.16	\$ 457.91	\$ 3,357.99	\$ 2,289.54	\$ -	\$ -	\$ 457.91	\$ -	\$ 457.91	\$ -
\$ -	\$ 1,032.77	\$ 17.21	\$ 206.55	\$ 1,480.30	\$ 1,032.77	\$ -	\$ -	\$ 206.55	\$ -	\$ 206.55	\$ -
\$ -	\$ 15,791.17	\$ 263.19	\$ 3,158.23	\$ 20,265.33	\$ 15,791.17	\$ -	\$ -	\$ 3,158.23	\$ -	\$ 3,158.23	\$ -
\$ -	\$ 8,319.62	\$ 138.66	\$ 1,663.92	\$ 10,260.86	\$ 8,319.62	\$ -	\$ -	\$ 1,663.92	\$ -	\$ 1,663.92	\$ -
\$ -	\$ 1,195.85	\$ 33.22	\$ 398.62	\$ 2,159.17	\$ 1,195.85	\$ -	\$ -	\$ 398.62	\$ -	\$ 398.62	\$ -
\$ -	\$ 1,342.11	\$ 37.28	\$ 447.37	\$ 2,348.69	\$ 1,342.11	\$ -	\$ -	\$ 447.37	\$ -	\$ 447.37	\$ -
\$ -	\$ 6,347.00	\$ 176.31	\$ 2,115.67	\$ 11,107.25	\$ 6,347.00	\$ -	\$ -	\$ 2,115.67	\$ -	\$ 2,115.67	\$ -
\$ -	\$ 1,118.20	\$ 31.06	\$ 372.73	\$ 1,646.24	\$ 1,118.20	\$ -	\$ -	\$ 372.73	\$ -	\$ 372.73	\$ -
\$ -	\$ 935.10	\$ 15.59	\$ 187.02	\$ 826.01	\$ 935.10	\$ -	\$ -	\$ 187.02	\$ -	\$ 187.02	\$ -

\$	-	\$	76.30	\$	1.27	\$	15.26	\$	67.40	\$	76.30	\$	-	\$	-	\$	15.26	\$	-	\$	15.26	\$	-
\$	-	\$	1,129.75	\$	31.38	\$	376.58	\$	878.69	\$	1,129.75	\$	-	\$	-	\$	376.58	\$	-	\$	376.58	\$	-
\$	-	\$	107,611.16	\$	896.76	\$	10,761.12	\$	50,218.54	\$	60,979.66	\$	46,631.50	\$	46,631.50	\$	10,761.12	\$	46,631.50	\$	10,761.12	\$	46,631.50
\$	-	\$	49,999.44	\$	416.66	\$	4,999.94	\$	23,333.07	\$	28,333.02	\$	21,666.42	\$	21,666.42	\$	4,999.94	\$	21,666.42	\$	4,999.94	\$	21,666.42
\$	-	\$	16,010.54	\$	133.42	\$	1,601.05	\$	7,471.59	\$	9,072.64	\$	6,937.90	\$	6,937.90	\$	1,601.05	\$	6,937.90	\$	1,601.05	\$	6,937.90
\$	-	\$	27,671.44	\$	768.65	\$	9,223.81	\$	38,432.56	\$	27,671.44	\$	-	\$	-	\$	9,223.81	\$	-	\$	9,223.81	\$	-
\$	-	\$	172,177.85	\$	1,434.82	\$	17,217.79	\$	70,305.96	\$	87,523.74	\$	84,654.11	\$	84,654.11	\$	17,217.79	\$	84,654.11	\$	17,217.79	\$	84,654.11
\$	-	\$	19,784.97	\$	164.87	\$	1,978.50	\$	5,935.49	\$	7,913.99	\$	11,870.98	\$	11,870.98	\$	1,978.50	\$	11,870.98	\$	1,978.50	\$	11,870.98
\$	-	\$	50,000.00	\$	416.67	\$	5,000.00	\$	6,250.00	\$	11,250.00	\$	38,750.00	\$	38,750.00	\$	5,000.00	\$	38,750.00	\$	5,000.00	\$	38,750.00
\$	-	\$	20,553.32	\$	171.28	\$	2,055.33	\$	2,397.89	\$	4,453.22	\$	16,100.10	\$	16,100.10	\$	2,055.33	\$	16,100.10	\$	2,055.33	\$	16,100.10
\$	-	\$	20,000.00	\$	166.67	\$	2,000.00	\$	2,333.33	\$	4,333.33	\$	15,666.67	\$	15,666.67	\$	2,000.00	\$	15,666.67	\$	2,000.00	\$	15,666.67
\$	-	\$	40,000.00	\$	333.33	\$	4,000.00	\$	4,333.33	\$	8,333.33	\$	31,666.67	\$	31,666.67	\$	4,000.00	\$	31,666.67	\$	4,000.00	\$	31,666.67
\$	-	\$	30,000.00	\$	250.00	\$	3,000.00	\$	3,250.00	\$	6,250.00	\$	23,750.00	\$	23,750.00	\$	3,000.00	\$	23,750.00	\$	3,000.00	\$	23,750.00
\$	-	\$	16,795.42	\$	139.96	\$	1,679.54	\$	1,819.50	\$	3,499.05	\$	13,296.37	\$	13,296.37	\$	1,679.54	\$	13,296.37	\$	1,679.54	\$	13,296.37
\$	-	\$	1,629.00	\$	13.58	\$	162.90	\$	176.48	\$	339.38	\$	1,289.63	\$	1,289.63	\$	162.90	\$	1,289.63	\$	162.90	\$	1,289.63
\$	-	\$	515.85	\$	4.30	\$	51.59	\$	55.88	\$	107.47	\$	408.38	\$	408.38	\$	51.59	\$	408.38	\$	51.59	\$	408.38
\$	-	\$	37,332.00	\$	311.10	\$	3,733.20	\$	3,422.10	\$	7,155.30	\$	30,176.70	\$	30,176.70	\$	3,733.20	\$	30,176.70	\$	3,733.20	\$	30,176.70
\$	-	\$	35,460.71	\$	295.51	\$	3,546.07	\$	3,250.57	\$	6,796.64	\$	28,664.07	\$	28,664.07	\$	3,546.07	\$	28,664.07	\$	3,546.07	\$	28,664.07
\$	-	\$	9,891.28	\$	82.43	\$	989.13	\$	906.70	\$	1,895.83	\$	7,995.45	\$	7,995.45	\$	989.13	\$	7,995.45	\$	989.13	\$	7,995.45
\$	-	\$	3,801.00	\$	31.68	\$	380.10	\$	348.43	\$	728.53	\$	3,072.48	\$	3,072.48	\$	380.10	\$	3,072.48	\$	380.10	\$	3,072.48
\$	-	\$	2,776.75	\$	23.14	\$	277.68	\$	254.54	\$	532.21	\$	2,244.54	\$	2,244.54	\$	277.68	\$	2,244.54	\$	277.68	\$	2,244.54
\$	-	\$	2,280.60	\$	19.01	\$	228.06	\$	209.06	\$	437.12	\$	1,843.49	\$	1,843.49	\$	228.06	\$	1,843.49	\$	228.06	\$	1,843.49
\$	-	\$	1,248.90	\$	10.41	\$	124.89	\$	114.48	\$	239.37	\$	1,009.53	\$	1,009.53	\$	124.89	\$	1,009.53	\$	124.89	\$	1,009.53
\$	-	\$	1,954.80	\$	16.29	\$	195.48	\$	114.03	\$	309.51	\$	1,645.29	\$	1,645.29	\$	195.48	\$	1,645.29	\$	195.48	\$	1,645.29
\$	-	\$	6,543.15	\$	54.53	\$	654.32	\$	381.68	\$	1,036.00	\$	5,507.15	\$	5,507.15	\$	654.32	\$	5,507.15	\$	654.32	\$	5,507.15
\$	-	\$	10,534.20	\$	87.79	\$	1,053.42	\$	526.71	\$	1,580.13	\$	8,954.07	\$	8,954.07	\$	1,053.42	\$	8,954.07	\$	1,053.42	\$	8,954.07
\$	-	\$	9,475.35	\$	78.96	\$	947.54	\$	473.77	\$	1,421.30	\$	8,054.05	\$	8,054.05	\$	947.54	\$	8,054.05	\$	947.54	\$	8,054.05
\$	-	\$	1,085.00	\$	9.04	\$	108.50	\$	45.21	\$	153.71	\$	931.29	\$	931.29	\$	108.50	\$	931.29	\$	108.50	\$	931.29
\$	-	\$	325.80	\$	2.72	\$	32.58	\$	2.72	\$	35.30	\$	290.51	\$	290.51	\$	32.58	\$	290.51	\$	32.58	\$	290.51
\$	-	\$	9,166.40	\$	76.39	\$	916.64	\$	-	\$	840.25	\$	8,326.15	\$	8,326.15	\$	916.64	\$	8,326.15	\$	916.64	\$	8,326.15
\$	-	\$	8,159.02	\$	67.99	\$	815.90	\$	-	\$	611.93	\$	7,547.09	\$	7,547.09	\$	815.90	\$	7,547.09	\$	815.90	\$	7,547.09

Line of Service Allocation Output							Check Number	Line of Service Allocation				
Lines of Service Investment							Regulated Avg Investment	Lines of Service De				
Resi MSW	COM	RO	MF	Resi YW	Resi Recy	Com Recy	Total	Shared	Resi MSW	COM	RO	
\$ -	\$ -	\$ -	\$ -	\$ -	\$ -	\$ -	\$ 7,747.52	\$ 1,602.94	\$ -	\$ -	\$ -	
\$ -	\$ -	\$ -	\$ -	\$ -	\$ -	\$ -	\$ -	\$ 37.60	\$ -	\$ -	\$ -	
\$ -	\$ -	\$ -	\$ -	\$ -	\$ -	\$ -	\$ 197.04	\$ 67.56	\$ -	\$ -	\$ -	
\$ -	\$ -	\$ -	\$ -	\$ -	\$ -	\$ -	\$ 1,101.26	\$ 377.57	\$ -	\$ -	\$ -	
\$ -	\$ -	\$ -	\$ -	\$ -	\$ -	\$ -	\$ -	\$ 4,357.14	\$ -	\$ -	\$ -	
\$ -	\$ -	\$ -	\$ -	\$ -	\$ -	\$ -	\$ -	\$ 362.87	\$ -	\$ -	\$ -	
\$ -	\$ -	\$ -	\$ -	\$ -	\$ -	\$ -	\$ 34,412.27	\$ 4,975.27	\$ -	\$ -	\$ -	
\$ -	\$ -	\$ -	\$ -	\$ -	\$ -	\$ -	\$ -	\$ -	\$ -	\$ -	\$ -	
\$ -	\$ -	\$ -	\$ -	\$ -	\$ -	\$ -	\$ -	\$ -	\$ -	\$ -	\$ -	
\$ -	\$ -	\$ -	\$ -	\$ -	\$ -	\$ -	\$ 323.54	\$ 33.18	\$ -	\$ -	\$ -	
\$ -	\$ -	\$ -	\$ -	\$ -	\$ -	\$ -	\$ 1,426.33	\$ 146.29	\$ -	\$ -	\$ -	
\$ -	\$ -	\$ -	\$ -	\$ -	\$ -	\$ -	\$ 5,021.25	\$ 515.00	\$ -	\$ -	\$ -	
\$ -	\$ -	\$ -	\$ -	\$ -	\$ -	\$ -	\$ 4,978.33	\$ 515.00	\$ -	\$ -	\$ -	
\$ -	\$ -	\$ -	\$ -	\$ -	\$ -	\$ -	\$ 4,978.33	\$ 515.00	\$ -	\$ -	\$ -	
\$ -	\$ -	\$ -	\$ -	\$ -	\$ -	\$ -	\$ -	\$ 307.00	\$ -	\$ -	\$ -	
\$ -	\$ -	\$ -	\$ -	\$ -	\$ -	\$ -	\$ -	\$ 148.70	\$ -	\$ -	\$ -	
\$ -	\$ -	\$ -	\$ -	\$ -	\$ -	\$ -	\$ -	\$ 65.56	\$ -	\$ -	\$ -	
\$ -	\$ -	\$ -	\$ -	\$ -	\$ -	\$ -	\$ -	\$ 26,199.82	\$ -	\$ -	\$ -	
\$ -	\$ -	\$ -	\$ -	\$ -	\$ -	\$ -	\$ -	\$ 246.83	\$ -	\$ -	\$ -	
\$ -	\$ -	\$ -	\$ -	\$ -	\$ -	\$ -	\$ -	\$ 83.33	\$ -	\$ -	\$ -	
\$ -	\$ -	\$ -	\$ -	\$ -	\$ -	\$ -	\$ -	\$ 659.35	\$ -	\$ -	\$ -	
\$ -	\$ -	\$ -	\$ -	\$ -	\$ -	\$ -	\$ -	\$ 257.36	\$ -	\$ -	\$ -	
\$ -	\$ -	\$ -	\$ -	\$ -	\$ -	\$ -	\$ -	\$ 20.57	\$ -	\$ -	\$ -	
\$ -	\$ -	\$ -	\$ -	\$ -	\$ -	\$ -	\$ -	\$ 75.84	\$ -	\$ -	\$ -	
\$ -	\$ -	\$ -	\$ -	\$ -	\$ -	\$ -	\$ -	\$ 134.88	\$ -	\$ -	\$ -	
\$ -	\$ -	\$ -	\$ -	\$ -	\$ -	\$ -	\$ 11,590.49	\$ 986.43	\$ -	\$ -	\$ -	
\$ -	\$ -	\$ -	\$ -	\$ -	\$ -	\$ -	\$ 11,111.09	\$ 945.63	\$ -	\$ -	\$ -	
\$ -	\$ -	\$ -	\$ -	\$ -	\$ -	\$ -	\$ 177,155.20	\$ 18,326.40	\$ -	\$ -	\$ -	
\$ -	\$ -	\$ -	\$ -	\$ -	\$ -	\$ -	\$ 871.72	\$ 186.80	\$ -	\$ -	\$ -	
\$ -	\$ -	\$ -	\$ -	\$ -	\$ -	\$ -	\$ 6,104.19	\$ 519.51	\$ -	\$ -	\$ -	
\$ -	\$ -	\$ -	\$ -	\$ -	\$ -	\$ -	\$ 8,549.14	\$ 727.59	\$ -	\$ -	\$ -	
\$ -	\$ -	\$ -	\$ -	\$ -	\$ -	\$ -	\$ 10,093.88	\$ 859.05	\$ -	\$ -	\$ -	
\$ -	\$ -	\$ -	\$ -	\$ -	\$ -	\$ -	\$ 8,895.38	\$ 757.05	\$ -	\$ -	\$ -	
\$ -	\$ -	\$ -	\$ -	\$ -	\$ -	\$ -	\$ 176.08	\$ 66.03	\$ -	\$ -	\$ -	
\$ -	\$ -	\$ -	\$ -	\$ -	\$ -	\$ -	\$ 950.28	\$ 356.35	\$ -	\$ -	\$ -	
\$ -	\$ -	\$ -	\$ -	\$ -	\$ -	\$ -	\$ -	\$ 7,989.71	\$ -	\$ -	\$ -	
\$ -	\$ -	\$ -	\$ -	\$ -	\$ -	\$ -	\$ -	\$ 916.36	\$ -	\$ -	\$ -	
\$ -	\$ -	\$ -	\$ -	\$ -	\$ -	\$ -	\$ -	\$ 14,638.00	\$ -	\$ -	\$ -	
\$ -	\$ -	\$ -	\$ -	\$ -	\$ -	\$ -	\$ -	\$ 9,527.16	\$ -	\$ -	\$ -	
\$ -	\$ -	\$ -	\$ -	\$ -	\$ -	\$ -	\$ 215,443.49	\$ 22,878.96	\$ -	\$ -	\$ -	
\$ -	\$ -	\$ -	\$ -	\$ -	\$ -	\$ -	\$ 604.47	\$ 64.19	\$ -	\$ -	\$ -	
\$ -	\$ -	\$ -	\$ -	\$ -	\$ -	\$ -	\$ 799.14	\$ 84.86	\$ -	\$ -	\$ -	
\$ -	\$ -	\$ -	\$ -	\$ -	\$ -	\$ -	\$ 187,673.73	\$ 19,929.95	\$ -	\$ -	\$ -	

\$	-	\$	-	\$	-	\$	-	\$	-	\$	-	\$	226.44	\$	24.48	\$	-	\$	-	\$	-
\$	-	\$	-	\$	-	\$	-	\$	-	\$	-	\$	310,950.04	\$	33,616.22	\$	-	\$	-	\$	-
\$	-	\$	-	\$	-	\$	-	\$	-	\$	-	\$	6,885.08	\$	1,558.89	\$	-	\$	-	\$	-
\$	-	\$	-	\$	-	\$	-	\$	-	\$	-	\$	228.48	\$	24.48	\$	-	\$	-	\$	-
\$	-	\$	-	\$	-	\$	-	\$	-	\$	-	\$	224.40	\$	24.48	\$	-	\$	-	\$	-
\$	-	\$	-	\$	-	\$	-	\$	-	\$	-	\$	27,830.13	\$	2,492.25	\$	-	\$	-	\$	-
\$	-	\$	-	\$	-	\$	-	\$	-	\$	-	\$	281,729.63	\$	30,185.32	\$	-	\$	-	\$	-
\$	-	\$	-	\$	-	\$	-	\$	-	\$	-	\$	271,557.26	\$	29,624.43	\$	-	\$	-	\$	-
\$	-	\$	-	\$	-	\$	-	\$	-	\$	-	\$	-	\$	1,877.39	\$	-	\$	-	\$	-
\$	-	\$	-	\$	-	\$	-	\$	-	\$	-	\$	-	\$	1,862.64	\$	-	\$	-	\$	-
\$	-	\$	-	\$	-	\$	-	\$	-	\$	-	\$	-	\$	107.81	\$	-	\$	-	\$	-
\$	-	\$	-	\$	-	\$	-	\$	-	\$	-	\$	-	\$	2,333.33	\$	-	\$	-	\$	-
\$	-	\$	-	\$	-	\$	-	\$	-	\$	-	\$	902.40	\$	451.20	\$	-	\$	-	\$	-
\$	-	\$	-	\$	-	\$	-	\$	-	\$	-	\$	205.32	\$	102.66	\$	-	\$	-	\$	-
\$	-	\$	-	\$	-	\$	-	\$	-	\$	-	\$	-	\$	30,516.70	\$	-	\$	-	\$	-
\$	-	\$	-	\$	-	\$	-	\$	-	\$	-	\$	5,761.53	\$	531.83	\$	-	\$	-	\$	-
\$	-	\$	-	\$	-	\$	-	\$	-	\$	-	\$	112.48	\$	10.38	\$	-	\$	-	\$	-
\$	-	\$	-	\$	-	\$	-	\$	-	\$	-	\$	5,014.93	\$	462.92	\$	-	\$	-	\$	-
\$	-	\$	-	\$	-	\$	-	\$	-	\$	-	\$	113.95	\$	10.52	\$	-	\$	-	\$	-
\$	-	\$	-	\$	-	\$	-	\$	-	\$	-	\$	12,184.77	\$	1,133.47	\$	-	\$	-	\$	-
\$	-	\$	-	\$	-	\$	-	\$	-	\$	-	\$	10,783.83	\$	1,003.15	\$	-	\$	-	\$	-
\$	-	\$	-	\$	-	\$	-	\$	-	\$	-	\$	23,136.24	\$	2,135.65	\$	-	\$	-	\$	-
\$	-	\$	-	\$	-	\$	-	\$	-	\$	-	\$	7,242.99	\$	668.58	\$	-	\$	-	\$	-
\$	-	\$	-	\$	-	\$	-	\$	-	\$	-	\$	109.50	\$	10.11	\$	-	\$	-	\$	-
\$	-	\$	-	\$	-	\$	-	\$	-	\$	-	\$	5,906.88	\$	545.25	\$	-	\$	-	\$	-
\$	-	\$	-	\$	-	\$	-	\$	-	\$	-	\$	1,122.06	\$	103.58	\$	-	\$	-	\$	-
\$	-	\$	-	\$	-	\$	-	\$	-	\$	-	\$	5,545.07	\$	515.82	\$	-	\$	-	\$	-
\$	-	\$	-	\$	-	\$	-	\$	-	\$	-	\$	33,764.78	\$	5,788.25	\$	-	\$	-	\$	-
\$	-	\$	-	\$	-	\$	-	\$	-	\$	-	\$	965.81	\$	526.80	\$	-	\$	-	\$	-
\$	-	\$	-	\$	-	\$	-	\$	-	\$	-	\$	185.64	\$	101.26	\$	-	\$	-	\$	-
\$	-	\$	-	\$	-	\$	-	\$	-	\$	-	\$	965.81	\$	526.81	\$	-	\$	-	\$	-
\$	-	\$	-	\$	-	\$	-	\$	-	\$	-	\$	185.64	\$	101.26	\$	-	\$	-	\$	-
\$	-	\$	-	\$	-	\$	-	\$	-	\$	-	\$	887.22	\$	483.94	\$	-	\$	-	\$	-
\$	-	\$	-	\$	-	\$	-	\$	-	\$	-	\$	851.13	\$	486.36	\$	-	\$	-	\$	-
\$	-	\$	-	\$	-	\$	-	\$	-	\$	-	\$	176.58	\$	100.90	\$	-	\$	-	\$	-
\$	-	\$	-	\$	-	\$	-	\$	-	\$	-	\$	-	\$	-	\$	-	\$	-	\$	-
\$	-	\$	-	\$	-	\$	-	\$	-	\$	-	\$	-	\$	0.27	\$	-	\$	-	\$	-
\$	-	\$	-	\$	-	\$	-	\$	-	\$	-	\$	-	\$	34.29	\$	-	\$	-	\$	-
\$	-	\$	-	\$	-	\$	-	\$	-	\$	-	\$	-	\$	497.83	\$	-	\$	-	\$	-
\$	-	\$	-	\$	-	\$	-	\$	-	\$	-	\$	-	\$	342.88	\$	-	\$	-	\$	-
\$	-	\$	-	\$	-	\$	-	\$	-	\$	-	\$	-	\$	73.31	\$	-	\$	-	\$	-
\$	-	\$	-	\$	-	\$	-	\$	-	\$	-	\$	-	\$	747.44	\$	-	\$	-	\$	-
\$	-	\$	-	\$	-	\$	-	\$	-	\$	-	\$	-	\$	1,036.35	\$	-	\$	-	\$	-
\$	-	\$	-	\$	-	\$	-	\$	-	\$	-	\$	-	\$	-	\$	-	\$	-	\$	-
\$	-	\$	-	\$	-	\$	-	\$	-	\$	-	\$	-	\$	68.57	\$	-	\$	-	\$	-
\$	-	\$	-	\$	-	\$	-	\$	-	\$	-	\$	-	\$	8.00	\$	-	\$	-	\$	-
\$	-	\$	-	\$	-	\$	-	\$	-	\$	-	\$	-	\$	126.24	\$	-	\$	-	\$	-
\$	-	\$	-	\$	-	\$	-	\$	-	\$	-	\$	-	\$	459.89	\$	-	\$	-	\$	-
\$	-	\$	-	\$	-	\$	-	\$	-	\$	-	\$	-	\$	141.22	\$	-	\$	-	\$	-
\$	-	\$	-	\$	-	\$	-	\$	-	\$	-	\$	453.02	\$	123.55	\$	-	\$	-	\$	-
\$	-	\$	-	\$	-	\$	-	\$	-	\$	-	\$	19,334.08	\$	3,411.90	\$	-	\$	-	\$	-
\$	-	\$	-	\$	-	\$	-	\$	-	\$	-	\$	16,143.20	\$	2,848.80	\$	-	\$	-	\$	-
\$	-	\$	-	\$	-	\$	-	\$	-	\$	-	\$	-	\$	(123.55)	\$	-	\$	-	\$	-
\$	-	\$	-	\$	-	\$	-	\$	-	\$	-	\$	5,601.02	\$	1,527.55	\$	-	\$	-	\$	-
\$	-	\$	-	\$	-	\$	-	\$	-	\$	-	\$	-	\$	437.25	\$	-	\$	-	\$	-

\$	-	\$	-	\$	-	\$	-	\$	-	\$	-	\$	-	\$	-	\$	170.18	\$	-	\$	-	\$	-	\$	-	\$	-	
\$	-	\$	-	\$	-	\$	-	\$	-	\$	-	\$	-	\$	-	\$	937.44	\$	-	\$	-	\$	-	\$	-	\$	-	
\$	-	\$	-	\$	-	\$	-	\$	-	\$	-	\$	-	\$	-	\$	-	\$	2,233.04	\$	-	\$	-	\$	-	\$	-	
\$	-	\$	-	\$	-	\$	-	\$	-	\$	-	\$	-	\$	-	\$	-	\$	360.72	\$	-	\$	-	\$	-	\$	-	
\$	-	\$	-	\$	-	\$	-	\$	-	\$	-	\$	-	\$	-	\$	-	\$	3,137.40	\$	-	\$	-	\$	-	\$	-	
\$	-	\$	-	\$	-	\$	-	\$	-	\$	-	\$	-	\$	-	\$	-	\$	5,907.66	\$	-	\$	-	\$	-	\$	-	
\$	-	\$	-	\$	-	\$	-	\$	-	\$	-	\$	-	\$	-	\$	-	\$	7,272.34	\$	-	\$	-	\$	-	\$	-	
\$	-	\$	-	\$	-	\$	-	\$	-	\$	-	\$	-	\$	-	\$	-	\$	7,538.82	\$	-	\$	-	\$	-	\$	-	
\$	-	\$	-	\$	-	\$	-	\$	-	\$	-	\$	-	\$	-	\$	-	\$	4,786.33	\$	-	\$	-	\$	-	\$	-	
\$	-	\$	-	\$	-	\$	-	\$	-	\$	-	\$	-	\$	-	\$	-	\$	8,060.73	\$	-	\$	-	\$	-	\$	-	
\$	-	\$	-	\$	-	\$	-	\$	-	\$	-	\$	-	\$	-	\$	-	\$	11,741.20	\$	-	\$	-	\$	-	\$	-	
\$	-	\$	-	\$	-	\$	-	\$	-	\$	-	\$	-	\$	-	\$	-	\$	9,382.86	\$	-	\$	-	\$	-	\$	-	
\$	-	\$	-	\$	-	\$	-	\$	-	\$	-	\$	-	\$	-	\$	-	\$	51,124.39	\$	-	\$	-	\$	-	\$	-	
\$	-	\$	-	\$	-	\$	-	\$	-	\$	-	\$	-	\$	-	\$	-	\$	125,731.09	\$	-	\$	-	\$	-	\$	-	
\$	-	\$	-	\$	-	\$	-	\$	-	\$	-	\$	-	\$	-	\$	-	\$	94.79	\$	-	\$	-	\$	-	\$	-	
\$	-	\$	-	\$	-	\$	-	\$	-	\$	-	\$	-	\$	-	\$	-	\$	423.60	\$	-	\$	-	\$	-	\$	-	
\$	-	\$	-	\$	-	\$	-	\$	-	\$	-	\$	-	\$	-	\$	-	\$	13,978.76	\$	-	\$	-	\$	-	\$	-	
\$	-	\$	-	\$	-	\$	-	\$	-	\$	-	\$	-	\$	-	\$	-	\$	16,919.58	\$	-	\$	-	\$	-	\$	-	
\$	-	\$	-	\$	-	\$	-	\$	-	\$	-	\$	-	\$	-	\$	-	\$	15,479.58	\$	-	\$	-	\$	-	\$	-	
\$	-	\$	-	\$	-	\$	-	\$	-	\$	-	\$	-	\$	-	\$	-	\$	2,870.91	\$	-	\$	-	\$	-	\$	-	
\$	-	\$	-	\$	-	\$	-	\$	-	\$	-	\$	-	\$	-	\$	-	\$	5,495.00	\$	-	\$	-	\$	-	\$	-	
\$	-	\$	-	\$	-	\$	-	\$	-	\$	-	\$	-	\$	-	\$	-	\$	5,495.00	\$	-	\$	-	\$	-	\$	-	
\$	-	\$	-	\$	-	\$	-	\$	-	\$	-	\$	-	\$	-	\$	-	\$	5,495.00	\$	-	\$	-	\$	-	\$	-	
\$	-	\$	-	\$	-	\$	-	\$	-	\$	-	\$	-	\$	-	\$	-	\$	5,495.00	\$	-	\$	-	\$	-	\$	-	
\$	-	\$	-	\$	-	\$	-	\$	-	\$	-	\$	-	\$	-	\$	-	\$	5,495.00	\$	-	\$	-	\$	-	\$	-	
\$	-	\$	-	\$	-	\$	-	\$	-	\$	-	\$	-	\$	-	\$	-	\$	5,495.00	\$	-	\$	-	\$	-	\$	-	
\$	-	\$	-	\$	-	\$	-	\$	-	\$	-	\$	-	\$	-	\$	-	\$	5,495.00	\$	-	\$	-	\$	-	\$	-	
\$	-	\$	-	\$	-	\$	-	\$	-	\$	-	\$	-	\$	-	\$	-	\$	28.81	\$	-	\$	-	\$	-	\$	-	
\$	-	\$	-	\$	-	\$	-	\$	-	\$	-	\$	-	\$	-	\$	-	\$	289.07	\$	-	\$	-	\$	-	\$	-	
\$	-	\$	-	\$	-	\$	-	\$	-	\$	-	\$	-	\$	-	\$	-	\$	-	12.44	\$	-	\$	-	\$	-	\$	-
\$	-	\$	-	\$	-	\$	-	\$	-	\$	-	\$	-	\$	-	\$	-	\$	-	24.87	\$	-	\$	-	\$	-	\$	-
\$	-	\$	-	\$	-	\$	-	\$	-	\$	-	\$	-	\$	-	\$	-	\$	-	24.87	\$	-	\$	-	\$	-	\$	-
\$	-	\$	-	\$	-	\$	-	\$	-	\$	-	\$	-	\$	-	\$	-	\$	-	37.31	\$	-	\$	-	\$	-	\$	-
\$	-	\$	-	\$	-	\$	-	\$	-	\$	-	\$	-	\$	-	\$	-	\$	-	111.92	\$	-	\$	-	\$	-	\$	-
\$	-	\$	-	\$	-	\$	-	\$	-	\$	-	\$	-	\$	-	\$	-	\$	-	74.62	\$	-	\$	-	\$	-	\$	-
\$	-	\$	-	\$	-	\$	-	\$	-	\$	-	\$	-	\$	-	\$	-	\$	-	24.87	\$	-	\$	-	\$	-	\$	-
\$	-	\$	-	\$	-	\$	-	\$	-	\$	-	\$	-	\$	-	\$	-	\$	-	248.72	\$	-	\$	-	\$	-	\$	-
\$	-	\$	-	\$	-	\$	-	\$	-	\$	-	\$	-	\$	-	\$	-	\$	-	559.62	\$	-	\$	-	\$	-	\$	-
\$	-	\$	-	\$	-	\$	-	\$	-	\$	-	\$	-	\$	-	\$	-	\$	-	921.40	\$	-	\$	-	\$	-	\$	-
\$	-	\$	-	\$	-	\$	-	\$	-	\$	-	\$	-	\$	-	\$	-	\$	6,853.46	\$	-	\$	-	\$	-	\$	-	
\$	-	\$	-	\$	-	\$	-	\$	-	\$	-	\$	-	\$	-	\$	-	\$	4,246.03	\$	-	\$	-	\$	-	\$	-	
\$	-	\$	-	\$	-	\$	-	\$	-	\$	-	\$	-	\$	-	\$	-	\$	3,505.73	\$	-	\$	-	\$	-	\$	-	
\$	-	\$	-	\$	-	\$	-	\$	-	\$	-	\$	-	\$	-	\$	-	\$	964.05	\$	-	\$	-	\$	-	\$	-	
\$	-	\$	-	\$	-	\$	-	\$	-	\$	-	\$	-	\$	-	\$	-	\$	2,483.11	\$	-	\$	-	\$	-	\$	-	
\$	-	\$	-	\$	-	\$	-	\$	-	\$	-	\$	-	\$	-	\$	-	\$	5,925.91	\$	-	\$	-	\$	-	\$	-	
\$	-	\$	-	\$	-	\$	-	\$	-	\$	-	\$	-	\$	-	\$	-	\$	1,045.34	\$	-	\$	-	\$	-	\$	-	
\$	-	\$	-	\$	-	\$	-	\$	-	\$	-	\$	-	\$	-	\$	-	\$	7,420.50	\$	-	\$	-	\$	-	\$	-	
\$	-	\$	-	\$	-	\$	-	\$	-	\$	-	\$	-	\$	-	\$	-	\$	2,501.47	\$	-	\$	-	\$	-	\$	-	
\$	-	\$	-	\$	-	\$	-	\$	-	\$	-	\$	-	\$	-	\$	-	\$	11,114.53	\$	-	\$	-	\$	-	\$	-	
\$	-	\$	-	\$	-	\$	-	\$	-	\$	-	\$	-	\$	-	\$	-	\$	11,114.53	\$	-	\$	-	\$	-	\$	-	
\$	-	\$	-	\$	-	\$	-	\$	-	\$	-	\$	-	\$	-	\$	-	\$	31,597.63	\$	-	\$	-	\$	-	\$	-	
\$	-	\$	-	\$	-	\$	-	\$	-	\$	-	\$	-	\$	-	\$	-	\$	2,259.12	\$	-	\$	-	\$	-	\$	-	
\$	-	\$	-	\$	-	\$	-	\$	-	\$	-	\$	-	\$	-	\$	-	\$	-	\$	-	\$	-	\$	-	\$	-	
\$	-	\$	-	\$	-	\$	-	\$	-	\$	-	\$	-	\$	-	\$	-	\$	-	\$	-	\$	-	\$	-	\$	-	
\$	-	\$	-	\$	-	\$	-	\$	-	\$	-	\$	-	\$	-	\$	-	\$	20,302.79	\$	-	\$	-	\$	-	\$	-	

\$	-	\$	-	\$	-	\$	-	\$	-	\$	-	\$	50,302.30	\$	15,477.63	\$	-	\$	-	\$	-
\$	-	\$	-	\$	-	\$	-	\$	-	\$	-	\$	-	\$	6,971.67	\$	-	\$	-	\$	-
\$	-	\$	-	\$	-	\$	-	\$	-	\$	-	\$	-	\$	13,153.57	\$	-	\$	-	\$	-
\$	-	\$	-	\$	-	\$	-	\$	-	\$	-	\$	-	\$	576.67	\$	-	\$	-	\$	-
\$	-	\$	-	\$	-	\$	-	\$	-	\$	-	\$	-	\$	14,221.96	\$	-	\$	-	\$	-
\$	-	\$	-	\$	-	\$	-	\$	-	\$	-	\$	-	\$	7,063.08	\$	-	\$	-	\$	-
\$	-	\$	-	\$	-	\$	-	\$	-	\$	-	\$	-	\$	1,967.40	\$	-	\$	-	\$	-
\$	-	\$	-	\$	-	\$	-	\$	-	\$	-	\$	618,091.38	\$	35,488.50	\$	-	\$	-	\$	-
\$	-	\$	-	\$	-	\$	-	\$	-	\$	-	\$	184,230.00	\$	-	\$	-	\$	-	\$	-
\$	-	\$	-	\$	-	\$	-	\$	-	\$	-	\$	20,018.39	\$	4,532.47	\$	-	\$	-	\$	-
\$	-	\$	-	\$	-	\$	-	\$	-	\$	-	\$	-	\$	4,120.12	\$	-	\$	-	\$	-
\$	-	\$	-	\$	-	\$	-	\$	-	\$	-	\$	9,864.73	\$	3,382.19	\$	-	\$	-	\$	-
\$	-	\$	-	\$	-	\$	-	\$	-	\$	-	\$	-	\$	31,388.61	\$	-	\$	-	\$	-
\$	-	\$	-	\$	-	\$	-	\$	-	\$	-	\$	53,404.23	\$	18,310.02	\$	-	\$	-	\$	-
\$	-	\$	-	\$	-	\$	-	\$	-	\$	-	\$	-	\$	25,498.48	\$	-	\$	-	\$	-
\$	-	\$	-	\$	-	\$	-	\$	-	\$	-	\$	43,382.83	\$	14,874.11	\$	-	\$	-	\$	-
\$	-	\$	-	\$	-	\$	-	\$	-	\$	-	\$	-	\$	1,334.94	\$	-	\$	-	\$	-
\$	-	\$	-	\$	-	\$	-	\$	-	\$	-	\$	-	\$	27,683.89	\$	-	\$	-	\$	-
\$	-	\$	-	\$	-	\$	-	\$	-	\$	-	\$	-	\$	33,334.67	\$	-	\$	-	\$	-
\$	-	\$	-	\$	-	\$	-	\$	-	\$	-	\$	-	\$	33,461.50	\$	-	\$	-	\$	-
\$	-	\$	-	\$	-	\$	-	\$	-	\$	-	\$	-	\$	13,044.00	\$	-	\$	-	\$	-
\$	-	\$	-	\$	-	\$	-	\$	-	\$	-	\$	-	\$	3,651.13	\$	-	\$	-	\$	-
\$	-	\$	-	\$	-	\$	-	\$	-	\$	-	\$	28,596.06	\$	22,876.85	\$	-	\$	-	\$	-
\$	-	\$	-	\$	-	\$	-	\$	-	\$	-	\$	-	\$	165.00	\$	-	\$	-	\$	-
\$	-	\$	-	\$	-	\$	-	\$	-	\$	-	\$	74,837.26	\$	34,540.28	\$	-	\$	-	\$	-
\$	-	\$	-	\$	-	\$	-	\$	-	\$	-	\$	-	\$	4,249.77	\$	-	\$	-	\$	-
\$	-	\$	-	\$	-	\$	-	\$	-	\$	-	\$	128,884.76	\$	32,906.75	\$	-	\$	-	\$	-
\$	-	\$	-	\$	-	\$	-	\$	-	\$	-	\$	29,484.53	\$	17,690.72	\$	-	\$	-	\$	-
\$	-	\$	-	\$	-	\$	-	\$	-	\$	-	\$	178,959.22	\$	34,637.27	\$	-	\$	-	\$	-
\$	-	\$	-	\$	-	\$	-	\$	-	\$	-	\$	178,959.22	\$	34,637.27	\$	-	\$	-	\$	-
\$	-	\$	-	\$	-	\$	-	\$	-	\$	-	\$	175,716.22	\$	34,567.13	\$	-	\$	-	\$	-
\$	-	\$	-	\$	-	\$	-	\$	-	\$	-	\$	201,171.18	\$	33,069.24	\$	-	\$	-	\$	-
\$	-	\$	-	\$	-	\$	-	\$	-	\$	-	\$	201,171.18	\$	33,069.24	\$	-	\$	-	\$	-
\$	-	\$	-	\$	-	\$	-	\$	-	\$	-	\$	230,541.97	\$	37,897.31	\$	-	\$	-	\$	-
\$	-	\$	-	\$	-	\$	-	\$	-	\$	-	\$	236,858.19	\$	37,897.31	\$	-	\$	-	\$	-
\$	-	\$	-	\$	-	\$	-	\$	-	\$	-	\$	-	\$	-	\$	-	\$	-	\$	-
\$	-	\$	-	\$	-	\$	-	\$	-	\$	-	\$	-	\$	-	\$	-	\$	-	\$	-
\$	-	\$	-	\$	-	\$	-	\$	-	\$	-	\$	226,026.05	\$	33,485.34	\$	-	\$	-	\$	-
\$	-	\$	-	\$	-	\$	-	\$	-	\$	-	\$	226,024.59	\$	33,485.13	\$	-	\$	-	\$	-
\$	-	\$	-	\$	-	\$	-	\$	-	\$	-	\$	-	\$	20,278.61	\$	-	\$	-	\$	-
\$	-	\$	-	\$	-	\$	-	\$	-	\$	-	\$	34,501.80	\$	11,829.19	\$	-	\$	-	\$	-
\$	-	\$	-	\$	-	\$	-	\$	-	\$	-	\$	-	\$	2,177.52	\$	-	\$	-	\$	-
\$	-	\$	-	\$	-	\$	-	\$	-	\$	-	\$	-	\$	2,526.60	\$	-	\$	-	\$	-
\$	-	\$	-	\$	-	\$	-	\$	-	\$	-	\$	-	\$	511.37	\$	-	\$	-	\$	-
\$	-	\$	-	\$	-	\$	-	\$	-	\$	-	\$	-	\$	842.57	\$	-	\$	-	\$	-
\$	-	\$	-	\$	-	\$	-	\$	-	\$	-	\$	89,997.36	\$	23,477.57	\$	-	\$	-	\$	-
\$	-	\$	-	\$	-	\$	-	\$	-	\$	-	\$	142,972.71	\$	24,509.61	\$	-	\$	-	\$	-
\$	-	\$	-	\$	-	\$	-	\$	-	\$	-	\$	-	\$	22,862.63	\$	-	\$	-	\$	-
\$	-	\$	-	\$	-	\$	-	\$	-	\$	-	\$	-	\$	842.57	\$	-	\$	-	\$	-
\$	-	\$	-	\$	-	\$	-	\$	-	\$	-	\$	-	\$	17,916.83	\$	-	\$	-	\$	-
\$	-	\$	-	\$	-	\$	-	\$	-	\$	-	\$	-	\$	69,080.55	\$	-	\$	-	\$	-
\$	-	\$	-	\$	-	\$	-	\$	-	\$	-	\$	218,501.90	\$	32,370.65	\$	-	\$	-	\$	-
\$	-	\$	-	\$	-	\$	-	\$	-	\$	-	\$	-	\$	833.33	\$	-	\$	-	\$	-
\$	-	\$	-	\$	-	\$	-	\$	-	\$	-	\$	205,228.53	\$	30,784.28	\$	-	\$	-	\$	-
\$	-	\$	-	\$	-	\$	-	\$	-	\$	-	\$	205,228.53	\$	30,784.28	\$	-	\$	-	\$	-

\$	-	\$	-	\$	-	\$	-	\$	-	\$	-	\$	252,790.44	\$	37,918.57	\$	-	\$	-	\$	-
\$	-	\$	-	\$	-	\$	-	\$	-	\$	-	\$	-	\$	1,645.00	\$	-	\$	-	\$	-
\$	-	\$	-	\$	-	\$	-	\$	-	\$	-	\$	-	\$	2,477.60	\$	-	\$	-	\$	-
\$	-	\$	-	\$	-	\$	-	\$	-	\$	-	\$	-	\$	1,896.29	\$	-	\$	-	\$	-
\$	-	\$	-	\$	-	\$	-	\$	-	\$	-	\$	-	\$	1,177.60	\$	-	\$	-	\$	-
\$	-	\$	-	\$	-	\$	-	\$	-	\$	-	\$	-	\$	831.71	\$	-	\$	-	\$	-
\$	-	\$	-	\$	-	\$	-	\$	-	\$	-	\$	-	\$	3,433.80	\$	-	\$	-	\$	-
\$	-	\$	-	\$	-	\$	-	\$	-	\$	-	\$	-	\$	1,875.20	\$	-	\$	-	\$	-
\$	-	\$	-	\$	-	\$	-	\$	-	\$	-	\$	-	\$	192.80	\$	-	\$	-	\$	-
\$	-	\$	-	\$	-	\$	-	\$	-	\$	-	\$	-	\$	28,530.40	\$	-	\$	-	\$	-
\$	-	\$	-	\$	-	\$	-	\$	-	\$	-	\$	-	\$	1,394.57	\$	-	\$	-	\$	-
\$	-	\$	-	\$	-	\$	-	\$	-	\$	-	\$	-	\$	613.22	\$	-	\$	-	\$	-
\$	-	\$	-	\$	-	\$	-	\$	-	\$	-	\$	-	\$	706.44	\$	-	\$	-	\$	-
\$	-	\$	-	\$	-	\$	-	\$	-	\$	-	\$	-	\$	937.31	\$	-	\$	-	\$	-
\$	-	\$	-	\$	-	\$	-	\$	-	\$	-	\$	-	\$	535.17	\$	-	\$	-	\$	-
\$	-	\$	-	\$	-	\$	-	\$	-	\$	-	\$	-	\$	1,206.84	\$	-	\$	-	\$	-
\$	-	\$	-	\$	-	\$	-	\$	-	\$	-	\$	-	\$	1,283.80	\$	-	\$	-	\$	-
\$	-	\$	-	\$	-	\$	-	\$	-	\$	-	\$	-	\$	478.63	\$	-	\$	-	\$	-
\$	-	\$	-	\$	-	\$	-	\$	-	\$	-	\$	-	\$	526.07	\$	-	\$	-	\$	-
\$	-	\$	-	\$	-	\$	-	\$	-	\$	-	\$	-	\$	432.68	\$	-	\$	-	\$	-
\$	-	\$	-	\$	-	\$	-	\$	-	\$	-	\$	-	\$	1,004.53	\$	-	\$	-	\$	-
\$	-	\$	-	\$	-	\$	-	\$	-	\$	-	\$	-	\$	1,410.57	\$	-	\$	-	\$	-
\$	-	\$	-	\$	-	\$	-	\$	-	\$	-	\$	-	\$	1,812.94	\$	-	\$	-	\$	-
\$	-	\$	-	\$	-	\$	-	\$	-	\$	-	\$	-	\$	433.02	\$	-	\$	-	\$	-
\$	-	\$	-	\$	-	\$	-	\$	-	\$	-	\$	-	\$	117.83	\$	-	\$	-	\$	-
\$	-	\$	-	\$	-	\$	-	\$	-	\$	-	\$	-	\$	126.21	\$	-	\$	-	\$	-
\$	-	\$	-	\$	-	\$	-	\$	-	\$	-	\$	-	\$	1,719.04	\$	-	\$	-	\$	-
\$	-	\$	-	\$	-	\$	-	\$	-	\$	-	\$	-	\$	211.07	\$	-	\$	-	\$	-
\$	-	\$	-	\$	-	\$	-	\$	-	\$	-	\$	-	\$	288.10	\$	-	\$	-	\$	-
\$	-	\$	-	\$	-	\$	-	\$	-	\$	-	\$	-	\$	300.07	\$	-	\$	-	\$	-
\$	-	\$	-	\$	-	\$	-	\$	-	\$	-	\$	-	\$	1,142.40	\$	-	\$	-	\$	-
\$	-	\$	-	\$	-	\$	-	\$	-	\$	-	\$	-	\$	1,108.39	\$	-	\$	-	\$	-
\$	-	\$	-	\$	-	\$	-	\$	-	\$	-	\$	-	\$	1,162.59	\$	-	\$	-	\$	-
\$	-	\$	-	\$	-	\$	-	\$	-	\$	-	\$	-	\$	688.56	\$	-	\$	-	\$	-
\$	-	\$	-	\$	-	\$	-	\$	-	\$	-	\$	-	\$	756.20	\$	-	\$	-	\$	-
\$	-	\$	-	\$	-	\$	-	\$	-	\$	-	\$	-	\$	673.71	\$	-	\$	-	\$	-
\$	-	\$	-	\$	-	\$	-	\$	-	\$	-	\$	-	\$	869.26	\$	-	\$	-	\$	-
\$	-	\$	-	\$	-	\$	-	\$	-	\$	-	\$	-	\$	1,147.84	\$	-	\$	-	\$	-
\$	-	\$	-	\$	-	\$	-	\$	-	\$	-	\$	-	\$	1,801.73	\$	-	\$	-	\$	-
\$	-	\$	-	\$	-	\$	-	\$	-	\$	-	\$	-	\$	1,893.12	\$	-	\$	-	\$	-
\$	-	\$	-	\$	-	\$	-	\$	-	\$	-	\$	-	\$	1,075.87	\$	-	\$	-	\$	-
\$	-	\$	-	\$	-	\$	-	\$	-	\$	-	\$	-	\$	1,181.56	\$	-	\$	-	\$	-
\$	-	\$	-	\$	-	\$	-	\$	-	\$	-	\$	-	\$	1,255.12	\$	-	\$	-	\$	-
\$	-	\$	-	\$	-	\$	-	\$	-	\$	-	\$	-	\$	806.86	\$	-	\$	-	\$	-
\$	-	\$	-	\$	-	\$	-	\$	-	\$	-	\$	-	\$	787.28	\$	-	\$	-	\$	-
\$	-	\$	-	\$	-	\$	-	\$	-	\$	-	\$	-	\$	1,325.18	\$	-	\$	-	\$	-
\$	-	\$	-	\$	-	\$	-	\$	-	\$	-	\$	-	\$	946.56	\$	-	\$	-	\$	-
\$	-	\$	-	\$	-	\$	-	\$	-	\$	-	\$	-	\$	733.43	\$	-	\$	-	\$	-
\$	-	\$	-	\$	-	\$	-	\$	-	\$	-	\$	-	\$	1,803.78	\$	-	\$	-	\$	-
\$	-	\$	-	\$	-	\$	-	\$	-	\$	-	\$	-	\$	587.31	\$	-	\$	-	\$	-
\$	-	\$	-	\$	-	\$	-	\$	-	\$	-	\$	-	\$	933.54	\$	-	\$	-	\$	-
\$	-	\$	-	\$	-	\$	-	\$	-	\$	-	\$	-	\$	210.49	\$	-	\$	-	\$	-
\$	-	\$	-	\$	-	\$	-	\$	-	\$	-	\$	-	\$	597.07	\$	-	\$	-	\$	-
\$	-	\$	-	\$	-	\$	-	\$	-	\$	-	\$	-	\$	554.79	\$	-	\$	-	\$	-
\$	-	\$	-	\$	-	\$	-	\$	-	\$	-	\$	-	\$	1,350.39	\$	-	\$	-	\$	-

\$ -	\$ -	\$ -	\$ -	\$ -	\$ -	\$ -	\$ -	\$ -	\$ -	\$ -	\$ -	\$ -	\$ 710.02	\$ -	\$ -	\$ -	\$ -
\$ -	\$ -	\$ -	\$ -	\$ -	\$ -	\$ -	\$ -	\$ -	\$ -	\$ -	\$ -	\$ -	\$ 945.79	\$ -	\$ -	\$ -	\$ -
\$ -	\$ -	\$ -	\$ -	\$ -	\$ -	\$ -	\$ -	\$ -	\$ -	\$ -	\$ -	\$ -	\$ 1,158.58	\$ -	\$ -	\$ -	\$ -
\$ -	\$ -	\$ -	\$ -	\$ -	\$ -	\$ -	\$ -	\$ -	\$ -	\$ -	\$ -	\$ -	\$ 871.86	\$ -	\$ -	\$ -	\$ -
\$ -	\$ -	\$ -	\$ -	\$ -	\$ -	\$ -	\$ -	\$ -	\$ -	\$ -	\$ -	\$ -	\$ 275.88	\$ -	\$ -	\$ -	\$ -
\$ -	\$ -	\$ -	\$ -	\$ -	\$ -	\$ -	\$ -	\$ -	\$ -	\$ -	\$ -	\$ -	\$ 0.01	\$ -	\$ -	\$ -	\$ -
\$ -	\$ -	\$ -	\$ -	\$ -	\$ -	\$ -	\$ -	\$ -	\$ -	\$ -	\$ -	\$ -	\$ 54.07	\$ -	\$ -	\$ -	\$ -
\$ -	\$ -	\$ -	\$ -	\$ -	\$ -	\$ -	\$ -	\$ -	\$ -	\$ -	\$ -	\$ -	\$ 115.00	\$ -	\$ -	\$ -	\$ -
\$ -	\$ -	\$ -	\$ -	\$ -	\$ -	\$ -	\$ -	\$ -	\$ -	\$ -	\$ -	\$ -	\$ 228.57	\$ -	\$ -	\$ -	\$ -
\$ -	\$ -	\$ -	\$ -	\$ -	\$ -	\$ -	\$ -	\$ -	\$ -	\$ -	\$ -	\$ -	\$ 1,101.34	\$ -	\$ -	\$ -	\$ -
\$ -	\$ -	\$ -	\$ -	\$ -	\$ -	\$ -	\$ -	\$ -	\$ -	\$ -	\$ -	\$ -	\$ 547.50	\$ -	\$ -	\$ -	\$ -
\$ -	\$ -	\$ -	\$ -	\$ -	\$ -	\$ -	\$ -	\$ -	\$ -	\$ -	\$ -	\$ 434.10	\$ 248.06	\$ -	\$ -	\$ -	\$ -
\$ -	\$ -	\$ -	\$ -	\$ -	\$ -	\$ -	\$ -	\$ -	\$ -	\$ -	\$ -	\$ 875.78	\$ 500.45	\$ -	\$ -	\$ -	\$ -
\$ -	\$ -	\$ -	\$ -	\$ -	\$ -	\$ -	\$ -	\$ -	\$ -	\$ -	\$ -	\$ 2,228.98	\$ 569.10	\$ -	\$ -	\$ -	\$ -
\$ -	\$ -	\$ -	\$ -	\$ -	\$ -	\$ -	\$ -	\$ -	\$ -	\$ -	\$ -	\$ 3,472.60	\$ 886.62	\$ -	\$ -	\$ -	\$ -
\$ -	\$ -	\$ -	\$ -	\$ -	\$ -	\$ -	\$ -	\$ -	\$ -	\$ -	\$ -	\$ 1,436.45	\$ 366.75	\$ -	\$ -	\$ -	\$ -
\$ -	\$ -	\$ -	\$ -	\$ -	\$ -	\$ -	\$ -	\$ -	\$ -	\$ -	\$ -	\$ -	\$ 954.70	\$ -	\$ -	\$ -	\$ -
\$ -	\$ -	\$ -	\$ -	\$ -	\$ -	\$ -	\$ -	\$ -	\$ -	\$ -	\$ -	\$ -	\$ 732.47	\$ -	\$ -	\$ -	\$ -
\$ -	\$ -	\$ -	\$ -	\$ -	\$ -	\$ -	\$ -	\$ -	\$ -	\$ -	\$ -	\$ -	\$ 686.02	\$ -	\$ -	\$ -	\$ -
\$ -	\$ -	\$ -	\$ -	\$ -	\$ -	\$ -	\$ -	\$ -	\$ -	\$ -	\$ -	\$ -	\$ 276.88	\$ -	\$ -	\$ -	\$ -
\$ -	\$ -	\$ -	\$ -	\$ -	\$ -	\$ -	\$ -	\$ -	\$ -	\$ -	\$ -	\$ 3,528.26	\$ 694.08	\$ -	\$ -	\$ -	\$ -
\$ -	\$ -	\$ -	\$ -	\$ -	\$ -	\$ -	\$ -	\$ -	\$ -	\$ -	\$ -	\$ 1,980.69	\$ 389.64	\$ -	\$ -	\$ -	\$ -
\$ -	\$ -	\$ -	\$ -	\$ -	\$ -	\$ -	\$ -	\$ -	\$ -	\$ -	\$ -	\$ 1,995.63	\$ 392.58	\$ -	\$ -	\$ -	\$ -
\$ -	\$ -	\$ -	\$ -	\$ -	\$ -	\$ -	\$ -	\$ -	\$ -	\$ -	\$ -	\$ 4,647.86	\$ 914.33	\$ -	\$ -	\$ -	\$ -
\$ -	\$ -	\$ -	\$ -	\$ -	\$ -	\$ -	\$ -	\$ -	\$ -	\$ -	\$ -	\$ 2,537.85	\$ 499.25	\$ -	\$ -	\$ -	\$ -
\$ -	\$ -	\$ -	\$ -	\$ -	\$ -	\$ -	\$ -	\$ -	\$ -	\$ -	\$ -	\$ 3,140.23	\$ 617.75	\$ -	\$ -	\$ -	\$ -
\$ -	\$ -	\$ -	\$ -	\$ -	\$ -	\$ -	\$ -	\$ -	\$ -	\$ -	\$ -	\$ 12,140.74	\$ 2,174.46	\$ -	\$ -	\$ -	\$ -
\$ -	\$ -	\$ -	\$ -	\$ -	\$ -	\$ -	\$ -	\$ -	\$ -	\$ -	\$ -	\$ 4,862.15	\$ 870.83	\$ -	\$ -	\$ -	\$ -
\$ -	\$ -	\$ -	\$ -	\$ -	\$ -	\$ -	\$ -	\$ -	\$ -	\$ -	\$ -	\$ 225.54	\$ 40.40	\$ -	\$ -	\$ -	\$ -
\$ -	\$ -	\$ -	\$ -	\$ -	\$ -	\$ -	\$ -	\$ -	\$ -	\$ -	\$ -	\$ 3,681.37	\$ 659.35	\$ -	\$ -	\$ -	\$ -
\$ -	\$ -	\$ -	\$ -	\$ -	\$ -	\$ -	\$ -	\$ -	\$ -	\$ -	\$ -	\$ 11,056.61	\$ 1,980.29	\$ -	\$ -	\$ -	\$ -
\$ -	\$ -	\$ -	\$ -	\$ -	\$ -	\$ -	\$ -	\$ -	\$ -	\$ -	\$ -	\$ 10,470.54	\$ 1,875.32	\$ -	\$ -	\$ -	\$ -
\$ -	\$ -	\$ -	\$ -	\$ -	\$ -	\$ -	\$ -	\$ -	\$ -	\$ -	\$ -	\$ -	\$ 254.07	\$ -	\$ -	\$ -	\$ -
\$ -	\$ -	\$ -	\$ -	\$ -	\$ -	\$ -	\$ -	\$ -	\$ -	\$ -	\$ -	\$ 5,108.76	\$ 766.31	\$ -	\$ -	\$ -	\$ -
\$ -	\$ -	\$ -	\$ -	\$ -	\$ -	\$ -	\$ -	\$ -	\$ -	\$ -	\$ -	\$ 8,180.02	\$ 1,227.00	\$ -	\$ -	\$ -	\$ -
\$ -	\$ -	\$ -	\$ -	\$ -	\$ -	\$ -	\$ -	\$ -	\$ -	\$ -	\$ -	\$ 6,519.34	\$ 977.90	\$ -	\$ -	\$ -	\$ -
\$ -	\$ -	\$ -	\$ -	\$ -	\$ -	\$ -	\$ -	\$ -	\$ -	\$ -	\$ -	\$ 6,539.28	\$ 980.89	\$ -	\$ -	\$ -	\$ -
\$ -	\$ -	\$ -	\$ -	\$ -	\$ -	\$ -	\$ -	\$ -	\$ -	\$ -	\$ -	\$ 8,354.93	\$ 1,253.24	\$ -	\$ -	\$ -	\$ -
\$ -	\$ -	\$ -	\$ -	\$ -	\$ -	\$ -	\$ -	\$ -	\$ -	\$ -	\$ -	\$ 5,877.27	\$ 881.59	\$ -	\$ -	\$ -	\$ -
\$ -	\$ -	\$ -	\$ -	\$ -	\$ -	\$ -	\$ -	\$ -	\$ -	\$ -	\$ -	\$ 4,116.48	\$ 536.93	\$ -	\$ -	\$ -	\$ -
\$ -	\$ -	\$ -	\$ -	\$ -	\$ -	\$ -	\$ -	\$ -	\$ -	\$ -	\$ -	\$ 7,054.25	\$ 920.12	\$ -	\$ -	\$ -	\$ -
\$ -	\$ -	\$ -	\$ -	\$ -	\$ -	\$ -	\$ -	\$ -	\$ -	\$ -	\$ -	\$ 6,492.76	\$ 846.88	\$ -	\$ -	\$ -	\$ -
\$ -	\$ -	\$ -	\$ -	\$ -	\$ -	\$ -	\$ -	\$ -	\$ -	\$ -	\$ -	\$ 5,848.09	\$ 762.79	\$ -	\$ -	\$ -	\$ -
\$ -	\$ -	\$ -	\$ -	\$ -	\$ -	\$ -	\$ -	\$ -	\$ -	\$ -	\$ -	\$ 4,028.45	\$ 525.45	\$ -	\$ -	\$ -	\$ -
\$ -	\$ -	\$ -	\$ -	\$ -	\$ -	\$ -	\$ -	\$ -	\$ -	\$ -	\$ -	\$ 4,056.18	\$ 529.07	\$ -	\$ -	\$ -	\$ -
\$ -	\$ -	\$ -	\$ -	\$ -	\$ -	\$ -	\$ -	\$ -	\$ -	\$ -	\$ -	\$ 5,130.63	\$ 669.21	\$ -	\$ -	\$ -	\$ -
\$ -	\$ -	\$ -	\$ -	\$ -	\$ -	\$ -	\$ -	\$ -	\$ -	\$ -	\$ -	\$ 7,980.00	\$ 2,394.00	\$ -	\$ -	\$ -	\$ -
\$ -	\$ -	\$ -	\$ -	\$ -	\$ -	\$ -	\$ -	\$ -	\$ -	\$ -	\$ -	\$ 3,683.90	\$ 1,105.17	\$ -	\$ -	\$ -	\$ -
\$ -	\$ -	\$ -	\$ -	\$ -	\$ -	\$ -	\$ -	\$ -	\$ -	\$ -	\$ -	\$ 5,702.86	\$ 1,710.86	\$ -	\$ -	\$ -	\$ -
\$ -	\$ -	\$ -	\$ -	\$ -	\$ -	\$ -	\$ -	\$ -	\$ -	\$ -	\$ -	\$ 4,447.62	\$ 1,334.29	\$ -	\$ -	\$ -	\$ -
\$ -	\$ -	\$ -	\$ -	\$ -	\$ -	\$ -	\$ -	\$ -	\$ -	\$ -	\$ -	\$ 2,251.73	\$ 259.82	\$ -	\$ -	\$ -	\$ -
\$ -	\$ -	\$ -	\$ -	\$ -	\$ -	\$ -	\$ -	\$ -	\$ -	\$ -	\$ -	\$ 2,421.30	\$ 279.38	\$ -	\$ -	\$ -	\$ -
\$ -	\$ -	\$ -	\$ -	\$ -	\$ -	\$ -	\$ -	\$ -	\$ -	\$ -	\$ -	\$ 2,576.74	\$ 297.32	\$ -	\$ -	\$ -	\$ -
\$ -	\$ -	\$ -	\$ -	\$ -	\$ -	\$ -	\$ -	\$ -	\$ -	\$ -	\$ -	\$ 5,871.91	\$ 677.53	\$ -	\$ -	\$ -	\$ -
\$ -	\$ -	\$ -	\$ -	\$ -	\$ -	\$ -	\$ -	\$ -	\$ -	\$ -	\$ -	\$ 6,413.60	\$ 740.03	\$ -	\$ -	\$ -	\$ -

\$	-	\$	-	\$	-	\$	-	\$	-	\$	-	\$	8,992.67	\$	1,037.62	\$	-	\$	-	\$	-
\$	-	\$	-	\$	-	\$	-	\$	-	\$	-	\$	1,475.61	\$	170.26	\$	-	\$	-	\$	-
\$	-	\$	-	\$	-	\$	-	\$	-	\$	-	\$	4,818.96	\$	556.03	\$	-	\$	-	\$	-
\$	-	\$	-	\$	-	\$	-	\$	-	\$	-	\$	10,371.10	\$	1,196.67	\$	-	\$	-	\$	-
\$	-	\$	-	\$	-	\$	-	\$	-	\$	-	\$	1,453.99	\$	167.77	\$	-	\$	-	\$	-
\$	-	\$	-	\$	-	\$	-	\$	-	\$	-	\$	-	\$	4,890.22	\$	-	\$	-	\$	-
\$	-	\$	-	\$	-	\$	-	\$	-	\$	-	\$	-	\$	994.29	\$	-	\$	-	\$	-
\$	-	\$	-	\$	-	\$	-	\$	-	\$	-	\$	-	\$	4,602.40	\$	-	\$	-	\$	-
\$	-	\$	-	\$	-	\$	-	\$	-	\$	-	\$	-	\$	1,432.78	\$	-	\$	-	\$	-
\$	-	\$	-	\$	-	\$	-	\$	-	\$	-	\$	-	\$	1,586.82	\$	-	\$	-	\$	-
\$	-	\$	-	\$	-	\$	-	\$	-	\$	-	\$	-	\$	1,054.62	\$	-	\$	-	\$	-
\$	-	\$	-	\$	-	\$	-	\$	-	\$	-	\$	-	\$	2,265.56	\$	-	\$	-	\$	-
\$	-	\$	-	\$	-	\$	-	\$	-	\$	-	\$	-	\$	2,314.72	\$	-	\$	-	\$	-
\$	-	\$	-	\$	-	\$	-	\$	-	\$	-	\$	-	\$	2,390.22	\$	-	\$	-	\$	-
\$	-	\$	-	\$	-	\$	-	\$	-	\$	-	\$	-	\$	1,412.02	\$	-	\$	-	\$	-
\$	-	\$	-	\$	-	\$	-	\$	-	\$	-	\$	-	\$	1,198.90	\$	-	\$	-	\$	-
\$	-	\$	-	\$	-	\$	-	\$	-	\$	-	\$	-	\$	1,505.78	\$	-	\$	-	\$	-
\$	-	\$	-	\$	-	\$	-	\$	-	\$	-	\$	-	\$	2,644.96	\$	-	\$	-	\$	-
\$	-	\$	-	\$	-	\$	-	\$	-	\$	-	\$	-	\$	2,644.96	\$	-	\$	-	\$	-
\$	-	\$	-	\$	-	\$	-	\$	-	\$	-	\$	-	\$	2,650.92	\$	-	\$	-	\$	-
\$	-	\$	-	\$	-	\$	-	\$	-	\$	-	\$	-	\$	2,562.03	\$	-	\$	-	\$	-
\$	-	\$	-	\$	-	\$	-	\$	-	\$	-	\$	-	\$	2,650.92	\$	-	\$	-	\$	-
\$	-	\$	-	\$	-	\$	-	\$	-	\$	-	\$	-	\$	200.23	\$	-	\$	-	\$	-
\$	-	\$	-	\$	-	\$	-	\$	-	\$	-	\$	-	\$	100.00	\$	-	\$	-	\$	-
\$	-	\$	-	\$	-	\$	-	\$	-	\$	-	\$	-	\$	8,714.29	\$	-	\$	-	\$	-
\$	-	\$	-	\$	-	\$	-	\$	-	\$	-	\$	-	\$	857.30	\$	-	\$	-	\$	-
\$	-	\$	-	\$	-	\$	-	\$	-	\$	-	\$	3,060.67	\$	1,530.34	\$	-	\$	-	\$	-
\$	-	\$	-	\$	-	\$	-	\$	-	\$	-	\$	5,323.40	\$	1,359.17	\$	-	\$	-	\$	-
\$	-	\$	-	\$	-	\$	-	\$	-	\$	-	\$	5,673.59	\$	1,617.94	\$	-	\$	-	\$	-
\$	-	\$	-	\$	-	\$	-	\$	-	\$	-	\$	2,367.48	\$	498.42	\$	-	\$	-	\$	-
\$	-	\$	-	\$	-	\$	-	\$	-	\$	-	\$	4,601.96	\$	968.83	\$	-	\$	-	\$	-
\$	-	\$	-	\$	-	\$	-	\$	-	\$	-	\$	7,227.04	\$	1,495.25	\$	-	\$	-	\$	-
\$	-	\$	-	\$	-	\$	-	\$	-	\$	-	\$	2,409.01	\$	498.42	\$	-	\$	-	\$	-
\$	-	\$	-	\$	-	\$	-	\$	-	\$	-	\$	4,682.69	\$	968.83	\$	-	\$	-	\$	-
\$	-	\$	-	\$	-	\$	-	\$	-	\$	-	\$	13,108.89	\$	2,313.33	\$	-	\$	-	\$	-
\$	-	\$	-	\$	-	\$	-	\$	-	\$	-	\$	14,473.61	\$	2,554.17	\$	-	\$	-	\$	-
\$	-	\$	-	\$	-	\$	-	\$	-	\$	-	\$	3,482.14	\$	3,214.29	\$	-	\$	-	\$	-
\$	-	\$	-	\$	-	\$	-	\$	-	\$	-	\$	21,936.11	\$	3,290.42	\$	-	\$	-	\$	-
\$	-	\$	-	\$	-	\$	-	\$	-	\$	-	\$	25,867.01	\$	3,785.42	\$	-	\$	-	\$	-
\$	-	\$	-	\$	-	\$	-	\$	-	\$	-	\$	20,220.44	\$	2,581.33	\$	-	\$	-	\$	-
\$	-	\$	-	\$	-	\$	-	\$	-	\$	-	\$	18,236.00	\$	2,328.00	\$	-	\$	-	\$	-
\$	-	\$	-	\$	-	\$	-	\$	-	\$	-	\$	-	\$	5,327.18	\$	-	\$	-	\$	-
\$	-	\$	-	\$	-	\$	-	\$	-	\$	-	\$	-	\$	20,000.00	\$	-	\$	-	\$	-
\$	-	\$	-	\$	-	\$	-	\$	-	\$	-	\$	-	\$	356.42	\$	-	\$	-	\$	-
\$	-	\$	-	\$	-	\$	-	\$	-	\$	-	\$	-	\$	997.49	\$	-	\$	-	\$	-
\$	-	\$	-	\$	-	\$	-	\$	-	\$	-	\$	-	\$	513.04	\$	-	\$	-	\$	-
\$	-	\$	-	\$	-	\$	-	\$	-	\$	-	\$	-	\$	500.96	\$	-	\$	-	\$	-
\$	-	\$	-	\$	-	\$	-	\$	-	\$	-	\$	-	\$	1,659.32	\$	-	\$	-	\$	-
\$	-	\$	-	\$	-	\$	-	\$	-	\$	-	\$	-	\$	1,358.54	\$	-	\$	-	\$	-
\$	-	\$	-	\$	-	\$	-	\$	-	\$	-	\$	-	\$	1,581.11	\$	-	\$	-	\$	-
\$	-	\$	-	\$	-	\$	-	\$	-	\$	-	\$	-	\$	3,285.56	\$	-	\$	-	\$	-
\$	-	\$	-	\$	-	\$	-	\$	-	\$	-	\$	-	\$	905.20	\$	-	\$	-	\$	-
\$	-	\$	-	\$	-	\$	-	\$	-	\$	-	\$	-	\$	1,364.16	\$	-	\$	-	\$	-
\$	-	\$	-	\$	-	\$	-	\$	-	\$	-	\$	-	\$	2,370.80	\$	-	\$	-	\$	-
\$	-	\$	-	\$	-	\$	-	\$	-	\$	-	\$	-	\$	1,087.16	\$	-	\$	-	\$	-

\$	-	\$	-	\$	-	\$	-	\$	-	\$	-	\$	-	\$	16,506.21	\$	4,606.38	\$	-	\$	-	\$	-	\$	-
\$	-	\$	-	\$	-	\$	-	\$	-	\$	-	\$	-	\$	59,629.27	\$	16,640.73	\$	-	\$	-	\$	-	\$	-
\$	-	\$	-	\$	-	\$	-	\$	-	\$	-	\$	-	\$	5,587.44	\$	1,559.29	\$	-	\$	-	\$	-	\$	-
\$	-	\$	-	\$	-	\$	-	\$	-	\$	-	\$	-	\$	4,808.72	\$	1,341.97	\$	-	\$	-	\$	-	\$	-
\$	-	\$	-	\$	-	\$	-	\$	-	\$	-	\$	-	\$	7,651.49	\$	2,135.30	\$	-	\$	-	\$	-	\$	-
\$	-	\$	-	\$	-	\$	-	\$	-	\$	-	\$	-	\$	13,914.72	\$	1,686.63	\$	-	\$	-	\$	-	\$	-
\$	-	\$	-	\$	-	\$	-	\$	-	\$	-	\$	-	\$	3,446.23	\$	1,253.18	\$	-	\$	-	\$	-	\$	-
\$	-	\$	-	\$	-	\$	-	\$	-	\$	-	\$	-	\$	-	\$	1,254.00	\$	-	\$	-	\$	-	\$	-
\$	-	\$	-	\$	-	\$	-	\$	-	\$	-	\$	-	\$	-	\$	1,961.48	\$	-	\$	-	\$	-	\$	-
\$	-	\$	-	\$	-	\$	-	\$	-	\$	-	\$	-	\$	-	\$	9,175.33	\$	-	\$	-	\$	-	\$	-
\$	-	\$	-	\$	-	\$	-	\$	-	\$	-	\$	-	\$	-	\$	6,626.03	\$	-	\$	-	\$	-	\$	-
\$	-	\$	-	\$	-	\$	-	\$	-	\$	-	\$	-	\$	9,461.20	\$	4,936.28	\$	-	\$	-	\$	-	\$	-
\$	-	\$	-	\$	-	\$	-	\$	-	\$	-	\$	-	\$	9,461.20	\$	4,936.28	\$	-	\$	-	\$	-	\$	-
\$	-	\$	-	\$	-	\$	-	\$	-	\$	-	\$	-	\$	16,073.60	\$	7,715.33	\$	-	\$	-	\$	-	\$	-
\$	-	\$	-	\$	-	\$	-	\$	-	\$	-	\$	-	\$	67.36	\$	32.33	\$	-	\$	-	\$	-	\$	-
\$	-	\$	-	\$	-	\$	-	\$	-	\$	-	\$	-	\$	-	\$	1,682.99	\$	-	\$	-	\$	-	\$	-
\$	-	\$	-	\$	-	\$	-	\$	-	\$	-	\$	-	\$	-	\$	5,360.97	\$	-	\$	-	\$	-	\$	-
\$	-	\$	-	\$	-	\$	-	\$	-	\$	-	\$	-	\$	-	\$	1,505.67	\$	-	\$	-	\$	-	\$	-
\$	-	\$	-	\$	-	\$	-	\$	-	\$	-	\$	-	\$	-	\$	860.51	\$	-	\$	-	\$	-	\$	-
\$	-	\$	-	\$	-	\$	-	\$	-	\$	-	\$	-	\$	-	\$	66.58	\$	-	\$	-	\$	-	\$	-
\$	-	\$	-	\$	-	\$	-	\$	-	\$	-	\$	-	\$	-	\$	3,356.38	\$	-	\$	-	\$	-	\$	-
\$	-	\$	-	\$	-	\$	-	\$	-	\$	-	\$	-	\$	-	\$	1,382.97	\$	-	\$	-	\$	-	\$	-
\$	-	\$	-	\$	-	\$	-	\$	-	\$	-	\$	-	\$	-	\$	948.50	\$	-	\$	-	\$	-	\$	-
\$	-	\$	-	\$	-	\$	-	\$	-	\$	-	\$	-	\$	-	\$	1,820.69	\$	-	\$	-	\$	-	\$	-
\$	-	\$	-	\$	-	\$	-	\$	-	\$	-	\$	-	\$	-	\$	402.75	\$	-	\$	-	\$	-	\$	-
\$	-	\$	-	\$	-	\$	-	\$	-	\$	-	\$	-	\$	-	\$	32,828.94	\$	-	\$	-	\$	-	\$	-
\$	-	\$	-	\$	-	\$	-	\$	-	\$	-	\$	-	\$	-	\$	2,454.45	\$	-	\$	-	\$	-	\$	-
\$	-	\$	-	\$	-	\$	-	\$	-	\$	-	\$	-	\$	23,432.06	\$	4,848.01	\$	-	\$	-	\$	-	\$	-
\$	-	\$	-	\$	-	\$	-	\$	-	\$	-	\$	-	\$	1,356.63	\$	280.68	\$	-	\$	-	\$	-	\$	-
\$	-	\$	-	\$	-	\$	-	\$	-	\$	-	\$	-	\$	-	\$	985.39	\$	-	\$	-	\$	-	\$	-
\$	-	\$	-	\$	-	\$	-	\$	-	\$	-	\$	-	\$	-	\$	7,791.44	\$	-	\$	-	\$	-	\$	-
\$	-	\$	-	\$	-	\$	-	\$	-	\$	-	\$	-	\$	203.44	\$	813.75	\$	-	\$	-	\$	-	\$	-
\$	-	\$	-	\$	-	\$	-	\$	-	\$	-	\$	-	\$	898.23	\$	2,155.76	\$	-	\$	-	\$	-	\$	-
\$	-	\$	-	\$	-	\$	-	\$	-	\$	-	\$	-	\$	1,353.72	\$	3,248.92	\$	-	\$	-	\$	-	\$	-
\$	-	\$	-	\$	-	\$	-	\$	-	\$	-	\$	-	\$	-	\$	7,729.57	\$	-	\$	-	\$	-	\$	-
\$	-	\$	-	\$	-	\$	-	\$	-	\$	-	\$	-	\$	1,182,593.13	\$	197,098.86	\$	-	\$	-	\$	-	\$	-
\$	-	\$	-	\$	-	\$	-	\$	-	\$	-	\$	-	\$	273,641.27	\$	45,606.88	\$	-	\$	-	\$	-	\$	-
\$	-	\$	-	\$	-	\$	-	\$	-	\$	-	\$	-	\$	20,000.00	\$	12,000.00	\$	-	\$	-	\$	-	\$	-
\$	-	\$	-	\$	-	\$	-	\$	-	\$	-	\$	-	\$	4,506.13	\$	1,351.84	\$	-	\$	-	\$	-	\$	-
\$	-	\$	-	\$	-	\$	-	\$	-	\$	-	\$	-	\$	3,321.69	\$	3,623.66	\$	-	\$	-	\$	-	\$	-
\$	-	\$	-	\$	-	\$	-	\$	-	\$	-	\$	-	\$	-	\$	2,690.08	\$	-	\$	-	\$	-	\$	-
\$	-	\$	-	\$	-	\$	-	\$	-	\$	-	\$	-	\$	4,160.75	\$	1,018.96	\$	-	\$	-	\$	-	\$	-
\$	-	\$	-	\$	-	\$	-	\$	-	\$	-	\$	-	\$	-	\$	576.31	\$	-	\$	-	\$	-	\$	-
\$	-	\$	-	\$	-	\$	-	\$	-	\$	-	\$	-	\$	-	\$	170.18	\$	-	\$	-	\$	-	\$	-
\$	-	\$	-	\$	-	\$	-	\$	-	\$	-	\$	-	\$	-	\$	66.43	\$	-	\$	-	\$	-	\$	-
\$	-	\$	-	\$	-	\$	-	\$	-	\$	-	\$	-	\$	-	\$	170.71	\$	-	\$	-	\$	-	\$	-
\$	-	\$	-	\$	-	\$	-	\$	-	\$	-	\$	-	\$	-	\$	457.91	\$	-	\$	-	\$	-	\$	-
\$	-	\$	-	\$	-	\$	-	\$	-	\$	-	\$	-	\$	-	\$	206.55	\$	-	\$	-	\$	-	\$	-
\$	-	\$	-	\$	-	\$	-	\$	-	\$	-	\$	-	\$	-	\$	3,158.23	\$	-	\$	-	\$	-	\$	-
\$	-	\$	-	\$	-	\$	-	\$	-	\$	-	\$	-	\$	-	\$	1,663.92	\$	-	\$	-	\$	-	\$	-
\$	-	\$	-	\$	-	\$	-	\$	-	\$	-	\$	-	\$	-	\$	398.62	\$	-	\$	-	\$	-	\$	-
\$	-	\$	-	\$	-	\$	-	\$	-	\$	-	\$	-	\$	-	\$	447.37	\$	-	\$	-	\$	-	\$	-
\$	-	\$	-	\$	-	\$	-	\$	-	\$	-	\$	-	\$	-	\$	2,115.67	\$	-	\$	-	\$	-	\$	-
\$	-	\$	-	\$	-	\$	-	\$	-	\$	-	\$	-	\$	-	\$	372.73	\$	-	\$	-	\$	-	\$	-
\$	-	\$	-	\$	-	\$	-	\$	-	\$	-	\$	-	\$	-	\$	187.02	\$	-	\$	-	\$	-	\$	-

\$	-	\$	-	\$	-	\$	-	\$	-	\$	-	\$	-	\$	15.26	\$	-	\$	-	\$	-
\$	-	\$	-	\$	-	\$	-	\$	-	\$	-	\$	-	\$	376.58	\$	-	\$	-	\$	-
\$	-	\$	-	\$	-	\$	-	\$	-	\$	-	\$	-	\$	46,631.50	\$	-	\$	-	\$	-
\$	-	\$	-	\$	-	\$	-	\$	-	\$	-	\$	-	\$	21,666.42	\$	-	\$	-	\$	-
\$	-	\$	-	\$	-	\$	-	\$	-	\$	-	\$	-	\$	6,937.90	\$	-	\$	-	\$	-
\$	-	\$	-	\$	-	\$	-	\$	-	\$	-	\$	-	\$	-	\$	-	\$	-	\$	-
\$	-	\$	-	\$	-	\$	-	\$	-	\$	-	\$	-	\$	84,654.11	\$	-	\$	-	\$	-
\$	-	\$	-	\$	-	\$	-	\$	-	\$	-	\$	-	\$	11,870.98	\$	-	\$	-	\$	-
\$	-	\$	-	\$	-	\$	-	\$	-	\$	-	\$	-	\$	38,750.00	\$	-	\$	-	\$	-
\$	-	\$	-	\$	-	\$	-	\$	-	\$	-	\$	-	\$	16,100.10	\$	-	\$	-	\$	-
\$	-	\$	-	\$	-	\$	-	\$	-	\$	-	\$	-	\$	15,666.67	\$	-	\$	-	\$	-
\$	-	\$	-	\$	-	\$	-	\$	-	\$	-	\$	-	\$	31,666.67	\$	-	\$	-	\$	-
\$	-	\$	-	\$	-	\$	-	\$	-	\$	-	\$	-	\$	23,750.00	\$	-	\$	-	\$	-
\$	-	\$	-	\$	-	\$	-	\$	-	\$	-	\$	-	\$	13,296.37	\$	-	\$	-	\$	-
\$	-	\$	-	\$	-	\$	-	\$	-	\$	-	\$	-	\$	1,289.63	\$	-	\$	-	\$	-
\$	-	\$	-	\$	-	\$	-	\$	-	\$	-	\$	-	\$	408.38	\$	-	\$	-	\$	-
\$	-	\$	-	\$	-	\$	-	\$	-	\$	-	\$	-	\$	30,176.70	\$	-	\$	-	\$	-
\$	-	\$	-	\$	-	\$	-	\$	-	\$	-	\$	-	\$	28,664.07	\$	-	\$	-	\$	-
\$	-	\$	-	\$	-	\$	-	\$	-	\$	-	\$	-	\$	7,995.45	\$	-	\$	-	\$	-
\$	-	\$	-	\$	-	\$	-	\$	-	\$	-	\$	-	\$	3,072.48	\$	-	\$	-	\$	-
\$	-	\$	-	\$	-	\$	-	\$	-	\$	-	\$	-	\$	2,244.54	\$	-	\$	-	\$	-
\$	-	\$	-	\$	-	\$	-	\$	-	\$	-	\$	-	\$	1,843.49	\$	-	\$	-	\$	-
\$	-	\$	-	\$	-	\$	-	\$	-	\$	-	\$	-	\$	1,009.53	\$	-	\$	-	\$	-
\$	-	\$	-	\$	-	\$	-	\$	-	\$	-	\$	-	\$	1,645.29	\$	-	\$	-	\$	-
\$	-	\$	-	\$	-	\$	-	\$	-	\$	-	\$	-	\$	5,507.15	\$	-	\$	-	\$	-
\$	-	\$	-	\$	-	\$	-	\$	-	\$	-	\$	-	\$	8,954.07	\$	-	\$	-	\$	-
\$	-	\$	-	\$	-	\$	-	\$	-	\$	-	\$	-	\$	8,054.05	\$	-	\$	-	\$	-
\$	-	\$	-	\$	-	\$	-	\$	-	\$	-	\$	-	\$	931.29	\$	-	\$	-	\$	-
\$	-	\$	-	\$	-	\$	-	\$	-	\$	-	\$	-	\$	290.51	\$	-	\$	-	\$	-
\$	-	\$	-	\$	-	\$	-	\$	-	\$	-	\$	-	\$	8,326.15	\$	-	\$	-	\$	-
\$	-	\$	-	\$	-	\$	-	\$	-	\$	-	\$	-	\$	7,547.09	\$	-	\$	-	\$	-

Location Output				Check Number
Depreciation Expense				Regulated Depr Expense
MF	Resi YW	Resi Recy	Com Recy	Total
\$ -	\$ -	\$ -	\$ -	\$ 1,602.94
\$ -	\$ -	\$ -	\$ -	\$ 37.60
\$ -	\$ -	\$ -	\$ -	\$ 67.56
\$ -	\$ -	\$ -	\$ -	\$ 377.57
\$ -	\$ -	\$ -	\$ -	\$ 4,357.14
\$ -	\$ -	\$ -	\$ -	\$ 362.87
\$ -	\$ -	\$ -	\$ -	\$ 4,975.27
\$ -	\$ -	\$ -	\$ -	\$ -
\$ -	\$ -	\$ -	\$ -	\$ -
\$ -	\$ -	\$ -	\$ -	\$ 33.18
\$ -	\$ -	\$ -	\$ -	\$ 146.29
\$ -	\$ -	\$ -	\$ -	\$ 515.00
\$ -	\$ -	\$ -	\$ -	\$ 515.00
\$ -	\$ -	\$ -	\$ -	\$ 515.00
\$ -	\$ -	\$ -	\$ -	\$ 307.00
\$ -	\$ -	\$ -	\$ -	\$ 148.70
\$ -	\$ -	\$ -	\$ -	\$ 65.56
\$ -	\$ -	\$ -	\$ -	\$ 26,199.82
\$ -	\$ -	\$ -	\$ -	\$ 246.83
\$ -	\$ -	\$ -	\$ -	\$ 83.33
\$ -	\$ -	\$ -	\$ -	\$ 659.35
\$ -	\$ -	\$ -	\$ -	\$ 257.36
\$ -	\$ -	\$ -	\$ -	\$ 20.57
\$ -	\$ -	\$ -	\$ -	\$ 75.84
\$ -	\$ -	\$ -	\$ -	\$ 134.88
\$ -	\$ -	\$ -	\$ -	\$ 986.43
\$ -	\$ -	\$ -	\$ -	\$ 945.63
\$ -	\$ -	\$ -	\$ -	\$ 18,326.40
\$ -	\$ -	\$ -	\$ -	\$ 186.80
\$ -	\$ -	\$ -	\$ -	\$ 519.51
\$ -	\$ -	\$ -	\$ -	\$ 727.59
\$ -	\$ -	\$ -	\$ -	\$ 859.05
\$ -	\$ -	\$ -	\$ -	\$ 757.05
\$ -	\$ -	\$ -	\$ -	\$ 66.03
\$ -	\$ -	\$ -	\$ -	\$ 356.35
\$ -	\$ -	\$ -	\$ -	\$ 7,989.71
\$ -	\$ -	\$ -	\$ -	\$ 916.36
\$ -	\$ -	\$ -	\$ -	\$ 14,638.00
\$ -	\$ -	\$ -	\$ -	\$ 9,527.16
\$ -	\$ -	\$ -	\$ -	\$ 22,878.96
\$ -	\$ -	\$ -	\$ -	\$ 64.19
\$ -	\$ -	\$ -	\$ -	\$ 84.86
\$ -	\$ -	\$ -	\$ -	\$ 19,929.95

\$	-	\$	-	\$	-	\$	-	\$	24.48
\$	-	\$	-	\$	-	\$	-	\$	33,616.22
\$	-	\$	-	\$	-	\$	-	\$	1,558.89
\$	-	\$	-	\$	-	\$	-	\$	24.48
\$	-	\$	-	\$	-	\$	-	\$	24.48
\$	-	\$	-	\$	-	\$	-	\$	2,492.25
\$	-	\$	-	\$	-	\$	-	\$	30,185.32
\$	-	\$	-	\$	-	\$	-	\$	29,624.43
\$	-	\$	-	\$	-	\$	-	\$	1,877.39
\$	-	\$	-	\$	-	\$	-	\$	1,862.64
\$	-	\$	-	\$	-	\$	-	\$	107.81
\$	-	\$	-	\$	-	\$	-	\$	2,333.33
\$	-	\$	-	\$	-	\$	-	\$	451.20
\$	-	\$	-	\$	-	\$	-	\$	102.66
\$	-	\$	-	\$	-	\$	-	\$	30,516.70
\$	-	\$	-	\$	-	\$	-	\$	531.83
\$	-	\$	-	\$	-	\$	-	\$	10.38
\$	-	\$	-	\$	-	\$	-	\$	462.92
\$	-	\$	-	\$	-	\$	-	\$	10.52
\$	-	\$	-	\$	-	\$	-	\$	1,133.47
\$	-	\$	-	\$	-	\$	-	\$	1,003.15
\$	-	\$	-	\$	-	\$	-	\$	2,135.65
\$	-	\$	-	\$	-	\$	-	\$	668.58
\$	-	\$	-	\$	-	\$	-	\$	10.11
\$	-	\$	-	\$	-	\$	-	\$	545.25
\$	-	\$	-	\$	-	\$	-	\$	103.58
\$	-	\$	-	\$	-	\$	-	\$	515.82
\$	-	\$	-	\$	-	\$	-	\$	5,788.25
\$	-	\$	-	\$	-	\$	-	\$	526.80
\$	-	\$	-	\$	-	\$	-	\$	101.26
\$	-	\$	-	\$	-	\$	-	\$	526.81
\$	-	\$	-	\$	-	\$	-	\$	101.26
\$	-	\$	-	\$	-	\$	-	\$	483.94
\$	-	\$	-	\$	-	\$	-	\$	486.36
\$	-	\$	-	\$	-	\$	-	\$	100.90
\$	-	\$	-	\$	-	\$	-	\$	-
\$	-	\$	-	\$	-	\$	-	\$	0.27
\$	-	\$	-	\$	-	\$	-	\$	34.29
\$	-	\$	-	\$	-	\$	-	\$	497.83
\$	-	\$	-	\$	-	\$	-	\$	342.88
\$	-	\$	-	\$	-	\$	-	\$	73.31
\$	-	\$	-	\$	-	\$	-	\$	747.44
\$	-	\$	-	\$	-	\$	-	\$	1,036.35
\$	-	\$	-	\$	-	\$	-	\$	-
\$	-	\$	-	\$	-	\$	-	\$	68.57
\$	-	\$	-	\$	-	\$	-	\$	8.00
\$	-	\$	-	\$	-	\$	-	\$	126.24
\$	-	\$	-	\$	-	\$	-	\$	459.89
\$	-	\$	-	\$	-	\$	-	\$	141.22
\$	-	\$	-	\$	-	\$	-	\$	123.55
\$	-	\$	-	\$	-	\$	-	\$	3,411.90
\$	-	\$	-	\$	-	\$	-	\$	2,848.80
\$	-	\$	-	\$	-	\$	-	\$	(123.55)
\$	-	\$	-	\$	-	\$	-	\$	1,527.55
\$	-	\$	-	\$	-	\$	-	\$	437.25

\$	-	\$	-	\$	-	\$	-	\$	170.18
\$	-	\$	-	\$	-	\$	-	\$	416.64
\$	-	\$	-	\$	-	\$	-	\$	2,233.04
\$	-	\$	-	\$	-	\$	-	\$	360.72
\$	-	\$	-	\$	-	\$	-	\$	3,137.40
\$	-	\$	-	\$	-	\$	-	\$	5,907.66
\$	-	\$	-	\$	-	\$	-	\$	7,272.34
\$	-	\$	-	\$	-	\$	-	\$	6,031.06
\$	-	\$	-	\$	-	\$	-	\$	1,472.72
\$	-	\$	-	\$	-	\$	-	\$	792.86
\$	-	\$	-	\$	-	\$	-	\$	1,145.48
\$	-	\$	-	\$	-	\$	-	\$	915.40
\$	-	\$	-	\$	-	\$	-	\$	9,737.98
\$	-	\$	-	\$	-	\$	-	\$	20,668.13
\$	-	\$	-	\$	-	\$	-	\$	87.50
\$	-	\$	-	\$	-	\$	-	\$	391.02
\$	-	\$	-	\$	-	\$	-	\$	2,749.92
\$	-	\$	-	\$	-	\$	-	\$	1,691.96
\$	-	\$	-	\$	-	\$	-	\$	1,547.96
\$	-	\$	-	\$	-	\$	-	\$	984.31
\$	-	\$	-	\$	-	\$	-	\$	6,594.00
\$	-	\$	-	\$	-	\$	-	\$	6,594.00
\$	-	\$	-	\$	-	\$	-	\$	6,594.00
\$	-	\$	-	\$	-	\$	-	\$	6,594.00
\$	-	\$	-	\$	-	\$	-	\$	6,594.00
\$	-	\$	-	\$	-	\$	-	\$	6,594.00
\$	-	\$	-	\$	-	\$	-	\$	6,594.00
\$	-	\$	-	\$	-	\$	-	\$	6,594.00
\$	-	\$	-	\$	-	\$	-	\$	34.57
\$	-	\$	-	\$	-	\$	-	\$	346.89
\$	-	\$	-	\$	-	\$	-	\$	12.44
\$	-	\$	-	\$	-	\$	-	\$	24.87
\$	-	\$	-	\$	-	\$	-	\$	24.87
\$	-	\$	-	\$	-	\$	-	\$	37.31
\$	-	\$	-	\$	-	\$	-	\$	111.92
\$	-	\$	-	\$	-	\$	-	\$	74.62
\$	-	\$	-	\$	-	\$	-	\$	24.87
\$	-	\$	-	\$	-	\$	-	\$	248.72
\$	-	\$	-	\$	-	\$	-	\$	559.62
\$	-	\$	-	\$	-	\$	-	\$	921.40
\$	-	\$	-	\$	-	\$	-	\$	393.50
\$	-	\$	-	\$	-	\$	-	\$	439.24
\$	-	\$	-	\$	-	\$	-	\$	362.66
\$	-	\$	-	\$	-	\$	-	\$	99.73
\$	-	\$	-	\$	-	\$	-	\$	256.87
\$	-	\$	-	\$	-	\$	-	\$	613.03
\$	-	\$	-	\$	-	\$	-	\$	108.14
\$	-	\$	-	\$	-	\$	-	\$	767.64
\$	-	\$	-	\$	-	\$	-	\$	258.77
\$	-	\$	-	\$	-	\$	-	\$	2,424.99
\$	-	\$	-	\$	-	\$	-	\$	2,424.99
\$	-	\$	-	\$	-	\$	-	\$	1,814.22
\$	-	\$	-	\$	-	\$	-	\$	934.81
\$	-	\$	-	\$	-	\$	-	\$	(1,100.69)
\$	-	\$	-	\$	-	\$	-	\$	8,401.16

\$	-	\$	-	\$	-	\$	-	\$	15,477.63
\$	-	\$	-	\$	-	\$	-	\$	6,971.67
\$	-	\$	-	\$	-	\$	-	\$	13,153.57
\$	-	\$	-	\$	-	\$	-	\$	576.67
\$	-	\$	-	\$	-	\$	-	\$	14,221.96
\$	-	\$	-	\$	-	\$	-	\$	7,063.08
\$	-	\$	-	\$	-	\$	-	\$	1,967.40
\$	-	\$	-	\$	-	\$	-	\$	35,488.50
\$	-	\$	-	\$	-	\$	-	\$	-
\$	-	\$	-	\$	-	\$	-	\$	4,532.47
\$	-	\$	-	\$	-	\$	-	\$	4,120.12
\$	-	\$	-	\$	-	\$	-	\$	3,382.19
\$	-	\$	-	\$	-	\$	-	\$	31,388.61
\$	-	\$	-	\$	-	\$	-	\$	18,310.02
\$	-	\$	-	\$	-	\$	-	\$	25,498.48
\$	-	\$	-	\$	-	\$	-	\$	14,874.11
\$	-	\$	-	\$	-	\$	-	\$	1,334.94
\$	-	\$	-	\$	-	\$	-	\$	27,683.89
\$	-	\$	-	\$	-	\$	-	\$	33,334.67
\$	-	\$	-	\$	-	\$	-	\$	33,461.50
\$	-	\$	-	\$	-	\$	-	\$	13,044.00
\$	-	\$	-	\$	-	\$	-	\$	3,651.13
\$	-	\$	-	\$	-	\$	-	\$	22,876.85
\$	-	\$	-	\$	-	\$	-	\$	165.00
\$	-	\$	-	\$	-	\$	-	\$	34,540.28
\$	-	\$	-	\$	-	\$	-	\$	4,249.77
\$	-	\$	-	\$	-	\$	-	\$	32,906.75
\$	-	\$	-	\$	-	\$	-	\$	17,690.72
\$	-	\$	-	\$	-	\$	-	\$	34,637.27
\$	-	\$	-	\$	-	\$	-	\$	34,637.27
\$	-	\$	-	\$	-	\$	-	\$	34,567.13
\$	-	\$	-	\$	-	\$	-	\$	33,069.24
\$	-	\$	-	\$	-	\$	-	\$	33,069.24
\$	-	\$	-	\$	-	\$	-	\$	37,897.31
\$	-	\$	-	\$	-	\$	-	\$	37,897.31
\$	-	\$	-	\$	-	\$	-	\$	-
\$	-	\$	-	\$	-	\$	-	\$	-
\$	-	\$	-	\$	-	\$	-	\$	33,485.34
\$	-	\$	-	\$	-	\$	-	\$	33,485.13
\$	-	\$	-	\$	-	\$	-	\$	20,278.61
\$	-	\$	-	\$	-	\$	-	\$	11,829.19
\$	-	\$	-	\$	-	\$	-	\$	2,177.52
\$	-	\$	-	\$	-	\$	-	\$	2,526.60
\$	-	\$	-	\$	-	\$	-	\$	511.37
\$	-	\$	-	\$	-	\$	-	\$	842.57
\$	-	\$	-	\$	-	\$	-	\$	23,477.57
\$	-	\$	-	\$	-	\$	-	\$	24,509.61
\$	-	\$	-	\$	-	\$	-	\$	22,862.63
\$	-	\$	-	\$	-	\$	-	\$	842.57
\$	-	\$	-	\$	-	\$	-	\$	17,916.83
\$	-	\$	-	\$	-	\$	-	\$	69,080.55
\$	-	\$	-	\$	-	\$	-	\$	32,370.65
\$	-	\$	-	\$	-	\$	-	\$	833.33
\$	-	\$	-	\$	-	\$	-	\$	30,784.28
\$	-	\$	-	\$	-	\$	-	\$	30,784.28

\$	-	\$	-	\$	-	\$	-	\$	37,918.57
\$	-	\$	-	\$	-	\$	-	\$	1,645.00
\$	-	\$	-	\$	-	\$	-	\$	2,477.60
\$	-	\$	-	\$	-	\$	-	\$	1,896.29
\$	-	\$	-	\$	-	\$	-	\$	1,177.60
\$	-	\$	-	\$	-	\$	-	\$	831.71
\$	-	\$	-	\$	-	\$	-	\$	3,433.80
\$	-	\$	-	\$	-	\$	-	\$	1,875.20
\$	-	\$	-	\$	-	\$	-	\$	192.80
\$	-	\$	-	\$	-	\$	-	\$	28,530.40
\$	-	\$	-	\$	-	\$	-	\$	1,394.57
\$	-	\$	-	\$	-	\$	-	\$	613.22
\$	-	\$	-	\$	-	\$	-	\$	706.44
\$	-	\$	-	\$	-	\$	-	\$	937.31
\$	-	\$	-	\$	-	\$	-	\$	535.17
\$	-	\$	-	\$	-	\$	-	\$	1,206.84
\$	-	\$	-	\$	-	\$	-	\$	1,283.80
\$	-	\$	-	\$	-	\$	-	\$	478.63
\$	-	\$	-	\$	-	\$	-	\$	526.07
\$	-	\$	-	\$	-	\$	-	\$	432.68
\$	-	\$	-	\$	-	\$	-	\$	1,004.53
\$	-	\$	-	\$	-	\$	-	\$	1,410.57
\$	-	\$	-	\$	-	\$	-	\$	1,812.94
\$	-	\$	-	\$	-	\$	-	\$	433.02
\$	-	\$	-	\$	-	\$	-	\$	117.83
\$	-	\$	-	\$	-	\$	-	\$	126.21
\$	-	\$	-	\$	-	\$	-	\$	1,719.04
\$	-	\$	-	\$	-	\$	-	\$	211.07
\$	-	\$	-	\$	-	\$	-	\$	288.10
\$	-	\$	-	\$	-	\$	-	\$	300.07
\$	-	\$	-	\$	-	\$	-	\$	1,142.40
\$	-	\$	-	\$	-	\$	-	\$	1,108.39
\$	-	\$	-	\$	-	\$	-	\$	1,162.59
\$	-	\$	-	\$	-	\$	-	\$	688.56
\$	-	\$	-	\$	-	\$	-	\$	756.20
\$	-	\$	-	\$	-	\$	-	\$	673.71
\$	-	\$	-	\$	-	\$	-	\$	869.26
\$	-	\$	-	\$	-	\$	-	\$	1,147.84
\$	-	\$	-	\$	-	\$	-	\$	1,801.73
\$	-	\$	-	\$	-	\$	-	\$	1,893.12
\$	-	\$	-	\$	-	\$	-	\$	1,075.87
\$	-	\$	-	\$	-	\$	-	\$	1,181.56
\$	-	\$	-	\$	-	\$	-	\$	1,255.12
\$	-	\$	-	\$	-	\$	-	\$	806.86
\$	-	\$	-	\$	-	\$	-	\$	787.28
\$	-	\$	-	\$	-	\$	-	\$	1,325.18
\$	-	\$	-	\$	-	\$	-	\$	946.56
\$	-	\$	-	\$	-	\$	-	\$	733.43
\$	-	\$	-	\$	-	\$	-	\$	1,803.78
\$	-	\$	-	\$	-	\$	-	\$	587.31
\$	-	\$	-	\$	-	\$	-	\$	933.54
\$	-	\$	-	\$	-	\$	-	\$	210.49
\$	-	\$	-	\$	-	\$	-	\$	597.07
\$	-	\$	-	\$	-	\$	-	\$	554.79
\$	-	\$	-	\$	-	\$	-	\$	1,350.39

\$	-	\$	-	\$	-	\$	-	\$	710.02
\$	-	\$	-	\$	-	\$	-	\$	945.79
\$	-	\$	-	\$	-	\$	-	\$	1,158.58
\$	-	\$	-	\$	-	\$	-	\$	871.86
\$	-	\$	-	\$	-	\$	-	\$	275.88
\$	-	\$	-	\$	-	\$	-	\$	0.01
\$	-	\$	-	\$	-	\$	-	\$	54.07
\$	-	\$	-	\$	-	\$	-	\$	115.00
\$	-	\$	-	\$	-	\$	-	\$	228.57
\$	-	\$	-	\$	-	\$	-	\$	1,101.34
\$	-	\$	-	\$	-	\$	-	\$	547.50
\$	-	\$	-	\$	-	\$	-	\$	248.06
\$	-	\$	-	\$	-	\$	-	\$	500.45
\$	-	\$	-	\$	-	\$	-	\$	569.10
\$	-	\$	-	\$	-	\$	-	\$	886.62
\$	-	\$	-	\$	-	\$	-	\$	366.75
\$	-	\$	-	\$	-	\$	-	\$	954.70
\$	-	\$	-	\$	-	\$	-	\$	732.47
\$	-	\$	-	\$	-	\$	-	\$	686.02
\$	-	\$	-	\$	-	\$	-	\$	276.88
\$	-	\$	-	\$	-	\$	-	\$	694.08
\$	-	\$	-	\$	-	\$	-	\$	389.64
\$	-	\$	-	\$	-	\$	-	\$	392.58
\$	-	\$	-	\$	-	\$	-	\$	914.33
\$	-	\$	-	\$	-	\$	-	\$	499.25
\$	-	\$	-	\$	-	\$	-	\$	617.75
\$	-	\$	-	\$	-	\$	-	\$	2,174.46
\$	-	\$	-	\$	-	\$	-	\$	870.83
\$	-	\$	-	\$	-	\$	-	\$	40.40
\$	-	\$	-	\$	-	\$	-	\$	659.35
\$	-	\$	-	\$	-	\$	-	\$	1,980.29
\$	-	\$	-	\$	-	\$	-	\$	1,875.32
\$	-	\$	-	\$	-	\$	-	\$	254.07
\$	-	\$	-	\$	-	\$	-	\$	766.31
\$	-	\$	-	\$	-	\$	-	\$	1,227.00
\$	-	\$	-	\$	-	\$	-	\$	977.90
\$	-	\$	-	\$	-	\$	-	\$	980.89
\$	-	\$	-	\$	-	\$	-	\$	1,253.24
\$	-	\$	-	\$	-	\$	-	\$	881.59
\$	-	\$	-	\$	-	\$	-	\$	536.93
\$	-	\$	-	\$	-	\$	-	\$	920.12
\$	-	\$	-	\$	-	\$	-	\$	846.88
\$	-	\$	-	\$	-	\$	-	\$	762.79
\$	-	\$	-	\$	-	\$	-	\$	525.45
\$	-	\$	-	\$	-	\$	-	\$	529.07
\$	-	\$	-	\$	-	\$	-	\$	669.21
\$	-	\$	-	\$	-	\$	-	\$	2,394.00
\$	-	\$	-	\$	-	\$	-	\$	1,105.17
\$	-	\$	-	\$	-	\$	-	\$	1,710.86
\$	-	\$	-	\$	-	\$	-	\$	1,334.29
\$	-	\$	-	\$	-	\$	-	\$	259.82
\$	-	\$	-	\$	-	\$	-	\$	279.38
\$	-	\$	-	\$	-	\$	-	\$	297.32
\$	-	\$	-	\$	-	\$	-	\$	677.53
\$	-	\$	-	\$	-	\$	-	\$	740.03

\$	-	\$	-	\$	-	\$	-	\$	1,037.62
\$	-	\$	-	\$	-	\$	-	\$	170.26
\$	-	\$	-	\$	-	\$	-	\$	556.03
\$	-	\$	-	\$	-	\$	-	\$	1,196.67
\$	-	\$	-	\$	-	\$	-	\$	167.77
\$	-	\$	-	\$	-	\$	-	\$	4,890.22
\$	-	\$	-	\$	-	\$	-	\$	994.29
\$	-	\$	-	\$	-	\$	-	\$	4,602.40
\$	-	\$	-	\$	-	\$	-	\$	1,432.78
\$	-	\$	-	\$	-	\$	-	\$	1,586.82
\$	-	\$	-	\$	-	\$	-	\$	1,054.62
\$	-	\$	-	\$	-	\$	-	\$	2,265.56
\$	-	\$	-	\$	-	\$	-	\$	2,314.72
\$	-	\$	-	\$	-	\$	-	\$	2,390.22
\$	-	\$	-	\$	-	\$	-	\$	1,412.02
\$	-	\$	-	\$	-	\$	-	\$	1,198.90
\$	-	\$	-	\$	-	\$	-	\$	1,505.78
\$	-	\$	-	\$	-	\$	-	\$	2,644.96
\$	-	\$	-	\$	-	\$	-	\$	2,644.96
\$	-	\$	-	\$	-	\$	-	\$	2,650.92
\$	-	\$	-	\$	-	\$	-	\$	2,562.03
\$	-	\$	-	\$	-	\$	-	\$	2,650.92
\$	-	\$	-	\$	-	\$	-	\$	200.23
\$	-	\$	-	\$	-	\$	-	\$	100.00
\$	-	\$	-	\$	-	\$	-	\$	8,714.29
\$	-	\$	-	\$	-	\$	-	\$	857.30
\$	-	\$	-	\$	-	\$	-	\$	1,530.34
\$	-	\$	-	\$	-	\$	-	\$	1,359.17
\$	-	\$	-	\$	-	\$	-	\$	1,617.94
\$	-	\$	-	\$	-	\$	-	\$	498.42
\$	-	\$	-	\$	-	\$	-	\$	968.83
\$	-	\$	-	\$	-	\$	-	\$	1,495.25
\$	-	\$	-	\$	-	\$	-	\$	498.42
\$	-	\$	-	\$	-	\$	-	\$	968.83
\$	-	\$	-	\$	-	\$	-	\$	2,313.33
\$	-	\$	-	\$	-	\$	-	\$	2,554.17
\$	-	\$	-	\$	-	\$	-	\$	3,214.29
\$	-	\$	-	\$	-	\$	-	\$	3,290.42
\$	-	\$	-	\$	-	\$	-	\$	3,785.42
\$	-	\$	-	\$	-	\$	-	\$	2,581.33
\$	-	\$	-	\$	-	\$	-	\$	2,328.00
\$	-	\$	-	\$	-	\$	-	\$	5,327.18
\$	-	\$	-	\$	-	\$	-	\$	20,000.00
\$	-	\$	-	\$	-	\$	-	\$	356.42
\$	-	\$	-	\$	-	\$	-	\$	997.49
\$	-	\$	-	\$	-	\$	-	\$	513.04
\$	-	\$	-	\$	-	\$	-	\$	500.96
\$	-	\$	-	\$	-	\$	-	\$	1,659.32
\$	-	\$	-	\$	-	\$	-	\$	1,358.54
\$	-	\$	-	\$	-	\$	-	\$	1,581.11
\$	-	\$	-	\$	-	\$	-	\$	3,285.56
\$	-	\$	-	\$	-	\$	-	\$	905.20
\$	-	\$	-	\$	-	\$	-	\$	1,364.16
\$	-	\$	-	\$	-	\$	-	\$	2,370.80
\$	-	\$	-	\$	-	\$	-	\$	1,087.16


\$	-	\$	-	\$	-	\$	-	\$	2,414.16
\$	-	\$	-	\$	-	\$	-	\$	2,872.72
\$	-	\$	-	\$	-	\$	-	\$	1,712.77
\$	-	\$	-	\$	-	\$	-	\$	1,545.94
\$	-	\$	-	\$	-	\$	-	\$	1,871.40
\$	-	\$	-	\$	-	\$	-	\$	1,431.21
\$	-	\$	-	\$	-	\$	-	\$	1,463.52
\$	-	\$	-	\$	-	\$	-	\$	1,400.71
\$	-	\$	-	\$	-	\$	-	\$	1,670.77
\$	-	\$	-	\$	-	\$	-	\$	1,490.54
\$	-	\$	-	\$	-	\$	-	\$	4,554.35
\$	-	\$	-	\$	-	\$	-	\$	4,533.06
\$	-	\$	-	\$	-	\$	-	\$	2,832.34
\$	-	\$	-	\$	-	\$	-	\$	553.31
\$	-	\$	-	\$	-	\$	-	\$	2,352.93
\$	-	\$	-	\$	-	\$	-	\$	2,178.36
\$	-	\$	-	\$	-	\$	-	\$	3,215.56
\$	-	\$	-	\$	-	\$	-	\$	2,705.49
\$	-	\$	-	\$	-	\$	-	\$	4,847.27
\$	-	\$	-	\$	-	\$	-	\$	4,648.44
\$	-	\$	-	\$	-	\$	-	\$	4,847.27
\$	-	\$	-	\$	-	\$	-	\$	2,769.71
\$	-	\$	-	\$	-	\$	-	\$	11,663.92
\$	-	\$	-	\$	-	\$	-	\$	2,113.91
\$	-	\$	-	\$	-	\$	-	\$	1,433.89
\$	-	\$	-	\$	-	\$	-	\$	5,674.94
\$	-	\$	-	\$	-	\$	-	\$	4,504.76
\$	-	\$	-	\$	-	\$	-	\$	3,568.29
\$	-	\$	-	\$	-	\$	-	\$	1,595.13
\$	-	\$	-	\$	-	\$	-	\$	4,478.01
\$	-	\$	-	\$	-	\$	-	\$	1,137.42
\$	-	\$	-	\$	-	\$	-	\$	5,092.38
\$	-	\$	-	\$	-	\$	-	\$	2,340.09
\$	-	\$	-	\$	-	\$	-	\$	673.62
\$	-	\$	-	\$	-	\$	-	\$	5,791.56
\$	-	\$	-	\$	-	\$	-	\$	10,392.99
\$	-	\$	-	\$	-	\$	-	\$	1,443.60
\$	-	\$	-	\$	-	\$	-	\$	5,346.06
\$	-	\$	-	\$	-	\$	-	\$	1,219.57
\$	-	\$	-	\$	-	\$	-	\$	325.29
\$	-	\$	-	\$	-	\$	-	\$	692.96
\$	-	\$	-	\$	-	\$	-	\$	585.36
\$	-	\$	-	\$	-	\$	-	\$	1,225.35
\$	-	\$	-	\$	-	\$	-	\$	3,036.20
\$	-	\$	-	\$	-	\$	-	\$	1,518.02
\$	-	\$	-	\$	-	\$	-	\$	973.76
\$	-	\$	-	\$	-	\$	-	\$	992.26
\$	-	\$	-	\$	-	\$	-	\$	4,648.44
\$	-	\$	-	\$	-	\$	-	\$	4,648.44
\$	-	\$	-	\$	-	\$	-	\$	4,648.44
\$	-	\$	-	\$	-	\$	-	\$	2,976.45
\$	-	\$	-	\$	-	\$	-	\$	4,648.44
\$	-	\$	-	\$	-	\$	-	\$	4,676.08
\$	-	\$	-	\$	-	\$	-	\$	4,676.08
\$	-	\$	-	\$	-	\$	-	\$	4,606.39


\$	-	\$	-	\$	-	\$	-	\$	4,606.38
\$	-	\$	-	\$	-	\$	-	\$	16,640.73
\$	-	\$	-	\$	-	\$	-	\$	1,559.29
\$	-	\$	-	\$	-	\$	-	\$	1,341.97
\$	-	\$	-	\$	-	\$	-	\$	2,135.30
\$	-	\$	-	\$	-	\$	-	\$	1,686.63
\$	-	\$	-	\$	-	\$	-	\$	1,253.18
\$	-	\$	-	\$	-	\$	-	\$	1,254.00
\$	-	\$	-	\$	-	\$	-	\$	1,961.48
\$	-	\$	-	\$	-	\$	-	\$	9,175.33
\$	-	\$	-	\$	-	\$	-	\$	6,626.03
\$	-	\$	-	\$	-	\$	-	\$	4,936.28
\$	-	\$	-	\$	-	\$	-	\$	4,936.28
\$	-	\$	-	\$	-	\$	-	\$	7,715.33
\$	-	\$	-	\$	-	\$	-	\$	32.33
\$	-	\$	-	\$	-	\$	-	\$	1,682.99
\$	-	\$	-	\$	-	\$	-	\$	5,360.97
\$	-	\$	-	\$	-	\$	-	\$	1,505.67
\$	-	\$	-	\$	-	\$	-	\$	860.51
\$	-	\$	-	\$	-	\$	-	\$	66.58
\$	-	\$	-	\$	-	\$	-	\$	3,356.38
\$	-	\$	-	\$	-	\$	-	\$	1,382.97
\$	-	\$	-	\$	-	\$	-	\$	948.50
\$	-	\$	-	\$	-	\$	-	\$	1,820.69
\$	-	\$	-	\$	-	\$	-	\$	402.75
\$	-	\$	-	\$	-	\$	-	\$	32,828.94
\$	-	\$	-	\$	-	\$	-	\$	2,454.45
\$	-	\$	-	\$	-	\$	-	\$	4,848.01
\$	-	\$	-	\$	-	\$	-	\$	280.68
\$	-	\$	-	\$	-	\$	-	\$	985.39
\$	-	\$	-	\$	-	\$	-	\$	7,791.44
\$	-	\$	-	\$	-	\$	-	\$	813.75
\$	-	\$	-	\$	-	\$	-	\$	2,155.76
\$	-	\$	-	\$	-	\$	-	\$	3,248.92
\$	-	\$	-	\$	-	\$	-	\$	7,729.57
\$	-	\$	-	\$	-	\$	-	\$	197,098.86
\$	-	\$	-	\$	-	\$	-	\$	45,606.88
\$	-	\$	-	\$	-	\$	-	\$	12,000.00
\$	-	\$	-	\$	-	\$	-	\$	1,351.84
\$	-	\$	-	\$	-	\$	-	\$	3,623.66
\$	-	\$	-	\$	-	\$	-	\$	2,690.08
\$	-	\$	-	\$	-	\$	-	\$	1,018.96
\$	-	\$	-	\$	-	\$	-	\$	576.31
\$	-	\$	-	\$	-	\$	-	\$	170.18
\$	-	\$	-	\$	-	\$	-	\$	66.43
\$	-	\$	-	\$	-	\$	-	\$	170.71
\$	-	\$	-	\$	-	\$	-	\$	457.91
\$	-	\$	-	\$	-	\$	-	\$	206.55
\$	-	\$	-	\$	-	\$	-	\$	3,158.23
\$	-	\$	-	\$	-	\$	-	\$	1,663.92
\$	-	\$	-	\$	-	\$	-	\$	398.62
\$	-	\$	-	\$	-	\$	-	\$	447.37
\$	-	\$	-	\$	-	\$	-	\$	2,115.67
\$	-	\$	-	\$	-	\$	-	\$	372.73
\$	-	\$	-	\$	-	\$	-	\$	187.02


\$	-	\$	-	\$	-	\$	-	\$	15.26
\$	-	\$	-	\$	-	\$	-	\$	376.58
\$	-	\$	-	\$	-	\$	-	\$	10,761.12
\$	-	\$	-	\$	-	\$	-	\$	4,999.94
\$	-	\$	-	\$	-	\$	-	\$	1,601.05
\$	-	\$	-	\$	-	\$	-	\$	9,223.81
\$	-	\$	-	\$	-	\$	-	\$	17,217.79
\$	-	\$	-	\$	-	\$	-	\$	1,978.50
\$	-	\$	-	\$	-	\$	-	\$	5,000.00
\$	-	\$	-	\$	-	\$	-	\$	2,055.33
\$	-	\$	-	\$	-	\$	-	\$	2,000.00
\$	-	\$	-	\$	-	\$	-	\$	4,000.00
\$	-	\$	-	\$	-	\$	-	\$	3,000.00
\$	-	\$	-	\$	-	\$	-	\$	1,679.54
\$	-	\$	-	\$	-	\$	-	\$	162.90
\$	-	\$	-	\$	-	\$	-	\$	51.59
\$	-	\$	-	\$	-	\$	-	\$	3,733.20
\$	-	\$	-	\$	-	\$	-	\$	3,546.07
\$	-	\$	-	\$	-	\$	-	\$	989.13
\$	-	\$	-	\$	-	\$	-	\$	380.10
\$	-	\$	-	\$	-	\$	-	\$	277.68
\$	-	\$	-	\$	-	\$	-	\$	228.06
\$	-	\$	-	\$	-	\$	-	\$	124.89
\$	-	\$	-	\$	-	\$	-	\$	195.48
\$	-	\$	-	\$	-	\$	-	\$	654.32
\$	-	\$	-	\$	-	\$	-	\$	1,053.42
\$	-	\$	-	\$	-	\$	-	\$	947.54
\$	-	\$	-	\$	-	\$	-	\$	108.50
\$	-	\$	-	\$	-	\$	-	\$	32.58
\$	-	\$	-	\$	-	\$	-	\$	916.64
\$	-	\$	-	\$	-	\$	-	\$	815.90


Abbreviations		
	MSW	Recycling
Driver Hours DH		
Revenue REV		
Customers CUST		
BILLED CUST		

USOA #	GL Code	Description	Actual ACT	Allocator	Total Clallam Regulated	MSW	Recycling	Check
[Redacted Content]								













Abbreviations		
	MSW	Recycling
Driver Hours DH	[Redacted]	
Revenue REV		
Customers CUST		
BILLED CUST		

USOA #	GL Code	Description	Actual ACT	Allocator	Total Clallam Regulated	MSW	Recycling	Check
[Redacted]								










Reconcile Revenue to Detailed Billing Records and Determine Regulated vs. Non-Regulated Breakout

A large rectangular area of the document is completely redacted with a solid black fill. A thin red border surrounds the entire redacted area. A small yellow rectangular marker is visible in the top right corner of the redacted area.

Calculation of Actual Long Haul TV Expense

A rectangular area of the document is redacted with a solid black fill. A thin red border surrounds the redacted area. A small yellow rectangular marker is visible in the top right corner of the redacted area.A rectangular area of the document is redacted with a solid black fill. A thin red border surrounds the redacted area. A small yellow rectangular marker is visible in the top right corner of the redacted area.

[Redacted]

Corporate OH Adjustment: 2112

[Redacted]

[Redacted]

Employee Free Service - Reduction in disposal expense

[Redacted]

Adjust WUTC Fee to Actual

[Redacted]

Supervisor Allocation to MRF

[Redacted]

MRF Fuel Allocation


[Redacted]







Olympic Disposal
Summary of Key Allocators

Line of Business	Clallam (UTC)	Jefferson (UTC)	Mill Long Hauls (UTC)	Non-Reg Cities	Total











Service Code	Service Code Description	Tariff Rate Monthly Rate	Tariff Page	Total Revenue		Average Customer	
RESIDENTIAL SERVICES							
RESIDENTIAL GARBAGE							
20RW1	1-20 GAL CART WEEKLY SVC	\$18.24	21.0	3,493	32000	16	
32RE1	1-32 GAL CAN-EOW SVC	\$13.82	21.0	1,085	32000	7	(7)
32RW1	1-32 GAL CAN-WEEKLY SVC	\$23.61	21.0	266	32000	1	(1)
32RW2	2-32 GAL CANS-WEEKLY SVC	\$34.95	21.0	1,153	32000	3	(3)
35RW1	1-35 GAL CART WEEKLY SVC	\$25.77	21.0	405,464	32000	1,311	1
96RW1	1-96 GAL CART WEEKLY SVC	\$43.23	21.0	131,484	32000	253	
CARRYRE	CARRYOUT PER CAN-EOW	\$1.65	19.0	20	32001	1	
CARRYRW	CARRYOUT PER CAN-WKLY	\$1.65	19.0	59	32001	3	
EXTRAR	EXTRA CAN/BAGS	\$7.75	21A	11,594	32001	125	
OFOWR	OVERFILL/OVERWEIGHT CHG	\$7.30	16.0	2,073	32001	26	
RDEL CART	RE-DELIVERY FEE-CART	\$20.51	15.0	3,302	32000	13	
RESTART	SERVICE RESTART FEE	\$10.25	15.0	1,620	32000	13	
TRIPRCANS	RETURN TRIP CHARGE - CANS	\$6.17	17.0	123	32001	2	
60RW1	1-60 GAL CART WEEKLY SVC	\$33.19	21.0	336,471	32000	845	3
35RE1	1-35 GAL CART EOW SVC	\$15.18	21.0	146,963	32000	807	7
35RM1	1-35 GAL MONTHLY	\$9.53	21.0	12,989	32000	114	2
60RE1	1-60GAL CART EOW SVC	\$18.48	21.0	193,021	32000	870	
60RE2	2-60 GAL CARTS EOW SVC	\$36.96	21.0	1,331	32000	3	
60RM1	1-60 GAL CART MONTHLY SVC	\$12.49	21.0	6,732	32000	45	
60RW2	2-60 GAL CARTS WEEKLY SVC	\$66.38	21.0	3,750	32000	5	
96RE1	1-96 GAL EOW	\$24.44	21.0	56,579	32000	193	
96RM1	1-96 GAL MONTHLY	\$16.33	21.0	1,927	32000	10	
DRVNRE1	DRIVE IN UP TO 250-EOW	\$5.39	19.0	388	32000	6	
DRVNRE2	DRIVE IN OVER 250-EOW	\$5.39	19.0	129	32000	2	
DRVNRW1	DRIVE IN UP TO 250	\$5.39	19.0	162	32000	3	
RCARRYOUT 5-25	RESI CARRYOUT FEE 5-25 FT	\$1.65	19.0	97	32000	5	
RCARRYOUT OVER 25	RESI CARRYOUT FEE 25+ FT	\$2.48	19.0	29	32000	1	
SP35-RES	SPECIAL PICKUP 35GL RES	\$8.40	21A	680	32001	7	
SP60-RES	SPECIAL PICKUP 60GL RES	\$8.40	21A	798	32001	8	
SP96-RES	SPECIAL PICKUP 96GL RES	\$8.40	21A	252	32001	3	
32RM1	1-32 GAL CAN-MONTHLY SVC	\$8.40	21A	151	32000	2	(2)
RGATE	RESI GATE CHARGE	\$2.53	19.0	25	32001	1	
ROLLE-RESI	ROLLOUT RESI EOW UP TO 25	\$1.21	31.0	220	32001	15	
ROLLM-RESI	ROLLOUT RESI MTHLY UP TO 25 FT	\$0.56	31.0	11	32001	2	
ROLLW-RESI	Rollout 25ft/can per pick up	\$2.43	31.0	6	32001	4	
OC-RES	ON CALL SERVICE - RES	\$8.40	21A	126	32000	1	
TOTAL RESIDENTIAL GARBAGE				\$1,324,573.60		4,484	
RESIDENTIAL RECYCLING							
recyonlypre	RECYCLE SERVICE ONLY	\$10.87	21.0	1,440	32100	11	
recyrpre	RECYCLE PROGRAM WITH MSW	\$9.54	21.0	89,232	32100	779	
TOTAL RESIDENTIAL RECYCLING				\$90,672.64		790	
COMMERCIAL SERVICES							
COMMERCIAL GARBAGE							
CTIME	COMMERCIAL TIME CHARGE	\$58.06	29.0	32	33010	1	
DEL1.5TEMP-COM	DELIVERY FEE 1.5YD TEMP	\$31.65	35.0	32	33010	1	
DEL2TEMP-COM	DELIVERY FEE 2YD TEMP	\$42.85	35.0	1,543	33010	3	
F2YD1W	2YD CONT 1X WEEKLY	\$195.89	35.0	33,791	33010	14	
F2YDEOW	2YD CONT EVERY OTHER WK	\$98.17	35.0	11,142	33010	9	
F4YD1W	4YD CONT 1X WEEKLY SVC	\$350.73	36.0	91,716	33010	22	
F6YD1W	6YD CONT 1X WEEKLY SVC	\$529.39	35.0	25,411	33010	4	

F1.5YD1W	1.5YD CONT 1X WEEKLY	\$140.12	35.0	3,923	33010	2
F1.5YDEOW	1.5YD CONT EVERY OTHER WK	\$70.22	35.0	2,036	33010	2
F1YD1M	1YD CONT 1X MONTH SVC	\$23.08	35.0	1,154	33010	4
F1YD1W	1YD CONT 1X WEEKLY	\$99.94	35.0	5,522	33010	5
F1YDEOW	1YD CONT EVERY OTHER WK	\$50.08	35.0	6,586	33010	11
F2YD2W	2YD CONT 2X WEEKLY	\$391.78	35.0	40,500	33010	9
F3YD1W	3YD CONT 1X WEEKLY SVC	\$257.12	35.0	26,933	33010	9
F3YDEOW	3YD CONT EOW SVC	\$128.85	35.0	1,933	33010	1
F4YDEOW	4YD CONT EOW SVC	\$175.77	36.0	6,152	33010	3
SP1.5-COM	SPECIAL PICKUP 1.5YD	\$35.36	35.0	354	33010	1
SP2-COM	SPECIAL PICKUP 2YD	\$50.24	35.0	1,306	33010	3
DEL1TEMP-COM	DELIVERY FEE 1YD TEMP	\$24.07	35.0	48	33010	1
SP1-COM	SPECIAL PICKUP 1YD	\$26.08	35.0	1,200	33010	5
F2YDEXCO	CUST OWN 2YD EXTRA PU	\$50.24	36.0	5,024	33011	14
F2YD1WCO	CUST OWN 2YD 1X WK	\$195.89	36.0	1,665	33010	2
CEXYD	CMML EXTRA YARDAGE	\$27.87	35.0	9,324	33011	28
CLOCKWKLY	LOCK CHARGE-CONTAINER WKL	\$4.85	35.0	1,553	33011	27
R1.5YD1W	1.5YD CONT 1xWEEKLY SVC	\$140.12	35.0	64,665	33010	38
R1.5YD2W	1.5YD CONT 2xWEEKLY SVC	\$280.24	35.0	3,363	33010	1
R1.5YDEX	1.5YD CONTAINER EXTRA PU	\$35.36	35.0	35	33011	1
R1.5YDRENTM	1.5YD CONTAINER RENT-MTH	\$6.75	35.0	1,275	33010	18
R1.5YDRENTTD	1.5 YD TEMP CONT RENT DAI	\$0.77	35.0	155	33010	29
R1.5YDTPU	1.5YD TEMP CONTAINER PU	\$36.62	35.0	183	33010	1
R1YD1W	1YD CONT 1xWEEKLY SVC	\$99.94	35.0	98,816	33010	82
R1YD2W	1YD CONT 2xWEEKLY SVC	\$199.87	35.0	16,789	33010	7
R1YDEX	1YD CONTAINER EXTRA PU	\$26.08	35.0	52	33011	1
R1YDRENTM	1YD CONTAINER RENT-MTHLY	\$5.06	35.0	1,606	33010	26
R2YD1W	2YD CONT 1xWEEKLY SVC	\$195.89	36.0	287,811	33010	122
R2YD2W	2YD CONT 2xWEEKLY SVC	\$391.78	36.0	82,470	33010	18
R2YDEX	2YD CONTAINER EXTRA PU	\$50.24	35.0	100	33011	1
R2YDRENTM	2YD CONTAINER RENT-MTHLY	\$9.02	35.0	2,925	33010	27
R2YDTPU	2YD TEMP CONTAINER PU	\$51.57	35.0	6,756	33010	11
RDELTO8	REDELIVERY FEE UP TO 8YDS	\$30.85	15.0	524	33010	2
CLOCKEOW	LOCK CHARGE - CONT EOW	\$2.43	36.0	609	33011	21
96CW1	1-96 GL CART WEEKLY SVC	\$44.77	35.5	7,499	33010	14
CGATE	GATE CHARGE	\$4.85	36.0	662	33011	11
35CW1	1-35 GAL CAN WEEKLY SVC	\$26.89	35.5	14,863	33010	46
60CW1	1-60 GAL CART CMML WKLY	\$34.21	35.5	2,249	33010	5
CGATEEOW	GATE CHARGE EOW	\$2.43	36.0	117	33010	4
R1.5YDEOW	1.5YD CONT EOW SVC	\$70.22	35.0	30,124	33010	36
R1YD1M	1YD CONTAINER 1X A MONTH	\$23.08	35.0	6,647	33010	24
R1YDEOW	1YD CONT EOW SVC	\$50.08	35.0	115,985	33010	193
R2YD1M	2YD CONT 1X MONTH SVC	\$45.24	35.0	14,793	33010	27
R2YDEOW	2YD CONT EOW SVC	\$98.17	35.0	76,131	33010	65
CTRIP	RETURN TRIP CHARGE - CONT	\$9.91	17.0	50	33011	1
R2YDRENTTD	2 YD TEMP CONT RENT DAILY	\$0.82	35.0	1,859	33010	189
R1.5YD1M	1.5YD CONT 1X MONTH SVC	\$32.36	35.0	7,216	33010	19
R1YDRENTTD	1YD TEMP CONT RENT DAILY	\$0.56	35.0	87	33010	22
ROLLOUTOC	ROLL OUT	\$1.12	31.0	9	33011	1
R1YDRENTT	1YD TEMP CONT RENT	\$5.60	35.0	67	33010	1
ADDTLPACK25	OVER 25FT ROLLOUT FOR CONTAINERS	\$0.16	31.0	76	33011	39
CEX	EXTRA CANS	\$7.65	36.0	237	33011	8
RDELOVER8	REDELIVERY FEE OVER 8YDS	\$61.55	15.0	62	33010	
R1YDTPU	1YD TEMP CONT PU	\$26.09	35.0	52	33010	1
ADDTLPACKA25	OVER 25FT ROLLOUT FOR AUTO CARTS	\$0.11	35.0	57	33011	43

TOTAL COMMERCIAL GARBAGE

\$1,125,853.79

809

Cart
Containers

DROP BOX SERVICES

DROP BOX SERVICES

DROP BOX HAULS/RENTAL

DROP BOX HAULS/RENTAL

CONNECTFEE	CONNECT/DISCONNECT	\$6.02	42.0	205	31010	3
CPHAUL15	15YD COMPACTOR-HAUL	\$113.82	42.0	114	31000	0
CPHAUL30	30YD COMPACTOR-HAUL	\$206.82	42.0	7,032	31000	1
RODEL	ROLL OFF-DELIVERY	\$166.66	39.0	14,999	31010	8
ROHAUL20	20YD ROLL OFF-HAUL	\$106.78	39.0	13,454	31000	11
ROHAUL20T	20YD ROLL OFF TEMP HAUL	\$153.33	39.0	13,953	31000	8
ROHAUL30	30YD ROLL OFF-HAUL	\$113.41	39.0	26,878	31000	20

ROHAUL30T	30YD ROLL OFF TEMP HAUL	\$242.07	39.0	17,671	31000	6
ROMILE	ROLL OFF-MILEAGE	\$3.84	39.0	10,956	31010	238
RORELOCATE	ROLL OFF RELOCATE	\$122.34	17.0	245	31010	0
RORENT20D	20YD ROLL OFF-DAILY RENT	\$9.60	39.0	19,094	31002	6
RORENT20M	20YD ROLL OFF-MNTHLY RENT	\$78.65	39.0	5,979	31002	6
RORENT30D	30YD ROLL OFF-DAILY RENT	\$16.00	39.0	26,736	31002	5
RORENT30M	30YD ROLL OFF-MNTHLY RENT	\$81.90	39.0	9,581	31002	10
ROWAIT	TIME/STANDBY CHARGE	\$80.72	29.0	161	31010	0
ROHAUL30CO	30YD CUST OWNEED R/O HAUL	\$114.97	40.0	805	31000	1
ROHAUL40	40YD ROLL OFF-HAUL	\$131.42	39.0	13,668	31000	9
RORENT40M	40YD ROLL OFF-MNTHLY RENT	\$81.90	39.0	983	31002	1
				\$182,513.80		28
PASSTHROUGH DISPOSAL	PASSTHROUGH DISPOSAL					
DISP	DISPOSAL FEE PER TON	\$157.27	34.0	241,258	31005	
TOTAL PASSTHROUGH DISPOSAL				\$ 241,258.33		
Service Charges		Service Charges				
FINCHG	LATE FEE	\$1.00	8.0	2,720	38000	
TOTAL SERVICE CHARGES				\$2,720.33		6112
Service Charges		Mill Haul				
ROWKND	WEEKEND/HOLIDAY RO SVC	\$250.70	16.0	4,638	31020	
ROMILL - W		\$2,334.24	16.0	107,375	31020	
ROMILL-C		\$1,731.88	16.0	1,030,835	31020	
				1,142,848		
TOTAL REVENUE				\$4,110,440.63		

Increase per	True-Up	Total PI	Diff From LG
Area Total 13.09%	-0.28%	12.81%	(13,461)

Dump Fee Price effective 10.1.2023	Proposed Tariff Rate	Proposed Annual Revenue	Change in Annual Revenue	Per Price Out	DF Increase Total	Revenue Req Per LG	Difference
		\$	\$	\$	\$	\$	\$
		3,346,705	22,472	3,369,178	3,391,695	22,518	

18.38	\$ 20.74	\$	3,971	\$	478
13.94	\$ 15.73	\$	-	\$	(1,085)
23.85	\$ 26.91	\$	-	\$	(266)
35.32	\$ 39.84	\$	-	\$	(1,153)
26.04	\$ 29.37	\$	462,609	\$	57,144
43.72	\$ 49.32	\$	150,002	\$	18,519
1.65	\$ 1.86	\$	22	\$	3
1.65	\$ 1.86	\$	67	\$	8
7.81	\$ 8.81	\$	13,180	\$	1,586
7.36	\$ 8.30	\$	2,357	\$	284
20.51	\$ 23.14	\$	3,725	\$	423
10.25	\$ 11.56	\$	1,827	\$	207
6.17	\$ 6.96	\$	139	\$	16
33.53	\$ 37.82	\$	384,675	\$	48,204
15.31	\$ 17.27	\$	168,593	\$	21,630
9.59	\$ 10.82	\$	14,979	\$	1,989
18.65	\$ 21.04	\$	219,731	\$	26,710
37.30	\$ 42.08	\$	1,515	\$	184
12.57	\$ 14.18	\$	7,643	\$	911
67.06	\$ 75.65	\$	4,274	\$	524
24.68	\$ 27.84	\$	64,451	\$	7,872
16.44	\$ 18.55	\$	2,188	\$	261
5.39	\$ 6.08	\$	438	\$	50
5.39	\$ 6.08	\$	146	\$	17
5.39	\$ 6.08	\$	182	\$	21
1.65	\$ 1.86	\$	109	\$	12
2.48	\$ 2.80	\$	33	\$	4
8.46	\$ 9.54	\$	773	\$	93
8.46	\$ 9.54	\$	907	\$	109
8.46	\$ 9.54	\$	286	\$	34
8.46	\$ 9.54	\$	-	\$	(151)
2.53	\$ 2.85	\$	29	\$	3
1.21	\$ 1.36	\$	248	\$	28
0.56	\$ 0.63	\$	13	\$	1
2.43	\$ 2.74	\$	6	\$	1
8.46	\$ 9.54	\$	143	\$	17

		\$1,509,261	\$184,687	13.94%
--	--	-------------	-----------	--------

10.87	\$ 12.26	\$	1,625	\$	184
9.54	\$ 10.76	\$	100,659	\$	11,427
-	\$ -	\$	-	\$	-
		\$102,284	\$11,611	12.81%	

58.06	\$ 65.50	\$	36	\$	4
31.65	\$ 35.70	\$	36	\$	4
42.85	\$ 48.34	\$	1,740	\$	198
198.23	\$ 223.61	\$	38,573	\$	4,782
99.34	\$ 112.06	\$	12,719	\$	1,577
355.15	\$ 400.63	\$	104,764	\$	13,048
535.40	\$ 603.97	\$	28,990	\$	3,580

Combined Rev Requirement	
	14,206,937
Mill Haul	2,030,234
Jefferson Res	1,509,261
Jefferson Recycling	102,284
Jefferson Commercial	1,285,296
Jefferson RO	205,886
Jefferson Service Charges	2,720
Clallam Res	4,298,333
Clallam Recycling	669,667
Clallam Commercial	2,148,331
Clallam RO	397,639
Clallam Service Charges	3,986
City PA Commercial	84,243
City PA RO	180,687
City PA Service Charges	2,841
JeffersonPT Increase 1/1/2023	6,011
JeffersonPT Increase 1/1/2025	-
Clallam DF Increase	267,965
Clallam Com DF Increase	
Mill Haul Cowlitz Increases	-
Mill Haul Cowlitz Processing Fee	-
Mill Haul Wasco Increase	-
City PA Base Disposal	252,841
Clallam Base Disposal	517,453
Jefferson Base Disposal	241,258
Variance	0

141.94	\$	160.11	\$	4,483	\$	560
71.13	\$	80.24	\$	2,327	\$	291
23.37	\$	26.36	\$	1,318	\$	164
101.19	\$	114.15	\$	6,307	\$	785
50.71	\$	57.21	\$	7,523	\$	937
396.45	\$	447.22	\$	46,232	\$	5,732
260.54	\$	293.90	\$	30,786	\$	3,853
130.57	\$	147.29	\$	2,209	\$	277
177.98	\$	200.78	\$	7,027	\$	875
35.78	\$	40.36	\$	404	\$	50
50.78	\$	57.28	\$	1,489	\$	183
24.07	\$	27.15	\$	54	\$	6
26.37	\$	29.75	\$	1,368	\$	169
50.78	\$	57.28	\$	5,728	\$	704
198.23	\$	223.61	\$	1,901	\$	236
28.08	\$	31.68	\$	10,597	\$	1,273
4.85	\$	5.47	\$	1,752	\$	199
141.97	\$	160.15	\$	73,910	\$	9,245
283.87	\$	320.23	\$	3,843	\$	480
32.78	\$	36.98	\$	37	\$	2
6.75	\$	7.61	\$	1,438	\$	163
0.77	\$	0.87	\$	175	\$	20
37.04	\$	41.78	\$	209	\$	26
101.19	\$	114.15	\$	112,869	\$	14,054
202.39	\$	228.31	\$	19,178	\$	2,389
26.37	\$	29.75	\$	59	\$	7
5.06	\$	5.71	\$	1,811	\$	206
198.22	\$	223.60	\$	328,527	\$	40,717
396.44	\$	447.21	\$	94,137	\$	11,667
50.78	\$	57.28	\$	115	\$	14
9.02	\$	10.18	\$	3,300	\$	375
52.11	\$	58.78	\$	7,700	\$	945
30.85	\$	34.80	\$	592	\$	67
2.43	\$	2.74	\$	687	\$	78
45.25	\$	51.04	\$	8,550	\$	1,051
4.85	\$	5.47	\$	746	\$	85
27.15	\$	30.63	\$	16,928	\$	2,065
34.55	\$	38.98	\$	2,563	\$	314
2.43	\$	2.74	\$	132	\$	15
71.13	\$	80.24	\$	34,424	\$	4,299
23.37	\$	26.36	\$	7,592	\$	945
50.71	\$	57.21	\$	132,491	\$	16,506
45.78	\$	51.64	\$	16,887	\$	2,094
99.34	\$	112.06	\$	86,902	\$	10,771
9.91	\$	11.18	\$	56	\$	6
0.82	\$	0.93	\$	2,097	\$	238
32.78	\$	36.98	\$	8,246	\$	1,030
0.56	\$	0.63	\$	99	\$	11
1.12	\$	1.26	\$	10	\$	1
5.60	\$	6.32	\$	76	\$	9
0.16	\$	0.18	\$	85	\$	10
7.70	\$	8.68	\$	269	\$	32
61.55	\$	69.43	\$	69	\$	8
26.38	\$	29.76	\$	60	\$	7
0.11	\$	0.12	\$	64	\$	7
0.11	\$	0.12	\$	-	\$	-
				\$1,285,296	\$159,442	14.16%

6.02	\$	6.79	\$	231	\$	26
113.82	\$	128.40	\$	128	\$	15
206.82	\$	233.31	\$	7,932	\$	900
166.66	\$	188.00	\$	16,920	\$	1,921
106.78	\$	120.45	\$	15,177	\$	1,723
153.33	\$	172.97	\$	15,740	\$	1,787
113.41	\$	127.93	\$	30,320	\$	3,442

242.07	\$	273.07	\$	19,934	\$	2,263
3.84	\$	4.33	\$	12,358	\$	1,403
122.34	\$	138.01	\$	276	\$	31
9.60	\$	10.83	\$	21,540	\$	2,445
78.65	\$	88.72	\$	6,745	\$	766
16.00	\$	18.05	\$	30,160	\$	3,424
81.90	\$	92.39	\$	10,808	\$	1,227
80.72	\$	91.06	\$	182	\$	21
114.97	\$	129.69	\$	908	\$	103
131.42	\$	148.25	\$	15,418	\$	1,750
81.90	\$	92.39	\$	1,109	\$	126
	\$		\$	-	\$	-
				\$205,886		\$23,372
-	\$	-	\$	241,258	\$	-
				\$		-
				\$241,258		\$0
1.00	\$	1.00	\$	2,720	\$	-
				\$2,720		\$0

12.81%

Service Code	Service Code Description	Tariff Rate Monthly Rate	Tariff Page	Total Revenue		Average Customer		Proposed Tariff Rate	
RESIDENTIAL SERVICES		RESIDENTIAL SERVICES							
RESIDENTIAL GARBAGE		RESIDENTIAL GARBAGE							
20RW1	1-20 GAL CART WEEKLY SVC	\$16.81	22	1,473	32000	7		\$18.50	\$ 20.55
32RE1	1-32 GAL CAN-EOW SVC	\$12.68	22	152	32000	1	(1)	\$14.12	\$ 15.69
35RW1	1-35 GAL CART WEEKLY SVC	\$24.35	22	439,291	32000	1,503		\$27.48	\$ 30.53
96RW1	1-96 GAL CART WEEKLY SVC	\$41.30	22	617,165	32000	1,245		\$47.05	\$ 52.27
CARRYRE	CARRYOUT PER CAN-EOW	\$0.83	19	20	32001	2		\$0.83	\$ 0.92
CARRYRW	CARRYOUT PER CAN-WKLY	\$1.65	19	88	32001	4		\$1.65	\$ 1.83
EXTRAR	EXTRA CAN/BAGS	\$6.96	22A	18,131	32001	217		\$7.62	\$ 8.46
OFOWR	OVERFILL/OVERWEIGHT CHG	\$6.53	16A	6,412	32001	82		\$7.13	\$ 7.92
RDEL CART	RE-DELIVERY FEE-CART	\$20.51	15	7,691	32000	31		\$20.51	\$ 22.78
RESTART	SERVICE RESTART FEE	\$10.25	15	3,741	32000	30		\$10.25	\$ 11.39
TRIPRCANS	RETURN TRIP CHARGE - CANS	\$6.17	17	389	32001	5		\$6.17	\$ 6.85
60RW1	1-60 GAL CART WEEKLY SVC	\$31.75	22	1,331,282	32000	3,494		\$35.73	\$ 39.69
35RE1	1-35 GAL CART EOW SVC	\$14.05	22	176,236	32000	1,045	1	\$15.62	\$ 17.35
35RM1	1-35 GAL MONTHLY	\$8.60	22	14,388	32000	139		\$9.32	\$ 10.35
60RE1	1-60GAL CART EOW SVC	\$18.19	22	568,165	32000	2,603		\$20.18	\$ 22.42
60RE2	2-60 GAL CARTS EOW SVC	\$36.38	22	1,346	32000	3		\$40.36	\$ 44.84
60RM1	1-60 GAL CART MONTHLY SVC	\$12.33	22	24,339	32000	165		\$13.25	\$ 14.72
60RW2	2-60 GAL CARTS WEEKLY SVC	\$63.50	22	11,732	32000	15		\$26.50	\$ 29.44
96RE1	1-96 GAL EOW	\$23.64	22	212,042	32000	747		\$26.52	\$ 29.46
96RM1	1-96 GAL MONTHLY	\$15.94	22	6,854	32000	36		\$17.27	\$ 19.18
DRVNRE1	DRIVE IN UP TO 250-EOW	\$5.39	19	1,089	32000	17		\$5.39	\$ 5.99
DRVNRE2	DRIVE IN OVER 250-EOW	\$5.39	19	1,523	32000	24		\$5.39	\$ 5.99
DRVNRM1	DRIVE IN UP TO 250-MTHLY	\$5.39	19	129	32000	2		\$5.39	\$ 5.99
DRVNRW1	DRIVE IN UP TO 250	\$5.39	19	1,773	32000	27		\$5.39	\$ 5.99
DRVNRW2	DRIVE IN OVER 250	\$5.39	19	1,748	32000	27		\$5.39	\$ 5.99
RCARRYOUT 5-25	RESI CARRYOUT FEE 5-25 FT	\$1.65	19	148	32000	7		\$1.65	\$ 1.83
RCARRYOUT OVER 25	RESI CARRYOUT FEE 25+ FT	\$0.83	19	66	32000	7		\$0.83	\$ 0.92
SP35-RES	SPECIAL PICKUP 35GL RES	\$8.50	22A	765	32001	8		\$9.16	\$ 10.18
SP60-RES	SPECIAL PICKUP 60GL RES	\$8.50	22A	2,542	32001	25		\$9.16	\$ 10.18
SP96-RES	SPECIAL PICKUP 96GL RES	\$8.50	22A	1,114	32001	11		\$9.16	\$ 10.18
RGATE	RESI GATE CHARGE	\$2.53	19	51	32001	2		\$2.53	\$ 2.81
ROLLE-RESI	ROLLOUT RESI EOW UP TO 25	\$1.21	31	364	32001	25		\$1.21	\$ 1.34
ROLLM-RESI	ROLLOUT RESI MTHLY UP TO 25 FT	\$0.56	31	44	32001	8		\$0.56	\$ 0.62
ROLLW-RESI	Rollout 25ft/can per pick up	\$2.43	31	301	32001	10		\$2.43	\$ 2.69
64RW1		\$9.54	22	(8)	32000	-		\$9.54	\$ 10.60
TOTAL RESIDENTIAL GARBAGE				\$3,452,582.70		11,005			
RESIDENTIAL RECYCLING		RESIDENTIAL RECYCLING							
recyonlypre	RECYCLE SERVICE ONLY	\$10.87	22	7,391	32100	57		\$10.87	\$ 12.08
recyrpre	RECYCLE PROGRAM WITH MSW	\$9.54	22	595,435	32100	5,201		\$9.54	\$ 10.60
TOTAL RESIDENTIAL RECYCLING				\$602,825.61		5,258			
COMMERCIAL SERVICES		COMMERCIAL SERVICES							
COMMERCIAL GARBAGE		COMMERCIAL GARBAGE							
CTIME	COMMERCIAL TIME CHARGE	\$58.06	29	537	33010	1		\$58.06	\$ 64.50
CLOCK	CLOCK ON CALL	\$1.12	35.5A	144	33011	11		\$1.12	\$ 1.24
DEL2TEMP-COM	DELIVERY FEE 2YD TEMP	\$35.27	35A	741	33010	2		\$41.06	\$ 45.61
F4TC-COM	4 YD TEMP CONT PICKUP	\$77.71	35A	7,382	33010	8		\$89.68	\$ 99.62
F1.5YD1M	1.5YD CONT 1X MONTH SVC	\$31.00	35A	3,472	33010	9		\$35.88	\$ 39.86
F3YD1M	3YD CONT 1X MONTH SVC	\$56.85	35A	5,344	33010	8		\$66.09	\$ 73.42
F4YD2W	4YD CONT 2XWEEKLY SVC	\$672.97	35A	11,440	33010	1		\$776.63	\$ 862.74
F2YD1W	2YD CONT 1X WEEKLY	\$185.41	35A	220,684	33010	99		\$212.82	\$ 236.42
F2YDEOW	2YD CONT EVERY OTHER WK	\$92.92	35A	85,858	33010	77		\$106.66	\$ 118.48
F4YD1W	4YD CONT 1X WEEKLY SVC	\$336.48	35A	250,341	33010	62		\$388.31	\$ 431.37

F6YD1W	6YD CONT 1X WEEKLY SVC	\$470.45	35A	233,813	33010	41	\$541.47	\$	601.50
F6YD2W	6YD CONT 2XWEEKLY SVC	\$940.91	35A	1,059	33010	1	\$1,082.93	\$	1,203.01
F3TC-COM	3 YD TEMP CONT PICKUP	\$56.85	35A	1,251	33010	2	\$66.09	\$	73.42
F1.5YD1W	1.5YD CONT 1X WEEKLY	\$134.23	35A	82,014	33010	51	\$155.36	\$	172.59
F1.5YD2W	1.5YD CONT 2X WEEKLY	\$268.46	35A	436	33010	1	\$310.72	\$	345.17
F1.5YDEOW	1.5YD CONT EVERY OTHER WK	\$67.27	35A	51,663	33010	64	\$77.86	\$	86.49
F1YD1M	1YD CONT 1X MONTH SVC	\$21.69	35A	5,054	33010	19	\$25.11	\$	27.89
F1YD1W	1YD CONT 1X WEEKLY	\$93.92	35A	157,222	33010	140	\$108.73	\$	120.78
F1YDEOW	1YD CONT EVERY OTHER WK	\$47.07	35A	113,156	33010	200	\$54.49	\$	60.53
F2YD1M	2YD CONT 1X MONTH SVC	\$42.82	35A	14,944	33010	29	\$49.15	\$	54.60
F2YD2W	2YD CONT 2X WEEKLY	\$370.82	35A	4,450	33010	1	\$425.64	\$	472.83
F3YD1W	3YD CONT 1X WEEKLY SVC	\$246.16	35A	150,364	33010	51	\$286.17	\$	317.90
F3YDEOW	3YD CONT EOW SVC	\$123.36	35A	34,171	33010	23	\$143.42	\$	159.32
F4YD1M	4YD CONT 1X MONTH SVC	\$77.71	35A	12,045	33010	13	\$89.68	\$	99.62
F4YDEOW	4YD CONT EOW SVC	\$168.63	35A	41,736	33010	21	\$194.61	\$	216.18
F6YDEOW	6YD CONT EVERY OTHER WK	\$235.77	35A	21,101	33010	7	\$271.36	\$	301.45
F8YD1W	8YD CONT 1X WEEKLY	\$631.27	35A	54,763	33010	7	\$714.10	\$	793.28
DEL3TEMP-COM	DELIVERY FEE 3YD TEMP	\$45.13	35A	496	33010	1	\$52.54	\$	58.37
DEL4TEMP-COM	DELIVERY FEE 4YD TEMP	\$45.13	35A	1,489	33010	3	\$52.54	\$	58.37
F2YDTPU	2YD TEMP CONT PU	\$40.36	35A	2,462	33010	6	\$46.69	\$	51.87
SP35-COM	SPECIAL PICKUP 35GL COM	\$8.00	35.5A	16	33011	1	\$8.72	\$	9.69
SP1.5-COM	SPECIAL PICKUP 1.5YD	\$34.00	35A	272	33010	2	\$38.88	\$	43.19
SP2-COM	SPECIAL PICKUP 2YD	\$45.82	35A	962	33010	2	\$52.15	\$	57.93
DEL1.5TEMP-COM	DELIVERY FEE 1.5YD TEMP	\$26.04	35A	104	33010	1	\$30.32	\$	33.68
DEL1TEMP-COM	DELIVERY FEE 1YD TEMP	\$19.78	35A	79	33010	1	\$23.03	\$	25.58
SP1-COM	SPECIAL PICKUP 1YD	\$24.69	35A	1,086	33010	4	\$28.11	\$	31.23
F2YDEX	2YD CONT EXTRA P/U	\$42.82	35A	300	33011	2	\$49.15	\$	54.60
F2YDEXCO	CUST OWN 2YD EXTRA PU	\$45.82	36A	229	33011	1	\$52.15	\$	57.93
F1YDTPU	1YD TEMP CONT PU	\$26.71	35A	614	33010	3	\$30.13	\$	33.47
F1.5YDTPU	1.5YD TEMP CONT PU	\$31.00	35A	372	33010	2	\$35.88	\$	39.86
F1.5YDEX	1.5YD CONT EXTRA P/U	\$34.00	35A	102	33011	1	\$38.88	\$	43.19
F1YDEX	1YD CONT EXTRA P/U	\$24.69	35A	74	33011	1	\$28.11	\$	31.23
SP6-COM	SPECIAL PICKUP 6YD	\$111.65	35A	670	33010	1	\$128.05	\$	142.25
F3YD2W	3YD CONT 2X WEEKLY SVC	\$492.32	35A	738	33010	0	\$572.34	\$	635.80
F4YDEX	4YD CONTAINER EXTRA PU	\$80.71	35A	646	33011	2	\$92.68	\$	102.96
SP3-COM	SPECIAL PICKUP 3YD	\$59.85	35A	539	33010	1	\$69.09	\$	76.75
F6YDEX	6YD CONTAINER EXTRA PU	\$111.65	35A	670	33011	2	\$128.05	\$	142.25
F6YD1M	6YD CONT 1X MONTH SVC	\$108.65	35A	4,889	33010	4	\$125.05	\$	138.92
F3YDEX	3YD CONTAINER EXTRA PU	\$59.85	35A	120	33011	1	\$69.09	\$	76.75
R6YDEX	6 YARD EXTRA	\$111.65	35A	335	33011	2	\$128.05	\$	142.25
SP4-COM	SPECIAL PICKUP 4YD	\$80.71	35A	888	33010	2	\$92.68	\$	102.96
F8YDEOW	8YD CONT EVERY OTHER WEEK	\$316.36	35A	1,107	33000	0	\$357.88	\$	397.56
32CW1	1-32 GAL CAN WEEKLY SVC	\$22.99	36A	276	33010	1	\$25.85	\$	28.72
CCARRYOUT 5-25	COMM CARRYOUT FEE 5-25 FT	\$1.65	19	40	33011	2	\$1.65	\$	1.83
CEXYD	CMML EXTRA YARDAGE	\$28.44	36A	2,901	33011	9	\$30.88	\$	34.30
CLOCKWKLY	LOCK CHARGE-CONTAINER WKL	\$4.85	35.5A	1,940	33011	33	\$4.85	\$	5.39
R1.5YDEX	1.5YD CONTAINER EXTRA PU	\$34.00	35A	68	33011	1	\$38.88	\$	43.19
R1.5YDRENTM	1.5YD CONTAINER RENT-MTH	\$6.75	35A	713	33010	9	\$7.86	\$	8.73
R1YD1W	1YD CONT 1XWEEKLY SVC	\$93.92	35A	141	33010	0	\$108.73	\$	120.78
R1YDEX	1YD CONTAINER EXTRA PU	\$24.69	35A	25	33011	1	\$28.11	\$	31.23
R1YDRENTM	1YD CONTAINER RENT-MTHLY	\$5.06	35A	1,099	33010	18	\$5.89	\$	6.54
R2YD1W	2YD CONT 1XWEEKLY SVC	\$185.41	35A	1,344	33010	1	\$212.82	\$	236.42
R2YDEX	2YD CONTAINER EXTRA PU	\$45.82	35A	183	33011	1	\$52.15	\$	57.93
R2YDRENTM	2YD CONTAINER RENT-MTHLY	\$9.03	35A	3,211	33010	30	\$10.51	\$	11.68
R2YDTPU	2YD TEMP CONTAINER PU	\$40.36	35A	202	33010	2	\$46.69	\$	51.87
R3YDRENTM	3YD CONTAINER RENT-MTHLY	\$10.12	35A	821	33010	7	\$11.78	\$	13.09
R4YD1W	4YD CONT 1XWEEKLY SVC	\$336.48	35A	84	33010	0	\$388.31	\$	431.37
R4YDRENTM	4YD CONTAINER RENT-MTHLY	\$11.25	35A	1,549	33010	11	\$13.10	\$	14.55
R6YD1W	6YD CONT 1XWEEKLY SVC	\$470.45	35A	3,411	33010	1	\$541.47	\$	601.50
RDELTO8	REDELIVERY FEE UP TO 8YDS	\$30.85	15	463	33010	2	\$30.85	\$	34.27
CLOCKEOW	LOCK CHARGE - CONT EOW	\$2.43	35A	820	33011	28	\$2.43	\$	2.70
96CW1	1-96 GL CART WEEKLY SVC	\$43.20	35.5A	17,173	33010	33	\$48.93	\$	54.35
CGATE	GATE CHARGE	\$2.53	19	895	33011	29	\$2.53	\$	2.81
35CW1	1-35 GAL CAN WEEKLY SVC	\$25.98	35.5A	3,429	33010	11	\$29.10	\$	32.32
60CW1	1-60 GAL CART CMML WKLY	\$33.21	35.5A	13,392	33010	34	\$37.19	\$	41.32
60CW2	2-60 GAL CAN WEEKLY SVC	\$66.42	35.5A	797	33010	1	\$74.39	\$	82.64
CCARRYOUT OVER 25	COMM CARRYOUT FEE 25+ FT	\$0.83	19	40	33010	4	\$0.83	\$	0.92
CGATEEOW	GATE CHARGE EOW	\$2.43	35.5A	120	33010	4	\$2.43	\$	2.70
R1YDEOW	1YD CONT EOW SVC	\$47.07	35A	965	33010	2	\$54.49	\$	60.53
R2YD1M	2YD CONT 1X MONTH SVC	\$42.82	35A	728	33010	2	\$49.15	\$	54.60

R2YDEOW	2YD CONT EOW SVC	\$92.92	35A	46	33010	1	\$106.66	\$	118.48
R4YDEOW	4 YD CONT EOW SVC	\$168.63	35A	169	33010	1	\$194.61	\$	216.18
CTRIP	RETURN TRIP CHARGE - CONT	\$9.91	17	99	33011	1	\$9.91	\$	11.01
R2YDRENTTD	2 YD TEMP CONT RENT DAILY	\$0.82	35A	1,200	33010	122	\$0.95	\$	1.06
R3YDRENTTD	3 YD TEMP CONT RENT DAILY	\$0.95	35A	577	33010	51	\$1.11	\$	1.23
R4YDRENTTD	4 YD TEMP CONT RENT DAILY	\$1.10	35A	2,547	33010	212	\$1.28	\$	1.42
R1.5YDRENTTD	1.5 YD TEMP CONT RENT DAI	\$0.77	35A	438	33010	47	\$0.90	\$	1.00
R1YDRENTTD	1YD TEMP CONT RENT DAILY	\$0.56	35A	198	33010	32	\$0.65	\$	0.72
ROLLW-COMM	ROLLOUT COMM WKLY UP TO 2	\$4.85	31	58	33011	1	\$4.85	\$	5.39
ADDTLPACK25	OVER 25FT ROLLOUT FOR CONTAINERS	\$0.16	31	151	33011	78	\$0.16	\$	0.18
R6YDRENTM	CONTAINER 6YD RENT MNTHLY	\$13.50	35A	284	33010	2	\$15.72	\$	17.46
CEX	EXTRA CANS	\$6.51	35.5A	26	33011	4	\$7.17	\$	7.97
R4YDEX	4YD CONTAINER EXTRA PU	\$80.71	35A	404	33011	2	\$92.68	\$	102.96

TOTAL COMMERCIAL GARBAGE

\$1,647,471.07

1,039

195 Carts
Containers

DROP BOX SERVICES

DROP BOX SERVICES

1069

DROP BOX HAULS/RENTAL

DROP BOX HAULS/RENTAL

CONNECTFEE	CONNECT/DISCONNECT	\$6.02	42	722	31010	10	\$	6.69
CPHAUL20	20YD COMPACTOR-HAUL	\$144.80	42	13,611	31000	4	\$	160.86
CPHAUL30	30YD COMPACTOR-HAUL	\$206.82	42	5,377	31000	1	\$	229.75
RODEL	ROLL OFF-DELIVERY	\$166.66	42	33,499	31010	17	\$	185.14
ROHAUL20	20YD ROLL OFF-HAUL	\$106.78	39	20,075	31000	16	\$	118.62
ROHAUL20T	20YD ROLL OFF TEMP HAUL	\$153.33	39	24,993	31000	14	\$	170.33
ROHAUL30	30YD ROLL OFF-HAUL	\$113.41	39	77,459	31000	57	\$	125.98
ROHAUL30T	30YD ROLL OFF TEMP HAUL	\$242.07	39	49,140	31000	17	\$	268.91
ROHAUL40CO	40 YD CUST OWNED HAUL	\$114.97	40	115	31000	1	\$	127.72
ROMILE	ROLL OFF-MILEAGE	\$3.84	40	35,793	31010	777	\$	4.27
RORELOCATE	ROLL OFF RELOCATE	\$122.34	17	367	31010	1	\$	135.91
RORENT20D	20YD ROLL OFF-DAILY RENT	\$9.60	39	32,045	31002	9	\$	10.66
RORENT20M	20YD ROLL OFF-MNTHLY RENT	\$78.65	39	6,919	31002	7	\$	87.37
RORENT30D	30YD ROLL OFF-DAILY RENT	\$16.00	39	34,352	31002	6	\$	17.77
RORENT30M	30YD ROLL OFF-MNTHLY RENT	\$81.90	39	21,295	31002	22	\$	90.98
ROWAIT	TIME/STANDBY CHARGE	\$80.72	29	182	31010	1	\$	89.67

\$355,942.77

49

10

PASSTHROUGH DISPOSAL

PASSTHROUGH DISPOSAL

DISP	DISPOSAL FEE PER TON	\$144.99	34	517,453	31005			
------	----------------------	----------	----	---------	-------	--	--	--

TOTAL PASSTHROUGH DISPOSAL

\$517,453.33

\$

-

Service Charges

Service Charges

FINCHG	LATE FEE	\$1.00	8	3,986	38000			
--------	----------	--------	---	-------	-------	--	--	--

TOTAL SERVICE CHARGES

\$3,985.70

\$

-

TOTAL REVENUE

\$6,580,261.18

17,351

205

17,357

Price Out \$7,620,717.19

LG \$ 8,012,086

\$ (391,368.44) #####

(8,403,454.07)

Clallam Total
CityPA-M Total

January 1 DF PT
Total Rev Req

Area Total	Increase per LG	True-Up	Total PI	Diff From LG
	9.64%		11.09%	(751,767)
		1.44%		

Proposed Annual Revenue Change in Annual Revenue

Revenue Requirement Calc

Proposed Annual Rev	\$8,823,985.37
Rev Requirement - LG	\$ 8,784,785.37
Difference	\$ 39,199.99

\$	1,801	\$	328
\$	-	\$	(152)
\$	550,727	\$	111,437
\$	781,048	\$	163,883
\$	22	\$	2
\$	98	\$	10
\$	22,051	\$	3,920
\$	7,778	\$	1,366
\$	8,544	\$	853
\$	4,156	\$	415
\$	432	\$	43
\$	1,664,279	\$	332,998
\$	217,862	\$	41,626
\$	17,321	\$	2,933
\$	700,213	\$	132,048
\$	1,659	\$	313
\$	29,056	\$	4,716
\$	5,439	\$	(6,293)
\$	264,250	\$	52,208
\$	8,250	\$	1,395
\$	1,209	\$	121
\$	1,692	\$	169
\$	144	\$	14
\$	1,970	\$	197
\$	1,941	\$	194
\$	165	\$	16
\$	73	\$	7
\$	916	\$	151
\$	3,043	\$	501
\$	1,333	\$	220
\$	67	\$	17
\$	404	\$	40
\$	58	\$	15
\$	334	\$	33
\$	-	\$	8
\$4,298,333		\$845,751	

\$	8,210	\$	819
\$	661,456	\$	66,022
\$669,667		\$66,841	

\$	796	\$	258
\$	160	\$	16
\$	1,149	\$	409
\$	9,464	\$	2,082
\$	4,464	\$	992
\$	6,901	\$	1,557
\$	14,667	\$	3,226
\$	281,395	\$	60,711
\$	109,477	\$	23,619
\$	320,940	\$	70,599

\$	298,947	\$	65,134
\$	8,120	\$	7,062
\$	1,938	\$	688
\$	105,450	\$	23,436
\$	3,365	\$	2,929
\$	66,426	\$	14,763
\$	6,499	\$	1,446
\$	202,189	\$	44,967
\$	145,515	\$	32,359
\$	19,055	\$	4,111
\$	5,674	\$	1,224
\$	194,186	\$	43,822
\$	44,131	\$	9,960
\$	15,442	\$	3,397
\$	53,505	\$	11,769
\$	26,979	\$	5,878
\$	68,817	\$	14,055
\$	963	\$	467
\$	2,101	\$	612
\$	3,452	\$	990
\$	58	\$	42
\$	829	\$	557
\$	1,327	\$	365
\$	539	\$	435
\$	409	\$	330
\$	1,499	\$	413
\$	1,147	\$	847
\$	695	\$	466
\$	1,026	\$	412
\$	820	\$	448
\$	518	\$	416
\$	375	\$	301
\$	2,048	\$	1,378
\$	2,289	\$	1,550
\$	2,471	\$	1,825
\$	1,036	\$	497
\$	3,414	\$	2,744
\$	6,251	\$	1,362
\$	921	\$	801
\$	2,560	\$	2,226
\$	1,941	\$	1,054
\$	1,391	\$	284
\$	345	\$	69
\$	44	\$	4
\$	3,499	\$	598
\$	2,155	\$	215
\$	518	\$	450
\$	922	\$	209
\$	181	\$	40
\$	375	\$	350
\$	1,421	\$	322
\$	4,114	\$	2,769
\$	927	\$	744
\$	4,152	\$	941
\$	1,037	\$	836
\$	1,062	\$	241
\$	1,294	\$	1,210
\$	2,003	\$	455
\$	6,541	\$	3,131
\$	771	\$	308
\$	911	\$	91
\$	21,606	\$	4,434
\$	994	\$	99
\$	4,267	\$	837
\$	16,662	\$	3,270
\$	992	\$	195
\$	44	\$	4
\$	134	\$	13
\$	1,354	\$	389
\$	1,013	\$	285

\$	711	\$	664
\$	2,594	\$	2,426
\$	147	\$	48
\$	1,545	\$	345
\$	748	\$	172
\$	3,625	\$	1,079
\$	569	\$	131
\$	279	\$	81
\$	65	\$	6
\$	167	\$	17
\$	367	\$	83
\$	382	\$	356
\$	2,059	\$	1,656
\$	-	\$	-
\$2,148,331		\$500,860	

\$	802	\$	80
\$	15,120	\$	1,509
\$	5,974	\$	596
\$	37,213	\$	3,714
\$	22,301	\$	2,226
\$	27,764	\$	2,771
\$	86,048	\$	8,589
\$	54,589	\$	5,449
\$	1,533	\$	1,418
\$	39,761	\$	3,969
\$	1,631	\$	1,264
\$	35,598	\$	3,553
\$	7,686	\$	767
\$	38,161	\$	3,809
\$	23,656	\$	2,361
\$	605	\$	424
\$	-	\$	-

\$397,639		\$42,418	
------------------	--	-----------------	--

\$	517,453	\$	-
\$517,453.33		\$0.00	

\$	3,986	\$	-
\$3,985.70		\$0.00	

Proposed Annual Revenue	Change in Revenue
\$8,035,408.59	\$1,455,869.81
\$520,611.43	\$68,596.82
\$8,556,020.01	\$1,524,466.63
\$ 267,965	686,241
\$8,823,985.37	\$2,210,707.73

Service Code	Service Code Description	Tariff Rate 8/1/22 - 6/30/23	Tariff Rate 7/1/23 - 7/31/23	Tariff Page	Total Revenue	Average Customer	2023 vs 2019 Change
COMMERCIAL SERVICES		COMMERCIAL SERVICES					
COMMERCIAL GARBAGE		COMMERCIAL GARBAGE					
F2YD1W	2YD CONT 1X WEEKLY	\$185.41	\$185.41	35A	2,225 33010	1	\$212.82
F6YD1W	6YD CONT 1X WEEKLY SVC	\$470.45	\$470.45	36A	27,658 33010	5	\$541.47
F6YD2W	6YD CONT 2XWEEKLY SVC	\$940.91	\$940.91	36A	11,291 33010	1	\$1,082.94
FCP4YD1W	4 YD COMPACTOR 1X WK	\$692.84	\$692.84	38	8,432 33010	1	\$835.39
F3TC-COM	3 YD TEMP CONT PICKUP	\$56.85	\$56.85	35A	10,119 33010	15	\$66.09
F4TC-COM	4 YD TEMP CONT PICKUP	\$77.71	\$77.71	35A	4,973 33010	7	\$89.68
CLOCKWKLY	LOCK CHARGE-CONTAINER WKL	\$4.85	\$4.85	35A	175 33011	3	\$4.85
CGATE	GATE CHARGE	\$2.53	\$2.53	19	5 33011	1	\$2.53
R4YDRENTTD	4 YD TEMP CONT RENT DAILY	\$1.10	\$1.10	35A?	603 33010	2	\$1.10
TOTAL COMMERCIAL GARBAGE					\$65,480.65	30	Containers 30
DROP BOX SERVICES		DROP BOX SERVICES					
DROP BOX HAULS/RENTAL		DROP BOX HAULS/RENTAL					
CONNECTFEE	CONNECT/DISCONNECT	\$6.02	\$6.02	42	813 31010	11	\$6.02
CPHAUL20	20YD COMPACTOR-HAUL	\$144.80	\$144.80	42	4,489 31000	3	\$144.80
CPHAUL30	30YD COMPACTOR-HAUL	\$206.82	\$206.82	42	12,409 31000	3	\$206.82
RODEL	ROLL OFF-DELIVERY	\$166.66	\$166.66	39	6,833 31010	3	\$166.66
ROHAUL20	20YD ROLL OFF-HAUL	\$106.78	\$106.78	39	11,746 31000	9	\$106.78
ROHAUL20T	20YD ROLL OFF TEMP HAUL	\$153.33	\$153.33	39	3,987 31000	3	\$153.33
ROHAUL30	30YD ROLL OFF-HAUL	\$113.41	\$113.41	39	27,105 31000	20	\$113.41
ROHAUL30T	30YD ROLL OFF TEMP HAUL	\$242.07	\$242.07	39	16,461 31000	6	\$242.07
RORELOCATE	ROLL OFF RELOCATE	\$122.34	\$122.34	17	489 31010	2	\$122.34
RORENT20D	20YD ROLL OFF-DAILY RENT	\$9.60	\$9.60	39	6,144 31002	4	\$9.60
RORENT20M	20YD ROLL OFF-MNTHLY RENT	\$78.65	\$78.65	39	4,719 31002	5	\$78.65
RORENT30D	30YD ROLL OFF-DAILY RENT	\$16.00	\$16.00	39	14,352 31002	7	\$16.00
RORENT30M	30YD ROLL OFF-MNTHLY RENT	\$81.90	\$81.90	39	9,019 31002	9	\$81.90
ROWAIT	TIME/STANDBY CHARGE	\$80.72	\$80.72	29	121 31010	1	\$80.72
CPHAUL15	15YD COMPACTOR-HAUL	\$113.82	\$113.82	42	4,098 31000	2	\$113.82
CPHAUL25	25YD COMPACTOR-HAUL	\$167.16	\$167.16	42	1,503 31000	2	\$167.16
ROHAUL30CO	30YD CUST OWNED R/O HAUL	\$114.97	\$114.97	40	5,978 31000	4	\$114.97
TOTAL DROP BOX SERVICES					\$130,264.79	40	Containers 26
PASSTHROUGH DISPOSAL		PASSTHROUGH DISPOSAL					
DISP	DISPOSAL FEE PER TON	\$144.99	\$144.99	34	252,841 31005		
TOTAL PASSTHROUGH DISPOSAL					\$252,840.83		
Service Charges		Service Charges					
FINCHG	LATE FEE	\$0.00	\$0.00	8	2,841 38000		
TOTAL SERVICE CHARGES					\$2,840.51		
ROMILL - W	ROLL OFF HAUL (MILL)	\$2,435.49	\$2,435.49	39	153,436 31020	1	
ROMILL-C	ROLL OFF HAUL (MILL)	\$1,782.77	\$1,828.73	39	435,593 31020	1	
TOTAL REVENUE					\$1,040,456.01		

	Increase per LG	True-Up	Total PI
Area Total	9.64%	1.44%	11.09%

Proposed Tariff Rate	Proposed Annual	Change in Annual Revenue
\$ 236.42	\$ 2,837	\$ 612
\$ 601.51	\$ 35,363	\$ 7,705
\$ 1,203.02	\$ 14,436	\$ 3,145
\$ 928.01	\$ 11,294	\$ 2,862
\$ 73.42	\$ 13,068	\$ 2,949
\$ 99.62	\$ 6,376	\$ 1,402
\$ 5.39	\$ 194	\$ 19
\$ 2.81	\$ 6	\$ 1
\$ 1.22	\$ 670	\$ 67
\$84,243		\$18,763

\$ 6.69	\$ 903	\$ 90
\$ 160.86	\$ 4,987	\$ 498
\$ 229.75	\$ 13,785	\$ 1,376
\$ 185.14	\$ 7,591	\$ 758
\$ 118.62	\$ 13,048	\$ 1,302
\$ 170.33	\$ 4,429	\$ 442
\$ 125.98	\$ 30,110	\$ 3,005
\$ 268.91	\$ 18,286	\$ 1,825
\$ 135.91	\$ 544	\$ 54
\$ 10.66	\$ 15,485	\$ 9,341
\$ 87.37	\$ 5,243	\$ 523
\$ 17.77	\$ 43,262	\$ 28,910
\$ 90.98	\$ 10,018	\$ 1,000
\$ 89.67	\$ 135	\$ 13
\$ 126.44	\$ 4,552	\$ 454
\$ 185.69	\$ 1,669	\$ 167
\$ 127.72	\$ 6,641	\$ 663
\$ -	\$ -	\$ -
\$180,687		\$49,834

\$ 161.07	\$ 252,841	\$ -
\$ -	\$ -	\$ -
\$ -	\$ 2,841	\$ -
\$2,841		\$0

\$0		\$0

-

Total

<u>\$520,611</u>	<u>\$68,597</u>
------------------	-----------------

Murrey's Disposal Co., Inc. G-9
 dba Olympic Disposal
 Mill Hauls Only

August 1, 2022 - July 31, 2023

Service Code	Service Code Description	August 1, 2022 Rate	July 1, 2023 Rate		Aug-22	Sep-22	Oct-22	Nov-22	Dec-22	Jan-23	Feb-23	Mar-23	Apr-23
					Revenue	Revenue	Revenue	Revenue	Revenue	Revenue	Revenue	Revenue	
ROLL OFF HAUL (MILL)	ROMILL - W	\$ 2,334.24	\$ 2,334.24	39	\$ 9,336.96	\$ -	\$ 9,336.96	\$ 11,671.20	\$ -	\$ 11,671.20	\$ 21,008.16	\$ -	\$ 16,339.68
ROLL OFF HAUL (MILL)	ROMILL-C	\$ 1,688.17	\$ 1,731.88	39	\$ 121,548.24	\$ 94,537.52	\$ 64,150.46	\$ 75,967.65	\$ 54,021.44	\$ 86,096.67	\$ 102,978.37	\$ 108,042.88	\$ 87,784.84
CITYPA-MROMILL - W	ROMILL - W	ROLL OFF H \$ 2,435.49	\$ 2,435.49	39	\$ 19,483.92	\$ 17,048.43	\$ 9,741.96	\$ 12,177.45	\$ 2,435.49	\$ 14,612.94	\$ 21,919.41	\$ 4,870.98	\$ 14,612.94
CITYPA-MROMILL-C	ROMILL-C	ROLL OFF H \$ 1,782.77	\$ 1,828.73	39	\$ 105,183.43	\$ 23,176.01	\$ 32,089.86	\$ 8,913.85	\$ 24,958.78	\$ 24,958.78	\$ 44,569.25	\$ 35,655.40	\$ 30,307.09

May-23	Jun-23	Jul-23	Total
Revenue	Revenue	Revenue	Revenue
\$ 11,671.20	\$ 4,668.48	\$ 11,671.20	\$ 107,375.04
\$ 106,354.71	\$ 87,784.84	\$ 41,567.52	\$ 1,030,835.14
\$ 14,612.94	\$ 4,870.98	\$ 17,048.43	\$ 153,435.87
\$ 44,569.25	\$ 37,438.17	\$ 23,773.49	\$ 435,593.36

Aug-22	Sep-22	Oct-22	Nov-22	Dec-22	Jan-23	Feb-23	Mar-23	Apr-23	May-23	Jun-23	Jul-23	Total
Customers	Customers	Customers	Customers	Customers	Customers	Customers	Customers	Customers	Customers	Customers	Customers	Customers
4	-	4	5	-	5	9	-	7	5	2	5	46
72	56	38	45	32	51	61	64	52	63	52	24	610
8	7	4	5	1	6	9	2	6	6	2	7	63
59	13	18	5	14	14	25	20	17	25	21	13	244

	Increase per LG	True-Up	Total PI	Diff From LG
Garbage	13.81%	0.06%	13.87%	58,522
		Revenue Requirement		13,289

Current Tariff Rate	Proposed Tariff Rate	Proposed Annual Revenue	Change in Annual Revenue	
\$2,354.62	\$ 2,681.10	\$ 123,330.38	\$ 15,955.34	Port Townsend Wasco
\$1,751.83	\$ 1,994.73	\$ 1,216,786.01	\$ 185,950.87	Port Townsend Cowlitz
\$2,456.98	\$ 2,797.65	\$ 176,251.81	\$ 22,815.94	McKinley Wasco
\$1,849.56	\$ 2,106.01	\$ 513,865.76	\$ 78,272.40	McKinley Cowlitz
		2,030,233.96	302,994.55	

Murrey's Disposal Co. Inc. G-09
dba Olympic Disposal
Proposed Clallam Rates Effective

12/1/2024

	Current Tariff Rate	Proposed Increase	New Rate Effective 12/1/2024
Item 50, Pg. 14			
Returned Check Charge	20.51	-	20.51
Item 51, Pg. 15			
Restart Fees	10.25	1.14	11.39
Item 52, Pg. 15			
Redelivery Fees, containers	30.85	3.42	34.27
Redelivery Fees, carts	20.51	2.27	22.78
Redelivery Fees, washing, up to 8yrds	30.85	3.42	34.27
Redelivery Fees, washing, over 8yrds	61.55	6.82	68.37
Item 55, Pg. 16A			
Oversized Container	7.13	0.79	7.92
Item 60, Pg. 16A			
Overtime charge per hr:	250.70	27.80	278.50
Minimum	250.70	27.80	278.50
Item 70, Pg. 17			
Return Trip:			
Cans	6.17	0.68	6.85
Drum	6.17	0.68	6.85
Bale	6.17	0.68	6.85
Litter receptacle	6.17	0.68	6.85
Drop Box	122.34	13.57	135.91
Container	9.91	1.10	11.01
Toter - 35 Gal	6.17	0.68	6.85
Toter - 60 Gal	6.17	0.68	6.85
Toter - 90 Gal	6.17	0.68	6.85
Recycling container	6.17	0.68	6.85
Item 80, pg 19			
Carry-Out:			
Residential:			
5-25 feet	1.65	0.18	1.83
25- plus add	0.83	0.09	0.92
Commercial:			
5-25 feet	1.65	0.18	1.83
25- plus add	0.83	0.09	0.92
Drive-in:			
125-250 feet	5.39	0.60	5.99

Commercial:

Murrey's Disposal Co. Inc. G-09
 dba Olympic Disposal
 Proposed Clallam Rates Effective

12/1/2024

	Current Tariff Rate	Proposed Increase	New Rate Effective 12/1/2024
125-250 feet	5.39	0.60	5.99
Locking/Unlocking Gates	1.12	0.12	1.24
Item 90, pg 20			
Stairs - each step	0.25	0.03	0.28
Overhead Obstruction	0.97	0.11	1.08
Sunken	0.97	0.11	1.08
Locking/Unlocking Gates	1.12	0.12	1.24
Item 100, Pg. 22			
Mini Can	18.50	2.05	20.55
1 Can Weekly	22.59	2.50	25.09
2 Can Weekly	34.58	3.83	38.41
3 Can Weekly	47.67	5.29	52.96
4 Can Weekly	62.13	6.89	69.02
5 Can Weekly	73.73	8.18	81.91
35 Gal Weekly	27.48	3.05	30.53
60 Gal Weekly	35.73	3.96	39.69
96 Gal Weekly	47.05	5.22	52.27
1 Can EOW	14.12	1.57	15.69
35 Gal EOW	15.62	1.73	17.35
60 Gal EOW	20.18	2.24	22.42
96 Gal EOW	26.52	2.94	29.46

Murrey's Disposal Co. Inc. G-09
 dba Olympic Disposal
 Proposed Clallam Rates Effective

12/1/2024

	Current Tariff Rate	Proposed Increase	New Rate Effective 12/1/2024
1 Can Monthly	8.16	0.90	9.06
35 Gal Monthly	9.32	1.03	10.35
60 Gal Monthly	13.25	1.47	14.72
96 Gal Monthly	17.27	1.91	19.18
Recycling:	9.54	1.06	10.60
EOWR	10.87	1.21	12.08
Item 100, Pg. 22A			
Roll Out Service	0.56	0.06	0.62
Additional 5 feet	0.11	0.01	0.12
32 Gal Extra	7.62	0.84	8.46
Mini-Can Extra	7.62	0.84	8.46
35 Gal Extra	7.62	0.84	8.46
60 Gal Extra	7.62	0.84	8.46
96 Gal Extra	7.62	0.84	8.46
Bag	7.62	0.84	8.46
On-Call	9.16	1.02	10.18
Item 150, Pg. 28A			
Bulky Materials	30.88	3.42	34.30
Loose Material 1-4yd	30.88	3.42	34.30
Loose Material per Yard	30.88	3.42	34.30
Loose Material Min Charge	30.88	3.42	34.30
Loose Material Carry Charge	16.50	1.83	18.33
Item 160, Pg. 29			
Single Rear Drive Axle:			
Truck and Driver:			
Non-packer	52.65	5.84	58.49
Packer	58.06	6.44	64.50
RO	80.72	8.95	89.67
Each Extra Person:			
Non-packer	30.08	3.34	33.42
Packer	30.08	3.34	33.42
RO	30.08	3.34	33.42
Minimum Charge:			
Non-packer	52.65	5.84	58.49
Packer	58.06	6.44	64.50
RO	80.72	8.95	89.67

Tandem Rear Drive Axle:

Truck and Driver:

Murrey's Disposal Co. Inc. G-09
 dba Olympic Disposal
 Proposed Clallam Rates Effective

12/1/2024

	Current Tariff Rate	Proposed Increase	New Rate Effective 12/1/2024
Non-packer	58.06	6.44	64.50
Packer	58.06	6.44	64.50
RO	80.72	8.95	89.67

Minimum Charge:

Non-packer	30.08	3.34	33.42
Packer	30.08	3.34	33.42
RO	30.08	3.34	33.42

Minimum Charge:

Non-packer	58.06	6.44	64.50
Packer	58.06	6.44	64.50
RO	80.72	8.95	89.67

Item 205, Pg. 31

Roll-Out:

Container	1.12	0.12	1.24
Over 25 feet	0.16	0.02	0.18
Cart, Total	0.56	0.06	0.62
Over 25 feet	0.11	0.01	0.12

Item 207, Pg. 32A

Excess Weight	30.96	3.43	34.39
Overfilled Container	30.88	3.42	34.30

Item 210, Pg. 33

Washing:

Per yard	3.51	0.39	3.90
Minimum, 6 yard	14.04	1.56	15.60

Steam Cleaning/Sanitizing:

Per yard	4.01	0.44	4.45
Minimum, 6 yard	16.04	1.78	17.82

Redelivery:

Up to 8 yard	30.85	3.42	34.27
Over 8 yard	61.55	6.82	68.37

Item 230, Pg. 34

City of Port Angeles	195.42		195.42
Refrigerators	161.20		161.20
Environmental Fee	20.00		20.00

Item 240, Pg. 35A

Permanent Container Rent:

1 yard	5.89	0.65	6.54
--------	------	------	------

Murrey's Disposal Co. Inc. G-09
 dba Olympic Disposal
 Proposed Clallam Rates Effective

12/1/2024

	Current Tariff Rate	Proposed Increase	New Rate Effective 12/1/2024
1.5 yard	7.86	0.87	8.73
2 yard	10.51	1.17	11.68
3 yard	11.78	1.31	13.09
4 yard	13.10	1.45	14.55
6 yard	15.72	1.74	17.46
8 yard	18.34	2.03	20.37
Pickups:			
1 Yard	25.11	2.78	27.89
1.5 Yard	35.88	3.98	39.86
2 Yard	49.15	5.45	54.60
3 Yard	66.09	7.33	73.42
4 Yard	89.68	9.94	99.62
6 Yard	125.05	13.87	138.92
8 Yard	164.92	18.29	183.21
Special Pickups:			
1 Yard - Special	28.11	3.12	31.23
1.5 Yard - Special	38.88	4.31	43.19
2 Yard - Special	52.15	5.78	57.93
3 Yard - Special	69.09	7.66	76.75
4 Yard - Special	92.68	10.28	102.96
6 Yard - Special	128.05	14.20	142.25
8 Yard - Special	167.92	18.62	186.54
Temporary:			
Container Delivery:			
1 Yard - Temp	23.03	2.55	25.58
1.5 Yard - Temp	30.32	3.36	33.68
2 Yard - Temp	41.06	4.55	45.62
3 Yard - Temp	52.54	5.83	58.37
4 Yard - Temp	52.54	5.83	58.37
Pickups:			
1 yard	30.13	3.34	33.47
1.5 yard	35.88	3.98	39.86
2 yard	46.69	5.18	51.87
3 yard	66.09	7.33	73.42
4 yard	89.68	9.94	99.62
Rent per Day:			
1 yard	0.65	0.07	0.72
1.5 yard	0.90	0.10	1.00
2 yard	0.95	0.11	1.06
3 yard	1.11	0.12	1.23

Murrey's Disposal Co. Inc. G-09
 dba Olympic Disposal
 Proposed Clallam Rates Effective

12/1/2024

	Current Tariff Rate	Proposed Increase	New Rate Effective 12/1/2024
4 yard	1.28	0.14	1.42
Rent per Month:			
1 yard	6.52	0.72	7.24
1.5 yard	8.97	0.99	9.96
2 yard	9.55	1.06	10.61
3 yard	11.06	1.23	12.29
4 yard	12.81	1.42	14.23
Overfilled:	30.88	3.42	34.30
Unlocking/Unlatching:	1.12	0.12	1.24
Item 240, Pg 35.5A			
35 Gal	6.72	0.75	7.47
35 Gal - Temp	8.72	0.97	9.69
60 Gal	8.59	0.95	9.54
60 Gal - Temp	11.59	1.29	12.88
96 Gal	11.30	1.25	12.55
96 Gal - Temp	14.30	1.59	15.89
Extra yard	30.88	3.42	34.30
Each Additional Unit	7.17	0.80	7.97
35 Gal - Minimum	29.10	3.23	32.33

Murrey's Disposal Co. Inc. G-09
 dba Olympic Disposal
 Proposed Jefferson Rates Effective 12/1/2024

TEXT IN RED BOX CONFIDENTIAL PER WAC 490.07.160

Rate Increase	12.81%
---------------	--------

	Current Tariff Rate	Proposed Increase	New 12/1/2024 Rate
Item 55, Pg. 16			
Oversized Container	7.36	0.94	8.30
Item 60, Pg. 16			
Charge Per Hour	250.70	32.10	282.80
Minimum Charge	250.70	32.10	282.80
Item 100, Pg. 21			
Mini Can	18.38	2.35	20.73
1 Can Weekly	23.85	3.05	26.90
2 Can Weekly	35.32	4.52	39.84
3 Can Weekly	47.62	6.10	53.72
4 Can Weekly	59.89	7.67	67.56
5 Can Weekly	72.22	9.25	81.47
35 Gal Weekly	26.04	3.33	29.37
60 Gal Weekly	33.53	4.29	37.82
96 Gal Weekly	43.72	5.60	49.32
1 Can EOW	13.94	1.79	15.73
35 Gal EOW	15.31	1.96	17.27
60 Gal EOW	18.65	2.39	21.04
96 Gal EOW	24.68	3.16	27.84
1 Can Monthly	8.46	1.08	9.54
35 Gal Monthly	9.59	1.23	10.82
60 Gal Monthly	12.57	1.61	14.18
96 Gal Monthly	16.44	2.11	18.55
Recycling:			
EOWR	9.54	1.22	10.76
	10.87	1.39	12.26
Item 100, Pg. 21A			
Roll Out Service	0.56	0.07	0.63
Additional 5 feet	0.11	0.01	0.12
32 Gal Extra	7.81	1.00	8.81
Mini-Can Extra	7.81	1.00	8.81
35 Gal Extra	7.81	1.00	8.81
60 Gal Extra	7.81	1.00	8.81
95 Gal Extra	7.81	1.00	8.81
Bag	7.81	1.00	8.81
On-Call	8.46	1.08	9.54
Item 150, Pg. 28			
Bulky Items	32.36	4.14	36.50 (N)
Loose Material 1-4yd	28.08	3.60	31.68
Loose Material per Yard	28.08	3.60	31.68
Loose Material Min Charge	28.08	3.60	31.68

Murrey's Disposal Co. Inc. G-09
dba Olympic Disposal
Proposed Jefferson Rates Effective

12/1/2024

TEXT IN RED BOX CONFIDENTIAL PER WAC 490.07.160

Rate Increase	12.81%
---------------	--------

	Current Tariff Rate	Proposed Increase	New 12/1/2024 Rate
Loose Material Carry Charge	16.50	2.11	18.61
Item 207, Pg. 32			
Excess Weight	27.79	3.56	31.35
Overfilled Container	28.08	3.60	31.68

Rate Increase	12.81%
---------------	--------

	Current Tariff Rate	Proposed Increase	New 12/1/2024 Rate
Item 230, Pg. 34			
Jefferson County (December 31, 2024)	161.20		161.20
Refrigerators (December 31, 2024)	161.20		161.20
Environmental Fee	20.00		20.00
Jefferson County (January 1, 2025)	161.20	4.03	165.23
Refrigerators (January 1, 2025)	161.20	4.03	165.23
Item 240, Pg. 35			
1 Yard - Rent	5.06	0.65	5.71
1.5 Yard - Rent	6.75	0.86	7.61
2 Yard - Rent	9.02	1.16	10.18
3 Yard - Rent	10.12	1.30	11.42
4 Yard - Rent	11.25	1.44	12.69
6 Yard - Rent	13.50	1.73	15.23
1 Yard	23.37	2.99	26.36
1.5 Yard	32.78	4.20	36.98
2 Yard	45.78	5.86	51.64
3 Yard	60.17	7.71	67.88
4 Yard	82.02	10.50	92.52
6 Yard	123.65	15.83	139.48
1 Yard - Special	26.37	3.38	29.75
1.5 Yard - Special	35.78	4.58	40.36
2 Yard - Special	50.78	6.50	57.28
3 Yard - Special	63.17	8.09	71.26
4 Yard -Special	85.02	10.89	95.91
6 Yard - Special	129.65	16.60	146.25
1 Yard - Temp - Delivery	24.07	3.08	27.15
1.5 Yard - Temp - Delivery	31.65	4.05	35.70
2 Yard - Temp - Delivery	42.85	5.49	48.34
3 Yard - Temp - Delivery	45.13	5.78	50.91
4 Yard - Temp - Delivery	45.13	5.78	50.91
1 Yard - Temp	26.38	3.38	29.76
1.5 Yard - Temp	37.04	4.74	41.78
2 Yard - Temp	52.11	6.67	58.78
3 Yard - Temp	60.17	7.71	67.88
4 Yard - Temp	82.02	10.50	92.52
1 Yard - Temp - Rent Per Calendar Day	0.56	0.07	0.63
1.5 Yard - Temp - Rent Per Calendar Day	0.77	0.10	0.87
2 Yard - Temp - Rent Per Calendar Day	0.82	0.11	0.93
3 Yard - Temp - Rent Per Calendar Day	0.95	0.12	1.07
4 Yard - Temp - Rent Per Calendar Day	1.10	0.14	1.24

Murrey's Disposal Co. Inc. G-09
 dba Olympic Disposal
 Proposed Jefferson Rates Effective 12/1/2024

TEXT IN RED BOX CONFIDENTIAL PER WAC 490.07.160

Rate Increase	12.81%
---------------	--------

	Current Tariff Rate	Proposed Increase	New 12/1/2024 Rate
1 Yard - Temp - Rent Per Month	5.60	0.72	6.32
1.5 Yard - Temp - Rent Per Month	7.70	0.99	8.69
2 Yard - Temp - Rent Per Month	8.20	1.05	9.25
3 Yard - Temp - Rent Per Month	9.50	1.22	10.72
4 Yard - Temp - Rent Per Month	11.00	1.41	12.41
Overfilled Container	28.08	3.60	31.68
Unlocking/Latching:	1.12	0.12	1.24
Item 240, Pg 35.5			
35 Gal	6.27	0.80	7.07
35 Gal - Temp	9.27	1.19	10.46
60 Gal	7.98	1.02	9.00
60 Gal - Temp	10.98	1.41	12.39
96 Gal	10.45	1.34	11.79
96 Gal - Temp	13.45	1.72	15.17
Extra Yard	28.08	3.60	31.68
Additional Unit	7.70	0.99	8.69
35 Gal - Minimum	27.13	3.47	30.60
60 Gal - Minimum	34.67	4.44	39.11
96 Gal - Minimum	45.26	5.80	51.06
Unlocking/Latching:	1.12	0.12	1.24

Rate Increase	12.81%
---------------	--------

	Current Tariff Rate	Proposed Increase	New 12/1/2024 Rate	
Item 245, Pg. 36				
35 Gal	5.71	0.73	6.44	(N)
35 Gal - Temp	7.71	0.99	8.70	(N)
2 Yard	45.78	5.86	51.64	
3 Yard	60.17	7.71	67.88	
4 Yard	82.02	10.50	92.52	
6 Yard	123.65	15.83	139.48	
Item 245, Pg. 36, Special/Temp				
2 Yard	50.78	6.50	57.28	
3 Yard	65.17	8.35	73.52	
4 Yard	87.02	11.14	98.16	
6 Yard	129.65	16.60	146.25	
Over-filled Container	28.08	3.60	31.68	
Extra Unit	7.70	0.99	8.69	
35 Gal - Minimum	24.85	3.18	28.03	
Unlocking/Latching:	1.12	0.12	1.24	
		-		
		-		

Line No.	(a)	(b)	(c)	(d)	(e)	(f)
		Historical	Revenue Change	Proforma	Add: Revenue Sensitive Taxes	Revenue Requirement
1	Operating Revenue	11,011,207	1,138,275	12,149,482	28,026	12,177,508
2	Operating Expenses	11,166,577		11,166,577	28,026	11,194,603
3	Operating Income	(155,370)		982,905		\$982,905
4						
5	Interest Expense	71,757		71,757		71,757
6	Income Tax Expense			191,341		191,341
7						
8	Net Income			719,808		719,808
9						
10	Operating Ratio	101.41%		91.91%		91.93%

Revenue Requirement					
	Historical Revenue	11,011,207		Revenue Increase before taxes	1,138,275
	Rate Increase	1,166,301		Rev Sensitive Taxes	28,026
	Revenue Requirement	12,177,508		Rate Increase	1,166,301
		Percent Increase	10.59%		

Capital Structure Financing Investment			Financing Cost		
Type	Percent	Amount	Cost of Capital	Weighted	Amount
Equity	50.77%	2,522,848	28.53%	14.49%	719,808
Debt	49.23%	2,445,983	2.93%	1.44%	71,757
Total	100.00%	4,968,831		15.93%	791,564

Operating Statistics	Before	After
	Income Tax	Income Tax
Return on Investment	19.78%	15.93%
Return on Equity	36.12%	28.53%
Operating Ratio	91.91%	91.93%
Profit Margin	8.09%	8.09%
Final turnover	2.45	2.45
Tax Rate	21.00%	21.00%

Revenue Sensitive Taxes Charges		
	Rate	Taxes
B & O Tax	1.500%	19,031
WUTC Fee	0.510%	6,470
City Tax	0.000%	-
Bad Debts	0.199%	2,525
Revenue Sensitive	2.209%	28,026
Conversion Factor	89.72%	

Line No.	(a)	(b)	(c)	(b) + (c)	(d)	(e)	(d) + (e)	(f)
		Historical	Revenue Change	Proforma	Add: Revenue Sensitive Taxes		Revenue Requirement	
1	Operating Revenue	1,770,323	238,697	2,009,020		5,776	2,014,796	
2	Operating Expenses	1,878,106		1,878,106		5,776	1,883,882	
3	Operating Income	(107,783)		130,914			\$130,914	
4								
5	Interest Expense	4,175		4,175			4,175	
6	Income Tax Expense			26,615			26,615	
7								
8	Net Income			100,124			100,124	
9								
10	Operating Ratio	106.09%		93.48%			93.50%	

Revenue Requirement			
Historical Revenue	1,770,323	Revenue Increase before taxes	238,697
Rate Increase	244,473	Rev Sensitive Taxes	5,776
Revenue Requirement	2,014,796	Rate Increase	244,473
Percent Increase	13.81%		

Capital Structure Financing Investment			Financing Cost		
Type	Percent	Amount	Cost of Capital	Weighted	Amount
Equity	50.77%	146,779	68.21%	34.63%	100,124
Debt	49.23%	142,307	2.93%	1.44%	4,175
Total	100.00%	289,086		36.08%	104,299

Operating Statistics	Before	After
	Income Tax	Income Tax
Return on Investment	45.29%	36.08%
Return on Equity	86.35%	68.21%
Operating Ratio	93.48%	93.50%
Profit Margin	6.52%	6.52%
Final turnover	6.97	6.97
Tax Rate	21.00%	21.00%

Revenue Sensitive Taxes Charges		
	Rate	Taxes
B & O Tax	1.500%	3,922
WUTC Fee	0.510%	1,333
City Tax	0.000%	-
Bad Debts	0.199%	520
Revenue Sensitive	2.209%	5,776
Conversion Factor	91.29%	

Line No.	(a)	(b)	(c)	(b) + (c)	(d)	(e)	(d) + (e)	(f)
		Historical	Revenue Change	Proforma	Add: Revenue Sensitive Taxes		Revenue Requirement	
1	Operating Revenue	8,012,086	754,147	8,766,232	18,553		8,784,785	
2	Operating Expenses	8,063,628		8,063,628	18,553		8,082,181	
3	Operating Income	(51,542)		702,605			\$702,605	
4								
5	Interest Expense	48,912		48,912			48,912	
6	Income Tax Expense	-	137,275	137,275			137,275	
7								
8	Net Income	(100,454)		516,417			516,417	
9								
10	Operating Ratio	100.64%		91.99%			92.00%	

Revenue Requirement					
	Historical Revenue	8,012,086		Revenue Increase before taxes	754,147
	Rate Increase	772,700		Rev Sensitive Taxes	18,553
	Revenue Requirement	8,784,785		Rate Increase	772,700
		Percent Increase	9.64%		

Capital Structure Financing Investment			Financing Cost		
Type	Percent	Amount	Cost of Capital	Weighted	Amount
Equity	50.77%	1,719,671	30.03%	15.25%	516,417
Debt	49.23%	1,667,276	2.93%	1.44%	48,912
Total	100.00%	3,386,947		16.69%	565,329

Operating Statistics	Before	After
	Income Tax	Income Tax
Return on Investment	20.74%	16.69%
Return on Equity	38.01%	30.03%
Operating Ratio	91.99%	92.00%
Profit Margin	8.01%	8.01%
Final turnover	2.59	2.59
Tax Rate	21.00%	21.00%

Revenue Sensitive Taxes Charges		
	Rate	Taxes
B & O Tax	1.500%	12,598
WUTC Fee	0.510%	4,283
City Tax	0.000%	-
Bad Debts	0.199%	1,672
Revenue Sensitive	2.209%	18,553
Conversion Factor	89.79%	

Line No.	(a)	(b) Historical	(c) Revenue Change	(b) + (c) (d) Proforma	(e) Add: Revenue Sensitive Taxes	(d) + (e) (f) Revenue Requirement
1	Operating Revenue	7,390,057	343,222	7,733,279	8,434	7,741,713
2	Operating Expenses	7,121,770		7,121,770	8,434	7,130,204
3	Operating Income	268,287		611,509		\$611,509
4						
5	Interest Expense	39,857		39,857		39,857
6	Income Tax Expense			120,047		120,047
7						
8	Net Income			451,605		451,605
9						
10	Operating Ratio	96.37%		92.09%		92.10%

Revenue Requirement					
	Historical Revenue	7,390,057		Revenue Increase before taxes	343,222
	Rate Increase	351,656		Rev Sensitive Taxes	8,434
	Revenue Requirement	7,741,713		Rate Increase	351,656
		Percent Increase	4.76%		

Capital Structure Financing Investment			Financing Cost		
Type	Percent	Amount	Cost of Capital	Weighted	Amount
Equity	50.77%	1,401,297	32.23%	16.36%	451,605
Debt	49.23%	1,358,602	2.93%	1.44%	39,857
Total	100.00%	2,759,899		17.81%	491,462

Operating Statistics	Before	After
	Income Tax	Income Tax
Return on Investment	22.16%	17.81%
Return on Equity	40.79%	32.23%
Operating Ratio	92.09%	92.10%
Profit Margin	7.91%	7.91%
Final turnover	2.81	2.81
Tax Rate	21.00%	21.00%

Revenue Sensitive Taxes Charges		
	Rate	Taxes
B & O Tax	1.500%	5,727
WUTC Fee	0.510%	1,947
City Tax	0.000%	-
Bad Debts	0.199%	760
Revenue Sensitive	2.209%	8,434
Conversion Factor	89.89%	

Line No.	(a)	(b)	(c)	(b) + (c)	(d)	(e)	(d) + (e)	(f)
		Historical	Revenue Change	Proforma	Add: Revenue Sensitive Taxes	Revenue Requirement		
1	Operating Revenue	622,029	407,653	1,029,682	10,079	1,039,761		
2	Operating Expenses	941,858		941,858	10,079	951,937		
3	Operating Income	(319,829)		87,824		\$87,824		
4								
5	Interest Expense	9,055		9,055		9,055		
6	Income Tax Expense			16,541		16,541		
7								
8	Net Income			62,227		62,227		
9								
10	Operating Ratio	151.42%		91.47%		91.55%		

Revenue Requirement					
	Historical Revenue	622,029		Revenue Increase before taxes	407,653
	Rate Increase	417,732		Rev Sensitive Taxes	10,079
	Revenue Requirement	1,039,761		Rate Increase	417,732
		Percent Increase	67.16%		

Capital Structure Financing Investment			Financing Cost		
Type	Percent	Amount	Cost of Capital	Weighted	Amount
Equity	50.77%	318,374	19.55%	9.92%	62,227
Debt	49.23%	308,674	2.93%	1.44%	9,055
Total	100.00%	627,048		11.37%	71,282

Operating Statistics	Before	After
	Income Tax	Income Tax
Return on Investment	14.01%	11.37%
Return on Equity	24.74%	19.55%
Operating Ratio	91.47%	91.55%
Profit Margin	8.53%	8.53%
Final turnover	1.66	1.66
Tax Rate	21.00%	21.00%

Revenue Sensitive Taxes Charges		
	Rate	Taxes
B & O Tax	1.500%	6,844
WUTC Fee	0.510%	2,327
City Tax	0.000%	-
Bad Debts	0.199%	908
Revenue Sensitive	2.209%	10,079
Conversion Factor	89.34%	

Line No.	(a)	(b) Historical	(c) Revenue Change	(b) + (c) (d) Proforma	(e) Add: Revenue Sensitive Taxes	(d) + (e) (f) Revenue Requirement
1	Operating Revenue	2,999,121	383,124	3,382,245	9,450	3,391,695
2	Operating Expenses	3,102,949		3,102,949	9,450	3,112,400
3	Operating Income	(103,828)		279,296		\$279,296
4						
5	Interest Expense	22,845		22,845		22,845
6	Income Tax Expense	-	53,855	53,855		53,855
7						
8	Net Income	(126,673)		202,596		202,596
9						
10	Operating Ratio	103.46%		91.74%		91.77%

Revenue Requirement					
	Historical Revenue	2,999,121		Revenue Increase before taxes	383,124
	Rate Increase	392,574		Rev Sensitive Taxes	9,450
	Revenue Requirement	3,391,695		Rate Increase	392,574
		Percent Increase	13.09%		

Capital Structure Financing Investment			Financing Cost		
Type	Percent	Amount	Cost of Capital	Weighted	Amount
Equity	50.77%	803,177	25.22%	12.81%	202,596
Debt	49.23%	778,707	2.93%	1.44%	22,845
Total	100.00%	1,581,884		14.25%	225,441

Operating Statistics	Before	After
	Income Tax	Income Tax
Return on Investment	17.66%	14.25%
Return on Equity	31.93%	25.22%
Operating Ratio	91.74%	91.77%
Profit Margin	8.26%	8.26%
Final turnover	2.14	2.14
Tax Rate	21.00%	21.00%

Revenue Sensitive Taxes Charges		
	Rate	Taxes
B & O Tax	1.500%	6,417
WUTC Fee	0.510%	2,182
City Tax	0.000%	-
Bad Debts	0.199%	851
Revenue Sensitive	2.209%	9,450
Conversion Factor	89.56%	

Line No.	(a)	(b) Historical	(c) Revenue Change	(b) + (c) (d) Proforma	(e) Add: Revenue Sensitive Taxes	(d) + (e) (f) Revenue Requirement
1	Operating Revenue	2,908,274	275,224	3,183,498	6,787	3,190,286
2	Operating Expenses	2,921,404		2,921,404	6,787	2,928,191
3	Operating Income	(13,130)		262,094		\$262,094
4						
5	Interest Expense	21,051		21,051		21,051
6	Income Tax Expense			50,619		50,619
7						
8	Net Income			190,424		190,424
9						
10	Operating Ratio	100.45%		91.77%		91.78%

Revenue Requirement					
	Historical Revenue	2,908,274		Revenue Increase before taxes	275,224
	Rate Increase	282,012		Rev Sensitive Taxes	6,787
	Revenue Requirement	3,190,286		Rate Increase	282,012
		Percent Increase	9.70%		

Capital Structure Financing Investment			Financing Cost		
Type	Percent	Amount	Cost of Capital	Weighted	Amount
Equity	50.77%	740,106	25.73%	13.06%	190,424
Debt	49.23%	717,557	2.93%	1.44%	21,051
Total	100.00%	1,457,663		14.51%	211,475

Operating Statistics	Before	After
	Income Tax	Income Tax
Return on Investment	17.98%	14.51%
Return on Equity	32.57%	25.73%
Operating Ratio	91.77%	91.78%
Profit Margin	8.23%	8.23%
Final turnover	2.19	2.19
Tax Rate	21.00%	21.00%

Revenue Sensitive Taxes Charges		
	Rate	Taxes
B & O Tax	1.500%	4,609
WUTC Fee	0.510%	1,567
City Tax	0.000%	-
Bad Debts	0.199%	612
Revenue Sensitive	2.209%	6,787
Conversion Factor	89.58%	

Line No.	(a)	(b)	(c)	(d)	(e)	(f)
		Historical	Revenue Change	Proforma	Add: Revenue Sensitive Taxes	Revenue Requirement
1	Operating Revenue	90,847	107,671	198,519	2,662	201,180
2	Operating Expenses	181,545		181,545	2,662	184,207
3	Operating Income	(90,698)		16,973		\$16,973
4						
5	Interest Expense	1,794		1,794		1,794
6	Income Tax Expense			3,188		3,188
7						
8	Net Income			11,992		11,992
9						
10	Operating Ratio	199.84%		91.45%		91.56%


Revenue Requirement					
	Historical Revenue	90,847		Revenue Increase before taxes	107,671
	Rate Increase	110,333		Rev Sensitive Taxes	2,662
	Revenue Requirement	201,180		Rate Increase	110,333
		Percent Increase	121.45%		

Capital Structure Financing Investment			Financing Cost		
Type	Percent	Amount	Cost of Capital	Weighted	Amount
Equity	50.77%	63,071	19.01%	9.65%	11,992
Debt	49.23%	61,149	2.93%	1.44%	1,794
Total	100.00%	124,220		11.10%	13,786


Operating Statistics	Before	After
	Income Tax	Income Tax
Return on Investment	13.66%	11.10%
Return on Equity	24.07%	19.01%
Operating Ratio	91.45%	91.56%
Profit Margin	8.55%	8.55%
Final turnover	1.62	1.62
Tax Rate	21.00%	21.00%


Revenue Sensitive Taxes Charges		
	Rate	Taxes
B & O Tax	1.500%	1,807
WUTC Fee	0.510%	615
City Tax	0.000%	-
Bad Debts	0.199%	240
Revenue Sensitive	2.209%	2,662
Conversion Factor	89.35%	








Dump Fee Schedule














Journal Entry Query Tool

v.4.6

TEXT IN RED BOX CONFIDENTIAL PER WAC 480-07-160

NOTE: Ctrl+Shift+J to pull data

Date Range:

From: 2023-03
To: 2024-02

Total of Entries: 0.00 0.00 *pstd: P = Posted, U = Unposted, S = Staged, C:0 = I/C Unposted, -1 = Hanging out there.
Num of Entries Shown: 0 0 *records limit: 10000

Full Account	Date	Amount USD	Amount CAD	Nat Currency	Journal Control Num	Psted*	Journal Description
--------------	------	------------	------------	--------------	---------------------	--------	---------------------



Journal Entry Query Tool

v.4.6

TEXT IN RED BOX CONFIDENTIAL PER WAC 480-07-160


NOTE: Ctrl+Shift+J to pull data

Date Range:

From: 2023-03
To: 2024-02

Total of Entries: 0.00 0.00 *pstd: P = Posted, U = Unposted, S = Staged, C:0 = I/C Unposted, -1 = Hanging out there.
Num of Entries Shown: 0 0 *records limit: 10000

Full Account	Date	Amount USD	Amount CAD	Nat Currency	Journal Control Num	Psted*	Journal Description
--------------	------	------------	------------	--------------	---------------------	--------	---------------------



Journal Entry Query Tool

v.4.6

TEXT IN RED BOX CONFIDENTIAL PER WAC 480-07-160

NOTE: Ctrl+Shift+J to pull data

Date Range:

From: 2023-03
To: 2024-02

Total of Entries: 0.00 0.00 *pstd: P = Posted, U = Unposted, S = Staged, C:0 = I/C Unposted, -1 = Hanging out there.
Num of Entries Shown: 0 0 *records limit: 10000

Full Account	Date	Amount USD	Amount CAD	Nat Currency	Journal Control Num	Psted*	Journal Description
--------------	------	------------	------------	--------------	---------------------	--------	---------------------

Journal Entry Query Tool

v.4.6

TEXT IN RED BOX CONFIDENTIAL PER WAC 480-07-160

NOTE: Ctrl+Shift+J to pull data

Date Range:

From: 2023-03
To: 2024-02

Total of Entries: 0.00 0.00 *pstd: P = Posted, U = Unposted, S = Staged, C:0 = I/C Unposted, -1 = Hanging out there.
Num of Entries Shown: 0 0 *records limit: 10000

Full Account	Date	Amount USD	Amount CAD	Nat Currency	Journal Control Num	Psted*	Journal Description
--------------	------	------------	------------	--------------	---------------------	--------	---------------------

Journal Entry Query Tool

v.4.6

TEXT IN RED BOX CONFIDENTIAL PER WAC 480-07-160

NOTE: Ctrl+Shift+J to pull data

Date Range:

From: 2023-03
To: 2024-02

Total of Entries: 0.00 0.00 *pstd: P = Posted, U = Unposted, S = Staged, C:0 = I/C Unposted, -1 = Hanging out there.
Num of Entries Shown: 0 0 *records limit: 10000

Full Account	Date	Amount USD	Amount CAD	Nat Currency	Journal Control Num	Psted*	Journal Description
--------------	------	------------	------------	--------------	---------------------	--------	---------------------

Journal Entry Query Tool

v.4.6

TEXT IN RED BOX CONFIDENTIAL PER WAC 480-07-160

NOTE: Ctrl+Shift+J to pull data

Date Range:

From: 2023-03
To: 2024-02

Total of Entries: 0.00 0.00 *pstd: P = Posted, U = Unposted, S = Staged, C:0 = I/C Unposted, -1 = Hanging out there.
Num of Entries Shown: 0 0 *records limit: 10000

Full Account	Date	Amount USD	Amount CAD	Nat Currency	Journal Control Num	Psted*	Journal Description

Journal Entry Query Tool

v.4.6

TEXT IN RED BOX CONFIDENTIAL PER WAC 480-07-160

Other Criteria	
Districts:	2112
Accts:	52142
System:	
Subsystem:	
Vendor Code:	
Amount From:	
Amount To:	
Posting:	All

Total of Entries:
Num of Entries Shown:

Full Account	User	R/Type	Vendor Code	One Time Vendo	Further Descriptio	Date Doc	Doc Desc	Doc Ctrl Num
[Redacted Content]								

Journal Entry Query Tool

v.4.6

TEXT IN RED BOX CONFIDENTIAL PER WAC 480-07-160

Other Criteria	
Districts:	2112
Accts:	52142
System:	
Subsystem:	
Vendor Code:	
Amount From:	
Amount To:	
Posting:	All

Total of Entries:
Num of Entries Shown:

Full Account	User	R/Type	Vendor Code	One Time Vendo	Further Descriptio	Date Doc	Doc Desc	Doc Ctrl Num
[Redacted Content]								

Journal Entry Query Tool

v.4.6

TEXT IN RED BOX CONFIDENTIAL PER WAC 480-07-160

Other Criteria	
Districts:	2112
Accts:	52142
System:	
Subsystem:	
Vendor Code:	
Amount From:	
Amount To:	
Posting:	All

Total of Entries:
Num of Entries Shown:

Full Account	User	R/Type	Vendor Code	One Time Vendo	Further Descriptio	Date Doc	Doc Desc	Doc Ctrl Num
[Redacted Content]								

Journal Entry Query Tool

v.4.6

TEXT IN RED BOX CONFIDENTIAL PER WAC 480-07-160

Other Criteria	
Districts:	2112
Accts:	52142
System:	
Subsystem:	
Vendor Code:	
Amount From:	
Amount To:	
Posting:	All

Total of Entries:
Num of Entries Shown:

Full Account	User	R/Type	Vendor Code	One Time Vendo	Further Descriptio	Date Doc	Doc Desc	Doc Ctrl Num
[Redacted Content]								

Journal Entry Query Tool

v.4.6

TEXT IN RED BOX CONFIDENTIAL PER WAC 480-07-160

Other Criteria	
Districts:	2112
Accts:	52142
System:	
Subsystem:	
Vendor Code:	
Amount From:	
Amount To:	
Posting:	All

Total of Entries:
Num of Entries Shown:

Full Account	User	R/Type	Vendor Code	One Time Vendo	Further Descriptio	Date Doc	Doc Desc	Doc Ctrl Num
[Redacted Content]								

Journal Entry Query Tool

v.4.6

TEXT IN RED BOX CONFIDENTIAL PER WAC 480-07-160

Other Criteria	
Districts:	2112
Accts:	52142
System:	
Subsystem:	
Vendor Code:	
Amount From:	
Amount To:	
Posting:	All

Total of Entries:
Num of Entries Shown:

Full Account	User	R/Type	Vendor Code	One Time Vendo	Further Descriptio	Date Doc	Doc Desc	Doc Ctrl Num
[Redacted Content]								

Journal Entry Query Tool

v.4.6

TEXT IN RED BOX CONFIDENTIAL PER WAC 480-07-160

Total of Entries:
Num of Entries Shown:

Full Account	Po Ctrl Num	Vendor Order Num	Ticket Num	Document 2	Document 1	Class Code	Date Entered
--------------	-------------	------------------	------------	------------	------------	------------	--------------

[Redacted Content]							
--------------------	--	--	--	--	--	--	--

Journal Entry Query Tool

v.4.6

TEXT IN RED BOX CONFIDENTIAL PER WAC 480-07-160

Total of Entries:
Num of Entries Shown:

Full Account	Po Ctrl Num	Vendor Order Num	Ticket Num	Document 2	Document 1	Class Code	Date Entered
--------------	-------------	------------------	------------	------------	------------	------------	--------------

[Redacted Content]							
--------------------	--	--	--	--	--	--	--

Journal Entry Query Tool

v.4.6

TEXT IN RED BOX CONFIDENTIAL PER WAC 480-07-160

Total of Entries:
Num of Entries Shown:

Full Account	Po Ctrl Num	Vendor Order Num	Ticket Num	Document 2	Document 1	Class Code	Date Entered
--------------	-------------	------------------	------------	------------	------------	------------	--------------

[Redacted Content]							
--------------------	--	--	--	--	--	--	--

Journal Entry Query Tool

v.4.6

TEXT IN RED BOX CONFIDENTIAL PER WAC 480-07-160

Total of Entries:
Num of Entries Shown:

Full Account	Po Ctrl Num	Vendor Order Num	Ticket Num	Document 2	Document 1	Class Code	Date Entered
--------------	-------------	------------------	------------	------------	------------	------------	--------------

[Redacted Content]							
--------------------	--	--	--	--	--	--	--

Journal Entry Query Tool

v.4.6

TEXT IN RED BOX CONFIDENTIAL PER WAC 480-07-160

Total of Entries:
Num of Entries Shown:

Full Account	Po Ctrl Num	Vendor Order Num	Ticket Num	Document 2	Document 1	Class Code	Date Entered
--------------	-------------	------------------	------------	------------	------------	------------	--------------

[Redacted Content]							
--------------------	--	--	--	--	--	--	--

Journal Entry Query Tool

v.4.6

TEXT IN RED BOX CONFIDENTIAL PER WAC 480-07-160

Total of Entries:
Num of Entries Shown:

Full Account	Po Ctrl Num	Vendor Order Num	Ticket Num	Document 2	Document 1	Class Code	Date Entered
--------------	-------------	------------------	------------	------------	------------	------------	--------------

[Redacted Content]							
--------------------	--	--	--	--	--	--	--

Journal Entry Query Tool

v.4.6

TEXT IN RED BOX CONFIDENTIAL PER WAC 480-07-160

Total of Entries:

Num of Entries Shown:

Not included in print range

Full Account	Date Posted	Amt Net	Date Due	Database	Reversing Flag	Hold Flag	Recurring Flag	Repeating Flag	Type Flag	Posted Flag
--------------	-------------	---------	----------	----------	----------------	-----------	----------------	----------------	-----------	-------------

[Redacted Content]										
--------------------	--	--	--	--	--	--	--	--	--	--

Journal Entry Query Tool

v.4.6

TEXT IN RED BOX CONFIDENTIAL PER WAC 480-07-160

Total of Entries:

Num of Entries Shown:

Not included in print range

Full Account	Date Posted	Amt Net	Date Due	Database	Reversing Flag	Hold Flag	Recurring Flag	Repeating Flag	Type Flag	Posted Flag
--------------	-------------	---------	----------	----------	----------------	-----------	----------------	----------------	-----------	-------------

[Redacted Content]										
--------------------	--	--	--	--	--	--	--	--	--	--

Journal Entry Query Tool

v.4.6

TEXT IN RED BOX CONFIDENTIAL PER WAC 480-07-160

Total of Entries:

Num of Entries Shown:

Not included in print range

Full Account	Date Posted	Amt Net	Date Due	Database	Reversing Flag	Hold Flag	Recurring Flag	Repeating Flag	Type Flag	Posted Flag
--------------	-------------	---------	----------	----------	----------------	-----------	----------------	----------------	-----------	-------------

[Redacted Content]										
--------------------	--	--	--	--	--	--	--	--	--	--

Journal Entry Query Tool

v.4.6

TEXT IN RED BOX CONFIDENTIAL PER WAC 480-07-160

Total of Entries:
Num of Entries Shown:

Not included in print range

Full Account	Date Posted	Amt Net	Date Due	Database	Reversing Flag	Hold Flag	Recurring Flag	Repeating Flag	Type Flag	Posted Flag
--------------	-------------	---------	----------	----------	----------------	-----------	----------------	----------------	-----------	-------------

[Redacted Content]										
--------------------	--	--	--	--	--	--	--	--	--	--

Journal Entry Query Tool

v.4.6

TEXT IN RED BOX CONFIDENTIAL PER WAC 480-07-160

Total of Entries:

Num of Entries Shown:

Not included in print range

Full Account	Date Posted	Amt Net	Date Due	Database	Reversing Flag	Hold Flag	Recurring Flag	Repeating Flag	Type Flag	Posted Flag
--------------	-------------	---------	----------	----------	----------------	-----------	----------------	----------------	-----------	-------------

[Redacted Content]										
--------------------	--	--	--	--	--	--	--	--	--	--

Journal Entry Query Tool

v.4.6

TEXT IN RED BOX CONFIDENTIAL PER WAC 480-07-160

Total of Entries:
Num of Entries Shown:

Not included in print range

Full Account	Date Posted	Amt Net	Date Due	Database	Reversing Flag	Hold Flag	Recurring Flag	Repeating Flag	Type Flag	Posted Flag
--------------	-------------	---------	----------	----------	----------------	-----------	----------------	----------------	-----------	-------------

[Redacted Content]										
--------------------	--	--	--	--	--	--	--	--	--	--

Journal Entry Query Tool

v.4.6

TEXT IN RED BOX CONFIDENTIAL PER WAC 480-07-160

Total of Entries:
Num of Entries Shown:

Full Account	Seg1	Seg2	Seg3	Seg4	Staged_RefCode	Staged_DocRef	Staged Year Month	Staged District	VO Number
--------------	------	------	------	------	----------------	---------------	-------------------	-----------------	-----------

[Redacted Content]									
--------------------	--	--	--	--	--	--	--	--	--

Journal Entry Query Tool

v.4.6

TEXT IN RED BOX CONFIDENTIAL PER WAC 480-07-160

Total of Entries:
Num of Entries Shown:

Full Account	Seg1	Seg2	Seg3	Seg4	Staged_RefCode	Staged_DocRef	Staged Year Month	Staged District	VO Number
--------------	------	------	------	------	----------------	---------------	-------------------	-----------------	-----------

[Redacted Content]									
--------------------	--	--	--	--	--	--	--	--	--

Journal Entry Query Tool

v.4.6

TEXT IN RED BOX CONFIDENTIAL PER WAC 480-07-160

Total of Entries:
Num of Entries Shown:

Full Account	Seg1	Seg2	Seg3	Seg4	Staged_RefCode	Staged_DocRef	Staged Year Month	Staged District	VO Number
--------------	------	------	------	------	----------------	---------------	-------------------	-----------------	-----------

[Redacted Content]									
--------------------	--	--	--	--	--	--	--	--	--

Journal Entry Query Tool

v.4.6

TEXT IN RED BOX CONFIDENTIAL PER WAC 480-07-160

Total of Entries:
Num of Entries Shown:

Full Account	Seg1	Seg2	Seg3	Seg4	Staged_RefCode	Staged_DocRef	Staged Year Month	Staged District	VO Number
--------------	------	------	------	------	----------------	---------------	-------------------	-----------------	-----------

[Redacted Content]									
--------------------	--	--	--	--	--	--	--	--	--

Journal Entry Query Tool

v.4.6

TEXT IN RED BOX CONFIDENTIAL PER WAC 480-07-160

Total of Entries:
Num of Entries Shown:

Full Account	Seg1	Seg2	Seg3	Seg4	Staged_RefCode	Staged_DocRef	Staged Year Month	Staged District	VO Number
--------------	------	------	------	------	----------------	---------------	-------------------	-----------------	-----------

[Redacted Content]									
--------------------	--	--	--	--	--	--	--	--	--

Journal Entry Query Tool

v.4.6

TEXT IN RED BOX CONFIDENTIAL PER WAC 480-07-160

Total of Entries:
Num of Entries Shown:

Full Account	Seg1	Seg2	Seg3	Seg4	Staged_RefCode	Staged_DocRef	Staged Year Month	Staged District	VO Number
--------------	------	------	------	------	----------------	---------------	-------------------	-----------------	-----------

[Redacted Content]									
--------------------	--	--	--	--	--	--	--	--	--


Journal Entry Query Tool

v.4.6

TEXT IN RED BOX CONFIDENTIAL PER WAC 480-07-160

Total of Entries:
Num of Entries Shown:

Full Account




Journal Entry Query Tool

v.4.6

TEXT IN RED BOX CONFIDENTIAL PER WAC 480-07-160

Total of Entries:
Num of Entries Shown:

Full Account




Journal Entry Query Tool

v.4.6

TEXT IN RED BOX CONFIDENTIAL PER WAC 480-07-160

Total of Entries:
Num of Entries Shown:

Full Account




Journal Entry Query Tool

v.4.6

TEXT IN RED BOX CONFIDENTIAL PER WAC 480-07-160

Total of Entries:
Num of Entries Shown:

Full Account




Journal Entry Query Tool

v.4.6

TEXT IN RED BOX CONFIDENTIAL PER WAC 480-07-160

Total of Entries:
Num of Entries Shown:

Full Account




Journal Entry Query Tool

v.4.6

TEXT IN RED BOX CONFIDENTIAL PER WAC 480-07-160

Total of Entries:
Num of Entries Shown:

Full Account



Stat Entry - Trend (source in row)

Part of Original Filing. Ignore for settlement. See 52142-JE Que

Stat Acct, Desc, or Group: 98425 (Defaults to all)
Districts / Groupings 2112 (Defaults to your districts if blank)
LOB: (Defaults to all)
Sbst: (Defaults to all)
Source: Act (Defaults to all)
Show Only Stats with Data: True

12 Mths From: 2022-08 (Required. YYYY-MM Format)

Note: All inputs from


Stat Acct/C Account/Stat Name	Dist	LOB	Sbst	Last Entered	Entered By	Source	2022-08	2022-09	2022-10	2022-11	2022-12
-------------------------------	------	-----	------	--------------	------------	--------	---------	---------	---------	---------	---------

98425											
End of List											

ry-Fuel and Fuel Adj tabs for updated calculation

this input form are applied at the first of the month.

2023-01	2023-02	2023-03	2023-04	2023-05	2023-06	2023-07	Save Results
---------	---------	---------	---------	---------	---------	---------	--------------



Region	District	District Name	Fuel Type	Vendor	POItemMonth	ReceiptDate	Invoice Date	Units	Price Per Unit


Pull-> OK!: ReportRange Formula OK [jAction{}]
OK!: ReportRun Formula OK [jAction{}]


> jFocus is ready.
> jFreezePanels is ready.

OK!: ReportRun

Inv. Date From 2023-03 Total Units Avg Per Unit

--	--	--	--	--	--	--	--	--	--







Price Paid	InvoiceTotal	InvoiceSeqNum	hlink:ViewInvoice	InvoiceNum	elDetailDistr	CardholderName
\$ -		\$ -				N/A

,inactive


10
2024


Formula OK [jActic Last run:

3/18/2024 18:44

Total Price

[Redacted]	
[Redacted]	















CURRENT FUEL INDEX

(Western Company) - Tacoma

CURRENT FUEL INDEX

(Eastern Company) - Spokane

3-Month 12-Month

NA NA

NA NA

NA NA

NA NA

NA NA

NA NA

NA NA

NA NA

NA NA

NA NA

NA NA

NA NA

NA NA

NA NA

NA NA

NA NA

NA NA

NA NA

NA NA

NA NA

NA NA

NA NA

NA NA

NA NA

NA NA

NA NA

NA NA

NA NA

NA NA

NA NA

NA NA

NA NA

NA NA

NA NA

NA NA

NA NA

NA NA

NA NA

NA NA

NA NA

NA NA

NA NA

NA NA

NA NA

NA NA

NA NA

NA NA

NA NA

NA NA

NA NA

NA NA

Proposed Effective Date	Billing Period		
	1-Month	2-Month	3-Month
July 1, 2005	2.18762	2.32759	2.36821
August 1, 2005	2.21495	2.20129	2.29004
September 1, 2005	2.38960	2.30228	2.26406
October 1, 2005	2.63320	2.51140	2.41258
November 1, 2005	2.84188	2.73754	2.62156
December 1, 2005	3.10730	2.97459	2.86079
January 1, 2006	2.57082	2.83906	2.84000
February 1, 2006	2.34275	2.45679	2.67362
March 1, 2006	2.46056	2.40166	2.45804
April 1, 2006	2.38763	2.42409	2.39698
May 1, 2006	2.62010	2.50386	2.48943
June 1, 2006	2.75428	2.68719	2.58733
July 1, 2006	3.08356	2.91892	2.81931
August 1, 2006	2.81280	2.94818	2.88355
September 1, 2006	2.96928	2.89104	2.95521
October 1, 2006	3.28952	3.12940	3.02387
November 1, 2006	2.74645	3.01799	3.00175
December 1, 2006	2.44558	2.59602	2.82718
January 1, 2007	2.75957	2.60257	2.65053
February 1, 2007	2.82093	2.79025	2.67536
March 1, 2007	2.42424	2.62258	2.66824
April 1, 2007	2.57873	2.50148	2.60797
May 1, 2007	2.60824	2.59349	2.53707
June 1, 2007	2.78608	2.69716	2.65768
July 1, 2007	2.78976	2.78792	2.72803
August 1, 2007	2.76567	2.77771	2.78050
September 1, 2007	2.89649	2.83108	2.81730
October 1, 2007	2.84877	2.87263	2.83697
November 1, 2007	2.91718	2.88298	2.88748
December 1, 2007	3.32281	3.12000	3.02959
January 1, 2008	3.45495	3.38888	3.23165
February 1, 2008	3.19668	3.32582	3.32481
March 1, 2008	3.14284	3.16976	3.26482
April 1, 2008	3.40133	3.27208	3.24695
May 1, 2008	3.83366	3.61749	3.45928
June 1, 2008	4.11486	3.97426	3.78328
July 1, 2008	4.47611	4.29548	4.14154
August 1, 2008	4.52842	4.50226	4.37313
September 1, 2008	4.62210	4.57526	4.54221
October 1, 2008	4.07800	4.35005	4.40951
November 1, 2008	3.73986	3.90893	4.14666
December 1, 2008	3.07086	3.40536	3.62957
January 1, 2009	2.57319	2.82202	3.12797
February 1, 2009	2.00092	2.28705	2.54832
March 1, 2009	2.20957	2.10525	2.26123
April 1, 2009	1.97201	2.09079	2.06084
May 1, 2009	1.90359	1.93780	2.02839
June 1, 2009	2.20922	2.05640	2.02827

Proposed Effective Date	Billing Period		
	1-Month	2-Month	3-Month
July 1, 2005	2.21272	2.37066	2.42335
August 1, 2005	2.21623	2.21447	2.31918
September 1, 2005	2.45718	2.33670	2.29537
October 1, 2005	2.75556	2.60637	2.47632
November 1, 2005	3.12430	2.93993	2.77901
December 1, 2005	3.30285	3.21358	3.06090
January 1, 2006	2.81798	3.06042	3.08171
February 1, 2006	2.45098	2.63448	2.85727
March 1, 2006	2.55598	2.50348	2.60831
April 1, 2006	2.48798	2.52198	2.49831
May 1, 2006	2.71468	2.60133	2.58621
June 1, 2006	2.79205	2.75336	2.66490
July 1, 2006	3.12288	2.95747	2.87654
August 1, 2006	3.02128	3.07208	2.97874
September 1, 2006	3.06443	3.04285	3.06953
October 1, 2006	3.39800	3.23121	3.16123
November 1, 2006	3.03305	3.21553	3.16516
December 1, 2006	2.56168	2.79737	2.99758
January 1, 2007	2.89968	2.73068	2.83147
February 1, 2007	2.97503	2.93736	2.81213
March 1, 2007	2.61805	2.79654	2.83092
April 1, 2007	2.64158	2.62981	2.74489
May 1, 2007	2.79326	2.71742	2.68429
June 1, 2007	3.00129	2.89727	2.81204
July 1, 2007	2.90154	2.95142	2.89870
August 1, 2007	2.84936	2.87545	2.91740
September 1, 2007	3.02757	2.93847	2.92616
October 1, 2007	3.00878	3.01817	2.96190
November 1, 2007	3.04943	3.02910	3.02859
December 1, 2007	3.49815	3.27379	3.18545
January 1, 2008	3.69386	3.59601	3.41381
February 1, 2008	3.33721	3.51554	3.50974
March 1, 2008	3.28135	3.30928	3.43748
April 1, 2008	3.49424	3.38780	3.37094
May 1, 2008	3.97938	3.73681	3.58499
June 1, 2008	4.20087	4.09013	3.89150
July 1, 2008	4.53585	4.36836	4.23870
August 1, 2008	4.58359	4.55972	4.44010
September 1, 2008	4.77815	4.68087	4.63253
October 1, 2008	4.34663	4.56239	4.56946
November 1, 2008	3.98472	4.16568	4.36983
December 1, 2008	3.32533	3.65502	3.88556
January 1, 2009	2.77577	3.05055	3.36194
February 1, 2009	2.14812	2.46195	2.74974
March 1, 2009	2.42030	2.28421	2.44806
April 1, 2009	2.15277	2.28653	2.24040
May 1, 2009	1.97369	2.06323	2.18225
June 1, 2009	2.38553	2.17961	2.17066

July 1, 2009	2.26277	2.23600	2.12519	July 1, 2009	2.31357	2.34955	2.22426	NA	NA
August 1, 2009	2.50816	2.38547	2.32672	August 1, 2009	2.55989	2.43673	2.41966	NA	NA
September 1, 2009	2.34581	2.42699	2.37225	September 1, 2009	2.43007	2.49498	2.43451	NA	NA
October 1, 2009	2.59267	2.46924	2.48221	October 1, 2009	2.69263	2.56135	2.56086	NA	NA
November 1, 2009	2.67126	2.63196	2.53658	November 1, 2009	2.75808	2.72535	2.62693	NA	NA
December 1, 2009	2.67184	2.67155	2.64526	December 1, 2009	2.84567	2.80187	2.76546	NA	NA
January 1, 2010	2.69319	2.68252	2.67876	January 1, 2010	2.87763	2.86165	2.82712	NA	NA
February 1, 2010	2.62868	2.66093	2.66457	February 1, 2010	2.70395	2.79079	2.80908	NA	NA
March 1, 2010	2.72050	2.67459	2.68079	March 1, 2010	2.81001	2.75698	2.79720	NA	NA
April 1, 2010	2.68429	2.70240	2.67783	April 1, 2010	2.77966	2.79484	2.76454	NA	NA
May 1, 2010	2.85411	2.76920	2.75297	May 1, 2010	3.02541	2.90253	2.87169	NA	NA
June 1, 2010	3.15737	3.00574	2.89859	June 1, 2010	3.24530	3.13536	3.01679	NA	NA
July 1, 2010	2.89839	3.02788	2.96996	July 1, 2010	3.02611	3.13571	3.09894	NA	NA
August 1, 2010	2.85092	2.87466	2.96890	August 1, 2010	2.93787	2.98199	3.06976	NA	NA
September 1, 2010	2.76050	2.80571	2.83660	September 1, 2010	2.90024	2.91905	2.95474	NA	NA
October 1, 2010	2.96001	2.86025	2.85714	October 1, 2010	3.05312	2.97668	2.96374	NA	NA
November 1, 2010	3.12101	3.04051	2.94717	November 1, 2010	3.17068	3.11190	3.04135	NA	NA
December 1, 2010	3.22057	3.17079	3.10053	December 1, 2010	3.40254	3.28661	3.20878	NA	NA
January 1, 2011	3.11427	3.16742	3.15195	January 1, 2011	3.42178	3.41216	3.33167	NA	NA
February 1, 2011	3.17302	3.14365	3.16929	February 1, 2011	3.37126	3.39652	3.39852	NA	NA
March 1, 2011	3.26740	3.22021	3.18490	March 1, 2011	3.36729	3.36927	3.38677	NA	NA
April 1, 2011	3.46922	3.36831	3.30321	April 1, 2011	3.58866	3.47798	3.44240	NA	NA
May 1, 2011	3.87531	3.67227	3.53731	May 1, 2011	4.06600	3.82733	3.67398	NA	NA
June 1, 2011	4.05767	3.96649	3.80073	June 1, 2011	4.23917	4.15259	3.96461	NA	NA
July 1, 2011	4.01684	4.03725	3.98327	July 1, 2011	4.12861	4.18389	4.14460	NA	NA
August 1, 2011	3.72452	3.87068	3.93301	August 1, 2011	3.84773	3.98817	4.07184	NA	NA
September 1, 2011	3.72281	3.72367	3.82139	September 1, 2011	3.88215	3.86494	3.95283	NA	NA
October 1, 2011	3.76016	3.74149	3.73583	October 1, 2011	4.05006	3.96611	3.92665	NA	NA
November 1, 2011	3.79539	3.77777	3.75945	November 1, 2011	4.04400	4.04703	3.99207	NA	NA
December 1, 2011	3.87706	3.83622	3.81087	December 1, 2011	4.00632	4.02516	4.03346	NA	NA
January 1, 2012	3.85749	3.86728	3.84331	January 1, 2012	4.09895	4.05263	4.04976	NA	NA
February 1, 2012	3.58514	3.72132	3.77323	February 1, 2012	3.76039	3.92967	3.95522	NA	NA
March 1, 2012	3.68722	3.63618	3.70995	March 1, 2012	3.77851	3.76945	3.87928	NA	NA
April 1, 2012	3.94207	3.81465	3.73815	April 1, 2012	3.94569	3.86210	3.82820	NA	NA
May 1, 2012	4.21975	4.08091	3.94968	May 1, 2012	4.22727	4.08648	3.98382	NA	NA
June 1, 2012	4.22452	4.22213	4.12878	June 1, 2012	4.19792	4.21259	4.12362	NA	NA
July 1, 2012	4.03655	4.13054	4.16027	July 1, 2012	4.15480	4.17636	4.19333	NA	NA
August 1, 2012	3.37843	3.70749	3.87983	August 1, 2012	3.64693	3.90087	3.99988	NA	NA
September 1, 2012	3.59621	3.48732	3.67040	September 1, 2012	3.75593	3.70143	3.85255	NA	NA
October 1, 2012	4.02061	3.80841	3.66508	October 1, 2012	4.22163	3.98878	3.87483	NA	NA
November 1, 2012	4.01796	4.01929	3.87826	November 1, 2012	4.22075	4.22119	4.06610	NA	NA
December 1, 2012	3.86264	3.94030	3.96707	December 1, 2012	4.10471	4.16273	4.18236	NA	NA
January 1, 2013	3.86359	3.86311	3.91473	January 1, 2013	4.01030	4.05750	4.11192	NA	NA
February 1, 2013	3.60327	3.73343	3.77650	February 1, 2013	3.66275	3.83653	3.92592	NA	NA
March 1, 2013	3.69090	3.64709	3.71925	March 1, 2013	3.58709	3.62492	3.75338	NA	NA
April 1, 2013	3.93894	3.81492	3.74437	April 1, 2013	4.00591	3.79650	3.75192	NA	NA
May 1, 2013	3.74958	3.84426	3.79314	May 1, 2013	3.97500	3.99045	3.85600	NA	NA
June 1, 2013	3.68477	3.71718	3.79110	June 1, 2013	3.79795	3.88647	3.92629	NA	NA
July 1, 2013	3.74966	3.71722	3.72800	July 1, 2013	3.89028	3.84411	3.88774	NA	NA
August 1, 2013	3.56784	3.65875	3.66742	August 1, 2013	3.89480	3.89254	3.86101	NA	NA
September 1, 2013	3.67738	3.62261	3.66496	September 1, 2013	3.84721	3.87101	3.87743	NA	NA
October 1, 2013	3.71540	3.69639	3.65354	October 1, 2013	3.90451	3.87586	3.88218	NA	NA
November 1, 2013	3.75655	3.73598	3.71645	November 1, 2013	3.96875	3.93663	3.90683	NA	NA
December 1, 2013	3.75942	3.75798	3.74379	December 1, 2013	3.91891	3.94383	3.93072	NA	NA
January 1, 2014	3.57128	3.66535	3.69575	January 1, 2014	3.71195	3.81543	3.86654	NA	NA

February 1, 2014	3.61969	3.59548	3.65013	February 1, 2014	3.74919	3.73057	3.79335	NA	NA
March 1, 2014	3.58340	3.60154	3.59146	March 1, 2014	3.73067	3.73993	3.73060	NA	NA
April 1, 2014	3.64983	3.61662	3.61764	April 1, 2014	3.84818	3.78942	3.77601	NA	NA
May 1, 2014	3.67863	3.66423	3.63729	May 1, 2014	3.93506	3.89162	3.83797	NA	NA
June 1, 2014	3.66418	3.67141	3.66421	June 1, 2014	3.88305	3.90906	3.88876	NA	NA
July 1, 2014	3.69511	3.67965	3.67931	July 1, 2014	3.86868	3.87587	3.89560	NA	NA
August 1, 2014	3.75907	3.72709	3.70612	August 1, 2014	3.90411	3.88639	3.88528	NA	NA
September 1, 2014	3.60797	3.68352	3.68739	September 1, 2014	3.75369	3.82890	3.84216	NA	NA
October 1, 2014	3.66949	3.63873	3.67884	October 1, 2014	3.79426	3.77398	3.81735	NA	NA
November 1, 2014	3.71785	3.69367	3.66510	November 1, 2014	3.86040	3.82733	3.80278	NA	NA
December 1, 2014	3.30109	3.50947	3.56281	December 1, 2014	3.48872	3.67456	3.71446	NA	NA
January 1, 2015	3.23758	3.26934	3.41884	January 1, 2015	3.44281	3.46576	3.59731	NA	NA
February 1, 2015	2.63009	2.93384	3.05625	February 1, 2015	2.74636	3.09459	3.22596	NA	NA
March 1, 2015	2.22346	2.42678	2.69705	March 1, 2015	2.25144	2.49890	2.81354	NA	NA
April 1, 2015	2.58669	2.40508	2.48008	April 1, 2015	2.55047	2.40095	2.51609	NA	NA
May 1, 2015	2.47339	2.53004	2.42785	May 1, 2015	2.59701	2.57374	2.46631	NA	NA
June 1, 2015	2.55247	2.51293	2.53752	June 1, 2015	2.50834	2.55268	2.55194	NA	NA
July 1, 2015	2.85273	2.70260	2.62620	July 1, 2015	2.88655	2.69744	2.66397	NA	NA
August 1, 2015	2.83280	2.84277	2.74600	August 1, 2015	2.96462	2.92558	2.78650	NA	NA
September 1, 2015	2.56910	2.70095	2.75154	September 1, 2015	2.81592	2.89027	2.88903	NA	NA
October 1, 2015	2.20065	2.38488	2.53419	October 1, 2015	2.39133	2.60363	2.72396	NA	NA
November 1, 2015	2.26292	2.23179	2.34423	November 1, 2015	2.33618	2.36375	2.51448	NA	NA
December 1, 2015	2.22739	2.24515	2.23032	December 1, 2015	2.35103	2.34360	2.35951	NA	NA
January 1, 2016	2.13428	2.18083	2.20820	January 1, 2016	2.34103	2.34603	2.34275	NA	NA
February 1, 2016	1.82002	1.97715	2.06056	February 1, 2016	1.95605	2.14854	2.21604	NA	NA
March 1, 2016	2.23000	2.02501	2.06143	March 1, 2016	2.23000	2.09302	2.17569	NA	NA
April 1, 2016	2.06700	2.14850	2.03901	April 1, 2016	2.06700	2.14850	2.08435	NA	NA
May 1, 2016	2.15200	2.10950	2.14967	May 1, 2016	2.15200	2.10950	2.14967	NA	NA
June 1, 2016	2.22800	2.19000	2.14900	June 1, 2016	2.22800	2.19000	2.14900	NA	NA
July 1, 2016	2.44300	2.33550	2.27433	July 1, 2016	2.44300	2.33550	2.27433	NA	NA
August 1, 2016	2.60400	2.52350	2.42500	August 1, 2016	2.60400	2.52350	2.42500	NA	NA
September 1, 2016	2.57500	2.58950	2.54067	September 1, 2016	2.57500	2.58950	2.54067	NA	NA
October 1, 2016	2.48800	2.53150	2.55567	October 1, 2016	2.48800	2.53150	2.55567	NA	NA
November 1, 2016	2.53900	2.51350	2.53400	November 1, 2016	2.53900	2.51350	2.53400	NA	NA
December 1, 2016	2.61000	2.57450	2.54567	December 1, 2016	2.61000	2.57450	2.54567	NA	NA
January 1, 2017	2.65100	2.63050	2.60000	January 1, 2017	2.65100	2.63050	2.60000	NA	NA
February 1, 2017	2.70000	2.67550	2.65367	February 1, 2017	2.70000	2.67550	2.65367	NA	NA
March 1, 2017	2.75600	2.72800	2.70233	March 1, 2017	2.75600	2.72800	2.70233	NA	NA
April 1, 2017	2.76200	2.75900	2.73933	April 1, 2017	2.76200	2.75900	2.73933	NA	NA
May 1, 2017	2.73000	2.74600	2.74933	May 1, 2017	2.73000	2.74600	2.74933	NA	NA
June 1, 2017	2.77100	2.75050	2.75433	June 1, 2017	2.77100	2.75050	2.75433	NA	NA
July 1, 2017	2.74200	2.75650	2.74767	July 1, 2017	2.74200	2.75650	2.74767	NA	NA
August 1, 2017	2.67200	2.70700	2.72833	August 1, 2017	2.67200	2.70700	2.72833	NA	NA
September 1, 2017	2.66400	2.66800	2.69267	September 1, 2017	2.66400	2.66800	2.69267	NA	NA
October 1, 2017	2.78200	2.72300	2.70600	October 1, 2017	2.78200	2.72300	2.70600	NA	NA
November 1, 2017	2.98900	2.88550	2.81167	November 1, 2017	2.98900	2.88550	2.81167	NA	NA
December 1, 2017	3.01000	2.99950	2.92700	December 1, 2017	3.01000	2.99950	2.92700	NA	NA
January 1, 2018	3.10400	3.05700	3.03433	January 1, 2018	3.10400	3.05700	3.03433	NA	NA
February 1, 2018	3.06200	3.08300	3.05867	February 1, 2018	3.06200	3.08300	3.05867	NA	NA
March 1, 2018	3.09200	3.07700	3.08600	March 1, 2018	3.09200	3.07700	3.08600	NA	NA
April 1, 2018	3.09700	3.09450	3.08367	April 1, 2018	3.09700	3.09450	3.08367	NA	NA
May 1, 2018	3.08100	3.08900	3.09000	May 1, 2018	3.08100	3.08900	3.09000	NA	NA
June 1, 2018	3.30300	3.19200	3.16033	June 1, 2018	3.30300	3.19200	3.16033	NA	NA
July 1, 2018	3.47700	3.39000	3.28700	July 1, 2018	3.47700	3.39000	3.28700	NA	NA
August 1, 2018	3.48100	3.47900	3.42033	August 1, 2018	3.48100	3.47900	3.42033	NA	NA


September 1, 2018	3.45500	3.46800	3.47100	September 1, 2018	3.45500	3.46800	3.47100	NA	NA
October 1, 2018	3.42800	3.44150	3.45467	October 1, 2018	3.42800	3.44150	3.45467	NA	NA
November 1, 2018	3.47000	3.44900	3.45100	November 1, 2018	3.47000	3.44900	3.45100	NA	NA
December 1, 2018	3.56100	3.51550	3.48633	December 1, 2018	3.56100	3.51550	3.48633	NA	NA
January 1, 2019	3.49600	3.52850	3.50900	January 1, 2019	3.49600	3.52850	3.50900	NA	NA
February 1, 2019	3.32100	3.40850	3.45933	February 1, 2019	3.32100	3.40850	3.45933	NA	NA
March 1, 2019	3.13100	3.22600	3.31600	March 1, 2019	3.13100	3.22600	3.31600	NA	NA
April 1, 2019	3.10400	3.11750	3.18533	April 1, 2019	3.10400	3.11750	3.18533	NA	NA
May 1, 2019	3.15300	3.12850	3.12933	May 1, 2019	3.15300	3.12850	3.12933	NA	NA
June 1, 2019	3.25000	3.20150	3.16900	June 1, 2019	3.25000	3.20150	3.16900	NA	NA
July 1, 2019	3.34800	3.29900	3.25033	July 1, 2019	3.34800	3.29900	3.25033	NA	NA
August 1, 2019	3.26200	3.30500	3.28667	August 1, 2019	3.26200	3.30500	3.28667	NA	NA
September 1, 2019	3.20100	3.23150	3.27033	September 1, 2019	3.20100	3.23150	3.27033	NA	NA
October 1, 2019	3.16100	3.18100	3.20800	October 1, 2019	3.16100	3.18100	3.20800	NA	NA
November 1, 2019	3.17900	3.17000	3.18033	November 1, 2019	3.17900	3.17000	3.18033	NA	NA
December 1, 2019	3.28100	3.23000	3.20700	December 1, 2019	3.28100	3.23000	3.20700	NA	NA
January 1, 2020	3.42000	3.35050	3.29333	January 1, 2020	3.42000	3.35050	3.29333	NA	NA
February 1, 2020	3.30200	3.36100	3.33433	February 1, 2020	3.30200	3.36100	3.33433	NA	NA
March 1, 2020	3.22700	3.26450	3.31633	March 1, 2020	3.22700	3.26450	3.31633	NA	NA
April 1, 2020	3.09900	3.16300	3.20933	April 1, 2020	3.09900	3.16300	3.20933	NA	NA
May 1, 2020	2.94200	3.02050	3.08933	May 1, 2020	2.94200	3.02050	3.08933	NA	NA
June 1, 2020	2.67100	2.80650	2.90400	June 1, 2020	2.67100	2.80650	2.90400	NA	NA
July 1, 2020	2.55200	2.61150	2.72167	July 1, 2020	2.55200	2.61150	2.72167	NA	NA
August 1, 2020	2.57900	2.56550	2.60067	August 1, 2020	2.57900	2.56550	2.60067	NA	NA
September 1, 2020	2.59300	2.58600	2.57467	September 1, 2020	2.59300	2.58600	2.57467	NA	NA
October 1, 2020	2.59200	2.59250	2.58800	October 1, 2020	2.59200	2.59250	2.58800	NA	NA
November 1, 2020	2.56800	2.58000	2.58433	November 1, 2020	2.56800	2.58000	2.58433	NA	NA
December 1, 2020	2.53800	2.55300	2.56600	December 1, 2020	2.53800	2.55300	2.56600	NA	NA
January 1, 2021	2.65100	2.59450	2.58567	January 1, 2021	2.65100	2.59450	2.58567	NA	NA
February 1, 2021	2.75300	2.70200	2.64733	February 1, 2021	2.75300	2.70200	2.64733	NA	NA
March 1, 2021	2.79600	2.77450	2.73333	March 1, 2021	2.79600	2.77450	2.73333	NA	NA
April 1, 2021	2.94000	2.86800	2.82967	April 1, 2021	2.94000	2.86800	2.82967	NA	NA
May 1, 2021	3.25200	3.09600	2.99600	May 1, 2021	3.25200	3.09600	2.99600	NA	NA
June 1, 2021	3.25100	3.25150	3.14767	June 1, 2021	3.25100	3.25150	3.14767	NA	NA
July 1, 2021	3.35700	3.30400	3.28667	July 1, 2021	3.35700	3.30400	3.28667	NA	NA
August 1, 2021	3.46700	3.41200	3.35833	August 1, 2021	3.46700	3.41200	3.35833	NA	NA
September 1, 2021	3.58200	3.52450	3.46867	September 1, 2021	3.58200	3.52450	3.46867	NA	NA
October 1, 2021	3.66100	3.62150	3.57000	October 1, 2021	3.66100	3.62150	3.57000	NA	NA
November 1, 2021	3.66300	3.66200	3.63533	November 1, 2021	3.66300	3.66200	3.63533	NA	NA
December 1, 2021	3.81300	3.73800	3.71233	December 1, 2021	3.81300	3.73800	3.71233	NA	NA
January 1, 2022	3.99100	3.90200	3.82233	January 1, 2022	3.99100	3.90200	3.82233	NA	NA
February 1, 2022	3.95500	3.97300	3.91967	February 1, 2022	3.95500	3.97300	3.91967	NA	NA
March 1, 2022	4.05800	4.00650	4.00133	March 1, 2022	4.05800	4.00650	4.00133	NA	NA
April 1, 2022	4.26600	4.16200	4.09300	April 1, 2022	4.26600	4.16200	4.09300	NA	NA
May 1, 2022	5.27900	4.77250	4.53433	May 1, 2022	5.27900	4.77250	4.53433	NA	NA
June 1, 2022	5.29300	5.28600	4.94600	June 1, 2022	5.29300	5.28600	4.94600	NA	NA
July 1, 2022	5.61900	5.45600	5.39700	July 1, 2022	5.61900	5.45600	5.39700	NA	NA
August 1, 2022	6.02200	5.82050	5.64467	August 1, 2022	6.02200	5.82050	5.64467	NA	NA
September 1, 2022	5.84000	5.93100	5.82700	September 1, 2022	5.84000	5.93100	5.82700	NA	NA
October 1, 2022	5.23500	5.53750	5.69900	October 1, 2022	5.23500	5.53750	5.69900	NA	NA
November 1, 2022	5.18300	5.20900	5.41933	November 1, 2022	5.18300	5.20900	5.41933	NA	NA
December 1, 2022	5.41200	5.29750	5.27667	December 1, 2022	5.41200	5.29750	5.27667	NA	NA
January 1, 2023	5.40100	5.40650	5.33200	January 1, 2023	5.40100	5.40650	5.33200	NA	NA
February 1, 2023	4.98000	5.19050	5.26433	February 1, 2023	4.98000	5.19050	5.26433	NA	NA
March 1, 2023	4.75300	4.86650	5.04467	March 1, 2023	4.75300	4.86650	5.04467	NA	NA

TEXT IN RED BOX CONFIDENTIAL PER WAC 480-07-160


April 1, 2023	4.64300	4.69800	4.79200	April 1, 2023	4.64300	4.69800	4.79200	NA	NA
May 1, 2023	4.48800	4.56550	4.62800	May 1, 2023	4.48800	4.56550	4.62800	NA	NA
June 1, 2023	4.45900	4.47350	4.53000	June 1, 2023	4.45900	4.47350	4.53000	NA	NA
July 1, 2023	4.30500	4.38200	4.41733	July 1, 2023	4.30500	4.38200	4.41733	NA	NA
August 1, 2023	4.10900	4.20700	4.29100	August 1, 2023	4.10900	4.20700	4.29100	NA	NA
September 1, 2023	4.40100	4.25500	4.27167	September 1, 2023	4.40100	4.25500	4.27167	NA	NA
October 1, 2023	5.02800	4.71450	4.51267	October 1, 2023	5.02800	4.71450	4.51267	NA	NA
November 1, 2023	5.19000	5.10900	4.87300	November 1, 2023	5.19000	5.10900	4.87300	NA	NA
December 1, 2023	4.87300	5.03150	5.03033	December 1, 2023	4.87300	5.03150	5.03033	NA	NA
January 1, 2024	4.49000	4.68150	4.85100	January 1, 2024	4.49000	4.68150	4.85100	NA	NA
February 1, 2024	4.12600	4.30800	4.49633	February 1, 2024	4.12600	4.30800	4.49633	NA	NA
March 1, 2024	4.01100	4.06850	4.20900	March 1, 2024	4.01100	4.06850	4.20900	NA	NA
April 1, 2024	NA	NA	NA	April 1, 2024	NA	NA	NA	NA	NA
May 1, 2024	NA	NA	NA	May 1, 2024	NA	NA	NA	NA	NA
June 1, 2024	NA	NA	NA	June 1, 2024	NA	NA	NA	NA	NA
July 1, 2024	NA	NA	NA	July 1, 2024	NA	NA	NA	NA	NA
August 1, 2024	NA	NA	NA	August 1, 2024	NA	NA	NA	NA	NA
September 1, 2024	NA	NA	NA	September 1, 2024	NA	NA	NA	NA	NA
October 1, 2024	NA	NA	NA	October 1, 2024	NA	NA	NA	NA	NA
November 1, 2024	NA	NA	NA	November 1, 2024	NA	NA	NA	NA	NA
December 1, 2024	NA	NA	NA	December 1, 2024	NA	NA	NA	NA	NA
January 1, 2025	NA	NA	NA	January 1, 2025	NA	NA	NA	NA	NA
February 1, 2025	NA	NA	NA	February 1, 2025	NA	NA	NA	NA	NA
March 1, 2025	NA	NA	NA	March 1, 2025	NA	NA	NA	NA	NA
April 1, 2025	NA	NA	NA	April 1, 2025	NA	NA	NA	NA	NA
May 1, 2025	NA	NA	NA	May 1, 2025	NA	NA	NA	NA	NA
June 1, 2025	NA	NA	NA	June 1, 2025	NA	NA	NA	NA	NA
July 1, 2025	NA	NA	NA	July 1, 2025	NA	NA	NA	NA	NA
August 1, 2025	NA	NA	NA	August 1, 2025	NA	NA	NA	NA	NA
September 1, 2025	NA	NA	NA	September 1, 2025	NA	NA	NA	NA	NA
October 1, 2025	NA	NA	NA	October 1, 2025	NA	NA	NA	NA	NA
November 1, 2025	NA	NA	NA	November 1, 2025	NA	NA	NA	NA	NA
December 1, 2025	NA	NA	NA	December 1, 2025	NA	NA	NA	NA	NA
January 1, 2026	NA	NA	NA	January 1, 2026	NA	NA	NA	NA	NA
February 1, 2026	NA	NA	NA	February 1, 2026	NA	NA	NA	NA	NA
March 1, 2026	NA	NA	NA	March 1, 2026	NA	NA	NA	NA	NA
April 1, 2026	NA	NA	NA	April 1, 2026	NA	NA	NA	NA	NA
May 1, 2026	NA	NA	NA	May 1, 2026	NA	NA	NA	NA	NA
June 1, 2026	NA	NA	NA	June 1, 2026	NA	NA	NA	NA	NA
July 1, 2026	NA	NA	NA	July 1, 2026	NA	NA	NA	NA	NA
August 1, 2026	NA	NA	NA	August 1, 2026	NA	NA	NA	NA	NA
September 1, 2026	NA	NA	NA	September 1, 2026	NA	NA	NA	NA	NA
October 1, 2026	NA	NA	NA	October 1, 2026	NA	NA	NA	NA	NA
November 1, 2026	NA	NA	NA	November 1, 2026	NA	NA	NA	NA	NA
December 1, 2026	NA	NA	NA	December 1, 2026	NA	NA	NA	NA	NA
January 1, 2027	NA	NA	NA	January 1, 2027	NA	NA	NA	NA	NA
February 1, 2027	NA	NA	NA	February 1, 2027	NA	NA	NA	NA	NA
March 1, 2027	NA	NA	NA	March 1, 2027	NA	NA	NA	NA	NA
April 1, 2027	NA	NA	NA	April 1, 2027	NA	NA	NA	NA	NA
May 1, 2027	NA	NA	NA	May 1, 2027	NA	NA	NA	NA	NA
June 1, 2027	NA	NA	NA	June 1, 2027	NA	NA	NA	NA	NA
July 1, 2027	NA	NA	NA	July 1, 2027	NA	NA	NA	NA	NA
August 1, 2027	NA	NA	NA	August 1, 2027	NA	NA	NA	NA	NA
September 1, 2027	NA	NA	NA	September 1, 2027	NA	NA	NA	NA	NA
October 1, 2027	NA	NA	NA	October 1, 2027	NA	NA	NA	NA	NA


	Volume	Portland	Tacoma	Portland \$	Tacoma \$	Volume	Portland	Tacoma	Portland \$	Tacoma \$	Volume
Jan-23											
Feb-23											
Mar-23											
Apr-23											
May-23											
Jun-23											
Jul-23											
Aug-23											
Sep-23											
Oct-23											
Nov-23											
Dec-23											

Portland Tacoma



Weighted Average 2023
Weighted Average 2022
Increase/Gallon





WASTE CONNECTIONS, INC.
 CONSOLIDATED BALANCE SHEETS
 (IN THOUSANDS OF U.S. DOLLARS, EXCEPT SHARE AND PER SHARE AMOUNTS)

	December 31,	
	2022	2021
ASSETS		
Current assets:		
Cash and equivalents	\$ 78,637	\$ 147,441
Accounts receivable, net of allowance for credit losses of \$22,939 and \$18,480 at December 31, 2022 and 2021, respectively	833,862	709,614
Prepaid expenses and other current assets	205,146	175,722
Total current assets	1,117,645	1,032,777
Restricted cash	102,727	72,174
Restricted investments	68,099	59,014
Property and equipment, net	6,950,915	5,721,949
Operating lease right-of-use assets	192,506	160,567
Goodwill	6,902,297	6,187,643
Intangible assets, net	1,673,917	1,350,597
Other assets, net	126,497	115,203
Total assets	\$ 17,134,603	\$ 14,699,924
LIABILITIES AND EQUITY		
Current liabilities:		
Accounts payable	\$ 638,728	\$ 392,868
Book overdraft	15,645	16,721
Deferred revenue	325,002	273,720
Accrued liabilities	431,247	442,596
Current portion of operating lease liabilities	35,170	38,017
Current portion of contingent consideration	60,092	62,804
Current portion of long-term debt and notes payable	6,759	6,020
Total current liabilities	1,512,643	1,232,746
Long-term portion of debt and notes payable	6,890,149	5,040,500
Long-term portion of operating lease liabilities	165,462	129,628
Long-term portion of contingent consideration	21,323	31,504
Deferred income taxes	1,013,742	850,921
Other long-term liabilities	417,640	421,080
Total liabilities	10,020,959	7,706,379
Commitments and contingencies (Note 13)		
Equity:		
Common shares: 257,211,175 shares issued and 257,145,716 shares outstanding at December 31, 2022; 260,283,158 shares issued and 260,212,496 shares outstanding at December 31, 2021	3,271,958	3,693,027
Additional paid-in capital	244,076	199,482
Accumulated other comprehensive income (loss)	(56,830)	39,584
Treasury shares: 65,459 and 70,662 shares at December 31, 2022 and 2021, respectively	—	—
Retained earnings	3,649,494	3,056,845
Total Waste Connections' equity	7,108,698	6,988,938
Noncontrolling interest in subsidiaries	4,946	4,607
Total equity	7,113,644	6,993,545
Total liabilities and equity	\$17,134,603	\$14,699,924

The accompanying notes are an integral part of these consolidated financial statements.

WASTE CONNECTIONS, INC.
 CONSOLIDATED STATEMENTS OF NET INCOME
 (IN THOUSANDS OF U.S. DOLLARS, EXCEPT SHARE AND PER SHARE AMOUNTS)

	Years Ended December 31,		
	2022	2021	2020
Revenues	\$ 7,211,859	\$ 6,151,361	\$ 5,445,990
Operating expenses:			
Cost of operations	4,336,012	3,654,074	3,276,808
Selling, general and administrative	696,467	612,337	537,632
Depreciation	763,285	673,730	621,102
Amortization of intangibles	155,675	139,279	131,302
Impairments and other operating items	18,230	32,316	466,718

Debt to Equity Ratio		Allowable In LG	
Debt	\$ 6,896,908,000	49.23%	40%
Equity	\$ 7,113,644,000	50.77%	60%
Total Debt & Equity	\$ 14,010,552,000		

Interest as a % of Debt	
Interest Expense	\$ 202,331,000
Debt	\$ 6,896,908,000
Interest as a % of Debt	2.93%

ST Debt 6,759,000

LT Deb 6,890,149,000

Equity 7,113,644,000

Operating income	1,242,190	1,039,625	412,428
Interest expense	(202,331)	(162,796)	(162,375)
Interest income	5,950	2,916	5,253
Other income (expense), net	3,154	6,285	(1,392)
Loss on early extinguishment of debt	—	(115,288)	—
Income before income tax provision	1,048,963	770,742	253,914
Income tax provision	(212,962)	(152,253)	(49,922)
Net income	836,001	618,489	203,992
Plus (less): Net loss (income) attributable to noncontrolling interests	(339)	(442)	685
Net income attributable to Waste Connections	\$ 835,662	\$ 618,047	\$ 204,677
Earnings per common share attributable to Waste Connections' common shareholders:			
Basic	\$ 3.25	\$ 2.37	\$ 0.78
Diluted	\$ 3.24	\$ 2.36	\$ 0.78
Shares used in the per share calculations:			
Basic	257,383,578	261,166,723	263,189,699
Diluted	258,038,801	261,728,470	263,687,539
Cash dividends per common share	\$ 0.945	\$ 0.845	\$ 0.760

Interest Expense 202,331,000

The accompanying notes are an integral part of these consolidated financial statements.

Journal Entry Query Tool

v.4.6

TEXT IN RED BOX CONFIDENTIAL PER WAC 480-07-160


NOTE: Ctrl+Shift+J to pull data

Date Range:

From: 2022-08
To: 2023-07

Total of Entries: 0.00 *pstd: P = Posted, U = Unposted, S = Staged, C:0 = I/C Unposted, -1 = Hanging out there.
Num of Entries Shown: 0 *records limit: 10000

Full Account	Date	Amount USD	Amount CAD	Nat Currency	Journal Control Num	Psted*	Journal Description
--------------	------	------------	------------	--------------	---------------------	--------	---------------------



Journal Entry Query Tool

v.4.6

TEXT IN RED BOX CONFIDENTIAL PER WAC 480-07-160

NOTE: Ctrl+Shift+J to pull data

Date Range:

From: 2022-08
To: 2023-07

Total of Entries: 0.00 *pstd: P = Posted, U = Unposted, S = Staged, C:0 = I/C Unposted, -1 = Hanging out there.
Num of Entries Shown: 0 *records limit: 10000

Full Account	Date	Amount USD	Amount CAD	Nat Currency	Journal Control Num	Psted*	Journal Description
--------------	------	------------	------------	--------------	---------------------	--------	---------------------

Journal Entry Query Tool

v.4.6

TEXT IN RED BOX CONFIDENTIAL PER WAC 480-07-160


NOTE: Ctrl+Shift+J to pull data

Date Range:

From: 2022-08
To: 2023-07

Total of Entries: 0.00 *pstd: P = Posted, U = Unposted, S = Staged, C:0 = I/C Unposted, -1 = Hanging out there.
Num of Entries Shown: 0 *records limit: 10000

Full Account	Date	Amount USD	Amount CAD	Nat Currency	Journal Control Num	Psted*	Journal Description
--------------	------	------------	------------	--------------	---------------------	--------	---------------------



Journal Entry Query Tool

v.4.6

TEXT IN RED BOX CONFIDENTIAL PER WAC 480-07-160

NOTE: Ctrl+Shift+J to pull data

Date Range:

From: 2022-08
To: 2023-07

Total of Entries: 0.00 *pstd: P = Posted, U = Unposted, S = Staged, C:0 = I/C Unposted, -1 = Hanging out there.
Num of Entries Shown: 0 *records limit: 10000

Full Account	Date	Amount USD	Amount CAD	Nat Currency	Journal Control Num	Psted*	Journal Description

Journal Entry Query Tool

v.4.6

TEXT IN RED BOX CONFIDENTIAL PER WAC 480-07-160

Other Criteria	
Districts:	2112
Accts:	41201
System:	
Subsystem:	
Vendor Code:	
Amount From:	
Amount To:	
Posting:	All

Total of Entries:
Num of Entries Shown:

Full Account	User	R/Type	Vendor Code	One Time Vendo	Further Descriptio	Date Doc	Doc Desc	Doc Ctrl Num
[Redacted Content]								

Journal Entry Query Tool

v.4.6

TEXT IN RED BOX CONFIDENTIAL PER WAC 480-07-160

Other Criteria	
Districts:	2112
Accts:	41201
System:	
Subsystem:	
Vendor Code:	
Amount From:	
Amount To:	
Posting:	All

Total of Entries:
Num of Entries Shown:

Full Account	User	R/Type	Vendor Code	One Time Vendo	Further Descriptio	Date Doc	Doc Desc	Doc Ctrl Num
[Redacted Content]								

Journal Entry Query Tool

v.4.6

TEXT IN RED BOX CONFIDENTIAL PER WAC 480-07-160

Other Criteria	
Districts:	2112
Accts:	41201
System:	
Subsystem:	
Vendor Code:	
Amount From:	
Amount To:	
Posting:	All

Total of Entries:
Num of Entries Shown:

Full Account	User	R/Type	Vendor Code	One Time Vendo	Further Descriptio	Date Doc	Doc Desc	Doc Ctrl Num
[Redacted Content]								

Journal Entry Query Tool

v.4.6

TEXT IN RED BOX CONFIDENTIAL PER WAC 480-07-160

Other Criteria	
Districts:	2112
Accts:	41201
System:	
Subsystem:	
Vendor Code:	
Amount From:	
Amount To:	
Posting:	All

Total of Entries:
Num of Entries Shown:

Full Account	User	R/Type	Vendor Code	One Time Vendo	Further Descriptio	Date Doc	Doc Desc	Doc Ctrl Num
[Redacted Content]								

Journal Entry Query Tool

v.4.6

TEXT IN RED BOX CONFIDENTIAL PER WAC 480-07-160

Total of Entries:
Num of Entries Shown:

Full Account	Po Ctrl Num	Vendor Order Num	Ticket Num	Document 2	Document 1	Class Code	Date Entered
--------------	-------------	------------------	------------	------------	------------	------------	--------------

[Redacted Content]							
--------------------	--	--	--	--	--	--	--

Journal Entry Query Tool

v.4.6

TEXT IN RED BOX CONFIDENTIAL PER WAC 480-07-160

Total of Entries:
Num of Entries Shown:

Full Account	Po Ctrl Num	Vendor Order Num	Ticket Num	Document 2	Document 1	Class Code	Date Entered
--------------	-------------	------------------	------------	------------	------------	------------	--------------

[Redacted Content]							
--------------------	--	--	--	--	--	--	--

Journal Entry Query Tool

v.4.6

TEXT IN RED BOX CONFIDENTIAL PER WAC 480-07-160

Total of Entries:
Num of Entries Shown:

Full Account	Po Ctrl Num	Vendor Order Num	Ticket Num	Document 2	Document 1	Class Code	Date Entered
--------------	-------------	------------------	------------	------------	------------	------------	--------------

[Redacted Content]							
--------------------	--	--	--	--	--	--	--

Journal Entry Query Tool

v.4.6

TEXT IN RED BOX CONFIDENTIAL PER WAC 480-07-160

Total of Entries:
Num of Entries Shown:

Full Account	Po Ctrl Num	Vendor Order Num	Ticket Num	Document 2	Document 1	Class Code	Date Entered
[Redacted Content]							

Journal Entry Query Tool

v.4.6

TEXT IN RED BOX CONFIDENTIAL PER WAC 480-07-160

Total of Entries:
Num of Entries Shown:

Not included in print range

Full Account	Date Posted	Amt Net	Date Due	Database	Reversing Flag	Hold Flag	Recurring Flag	Repeating Flag	Type Flag	Posted Flag
--------------	-------------	---------	----------	----------	----------------	-----------	----------------	----------------	-----------	-------------

[Redacted Content]										
--------------------	--	--	--	--	--	--	--	--	--	--

Journal Entry Query Tool

v.4.6

TEXT IN RED BOX CONFIDENTIAL PER WAC 480-07-160

Total of Entries:
Num of Entries Shown:

Not included in print range

Full Account	Date Posted	Amt Net	Date Due	Database	Reversing Flag	Hold Flag	Recurring Flag	Repeating Flag	Type Flag	Posted Flag
--------------	-------------	---------	----------	----------	----------------	-----------	----------------	----------------	-----------	-------------

[Redacted Content]										
--------------------	--	--	--	--	--	--	--	--	--	--

Journal Entry Query Tool

v.4.6

TEXT IN RED BOX CONFIDENTIAL PER WAC 480-07-160

Total of Entries:

Num of Entries Shown:

Not included in print range

Full Account	Date Posted	Amt Net	Date Due	Database	Reversing Flag	Hold Flag	Recurring Flag	Repeating Flag	Type Flag	Posted Flag
--------------	-------------	---------	----------	----------	----------------	-----------	----------------	----------------	-----------	-------------

[Redacted Content]										
--------------------	--	--	--	--	--	--	--	--	--	--

Journal Entry Query Tool

v.4.6

TEXT IN RED BOX CONFIDENTIAL PER WAC 480-07-160

Total of Entries:

Num of Entries Shown:

Not included in print range

Full Account	Date Posted	Amt Net	Date Due	Database	Reversing Flag	Hold Flag	Recurring Flag	Repeating Flag	Type Flag	Posted Flag
--------------	-------------	---------	----------	----------	----------------	-----------	----------------	----------------	-----------	-------------

[Redacted Content]										
--------------------	--	--	--	--	--	--	--	--	--	--

Journal Entry Query Tool

v.4.6

TEXT IN RED BOX CONFIDENTIAL PER WAC 480-07-160

Total of Entries:
Num of Entries Shown:

Full Account	Seg1	Seg2	Seg3	Seg4	Staged_RefCode	Staged_DocRef	Staged Year Month	Staged District	VO Number
--------------	------	------	------	------	----------------	---------------	-------------------	-----------------	-----------

[Redacted Content]									
--------------------	--	--	--	--	--	--	--	--	--

Journal Entry Query Tool

v.4.6

TEXT IN RED BOX CONFIDENTIAL PER WAC 480-07-160

Total of Entries:
Num of Entries Shown:

Full Account	Seg1	Seg2	Seg3	Seg4	Staged_RefCode	Staged_DocRef	Staged Year Month	Staged District	VO Number
--------------	------	------	------	------	----------------	---------------	-------------------	-----------------	-----------

[Redacted Content]									
--------------------	--	--	--	--	--	--	--	--	--

Journal Entry Query Tool

v.4.6

TEXT IN RED BOX CONFIDENTIAL PER WAC 480-07-160

Total of Entries:
Num of Entries Shown:

Full Account	Seg1	Seg2	Seg3	Seg4	Staged_RefCode	Staged_DocRef	Staged Year Month	Staged District	VO Number
--------------	------	------	------	------	----------------	---------------	-------------------	-----------------	-----------

[Redacted Content]									
--------------------	--	--	--	--	--	--	--	--	--

Journal Entry Query Tool

v.4.6

TEXT IN RED BOX CONFIDENTIAL PER WAC 480-07-160

Total of Entries:
Num of Entries Shown:

Full Account	Seg1	Seg2	Seg3	Seg4	Staged_RefCode	Staged_DocRef	Staged Year Month	Staged District	VO Number
[Redacted Content]									


Journal Entry Query Tool

v.4.6

TEXT IN RED BOX CONFIDENTIAL PER WAC 480-07-160

Total of Entries:
Num of Entries Shown:

Full Account




Journal Entry Query Tool

v.4.6

TEXT IN RED BOX CONFIDENTIAL PER WAC 480-07-160

Total of Entries:
Num of Entries Shown:

Full Account

A large rectangular area of the page is completely redacted with a solid black fill. This area is bounded by a thin red border. It covers the majority of the page's content, likely containing a list of journal entries or account details. The redaction is complete, obscuring all text and data within this region.


Journal Entry Query Tool

v.4.6

TEXT IN RED BOX CONFIDENTIAL PER WAC 480-07-160

Total of Entries:
Num of Entries Shown:

Full Account



Journal Entry Query Tool

v.4.6

TEXT IN RED BOX CONFIDENTIAL PER WAC 480-07-160

Total of Entries:

Num of Entries Shown:

Full Account

--	--

Journal Entry Query Tool

v.4.6


TEXT IN RED BOX CONFIDENTIAL PER WAC 480-07-160

NOTE: Ctrl+Shift+J to pull data



Total of Entries:	148,119.01	0.00	*pstd: P = Posted, U = Unposted, S = Staged, C:0 = I/C Unposted, -1 = Har
Num of Entries Shown:	0	0	*records limit: 10000

Full Account	Date	Amount USD	Amount CAD	Nat Currency	Journal Control Num
--------------	------	------------	------------	--------------	---------------------



Journal Entry Query Tool


v.4.6

TEXT IN RED BOX CONFIDENTIAL PER WAC 480-07-160

NOTE: Ctrl+Shift+J to pull data

Total of Entries:	148,119.01	0.00	*pstd: P = Posted, U = Unposted, S = Staged, C:0 = I/C Unposted, -1 = Har
Num of Entries Shown:	0	0	*records limit: 10000

Full Account	Date	Amount USD	Amount CAD	Nat Currency	Journal Control Num
--------------	------	------------	------------	--------------	---------------------



Journal Entry Query Tool

v.4.6


TEXT IN RED BOX CONFIDENTIAL PER WAC 480-07-160

NOTE: Ctrl+Shift+J to pull data



Total of Entries:	148,119.01	0.00	*pstd: P = Posted, U = Unposted, S = Staged, C:0 = I/C Unposted, -1 = Har
Num of Entries Shown:	0	0	*records limit: 10000

Full Account	Date	Amount USD	Amount CAD	Nat Currency	Journal Control Num
--------------	------	------------	------------	--------------	---------------------



Journal Entry Query Tool

v.4.6


TEXT IN RED BOX CONFIDENTIAL PER WAC 480-07-160

NOTE: Ctrl+Shift+J to pull data



Total of Entries:	148,119.01	0.00	*pstd: P = Posted, U = Unposted, S = Staged, C:0 = I/C Unposted, -1 = Har
Num of Entries Shown:	0	0	*records limit: 10000

Full Account	Date	Amount USD	Amount CAD	Nat Currency	Journal Control Num
--------------	------	------------	------------	--------------	---------------------



Journal Entry Query Tool


v.4.6

TEXT IN RED BOX CONFIDENTIAL PER WAC 480-07-160

NOTE: Ctrl+Shift+J to pull data

Total of Entries:	148,119.01	0.00	*pstd: P = Posted, U = Unposted, S = Staged, C:0 = I/C Unposted, -1 = Har
Num of Entries Shown:	0	0	*records limit: 10000

Full Account	Date	Amount USD	Amount CAD	Nat Currency	Journal Control Num
--------------	------	------------	------------	--------------	---------------------



Journal Entry Query Tool

v.4.6


TEXT IN RED BOX CONFIDENTIAL PER WAC 480-07-160

NOTE: Ctrl+Shift+J to pull data



Total of Entries:	148,119.01	0.00	*pstd: P = Posted, U = Unposted, S = Staged, C:0 = I/C Unposted, -1 = Har
Num of Entries Shown:	0	0	*records limit: 10000

Full Account	Date	Amount USD	Amount CAD	Nat Currency	Journal Control Num
--------------	------	------------	------------	--------------	---------------------



Journal Entry Query Tool

v.4.6


TEXT IN RED BOX CONFIDENTIAL PER WAC 480-07-160

NOTE: Ctrl+Shift+J to pull data



Total of Entries:	148,119.01	0.00	*pstd: P = Posted, U = Unposted, S = Staged, C:0 = I/C Unposted, -1 = Har
Num of Entries Shown:	0	0	*records limit: 10000

Full Account	Date	Amount USD	Amount CAD	Nat Currency	Journal Control Num
--------------	------	------------	------------	--------------	---------------------



Journal Entry Query Tool

v.4.6

TEXT IN RED BOX CONFIDENTIAL PER WAC 480-07-160

NOTE: Ctrl+Shift+J to pull data



Total of Entries:	148,119.01	0.00	*pstd: P = Posted, U = Unposted, S = Staged, C:0 = I/C Unposted, -1 = Har
Num of Entries Shown:	0	0	*records limit: 10000

Full Account	Date	Amount USD	Amount CAD	Nat Currency	Journal Control Num

Journal Entry Query Tool

v.4.6

TEXT IN RED BOX CONFIDENTIAL PER WAC 480-07-160

Date Range:

From: 2022-08
To: 2023-07

Districts: 2112
Accts: 52147
System:
Subsystem:

Total of Entries:
Num of Entries Shown:
nging out there.

Full Account	Psted*	Journal Description	User	R/Type	Vendor Code	One Time Vendor
--------------	--------	---------------------	------	--------	-------------	-----------------



Journal Entry Query Tool

v.4.6

TEXT IN RED BOX CONFIDENTIAL PER WAC 480-07-160


Date Range:

From: 2022-08
To: 2023-07

Districts: 2112
Accts: 52147
System:
Subsystem:

Total of Entries:
Num of Entries Shown:
nging out there.

Full Account	Psted*	Journal Description	User	R/Type	Vendor Code	One Time Vendor
--------------	--------	---------------------	------	--------	-------------	-----------------



Journal Entry Query Tool

v.4.6

TEXT IN RED BOX CONFIDENTIAL PER WAC 480-07-160


Date Range:

From: 2022-08
To: 2023-07

Districts: 2112
Accts: 52147
System:
Subsystem:

Total of Entries: [redacted] gning out there.
Num of Entries Shown: [redacted]

Full Account	Psted*	Journal Description	User	R/Type	Vendor Code	One Time Vendor
--------------	--------	---------------------	------	--------	-------------	-----------------



Journal Entry Query Tool

v.4.6

TEXT IN RED BOX CONFIDENTIAL PER WAC 480-07-160


Date Range:

From: 2022-08
To: 2023-07

Districts: 2112
Accts: 52147
System:
Subsystem:

Total of Entries:
Num of Entries Shown:
nging out there.

Full Account	Psted*	Journal Description	User	R/Type	Vendor Code	One Time Vendor
--------------	--------	---------------------	------	--------	-------------	-----------------



Journal Entry Query Tool

v.4.6

TEXT IN RED BOX CONFIDENTIAL PER WAC 480-07-160

Date Range:

From: 2022-08

To: 2023-07

Districts: 2112

Accts: 52147


System:

Subsystem:

Total of Entries: [redacted] gning out there.

Num of Entries Shown: [redacted]

Full Account	Psted*	Journal Description	User	R/Type	Vendor Code	One Time Vendor
--------------	--------	---------------------	------	--------	-------------	-----------------



Journal Entry Query Tool

v.4.6

TEXT IN RED BOX CONFIDENTIAL PER WAC 480-07-160

Date Range:

From: 2022-08

To: 2023-07

Districts: 2112

Accts: 52147


System:

Subsystem:

Total of Entries: [redacted] gning out there.

Num of Entries Shown: [redacted]

Full Account	Psted*	Journal Description	User	R/Type	Vendor Code	One Time Vendor
--------------	--------	---------------------	------	--------	-------------	-----------------



Journal Entry Query Tool

v.4.6

TEXT IN RED BOX CONFIDENTIAL PER WAC 480-07-160

Date Range:

From: 2022-08
To: 2023-07

Districts: 2112
Accts: 52147
System:
Subsystem:

Total of Entries: [redacted] gning out there.
Num of Entries Shown: [redacted]

Full Account	Psted*	Journal Description	User	R/Type	Vendor Code	One Time Vendor
--------------	--------	---------------------	------	--------	-------------	-----------------



Journal Entry Query Tool

v.4.6

TEXT IN RED BOX CONFIDENTIAL PER WAC 480-07-160

Date Range:

From: 2022-08
To: 2023-07

Districts: 2112
Accts: 52147
System:
Subsystem:

Total of Entries:
Num of Entries Shown:
nging out there.

Full Account	Psted*	Journal Description	User	R/Type	Vendor Code	One Time Vendor
--------------	--------	---------------------	------	--------	-------------	-----------------

[Redacted Content]						
--------------------	--	--	--	--	--	--

Journal Entry Query Tool

v.4.6

TEXT IN RED BOX CONFIDENTIAL PER WAC 480-07-160


Other Criteria

Vendor Code:
Amount From:
Amount To:
Posting:

Total of Entries:

Num of Entries Shown:

Full Account	Further Description	Date Doc
--------------	---------------------	----------



Journal Entry Query Tool

v.4.6

TEXT IN RED BOX CONFIDENTIAL PER WAC 480-07-160

Other Criteria

Vendor Code:
Amount From:
Amount To:
Posting:


Total of Entries:

Num of Entries Shown:

Full Account

Further Description

Date Doc



Journal Entry Query Tool

v.4.6

TEXT IN RED BOX CONFIDENTIAL PER WAC 480-07-160

Other Criteria

Vendor Code:
Amount From:
Amount To:
Posting:


Total of Entries:

Num of Entries Shown:

Full Account

Further Description

Date Doc



Journal Entry Query Tool

v.4.6

TEXT IN RED BOX CONFIDENTIAL PER WAC 480-07-160

Other Criteria

Vendor Code:
Amount From:
Amount To:
Posting:


Total of Entries:

Num of Entries Shown:

Full Account

Further Description

Date Doc



Journal Entry Query Tool

v.4.6

TEXT IN RED BOX CONFIDENTIAL PER WAC 480-07-160

Other Criteria

Vendor Code:
Amount From:
Amount To:
Posting:


Total of Entries:

Num of Entries Shown:

Full Account

Further Description

Date Doc



Journal Entry Query Tool

v.4.6

TEXT IN RED BOX CONFIDENTIAL PER WAC 480-07-160

Other Criteria

Vendor Code:
Amount From:
Amount To:
Posting:


Total of Entries:

Num of Entries Shown:

Full Account

Further Description

Date Doc



Journal Entry Query Tool

v.4.6

TEXT IN RED BOX CONFIDENTIAL PER WAC 480-07-160

Other Criteria

Vendor Code:
Amount From:
Amount To:
Posting:


Total of Entries:

Num of Entries Shown:

Full Account

Further Description

Date Doc



Journal Entry Query Tool

v.4.6

TEXT IN RED BOX CONFIDENTIAL PER WAC 480-07-160

Other Criteria

Vendor Code:
Amount From:
Amount To:
Posting:

Total of Entries:
Num of Entries Shown:

Full Account	Further Description	Date Doc
--------------	---------------------	----------

[Redacted Content]		
--------------------	--	--

Journal Entry Query Tool

v.4.6

TEXT IN RED BOX CONFIDENTIAL PER WAC 480-07-160



All

Total of Entries:

Num of Entries Shown:

Full Account

Doc Desc

A large black rectangular area covering the majority of the page, indicating that the data has been redacted. The redaction is bordered by a thin red line on the left and top edges.

Journal Entry Query Tool

v.4.6

TEXT IN RED BOX CONFIDENTIAL PER WAC 480-07-160



All

Total of Entries:

Num of Entries Shown:

Full Account

Doc Desc

A large black rectangular area covering the majority of the page, indicating that the content has been redacted. The redaction is bordered by a thin red line on the left and top edges.

Journal Entry Query Tool

v.4.6

TEXT IN RED BOX CONFIDENTIAL PER WAC 480-07-160



All

Total of Entries:

Num of Entries Shown:

Full Account

Doc Desc

A large black rectangular area covering the majority of the page, indicating that the content has been redacted.

Journal Entry Query Tool

v.4.6

TEXT IN RED BOX CONFIDENTIAL PER WAC 480-07-160



All

Total of Entries:

Num of Entries Shown:

Full Account

Doc Desc

A large black rectangular area covering the majority of the page, indicating that the data has been redacted. The redaction is bordered by a thin red line on the left and top edges.

Journal Entry Query Tool

v.4.6

TEXT IN RED BOX CONFIDENTIAL PER WAC 480-07-160



All

Total of Entries:

Num of Entries Shown:

Full Account

Doc Desc

A large black rectangular area covering the majority of the page, indicating that the content has been redacted. The redaction is bordered by a thin red line on the left and top edges.

Journal Entry Query Tool

v.4.6

TEXT IN RED BOX CONFIDENTIAL PER WAC 480-07-160



All

Total of Entries:

Num of Entries Shown:

Full Account

Doc Desc

A large black rectangular area covering the majority of the page, indicating that the data has been redacted. The redaction is bordered by a thin red line on the left and top edges.

Journal Entry Query Tool

v.4.6

TEXT IN RED BOX CONFIDENTIAL PER WAC 480-07-160



All

Total of Entries:

Num of Entries Shown:

Full Account

Doc Desc

A large black rectangular area covering the majority of the page, indicating that the data has been redacted. The area is bounded by a red border on the left and top edges.

Journal Entry Query Tool

v.4.6

TEXT IN RED BOX CONFIDENTIAL PER WAC 480-07-160



All

Total of Entries:

Num of Entries Shown:

Full Account

Doc Desc

Full Account	Doc Desc
[Redacted Content]	

Journal Entry Query Tool

v.4.6

TEXT IN RED BOX CONFIDENTIAL PER WAC 480-07-160

Total of Entries:
Num of Entries Shown:

Full Account	Doc Ctrl Num	Po Ctrl Num	Vendor Order Num	Ticket Num
--------------	--------------	-------------	------------------	------------




Journal Entry Query Tool

v.4.6

TEXT IN RED BOX CONFIDENTIAL PER WAC 480-07-160

Total of Entries:
Num of Entries Shown:

Full Account	Doc Ctrl Num	Po Ctrl Num	Vendor Order Num	Ticket Num
--------------	--------------	-------------	------------------	------------



Journal Entry Query Tool

v.4.6

TEXT IN RED BOX CONFIDENTIAL PER WAC 480-07-160

Total of Entries:
Num of Entries Shown:

Full Account	Doc Ctrl Num	Po Ctrl Num	Vendor Order Num	Ticket Num
--------------	--------------	-------------	------------------	------------




Journal Entry Query Tool

v.4.6

TEXT IN RED BOX CONFIDENTIAL PER WAC 480-07-160

Total of Entries:
Num of Entries Shown:

Full Account	Doc Ctrl Num	Po Ctrl Num	Vendor Order Num	Ticket Num
--------------	--------------	-------------	------------------	------------



Journal Entry Query Tool

v.4.6

TEXT IN RED BOX CONFIDENTIAL PER WAC 480-07-160

Total of Entries:
Num of Entries Shown:

Full Account	Doc Ctrl Num	Po Ctrl Num	Vendor Order Num	Ticket Num
--------------	--------------	-------------	------------------	------------




Journal Entry Query Tool

v.4.6

TEXT IN RED BOX CONFIDENTIAL PER WAC 480-07-160

Total of Entries:
Num of Entries Shown:

Full Account	Doc Ctrl Num	Po Ctrl Num	Vendor Order Num	Ticket Num
--------------	--------------	-------------	------------------	------------



Journal Entry Query Tool

v.4.6

TEXT IN RED BOX CONFIDENTIAL PER WAC 480-07-160

Total of Entries:
Num of Entries Shown:

Full Account	Doc Ctrl Num	Po Ctrl Num	Vendor Order Num	Ticket Num
--------------	--------------	-------------	------------------	------------



Journal Entry Query Tool

v.4.6

TEXT IN RED BOX CONFIDENTIAL PER WAC 480-07-160

Total of Entries:
Num of Entries Shown:

Full Account	Doc Ctrl Num	Po Ctrl Num	Vendor Order Num	Ticket Num
--------------	--------------	-------------	------------------	------------

[Redacted Content]				
--------------------	--	--	--	--

Journal Entry Query Tool

v.4.6

TEXT IN RED BOX CONFIDENTIAL PER WAC 480-07-160

Total of Entries:
Num of Entries Shown:

Full Account	Document 2	Document 1	Class Code	Date Entered
--------------	------------	------------	------------	--------------




Journal Entry Query Tool

v.4.6

TEXT IN RED BOX CONFIDENTIAL PER WAC 480-07-160

Total of Entries:
Num of Entries Shown:

Full Account	Document 2	Document 1	Class Code	Date Entered
--------------	------------	------------	------------	--------------




Journal Entry Query Tool

v.4.6

TEXT IN RED BOX CONFIDENTIAL PER WAC 480-07-160

Total of Entries: [Redacted]
Num of Entries Shown: [Redacted]

Full Account	Document 2	Document 1	Class Code	Date Entered
--------------	------------	------------	------------	--------------



Journal Entry Query Tool

v.4.6

TEXT IN RED BOX CONFIDENTIAL PER WAC 480-07-160

Total of Entries:
Num of Entries Shown:

Full Account	Document 2	Document 1	Class Code	Date Entered
--------------	------------	------------	------------	--------------




Journal Entry Query Tool

v.4.6

TEXT IN RED BOX CONFIDENTIAL PER WAC 480-07-160

Total of Entries:
Num of Entries Shown:

Full Account	Document 2	Document 1	Class Code	Date Entered
--------------	------------	------------	------------	--------------




Journal Entry Query Tool

v.4.6

TEXT IN RED BOX CONFIDENTIAL PER WAC 480-07-160

Total of Entries:
Num of Entries Shown:

Full Account	Document 2	Document 1	Class Code	Date Entered
--------------	------------	------------	------------	--------------




Journal Entry Query Tool

v.4.6

TEXT IN RED BOX CONFIDENTIAL PER WAC 480-07-160

Total of Entries:
Num of Entries Shown:

Full Account	Document 2	Document 1	Class Code	Date Entered
--------------	------------	------------	------------	--------------



Journal Entry Query Tool

v.4.6

TEXT IN RED BOX CONFIDENTIAL PER WAC 480-07-160

Total of Entries:
Num of Entries Shown:

Full Account	Document 2	Document 1	Class Code	Date Entered
--------------	------------	------------	------------	--------------



Journal Entry Query Tool

v.4.6

TEXT IN RED BOX CONFIDENTIAL PER WAC 480-07-160

Total of Entries:
Num of Entries Shown:

Full Account	Date Posted	Not included in print range				
		Amt Net	Date Due	Database	Reversing Flag	Hold Flag

[Redacted Content]						
--------------------	--	--	--	--	--	--

Journal Entry Query Tool

v.4.6

TEXT IN RED BOX CONFIDENTIAL PER WAC 480-07-160

Total of Entries:
Num of Entries Shown:

Full Account	Date Posted	Not included in print range				
		Amt Net	Date Due	Database	Reversing Flag	Hold Flag

[Redacted Content]						
--------------------	--	--	--	--	--	--

Journal Entry Query Tool

v.4.6

TEXT IN RED BOX CONFIDENTIAL PER WAC 480-07-160

Total of Entries: [REDACTED]

Num of Entries Shown: [REDACTED]

Full Account	Date Posted	Not included in print range				
		Amt Net	Date Due	Database	Reversing Flag	Hold Flag

[REDACTED]						
------------	--	--	--	--	--	--


Journal Entry Query Tool

v.4.6

TEXT IN RED BOX CONFIDENTIAL PER WAC 480-07-160

Total of Entries:
Num of Entries Shown:

Full Account	Date Posted	Not included in print range				
		Amt Net	Date Due	Database	Reversing Flag	Hold Flag



Journal Entry Query Tool

v.4.6

TEXT IN RED BOX CONFIDENTIAL PER WAC 480-07-160

Total of Entries:
Num of Entries Shown:

Full Account	Date Posted	Not included in print range				
		Amt Net	Date Due	Database	Reversing Flag	Hold Flag

[Redacted Content]						
--------------------	--	--	--	--	--	--

Journal Entry Query Tool

v.4.6

TEXT IN RED BOX CONFIDENTIAL PER WAC 480-07-160

Total of Entries:
Num of Entries Shown:

Full Account	Date Posted	Not included in print range				
		Amt Net	Date Due	Database	Reversing Flag	Hold Flag

[Redacted Content]						
--------------------	--	--	--	--	--	--

Journal Entry Query Tool

v.4.6

TEXT IN RED BOX CONFIDENTIAL PER WAC 480-07-160

Total of Entries: [REDACTED]

Num of Entries Shown: [REDACTED]

Full Account	Date Posted	Not included in print range				
		Amt Net	Date Due	Database	Reversing Flag	Hold Flag

[REDACTED]						
------------	--	--	--	--	--	--

Journal Entry Query Tool

v.4.6

TEXT IN RED BOX CONFIDENTIAL PER WAC 480-07-160

Total of Entries:

Num of Entries Shown:

Full Account	Date Posted	Amt Net	Date Due	Database	Reversing Flag	Hold Flag	Recurring Flag
--------------	-------------	---------	----------	----------	----------------	-----------	----------------

Not included in print range

--	--	--	--	--	--	--	--


Journal Entry Query Tool

v.4.6

TEXT IN RED BOX CONFIDENTIAL PER WAC 480-07-160

Total of Entries:
Num of Entries Shown:

Full Account	Repeating Flag	Type Flag	Posted Flag	Seg1	Seg2	Seg3	Seg4	Staged_RefCode	Staged_DocRef
--------------	----------------	-----------	-------------	------	------	------	------	----------------	---------------




Journal Entry Query Tool

v.4.6

TEXT IN RED BOX CONFIDENTIAL PER WAC 480-07-160

Total of Entries:
Num of Entries Shown:

Full Account	Repeating Flag	Type Flag	Posted Flag	Seg1	Seg2	Seg3	Seg4	Staged_RefCode	Staged_DocRef
--------------	----------------	-----------	-------------	------	------	------	------	----------------	---------------



Journal Entry Query Tool

v.4.6

TEXT IN RED BOX CONFIDENTIAL PER WAC 480-07-160

Total of Entries:
Num of Entries Shown:

Full Account	Repeating Flag	Type Flag	Posted Flag	Seg1	Seg2	Seg3	Seg4	Staged_RefCode	Staged_DocRef
--------------	----------------	-----------	-------------	------	------	------	------	----------------	---------------




Journal Entry Query Tool

v.4.6

TEXT IN RED BOX CONFIDENTIAL PER WAC 480-07-160

Total of Entries:
Num of Entries Shown:

Full Account	Repeating Flag	Type Flag	Posted Flag	Seg1	Seg2	Seg3	Seg4	Staged_RefCode	Staged_DocRef
--------------	----------------	-----------	-------------	------	------	------	------	----------------	---------------




Journal Entry Query Tool

v.4.6

TEXT IN RED BOX CONFIDENTIAL PER WAC 480-07-160

Total of Entries:
Num of Entries Shown:

Full Account	Repeating Flag	Type Flag	Posted Flag	Seg1	Seg2	Seg3	Seg4	Staged_RefCode	Staged_DocRef
--------------	----------------	-----------	-------------	------	------	------	------	----------------	---------------




Journal Entry Query Tool

v.4.6

TEXT IN RED BOX CONFIDENTIAL PER WAC 480-07-160

Total of Entries:
Num of Entries Shown:

Full Account	Repeating Flag	Type Flag	Posted Flag	Seg1	Seg2	Seg3	Seg4	Staged_RefCode	Staged_DocRef
--------------	----------------	-----------	-------------	------	------	------	------	----------------	---------------



Journal Entry Query Tool

v.4.6

TEXT IN RED BOX CONFIDENTIAL PER WAC 480-07-160

Total of Entries:
Num of Entries Shown:

Full Account	Repeating Flag	Type Flag	Posted Flag	Seg1	Seg2	Seg3	Seg4	Staged_RefCode	Staged_DocRef
--------------	----------------	-----------	-------------	------	------	------	------	----------------	---------------



Journal Entry Query Tool

v.4.6

TEXT IN RED BOX CONFIDENTIAL PER WAC 480-07-160

Total of Entries:
Num of Entries Shown:

Full Account	Repeating Flag	Type Flag	Posted Flag	Seg1	Seg2	Seg3	Seg4	Staged_RefCode	Staged_DocRef
--------------	----------------	-----------	-------------	------	------	------	------	----------------	---------------

[Redacted Content]									
--------------------	--	--	--	--	--	--	--	--	--

Journal Entry Query Tool

v.4.6

TEXT IN RED BOX CONFIDENTIAL PER WAC 480-07-160

Total of Entries:
Num of Entries Shown:

Full Account	Staged Year Month	Staged District	VO Number
--------------	-------------------	-----------------	-----------

--	--	--	--

Journal Entry Query Tool

v.4.6

TEXT IN RED BOX CONFIDENTIAL PER WAC 480-07-160

Total of Entries:
Num of Entries Shown:

Full Account	Staged Year Month	Staged District	VO Number
--------------	-------------------	-----------------	-----------

--	--	--	--

Journal Entry Query Tool

v.4.6

TEXT IN RED BOX CONFIDENTIAL PER WAC 480-07-160

Total of Entries:
Num of Entries Shown:

Full Account	Staged Year Month	Staged District	VO Number
--------------	-------------------	-----------------	-----------

--	--	--	--

Journal Entry Query Tool

v.4.6

TEXT IN RED BOX CONFIDENTIAL PER WAC 480-07-160

Total of Entries:
Num of Entries Shown:

Full Account	Staged Year Month	Staged District	VO Number
--------------	-------------------	-----------------	-----------

--	--	--	--

Journal Entry Query Tool

v.4.6

TEXT IN RED BOX CONFIDENTIAL PER WAC 480-07-160

Total of Entries:
Num of Entries Shown:

Full Account	Staged Year Month	Staged District	VO Number
--------------	-------------------	-----------------	-----------

--	--	--	--

Journal Entry Query Tool

v.4.6

TEXT IN RED BOX CONFIDENTIAL PER WAC 480-07-160

Total of Entries:
Num of Entries Shown:

Full Account	Staged Year Month	Staged District	VO Number
--------------	-------------------	-----------------	-----------

--	--	--	--

Journal Entry Query Tool

v.4.6

TEXT IN RED BOX CONFIDENTIAL PER WAC 480-07-160

Total of Entries:
Num of Entries Shown:

Full Account	Staged Year Month	Staged District	VO Number
--------------	-------------------	-----------------	-----------

--	--	--	--

Journal Entry Query Tool

v.4.6

TEXT IN RED BOX CONFIDENTIAL PER WAC 480-07-160

Total of Entries:

Num of Entries Shown:

Full Account	Staged Year Month	Staged District	VO Number
--------------	-------------------	-----------------	-----------

[Redacted Content]			
--------------------	--	--	--

Journal Entry Query Tool

v5.13

TEXT IN RED BOX CONFIDENTIAL PER WAC 480-07-160
NOTE: Ctrl+Shift+J to pull data

Date Range:

From: 2022-08
To: 2023-07

Districts:
Accts:
System:
Subsystem:

Total of Entries: 120,954.26 0.00 *pstd: P = Posted, U = Unposted, S = Staged, C:0 = I/C Unposted, -1 = Hanging out there.
Num of Entries Shown: 0 0 *records limit: 10000

Full Account	Date	Amount USD	Amount CAD	Nat Currency	Journal Control Num	Psted*	Journal Description	User	R/Type	Vendor Code
57147-2112-000-00										
57147-2112-000-00										
57147-2112-000-00										
57147-2112-000-00										
57147-2112-000-00										
57147-2112-000-00										
57147-2112-000-00										
57147-2112-000-00										
57147-2112-000-00										
57147-2112-000-00										
57147-2112-000-00										
57147-2112-000-00										
57147-2112-000-00										
57147-2112-000-00										
57147-2112-000-00										
57147-2112-000-00										
57147-2112-000-00										
57147-2112-000-00										
57147-2112-000-00										
57147-2112-000-00										
57147-2112-000-00										
57147-2112-000-00										
57147-2112-000-00										
57147-2112-000-00										
57147-2112-000-00										
57147-2112-000-00										
57147-2112-000-00										
57147-2112-000-00										
57147-2112-000-00										
57147-2112-000-00										
57147-2112-000-00										
57147-2112-000-00										
57147-2112-000-00										
57147-2112-000-00										
57147-2112-000-00										
57147-2112-000-00										
57147-2112-000-00										
57147-2112-000-00										
57147-2112-000-00										
57147-2112-000-00										
57147-2112-000-00										
57147-2112-000-00										
57147-2112-000-00										

Journal Entry Query Tool

v5.13

Date Range:

From: 2022-08

To: 2023-07

Districts:

Accts:

System:

Subsystem:

Total of Entries:	120,954.26	0.00
Num of Entries Shown:	0	0

*pstd: P = Posted, U = Unposted, S = Staged, C:0 = I/C Unposted, -1 = Hanging out there.
*records limit: 10000

Full Account	Date	Amount USD	Amount CAD	Nat Currency	Journal Control Num	Psted*	Journal Description	User	R/Type	Vendor Code
57147-2112-000-00										
57147-2112-000-00										
57147-2112-000-00										
57147-2112-000-00										
57147-2112-000-00										
57147-2112-000-00										
57147-2112-000-00										
57147-2112-000-00										
57147-2112-000-00										
57147-2112-000-00										
57147-2112-000-00										
57147-2112-000-00										
57147-2112-000-00										
57147-2112-000-00										
57147-2112-000-00										
57147-2112-000-00										
57147-2112-000-00										
57147-2112-000-00										
57147-2112-000-00										
57147-2112-000-00										
57147-2112-000-00										
57147-2112-000-00										
57147-2112-000-00										
57147-2112-000-00										
57147-2112-000-00										
57147-2112-000-00										
57147-2112-000-00										
57147-2112-000-00										
57147-2112-000-00										
57147-2112-000-00										
57147-2112-000-00										
57147-2112-000-00										
57147-2112-000-00										
57147-2112-000-00										
57147-2112-000-00										
57147-2112-000-00										
57147-2112-000-00										
57147-2112-000-00										
57147-2112-000-00										
57147-2112-000-00										
57147-2112-000-00										
57147-2112-000-00										

Journal Entry Query Tool

v5.13

TEXT IN RED BOX CONFIDENTIAL PER WAC 480-07-160
NOTE: Ctrl+Shift+J to pull data

Date Range:

From: 2022-08
To: 2023-07

Districts:
Accts:
System:
Subsystem:

Total of Entries:	120,954.26	0.00	*pstd: P = Posted, U = Unposted, S = Staged, C:0 = I/C Unposted, -1 = Hanging out there.
Num of Entries Shown:	0	0	*records limit: 10000

Full Account	Date	Amount USD	Amount CAD	Nat Currency	Journal Control Num	Psted*	Journal Description	User	R/Type	Vendor Code
57147-2112-000-00										
57147-2112-000-00										
57147-2112-000-00										
57147-2112-000-00										
57147-2112-000-00										
57147-2112-000-00										
57147-2112-000-00										
57147-2112-000-00										
57147-2112-000-00										
57147-2112-000-00										
57147-2112-000-00										
57147-2112-000-00										
57147-2112-000-00										
57147-2112-000-00										
57147-2112-000-00										
57147-2112-000-00										
57147-2112-000-00										
57147-2112-000-00										
57147-2112-000-00										
57147-2112-000-00										
57147-2112-000-00										
57147-2112-000-00										
57147-2112-000-00										
57147-2112-000-00										
57147-2112-000-00										
57147-2112-000-00										
57147-2112-000-00										
57147-2112-000-00										
57147-2112-000-00										
57147-2112-000-00										
57147-2112-000-00										
57147-2112-000-00										
57147-2112-000-00										
57147-2112-000-00										
57147-2112-000-00										
57147-2112-000-00										
57147-2112-000-00										
57147-2112-000-00										
57147-2112-000-00										
57147-2112-000-00										
57147-2112-000-00										
57147-2112-000-00										
57147-2112-000-00										
57147-2112-000-00										
57147-2112-000-00										
57147-2112-000-00										
57147-2112-000-00										
57147-2112-000-00										
57147-2112-000-00										
57147-2112-000-00										
57147-2112-000-00										
57147-2112-000-00										
57147-2112-000-00										
57147-2112-000-00										
57147-2112-000-00										
57147-2112-000-00										
57147-2112-000-00										
57147-2112-000-00										
57147-2112-000-00										
57147-2112-000-00										
57147-2112-000-00										
57147-2112-000-00										
57147-2112-000-00										

Journal Entry Query Tool

v5.13

TEXT IN RED BOX CONFIDENTIAL PER WAC 480-07-160
NOTE: Ctrl+Shift+J to pull data

Date Range:

From: 2022-08

To: 2023-07

Districts:

Accts:

System:

Subsystem:

Total of Entries:	120,954.26	0.00	*pstd: P = Posted, U = Unposted, S = Staged, C:0 = I/C Unposted, -1 = Hanging out there.
Num of Entries Shown:	0	0	*records limit: 10000

Full Account	Date	Amount USD	Amount CAD	Nat Currency	Journal Control Num	Pstd*	Journal Description	User	R/Type	Vendor Code
57147-2112-000-00										
57147-2112-000-00										
57147-2112-000-00										
57147-2112-000-00										
57147-2112-000-00										
57147-2112-000-00										
57147-2112-000-00										
57147-2112-000-00										
57147-2112-000-00										
57147-2112-000-00										
57147-2112-000-00										
57147-2112-000-00										
57147-2112-000-00										
57147-2112-000-00										
57147-2112-000-00										
57147-2112-000-00										
57147-2112-000-00										
57147-2112-000-00										
57147-2112-000-00										
57147-2112-000-00										
57147-2112-000-00										
57147-2112-000-00										
57147-2112-000-00										
57147-2112-000-00										
57147-2112-000-00										
57147-2112-000-00										
57147-2112-000-00										
57147-2112-000-00										
57147-2112-000-00										
57147-2112-000-00										
57147-2112-000-00										
57147-2112-000-00										
57147-2112-000-00										
57147-2112-000-00										
57147-2112-000-00										
57147-2112-000-00										
57147-2112-000-00										
57147-2112-000-00										
57147-2112-000-00										
57147-2112-000-00										
57147-2112-000-00										
57147-2112-000-00										
57147-2112-000-00										
57147-2112-000-00										
57147-2112-000-00										
57147-2112-000-00										
57147-2112-000-00										
57147-2112-000-00										
57147-2112-000-00										
57147-2112-000-00										
57147-2112-000-00										
57147-2112-000-00										

Journal Entry Query Tool

v5.13

TEXT IN RED BOX CONFIDENTIAL PER WAC 480-07-160
NOTE: Ctrl+Shift+J to pull data

Date Range:

From: 2022-08

To: 2023-07

Districts:

Accts:

System:

Subsystem:

Total of Entries:	120,954.26	0.00	*pstd: P = Posted, U = Unposted, S = Staged, C:0 = I/C Unposted, -1 = Hanging out there.
Num of Entries Shown:	0	0	*records limit: 10000

Full Account	Date	Amount USD	Amount CAD	Nat Currency	Journal Control Num	Pstd*	Journal Description	User	R/Type	Vendor Code
--------------	------	------------	------------	--------------	---------------------	-------	---------------------	------	--------	-------------

57147-2112-000-00										
57147-2112-000-00										
57147-2112-000-00										
57147-2112-000-00										
57147-2112-000-00										
57147-2112-000-00										
57147-2112-000-00										
57147-2112-000-00										
57147-2112-000-00										
57147-2112-000-00										
57147-2112-000-00										
57147-2112-000-00										
57147-2112-000-00										
57147-2112-000-00										
57147-2112-000-00										
57147-2112-000-00										
57147-2112-000-00										
57147-2112-000-00										
57147-2112-000-00										
57147-2112-000-00										
57147-2112-000-00										
57147-2112-000-00										
57147-2112-000-00										
57147-2112-000-00										
57147-2112-000-00										
57147-2112-000-00										
57147-2112-000-00										
57147-2112-000-00										
57147-2112-000-00										
57147-2112-000-00										
57147-2112-000-00										
57147-2112-000-00										
57147-2112-000-00										
57147-2112-000-00										
57147-2112-000-00										
57147-2112-000-00										
57147-2112-000-00										
57147-2112-000-00										
57147-2112-000-00										
57147-2112-000-00										
57147-2112-000-00										
57147-2112-000-00										
57147-2112-000-00										
57147-2112-000-00										
57147-2112-000-00										
57147-2112-000-00										
57147-2112-000-00										
57147-2112-000-00										
57147-2112-000-00										
57147-2112-000-00										
57147-2112-000-00										
57147-2112-000-00										
57147-2112-000-00										
57147-2112-000-00										
57147-2112-000-00										

Journal Entry Query Tool

v5.13

TEXT IN RED BOX CONFIDENTIAL PER WAC 480-07-160
NOTE: Ctrl+Shift+J to pull data

Date Range:
From: 2022-08
To: 2023-07

Districts:
Accts:
System:
Subsystem:

Total of Entries: 120,954.26 0.00 *pstd: P = Posted, U = Unposted, S = Staged, C:0 = I/C Unposted, -1 = Hanging out there.
Num of Entries Shown: 0 *records limit: 10000

Table with columns: Full Account, Date, Amount USD, Amount CAD, Nat Currency, Journal Control Num, Psted*, Journal Description, User, R/Type, Vendor Code. The table contains a single row of account numbers (57147-2112-000-00) and is mostly obscured by a large black redaction box.

Journal Entry Query Tool

v5.13

TEXT IN RED BOX CONFIDENTIAL PER WAC 480-07-160
NOTE: Ctrl+Shift+J to pull data

Date Range:
From: 2022-08
To: 2023-07

Districts:
Accts:
System:
Subsystem:

Total of Entries:	120,954.26	0.00	*pstd: P = Posted, U = Unposted, S = Staged, C:0 = I/C Unposted, -1 = Hanging out there.
Num of Entries Shown:	0	0	*records limit: 10000

Full Account	Date	Amount USD	Amount CAD	Nat Currency	Journal Control Num	Pstd*	Journal Description	User	R/Type	Vendor Code
57147-2112-000-00										
57147-2112-000-00										
57147-2112-000-00										
57147-2112-000-00										
57147-2112-000-00										
57147-2112-000-00										
57147-2112-000-00										
57147-2112-000-00										
57147-2112-000-00										
57147-2112-000-00										
57147-2112-000-00										
57147-2112-000-00										
57147-2112-000-00										
57147-2112-000-00										
57147-2112-000-00										
57147-2112-000-00										
57147-2112-000-00										
57147-2112-000-00										
57147-2112-000-00										
57147-2112-000-00										
57147-2112-000-00										
57147-2112-000-00										
57147-2112-000-00										
57147-2112-000-00										
57147-2112-000-00										
57147-2112-000-00										
57147-2112-000-00										
57147-2112-000-00										
57147-2112-000-00										
57147-2112-000-00										
57147-2112-000-00										
57147-2112-000-00										
57147-2112-000-00										
57147-2112-000-00										
57147-2112-000-00										
57147-2112-000-00										
57147-2112-000-00										
57147-2112-000-00										
57147-2112-000-00										
57147-2112-000-00										
57147-2112-000-00										
57147-2112-000-00										
57147-2112-000-00										
57147-2112-000-00										
57147-2112-000-00										
57147-2112-000-00										
57147-2112-000-00										
57147-2112-000-00										
57147-2112-000-00										
57147-2112-000-00										

Journal Entry C

v5.13

TEXT IN RED BOX CONFIDENTIAL PER WAC 480-07-160

Other Criteria

2112
57147

Vendor Code:
Amount From:
Amount To:
Posting: All

Total of Entries:
Num of Entries Show

Full Account	One Time Vendor	Further Description	Date Doc	Doc Desc	Doc Ctrl Num	Po Ctrl Num	Vendor Order Num
57147-2112-000-00							
57147-2112-000-00							
57147-2112-000-00							
57147-2112-000-00							
57147-2112-000-00							
57147-2112-000-00							
57147-2112-000-00							
57147-2112-000-00							
57147-2112-000-00							
57147-2112-000-00							
57147-2112-000-00							
57147-2112-000-00							
57147-2112-000-00							
57147-2112-000-00							
57147-2112-000-00							
57147-2112-000-00							
57147-2112-000-00							
57147-2112-000-00							
57147-2112-000-00							
57147-2112-000-00							
57147-2112-000-00							
57147-2112-000-00							
57147-2112-000-00							
57147-2112-000-00							
57147-2112-000-00							
57147-2112-000-00							
57147-2112-000-00							
57147-2112-000-00							
57147-2112-000-00							
57147-2112-000-00							
57147-2112-000-00							
57147-2112-000-00							
57147-2112-000-00							
57147-2112-000-00							
57147-2112-000-00							
57147-2112-000-00							
57147-2112-000-00							
57147-2112-000-00							
57147-2112-000-00							
57147-2112-000-00							
57147-2112-000-00							
57147-2112-000-00							
57147-2112-000-00							
57147-2112-000-00							
57147-2112-000-00							
57147-2112-000-00							
57147-2112-000-00							
57147-2112-000-00							
57147-2112-000-00							
57147-2112-000-00							
57147-2112-000-00							
57147-2112-000-00							
57147-2112-000-00							
57147-2112-000-00							
57147-2112-000-00							
57147-2112-000-00							
57147-2112-000-00							
57147-2112-000-00							

Journal Entry C

v5.13

TEXT IN RED BOX CONFIDENTIAL PER WAC 480-07-160

Other Criteria

2112
57147

Vendor Code:
Amount From:
Amount To:
Posting: All

Total of Entries:
Num of Entries Show

Full Account	One Time Vendor	Further Description	Date Doc	Doc Desc	Doc Ctrl Num	Po Ctrl Num	Vendor Order Num
57147-2112-000-00							
57147-2112-000-00							
57147-2112-000-00							
57147-2112-000-00							
57147-2112-000-00							
57147-2112-000-00							
57147-2112-000-00							
57147-2112-000-00							
57147-2112-000-00							
57147-2112-000-00							
57147-2112-000-00							
57147-2112-000-00							
57147-2112-000-00							
57147-2112-000-00							
57147-2112-000-00							
57147-2112-000-00							
57147-2112-000-00							
57147-2112-000-00							
57147-2112-000-00							
57147-2112-000-00							
57147-2112-000-00							
57147-2112-000-00							
57147-2112-000-00							
57147-2112-000-00							
57147-2112-000-00							
57147-2112-000-00							
57147-2112-000-00							
57147-2112-000-00							
57147-2112-000-00							
57147-2112-000-00							
57147-2112-000-00							
57147-2112-000-00							
57147-2112-000-00							
57147-2112-000-00							
57147-2112-000-00							
57147-2112-000-00							
57147-2112-000-00							
57147-2112-000-00							

Journal Entry C

TEXT IN RED BOX CONFIDENTIAL PER WAC 480-07-160

v5.13

Other Criteria

2112
57147

Vendor Code:
Amount From:
Amount To:
Posting: [All](#)

Total of Entries:
Num of Entries Show

Full Account	One Time Vendor	Further Description	Date Doc	Doc Desc	Doc Ctrl Num	Po Ctrl Num	Vendor Order Num
57147-2112-000-00							
57147-2112-000-00							
57147-2112-000-00							
57147-2112-000-00							
57147-2112-000-00							
57147-2112-000-00							
57147-2112-000-00							
57147-2112-000-00							
57147-2112-000-00							
57147-2112-000-00							
57147-2112-000-00							
57147-2112-000-00							
57147-2112-000-00							
57147-2112-000-00							
57147-2112-000-00							
57147-2112-000-00							
57147-2112-000-00							
57147-2112-000-00							
57147-2112-000-00							
57147-2112-000-00							
57147-2112-000-00							
57147-2112-000-00							
57147-2112-000-00							
57147-2112-000-00							
57147-2112-000-00							
57147-2112-000-00							
57147-2112-000-00							
57147-2112-000-00							
57147-2112-000-00							
57147-2112-000-00							
57147-2112-000-00							
57147-2112-000-00							
57147-2112-000-00							
57147-2112-000-00							
57147-2112-000-00							
57147-2112-000-00							
57147-2112-000-00							
57147-2112-000-00							
57147-2112-000-00							
57147-2112-000-00							
57147-2112-000-00							
57147-2112-000-00							
57147-2112-000-00							
57147-2112-000-00							
57147-2112-000-00							
57147-2112-000-00							

Journal Entry C

v5.13

Other Criteria

2112
57147

Vendor Code:
Amount From:
Amount To:
Posting: All

Total of Entries:
Num of Entries Show

Full Account	One Time Vendor	Further Description	Date Doc	Doc Desc	Doc Ctrl Num	Po Ctrl Num	Vendor Order Num
57147-2112-000-00							
57147-2112-000-00							
57147-2112-000-00							
57147-2112-000-00							
57147-2112-000-00							
57147-2112-000-00							
57147-2112-000-00							
57147-2112-000-00							
57147-2112-000-00							
57147-2112-000-00							
57147-2112-000-00							
57147-2112-000-00							
57147-2112-000-00							
57147-2112-000-00							
57147-2112-000-00							
57147-2112-000-00							
57147-2112-000-00							
57147-2112-000-00							
57147-2112-000-00							
57147-2112-000-00							
57147-2112-000-00							
57147-2112-000-00							
57147-2112-000-00							
57147-2112-000-00							
57147-2112-000-00							
57147-2112-000-00							
57147-2112-000-00							
57147-2112-000-00							
57147-2112-000-00							
57147-2112-000-00							
57147-2112-000-00							
57147-2112-000-00							
57147-2112-000-00							
57147-2112-000-00							
57147-2112-000-00							
57147-2112-000-00							
57147-2112-000-00							
57147-2112-000-00							
57147-2112-000-00							
57147-2112-000-00							
57147-2112-000-00							
57147-2112-000-00							
57147-2112-000-00							
57147-2112-000-00							
57147-2112-000-00							
57147-2112-000-00							

Journal Entry C

v5.13

Other Criteria

2112
57147

Vendor Code:
Amount From:
Amount To:
Posting: All

Total of Entries:

Num of Entries Show

Full Account	One Time Vendor	Further Description	Date Doc	Doc Desc	Doc Ctrl Num	Po Ctrl Num	Vendor Order Num
--------------	-----------------	---------------------	----------	----------	--------------	-------------	------------------

57147-2112-000-00							
57147-2112-000-00							
57147-2112-000-00							
57147-2112-000-00							
57147-2112-000-00							
57147-2112-000-00							
57147-2112-000-00							
57147-2112-000-00							
57147-2112-000-00							
57147-2112-000-00							
57147-2112-000-00							
57147-2112-000-00							
57147-2112-000-00							
57147-2112-000-00							
57147-2112-000-00							
57147-2112-000-00							
57147-2112-000-00							
57147-2112-000-00							
57147-2112-000-00							
57147-2112-000-00							
57147-2112-000-00							
57147-2112-000-00							
57147-2112-000-00							
57147-2112-000-00							
57147-2112-000-00							
57147-2112-000-00							
57147-2112-000-00							
57147-2112-000-00							
57147-2112-000-00							
57147-2112-000-00							
57147-2112-000-00							
57147-2112-000-00							
57147-2112-000-00							
57147-2112-000-00							
57147-2112-000-00							
57147-2112-000-00							
57147-2112-000-00							
57147-2112-000-00							
57147-2112-000-00							
57147-2112-000-00							
57147-2112-000-00							
57147-2112-000-00							
57147-2112-000-00							
57147-2112-000-00							
57147-2112-000-00							
57147-2112-000-00							
57147-2112-000-00							
57147-2112-000-00							
57147-2112-000-00							
57147-2112-000-00							
57147-2112-000-00							

Journal Entry C

v5.13

Other Criteria

2112
57147

Vendor Code:
Amount From:
Amount To:
Posting: All

Total of Entries:
Num of Entries Show

Full Account	One Time Vendor	Further Description	Date Doc	Doc Desc	Doc Ctrl Num	Po Ctrl Num	Vendor Order Num
57147-2112-000-00							
57147-2112-000-00							
57147-2112-000-00							
57147-2112-000-00							
57147-2112-000-00							
57147-2112-000-00							
57147-2112-000-00							
57147-2112-000-00							
57147-2112-000-00							
57147-2112-000-00							
57147-2112-000-00							
57147-2112-000-00							
57147-2112-000-00							
57147-2112-000-00							
57147-2112-000-00							
End of List							

Journal Entry C

v5.13

TEXT IN RED BOX CONFIDENTIAL PER WAC 480-07-160

Total of Entries: 1

Num of Entries Show: 1

Not included in print range

Full Account	Ticket Num	Document 2	Document 1	Class Code	Date Entered	Date Posted	Amt Net	Date Due	Database	Reversing Flag	Hold Flag	Recurring Flag	Repeating Flag	Type Flag	Posted Flag
57147-2112-000-00															
57147-2112-000-00															
57147-2112-000-00															
57147-2112-000-00															
57147-2112-000-00															
57147-2112-000-00															
57147-2112-000-00															
57147-2112-000-00															
57147-2112-000-00															
57147-2112-000-00															
57147-2112-000-00															
57147-2112-000-00															
57147-2112-000-00															
57147-2112-000-00															
57147-2112-000-00															
57147-2112-000-00															
57147-2112-000-00															
57147-2112-000-00															
57147-2112-000-00															
57147-2112-000-00															
57147-2112-000-00															
57147-2112-000-00															
57147-2112-000-00															
57147-2112-000-00															
57147-2112-000-00															
57147-2112-000-00															
57147-2112-000-00															
57147-2112-000-00															
57147-2112-000-00															
57147-2112-000-00															
57147-2112-000-00															
57147-2112-000-00															

Journal Entry C

v5.13

TEXT IN RED BOX CONFIDENTIAL PER WAC 480-07-160

Total of Entries:
Num of Entries Show

Full Account	Ticket Num	Document 2	Document 1	Class Code	Date Entered	Date Posted	Amt Net	Date Due	Database	Reversing Flag	Hold Flag	Recurring Flag	Repeating Flag	Not included in print range	
														Type Flag	Posted Flag
57147-2112-000-00															
57147-2112-000-00															
57147-2112-000-00															
57147-2112-000-00															
57147-2112-000-00															
57147-2112-000-00															
57147-2112-000-00															
57147-2112-000-00															
57147-2112-000-00															
57147-2112-000-00															
57147-2112-000-00															
57147-2112-000-00															
57147-2112-000-00															
57147-2112-000-00															
57147-2112-000-00															
57147-2112-000-00															
57147-2112-000-00															
57147-2112-000-00															
57147-2112-000-00															
57147-2112-000-00															
57147-2112-000-00															
57147-2112-000-00															
57147-2112-000-00															
57147-2112-000-00															
57147-2112-000-00															
57147-2112-000-00															
57147-2112-000-00															
57147-2112-000-00															
57147-2112-000-00															
57147-2112-000-00															
57147-2112-000-00															
57147-2112-000-00															
57147-2112-000-00															
57147-2112-000-00															

Total of Entries:		Not included in print range													
Num of Entries Show		Not included in print range													
Full Account	Ticket Num	Document 2	Document 1	Class Code	Date Entered	Date Posted	Amt Net	Date Due	Database	Reversing Flag	Hold Flag	Recurring Flag	Repeating Flag	Type Flag	Posted Flag
57147-2112-000-00															
57147-2112-000-00															
57147-2112-000-00															
57147-2112-000-00															
57147-2112-000-00															
57147-2112-000-00															
57147-2112-000-00															
57147-2112-000-00															
57147-2112-000-00															
57147-2112-000-00															
57147-2112-000-00															
57147-2112-000-00															
57147-2112-000-00															
57147-2112-000-00															
57147-2112-000-00															
57147-2112-000-00															
57147-2112-000-00															
57147-2112-000-00															
57147-2112-000-00															
57147-2112-000-00															
57147-2112-000-00															
57147-2112-000-00															
57147-2112-000-00															
57147-2112-000-00															
57147-2112-000-00															
57147-2112-000-00															
57147-2112-000-00															
57147-2112-000-00															
57147-2112-000-00															
57147-2112-000-00															
57147-2112-000-00															
57147-2112-000-00															
57147-2112-000-00															
57147-2112-000-00															
57147-2112-000-00															
57147-2112-000-00															
57147-2112-000-00															
57147-2112-000-00															
57147-2112-000-00															
57147-2112-000-00															
57147-2112-000-00															
57147-2112-000-00															
57147-2112-000-00															
57147-2112-000-00															
57147-2112-000-00															

Journal Entry C

v5.13

Total of Entries:
 Num of Entries Show

												Not included in print range			
Full Account	Ticket Num	Document 2	Document 1	Class Code	Date Entered	Date Posted	Amt Net	Date Due	Database	Reversing Flag	Hold Flag	Recurring Flag	Repeating Flag	Type Flag	Posted Flag
57147-2112-000-00															
57147-2112-000-00															
57147-2112-000-00															
57147-2112-000-00															
57147-2112-000-00															
57147-2112-000-00															
57147-2112-000-00															
57147-2112-000-00															
57147-2112-000-00															
57147-2112-000-00															
57147-2112-000-00															
57147-2112-000-00															
57147-2112-000-00															
57147-2112-000-00															
57147-2112-000-00															
57147-2112-000-00															
57147-2112-000-00															
57147-2112-000-00															
57147-2112-000-00															
57147-2112-000-00															
57147-2112-000-00															
57147-2112-000-00															
57147-2112-000-00															
57147-2112-000-00															
57147-2112-000-00															
57147-2112-000-00															
57147-2112-000-00															
57147-2112-000-00															
57147-2112-000-00															
57147-2112-000-00															
57147-2112-000-00															
57147-2112-000-00															

Journal Entry C

v5.13

Total of Entries:
 Num of Entries Show

Full Account	Ticket Num	Document 2	Document 1	Class Code	Date Entered	Date Posted	Amt Net	Date Due	Database	Reversing Flag	Hold Flag	Not included in print range			
												Recurring Flag	Repeating Flag	Type Flag	Posted Flag
57147-2112-000-00															
57147-2112-000-00															
57147-2112-000-00															
57147-2112-000-00															
57147-2112-000-00															
57147-2112-000-00															
57147-2112-000-00															
57147-2112-000-00															
57147-2112-000-00															
57147-2112-000-00															
57147-2112-000-00															
57147-2112-000-00															
57147-2112-000-00															
57147-2112-000-00															
57147-2112-000-00															
57147-2112-000-00															
57147-2112-000-00															
57147-2112-000-00															
57147-2112-000-00															
57147-2112-000-00															
57147-2112-000-00															
57147-2112-000-00															
57147-2112-000-00															
57147-2112-000-00															
57147-2112-000-00															
57147-2112-000-00															
57147-2112-000-00															
57147-2112-000-00															
57147-2112-000-00															
57147-2112-000-00															
57147-2112-000-00															
57147-2112-000-00															
57147-2112-000-00															
57147-2112-000-00															
57147-2112-000-00															
57147-2112-000-00															
57147-2112-000-00															

Journal Entry C

v5.13

TEXT IN RED BOX CONFIDENTIAL PER WAC 480-07-160

Total of Entries:
Num of Entries Show

Full Account	Ticket Num	Document 2	Document 1	Class Code	Date Entered	Date Posted	Amt Net	Date Due	Database	Reversing Flag	Hold Flag	Recurring Flag	Repeating Flag	Not included in print range	
														Type Flag	Posted Flag
57147-2112-000-00															
57147-2112-000-00															
57147-2112-000-00															
57147-2112-000-00															
57147-2112-000-00															
57147-2112-000-00															
57147-2112-000-00															
57147-2112-000-00															
57147-2112-000-00															
57147-2112-000-00															
57147-2112-000-00															
57147-2112-000-00															
57147-2112-000-00															
57147-2112-000-00															
57147-2112-000-00															
57147-2112-000-00															
57147-2112-000-00															
57147-2112-000-00															
57147-2112-000-00															
57147-2112-000-00															
57147-2112-000-00															
57147-2112-000-00															
57147-2112-000-00															
57147-2112-000-00															
57147-2112-000-00															
57147-2112-000-00															
57147-2112-000-00															
57147-2112-000-00															
57147-2112-000-00															
57147-2112-000-00															
57147-2112-000-00															
57147-2112-000-00															
57147-2112-000-00															
57147-2112-000-00															
57147-2112-000-00															
57147-2112-000-00															
57147-2112-000-00															
57147-2112-000-00															
57147-2112-000-00															
57147-2112-000-00															
57147-2112-000-00															
57147-2112-000-00															
57147-2112-000-00															

Journal Entry C

v5.13

TEXT IN RED BOX CONFIDENTIAL PER WAC 480-07-160

Total of Entries:
Num of Entries Show

Full Account	Ticket Num	Document 2	Document 1	Class Code	Date Entered	Date Posted	Amt Net	Date Due	Database	Reversing Flag	Hold Flag	Not included in print range			
												Recurring Flag	Repeating Flag	Type Flag	Posted Flag
57147-2112-000-00															
57147-2112-000-00															
57147-2112-000-00															
57147-2112-000-00															
57147-2112-000-00															
57147-2112-000-00															
57147-2112-000-00															
57147-2112-000-00															
57147-2112-000-00															
57147-2112-000-00															
57147-2112-000-00															
57147-2112-000-00															
57147-2112-000-00															
57147-2112-000-00															
57147-2112-000-00															
57147-2112-000-00															
57147-2112-000-00															
57147-2112-000-00															
57147-2112-000-00															
57147-2112-000-00															
57147-2112-000-00															
57147-2112-000-00															
57147-2112-000-00															
57147-2112-000-00															
57147-2112-000-00															
57147-2112-000-00															
57147-2112-000-00															
57147-2112-000-00															
57147-2112-000-00															
57147-2112-000-00															
57147-2112-000-00															
57147-2112-000-00															
57147-2112-000-00															
57147-2112-000-00															
57147-2112-000-00															
57147-2112-000-00															
57147-2112-000-00															
57147-2112-000-00															

Journal Entry C

v5.13

TEXT IN RED BOX CONFIDENTIAL PER WAC 480-07-160

Total of Entries:
Num of Entries Show

Full Account	Ticket Num	Document 2	Document 1	Class Code	Date Entered	Date Posted	Amt Net	Date Due	Database	Reversing Flag	Hold Flag	Not included in print range			
												Recurring Flag	Repeating Flag	Type Flag	Posted Flag
57147-2112-000-00															
57147-2112-000-00															
57147-2112-000-00															
57147-2112-000-00															
57147-2112-000-00															
57147-2112-000-00															
57147-2112-000-00															
57147-2112-000-00															
57147-2112-000-00															
57147-2112-000-00															
57147-2112-000-00															
57147-2112-000-00															
57147-2112-000-00															
57147-2112-000-00															
57147-2112-000-00															
57147-2112-000-00															
57147-2112-000-00															
End of List															

Journal Entry C

v5.13

TEXT IN RED BOX CONFIDENTIAL PER WAC 480-07-160

Total of Entries:
Num of Entries Show

Full Account	Seg1	Seg2	Seg3	Seg4	Staged_RefCode	Staged_DocRef	Staged Year Month	Staged District	VO Number	Company	BookID
57147-2112-000-00											
57147-2112-000-00											
57147-2112-000-00											
57147-2112-000-00											
57147-2112-000-00											
57147-2112-000-00											
57147-2112-000-00											
57147-2112-000-00											
57147-2112-000-00											
57147-2112-000-00											
57147-2112-000-00											
57147-2112-000-00											
57147-2112-000-00											
57147-2112-000-00											
57147-2112-000-00											
57147-2112-000-00											
57147-2112-000-00											
57147-2112-000-00											
57147-2112-000-00											
57147-2112-000-00											
57147-2112-000-00											
57147-2112-000-00											
57147-2112-000-00											
57147-2112-000-00											
57147-2112-000-00											
57147-2112-000-00											
57147-2112-000-00											
57147-2112-000-00											
57147-2112-000-00											
57147-2112-000-00											
57147-2112-000-00											
57147-2112-000-00											
57147-2112-000-00											
57147-2112-000-00											
57147-2112-000-00											
57147-2112-000-00											
57147-2112-000-00											
57147-2112-000-00											
57147-2112-000-00											
57147-2112-000-00											
57147-2112-000-00											
57147-2112-000-00											
57147-2112-000-00											

Journal Entry C

v5.13

TEXT IN RED BOX CONFIDENTIAL PER WAC 480-07-160

Total of Entries:
Num of Entries Shown

Full Account	Seg1	Seg2	Seg3	Seg4	Staged_RefCode	Staged_DocRef	Staged Year Month	Staged District	VO Number	Company	BookID
57147-2112-000-00											
57147-2112-000-00											
57147-2112-000-00											
57147-2112-000-00											
57147-2112-000-00											
57147-2112-000-00											
57147-2112-000-00											
57147-2112-000-00											
57147-2112-000-00											
57147-2112-000-00											
57147-2112-000-00											
57147-2112-000-00											
57147-2112-000-00											
57147-2112-000-00											
57147-2112-000-00											
57147-2112-000-00											
57147-2112-000-00											
57147-2112-000-00											
57147-2112-000-00											
57147-2112-000-00											
57147-2112-000-00											
57147-2112-000-00											
57147-2112-000-00											
57147-2112-000-00											
57147-2112-000-00											
57147-2112-000-00											
57147-2112-000-00											
57147-2112-000-00											
57147-2112-000-00											
57147-2112-000-00											
57147-2112-000-00											
57147-2112-000-00											
57147-2112-000-00											
57147-2112-000-00											
57147-2112-000-00											
57147-2112-000-00											
57147-2112-000-00											
57147-2112-000-00											
57147-2112-000-00											
57147-2112-000-00											
57147-2112-000-00											
57147-2112-000-00											
57147-2112-000-00											
57147-2112-000-00											

Journal Entry C

v5.13

TEXT IN RED BOX CONFIDENTIAL PER WAC 480-07-160

Total of Entries: Num of Entries Show											
Full Account	Seg1	Seg2	Seg3	Seg4	Staged_RefCode	Staged_DocRef	Staged Year Month	Staged District	VO Number	Company	BookID
57147-2112-000-00											
57147-2112-000-00											
57147-2112-000-00											
57147-2112-000-00											
57147-2112-000-00											
57147-2112-000-00											
57147-2112-000-00											
57147-2112-000-00											
57147-2112-000-00											
57147-2112-000-00											
57147-2112-000-00											
57147-2112-000-00											
57147-2112-000-00											
57147-2112-000-00											
57147-2112-000-00											
57147-2112-000-00											
57147-2112-000-00											
57147-2112-000-00											
57147-2112-000-00											
57147-2112-000-00											
57147-2112-000-00											
57147-2112-000-00											
57147-2112-000-00											
57147-2112-000-00											
57147-2112-000-00											
57147-2112-000-00											
57147-2112-000-00											
57147-2112-000-00											
57147-2112-000-00											
57147-2112-000-00											
57147-2112-000-00											
57147-2112-000-00											
57147-2112-000-00											
57147-2112-000-00											
57147-2112-000-00											
57147-2112-000-00											
57147-2112-000-00											
57147-2112-000-00											
57147-2112-000-00											
57147-2112-000-00											
57147-2112-000-00											

Journal Entry C

v5.13

TEXT IN RED BOX CONFIDENTIAL PER WAC 480-07-160

Total of Entries:
Num of Entries Show

Full Account	Seg1	Seg2	Seg3	Seg4	Staged_RefCode	Staged_DocRef	Staged Year Month	Staged District	VO Number	Company	BookID
57147-2112-000-00											
57147-2112-000-00											
57147-2112-000-00											
57147-2112-000-00											
57147-2112-000-00											
57147-2112-000-00											
57147-2112-000-00											
57147-2112-000-00											
57147-2112-000-00											
57147-2112-000-00											
57147-2112-000-00											
57147-2112-000-00											
57147-2112-000-00											
57147-2112-000-00											
57147-2112-000-00											
57147-2112-000-00											
57147-2112-000-00											
57147-2112-000-00											
57147-2112-000-00											
57147-2112-000-00											
57147-2112-000-00											
57147-2112-000-00											
57147-2112-000-00											
57147-2112-000-00											
57147-2112-000-00											
57147-2112-000-00											
57147-2112-000-00											
57147-2112-000-00											
57147-2112-000-00											
57147-2112-000-00											
57147-2112-000-00											
57147-2112-000-00											
57147-2112-000-00											
57147-2112-000-00											
57147-2112-000-00											
57147-2112-000-00											
57147-2112-000-00											
57147-2112-000-00											
57147-2112-000-00											
57147-2112-000-00											
57147-2112-000-00											
57147-2112-000-00											

Journal Entry C

v5.13

TEXT IN RED BOX CONFIDENTIAL PER WAC 480-07-160

**Total of Entries:
Num of Entries Show**

Full Account	Seg1	Seg2	Seg3	Seg4	Staged_RefCode	Staged_DocRef	Staged Year Month	Staged District	VO Number	Company	BookID
57147-2112-000-00											
57147-2112-000-00											
57147-2112-000-00											
57147-2112-000-00											
57147-2112-000-00											
57147-2112-000-00											
57147-2112-000-00											
57147-2112-000-00											
57147-2112-000-00											
57147-2112-000-00											
57147-2112-000-00											
57147-2112-000-00											
57147-2112-000-00											
57147-2112-000-00											
57147-2112-000-00											
57147-2112-000-00											
57147-2112-000-00											
57147-2112-000-00											
57147-2112-000-00											
57147-2112-000-00											
57147-2112-000-00											
57147-2112-000-00											
57147-2112-000-00											
57147-2112-000-00											
57147-2112-000-00											
57147-2112-000-00											
57147-2112-000-00											
57147-2112-000-00											
57147-2112-000-00											
57147-2112-000-00											
57147-2112-000-00											
57147-2112-000-00											
57147-2112-000-00											
57147-2112-000-00											
57147-2112-000-00											
57147-2112-000-00											
57147-2112-000-00											
57147-2112-000-00											
57147-2112-000-00											
57147-2112-000-00											
57147-2112-000-00											
57147-2112-000-00											
57147-2112-000-00											
57147-2112-000-00											

Journal Entry C

v5.13

TEXT IN RED BOX CONFIDENTIAL PER WAC 480-07-160

**Total of Entries:
Num of Entries Show**

Full Account	Seg1	Seg2	Seg3	Seg4	Staged_RefCode	Staged_DocRef	Staged Year Month	Staged District	VO Number	Company	BookID
57147-2112-000-00											
57147-2112-000-00											
57147-2112-000-00											
57147-2112-000-00											
57147-2112-000-00											
57147-2112-000-00											
57147-2112-000-00											
57147-2112-000-00											
57147-2112-000-00											
57147-2112-000-00											
57147-2112-000-00											
57147-2112-000-00											
57147-2112-000-00											
57147-2112-000-00											
57147-2112-000-00											
End of List											

Journal Entry Query Tool

v.4.6

TEXT IN RED BOX CONFIDENTIAL PER WAC 480-07-160

NOTE: Ctrl+Shift+J to pull data

Date Range:
From: 2022-08
To: 2023-07

Total of Entries: 40,000.00 0.00 *pstd: P = Posted, U = Unposted, S = Staged, C:0 = I/C Unposted, -1 = Hanging out there.
Num of Entries Shown: 0 0 *records limit: 10000

Full Account	Date	Amount USD	Amount CAD	Nat Currency	Journal Control Num	Psted*	Journal Description	User

Journal Entry Query Tool

v.4.6

TEXT IN RED BOX CONFIDENTIAL PER WAC 480-07-160

		Other Criteria	
Districts:	2112	Vendor Code:	
Accts:	57176	Amount From:	
System:		Amount To:	
Subsystem:		Posting:	

Total of Entries:
Num of Entries Shown:

Full Account	R/Type	Vendor Code	One Time Vendor	Further Description	Date Doc
[Redacted Content]					

Journal Entry Query Tool

v.4.6

TEXT IN RED BOX CONFIDENTIAL PER WAC 480-07-160



[All](#)

Total of Entries:
Num of Entries Shown:



Full Account	Doc Desc	Doc Ctrl Num	Po Ctrl Num	Vendor Order Num	Ticket Num	Document 2	Document 1	Class Code
--------------	----------	--------------	-------------	------------------	------------	------------	------------	------------

[Redacted Content]								
--------------------	--	--	--	--	--	--	--	--

Journal Entry Query Tool

v.4.6

TEXT IN RED BOX CONFIDENTIAL PER WAC 480-07-160

Total of Entries:

Num of Entries Shown:

Full Account	Date Entered	Date Posted	Amt Net	Date Due	Database	Reversing Flag	Not included in print range			Type Flag	Posted Flag	Seg1	Seg2
							Hold Flag	Recurring Flag	Repeating Flag				
[Redacted Content]													

Journal Entry Query Tool

v.4.6

TEXT IN RED BOX CONFIDENTIAL PER WAC 480-07-160

Total of Entries:
Num of Entries Shown:

Full Account	Seg3	Seg4	Staged_RefCode	Staged_DocRef	Staged Year Month	Staged District	VO Number
--------------	------	------	----------------	---------------	-------------------	-----------------	-----------

[Redacted Content]							
--------------------	--	--	--	--	--	--	--

Journal Entry Query Tool

v5.13

TEXT IN RED BOX CONFIDENTIAL PER WAC 480-07-160
NOTE: Ctrl+Shift+J to pull data

Date Range:
From: 2023-08
To: 2023-08

Districts:
Accts:
System:
Subsystem:

Total of Entries: 2,265,000.00 0.00 *pstd: P = Posted, U = Unposted, S = Staged, C:0 = I/C Unposted, -1 = Hanging out there.
Num of Entries Shown: 1 1 *records limit: 10000

Full Account	Date	Amount USD	Amount CAD	Nat Currency	Journal Control Num	Psted*	Journal Description	User	R/Type	Vendor Code

Journal Entry C

v5.13

TEXT IN RED BOX CONFIDENTIAL PER WAC 480-07-160

Other Criteria

2112
59342

Vendor Code:
Amount From:
Amount To:
Posting: All

Total of Entries:
Num of Entries Show

Full Account	One Time Vendor	Further Description	Date Doc	Doc Desc	Doc Ctrl Num	Po Ctrl Num	Vendor Order Num
[Redacted]							

Journal Entry C

v5.13

TEXT IN RED BOX CONFIDENTIAL PER WAC 480-07-160

Total of Entries:
Num of Entries Show

Full Account	Ticket Num	Document 2	Document 1	Class Code	Date Entered	Date Posted	Amt Net	Date Due	Database	Reversing Flag	Hold Flag	Recurring Flag	Repeating Flag	Not included in print range	
														Type Flag	Posted Flag
[Redacted Content]															

Journal Entry C

v5.13

TEXT IN RED BOX CONFIDENTIAL PER WAC 480-07-160

Total of Entries:
Num of Entries Show

Full Account	Seg1	Seg2	Seg3	Seg4	Staged_RefCode	Staged_DocRef	Staged Year Month	Staged District	VO Number	Company	BookID

Journal Entry C

v5.13

TEXT IN RED BOX CONFIDENTIAL PER WAC 480-07-160

Total of Entries:

Num of Entries Show

Full Account	FiscalYear	FiscalPeriod

Journal Entry Query Tool

v.4.6

Total of Entries:	0.00	0.00	*pstd: P = Post
Num of Entries Shown:	0	0	*records limit:

Full Account	Date	Amount USD	Amount CAD	Nat Currency
--------------	------	------------	------------	--------------



Journal Entry Query Tool

v.4.6

Total of Entries:	0.00	0.00	*pstd: P = Post
Num of Entries Shown:	0	0	*records limit:

Full Account	Date	Amount USD	Amount CAD	Nat Currency
--------------	------	------------	------------	--------------



Journal Entry Query Tool

v.4.6

Total of Entries:	0.00	0.00	*pstd: P = Post
Num of Entries Shown:	0	0	*records limit:

Full Account	Date	Amount USD	Amount CAD	Nat Currency
--------------	------	------------	------------	--------------



Journal Entry Query Tool

v.4.6

Total of Entries:	0.00	0.00	*pstd: P = Post
Num of Entries Shown:	0	0	*records limit:

Full Account	Date	Amount USD	Amount CAD	Nat Currency
--------------	------	------------	------------	--------------



Journal Entry Query Tool

v.4.6

Total of Entries:	0.00	0.00	*pstd: P = Post
Num of Entries Shown:	0	0	*records limit:

Full Account	Date	Amount USD	Amount CAD	Nat Currency
--------------	------	------------	------------	--------------

--	--	--	--	--

Journal Entry Query Tool

v.4.6

TEXT IN RED BOX CONFIDENTIAL PER WAC 480-07-160

NOTE: Ctrl+Shift+J to pull data

Date Range:

From: 2022-08

To: 2023-07

Districts:

Accts:

System:

Subsystem:


Total of Entries:

Num of Entries Shown:

ed, U = Unposted, S = Staged, C:0 = I/C Unposted, -1 = Hanging out there.

10000

Full Account	Journal Control Num	Psted*	Journal Description	User	R/Type	Vendor Code
--------------	---------------------	--------	---------------------	------	--------	-------------



Journal Entry Query Tool

v.4.6

TEXT IN RED BOX CONFIDENTIAL PER WAC 480-07-160

NOTE: Ctrl+Shift+J to pull data

Date Range:

From: 2022-08

To: 2023-07

Districts:

Accts:

System:

Subsystem:


Total of Entries:

Num of Entries Shown:

ed, U = Unposted, S = Staged, C:0 = I/C Unposted, -1 = Hanging out there.

10000

Full Account	Journal Control Num	Psted*	Journal Description	User	R/Type	Vendor Code
--------------	---------------------	--------	---------------------	------	--------	-------------



Journal Entry Query Tool

v.4.6

TEXT IN RED BOX CONFIDENTIAL PER WAC 480-07-160

NOTE: Ctrl+Shift+J to pull data

Date Range:

From: 2022-08

To: 2023-07

Districts:

Accts:

System:

Subsystem:

Total of Entries:

Num of Entries Shown:

ed, U = Unposted, S = Staged, C:0 = I/C Unposted, -1 = Hanging out there.

10000

Full Account	Journal Control Num	Psted*	Journal Description	User	R/Type	Vendor Code
--------------	---------------------	--------	---------------------	------	--------	-------------



Journal Entry Query Tool

v.4.6

TEXT IN RED BOX CONFIDENTIAL PER WAC 480-07-160

NOTE: Ctrl+Shift+J to pull data

Date Range:

From: 2022-08

To: 2023-07

Districts:

Accts:

System:

Subsystem:

Total of Entries:

Num of Entries Shown:

ed, U = Unposted, S = Staged, C:0 = I/C Unposted, -1 = Hanging out there.

10000

Full Account	Journal Control Num	Psted*	Journal Description	User	R/Type	Vendor Code
--------------	---------------------	--------	---------------------	------	--------	-------------

--	--	--	--	--	--	--

Journal Entry Query Tool

v.4.6

TEXT IN RED BOX CONFIDENTIAL PER WAC 480-07-160

NOTE: Ctrl+Shift+J to pull data

Date Range:

From: 2022-08

To: 2023-07

Districts:

Accts:

System:

Subsystem:

Total of Entries:

Num of Entries Shown:

ed, U = Unposted, S = Staged, C:0 = I/C Unposted, -1 = Hanging out there.

10000

Full Account	Journal Control Num	Psted*	Journal Description	User	R/Type	Vendor Code
--------------	---------------------	--------	---------------------	------	--------	-------------

--	--	--	--	--	--	--

Journal Entry Query Tool

v.4.6

TEXT IN RED BOX CONFIDENTIAL PER WAC 480-07-160

Other Criteria


2112
70171,70175

Vendor Code:
Amount From:
Amount To:
Posting:

Total of Entries:

Num of Entries Shown:

Full Account	One Time Vendor	Further Description	Date Doc
--------------	-----------------	---------------------	----------



Journal Entry Query Tool

v.4.6

TEXT IN RED BOX CONFIDENTIAL PER WAC 480-07-160

Other Criteria


2112
70171,70175

Vendor Code:
Amount From:
Amount To:
Posting:

Total of Entries:

Num of Entries Shown:

Full Account	One Time Vendor	Further Description	Date Doc
--------------	-----------------	---------------------	----------



Journal Entry Query Tool

v.4.6

TEXT IN RED BOX CONFIDENTIAL PER WAC 480-07-160

Other Criteria


2112
70171,70175

Vendor Code:
Amount From:
Amount To:
Posting:

Total of Entries:

Num of Entries Shown:

Full Account	One Time Vendor	Further Description	Date Doc
--------------	-----------------	---------------------	----------



Journal Entry Query Tool

v.4.6

TEXT IN RED BOX CONFIDENTIAL PER WAC 480-07-160

Other Criteria


2112
70171,70175

Vendor Code:
Amount From:
Amount To:
Posting:

Total of Entries:

Num of Entries Shown:

Full Account	One Time Vendor	Further Description	Date Doc
--------------	-----------------	---------------------	----------



Journal Entry Query Tool

v.4.6

TEXT IN RED BOX CONFIDENTIAL PER WAC 480-07-160

Other Criteria	
2112	Vendor Code:
70171,70175	Amount From:
	Amount To:
	Posting:

Total of Entries:
Num of Entries Shown:

Full Account	One Time Vendor	Further Description	Date Doc
[Redacted Content]			

Journal Entry Query Tool

v.4.6

TEXT IN RED BOX CONFIDENTIAL PER WAC 480-07-160



All

Total of Entries:

Num of Entries Shown:

Full Account	Doc Desc	Doc Ctrl Num
--------------	----------	--------------

[Redacted Content]		
--------------------	--	--

Journal Entry Query Tool

v.4.6

TEXT IN RED BOX CONFIDENTIAL PER WAC 480-07-160



All

Total of Entries:

Num of Entries Shown:

Full Account	Doc Desc	Doc Ctrl Num
--------------	----------	--------------

[Redacted Content]		
--------------------	--	--

Journal Entry Query Tool

v.4.6

TEXT IN RED BOX CONFIDENTIAL PER WAC 480-07-160



All

Total of Entries:

Num of Entries Shown:

Full Account	Doc Desc	Doc Ctrl Num
--------------	----------	--------------

[Redacted Content]		
--------------------	--	--

Journal Entry Query Tool

v.4.6

TEXT IN RED BOX CONFIDENTIAL PER WAC 480-07-160



All

Total of Entries:

Num of Entries Shown:

Full Account	Doc Desc	Doc Ctrl Num
--------------	----------	--------------

[Redacted Content]		
--------------------	--	--

Journal Entry Query Tool

v.4.6

TEXT IN RED BOX CONFIDENTIAL PER WAC 480-07-160



All

Total of Entries:

Num of Entries Shown:

Full Account	Doc Desc	Doc Ctrl Num
--------------	----------	--------------

[Redacted Content]		
--------------------	--	--

Journal Entry Query Tool

v.4.6

NOTE: Ctrl+Shift+J to pull data

Date Range:

From: 2022-08

To: 2023-07

Total of Entries:	0.00	0.00
Num of Entries Shown:	0	0

*pstd: P = Posted, U = Unposted, S = Staged, C:0 = I/C Unposted, -1 = Hanging out there.
 *records limit: 10000

Full Account	Date	Amount USD	Amount CAD	Nat Currency	Journal Control Num	Pstd*	Journal Description	User
[Redacted Content]								

Journal Entry Qu

v.4.6

TEXT IN RED BOX CONFIDENTIAL PER WAC 480-07-160

Other Criteria

Districts: 2112
Accts: 91010
System:
Subsystem:

Vendor Code:
Amount From:
Amount To:
Posting: All

Total of Entries:
Num of Entries Shown:

Full Account	R/Type	Vendor Code	One Time Vendor	Further Description	Date Doc	Doc Desc	Doc Ctrl Num
--------------	--------	-------------	-----------------	---------------------	----------	----------	--------------

--	--	--	--	--	--	--	--

Journal Entry Qu

v.4.6

TEXT IN RED BOX CONFIDENTIAL PER WAC 480-07-160

Total of Entries:

Num of Entries Shown:

Full Account	Po Ctrl Num	Vendor Order Num	Ticket Num	Document 2	Document 1	Class Code	Date Entered	Date Posted	Amt Net	Date Due	Database	Reversing Flag	Hold Flag	Number
--------------	-------------	------------------	------------	------------	------------	------------	--------------	-------------	---------	----------	----------	----------------	-----------	--------

[Redacted Content]														
--------------------	--	--	--	--	--	--	--	--	--	--	--	--	--	--

Total of Entries:

Num of Entries Shown:

Full Account	Recurring Flag	Repeating Flag	Type Flag	Posted Flag	Seg1	Seg2	Seg3	Seg4	Staged_RefCode	Staged_DocRef	Staged Year Month	Staged District
--------------	----------------	----------------	-----------	-------------	------	------	------	------	----------------	---------------	-------------------	-----------------

[Redacted Content]												
--------------------	--	--	--	--	--	--	--	--	--	--	--	--

Journal Entry Qu

v.4.6

TEXT IN RED BOX CONFIDENTIAL PER WAC 480-07-160

Total of Entries:

Num of Entries Shown:


Full Account	VO Number
--------------	-----------

--	--

Districts/Grouping: 2112
 Exclude IC:

System:
 SubSystem:


(drill)				(drill)			(drill)
From Epicor - Current Mth Actual BS				Three Month BS Trend (from Epicor)			
Posted	Current Mth		Total	May-22	Jun-22	Total Jul-22	Change from Prior Period
	Unposted	Staged					



Districts/Grouping: 2112
 Exclude IC:

System:
 SubSystem:


(drill)				(drill)			(drill)
From Epicor - Current Mth Actual BS				Three Month BS Trend (from Epicor)			
Posted	Current Mth		Total	May-22	Jun-22	Total Jul-22	Change from Prior Period
	Unposted	Staged					



Districts/Grouping: 2112
 Exclude IC:

System:
 SubSystem:

(drill)				(drill)			(drill)
From Epicor - Current Mth Actual BS				Three Month BS Trend (from Epicor)			
Posted	Current Mth		Total	May-22	Jun-22	Total Jul-22	Change from Prior Period
	Unposted	Staged					




Districts/Grouping: 2112

Exclude IC:

System:
 SubSystem:

(drill)	(drill)	(drill)	(drill)	(drill)	(drill)	(drill)	(drill)	
From Epicor - Current Mth Actual BS				Three Month BS Trend (from Epicor)				
Current Mth		Total		Total		Change from		
Posted	Unposted	Staged	Total	May-22	Jun-22	Jul-22	Prior Period	





Districts/Grouping: 2112
 Exclude IC:


System:
 SubSystem:


(drill)				(drill)			(drill)
From Epicor - Current Mth Actual BS				Three Month BS Trend (from Epicor)			
Current Mth						Total	Change from
Posted	Unposted	Staged	Total	May-22	Jun-22	Jul-22	Prior Period













Districts/Grouping: 2112
Exclude IC:

System:
SubSystem:

(drill)

(drill)

(drill)

(drill)


(drill)

(drill)

(drill)

From Epicor - Current Mth Actual BS

Three Month BS Trend (from Epicor)



Districts/Grouping: 2112
Exclude IC:

System:
SubSystem:

(drill)

(drill)

(drill)

(drill)


(drill)

(drill)

(drill)

From Epicor - Current Mth Actual BS

Three Month BS Trend (from Epicor)



Districts/Grouping: 2112

Exclude IC:

System:
SubSystem:

(drill)

(drill)

(drill)

(drill)


(drill)

(drill)

(drill)

From Epicor - Current Mth Actual BS

Three Month BS Trend (from Epicor)



Districts/Grouping: 2112
Exclude IC:

System:
SubSystem:

(drill)

(drill)

(drill)

(drill)


(drill)

(drill)

(drill)

From Epicor - Current Mth Actual BS

Three Month BS Trend (from Epicor)



Districts/Grouping: 2112
Exclude IC:

System:
SubSystem:

(drill)

(drill)

(drill)

(drill)

(drill)


(drill)


(drill)


From Epicor - Current Mth Actual BS


Three Month BS Trend (from Epicor)

















Remaining items from IDR 1 request





Removed from IDR 1 request for invoices.




















Pre 1/1/2021 Add? No

TEXT IN RED BOX CONFIDENTIAL PER WAC 480-07-160
LIVE PIVOT

Row Labels	Sum of Cost	Sum of Test Year Dep	Sum of BOY Accum	Sum of EOY Accum	Sum of EOY Average Investment
Containers	\$ 254,696.62	\$ 17,686.33	\$ 49,951.22	\$ 67,637.77	\$ 187,058.85
Garbage Carts	\$ 187,121.11	\$ 26,731.59	\$ 16,184.17	\$ 42,915.76	\$ 144,205.35
Garbage Truck	\$ 1,278,245.28	\$ 48,924.83	\$ 835,737.67	\$ 884,662.50	\$ 393,582.78
Land	\$ 184,230.00	\$ -			\$ 184,230.00
Mill Haul Truck	\$ 648,123.15	\$ 89,314.40	\$ 337,877.92	\$ 427,192.32	\$ 220,930.83
MRF Hauls Truck	\$ 97,977.16	\$ -	\$ 97,977.16	\$ 97,977.16	\$ -
Office Building	\$ 731,910.58	\$ 36,595.53	\$ 57,942.92	\$ 94,538.45	\$ 637,372.13
Office Equipment	\$ 23,219.59	\$ 3,980.61	\$ 8,925.96	\$ 16,474.19	\$ 6,745.40
Roll Off	\$ 150,046.81	\$ 5,732.17	\$ 84,500.73	\$ 90,232.89	\$ 59,813.92
Roll Off Truck	\$ 716,836.39	\$ 69,660.88	\$ 56,745.05	\$ 126,405.93	\$ 590,430.46
Shop Equipment	\$ 55,055.16	\$ 9,029.22	\$ 24,571.70	\$ 33,600.92	\$ 21,454.24
Recycling Bins	\$ 40,406.06	\$ 8,081.21	\$ 4,160.17	\$ 12,241.39	\$ 28,164.67
Recycling Carts	\$ 16,974.92	\$ 2,424.99	\$ 3,435.40	\$ 5,860.39	\$ 11,114.53
Container Delivery Truck	\$ 219,986.24	\$ 20,237.67	\$ 18,543.51	\$ 38,781.18	\$ 181,205.06
Recycling/YW Truck	\$ 336,407.00	\$ 33,640.70	\$ -	\$ 33,640.70	\$ 302,766.30
Grand Total	\$ 4,941,236.07	\$ 372,040.11	\$ 1,596,553.59	\$ 1,972,161.54	\$ 2,969,074.53

Pasted Values

Row Labels	Sum of Cost	Sum of Test Year Dep	Sum of BOY Accum	Sum of EOY Accum	Sum of EOY Average Investment
Containers	\$ 254,696.62	\$ 17,686.33	\$ 49,951.22	\$ 67,637.77	\$ 187,058.85
Garbage Carts	\$ 187,121.11	\$ 26,731.59	\$ 16,184.17	\$ 42,915.76	\$ 144,205.35
Garbage Truck	\$ 1,278,245.28	\$ 48,924.83	\$ 835,737.67	\$ 884,662.50	\$ 393,582.78
Land	\$ 184,230.00	\$ -			\$ 184,230.00
Mill Haul Truck	\$ 648,123.15	\$ 89,314.40	\$ 337,877.92	\$ 427,192.32	\$ 220,930.83
MRF Hauls Truck	\$ 97,977.16	\$ -	\$ 97,977.16	\$ 97,977.16	\$ -
Office Building	\$ 731,910.58	\$ 36,595.53	\$ 57,942.92	\$ 94,538.45	\$ 637,372.13
Office Equipment	\$ 23,219.59	\$ 3,980.61	\$ 8,925.96	\$ 16,474.19	\$ 6,745.40
Roll Off	\$ 150,046.81	\$ 5,732.17	\$ 84,500.73	\$ 90,232.89	\$ 59,813.92
Roll Off Truck	\$ 716,836.39	\$ 69,660.88	\$ 56,745.05	\$ 126,405.93	\$ 590,430.46
Shop Equipment	\$ 55,055.16	\$ 9,029.22	\$ 24,571.70	\$ 33,600.92	\$ 21,454.24
Recycling Bins	\$ 40,406.06	\$ 8,081.21	\$ 4,160.17	\$ 12,241.39	\$ 28,164.67
Recycling Carts	\$ 16,974.92	\$ 2,424.99	\$ 3,435.40	\$ 5,860.39	\$ 11,114.53
Container Delivery Truck	\$ 219,986.24	\$ 20,237.67	\$ 18,543.51	\$ 38,781.18	\$ 181,205.06
Recycling/YW Truck	\$ 336,407.00	\$ 33,640.70	\$ -	\$ 33,640.70	\$ 302,766.30
Grand Total	\$ 4,941,236.07	\$ 372,040.11	\$ 1,596,553.59	\$ 1,972,161.54	\$ 2,969,074.53

District	Asset #	Parent/ Child	Descr	Container Count	MFG Serial#	License Plate	Model Year	Vendor/Mfg	Body Mfg
2112	313091	P	18 Gal Recycle Bins	720		94-3283464		0 6969 SHIRLEY AVE	
2112	312998	P	1 Yard FEL Containers	1				0	
2112	312639	P	HP USB-C G5 Essential Dock - SN: 5CG301ZYB1	1		94-3283464		0 CDW DIR #70302	
2112	312638	P	HP ProBook 450 G9 Notebook - SN: 5CD3221Q67	1		94-3283464		0 CDW DIR #70302	
2112	312110	P	30 Yard R/O Containers	2				0	
2112	312109	P	20 Yard R/O Containers	2				0	
2112	311692	P	64 Gal MSW Carts	600		94-3283464		0 FILE 2524	
2112	310045	P	2004 Genie Man Lift Z45/25		Z452504-22889		2004		
2112	309959	P	2004 Genie Man Lift Z45/25		Z452504-22889		2004		
2112	309700	305639	22 Rollover- New Container Delivery Truck - 4 Colored Door Panels				2023	xxxx	xxxx
2112	309410	305639	CD Truck CD2 Registration				2023	xxxx	xxxx
2112	309409	305639	CD Truck CD2 Registration				2023	xxxx	xxxx
2112	309408	305639	CD Truck CD2 Registration				2023	xxxx	xxxx
2112	309407	305639	CD Truck CD2 Registration				2023	xxxx	xxxx
2112	308418	308415	Instillation of Auto Grease System Truck #28	0	3BPZL00X78F718153		2008		
2112	308417	308415	Alingment on Truck #28	0		718153	2008		
2112	308416	308415	Sales/Use tax on 2008 Peterbilt ASL Truck	0		718153	2008		
2112	308415	P	2008 Peterbilt/McNeilus ASL Truck	0	3BPZL00X78F718153	B12084L	2008	Peterbilt 320	McNeilus
2112	308293	P	12 Yd Rectangle Drop Boxes w/ Lids	1				0 Cascon	
2112	308194	P	20 yd Drop Box (U)	1				0	
2112	307783	P	6 YD Commercial Customers (\$100 each)	360				0	
2112	307781	P	1.5 Yard Commercial Containers	94				0	
2112	307488	P	1.5 Yard REL Containers	8				0	
2112	307485	P	1.5 Yard REL Containers	37				0	
2112	307479	P	6yd Containers S'D n/Lids (N)	24				0	
2112	305964	P	1.5 YD REL Containers	15		94-3283464		0 PO BOX 603008	
2112	305963	P	1 YD REL Containers	15		94-3283464		0 PO BOX 603008	
2112	305639	P	2023 Peterbilt 537 Grapple Truck		2NPMHM7X7PM881323		2023		
2112	305638	305639	Lytx Drive Cam		2NPMHM7X7PM881323		2023		
2112	305303	P	6 YD FEL Containers	5		94-3283464		0 PO BOX 603008	
2112	305302	P	4 YD FEL Containers	10		94-3283464		0 PO BOX 603008	
2112	305301	P	1.5 YD FEL Containers	15		94-3283464		0 PO BOX 603008	
2112	305300	P	1 YD FEL Containers	15		94-3283464		0 PO BOX 603008	
2112	304153	304152	HP USB-C G5 Essential Dock - SN: 5CG242ZSDQ	1				0 CDW DIR #14111	
2112	304152	P	HP ProBook 450 G9 Notebook -Wolf Pro Security	1				0 CDW DIR #14111	
2112	302743	302422	Mcneilus 20yd	0			2010		
2112	302742	302422	New Mc Neilus Truck # 50-39 Use Tax	0	1HTWGAZR6AJ259927		2010		
2112	302423	P	2009 New International Truck	0	1HTWCAANX9J126605	C18568T	2009	International 7400	Heil
2112	302422	P	2010 International 7400 REL	0	1HTWGAZR6AJ259927	B27391N	2010	International	McNeilus
2112	299286	298244	2023 Peterbilt MSL Truck-Body		3BPDLK0X7PF114140			0 SOLID WASTE SYSTEMS	
2112	298876	294554	Weld Plate					0 D WELD SHOP	
2112	298875	298244	Decals-2023 MSL Truck				2023	SQ BAILEY SIGNS & GRAPHI	
2112	298244	P	2023 Peterbilt MSL Truck-Chassis		3BPDLK0X7PF114140	D23503C	2023	Peterbilt 520	Labrie
2112	298176	298175	Decals		3BPDLJ0X0PF113681		2023	xxxx	xxxx
2112	298175	P	2023 Peterbilt ASL Truck - PKG		3BPDLJ0X0PF113681	D33058A	2023	Peterbilt 520	New Way
2112	298107	P	57L Recycling Bins	720				0 THUNDERBIRD PLASTICS LTD	
2112	297478	294555	Decals					0 Bailey Signs & Graphic	
2112	297477	294554	Decals					0 Bailey Signs & Graphic	
2112	294774	P	40yd Roll Off Boxes	2				0 RULE STEEL TANKS INC	
2112	294555	P	2023 Peterbilt ROL Truck		1NPCX4EX3PD839285	D20176B	2023	Peterbilt 567	AA Welding
2112	294554	P	2023 Peterbilt ROL Truck		1NPCX4EX8PD839279	D33057A	2023	Peterbilt 567	AA Welding
2112	290998	290995	Install new Engine In Unit 9577	0				0 TRUCK SHOP	
2112	290997	290995	Replace Engine in Unit 9577	0				0 OLYMPIC TRUCK SERVICE	
2112	290996	290995	Rebuild Cylinder Head for UNIT 9577 - Capital R	0				0 H&H DIESEL SERVICES	

2112	290995	P	1999 Type M Van Box	0	JW6BBF1H9XL003661		1999 Mitsubishi	Other
2112	287547	P	HP Smart Buy ProBook 450 G8 for AC SN: 5CD22I	1			0 CDW DIR #2112	
2112	287163	287547	Docking Station for Laptop - No SN on Amazon P	1			0 AMZN MKTP US QL5RQ8YS3	
2112	286335	P	New 2009 ASL Truck (Package Purchase)	0	3BPZL00X59F718864	B58297N	2009 Peterbilt 320	McNeilus
2112	285324	P	8 YARD SLANT FRONT LOAD	3			0 WASTEQUIP LLC	
2112	285321	P	8 YARD SLANT FRONT LOAD	1			0 WASTEQUIP LLC	
2112	285305	P	6 YARD SLANT FRONT LOAD	3			0 WASTEQUIP LLC	
2112	285303	P	6 YARD SLANT FRONT LOAD	1			0 WASTEQUIP LLC	
2112	285292	P	4 YARD SLANT FRONT LOAD	15			0 WASTEQUIP LLC	
2112	285287	P	3 YARD SLANT FRONT LOAD	15			0 WASTEQUIP LLC	
2112	285284	P	2 YARD STANDARD BODY REAR LOADS	30			0 WASTEQUIP LLC	
2112	285283	P	2 YARD STANDARD BODY REAR LOAD	9			0 WASTEQUIP LLC	
2112	285282	P	2 YARD STANDARD BODY REAR LOAD	1			0 WASTEQUIP LLC	
2112	285278	P	1 YARD STANDARD BODY REAR LOAD	8			0 WASTEQUIP LLC	
2112	285277	P	1 YARD STANDARD BODY REAR LOAD	2			0 WASTEQUIP LLC	
2112	285275	P	1 YARD FEL	10			0 WASTEQUIP LLC	
2112	284341	P	65 Gal MSW Carts	648			0 REHRIG PACIFIC COMPANY IN	
2112	283931	P	New computer for site SN: 5CD221613B	1			0 CDW DIR #2112-22-0023	
2112	283930	283931	New Docking Station for Laptop - No SN on Ama	1			0 AMZN MKTP US M20416MC3	
2112	283929	P	New Computer for site SN: 5CD2164KYL	1			0 CDW DIR #2112-22-0023	
2112	283928	283929	Docking Station for new Laptop - No SN on Ama	1			0 AMZN MKTP US 5O7RX1EW3	
2112	283927	P	New Computer for Site SN: QQ21452166	1			0 CDW DIR #2112-22-0016	
2112	282057	P	HP ProBook 640 SN: 5CD2159TCZ	1			0 CDW DIR #PO 2112-22-0	
2112	282056	282057	New Docking Station for Ops Manager Laptop - f	1			0 AMZN MKTP US 1L2RR10T0	
2112	281620	P	10 YD FEL/REL/SL Metal	3			0	2022 Containe
2112	281558	P	8 Yd Commercial Containers	3			0	
2112	281458	P	2YD REL Containers	8			0	
2112	281312	P	6 YD Containers	7			0	
2112	281311	P	6 YD FEL Containers	32			0	
2112	281305	P	4 Yard FEL Containers	5			0	
2112	281292	P	30 YD Roll Off Containers	10			0	
2112	281075	P	3 YD Containers	22		0	0 CONSOLIDATED FABRICATORS	
2112	280498	P	4 YD FEL/REL/SL Metal	3			0	2022 Cont.Auc
2112	279853	P	4YD Containers	163			0	
2112	279807	P	2 Yard REL Containers	2			0	
2112	279796	P	2 yd Containers w/Lids	5			0	
2112	279328	P	2yd Containers	20			0	
2112	279327	P	2yd Containers	6			0	
2112	278442	277982	Sales Tax	0		94-3283464	0 Thunderbird Plastics LTD	
2112	277992	P	95G MSW Carts	351			0 REHRIG PACIFIC COMPANY IN	
2112	277986	P	65G MSW Carts	324			0 REHRIG PACIFIC COMPANY IN	
2112	277983	277982	AP Sales Tax	0			0 THUNDERBIRD PLASTICS LTD	
2112	277982	P	16G Recycle Bins	720			0 THUNDERBIRD PLASTICS LTD	
2112	275282	P	HP ProBook 640 G2 - 14" Laptop			94-3283464	0 CDW	
2112	275281	P	(1) Sony Internet TV S/N# S0180642028	0			0 CDW	
2112	275280	P	(4) Drivecam Units	4			0 Lytx	
2112	275279	P	Shark Comm. Trailer, Skid Mounted 3500 PSI Pre	0			0 Pressure Washers Direct	
2112	275278	P	Drive Cameras Subscription Fees	0			0 Deivecam	
2112	275277	P	48 ft Dry Van Container - Sales Tax	54		0	0	
2112	275276	P	2006 Helm Container Chassis	0	1H9CC53467T347110	63644AC	2006 Helm	Other
2112	273622	P	Geo Tablets	57			0	
2112	271212	99658	Capital Repair - Transmission Truck #884				0 Peterbilt	
2112	266846	P	16 GAL Recycle Bins	720			0 THUNDERBIRD PLASTICS LTD	
2112	265287	P	4Yd FL Containers	10			0 REHRIG PACIFIC COMPANY IN	
2112	265280	P	2Yd REL Containers	15			0 REHRIG PACIFIC COMPANY IN	

2112	265279	P	2Yd FL Containers	15			0 REHRIG PACIFIC COMPANY IN
2112	265267	P	2022 ROL Pup Trailer (Pioneer HR2000PP)		1W9SR2536NC269920		2022 X X
2112	264431	P	2020 Peterbilt Transfer Tractor		1XPXP49X3LD679887		2020
2112	264053	263828	docking station for DM - NO S/N listed for Amazi	1			0 AMZN MKTP US 2C41E96Y2
2112	263828	P	HP Probook S/N #5CD1321R5W	1			0 CDW DIR #PO 2112-21-0
2112	260305	P	65 Gallon Carts (Gray)	350			0 REHRIG PACIFIC COMPANY IN
2112	260003	P	30 Yd ROL Boxes	2			0 WASTEQUIP LLC
2112	260002	P	20 Yd ROL Boxes	2			0 WASTEQUIP LLC
2112	259022	P	15 Gal Recycle Bins	480			0 THUNDERBIRD PLASTICS LTD
2112	254783	P	2000 Panderra Container Chassis		1P9CG504XYH401017	40026AG	2000 Panderra X
2112	254782	P	2000 Panderra Container Chassis		1P9CG5044XH401013	40027AG	2000 Panderra X
2112	254781	P	2000 Panderra Container Chassis		1P9CG5042XH401012	40028AG	2000 Panderra X
2112	254780	P	2000 Panderra Container Chassis		1P9CG5049XH401010	40029AG	2000 Panderra X
2112	254779	P	2008 Homemade Container Chassis		1S9CC53428T505312	40051AG	2008 Homemade X
2112	254778	P	Fruehauf Container Chassis (1996)		1H2P04835TW021827		1996 X X
2112	254777	P	Fruehauf Container Chassis (1996)		1H2P04831TW021825		1996 X X
2112	254776	P	Fruehauf Container Chassis (1995)		1H2P04839SW017827		1995 X X
2112	254484	254483	Laptop Memory - SN S58SNM0R526654	1			0 CDW
2112	254483	P	HP ProBook - SN 5CD11674KP	1			0 CDW
2112	254050	P	8 YD Container	1			0
2112	254049	P	6 YD Container	2			0
2112	254048	P	50 YD RO Box	2			0
2112	254047	P	40 YD RO Box	3			0
2112	254046	P	4 YD Container	9			0
2112	254045	P	30 YD RO Box	6			0
2112	254044	P	25 YD RO Box	2			0
2112	254043	P	20 YD RO Box	20			0
2112	254042	P	1 YD Container	45			0
2112	253906	P	NOREGON Panasonic Toughbook FZ-55	1			0 NOREGON SYSTEMS INC
2112	251580	246027	Sequim Office - Legal				0 Stoel Rives LLP
2112	250266	P	2YD REL METAL CONTAINERS	7			0 WASTEQUIP LLC
2112	250265	P	1YD REL METAL CONTAINERS	7			0 WASTEQUIP LLC
2112	250264	P	8YD FEL METAL CONTAINERS	1			0 WASTEQUIP LLC
2112	250263	P	6YD FEL METAL CONTAINERS	3			0 WASTEQUIP LLC
2112	250262	P	4YD FEL METAL CONTAINERS	10			0 WASTEQUIP LLC
2112	250261	P	3YD FEL METAL CONTAINERS	2			0 WASTEQUIP LLC
2112	250260	P	2YD FEL METAL CONTAINERS	15			0 WASTEQUIP LLC
2112	250259	P	1YD FEL METAL CONTAINERS	6			0 WASTEQUIP LLC
2112	248118	P	95 Gal MSW Carts (Gray)	351		94-3283464	0 REHRIG PACIFIC COMPANY IN
2112	248117	P	95 Gal Recycle Carts (Gray)	351		94-3283464	0 REHRIG PACIFIC COMPANY IN
2112	247674	246027	Sequim Office Purchase				0 First American Title
2112	246794	P	15 GAL RECYCLE BINS	480			0 THUNDERBIRD PLASTICS LTD
2112	246599	246027	Sequim Office Purchase				0 PARRISH PARRISH BARTEE LL
2112	246144	P	(4) Gray Truck Lifts	4			0 MATTHEW C LASHER III
2112	246088	P	2017 4 Axle Long Haul Tractor		1XPCP40X8HD435297	C18582T	2017 Peterbilt 567 N/A
2112	246087	246084	2004 Peterbilt In-Frame Repair				0 NC Machinery
2112	246086	P	2014 53' Walking Floor Trailer	0	48XAR5320E1008685	63967AE	2014 Travis N/A
2112	246085	246084	Wet Kit for Chassis 831975 invoice #915-0666	0		831975	2006
2112	246084	P	2004 Tractor	0	2XPFD89X84M813975	C18583T	2004 Peterbilt 378 N/A
2112	246083	P	Roll off trailer	0	1C9RS22456R992020	63966AE	2006 Cascon Heavy Haul Cascon
2112	246082	P	Used 1993 Wabi Van Trailers #9324	0	1JJV533U8PL204715	48188AE	1993 WABASH N/A
2112	246027	P	Sequim Office Purchase				0 PARRISH PARRISH BARTEE LL
2112	245955	P	Sequim Land				0 PARRISH PARRISH BARTEE LL
2112	245720	P	95 Gal Plastic Carts - Grey	702			0 REHRIG PACIFIC COMPANY IN
2112	243433	P	18 Gal Recycle Bins	480			0 THUNDERBIRD PLASTICS LTD

2112	243178	P	20 YD RO Boxes	9		94-3283464	0	
2112	241724	P	10yd Drop Boxes	2			0	
2112	240607	P	(48) Lytx Drivecam Harness	48			0	Lytx
2112	239568	P	(48) Lytx Drivecams	48			0	LYTX
2112	238068	P	1.5 Yard Commercial Containers	6			0	
2112	237926	P	3YD Containers	6			0	
2112	237924	P	30YD Containers	7			0	
2112	237923	P	6 Yard Commercial Containers	12			0	
2112	237921	P	4 Yard Commercial Containers	6			0	
2112	237920	P	4YD Containers	16			0	
2112	237684	P	30 YD RO Containers	13		0	0	ENTERPRISE SALES, INC.
2112	236848	P	95 Gal Plastic Carts - Grey	351			0	REHRIG PACIFIC COMPANY IN
2112	235327	P	2020 Ford Pickup Truck		1FTMF1CB1LKE26193	C18586T	2020	Ford F150 N/A
2112	235326	P	2020 Ford Pickup Truck		1FTMF1CBXLKE26192	C18585T	2020	Ford F150 N/A
2112	234186	P	95 Gal Plastic Carts - Grey	2530			0	REHRIG PACIFIC COMPANY IN
2112	234185	P	95 Gal Plastic Carts - Grey	2965			0	REHRIG PACIFIC COMPANY IN
2112	234184	P	95 Gal Plastic Carts - Refuse	615			0	REHRIG PACIFIC COMPANY IN
2112	234183	P	35 Gal Plastic Carts - Refuse	2300			0	REHRIG PACIFIC COMPANY IN
2112	234108	P	2020 Peterbilt ASL Truck		3BPDLK0X9LF108673	C18477T	2020	Peterbilt 520 Labrie
2112	234065	P	16 GAL Recycle Bins	500			0	THUNDERBIRD PLASTICS LTD
2112	233301	P	65 Gal Plastic Carts - Refuse	936			0	REHRIG PACIFIC COMPANY IN
2112	233300	P	95 Gal Plastic Carts - Grey	2536			0	REHRIG PACIFIC COMPANY IN
2112	233299	P	95 Gal Plastic Carts -Grey	702			0	REHRIG PACIFIC COMPANY IN
2112	233298	P	95 Gal Plastic Carts - Refuse	220			0	REHRIG PACIFIC COMPANY IN
2112	233297	P	35 Gal Plastic Carts - Refuse	2160			0	REHRIG PACIFIC COMPANY IN
2112	233296	P	8 Yard FEL Containers	2			0	RULE STEEL TANKS INC
2112	233295	P	6 Yard FEL Containers	16			0	RULE STEEL TANKS INC
2112	233294	P	4 Yard FEL Containers	9			0	RULE STEEL TANKS INC
2112	233293	P	3 Yard FEL Containers	3			0	RULE STEEL TANKS INC
2112	233292	P	2Yard FEL Containers	20			0	RULE STEEL TANKS INC
2112	233291	P	1.5 Yard FEL Containers	15			0	RULE STEEL TANKS INC
2112	233290	P	1 Yard FEL Containers	15			0	RULE STEEL TANKS INC
2112	233289	P	2 Yard REL Containers	6			0	RULE STEEL TANKS INC
2112	233288	P	1.5 Yard REL Containers	6			0	RULE STEEL TANKS INC
2112	233287	P	1 Yard REL Containers	6			0	RULE STEEL TANKS INC
2112	233213	P	Desktop PC - Blue Mtn TS SN-MXL0132VMF				0	CDW
2112	232599	P	2020 Peterbilt FEL Truck		3BPDLK0X2LF107963	C18479T	2020	Peterbilt 520 Labrie
2112	232598	P	2020 Peterbilt FEL Truck		3BPDLK0X0LF107962	C18478T	2020	Peterbilt 520 Labrie
2112	232597	P	2020 Peterbilt Recycle Truck		3BPDLK0X3LF108684	C18584T	2020	Peterbilt 520 Kann
2112	231985	P	95 Gal Plastic Carts - Grey	702			0	REHRIG PACIFIC COMPANY IN
2112	231984	P	65 Gal Plastic Carts - Refuse	1014			0	REHRIG PACIFIC COMPANY IN
2112	231983	P	35 Gal Plastic Carts - Refuse	140			0	REHRIG PACIFIC COMPANY IN
2112	231666	P	2020 Peterbilt REL Truck		3BPDLK0X7LF108672	C18481T	2020	Peterbilt 520 Leach
2112	231665	P	2020 Peterbilt REL Truck		3BPDLK0X5LF108671	C18480T	2020	Peterbilt 520 Leach
2112	231607	P	35 Gal Plastic Carts - Refuse	504			0	REHRIG PACIFIC COMPANY IN
2112	231606	P	65 Gal Plastic Carts - Refuse	915			0	REHRIG PACIFIC COMPANY IN
2112	231605	P	95 Gal Plastic Carts - Refuse	178			0	REHRIG PACIFIC COMPANY IN
2112	228654	44500	Engine Rebuild on asset #44500				0	NC Machinery
2112	227697	P	2005 Ford F150 Lariat pickup (brown)	0	1FTPW12515KE71128	C18570T	2005	FORD F-150 Pickup
2112	226150	P	4 YD FEL Plastic Container	20			0	TOTER LLC
2112	226149	P	3 YD FEL Plastic Container	10			0	TOTER LLC
2112	226148	P	2 YD FEL Plastic Container	22			0	TOTER LLC
2112	226147	P	1 YD FEL Plastic Container	17			0	TOTER LLC
2112	225891	P	96 Gallon MSW Carts	624			0	TOTER LLC
2112	224643	P	50 YD Metal RO	2			0	ENTERPRISE SALES INC

2112	223825	P	2020 ASL Peterbilt Truck		3BPDLK0X8LF107319	C59410S	2020 Peterbilt 520	Labrie
2112	222833	219749	2020 Peterbilt FEL Truck- Body				0 SOLID WASTE SYSTEMS	
2112	222832	219748	2020 Peterbilt FEL Truck- Body				0 SOLID WASTE SYSTEMS	
2112	221747	P	2020 Peterbilt ASL Truck		3BPDLK0X6LF107318	C59409S	2020 Peterbilt 520	Labrie
2112	221735	218615	arch/structural engineering services				0 SITTS & HILL ENGINEERS IN	
2112	221106	218615	Permit fees- Electrical Phase				0 SITTS & HILL ENGINEERS IN	
2112	220970	218615	Engineering Services Refund				0 Stits & Hill	
2112	220969	218615	Water Meter Installation for New Shop				0 PUD Clallam County	
2112	219749	P	2020 FEL Peterbilt Truck		3BPDLK0XXLF107421	C59362S	2020 Peterbilt 520	Labrie
2112	219748	P	2020 FEL Peterbilt Truck		3BPDLK0X8LF107420	C59361S	2020 Peterbilt 520	Labrie
2112	218617	P	New Shop IS Hardware				0	
2112	218616	P	Facility Improvements				0	
2112	218615	P	New Shop				0	
2112	218614	P	Maintenance Shop (Sequim)				0	
2112	217462	P	New 2019 R/O Truck		1NPCX4EX8KD628012	C59360S	2019 Peterbilt 567	AA Welding
2112	216316	P	30Yd ROL Box	4			0 RULE STEEL TANKS INC	
2112	216315	P	20Yd ROL Box	4			0 RULE STEEL TANKS INC	
2112	215133	P	16gal bins BLUE, GREEN, BEIGE	980			0 THUNDERBIRD PLASTICS LTD	
2112	212890	P	HP Probook 650 G4 Asst Controller				0 CDW	
2112	212681	P	65 Gallon MSW Carts	588			0 TOTER LLC	
2112	212680	P	35 Gallon MSW Carts	300			0 TOTER LLC	
2112	212679	P	6yd FEL Metal Container	7			0 RULE STEEL TANKS INC	
2112	212678	P	4yd FEL Metal Container	15			0 RULE STEEL TANKS INC	
2112	212677	P	3yd FEL Metal Container	15			0 RULE STEEL TANKS INC	
2112	212676	P	2yd FEL Metal Container	15			0 RULE STEEL TANKS INC	
2112	212675	P	1yd FEL Metal Container	12			0 RULE STEEL TANKS INC	
2112	212674	P	2yd REL Metal Container	10			0 RULE STEEL TANKS INC	
2112	212673	P	1yd REL Metal Container	15			0 RULE STEEL TANKS INC	
2112	210504	P	MSW CARTS 96 GAL	624			0 Wastequip Toter	
2112	209508	P	Wash Rack - Awning				0	
2112	209507	P	Wash Rack - Oil and Water Separator/Catch Basin				0	
2112	207702	204184	New Truck License Registration For 889				0 WA DOL LIC & REG 39989	
2112	207701	204187	New Truck License Registration For 890				0 WA DOL LIC & REG 39989	
2112	206228	P	New Pressure Washer For Wash Rack At Carlsborg Site				0 POWER EQUIP DIRECT	
2112	204803	P	18 GAL RECYCLE BINS	850			0 THUNDERBIRD PLASTICS LTD	
2112	204562	80055	Capital Repair (Parts) 1986 Fiat Allis bucket load	0			0 D&E Heavy Equipment Parts	
2112	204561	80055	Rear differential repair - 1986 Fiat Allis Bucket Lc	0			0 NC MACHINERY CO	
2112	204187	P	2019 ASL Truck		3BPDL70X7KF103953	C98588N	2019 Peterbilt 520	Labrie
2112	204184	P	2019 ASL Truck		3BPDL70X5KF103952	C98589N	2019 Peterbilt 520	Labrie
2112	203680	197793	Truck Mount Air Compressor For New Service Truck 738		1FDRF3G61JEB66657		2018 Titus Will/Ford	Ford
2112	203609	P	64 GAL GARBAGE CARTS	864			0 WASTEQUIP TOTER	
2112	203588	197793	Air Hose Reel For New Shop Truck				0 Titus Will/Ford	
2112	203587	197793	Lift Gate For New Service Truck 738 (To Be Installed)				0 Titus Will/Ford	
2112	203584	P	NEW TOYOTA FORKLIFT FOR CARLSBORG SHOP		HHL05HD0000115		2013 N/A	N/A
2112	202995	P	Storm Water Infiltration Pond (Final Bill)				0 HOCH CONSTRUCTION	
2112	202834	P	2019 ASL Truck		3BPDL70X9KF103954	C99007N	2019 Peterbilt 520	Labrie
2112	202084	P	Paving and Storm Water Pond at Carlsborg				0	
2112	201756	P	FEL Containers - 4 yd	15			0 WASTEQUIP LLC	
2112	201755	P	REL Containers - 2 yd	23			0 WASTEQUIP LLC	
2112	201754	P	REL Containers - 1.5 yd	21			0 WASTEQUIP LLC	
2112	201753	P	FEL Containers - 1.5 yd	24			0 WASTEQUIP LLC	
2112	201752	P	FEL Containers - 2 yd	30			0 WASTEQUIP LLC	
2112	201751	P	FEL Containers - 6 yd	13			0 WASTEQUIP LLC	
2112	201020	P	96 GALLON GARBAGE CARTS	188			0 WASTEQUIP TOTER	
2112	201019	P	65 GALLON GARBAGE CARTS	312			0 WASTEQUIP TOTER	

2112	201018	P	35 GALLON GARBAGE CARTS	2000			0 WASTEQUIP TOTER
2112	200628	P	Roll Off Boxes - 30 Yd	10			0 WASTEQUIP LLC
2112	200627	P	Roll Off Boxes - 20 Yd	10			0 WASTEQUIP LLC
2112	197999	P	50 YD Container	1			0
2112	197994	P	2 YD Container	27			0
2112	197993	P	1.5 YD Container	28			0
2112	197793	P	2018 Ford F350 Shop Truck		1FDRF3G61JEB66657	C18575T	2018 Titus Will/Ford Ford
2112	196591	P	Adapter			94-3283464	0 CDW
2112	195618	P	2018 Better Weigh Mfg Pup Trailer		1B9PP3339JT260194	63965AE	2018 SOLID WASTE SYSTI Better Weigh
2112	194954	P	HP ProDesk 600 G3 - SFF - Core i3			94-3283464	0 CDW DIR #PWSP-3463
2112	194952	P	Structural Analysis at Carlsborg Site			94-3283464	0 Zenovic & Associates Inco
2112	194814	P	Star TSP 743IU-24 Gry - receipt printer - two-color (monochrome) -direct			94-3283464	0 CDW DIR #PWSP-3463 211
2112	194634	P	Carlsborg Shop Addition			94-3283464	0 HOCH CONSTRUCTION
2112	190224	P	Paving and Stormwater Pond				0 TREND SERVICES INC
2112	190223	P	New Roof for Building				0 TREND SERVICES INC
2112	190222	P	Paving				0 TREND SERVICES INC
2112	188448	68916	Use Tax for Truck # 31	0	1HTWCAANX9J126605		2009 International 7400 Heil
2112	186694	P	Docking Station for HP ProBook 640 G2			94-3283464	0 CDW
2112	186692	P	New Cubicles (6) at Carlsborg			94-3283464	0 Creative Office
2112	186565	P	HP ProBook 640 G2 (MM)			94-3283464	0 CDW
2112	186110	P	14T Floor Jacks (2)			94-3283464	0 BRAMSTEDT SALES
2112	185161	P	Used Skid Steer 2014 Cat		0MWD07125		2014 Integrated Rental Caterpillar
2112	184561	184362	Initial licensing for trk 887				0 WA St DOL
2112	184362	P	2018 ASL Truck		3BPDLJ0X3JF186843	C63962J	2018 PeterBilt 520 Labrie
2112	183718	P	Initial Licensing for new RO truck				0 Washington State DOL Clal
2112	183543	P	Software for Diagnostic Laptop				0 Snap-On
2112	183527	P	96 Gallon Recycle Carts (UTC)	624			0 Toter (Wastequip)
2112	183526	P	96 Gallon Recycle Carts (UTC)	624			0 Toter (Wastequip)
2112	183280	P	2018 RO Truck		1NPCX4EX1JD460289	C64235J	2018 PeterBilt 567 AA Welding
2112	181671	P	30 YD Rolloff boxes	5			0 WASTEQUIP LLC
2112	181670	P	20yd RO Boxes	5			0 WASTEQUIP LLC
2112	181057	P	96 Gallon Gray Recy Totes w/blue lid	624			0 WASTEQUIP LLC
2112	180542	P	Diagnostic Laptop				0 CDW
2112	180264	P	96 Gallon Recy Totes	380			0 WASTEQUIP LLC
2112	179933	P	96 Gallon Gray Recy Totes w/blue lid	624			0 WASTEQUIP LLC
2112	179932	P	96 Gallon Gray Recy Totes w/blue lid	624			0 WASTEQUIP LLC
2112	179887	P	96 Gallon Gray Recy Totes w/blue lid	624			0 WASTEQUIP LLC
2112	179236	P	HP Probook 640 G2				0 CDW
2112	179132	P	35 Gallon MSW Carts	450			0 WASTEQUIP LLC
2112	179025	P	35 Gallon MSW Carts	840			0 WASTEQUIP LLC
2112	178886	P	96 Gallon MSW Carts	624			0 WASTEQUIP LLC
2112	178885	P	35 Gallon Gray MSW Totes w/green lid	840			0 WASTEQUIP LLC
2112	178884	P	96 Gal gray MSW Tote w/green lid	376			0 WASTEQUIP LLC
2112	178883	P	64 Gal gray MSW Tote w/green lid	510			0 WASTEQUIP LLC
2112	177802	P	2yd REL Containers w/plastic lid	35			0 WASTEQUIP LLC
2112	177801	P	2YD FEL Containers	49			0 WASTEQUIP LLC
2112	177800	P	3yd FEL Flat Top Containers w/plastic lid	16			0 WASTEQUIP LLC
2112	177799	P	2yd FEL Flat Top Container w/plastic lid	1			0 WASTEQUIP LLC
2112	177798	P	1.5yd FEL Flat Top Containers w/plastic lid	22			0 WASTEQUIP LLC
2112	177797	P	1yd FEL Flat Top Containers w/plastic lid	60			0 WASTEQUIP LLC
2112	174644	P	Used 2008 Ford F-150 4x4 Supervisor P/U Truck	0	1FTRW14W88FB86745	C20489D	2008 FORD F-150 Pickup
2112	173864	P	64 Gallon MSW Carts	335			0 Toter
2112	173863	P	35 Gallon MSW Carts	401			0 Toter
2112	173862	P	96 Gallon MSW Carts	75			0 Toter
2112	173861	43742	Engine Overhaul (Trk #916)				0 H&R Parts & Equipment

2112	173860	P	25 Gallon Carts	252			0	OTTO ENVIRONMENTAL SYSTEM
2112	173859	P	65 Gallon Carts	99			0	OTTO ENVIRONMENTAL SYSTEM
2112	173858	P	95 Gallon Carts	9			0	OTTO ENVIRONMENTAL SYSTEM
2112	173857	P	PC tower for ACD Monitor at Port Townsend				0	CDW
2112	173856	P	65 Gallon Carts	468			0	OTTO ENVIRONMENTAL SYSTEM
2112	173855	P	95 Gallon Carts	495			0	OTTO ENVIRONMENTAL SYSTEM
2112	173854	P	2YD RL Containers	4			0	ENTERPRISE SALES, INC.
2112	173853	P	1.5YD RL Containers	3			0	ENTERPRISE SALES, INC.
2112	173852	P	1YD RL Containers	7			0	ENTERPRISE SALES, INC.
2112	173851	P	3YD Containers with lids	6			0	REHRIG PACIFIC COMPANY IN
2112	173850	P	6YD Containers	2			0	REHRIG PACIFIC COMPANY IN
2112	173849	P	1.5 REL Containers	3			0	ENTERPRISE SALES, INC.
2112	173848	P	1yd REL containers	3			0	ENTERPRISE SALES, INC.
2112	173847	P	2 YD OCC containers	6			0	ENTERPRISE SALES, INC.
2112	173846	P	2 YD RL Containers	10			0	ENTERPRISE SALES, INC.
2112	173845	P	1.5 YD RL Containers	4			0	ENTERPRISE SALES, INC.
2112	173844	P	2YD Recycle Containers	10			0	ENTERPRISE SALES, INC
2112	173843	127366	Engine Rebuild Truck #243				0	H&R Parts
2112	173842	127366	Labrie Top Select Body Mounted on FAS 4864	200	TS00101RAG ON 712977		0	
2112	173840	P	2016 ASL Truck		3BPZLJ0X0GF100886	C21022D	2016	Peterbilt 320 Labrie
2112	173839	P	30 yd roll off box w/lid	3			0	CAPITAL INDUSTRIES, INC.
2112	173838	P	35 Gallon MSW Carts	600			0	WASTEQUIP
2112	173837	P	18 Gal Recycle Bins	720			0	THUNDERBIRD PLASTICS LTD
2112	173836	P	2 Wintterms				0	CDW
2112	173835	121863	Use Tax on Recycle Truck				2010	Trucks & Parts of T: Peterbilt
2112	173834	P	2010 Recycle Truck		3BPZH57XXAF104093	C18566T	2010	Peterbilt 320 GS Products
2112	173832	P	95 Gal Recycle Carts - Grey	243			0	REHRIG PACIFIC COMPANY
2112	173831	P	30 Yard Dropboxes	3			0	ENTERPRISE SALES, INC.
2112	173830	P	3 Yard FEL Containers	10			0	ENTERPRISE SALES, INC.
2112	173829	P	1.5 Yard FEL Containers	10			0	ENTERPRISE SALES, INC.
2112	173828	P	1 Yard FEL Containers	10			0	ENTERPRISE SALES, INC.
2112	173827	P	1.5 Yard REL Containers	10			0	ENTERPRISE SALES, INC.
2112	173826	P	1 Yard REL Containers	10			0	ENTERPRISE SALES, INC.
2112	173825	87712	Cap Repair - Transmission				0	Jasper
2112	173824	54942	Cap Repair - Engine				0	H&R Parts & Equipment
2112	173823	P	Recycle Bins (U)	3868			0	
2112	173822	114605	Software for Diagnostic Computer				0	SNAP ON TOOLS
2112	173821	114875	Use tax on 5,000 Recycle Bins	0			0	Thunderbird Plastics
2112	173820	P	18 GA Recycle Box	452			0	
2112	173819	P	14 Gal. MSD Recycle Bin-DK Blue	1050			0	Otto Environmental System
2112	173818	P	14 Gallon Recycle Bins	500			0	Otto Waste Systems
2112	173817	P	14 Gallon MSD Recycle Bins	400			0	Otto Industries
2112	173816	P	Diagnostic Computer				0	
2112	173815	P	Scale Parts - Blue Mountain Transfer Station				0	METTLER TOLEDO INC
2112	173814	P	65 Gal Plastic Carts	306			0	REHRIG PACIFIC COMPANY
2112	173813	P	3 Bin Recycle System Bins	240			0	THUNDERBIRD PLASTICS LTD
2112	173812	P	95 Gal Plastic Carts - Refuse	252			0	REHRIG PACIFIC COMPANY
2112	173811	P	Wyse Wintterms D10D	2			0	CDW
2112	173810	P	96 Gal Carts	112			0	REHRIG PACIFIC COMPANY
2112	173808	P	Computer for Transfer Station				0	The Elctronic Avenue
2112	173807	P	Truck Radios	12			0	DAY WIRELESS SYSTEMS
2112	173806	P	96 Gallon Recycle Carts	100			0	REHRIG PACIFIC COMPANY
2112	173805	P	2004 Container Delivery Truck		2NKMHD7X64M066807	A56729U	2004	Kenworth T300 Crane/flatbed
2112	173804	P	96 Gal Carts	81			0	REHRIG PACIFIC COMPANY
2112	173803	P	96 Gallon Carts	193			0	REHRIG PACIFIC COMPANY

2112	173802	P	6 YD FEL OCC Containers - Sales Tax	10			0	ENTERPRISE SALES, INC.
2112	173801	P	4 YD FEL OCC Containers - Sales Tax	10			0	ENTERPRISE SALES, INC.
2112	173800	54942	Truck 917 Transmission Repair	0			0	PACIFIC POWER PRODUCTS
2112	173799	P	2 YD FEL OCC Containers	10			0	ENTERPRISE SALES, INC.
2112	173798	P	4Y d FEL OCC Containers	10			0	ENTERPRISE SALES, INC.
2112	173797	P	2004 INTL 4300 FLAT 20 TRUCK	0	1HTMMAAM34H596924	C18201U	2004	International 4300 Flatbed
2112	173796	103337	Resi Recylce Bins-Remaining Balance	960			0	THUNDERBIRD PLASTICS LTD
2112	173795	87711	Lift Gate for Service Truck	0			0	LINCOLN INDUSTRIAL CORP I
2112	173794	P	35 Gallon Refuse Carts	270			0	REHRIG PACIFIC COMPANY
2112	173793	P	30 Yd R/O Drop Boxes	3			0	ENTERPRISE SALES, INC.
2112	173792	P	6 YD FEL Containers	3			0	ENTERPRISE SALES, INC.
2112	173791	P	4Yd FEL Containers	5			0	ENTERPRISE SALES, INC.
2112	173790	P	3 Yd FEL Containers	10			0	ENTERPRISE SALES, INC.
2112	173789	P	65 Gallon Refuse Carts	243			0	REHRIG PACIFIC COMPANY
2112	173788	P	Resi Recycle Bins (3-Bin System)	960			0	THUNDERBIRD PLASTICS LTD
2112	173787	P	(2) 10Ton Air Jacks	0			0	MATCO TOOLS
2112	173786	P	95 Gallon Recycle Carts	243	(004743 - 004985)		0	REHRIG PACIFIC COMPANY
2112	173785	P	6 YD FEL Recycling Containers	18			0	ENTERPRISE SALES, INC.
2112	173784	P	4 YD FEL Recycle Containers	18			0	ENTERPRISE SALES, INC.
2112	173783	P	3 Yard FEL Containers	20			0	ENTERPRISE SALES INC
2112	173782	P	95 Gallon Garbage Carts - ROC Grey	80	000244-000323		0	REHRIG PACIFIC COMPANY
2112	173781	P	95 Gallon Yardwaste Carts	100	002637-002736		0	REHRIG PACIFIC COMPANY
2112	173780	P	95 Gallon Carts - ROC Grey	306	004437-004742		0	REHRIG PACIFIC COMPANY
2112	173779	P	RTA Equipment	0			0	CDW
2112	173778	P	6 Yard FEL Containers	8			0	CAPITAL INDUSTRIES, INC.
2112	173777	P	Residential Recycling Bins	960			0	THUNDERBIRD PLASTICS LTD
2112	173776	P	Sony Internet TV (SN = S0180947550)	0			0	cdw
2112	173775	P	15 HP shop compressor	0			0	Snap-On Tools
2112	173774	P	95 Gallon Carts - ROC Grey	243			0	REHRIG PACIFIC COMPANY
2112	173773	P	65 Gallon Carts - ROC Grey	324			0	REHRIG PACIFIC COMPANY
2112	173772	P	Used 2005 International 7400 REL	0	1HTWGAATX5J146592	C18567T	2005	International 7400 McNeilus
2112	173771	P	2YD FEL Cardboard Containers (Metal)	20			0	WASTEQUIP WEST COAST
2112	173770	85919	Grapple bucket and sweeper for MRF skid steer	0			2006	John Deere N/A
2112	173769	P	Used 2006 Komatsu FG25T-14 Forklift	0	593040A		2006	N/A N/A
2112	173767	P	4 YD Self-Dump Hoppers for Blue Mt. T/S	2			0	ENTERPRISE SALES, INC.
2112	173766	P	1 Yard FEL Containers	14			0	ENTERPRISE SALES, INC.
2112	173765	P	1.5 Yard FEL Containers	13			0	ENTERPRISE SALES, INC.
2112	173764	P	2 Yard FEL Containers	5			0	ENTERPRISE SALES, INC.
2112	173763	P	New 2011 Peterbilt 320 ASL	0	3BPZL00X4BF117807	C18574T	2011	Petebilt 320 McNeilus
2112	173762	P	Excel 6029 Rubber Belt Conveyor for Port Angele	0			0	SOLID WASTE SYSTEMS
2112	173761	P	1 Yard FEL Containers	10			0	WASTEQUIP
2112	173760	P	1.5 Yard FEL Containers	10			0	WASTEQUIP
2112	173759	P	Baler Pit	0			0	HOCH CONSTRUCTION
2112	173758	P	80 Liter Recycle Carts - Grey	203			0	REHRIG PACIFIC COMPANY
2112	173757	P	20 Yard Recycle Dropoff Center Containers	2			0	ENTERPRISE SALES, INC.
2112	173756	P	95 Gallon Carts	243			0	REHRIG PACIFIC COMPANY
2112	173755	P	95 Gallon Carts	243			0	REHRIG PACIFIC COMPANY
2112	173754	67818	Baler Electrical Set-up	0			2010	N/A
2112	173752	P	95 Gallon Recycling Carts(Blue Lids)	206			0	REHRIG PACIFIC COMPANY
2112	173751	P	95 Gallon Recycling Carts (Blue Lids)	486			0	REHRIG PACIFIC COMPANY
2112	173750	P	95 Gallon Recycling Carts (Blue Lids)	486			0	REHRIG PACIFIC COMPANY
2112	173749	P	95 Gallon Recycling Carts (Blue Lids)	486			0	REHRIG PACIFIC COMPANY
2112	173748	P	95 Gallon Recycling Carts (Blue Lids)	486			0	REHRIG PACIFIC COMPANY
2112	173747	P	95 Gallon YW Carts	486			0	REHRIG PACIFIC COMPANY
2112	173746	P	Drive Cam Installation Cost	0			0	Drivacam

2112	173745	P	(16) Drive Cams	0		0	DriveCam
2112	173744	P	Drive Cam Installation and Onsite Technician	0		0	Drive Cam
2112	173743	67818	PARTS & LABOR FOR REBUILD	0	0	0	PACIFIC WIRE PRODUCTS
2112	173742	P	Baler	0	1	1997	OTHER Other
2112	173741	65454	Truck #227 - Engine	0		0	
2112	173740	65454	Spill Kit	100		0	
2112	173739	65454	4 - Junk Boxes & Oil Assemblies	100		0	
2112	173737	P	96 Gallon Grey Carts	624		0	TOTER INCORPORATED
2112	173736	P	30 YD Roll Off Boxes	5		0	ENTERPRISE SALES, INC.
2112	173735	P	6YD FEL Containers	15		0	ENTERPRISE SALES, INC.
2112	173733	54942	Sales Tax on FEL Truck VIN#200124	0	201124	2005	
2112	173731	P	4 YD FEL Carboard Bin	15	0	0	ENTERPRISE SALES, INC.
2112	173730	P	Contracts - City of Sequim	0		0	
2112	173729	P	Carts:	3761		0	
2112	173728	P	6yd Recycling Cages from WM:	18		0	
2112	173727	P	4yd Recycling Cages from WM:	28		0	
2112	173726	P	2yd Recycling Cages from WM:	37		0	
2112	173725	P	3 Yard FEL Containers	58		0	
2112	173724	P	1.5yd FEL Containers from WM:	114		0	
2112	173720	P	96 Gallon carts	588	0	0	TOTER INCORPORATED
2112	173719	P	1 YD REL Containers	54	0	0	ENTERPRISE SALES, INC.
2112	173718	47554	Taxes for 2003 sideloader FAS # 47554	0	5VCH36UEX3N194761	2006	
2112	173717	47553	Taxes on 2003 sideloader FAS # 47553	0	5VCEC6LFX3N194918	2003	
2112	173715	P	RM License	0	0	0	DESERT MICRO
2112	173711	P	96 gallon toters	588	0	0	TOTER INCORPORATED
2112	173710	P	96 gallon carts	588	0	0	TOTER INCORPORATED
2112	173709	P	96 Gallon lids	768	0	0	TOTER INCORPORATED
2112	173708	P	96 Gallon carts	200	0	0	TOTER INCORPORATED
2112	173707	P	Lids	1184	0	0	TOTER INCORPORATED
2112	173706	P	96 Gallon Carts	588	0	0	TOTER INCORPORATED
2112	173705	P	Lids	2000	0	0	TOTER INCORPORATED
2112	173704	P	Lids	2116	0	0	TOTER INCORPORATED
2112	173703	P	96 Gallon carts	588	0	0	TOTER INCORPORATED
2112	173702	P	96 Gallon carts	588	0	0	TOTER INCORPORATED
2112	173701	P	96 gallons carts	720	0	0	TOTER INCORPORATED
2112	173700	P	96 gallons carts	720	0	0	TOTER INCORPORATED
2112	173699	P	96 gallons carts	720	0	0	TOTER INCORPORATED
2112	173698	P	96 gallons carts	516	0	0	TOTER INCORPORATED
2112	173697	P	2 yard REL containers	40	0	0	ENTERPRISE SALES, INC.
2112	173696	P	96 gallons carts	720	0	0	TOTER INCORPORATED
2112	173695	P	96 gallons carts	720	0	0	TOTER INCORPORATED
2112	173693	P	Toters and containers for curbside contract	240	0	0	WASTE MANAGEMENT
2112	173692	P	30 YD Structural R/O Box w/ 18' EZ Screen Lid	1		0	Capital Industries, Inc.
2112	173691	P	2 YD REL containers	12		0	Capital Industries, Inc.
2112	173690	P	1 Yd Rear Load Containers	25		0	Enterprise Sales, Inc
2112	173689	34951	Sales Tax for New Truck #602	0	1HTWCAAN43J067543	2003	
2112	173684	P	2 YD REL Containers	22		0	Enterprise Sales, Inc
2112	173683	P	14 Gal. MSD Recycle Bins-LT Blue	300		0	Otto Environmental System
2112	173682	P	14 Gal. MSD Recycle Bins-LT Gray	300		0	Otto Environmental System
2112	173681	P	14 Gal. MSD Recycle Bins-Beige	300		0	Otto Environmental System
2112	173680	P	1 YD REL Containers w/ Plastic Lids & Casters	20		0	Capital Industries, inc.
2112	173679	P	220 Gal UL Oval Tank-Labor & Materials to Moui	0	2148	2004	CAMCAL Inc. Other
2112	173678	P	32 Gallon Carts	50		0	Otto Industries
2112	173677	P	2 Yard Rear Load Containers	26		0	Wasteline Industries
2112	173676	P	Nestable/Stackable Recycle Bins	600		0	Rehrig Pacific

2112	171683	P	Deluxe AC Machine				0	Snap-On	
2112	171642	P	Scissor Lift 24-26' Electric 30-36" wide		27011829		0	Snap-On	Skyjack SJIII32
2112	170273	P	6yd FEL Containers	10			0	Rule Steel	
2112	170272	P	1yd REL containers	10			0	Rule Steel	
2112	170271	P	1yd Flat Top Containers	10			0	Rule Steel	
2112	170270	P	2yd REL Containers	20			0	Rule Steel	
2112	170269	P	2yd FEL Flat Top Containers	10			0	Rule Steel	
2112	170268	P	4yd FEL Containers	10			0	Rule Steel	
2112	167239	P	20yd boxes w/lids	2			0	ENTERPRISE SALES, INC.	
2112	167238	P	30yd box w/lid	1			0	ENTERPRISE SALES, INC.	
2112	167138	P	32 Gallon Carts	580			0	OTTO ENVIRONMENTAL SYSTEM	
2112	166338	P	2017 R/O Truck		1NPCL40X9HD414304	C58123G	2017	Peterbilt 567	AAA welding
2112	165326	P	6 Yard Plastic Commercial Container with Lid	1			0	REHRIG PACIFIC COMPANY	
2112	165325	P	2 Yard RL Plastic Containers with Lids	6			0	REHRIG PACIFIC COMPANY	
2112	139784	P	Snap-On Diagnostic Shop Computer				0	Snap-On	
2112	133564	P	30YD boxes with lids	3			0	ENTERPRISE SALES, INC.	
2112	133440	P	WashRack for Truck Wash				0	TREND SERVICES INC	
2112	133439	P	Trench Drain and Diversion Beam for Truck Wash				0	TREND SERVICES INC	
2112	133438	P	Wash Rack for Truck Wash				0	TREND SERVICES INC	
2112	133437	P	Tank for Truck Wash				0	TREND SERVICES INC	
2112	133216	P	20 YD Lidded Boxes	2			0	ENTERPRISE SALES, INC.	
2112	133215	P	30 YD Lidded box	1			0	ENTERPRISE SALES, INC.	
2112	133182	P	2YD Plastic Containers	8			0	REHRIG PACIFIC COMPANY	
2112	133181	P	4 YD Commercial Plastic Containers	9			0	REHRIG PACIFIC COMPANY	
2112	132477	P	18 Gal Recycle boxes	1800			0	THUNDERBIRD PLASTICS LTD	
2112	132353	131543	(34) Tablet Mounts and Cases				0	ProClip USA, Inc	
2112	131543	P	34 Samsung Tablets				0	VERIZON WIRELESS P1667~NA	
2112	130068	P	30 YD Roll Off Boxes	3			0	ENTERPRISE SALES, INC.	
2112	128860	P	Pressure Washer - AMB Tools				0	AMB Tools and Equipment	
2112	128144	P	18 Gallon Recycle Carts	720			0	THUNDERBIRD PLASTICS LTD	
2112	126398	P	2016 ASL Truck		3BPZLJ0X9GF100885	C18573T	2016	Peterbilt 320	Labrie
2112	125847	42965	Transmission Repair - truck 42965				0	H&R Parts and Equipment	
2112	124523	P	2 yd REL containers	20			0	CAPITAL INDUSTRIES, INC.	
2112	124522	P	1 yd REL Containers	10			0	CAPITAL INDUSTRIES, INC.	
2112	124065	P	20 yd Roll Off Boxes	3			0	CAPITAL INDUSTRIES, INC.	
2112	123923	P	4 YD REL Containers	10			0	Capital Industries	
2112	123532	P	HP Probook 650 G1				0	CDW	
2112	123448	P	96 Gallon Carts	595			0	Toter	
2112	123237	P	65 Gal Garbage Carts	720			0	OTTO ENVIRONMENTAL SYSTEM	
2112	122560	P	Phone System				0		
2112	122103	P	7 Wintterms				0	CDW	
2112	120257	P	18-Gal Recycle Bins	720			0	THUNDERBIRD PLASTICS LTD	
2112	118536	P	Truck Radio				0	Day Wireless Systems	
2112	118074	42965	Improvement - Tarper				0		
2112	117317	P	2015 REL Truck	0	3ALHCYCY0FDGJ8209	C68628B	2015	Freighliner M2	McNelius
2112	116677	P	35 gal refuse carts	243			0	REHRIG PACIFIC COMPANY	
2112	116107	115374	Desktop Monitor				0	CDW	
2112	115374	P	HP Prodesk 600 G1				0	CDW	
2112	114877	P	2002 Used Ford F150 Supervisor Pick Up	0	2FTRX18W22CA19954	B42374T	2002	FORD F-150	Pickup
2112	113266	P	Wyse Wintterms D10D	1			0	CDW	
2112	109828	P	Truck Radios	22			0	DAY WIRELESS SYSTEMS	
2112	109185	P	Resi Recycle Bins (3-Bin System)	720			0	THUNDERBIRD PLASTICS LTD	
2112	107394	P	65 Gallon Refuse Carts	243			0	REHRIG PACIFIC COMPANY	
2112	107241	P	30 YD R/O Drop Boxes	3			0	ENTERPRISE SALES, INC.	
2112	105711	P	2007 Freightliner	0	1FVACXS77HY21596	B27531Y	2007	Freightliner M2	GS Products

2112	105399	P	10,000 LB Gantry Overhead Crane 2nd Installme	0			0	Global Industrial
2112	105398	P	10,000 LB Gantry Overhead Crane	0			0	Global Industrial
2112	104373	P	35 Gallon Refuse Carts	270			0	REHRIG PACIFIC COMPANY
2112	104367	P	4 Yd FEL Containers	5			0	ENTERPRISE SALES, INC.
2112	104366	P	3Yd FEL Containers	10			0	ENTERPRISE SALES, INC.
2112	102299	P	Stormwater Upgrade / Repair	0			0	HOCH CONSTRUCTION
2112	99658	P	New 2013 Peterbilt 320 w/ Labrie Expert 2000 - ,	0	3BPZL70X9DF198816	C18081U	2013	Peterbilt 320 Labrie
2112	98261	P	65 Gallon Refuse Carts	324	(003189 - 003512)		0	REHRIG PACIFIC COMPANY
2112	97726	P	4 Yard FEL Containers	8			0	CAPITAL INDUSTRIES INC
2112	97222	P	Storm & Retention Pond Improvements	0			0	
2112	95712	P	30 YD compactor receiver tubes for Makah T/S	4			0	GK INDUSTRIAL REFUSE SYST
2112	95044	P	RTA Equipment	0			0	CDW
2112	94096	P	2 Yard FEL Containers	20			0	CAPITAL INDUSTRIES, INC.
2112	93240	P	35 Gallon Refuse Carts - ROC Grey	540			0	REHRIG PACIFIC COMPANY
2112	93204	P	65 Gallon Residential Garbage Carts	324			0	REHRIG PACIFIC COMPANY
2112	93107	P	2007 Ford Pickup	0	1FTNF20577EA97142	C37810A	2007	FORD
2112	89093	P	(1) Sony Internet TV S/N# S0180642039	0			0	CDW
2112	88970	P	Trailblazer 302 Air Pak all-in-one compressor/ge	0			0	Central Welding Supply
2112	88761	84694	Salt Dogg 2-yard Poly Tank Spreader	0	M062002209		2011	Snow Dogg N/A
2112	88760	84694	Snow Dogg Snow Plow Blade and Lift Frame	0	M062002209		2011	Snow Dogg N/A
2112	87711	P	2011 Ford F-350 Service Truck	0	1FDRF3E67BEA87319	B23425U	2011	FORD F-350 Pickup
2112	86799	P	1 Yard FEL Containers	22			0	ENTERPRISE SALES, INC.
2112	85800	P	1.5 Yard FEL Containers	14			0	ENTERPRISE SALES, INC.
2112	85799	P	1.5 Yard FEL Containers	3			0	ENTERPRISE SALES, INC.
2112	85798	P	2 Yard FEL Containers	5			0	ENTERPRISE SALES, INC.
2112	85400	P	Residential Recycling Bins	960			0	Thunderbird Plastics, Ltd
2112	84694	P	Used 2003 Ford F350 Supervisor Pick-Up Truck	0	1FTSW31P83EC15430	B11858P	2003	FORD F-350 Pickup
2112	80934	P	65 gallon refuse carts	342			0	REHRIG PACIFIC COMPANY
2112	80933	P	35 gallon refuse carts	504			0	REHRIG PACIFIC COMPANY
2112	80813	P	Shop Diagnostic Laptop Computer w/ Software	0			0	SNAP ON BUSINESS SOLUTION
2112	80812	P	Shop Diagnostic Laptop Computer w/ Software	0			0	SNAP ON BUSINESS SOLUTION
2112	80055	P	1986 Used Fiat Allis W110 Loader	0		603235	1986	Other
2112	76544	P	2 Yard FEL Containers	30			0	WASTEQUIP
2112	75740	P	4 Yard FEL Containers	10			0	ENTERPRISE SALES, INC.
2112	75739	P	6 Yard FEL Containers	10			0	ENTERPRISE SALES, INC.
2112	75223	P	1 Yard FEL Containers	12			0	ENTERPRISE SALES, INC.
2112	75222	P	1.5 Yard FEL Containers	12			0	ENTERPRISE SALES, INC.
2112	75153	P	New Transformer for Bailer	0			0	
2112	74575	P	65 Gallon Carts	150			0	REHRIG PACIFIC COMPANY
2112	74574	P	65 Gallon Carts	498			0	REHRIG PACIFIC COMPANY
2112	73082	P	(4) Drive Cam Units	0			0	Drive Cam
2112	70872	P	1 YD FEL Containers	30			0	ENTERPRISE SALES INC
2112	69830	P	New 2008 Peterbilt/McNeilus 40 yd FEL (Packag	0	3BPZL00X88F718369	B58292N	2008	Peterbilt 320 McNeilus
2112	68213	P	(24) Drive Cams	0			0	Drive Cam
2112	68212	P	Onsite Technician for Drive Cam	0			0	Drive Cam
2112	66402	P	1.5 Yard Commercial Containers	1			0	
2112	63344	P	Heaters for Warehouse	0			0	BOTERO & SON ELECTRICAL L
2112	60384	P	35 Gallon Carts	432			0	REHRIG PACIFIC COMPANY
2112	59448	P	65 Gallon Green Carts	387			0	REHRIG PACIFIC COMPANY
2112	59446	P	2YD REL Containers	16			0	ENTERPRISE SALES, INC.
2112	56441	P	Leasehold Improvements	0			0	
2112	54086	P	Panasonic Laptop S/N#7JTYA18055	0		0	0	
2112	53129	P	65 gallon carts	486		0	0	REHRIG PACIFIC COMPANY
2112	53128	P	35 gallon carts	270		0	0	REHRIG PACIFIC COMPANY
2112	51722	P	1 Yard RL containers	17		0	0	ENTERPRISE SALES, INC.

2112	51721	P	2 yard rear load	40	0	0	ENTERPRISE SALES, INC.
2112	51720	P	30 Yard box	2	0	0	ENTERPRISE SALES, INC.
2112	48634	P	Route Manager License	0	0	0	DESERT MICRO
2112	48175	P	1 YD RL containers	18	0	0	CAPITAL INDUSTRIES, INC.
2112	48174	P	1.5 yard RL containers	18	0	0	CAPITAL INDUSTRIES, INC.
2112	45672	P	2 YD RL	20	0	0	CAPITAL INDUSTRIES, INC.
2112	45215	42965	Chassis Plumb work	0	1NPFL40XX7D675713	2006	
2112	44543	P	2 yard RL Waste Containers	28	0	0	CAPITAL INDUSTRIES, INC.
2112	44542	P	1.5 Yard RL Waste Containers	3	0	0	CAPITAL INDUSTRIES, INC.
2112	42965	P	2007 Peterbilt 378	0	1NPFL40XX7D675713	C37646S	2007 Peterbilt 378 Cascon
2112	38628	P	25 YD Structural Drop Off Boxes w/ 18' Lids	2			Capital Industries, Inc.
2112	38160	P	65 Gal. Cart Assy 025u w/ Lid-Plano Green/UV	500			Rehrig Pacific Company
2112	38159	P	35 Gal. Cart Assy 025u w/ Lid-Plano Green/UV	300			Rehrig Pacific Company
2112	36402	P	2 Yd Rear Load Containers	25			Enterprise Sales, Inc
2112	36401	P	1 Yd Rear Load Containers	25			Enterprise Sales, Inc
2112	35114	P	1 Yard REL Containers w/ Lids & Casters	40			Capital Industries, Inc.
2112	35113	P	2 Yard REL Containers w/ Lids & Casters	40			Capital Industries, Inc.
2112	35111	P	2 Yard R/L Containers	16			Enterprise Sales, Inc
2112	35109	P	2-Way Dome Lid Kits	2			Enterprise Sales, Inc
2112	35108	P	2-Way Dome Lid Kits	3			Enterprise Sales, Inc
2112	32127		(1) RM License	0			DesertMicro
2112	28941	P	1 YD Rear Load Containers	25			Enterprise Sales, Inc
2112	27610		Olympic Conversion-Programming Services; Con	0			Progressive Data Systems,
2112	27609		Olympic Conversion-Programming Services; Con	0			Progressive Data Systems,
2112	26305	P	25 YD Drop-Boxes	1			Enterprise Sales, Inc
2112	26304	P	1yd REL Containers	30			Capital Industries, inc.
2112	26301	P	3yd FEL Containers w/ Plastic Lids & 4/0 Caste	4			Capital Industries, inc.
2112	26300	P	6yd FELCathedral Containers w/ Plastict Lids	4			Capital Industries, inc.
2112	26299	P	2yd REL Containers	38			Capital Industries, inc.
2112	26025	P	(2) Heavy Duty Air Jacks) - 10-Ton Cap.	0		2112	2004 Six Robblees' Inc. Other
2112	25375	P	68 Gal MSD PLLB-2 Base & F Lid - Green	162	6801364 THRU 6801525		Otto Environmental System
2112	25374	P	68 Gal Green Base Green Arrows Lid	588	6800776 THRU 6801363		Otto Environmental System
2112	25026	P	275 Gal. UL Oval Tank-Labor & Materials to Asse	0		2112	2004 CAMCAL Inc FrontLine-OnR
2112	24184		Olympic Conversion	0			Progressive Data Systems,
2112	24183		Olympic Conversion	0			Progressive Data Systems,
2112	24182		Olympic Conversion	0			Progressive Data Systems,
2112	23536		Phone System for Port Angeles	0			NetVersant
2112	23440		Phone System for Port Angeles	0			Insight Technology Soluti
2112	23391		Hardware for Port Angeles Conversion	0			Quest
2112	22864	P	Container Parts	0			0
2112	22057	P	Olympic G Cert Purchase	0			0
2112	20891	P	68 Gallon Carts	250			Otto Industries
2112	20890	P	32 Gallon Carts	300			Otto Industries
2112	20887	P	1 Yd Rear Load Containers	48			Wasteline Industries
2112	20885	P	3 Yard FL Containers	2			Capital Industries
2112	20628	P	Pocket Conversion Kits	0			Capital Industries
2112	19411	P	32 Gallon Carts	125			Otto Waste Systems
2112	19410	P	65 Gallon Carts	250			Otto Waste Systems
2112	16548	P	35 Gallon Carts	100	320001-320100		Otto Industries
2112	16090	P	1 Yd Rear Load Containers w/ Comp Lids	20	176406-176425		DeWald Northwest
2112	16087	P	68 Gallon Universal Carts	225	680001-680225		Otto Industries
2112	11283	P	1 Yd Rear Load Containers w/ Lids	17			Capital Industries
2112	11281	P	Freight on Containers	0	WC1-1 TO WC1-90		Rehrig Pacific
2112	11018	P	60 Gallon Carts	90	WC1-1 TO WC1-90		Rehrig Pacific Company
2112	8140	P	1 Yard Rear Load ontainers w/Lids	15	165950-165964		DeWald Northwest Co.

2112	6916		Olympic G Permit	0		0
2112	6915		Olympic Non-Compete	0		0
2112	6914		Olympic Goodwill	0		0
2112	6913		1 - Compaq Deskpro EP Celeron/Modem & Mon	0	952320695/S6943CVN2K460	0 Insight
2112	6912		Cannon Copier	0		0
2112	6911		Various Equipment	0		0
2112	6906	P	Freight & Sales Tax Charges	0		0 Dewald Northwest
2112	6904	P	1yd Rearload Containers	20		0 Dewald Northwest
2112	6903	P	Toters (lease payoff)	3000		0 Orix Credit
2112	6902	P	1yd Rearload Containers	40	15894-159028	0 Dewald Northwest
2112	6895	P	1yd Containers w/Lids (N)	12		0
2112	6894	P	35gal (N)	1080		0
2112	6893	P	20yd Containers w/Lids (N)	4		0
2112	6869	P	2 Way Radio & Base Station (U)	0	2112	1992

Ins Category	In Service Date	Equipment Type	Month	YearPIS	Year Fully Dep	Year/Mo Fully Dep	Monthly Dep	Annual Dep	
Non-Container Audit	6/15/23	Recycling Bins		6	2023	2028	2028.5	134	1,603
1 YD FEL/REL/SL Metal	10/1/97	Containers		10	1997	2002	2002.8	3	38
	7/17/23	Office Equipment		7	2023	2026	2026.6	6	68
	7/17/23	Office Equipment		7	2023	2026	2026.6	31	378
30 YD RO Box	11/3/08	Roll Off		11	2008	2015	2015.9	363	4,357
20 YD RO Box	11/3/08	Roll Off		11	2008	2015	2015.9	30	363
Non-Container Audit	7/3/23	Garbage Carts		7	2023	2030	2030.6	415	4,975
Manlift	7/1/23	Shop Equipment		7	2023	2023	2023.6	-	-
Manlift	7/1/23	Shop Equipment		7	2023	2023	2023.6	-	-
Non-Rolling Stock	5/30/23	Container Delivery Truck		5	2023	2033	2033.4	3	33
Non-Rolling Stock	5/30/23	Container Delivery Truck		5	2023	2033	2033.4	12	146
Non-Rolling Stock	5/30/23	Container Delivery Truck		5	2023	2033	2033.4	43	515
Non-Rolling Stock	4/21/23	Container Delivery Truck		4	2023	2033	2033.3	43	515
Non-Rolling Stock	4/21/23	Container Delivery Truck		4	2023	2033	2033.3	43	515
Automated Sideload	5/15/09	Garbage Truck		5	2009	2018	2018.4	26	307
Automated Sideload	5/15/09	Garbage Truck		5	2009	2018	2018.4	12	149
Automated Sideload	5/15/09	Garbage Truck		5	2009	2018	2018.4	5	66
Automated Sideload	5/15/09	Garbage Truck		5	2009	2018	2018.4	2,183	26,200
12 YD RO Box	9/27/01	Roll Off		9	2001	2013	2013.8	21	247
20 YD RO Box	7/1/89	Roll Off		7	1989	2001	2001.6	7	83
	11/3/08	Containers		11	2008	2015	2015.9	55	659
1.5 YD FEL/REL/SL Metal	11/3/08	Containers		11	2008	2020	2020.9	21	257
1.5 YD FEL/REL/SL Metal	11/1/01	Containers		11	2001	2007	2007.9	2	21
1.5 YD FEL/REL/SL Metal	7/1/01	Containers		7	2001	2007	2007.6	6	76
6 YD FEL/REL/SL Metal	8/30/94	Containers		8	1994	2006	2006.7	11	135
1.5 YD REL Container	5/1/23	Containers		5	2023	2035	2035.4	82	986
1 YD REL Container	5/1/23	Containers		5	2023	2035	2035.4	79	946
Grapple	4/21/23	Container Delivery Truck		4	2023	2033	2033.3	1,527	18,326
Non-Rolling Stock	4/21/23	Container Delivery Truck		4	2023	2028	2028.3	16	187
6 YD FEL Container	5/11/23	Containers		5	2023	2035	2035.4	43	520
4 YD FEL Container	5/11/23	Containers		5	2023	2035	2035.4	61	728
1.5 YD FEL Container	5/11/23	Containers		5	2023	2035	2035.4	72	859
1 YD FEL Container	5/11/23	Containers		5	2023	2035	2035.4	63	757
	4/13/23	Office Equipment		4	2023	2026	2026.3	6	66
	4/13/23	Office Equipment		4	2023	2026	2026.3	30	356
REL Truck	1/1/10	Garbage Truck		1	2010	2020	2020.1	666	7,990
REL Truck	12/31/09	Garbage Truck		12	2009	2019	2020.0	76	916
REL Truck	9/28/09	Garbage Truck		9	2009	2018	2018.8	1,220	14,638
REL Truck	12/31/09	Garbage Truck		12	2009	2019	2020.0	794	9,527
Non-Rolling Stock	1/23/23	Garbage Truck		1	2023	2033	2033.1	1,907	22,879
Non-Rolling Stock	1/2/23	Roll Off Truck		1	2023	2033	2033.1	5	64
Non-Rolling Stock	1/23/23	Garbage Truck		1	2023	2033	2033.1	7	85
S/L Truck	1/23/23	Garbage Truck		1	2023	2033	2033.1	1,661	19,930
Non-Rolling Stock	11/16/22	Recycling/YW Truck		11	2022	2032	2032.9	2	24
Automated Sideload	11/16/22	Recycling/YW Truck		11	2022	2032	2032.9	2,801	33,616
Non-Container Audit	1/2/23	Recycling Bins		1	2023	2028	2028.1	130	1,559
Non-Rolling Stock	12/6/22	Roll Off Truck		12	2022	2032	2033.0	2	24
Non-Rolling Stock	10/31/22	Roll Off Truck		10	2022	2032	2032.8	2	24
40 YD RO Box	10/14/22	Roll Off		10	2022	2034	2034.8	208	2,492
R/O Truck	12/6/22	Roll Off Truck		12	2022	2032	2033.0	2,515	30,185
R/O Truck	10/31/22	Roll Off Truck		10	2022	2032	2032.8	2,469	29,624
Non-Rolling Stock	12/29/10	Container Delivery Truck		12	2010	2013	2014.0	156	1,877
Non-Rolling Stock	1/1/11	Container Delivery Truck		1	2011	2014	2014.1	155	1,863
Non-Rolling Stock	1/1/11	Container Delivery Truck		1	2011	2014	2014.1	9	108

Container Delivery Truck	11/3/08	Container Delivery Truck	11	2008	2011	2011.9	194	2,333
	8/4/22	Office Equipment	8	2022	2025	2025.7	38	451
	8/4/22	Office Equipment	8	2022	2025	2025.7	9	103
Automated Sideload	1/31/10	Garbage Truck	1	2010	2019	2019.1	2,543	30,517
8 YD FEL Container	6/16/22	Containers	6	2022	2034	2034.5	44	532
8 YD FEL Container	6/16/22	Containers	6	2022	2034	2034.5	1	10
6 YD FEL Container	6/16/22	Containers	6	2022	2034	2034.5	39	463
6 YD FEL Container	6/16/22	Containers	6	2022	2034	2034.5	1	11
4 YD FEL Container	5/18/22	Containers	5	2022	2034	2034.4	94	1,133
3 YD FEL Container	5/18/22	Containers	5	2022	2034	2034.4	84	1,003
2 YD REL Container	6/22/22	Containers	6	2022	2034	2034.5	178	2,136
2 YD REL Container	6/23/22	Containers	6	2022	2034	2034.5	56	669
2 YD REL Container	6/23/22	Containers	6	2022	2034	2034.5	1	10
1 YD REL Container	6/23/22	Containers	6	2022	2034	2034.5	45	545
1 YD REL Container	6/23/22	Containers	6	2022	2034	2034.5	9	104
1 YD FEL Container	5/18/22	Containers	5	2022	2034	2034.4	43	516
Non-Container Audit	6/28/22	Garbage Carts	6	2022	2029	2029.5	482	5,788
	6/16/22	Shop Equipment	6	2022	2025	2025.5	44	527
	6/16/22	Shop Equipment	6	2022	2025	2025.5	8	101
	6/16/22	Office Equipment	6	2022	2025	2025.5	44	527
	6/16/22	Office Equipment	6	2022	2025	2025.5	8	101
	6/16/22	Office Equipment	6	2022	2025	2025.5	40	484
	5/16/22	Office Equipment	5	2022	2025	2025.4	41	486
	5/16/22	Office Equipment	5	2022	2025	2025.4	8	101
10 YD FEL/REL/SL Metal	5/1/22	Roll Off	5	2022	2022	2022.4	-	-
8 YD FEL/REL/SL Metal	6/1/16	Containers	6	2016	2023	2023.5	0	0
2 YD FEL/REL/SL Metal	8/29/03	Containers	8	2003	2010	2010.7	3	34
	6/7/06	Containers	6	2006	2013	2013.5	41	498
	4/4/06	Containers	4	2006	2013	2013.3	29	343
4 YD FEL/REL/SL Metal	9/17/03	Containers	9	2003	2010	2010.8	6	73
30 YD RO Box	5/1/00	Roll Off	5	2000	2005	2005.4	62	747
	1/1/07	Containers	1	2007	2018	2018.2	86	1,036
4 YD FEL/REL/SL Metal	5/1/22	Containers	5	2022	2022	2022.4	-	-
4 YD FEL/REL/SL Metal	11/3/08	Containers	11	2008	2015	2015.9	6	69
2 YD FEL/REL/SL Metal	11/1/01	Containers	11	2001	2007	2007.9	1	8
2 YD FEL/REL/SL Metal	8/18/89	Containers	8	1989	2001	2001.7	11	126
2 YD FEL/REL/SL Metal	6/9/87	Containers	6	1987	1999	1999.5	38	460
2 YD FEL/REL/SL Metal	8/7/84	Containers	8	1984	1996	1996.7	12	141
Non-Container Audit	4/18/22	Recycling Bins	4	2022	2027	2027.3	10	124
Non-Container Audit	4/10/22	Garbage Carts	4	2022	2029	2029.3	284	3,412
Non-Container Audit	4/17/22	Garbage Carts	4	2022	2029	2029.3	237	2,849
Non-Container Audit	4/18/22	Recycling Bins	4	2022	2027	2027.3	(10)	(124)
Non-Container Audit	4/18/22	Recycling Bins	4	2022	2027	2027.3	127	1,528
	4/1/18	Office Equipment	4	2018	2021	2021.3	36	437
	12/31/11	Office Equipment	12	2011	2016	2017.0	14	170
	11/10/20	Mill Haul Truck	11	2020	2025	2025.9	35	417
	9/1/10	Shop Equipment	9	2010	2015	2015.8	186	2,233
	8/1/09	Mill Haul Truck	8	2009	2014	2014.7	30	361
Non Audit Assets	9/1/06	Roll Off	9	2006	2018	2018.8	261	3,137
Container Chassis	12/8/06	Mill Haul Truck	12	2006	2013	2014.0	492	5,908
	1/31/22	Office Equipment	1	2022	2023	2023.1	606	7,272
Non-Rolling Stock	11/1/21	Garbage Truck	11	2021	2024	2024.9	503	6,031
Non-Container Audit	11/23/21	Recycling Bins	11	2021	2026	2026.9	123	1,473
4 YD FEL Container	10/29/21	Containers	10	2021	2033	2033.8	66	793
2 YD REL Container	11/1/21	Containers	11	2021	2033	2033.9	95	1,145

2 YD FEL Container	11/1/21	Containers	11	2021	2033	2033.9	76	915
R/O Trailer	11/11/21	Roll Off Truck	11	2021	2028	2028.9	811	9,738
Road Tractor	9/24/21	Mill Haul Truck	9	2021	2029	2029.8	1,722	20,668
	9/24/21	Office Equipment	9	2021	2024	2024.8	7	87
	9/24/21	Office Equipment	9	2021	2024	2024.8	33	391
Non-Container Audit	9/16/21	Garbage Carts	9	2021	2028	2028.8	229	2,750
30 YD RO Box	8/13/21	Roll Off	8	2021	2033	2033.7	141	1,692
20 YD RO Box	8/13/21	Roll Off	8	2021	2033	2033.7	129	1,548
Non-Container Audit	7/5/21	Recycling Bins	7	2021	2026	2026.6	82	984
Container Chassis	6/11/21	Mill Haul Truck	6	2021	2024	2024.5	550	6,594
Container Chassis	6/11/21	Mill Haul Truck	6	2021	2024	2024.5	550	6,594
Container Chassis	6/11/21	Mill Haul Truck	6	2021	2024	2024.5	550	6,594
Container Chassis	6/11/21	Mill Haul Truck	6	2021	2024	2024.5	550	6,594
Container Chassis	6/11/21	Mill Haul Truck	6	2021	2024	2024.5	550	6,594
Container Chassis	6/11/21	Mill Haul Truck	6	2021	2024	2024.5	550	6,594
Container Chassis	6/11/21	Mill Haul Truck	6	2021	2024	2024.5	550	6,594
Container Chassis	6/11/21	Mill Haul Truck	6	2021	2024	2024.5	550	6,594
Container Chassis	6/11/21	Mill Haul Truck	6	2021	2024	2024.5	550	6,594
	6/7/21	Office Equipment	6	2021	2024	2024.5	3	35
	6/7/21	Office Equipment	6	2021	2024	2024.5	29	347
	11/3/08	Containers	11	2008	2015	2015.9	1	12
	11/3/08	Containers	11	2008	2015	2015.9	2	25
	11/3/08	Roll Off	11	2008	2015	2015.9	2	25
	11/3/08	Roll Off	11	2008	2015	2015.9	3	37
	11/3/08	Containers	11	2008	2015	2015.9	9	112
	11/3/08	Roll Off	11	2008	2015	2015.9	6	75
	11/3/08	Roll Off	11	2008	2015	2015.9	2	25
	11/3/08	Roll Off	11	2008	2015	2015.9	21	249
	11/3/08	Containers	11	2008	2015	2015.9	47	560
	3/11/21	Office Equipment	3	2021	2023	2023.3	77	921
	1/21/21	Office Building	1	2021	2041	2041.1	33	394
2 YD FEL/REL/SL Metal	4/1/21	Containers	4	2021	2033	2033.3	37	439
1 YD FEL/REL/SL Metal	4/1/21	Containers	4	2021	2033	2033.3	30	363
8 YD FEL/REL/SL Metal	4/1/21	Containers	4	2021	2033	2033.3	8	100
6 YD FEL/REL/SL Metal	4/1/21	Containers	4	2021	2033	2033.3	21	257
4 YD FEL/REL/SL Metal	4/1/21	Containers	4	2021	2033	2033.3	51	613
3 YD FEL/REL/SL Metal	4/1/21	Containers	4	2021	2033	2033.3	9	108
2 YD FEL/REL/SL Metal	4/1/21	Containers	4	2021	2033	2033.3	64	768
1 YD FEL/REL/SL Metal	4/1/21	Containers	4	2021	2033	2033.3	22	259
Non-Container Audit	3/22/21	Garbage Carts	3	2021	2028	2028.3	202	2,425
Non-Container Audit	3/22/21	Recycling Carts	3	2021	2028	2028.3	202	2,425
	1/21/21	Office Building	1	2021	2041	2041.1	151	1,814
Non-Container Audit	1/19/21	Recycling Bins	1	2021	2026	2026.1	78	935
	1/21/21	Office Building	1	2021	2041	2041.1	(92)	(1,101)
	1/31/21	Shop Equipment	1	2021	2026	2026.1	700	8,401
Road Tractor	11/2/16	Mill Haul Truck	11	2016	2026	2026.9	1,290	15,478
Non-Rolling Stock	1/1/15	Mill Haul Truck	1	2015	2018	2018.1	581	6,972
Trailer	8/10/13	MRF Hauls Truck	8	2013	2020	2020.7	1,096	13,154
Road Tractor	8/17/06	Mill Haul Truck	8	2006	2013	2013.7	48	577
Road Tractor	6/26/06	Mill Haul Truck	6	2006	2013	2013.5	1,185	14,222
R/O Trailer	10/23/06	Roll Off Truck	10	2006	2013	2013.8	589	7,063
Trailer	12/1/10	MRF Hauls Truck	12	2010	2013	2014.0	164	1,967
	1/21/21	Office Building	1	2021	2041	2041.1	2,957	35,489
	1/20/21	Land	1	2021	2021	2021.1	-	-
Non-Container Audit	1/1/21	Garbage Carts	1	2021	2028	2028.1	378	4,532
Non-Container Audit	9/8/20		9	2020	2025	2025.8	83	992

20 YD RO Box	9/1/17	9	2017	2024	2024.8	268	3,214
10 YD RO Box	7/31/09	7	2009	2016	2016.6	36	429
	9/29/20	9	2020	2025	2025.8	3	32
	9/29/20	9	2020	2025	2025.8	643	7,715
1.5 YD FEL/REL/SL Metal	1/1/11	1	2011	2014	2014.1	0	0
3 YD FEL/REL/SL Metal	11/3/08	11	2008	2015	2015.9	18	210
30 YD RO Box	11/3/08	11	2008	2015	2015.9	8	100
6 YD FEL/REL/SL Metal	11/3/08	11	2008	2015	2015.9	5	54
4 YD FEL/REL/SL Metal	11/3/08	11	2008	2020	2020.9	10	115
4 YD FEL/REL/SL Metal	11/3/08	11	2008	2015	2015.9	19	229
	6/1/06	6	2006	2018	2018.5	506	6,069
Non-Container Audit	7/30/20	7	2020	2027	2027.6	178	2,135
Pick Up Truck	7/6/20	7	2020	2025	2025.6	411	4,936
Pick Up Truck	7/6/20	7	2020	2025	2025.6	411	4,936
Non-Container Audit	3/25/20	3	2020	2027	2027.3	112	1,342
Non-Container Audit	3/25/20	3	2020	2027	2027.3	130	1,559
Non-Container Audit	3/25/20	3	2020	2027	2027.3	27	325
Non-Container Audit	3/25/20	3	2020	2027	2027.3	102	1,220
Automated Sideload	4/30/20	4	2020	2030	2030.3	3,160	37,919
Non-Container Audit	5/1/20	5	2020	2025	2025.4	81	974
Non-Container Audit	3/25/20	3	2020	2027	2027.3	446	5,346
Non-Container Audit	3/25/20	3	2020	2027	2027.3	1,387	16,641
Non-Container Audit	3/25/20	3	2020	2027	2027.3	384	4,606
Non-Container Audit	3/25/20	3	2020	2027	2027.3	120	1,444
Non-Container Audit	3/25/20	3	2020	2027	2027.3	866	10,393
8 YD FEL/REL/SL Metal	4/16/20	4	2020	2032	2032.3	14	168
6 YD FEL/REL/SL Metal	4/16/20	4	2020	2032	2032.3	100	1,197
4 YD FEL/REL/SL Metal	4/16/20	4	2020	2032	2032.3	46	556
3 YD FEL/REL/SL Metal	4/16/20	4	2020	2032	2032.3	14	170
2 YD FEL/REL/SL Metal	4/16/20	4	2020	2032	2032.3	86	1,038
1.5 YD FEL/REL/SL Metal	4/16/20	4	2020	2032	2032.3	62	740
1 YD FEL/REL/SL Metal	4/16/20	4	2020	2032	2032.3	56	678
2 YD FEL/REL/SL Metal	4/16/20	4	2020	2032	2032.3	25	297
1.5 YD FEL/REL/SL Metal	4/16/20	4	2020	2032	2032.3	23	279
1 YD FEL/REL/SL Metal	4/16/20	4	2020	2032	2032.3	22	260
	4/29/20	4	2020	2023	2023.3	31	377
FEL Truck	5/1/20	5	2020	2030	2030.4	2,790	33,485
FEL Truck	5/1/20	5	2020	2030	2030.4	2,790	33,485
Recycle Truck	5/1/20	5	2020	2030	2030.4	2,698	32,371
Non-Container Audit	3/25/20	3	2020	2027	2027.3	384	4,606
Non-Container Audit	3/25/20	3	2020	2027	2027.3	483	5,792
Non-Container Audit	3/25/20	3	2020	2027	2027.3	56	674
REL Truck	4/1/20	4	2020	2030	2030.3	2,565	30,784
REL Truck	4/1/20	4	2020	2030	2030.3	2,565	30,784
Non-Container Audit	3/21/20	3	2020	2027	2027.3	195	2,340
Non-Container Audit	3/21/20	3	2020	2027	2027.3	424	5,092
Non-Container Audit	3/21/20	3	2020	2027	2027.3	95	1,137
Non-Rolling Stock	1/29/16	1	2016	2019	2019.1	1,047	12,568
Pick Up Truck	12/16/11	12	2011	2014	2015.0	552	6,626
4 YD FEL/REL/SL Plastic	12/9/19	12	2019	2026	2027.0	200	2,394
3 YD FEL/REL/SL Plastic	12/9/19	12	2019	2026	2027.0	92	1,105
2 YD FEL/REL/SL Plastic	12/9/19	12	2019	2026	2027.0	143	1,711
1 YD FEL/REL/SL Plastic	12/9/19	12	2019	2026	2027.0	111	1,334
Non-Container Audit	8/5/19	8	2019	2026	2026.7	373	4,478
50 YD RO Box	11/8/19	11	2019	2031	2031.9	141	1,687

Automated Sideload	11/1/19	11	2019	2029	2029.9	3,158	37,897
Non-Rolling Stock	9/16/19	9	2019	2029	2029.8	1,207	14,486
Non-Rolling Stock	9/16/19	9	2019	2029	2029.8	1,207	14,486
Automated Sideload	9/23/19	9	2019	2029	2029.8	3,158	37,897
	8/31/19	8	2019	2029	2029.7	7	82
	10/10/19	10	2019	2029	2029.8	26	310
	8/31/19	8	2019	2029	2029.7	(22)	(259)
	8/31/19	8	2019	2029	2029.7	(14)	(163)
FEL Truck	9/16/19	9	2019	2029	2029.8	1,549	18,583
FEL Truck	9/16/19	9	2019	2029	2029.8	1,549	18,583
	8/31/19	8	2019	2022	2022.7	644	7,730
	8/31/19	8	2019	2029	2029.7	165	1,978
	8/31/19	8	2019	2029	2029.7	16,427	197,128
	8/31/19	8	2019	2029	2029.7	3,801	45,607
R/O Truck	6/30/19	6	2019	2029	2029.5	2,042	24,510
30 YD RO Box	6/14/19	6	2019	2031	2031.5	215	2,581
20 YD RO Box	6/14/19	6	2019	2031	2031.5	194	2,328
	5/29/19	5	2019	2026	2026.4	104	1,253
	4/30/19	4	2019	2022	2022.3	48	576
	4/26/19	4	2019	2026	2026.3	297	3,568
	4/26/19	4	2019	2026	2026.3	133	1,595
6 YD FEL/REL/SL Metal	4/26/19	4	2019	2031	2031.3	45	537
4 YD FEL/REL/SL Metal	4/26/19	4	2019	2031	2031.3	77	920
3 YD FEL/REL/SL Metal	4/26/19	4	2019	2031	2031.3	71	847
2 YD FEL/REL/SL Metal	4/26/19	4	2019	2031	2031.3	64	763
1 YD FEL/REL/SL Metal	4/26/19	4	2019	2031	2031.3	44	525
2 YD FEL/REL/SL Metal	4/26/19	4	2019	2031	2031.3	44	529
1 YD FEL/REL/SL Metal	4/26/19	4	2019	2031	2031.3	56	669
	1/26/19	1	2019	2026	2026.1	375	4,505
	1/1/19	1	2019	2024	2024.1	180	2,156
	1/1/19	1	2019	2024	2024.1	271	3,249
Non-Rolling Stock	10/16/18	10	2018	2028	2028.8	8	97
Non-Rolling Stock	10/16/18	10	2018	2028	2028.8	8	97
	11/30/18	11	2018	2023	2023.9	68	814
	8/9/18	8	2018	2023	2023.7	127	1,518
Non-Rolling Stock	7/20/11	7	2011	2014	2014.6	357	4,285
Non-Rolling Stock	7/20/11	7	2011	2014	2014.6	118	1,415
Automated Sideload	10/16/18	10	2018	2028	2028.8	2,878	34,540
Automated Sideload	10/16/18	10	2018	2028	2028.8	2,878	34,540
Non-Rolling Stock	6/15/18	6	2018	2028	2028.5	23	281
	8/25/18	8	2018	2025	2025.7	473	5,675
Non-Rolling Stock	6/15/18	6	2018	2021	2021.5	15	186
Non-Rolling Stock	6/15/18	6	2018	2021	2021.5	67	800
Forklift	8/14/18	8	2018	2022	2022.7	649	7,791
	6/30/18	6	2018	2021	2021.5	769	9,224
Automated Sideload	9/30/18	9	2018	2028	2028.8	2,881	34,567
	7/11/18	7	2018	2028	2028.6	1,435	17,218
4 YD FEL/REL/SL Metal	4/6/18	4	2018	2030	2030.3	64	766
2 YD FEL/REL/SL Metal	4/6/18	4	2018	2030	2030.3	102	1,227
1.5 YD FEL/REL/SL Metal	4/6/18	4	2018	2030	2030.3	81	978
1.5 YD FEL/REL/SL Metal	4/6/18	4	2018	2030	2030.3	82	981
2 YD FEL/REL/SL Metal	4/6/18	4	2018	2030	2030.3	104	1,253
6 YD FEL/REL/SL Metal	4/6/18	4	2018	2030	2030.3	73	882
	4/1/18	4	2018	2025	2025.3	119	1,434
	4/1/18	4	2018	2025	2025.3	176	2,114

	4/1/18	4	2018	2025	2025.3	972	11,664
30 YD RO Box	6/1/18	6	2018	2030	2030.5	315	3,785
20 YD RO Box	4/6/18	4	2018	2030	2030.3	274	3,290
50 YD RO Box	6/1/18	6	2018	2018	2018.5	-	-
2 YD FEL/REL/SL Metal	6/1/18	6	2018	2018	2018.5	-	-
1.5 YD FEL/REL/SL Metal	6/1/18	6	2018	2018	2018.5	-	-
Service Truck	6/15/18	6	2018	2028	2028.5	404	4,848
	3/22/18	3	2018	2021	2021.3	2	25
R/O Trailer	4/1/18	4	2018	2025	2025.3	1,474	17,691
	3/22/18	3	2018	2021	2021.3	26	312
	1/1/18	1	2018	2020	2020.2	205	2,454
	3/20/18	3	2018	2021	2021.3	31	373
	1/1/18	1	2018	2021	2021.1	2,736	32,829
	12/31/17	12	2017	2027	2028.0	897	10,761
	12/31/17	12	2017	2027	2028.0	417	5,000
	12/15/17	12	2017	2027	2028.0	133	1,601
REL Truck	9/29/09	9	2009	2019	2019.8	96	1,146
	9/7/17	9	2017	2020	2020.8	5	66
	9/30/17	9	2017	2027	2027.8	85	1,019
	9/7/17	9	2017	2020	2020.8	28	337
	9/18/17	9	2017	2022	2022.8	152	1,821
Bucket Loader	6/29/17	6	2017	2024	2024.5	302	3,624
Non-Rolling Stock	7/15/17	7	2017	2027	2027.6	6	69
Automated Sideload	7/15/17	7	2017	2027	2027.6	2,736	32,838
Non-Rolling Stock	6/14/17	6	2017	2027	2027.5	10	117
	4/30/17	4	2017	2020	2020.3	176	2,116
	6/10/17	6	2017	2024	2024.5	390	4,676
	6/13/17	6	2017	2024	2024.5	390	4,676
R/O Truck	6/20/17	6	2017	2027	2027.5	1,947	23,361
30 YD RO Box	4/3/17	4	2017	2029	2029.3	213	2,554
20 YD RO Box	4/3/17	4	2017	2029	2029.3	193	2,313
	4/7/17	4	2017	2024	2024.3	387	4,648
	4/30/17	4	2017	2020	2020.3	37	447
	4/20/17	4	2017	2024	2024.3	248	2,976
	4/7/17	4	2017	2024	2024.3	387	4,648
	4/7/17	4	2017	2024	2024.3	387	4,648
	4/7/17	4	2017	2024	2024.3	387	4,648
	3/17/17	3	2017	2020	2020.3	33	399
	3/31/17	3	2017	2024	2024.3	231	2,770
	3/28/17	3	2017	2024	2024.3	404	4,847
	3/30/17	3	2017	2024	2024.3	387	4,648
	3/28/17	3	2017	2024	2024.3	404	4,847
	3/28/17	3	2017	2024	2024.3	225	2,705
	3/28/17	3	2017	2024	2024.3	268	3,216
2 YD FEL/REL/SL Metal	3/10/17	3	2017	2029	2029.3	156	1,875
2 YD FEL/REL/SL Metal	3/7/17	3	2017	2029	2029.3	165	1,980
3 YD FEL/REL/SL Metal	3/7/17	3	2017	2029	2029.3	55	659
2 YD FEL/REL/SL Metal	3/7/17	3	2017	2029	2029.3	3	40
1.5 YD FEL/REL/SL Metal	3/7/17	3	2017	2029	2029.3	73	871
1 YD FEL/REL/SL Metal	3/7/17	3	2017	2029	2029.3	181	2,174
Pick Up Truck	11/30/11	11	2011	2014	2014.9	765	9,175
	11/28/16	11	2016	2023	2023.9	182	2,178
	11/28/16	11	2016	2023	2023.9	196	2,353
	11/28/16	11	2016	2023	2023.9	46	553
Non-Rolling Stock	12/12/16	12	2016	2019	2020.0	519	6,223

	9/13/16	9	2016	2023	2023.8	104	1,249
	9/13/16	9	2016	2023	2023.8	57	685
	9/13/16	9	2016	2023	2023.8	5	57
	8/18/16	8	2016	2019	2019.7	20	235
	8/5/16	8	2016	2023	2023.7	251	3,018
	8/19/16	8	2016	2023	2023.7	302	3,623
2 YD FEL/REL/SL Metal	6/8/16	6	2016	2028	2028.5	12	144
1.5 YD FEL/REL/SL Metal	6/8/16	6	2016	2028	2028.5	10	122
1 YD FEL/REL/SL Metal	6/8/16	6	2016	2028	2028.5	23	279
3 YD FEL/REL/SL Metal	7/15/16	7	2016	2028	2028.6	33	394
6 YD FEL/REL/SL Metal	7/15/16	7	2016	2028	2028.6	26	306
1.5 YD FEL/REL/SL Metal	6/7/16	6	2016	2028	2028.5	10	122
1 YD FEL/REL/SL Metal	6/7/16	6	2016	2028	2028.5	10	120
2 YD FEL/REL/SL Metal	5/26/16	5	2016	2028	2028.4	18	216
2 YD FEL/REL/SL Metal	5/26/16	5	2016	2028	2028.4	35	417
1.5 YD FEL/REL/SL Metal	5/26/16	5	2016	2028	2028.4	14	163
2 YD FEL/REL/SL Metal	1/1/16	1	2016	2027	2027.2	32	389
Non-Rolling Stock	7/15/15	7	2015	2018	2018.6	314	3,771
Non-Rolling Stock	4/17/00	4	2000	2010	2010.3	388	4,660
Automated Sideload	8/30/15	8	2015	2025	2025.7	2,884	34,606
30 YD RO Box	8/4/15	8	2015	2027	2027.7	126	1,518
	5/30/15	5	2015	2022	2022.4	297	3,566
	7/9/15	7	2015	2020	2020.6	102	1,225
	4/30/15	4	2015	2018	2018.3	18	221
Non-Rolling Stock	4/20/15	4	2015	2020	2020.3	134	1,602
Recycle Truck	4/20/15	4	2015	2020	2020.3	1,493	17,917
	7/19/14	7	2014	2021	2021.6	183	2,198
30 YD RO Box	10/3/14	10	2014	2026	2026.8	130	1,556
3 YD FEL/REL/SL Metal	10/3/14	10	2014	2026	2026.8	40	475
1.5 YD FEL/REL/SL Metal	10/3/14	10	2014	2026	2026.8	37	441
1 YD FEL/REL/SL Metal	10/3/14	10	2014	2026	2026.8	36	432
1.5 YD FEL/REL/SL Metal	10/3/14	10	2014	2026	2026.8	36	427
1 YD FEL/REL/SL Metal	10/3/14	10	2014	2026	2026.8	35	419
Non-Rolling Stock	7/14/14	7	2014	2017	2017.6	221	2,655
Non-Rolling Stock	10/22/14	10	2014	2017	2017.8	440	5,284
	12/1/97	12	1997	2002	2003.0	158	1,895
	7/1/14	7	2014	2017	2017.6	161	1,930
	4/2/08	4	2008	2013	2013.3	36	428
	4/30/08	4	2008	2013	2013.3	424	5,090
	3/2/04	3	2004	2009	2009.3	94	1,124
	3/31/03	3	2003	2008	2008.3	102	1,228
	7/29/02	7	2002	2009	2009.6	23	279
	7/1/14	7	2014	2017	2017.6	48	574
	5/31/14	5	2014	2024	2024.4	83	990
	6/19/14	6	2014	2021	2021.5	179	2,151
	6/28/14	6	2014	2019	2019.5	102	1,225
	6/19/14	6	2014	2021	2021.5	173	2,077
	4/20/14	4	2014	2017	2017.3	19	223
	1/1/14	1	2014	2021	2021.1	69	822
	2/6/14	2	2014	2017	2017.2	50	601
	12/31/13	12	2013	2018	2019.0	300	3,603
	9/24/13	9	2013	2020	2020.8	75	899
Container Delivery Truck	9/30/13	9	2013	2016	2016.8	1,812	21,740
	9/16/13	9	2013	2020	2020.8	77	919
	9/13/13	9	2013	2020	2020.8	125	1,505

	6/30/13	6	2013	2025	2025.5	0	3
	6/30/13	6	2013	2025	2025.5	0	3
Non-Rolling Stock	8/15/13	8	2013	2016	2016.7	181	2,172
2 YD FEL/REL/SL Metal	6/30/13	6	2013	2025	2025.5	41	490
4 YD FEL/REL/SL Metal	6/30/13	6	2013	2025	2025.5	45	544
Container Delivery Truck	11/21/07	11	2007	2012	2012.9	512	6,149
	4/1/13	4	2013	2018	2018.3	12	138
Non-Rolling Stock	6/3/13	6	2013	2016	2016.5	199	2,387
	4/23/13	4	2013	2020	2020.3	117	1,408
30 YD RO Box	5/30/13	5	2013	2025	2025.4	127	1,521
6 YD FEL/REL/SL Metal	5/30/13	5	2013	2025	2025.4	18	214
4 YD FEL/REL/SL Metal	5/30/13	5	2013	2025	2025.4	21	248
3 YD FEL/REL/SL Metal	5/30/13	5	2013	2025	2025.4	34	412
	5/6/13	5	2013	2020	2020.4	137	1,644
	4/1/13	4	2013	2018	2018.3	110	1,316
	1/28/13	1	2013	2018	2018.1	81	970
	11/2/12	11	2012	2019	2019.9	152	1,826
6 YD FEL/REL/SL Metal	11/1/12	11	2012	2024	2024.9	84	1,010
4 YD FEL/REL/SL Metal	11/1/12	11	2012	2024	2024.9	82	989
3 YD FEL/REL/SL Metal	8/28/12	8	2012	2024	2024.7	74	887
	7/6/12	7	2012	2019	2019.6	51	609
	7/6/12	7	2012	2019	2019.6	63	761
	7/6/12	7	2012	2019	2019.6	194	2,328
	4/30/12	4	2012	2015	2015.3	13	155
6 YD FEL/REL/SL Metal	4/1/12	4	2012	2024	2024.3	52	621
	3/1/12	3	2012	2017	2017.3	117	1,405
	1/25/12	1	2012	2017	2017.1	9	113
	12/28/11	12	2011	2016	2017.0	79	950
	11/1/11	11	2011	2018	2018.9	162	1,943
	11/1/11	11	2011	2018	2018.9	190	2,284
REL Truck	11/1/11	11	2011	2014	2014.9	2,778	33,335
2 YD FEL/REL/SL Metal	11/25/11	11	2011	2023	2023.9	93	1,122
Non-Rolling Stock	8/10/11	8	2011	2021	2021.7	32	379
Forklift	9/28/11	9	2011	2015	2015.8	361	4,336
4 YD FEL/REL/SL Metal	8/5/11	8	2011	2023	2023.7	19	223
1 YD FEL/REL/SL Metal	8/5/11	8	2011	2023	2023.7	51	614
1.5 YD FEL/REL/SL Metal	8/5/11	8	2011	2023	2023.7	49	587
2 YD FEL/REL/SL Metal	8/5/11	8	2011	2023	2023.7	19	232
Automated Sideload	11/8/10	11	2010	2020	2020.9	2,307	27,684
Non-Rolling Stock	9/1/10	9	2010	2022	2022.8	255	3,054
1 YD FEL/REL/SL Metal	7/1/10	7	2010	2022	2022.6	31	366
1.5 YD FEL/REL/SL Metal	7/1/10	7	2010	2022	2022.6	31	375
	7/1/10	7	2010	2018	2018.6	74	890
	6/9/10	6	2010	2017	2017.5	107	1,289
20 YD RO Box	6/3/10	6	2010	2022	2022.5	100	1,203
	5/26/10	5	2010	2017	2017.4	140	1,684
	5/26/10	5	2010	2017	2017.4	140	1,684
Non-Rolling Stock	4/27/10	4	2010	2013	2013.3	907	10,886
	2/1/10	2	2010	2017	2017.2	111	1,338
	2/1/10	2	2010	2017	2017.2	263	3,156
	2/1/10	2	2010	2017	2017.2	263	3,156
	2/1/10	2	2010	2017	2017.2	263	3,156
	2/1/10	2	2010	2017	2017.2	263	3,156
	2/1/10	2	2010	2017	2017.2	263	3,156
	8/1/09	8	2009	2014	2014.7	24	286

	8/1/09	8	2009	2014	2014.7	132	1,588
	8/1/09	8	2009	2014	2014.7	71	850
Non-Rolling Stock	8/14/07	8	2007	2010	2010.7	219	2,624
MRF Equipment	12/1/97	12	1997	2004	2005.0	357	4,286
Non-Rolling Stock	3/20/08	3	2008	2011	2011.3	412	4,939
Non-Rolling Stock	2/1/99	2	1999	2009	2009.2	6	68
Non-Rolling Stock	2/1/99	2	1999	2009	2009.2	22	258
	9/5/08	9	2008	2015	2015.8	452	5,425
30 YD RO Box	7/24/08	7	2008	2020	2020.6	193	2,311
6 YD FEL/REL/SL Metal	7/24/08	7	2008	2020	2020.6	95	1,136
Non-Rolling Stock	1/1/08	1	2008	2015	2015.1	199	2,393
4 YD FEL/REL/SL Metal	1/1/08	1	2008	2019	2019.2	76	912
	12/31/07	12	2007	2012	2013.0	10,341	124,088
	12/31/07	12	2007	2012	2013.0	627	7,522
6 YD FEL/REL/SL Metal	12/31/07	12	2007	2014	2015.0	16	193
4 YD FEL/REL/SL Metal	12/31/07	12	2007	2014	2015.0	25	300
2 YD FEL/REL/SL Metal	12/31/07	12	2007	2014	2015.0	33	396
3 YD FEL/REL/SL Metal	12/31/07	12	2007	2014	2015.0	31	372
1.5 YD FEL/REL/SL Metal	12/31/07	12	2007	2014	2015.0	102	1,221
	9/12/07	9	2007	2014	2014.8	402	4,819
1 YD FEL/REL/SL Metal	8/16/07	8	2007	2019	2019.7	172	2,064
Non-Rolling Stock	7/17/07	7	2007	2015	2015.6	160	1,915
Non-Rolling Stock	7/17/07	7	2007	2012	2012.6	255	3,064
	1/25/07	1	2007	2010	2010.1	24	292
	8/16/06	8	2006	2013	2013.7	400	4,803
	8/25/06	8	2006	2013	2013.7	400	4,803
Non Audit Assets	7/11/06	7	2006	2013	2013.6	15	178
	6/19/06	6	2006	2013	2013.5	76	913
Non Audit Assets	7/12/06	7	2006	2013	2013.6	25	306
	7/12/06	7	2006	2013	2013.6	400	4,799
Non Audit Assets	7/11/06	7	2006	2013	2013.6	77	928
Non Audit Assets	7/11/06	7	2006	2013	2013.6	82	982
	6/16/06	6	2006	2013	2013.5	400	4,799
	6/16/06	6	2006	2013	2013.5	400	4,799
	6/2/06	6	2006	2013	2013.5	482	5,789
	6/2/06	6	2006	2013	2013.5	482	5,789
	6/2/06	6	2006	2013	2013.5	482	5,789
	6/2/06	6	2006	2013	2013.5	482	5,789
	6/2/06	6	2006	2013	2013.5	355	4,259
2 YD FEL/REL/SL Metal	6/1/06	6	2006	2018	2018.5	128	1,536
	6/1/06	6	2006	2013	2013.5	482	5,789
	6/1/06	6	2006	2013	2013.5	482	5,789
	5/12/06	5	2006	2018	2018.4	475	5,704
30 YD RO Box	11/14/05	11	2005	2017	2017.9	37	446
2 YD FEL/REL/SL Metal	11/14/05	11	2005	2017	2017.9	39	473
1 YD FEL/REL/SL Metal	7/22/05	7	2005	2017	2017.6	75	897
Non-Rolling Stock	9/15/05	9	2005	2012	2012.8	86	1,031
2 YD FEL/REL/SL Metal	6/30/04	6	2004	2016	2016.5	71	847
	3/2/04	3	2004	2009	2009.3	27	321
	3/2/04	3	2004	2009	2009.3	27	321
	3/2/04	3	2004	2009	2009.3	27	321
1 YD FEL/REL/SL Metal	4/30/04	4	2004	2016	2016.3	53	635
	4/19/04	4	2004	2009	2009.3	89	1,063
	9/1/03	9	2003	2010	2010.8	19	226
2 YD FEL/REL/SL Metal	8/1/03	8	2003	2015	2015.7	64	767
	12/31/02	12	2002	2012	2013.0	33	392

	12/7/16	12	2016	2021	2022.0	79	949
Manlift	12/9/16	12	2016	2026	2027.0	113	1,352
6 YD FEL/REL/SL Metal	9/30/16	9	2016	2028	2028.8	58	694
1 YD FEL/REL/SL Metal	9/30/16	9	2016	2028	2028.8	32	390
1 YD FEL/REL/SL Metal	9/30/16	9	2016	2028	2028.8	33	393
2 YD FEL/REL/SL Metal	9/30/16	9	2016	2028	2028.8	76	914
2 YD FEL/REL/SL Metal	9/30/16	9	2016	2028	2028.8	42	499
4 YD FEL/REL/SL Metal	9/30/16	9	2016	2028	2028.8	51	618
20 YD RO Box	6/7/16	6	2016	2028	2028.5	81	969
30 YD RO Box	6/7/16	6	2016	2028	2028.5	42	498
	8/23/16	8	2016	2023	2023.7	236	2,832
R/O Truck	8/30/16	8	2016	2026	2026.7	1,784	21,404
6 YD FEL/REL/SL Plastic	7/12/16	7	2016	2023	2023.6	23	277
2 YD FEL/REL/SL Metal	7/12/16	7	2016	2023	2023.6	57	686
	6/10/16	6	2016	2019	2019.5	231	2,773
30 YD RO Box	6/7/16	6	2016	2028	2028.5	125	1,495
	6/17/16	6	2016	2026	2026.5	25	302
	6/17/16	6	2016	2026	2026.5	110	1,322
	6/17/16	6	2016	2026	2026.5	219	2,629
	6/17/16	6	2016	2026	2026.5	173	2,078
20 YD RO Box	5/26/16	5	2016	2028	2028.4	81	969
30 YD RO Box	5/26/16	5	2016	2028	2028.4	42	498
2 YD FEL/REL/SL Plastic	5/8/16	5	2016	2023	2023.4	61	732
4 YD FEL/REL/SL Plastic	5/8/16	5	2016	2023	2023.4	80	955
	3/30/16	3	2016	2021	2021.3	253	3,036
	3/31/16	3	2016	2017	2017.3	611	7,327
	3/31/16	3	2016	2017	2017.3	705	8,465
30 YD RO Box	1/1/16	1	2016	2027	2027.2	135	1,618
	11/30/15	11	2015	2020	2020.9	115	1,383
	11/3/15	11	2015	2020	2020.9	102	1,225
Automated Sideload	10/30/15	10	2015	2025	2025.8	2,878	34,540
Non-Rolling Stock	9/18/15	9	2015	2018	2018.8	211	2,527
2 YD FEL/REL/SL Metal	7/31/15	7	2015	2027	2027.6	74	887
1 YD FEL/REL/SL Metal	7/31/15	7	2015	2027	2027.6	31	367
20 YD RO Box	7/27/15	7	2015	2027	2027.6	113	1,359
4 YD FEL/REL/SL Metal	7/29/15	7	2015	2027	2027.6	47	569
	6/15/15	6	2015	2018	2018.5	29	344
	6/15/15	6	2015	2022	2022.5	378	4,533
	6/15/15	6	2015	2022	2022.5	380	4,554
	4/30/15	4	2015	2020	2020.3	224	2,690
	4/30/15	4	2015	2018	2018.3	64	763
	1/31/15	1	2015	2020	2020.1	102	1,225
	7/11/14	7	2014	2019	2019.6	14	165
Non-Rolling Stock	12/31/14	12	2014	2017	2018.0	181	2,178
REL Truck	11/15/14	11	2014	2024	2024.9	1,906	22,877
	10/1/14	10	2014	2021	2021.8	124	1,491
	8/14/14	8	2014	2017	2017.7	3	35
	8/14/14	8	2014	2017	2017.7	21	250
Pick Up Truck	9/13/04	9	2004	2007	2007.8	528	6,333
	4/20/14	4	2014	2017	2017.3	9	111
	12/31/13	12	2013	2018	2019.0	515	6,179
	12/2/13	12	2013	2018	2019.0	98	1,171
	9/13/13	9	2013	2020	2020.8	139	1,671
30 YD RO Box	8/31/13	8	2013	2025	2025.7	128	1,530
Recycle Truck	7/31/13	7	2013	2016	2016.6	1,905	22,863

	5/31/13	5	2013	2018	2018.4	183	2,202
	5/31/13	5	2013	2018	2018.4	208	2,497
	4/23/13	4	2013	2020	2020.3	117	1,401
4 YD FEL/REL/SL Metal	5/30/13	5	2013	2025	2025.4	21	248
3 YD FEL/REL/SL Metal	5/31/13	5	2013	2025	2025.4	42	500
	1/1/13	1	2013	2021	2021.1	77	926
Automated Sideload	12/31/12	12	2012	2022	2023.0	2,788	33,461
	11/1/12	11	2012	2019	2019.9	174	2,091
4 YD FEL/REL/SL Metal	7/15/12	7	2012	2024	2024.6	38	456
	10/31/12	10	2012	2017	2017.9	677	8,127
30 YD RO Box	7/1/12	7	2012	2024	2024.6	286	3,429
	4/30/12	4	2012	2015	2015.3	13	155
2 YD FEL/REL/SL Metal	5/1/12	5	2012	2024	2024.4	76	918
	4/3/12	4	2012	2019	2019.3	223	2,673
	4/1/12	4	2012	2019	2019.3	170	2,045
Pick Up Truck	1/1/12	1	2012	2013	2013.1	-	-
	12/31/11	12	2011	2016	2017.0	14	170
	12/30/11	12	2011	2016	2017.0	176	2,108
Non-Rolling Stock	12/16/11	12	2011	2014	2015.0	167	2,008
Non-Rolling Stock	12/16/11	12	2011	2014	2015.0	165	1,978
Pick Up Truck	11/1/11	11	2011	2015	2015.9	782	9,382
1 YD FEL/REL/SL Metal	7/27/11	7	2011	2023	2023.6	80	965
1.5 YD FEL/REL/SL Metal	8/5/11	8	2011	2023	2023.7	53	632
1.5 YD FEL/REL/SL Metal	8/5/11	8	2011	2023	2023.7	8	94
2 YD FEL/REL/SL Metal	8/5/11	8	2011	2023	2023.7	19	230
	5/15/11	5	2011	2016	2016.4	115	1,386
Pick Up Truck	6/20/11	6	2011	2014	2014.5	549	6,582
	4/20/11	4	2011	2018	2018.3	184	2,208
	4/20/11	4	2011	2018	2018.3	204	2,447
	1/1/11	1	2011	2014	2014.1	43	516
	1/1/11	1	2011	2014	2014.1	157	1,879
Bucket Loader	1/1/11	1	2011	2012	2012.1	-	-
2 YD FEL/REL/SL Metal	7/1/10	7	2010	2022	2022.6	94	1,125
4 YD FEL/REL/SL Metal	7/15/10	7	2010	2022	2022.6	49	592
6 YD FEL/REL/SL Metal	7/15/10	7	2010	2022	2022.6	66	788
1 YD FEL/REL/SL Metal	6/4/10	6	2010	2022	2022.5	39	462
1.5 YD FEL/REL/SL Metal	6/4/10	6	2010	2022	2022.5	41	498
	6/18/10	6	2010	2017	2017.5	91	1,087
	5/25/10	5	2010	2017	2017.4	79	950
	5/25/10	5	2010	2017	2017.4	263	3,154
	6/22/09	6	2009	2014	2014.5	33	396
Grouped Containers	12/11/09	12	2009	2021	2022.0	134	1,607
FEL Truck	10/26/09	10	2009	2017	2017.8	2,324	27,889
	8/1/09	8	2009	2014	2014.7	198	2,380
	8/1/09	8	2009	2014	2014.7	67	800
1.5 YD FEL/REL/SL Metal	11/3/08	11	2008	2020	2020.9	1	8
	1/1/09	1	2009	2017	2017.2	121	1,454
	11/5/08	11	2008	2015	2015.9	215	2,577
	8/26/08	8	2008	2015	2015.7	254	3,049
2 YD FEL/REL/SL Metal	9/4/08	9	2008	2020	2020.8	65	778
	3/31/08	3	2008	2017	2017.3	41	492
	11/1/07	11	2007	2010	2010.9	57	680
	8/22/07	8	2007	2014	2014.7	287	3,449
	8/22/07	8	2007	2014	2014.7	129	1,553
1 YD FEL/REL/SL Metal	6/11/07	6	2007	2019	2019.5	51	611

2 YD FEL/REL/SL Metal	6/11/07	6	2007	2019	2019.5	125	1,503
30 YD RO Box	6/11/07	6	2007	2019	2019.5	29	353
	1/23/07	1	2007	2010	2010.1	24	292
1 YD FEL/REL/SL Metal	1/1/07	1	2007	2018	2018.2	59	711
1.5 YD FEL/REL/SL Metal	1/1/07	1	2007	2018	2018.2	61	728
2 YD FEL/REL/SL Metal	6/30/06	6	2006	2018	2018.5	66	789
R/O Truck	6/9/06	6	2006	2016	2016.5	442	5,309
2 YD FEL/REL/SL Metal	5/17/06	5	2006	2018	2018.4	92	1,104
1.5 YD FEL/REL/SL Metal	5/17/06	5	2006	2018	2018.4	9	112
R/O Truck	4/18/06	4	2006	2016	2016.3	1,036	12,434
25 YD RO Box	11/14/05	11	2005	2017	2017.9	72	860
	9/26/05	9	2005	2012	2012.8	282	3,387
	10/16/05	10	2005	2012	2012.8	144	1,723
2 YD FEL/REL/SL Metal	7/22/05	7	2005	2017	2017.6	82	985
1 YD FEL/REL/SL Metal	7/22/05	7	2005	2017	2017.6	75	897
1 YD FEL/REL/SL Metal	6/23/05	6	2005	2017	2017.5	125	1,501
2 YD FEL/REL/SL Metal	5/27/05	5	2005	2017	2017.4	131	1,578
2 YD FEL/REL/SL Metal	5/16/05	5	2005	2017	2017.4	53	630
Non Audit Assets	5/16/05	5	2005	2017	2017.4	12	141
Non Audit Assets	5/16/05	5	2005	2017	2017.4	18	211
	3/16/05	3	2005	2008	2008.3	24	292
1 YD FEL/REL/SL Metal	8/30/04	8	2004	2016	2016.7	77	924
	3/31/04	3	2004	2009	2009.3	21	256
	2/29/04	2	2004	2009	2009.2	17	200
25 YD RO Box	6/30/04	6	2004	2016	2016.5	47	566
1 YD FEL/REL/SL Metal	6/30/04	6	2004	2016	2016.5	79	952
3 YD FEL/REL/SL Metal	5/28/04	5	2004	2016	2016.4	15	176
6 YD FEL/REL/SL Metal	5/28/04	5	2004	2016	2016.4	20	240
2 YD FEL/REL/SL Metal	5/28/04	5	2004	2016	2016.4	119	1,433
	3/1/04	3	2004	2009	2009.3	36	433
	5/21/04	5	2004	2011	2011.4	75	905
	5/18/04	5	2004	2011	2011.4	274	3,286
oad	4/19/04	4	2004	2009	2009.3	50	601
	1/31/04	1	2004	2009	2009.1	16	192
	1/16/04	1	2004	2009	2009.1	37	440
	1/31/04	1	2004	2009	2009.1	11	128
	1/15/04	1	2004	2009	2009.1	84	1,010
	1/1/04	1	2004	2009	2009.1	13	152
	1/1/04	1	2004	2009	2009.1	57	678
Non Audit Assets	12/31/03	12	2003	2006	2007.0	35	421
	11/1/03	11	2003	2003	2003.9	-	-
	9/1/03	9	2003	2010	2010.8	132	1,581
	9/1/03	9	2003	2010	2010.8	113	1,359
1 YD FEL/REL/SL Metal	8/1/03	8	2003	2015	2015.7	98	1,175
3 YD FEL/REL/SL Metal	8/1/03	8	2003	2008	2008.7	14	173
Non Audit Assets	6/30/03	6	2003	2015	2015.5	2	25
	3/31/03	3	2003	2010	2010.3	42	501
	3/31/03	3	2003	2010	2010.3	138	1,659
	7/29/02	7	2002	2009	2009.6	61	733
1 YD FEL/REL/SL Metal	5/30/02	5	2002	2014	2014.4	45	538
	7/29/02	7	2002	2009	2009.6	119	1,425
1 YD FEL/REL/SL Metal	7/13/01	7	2001	2013	2013.6	26	309
Non Audit Assets	6/18/01	6	2001	2008	2008.5	5	63
	6/18/01	6	2001	2008	2008.5	42	509
1 YD FEL/REL/SL Metal	5/30/00	5	2000	2010	2010.4	40	479

TEXT IN RED BOX CONFIDENTIAL PER WAC 480-07-160

	12/1/97	12	1997	2004	2005.0	16,667	200,000
	12/1/97	12	1997	2002	2003.0	667	8,000
	12/1/97	12	1997	1997	1998.0	-	-
	2/24/00	2	2000	2003	2003.2	30	365
	6/25/98	6	1998	2003	2003.5	13	151
	12/1/97	12	1997	2000	2001.0	438	5,260
Non Audit Assets	7/30/99	7	1999	2011	2011.6	16	191
1 YD FEL/REL/SL Metal	7/30/99	7	1999	2011	2011.6	35	420
	1/1/99	1	1999	2004	2004.1	1,667	20,000
1 YD FEL/REL/SL Metal	5/26/99	5	1999	2011	2011.4	84	1,006
1 YD FEL/REL/SL Metal	4/14/98	4	1998	2010	2010.3	23	274
	3/11/98	3	1998	2010	2010.3	259	3,108
20 YD RO Box	2/26/98	2	1998	2010	2010.2	110	1,322
Non-Rolling Stock	12/1/97	12	1997	2007	2008.0	8	101

Test Year Dep	BOY Accum	EOY Accum	EOY Average Investment	Pre 1/1/2021 Add?
1,603	-	1,603	6,412	No
-	188	188	-	No
68	-	68	135	No
378	-	378	755	No
-	30,500	30,500	-	No
-	2,540	2,540	-	No
4,975	-	4,975	29,852	No
-	-	-	-	No
-	-	-	-	No
33	-	33	299	No
146	-	146	1,317	No
515	-	515	4,635	No
515	-	515	4,635	No
515	-	515	4,635	No
-	2,763	2,763	-	No
-	1,338	1,338	-	No
-	590	590	-	No
-	235,798	235,798	-	No
-	2,962	2,962	-	No
-	1,000	1,000	-	No
-	4,615	4,615	-	No
-	3,088	3,088	-	No
-	123	123	-	No
-	455	455	-	No
-	1,619	1,619	-	No
986	-	986	10,851	No
946	-	946	10,402	No
18,326	-	18,326	164,938	No
187	-	187	747	No
520	-	520	5,715	No
728	-	728	8,003	No
859	-	859	9,450	No
757	-	757	8,328	No
66	-	66	132	No
356	-	356	713	No
-	79,897	79,897	-	No
-	9,164	9,164	-	No
-	131,742	131,742	-	No
-	95,272	95,272	-	No
22,879	-	22,879	205,911	No
64	-	64	578	No
85	-	85	764	No
19,930	-	19,930	179,370	No
24	-	24	220	No
33,616	-	33,616	302,546	No
1,559	-	1,559	6,236	No
24	-	24	220	No
24	-	24	220	No
2,492	-	2,492	27,415	No
30,185	-	30,185	271,668	No
29,624	-	29,624	266,620	No
-	5,632	5,632	-	No
-	5,588	5,588	-	No
-	323	323	-	No

-	7,000	7,000	-	No
451	-	451	902	No
103	-	103	205	No
-	274,650	274,650	-	No
532	89	620	5,762	No
10	2	12	112	No
463	77	540	5,015	No
11	2	12	114	No
1,133	283	1,417	12,185	No
1,003	251	1,254	10,784	No
2,136	356	2,492	23,136	No
669	111	780	7,243	No
10	2	12	109	No
545	91	636	5,907	No
104	17	121	1,122	No
516	129	645	5,545	No
5,788	965	6,753	33,765	No
527	88	615	966	No
101	17	118	186	No
527	88	615	966	No
101	17	118	186	No
484	81	565	887	No
486	122	608	851	No
101	25	126	177	No
-	-	-	-	No
-	2	2	-	No
-	240	240	-	No
-	3,485	3,485	-	No
-	2,400	2,400	-	No
-	513	513	-	No
-	3,737	3,737	-	No
-	11,514	11,514	-	No
-	-	-	-	No
-	480	480	-	No
-	48	48	-	No
-	1,515	1,515	-	No
-	5,519	5,519	-	No
-	1,695	1,695	-	No
124	41	165	453	No
3,412	1,137	4,549	19,334	No
2,849	950	3,798	16,143	No
(124)	(41)	(165)	(453)	No
1,528	509	2,037	5,601	No
-	1,312	1,312	-	No
-	851	851	-	No
417	729	1,146	937	No
-	11,165	11,165	-	No
-	1,804	1,804	-	No
-	37,649	37,649	-	No
-	41,354	41,354	-	No
-	4,242	7,272	-	No
6,031	4,523	10,554	7,539	No
1,473	1,105	2,577	4,786	No
793	661	1,454	8,061	No
1,145	859	2,005	11,741	No

915	687	1,602	9,383	No
9,738	7,303	17,041	51,124	No
20,668	18,946	39,614	125,731	No
87	80	168	95	No
391	358	749	424	No
2,750	2,521	5,271	13,979	No
1,692	1,692	3,384	16,920	No
1,548	1,548	3,096	15,480	No
984	1,066	2,051	2,871	No
6,594	7,693	14,287	5,495	No
6,594	7,693	14,287	5,495	No
6,594	7,693	14,287	5,495	No
6,594	7,693	14,287	5,495	No
6,594	7,693	14,287	5,495	No
6,594	7,693	14,287	5,495	No
6,594	7,693	14,287	5,495	No
6,594	7,693	14,287	5,495	No
35	40	75	29	No
347	405	752	289	No
-	87	87	-	No
-	174	174	-	No
-	174	174	-	No
-	261	261	-	No
-	783	783	-	No
-	522	522	-	No
-	174	174	-	No
-	1,741	1,741	-	No
-	3,917	3,917	-	No
-	1,305	1,843	-	No
394	623	1,017	6,853	No
439	586	1,025	4,246	No
363	484	846	3,506	No
100	133	233	964	No
257	342	599	2,483	No
613	817	1,430	5,926	No
108	144	252	1,045	No
768	1,024	1,791	7,420	No
259	345	604	2,501	No
2,425	3,435	5,860	11,115	No
2,425	3,435	5,860	11,115	No
1,814	2,873	4,687	31,598	No
935	1,480	2,415	2,259	No
(1,101)	(1,743)	(2,843)	(19,170)	No
8,401	13,302	21,703	20,303	No
15,478	88,996	104,474	50,302	No
-	20,915	20,915	-	No
-	92,075	92,075	-	No
-	4,037	4,037	-	No
-	99,554	99,554	-	No
-	49,442	49,442	-	No
-	5,902	5,902	-	No
35,489	56,190	91,679	618,091	No
-			184,230	No
4,532	7,176	11,709	20,018	No
992	1,902	2,894	2,067.20	

3,214	15,804	19,018	3,482.14
-	3,001	3,001	-
32	62	94	67.36
7,715	14,788	22,503	16,073.60
-	0	0	-
-	1,473	1,473	-
-	700	700	-
-	379	379	-
-	1,380	1,380	-
-	1,600	1,600	-
-	72,827	72,827	-
2,135	4,449	6,584	8,363.26
4,936	10,284	15,220	9,461.20
4,936	10,284	15,220	9,461.20
1,342	3,243	4,585	4,808.72
1,559	3,768	5,328	5,587.44
325	786	1,111	1,165.61
1,220	2,947	4,167	4,370.13
37,919	88,477	126,395	252,790.44
974	2,191	3,165	1,704.08
5,346	12,920	18,266	19,156.70
16,641	40,215	56,856	59,629.27
4,606	11,132	15,738	16,506.21
1,444	3,489	4,932	5,172.89
10,393	25,116	35,509	37,241.56
168	391	559	1,453.98
1,197	2,792	3,989	10,371.10
556	1,297	1,853	4,818.96
170	397	568	1,475.61
1,038	2,421	3,459	8,992.67
740	1,727	2,467	6,413.60
678	1,581	2,258	5,871.91
297	694	991	2,576.74
279	652	931	2,421.30
260	606	866	2,251.73
-	879	1,130	-
33,485	75,342	108,827	226,024.59
33,485	75,342	108,827	226,026.05
32,371	72,834	105,205	218,501.90
4,606	11,132	15,738	16,506.22
5,792	13,996	19,788	20,753.08
674	1,628	2,302	2,413.81
30,784	71,830	102,614	205,228.53
30,784	71,830	102,614	205,228.53
2,340	5,655	7,995	8,385.33
5,092	12,307	17,399	18,247.68
1,137	2,749	3,886	4,075.76
-	37,705	37,705	-
-	19,878	19,878	-
2,394	6,384	8,778	7,980.00
1,105	2,947	4,052	3,683.90
1,711	4,562	6,273	5,702.86
1,334	3,558	4,892	4,447.62
4,478	13,434	17,912	13,434.03
1,687	4,638	6,325	13,914.72

37,897	104,218	142,115	236,858.19
14,486	42,252	56,738	88,125.67
14,486	42,252	56,738	88,125.67
37,897	110,534	148,431	230,541.97
82	246	328	492.49
310	879	1,189	1,912.96
(259)	(777)	(1,035)	(1,553.04)
(163)	(488)	(651)	(975.80)
18,583	54,200	72,783	113,045.51
18,583	54,200	72,783	113,045.51
-	23,189	23,189	-
1,978	5,935	7,914	11,870.98
197,128	591,384	788,512	1,182,768.22
45,607	136,821	182,428	273,641.27
24,510	77,614	102,123	142,972.71
2,581	8,174	10,756	20,220.44
2,328	7,372	9,700	18,236.00
1,253	4,073	5,326	3,446.23
-	1,729	1,729	-
3,568	11,894	15,463	9,515.43
1,595	5,317	6,912	4,253.67
537	1,790	2,327	4,116.48
920	3,067	3,987	7,054.25
847	2,823	3,670	6,492.76
763	2,543	3,305	5,848.09
525	1,752	2,277	4,028.45
529	1,764	2,293	4,056.18
669	2,231	2,900	5,130.63
4,505	16,142	20,647	10,886.50
2,156	7,725	9,881	898.23
3,249	11,642	14,891	1,353.72
97	373	470	502.72
97	373	470	502.72
814	3,052	3,865	203.44
1,518	6,072	7,590	-
-	12,854	12,854	-
-	4,246	4,246	-
34,540	132,403	166,943	178,456.51
34,540	132,403	166,943	178,456.51
281	1,170	1,450	1,356.63
5,675	22,700	28,375	11,349.87
-	558	558	-
-	2,399	2,399	-
-	31,166	31,166	-
-	27,671	27,671	-
34,567	135,388	169,955	175,716.22
17,218	70,306	87,524	84,654.11
766	3,321	4,087	5,108.76
1,227	5,317	6,544	8,180.02
978	4,238	5,215	6,519.34
981	4,251	5,231	6,539.28
1,253	5,431	6,684	8,354.93
882	3,820	4,702	5,877.27
1,434	6,214	7,647	2,389.81
2,114	9,160	11,274	3,523.18

11,664	50,544	62,208	19,439.87
3,785	15,773	19,558	25,867.01
3,290	14,258	17,549	21,936.11
-	-	-	-
-	-	-	-
-	-	-	-
4,848	20,200	25,048	23,432.06
-	76	76	-
17,691	76,660	94,351	29,484.53
-	935	935	-
-	5,130	5,130	-
-	1,118	1,118	-
-	98,487	98,487	-
10,761	50,219	60,980	46,631.50
5,000	23,333	28,333	21,666.42
1,601	7,472	9,073	6,937.90
-	11,462	11,462	-
-	197	197	-
1,019	5,010	6,029	4,160.75
-	1,012	1,012	-
-	8,952	9,103	-
3,624	18,722	22,346	3,019.71
69	352	421	271.03
32,838	166,924	199,762	128,613.73
117	604	721	448.31
-	6,347	6,347	-
4,676	24,160	28,836	3,896.74
4,676	24,160	28,836	3,896.74
23,361	120,697	144,057	89,549.05
2,554	13,622	16,176	14,473.61
2,313	12,338	14,651	13,108.89
4,648	24,792	29,440	3,098.96
-	1,342	1,342	-
2,976	15,874	18,851	1,984.30
4,648	24,792	29,440	3,098.96
4,648	24,792	29,440	3,098.96
4,648	24,792	29,440	3,098.96
-	1,196	1,196	-
2,770	15,003	17,772	1,615.66
4,847	26,256	31,103	2,827.58
4,648	25,179	29,827	2,711.59
4,847	26,256	31,103	2,827.58
2,705	14,655	17,360	1,578.20
3,216	17,418	20,633	1,875.74
1,875	10,158	12,033	10,470.54
1,980	10,727	12,707	11,056.61
659	3,571	4,231	3,681.37
40	219	259	225.54
871	4,717	5,588	4,862.15
2,174	11,778	13,953	12,140.74
-	27,526	27,526	-
2,178	12,526	14,704	544.59
2,353	13,529	15,882	588.23
553	3,182	3,735	138.33
-	18,669	18,669	-

1,249	7,389	8,637	104.06
685	4,054	4,740	57.10
57	336	393	4.73
-	706	706	-
3,018	18,106	21,124	-
3,623	21,738	25,362	-
144	887	1,031	695.09
122	754	876	590.73
279	1,720	1,998	1,347.82
394	2,399	2,793	1,938.67
306	1,863	2,170	1,506.08
122	754	876	590.73
120	737	856	577.64
216	1,348	1,564	1,024.65
417	2,608	3,026	1,982.37
163	1,019	1,181	774.07
389	2,561	2,950	1,364.19
-	11,314	11,314	-
-	46,599	46,599	-
34,606	242,244	276,851	69,212.68
1,518	10,625	12,143	6,071.67
-	24,964	24,964	-
-	6,127	6,127	-
-	663	663	-
-	8,010	8,010	-
-	89,584	89,584	-
-	15,383	15,383	-
1,556	12,185	13,741	4,926.01
475	3,722	4,197	1,504.69
441	3,454	3,895	1,396.18
432	3,383	3,815	1,367.58
427	3,348	3,775	1,353.27
419	3,284	3,703	1,327.53
-	7,964	7,964	-
-	15,852	15,852	-
-	9,477	9,477	-
-	5,789	5,789	-
-	2,138	2,138	-
-	25,450	25,450	-
-	5,619	5,619	-
-	6,138	6,138	-
-	1,951	1,951	-
-	1,723	1,723	-
990	8,170	9,160	742.73
-	15,060	15,060	-
-	6,127	6,127	-
-	14,541	14,541	-
-	668	668	-
-	5,757	5,757	-
-	1,803	1,803	-
-	18,015	18,015	-
-	6,295	6,295	-
-	65,220	65,220	-
-	6,434	6,434	-
-	10,537	10,537	-

3	25	28	4.97
3	28	31	5.52
-	6,515	6,515	-
490	4,491	4,980	898.11
544	4,987	5,531	997.48
-	30,747	30,747	-
-	692	692	-
-	7,160	7,160	-
-	9,859	9,859	-
1,521	14,072	15,593	2,662.28
214	1,976	2,190	373.87
248	2,295	2,543	434.10
412	3,811	4,223	721.02
-	11,507	11,507	-
-	6,581	6,581	-
-	4,849	4,849	-
-	12,783	12,783	-
1,010	9,849	10,859	1,262.63
989	9,642	10,631	1,236.21
887	8,871	9,758	887.07
-	4,260	4,260	-
-	5,326	5,326	-
-	16,296	16,296	-
-	466	466	-
621	6,422	7,044	414.33
-	7,024	7,024	-
-	563	563	-
-	4,748	4,748	-
-	13,603	13,603	-
-	15,991	15,991	-
-	100,004	100,004	-
1,122	12,061	13,183	280.49
-	3,794	3,794	-
-	17,344	17,344	-
223	2,456	2,680	-
614	6,759	7,373	-
587	6,457	7,044	-
232	2,549	2,780	-
-	276,839	276,839	-
-	36,396	36,651	-
-	4,393	4,393	-
-	4,501	4,501	-
-	7,122	7,122	-
-	9,024	9,024	-
-	14,430	14,430	-
-	11,785	11,785	-
-	11,785	11,785	-
-	32,659	32,659	-
-	9,365	9,365	-
-	22,095	22,095	-
-	22,095	22,095	-
-	22,095	22,095	-
-	22,095	22,095	-
-	22,095	22,095	-
-	1,428	1,428	-

-	7,939	7,939	-
-	4,250	4,250	-
-	7,871	7,871	-
-	30,000	30,000	-
-	14,817	14,817	-
-	679	679	-
-	2,582	2,582	-
-	37,973	37,973	-
-	27,729	27,729	-
-	13,631	13,631	-
-	16,748	16,748	-
-	10,124	10,124	-
-	620,440	620,440	-
-	37,610	37,610	-
-	1,350	1,350	-
-	2,100	2,100	-
-	2,775	2,775	-
-	2,607	2,607	-
-	8,550	8,550	-
-	33,732	33,732	-
-	24,767	24,767	-
-	15,322	15,322	-
-	15,322	15,322	-
-	875	875	-
-	33,624	33,624	-
-	33,624	33,624	-
-	1,248	1,248	-
-	6,390	6,390	-
-	2,140	2,140	-
-	33,592	33,592	-
-	6,498	6,498	-
-	6,875	6,875	-
-	33,592	33,592	-
-	33,592	33,592	-
-	40,526	40,526	-
-	40,526	40,526	-
-	40,526	40,526	-
-	29,811	29,811	-
-	18,428	18,428	-
-	40,526	40,526	-
-	40,526	40,526	-
-	68,444	68,444	-
-	5,348	5,348	-
-	5,679	5,679	-
-	10,759	10,759	-
-	7,215	7,215	-
-	10,159	10,159	-
-	1,606	1,606	-
-	1,606	1,606	-
-	1,606	1,606	-
-	7,616	7,616	-
-	5,315	5,315	-
-	1,585	1,585	-
-	9,200	9,200	-
-	3,917	3,917	-

-	4,743	4,743	-
1,352	7,660	9,012	4,506.13
694	4,107	4,801	3,528.26
390	2,305	2,695	1,980.69
393	2,323	2,715	1,995.63
914	5,410	6,324	4,647.86
499	2,954	3,453	2,537.85
618	3,655	4,273	3,140.23
969	5,974	6,943	4,682.69
498	3,074	3,572	2,409.01
2,832	16,994	19,826	-
21,404	128,422	149,825	64,210.85
-	1,684	1,684	253.81
-	4,173	4,173	628.85
-	8,320	8,320	-
1,495	9,221	10,716	7,227.04
302	1,865	2,167	856.67
1,322	8,151	9,473	3,745.08
2,629	16,212	18,841	7,448.83
2,078	12,816	14,894	5,888.21
969	6,055	7,024	4,601.96
498	3,115	3,614	2,367.48
-	4,578	5,127	-
-	5,967	6,683	-
-	15,181	15,181	-
-	7,327	7,327	-
-	8,465	8,465	-
1,618	10,651	12,269	5,673.59
-	6,915	6,915	-
-	6,127	6,127	-
34,540	236,025	270,565	74,837.26
-	7,580	7,580	-
887	6,280	7,167	3,472.60
367	2,598	2,965	1,436.45
1,359	9,627	10,987	5,323.40
569	4,031	4,600	2,228.97
-	1,033	1,033	-
-	31,731	31,731	-
-	31,880	31,880	-
-	13,450	13,450	-
-	2,290	2,290	-
-	6,127	6,127	-
-	825	825	-
-	6,533	6,533	-
22,877	177,296	200,172	28,596.06
-	10,434	10,434	-
-	104	104	-
-	750	750	-
-	19,000	19,000	-
-	332	332	-
-	30,894	30,894	-
-	5,854	5,854	-
-	11,695	11,695	-
1,530	13,773	15,303	3,060.67
-	68,588	68,588	-

-	11,010	11,010	-
-	12,485	12,485	-
-	9,805	9,805	-
248	2,295	2,543	434.10
500	4,629	5,130	875.78
-	7,461	7,461	-
-	323,461	334,615	-
-	14,635	14,635	-
456	4,601	5,057	418.23
-	40,800	40,800	-
3,429	34,571	37,999	3,142.80
-	466	466	-
918	9,407	10,325	688.34
-	18,714	18,714	-
-	14,312	14,312	-
-	-	-	-
-	851	851	-
-	10,540	10,540	-
-	6,024	6,024	-
-	5,933	5,933	-
-	37,527	37,527	-
-	10,701	10,701	885.03
632	6,954	7,586	-
94	1,038	1,133	-
230	2,529	2,759	-
-	6,930	6,930	-
-	19,747	19,747	-
-	15,459	15,459	-
-	17,128	17,128	-
-	1,548	1,548	-
-	5,636	5,636	-
-	-	-	-
-	13,504	13,504	-
-	7,100	7,100	-
-	9,458	9,458	-
-	5,548	5,548	-
-	5,971	5,971	-
-	7,608	7,608	-
-	6,650	6,650	-
-	22,077	22,077	-
-	1,980	1,980	-
-	19,287	19,287	-
-	223,112	223,112	-
-	11,898	11,898	-
-	4,000	4,000	-
-	92	92	-
-	11,781	11,781	-
-	18,038	18,038	-
-	21,341	21,341	-
-	9,335	9,335	-
-	4,465	4,465	-
-	2,041	2,041	-
-	24,142	24,142	-
-	10,872	10,872	-
-	7,334	7,334	-

-	18,038	18,038	-
-	4,241	4,241	-
-	875	875	-
-	7,873	7,873	-
-	8,069	8,069	-
-	9,466	9,466	-
-	53,093	53,093	-
-	13,252	13,252	-
-	1,345	1,345	-
-	124,345	124,345	-
-	10,325	10,325	-
-	23,708	23,708	-
-	12,062	12,062	-
-	11,816	11,816	-
-	10,759	10,759	-
-	18,017	18,017	-
-	18,931	18,931	-
-	7,562	7,562	-
-	1,691	1,691	-
-	2,537	2,537	-
-	875	875	-
-	11,084	11,084	-
-	1,280	1,280	-
-	1,000	1,000	-
-	6,797	6,797	-
-	11,424	11,424	-
-	2,111	2,111	-
-	2,881	2,881	-
-	17,190	17,190	-
-	2,165	2,165	-
-	6,336	6,336	-
-	22,999	22,999	-
-	3,007	3,007	-
-	960	960	-
-	2,200	2,200	-
-	640	640	-
-	5,052	5,052	-
-	760	760	-
-	3,392	3,392	-
-	1,262	1,262	-
-	325,000	325,000	-
-	11,068	11,068	- Yes
-	9,510	9,510	-
-	14,106	14,106	-
-	866	866	-
-	305	305	-
-	3,507	3,507	-
-	11,615	11,615	-
-	5,130	5,130	-
-	6,451	6,451	-
-	9,975	9,975	-
-	3,713	3,713	-
-	443	443	-
-	3,564	3,564	-
-	4,786	4,786	-

-	1,400,000	1,400,000	-
-	40,000	40,000	-
-	25,000	25,000	-
-	1,094	1,094	-
-	754	754	-
-	15,781	15,781	-
-	2,295	2,295	-
-	5,042	5,042	-
-	100,000	100,000	-
-	12,068	12,068	-
-	3,292	3,292	-
-	37,290	37,290	-
-	15,868	15,868	-
-	1,013	1,013	-

8 Test Period Beg. Month
 7 Test Period End Month
 2,022 First Year
 2,023 Second year
 2,023.6 Test Period End Mo/Yr
 2,022.7 Test Period Beg. Mo/Yr

<u>Date Acquired</u>	<u>Asset Purchased</u>	<u>Amount from JE Query</u>	<u>Date In Service Year</u>	<u>Month</u>	<u>Salvage Value %</u>	<u>Method</u>	<u>Life Year</u>	<u>Year Fully Depr</u>	<u>Year/Mo Fully Depr</u>	<u>Asset Cost</u>	<u>Depr Cost</u>	<u>Monthly Depr</u>	<u>Annual Depr</u>	<u>Test Year Depr</u>	<u>Req Accum Depr</u>
5/26/2021	New Roof for MRF-Install mini purlins an	50,000.00	2021	5	0%	S/L	10	2031	2031.4	50,000	50,000	417	5,000	5,000	6,250
6/15/2021	Mold remediation services.	20,553.32	2021	6	0%	S/L	10	2031	2031.5	20,553	20,553	171	2,055	2,055	2,398
6/23/2021	New Roof for MRF-Install mini purlins an	20,000.00	2021	6	0%	S/L	10	2031	2031.5	20,000	20,000	167	2,000	2,000	2,333
7/28/2021	North Building Repairs	40,000.00	2021	7	0%	S/L	10	2031	2031.6	40,000	40,000	333	4,000	4,000	4,333
7/28/2021	South Building Repairs	30,000.00	2021	7	0%	S/L	10	2031	2031.6	30,000	30,000	250	3,000	3,000	3,250
7/28/2021	New Roof for MRF-Install mini purlins an	16,795.42	2021	7	0%	S/L	10	2031	2031.6	16,795	16,795	140	1,680	1,680	1,820
7/28/2021	South Building Repairs	1,629.00	2021	7	0%	S/L	10	2031	2031.6	1,629	1,629	14	163	163	176
7/28/2021	South Building Repairs	515.85	2021	7	0%	S/L	10	2031	2031.6	516	516	4	52	52	56
9/9/2021	South Building Repairs	37,332.00	2021	9	0%	S/L	10	2031	2031.8	37,332	37,332	311	3,733	3,733	3,422
9/9/2021	North Building Repairs	35,460.71	2021	9	0%	S/L	10	2031	2031.8	35,461	35,461	296	3,546	3,546	3,251
9/21/2021	Final siding and roof repairs for North	9,891.28	2021	9	0%	S/L	10	2031	2031.8	9,891	9,891	82	989	989	907
9/21/2021	Final siding and roof repairs for North	3,801.00	2021	9	0%	S/L	10	2031	2031.8	3,801	3,801	32	380	380	348
9/21/2021	Final siding and roof repairs for North	2,776.75	2021	9	0%	S/L	10	2031	2031.8	2,777	2,777	23	278	278	255
9/21/2021	Final siding and roof repairs for North	2,280.60	2021	9	0%	S/L	10	2031	2031.8	2,281	2,281	19	228	228	209
9/21/2021	Final siding and roof repairs for North	1,248.90	2021	9	0%	S/L	10	2031	2031.8	1,249	1,249	10	125	125	114
1/12/2022	PATS MRF Pipe Repairs	1,954.80	2022	1	0%	S/L	10	2032	2032.1	1,955	1,955	16	195	195	114
1/18/2022	Install Concrete for post protection at	6,543.15	2022	1	0%	S/L	10	2032	2032.1	6,543	6,543	55	654	654	382
2/24/2022	Additional Repairs to damage in employee	10,534.20	2022	2	0%	S/L	10	2032	2032.2	10,534	10,534	88	1,053	1,053	527
2/24/2022	Final Repairs for overhead doors and new	9,475.35	2022	2	0%	S/L	10	2032	2032.2	9,475	9,475	79	948	948	474
3/9/2022	3/8/2022 Final repair for wiring are MRF	1,085.00	2022	3	0%	S/L	10	2032	2032.3	1,085	1,085	9	109	109	45
7/22/2022	INSTALL NEW GUTTER AND DOWNSPOUT ON RECY	325.80	2022	7	0%	S/L	10	2032	2032.6	326	326	3	33	33	3
9/20/2022	Final Repairs for south facing overhead	9,166.40	2022	9	0%	S/L	10	2032	2032.8	9,166	9,166	76	917	917	-
11/11/2022	Final door repair at MRF and attempt to	8,159.02	2022	11	0%	S/L	10	2032	2032.9	8,159	8,159	68	816	816	-
Total MRF Capital Repairs										319,529	319,529	2,663	31,953	31,953	30,666

<u>Ending</u>	
<u>Accum</u>	<u>Average</u>
<u>Depr</u>	<u>Investment</u>
11,250	38,750
4,453	16,100
4,333	15,667
8,333	31,667
6,250	23,750
3,499	13,296
339	1,290
107	408
7,155	30,177
6,797	28,664
1,896	7,995
729	3,072
532	2,245
437	1,843
239	1,010
310	1,645
1,036	5,507
1,580	8,954
1,421	8,054
154	931
35	291
917	8,250
816	7,343
62,619	256,909

Individual District: 2112

(Only one district a time for this input page)

Budget Year: 2023

IMPORTANT: Pull for a single district BEFORE inputting. This will auto create new li

CAPITAL DETAIL

Delete on Save	PO #	Item	PO Description (Required)	PO Item Description	PO Explanation	Asset Type
	0001	1	New REL Pete/Labrie 25yd	New REL Pete/Labrie 25yd	New REL Pete/Labrie 25yd	New Trucks
	0003	1	New Reycle Manual Sideload	New Reycle Manual Sideload	New Reycle Manual Sideload (UTC)	New Trucks
	0006	1	Containers Various	Containers Various	Containers Various	Containers

End of List (save and re-pull for at least 5 more rows)

nes for you and prepare the page for input.

SubType	Life	A / R	N / U	Truck Ctr. #	Jan	Feb	Mar	Apr	May	Jun	Jul
Rear Load	10	R	N	17150	-	-	-	-	-	-	-
Recycle Truck	10	R	N	17151	-	-	-	-	-	-	-
Toter – Plastic	7	R	N		-	37,500	35,000	-	60,000	35,000	-
					-	-	-	-	-	-	-
					-	-	-	-	-	-	-
					-	-	-	-	-	-	-
					-	-	-	-	-	-	-
					-	-	-	-	-	-	-
					-	-	-	-	-	-	-
					-	-	-	-	-	-	-
					-	-	-	-	-	-	-
					-	-	-	-	-	-	-
					-	-	-	-	-	-	-
					-	-	-	-	-	-	-
					-	-	-	-	-	-	-
					-	-	-	-	-	-	-
					-	-	-	-	-	-	-
					-	-	-	-	-	-	-
					-	-	-	-	-	-	-
					-	-	-	-	-	-	-
					-	-	-	-	-	-	-
					-	-	-	-	-	-	-
					-	-	-	-	-	-	-
TOTAL CAPITAL					-	37,500	35,000	-	60,000	35,000	-

						Replacement Info				
Aug	Sep	Oct	Nov	Dec	Total	FAS #	FAS Description	Replacement Notes	Site Eq #	Model Year
377,522	-	-	-	-	377,522	173772	Used 2005 International 7400 REL	Replacing truck 31. Existing truck is at the end of its usable life	31	2005
-	391,448	-	-	-	391,448	173834	2010 Recycle Truck	Replacing truck to provide a more reliable truck to use on the front line. Current truck is getting old (12 yrs).		2010
37,500	-	-	35,000	-	240,000					
-	-	-	-	-	-					
-	-	-	-	-	-					
-	-	-	-	-	-					
-	-	-	-	-	-					
-	-	-	-	-	-					
-	-	-	-	-	-					
-	-	-	-	-	-					
-	-	-	-	-	-					
-	-	-	-	-	-					
-	-	-	-	-	-					
-	-	-	-	-	-					
-	-	-	-	-	-					
-	-	-	-	-	-					
-	-	-	-	-	-					
-	-	-	-	-	-					
-	-	-	-	-	-					
-	-	-	-	-	-					
-	-	-	-	-	-					
-	-	-	-	-	-					
-	-	-	-	-	-					
-	-	-	-	-	-					
415,022	391,448	-	35,000	-	1,008,970					

Folder/File Link

Garbage Truck

Recycling/YW Truck

Containers

245720

8 Test Period Beg. Month
7 Test Period End Month
2,022 First Year
2,023 Second year
2023.6 Test Period End Mo/Yr
2022.7 Test Period Beg. Mo/Yr

<u>Asset Classification</u>	<u>Date in Service Year</u>	<u>Mo</u>	<u>Salvage Value %</u>	<u>Method M</u>	<u>Life Years</u>	<u>Year Fully Depr</u>	<u>Year/Mo Fully Depr</u>	<u>Asset Cost</u>	<u>Depr Cost</u>	<u>Monthly Depr</u>	<u>Annual Depr</u>	<u>Test Year Depr</u>	<u>Beginning Accumulated Depreciation 1/0/1900</u>
Packer Trucks													
2004 INTL 4300 FLAT 20 Truck (U)	2007	11	0%	S/L	5	2012	2012.9	20,601	20,601	343.34	4,120	-	20,601
Truck CD1 Amort of Salvage	2023	7	0%	S/L	3	2026	2026.6	10,147	10,147	281.85	3,382	3,382	-
2009 Peterbilt w/Pckr F718864	2009	12	0%	S/L	7	2016	2017.0	219,720	219,720	2,615.72	31,389	-	219,720
Truck #801 Amort of Salvage	2023	7	0%	S/L	3	2026	2026.6	54,930	54,930	1,525.84	18,310	18,310	-
2009 Peterbilt w/Pckr F718369	2009	12	0%	S/L	7	2016	2017.0	178,489	178,489	2,124.87	25,498	-	178,489
Truck #919 Amort of Salvage	2023	7	0%	S/L	3	2026	2026.6	44,622	44,622	1,239.51	14,874	14,874	-
Capital Repair (Engine Rebuild)	2010	7	0%	S/L	3	2013	2013.6	4,005	4,005	111.25	1,335	-	4,005
2011 Peterbilt 320 ASL	2010	11	0%	S/L	10	2020	2020.9	276,839	276,839	2,306.99	27,684	-	276,839
2005 International REL	2011	11	0%	S/L	3	2014	2014.9	100,004	100,004	2,777.89	33,335	-	100,004
2013 Peterbilt w/Pckr (N)	2012	12	0%	S/L	10	2022	2023.0	334,615	334,615	2,788.46	33,462	-	323,461
2004 Kenworth Boom Truck (Cont Del) (U)	2013	9	0%	S/L	5	2018	2018.8	65,220	65,220	1,087.00	13,044	-	65,220
(13) Truck Radios	2013	12	0%	S/L	5	2018	2019.0	18,256	18,256	304.26	3,651	-	18,256
2015 REL Freightliner (N)	2014	11	0%	S/L	10	2024	2024.9	228,768	228,768	1,906.40	22,877	22,877	177,296
Truck Radio	2014	7	0%	S/L	5	2019	2019.6	825	825	13.75	165	-	825
2016 ASL Peterbilt (N)	2015	10	0%	S/L	10	2025	2025.8	345,403	345,403	2,878.36	34,540	34,540	236,025
Replace Engine in Truck #603	2017	4	0%	S/L	3	2020	2020.3	12,749	12,749	354.15	4,250	-	12,749
2018 ASL Truck	2017	7	0%	S/L	10	2027	2027.6	329,067	329,067	2,742.23	32,907	32,907	167,276
2018 Better Weigh Mfg Pup Trailer	2018	4	0%	S/L	7	2025	2025.3	123,835	123,835	1,474	17,691	17,691	76,660
2019 ASL Truck	2018	10	0%	S/L	10	2028	2028.8	346,373	346,373	2,886	34,637	34,637	132,776
2019 ASL Truck	2018	10	0%	S/L	10	2028	2028.8	346,373	346,373	2,886	34,637	34,637	132,776
2019 ASL Truck	2018	9	0%	S/L	10	2028	2028.8	345,671	345,671	2,881	34,567	34,567	135,388
2020 Peterbilt FEL	2019	9	0%	S/L	10	2029	2029.8	330,692	330,692	2,756	33,069	33,069	96,452
2020 Peterbilt FEL	2019	9	0%	S/L	10	2029	2029.8	330,692	330,692	2,756	33,069	33,069	96,452
2020 Peterbilt ASL	2019	9	0%	S/L	10	2029	2029.8	378,973	378,973	3,158	37,897	37,897	110,534
2020 Peterbilt ASL	2019	11	0%	S/L	10	2029	2029.9	378,973	378,973	3,158	37,897	37,897	104,218
New FEL Peterbilt / Labrie 40yd	2020	3	0%	S/L	10	2030	2030.3	364,810	364,810	3,040	36,481	36,481	88,162
New FEL Peterbilt / Labrie 40yd	2020	3	0%	S/L	10	2030	2030.3	364,810	364,810	3,040	36,481	36,481	88,162
2020 Peterbilt FEL Truck	2020	5	0%	S/L	10	2030	2030.4	334,853	334,853	2,790	33,485	33,485	75,342
2020 Peterbilt FEL Truck	2020	5	0%	S/L	10	2030	2030.4	334,851	334,851	2,790	33,485	33,485	75,342
Total Garbage Trucks								6,225,168	6,225,168	59,018	708,220	530,288	3,013,030
Roll-off Trucks													
2006 PETERBUILT RO (N)	2006	6	0%	S/L	7	2013	2013.5	141,950	141,950	1,690	20,279	-	141,950
Truck #402 Amort of Salvage	2023	7	0%	S/L	3	2026	2026.6	35,488	35,488	986	11,829	11,829	-
Tarper #402	2014	12	0%	S/L	3	2017	2018.0	6,533	6,533	181	2,178	-	6,533
Transmission Repair #402	2015	9	0%	S/L	3	2018	2018.8	7,580	7,580	211	2,527	-	7,580
Drive Cam, Camara (4)	2009	8	0%	S/L	7	2016	2016.7	3,580	3,580	43	511	-	3,580
(3) Truck Radios	2013	12	0%	S/L	5	2018	2019.0	4,213	4,213	70	843	-	4,213
2018 RO Truck	2017	6	0%	S/L	10	2027	2027.5	234,776	234,776	1,956	23,478	23,478	121,301
New 2019 RO Truck	2019	6	0%	S/L	10	2029	2029.5	245,096	245,096	2,042	24,510	24,510	77,614
Total Roll-off Trucks								679,214	679,214	7,179	86,153	59,816	362,770

Recycle/YW Trucks													
2007 Freightliner (U)	2013	7	0%	S/L	3	2016	2016.6	68,588	68,588	1,905	22,863	-	68,588
(3) Truck Radios	2013	12	0%	S/L	5	2018	2019.0	4,213	4,213	70	843	-	4,213
2010 Peterbilt ASL	2015	4	0%	S/L	5	2020	2020.3	89,584	89,584	1,493	17,917	-	89,584
2016 ASL Truck	2015	10	0%	S/L	5	2020	2020.8	345,403	345,403	5,757	69,081	-	345,403
2020 Peterbilt Recycle Truck	2020	5	0%	S/L	10	2030	2030.4	323,707	323,707	2,698	32,371	32,371	72,834
Total Recycle/YW Trucks								831,494	831,494	11,923	143,073	32,371	580,622
Mill-Haul Trucks													
1994 Type HT C-C Trailer (U)	2015	1	0%	S/L	3	2018	2018.1	2,500	2,500	69	833	-	2,500
Total Mill-Haul Trucks								2,500	2,500	69	833	0	2,500
MRF Hauls													
Total MRF Haul Trucks								0	0	0	0	0	0
City Contract Specific													
2020 Peterbilt REL Truck	2020	4	0%	S/L	10	2030	2030.3	307,843	307,843	2,565	30,784	30,784	71,830
2020 Peterbilt REL Truck	2020	4	0%	S/L	10	2030	2030.3	307,843	307,843	2,565	30,784	30,784	71,830
2020 Peterbilt ASL Truck	2020	4	0%	S/L	10	2030	2030.3	379,186	379,186	3,160	37,919	37,919	88,477
Total City Contract								994,871	994,871	8,291	99,487	99,487	232,137
Total Trucks								8,733,247.60	8,733,248	86,481	1,037,767	721,962	4,191,057

Allocated Accumulated Depreciation <u>1/0/1900</u>	Average Investment <u>1/0/1900</u>
20,601	-
3,382	6,764
219,720	-
18,310	36,620
178,489	-
14,874	29,748
4,005	-
276,839	-
100,004	-
334,615	-
65,220	-
18,256	-
200,172	28,596
825	-
270,565	74,837
12,749	-
200,183	128,885
0	
94,351	29,485
167,413	178,959
167,413	178,959
169,955	175,716
129,521	201,171
129,521	201,171
148,431	230,542
142,115	236,858
124,643	240,167
124,643	240,167
108,827	226,026
108,827	226,025
3,554,472	2,670,696
141,950	-
11,829	23,658
6,533	-
7,580	-
3,580	-
4,213	-
144,778	89,997
102,123	142,973
422,586	256,628

68,588	-
4,213	-
89,584	-
345,403	-

105,205	218,502
---------	---------

612,992	218,502
----------------	----------------

2,500	-
-------	---

2,500	0
--------------	----------

0	0
----------	----------

102,614	205,229
---------	---------

102,614	205,229
---------	---------

126,395	252,790
---------	---------

331,624	663,247
----------------	----------------

4,924,173	3,809,074
------------------	------------------

450	35 Gallon MSW Carts	2017	4	0%	S/L	7	2024	2024.3	19,388	19,388	231	2,770	2,770	14,772	17,541	1,846
2000	35 GALLON GARBAGE CARTS	2018	4	0%	S/L	7	2025	2025.3	81,647	81,647	972	11,664	11,664	50,544	62,208	19,440
312	65 GALLON GARBAGE CARTS	2018	4	0%	S/L	7	2025	2025.3	14,797	14,797	176	2,114	2,114	9,160	11,274	3,523
188	96 GALLON GARBAGE CARTS	2018	4	0%	S/L	7	2025	2025.3	10,037	10,037	119	1,434	1,434	6,214	7,647	2,390
864	64 Gal Garbage Carts	2018	8	0%	S/L	7	2025	2025.7	39,725	39,725	473	5,675	5,675	22,700	28,375	11,350
624	MSW Carts 96 Gal	2019	1	0%	S/L	7	2026	2026.1	31,533	31,533	375	4,505	4,505	16,142	20,647	10,886
588	65 Gallon MSW Carts	2019	4	0%	S/L	7	2026	2026.3	24,978	24,978	297	3,568	3,568	11,894	15,463	9,515
300	35 Gallon MSW Carts	2019	4	0%	S/L	7	2026	2026.3	11,166	11,166	133	1,595	1,595	5,317	6,912	4,254
624	96 Gallon MSW Carts	2019	8	0%	S/L	7	2026	2026.7	31,346	31,346	373	4,478	4,478	13,434	17,912	13,434
178	95 Gal Plastic Carts - Refuse	2020	3	0%	S/L	7	2027	2027.3	7,962	7,962	95	1,137	1,137	2,749	3,886	4,076
915	65 Gal Plastic Carts - Refuse	2020	3	0%	S/L	7	2027	2027.3	35,647	35,647	424	5,092	5,092	12,307	17,399	18,248
504	35 Gal Plastic Carts - Refuse	2020	3	0%	S/L	7	2027	2027.3	16,381	16,381	195	2,340	2,340	5,655	7,995	8,385
140	35 Gal Plastic Carts - Refuse	2020	3	0%	S/L	7	2027	2027.3	4,715	4,715	56	674	674	1,628	2,302	2,414
1014	65 Gal Plastic Carts - Refuse	2020	3	0%	S/L	7	2027	2027.3	40,541	40,541	483	5,792	5,792	13,996	19,788	20,753
2160	35 Gal Plastic Carts - Refuse	2020	3	0%	S/L	7	2027	2027.3	72,751	72,751	866	10,393	10,393	25,116	35,509	37,242
220	95 Gal Plastic Carts - Refuse	2020	3	0%	S/L	7	2027	2027.3	10,105	10,105	120	1,444	1,444	3,489	4,932	5,173
936	65 Gal Plastic Carts - Refuse	2020	3	0%	S/L	7	2027	2027.3	37,422	37,422	446	5,346	5,346	12,920	18,266	19,157
2300	35 Gal Plastic Carts - Refuse	2020	3	0%	S/L	7	2027	2027.3	8,537	8,537	102	1,220	1,220	2,947	4,167	4,370
615	95 Gal Plastic Carts - Refuse	2020	3	0%	S/L	7	2027	2027.3	2,277	2,277	27	325	325	786	1,111	1,166
Total Garbage Carts									1,192,009	1,192,009	14,001	168,014	99,746	879,071	979,183	212,826
Recycling Bins - Jefferson UTC & Port Townsend																
960	RECYCL BINS (N)	2011	5	0%	S/L	10	2021	2021.4	6,930	6,930	58	693	-	6,930	6,930	-
720	RECYCL BINS (N)	2013	12	0%	S/L	10	2023	2024.0	5,854	5,854	49	585	585	5,073	5,658	195
720	RECYCL BINS (N)	2015	11	0%	S/L	5	2020	2020.9	6,127	6,127	102	1,225	-	6,127	6,127	-
1800	RECYCL BINS (N)	2016	4	0%	S/L	5	2021	2021.3	15,181	15,181	253	3,036	-	15,181	15,181	-
850	18 Gal Recycle Bins	2018	8	0%	S/L	5	2023	2023.7	7,590	7,590	127	1,518	1,518	6,072	7,590	-
500	16 Gal Recycle Bins	2020	5	0%	S/L	5	2025	2025.4	4,869	4,869	81	974	974	2,191	3,165	1,704
480	18 Gal Recycle Bins	2020	9	0%	S/L	5	2025	2025.8	4,961	4,961	83	992	992	1,902	2,894	2,067
Total Recycling Bins									51,511	51,511	752	9,024	4,069	43,475	47,545	3,966

Olympic Disposal
 Depreciation Schedule
 January 0, 1900

NOTE: Last UTC filing 6/1/2011
 TEXT IN RED BOX CONFIDENTIAL PER WAC 480-07-160

8 Test Period Beg. Month
 7 Test Period End Month
 2,022 First Year
 2,023 Second year
 2,024 Test Period End Mo/Yr
 2,023 Test Period Beg. Mo/Yr

FAR #	Codes	No	Asset Classification Service Equipment	Date in Service		Salvage Value %	Method M	Life Years	Year Fully Depr	Year/Mo Fully Depr	Asset Cost	Depr Cost	Monthly Depr	Test	
				Year	Mo									Annual Depr	Year Depr
		8	2002 FORD F-150 PU (U)	2014	8	0%	S/L	5	2019	2019.7	6,270	6,270	105	1,254	-
130854		1	Engine Rebuild on 1994 F450 Service	2005	3	0%	S/L	5	2010	2010.3	9,807	9,807	163	1,961	-
174644		102	Used 2008 Ford F-150 4x4 Supervisor	2011	12	0%	S/L	3	2014	2015.0	27,526	27,526	765	9,175	-
227697		12	2005 Ford F150 (Brown)	2011	12	0%	S/L	3	2014	2015.0	19,878	19,878	552	6,626	-
235326		ops2	2020 Ford Pickup Truck	2020	7	0%	S/L	5	2025	2025.6	24,681	24,681	411	4,936	4,936
235327		ops3	2020 Ford Pickup Truck	2020	7	0%	S/L	5	2025	2025.6	24,681	24,681	411	4,936	4,936
239568		48	(48) Lytx Drivcams	2020	9	0%	S/L	5	2025	2026	38,577	38,577	643	7,715	7,715
240607		48	(48) Lytx Drivcam Harness	2020	9	0%	S/L	5	2025	2026	162	162	3	32	32
Total Service Equipment											151,583	151,583	3,053	36,637	17,620
			Shop Equipment												
			Shop Heater	2009	1	0%	S/L	7	2016	2016	11,781	11,781	140	1,683	-
87711		737	2011 Ford F-350 Shop Pick-Up (N)	2011	11	0%	S/L	7	2018	2019	37,527	37,527	447	5,361	-
			Trailblazer Compressor, Generator	2011	12	0%	S/L	7	2018	2019	10,540	10,540	125	1,506	-
			Salt Dogg 2-yd Poly Tank Spread	2011	12	0%	S/L	7	2018	2019	6,024	6,024	72	861	-
			RTA Equipment	2012	4	0%	S/L	7	2019	2019	466	466	6	67	-
105398/105399			Gantry Overhead Crane (Shop)	2013	5	0%	S/L	7	2020	2020	23,495	23,495	280	3,356	-
128860			Pressure Washer	2015	11	0%	S/L	5	2020	2021	6,915	6,915	115	1,383	-
171683			Deluxe AC Machine	2016	12	0%	S/L	5	2021	2022	4,743	4,743	79	949	-
186110			14T Floor Jacks (@)	2017	9	0%	S/L	5	2022	2023	9,103	9,103	152	1,821	-
186565/186694			HP ProBook 640 G2 (Maint. Mgr)	2017	9	0%	S/L	3	2020	2021	1,208	1,208	34	403	-
194634			Carlsborg Shop Addition	2018	1	0%	S/L	3	2021	2021	98,487	98,487	2,736	32,829	-
194952			Structural Analysis at Carlsborg Site	2018	1	0%	S/L	2.09	2020.09	2020	5,130	5,130	205	2,454	-
197793		738	2018 Ford F350 Shop Truck	2018	6	0%	S/L	10	2028	2028.5	48,480	48,480	404	4,848	4,848
203680/ 197793			Truck Mount Air Compressor	2018	6	0%	S/L	10	2028	2029	2,807	2,807	23	281	281
203588 / 203587 / 197793			Air Hose Reel & Lift Gate for New Sho	2018	6	0%	S/L	3	2021	2022	2,956	2,956	82	985	-
203584			New Toyota Forklift (Carlsborg Shop)	2018	8	0%	S/L	4	2022	2023	31,166	31,166	649	7,791	-
206228			New Pressure Washer - Wash Rack at	2018	11	0%	S/L	5	2023	2024	4,069	4,069	68	814	814
209508			Wash Rack Awning	2019	1	0%	S/L	5	2024	2024	10,779	10,779	180	2,156	2,156
209507			Wash Rack - Oil and Water Separator,	2019	1	0%	S/L	5	2024	2024	16,245	16,245	271	3,249	3,249
218617			New Shop IS Hardware	2019	8	0%	S/L	3	2022	2023	23,189	23,189	644	7,730	-
218615, 220969, 220970, 221106, 221735			New Shop	2019	8	0%	S/L	10	2029	2030	1,970,989	1,970,989	16,425	197,099	197,099
218614			Maintenance Shop (Sequim)	2019	8	0%	S/L	10	2029	2030	456,069	456,069	3,801	45,607	45,607
Q2 2020			Truck Lift	2020	4	0%	S/L	5	2025	2025	60,000	60,000	1,000	12,000	12,000
Total Shop Equipment											2,842,164	2,842,164	27,936	335,231	266,053
			MRF Equipment												
			Scissor Lift	2016	12	0%	S/L	10	2026	2027	13,518	13,518	113	1,352	1,352
171642			Used Skid Steer 2014 Cat	2017	7	0%	S/L	7	2024	2025	25,366	25,366	302	3,624	3,624
Total MRF Equipment											38,884	38,884	415	4,975	4,975
			Office												
			Phone system	2015	4	0%	S/L	5	2020	2020	13,450	13,450	224	2,690	-
186692			Cubicles at Carlsborg	2017	9	0%	S/L	10	2027	2028	10,190	10,190	85	1,019	1,019
212890			HP Probook 650 G4 Asst Controller	2019	4	0%	S/L	3	2022	2022	1,729	1,729	48	576	-
Total Office											25,369	25,369	357	4,285	1,019
			Computers												
			Sony Internet TV	2011	12	0%	S/L	5	2016	2017	851	851	14	170	-
			Wyse Wintems D10D	2014	4	0%	S/L	5	2019	2019	332	332	6	66	-
115374/116107			HP Prodesk 600 G1 & Monitor	2014	8	0%	S/L	5	2019	2020	854	854	14	171	-
122103		7	Wintems	2015	4	0%	S/L	5	2020	2020	2,290	2,290	38	458	-
123532			HP Probook 650 G1	2015	6	0%	S/L	5	2020	2021	1,033	1,033	17	207	-
131543/132353		34	Samsung Route Tablets/Mounts	2016	3	0%	S/L	5	2021	2021	15,791	15,791	263	3,158	-

TEXT IN RED BOX CONFIDENTIAL PER WAC 480-07-160

139784	1	Snap On Diagnostics Shop Computer	2016	6	0%	S/L	5	2021	2022	8,320	8,320	139	1,664	-
179236	1	HP Probook 640 G2	2017	3	0%	S/L	3	2020	2020	1,196	1,196	33	399	-
180542	1	Diagnostic Laptop for Shop	2017	5	0%	S/L	3	2020	2020	1,342	1,342	37	447	-
183543	1	Software for Diagnostic Laptop	2017	5	0%	S/L	3	2020	2020	6,347	6,347	176	2,116	-
194814		Star TSP 743IU-24 Gry - receipt print	2018	3	0%	S/L	3	2021	2021	1,118.20	1,118	31	373	-
194954		HP ProDesk 600 G3 - SFF - Core i3	2018	3	0%	S/L	5	2023	2023	935.10	935	16	187	-
196591		Adapter	2018	3	0%	S/L	5	2023	2023	76.30	76	1	15	-
233213		Desktop PC - Blue Mtn TS SN-MXL013	2020	4	0%	S/L	3	2023	2023	1,129.75	1,130	31	377	-

Total Computers										41,614	41,614	817	9,807	0
------------------------	--	--	--	--	--	--	--	--	--	---------------	---------------	------------	--------------	----------

Leasehold Improvement														
190224		Paving and Stormwater Pond	2017	12	0%	S/L	10	2027	2028	107,611	107,611	897	10,761	10,761
190223		New Roof for Building	2017	12	0%	S/L	10	2027	2028	49,999	49,999	417	5,000	5,000
190222		Paving	2017	12	0%	S/L	10	2027	2028	16,011	16,011	133	1,601	1,601
202995		Storm Water Infiltration Pond	2018	6	0%	S/L	3	2021	2022	27,671	27,671	769	9,224	-
202084		Paving & Storm Water Pond at Carlsb	2018	7	0%	S/L	10	2028	2029	172,178	172,178	1,435	17,218	17,218
218616		Facility Improvements	2019	8	0%	S/L	10	2029	2030	19,785	19,785	165	1,978	1,978

Total Leasehold Improvement										393,255	393,255	3,815	45,782	36,558
------------------------------------	--	--	--	--	--	--	--	--	--	----------------	----------------	--------------	---------------	---------------

Beginning Accum	Ending Accum	Average Investment
Depr 1/0/1900	Depr 1/0/1900	1/0/1900
6,270	6,270	-
9,807	9,807	-
27,526	27,526	-
19,878	19,878	-
10,284	15,220	9,461
10,284	15,220	9,461
14,788	22,503	16,074
62	94	67
98,899	116,519	35,063

11,781	11,781	-
37,527	37,527	-
10,540	10,540	-
6,024	6,024	-
466	466	-
23,495	23,495	-
6,915	6,915	-
4,743	4,743	-
8,952	9,103	-
1,208	1,208	-
98,487	98,487	-
5,130	5,130	-
20,200	25,048	23,432
1,170	1,450	1,357
2,956	2,956	-
31,166	31,166	-
3,052	3,865	203
7,725	9,881	898
11,642	14,891	1,354
23,189	23,189	-
591,297	788,395	1,182,593
136,821	182,428	273,641
28,000	40,000	20,000
1,072,481	1,338,686	1,503,478

7,660	9,012	4,506
18,420	22,044	3,322
26,081	31,056	7,828

13,450	13,450	-
5,010	6,029	4,161
1,729	1,729	-
20,189	21,208	4,161

851	851	-
332	332	-
854	854	-
2,290	2,290	-
1,033	1,033	-
15,791	15,791	-

8,320	8,320	-
1,196	1,196	-
1,342	1,342	-
6,347	6,347	-
1,118	1,118	-
826	935	-
67	76	-
879	1,130	-
41,245	41,614	0

50,219	60,980	46,632
23,333	28,333	21,666
7,472	9,073	6,938
27,671	27,671	-
70,306	87,524	84,654
5,935	7,914	11,871
184,936	221,494	171,761