January 13, 2020

Vista Work Order No. 1903828

Ms. Delaney Peterson
Anchor QEA, LLC
720 Olive Way, Suite 1900
Seattle, WA 98101

Dear Ms. Peterson,

Enclosed are the results for the sample set received at Vista Analytical Laboratory on October 25, 2019 under your Project Name 'Gasco PDI'.

Vista Analytical Laboratory is committed to serving you effectively. If you require additional information, please contact me at 916-673-1520 or by email at mmaier@vista-analytical.com.

Thank you for choosing Vista as part of your analytical support team.

Sincerely,

Oliver Cawdell For

Martha Maier
Laboratory Director

Vista Analytical Laboratory certifies that the report herein meets all the requirements set forth by NELAP for those applicable test methods. Results relate only to the samples as received by the laboratory. This report should not be reproduced except in full without the written approval of Vista.

Vista Work Order No. 1903828
Case Narrative

Sample Condition on Receipt:

Five sediment and two QC water samples were received in good condition and within the method temperature requirements. The samples were received and stored securely in accordance with Vista standard operating procedures and EPA methodology.

Analytical Notes:

EPA Method 1613B

These samples were extracted and analyzed for tetra-through-octa chlorinated dioxins and furans by EPA Method 1613B using a ZB-5MS GC column.

Holding Times

These samples were extracted and analyzed within the method hold times.

Quality Control

The Initial Calibration and Continuing Calibration Verifications met the method acceptance criteria.

A Method Blank and Ongoing Precision and Recovery (OPR) sample were extracted and analyzed with each preparation batch. No analytes were detected above the sample quantitation limits in the Method Blanks. The OPR recoveries were within the method acceptance criteria.

Labeled standard recoveries for all QC and field samples were within method acceptance criteria.

EPA Method 1668C

One sediment and two QC water samples were extracted and analyzed for 209 PCB congeners by EPA Method 1668C using a ZB-1 GC column.

Holding Times

The samples were extracted and analyzed within the method hold times.

Quality Control

The Initial Calibration and Continuing Calibration Verifications met the method acceptance criteria.

A Method Blank and Ongoing Precision and Recovery (OPR) sample were extracted and analyzed with each preparation batch. No analytes were detected above the sample quantitation limits in the Method Blanks. The OPR recoveries were within the method acceptance criteria.

Labeled standard recoveries for all QC and field samples were within method acceptance criteria.

TABLE OF CONTENTS

Case Narrative..... 1

Table of Contents..... 4

Sample Inventory..... 5

Analytical Results..... 6

Qualifiers..... 42

Certifications..... 43

Sample Receipt..... 46

Extraction Information..... 50

Sample Data - EPA Method 1613..... 69

Sample Data - EPA Method 1668C..... 343

Confirmation..... 633

Continuing Calibration..... 638

Initial Calibration..... 952

Sample Inventory Report

Vista Sample ID	Client Sample ID	Sampled	Received	Components/Containers
1903828-01	PDI-034SC-A-00-01-191022	22-Oct-19 08:26	25-Oct-19 08:40	Amber Glass, 120 mL
1903828-02	PDI-034SC-A-12-13-191022	22-Oct-19 08:26	25-Oct-19 08:40	Amber Glass, 120 mL
1903828-03	PDI-034SC-A-13-13.5-191022	22-Oct-19 08:26	25-Oct-19 08:40	Amber Glass, 120 mL
1903828-04	PDI-FB-1910221313	22-Oct-19 13:13	25-Oct-19 08:40	Amber Glass NM Bottle, 1L
				Amber Glass NM Bottle, 1L
				Amber Glass NM Bottle, 1L
				Amber Glass NM Bottle, 1L
1903828-05	PDI-RB-1910221318	22-Oct-19 13:18	25-Oct-19 08:40	Amber Glass NM Bottle, 1L
				Amber Glass NM Bottle, 1L
				Amber Glass NM Bottle, 1L
				Amber Glass NM Bottle, 1L
1903828-06	PDI-083SC-A-15-16-191022	22-Oct-19 14:07	25-Oct-19 08:40	Amber Glass, 120 mL
1903828-07	PDI-083SC-A-16-16.5-191022	22-Oct-19 14:07	25-Oct-19 08:40	Amber Glass, 120 mL

ANALYTICAL RESULTS

Sample ID: Method Blank

EPA Method 1613B

Matrix: Solid
Sample Size: 10.0 g

QC Batch: B9K0064
Date Extracted: 07-Nov-2019 8:09

Lab Sample: B9K0064-BLK1
Date Analyzed : 27-Nov-19 06:33 Column: ZB-5MS

Analyte	Conc. (pg/g)	DL	EMPC	Qualifiers
2,3,7,8-TCDD	ND	0.0739		
1,2,3,7,8-PeCDD	ND	0.0782		
1,2,3,4,7,8-HxCDD	ND	0.0905		
1,2,3,6,7,8-HxCDD	ND	0.0921		
1,2,3,7,8,9-HxCDD	ND	0.0994		
1,2,3,4,6,7,8-HpCDD	ND	0.0808		
OCDD	ND	0.0898		
2,3,7,8-TCDF	ND	0.0567		
1,2,3,7,8-PeCDF	ND	0.0790		
2,3,4,7,8-PeCDF	ND	0.0711		
1,2,3,4,7,8-HxCDF	ND	0.0343		
1,2,3,6,7,8-HxCDF	ND	0.0331		
2,3,4,6,7,8-HxCDF	ND	0.0361		
1,2,3,7,8,9-HxCDF	ND	0.0471		
1,2,3,4,6,7,8-HpCDF	ND	0.0419		
1,2,3,4,7,8,9-HpCDF	ND	0.0367		
OCDF	ND		0.173	

	Labeled Standard	%R	LCL-UCL	Qualifiers
IS	13C-2,3,7,8-TCDD	90.4	25 - 164	
	13C-1,2,3,7,8-PeCDD	94.0	25 - 181	
	13C-1,2,3,4,7,8-HxCDD	90.9	32 - 141	
	13C-1,2,3,6,7,8-HxCDD	77.2	28 - 130	
	13C-1,2,3,7,8,9-HxCDD	82.3	32 - 141	
	13C-1,2,3,4,6,7,8-HpCDD	98.1	23 - 140	
	13C-OCDD	99.4	17 - 157	
	13C-2,3,7,8-TCDF	86.8	24 - 169	
	13C-1,2,3,7,8-PeCDF	95.0	24 - 185	
	13C-2,3,4,7,8-PeCDF	94.4	21 - 178	
	13C-1,2,3,4,7,8-HxCDF	96.9	26 - 152	
	13C-1,2,3,6,7,8-HxCDF	89.4	26 - 123	
	13C-2,3,4,6,7,8-HxCDF	89.4	28 - 136	
	13C-1,2,3,7,8,9-HxCDF	96.9	29 - 147	
	13C-1,2,3,4,6,7,8-HpCDF	96.6	28 - 143	
	13C-1,2,3,4,7,8,9-HpCDF	108	26 - 138	
	13C-OCDF	109	17 - 157	
CRS	37Cl-2,3,7,8-TCDD	94.3	35 - 197	

Toxic Equivalent Quotient (TEQ) Data (pg/g dry wt)

TEQMinWHO2005Dioxin	0.00

TOTALS		
Total TCDD	ND	0.0739
Total PeCDD	ND	0.0782
Total HxCDD	ND	0.0943
Total HpCDD	ND	0.0808
Total TCDF	ND	0.0567
Total PeCDF	ND	0.0749
Total HxCDF	ND	0.0374
Total HpCDF	ND	0.0395

DL - Sample specifc estimated detection limit

EMPC - Estimated maximum possible concentration

LCL-UCL- Lower control limit - upper control limit

The results are reported in dry weight. The sample size is reported in wet weight.

Min-The TEQ is calculated using zero for the concentration of congeners that are not detected.

Sample ID: OPR **EPA Method 1613B**

Matrix:	Solid	QC Batch:	B9K0064	Lab Sample:	B9K0064-BS1
Sample Size:	10.0 g	Date Extracted:	07-Nov-2019 8:09	Date Analyzed:	27-Nov-19 04:10 Column: ZB-5MS

Analyte	Amt Found (pg/g)	Spike Amt	%R	Limits		Labeled Standard	%R	LCL-UCL
2,3,7,8-TCDD	21.0	20.0	105	67 - 158	IS	13C-2,3,7,8-TCDD	103	20 - 175
1,2,3,7,8-PeCDD	103	100	103	70 - 142		13C-1,2,3,7,8-PeCDD	103	21 - 227
1,2,3,4,7,8-HxCDD	104	100	104	70 - 164		13C-1,2,3,4,7,8-HxCDD	95.5	21 - 193
1,2,3,6,7,8-HxCDD	103	100	103	76 - 134		13C-1,2,3,6,7,8-HxCDD	85.9	25 - 163
1,2,3,7,8,9-HxCDD	106	100	106	64 - 162		13C-1,2,3,7,8,9-HxCDD	87.3	21 - 193
1,2,3,4,6,7,8-HpCDD	97.5	100	97.5	70 - 140		13C-1,2,3,4,6,7,8-HpCDD	109	26 - 166
OCDD	201	200	100	78 - 144		13C-OCDD	109	13 - 199
2,3,7,8-TCDF	19.5	20.0	97.5	75 - 158		13C-2,3,7,8-TCDF	99.1	22 - 152
1,2,3,7,8-PeCDF	98.7	100	98.7	80 - 134		13C-1,2,3,7,8-PeCDF	102	21 - 192
2,3,4,7,8-PeCDF	98.9	100	98.9	68 - 160		13C-2,3,4,7,8-PeCDF	100	13 - 328
1,2,3,4,7,8-HxCDF	93.8	100	93.8	72 - 134		13C-1,2,3,4,7,8-HxCDF	108	19 - 202
1,2,3,6,7,8-HxCDF	95.2	100	95.2	84 - 130		13C-1,2,3,6,7,8-HxCDF	98.5	21 - 159
2,3,4,6,7,8-HxCDF	99.1	100	99.1	70 - 156		13C-2,3,4,6,7,8-HxCDF	97.7	22 - 176
1,2,3,7,8,9-HxCDF	96.0	100	96.0	78 - 130		13C-1,2,3,7,8,9-HxCDF	105	17 - 205
1,2,3,4,6,7,8-HpCDF	91.4	100	91.4	82 - 122		13C-1,2,3,4,6,7,8-HpCDF	106	21 - 158
1,2,3,4,7,8,9-HpCDF	90.4	100	90.4	78 - 138		13C-1,2,3,4,7,8,9-HpCDF	118	20 - 186
OCDF	192	200	96.0	63 - 170		13C-OCDF	117	13 - 199
					CRS	37Cl-2,3,7,8-TCDD	101	31 - 191

LCL-UCL - Lower control limit - upper control limit

Sample ID: PDI-034SC-A-00-01-191022

EPA Method 1613B

Client Data
Name: Anchor QEA, LLC
Project: Gasco PDI
Date Collected: 22-Oct-2019 8:26

Sample Data
Matrix: Sediment
Sample Size: 18.6 g
% Solids: 54.3

Laboratory Data
Lab Sample: 1903828-01 Date Received: 25-Oct-2019 8:40
QC Batch: B9K0064 Date Extracted: 07-Nov-2019 8:09
Date Analyzed : 13-Dec-19 02:31 Column: ZB-5MS
16-Dec-19 17:15 Column: DB-225

Analyte	Conc. (pg/g)	DL	EMPC	Qualifiers
2,3,7,8-TCDD	1.33			
1,2,3,7,8-PeCDD	3.02			
1,2,3,4,7,8-HxCDD	3.23			
1,2,3,6,7,8-HxCDD	21.2			
1,2,3,7,8,9-HxCDD	8.80			
1,2,3,4,6,7,8-HpCDD	380			
OCDD	3290			
2,3,7,8-TCDF	64.6			
1,2,3,7,8-PeCDF	88.2			
2,3,4,7,8-PeCDF	16.8			
1,2,3,4,7,8-HxCDF	109			
1,2,3,6,7,8-HxCDF	28.6			
2,3,4,6,7,8-HxCDF	9.22			
1,2,3,7,8,9-HxCDF	4.41			
1,2,3,4,6,7,8-HpCDF	79.2			
1,2,3,4,7,8,9-HpCDF	17.2			
OCDF	163			
TOTALS				
Total TCDD	13.9		14.6	
Total PeCDD	20.3		24.0	
Total HxCDD	144			
Total HpCDD	813			
Total TCDF	182		186	
Total PeCDF	251			
Total HxCDF	242		243	
Total HpCDF	218			

	Labeled Standard	%R	LCL-UCL	Qualifiers
IS	13C-2,3,7,8-TCDD	95.2	25 - 164	
	13C-1,2,3,7,8-PeCDD	88.9	25 - 181	
	13C-1,2,3,4,7,8-HxCDD	103	32 - 141	
	13C-1,2,3,6,7,8-HxCDD	84.2	28 - 130	
	13C-1,2,3,7,8,9-HxCDD	92.1	32 - 141	
	13C-1,2,3,4,6,7,8-HpCDD	94.7	23 - 140	
	13C-OCDD	106	17 - 157	
	13C-2,3,7,8-TCDF	91.6	24 - 169	
	13C-1,2,3,7,8-PeCDF	90.9	24 - 185	
	13C-2,3,4,7,8-PeCDF	86.4	21 - 178	
	13C-1,2,3,4,7,8-HxCDF	97.8	26 - 152	
	13C-1,2,3,6,7,8-HxCDF	88.6	26 - 123	
	13C-2,3,4,6,7,8-HxCDF	97.5	28 - 136	
	13C-1,2,3,7,8,9-HxCDF	104	29 - 147	
	13C-1,2,3,4,6,7,8-HpCDF	95.6	28 - 143	
	13C-1,2,3,4,7,8,9-HpCDF	104	26 - 138	
	13C-OCDF	111	17 - 157	
CRS	37Cl-2,3,7,8-TCDD	89.5	35 - 197	

	Toxic Equivalent Quotient (TEQ) Data (pg/g dry wt)	
	TEQMinWHO2005Dioxin	42.7

DL - Sample specifc estimated detection limit

EMPC - Estimated maximum possible concentration

LCL-UCL- Lower control limit - upper control limit

The results are reported in dry weight. The sample size is reported in wet weight.

Min-The TEQ is calculated using zero for the concentration of congeners that are not detected.

Sample ID: PDI-034SC-A-12-13-191022

EPA Method 1613B

Client Data
Name: Anchor QEA, LLC
Project: Gasco PDI
Date Collected: 22-Oct-2019 8:26

Sample Data
Matrix: Sediment
Sample Size: 12.2 g
% Solids: 82.1

Laboratory Data
Lab Sample: 1903828-02 Date Received: 25-Oct-2019 8:40
QC Batch: B9K0064 Date Extracted: 07-Nov-2019 8:09
Date Analyzed : 13-Dec-19 03:19 Column: ZB-5MS

Analyte	Conc. (pg/g)	DL	EMPC	Qualifiers
2,3,7,8-TCDD	ND	0.0745		
1,2,3,7,8-PeCDD	ND	0.124		
1,2,3,4,7,8-HxCDD	0.222			J
1,2,3,6,7,8-HxCDD	ND		0.219	
1,2,3,7,8,9-HxCDD	ND		0.274	
1,2,3,4,6,7,8-HpCDD	1.79			J
OCDD	7.82			
2,3,7,8-TCDF	ND	0.0420		
1,2,3,7,8-PeCDF	ND	0.0695		
2,3,4,7,8-PeCDF	ND	0.0623		
1,2,3,4,7,8-HxCDF	ND	0.0363		
1,2,3,6,7,8-HxCDF	ND	0.0373		
2,3,4,6,7,8-HxCDF	ND	0.0410		
1,2,3,7,8,9-HxCDF	ND	0.0540		
1,2,3,4,6,7,8-HpCDF	ND	0.0610		
1,2,3,4,7,8,9-HpCDF	ND	0.0625		
OCDF	ND	0.138		
TOTALS				
Total TCDD	ND		0.143	
Total PeCDD	ND	0.124		
Total HxCDD	0.383		2.26	
Total HpCDD	4.16			
Total TCDF	ND	0.0420		
Total PeCDF	ND	0.0658		
Total HxCDF	ND	0.0419		
Total HpCDF	ND	0.0617		

	Labeled Standard	%R	LCL-UCL	Qualifiers
IS	13C-2,3,7,8-TCDD	101	25 - 164	
	13C-1,2,3,7,8-PeCDD	101	25 - 181	
	13C-1,2,3,4,7,8-HxCDD	102	32 - 141	
	13C-1,2,3,6,7,8-HxCDD	88.7	28 - 130	
	13C-1,2,3,7,8,9-HxCDD	95.2	32 - 141	
	13C-1,2,3,4,6,7,8-HpCDD	107	23 - 140	
	13C-OCDD	114	17 - 157	
	13C-2,3,7,8-TCDF	97.7	24 - 169	
	13C-1,2,3,7,8-PeCDF	107	24 - 185	
	13C-2,3,4,7,8-PeCDF	103	21 - 178	
	13C-1,2,3,4,7,8-HxCDF	105	26 - 152	
	13C-1,2,3,6,7,8-HxCDF	96.0	26 - 123	
	13C-2,3,4,6,7,8-HxCDF	98.6	28 - 136	
	13C-1,2,3,7,8,9-HxCDF	108	29 - 147	
	13C-1,2,3,4,6,7,8-HpCDF	110	28 - 143	
	13C-1,2,3,4,7,8,9-HpCDF	114	26 - 138	
	13C-OCDF	121	17 - 157	
CRS	37Cl-2,3,7,8-TCDD	97.6	35 - 197	

Toxic Equivalent Quotient (TEQ) Data (pg/g dry wt)

TEQMinWHO2005Dioxin	0.0424

DL - Sample specifc estimated detection limit

EMPC - Estimated maximum possible concentration

LCL-UCL- Lower control limit - upper control limit

The results are reported in dry weight. The sample size is reported in wet weight.

Min-The TEQ is calculated using zero for the concentration of congeners that are not detected.

Sample ID: PDI-034SC-A-13-13.5-191022

EPA Method 1613B

Client Data
Name: Anchor QEA, LLC
Project: Gasco PDI
Date Collected: 22-Oct-2019 8:26

Sample Data
Matrix: Sediment
Sample Size: 14.4 g
% Solids: 69.8

Laboratory Data
Lab Sample: 1903828-03 Date Received: 25-Oct-2019 8:40
QC Batch: B9K0064 Date Extracted: 07-Nov-2019 8:09
Date Analyzed : 13-Dec-19 04:07 Column: ZB-5MS

Analyte	Conc. (pg/g)	DL	EMPC	Qualifiers
2,3,7,8-TCDD	ND	0.0690		
1,2,3,7,8-PeCDD	ND	0.124		
1,2,3,4,7,8-HxCDD	ND	0.118		
1,2,3,6,7,8-HxCDD	ND	0.132		
1,2,3,7,8,9-HxCDD	ND	0.124		
1,2,3,4,6,7,8-HpCDD	0.962			J
OCDD	7.87			
2,3,7,8-TCDF	ND	0.0434		
1,2,3,7,8-PeCDF	ND	0.0635		
2,3,4,7,8-PeCDF	ND	0.0619		
1,2,3,4,7,8-HxCDF	ND	0.0364		
1,2,3,6,7,8-HxCDF	ND	0.0373		
2,3,4,6,7,8-HxCDF	ND	0.0391		
1,2,3,7,8,9-HxCDF	ND	0.0491		
1,2,3,4,6,7,8-HpCDF	ND	0.0599		
1,2,3,4,7,8,9-HpCDF	ND	0.0567		
OCDF	0.155			J

	Labeled Standard	%R	LCL-UCL	Qualifiers
IS	13C-2,3,7,8-TCDD	99.2	25 - 164	
	13C-1,2,3,7,8-PeCDD	99.3	25 - 181	
	13C-1,2,3,4,7,8-HxCDD	101	32 - 141	
	13C-1,2,3,6,7,8-HxCDD	87.1	28 - 130	
	13C-1,2,3,7,8,9-HxCDD	94.7	32 - 141	
	13C-1,2,3,4,6,7,8-HpCDD	107	23 - 140	
	13C-OCDD	111	17 - 157	
	13C-2,3,7,8-TCDF	93.8	24 - 169	
	13C-1,2,3,7,8-PeCDF	101	24 - 185	
	13C-2,3,4,7,8-PeCDF	100	21 - 178	
	13C-1,2,3,4,7,8-HxCDF	103	26 - 152	
	13C-1,2,3,6,7,8-HxCDF	94.7	26 - 123	
	13C-2,3,4,6,7,8-HxCDF	95.9	28 - 136	
	13C-1,2,3,7,8,9-HxCDF	112	29 - 147	
	13C-1,2,3,4,6,7,8-HpCDF	106	28 - 143	
	13C-1,2,3,4,7,8,9-HpCDF	114	26 - 138	
	13C-OCDF	118	17 - 157	
CRS	37Cl-2,3,7,8-TCDD	94.1	35 - 197	

Toxic Equivalent Quotient (TEQ) Data (pg/g dry wt)

TEQMinWHO2005Dioxin	0.0120

TOTALS

Total TCDD	0.372	
Total PeCDD	ND	0.124
Total HxCDD	1.10	
Total HpCDD	2.41	
Total TCDF	ND	0.0434
Total PeCDF	ND	0.0627
Total HxCDF	ND	0.0404
Total HpCDF	ND	0.0585

DL - Sample specifc estimated detection limit

EMPC - Estimated maximum possible concentration

LCL-UCL- Lower control limit - upper control limit

The results are reported in dry weight. The sample size is reported in wet weight.

Min-The TEQ is calculated using zero for the concentration of congeners that are not detected.

Sample ID: PDI-083SC-A-15-16-191022

EPA Method 1613B

Client Data
Name: Anchor QEA, LLC
Project: Gasco PDI
Date Collected: 22-Oct-2019 14:07

Sample Data
Matrix: Sediment
Sample Size: 16.8 g
% Solids: 60.1

Laboratory Data
Lab Sample: 1903828-06 Date Received: 25-Oct-2019 8:40
QC Batch: B9K0064 Date Extracted: 07-Nov-2019 8:09
Date Analyzed : 13-Dec-19 04:55 Column: ZB-5MS

Analyte	Conc. (pg/g)	DL	EMPC	Qualifiers
2,3,7,8-TCDD	ND	0.0563		
1,2,3,7,8-PeCDD	ND	0.106		
1,2,3,4,7,8-HxCDD	ND	0.126		
1,2,3,6,7,8-HxCDD	ND		0.197	
1,2,3,7,8,9-HxCDD	0.279			J
1,2,3,4,6,7,8-HpCDD	1.75			J
OCDD	11.9			
2,3,7,8-TCDF	0.216			J
1,2,3,7,8-PeCDF	0.108			J
2,3,4,7,8-PeCDF	0.166			J
1,2,3,4,7,8-HxCDF	0.554			J
1,2,3,6,7,8-HxCDF	0.333			J
2,3,4,6,7,8-HxCDF	0.192			J
1,2,3,7,8,9-HxCDF	ND	0.0506		
1,2,3,4,6,7,8-HpCDF	2.05			J
1,2,3,4,7,8,9-HpCDF	0.184			J
OCDF	1.17			J

	Labeled Standard	%R	LCL-UCL	Qualifiers
IS	13C-2,3,7,8-TCDD	103	25 - 164	
	13C-1,2,3,7,8-PeCDD	105	25 - 181	
	13C-1,2,3,4,7,8-HxCDD	103	32 - 141	
	13C-1,2,3,6,7,8-HxCDD	88.9	28 - 130	
	13C-1,2,3,7,8,9-HxCDD	96.3	32 - 141	
	13C-1,2,3,4,6,7,8-HpCDD	108	23 - 140	
	13C-OCDD	113	17 - 157	
	13C-2,3,7,8-TCDF	101	24 - 169	
	13C-1,2,3,7,8-PeCDF	107	24 - 185	
	13C-2,3,4,7,8-PeCDF	105	21 - 178	
	13C-1,2,3,4,7,8-HxCDF	107	26 - 152	
	13C-1,2,3,6,7,8-HxCDF	95.8	26 - 123	
	13C-2,3,4,6,7,8-HxCDF	99.1	28 - 136	
	13C-1,2,3,7,8,9-HxCDF	106	29 - 147	
	13C-1,2,3,4,6,7,8-HpCDF	115	28 - 143	
	13C-1,2,3,4,7,8,9-HpCDF	119	26 - 138	
	13C-OCDF	120	17 - 157	
CRS	37Cl-2,3,7,8-TCDD	96.1	35 - 197	

Toxic Equivalent Quotient (TEQ) Data (pg/g dry wt)

TEQMinWHO2005Dioxin	0.254

TOTALS

Total TCDD	0.327	0.837	
Total PeCDD	0.235	0.405	
Total HxCDD	1.60	2.54	
Total HpCDD	4.29		
Total TCDF	2.78	3.43	
Total PeCDF	1.31	2.41	
Total HxCDF	2.35	2.46	
Total HpCDF	3.66		

DL - Sample specifc estimated detection limit

EMPC - Estimated maximum possible concentration

LCL-UCL- Lower control limit - upper control limit

The results are reported in dry weight. The sample size is reported in wet weight.

Min-The TEQ is calculated using zero for the concentration of congeners that are not detected.

Sample ID: PDI-083SC-A-16-16.5-191022

EPA Method 1613B

Client Data
Name: Anchor QEA, LLC
Project: Gasco PDI
Date Collected: 22-Oct-2019 14:07

Sample Data
Matrix: Sediment
Sample Size: 16.6 g
% Solids: 60.5

Laboratory Data
Lab Sample: 1903828-07 Date Received: 25-Oct-2019 8:40
QC Batch: B9K0064 Date Extracted: 07-Nov-2019 8:09
Date Analyzed : 13-Dec-19 05:43 Column: ZB-5MS

Analyte	Conc. (pg/g)	DL	EMPC	Qualifiers
2,3,7,8-TCDD	ND	0.0605		
1,2,3,7,8-PeCDD	ND	0.0868		
1,2,3,4,7,8-HxCDD	ND	0.130		
1,2,3,6,7,8-HxCDD	ND		0.127	
1,2,3,7,8,9-HxCDD	ND		0.186	
1,2,3,4,6,7,8-HpCDD	1.74			J
OCDD	13.7			
2,3,7,8-TCDF	ND		0.299	
1,2,3,7,8-PeCDF	ND		0.163	
2,3,4,7,8-PeCDF	ND	0.0804		
1,2,3,4,7,8-HxCDF	ND		0.0850	
1,2,3,6,7,8-HxCDF	0.109			J
2,3,4,6,7,8-HxCDF	ND	0.0419		
1,2,3,7,8,9-HxCDF	ND	0.0544		
1,2,3,4,6,7,8-HpCDF	0.479			J
1,2,3,4,7,8,9-HpCDF	ND	0.0615		
OCDF	0.558			J

	Labeled Standard	%R	LCL-UCL	Qualifiers
IS	13C-2,3,7,8-TCDD	101	25 - 164	
	13C-1,2,3,7,8-PeCDD	106	25 - 181	
	13C-1,2,3,4,7,8-HxCDD	102	32 - 141	
	13C-1,2,3,6,7,8-HxCDD	87.6	28 - 130	
	13C-1,2,3,7,8,9-HxCDD	99.3	32 - 141	
	13C-1,2,3,4,6,7,8-HpCDD	107	23 - 140	
	13C-OCDD	110	17 - 157	
	13C-2,3,7,8-TCDF	96.3	24 - 169	
	13C-1,2,3,7,8-PeCDF	101	24 - 185	
	13C-2,3,4,7,8-PeCDF	99.7	21 - 178	
	13C-1,2,3,4,7,8-HxCDF	103	26 - 152	
	13C-1,2,3,6,7,8-HxCDF	94.0	26 - 123	
	13C-1,2,3,4,6,7,8-HxCDF	97.1	28 - 136	
	13C-1,2,3,7,8,9-HxCDF	112	29 - 147	
	13C-1,2,3,4,6,7,8-HpCDF	106	28 - 143	
	13C-1,2,3,4,7,8,9-HpCDF	114	26 - 138	
	13C-OCDF	114	17 - 157	
CRS	37Cl-2,3,7,8-TCDD	96.8	35 - 197	

Toxic Equivalent Quotient (TEQ) Data (pg/g dry wt)

TEQMinWHO2005Dioxin	0.0374

TOTALS

Total TCDD	0.315	0.818	
Total PeCDD	ND	0.595	
Total HxCDD	1.91	2.38	
Total HpCDD	4.42		
Total TCDF	2.67	3.19	
Total PeCDF	0.500	0.778	
Total HxCDF	0.579	0.664	
Total HpCDF	0.479		

DL - Sample specifc estimated detection limit

EMPC - Estimated maximum possible concentration

LCL-UCL- Lower control limit - upper control limit

The results are reported in dry weight. The sample size is reported in wet weight.

Min-The TEQ is calculated using zero for the concentration of congeners that are not detected.

Sample ID: Method Blank

EPA Method 1613B

Matrix: Aqueous
Sample Size: 1.00 L

QC Batch: B9K0094
Date Extracted: 11-Nov-2019 10:56

Lab Sample: B9K0094-BLK1
Date Analyzed : 19-Nov-19 17:30 Column: ZB-5MS

Analyte	Conc. (pg/L)	DL	EMPC	Qualifiers
2,3,7,8-TCDD	ND	0.578		
1,2,3,7,8-PeCDD	ND	0.836		
1,2,3,4,7,8-HxCDD	ND	0.787		
1,2,3,6,7,8-HxCDD	ND	0.896		
1,2,3,7,8,9-HxCDD	ND	0.894		
1,2,3,4,6,7,8-HpCDD	ND	0.943		
OCDD	ND	1.07		
2,3,7,8-TCDF	ND	0.414		
1,2,3,7,8-PeCDF	ND	0.754		
2,3,4,7,8-PeCDF	ND	0.745		
1,2,3,4,7,8-HxCDF	ND	0.280		
1,2,3,6,7,8-HxCDF	ND	0.287		
2,3,4,6,7,8-HxCDF	ND	0.304		
1,2,3,7,8,9-HxCDF	ND	0.402		
1,2,3,4,6,7,8-HpCDF	ND	0.464		
1,2,3,4,7,8,9-HpCDF	ND	0.419		
OCDF	3.22			J

	Labeled Standard	%R	LCL-UCL	Qualifiers
IS	13C-2,3,7,8-TCDD	96.8	25 - 164	
	13C-1,2,3,7,8-PeCDD	83.8	25 - 181	
	13C-1,2,3,4,7,8-HxCDD	86.8	32 - 141	
	13C-1,2,3,6,7,8-HxCDD	74.8	28 - 130	
	13C-1,2,3,7,8,9-HxCDD	78.3	32 - 141	
	13C-1,2,3,4,6,7,8-HpCDD	82.7	23 - 140	
	13C-OCDD	72.7	17 - 157	
	13C-2,3,7,8-TCDF	91.2	24 - 169	
	13C-1,2,3,7,8-PeCDF	83.7	24 - 185	
	13C-2,3,4,7,8-PeCDF	79.6	21 - 178	
	13C-1,2,3,4,7,8-HxCDF	99.9	26 - 152	
	13C-1,2,3,6,7,8-HxCDF	88.4	26 - 123	
	13C-2,3,4,6,7,8-HxCDF	89.7	28 - 136	
	13C-1,2,3,7,8,9-HxCDF	92.9	29 - 147	
	13C-1,2,3,4,6,7,8-HpCDF	85.5	28 - 143	
	13C-1,2,3,4,7,8,9-HpCDF	93.5	26 - 138	
	13C-OCDF	82.8	17 - 157	
CRS	37Cl-2,3,7,8-TCDD	97.1	35 - 197	

Toxic Equivalent Quotient (TEQ) Data (pg/L)

TEQMinWHO2005Dioxin	0.000966

TOTALS

Total TCDD	ND	0.578
Total PeCDD	ND	0.836
Total HxCDD	ND	0.862
Total HpCDD	ND	0.943
Total TCDF	ND	0.414
Total PeCDF	ND	0.749
Total HxCDF	ND	0.315
Total HpCDF	ND	0.443

DL - Sample specifc estimated detection limit

EMPC - Estimated maximum possible concentration

LCL-UCL- Lower control limit - upper control limit

Min-The TEQ is calculated using zero for the concentration of congeners that are not detected.

Sample ID: OPR **EPA Method 1613B**

Matrix:	Aqueous	QC Batch:	B9K0094	Lab Sample:	B9K0094-BS1
Sample Size:	1.00 L	Date Extracted:	11-Nov-2019 10:56	Date Analyzed:	19-Nov-19 13:31 Column: ZB-5MS

Analyte	Amt Found (pg/L)	Spike Amt	%R	Limits		Labeled Standard	%R	LCL-UCL
2,3,7,8-TCDD	211	200	106	67 - 158	IS	13C-2,3,7,8-TCDD	95.2	20 - 175
1,2,3,7,8-PeCDD	1070	1000	107	70 - 142		13C-1,2,3,7,8-PeCDD	94.2	21 - 227
1,2,3,4,7,8-HxCDD	1060	1000	106	70 - 164		13C-1,2,3,4,7,8-HxCDD	92.9	21 - 193
1,2,3,6,7,8-HxCDD	1070	1000	107	76 - 134		13C-1,2,3,6,7,8-HxCDD	81.7	25 - 163
1,2,3,7,8,9-HxCDD	1060	1000	106	64 - 162		13C-1,2,3,7,8,9-HxCDD	85.1	21 - 193
1,2,3,4,6,7,8-HpCDD	1050	1000	105	70 - 140		13C-1,2,3,4,6,7,8-HpCDD	90.6	26 - 166
OCDD	2110	2000	105	78 - 144		13C-OCDD	98.6	13 - 199
2,3,7,8-TCDF	200	200	100	75 - 158		13C-2,3,7,8-TCDF	94.1	22 - 152
1,2,3,7,8-PeCDF	1080	1000	108	80 - 134		13C-1,2,3,7,8-PeCDF	92.4	21 - 192
2,3,4,7,8-PeCDF	1080	1000	108	68 - 160		13C-2,3,4,7,8-PeCDF	91.7	13 - 328
1,2,3,4,7,8-HxCDF	1040	1000	104	72 - 134		13C-1,2,3,4,7,8-HxCDF	95.8	19 - 202
1,2,3,6,7,8-HxCDF	1010	1000	101	84 - 130		13C-1,2,3,6,7,8-HxCDF	89.5	21 - 159
2,3,4,6,7,8-HxCDF	1040	1000	104	70 - 156		13C-2,3,4,6,7,8-HxCDF	91.9	22 - 176
1,2,3,7,8,9-HxCDF	1020	1000	102	78 - 130		13C-1,2,3,7,8,9-HxCDF	95.0	17 - 205
1,2,3,4,6,7,8-HpCDF	995	1000	99.5	82 - 122		13C-1,2,3,4,6,7,8-HpCDF	89.0	21 - 158
1,2,3,4,7,8,9-HpCDF	993	1000	99.3	78 - 138		13C-1,2,3,4,7,8,9-HpCDF	98.5	20 - 186
OCDF	2000	2000	99.8	63 - 170		13C-OCDF	106	13 - 199
					CRS	37Cl-2,3,7,8-TCDD	86.4	31 - 191

LCL-UCL - Lower control limit - upper control limit

Sample ID: PDI-FB-1910221313

EPA Method 1613B

Client Data
Name: Anchor QEA, LLC
Project: Gasco PDI
Date Collected: 22-Oct-2019 13:13

Sample Data
Matrix: QC Water
Sample Size: 1.01 L

Laboratory Data
Lab Sample: 1903828-04 Date Received: 25-Oct-2019 8:40
QC Batch: B9K0094 Date Extracted: 11-Nov-2019 10:56
Date Analyzed : 12-Dec-19 19:07 Column: ZB-5MS

Analyte	Conc. (pg/L)	DL	EMPC	Qualifiers
2,3,7,8-TCDD	ND	0.449		
1,2,3,7,8-PeCDD	ND	0.552		
1,2,3,4,7,8-HxCDD	ND	0.599		
1,2,3,6,7,8-HxCDD	ND	0.631		
1,2,3,7,8,9-HxCDD	ND	0.705		
1,2,3,4,6,7,8-HpCDD	ND	1.01		
OCDD	ND	1.11		
2,3,7,8-TCDF	ND	0.397		
1,2,3,7,8-PeCDF	ND	0.853		
2,3,4,7,8-PeCDF	ND	0.728		
1,2,3,4,7,8-HxCDF	ND	0.288		
1,2,3,6,7,8-HxCDF	ND	0.311		
2,3,4,6,7,8-HxCDF	ND	0.313		
1,2,3,7,8,9-HxCDF	ND	0.405		
1,2,3,4,6,7,8-HpCDF	ND	0.455		
1,2,3,4,7,8,9-HpCDF	ND	0.385		
OCDF	1.89			J, B

	Labeled Standard	%R	LCL-UCL	Qualifiers
IS	13C-2,3,7,8-TCDD	101	25 - 164	
	13C-1,2,3,7,8-PeCDD	91.6	25 - 181	
	13C-1,2,3,4,7,8-HxCDD	106	32 - 141	
	13C-1,2,3,6,7,8-HxCDD	90.7	28 - 130	
	13C-1,2,3,7,8,9-HxCDD	96.0	32 - 141	
	13C-1,2,3,4,6,7,8-HpCDD	97.0	23 - 140	
	13C-OCDD	92.1	17 - 157	
	13C-2,3,7,8-TCDF	95.3	24 - 169	
	13C-1,2,3,7,8-PeCDF	87.9	24 - 185	
	13C-2,3,4,7,8-PeCDF	86.0	21 - 178	
	13C-1,2,3,4,7,8-HxCDF	98.7	26 - 152	
	13C-1,2,3,6,7,8-HxCDF	90.8	26 - 123	
	13C-2,3,4,6,7,8-HxCDF	97.4	28 - 136	
	13C-1,2,3,7,8,9-HxCDF	112	29 - 147	
	13C-1,2,3,4,6,7,8-HpCDF	102	28 - 143	
	13C-1,2,3,4,7,8,9-HpCDF	112	26 - 138	
	13C-OCDF	104	17 - 157	
CRS	37Cl-2,3,7,8-TCDD	98.9	35 - 197	

Toxic Equivalent Quotient (TEQ) Data (pg/L)

TEQMinWHO2005Dioxin	0.000567

TOTALS

Total TCDD	ND	0.449
Total PeCDD	ND	0.552
Total HxCDD	ND	0.648
Total HpCDD	ND	1.01
Total TCDF	ND	0.397
Total PeCDF	ND	0.789
Total HxCDF	ND	0.329
Total HpCDF	ND	0.422

DL - Sample specifc estimated detection limit

EMPC - Estimated maximum possible concentration

LCL-UCL- Lower control limit - upper control limit

Min-The TEQ is calculated using zero for the concentration of congeners that are not detected.

Sample ID: PDI-RB-1910221318

EPA Method 1613B

Client Data
Name: Anchor QEA, LLC
Project: Gasco PDI
Date Collected: 22-Oct-2019 13:18

Sample Data
Matrix: QC Water
Sample Size: 0.996 L

Laboratory Data
Lab Sample: 1903828-05 Date Received: 25-Oct-2019 8:40
QC Batch: B9K0094 Date Extracted: 11-Nov-2019 10:56
Date Analyzed : 12-Dec-19 19:54 Column: ZB-5MS

Analyte	Conc. (pg/L)	DL	EMPC	Qualifiers
2,3,7,8-TCDD	ND	0.633		
1,2,3,7,8-PeCDD	ND	1.07		
1,2,3,4,7,8-HxCDD	ND	1.07		
1,2,3,6,7,8-HxCDD	ND	1.23		
1,2,3,7,8,9-HxCDD	ND	1.20		
1,2,3,4,6,7,8-HpCDD	ND	1.55		
OCDD	ND	1.37		
2,3,7,8-TCDF	ND	0.558		
1,2,3,7,8-PeCDF	ND	0.845		
2,3,4,7,8-PeCDF	ND	0.745		
1,2,3,4,7,8-HxCDF	ND	0.468		
1,2,3,6,7,8-HxCDF	ND	0.481		
2,3,4,6,7,8-HxCDF	ND	0.471		
1,2,3,7,8,9-HxCDF	ND	0.649		
1,2,3,4,6,7,8-HpCDF	ND	0.623		
1,2,3,4,7,8,9-HpCDF	ND	0.577		
OCDF	11.6			J, B

	Labeled Standard	%R	LCL-UCL	Qualifiers
IS	13C-2,3,7,8-TCDD	89.0	25 - 164	
	13C-1,2,3,7,8-PeCDD	80.8	25 - 181	
	13C-1,2,3,4,7,8-HxCDD	86.3	32 - 141	
	13C-1,2,3,6,7,8-HxCDD	73.2	28 - 130	
	13C-1,2,3,7,8,9-HxCDD	77.1	32 - 141	
	13C-1,2,3,4,6,7,8-HpCDD	74.3	23 - 140	
	13C-OCDD	71.2	17 - 157	
	13C-2,3,7,8-TCDF	82.5	24 - 169	
	13C-1,2,3,7,8-PeCDF	76.4	24 - 185	
	13C-2,3,4,7,8-PeCDF	78.4	21 - 178	
	13C-1,2,3,4,7,8-HxCDF	81.9	26 - 152	
	13C-1,2,3,6,7,8-HxCDF	76.1	26 - 123	
	13C-2,3,4,6,7,8-HxCDF	85.0	28 - 136	
	13C-1,2,3,7,8,9-HxCDF	87.6	29 - 147	
	13C-1,2,3,4,6,7,8-HpCDF	75.1	28 - 143	
	13C-1,2,3,4,7,8,9-HpCDF	84.2	26 - 138	
	13C-OCDF	79.7	17 - 157	
CRS	37Cl-2,3,7,8-TCDD	95.2	35 - 197	

Toxic Equivalent Quotient (TEQ) Data (pg/L)

TEQMinWHO2005Dioxin	0.00348

TOTALS

Total TCDD	ND	0.633
Total PeCDD	ND	1.07
Total HxCDD	ND	1.17
Total HpCDD	ND	1.55
Total TCDF	ND	0.558
Total PeCDF	ND	0.793
Total HxCDF	ND	0.514
Total HpCDF	ND	0.603

DL - Sample specifc estimated detection limit

EMPC - Estimated maximum possible concentration

LCL-UCL- Lower control limit - upper control limit

Min-The TEQ is calculated using zero for the concentration of congeners that are not detected.

Sample ID: Method Blank

EPA Method 1668C

Matrix:	Solid	QC Batch:	B9K0091	Lab Sample:	B9K0091-BLK1
Sample Size:	5.00 g	Date Extracted:	11-Nov-2019 9:16	Date Analyzed:	18-Nov-19 19:03 Column: ZB-1

Analyte	Conc. (pg/g)	DL	EMPC	Qualifiers	Analyte	Conc. (pg/g)	DL	EMPC	Qualifiers
PCB-1	ND	0.344			PCB-44	ND	0.432		
PCB-2	ND	0.417			PCB-45	ND	0.443		
PCB-3	ND	0.417			PCB-46	ND	0.475		
PCB-4/10	ND	1.97			PCB-47	ND	0.378		
PCB-5/8	ND	1.51			PCB-48/75	ND	0.321		
PCB-6	ND	1.50			PCB-50	ND	0.343		
PCB-7/9	ND	1.57			PCB-51	ND	0.350		
PCB-11	ND	1.56			PCB-52/69	ND	0.328		
PCB-12/13	ND	1.65			PCB-53	ND	0.375		
PCB-14	ND	1.65			PCB-54	ND	0.269		
PCB-15	ND	1.66			PCB-55	ND	0.263		
PCB-16/32	ND	0.552			PCB-56/60	ND	0.301		
PCB-17	ND	0.656			PCB-57	ND	0.294		
PCB-18	ND	0.631			PCB-58	ND	0.277		
PCB-19	ND	0.642			PCB-61/70	ND	0.312		
PCB-20/21/33	ND	0.489			PCB-62	ND	0.309		
PCB-22	ND	0.475			PCB-63	ND	0.320		
PCB-23	ND	0.504			PCB-65	ND	0.297		
PCB-24/27	ND	0.478			PCB-66/76	ND	0.288		
PCB-25	ND	0.502			PCB-67	ND	0.310		
PCB-26	ND	0.491			PCB-68	ND	0.296		
PCB-28	ND	0.444			PCB-73	ND	0.278		
PCB-29	ND	0.515			PCB-74	ND	0.289		
PCB-30	ND	0.405			PCB-77	ND	0.315		
PCB-31	ND	0.437			PCB-78	ND	0.301		
PCB-34	ND	0.497			PCB-79	ND	0.269		
PCB-35	ND	0.550			PCB-80	ND	0.259		
PCB-36	ND	0.529			PCB-81	ND	0.333		
PCB-37	ND	0.563			PCB-82	ND	0.859		
PCB-38	ND	0.552			PCB-83	ND	0.476		
PCB-39	ND	0.575			PCB-84/92	ND	0.748		
PCB-40	ND	0.570			PCB-85/116	ND	0.606		
PCB-41/64/71/72	ND	0.304			PCB-86	ND	0.739		
PCB-42/59	ND	0.342			PCB-87/117/125	ND	0.553		
PCB-43/49	ND	0.381			PCB-88/91	ND	0.716		

DL - Sample specifc estimated detection limit

LCL-UCL- Lower control limit - upper control limit

EMPC - Estimated maximum possible concentration

The results are reported in dry weight. The sample size is reported in wet weight. See individual congeners for qualifiers.

Sample ID: Method Blank — EPA Method 1668C

Matrix:	Solid	QC Batch:	B9K0091	Lab Sample:	B9K0091-BLK1
Sample Size:	5.00 g	Date Extracted:	11-Nov-2019 9:16	Date Analyzed:	18-Nov-19 19:03 Column: ZB-1

Analyte	Conc. (pg/g)	DL	EMPC	Qualifiers	Analyte	Conc. (pg/g)	DL	EMPC	Qualifiers
PCB-89	ND	0.685			PCB-137	ND	0.383		
PCB-90/101	ND	0.696			PCB-138/163/164	ND	0.304		
PCB-93	ND	0.757			PCB-139/149	ND	0.265		
PCB-94	ND	0.823			PCB-140	ND	0.312		
PCB-95/98/102	ND	0.627			PCB-141	ND	0.391		
PCB-96	ND	0.493			PCB-142	ND	0.432		
PCB-97	ND	0.685			PCB-144	ND	0.293		
PCB-99	ND	0.587			PCB-145	ND	0.196		
PCB-100	ND	0.631			PCB-146/165	ND	0.319		
PCB-103	ND	0.634			PCB-147	ND	0.296		
PCB-104	ND	0.493			PCB-148	ND	0.282		
PCB-105	ND	0.505			PCB-150	ND	0.222		
PCB-106/118	ND	0.517			PCB-151	ND	0.309		
PCB-107/109	ND	0.497			PCB-152	ND	0.195		
PCB-108/112	ND	0.589			PCB-153	ND	0.302		
PCB-110	ND	0.496			PCB-154	ND	0.270		
PCB-111/115	ND	0.460			PCB-155	ND	0.224		
PCB-113	ND	0.534			PCB-156	ND	0.303		
PCB-114	ND	0.488			PCB-157	ND	0.323		
PCB-119	ND	0.500			PCB-158/160	ND	0.317		
PCB-120	ND	0.438			PCB-159	ND	0.266		
PCB-121	ND	0.459			PCB-166	ND	0.278		
PCB-122	ND	0.583			PCB-167	ND	0.295		
PCB-123	ND	0.556			PCB-168	ND	0.300		
PCB-124	ND	0.498			PCB-169	ND	0.336		
PCB-126	ND	0.554			PCB-170	ND	0.312		
PCB-127	ND	0.503			PCB-171	ND	0.310		
PCB-128/162	ND	0.350			PCB-172	ND	0.295		
PCB-129	ND	0.455			PCB-173	ND	0.338		
PCB-130	ND	0.450			PCB-174	ND	0.316		
PCB-131/133	ND	0.387			PCB-175	ND	0.296		
PCB-132/161	ND	0.314			PCB-176	ND	0.217		
PCB-134/143	ND	0.417			PCB-177	ND	0.311		
PCB-135	ND	0.273			PCB-178	ND	0.303		
PCB-136	ND	0.232			PCB-179	ND	0.214		

DL - Sample specifc estimated detection limit

LCL-UCL- Lower control limit - upper control limit

EMPC - Estimated maximum possible concentration

The results are reported in dry weight. The sample size is reported in wet weight. See individual congeners for qualifiers.

Sample ID: Method Blank — EPA Method 1668C

Matrix:	Solid	QC Batch:	B9K0091	Lab Sample:	B9K0091-BLK1
Sample Size:	5.00 g	Date Extracted:	11-Nov-2019 9:16	Date Analyzed:	18-Nov-19 19:03 Column: ZB-1

Analyte	Conc. (pg/g)	DL	EMPC	Qualifiers
PCB-180	ND	0.292		
PCB-181	ND	0.273		
PCB-182/187	ND	0.262		
PCB-183	ND	0.263		
PCB-184	ND	0.216		
PCB-185	ND	0.292		
PCB-186	ND	0.207		
PCB-188	ND	0.211		
PCB-189	ND	0.215		
PCB-190	ND	0.230		
PCB-191	ND	0.245		
PCB-192	ND	0.227		
PCB-193	ND	0.250		
PCB-194	ND	0.227		
PCB-195	ND	0.254		
PCB-196/203	ND	0.368		
PCB-197	ND	0.295		
PCB-198	ND	0.386		
PCB-199	ND	0.409		
PCB-200	ND	0.302		
PCB-201	ND	0.315		
PCB-202	ND	0.282		
PCB-204	ND	0.295		
PCB-205	ND	0.188		
PCB-206	ND	0.165		
PCB-207	ND	0.131		
PCB-208	ND	0.128		
PCB-209	ND	0.0902		
Total monoCB	ND	0.417		
Total diCB	ND	1.97		
Total triCB	ND	0.656		
Total tetraCB	ND	0.570		
Total pentaCB	ND	0.859		
Total hexaCB	ND	0.455		
Total heptaCB	ND	0.338		
Total octaCB	ND	0.409		
Total nonaCB	ND	0.165		
DecaCB	ND	0.0902		
Total PCB	ND			

DL - Sample specifc estimated detection limit

LCL-UCL- Lower control limit - upper control limit

EMPC - Estimated maximum possible concentration

The results are reported in dry weight. The sample size is reported in wet weight. See individual congeners for qualifiers.

Sample ID: Method Blank

EPA Method 1668C

Matrix: Solid
Sample Size: 5.00 g

QC Batch: B9K0091
Date Extracted: 11-Nov-2019 9:16

Lab Sample: B9K0091-BLK1
Date Analyzed: 18-Nov-19 19:03 Column: ZB-1

	Labeled Standard	%R	LCL-UCL	Qualifiers
IS	13C-PCB-1	67.1	5 - 145	
	13C-PCB-3	59.5	5 - 145	
	13C-PCB-4	66.9	5 - 145	
	13C-PCB-11	73.4	5 - 145	
	13C-PCB-9	72.0	5 - 145	
	13C-PCB-19	66.8	5 - 145	
	13C-PCB-28	81.1	5 - 145	
	13C-PCB-32	66.1	5 - 145	
	13C-PCB-37	79.3	5 - 145	
	13C-PCB-47	74.4	5 - 145	
	13C-PCB-52	72.4	5 - 145	
	13C-PCB-54	71.7	5 - 145	
	13C-PCB-70	75.4	5 - 145	
	13C-PCB-77	77.6	10 - 145	
	13C-PCB-80	75.4	10 - 145	
	13C-PCB-81	79.0	10 - 145	
	13C-PCB-95	71.6	10 - 145	
	13C-PCB-97	72.9	10 - 145	
	13C-PCB-101	73.3	10 - 145	
	13C-PCB-104	71.9	10 - 145	
	13C-PCB-105	75.1	10 - 145	
	13C-PCB-114	77.3	10 - 145	
	13C-PCB-118	75.7	10 - 145	
	13C-PCB-123	74.3	10 - 145	
	13C-PCB-126	77.0	10 - 145	
	13C-PCB-127	76.7	10 - 145	
	13C-PCB-138	79.8	10 - 145	
	13C-PCB-141	80.1	10 - 145	
	13C-PCB-153	77.7	10 - 145	
	13C-PCB-155	61.8	10 - 145	
	13C-PCB-156	79.0	10 - 145	
	13C-PCB-157	81.8	10 - 145	
	13C-PCB-159	81.9	10 - 145	
	13C-PCB-167	80.3	10 - 145	
	13C-PCB-169	81.9	10 - 145	
	13C-PCB-170	86.0	10 - 145	
	13C-PCB-180	83.0	10 - 145	
	13C-PCB-188	78.8	10 - 145	
	13C-PCB-189	85.3	10 - 145	
	13C-PCB-194	82.3	10 - 145	
	13C-PCB-202	75.0	10 - 145	
	13C-PCB-206	84.6	10 - 145	
	13C-PCB-208	83.6	10 - 145	
	13C-PCB-209	83.7	10 - 145	
CRS	13C-PCB-79	86.6	10 - 145	
	13C-PCB-178	85.8	10 - 145	

DL - Sample specifc estimated detection limit

LCL-UCL- Lower control limit - upper control limit

EMPC - Estimated maximum possible concentration

The results are reported in dry weight. The sample size is reported in wet weight. See individual congeners for qualifiers.

Sample ID: OPR

EPA Method 1668C

Matrix: Solid
Sample Size: 5.00 g

QC Batch: B9K0091
Date Extracted: 11-Nov-2019 9:16

Lab Sample: B9K0091-BS1
Date Analyzed: 19-Nov-19 02:21 Column: ZB-1

Analyte	Amt Found (pg/g)	Spike Amt	%R	Limits
PCB-1	1120	1000	112	60 - 135
PCB-3	1120	1000	112	60 - 135
PCB-4/10	2020	2000	101	60 - 135
PCB-15	1000	1000	100	60 - 135
PCB-19	1090	1000	109	60 - 135
PCB-37	1010	1000	101	60 - 135
PCB-54	1050	1000	105	60 - 135
PCB-77	1100	1000	110	60 - 135
PCB-81	1110	1000	111	60 - 135
PCB-104	1050	1000	105	60 - 135
PCB-105	1090	1000	109	60 - 135
PCB-106/118	2100	2000	105	60 - 135
PCB-114	1030	1000	103	60 - 135
PCB-123	1100	1000	110	60 - 135
PCB-126	1050	1000	105	60 - 135
PCB-155	1090	1000	109	60 - 135
PCB-156	1100	1000	110	60 - 135
PCB-157	1060	1000	106	60 - 135
PCB-167	1070	1000	107	60 - 135
PCB-169	1060	1000	106	60 - 135
PCB-188	1100	1000	110	60 - 135
PCB-189	1090	1000	109	60 - 135
PCB-202	1090	1000	109	60 - 135
PCB-205	1130	1000	113	60 - 135
PCB-206	1070	1000	107	60 - 135
PCB-208	1040	1000	104	60 - 135
PCB-209	1060	1000	106	60 - 135

	Labeled Standard	%R	LCL-UCL
IS	13C-PCB-1	71.7	15 - 145
IS	13C-PCB-3	68.1	15 - 145
IS	13C-PCB-4	77.2	15 - 145
IS	13C-PCB-11	83.0	15 - 145
IS	13C-PCB-9	82.0	15 - 145
IS	13C-PCB-19	72.4	15 - 145
IS	13C-PCB-28	93.5	15 - 145
IS	13C-PCB-32	76.5	15 - 145
IS	13C-PCB-37	88.7	15 - 145
IS	13C-PCB-47	85.9	15 - 145
IS	13C-PCB-52	84.5	15 - 145
IS	13C-PCB-54	89.2	15 - 145
IS	13C-PCB-70	90.7	15 - 145
IS	13C-PCB-77	85.7	40 - 145
IS	13C-PCB-80	88.7	40 - 145
IS	13C-PCB-81	85.0	40 - 145
IS	13C-PCB-95	90.0	40 - 145
IS	13C-PCB-97	88.2	40 - 145
IS	13C-PCB-101	87.9	40 - 145
IS	13C-PCB-104	90.9	40 - 145
IS	13C-PCB-105	87.0	40 - 145
IS	13C-PCB-114	91.1	40 - 145
IS	13C-PCB-118	89.5	40 - 145
IS	13C-PCB-123	87.3	40 - 145
IS	13C-PCB-126	84.5	40 - 145
IS	13C-PCB-127	88.7	40 - 145
IS	13C-PCB-138	89.6	40 - 145
IS	13C-PCB-141	90.0	40 - 145
IS	13C-PCB-153	89.4	40 - 145
IS	13C-PCB-155	76.8	40 - 145
IS	13C-PCB-156	86.2	40 - 145
IS	13C-PCB-157	87.4	40 - 145
IS	13C-PCB-159	90.4	40 - 145
IS	13C-PCB-167	86.0	40 - 145
IS	13C-PCB-169	78.7	40 - 145
IS	13C-PCB-170	82.7	40 - 145
IS	13C-PCB-180	84.3	40 - 145
IS	13C-PCB-188	90.2	40 - 145
IS	13C-PCB-189	82.0	40 - 145
IS	13C-PCB-194	87.4	40 - 145

Sample ID: OPR

EPA Method 1668C

Matrix: Solid
Sample Size: 5.00 g

QC Batch: B9K0091
Date Extracted: 11-Nov-2019 9:16

Lab Sample: B9K0091-BS1
Date Analyzed: 19-Nov-19 02:21 Column: ZB-1

Analyte	Amt Found (pg/g)	Spike Amt	%R	Limits

	Labeled Standard	%R	LCL-UCL
IS	13C-PCB-202	81.9	40 - 145
IS	13C-PCB-206	87.7	40 - 145
IS	13C-PCB-208	90.8	40 - 145
IS	13C-PCB-209	87.6	40 - 145
CRS	13C-PCB-79	92.6	40 - 145
CRS	13C-PCB-178	92.7	40 - 145

LCL-UCL - Lower control limit - upper control limit

Sample ID: PDI-034SC-A-00-01-191022

EPA Method 1668C

Client Data
Name: Anchor QEA, LLC
Project: Gasco PDI
Date Collected: 22-Oct-2019 8:26

Sample Data
Matrix: Sediment
Sample Size: 9.23 g
% Solids: 54.3

Laboratory Data
Lab Sample: 1903828-01
QC Batch: B9K0091
Date Analyzed : 19-Nov-19 09:29 Column: ZB-1
Date Received: 25-Oct-2019 8:40
Date Extracted: 11-Nov-2019 9:16

Analyte	Conc. (pg/g)	DL	EMPC	Qualifiers
PCB-1	76.7			
PCB-2	29.5			
PCB-3	60.1			
PCB-4/10	234			
PCB-5/8	817			
PCB-6	146			
PCB-7/9	84.0			
PCB-11	105			
PCB-12/13	65.0			
PCB-14	ND	1.20		
PCB-15	509			
PCB-16/32	1370			
PCB-17	937			
PCB-18	632			
PCB-19	159			
PCB-20/21/33	1580			
PCB-22	945			
PCB-23	1.59			J
PCB-24/27	147			
PCB-25	245			
PCB-26	427			
PCB-28	3080			
PCB-29	ND		13.7	
PCB-30	ND	0.482		
PCB-31	2780			
PCB-34	40.0			
PCB-35	40.8			
PCB-36	ND	1.42		
PCB-37	905			
PCB-38	43.1			
PCB-39	9.92			
PCB-40	714			
PCB-41/64/71/72	3370			
PCB-42/59	1210			
PCB-43/49	3880			

Analyte	Conc. (pg/g)	DL	EMPC	Qualifiers
PCB-44	3590			
PCB-45	635			
PCB-46	287			
PCB-47	1560			
PCB-48/75	820			
PCB-50	17.0			
PCB-51	240			
PCB-52/69	4630			
PCB-53	773			
PCB-54	10.7			
PCB-55	91.3			
PCB-56/60	2410			
PCB-57	24.0			
PCB-58	ND		23.4	
PCB-61/70	5320			
PCB-62	ND	1.30		
PCB-63	177			
PCB-65	ND	1.25		
PCB-66/76	4220			
PCB-67	110			
PCB-68	65.3			
PCB-73	9.58			
PCB-74	1930			
PCB-77	373			
PCB-78	15.5			
PCB-79	68.3			
PCB-80	ND	0.983		
PCB-81	50.9			
PCB-82	556			
PCB-83	ND	0.526		
PCB-84/92	3330			
PCB-85/116	704			
PCB-86	18.5			
PCB-87/117/125	1500			
PCB-88/91	2580			

DL - Sample specifc estimated detection limit

EMPC - Estimated maximum possible concentration

LCL-UCL- Lower control limit - upper control limit
The results are reported in dry weight. The sample size is reported in wet weight.
See individual congeners for qualifiers.

Sample ID: PDI-034SC-A-00-01-191022

EPA Method 1668C

Client Data
Name: Anchor QEA, LLC
Project: Gasco PDI
Date Collected: 22-Oct-2019 8:26

Sample Data
Matrix: Sediment
Sample Size: 9.23 g
% Solids: 54.3

Laboratory Data
Lab Sample: 1903828-01 Date Received: 25-Oct-2019 8:40
QC Batch: B9K0091 Date Extracted: 11-Nov-2019 9:16
Date Analyzed : 19-Nov-19 09:29 Column: ZB-1

Analyte	Conc. (pg/g)	DL	EMPC	Qualifiers
PCB-89	77.2			
PCB-90/101	6390			
PCB-93	ND	0.852		
PCB-94	93.6			
PCB-95/98/102	4800			
PCB-96	118			
PCB-97	1440			
PCB-99	2840			
PCB-100	276			
PCB-103	256			
PCB-104	4.60			J
PCB-105	1410			
PCB-106/118	4070			
PCB-107/109	505			
PCB-108/112	247			
PCB-110	7540			
PCB-111/115	67.4			
PCB-113	91.3			
PCB-114	96.8			
PCB-119	858			
PCB-120	48.8			
PCB-121	ND	0.517		
PCB-122	57.3			
PCB-123	57.0			
PCB-124	166			
PCB-126	24.9			
PCB-127	10.3			
PCB-128/162	1060			
PCB-129	216			
PCB-130	599			
PCB-131/133	555			
PCB-132/161	3540			
PCB-134/143	569			
PCB-135	1600			
PCB-136	2380			

Analyte	Conc. (pg/g)	DL	EMPC	Qualifiers
PCB-137	196			
PCB-138/163/164	9920			
PCB-139/149	11600			
PCB-140	344			
PCB-141	1130			
PCB-142	ND	2.26		
PCB-144	253			
PCB-145	ND		0.994	
PCB-146/165	1830			
PCB-147	775			
PCB-148	135			
PCB-150	117			
PCB-151	2270			
PCB-152	14.7			
PCB-153	7530			
PCB-154	981			
PCB-155	5.34			
PCB-156	799			
PCB-157	178			
PCB-158/160	546			
PCB-159	168			
PCB-166	15.0			
PCB-167	271			
PCB-168	33.6			
PCB-169	ND	1.99		
PCB-170	4260			
PCB-171	872			
PCB-172	506			
PCB-173	56.3			
PCB-174	2590			
PCB-175	102			
PCB-176	383			
PCB-177	2720			
PCB-178	876			
PCB-179	1330			

DL - Sample specifc estimated detection limit

EMPC - Estimated maximum possible concentration

LCL-UCL- Lower control limit - upper control limit
The results are reported in dry weight. The sample size is reported in wet weight.
See individual congeners for qualifiers.

Sample ID: PDI-034SC-A-00-01-191022

EPA Method 1668C

Client Data

Name: Anchor QEA, LLC
Project: Gasco PDI
Date Collected: 22-Oct-2019 8:26

Sample Data

Matrix: Sediment
Sample Size: 9.23 g
% Solids: 54.3

Laboratory Data

Lab Sample: 1903828-01 Date Received: 25-Oct-2019 8:40
QC Batch: B9K0091 Date Extracted: 11-Nov-2019 9:16
Date Analyzed : 19-Nov-19 09:29 Column: ZB-1

Analyte	Conc. (pg/g)	DL	EMPC	Qualifiers
PCB-180	7050			
PCB-181	28.1			
PCB-182/187	4500			
PCB-183	1420			
PCB-184	5.38			
PCB-185	241			
PCB-186	1.29			J
PCB-188	19.4			
PCB-189	241			
PCB-190	711			
PCB-191	122			
PCB-192	ND	1.52		
PCB-193	458			
PCB-194	2470			
PCB-195	940			
PCB-196/203	1760			
PCB-197	63.8			
PCB-198	80.0			
PCB-199	1700			
PCB-200	186			
PCB-201	222			
PCB-202	286			
PCB-204	ND		1.70	
PCB-205	94.5			
PCB-206	959			
PCB-207	96.8			
PCB-208	170			
PCB-209	637			
Total monoCB	166			
Total diCB	1960			
Total triCB	13400			
Total tetraCB	36600			
Total pentaCB	40200			
Total hexaCB	49600			
Total heptaCB	28500			
Total octaCB	7800			
Total nonaCB	1230			
DecaCB	637			
Total PCB	180000			

DL - Sample specifc estimated detection limit

EMPC - Estimated maximum possible concentration

LCL-UCL- Lower control limit - upper control limit

The results are reported in dry weight. The sample size is reported in wet weight.

See individual congeners for qualifiers.

Sample ID: PDI-034SC-A-00-01-191022

EPA Method 1668C

Client Data

Name: Anchor QEA, LLC
Project: Gasco PDI
Date Collected: 22-Oct-2019 8:26

Sample Data

Matrix: Sediment
Sample Size: 9.23 g
% Solids: 54.3

Laboratory Data

Lab Sample: 1903828-01 Date Received: 25-Oct-2019 8:40
QC Batch: B9K0091 Date Extracted: 11-Nov-2019 9:16
Date Analyzed : 19-Nov-19 09:29 Column: ZB-1

	Labeled Standard	%R	LCL-UCL	Qualifiers
IS	13C-PCB-1	79.5	5 -145	
	13C-PCB-3	75.4	5 -145	
	13C-PCB-4	91.4	5 -145	
	13C-PCB-11	101	5 -145	
	13C-PCB-9	97.7	5 -145	
	13C-PCB-19	84.5	5 -145	
	13C-PCB-28	71.9	5 -145	
	13C-PCB-32	89.2	5 -145	
	13C-PCB-37	72.5	5 -145	
	13C-PCB-47	76.9	5 -145	
	13C-PCB-52	72.8	5 -145	
	13C-PCB-54	68.3	5 -145	
	13C-PCB-70	80.4	5 -145	
	13C-PCB-77	79.1	10 -145	
	13C-PCB-80	82.3	10 -145	
	13C-PCB-81	80.6	10 -145	
	13C-PCB-95	82.5	10 -145	
	13C-PCB-97	86.4	10 -145	
	13C-PCB-101	77.3	10 -145	
	13C-PCB-104	78.8	10 -145	
	13C-PCB-105	73.7	10 -145	
	13C-PCB-114	79.4	10 -145	
	13C-PCB-118	80.8	10 -145	
	13C-PCB-123	86.2	10 -145	
	13C-PCB-126	74.3	10 -145	
	13C-PCB-127	75.7	10 -145	
	13C-PCB-138	80.0	10 -145	
	13C-PCB-141	81.7	10 -145	
	13C-PCB-153	81.9	10 -145	
	13C-PCB-155	69.4	10 -145	
	13C-PCB-156	83.7	10 -145	
	13C-PCB-157	84.1	10 -145	
	13C-PCB-159	80.1	10 -145	
	13C-PCB-167	77.9	10 -145	
	13C-PCB-169	71.9	10 -145	
	13C-PCB-170	85.8	10 -145	
	13C-PCB-180	87.3	10 -145	
	13C-PCB-188	82.4	10 -145	
	13C-PCB-189	70.3	10 -145	
	13C-PCB-194	98.3	10 -145	
	13C-PCB-202	81.3	10 -145	
	13C-PCB-206	85.4	10 -145	
	13C-PCB-208	110	10 -145	
	13C-PCB-209	67.8	10 -145	
CRS	13C-PCB-79	89.4	10 -145	
	13C-PCB-178	90.4	10 -145	

DL - Sample specifc estimated detection limit

LCL-UCL- Lower control limit - upper control limit

EMPC - Estimated maximum possible concentration

The results are reported in dry weight. The sample size is reported in wet weight.
See individual congeners for qualifiers.

Sample ID: Method Blank — EPA Method 1668C

Matrix:	Aqueous	QC Batch:	B9K0257	Lab Sample:	B9K0257-BLK1
Sample Size:	1.00 L	Date Extracted:	27-Nov-2019 6:04	Date Analyzed:	28-Nov-19 19:47 Column: ZB-1

Analyte	Conc. (pg/L)	DL	EMPC	Qualifiers
PCB-1	ND	0.758		
PCB-2	ND	0.856		
PCB-3	ND	0.858		
PCB-4/10	ND	2.30		
PCB-5/8	ND	0.348		
PCB-6	ND	1.86		
PCB-7/9	ND	1.94		
PCB-11	ND	1.94		
PCB-12/13	ND	2.05		
PCB-14	ND	2.06		
PCB-15	ND	2.07		
PCB-16/32	ND	0.668		
PCB-17	ND	0.794		
PCB-18	2.62			J
PCB-19	ND	0.782		
PCB-20/21/33	ND	0.511		
PCB-22	ND	0.496		
PCB-23	ND	0.526		
PCB-24/27	ND	0.579		
PCB-25	ND	0.524		
PCB-26	ND	0.512		
PCB-28	ND	0.464		
PCB-29	ND	0.538		
PCB-30	ND	0.493		
PCB-31	ND	0.456		
PCB-34	ND	0.519		
PCB-35	ND	0.613		
PCB-36	ND	0.589		
PCB-37	ND	0.627		
PCB-38	ND	0.615		
PCB-39	ND	0.640		
PCB-40	ND	0.713		
PCB-41/64/71/72	ND	0.380		
PCB-42/59	ND	0.428		
PCB-43/49	ND	0.463		

Analyte	Conc. (pg/L)	DL	EMPC	Qualifiers
PCB-44	ND	0.541		
PCB-45	ND	0.538		
PCB-46	ND	0.577		
PCB-47	ND		2.10	
PCB-48/75	ND	0.402		
PCB-50	ND	0.446		
PCB-51	ND	0.425		
PCB-52/69	ND		0.778	
PCB-53	ND	0.455		
PCB-54	ND	0.350		
PCB-55	ND	0.357		
PCB-56/60	ND	0.408		
PCB-57	ND	0.360		
PCB-58	ND	0.339		
PCB-61/70	ND	0.383		
PCB-62	ND	0.386		
PCB-63	ND	0.392		
PCB-65	ND	0.371		
PCB-66/76	ND	0.354		
PCB-67	ND	0.380		
PCB-68	ND	0.371		
PCB-73	ND	0.337		
PCB-74	ND	0.354		
PCB-77	ND	0.447		
PCB-78	ND	0.407		
PCB-79	ND	0.365		
PCB-80	ND	0.351		
PCB-81	ND	0.450		
PCB-82	ND	0.807		
PCB-83	ND	0.435		
PCB-84/92	ND	0.688		
PCB-85/116	ND	0.553		
PCB-86	ND	0.676		
PCB-87/117/125	ND	0.505		
PCB-88/91	ND	0.637		

DL - Sample specifc estimated detection limit

EMPC - Estimated maximum possible concentration

LCL-UCL- Lower control limit - upper control limit

See individual congeners for qualifiers.

Sample ID: Method Blank — EPA Method 1668C

Matrix:	Aqueous	QC Batch:	B9K0257	Lab Sample:	B9K0257-BLK1
Sample Size:	1.00 L	Date Extracted:	27-Nov-2019 6:04	Date Analyzed:	28-Nov-19 19:47 Column: ZB-1

Analyte	Conc. (pg/L)	DL	EMPC	Qualifiers	Analyte	Conc. (pg/L)	DL	EMPC	Qualifiers
PCB-89	ND	0.630			PCB-137	ND	0.447		
PCB-90/101	ND	0.640			PCB-138/163/164	ND	0.346		
PCB-93	ND	0.674			PCB-139/149	ND	0.443		
PCB-94	ND	0.733			PCB-140	ND	0.521		
PCB-95/98/102	ND	0.558			PCB-141	ND	0.457		
PCB-96	ND	0.430			PCB-142	ND	0.496		
PCB-97	ND	0.626			PCB-144	ND	0.491		
PCB-99	ND	0.540			PCB-145	ND	0.327		
PCB-100	ND	0.550			PCB-146/165	ND	0.366		
PCB-103	ND	0.553			PCB-147	ND	0.495		
PCB-104	ND	0.430			PCB-148	ND	0.472		
PCB-105	ND	0.407			PCB-150	ND	0.371		
PCB-106/118	ND	0.499			PCB-151	ND	0.517		
PCB-107/109	ND	0.467			PCB-152	ND	0.326		
PCB-108/112	ND	0.538			PCB-153	ND	0.347		
PCB-110	ND	0.453			PCB-154	ND	0.452		
PCB-111/115	ND	0.420			PCB-155	ND	0.374		
PCB-113	ND	0.491			PCB-156	ND	0.388		
PCB-114	ND	0.399			PCB-157	ND	0.435		
PCB-119	ND	0.457			PCB-158/160	ND	0.361		
PCB-120	ND	0.400			PCB-159	ND	0.363		
PCB-121	ND	0.409			PCB-166	ND	0.380		
PCB-122	ND	0.476			PCB-167	ND	0.385		
PCB-123	ND	0.523			PCB-168	ND	0.344		
PCB-124	ND	0.468			PCB-169	ND	0.465		
PCB-126	ND	0.493			PCB-170	ND	0.468		
PCB-127	ND	0.406			PCB-171	ND	0.407		
PCB-128/162	ND	0.477			PCB-172	ND	0.387		
PCB-129	ND	0.519			PCB-173	ND	0.443		
PCB-130	ND	0.526			PCB-174	ND	0.415		
PCB-131/133	ND	0.444			PCB-175	ND	0.373		
PCB-132/161	ND	0.360			PCB-176	ND	0.273		
PCB-134/143	ND	0.479			PCB-177	ND	0.407		
PCB-135	ND	0.457			PCB-178	ND	0.381		
PCB-136	ND	0.388			PCB-179	ND	0.269		

DL - Sample specifc estimated detection limit

LCL-UCL- Lower control limit - upper control limit

EMPC - Estimated maximum possible concentration

See individual congeners for qualifiers.

Sample ID: Method Blank — EPA Method 1668C

Matrix:	Aqueous	QC Batch:	B9K0257	Lab Sample:	B9K0257-BLK1
Sample Size:	1.00 L	Date Extracted:	27-Nov-2019 6:04	Date Analyzed:	28-Nov-19 19:47 Column: ZB-1

Analyte	Conc. (pg/L)	DL	EMPC	Qualifiers
PCB-180	ND		0.877	
PCB-181	ND	0.357		
PCB-182/187	ND	0.330		
PCB-183	ND	0.331		
PCB-184	ND	0.271		
PCB-185	ND	0.383		
PCB-186	ND	0.260		
PCB-188	ND	0.265		
PCB-189	ND	0.324		
PCB-190	ND	0.346		
PCB-191	ND	0.321		
PCB-192	ND	0.297		
PCB-193	ND	0.328		
PCB-194	0.801			J
PCB-195	ND	0.319		
PCB-196/203	ND	0.344		
PCB-197	ND	0.275		
PCB-198	ND	0.360		
PCB-199	ND	0.382		
PCB-200	ND	0.283		
PCB-201	ND	0.295		
PCB-202	ND	0.263		
PCB-204	ND	0.275		
PCB-205	ND	0.236		
PCB-206	ND	0.176		
PCB-207	ND	0.136		
PCB-208	ND		0.368	
PCB-209	ND	0.117		
Total monoCB	ND	0.858		
Total diCB	ND	2.30		
Total triCB	2.62			
Total tetraCB	ND		2.88	
Total pentaCB	ND	0.807		
Total hexaCB	ND	0.526		
Total heptaCB	ND		0.877	
Total octaCB	0.801			
Total nonaCB	ND		0.368	
DecaCB	ND	0.117		
Total PCB	3.42			

DL - Sample specifc estimated detection limit

EMPC - Estimated maximum possible concentration

LCL-UCL- Lower control limit - upper control limit

See individual congeners for qualifiers.

Sample ID: Method Blank

EPA Method 1668C

Matrix:	Aqueous	QC Batch:	B9K0257	Lab Sample:	B9K0257-BLK1
Sample Size:	1.00 L	Date Extracted:	27-Nov-2019 6:04	Date Analyzed:	28-Nov-19 19:47 Column: ZB-1

	Labeled Standard	%R	LCL-UCL	Qualifiers
IS	13C-PCB-1	36.3	5 - 145	
	13C-PCB-3	38.6	5 - 145	
	13C-PCB-4	53.2	5 - 145	
	13C-PCB-11	63.1	5 - 145	
	13C-PCB-9	57.1	5 - 145	
	13C-PCB-19	50.1	5 - 145	
	13C-PCB-28	67.2	5 - 145	
	13C-PCB-32	50.8	5 - 145	
	13C-PCB-37	65.6	5 - 145	
	13C-PCB-47	67.7	5 - 145	
	13C-PCB-52	67.7	5 - 145	
	13C-PCB-54	63.1	5 - 145	
	13C-PCB-70	71.6	5 - 145	
	13C-PCB-77	71.2	10 - 145	
	13C-PCB-80	66.7	10 - 145	
	13C-PCB-81	70.5	10 - 145	
	13C-PCB-95	67.5	10 - 145	
	13C-PCB-97	70.2	10 - 145	
	13C-PCB-101	67.8	10 - 145	
	13C-PCB-104	66.9	10 - 145	
	13C-PCB-105	74.2	10 - 145	
	13C-PCB-114	74.8	10 - 145	
	13C-PCB-118	69.0	10 - 145	
	13C-PCB-123	68.8	10 - 145	
	13C-PCB-126	70.1	10 - 145	
	13C-PCB-127	74.6	10 - 145	
	13C-PCB-138	73.0	10 - 145	
	13C-PCB-141	75.9	10 - 145	
	13C-PCB-153	73.6	10 - 145	
	13C-PCB-155	54.9	10 - 145	
	13C-PCB-156	68.0	10 - 145	
	13C-PCB-157	68.3	10 - 145	
	13C-PCB-159	68.2	10 - 145	
	13C-PCB-167	68.5	10 - 145	
	13C-PCB-169	64.1	10 - 145	
	13C-PCB-170	63.9	10 - 145	
	13C-PCB-180	66.7	10 - 145	
	13C-PCB-188	69.3	10 - 145	
	13C-PCB-189	62.8	10 - 145	
	13C-PCB-194	67.3	10 - 145	
	13C-PCB-202	61.7	10 - 145	
	13C-PCB-206	64.0	10 - 145	
	13C-PCB-208	64.2	10 - 145	
	13C-PCB-209	57.0	10 - 145	
CRS	13C-PCB-79	74.2	10 - 145	
	13C-PCB-178	71.0	10 - 145	

DL - Sample specifc estimated detection limit

LCL-UCL- Lower control limit - upper control limit

EMPC - Estimated maximum possible concentration

See individual congeners for qualifiers.

Sample ID: OPR

EPA Method 1668C

Matrix: Aqueous
Sample Size: 1.00 L

QC Batch: B9K0257
Date Extracted: 27-Nov-2019 6:04

Lab Sample: B9K0257-BS1
Date Analyzed: 28-Nov-19 15:42 Column: ZB-1

Analyte	Amt Found (pg/L)	Spike Amt	%R	Limits
PCB-1	1190	1000	119	60 - 135
PCB-3	1160	1000	116	60 - 135
PCB-4/10	2090	2000	104	60 - 135
PCB-15	1060	1000	106	60 - 135
PCB-19	1170	1000	117	60 - 135
PCB-37	995	1000	99.5	60 - 135
PCB-54	1060	1000	106	60 - 135
PCB-77	1050	1000	105	60 - 135
PCB-81	1030	1000	103	60 - 135
PCB-104	1070	1000	107	60 - 135
PCB-105	1040	1000	104	60 - 135
PCB-106/118	2140	2000	107	60 - 135
PCB-114	1050	1000	105	60 - 135
PCB-123	1090	1000	109	60 - 135
PCB-126	1060	1000	106	60 - 135
PCB-155	1090	1000	109	60 - 135
PCB-156	1080	1000	108	60 - 135
PCB-157	1050	1000	105	60 - 135
PCB-167	1060	1000	106	60 - 135
PCB-169	1050	1000	105	60 - 135
PCB-188	1050	1000	105	60 - 135
PCB-189	1050	1000	105	60 - 135
PCB-202	1060	1000	106	60 - 135
PCB-204	1060	1000	106	60 - 135
PCB-205	1100	1000	110	60 - 135
PCB-206	1030	1000	103	60 - 135
PCB-207	1050	1000	105	60 - 135
PCB-208	1030	1000	103	60 - 135
PCB-209	1070	1000	107	60 - 135

	Labeled Standard	%R	LCL-UCL
IS	13C-PCB-1	42.6	15 - 145
IS	13C-PCB-3	43.6	15 - 145
IS	13C-PCB-4	56.4	15 - 145
IS	13C-PCB-11	63.1	15 - 145
IS	13C-PCB-9	57.2	15 - 145
IS	13C-PCB-19	50.7	15 - 145
IS	13C-PCB-28	70.7	15 - 145
IS	13C-PCB-32	57.1	15 - 145
IS	13C-PCB-37	72.5	15 - 145
IS	13C-PCB-47	66.8	15 - 145
IS	13C-PCB-52	67.4	15 - 145
IS	13C-PCB-54	59.0	15 - 145
IS	13C-PCB-70	73.0	15 - 145
IS	13C-PCB-77	72.5	40 - 145
IS	13C-PCB-80	70.2	40 - 145
IS	13C-PCB-81	71.4	40 - 145
IS	13C-PCB-95	66.9	40 - 145
IS	13C-PCB-97	70.2	40 - 145
IS	13C-PCB-101	68.4	40 - 145
IS	13C-PCB-104	61.6	40 - 145
IS	13C-PCB-105	73.8	40 - 145
IS	13C-PCB-114	75.0	40 - 145
IS	13C-PCB-118	69.9	40 - 145
IS	13C-PCB-123	71.0	40 - 145
IS	13C-PCB-126	76.3	40 - 145
IS	13C-PCB-127	74.9	40 - 145
IS	13C-PCB-138	76.7	40 - 145
IS	13C-PCB-141	74.7	40 - 145
IS	13C-PCB-153	72.2	40 - 145
IS	13C-PCB-155	54.4	40 - 145
IS	13C-PCB-156	68.4	40 - 145
IS	13C-PCB-157	69.4	40 - 145
IS	13C-PCB-159	72.8	40 - 145
IS	13C-PCB-167	70.9	40 - 145
IS	13C-PCB-169	65.5	40 - 145
IS	13C-PCB-170	66.8	40 - 145
IS	13C-PCB-180	70.7	40 - 145
IS	13C-PCB-188	68.8	40 - 145
IS	13C-PCB-189	65.1	40 - 145
IS	13C-PCB-194	73.3	40 - 145

Sample ID: OPR

EPA Method 1668C

Matrix: Aqueous
Sample Size: 1.00 L

QC Batch: B9K0257
Date Extracted: 27-Nov-2019 6:04

Lab Sample: B9K0257-BS1
Date Analyzed: 28-Nov-19 15:42 Column: ZB-1

Analyte	Amt Found (pg/L)	Spike Amt	%R	Limits

	Labeled Standard	%R	LCL-UCL
IS	13C-PCB-202	65.8	40 - 145
IS	13C-PCB-206	72.2	40 - 145
IS	13C-PCB-208	70.2	40 - 145
IS	13C-PCB-209	64.7	40 - 145
CRS	13C-PCB-79	75.7	40 - 145
CRS	13C-PCB-178	80.2	40 - 145

LCL-UCL - Lower control limit - upper control limit

Sample ID: PDI-FB-1910221313

EPA Method 1668C

Client Data
Name: Anchor QEA, LLC
Project: Gasco PDI
Date Collected: 22-Oct-2019 13:13

Sample Data
Matrix: QC Water
Sample Size: 0.987 L

Laboratory Data
Lab Sample: 1903828-04 Date Received: 25-Oct-2019 8:40
QC Batch: B9K0257 Date Extracted: 27-Nov-2019 6:04
Date Analyzed : 29-Nov-19 04:05 Column: ZB-1

Analyte	Conc. (pg/L)	DL	EMPC	Qualifiers
PCB-1	ND		2.74	
PCB-2	ND	0.871		
PCB-3	ND	0.872		
PCB-4/10	ND	1.38		
PCB-5/8	ND	1.07		
PCB-6	ND	1.06		
PCB-7/9	ND	1.11		
PCB-11	ND		5.90	
PCB-12/13	ND	1.17		
PCB-14	ND	1.17		
PCB-15	ND	1.18		
PCB-16/32	2.00			J
PCB-17	ND	0.623		
PCB-18	2.56			J, B
PCB-19	ND	0.609		
PCB-20/21/33	1.61			J
PCB-22	ND	0.384		
PCB-23	ND	0.407		
PCB-24/27	ND	0.454		
PCB-25	ND	0.405		
PCB-26	ND	0.396		
PCB-28	ND		1.07	
PCB-29	ND	0.416		
PCB-30	ND	0.384		
PCB-31	ND		0.793	
PCB-34	ND	0.401		
PCB-35	ND	0.507		
PCB-36	ND	0.487		
PCB-37	ND	0.519		
PCB-38	ND	0.508		
PCB-39	ND	0.529		
PCB-40	ND	0.585		
PCB-41/64/71/72	ND	0.312		
PCB-42/59	ND	0.352		
PCB-43/49	1.69			J

Analyte	Conc. (pg/L)	DL	EMPC	Qualifiers
PCB-44	ND	0.444		
PCB-45	ND	0.446		
PCB-46	ND	0.478		
PCB-47	ND	0.389		
PCB-48/75	ND	0.330		
PCB-50	ND	0.383		
PCB-51	ND	0.352		
PCB-52/69	1.19			J
PCB-53	ND	0.377		
PCB-54	ND	0.300		
PCB-55	ND	0.289		
PCB-56/60	ND	0.331		
PCB-57	ND	0.291		
PCB-58	ND	0.274		
PCB-61/70	ND	0.309		
PCB-62	ND	0.317		
PCB-63	ND	0.317		
PCB-65	ND	0.305		
PCB-66/76	ND	0.286		
PCB-67	ND	0.307		
PCB-68	ND	0.305		
PCB-73	ND	0.279		
PCB-74	ND	0.286		
PCB-77	ND	0.354		
PCB-78	ND	0.323		
PCB-79	ND	0.296		
PCB-80	ND	0.285		
PCB-81	ND	0.357		
PCB-82	ND	0.630		
PCB-83	ND	0.333		
PCB-84/92	ND	0.532		
PCB-85/116	ND	0.424		
PCB-86	ND	0.518		
PCB-87/117/125	ND	0.387		
PCB-88/91	ND	0.537		

DL - Sample specifc estimated detection limit

LCL-UCL- Lower control limit - upper control limit

EMPC - Estimated maximum possible concentration

See individual congeners for qualifiers.

Sample ID: PDI-FB-1910221313

EPA Method 1668C

Client Data
Name: Anchor QEA, LLC
Project: Gasco PDI
Date Collected: 22-Oct-2019 13:13

Sample Data
Matrix: QC Water
Sample Size: 0.987 L

Laboratory Data
Lab Sample: 1903828-04 Date Received: 25-Oct-2019 8:40
QC Batch: B9K0257 Date Extracted: 27-Nov-2019 6:04
Date Analyzed : 29-Nov-19 04:05 Column: ZB-1

Analyte	Conc. (pg/L)	DL	EMPC	Qualifiers
PCB-89	ND	0.487		
PCB-90/101	1.64			J
PCB-93	ND	0.568		
PCB-94	ND	0.618		
PCB-95/98/102	ND		1.06	
PCB-96	ND	0.377		
PCB-97	ND	0.480		
PCB-99	ND	0.418		
PCB-100	ND	0.483		
PCB-103	ND	0.485		
PCB-104	ND	0.377		
PCB-105	ND		0.474	
PCB-106/118	ND	0.387		
PCB-107/109	ND	0.364		
PCB-108/112	ND	0.413		
PCB-110	ND	0.347		
PCB-111/115	ND	0.322		
PCB-113	ND	0.380		
PCB-114	ND	0.295		
PCB-119	ND	0.350		
PCB-120	ND	0.307		
PCB-121	ND	0.345		
PCB-122	ND	0.352		
PCB-123	ND	0.408		
PCB-124	ND	0.365		
PCB-126	ND	0.374		
PCB-127	ND	0.315		
PCB-128/162	ND	0.307		
PCB-129	ND	0.367		
PCB-130	ND	0.365		
PCB-131/133	ND	0.328		
PCB-132/161	ND	0.266		
PCB-134/143	ND	0.353		
PCB-135	ND	0.306		
PCB-136	0.393			J
PCB-137	ND	0.310		
PCB-138/163/164	ND		1.23	
PCB-139/149	ND		0.911	
PCB-140	ND	0.349		
PCB-141	ND	0.317		
PCB-142	ND	0.365		
PCB-144	ND	0.329		
PCB-145	ND	0.219		
PCB-146/165	ND	0.270		
PCB-147	ND	0.331		
PCB-148	ND	0.316		
PCB-150	ND	0.249		
PCB-151	ND		0.579	
PCB-152	ND	0.218		
PCB-153	1.38			J
PCB-154	ND	0.303		
PCB-155	ND	0.251		
PCB-156	ND	0.264		
PCB-157	ND	0.285		
PCB-158/160	0.534			J
PCB-159	ND	0.233		
PCB-166	ND	0.244		
PCB-167	ND	0.257		
PCB-168	ND	0.254		
PCB-169	ND	0.311		
PCB-170	ND		0.763	
PCB-171	ND	0.393		
PCB-172	ND	0.373		
PCB-173	ND	0.427		
PCB-174	ND	0.400		
PCB-175	ND	0.351		
PCB-176	ND	0.257		
PCB-177	ND	0.393		
PCB-178	ND	0.359		
PCB-179	ND	0.254		

DL - Sample specifc estimated detection limit

LCL-UCL- Lower control limit - upper control limit

EMPC - Estimated maximum possible concentration

See individual congeners for qualifiers.

Sample ID: PDI-FB-1910221313

EPA Method 1668C

Client Data
Name: Anchor QEA, LLC
Project: Gasco PDI
Date Collected: 22-Oct-2019 13:13

Sample Data
Matrix: QC Water
Sample Size: 0.987 L

Laboratory Data
Lab Sample: 1903828-04 Date Received: 25-Oct-2019 8:40
QC Batch: B9K0257 Date Extracted: 27-Nov-2019 6:04
Date Analyzed : 29-Nov-19 04:05 Column: ZB-1

Analyte	Conc. (pg/L)	DL	EMPC	Qualifiers
PCB-180	ND		1.51	
PCB-181	ND	0.345		
PCB-182/187	ND	0.311		
PCB-183	ND	0.312		
PCB-184	ND	0.256		
PCB-185	ND	0.370		
PCB-186	ND	0.245		
PCB-188	ND	0.250		
PCB-189	ND	0.284		
PCB-190	ND	0.310		
PCB-191	ND	0.310		
PCB-192	ND	0.287		
PCB-193	ND	0.317		
PCB-194	0.909			J, B
PCB-195	ND	0.199		
PCB-196/203	ND	0.396		
PCB-197	ND	0.318		
PCB-198	ND	0.416		
PCB-199	ND	0.441		
PCB-200	ND	0.326		
PCB-201	ND	0.340		
PCB-202	ND	0.304		
PCB-204	ND	0.318		
PCB-205	ND	0.147		
PCB-206	ND	0.176		
PCB-207	ND	0.141		
PCB-208	ND		0.295	
PCB-209	ND	0.0580		
Total monoCB	ND		2.74	
Total diCB	ND		5.90	
Total triCB	6.18		8.04	
Total tetraCB	2.88			
Total pentaCB	1.64		3.17	
Total hexaCB	2.31		5.03	
Total heptaCB	ND		2.27	
Total octaCB	0.909			
Total nonaCB	ND		0.295	
DecaCB	ND	0.0580		
Total PCB	13.9			

DL - Sample specifc estimated detection limit
EMPC - Estimated maximum possible concentration
LCL-UCL- Lower control limit - upper control limit
See individual congeners for qualifiers.

Sample ID: PDI-FB-1910221313

EPA Method 1668C

Client Data
Name: Anchor QEA, LLC
Project: Gasco PDI
Date Collected: 22-Oct-2019 13:13

Sample Data
Matrix: QC Water
Sample Size: 0.987 L

Laboratory Data
Lab Sample: 1903828-04 Date Received: 25-Oct-2019 8:40
QC Batch: B9K0257 Date Extracted: 27-Nov-2019 6:04
Date Analyzed : 29-Nov-19 04:05 Column: ZB-1

	Labeled Standard	%R	LCL-UCL	Qualifiers
IS	13C-PCB-1	42.0	5 -145	
	13C-PCB-3	47.5	5 -145	
	13C-PCB-4	63.1	5 -145	
	13C-PCB-11	77.5	5 -145	
	13C-PCB-9	70.4	5 -145	
	13C-PCB-19	59.1	5 -145	
	13C-PCB-28	87.1	5 -145	
	13C-PCB-32	59.9	5 -145	
	13C-PCB-37	85.2	5 -145	
	13C-PCB-47	81.8	5 -145	
	13C-PCB-52	82.6	5 -145	
	13C-PCB-54	74.3	5 -145	
	13C-PCB-70	87.8	5 -145	
	13C-PCB-77	89.9	10 -145	
	13C-PCB-80	86.1	10 -145	
	13C-PCB-81	92.2	10 -145	
	13C-PCB-95	82.8	10 -145	
	13C-PCB-97	89.5	10 -145	
	13C-PCB-101	87.8	10 -145	
	13C-PCB-104	80.9	10 -145	
	13C-PCB-105	91.8	10 -145	
	13C-PCB-114	95.1	10 -145	
	13C-PCB-118	88.3	10 -145	
	13C-PCB-123	87.5	10 -145	
	13C-PCB-126	88.7	10 -145	
	13C-PCB-127	93.5	10 -145	
	13C-PCB-138	93.2	10 -145	
	13C-PCB-141	91.6	10 -145	
	13C-PCB-153	90.0	10 -145	
	13C-PCB-155	66.9	10 -145	
	13C-PCB-156	89.2	10 -145	
	13C-PCB-157	87.7	10 -145	
	13C-PCB-159	88.8	10 -145	
	13C-PCB-167	88.1	10 -145	
	13C-PCB-169	80.8	10 -145	
	13C-PCB-170	87.3	10 -145	
	13C-PCB-180	88.5	10 -145	
	13C-PCB-188	88.4	10 -145	
	13C-PCB-189	86.2	10 -145	
	13C-PCB-194	90.3	10 -145	
	13C-PCB-202	78.0	10 -145	
	13C-PCB-206	81.7	10 -145	
	13C-PCB-208	86.4	10 -145	
	13C-PCB-209	77.9	10 -145	
CRS	13C-PCB-79	103	10 -145	
	13C-PCB-178	93.2	10 -145	

DL - Sample specifc estimated detection limit

LCL-UCL- Lower control limit - upper control limit

EMPC - Estimated maximum possible concentration

See individual congeners for qualifiers.

Sample ID: PDI-RB-1910221318

EPA Method 1668C

Client Data
Name: Anchor QEA, LLC
Project: Gasco PDI
Date Collected: 22-Oct-2019 13:18

Sample Data
Matrix: QC Water
Sample Size: 0.965 L

Laboratory Data
Lab Sample: 1903828-05 Date Received: 25-Oct-2019 8:40
QC Batch: B9K0257 Date Extracted: 27-Nov-2019 6:04
Date Analyzed : 28-Nov-19 23:51 Column: ZB-1

Analyte	Conc. (pg/L)	DL	EMPC	Qualifiers
PCB-1	ND		1.90	
PCB-2	ND	0.621		
PCB-3	ND	0.622		
PCB-4/10	ND	1.31		
PCB-5/8	ND	1.04		
PCB-6	ND	1.04		
PCB-7/9	ND	1.08		
PCB-11	6.07			
PCB-12/13	ND	1.22		
PCB-14	ND	1.23		
PCB-15	ND	1.23		
PCB-16/32	ND		1.96	
PCB-17	ND	0.436		
PCB-18	ND		2.04	
PCB-19	ND	0.476		
PCB-20/21/33	ND		1.10	
PCB-22	ND	0.316		
PCB-23	ND	0.335		
PCB-24/27	ND	0.318		
PCB-25	ND	0.333		
PCB-26	ND	0.326		
PCB-28	1.49			J
PCB-29	ND	0.342		
PCB-30	ND	0.301		
PCB-31	ND		1.37	
PCB-34	ND	0.330		
PCB-35	ND	0.414		
PCB-36	ND	0.398		
PCB-37	ND	0.424		
PCB-38	ND	0.415		
PCB-39	ND	0.432		
PCB-40	ND	0.510		
PCB-41/64/71/72	ND		0.554	
PCB-42/59	0.454			J
PCB-43/49	ND		0.467	
PCB-44	ND	0.387		
PCB-45	ND	0.389		
PCB-46	ND	0.417		
PCB-47	ND		1.90	
PCB-48/75	ND	0.287		
PCB-50	ND	0.329		
PCB-51	ND	0.307		
PCB-52/69	ND		0.966	
PCB-53	ND	0.329		
PCB-54	ND	0.258		
PCB-55	ND	0.251		
PCB-56/60	ND		0.452	
PCB-57	ND	0.260		
PCB-58	ND	0.245		
PCB-61/70	ND		0.515	
PCB-62	ND	0.276		
PCB-63	ND	0.283		
PCB-65	ND	0.266		
PCB-66/76	ND	0.256		
PCB-67	ND	0.275		
PCB-68	ND	0.265		
PCB-73	ND	0.243		
PCB-74	ND	0.256		
PCB-77	ND	0.319		
PCB-78	ND	0.317		
PCB-79	ND	0.256		
PCB-80	ND	0.247		
PCB-81	ND	0.350		
PCB-82	ND	0.424		
PCB-83	ND	0.242		
PCB-84/92	ND	0.367		
PCB-85/116	ND	0.308		
PCB-86	ND	0.376		
PCB-87/117/125	ND	0.281		
PCB-88/91	ND	0.346		

DL - Sample specifc estimated detection limit

LCL-UCL- Lower control limit - upper control limit

EMPC - Estimated maximum possible concentration

See individual congeners for qualifiers.

Sample ID: PDI-RB-1910221318

EPA Method 1668C

Client Data
Name: Anchor QEA, LLC
Project: Gasco PDI
Date Collected: 22-Oct-2019 13:18

Sample Data
Matrix: QC Water
Sample Size: 0.965 L

Laboratory Data
Lab Sample: 1903828-05 Date Received: 25-Oct-2019 8:40
QC Batch: B9K0257 Date Extracted: 27-Nov-2019 6:04
Date Analyzed : 28-Nov-19 23:51 Column: ZB-1

Analyte	Conc. (pg/L)	DL	EMPC	Qualifiers
PCB-89	ND	0.336		
PCB-90/101	ND		1.30	
PCB-93	ND	0.366		
PCB-94	ND	0.398		
PCB-95/98/102	ND		1.27	
PCB-96	ND	0.244		
PCB-97	ND	0.348		
PCB-99	ND	0.288		
PCB-100	ND	0.313		
PCB-103	ND	0.314		
PCB-104	ND	0.244		
PCB-105	ND	0.295		
PCB-106/118	ND		0.648	
PCB-107/109	ND	0.245		
PCB-108/112	ND	0.300		
PCB-110	ND		0.911	
PCB-111/115	ND	0.234		
PCB-113	ND	0.262		
PCB-114	ND	0.260		
PCB-119	ND	0.254		
PCB-120	ND	0.223		
PCB-121	ND	0.222		
PCB-122	ND	0.311		
PCB-123	ND	0.275		
PCB-124	ND	0.246		
PCB-126	ND	0.302		
PCB-127	ND	0.288		
PCB-128/162	ND	0.257		
PCB-129	ND	0.315		
PCB-130	ND	0.318		
PCB-131/133	ND	0.277		
PCB-132/161	ND		0.437	
PCB-134/143	ND	0.299		
PCB-135	ND	0.255		
PCB-136	ND	0.216		
PCB-137	ND	0.271		
PCB-138/163/164	ND		1.33	
PCB-139/149	ND		0.750	
PCB-140	ND	0.291		
PCB-141	ND		0.581	
PCB-142	ND	0.309		
PCB-144	ND	0.274		
PCB-145	ND	0.182		
PCB-146/165	ND	0.228		
PCB-147	ND	0.276		
PCB-148	ND	0.263		
PCB-150	ND	0.207		
PCB-151	ND	0.289		
PCB-152	ND	0.182		
PCB-153	ND		1.09	
PCB-154	ND	0.252		
PCB-155	ND	0.209		
PCB-156	ND	0.217		
PCB-157	ND	0.247		
PCB-158/160	ND	0.219		
PCB-159	ND	0.195		
PCB-166	ND	0.204		
PCB-167	ND	0.213		
PCB-168	ND	0.215		
PCB-169	ND	0.236		
PCB-170	ND	0.330		
PCB-171	ND	0.305		
PCB-172	ND	0.290		
PCB-173	ND	0.332		
PCB-174	ND		0.416	
PCB-175	ND	0.275		
PCB-176	ND	0.202		
PCB-177	ND	0.306		
PCB-178	ND	0.281		
PCB-179	ND	0.199		

DL - Sample specifc estimated detection limit

EMPC - Estimated maximum possible concentration

LCL-UCL- Lower control limit - upper control limit

See individual congeners for qualifiers.

Sample ID: PDI-RB-1910221318

EPA Method 1668C

Client Data
Name: Anchor QEA, LLC
Project: Gasco PDI
Date Collected: 22-Oct-2019 13:18

Sample Data
Matrix: QC Water
Sample Size: 0.965 L

Laboratory Data
Lab Sample: 1903828-05 Date Received: 25-Oct-2019 8:40
QC Batch: B9K0257 Date Extracted: 27-Nov-2019 6:04
Date Analyzed : 28-Nov-19 23:51 Column: ZB-1

Analyte	Conc. (pg/L)	DL	EMPC	Qualifiers
PCB-180	1.33			J
PCB-181	ND	0.268		
PCB-182/187	0.426			J
PCB-183	ND		0.233	
PCB-184	ND	0.200		
PCB-185	ND	0.287		
PCB-186	ND	0.192		
PCB-188	ND	0.196		
PCB-189	ND	0.225		
PCB-190	ND	0.244		
PCB-191	ND	0.241		
PCB-192	ND	0.223		
PCB-193	ND	0.246		
PCB-194	ND		0.837	
PCB-195	ND	0.220		
PCB-196/203	ND	0.301		
PCB-197	ND	0.242		
PCB-198	ND	0.316		
PCB-199	ND	0.335		
PCB-200	ND	0.248		
PCB-201	ND	0.258		
PCB-202	ND	0.231		
PCB-204	ND	0.242		
PCB-205	ND	0.163		
PCB-206	0.355			J
PCB-207	ND	0.102		
PCB-208	ND		0.158	
PCB-209	0.307			J
Total monoCB	ND		1.90	
Total diCB	6.07			
Total triCB	1.49		7.96	
Total tetraCB	0.454		5.31	
Total pentaCB	ND		4.13	
Total hexaCB	ND		4.19	
Total heptaCB	1.76		2.41	
Total octaCB	ND		0.837	
Total nonaCB	0.355		0.513	
DecaCB	0.307			
Total PCB	10.4			

DL - Sample specifc estimated detection limit
LCL-UCL- Lower control limit - upper control limit
EMPC - Estimated maximum possible concentration
See individual congeners for qualifiers.

Sample ID: PDI-RB-1910221318

EPA Method 1668C

Client Data
Name: Anchor QEA, LLC
Project: Gasco PDI
Date Collected: 22-Oct-2019 13:18

Sample Data
Matrix: QC Water
Sample Size: 0.965 L

Laboratory Data
Lab Sample: 1903828-05 Date Received: 25-Oct-2019 8:40
QC Batch: B9K0257 Date Extracted: 27-Nov-2019 6:04
Date Analyzed : 28-Nov-19 23:51 Column: ZB-1

	Labeled Standard	%R	LCL-UCL	Qualifiers
IS	13C-PCB-1	48.4	5 -145	
	13C-PCB-3	47.8	5 -145	
	13C-PCB-4	64.4	5 -145	
	13C-PCB-11	71.5	5 -145	
	13C-PCB-9	70.5	5 -145	
	13C-PCB-19	54.1	5 -145	
	13C-PCB-28	72.4	5 -145	
	13C-PCB-32	58.8	5 -145	
	13C-PCB-37	73.7	5 -145	
	13C-PCB-47	76.4	5 -145	
	13C-PCB-52	75.6	5 -145	
	13C-PCB-54	69.0	5 -145	
	13C-PCB-70	76.7	5 -145	
	13C-PCB-77	76.3	10 -145	
	13C-PCB-80	77.3	10 -145	
	13C-PCB-81	76.0	10 -145	
	13C-PCB-95	80.5	10 -145	
	13C-PCB-97	82.1	10 -145	
	13C-PCB-101	80.3	10 -145	
	13C-PCB-104	78.1	10 -145	
	13C-PCB-105	78.2	10 -145	
	13C-PCB-114	83.3	10 -145	
	13C-PCB-118	86.0	10 -145	
	13C-PCB-123	83.8	10 -145	
	13C-PCB-126	81.0	10 -145	
	13C-PCB-127	81.6	10 -145	
	13C-PCB-138	78.8	10 -145	
	13C-PCB-141	79.0	10 -145	
	13C-PCB-153	77.0	10 -145	
	13C-PCB-155	67.8	10 -145	
	13C-PCB-156	76.6	10 -145	
	13C-PCB-157	76.6	10 -145	
	13C-PCB-159	81.3	10 -145	
	13C-PCB-167	78.9	10 -145	
	13C-PCB-169	77.5	10 -145	
	13C-PCB-170	76.8	10 -145	
	13C-PCB-180	76.0	10 -145	
	13C-PCB-188	76.7	10 -145	
	13C-PCB-189	73.0	10 -145	
	13C-PCB-194	74.9	10 -145	
	13C-PCB-202	67.1	10 -145	
	13C-PCB-206	72.1	10 -145	
	13C-PCB-208	73.9	10 -145	
	13C-PCB-209	65.4	10 -145	
CRS	13C-PCB-79	82.9	10 -145	
	13C-PCB-178	80.1	10 -145	

DL - Sample specifc estimated detection limit

LCL-UCL- Lower control limit - upper control limit

EMPC - Estimated maximum possible concentration

See individual congeners for qualifiers.

DATA QUALIFIERS & ABBREVIATIONS

B	This compound was also detected in the method blank
Conc.	Concentration
CRS	Cleanup Recovery Standard
D	Dilution
DL	Detection limit
E	The associated compound concentration exceeded the calibration range of the instrument
H	Recovery and/or RPD was outside laboratory acceptance limits
I	Chemical Interference
IS	Internal Standard
J	The amount detected is below the Reporting Limit/LOQ
LOD	Limit of Detection
LOQ	Limit of Quantitation
M	Estimated Maximum Possible Concentration (CA Region 2 projects only)
NA	Not applicable
ND	Not Detected
OPR	Ongoing Precision and Recovery sample
P	The reported concentration may include contribution from chlorinated diphenyl ether(s).
Q	The ion transition ratio is outside of the acceptance criteria.
RL	Reporting Limit
TEQ	Toxic Equivalency
U	Not Detected (specific projects only)
*	See Cover Letter

Unless otherwise noted, solid sample results are reported in dry weight. Tissue samples are reported in wet weight.

Vista Analytical Laboratory Certifications

Accrediting Authority	Certificate Number
Alaska Department of Environmental Conservation	17-013
Arkansas Department of Environmental Quality	19-013-0
California Department of Health – ELAP	2892
DoD ELAP - A2LA Accredited - ISO/IEC 17025:2005	3091.01
Florida Department of Health	E87777-23
Hawaii Department of Health	N/A
Louisiana Department of Environmental Quality	01977
Maine Department of Health	2018017
Massachusetts Department of Environmental Protection	N/A
Michigan Department of Environmental Quality	9932
Minnesota Department of Health	1521520
New Hampshire Environmental Accreditation Program	207718-B
New Jersey Department of Environmental Protection	190001
New York Department of Health	11411
Oregon Laboratory Accreditation Program	4042-010
Pennsylvania Department of Environmental Protection	016
Texas Commission on Environmental Quality	T104704189-19-10
Vermont Department of Health	VT-4042
Virginia Department of General Services	10272
Washington Department of Ecology	C584-19
Wisconsin Department of Natural Resources	998036160

Current certificates and lists of licensed parameters are located in the Quality Assurance office and are available upon request.

NELAP Accredited Test Methods

MATRIX: Air	
Description of Test	**Method**
Determination of Polychlorinated p-Dioxins & Polychlorinated Dibenzofurans	EPA 23
Determination of Polychlorinated p-Dioxins & Polychlorinated Dibenzofurans	EPA TO-9A

MATRIX: Biological Tissue	
Description of Test	**Method**
Tetra- through Octa-Chlorinated Dioxins and Furans by Isotope Dilution GC/HRMS	EPA 1613B
Brominated Diphenyl Ethers by HRGC/HRMS	EPA 1614A
Chlorinated Biphenyl Congeners in Water, Soil, Sediment, and Tissue by GC/HRMS	EPA 1668A/C
Pesticides in Water, Soil, Sediment, Biosolids, and Tissue by HRGC/HRMS	EPA 1699
Perfluorinated Alkyl Acids in Drinking Water by SPE and LC/MS/MS	EPA 537
Polychlorinated Dibenzo-p-Dioxins and Polychlorinated Dibenzofurans by GC/HRMS	EPA 8280A/B
Polychlorinated Dibenzodioxins (PCDDs) and Polychlorinated Dibenzofurans (PCDFs) by GC/HRMS	EPA 8290/8290A

MATRIX: Drinking Water	
Description of Test	**Method**
2,3,7,8-Tetrachlorodibenzo- p-dioxin (2,3,7,8-TCDD) GC/HRMS	EPA 1613/1613B
1,4-Dioxane (1,4-Diethyleneoxide) analysis by GC/HRMS	EPA 522
Perfluorinated Alkyl Acids in Drinking Water by SPE and LC/MS/MS	EPA 537
Perfluorinated Alkyl Acids in Drinking Water by SPE and LC/MS/MS	ISO 25101 2009

MATRIX: Non-Potable Water	
Description of Test	**Method**
Tetra- through Octa-Chlorinated Dioxins and Furans by Isotope Dilution GC/HRMS	EPA 1613B
Brominated Diphenyl Ethers by HRGC/HRMS	EPA 1614A
Chlorinated Biphenyl Congeners in Water, Soil, Sediment, and Tissue by GC/HRMS	EPA 1668A/C
Pesticides in Water, Soil, Sediment, Biosolids, and Tissue by HRGC/HRMS	EPA 1699
Perfluorinated Alkyl Acids in Drinking Water by SPE and LC/MS/MS	EPA 537
Dioxin by GC/HRMS	EPA 613
Polychlorinated Dibenzo-p-Dioxins and Polychlorinated Dibenzofurans by GC/HRMS	EPA 8280A/B
Polychlorinated Dibenzodioxins (PCDDs) and Polychlorinated Dibenzofurans (PCDFs) by GC/HRMS	EPA 8290/8290A

MATRIX: Solids	
Description of Test	**Method**
Tetra-Octa Chlorinated Dioxins and Furans by Isotope Dilution GC/HRMS	EPA 1613
Tetra- through Octa-Chlorinated Dioxins and Furans by Isotope Dilution GC/HRMS	EPA 1613B
Brominated Diphenyl Ethers by HRGC/HRMS	EPA 1614A
Chlorinated Biphenyl Congeners in Water, Soil, Sediment, and Tissue by GC/HRMS	EPA 1668A/C
Pesticides in Water, Soil, Sediment, Biosolids, and Tissue by HRGC/HRMS	EPA 1699
Perfluorinated Alkyl Acids in Drinking Water by SPE and LC/MS/MS	EPA 537
Polychlorinated Dibenzo-p-Dioxins and Polychlorinated Dibenzofurans by GC/HRMS	EPA 8280A/B
Polychlorinated Dibenzodioxins (PCDDs) and Polychlorinated Dibenzofurans (PCDFs) by GC/HRMS	EPA 8290/8290A

ANCHOR QEA
1201 3rd Avenue, Suite 2600, Seattle, WA 98101

ENVIRONMENTAL SAMPLE CHAIN OF CUSTODY

1903828 4.4°C, 2.9°C

COC ID: VISTA-20191022-162549

POC: # Delaney Peterson (360-715-2707)
1605 Cornwall Avenue, Bellingham, WA 98225

Project: Gasco PDI
Client: NW Natural

Sample Custodian: CO, SN, BJ, SS
Lab: VISTA

COC Sample Number	Field Sample ID	Sample Type	Matrix	Collected Date	Collected Time	Containers #	Lab QC*	Test Request	Method	TAT**	Preservative
001	PDI-034SC-A-00-01-191022	N	SE	10/22/2019	8:26	1	☐				
								Dioxin/Furans	E1613B	30	4°C
								PCB Congeners	E1668A	30	4°C
								Total solids (VISTA)	SM2540G	30	4°C
002	PDI-034SC-A-12-13-191022	N	SE	10/22/2019	8:26	1	☐				
								Dioxin/Furans	E1613B	30	4°C
								Total solids (VISTA)	SM2540G	30	4°C
003	PDI-034SC-A-13-13.5-191022	N	SE	10/22/2019	8:26	1	☐				
								Dioxin/Furans	E1613B	30	4°C
								Total solids (VISTA)	SM2540G	30	4°C
004	PDI-FB-1910221313	FB	WQ	10/22/2019	13:13	4	☐				
								Dioxin/Furans	E1613B	30	4°C
								PCB Congeners	E1668A	30	4°C
005	PDI-RB-1910221318	RB	WQ	10/22/2019	13:18	4	☐				
								Dioxin/Furans	E1613B	30	4°C
								PCB Congeners	E1668A	30	4°C
006	PDI-083SC-A-15-16-191022	N	SE	10/22/2019	14:07	1	☐				
								Dioxin/Furans	E1613B	30	4°C
								Total solids (VISTA)	SM2540G	30	4°C
007	PDI-083SC-A-16-16.5-191022	N	SE	10/22/2019	14:07	1	☐				
								Dioxin/Furans	E1613B	30	4°C
								Total solids (VISTA)	SM2540G	30	4°C

Comment:

Relinquished By:	Received By:	Relinquished By:	Received By:	Relinquished By:	Received By:
Signature	Signature	Signature	Signature	Signature	Signature
Print Name C. OREIRG	Print Name Hayden Canal	Print Name	Print Name	Print Name	Print Name
Company AQ	Company VAL	Company	Company	Company	Company
Date/Time 10/24/19 0855	Date/Time 10/25/19 08:40	Date/Time	Date/Time	Date/Time	Date/Time

* Lab QC Requested for sample when box is checked ** TAT = Turn Around Time in DAYS # POC = Project Point of Contact

Date Printed: 10/22/2019

Vista Analytical Laboratory

Sample Log-In Checklist

Page # 1 of 1

Vista Work Order #: 1903828 TAT std

Samples Arrival:	Date/Time: 10/25/19 08:40	Initials: HOG	Location: WR-2 Shelf/Rack: NA

Delivered By:	(FedEx)	UPS	On Trac	GSO	DHL	Hand Delivered	Other
Preservation:	(Ice)		Blue Ice		Dry Ice		None

Temp °C: 4.4 (uncorrected)	Probe used: Y / (N)	Thermometer ID: IR-3
Temp °C: 4.4 (corrected)		

	YES	NO	NA
Shipping Container(s) Intact?	✓		
Shipping Custody Seals Intact?	✓		
Airbill 1 of 2 — Trk # 7768 1066 2343	✓		
Shipping Documentation Present?	✓		

Shipping Container	Vista	(Client)	Retain	(Return)	Dispose

Chain of Custody / Sample Documentation Present?		✓	
Chain of Custody / Sample Documentation Complete?			✓
Holding Time Acceptable?			✓

Logged In:	Date/Time: 10/27/19 2046	Initials: KL	Location: WR-2 Shelf/Rack: C-1, C-5, D-7

COC Anomaly/Sample Acceptance Form completed?		✓	✓

Comments:

Vista Analytical Laboratory

Sample Log-In Checklist

Page # 1 of 1

Vista Work Order #: 1903828 TAT Std

Samples Arrival:	Date/Time 10/25/19 08:40	Initials: HDG	Location: WR-2 Shelf/Rack: NA

Delivered By:	FedEx	UPS	On Trac	GSO	DHL	Hand Delivered	Other
Preservation:	Ice		Blue Ice		Dry Ice		None

Temp °C: 2.9 (uncorrected)	Probe used: Y / N	Thermometer ID: IR-3
Temp °C: 2.9 (corrected)		

	YES	NO	NA
Shipping Container(s) Intact?	✓		
Shipping Custody Seals Intact?	✓		
Airbill 2 of 2 Trk # 7768 1066 2354	✓		
Shipping Documentation Present?	✓		

Shipping Container	Vista	Client	Retain	Return	Dispose

Chain of Custody / Sample Documentation Present?	✓		
Chain of Custody / Sample Documentation Complete?	✓		
Holding Time Acceptable?	✓		

Logged In:	Date/Time 10/27/19 2046	Initials: KW	Location: WR-2 Shelf/Rack: C-1, C-5, D-7

COC Anomaly/Sample Acceptance Form completed?		✓	✓

Comments:

10/28/19 HOG corrected

CoC/Label Reconciliation Report WO# 1903828

LabNumber	CoC Sample ID	Label ID matches COCID	Label ID doesn't match COCID	SampleAlias	Sampled	Label Sampled matches	Sampled doesn't match	Container	Container Correct	BaseMatrix	Sample Comments
1903828-01	A PDI-034SC-A-00-02-191022 2	☑		001	22-Oct-19 08:26	☑		Amber Glass, 120 mL	☑	Solid	
1903828-02	A PDI-034SC-A-12-13-191022 2	☑		002	22-Oct-19 08:26	☑		Amber Glass, 120 mL	☑	Solid	
1903828-03	A PDI-034SC-A-13-13.5-191022 2	☑		003	22-Oct-19 08:26	☑		Amber Glass, 120 mL	☑	Solid	
1903828-04	A PDI-FB-1910221313 2	☑		004	22-Oct-19 13:13	☑		Amber Glass NM Bottle, 1L	☑	Aqueous	
1903828-04	B PDI-FB-1910221313 2	☑		004	22-Oct-19 13:13	☑		Amber Glass NM Bottle, 1L	☑	Aqueous	
1903828-04	C PDI-FB-1910221313 2	☑		004	22-Oct-19 13:13	☑		Amber Glass NM Bottle, 1L	☑	Aqueous	
1903828-04	D PDI-FB-1910221313 2	☑		004	22-Oct-19 13:13	☑		Amber Glass NM Bottle, 1L	☑	Aqueous	
1903828-05	A PDI-RB-1910221318 1	☑		005	22-Oct-19 13:18	☑		Amber Glass NM Bottle, 1L	☑	Aqueous	
1903828-05	B PDI-RB-1910221318 1	☑		005	22-Oct-19 13:18	☑		Amber Glass NM Bottle, 1L	☑	Aqueous	
1903828-05	C PDI-RB-1910221318 1	☑		005	22-Oct-19 13:18	☑		Amber Glass NM Bottle, 1L	☑	Aqueous	
1903828-05	D PDI-RB-1910221318 1	☑		005	22-Oct-19 13:18	☑		Amber Glass NM Bottle, 1L	☑	Aqueous	
1903828-06	A PDI-083SC-A-15-16-191022 1	☑		006	22-Oct-19 14:07	☑		Amber Glass, 120 mL	☑	Solid	
1903828-07	A PDI-083SC-A-16-16.5-191022 1	☑		007	22-Oct-19 14:07	☑		Amber Glass, 120 mL	☑	Solid	

	Yes	No	NA
Sample Container Intact?	✓		
Sample Custody Seals Intact?			✓
Adequate Sample Volume?	✓		
Preservation Documented: Na2S2O3 Trizma (None) Other		✓	✓
If Chlorinated or Drinking Water Samples, Acceptable Preservation?			✓

Comments:

Cooler 1 = "1"

Cooler 2 = "2"

Verifed by/Date: HOG 10/28/19

EXTRACTION INFORMATION

Process Sheet

Workorder: 1903828

Prep Expiration: 2020-10-21
Client: Anchor QEA, LLC

Workorder Due: 22-Nov-19 00:00
TAT: 28

Method: **1613 Full List**
Matrix: **Solid**
Client Matrix: Sediment
Also run: **Percent Solids**

Prep Batch: B9K0064
Prep Data Entered: 11/5/19 Date and Initials
Initial Sequence: S9L0029

LabSampleID	Recon	ClientSampleID	Date Received	Location	Comments
1903828-01 A	☒	PDI-034SC-A-00-01-191022	25-Oct-19 08:40	WR-2 D-7	
1903828-02	☒	PDI-034SC-A-12-13-191022	25-Oct-19 08:40	WR-2 D-7	
1903828-03	☒	PDI-034SC-A-13-13.5-191022	25-Oct-19 08:40	WR-2 D-7	
1903828-06	☒	PDI-083SC-A-15-16-191022	25-Oct-19 08:40	WR-2 D-7	
1903828-07	☒	PDI-083SC-A-16-16.5-191022	25-Oct-19 08:40	WR-2 D-7	

WO Comments: ~~Pest - 1g extraction (dry weight)~~
Dioxin - 10g (dry weight)
~~**PCB - 5g extraction (dry weight)**~~

Pre-Prep Check Out: AO 11/04/19
Pre-Prep Check In: AO 11/04/19

Prep Check Out: TL 11/07/19
Prep Check In: TL 11/07/19

Prep Reconciled Initals/Date: AO 11/04/19
Spike Reconciled Initals/Date: TL 11/07/19
VialBoxID: Y2

PREPARATION BENCH SHEET

Matrix: Solid

B9K0064

Chemist: TL

Method: 1613 Full List
Method: 8290 2.3.7.8s Only

Prepared using: HRMS - Soxhlet

Prep Date/Time: 07-Nov-19 08:09

C	VISTA Sample ID	G Eqv	Sample Amt. (g)	IS/NS CHEM/WIT DATE	CRS CHEM/WIT DATE	AP CHEM/ DATE	ABSG CHEM/ DATE	AA CHEM/ DATE	Florisil CHEM/ DATE	RS CHEM/WIT DATE
☐	B9K0064-BLK1 (A)	NA	(10.00)	QO TL 11/07/19	JL 11/13/19	N/A	11/13/19	11/13/19	11/13/19	11/19/19
☐	B9K0064-BS1 (A)	NA	(10.00)							
☐	1903828-01 (A)	18.42	18.56							
☐	1903828-02 (A)	12.17	12.21							
☐	1903828-03 (A)	14.33	14.36							
☐	1903828-06 (A)	16.63	16.79							
☐	1903828-07 (A)	16.52	16.55							
☐	1903888-01 (A)	11.00	11.03							

(A) Condenser not on during extraction AZ 11/08/19

IS Name	NS Name	CRS Name (V6)	RS Name (V6)	Cycle Time	APP: SEFUN SOX SDS	Check Out:
PCDD/F 19C1902 10uL (V2)	PCDD/F 18F1913 10uL (V2)	PCDD/F 19I1602, 10uL	PCDD/F 19I1603 10uL	Start Date/Time 11/07/19 1420	SOLV: Toluene	Chemist/Date: TL 11/07/19
PCB	PCB	PCB	PCB		Other NA	Check In:
PAH	PAH	PAH	PAH	Stop Date/Time 11/08/19 641	Final Volume(s) C,4 20uL	Chemist/Date: TL 11/07/19
						Balance ID: HRMS-8

Comments:

1 = Sample approached dryness on rotovap
2 = Sample bumped on rotovap; lost < 5%
3 = Sample poured through Na2SO4 to remove water
4 = Precipitate present at Final Volume
5 = Sample homogenized in secondary container
6 = Sample clogged during extaction; pipetted and used Nitrogen to assist

Batch: B9K0064

Matrix: Solid

LabNumber	WetWeight (Initial)	% Solids (Extraction Solids)	DryWeight	Final	Extracted	Ext By	Spike	SpikeAmount	ClientMatrix	Analysis
1903828-01	18.56	54.28744	10.0757	20	07-Nov-19 08:09	TL			Sediment	1613 Full List
1903828-02	12.21	82.14285	10.0296	20	07-Nov-19 08:09	TL			Sediment	1613 Full List
1903828-03	14.36	69.80057	10.0234	20	07-Nov-19 08:09	TL			Sediment	1613 Full List
1903828-06	16.79	60.12059	10.0942	20	07-Nov-19 08:09	TL			Sediment	1613 Full List
1903828-07	16.55	60.54795	10.0207	20	07-Nov-19 08:09	TL			Sediment	1613 Full List
1903888-01	11.03	90.91432	10.0278	20	07-Nov-19 08:09	TL			Sediment	8290 2,3,7,8s Only
B9K0064-BLK1	10			20	07-Nov-19 08:09	TL				QC
B9K0064-BS1	10			20	07-Nov-19 08:09	TL	18F1913	10		QC

All bolded data on report verified against written benchsheet by (initial/date) 11/15/19

Printed: 11/15/2019 8:45:42AM
Page 1 of 1

Percent Moisture/Percent Solids

D2216-90 BATCH ID B9K0017

Analyst: AO	Test Code: %Moist/%Solids
Analyte: Dried at 110°C+/-5°C	Units: %
Oven ID: 01 02	

Data Entry Verified by: (Initial and Date) AO 11/05/19

Inst HRMS-8

Date/Time IN:	Date/Time OUT
11/04/19 1130	11/05/19 1330

	B	C	D	E	F	G	H	I	K	L	M	N	O	P
				Intial and Date:	AO 11/04/19	AO 11/05/19			AO 11/04/19			NA		AO 11/04/19
Particle Size	SampID		SampType	Pan Tare Wt. (gms)	Wet Pan and Sample Weight (g)	Dry Pan and Sample Weight (g)	Dry Sample Weight (g)	%Solids RawVal	Visual Inspection	Cl-	pH Before	pH After	Acid Added	Sample Homogenized*
	1903828-01		Sample	1.2900	17.8500	10.2800	8.9900	54.29	MUD	NA	NA	NA	NA	X
	1903828-02		Sample	1.2900	9.6900	8.1900	6.9000	82.14	MUD	NA	NA	NA	NA	X
	1903828-03		Sample	1.2800	11.8100	8.6300	7.3500	69.80	MUD	NA	NA	NA	NA	X
	1903828-06		Sample	1.2800	12.8900	8.2600	6.9800	60.12	MUD	NA	NA	NA	NA	X
	1903828-07		Sample	1.2800	12.2300	7.9100	6.6300	60.55	MUD	NA	NA	NA	NA	X

*Sample homogenized in sample container unless otherwise noted.

Percent Moisture/ Percent Solids

D2216-90 BATCH ID B9K0017

Analyst: QO | Test Code: %Moist/%Solids | Data Entry Verified by: (Initial and Date) NA

Analyte: | Units: %

Dried at 110°C+/-5°C

Oven ID: 01 02

Inst HRMS-8

Date/Time IN: 11/04/19 1130 Date/Time OUT: 11/06/19 1330

	B	C	D	E	F	G	H	I	K	L	M	N	O	P
				Intial and Date:	QO 11/04/19	QO 11/05/19			QO 11/04/19			NA		QO 11/04/19
Particle Size	SampID		SampType	Pan Tare Wt. (gms)	Wet Pan and Sample Weight (g)	Dry Pan and Sample Weight (g)	Dry Sample Weight (g)	%Solids RawVal	Visual Inspection	Cl-	pH Before	pH After	Acid Added	Sample Homogenized*
	1903828-01		Sample	1.29	17.85	10.28			MUD					Y
	1903828-02		Sample	1.29	9.69	8.19	NA		T					X
	1903828-03		Sample	1.28	11.81	8.63						NA		X
	1903828-06		Sample	1.28	12.89	8.26								X
	1903828-07		Sample	1.28	12.23	7.91			↓					X

*Sample homogenized in sample container unless otherwise noted.

Process Sheet

Workorder: 1903828

Prep Expiration: 2020-10-21
Client: Anchor QEA, LLC

Workorder Due: 22-Nov-19 00:00

TAT: 28

Method: **1613 Full List**
Matrix: **Aqueous**
Client Matrix: QC Water

Prep Batch: B9K0094

Prep Data Entered: _____
Date and Initials

Initial Sequence: S960029

LabSampleID	Recon	ClientSampleID	Date Received	Location	Comments
1903828-04	☒	PDI-FB-1910221313	25-Oct-19 08:40	WR-2 C-1	
1903828-05	☒	PDI-RB-1910221318	25-Oct-19 08:40	WR-2 C-1	

No part. QD 11/04/19

WO Comments: ~~Pest - 1g extraction (dry weight)~~
~~Dioxin - 10g (dry weight)~~
~~PCB - 5g extraction (dry weight)~~

Pre-Prep Check Out: N/A
Pre-Prep Check In: N/A
Prep Check Out: 11/11/19
Prep Check In: N/A
Prep Reconciled Initals/Date: 11/11/19
Spike Reconciled Initals/Date: DF 11/11/19
VialBoxID: N2

PREPARATION BENCH SHEET

Matrix: Aqueous

Method: 1613 Full List
Method: 1613 2.3.7.8s Only

B9K0094

Chemist: MT

Prep Date/Time: 11-Nov-19

Prepared using: HRMS - Separatory Funnel

VISTA Sample ID	Bottle + Sample (g)	Bottle Only (g)	Sample Amt. (L)	IS/NS CHEM/WIT DATE	CRS CHEM/WIT DATE	AP CHEM/ DATE	ABSG CHEM/ DATE	AA CHEM/ DATE	Florisil CHEM/ DATE	RS CHEM/WIT DATE
B9K0094-BLK1	N/A	N/A	(1.00)	MT 11/11/19	AZ 11/13/19	NA	11/13/19	11/13/19	* 11/14/19	MT 11/14/19
B9K0094-BS1	↓	↓	(1.00)	↓	↓	↓	↓	↓	↓	↓
1903828-04	1511.53	503.41	1.00812	↓	↓	↓	↓	↓	↓	↓
1903828-05	1503.97	508.18	0.99579	↓	↓	↓	↓	↓	↓	↓
1903844-11	1513.63	502.54	1.01109	↓	↓	↓	↓	↓	↓	↓
1903856-01 (7) (A)	1353.50	394.31	~~0.95919~~ (B)	↓	↓	↓	↓	↓	↓	↓

(7) AZ 11/11/19

(A) required second Na_2SO_4 funnel during extraction TL 11/11/19

* 11/14/19 MT 11/14/19

(B) 0.95919 TL 11/15/19

IS Name V2	NS Name V5	CRS Name V6	RS Name V6	Cycle Time	APP: SEELD SOX SDS	Check Out: Chemist/Date:
PCDD/F 17C1908, 10µL	PCDD/F 18F1913, 10µL	PCDD/F 19I1607, 10µL	PCDD/F 19I1603, 10µL	Start Date/Time: N/A	SOLV: DCM	11/11/19 MT
PCB	PCB	PCB	PCB		Other N/A	Check In: Chemist/Date: N/A
PAH	PAH	PAH	PAH	Stop Date/Time: N/A	Final Volume(s) 20µL C14	Balance ID: HRMS-9

Comments: Assume 1 g = 1 mL

1 = Sample approached dryness on rotovap
2 = Sample bumped on rotovap; lost < 5%
3 = Sample poured through Na_2SO_4 to remove water
4 = Precipitate present at Final Volume
5 = Sample Centrifuged to remove particulate
6 = Added boiling chips to seperatory funnel
7 = Sample emulsed during shakeout

Batch: B9K0094

Matrix: Aqueous

LabNumber	WetWeight (Initial)	% Solids (Extraction Solids)	DryWeight	Final	Extracted	Ext By	Spike	SpikeAmount	ClientMatrix	Analysis
1903828-04	1.00812			20	11-Nov-19 10:56	JJC			QC Water	1613 Full List
1903828-05	0.99579			20	11-Nov-19 10:56	JJC			QC Water	1613 Full List
1903844-11	1.01109			20	11-Nov-19 10:56	JJC			De-ionized Water	1613 2,3,7,8s Only
1903856-01	0.95919			20	11-Nov-19 10:56	JJC			Aqueous	1613 Full List
B9K0094-BLK1	1			20	11-Nov-19 10:56	JJC				QC
B9K0094-BS1	1			20	11-Nov-19 10:56	JJC	18F1913	10		QC

All bolded data on report verified against written benchsheet by (initial/date) TL 11/15/19

Printed: 11/15/2019 8:52:00AM
Page 1 of 1

Percent Moisture/ Percent Solids

D2216-90 BATCH ID B9K0093

Analyst:	Test Code: %Moist/%Solids
Analyte:	Units: %
Dried at 110°C+/-5°C Oven ID: (01) 02	Data Entry Verified by: (Initial and Date) N/A

Inst HRMS-9

Date/Time IN: 11/4/19 1203 Date/Time OUT: 11/5/19 0834

	B	C	D	E	F	G	H	I	K	L	M	N	O	P
				Intial and Date:	11/11/19	11/5/19 TL			11/11/19			N/A		11/11/19
Particle Size	SampID		SampType	Pan Tare Wt. (gms)	Wet Pan and Sample Weight (g)	Dry Pan and Sample Weight (g)	Dry Sample Weight (g)	%Solids RawVal	Visual Inspection	Cl-	pH Before	pH After	Acid Added	Sample Homogenized*
	1903828-04	C	Sample	1.31	10.74	1.31			Clear	0	4			X
	1903828-05	C	Sample	1.29	13.93	1.30			"	0	4			X
	1903844-11	A	Sample	1.29	13.48	1.30				0	4		N/A	X
	1903856-01	B	Sample	1.29	13.52	1.29			↓	0	5			X

Print new % Solid with RE

*Sample homogenized in sample container unless otherwise noted.

Percent Moisture/ Percent Solids

D2216-90 BATCH ID B9K0093

Analyst: ML | Test Code: %Moist/%Solids | Data Entry Verified by: (Initial and Date) TL 11/15/19

Analyte: | Units: %

Dried at 110°C+/-5°C

Oven ID: 01 02

Inst: HRMS-9

Date/Time IN:	Date/Time OUT
11/11/19 12:03	11/15/19 8:34

	B	C	D	E	F	G	H	I	K	L	M	N	O	P
				Intial and Date:	11/11/19 ML	11/15/19 TL			11/11/19 ML					11/11/19 ML
Particle Size	SamplD		SampType	Pan Tare Wt. (gms)	Wet Pan and Sample Weight (g)	Dry Pan and Sample Weight (g)	Dry Sample Weight (g)	%Solids RawVal	Visual Inspection	Cl-	pH Before	pH After	Acid Added	Sample Homogenized*
	1903828-04	C	Sample	1.3100	10.7400	1.3100	0.0000	0.00	Clear	0	4	NA	NA	Y
	1903828-05	C	Sample	1.2900	13.9300	1.3000	0.0100	0.08	Clear	0	4	NA	NA	Y
	1903844-11	A	Sample	1.2900	13.4800	1.3000	0.0100	0.08	Clear	0	4	NA	NA	Y
	1903856-01RE1	B	Sample	1.2900	13.5200	1.2900	0.0000	0.00	Clear	0	5	NA	NA	Y

*Sample homogenized in sample container unless otherwise noted.

Process Sheet

Workorder: 1903828

Prep Expiration: 2020-10-21
Client: Anchor QEA, LLC

Workorder Due: 22-Nov-19 00:00
TAT: 28

Method: **1668C Full List**
Matrix: **Solid**
Client Matrix: Sediment
Also run: **Percent Solids**

Prep Batch: B9K0091

Prep Data Entered: AO 11/12/19
Date and Initials

Initial Sequence: S9K0047

LabSampleID	Recon	ClientSampleID	Date Received	Location	Comments
1903828-01	~~A~~ ☑	PDI-034SC-A-00-01-191022	25-Oct-19 08:40	WR-2 D-7	

5g extraction (dry weight)

WO Comments: ~~Pest - 1g extraction (dry weight)~~
~~Dioxin - 10g (dry weight)~~
~~PCB - 5g extraction (dry weight)~~

Pre-Prep Check Out: NA
Pre-Prep Check In: NA

Prep Check Out: TL 11/11/19
Prep Check In: TL 11/11/19

Prep Reconciled Initals/Date: TL 11/11/19
Spike Reconciled Initals/Date: AO 11/11/19
VialBoxID: Mashed Potatoes

PREPARATION BENCH SHEET

Matrix: Solid

B9K0091

Chemist: TL

Method: 1668C Full List

Prepared using: HRMS - Soxhlet

Prep Date/Time: 11-Nov-19 09:16

C	VISTA Sample ID	G Eqv	Sample Amt. (g)	IS/NS CHEM/WIT DATE	~~CRS~~ PS CHEM/WIT DATE	AP CHEM/ DATE	ABSG CHEM/ DATE	AA CHEM/ DATE	Florisil CHEM/ DATE	RS CHEM/WIT DATE
☐	B9K0091-BLK1	NA	(5.00)	~~DF~~ TL 11/11/19	AZ QO 11/12/19	NA	AZ 11/12/19	NA	NA	AZ QO 11/12/19
☐	B9K0091-BS1	NA	(5.00)	↓	↓	↓	↓	↓	↓	↓
☐	1903828-01 (A)	9.21	9.23	↓	↓	↓	↓	↓	↓	↓

(A) Dirty column AZ 11/12/19

V3 V3 PS V3

IS Name	NS Name	~~CRS~~ Name (V3)	RS Name	Cycle Time	APP: SEFUN SOX (SDS)	Check Out: Chemist/Date: TL 11/11/19
PCDD/F	PCDD/F	PCDD/F	PCDD/F	Start Date/Time 11/11/19 1337	SOLV: Toluene	Check In: Chemist/Date: TL 11/11/19
PCB 19B2601 10uL	PCB 19B2602 10uL	PCB 19B2603, 10uL	PCB 19B2604, 10uL	Other NA		
PAH	PAH	PAH	PAH	Stop Date/Time 11/12/19 545	Final Volume(s) Cq 100uL	Balance ID: HRMS-8

Comments:

1 = Sample approached dryness on rotovap
2 = Sample bumped on rotovap; lost < 5%
3 = Sample poured through Na2SO4 to remove water
4 = Precipitate present at Final Volume
5 = Sample homogenized in secondary container
6 = Sample clogged during cxtaction; pipetted and used Nitrogen to assist

Batch: B9K0091

Matrix: Solid

LabNumber	WetWeight (Initial)	% Solids (Extraction Solids)	DryWeight	Final	Extracted	Ext By	Spike	SpikeAmount	ClientMatrix	Analysis
1903828-01	**9.23**	**54.28744**	**5.0107**	**100**	**11-Nov-19 09:16**	**TL**			Sediment	1668C Full List
B9K0091-BLK1	**5**			**100**	**11-Nov-19 09:16**	**TL**				QC
B9K0091-BS1	**5**			**100**	**11-Nov-19 09:16**	**TL**	**19B2602**	**10**		QC

All bolded data on report verified against written benchsheet by (initial/date) AO 11/12/19

Printed: 11/12/2019 10:32:18AM
Page 1 of 1

Process Sheet

Workorder: 1903828

Prep Expiration: 2020-10-21
Client: Anchor QEA, LLC

Workorder Due: 22-Nov-19 00:00

TAT: 28

Method: **1668C Full List**
Matrix: **Aqueous**
Client Matrix: QC Water

Prep Batch: B9L0257

Prep Data Entered: MA 12/02/19
Date and Initials

Initial Sequence: SQK0071

LabSampleID	Recon	ClientSampleID	Date Received	Location	Comments
1903828-04 D	☒	PDI-FB-1910221313	25-Oct-19 08:40	WR-2 C-1	
1903828-05	☒	PDI-RB-1910221318	25-Oct-19 08:40	WR-2 C-1	

WO Comments: ~~Pest—1g extraction (dry weight)~~
~~Dioxin—10g (dry weight)~~
~~PCB—5g extraction (dry weight)~~

Pre-Prep Check Out: NA
Pre-Prep Check In: NA

Prep Check Out: QO 11/27/19
Prep Check In: JA

Prep Reconciled Initals/Date: QO 11/27/19
Spike Reconciled Initals/Date: AZ 11/27/19
VialBoxID: Keto

Page 2 of 4

PREPARATION BENCH SHEET

Matrix: Aqueous
Method: 1668C Full List
Method: 1668C SWAMP

B9K0257

Chemist: AZ

Prep Date/Time: 27-Nov-19

Prepared using: HRMS - Separatory Funnel

VISTA Sample ID	Bottle + Sample (g)	Bottle Only (g)	Sample Amt. (L)	IS/NS CHEM/WIT DATE	CRS CHEM/WIT DATE	AP CHEM/ DATE	ABSG CHEM/ DATE	AA CHEM/ DATE	Florisil CHEM/ DATE	RS CHEM/WIT DATE
B9K0257-BLK1	NA	NA	(1.000)	AZ QO 11/27/19	QO 11/27/19	NA	AZ 11/27/19	NA	NA	AZ ZC 11/27/19
B9K0257-BS1	NA	NA	(1.000)							
B9K0257-DUP1 1903781-03RE1	1523.69	500.80	1.02289							
1903781-01RE1 (A)(B)	1246.95	500.89	0.74606							
1903781-02RE1	1552.19	503.90	1.04839							
1903781-03RE1	1531.22	502.57	1.02865							
1903781-04RE1	1529.68	501.89	1.02779							
1903781-05RE1	1523.22	500.66	1.02256							
1903781-06RE1	1527.31	506.84	1.02047							
1903781-07RE1	1530.97	501.16	1.02981							
1903828-04	1491.73	505.07	0.98666							
1903828-05	1467.46	502.64	0.96482							

(A) Around 0.75L in original sample before extraction AZ 11/27/19
*AZ 11/27/19
(B) Around 5% of sample lost during transfer to column AZ 11/27/19

IS Name	NS Name	CRS Name	RS Name (V2)	Cycle Time	APP: SEPON SOX SDS	Check Out:
PCDD/F 19D	PCDD/F	PCDD/F	PCDD/F	Start Date/Time:	SOLV: PCm	Chemist/Date: QO 11/27/19
PCB 19D1001, 10uL	PCB 19D1002, 10uL	PCB 19D1003, 10uL	PCB 19D1004, 10uL	NA	Other NA	Check In: Chemist/Date: NA
PAH	PAH	PAH	PAH	Stop Date/Time: NA	Final Volume(s) 20 uL CG	Balance ID: HRMS-10

Comments: Assume 1 g = 1 mL

1 = Sample approached dryness on rotovap
2 = Sample bumped on rotovap; lost < 5%
3 = Sample poured through Na2SO4 to remove water
4 = Precipitate present at Final Volume
5 = Sample Centrifuged to remove particulate
6 = Added boiling chips to seperatory funnel
7 = Sample emulsed during shakeout

Batch: B9K0257

Matrix: Aqueous

LabNumber	WetWeight (Initial)	% Solids (Extraction Solids)	DryWeight	Final	Extracted	Ext By	Spike	SpikeAmount	ClientMatrix	Analysis
1903781-01RE1	0.74606			20	27-Nov-19 06:04	AZK			Fresh Water	1668C SWAMP
1903781-02RE1	1.04839			20	27-Nov-19 06:04	AZK			Salt Water	1668C SWAMP
~~1903781-03RE1~~	~~1.02865~~		12/02/19	~~20~~	~~27-Nov-19 06:04~~	~~AZK~~			~~Salt Water~~	~~1668C Full List~~
1903781-03RE1	1.02865			20	27-Nov-19 06:04	AZK			Salt Water	1668C SWAMP
1903781-04RE1	1.02779			20	27-Nov-19 06:04	AZK			Salt Water	1668C SWAMP
1903781-05RE1	1.02256			20	27-Nov-19 06:04	AZK			Salt Water	1668C SWAMP
1903781-06RE1	1.02047			20	27-Nov-19 06:04	AZK			Salt Water	1668C SWAMP
1903781-07RE1	1.02981			20	27-Nov-19 06:04	AZK			Salt Water	1668C SWAMP
1903828-04	0.98666			20	27-Nov-19 06:04	AZK			QC Water	1668C Full List
1903828-05	0.96482			20	27-Nov-19 06:04	AZK			QC Water	1668C Full List
B9K0257-BLK1	1			20	27-Nov-19 06:04	AZK				QC
B9K0257-BS1	1			20	27-Nov-19 06:04	AZK	19D1002	10		QC
B9K0257-DUP1	1.02289			20	27-Nov-19 06:04	AZK				QC

All bolded data on report verified against written benchsheet by (initial/date) 12/02/19

Printed: 12/2/2019 10:55:34AM
Page 1 of 1

D2216-90 BATCH ID B9K0256

Analyst: AZ Test Code: %Moist/%Solids

Analyte: Units: %

Dried at 110°C+/-5°C

Oven ID: 01 02

Data Entry Verified by: (Initial and Date) MD 12/02/19

Inst HRMS-10

Date/Time IN:	Date/Time OUT
11/27/19 0730	12/02/19 1105

	B	C	D	E	F	G	H	I	K	L	M	N	O	P
				Intial and Date:	AZ 11/27/19	MD 12/02/19			AZ 11/27/19		AZ 11/27/19			AZ 11/27/19
Particle Size	SamplD		SampType	Pan Tare Wt. (gms)	Wet Pan and Sample Weight (g)	Dry Pan and Sample Weight (g)	Dry Sample Weight (g)	%Solids RawVal	Visual Inspection	Cl-	pH Before	pH After	Acid Added	Sample Homogenized*
	1903781-01RE1	B	Sample	1.2900	7.4000	1.2900	0.0000	0.00	Clear	0	5	3	5	Y
	1903781-02RE1	B	Sample	1.2900	10.5900	1.6100	0.3200	3.44	Clear	0	5	3	10	Y
	1903781-03RE1	B	Sample	1.2900	8.5900	1.5400	0.2500	3.42	Clear	0	5	3	10	Y
	1903781-04RE1	B	Sample	1.2900	11.8000	1.6500	0.3600	3.43	Clear	0	5	3	10	Y
	1903781-05RE1	B	Sample	1.2800	9.9100	1.5900	0.3100	3.59	Clear	0	5	3	10	Y
	1903781-06RE1	B	Sample	1.2700	12.2800	1.6700	0.4000	3.63	Clear	0	5	3	10	Y
	1903781-07RE1	D	Sample	1.2800	12.6400	1.6900	0.4100	3.61	Clear	0	5	3	10	Y
	1903828-04RE1	D	Sample	1.2900	14.5700	1.2900	0.0000	0.00	Clear	0	5	3	5	Y
	1903828-05RE1	A	Sample	1.2800	17.6900	1.2800	0.0000	0.00	Clear	0	5	3	5	Y
	1903781-03			1.2900	6.6100	1.4700	0.1800	3.38	Clear	0	6	3	10	Y
	BLK								Clear	0	5	3	5	Y
	BS								Clear	0	5	3	5	Y

*Sample homogenized in sample container unless otherwise noted.

Moisture/Percent Solids

D2216-90 BATCH ID B9K0256

Analyst: AZ	Test Code: %Moist/%Solids
Analyte:	Units: %
Oven ID: (01) 02 Dried at 110°C+/-5°C	

Data Entry Verified by: (Initial and Date) AZ

Inst HRMS-10

Date/Time IN: 11/27/19 0730 Date/Time OUT: 12/02/19 1105

B	C	D	E	F	G	H	I	K	L	M	N	O	P
			Intial and Date:	AZ 11/27/19	12/02/19			AZ 11/27/19			AZ 11/27/19		AZ 11/27/19
Particle Size	SamplID	SampType	Pan Tare Wt. (gms)	Wet Pan and Sample Weight (g)	Dry Pan and Sample Weight (g)	Dry Sample Weight (g)	%Solids RawVal	Visual Inspection	Cl-	pH Before	pH After	Acid Added	Sample Homogenized*
	1903781-01RE1 B	Sample	1.29	7.40	1.29			Clear	0	5	3	5	Y
	1903781-02RE1 B	Sample	1.29	10.59	1.61			Clear	0	5	3	10	Y
	1903781-03RE1 T	Sample	1.29	8.59	1.54			Clear	0	5	3	10	Y
	1903781-04RE1	Sample	1.29	~~9.91~~ 11.80	1.65			Clear	0	5	3	10	Y
	1903781-05RE1	Sample	1.28	~~12~~ 9.91	1.57			Clear	0	5	5	10	Y
	1903781-06RE1	Sample	1.27	12.28	1.67			Clear	0	5	3	10	Y
	1903781-07RE1 ↓	Sample	1.28	12.64	1.69			Clear	0	5	3	10	Y
	1903828-04RE1 D	Sample	1.29	14.57	1.29			Clear	0	5	3	5	Y
	1903828-05RE1 D	Sample	1.28	17.69	1.28			Clear	0	5	3	5	Y
	1903781-03 Dup CA*	ac	1.29	6.61	1.47			Clear	0	6	3	10	Y
	BLK							T	0	5	3	5	Y
	BS							↓	0	5	3	5	Y

12/02/19

*Sample homogenized in sample container unless otherwise noted.

* AZ 11/27/19

SAMPLE DATA – EPA METHOD 1613

Client ID: Method Blank Filename: 191126D2 S:6 Acq:27-NOV-19 06:33:45 ConCal: ST191126D2-1
Lab ID: B9K0064-BLK1 GC Column ID: ZB-5MS ICal: 1613VG7-10-9-19 wt/vol:10.000 EndCAL: ST191126D2-2

	Name	Resp	RA		RRF	RT	Conc	Qual	noise	Fac	DL
	2,3,7,8-TCDD	*	*	n	0.91	NotF	*		169	2.5	0.0739
	1,2,3,7,8-PeCDD	*	*	n	0.90	NotF	*		195	2.5	0.0782
	1,2,3,4,7,8-HxCDD	*	*	n	1.10	NotF	*		155	2.5	0.0905
	1,2,3,6,7,8-HxCDD	*	*	n	0.94	NotF	*		155	2.5	0.0921
	1,2,3,7,8,9-HxCDD	*	*	n	0.96	NotF	*		155	2.5	0.0994
	1,2,3,4,6,7,8-HpCDD	*	*	n	0.98	NotF	*		148	2.5	0.0808
	OCDD	*	*	n	0.96	NotF	*		131	2.5	0.0898
	2,3,7,8-TCDF	*	*	n	0.95	NotF	*		192	2.5	0.0567
	1,2,3,7,8-PeCDF	*	*	n	0.96	NotF	*		195	2.5	0.0790
	2,3,4,7,8-PeCDF	*	*	n	1.01	NotF	*		195	2.5	0.0711
	1,2,3,4,7,8-HxCDF	*	*	n	1.18	NotF	*		144	2.5	0.0343
	1,2,3,6,7,8-HxCDF	*	*	n	1.07	NotF	*		144	2.5	0.0331
	2,3,4,6,7,8-HxCDF	*	*	n	1.11	NotF	*		144	2.5	0.0361
	1,2,3,7,8,9-HxCDF	*	*	n	1.06	NotF	*		144	2.5	0.0471
	1,2,3,4,6,7,8-HpCDF	*	*	n	1.13	NotF	*		120	2.5	0.0419
	1,2,3,4,7,8,9-HpCDF	*	*	n	1.28	NotF	*		120	2.5	0.0367
	OCDF	7.03e+03	1.50	n	0.95	41:23	0.17310		*	2.5	*

Name	Conc	EMPC	Qual	noise	DL
Total Tetra-Dioxins	*	*		169	0.0739
Total Penta-Dioxins	*	*		195	0.0782
Total Hexa-Dioxins	*	*		155	0.0943
Total Hepta-Dioxins	*	*		148	0.0808
Total Tetra-Furans	*	*		192	0.0567
Total Penta-Furans	0.0000	0.0000		195	0.0749
Total Hexa-Furans	*	*		144	0.0374
Total Hepta-Furans	*	*		120	0.0395

								Rec	Qual
IS	13C-2,3,7,8-TCDD	8.05e+06	0.76	y	1.10	26:12	180.74	90.4	
IS	13C-1,2,3,7,8-PeCDD	6.74e+06	0.64	y	0.88	30:42	188.07	94.0	
IS	13C-1,2,3,4,7,8-HxCDD	6.68e+06	1.33	y	0.64	34:01	181.71	90.9	
IS	13C-1,2,3,6,7,8-HxCDD	7.57e+06	1.22	y	0.86	34:07	154.49	77.2	
IS	13C-1,2,3,7,8,9-HxCDD	7.60e+06	1.24	y	0.81	34:25	164.65	82.3	
IS	13C-1,2,3,4,6,7,8-HpCDD	7.35e+06	1.04	y	0.65	37:52	196.23	98.1	
IS	13C-OCDD	1.32e+07	0.91	y	0.58	41:08	397.67	99.4	
IS	13C-2,3,7,8-TCDF	1.24e+07	0.81	y	1.03	25:25	173.69	86.8	
IS	13C-1,2,3,7,8-PeCDF	1.12e+07	1.66	y	0.85	29:32	189.99	95.0	
IS	13C-2,3,4,7,8-PeCDF	1.11e+07	1.62	y	0.85	30:25	188.76	94.4	
IS	13C-1,2,3,4,7,8-HxCDF	9.22e+06	0.51	y	0.83	33:07	193.71	96.9	
IS	13C-1,2,3,6,7,8-HxCDF	1.06e+07	0.51	y	1.03	33:15	178.85	89.4	
IS	13C-2,3,4,6,7,8-HxCDF	9.76e+06	0.51	y	0.95	33:51	178.82	89.4	
IS	13C-1,2,3,7,8,9-HxCDF	9.19e+06	0.52	y	0.83	34:48	193.86	96.9	
IS	13C-1,2,3,4,6,7,8-HpCDF	8.38e+06	0.41	y	0.76	36:38	193.21	96.6	
IS	13C-1,2,3,4,7,8,9-HpCDF	7.17e+06	0.44	y	0.58	38:25	215.61	108	
IS	13C-OCDF	1.71e+07	0.91	y	0.69	41:22	434.76	109	
C/Up	37Cl-2,3,7,8-TCDD	3.67e+06			1.20	26:13	75.450	94.3	
RS/RT	13C-1,2,3,4-TCDD	8.13e+06	0.79	y	1.00	25:39	200.00		
RS	13C-1,2,3,4-TCDF	1.38e+07	0.81	y	1.00	24:13	200.00		
RS/RT	13C-1,2,3,4,6,9-HxCDF	1.14e+07	0.51	y	1.00	33:32	200.00		

Integrations by Analyst: DB Date: 11/27/19

Reviewed by Analyst: CT Date: 11/27/19

File:191126D2 #1-492 Acq:27-NOV-2019 06:33:45 GC EI+ Voltage SIR Autospec-UltimaE
Sample#6 File Text:Viata_Analytical_Laboratory_VG7 Text:B9K0064-BLK1 Method Blank 10 Exp:OCDD_DB5

319.8965 S:6 BSUB(10000,15,-3.0) PKD(5,5,3,0.10%,100.0,0.00%,F,F)

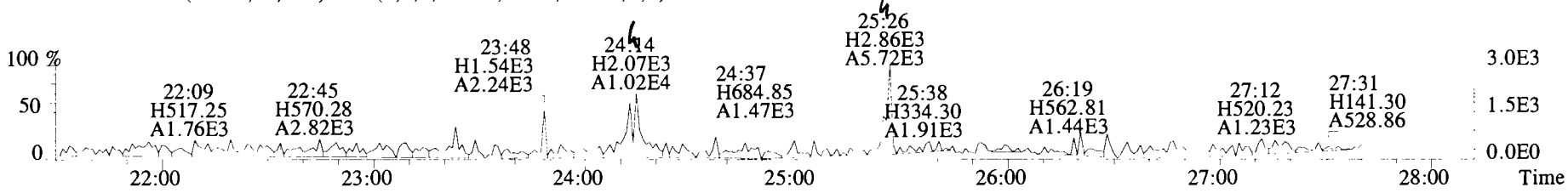

321.8936 S:6 BSUB(10000,15,-3.0) PKD(5,5,3,0.10%,100.0,0.00%,F,F)

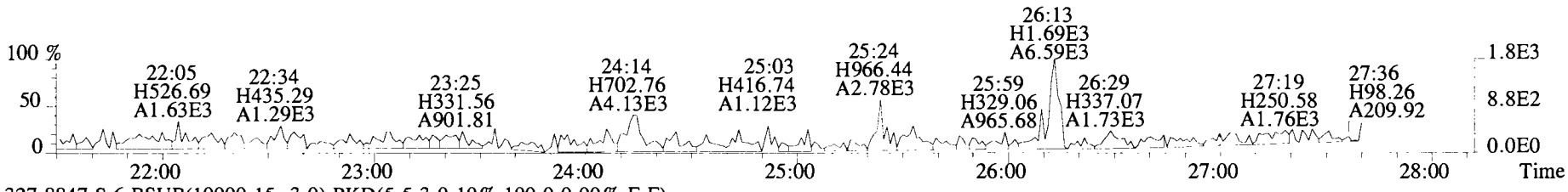

327.8847 S:6 BSUB(10000,15,-3.0) PKD(5,5,3,0.10%,100.0,0.00%,F,F)

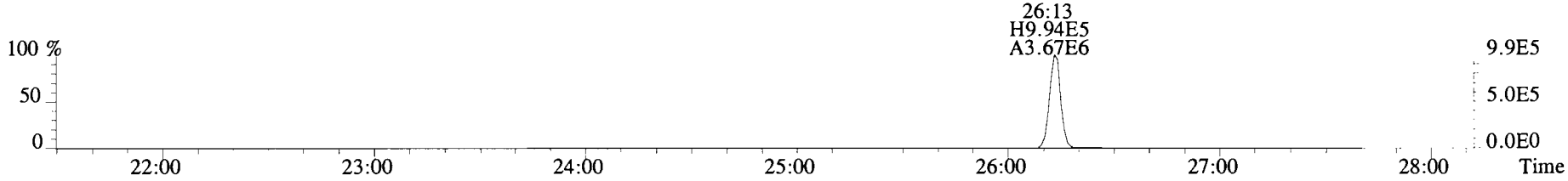

331.9368 S:6 BSUB(10000,15,-3.0) PKD(5,5,3,0.10%,100.0,0.00%,F,F)

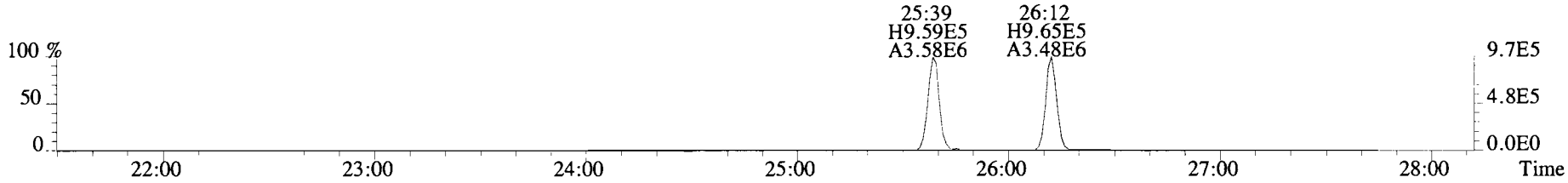

333.9339 S:6 BSUB(10000,15,-3.0) PKD(5,5,3,0.10%,100.0,0.00%,F,F)

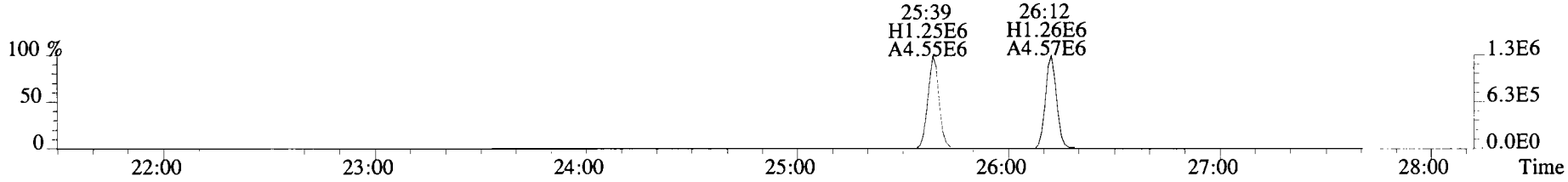

File:191126D2 #1-211 Acq:27-NOV-2019 06:33:45 GC EI+ Voltage SIR Autospec-UltimaE
Sample#6 File Text:Viata_Analytical_Laboratory_VG7 Text:B9K0064-BLK1 Method Blank 10 Exp:OCDD_DB5
353.8576 S:6 F:2 BSUB(10000,15,-3.0) PKD(5,5,3,0.10%,100.0,0.00%,F,F)

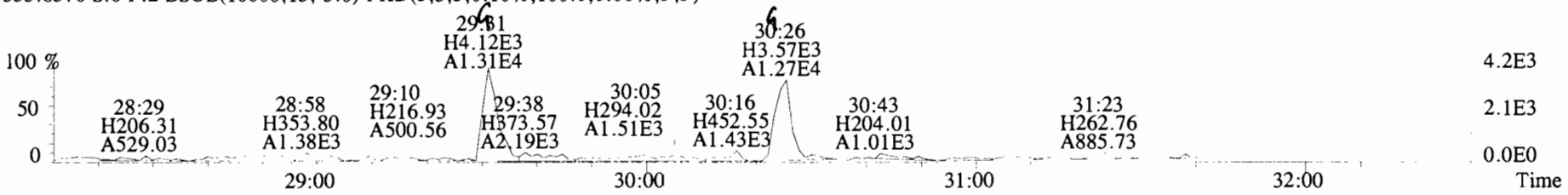

355.8546 S:6 F:2 BSUB(10000,15,-3.0) PKD(5,5,3,0.10%,100.0,0.00%,F,F)



365.8978 S:6 F:2 BSUB(10000,15,-3.0) PKD(5,5,3,0.10%,100.0,0.00%,F,F)

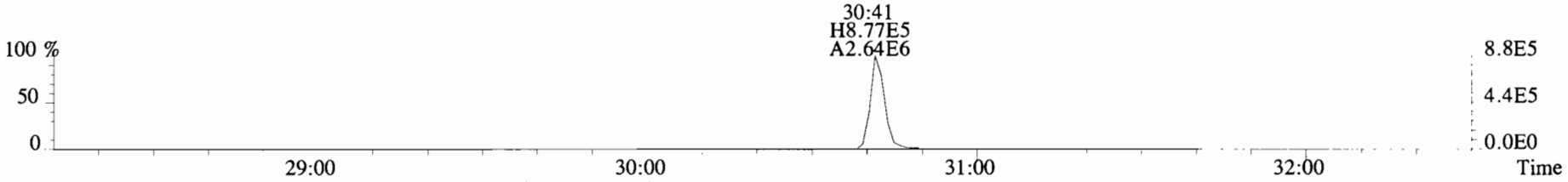

367.8949 S:6 F:2 BSUB(10000,15,-3.0) PKD(5,5,3,0.10%,100.0,0.00%,F,F)

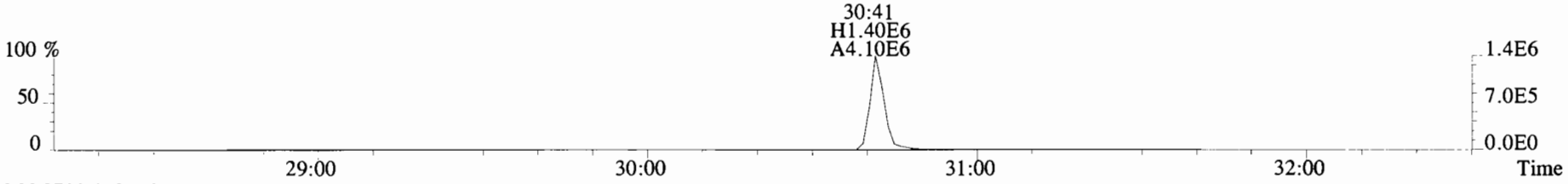

366.9792 S:6 F:2

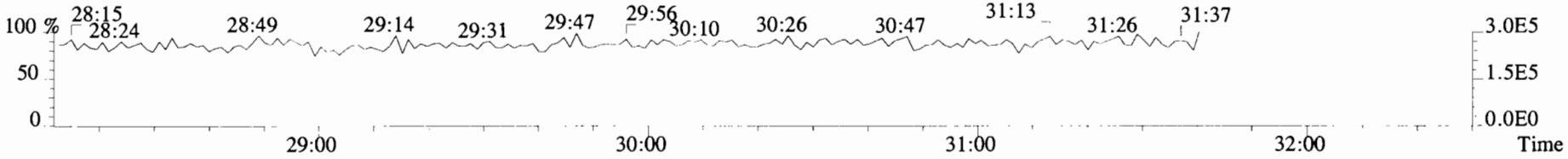

File:191126D2 #1-385 Acq:27-NOV-2019 06:33:45 GC EI+ Voltage SIR Autospec-UltimaE
Sample#6 File Text:Viata_Analytical_Laboratory_VG7 Text:B9K0064-BLK1 Method Blank 10 Exp:OCDD_DB5
389.8156 S:6 F:3 BSUB(10000,15,-3.0) PKD(5,5,3,0.10%,100.0,0.00%,F,F)

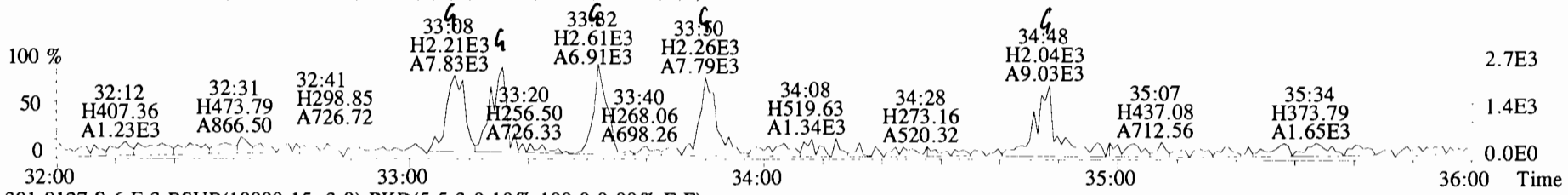

391.8127 S:6 F:3 BSUB(10000,15,-3.0) PKD(5,5,3,0.10%,100.0,0.00%,F,F)

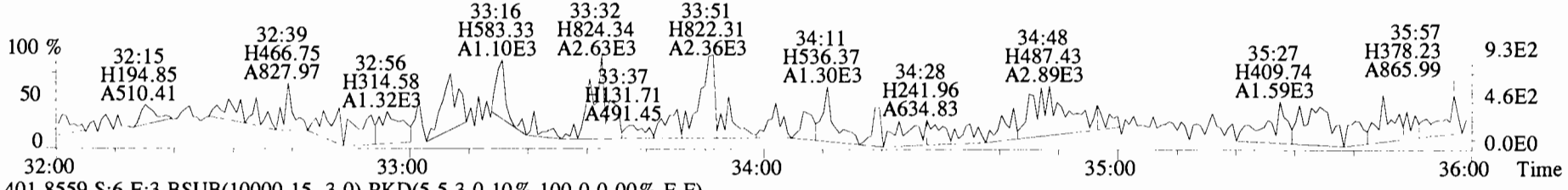

401.8559 S:6 F:3 BSUB(10000,15,-3.0) PKD(5,5,3,0.10%,100.0,0.00%,F,F)

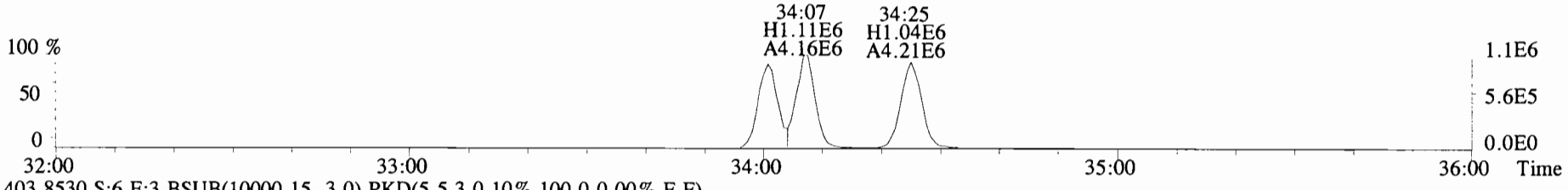

403.8530 S:6 F:3 BSUB(10000,15,-3.0) PKD(5,5,3,0.10%,100.0,0.00%,F,F)

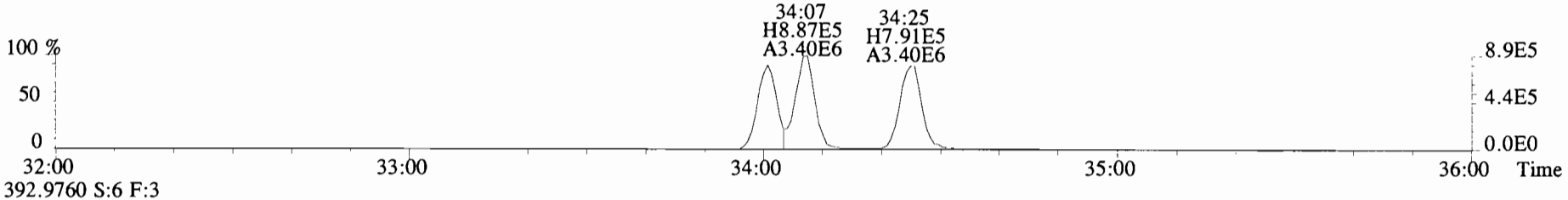

392.9760 S:6 F:3

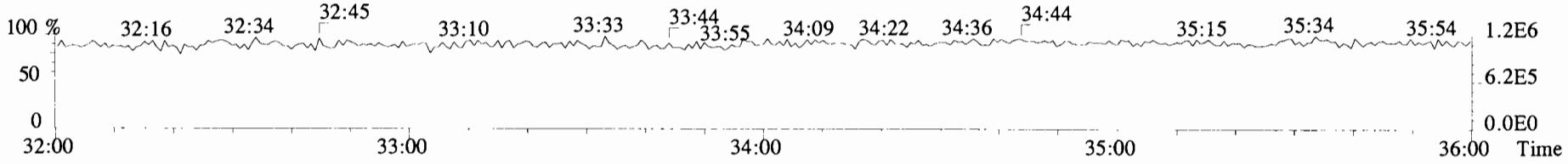

File:191126D2 #1-385 Acq:27-NOV-2019 06:33:45 GC EI+ Voltage SIR Autospec-UltimaE
Sample#6 File Text:Viata_Analytical_Laboratory_VG7 Text:B9K0064-BLK1 Method Blank 10 Exp:OCDD_DB5
401.8559 S:6 F:3 BSUB(10000,15,-3.0) PKD(5,5,3,0.10%,100.0,0.00%,F,F)

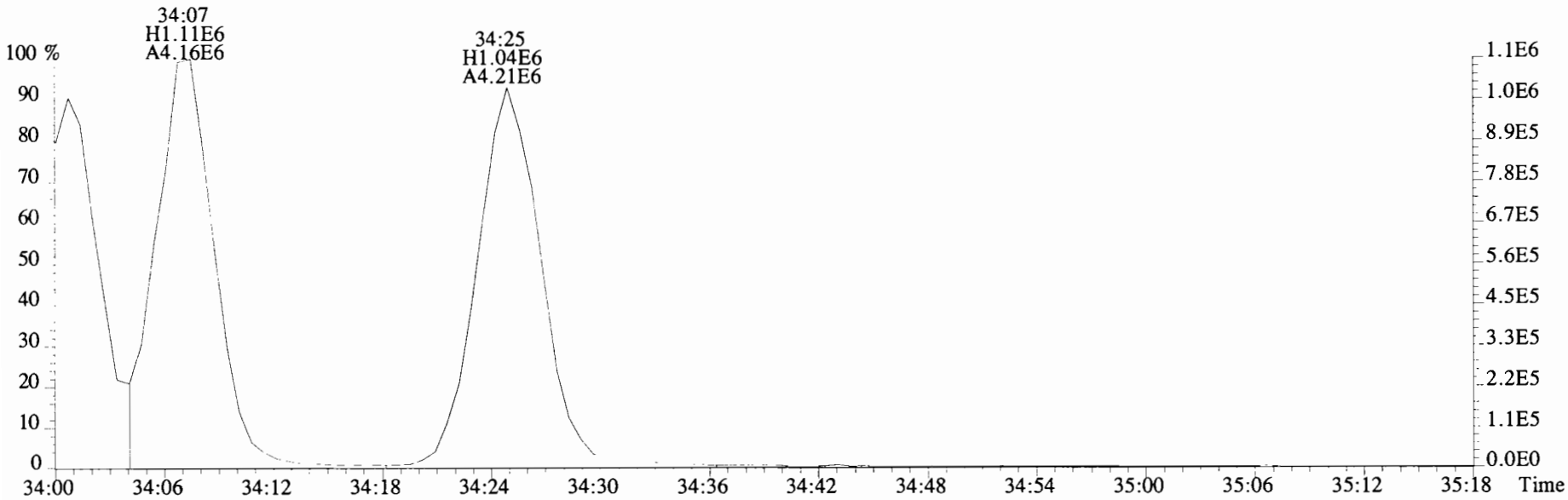

403.8530 S:6 F:3 BSUB(10000,15,-3.0) PKD(5,5,3,0.10%,100.0,0.00%,F,F)

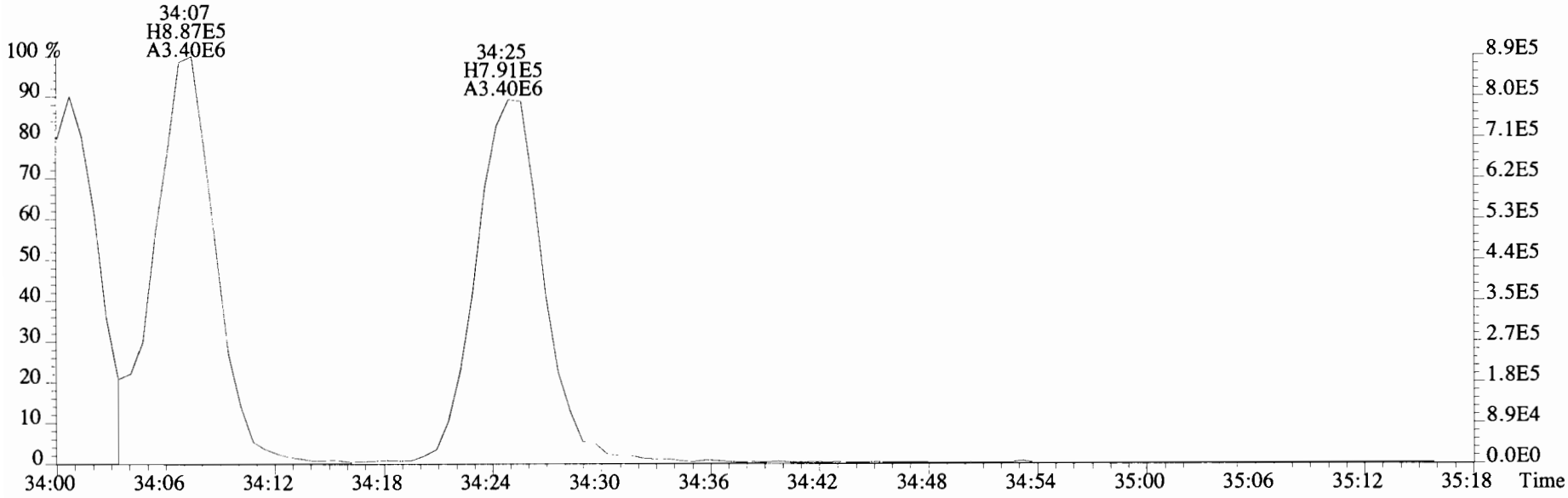

File:191126D2 #1-355 Acq:27-NOV-2019 06:33:45 GC EI+ Voltage SIR Autospec-UltimaE
Sample#6 File Text:Viata_Analytical_Laboratory_VG7 Text:B9K0064-BLK1 Method Blank 10 Exp:OCDD_DB5

423.7767 S:6 F:4 BSUB(10000,15,-3.0) PKD(5,5,3,0.10%,100.0,0.00%,F,F)

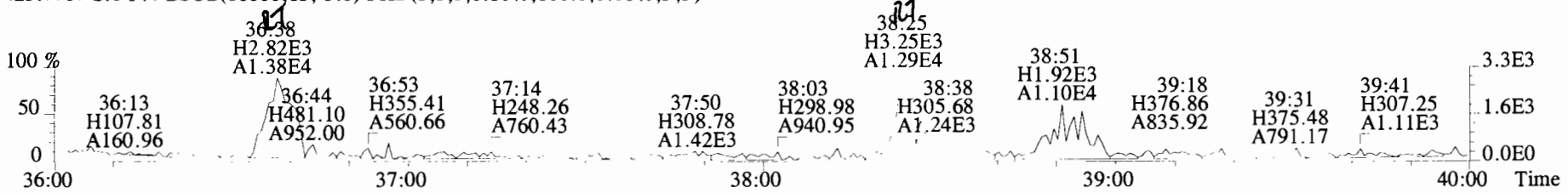

425.7737 S:6 F:4 BSUB(10000,15,-3.0) PKD(5,5,3,0.10%,100.0,0.00%,F,F)

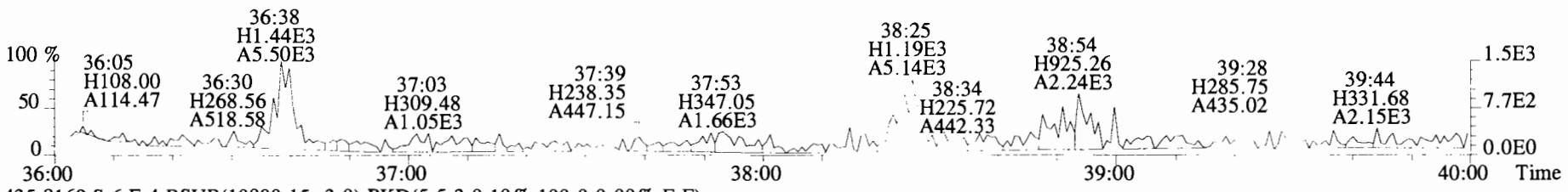

435.8169 S:6 F:4 BSUB(10000,15,-3.0) PKD(5,5,3,0.10%,100.0,0.00%,F,F)

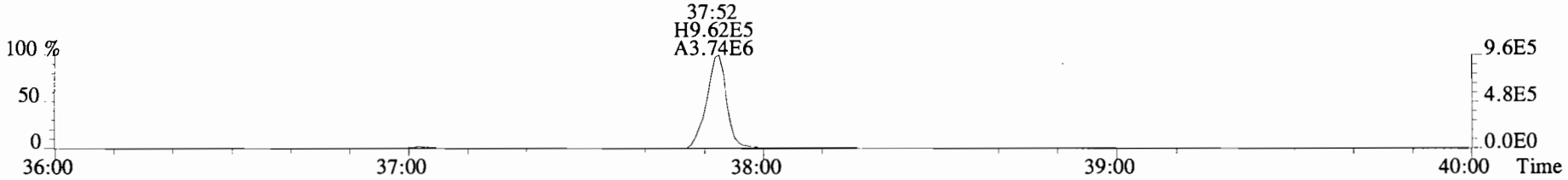

437.8140 S:6 F:4 BSUB(10000,15,-3.0) PKD(5,5,3,0.10%,100.0,0.00%,F,F)

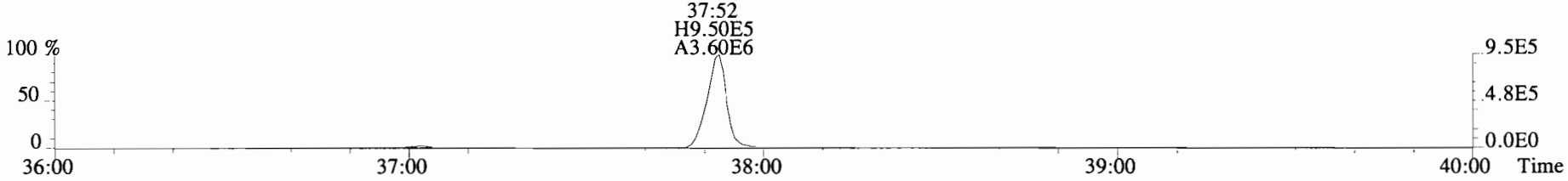

454.9728 S:6 F:4

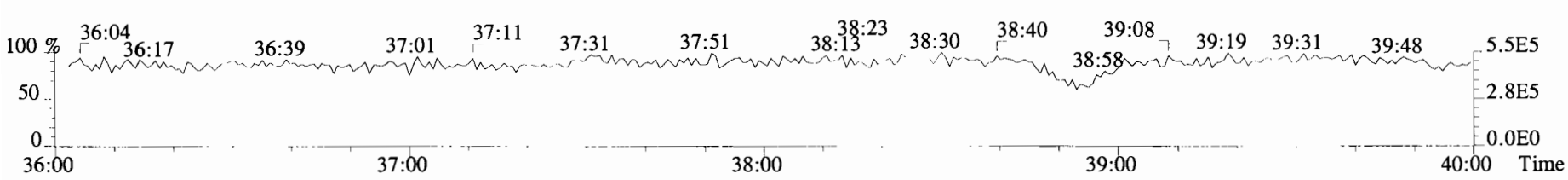

File:191126D2 #1-432 Acq:27-NOV-2019 06:33:45 GC EI+ Voltage SIR Autospec-UltimaE
Sample#6 File Text:Viata_Analytical_Laboratory_VG7 Text:B9K0064-BLK1 Method Blank 10 Exp:OCDD_DB5
457.7377 S:6 F:5 BSUB(10000,15,-3.0) PKD(5,5,3,0.10%,100.0,0.00%,F,F)



459.7348 S:6 F:5 BSUB(10000,15,-3.0) PKD(5,5,3,0.10%,100.0,0.00%,F,F)

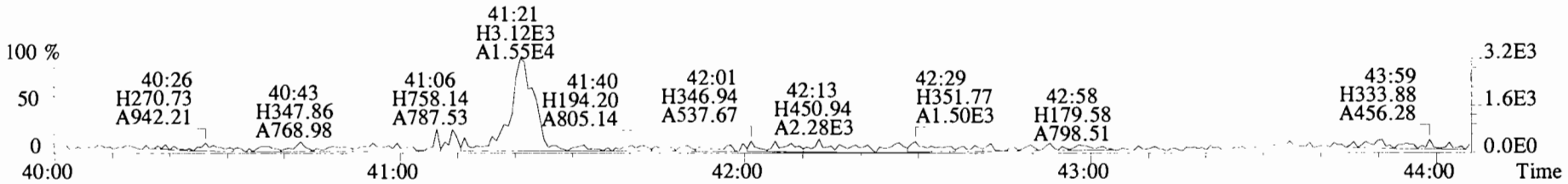

469.7780 S:6 F:5 BSUB(10000,15,-3.0) PKD(5,5,3,0.10%,100.0,0.00%,F,F)

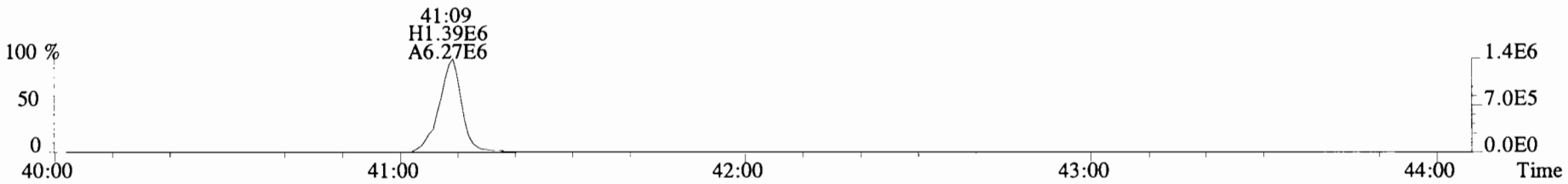

471.7750 S:6 F:5 BSUB(10000,15,-3.0) PKD(5,5,3,0.10%,100.0,0.00%,F,F)

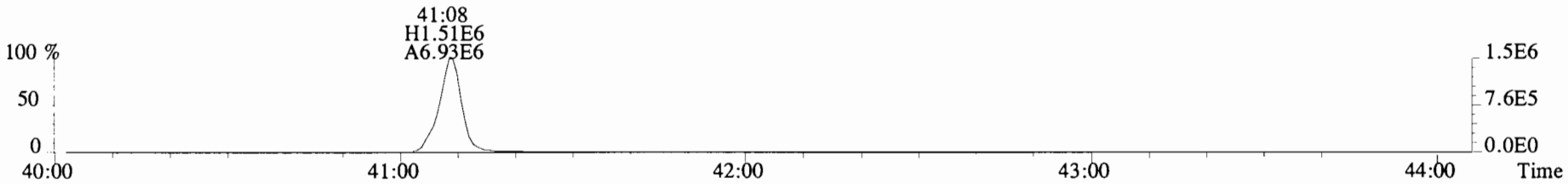

454.9728 S:6 F:5

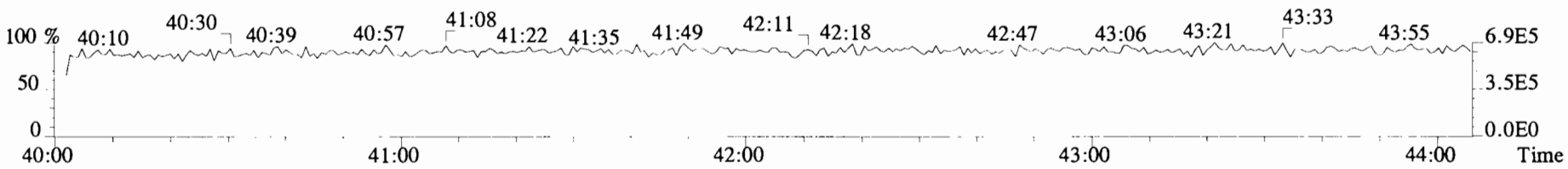

File:191126D2 #1-492 Acq:27-NOV-2019 06:33:45 GC EI+ Voltage SIR Autospec-UltimaE
Sample#6 File Text:Viata_Analytical_Laboratory_VG7 Text:B9K0064-BLK1 Method Blank 10 Exp:OCDD_DB5
303.9016 S:6 BSUB(10000,15,-3.0) PKD(5,5,3,0.10%,100.0,0.00%,F,F)

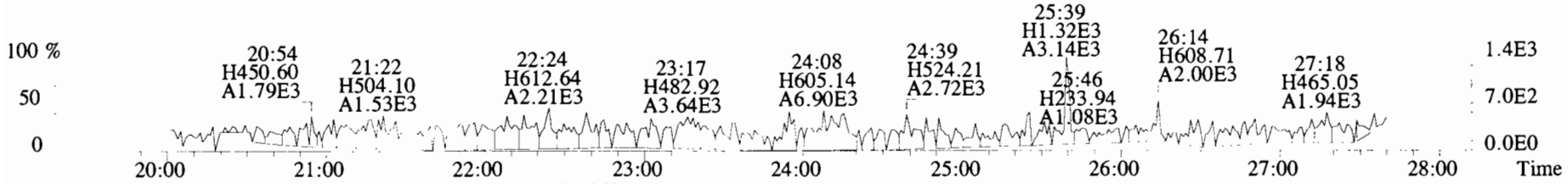

305.8987 S:6 BSUB(10000,15,-3.0) PKD(5,5,3,0.10%,100.0,0.00%,F,F)

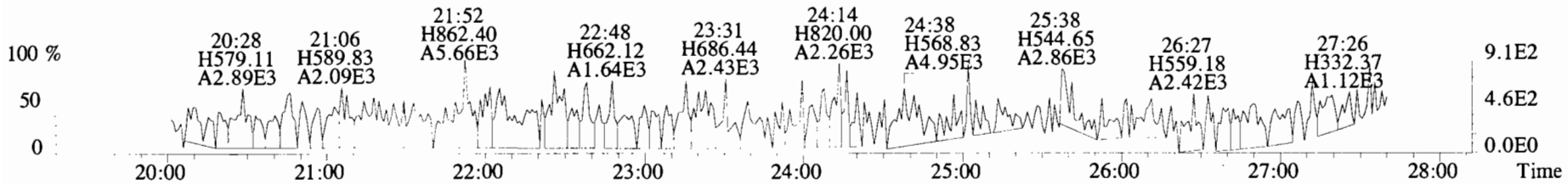

315.9419 S:6 BSUB(10000,15,-3.0) PKD(5,5,3,0.10%,100.0,0.00%,F,F)

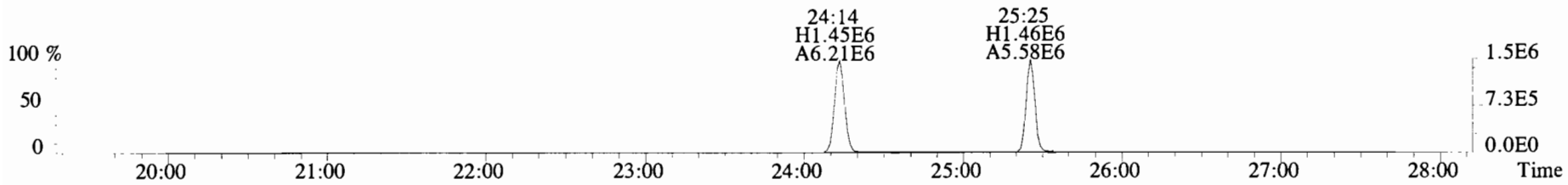

317.9389 S:6 BSUB(10000,15,-3.0) PKD(5,5,3,0.10%,100.0,0.00%,F,F)

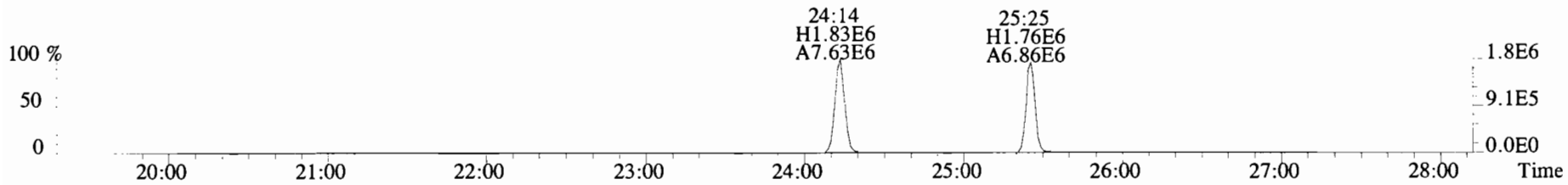

375.8364 S:6 BSUB(10000,15,-3.0) PKD(5,5,3,0.10%,100.0,0.00%,F,F)

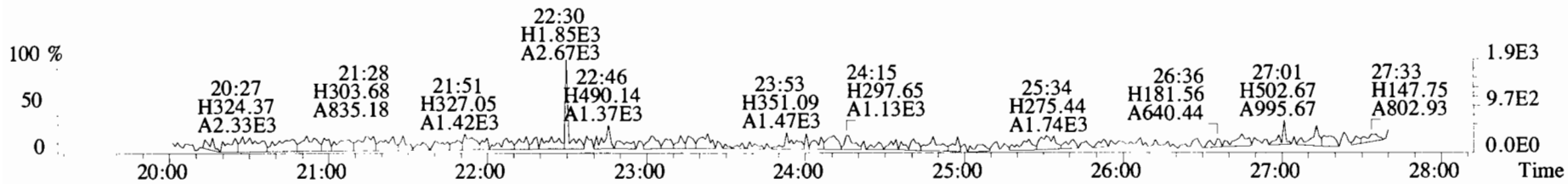

File:191126D2 #1-492 Acq:27-NOV-2019 06:33:45 GC EI+ Voltage SIR Autospec-UltimaE
Sample#6 File Text:Viata_Analytical_Laboratory_VG7 Text:B9K0064-BLK1 Method Blank 10 Exp:OCDD_DB5
339.8597 S:6 BSUB(10000,15,-3.0) PKD(5,5,3,0.10%,100.0,0.00%,F,F)

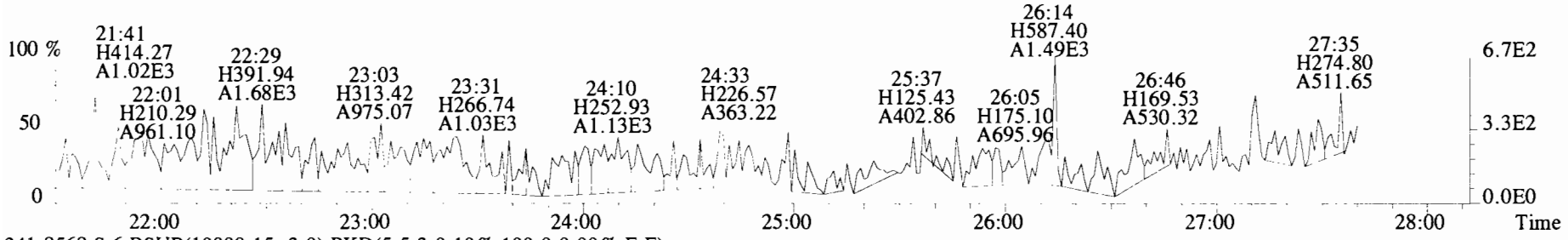

341.8568 S:6 BSUB(10000,15,-3.0) PKD(5,5,3,0.10%,100.0,0.00%,F,F)

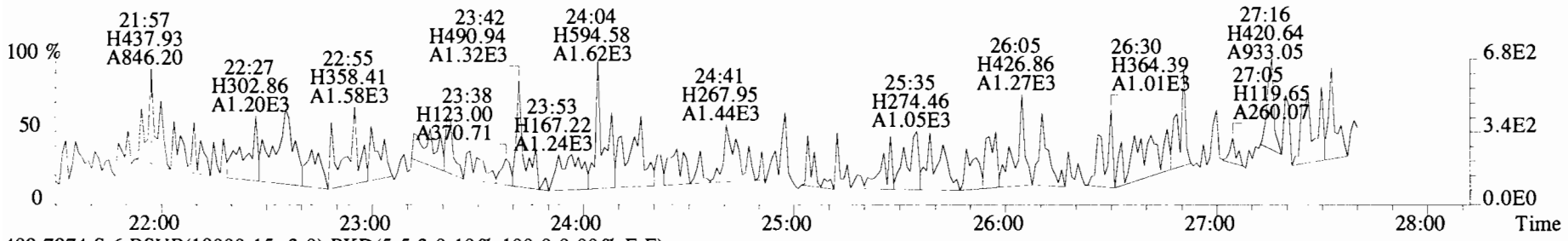

409.7974 S:6 BSUB(10000,15,-3.0) PKD(5,5,3,0.10%,100.0,0.00%,F,F)

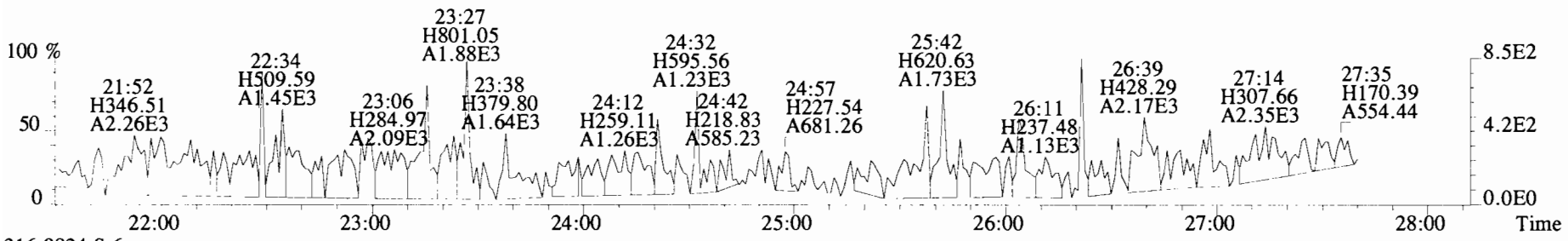

316.9824 S:6

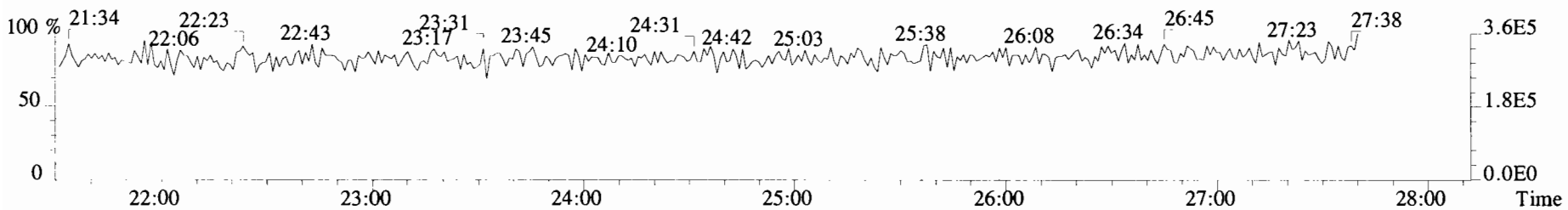

File:191126D2 #1-211 Acq:27-NOV-2019 06:33:45 GC EI+ Voltage SIR Autospec-UltimaE
Sample#6 File Text:Viata_Analytical_Laboratory_VG7 Text:B9K0064-BLK1 Method Blank 10 Exp:OCDD_DB5
339.8597 S:6 F:2 BSUB(10000,15,-3.0) PKD(5,5,3,0.10%,100.0,0.00%,F,F)

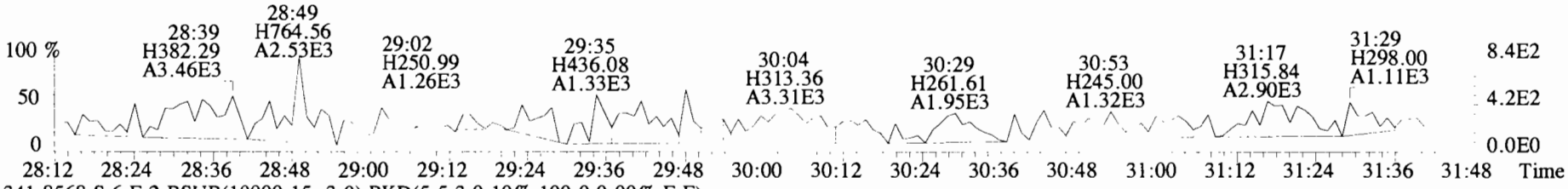

341.8568 S:6 F:2 BSUB(10000,15,-3.0) PKD(5,5,3,0.10%,100.0,0.00%,F,F)

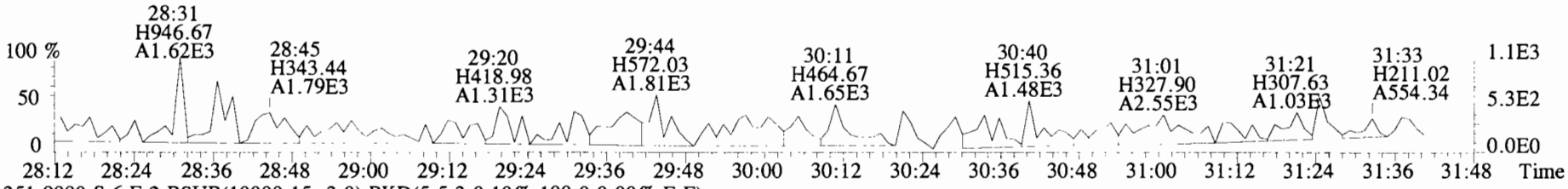

351.9000 S:6 F:2 BSUB(10000,15,-3.0) PKD(5,5,3,0.10%,100.0,0.00%,F,F)

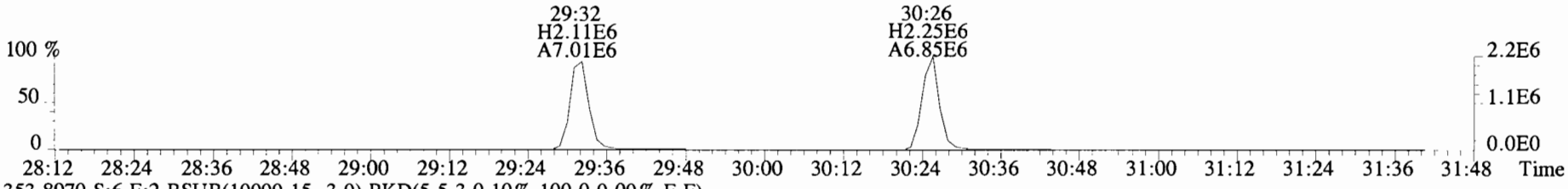

353.8970 S:6 F:2 BSUB(10000,15,-3.0) PKD(5,5,3,0.10%,100.0,0.00%,F,F)

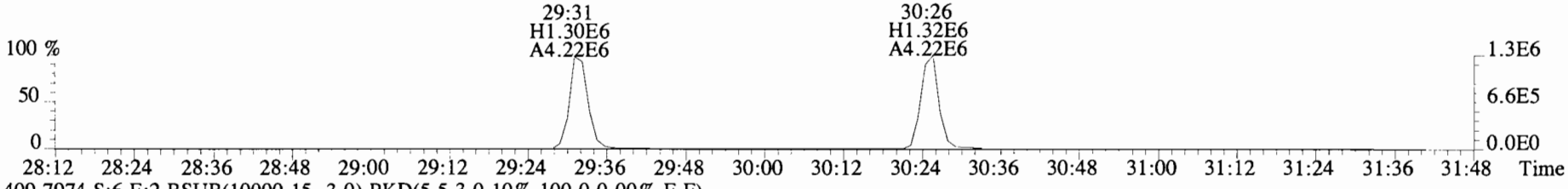

409.7974 S:6 F:2 BSUB(10000,15,-3.0) PKD(5,5,3,0.10%,100.0,0.00%,F,F)

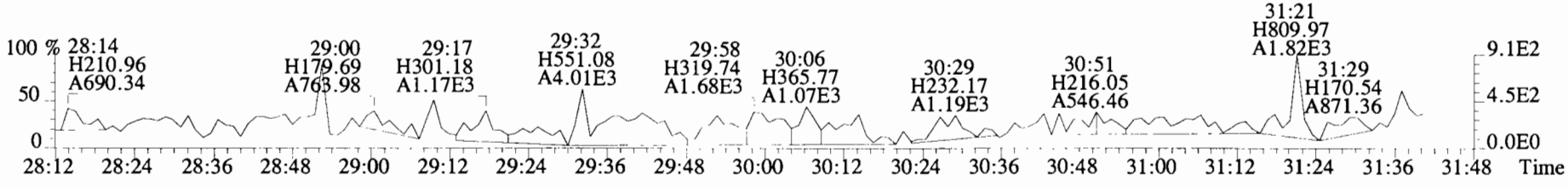

File:191126D2 #1-385 Acq:27-NOV-2019 06:33:45 GC EI+ Voltage SIR Autospec-UltimaE
Sample#6 File Text:Viata_Analytical_Laboratory_VG7 Text:B9K0064-BLK1 Method Blank 10 Exp:OCDD_DB5
373.8207 S:6 F:3 BSUB(10000,15,-3.0) PKD(5,5,3,0.10%,100.0,0.00%,F,F)

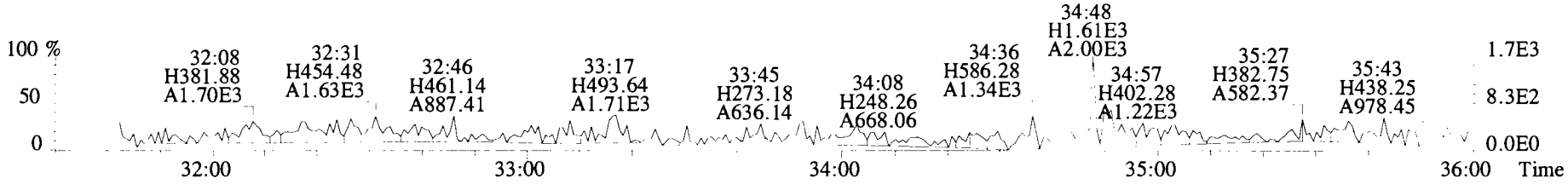

375.8178 S:6 F:3 BSUB(10000,15,-3.0) PKD(5,5,3,0.10%,100.0,0.00%,F,F)

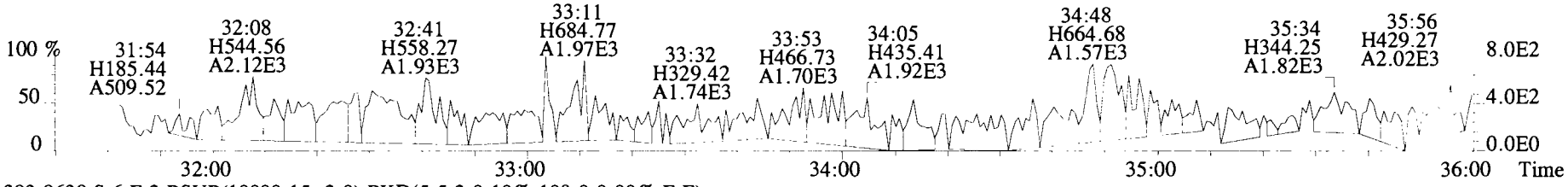

383.8639 S:6 F:3 BSUB(10000,15,-3.0) PKD(5,5,3,0.10%,100.0,0.00%,F,F)

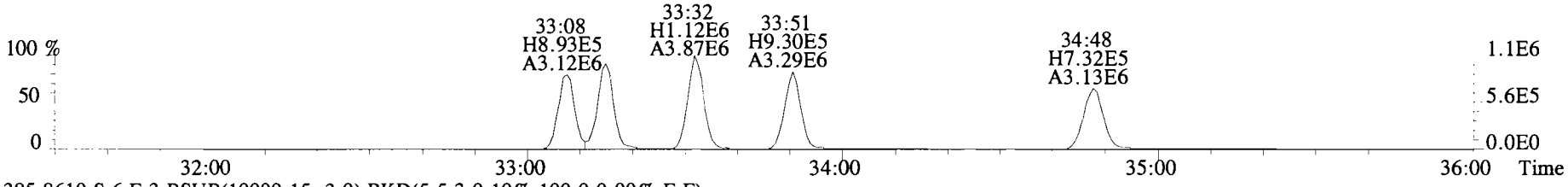

385.8610 S:6 F:3 BSUB(10000,15,-3.0) PKD(5,5,3,0.10%,100.0,0.00%,F,F)

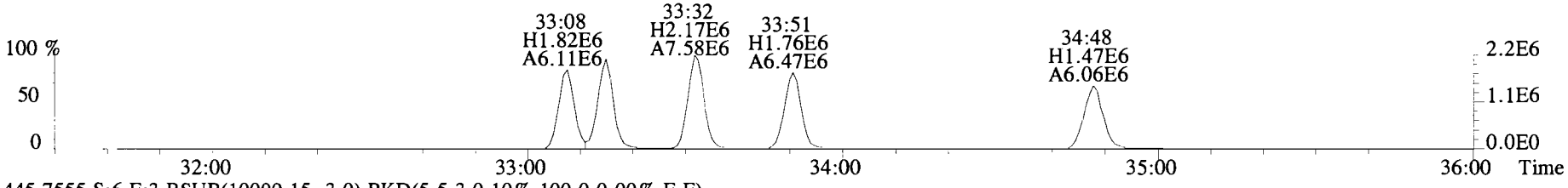

445.7555 S:6 F:3 BSUB(10000,15,-3.0) PKD(5,5,3,0.10%,100.0,0.00%,F,F)

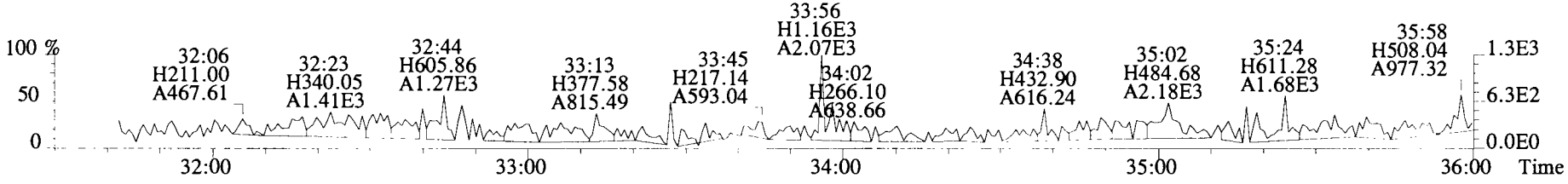

File:191126D2 #1-385 Acq:27-NOV-2019 06:33:45 GC EI+ Voltage SIR Autospec-UltimaE
Sample#6 File Text:Viata_Analytical_Laboratory_VG7 Text:B9K0064-BLK1 Method Blank 10 Exp:OCDD_DB5
383.8639 S:6 F:3 BSUB(10000,15,-3.0) PKD(5,5,3,0.10%,100.0,0.00%,F,F)

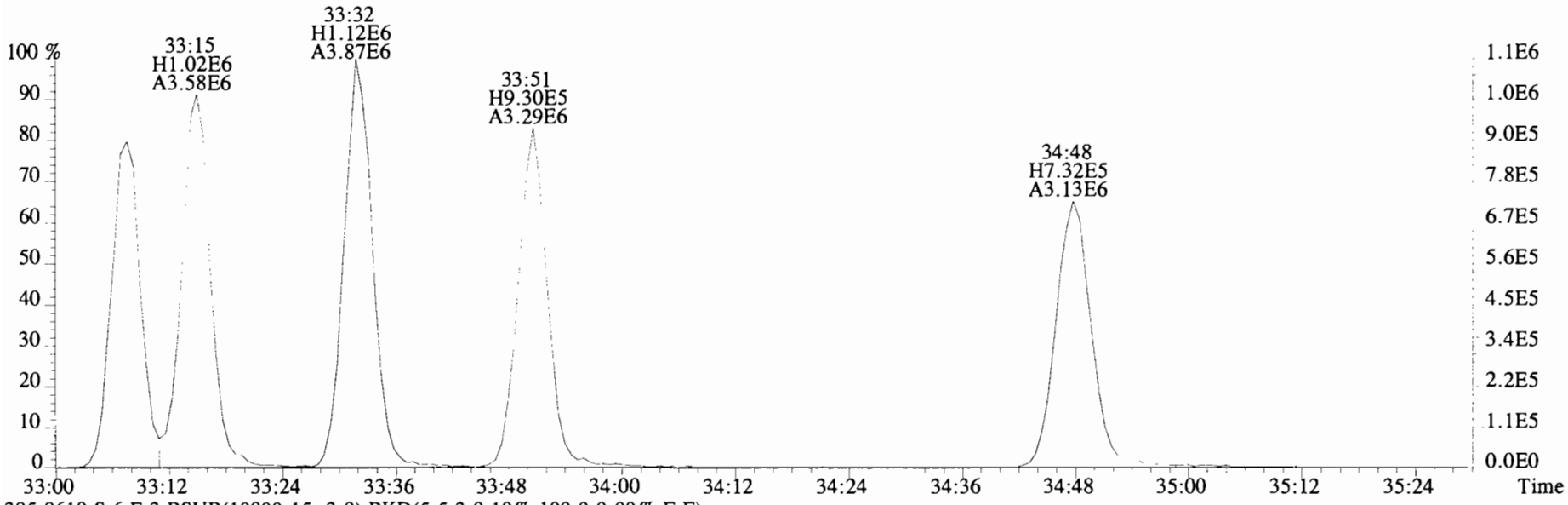

385.8610 S:6 F:3 BSUB(10000,15,-3.0) PKD(5,5,3,0.10%,100.0,0.00%,F,F)

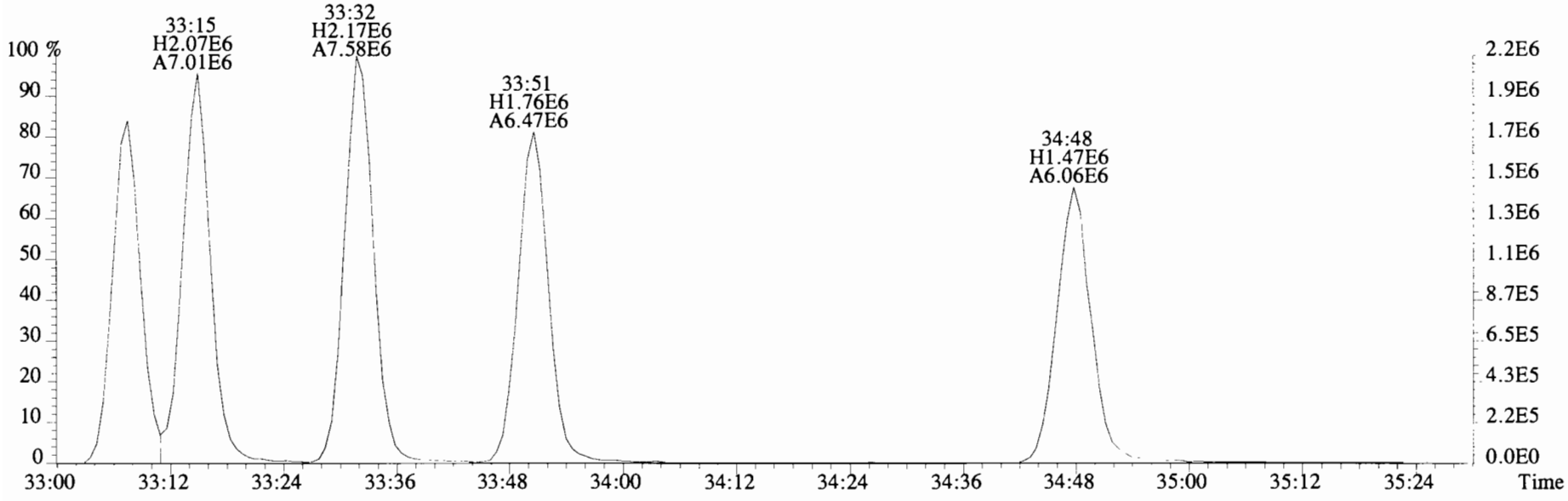

File:191126D2 #1-355 Acq:27-NOV-2019 06:33:45 GC EI+ Voltage SIR Autospec-UltimaE
Sample#6 File Text:Viata_Analytical_Laboratory_VG7 Text:B9K0064-BLK1 Method Blank 10 Exp:OCDD_DB5
407.7818 S:6 F:4 BSUB(10000,15,-3.0) PKD(5,5,3,0.10%,100.0,0.00%,F,F)

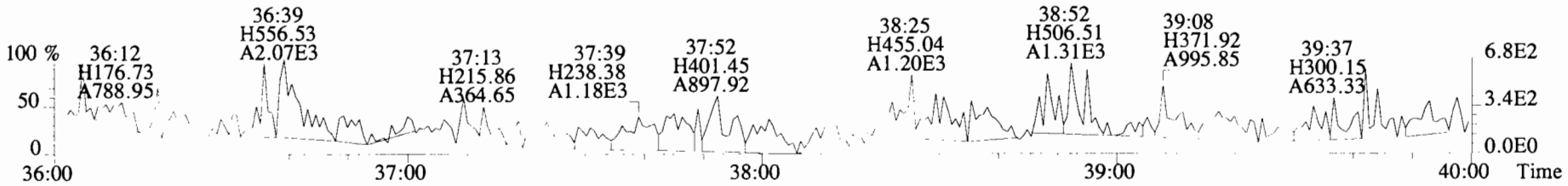

409.7788 S:6 F:4 BSUB(10000,15,-3.0) PKD(5,5,3,0.10%,100.0,0.00%,F,F)

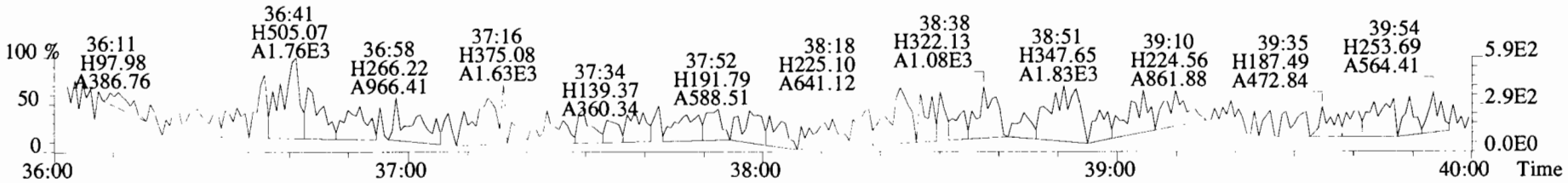

417.8253 S:6 F:4 BSUB(10000,15,-3.0) PKD(5,5,3,0.10%,100.0,0.00%,F,F)

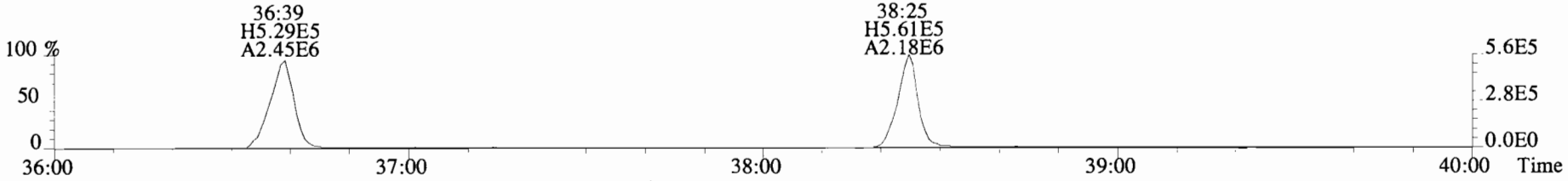

419.8220 S:6 F:4 BSUB(10000,15,-3.0) PKD(5,5,3,0.10%,100.0,0.00%,F,F)

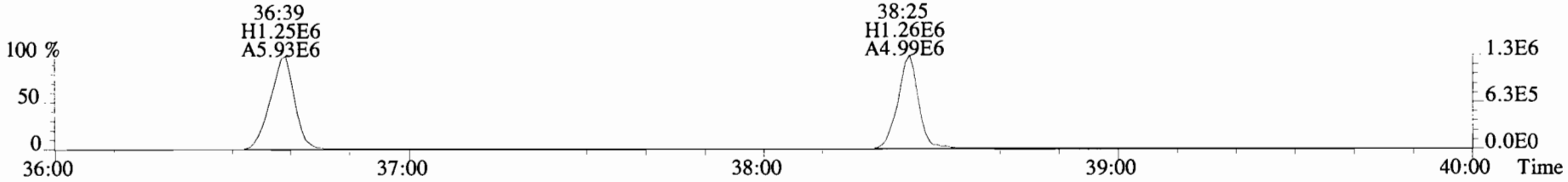

479.7165 S:6 F:4 BSUB(10000,15,-3.0) PKD(5,5,3,0.10%,100.0,0.00%,F,F)

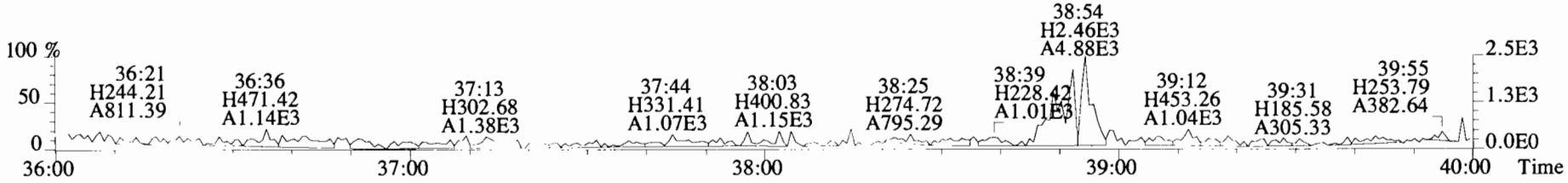

File:191126D2 #1-432 Acq:27-NOV-2019 06:33:45 GC EI+ Voltage SIR Autospec-UltimaE
Sample#6 File Text:Viata_Analytical_Laboratory_VG7 Text:B9K0064-BLK1 Method Blank 10 Exp:OCDD_DB5
441.7428 S:6 F:5 BSUB(10000,15,-3.0) PKD(5,5,3,0.10%,100.0,0.00%,F,F)



443.7398 S:6 F:5 BSUB(10000,15,-3.0) PKD(5,5,3,0.10%,100.0,0.00%,F,F)

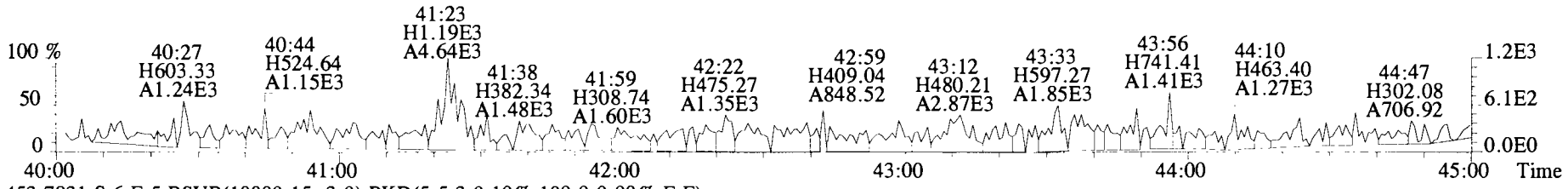

453.7831 S:6 F:5 BSUB(10000,15,-3.0) PKD(5,5,3,0.10%,100.0,0.00%,F,F)



455.7801 S:6 F:5 BSUB(10000,15,-3.0) PKD(5,5,3,0.10%,100.0,0.00%,F,F)

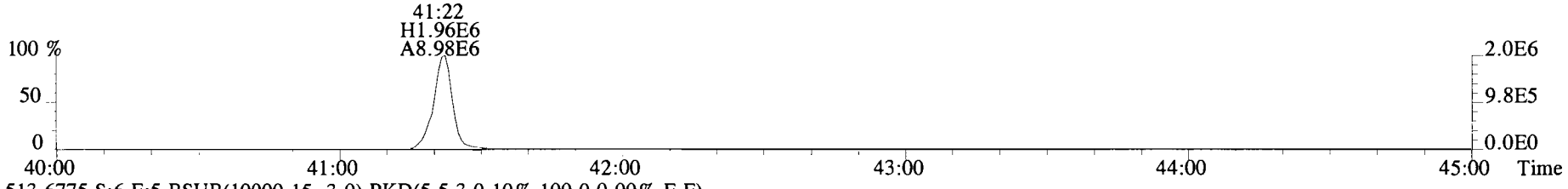

513.6775 S:6 F:5 BSUB(10000,15,-3.0) PKD(5,5,3,0.10%,100.0,0.00%,F,F)

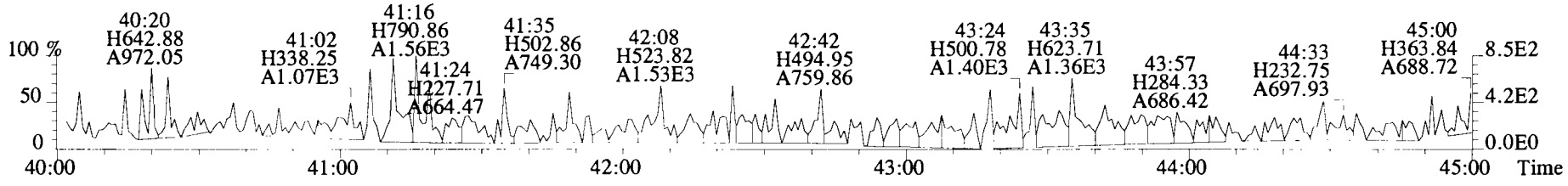

File:191126D2 #1-432 Acq:27-NOV-2019 06:33:45 GC EI+ Voltage SIR Autospec-UltimaE
Sample#6 File Text:Viata_Analytical_Laboratory_VG7 Text:B9K0064-BLK1 Method Blank 10 Exp:OCDD_DB5
441.7428 S:6 F:5 BSUB(10000,15,-3.0) PKD(5,5,3,0.10%,100.0,0.00%,F,F)

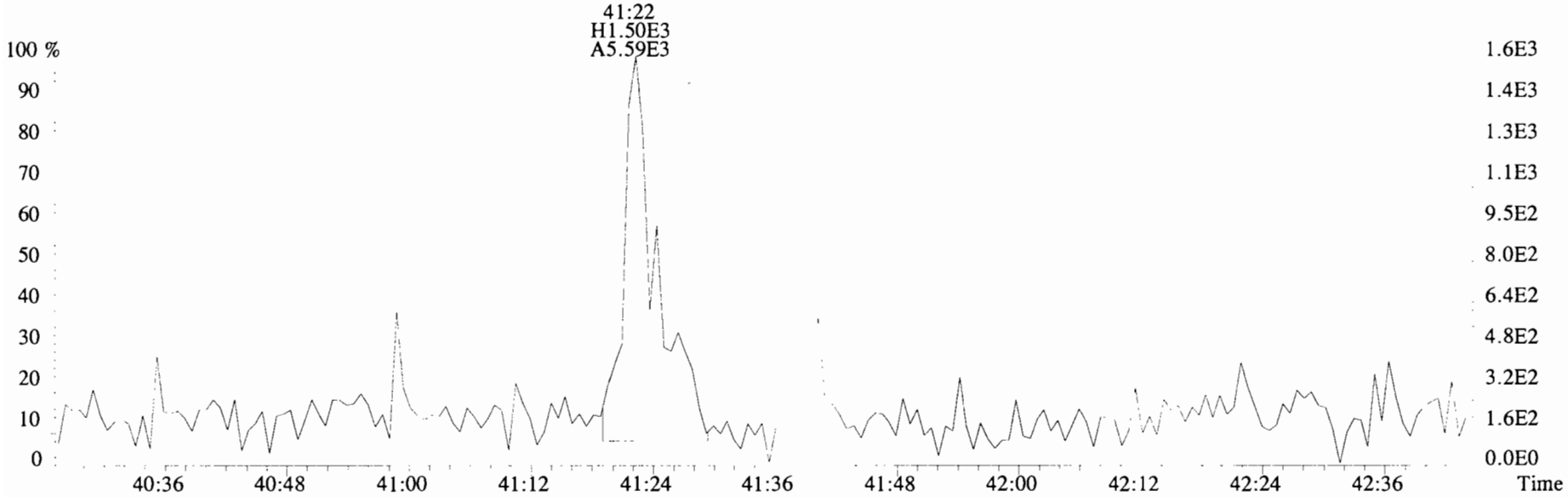

443.7398 S:6 F:5 BSUB(10000,15,-3.0) PKD(5,5,3,0.10%,100.0,0.00%,F,F)

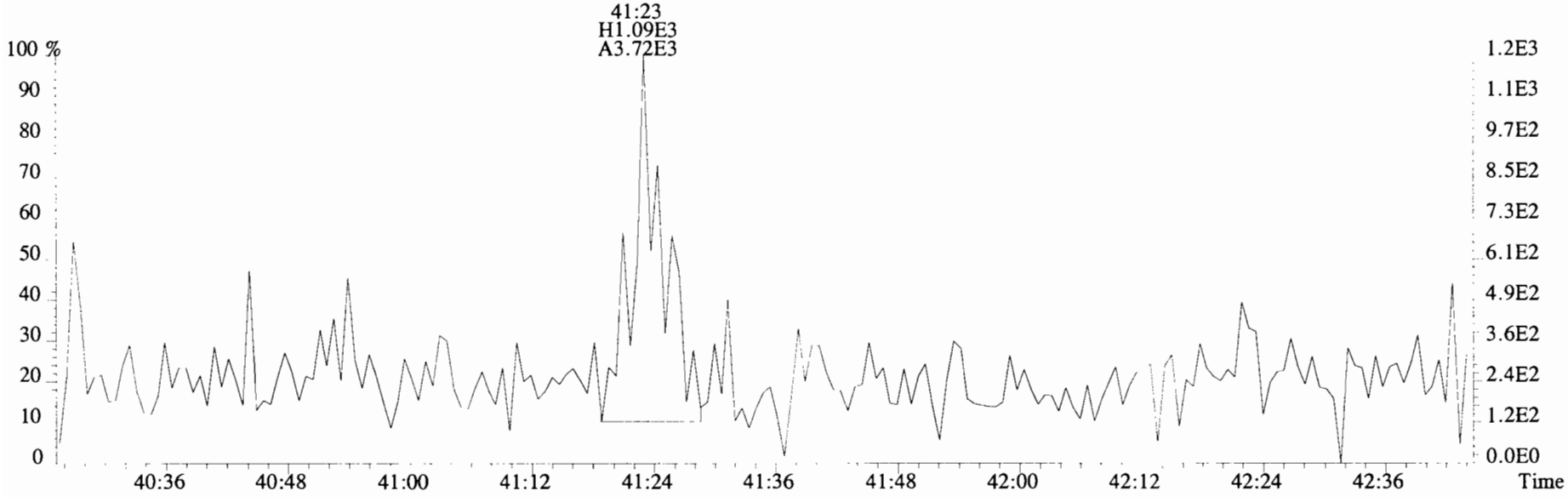

Client ID: OPR Filename: 191126D2 S:3 Acq:27-NOV-19 04:10:16 ConCal: ST191126D2-1
Lab ID: B9K0064-BS1 GC Column ID: ZB-5MS ICal: 1613VG7-10-9-19 wt/vol: 1.000 EndCAL: ST191126D2-2

Name	Resp	RA	RRF	RT	Conc	Method QC Limits	Vista Historical Limits Aqueous Limits	Solid Limits
2,3,7,8-TCDD	8.71e+05	0.80 y	0.91	26:14	10.5	7.0 - 13	7.73 - 12.4	7.53 - 12.5
1,2,3,7,8-PeCDD	3.44e+06	0.63 y	0.90	30:43	51.3	35 - 65	37.8 - 57.5	40.4 - 65.1
1,2,3,4,7,8-HxCDD	3.94e+06	1.23 y	1.10	34:02	51.9	35 - 65	38.3 - 58.0	41.2 - 63.2
1,2,3,6,7,8-HxCDD	3.99e+06	1.25 y	0.94	34:09	51.5	35 - 65	38.7 - 57.0	40.8 - 65.2
1,2,3,7,8,9-HxCDD	4.01e+06	1.23 y	0.96	34:26	52.8	35 - 65	37.0 - 57.5	41.7 - 65.4
1,2,3,4,6,7,8-HpCDD	3.84e+06	1.03 y	0.98	37:53	48.8	35 - 65	39.0 - 58.5	21.3 - 87.7
OCDD	6.85e+06	0.90 y	0.96	41:10	100	70 - 130	83.2 - 126	0 - 400
2,3,7,8-TCDF	1.31e+06	0.79 y	0.95	25:27	9.75	7.0 - 13	7.65 - 12.4	7.82 - 12.0
1,2,3,7,8-PeCDF	5.67e+06	1.70 y	0.96	29:33	49.4	35 - 65	41.4 - 64.9	39.6 - 65.6
2,3,4,7,8-PeCDF	5.86e+06	1.68 y	1.01	30:26	49.4	35 - 65	36.9 - 56.0	40.2 - 66.5
1,2,3,4,7,8-HxCDF	5.58e+06	1.24 y	1.18	33:09	46.9	35 - 65	33.4 - 59.4	39.4 - 63.9
1,2,3,6,7,8-HxCDF	5.82e+06	1.22 y	1.07	33:16	47.6	35 - 65	38.7 - 59.0	41.1 - 62.9
2,3,4,6,7,8-HxCDF	5.78e+06	1.20 y	1.11	33:52	49.6	35 - 65	39.3 - 58.0	40.9 - 63.3
1,2,3,7,8,9-HxCDF	4.99e+06	1.22 y	1.06	34:49	48.0	35 - 65	38.8 - 58.0	39.5 - 64.9
1,2,3,4,6,7,8-HpCDF	4.66e+06	1.01 y	1.13	36:40	45.7	35 - 65	40.2 - 63.1	31.9 - 74.7
1,2,3,4,7,8,9-HpCDF	4.45e+06	1.00 y	1.28	38:25	45.2	35 - 65	40.5 - 62.2	39.8 - 63.8
OCDF	8.25e+06	0.90 y	0.95	41:23	96.0	70 - 130	80.0 - 120	69.8 - 136

						% Rec	Method QC Limits	Aqueous Limits	Solid Limits
13C-2,3,7,8-TCDD	9.16e+06	0.77 y	1.10	26:13	103	103	40 - 135	48.8 - 105	53.0 - 115
13C-1,2,3,7,8-PeCDD	7.43e+06	0.60 y	0.88	30:42	103	103	40 - 135	49.8 - 109	61.4 - 117
13C-1,2,3,4,7,8-HxCDD	6.89e+06	1.29 y	0.64	34:01	95.5	95.5	40 - 135	50.4 - 99.1	54.6 - 121
13C-1,2,3,6,7,8-HxCDD	8.26e+06	1.27 y	0.86	34:07	85.9	85.9	40 - 135	50.4 - 99.1	54.6 - 121
13C-1,2,3,7,8,9-HxCDD	7.91e+06	1.25 y	0.81	34:26	87.3	87.3	40 - 135	50.4 - 99.1	54.6 - 121
13C-1,2,3,4,6,7,8-HpCDD	8.04e+06	1.03 y	0.65	37:52	109	109	40 - 135	51.2 - 106	67.6 - 117
13C-OCDD	1.42e+07	0.92 y	0.58	41:09	218	109	40 - 135	30.8 - 113	14.0 - 147
13C-2,3,7,8-TCDF	1.41e+07	0.78 y	1.03	25:26	99.1	99.1	40 - 135	50.3 - 103	56.0 - 112
13C-1,2,3,7,8-PeCDF	1.20e+07	1.58 y	0.85	29:32	102	102	40 - 135	49.3 - 105	58.6 - 116
13C-2,3,4,7,8-PeCDF	1.17e+07	1.61 y	0.85	30:26	100	100	40 - 135	53.3 - 109	62.9 - 118
13C-1,2,3,4,7,8-HxCDF	1.01e+07	0.51 y	0.83	33:08	108	108	40 - 135	44.5 - 110	55.9 - 118
13C-1,2,3,6,7,8-HxCDF	1.14e+07	0.52 y	1.03	33:15	98.5	98.5	40 - 135	45.8 - 111	58.6 - 118
13C-2,3,4,6,7,8-HxCDF	1.05e+07	0.51 y	0.95	33:51	97.7	97.7	40 - 135	50.8 - 110	63.7 - 115
13C-1,2,3,7,8,9-HxCDF	9.80e+06	0.52 y	0.83	34:48	105	105	40 - 135	48.6 - 108	63.3 - 112
13C-1,2,3,4,6,7,8-HpCDF	9.04e+06	0.43 y	0.76	36:39	106	106	40 - 135	45.9 - 104	55.0 - 117
13C-1,2,3,4,7,8,9-HpCDF	7.70e+06	0.42 y	0.58	38:25	118	118	40 - 135	41.1 - 114	53.2 - 122
13C-OCDF	1.82e+07	0.91 y	0.69	41:22	235	117	40 - 135	36.8 - 109	48.3 - 109
37Cl-2,3,7,8-TCDD	3.95e+06		1.20	26:14	40.4	101	40 - 135	51.1 - 117	49.6 - 106
13C-1,2,3,4-TCDD	8.15e+06	0.77 y	1.00	25:39	100				
13C-1,2,3,4-TCDF	1.38e+07	0.80 y	1.00	24:14	100				
13C-1,2,3,4,6,9-HxCDF	1.12e+07	0.53 y	1.00	33:32	100				

Analyst: DB

Date: 11/27/19

Client ID: OPR Filename: 191126D2 S:3 Acq:27-NOV-19 04:10:16 ConCal: ST191126D2-1
Lab ID: B9K0064-BS1 GC Column ID: ZB-5MS ICal: 1613VG7-10-9-19 wt/vol: 1.000 EndCAL: ST191126D2-2

	Name	Resp	RA	RRF	RT	Conc	Qual	noise	Fac	DL
	2,3,7,8-TCDD	8.71e+05	0.80 y	0.91	26:14	10.505			* 2.5	*
	1,2,3,7,8-PeCDD	3.44e+06	0.63 y	0.90	30:43	51.272			* 2.5	*
	1,2,3,4,7,8-HxCDD	3.94e+06	1.23 y	1.10	34:02	51.922			* 2.5	*
	1,2,3,6,7,8-HxCDD	3.99e+06	1.25 y	0.94	34:09	51.451			* 2.5	*
	1,2,3,7,8,9-HxCDD	4.01e+06	1.23 y	0.96	34:26	52.767			* 2.5	*
	1,2,3,4,6,7,8-HpCDD	3.84e+06	1.03 y	0.98	37:53	48.765			* 2.5	*
	OCDD	6.85e+06	0.90 y	0.96	41:10	100.46			* 2.5	*
	2,3,7,8-TCDF	1.31e+06	0.79 y	0.95	25:27	9.7487			* 2.5	*
	1,2,3,7,8-PeCDF	5.67e+06	1.70 y	0.96	29:33	49.352			* 2.5	*
	2,3,4,7,8-PeCDF	5.86e+06	1.68 y	1.01	30:26	49.431			* 2.5	*
	1,2,3,4,7,8-HxCDF	5.58e+06	1.24 y	1.18	33:09	46.906			* 2.5	*
	1,2,3,6,7,8-HxCDF	5.82e+06	1.22 y	1.07	33:16	47.586			* 2.5	*
	2,3,4,6,7,8-HxCDF	5.78e+06	1.20 y	1.11	33:52	49.571			* 2.5	*
	1,2,3,7,8,9-HxCDF	4.99e+06	1.22 y	1.06	34:49	47.997			* 2.5	*
	1,2,3,4,6,7,8-HpCDF	4.66e+06	1.01 y	1.13	36:40	45.680			* 2.5	*
	1,2,3,4,7,8,9-HpCDF	4.45e+06	1.00 y	1.28	38:25	45.183			* 2.5	*
	OCDF	8.25e+06	0.90 y	0.95	41:23	95.991			* 2.5	*
IS	13C-2,3,7,8-TCDD	9.16e+06	0.77 y	1.10	26:13	102.63				
IS	13C-1,2,3,7,8-PeCDD	7.43e+06	0.60 y	0.88	30:42	103.44				
IS	13C-1,2,3,4,7,8-HxCDD	6.89e+06	1.29 y	0.64	34:01	95.467				
IS	13C-1,2,3,6,7,8-HxCDD	8.26e+06	1.27 y	0.86	34:07	85.933				
IS	13C-1,2,3,7,8,9-HxCDD	7.91e+06	1.25 y	0.81	34:26	87.266				
IS	13C-1,2,3,4,6,7,8-HpCDD	8.04e+06	1.03 y	0.65	37:52	109.41				
IS	13C-OCDD	1.42e+07	0.92 y	0.58	41:09	218.32				
IS	13C-2,3,7,8-TCDF	1.41e+07	0.78 y	1.03	25:26	99.052				
IS	13C-1,2,3,7,8-PeCDF	1.20e+07	1.58 y	0.85	29:32	101.62				
IS	13C-2,3,4,7,8-PeCDF	1.17e+07	1.61 y	0.85	30:26	100.10				
IS	13C-1,2,3,4,7,8-HxCDF	1.01e+07	0.51 y	0.83	33:08	108.12				
IS	13C-1,2,3,6,7,8-HxCDF	1.14e+07	0.52 y	1.03	33:15	98.478				
IS	13C-2,3,4,6,7,8-HxCDF	1.05e+07	0.51 y	0.95	33:51	97.681				
IS	13C-1,2,3,7,8,9-HxCDF	9.80e+06	0.52 y	0.83	34:48	105.35				
IS	13C-1,2,3,4,6,7,8-HpCDF	9.04e+06	0.43 y	0.76	36:39	106.20				
IS	13C-1,2,3,4,7,8,9-HpCDF	7.70e+06	0.42 y	0.58	38:25	117.88				
IS	13C-OCDF	1.82e+07	0.91 y	0.69	41:22	234.53				
C/Up	37Cl-2,3,7,8-TCDD	3.95e+06		1.20	26:14	40.439				
RS/RT	13C-1,2,3,4-TCDD	8.15e+06	0.77 y	1.00	25:39	100.00				
RS	13C-1,2,3,4-TCDF	1.38e+07	0.80 y	1.00	24:14	100.00				
RS/RT	13C-1,2,3,4,6,9-HxCDF	1.12e+07	0.53 y	1.00	33:32	100.00				

Name	Conc	EMPC	Qual	noise	DL
Total Tetra-Dioxins	10.9	11.7		*	*
Total Penta-Dioxins	51.3	51.9		*	*
Total Hexa-Dioxins	156	157		*	*
Total Hepta-Dioxins	49.1	49.7		*	*
Total Tetra-Furans	10.1	10.8		*	*
Total Penta-Furans	98.942	100.33		*	*
Total Hexa-Furans	192	192		*	*
Total Hepta-Furans	91.1	92.0		*	*

	Rec	Qual
IS	103	
IS	103	
IS	95.5	
IS	85.9	
IS	87.3	
IS	109	
IS	109	
IS	99.1	
IS	102	
IS	100	
IS	108	
IS	98.5	
IS	97.7	
IS	105	
IS	106	
IS	118	
IS	117	
C/Up	101	

Integrations by Analyst: DB Date: 11/27/19

Reviewed by Analyst: CT Date: 11/27/19

File:191126D2 #1-492 Acq:27-NOV-2019 04:10:16 GC EI+ Voltage SIR Autospec-UltimaE
Sample#3 File Text:Viata_Analytical_Laboratory_VG7 Text:B9K0064-BS1 OPR 10 Exp:OCDD_DB5
319.8965 S:3 BSUB(10000,15,-3.0) PKD(5,5,3,0.10%,100.0,0.00%,F,F)

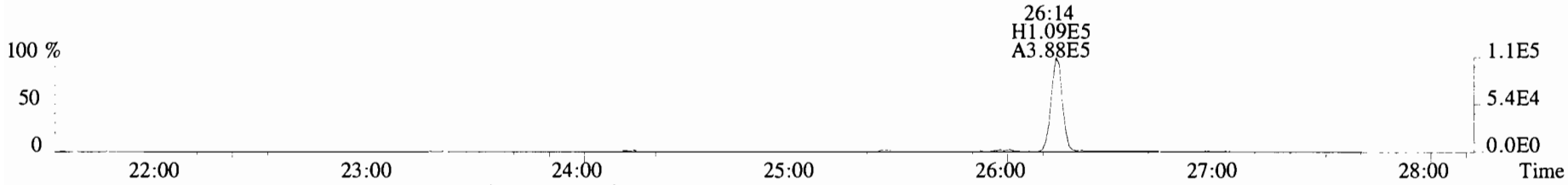

321.8936 S:3 BSUB(10000,15,-3.0) PKD(5,5,3,0.10%,100.0,0.00%,F,F)

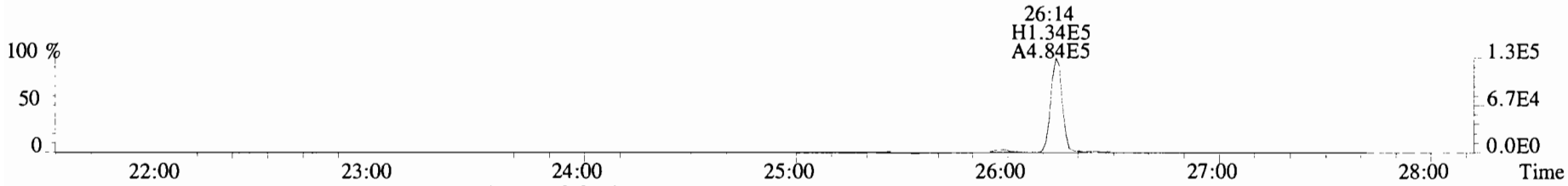

327.8847 S:3 BSUB(10000,15,-3.0) PKD(5,5,3,0.10%,100.0,0.00%,F,F)

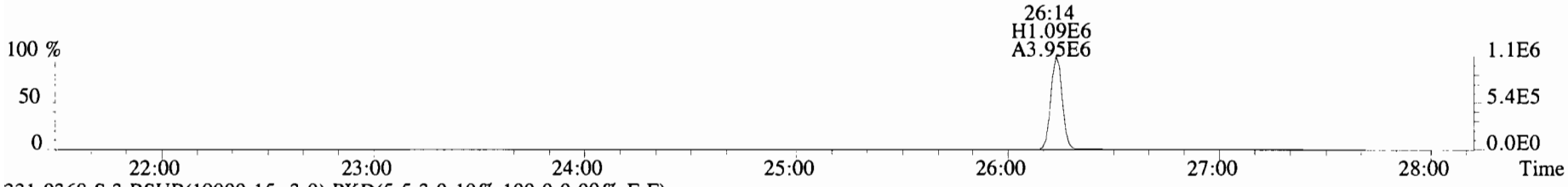

331.9368 S:3 BSUB(10000,15,-3.0) PKD(5,5,3,0.10%,100.0,0.00%,F,F)

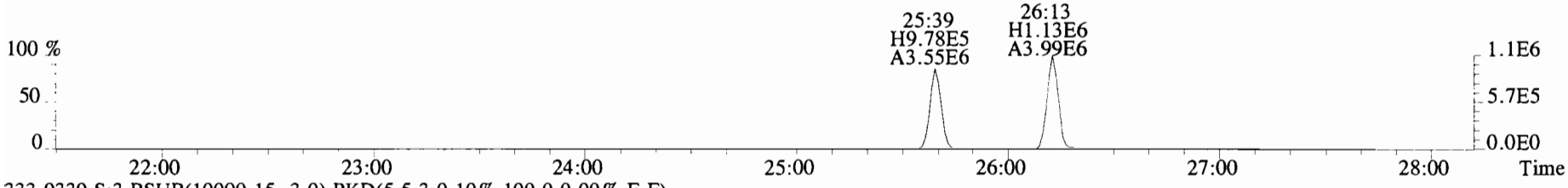

333.9339 S:3 BSUB(10000,15,-3.0) PKD(5,5,3,0.10%,100.0,0.00%,F,F)

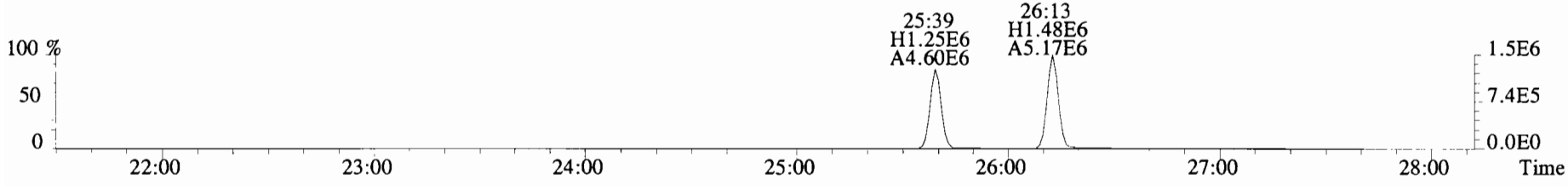

File:191126D2 #1-211 Acq:27-NOV-2019 04:10:16 GC EI+ Voltage SIR Autospec-UltimaE
Sample#3 File Text:Viata_Analytical_Laboratory_VG7 Text:B9K0064-BS1 OPR 10 Exp:OCDD_DB5
353.8576 S:3 F:2 BSUB(10000,15,-3.0) PKD(5,5,3,0.10%,100.0,0.00%,F,F)

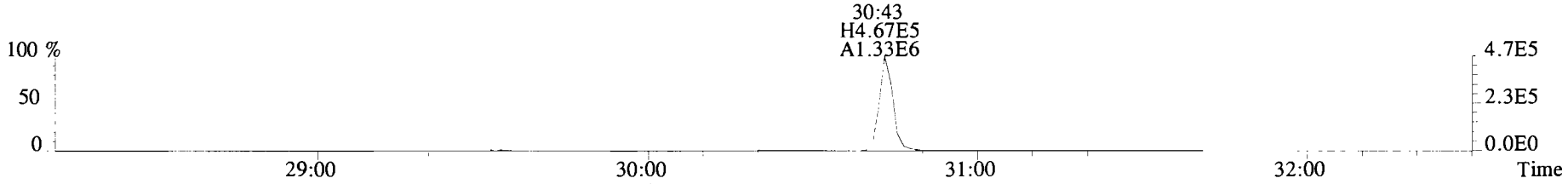

355.8546 S:3 F:2 BSUB(10000,15,-3.0) PKD(5,5,3,0.10%,100.0,0.00%,F,F)

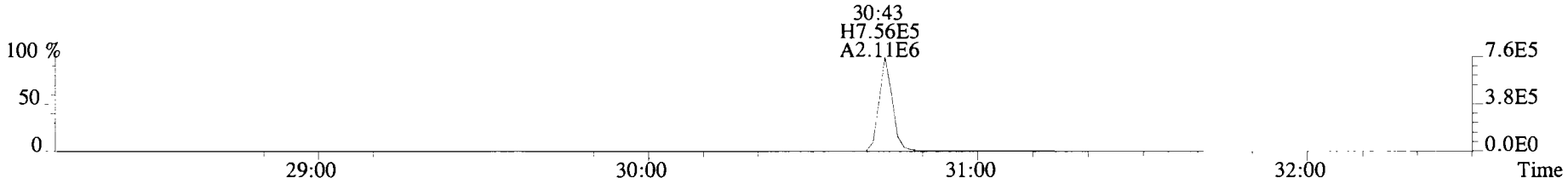

365.8978 S:3 F:2 BSUB(10000,15,-3.0) PKD(5,5,3,0.10%,100.0,0.00%,F,F)

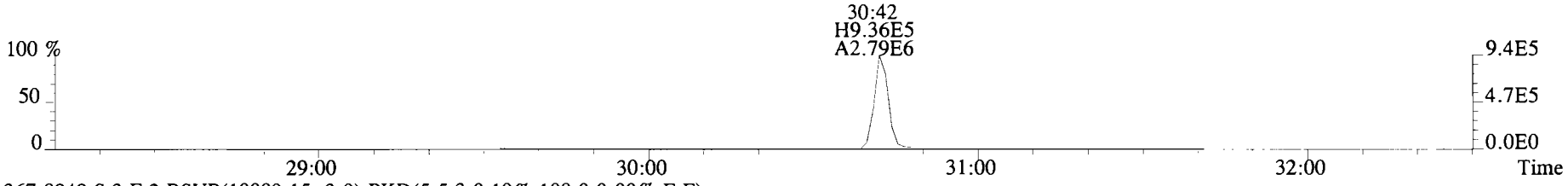

367.8949 S:3 F:2 BSUB(10000,15,-3.0) PKD(5,5,3,0.10%,100.0,0.00%,F,F)

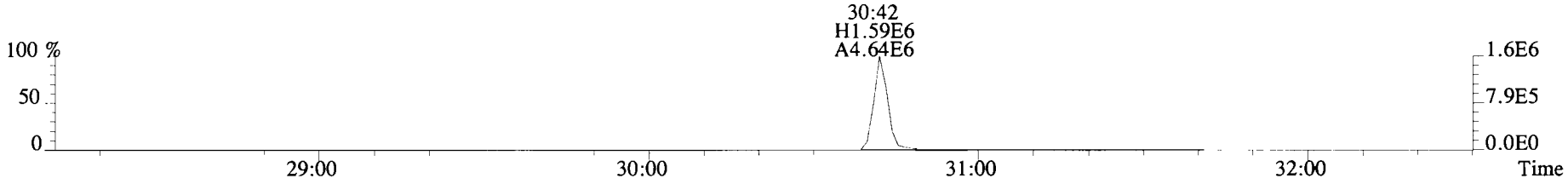

366.9792 S:3 F:2

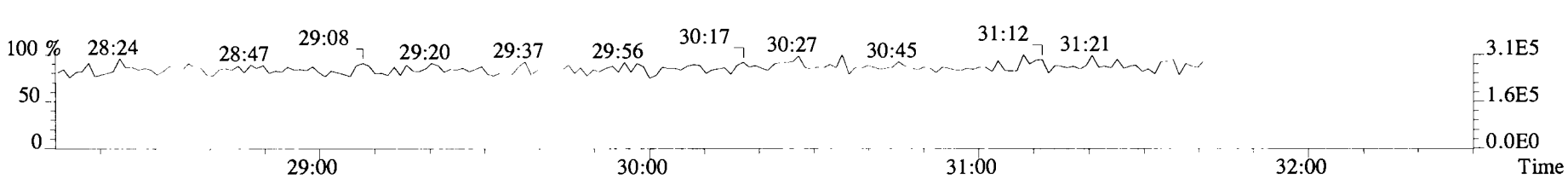

File:191126D2 #1-384 Acq:27-NOV-2019 04:10:16 GC EI+ Voltage SIR Autospec-UltimaE
Sample#3 File Text:Viata_Analytical_Laboratory_VG7 Text:B9K0064-BS1 OPR 10 Exp:OCDD_DB5
389.8156 S:3 F:3 BSUB(10000,15,-3.0) PKD(5,5,3,0.10%,100.0,0.00%,F,F)

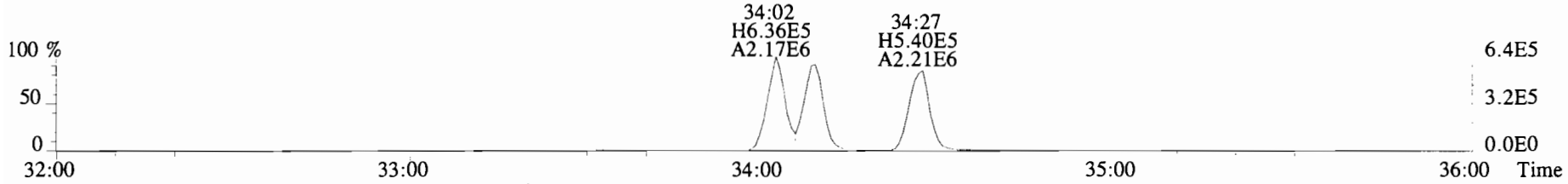

391.8127 S:3 F:3 BSUB(10000,15,-3.0) PKD(5,5,3,0.10%,100.0,0.00%,F,F)

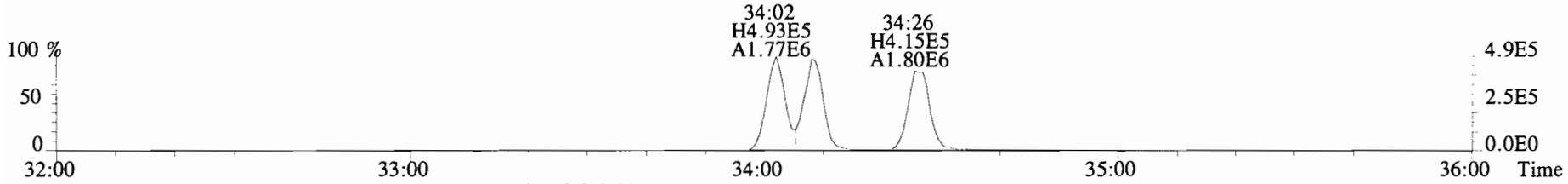

401.8559 S:3 F:3 BSUB(10000,15,-3.0) PKD(5,5,3,0.10%,100.0,0.00%,F,F)

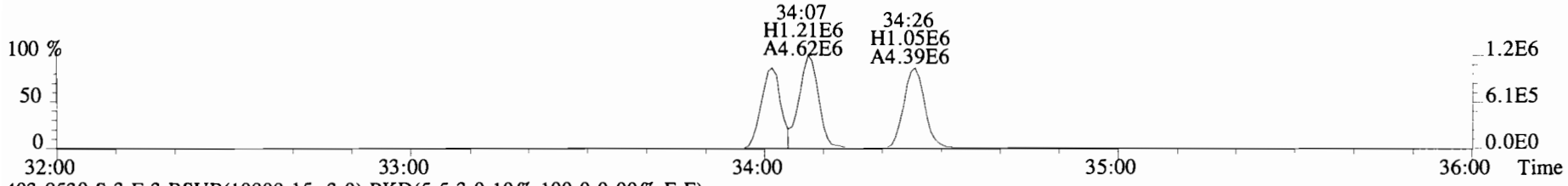

403.8530 S:3 F:3 BSUB(10000,15,-3.0) PKD(5,5,3,0.10%,100.0,0.00%,F,F)

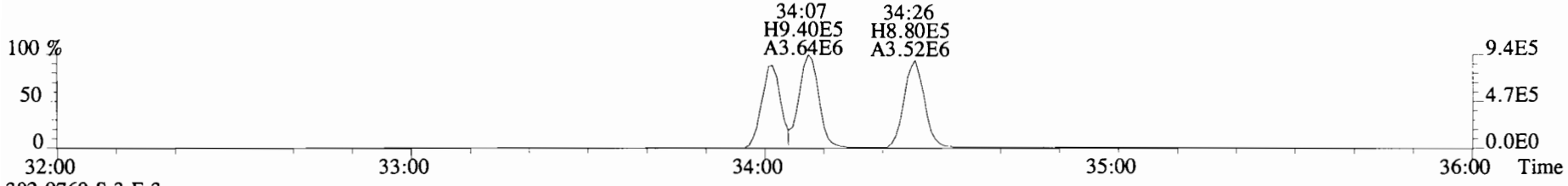

392.9760 S:3 F:3

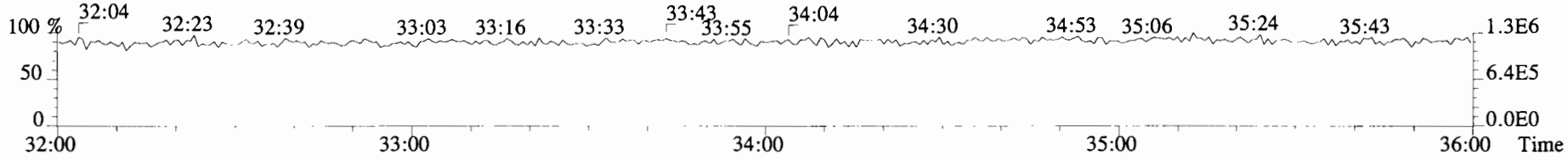

File:191126D2 #1-384 Acq:27-NOV-2019 04:10:16 GC EI+ Voltage SIR Autospec-UltimaE
Sample#3 File Text:Viata_Analytical_Laboratory_VG7 Text:B9K0064-BS1 OPR 10 Exp:OCDD_DB5
401.8559 S:3 F:3 BSUB(10000,15,-3.0) PKD(5,5,3,0.10%,100.0,0.00%,F,F)

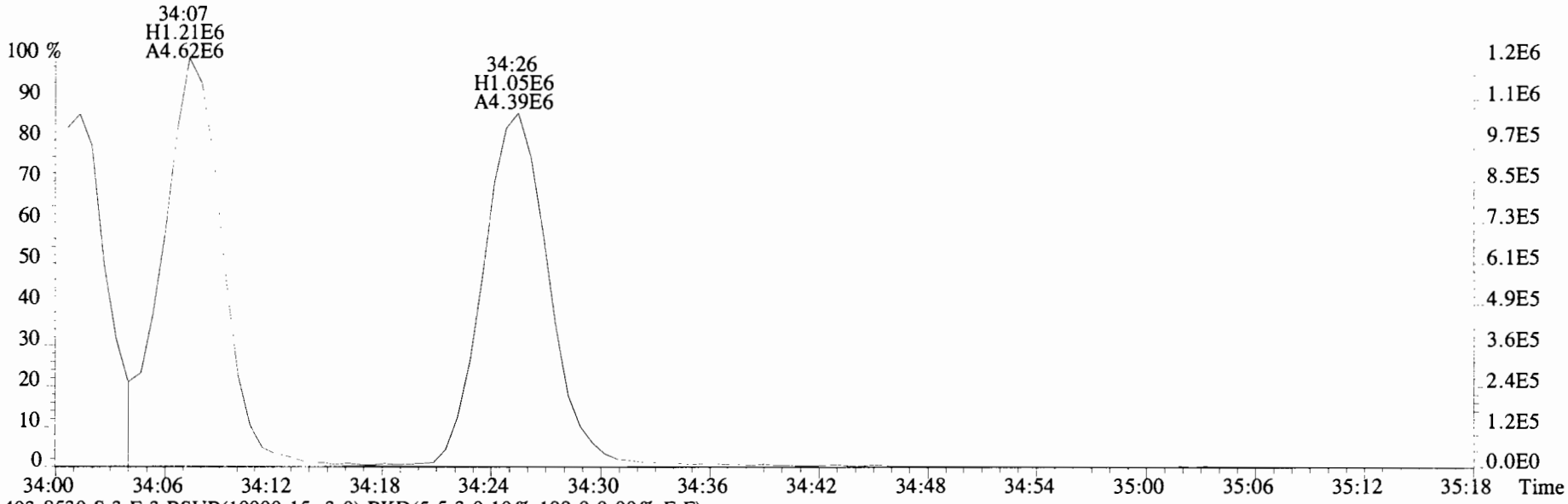

403.8530 S:3 F:3 BSUB(10000,15,-3.0) PKD(5,5,3,0.10%,100.0,0.00%,F,F)

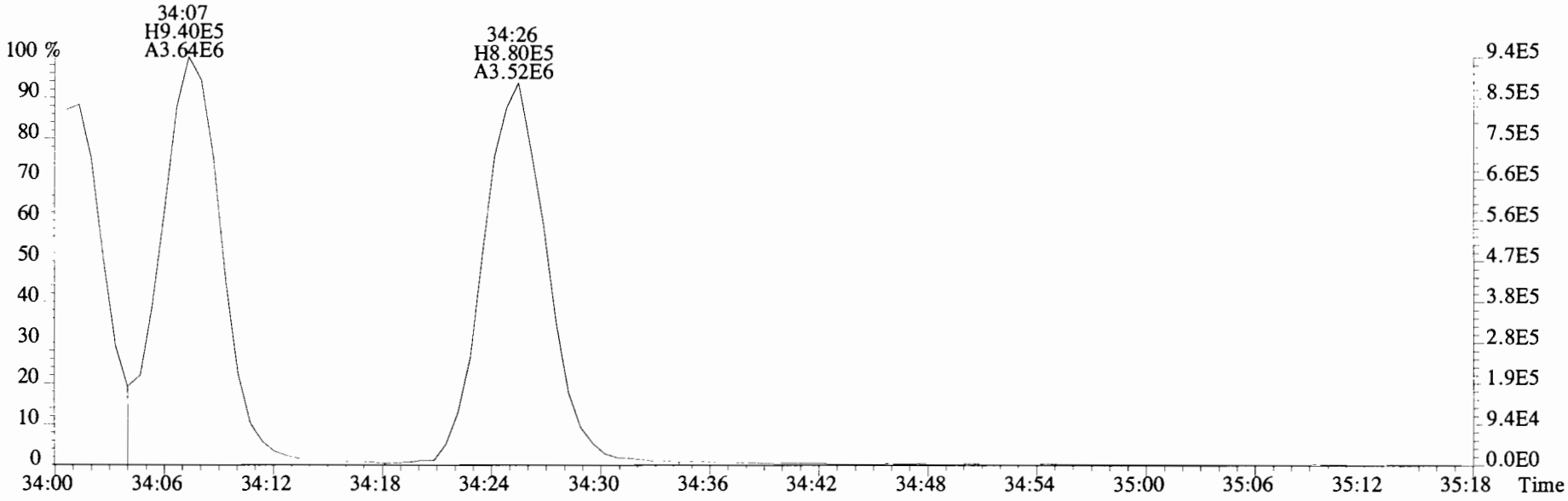

File:191126D2 #1-355 Acq:27-NOV-2019 04:10:16 GC EI+ Voltage SIR Autospec-UltimaE
Sample#3 File Text:Viata_Analytical_Laboratory_VG7 Text:B9K0064-BS1 OPR 10 Exp:OCDD_DB5
423.7767 S:3 F:4 BSUB(10000,15,-3.0) PKD(5,5,3,0.10%,100.0,0.00%,F,F)

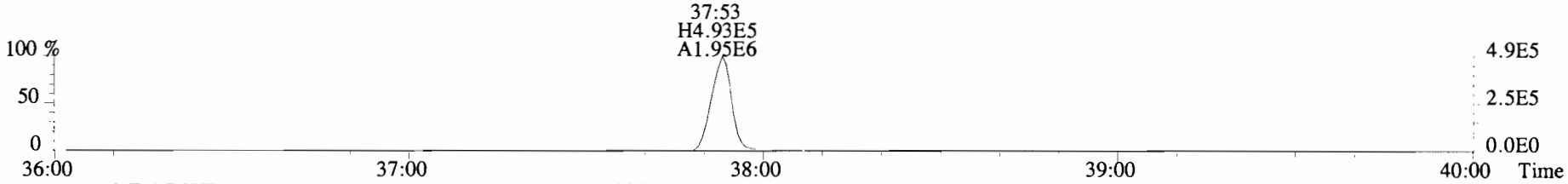

425.7737 S:3 F:4 BSUB(10000,15,-3.0) PKD(5,5,3,0.10%,100.0,0.00%,F,F)

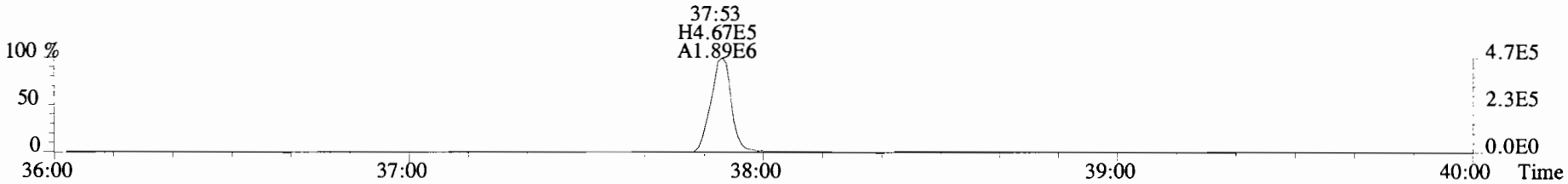

435.8169 S:3 F:4 BSUB(10000,15,-3.0) PKD(5,5,3,0.10%,100.0,0.00%,F,F)

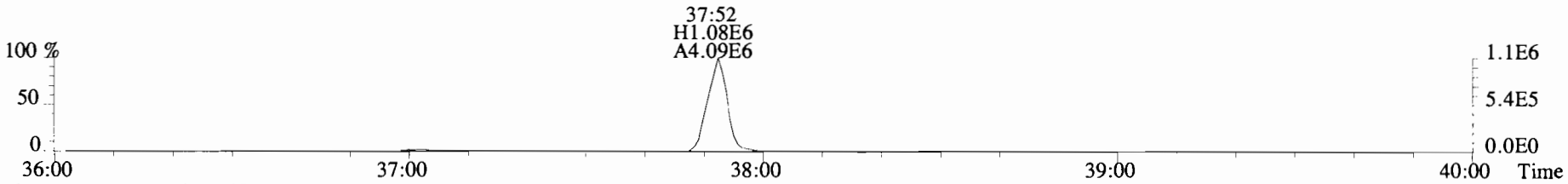

437.8140 S:3 F:4 BSUB(10000,15,-3.0) PKD(5,5,3,0.10%,100.0,0.00%,F,F)

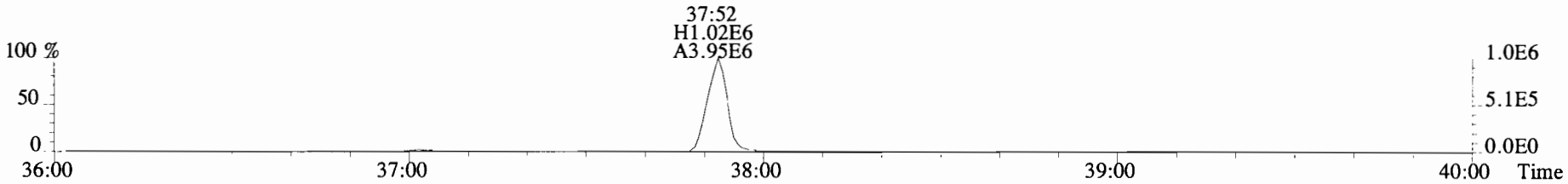

454.9728 S:3 F:4

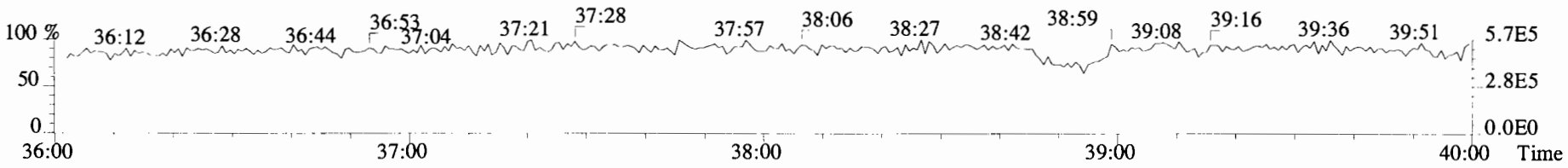

File:191126D2 #1-432 Acq:27-NOV-2019 04:10:16 GC EI+ Voltage SIR Autospec-UltimaE
Sample#3 File Text:Viata_Analytical_Laboratory_VG7 Text:B9K0064-BS1 OPR 10 Exp:OCDD_DB5
457.7377 S:3 F:5 BSUB(10000,15,-3.0) PKD(5,5,3,0.10%,100.0,0.00%,F,F)

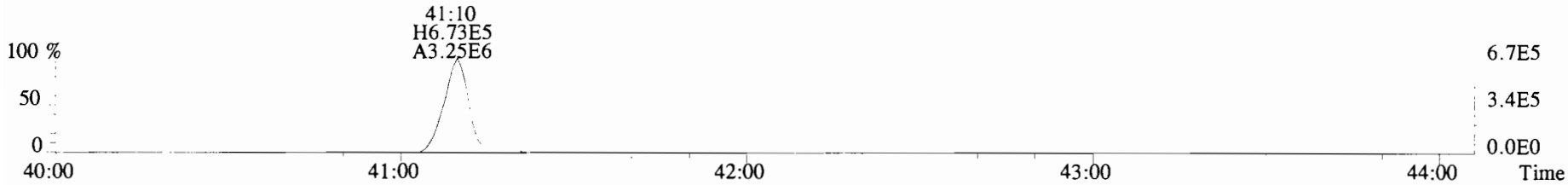

459.7348 S:3 F:5 BSUB(10000,15,-3.0) PKD(5,5,3,0.10%,100.0,0.00%,F,F)

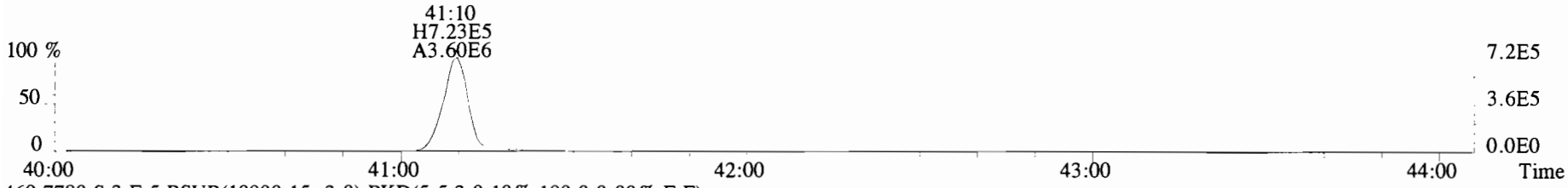

469.7780 S:3 F:5 BSUB(10000,15,-3.0) PKD(5,5,3,0.10%,100.0,0.00%,F,F)



471.7750 S:3 F:5 BSUB(10000,15,-3.0) PKD(5,5,3,0.10%,100.0,0.00%,F,F)

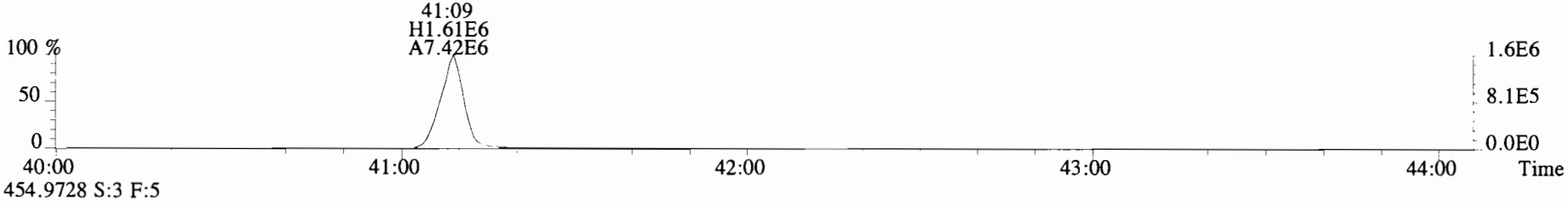

454.9728 S:3 F:5

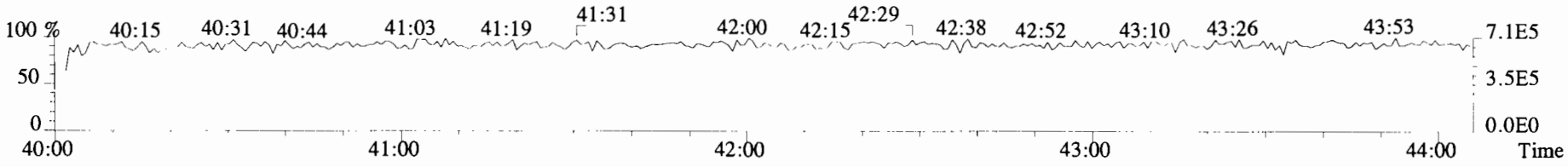

File:191126D2 #1-492 Acq:27-NOV-2019 04:10:16 GC EI+ Voltage SIR Autospec-UltimaE
Sample#3 File Text:Viata_Analytical_Laboratory_VG7 Text:B9K0064-BS1 OPR 10 Exp:OCDD_DB5
303.9016 S:3 BSUB(10000,15,-3.0) PKD(5,5,3,0.10%,100.0,0.00%,F,F)

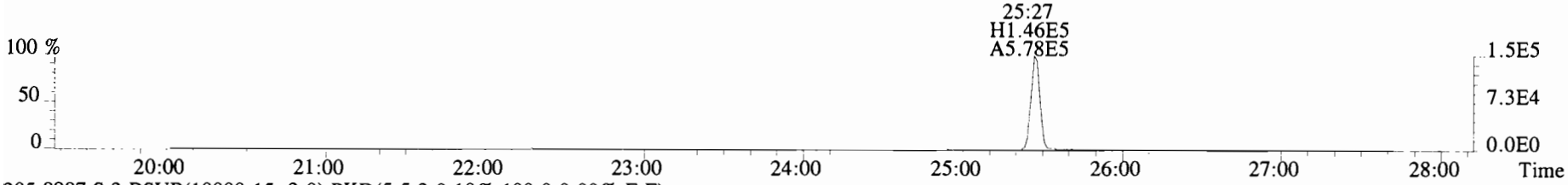

305.8987 S:3 BSUB(10000,15,-3.0) PKD(5,5,3,0.10%,100.0,0.00%,F,F)

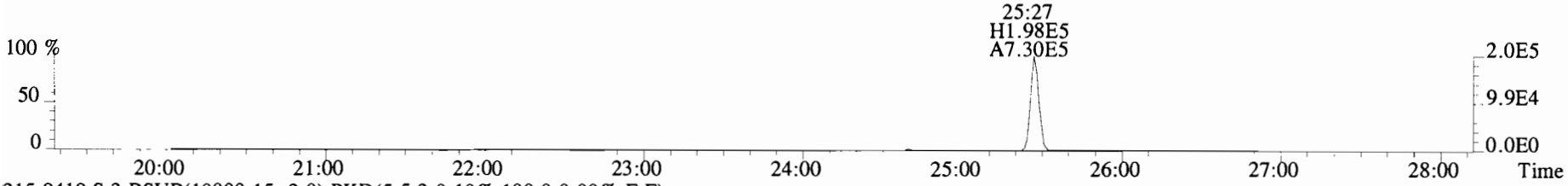

315.9419 S:3 BSUB(10000,15,-3.0) PKD(5,5,3,0.10%,100.0,0.00%,F,F)

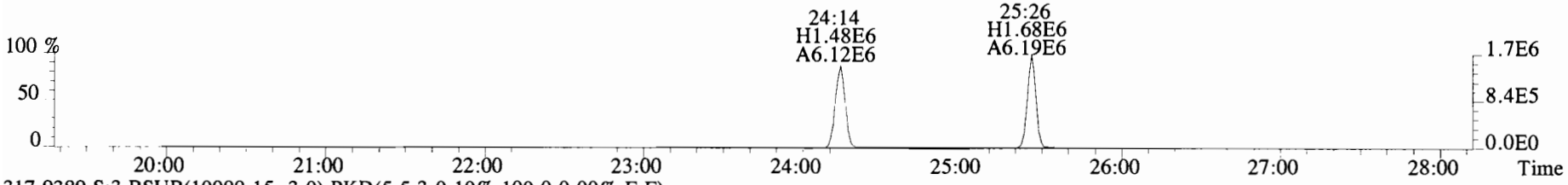

317.9389 S:3 BSUB(10000,15,-3.0) PKD(5,5,3,0.10%,100.0,0.00%,F,F)

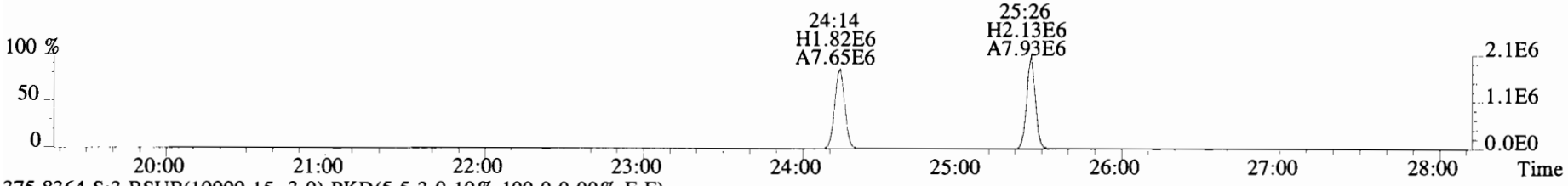

375.8364 S:3 BSUB(10000,15,-3.0) PKD(5,5,3,0.10%,100.0,0.00%,F,F)



File:191126D2 #1-492 Acq:27-NOV-2019 04:10:16 GC EI+ Voltage SIR Autospec-UltimaE
Sample#3 File Text:Viata_Analytical_Laboratory_VG7 Text:B9K0064-BS1 OPR 10 Exp:OCDD_DB5
339.8597 S:3 BSUB(10000,15,-3.0) PKD(5,5,3,0.10%,100.0,0.00%,F,F)

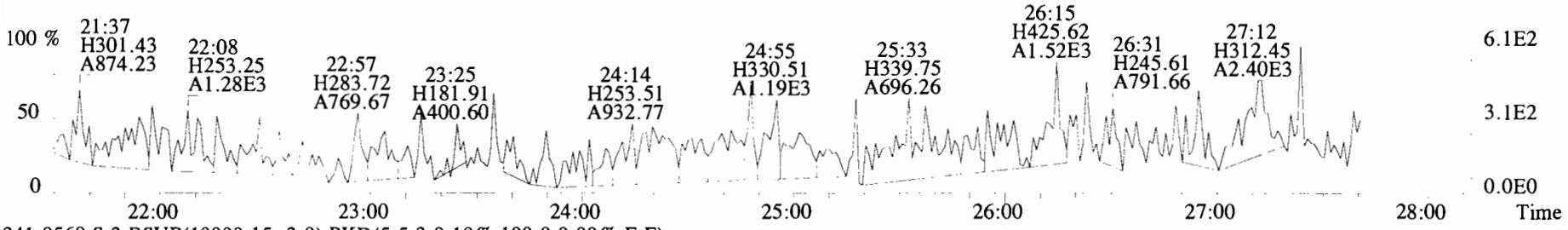

341.8568 S:3 BSUB(10000,15,-3.0) PKD(5,5,3,0.10%,100.0,0.00%,F,F)

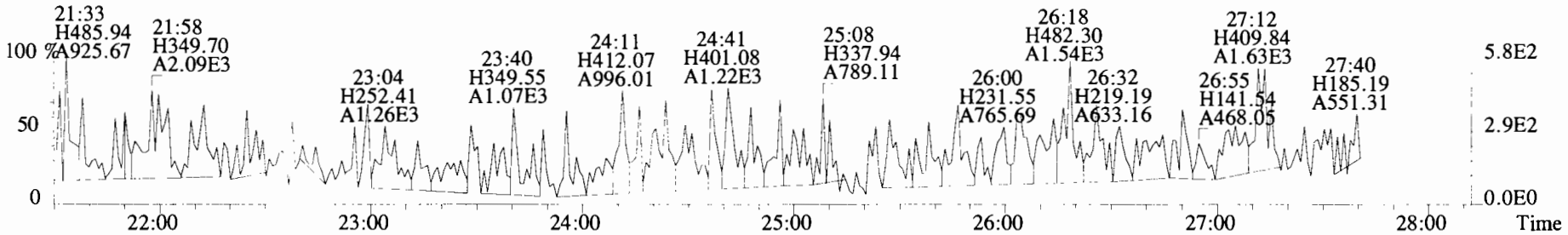

409.7974 S:3 BSUB(10000,15,-3.0) PKD(5,5,3,0.10%,100.0,0.00%,F,F)

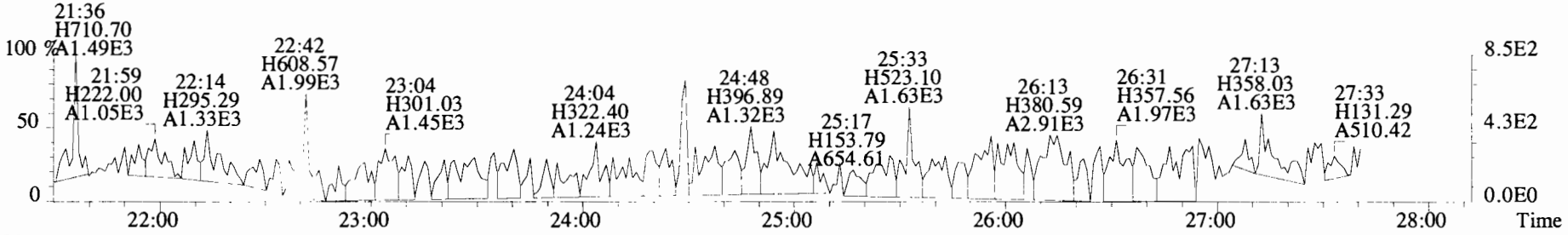

316.9824 S:3

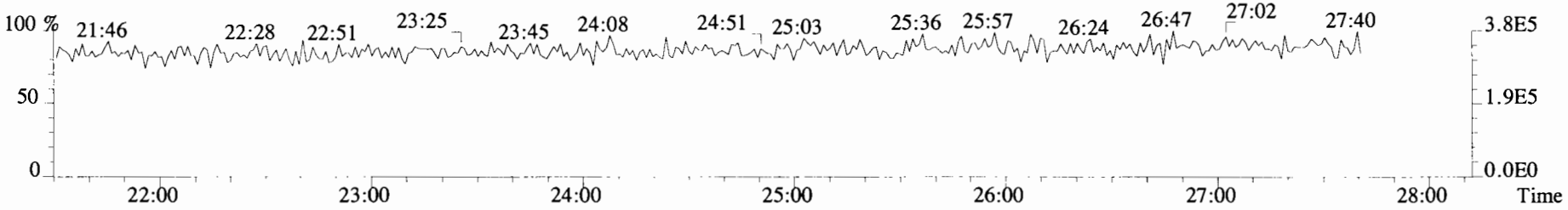

File:191126D2 #1-211 Acq:27-NOV-2019 04:10:16 GC EI+ Voltage SIR Autospec-UltimaE
Sample#3 File Text:Viata_Analytical_Laboratory_VG7 Text:B9K0064-BS1 OPR 10 Exp:OCDD_DB5
339.8597 S:3 F:2 BSUB(10000,15,-3.0) PKD(5,5,3,0.10%,100.0,0.00%,F,F)

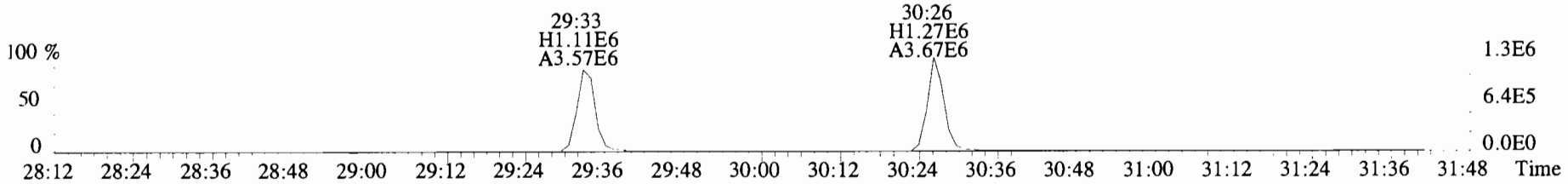

341.8568 S:3 F:2 BSUB(10000,15,-3.0) PKD(5,5,3,0.10%,100.0,0.00%,F,F)

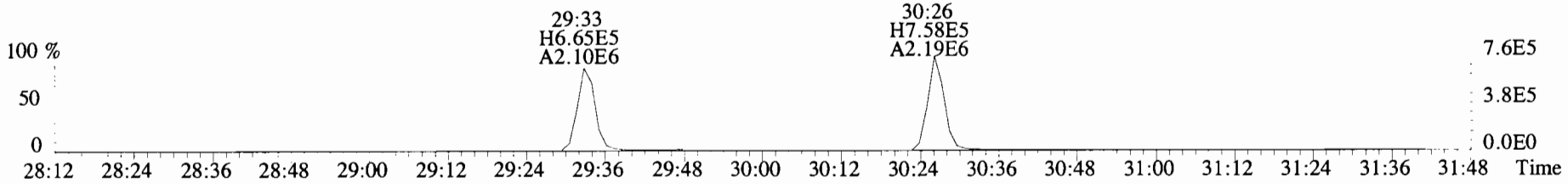

351.9000 S:3 F:2 BSUB(10000,15,-3.0) PKD(5,5,3,0.10%,100.0,0.00%,F,F)

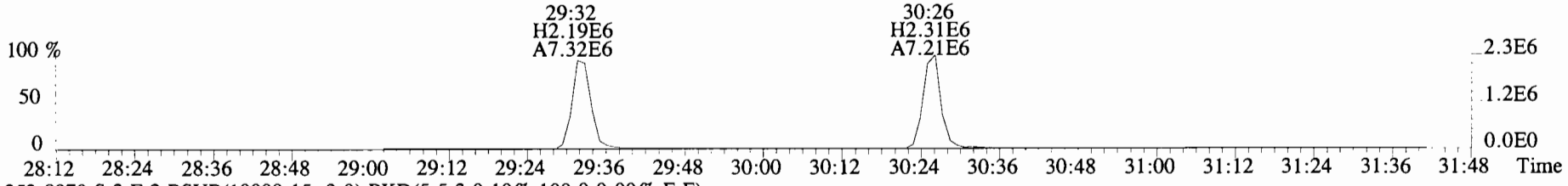

353.8970 S:3 F:2 BSUB(10000,15,-3.0) PKD(5,5,3,0.10%,100.0,0.00%,F,F)

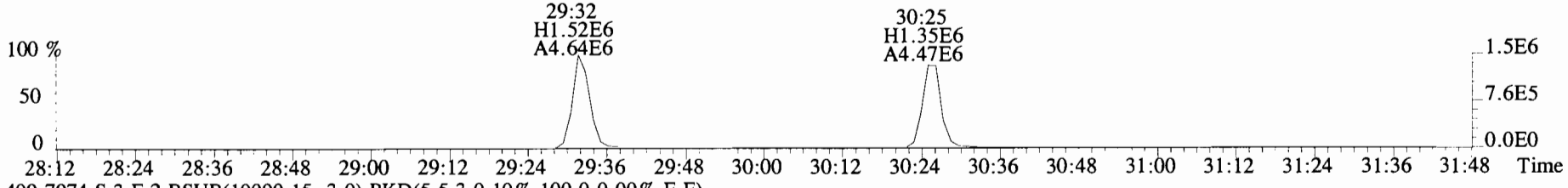

409.7974 S:3 F:2 BSUB(10000,15,-3.0) PKD(5,5,3,0.10%,100.0,0.00%,F,F)

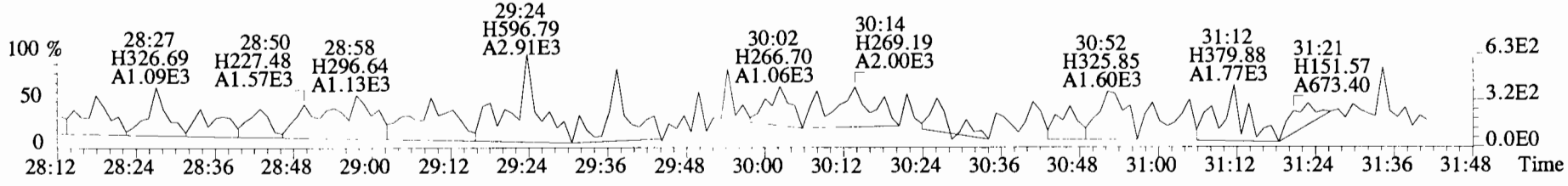

File:191126D2 #1-384 Acq:27-NOV-2019 04:10:16 GC EI+ Voltage SIR Autospec-UltimaE
Sample#3 File Text:Viata_Analytical_Laboratory_VG7 Text:B9K0064-BS1 OPR 10 Exp:OCDD_DB5
373.8207 S:3 F:3 BSUB(10000,15,-3.0) PKD(5,5,3,0.10%,100.0,0.00%,F,F)

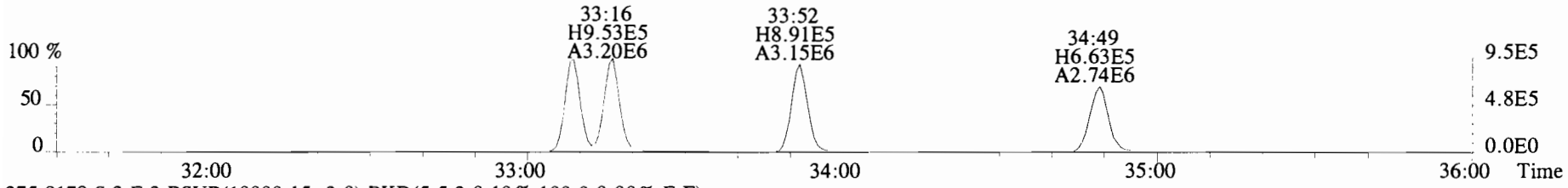

375.8178 S:3 F:3 BSUB(10000,15,-3.0) PKD(5,5,3,0.10%,100.0,0.00%,F,F)

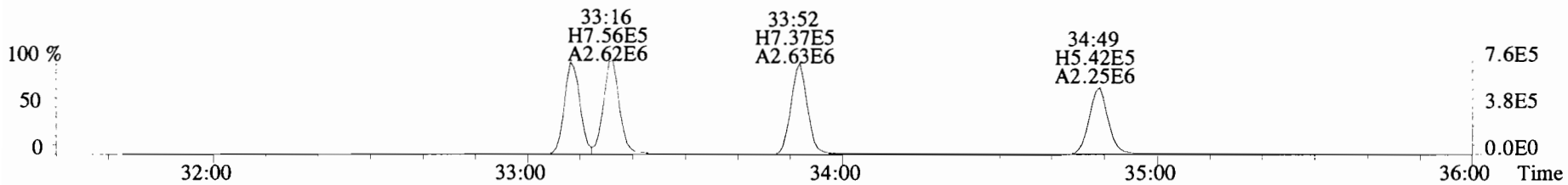

383.8639 S:3 F:3 BSUB(10000,15,-3.0) PKD(5,5,3,0.10%,100.0,0.00%,F,F)

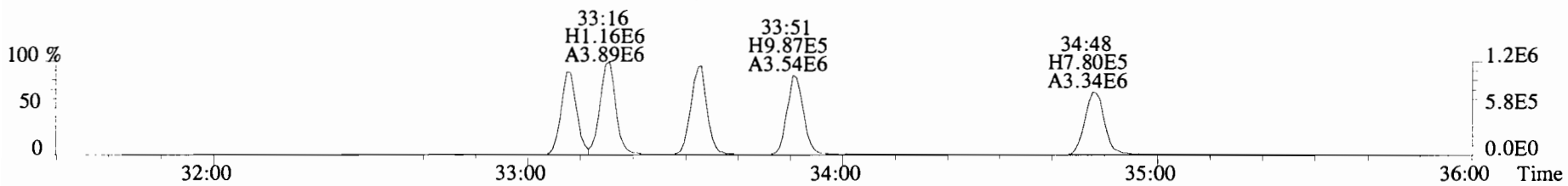

385.8610 S:3 F:3 BSUB(10000,15,-3.0) PKD(5,5,3,0.10%,100.0,0.00%,F,F)

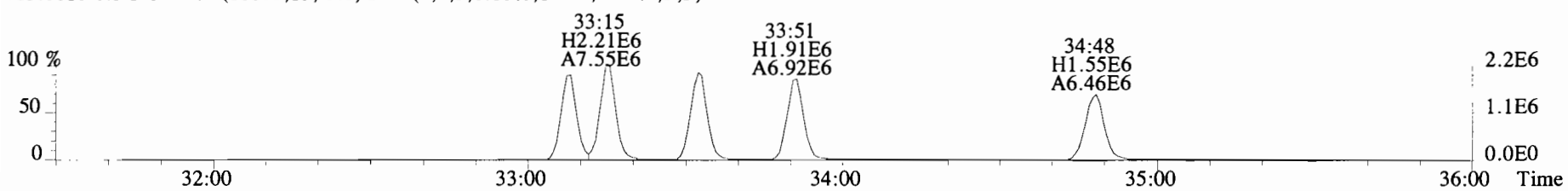

445.7555 S:3 F:3 BSUB(10000,15,-3.0) PKD(5,5,3,0.10%,100.0,0.00%,F,F)

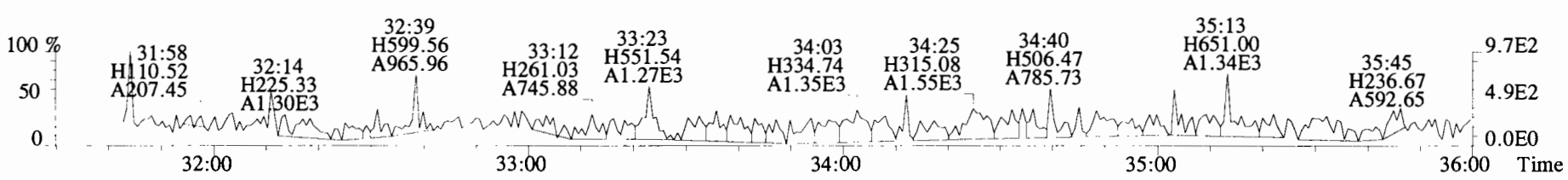

File:191126D2 #1-384 Acq:27-NOV-2019 04:10:16 GC EI+ Voltage SIR Autospec-UltimaE
Sample#3 File Text:Viata_Analytical_Laboratory_VG7 Text:B9K0064-BS1 OPR 10 Exp:OCDD_DB5
383.8639 S:3 F:3 BSUB(10000,15,-3.0) PKD(5,5,3,0.10%,100.0,0.00%,F,F)

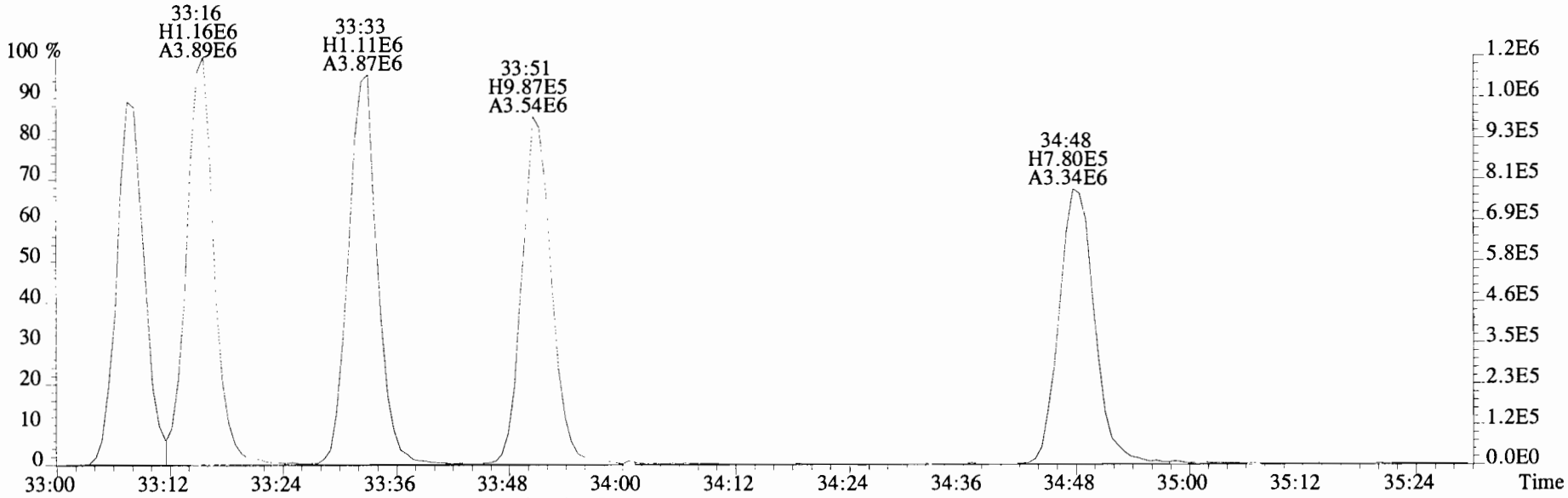

385.8610 S:3 F:3 BSUB(10000,15,-3.0) PKD(5,5,3,0.10%,100.0,0.00%,F,F)

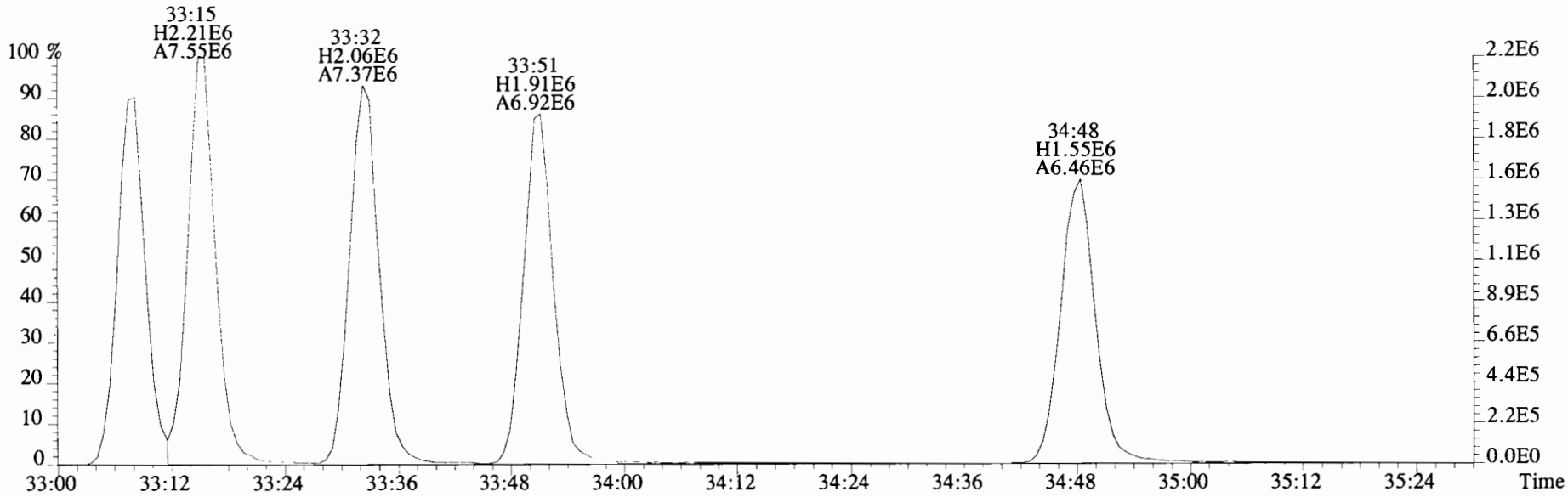

File:191126D2 #1-355 Acq:27-NOV-2019 04:10:16 GC EI+ Voltage SIR Autospec-UltimaE
Sample#3 File Text:Viata_Analytical_Laboratory_VG7 Text:B9K0064-BS1 OPR 10 Exp:OCDD_DB5
407.7818 S:3 F:4 BSUB(10000,15,-3.0) PKD(5,5,3,0.10%,100.0,0.00%,F,F)

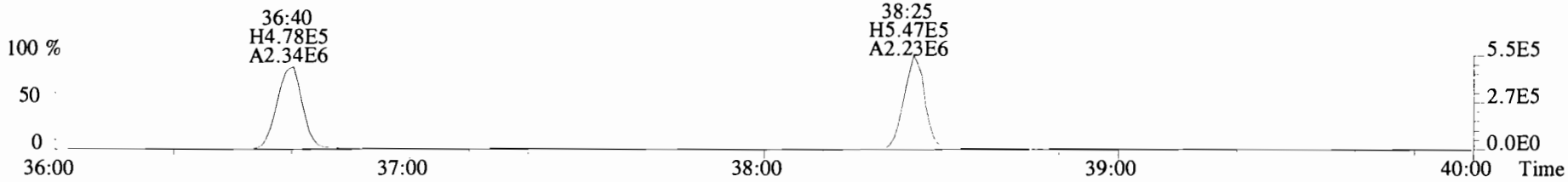

409.7788 S:3 F:4 BSUB(10000,15,-3.0) PKD(5,5,3,0.10%,100.0,0.00%,F,F)

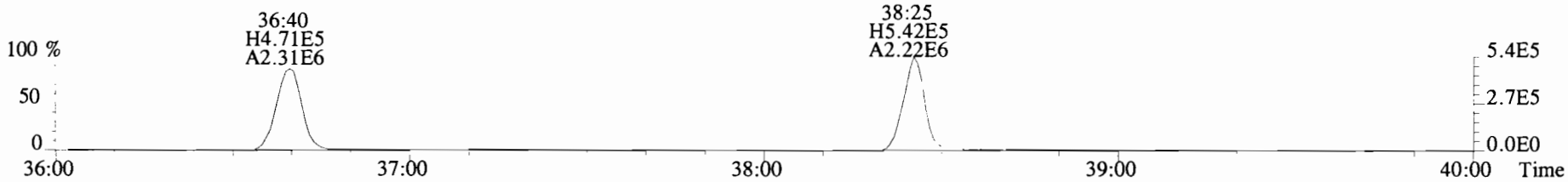

417.8253 S:3 F:4 BSUB(10000,15,-3.0) PKD(5,5,3,0.10%,100.0,0.00%,F,F)

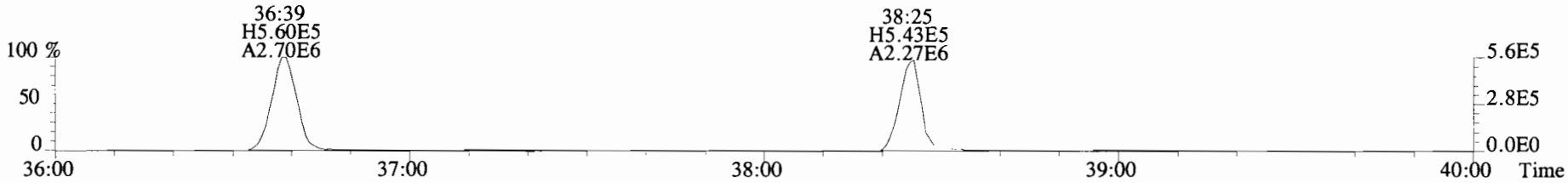

419.8220 S:3 F:4 BSUB(10000,15,-3.0) PKD(5,5,3,0.10%,100.0,0.00%,F,F)

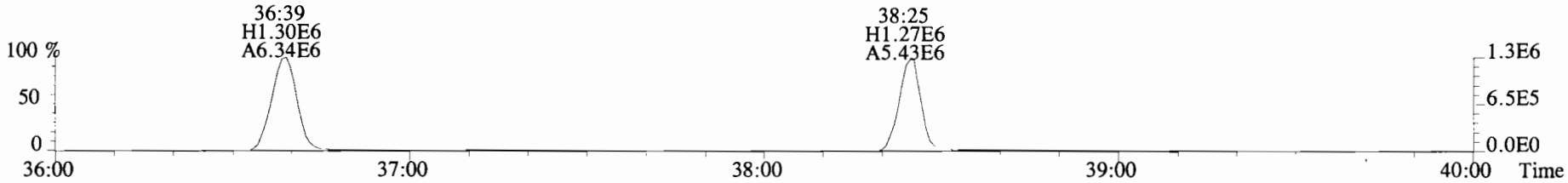

479.7165 S:3 F:4 BSUB(10000,15,-3.0) PKD(5,5,3,0.10%,100.0,0.00%,F,F)

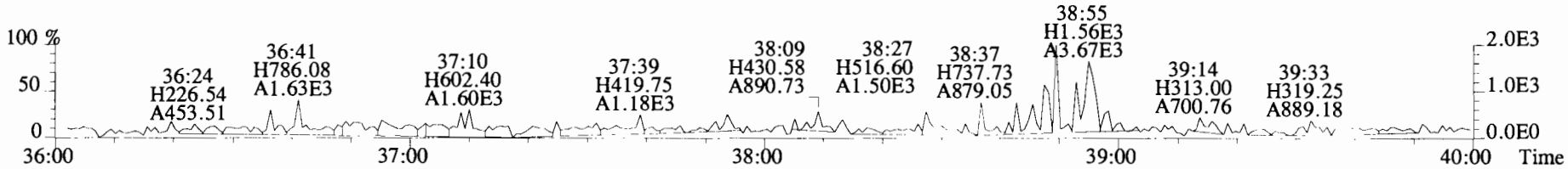

File:191126D2 #1-432 Acq:27-NOV-2019 04:10:16 GC EI+ Voltage SIR Autospec-UltimaE
Sample#3 File Text:Viata_Analytical_Laboratory_VG7 Text:B9K0064-BS1 OPR 10 Exp:OCDD_DB5
441.7428 S:3 F:5 BSUB(10000,15,-3.0) PKD(5,5,3,0.10%,100.0,0.00%,F,F)

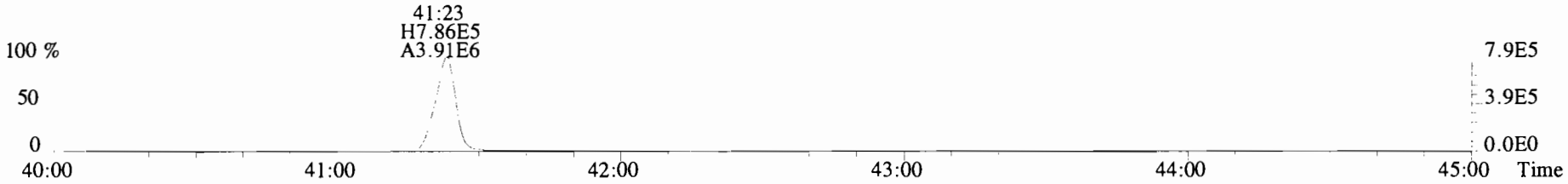

443.7398 S:3 F:5 BSUB(10000,15,-3.0) PKD(5,5,3,0.10%,100.0,0.00%,F,F)



453.7831 S:3 F:5 BSUB(10000,15,-3.0) PKD(5,5,3,0.10%,100.0,0.00%,F,F)

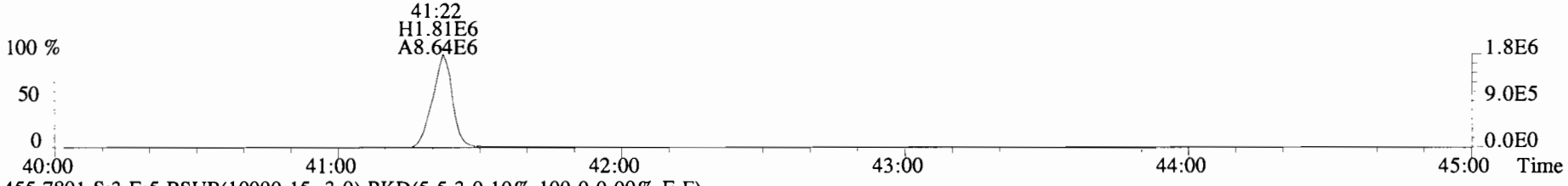

455.7801 S:3 F:5 BSUB(10000,15,-3.0) PKD(5,5,3,0.10%,100.0,0.00%,F,F)



513.6775 S:3 F:5 BSUB(10000,15,-3.0) PKD(5,5,3,0.10%,100.0,0.00%,F,F)

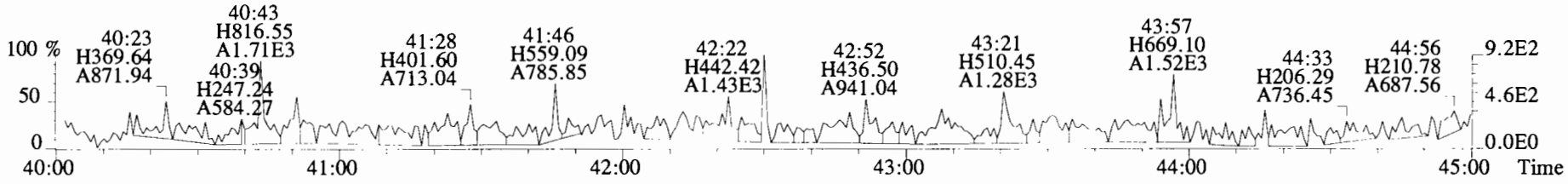

Client ID: PDI-034SC-A-00-01-1910η Filename: 191212D2 S:3 Acq:13-DEC-19 02:31:49 ConCal: ST191212D2-1

Lab ID: 1903828-01 GC Column ID: ZB-5MS ICal: 1613VG7-10-9-19 wt/vol:10.076 EndCAL: NA

	Name	Resp	RA	RRF	RT	Conc	Qual	noise	Fac	DL
	2,3,7,8-TCDD	6.92e+04	0.80 y	0.91	26:05	1.3319		*	2.5	*
	1,2,3,7,8-PeCDD	1.18e+05	0.60 y	0.90	30:36	3.0183		*	2 5	*
	1,2,3,4,7,8-HxCDD	1.51e+05	1.38 y	1.10	33:54	3.2317		*	2.5	*
	1,2,3,6,7,8-HxCDD	9.13e+05	1.26 y	0.94	34:00	21.159		*	2.5	*
	1,2,3,7,8,9-HxCDD	4.01e+05	1.20 y	0.96	34:18	8.8047		*	2.5	*
	1,2,3,4,6,7,8-HpCDD	1.47e+07	1.03 y	0.98	37:46	380.31		*	2.5	*
	OCDD	1.24e+08	0.90 y	0.96	41:00	3294.7		*	2.5	*
	2,3,7,8-TCDF	5.09e+06	0.75 y	0.95	25:18	64.644	OK	*	2.5	*
	1,2,3,7,8-PeCDF	5.75e+06	1.62 y	0.96	29:26	88.196		*	2.5	*
	2,3,4,7,8-PeCDF	1.09e+06	1.66 y	1.01	30:22	16.775		*	2.5	*
	1,2,3,4,7,8-HxCDF	6.68e+06	1.22 y	1.18	33:01	109.32		*	2.5	*
	1,2,3,6,7,8-HxCDF	1.79e+06	1.19 y	1.07	33:08	28.590		*	2.5	*
	2,3,4,6,7,8-HxCDF	6.09e+05	1.19 y	1.11	33:44	9.2153		*	2.5	*
	1,2,3,7,8,9-HxCDF	2.58e+05	1.17 y	1.06	34:40	4.4054		*	2.5	*
	1,2,3,4,6,7,8-HpCDF	4.13e+06	1.00 y	1.13	36:30	79.201		*	2.5	*
	1,2,3,4,7,8,9-HpCDF	8.48e+05	1.03 y	1.28	38:17	17.196		*	2.5	*
	OCDF	7.52e+06	0.88 y	0.95	41:13	162.64		*	2.5	*
IS	13C-2,3,7,8-TCDD	1.14e+07	0.78 y	1.10	26:04	188.89				95.2
IS	13C-1,2,3,7,8-PeCDD	8.57e+06	0.64 y	0.88	30:35	176.43				88.9
IS	13C-1,2,3,4,7,8-HxCDD	8.41e+06	1.30 y	0.64	33:53	205.16				103
IS	13C-1,2,3,6,7,8-HxCDD	9.12e+06	1.26 y	0.86	34:00	167.06				84.2
IS	13C-1,2,3,7,8,9-HxCDD	9.41e+06	1.23 y	0.81	34:17	182.78				92.1
IS	13C-1,2,3,4,6,7,8-HpCDD	7.85e+06	1.05 y	0.65	37:45	188.00				94.7
IS	13C-OCDD	1.56e+07	0.90 y	0.58	41:00	420.72				106
IS	13C-2,3,7,8-TCDF	1.65e+07	0.76 y	1.03	25:17	181.77				91.6
IS	13C-1,2,3,7,8-PeCDF	1.35e+07	1.63 y	0.85	29:25	180.36				90.9
IS	13C-2,3,4,7,8-PeCDF	1.27e+07	1.58 y	0.85	30:19	171.41				86.4
IS	13C-1,2,3,4,7,8-HxCDF	1.03e+07	0.52 y	0.83	33:00	194.13				97.8
IS	13C-1,2,3,6,7,8-HxCDF	1.16e+07	0.51 y	1.03	33:08	175.78				88.6
IS	13C-2,3,4,6,7,8-HxCDF	1.18e+07	0.52 y	0.95	33:43	193.46				97.5
IS	13C-1,2,3,7,8,9-HxCDF	1.10e+07	0.51 y	0.83	34:40	207.33				104
IS	13C-1,2,3,4,6,7,8-HpCDF	9.18e+06	0.44 y	0.76	36:29	189.77				95.6
IS	13C-1,2,3,4,7,8,9-HpCDF	7.65e+06	0.43 y	0.58	38:17	206.12				104
IS	13C-OCDF	1.94e+07	0.89 y	0.69	41:13	440.87				111
C/Up	37Cl-2,3,7,8-TCDD	4.69e+06		1.20	26:05	71.065				89.5
RS/RT	13C-1,2,3,4-TCDD	1.09e+07	0.80 y	1.00	25:30	198.50				
RS	13C-1,2,3,4-TCDF	1.74e+07	0.76 y	1.00	24:04	198.50				
RS/RT	13C-1,2,3,4,6,9-HxCDF	1.27e+07	0.52 y	1.00	33:25	198.50				

Name	Conc	EMPC	Qual	noise	DL
Total Tetra-Dioxins	13.9	14.6		*	*
Total Penta-Dioxins	20.3	24.0		*	*
Total Hexa-Dioxins	144	144		*	*
Total Hepta-Dioxins	813	813		*	*
Total Tetra-Furans	182	186		*	*
Total Penta-Furans	250.54	250.54		*	*
Total Hexa-Furans	242	243		*	*
Total Hepta-Furans	218	218		*	*

Integrations by Analyst: JB Date: 1/10/20

Reviewed by Analyst: CJ Date: 01/13/2020

Totals class: TCDD EMPC Entry #: 19

Run: 8 File: 191212D2 S: 3 I: 1 F: 1
Acquired: 13-DEC-19 02:31:49 Processed: 13-DEC-19 13:10:11

Total Concentration: 14.604 Unnamed Concentration: 13.272

RT	m1 Resp	m2 Resp	RA		Resp	Concentration	Name
22:40	8.330e+04	9.689e+04	0.86	y	1.802e+05	3.4667	
23:01	3.979e+04	4.708e+04	0.85	y	8.687e+04	1.6712	
23:26	1.499e+04	2.105e+04	0.71	y	3.604e+04	0.69332	
24:11	1.022e+04	1.108e+04	0.92	n	1.962e+04	0.37744	
24:24	1.826e+04	2.382e+04	0.77	y	4.208e+04	0.80953	
24:35	2.648e+04	3.195e+04	0.83	y	5.843e+04	1.1242	
24:46	6.243e+03	9.171e+03	0.68	y	1.541e+04	0.29653	
25:00	1.037e+04	1.331e+04	0.78	y	2.368e+04	0.45553	
25:09	8.548e+03	1.076e+04	0.79	y	1.931e+04	0.37147	
25:28	1.306e+04	1.007e+04	1.30	n	1.783e+04	0.34301	
25:50	7.447e+04	9.555e+04	0.78	y	1.700e+05	3.2708	
26:05	3.076e+04	3.847e+04	0.80	y	6.923e+04	1.3319	2,3,7,8-TCDD
26:22	8.776e+03	1.164e+04	0.75	y	2.041e+04	0.39273	

Totals class: PeCDD EMPC Entry #: 21

Run: 8 File: 191212D2 S: 3 I: 1 F: 2
Acquired: 13-DEC-19 02:31:49 Processed: 13-DEC-19 13:10:11

Total Concentration: 24.040 Unnamed Concentration: 21.022

RT	m1 Resp	m2 Resp	RA		Resp	Concentration	Name
28:33	9.505e+04	1.486e+05	0.64	y	2.436e+05	6.2538	
29:00	2.534e+04	3.643e+04	0.70	y	6.177e+04	1.5855	
29:26	6.661e+04	7.885e+04	0.84	n	1.285e+05	3.2991	
29:36	5.313e+04	7.403e+04	0.72	y	1.272e+05	3.2639	
29:41	1.990e+04	3.634e+04	0.55	y	5.624e+04	1.4436	
29:54	4.675e+04	7.845e+04	0.60	y	1.252e+05	3.2139	
30:13	8.744e+03	1.542e+04	0.57	y	2.416e+04	0.62029	
30:36	4.426e+04	7.333e+04	0.60	y	1.176e+05	3.0183	1,2,3,7,8-PeCDD
30:41	8.487e+03	1.123e+04	0.76	n	1.830e+04	0.46982	
30:58	1.231e+04	2.166e+04	0.57	y	3.397e+04	0.87195	

Totals class: HxCDD EMPC Entry #: 23

Run: 8 File: 191212D2 S: 3 I: 1 F: 3
Acquired: 13-DEC-19 02:31:49 Processed: 13-DEC-19 13:10:11

Total Concentration: 143.56 Unnamed Concentration: 110.368

RT	m1 Resp	m2 Resp	RA		Resp	Concentration	Name
32:22	9.393e+05	7.638e+05	1.23	y	1.703e+06	37.950	
32:57	1.358e+05	1.041e+05	1.30	y	2.399e+05	5.3459	
33:12	1.565e+06	1.245e+06	1.26	y	2.811e+06	62.628	
33:20	5.505e+04	4.617e+04	1.19	y	1.012e+05	2.2555	
33:54	8.747e+04	6.332e+04	1.38	y	1.508e+05	3.2317	1,2,3,4,7,8-HxCDD
34:00	5.092e+05	4.037e+05	1.26	y	9.128e+05	21.159	1,2,3,6,7,8-HxCDD
34:11	5.541e+04	4.281e+04	1.29	y	9.822e+04	2.1886	
34:18	2.190e+05	1.823e+05	1.20	y	4.014e+05	8.8047	1,2,3,7,8,9-HxCDD

Totals class: HpCDD EMPC Entry #: 25

Run: 8 File: 191212D2 S: 3 I: 1 P: 4
Acquired: 13-DEC-19 02:31:49 Processed: 13-DEC-19 13:10:11

Total Concentration: 813.17 Unnamed Concentration: 432.862

RT	m1 Resp	m2 Resp	RA	Resp	Concentration	Name
36:54	8.489e+06	8.273e+06	1.03 y	1.676e+07	432.86	
37:46	7.472e+06	7.255e+06	1.03 y	1.473e+07	380.31	1,2,3,4,6,7,8-HpCDD

Totals class: TCDF EMPC Entry #: 27

Run: 8 File: 191212D2 S: 3 I: 1 F: 1
Acquired: 13-DEC-19 02:31:49 Processed: 13-DEC-19 13:10:11

Total Concentration: 185.64 Unnamed Concentration: 120.999

RT	m1 Resp	m2 Resp	RA		Resp	Concentration	Name
20:32	2.764e+04	3.296e+04	0.84	y	6.060e+04	0.76900	
21:04	5.653e+04	7.666e+04	0.74	y	1.332e+05	1.6902	
21:43	2.709e+05	3.223e+05	0.84	y	5.932e+05	7.5282	
22:15	1.809e+05	2.400e+05	0.75	y	4.210e+05	5.3421	
22:38	5.404e+05	6.805e+05	0.79	y	1.221e+06	15.493	
23:03	1.707e+05	2.244e+05	0.76	y	3.951e+05	5.0138	
23:11	5.931e+04	7.554e+04	0.79	y	1.348e+05	1.7111	
23:21	1.269e+05	1.615e+05	0.79	y	2.884e+05	3.6596	
23:42	2.306e+04	3.020e+04	0.76	y	5.326e+04	0.67589	
23:49	4.014e+04	5.350e+04	0.75	y	9.364e+04	1.1883	
23:57	1.143e+05	1.551e+05	0.74	y	2.695e+05	3.4193	
24:04	2.657e+05	3.369e+05	0.79	y	6.026e+05	7.6472	
24:29	1.636e+06	2.166e+06	0.76	y	3.802e+06	48.243	
24:44	8.508e+04	1.221e+05	0.70	y	2.072e+05	2.6295	
24:55	3.096e+04	3.749e+04	0.83	y	6.845e+04	0.86857	
25:11	1.944e+05	2.694e+05	0.72	y	4.637e+05	5.8845	
25:18	2.178e+06	2.916e+06	0.75	y	5.094e+06	64.644	2,3,7,8-TCDF
25:37	1.520e+05	1.925e+05	0.79	y	3.445e+05	4.3719	
25:50	2.455e+04	3.544e+04	0.69	y	5.999e+04	0.76127	
27:04	1.780e+05	1.827e+05	0.97	n	3.233e+05	4.1028	

Totals class: 1st Func. PeCDF BMPC Entry #: 29

Run: 8 File: 191212D2 S: 3 I: 1 F: 1
Acquired: 13-DEC-19 02:31:49 Processed: 13-DEC-19 13:10:11

Total Concentration: 22.979 Unnamed Concentration: 22.979

RT	m1 Resp	m2 Resp	RA	Resp	Concentration	Name
27:04	9.134e+05	5.836e+05	1.57 y	1.497e+06	22.979	

Totals class: PeCDF EMPC Entry #: 31

Run: 8 File: 191212D2 S: 3 I: 1 P: 2
Acquired: 13-DEC-19 02:31:49 Processed: 13-DEC-19 13:10:11

Total Concentration: 227.56 Unnamed Concentration: 122.590

RT	m1 Resp	m2 Resp	RA		Resp	Concentration	Name
28:30	2.013e+06	1.273e+06	1.58	y	3.286e+06	50.446	
29:03	2.581e+05	1.736e+05	1.49	y	4.317e+05	6.6262	
29:15	3.114e+05	1.976e+05	1.58	y	5.091e+05	7.8141	
29:26	3.556e+06	2.198e+06	1.62	y	5.754e+06	88.196	1,2,3,7,8-PeCDF
29:40	9.873e+05	6.208e+05	1.59	y	1.608e+06	24.684	
30:14	4.276e+04	2.885e+04	1.48	y	7.161e+04	1.0992	
30:18	1.175e+06	7.500e+05	1.57	y	1.925e+06	29.551	
30:22	6.802e+05	4.096e+05	1.66	y	1.090e+06	16.775	2,3,4,7,8-PeCDF
31:12	9.112e+04	6.326e+04	1.44	y	1.544e+05	2.3697	

Totals class: HxCDF EMPC Entry #: 33

Run: 8 File: 191212D2 S: 3 I: 1 F: 3
Acquired: 13-DEC-19 02:31:49 Processed: 13-DEC-19 13:10:11

Total Concentration: 243.11 Unnamed Concentration: 91.576

RT	m1 Resp	m2 Resp	RA		Resp	Concentration	Name
31:51	3.607e+05	2.843e+05	1.27	y	6.449e+05	10.396	
32:00	1.089e+06	9.068e+05	1.20	y	1.996e+06	32.172	
32:22	2.957e+04	2.352e+04	1.26	y	5.310e+04	0.85588	
32:32	1.283e+06	1.014e+06	1.26	y	2.297e+06	37.028	
32:55	4.197e+04	3.950e+04	1.06	y	8.147e+04	1.3134	
33:01	3.665e+06	3.015e+06	1.22	y	6.680e+06	109.32	1,2,3,4,7,8-HxCDF
33:08	9.718e+05	8.152e+05	1.19	y	1.787e+06	28.590	1,2,3,6,7,8-HxCDF
33:25	2.696e+04	2.733e+04	0.99	n	4.871e+04	0.78519	
33:44	3.312e+05	2.774e+05	1.19	y	6.086e+05	9.2153	2,3,4,6,7,8-HxCDF
34:40	1.391e+05	1.190e+05	1.17	y	2.581e+05	4.4054	1,2,3,7,8,9-HxCDF
34:43	3.095e+05	2.504e+05	1.24	y	5.599e+05	9.0254	

Totals class: HpCDF EMPC Entry #: 35

Run: 8 File: 191212D2 S: 3 I: 1 F: 4
Acquired: 13-DEC-19 02:31:49 Processed: 13-DEC-19 13:10:11

Total Concentration: 218.28 Unnamed Concentration: 121.882

RT	m1 Resp	m2 Resp	RA	Resp	Concentration	Name
36:30	2.069e+06	2.060e+06	1.00 y	4.129e+06	79.201	1,2,3,4,6,7,8-HpCDF
36:54	4.193e+04	4.406e+04	0.95 y	8.598e+04	1.6997	
37:06	3.083e+06	2.997e+06	1.03 y	6.080e+06	120.18	
38:17	4.297e+05	4.183e+05	1.03 y	8.480e+05	17.196	1,2,3,4,7,8,9-HpCDF

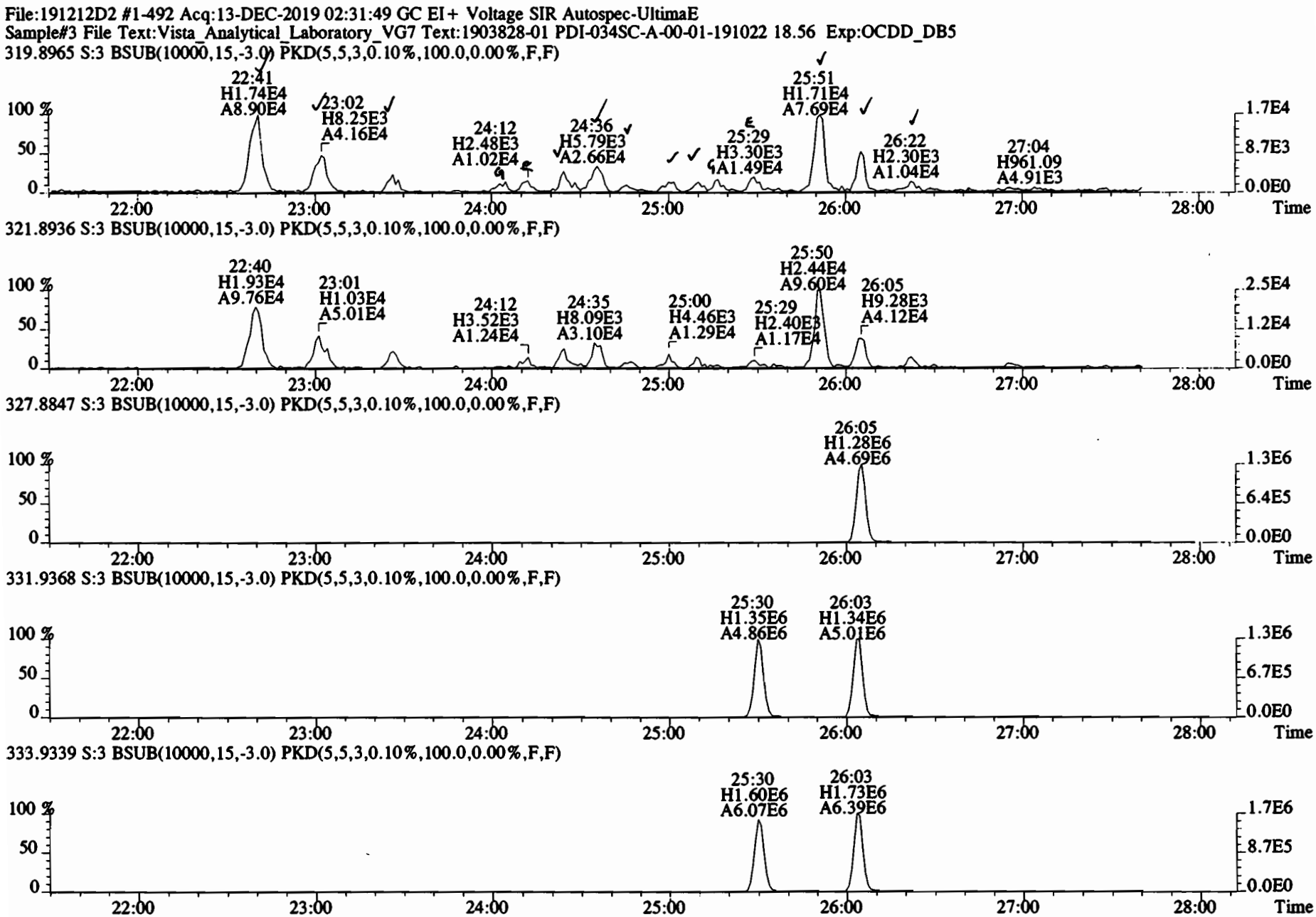
File:191212D2 #1-492 Acq:13-DEC-2019 02:31:49 GC EI+ Voltage SIR Autospec-UltimaE
Sample#3 File Text:Vista_Analytical_Laboratory_VG7 Text:1903828-01 PDI-034SC-A-00-01-191022 18.56 Exp:OCDD_DB5
319.8965 S:3 BSUB(10000,15,-3.0) PKD(5,5,3,0.10%,100.0,0.00%,F,F)
22:41 H1.74E4 A8.90E4
23:02 H8.25E3 A4.16E4
24:12 H2.48E3 A1.02E4
24:36 H5.79E3 A2.66E4
25:29 H3.30E3 A1.49E4
25:51 H1.71E4 A7.69E4
26:22 H2.30E3 A1.04E4
27:04 H961.09 A4.91E3
321.8936 S:3 BSUB(10000,15,-3.0) PKD(5,5,3,0.10%,100.0,0.00%,F,F)
22:40 H1.93E4 A9.76E4
23:01 H1.03E4 A5.01E4
24:12 H3.52E3 A1.24E4
24:35 H8.09E3 A3.10E4
25:00 H4.46E3 A1.29E4
25:29 H2.40E3 A1.17E4
25:50 H2.44E4 A9.60E4
26:05 H9.28E3 A4.12E4
327.8847 S:3 BSUB(10000,15,-3.0) PKD(5,5,3,0.10%,100.0,0.00%,F,F)
26:05 H1.28E6 A4.69E6
331.9368 S:3 BSUB(10000,15,-3.0) PKD(5,5,3,0.10%,100.0,0.00%,F,F)
25:30 H1.35E6 A4.86E6
26:03 H1.34E6 A5.01E6
333.9339 S:3 BSUB(10000,15,-3.0) PKD(5,5,3,0.10%,100.0,0.00%,F,F)
25:30 H1.60E6 A6.07E6
26:03 H1.73E6 A6.39E6
100 %
50
0
22:00
23:00
24:00
25:00
26:00
27:00
28:00
Time
1.7E4
8.7E3
0.0E0
2.5E4
1.2E4
1.3E6
6.4E5
1.3E6
6.7E5
1.7E6
8.7E5

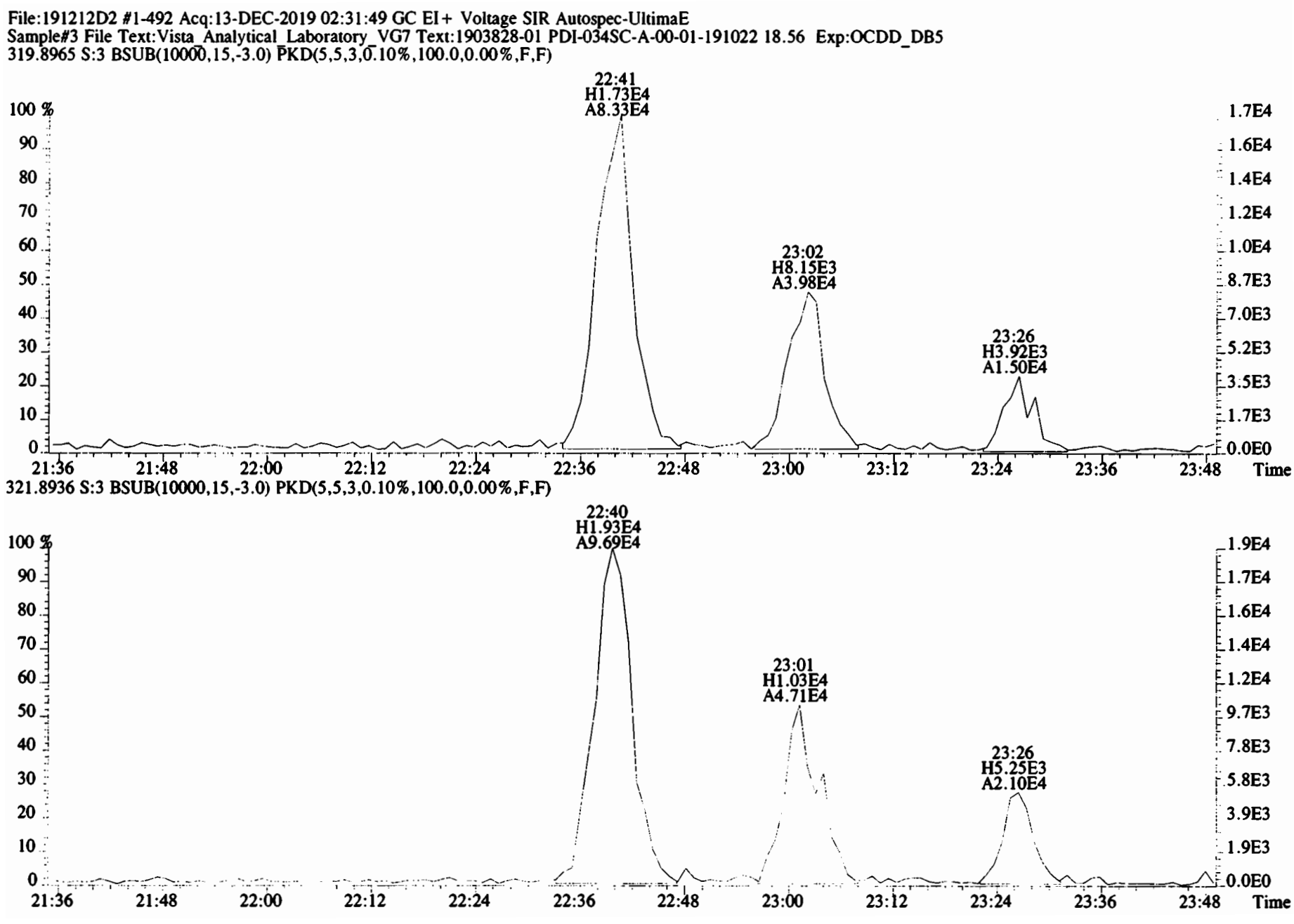
File:191212D2 #1-492 Acq:13-DEC-2019 02:31:49 GC EI+ Voltage SIR Autospec-UltimaE
Sample#3 File Text:Vista_Analytical_Laboratory_VG7 Text:1903828-01 PDI-034SC-A-00-01-191022 18.56 Exp:OCDD_DB5
319.8965 S:3 BSUB(10000,15,-3.0) PKD(5,5,3,0.10%,100.0,0.00%,F,F)
22:41
H1.73E4
A8.33E4
23:02
H8.15E3
A3.98E4
23:26
H3.92E3
A1.50E4
100 %
90
80
70
60
50
40
30
20
10
0
1.7E4
1.6E4
1.4E4
1.2E4
1.0E4
8.7E3
7.0E3
5.2E3
3.5E3
1.7E3
0.0E0
21:36
21:48
22:00
22:12
22:24
22:36
22:48
23:00
23:12
23:24
23:36
23:48
Time
321.8936 S:3 BSUB(10000,15,-3.0) PKD(5,5,3,0.10%,100.0,0.00%,F,F)
22:40
H1.93E4
A9.69E4
23:01
H1.03E4
A4.71E4
23:26
H5.25E3
A2.10E4
100 %
90
80
70
60
50
40
30
20
10
0
1.9E4
1.7E4
1.6E4
1.4E4
1.2E4
9.7E3
7.8E3
5.8E3
3.9E3
1.9E3
0.0E0
21:36
21:48
22:00
22:12
22:24
22:36
22:48
23:00
23:12
23:24
23:36
23:48
Time

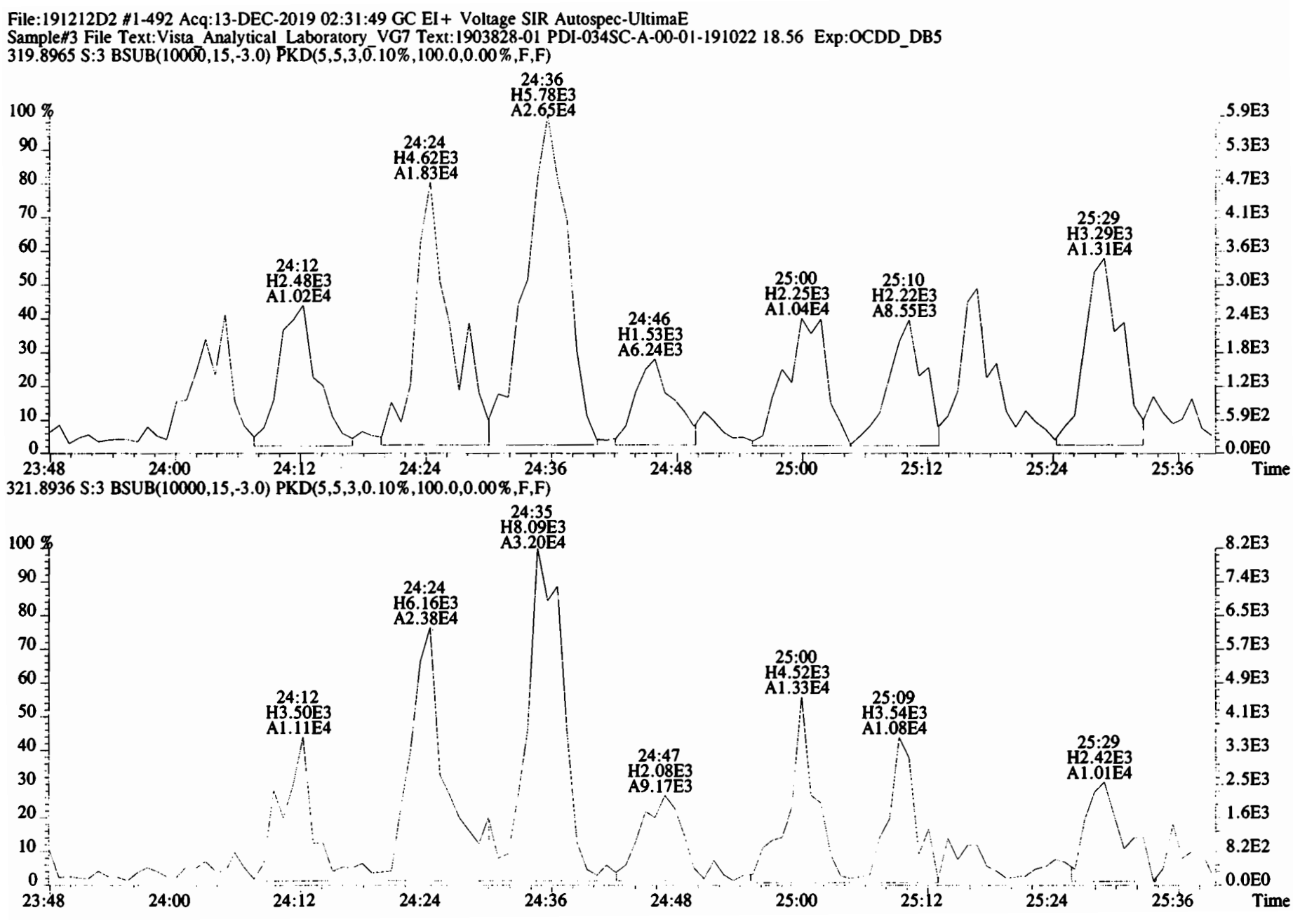
File:191212D2 #1-492 Acq:13-DEC-2019 02:31:49 GC EI+ Voltage SIR Autospec-UltimaE
Sample#3 File Text:Vista_Analytical_Laboratory_VG7 Text:1903828-01 PDI-034SC-A-00-01-191022 18.56 Exp:OCDD_DB5
319.8965 S:3 BSUB(10000,15,-3.0) PKD(5,5,3,0.10%,100.0,0.00%,F,F)
24:12 H2.48E3 A1.02E4
24:24 H4.62E3 A1.83E4
24:36 H5.78E3 A2.65E4
24:46 H1.53E3 A6.24E3
25:00 H2.25E3 A1.04E4
25:10 H2.22E3 A8.55E3
25:29 H3.29E3 A1.31E4
321.8936 S:3 BSUB(10000,15,-3.0) PKD(5,5,3,0.10%,100.0,0.00%,F,F)
24:12 H3.50E3 A1.11E4
24:24 H6.16E3 A2.38E4
24:35 H8.09E3 A3.20E4
24:47 H2.08E3 A9.17E3
25:00 H4.52E3 A1.33E4
25:09 H3.54E3 A1.08E4
25:29 H2.42E3 A1.01E4
Time

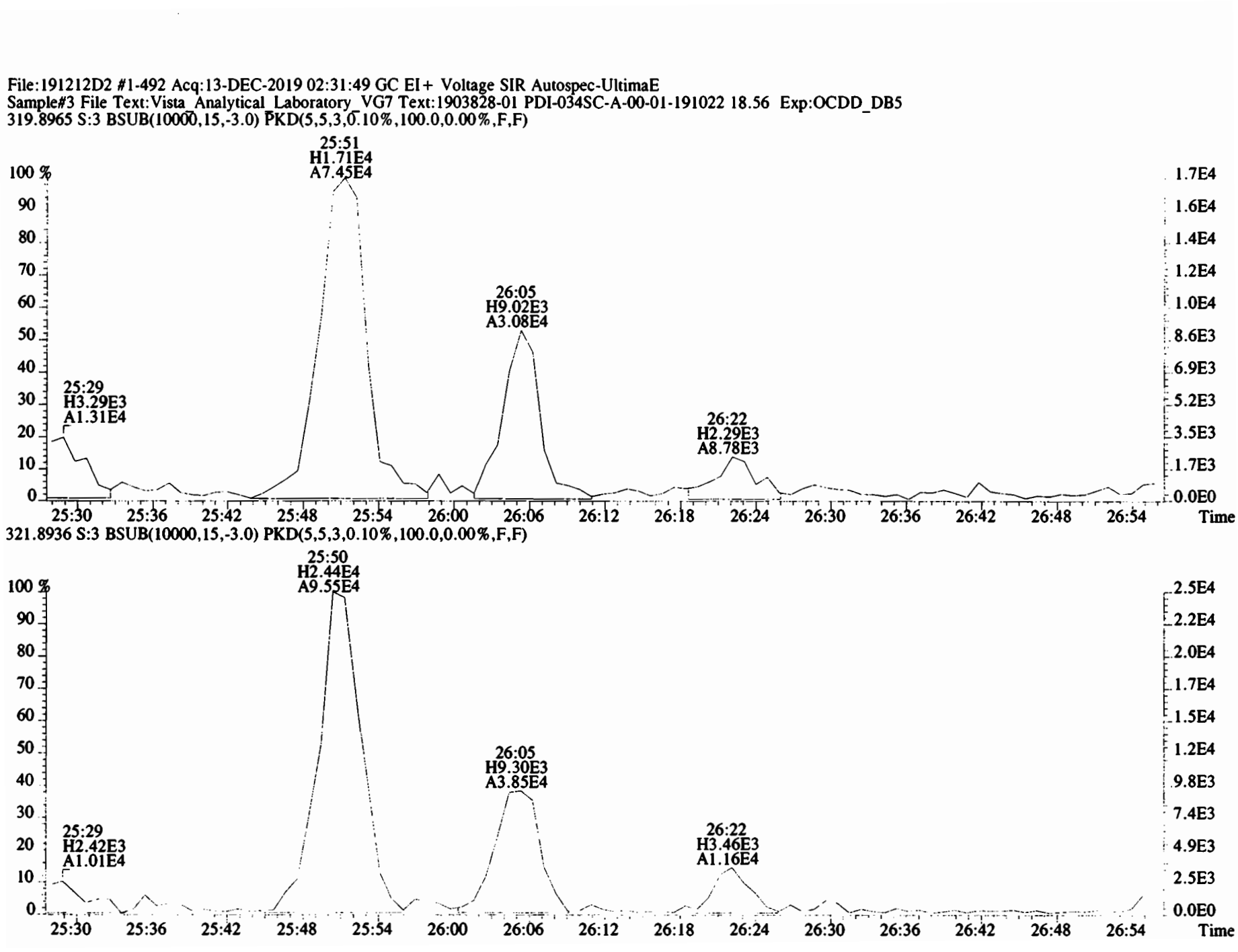
File:191212D2 #1-492 Acq:13-DEC-2019 02:31:49 GC EI+ Voltage SIR Autospec-UltimaE
Sample#3 File Text:Vista_Analytical_Laboratory_VG7 Text:1903828-01 PDI-034SC-A-00-01-191022 18.56 Exp:OCDD_DB5
319.8965 S:3 BSUB(10000,15,-3.0) PKD(5,5,3,0.10%,100.0,0.00%,F,F)
25:51
H1.71E4
A7.45E4
26:05
H9.02E3
A3.08E4
25:29
H3.29E3
A1.31E4
26:22
H2.29E3
A8.78E3
100 %
90
80
70
60
50
40
30
20
10
0
1.7E4
1.6E4
1.4E4
1.2E4
1.0E4
8.6E3
6.9E3
5.2E3
3.5E3
1.7E3
0.0E0
25:30
25:36
25:42
25:48
25:54
26:00
26:06
26:12
26:18
26:24
26:30
26:36
26:42
26:48
26:54
Time
321.8936 S:3 BSUB(10000,15,-3.0) PKD(5,5,3,0.10%,100.0,0.00%,F,F)
25:50
H2.44E4
A9.55E4
26:05
H9.30E3
A3.85E4
25:29
H2.42E3
A1.01E4
26:22
H3.46E3
A1.16E4
100 %
90
80
70
60
50
40
30
20
10
0
2.5E4
2.2E4
2.0E4
1.7E4
1.5E4
1.2E4
9.8E3
7.4E3
4.9E3
2.5E3
0.0E0
25:30
25:36
25:42
25:48
25:54
26:00
26:06
26:12
26:18
26:24
26:30
26:36
26:42
26:48
26:54
Time

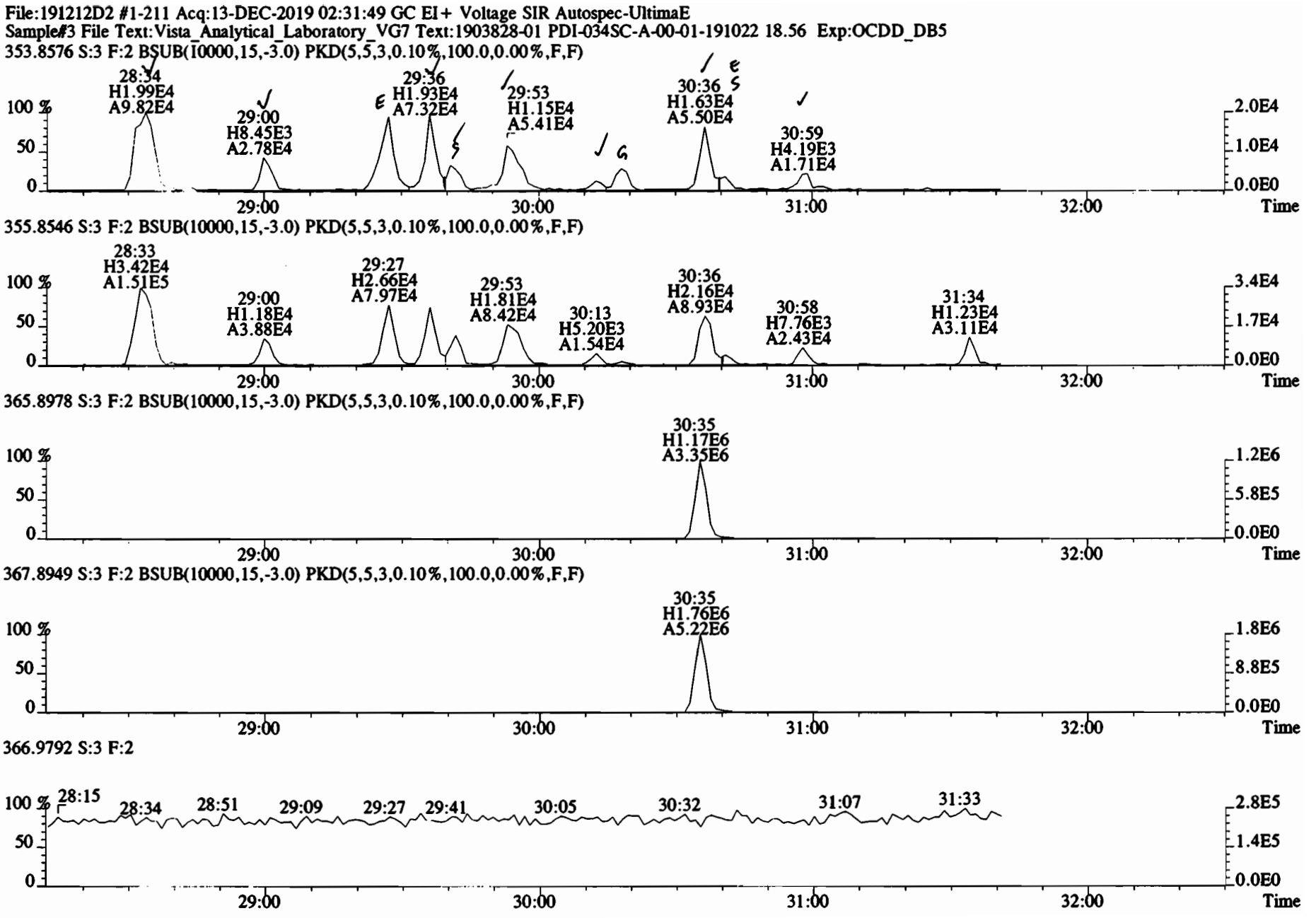
File:191212D2 #1-211 Acq:13-DEC-2019 02:31:49 GC EI+ Voltage SIR Autospec-UltimaE
Sample#3 File Text:Vista_Analytical_Laboratory_VG7 Text:1903828-01 PDI-034SC-A-00-01-191022 18.56 Exp:OCDD_DB5
353.8576 S:3 F:2 BSUB(10000,15,-3.0) PKD(5,5,3,0.10%,100.0,0.00%,F,F)
28:34 H1.99E4 A9.82E4
29:00 H8.45E3 A2.78E4
29:36 H1.93E4 A7.32E4
29:53 H1.15E4 A5.41E4
30:36 H1.63E4 A5.50E4
30:59 H4.19E3 A1.71E4
355.8546 S:3 F:2 BSUB(10000,15,-3.0) PKD(5,5,3,0.10%,100.0,0.00%,F,F)
28:33 H3.42E4 A1.51E5
29:00 H1.18E4 A3.88E4
29:27 H2.66E4 A7.97E4
29:53 H1.81E4 A8.42E4
30:13 H5.20E3 A1.54E4
30:36 H2.16E4 A8.93E4
30:58 H7.76E3 A2.43E4
31:34 H1.23E4 A3.11E4
365.8978 S:3 F:2 BSUB(10000,15,-3.0) PKD(5,5,3,0.10%,100.0,0.00%,F,F)
30:35 H1.17E6 A3.35E6
367.8949 S:3 F:2 BSUB(10000,15,-3.0) PKD(5,5,3,0.10%,100.0,0.00%,F,F)
30:35 H1.76E6 A5.22E6
366.9792 S:3 F:2
28:15
28:34
28:51
29:09
29:27
29:41
30:05
30:32
31:07
31:33
100 %
50
0
29:00
30:00
31:00
32:00
Time
2.0E4
1.0E4
0.0E0
3.4E4
1.7E4
1.2E6
5.8E5
1.8E6
8.8E5
2.8E5
1.4E5

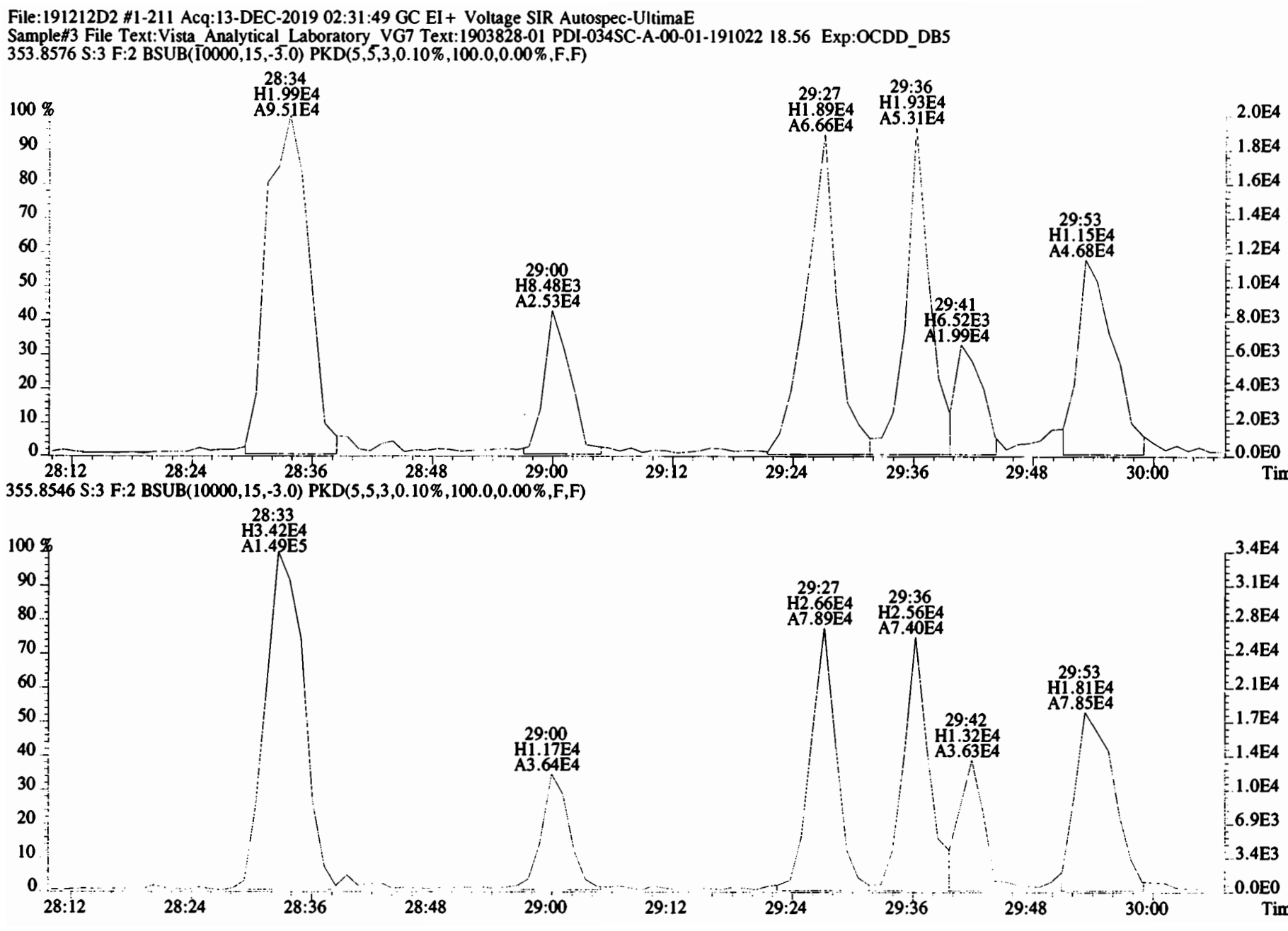
File:191212D2 #1-211 Acq:13-DEC-2019 02:31:49 GC EI+ Voltage SIR Autospec-UltimaE
Sample#3 File Text:Vista_Analytical_Laboratory_VG7 Text:1903828-01 PDI-034SC-A-00-01-191022 18.56 Exp:OCDD_DB5
353.8576 S:3 F:2 BSUB(10000,15,-3.0) PKD(5,5,3,0.10%,100.0,0.00%,F,F)
28:34 H1.99E4 A9.51E4
29:00 H8.48E3 A2.53E4
29:27 H1.89E4 A6.66E4
29:36 H1.93E4 A5.31E4
29:41 H6.52E3 A1.99E4
29:53 H1.15E4 A4.68E4
100 %
90
80
70
60
50
40
30
20
10
0
2.0E4
1.8E4
1.6E4
1.4E4
1.2E4
1.0E4
8.0E3
6.0E3
4.0E3
2.0E3
0.0E0
28:12
28:24
28:36
28:48
29:00
29:12
29:24
29:36
29:48
30:00
Time
355.8546 S:3 F:2 BSUB(10000,15,-3.0) PKD(5,5,3,0.10%,100.0,0.00%,F,F)
28:33 H3.42E4 A1.49E5
29:00 H1.17E4 A3.64E4
29:27 H2.66E4 A7.89E4
29:36 H2.56E4 A7.40E4
29:42 H1.32E4 A3.63E4
29:53 H1.81E4 A7.85E4
100 %
90
80
70
60
50
40
30
20
10
0
3.4E4
3.1E4
2.8E4
2.4E4
2.1E4
1.7E4
1.4E4
1.0E4
6.9E3
3.4E3
0.0E0
28:12
28:24
28:36
28:48
29:00
29:12
29:24
29:36
29:48
30:00
Time

File:191212D2 #1-211 Acq:13-DEC-2019 02:31:49 GC EI+ Voltage SIR Autospec-UltimaE
Sample#3 File Text:Vista_Analytical_Laboratory_VG7 Text:1903828-01 PDI-034SC-A-00-01-191022 18.56 Exp:OCDD_DB5
353.8576 S:3 F:2 BSUB(10000,15,-3.0) PKD(5,5,3,0.10%,100.0,0.00%,F,F)

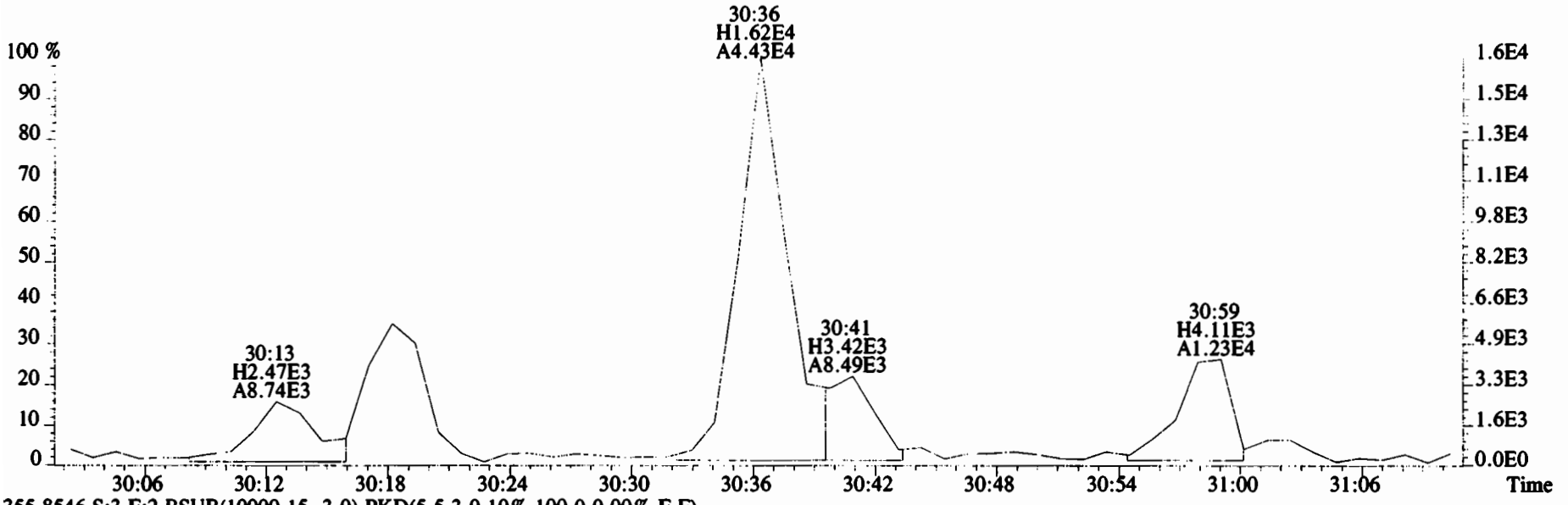

355.8546 S:3 F:2 BSUB(10000,15,-3.0) PKD(5,5,3,0.10%,100.0,0.00%,F,F)

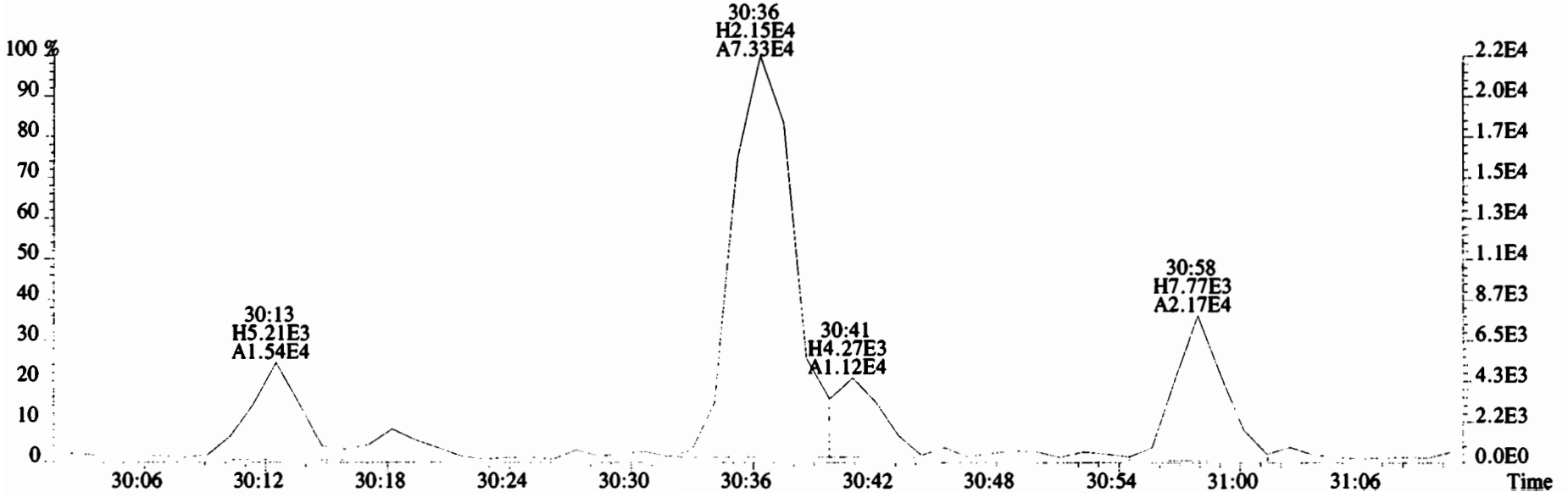

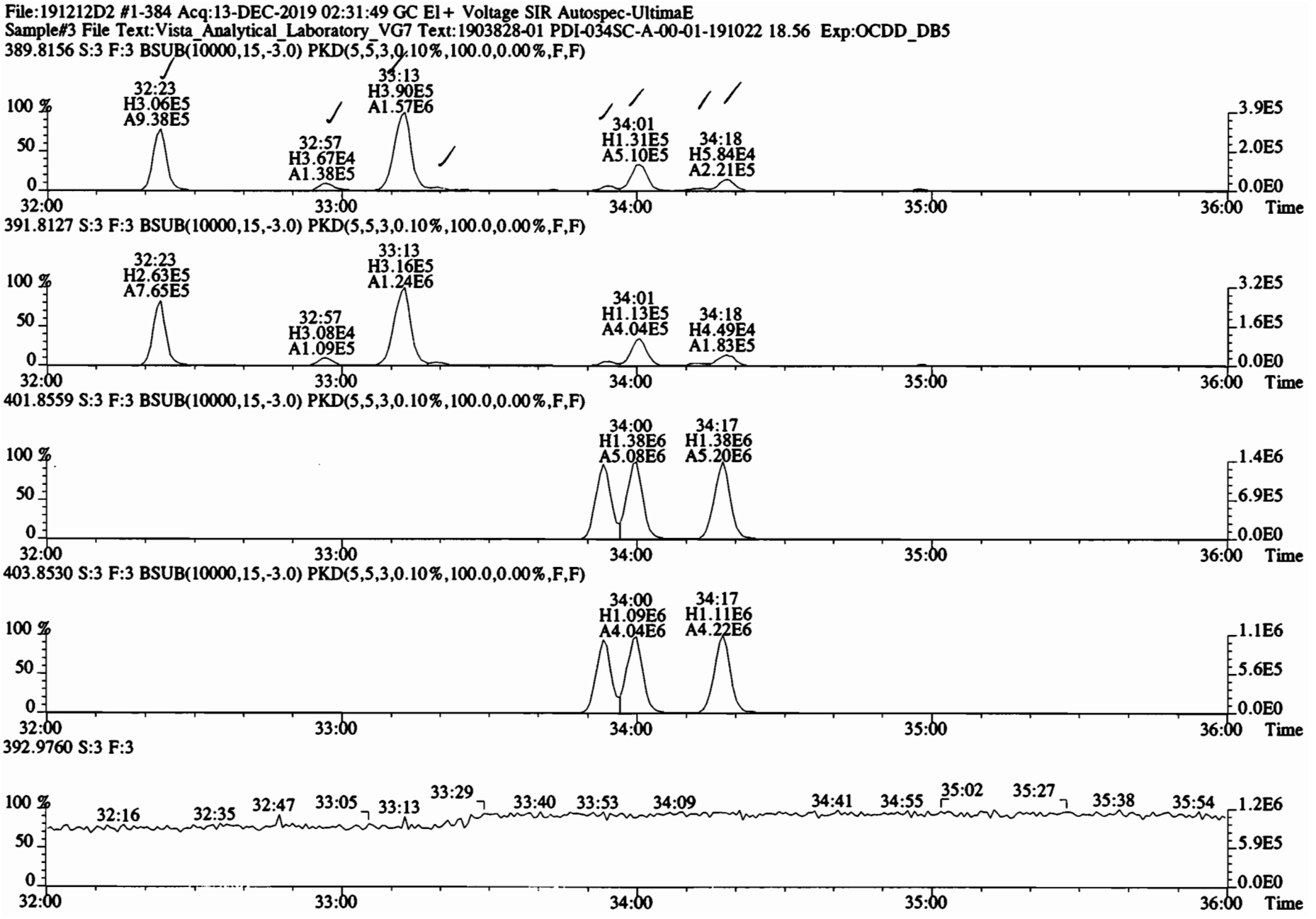
File:191212D2 #1-384 Acq:13-DEC-2019 02:31:49 GC El+ Voltage SIR Autospec-UltimaE
Sample#3 File Text:Vista_Analytical_Laboratory_VG7 Text:1903828-01 PDI-034SC-A-00-01-191022 18.56 Exp:OCDD_DB5
389.8156 S:3 F:3 BSUB(10000,15,-3.0) PKD(5,5,3,0.10%,100.0,0.00%,F,F)
32:23 H3.06E5 A9.38E5
32:57 H3.67E4 A1.38E5
33:13 H3.90E5 A1.57E6
34:01 H1.31E5 A5.10E5
34:18 H5.84E4 A2.21E5
391.8127 S:3 F:3 BSUB(10000,15,-3.0) PKD(5,5,3,0.10%,100.0,0.00%,F,F)
32:23 H2.63E5 A7.65E5
32:57 H3.08E4 A1.09E5
33:13 H3.16E5 A1.24E6
34:01 H1.13E5 A4.04E5
34:18 H4.49E4 A1.83E5
401.8559 S:3 F:3 BSUB(10000,15,-3.0) PKD(5,5,3,0.10%,100.0,0.00%,F,F)
34:00 H1.38E6 A5.08E6
34:17 H1.38E6 A5.20E6
403.8530 S:3 F:3 BSUB(10000,15,-3.0) PKD(5,5,3,0.10%,100.0,0.00%,F,F)
34:00 H1.09E6 A4.04E6
34:17 H1.11E6 A4.22E6
392.9760 S:3 F:3
32:16 32:35 32:47 33:05 33:13 33:29 33:40 33:53 34:09 34:41 34:55 35:02 35:27 35:38 35:54
100 %
50
0
32:00 33:00 34:00 35:00 36:00 Time
3.9E5 2.0E5 0.0E0
3.2E5 1.6E5 0.0E0
1.4E6 6.9E5 0.0E0
1.1E6 5.6E5 0.0E0
1.2E6 5.9E5 0.0E0

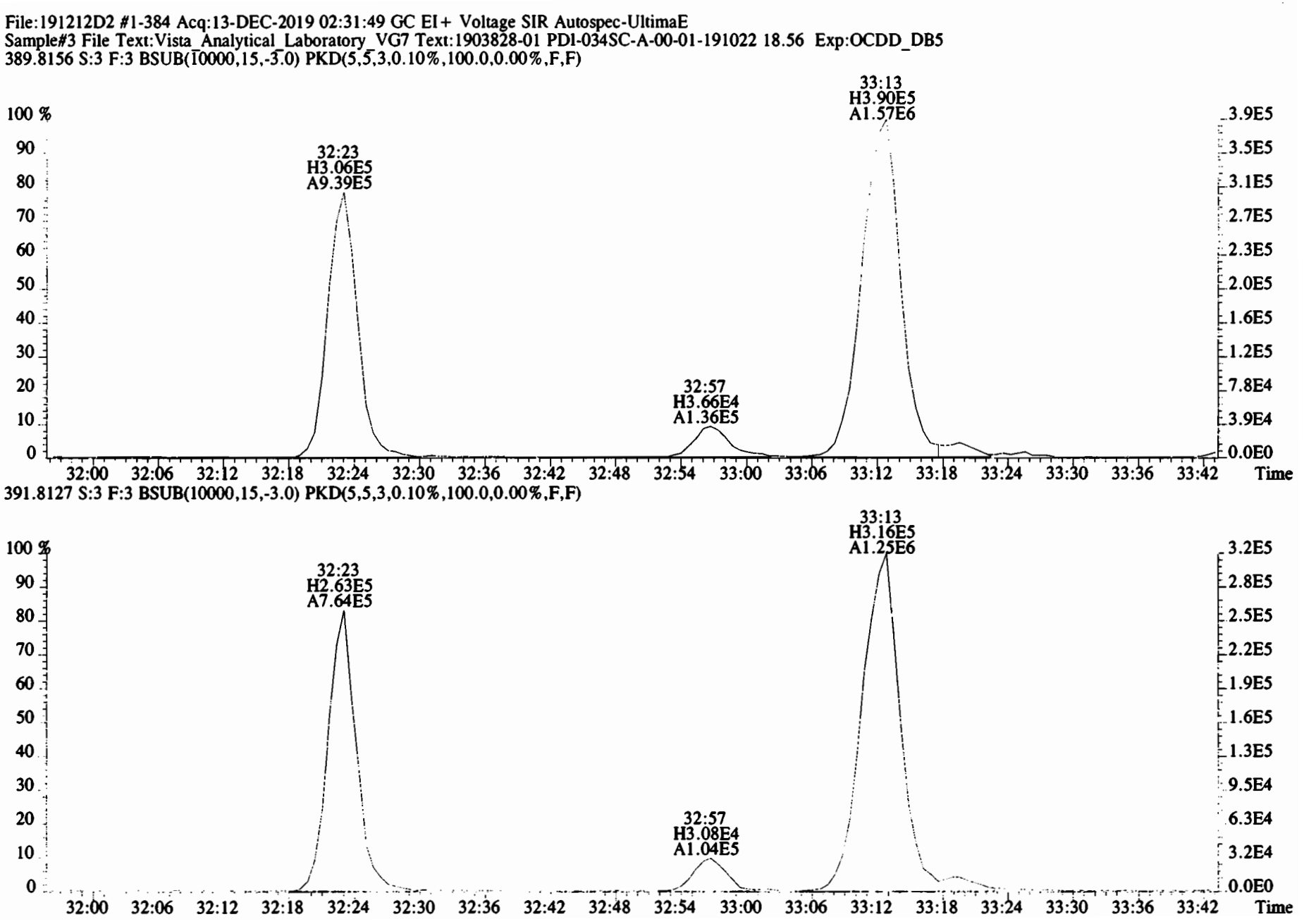
File:191212D2 #1-384 Acq:13-DEC-2019 02:31:49 GC EI+ Voltage SIR Autospec-UltimaE
Sample#3 File Text:Vista_Analytical_Laboratory_VG7 Text:1903828-01 PDI-034SC-A-00-01-191022 18.56 Exp:OCDD_DB5
389.8156 S:3 F:3 BSUB(10000,15,-3.0) PKD(5,5,3,0.10%,100.0,0.00%,F,F)
33:13
H3.90E5
A1.57E6
32:23
H3.06E5
A9.39E5
32:57
H3.66E4
A1.36E5
100 %
90
80
70
60
50
40
30
20
10
0
3.9E5
3.5E5
3.1E5
2.7E5
2.3E5
2.0E5
1.6E5
1.2E5
7.8E4
3.9E4
0.0E0
32:00 32:06 32:12 32:18 32:24 32:30 32:36 32:42 32:48 32:54 33:00 33:06 33:12 33:18 33:24 33:30 33:36 33:42 Time
391.8127 S:3 F:3 BSUB(10000,15,-3.0) PKD(5,5,3,0.10%,100.0,0.00%,F,F)
33:13
H3.16E5
A1.25E6
32:23
H2.63E5
A7.64E5
32:57
H3.08E4
A1.04E5
100 %
90
80
70
60
50
40
30
20
10
0
3.2E5
2.8E5
2.5E5
2.2E5
1.9E5
1.6E5
1.3E5
9.5E4
6.3E4
3.2E4
0.0E0
32:00 32:06 32:12 32:18 32:24 32:30 32:36 32:42 32:48 32:54 33:00 33:06 33:12 33:18 33:24 33:30 33:36 33:42 Time

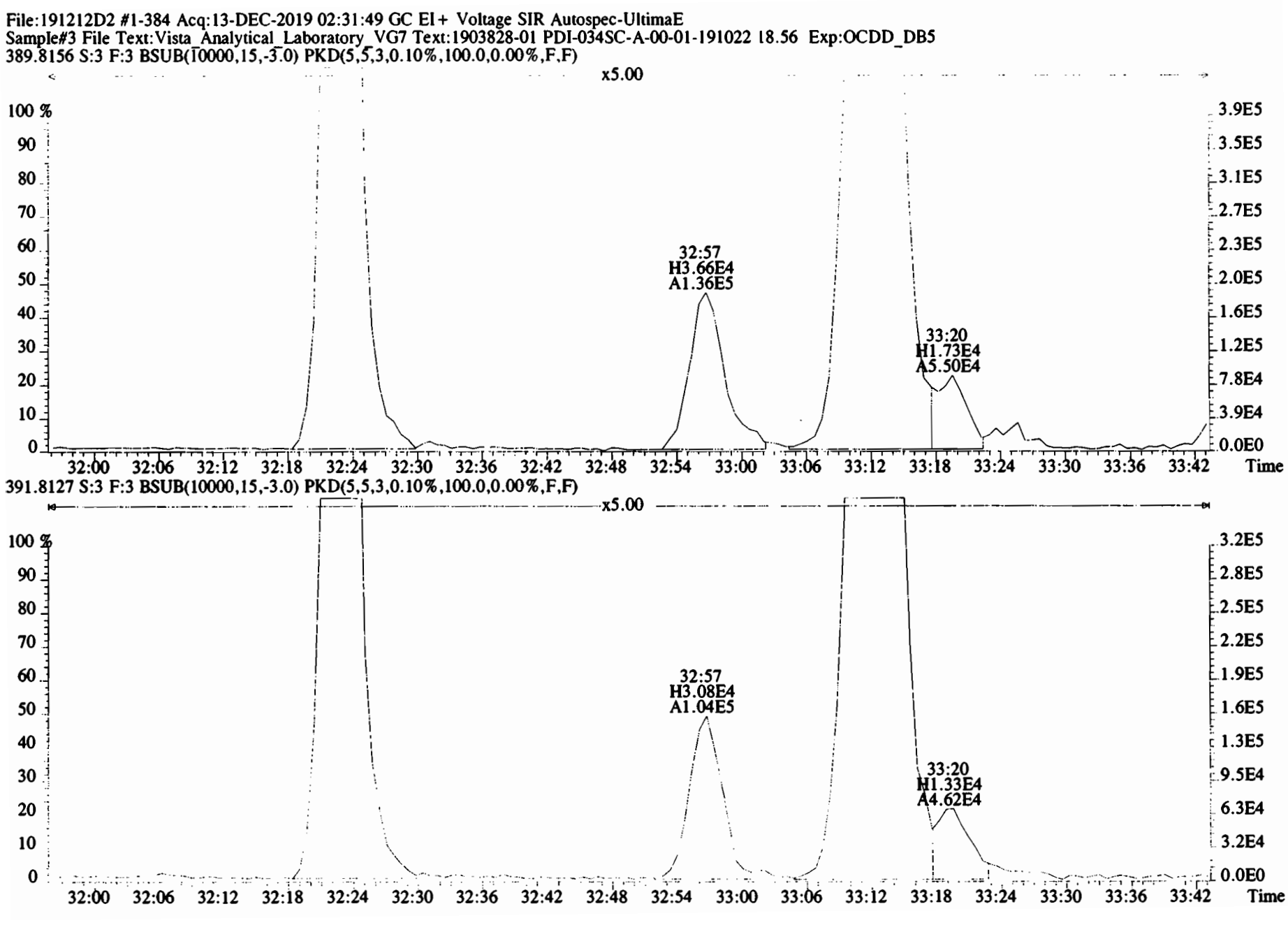
File:191212D2 #1-384 Acq:13-DEC-2019 02:31:49 GC EI+ Voltage SIR Autospec-UltimaE
Sample#3 File Text:Vista_Analytical_Laboratory_VG7 Text:1903828-01 PDI-034SC-A-00-01-191022 18.56 Exp:OCDD_DB5
389.8156 S:3 F:3 BSUB(10000,15,-3.0) PKD(5,5,3,0.10%,100.0,0.00%,F,F)
x5.00
32:57
H3.66E4
A1.36E5
33:20
H1.73E4
A5.50E4
391.8127 S:3 F:3 BSUB(10000,15,-3.0) PKD(5,5,3,0.10%,100.0,0.00%,F,F)
x5.00
32:57
H3.08E4
A1.04E5
33:20
H1.33E4
A4.62E4
Time

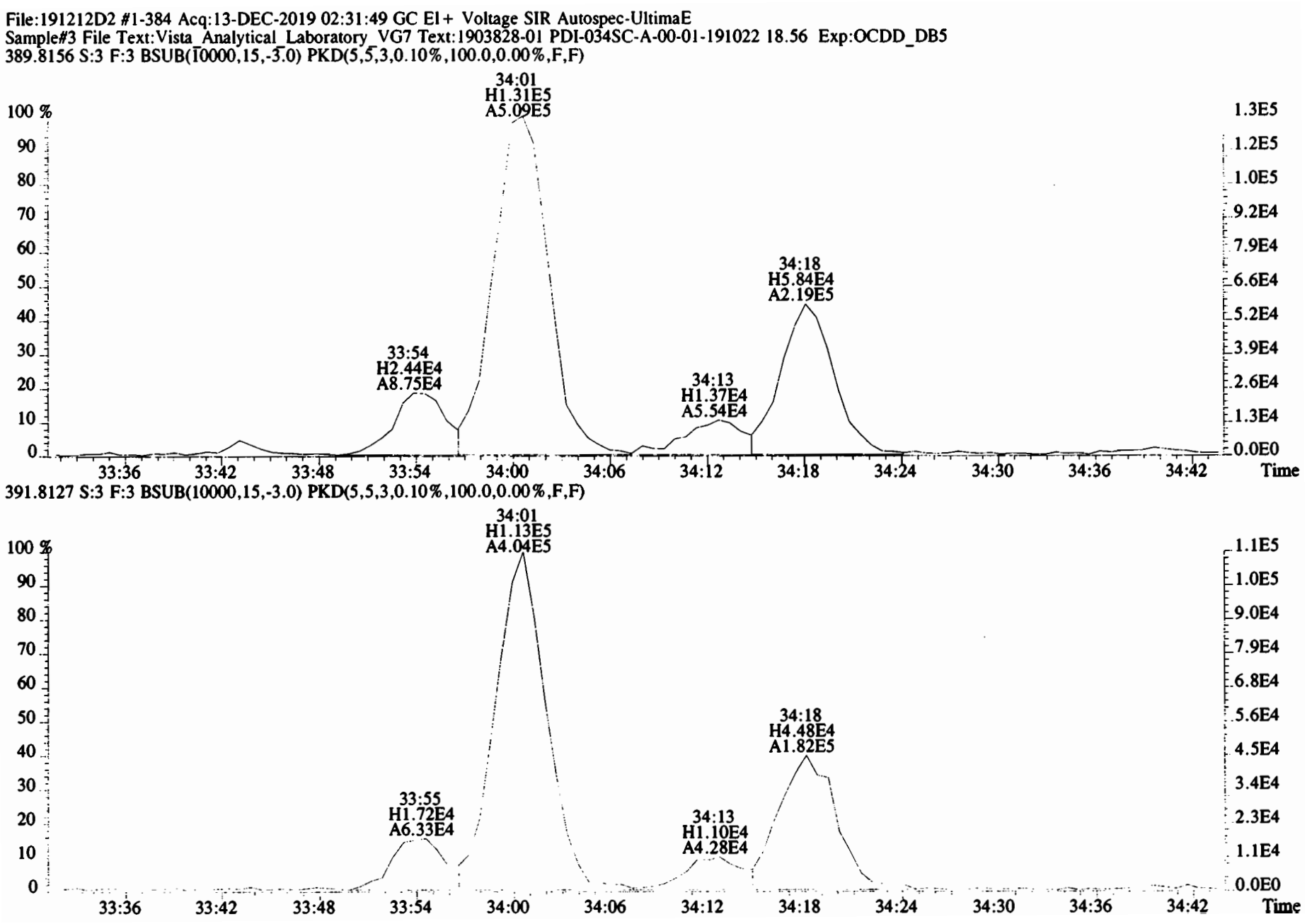
File:191212D2 #1-384 Acq:13-DEC-2019 02:31:49 GC EI+ Voltage SIR Autospec-UltimaE
Sample#3 File Text:Vista_Analytical_Laboratory_VG7 Text:1903828-01 PDI-034SC-A-00-01-191022 18.56 Exp:OCDD_DB5
389.8156 S:3 F:3 BSUB(10000,15,-3.0) PKD(5,5,3,0.10%,100.0,0.00%,F,F)
34:01
H1.31E5
A5.09E5
33:54
H2.44E4
A8.75E4
34:13
H1.37E4
A5.54E4
34:18
H5.84E4
A2.19E5
100 %
90
80
70
60
50
40
30
20
10
0
1.3E5
1.2E5
1.0E5
9.2E4
7.9E4
6.6E4
5.2E4
3.9E4
2.6E4
1.3E4
0.0E0
33:36
33:42
33:48
33:54
34:00
34:06
34:12
34:18
34:24
34:30
34:36
34:42
Time
391.8127 S:3 F:3 BSUB(10000,15,-3.0) PKD(5,5,3,0.10%,100.0,0.00%,F,F)
34:01
H1.13E5
A4.04E5
33:55
H1.72E4
A6.33E4
34:13
H1.10E4
A4.28E4
34:18
H4.48E4
A1.82E5
100 %
90
80
70
60
50
40
30
20
10
0
1.1E5
1.0E5
9.0E4
7.9E4
6.8E4
5.6E4
4.5E4
3.4E4
2.3E4
1.1E4
0.0E0
33:36
33:42
33:48
33:54
34:00
34:06
34:12
34:18
34:24
34:30
34:36
34:42
Time

File:191212D2 #1-384 Acq:13-DEC-2019 02:31:49 GC EI+ Voltage SIR Autospec-UltimaE
Sample#3 File Text:Vista_Analytical_Laboratory_VG7 Text:1903828-01 PDI-034SC-A-00-01-191022 18.56 Exp:OCDD_DB5
401.8559 S:3 F:3 BSUB(10000,15,-3.0) PKD(5,5,3,0.10%,100.0,0.00%,F,F)

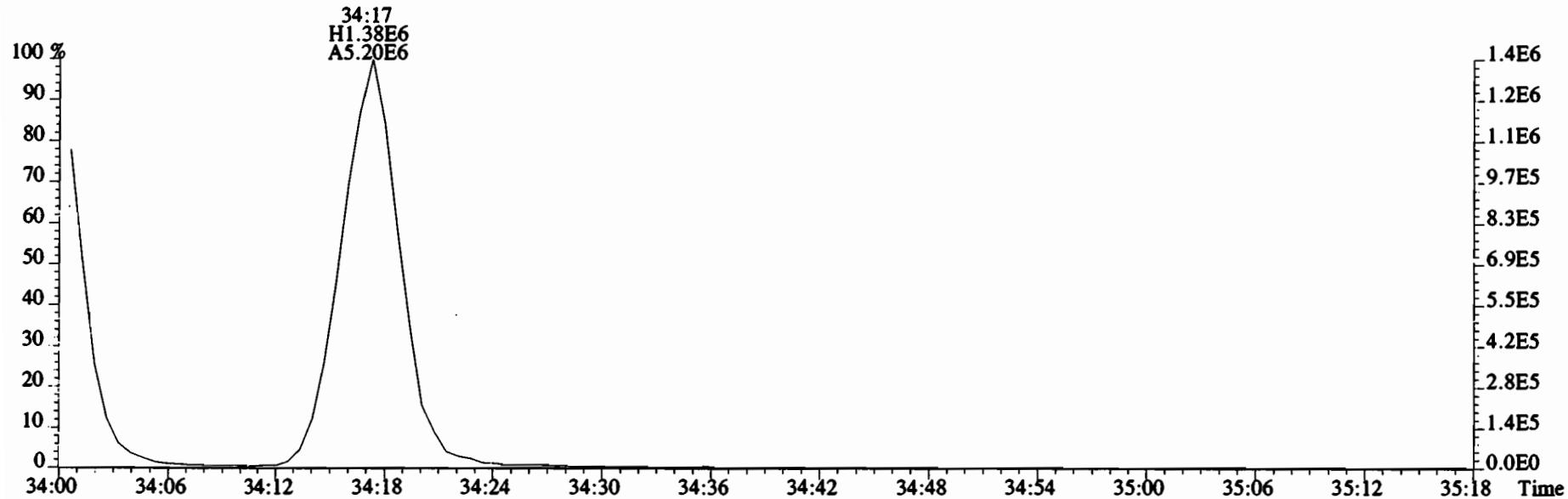

403.8530 S:3 F:3 BSUB(10000,15,-3.0) PKD(5,5,3,0.10%,100.0,0.00%,F,F)

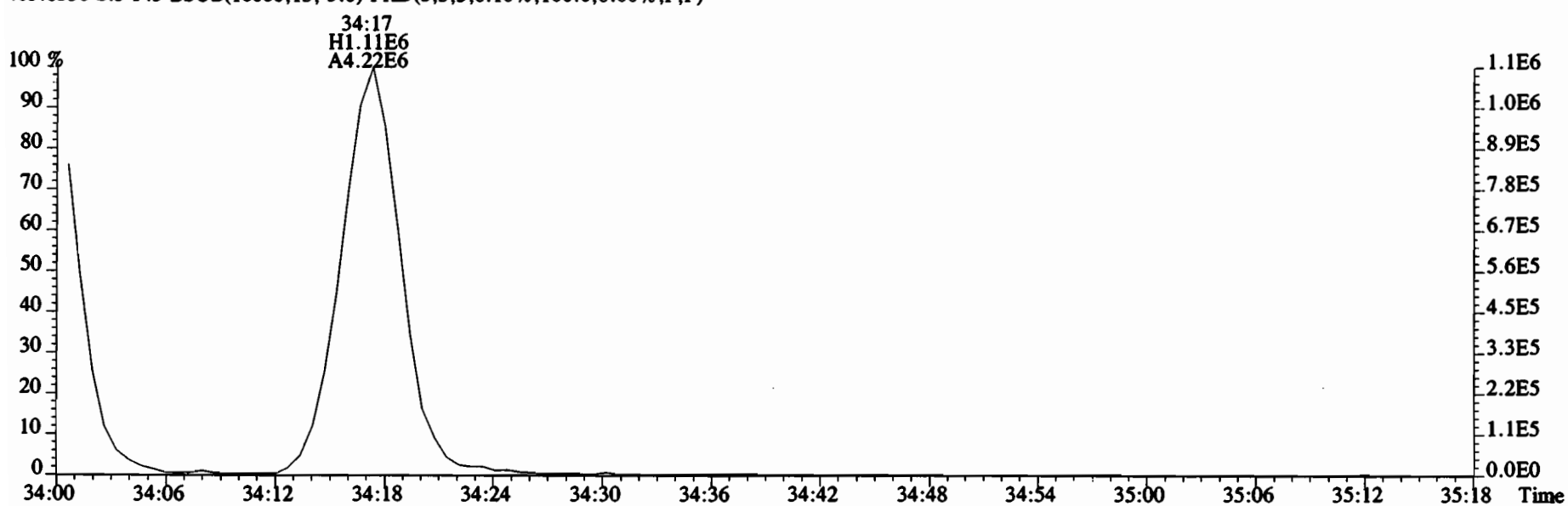

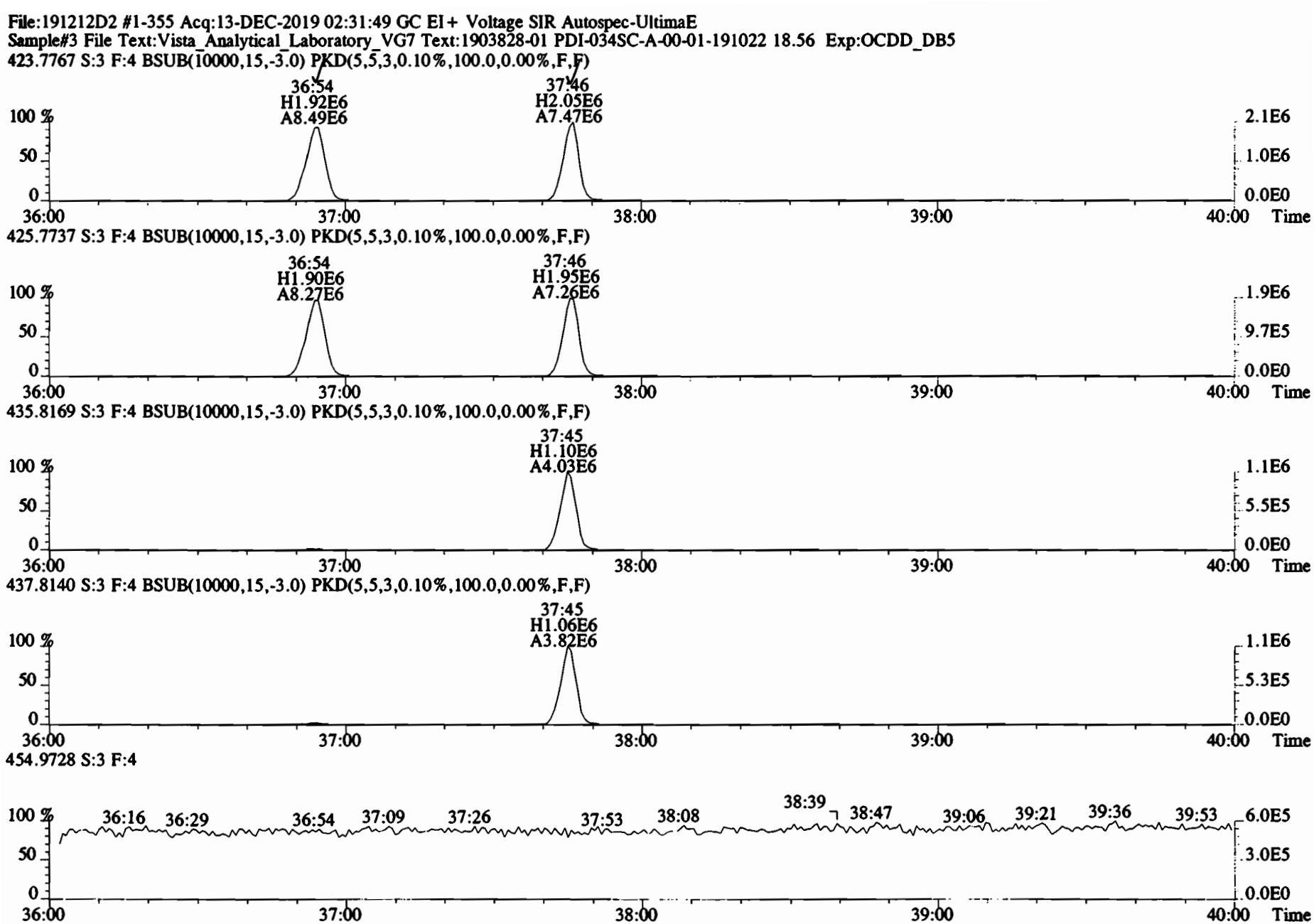
File:191212D2 #1-355 Acq:13-DEC-2019 02:31:49 GC EI+ Voltage SIR Autospec-UltimaE
Sample#3 File Text:Vista_Analytical_Laboratory_VG7 Text:1903828-01 PDI-034SC-A-00-01-191022 18.56 Exp:OCDD_DB5
423.7767 S:3 F:4 BSUB(10000,15,-3.0) PKD(5,5,3,0.10%,100.0,0.00%,F,F)
36:54
H1.92E6
A8.49E6
37:46
H2.05E6
A7.47E6
100 %
50
0
2.1E6
1.0E6
0.0E0
36:00
37:00
38:00
39:00
40:00
Time
425.7737 S:3 F:4 BSUB(10000,15,-3.0) PKD(5,5,3,0.10%,100.0,0.00%,F,F)
36:54
H1.90E6
A8.27E6
37:46
H1.95E6
A7.26E6
1.9E6
9.7E5
0.0E0
435.8169 S:3 F:4 BSUB(10000,15,-3.0) PKD(5,5,3,0.10%,100.0,0.00%,F,F)
37:45
H1.10E6
A4.03E6
1.1E6
5.5E5
0.0E0
437.8140 S:3 F:4 BSUB(10000,15,-3.0) PKD(5,5,3,0.10%,100.0,0.00%,F,F)
37:45
H1.06E6
A3.82E6
1.1E6
5.3E5
0.0E0
454.9728 S:3 F:4
36:16
36:29
36:54
37:09
37:26
37:53
38:08
38:39
38:47
39:06
39:21
39:36
39:53
6.0E5
3.0E5
0.0E0

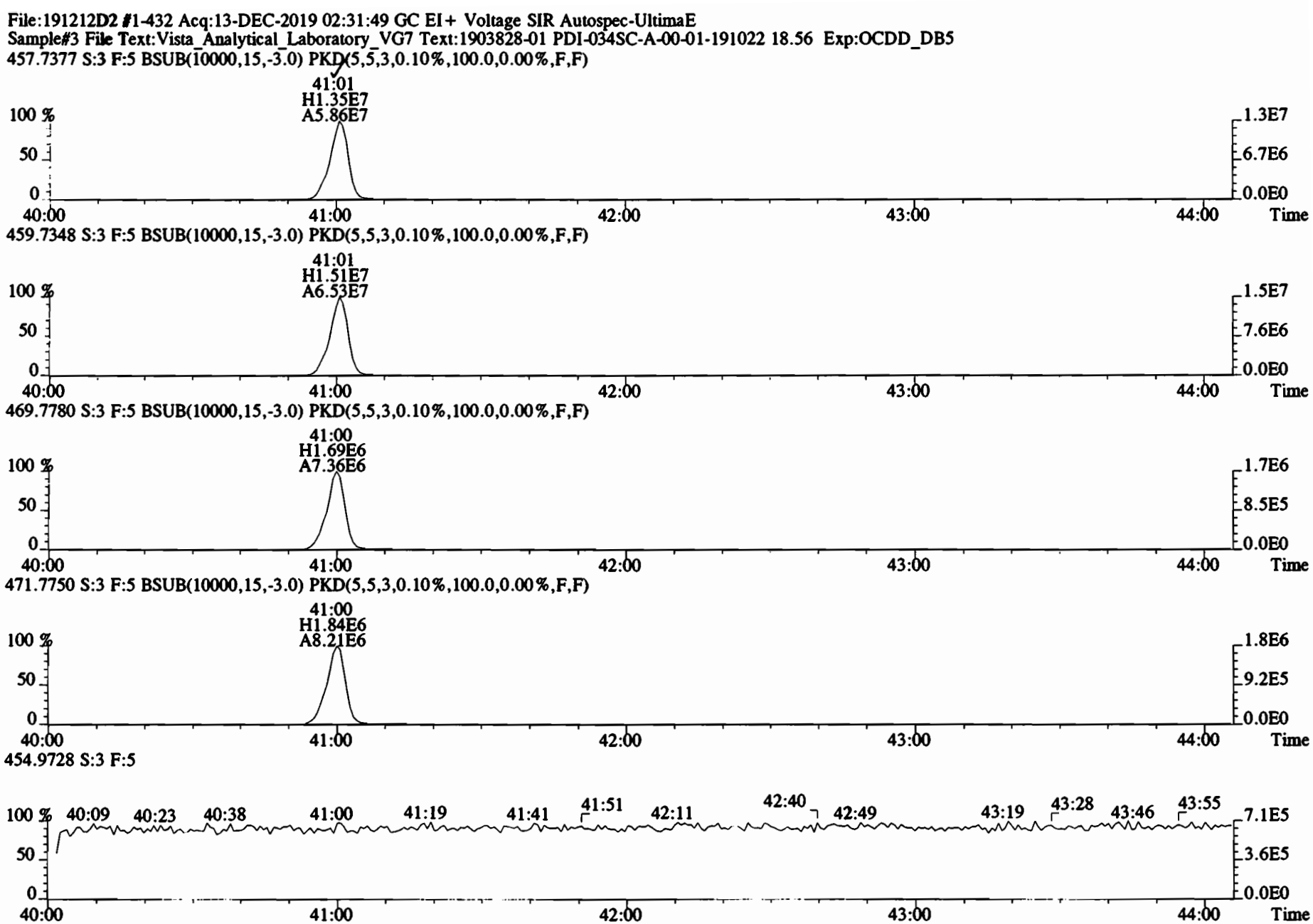
File:191212D2 #1-432 Acq:13-DEC-2019 02:31:49 GC EI+ Voltage SIR Autospec-UltimaE
Sample#3 File Text:Vista_Analytical_Laboratory_VG7 Text:1903828-01 PDI-034SC-A-00-01-191022 18.56 Exp:OCDD_DB5
457.7377 S:3 F:5 BSUB(10000,15,-3.0) PKD(5,5,3,0.10%,100.0,0.00%,F,F)
41:01
H1.35E7
A5.86E7
459.7348 S:3 F:5 BSUB(10000,15,-3.0) PKD(5,5,3,0.10%,100.0,0.00%,F,F)
41:01
H1.51E7
A6.53E7
469.7780 S:3 F:5 BSUB(10000,15,-3.0) PKD(5,5,3,0.10%,100.0,0.00%,F,F)
41:00
H1.69E6
A7.36E6
471.7750 S:3 F:5 BSUB(10000,15,-3.0) PKD(5,5,3,0.10%,100.0,0.00%,F,F)
41:00
H1.84E6
A8.21E6
454.9728 S:3 F:5
100 %
50
0
40:00
41:00
42:00
43:00
44:00
Time
1.3E7
6.7E6
0.0E0
1.5E7
7.6E6
1.7E6
8.5E5
1.8E6
9.2E5
7.1E5
3.6E5
40:09
40:23
40:38
41:19
41:41
41:51
42:11
42:40
42:49
43:19
43:28
43:46
43:55

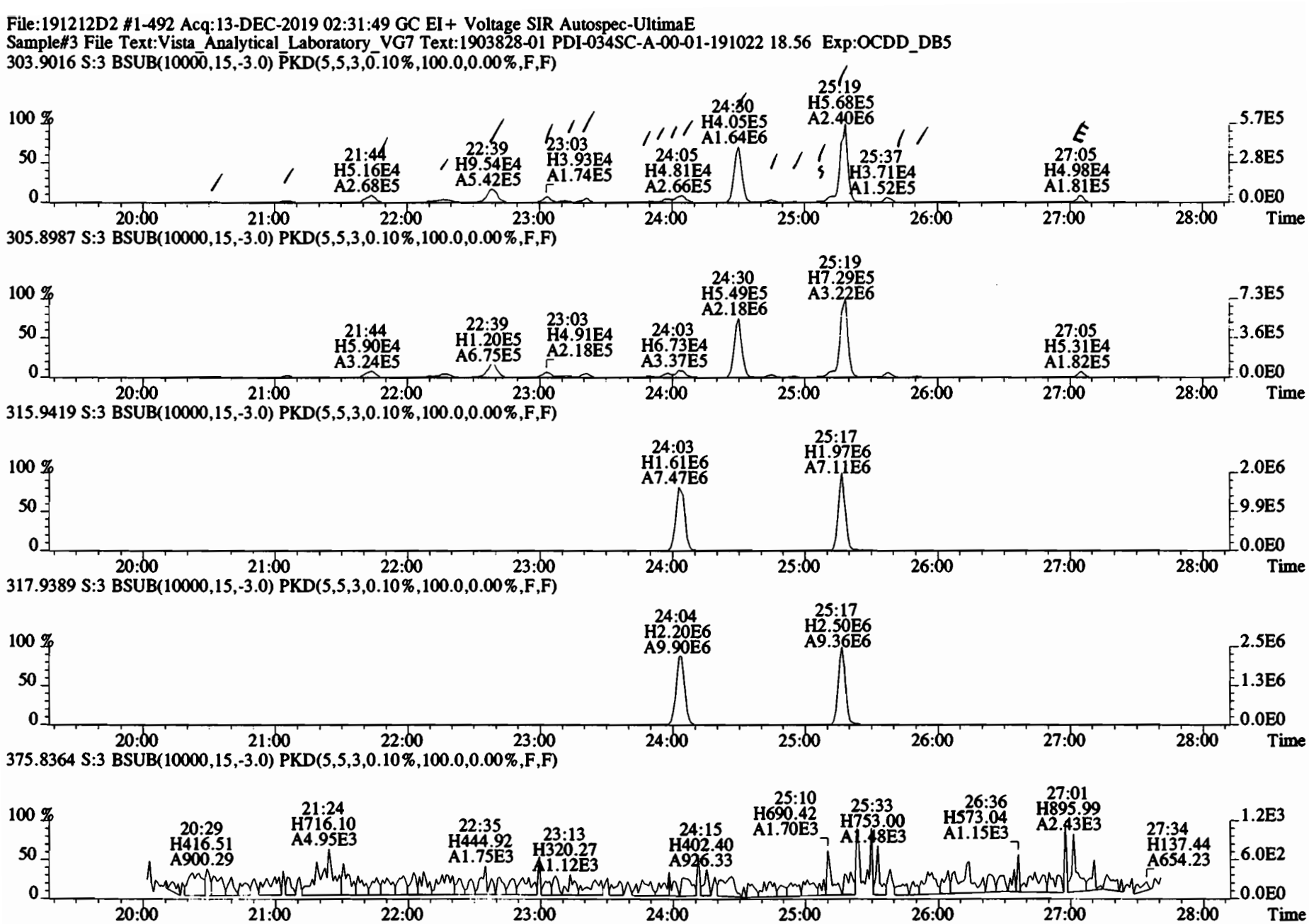
File:191212D2 #1-492 Acq:13-DEC-2019 02:31:49 GC EI+ Voltage SIR Autospec-UltimaE
Sample#3 File Text:Vista_Analytical_Laboratory_VG7 Text:1903828-01 PDI-034SC-A-00-01-191022 18.56 Exp:OCDD_DB5
303.9016 S:3 BSUB(10000,15,-3.0) PKD(5,5,3,0.10%,100.0,0.00%,F,F)
21:44 H5.16E4 A2.68E5
22:39 H9.54E4 A5.42E5
23:03 H3.93E4 A1.74E5
24:05 H4.81E4 A2.66E5
24:30 H4.05E5 A1.64E6
25:19 H5.68E5 A2.40E6
25:37 H3.71E4 A1.52E5
27:05 H4.98E4 A1.81E5
305.8987 S:3 BSUB(10000,15,-3.0) PKD(5,5,3,0.10%,100.0,0.00%,F,F)
21:44 H5.90E4 A3.24E5
22:39 H1.20E5 A6.75E5
23:03 H4.91E4 A2.18E5
24:03 H6.73E4 A3.37E5
24:30 H5.49E5 A2.18E6
25:19 H7.29E5 A3.22E6
27:05 H5.31E4 A1.82E5
315.9419 S:3 BSUB(10000,15,-3.0) PKD(5,5,3,0.10%,100.0,0.00%,F,F)
24:03 H1.61E6 A7.47E6
25:17 H1.97E6 A7.11E6
317.9389 S:3 BSUB(10000,15,-3.0) PKD(5,5,3,0.10%,100.0,0.00%,F,F)
24:04 H2.20E6 A9.90E6
25:17 H2.50E6 A9.36E6
375.8364 S:3 BSUB(10000,15,-3.0) PKD(5,5,3,0.10%,100.0,0.00%,F,F)
20:29 H416.51 A900.29
21:24 H716.10 A4.95E3
22:35 H444.92 A1.75E3
23:13 H320.27 A1.12E3
24:15 H402.40 A926.33
25:10 H690.42 A1.70E3
25:33 H753.00 A1.48E3
26:36 H573.04 A1.15E3
27:01 H895.99 A2.43E3
27:34 H137.44 A654.23
100 %
50
0
20:00
21:00
22:00
23:00
24:00
25:00
26:00
27:00
28:00
Time
5.7E5
2.8E5
0.0E0
7.3E5
3.6E5
2.0E6
9.9E5
2.5E6
1.3E6
1.2E3
6.0E2

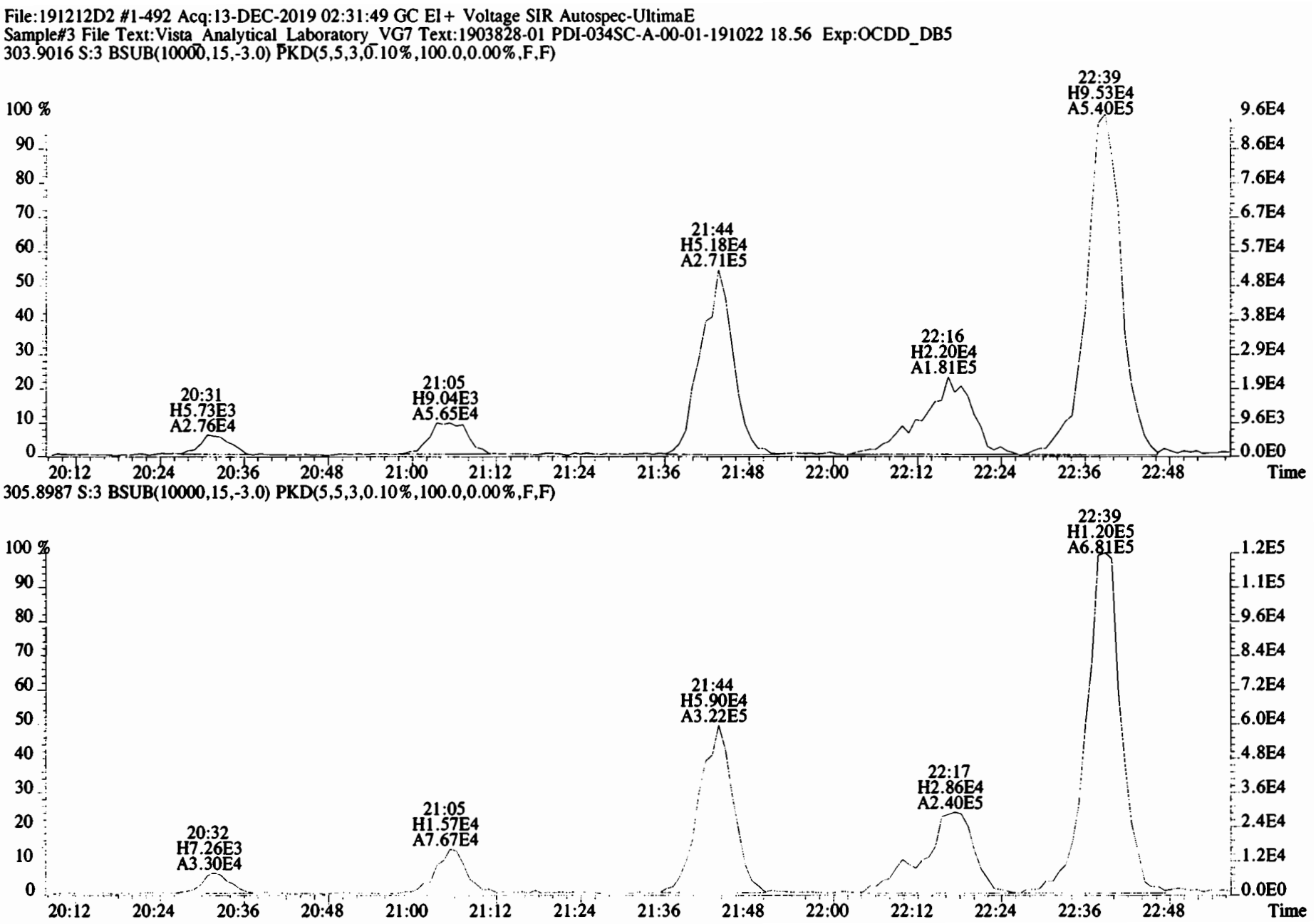
File:191212D2 #1-492 Acq:13-DEC-2019 02:31:49 GC EI+ Voltage SIR Autospec-UltimaE
Sample#3 File Text:Vista_Analytical_Laboratory_VG7 Text:1903828-01 PDI-034SC-A-00-01-191022 18.56 Exp:OCDD_DB5
303.9016 S:3 BSUB(10000,15,-3.0) PKD(5,5,3,0.10%,100.0,0.00%,F,F)
20:31 H5.73E3 A2.76E4
21:05 H9.04E3 A5.65E4
21:44 H5.18E4 A2.71E5
22:16 H2.20E4 A1.81E5
22:39 H9.53E4 A5.40E5
305.8987 S:3 BSUB(10000,15,-3.0) PKD(5,5,3,0.10%,100.0,0.00%,F,F)
20:32 H7.26E3 A3.30E4
21:05 H1.57E4 A7.67E4
21:44 H5.90E4 A3.22E5
22:17 H2.86E4 A2.40E5
22:39 H1.20E5 A6.81E5
Time

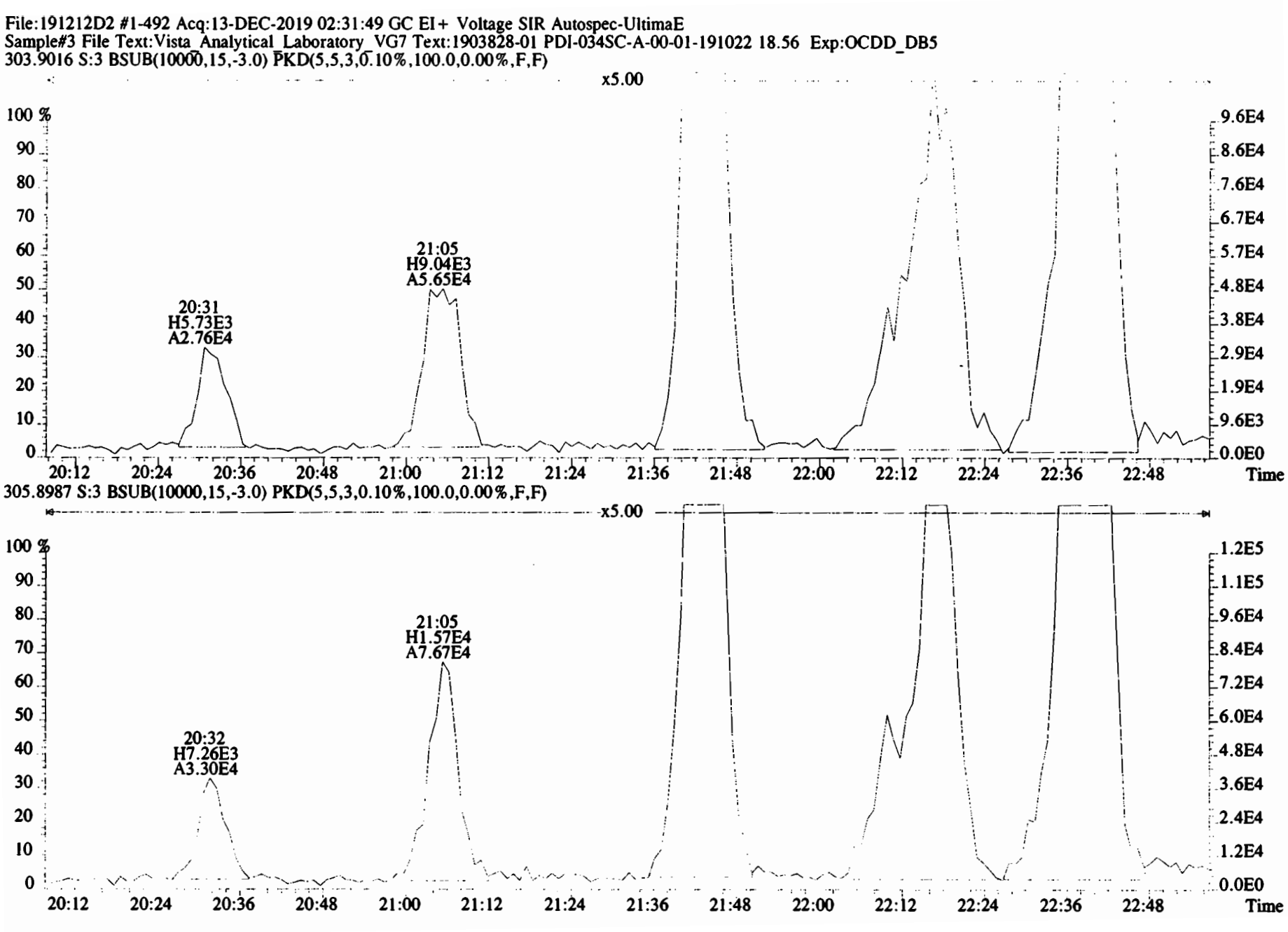
File:191212D2 #1-492 Acq:13-DEC-2019 02:31:49 GC EI+ Voltage SIR Autospec-UltimaE
Sample#3 File Text:Vista_Analytical_Laboratory_VG7 Text:1903828-01 PDI-034SC-A-00-01-191022 18.56 Exp:OCDD_DB5
303.9016 S:3 BSUB(10000,15,-3.0) PKD(5,5,3,0.10%,100.0,0.00%,F,F)
x5.00
20:31
H5.73E3
A2.76E4
21:05
H9.04E3
A5.65E4
305.8987 S:3 BSUB(10000,15,-3.0) PKD(5,5,3,0.10%,100.0,0.00%,F,F)
x5.00
20:32
H7.26E3
A3.30E4
21:05
H1.57E4
A7.67E4
Time

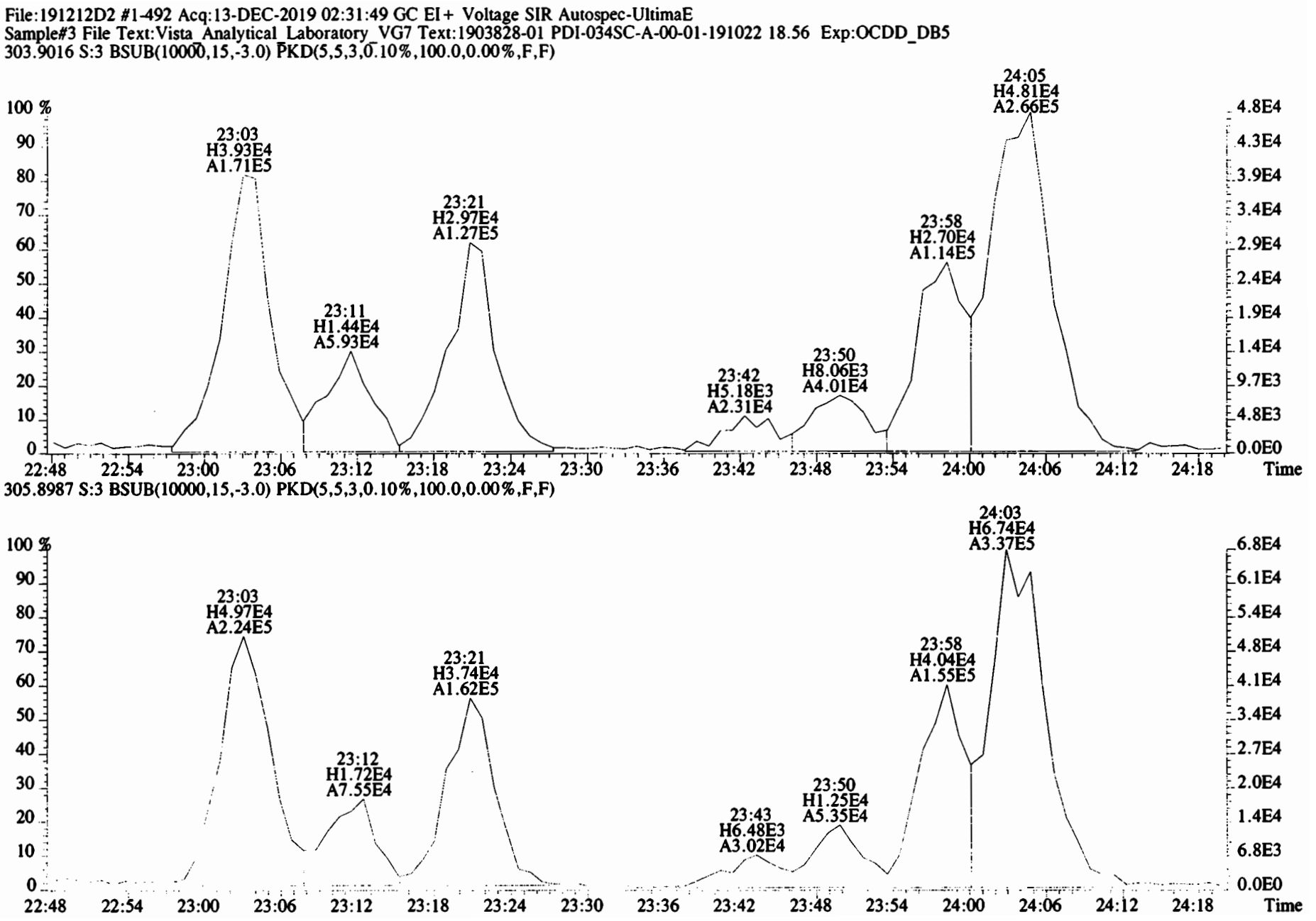
File:191212D2 #1-492 Acq:13-DEC-2019 02:31:49 GC EI+ Voltage SIR Autospec-UltimaE
Sample#3 File Text:Vista_Analytical_Laboratory_VG7 Text:1903828-01 PDI-034SC-A-00-01-191022 18.56 Exp:OCDD_DB5
303.9016 S:3 BSUB(10000,15,-3.0) PKD(5,5,3,0.10%,100.0,0.00%,F,F)
23:03 H3.93E4 A1.71E5
23:11 H1.44E4 A5.93E4
23:21 H2.97E4 A1.27E5
23:42 H5.18E3 A2.31E4
23:50 H8.06E3 A4.01E4
23:58 H2.70E4 A1.14E5
24:05 H4.81E4 A2.66E5
100 %
90
80
70
60
50
40
30
20
10
0
4.8E4
4.3E4
3.9E4
3.4E4
2.9E4
2.4E4
1.9E4
1.4E4
9.7E3
4.8E3
0.0E0
22:48 22:54 23:00 23:06 23:12 23:18 23:24 23:30 23:36 23:42 23:48 23:54 24:00 24:06 24:12 24:18 Time
305.8987 S:3 BSUB(10000,15,-3.0) PKD(5,5,3,0.10%,100.0,0.00%,F,F)
23:03 H4.97E4 A2.24E5
23:12 H1.72E4 A7.55E4
23:21 H3.74E4 A1.62E5
23:43 H6.48E3 A3.02E4
23:50 H1.25E4 A5.35E4
23:58 H4.04E4 A1.55E5
24:03 H6.74E4 A3.37E5
100 %
90
80
70
60
50
40
30
20
10
0
6.8E4
6.1E4
5.4E4
4.8E4
4.1E4
3.4E4
2.7E4
2.0E4
1.4E4
6.8E3
0.0E0
22:48 22:54 23:00 23:06 23:12 23:18 23:24 23:30 23:36 23:42 23:48 23:54 24:00 24:06 24:12 24:18 Time

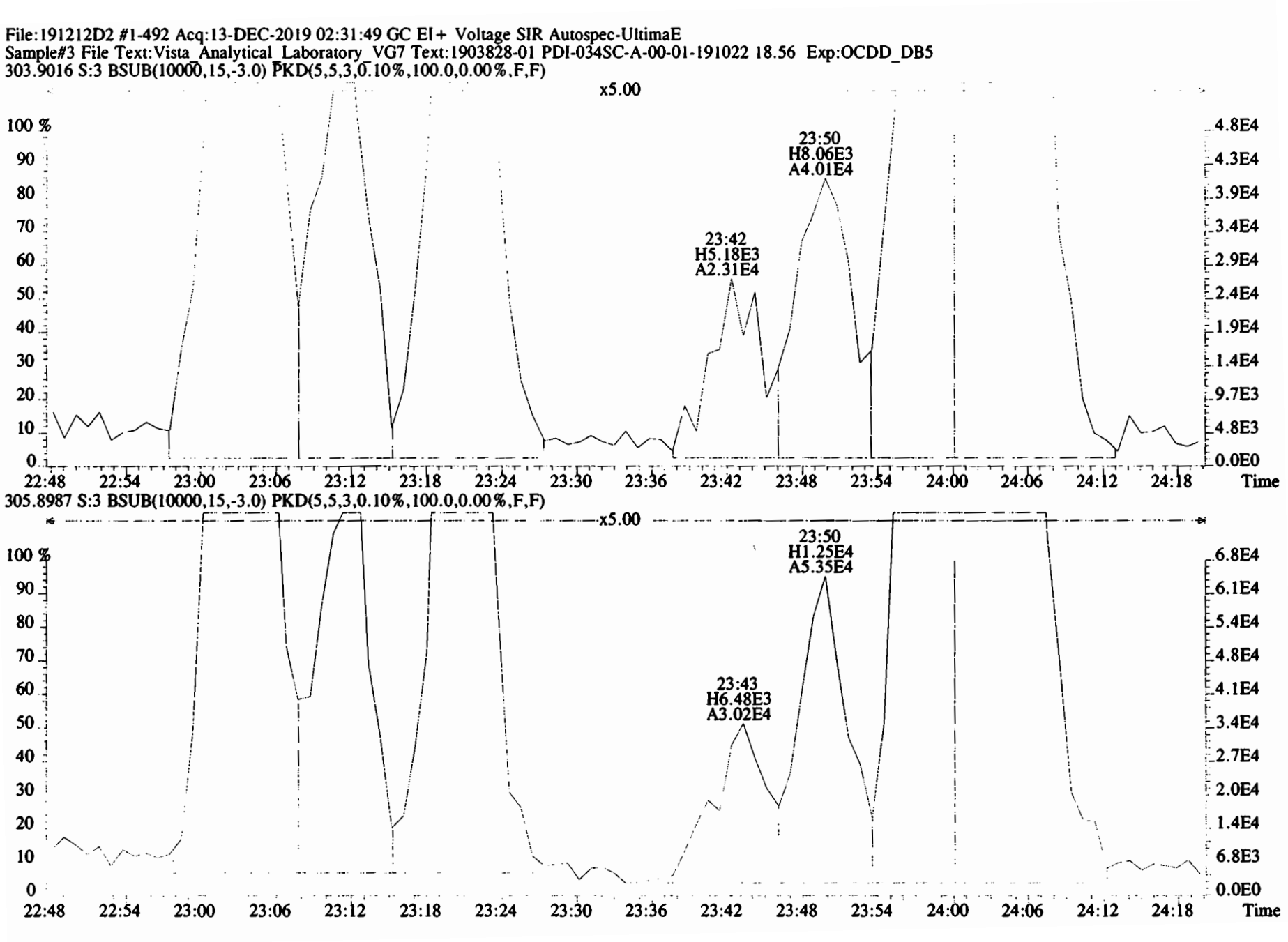
File:191212D2 #1-492 Acq:13-DEC-2019 02:31:49 GC EI+ Voltage SIR Autospec-UltimaE
Sample#3 File Text:Vista_Analytical_Laboratory_VG7 Text:1903828-01 PDI-034SC-A-00-01-191022 18.56 Exp:OCDD_DB5
303.9016 S:3 BSUB(10000,15,-3.0) PKD(5,5,3,0.10%,100.0,0.00%,F,F)
x5.00
23:50
H8.06E3
A4.01E4
23:42
H5.18E3
A2.31E4
305.8987 S:3 BSUB(10000,15,-3.0) PKD(5,5,3,0.10%,100.0,0.00%,F,F)
x5.00
23:50
H1.25E4
A5.35E4
23:43
H6.48E3
A3.02E4
Time

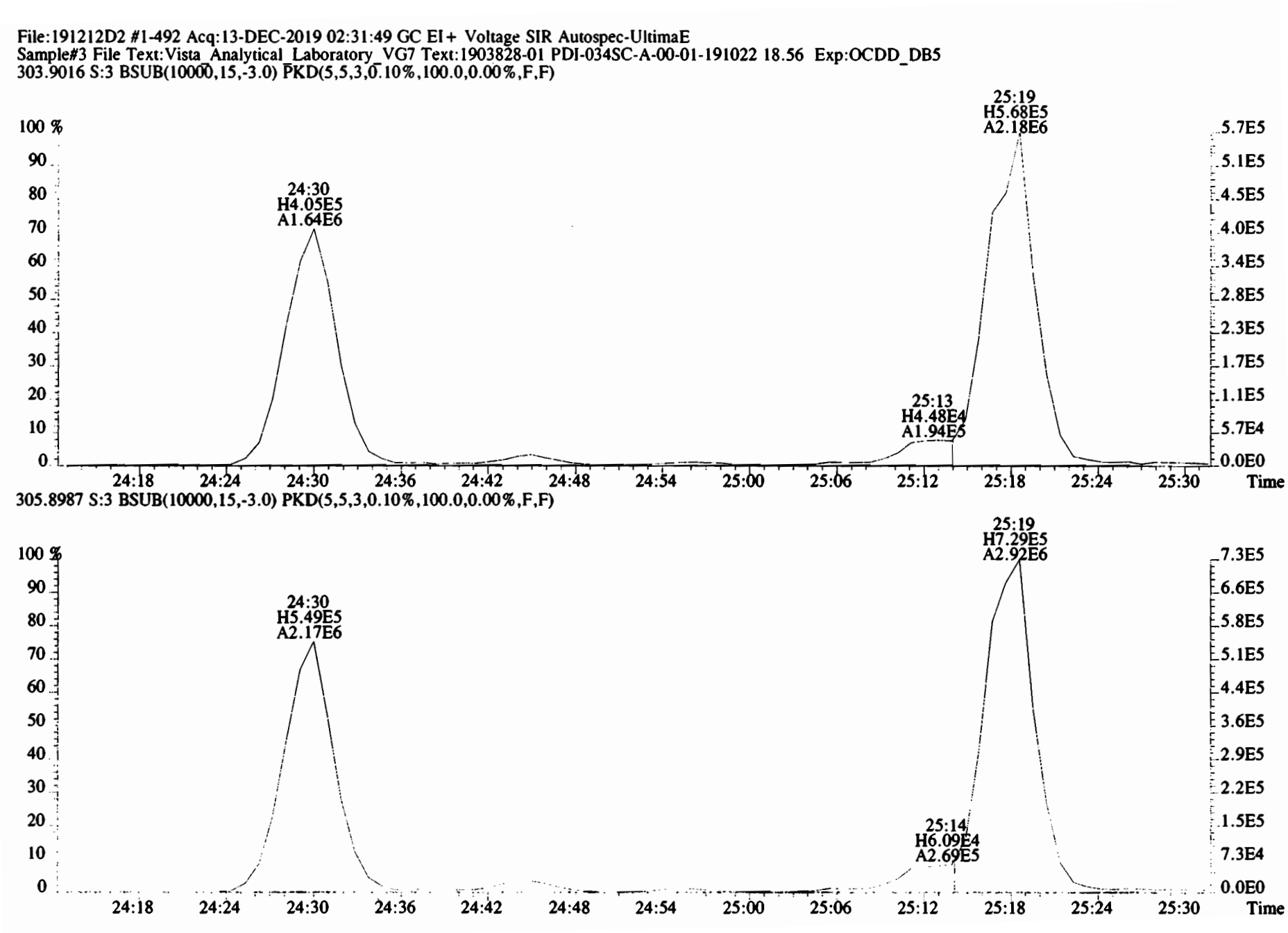
File:191212D2 #1-492 Acq:13-DEC-2019 02:31:49 GC EI+ Voltage SIR Autospec-UltimaE
Sample#3 File Text:Vista_Analytical_Laboratory_VG7 Text:1903828-01 PDI-034SC-A-00-01-191022 18.56 Exp:OCDD_DB5
303.9016 S:3 BSUB(10000,15,-3.0) PKD(5,5,3,0.10%,100.0,0.00%,F,F)
24:30
H4.05E5
A1.64E6
25:13
H4.48E4
A1.94E5
25:19
H5.68E5
A2.18E6
305.8987 S:3 BSUB(10000,15,-3.0) PKD(5,5,3,0.10%,100.0,0.00%,F,F)
24:30
H5.49E5
A2.17E6
25:14
H6.09E4
A2.69E5
25:19
H7.29E5
A2.92E6
Time

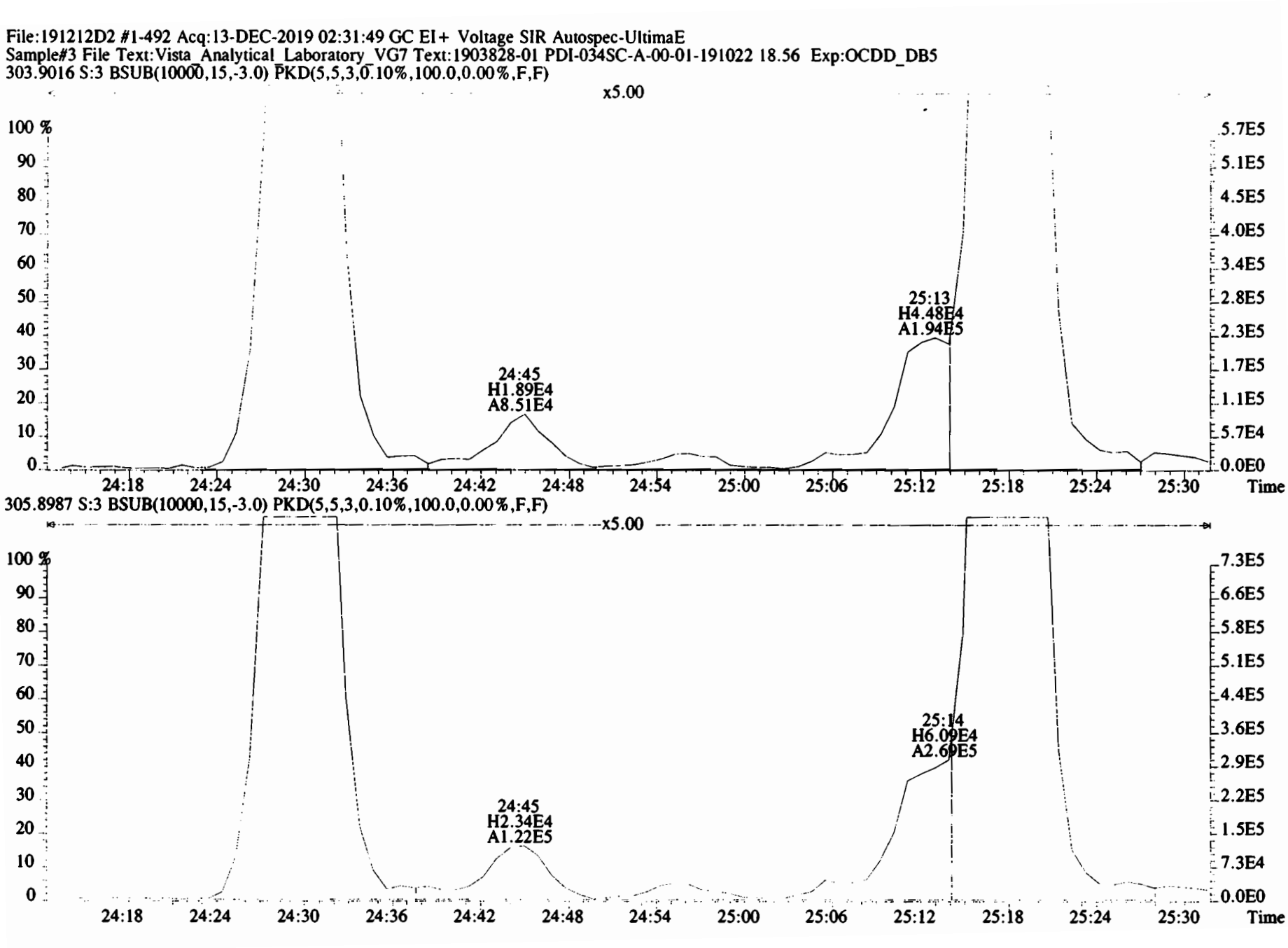
File:191212D2 #1-492 Acq:13-DEC-2019 02:31:49 GC EI+ Voltage SIR Autospec-UltimaE
Sample#3 File Text:Vista_Analytical_Laboratory_VG7 Text:1903828-01 PDI-034SC-A-00-01-191022 18.56 Exp:OCDD_DB5
303.9016 S:3 BSUB(10000,15,-3.0) PKD(5,5,3,0.10%,100.0,0.00%,F,F)
x5.00
24:45
H1.89E4
A8.51E4
25:13
H4.48E4
A1.94E5
305.8987 S:3 BSUB(10000,15,-3.0) PKD(5,5,3,0.10%,100.0,0.00%,F,F)
x5.00
24:45
H2.34E4
A1.22E5
25:14
H6.09E4
A2.69E5
Time

File:191212D2 #1-492 Acq:13-DEC-2019 02:31:49 GC EI+ Voltage SIR Autospec-UltimaE
Sample#3 File Text:Vista_Analytical_Laboratory_VG7 Text:1903828-01 PDI-034SC-A-00-01-191022 18.56 Exp:OCDD_DB5
303.9016 S:3 BSUB(10000,15,-3.0) PKD(5,5,3,0.10%,100.0,0.00%,F,F)

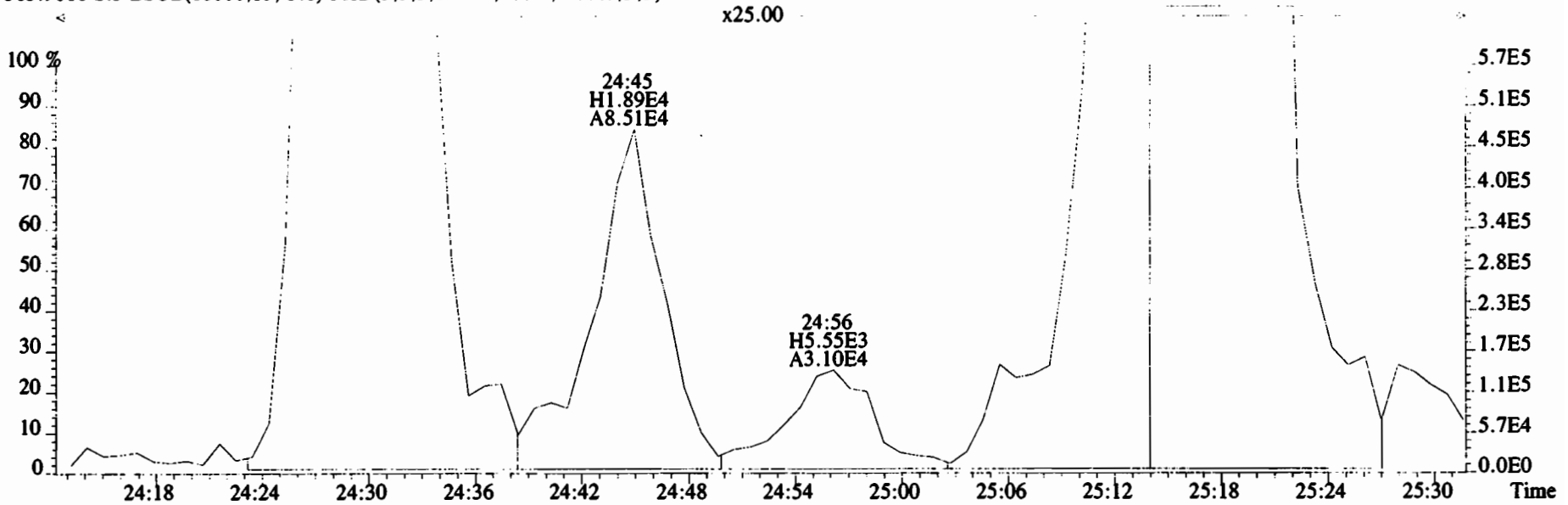

305.8987 S:3 BSUB(10000,15,-3.0) PKD(5,5,3,0.10%,100.0,0.00%,F,F)

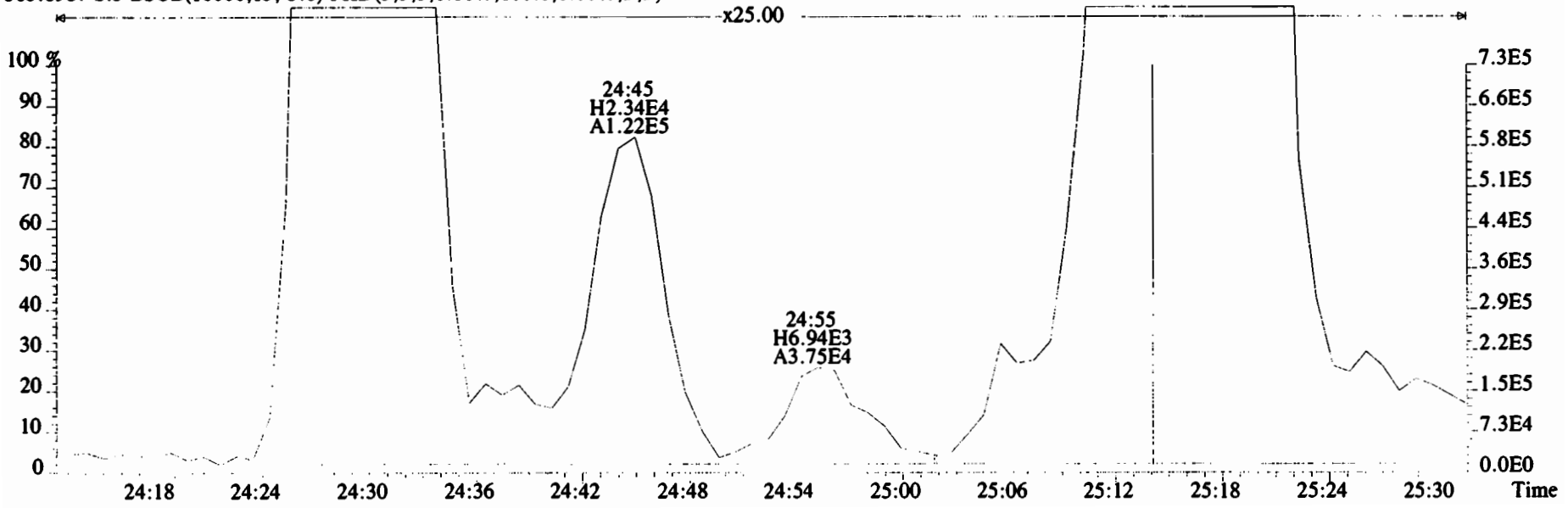

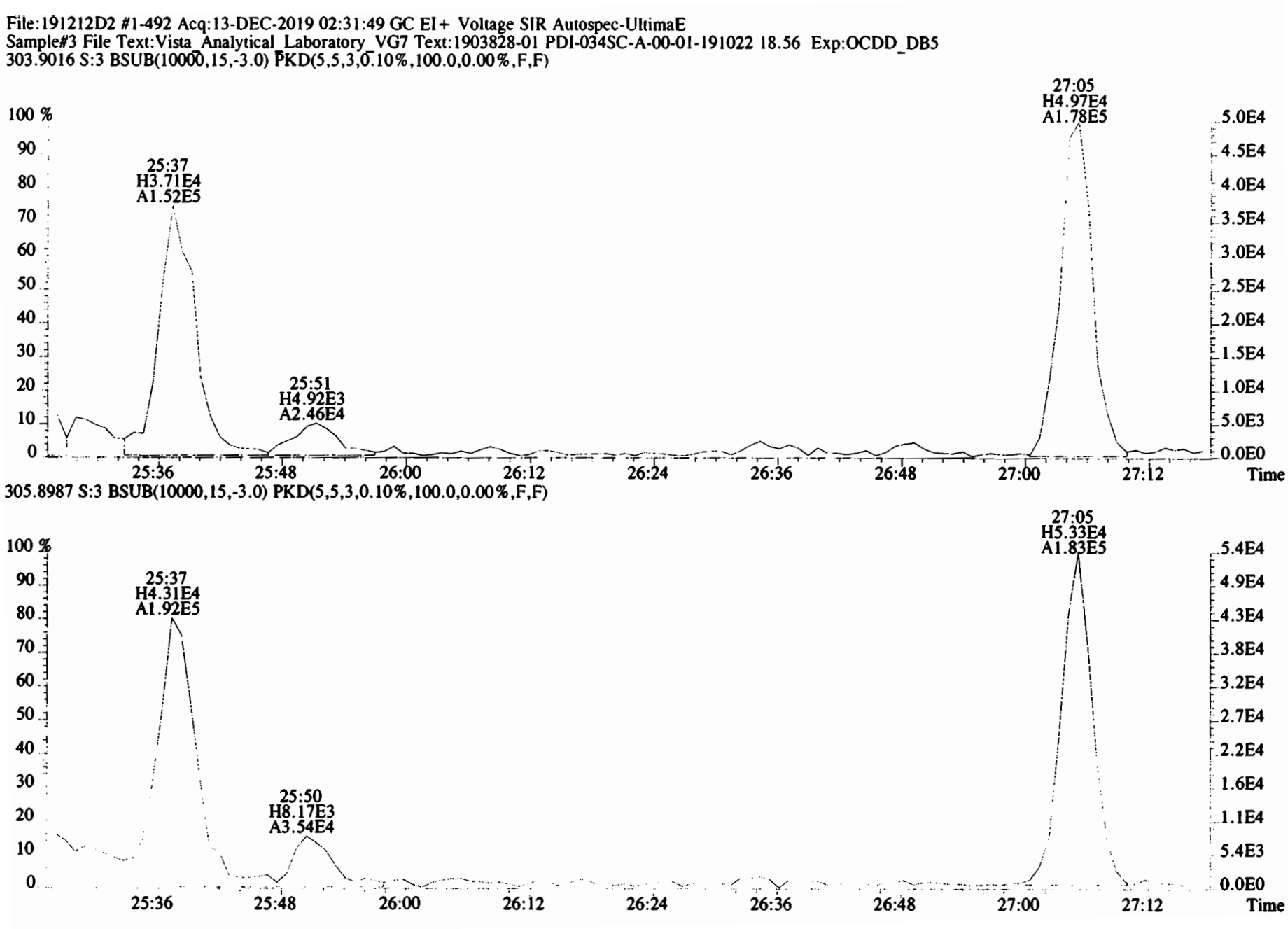
File:191212D2 #1-492 Acq:13-DEC-2019 02:31:49 GC EI+ Voltage SIR Autospec-UltimaE
Sample#3 File Text:Vista_Analytical_Laboratory_VG7 Text:1903828-01 PDI-034SC-A-00-01-191022 18.56 Exp:OCDD_DB5
303.9016 S:3 BSUB(10000,15,-3.0) PKD(5,5,3,0.10%,100.0,0.00%,F,F)
25:37
H3.71E4
A1.52E5
25:51
H4.92E3
A2.46E4
27:05
H4.97E4
A1.78E5
100 %
90
80
70
60
50
40
30
20
10
0
5.0E4
4.5E4
4.0E4
3.5E4
3.0E4
2.5E4
2.0E4
1.5E4
1.0E4
5.0E3
0.0E0
25:36
25:48
26:00
26:12
26:24
26:36
26:48
27:00
27:12
Time
305.8987 S:3 BSUB(10000,15,-3.0) PKD(5,5,3,0.10%,100.0,0.00%,F,F)
25:37
H4.31E4
A1.92E5
25:50
H8.17E3
A3.54E4
27:05
H5.33E4
A1.83E5
100 %
90
80
70
60
50
40
30
20
10
0
5.4E4
4.9E4
4.3E4
3.8E4
3.2E4
2.7E4
2.2E4
1.6E4
1.1E4
5.4E3
0.0E0
25:36
25:48
26:00
26:12
26:24
26:36
26:48
27:00
27:12
Time

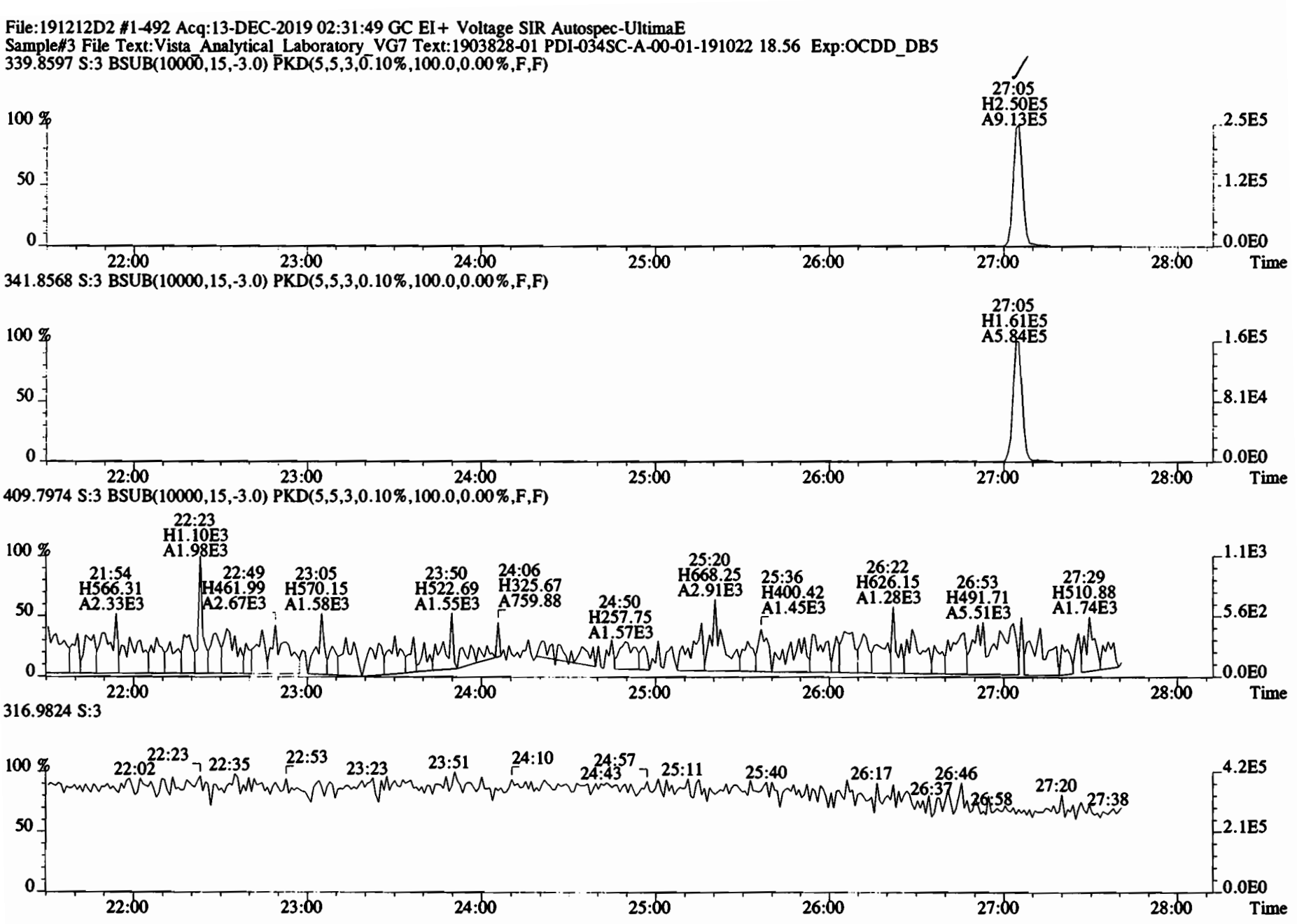
File:191212D2 #1-492 Acq:13-DEC-2019 02:31:49 GC EI+ Voltage SIR Autospec-UltimaE
Sample#3 File Text:Vista_Analytical_Laboratory_VG7 Text:1903828-01 PDI-034SC-A-00-01-191022 18.56 Exp:OCDD_DB5
339.8597 S:3 BSUB(10000,15,-3.0) PKD(5,5,3,0.10%,100.0,0.00%,F,F)
27:05
H2.50E5
A9.13E5
100 %
50
0
2.5E5
1.2E5
0.0E0
22:00
23:00
24:00
25:00
26:00
27:00
28:00
Time
341.8568 S:3 BSUB(10000,15,-3.0) PKD(5,5,3,0.10%,100.0,0.00%,F,F)
27:05
H1.61E5
A5.84E5
1.6E5
8.1E4
409.7974 S:3 BSUB(10000,15,-3.0) PKD(5,5,3,0.10%,100.0,0.00%,F,F)
22:23
H1.10E3
A1.98E3
21:54
H566.31
A2.33E3
22:49
H461.99
A2.67E3
23:05
H570.15
A1.58E3
23:50
H522.69
A1.55E3
24:06
H325.67
A759.88
24:50
H257.75
A1.57E3
25:20
H668.25
A2.91E3
25:36
H400.42
A1.45E3
26:22
H626.15
A1.28E3
26:53
H491.71
A5.51E3
27:29
H510.88
A1.74E3
1.1E3
5.6E2
316.9824 S:3
22:02
22:23
22:35
22:53
23:23
23:51
24:10
24:43
24:57
25:11
25:40
26:17
26:37
26:46
26:58
27:20
27:38
4.2E5
2.1E5

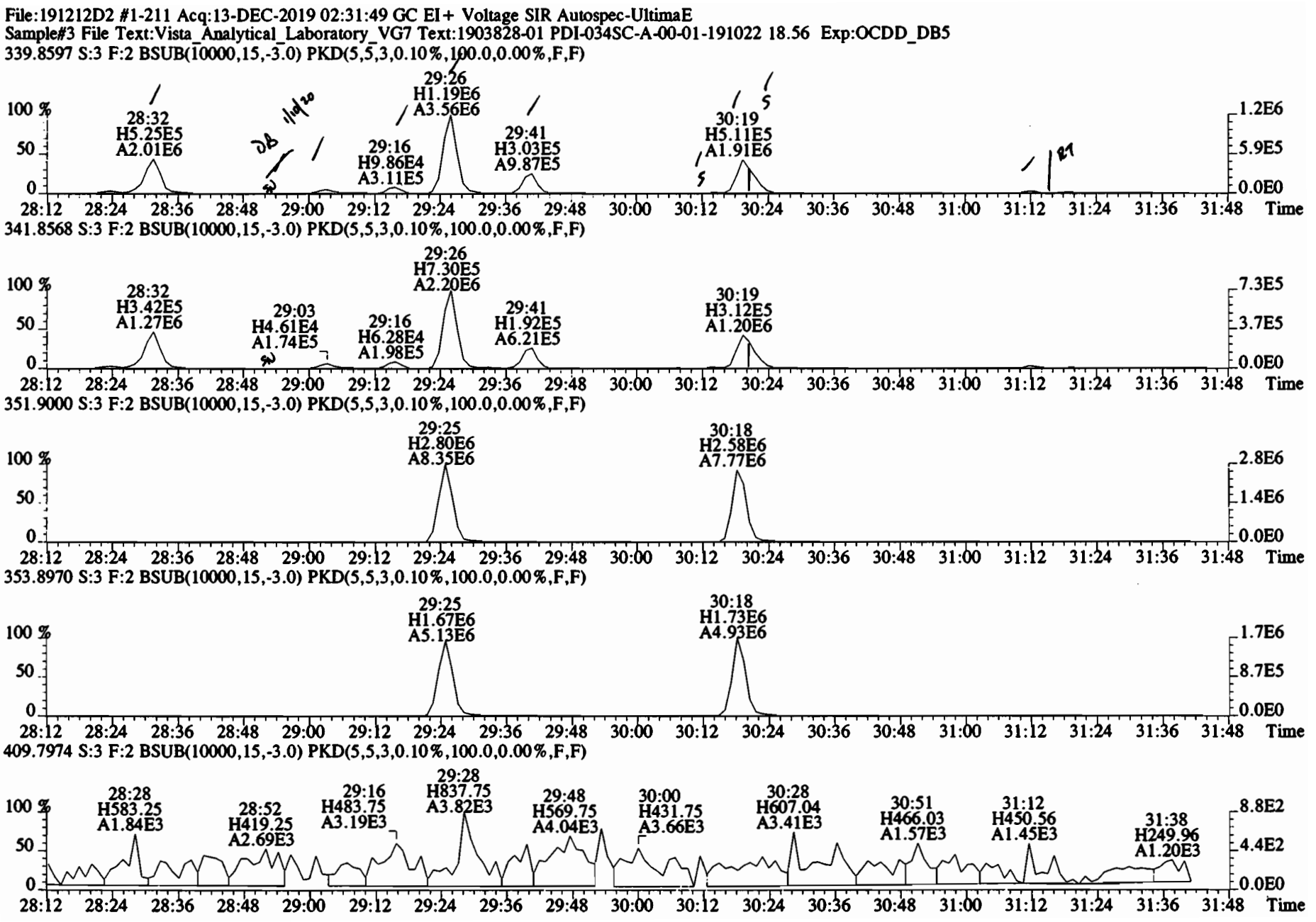
File:191212D2 #1-211 Acq:13-DEC-2019 02:31:49 GC EI+ Voltage SIR Autospec-UltimaE
Sample#3 File Text:Vista_Analytical_Laboratory_VG7 Text:1903828-01 PDI-034SC-A-00-01-191022 18.56 Exp:OCDD_DB5
339.8597 S:3 F:2 BSUB(10000,15,-3.0) PKD(5,5,3,0.10%,100.0,0.00%,F,F)
28:32 H5.25E5 A2.01E6
29:16 H9.86E4 A3.11E5
29:26 H1.19E6 A3.56E6
29:41 H3.03E5 A9.87E5
30:19 H5.11E5 A1.91E6
341.8568 S:3 F:2 BSUB(10000,15,-3.0) PKD(5,5,3,0.10%,100.0,0.00%,F,F)
28:32 H3.42E5 A1.27E6
29:03 H4.61E4 A1.74E5
29:16 H6.28E4 A1.98E5
29:26 H7.30E5 A2.20E6
29:41 H1.92E5 A6.21E5
30:19 H3.12E5 A1.20E6
351.9000 S:3 F:2 BSUB(10000,15,-3.0) PKD(5,5,3,0.10%,100.0,0.00%,F,F)
29:25 H2.80E6 A8.35E6
30:18 H2.58E6 A7.77E6
353.8970 S:3 F:2 BSUB(10000,15,-3.0) PKD(5,5,3,0.10%,100.0,0.00%,F,F)
29:25 H1.67E6 A5.13E6
30:18 H1.73E6 A4.93E6
409.7974 S:3 F:2 BSUB(10000,15,-3.0) PKD(5,5,3,0.10%,100.0,0.00%,F,F)
28:28 H583.25 A1.84E3
28:52 H419.25 A2.69E3
29:16 H483.75 A3.19E3
29:28 H837.75 A3.82E3
29:48 H569.75 A4.04E3
30:00 H431.75 A3.66E3
30:28 H607.04 A3.41E3
30:51 H466.03 A1.57E3
31:12 H450.56 A1.45E3
31:38 H249.96 A1.20E3
100 %
50
0
Time

File:191212D2 #1-211 Acq:13-DEC-2019 02:31:49 GC EI+ Voltage SIR Autospec-UltimaE
Sample#3 File Text:Vista_Analytical_Laboratory_VG7 Text:1903828-01 PDI-034SC-A-00-01-191022 18.56 Exp:OCDD_DB5
339.8597 S:3 F:2 BSUB(10000,15,-3.0) PKD(5,5,3,0.10%,100.0,0.00%,F,F)

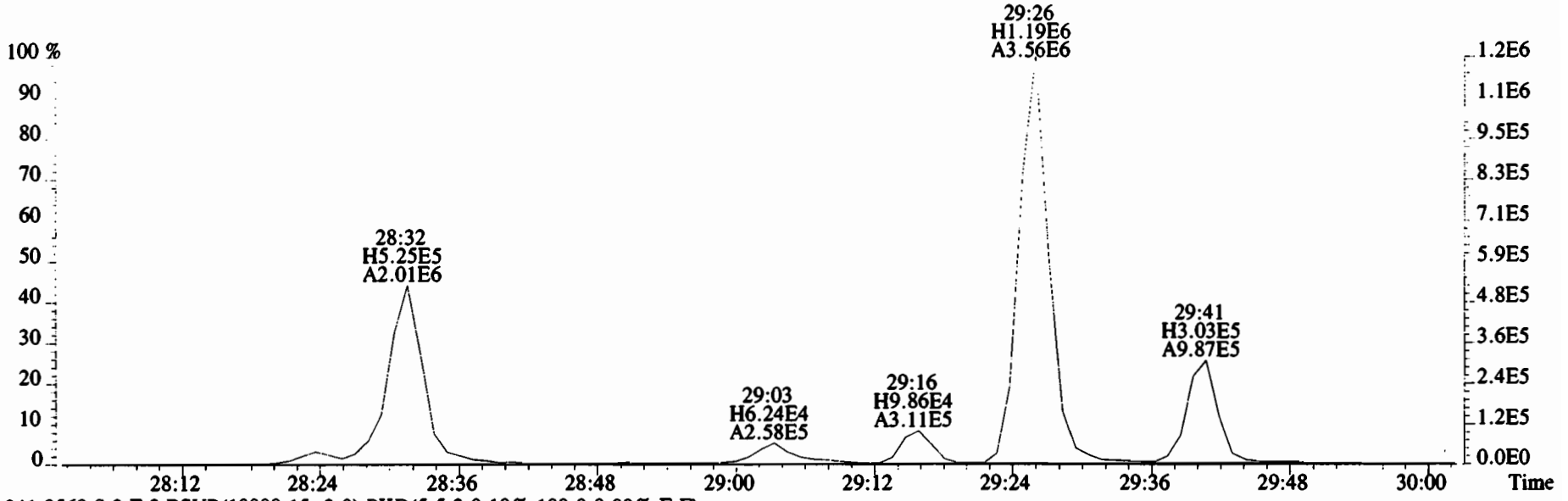

341.8568 S:3 F:2 BSUB(10000,15,-3.0) PKD(5,5,3,0.10%,100.0,0.00%,F,F)

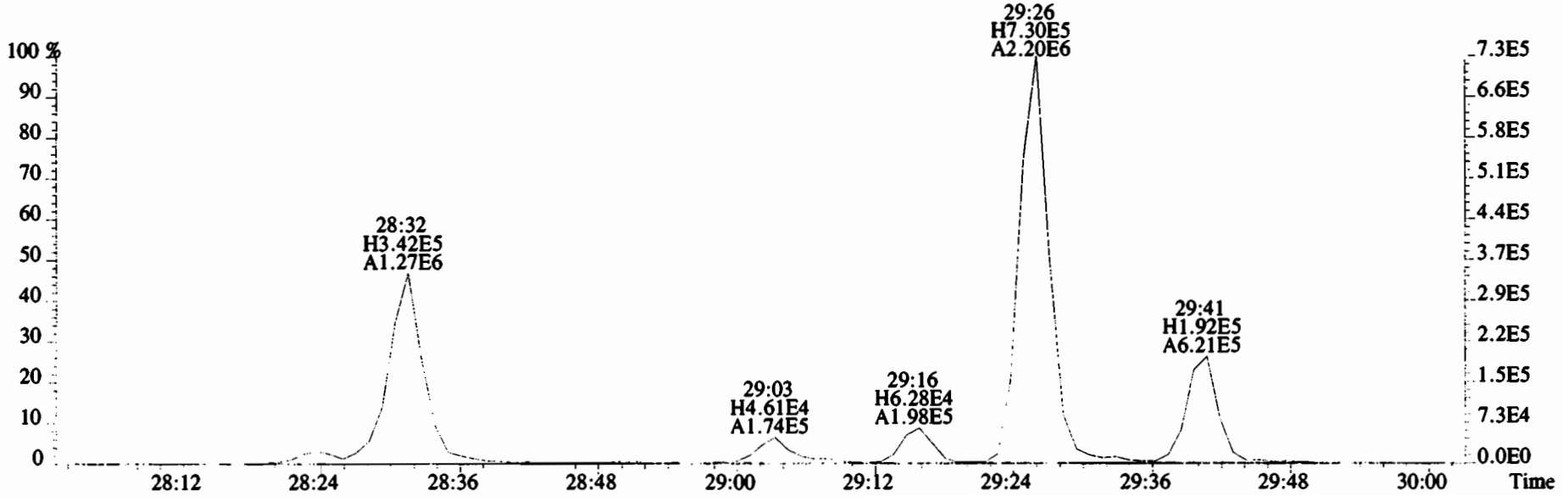

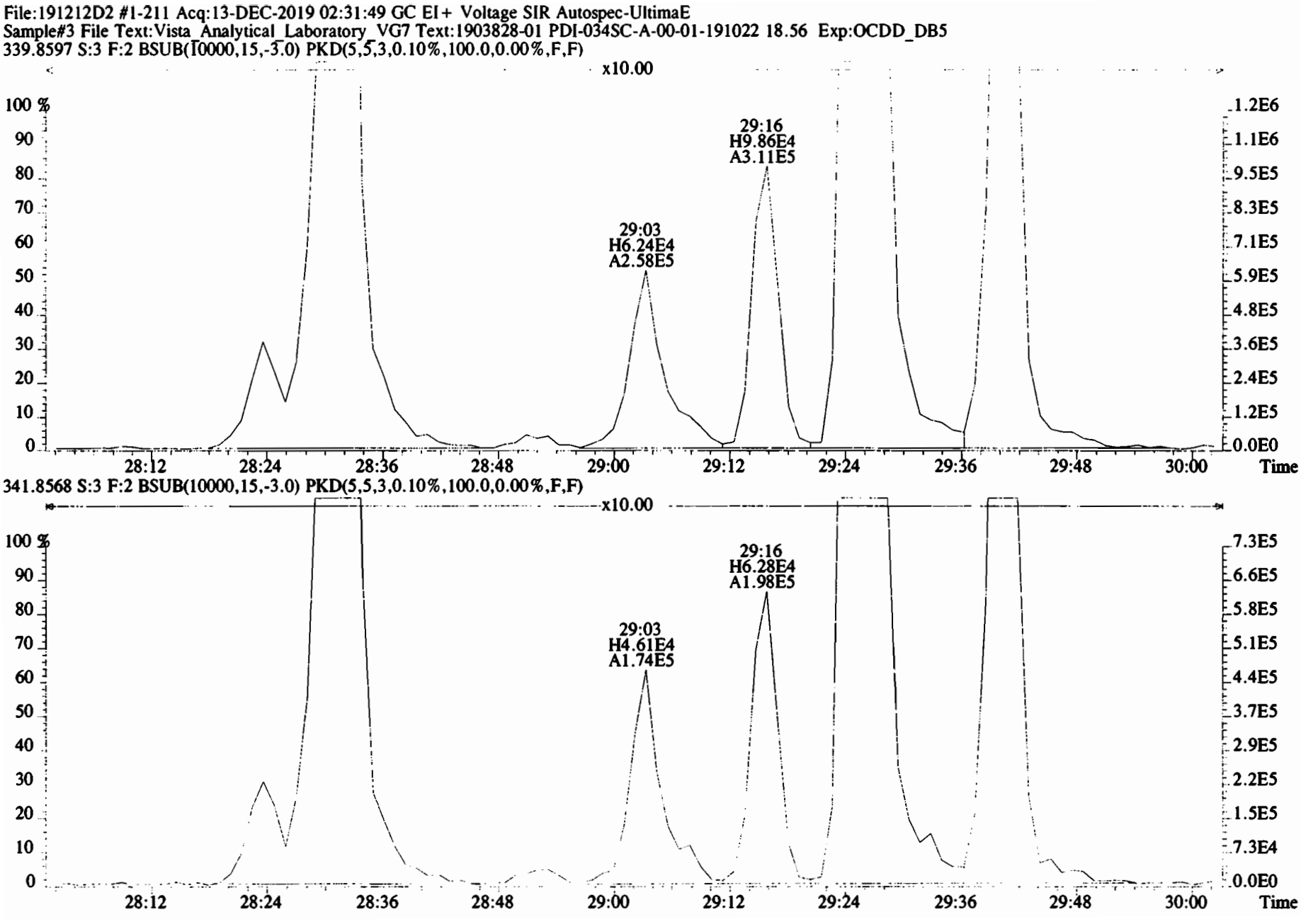
File:191212D2 #1-211 Acq:13-DEC-2019 02:31:49 GC EI+ Voltage SIR Autospec-UltimaE
Sample#3 File Text:Vista_Analytical_Laboratory_VG7 Text:1903828-01 PDI-034SC-A-00-01-191022 18.56 Exp:OCDD_DB5
339.8597 S:3 F:2 BSUB(10000,15,-3.0) PKD(5,5,3,0.10%,100.0,0.00%,F,F)
x10.00
29:16
H9.86E4
A3.11E5
29:03
H6.24E4
A2.58E5
Time
341.8568 S:3 F:2 BSUB(10000,15,-3.0) PKD(5,5,3,0.10%,100.0,0.00%,F,F)
x10.00
29:16
H6.28E4
A1.98E5
29:03
H4.61E4
A1.74E5
Time

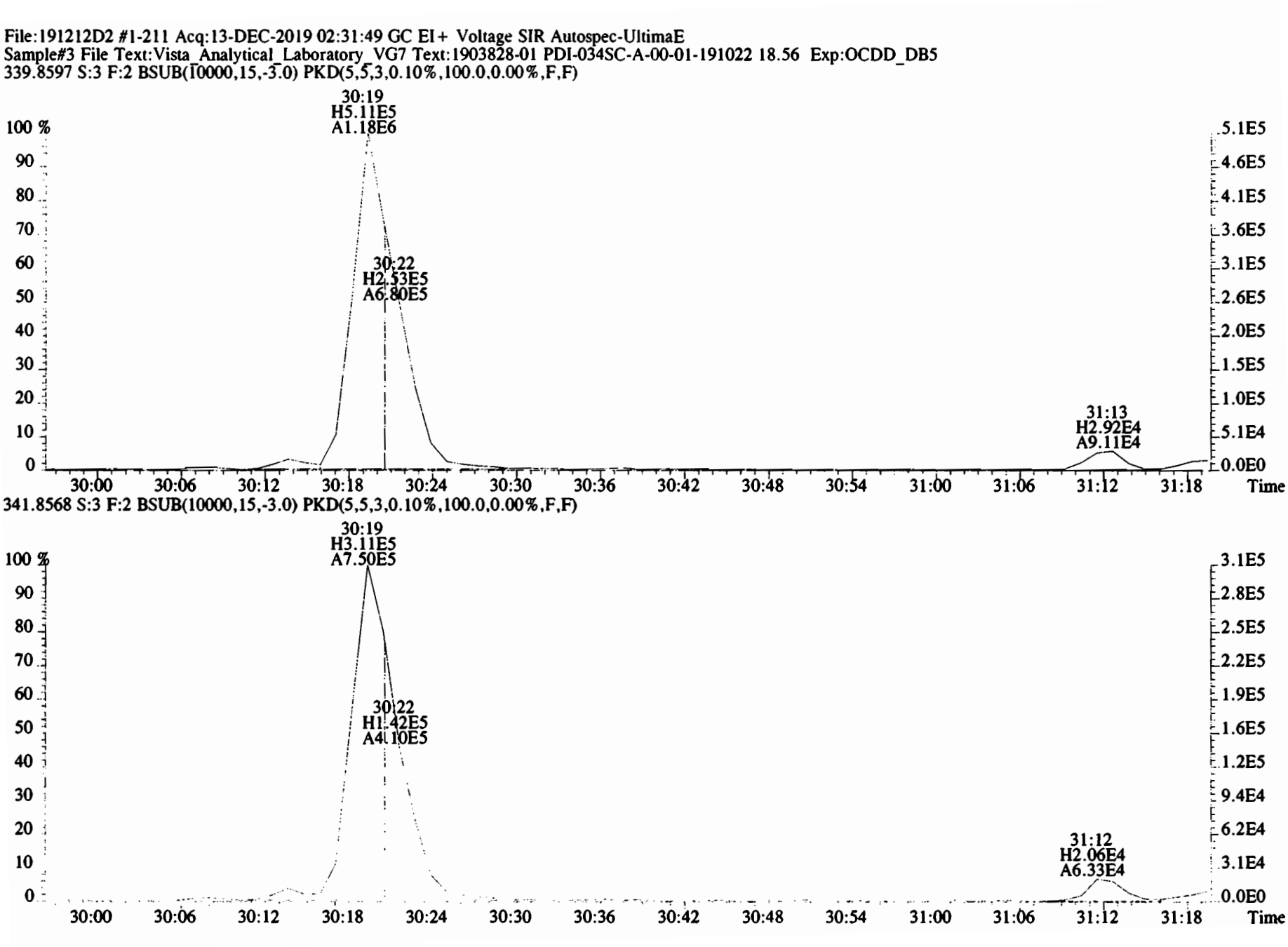
File:191212D2 #1-211 Acq:13-DEC-2019 02:31:49 GC EI+ Voltage SIR Autospec-UltimaE
Sample#3 File Text:Vista_Analytical_Laboratory_VG7 Text:1903828-01 PDI-034SC-A-00-01-191022 18.56 Exp:OCDD_DB5
339.8597 S:3 F:2 BSUB(10000,15,-3.0) PKD(5,5,3,0.10%,100.0,0.00%,F,F)
30:19
H5.11E5
A1.18E6
30:22
H2.53E5
A6.80E5
31:13
H2.92E4
A9.11E4
100 %
90
80
70
60
50
40
30
20
10
0
5.1E5
4.6E5
4.1E5
3.6E5
3.1E5
2.6E5
2.0E5
1.5E5
1.0E5
5.1E4
0.0E0
30:00
30:06
30:12
30:18
30:24
30:30
30:36
30:42
30:48
30:54
31:00
31:06
31:12
31:18
Time
341.8568 S:3 F:2 BSUB(10000,15,-3.0) PKD(5,5,3,0.10%,100.0,0.00%,F,F)
30:19
H3.11E5
A7.50E5
30:22
H1.42E5
A4.10E5
31:12
H2.06E4
A6.33E4
100 %
90
80
70
60
50
40
30
20
10
0
3.1E5
2.8E5
2.5E5
2.2E5
1.9E5
1.6E5
1.2E5
9.4E4
6.2E4
3.1E4
0.0E0
30:00
30:06
30:12
30:18
30:24
30:30
30:36
30:42
30:48
30:54
31:00
31:06
31:12
31:18
Time

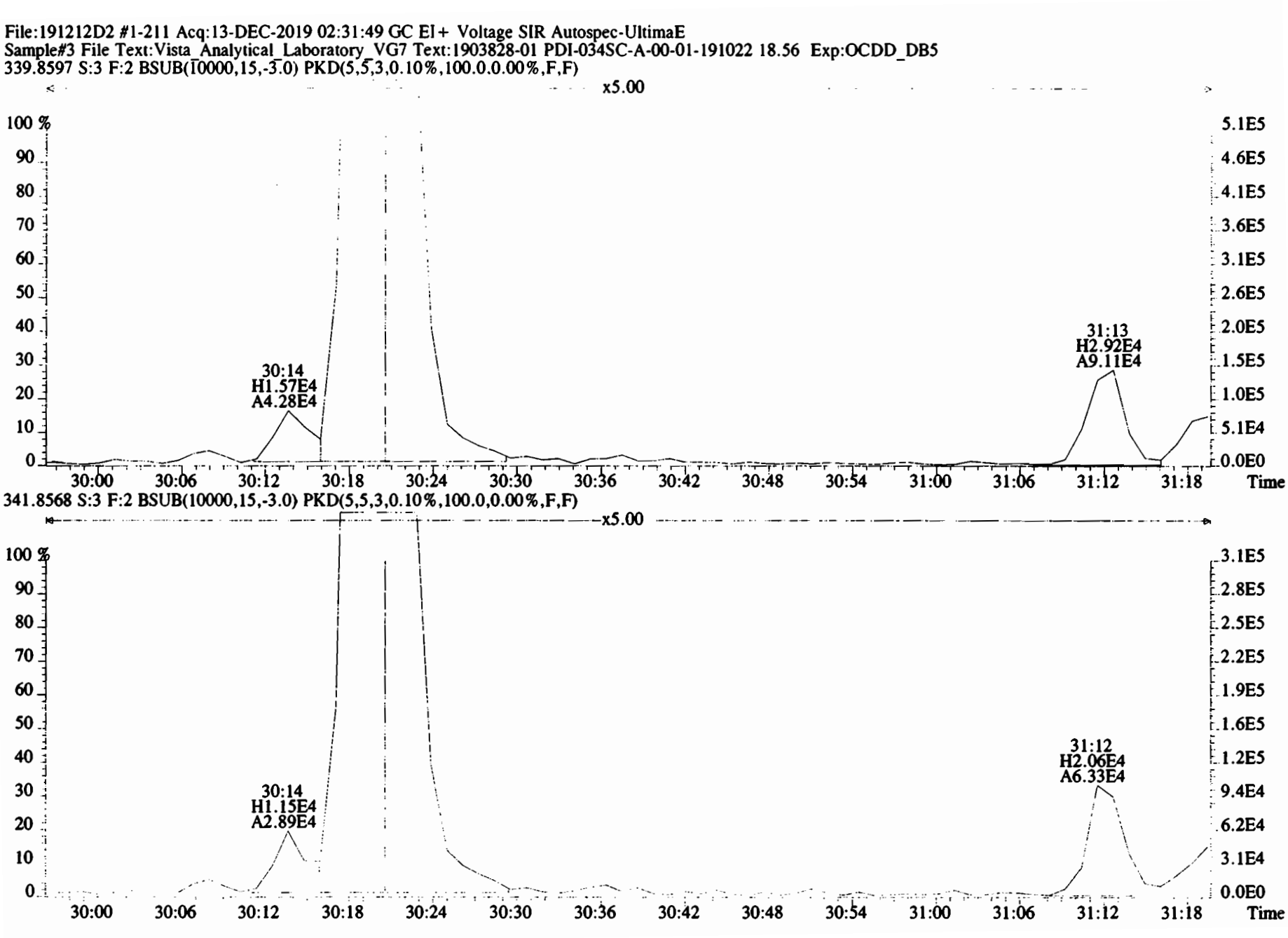
File:191212D2 #1-211 Acq:13-DEC-2019 02:31:49 GC EI+ Voltage SIR Autospec-UltimaE
Sample#3 File Text:Vista_Analytical_Laboratory_VG7 Text:1903828-01 PDI-034SC-A-00-01-191022 18.56 Exp:OCDD_DB5
339.8597 S:3 F:2 BSUB(10000,15,-3.0) PKD(5,5,3,0.10%,100.0,0.00%,F,F)
x5.00
30:14
H1.57E4
A4.28E4
31:13
H2.92E4
A9.11E4
341.8568 S:3 F:2 BSUB(10000,15,-3.0) PKD(5,5,3,0.10%,100.0,0.00%,F,F)
x5.00
30:14
H1.15E4
A2.89E4
31:12
H2.06E4
A6.33E4
Time

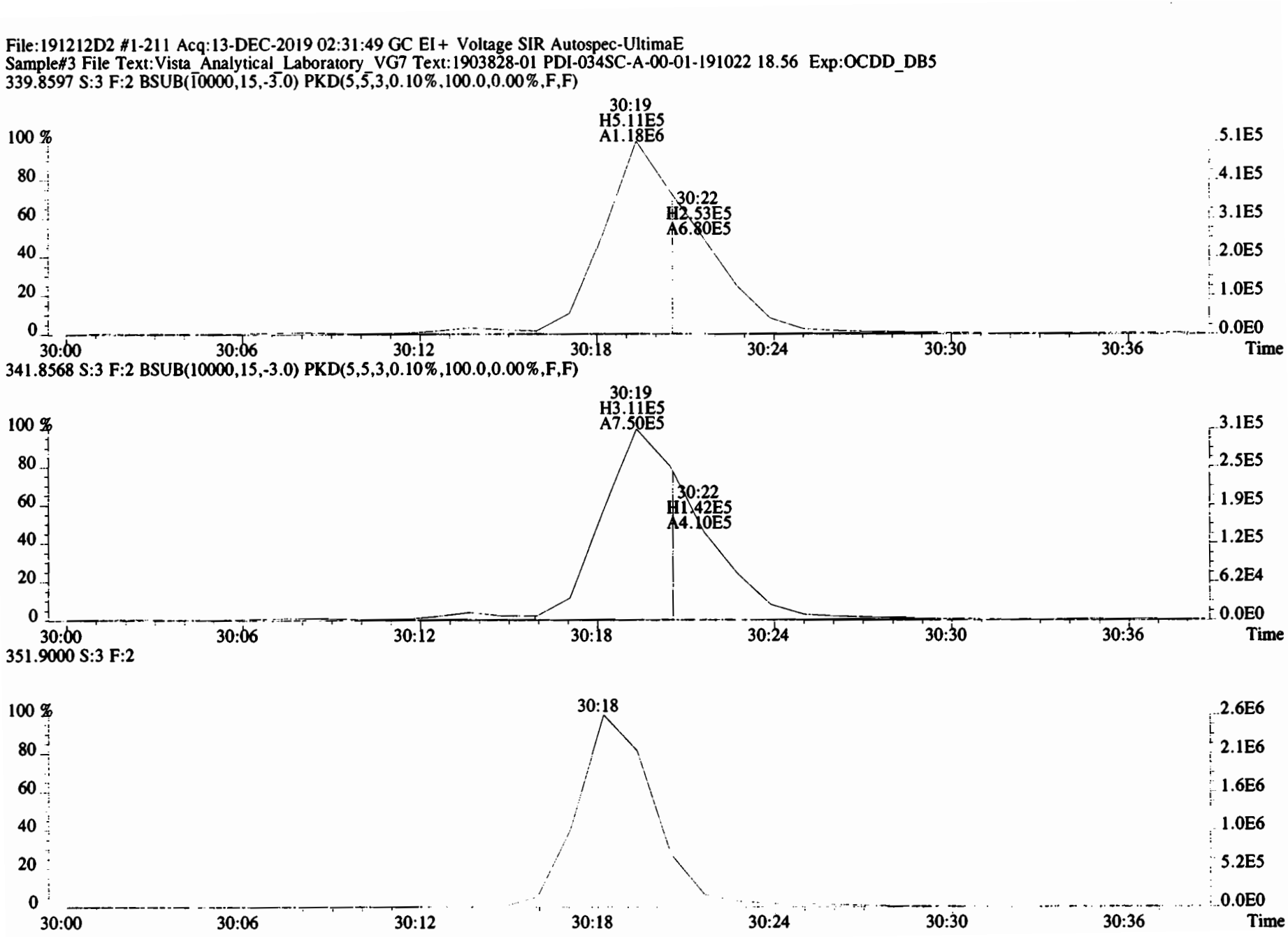
File:191212D2 #1-211 Acq:13-DEC-2019 02:31:49 GC EI+ Voltage SIR Autospec-UltimaE
Sample#3 File Text:Vista_Analytical_Laboratory_VG7 Text:1903828-01 PDI-034SC-A-00-01-191022 18.56 Exp:OCDD_DB5
339.8597 S:3 F:2 BSUB(10000,15,-3.0) PKD(5,5,3,0.10%,100.0,0.00%,F,F)
30:19
H5.11E5
A1.18E6
30:22
H2.53E5
A6.80E5
100 %
80
60
40
20
0
5.1E5
4.1E5
3.1E5
2.0E5
1.0E5
0.0E0
30:00
30:06
30:12
30:18
30:24
30:30
30:36
Time
341.8568 S:3 F:2 BSUB(10000,15,-3.0) PKD(5,5,3,0.10%,100.0,0.00%,F,F)
30:19
H3.11E5
A7.50E5
30:22
H1.42E5
A4.10E5
100 %
80
60
40
20
0
3.1E5
2.5E5
1.9E5
1.2E5
6.2E4
0.0E0
30:00
30:06
30:12
30:18
30:24
30:30
30:36
Time
351.9000 S:3 F:2
30:18
100 %
80
60
40
20
0
2.6E6
2.1E6
1.6E6
1.0E6
5.2E5
0.0E0
30:00
30:06
30:12
30:18
30:24
30:30
30:36
Time

File:191212D2 #1-384 Acq:13-DEC-2019 02:31:49 GC El+ Voltage SIR Autospec-UltimaE
Sample#3 File Text:Vista_Analytical_Laboratory_VG7 Text:1903828-01 PDI-034SC-A-00-01-191022 18.56 Exp:OCDD_DB5

373.8207 S:3 F:3 BSUB(10000,15,-3.0) PKD(5,5,3,0.10%,100.0,0.00%,F,F)

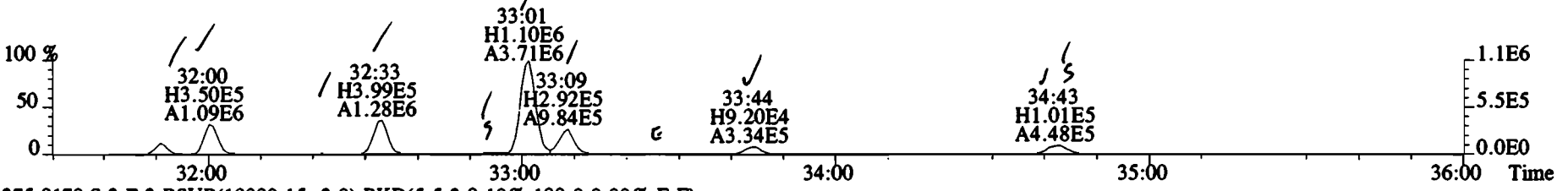

375.8178 S:3 F:3 BSUB(10000,15,-3.0) PKD(5,5,3,0.10%,100.0,0.00%,F,F)

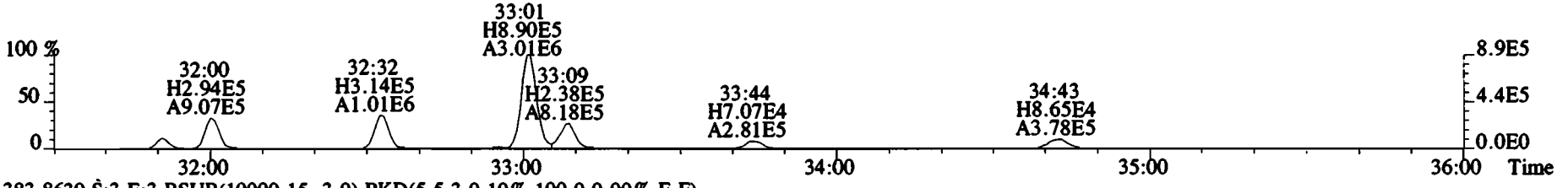

383.8639 S:3 F:3 BSUB(10000,15,-3.0) PKD(5,5,3,0.10%,100.0,0.00%,F,F)

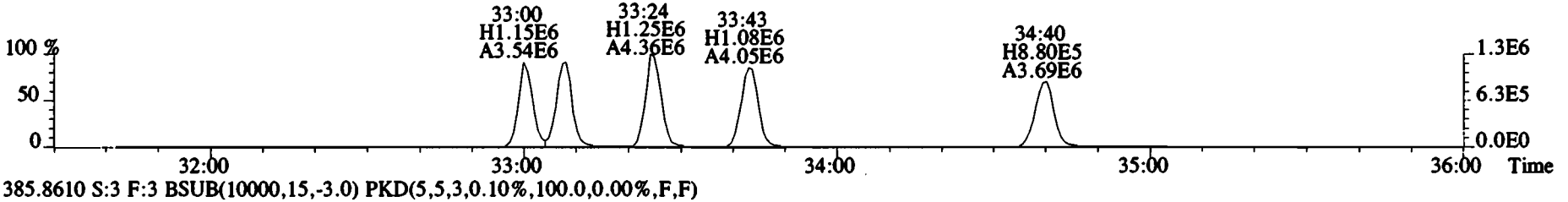

385.8610 S:3 F:3 BSUB(10000,15,-3.0) PKD(5,5,3,0.10%,100.0,0.00%,F,F)

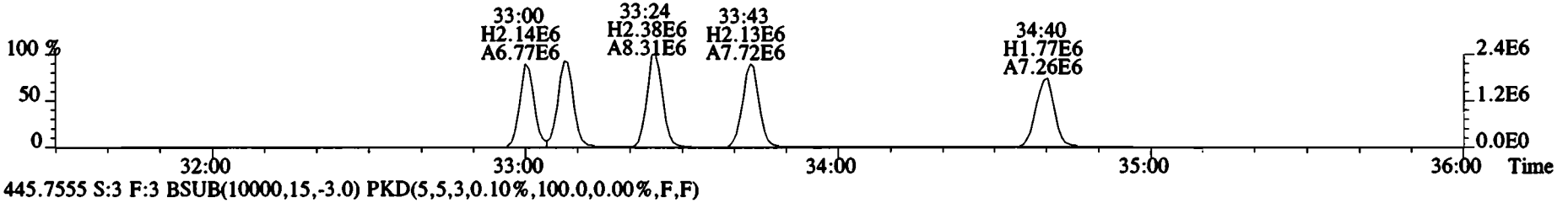

445.7555 S:3 F:3 BSUB(10000,15,-3.0) PKD(5,5,3,0.10%,100.0,0.00%,F,F)

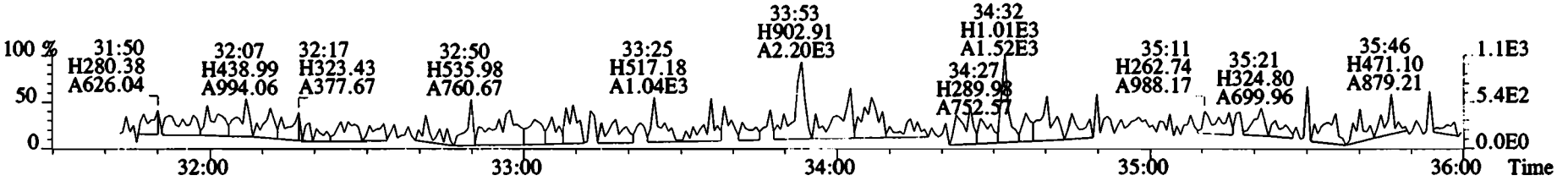

File:191212D2 #1-384 Acq:13-DEC-2019 02:31:49 GC EI+ Voltage SIR Autospec-UltimaE
Sample#3 File Text:Vista_Analytical_Laboratory_VG7 Text:1903828-01 PDI-034SC-A-00-01-191022 18.56 Exp:OCDD_DB5
373.8207 S:3 F:3 BSUB(10000,15,-3.0) PKD(5,5,3,0.10%,100.0,0.00%,F,F)

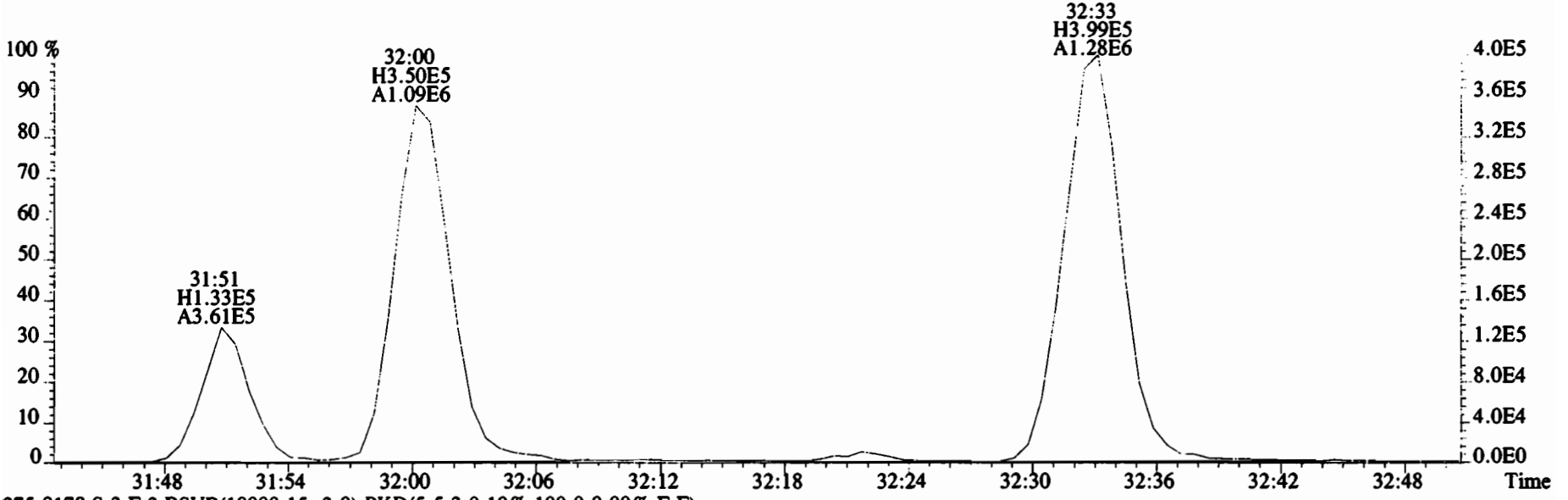

375.8178 S:3 F:3 BSUB(10000,15,-3.0) PKD(5,5,3,0.10%,100.0,0.00%,F,F)

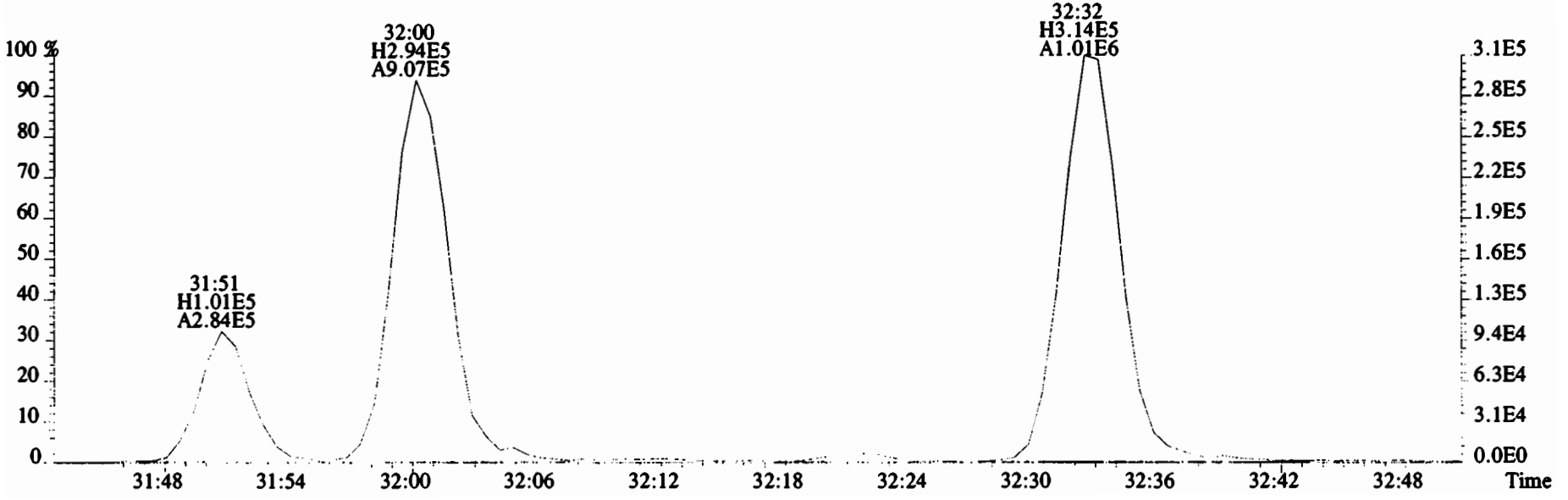

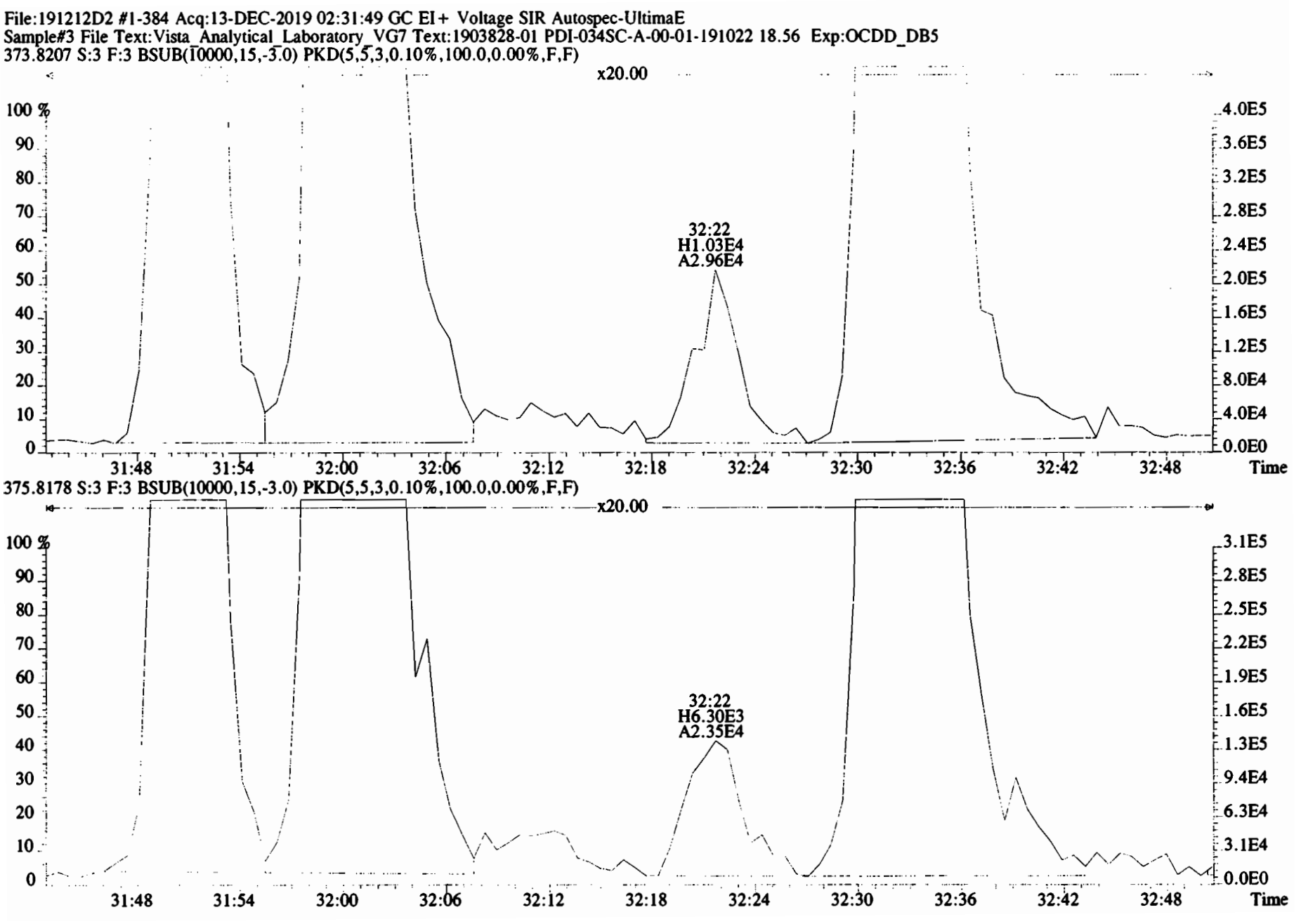
File:191212D2 #1-384 Acq:13-DEC-2019 02:31:49 GC EI+ Voltage SIR Autospec-UltimaE
Sample#3 File Text:Vista_Analytical_Laboratory_VG7 Text:1903828-01 PDI-034SC-A-00-01-191022 18.56 Exp:OCDD_DB5
373.8207 S:3 F:3 BSUB(10000,15,-3.0) PKD(5,5,3,0.10%,100.0,0.00%,F,F)
x20.00
32:22
H1.03E4
A2.96E4
375.8178 S:3 F:3 BSUB(10000,15,-3.0) PKD(5,5,3,0.10%,100.0,0.00%,F,F)
x20.00
32:22
H6.30E3
A2.35E4
Time

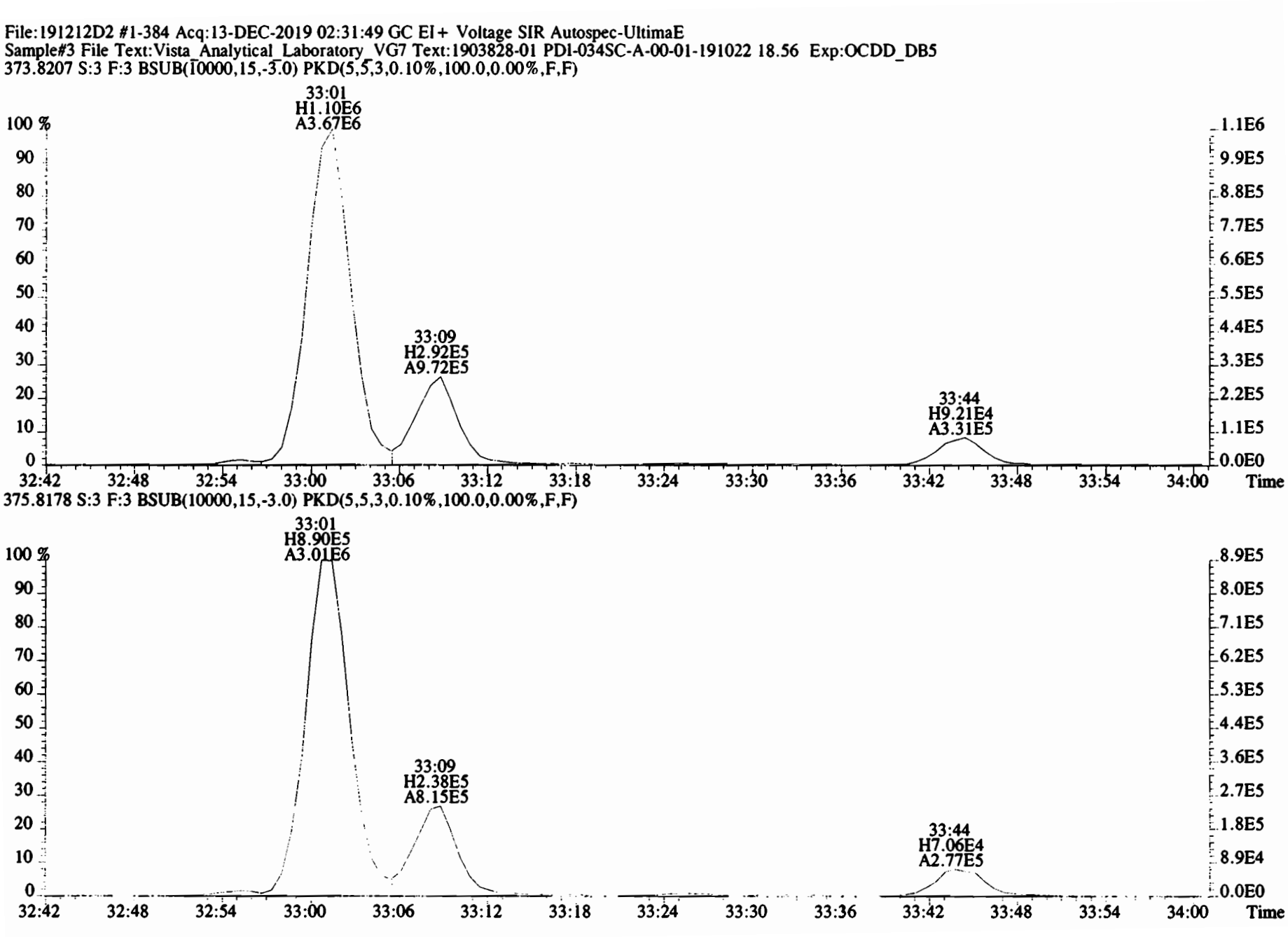
File:191212D2 #1-384 Acq:13-DEC-2019 02:31:49 GC EI+ Voltage SIR Autospec-UltimaE
Sample#3 File Text:Vista_Analytical_Laboratory_VG7 Text:1903828-01 PDI-034SC-A-00-01-191022 18.56 Exp:OCDD_DB5
373.8207 S:3 F:3 BSUB(10000,15,-3.0) PKD(5,5,3,0.10%,100.0,0.00%,F,F)
33:01
H1.10E6
A3.67E6
33:09
H2.92E5
A9.72E5
33:44
H9.21E4
A3.31E5
100 %
90
80
70
60
50
40
30
20
10
0
1.1E6
9.9E5
8.8E5
7.7E5
6.6E5
5.5E5
4.4E5
3.3E5
2.2E5
1.1E5
0.0E0
32:42
32:48
32:54
33:00
33:06
33:12
33:18
33:24
33:30
33:36
33:42
33:48
33:54
34:00
Time
375.8178 S:3 F:3 BSUB(10000,15,-3.0) PKD(5,5,3,0.10%,100.0,0.00%,F,F)
33:01
H8.90E5
A3.01E6
33:09
H2.38E5
A8.15E5
33:44
H7.06E4
A2.77E5
100 %
90
80
70
60
50
40
30
20
10
0
8.9E5
8.0E5
7.1E5
6.2E5
5.3E5
4.4E5
3.6E5
2.7E5
1.8E5
8.9E4
0.0E0
32:42
32:48
32:54
33:00
33:06
33:12
33:18
33:24
33:30
33:36
33:42
33:48
33:54
34:00
Time

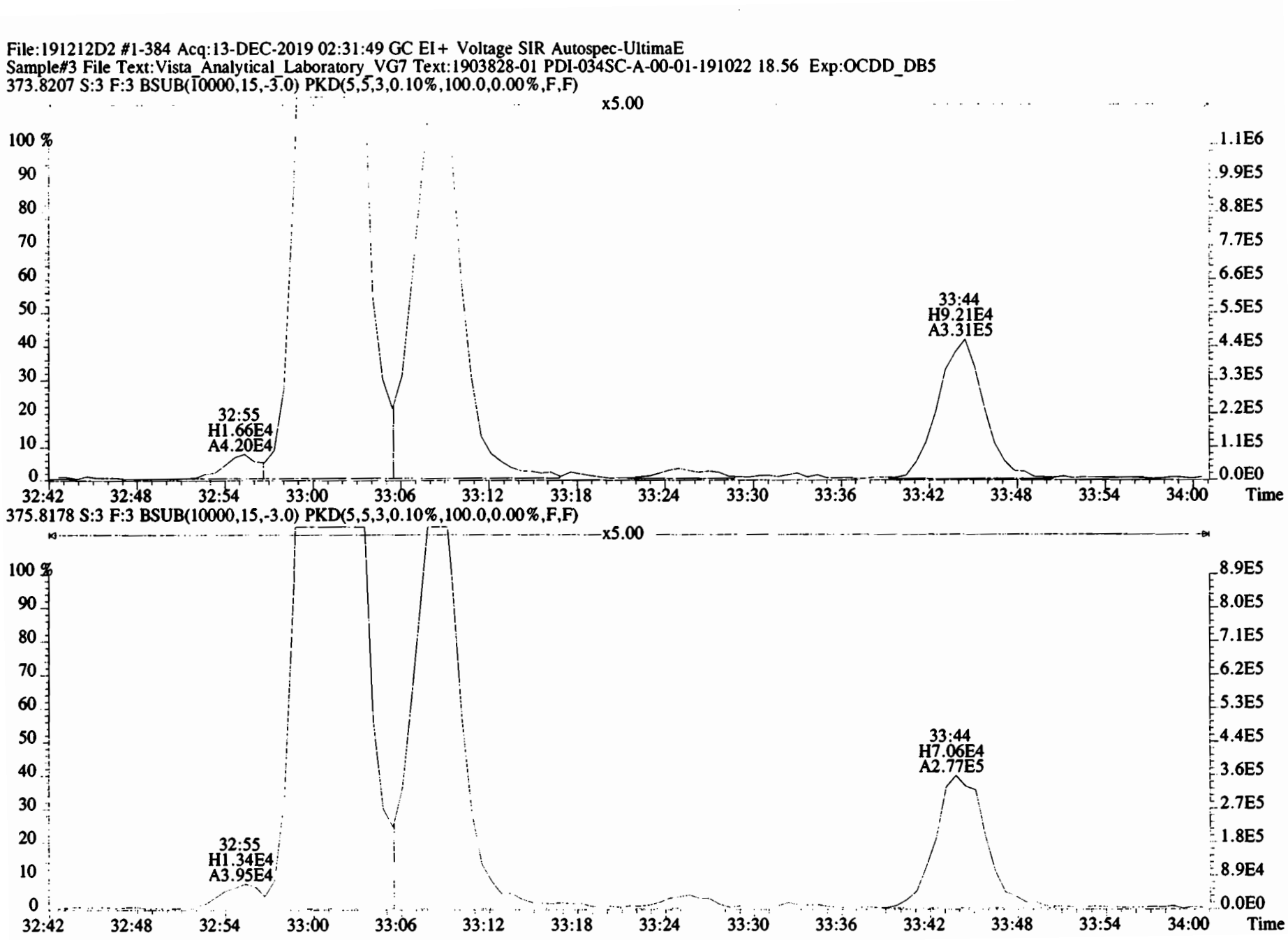
File:191212D2 #1-384 Acq:13-DEC-2019 02:31:49 GC EI+ Voltage SIR Autospec-UltimaE
Sample#3 File Text:Vista_Analytical_Laboratory_VG7 Text:1903828-01 PDI-034SC-A-00-01-191022 18.56 Exp:OCDD_DB5
373.8207 S:3 F:3 BSUB(10000,15,-3.0) PKD(5,5,3,0.10%,100.0,0.00%,F,F)
x5.00
32:55
H1.66E4
A4.20E4
33:44
H9.21E4
A3.31E5
375.8178 S:3 F:3 BSUB(10000,15,-3.0) PKD(5,5,3,0.10%,100.0,0.00%,F,F)
x5.00
32:55
H1.34E4
A3.95E4
33:44
H7.06E4
A2.77E5
Time

File:191212D2 #1-384 Acq:13-DEC-2019 02:31:49 GC EI+ Voltage SIR Autospec-UltimaE
Sample#3 File Text:Vista_Analytical_Laboratory_VG7 Text:1903828-01 PDI-034SC-A-00-01-191022 18.56 Exp:OCDD_DB5
373.8207 S:3 F:3 BSUB(10000,15,-3.0) PKD(5,5,3,0.10%,100.0,0.00%,F,F)

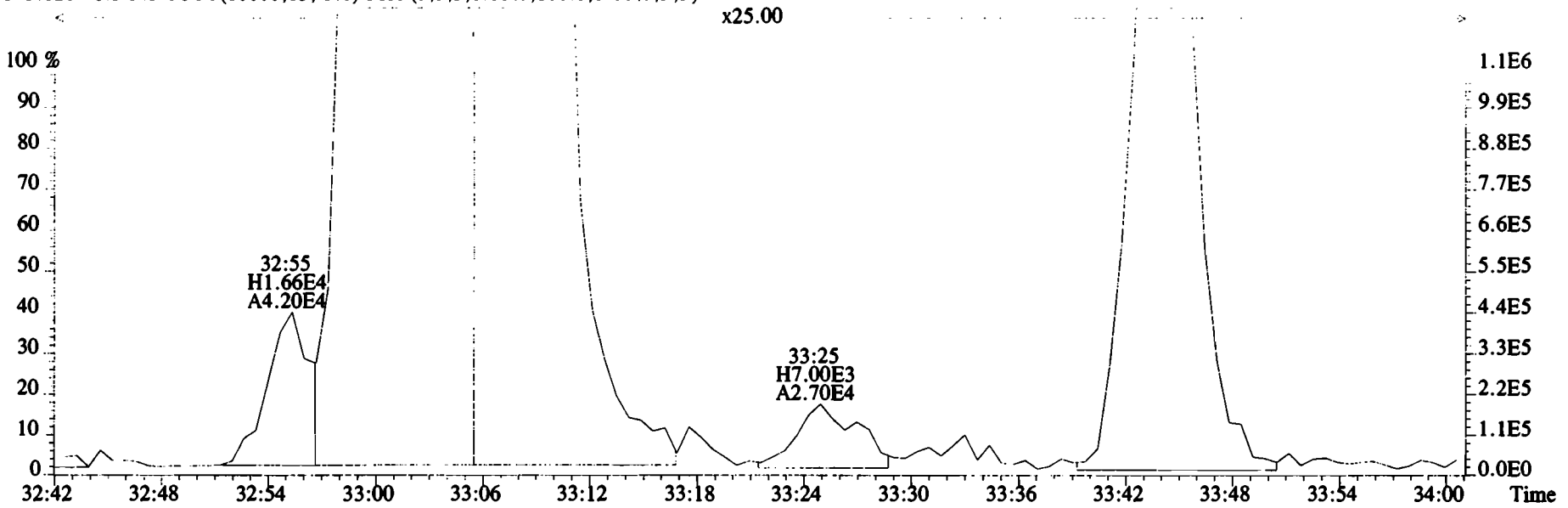

375.8178 S:3 F:3 BSUB(10000,15,-3.0) PKD(5,5,3,0.10%,100.0,0.00%,F,F)

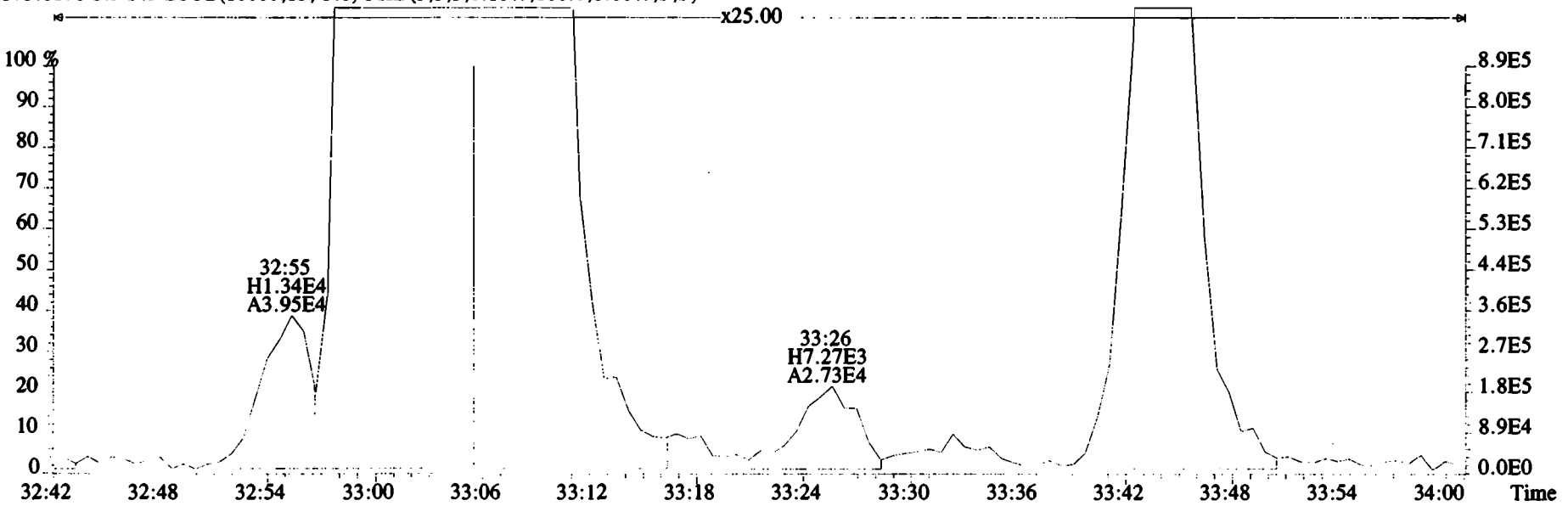

File:191212D2 #1-384 Acq:13-DEC-2019 02:31:49 GC EI+ Voltage SIR Autospec-UltimaE
Sample#3 File Text:Vista_Analytical_Laboratory_VG7 Text:1903828-01 PDI-034SC-A-00-01-191022 18.56 Exp:OCDD_DB5
373.8207 S:3 F:3 BSUB(10000,15,-3.0) PKD(5,5,3,0.10%,100.0,0.00%,F,F)

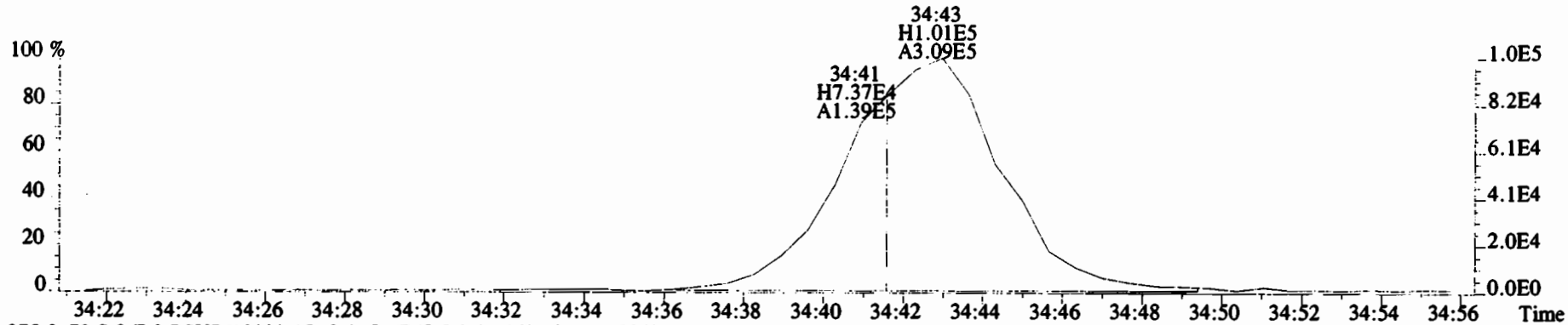

375.8178 S:3 F:3 BSUB(10000,15,-3.0) PKD(5,5,3,0.10%,100.0,0.00%,F,F)

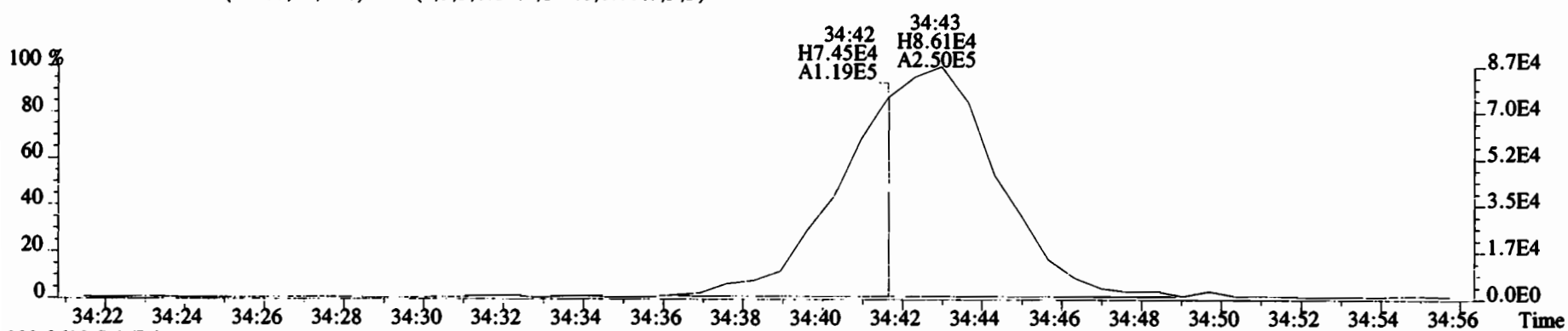

383.8639 S:3 F:3

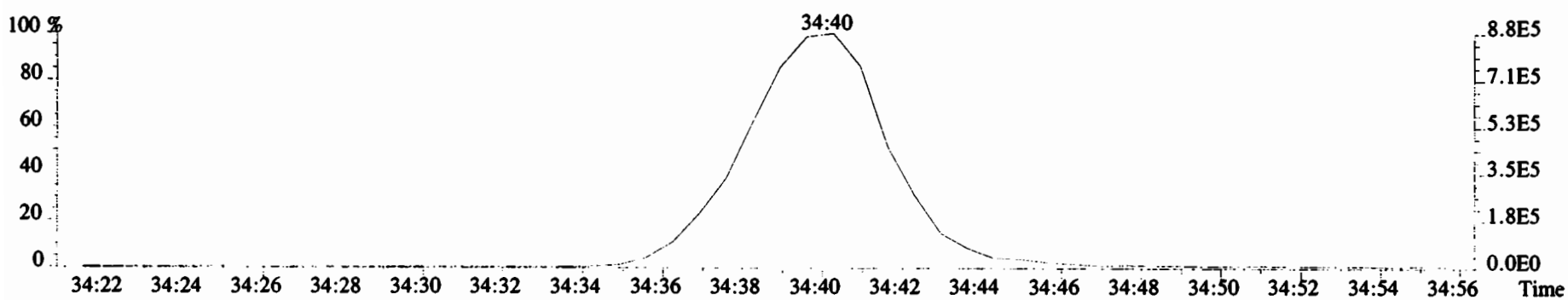

File:191212D2 #1-384 Acq:13-DEC-2019 02:31:49 GC EI+ Voltage SIR Autospec-UltimaE
Sample#3 File Text:Vista_Analytical_Laboratory_VG7 Text:1903828-01 PDI-034SC-A-00-01-191022 18.56 Exp:OCDD_DB5
383.8639 S:3 F:3 BSUB(10000,15,-3.0) PKD(5,5,3,0.10%,100.0,0.00%,F,F)

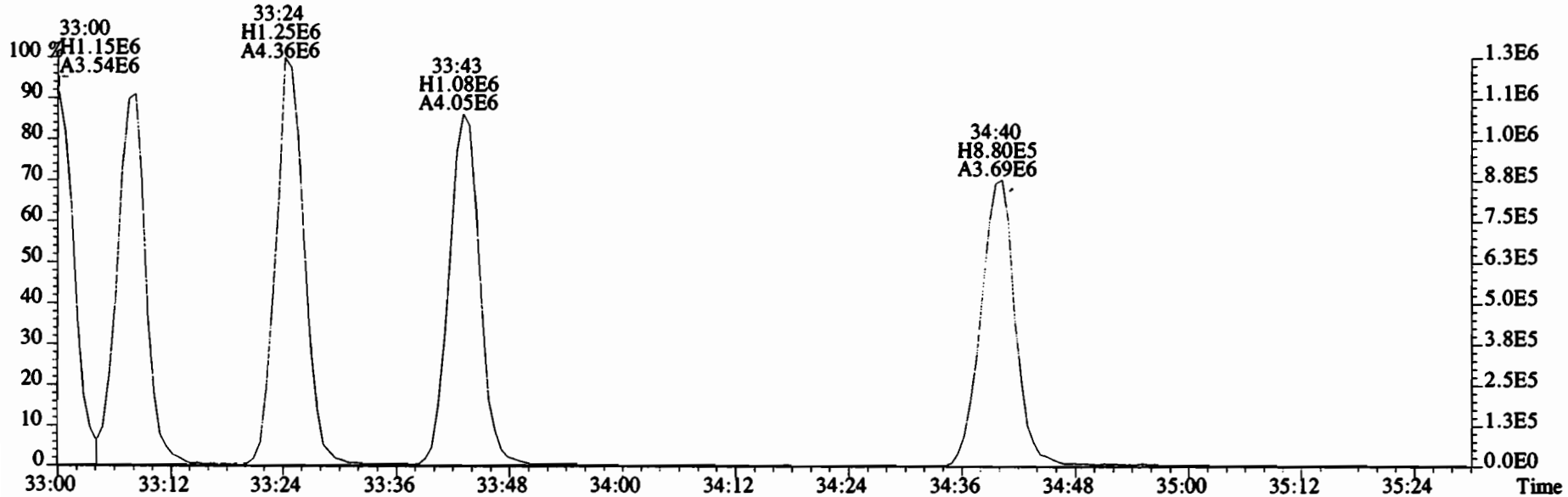

385.8610 S:3 F:3 BSUB(10000,15,-3.0) PKD(5,5,3,0.10%,100.0,0.00%,F,F)

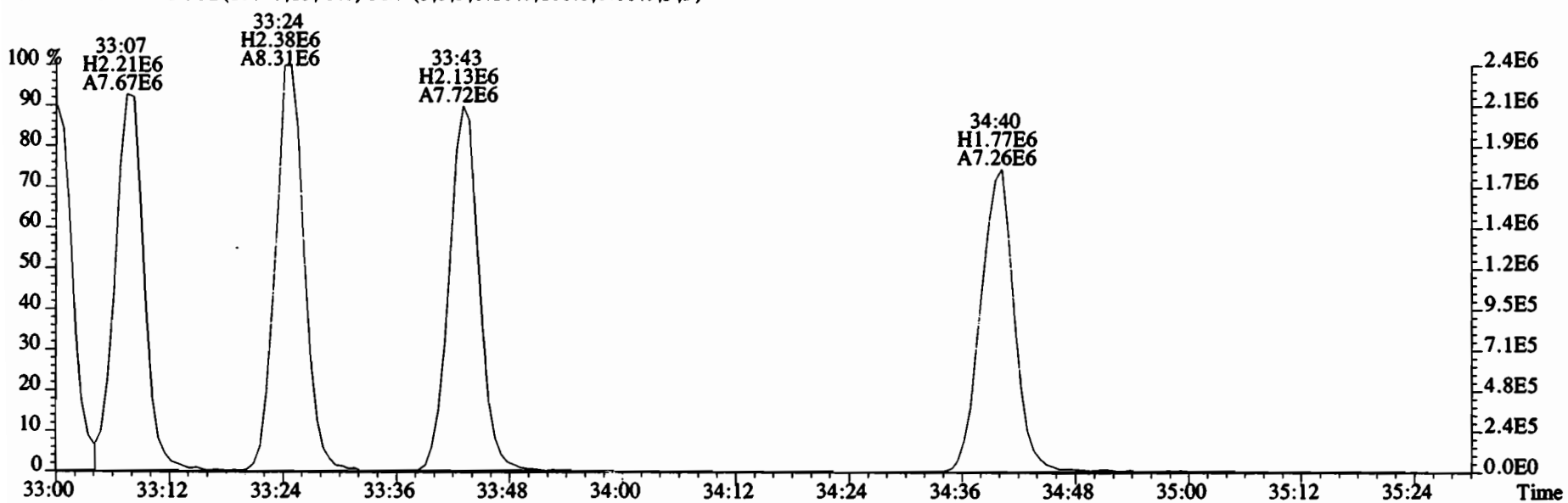

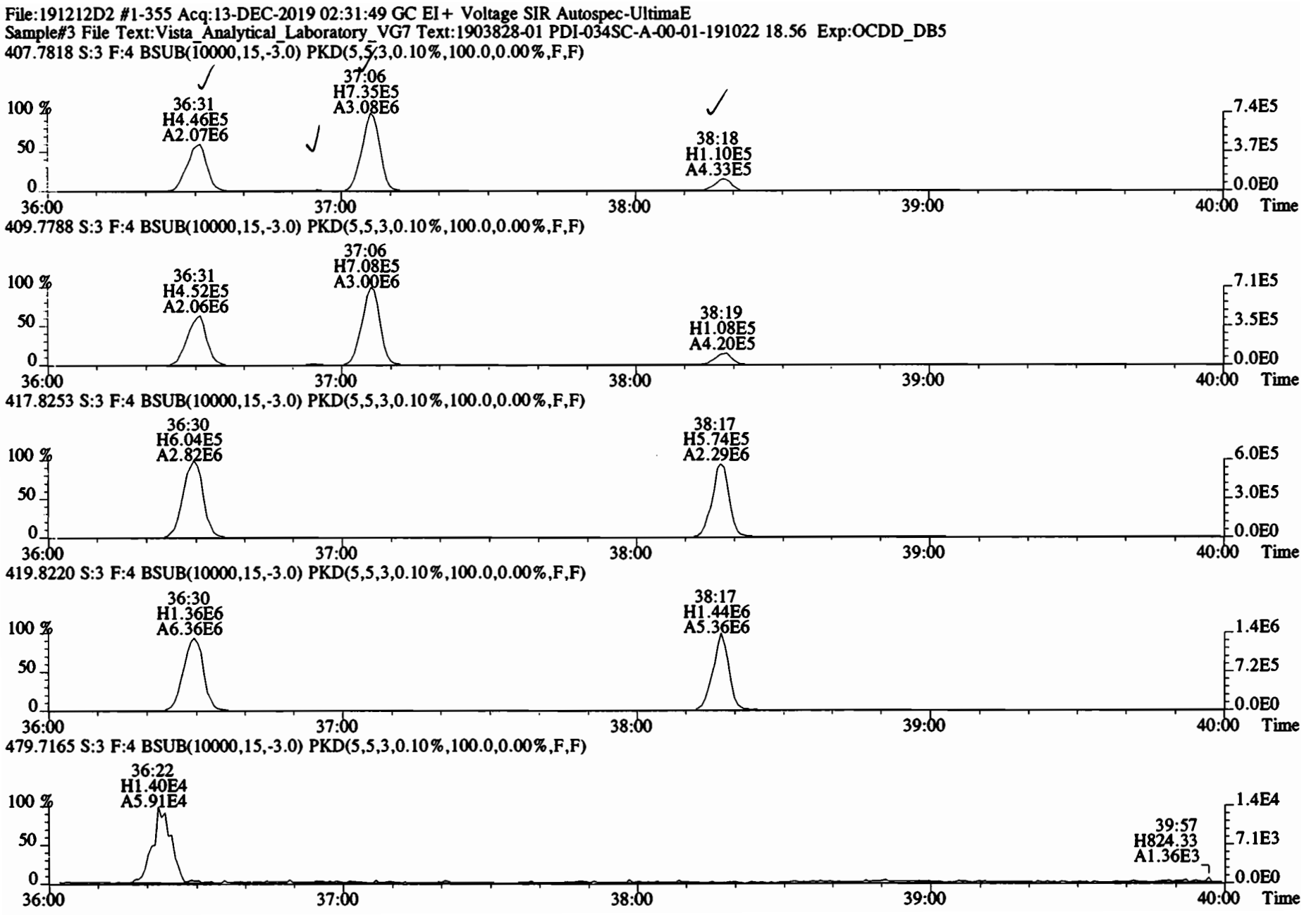
File:191212D2 #1-355 Acq:13-DEC-2019 02:31:49 GC EI+ Voltage SIR Autospec-UltimaE
Sample#3 File Text:Vista_Analytical_Laboratory_VG7 Text:1903828-01 PDI-034SC-A-00-01-191022 18.56 Exp:OCDD_DB5
407.7818 S:3 F:4 BSUB(10000,15,-3.0) PKD(5,5,3,0.10%,100.0,0.00%,F,F)
36:31 H4.46E5 A2.07E6
37:06 H7.35E5 A3.08E6
38:18 H1.10E5 A4.33E5
409.7788 S:3 F:4 BSUB(10000,15,-3.0) PKD(5,5,3,0.10%,100.0,0.00%,F,F)
36:31 H4.52E5 A2.06E6
37:06 H7.08E5 A3.00E6
38:19 H1.08E5 A4.20E5
417.8253 S:3 F:4 BSUB(10000,15,-3.0) PKD(5,5,3,0.10%,100.0,0.00%,F,F)
36:30 H6.04E5 A2.82E6
38:17 H5.74E5 A2.29E6
419.8220 S:3 F:4 BSUB(10000,15,-3.0) PKD(5,5,3,0.10%,100.0,0.00%,F,F)
36:30 H1.36E6 A6.36E6
38:17 H1.44E6 A5.36E6
479.7165 S:3 F:4 BSUB(10000,15,-3.0) PKD(5,5,3,0.10%,100.0,0.00%,F,F)
36:22 H1.40E4 A5.91E4
39:57 H824.33 A1.36E3
100 %
50
0
36:00
37:00
38:00
39:00
40:00
Time
7.4E5
3.7E5
0.0E0
7.1E5
3.5E5
6.0E5
3.0E5
1.4E6
7.2E5
1.4E4
7.1E3

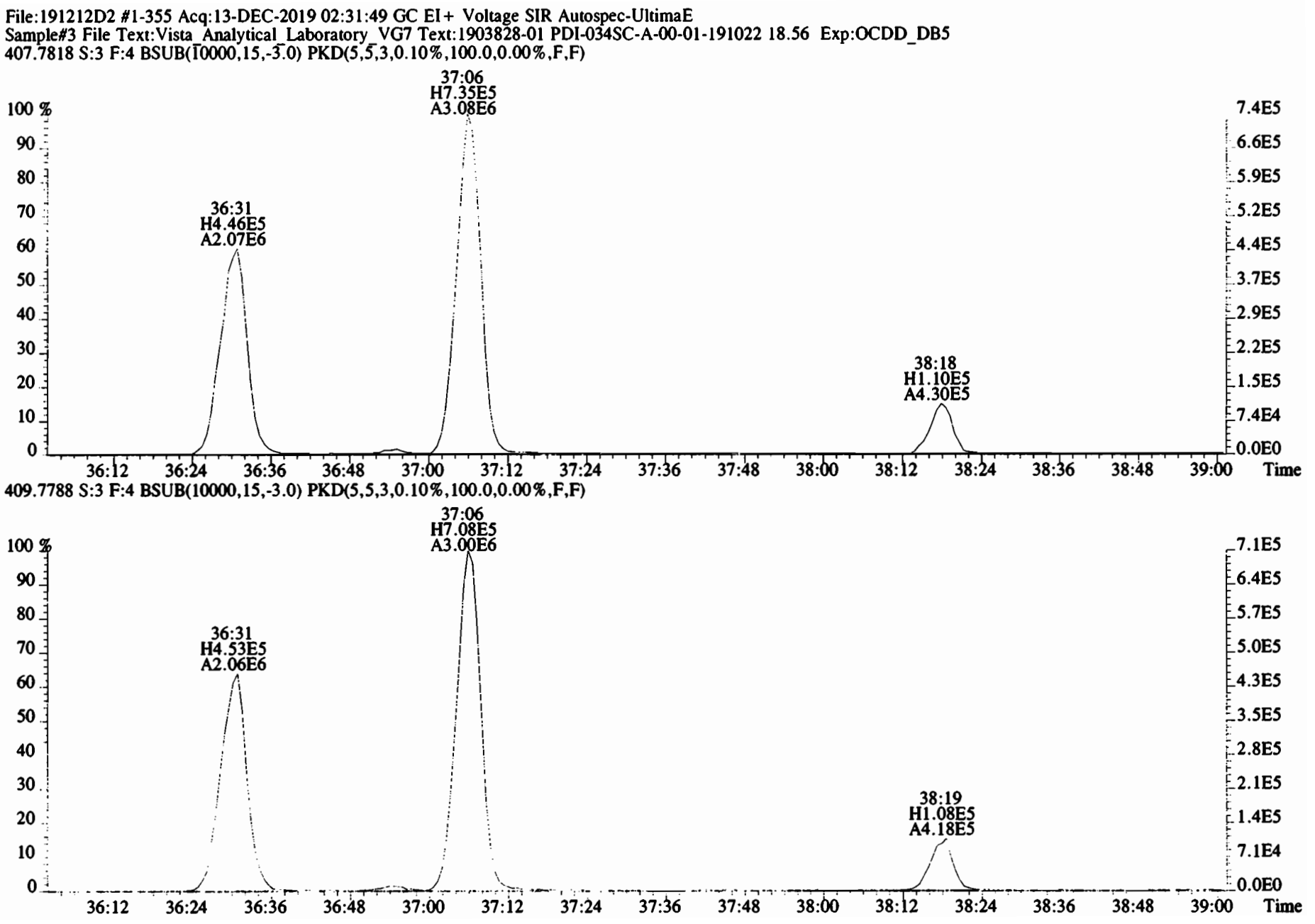
File:191212D2 #1-355 Acq:13-DEC-2019 02:31:49 GC EI+ Voltage SIR Autospec-UltimaE
Sample#3 File Text:Vista_Analytical_Laboratory_VG7 Text:1903828-01 PDI-034SC-A-00-01-191022 18.56 Exp:OCDD_DB5
407.7818 S:3 F:4 BSUB(10000,15,-3.0) PKD(5,5,3,0.10%,100.0,0.00%,F,F)
37:06
H7.35E5
A3.08E6
36:31
H4.46E5
A2.07E6
38:18
H1.10E5
A4.30E5
100 %
90
80
70
60
50
40
30
20
10
0
7.4E5
6.6E5
5.9E5
5.2E5
4.4E5
3.7E5
2.9E5
2.2E5
1.5E5
7.4E4
0.0E0
36:12
36:24
36:36
36:48
37:00
37:12
37:24
37:36
37:48
38:00
38:12
38:24
38:36
38:48
39:00
Time
409.7788 S:3 F:4 BSUB(10000,15,-3.0) PKD(5,5,3,0.10%,100.0,0.00%,F,F)
37:06
H7.08E5
A3.00E6
36:31
H4.53E5
A2.06E6
38:19
H1.08E5
A4.18E5
100 %
90
80
70
60
50
40
30
20
10
0
7.1E5
6.4E5
5.7E5
5.0E5
4.3E5
3.5E5
2.8E5
2.1E5
1.4E5
7.1E4
0.0E0
36:12
36:24
36:36
36:48
37:00
37:12
37:24
37:36
37:48
38:00
38:12
38:24
38:36
38:48
39:00
Time

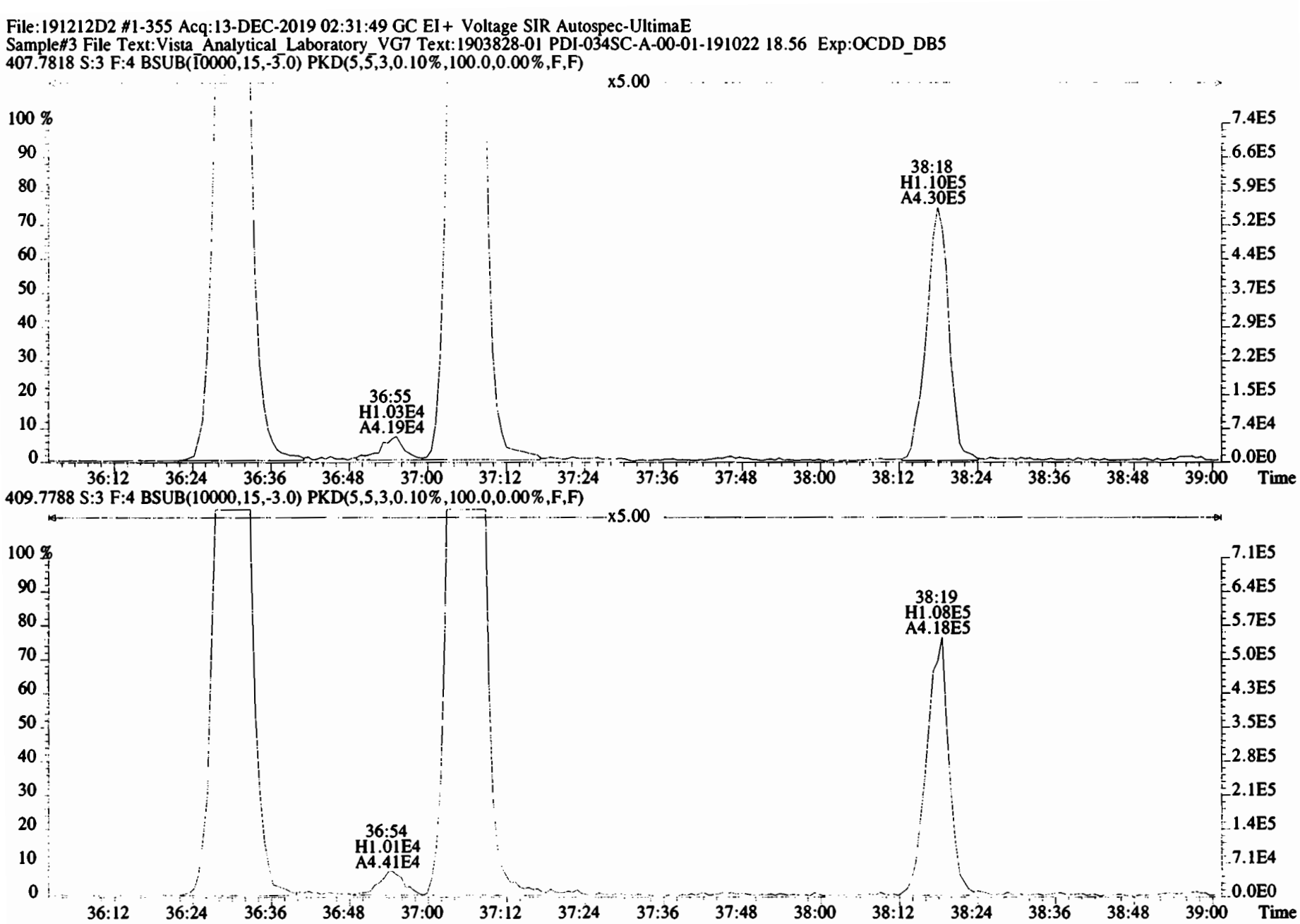
File:191212D2 #1-355 Acq:13-DEC-2019 02:31:49 GC EI+ Voltage SIR Autospec-UltimaE
Sample#3 File Text:Vista_Analytical_Laboratory_VG7 Text:1903828-01 PDI-034SC-A-00-01-191022 18.56 Exp:OCDD_DB5
407.7818 S:3 F:4 BSUB(10000,15,-3.0) PKD(5,5,3,0.10%,100.0,0.00%,F,F)
x5.00
100 %
90
80
70
60
50
40
30
20
10
0
36:55
H1.03E4
A4.19E4
38:18
H1.10E5
A4.30E5
7.4E5
6.6E5
5.9E5
5.2E5
4.4E5
3.7E5
2.9E5
2.2E5
1.5E5
7.4E4
0.0E0
36:12
36:24
36:36
36:48
37:00
37:12
37:24
37:36
37:48
38:00
38:12
38:24
38:36
38:48
39:00
Time
409.7788 S:3 F:4 BSUB(10000,15,-3.0) PKD(5,5,3,0.10%,100.0,0.00%,F,F)
x5.00
100 %
90
80
70
60
50
40
30
20
10
0
36:54
H1.01E4
A4.41E4
38:19
H1.08E5
A4.18E5
7.1E5
6.4E5
5.7E5
5.0E5
4.3E5
3.5E5
2.8E5
2.1E5
1.4E5
7.1E4
0.0E0
36:12
36:24
36:36
36:48
37:00
37:12
37:24
37:36
37:48
38:00
38:12
38:24
38:36
38:48
39:00
Time

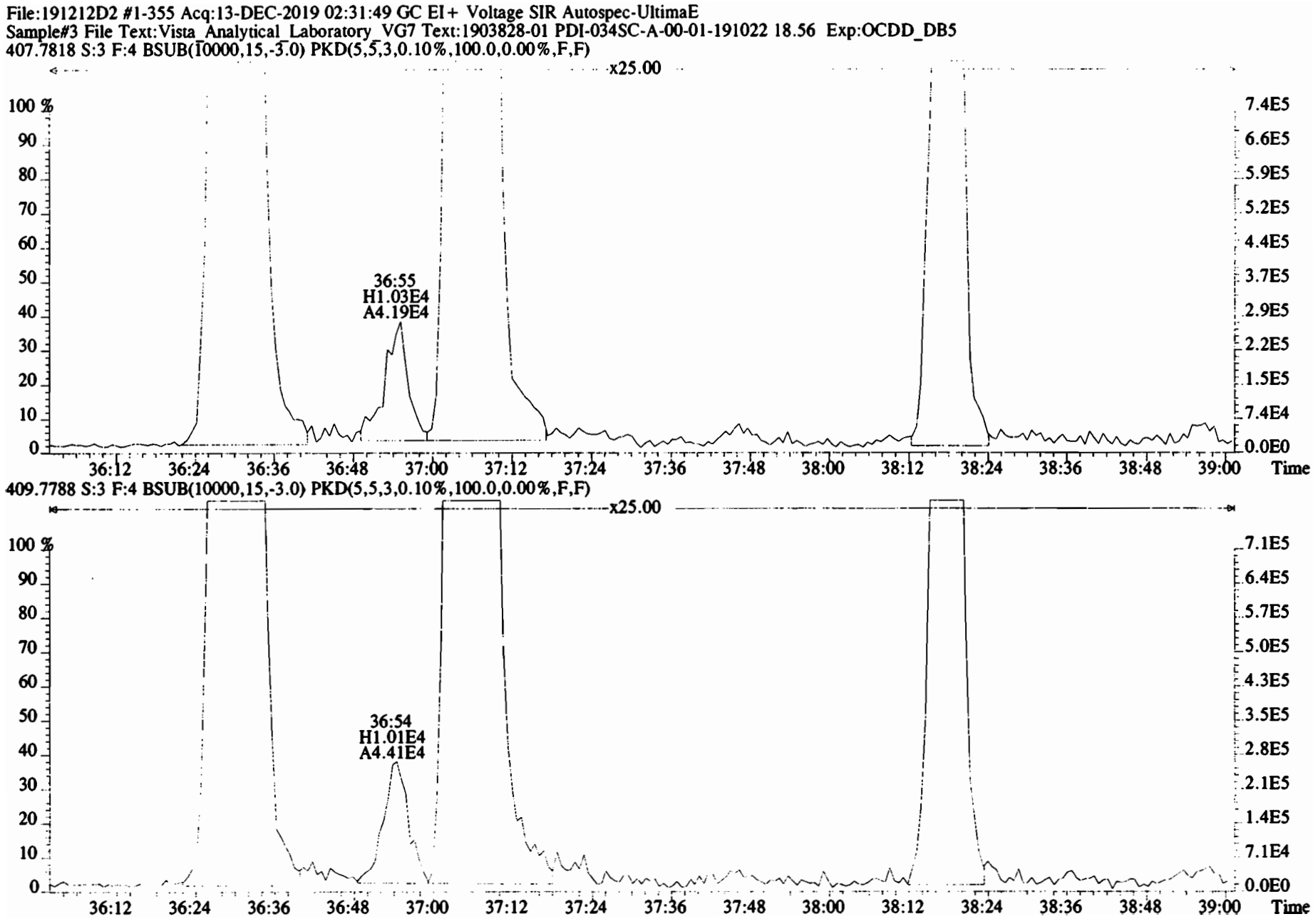
File:191212D2 #1-355 Acq:13-DEC-2019 02:31:49 GC EI+ Voltage SIR Autospec-UltimaE
Sample#3 File Text:Vista_Analytical_Laboratory_VG7 Text:1903828-01 PDI-034SC-A-00-01-191022 18.56 Exp:OCDD_DB5
407.7818 S:3 F:4 BSUB(10000,15,-3.0) PKD(5,5,3,0.10%,100.0,0.00%,F,F)
x25.00
36:55
H1.03E4
A4.19E4
409.7788 S:3 F:4 BSUB(10000,15,-3.0) PKD(5,5,3,0.10%,100.0,0.00%,F,F)
x25.00
36:54
H1.01E4
A4.41E4
Time

File:191212D2 #1-432 Acq:13-DEC-2019 02:31:49 GC EI+ Voltage SIR Autospec-UltimaE
Sample#3 File Text:Vista_Analytical_Laboratory_VG7 Text:1903828-01 PDI-034SC-A-00-01-191022 18.56 Exp:OCDD_DB5

441.7428 S:3 F:5 BSUB(10000,15,-3.0) PKD(5,5,3,0.10%,100.0,0.00%,F,F)



443.7398 S:3 F:5 BSUB(10000,15,-3.0) PKD(5,5,3,0.10%,100.0,0.00%,F,F)



453.7831 S:3 F:5 BSUB(10000,15,-3.0) PKD(5,5,3,0.10%,100.0,0.00%,F,F)

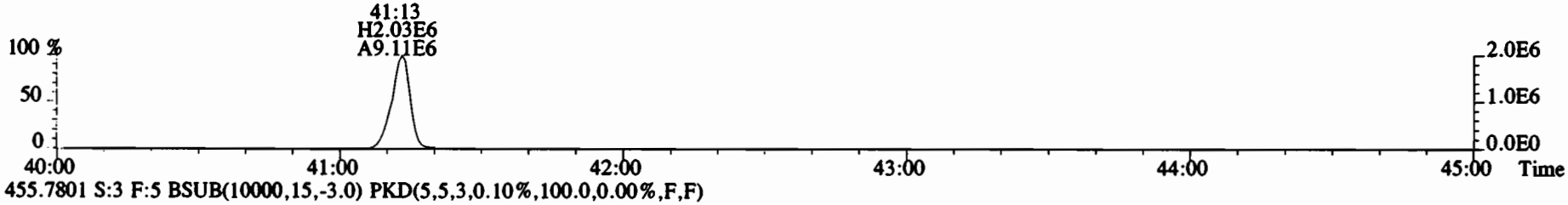

455.7801 S:3 F:5 BSUB(10000,15,-3.0) PKD(5,5,3,0.10%,100.0,0.00%,F,F)

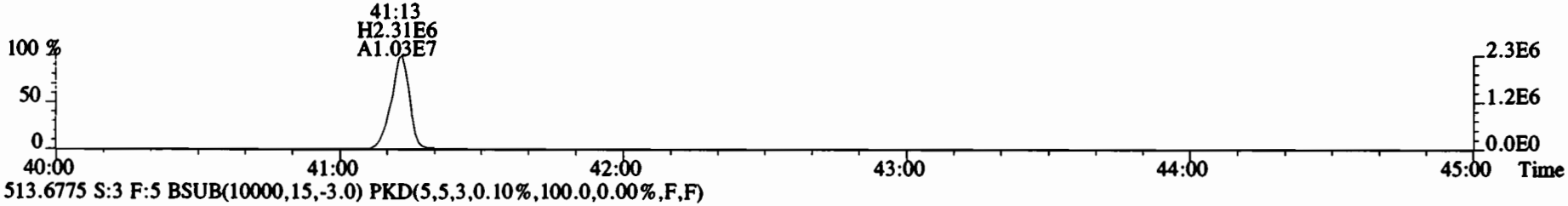

513.6775 S:3 F:5 BSUB(10000,15,-3.0) PKD(5,5,3,0.10%,100.0,0.00%,F,F)

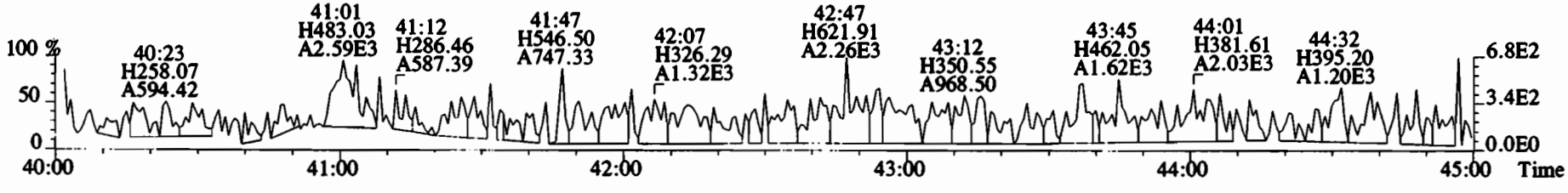

Client ID: PDI-034SC-A-12-13-1910¶ Filename: 191212D2 S:4 Acq:13-DEC-19 03:19:45 ✓ ConCal: ST191212D2-1

Lab ID: 1903828-02 GC Column ID: ZB-5MS ICal: 1613VG7-10-9-19 wt/vol:10.030 EndCAL: NA

	Name	Resp	RA		RRF	RT	Conc	Qual	noise	Fac	DL
	2,3,7,8-TCDD	*	*	n	0.91	NotP¶	*		202	2.5	0.0745
	1,2,3,7,8-PeCDD	*	*	n	0.90	NotP¶	*		365	2.5	0.124
	1,2,3,4,7,8-HxCDD	9.34e+03	1.19	y	1.10	33:54	0.22214		*	2.5	*
	1,2,3,6,7,8-HxCDD	9.05e+03	0.96	n	0.94	34:00	0.21880		*	2.5	*
	1,2,3,7,8,9-HxCDD	1.18e+04	0.94	n	0.96	34:18	0.27449		*	2.5	*
	1,2,3,4,6,7,8-HpCDD	7.14e+04	0.94	y	0.98	37:46	1.7903		*	2.5	*
	OCDD	2.87e+05	0.91	y	0.96	41:01	7.8157		*	2.5	*
	2,3,7,8-TCDF	*	*	n	0.95	NotP¶	*		181	2.5	0.0420
	1,2,3,7,8-PeCDF	*	*	n	0.96	NotP¶	*		207	2.5	0.0695
	2,3,4,7,8-PeCDF	*	*	n	1.01	NotP¶	*		207	2.5	0.0623
	1,2,3,4,7,8-HxCDF	*	*	n	1.18	NotP¶	*		173	2.5	0.0363
	1,2,3,6,7,8-HxCDF	*	*	n	1.07	NotP¶	*		173	2.5	0.0373
	2,3,4,6,7,8-HxCDF	*	*	n	1.11	NotP¶	*		173	2.5	0.0410
	1,2,3,7,8,9-HxCDF	*	*	n	1.06	NotP¶	*		173	2.5	0.0540
	1,2,3,4,6,7,8-HpCDF	*	*	n	1.13	NotP¶	*		195	2.5	0.0610
	1,2,3,4,7,8,9-HpCDF	*	*	n	1.28	NotP¶	*		195	2.5	0.0625
	OCDF	*	*	n	0.95	NotP¶	*		284	2.5	0.138
IS	13C-2,3,7,8-TCDD	1.06e+07	0.80	y	1.10	26:04	201.94				
IS	13C-1,2,3,7,8-PeCDD	8.46e+06	0.63	y	0.88	30:36	201.16				
IS	13C-1,2,3,4,7,8-HxCDD	7.61e+06	1.29	y	0.64	33:53	204.25				
IS	13C-1,2,3,6,7,8-HxCDD	8.79e+06	1.27	y	0.86	34:00	176.92				
IS	13C-1,2,3,7,8,9-HxCDD	8.89e+06	1.23	y	0.81	34:18	189.77				
IS	13C-1,2,3,4,6,7,8-HpCDD	8.12e+06	1.07	y	0.65	37:45	213.91				
IS	13C-OCDD	1.53e+07	0.90	y	0.58	41:00	454.09				
IS	13C-2,3,7,8-TCDF	1.52e+07	0.79	y	1.03	25:16	194.84				
IS	13C-1,2,3,7,8-PeCDF	1.38e+07	1.62	y	0.85	29:25	213.74				
IS	13C-2,3,4,7,8-PeCDF	1.31e+07	1.56	y	0.85	30:19	204.73				
IS	13C-1,2,3,4,7,8-HxCDF	1.02e+07	0.53	y	0.83	33:00	210.35				
IS	13C-1,2,3,6,7,8-HxCDF	1.15e+07	0.50	y	1.03	33:08	191.43				
IS	13C-2,3,4,6,7,8-HxCDF	1.09e+07	0.51	y	0.95	33:43	196.70				
IS	13C-1,2,3,7,8,9-HxCDF	1.04e+07	0.51	y	0.83	34:40	216.14				
IS	13C-1,2,3,4,6,7,8-HpCDF	9.65e+06	0.43	y	0.76	36:30	219.35				
IS	13C-1,2,3,4,7,8,9-HpCDF	7.67e+06	0.46	y	0.58	38:18	227.29				
IS	13C-OCDF	1.92e+07	0.90	y	0.69	41:14	481.20				
C/Up	37Cl-2,3,7,8-TCDD	4.45e+06			1.20	26:05	77.864				
RS/RT	13C-1,2,3,4-TCDD	9.52e+06	0.81	y	1.00	25:30	199.41				
RS	13C-1,2,3,4-TCDF	1.50e+07	0.79	y	1.00	24:03	199.41				
RS/RT	13C-1,2,3,4,6,9-HxCDF	1.16e+07	0.51	y	1.00	33:25	199.41				

Name	Conc	EMPC	Qual	noise	DL
Total Tetra-Dioxins	*	0.143		*	*
Total Penta-Dioxins	*	*		365	0.124
Total Hexa-Dioxins	0.383	2.26		*	*
Total Hepta-Dioxins	4.16	4.16		*	*
Total Tetra-Furans	*	*		181	0.0420
Total Penta-Furans	0.0000	0.0000		207	0.0658
Total Hexa-Furans	*	*		173	0.0419
Total Hepta-Furans	*	*		195	0.0617

	Rec	Qual
IS	101	
IS	101	
IS	102	
IS	88.7	
IS	95.2	
IS	107	
IS	114	
IS	97.7	
IS	107	
IS	103	
IS	105	
IS	96.0	
IS	98.6	
IS	108	
IS	110	
IS	114	
IS	121	
C/Up	97.6	

Integrations by Analyst: DB Date: 1/10/20

Reviewed by Analyst: CT Date: 01/13/2020

Totals class: TCDD EMPC Entry #: 19

Run: 9 File: 191212D2 S: 4 I: 1 F: 1
Acquired: 13-DEC-19 03:19:45 Processed: 13-DEC-19 13:10:11

Total Concentration: 0.14337 Unnamed Concentration: 0.143

RT	m1 Resp	m2 Resp	RA		Resp	Concentration	Name
24:11	2.990e+03	4.863e+03	0.61	n	6.874e+03	0.14337	

Totals class: HxCDD EMPC Entry #: 23

Run: 9 File: 191212D2 S: 4 I: 1 F: 3
Acquired: 13-DEC-19 03:19:45 Processed: 13-DEC-19 13:10:11

Total Concentration: 2.2572 Unnamed Concentration: 1.542

RT	m1 Resp	m2 Resp	RA		Resp	Concentration	Name
32:23	1.473e+04	1.517e+04	0.97	n	2.660e+04	0.63458	
32:56	3.726e+03	3.025e+03	1.23	y	6.751e+03	0.16102	
33:12	1.601e+04	1.111e+04	1.44	n	2.488e+04	0.59354	
33:54	5.071e+03	4.270e+03	1.19	y	9.341e+03	0.22214	1,2,3,4,7,8-HxCDD
34:00	5.010e+03	5.227e+03	0.96	n	9.050e+03	0.21880	1,2,3,6,7,8-HxCDD
34:12	3.542e+03	3.749e+03	0.94	n	6.398e+03	0.15261	
34:18	6.510e+03	6.897e+03	0.94	n	1.176e+04	0.27449	1,2,3,7,8,9-HxCDD

Totals class: HpCDD EMPC Entry #: 25

Run: 9 File: 191212D2 S: 4 I: 1 F: 4
Acquired: 13-DEC-19 03:19:45 Processed: 13-DEC-19 13:10:11

Total Concentration: 4.1565 Unnamed Concentration: 2.366

RT	m1 Resp	m2 Resp	RA	Resp	Concentration	Name
36:54	4.767e+04	4.671e+04	1.02 y	9.438e+04	2.3662	
37:46	3.458e+04	3.684e+04	0.94 y	7.141e+04	1.7903	1,2,3,4,6,7,8-HpCDD

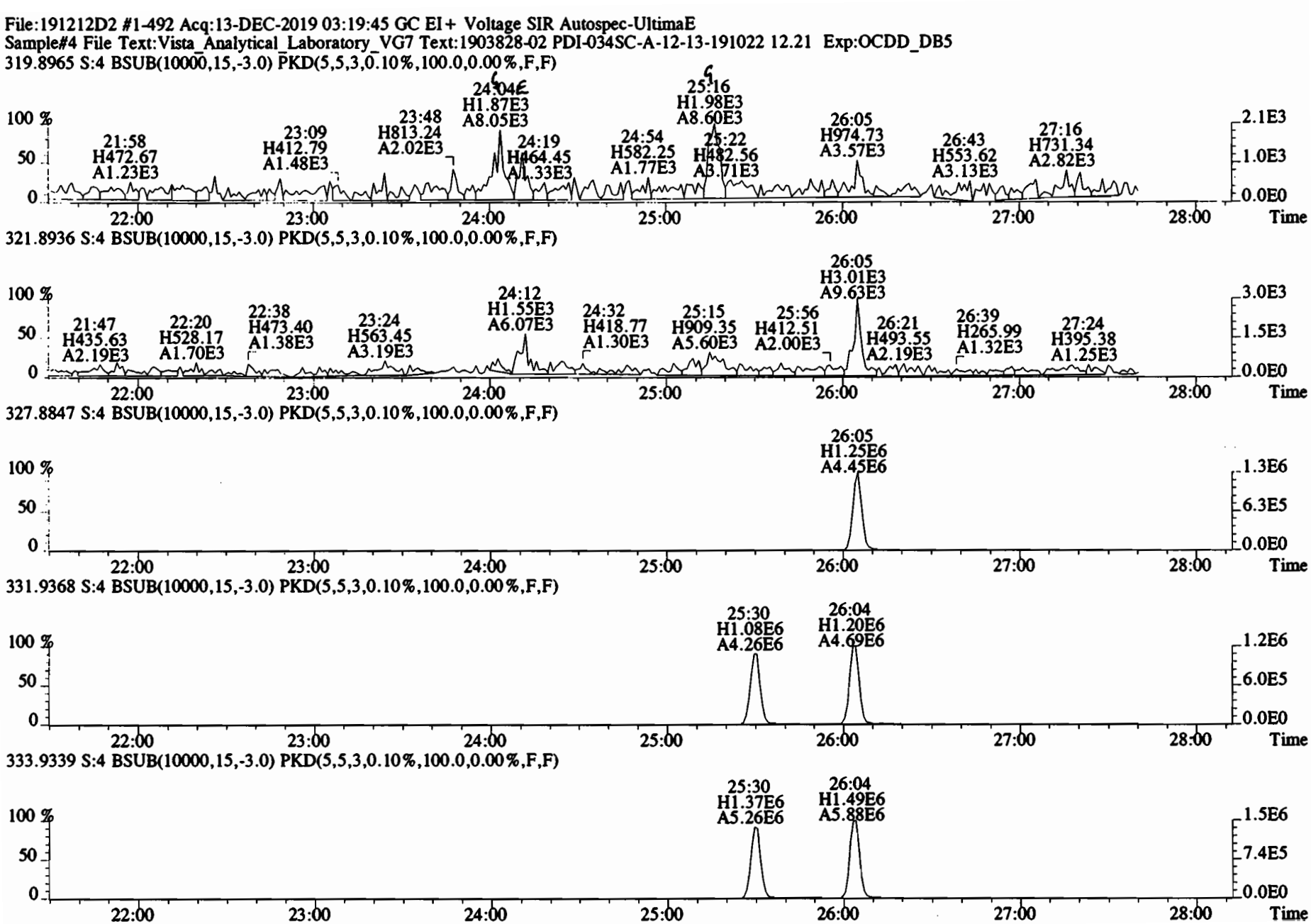
File:191212D2 #1-492 Acq:13-DEC-2019 03:19:45 GC EI+ Voltage SIR Autospec-UltimaE
Sample#4 File Text:Vista_Analytical_Laboratory_VG7 Text:1903828-02 PDI-034SC-A-12-13-191022 12.21 Exp:OCDD_DB5
319.8965 S:4 BSUB(10000,15,-3.0) PKD(5,5,3,0.10%,100.0,0.00%,F,F)
24:04 H1.87E3 A8.05E3
25:16 H1.98E3 A8.60E3
21:58 H472.67 A1.23E3
23:09 H412.79 A1.48E3
23:48 H813.24 A2.02E3
24:19 H464.45 A1.33E3
24:54 H582.25 A1.77E3
25:22 H482.56 A3.71E3
26:05 H974.73 A3.57E3
26:43 H553.62 A3.13E3
27:16 H731.34 A2.82E3
321.8936 S:4 BSUB(10000,15,-3.0) PKD(5,5,3,0.10%,100.0,0.00%,F,F)
26:05 H3.01E3 A9.63E3
21:47 H435.63 A2.19E3
22:20 H528.17 A1.70E3
22:38 H473.40 A1.38E3
23:24 H563.45 A3.19E3
24:12 H1.55E3 A6.07E3
24:32 H418.77 A1.30E3
25:15 H909.35 A5.60E3
25:56 H412.51 A2.00E3
26:21 H493.55 A2.19E3
26:39 H265.99 A1.32E3
27:24 H395.38 A1.25E3
327.8847 S:4 BSUB(10000,15,-3.0) PKD(5,5,3,0.10%,100.0,0.00%,F,F)
26:05 H1.25E6 A4.45E6
331.9368 S:4 BSUB(10000,15,-3.0) PKD(5,5,3,0.10%,100.0,0.00%,F,F)
25:30 H1.08E6 A4.26E6
26:04 H1.20E6 A4.69E6
333.9339 S:4 BSUB(10000,15,-3.0) PKD(5,5,3,0.10%,100.0,0.00%,F,F)
25:30 H1.37E6 A5.26E6
26:04 H1.49E6 A5.88E6
100 %
50
0
22:00
23:00
24:00
25:00
26:00
27:00
28:00
Time
2.1E3
1.0E3
0.0E0
3.0E3
1.5E3
1.3E6
6.3E5
1.2E6
6.0E5
1.5E6
7.4E5

File:191212D2 #1-492 Acq:13-DEC-2019 03:19:45 GC EI+ Voltage SIR Autospec-UltimaE
Sample#4 File Text:Vista_Analytical_Laboratory_VG7 Text:1903828-02 PDI-034SC-A-12-13-191022 12.21 Exp:OCDD_DB5
319.8965 S:4 BSUB(10000,15,-3.0) PKD(5,5,3,0.10%,100.0,0.00%,F,F)

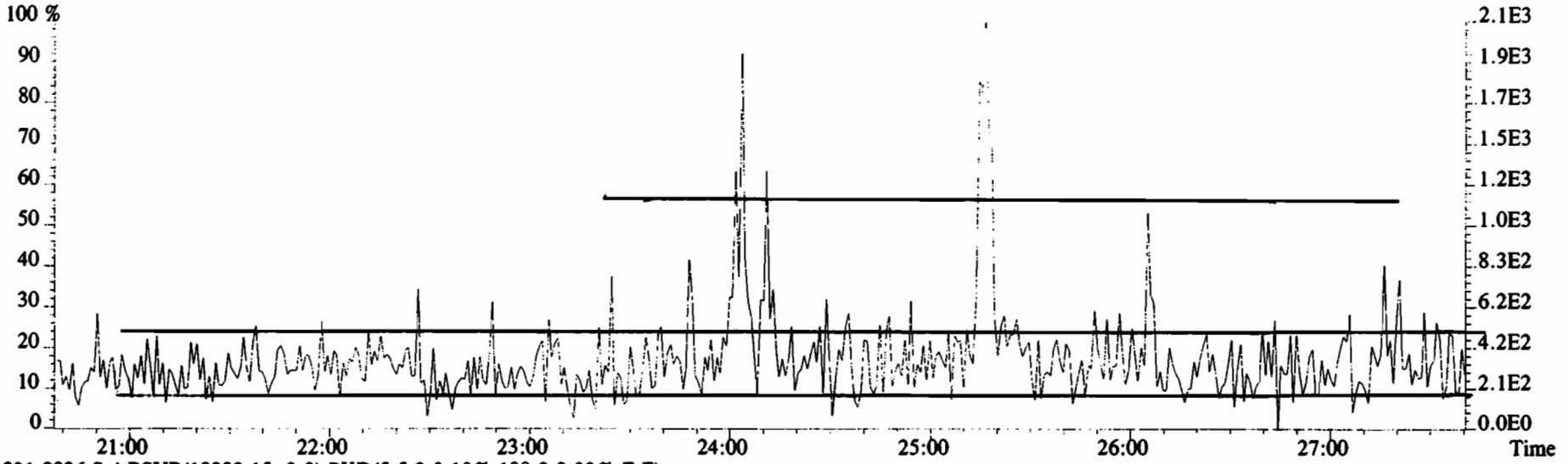

321.8936 S:4 BSUB(10000,15,-3.0) PKD(5,5,3,0.10%,100.0,0.00%,F,F)

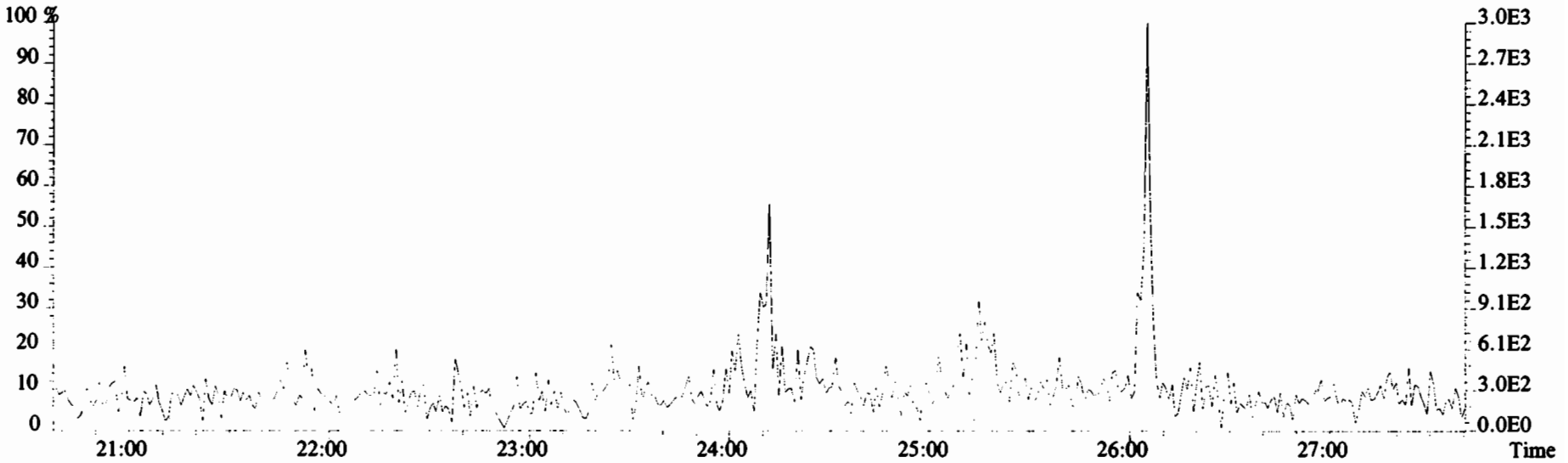

File:191212D2 #1-492 Acq:13-DEC-2019 03:19:45 GC EI+ Voltage SIR Autospec-UltimaE
Sample#4 File Text:Vista_Analytical_Laboratory_VG7 Text:1903828-02 PDI-034SC-A-12-13-191022 12.21 Exp:OCDD_DB5
319.8965 S:4 BSUB(10000,15,-3.0) PKD(5,5,3,0.10%,100.0,0.00%,F,F)

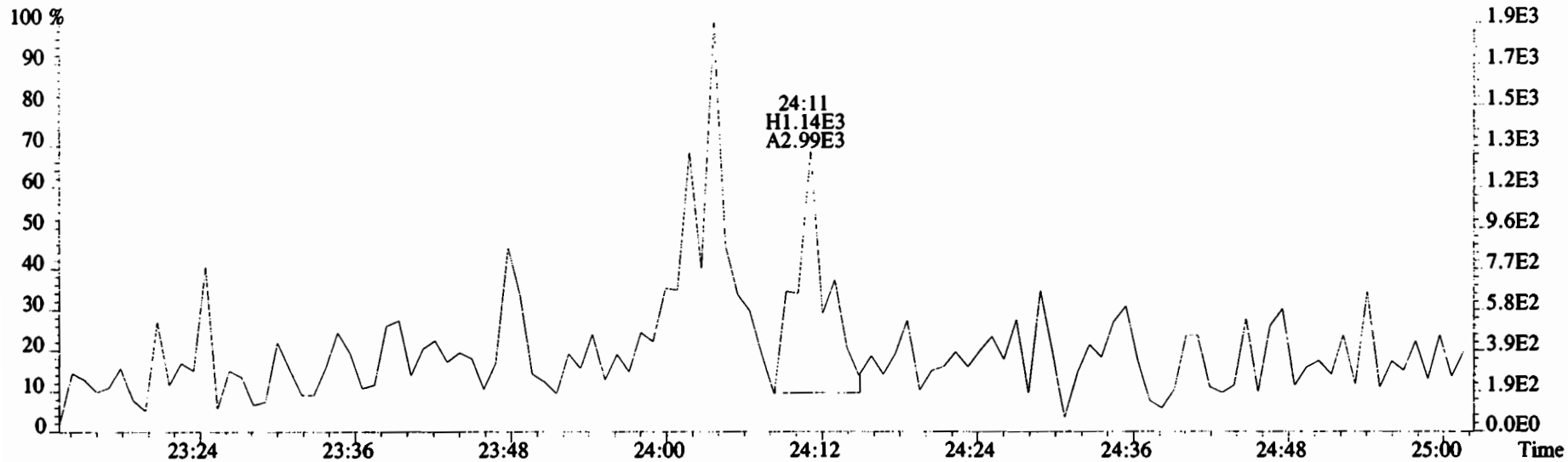

321.8936 S:4 BSUB(10000,15,-3.0) PKD(5,5,3,0.10%,100.0,0.00%,F,F)

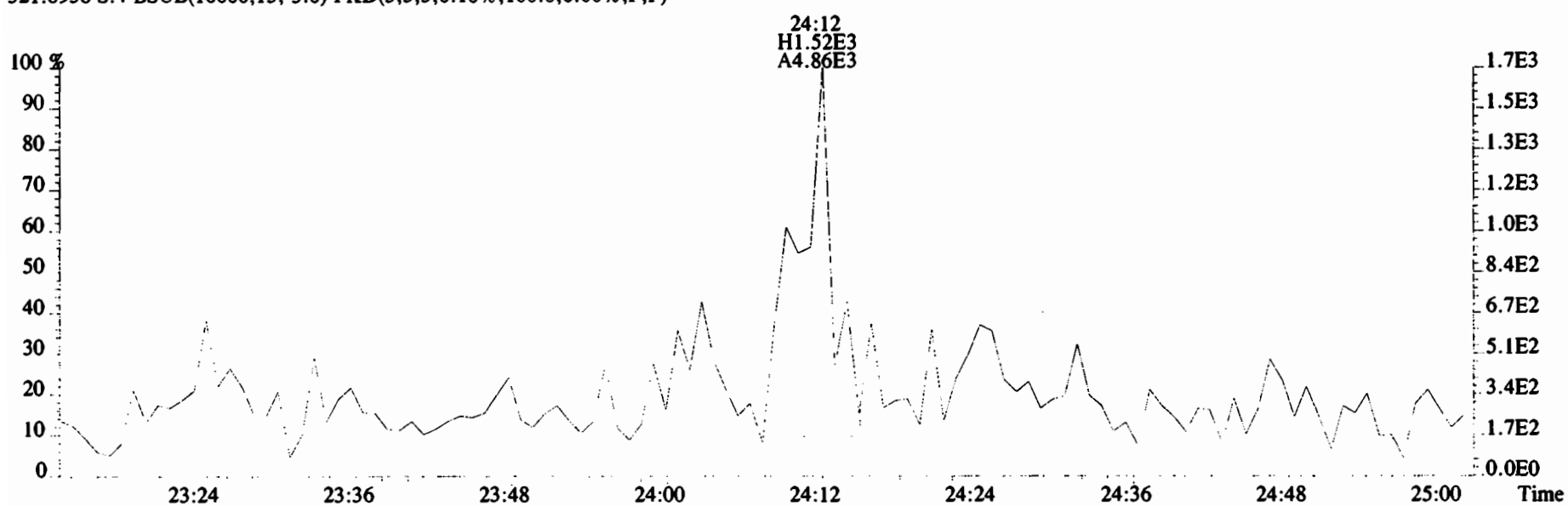

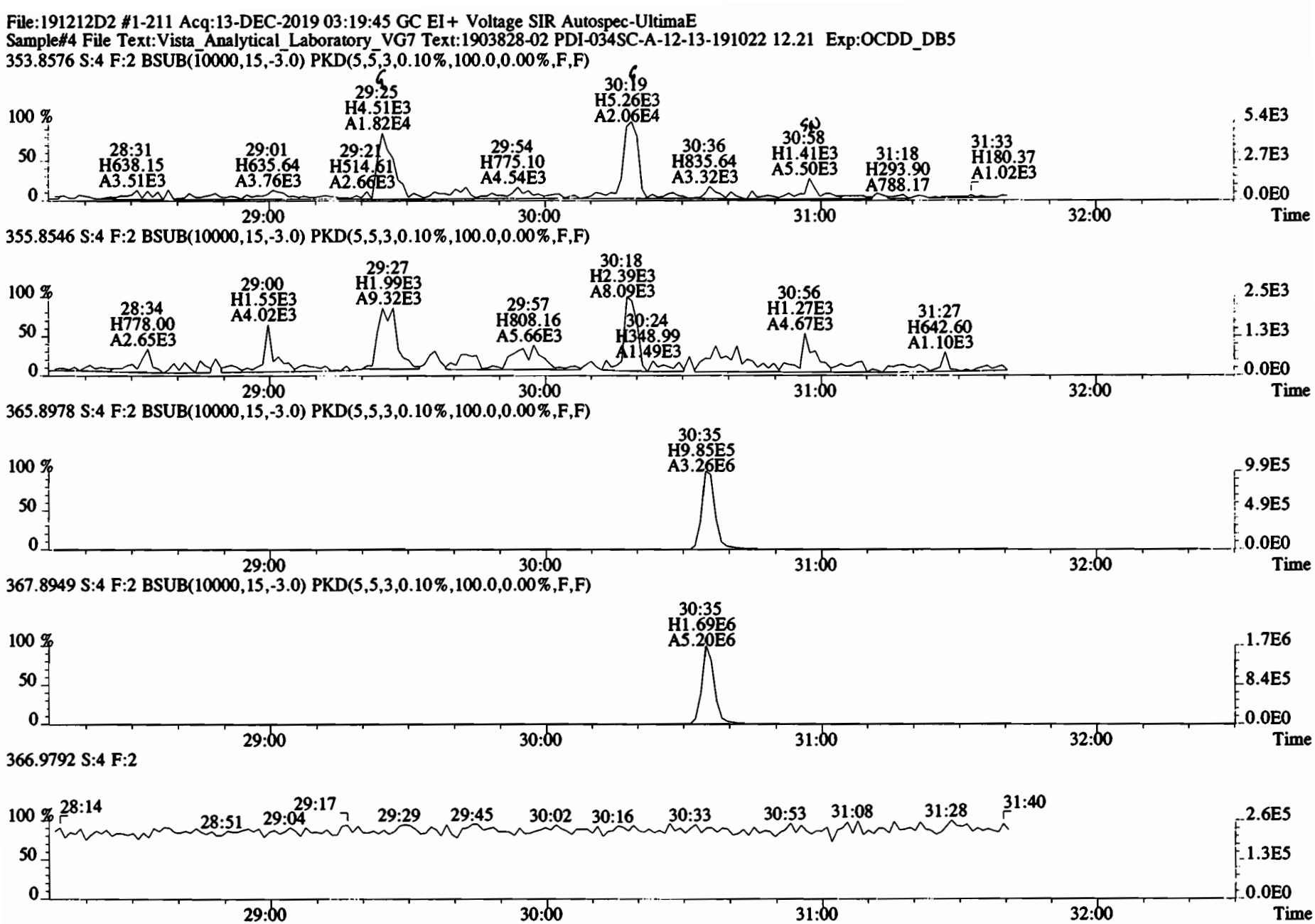
File:191212D2 #1-211 Acq:13-DEC-2019 03:19:45 GC EI+ Voltage SIR Autospec-UltimaE
Sample#4 File Text:Vista_Analytical_Laboratory_VG7 Text:1903828-02 PDI-034SC-A-12-13-191022 12.21 Exp:OCDD_DB5
353.8576 S:4 F:2 BSUB(10000,15,-3.0) PKD(5,5,3,0.10%,100.0,0.00%,F,F)
29:25 H4.51E3 A1.82E4
30:19 H5.26E3 A2.06E4
28:31 H638.15 A3.51E3
29:01 H635.64 A3.76E3
29:21 H514.61 A2.66E3
29:54 H775.10 A4.54E3
30:36 H835.64 A3.32E3
30:58 H1.41E3 A5.50E3
31:18 H293.90 A788.17
31:33 H180.37 A1.02E3
355.8546 S:4 F:2 BSUB(10000,15,-3.0) PKD(5,5,3,0.10%,100.0,0.00%,F,F)
29:27 H1.99E3 A9.32E3
30:18 H2.39E3 A8.09E3
28:34 H778.00 A2.65E3
29:00 H1.55E3 A4.02E3
29:57 H808.16 A5.66E3
30:24 H348.99 A1.49E3
30:56 H1.27E3 A4.67E3
31:27 H642.60 A1.10E3
365.8978 S:4 F:2 BSUB(10000,15,-3.0) PKD(5,5,3,0.10%,100.0,0.00%,F,F)
30:35 H9.85E5 A3.26E6
367.8949 S:4 F:2 BSUB(10000,15,-3.0) PKD(5,5,3,0.10%,100.0,0.00%,F,F)
30:35 H1.69E6 A5.20E6
366.9792 S:4 F:2
28:14
28:51
29:04
29:17
29:29
29:45
30:02
30:16
30:33
30:53
31:08
31:28
31:40
100 %
50
0
5.4E3
2.7E3
0.0E0
2.5E3
1.3E3
9.9E3
4.9E5
1.7E6
8.4E5
2.6E5
1.3E5
29:00
30:00
31:00
32:00
Time

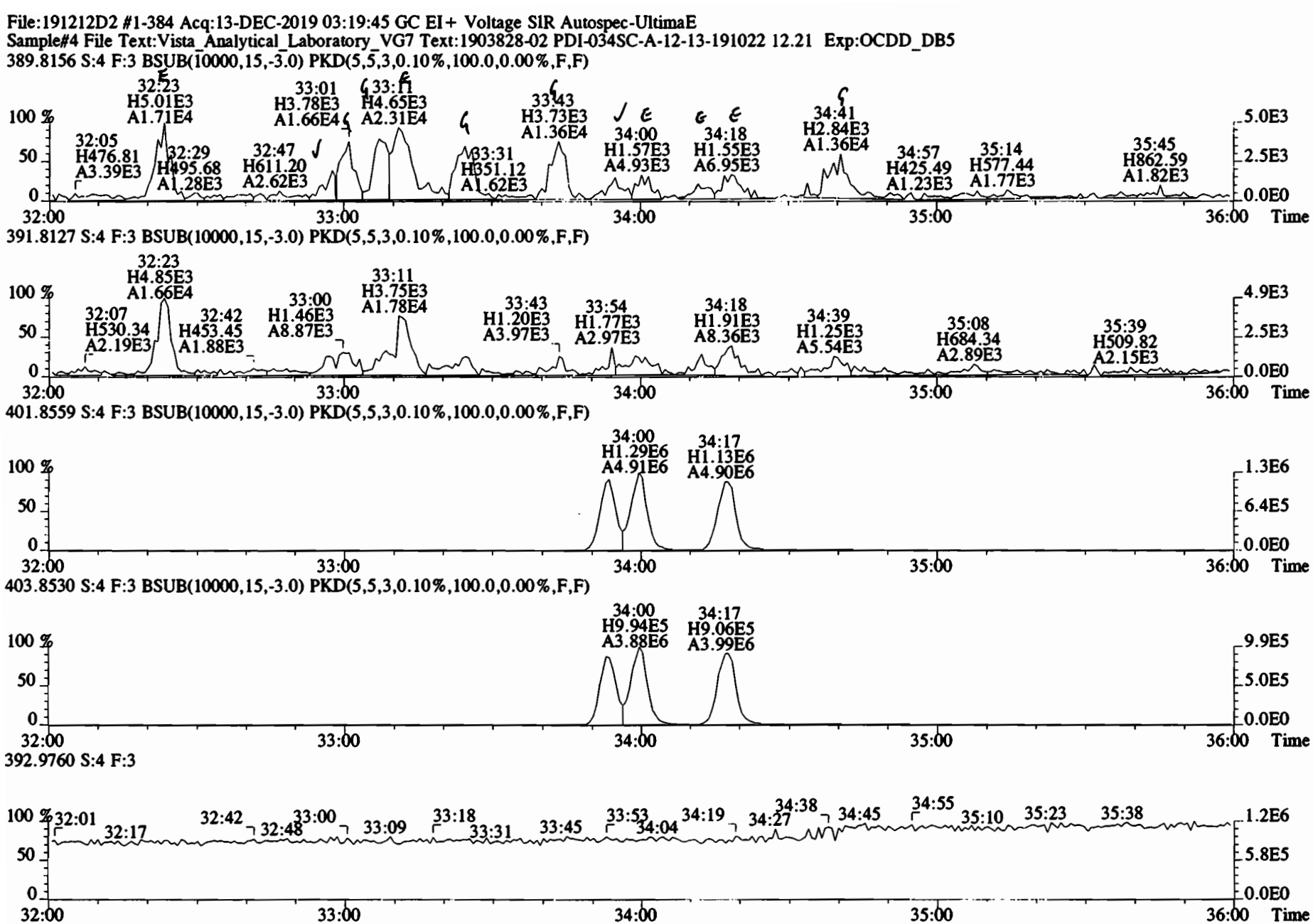
File:191212D2 #1-384 Acq:13-DEC-2019 03:19:45 GC EI+ Voltage SIR Autospec-UltimaE
Sample#4 File Text:Vista_Analytical_Laboratory_VG7 Text:1903828-02 PDI-034SC-A-12-13-191022 12.21 Exp:OCDD_DB5
389.8156 S:4 F:3 BSUB(10000,15,-3.0) PKD(5,5,3,0.10%,100.0,0.00%,F,F)
32:23 H5.01E3 A1.71E4
32:05 H476.81 A3.39E3
32:29 H495.68 A1.28E3
32:47 H611.20 A2.62E3
33:01 H3.78E3 A1.66E4
33:11 H4.65E3 A2.31E4
33:31 H351.12 A1.62E3
33:43 H3.73E3 A1.36E4
34:00 H1.57E3 A4.93E3
34:18 H1.55E3 A6.95E3
34:41 H2.84E3 A1.36E4
34:57 H425.49 A1.23E3
35:14 H577.44 A1.77E3
35:45 H862.59 A1.82E3
391.8127 S:4 F:3 BSUB(10000,15,-3.0) PKD(5,5,3,0.10%,100.0,0.00%,F,F)
32:23 H4.85E3 A1.66E4
32:07 H530.34 A2.19E3
32:42 H453.45 A1.88E3
33:00 H1.46E3 A8.87E3
33:11 H3.75E3 A1.78E4
33:43 H1.20E3 A3.97E3
33:54 H1.77E3 A2.97E3
34:18 H1.91E3 A8.36E3
34:39 H1.25E3 A5.54E3
35:08 H684.34 A2.89E3
35:39 H509.82 A2.15E3
401.8559 S:4 F:3 BSUB(10000,15,-3.0) PKD(5,5,3,0.10%,100.0,0.00%,F,F)
34:00 H1.29E6 A4.91E6
34:17 H1.13E6 A4.90E6
403.8530 S:4 F:3 BSUB(10000,15,-3.0) PKD(5,5,3,0.10%,100.0,0.00%,F,F)
34:00 H9.94E5 A3.88E6
34:17 H9.06E5 A3.99E6
392.9760 S:4 F:3
32:01
32:17
32:42
32:48
33:00
33:09
33:18
33:31
33:45
33:53
34:04
34:19
34:27
34:38
34:45
34:55
35:10
35:23
35:38
100 %
50
0
32:00
33:00
34:00
35:00
36:00
Time
5.0E3
2.5E3
0.0E0
4.9E3
1.3E6
6.4E5
9.9E5
5.0E5
1.2E6
5.8E5

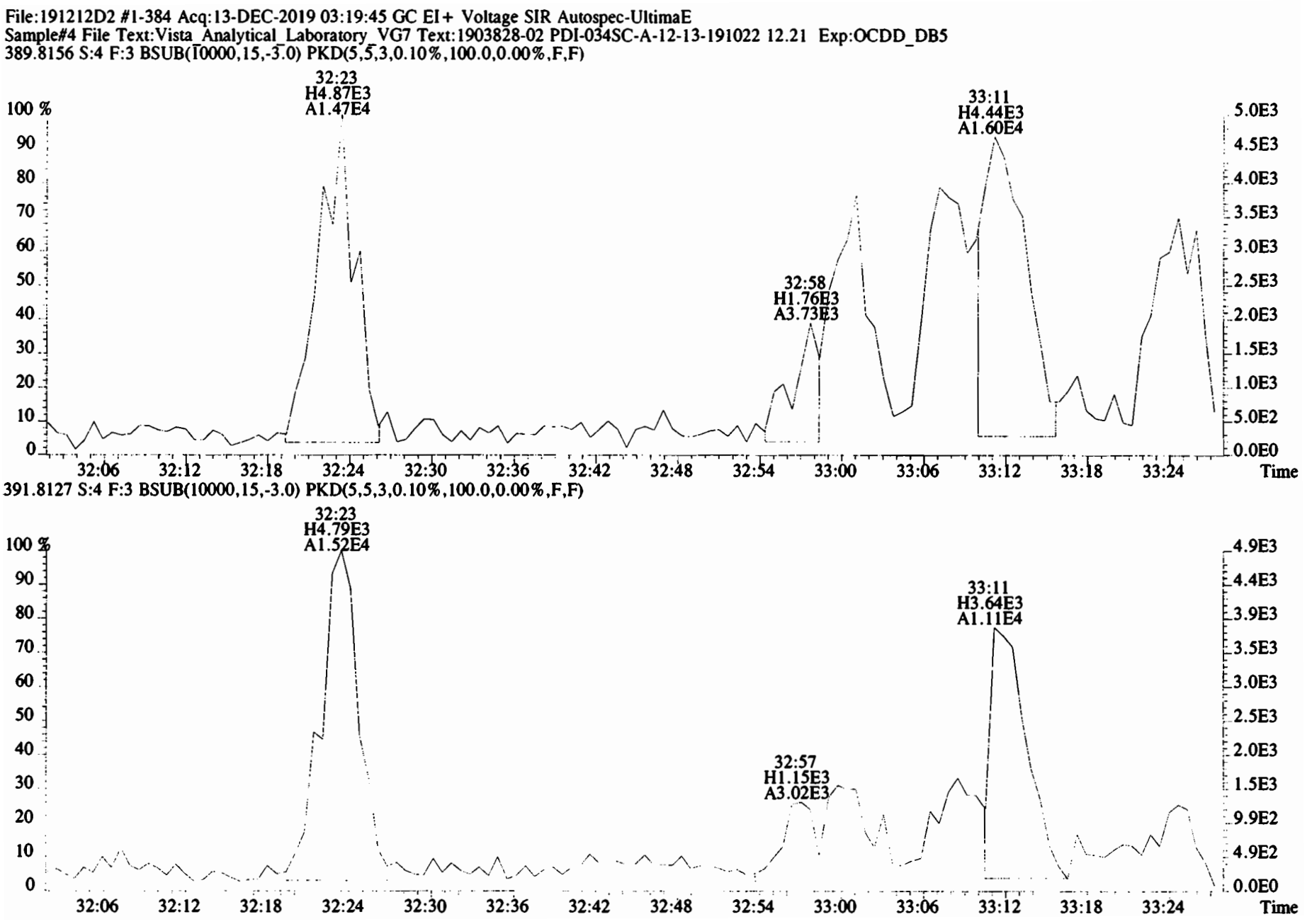
File:191212D2 #1-384 Acq:13-DEC-2019 03:19:45 GC EI+ Voltage SIR Autospec-UltimaE
Sample#4 File Text:Vista_Analytical_Laboratory_VG7 Text:1903828-02 PDI-034SC-A-12-13-191022 12.21 Exp:OCDD_DB5
389.8156 S:4 F:3 BSUB(10000,15,-3.0) PKD(5,5,3,0.10%,100.0,0.00%,F,F)
32:23
H4.87E3
A1.47E4
33:11
H4.44E3
A1.60E4
32:58
H1.76E3
A3.73E3
391.8127 S:4 F:3 BSUB(10000,15,-3.0) PKD(5,5,3,0.10%,100.0,0.00%,F,F)
32:23
H4.79E3
A1.52E4
33:11
H3.64E3
A1.11E4
32:57
H1.15E3
A3.02E3
Time

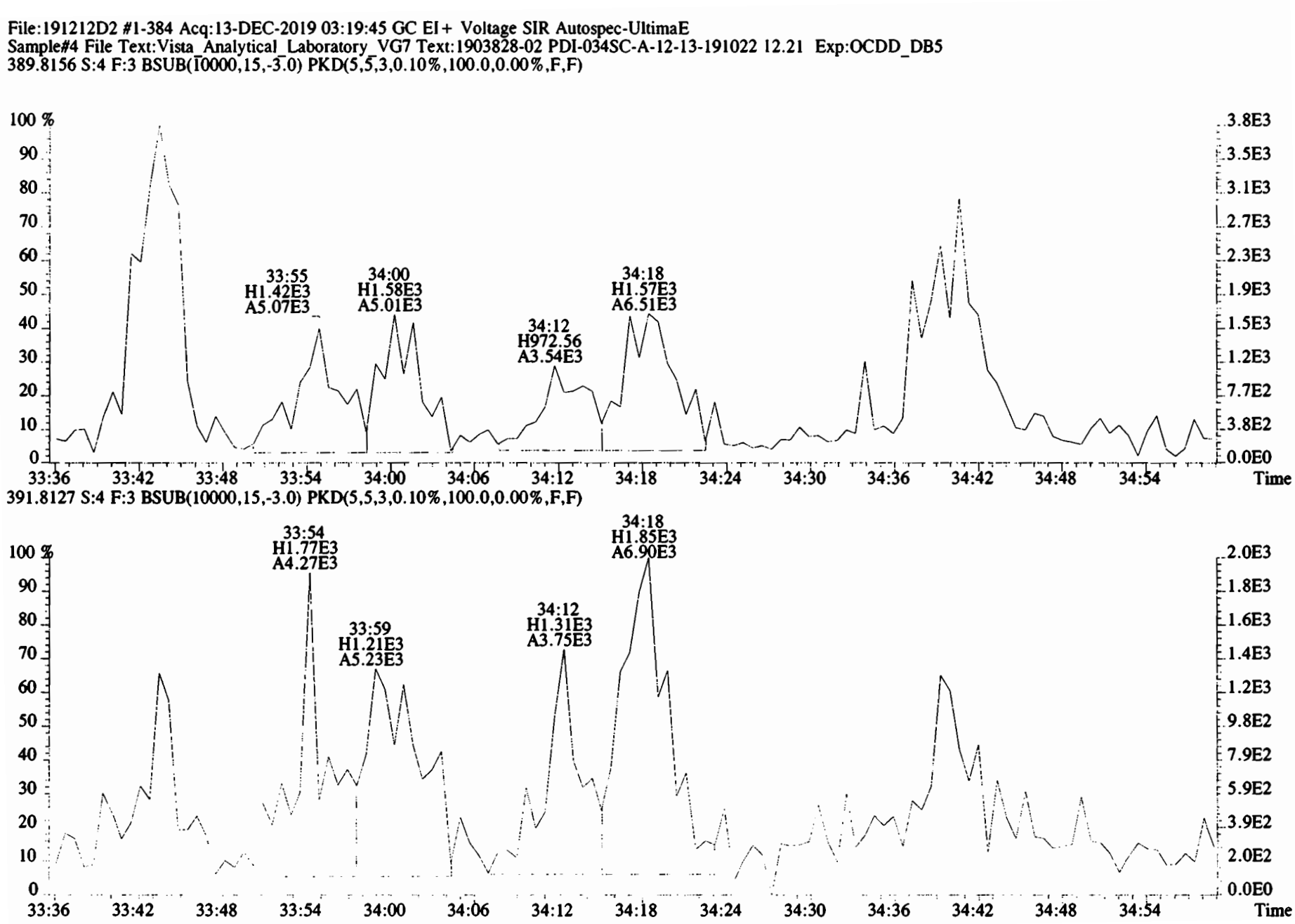
File:191212D2 #1-384 Acq:13-DEC-2019 03:19:45 GC EI+ Voltage SIR Autospec-UltimaE
Sample#4 File Text:Vista_Analytical_Laboratory_VG7 Text:1903828-02 PDI-034SC-A-12-13-191022 12.21 Exp:OCDD_DB5
389.8156 S:4 F:3 BSUB(10000,15,-3.0) PKD(5,5,3,0.10%,100.0,0.00%,F,F)
33:55
H1.42E3
A5.07E3
34:00
H1.58E3
A5.01E3
34:12
H972.56
A3.54E3
34:18
H1.57E3
A6.51E3
391.8127 S:4 F:3 BSUB(10000,15,-3.0) PKD(5,5,3,0.10%,100.0,0.00%,F,F)
33:54
H1.77E3
A4.27E3
33:59
H1.21E3
A5.23E3
34:12
H1.31E3
A3.75E3
34:18
H1.85E3
A6.90E3
Time

File:191212D2 #1-384 Acq:13-DEC-2019 03:19:45 GC EI+ Voltage SIR Autospec-UltimaE
Sample#4 File Text:Vista_Analytical_Laboratory_VG7 Text:1903828-02 PDI-034SC-A-12-13-191022 12.21 Exp:OCDD_DB5
401.8559 S:4 F:3 BSUB(10000,15,-3.0) PKD(5,5,3,0.10%,100.0,0.00%,F,F)

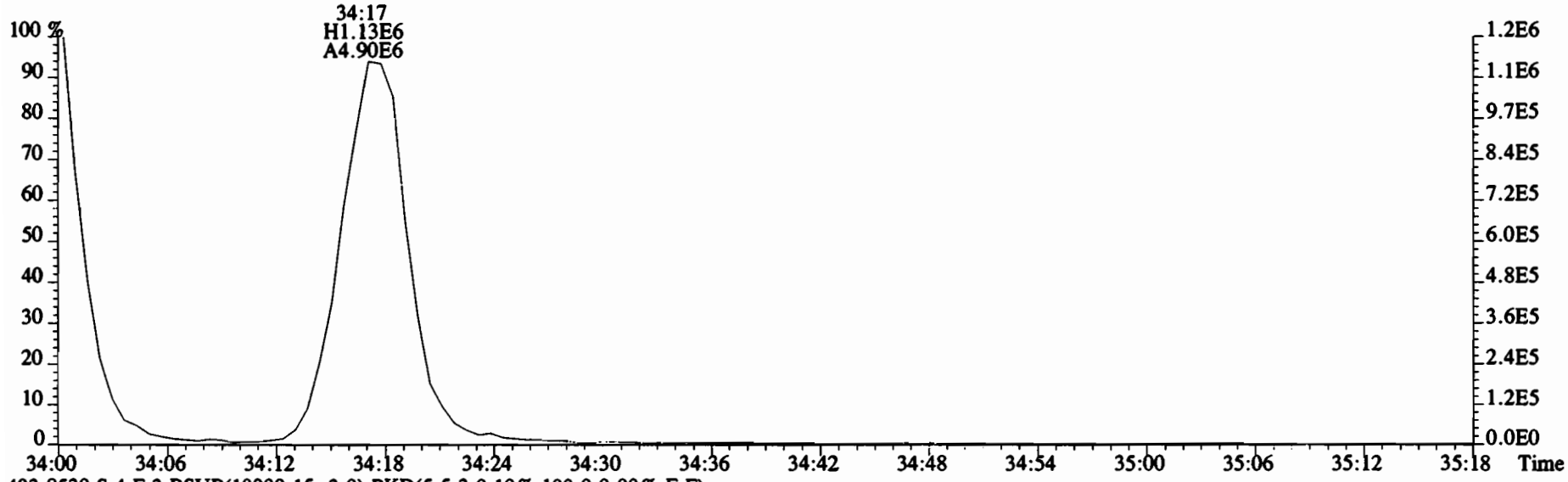

403.8530 S:4 F:3 BSUB(10000,15,-3.0) PKD(5,5,3,0.10%,100.0,0.00%,F,F)

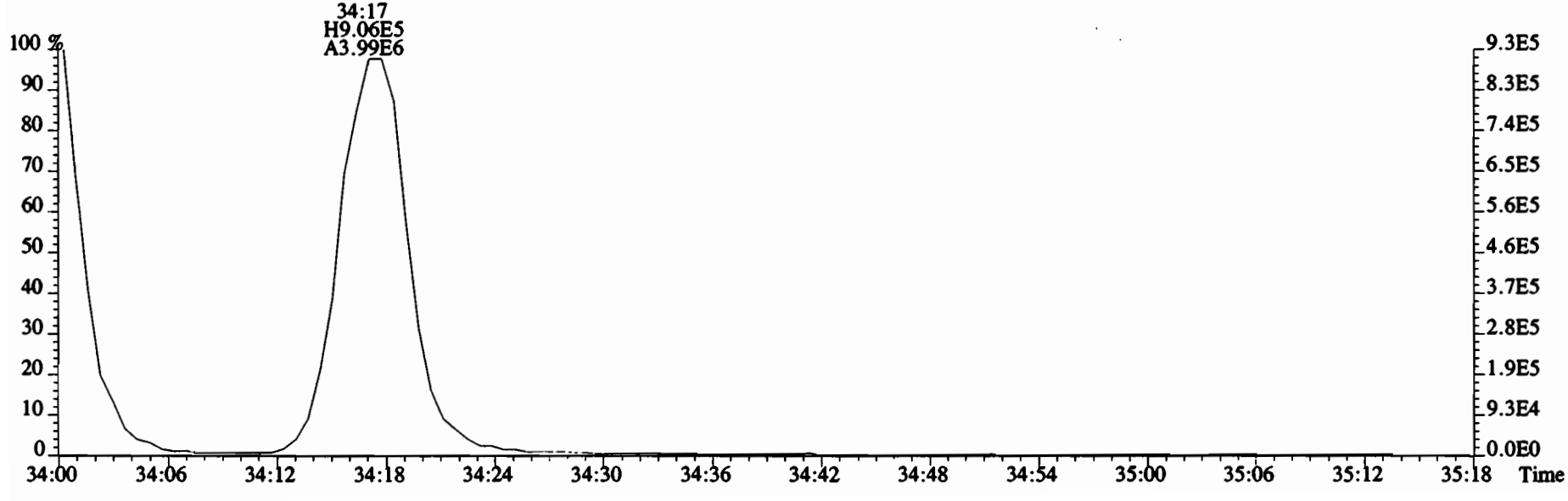

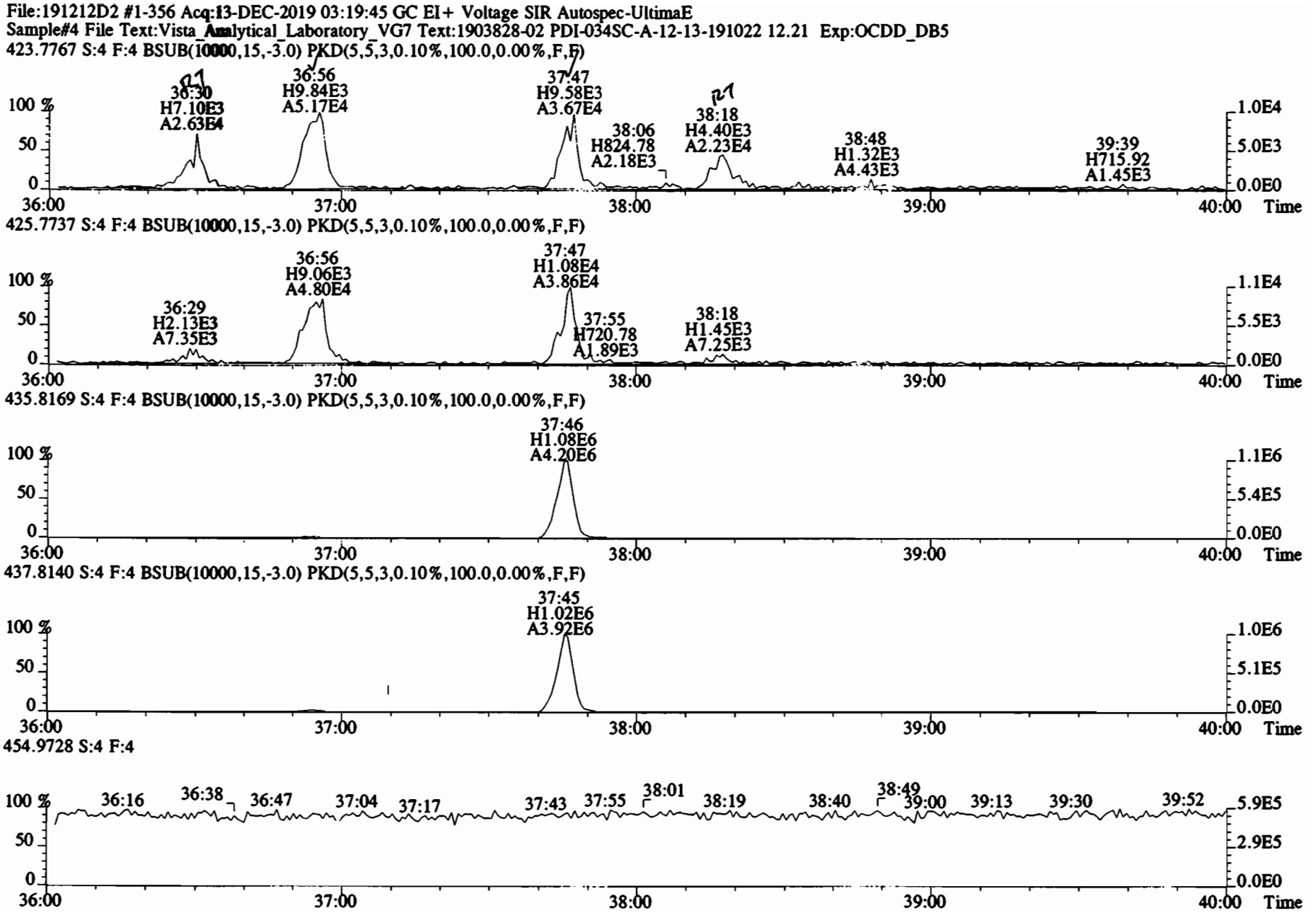
File:191212D2 #1-356 Acq:13-DEC-2019 03:19:45 GC EI+ Voltage SIR Autospec-UltimaE
Sample#4 File Text:Vista_Analytical_Laboratory_VG7 Text:1903828-02 PDI-034SC-A-12-13-191022 12.21 Exp:OCDD_DB5
423.7767 S:4 F:4 BSUB(10000,15,-3.0) PKD(5,5,3,0.10%,100.0,0.00%,F,F)
36:30 H7.10E3 A2.63E4
36:56 H9.84E3 A5.17E4
37:47 H9.58E3 A3.67E4
38:06 H824.78 A2.18E3
38:18 H4.40E3 A2.23E4
38:48 H1.32E3 A4.43E3
39:39 H715.92 A1.45E3
425.7737 S:4 F:4 BSUB(10000,15,-3.0) PKD(5,5,3,0.10%,100.0,0.00%,F,F)
36:29 H2.13E3 A7.35E3
36:56 H9.06E3 A4.80E4
37:47 H1.08E4 A3.86E4
37:55 H720.78 A1.89E3
38:18 H1.45E3 A7.25E3
435.8169 S:4 F:4 BSUB(10000,15,-3.0) PKD(5,5,3,0.10%,100.0,0.00%,F,F)
37:46 H1.08E6 A4.20E6
437.8140 S:4 F:4 BSUB(10000,15,-3.0) PKD(5,5,3,0.10%,100.0,0.00%,F,F)
37:45 H1.02E6 A3.92E6
454.9728 S:4 F:4
36:16 36:38 36:47 37:04 37:17 37:43 37:55 38:01 38:19 38:40 38:49 39:00 39:13 39:30 39:52
100 %
50
0
1.0E4
5.0E3
0.0E0
1.1E4
5.5E3
1.1E6
5.4E5
1.0E6
5.1E5
5.9E5
2.9E5
36:00
37:00
38:00
39:00
40:00
Time

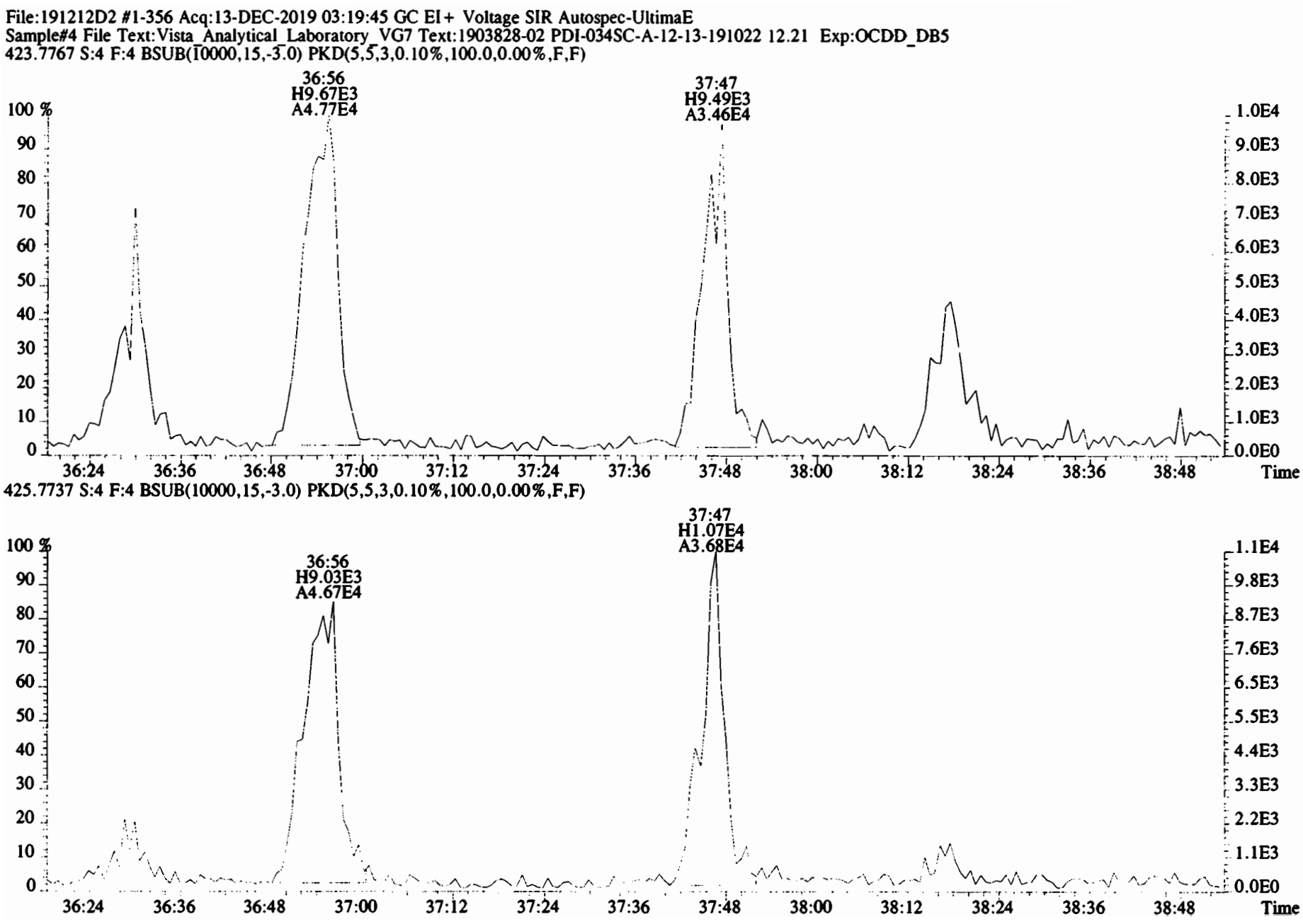
File:191212D2 #1-356 Acq:13-DEC-2019 03:19:45 GC EI+ Voltage SIR Autospec-UltimaE
Sample#4 File Text:Vista_Analytical_Laboratory_VG7 Text:1903828-02 PDI-034SC-A-12-13-191022 12.21 Exp:OCDD_DB5
423.7767 S:4 F:4 BSUB(10000,15,-3.0) PKD(5,5,3,0.10%,100.0,0.00%,F,F)
36:56
H9.67E3
A4.77E4
37:47
H9.49E3
A3.46E4
100 %
90
80
70
60
50
40
30
20
10
0
1.0E4
9.0E3
8.0E3
7.0E3
6.0E3
5.0E3
4.0E3
3.0E3
2.0E3
1.0E3
0.0E0
36:24
36:36
36:48
37:00
37:12
37:24
37:36
37:48
38:00
38:12
38:24
38:36
38:48
Time
425.7737 S:4 F:4 BSUB(10000,15,-3.0) PKD(5,5,3,0.10%,100.0,0.00%,F,F)
37:47
H1.07E4
A3.68E4
36:56
H9.03E3
A4.67E4
100 %
90
80
70
60
50
40
30
20
10
0
1.1E4
9.8E3
8.7E3
7.6E3
6.5E3
5.5E3
4.4E3
3.3E3
2.2E3
1.1E3
0.0E0
36:24
36:36
36:48
37:00
37:12
37:24
37:36
37:48
38:00
38:12
38:24
38:36
38:48
Time

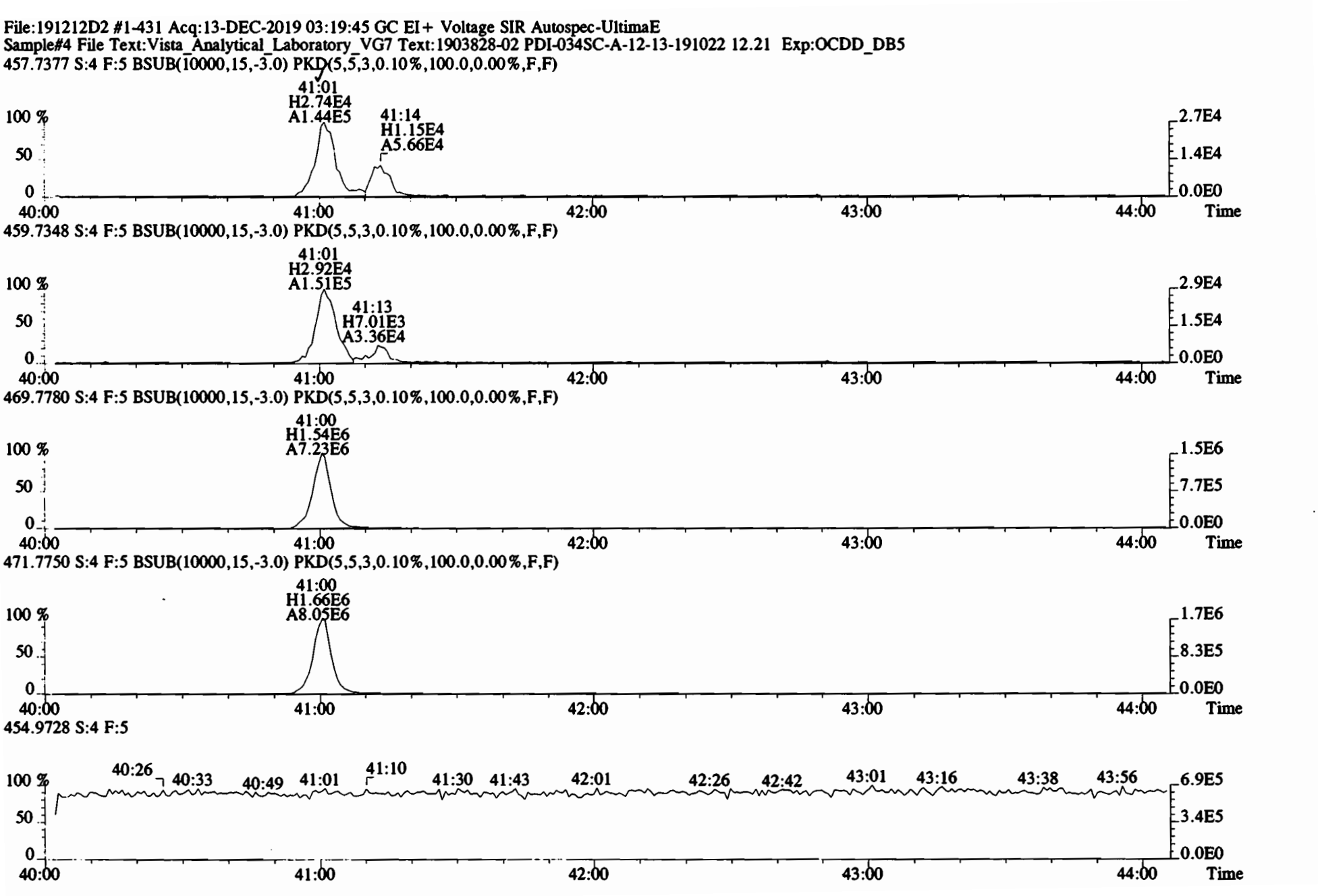
File:191212D2 #1-431 Acq:13-DEC-2019 03:19:45 GC EI+ Voltage SIR Autospec-UltimaE
Sample#4 File Text:Vista_Analytical_Laboratory_VG7 Text:1903828-02 PDI-034SC-A-12-13-191022 12.21 Exp:OCDD_DB5
457.7377 S:4 F:5 BSUB(10000,15,-3.0) PKD(5,5,3,0.10%,100.0,0.00%,F,F)
41:01
H2.74E4
A1.44E5
41:14
H1.15E4
A5.66E4
459.7348 S:4 F:5 BSUB(10000,15,-3.0) PKD(5,5,3,0.10%,100.0,0.00%,F,F)
41:01
H2.92E4
A1.51E5
41:13
H7.01E3
A3.36E4
469.7780 S:4 F:5 BSUB(10000,15,-3.0) PKD(5,5,3,0.10%,100.0,0.00%,F,F)
41:00
H1.54E6
A7.23E6
471.7750 S:4 F:5 BSUB(10000,15,-3.0) PKD(5,5,3,0.10%,100.0,0.00%,F,F)
41:00
H1.66E6
A8.05E6
454.9728 S:4 F:5
40:26
40:33
40:49
41:01
41:10
41:30
41:43
42:01
42:26
42:42
43:01
43:16
43:38
43:56
100 %
50
0
40:00
41:00
42:00
43:00
44:00
Time
2.7E4
1.4E4
0.0E0
2.9E4
1.5E4
1.5E6
7.7E5
1.7E6
8.3E5
6.9E5
3.4E5

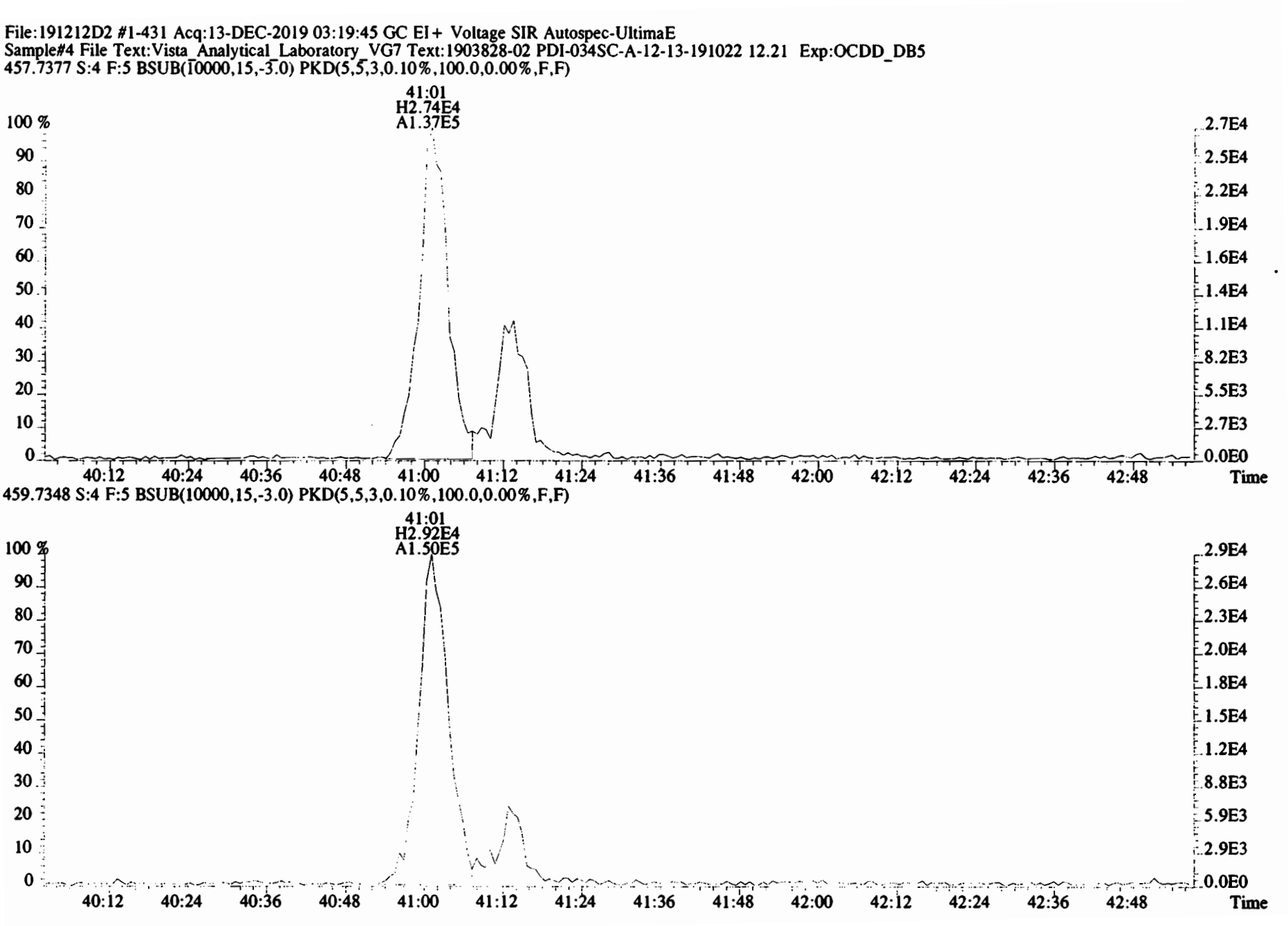
File:191212D2 #1-431 Acq:13-DEC-2019 03:19:45 GC EI+ Voltage SIR Autospec-UltimaE
Sample#4 File Text:Vista_Analytical_Laboratory_VG7 Text:1903828-02 PDI-034SC-A-12-13-191022 12.21 Exp:OCDD_DB5
457.7377 S:4 F:5 BSUB(10000,15,-3.0) PKD(5,5,3,0.10%,100.0,0.00%,F,F)
41:01
H2.74E4
A1.37E5
100 %
90
80
70
60
50
40
30
20
10
0
2.7E4
2.5E4
2.2E4
1.9E4
1.6E4
1.4E4
1.1E4
8.2E3
5.5E3
2.7E3
0.0E0
40:12
40:24
40:36
40:48
41:00
41:12
41:24
41:36
41:48
42:00
42:12
42:24
42:36
42:48
Time
459.7348 S:4 F:5 BSUB(10000,15,-3.0) PKD(5,5,3,0.10%,100.0,0.00%,F,F)
41:01
H2.92E4
A1.50E5
100 %
90
80
70
60
50
40
30
20
10
0
2.9E4
2.6E4
2.3E4
2.0E4
1.8E4
1.5E4
1.2E4
8.8E3
5.9E3
2.9E3
0.0E0
40:12
40:24
40:36
40:48
41:00
41:12
41:24
41:36
41:48
42:00
42:12
42:24
42:36
42:48
Time

File:191212D2 #1-492 Acq:13-DEC-2019 03:19:45 GC EI+ Voltage SIR Autospec-UltimaE
Sample#4 File Text:Vista_Analytical_Laboratory_VG7 Text:1903828-02 PDI-034SC-A-12-13-191022 12.21 Exp:OCDD_DB5

303.9016 S:4 BSUB(10000,15,-3.0) PKD(5,5,3,0.10%,100.0,0.00%,F,F)

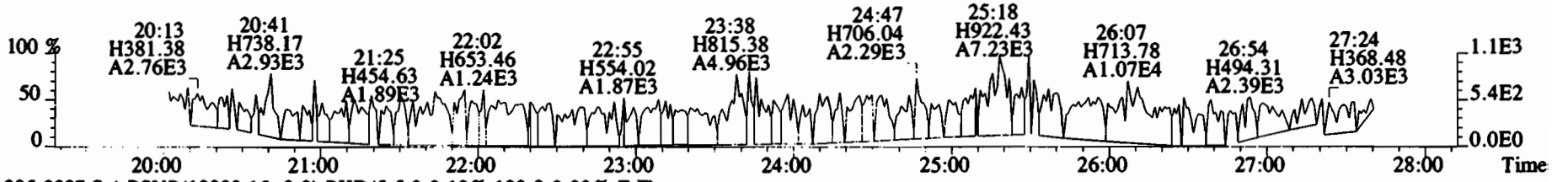

305.8987 S:4 BSUB(10000,15,-3.0) PKD(5,5,3,0.10%,100.0,0.00%,F,F)

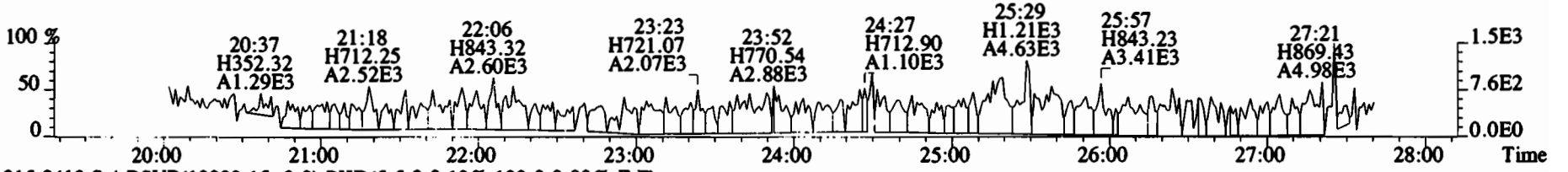

315.9419 S:4 BSUB(10000,15,-3.0) PKD(5,5,3,0.10%,100.0,0.00%,F,F)

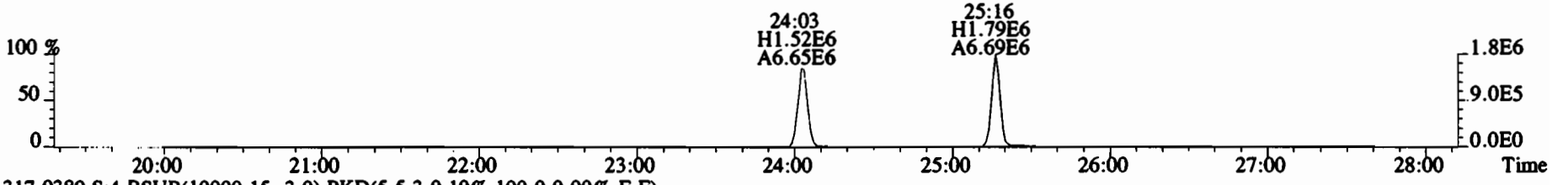

317.9389 S:4 BSUB(10000,15,-3.0) PKD(5,5,3,0.10%,100.0,0.00%,F,F)

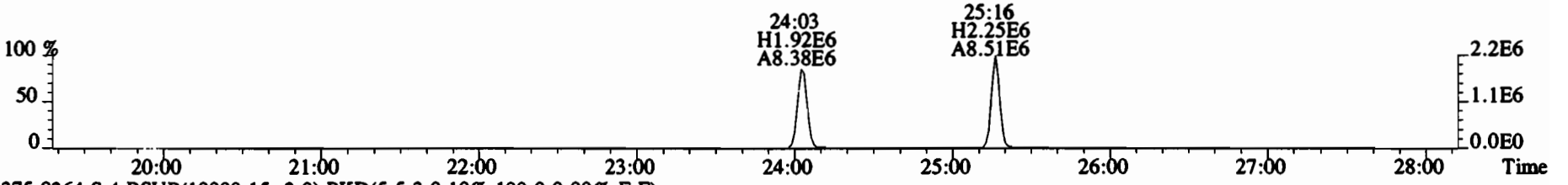

375.8364 S:4 BSUB(10000,15,-3.0) PKD(5,5,3,0.10%,100.0,0.00%,F,F)

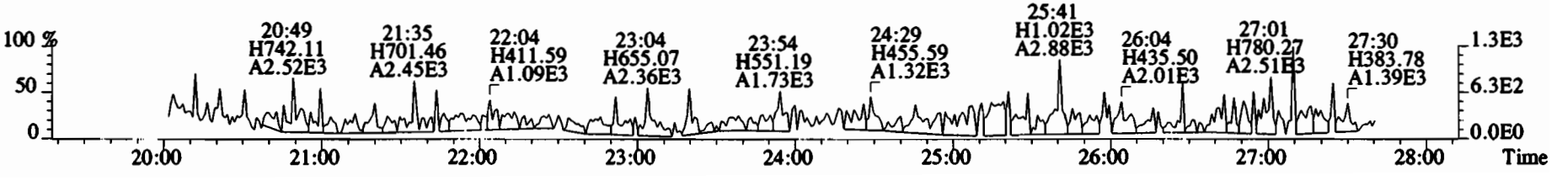

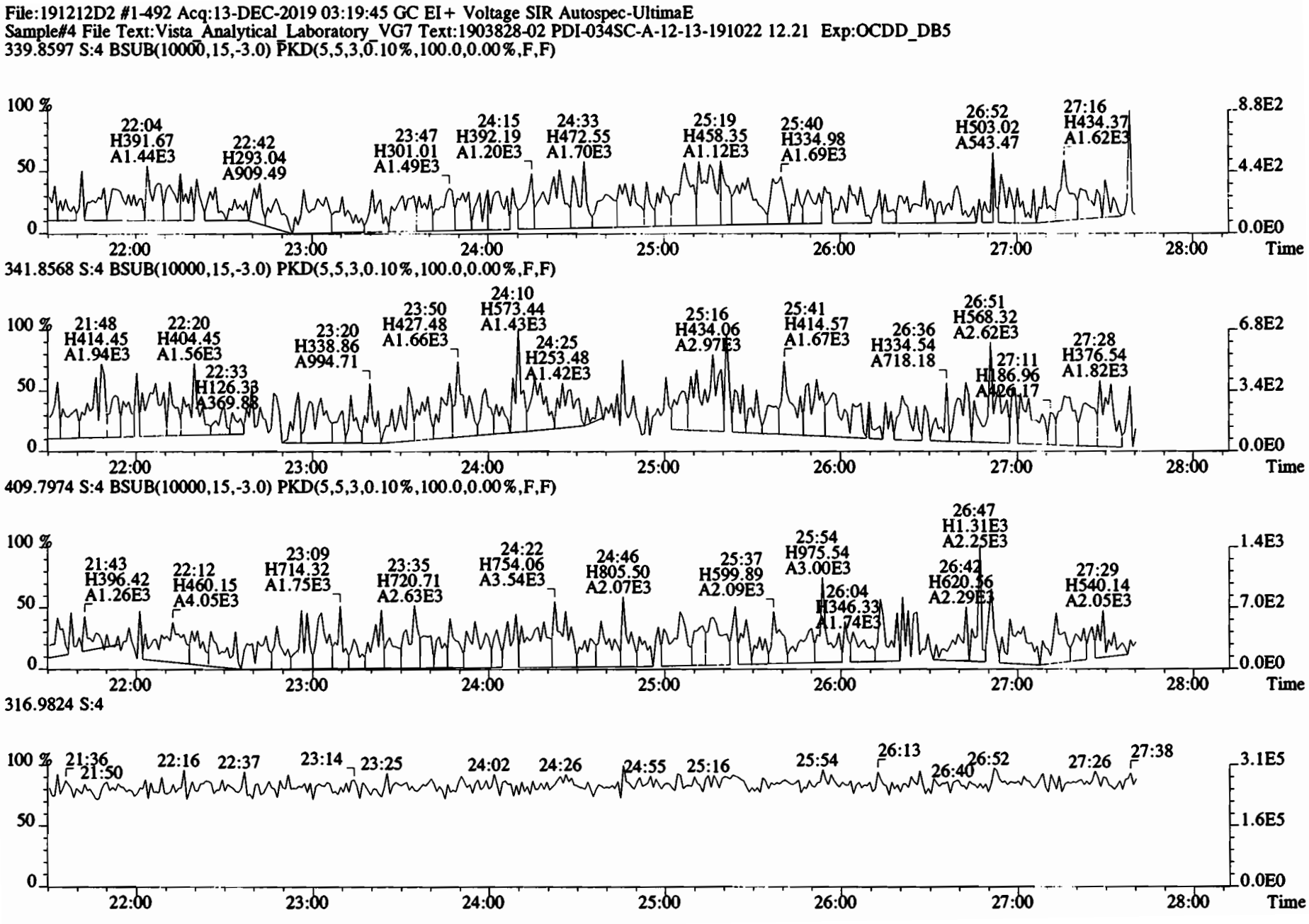
File:191212D2 #1-492 Acq:13-DEC-2019 03:19:45 GC EI+ Voltage SIR Autospec-UltimaE
Sample#4 File Text:Vista_Analytical_Laboratory_VG7 Text:1903828-02 PDI-034SC-A-12-13-191022 12.21 Exp:OCDD_DB5
339.8597 S:4 BSUB(10000,15,-3.0) PKD(5,5,3,0.10%,100.0,0.00%,F,F)
22:04 H391.67 A1.44E3
22:42 H293.04 A909.49
23:47 H301.01 A1.49E3
24:15 H392.19 A1.20E3
24:33 H472.55 A1.70E3
25:19 H458.35 A1.12E3
25:40 H334.98 A1.69E3
26:52 H503.02 A543.47
27:16 H434.37 A1.62E3
341.8568 S:4 BSUB(10000,15,-3.0) PKD(5,5,3,0.10%,100.0,0.00%,F,F)
21:48 H414.45 A1.94E3
22:20 H404.45 A1.56E3
22:33 H126.38 A369.88
23:20 H338.86 A994.71
23:50 H427.48 A1.66E3
24:10 H573.44 A1.43E3
24:25 H253.48 A1.42E3
25:16 H434.06 A2.97E3
25:41 H414.57 A1.67E3
26:36 H334.54 A718.18
26:51 H568.32 A2.62E3
27:11 H186.96 A426.17
27:28 H376.54 A1.82E3
409.7974 S:4 BSUB(10000,15,-3.0) PKD(5,5,3,0.10%,100.0,0.00%,F,F)
21:43 H396.42 A1.26E3
22:12 H460.15 A4.05E3
23:09 H714.32 A1.75E3
23:35 H720.71 A2.63E3
24:22 H754.06 A3.54E3
24:46 H805.50 A2.07E3
25:37 H599.89 A2.09E3
25:54 H975.54 A3.00E3
26:04 H346.33 A1.74E3
26:42 H620.56 A2.29E3
26:47 H1.31E3 A2.25E3
27:29 H540.14 A2.05E3
316.9824 S:4
21:36 21:50 22:16 22:37 23:14 23:25 24:02 24:26 24:55 25:16 25:54 26:13 26:40 26:52 27:26 27:38
100 %
50
0
22:00 23:00 24:00 25:00 26:00 27:00 28:00 Time
8.8E2 4.4E2 0.0E0
6.8E2 3.4E2 0.0E0
1.4E3 7.0E2 0.0E0
3.1E5 1.6E5 0.0E0

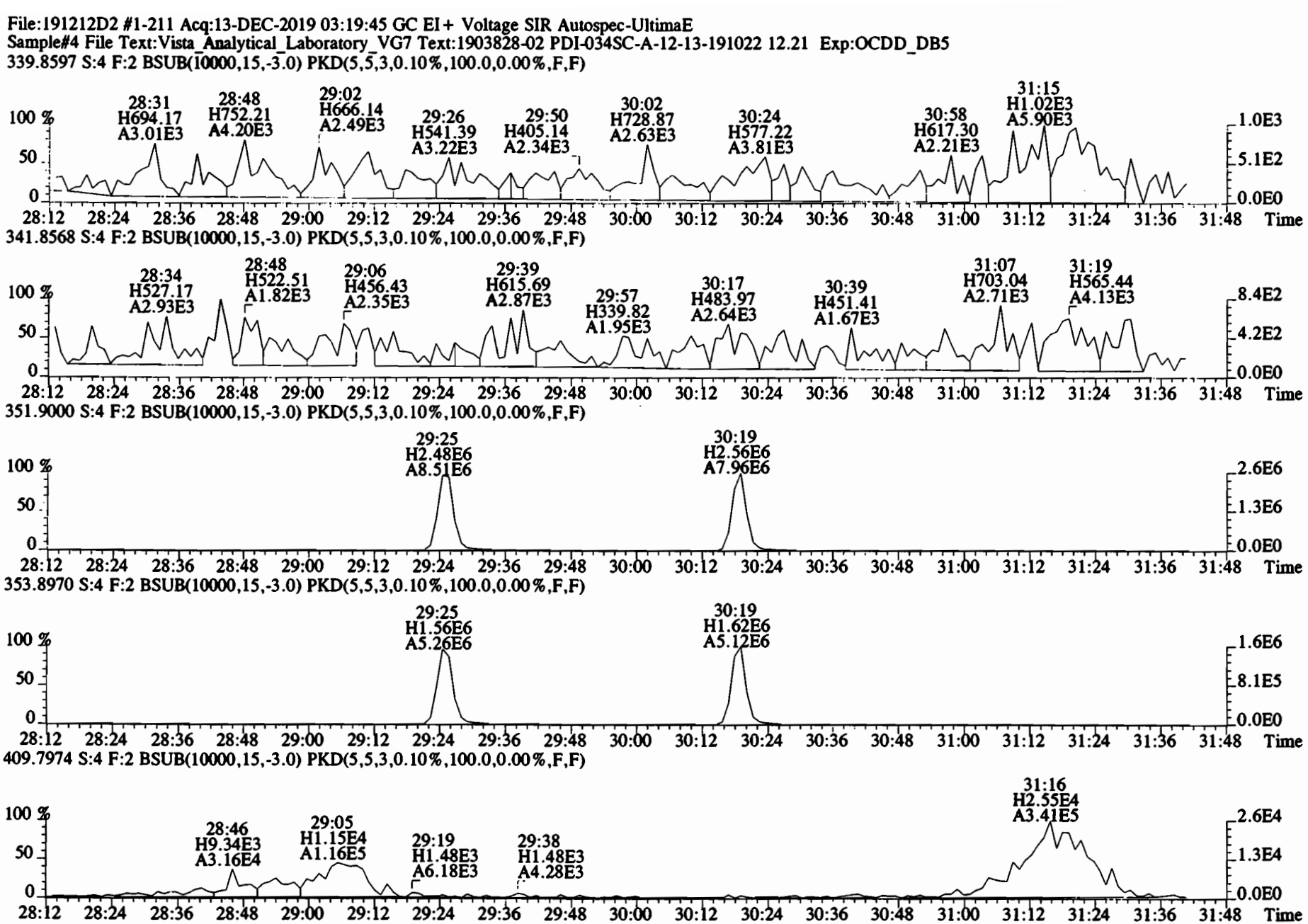
File:191212D2 #1-211 Acq:13-DEC-2019 03:19:45 GC EI+ Voltage SIR Autospec-UltimaE
Sample#4 File Text:Vista_Analytical_Laboratory_VG7 Text:1903828-02 PDI-034SC-A-12-13-191022 12.21 Exp:OCDD_DB5
339.8597 S:4 F:2 BSUB(10000,15,-3.0) PKD(5,5,3,0.10%,100.0,0.00%,F,F)
28:31 H694.17 A3.01E3
28:48 H752.21 A4.20E3
29:02 H666.14 A2.49E3
29:26 H541.39 A3.22E3
29:50 H405.14 A2.34E3
30:02 H728.87 A2.63E3
30:24 H577.22 A3.81E3
30:58 H617.30 A2.21E3
31:15 H1.02E3 A5.90E3
341.8568 S:4 F:2 BSUB(10000,15,-3.0) PKD(5,5,3,0.10%,100.0,0.00%,F,F)
28:34 H527.17 A2.93E3
28:48 H522.51 A1.82E3
29:06 H456.43 A2.35E3
29:39 H615.69 A2.87E3
29:57 H339.82 A1.95E3
30:17 H483.97 A2.64E3
30:39 H451.41 A1.67E3
31:07 H703.04 A2.71E3
31:19 H565.44 A4.13E3
351.9000 S:4 F:2 BSUB(10000,15,-3.0) PKD(5,5,3,0.10%,100.0,0.00%,F,F)
29:25 H2.48E6 A8.51E6
30:19 H2.56E6 A7.96E6
353.8970 S:4 F:2 BSUB(10000,15,-3.0) PKD(5,5,3,0.10%,100.0,0.00%,F,F)
29:25 H1.56E6 A5.26E6
30:19 H1.62E6 A5.12E6
409.7974 S:4 F:2 BSUB(10000,15,-3.0) PKD(5,5,3,0.10%,100.0,0.00%,F,F)
28:46 H9.34E3 A3.16E4
29:05 H1.15E4 A1.16E5
29:19 H1.48E3 A6.18E3
29:38 H1.48E3 A4.28E3
31:16 H2.55E4 A3.41E5
100 %
50
0
28:12 28:24 28:36 28:48 29:00 29:12 29:24 29:36 29:48 30:00 30:12 30:24 30:36 30:48 31:00 31:12 31:24 31:36 31:48 Time
1.0E3
5.1E2
0.0E0
8.4E2
4.2E2
2.6E6
1.3E6
1.6E6
8.1E5
2.6E4
1.3E4

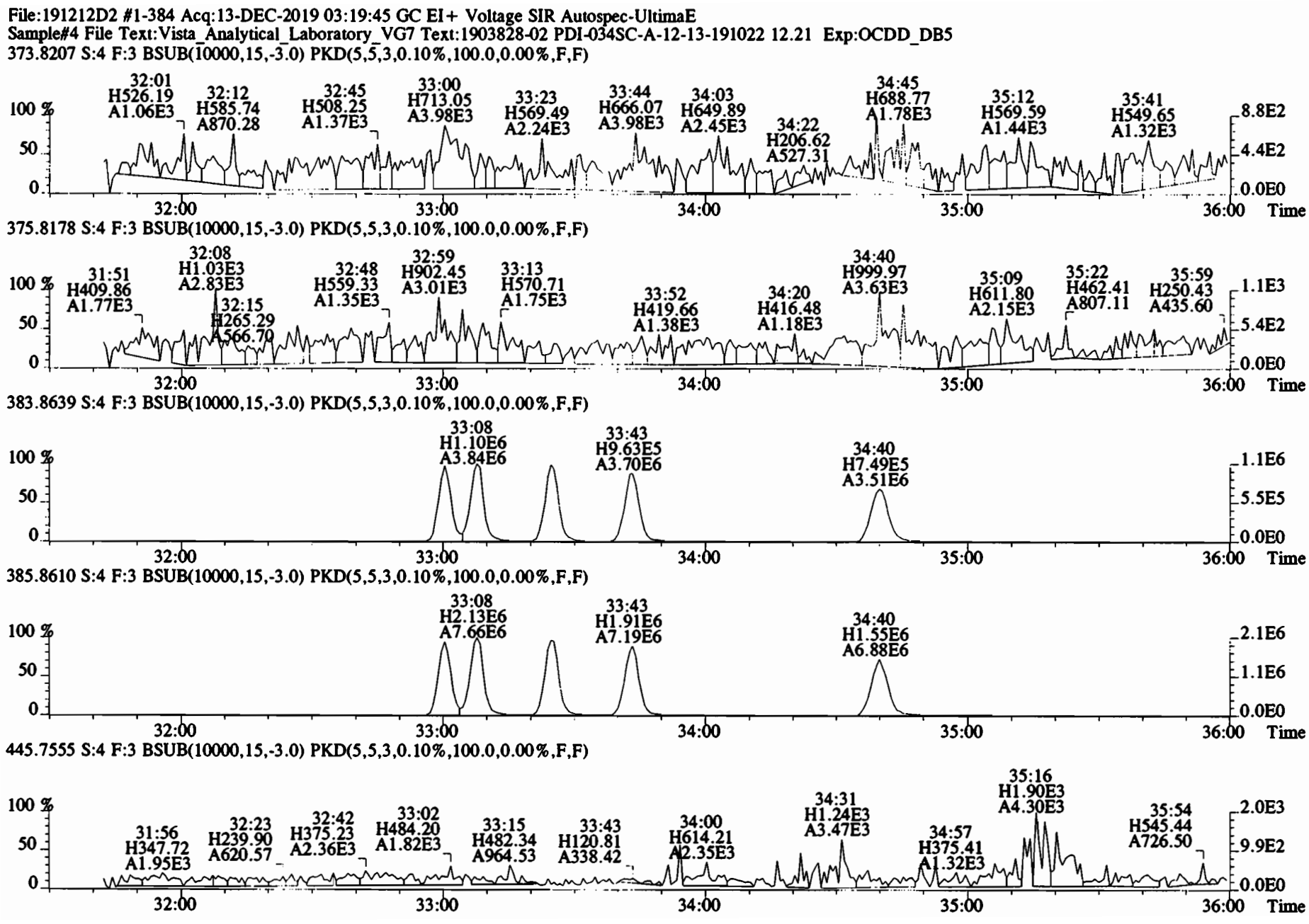
File:191212D2 #1-384 Acq:13-DEC-2019 03:19:45 GC EI+ Voltage SIR Autospec-UltimaE
Sample#4 File Text:Vista_Analytical_Laboratory_VG7 Text:1903828-02 PDI-034SC-A-12-13-191022 12.21 Exp:OCDD_DB5
373.8207 S:4 F:3 BSUB(10000,15,-3.0) PKD(5,5,3,0.10%,100.0,0.00%,F,F)
32:01 H526.19 A1.06E3
32:12 H585.74 A870.28
32:45 H508.25 A1.37E3
33:00 H713.05 A3.98E3
33:23 H569.49 A2.24E3
33:44 H666.07 A3.98E3
34:03 H649.89 A2.45E3
34:22 H206.62 A527.31
34:45 H688.77 A1.78E3
35:12 H569.59 A1.44E3
35:41 H549.65 A1.32E3
8.8E2
4.4E2
0.0E0
375.8178 S:4 F:3 BSUB(10000,15,-3.0) PKD(5,5,3,0.10%,100.0,0.00%,F,F)
31:51 H409.86 A1.77E3
32:08 H1.03E3 A2.83E3
32:15 H265.29 A566.70
32:48 H559.33 A1.35E3
32:59 H902.45 A3.01E3
33:13 H570.71 A1.75E3
33:52 H419.66 A1.38E3
34:20 H416.48 A1.18E3
34:40 H999.97 A3.63E3
35:09 H611.80 A2.15E3
35:22 H462.41 A807.11
35:59 H250.43 A435.60
1.1E3
5.4E2
0.0E0
383.8639 S:4 F:3 BSUB(10000,15,-3.0) PKD(5,5,3,0.10%,100.0,0.00%,F,F)
33:08 H1.10E6 A3.84E6
33:43 H9.63E5 A3.70E6
34:40 H7.49E5 A3.51E6
1.1E6
5.5E5
0.0E0
385.8610 S:4 F:3 BSUB(10000,15,-3.0) PKD(5,5,3,0.10%,100.0,0.00%,F,F)
33:08 H2.13E6 A7.66E6
33:43 H1.91E6 A7.19E6
34:40 H1.55E6 A6.88E6
2.1E6
1.1E6
0.0E0
445.7555 S:4 F:3 BSUB(10000,15,-3.0) PKD(5,5,3,0.10%,100.0,0.00%,F,F)
31:56 H347.72 A1.95E3
32:23 H239.90 A620.57
32:42 H375.23 A2.36E3
33:02 H484.20 A1.82E3
33:15 H482.34 A964.53
33:43 H120.81 A338.42
34:00 H614.21 A2.35E3
34:31 H1.24E3 A3.47E3
34:57 H375.41 A1.32E3
35:16 H1.90E3 A4.30E3
35:54 H545.44 A726.50
2.0E3
9.9E2
0.0E0
100 %
50
0
32:00
33:00
34:00
35:00
36:00
Time

File:191212D2 #1-384 Acq:13-DEC-2019 03:19:45 GC EI+ Voltage SIR Autospec-UltimaE
Sample#4 File Text:Vista_Analytical_Laboratory_VG7 Text:1903828-02 PDI-034SC-A-12-13-191022 12.21 Exp:OCDD_DB5
383.8639 S:4 F:3 BSUB(10000,15,-3.0) PKD(5,5,3,0.10%,100.0,0.00%,F,F)

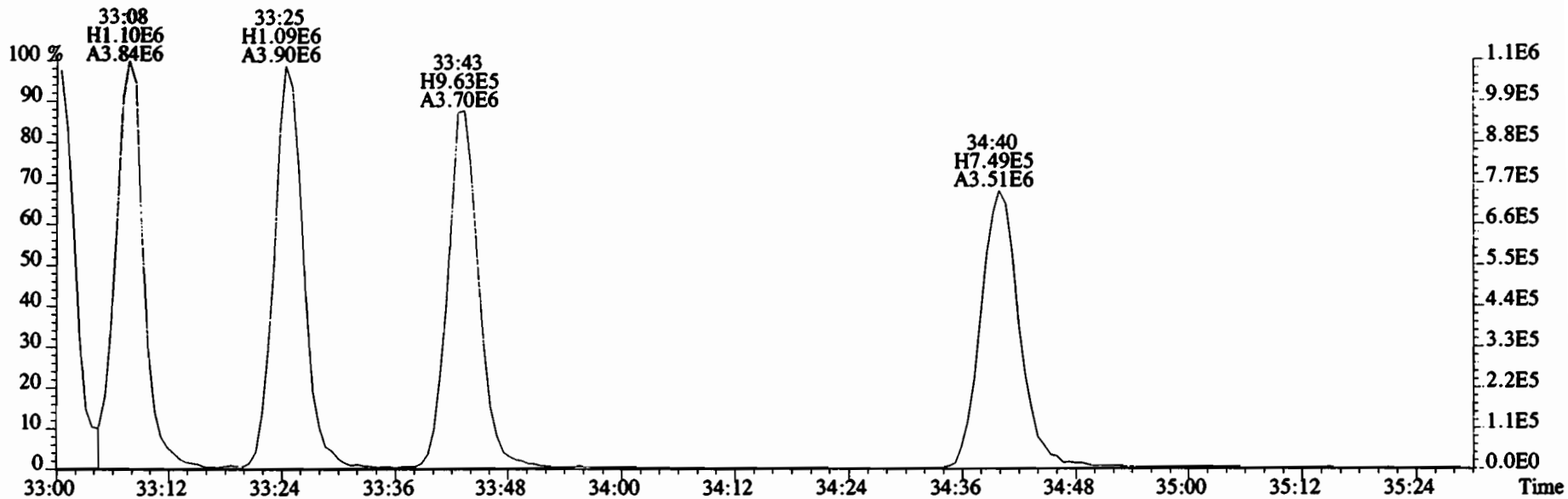

385.8610 S:4 F:3 BSUB(10000,15,-3.0) PKD(5,5,3,0.10%,100.0,0.00%,F,F)

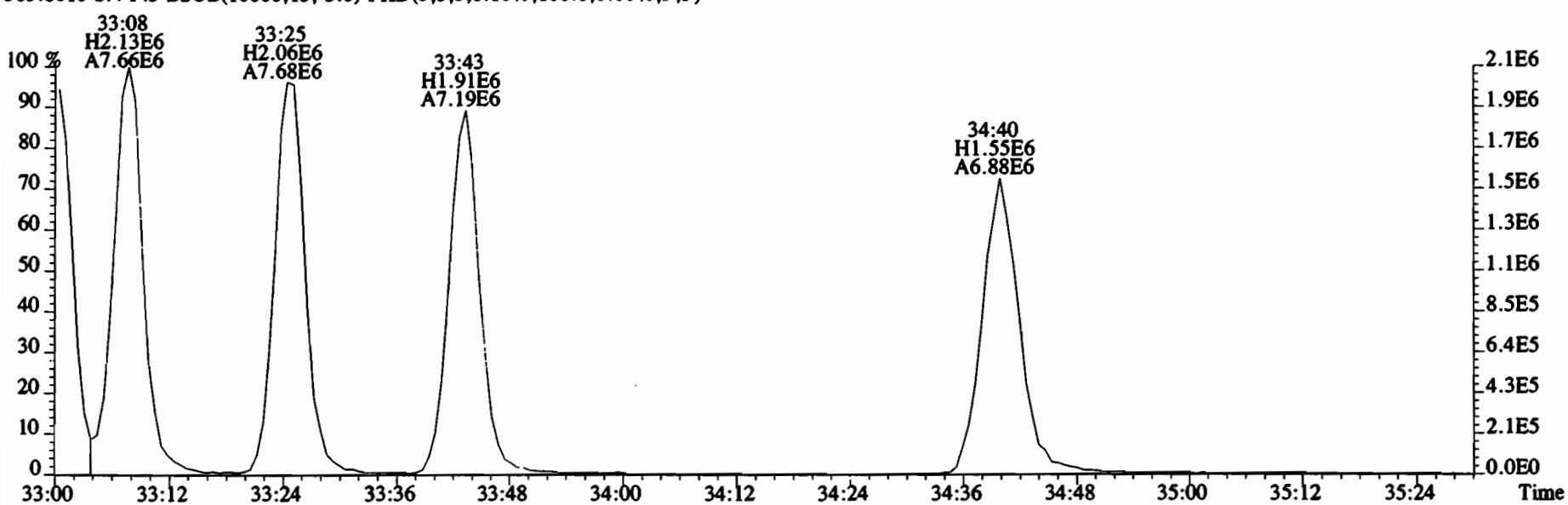

File:191212D2 #1-356 Acq:13-DEC-2019 03:19:45 GC EI+ Voltage SIR Autospec-UltimaE
Sample#4 File Text:Vista_Analytical_Laboratory_VG7 Text:1903828-02 PDI-034SC-A-12-13-191022 12.21 Exp:OCDD_DB5
407.7818 S:4 F:4 BSUB(10000,15,-3.0) PKD(5,5,3,0.10%,100.0,0.00%,F,F)

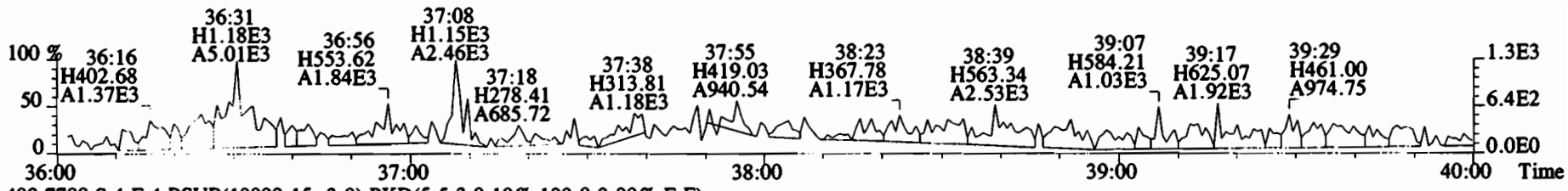

409.7788 S:4 F:4 BSUB(10000,15,-3.0) PKD(5,5,3,0.10%,100.0,0.00%,F,F)

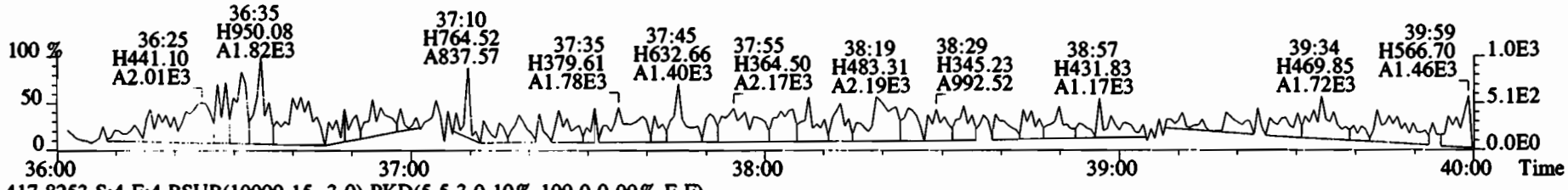

417.8253 S:4 F:4 BSUB(10000,15,-3.0) PKD(5,5,3,0.10%,100.0,0.00%,F,F)

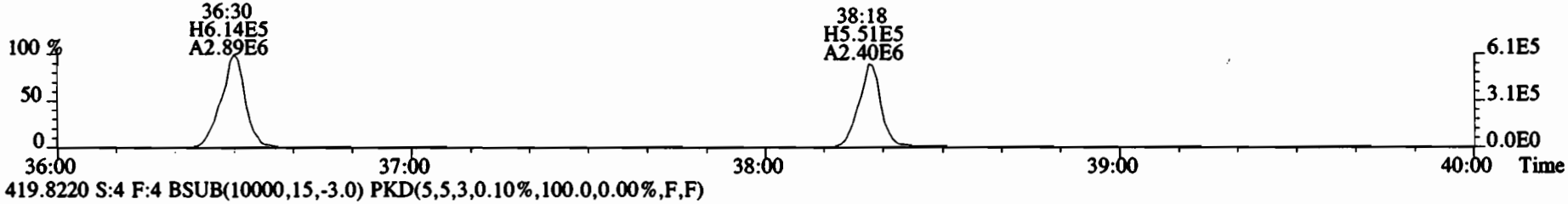

419.8220 S:4 F:4 BSUB(10000,15,-3.0) PKD(5,5,3,0.10%,100.0,0.00%,F,F)

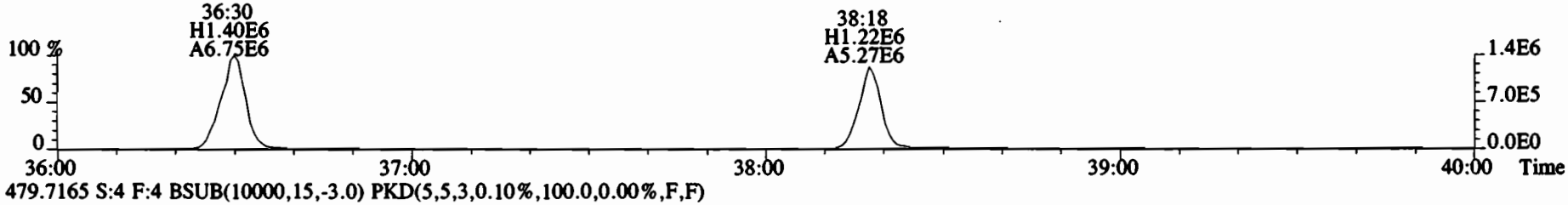

479.7165 S:4 F:4 BSUB(10000,15,-3.0) PKD(5,5,3,0.10%,100.0,0.00%,F,F)

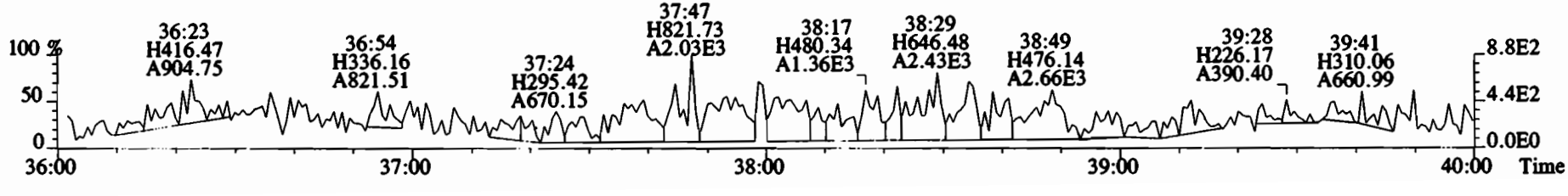

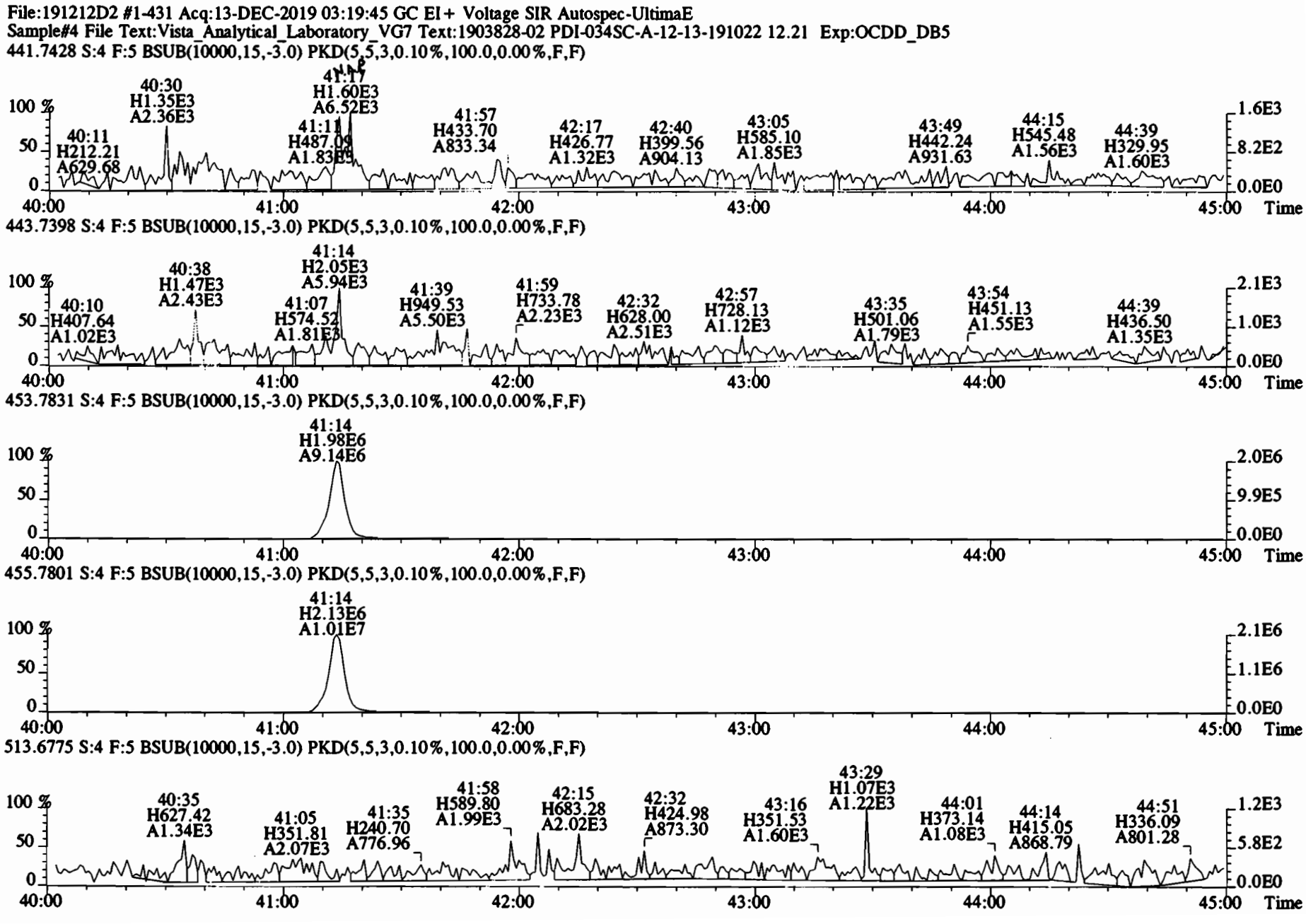
File:191212D2 #1-431 Acq:13-DEC-2019 03:19:45 GC EI+ Voltage SIR Autospec-UltimaE
Sample#4 File Text:Vista_Analytical_Laboratory_VG7 Text:1903828-02 PDI-034SC-A-12-13-191022 12.21 Exp:OCDD_DB5
441.7428 S:4 F:5 BSUB(10000,15,-3.0) PKD(5,5,3,0.10%,100.0,0.00%,F,F)
40:30 H1.35E3 A2.36E3
41:17 H1.60E3 A6.52E3
40:11 H212.21 A629.68
41:11 H487.09 A1.83E3
41:57 H433.70 A833.34
42:17 H426.77 A1.32E3
42:40 H399.56 A904.13
43:05 H585.10 A1.85E3
43:49 H442.24 A931.63
44:15 H545.48 A1.56E3
44:39 H329.95 A1.60E3
443.7398 S:4 F:5 BSUB(10000,15,-3.0) PKD(5,5,3,0.10%,100.0,0.00%,F,F)
41:14 H2.05E3 A5.94E3
40:38 H1.47E3 A2.43E3
40:10 H407.64 A1.02E3
41:07 H574.52 A1.81E3
41:39 H949.53 A5.50E3
41:59 H733.78 A2.23E3
42:32 H628.00 A2.51E3
42:57 H728.13 A1.12E3
43:35 H501.06 A1.79E3
43:54 H451.13 A1.55E3
44:39 H436.50 A1.35E3
453.7831 S:4 F:5 BSUB(10000,15,-3.0) PKD(5,5,3,0.10%,100.0,0.00%,F,F)
41:14 H1.98E6 A9.14E6
455.7801 S:4 F:5 BSUB(10000,15,-3.0) PKD(5,5,3,0.10%,100.0,0.00%,F,F)
41:14 H2.13E6 A1.01E7
513.6775 S:4 F:5 BSUB(10000,15,-3.0) PKD(5,5,3,0.10%,100.0,0.00%,F,F)
40:35 H627.42 A1.34E3
41:05 H351.81 A2.07E3
41:35 H240.70 A776.96
41:58 H589.80 A1.99E3
42:15 H683.28 A2.02E3
42:32 H424.98 A873.30
43:16 H351.53 A1.60E3
43:29 H1.07E3 A1.22E3
44:01 H373.14 A1.08E3
44:14 H415.05 A868.79
44:51 H336.09 A801.28
100 %
50
0
40:00
41:00
42:00
43:00
44:00
45:00
Time
1.6E3
8.2E2
0.0E0
2.1E3
1.0E3
2.0E6
9.9E5
2.1E6
1.1E6
1.2E3
5.8E2

Client ID: PDI-034SC-A-13-13.5-19¶ Filename: 191212D2 S:5 Acq:13-DEC-19 04:07:42 wt/vol:10.023
Lab ID: 1903828-03 GC Column ID: ZB-5MS ICal: 1613VG7-10-9-19

ConCal: ST191212D2-1
EndCAL: NA

	Name	Resp	RA		RRF	RT	Conc	Qual	noise	Fac	DL
	2,3,7,8-TCDD	*	*	n	0.91	NotF¶	*		206	2.5	0.0690
	1,2,3,7,8-PeCDD	*	*	n	0.90	NotF¶	*		388	2.5	0.124
	1,2,3,4,7,8-HxCDD	*	*	n	1.10	NotF¶	*		259	2.5	0.118
	1,2,3,6,7,8-HxCDD	*	*	n	0.94	NotF¶	*		259	2.5	0.132
	1,2,3,7,8,9-HxCDD	*	*	n	0.96	NotF¶	*		259	2.5	0.124
	1,2,3,4,6,7,8-HpCDD	4.13e+04	0.97	y	0.98	37:46	0.96159		*	2.5	*
	OCDD	3.04e+05	0.91	y	0.96	41:01	7.8696		*	2.5	*
	2,3,7,8-TCDF	*	*	n	0.95	NotF¶	*		189	2.5	0.0434
	1,2,3,7,8-PeCDF	*	*	n	0.96	NotF¶	*		204	2.5	0.0635
	2,3,4,7,8-PeCDF	*	*	n	1.01	NotF¶	*		204	2.5	0.0619
	1,2,3,4,7,8-HxCDF	*	*	n	1.18	NotF¶	*		183	2.5	0.0364
	1,2,3,6,7,8-HxCDF	*	*	n	1.07	NotF¶	*		183	2.5	0.0373
	2,3,4,6,7,8-HxCDF	*	*	n	1.11	NotF¶	*		183	2.5	0.0391
	1,2,3,7,8,9-HxCDF	*	*	n	1.06	NotF¶	*		183	2.5	0.0491
	1,2,3,4,6,7,8-HpCDF	*	*	n	1.13	NotF¶	*		194	2.5	0.0599
	1,2,3,4,7,8,9-HpCDF	*	*	n	1.28	NotF¶	*		194	2.5	0.0567
	OCDF	7.51e+03	0.82	y	0.95	41:14	0.15517		*	2.5	*
IS	13C-2,3,7,8-TCDD	1.09e+07	0.77	y	1.10	26:04	198.02				
IS	13C-1,2,3,7,8-PeCDD	8.80e+06	0.64	y	0.88	30:35	198.08				
IS	13C-1,2,3,4,7,8-HxCDD	8.14e+06	1.26	y	0.64	33:53	202.47				
IS	13C-1,2,3,6,7,8-HxCDD	9.31e+06	1.27	y	0.86	33:59	173.75				
IS	13C-1,2,3,7,8,9-HxCDD	9.55e+06	1.18	y	0.81	34:17	188.93				
IS	13C-1,2,3,4,6,7,8-HpCDD	8.75e+06	1.06	y	0.65	37:45	213.58				
IS	13C-OCDD	1.61e+07	0.90	y	0.58	41:00	443.46				
IS	13C-2,3,7,8-TCDF	1.53e+07	0.80	y	1.03	25:16	187.10				
IS	13C-1,2,3,7,8-PeCDF	1.36e+07	1.64	y	0.85	29:24	201.73				
IS	13C-2,3,4,7,8-PeCDF	1.34e+07	1.58	y	0.85	30:18	200.25				
IS	13C-1,2,3,4,7,8-HxCDF	1.07e+07	0.51	y	0.83	33:00	206.05				
IS	13C-1,2,3,6,7,8-HxCDF	1.22e+07	0.52	y	1.03	33:08	189.03				
IS	13C-2,3,4,6,7,8-HxCDF	1.14e+07	0.52	y	0.95	33:43	191.26				
IS	13C-1,2,3,7,8,9-HxCDF	1.15e+07	0.51	y	0.83	34:40	222.50				
IS	13C-1,2,3,4,6,7,8-HpCDF	1.00e+07	0.43	y	0.76	36:30	211.57				
IS	13C-1,2,3,4,7,8,9-HpCDF	8.27e+06	0.43	y	0.58	38:17	227.18				
IS	13C-OCDF	2.04e+07	0.89	y	0.69	41:13	472.54				
C/Up	37Cl-2,3,7,8-TCDD	4.54e+06			1.20	26:05	75.098				
RS/RT	13C-1,2,3,4-TCDD	1.01e+07	0.81	y	1.00	25:30	199.53				
RS	13C-1,2,3,4-TCDF	1.58e+07	0.80	y	1.00	24:03	199.53				
RS/RT	13C-1,2,3,4,6,9-HxCDF	1.25e+07	0.50	y	1.00	33:24	199.53				

Name	Conc	EMPC	Qual	noise	DL
Total Tetra-Dioxins	0.372	0.372		*	*
Total Penta-Dioxins	*	*		388	0.124
Total Hexa-Dioxins	1.10	1.10		*	*
Total Hepta-Dioxins	2.41	2.41		*	*
Total Tetra-Furans	*	*		189	0.0434
Total Penta-Furans	0.0000	0.0000		204	0.0627
Total Hexa-Furans	*	*		183	0.0404
Total Hepta-Furans	*	*		194	0.0585

	Rec	Qual
IS	99.2	
IS	99.3	
IS	101	
IS	87.1	
IS	94.7	
IS	107	
IS	111	
IS	93.8	
IS	101	
IS	100	
IS	103	
IS	94.7	
IS	95.9	
IS	112	
IS	106	
IS	114	
IS	118	
C/Up	94.1	

Integrations by Analyst: DB
Date: 1/10/20

Reviewed by Analyst: CT
Date: 01/13/2020

Totals class: TCDD EMPC Entry #: 19

Run: 10 File: 191212D2 S: 5 I: 1 F: 1
Acquired: 13-DEC-19 04:07:42 Processed: 13-DEC-19 13:10:12

Total Concentration: 0.37231 Unnamed Concentration: 0.372

RT	m1 Resp	m2 Resp	RA	Resp	Concentration	Name
24:11	7.986e+03	1.049e+04	0.76 y	1.848e+04	0.37231	

Totals class: HxCDD EMPC Entry #: 23

Run: 10 File: 191212D2 S: 5 I: 1 F: 3
Acquired: 13-DEC-19 04:07:42 Processed: 13-DEC-19 13:10:12

Total Concentration: 1.0960 Unnamed Concentration: 1.096

RT	m1 Resp	m2 Resp	RA		Resp	Concentration	Name
32:23	2.065e+04	1.557e+04	1.33	y	3.622e+04	0.80963	
33:12	6.639e+03	6.172e+03	1.08	y	1.281e+04	0.28633	

Totals class: HpCDD EMPC Entry #: 25

Run: 10 File: 191212D2 S: 5 I: 1 F: 4
Acquired: 13-DEC-19 04:07:42 Processed: 13-DEC-19 13:10:12

Total Concentration: 2.4148 Unnamed Concentration: 1.453

RT	m1 Resp	m2 Resp	RA		Resp	Concentration	Name
36:54	3.182e+04	3.060e+04	1.04	y	6.241e+04	1.4532	
37:46	2.037e+04	2.093e+04	0.97	y	4.130e+04	0.96159	1,2,3,4,6,7,8-HpCDD

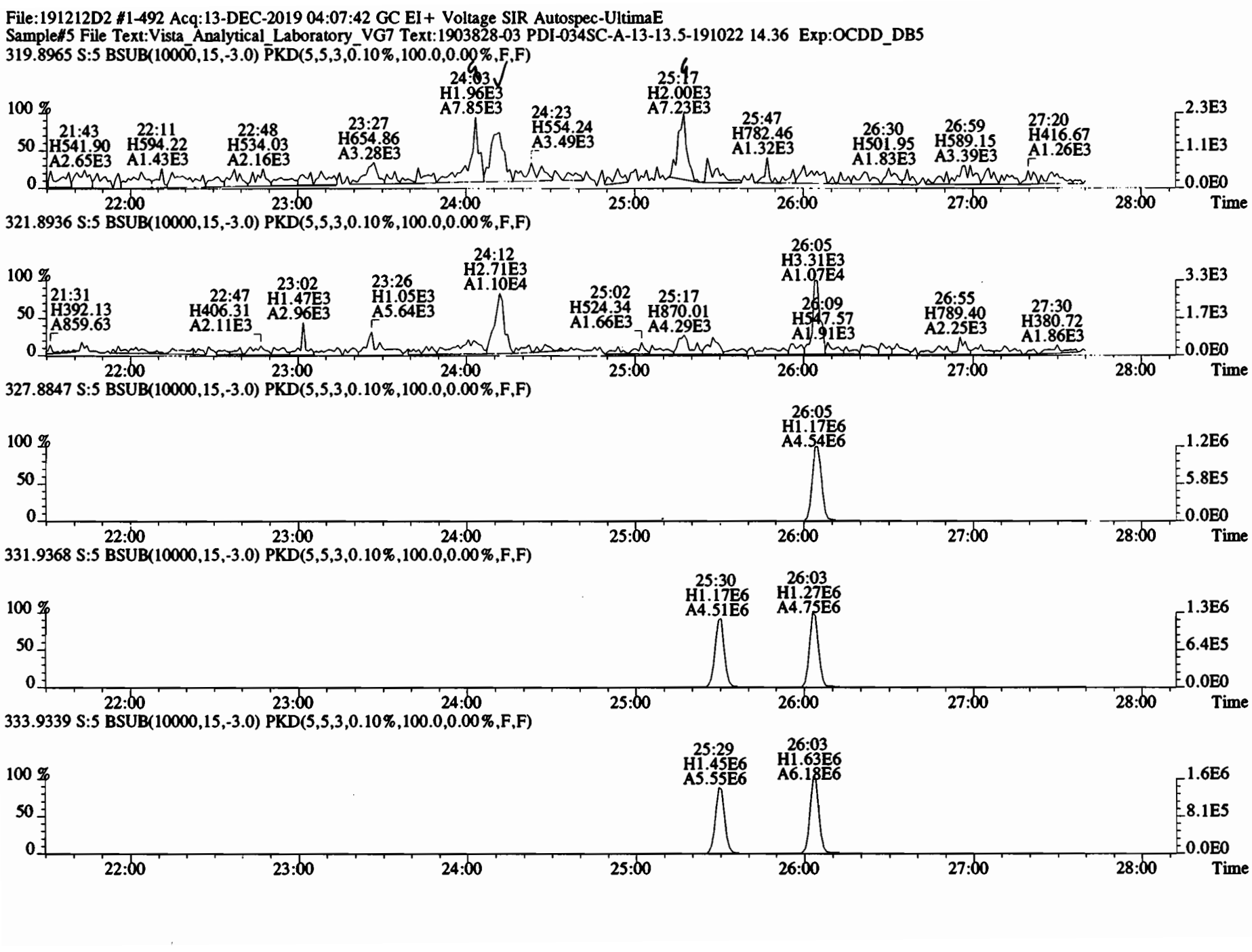
File:191212D2 #1-492 Acq:13-DEC-2019 04:07:42 GC EI+ Voltage SIR Autospec-UltimaE
Sample#5 File Text:Vista_Analytical_Laboratory_VG7 Text:1903828-03 PDI-034SC-A-13-13.5-191022 14.36 Exp:OCDD_DB5
319.8965 S:5 BSUB(10000,15,-3.0) PKD(5,5,3,0.10%,100.0,0.00%,F,F)
24:03 H1.96E3 A7.85E3
25:17 H2.00E3 A7.23E3
21:43 H541.90 A2.65E3
22:11 H594.22 A1.43E3
22:48 H534.03 A2.16E3
23:27 H654.86 A3.28E3
24:23 H554.24 A3.49E3
25:47 H782.46 A1.32E3
26:30 H501.95 A1.83E3
26:59 H589.15 A3.39E3
27:20 H416.67 A1.26E3
321.8936 S:5 BSUB(10000,15,-3.0) PKD(5,5,3,0.10%,100.0,0.00%,F,F)
24:12 H2.71E3 A1.10E4
26:05 H3.31E3 A1.07E4
21:31 H392.13 A859.63
22:47 H406.31 A2.11E3
23:02 H1.47E3 A2.96E3
23:26 H1.05E3 A5.64E3
25:02 H524.34 A1.66E3
25:17 H870.01 A4.29E3
26:09 H547.57 A1.91E3
26:55 H789.40 A2.25E3
27:30 H380.72 A1.86E3
327.8847 S:5 BSUB(10000,15,-3.0) PKD(5,5,3,0.10%,100.0,0.00%,F,F)
26:05 H1.17E6 A4.54E6
331.9368 S:5 BSUB(10000,15,-3.0) PKD(5,5,3,0.10%,100.0,0.00%,F,F)
25:30 H1.17E6 A4.51E6
26:03 H1.27E6 A4.75E6
333.9339 S:5 BSUB(10000,15,-3.0) PKD(5,5,3,0.10%,100.0,0.00%,F,F)
25:29 H1.45E6 A5.55E6
26:03 H1.63E6 A6.18E6
100 %
50
0
22:00
23:00
24:00
25:00
26:00
27:00
28:00
Time
2.3E3
1.1E3
0.0E0
3.3E3
1.7E3
1.2E6
5.8E5
1.3E6
6.4E5
1.6E6
8.1E5

File:191212D2 #1-492 Acq:13-DEC-2019 04:07:42 GC EI+ Voltage SIR Autospec-UltimaE
Sample#5 File Text:Vista_Analytical_Laboratory_VG7 Text:1903828-03 PDI-034SC-A-13-13.5-191022 14.36 Exp:OCDD_DB5
319.8965 S:5 BSUB(10000,15,-3.0) PKD(5,5,3,0.10%,100.0,0.00%,F,F)

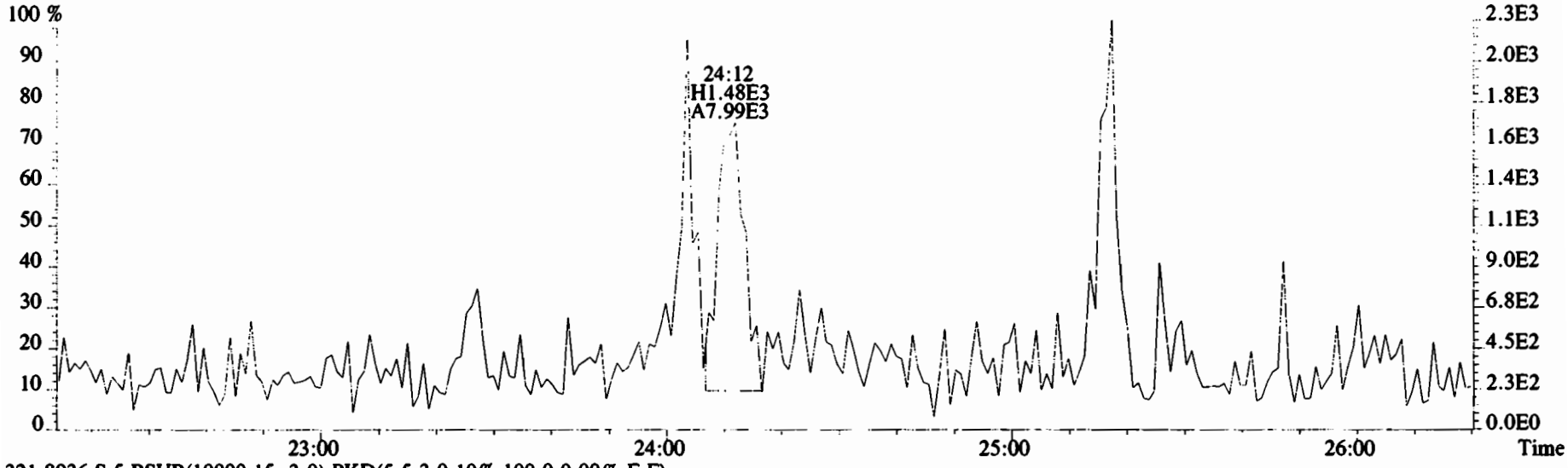

321.8936 S:5 BSUB(10000,15,-3.0) PKD(5,5,3,0.10%,100.0,0.00%,F,F)

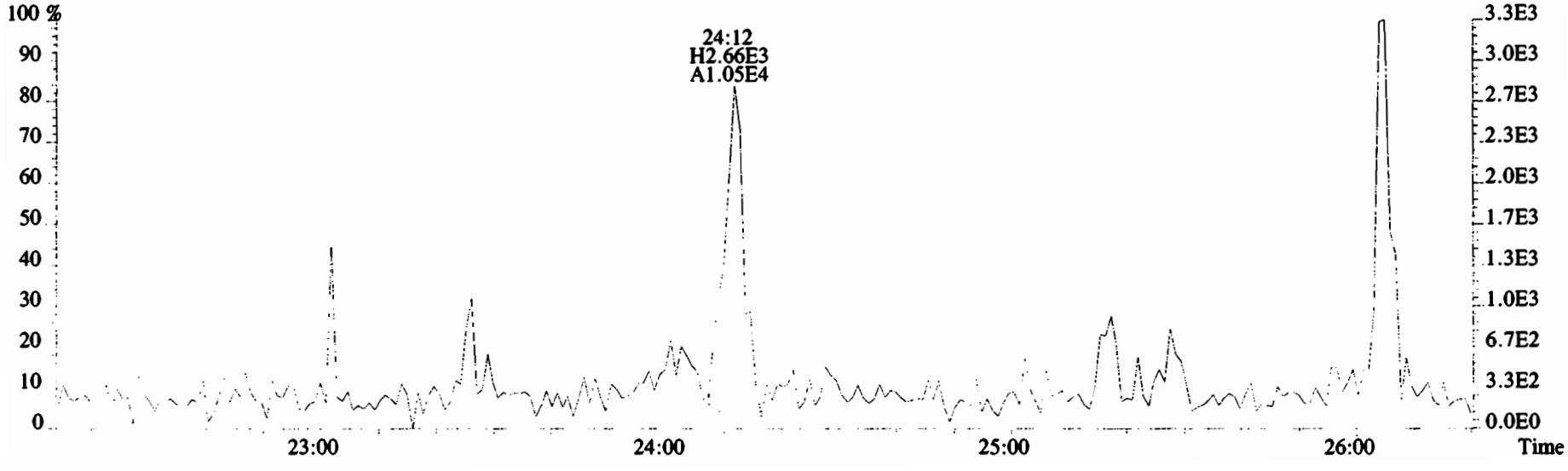

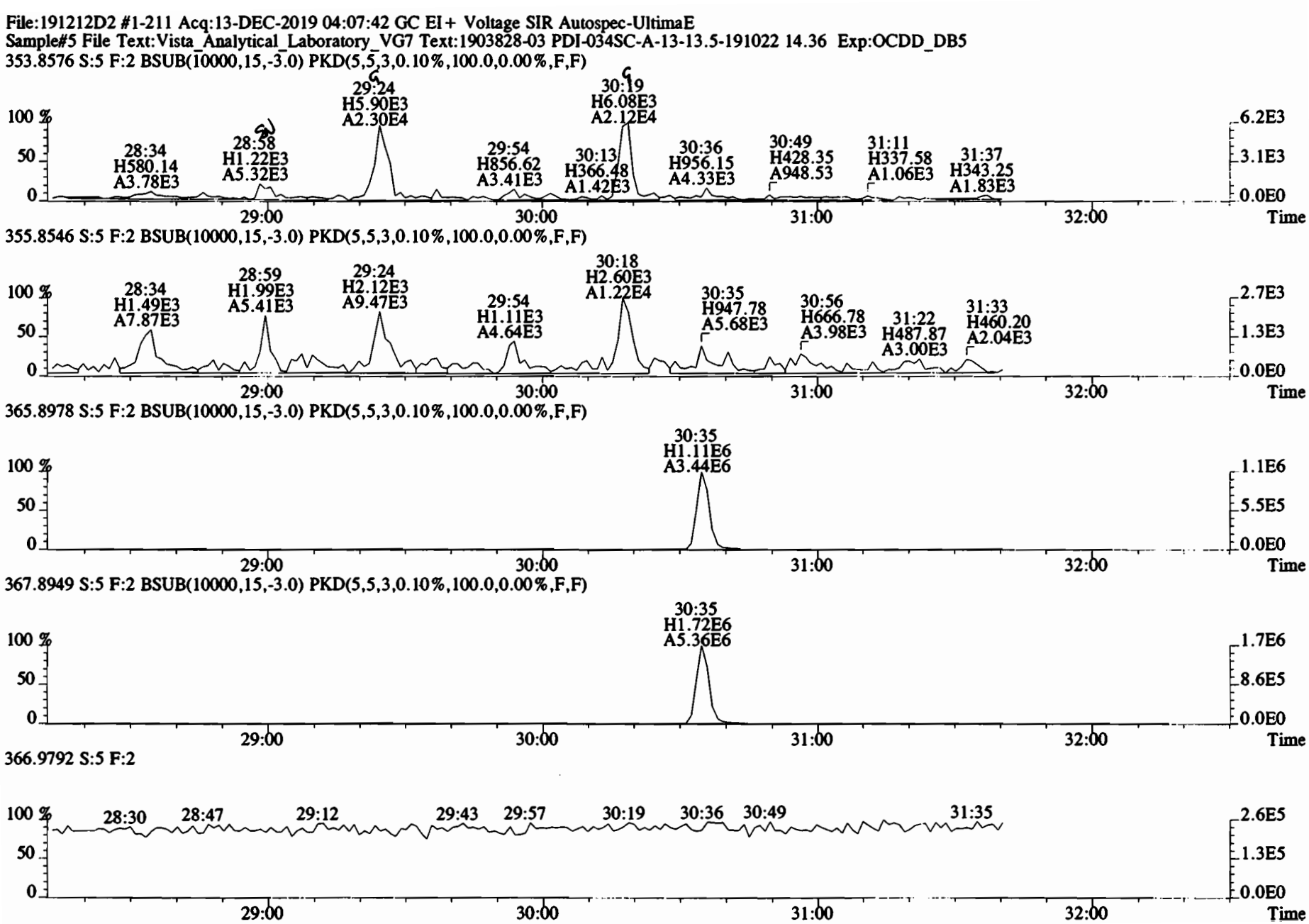
File:191212D2 #1-211 Acq:13-DEC-2019 04:07:42 GC EI+ Voltage SIR Autospec-UltimaE
Sample#5 File Text:Vista_Analytical_Laboratory_VG7 Text:1903828-03 PDI-034SC-A-13-13.5-191022 14.36 Exp:OCDD_DB5
353.8576 S:5 F:2 BSUB(10000,15,-3.0) PKD(5,5,3,0.10%,100.0,0.00%,F,F)
28:34 H580.14 A3.78E3
28:58 H1.22E3 A5.32E3
29:24 H5.90E3 A2.30E4
29:54 H856.62 A3.41E3
30:13 H366.48 A1.42E3
30:19 H6.08E3 A2.12E4
30:36 H956.15 A4.33E3
30:49 H428.35 A948.53
31:11 H337.58 A1.06E3
31:37 H343.25 A1.83E3
355.8546 S:5 F:2 BSUB(10000,15,-3.0) PKD(5,5,3,0.10%,100.0,0.00%,F,F)
28:34 H1.49E3 A7.87E3
28:59 H1.99E3 A5.41E3
29:24 H2.12E3 A9.47E3
29:54 H1.11E3 A4.64E3
30:18 H2.60E3 A1.22E4
30:35 H947.78 A5.68E3
30:56 H666.78 A3.98E3
31:22 H487.87 A3.00E3
31:33 H460.20 A2.04E3
365.8978 S:5 F:2 BSUB(10000,15,-3.0) PKD(5,5,3,0.10%,100.0,0.00%,F,F)
30:35 H1.11E6 A3.44E6
367.8949 S:5 F:2 BSUB(10000,15,-3.0) PKD(5,5,3,0.10%,100.0,0.00%,F,F)
30:35 H1.72E6 A5.36E6
366.9792 S:5 F:2
28:30 28:47 29:12 29:43 29:57 30:19 30:36 30:49 31:35
100 %
50
0
29:00
30:00
31:00
32:00
Time
6.2E3
3.1E3
0.0E0
2.7E3
1.3E3
1.1E6
5.5E5
1.7E6
8.6E5
2.6E5
1.3E5

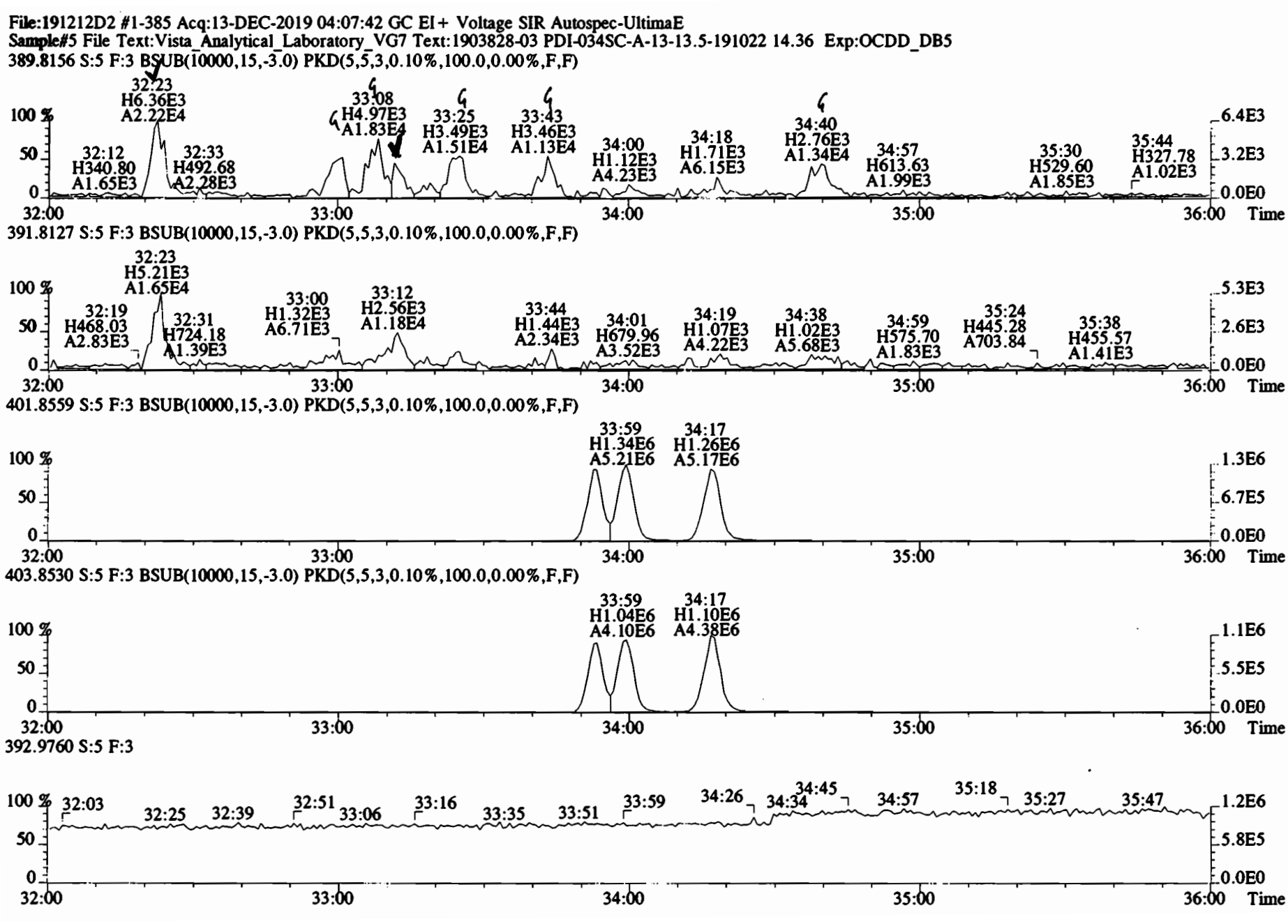
File:191212D2 #1-385 Acq:13-DEC-2019 04:07:42 GC EI+ Voltage SIR Autospec-UltimaE
Sample#5 File Text:Vista_Analytical_Laboratory_VG7 Text:1903828-03 PDI-034SC-A-13-13.5-191022 14.36 Exp:OCDD_DB5
389.8156 S:5 F:3 BSUB(10000,15,-3.0) PKD(5,5,3,0.10%,100.0,0.00%,F,F)
32:23 H6.36E3 A2.22E4
33:08 H4.97E3 A1.83E4
33:25 H3.49E3 A1.51E4
33:43 H3.46E3 A1.13E4
34:40 H2.76E3 A1.34E4
32:12 H340.80 A1.65E3
32:33 H492.68 A2.28E3
34:00 H1.12E3 A4.23E3
34:18 H1.71E3 A6.15E3
34:57 H613.63 A1.99E3
35:30 H529.60 A1.85E3
35:44 H327.78 A1.02E3
391.8127 S:5 F:3 BSUB(10000,15,-3.0) PKD(5,5,3,0.10%,100.0,0.00%,F,F)
32:23 H5.21E3 A1.65E4
32:19 H468.03 A2.83E3
32:31 H724.18 A1.39E3
33:00 H1.32E3 A6.71E3
33:12 H2.56E3 A1.18E4
33:44 H1.44E3 A2.34E3
34:01 H679.96 A3.52E3
34:19 H1.07E3 A4.22E3
34:38 H1.02E3 A5.68E3
34:59 H575.70 A1.83E3
35:24 H445.28 A703.84
35:38 H455.57 A1.41E3
401.8559 S:5 F:3 BSUB(10000,15,-3.0) PKD(5,5,3,0.10%,100.0,0.00%,F,F)
33:59 H1.34E6 A5.21E6
34:17 H1.26E6 A5.17E6
403.8530 S:5 F:3 BSUB(10000,15,-3.0) PKD(5,5,3,0.10%,100.0,0.00%,F,F)
33:59 H1.04E6 A4.10E6
34:17 H1.10E6 A4.38E6
392.9760 S:5 F:3
32:03
32:25
32:39
32:51
33:06
33:16
33:35
33:51
33:59
34:26
34:34
34:45
34:57
35:18
35:27
35:47
100 %
50
0
32:00
33:00
34:00
35:00
36:00
Time
6.4E3
3.2E3
0.0E0
5.3E3
2.6E3
1.3E6
6.7E5
1.1E6
5.5E5
1.2E6
5.8E5

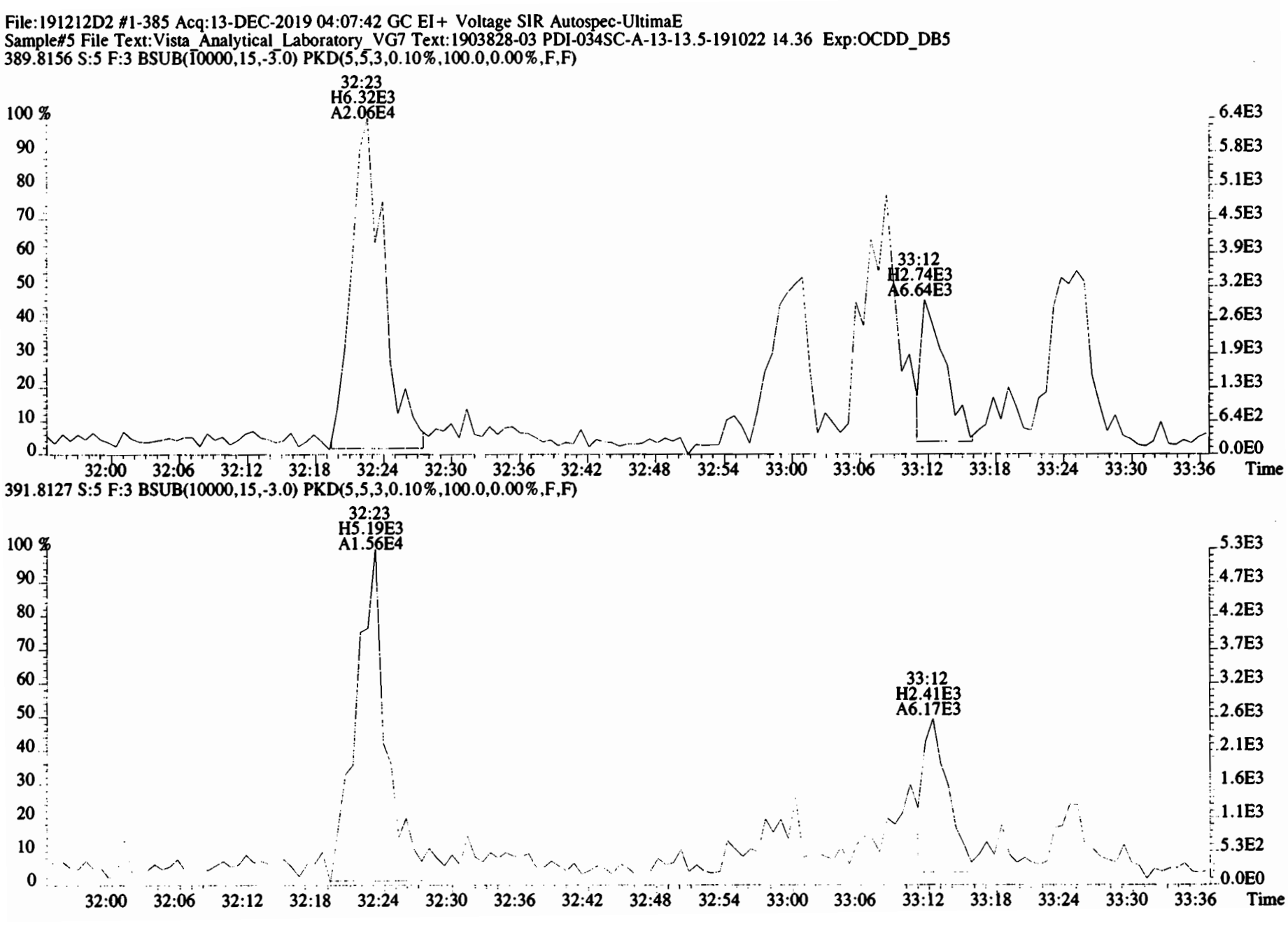
File:191212D2 #1-385 Acq:13-DEC-2019 04:07:42 GC EI+ Voltage SIR Autospec-UltimaE
Sample#5 File Text:Vista_Analytical_Laboratory_VG7 Text:1903828-03 PDI-034SC-A-13-13.5-191022 14.36 Exp:OCDD_DB5
389.8156 S:5 F:3 BSUB(10000,15,-3.0) PKD(5,5,3,0.10%,100.0,0.00%,F,F)
32:23
H6.32E3
A2.06E4
33:12
H2.74E3
A6.64E3
391.8127 S:5 F:3 BSUB(10000,15,-3.0) PKD(5,5,3,0.10%,100.0,0.00%,F,F)
32:23
H5.19E3
A1.56E4
33:12
H2.41E3
A6.17E3
100 %
90
80
70
60
50
40
30
20
10
0
6.4E3
5.8E3
5.1E3
4.5E3
3.9E3
3.2E3
2.6E3
1.9E3
1.3E3
6.4E2
0.0E0
5.3E3
4.7E3
4.2E3
3.7E3
3.2E3
2.6E3
2.1E3
1.6E3
1.1E3
5.3E2
0.0E0
32:00
32:06
32:12
32:18
32:24
32:30
32:36
32:42
32:48
32:54
33:00
33:06
33:12
33:18
33:24
33:30
33:36
Time

File:191212D2 #1-385 Acq:13-DEC-2019 04:07:42 GC EI+ Voltage SIR Autospec-UltimaE
Sample#5 File Text:Vista_Analytical_Laboratory_VG7 Text:1903828-03 PDI-034SC-A-13-13.5-191022 14.36 Exp:OCDD_DB5
401.8559 S:5 F:3 BSUB(10000,15,-3.0) PKD(5,5,3,0.10%,100.0,0.00%,F,F)

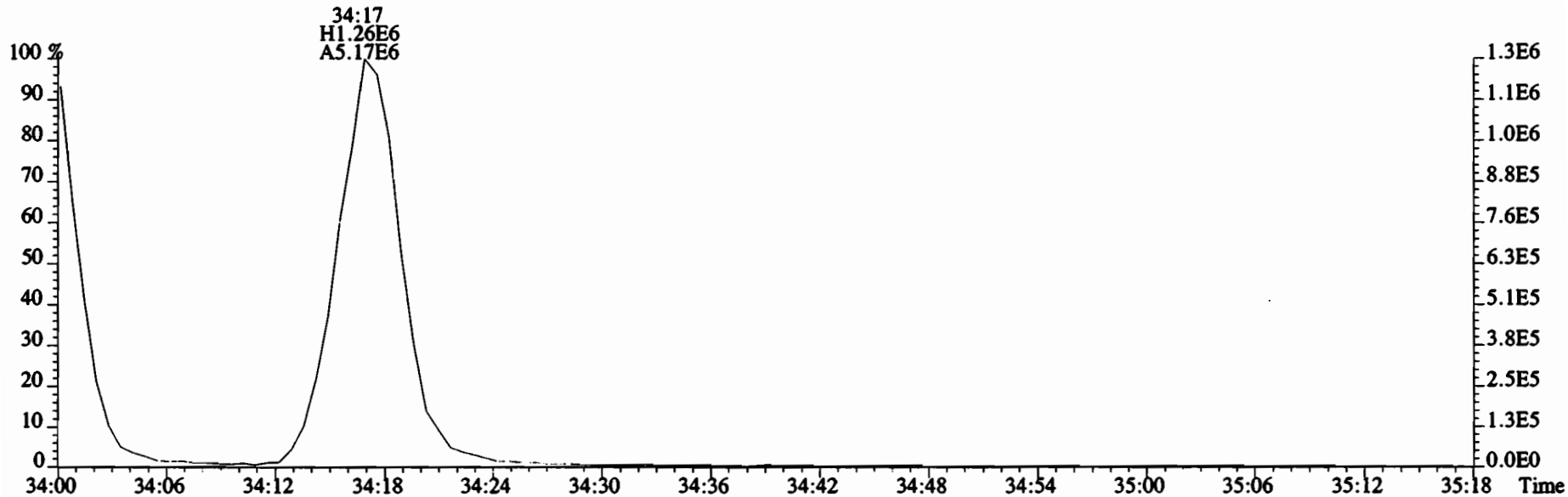

403.8530 S:5 F:3 BSUB(10000,15,-3.0) PKD(5,5,3,0.10%,100.0,0.00%,F,F)

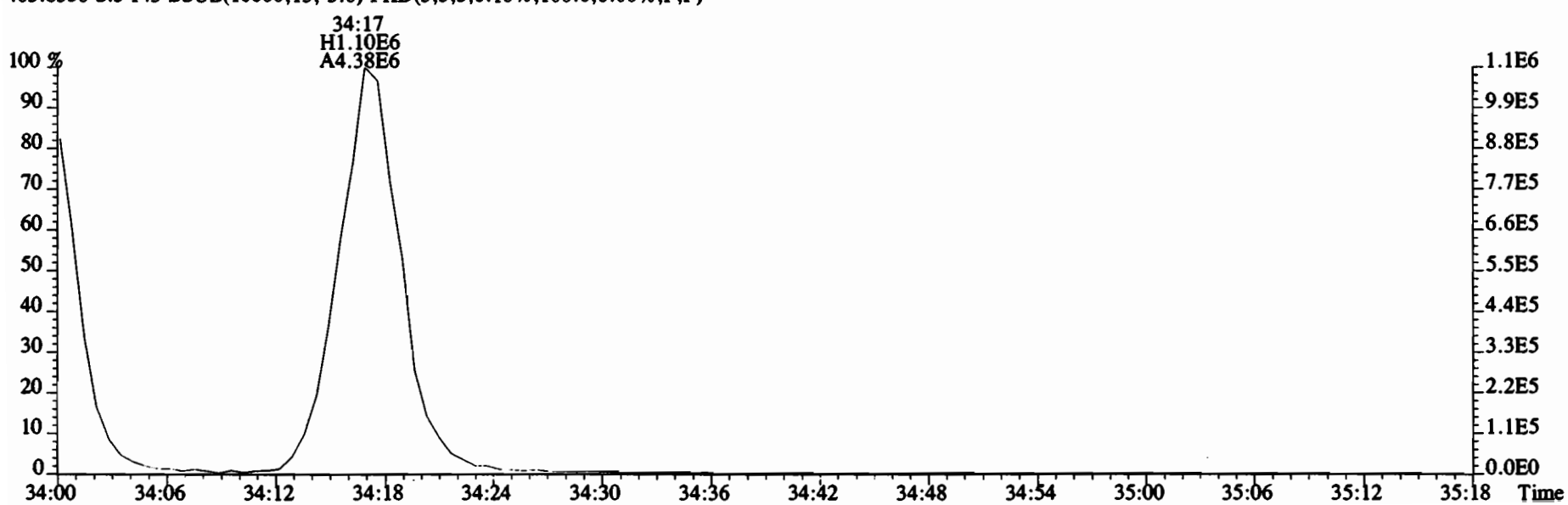

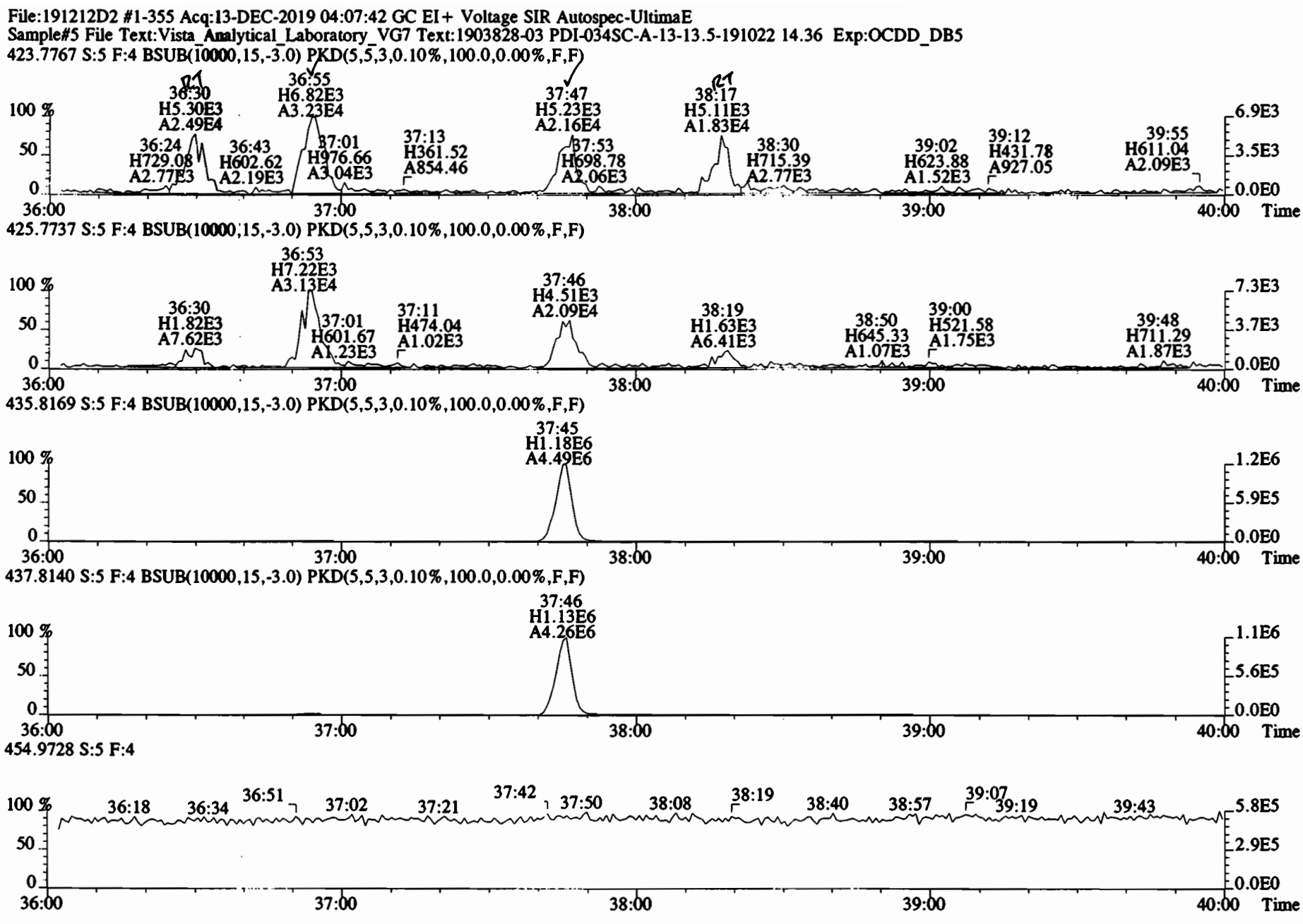
File:191212D2 #1-355 Acq:13-DEC-2019 04:07:42 GC EI+ Voltage SIR Autospec-UltimaE
Sample#5 File Text:Vista_Analytical_Laboratory_VG7 Text:1903828-03 PDI-034SC-A-13-13.5-191022 14.36 Exp:OCDD_DB5
423.7767 S:5 F:4 BSUB(10000,15,-3.0) PKD(5,5,3,0.10%,100.0,0.00%,F,F)
36:30 H5.30E3 A2.49E4
36:55 H6.82E3 A3.23E4
37:47 H5.23E3 A2.16E4
38:17 H5.11E3 A1.83E4
36:24 H729.08 A2.77E3
36:43 H602.62 A2.19E3
37:01 H976.66 A3.04E3
37:13 H361.52 A854.46
37:53 H698.78 A2.06E3
38:30 H715.39 A2.77E3
39:02 H623.88 A1.52E3
39:12 H431.78 A927.05
39:55 H611.04 A2.09E3
425.7737 S:5 F:4 BSUB(10000,15,-3.0) PKD(5,5,3,0.10%,100.0,0.00%,F,F)
36:53 H7.22E3 A3.13E4
37:46 H4.51E3 A2.09E4
36:30 H1.82E3 A7.62E3
37:01 H601.67 A1.23E3
37:11 H474.04 A1.02E3
38:19 H1.63E3 A6.41E3
38:50 H645.33 A1.07E3
39:00 H521.58 A1.75E3
39:48 H711.29 A1.87E3
435.8169 S:5 F:4 BSUB(10000,15,-3.0) PKD(5,5,3,0.10%,100.0,0.00%,F,F)
37:45 H1.18E6 A4.49E6
437.8140 S:5 F:4 BSUB(10000,15,-3.0) PKD(5,5,3,0.10%,100.0,0.00%,F,F)
37:46 H1.13E6 A4.26E6
454.9728 S:5 F:4
36:18
36:34
36:51
37:02
37:21
37:42
37:50
38:08
38:19
38:40
38:57
39:07
39:19
39:43
100 %
50
0
36:00
37:00
38:00
39:00
40:00
Time
6.9E3
3.5E3
0.0E0
7.3E3
3.7E3
1.2E6
5.9E5
1.1E6
5.6E5
5.8E5
2.9E5

File:191212D2 #1-355 Acq:13-DEC-2019 04:07:42 GC EI+ Voltage SIR Autospec-UltimaE
Sample#5 File Text:Vista_Analytical_Laboratory_VG7 Text:1903828-03 PDI-034SC-A-13-13.5-191022 14.36 Exp:OCDD_DB5
423.7767 S:5 F:4 BSUB(10000,15,-3.0) PKD(5,5,3,0.10%,100.0,0.00%,F,F)

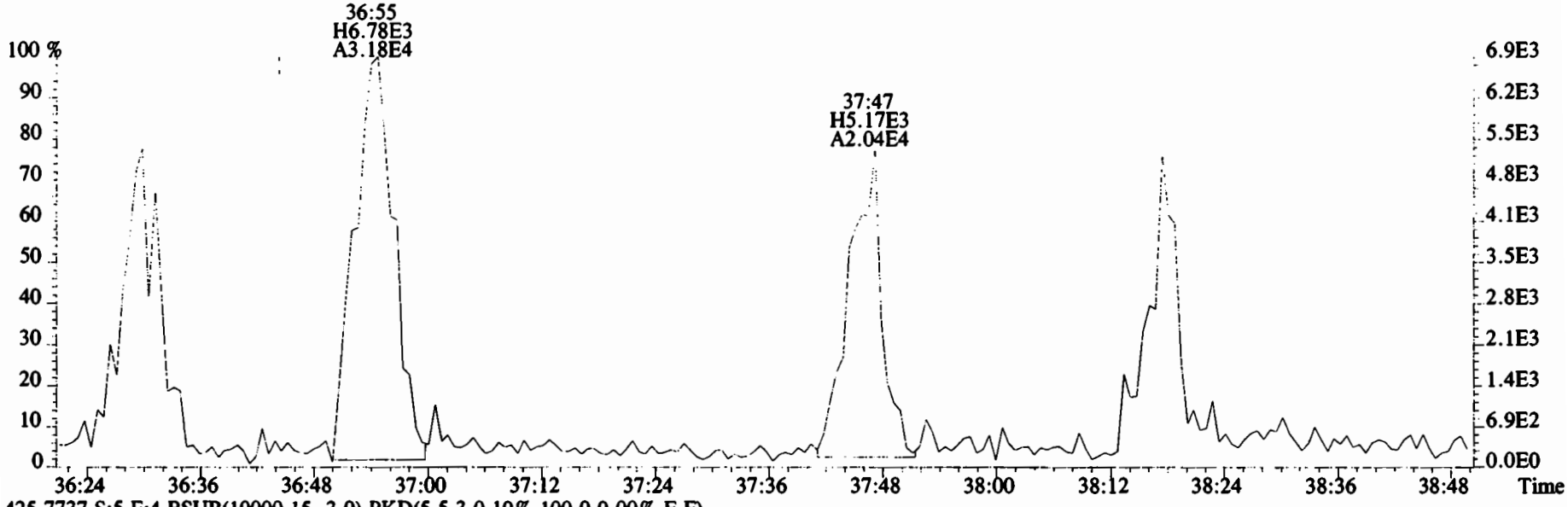

425.7737 S:5 F:4 BSUB(10000,15,-3.0) PKD(5,5,3,0.10%,100.0,0.00%,F,F)

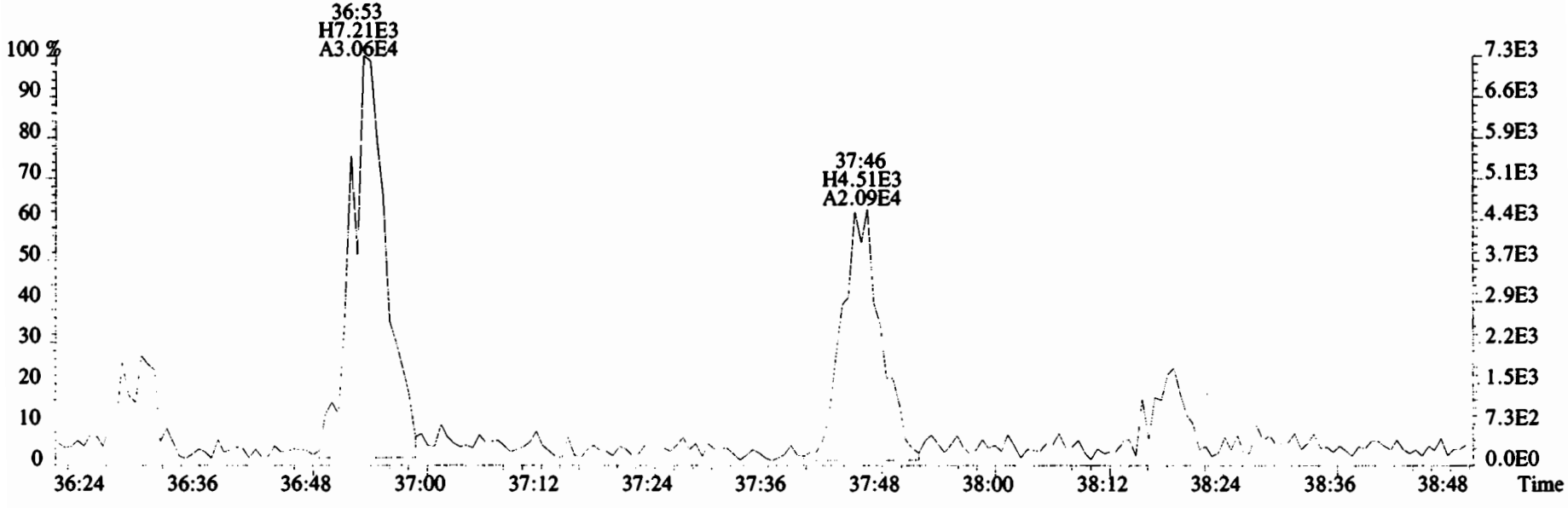

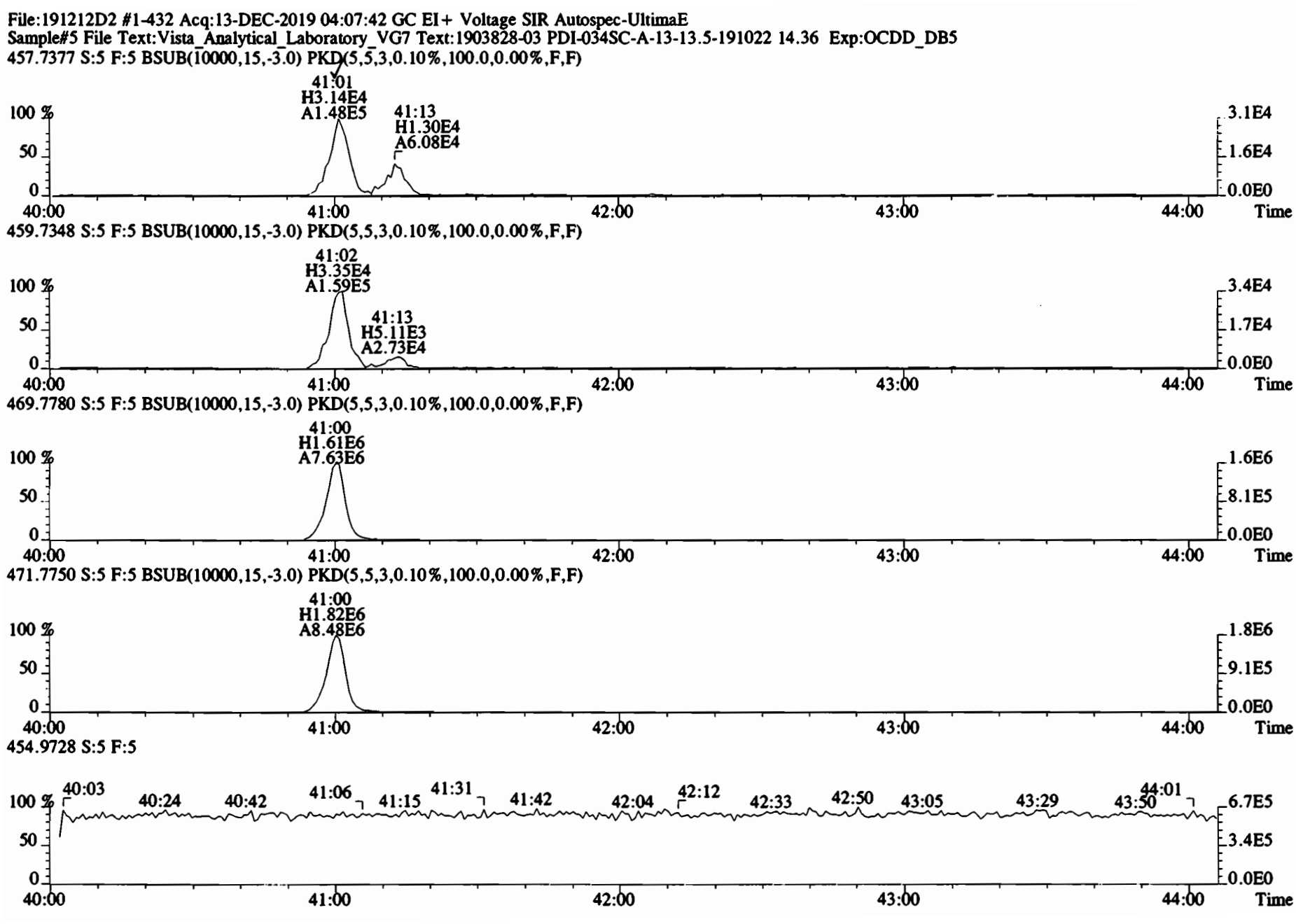
File:191212D2 #1-432 Acq:13-DEC-2019 04:07:42 GC EI+ Voltage SIR Autospec-UltimaE
Sample#5 File Text:Vista_Analytical_Laboratory_VG7 Text:1903828-03 PDI-034SC-A-13-13.5-191022 14.36 Exp:OCDD_DB5
457.7377 S:5 F:5 BSUB(10000,15,-3.0) PKD(5,5,3,0.10%,100.0,0.00%,F,F)
41:01
H3.14E4
A1.48E5
41:13
H1.30E4
A6.08E4
459.7348 S:5 F:5 BSUB(10000,15,-3.0) PKD(5,5,3,0.10%,100.0,0.00%,F,F)
41:02
H3.35E4
A1.59E5
41:13
H5.11E3
A2.73E4
469.7780 S:5 F:5 BSUB(10000,15,-3.0) PKD(5,5,3,0.10%,100.0,0.00%,F,F)
41:00
H1.61E6
A7.63E6
471.7750 S:5 F:5 BSUB(10000,15,-3.0) PKD(5,5,3,0.10%,100.0,0.00%,F,F)
41:00
H1.82E6
A8.48E6
454.9728 S:5 F:5
40:03
40:24
40:42
41:06
41:15
41:31
41:42
42:04
42:12
42:33
42:50
43:05
43:29
43:50
44:01
100 %
50
0
40:00
41:00
42:00
43:00
44:00
Time
3.1E4
1.6E4
0.0E0
3.4E4
1.7E4
0.0E0
1.6E6
8.1E5
0.0E0
1.8E6
9.1E5
0.0E0
6.7E5
3.4E5
0.0E0

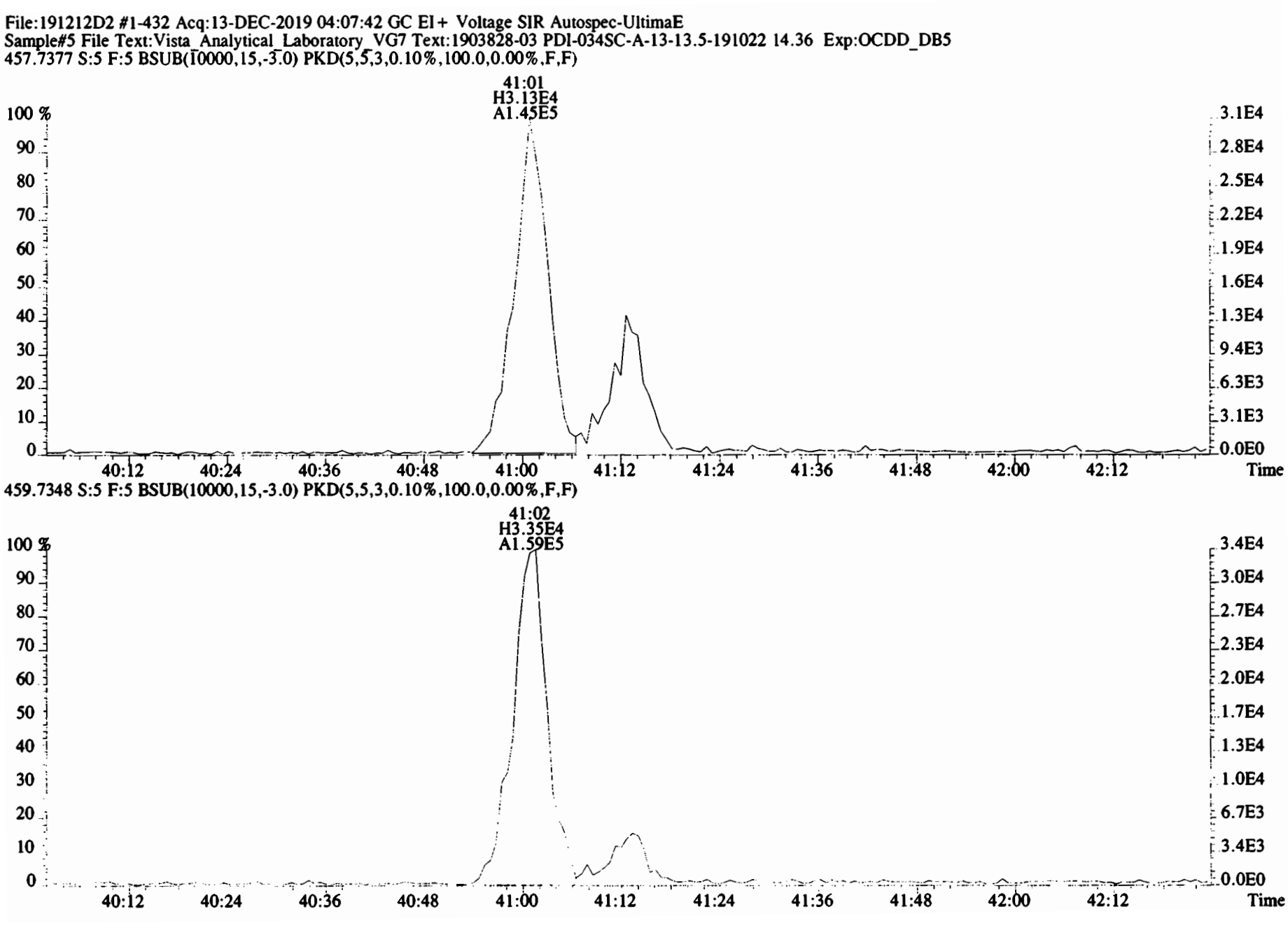
File:191212D2 #1-432 Acq:13-DEC-2019 04:07:42 GC EI+ Voltage SIR Autospec-UltimaE
Sample#5 File Text:Vista_Analytical_Laboratory_VG7 Text:1903828-03 PDI-034SC-A-13-13.5-191022 14.36 Exp:OCDD_DB5
457.7377 S:5 F:5 BSUB(10000,15,-3.0) PKD(5,5,3,0.10%,100.0,0.00%,F,F)
41:01
H3.13E4
A1.45E5
100 %
90
80
70
60
50
40
30
20
10
0
3.1E4
2.8E4
2.5E4
2.2E4
1.9E4
1.6E4
1.3E4
9.4E3
6.3E3
3.1E3
0.0E0
40:12
40:24
40:36
40:48
41:00
41:12
41:24
41:36
41:48
42:00
42:12
Time
459.7348 S:5 F:5 BSUB(10000,15,-3.0) PKD(5,5,3,0.10%,100.0,0.00%,F,F)
41:02
H3.35E4
A1.59E5
100 %
90
80
70
60
50
40
30
20
10
0
3.4E4
3.0E4
2.7E4
2.3E4
2.0E4
1.7E4
1.3E4
1.0E4
6.7E3
3.4E3
0.0E0
40:12
40:24
40:36
40:48
41:00
41:12
41:24
41:36
41:48
42:00
42:12
Time

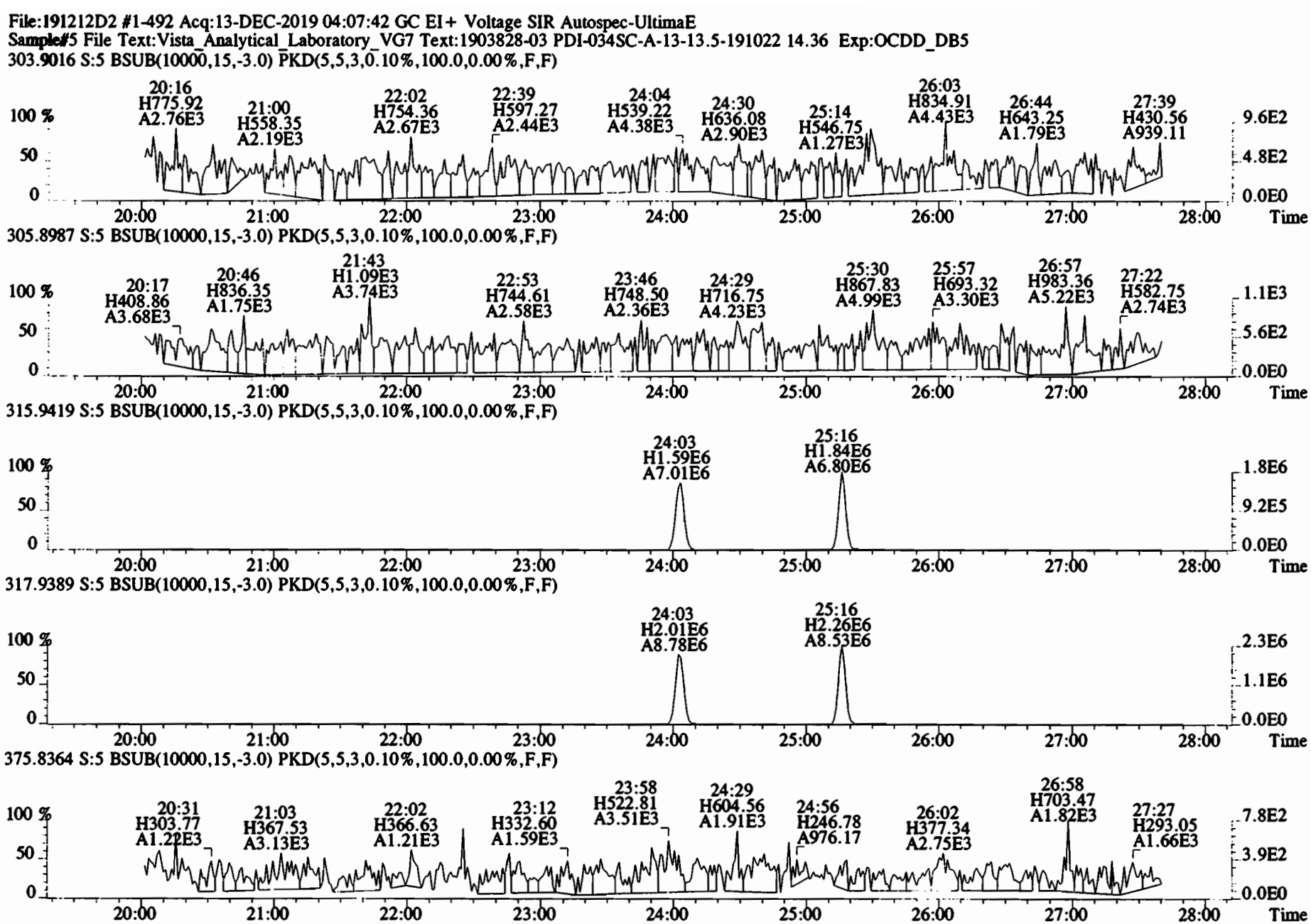
File:191212D2 #1-492 Acq:13-DEC-2019 04:07:42 GC EI+ Voltage SIR Autospec-UltimaE
Sample#5 File Text:Vista_Analytical_Laboratory_VG7 Text:1903828-03 PDI-034SC-A-13-13.5-191022 14.36 Exp:OCDD_DB5
303.9016 S:5 BSUB(10000,15,-3.0) PKD(5,5,3,0.10%,100.0,0.00%,F,F)
20:16 H775.92 A2.76E3
21:00 H558.35 A2.19E3
22:02 H754.36 A2.67E3
22:39 H597.27 A2.44E3
24:04 H539.22 A4.38E3
24:30 H636.08 A2.90E3
25:14 H546.75 A1.27E3
26:03 H834.91 A4.43E3
26:44 H643.25 A1.79E3
27:39 H430.56 A939.11
305.8987 S:5 BSUB(10000,15,-3.0) PKD(5,5,3,0.10%,100.0,0.00%,F,F)
20:17 H408.86 A3.68E3
20:46 H836.35 A1.75E3
21:43 H1.09E3 A3.74E3
22:53 H744.61 A2.58E3
23:46 H748.50 A2.36E3
24:29 H716.75 A4.23E3
25:30 H867.83 A4.99E3
25:57 H693.32 A3.30E3
26:57 H983.36 A5.22E3
27:22 H582.75 A2.74E3
315.9419 S:5 BSUB(10000,15,-3.0) PKD(5,5,3,0.10%,100.0,0.00%,F,F)
24:03 H1.59E6 A7.01E6
25:16 H1.84E6 A6.80E6
317.9389 S:5 BSUB(10000,15,-3.0) PKD(5,5,3,0.10%,100.0,0.00%,F,F)
24:03 H2.01E6 A8.78E6
25:16 H2.26E6 A8.53E6
375.8364 S:5 BSUB(10000,15,-3.0) PKD(5,5,3,0.10%,100.0,0.00%,F,F)
20:31 H303.77 A1.22E3
21:03 H367.53 A3.13E3
22:02 H366.63 A1.21E3
23:12 H332.60 A1.59E3
23:58 H522.81 A3.51E3
24:29 H604.56 A1.91E3
24:56 H246.78 A976.17
26:02 H377.34 A2.75E3
26:58 H703.47 A1.82E3
27:27 H293.05 A1.66E3
100 %
50
0
20:00
21:00
22:00
23:00
24:00
25:00
26:00
27:00
28:00
Time
9.6E2
4.8E2
0.0E0
1.1E3
5.6E2
1.8E6
9.2E5
2.3E6
1.1E6
7.8E2
3.9E2

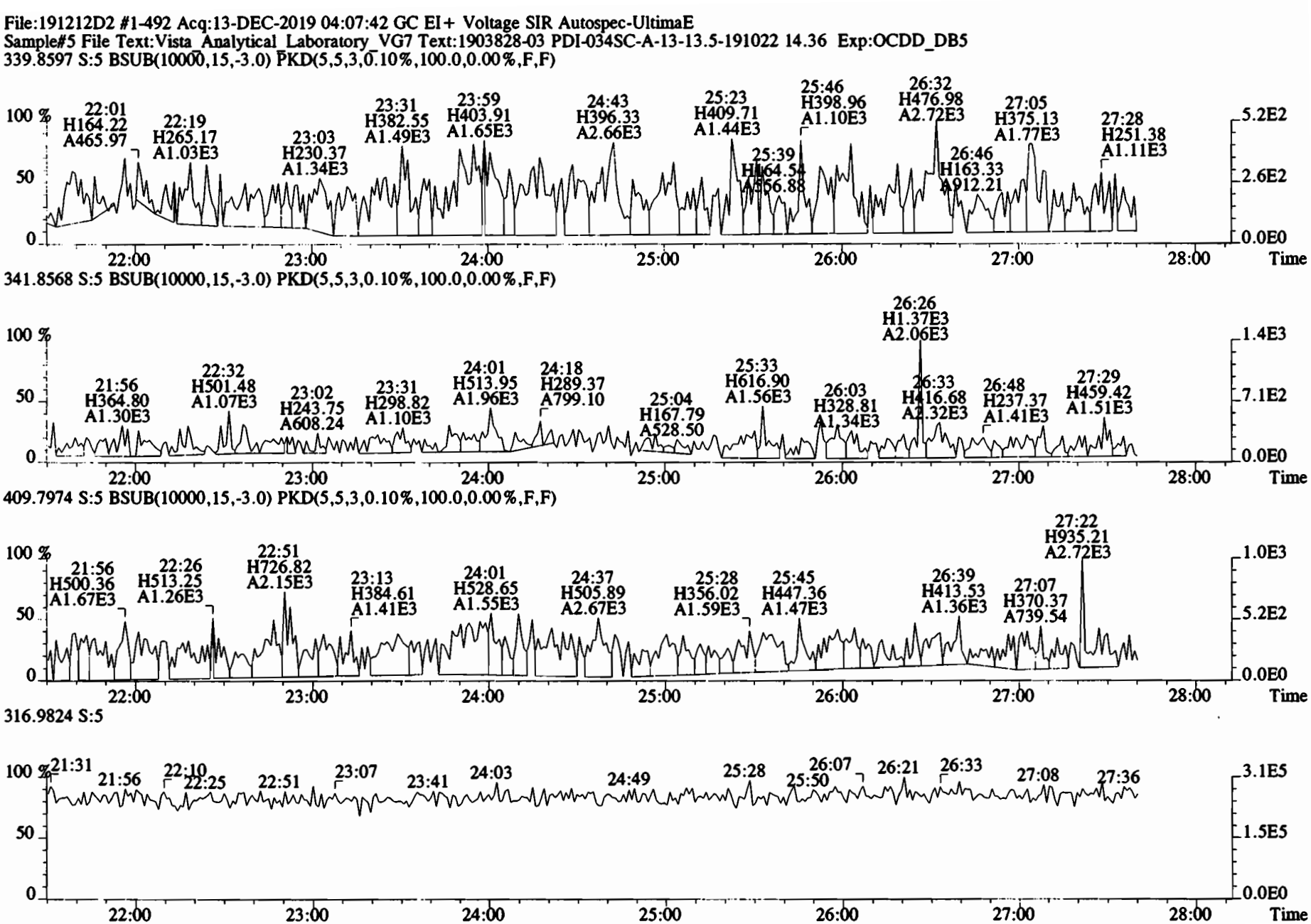
File:191212D2 #1-492 Acq:13-DEC-2019 04:07:42 GC EI+ Voltage SIR Autospec-UltimaE
Sample#5 File Text:Vista_Analytical_Laboratory_VG7 Text:1903828-03 PDI-034SC-A-13-13.5-191022 14.36 Exp:OCDD_DB5
339.8597 S:5 BSUB(10000,15,-3.0) PKD(5,5,3,0.10%,100.0,0.00%,F,F)
22:01 H164.22 A465.97
22:19 H265.17 A1.03E3
23:03 H230.37 A1.34E3
23:31 H382.55 A1.49E3
23:59 H403.91 A1.65E3
24:43 H396.33 A2.66E3
25:23 H409.71 A1.44E3
25:39 H164.54 A556.88
25:46 H398.96 A1.10E3
26:32 H476.98 A2.72E3
26:46 H163.33 A912.21
27:05 H375.13 A1.77E3
27:28 H251.38 A1.11E3
341.8568 S:5 BSUB(10000,15,-3.0) PKD(5,5,3,0.10%,100.0,0.00%,F,F)
21:56 H364.80 A1.30E3
22:32 H501.48 A1.07E3
23:02 H243.75 A608.24
23:31 H298.82 A1.10E3
24:01 H513.95 A1.96E3
24:18 H289.37 A799.10
25:04 H167.79 A528.50
25:33 H616.90 A1.56E3
26:03 H328.81 A1.34E3
26:26 H1.37E3 A2.06E3
26:33 H416.68 A2.32E3
26:48 H237.37 A1.41E3
27:29 H459.42 A1.51E3
409.7974 S:5 BSUB(10000,15,-3.0) PKD(5,5,3,0.10%,100.0,0.00%,F,F)
21:56 H500.36 A1.67E3
22:26 H513.25 A1.26E3
22:51 H726.82 A2.15E3
23:13 H384.61 A1.41E3
24:01 H528.65 A1.55E3
24:37 H505.89 A2.67E3
25:28 H356.02 A1.59E3
25:45 H447.36 A1.47E3
26:39 H413.53 A1.36E3
27:07 H370.37 A739.54
27:22 H935.21 A2.72E3
316.9824 S:5
21:31
21:56
22:10
22:25
22:51
23:07
23:41
24:03
24:49
25:28
25:50
26:07
26:21
26:33
27:08
27:36
100 %
50
0
22:00
23:00
24:00
25:00
26:00
27:00
28:00
Time
5.2E2
2.6E2
0.0E0
1.4E3
7.1E2
1.0E3
3.1E5
1.5E5

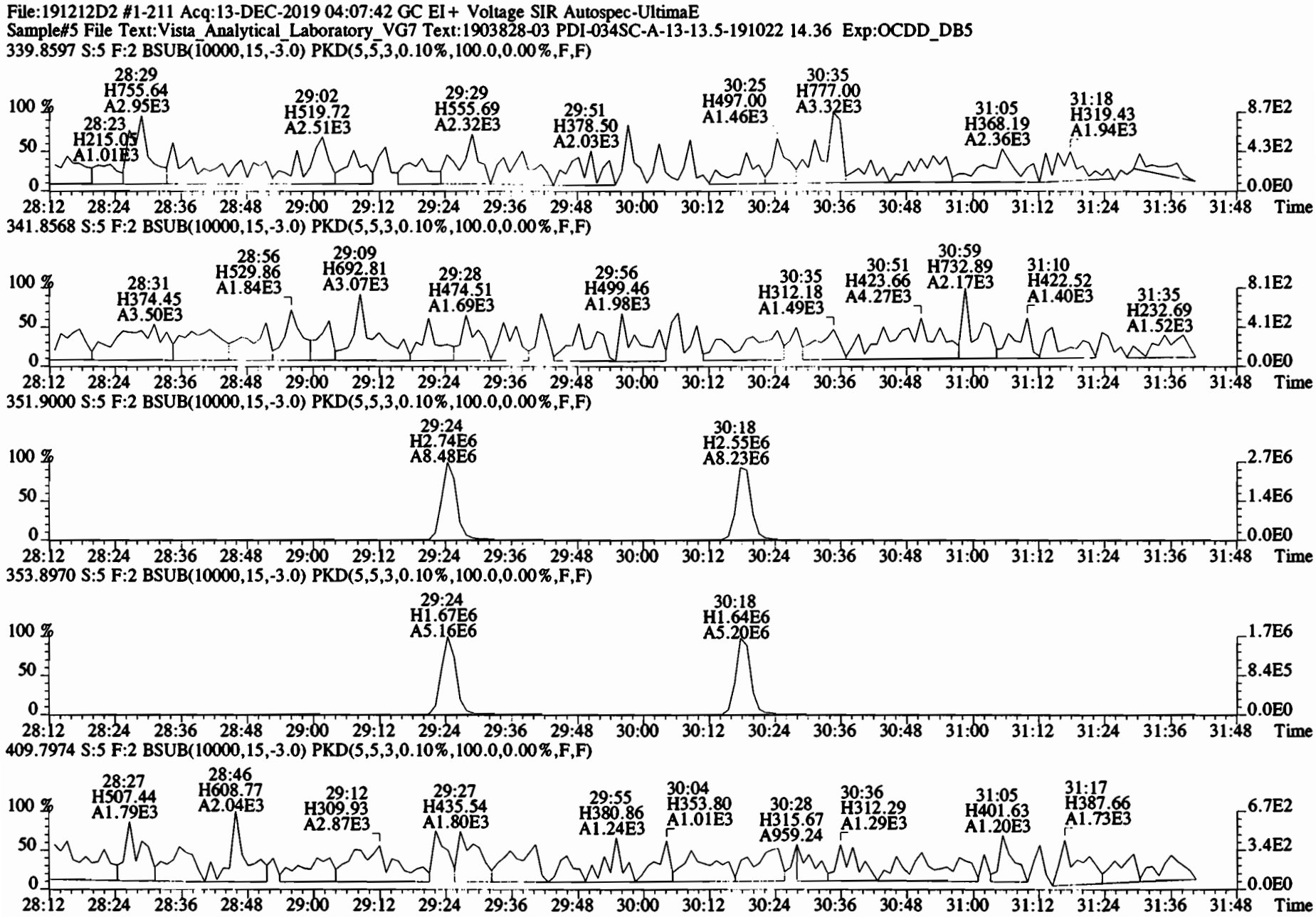
File:191212D2 #1-211 Acq:13-DEC-2019 04:07:42 GC EI+ Voltage SIR Autospec-UltimaE
Sample#5 File Text:Vista_Analytical_Laboratory_VG7 Text:1903828-03 PDI-034SC-A-13-13.5-191022 14.36 Exp:OCDD_DB5
339.8597 S:5 F:2 BSUB(10000,15,-3.0) PKD(5,5,3,0.10%,100.0,0.00%,F,F)
28:29 H755.64 A2.95E3
28:23 H215.05 A1.01E3
29:02 H519.72 A2.51E3
29:29 H555.69 A2.32E3
29:51 H378.50 A2.03E3
30:25 H497.00 A1.46E3
30:35 H777.00 A3.32E3
31:05 H368.19 A2.36E3
31:18 H319.43 A1.94E3
341.8568 S:5 F:2 BSUB(10000,15,-3.0) PKD(5,5,3,0.10%,100.0,0.00%,F,F)
28:31 H374.45 A3.50E3
28:56 H529.86 A1.84E3
29:09 H692.81 A3.07E3
29:28 H474.51 A1.69E3
29:56 H499.46 A1.98E3
30:35 H312.18 A1.49E3
30:51 H423.66 A4.27E3
30:59 H732.89 A2.17E3
31:10 H422.52 A1.40E3
31:35 H232.69 A1.52E3
351.9000 S:5 F:2 BSUB(10000,15,-3.0) PKD(5,5,3,0.10%,100.0,0.00%,F,F)
29:24 H2.74E6 A8.48E6
30:18 H2.55E6 A8.23E6
353.8970 S:5 F:2 BSUB(10000,15,-3.0) PKD(5,5,3,0.10%,100.0,0.00%,F,F)
29:24 H1.67E6 A5.16E6
30:18 H1.64E6 A5.20E6
409.7974 S:5 F:2 BSUB(10000,15,-3.0) PKD(5,5,3,0.10%,100.0,0.00%,F,F)
28:27 H507.44 A1.79E3
28:46 H608.77 A2.04E3
29:12 H309.93 A2.87E3
29:27 H435.54 A1.80E3
29:55 H380.86 A1.24E3
30:04 H353.80 A1.01E3
30:28 H315.67 A959.24
30:36 H312.29 A1.29E3
31:05 H401.63 A1.20E3
31:17 H387.66 A1.73E3
100 %
50
0
28:12 28:24 28:36 28:48 29:00 29:12 29:24 29:36 29:48 30:00 30:12 30:24 30:36 30:48 31:00 31:12 31:24 31:36 31:48 Time
8.7E2
4.3E2
0.0E0
8.1E2
4.1E2
0.0E0
2.7E6
1.4E6
0.0E0
1.7E6
8.4E5
0.0E0
6.7E2
3.4E2
0.0E0

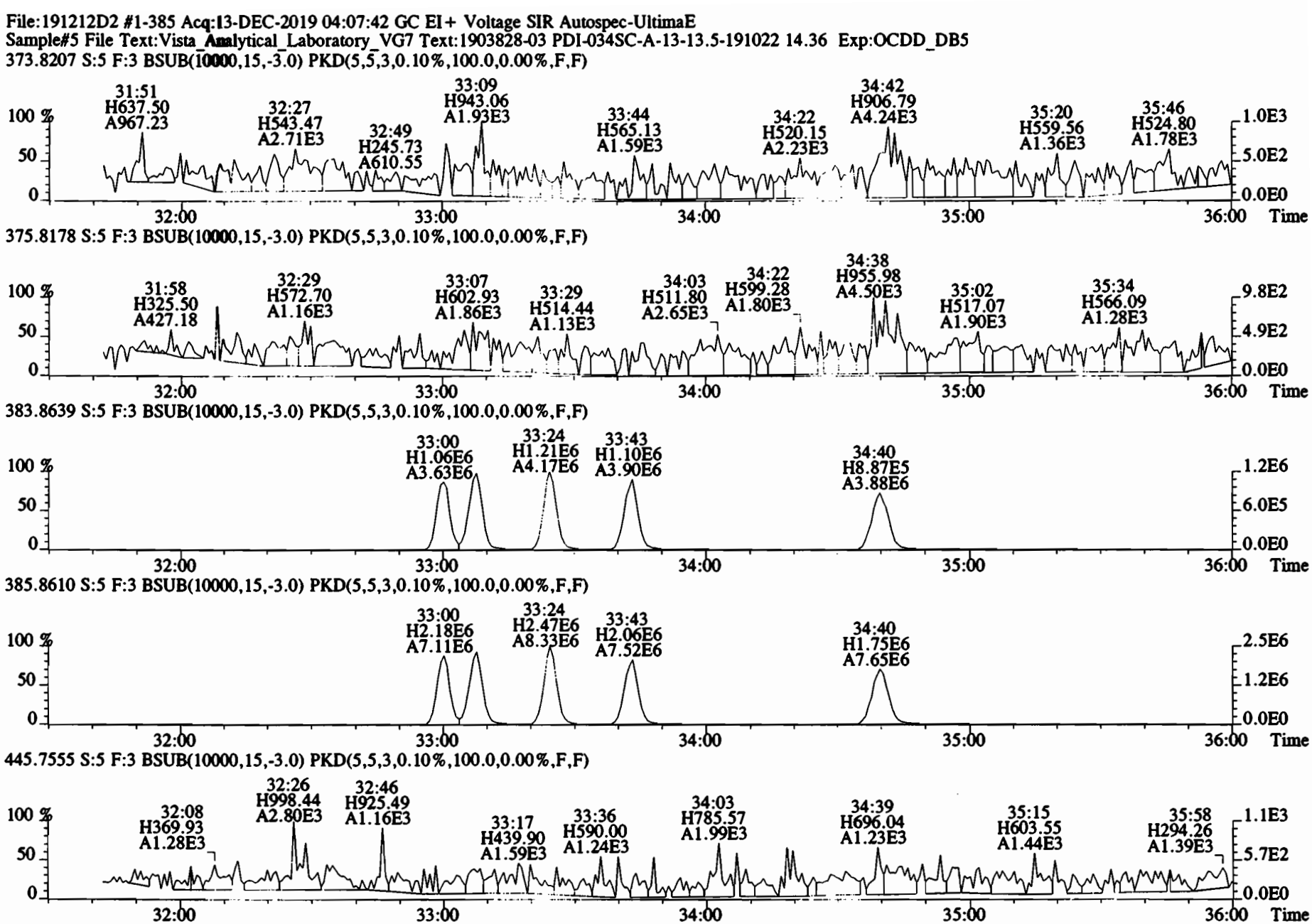
File:191212D2 #1-385 Acq:13-DEC-2019 04:07:42 GC EI+ Voltage SIR Autospec-UltimaE
Sample#5 File Text:Vista_Analytical_Laboratory_VG7 Text:1903828-03 PDI-034SC-A-13-13.5-191022 14.36 Exp:OCDD_DB5
373.8207 S:5 F:3 BSUB(10000,15,-3.0) PKD(5,5,3,0.10%,100.0,0.00%,F,F)
31:51 H637.50 A967.23
32:27 H543.47 A2.71E3
32:49 H245.73 A610.55
33:09 H943.06 A1.93E3
33:44 H565.13 A1.59E3
34:22 H520.15 A2.23E3
34:42 H906.79 A4.24E3
35:20 H559.56 A1.36E3
35:46 H524.80 A1.78E3
375.8178 S:5 F:3 BSUB(10000,15,-3.0) PKD(5,5,3,0.10%,100.0,0.00%,F,F)
31:58 H325.50 A427.18
32:29 H572.70 A1.16E3
33:07 H602.93 A1.86E3
33:29 H514.44 A1.13E3
34:03 H511.80 A2.65E3
34:22 H599.28 A1.80E3
34:38 H955.98 A4.50E3
35:02 H517.07 A1.90E3
35:34 H566.09 A1.28E3
383.8639 S:5 F:3 BSUB(10000,15,-3.0) PKD(5,5,3,0.10%,100.0,0.00%,F,F)
33:00 H1.06E6 A3.63E6
33:24 H1.21E6 A4.17E6
33:43 H1.10E6 A3.90E6
34:40 H8.87E5 A3.88E6
385.8610 S:5 F:3 BSUB(10000,15,-3.0) PKD(5,5,3,0.10%,100.0,0.00%,F,F)
33:00 H2.18E6 A7.11E6
33:24 H2.47E6 A8.33E6
33:43 H2.06E6 A7.52E6
34:40 H1.75E6 A7.65E6
445.7555 S:5 F:3 BSUB(10000,15,-3.0) PKD(5,5,3,0.10%,100.0,0.00%,F,F)
32:08 H369.93 A1.28E3
32:26 H998.44 A2.80E3
32:46 H925.49 A1.16E3
33:17 H439.90 A1.59E3
33:36 H590.00 A1.24E3
34:03 H785.57 A1.99E3
34:39 H696.04 A1.23E3
35:15 H603.55 A1.44E3
35:58 H294.26 A1.39E3
100 %
50
0
32:00
33:00
34:00
35:00
36:00
Time
1.0E3
5.0E2
0.0E0
9.8E2
4.9E2
1.2E6
6.0E5
2.5E6
1.2E6
1.1E3
5.7E2

File:191212D2 #1-385 Acq:13-DEC-2019 04:07:42 GC EI+ Voltage SIR Autospec-UltimaE
Sample#5 File Text:Vista_Analytical_Laboratory_VG7 Text:1903828-03 PDI-034SC-A-13-13.5-191022 14.36 Exp:OCDD_DB5
383.8639 S:5 F:3 BSUB(10000,15,-3.0) PKD(5,5,3,0.10%,100.0,0.00%,F,F)

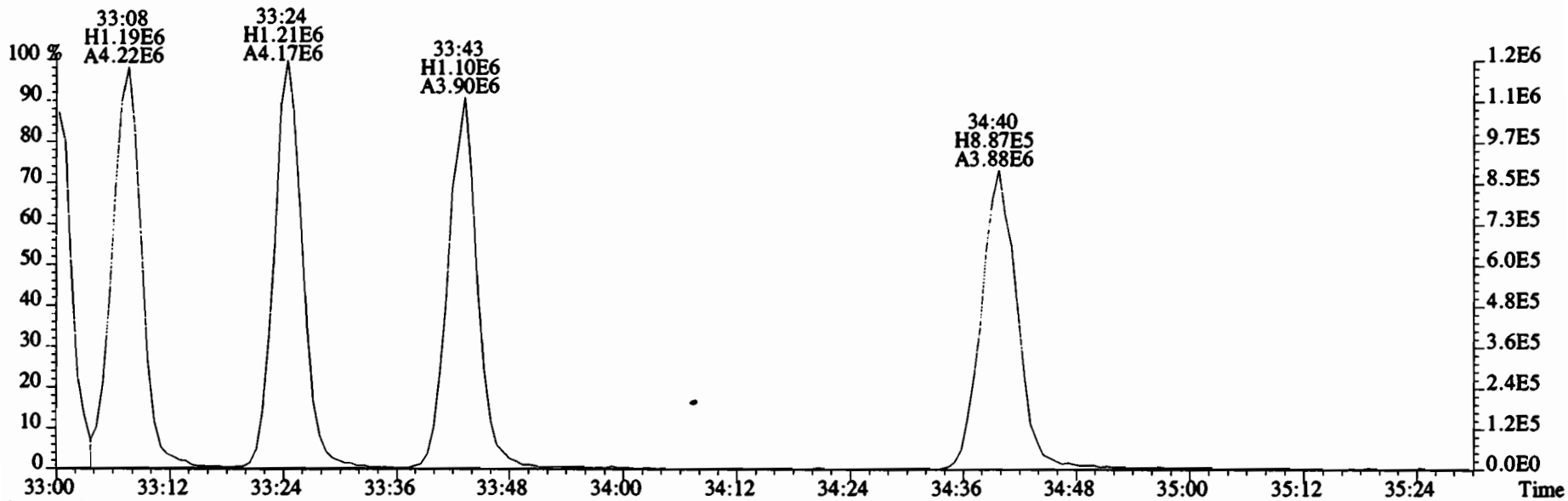

385.8610 S:5 F:3 BSUB(10000,15,-3.0) PKD(5,5,3,0.10%,100.0,0.00%,F,F)

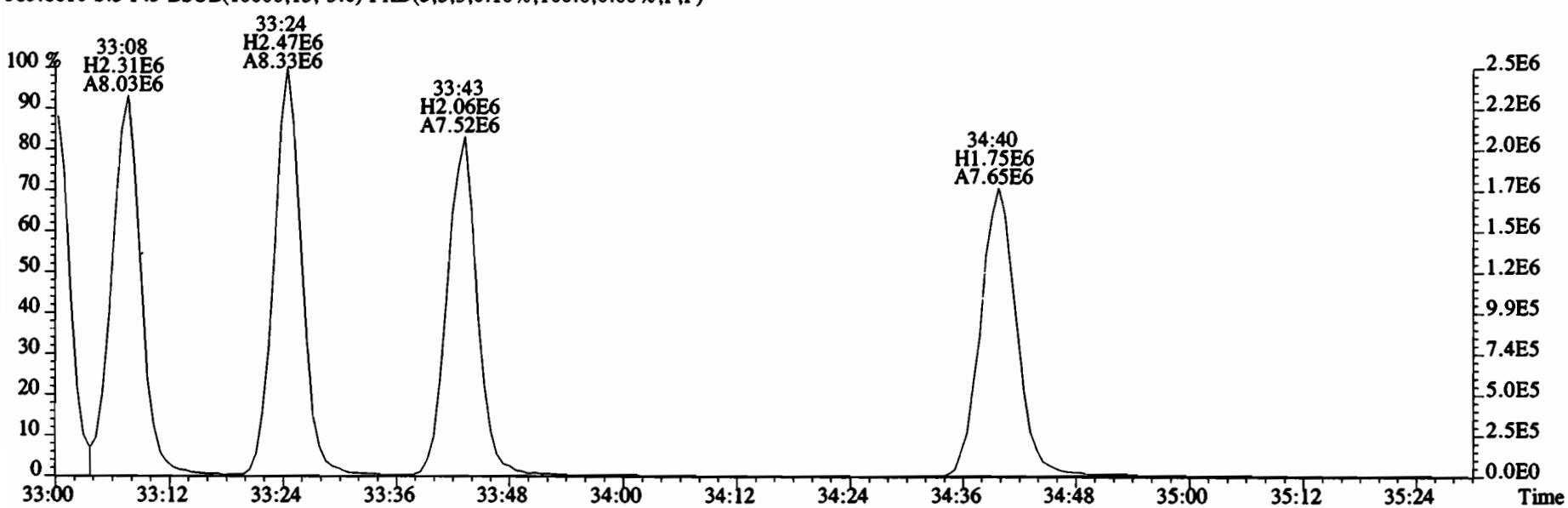

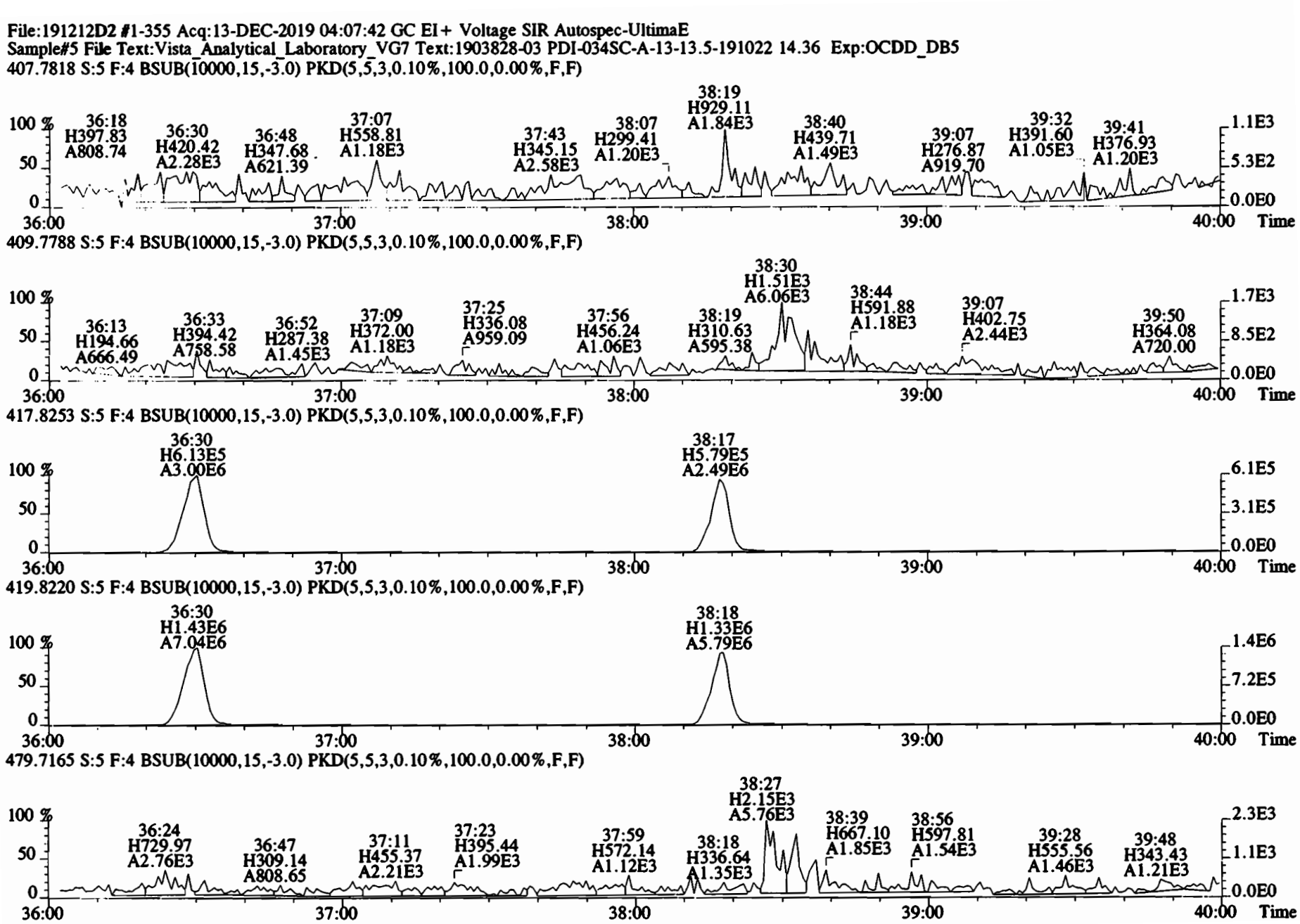
File:191212D2 #1-355 Acq:13-DEC-2019 04:07:42 GC EI+ Voltage SIR Autospec-UltimaE
Sample#5 File Text:Vista_Analytical_Laboratory_VG7 Text:1903828-03 PDI-034SC-A-13-13.5-191022 14.36 Exp:OCDD_DB5
407.7818 S:5 F:4 BSUB(10000,15,-3.0) PKD(5,5,3,0.10%,100.0,0.00%,F,F)
36:18 H397.83 A808.74
36:30 H420.42 A2.28E3
36:48 H347.68 A621.39
37:07 H558.81 A1.18E3
37:43 H345.15 A2.58E3
38:07 H299.41 A1.20E3
38:19 H929.11 A1.84E3
38:40 H439.71 A1.49E3
39:07 H276.87 A919.70
39:32 H391.60 A1.05E3
39:41 H376.93 A1.20E3
409.7788 S:5 F:4 BSUB(10000,15,-3.0) PKD(5,5,3,0.10%,100.0,0.00%,F,F)
36:13 H194.66 A666.49
36:33 H394.42 A758.58
36:52 H287.38 A1.45E3
37:09 H372.00 A1.18E3
37:25 H336.08 A959.09
37:56 H456.24 A1.06E3
38:19 H310.63 A595.38
38:30 H1.51E3 A6.06E3
38:44 H591.88 A1.18E3
39:07 H402.75 A2.44E3
39:50 H364.08 A720.00
417.8253 S:5 F:4 BSUB(10000,15,-3.0) PKD(5,5,3,0.10%,100.0,0.00%,F,F)
36:30 H6.13E5 A3.00E6
38:17 H5.79E5 A2.49E6
419.8220 S:5 F:4 BSUB(10000,15,-3.0) PKD(5,5,3,0.10%,100.0,0.00%,F,F)
36:30 H1.43E6 A7.04E6
38:18 H1.33E6 A5.79E6
479.7165 S:5 F:4 BSUB(10000,15,-3.0) PKD(5,5,3,0.10%,100.0,0.00%,F,F)
36:24 H729.97 A2.76E3
36:47 H309.14 A808.65
37:11 H455.37 A2.21E3
37:23 H395.44 A1.99E3
37:59 H572.14 A1.12E3
38:18 H336.64 A1.35E3
38:27 H2.15E3 A5.76E3
38:39 H667.10 A1.85E3
38:56 H597.81 A1.54E3
39:28 H555.56 A1.46E3
39:48 H343.43 A1.21E3
100 %
50
0
36:00
37:00
38:00
39:00
40:00
Time
1.1E3
5.3E2
0.0E0
1.7E3
8.5E2
6.1E5
3.1E5
1.4E6
7.2E5
2.3E3
1.1E3

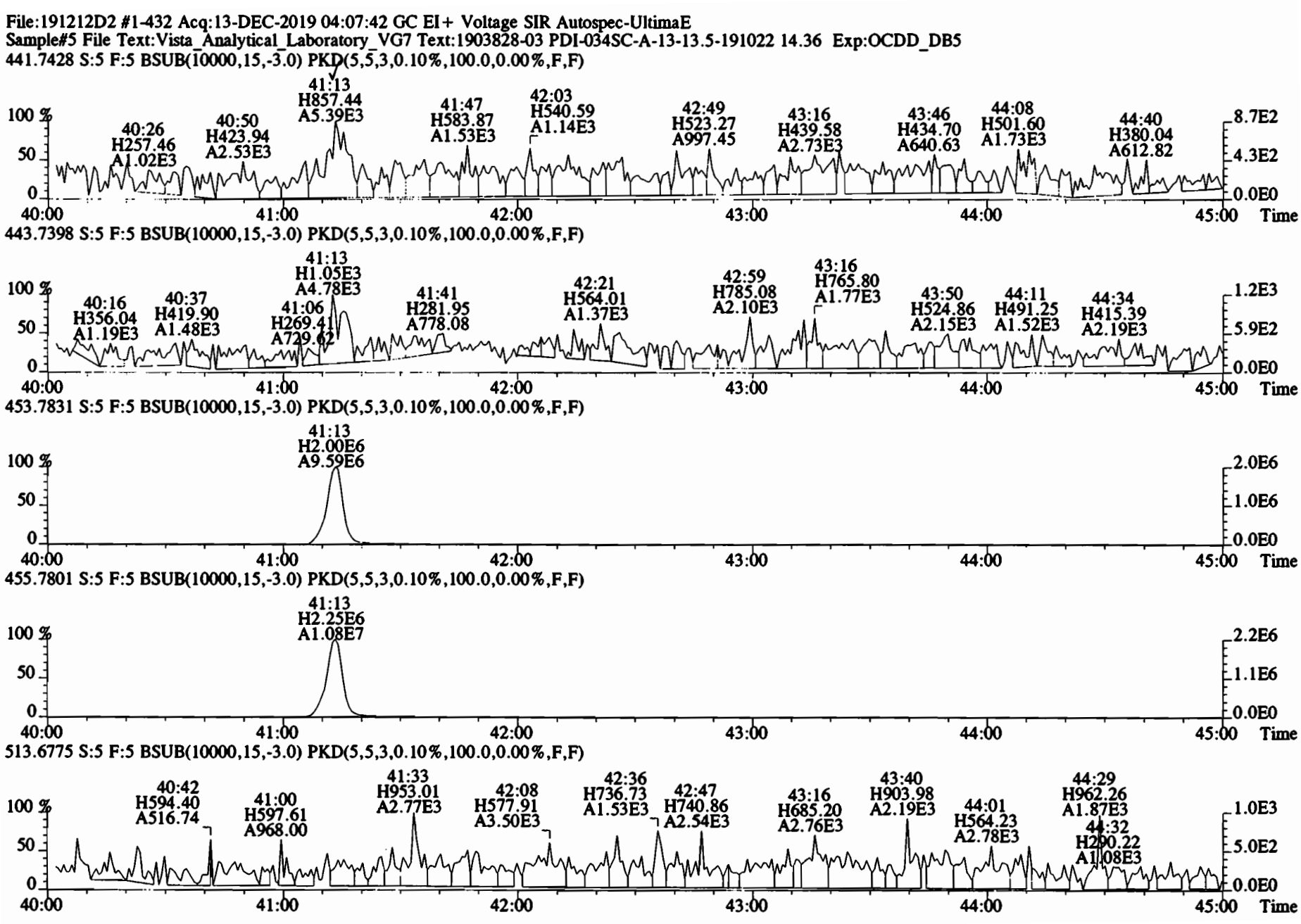
File:191212D2 #1-432 Acq:13-DEC-2019 04:07:42 GC EI+ Voltage SIR Autospec-UltimaE
Sample#5 File Text:Vista_Analytical_Laboratory_VG7 Text:1903828-03 PDI-034SC-A-13-13.5-191022 14.36 Exp:OCDD_DB5
441.7428 S:5 F:5 BSUB(10000,15,-3.0) PKD(5,5,3,0.10%,100.0,0.00%,F,F)
41:13 H857.44 A5.39E3
40:26 H257.46 A1.02E3
40:50 H423.94 A2.53E3
41:47 H583.87 A1.53E3
42:03 H540.59 A1.14E3
42:49 H523.27 A997.45
43:16 H439.58 A2.73E3
43:46 H434.70 A640.63
44:08 H501.60 A1.73E3
44:40 H380.04 A612.82
8.7E2
4.3E2
0.0E0
443.7398 S:5 F:5 BSUB(10000,15,-3.0) PKD(5,5,3,0.10%,100.0,0.00%,F,F)
41:13 H1.05E3 A4.78E3
40:16 H356.04 A1.19E3
40:37 H419.90 A1.48E3
41:06 H269.41 A729.62
41:41 H281.95 A778.08
42:21 H564.01 A1.37E3
42:59 H785.08 A2.10E3
43:16 H765.80 A1.77E3
43:50 H524.86 A2.15E3
44:11 H491.25 A1.52E3
44:34 H415.39 A2.19E3
1.2E3
5.9E2
0.0E0
453.7831 S:5 F:5 BSUB(10000,15,-3.0) PKD(5,5,3,0.10%,100.0,0.00%,F,F)
41:13 H2.00E6 A9.59E6
2.0E6
1.0E6
0.0E0
455.7801 S:5 F:5 BSUB(10000,15,-3.0) PKD(5,5,3,0.10%,100.0,0.00%,F,F)
41:13 H2.25E6 A1.08E7
2.2E6
1.1E6
0.0E0
513.6775 S:5 F:5 BSUB(10000,15,-3.0) PKD(5,5,3,0.10%,100.0,0.00%,F,F)
40:42 H594.40 A516.74
41:00 H597.61 A968.00
41:33 H953.01 A2.77E3
42:08 H577.91 A3.50E3
42:36 H736.73 A1.53E3
42:47 H740.86 A2.54E3
43:16 H685.20 A2.76E3
43:40 H903.98 A2.19E3
44:01 H564.23 A2.78E3
44:29 H962.26 A1.87E3
44:32 H290.22 A1.08E3
1.0E3
5.0E2
0.0E0
100 %
50
0
40:00
41:00
42:00
43:00
44:00
45:00
Time

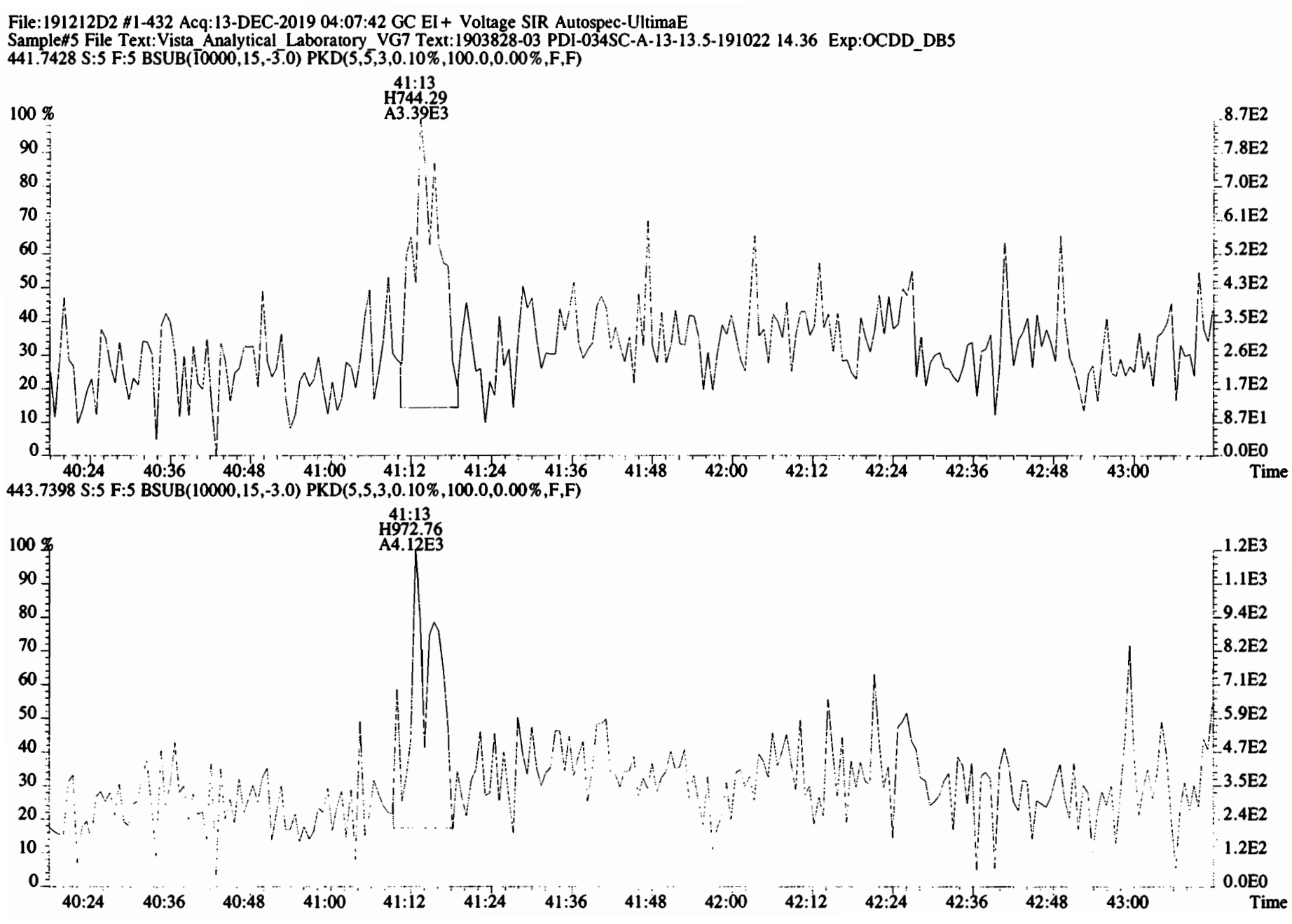
File:191212D2 #1-432 Acq:13-DEC-2019 04:07:42 GC EI+ Voltage SIR Autospec-UltimaE
Sample#5 File Text:Vista_Analytical_Laboratory_VG7 Text:1903828-03 PDI-034SC-A-13-13.5-191022 14.36 Exp:OCDD_DB5
441.7428 S:5 F:5 BSUB(10000,15,-3.0) PKD(5,5,3,0.10%,100.0,0.00%,F,F)
41:13
H744.29
A3.39E3
100 %
90
80
70
60
50
40
30
20
10
0
8.7E2
7.8E2
7.0E2
6.1E2
5.2E2
4.3E2
3.5E2
2.6E2
1.7E2
8.7E1
0.0E0
40:24
40:36
40:48
41:00
41:12
41:24
41:36
41:48
42:00
42:12
42:24
42:36
42:48
43:00
Time
443.7398 S:5 F:5 BSUB(10000,15,-3.0) PKD(5,5,3,0.10%,100.0,0.00%,F,F)
41:13
H972.76
A4.12E3
100 %
90
80
70
60
50
40
30
20
10
0
1.2E3
1.1E3
9.4E2
8.2E2
7.1E2
5.9E2
4.7E2
3.5E2
2.4E2
1.2E2
0.0E0
40:24
40:36
40:48
41:00
41:12
41:24
41:36
41:48
42:00
42:12
42:24
42:36
42:48
43:00
Time

Client ID: PDI-083SC-A-15-16-1910¶ Filename: 191212D2 S:6 Acq:13-DEC-19 04:55:29 ConCal: ST191212D2-1
Lab ID: 1903828-06 GC Column ID: ZB-5MS ICal: 1613VG7-10-9-19 wt/vol:10.094 EndCAL: NA

	Name	Resp	RA		RRF	RT	Conc	Qual	noise	Fac	DL
	2,3,7,8-TCDD	*	*	n	0.91	NotF¶	*		172	2.5	0.0563
	1,2,3,7,8-PeCDD	*	*	n	0.90	NotF¶	*		354	2.5	0.106
	1,2,3,4,7,8-HxCDD	*	*	n	1.10	NotF¶	*		276	2.5	0.126
	1,2,3,6,7,8-HxCDD	8.72e+03	0.83	n	0.94	34:00	0.19730		*	2.5	*
	1,2,3,7,8,9-HxCDD	1.29e+04	1.36	y	0.96	34:18	0.27874		*	2.5	*
	1,2,3,4,6,7,8-HpCDD	7.51e+04	0.92	y	0.98	37:45	1.7487		*	2.5	*
	OCDD	4.61e+05	0.90	y	0.96	41:00	11.897		*	2.5	*
	2,3,7,8-TCDF	1.67e+04	0.79	y	0.95	25:17	0.21641		*	2.5	*
	1,2,3,7,8-PeCDF	7.37e+03	1.61	y	0.96	29:25	0.10800		*	2.5	*
	2,3,4,7,8-PeCDF	1.17e+04	1.43	y	1.01	30:17	0.16631		*	2.5	*
	1,2,3,4,7,8-HxCDF	3.60e+04	1.36	y	1.18	33:00	0.55430		*	2.5	*
	1,2,3,6,7,8-HxCDF	2.18e+04	1.20	y	1.07	33:08	0.33309		*	2.5	*
	2,3,4,6,7,8-HxCDF	1.25e+04	1.07	y	1.11	33:43	0.19189		*	2.5	*
	1,2,3,7,8,9-HxCDF	*	*	n	1.06	NotF¶	*		181	2.5	0.0506
	1,2,3,4,6,7,8-HpCDF	1.24e+05	0.96	y	1.13	36:30	2.0526		*	2.5	*
	1,2,3,4,7,8,9-HpCDF	1.01e+04	0.92	y	1.28	38:18	0.18393		*	2.5	*
	OCDF	5.68e+04	0.76	y	0.95	41:14	1.1693		*	2.5	*
IS	13C-2,3,7,8-TCDD	1.11e+07	0.78	y	1.10	26:03	204.19				
IS	13C-1,2,3,7,8-PeCDD	9.08e+06	0.64	y	0.88	30:35	207.74				
IS	13C-1,2,3,4,7,8-HxCDD	8.13e+06	1.36	y	0.64	33:53	204.56				
IS	13C-1,2,3,6,7,8-HxCDD	9.33e+06	1.19	y	0.86	33:59	176.24				
IS	13C-1,2,3,7,8,9-HxCDD	9.52e+06	1.27	y	0.81	34:17	190.84				
IS	13C-1,2,3,4,6,7,8-HpCDD	8.69e+06	1.07	y	0.65	37:45	214.69				
IS	13C-OCDD	1.60e+07	0.90	y	0.58	41:00	446.80				
IS	13C-2,3,7,8-TCDF	1.61e+07	0.79	y	1.03	25:16	200.23				
IS	13C-1,2,3,7,8-PeCDF	1.41e+07	1.57	y	0.85	29:25	212.41				
IS	13C-2,3,4,7,8-PeCDF	1.37e+07	1.55	y	0.85	30:19	208.12				
IS	13C-1,2,3,4,7,8-HxCDF	1.09e+07	0.52	y	0.83	33:00	212.28				
IS	13C-1,2,3,6,7,8-HxCDF	1.21e+07	0.52	y	1.03	33:08	189.76				
IS	13C-2,3,4,6,7,8-HxCDF	1.16e+07	0.51	y	0.95	33:43	196.44				
IS	13C-1,2,3,7,8,9-HxCDF	1.08e+07	0.52	y	0.83	34:40	210.96				
IS	13C-1,2,3,4,6,7,8-HpCDF	1.07e+07	0.44	y	0.76	36:29	227.33				
IS	13C-1,2,3,4,7,8,9-HpCDF	8.51e+06	0.43	y	0.58	38:17	236.60				
IS	13C-OCDF	2.03e+07	0.90	y	0.69	41:13	476.84				
C/Up	37Cl-2,3,7,8-TCDD	4.52e+06			1.20	26:05	76.178				
RS/RT	13C-1,2,3,4-TCDD	9.83e+06	0.81	y	1.00	25:30	198.13				
RS	13C-1,2,3,4-TCDF	1.54e+07	0.82	y	1.00	24:03	198.13				
RS/RT	13C-1,2,3,4,6,9-HxCDF	1.23e+07	0.50	y	1.00	33:25	198.13				

Name	Conc	EMPC	Qual	noise	DL
Total Tetra-Dioxins	0.327	0.837		*	*
Total Penta-Dioxins	0.235	0.405		*	*
Total Hexa-Dioxins	1.60	2.54		*	*
Total Hepta-Dioxins	4.29	4.29		*	*
Total Tetra-Furans	2.78	3.43		*	*
Total Penta-Furans	1.3062	2.4093		*	*
Total Hexa-Furans	2.35	2.46		*	*
Total Hepta-Furans	3.66	3.66		*	*

	Rec	Qual
IS	103	
IS	105	
IS	103	
IS	88.9	
IS	96.3	
IS	108	
IS	113	
IS	101	
IS	107	
IS	105	
IS	107	
IS	95.8	
IS	99.1	
IS	106	
IS	115	
IS	119	
IS	120	
C/Up	96.1	

Integrations by Analyst: DB Date: 1/10/20

Reviewed by Analyst: CT Date: 01/13/2020

Totals class: TCDD EMPC Entry #: 19

Run: 11 File: 191212D2 S: 6 I: 1 F: 1
Acquired: 13-DEC-19 04:55:29 Processed: 13-DEC-19 13:10:13

Total Concentration: 0.83722 Unnamed Concentration: 0.837

RT	m1 Resp	m2 Resp	RA		Resp	Concentration	Name
22:39	9.335e+03	8.297e+03	1.13	n	1.469e+04	0.28977	
23:01	7.647e+03	8.935e+03	0.86	y	1.658e+04	0.32718	
24:11	7.272e+03	6.307e+03	1.15	n	1.116e+04	0.22026	

Totals class: PeCDD EMPC Entry #: 21

Run: 11 File: 191212D2 S: 6 I: 1 F: 2
Acquired: 13-DEC-19 04:55:29 Processed: 13-DEC-19 13:10:13

Total Concentration: 0.40454 Unnamed Concentration: 0.405

RT	m1 Resp	m2 Resp	RA		Resp	Concentration	Name
28:32	3.538e+03	6.168e+03	0.57	y	9.707e+03	0.23460	
29:00	2.718e+03	5.953e+03	0.46	n	7.031e+03	0.16994	

Totals class: HxCDD EMPC Entry #: 23

Run: 11 File: 191212D2 S: 6 I: 1 F: 3
Acquired: 13-DEC-19 04:55:29 Processed: 13-DEC-19 13:10:13

Total Concentration: 2.5402 Unnamed Concentration: 2.064

RT	m1 Resp	m2 Resp	RA		Resp	Concentration	Name
32:22	2.554e+04	2.381e+04	1.07	y	4.935e+04	1.0964	
32:56	6.026e+03	4.266e+03	1.41	y	1.029e+04	0.22864	
33:12	2.133e+04	1.485e+04	1.44	n	3.327e+04	0.73918	
34:00	4.826e+03	5.793e+03	0.83	n	8.717e+03	0.19730	1,2,3,6,7,8-HxCDD
34:18	7.423e+03	5.456e+03	1.36	y	1.288e+04	0.27874	1,2,3,7,8,9-HxCDD

Totals class: HpCDD EMPC Entry #: 25

Run: 11 File: 191212D2 S: 6 I: 1 F: 4
Acquired: 13-DEC-19 04:55:29 Processed: 13-DEC-19 13:10:13

Total Concentration: 4.2925 Unnamed Concentration: 2.544

RT	m1 Resp	m2 Resp	RA	Resp	Concentration	Name
36:53	5.490e+04	5.431e+04	1.01 y	1.092e+05	2.5438	
37:45	3.588e+04	3.919e+04	0.92 y	7.508e+04	1.7487	1,2,3,4,6,7,8-HpCDD

Totals class: TCDF EMPC Entry #: 27

Run: 11 File: 191212D2 S: 6 I: 1 F: 1
Acquired: 13-DEC-19 04:55:29 Processed: 13-DEC-19 13:10:13

Total Concentration: 3.4259 Unnamed Concentration: 3.209

RT	m1 Resp	m2 Resp	RA		Resp	Concentration	Name
21:42	3.160e+04	4.035e+04	0.78	y	7.195e+04	0.93287	
22:13	1.633e+04	2.447e+04	0.67	y	4.080e+04	0.52900	
22:39	1.714e+04	1.827e+04	0.94	n	3.234e+04	0.41927	
23:01	4.223e+03	6.025e+03	0.70	y	1.025e+04	0.13286	
23:19	3.296e+03	4.850e+03	0.68	y	8.147e+03	0.10562	
23:50	3.833e+03	5.849e+03	0.66	y	9.682e+03	0.12553	
23:57	7.196e+03	8.687e+03	0.83	y	1.588e+04	0.20593	
24:04	6.164e+03	7.184e+03	0.86	y	1.335e+04	0.17306	
24:29	7.765e+03	1.264e+04	0.61	n	1.785e+04	0.23143	
24:43	3.157e+03	4.440e+03	0.71	y	7.596e+03	0.098487	
25:12	2.464e+03	3.433e+03	0.72	y	5.897e+03	0.076452	
25:17	7.370e+03	9.322e+03	0.79	y	1.669e+04	0.21641	2,3,7,8-TCDF
25:37	5.564e+03	8.241e+03	0.68	y	1.381e+04	0.17898	

Totals class: 1st Func. PeCDF EMPC Entry #: 29

Run: 11 File: 191212D2 S: 6 I: 1 F: 1
Acquired: 13-DEC-19 04:55:29 Processed: 13-DEC-19 13:10:13

Total Concentration: 0.34958 Unnamed Concentration: 0.350

RT	m1 Resp	m2 Resp	RA	Resp	Concentration	Name
27:04	1.507e+04	9.115e+03	1.65 y	2.419e+04	0.34958	

Totals class: PeCDF EMPC Entry #: 31

Run: 11 File: 191212D2 S: 6 I: 1 F: 2
Acquired: 13-DEC-19 04:55:29 Processed: 13-DEC-19 13:10:13

Total Concentration: 2.0597 Unnamed Concentration: 1.785

RT	m1 Resp	m2 Resp	RA		Resp	Concentration	Name
28:22	1.406e+04	1.022e+04	1.38	y	2.427e+04	0.35081	
28:31	2.943e+04	2.341e+04	1.26	n	4.842e+04	0.69979	
29:03	1.252e+04	7.284e+03	1.72	y	1.980e+04	0.28616	
29:25	4.550e+03	2.822e+03	1.61	y	7.372e+03	0.10800	1,2,3,7,8-PeCDF
29:27	1.826e+03	1.314e+03	1.39	y	3.141e+03	0.045388	
29:39	6.638e+03	5.722e+03	1.16	n	1.092e+04	0.15783	
30:13	3.061e+03	3.147e+03	0.97	n	5.036e+03	0.072777	
30:17	6.856e+03	4.799e+03	1.43	y	1.166e+04	0.16631	2,3,4,7,8-PeCDF
30:20	7.261e+03	6.103e+03	1.19	n	1.195e+04	0.17263	

Totals class: HxCDF EMPC Entry #: 33

Run: 11 File: 191212D2 S: 6 I: 1 F: 3
Acquired: 13-DEC-19 04:55:29 Processed: 13-DEC-19 13:10:13

Total Concentration: 2.4596 Unnamed Concentration: 1.380

RT	m1 Resp	m2 Resp	RA		Resp	Concentration	Name
31:51	8.545e+03	6.073e+03	1.41	y	1.462e+04	0.23101	
32:00	2.055e+04	1.701e+04	1.21	y	3.756e+04	0.59359	
32:32	1.484e+04	1.340e+04	1.11	y	2.825e+04	0.44640	
32:54	3.830e+03	4.803e+03	0.80	n	6.919e+03	0.10935	
33:00	2.072e+04	1.524e+04	1.36	y	3.596e+04	0.55430	1,2,3,4,7,8-HxCDF
33:08	1.191e+04	9.916e+03	1.20	y	2.182e+04	0.33309	1,2,3,6,7,8-HxCDF
33:43	6.454e+03	6.040e+03	1.07	y	1.249e+04	0.19189	2,3,4,6,7,8-HxCDF

Totals class: HpCDF EMPC Entry #: 35

Run: 11 File: 191212D2 S: 6 I: 1 F: 4
Acquired: 13-DEC-19 04:55:29 Processed: 13-DEC-19 13:10:13

Total Concentration: 3.6616 Unnamed Concentration: 1.425

RT	m1 Resp	m2 Resp	RA	Resp	Concentration	Name
36:30	6.089e+04	6.354e+04	0.96 y	1.244e+05	2.0526	1,2,3,4,6,7,8-HpCDF
37:06	3.904e+04	4.321e+04	0.90 y	8.225e+04	1.4251	
38:18	4.848e+03	5.260e+03	0.92 y	1.011e+04	0.18393	1,2,3,4,7,8,9-HpCDF

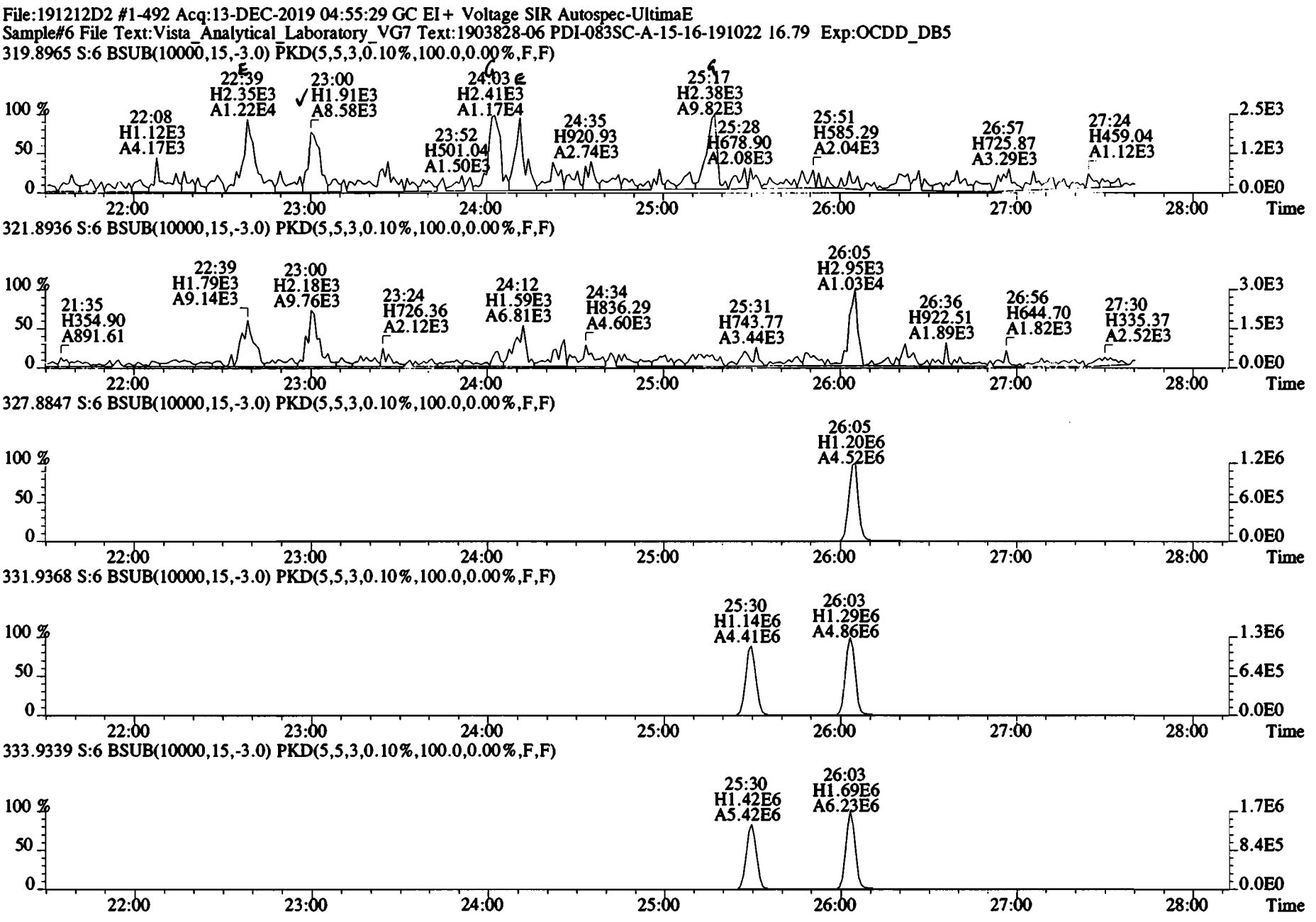
File:191212D2 #1-492 Acq:13-DEC-2019 04:55:29 GC EI+ Voltage SIR Autospec-UltimaE
Sample#6 File Text:Vista_Analytical_Laboratory_VG7 Text:1903828-06 PDI-083SC-A-15-16-191022 16.79 Exp:OCDD_DB5
319.8965 S:6 BSUB(10000,15,-3.0) PKD(5,5,3,0.10%,100.0,0.00%,F,F)
22:08 H1.12E3 A4.17E3
22:39 H2.35E3 A1.22E4
23:00 H1.91E3 A8.58E3
23:52 H501.04 A1.50E3
24:03 H2.41E3 A1.17E4
24:35 H920.93 A2.74E3
25:17 H2.38E3 A9.82E3
25:28 H678.90 A2.08E3
25:51 H585.29 A2.04E3
26:57 H725.87 A3.29E3
27:24 H459.04 A1.12E3
321.8936 S:6 BSUB(10000,15,-3.0) PKD(5,5,3,0.10%,100.0,0.00%,F,F)
21:35 H354.90 A891.61
22:39 H1.79E3 A9.14E3
23:00 H2.18E3 A9.76E3
23:24 H726.36 A2.12E3
24:12 H1.59E3 A6.81E3
24:34 H836.29 A4.60E3
25:31 H743.77 A3.44E3
26:05 H2.95E3 A1.03E4
26:36 H922.51 A1.89E3
26:56 H644.70 A1.82E3
27:30 H335.37 A2.52E3
327.8847 S:6 BSUB(10000,15,-3.0) PKD(5,5,3,0.10%,100.0,0.00%,F,F)
26:05 H1.20E6 A4.52E6
331.9368 S:6 BSUB(10000,15,-3.0) PKD(5,5,3,0.10%,100.0,0.00%,F,F)
25:30 H1.14E6 A4.41E6
26:03 H1.29E6 A4.86E6
333.9339 S:6 BSUB(10000,15,-3.0) PKD(5,5,3,0.10%,100.0,0.00%,F,F)
25:30 H1.42E6 A5.42E6
26:03 H1.69E6 A6.23E6
100 %
50
0
22:00
23:00
24:00
25:00
26:00
27:00
28:00
Time
2.5E3
1.2E3
0.0E0
3.0E3
1.5E3
1.2E6
6.0E5
1.3E6
6.4E5
1.7E6
8.4E5

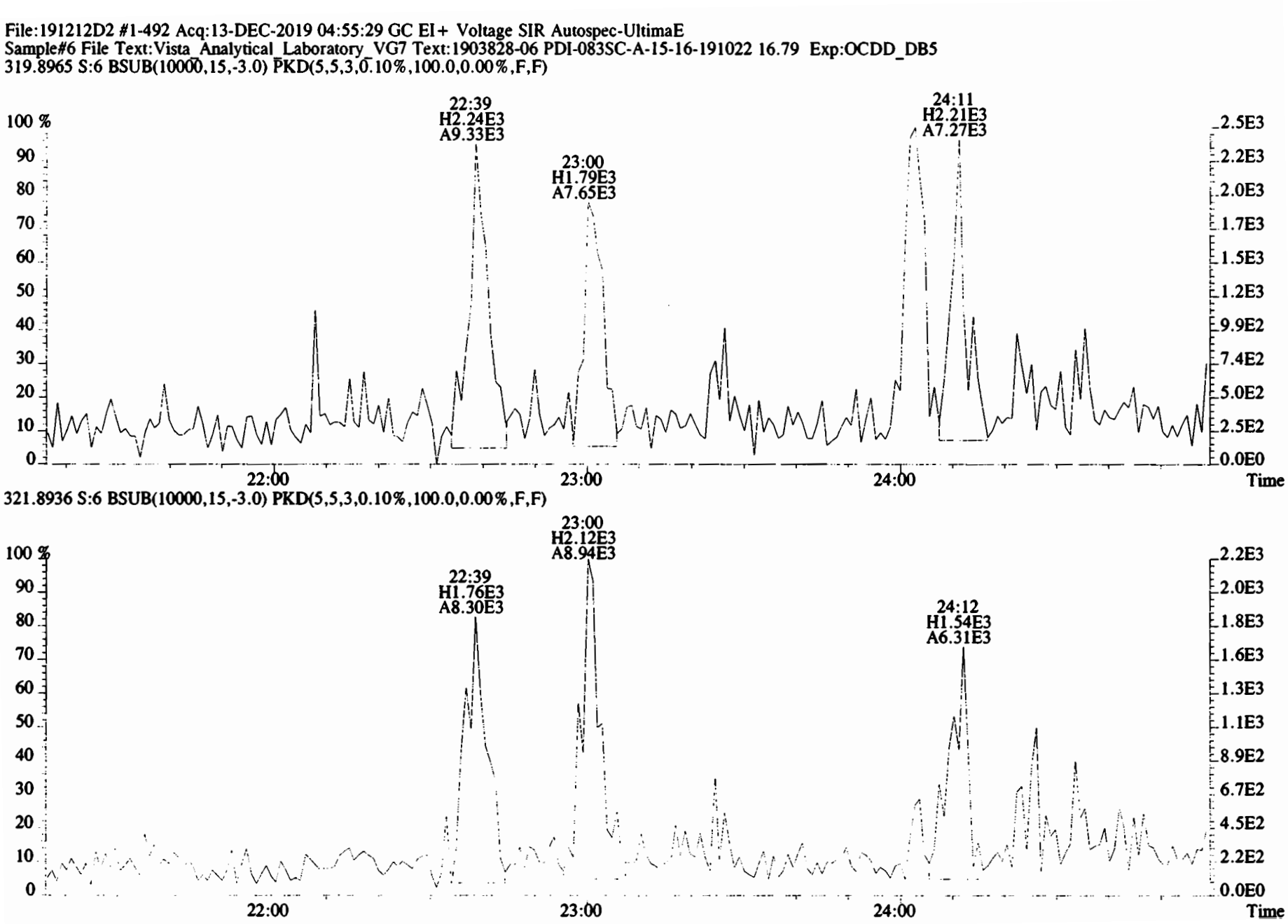
File:191212D2 #1-492 Acq:13-DEC-2019 04:55:29 GC EI+ Voltage SIR Autospec-UltimaE
Sample#6 File Text:Vista_Analytical_Laboratory_VG7 Text:1903828-06 PDI-083SC-A-15-16-191022 16.79 Exp:OCDD_DB5
319.8965 S:6 BSUB(10000,15,-3.0) PKD(5,5,3,0.10%,100.0,0.00%,F,F)
22:39
H2.24E3
A9.33E3
23:00
H1.79E3
A7.65E3
24:11
H2.21E3
A7.27E3
100 %
90
80
70
60
50
40
30
20
10
0
2.5E3
2.2E3
2.0E3
1.7E3
1.5E3
1.2E3
9.9E2
7.4E2
5.0E2
2.5E2
0.0E0
22:00
23:00
24:00
Time
321.8936 S:6 BSUB(10000,15,-3.0) PKD(5,5,3,0.10%,100.0,0.00%,F,F)
23:00
H2.12E3
A8.94E3
22:39
H1.76E3
A8.30E3
24:12
H1.54E3
A6.31E3
100 %
90
80
70
60
50
40
30
20
10
0
2.2E3
2.0E3
1.8E3
1.6E3
1.3E3
1.1E3
8.9E2
6.7E2
4.5E2
2.2E2
0.0E0
22:00
23:00
24:00
Time

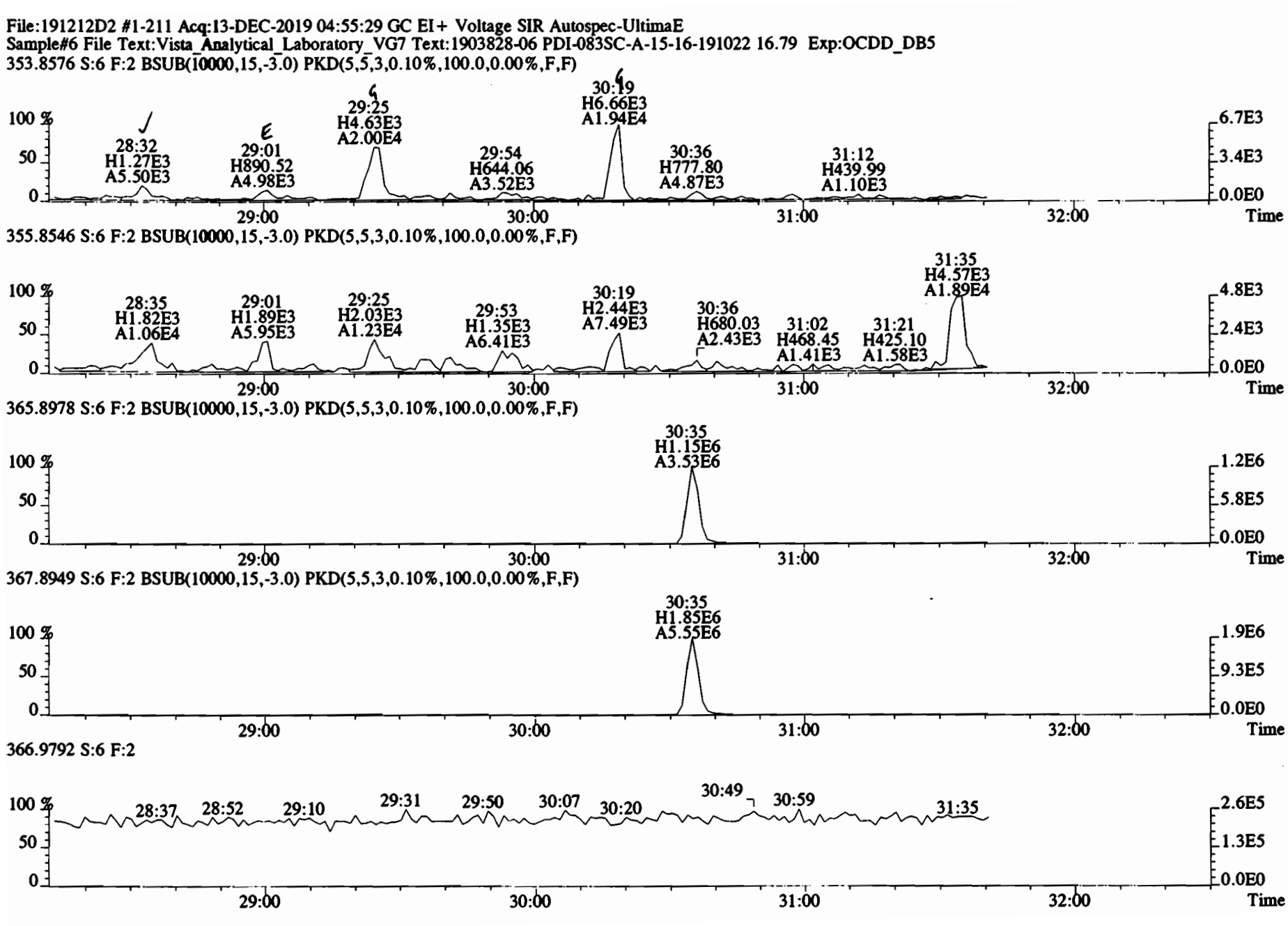
File:191212D2 #1-211 Acq:13-DEC-2019 04:55:29 GC EI+ Voltage SIR Autospec-UltimaE
Sample#6 File Text:Vista_Analytical_Laboratory_VG7 Text:1903828-06 PDI-083SC-A-15-16-191022 16.79 Exp:OCDD_DB5
353.8576 S:6 F:2 BSUB(10000,15,-3.0) PKD(5,5,3,0.10%,100.0,0.00%,F,F)
28:32 H1.27E3 A5.50E3
29:01 H890.52 A4.98E3
29:25 H4.63E3 A2.00E4
29:54 H644.06 A3.52E3
30:19 H6.66E3 A1.94E4
30:36 H777.80 A4.87E3
31:12 H439.99 A1.10E3
355.8546 S:6 F:2 BSUB(10000,15,-3.0) PKD(5,5,3,0.10%,100.0,0.00%,F,F)
28:35 H1.82E3 A1.06E4
29:01 H1.89E3 A5.95E3
29:25 H2.03E3 A1.23E4
29:53 H1.35E3 A6.41E3
30:19 H2.44E3 A7.49E3
30:36 H680.03 A2.43E3
31:02 H468.45 A1.41E3
31:21 H425.10 A1.58E3
31:35 H4.57E3 A1.89E4
365.8978 S:6 F:2 BSUB(10000,15,-3.0) PKD(5,5,3,0.10%,100.0,0.00%,F,F)
30:35 H1.15E6 A3.53E6
367.8949 S:6 F:2 BSUB(10000,15,-3.0) PKD(5,5,3,0.10%,100.0,0.00%,F,F)
30:35 H1.85E6 A5.55E6
366.9792 S:6 F:2
28:37 28:52 29:10 29:31 29:50 30:07 30:20 30:49 30:59 31:35
100 %
50
0
29:00 30:00 31:00 32:00 Time
6.7E3 3.4E3 0.0E0
4.8E3 2.4E3 0.0E0
1.2E6 5.8E5 0.0E0
1.9E6 9.3E5 0.0E0
2.6E5 1.3E5 0.0E0

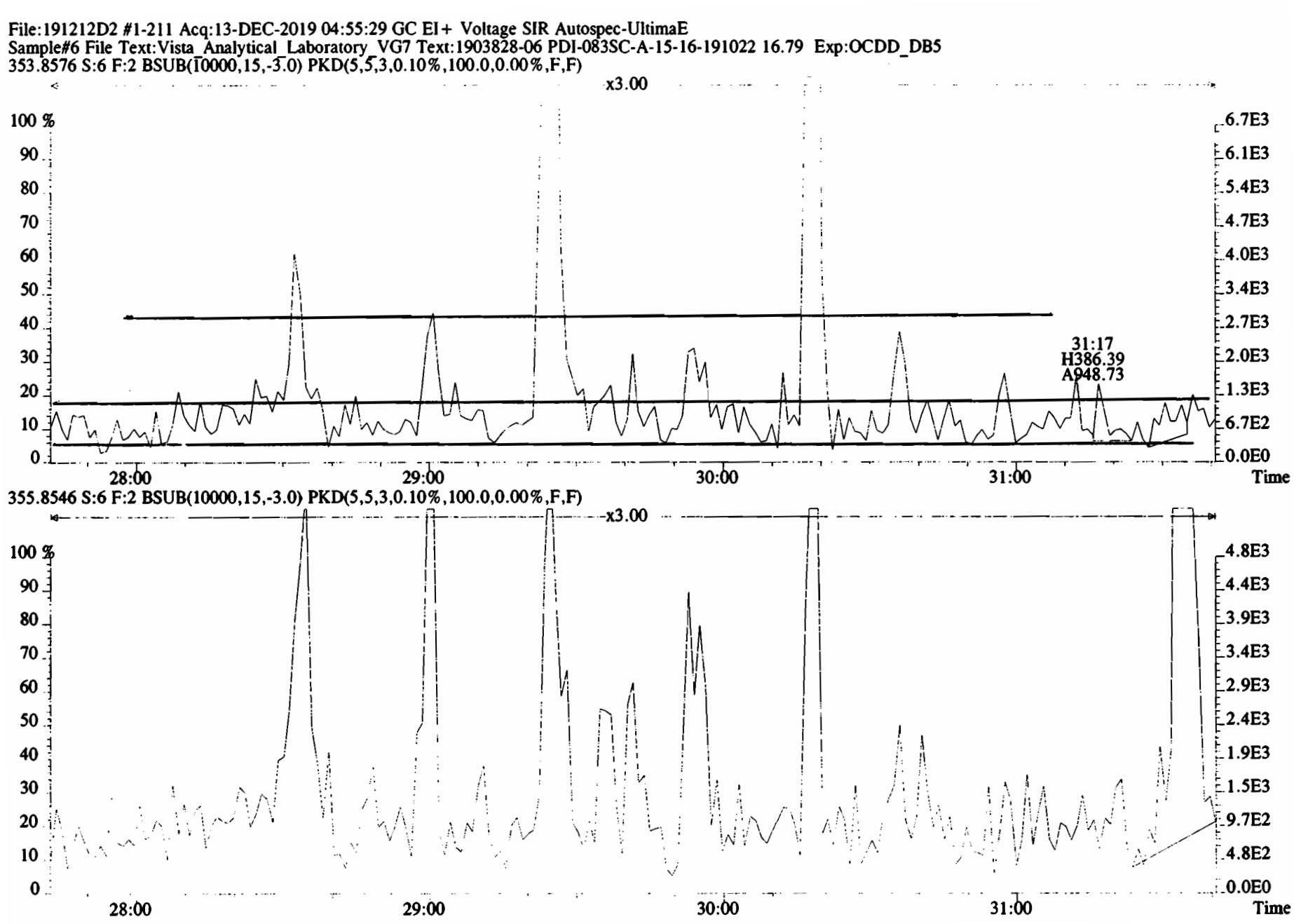
File:191212D2 #1-211 Acq:13-DEC-2019 04:55:29 GC EI+ Voltage SIR Autospec-UltimaE
Sample#6 File Text:Vista_Analytical_Laboratory_VG7 Text:1903828-06 PDI-083SC-A-15-16-191022 16.79 Exp:OCDD_DB5
353.8576 S:6 F:2 BSUB(10000,15,-3.0) PKD(5,5,3,0.10%,100.0,0.00%,F,F)
x3.00
100 %
90
80
70
60
50
40
30
20
10
0
6.7E3
6.1E3
5.4E3
4.7E3
4.0E3
3.4E3
2.7E3
2.0E3
1.3E3
6.7E2
0.0E0
31:17
H386.39
A948.73
28:00
29:00
30:00
31:00
Time
355.8546 S:6 F:2 BSUB(10000,15,-3.0) PKD(5,5,3,0.10%,100.0,0.00%,F,F)
x3.00
100 %
90
80
70
60
50
40
30
20
10
0
4.8E3
4.4E3
3.9E3
3.4E3
2.9E3
2.4E3
1.9E3
1.5E3
9.7E2
4.8E2
0.0E0
28:00
29:00
30:00
31:00
Time

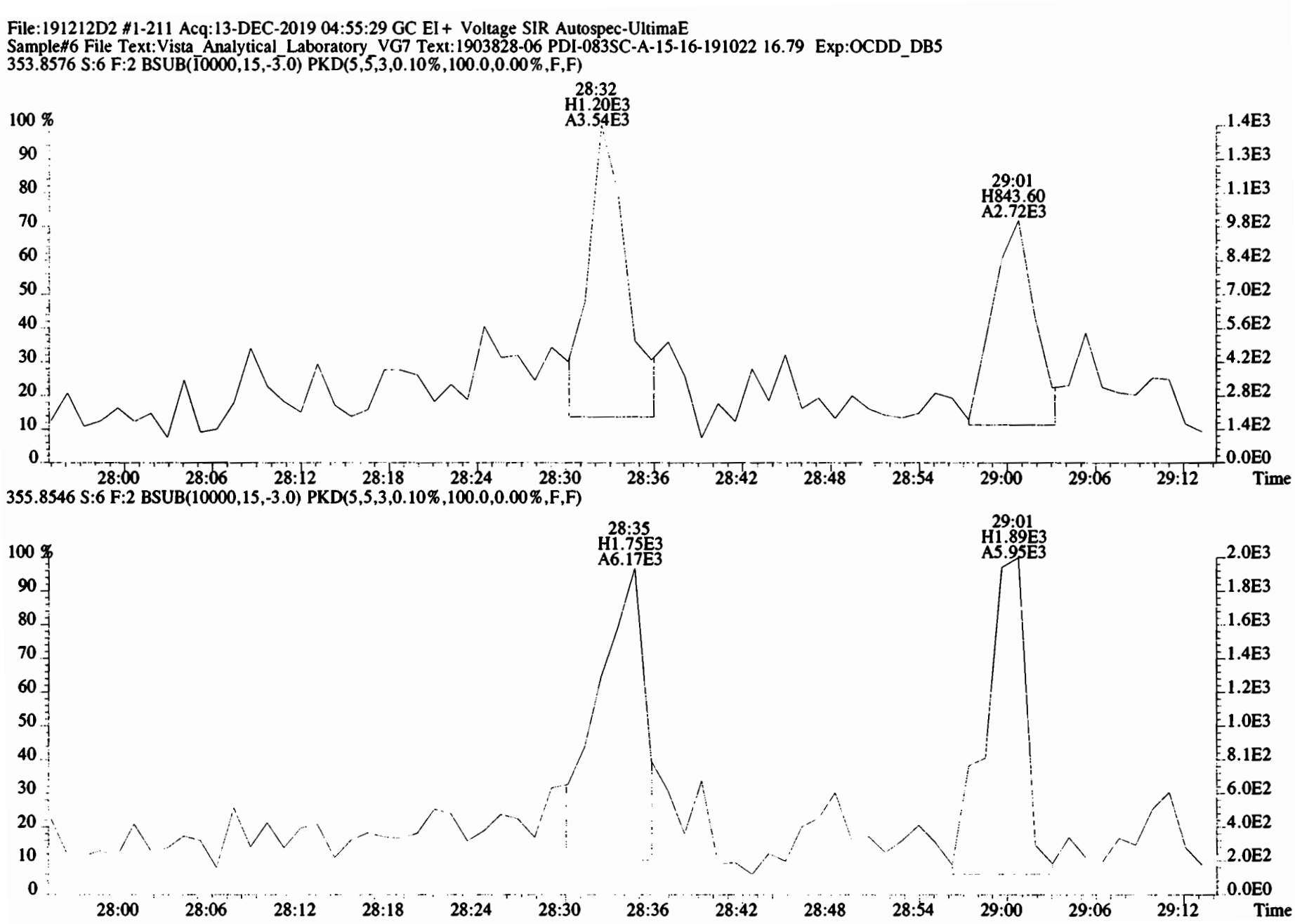
File:191212D2 #1-211 Acq:13-DEC-2019 04:55:29 GC EI+ Voltage SIR Autospec-UltimaE
Sample#6 File Text:Vista_Analytical_Laboratory_VG7 Text:1903828-06 PDI-083SC-A-15-16-191022 16.79 Exp:OCDD_DB5
353.8576 S:6 F:2 BSUB(10000,15,-3.0) PKD(5,5,3,0.10%,100.0,0.00%,F,F)
28:32
H1.20E3
A3.54E3
29:01
H843.60
A2.72E3
355.8546 S:6 F:2 BSUB(10000,15,-3.0) PKD(5,5,3,0.10%,100.0,0.00%,F,F)
28:35
H1.75E3
A6.17E3
29:01
H1.89E3
A5.95E3
Time

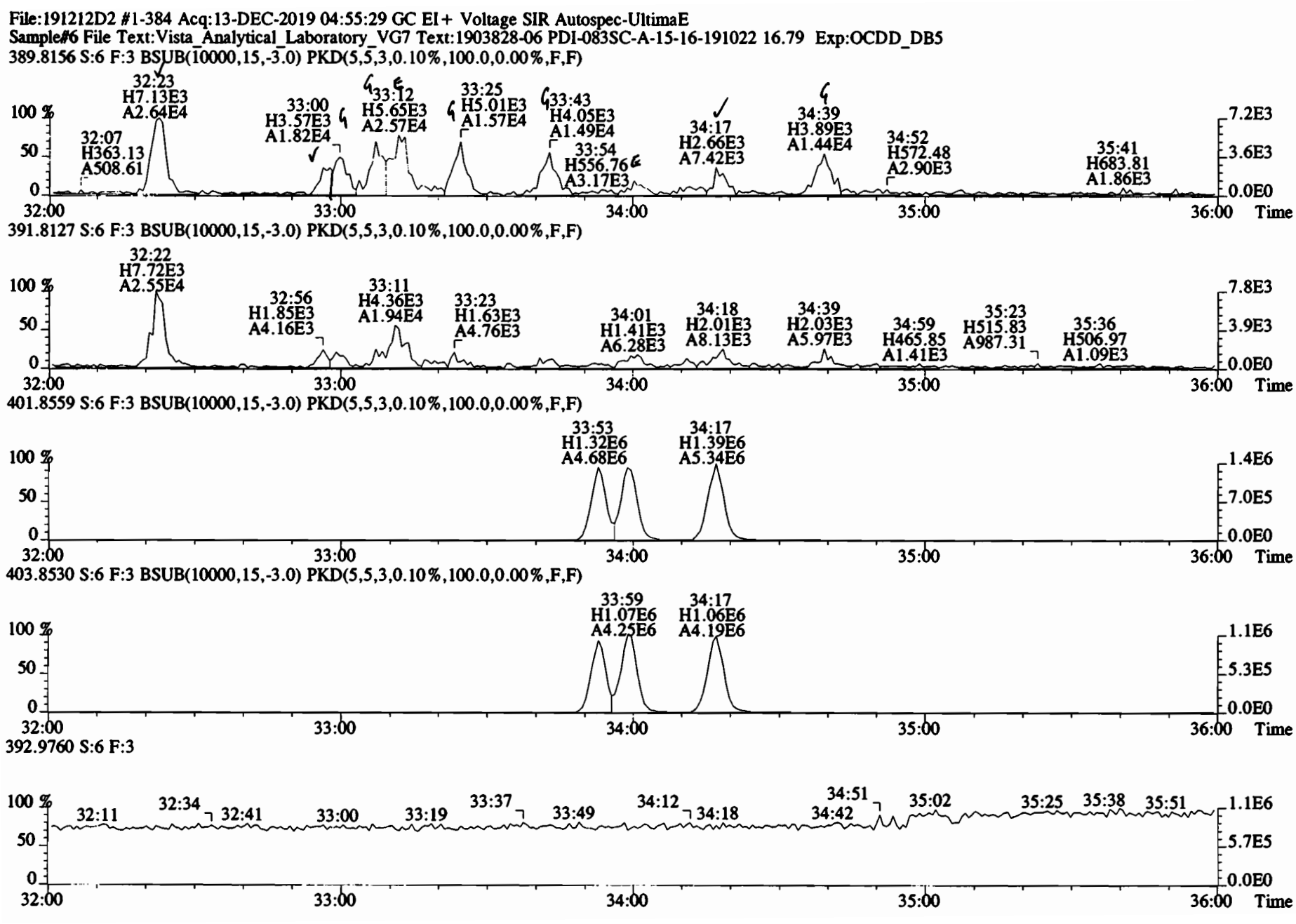
File:191212D2 #1-384 Acq:13-DEC-2019 04:55:29 GC EI+ Voltage SIR Autospec-UltimaE
Sample#6 File Text:Vista_Analytical_Laboratory_VG7 Text:1903828-06 PDI-083SC-A-15-16-191022 16.79 Exp:OCDD_DB5
389.8156 S:6 F:3 BSUB(10000,15,-3.0) PKD(5,5,3,0.10%,100.0,0.00%,F,F)
32:23 H7.13E3 A2.64E4
32:07 H363.13 A508.61
33:00 H3.57E3 A1.82E4
33:12 H5.65E3 A2.57E4
33:25 H5.01E3 A1.57E4
33:43 H4.05E3 A1.49E4
33:54 H556.76 A3.17E3
34:17 H2.66E3 A7.42E3
34:39 H3.89E3 A1.44E4
34:52 H572.48 A2.90E3
35:41 H683.81 A1.86E3
391.8127 S:6 F:3 BSUB(10000,15,-3.0) PKD(5,5,3,0.10%,100.0,0.00%,F,F)
32:22 H7.72E3 A2.55E4
32:56 H1.85E3 A4.16E3
33:11 H4.36E3 A1.94E4
33:23 H1.63E3 A4.76E3
34:01 H1.41E3 A6.28E3
34:18 H2.01E3 A8.13E3
34:39 H2.03E3 A5.97E3
34:59 H465.85 A1.41E3
35:23 H515.83 A987.31
35:36 H506.97 A1.09E3
401.8559 S:6 F:3 BSUB(10000,15,-3.0) PKD(5,5,3,0.10%,100.0,0.00%,F,F)
33:53 H1.32E6 A4.68E6
34:17 H1.39E6 A5.34E6
403.8530 S:6 F:3 BSUB(10000,15,-3.0) PKD(5,5,3,0.10%,100.0,0.00%,F,F)
33:59 H1.07E6 A4.25E6
34:17 H1.06E6 A4.19E6
392.9760 S:6 F:3
32:11
32:34
32:41
33:00
33:19
33:37
33:49
34:12
34:18
34:42
34:51
35:02
35:25
35:38
35:51
100 %
50
0
32:00
33:00
34:00
35:00
36:00
Time
7.2E3
3.6E3
0.0E0
7.8E3
3.9E3
0.0E0
1.4E6
7.0E5
0.0E0
1.1E6
5.3E5
0.0E0
1.1E6
5.7E5
0.0E0

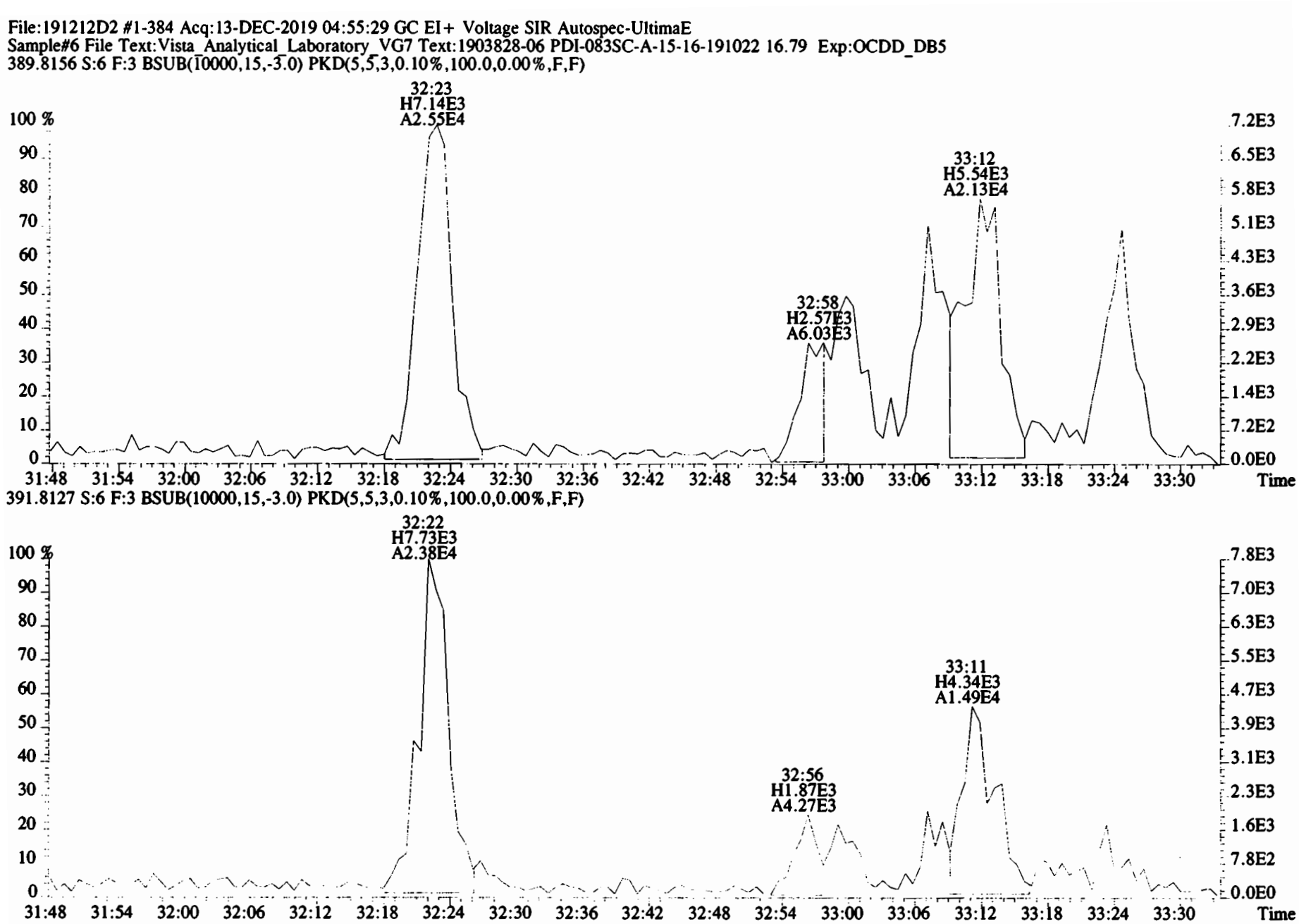
File:191212D2 #1-384 Acq:13-DEC-2019 04:55:29 GC EI+ Voltage SIR Autospec-UltimaE
Sample#6 File Text:Vista_Analytical_Laboratory_VG7 Text:1903828-06 PDI-083SC-A-15-16-191022 16.79 Exp:OCDD_DB5
389.8156 S:6 F:3 BSUB(10000,15,-3.0) PKD(5,5,3,0.10%,100.0,0.00%,F,F)
32:23
H7.14E3
A2.55E4
32:58
H2.57E3
A6.03E3
33:12
H5.54E3
A2.13E4
100 %
90
80
70
60
50
40
30
20
10
0
7.2E3
6.5E3
5.8E3
5.1E3
4.3E3
3.6E3
2.9E3
2.2E3
1.4E3
7.2E2
0.0E0
31:48 31:54 32:00 32:06 32:12 32:18 32:24 32:30 32:36 32:42 32:48 32:54 33:00 33:06 33:12 33:18 33:24 33:30
Time
391.8127 S:6 F:3 BSUB(10000,15,-3.0) PKD(5,5,3,0.10%,100.0,0.00%,F,F)
32:22
H7.73E3
A2.38E4
32:56
H1.87E3
A4.27E3
33:11
H4.34E3
A1.49E4
100 %
90
80
70
60
50
40
30
20
10
0
7.8E3
7.0E3
6.3E3
5.5E3
4.7E3
3.9E3
3.1E3
2.3E3
1.6E3
7.8E2
0.0E0
31:48 31:54 32:00 32:06 32:12 32:18 32:24 32:30 32:36 32:42 32:48 32:54 33:00 33:06 33:12 33:18 33:24 33:30
Time

File:191212D2 #1-384 Acq:13-DEC-2019 04:55:29 GC El+ Voltage SIR Autospec-UltimaE
Sample#6 File Text:Vista_Analytical_Laboratory_VG7 Text:1903828-06 PDI-083SC-A-15-16-191022 16.79 Exp:OCDD_DB5
389.8156 S:6 F:3 BSUB(10000,15,-3.0) PKD(5,5,3,0.10%,100.0,0.00%,F,F)

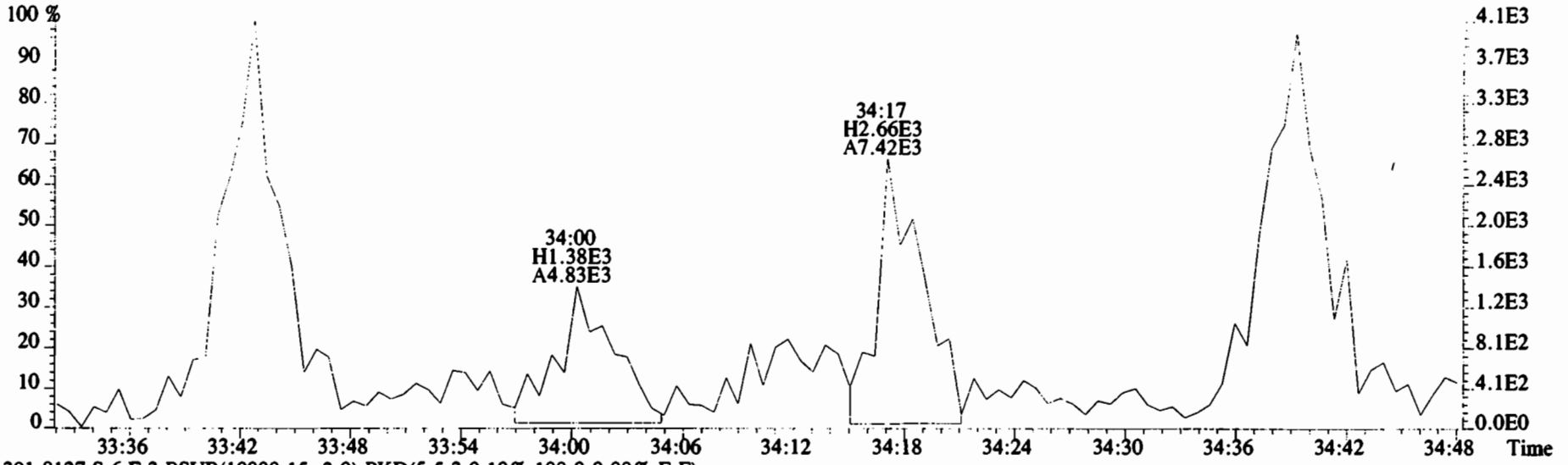

391.8127 S:6 F:3 BSUB(10000,15,-3.0) PKD(5,5,3,0.10%,100.0,0.00%,F,F)

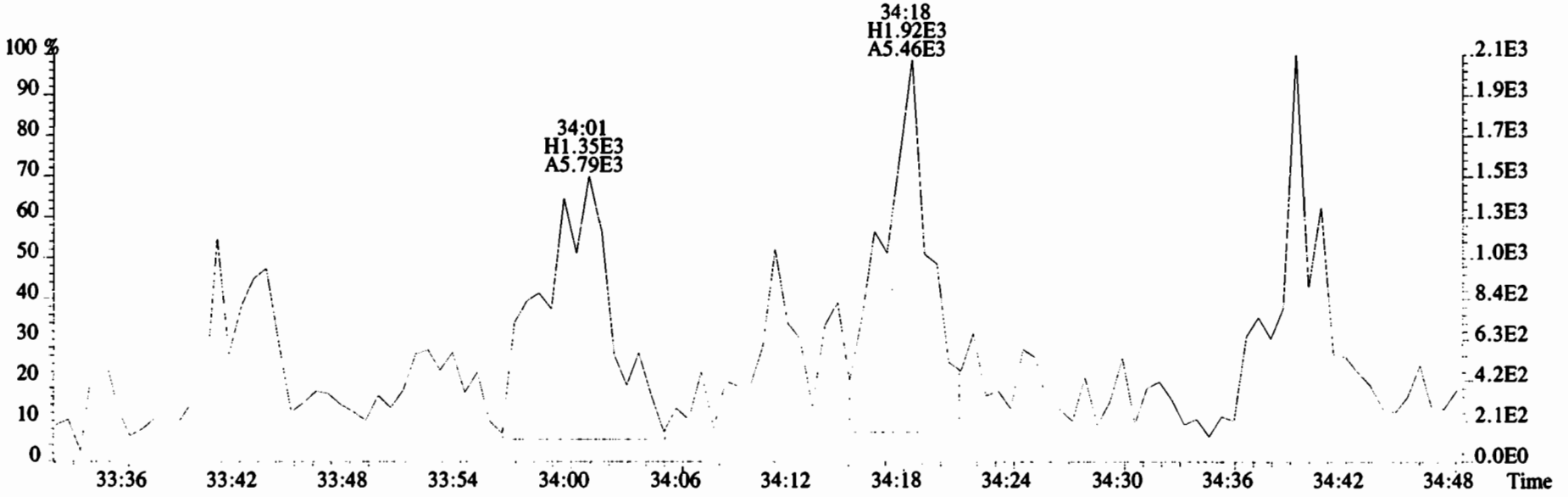

File:191212D2 #1-384 Acq:13-DEC-2019 04:55:29 GC EI+ Voltage SIR Autospec-UltimaE
Sample#6 File Text:Vista_Analytical_Laboratory_VG7 Text:1903828-06 PDI-083SC-A-15-16-191022 16.79 Exp:OCDD_DB5
401.8559 S:6 F:3 BSUB(10000,15,-3.0) PKD(5,5,3,0.10%,100.0,0.00%,F,F)

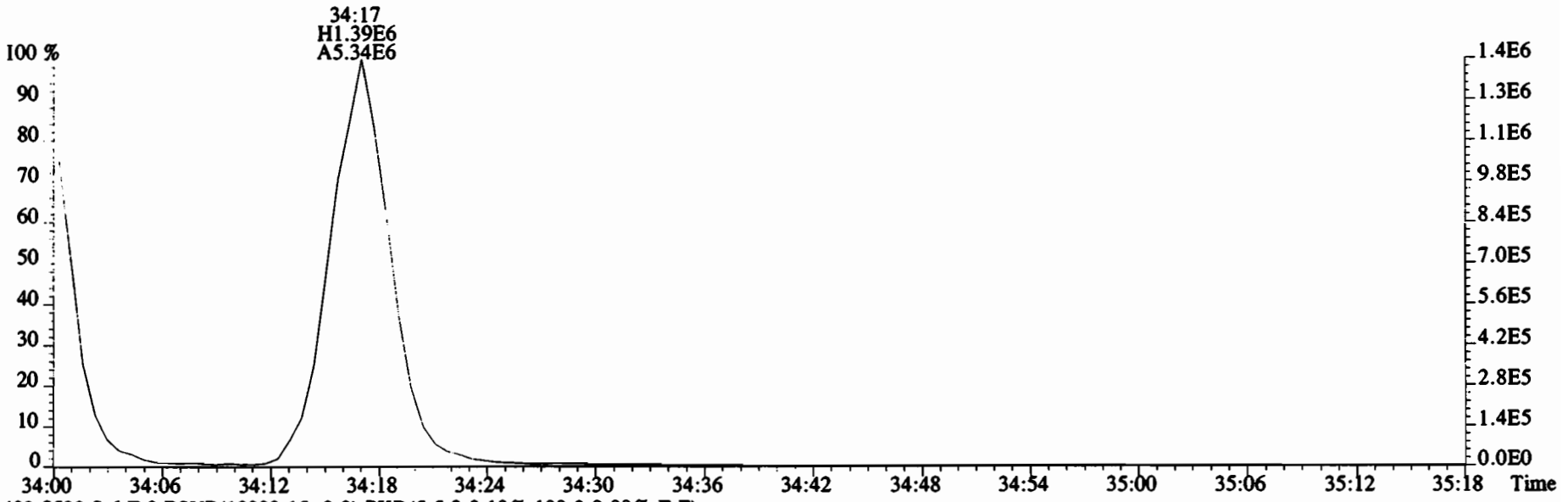

403.8530 S:6 F:3 BSUB(10000,15,-3.0) PKD(5,5,3,0.10%,100.0,0.00%,F,F)

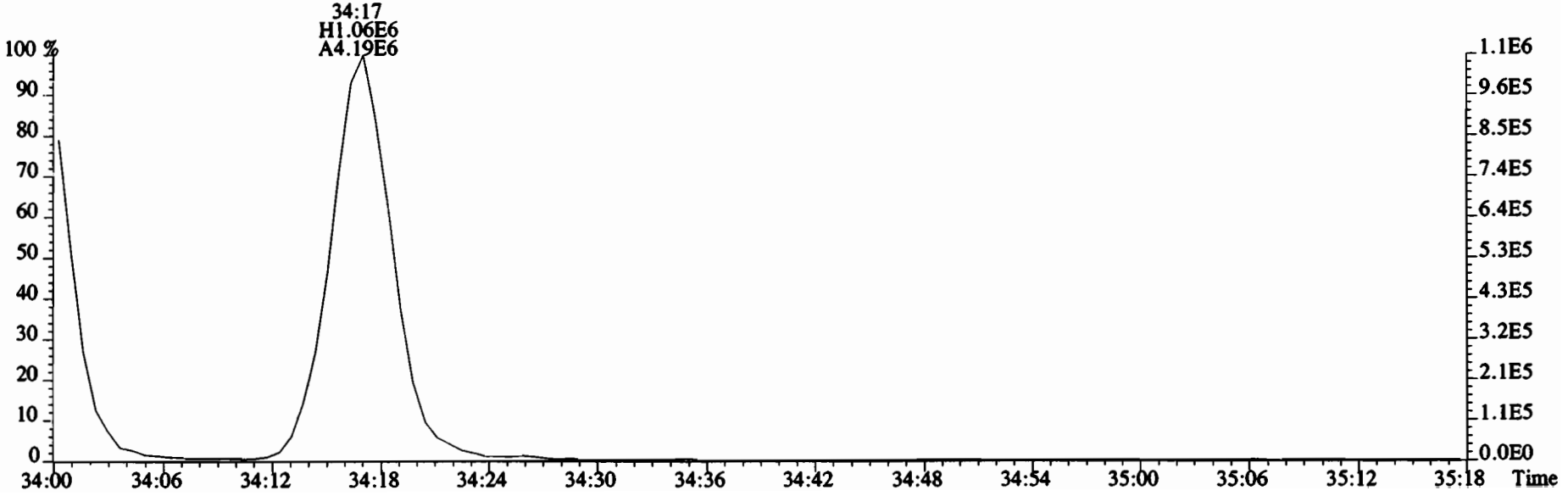

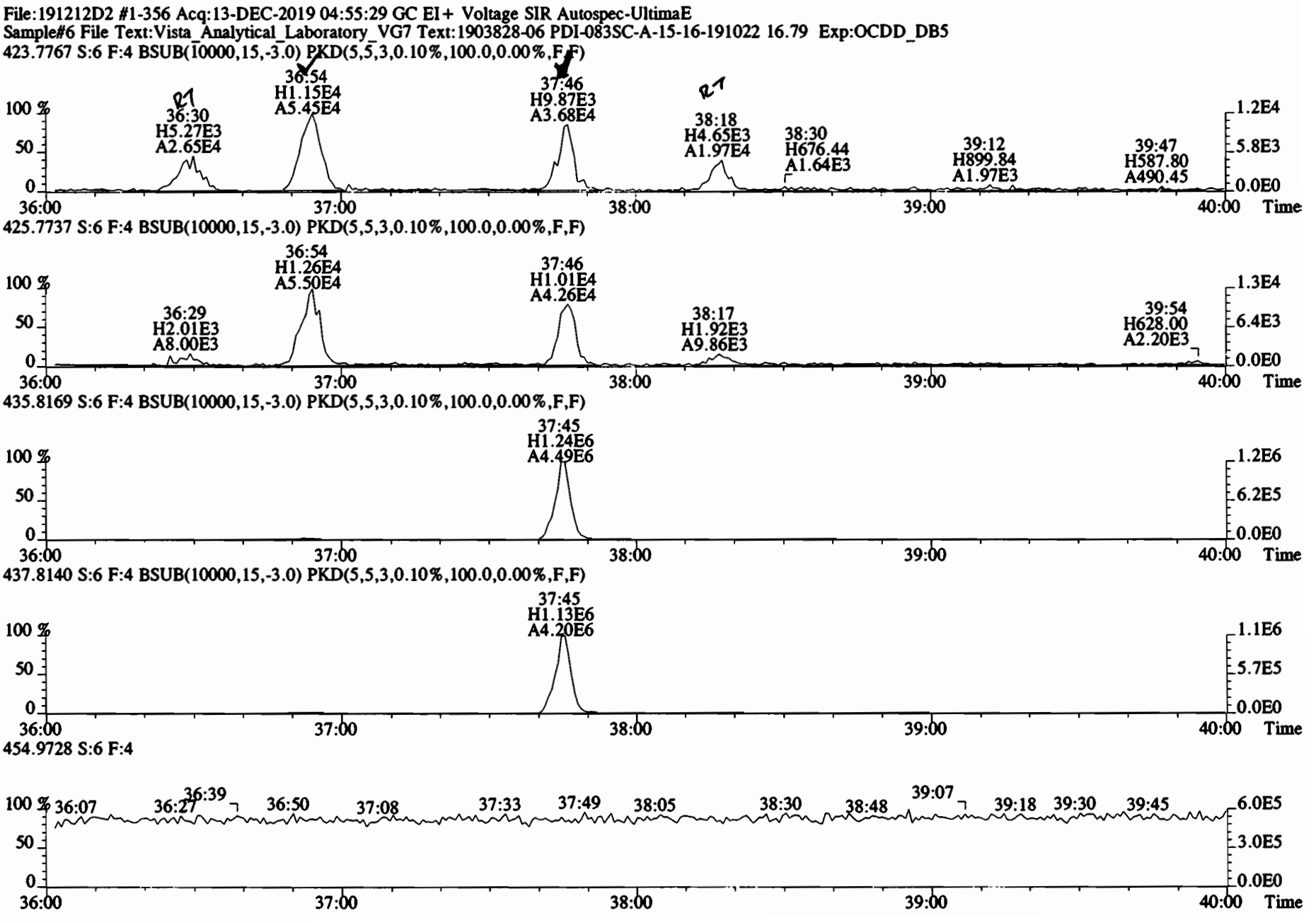
File:191212D2 #1-356 Acq:13-DEC-2019 04:55:29 GC EI+ Voltage SIR Autospec-UltimaE
Sample#6 File Text:Vista_Analytical_Laboratory_VG7 Text:1903828-06 PDI-083SC-A-15-16-191022 16.79 Exp:OCDD_DB5
423.7767 S:6 F:4 BSUB(10000,15,-3.0) PKD(5,5,3,0.10%,100.0,0.00%,F,F)
36:30 H5.27E3 A2.65E4
36:54 H1.15E4 A5.45E4
37:46 H9.87E3 A3.68E4
38:18 H4.65E3 A1.97E4
38:30 H676.44 A1.64E3
39:12 H899.84 A1.97E3
39:47 H587.80 A490.45
425.7737 S:6 F:4 BSUB(10000,15,-3.0) PKD(5,5,3,0.10%,100.0,0.00%,F,F)
36:29 H2.01E3 A8.00E3
36:54 H1.26E4 A5.50E4
37:46 H1.01E4 A4.26E4
38:17 H1.92E3 A9.86E3
39:54 H628.00 A2.20E3
435.8169 S:6 F:4 BSUB(10000,15,-3.0) PKD(5,5,3,0.10%,100.0,0.00%,F,F)
37:45 H1.24E6 A4.49E6
437.8140 S:6 F:4 BSUB(10000,15,-3.0) PKD(5,5,3,0.10%,100.0,0.00%,F,F)
37:45 H1.13E6 A4.20E6
454.9728 S:6 F:4
36:07 36:27 36:39 36:50 37:08 37:33 37:49 38:05 38:30 38:48 39:07 39:18 39:30 39:45
100 %
50
0
1.2E4
5.8E3
0.0E0
1.3E4
6.4E3
1.2E6
6.2E5
1.1E6
5.7E5
6.0E5
3.0E5
36:00
37:00
38:00
39:00
40:00
Time

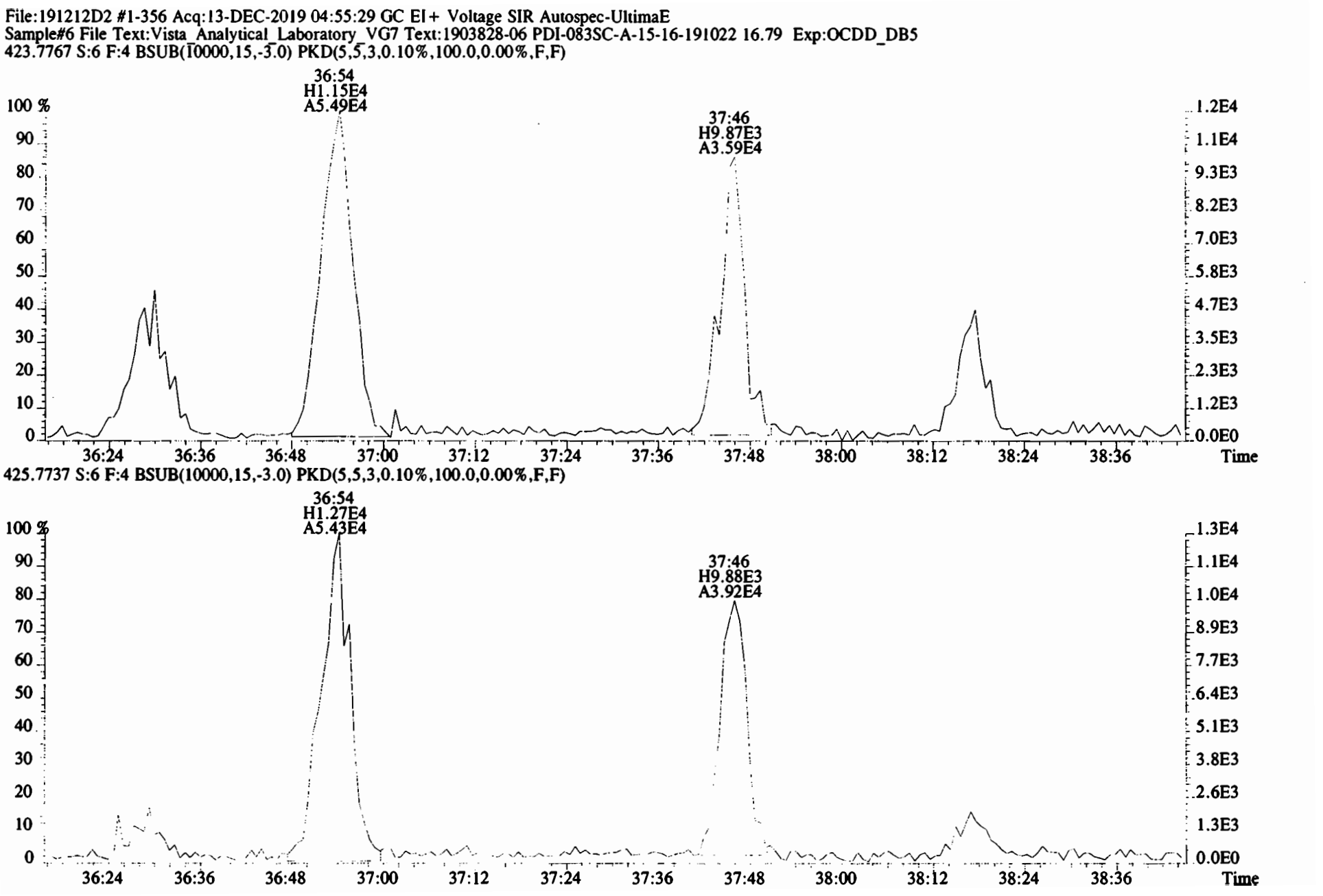
File:191212D2 #1-356 Acq:13-DEC-2019 04:55:29 GC EI+ Voltage SIR Autospec-UltimaE
Sample#6 File Text:Vista_Analytical_Laboratory_VG7 Text:1903828-06 PDI-083SC-A-15-16-191022 16.79 Exp:OCDD_DB5
423.7767 S:6 F:4 BSUB(10000,15,-3.0) PKD(5,5,3,0.10%,100.0,0.00%,F,F)
36:54
H1.15E4
A5.49E4
37:46
H9.87E3
A3.59E4
100 %
90
80
70
60
50
40
30
20
10
0
1.2E4
1.1E4
9.3E3
8.2E3
7.0E3
5.8E3
4.7E3
3.5E3
2.3E3
1.2E3
0.0E0
36:24
36:36
36:48
37:00
37:12
37:24
37:36
37:48
38:00
38:12
38:24
38:36
Time
425.7737 S:6 F:4 BSUB(10000,15,-3.0) PKD(5,5,3,0.10%,100.0,0.00%,F,F)
36:54
H1.27E4
A5.43E4
37:46
H9.88E3
A3.92E4
100 %
90
80
70
60
50
40
30
20
10
0
1.3E4
1.1E4
1.0E4
8.9E3
7.7E3
6.4E3
5.1E3
3.8E3
2.6E3
1.3E3
0.0E0
36:24
36:36
36:48
37:00
37:12
37:24
37:36
37:48
38:00
38:12
38:24
38:36
Time

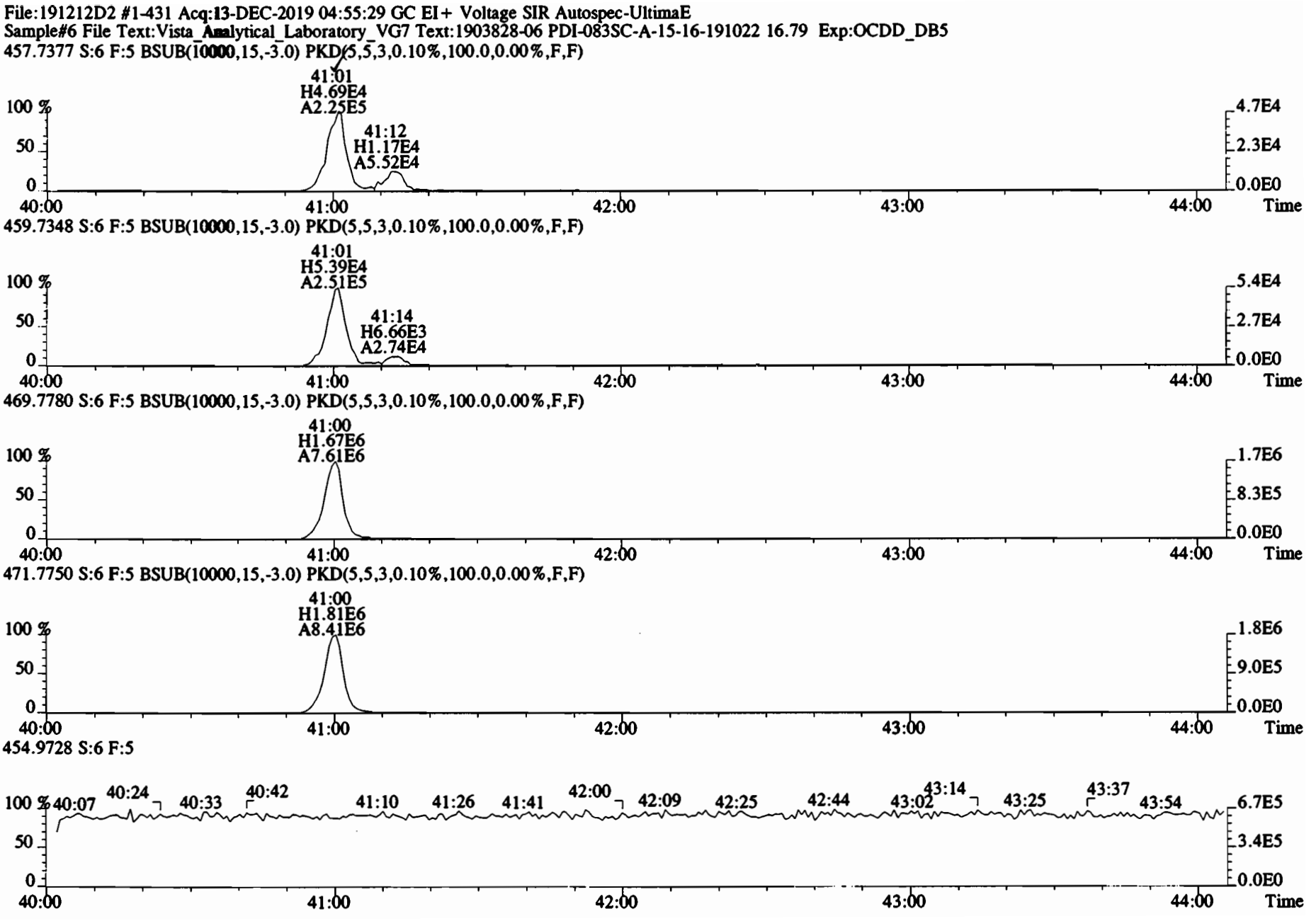
File:191212D2 #1-431 Acq:13-DEC-2019 04:55:29 GC EI+ Voltage SIR Autospec-UltimaE
Sample#6 File Text:Vista_Analytical_Laboratory_VG7 Text:1903828-06 PDI-083SC-A-15-16-191022 16.79 Exp:OCDD_DB5
457.7377 S:6 F:5 BSUB(10000,15,-3.0) PKD(5,5,3,0.10%,100.0,0.00%,F,F)
41:01
H4.69E4
A2.25E5
41:12
H1.17E4
A5.52E4
459.7348 S:6 F:5 BSUB(10000,15,-3.0) PKD(5,5,3,0.10%,100.0,0.00%,F,F)
41:01
H5.39E4
A2.51E5
41:14
H6.66E3
A2.74E4
469.7780 S:6 F:5 BSUB(10000,15,-3.0) PKD(5,5,3,0.10%,100.0,0.00%,F,F)
41:00
H1.67E6
A7.61E6
471.7750 S:6 F:5 BSUB(10000,15,-3.0) PKD(5,5,3,0.10%,100.0,0.00%,F,F)
41:00
H1.81E6
A8.41E6
454.9728 S:6 F:5
100 %
50
0
40:00
41:00
42:00
43:00
44:00
Time
4.7E4
2.3E4
0.0E0
5.4E4
2.7E4
1.7E6
8.3E5
1.8E6
9.0E5
40:07
40:24
40:33
40:42
41:10
41:26
41:41
42:00
42:09
42:25
42:44
43:02
43:14
43:25
43:37
43:54
6.7E5
3.4E5

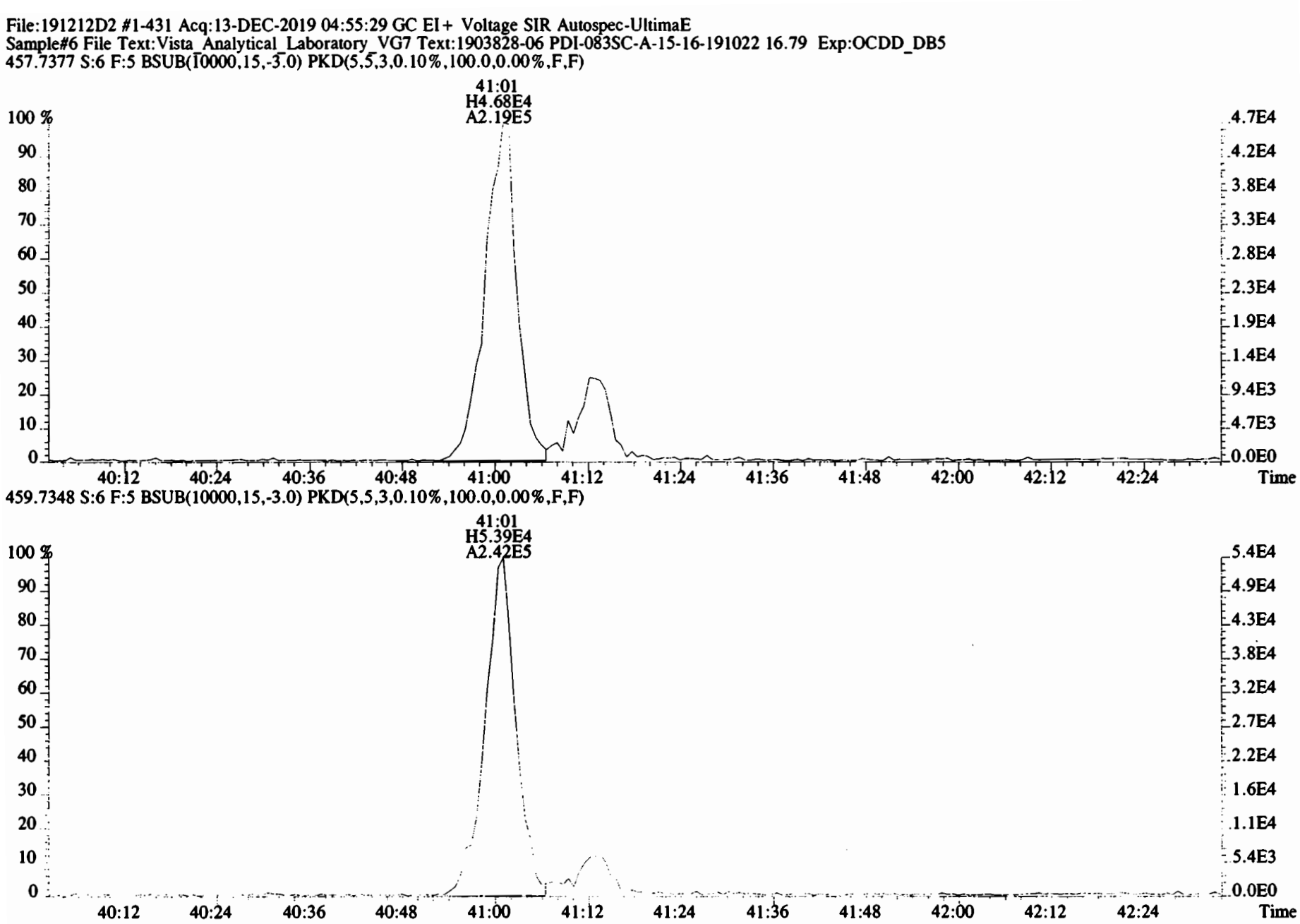
File:191212D2 #1-431 Acq:13-DEC-2019 04:55:29 GC EI+ Voltage SIR Autospec-UltimaE
Sample#6 File Text:Vista_Analytical_Laboratory_VG7 Text:1903828-06 PDI-083SC-A-15-16-191022 16.79 Exp:OCDD_DB5
457.7377 S:6 F:5 BSUB(10000,15,-3.0) PKD(5,5,3,0.10%,100.0,0.00%,F,F)
41:01
H4.68E4
A2.19E5
100 %
90
80
70
60
50
40
30
20
10
0
4.7E4
4.2E4
3.8E4
3.3E4
2.8E4
2.3E4
1.9E4
1.4E4
9.4E3
4.7E3
0.0E0
40:12
40:24
40:36
40:48
41:00
41:12
41:24
41:36
41:48
42:00
42:12
42:24
Time
459.7348 S:6 F:5 BSUB(10000,15,-3.0) PKD(5,5,3,0.10%,100.0,0.00%,F,F)
41:01
H5.39E4
A2.42E5
100 %
90
80
70
60
50
40
30
20
10
0
5.4E4
4.9E4
4.3E4
3.8E4
3.2E4
2.7E4
2.2E4
1.6E4
1.1E4
5.4E3
0.0E0
40:12
40:24
40:36
40:48
41:00
41:12
41:24
41:36
41:48
42:00
42:12
42:24
Time

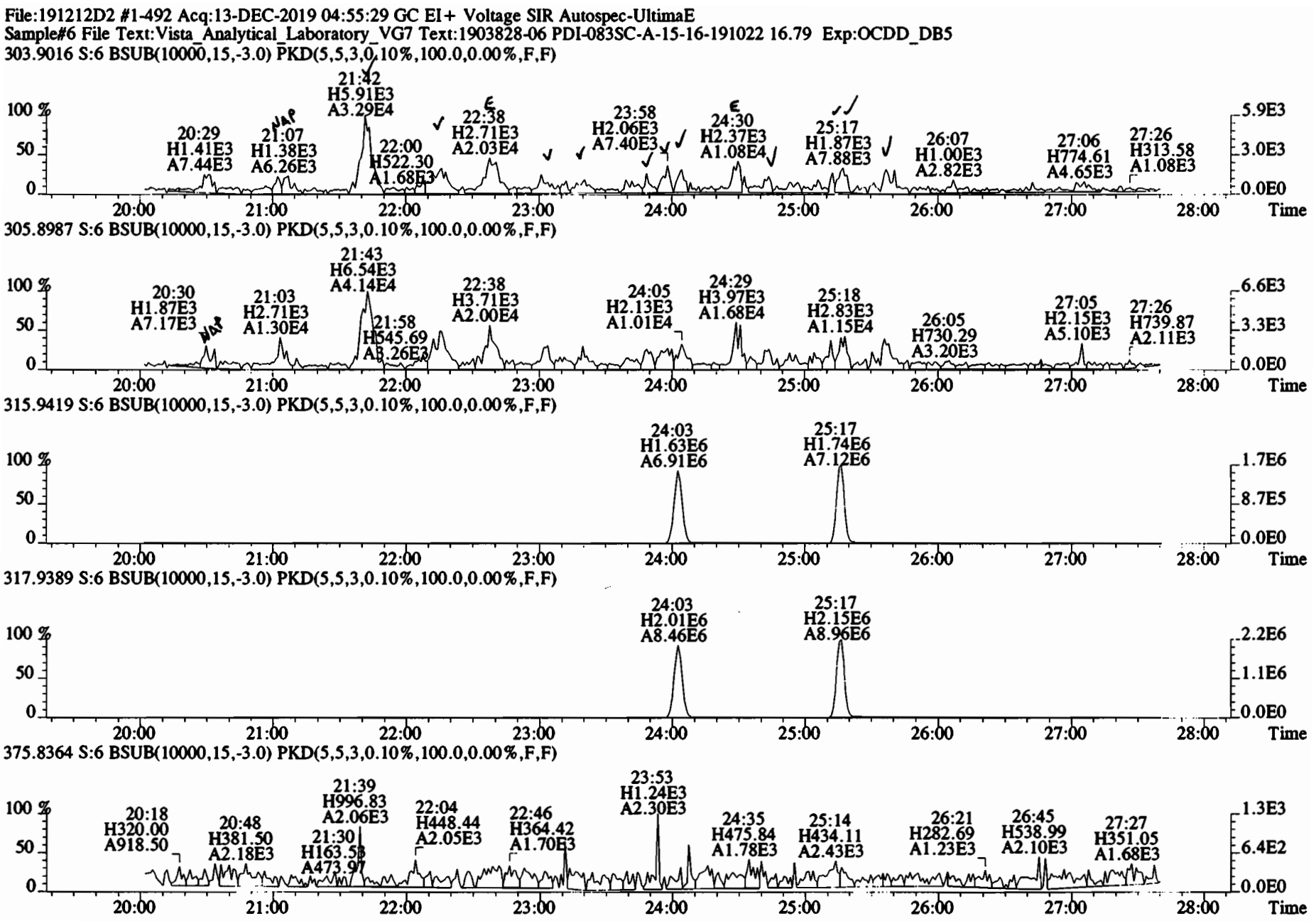
File:191212D2 #1-492 Acq:13-DEC-2019 04:55:29 GC EI+ Voltage SIR Autospec-UltimaE
Sample#6 File Text:Vista_Analytical_Laboratory_VG7 Text:1903828-06 PDI-083SC-A-15-16-191022 16.79 Exp:OCDD_DB5
303.9016 S:6 BSUB(10000,15,-3.0) PKD(5,5,3,0.10%,100.0,0.00%,F,F)
305.8987 S:6 BSUB(10000,15,-3.0) PKD(5,5,3,0.10%,100.0,0.00%,F,F)
315.9419 S:6 BSUB(10000,15,-3.0) PKD(5,5,3,0.10%,100.0,0.00%,F,F)
317.9389 S:6 BSUB(10000,15,-3.0) PKD(5,5,3,0.10%,100.0,0.00%,F,F)
375.8364 S:6 BSUB(10000,15,-3.0) PKD(5,5,3,0.10%,100.0,0.00%,F,F)
100 %
50
0
20:00
21:00
22:00
23:00
24:00
25:00
26:00
27:00
28:00
Time
5.9E3
3.0E3
0.0E0
6.6E3
3.3E3
1.7E6
8.7E5
2.2E6
1.1E6
1.3E3
6.4E2
20:29 H1.41E3 A7.44E3
21:07 H1.38E3 A6.26E3
21:42 H5.91E3 A3.29E4
22:00 H522.30 A1.68E3
22:38 H2.71E3 A2.03E4
23:58 H2.06E3 A7.40E3
24:30 H2.37E3 A1.08E4
25:17 H1.87E3 A7.88E3
26:07 H1.00E3 A2.82E3
27:06 H774.61 A4.65E3
27:26 H313.58 A1.08E3
20:30 H1.87E3 A7.17E3
21:03 H2.71E3 A1.30E4
21:43 H6.54E3 A4.14E4
21:58 H545.69 A3.26E3
22:38 H3.71E3 A2.00E4
24:05 H2.13E3 A1.01E4
24:29 H3.97E3 A1.68E4
25:18 H2.83E3 A1.15E4
26:05 H730.29 A3.20E3
27:05 H2.15E3 A5.10E3
27:26 H739.87 A2.11E3
24:03 H1.63E6 A6.91E6
25:17 H1.74E6 A7.12E6
24:03 H2.01E6 A8.46E6
25:17 H2.15E6 A8.96E6
20:18 H320.00 A918.50
20:48 H381.50 A2.18E3
21:30 H163.58 A473.97
21:39 H996.83 A2.06E3
22:04 H448.44 A2.05E3
22:46 H364.42 A1.70E3
23:53 H1.24E3 A2.30E3
24:35 H475.84 A1.78E3
25:14 H434.11 A2.43E3
26:21 H282.69 A1.23E3
26:45 H538.99 A2.10E3
27:27 H351.05 A1.68E3

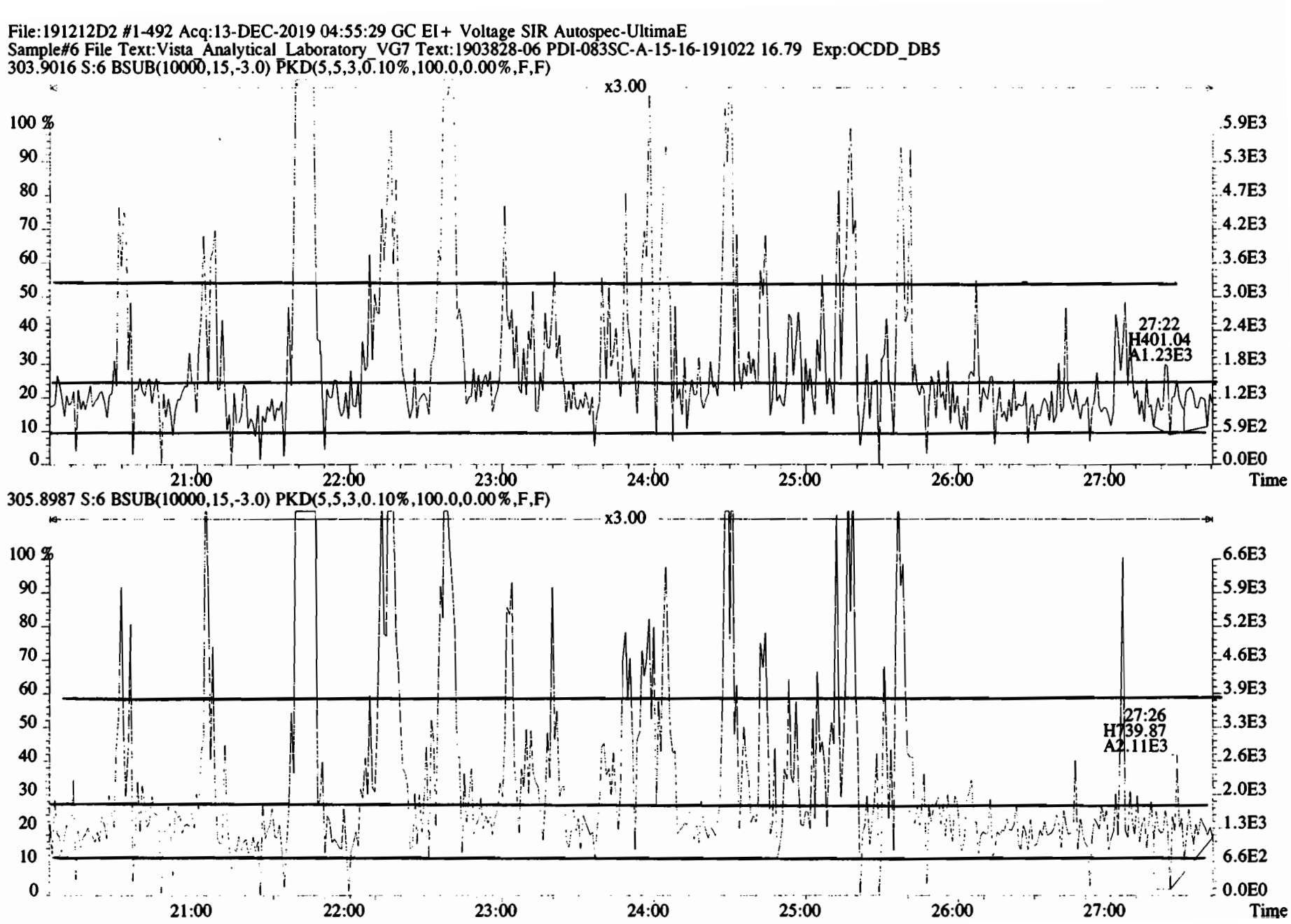
File:191212D2 #1-492 Acq:13-DEC-2019 04:55:29 GC EI+ Voltage SIR Autospec-UltimaE
Sample#6 File Text:Vista_Analytical_Laboratory_VG7 Text:1903828-06 PDI-083SC-A-15-16-191022 16.79 Exp:OCDD_DB5
303.9016 S:6 BSUB(10000,15,-3.0) PKD(5,5,3,0.10%,100.0,0.00%,F,F)
x3.00
27:22
H401.04
A1.23E3
305.8987 S:6 BSUB(10000,15,-3.0) PKD(5,5,3,0.10%,100.0,0.00%,F,F)
x3.00
27:26
H739.87
A2.11E3
Time

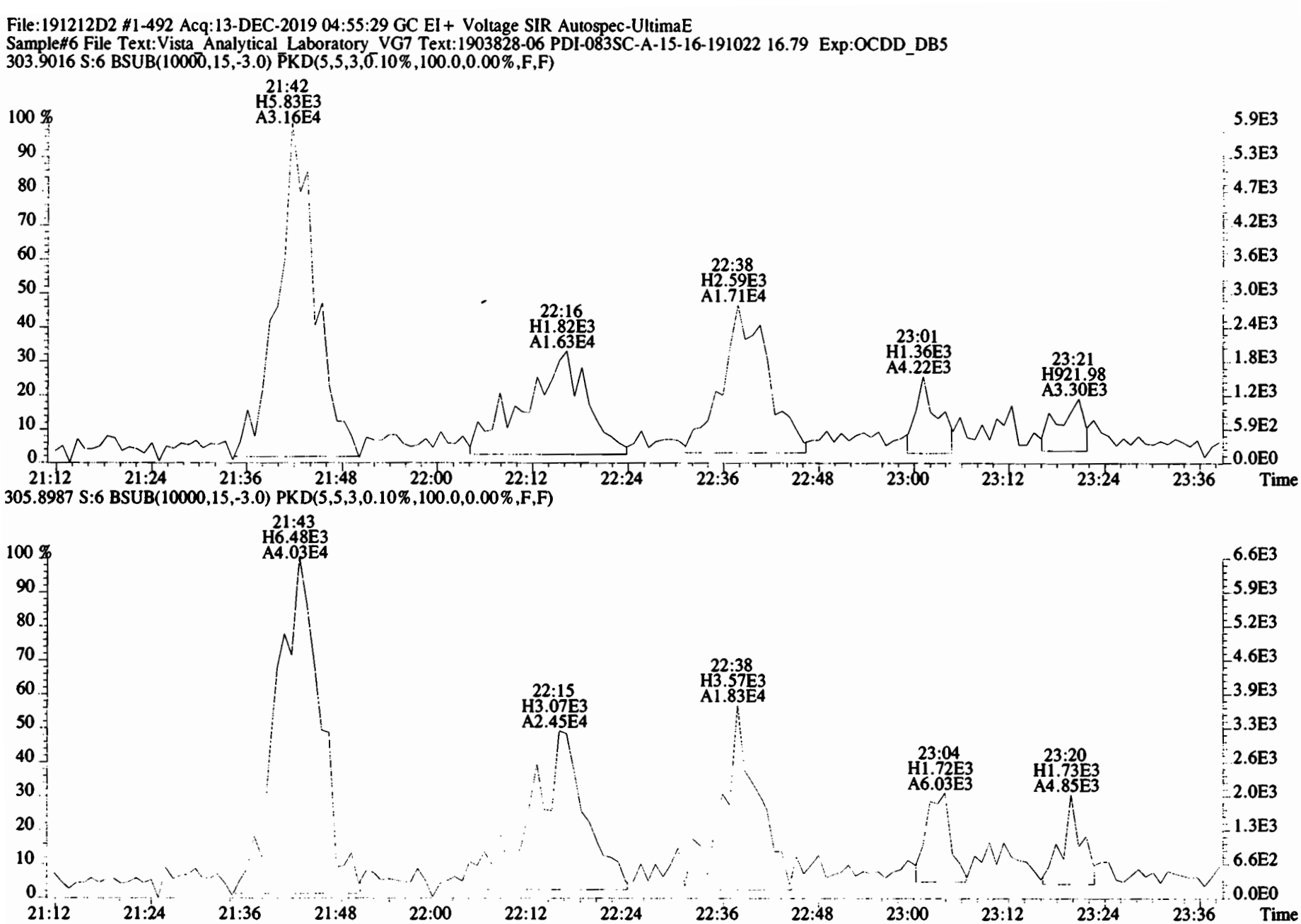
File:191212D2 #1-492 Acq:13-DEC-2019 04:55:29 GC EI+ Voltage SIR Autospec-UltimaE
Sample#6 File Text:Vista_Analytical_Laboratory_VG7 Text:1903828-06 PDI-083SC-A-15-16-191022 16.79 Exp:OCDD_DB5
303.9016 S:6 BSUB(10000,15,-3.0) PKD(5,5,3,0.10%,100.0,0.00%,F,F)
21:42
H5.83E3
A3.16E4
22:16
H1.82E3
A1.63E4
22:38
H2.59E3
A1.71E4
23:01
H1.36E3
A4.22E3
23:21
H921.98
A3.30E3
100 %
90
80
70
60
50
40
30
20
10
0
5.9E3
5.3E3
4.7E3
4.2E3
3.6E3
3.0E3
2.4E3
1.8E3
1.2E3
5.9E2
0.0E0
21:12
21:24
21:36
21:48
22:00
22:12
22:24
22:36
22:48
23:00
23:12
23:24
23:36
Time
305.8987 S:6 BSUB(10000,15,-3.0) PKD(5,5,3,0.10%,100.0,0.00%,F,F)
21:43
H6.48E3
A4.03E4
22:15
H3.07E3
A2.45E4
22:38
H3.57E3
A1.83E4
23:04
H1.72E3
A6.03E3
23:20
H1.73E3
A4.85E3
100 %
90
80
70
60
50
40
30
20
10
0
6.6E3
5.9E3
5.2E3
4.6E3
3.9E3
3.3E3
2.6E3
2.0E3
1.3E3
6.6E2
0.0E0
21:12
21:24
21:36
21:48
22:00
22:12
22:24
22:36
22:48
23:00
23:12
23:24
23:36
Time

File:191212D2 #1-492 Acq:13-DEC-2019 04:55:29 GC EI+ Voltage SIR Autospec-UltimaE
Sample#6 File Text:Vista_Analytical_Laboratory_VG7 Text:1903828-06 PDI-083SC-A-15-16-191022 16.79 Exp:OCDD_DB5
303.9016 S:6 BSUB(10000,15,-3.0) PKD(5,5,3,0.10%,100.0,0.00%,F,F)

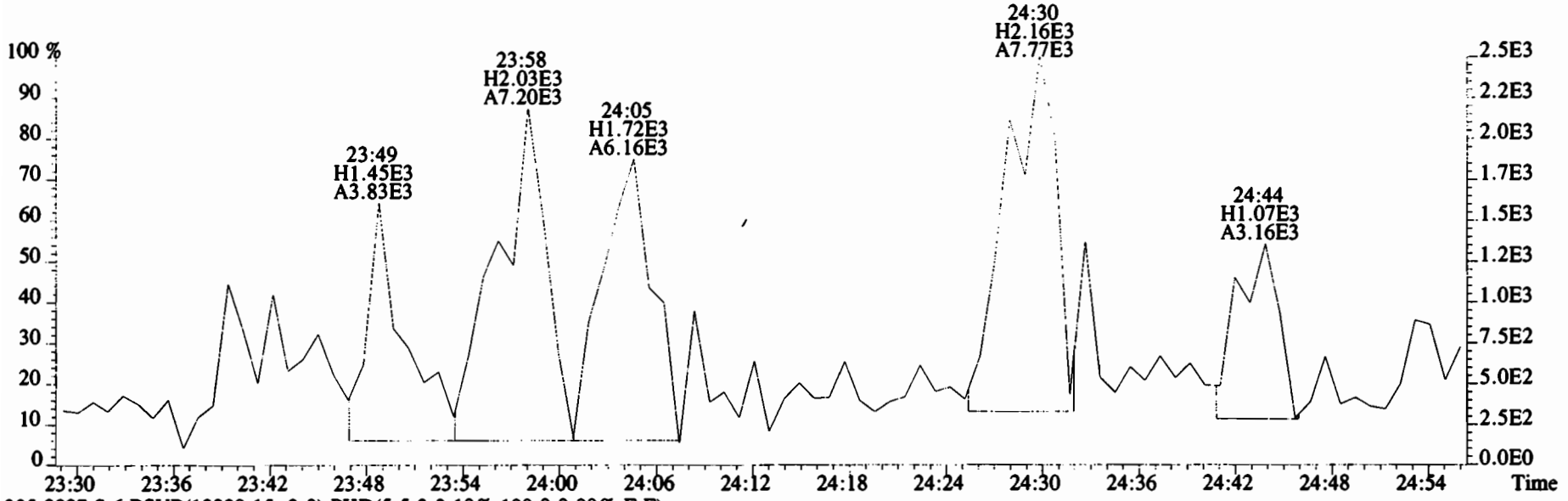

305.8987 S:6 BSUB(10000,15,-3.0) PKD(5,5,3,0.10%,100.0,0.00%,F,F)

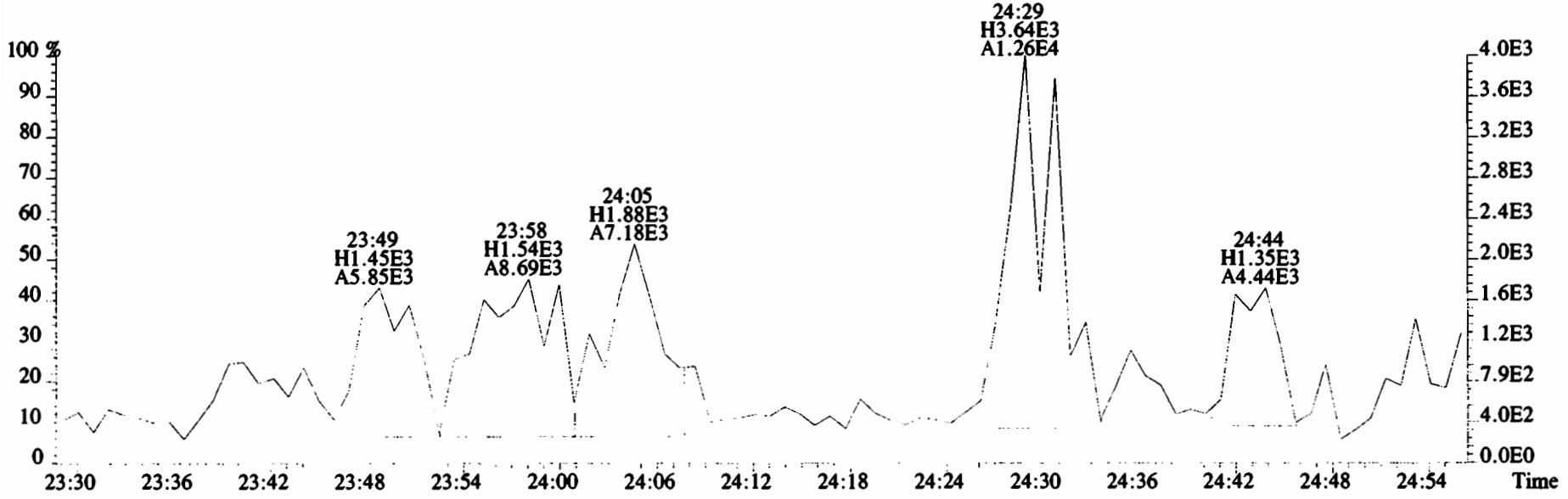

File:191212D2 #1-492 Acq:13-DEC-2019 04:55:29 GC EI+ Voltage SIR Autospec-UltimaE
Sample#6 File Text:Vista_Analytical_Laboratory_VG7 Text:1903828-06 PDI-083SC-A-15-16-191022 16.79 Exp:OCDD_DB5
303.9016 S:6 BSUB(10000,15,-3.0) PKD(5,5,3,0.10%,100.0,0.00%,F,F)

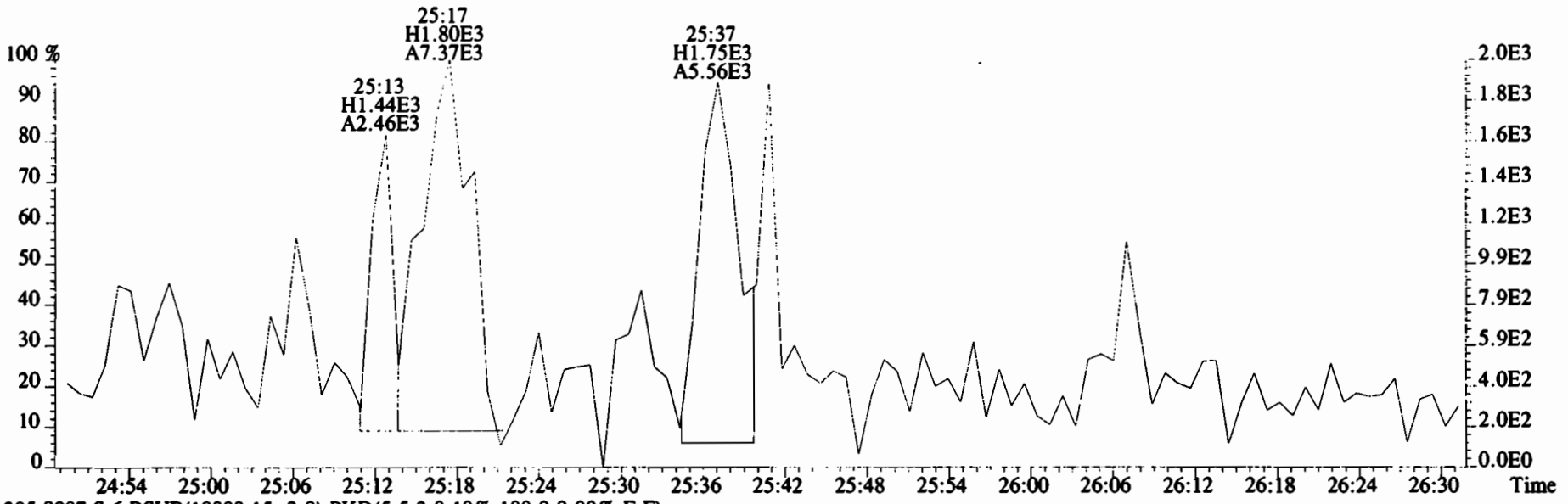

305.8987 S:6 BSUB(10000,15,-3.0) PKD(5,5,3,0.10%,100.0,0.00%,F,F)

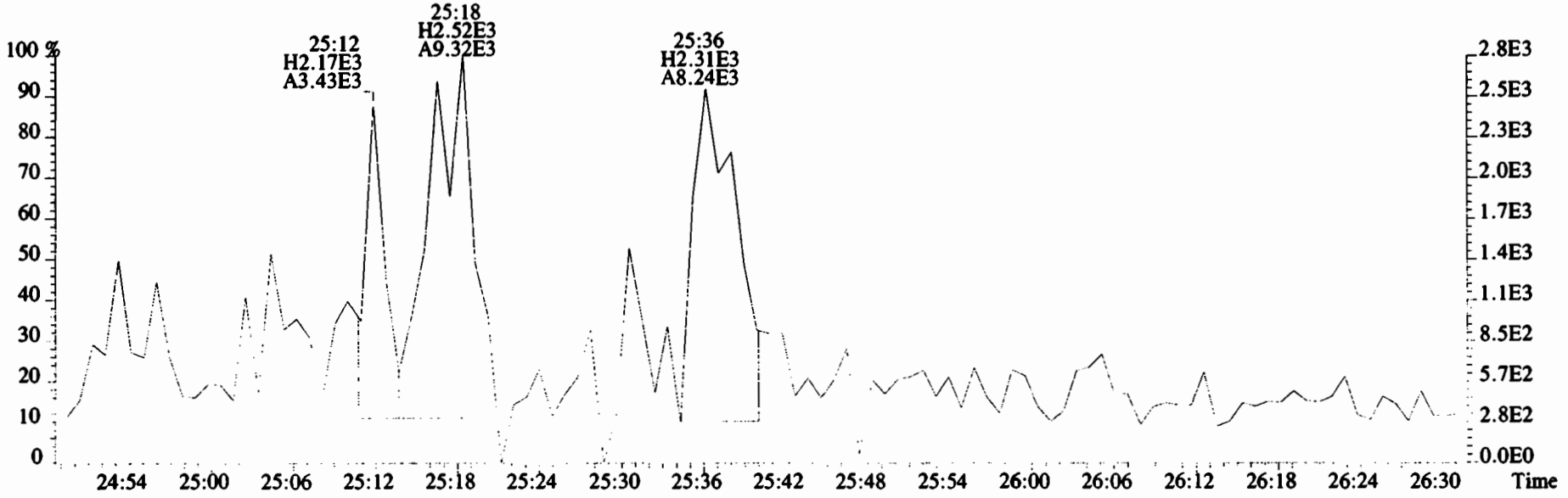

File:191212D2 #1-492 Acq:13-DEC-2019 04:55:29 GC EI+ Voltage SIR Autospec-UltimaE
Sample#6 File Text:Vista_Analytical_Laboratory_VG7 Text:1903828-06 PDI-083SC-A-15-16-191022 16.79 Exp:OCDD_DB5
339.8597 S:6 BSUB(10000,15,-3.0) PKD(5,5,3,0.10%,100.0,0.00%,F,F)

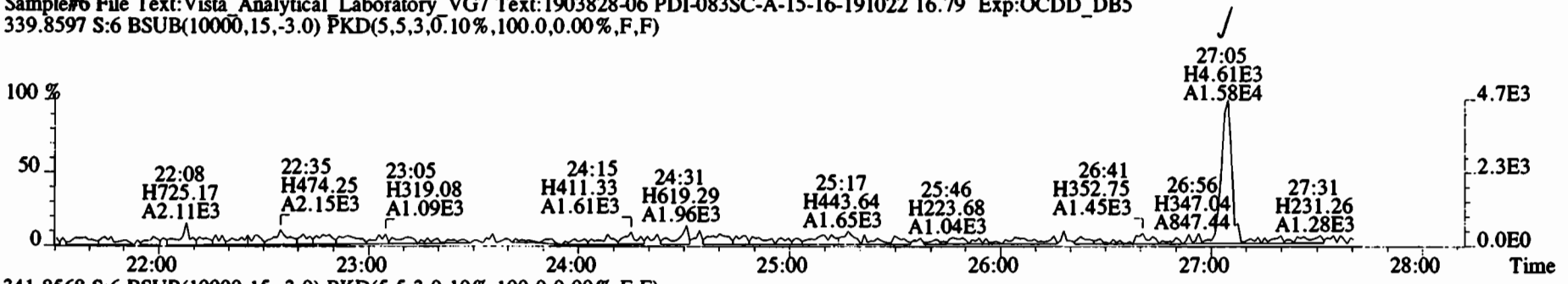

341.8568 S:6 BSUB(10000,15,-3.0) PKD(5,5,3,0.10%,100.0,0.00%,F,F)

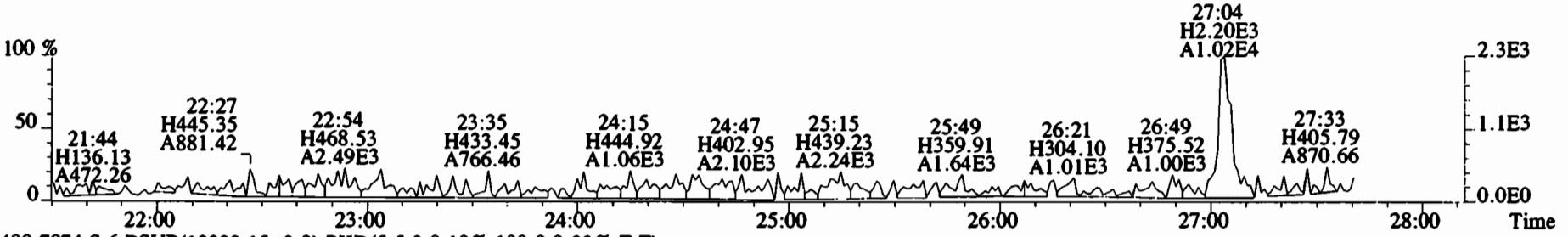

409.7974 S:6 BSUB(10000,15,-3.0) PKD(5,5,3,0.10%,100.0,0.00%,F,F)

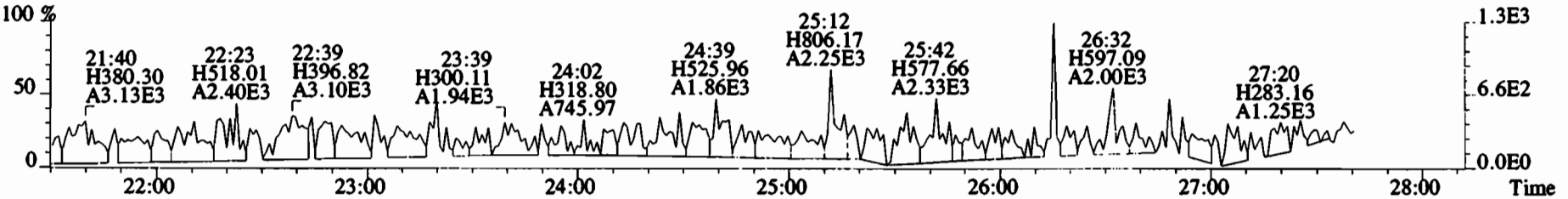

316.9824 S:6

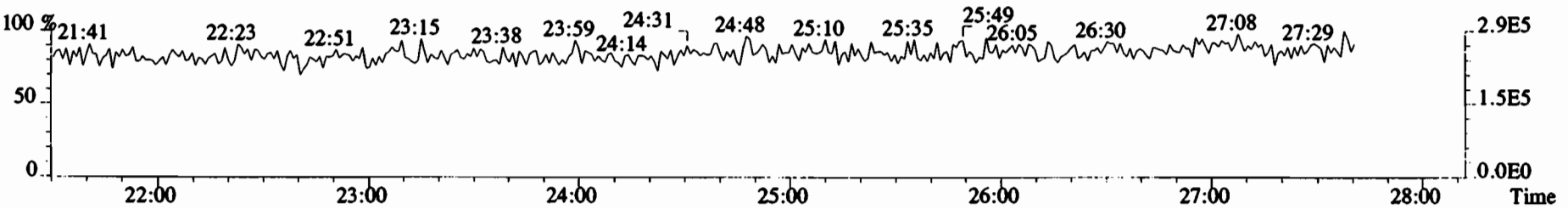

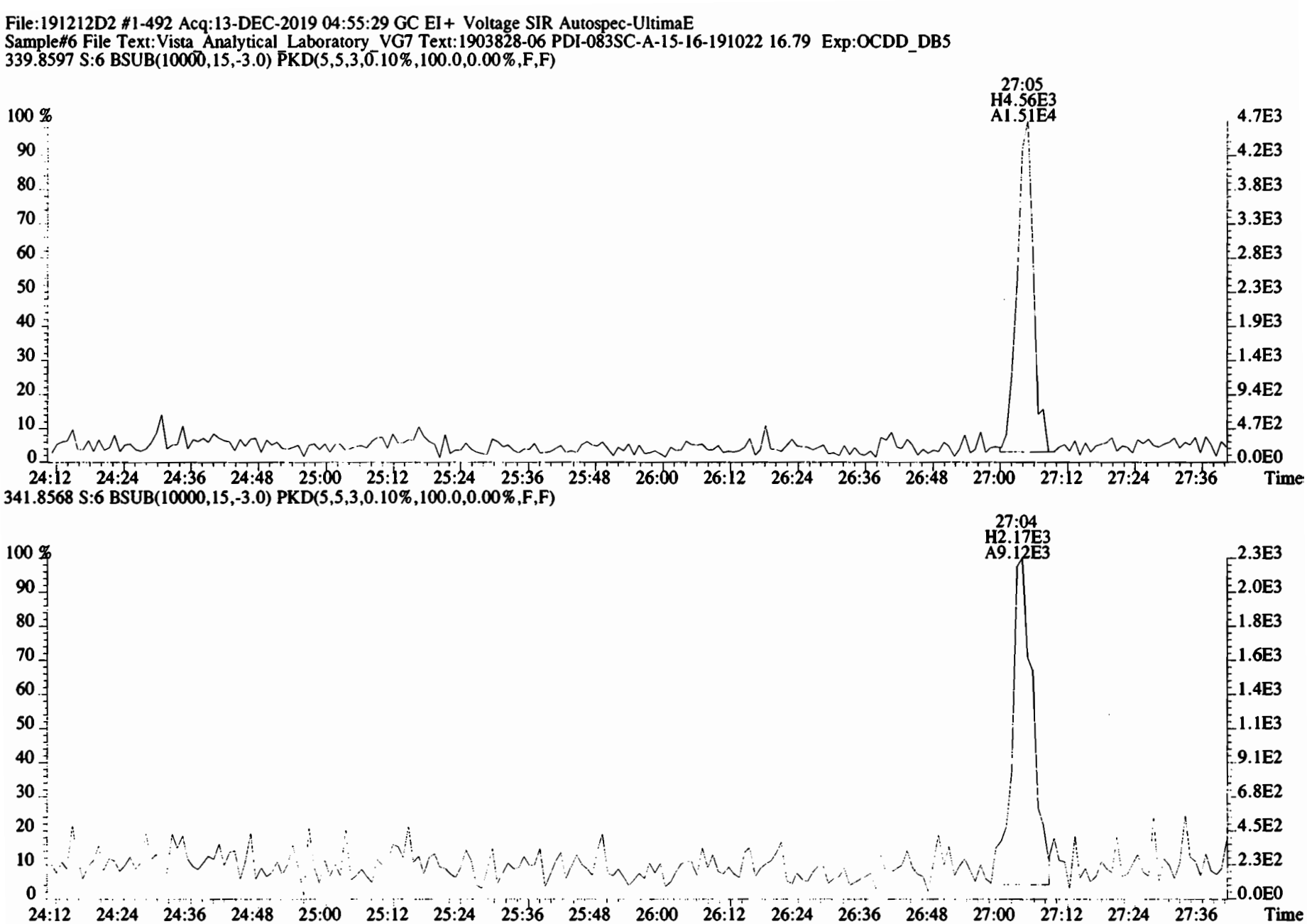
File:191212D2 #1-492 Acq:13-DEC-2019 04:55:29 GC EI+ Voltage SIR Autospec-UltimaE
Sample#6 File Text:Vista_Analytical_Laboratory_VG7 Text:1903828-06 PDI-083SC-A-15-16-191022 16.79 Exp:OCDD_DB5
339.8597 S:6 BSUB(10000,15,-3.0) PKD(5,5,3,0.10%,100.0,0.00%,F,F)
27:05
H4.56E3
A1.51E4
100 %
90
80
70
60
50
40
30
20
10
0
4.7E3
4.2E3
3.8E3
3.3E3
2.8E3
2.3E3
1.9E3
1.4E3
9.4E2
4.7E2
0.0E0
24:12 24:24 24:36 24:48 25:00 25:12 25:24 25:36 25:48 26:00 26:12 26:24 26:36 26:48 27:00 27:12 27:24 27:36
Time
341.8568 S:6 BSUB(10000,15,-3.0) PKD(5,5,3,0.10%,100.0,0.00%,F,F)
27:04
H2.17E3
A9.12E3
100 %
90
80
70
60
50
40
30
20
10
0
2.3E3
2.0E3
1.8E3
1.6E3
1.4E3
1.1E3
9.1E2
6.8E2
4.5E2
2.3E2
0.0E0
24:12 24:24 24:36 24:48 25:00 25:12 25:24 25:36 25:48 26:00 26:12 26:24 26:36 26:48 27:00 27:12 27:24 27:36
Time

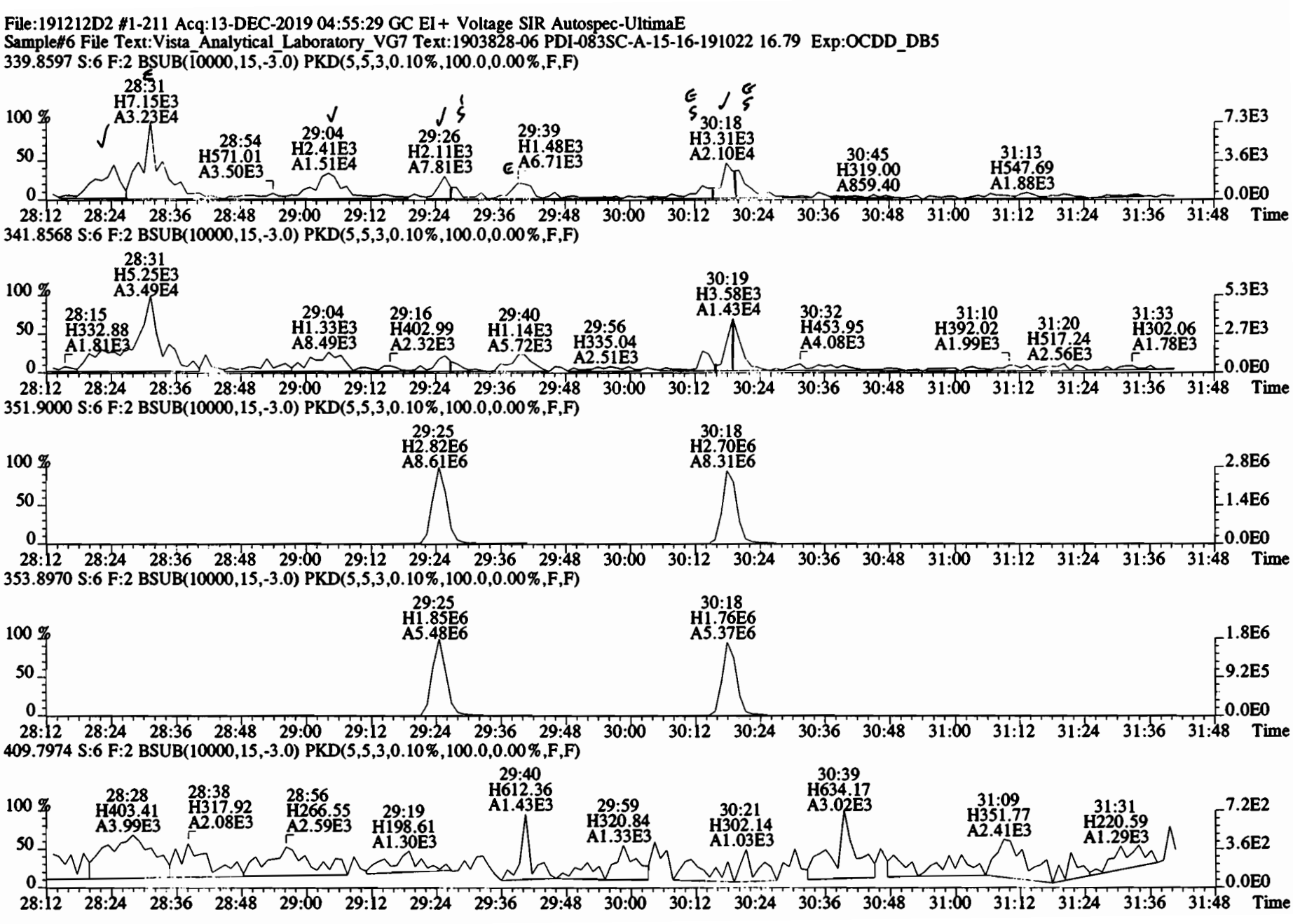
File:191212D2 #1-211 Acq:13-DEC-2019 04:55:29 GC EI+ Voltage SIR Autospec-UltimaE
Sample#6 File Text:Vista_Analytical_Laboratory_VG7 Text:1903828-06 PDI-083SC-A-15-16-191022 16.79 Exp:OCDD_DB5
339.8597 S:6 F:2 BSUB(10000,15,-3.0) PKD(5,5,3,0.10%,100.0,0.00%,F,F)
28:31 H7.15E3 A3.23E4
28:54 H571.01 A3.50E3
29:04 H2.41E3 A1.51E4
29:26 H2.11E3 A7.81E3
29:39 H1.48E3 A6.71E3
30:18 H3.31E3 A2.10E4
30:45 H319.00 A859.40
31:13 H547.69 A1.88E3
341.8568 S:6 F:2 BSUB(10000,15,-3.0) PKD(5,5,3,0.10%,100.0,0.00%,F,F)
28:31 H5.25E3 A3.49E4
28:15 H332.88 A1.81E3
29:04 H1.33E3 A8.49E3
29:16 H402.99 A2.32E3
29:40 H1.14E3 A5.72E3
29:56 H335.04 A2.51E3
30:19 H3.58E3 A1.43E4
30:32 H453.95 A4.08E3
31:10 H392.02 A1.99E3
31:20 H517.24 A2.56E3
31:33 H302.06 A1.78E3
351.9000 S:6 F:2 BSUB(10000,15,-3.0) PKD(5,5,3,0.10%,100.0,0.00%,F,F)
29:25 H2.82E6 A8.61E6
30:18 H2.70E6 A8.31E6
353.8970 S:6 F:2 BSUB(10000,15,-3.0) PKD(5,5,3,0.10%,100.0,0.00%,F,F)
29:25 H1.85E6 A5.48E6
30:18 H1.76E6 A5.37E6
409.7974 S:6 F:2 BSUB(10000,15,-3.0) PKD(5,5,3,0.10%,100.0,0.00%,F,F)
28:28 H403.41 A3.99E3
28:38 H317.92 A2.08E3
28:56 H266.55 A2.59E3
29:19 H198.61 A1.30E3
29:40 H612.36 A1.43E3
29:59 H320.84 A1.33E3
30:21 H302.14 A1.03E3
30:39 H634.17 A3.02E3
31:09 H351.77 A2.41E3
31:31 H220.59 A1.29E3
100 %
50
0
28:12 28:24 28:36 28:48 29:00 29:12 29:24 29:36 29:48 30:00 30:12 30:24 30:36 30:48 31:00 31:12 31:24 31:36 31:48 Time
7.3E3
3.6E3
0.0E0
5.3E3
2.7E3
2.8E6
1.4E6
1.8E6
9.2E5
7.2E2
3.6E2

File:191212D2 #1-211 Acq:13-DEC-2019 04:55:29 GC EI+ Voltage SIR Autospec-UltimaE
Sample#6 File Text:Vista_Analytical_Laboratory_VG7 Text:1903828-06 PDI-083SC-A-15-16-191022 16.79 Exp:OCDD_DB5
339.8597 S:6 F:2 BSUB(10000,15,-3.0)

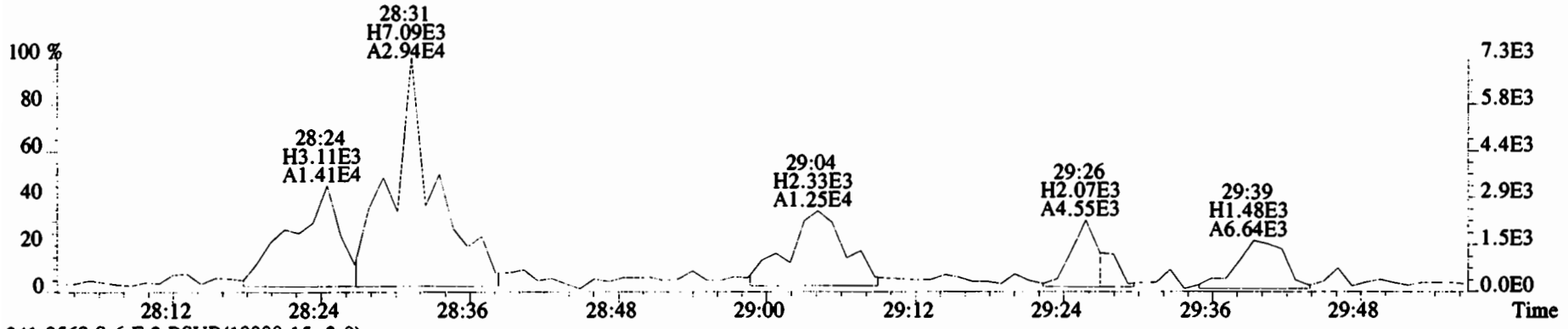

341.8568 S:6 F:2 BSUB(10000,15,-3.0)

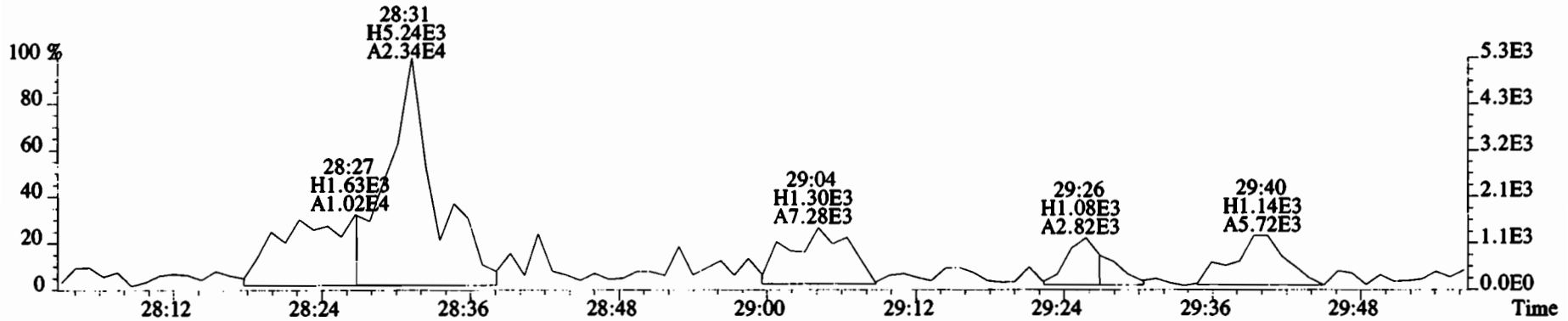

351.9000 S:6 F:2

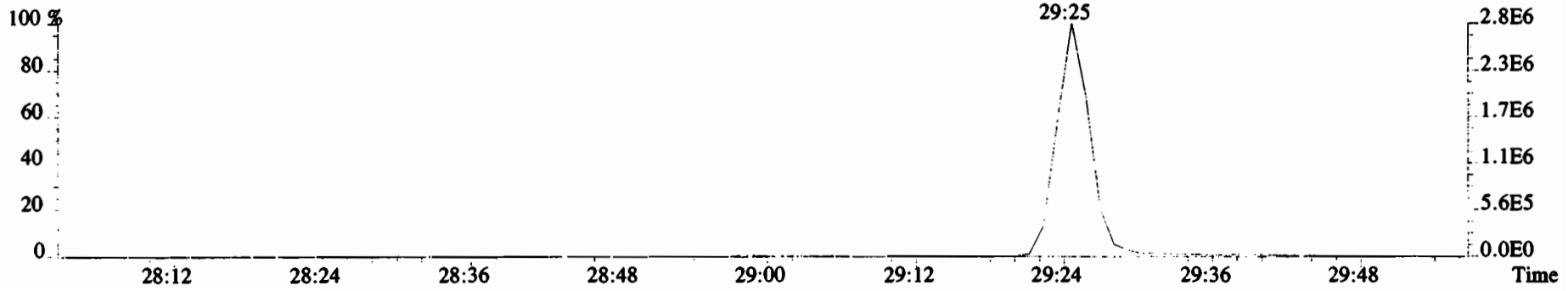

File:191212D2 #1-211 Acq:13-DEC-2019 04:55:29 GC EI+ Voltage SIR Autospec-UltimaE
Sample#6 File Text:Vista_Analytical_Laboratory_VG7 Text:1903828-06 PDI-083SC-A-15-16-191022 16.79 Exp:OCDD_DB5
339.8597 S:6 F:2 BSUB(10000,15,-3.0)

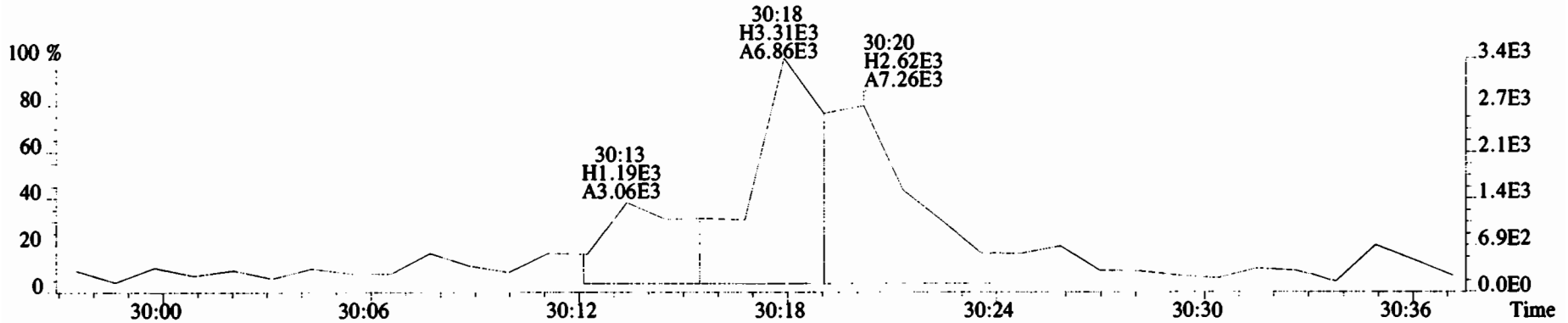

341.8568 S:6 F:2 BSUB(10000,15,-3.0)

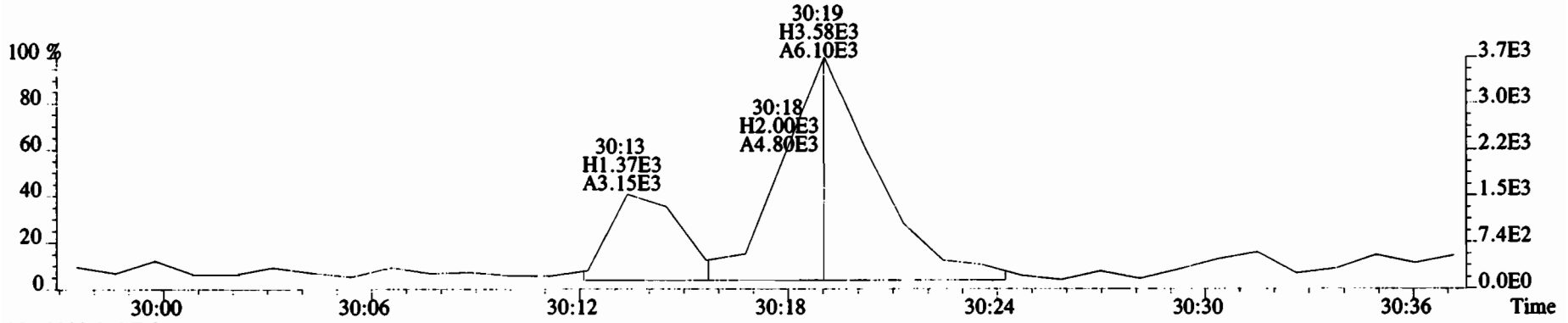

351.9000 S:6 F:2

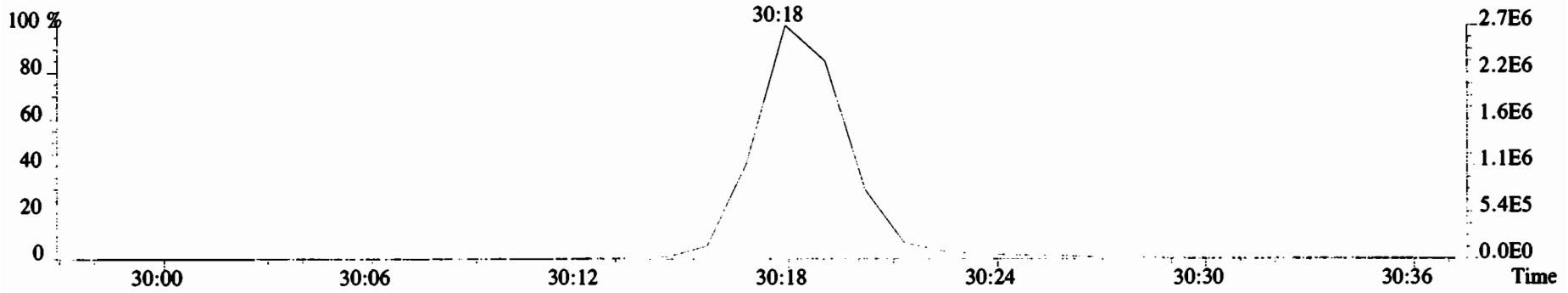

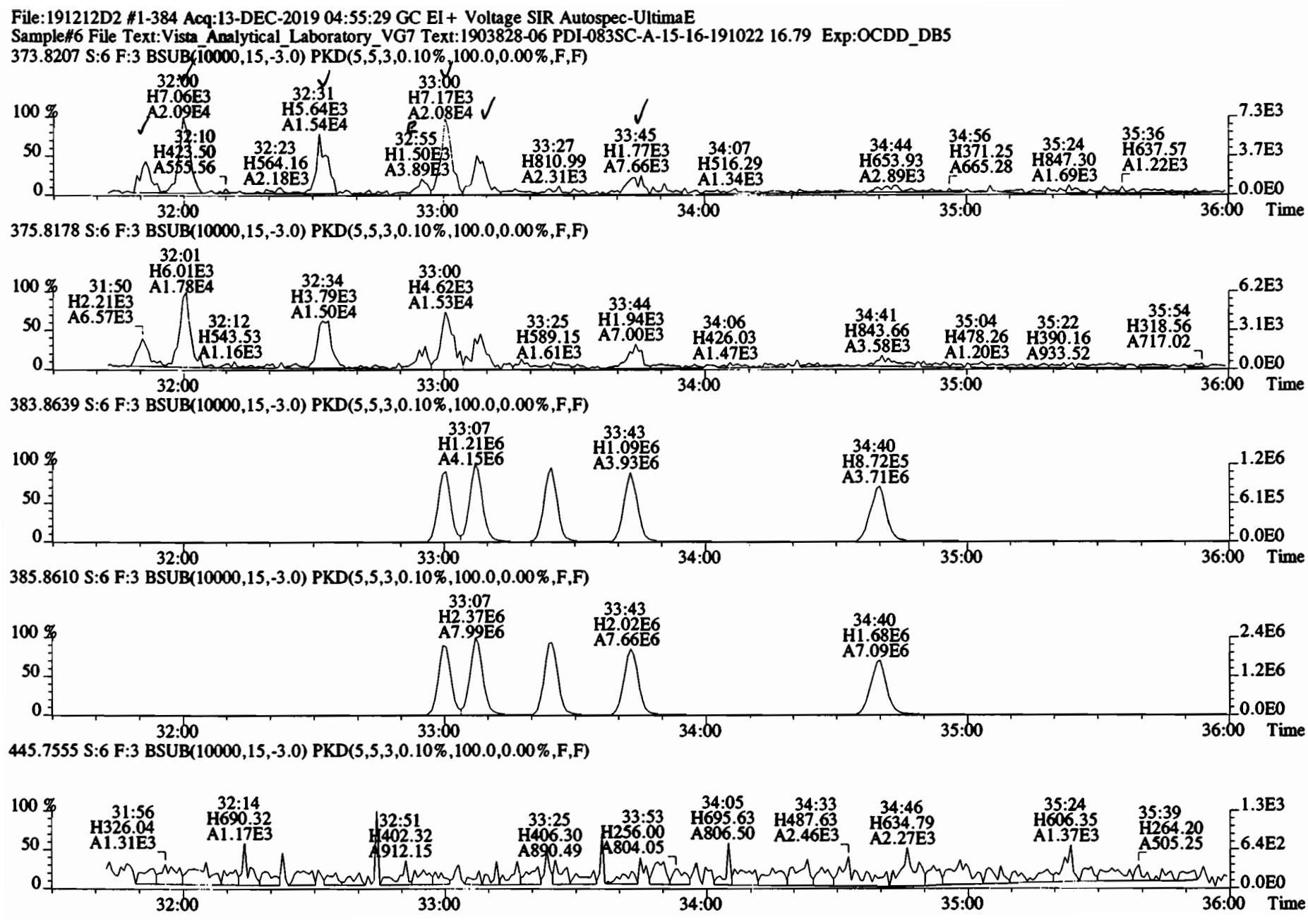
File:191212D2 #1-384 Acq:13-DEC-2019 04:55:29 GC EI+ Voltage SIR Autospec-UltimaE
Sample#6 File Text:Vista_Analytical_Laboratory_VG7 Text:1903828-06 PDI-083SC-A-15-16-191022 16.79 Exp:OCDD_DB5
373.8207 S:6 F:3 BSUB(10000,15,-3.0) PKD(5,5,3,0.10%,100.0,0.00%,F,F)
32:00 H7.06E3 A2.09E4
32:10 H423.50 A555.56
32:23 H564.16 A2.18E3
32:31 H5.64E3 A1.54E4
32:55 H1.50E3 A3.89E3
33:00 H7.17E3 A2.08E4
33:27 H810.99 A2.31E3
33:45 H1.77E3 A7.66E3
34:07 H516.29 A1.34E3
34:44 H653.93 A2.89E3
34:56 H371.25 A665.28
35:24 H847.30 A1.69E3
35:36 H637.57 A1.22E3
375.8178 S:6 F:3 BSUB(10000,15,-3.0) PKD(5,5,3,0.10%,100.0,0.00%,F,F)
31:50 H2.21E3 A6.57E3
32:01 H6.01E3 A1.78E4
32:12 H543.53 A1.16E3
32:34 H3.79E3 A1.50E4
33:00 H4.62E3 A1.53E4
33:25 H589.15 A1.61E3
33:44 H1.94E3 A7.00E3
34:06 H426.03 A1.47E3
34:41 H843.66 A3.58E3
35:04 H478.26 A1.20E3
35:22 H390.16 A933.52
35:54 H318.56 A717.02
383.8639 S:6 F:3 BSUB(10000,15,-3.0) PKD(5,5,3,0.10%,100.0,0.00%,F,F)
33:07 H1.21E6 A4.15E6
33:43 H1.09E6 A3.93E6
34:40 H8.72E5 A3.71E6
385.8610 S:6 F:3 BSUB(10000,15,-3.0) PKD(5,5,3,0.10%,100.0,0.00%,F,F)
33:07 H2.37E6 A7.99E6
33:43 H2.02E6 A7.66E6
34:40 H1.68E6 A7.09E6
445.7555 S:6 F:3 BSUB(10000,15,-3.0) PKD(5,5,3,0.10%,100.0,0.00%,F,F)
31:56 H326.04 A1.31E3
32:14 H690.32 A1.17E3
32:51 H402.32 A912.15
33:25 H406.30 A890.49
33:53 H256.00 A804.05
34:05 H695.63 A806.50
34:33 H487.63 A2.46E3
34:46 H634.79 A2.27E3
35:24 H606.35 A1.37E3
35:39 H264.20 A505.25
100 %
50
0
32:00
33:00
34:00
35:00
36:00
Time
7.3E3
3.7E3
0.0E0
6.2E3
3.1E3
0.0E0
1.2E6
6.1E5
0.0E0
2.4E6
1.2E6
0.0E0
1.3E3
6.4E2
0.0E0

File:191212D2 #1-384 Acq:13-DEC-2019 04:55:29 GC EI+ Voltage SIR Autospec-UltimaE
Sample#6 File Text:Vista_Analytical_Laboratory_VG7 Text:1903828-06 PDI-083SC-A-15-16-191022 16.79 Exp:OCDD_DB5
373.8207 S:6 F:3 BSUB(10000,15,-3.0) PKD(5,5,3,0.10%,100.0,0.00%,F,F)

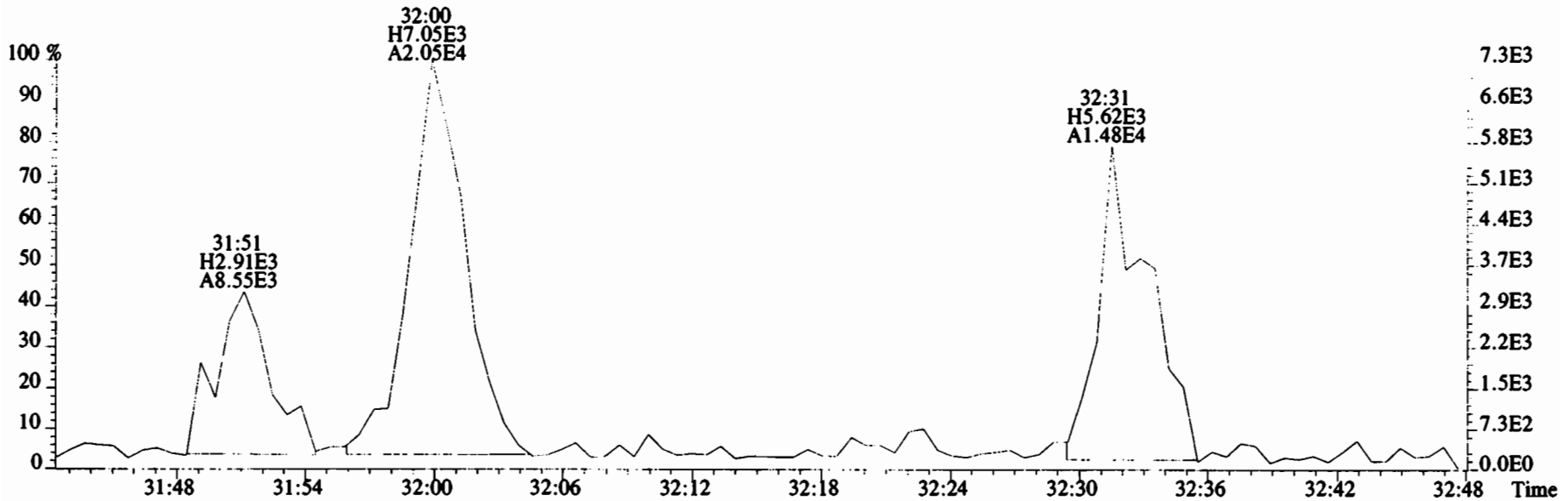

375.8178 S:6 F:3 BSUB(10000,15,-3.0) PKD(5,5,3,0.10%,100.0,0.00%,F,F)

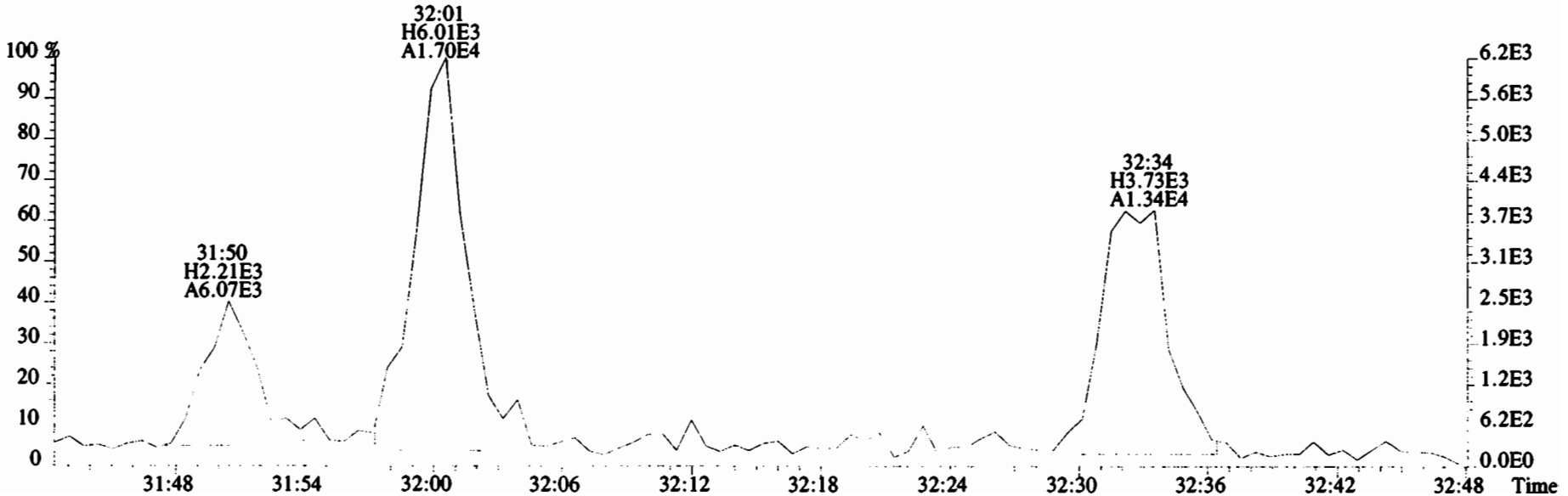

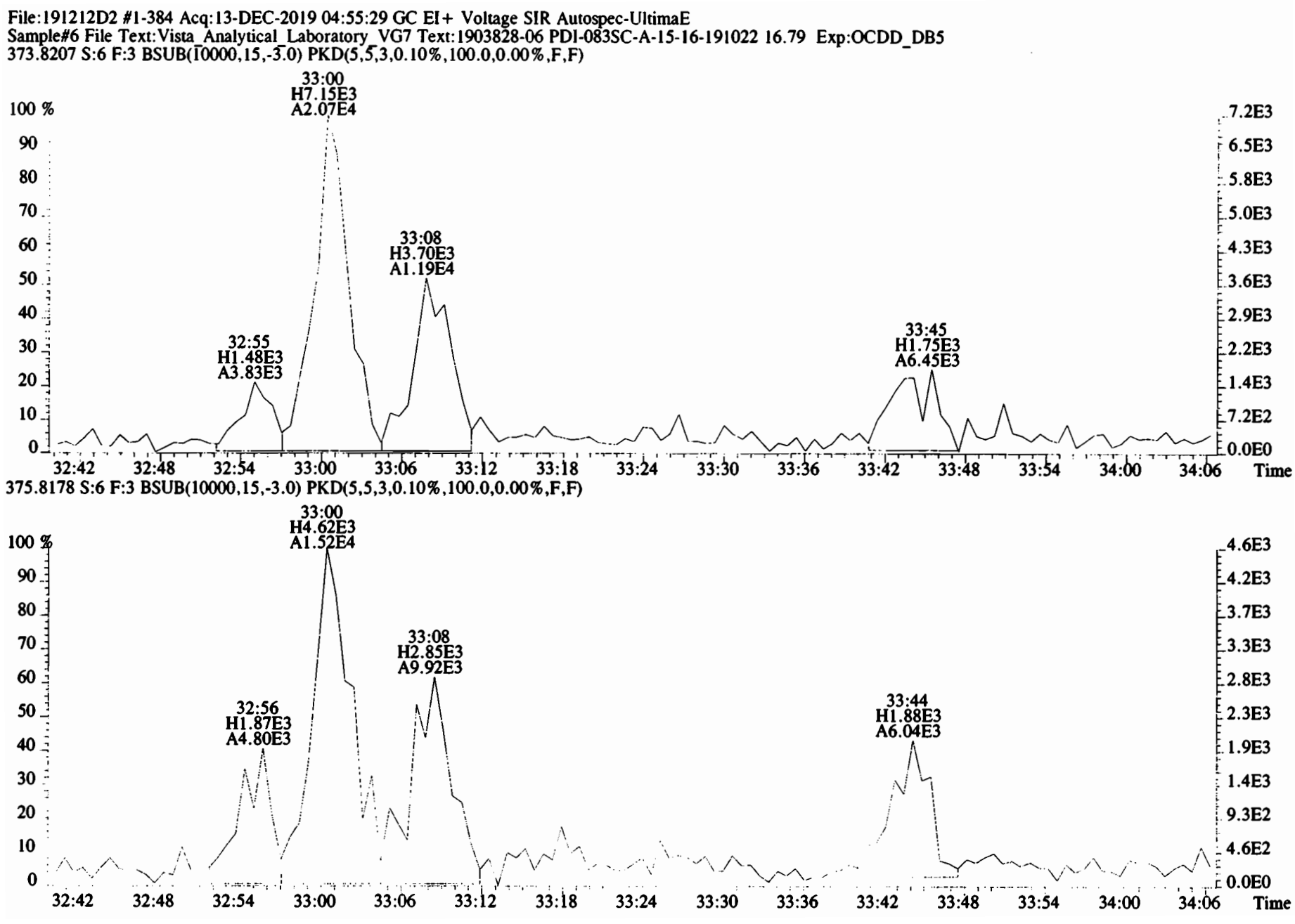
File:191212D2 #1-384 Acq:13-DEC-2019 04:55:29 GC EI+ Voltage SIR Autospec-UltimaE
Sample#6 File Text:Vista_Analytical_Laboratory_VG7 Text:1903828-06 PDI-083SC-A-15-16-191022 16.79 Exp:OCDD_DB5
373.8207 S:6 F:3 BSUB(10000,15,-3.0) PKD(5,5,3,0.10%,100.0,0.00%,F,F)
33:00
H7.15E3
A2.07E4
33:08
H3.70E3
A1.19E4
32:55
H1.48E3
A3.83E3
33:45
H1.75E3
A6.45E3
100 %
90
80
70
60
50
40
30
20
10
0
7.2E3
6.5E3
5.8E3
5.0E3
4.3E3
3.6E3
2.9E3
2.2E3
1.4E3
7.2E2
0.0E0
32:42
32:48
32:54
33:00
33:06
33:12
33:18
33:24
33:30
33:36
33:42
33:48
33:54
34:00
34:06
Time
375.8178 S:6 F:3 BSUB(10000,15,-3.0) PKD(5,5,3,0.10%,100.0,0.00%,F,F)
33:00
H4.62E3
A1.52E4
33:08
H2.85E3
A9.92E3
32:56
H1.87E3
A4.80E3
33:44
H1.88E3
A6.04E3
100 %
90
80
70
60
50
40
30
20
10
0
4.6E3
4.2E3
3.7E3
3.3E3
2.8E3
2.3E3
1.9E3
1.4E3
9.3E2
4.6E2
0.0E0
32:42
32:48
32:54
33:00
33:06
33:12
33:18
33:24
33:30
33:36
33:42
33:48
33:54
34:00
34:06
Time

File:191212D2 #1-384 Acq:13-DEC-2019 04:55:29 GC EI+ Voltage SIR Autospec-UltimaE
Sample#6 File Text:Vista_Analytical_Laboratory_VG7 Text:1903828-06 PDI-083SC-A-15-16-191022 16.79 Exp:OCDD_DB5
383.8639 S:6 F:3 BSUB(10000,15,-3.0) PKD(5,5,3,0.10%,100.0,0.00%,F,F)

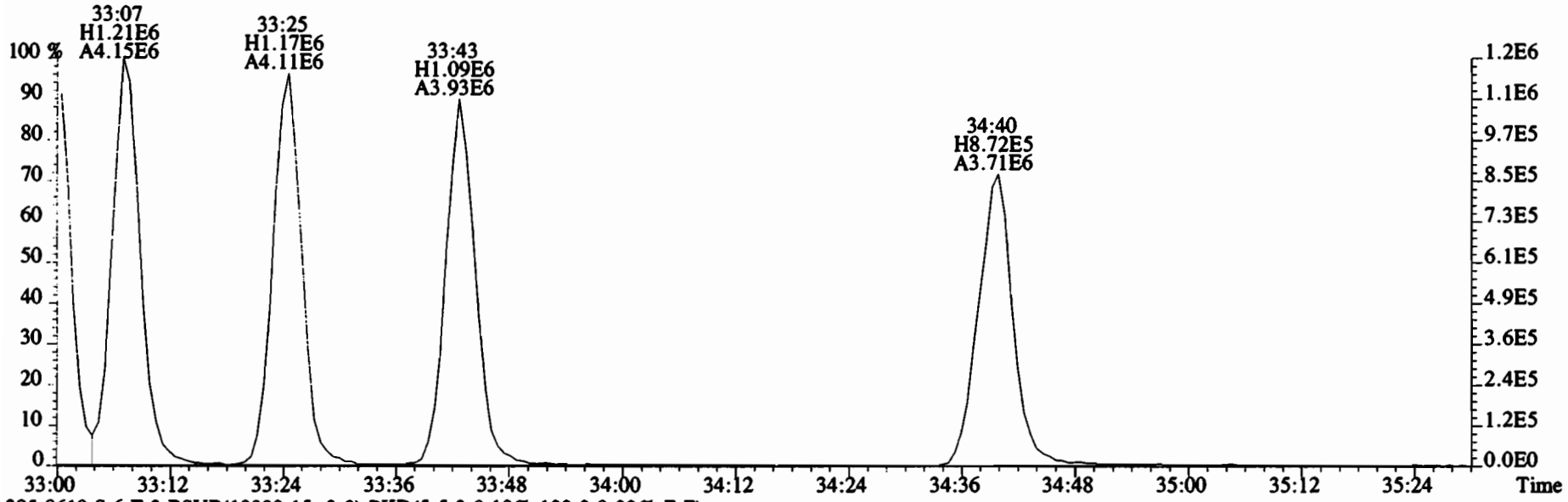

385.8610 S:6 F:3 BSUB(10000,15,-3.0) PKD(5,5,3,0.10%,100.0,0.00%,F,F)

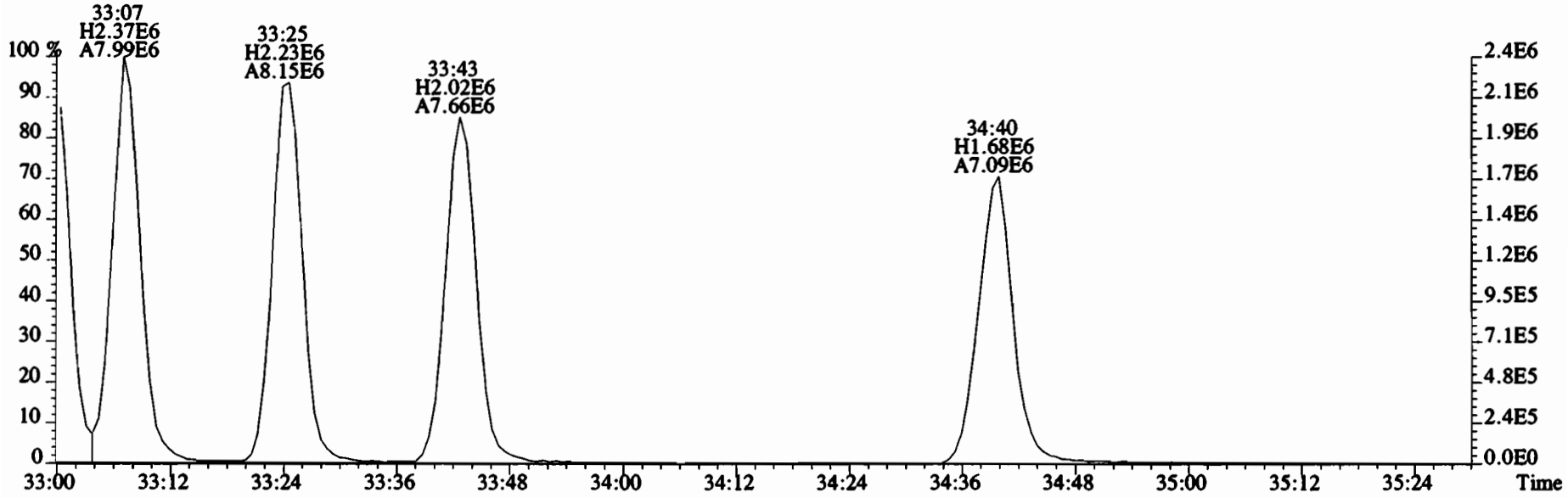

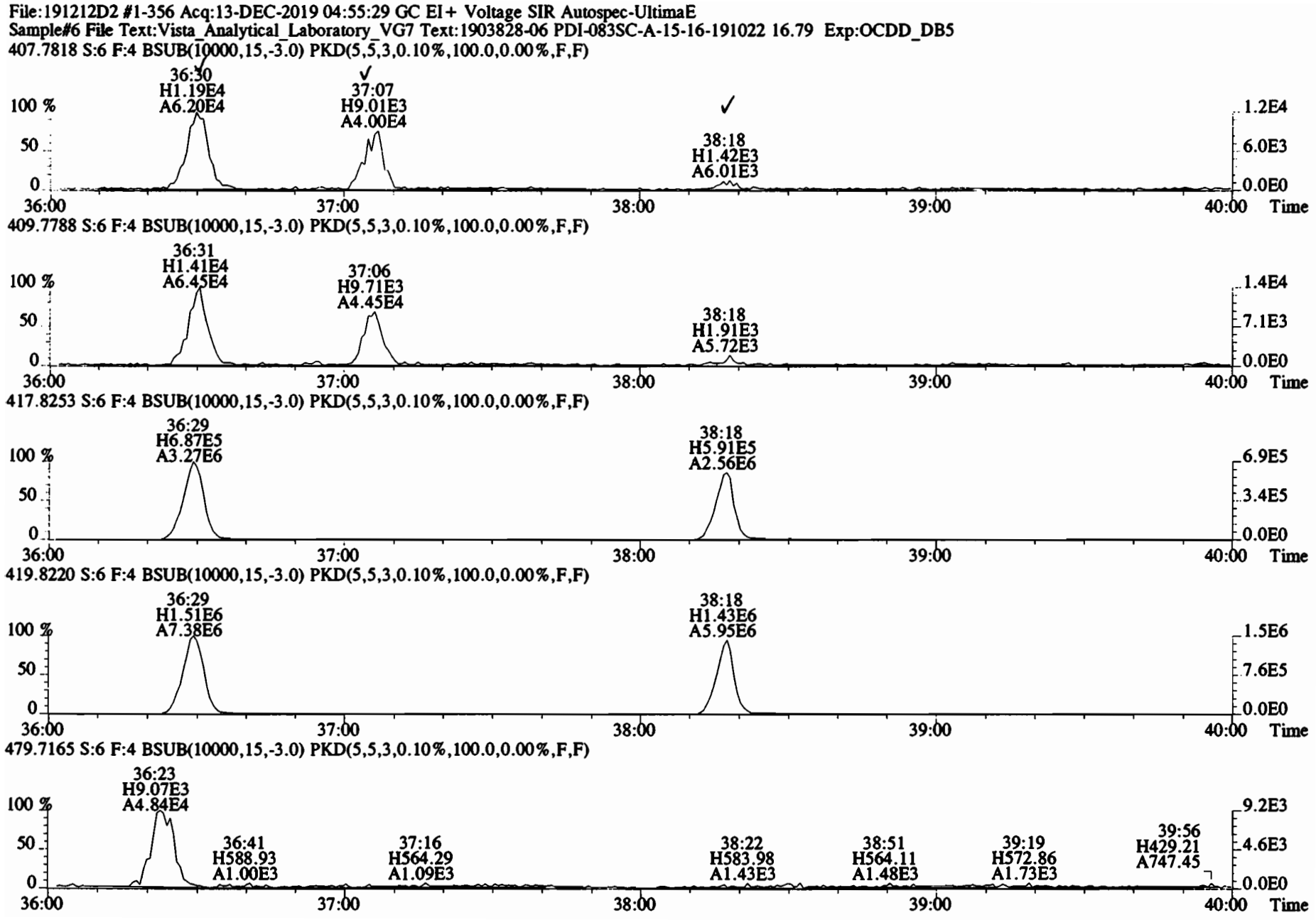
File:191212D2 #1-356 Acq:13-DEC-2019 04:55:29 GC EI+ Voltage SIR Autospec-UltimaE
Sample#6 File Text:Vista_Analytical_Laboratory_VG7 Text:1903828-06 PDI-083SC-A-15-16-191022 16.79 Exp:OCDD_DB5
407.7818 S:6 F:4 BSUB(10000,15,-3.0) PKD(5,5,3,0.10%,100.0,0.00%,F,F)
36:30
H1.19E4
A6.20E4
37:07
H9.01E3
A4.00E4
38:18
H1.42E3
A6.01E3
409.7788 S:6 F:4 BSUB(10000,15,-3.0) PKD(5,5,3,0.10%,100.0,0.00%,F,F)
36:31
H1.41E4
A6.45E4
37:06
H9.71E3
A4.45E4
38:18
H1.91E3
A5.72E3
417.8253 S:6 F:4 BSUB(10000,15,-3.0) PKD(5,5,3,0.10%,100.0,0.00%,F,F)
36:29
H6.87E5
A3.27E6
38:18
H5.91E5
A2.56E6
419.8220 S:6 F:4 BSUB(10000,15,-3.0) PKD(5,5,3,0.10%,100.0,0.00%,F,F)
36:29
H1.51E6
A7.38E6
38:18
H1.43E6
A5.95E6
479.7165 S:6 F:4 BSUB(10000,15,-3.0) PKD(5,5,3,0.10%,100.0,0.00%,F,F)
36:23
H9.07E3
A4.84E4
36:41
H588.93
A1.00E3
37:16
H564.29
A1.09E3
38:22
H583.98
A1.43E3
38:51
H564.11
A1.48E3
39:19
H572.86
A1.73E3
39:56
H429.21
A747.45
100 %
50
0
36:00
37:00
38:00
39:00
40:00
Time
1.2E4
6.0E3
0.0E0
1.4E4
7.1E3
6.9E5
3.4E5
1.5E6
7.6E5
9.2E3
4.6E3

File:191212D2 #1-356 Acq:13-DEC-2019 04:55:29 GC EI+ Voltage SIR Autospec-UltimaE
Sample#6 File Text:Vista_Analytical_Laboratory_VG7 Text:1903828-06 PDI-083SC-A-15-16-191022 16.79 Exp:OCDD_DB5
407.7818 S:6 F:4 BSUB(10000,15,-3.0) PKD(5,5,3,0.10%,100.0,0.00%,F,F)

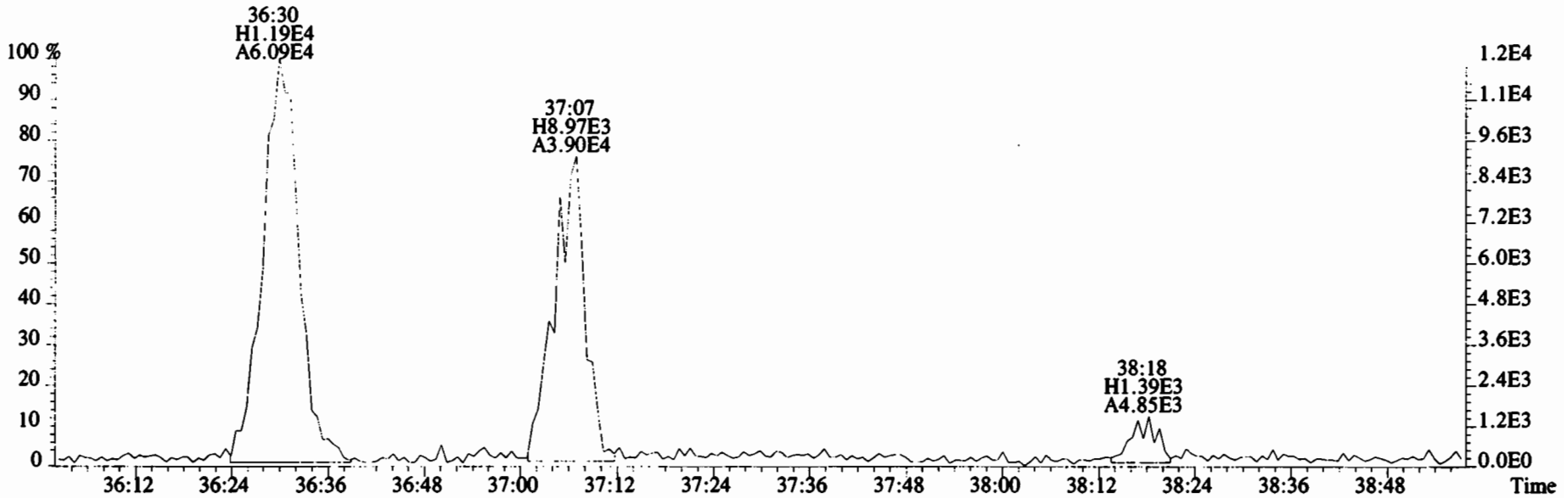

409.7788 S:6 F:4 BSUB(10000,15,-3.0) PKD(5,5,3,0.10%,100.0,0.00%,F,F)

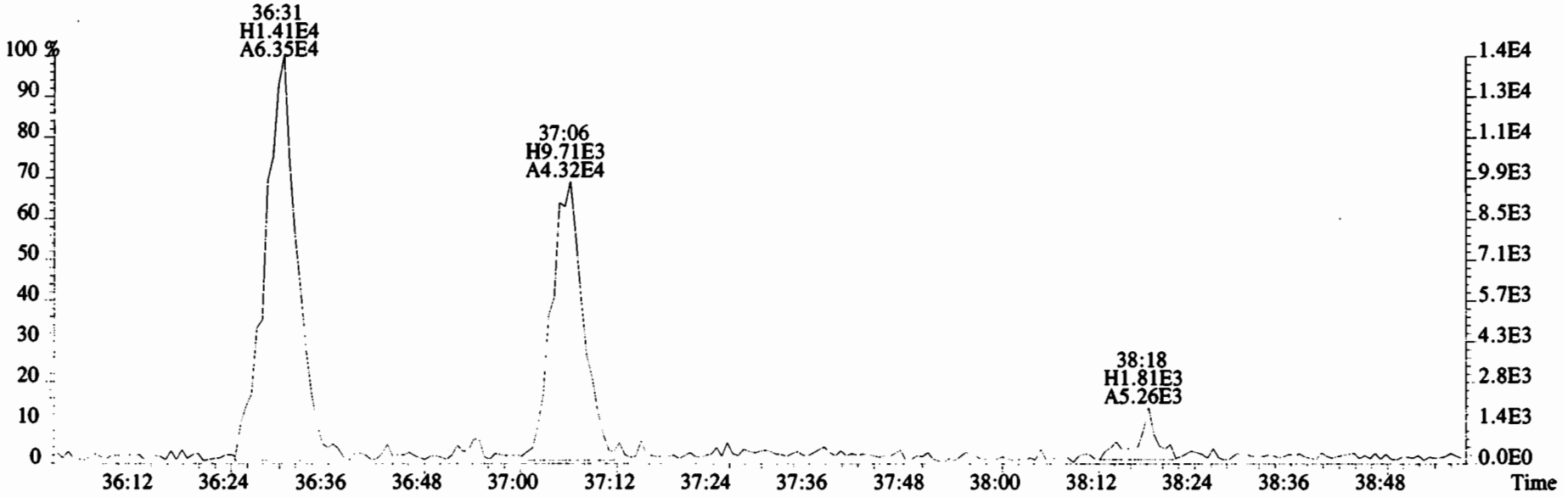

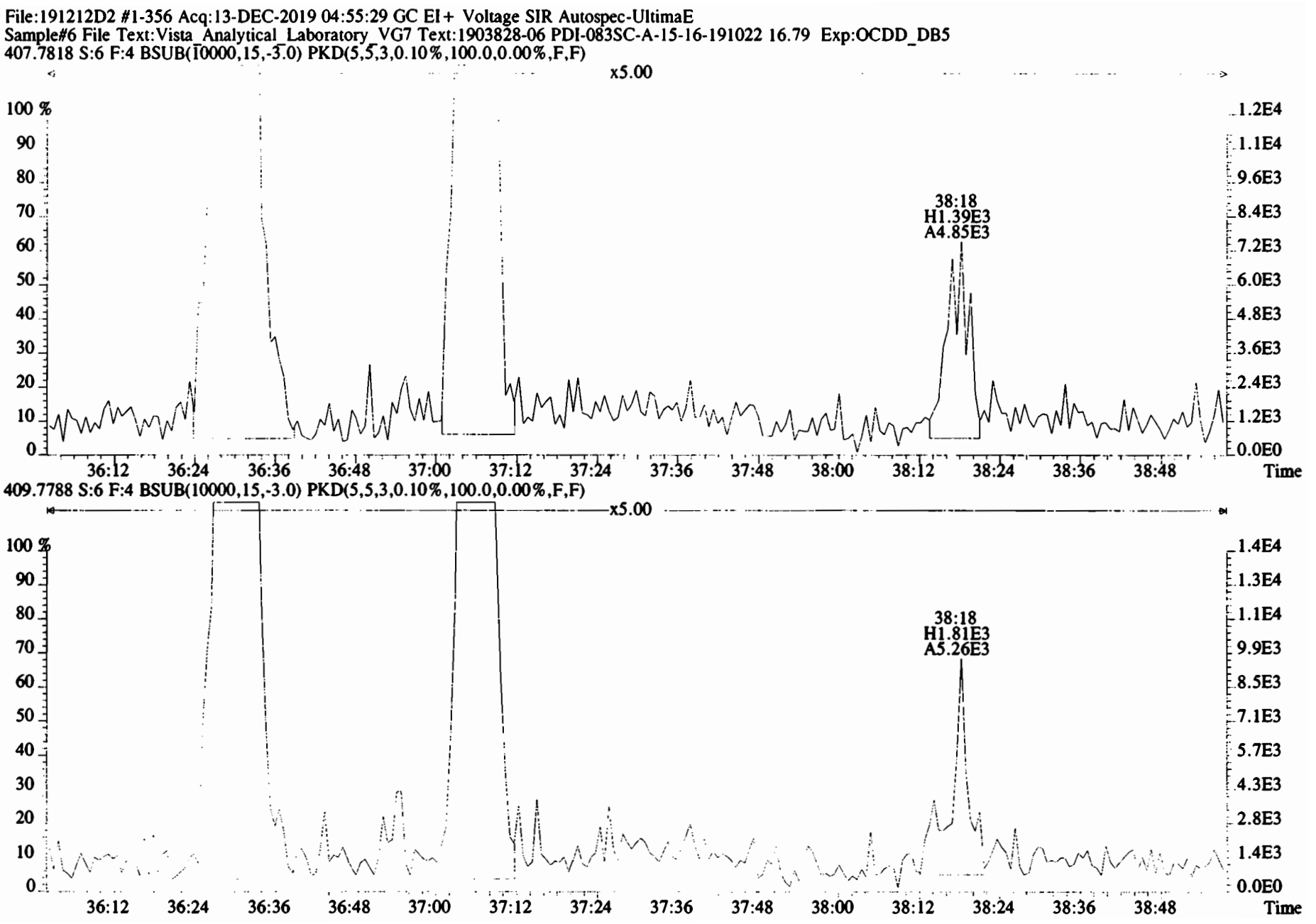
File:191212D2 #1-356 Acq:13-DEC-2019 04:55:29 GC EI+ Voltage SIR Autospec-UltimaE
Sample#6 File Text:Vista_Analytical_Laboratory_VG7 Text:1903828-06 PDI-083SC-A-15-16-191022 16.79 Exp:OCDD_DB5
407.7818 S:6 F:4 BSUB(10000,15,-3.0) PKD(5,5,3,0.10%,100.0,0.00%,F,F)
x5.00
38:18
H1.39E3
A4.85E3
409.7788 S:6 F:4 BSUB(10000,15,-3.0) PKD(5,5,3,0.10%,100.0,0.00%,F,F)
x5.00
38:18
H1.81E3
A5.26E3
Time


File:191212D2 #1-431 Acq:13-DEC-2019 04:55:29 GC EI+ Voltage SIR Autospec-UltimaE
Sample#6 File Text:Vista_Analytical_Laboratory_VG7 Text:1903828-06 PDI-083SC-A-15-16-191022 16.79 Exp:OCDD_DB5
441.7428 S:6 F:5 BSUB(10000,15,-3.0) PKD(5,5,3,0.10%,100.0,0.00%,F,F)
41:14 H6.39E3 A2.58E4
40:15 H272.03 A569.99
40:37 H633.35 A1.71E3
41:01 H476.23 A1.40E3
41:23 H521.29 A2.36E3
41:59 H677.54 A1.41E3
42:17 H586.61 A2.54E3
42:42 H496.59 A2.56E3
43:33 H412.32 A1.92E3
43:47 H855.34 A2.34E3
44:17 H515.40 A2.51E3
44:58 H305.25 A829.26
443.7398 S:6 F:5 BSUB(10000,15,-3.0) PKD(5,5,3,0.10%,100.0,0.00%,F,F)
41:14 H7.80E3 A3.33E4
40:13 H568.15 A439.29
41:02 H663.83 A3.26E3
41:23 H676.56 A2.61E3
41:46 H563.12 A2.16E3
42:21 H547.82 A2.26E3
42:39 H701.28 A1.58E3
43:03 H774.20 A2.59E3
43:36 H603.68 A2.51E3
44:19 H454.35 A1.60E3
44:43 H507.63 A871.20
453.7831 S:6 F:5 BSUB(10000,15,-3.0) PKD(5,5,3,0.10%,100.0,0.00%,F,F)
41:14 H2.18E6 A9.63E6
455.7801 S:6 F:5 BSUB(10000,15,-3.0) PKD(5,5,3,0.10%,100.0,0.00%,F,F)
41:13 H2.33E6 A1.07E7
513.6775 S:6 F:5 BSUB(10000,15,-3.0) PKD(5,5,3,0.10%,100.0,0.00%,F,F)
41:14 H1.47E3 A2.30E3
40:17 H493.04 A1.43E3
41:03 H557.17 A1.87E3
41:19 H403.53 A697.46
41:32 H560.10 A2.14E3
42:17 H636.13 A2.53E3
42:32 H1.04E3 A1.50E3
43:14 H929.31 A2.42E3
43:45 H223.17 A645.57
43:57 H480.03 A879.91
44:16 H291.64 A1.30E3
44:48 H252.92 A830.28
100 %
50
0
40:00
41:00
42:00
43:00
44:00
45:00
Time
6.4E3
3.2E3
0.0E0
7.8E3
3.9E3
0.0E0
2.2E6
1.1E6
0.0E0
2.3E6
1.2E6
0.0E0
1.5E3
7.5E2
0.0E0

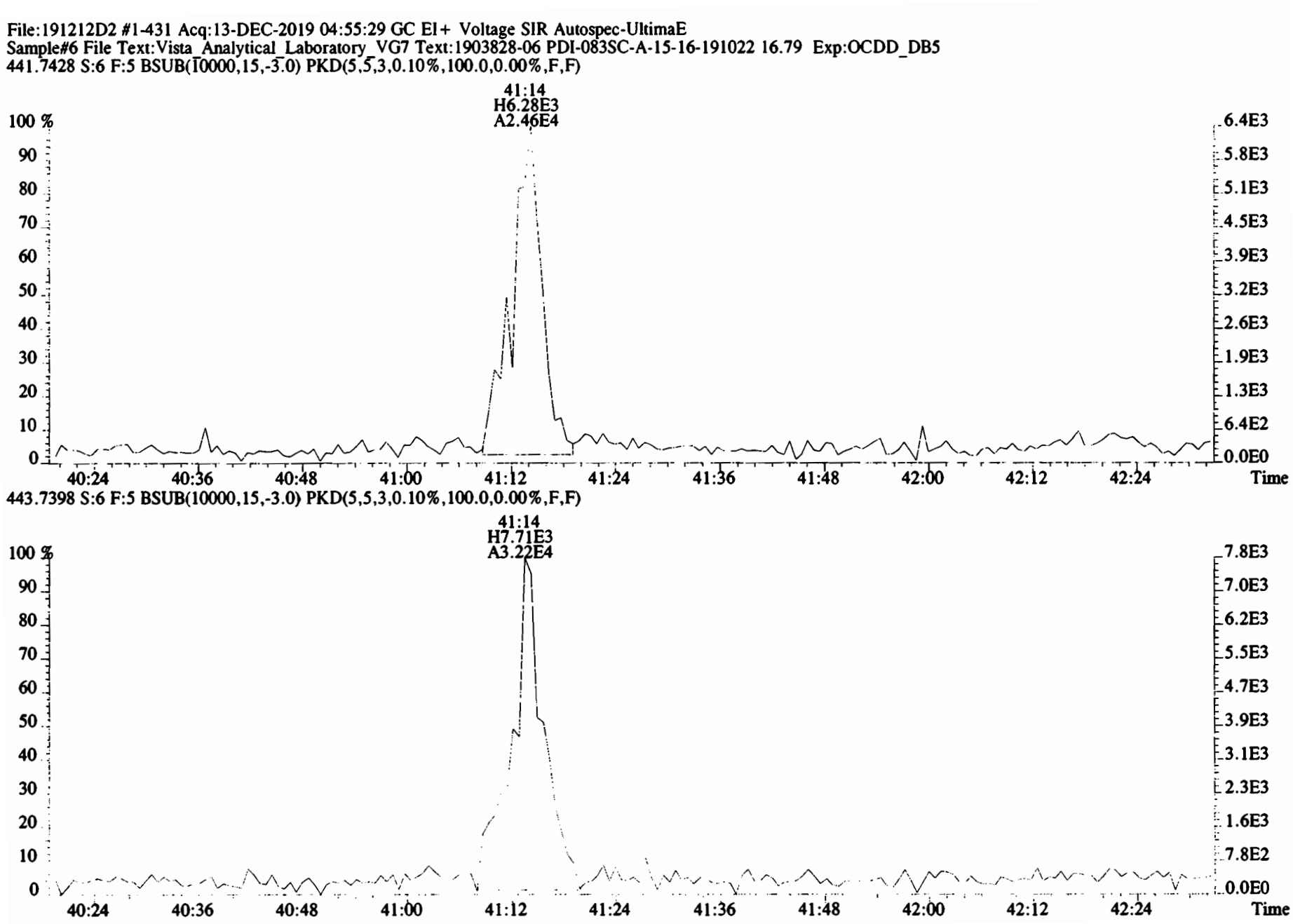
File:191212D2 #1-431 Acq:13-DEC-2019 04:55:29 GC EI+ Voltage SIR Autospec-UltimaE
Sample#6 File Text:Vista_Analytical_Laboratory_VG7 Text:1903828-06 PDI-083SC-A-15-16-191022 16.79 Exp:OCDD_DB5
441.7428 S:6 F:5 BSUB(10000,15,-3.0) PKD(5,5,3,0.10%,100.0,0.00%,F,F)
41:14
H6.28E3
A2.46E4
100 %
90
80
70
60
50
40
30
20
10
0
6.4E3
5.8E3
5.1E3
4.5E3
3.9E3
3.2E3
2.6E3
1.9E3
1.3E3
6.4E2
0.0E0
40:24
40:36
40:48
41:00
41:12
41:24
41:36
41:48
42:00
42:12
42:24
Time
443.7398 S:6 F:5 BSUB(10000,15,-3.0) PKD(5,5,3,0.10%,100.0,0.00%,F,F)
41:14
H7.71E3
A3.22E4
100 %
90
80
70
60
50
40
30
20
10
0
7.8E3
7.0E3
6.2E3
5.5E3
4.7E3
3.9E3
3.1E3
2.3E3
1.6E3
7.8E2
0.0E0
40:24
40:36
40:48
41:00
41:12
41:24
41:36
41:48
42:00
42:12
42:24
Time

Client ID: PDI-083SC-A-16-16.5-19 Filename: 191212D2 S:7 Acq:13-DEC-19 05:43:25 ConCal: ST191212D2-1

Lab ID: 1903828-07 GC Column ID: ZB-5MS ICal: 1613VG7-10-9-19 wt/vol:10.021 EndCAL: NA

	Name	Resp	RA		RRF	RT	Conc	Qual	noise	Fac	DL
	2,3,7,8-TCDD	*	*	n	0.91	NotFd	*		178	2.5	0.0605
	1,2,3,7,8-PeCDD	*	*	n	0.90	NotFd	*		293	2.5	0.0868
	1,2,3,4,7,8-HxCDD	*	*	n	1.10	NotFd	*		272	2.5	0.130
	1,2,3,6,7,8-HxCDD	5.55e+03	1.52	n	0.94	33:59	0.12711		*	2.5	*
	1,2,3,7,8,9-HxCDD	8.89e+03	1.50	n	0.96	34:18	0.18595		*	2.5	*
	1,2,3,4,6,7,8-HpCDD	7.38e+04	0.92	y	0.98	37:45	1.7359		*	2.5	*
	OCDD	5.21e+05	0.89	y	0.96	41:00	13.732		*	2.5	*
	2,3,7,8-TCDF	2.25e+04	0.93	n	0.95	25:16	0.29920		*	2.5	*
	1,2,3,7,8-PeCDF	1.07e+04	1.15	n	0.96	29:24	0.16275		*	2.5	*
	2,3,4,7,8-PeCDF	*	*	n	1.01	NotFd	*		271	2.5	0.0804
	1,2,3,4,7,8-HxCDF	5.34e+03	0.96	n	1.18	33:00	0.084977		*	2.5	*
	1,2,3,6,7,8-HxCDF	7.05e+03	1.11	y	1.07	33:07	0.10934		*	2.5	*
	2,3,4,6,7,8-HxCDF	*	*	n	1.11	NotFd	*		198	2.5	0.0419
	1,2,3,7,8,9-HxCDF	*	*	n	1.06	NotFd	*		198	2.5	0.0544
	1,2,3,4,6,7,8-HpCDF	2.69e+04	0.97	y	1.13	36:30	0.47929		*	2.5	*
	1,2,3,4,7,8,9-HpCDF	*	*	n	1.28	NotFd	*		206	2.5	0.0615
	OCDF	2.58e+04	1.02	y	0.95	41:13	0.55772		*	2.5	*
IS	13C-2,3,7,8-TCDD	1.09e+07	0.81	y	1.10	26:03	202.32				
IS	13C-1,2,3,7,8-PeCDD	9.17e+06	0.63	y	0.88	30:35	211.15				
IS	13C-1,2,3,4,7,8-HxCDD	8.10e+06	1.28	y	0.64	33:52	203.14				
IS	13C-1,2,3,6,7,8-HxCDD	9.28e+06	1.24	y	0.86	33:59	174.80				
IS	13C-1,2,3,7,8,9-HxCDD	9.92e+06	1.23	y	0.81	34:17	198.18				
IS	13C-1,2,3,4,6,7,8-HpCDD	8.66e+06	1.04	y	0.65	37:44	213.31				
IS	13C-OCDD	1.58e+07	0.89	y	0.58	41:00	439.34				
IS	13C-2,3,7,8-TCDF	1.58e+07	0.78	y	1.03	25:15	192.25				
IS	13C-1,2,3,7,8-PeCDF	1.37e+07	1.62	y	0.85	29:24	202.54				
IS	13C-2,3,4,7,8-PeCDF	1.34e+07	1.65	y	0.85	30:18	198.97				
IS	13C-1,2,3,4,7,8-HxCDF	1.07e+07	0.50	y	0.83	33:00	206.42				
IS	13C-1,2,3,6,7,8-HxCDF	1.20e+07	0.53	y	1.03	33:07	187.55				
IS	13C-2,3,4,6,7,8-HxCDF	1.15e+07	0.51	y	0.95	33:43	193.88				
IS	13C-1,2,3,7,8,9-HxCDF	1.15e+07	0.50	y	0.83	34:39	223.61				
IS	13C-1,2,3,4,6,7,8-HpCDF	9.95e+06	0.42	y	0.76	36:29	211.61				
IS	13C-1,2,3,4,7,8,9-HpCDF	8.20e+06	0.43	y	0.58	38:17	227.29				
IS	13C-OCDF	1.95e+07	0.90	y	0.69	41:13	455.49				
C/Up	37Cl-2,3,7,8-TCDD	4.56e+06			1.20	26:04	77.307				
RS/RT	13C-1,2,3,4-TCDD	9.83e+06	0.80	y	1.00	25:29	199.59				
RS	13C-1,2,3,4-TCDF	1.58e+07	0.80	y	1.00	24:03	199.59				
RS/RT	13C-1,2,3,4,6,9-HxCDF	1.24e+07	0.51	y	1.00	33:24	199.59				

Name	Conc	EMPC	Qual	noise	DL
Total Tetra-Dioxins	0.315	0.818		*	*
Total Penta-Dioxins	*	0.595		*	*
Total Hexa-Dioxins	1.91	2.38		*	*
Total Hepta-Dioxins	4.42	4.42		*	*
Total Tetra-Furans	2.67	3.19		*	*
Total Penta-Furans	0.49968	0.77776		*	*
Total Hexa-Furans	0.579	0.664		*	*
Total Hepta-Furans	0.479	0.479		*	*

	Rec	Qual
IS	101	
IS	106	
IS	102	
IS	87.6	
IS	99.3	
IS	107	
IS	110	
IS	96.3	
IS	101	
IS	99.7	
IS	103	
IS	94.0	
IS	97.1	
IS	112	
IS	106	
IS	114	
IS	114	
C/Up	96.8	

Integrations by Analyst: DB Date: 1/10/20

Reviewed by Analyst: CT Date: 01/13/2020

Totals class: TCDD EMPC Entry #: 19

Run: 12 File: 191212D2 S: 7 I: 1 F: 1
Acquired: 13-DEC-19 05:43:25 Processed: 13-DEC-19 13:10:14

Total Concentration: 0.81806 Unnamed Concentration: 0.818

RT	m1 Resp	m2 Resp	RA		Resp	Concentration	Name
22:39	5.038e+03	9.685e+03	0.52	n	1.158e+04	0.23394	
23:00	8.430e+03	7.520e+03	1.12	n	1.331e+04	0.26885	
24:10	6.606e+03	9.002e+03	0.73	y	1.561e+04	0.31527	

Totals class: PeCDD EMPC Entry #: 21

Run: 12 File: 191212D2 S: 7 I: 1 F: 2
Acquired: 13-DEC-19 05:43:25 Processed: 13-DEC-19 13:10:14

Total Concentration: 0.59537 Unnamed Concentration: 0.595

RT	m1 Resp	m2 Resp	RA		Resp	Concentration	Name
28:32	7.400e+03	9.677e+03	0.76	n	1.577e+04	0.38045	
28:59	4.824e+03	5.466e+03	0.88	n	8.910e+03	0.21492	

Totals class: HxCDD EMPC Entry #: 23

Run: 12 File: 191212D2 S: 7 I: 1 F: 3
Acquired: 13-DEC-19 05:43:25 Processed: 13-DEC-19 13:10:14

Total Concentration: 2.3801 Unnamed Concentration: 2.067

RT	m1 Resp	m2 Resp	RA		Resp	Concentration	Name
32:22	2.983e+04	2.607e+04	1.14	y	5.590e+04	1.2361	
32:56	7.073e+03	3.190e+03	2.22	n	7.146e+03	0.15801	
33:11	1.724e+04	1.320e+04	1.31	y	3.043e+04	0.67293	
33:59	3.761e+03	2.477e+03	1.52	n	5.549e+03	0.12711	1,2,3,6,7,8-HxCDD
34:18	5.936e+03	3.968e+03	1.50	n	8.888e+03	0.18595	1,2,3,7,8,9-HxCDD

Totals class: HpCDD EMPC Entry #: 25

Run: 12 File: 191212D2 S: 7 I: 1 F: 4
Acquired: 13-DEC-19 05:43:25 Processed: 13-DEC-19 13:10:14

Total Concentration: 4.4209 Unnamed Concentration: 2.685

RT	m1 Resp	m2 Resp	RA		Resp	Concentration	Name
36:53	5.518e+04	5.892e+04	0.94	y	1.141e+05	2.6850	
37:45	3.525e+04	3.851e+04	0.92	y	7.376e+04	1.7359	1,2,3,4,6,7,8-HpCDD

Totals class: TCDF EMPC Entry #: 27

Run: 12 File: 191212D2 S: 7 I: 1 F: 1
Acquired: 13-DEC-19 05:43:25 Processed: 13-DEC-19 13:10:14

Total Concentration: 3.1936 Unnamed Concentration: 2.894

RT	m1 Resp	m2 Resp	RA		Resp	Concentration	Name
20:30	8.884e+03	9.310e+03	0.95	n	1.648e+04	0.21960	
21:42	2.967e+04	4.048e+04	0.73	y	7.015e+04	0.93483	
22:14	2.030e+04	2.358e+04	0.86	y	4.388e+04	0.58479	
22:39	1.192e+04	1.549e+04	0.77	y	2.742e+04	0.36534	
24:04	7.919e+03	9.636e+03	0.82	y	1.756e+04	0.23395	
24:29	9.206e+03	1.292e+04	0.71	y	2.213e+04	0.29490	
25:16	1.180e+04	1.268e+04	0.93	n	2.245e+04	0.29920	2,3,7,8-TCDF
25:37	9.150e+03	1.043e+04	0.88	y	1.958e+04	0.26093	

Totals class: 1st Func. PeCDF EMPC Entry #: 29

Run: 12 File: 191212D2 S: 7 I: 1 F: 1
Acquired: 13-DEC-19 05:43:25 Processed: 13-DEC-19 13:10:14

Total Concentration: 0.11533 Unnamed Concentration: 0.115

RT	m1 Resp	m2 Resp	RA		Resp	Concentration	Name
27:03	4.693e+03	4.220e+03	1.11	n	7.720e+03	0.11533	

Totals class: PeCDF EMPC Entry #: 31

Run: 12 File: 191212D2 S: 7 I: 1 F: 2
Acquired: 13-DEC-19 05:43:25 Processed: 13-DEC-19 13:10:14

Total Concentration: 0.66243 Unnamed Concentration: 0.500

RT	m1 Resp	m2 Resp	RA		Resp	Concentration	Name
28:22	9.303e+03	6.434e+03	1.45	y	1.574e+04	0.23509	
28:29	1.068e+04	7.030e+03	1.52	y	1.771e+04	0.26460	
29:24	6.524e+03	5.669e+03	1.15	n	1.073e+04	0.16275	1,2,3,7,8-PeCDF

Totals class: HxCDF EMPC Entry #: 33

Run: 12 File: 191212D2 S: 7 I: 1 F: 3
Acquired: 13-DEC-19 05:43:25 Processed: 13-DEC-19 13:10:14

Total Concentration: 0.66431 Unnamed Concentration: 0.470

RT	m1 Resp	m2 Resp	RA		Resp	Concentration	Name
31:50	2.991e+03	2.695e+03	1.11	y	5.686e+03	0.090097	
32:00	7.644e+03	5.428e+03	1.41	y	1.307e+04	0.20714	
32:54	4.171e+03	3.472e+03	1.20	y	7.643e+03	0.12111	
33:00	2.956e+03	3.065e+03	0.96	n	5.340e+03	0.084977	1,2,3,4,7,8-HxCDF
33:07	3.713e+03	3.340e+03	1.11	y	7.053e+03	0.10934	1,2,3,6,7,8-HxCDF
34:40	1.735e+03	1.524e+03	1.14	y	3.259e+03	0.051645	

Totals class: HpCDF EMPC Entry #: 35

Run: 12 File: 191212D2 S: 7 I: 1 F: 4
Acquired: 13-DEC-19 05:43:25 Processed: 13-DEC-19 13:10:14

Total Concentration: 0.47929 Unnamed Concentration: *

RT	m1 Resp	m2 Resp	RA	Resp	Concentration	Name
36:30	1.329e+04	1.366e+04	0.97 y	2.694e+04	0.47929	1,2,3,4,6,7,8-HpCDF

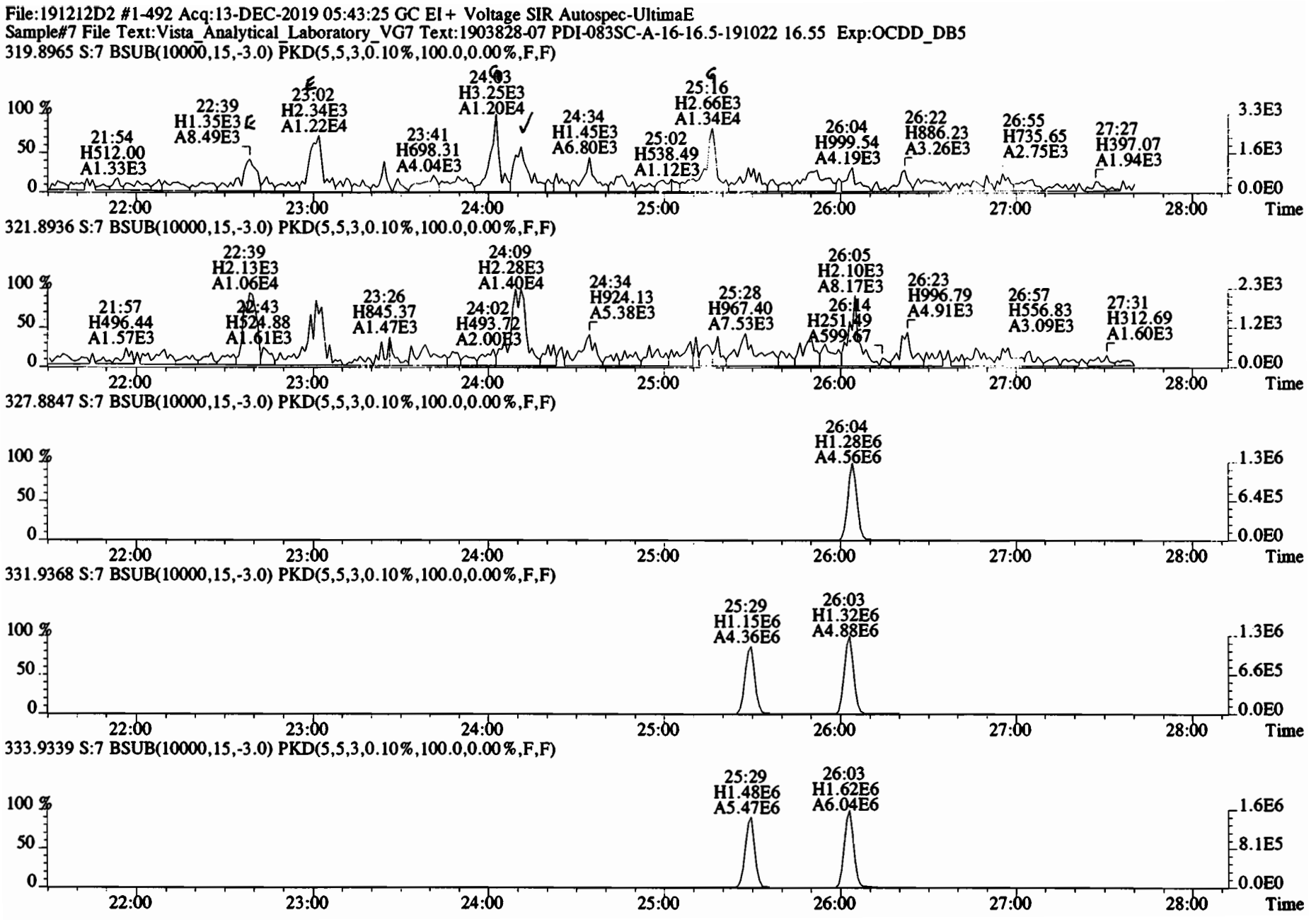
File:191212D2 #1-492 Acq:13-DEC-2019 05:43:25 GC EI+ Voltage SIR Autospec-UltimaE
Sample#7 File Text:Vista_Analytical_Laboratory_VG7 Text:1903828-07 PDI-083SC-A-16-16.5-191022 16.55 Exp:OCDD_DB5
319.8965 S:7 BSUB(10000,15,-3.0) PKD(5,5,3,0.10%,100.0,0.00%,F,F)
21:54 H512.00 A1.33E3
22:39 H1.35E3 A8.49E3
23:02 H2.34E3 A1.22E4
23:41 H698.31 A4.04E3
24:03 H3.25E3 A1.20E4
24:34 H1.45E3 A6.80E3
25:02 H538.49 A1.12E3
25:16 H2.66E3 A1.34E4
26:04 H999.54 A4.19E3
26:22 H886.23 A3.26E3
26:55 H735.65 A2.75E3
27:27 H397.07 A1.94E3
321.8936 S:7 BSUB(10000,15,-3.0) PKD(5,5,3,0.10%,100.0,0.00%,F,F)
21:57 H496.44 A1.57E3
22:39 H2.13E3 A1.06E4
22:43 H524.88 A1.61E3
23:26 H845.37 A1.47E3
24:02 H493.72 A2.00E3
24:09 H2.28E3 A1.40E4
24:34 H924.13 A5.38E3
25:28 H967.40 A7.53E3
26:05 H2.10E3 A8.17E3
26:14 H251.49 A599.67
26:23 H996.79 A4.91E3
26:57 H556.83 A3.09E3
27:31 H312.69 A1.60E3
327.8847 S:7 BSUB(10000,15,-3.0) PKD(5,5,3,0.10%,100.0,0.00%,F,F)
26:04 H1.28E6 A4.56E6
331.9368 S:7 BSUB(10000,15,-3.0) PKD(5,5,3,0.10%,100.0,0.00%,F,F)
25:29 H1.15E6 A4.36E6
26:03 H1.32E6 A4.88E6
333.9339 S:7 BSUB(10000,15,-3.0) PKD(5,5,3,0.10%,100.0,0.00%,F,F)
25:29 H1.48E6 A5.47E6
26:03 H1.62E6 A6.04E6
100 %
50
0
22:00
23:00
24:00
25:00
26:00
27:00
28:00
Time
3.3E3
1.6E3
0.0E0
2.3E3
1.2E3
1.3E6
6.4E5
6.6E5
1.6E6
8.1E5

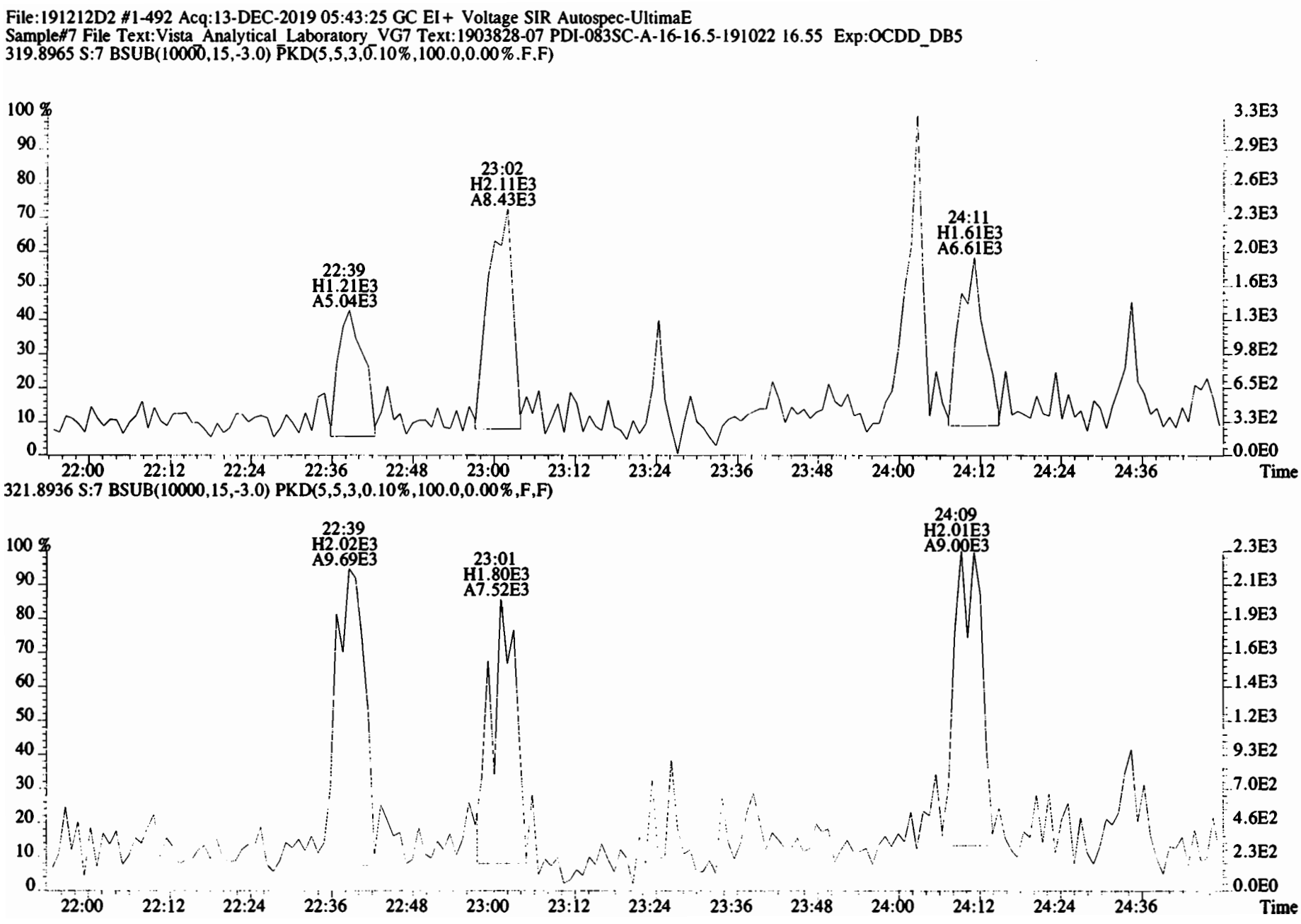
File:191212D2 #1-492 Acq:13-DEC-2019 05:43:25 GC EI+ Voltage SIR Autospec-UltimaE
Sample#7 File Text:Vista_Analytical_Laboratory_VG7 Text:1903828-07 PDI-083SC-A-16-16.5-191022 16.55 Exp:OCDD_DB5
319.8965 S:7 BSUB(10000,15,-3.0) PKD(5,5,3,0.10%,100.0,0.00%,F,F)
22:39
H1.21E3
A5.04E3
23:02
H2.11E3
A8.43E3
24:11
H1.61E3
A6.61E3
321.8936 S:7 BSUB(10000,15,-3.0) PKD(5,5,3,0.10%,100.0,0.00%,F,F)
22:39
H2.02E3
A9.69E3
23:01
H1.80E3
A7.52E3
24:09
H2.01E3
A9.00E3
Time

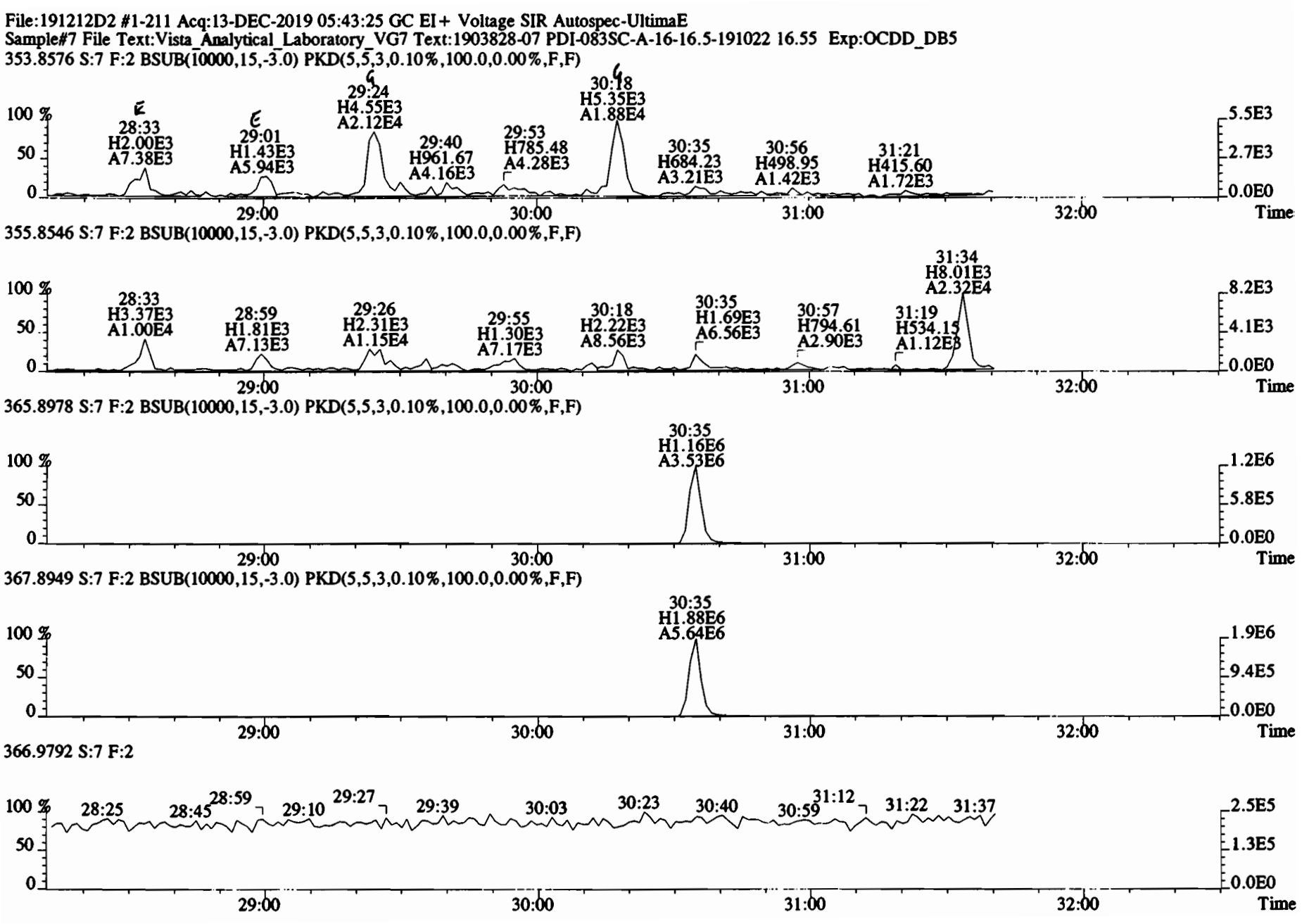
File:191212D2 #1-211 Acq:13-DEC-2019 05:43:25 GC EI+ Voltage SIR Autospec-UltimaE
Sample#7 File Text:Vista_Analytical_Laboratory_VG7 Text:1903828-07 PDI-083SC-A-16-16.5-191022 16.55 Exp:OCDD_DB5
353.8576 S:7 F:2 BSUB(10000,15,-3.0) PKD(5,5,3,0.10%,100.0,0.00%,F,F)
28:33 H2.00E3 A7.38E3
29:01 H1.43E3 A5.94E3
29:24 H4.55E3 A2.12E4
29:40 H961.67 A4.16E3
29:53 H785.48 A4.28E3
30:18 H5.35E3 A1.88E4
30:35 H684.23 A3.21E3
30:56 H498.95 A1.42E3
31:21 H415.60 A1.72E3
355.8546 S:7 F:2 BSUB(10000,15,-3.0) PKD(5,5,3,0.10%,100.0,0.00%,F,F)
28:33 H3.37E3 A1.00E4
28:59 H1.81E3 A7.13E3
29:26 H2.31E3 A1.15E4
29:55 H1.30E3 A7.17E3
30:18 H2.22E3 A8.56E3
30:35 H1.69E3 A6.56E3
30:57 H794.61 A2.90E3
31:19 H534.15 A1.12E3
31:34 H8.01E3 A2.32E4
365.8978 S:7 F:2 BSUB(10000,15,-3.0) PKD(5,5,3,0.10%,100.0,0.00%,F,F)
30:35 H1.16E6 A3.53E6
367.8949 S:7 F:2 BSUB(10000,15,-3.0) PKD(5,5,3,0.10%,100.0,0.00%,F,F)
30:35 H1.88E6 A5.64E6
366.9792 S:7 F:2
28:25
28:45
28:59
29:10
29:27
29:39
30:03
30:23
30:40
30:59
31:12
31:22
31:37
100 %
50
0
29:00
30:00
31:00
32:00
Time
5.5E3
2.7E3
0.0E0
8.2E3
4.1E3
1.2E6
5.8E5
1.9E6
9.4E5
2.5E5
1.3E5

File:191212D2 #1-211 Acq:13-DEC-2019 05:43:25 GC EI+ Voltage SIR Autospec-UltimaE
Sample#7 File Text:Vista_Analytical_Laboratory_VG7 Text:1903828-07 PDI-083SC-A-16-16.5-191022 16.55 Exp:OCDD_DB5
353.8576 S:7 F:2 BSUB(10000,15,-3.0) PKD(5,5,3,0.10%,100.0,0.00%,F,F)

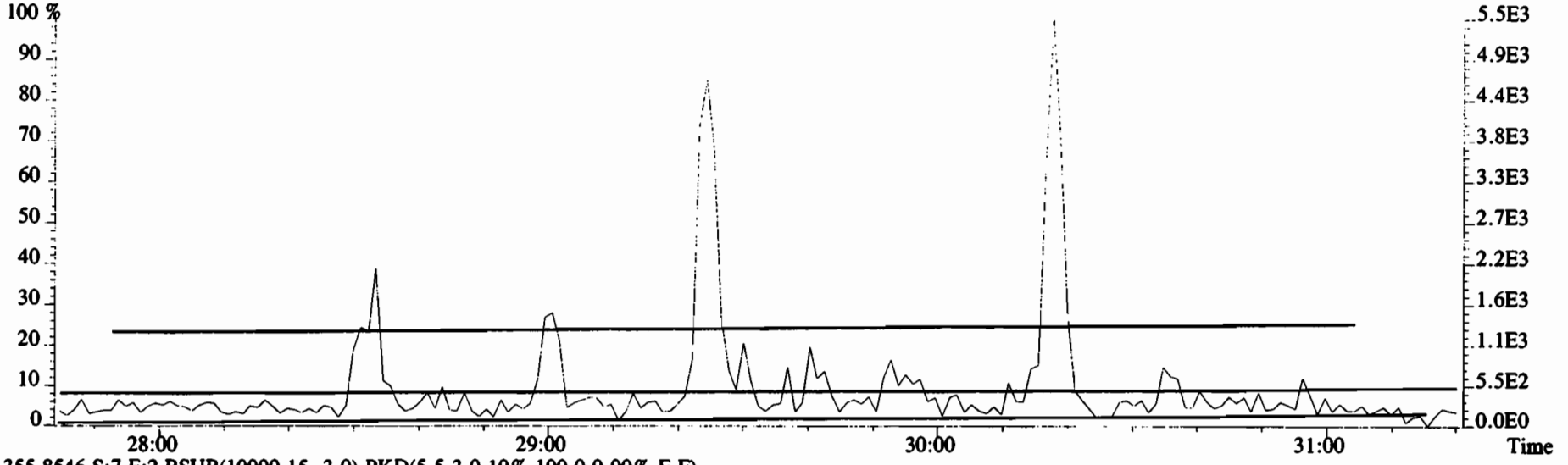

355.8546 S:7 F:2 BSUB(10000,15,-3.0) PKD(5,5,3,0.10%,100.0,0.00%,F,F)

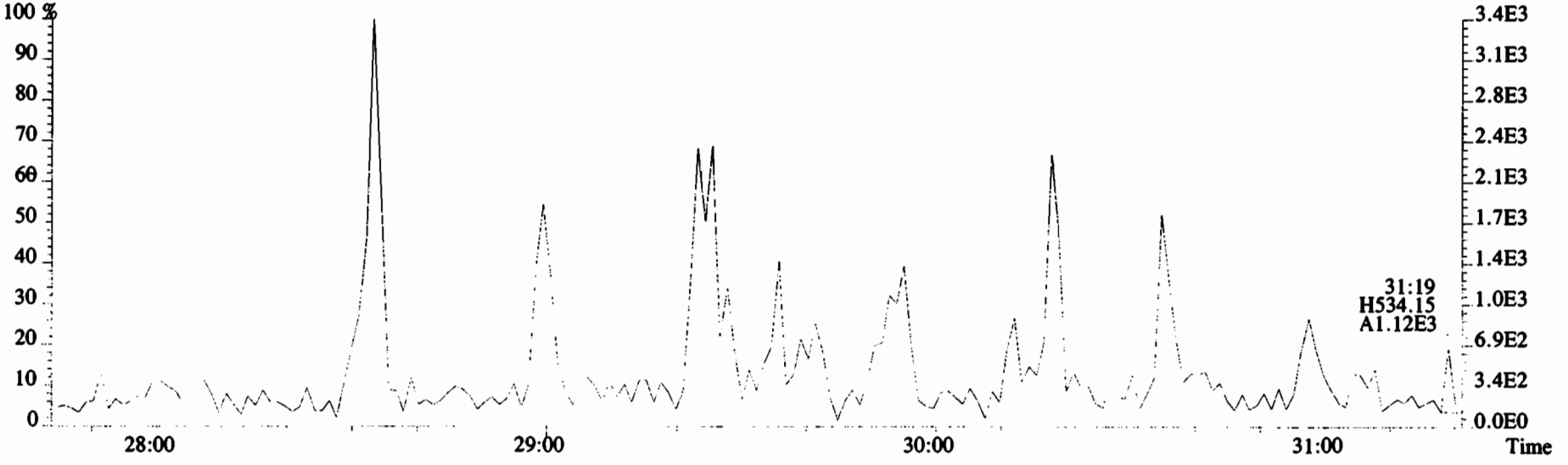

File:191212D2 #1-211 Acq:13-DEC-2019 05:43:25 GC EI+ Voltage SIR Autospec-UltimaE
Sample#7 File Text:Vista_Analytical_Laboratory_VG7 Text:1903828-07 PDI-083SC-A-16-16.5-191022 16.55 Exp:OCDD_DB5
353.8576 S:7 F:2 BSUB(10000,15,-3.0) PKD(5,5,3,0.10%,100.0,0.00%,F,F)

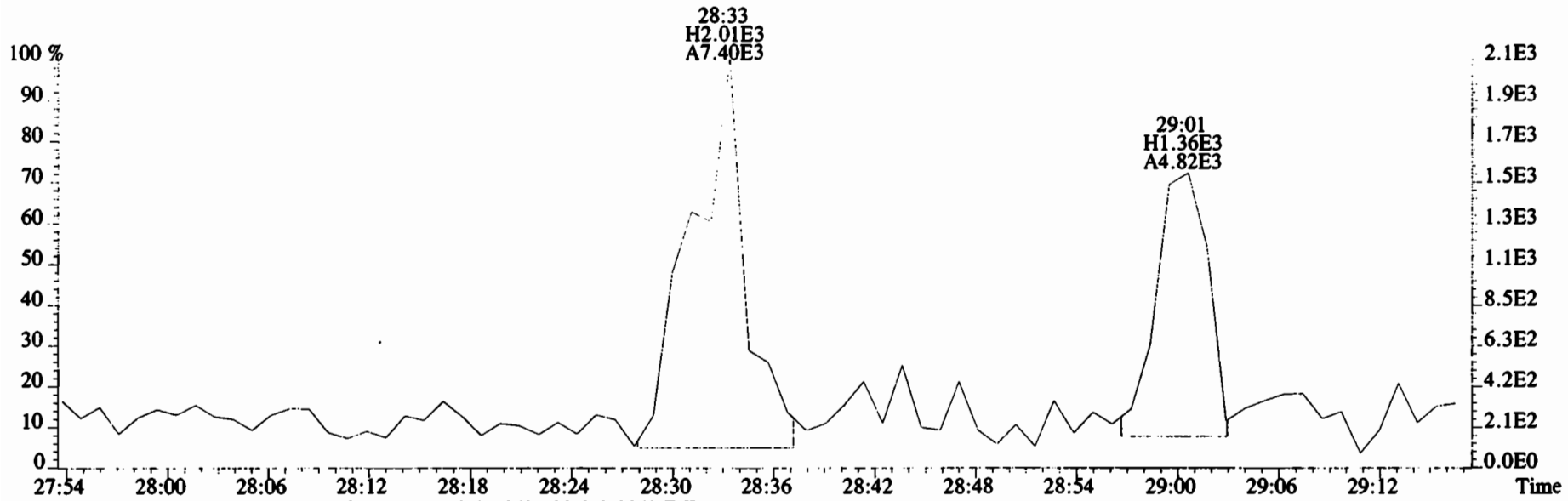

355.8546 S:7 F:2 BSUB(10000,15,-3.0) PKD(5,5,3,0.10%,100.0,0.00%,F,F)

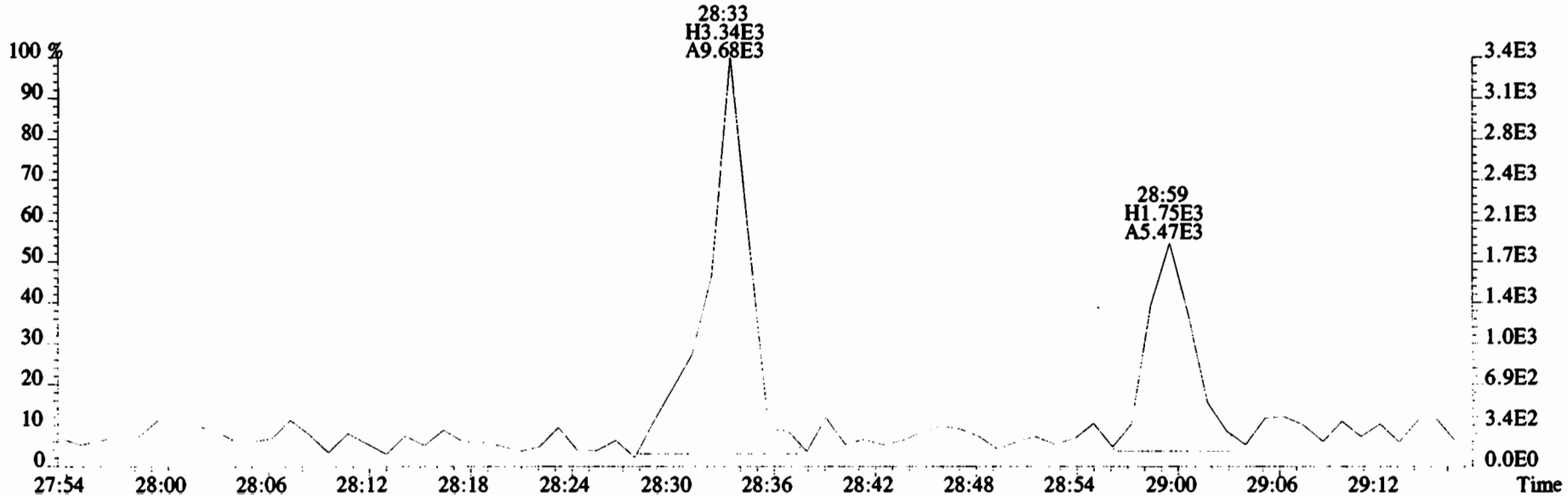

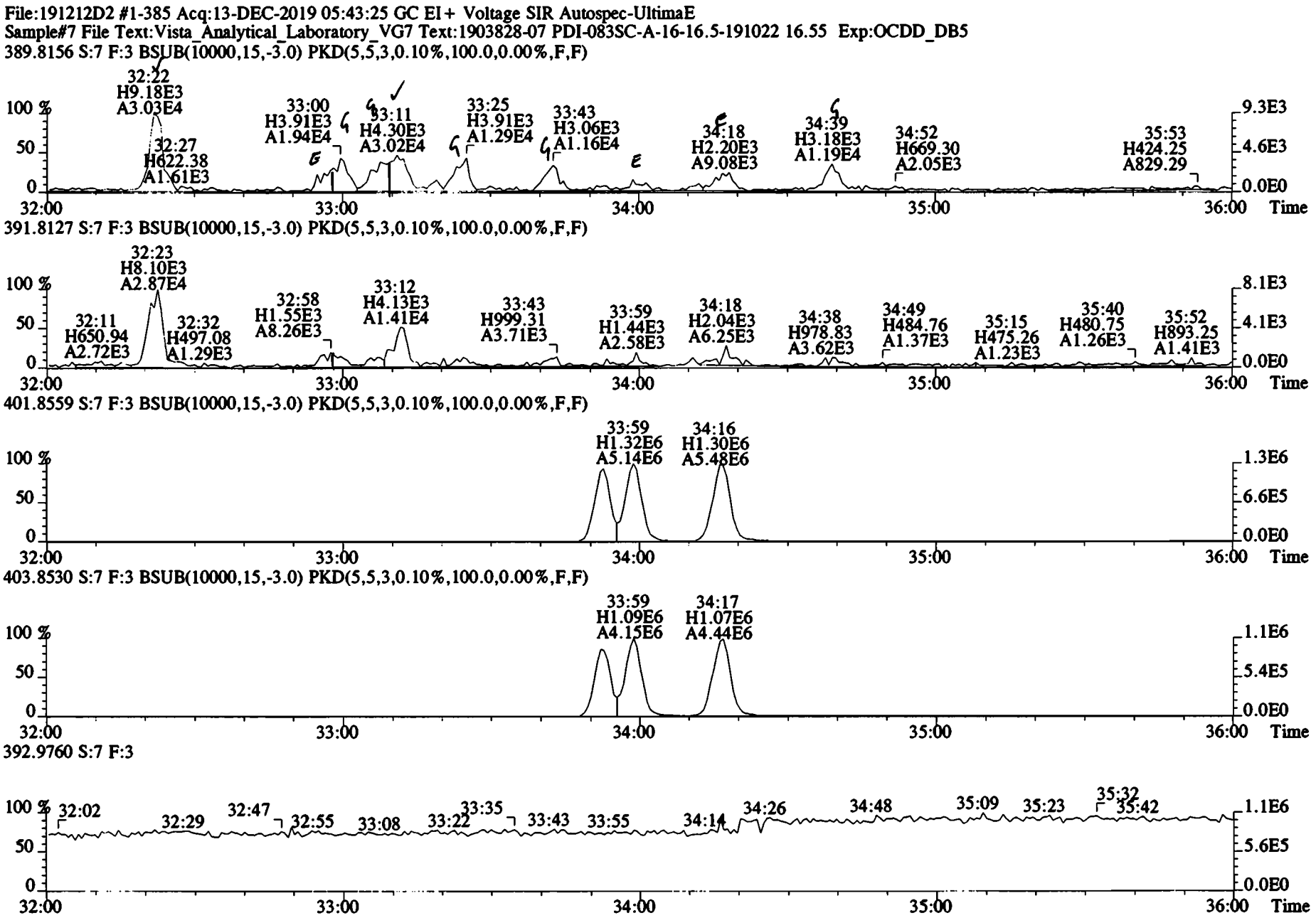
File:191212D2 #1-385 Acq:13-DEC-2019 05:43:25 GC EI+ Voltage SIR Autospec-UltimaE
Sample#7 File Text:Vista_Analytical_Laboratory_VG7 Text:1903828-07 PDI-083SC-A-16-16.5-191022 16.55 Exp:OCDD_DB5
389.8156 S:7 F:3 BSUB(10000,15,-3.0) PKD(5,5,3,0.10%,100.0,0.00%,F,F)
32:22 H9.18E3 A3.03E4
32:27 H622.38 A1.61E3
33:00 H3.91E3 A1.94E4
33:11 H4.30E3 A3.02E4
33:25 H3.91E3 A1.29E4
33:43 H3.06E3 A1.16E4
34:18 H2.20E3 A9.08E3
34:39 H3.18E3 A1.19E4
34:52 H669.30 A2.05E3
35:53 H424.25 A829.29
391.8127 S:7 F:3 BSUB(10000,15,-3.0) PKD(5,5,3,0.10%,100.0,0.00%,F,F)
32:23 H8.10E3 A2.87E4
32:11 H650.94 A2.72E3
32:32 H497.08 A1.29E3
32:58 H1.55E3 A8.26E3
33:12 H4.13E3 A1.41E4
33:43 H999.31 A3.71E3
33:59 H1.44E3 A2.58E3
34:18 H2.04E3 A6.25E3
34:38 H978.83 A3.62E3
34:49 H484.76 A1.37E3
35:15 H475.26 A1.23E3
35:40 H480.75 A1.26E3
35:52 H893.25 A1.41E3
401.8559 S:7 F:3 BSUB(10000,15,-3.0) PKD(5,5,3,0.10%,100.0,0.00%,F,F)
33:59 H1.32E6 A5.14E6
34:16 H1.30E6 A5.48E6
403.8530 S:7 F:3 BSUB(10000,15,-3.0) PKD(5,5,3,0.10%,100.0,0.00%,F,F)
33:59 H1.09E6 A4.15E6
34:17 H1.07E6 A4.44E6
392.9760 S:7 F:3
32:02
32:29
32:47
32:55
33:08
33:22
33:35
33:43
33:55
34:14
34:26
34:48
35:09
35:23
35:32
35:42
100 %
50
0
32:00
33:00
34:00
35:00
36:00
Time
9.3E3
4.6E3
0.0E0
8.1E3
4.1E3
1.3E6
6.6E5
1.1E6
5.4E5
5.6E5

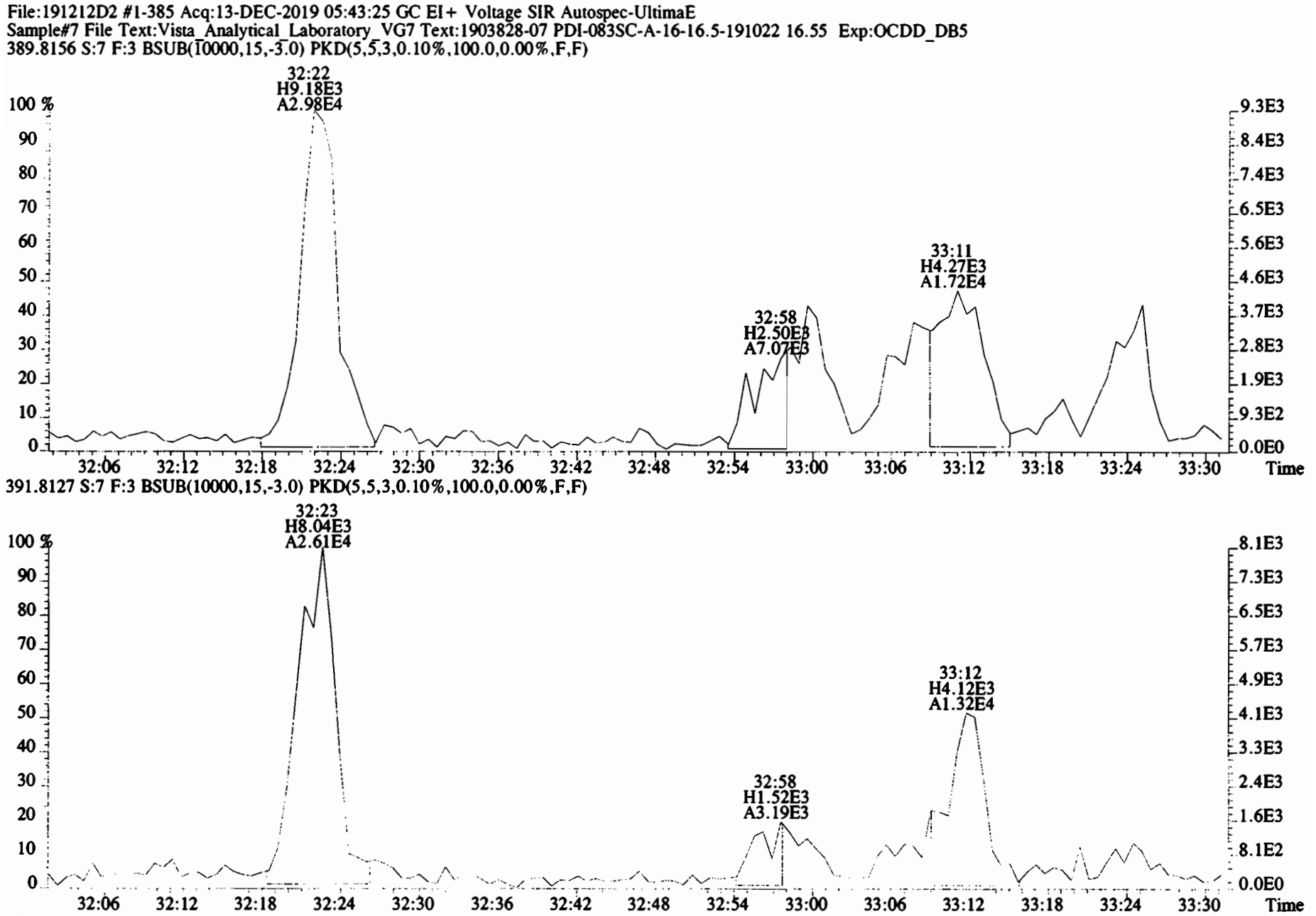
File:191212D2 #1-385 Acq:13-DEC-2019 05:43:25 GC EI+ Voltage SIR Autospec-UltimaE
Sample#7 File Text:Vista_Analytical_Laboratory_VG7 Text:1903828-07 PDI-083SC-A-16-16.5-191022 16.55 Exp:OCDD_DB5
389.8156 S:7 F:3 BSUB(10000,15,-3.0) PKD(5,5,3,0.10%,100.0,0.00%,F,F)
32:22
H9.18E3
A2.98E4
33:11
H4.27E3
A1.72E4
32:58
H2.50E3
A7.07E3
391.8127 S:7 F:3 BSUB(10000,15,-3.0) PKD(5,5,3,0.10%,100.0,0.00%,F,F)
32:23
H8.04E3
A2.61E4
33:12
H4.12E3
A1.32E4
32:58
H1.52E3
A3.19E3
Time

File:191212D2 #1-385 Acq:13-DEC-2019 05:43:25 GC EI+ Voltage SIR Autospec-UltimaE
Sample#7 File Text:Vista_Analytical_Laboratory_VG7 Text:1903828-07 PDI-083SC-A-16-16.5-191022 16.55 Exp:OCDD_DB5
389.8156 S:7 F:3 BSUB(10000,15,-3.0) PKD(5,5,3,0.10%,100.0,0.00%,F,F)

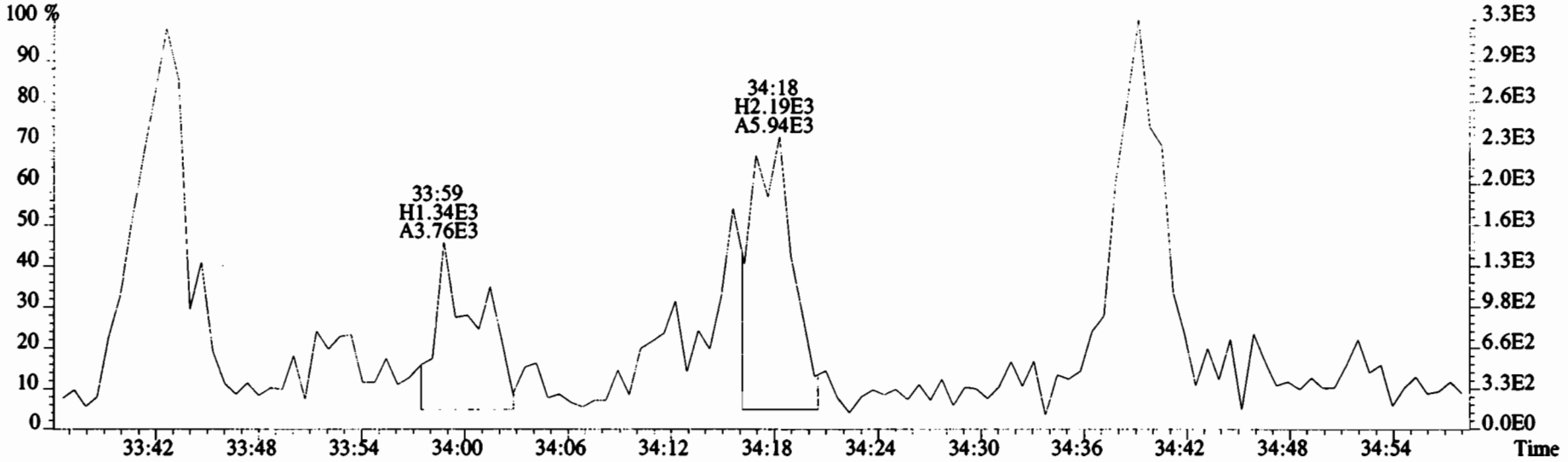

391.8127 S:7 F:3 BSUB(10000,15,-3.0) PKD(5,5,3,0.10%,100.0,0.00%,F,F)

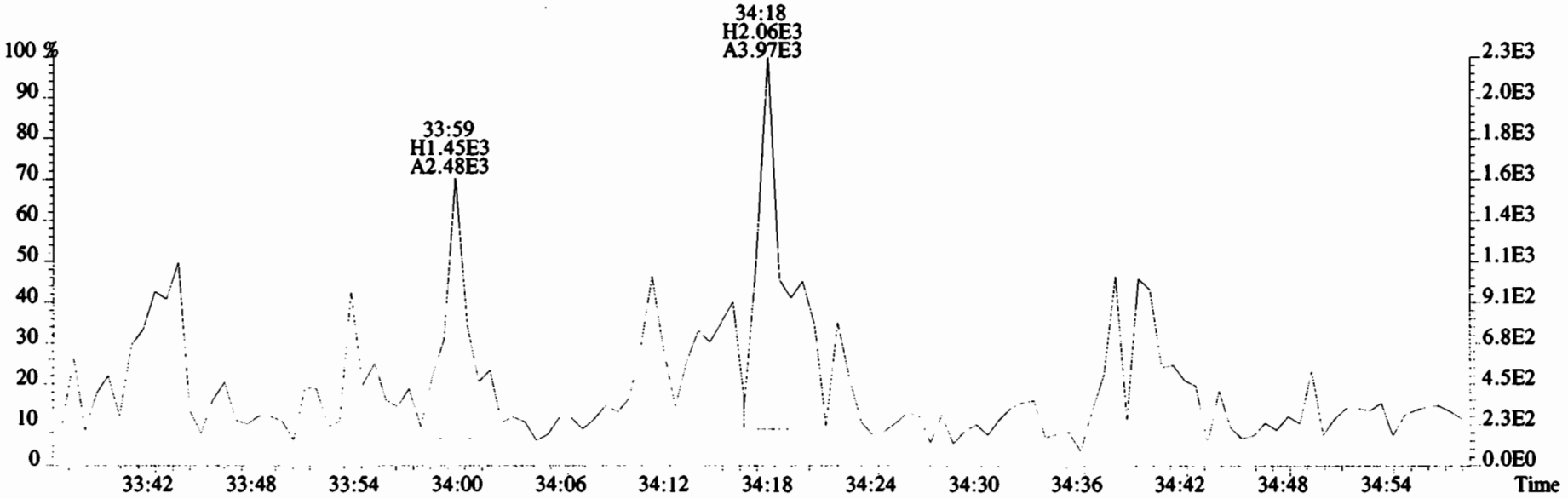

File:191212D2 #1-385 Acq:13-DEC-2019 05:43:25 GC EI+ Voltage SIR Autospec-UltimaE
Sample#7 File Text:Vista_Analytical_Laboratory_VG7 Text:1903828-07 PDI-083SC-A-16-16.5-191022 16.55 Exp:OCDD_DB5
401.8559 S:7 F:3 BSUB(10000,15,-3.0) PKD(5,5,3,0.10%,100.0,0.00%,F,F)

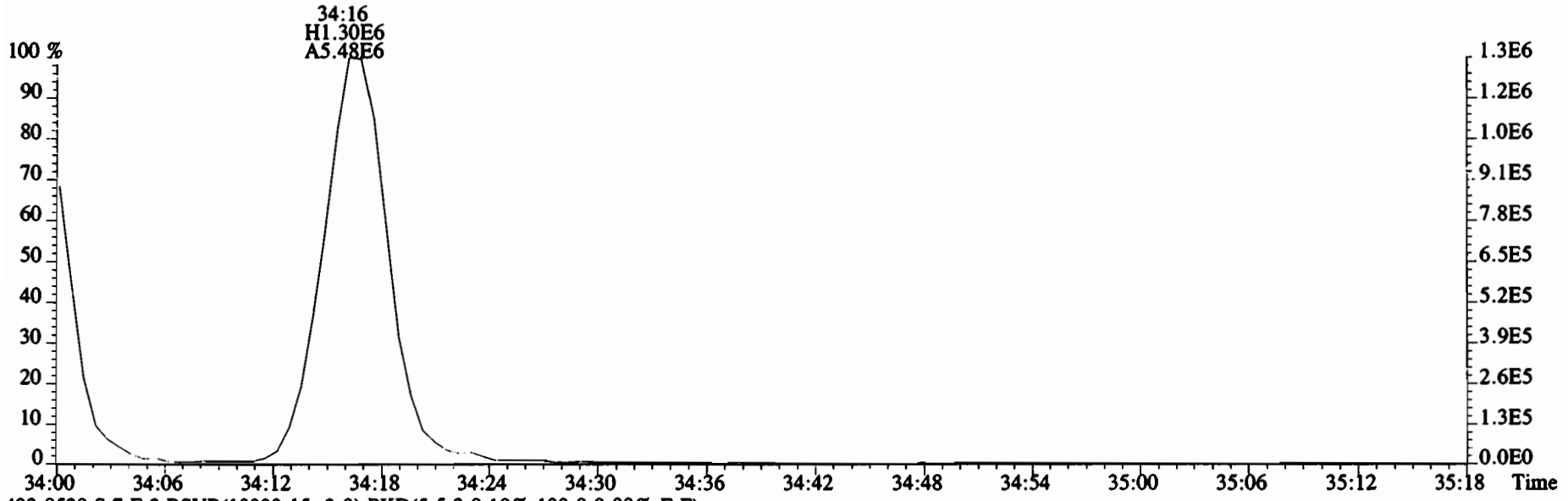

403.8530 S:7 F:3 BSUB(10000,15,-3.0) PKD(5,5,3,0.10%,100.0,0.00%,F,F)

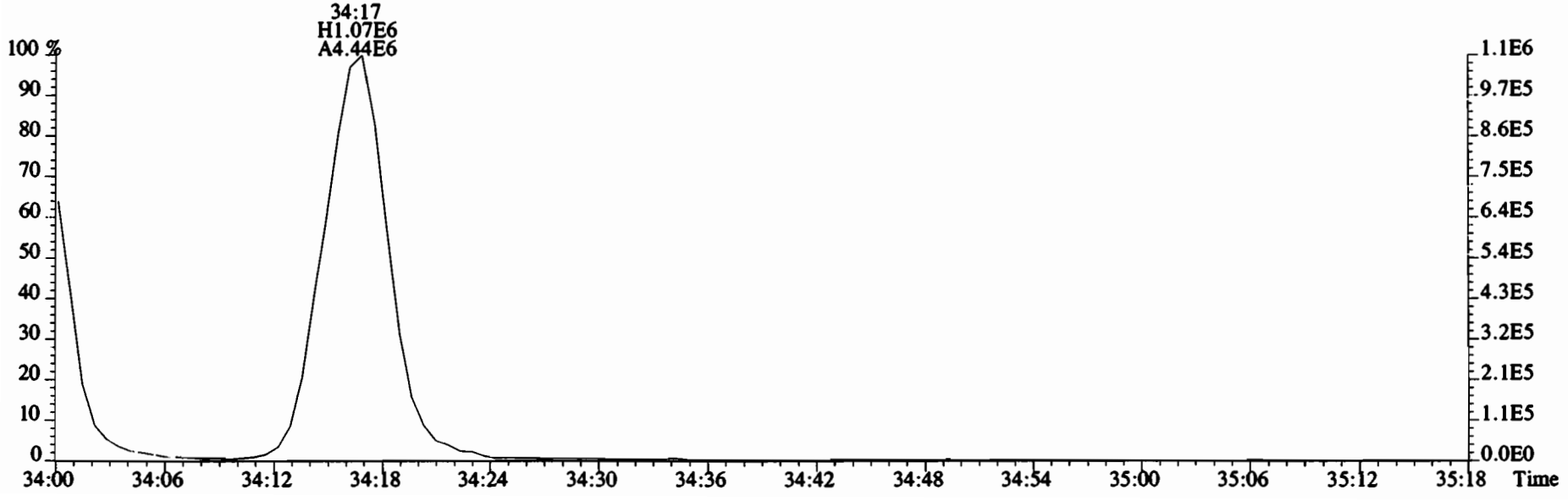

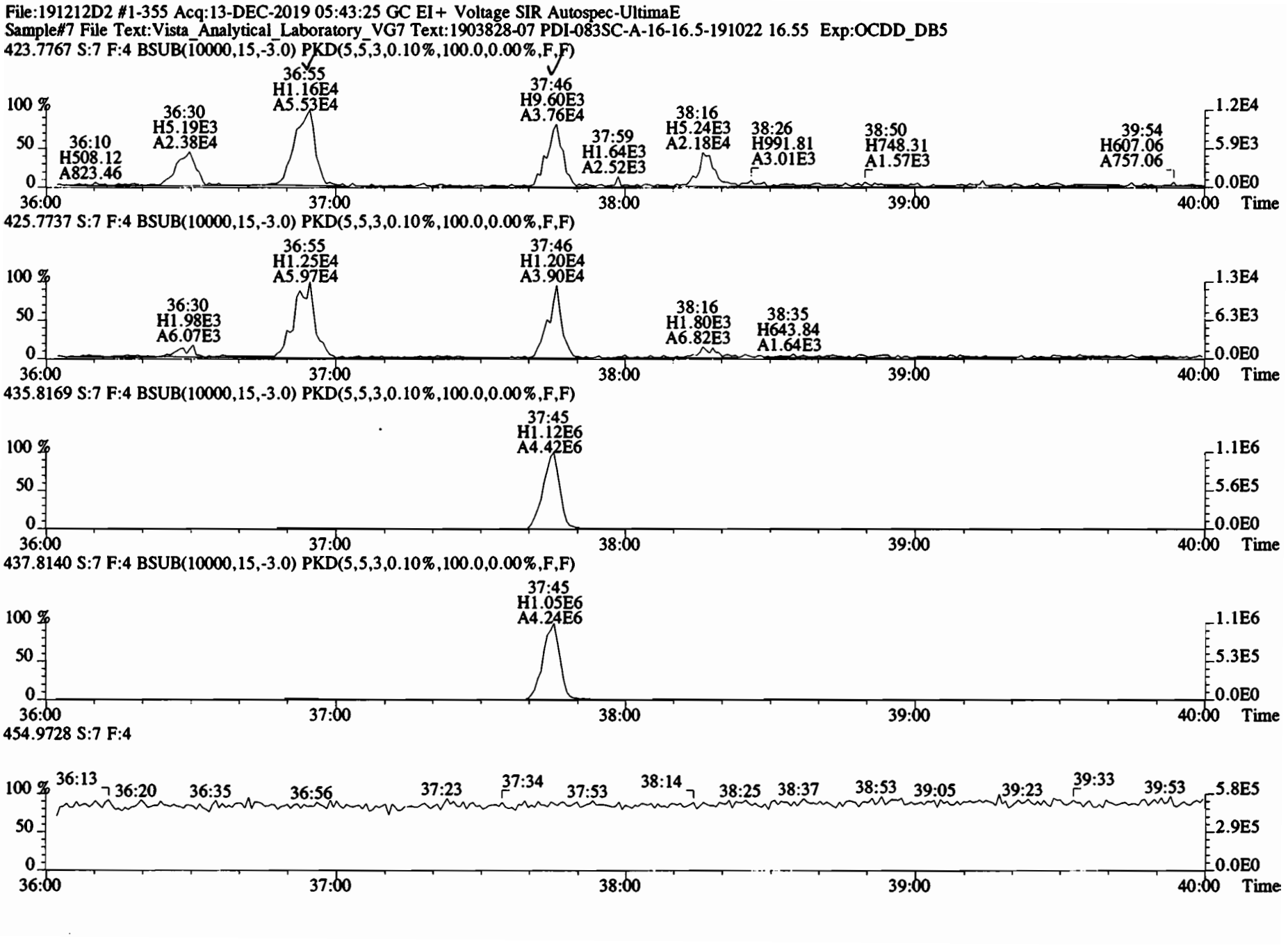
File:191212D2 #1-355 Acq:13-DEC-2019 05:43:25 GC EI+ Voltage SIR Autospec-UltimaE
Sample#7 File Text:Vista_Analytical_Laboratory_VG7 Text:1903828-07 PDI-083SC-A-16-16.5-191022 16.55 Exp:OCDD_DB5
423.7767 S:7 F:4 BSUB(10000,15,-3.0) PKD(5,5,3,0.10%,100.0,0.00%,F,F)
36:55 H1.16E4 A5.53E4
37:46 H9.60E3 A3.76E4
36:30 H5.19E3 A2.38E4
36:10 H508.12 A823.46
37:59 H1.64E3 A2.52E3
38:16 H5.24E3 A2.18E4
38:26 H991.81 A3.01E3
38:50 H748.31 A1.57E3
39:54 H607.06 A757.06
425.7737 S:7 F:4 BSUB(10000,15,-3.0) PKD(5,5,3,0.10%,100.0,0.00%,F,F)
36:55 H1.25E4 A5.97E4
37:46 H1.20E4 A3.90E4
36:30 H1.98E3 A6.07E3
38:16 H1.80E3 A6.82E3
38:35 H643.84 A1.64E3
435.8169 S:7 F:4 BSUB(10000,15,-3.0) PKD(5,5,3,0.10%,100.0,0.00%,F,F)
37:45 H1.12E6 A4.42E6
437.8140 S:7 F:4 BSUB(10000,15,-3.0) PKD(5,5,3,0.10%,100.0,0.00%,F,F)
37:45 H1.05E6 A4.24E6
454.9728 S:7 F:4
36:13 36:20 36:35 36:56 37:23 37:34 37:53 38:14 38:25 38:37 38:53 39:05 39:23 39:33 39:53
100 %
50
0
36:00 37:00 38:00 39:00 40:00 Time
1.2E4 5.9E3 0.0E0
1.3E4 6.3E3 0.0E0
1.1E6 5.6E5 0.0E0
1.1E6 5.3E5 0.0E0
5.8E5 2.9E5 0.0E0

File:191212D2 #1-355 Acq:13-DEC-2019 05:43:25 GC EI+ Voltage SIR Autospec-UltimaE
Sample#7 File Text:Vista_Analytical_Laboratory_VG7 Text:1903828-07 PDI-083SC-A-16-16.5-191022 16.55 Exp:OCDD_DB5
423.7767 S:7 F:4 BSUB(10000,15,-3.0) PKD(5,5,3,0.10%,100.0,0.00%,F,F)

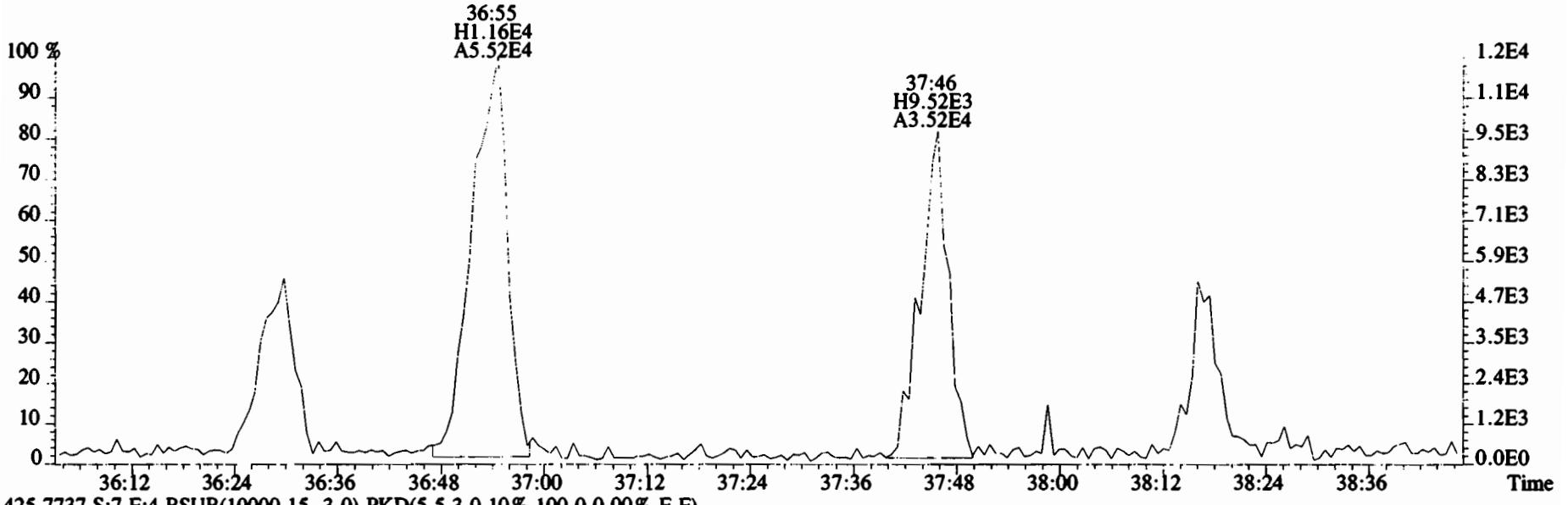

425.7737 S:7 F:4 BSUB(10000,15,-3.0) PKD(5,5,3,0.10%,100.0,0.00%,F,F)

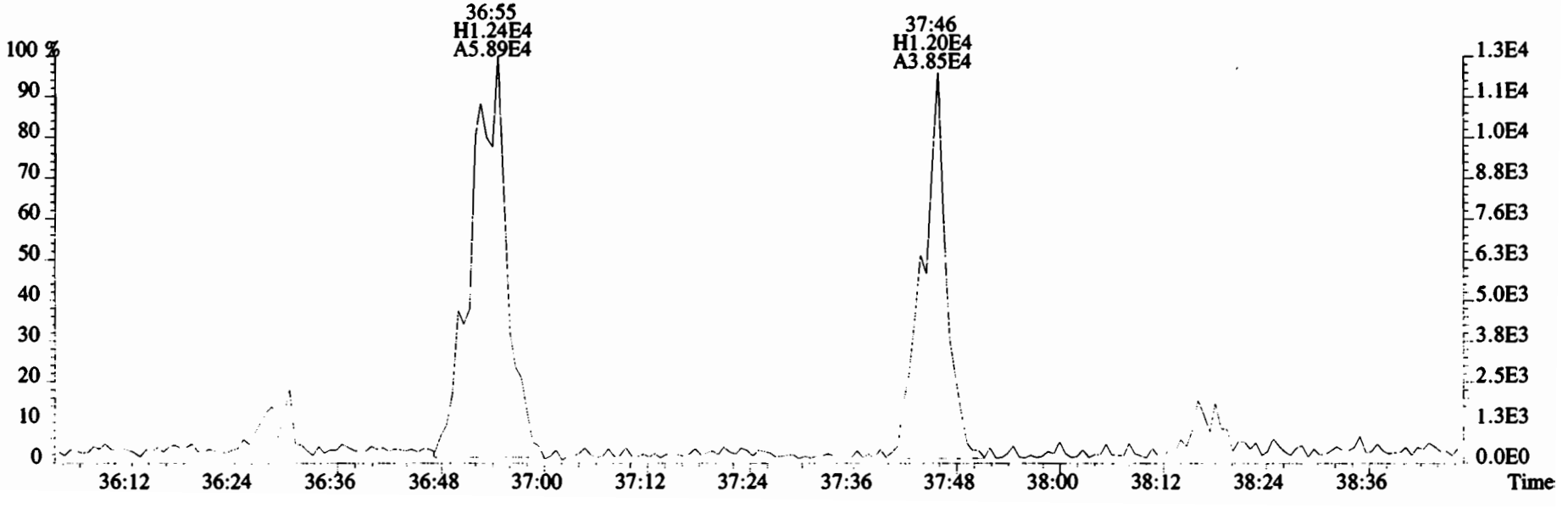

File:191212D2 #1-432 Acq:13-DEC-2019 05:43:25 GC EI+ Voltage SIR Autospec-UltimaE
Sample#7 File Text:Vista_Analytical_Laboratory_VG7 Text:1903828-07 PDI-083SC-A-16-16.5-191022 16.55 Exp:OCDD_DB5

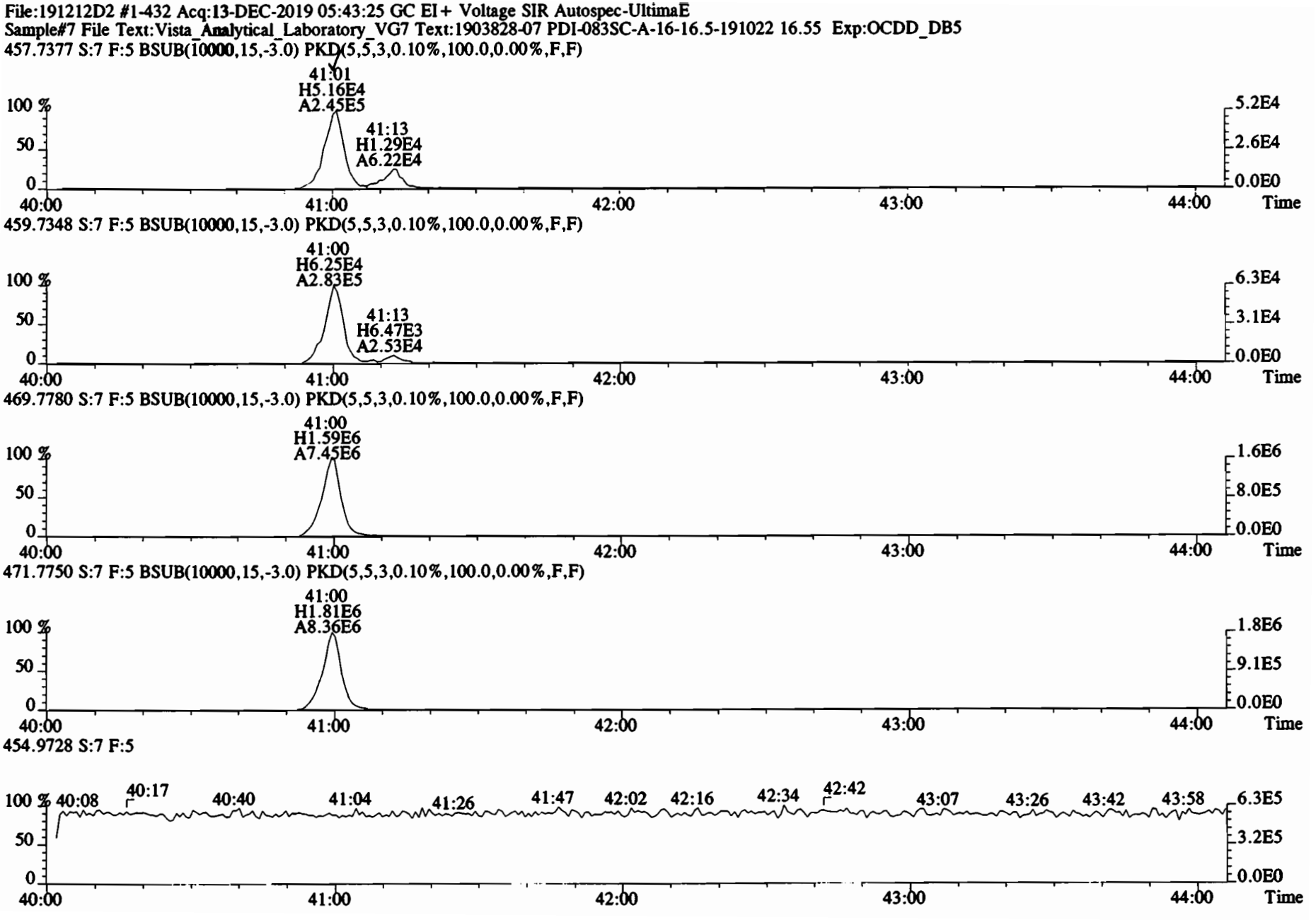

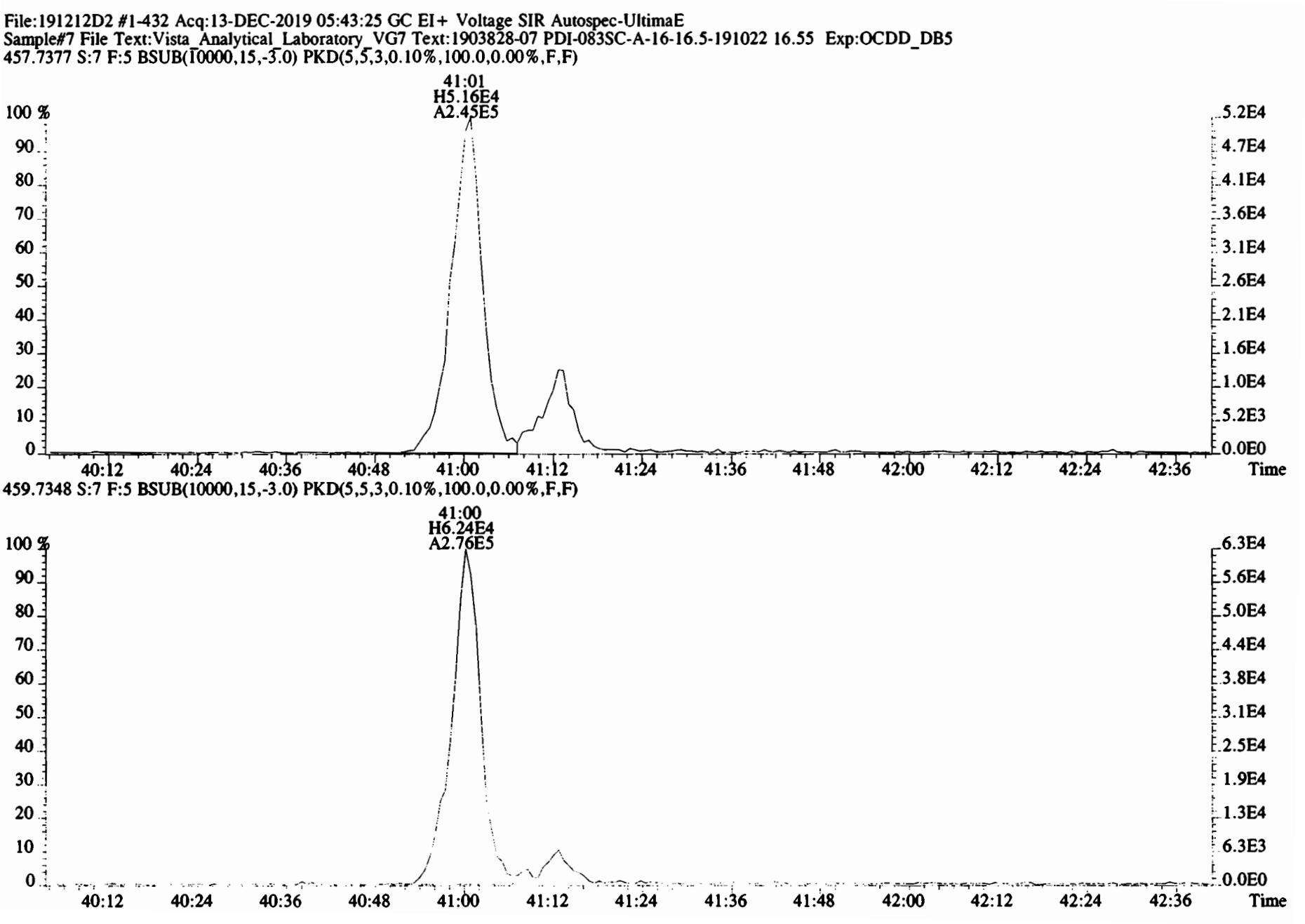
File:191212D2 #1-432 Acq:13-DEC-2019 05:43:25 GC EI+ Voltage SIR Autospec-UltimaE
Sample#7 File Text:Vista_Analytical_Laboratory_VG7 Text:1903828-07 PDI-083SC-A-16-16.5-191022 16.55 Exp:OCDD_DB5
457.7377 S:7 F:5 BSUB(10000,15,-3.0) PKD(5,5,3,0.10%,100.0,0.00%,F,F)
41:01
H5.16E4
A2.45E5
100 %
90
80
70
60
50
40
30
20
10
0
5.2E4
4.7E4
4.1E4
3.6E4
3.1E4
2.6E4
2.1E4
1.6E4
1.0E4
5.2E3
0.0E0
40:12
40:24
40:36
40:48
41:00
41:12
41:24
41:36
41:48
42:00
42:12
42:24
42:36
Time
459.7348 S:7 F:5 BSUB(10000,15,-3.0) PKD(5,5,3,0.10%,100.0,0.00%,F,F)
41:00
H6.24E4
A2.76E5
100 %
90
80
70
60
50
40
30
20
10
0
6.3E4
5.6E4
5.0E4
4.4E4
3.8E4
3.1E4
2.5E4
1.9E4
1.3E4
6.3E3
0.0E0
40:12
40:24
40:36
40:48
41:00
41:12
41:24
41:36
41:48
42:00
42:12
42:24
42:36
Time

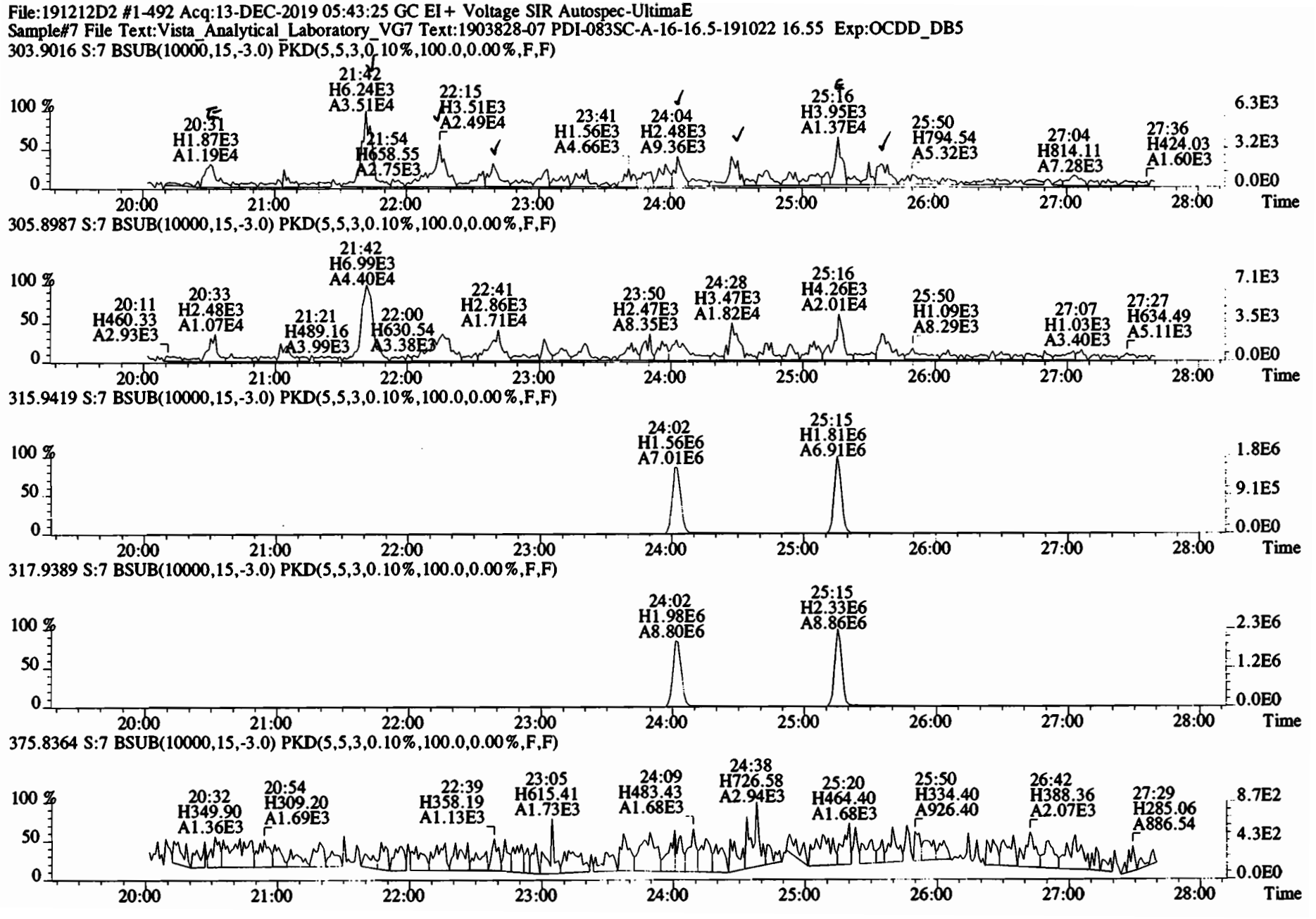
File:191212D2 #1-492 Acq:13-DEC-2019 05:43:25 GC EI+ Voltage SIR Autospec-UltimaE
Sample#7 File Text:Vista_Analytical_Laboratory_VG7 Text:1903828-07 PDI-083SC-A-16-16.5-191022 16.55 Exp:OCDD_DB5
303.9016 S:7 BSUB(10000,15,-3.0) PKD(5,5,3,0.10%,100.0,0.00%,F,F)
20:31 H1.87E3 A1.19E4
21:42 H6.24E3 A3.51E4
21:54 H658.55 A2.75E3
22:15 H3.51E3 A2.49E4
23:41 H1.56E3 A4.66E3
24:04 H2.48E3 A9.36E3
25:16 H3.95E3 A1.37E4
25:50 H794.54 A5.32E3
27:04 H814.11 A7.28E3
27:36 H424.03 A1.60E3
305.8987 S:7 BSUB(10000,15,-3.0) PKD(5,5,3,0.10%,100.0,0.00%,F,F)
20:11 H460.33 A2.93E3
20:33 H2.48E3 A1.07E4
21:21 H489.16 A3.99E3
21:42 H6.99E3 A4.40E4
22:00 H630.54 A3.38E3
22:41 H2.86E3 A1.71E4
23:50 H2.47E3 A8.35E3
24:28 H3.47E3 A1.82E4
25:16 H4.26E3 A2.01E4
25:50 H1.09E3 A8.29E3
27:07 H1.03E3 A3.40E3
27:27 H634.49 A5.11E3
315.9419 S:7 BSUB(10000,15,-3.0) PKD(5,5,3,0.10%,100.0,0.00%,F,F)
24:02 H1.56E6 A7.01E6
25:15 H1.81E6 A6.91E6
317.9389 S:7 BSUB(10000,15,-3.0) PKD(5,5,3,0.10%,100.0,0.00%,F,F)
24:02 H1.98E6 A8.80E6
25:15 H2.33E6 A8.86E6
375.8364 S:7 BSUB(10000,15,-3.0) PKD(5,5,3,0.10%,100.0,0.00%,F,F)
20:32 H349.90 A1.36E3
20:54 H309.20 A1.69E3
22:39 H358.19 A1.13E3
23:05 H615.41 A1.73E3
24:09 H483.43 A1.68E3
24:38 H726.58 A2.94E3
25:20 H464.40 A1.68E3
25:50 H334.40 A926.40
26:42 H388.36 A2.07E3
27:29 H285.06 A886.54
100 %
50
0
20:00
21:00
22:00
23:00
24:00
25:00
26:00
27:00
28:00
Time
6.3E3
3.2E3
0.0E0
7.1E3
3.5E3
1.8E6
9.1E5
2.3E6
1.2E6
8.7E2
4.3E2

File:191212D2 #1-492 Acq:13-DEC-2019 05:43:25 GC EI+ Voltage SIR Autospec-UltimaE
Sample#7 File Text:Vista_Analytical_Laboratory_VG7 Text:1903828-07 PDI-083SC-A-16-16.5-191022 16.55 Exp:OCDD_DB5
303.9016 S:7 BSUB(10000,15,-3.0) PKD(5,5,3,0.10%,100.0,0.00%,F,F)

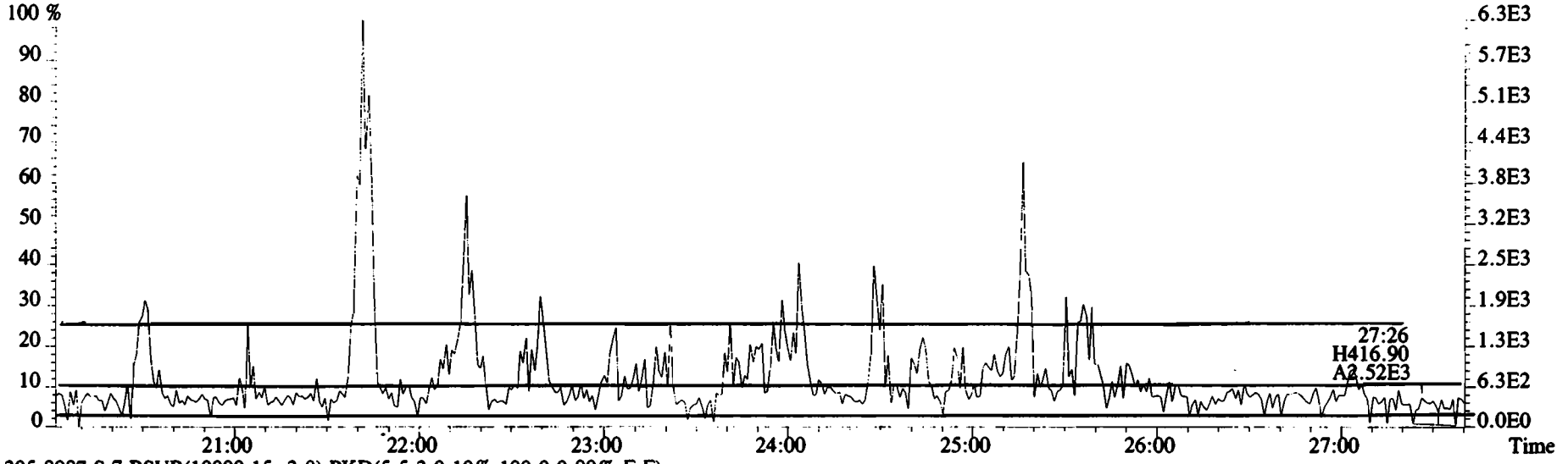

305.8987 S:7 BSUB(10000,15,-3.0) PKD(5,5,3,0.10%,100.0,0.00%,F,F)

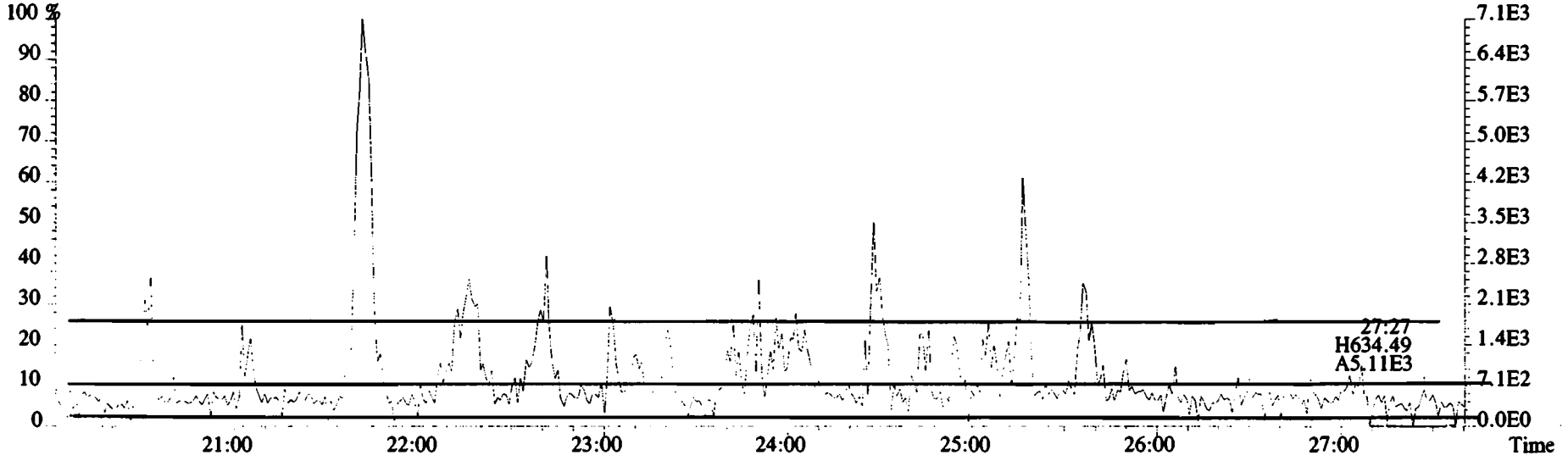

File:191212D2 #1-492 Acq:13-DEC-2019 05:43:25 GC EI+ Voltage SIR Autospec-UltimaE
Sample#7 File Text:Vista_Analytical_Laboratory_VG7 Text:1903828-07 PDI-083SC-A-16-16.5-191022 16.55 Exp:OCDD_DB5
303.9016 S:7 BSUB(10000,15,-3.0) PKD(5,5,3,0.10%,100.0,0.00%,F,F)

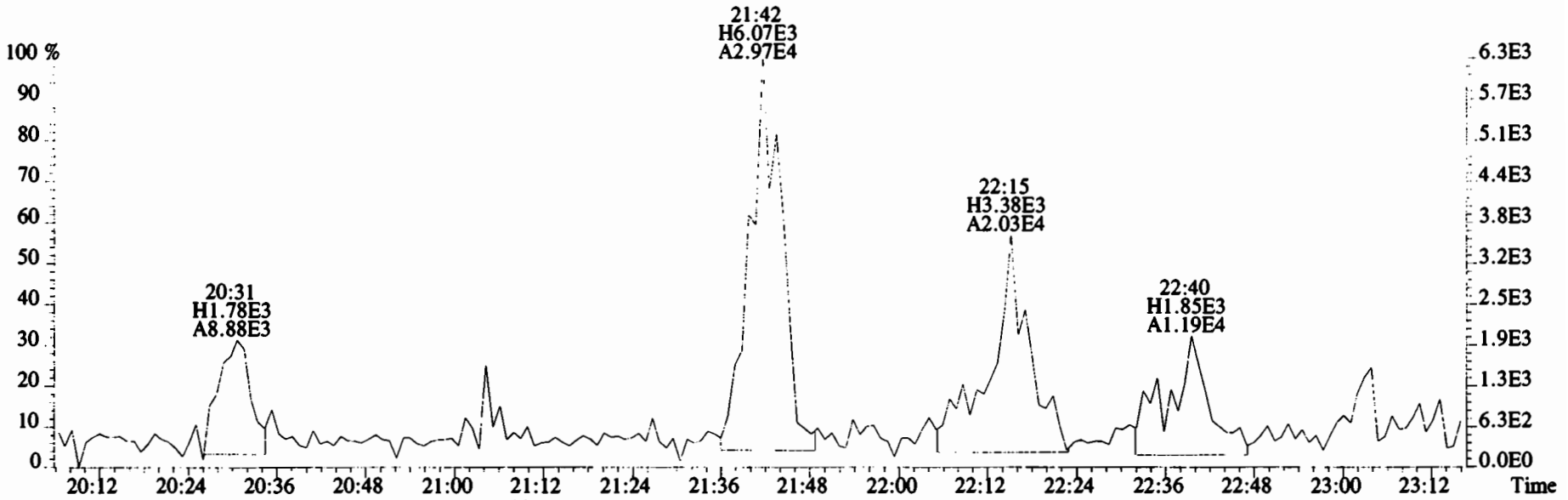

305.8987 S:7 BSUB(10000,15,-3.0) PKD(5,5,3,0.10%,100.0,0.00%,F,F)

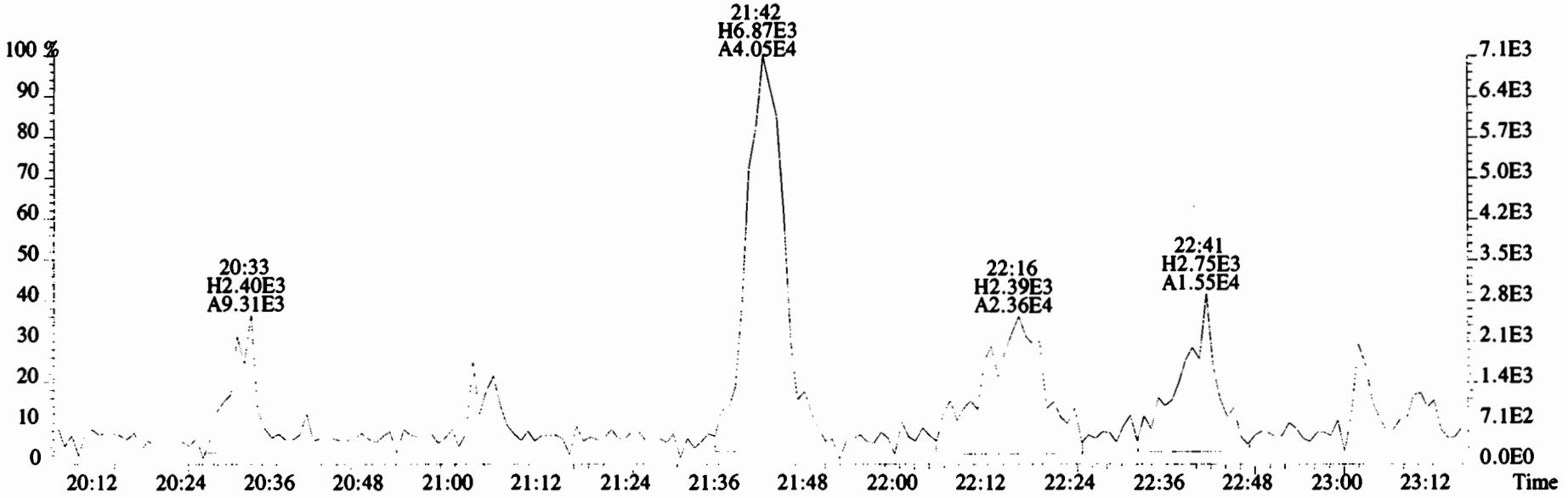

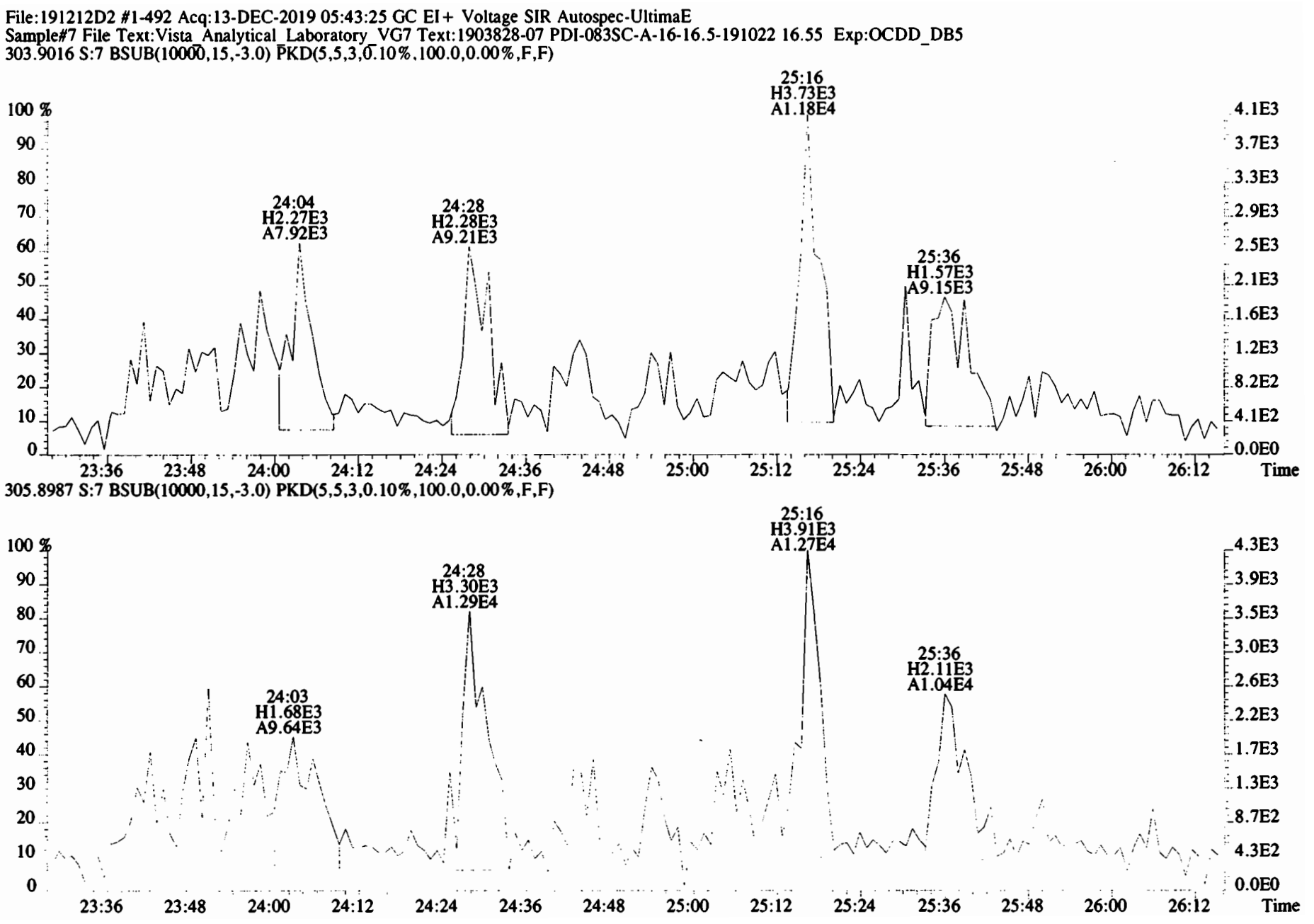
File:191212D2 #1-492 Acq:13-DEC-2019 05:43:25 GC EI+ Voltage SIR Autospec-UltimaE
Sample#7 File Text:Vista_Analytical_Laboratory_VG7 Text:1903828-07 PDI-083SC-A-16-16.5-191022 16.55 Exp:OCDD_DB5
303.9016 S:7 BSUB(10000,15,-3.0) PKD(5,5,3,0.10%,100.0,0.00%,F,F)
25:16
H3.73E3
A1.18E4
24:04
H2.27E3
A7.92E3
24:28
H2.28E3
A9.21E3
25:36
H1.57E3
A9.15E3
100 %
90
80
70
60
50
40
30
20
10
0
4.1E3
3.7E3
3.3E3
2.9E3
2.5E3
2.1E3
1.6E3
1.2E3
8.2E2
4.1E2
0.0E0
23:36
23:48
24:00
24:12
24:24
24:36
24:48
25:00
25:12
25:24
25:36
25:48
26:00
26:12
Time
305.8987 S:7 BSUB(10000,15,-3.0) PKD(5,5,3,0.10%,100.0,0.00%,F,F)
25:16
H3.91E3
A1.27E4
24:28
H3.30E3
A1.29E4
24:03
H1.68E3
A9.64E3
25:36
H2.11E3
A1.04E4
100 %
90
80
70
60
50
40
30
20
10
0
4.3E3
3.9E3
3.5E3
3.0E3
2.6E3
2.2E3
1.7E3
1.3E3
8.7E2
4.3E2
0.0E0
23:36
23:48
24:00
24:12
24:24
24:36
24:48
25:00
25:12
25:24
25:36
25:48
26:00
26:12
Time

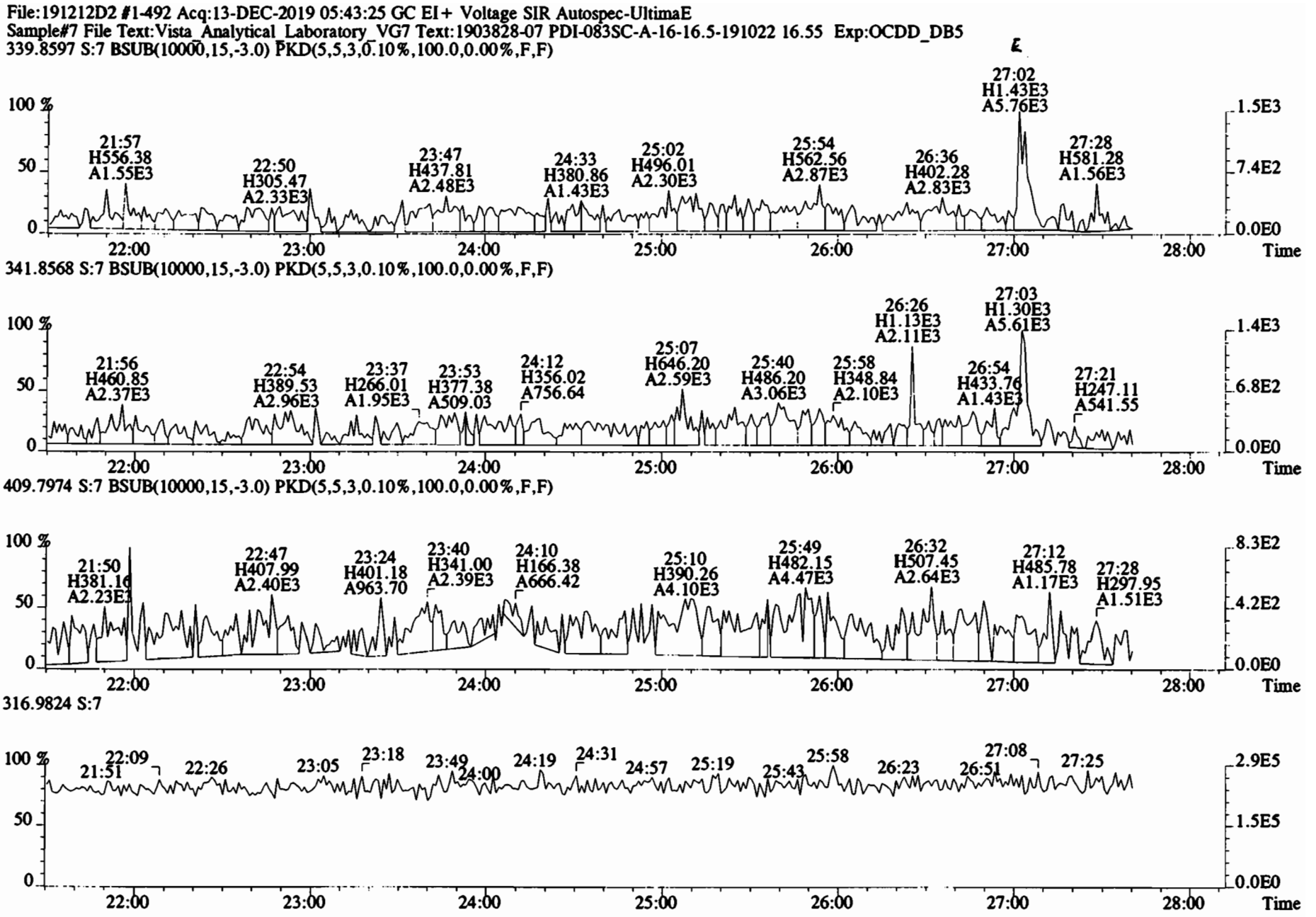
File:191212D2 #1-492 Acq:13-DEC-2019 05:43:25 GC EI+ Voltage SIR Autospec-UltimaE
Sample#7 File Text:Vista_Analytical_Laboratory_VG7 Text:1903828-07 PDI-083SC-A-16-16.5-191022 16.55 Exp:OCDD_DB5
339.8597 S:7 BSUB(10000,15,-3.0) PKD(5,5,3,0.10%,100.0,0.00%,F,F)
21:57 H556.38 A1.55E3
22:50 H305.47 A2.33E3
23:47 H437.81 A2.48E3
24:33 H380.86 A1.43E3
25:02 H496.01 A2.30E3
25:54 H562.56 A2.87E3
26:36 H402.28 A2.83E3
27:02 H1.43E3 A5.76E3
27:28 H581.28 A1.56E3
341.8568 S:7 BSUB(10000,15,-3.0) PKD(5,5,3,0.10%,100.0,0.00%,F,F)
21:56 H460.85 A2.37E3
22:54 H389.53 A2.96E3
23:37 H266.01 A1.95E3
23:53 H377.38 A509.03
24:12 H356.02 A756.64
25:07 H646.20 A2.59E3
25:40 H486.20 A3.06E3
25:58 H348.84 A2.10E3
26:26 H1.13E3 A2.11E3
26:54 H433.76 A1.43E3
27:03 H1.30E3 A5.61E3
27:21 H247.11 A541.55
409.7974 S:7 BSUB(10000,15,-3.0) PKD(5,5,3,0.10%,100.0,0.00%,F,F)
21:50 H381.16 A2.23E3
22:47 H407.99 A2.40E3
23:24 H401.18 A963.70
23:40 H341.00 A2.39E3
24:10 H166.38 A666.42
25:10 H390.26 A4.10E3
25:49 H482.15 A4.47E3
26:32 H507.45 A2.64E3
27:12 H485.78 A1.17E3
27:28 H297.95 A1.51E3
316.9824 S:7
21:51
22:09
22:26
23:05
23:18
23:49
24:00
24:19
24:31
24:57
25:19
25:43
25:58
26:23
26:51
27:08
27:25
100 %
50
0
1.5E3
7.4E2
0.0E0
1.4E3
6.8E2
8.3E2
4.2E2
2.9E5
1.5E5
22:00
23:00
24:00
25:00
26:00
27:00
28:00
Time

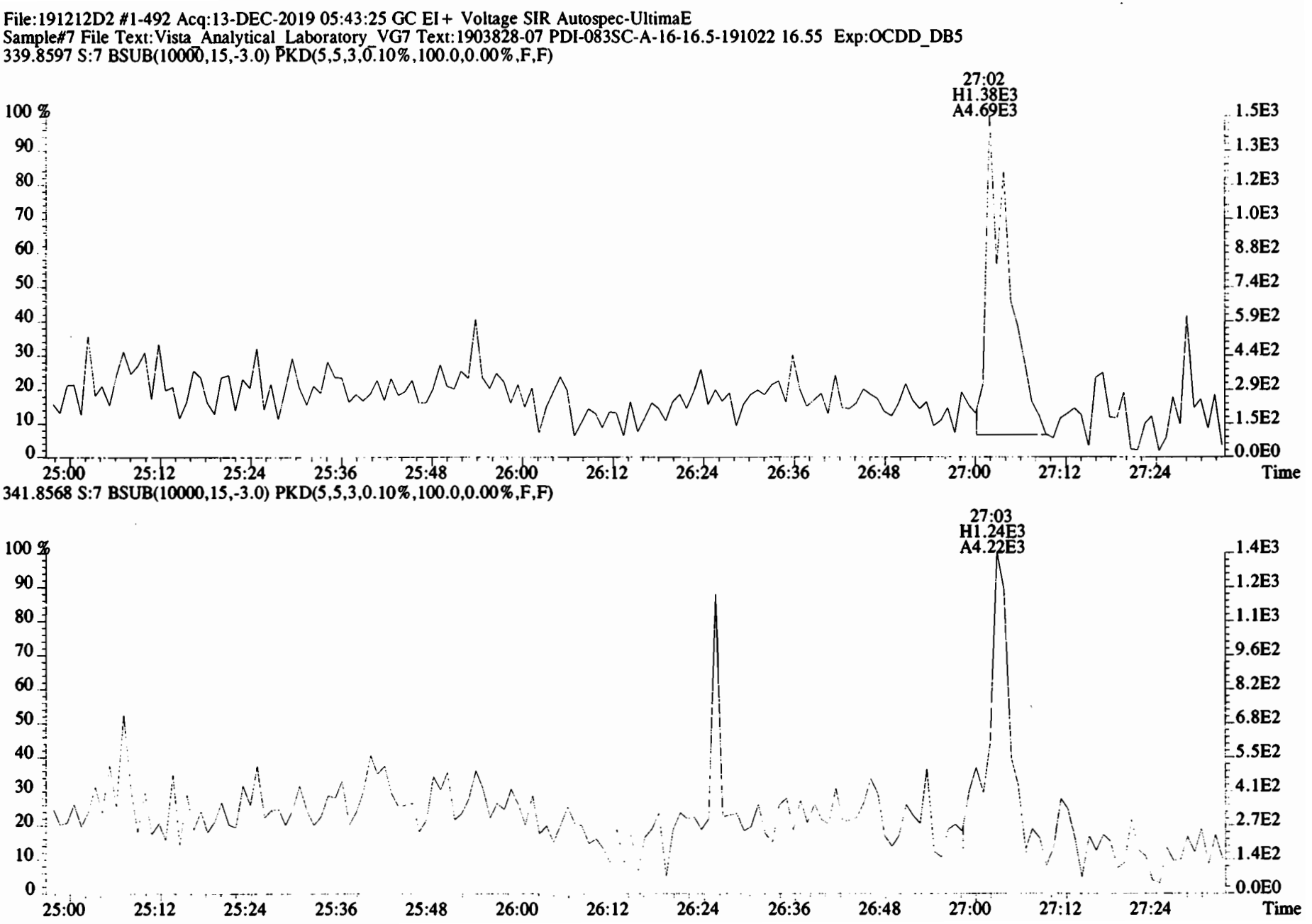
File:191212D2 #1-492 Acq:13-DEC-2019 05:43:25 GC EI+ Voltage SIR Autospec-UltimaE
Sample#7 File Text:Vista_Analytical_Laboratory_VG7 Text:1903828-07 PDI-083SC-A-16-16.5-191022 16.55 Exp:OCDD_DB5
339.8597 S:7 BSUB(10000,15,-3.0) PKD(5,5,3,0.10%,100.0,0.00%,F,F)
27:02
H1.38E3
A4.69E3
100 %
90
80
70
60
50
40
30
20
10
0
1.5E3
1.3E3
1.2E3
1.0E3
8.8E2
7.4E2
5.9E2
4.4E2
2.9E2
1.5E2
0.0E0
25:00
25:12
25:24
25:36
25:48
26:00
26:12
26:24
26:36
26:48
27:00
27:12
27:24
Time
341.8568 S:7 BSUB(10000,15,-3.0) PKD(5,5,3,0.10%,100.0,0.00%,F,F)
27:03
H1.24E3
A4.22E3
100 %
90
80
70
60
50
40
30
20
10
0
1.4E3
1.2E3
1.1E3
9.6E2
8.2E2
6.8E2
5.5E2
4.1E2
2.7E2
1.4E2
0.0E0
25:00
25:12
25:24
25:36
25:48
26:00
26:12
26:24
26:36
26:48
27:00
27:12
27:24
Time

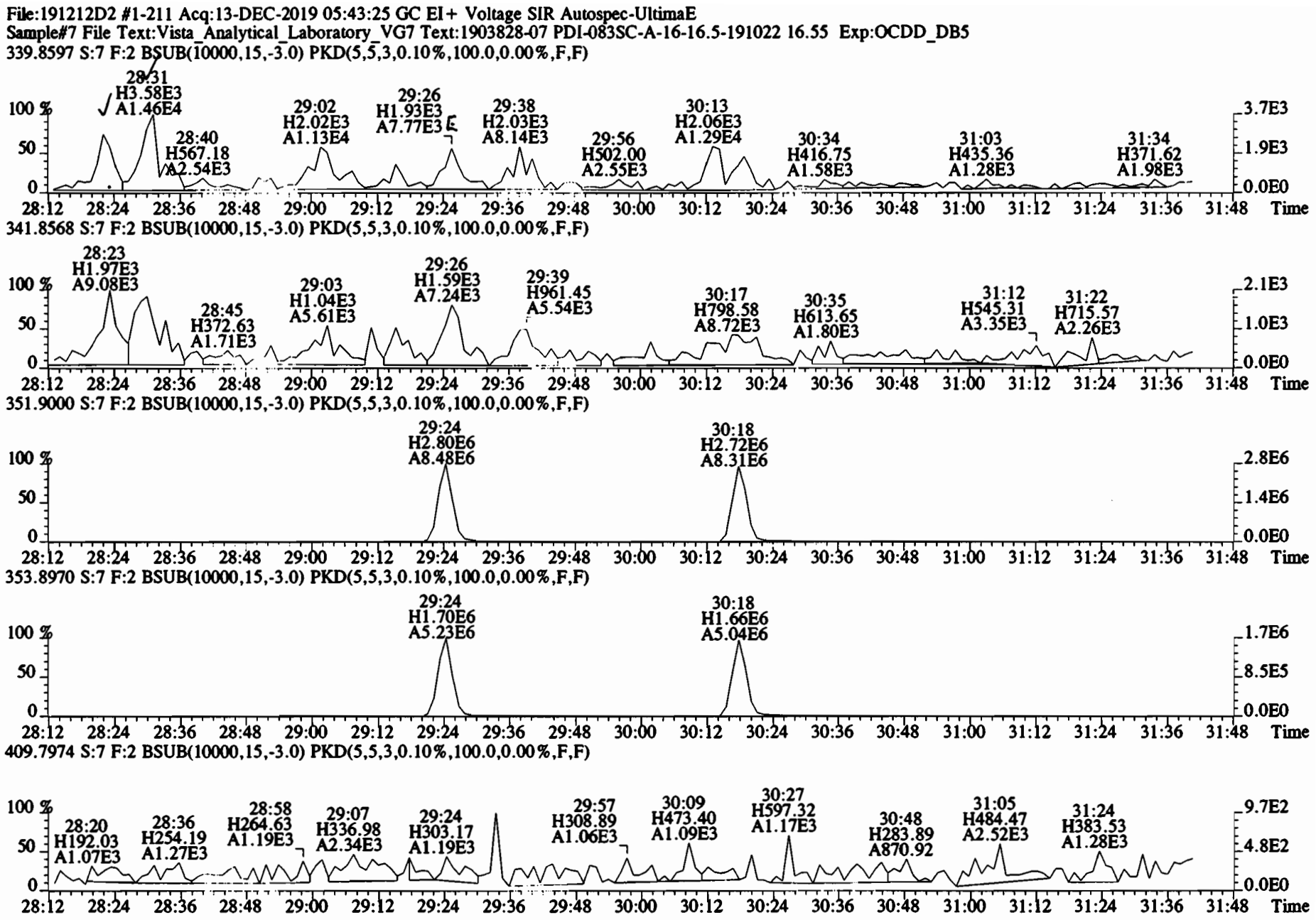
File:191212D2 #1-211 Acq:13-DEC-2019 05:43:25 GC EI+ Voltage SIR Autospec-UltimaE
Sample#7 File Text:Vista_Analytical_Laboratory_VG7 Text:1903828-07 PDI-083SC-A-16-16.5-191022 16.55 Exp:OCDD_DB5
339.8597 S:7 F:2 BSUB(10000,15,-3.0) PKD(5,5,3,0.10%,100.0,0.00%,F,F)
28:31 H3.58E3 A1.46E4
28:40 H567.18 A2.54E3
29:02 H2.02E3 A1.13E4
29:26 H1.93E3 A7.77E3
29:38 H2.03E3 A8.14E3
29:56 H502.00 A2.55E3
30:13 H2.06E3 A1.29E4
30:34 H416.75 A1.58E3
31:03 H435.36 A1.28E3
31:34 H371.62 A1.98E3
341.8568 S:7 F:2 BSUB(10000,15,-3.0) PKD(5,5,3,0.10%,100.0,0.00%,F,F)
28:23 H1.97E3 A9.08E3
28:45 H372.63 A1.71E3
29:03 H1.04E3 A5.61E3
29:26 H1.59E3 A7.24E3
29:39 H961.45 A5.54E3
30:17 H798.58 A8.72E3
30:35 H613.65 A1.80E3
31:12 H545.31 A3.35E3
31:22 H715.57 A2.26E3
351.9000 S:7 F:2 BSUB(10000,15,-3.0) PKD(5,5,3,0.10%,100.0,0.00%,F,F)
29:24 H2.80E6 A8.48E6
30:18 H2.72E6 A8.31E6
353.8970 S:7 F:2 BSUB(10000,15,-3.0) PKD(5,5,3,0.10%,100.0,0.00%,F,F)
29:24 H1.70E6 A5.23E6
30:18 H1.66E6 A5.04E6
409.7974 S:7 F:2 BSUB(10000,15,-3.0) PKD(5,5,3,0.10%,100.0,0.00%,F,F)
28:20 H192.03 A1.07E3
28:36 H254.19 A1.27E3
28:58 H264.63 A1.19E3
29:07 H336.98 A2.34E3
29:24 H303.17 A1.19E3
29:57 H308.89 A1.06E3
30:09 H473.40 A1.09E3
30:27 H597.32 A1.17E3
30:48 H283.89 A870.92
31:05 H484.47 A2.52E3
31:24 H383.53 A1.28E3
100 %
50
0
Time

File:191212D2 #1-211 Acq:13-DEC-2019 05:43:25 GC EI+ Voltage SIR Autospec-UltimaE
Sample#7 File Text:Vista_Analytical_Laboratory_VG7 Text:1903828-07 PDI-083SC-A-16-16.5-191022 16.55 Exp:OCDD_DB5
339.8597 S:7 F:2 BSUB(10000,15,-3.0) PKD(5,5,3,0.10%,100.0,0.00%,F,F)

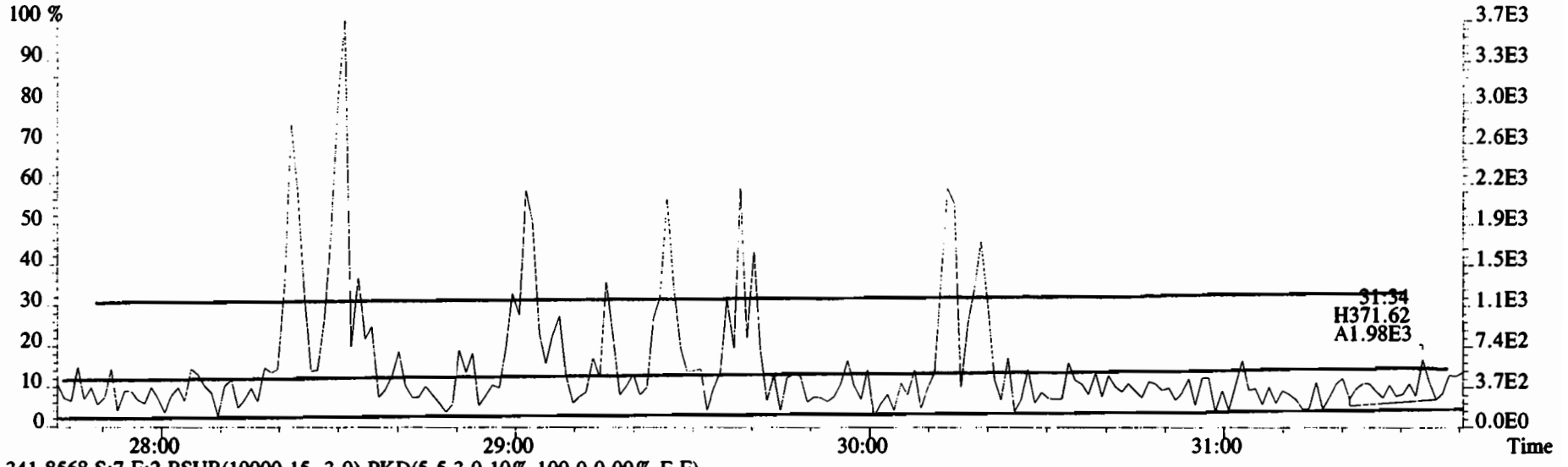

341.8568 S:7 F:2 BSUB(10000,15,-3.0) PKD(5,5,3,0.10%,100.0,0.00%,F,F)

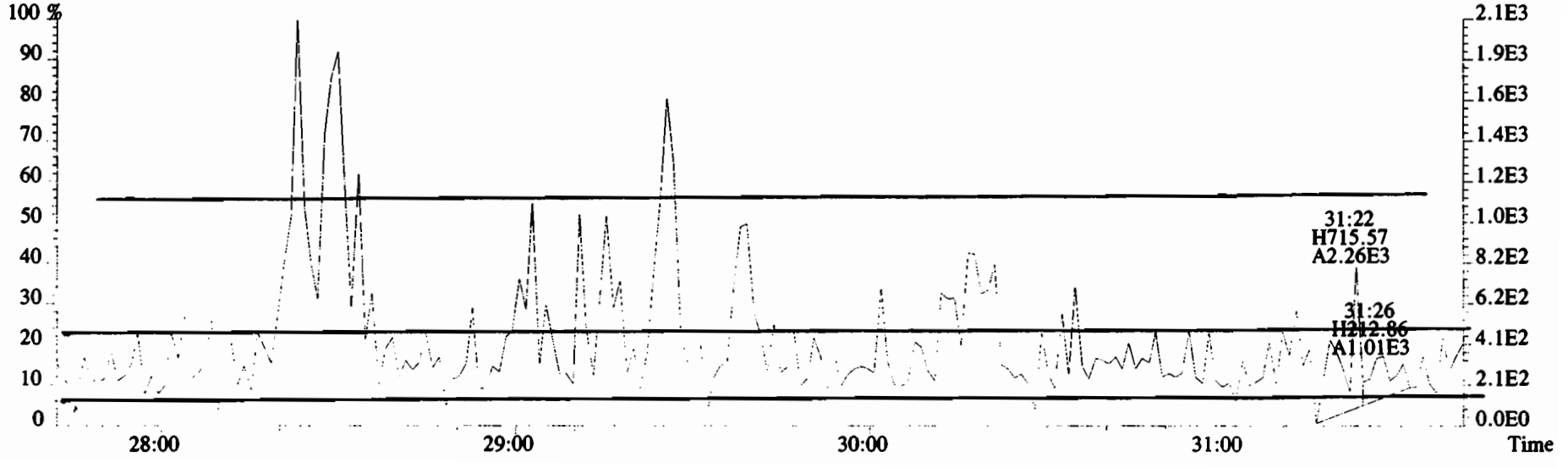

File:191212D2 #1-211 Acq:13-DEC-2019 05:43:25 GC EI+ Voltage SIR Autospec-UltimaE
Sample#7 File Text:Vista_Analytical_Laboratory_VG7 Text:1903828-07 PDI-083SC-A-16-16.5-191022 16.55 Exp:OCDD_DB5
339.8597 S:7 F:2 BSUB(10000,15,-3.0) PKD(5,5,3,0.10%,100.0,0.00%,F,F)

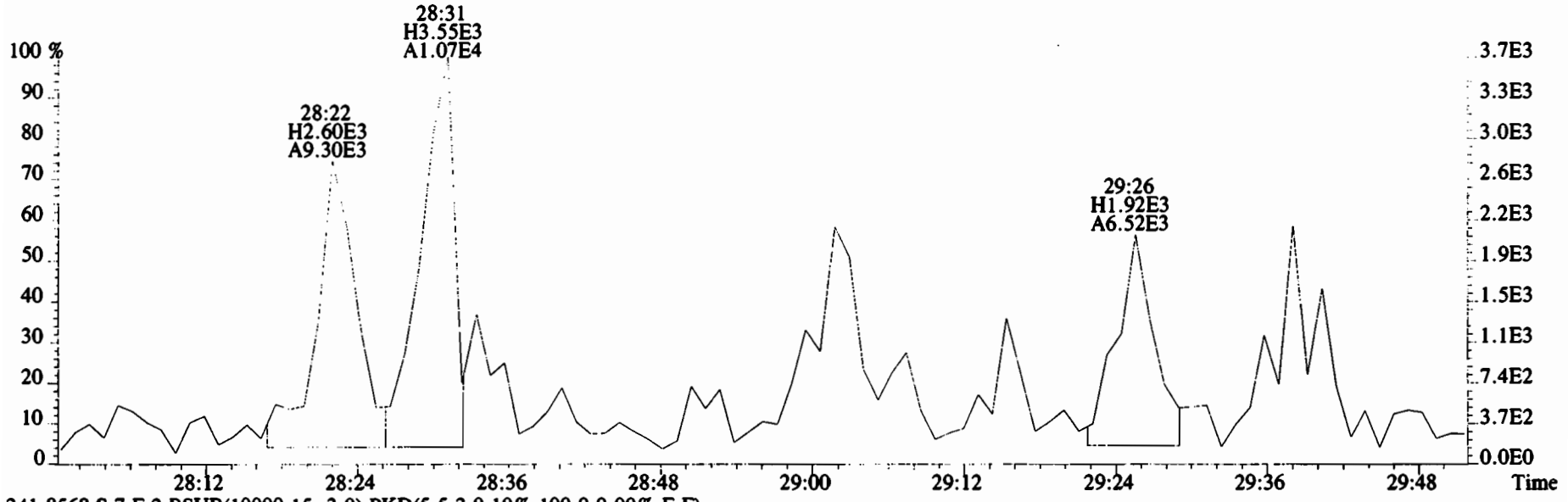

341.8568 S:7 F:2 BSUB(10000,15,-3.0) PKD(5,5,3,0.10%,100.0,0.00%,F,F)

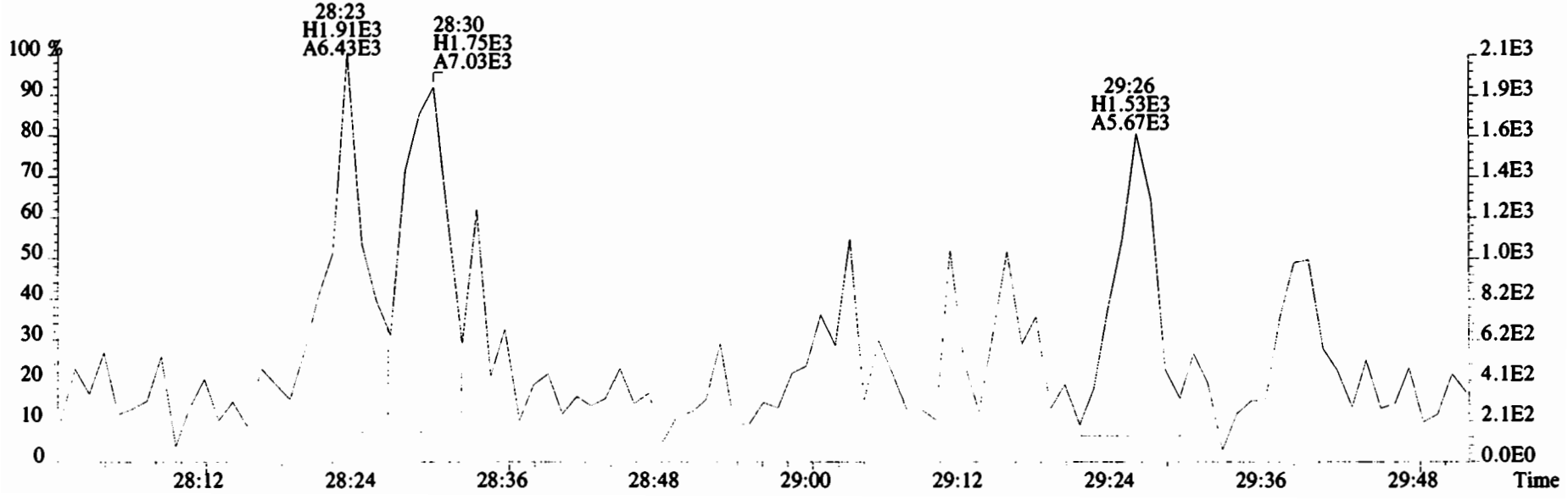

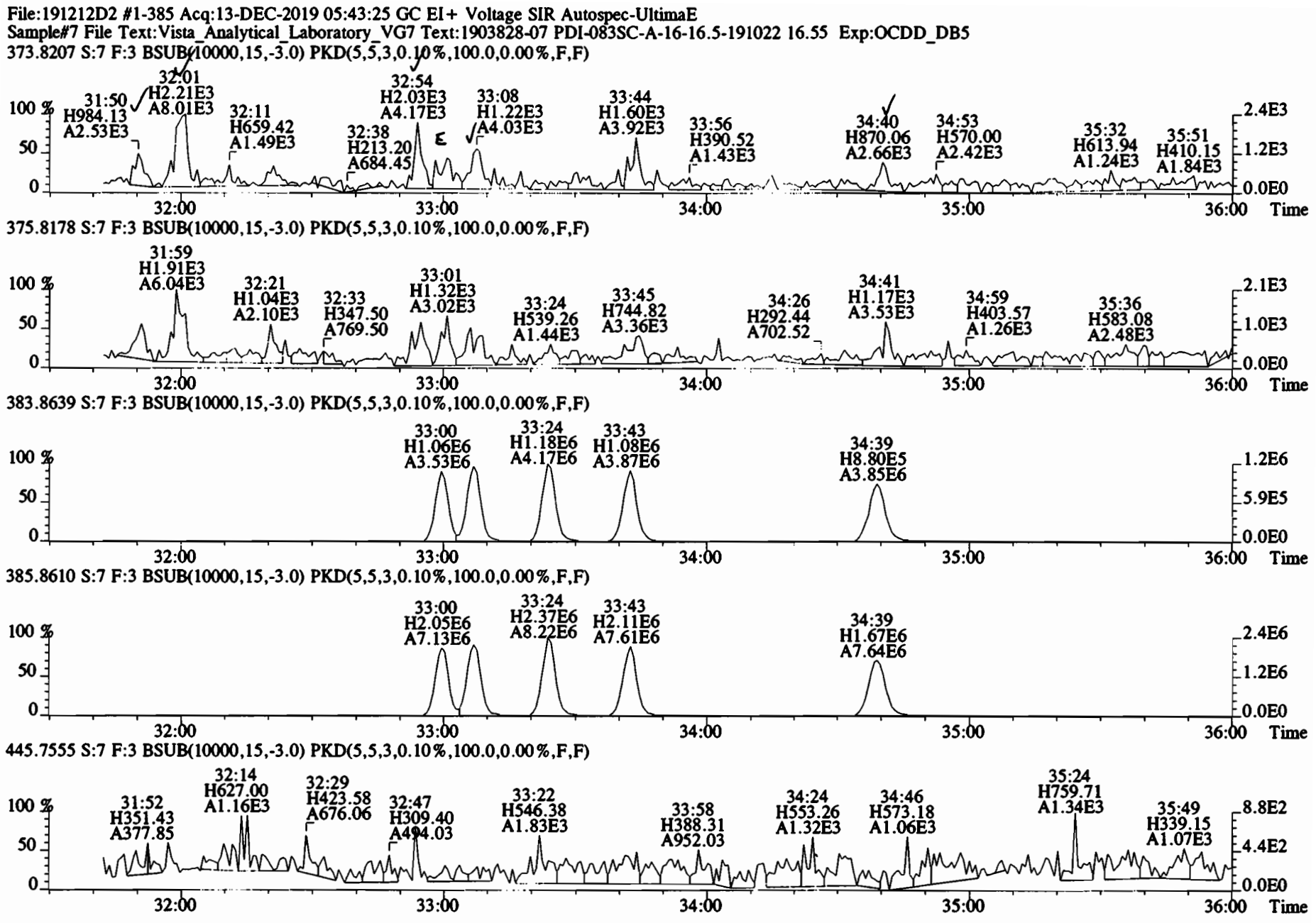
File:191212D2 #1-385 Acq:13-DEC-2019 05:43:25 GC EI+ Voltage SIR Autospec-UltimaE
Sample#7 File Text:Vista_Analytical_Laboratory_VG7 Text:1903828-07 PDI-083SC-A-16-16.5-191022 16.55 Exp:OCDD_DB5
373.8207 S:7 F:3 BSUB(10000,15,-3.0) PKD(5,5,3,0.10%,100.0,0.00%,F,F)
31:50 H984.13 A2.53E3
32:01 H2.21E3 A8.01E3
32:11 H659.42 A1.49E3
32:38 H213.20 A684.45
32:54 H2.03E3 A4.17E3
33:08 H1.22E3 A4.03E3
33:44 H1.60E3 A3.92E3
33:56 H390.52 A1.43E3
34:40 H870.06 A2.66E3
34:53 H570.00 A2.42E3
35:32 H613.94 A1.24E3
35:51 H410.15 A1.84E3
100 %
50
0
2.4E3
1.2E3
0.0E0
32:00
33:00
34:00
35:00
36:00
Time
375.8178 S:7 F:3 BSUB(10000,15,-3.0) PKD(5,5,3,0.10%,100.0,0.00%,F,F)
31:59 H1.91E3 A6.04E3
32:21 H1.04E3 A2.10E3
32:33 H347.50 A769.50
33:01 H1.32E3 A3.02E3
33:24 H539.26 A1.44E3
33:45 H744.82 A3.36E3
34:26 H292.44 A702.52
34:41 H1.17E3 A3.53E3
34:59 H403.57 A1.26E3
35:36 H583.08 A2.48E3
100 %
50
0
2.1E3
1.0E3
0.0E0
32:00
33:00
34:00
35:00
36:00
Time
383.8639 S:7 F:3 BSUB(10000,15,-3.0) PKD(5,5,3,0.10%,100.0,0.00%,F,F)
33:00 H1.06E6 A3.53E6
33:24 H1.18E6 A4.17E6
33:43 H1.08E6 A3.87E6
34:39 H8.80E5 A3.85E6
100 %
50
0
1.2E6
5.9E5
0.0E0
32:00
33:00
34:00
35:00
36:00
Time
385.8610 S:7 F:3 BSUB(10000,15,-3.0) PKD(5,5,3,0.10%,100.0,0.00%,F,F)
33:00 H2.05E6 A7.13E6
33:24 H2.37E6 A8.22E6
33:43 H2.11E6 A7.61E6
34:39 H1.67E6 A7.64E6
100 %
50
0
2.4E6
1.2E6
0.0E0
32:00
33:00
34:00
35:00
36:00
Time
445.7555 S:7 F:3 BSUB(10000,15,-3.0) PKD(5,5,3,0.10%,100.0,0.00%,F,F)
31:52 H351.43 A377.85
32:14 H627.00 A1.16E3
32:29 H423.58 A676.06
32:47 H309.40 A494.03
33:22 H546.38 A1.83E3
33:58 H388.31 A952.03
34:24 H553.26 A1.32E3
34:46 H573.18 A1.06E3
35:24 H759.71 A1.34E3
35:49 H339.15 A1.07E3
100 %
50
0
8.8E2
4.4E2
0.0E0
32:00
33:00
34:00
35:00
36:00
Time

File:191212D2 #1-385 Acq:13-DEC-2019 05:43:25 GC EI+ Voltage SIR Autospec-UltimaE
Sample#7 File Text:Vista_Analytical_Laboratory_VG7 Text:1903828-07 PDI-083SC-A-16-16.5-191022 16.55 Exp:OCDD_DB5
373.8207 S:7 F:3 BSUB(10000,15,-3.0) PKD(5,5,3,0.10%,100.0,0.00%,F,F)

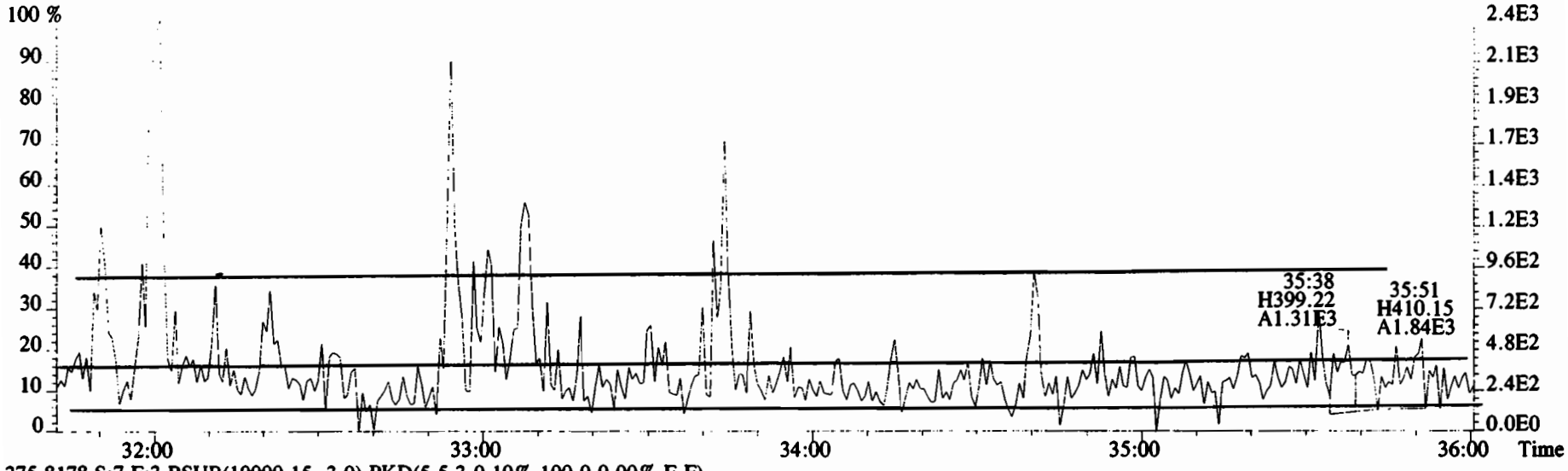

375.8178 S:7 F:3 BSUB(10000,15,-3.0) PKD(5,5,3,0.10%,100.0,0.00%,F,F)

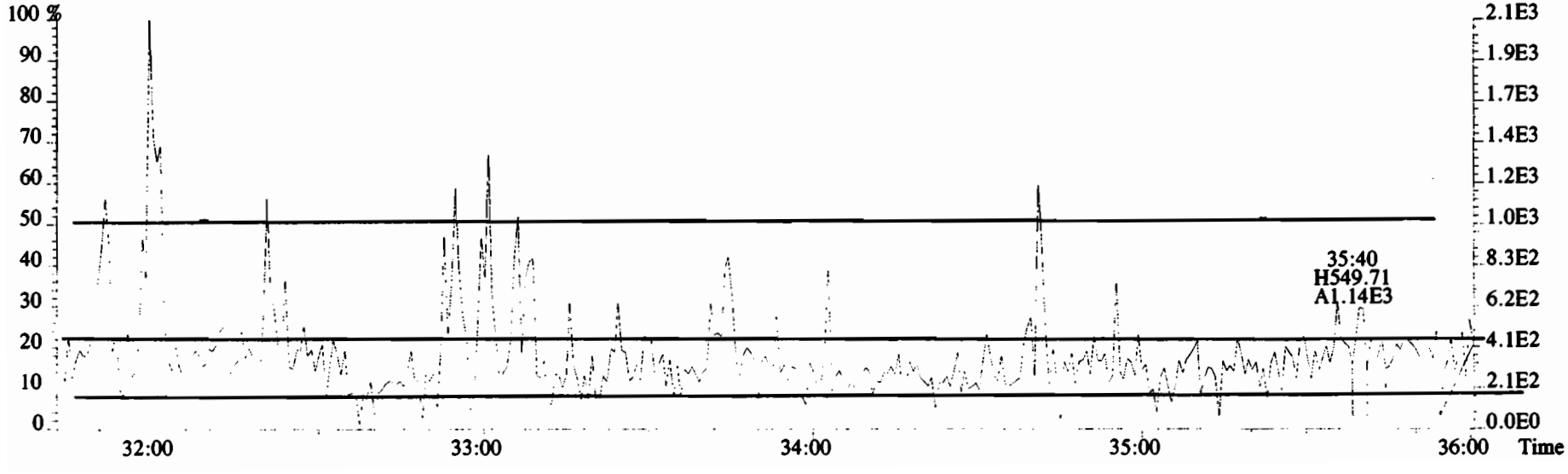

File:191212D2 #1-385 Acq:13-DEC-2019 05:43:25 GC EI+ Voltage SIR Autospec-UltimaE
Sample#7 File Text:Vista_Analytical_Laboratory_VG7 Text:1903828-07 PDI-083SC-A-16-16.5-191022 16.55 Exp:OCDD_DB5
373.8207 S:7 F:3 BSUB(10000,15,-3.0) PKD(5,5,3,0.10%,100.0,0.00%,F,F)

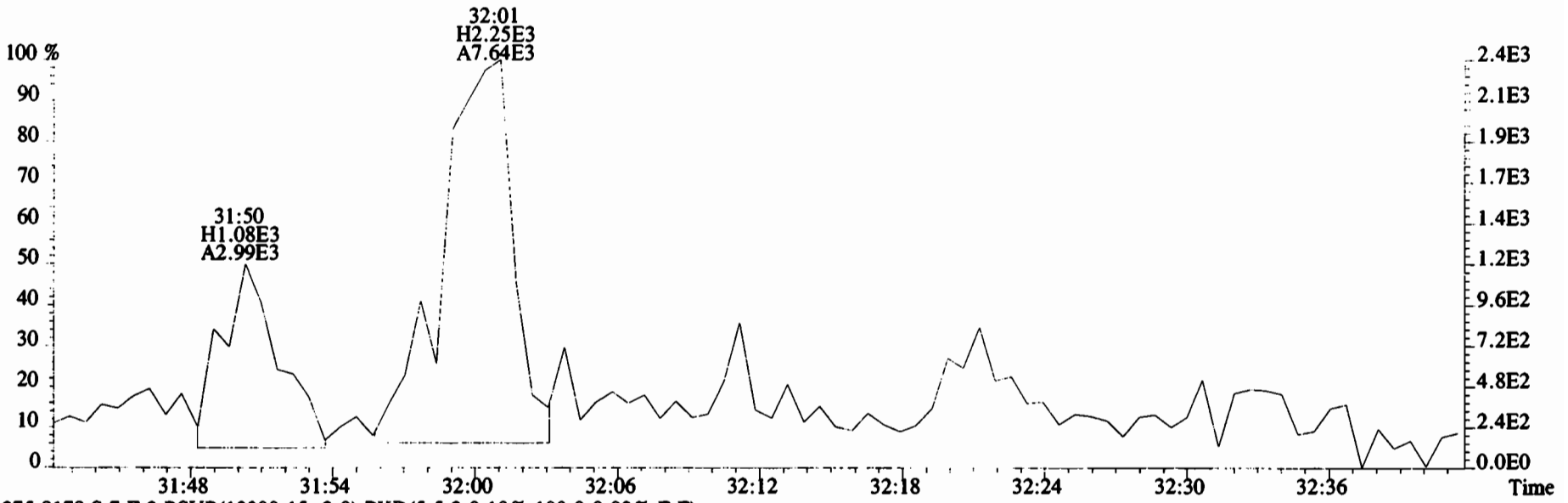

375.8178 S:7 F:3 BSUB(10000,15,-3.0) PKD(5,5,3,0.10%,100.0,0.00%,F,F)

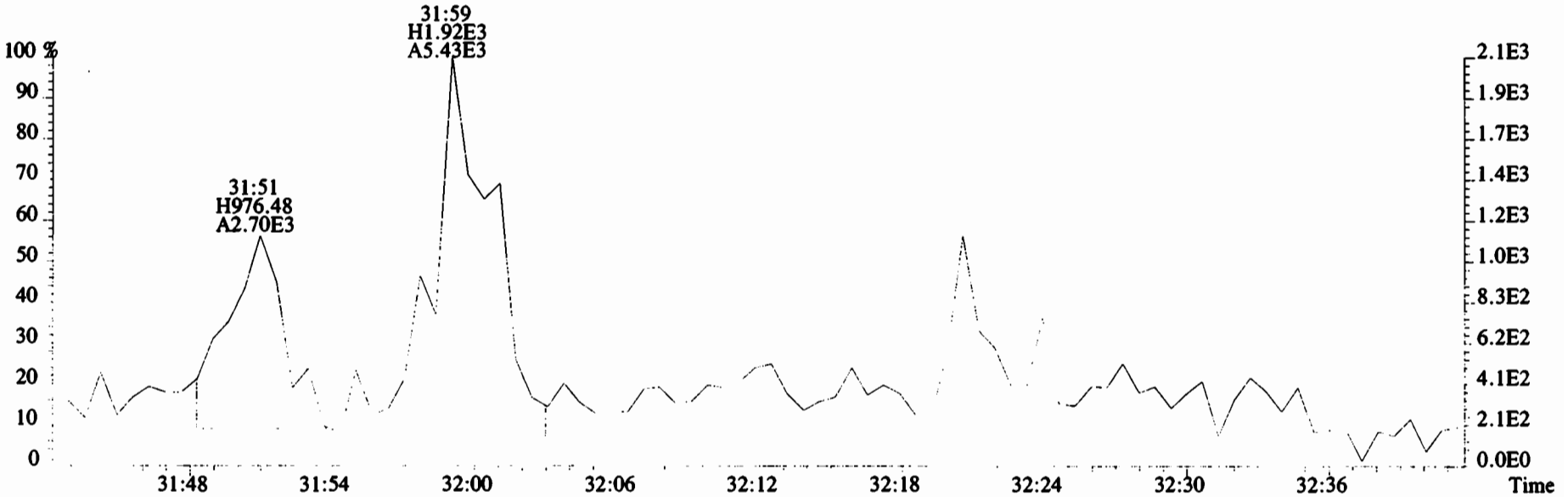

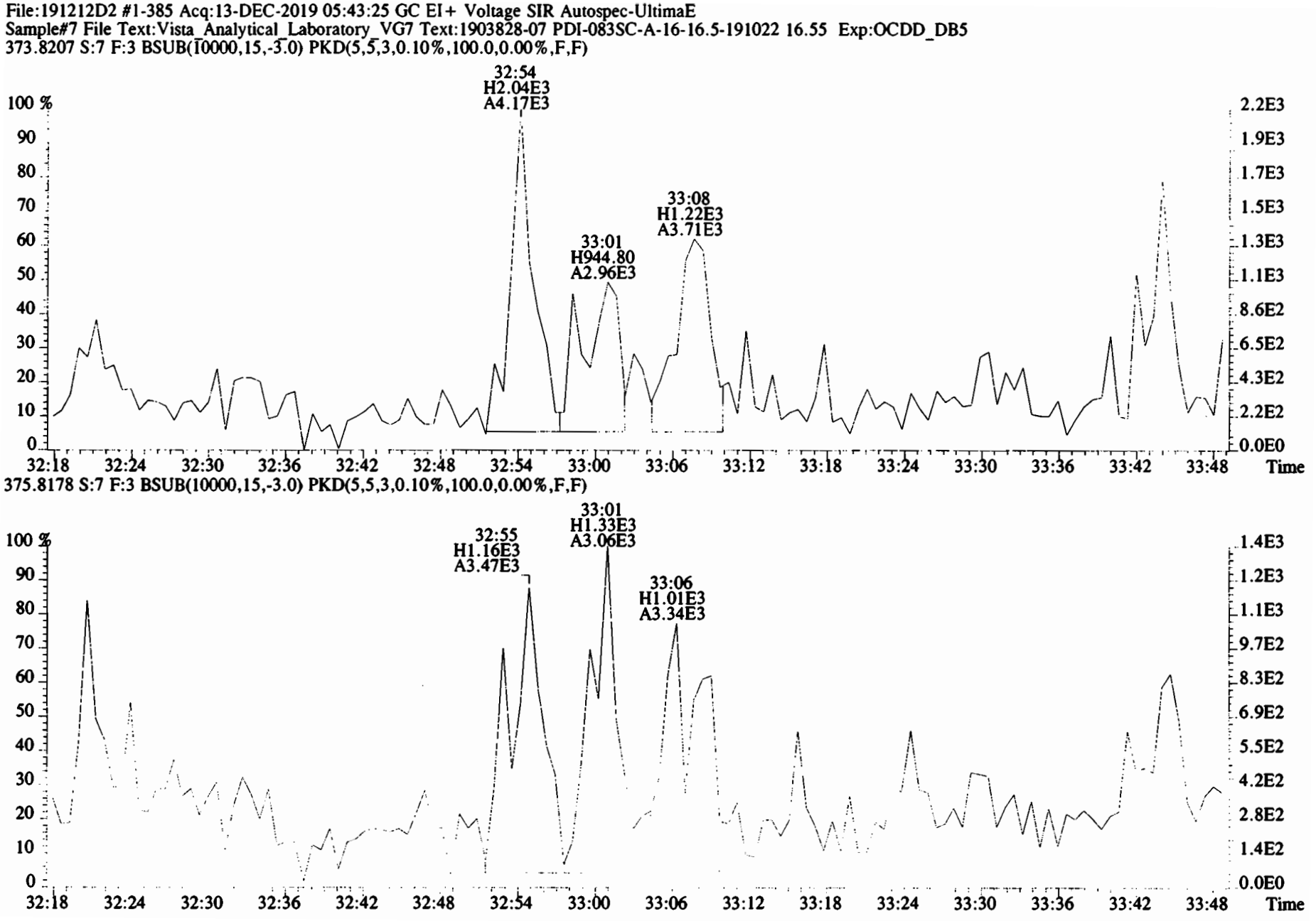
File:191212D2 #1-385 Acq:13-DEC-2019 05:43:25 GC EI+ Voltage SIR Autospec-UltimaE
Sample#7 File Text:Vista_Analytical_Laboratory_VG7 Text:1903828-07 PDI-083SC-A-16-16.5-191022 16.55 Exp:OCDD_DB5
373.8207 S:7 F:3 BSUB(10000,15,-3.0) PKD(5,5,3,0.10%,100.0,0.00%,F,F)
32:54
H2.04E3
A4.17E3
33:08
H1.22E3
A3.71E3
33:01
H944.80
A2.96E3
100 %
90
80
70
60
50
40
30
20
10
0
2.2E3
1.9E3
1.7E3
1.5E3
1.3E3
1.1E3
8.6E2
6.5E2
4.3E2
2.2E2
0.0E0
32:18
32:24
32:30
32:36
32:42
32:48
32:54
33:00
33:06
33:12
33:18
33:24
33:30
33:36
33:42
33:48
Time
375.8178 S:7 F:3 BSUB(10000,15,-3.0) PKD(5,5,3,0.10%,100.0,0.00%,F,F)
33:01
H1.33E3
A3.06E3
32:55
H1.16E3
A3.47E3
33:06
H1.01E3
A3.34E3
100 %
90
80
70
60
50
40
30
20
10
0
1.4E3
1.2E3
1.1E3
9.7E2
8.3E2
6.9E2
5.5E2
4.2E2
2.8E2
1.4E2
0.0E0
32:18
32:24
32:30
32:36
32:42
32:48
32:54
33:00
33:06
33:12
33:18
33:24
33:30
33:36
33:42
33:48
Time

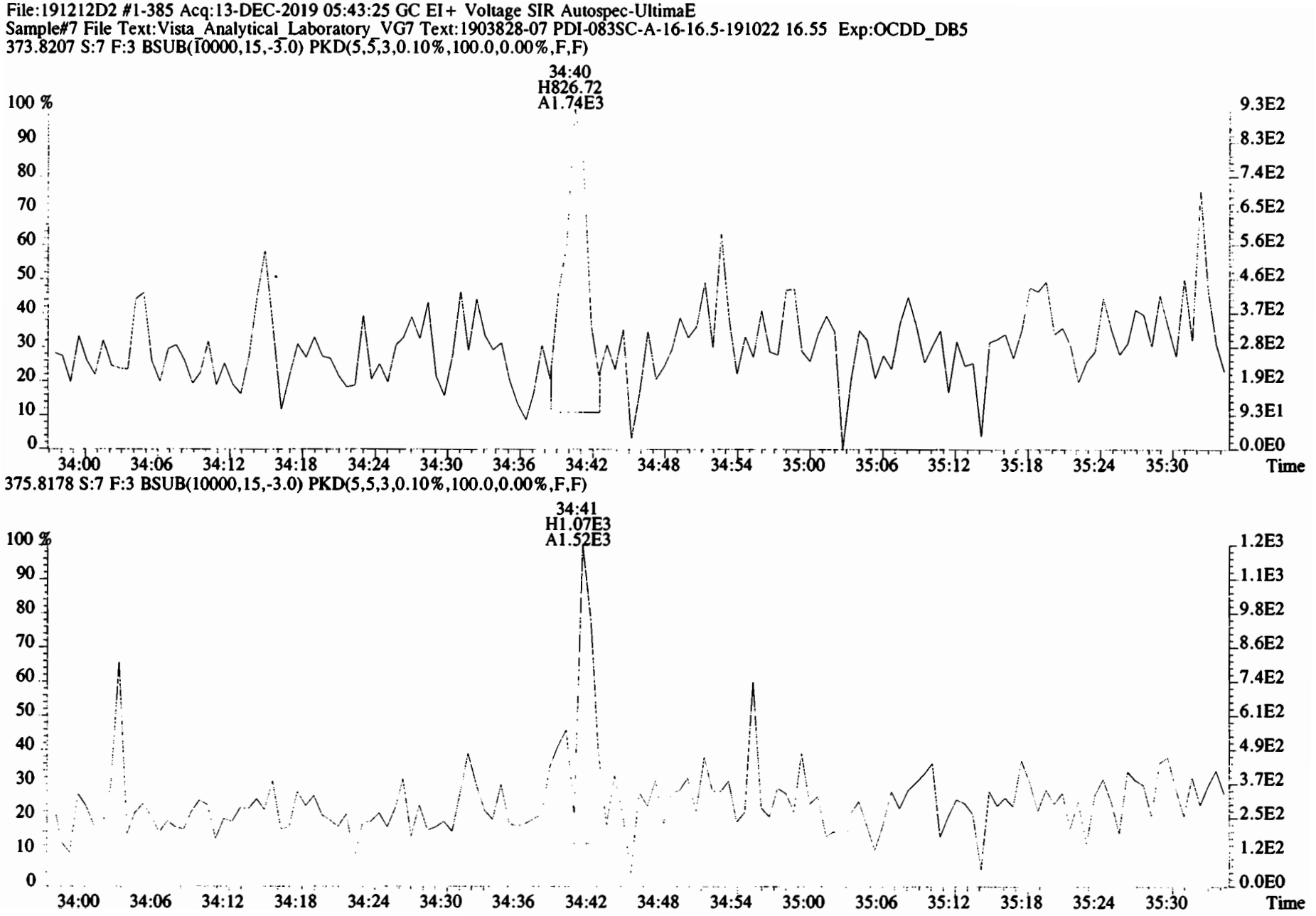
File:191212D2 #1-385 Acq:13-DEC-2019 05:43:25 GC EI+ Voltage SIR Autospec-UltimaE
Sample#7 File Text:Vista_Analytical_Laboratory_VG7 Text:1903828-07 PDI-083SC-A-16-16.5-191022 16.55 Exp:OCDD_DB5
373.8207 S:7 F:3 BSUB(10000,15,-3.0) PKD(5,5,3,0.10%,100.0,0.00%,F,F)
34:40
H826.72
A1.74E3
100 %
90
80
70
60
50
40
30
20
10
0
9.3E2
8.3E2
7.4E2
6.5E2
5.6E2
4.6E2
3.7E2
2.8E2
1.9E2
9.3E1
0.0E0
34:00
34:06
34:12
34:18
34:24
34:30
34:36
34:42
34:48
34:54
35:00
35:06
35:12
35:18
35:24
35:30
Time
375.8178 S:7 F:3 BSUB(10000,15,-3.0) PKD(5,5,3,0.10%,100.0,0.00%,F,F)
34:41
H1.07E3
A1.52E3
100 %
90
80
70
60
50
40
30
20
10
0
1.2E3
1.1E3
9.8E2
8.6E2
7.4E2
6.1E2
4.9E2
3.7E2
2.5E2
1.2E2
0.0E0
34:00
34:06
34:12
34:18
34:24
34:30
34:36
34:42
34:48
34:54
35:00
35:06
35:12
35:18
35:24
35:30
Time

File:191212D2 #1-385 Acq:13-DEC-2019 05:43:25 GC EI+ Voltage SIR Autospec-UltimaE
Sample#7 File Text:Vista_Analytical_Laboratory_VG7 Text:1903828-07 PDI-083SC-A-16-16.5-191022 16.55 Exp:OCDD_DB5
383.8639 S:7 F:3 BSUB(10000,15,-3.0) PKD(5,5,3,0.10%,100.0,0.00%,F,F)

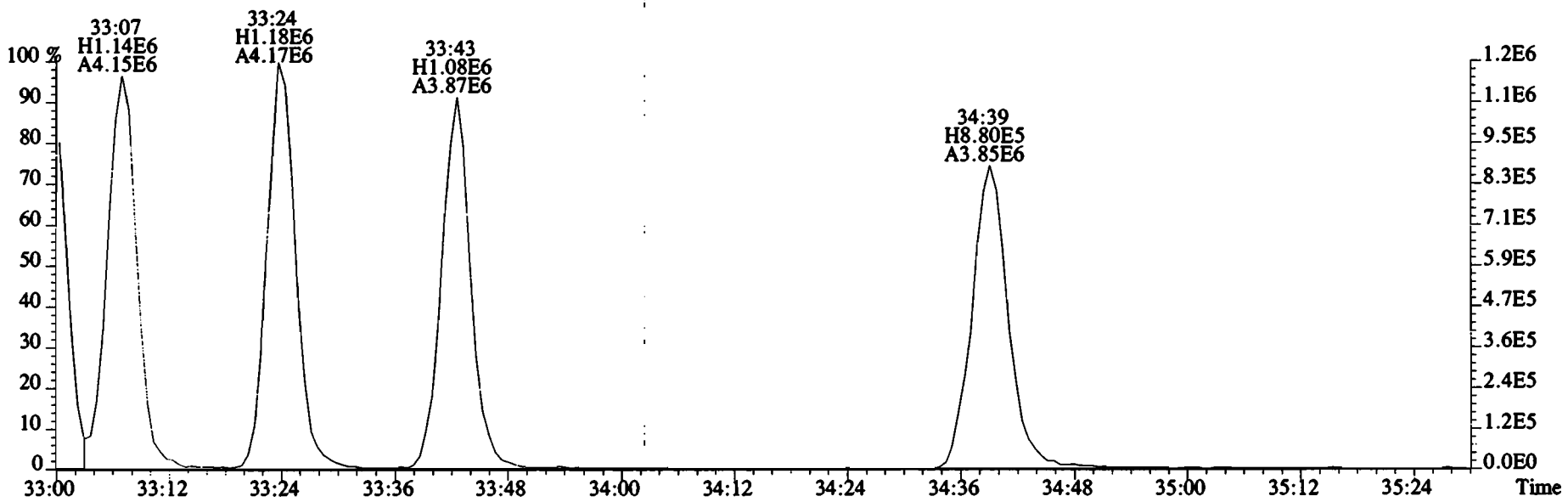

385.8610 S:7 F:3 BSUB(10000,15,-3.0) PKD(5,5,3,0.10%,100.0,0.00%,F,F)

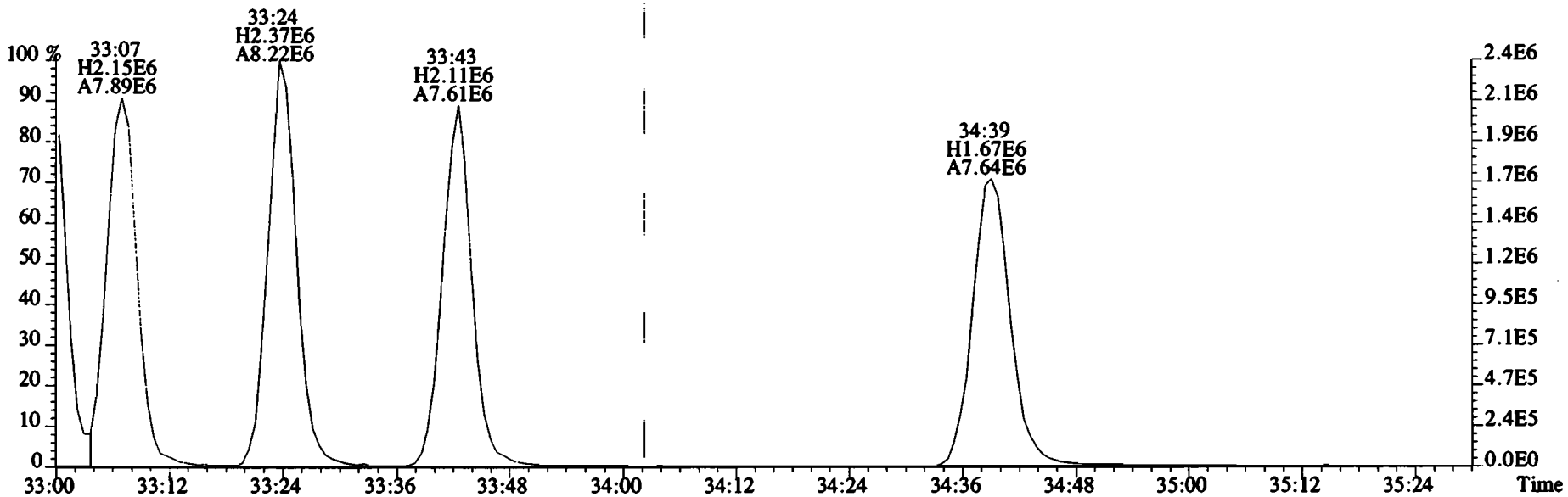

File:191212D2 #1-355 Acq:13-DEC-2019 05:43:25 GC EI+ Voltage SIR Autospec-UltimaE
Sample#7 File Text:Vista_Analytical_Laboratory_VG7 Text:1903828-07 PDI-083SC-A-16-16.5-191022 16.55 Exp:OCDD_DB5

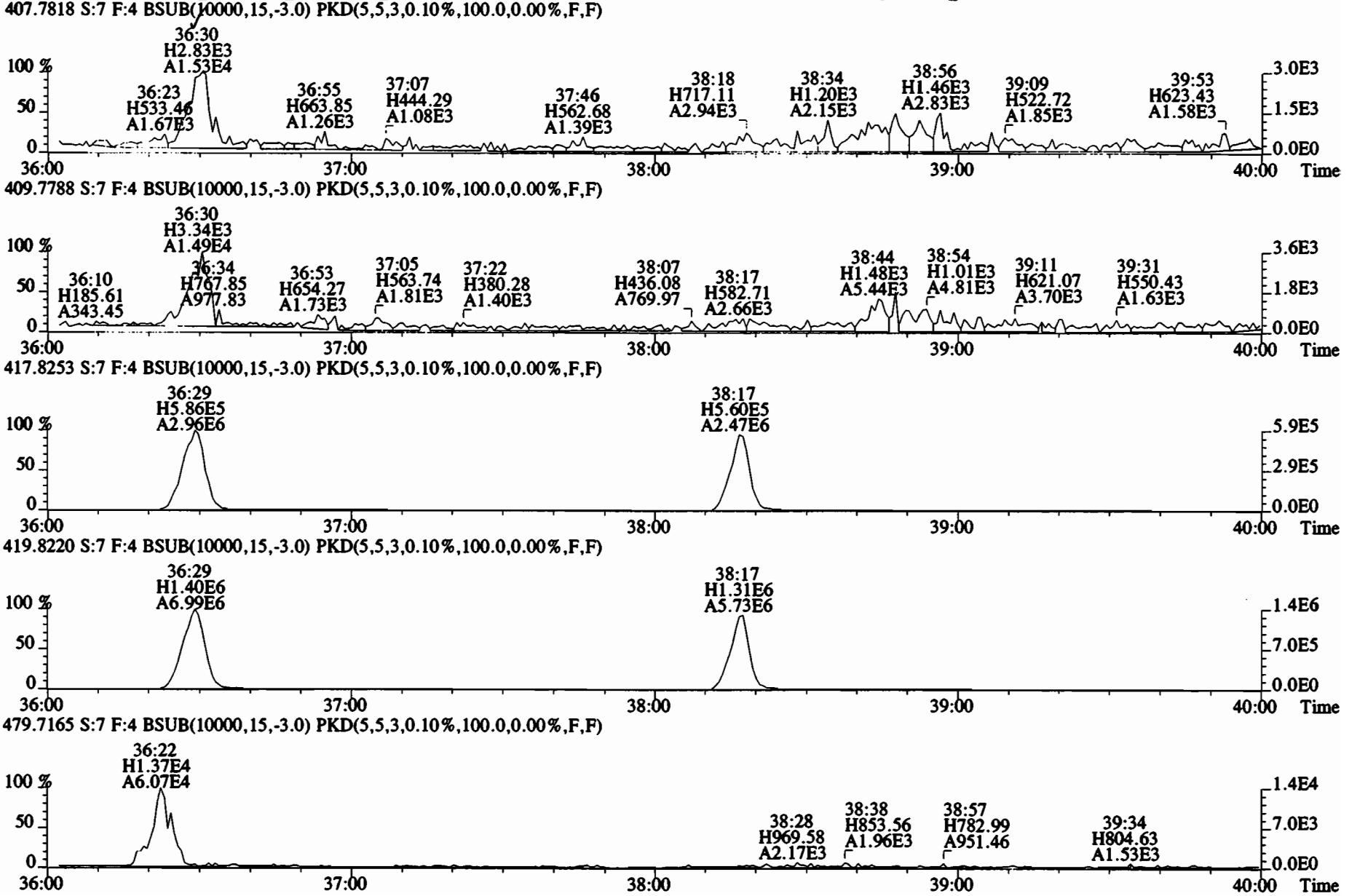

File:191212D2 #1-355 Acq:13-DEC-2019 05:43:25 GC EI+ Voltage SIR Autospec-UltimaE
Sample#7 File Text:Vista_Analytical_Laboratory_VG7 Text:1903828-07 PDI-083SC-A-16-16.5-191022 16.55 Exp:OCDD_DB5
407.7818 S:7 F:4 BSUB(10000,15,-3.0)

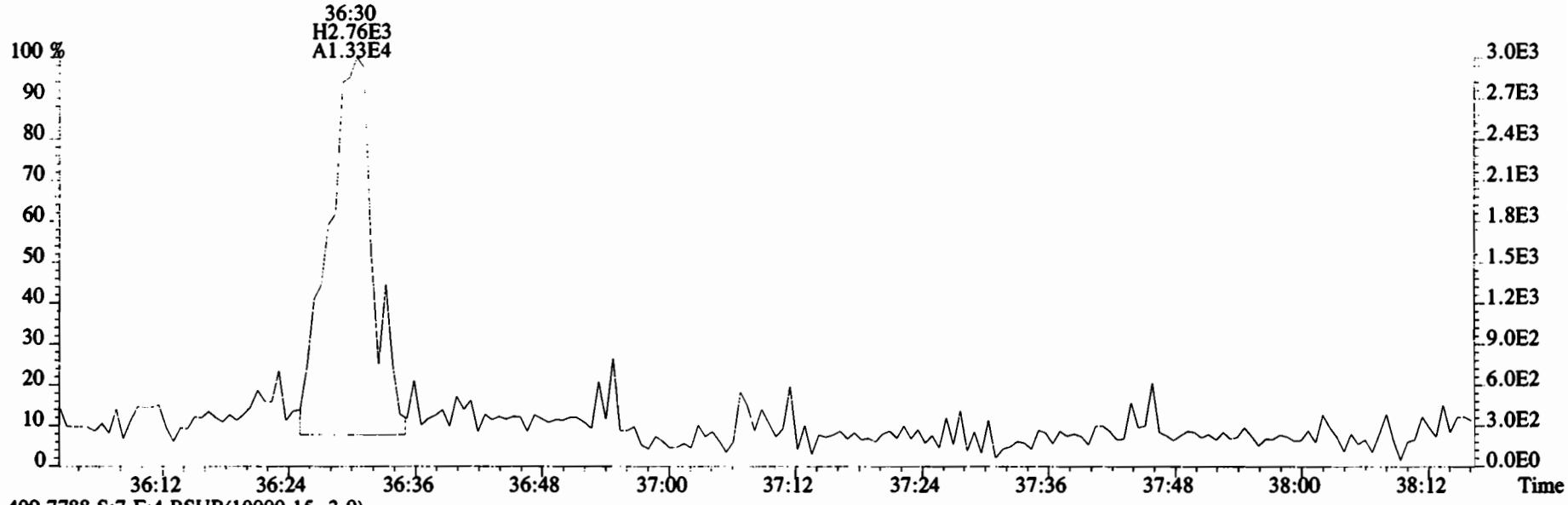

409.7788 S:7 F:4 BSUB(10000,15,-3.0)

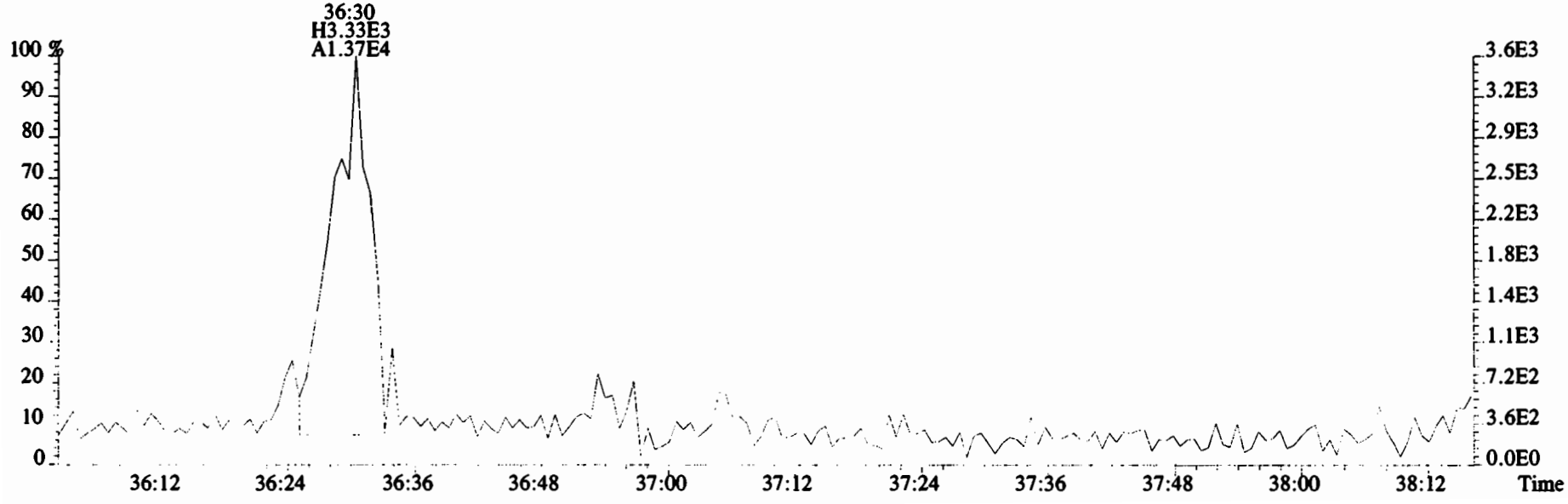

File:191212D2 #1-432 Acq:13-DEC-2019 05:43:25 GC EI+ Voltage SIR Autospec-UltimaE
Sample#7 File Text:Vista_Analytical_Laboratory_VG7 Text:1903828-07 PDI-083SC-A-16-16.5-191022 16.55 Exp:OCDD_DB5

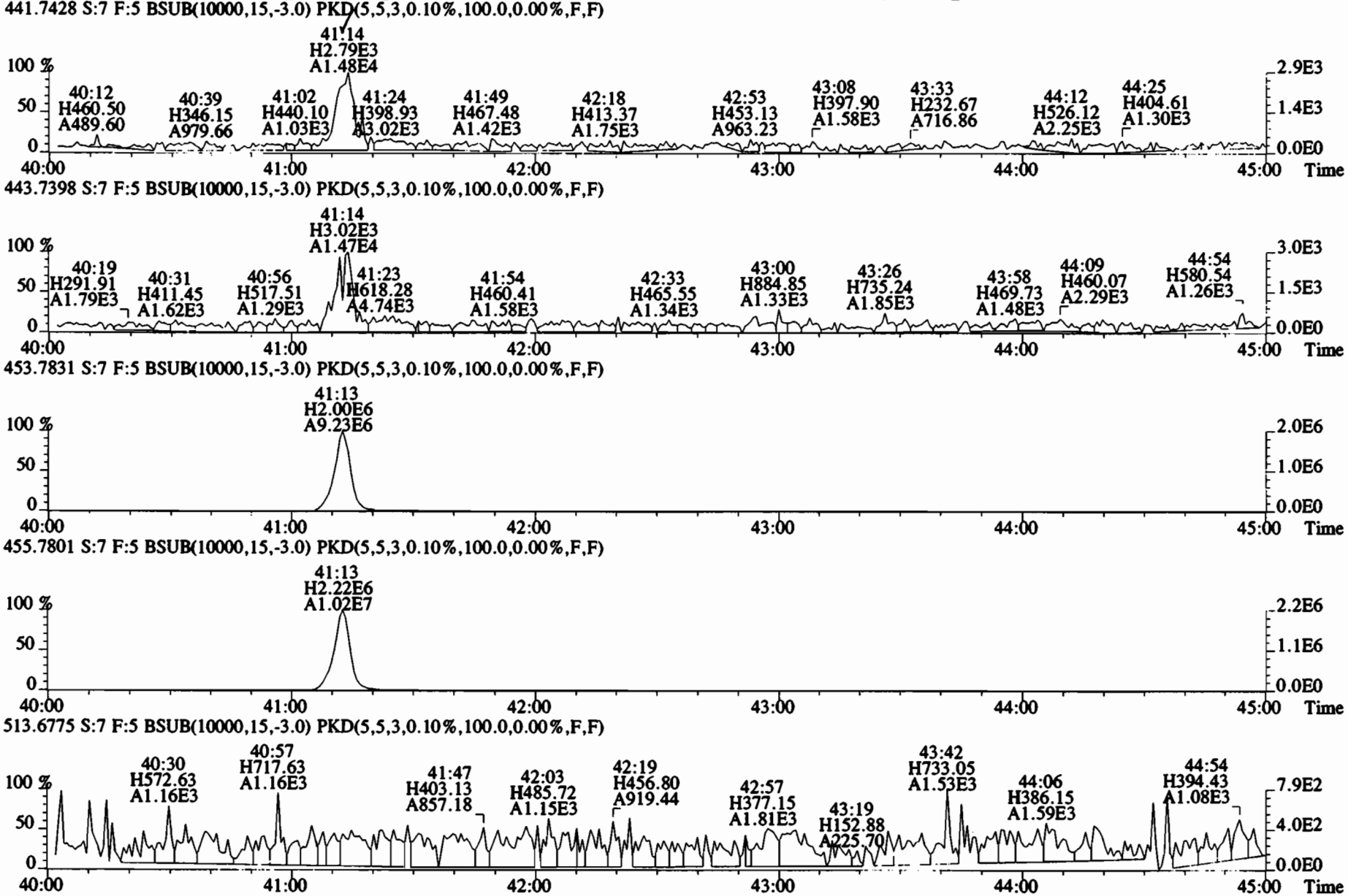

File:191212D2 #1-432 Acq:13-DEC-2019 05:43:25 GC EI+ Voltage SIR Autospec-UltimaE
Sample#7 File Text:Vista_Analytical_Laboratory_VG7 Text:1903828-07 PDI-083SC-A-16-16.5-191022 16.55 Exp:OCDD_DB5
441.7428 S:7 F:5 BSUB(10000,15,-3.0) PKD(5,5,3,0.10%,100.0,0.00%,F,F)

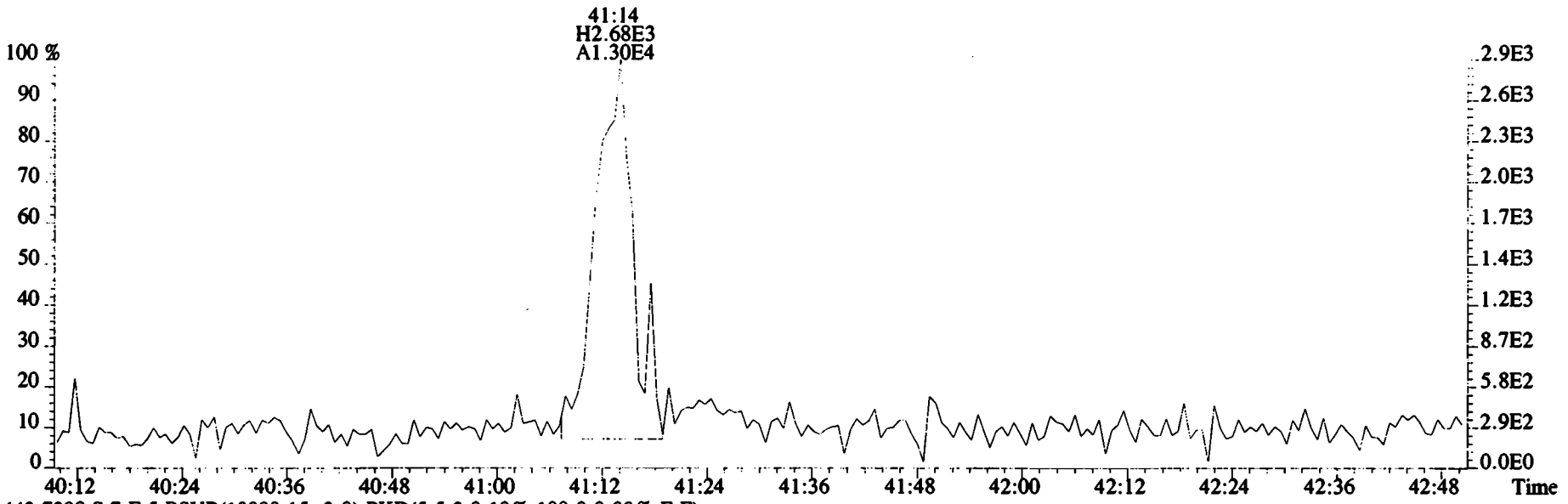

443.7398 S:7 F:5 BSUB(10000,15,-3.0) PKD(5,5,3,0.10%,100.0,0.00%,F,F)

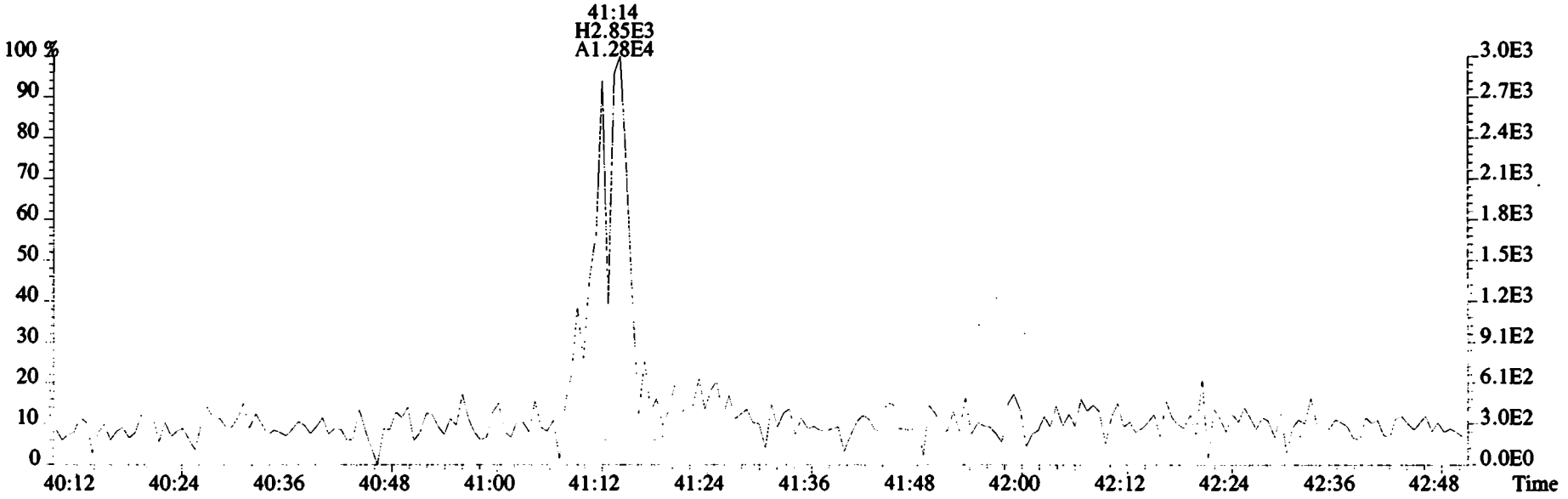

Client ID: Method Blank Filename: 191119D1 S:7 Acq:19-NOV-19 17:30:39 ConCal: ST191119D1-1
Lab ID: B9K0094-BLK1 GC Column ID: ZB-5MS ICal: 1613VG7-10-9-19 wt/vol: 1.000 EndCAL: NA

	Name	Resp	RA		RRF	RT	Conc	Qual	noise	Fac	DL
	2,3,7,8-TCDD	*	*	n	0.91	NotF¶	*		210	2.5	0.578
	1,2,3,7,8-PeCDD	*	*	n	0.90	NotF¶	*		275	2.5	0.836
	1,2,3,4,7,8-HxCDD	*	*	n	1.10	NotF¶	*		168	2.5	0.787
	1,2,3,6,7,8-HxCDD	*	*	n	0.94	NotF¶	*		168	2.5	0.896
	1,2,3,7,8,9-HxCDD	*	*	n	0.96	NotF¶	*		168	2.5	0.894
	1,2,3,4,6,7,8-HpCDD	*	*	n	0.98	NotF¶	*		171	2.5	0.943
	OCDD	*	*	n	0.96	NotF¶	*		132	2.5	1.07
	2,3,7,8-TCDF	*	*	n	0.95	NotF¶	*		221	2.5	0.414
	1,2,3,7,8-PeCDF	*	*	n	0.96	NotF¶	*		250	2.5	0.754
	2,3,4,7,8-PeCDF	*	*	n	1.01	NotF¶	*		250	2.5	0.745
	1,2,3,4,7,8-HxCDF	*	*	n	1.18	NotF¶	*		146	2.5	0.280
	1,2,3,6,7,8-HxCDF	*	*	n	1.07	NotF¶	*		146	2.5	0.287
	2,3,4,6,7,8-HxCDF	*	*	n	1.11	NotF¶	*		146	2.5	0.304
	1,2,3,7,8,9-HxCDF	*	*	n	1.06	NotF¶	*		146	2.5	0.402
	1,2,3,4,6,7,8-HpCDF	*	*	n	1.13	NotF¶	*		129	2.5	0.464
	1,2,3,4,7,8,9-HpCDF	*	*	n	1.28	NotF¶	*		129	2.5	0.419
	OCDF	1.17e+04	0.78	y	0.95	41:23	3.2188		*	2.5	*
IS	13C-2,3,7,8-TCDD	1.26e+07	0.78	y	1.10	26:12	1935.2				
IS	13C-1,2,3,7,8-PeCDD	8.80e+06	0.64	y	0.88	30:42	1676.5				
IS	13C-1,2,3,4,7,8-HxCDD	7.52e+06	1.28	y	0.64	34:01	1736.8				
IS	13C-1,2,3,6,7,8-HxCDD	8.63e+06	1.29	y	0.86	34:07	1495.3				
IS	13C-1,2,3,7,8,9-HxCDD	8.53e+06	1.27	y	0.81	34:25	1566.4				
IS	13C-1,2,3,4,6,7,8-HpCDD	7.30e+06	1.04	y	0.65	37:52	1653.7				
IS	13C-OCDD	1.14e+07	0.90	y	0.58	41:09	2910.0				
IS	13C-2,3,7,8-TCDF	1.90e+07	0.80	y	1.03	25:25	1823.5				
IS	13C-1,2,3,7,8-PeCDF	1.44e+07	1.58	y	0.85	29:32	1673.1				
IS	13C-2,3,4,7,8-PeCDF	1.36e+07	1.61	y	0.85	30:25	1591.7				
IS	13C-1,2,3,4,7,8-HxCDF	1.12e+07	0.52	y	0.83	33:07	1997.5				
IS	13C-1,2,3,6,7,8-HxCDF	1.23e+07	0.52	y	1.03	33:15	1767.5				
IS	13C-2,3,4,6,7,8-HxCDF	1.15e+07	0.53	y	0.95	33:51	1794.3				
IS	13C-1,2,3,7,8,9-HxCDF	1.04e+07	0.52	y	0.83	34:48	1857.0				
IS	13C-1,2,3,4,6,7,8-HpCDF	8.74e+06	0.45	y	0.76	36:39	1709.8				
IS	13C-1,2,3,4,7,8,9-HpCDF	7.33e+06	0.45	y	0.58	38:24	1869.9				
IS	13C-OCDF	1.54e+07	0.87	y	0.69	41:22	3313.9				
C/Up	37Cl-2,3,7,8-TCDD	5.54e+06			1.20	26:13	776.80				
RS/RT	13C-1,2,3,4-TCDD	1.19e+07	0.78	y	1.00	25:39	2000.0				
RS	13C-1,2,3,4-TCDF	2.02e+07	0.79	y	1.00	24:13	2000.0				
RS/RT	13C-1,2,3,4,6,9-HxCDF	1.35e+07	0.53	y	1.00	33:32	2000.0				

Name	Conc	EMPC	Qual	noise	DL
Total Tetra-Dioxins	*	*		210	0.578
Total Penta-Dioxins	*	*		275	0.836
Total Hexa-Dioxins	*	*		168	0.862
Total Hepta-Dioxins	*	*		171	0.943
Total Tetra-Furans	*	*		221	0.414
Total Penta-Furans	0.0000	0.0000		250	0.749
Total Hexa-Furans	*	*		146	0.315
Total Hepta-Furans	*	*		129	0.443

	Rec	Qual
IS	96.8	
IS	83.8	
IS	86.8	
IS	74.8	
IS	78.3	
IS	82.7	
IS	72.7	
IS	91.2	
IS	83.7	
IS	79.6	
IS	99.9	
IS	88.4	
IS	89.7	
IS	92.9	
IS	85.5	
IS	93.5	
IS	82.8	
C/Up	97.1	
RS/RT		
RS		
RS/RT		

Integrations by Analyst: DB Date: 11/20/19

Reviewed by Analyst: CT Date: 11/20/19

File:191119D1 #1-492 Acq:19-NOV-2019 17:30:39 GC EI+ Voltage SIR Autospec-UltimaE
Sample#7 File Text:Viata_Analytical_Laboratory_VG7 Text:B9K0094-BLK1 Method Blank 1 Exp:OCDD_DB5

319.8965 S:7 BSUB(10000,15,-3.0) PKD(5,5,3,0.10%,100.0,0.00%,F,F)

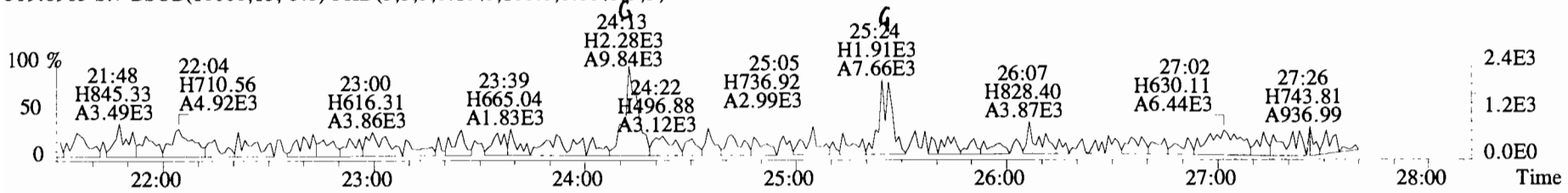

321.8936 S:7 BSUB(10000,15,-3.0) PKD(5,5,3,0.10%,100.0,0.00%,F,F)

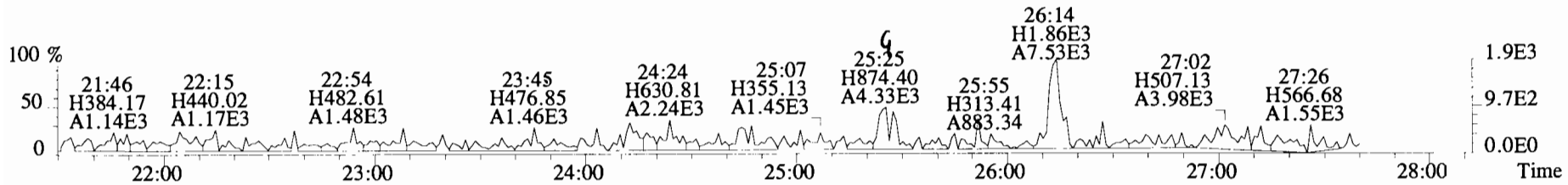

327.8847 S:7 BSUB(10000,15,-3.0) PKD(5,5,3,0.10%,100.0,0.00%,F,F)

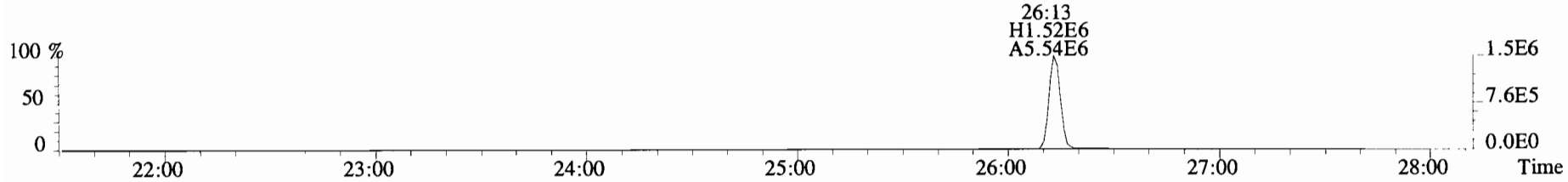

331.9368 S:7 BSUB(10000,15,-3.0) PKD(5,5,3,0.10%,100.0,0.00%,F,F)

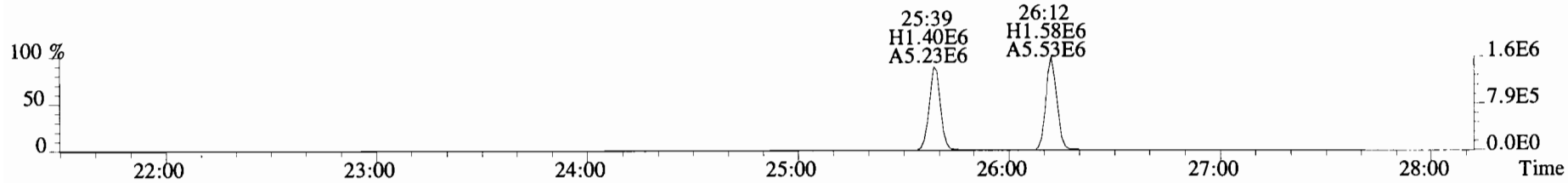

333.9339 S:7 BSUB(10000,15,-3.0) PKD(5,5,3,0.10%,100.0,0.00%,F,F)

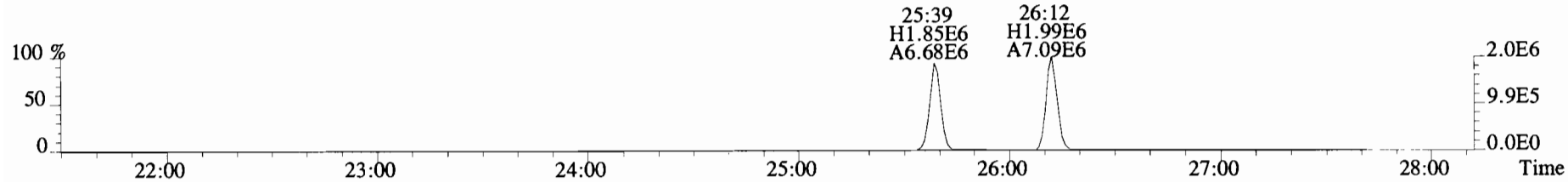

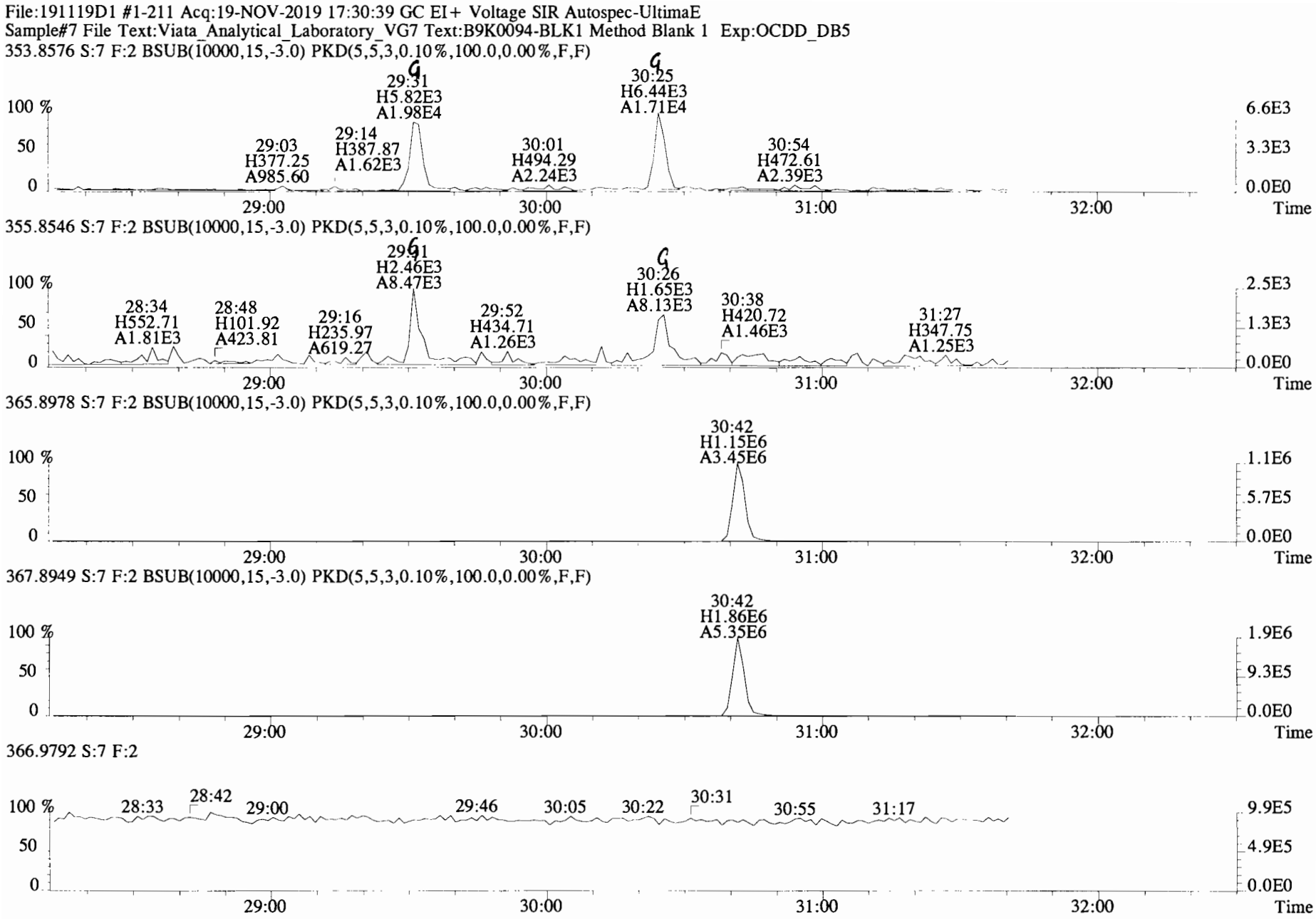
File:191119D1 #1-211 Acq:19-NOV-2019 17:30:39 GC EI+ Voltage SIR Autospec-UltimaE
Sample#7 File Text:Viata_Analytical_Laboratory_VG7 Text:B9K0094-BLK1 Method Blank 1 Exp:OCDD_DB5
353.8576 S:7 F:2 BSUB(10000,15,-3.0) PKD(5,5,3,0.10%,100.0,0.00%,F,F)
29:31 H5.82E3 A1.98E4
30:25 H6.44E3 A1.71E4
29:03 H377.25 A985.60
29:14 H387.87 A1.62E3
30:01 H494.29 A2.24E3
30:54 H472.61 A2.39E3
355.8546 S:7 F:2 BSUB(10000,15,-3.0) PKD(5,5,3,0.10%,100.0,0.00%,F,F)
29:31 H2.46E3 A8.47E3
30:26 H1.65E3 A8.13E3
28:34 H552.71 A1.81E3
28:48 H101.92 A423.81
29:16 H235.97 A619.27
29:52 H434.71 A1.26E3
30:38 H420.72 A1.46E3
31:27 H347.75 A1.25E3
365.8978 S:7 F:2 BSUB(10000,15,-3.0) PKD(5,5,3,0.10%,100.0,0.00%,F,F)
30:42 H1.15E6 A3.45E6
367.8949 S:7 F:2 BSUB(10000,15,-3.0) PKD(5,5,3,0.10%,100.0,0.00%,F,F)
30:42 H1.86E6 A5.35E6
366.9792 S:7 F:2
28:33
28:42
29:00
29:46
30:05
30:22
30:31
30:55
31:17
100 %
50
0
6.6E3
3.3E3
0.0E0
2.5E3
1.3E3
1.1E6
5.7E5
1.9E6
9.3E5
9.9E5
4.9E5
29:00
30:00
31:00
32:00
Time

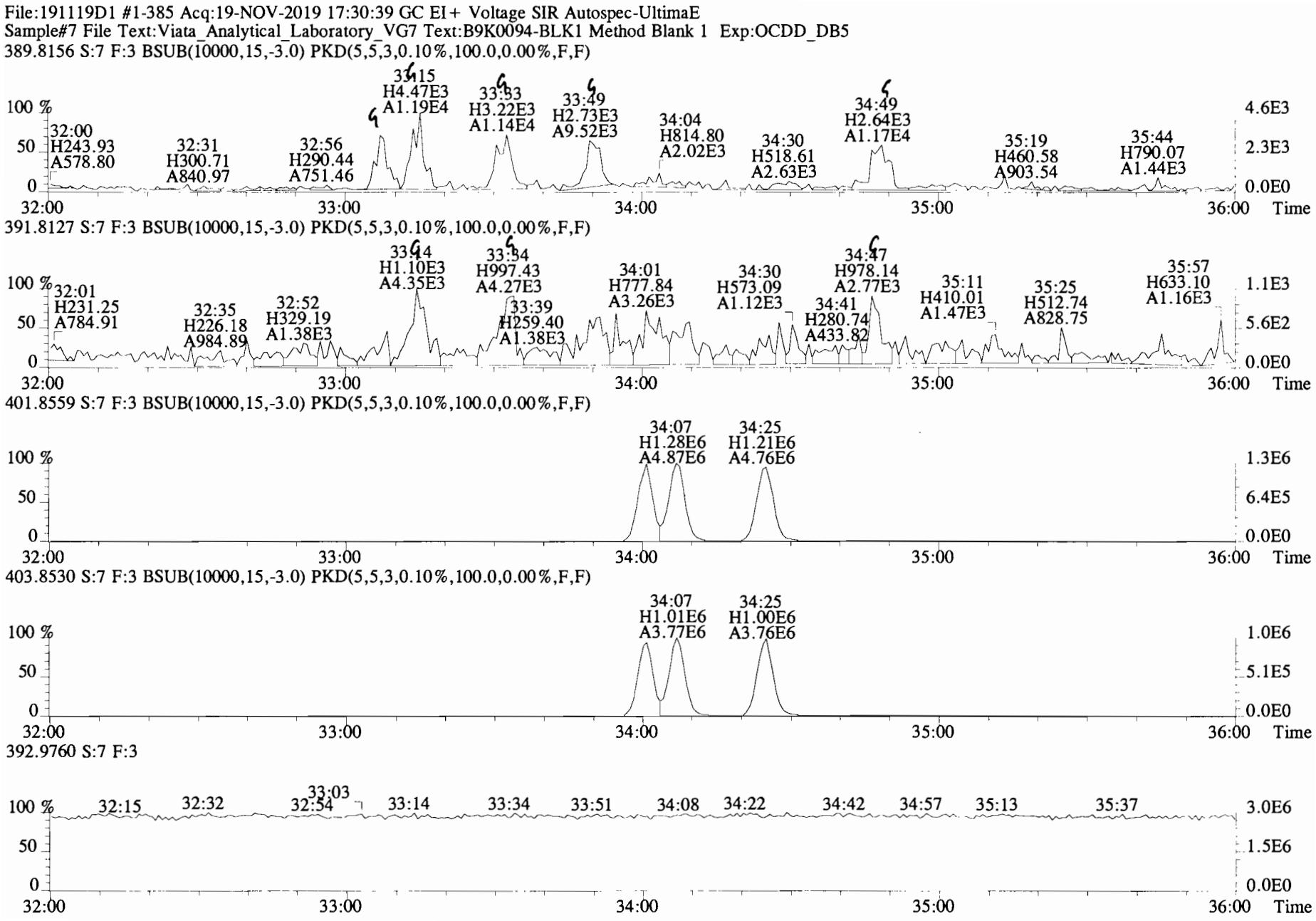
File:191119D1 #1-385 Acq:19-NOV-2019 17:30:39 GC EI+ Voltage SIR Autospec-UltimaE
Sample#7 File Text:Viata_Analytical_Laboratory_VG7 Text:B9K0094-BLK1 Method Blank 1 Exp:OCDD_DB5
389.8156 S:7 F:3 BSUB(10000,15,-3.0) PKD(5,5,3,0.10%,100.0,0.00%,F,F)
391.8127 S:7 F:3 BSUB(10000,15,-3.0) PKD(5,5,3,0.10%,100.0,0.00%,F,F)
401.8559 S:7 F:3 BSUB(10000,15,-3.0) PKD(5,5,3,0.10%,100.0,0.00%,F,F)
403.8530 S:7 F:3 BSUB(10000,15,-3.0) PKD(5,5,3,0.10%,100.0,0.00%,F,F)
392.9760 S:7 F:3
100 %
50
0
32:00
33:00
34:00
35:00
36:00
Time
4.6E3
2.3E3
0.0E0
1.1E3
5.6E2
1.3E6
6.4E5
1.0E6
5.1E5
3.0E6
1.5E6
32:00 H243.93 A578.80
32:31 H300.71 A840.97
32:56 H290.44 A751.46
33:15 H4.47E3 A1.19E4
33:33 H3.22E3 A1.14E4
33:49 H2.73E3 A9.52E3
34:04 H814.80 A2.02E3
34:30 H518.61 A2.63E3
34:49 H2.64E3 A1.17E4
35:19 H460.58 A903.54
35:44 H790.07 A1.44E3
32:01 H231.25 A784.91
32:35 H226.18 A984.89
32:52 H329.19 A1.38E3
33:14 H1.10E3 A4.35E3
33:34 H997.43 A4.27E3
33:39 H259.40 A1.38E3
34:01 H777.84 A3.26E3
34:30 H573.09 A1.12E3
34:41 H280.74 A433.82
34:47 H978.14 A2.77E3
35:11 H410.01 A1.47E3
35:25 H512.74 A828.75
35:57 H633.10 A1.16E3
34:07 H1.28E6 A4.87E6
34:25 H1.21E6 A4.76E6
34:07 H1.01E6 A3.77E6
34:25 H1.00E6 A3.76E6
32:15
32:32
33:03
32:54
33:14
33:34
33:51
34:08
34:22
34:42
34:57
35:13
35:37

File:191119D1 #1-385 Acq:19-NOV-2019 17:30:39 GC EI+ Voltage SIR Autospec-UltimaE
Sample#7 File Text:Viata_Analytical_Laboratory_VG7 Text:B9K0094-BLK1 Method Blank 1 Exp:OCDD_DB5
401.8559 S:7 F:3 BSUB(10000,15,-3.0) PKD(5,5,3,0.10%,100.0,0.00%,F,F)

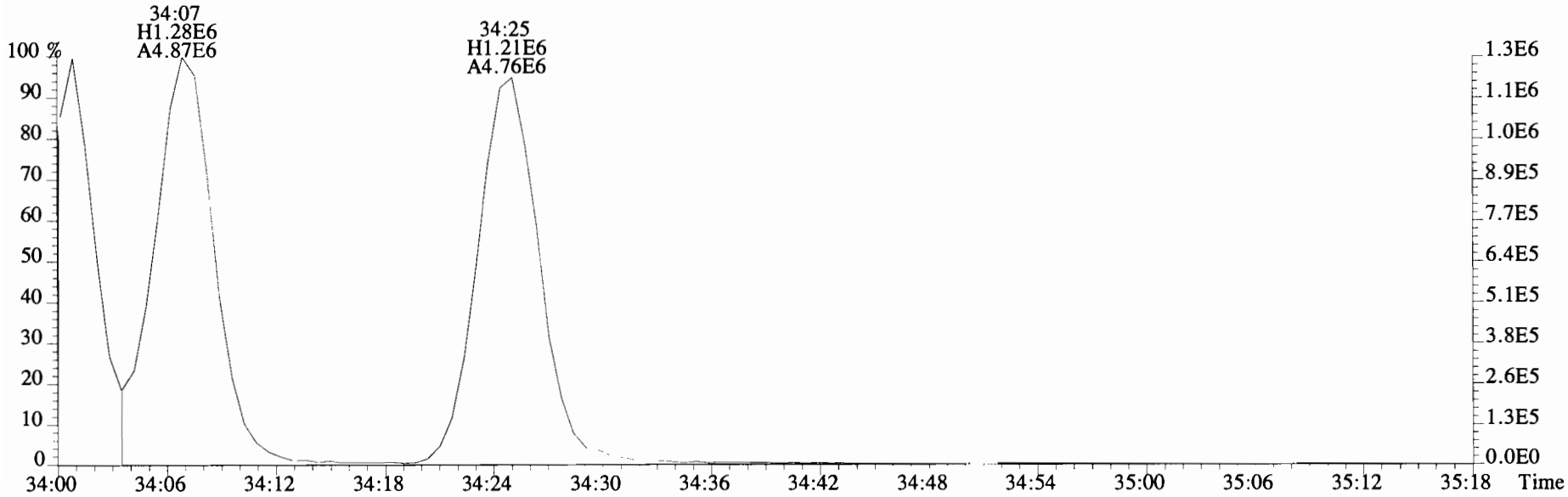

403.8530 S:7 F:3 BSUB(10000,15,-3.0) PKD(5,5,3,0.10%,100.0,0.00%,F,F)

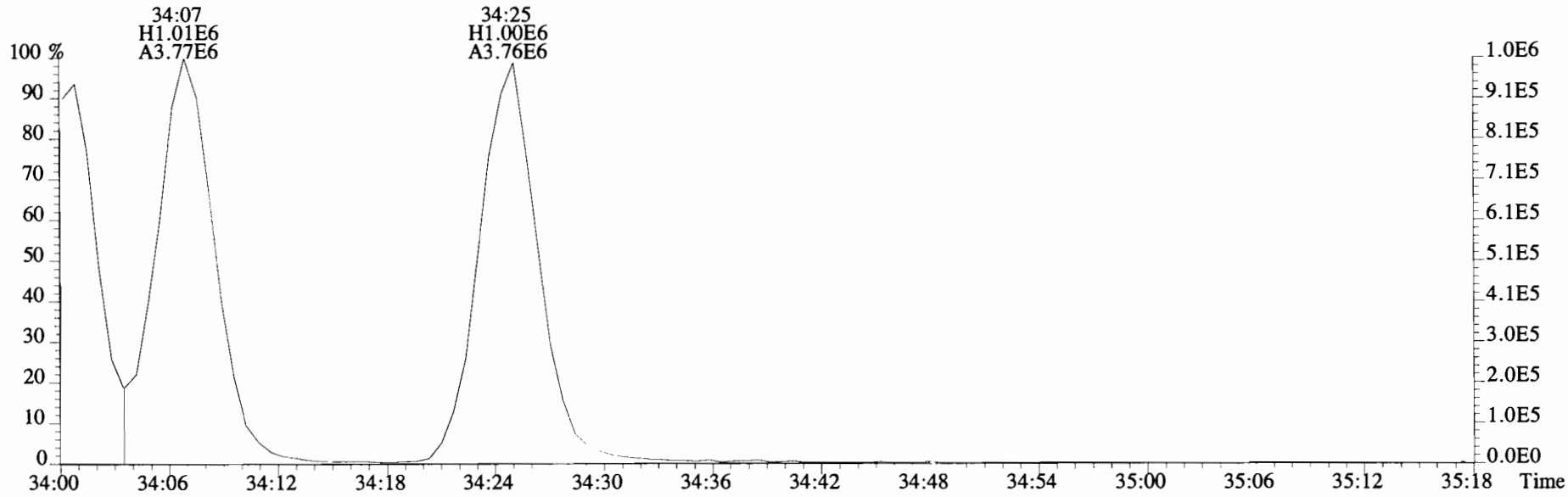

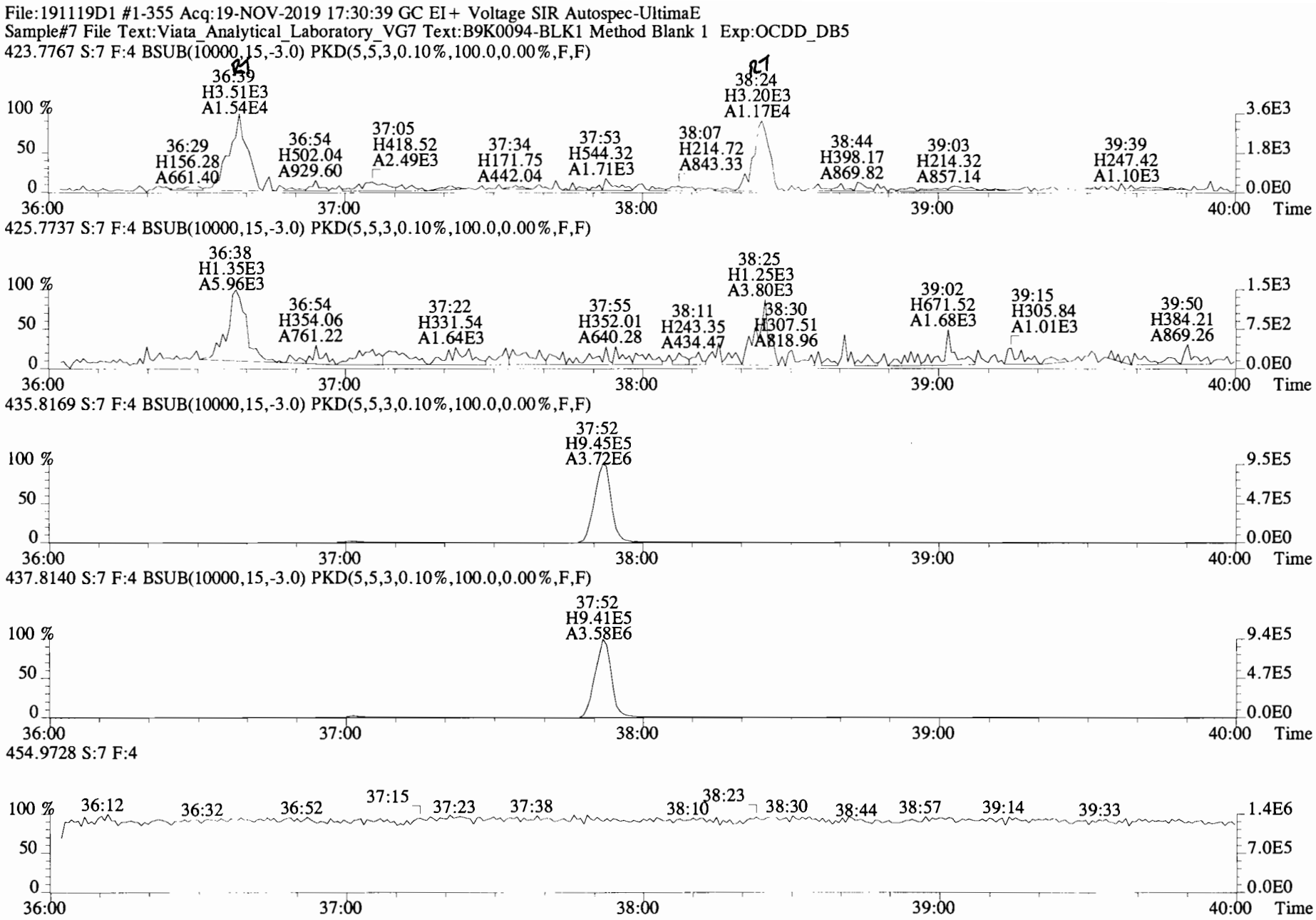
File:191119D1 #1-355 Acq:19-NOV-2019 17:30:39 GC EI+ Voltage SIR Autospec-UltimaE
Sample#7 File Text:Viata_Analytical_Laboratory_VG7 Text:B9K0094-BLK1 Method Blank 1 Exp:OCDD_DB5
423.7767 S:7 F:4 BSUB(10000,15,-3.0) PKD(5,5,3,0.10%,100.0,0.00%,F,F)
36:39 H3.51E3 A1.54E4
38:24 H3.20E3 A1.17E4
36:29 H156.28 A661.40
36:54 H502.04 A929.60
37:05 H418.52 A2.49E3
37:34 H171.75 A442.04
37:53 H544.32 A1.71E3
38:07 H214.72 A843.33
38:44 H398.17 A869.82
39:03 H214.32 A857.14
39:39 H247.42 A1.10E3
425.7737 S:7 F:4 BSUB(10000,15,-3.0) PKD(5,5,3,0.10%,100.0,0.00%,F,F)
36:38 H1.35E3 A5.96E3
38:25 H1.25E3 A3.80E3
36:54 H354.06 A761.22
37:22 H331.54 A1.64E3
37:55 H352.01 A640.28
38:11 H243.35 A434.47
38:30 H307.51 A818.96
39:02 H671.52 A1.68E3
39:15 H305.84 A1.01E3
39:50 H384.21 A869.26
435.8169 S:7 F:4 BSUB(10000,15,-3.0) PKD(5,5,3,0.10%,100.0,0.00%,F,F)
37:52 H9.45E5 A3.72E6
437.8140 S:7 F:4 BSUB(10000,15,-3.0) PKD(5,5,3,0.10%,100.0,0.00%,F,F)
37:52 H9.41E5 A3.58E6
454.9728 S:7 F:4
36:12
36:32
36:52
37:15
37:23
37:38
38:10
38:23
38:30
38:44
38:57
39:14
39:33
100 %
50
0
36:00
37:00
38:00
39:00
40:00
Time
3.6E3
1.8E3
0.0E0
1.5E3
7.5E2
9.5E5
4.7E5
9.4E5
1.4E6
7.0E5

File:191119D1 #1-432 Acq:19-NOV-2019 17:30:39 GC EI+ Voltage SIR Autospec-UltimaE
Sample#7 File Text:Viata_Analytical_Laboratory_VG7 Text:B9K0094-BLK1 Method Blank 1 Exp:OCDD_DB5
457.7377 S:7 F:5 BSUB(10000,15,-3.0) PKD(5,5,3,0.10%,100.0,0.00%,F,F)



459.7348 S:7 F:5 BSUB(10000,15,-3.0) PKD(5,5,3,0.10%,100.0,0.00%,F,F)

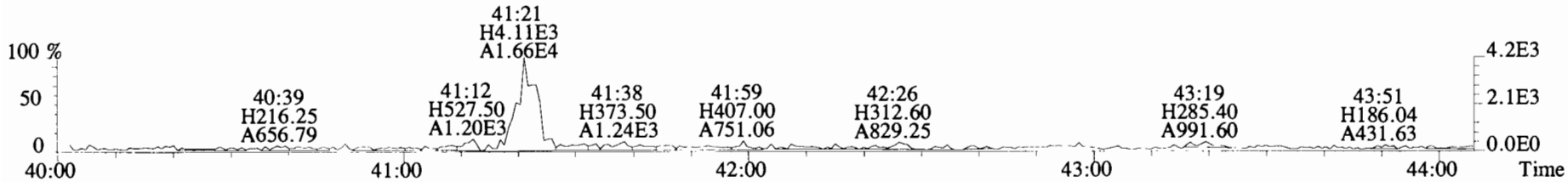

469.7780 S:7 F:5 BSUB(10000,15,-3.0) PKD(5,5,3,0.10%,100.0,0.00%,F,F)

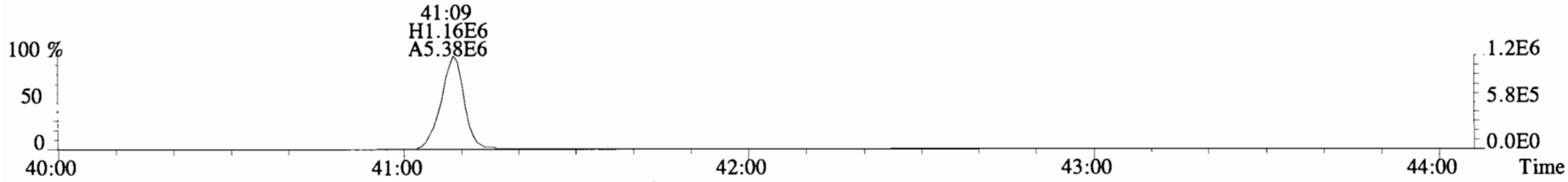

471.7750 S:7 F:5 BSUB(10000,15,-3.0) PKD(5,5,3,0.10%,100.0,0.00%,F,F)

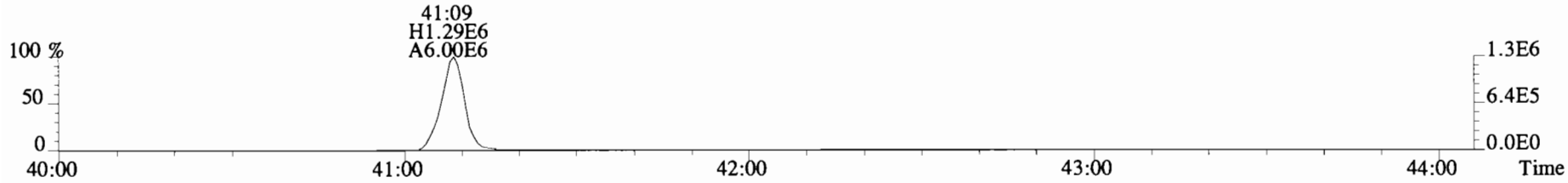

454.9728 S:7 F:5

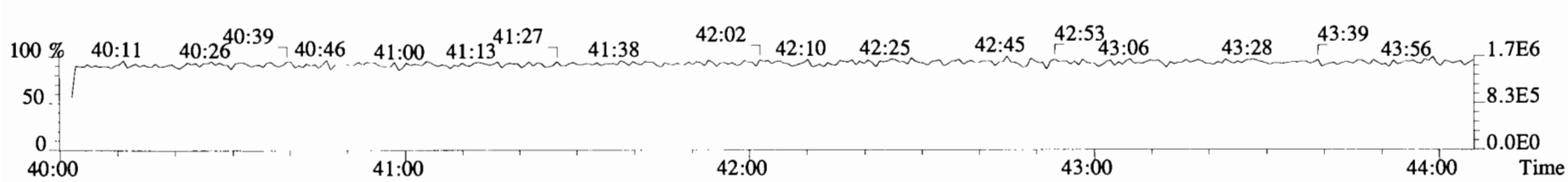

File:191119D1 #1-492 Acq:19-NOV-2019 17:30:39 GC EI+ Voltage SIR Autospec-UltimaE
Sample#7 File Text:Viata_Analytical_Laboratory_VG7 Text:B9K0094-BLK1 Method Blank 1 Exp:OCDD_DB5

303.9016 S:7 BSUB(10000,15,-3.0) PKD(5,5,3,0.10%,100.0,0.00%,F,F)

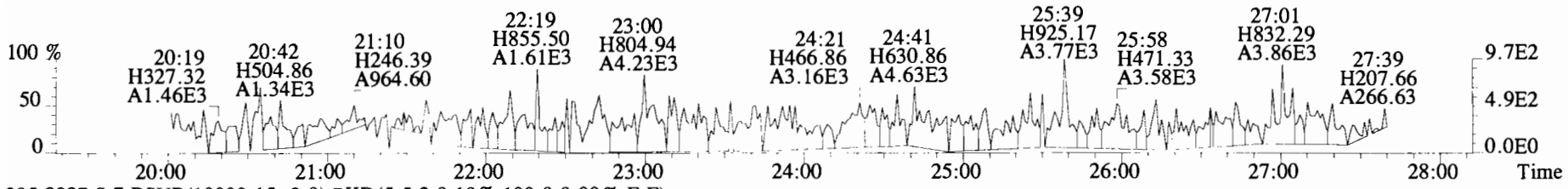

305.8987 S:7 BSUB(10000,15,-3.0) PKD(5,5,3,0.10%,100.0,0.00%,F,F)

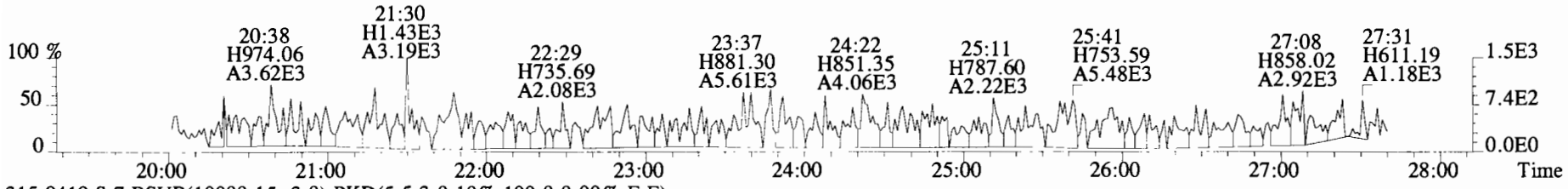

315.9419 S:7 BSUB(10000,15,-3.0) PKD(5,5,3,0.10%,100.0,0.00%,F,F)

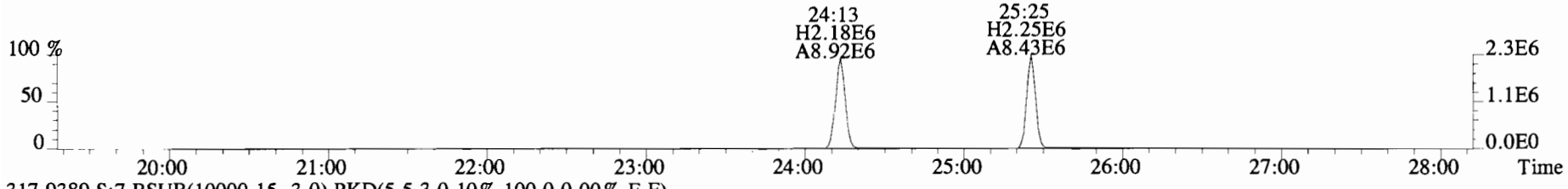

317.9389 S:7 BSUB(10000,15,-3.0) PKD(5,5,3,0.10%,100.0,0.00%,F,F)

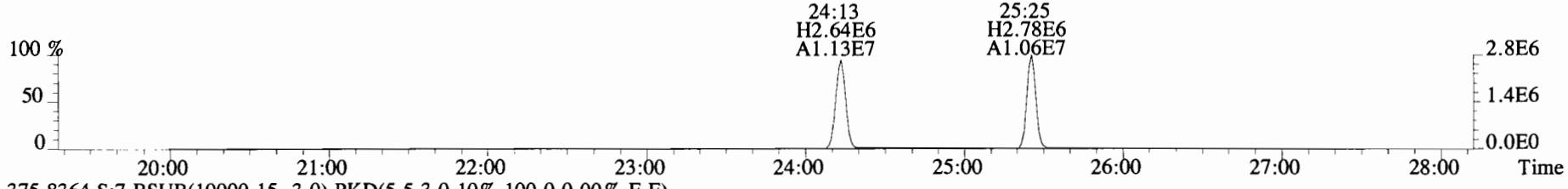

375.8364 S:7 BSUB(10000,15,-3.0) PKD(5,5,3,0.10%,100.0,0.00%,F,F)

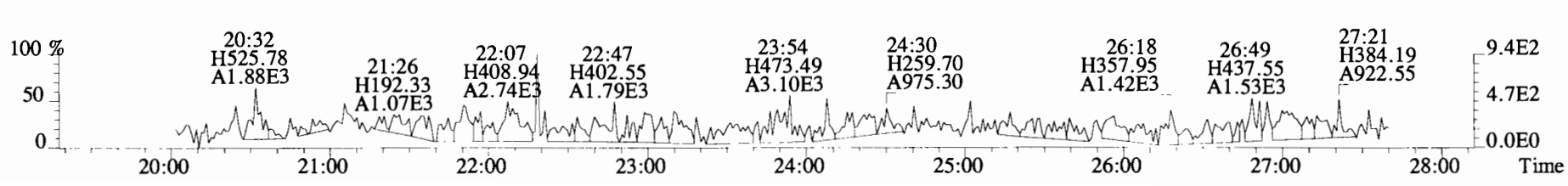

File:191119D1 #1-492 Acq:19-NOV-2019 17:30:39 GC EI+ Voltage SIR Autospec-UltimaE
Sample#7 File Text:Viata_Analytical_Laboratory_VG7 Text:B9K0094-BLK1 Method Blank 1 Exp:OCDD_DB5
339.8597 S:7 BSUB(10000,15,-3.0) PKD(5,5,3,0.10%,100.0,0.00%,F,F)

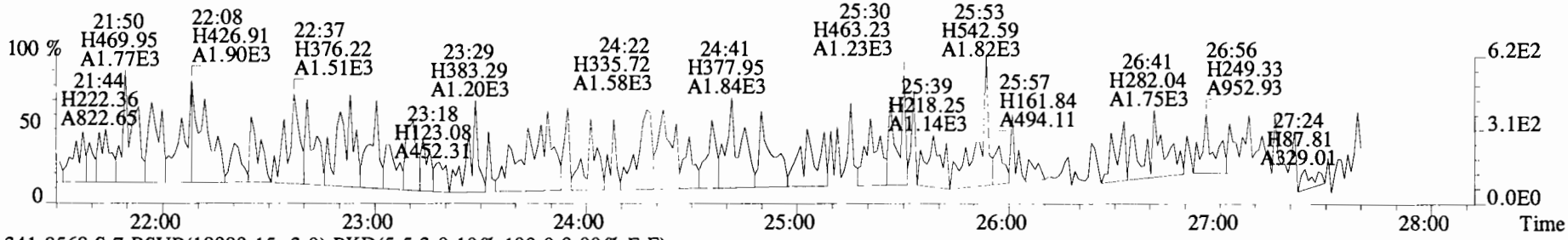

341.8568 S:7 BSUB(10000,15,-3.0) PKD(5,5,3,0.10%,100.0,0.00%,F,F)

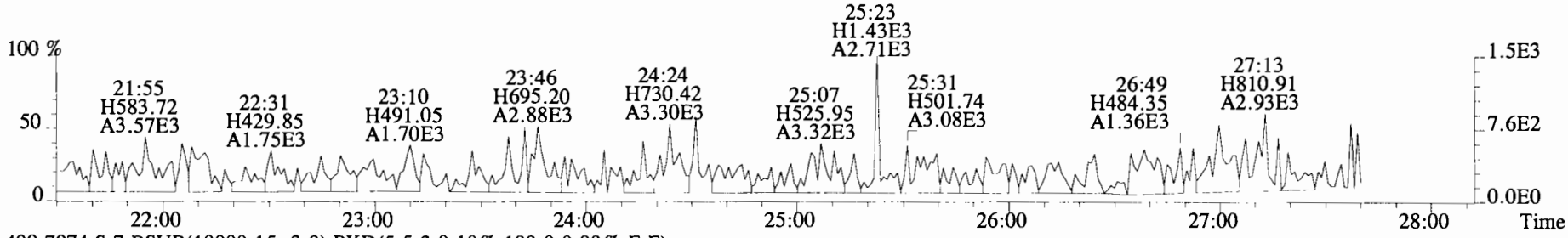

409.7974 S:7 BSUB(10000,15,-3.0) PKD(5,5,3,0.10%,100.0,0.00%,F,F)

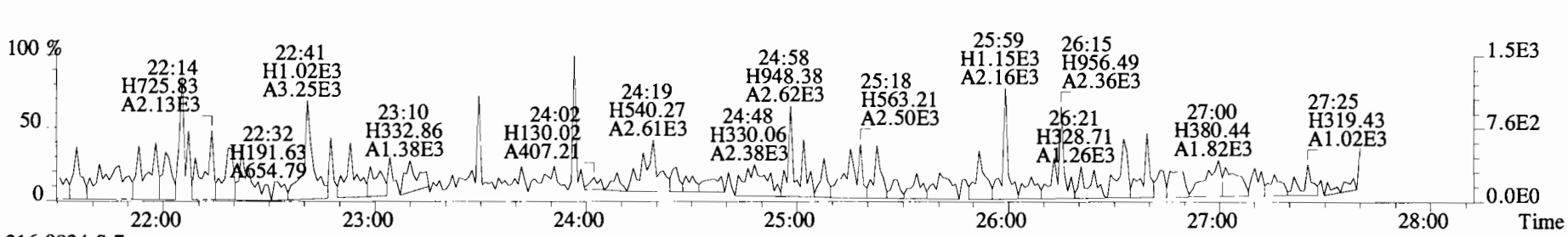

316.9824 S:7

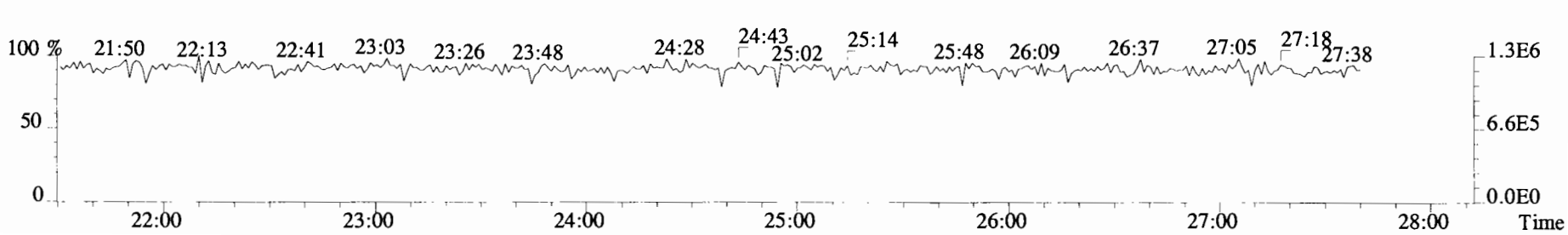

File:191119D1 #1-211 Acq:19-NOV-2019 17:30:39 GC EI+ Voltage SIR Autospec-UltimaE
Sample#7 File Text:Viata_Analytical_Laboratory_VG7 Text:B9K0094-BLK1 Method Blank 1 Exp:OCDD_DB5
339.8597 S:7 F:2 BSUB(10000,15,-3.0) PKD(5,5,3,0.10%,100.0,0.00%,F,F)

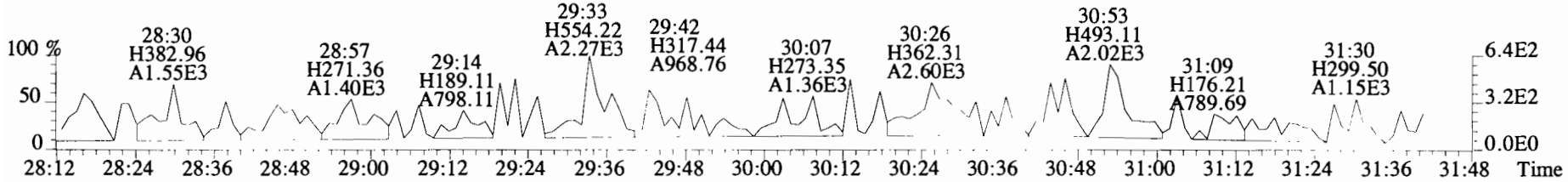

341.8568 S:7 F:2 BSUB(10000,15,-3.0) PKD(5,5,3,0.10%,100.0,0.00%,F,F)

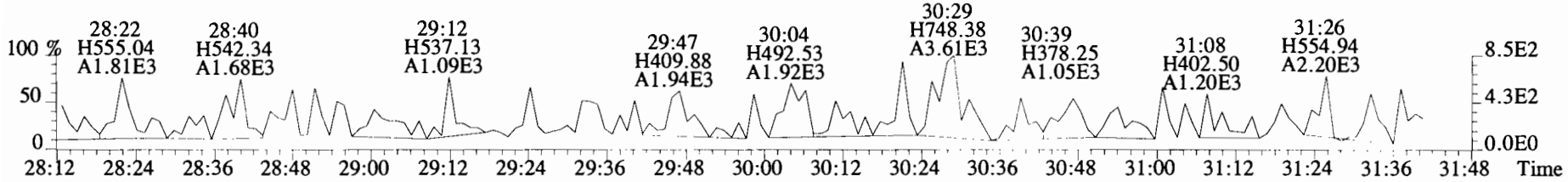

351.9000 S:7 F:2 BSUB(10000,15,-3.0) PKD(5,5,3,0.10%,100.0,0.00%,F,F)

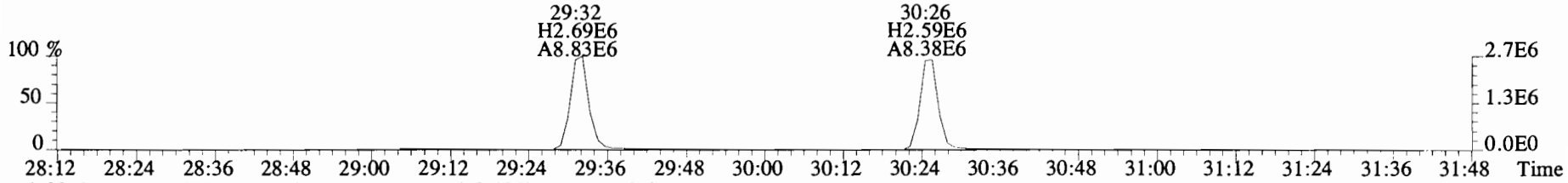

353.8970 S:7 F:2 BSUB(10000,15,-3.0) PKD(5,5,3,0.10%,100.0,0.00%,F,F)

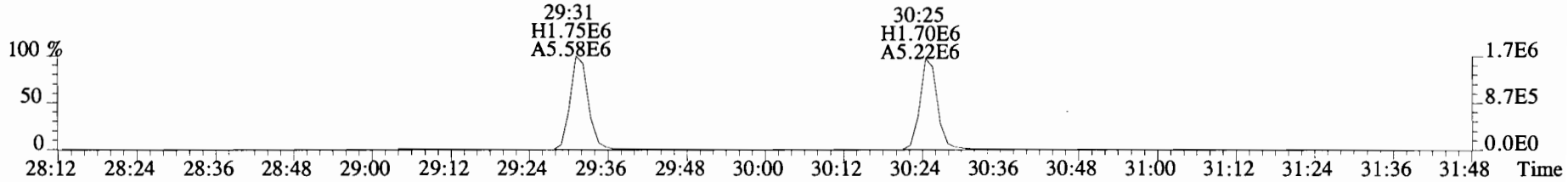

409.7974 S:7 F:2 BSUB(10000,15,-3.0) PKD(5,5,3,0.10%,100.0,0.00%,F,F)

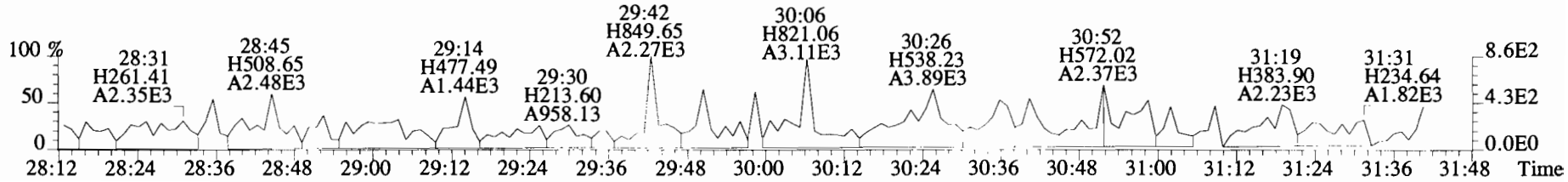

File:191119D1 #1-385 Acq:19-NOV-2019 17:30:39 GC EI+ Voltage SIR Autospec-UltimaE
Sample#7 File Text:Viata_Analytical_Laboratory_VG7 Text:B9K0094-BLK1 Method Blank 1 Exp:OCDD_DB5
373.8207 S:7 F:3 BSUB(10000,15,-3.0) PKD(5,5,3,0.10%,100.0,0.00%,F,F)

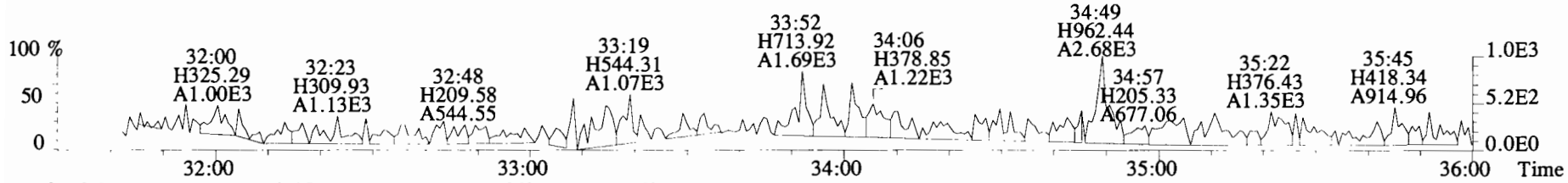

375.8178 S:7 F:3 BSUB(10000,15,-3.0) PKD(5,5,3,0.10%,100.0,0.00%,F,F)

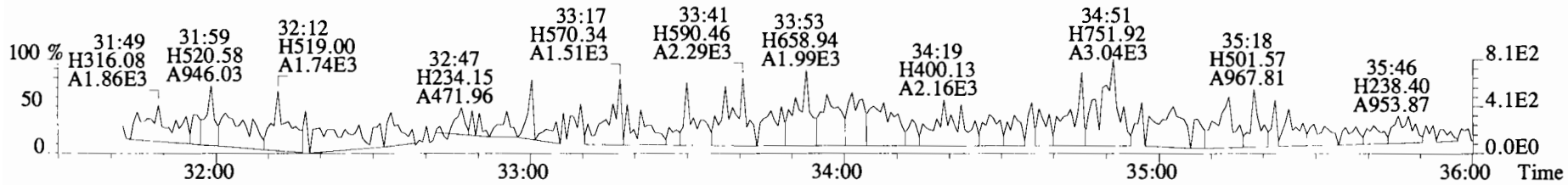

383.8639 S:7 F:3 BSUB(10000,15,-3.0) PKD(5,5,3,0.10%,100.0,0.00%,F,F)

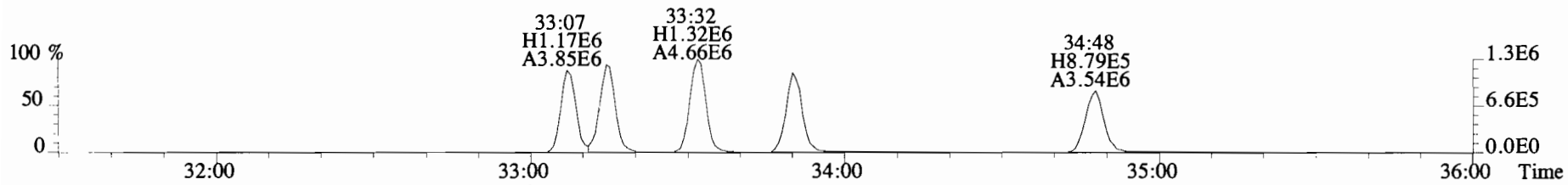

385.8610 S:7 F:3 BSUB(10000,15,-3.0) PKD(5,5,3,0.10%,100.0,0.00%,F,F)

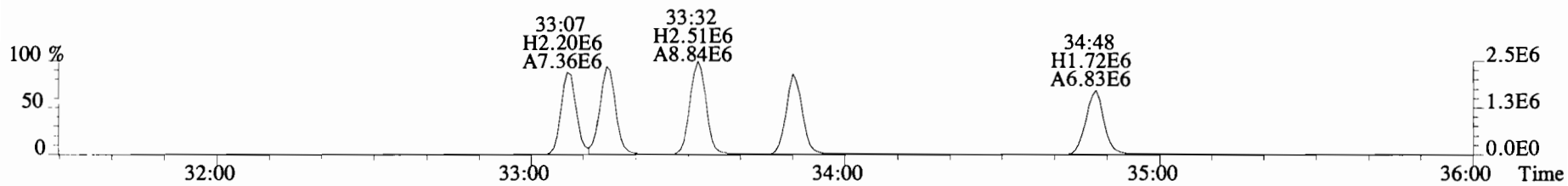

445.7555 S:7 F:3 BSUB(10000,15,-3.0) PKD(5,5,3,0.10%,100.0,0.00%,F,F)

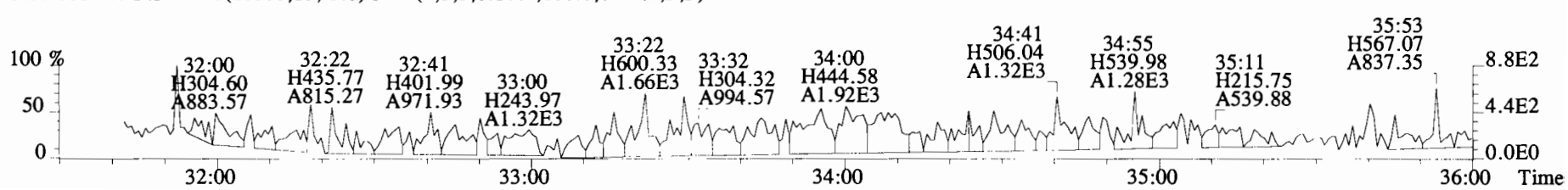

File:191119D1 #1-385 Acq:19-NOV-2019 17:30:39 GC EI+ Voltage SIR Autospec-UltimaE
Sample#7 File Text:Viata_Analytical_Laboratory_VG7 Text:B9K0094-BLK1 Method Blank 1 Exp:OCDD_DB5
383.8639 S:7 F:3 BSUB(10000,15,-3.0) PKD(5,5,3,0.10%,100.0,0.00%,F,F)

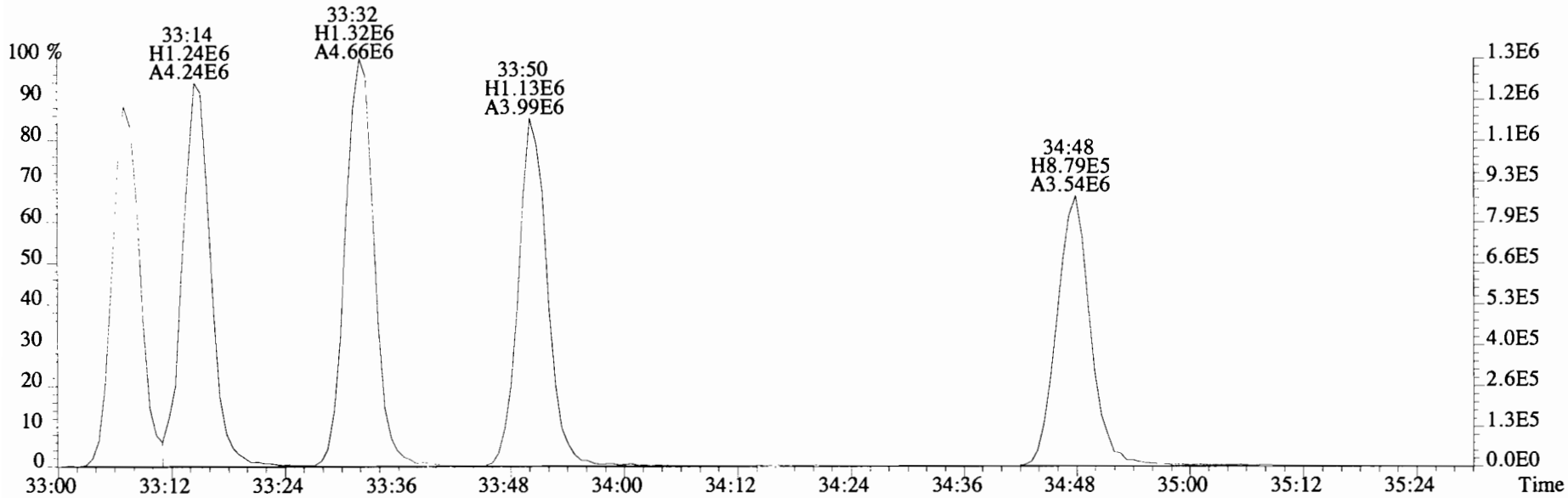

385.8610 S:7 F:3 BSUB(10000,15,-3.0) PKD(5,5,3,0.10%,100.0,0.00%,F,F)

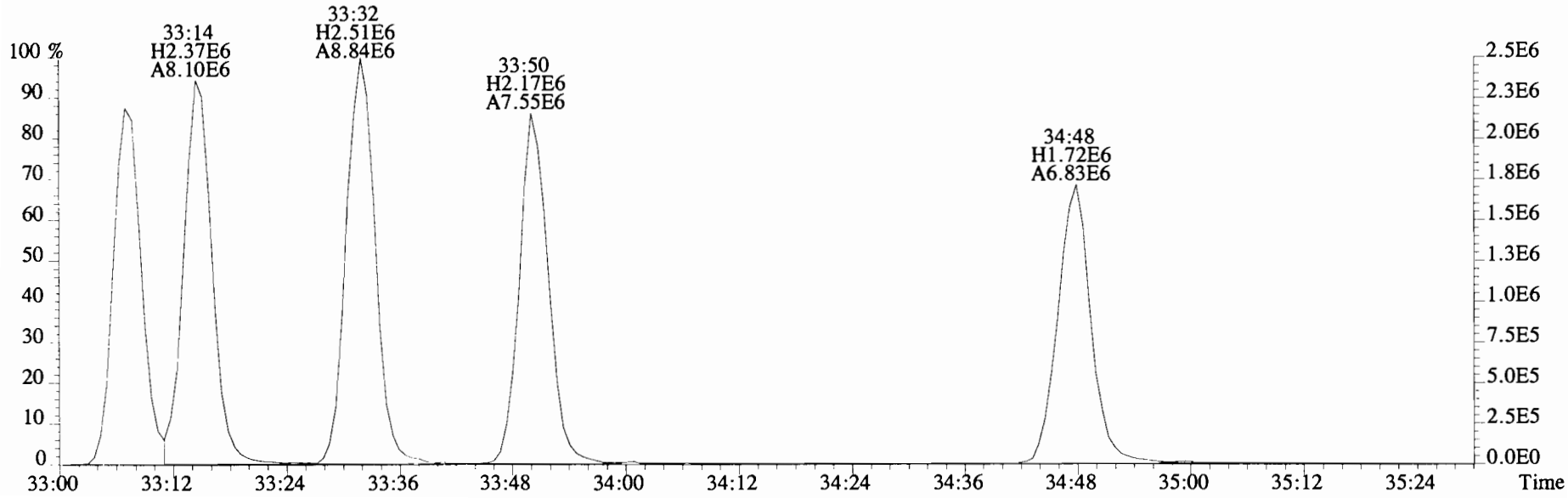

File:191119D1 #1-355 Acq:19-NOV-2019 17:30:39 GC EI+ Voltage SIR Autospec-UltimaE
Sample#7 File Text:Viata_Analytical_Laboratory_VG7 Text:B9K0094-BLK1 Method Blank 1 Exp:OCDD_DB5
407.7818 S:7 F:4 BSUB(10000,15,-3.0) PKD(5,5,3,0.10%,100.0,0.00%,F,F)

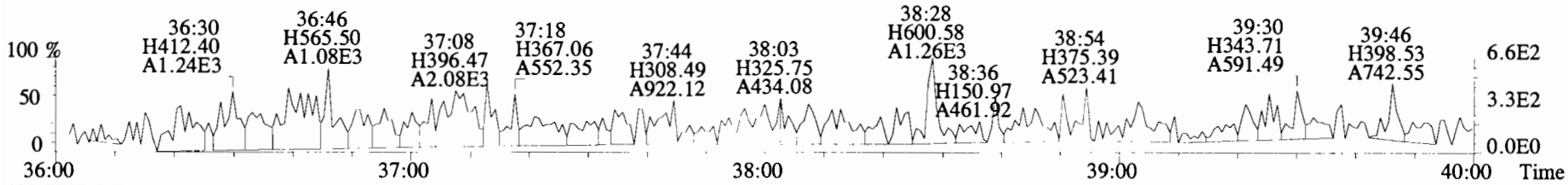

409.7788 S:7 F:4 BSUB(10000,15,-3.0) PKD(5,5,3,0.10%,100.0,0.00%,F,F)

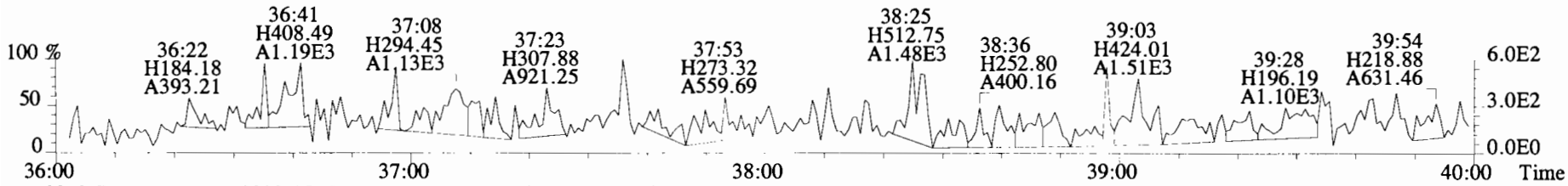

417.8253 S:7 F:4 BSUB(10000,15,-3.0) PKD(5,5,3,0.10%,100.0,0.00%,F,F)



419.8220 S:7 F:4 BSUB(10000,15,-3.0) PKD(5,5,3,0.10%,100.0,0.00%,F,F)

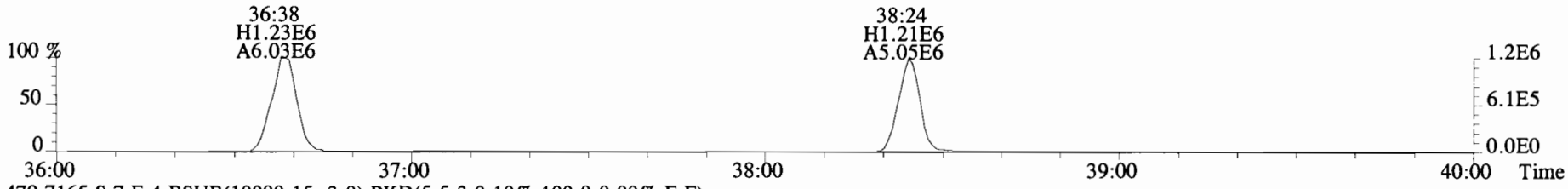

479.7165 S:7 F:4 BSUB(10000,15,-3.0) PKD(5,5,3,0.10%,100.0,0.00%,F,F)

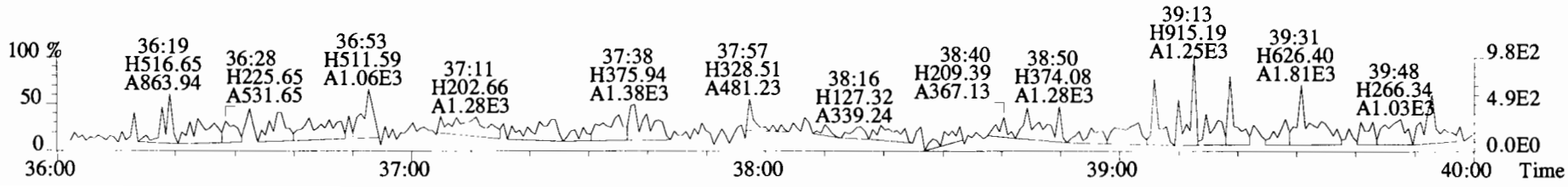

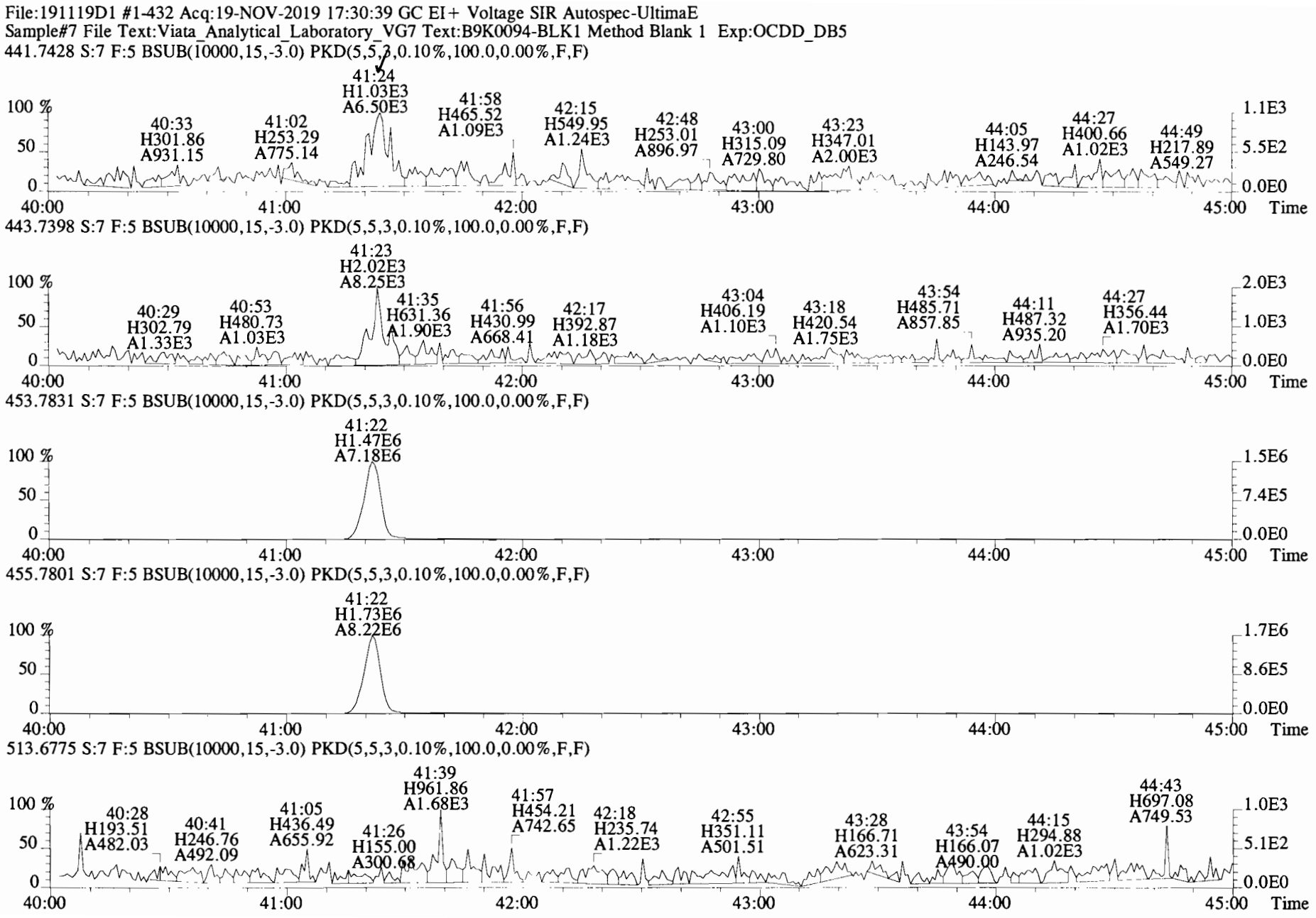
File:191119D1 #1-432 Acq:19-NOV-2019 17:30:39 GC EI+ Voltage SIR Autospec-UltimaE
Sample#7 File Text:Viata_Analytical_Laboratory_VG7 Text:B9K0094-BLK1 Method Blank 1 Exp:OCDD_DB5
441.7428 S:7 F:5 BSUB(10000,15,-3.0) PKD(5,5,3,0.10%,100.0,0.00%,F,F)
41:24 H1.03E3 A6.50E3
40:33 H301.86 A931.15
41:02 H253.29 A775.14
41:58 H465.52 A1.09E3
42:15 H549.95 A1.24E3
42:48 H253.01 A896.97
43:00 H315.09 A729.80
43:23 H347.01 A2.00E3
44:05 H143.97 A246.54
44:27 H400.66 A1.02E3
44:49 H217.89 A549.27
443.7398 S:7 F:5 BSUB(10000,15,-3.0) PKD(5,5,3,0.10%,100.0,0.00%,F,F)
41:23 H2.02E3 A8.25E3
40:29 H302.79 A1.33E3
40:53 H480.73 A1.03E3
41:35 H631.36 A1.90E3
41:56 H430.99 A668.41
42:17 H392.87 A1.18E3
43:04 H406.19 A1.10E3
43:18 H420.54 A1.75E3
43:54 H485.71 A857.85
44:11 H487.32 A935.20
44:27 H356.44 A1.70E3
453.7831 S:7 F:5 BSUB(10000,15,-3.0) PKD(5,5,3,0.10%,100.0,0.00%,F,F)
41:22 H1.47E6 A7.18E6
455.7801 S:7 F:5 BSUB(10000,15,-3.0) PKD(5,5,3,0.10%,100.0,0.00%,F,F)
41:22 H1.73E6 A8.22E6
513.6775 S:7 F:5 BSUB(10000,15,-3.0) PKD(5,5,3,0.10%,100.0,0.00%,F,F)
41:39 H961.86 A1.68E3
40:28 H193.51 A482.03
40:41 H246.76 A492.09
41:05 H436.49 A655.92
41:26 H155.00 A300.68
41:57 H454.21 A742.65
42:18 H235.74 A1.22E3
42:55 H351.11 A501.51
43:28 H166.71 A623.31
43:54 H166.07 A490.00
44:15 H294.88 A1.02E3
44:43 H697.08 A749.53
100 %
50
0
40:00
41:00
42:00
43:00
44:00
45:00
Time
1.1E3
5.5E2
0.0E0
2.0E3
1.0E3
1.5E6
7.4E5
1.7E6
8.6E5
1.0E3
5.1E2

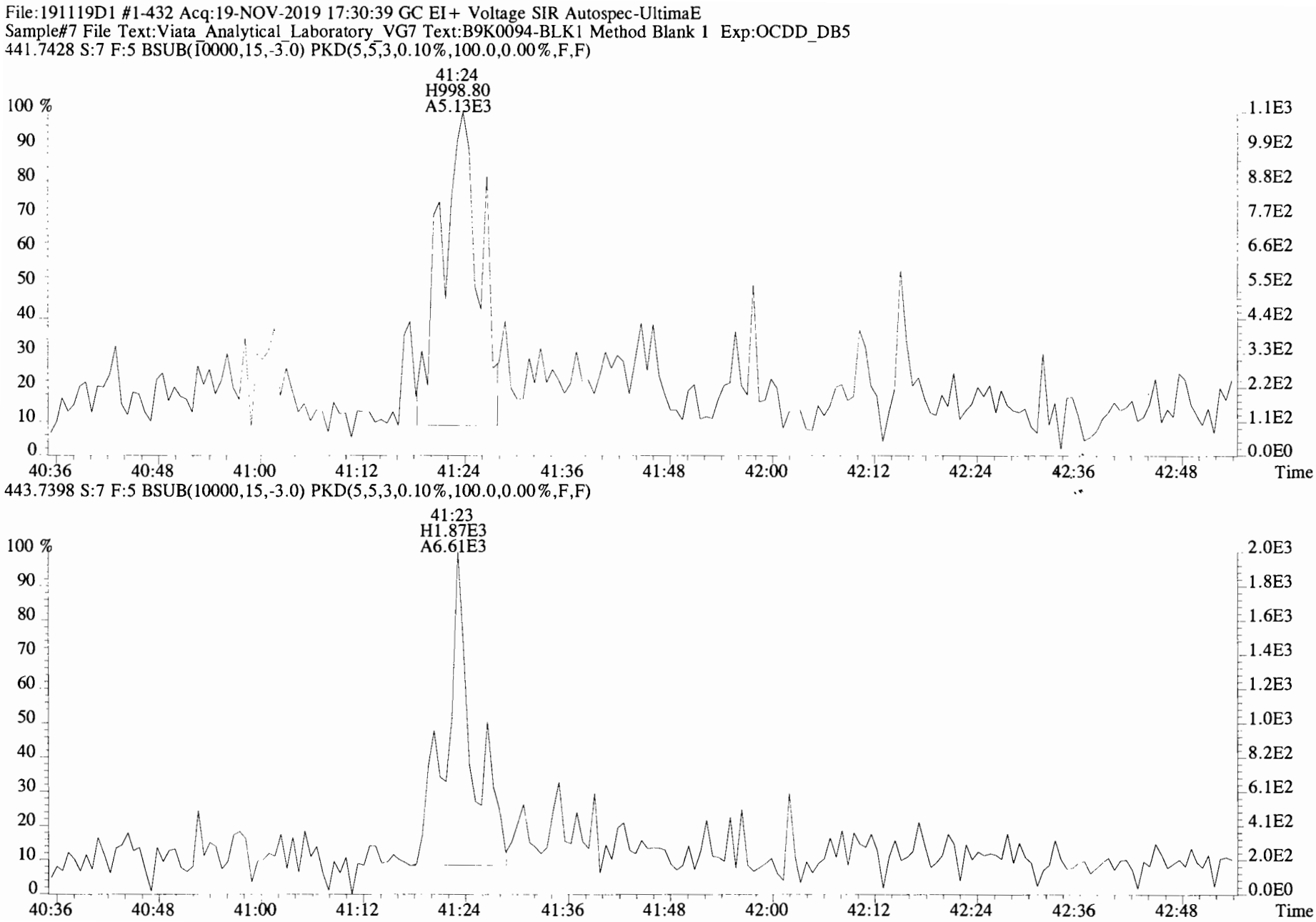
File:191119D1 #1-432 Acq:19-NOV-2019 17:30:39 GC EI+ Voltage SIR Autospec-UltimaE
Sample#7 File Text:Viata_Analytical_Laboratory_VG7 Text:B9K0094-BLK1 Method Blank 1 Exp:OCDD_DB5
441.7428 S:7 F:5 BSUB(10000,15,-3.0) PKD(5,5,3,0.10%,100.0,0.00%,F,F)
41:24
H998.80
A5.13E3
100 %
90
80
70
60
50
40
30
20
10
0
1.1E3
9.9E2
8.8E2
7.7E2
6.6E2
5.5E2
4.4E2
3.3E2
2.2E2
1.1E2
0.0E0
40:36
40:48
41:00
41:12
41:24
41:36
41:48
42:00
42:12
42:24
42:36
42:48
Time
443.7398 S:7 F:5 BSUB(10000,15,-3.0) PKD(5,5,3,0.10%,100.0,0.00%,F,F)
41:23
H1.87E3
A6.61E3
100 %
90
80
70
60
50
40
30
20
10
0
2.0E3
1.8E3
1.6E3
1.4E3
1.2E3
1.0E3
8.2E2
6.1E2
4.1E2
2.0E2
0.0E0
40:36
40:48
41:00
41:12
41:24
41:36
41:48
42:00
42:12
42:24
42:36
42:48
Time

FORM 8A
PCDD/PCDF ONGOING PRECISION AND RECOVERY (OPR)

Lab Name: Vista Analytical Laboratory Extraction Batch: B9K0094-BS1

Contract No.: SAS No.:

Matrix (aqueous/solid/leachate): AQUEOUS OPR Data Filename: 191119D1-2

Ext. Date: Shift: Day Analysis Date: 19-NOV-19 Time: 13:31:22

ALL CONCENTRATIONS REPORTED ON THIS FORM ARE CONCENTRATIONS IN EXTRACT.

NATIVE ANALYTES	SPIKE CONC. (ng/mL)	CONC. FOUND (ng/mL)	OPR CONC. LIMITS (1) (ng/mL)
2,3,7,8-TCDD	10	10.6	6.7 - 15.8 7.3 - 14.6 (2)
1,2,3,7,8-PeCDD	50	53.5	35.0 - 71.0
1,2,3,4,7,8-HxCDD	50	53.1	35.0 - 82.0
1,2,3,6,7,8-HxCDD	50	53.3	38.0 - 67.0
1,2,3,7,8,9-HxCDD	50	52.9	32.0 - 81.0
1,2,3,4,6,7,8-HpCDD	50	52.5	35.0 - 70.0
OCDD	100	105	78.0 - 144.0
2,3,7,8-TCDF	10	10.0	7.5 - 15.8 8.0 - 14.7 (2)
1,2,3,7,8-PeCDF	50	53.9	40.0 - 67.0
2,3,4,7,8-PeCDF	50	53.9	34.0 - 80.0
1,2,3,4,7,8-HxCDF	50	52.0	36.0 - 67.0
1,2,3,6,7,8-HxCDF	50	50.3	42.0 - 65.0
2,3,4,6,7,8-HxCDF	50	52.1	35.0 - 78.0
1,2,3,7,8,9-HxCDF	50	51.1	39.0 - 65.0
1,2,3,4,6,7,8-HpCDF	50	49.7	41.0 - 61.0
1,2,3,4,7,8,9-HpCDF	50	49.6	39.0 - 69.0
OCDF	100	99.8	63.0 - 170.0

(1) Contract-required concentration limits for OPR as specified in Table 6, Method 1613. 10/94

(2) Contract-required concentration limits for OPR as specified in Table 6a, Method 1613. 10/94

Analyst: DB

Date: 11/19/19

FORM 8B
PCDD/PCDF ONGOING PRECISION AND RECOVERY (OPR)

Lab Name: Vista Analytical Laboratory Extraction Batch: B9K0094-BS1

Contract No.: SAS No.:

Matrix (aqueous/solid/leachate): AQUEOUS OPR Data Filename: 191119D1-2

Ext. Date: Shift: Day Analysis Date: 19-NOV-19 Time: 13:31:22

ALL CONCENTRATIONS REPORTED ON THIS FORM ARE CONCENTRATIONS IN EXTRACT.

LABELED COMPOUNDS	SPIKE CONC. (ng/mL)	CONC. FOUND (ng/mL)	OPR CONC. LIMITS (1) (ng/mL)
13C-2,3,7,8-TCDD	100	95.2	20.0 - 175.0
			25.0 - 141.0 (2)
13C-1,2,3,7,8-PeCDD	100	94.2	21.0 - 227.0
13C-1,2,3,4,7,8-HxCDD	100	92.9	21.0 - 193.0
13C-1,2,3,6,7,8-HxCDD	100	81.7	25.0 - 163.0
13C-1,2,3,7,8,9-HxCDD	100	85.1	21.0 - 193.0
13C-1,2,3,4,6,7,8-HpCDD	100	90.6	26.0 - 166.0
13C-OCDD	200	197	26.0 - 397.0
13C-2,3,7,8-TCDF	100	94.1	22.0 - 152.0
			26.0 - 126.0 (2)
13C-1,2,3,7,8-PeCDF	100	92.4	21.0 - 192.0
13C-2,3,4,7,8-PeCDF	100	91.7	13.0 - 328.0
13C-1,2,3,4,7,8-HxCDF	100	95.8	19.0 - 202.0
13C-1,2,3,6,7,8-HxCDF	100	89.5	21.0 - 159.0
13C-2,3,4,6,7,8-HxCDF	100	91.9	22.0 - 176.0
13C-1,2,3,7,8,9-HxCDF	100	95.0	17.0 - 205.0
13C-1,2,3,4,6,7,8-HpCDF	100	89.0	21.0 - 158.0
13C-1,2,3,4,7,8,9-HpCDF	100	98.5	20.0 - 186.0
13C-OCDF	200	213	26.0 - 397.0
CLEANUP STANDARD			
37Cl-2,3,7,8-TCDD	40	34.5	12.4 - 76.4

(1) Contract-required concentration limits for OPR as specified in Table 6, Method 1613. 10/94

(2) Contract-required concentration limits for OPR as specified in Table 6a, Method 1613. 10/94

Analyst: DB

Date: 11/19/19

Client ID: OPR Filename: 191119D1 S:2 Acq:19-NOV-19 13:31:22 ConCal: ST191119D1-1
Lab ID: B9K0094-BS1 GC Column ID: ZB-5MS ICal: 1613VG7-10-9-19 wt/vol: 1.000 EndCAL: NA

	Name	Resp	RA	RRF	RT	Conc	Qual	noise	Fac	DL
	2,3,7,8-TCDD	1.09e+06	0.78 y	0.91	26:13	10.552			* 2.5	*
	1,2,3,7,8-PeCDD	4.38e+06	0.63 y	0.90	30:43	53.466			* 2.5	*
	1,2,3,4,7,8-HxCDD	4.33e+06	1.25 y	1.10	34:01	53.067			* 2.5	*
	1,2,3,6,7,8-HxCDD	4.35e+06	1.24 y	0.94	34:08	53.288			* 2.5	*
	1,2,3,7,8,9-HxCDD	4.34e+06	1.25 y	0.96	34:25	52.865			* 2.5	*
	1,2,3,4,6,7,8-HpCDD	3.79e+06	1.02 y	0.98	37:52	52.540			* 2.5	*
	OCDD	7.19e+06	0.89 y	0.96	41:09	105.50			* 2.5	*
	2,3,7,8-TCDF	1.54e+06	0.77 y	0.95	25:26	10.004			* 2.5	*
	1,2,3,7,8-PeCDF	6.80e+06	1.54 y	0.96	29:33	53.881			* 2.5	*
	2,3,4,7,8-PeCDF	7.06e+06	1.56 y	1.01	30:26	53.857			* 2.5	*
	1,2,3,4,7,8-HxCDF	6.06e+06	1.25 y	1.18	33:08	51.960			* 2.5	*
	1,2,3,6,7,8-HxCDF	6.19e+06	1.24 y	1.07	33:15	50.274			* 2.5	*
	2,3,4,6,7,8-HxCDF	6.32e+06	1.26 y	1.11	33:51	52.108			* 2.5	*
	1,2,3,7,8,9-HxCDF	5.31e+06	1.23 y	1.06	34:48	51.080			* 2.5	*
	1,2,3,4,6,7,8-HpCDF	4.70e+06	1.01 y	1.13	36:39	49.737			* 2.5	*
	1,2,3,4,7,8,9-HpCDF	4.53e+06	1.04 y	1.28	38:25	49.641			* 2.5	*
	OCDF	8.62e+06	0.89 y	0.95	41:22	99.816			* 2.5	*
IS	13C-2,3,7,8-TCDD	1.14e+07	0.77 y	1.10	26:12	95.163				
IS	13C-1,2,3,7,8-PeCDD	9.07e+06	0.64 y	0.88	30:42	94.203				
IS	13C-1,2,3,4,7,8-HxCDD	7.42e+06	1.28 y	0.64	34:00	92.857				
IS	13C-1,2,3,6,7,8-HxCDD	8.70e+06	1.29 y	0.86	34:06	81.721				
IS	13C-1,2,3,7,8,9-HxCDD	8.54e+06	1.27 y	0.81	34:25	85.111				
IS	13C-1,2,3,4,6,7,8-HpCDD	7.37e+06	1.07 y	0.65	37:51	90.560				
IS	13C-OCDD	1.42e+07	0.90 y	0.58	41:08	197.24				
IS	13C-2,3,7,8-TCDF	1.62e+07	0.78 y	1.03	25:25	94.058				
IS	13C-1,2,3,7,8-PeCDF	1.31e+07	1.56 y	0.85	29:32	92.393				
IS	13C-2,3,4,7,8-PeCDF	1.29e+07	1.62 y	0.85	30:25	91.660				
IS	13C-1,2,3,4,7,8-HxCDF	9.91e+06	0.51 y	0.83	33:07	95.782				
IS	13C-1,2,3,6,7,8-HxCDF	1.15e+07	0.51 y	1.03	33:15	89.538				
IS	13C-2,3,4,6,7,8-HxCDF	1.09e+07	0.53 y	0.95	33:50	91.885				
IS	13C-1,2,3,7,8,9-HxCDF	9.78e+06	0.53 y	0.83	34:47	95.024				
IS	13C-1,2,3,4,6,7,8-HpCDF	8.38e+06	0.43 y	0.76	36:38	88.961				
IS	13C-1,2,3,4,7,8,9-HpCDF	7.12e+06	0.44 y	0.58	38:24	98.522				
IS	13C-OCDF	1.82e+07	0.88 y	0.69	41:21	212.73				
C/Up	37Cl-2,3,7,8-TCDD	4.52e+06		1.20	26:13	34.548				
RS/RT	13C-1,2,3,4-TCDD	1.09e+07	0.80 y	1.00	25:38	100.00				
RS	13C-1,2,3,4-TCDF	1.66e+07	0.80 y	1.00	24:12	100.00				
RS/RT	13C-1,2,3,4,6,9-HxCDF	1.24e+07	0.52 y	1.00	33:32	100.00				

Name	Conc	EMPC	Qual	noise	DL
Total Tetra-Dioxins	10.7	11.5		*	*
Total Penta-Dioxins	53.5	54.0		*	*
Total Hexa-Dioxins	159	160		*	*
Total Hepta-Dioxins	52.9	54.1		*	*
Total Tetra-Furans	10.2	10.8		*	*
Total Penta-Furans	108.91	109.83		*	*
Total Hexa-Furans	206	207		*	*
Total Hepta-Furans	99.6	101		*	*

	Rec	Qual
IS	95.2	
IS	94.2	
IS	92.9	
IS	81.7	
IS	85.1	
IS	90.6	
IS	98.6	
IS	94.1	
IS	92.4	
IS	91.7	
IS	95.8	
IS	89.5	
IS	91.9	
IS	95.0	
IS	89.0	
IS	98.5	
IS	106	
C/Up	86.4	

Integrations by Analyst: DB Date: 11/19/19

Reviewed by Analyst: CT Date: 11/20/19

File:191119D1 #1-493 Acq:19-NOV-2019 13:31:22 GC EI+ Voltage SIR Autospec-UltimaE
Sample#2 File Text:Viata_Analytical_Laboratory_VG7 Text:B9K0094-BS1 OPR 1 Exp:OCDD_DB5
319.8965 S:2 BSUB(10000,15,-3.0) PKD(5,5,3,0.10%,100.0,0.00%,F,F)

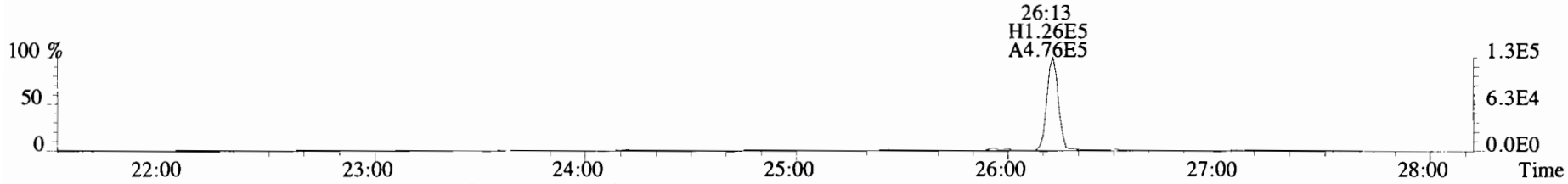

321.8936 S:2 BSUB(10000,15,-3.0) PKD(5,5,3,0.10%,100.0,0.00%,F,F)

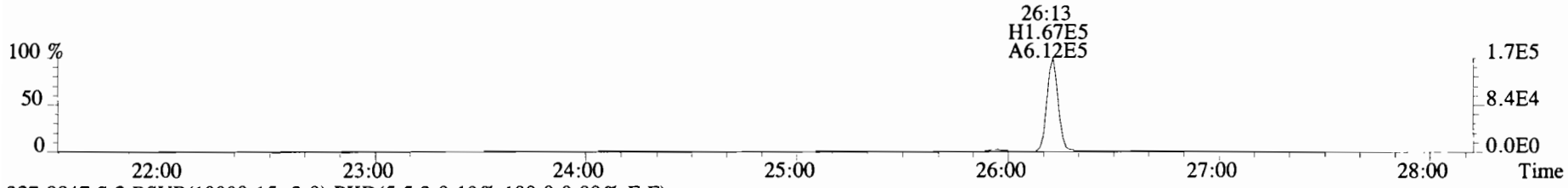

327.8847 S:2 BSUB(10000,15,-3.0) PKD(5,5,3,0.10%,100.0,0.00%,F,F)

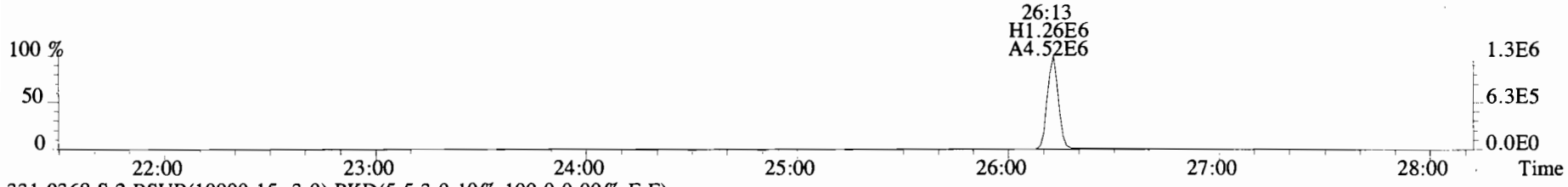

331.9368 S:2 BSUB(10000,15,-3.0) PKD(5,5,3,0.10%,100.0,0.00%,F,F)

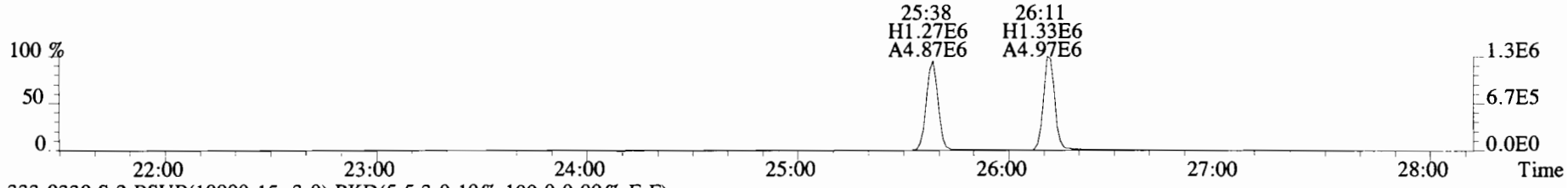

333.9339 S:2 BSUB(10000,15,-3.0) PKD(5,5,3,0.10%,100.0,0.00%,F,F)

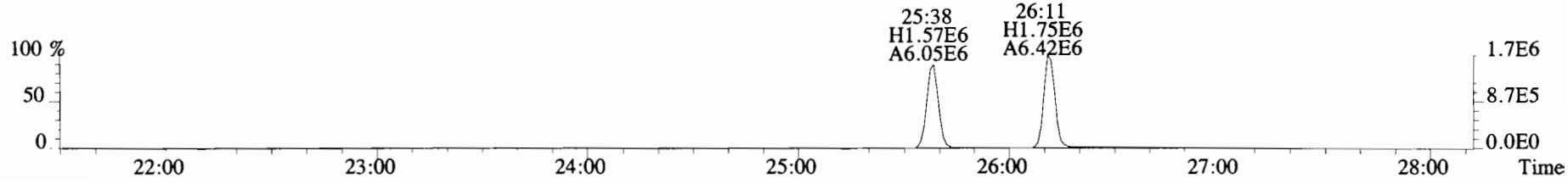

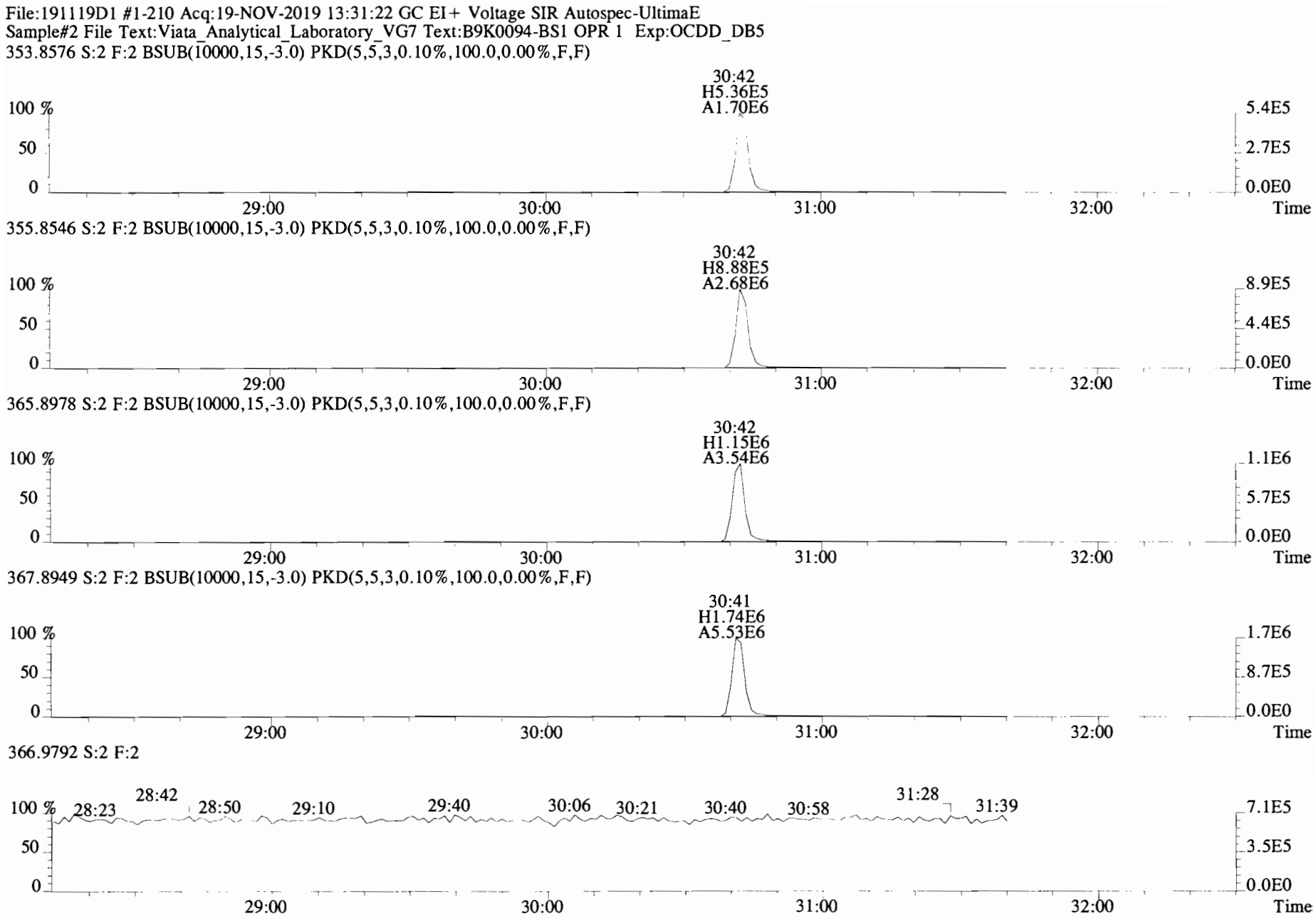
File:191119D1 #1-210 Acq:19-NOV-2019 13:31:22 GC EI+ Voltage SIR Autospec-UltimaE
Sample#2 File Text:Viata_Analytical_Laboratory_VG7 Text:B9K0094-BS1 OPR 1 Exp:OCDD_DB5
353.8576 S:2 F:2 BSUB(10000,15,-3.0) PKD(5,5,3,0.10%,100.0,0.00%,F,F)
30:42
H5.36E5
A1.70E6
355.8546 S:2 F:2 BSUB(10000,15,-3.0) PKD(5,5,3,0.10%,100.0,0.00%,F,F)
30:42
H8.88E5
A2.68E6
365.8978 S:2 F:2 BSUB(10000,15,-3.0) PKD(5,5,3,0.10%,100.0,0.00%,F,F)
30:42
H1.15E6
A3.54E6
367.8949 S:2 F:2 BSUB(10000,15,-3.0) PKD(5,5,3,0.10%,100.0,0.00%,F,F)
30:41
H1.74E6
A5.53E6
366.9792 S:2 F:2
28:23
28:42
28:50
29:10
29:40
30:06
30:21
30:40
30:58
31:28
31:39
100 %
50
0
29:00
30:00
31:00
32:00
Time
5.4E5
2.7E5
0.0E0
8.9E5
4.4E5
1.1E6
5.7E5
1.7E6
8.7E5
7.1E5
3.5E5

File:191119D1 #1-385 Acq:19-NOV-2019 13:31:22 GC EI+ Voltage SIR Autospec-UltimaE
Sample#2 File Text:Viata_Analytical_Laboratory_VG7 Text:B9K0094-BS1 OPR 1 Exp:OCDD_DB5
389.8156 S:2 F:3 BSUB(10000,15,-3.0) PKD(5,5,3,0.10%,100.0,0.00%,F,F)

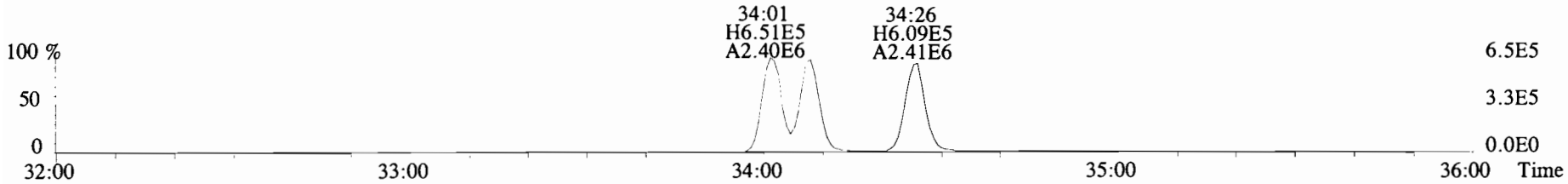

391.8127 S:2 F:3 BSUB(10000,15,-3.0) PKD(5,5,3,0.10%,100.0,0.00%,F,F)

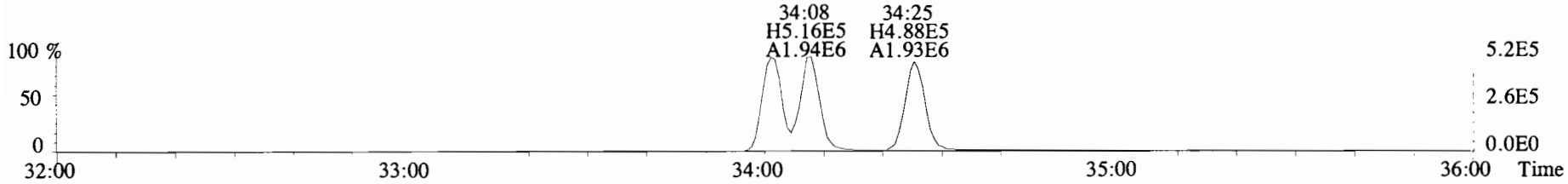

401.8559 S:2 F:3 BSUB(10000,15,-3.0) PKD(5,5,3,0.10%,100.0,0.00%,F,F)

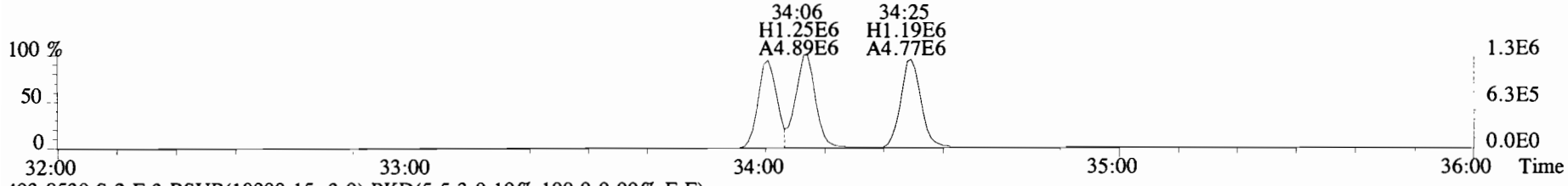

403.8530 S:2 F:3 BSUB(10000,15,-3.0) PKD(5,5,3,0.10%,100.0,0.00%,F,F)

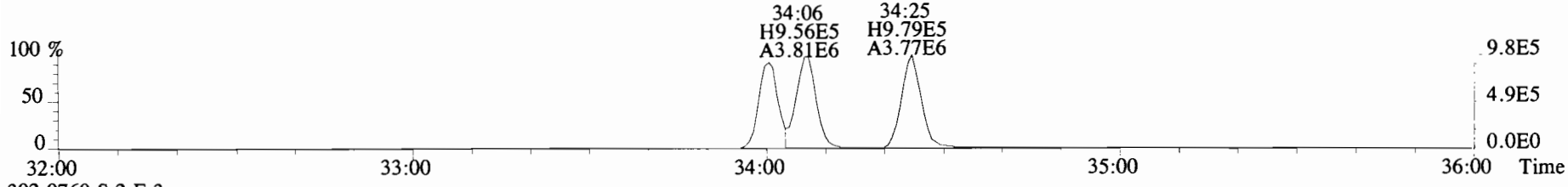

392.9760 S:2 F:3

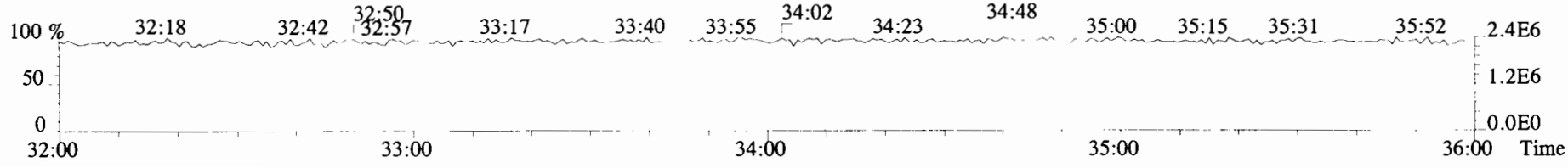

File:191119D1 #1-385 Acq:19-NOV-2019 13:31:22 GC EI+ Voltage SIR Autospec-UltimaE
Sample#2 File Text:Viata_Analytical_Laboratory_VG7 Text:B9K0094-BS1 OPR 1 Exp:OCDD_DB5
401.8559 S:2 F:3 BSUB(10000,15,-3.0) PKD(5,5,3,0.10%,100.0,0.00%,F,F)

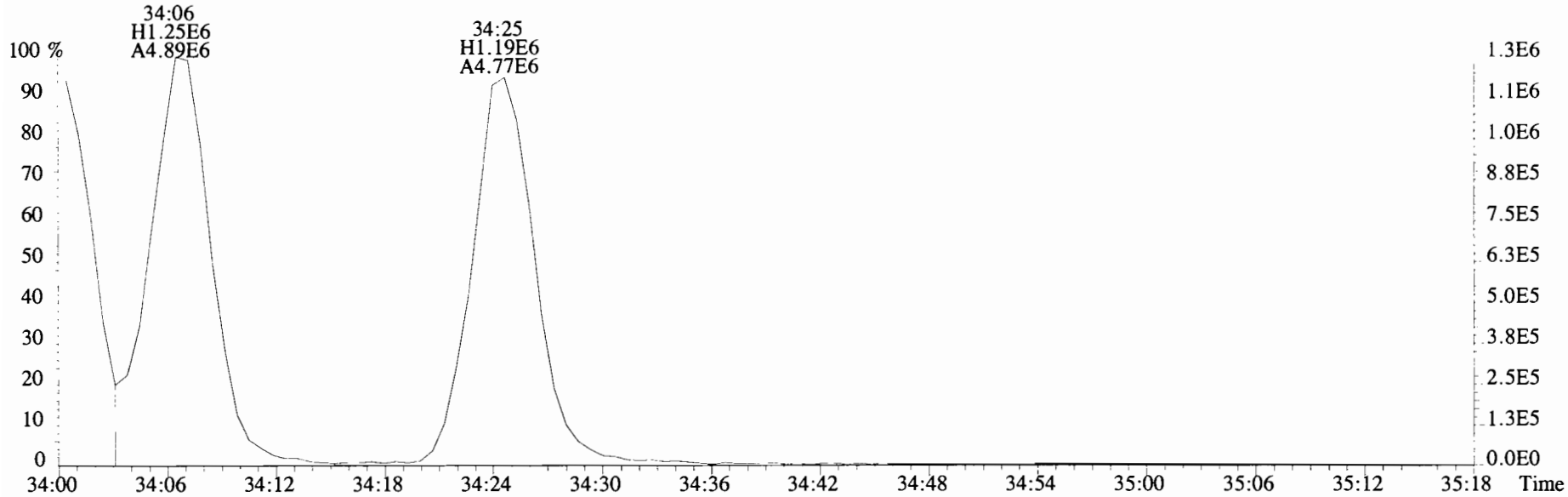

403.8530 S:2 F:3 BSUB(10000,15,-3.0) PKD(5,5,3,0.10%,100.0,0.00%,F,F)

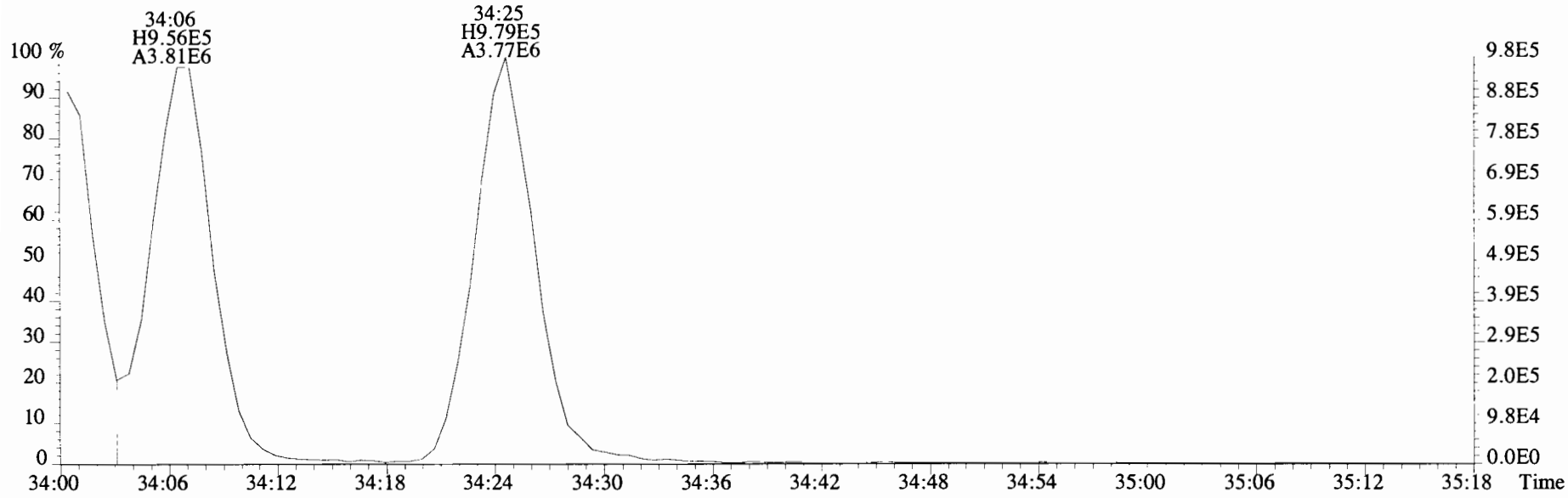

File:191119D1 #1-356 Acq:19-NOV-2019 13:31:22 GC EI+ Voltage SIR Autospec-UltimaE
Sample#2 File Text:Viata_Analytical_Laboratory_VG7 Text:B9K0094-BS1 OPR 1 Exp:OCDD_DB5
423.7767 S:2 F:4 BSUB(10000,15,-3.0) PKD(5,5,3,0.10%,100.0,0.00%,F,F)

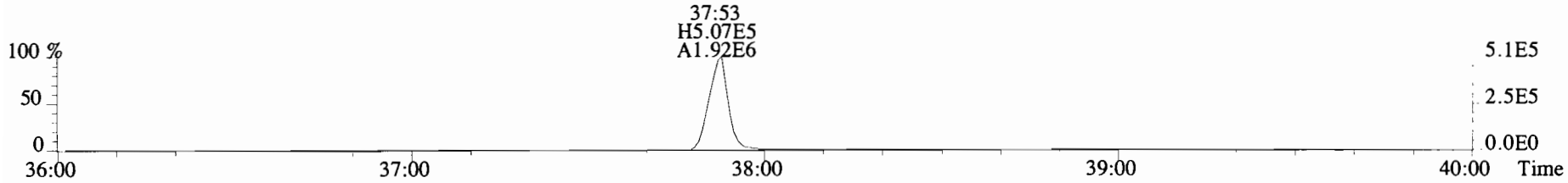

425.7737 S:2 F:4 BSUB(10000,15,-3.0) PKD(5,5,3,0.10%,100.0,0.00%,F,F)

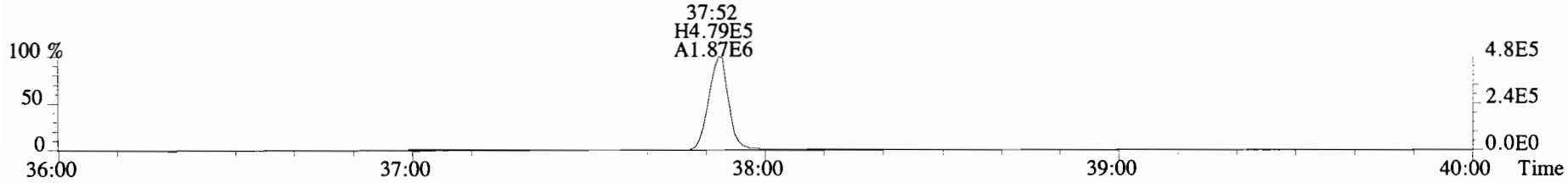

435.8169 S:2 F:4 BSUB(10000,15,-3.0) PKD(5,5,3,0.10%,100.0,0.00%,F,F)

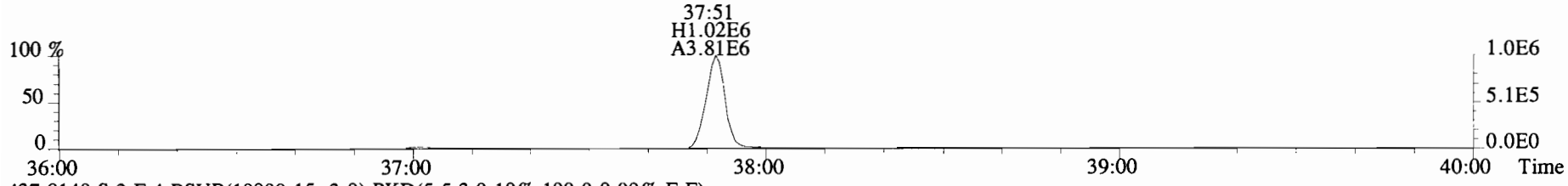

437.8140 S:2 F:4 BSUB(10000,15,-3.0) PKD(5,5,3,0.10%,100.0,0.00%,F,F)

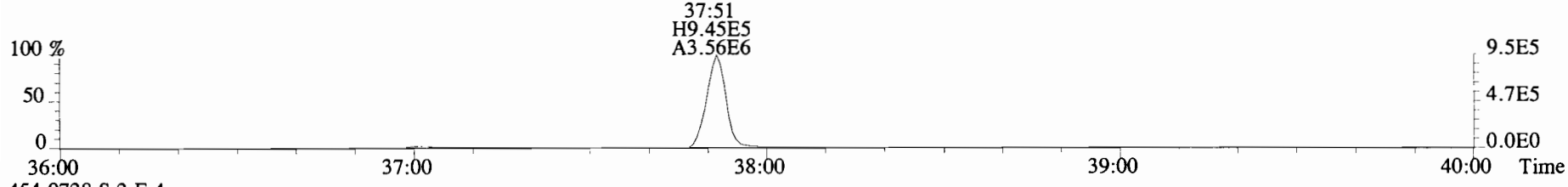

454.9728 S:2 F:4

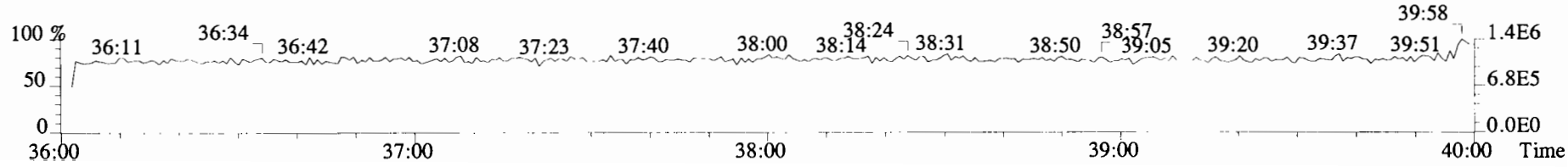

File:191119D1 #1-431 Acq:19-NOV-2019 13:31:22 GC El+ Voltage SIR Autospec-UltimaE
Sample#2 File Text:Viata_Analytical_Laboratory_VG7 Text:B9K0094-BS1 OPR 1 Exp:OCDD_DB5

457.7377 S:2 F:5 BSUB(10000,15,-3.0) PKD(5,5,3,0.10%,100.0,0.00%,F,F)



459.7348 S:2 F:5 BSUB(10000,15,-3.0) PKD(5,5,3,0.10%,100.0,0.00%,F,F)



469.7780 S:2 F:5 BSUB(10000,15,-3.0) PKD(5,5,3,0.10%,100.0,0.00%,F,F)



471.7750 S:2 F:5 BSUB(10000,15,-3.0) PKD(5,5,3,0.10%,100.0,0.00%,F,F)

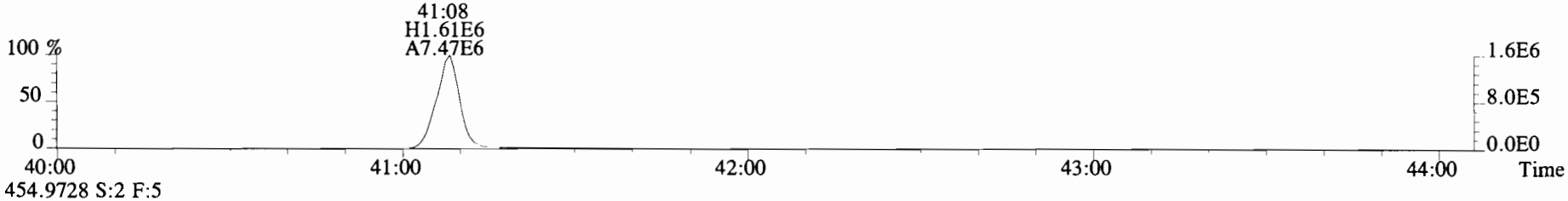

454.9728 S:2 F:5

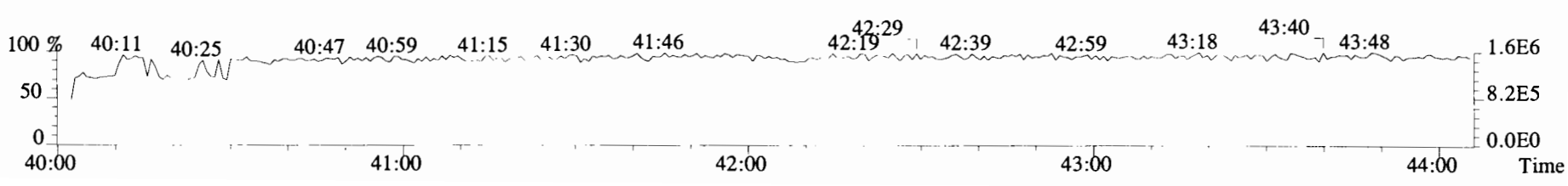

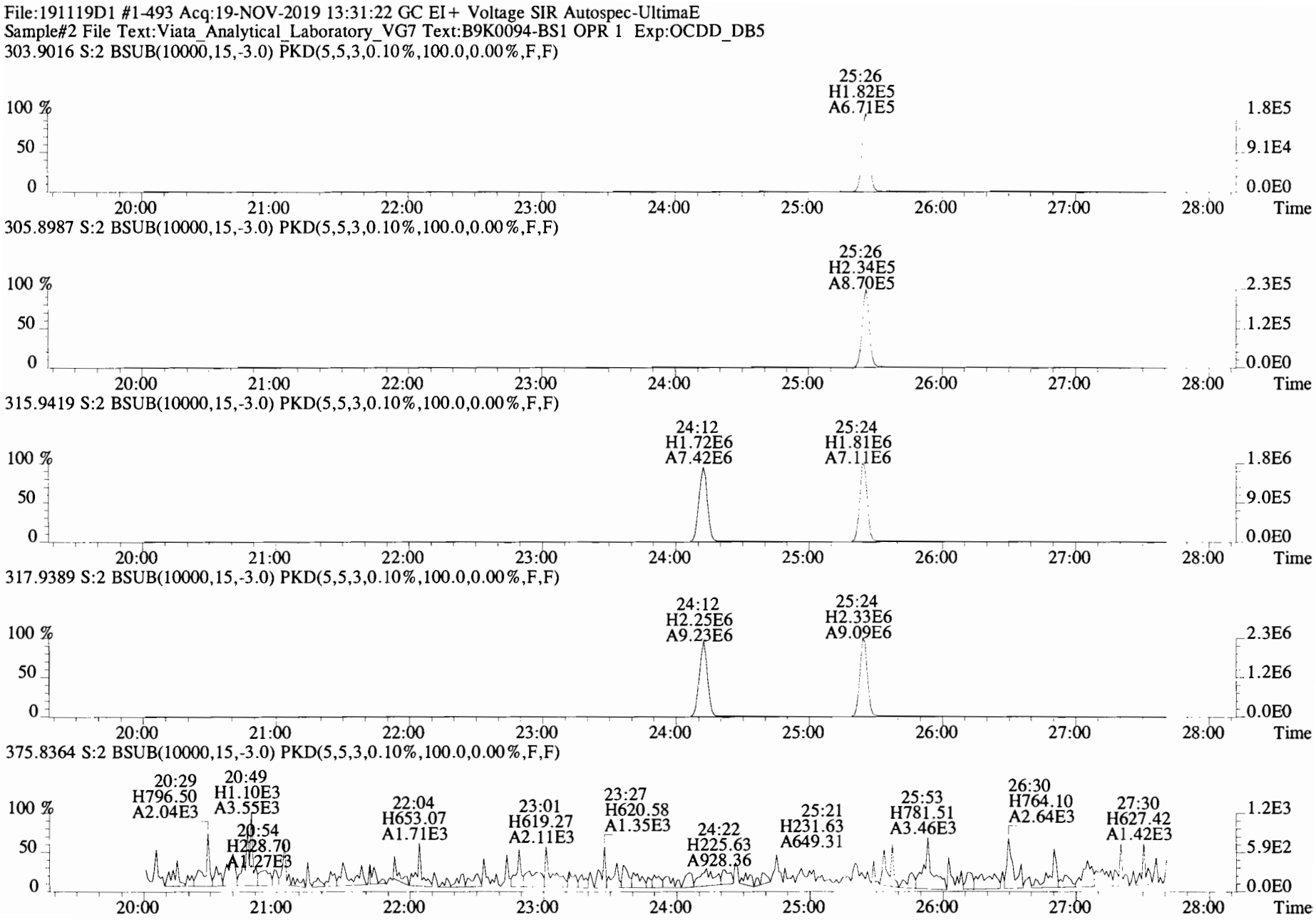
File:191119D1 #1-493 Acq:19-NOV-2019 13:31:22 GC EI+ Voltage SIR Autospec-UltimaE
Sample#2 File Text:Viata_Analytical_Laboratory_VG7 Text:B9K0094-BS1 OPR 1 Exp:OCDD_DB5
303.9016 S:2 BSUB(10000,15,-3.0) PKD(5,5,3,0.10%,100.0,0.00%,F,F)
25:26
H1.82E5
A6.71E5
305.8987 S:2 BSUB(10000,15,-3.0) PKD(5,5,3,0.10%,100.0,0.00%,F,F)
25:26
H2.34E5
A8.70E5
315.9419 S:2 BSUB(10000,15,-3.0) PKD(5,5,3,0.10%,100.0,0.00%,F,F)
24:12
H1.72E6
A7.42E6
25:24
H1.81E6
A7.11E6
317.9389 S:2 BSUB(10000,15,-3.0) PKD(5,5,3,0.10%,100.0,0.00%,F,F)
24:12
H2.25E6
A9.23E6
25:24
H2.33E6
A9.09E6
375.8364 S:2 BSUB(10000,15,-3.0) PKD(5,5,3,0.10%,100.0,0.00%,F,F)
20:29
H796.50
A2.04E3
20:49
H1.10E3
A3.55E3
20:54
H228.70
A1.27E3
22:04
H653.07
A1.71E3
23:01
H619.27
A2.11E3
23:27
H620.58
A1.35E3
24:22
H225.63
A928.36
25:21
H231.63
A649.31
25:53
H781.51
A3.46E3
26:30
H764.10
A2.64E3
27:30
H627.42
A1.42E3
100 %
50
0
20:00
21:00
22:00
23:00
24:00
25:00
26:00
27:00
28:00
Time
1.8E5
9.1E4
0.0E0
2.3E5
1.2E5
1.8E6
9.0E5
2.3E6
1.2E6
1.2E3
5.9E2

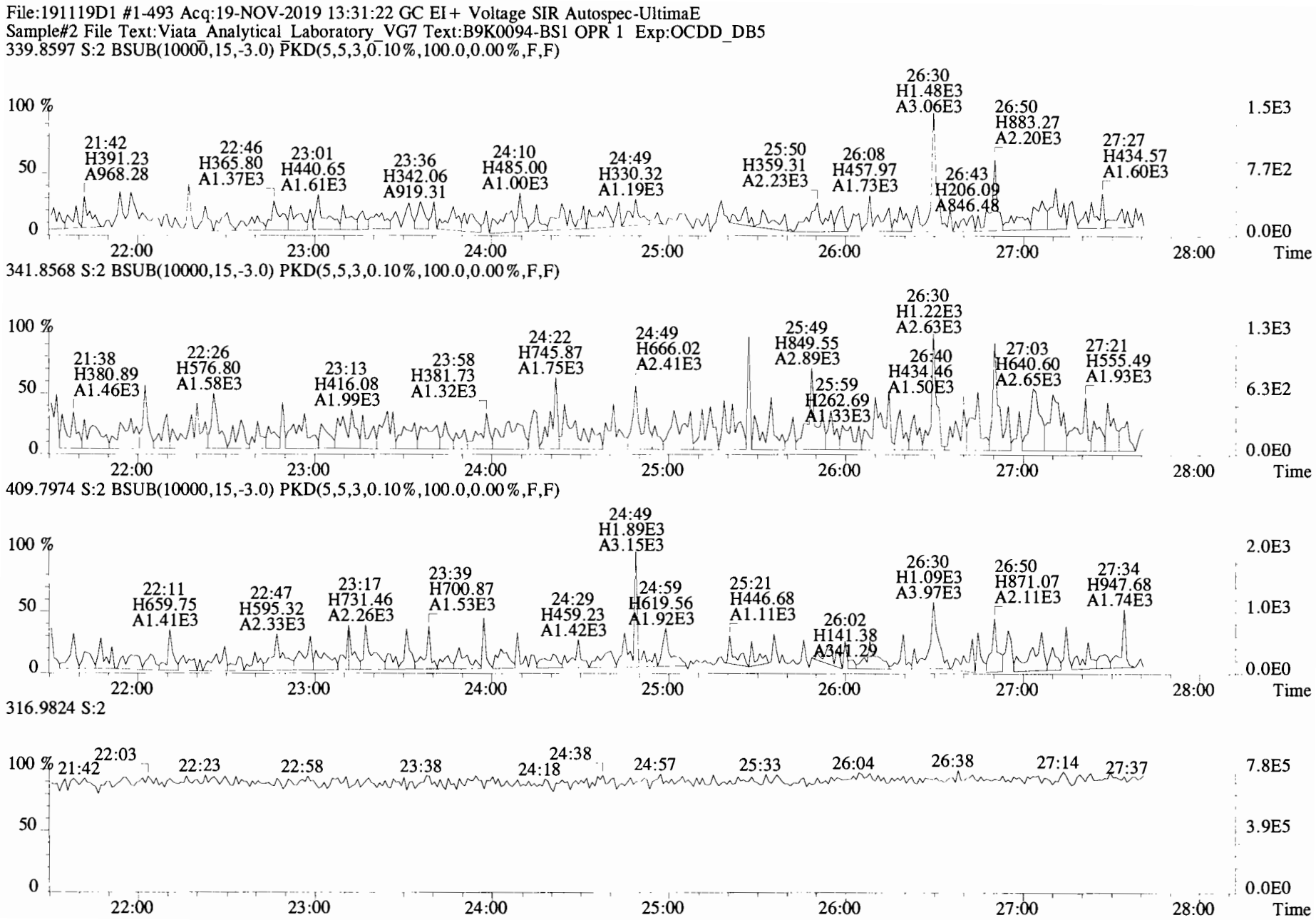
File:191119D1 #1-493 Acq:19-NOV-2019 13:31:22 GC EI+ Voltage SIR Autospec-UltimaE
Sample#2 File Text:Viata_Analytical_Laboratory_VG7 Text:B9K0094-BS1 OPR 1 Exp:OCDD_DB5
339.8597 S:2 BSUB(10000,15,-3.0) PKD(5,5,3,0.10%,100.0,0.00%,F,F)
100 %
50
0
21:42 H391.23 A968.28
22:46 H365.80 A1.37E3
23:01 H440.65 A1.61E3
23:36 H342.06 A919.31
24:10 H485.00 A1.00E3
24:49 H330.32 A1.19E3
25:50 H359.31 A2.23E3
26:08 H457.97 A1.73E3
26:30 H1.48E3 A3.06E3
26:43 H206.09 A846.48
26:50 H883.27 A2.20E3
27:27 H434.57 A1.60E3
1.5E3
7.7E2
0.0E0
22:00
23:00
24:00
25:00
26:00
27:00
28:00
Time
341.8568 S:2 BSUB(10000,15,-3.0) PKD(5,5,3,0.10%,100.0,0.00%,F,F)
100 %
50
0
21:38 H380.89 A1.46E3
22:26 H576.80 A1.58E3
23:13 H416.08 A1.99E3
23:58 H381.73 A1.32E3
24:22 H745.87 A1.75E3
24:49 H666.02 A2.41E3
25:49 H849.55 A2.89E3
25:59 H262.69 A1.33E3
26:30 H1.22E3 A2.63E3
26:40 H434.46 A1.50E3
27:03 H640.60 A2.65E3
27:21 H555.49 A1.93E3
1.3E3
6.3E2
0.0E0
22:00
23:00
24:00
25:00
26:00
27:00
28:00
Time
409.7974 S:2 BSUB(10000,15,-3.0) PKD(5,5,3,0.10%,100.0,0.00%,F,F)
100 %
50
0
22:11 H659.75 A1.41E3
22:47 H595.32 A2.33E3
23:17 H731.46 A2.26E3
23:39 H700.87 A1.53E3
24:29 H459.23 A1.42E3
24:49 H1.89E3 A3.15E3
24:59 H619.56 A1.92E3
25:21 H446.68 A1.11E3
26:02 H141.38 A341.29
26:30 H1.09E3 A3.97E3
26:50 H871.07 A2.11E3
27:34 H947.68 A1.74E3
2.0E3
1.0E3
0.0E0
22:00
23:00
24:00
25:00
26:00
27:00
28:00
Time
316.9824 S:2
100 %
50
0
21:42
22:03
22:23
22:58
23:38
24:18
24:38
24:57
25:33
26:04
26:38
27:14
27:37
7.8E5
3.9E5
0.0E0
22:00
23:00
24:00
25:00
26:00
27:00
28:00
Time

File:191119D1 #1-210 Acq:19-NOV-2019 13:31:22 GC EI+ Voltage SIR Autospec-UltimaE
Sample#2 File Text:Viata_Analytical_Laboratory_VG7 Text:B9K0094-BS1 OPR 1 Exp:OCDD_DB5
339.8597 S:2 F:2 BSUB(10000,15,-3.0) PKD(5,5,3,0.10%,100.0,0.00%,F,F)

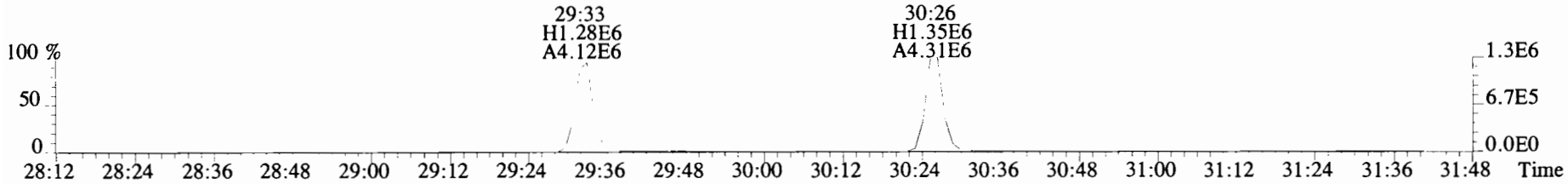

341.8568 S:2 F:2 BSUB(10000,15,-3.0) PKD(5,5,3,0.10%,100.0,0.00%,F,F)

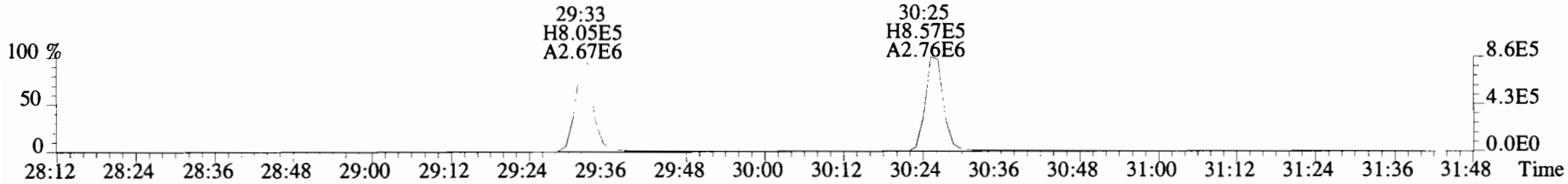

351.9000 S:2 F:2 BSUB(10000,15,-3.0) PKD(5,5,3,0.10%,100.0,0.00%,F,F)

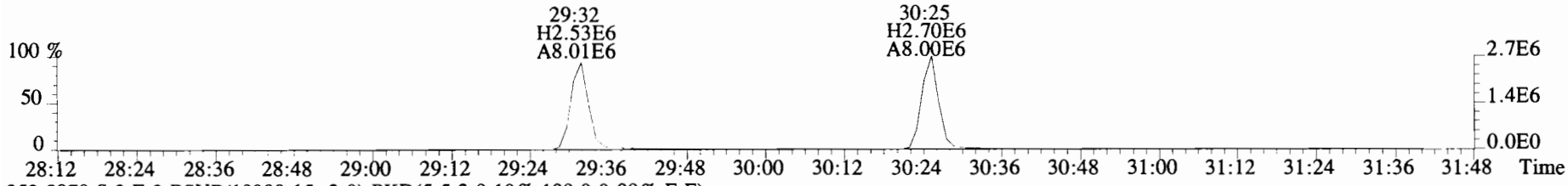

353.8970 S:2 F:2 BSUB(10000,15,-3.0) PKD(5,5,3,0.10%,100.0,0.00%,F,F)

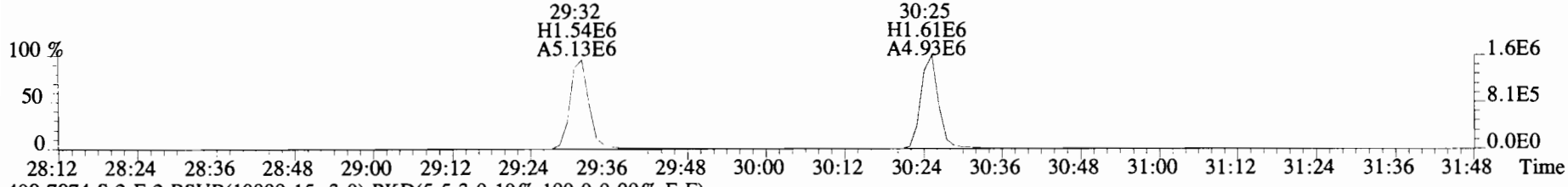

409.7974 S:2 F:2 BSUB(10000,15,-3.0) PKD(5,5,3,0.10%,100.0,0.00%,F,F)

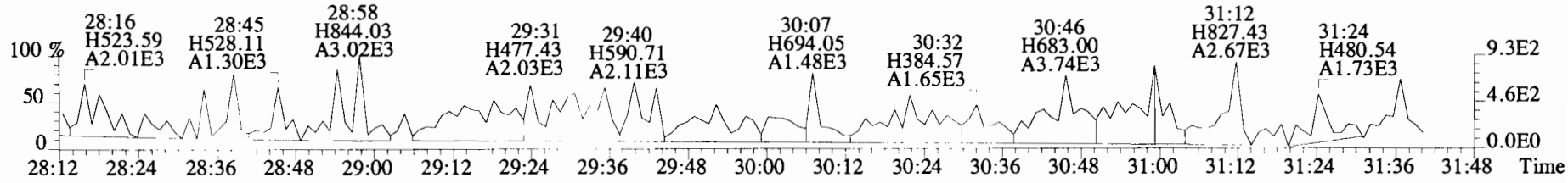

File:191119D1 #1-385 Acq:19-NOV-2019 13:31:22 GC EI+ Voltage SIR Autospec-UltimaE
Sample#2 File Text:Viata_Analytical_Laboratory_VG7 Text:B9K0094-BS1 OPR 1 Exp:OCDD_DB5

373.8207 S:2 F:3 BSUB(10000,15,-3.0) PKD(5,5,3,0.10%,100.0,0.00%,F,F)

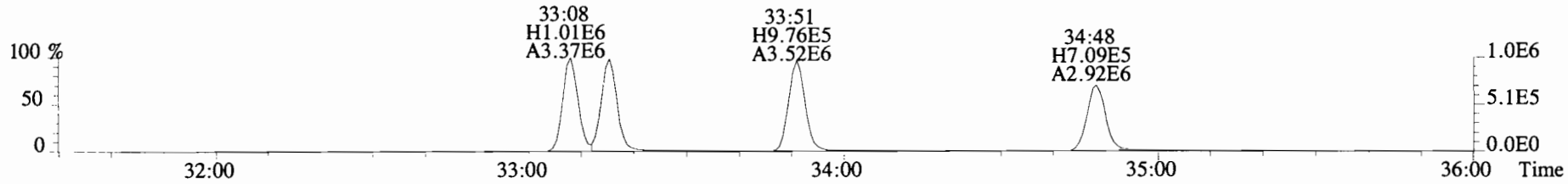

375.8178 S:2 F:3 BSUB(10000,15,-3.0) PKD(5,5,3,0.10%,100.0,0.00%,F,F)

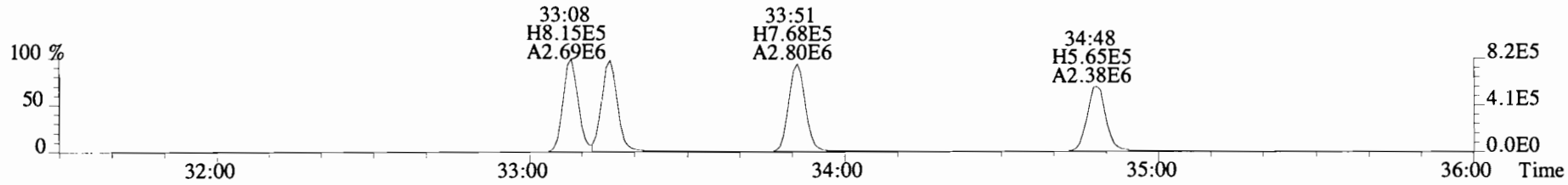

383.8639 S:2 F:3 BSUB(10000,15,-3.0) PKD(5,5,3,0.10%,100.0,0.00%,F,F)

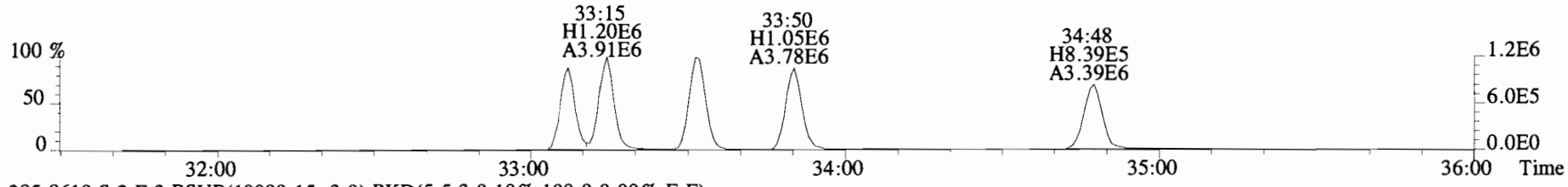

385.8610 S:2 F:3 BSUB(10000,15,-3.0) PKD(5,5,3,0.10%,100.0,0.00%,F,F)

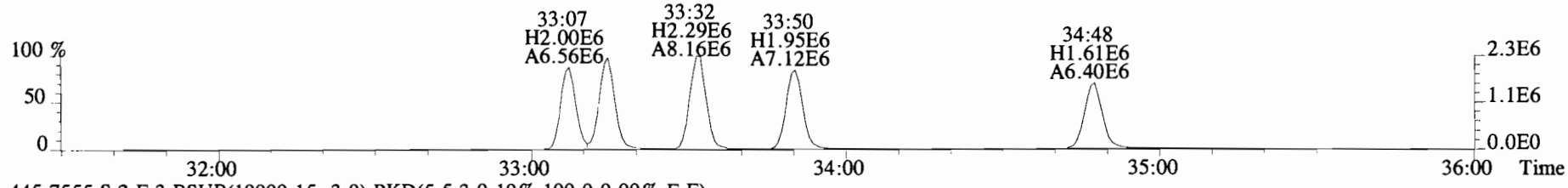

445.7555 S:2 F:3 BSUB(10000,15,-3.0) PKD(5,5,3,0.10%,100.0,0.00%,F,F)

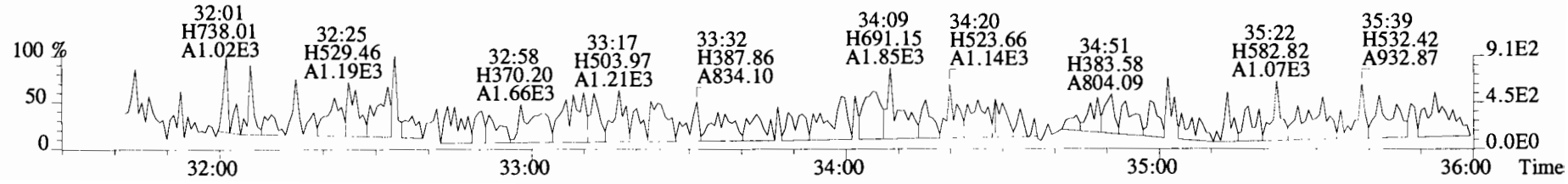

File:191119D1 #1-385 Acq:19-NOV-2019 13:31:22 GC EI+ Voltage SIR Autospec-UltimaE
Sample#2 File Text:Viata_Analytical_Laboratory_VG7 Text:B9K0094-BS1 OPR 1 Exp:OCDD_DB5
383.8639 S:2 F:3 BSUB(10000,15,-3.0) PKD(5,5,3,0.10%,100.0,0.00%,F,F)

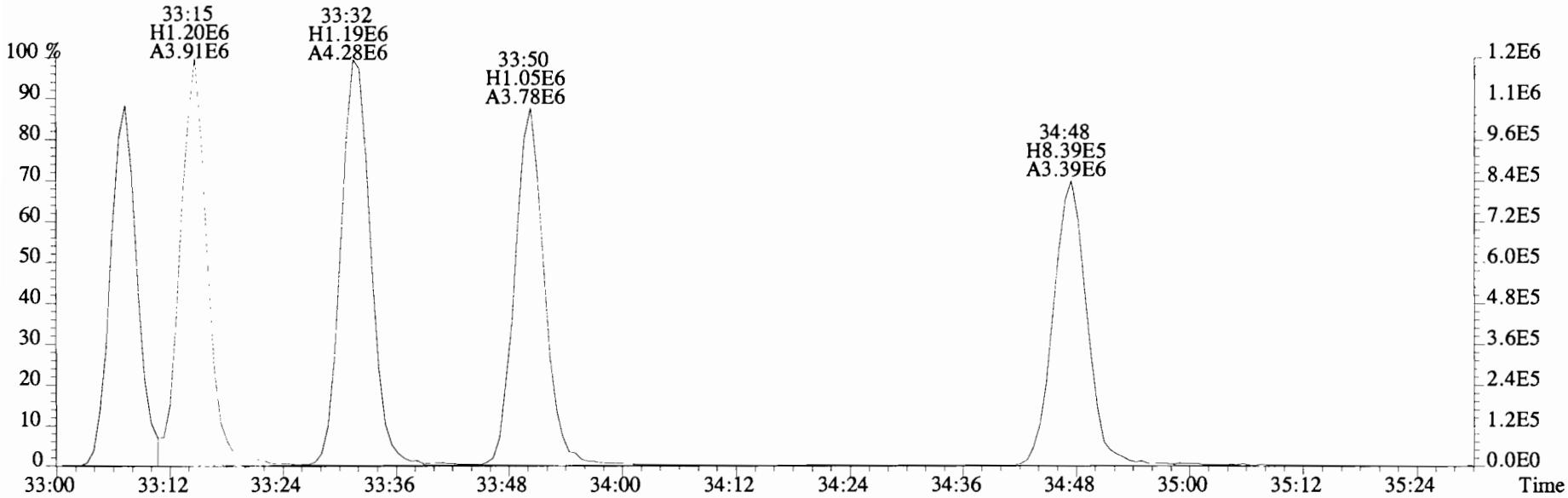

385.8610 S:2 F:3 BSUB(10000,15,-3.0) PKD(5,5,3,0.10%,100.0,0.00%,F,F)

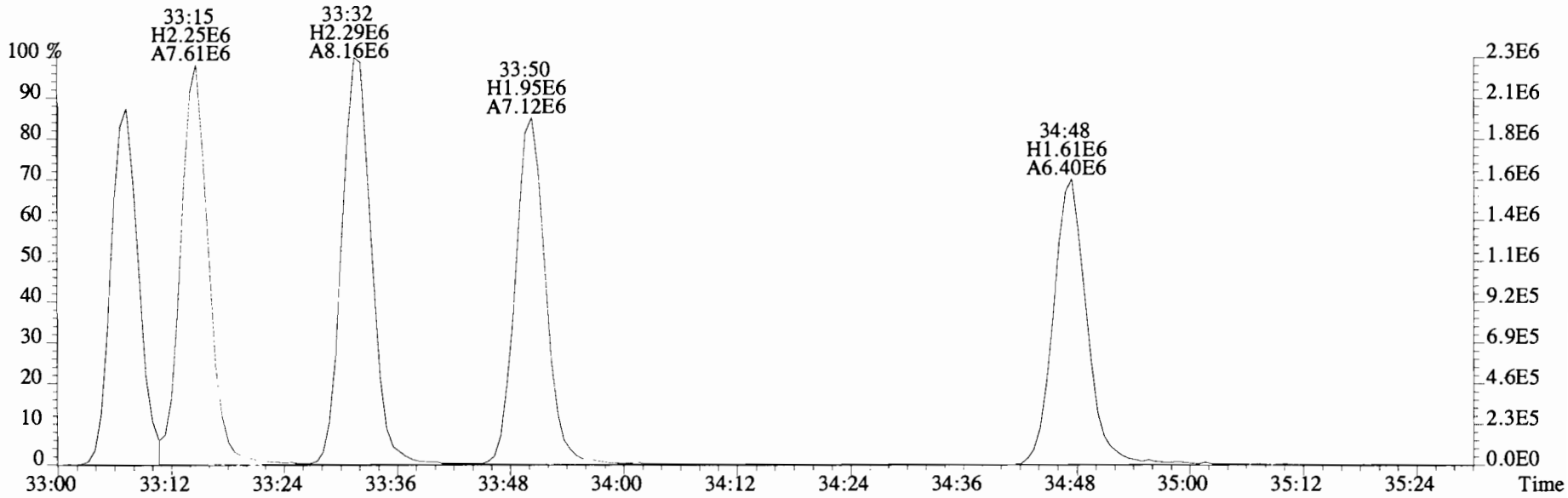

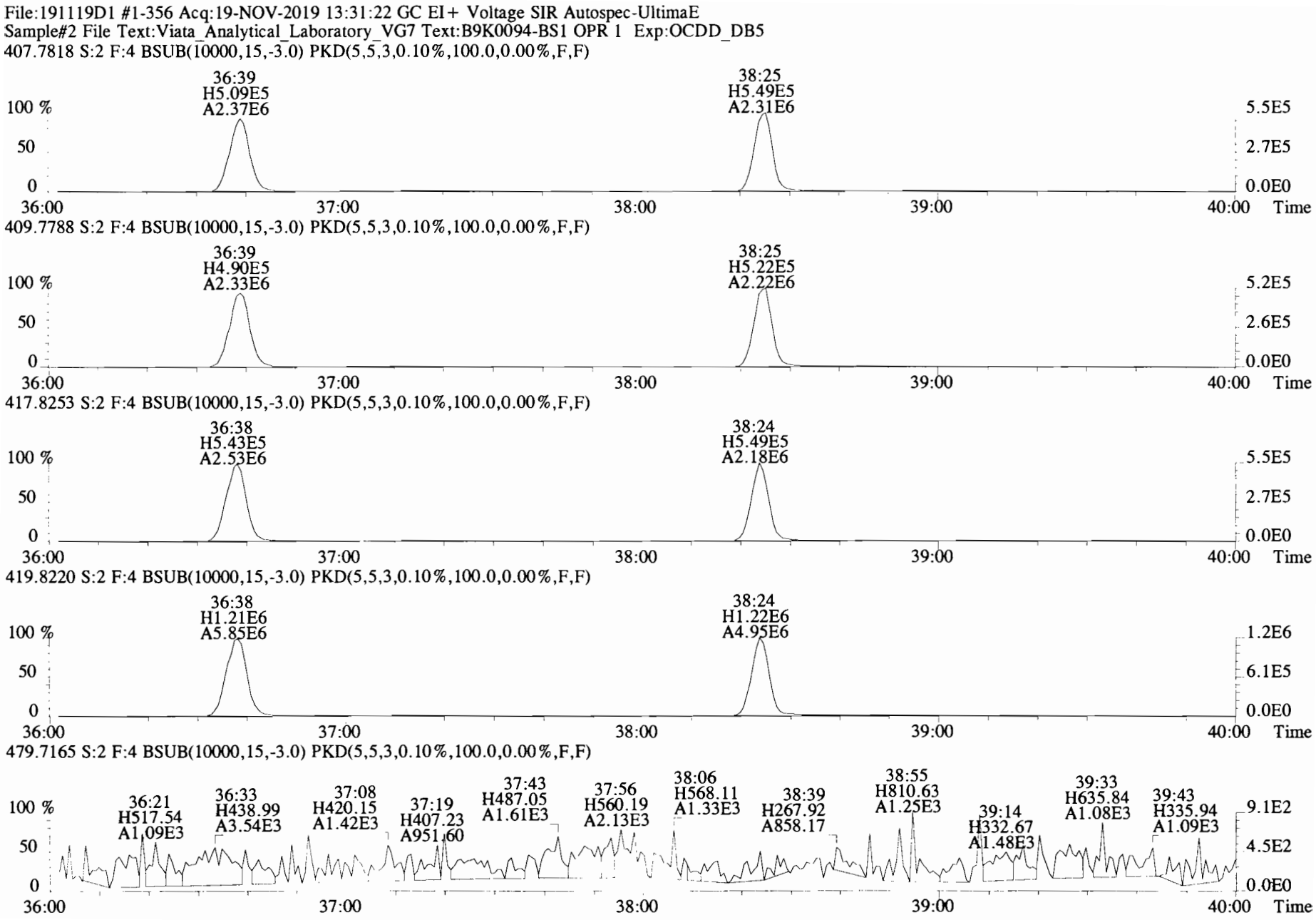
File:191119D1 #1-356 Acq:19-NOV-2019 13:31:22 GC EI+ Voltage SIR Autospec-UltimaE
Sample#2 File Text:Viata_Analytical_Laboratory_VG7 Text:B9K0094-BS1 OPR 1 Exp:OCDD_DB5
407.7818 S:2 F:4 BSUB(10000,15,-3.0) PKD(5,5,3,0.10%,100.0,0.00%,F,F)
36:39 H5.09E5 A2.37E6
38:25 H5.49E5 A2.31E6
409.7788 S:2 F:4 BSUB(10000,15,-3.0) PKD(5,5,3,0.10%,100.0,0.00%,F,F)
36:39 H4.90E5 A2.33E6
38:25 H5.22E5 A2.22E6
417.8253 S:2 F:4 BSUB(10000,15,-3.0) PKD(5,5,3,0.10%,100.0,0.00%,F,F)
36:38 H5.43E5 A2.53E6
38:24 H5.49E5 A2.18E6
419.8220 S:2 F:4 BSUB(10000,15,-3.0) PKD(5,5,3,0.10%,100.0,0.00%,F,F)
36:38 H1.21E6 A5.85E6
38:24 H1.22E6 A4.95E6
479.7165 S:2 F:4 BSUB(10000,15,-3.0) PKD(5,5,3,0.10%,100.0,0.00%,F,F)
36:21 H517.54 A1.09E3
36:33 H438.99 A3.54E3
37:08 H420.15 A1.42E3
37:19 H407.23 A951.60
37:43 H487.05 A1.61E3
37:56 H560.19 A2.13E3
38:06 H568.11 A1.33E3
38:39 H267.92 A858.17
38:55 H810.63 A1.25E3
39:14 H332.67 A1.48E3
39:33 H635.84 A1.08E3
39:43 H335.94 A1.09E3
100 %
50
0
36:00
37:00
38:00
39:00
40:00
Time
5.5E5
2.7E5
0.0E0
5.2E5
2.6E5
1.2E6
6.1E5
9.1E2
4.5E2

File:191119D1 #1-431 Acq:19-NOV-2019 13:31:22 GC EI+ Voltage SIR Autospec-UltimaE
Sample#2 File Text:Viata_Analytical_Laboratory_VG7 Text:B9K0094-BS1 OPR 1 Exp:OCDD_DB5
441.7428 S:2 F:5 BSUB(10000,15,-3.0) PKD(5,5,3,0.10%,100.0,0.00%,F,F)



443.7398 S:2 F:5 BSUB(10000,15,-3.0) PKD(5,5,3,0.10%,100.0,0.00%,F,F)

453.7831 S:2 F:5 BSUB(10000,15,-3.0) PKD(5,5,3,0.10%,100.0,0.00%,F,F)



455.7801 S:2 F:5 BSUB(10000,15,-3.0) PKD(5,5,3,0.10%,100.0,0.00%,F,F)



513.6775 S:2 F:5 BSUB(10000,15,-3.0) PKD(5,5,3,0.10%,100.0,0.00%,F,F)

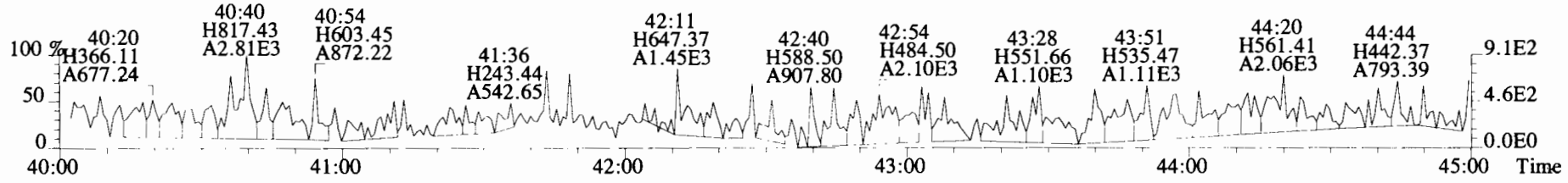

Client ID: PDI-FB-1910221313 Filename: 191212D1 S:9 Acq:12-DEC-19 19:07:08 ConCal: ST191212D1-1

Lab ID: 1903828-04 GC Column ID: ZB-5MS ICal: 1613VG7-10-9-19 wt/vol: 1.008 EndCAL: NA

	Name	Resp	RA		RRF	RT	Conc	Qual	noise	Fac	DL
	2,3,7,8-TCDD	*	*	n	0.91	NotFnd	*		159	2.5	0.449
	1,2,3,7,8-PeCDD	*	*	n	0.90	NotFnd	*		173	2.5	0.552
	1,2,3,4,7,8-HxCDD	*	*	n	1.10	NotFnd	*		146	2.5	0.599
	1,2,3,6,7,8-HxCDD	*	*	n	0.94	NotFnd	*		146	2.5	0.631
	1,2,3,7,8,9-HxCDD	*	*	n	0.96	NotFnd	*		146	2.5	0.705
	1,2,3,4,6,7,8-HpCDD	*	*	n	0.98	NotFnd	*		207	2.5	1.01
	OCDD	*	*	n	0.96	NotFnd	*		173	2.5	1.11
	2,3,7,8-TCDF	*	*	n	0.95	NotFnd	*		207	2.5	0.397
	1,2,3,7,8-PeCDF	*	*	n	0.96	NotFnd	*		268	2.5	0.853
	2,3,4,7,8-PeCDF	*	*	n	1.01	NotFnd	*		268	2.5	0.728
	1,2,3,4,7,8-HxCDF	*	*	n	1.18	NotFnd	*		162	2.5	0.288
	1,2,3,6,7,8-HxCDF	*	*	n	1.07	NotFnd	*		162	2.5	0.311
	2,3,4,6,7,8-HxCDF	*	*	n	1.11	NotFnd	*		162	2.5	0.313
	1,2,3,7,8,9-HxCDF	*	*	n	1.06	NotFnd	*		162	2.5	0.405
	1,2,3,4,6,7,8-HpCDF	*	*	n	1.13	NotFnd	*		145	2.5	0.455
	1,2,3,4,7,8,9-HpCDF	*	*	n	1.28	NotFnd	*		145	2.5	0.385
	OCDF	8.65e+03	0.88	y	0.95	41:14	1.8904		*	2.5	*

Name	Conc	EMPC	Qual	noise	DL
Total Tetra-Dioxins	*	*		159	0.449
Total Penta-Dioxins	*	*		173	0.552
Total Hexa-Dioxins	*	*		146	0.648
Total Hepta-Dioxins	*	*		207	1.01
Total Tetra-Furans	*	*		207	0.397
Total Penta-Furans	0.0000	0.0000		268	0.789
Total Hexa-Furans	*	*		162	0.329
Total Hepta-Furans	*	*		145	0.422

								Rec	Qual
IS	13C-2,3,7,8-TCDD	1.25e+07	0.79	y	1.10	26:02	2001.8	101	
IS	13C-1,2,3,7,8-PeCDD	9.15e+06	0.63	y	0.88	30:35	1817.4	91.6	
IS	13C-1,2,3,4,7,8-HxCDD	9.11e+06	1.30	y	0.64	33:52	2094.6	106	
IS	13C-1,2,3,6,7,8-HxCDD	1.04e+07	1.28	y	0.86	33:59	1799.3	90.7	
IS	13C-1,2,3,7,8,9-HxCDD	1.04e+07	1.29	y	0.81	34:17	1904.4	96.0	
IS	13C-1,2,3,4,6,7,8-HpCDD	8.52e+06	1.07	y	0.65	37:45	1923.5	97.0	
IS	13C-OCDD	1.43e+07	0.89	y	0.58	41:00	3654.6	92.1	
IS	13C-2,3,7,8-TCDF	1.87e+07	0.77	y	1.03	25:15	1891.0	95.3	
IS	13C-1,2,3,7,8-PeCDF	1.43e+07	1.62	y	0.85	29:24	1743.4	87.9	
IS	13C-2,3,4,7,8-PeCDF	1.38e+07	1.58	y	0.85	30:18	1706.1	86.0	
IS	13C-1,2,3,4,7,8-HxCDF	1.10e+07	0.52	y	0.83	33:00	1958.4	98.7	
IS	13C-1,2,3,6,7,8-HxCDF	1.26e+07	0.51	y	1.03	33:07	1800.8	90.8	
IS	13C-2,3,4,6,7,8-HxCDF	1.25e+07	0.52	y	0.95	33:43	1933.1	97.4	
IS	13C-1,2,3,7,8,9-HxCDF	1.24e+07	0.52	y	0.83	34:39	2221.1	112	
IS	13C-1,2,3,4,6,7,8-HpCDF	1.04e+07	0.43	y	0.76	36:29	2024.9	102	
IS	13C-1,2,3,4,7,8,9-HpCDF	8.72e+06	0.42	y	0.58	38:17	2215.4	112	
IS	13C-OCDF	1.92e+07	0.89	y	0.69	41:13	4108.3	104	
C/Up	37Cl-2,3,7,8-TCDD	5.37e+06			1.20	26:04	784.82	98.9	
RS/RT	13C-1,2,3,4-TCDD	1.13e+07	0.82	y	1.00	25:28	1983.9		
RS	13C-1,2,3,4-TCDF	1.90e+07	0.81	y	1.00	24:01	1983.9		
RS/RT	13C-1,2,3,4,6,9-HxCDF	1.34e+07	0.51	y	1.00	33:24	1983.9		

Integrations by Analyst: DB Date: 12/16/19

Reviewed by Analyst: CT Date 12/17/19

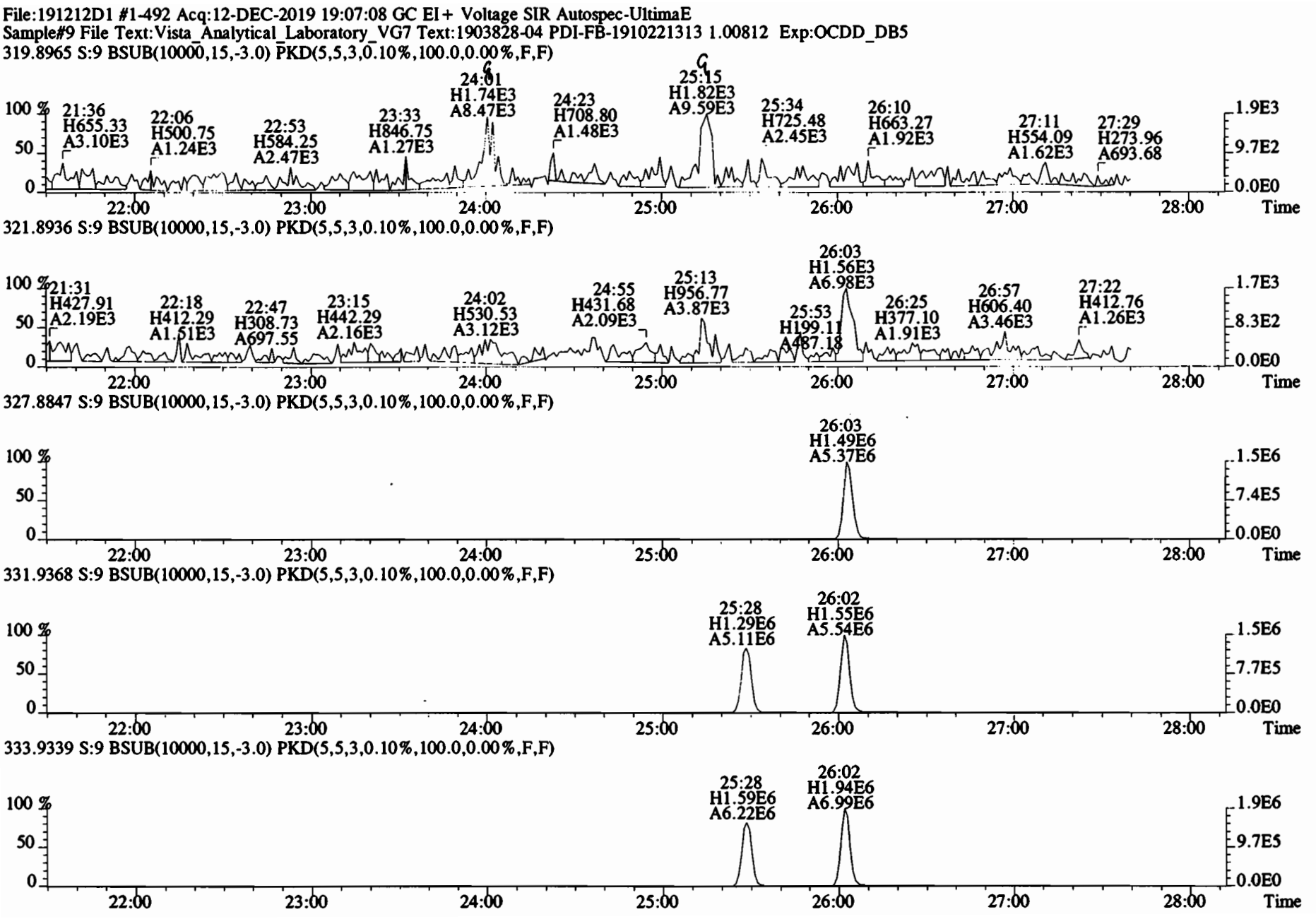
File:191212D1 #1-492 Acq:12-DEC-2019 19:07:08 GC EI+ Voltage SIR Autospec-UltimaE
Sample#9 File Text:Vista_Analytical_Laboratory_VG7 Text:1903828-04 PDI-FB-1910221313 1.00812 Exp:OCDD_DB5
319.8965 S:9 BSUB(10000,15,-3.0) PKD(5,5,3,0.10%,100.0,0.00%,F,F)
21:36 H655.33 A3.10E3
22:06 H500.75 A1.24E3
22:53 H584.25 A2.47E3
23:33 H846.75 A1.27E3
24:01 H1.74E3 A8.47E3
24:23 H708.80 A1.48E3
25:15 H1.82E3 A9.59E3
25:34 H725.48 A2.45E3
26:10 H663.27 A1.92E3
27:11 H554.09 A1.62E3
27:29 H273.96 A693.68
321.8936 S:9 BSUB(10000,15,-3.0) PKD(5,5,3,0.10%,100.0,0.00%,F,F)
21:31 H427.91 A2.19E3
22:18 H412.29 A1.51E3
22:47 H308.73 A697.55
23:15 H442.29 A2.16E3
24:02 H530.53 A3.12E3
24:55 H431.68 A2.09E3
25:13 H956.77 A3.87E3
25:53 H199.11 A487.18
26:03 H1.56E3 A6.98E3
26:25 H377.10 A1.91E3
26:57 H606.40 A3.46E3
27:22 H412.76 A1.26E3
327.8847 S:9 BSUB(10000,15,-3.0) PKD(5,5,3,0.10%,100.0,0.00%,F,F)
26:03 H1.49E6 A5.37E6
331.9368 S:9 BSUB(10000,15,-3.0) PKD(5,5,3,0.10%,100.0,0.00%,F,F)
25:28 H1.29E6 A5.11E6
26:02 H1.55E6 A5.54E6
333.9339 S:9 BSUB(10000,15,-3.0) PKD(5,5,3,0.10%,100.0,0.00%,F,F)
25:28 H1.59E6 A6.22E6
26:02 H1.94E6 A6.99E6
100 %
50
0
22:00
23:00
24:00
25:00
26:00
27:00
28:00
Time
1.9E3
9.7E2
0.0E0
1.7E3
8.3E2
1.5E6
7.4E5
1.5E6
7.7E5
1.9E6
9.7E5

File:191212D1 #1-211 Acq:12-DEC-2019 19:07:08 GC EI+ Voltage SIR Autospec-UltimaE
Sample#9 File Text:Vista_Analytical_Laboratory_VG7 Text:1903828-04 PDI-FB-1910221313 1.00812 Exp:OCDD_DB5

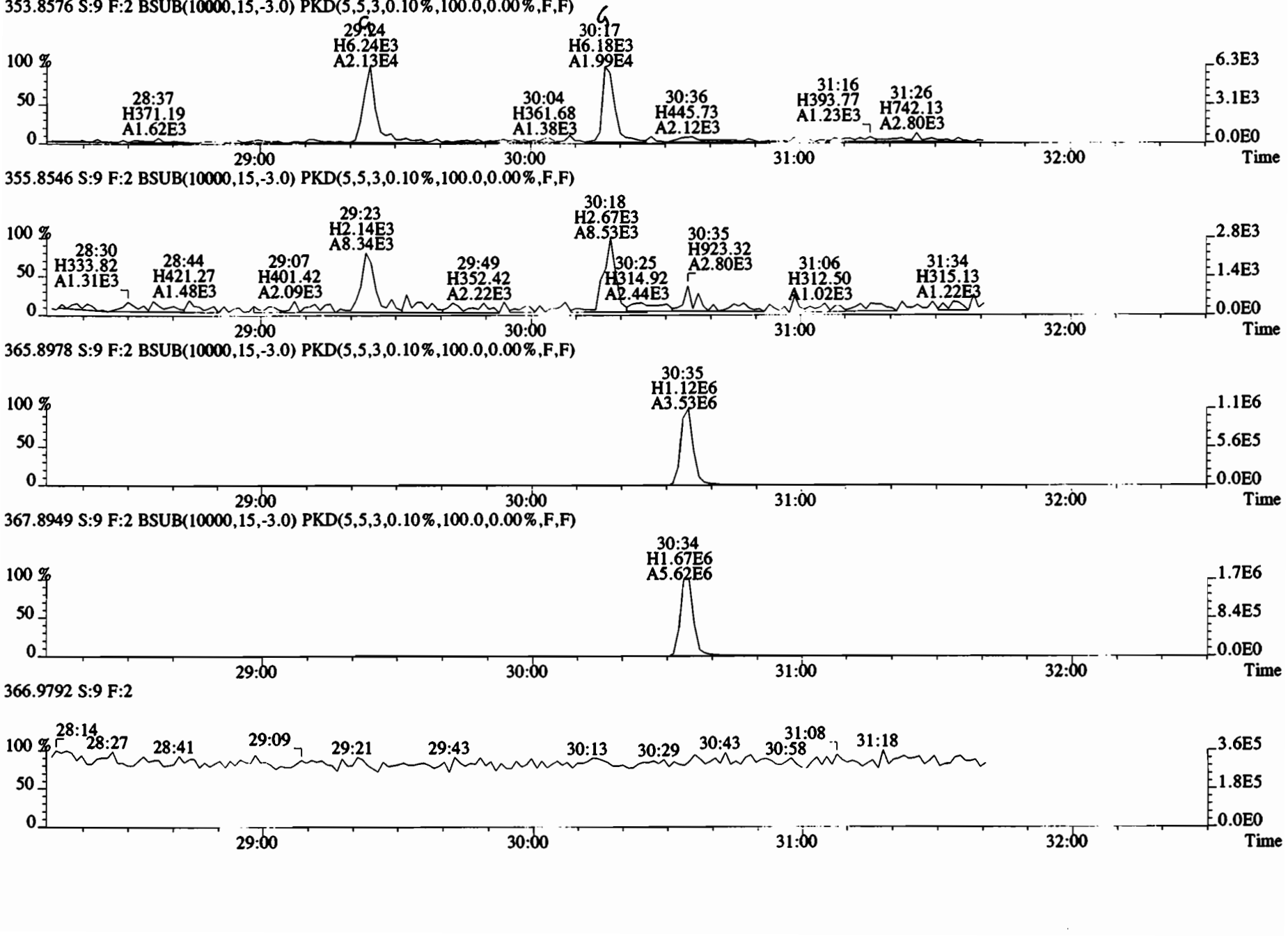

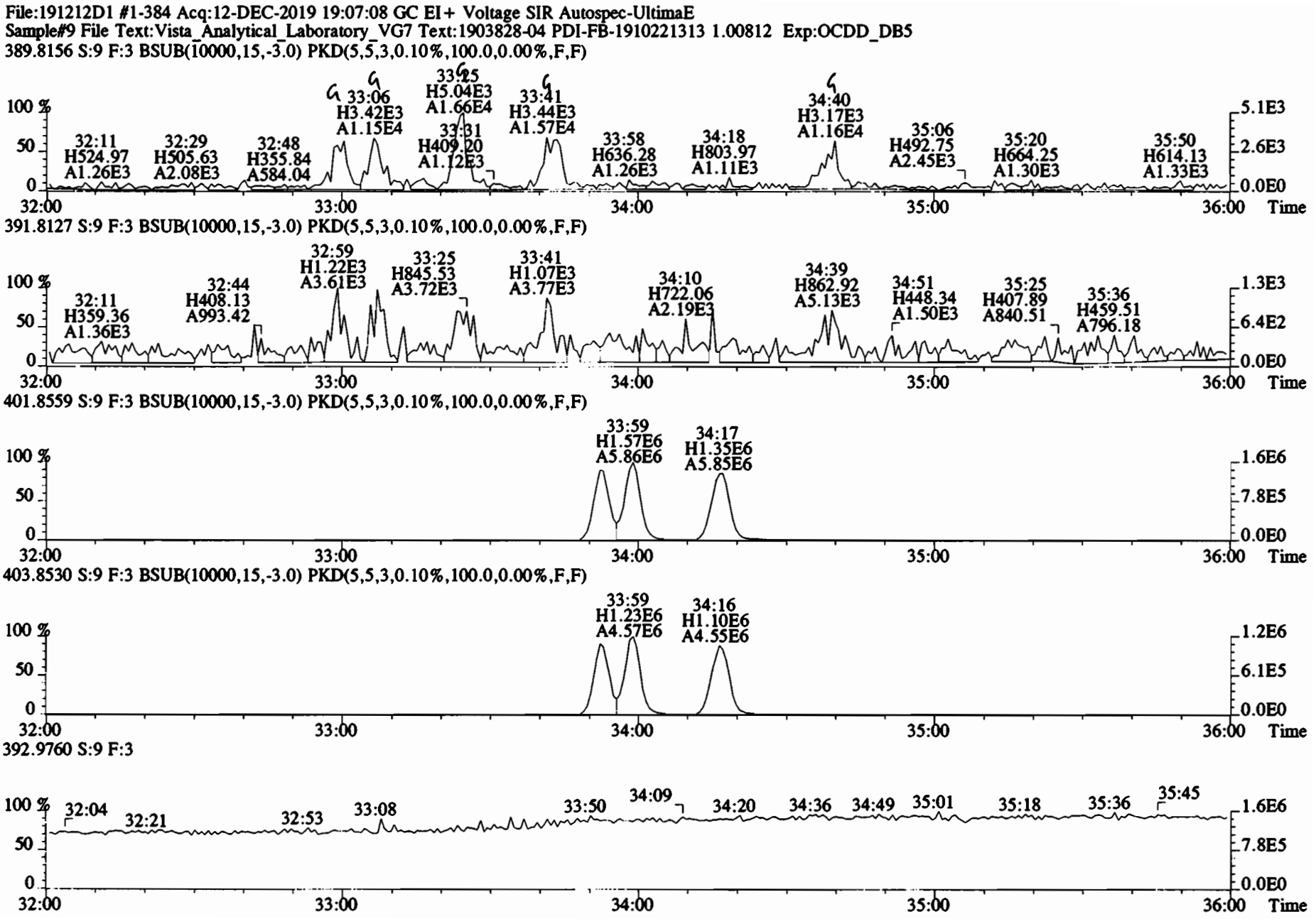
File:191212D1 #1-384 Acq:12-DEC-2019 19:07:08 GC EI+ Voltage SIR Autospec-UltimaE
Sample#9 File Text:Vista_Analytical_Laboratory_VG7 Text:1903828-04 PDI-FB-1910221313 1.00812 Exp:OCDD_DB5
389.8156 S:9 F:3 BSUB(10000,15,-3.0) PKD(5,5,3,0.10%,100.0,0.00%,F,F)
32:11 H524.97 A1.26E3
32:29 H505.63 A2.08E3
32:48 H355.84 A584.04
33:06 H3.42E3 A1.15E4
33:25 H5.04E3 A1.66E4
33:31 H409.20 A1.12E3
33:41 H3.44E3 A1.57E4
33:58 H636.28 A1.26E3
34:18 H803.97 A1.11E3
34:40 H3.17E3 A1.16E4
35:06 H492.75 A2.45E3
35:20 H664.25 A1.30E3
35:50 H614.13 A1.33E3
391.8127 S:9 F:3 BSUB(10000,15,-3.0) PKD(5,5,3,0.10%,100.0,0.00%,F,F)
32:11 H359.36 A1.36E3
32:44 H408.13 A993.42
32:59 H1.22E3 A3.61E3
33:25 H845.53 A3.72E3
33:41 H1.07E3 A3.77E3
34:10 H722.06 A2.19E3
34:39 H862.92 A5.13E3
34:51 H448.34 A1.50E3
35:25 H407.89 A840.51
35:36 H459.51 A796.18
401.8559 S:9 F:3 BSUB(10000,15,-3.0) PKD(5,5,3,0.10%,100.0,0.00%,F,F)
33:59 H1.57E6 A5.86E6
34:17 H1.35E6 A5.85E6
403.8530 S:9 F:3 BSUB(10000,15,-3.0) PKD(5,5,3,0.10%,100.0,0.00%,F,F)
33:59 H1.23E6 A4.57E6
34:16 H1.10E6 A4.55E6
392.9760 S:9 F:3
32:04
32:21
32:53
33:08
33:50
34:09
34:20
34:36
34:49
35:01
35:18
35:36
35:45
100 %
50
0
32:00
33:00
34:00
35:00
36:00
Time
5.1E3
2.6E3
0.0E0
1.3E3
6.4E2
1.6E6
7.8E5
1.2E6
6.1E5

File:191212D1 #1-384 Acq:12-DEC-2019 19:07:08 GC EI+ Voltage SIR Autospec-UltimaE
Sample#9 File Text:Vista_Analytical_Laboratory_VG7 Text:1903828-04 PDI-FB-1910221313 1.00812 Exp:OCDD_DB5
401.8559 S:9 F:3 BSUB(10000,15,-3.0) PKD(5,5,3,0.10%,100.0,0.00%,F,F)

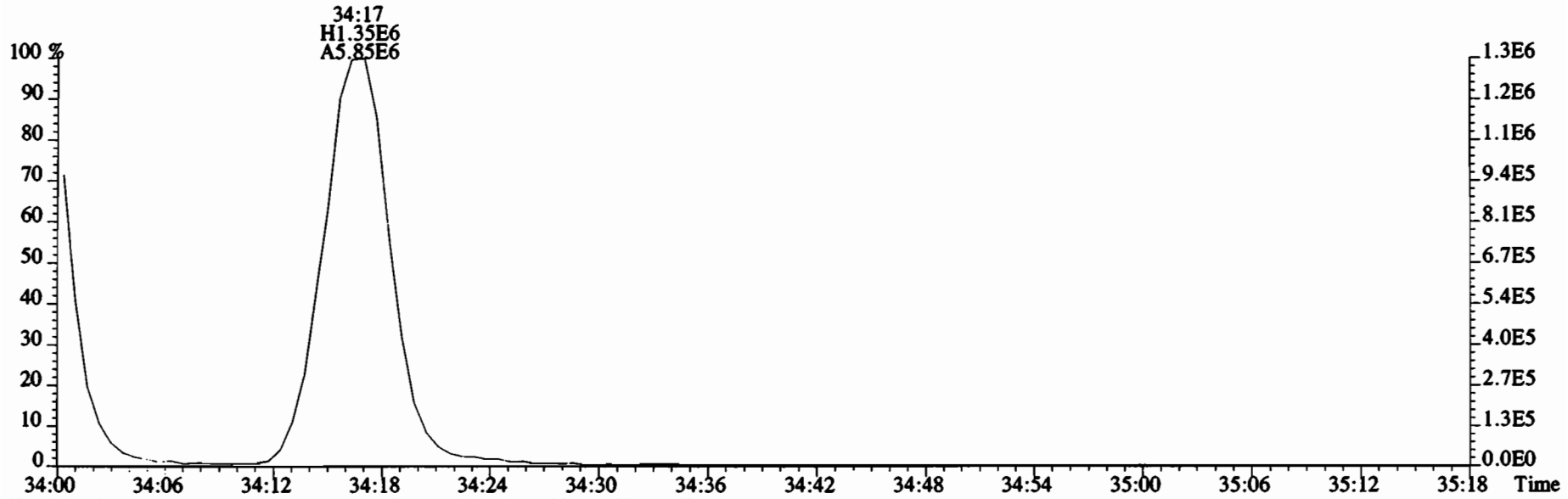

403.8530 S:9 F:3 BSUB(10000,15,-3.0) PKD(5,5,3,0.10%,100.0,0.00%,F,F)

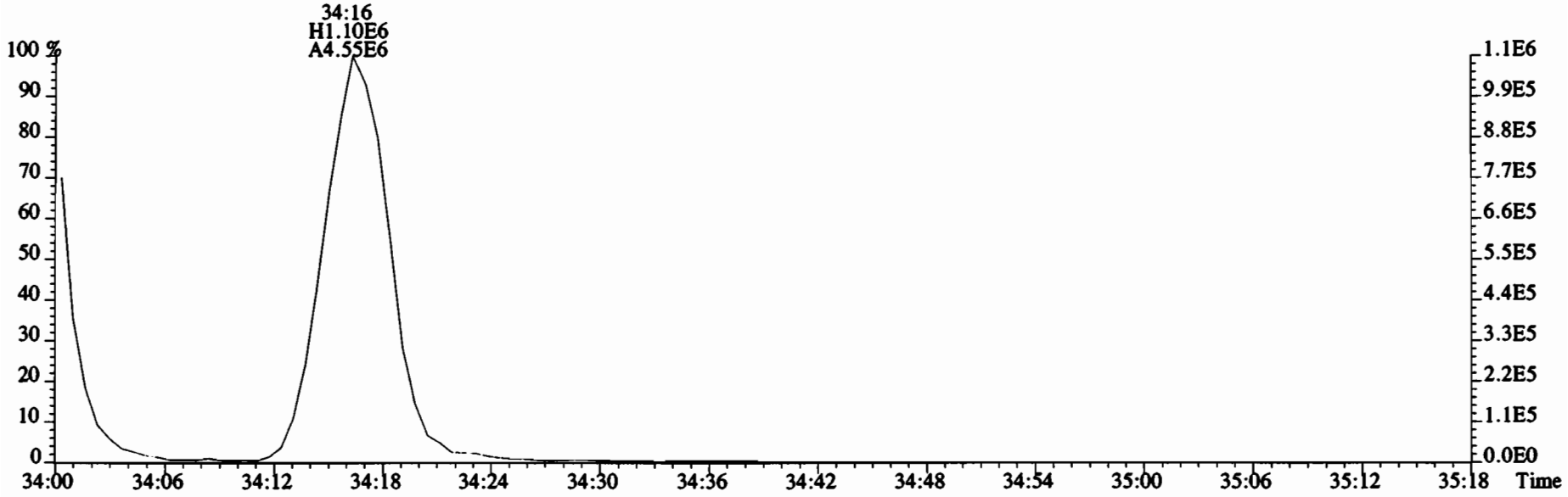

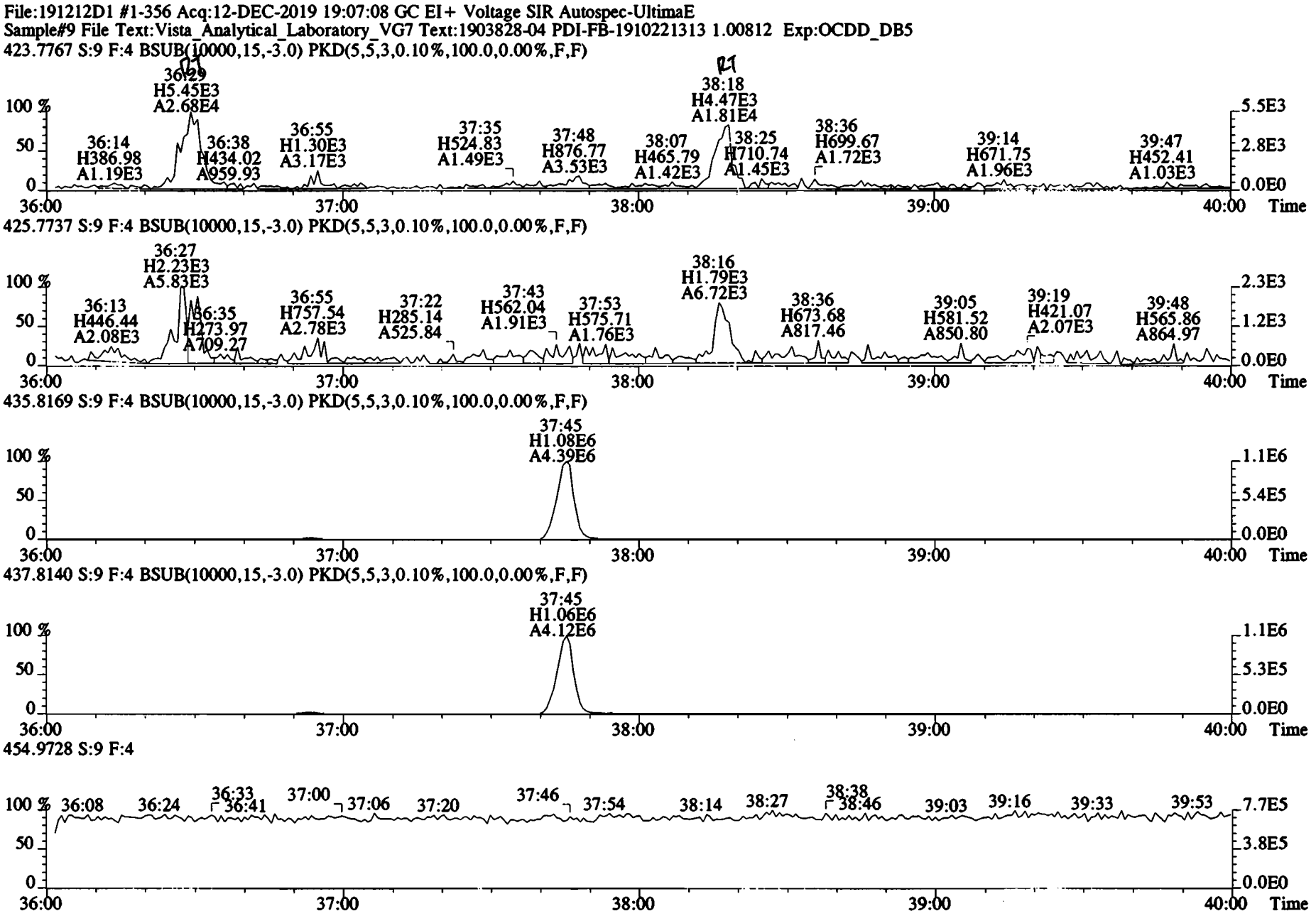
File:191212D1 #1-356 Acq:12-DEC-2019 19:07:08 GC EI+ Voltage SIR Autospec-UltimaE
Sample#9 File Text:Vista_Analytical_Laboratory_VG7 Text:1903828-04 PDI-FB-1910221313 1.00812 Exp:OCDD_DB5
423.7767 S:9 F:4 BSUB(10000,15,-3.0) PKD(5,5,3,0.10%,100.0,0.00%,F,F)
36:29 H5.45E3 A2.68E4
38:18 H4.47E3 A1.81E4
36:14 H386.98 A1.19E3
36:38 H434.02 A959.93
36:55 H1.30E3 A3.17E3
37:35 H524.83 A1.49E3
37:48 H876.77 A3.53E3
38:07 H465.79 A1.42E3
38:25 H710.74 A1.45E3
38:36 H699.67 A1.72E3
39:14 H671.75 A1.96E3
39:47 H452.41 A1.03E3
425.7737 S:9 F:4 BSUB(10000,15,-3.0) PKD(5,5,3,0.10%,100.0,0.00%,F,F)
36:27 H2.23E3 A5.83E3
38:16 H1.79E3 A6.72E3
36:13 H446.44 A2.08E3
36:35 H273.97 A709.27
36:55 H757.54 A2.78E3
37:22 H285.14 A525.84
37:43 H562.04 A1.91E3
37:53 H575.71 A1.76E3
38:36 H673.68 A817.46
39:05 H581.52 A850.80
39:19 H421.07 A2.07E3
39:48 H565.86 A864.97
435.8169 S:9 F:4 BSUB(10000,15,-3.0) PKD(5,5,3,0.10%,100.0,0.00%,F,F)
37:45 H1.08E6 A4.39E6
437.8140 S:9 F:4 BSUB(10000,15,-3.0) PKD(5,5,3,0.10%,100.0,0.00%,F,F)
37:45 H1.06E6 A4.12E6
454.9728 S:9 F:4
36:08
36:24
36:33
36:41
37:00
37:06
37:20
37:46
37:54
38:14
38:27
38:38
38:46
39:03
39:16
39:33
39:53
100 %
50
0
36:00
37:00
38:00
39:00
40:00
Time
5.5E3
2.8E3
0.0E0
2.3E3
1.2E3
1.1E6
5.4E5
5.3E5
7.7E5
3.8E5

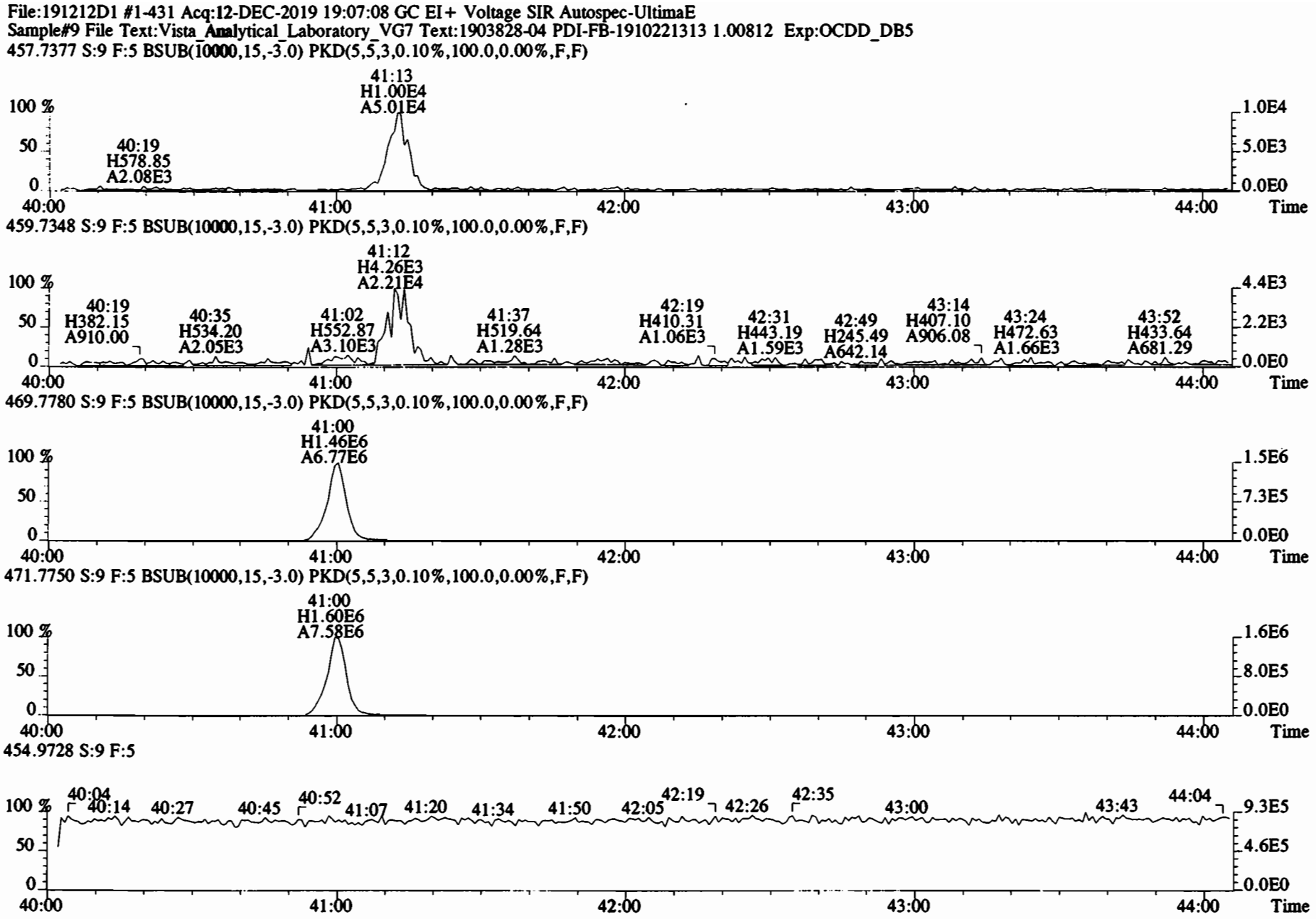
File:191212D1 #1-431 Acq:12-DEC-2019 19:07:08 GC EI+ Voltage SIR Autospec-UltimaE
Sample#9 File Text:Vista_Analytical_Laboratory_VG7 Text:1903828-04 PDI-FB-1910221313 1.00812 Exp:OCDD_DB5
457.7377 S:9 F:5 BSUB(10000,15,-3.0) PKD(5,5,3,0.10%,100.0,0.00%,F,F)
41:13
H1.00E4
A5.01E4
40:19
H578.85
A2.08E3
459.7348 S:9 F:5 BSUB(10000,15,-3.0) PKD(5,5,3,0.10%,100.0,0.00%,F,F)
41:12
H4.26E3
A2.21E4
40:19
H382.15
A910.00
40:35
H534.20
A2.05E3
41:02
H552.87
A3.10E3
41:37
H519.64
A1.28E3
42:19
H410.31
A1.06E3
42:31
H443.19
A1.59E3
42:49
H245.49
A642.14
43:14
H407.10
A906.08
43:24
H472.63
A1.66E3
43:52
H433.64
A681.29
469.7780 S:9 F:5 BSUB(10000,15,-3.0) PKD(5,5,3,0.10%,100.0,0.00%,F,F)
41:00
H1.46E6
A6.77E6
471.7750 S:9 F:5 BSUB(10000,15,-3.0) PKD(5,5,3,0.10%,100.0,0.00%,F,F)
41:00
H1.60E6
A7.58E6
454.9728 S:9 F:5
40:04
40:14
40:27
40:45
40:52
41:07
41:20
41:34
41:50
42:05
42:19
42:26
42:35
43:00
43:43
44:04
100 %
50
0
40:00
41:00
42:00
43:00
44:00
Time
1.0E4
5.0E3
0.0E0
4.4E3
2.2E3
1.5E6
7.3E5
1.6E6
8.0E5
9.3E5
4.6E5

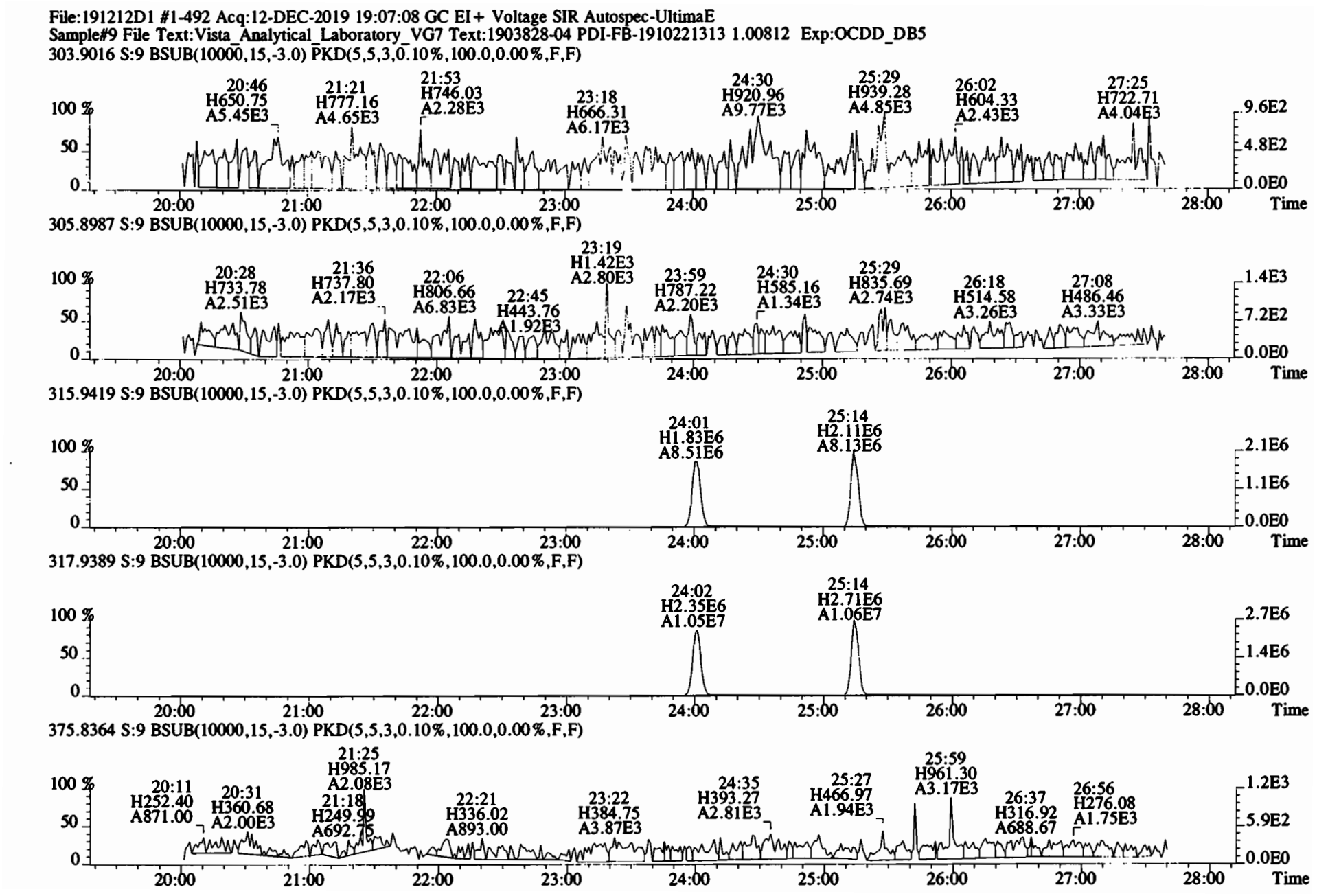
File:191212D1 #1-492 Acq:12-DEC-2019 19:07:08 GC EI+ Voltage SIR Autospec-UltimaE
Sample#9 File Text:Vista_Analytical_Laboratory_VG7 Text:1903828-04 PDI-FB-1910221313 1.00812 Exp:OCDD_DB5
303.9016 S:9 BSUB(10000,15,-3.0) PKD(5,5,3,0.10%,100.0,0.00%,F,F)
20:46 H650.75 A5.45E3
21:21 H777.16 A4.65E3
21:53 H746.03 A2.28E3
23:18 H666.31 A6.17E3
24:30 H920.96 A9.77E3
25:29 H939.28 A4.85E3
26:02 H604.33 A2.43E3
27:25 H722.71 A4.04E3
9.6E2
4.8E2
0.0E0
305.8987 S:9 BSUB(10000,15,-3.0) PKD(5,5,3,0.10%,100.0,0.00%,F,F)
20:28 H733.78 A2.51E3
21:36 H737.80 A2.17E3
22:06 H806.66 A6.83E3
22:45 H443.76 A1.92E3
23:19 H1.42E3 A2.80E3
23:59 H787.22 A2.20E3
24:30 H585.16 A1.34E3
25:29 H835.69 A2.74E3
26:18 H514.58 A3.26E3
27:08 H486.46 A3.33E3
1.4E3
7.2E2
0.0E0
315.9419 S:9 BSUB(10000,15,-3.0) PKD(5,5,3,0.10%,100.0,0.00%,F,F)
24:01 H1.83E6 A8.51E6
25:14 H2.11E6 A8.13E6
2.1E6
1.1E6
0.0E0
317.9389 S:9 BSUB(10000,15,-3.0) PKD(5,5,3,0.10%,100.0,0.00%,F,F)
24:02 H2.35E6 A1.05E7
25:14 H2.71E6 A1.06E7
2.7E6
1.4E6
0.0E0
375.8364 S:9 BSUB(10000,15,-3.0) PKD(5,5,3,0.10%,100.0,0.00%,F,F)
20:11 H252.40 A871.00
20:31 H360.68 A2.00E3
21:18 H249.99 A692.75
21:25 H985.17 A2.08E3
22:21 H336.02 A893.00
23:22 H384.75 A3.87E3
24:35 H393.27 A2.81E3
25:27 H466.97 A1.94E3
25:59 H961.30 A3.17E3
26:37 H316.92 A688.67
26:56 H276.08 A1.75E3
1.2E3
5.9E2
0.0E0
100 %
50
0
20:00
21:00
22:00
23:00
24:00
25:00
26:00
27:00
28:00
Time

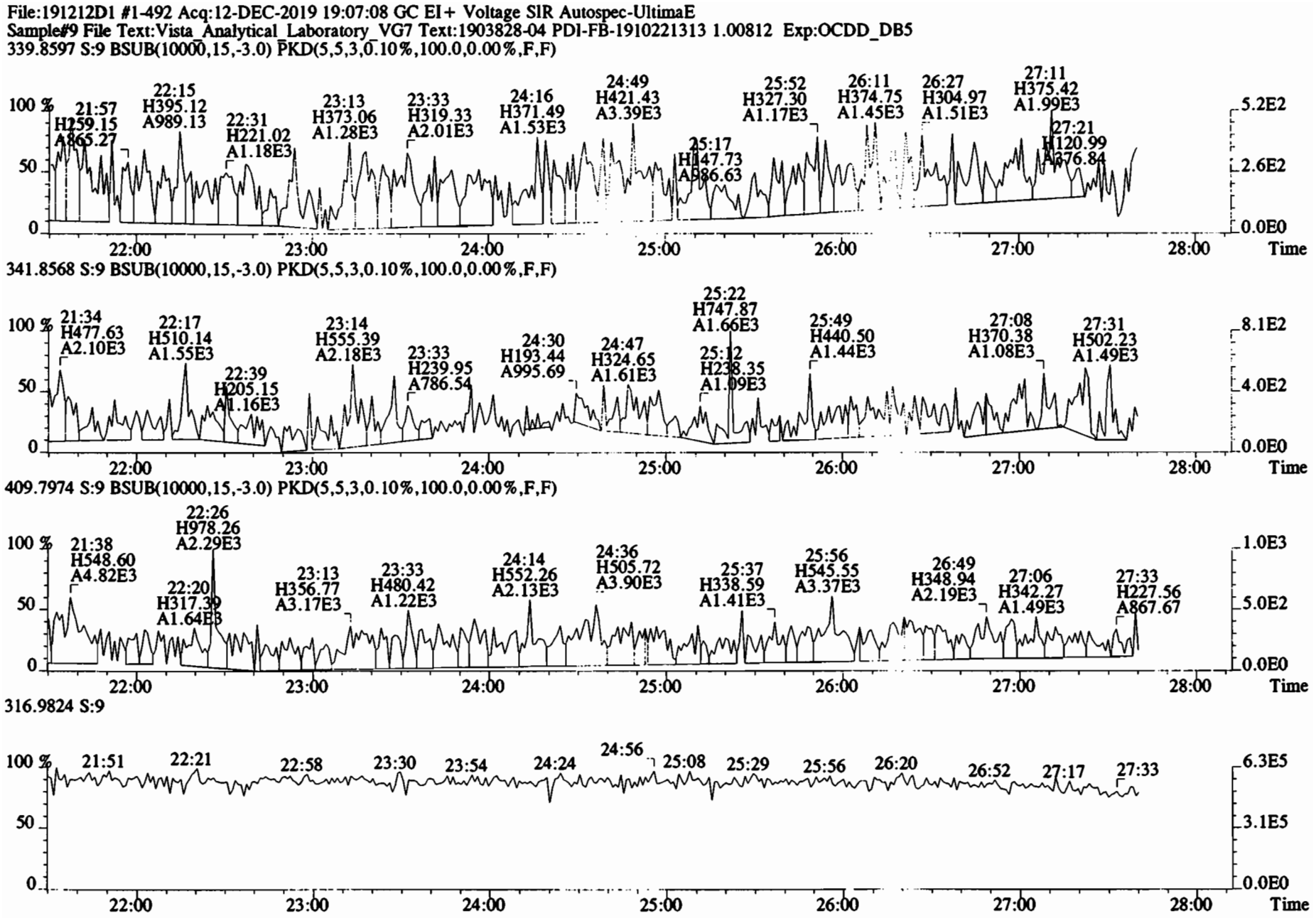
File:191212D1 #1-492 Acq:12-DEC-2019 19:07:08 GC EI+ Voltage SIR Autospec-UltimaE
Sample#9 File Text:Vista_Analytical_Laboratory_VG7 Text:1903828-04 PDI-FB-1910221313 1.00812 Exp:OCDD_DB5
339.8597 S:9 BSUB(10000,15,-3.0) PKD(5,5,3,0.10%,100.0,0.00%,F,F)
21:57 H259.15 A865.27
22:15 H395.12 A989.13
22:31 H221.02 A1.18E3
23:13 H373.06 A1.28E3
23:33 H319.33 A2.01E3
24:16 H371.49 A1.53E3
24:49 H421.43 A3.39E3
25:17 H147.73 A986.63
25:52 H327.30 A1.17E3
26:11 H374.75 A1.45E3
26:27 H304.97 A1.51E3
27:11 H375.42 A1.99E3
27:21 H120.99 A876.84
341.8568 S:9 BSUB(10000,15,-3.0) PKD(5,5,3,0.10%,100.0,0.00%,F,F)
21:34 H477.63 A2.10E3
22:17 H510.14 A1.55E3
22:39 H205.15 A1.16E3
23:14 H555.39 A2.18E3
23:33 H239.95 A786.54
24:30 H193.44 A995.69
24:47 H324.65 A1.61E3
25:12 H238.35 A1.09E3
25:22 H747.87 A1.66E3
25:49 H440.50 A1.44E3
27:08 H370.38 A1.08E3
27:31 H502.23 A1.49E3
409.7974 S:9 BSUB(10000,15,-3.0) PKD(5,5,3,0.10%,100.0,0.00%,F,F)
21:38 H548.60 A4.82E3
22:20 H317.39 A1.64E3
22:26 H978.26 A2.29E3
23:13 H356.77 A3.17E3
23:33 H480.42 A1.22E3
24:14 H552.26 A2.13E3
24:36 H505.72 A3.90E3
25:37 H338.59 A1.41E3
25:56 H545.55 A3.37E3
26:49 H348.94 A2.19E3
27:06 H342.27 A1.49E3
27:33 H227.56 A867.67
316.9824 S:9
21:51
22:21
22:58
23:30
23:54
24:24
24:56
25:08
25:29
25:56
26:20
26:52
27:17
27:33
100 %
50
0
5.2E2
2.6E2
0.0E0
8.1E2
4.0E2
1.0E3
5.0E2
6.3E5
3.1E5
22:00
23:00
24:00
25:00
26:00
27:00
28:00
Time

File:191212D1 #1-211 Acq:12-DEC-2019 19:07:08 GC EI+ Voltage SIR Autospec-UltimaE
Sample#9 File Text:Vista_Analytical_Laboratory_VG7 Text:1903828-04 PDI-FB-1910221313 1.00812 Exp:OCDD_DB5
339.8597 S:9 F:2 BSUB(10000,15,-3.0) PKD(5,5,3,0.10%,100.0,0.00%,F,F)

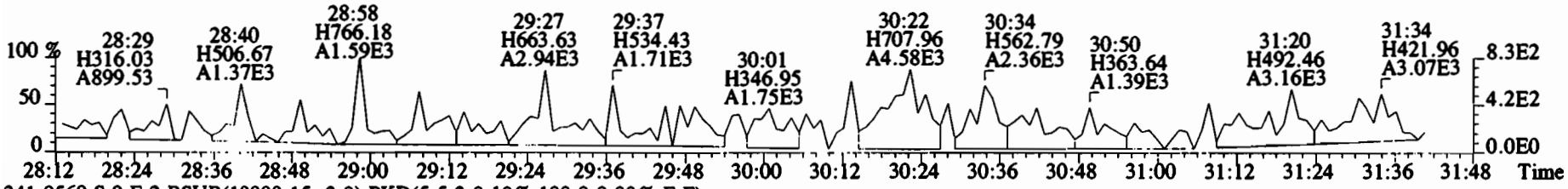

341.8568 S:9 F:2 BSUB(10000,15,-3.0) PKD(5,5,3,0.10%,100.0,0.00%,F,F)

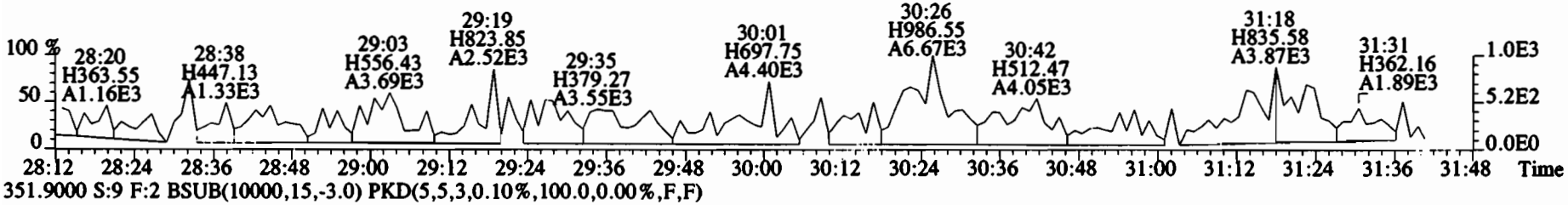

351.9000 S:9 F:2 BSUB(10000,15,-3.0) PKD(5,5,3,0.10%,100.0,0.00%,F,F)

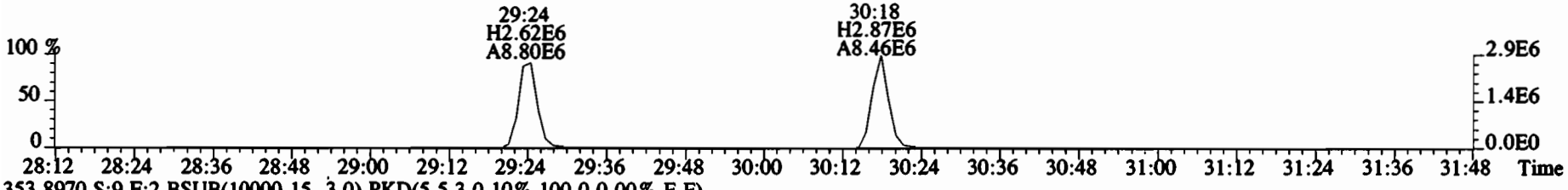

353.8970 S:9 F:2 BSUB(10000,15,-3.0) PKD(5,5,3,0.10%,100.0,0.00%,F,F)

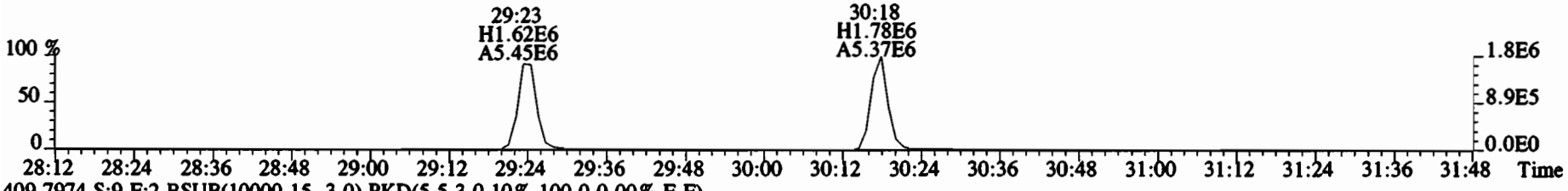

409.7974 S:9 F:2 BSUB(10000,15,-3.0) PKD(5,5,3,0.10%,100.0,0.00%,F,F)

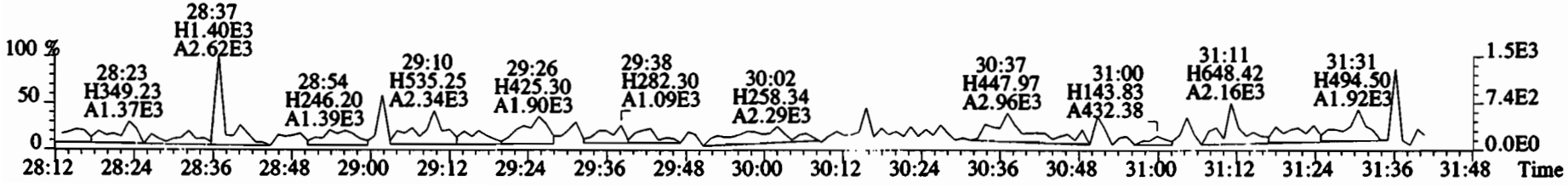

File:191212D1 #1-384 Acq:12-DEC-2019 19:07:08 GC EI+ Voltage SIR Autospec-UltimaE
Sample#9 File Text:Vista_Analytical_Laboratory_VG7 Text:1903828-04 PDI-FB-1910221313 1.00812 Exp:OCDD_DB5
373.8207 S:9 F:3 BSUB(10000,15,-3.0) PKD(5,5,3,0.10%,100.0,0.00%,F,F)

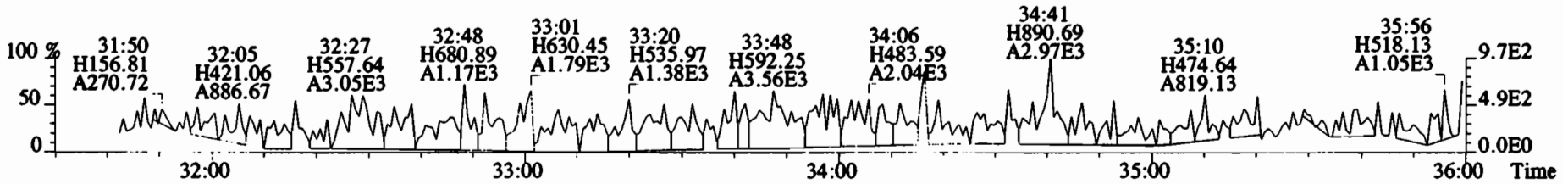

375.8178 S:9 F:3 BSUB(10000,15,-3.0) PKD(5,5,3,0.10%,100.0,0.00%,F,F)

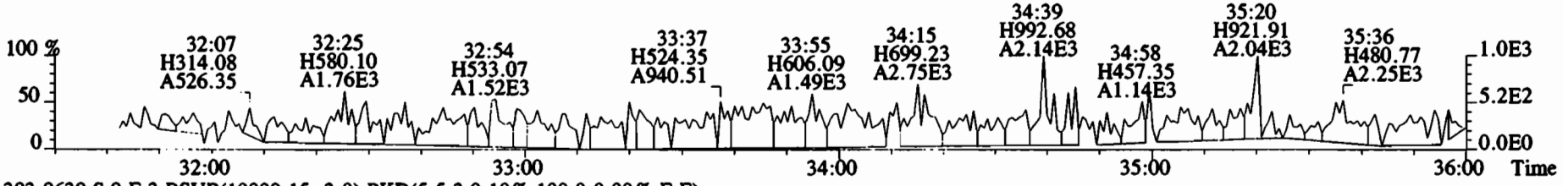

383.8639 S:9 F:3 BSUB(10000,15,-3.0) PKD(5,5,3,0.10%,100.0,0.00%,F,F)

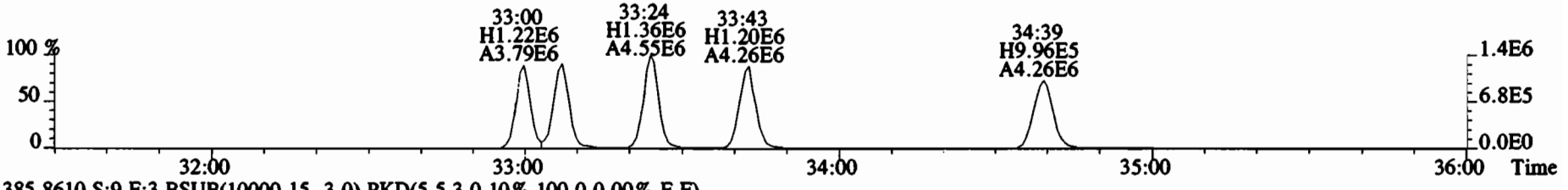

385.8610 S:9 F:3 BSUB(10000,15,-3.0) PKD(5,5,3,0.10%,100.0,0.00%,F,F)

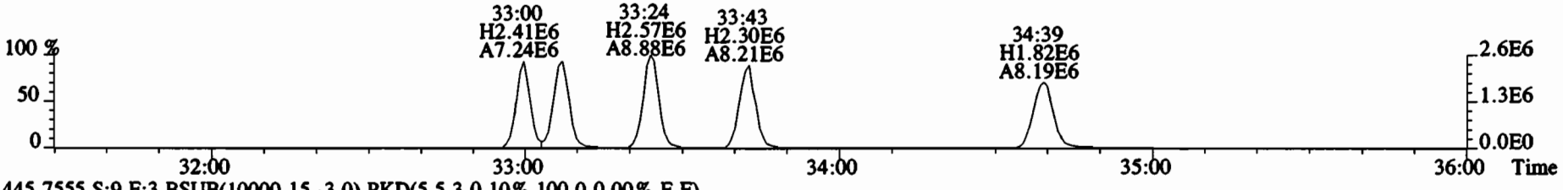

445.7555 S:9 F:3 BSUB(10000,15,-3.0) PKD(5,5,3,0.10%,100.0,0.00%,F,F)

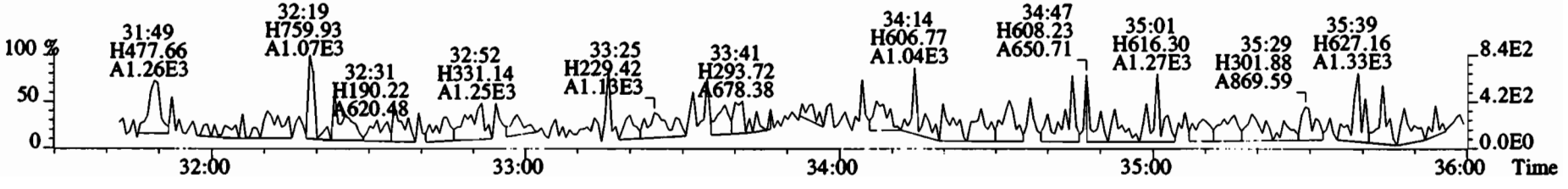

File:191212D1 #1-384 Acq:12-DEC-2019 19:07:08 GC EI+ Voltage SIR Autospec-UltimaE
Sample#9 File Text:Vista_Analytical_Laboratory_VG7 Text:1903828-04 PDI-FB-1910221313 1.00812 Exp:OCDD_DB5
383.8639 S:9 F:3 BSUB(10000,15,-3.0) PKD(5,5,3,0.10%,100.0,0.00%,F,F)

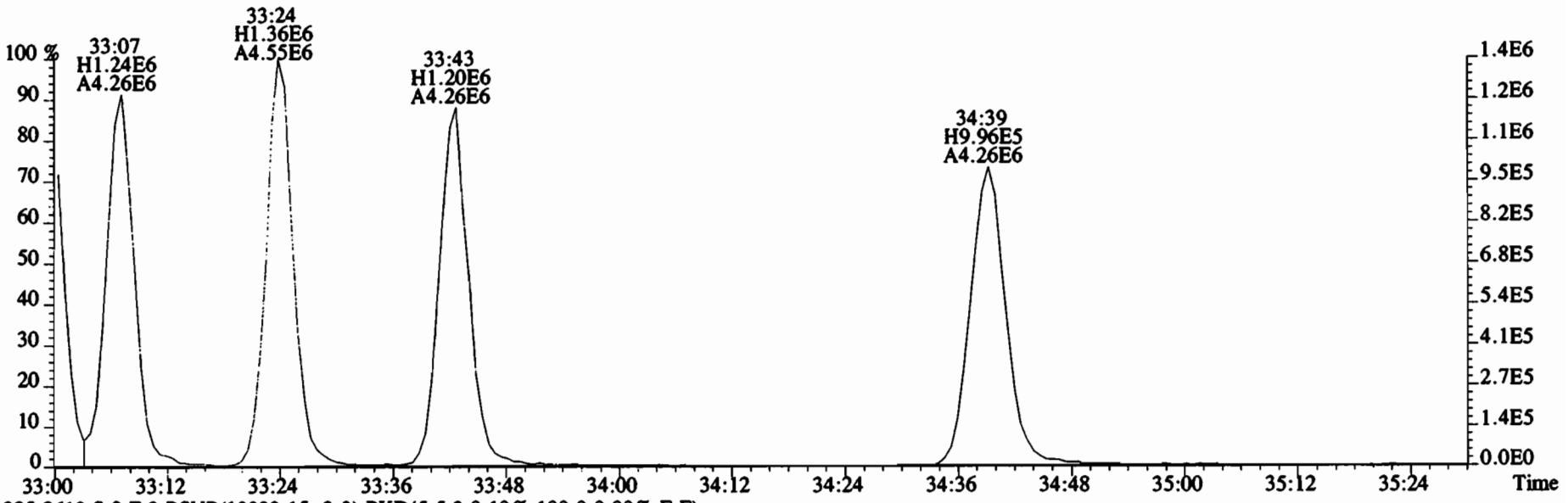

385.8610 S:9 F:3 BSUB(10000,15,-3.0) PKD(5,5,3,0.10%,100.0,0.00%,F,F)

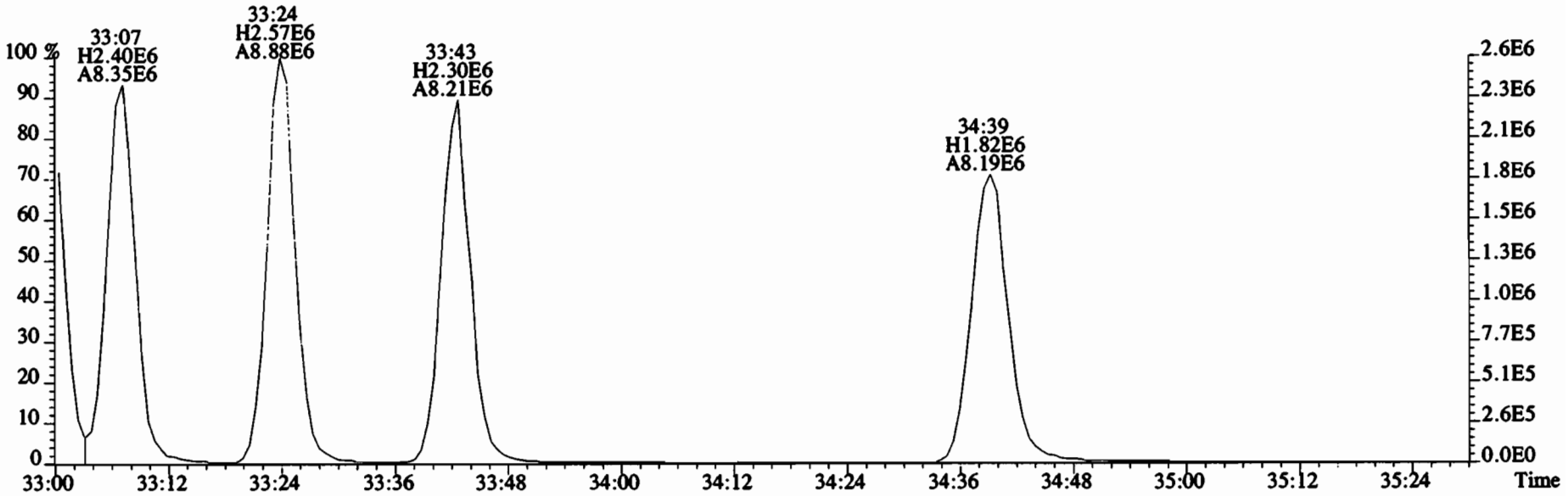

File:191212D1 #1-356 Acq:12-DEC-2019 19:07:08 GC EI+ Voltage SIR Autospec-UltimaE
Sample#9 File Text:Vista_Analytical_Laboratory_VG7 Text:1903828-04 PDI-FB-1910221313 1.00812 Exp:OCDD_DB5

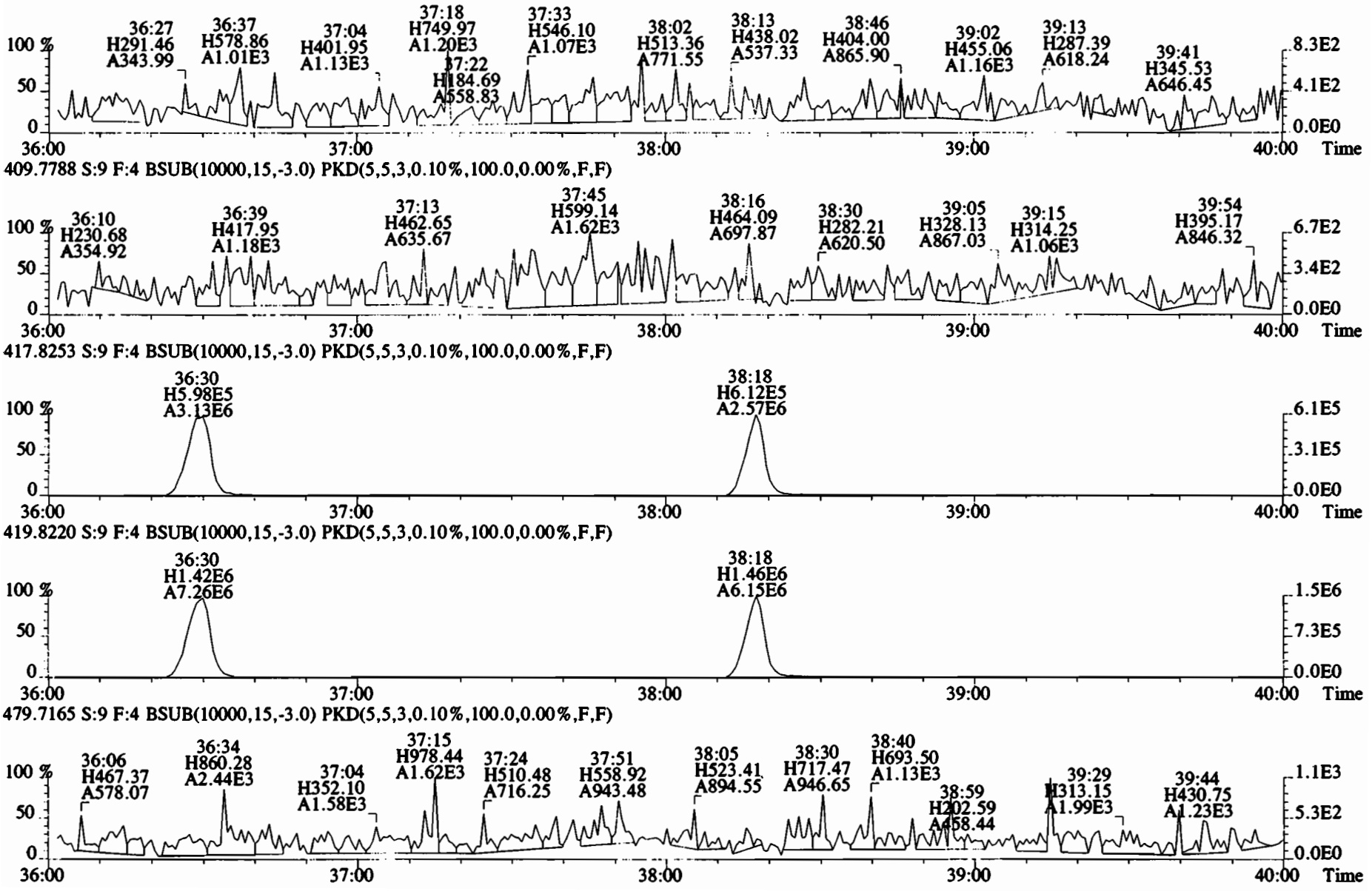

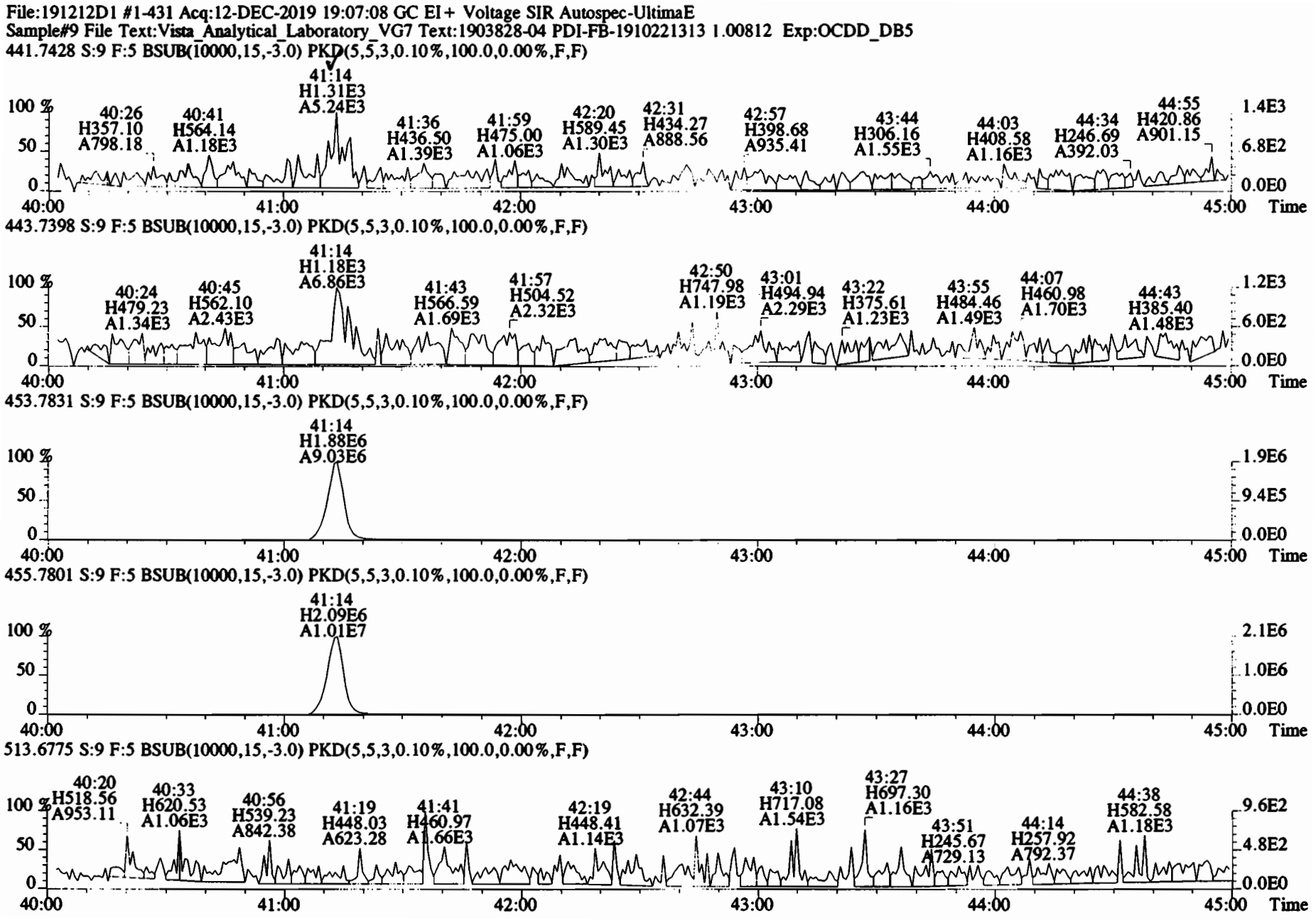
File:191212D1 #1-431 Acq:12-DEC-2019 19:07:08 GC EI+ Voltage SIR Autospec-UltimaE
Sample#9 File Text:Vista_Analytical_Laboratory_VG7 Text:1903828-04 PDI-FB-1910221313 1.00812 Exp:OCDD_DB5
441.7428 S:9 F:5 BSUB(10000,15,-3.0) PKD(5,5,3,0.10%,100.0,0.00%,F,F)
41:14 H1.31E3 A5.24E3
40:26 H357.10 A798.18
40:41 H564.14 A1.18E3
41:36 H436.50 A1.39E3
41:59 H475.00 A1.06E3
42:20 H589.45 A1.30E3
42:31 H434.27 A888.56
42:57 H398.68 A935.41
43:44 H306.16 A1.55E3
44:03 H408.58 A1.16E3
44:34 H246.69 A392.03
44:55 H420.86 A901.15
1.4E3
6.8E2
0.0E0
443.7398 S:9 F:5 BSUB(10000,15,-3.0) PKD(5,5,3,0.10%,100.0,0.00%,F,F)
41:14 H1.18E3 A6.86E3
40:24 H479.23 A1.34E3
40:45 H562.10 A2.43E3
41:43 H566.59 A1.69E3
41:57 H504.52 A2.32E3
42:50 H747.98 A1.19E3
43:01 H494.94 A2.29E3
43:22 H375.61 A1.23E3
43:55 H484.46 A1.49E3
44:07 H460.98 A1.70E3
44:43 H385.40 A1.48E3
1.2E3
6.0E2
0.0E0
453.7831 S:9 F:5 BSUB(10000,15,-3.0) PKD(5,5,3,0.10%,100.0,0.00%,F,F)
41:14 H1.88E6 A9.03E6
1.9E6
9.4E5
0.0E0
455.7801 S:9 F:5 BSUB(10000,15,-3.0) PKD(5,5,3,0.10%,100.0,0.00%,F,F)
41:14 H2.09E6 A1.01E7
2.1E6
1.0E6
0.0E0
513.6775 S:9 F:5 BSUB(10000,15,-3.0) PKD(5,5,3,0.10%,100.0,0.00%,F,F)
40:20 H518.56 A953.11
40:33 H620.53 A1.06E3
40:56 H539.23 A842.38
41:19 H448.03 A623.28
41:41 H460.97 A1.66E3
42:19 H448.41 A1.14E3
42:44 H632.39 A1.07E3
43:10 H717.08 A1.54E3
43:27 H697.30 A1.16E3
43:51 H245.67 A729.13
44:14 H257.92 A792.37
44:38 H582.58 A1.18E3
9.6E2
4.8E2
0.0E0
100 %
50
0
40:00
41:00
42:00
43:00
44:00
45:00
Time

File:191212D1 #1-431 Acq:12-DEC-2019 19:07:08 GC EI+ Voltage SIR Autospec-UltimaE
Sample#9 File Text:Vista_Analytical_Laboratory_VG7 Text:1903828-04 PDI-FB-1910221313 1.00812 Exp:OCDD_DB5
441.7428 S:9 F:5 BSUB(10000,15,-3.0) PKD(5,5,3,0.10%,100.0,0.00%,F,F)

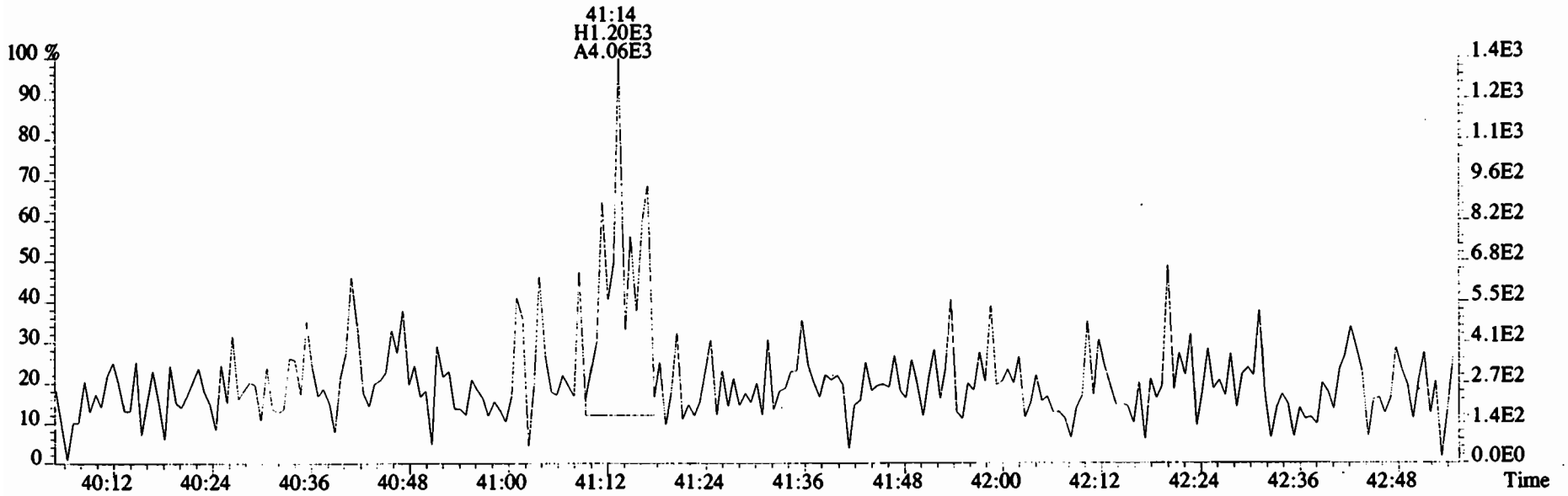

443.7398 S:9 F:5 BSUB(10000,15,-3.0) PKD(5,5,3,0.10%,100.0,0.00%,F,F)

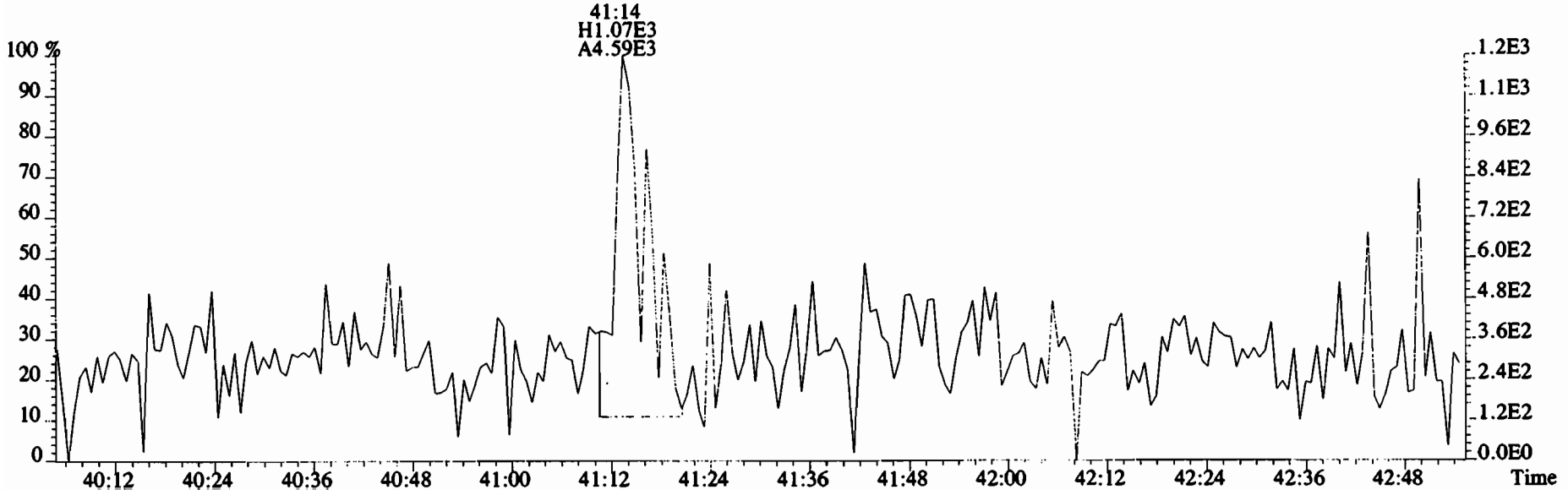

Client ID: PDI-RB-1910221318 Filename: 191212D1 S:10 Acq:12-DEC-19 19:54:57 ConCal: ST191212D1-1
Lab ID: 1903828-05 GC Column ID: ZB-5MS ICal: 1613VG7-10-9-19 wt/vol: 0.996 EndCAL: NA

	Name	Resp	RA		RRF	RT	Conc	Qual	noise	Fac	DL
	2,3,7,8-TCDD	*	*	n	0.91	NotFnd	*		174	2.5	0.633
	1,2,3,7,8-PeCDD	*	*	n	0.90	NotFnd	*		274	2.5	1.07
	1,2,3,4,7,8-HxCDD	*	*	n	1.10	NotFnd	*		191	2.5	1.07
	1,2,3,6,7,8-HxCDD	*	*	n	0.94	NotFnd	*		191	2.5	1.23
	1,2,3,7,8,9-HxCDD	*	*	n	0.96	NotFnd	*		191	2.5	1.20
	1,2,3,4,6,7,8-HpCDD	*	*	n	0.98	NotFnd	*		235	2.5	1.55
	OCDD	*	*	n	0.96	NotFnd	*		161	2.5	1.37
	2,3,7,8-TCDF	*	*	n	0.95	NotFnd	*		223	2.5	0.558
	1,2,3,7,8-PeCDF	*	*	n	0.96	NotFnd	*		230	2.5	0.845
	2,3,4,7,8-PeCDF	*	*	n	1.01	NotFnd	*		230	2.5	0.745
	1,2,3,4,7,8-HxCDF	*	*	n	1.18	NotFnd	*		188	2.5	0.468
	1,2,3,6,7,8-HxCDF	*	*	n	1.07	NotFnd	*		188	2.5	0.481
	2,3,4,6,7,8-HxCDF	*	*	n	1.11	NotFnd	*		188	2.5	0.471
	1,2,3,7,8,9-HxCDF	*	*	n	1.06	NotFnd	*		188	2.5	0.649
	1,2,3,4,6,7,8-HpCDF	*	*	n	1.13	NotFnd	*		143	2.5	0.623
	1,2,3,4,7,8,9-HpCDF	*	*	n	1.28	NotFnd	*		143	2.5	0.577
	OCDF	3.88e+04	0.91	y	0.95	41:14	11.552		*	2.5	*
IS	13C-2,3,7,8-TCDD	1.02e+07	0.78	y	1.10	26:04	1786.5				
IS	13C-1,2,3,7,8-PeCDD	7.45e+06	0.64	y	0.88	30:35	1622.4				
IS	13C-1,2,3,4,7,8-HxCDD	7.19e+06	1.29	y	0.64	33:53	1732.7				
IS	13C-1,2,3,6,7,8-HxCDD	8.12e+06	1.30	y	0.86	34:00	1470.0				
IS	13C-1,2,3,7,8,9-HxCDD	8.07e+06	1.27	y	0.81	34:18	1547.9				
IS	13C-1,2,3,4,6,7,8-HpCDD	6.30e+06	1.05	y	0.65	37:45	1492.0				
IS	13C-OCDD	1.07e+07	0.89	y	0.58	41:00	2858.6				
IS	13C-2,3,7,8-TCDF	1.51e+07	0.79	y	1.03	25:16	1656.1				
IS	13C-1,2,3,7,8-PeCDF	1.16e+07	1.58	y	0.85	29:25	1535.4				
IS	13C-2,3,4,7,8-PeCDF	1.18e+07	1.59	y	0.85	30:18	1575.0				
IS	13C-1,2,3,4,7,8-HxCDF	8.84e+06	0.52	y	0.83	33:00	1645.9				
IS	13C-1,2,3,6,7,8-HxCDF	1.02e+07	0.51	y	1.03	33:08	1527.8				
IS	13C-2,3,4,6,7,8-HxCDF	1.05e+07	0.52	y	0.95	33:43	1707.8				
IS	13C-1,2,3,7,8,9-HxCDF	9.41e+06	0.52	y	0.83	34:40	1760.4				
IS	13C-1,2,3,4,6,7,8-HpCDF	7.38e+06	0.43	y	0.76	36:30	1508.7				
IS	13C-1,2,3,4,7,8,9-HpCDF	6.35e+06	0.42	y	0.58	38:18	1690.6				
IS	13C-OCDF	1.42e+07	0.90	y	0.69	41:13	3200.3				
C/Up	37Cl-2,3,7,8-TCDD	4.77e+06			1.20	26:04	765.11				
RS/RT	13C-1,2,3,4-TCDD	1.05e+07	0.80	y	1.00	25:30	2008.5				
RS	13C-1,2,3,4-TCDF	1.77e+07	0.79	y	1.00	24:03	2008.5				
RS/RT	13C-1,2,3,4,6,9-HxCDF	1.30e+07	0.51	y	1.00	33:25	2008.5				

Name	Conc	EMPC	Qual	noise	DL
Total Tetra-Dioxins	*	*		174	0.633
Total Penta-Dioxins	*	*		274	1.07
Total Hexa-Dioxins	*	*		191	1.17
Total Hepta-Dioxins	*	*		235	1.55
Total Tetra-Furans	*	*		223	0.558
Total Penta-Furans	0.0000	0.0000		230	0.793
Total Hexa-Furans	*	*		188	0.514
Total Hepta-Furans	*	*		143	0.603

	Rec	Qual
IS	89.0	
IS	80.8	
IS	86.3	
IS	73.2	
IS	77.1	
IS	74.3	
IS	71.2	
IS	82.5	
IS	76.4	
IS	78.4	
IS	81.9	
IS	76.1	
IS	85.0	
IS	87.6	
IS	75.1	
IS	84.2	
IS	79.7	
C/Up	95.2	

Integrations by Analyst: DB Date: 12/16/19

Reviewed by Analyst: CT Date: 12/17/19

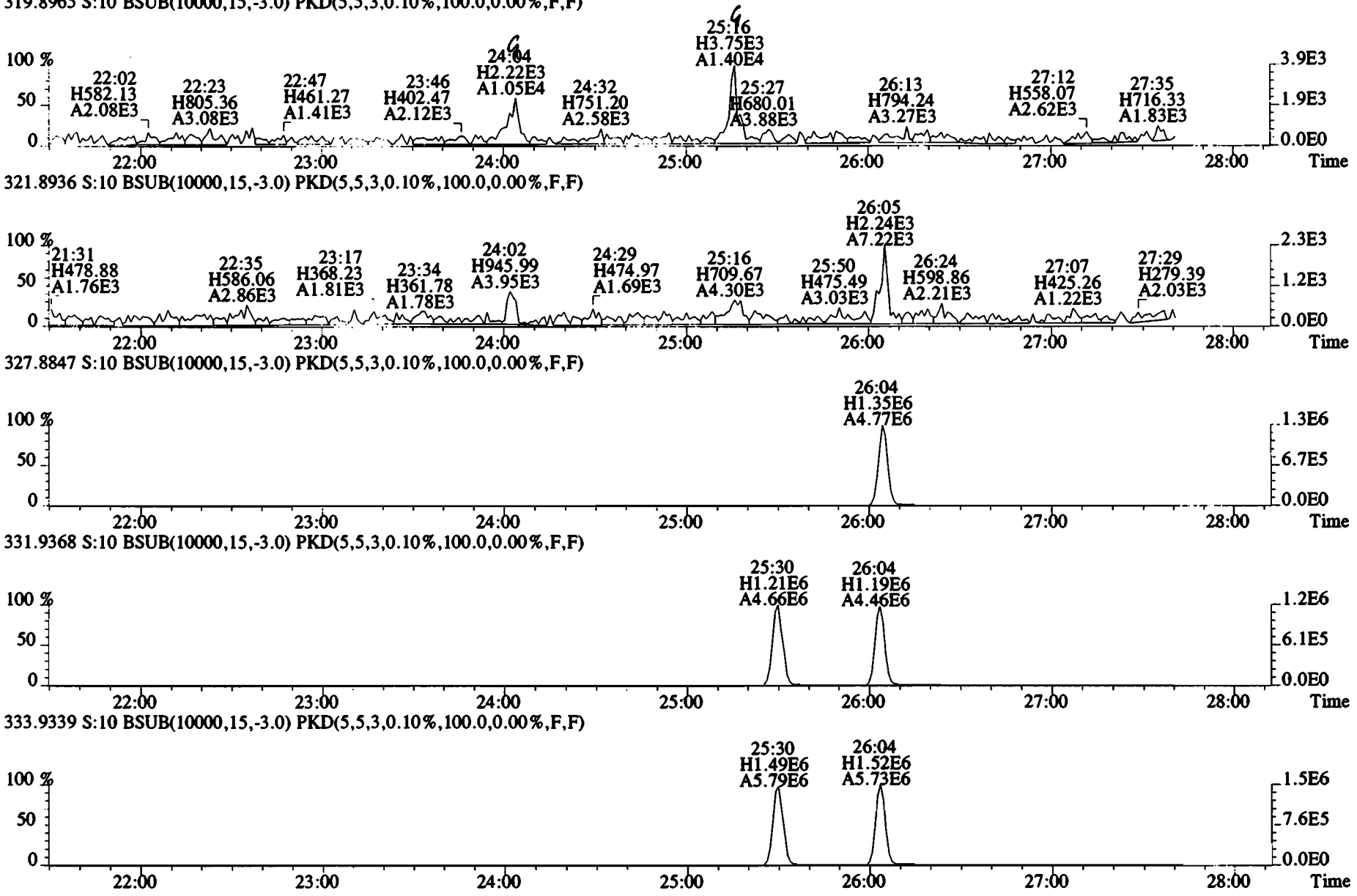
File:191212D1 #1-493 Acq:12-DEC-2019 19:54:57 GC EI+ Voltage SIR Autospec-UltimaE
Sample#10 File Text:Vista_Analytical_Laboratory_VG7 Text:1903828-05 PDI-RB-1910221318 0.99579 Exp:OCDD_DB5
319.8965 S:10 BSUB(10000,15,-3.0) PKD(5,5,3,0.10%,100.0,0.00%,F,F)
22:02 H582.13 A2.08E3
22:23 H805.36 A3.08E3
22:47 H461.27 A1.41E3
23:46 H402.47 A2.12E3
24:04 H2.22E3 A1.05E4
24:32 H751.20 A2.58E3
25:16 H3.75E3 A1.40E4
25:27 H680.01 A3.88E3
26:13 H794.24 A3.27E3
27:12 H558.07 A2.62E3
27:35 H716.33 A1.83E3
321.8936 S:10 BSUB(10000,15,-3.0) PKD(5,5,3,0.10%,100.0,0.00%,F,F)
21:31 H478.88 A1.76E3
22:35 H586.06 A2.86E3
23:17 H368.23 A1.81E3
23:34 H361.78 A1.78E3
24:02 H945.99 A3.95E3
24:29 H474.97 A1.69E3
25:16 H709.67 A4.30E3
25:50 H475.49 A3.03E3
26:05 H2.24E3 A7.22E3
26:24 H598.86 A2.21E3
27:07 H425.26 A1.22E3
27:29 H279.39 A2.03E3
327.8847 S:10 BSUB(10000,15,-3.0) PKD(5,5,3,0.10%,100.0,0.00%,F,F)
26:04 H1.35E6 A4.77E6
331.9368 S:10 BSUB(10000,15,-3.0) PKD(5,5,3,0.10%,100.0,0.00%,F,F)
25:30 H1.21E6 A4.66E6
26:04 H1.19E6 A4.46E6
333.9339 S:10 BSUB(10000,15,-3.0) PKD(5,5,3,0.10%,100.0,0.00%,F,F)
25:30 H1.49E6 A5.79E6
26:04 H1.52E6 A5.73E6
100 %
50
0
22:00
23:00
24:00
25:00
26:00
27:00
28:00
Time
3.9E3
1.9E3
0.0E0
2.3E3
1.2E3
1.3E6
6.7E5
1.2E6
6.1E5
1.5E6
7.6E5

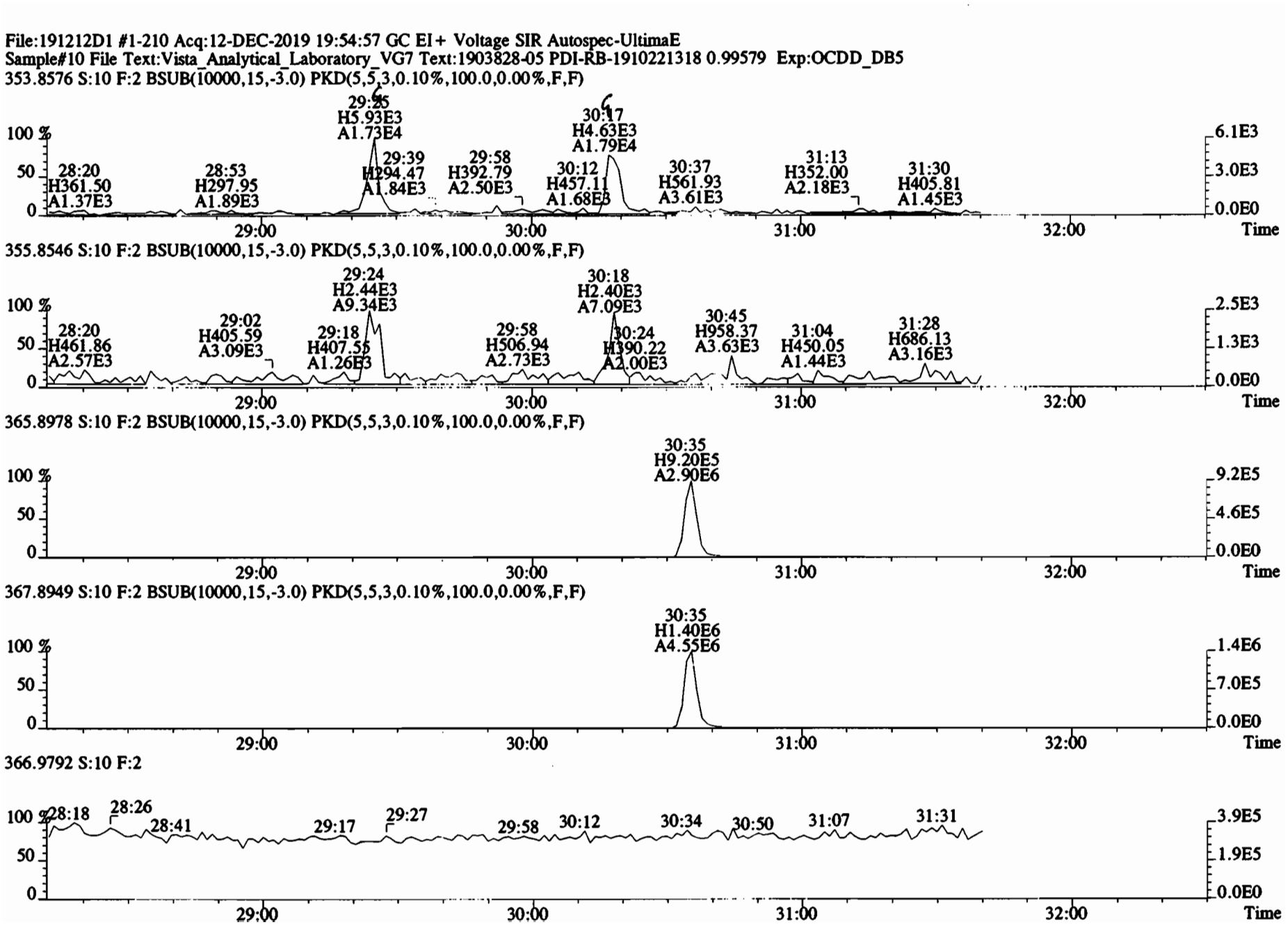
File:191212D1 #1-210 Acq:12-DEC-2019 19:54:57 GC EI+ Voltage SIR Autospec-UltimaE
Sample#10 File Text:Vista_Analytical_Laboratory_VG7 Text:1903828-05 PDI-RB-1910221318 0.99579 Exp:OCDD_DB5
353.8576 S:10 F:2 BSUB(10000,15,-3.0) PKD(5,5,3,0.10%,100.0,0.00%,F,F)
29:25 H5.93E3 A1.73E4
30:17 H4.63E3 A1.79E4
28:20 H361.50 A1.37E3
28:53 H297.95 A1.89E3
29:39 H294.47 A1.84E3
29:58 H392.79 A2.50E3
30:12 H457.11 A1.68E3
30:37 H561.93 A3.61E3
31:13 H352.00 A2.18E3
31:30 H405.81 A1.45E3
355.8546 S:10 F:2 BSUB(10000,15,-3.0) PKD(5,5,3,0.10%,100.0,0.00%,F,F)
29:24 H2.44E3 A9.34E3
30:18 H2.40E3 A7.09E3
28:20 H461.86 A2.57E3
29:02 H405.59 A3.09E3
29:18 H407.55 A1.26E3
29:58 H506.94 A2.73E3
30:24 H390.22 A2.00E3
30:45 H958.37 A3.63E3
31:04 H450.05 A1.44E3
31:28 H686.13 A3.16E3
365.8978 S:10 F:2 BSUB(10000,15,-3.0) PKD(5,5,3,0.10%,100.0,0.00%,F,F)
30:35 H9.20E5 A2.90E6
367.8949 S:10 F:2 BSUB(10000,15,-3.0) PKD(5,5,3,0.10%,100.0,0.00%,F,F)
30:35 H1.40E6 A4.55E6
366.9792 S:10 F:2
28:18
28:26
28:41
29:17
29:27
29:58
30:12
30:34
30:50
31:07
31:31
100 %
50
0
6.1E3
3.0E3
0.0E0
2.5E3
1.3E3
9.2E5
4.6E5
1.4E6
7.0E5
3.9E5
1.9E5
29:00
30:00
31:00
32:00
Time

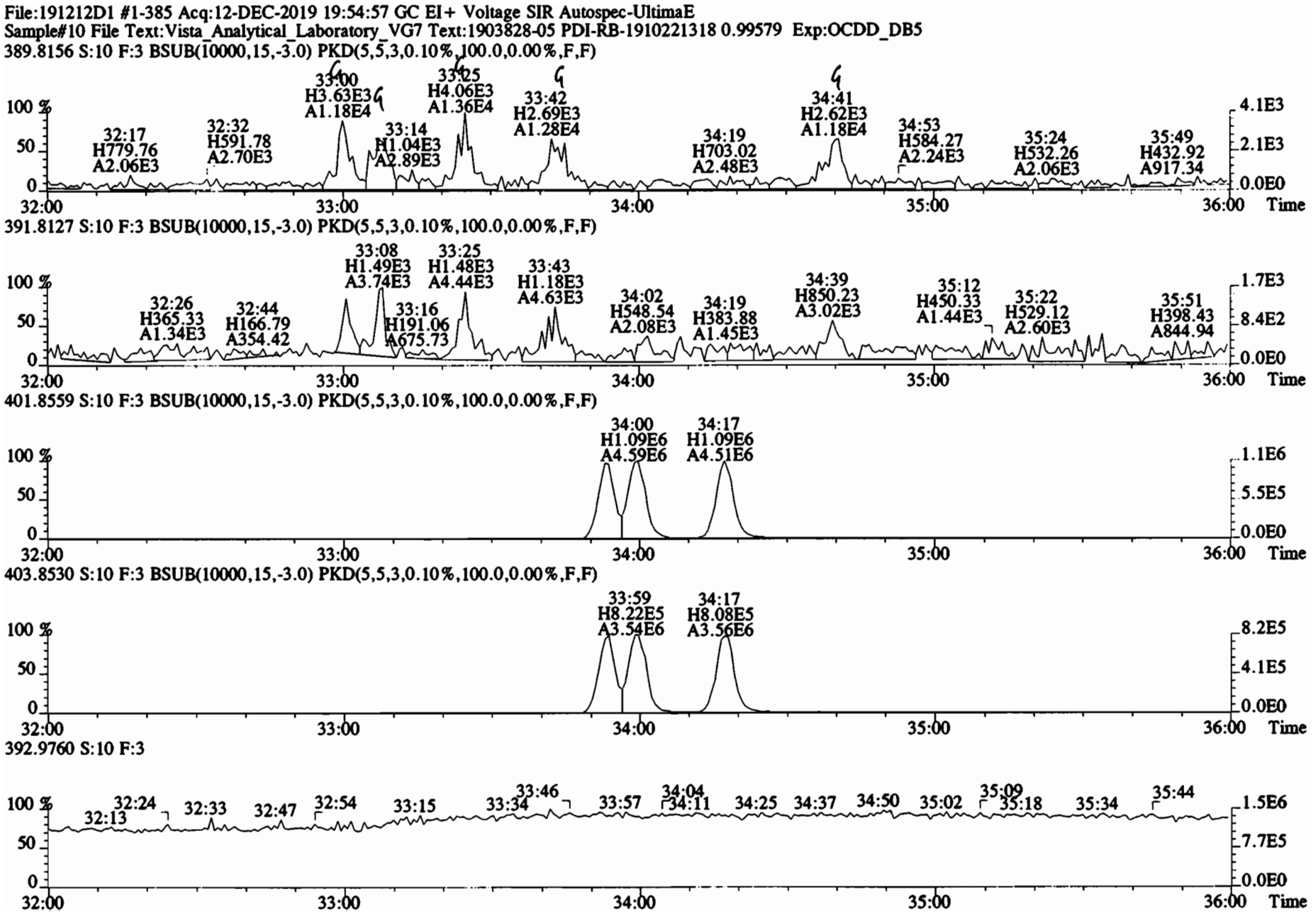
File:191212D1 #1-385 Acq:12-DEC-2019 19:54:57 GC EI+ Voltage SIR Autospec-UltimaE
Sample#10 File Text:Vista_Analytical_Laboratory_VG7 Text:1903828-05 PDI-RB-1910221318 0.99579 Exp:OCDD_DB5
389.8156 S:10 F:3 BSUB(10000,15,-3.0) PKD(5,5,3,0.10%,100.0,0.00%,F,F)
33:00 H3.63E3 A1.18E4
33:25 H4.06E3 A1.36E4
33:42 H2.69E3 A1.28E4
34:41 H2.62E3 A1.18E4
32:17 H779.76 A2.06E3
32:32 H591.78 A2.70E3
33:14 H1.04E3 A2.89E3
34:19 H703.02 A2.48E3
34:53 H584.27 A2.24E3
35:24 H532.26 A2.06E3
35:49 H432.92 A917.34
391.8127 S:10 F:3 BSUB(10000,15,-3.0) PKD(5,5,3,0.10%,100.0,0.00%,F,F)
33:08 H1.49E3 A3.74E3
33:25 H1.48E3 A4.44E3
33:43 H1.18E3 A4.63E3
32:26 H365.33 A1.34E3
32:44 H166.79 A354.42
33:16 H191.06 A675.73
34:02 H548.54 A2.08E3
34:19 H383.88 A1.45E3
34:39 H850.23 A3.02E3
35:12 H450.33 A1.44E3
35:22 H529.12 A2.60E3
35:51 H398.43 A844.94
401.8559 S:10 F:3 BSUB(10000,15,-3.0) PKD(5,5,3,0.10%,100.0,0.00%,F,F)
34:00 H1.09E6 A4.59E6
34:17 H1.09E6 A4.51E6
403.8530 S:10 F:3 BSUB(10000,15,-3.0) PKD(5,5,3,0.10%,100.0,0.00%,F,F)
33:59 H8.22E5 A3.54E6
34:17 H8.08E5 A3.56E6
392.9760 S:10 F:3
32:13
32:24
32:33
32:47
32:54
33:15
33:34
33:46
33:57
34:04
34:11
34:25
34:37
34:50
35:02
35:09
35:18
35:34
35:44
100 %
50
0
32:00
33:00
34:00
35:00
36:00
Time
4.1E3
2.1E3
0.0E0
1.7E3
8.4E2
1.1E6
5.5E5
8.2E5
4.1E5
1.5E6
7.7E5

File:191212D1 #1-385 Acq:12-DEC-2019 19:54:57 GC EI+ Voltage SIR Autospec-UltimaE
Sample#10 File Text:Vista_Analytical_Laboratory_VG7 Text:1903828-05 PDI-RB-1910221318 0.99579 Exp:OCDD_DB5
401.8559 S:10 F:3 BSUB(10000,15,-3.0) PKD(5,5,3,0.10%,100.0,0.00%,F,F)

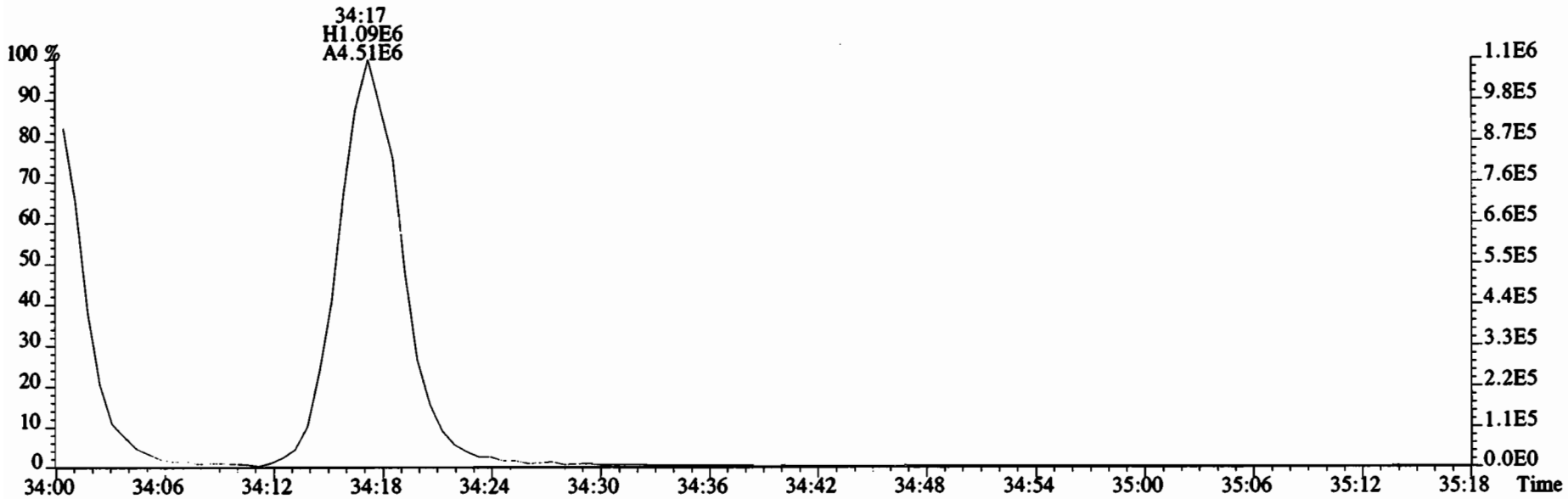

403.8530 S:10 F:3 BSUB(10000,15,-3.0) PKD(5,5,3,0.10%,100.0,0.00%,F,F)

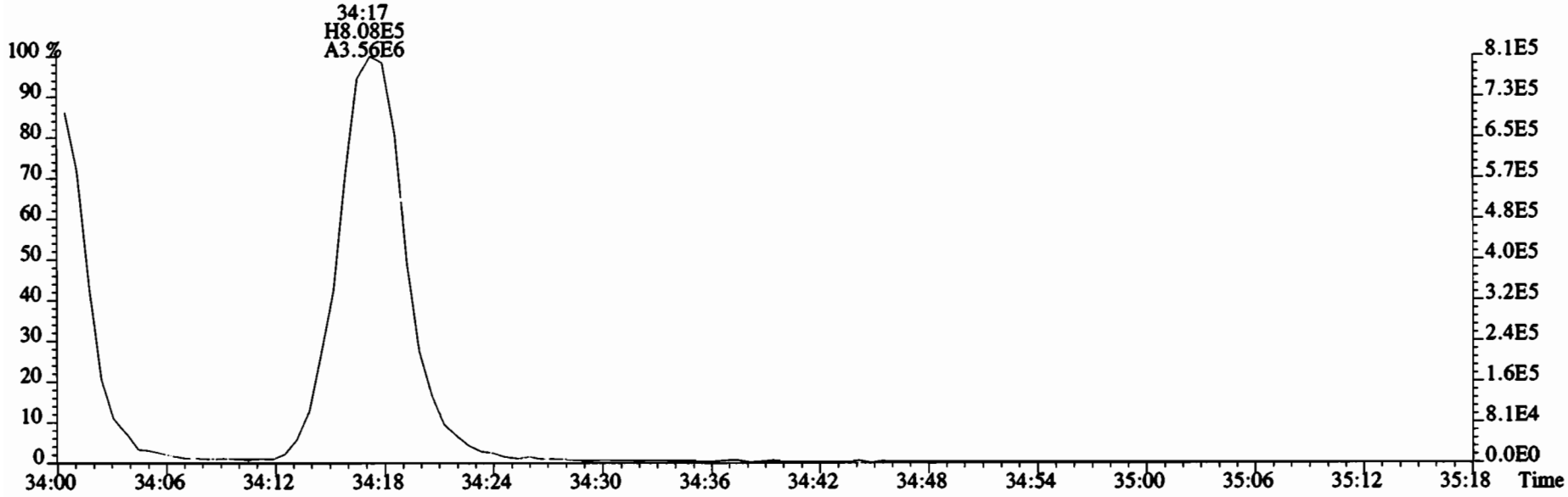

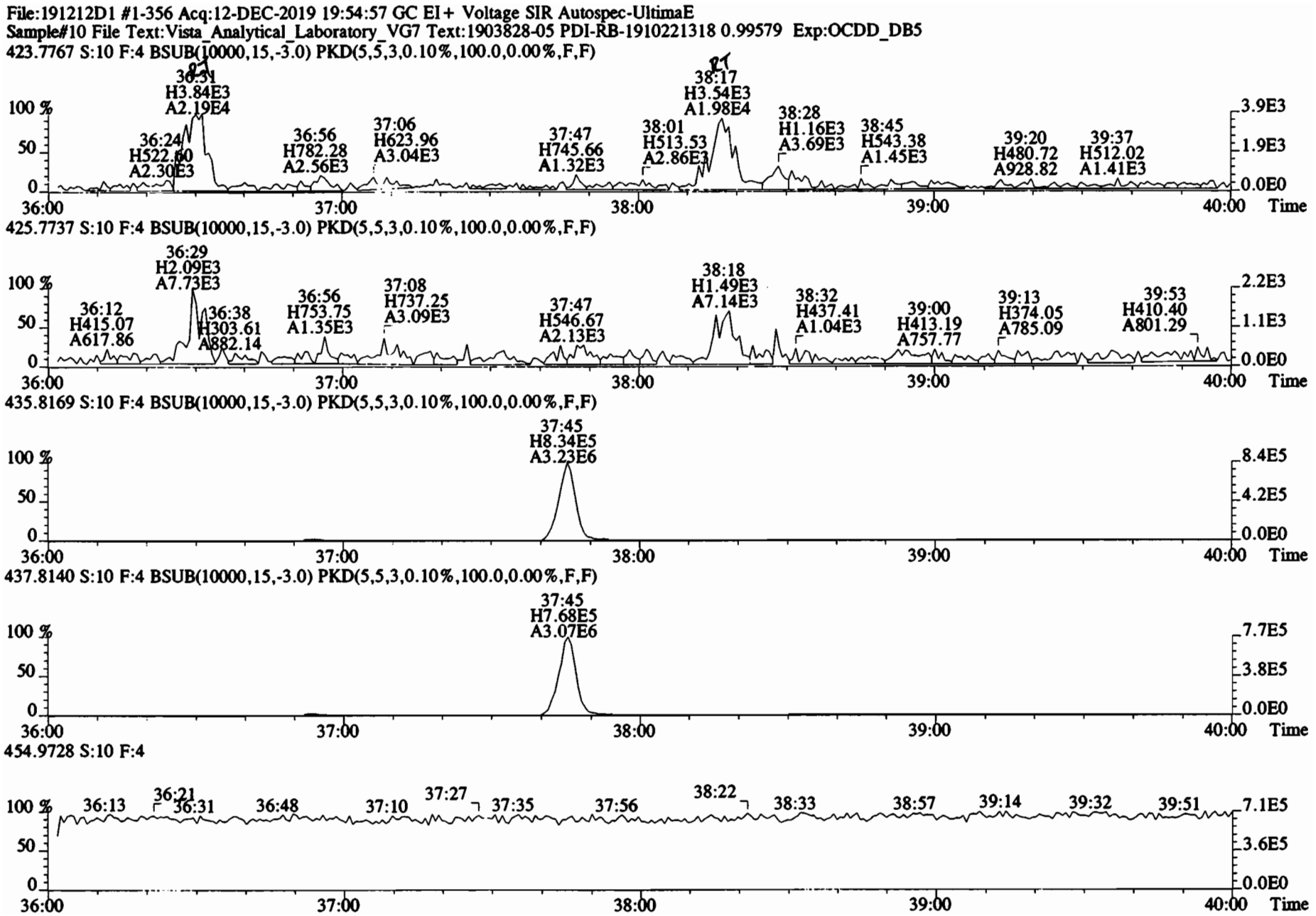
File:191212D1 #1-356 Acq:12-DEC-2019 19:54:57 GC EI+ Voltage SIR Autospec-UltimaE
Sample#10 File Text:Vista_Analytical_Laboratory_VG7 Text:1903828-05 PDI-RB-1910221318 0.99579 Exp:OCDD_DB5
423.7767 S:10 F:4 BSUB(10000,15,-3.0) PKD(5,5,3,0.10%,100.0,0.00%,F,F)
36:31 H3.84E3 A2.19E4
38:17 H3.54E3 A1.98E4
36:24 H522.60 A2.30E3
36:56 H782.28 A2.56E3
37:06 H623.96 A3.04E3
37:47 H745.66 A1.32E3
38:01 H513.53 A2.86E3
38:28 H1.16E3 A3.69E3
38:45 H543.38 A1.45E3
39:20 H480.72 A928.82
39:37 H512.02 A1.41E3
425.7737 S:10 F:4 BSUB(10000,15,-3.0) PKD(5,5,3,0.10%,100.0,0.00%,F,F)
36:29 H2.09E3 A7.73E3
36:12 H415.07 A617.86
36:38 H303.61 A882.14
36:56 H753.75 A1.35E3
37:08 H737.25 A3.09E3
37:47 H546.67 A2.13E3
38:18 H1.49E3 A7.14E3
38:32 H437.41 A1.04E3
39:00 H413.19 A757.77
39:13 H374.05 A785.09
39:53 H410.40 A801.29
435.8169 S:10 F:4 BSUB(10000,15,-3.0) PKD(5,5,3,0.10%,100.0,0.00%,F,F)
37:45 H8.34E5 A3.23E6
437.8140 S:10 F:4 BSUB(10000,15,-3.0) PKD(5,5,3,0.10%,100.0,0.00%,F,F)
37:45 H7.68E5 A3.07E6
454.9728 S:10 F:4
36:13
36:21
36:31
36:48
37:10
37:27
37:35
37:56
38:22
38:33
38:57
39:14
39:32
39:51
100 %
50
0
36:00
37:00
38:00
39:00
40:00
Time
3.9E3
1.9E3
0.0E0
2.2E3
1.1E3
8.4E5
4.2E5
7.7E5
3.8E5
7.1E5
3.6E5

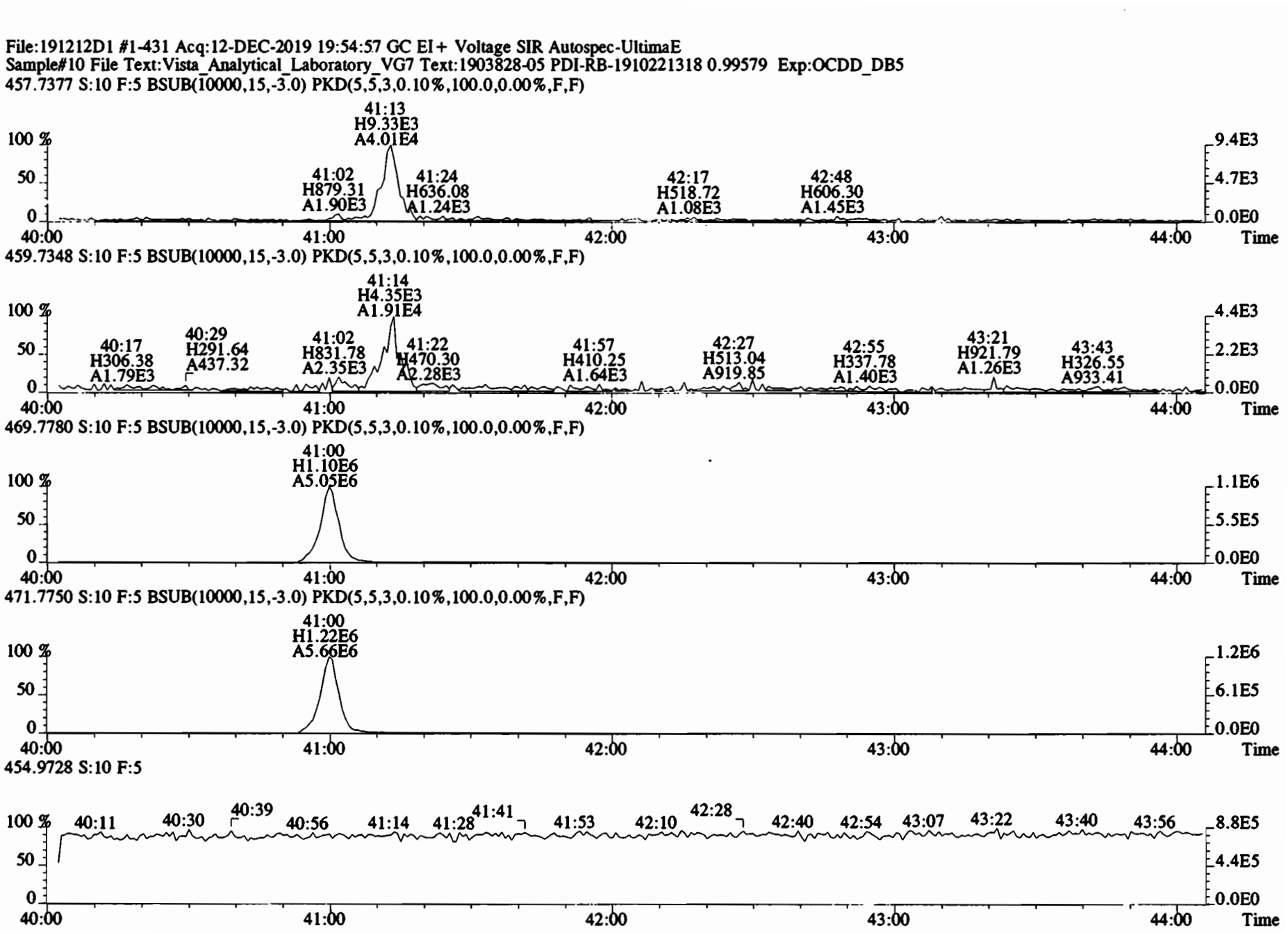
File:191212D1 #1-431 Acq:12-DEC-2019 19:54:57 GC EI+ Voltage SIR Autospec-UltimaE
Sample#10 File Text:Vista_Analytical_Laboratory_VG7 Text:1903828-05 PDI-RB-1910221318 0.99579 Exp:OCDD_DB5
457.7377 S:10 F:5 BSUB(10000,15,-3.0) PKD(5,5,3,0.10%,100.0,0.00%,F,F)
41:13 H9.33E3 A4.01E4
41:02 H879.31 A1.90E3
41:24 H636.08 A1.24E3
42:17 H518.72 A1.08E3
42:48 H606.30 A1.45E3
459.7348 S:10 F:5 BSUB(10000,15,-3.0) PKD(5,5,3,0.10%,100.0,0.00%,F,F)
41:14 H4.35E3 A1.91E4
40:17 H306.38 A1.79E3
40:29 H291.64 A437.32
41:02 H831.78 A2.35E3
41:22 H470.30 A2.28E3
41:57 H410.25 A1.64E3
42:27 H513.04 A919.85
42:55 H337.78 A1.40E3
43:21 H921.79 A1.26E3
43:43 H326.55 A933.41
469.7780 S:10 F:5 BSUB(10000,15,-3.0) PKD(5,5,3,0.10%,100.0,0.00%,F,F)
41:00 H1.10E6 A5.05E6
471.7750 S:10 F:5 BSUB(10000,15,-3.0) PKD(5,5,3,0.10%,100.0,0.00%,F,F)
41:00 H1.22E6 A5.66E6
454.9728 S:10 F:5
40:11 40:30 40:39 40:56 41:14 41:28 41:41 41:53 42:10 42:28 42:40 42:54 43:07 43:22 43:40 43:56
100 %
50
0
40:00 41:00 42:00 43:00 44:00 Time
9.4E3 4.7E3 0.0E0
4.4E3 2.2E3 0.0E0
1.1E6 5.5E5 0.0E0
1.2E6 6.1E5 0.0E0
8.8E5 4.4E5 0.0E0

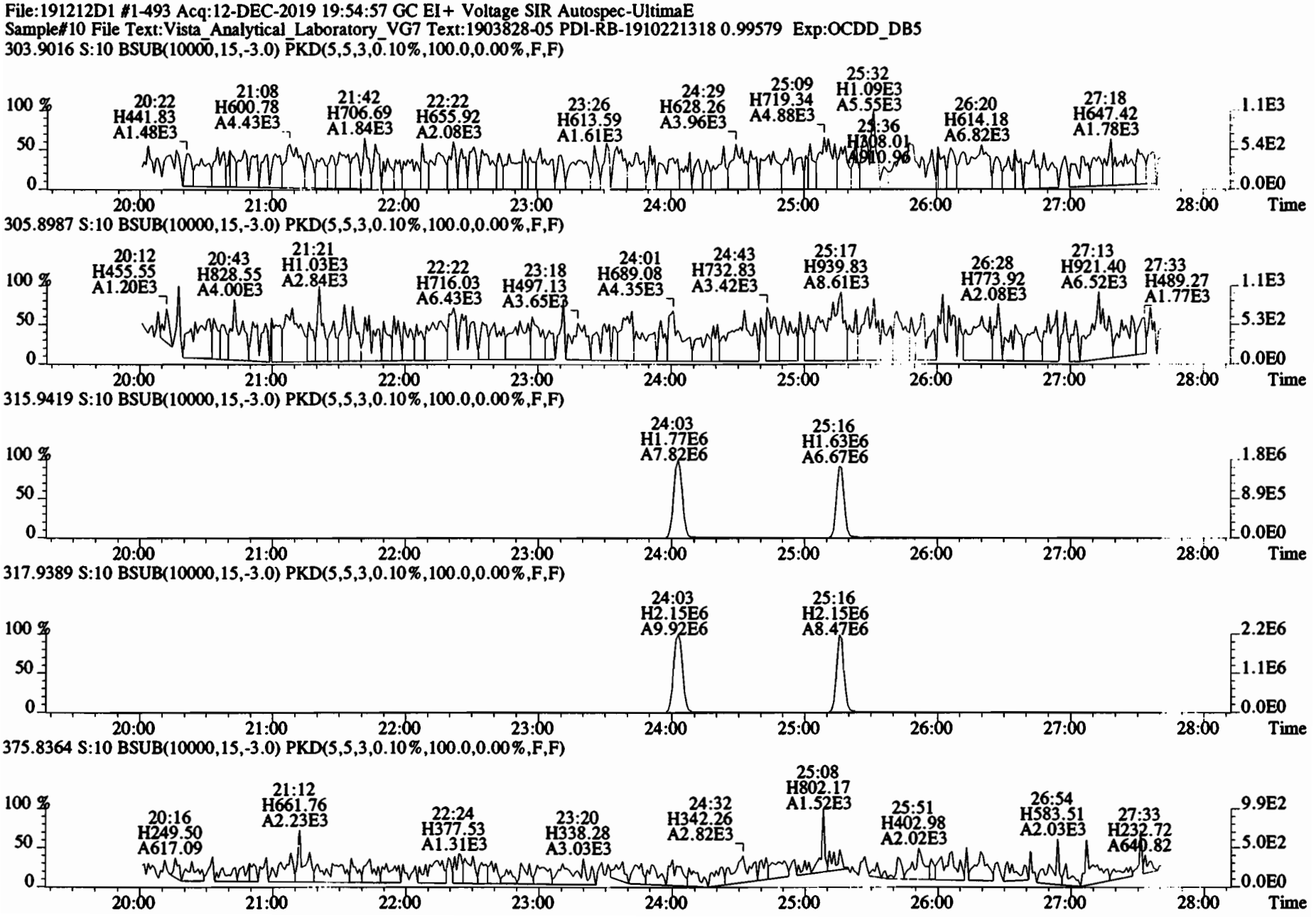
File:191212D1 #1-493 Acq:12-DEC-2019 19:54:57 GC EI+ Voltage SIR Autospec-UltimaE
Sample#10 File Text:Vista_Analytical_Laboratory_VG7 Text:1903828-05 PDI-RB-1910221318 0.99579 Exp:OCDD_DB5
303.9016 S:10 BSUB(10000,15,-3.0) PKD(5,5,3,0.10%,100.0,0.00%,F,F)
20:22 H441.83 A1.48E3
21:08 H600.78 A4.43E3
21:42 H706.69 A1.84E3
22:22 H655.92 A2.08E3
23:26 H613.59 A1.61E3
24:29 H628.26 A3.96E3
25:09 H719.34 A4.88E3
25:32 H1.09E3 A5.55E3
25:36 H708.01 A910.96
26:20 H614.18 A6.82E3
27:18 H647.42 A1.78E3
305.8987 S:10 BSUB(10000,15,-3.0) PKD(5,5,3,0.10%,100.0,0.00%,F,F)
20:12 H455.55 A1.20E3
20:43 H828.55 A4.00E3
21:21 H1.03E3 A2.84E3
22:22 H716.03 A6.43E3
23:18 H497.13 A3.65E3
24:01 H689.08 A4.35E3
24:43 H732.83 A3.42E3
25:17 H939.83 A8.61E3
26:28 H773.92 A2.08E3
27:13 H921.40 A6.52E3
27:33 H489.27 A1.77E3
315.9419 S:10 BSUB(10000,15,-3.0) PKD(5,5,3,0.10%,100.0,0.00%,F,F)
24:03 H1.77E6 A7.82E6
25:16 H1.63E6 A6.67E6
317.9389 S:10 BSUB(10000,15,-3.0) PKD(5,5,3,0.10%,100.0,0.00%,F,F)
24:03 H2.15E6 A9.92E6
25:16 H2.15E6 A8.47E6
375.8364 S:10 BSUB(10000,15,-3.0) PKD(5,5,3,0.10%,100.0,0.00%,F,F)
20:16 H249.50 A617.09
21:12 H661.76 A2.23E3
22:24 H377.53 A1.31E3
23:20 H338.28 A3.03E3
24:32 H342.26 A2.82E3
25:08 H802.17 A1.52E3
25:51 H402.98 A2.02E3
26:54 H583.51 A2.03E3
27:33 H232.72 A640.82
Time

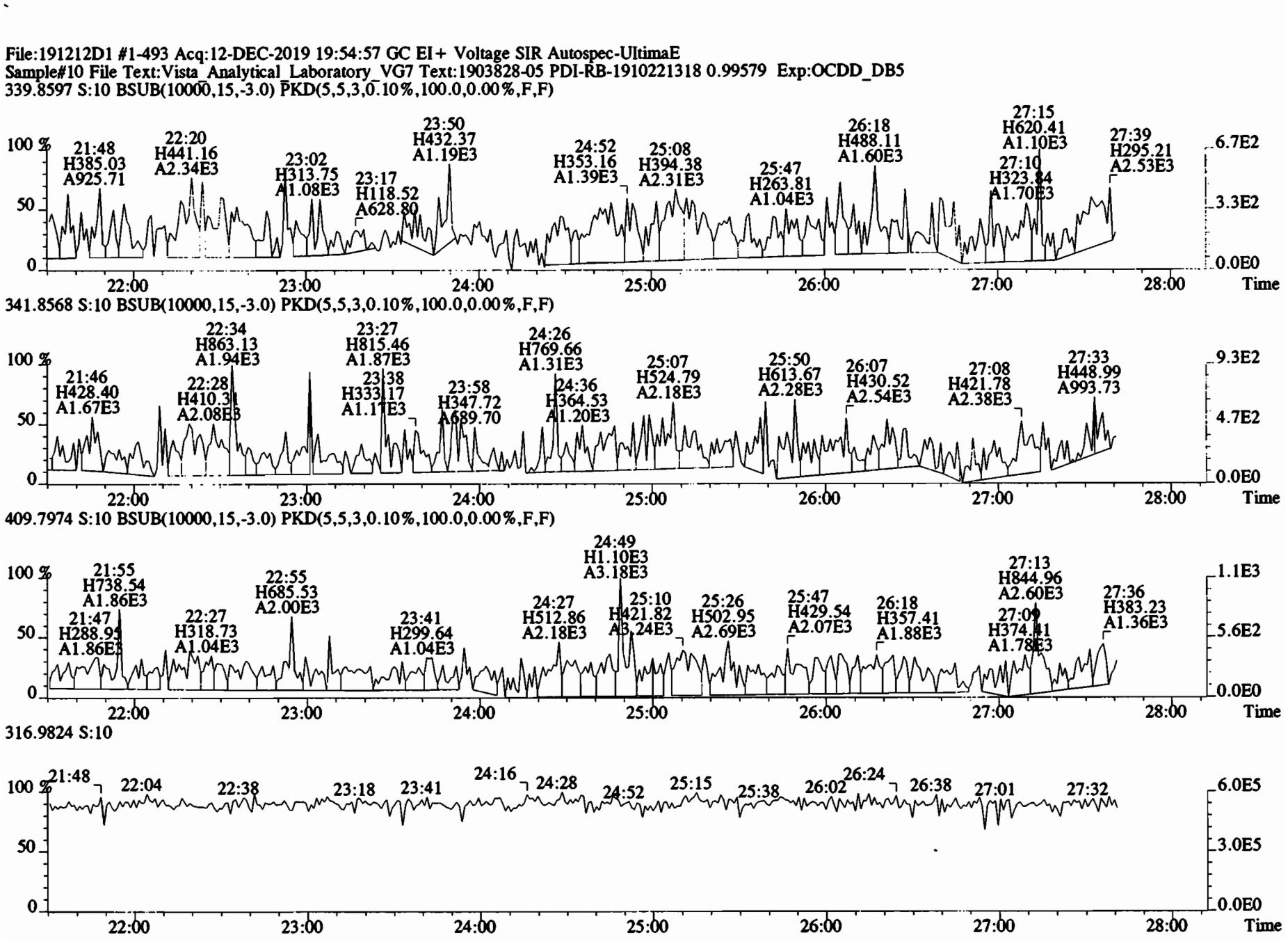
File:191212D1 #1-493 Acq:12-DEC-2019 19:54:57 GC EI+ Voltage SIR Autospec-UltimaE
Sample#10 File Text:Vista_Analytical_Laboratory_VG7 Text:1903828-05 PDI-RB-1910221318 0.99579 Exp:OCDD_DB5
339.8597 S:10 BSUB(10000,15,-3.0) PKD(5,5,3,0.10%,100.0,0.00%,F,F)
21:48 H385.03 A925.71
22:20 H441.16 A2.34E3
23:02 H313.75 A1.08E3
23:17 H118.52 A628.80
23:50 H432.37 A1.19E3
24:52 H353.16 A1.39E3
25:08 H394.38 A2.31E3
25:47 H263.81 A1.04E3
26:18 H488.11 A1.60E3
27:10 H323.84 A1.70E3
27:15 H620.41 A1.10E3
27:39 H295.21 A2.53E3
341.8568 S:10 BSUB(10000,15,-3.0) PKD(5,5,3,0.10%,100.0,0.00%,F,F)
21:46 H428.40 A1.67E3
22:28 H410.31 A2.08E3
22:34 H863.13 A1.94E3
23:27 H815.46 A1.87E3
23:38 H333.17 A1.17E3
23:58 H347.72 A689.70
24:26 H769.66 A1.31E3
24:36 H364.53 A1.20E3
25:07 H524.79 A2.18E3
25:50 H613.67 A2.28E3
26:07 H430.52 A2.54E3
27:08 H421.78 A2.38E3
27:33 H448.99 A993.73
409.7974 S:10 BSUB(10000,15,-3.0) PKD(5,5,3,0.10%,100.0,0.00%,F,F)
21:47 H288.95 A1.86E3
21:55 H738.54 A1.86E3
22:27 H318.73 A1.04E3
22:55 H685.53 A2.00E3
23:41 H299.64 A1.04E3
24:27 H512.86 A2.18E3
24:49 H1.10E3 A3.18E3
25:10 H421.82 A3.24E3
25:26 H502.95 A2.69E3
25:47 H429.54 A2.07E3
26:18 H357.41 A1.88E3
27:09 H374.41 A1.78E3
27:13 H844.96 A2.60E3
27:36 H383.23 A1.36E3
316.9824 S:10
21:48
22:04
22:38
23:18
23:41
24:16
24:28
24:52
25:15
25:38
26:02
26:24
26:38
27:01
27:32
100 %
50
0
6.7E2
3.3E2
0.0E0
9.3E2
4.7E2
1.1E3
5.6E2
6.0E5
3.0E5
22:00
23:00
24:00
25:00
26:00
27:00
28:00
Time

File:191212D1 #1-210 Acq:12-DEC-2019 19:54:57 GC EI+ Voltage SIR Autospec-UltimaE
Sample#10 File Text:Vista_Analytical_Laboratory_VG7 Text:1903828-05 PDI-RB-1910221318 0.99579 Exp:OCDD_DB5

339.8597 S:10 F:2 BSUB(10000,15,-3.0) PKD(5,5,3,0.10%,100.0,0.00%,F,F)

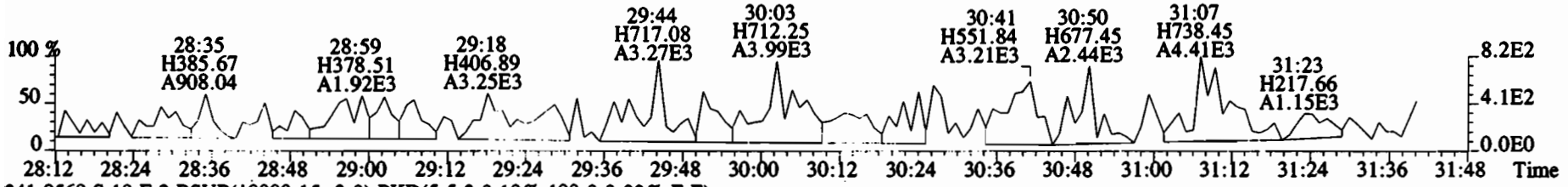

341.8568 S:10 F:2 BSUB(10000,15,-3.0) PKD(5,5,3,0.10%,100.0,0.00%,F,F)

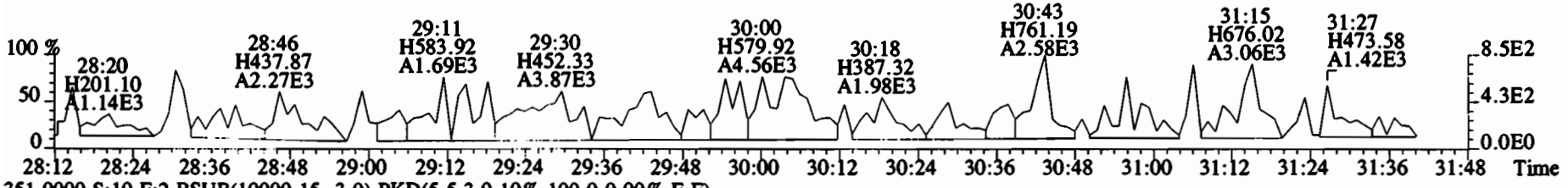

351.9000 S:10 F:2 BSUB(10000,15,-3.0) PKD(5,5,3,0.10%,100.0,0.00%,F,F)

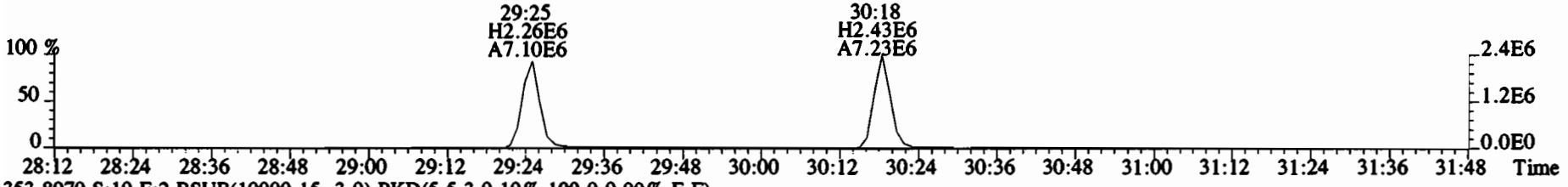

353.8970 S:10 F:2 BSUB(10000,15,-3.0) PKD(5,5,3,0.10%,100.0,0.00%,F,F)

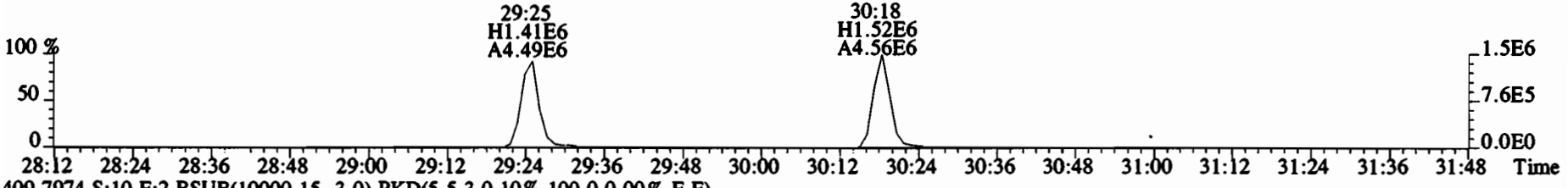

409.7974 S:10 F:2 BSUB(10000,15,-3.0) PKD(5,5,3,0.10%,100.0,0.00%,F,F)

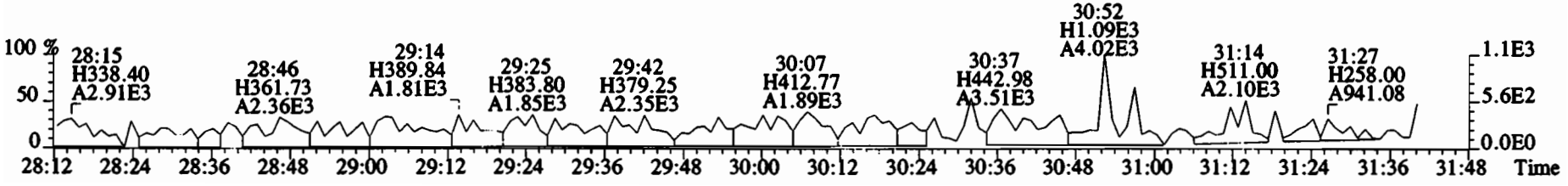

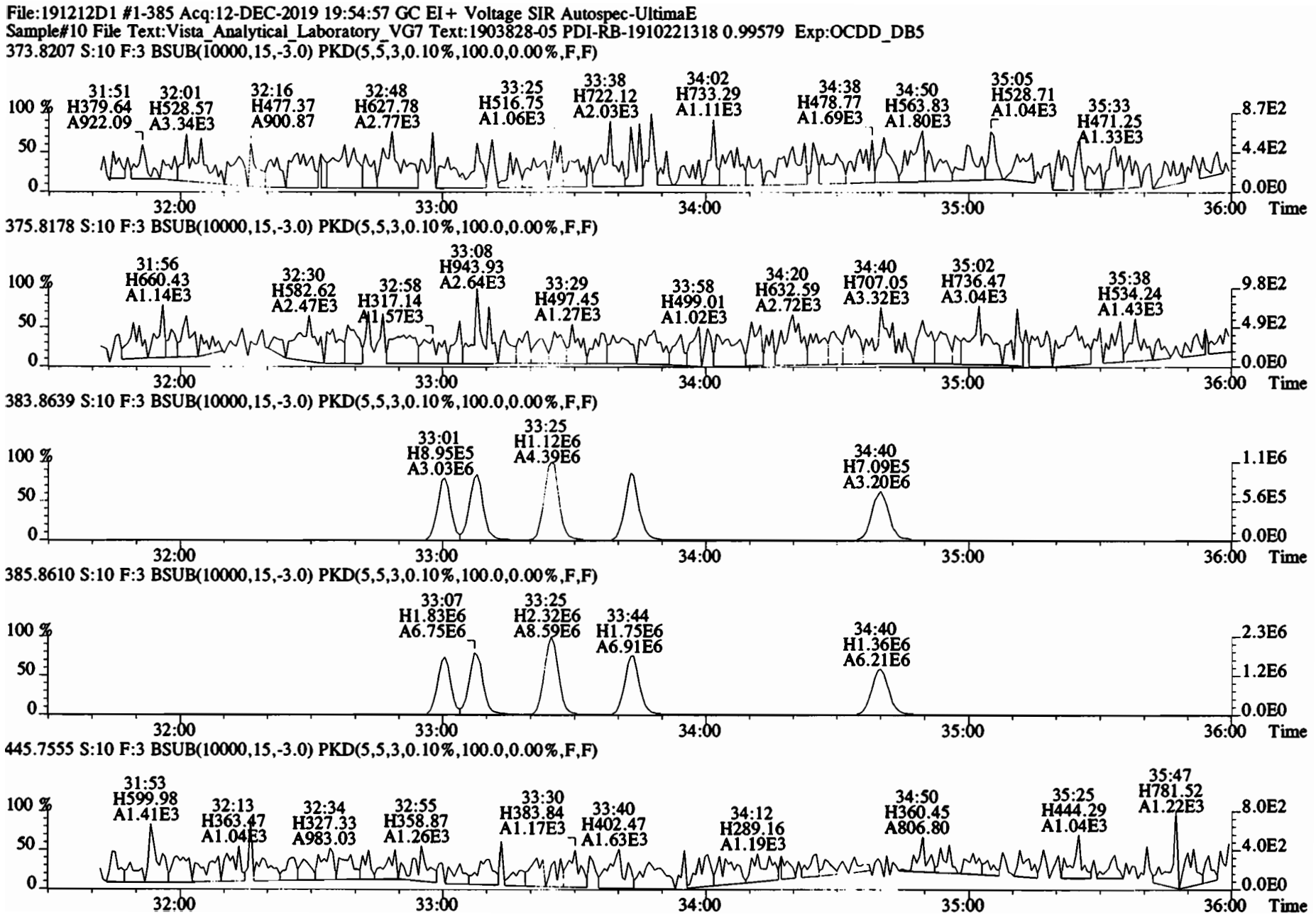
File:191212D1 #1-385 Acq:12-DEC-2019 19:54:57 GC EI+ Voltage SIR Autospec-UltimaE
Sample#10 File Text:Vista_Analytical_Laboratory_VG7 Text:1903828-05 PDI-RB-1910221318 0.99579 Exp:OCDD_DB5
373.8207 S:10 F:3 BSUB(10000,15,-3.0) PKD(5,5,3,0.10%,100.0,0.00%,F,F)
31:51 H379.64 A922.09
32:01 H528.57 A3.34E3
32:16 H477.37 A900.87
32:48 H627.78 A2.77E3
33:25 H516.75 A1.06E3
33:38 H722.12 A2.03E3
34:02 H733.29 A1.11E3
34:38 H478.77 A1.69E3
34:50 H563.83 A1.80E3
35:05 H528.71 A1.04E3
35:33 H471.25 A1.33E3
8.7E2
4.4E2
0.0E0
375.8178 S:10 F:3 BSUB(10000,15,-3.0) PKD(5,5,3,0.10%,100.0,0.00%,F,F)
31:56 H660.43 A1.14E3
32:30 H582.62 A2.47E3
32:58 H317.14 A1.57E3
33:08 H943.93 A2.64E3
33:29 H497.45 A1.27E3
33:58 H499.01 A1.02E3
34:20 H632.59 A2.72E3
34:40 H707.05 A3.32E3
35:02 H736.47 A3.04E3
35:38 H534.24 A1.43E3
9.8E2
4.9E2
0.0E0
383.8639 S:10 F:3 BSUB(10000,15,-3.0) PKD(5,5,3,0.10%,100.0,0.00%,F,F)
33:01 H8.95E5 A3.03E6
33:25 H1.12E6 A4.39E6
34:40 H7.09E5 A3.20E6
1.1E6
5.6E5
0.0E0
385.8610 S:10 F:3 BSUB(10000,15,-3.0) PKD(5,5,3,0.10%,100.0,0.00%,F,F)
33:07 H1.83E6 A6.75E6
33:25 H2.32E6 A8.59E6
33:44 H1.75E6 A6.91E6
34:40 H1.36E6 A6.21E6
2.3E6
1.2E6
0.0E0
445.7555 S:10 F:3 BSUB(10000,15,-3.0) PKD(5,5,3,0.10%,100.0,0.00%,F,F)
31:53 H599.98 A1.41E3
32:13 H363.47 A1.04E3
32:34 H327.33 A983.03
32:55 H358.87 A1.26E3
33:30 H383.84 A1.17E3
33:40 H402.47 A1.63E3
34:12 H289.16 A1.19E3
34:50 H360.45 A806.80
35:25 H444.29 A1.04E3
35:47 H781.52 A1.22E3
8.0E2
4.0E2
0.0E0
100 %
50
0
32:00
33:00
34:00
35:00
36:00
Time

File:191212D1 #1-385 Acq:12-DEC-2019 19:54:57 GC EI+ Voltage SIR Autospec-UltimaE
Sample#10 File Text:Vista_Analytical_Laboratory_VG7 Text:1903828-05 PDI-RB-1910221318 0.99579 Exp:OCDD_DB5
383.8639 S:10 F:3 BSUB(10000,15,-3.0) PKD(5,5,3,0.10%,100.0,0.00%,F,F)

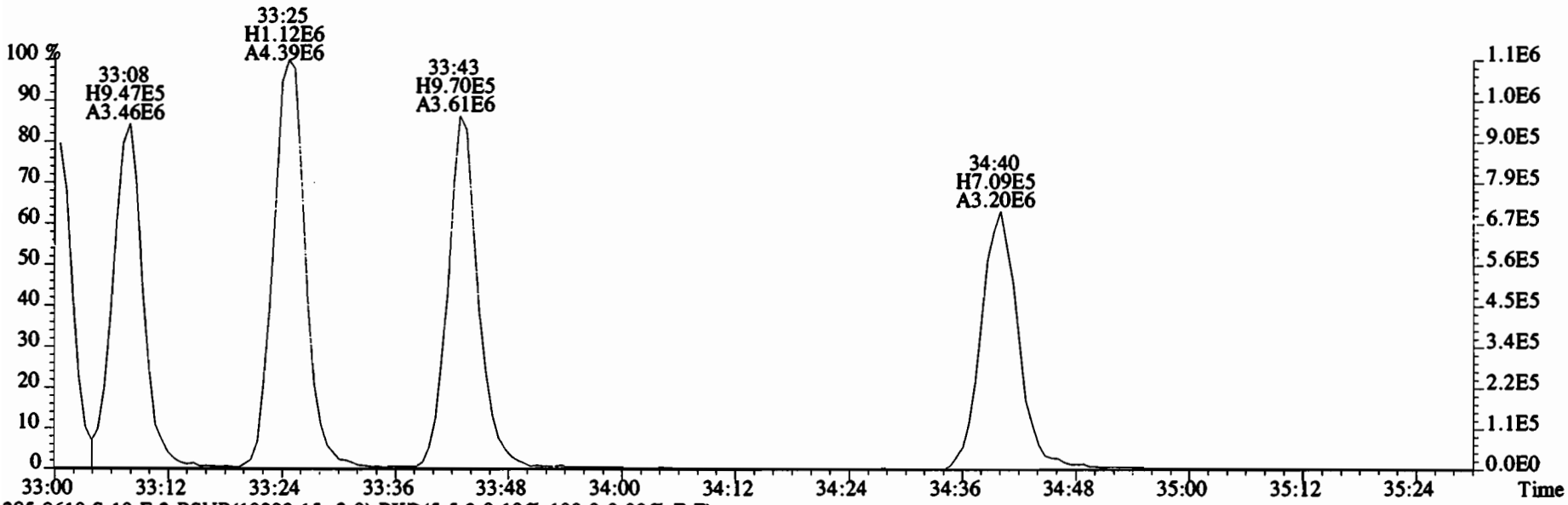

385.8610 S:10 F:3 BSUB(10000,15,-3.0) PKD(5,5,3,0.10%,100.0,0.00%,F,F)

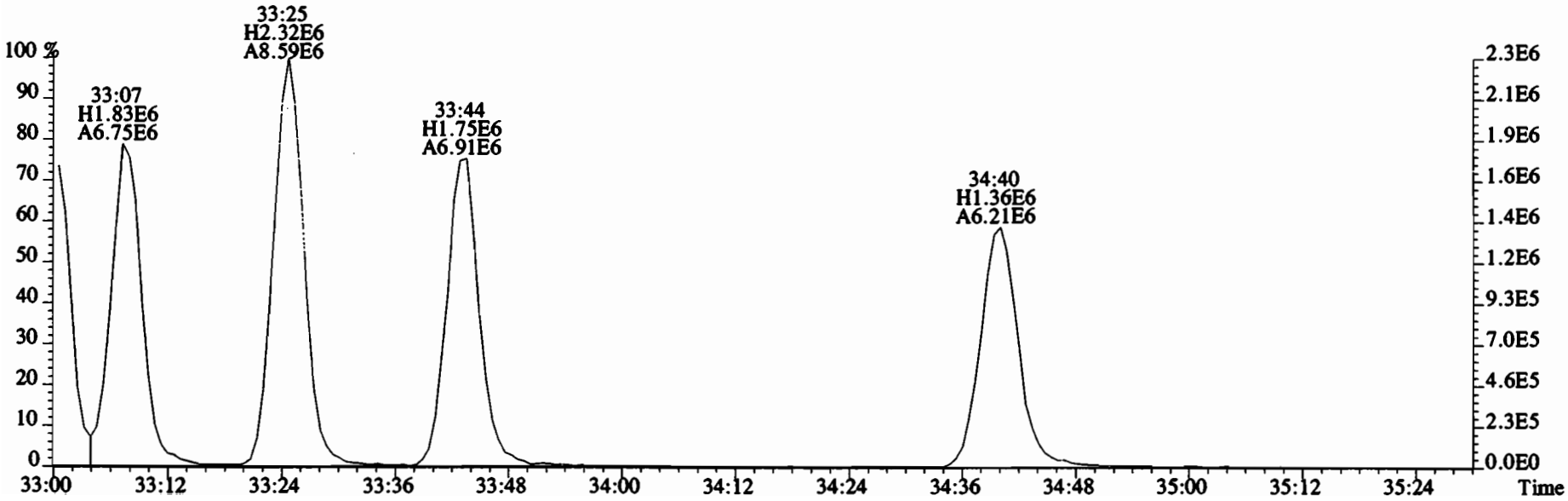

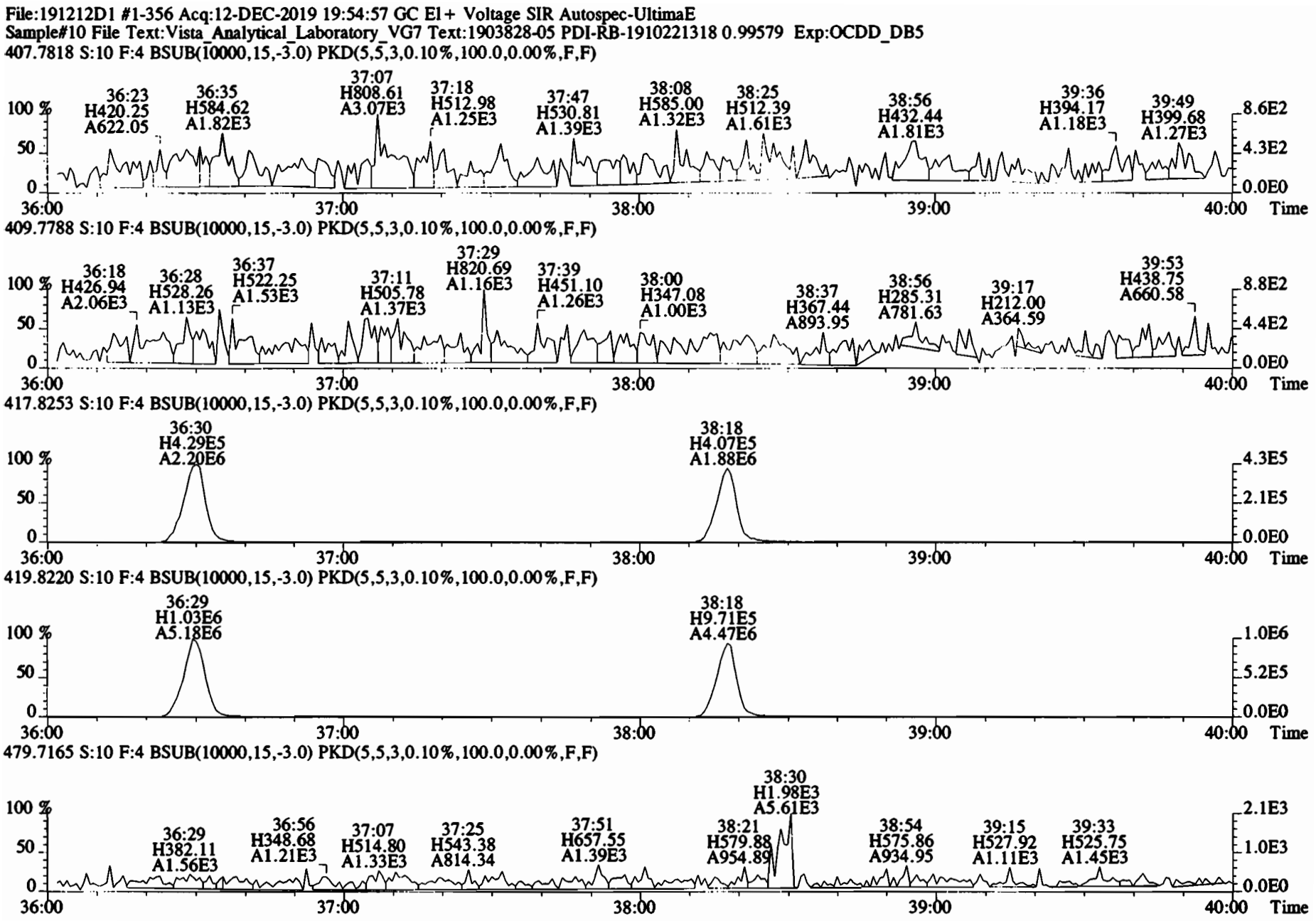
File:191212D1 #1-356 Acq:12-DEC-2019 19:54:57 GC EI+ Voltage SIR Autospec-UltimaE
Sample#10 File Text:Vista_Analytical_Laboratory_VG7 Text:1903828-05 PDI-RB-1910221318 0.99579 Exp:OCDD_DB5
407.7818 S:10 F:4 BSUB(10000,15,-3.0) PKD(5,5,3,0.10%,100.0,0.00%,F,F)
36:23 H420.25 A622.05
36:35 H584.62 A1.82E3
37:07 H808.61 A3.07E3
37:18 H512.98 A1.25E3
37:47 H530.81 A1.39E3
38:08 H585.00 A1.32E3
38:25 H512.39 A1.61E3
38:56 H432.44 A1.81E3
39:36 H394.17 A1.18E3
39:49 H399.68 A1.27E3
409.7788 S:10 F:4 BSUB(10000,15,-3.0) PKD(5,5,3,0.10%,100.0,0.00%,F,F)
36:18 H426.94 A2.06E3
36:28 H528.26 A1.13E3
36:37 H522.25 A1.53E3
37:11 H505.78 A1.37E3
37:29 H820.69 A1.16E3
37:39 H451.10 A1.26E3
38:00 H347.08 A1.00E3
38:37 H367.44 A893.95
38:56 H285.31 A781.63
39:17 H212.00 A364.59
39:53 H438.75 A660.58
417.8253 S:10 F:4 BSUB(10000,15,-3.0) PKD(5,5,3,0.10%,100.0,0.00%,F,F)
36:30 H4.29E5 A2.20E6
38:18 H4.07E5 A1.88E6
419.8220 S:10 F:4 BSUB(10000,15,-3.0) PKD(5,5,3,0.10%,100.0,0.00%,F,F)
36:29 H1.03E6 A5.18E6
38:18 H9.71E5 A4.47E6
479.7165 S:10 F:4 BSUB(10000,15,-3.0) PKD(5,5,3,0.10%,100.0,0.00%,F,F)
36:29 H382.11 A1.56E3
36:56 H348.68 A1.21E3
37:07 H514.80 A1.33E3
37:25 H543.38 A814.34
37:51 H657.55 A1.39E3
38:21 H579.88 A954.89
38:30 H1.98E3 A5.61E3
38:54 H575.86 A934.95
39:15 H527.92 A1.11E3
39:33 H525.75 A1.45E3
100 %
50
0
36:00
37:00
38:00
39:00
40:00
Time
8.6E2
4.3E2
0.0E0
8.8E2
4.4E2
4.3E5
2.1E5
1.0E6
5.2E5
2.1E3
1.0E3

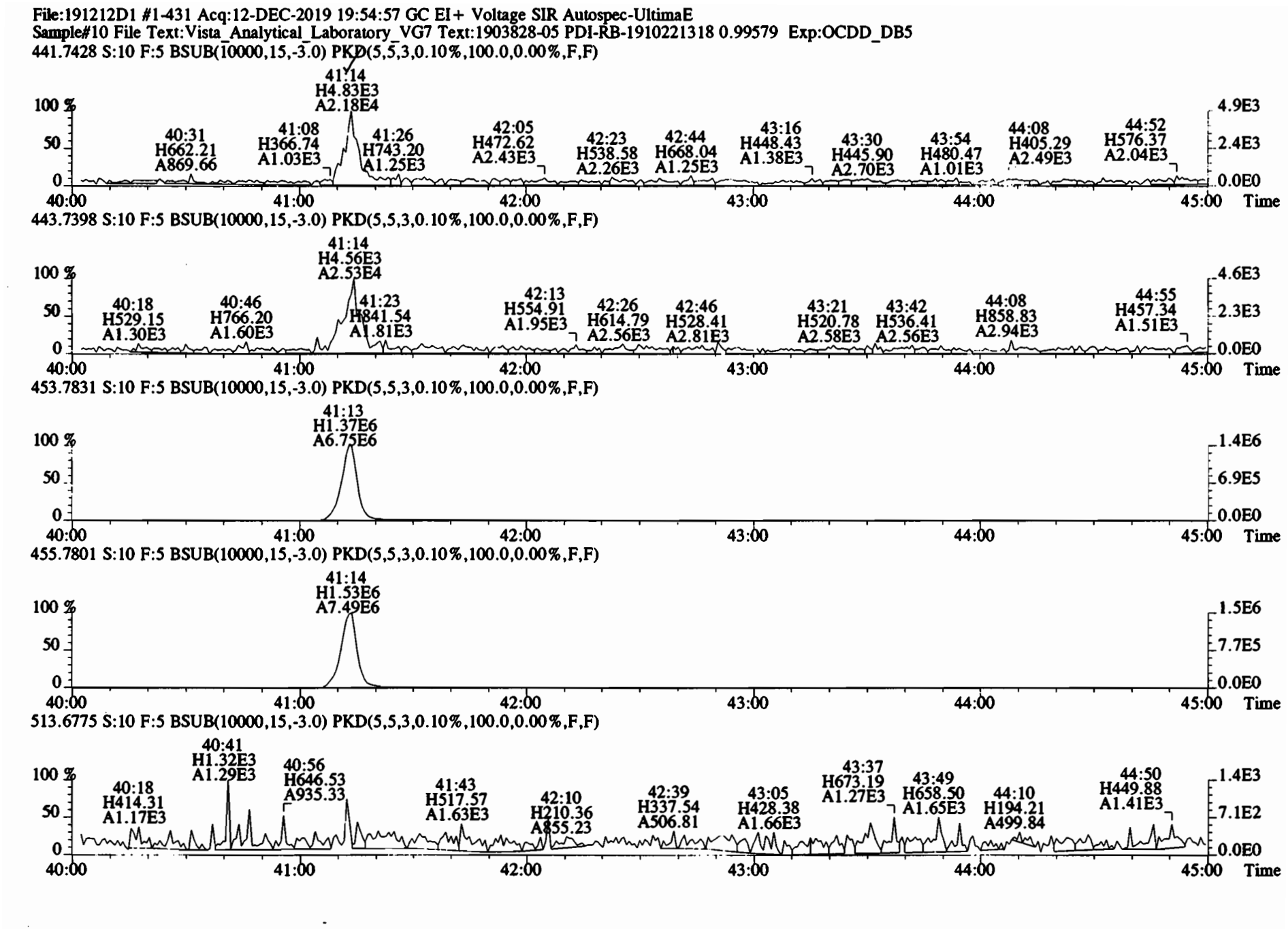
File:191212D1 #1-431 Acq:12-DEC-2019 19:54:57 GC EI+ Voltage SIR Autospec-UltimaE
Sample#10 File Text:Vista_Analytical_Laboratory_VG7 Text:1903828-05 PDI-RB-1910221318 0.99579 Exp:OCDD_DB5
441.7428 S:10 F:5 BSUB(10000,15,-3.0) PKD(5,5,3,0.10%,100.0,0.00%,F,F)
41:14 H4.83E3 A2.18E4
40:31 H662.21 A869.66
41:08 H366.74 A1.03E3
41:26 H743.20 A1.25E3
42:05 H472.62 A2.43E3
42:23 H538.58 A2.26E3
42:44 H668.04 A1.25E3
43:16 H448.43 A1.38E3
43:30 H445.90 A2.70E3
43:54 H480.47 A1.01E3
44:08 H405.29 A2.49E3
44:52 H576.37 A2.04E3
443.7398 S:10 F:5 BSUB(10000,15,-3.0) PKD(5,5,3,0.10%,100.0,0.00%,F,F)
41:14 H4.56E3 A2.53E4
40:18 H529.15 A1.30E3
40:46 H766.20 A1.60E3
41:23 H841.54 A1.81E3
42:13 H554.91 A1.95E3
42:26 H614.79 A2.56E3
42:46 H528.41 A2.81E3
43:21 H520.78 A2.58E3
43:42 H536.41 A2.56E3
44:08 H858.83 A2.94E3
44:55 H457.34 A1.51E3
453.7831 S:10 F:5 BSUB(10000,15,-3.0) PKD(5,5,3,0.10%,100.0,0.00%,F,F)
41:13 H1.37E6 A6.75E6
455.7801 S:10 F:5 BSUB(10000,15,-3.0) PKD(5,5,3,0.10%,100.0,0.00%,F,F)
41:14 H1.53E6 A7.49E6
513.6775 S:10 F:5 BSUB(10000,15,-3.0) PKD(5,5,3,0.10%,100.0,0.00%,F,F)
40:41 H1.32E3 A1.29E3
40:18 H414.31 A1.17E3
40:56 H646.53 A935.33
41:43 H517.57 A1.63E3
42:10 H210.36 A855.23
42:39 H337.54 A506.81
43:05 H428.38 A1.66E3
43:37 H673.19 A1.27E3
43:49 H658.50 A1.65E3
44:10 H194.21 A499.84
44:50 H449.88 A1.41E3
100 %
50
0
40:00
41:00
42:00
43:00
44:00
45:00
Time
4.9E3
2.4E3
0.0E0
4.6E3
2.3E3
1.4E6
6.9E5
1.5E6
7.7E5
1.4E3
7.1E2

File:191212D1 #1-431 Acq:12-DEC-2019 19:54:57 GC EI+ Voltage SIR Autospec-UltimaE
Sample#10 File Text:Vista_Analytical_Laboratory_VG7 Text:1903828-05 PDI-RB-1910221318 0.99579 Exp:OCDD_DB5
441.7428 S:10 F:5 BSUB(10000,15,-3.0) PKD(5,5,3,0.10%,100.0,0.00%,F,F)

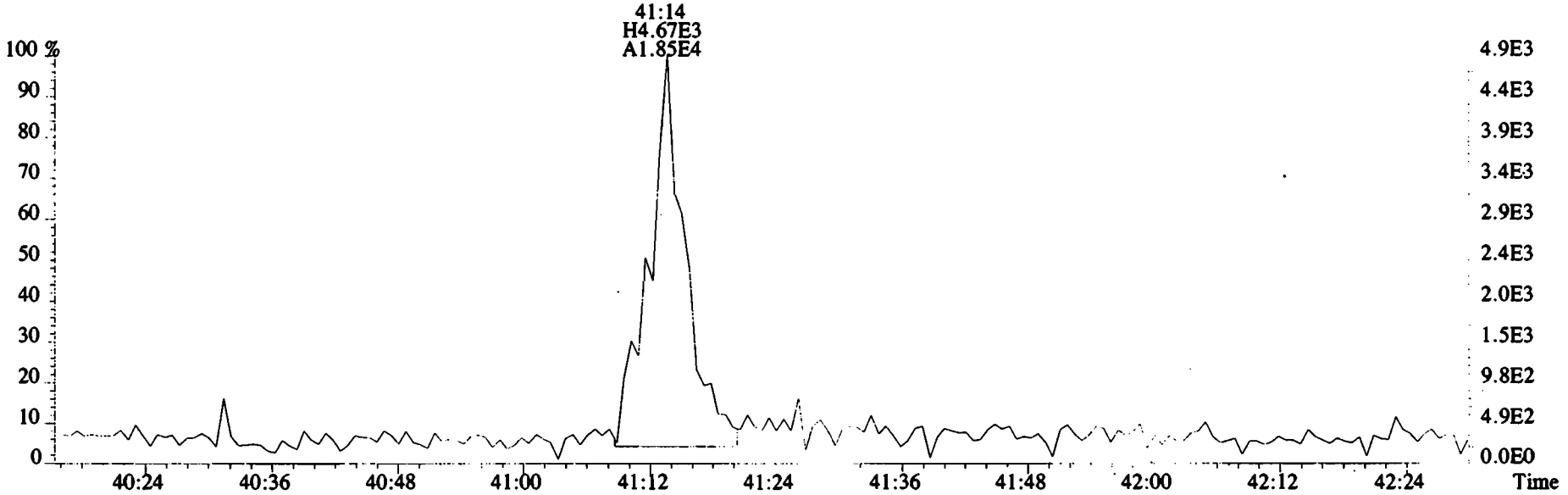

443.7398 S:10 F:5 BSUB(10000,15,-3.0) PKD(5,5,3,0.10%,100.0,0.00%,F,F)

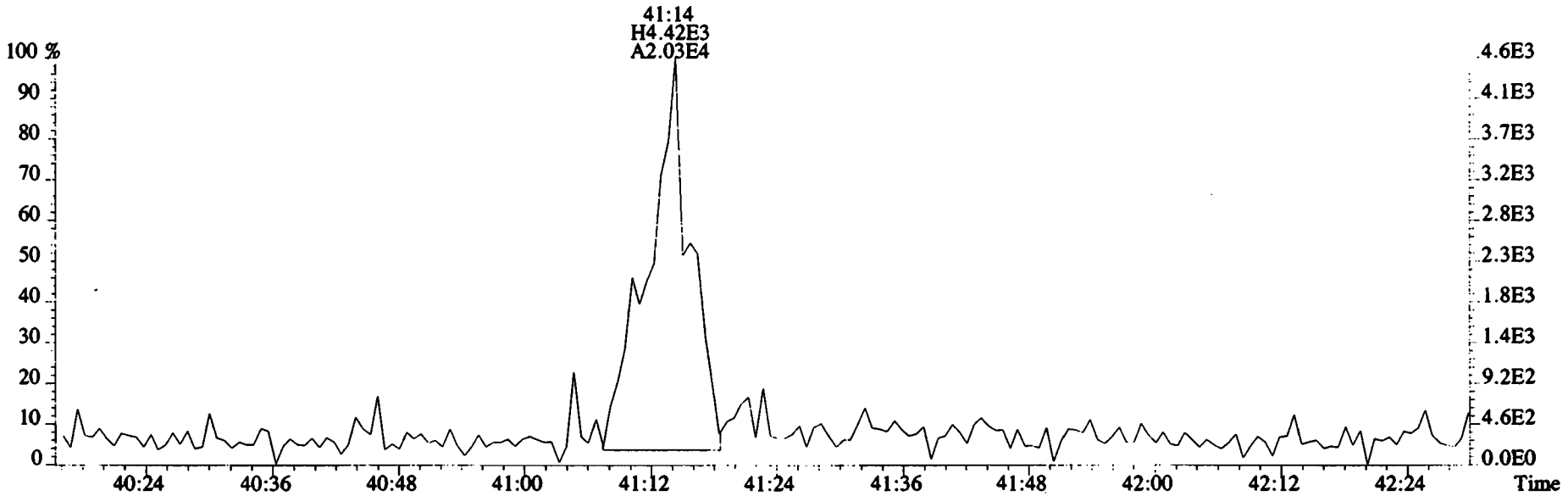

SAMPLE DATA – EPA METHOD 1668C

Dataset: U:\VG11.PRO\Results\191118K1\191118K1-7.qld

Last Altered: Tuesday, November 19, 2019 10:50:52 Pacific Standard Time
Printed: Tuesday, November 19, 2019 10:51:12 Pacific Standard Time

GRB 11/19/19 CT 12/06/19

Method: U:\VG11.PRO\MethDB\PCB-209_ZB1_11-14-19.mdb 14 Nov 2019 15:03:40
Calibration: U:\VG11.PRO\CurveDB\db1_PCBvg11-6-28-19.cdb 29 Jun 2019 11:47:57

Name: 191118K1_7, Date: 18-Nov-2019, Time: 19:03:03, ID: B9K0091-BLK1 Method Blank 5, Description: Method Blank

1	1 PCB-1	NO	1.02	5.000	15.68	1.001	YES	0.344
2	2 PCB-2	NO	1.01	5.000	18.13	0.988	YES	0.417
3	3 PCB-3	NO	1.01	5.000	18.36	1.001	YES	0.417
4	4 PCB-4/10	NO	1.28	5.000	19.78	1.004	YES	1.97
5	5 PCB-7/9	NO	0.976	5.000	21.60	1.003	YES	1.57
6	6 PCB-6	NO	1.02	5.000	22.26	1.033	YES	1.50
7	7 PCB-5/8	NO	1.01	5.000	22.67	1.052	YES	1.51
8	8 PCB-14	NO	1.03	5.000	23.81	0.952	YES	1.65
9	9 PCB-11	NO	1.10	5.000	25.04	1.001	YES	1.56
10	10 PCB-12/13	NO	1.04	5.000	25.47	1.018	YES	1.65
11	11 PCB-15	NO	1.03	5.000	25.77	1.030	YES	1.66
12	12 PCB-19	NO	0.934	5.000	23.99	1.001	YES	0.642
13	13 PCB-30	NO	1.48	5.000	24.91	1.040	YES	0.405
14	14 PCB-18	NO	0.693	5.000	25.66	0.951	YES	0.631
15	15 PCB-17	NO	0.667	5.000	25.84	0.958	YES	0.656
16	16 PCB-24/27	NO	0.915	5.000	26.46	0.981	YES	0.478
17	17 PCB-16/32	NO	0.792	5.000	26.99	1.001	YES	0.552
18	18 PCB-34	NO	0.987	5.000	27.80	0.959	YES	0.497
19	19 PCB-23	NO	0.974	5.000	27.90	0.962	YES	0.504
20	20 PCB-29	NO	0.953	5.000	28.13	0.970	YES	0.515
21	21 PCB-26	NO	1.00	5.000	28.38	0.979	YES	0.491
22	22 PCB-25	NO	0.978	5.000	28.53	0.984	YES	0.502
23	23 PCB-31	NO	1.12	5.000	28.92	0.998	YES	0.437
24	24 PCB-28	NO	1.11	5.000	29.01	1.001	YES	0.444
25	25 PCB-20/21/33	NO	1.00	5.000	29.65	1.023	YES	0.489
26	26 PCB-22	NO	1.03	5.000	30.11	1.039	YES	0.475
27	27 PCB-36	NO	1.18	5.000	30.76	0.932	YES	0.529
28	28 PCB-39	NO	1.08	5.000	31.25	0.947	YES	0.575
29	29 PCB-38	NO	1.13	5.000	32.05	0.971	YES	0.552
30	30 PCB-35	NO	1.13	5.000	32.57	0.987	YES	0.550
31	31 PCB-37	NO	1.11	5.000	33.05	1.001	YES	0.563

Dataset: U:\VG11.PRO\Results\191118K1\191118K1-7.qld

Last Altered: Tuesday, November 19, 2019 10:50:52 Pacific Standard Time
Printed: Tuesday, November 19, 2019 10:51:12 Pacific Standard Time

Name: 191118K1_7, Date: 18-Nov-2019, Time: 19:03:03, ID: B9K0091-BLK1 Method Blank 5, Description: Method Blank

	32 PCB-54	NO	0.996	5.000	27.84	1.001	YES	0.269
	33 PCB-50	NO	0.781	5.000	29.08	1.045	YES	0.343
	34 PCB-53	NO	0.955	5.000	29.73	0.944	YES	0.375
	35 PCB-51	NO	1.02	5.000	30.06	0.955	YES	0.350
	36 PCB-45	NO	0.808	5.000	30.49	0.969	YES	0.443
	37 PCB-46	NO	0.754	5.000	31.01	0.985	YES	0.475
	38 PCB-52/69	NO	1.09	5.000	31.52	1.001	YES	0.328
	39 PCB-73	NO	1.29	5.000	31.65	1.005	YES	0.278
	40 PCB-43/49	NO	0.940	5.000	31.81	1.010	YES	0.381
	41 PCB-47	NO	0.869	5.000	32.03	1.001	YES	0.378
	42 PCB-48/75	NO	1.02	5.000	32.14	1.004	YES	0.321
	43 PCB-65	NO	1.11	5.000	32.41	1.013	YES	0.297
	44 PCB-62	NO	1.07	5.000	32.52	1.016	YES	0.309
	45 PCB-44	NO	0.761	5.000	32.86	1.027	YES	0.432
	46 PCB-42/59	NO	0.960	5.000	33.08	1.033	YES	0.342
	47 PCB-41/64/71/72	NO	1.08	5.000	33.70	1.053	YES	0.304
	48 PCB-68	NO	1.11	5.000	33.96	1.061	YES	0.296
	49 PCB-40	NO	0.577	5.000	34.21	1.069	YES	0.570
	50 PCB-57	NO	1.05	5.000	34.52	0.969	YES	0.294
	51 PCB-67	NO	0.993	5.000	34.84	0.978	YES	0.310
	52 PCB-58	NO	1.11	5.000	34.97	0.981	YES	0.277
	53 PCB-63	NO	0.962	5.000	35.12	0.986	YES	0.320
	54 PCB-74	NO	1.07	5.000	35.43	0.994	YES	0.289
	55 PCB-61/70	NO	0.986	5.000	35.65	1.000	YES	0.312
	56 PCB-76/66	NO	1.07	5.000	35.81	1.005	YES	0.288
	57 PCB-80	NO	1.08	5.000	36.10	1.001	YES	0.259
	58 PCB-55	NO	1.07	5.000	36.42	1.010	YES	0.263
	59 PCB-56/60	NO	0.934	5.000	36.92	1.023	YES	0.301
	60 PCB-79	NO	1.04	5.000	38.04	1.054	YES	0.269
	61 PCB-78	NO	1.03	5.000	38.78	0.987	YES	0.301
	62 PCB-81	NO	0.933	5.000	39.32	1.000	YES	0.333
	63 PCB-77	NO	1.03	5.000	39.93	1.000	YES	0.315
	64 PCB-104	NO	0.995	5.000	32.68	1.001	YES	0.493
	65 PCB-96	NO	0.996	5.000	34.00	1.041	YES	0.493

Dataset: U:\VG11.PRO\Results\191118K1\191118K1-7.qld

Last Altered: Tuesday, November 19, 2019 10:50:52 Pacific Standard Time
Printed: Tuesday, November 19, 2019 10:51:12 Pacific Standard Time

Name: 191118K1_7, Date: 18-Nov-2019, Time: 19:03:03, ID: B9K0091-BLK1 Method Blank 5, Description: Method Blank

	66 PCB-103	NO	0.774	5.000	34.57	1.059	YES	0.634
	67 PCB-100	NO	0.778	5.000	34.95	1.070	YES	0.631
	68 PCB-94	NO	0.773	5.000	35.43	0.985	YES	0.823
	69 PCB-95/98/102	NO	1.01	5.000	35.90	0.999	YES	0.627
	70 PCB-93	NO	0.841	5.000	36.03	1.002	YES	0.757
	71 PCB-88/91	NO	0.890	5.000	36.38	1.012	YES	0.716
	72 PCB-121	NO	1.39	5.000	36.50	1.015	YES	0.459
	73 PCB-84/92	NO	0.879	5.000	37.33	0.990	YES	0.748
	74 PCB-89	NO	0.959	5.000	37.51	0.995	YES	0.685
	75 PCB-90/101	NO	0.944	5.000	37.72	1.000	YES	0.696
	76 PCB-113	NO	1.23	5.000	37.97	1.007	YES	0.534
	77 PCB-99	NO	1.12	5.000	38.07	1.010	YES	0.587
	78 PCB-119	NO	1.47	5.000	38.53	0.987	YES	0.500
	79 PCB-108/112	NO	1.25	5.000	38.69	0.991	YES	0.589
	80 PCB-83	NO	1.55	5.000	38.84	0.995	YES	0.476
	81 PCB-97	NO	1.07	5.000	39.08	1.001	YES	0.685
	82 PCB-86	NO	0.996	5.000	39.23	1.005	YES	0.739
	83 PCB-87/117/125	NO	1.33	5.000	39.34	1.008	YES	0.553
	84 PCB-111/115	NO	1.60	5.000	39.51	1.012	YES	0.460
	85 PCB-85/116	NO	1.22	5.000	39.63	1.015	YES	0.606
	86 PCB-120	NO	1.68	5.000	39.90	1.022	YES	0.438
	87 PCB-110	NO	1.49	5.000	40.04	1.026	YES	0.496
	88 PCB-82	NO	0.674	5.000	40.68	0.976	YES	0.859
	89 PCB-124	NO	1.16	5.000	41.40	0.993	YES	0.498
	90 PCB-107/109	NO	1.17	5.000	41.55	0.996	YES	0.497
	91 PCB-123	NO	1.04	5.000	41.72	1.000	YES	0.556
	92 PCB-106/118	NO	1.07	5.000	41.92	1.001	YES	0.517
	93 PCB-114	NO	1.16	5.000	42.58	1.000	YES	0.488
	94 PCB-122	NO	0.973	5.000	42.71	1.003	YES	0.583
	95 PCB-105	NO	1.10	5.000	43.47	1.000	YES	0.505
	96 PCB-127	NO	1.11	5.000	43.83	1.000	YES	0.503
	97 PCB-126	NO	1.21	5.000	45.78	1.000	YES	0.554
	98 PCB-155	NO	0.874	5.000	37.23	1.000	YES	0.224
	99 PCB-150	NO	0.881	5.000	38.54	1.036	YES	0.222

Dataset: U:\VG11.PRO\Results\191118K1\191118K1-7.qld

Last Altered: Tuesday, November 19, 2019 10:50:52 Pacific Standard Time
Printed: Tuesday, November 19, 2019 10:51:12 Pacific Standard Time

Name: 191118K1_7, Date: 18-Nov-2019, Time: 19:03:03, ID: B9K0091-BLK1 Method Blank 5, Description: Method Blank

[illegible]	1... PCB-152	NO	1.00	5.000	39.02	1.048	YES	0.195
[illegible]	1... PCB-145	NO	1.00	5.000	39.49	1.061	YES	0.196
[illegible]	1... PCB-136	NO	0.843	5.000	39.82	1.070	YES	0.232
[illegible]	1... PCB-148	NO	0.693	5.000	39.93	1.073	YES	0.282
[illegible]	1... PCB-154	NO	0.724	5.000	40.46	1.087	YES	0.270
[illegible]	1... PCB-151	NO	0.632	5.000	41.11	1.105	YES	0.309
[illegible]	1... PCB-135	NO	0.716	5.000	41.34	1.111	YES	0.273
[illegible]	1... PCB-144	NO	0.667	5.000	41.44	1.114	YES	0.293
[illegible]	1... PCB-147	NO	0.661	5.000	41.57	1.117	YES	0.296
[illegible]	1... PCB-139/149	NO	0.738	5.000	41.85	1.125	YES	0.265
[illegible]	1... PCB-140	NO	0.627	5.000	42.04	1.130	YES	0.312
[illegible]	1... PCB-134/143	NO	0.733	5.000	42.51	0.975	YES	0.417
[illegible]	1... PCB-131/133	NO	0.790	5.000	42.80	0.982	YES	0.387
[illegible]	1... PCB-142	NO	0.708	5.000	42.95	0.985	YES	0.432
[illegible]	1... PCB-146/165	NO	0.959	5.000	43.20	0.991	YES	0.319
[illegible]	1... PCB-132/161	NO	0.974	5.000	43.44	0.996	YES	0.314
[illegible]	1... PCB-153	NO	1.01	5.000	43.62	1.000	YES	0.302
[illegible]	1... PCB-168	NO	1.02	5.000	43.85	1.006	YES	0.300
[illegible]	1... PCB-141	NO	0.967	5.000	44.40	1.000	YES	0.391
[illegible]	1... PCB-137	NO	0.987	5.000	44.78	1.009	YES	0.383
[illegible]	1... PCB-130	NO	0.840	5.000	44.90	1.012	YES	0.450
[illegible]	1... PCB-138/163/164	NO	1.23	5.000	45.27	1.001	YES	0.304
[illegible]	1... PCB-158/160	NO	1.18	5.000	45.52	1.006	YES	0.317
[illegible]	1... PCB-129	NO	0.819	5.000	45.77	1.012	YES	0.455
[illegible]	1... PCB-166	NO	1.07	5.000	46.26	0.993	YES	0.278
[illegible]	1... PCB-159	NO	1.12	5.000	46.60	1.000	YES	0.266
[illegible]	1... PCB-128/162	NO	0.851	5.000	46.89	1.007	YES	0.350
[illegible]	1... PCB-167	NO	1.04	5.000	47.30	1.000	YES	0.295
[illegible]	1... PCB-156	NO	1.06	5.000	48.63	1.000	YES	0.303
[illegible]	1... PCB-157	NO	0.978	5.000	48.93	1.001	YES	0.323
[illegible]	1... PCB-169	NO	1.11	5.000	51.19	1.000	YES	0.336
[illegible]	1... PCB-188	NO	1.19	5.000	43.27	1.001	YES	0.211
[illegible]	1... PCB-184	NO	1.17	5.000	43.71	1.011	YES	0.216
[illegible]	1... PCB-179	NO	1.18	5.000	44.52	1.030	YES	0.214

Dataset: U:\VG11.PRO\Results\191118K1\191118K1-7.qld

Last Altered: Tuesday, November 19, 2019 10:50:52 Pacific Standard Time
Printed: Tuesday, November 19, 2019 10:51:12 Pacific Standard Time

Name: 191118K1_7, Date: 18-Nov-2019, Time: 19:03:03, ID: B9K0091-BLK1 Method Blank 5, Description: Method Blank

[illegible]	1... PCB-176	NO	1.16	5.000	44.99	1.041	YES	0.217
[illegible]	1... PCB-186	NO	1.22	5.000	45.61	1.055	YES	0.207
[illegible]	1... PCB-178	NO	0.830	5.000	46.12	1.067	YES	0.303
[illegible]	1... PCB-175	NO	0.849	5.000	46.48	1.075	YES	0.296
[illegible]	1... PCB-182/187	NO	0.960	5.000	46.68	1.080	YES	0.262
[illegible]	1... PCB-183	NO	0.957	5.000	47.01	1.088	YES	0.263
[illegible]	1... PCB-185	NO	1.32	5.000	47.68	0.955	YES	0.292
[illegible]	1... PCB-174	NO	1.22	5.000	48.06	0.962	YES	0.316
[illegible]	1... PCB-181	NO	1.41	5.000	48.15	0.964	YES	0.273
[illegible]	1... PCB-177	NO	1.24	5.000	48.33	0.968	YES	0.311
[illegible]	1... PCB-171	NO	1.24	5.000	48.62	0.974	YES	0.310
[illegible]	1... PCB-173	NO	1.14	5.000	49.06	0.983	YES	0.338
[illegible]	1... PCB-172	NO	1.31	5.000	49.55	0.992	YES	0.295
[illegible]	1... PCB-192	NO	1.70	5.000	49.74	0.996	YES	0.227
[illegible]	1... PCB-180	NO	1.32	5.000	49.95	1.000	YES	0.292
[illegible]	1... PCB-193	NO	1.54	5.000	50.18	1.005	YES	0.250
[illegible]	1... PCB-191	NO	1.57	5.000	50.43	1.010	YES	0.245
[illegible]	1... PCB-170	NO	1.36	5.000	51.62	1.000	YES	0.312
[illegible]	1... PCB-190	NO	1.84	5.000	51.81	1.004	YES	0.230
[illegible]	1... PCB-189	NO	1.33	5.000	53.31	1.000	YES	0.215
[illegible]	1... PCB-202	NO	1.02	5.000	48.85	1.001	YES	0.282
[illegible]	1... PCB-201	NO	0.915	5.000	49.34	1.011	YES	0.315
[illegible]	1... PCB-204	NO	0.979	5.000	49.49	1.014	YES	0.295
[illegible]	1... PCB-197	NO	0.979	5.000	49.81	1.020	YES	0.295
[illegible]	1... PCB-200	NO	0.954	5.000	50.76	1.040	YES	0.302
[illegible]	1... PCB-198	NO	0.748	5.000	52.28	1.071	YES	0.386
[illegible]	1... PCB-199	NO	0.706	5.000	52.39	1.073	YES	0.409
[illegible]	1... PCB-196/203	NO	0.785	5.000	52.73	1.080	YES	0.368
[illegible]	1... PCB-195	NO	1.03	5.000	53.98	0.984	YES	0.254
[illegible]	1... PCB-194	NO	1.16	5.000	54.90	1.000	YES	0.227
[illegible]	1... PCB-205	NO	1.40	5.000	55.17	1.005	YES	0.188
[illegible]	1... PCB-208	NO	0.934	5.000	54.14	1.000	YES	0.128
[illegible]	1... PCB-207	NO	0.912	5.000	54.46	1.006	YES	0.131
[illegible]	1... PCB-206	NO	0.987	5.000	56.43	1.000	YES	0.165

Dataset: U:\VG11.PRO\Results\191118K1\191118K1-7.qld

Last Altered: Tuesday, November 19, 2019 10:50:52 Pacific Standard Time
Printed: Tuesday, November 19, 2019 10:51:12 Pacific Standard Time

Name: 191118K1_7, Date: 18-Nov-2019, Time: 19:03:03, ID: B9K0091-BLK1 Method Blank 5, Description: Method Blank

[illegible]	1... PCB-209			NO	0.943	5.000	57.62		1.000		YES				0.0902
[illegible]	1... 13C-PCB-1	7.72e5	3.52	NO	1.08	5.000	15.68	15.67	0.609	0.609	NO	1341	67.1		2.96
[illegible]	1... 13C-PCB-3	6.93e5	3.53	NO	1.09	5.000	18.34	18.35	0.712	0.713	NO	1190	59.5		2.92
[illegible]	1... 13C-PCB-4	4.57e5	1.63	NO	0.640	5.000	19.70	19.70	0.765	0.766	NO	1338	66.9		1.47
[illegible]	1... 13C-PCB-9	7.66e5	1.58	NO	0.995	5.000	21.54	21.54	0.837	0.837	NO	1441	72.0		0.944
[illegible]	1... 13C-PCB-11	7.61e5	1.58	NO	0.971	5.000	25.02	25.02	0.972	0.972	NO	1468	73.4		0.967
[illegible]	1... 13C-PCB-19	4.54e5	0.91	NO	0.637	5.000	23.96	23.95	0.931	0.931	NO	1335	66.8		6.79
[illegible]	1... 13C-PCB-32	6.43e5	0.95	NO	0.910	5.000	26.98	26.97	1.048	1.048	NO	1323	66.1		4.76
[illegible]	1... 13C-PCB-28	6.41e5	0.95	NO	1.07	5.000	28.97	28.99	1.003	1.004	NO	1623	81.1		7.58
[illegible]	1... 13C-PCB-37	5.63e5	1.02	NO	0.959	5.000	32.97	33.01	1.141	1.143	NO	1586	79.3		8.45
[illegible]	1... 13C-PCB-54	5.91e5	0.75	NO	1.10	5.000	27.79	27.82	0.753	0.754	NO	1434	71.7		2.13
[illegible]	1... 13C-PCB-52	4.58e5	0.76	NO	0.844	5.000	31.48	31.49	0.853	0.853	NO	1448	72.4		2.77
[illegible]	1... 13C-PCB-47	4.99e5	0.75	NO	0.893	5.000	32.00	32.01	0.867	0.867	NO	1489	74.4		2.61
[illegible]	1... 13C-PCB-70	5.70e5	0.74	NO	1.01	5.000	35.63	35.63	0.965	0.965	NO	1509	75.4		2.32
[illegible]	1... 13C-PCB-80	5.91e5	0.74	NO	1.05	5.000	36.06	36.08	0.977	0.977	NO	1507	75.4		2.23
[illegible]	1... 13C-PCB-81	5.84e5	0.74	NO	0.985	5.000	39.28	39.30	1.064	1.065	NO	1580	79.0		2.37
[illegible]	1... 13C-PCB-77	5.58e5	0.74	NO	0.958	5.000	39.89	39.92	1.080	1.081	NO	1551	77.6		2.44
[illegible]	1... 13C-PCB-104	5.53e5	1.55	NO	1.10	5.000	32.67	32.66	0.827	0.827	NO	1439	71.9		0.705
[illegible]	1... 13C-PCB-95	4.28e5	1.61	NO	0.852	5.000	35.95	35.95	0.910	0.910	NO	1433	71.6		0.908
[illegible]	1... 13C-PCB-101	4.18e5	1.59	NO	0.814	5.000	37.70	37.70	0.955	0.955	NO	1465	73.3		0.951
[illegible]	1... 13C-PCB-97	3.62e5	1.59	NO	0.709	5.000	39.04	39.04	0.989	0.989	NO	1458	72.9		1.09
[illegible]	1... 13C-PCB-123	4.80e5	1.56	NO	0.922	5.000	41.67	41.70	1.055	1.056	NO	1486	74.3		0.840
[illegible]	1... 13C-PCB-118	5.17e5	1.58	NO	0.975	5.000	41.86	41.89	1.060	1.061	NO	1515	75.7		0.794
[illegible]	1... 13C-PCB-114	4.62e5	1.51	NO	1.52	5.000	42.54	42.56	0.908	0.909	NO	1546	77.3		1.41
[illegible]	1... 13C-PCB-105	4.68e5	1.47	NO	1.58	5.000	43.43	43.45	0.927	0.928	NO	1503	75.1		1.35
[illegible]	1... 13C-PCB-127	4.90e5	1.47	NO	1.62	5.000	43.80	43.81	0.935	0.935	NO	1534	76.7		1.32
[illegible]	1... 13C-PCB-126	4.38e5	1.55	NO	1.45	5.000	45.74	45.76	0.976	0.977	NO	1539	77.0		1.48
[illegible]	1... 13C-PCB-155	4.44e5	1.31	NO	1.03	5.000	37.21	37.22	0.942	0.943	NO	1235	61.8		0.648
[illegible]	1... 13C-PCB-153	4.35e5	1.24	NO	1.42	5.000	43.61	43.60	0.931	0.931	NO	1553	77.7		1.68
[illegible]	1... 13C-PCB-141	3.60e5	1.27	NO	1.14	5.000	44.39	44.38	0.947	0.947	NO	1603	80.1		2.10
[illegible]	1... 13C-PCB-138	3.71e5	1.25	NO	1.18	5.000	45.25	45.24	0.966	0.966	NO	1597	79.8		2.03
[illegible]	1... 13C-PCB-159	4.62e5	1.24	NO	1.43	5.000	46.59	46.58	0.994	0.994	NO	1638	81.9		1.67
[illegible]	2... 13C-PCB-167	4.50e5	1.21	NO	1.42	5.000	47.29	47.28	1.009	1.009	NO	1606	80.3		1.68
[illegible]	2... 13C-PCB-156	4.35e5	1.24	NO	1.40	5.000	48.61	48.61	1.038	1.038	NO	1581	79.0		1.72

Dataset: U:\VG11.PRO\Results\191118K1\191118K1-7.qld

Last Altered: Tuesday, November 19, 2019 10:50:52 Pacific Standard Time
Printed: Tuesday, November 19, 2019 10:51:12 Pacific Standard Time

Name: 191118K1_7, Date: 18-Nov-2019, Time: 19:03:03, ID: B9K0091-BLK1 Method Blank 5, Description: Method Blank

[illegible]	2... 13C-PCB-157	4.53e5	1.25	NO	1.41	5.000	48.89	48.89	1.044	1.044	NO	1636	81.8	1.70	
[illegible]	2... 13C-PCB-169	4.34e5	1.24	NO	1.35	5.000	51.16	51.17	1.092	1.092	NO	1637	81.9	1.78	
[illegible]	2... 13C-PCB-188	4.08e5	0.44	NO	1.46	5.000	43.22	43.23	0.926	0.926	NO	1576	78.8	1.31	
[illegible]	2... 13C-PCB-180	2.74e5	0.43	NO	0.932	5.000	49.93	49.93	1.070	1.070	NO	1660	83.0	2.05	
[illegible]	2... 13C-PCB-170	2.43e5	0.44	NO	0.796	5.000	51.60	51.60	1.106	1.106	NO	1721	86.0	2.40	
[illegible]	2... 13C-PCB-189	3.30e5	0.44	NO	1.09	5.000	53.28	53.29	1.142	1.142	NO	1707	85.3	1.75	
[illegible]	2... 13C-PCB-202	3.85e5	0.94	NO	1.45	5.000	48.84	48.81	1.046	1.046	NO	1499	75.0	0.663	
[illegible]	2... 13C-PCB-194	3.09e5	0.86	NO	0.714	5.000	54.89	54.89	0.995	0.995	NO	1646	82.3	1.40	
[illegible]	2... 13C-PCB-208	3.93e5	0.78	NO	0.896	5.000	54.13	54.13	0.982	0.981	NO	1671	83.6	1.00	
[illegible]	2... 13C-PCB-206	2.90e5	0.79	NO	0.653	5.000	56.41	56.41	1.023	1.023	NO	1692	84.6	1.37	
[illegible]	2... 13C-PCB-209	3.54e5	1.19	NO	0.806	5.000	57.64	57.62	1.045	1.045	NO	1674	83.7	0.376	
[illegible]	2... 13C-PCB-15	1.07e6	1.56	NO	1.00	5.000	25.71	25.74	1.000	0.000	NO	2000	100	0.940	
[illegible]	2... 13C-PCB-31	7.39e5	0.95	NO	1.00	5.000	28.84	28.88	1.000	0.000	NO	2000	100	8.10	
[illegible]	2... 13C-PCB-60	7.50e5	0.75	NO	1.00	5.000	36.90	36.92	1.000	0.000	NO	2000	100	2.33	
[illegible]	2... 13C-PCB-111	7.00e5	1.59	NO	1.00	5.000	39.47	39.49	1.000	0.000	NO	2000	100	0.774	
[illegible]	2... 13C-PCB-128	3.94e5	1.22	NO	1.00	5.000	46.82	46.85	1.000	0.000	NO	2000	100	2.40	
[illegible]	2... 13C-PCB-182	3.54e5	0.45	NO	1.00	5.000	46.65	46.67	0.000	0.000	NO	2000	100	1.91	
[illegible]	2... 13C-PCB-205	5.26e5	0.88	NO	1.00	5.000	55.15	55.15	1.000	0.000	NO	2000	100	1.00	
[illegible]	2... 13C-PCB-79	6.70e5	0.74	NO	1.03	5.000	38.05	38.03	1.031	1.030	NO	1732	86.6	2.26	
[illegible]	2... 13C-PCB-178	2.95e5	0.44	NO	0.875	5.000	46.12	46.11	0.988	0.988	NO	1715	85.8	1.98	
[illegible]	2... 13C-PCB-79	6.55e5	0.76	NO	1.05	5.000	38.02	38.03	0.967	0.968	NO	2149	107	3.03	
[illegible]	2... 13C-PCB-178	2.96e5	0.44	NO	0.975	5.000	46.12	46.11	0.924	0.923	NO	2213	111	2.52	
[illegible]	2... Total Mono-PCBs				1.01	5.000	0.00		0.000		NO			~~1.18~~ 0.417	
[illegible]	2... Total Di-PCBs				1.06	5.000	0.00		0.000		NO			~~13.4~~ 1.97	
[illegible]	2... 2nd Function Tri-PCBs				0.914	5.000	0.00		0.000		NO			~~3.06~~	
[illegible]	2... 3rd Function Tri-PCBs				1.06	5.000	0.00		0.000		NO			~~7.12~~ 0.656	
[illegible]	2... Total Tetra-PCBs				0.986	5.000	0.00		0.000		NO			~~10.0~~ 0.570	
[illegible]	2... 3rd Function Penta-PCBs				1.12	5.000	0.00		0.000		NO			~~17.4~~	
[illegible]	2... 4th Function Penta-PCBs				1.11	5.000	0.00		0.000		NO			~~2.62~~ 0.859	
[illegible]	2... 3rd Function Hexa-PCBs				0.774	5.000	0.00		0.000		NO			~~3.07~~	
[illegible]	2... 4th Function Hexa-PCBs				0.972	5.000	0.00		0.000		NO			~~0.92~~ 0.455	
[illegible]	2... Total Hepta-PCBs				1.26	5.000	0.00		0.000		NO			~~6.09~~ 0.338	
[illegible]	2... 4th Function Octa-PCBs				0.886	5.000	0.00		0.000		NO			~~2.65~~	
[illegible]	2... 5th Function Octa-PCBs				1.20	5.000	0.00		0.000		NO			~~0.660~~ 0.409	

Dataset: U:\VG11.PRO\Results\191118K1\191118K1-7.qld

Last Altered: Tuesday, November 19, 2019 10:50:52 Pacific Standard Time
Printed: Tuesday, November 19, 2019 10:51:12 Pacific Standard Time

Name: 191118K1_7, Date: 18-Nov-2019, Time: 19:03:03, ID: B9K0091-BLK1 Method Blank 5, Description: Method Blank

	2... Total Nona-PCBs	0.945	5.000	0.00	0.000	NO	~~0.425~~ 0.165
	2... Deca-CB	0.943	5.000	0.00	0.000	NO	0.0902
	2... Total PCBs						

Dataset: Untitled

Last Altered: Tuesday, November 19, 2019 08:55:47 Pacific Standard Time
Printed: Tuesday, November 19, 2019 08:56:02 Pacific Standard Time

Name: 191118K1_7, Date: 18-Nov-2019, Time: 19:03:03, ID: B9K0091-BLK1 Method Blank 5, Description: Method Blank

PCB-1

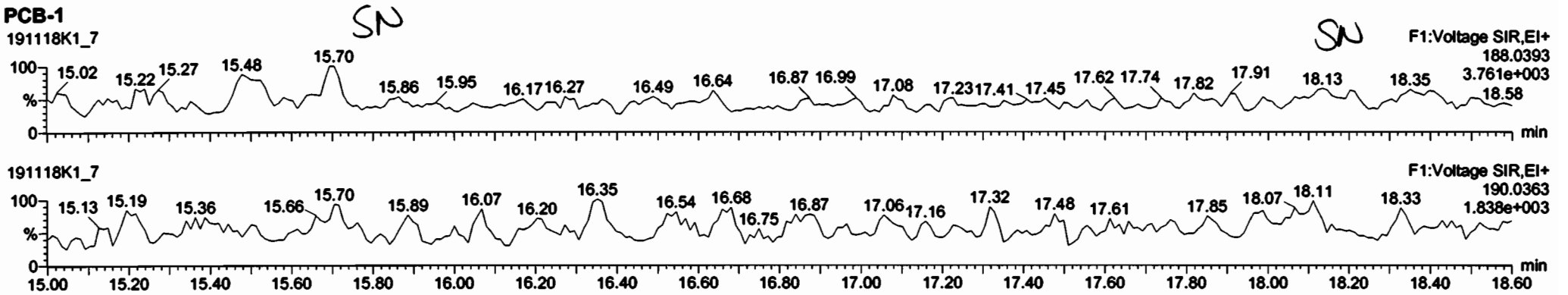

13C-PCB-1

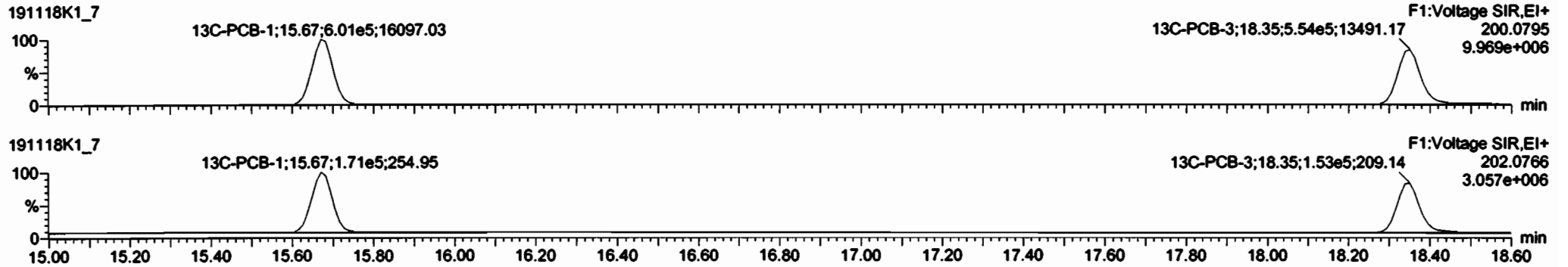

PFK1

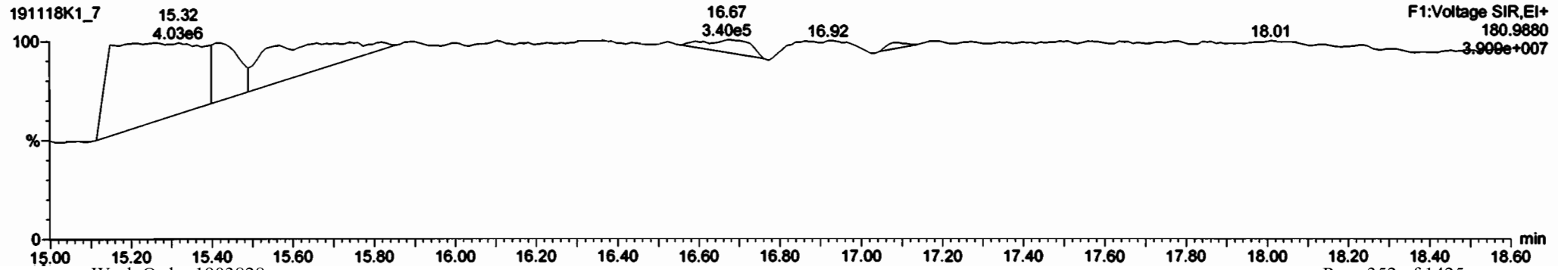

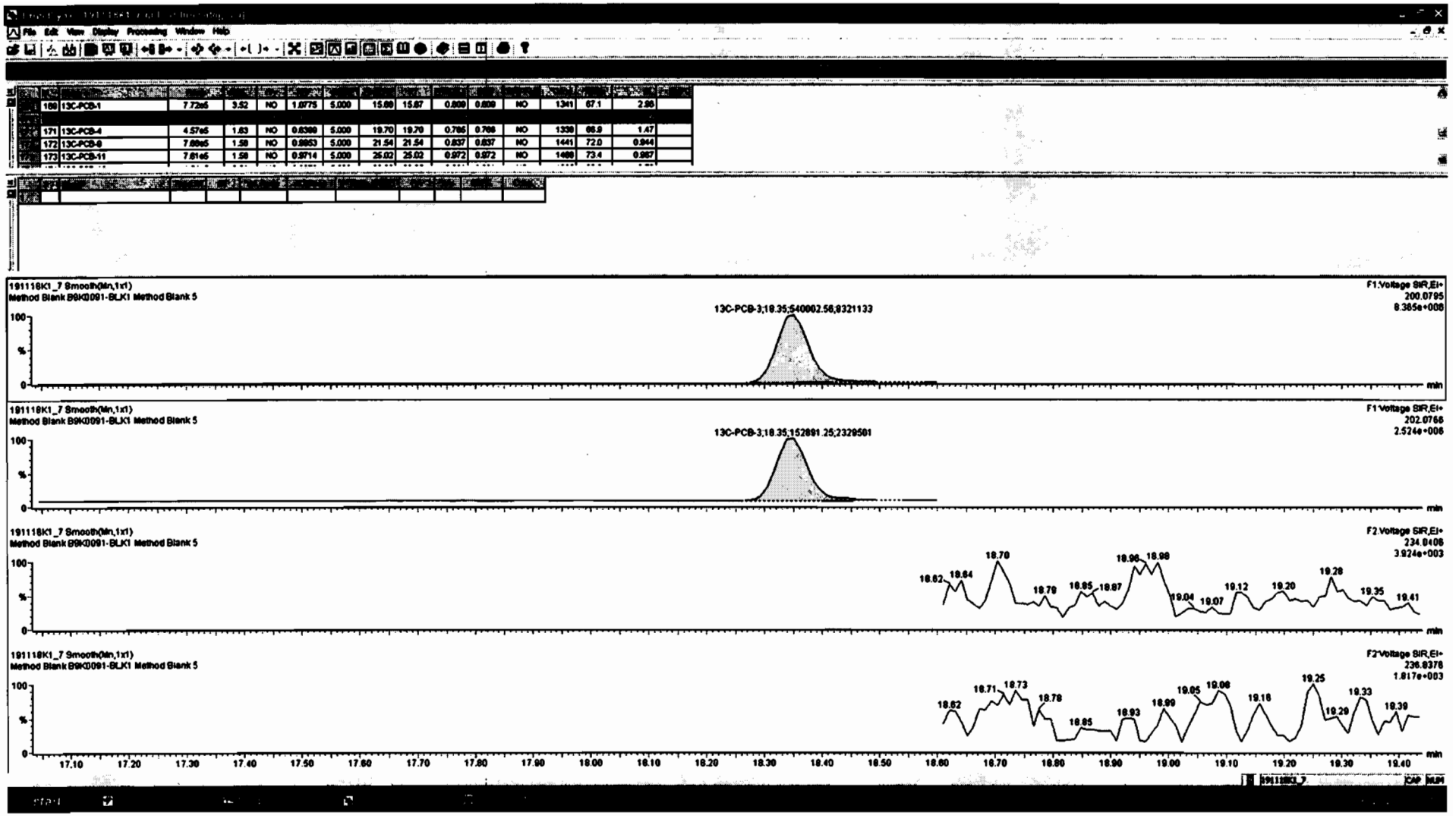
191116K1_7 Smooth(Mn,1x1)
Method Blank B9K0091-BLK1 Method Blank 5
13C-PCB-3;18.35;540002.56;8321133
F1:Voltage SIR,EI+
200.0795
8.365e+006
191116K1_7 Smooth(Mn,1x1)
Method Blank B9K0091-BLK1 Method Blank 5
13C-PCB-3;18.35;152891.25;2329501
F1:Voltage SIR,EI+
202.0766
2.524e+006
191116K1_7 Smooth(Mn,1x1)
Method Blank B9K0091-BLK1 Method Blank 5
F2:Voltage SIR,EI+
234.0406
3.924e+003
191116K1_7 Smooth(Mn,1x1)
Method Blank B9K0091-BLK1 Method Blank 5
F2:Voltage SIR,EI+
236.0376
1.817e+003
min

Dataset: Untitled

Last Altered: Tuesday, November 19, 2019 08:55:47 Pacific Standard Time
Printed: Tuesday, November 19, 2019 08:56:02 Pacific Standard Time

Name: 191118K1_7, Date: 18-Nov-2019, Time: 19:03:03, ID: B9K0091-BLK1 Method Blank 5, Description: Method Blank

PCB-4/10

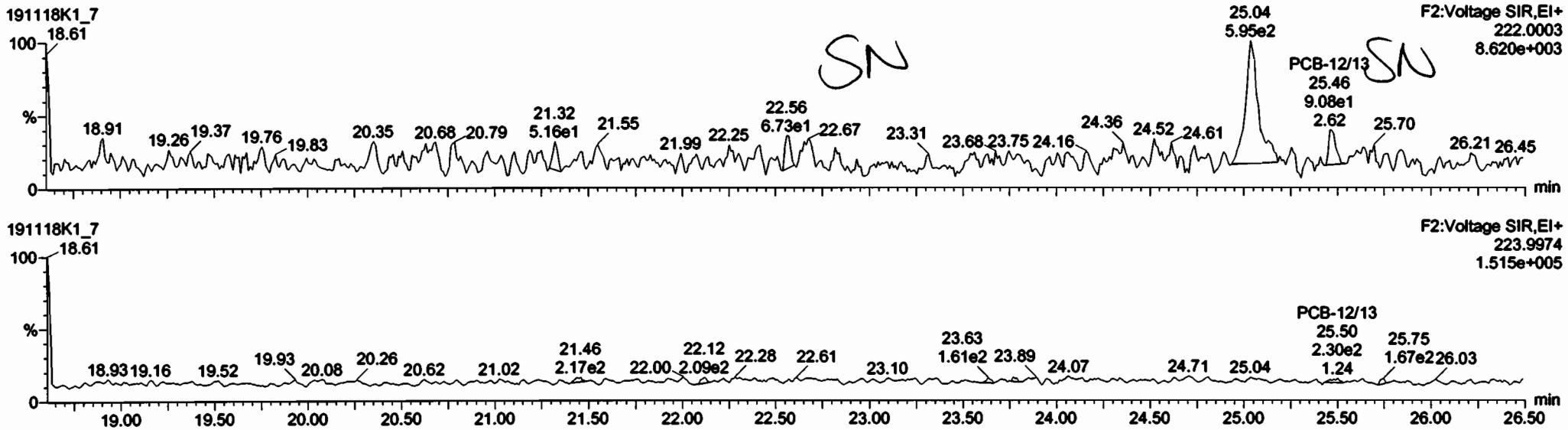

13C-PCB-4

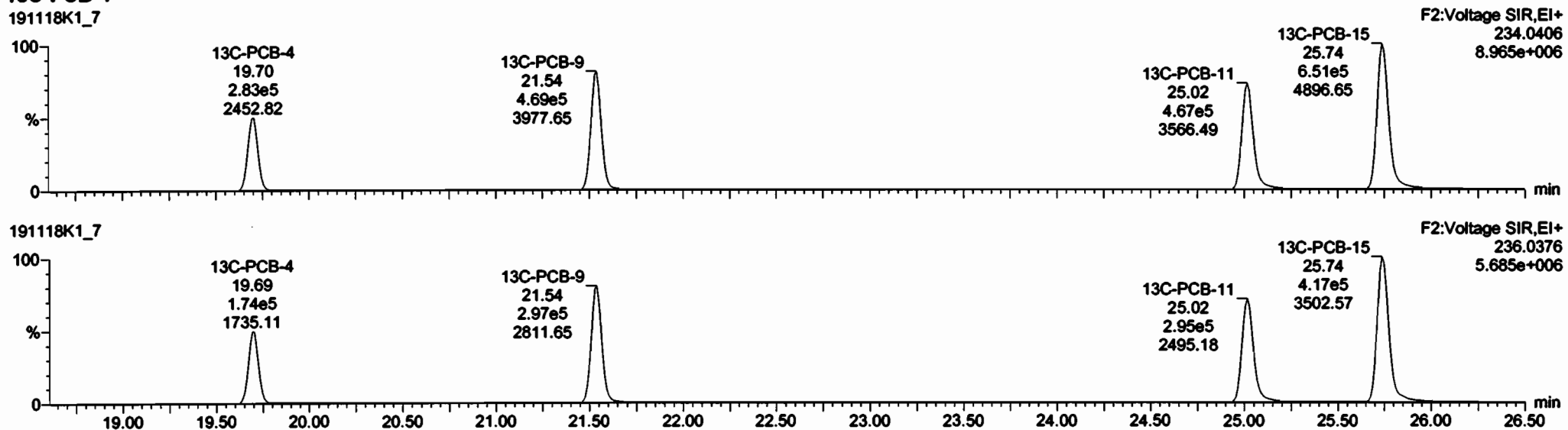

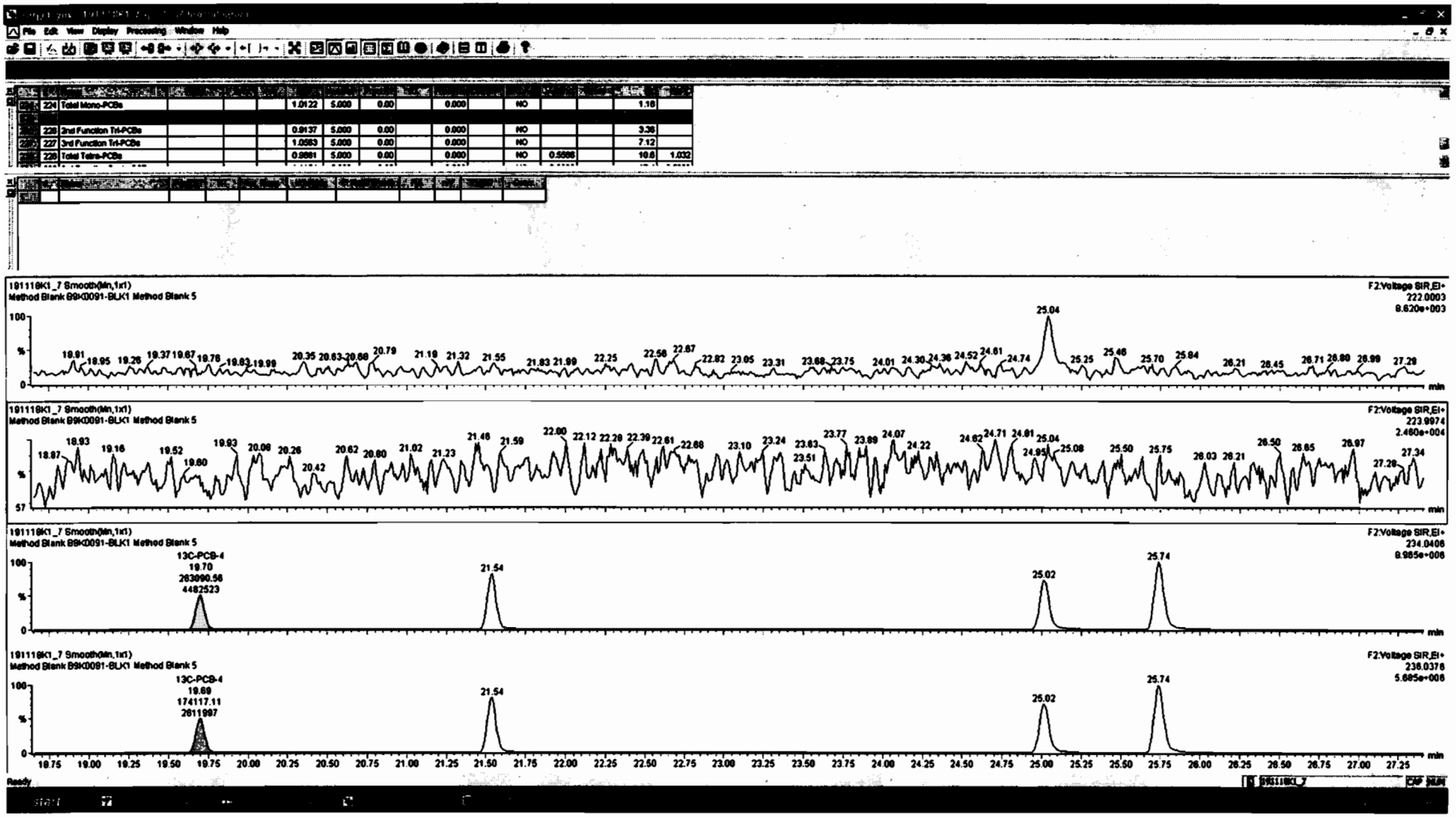
File Edit View Display Processing Window Help
224 Total Mono-PCBs 1.0122 5.000 0.00 0.000 NO 1.18
228 2nd Function Tri-PCBs 0.9137 5.000 0.00 0.000 NO 3.38
227 3rd Function Tri-PCBs 1.0583 5.000 0.00 0.000 NO 7.12
226 Total Tetra-PCBs 0.9881 5.000 0.00 0.000 NO 0.5566 10.6 1.032
191118K1_7 Smooth(Mn,1x1)
Method Blank B9K0091-BLK1 Method Blank 5
F2:Voltage SIR,EI+
222.0003
8.620e+003
25.04
F2:Voltage SIR,EI+
223.9974
2.460e+004
F2:Voltage SIR,EI+
234.0406
8.985e+006
13C-PCB-4
19.70
263090.56
4482523
21.54
25.02
25.74
F2:Voltage SIR,EI+
236.0376
5.685e+006
13C-PCB-4
19.69
174117.11
2611997
Ready

Dataset: Untitled

Last Altered: Tuesday, November 19, 2019 08:55:47 Pacific Standard Time
Printed: Tuesday, November 19, 2019 08:56:02 Pacific Standard Time

Name: 191118K1_7, Date: 18-Nov-2019, Time: 19:03:03, ID: B9K0091-BLK1 Method Blank 5, Description: Method Blank

PCB-19

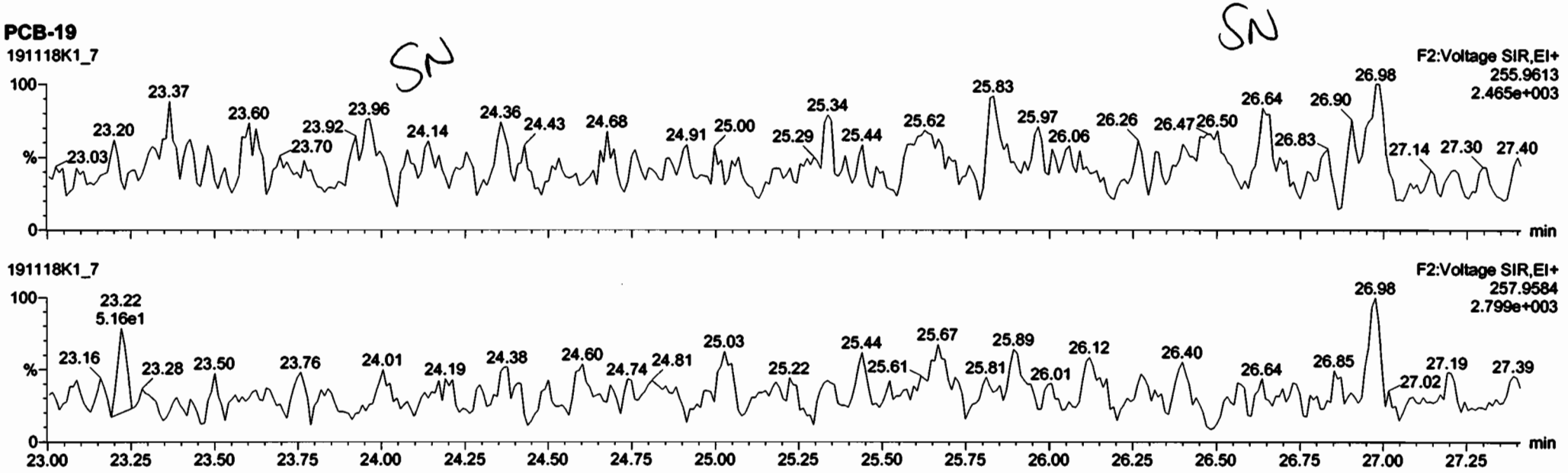

13C-PCB-19

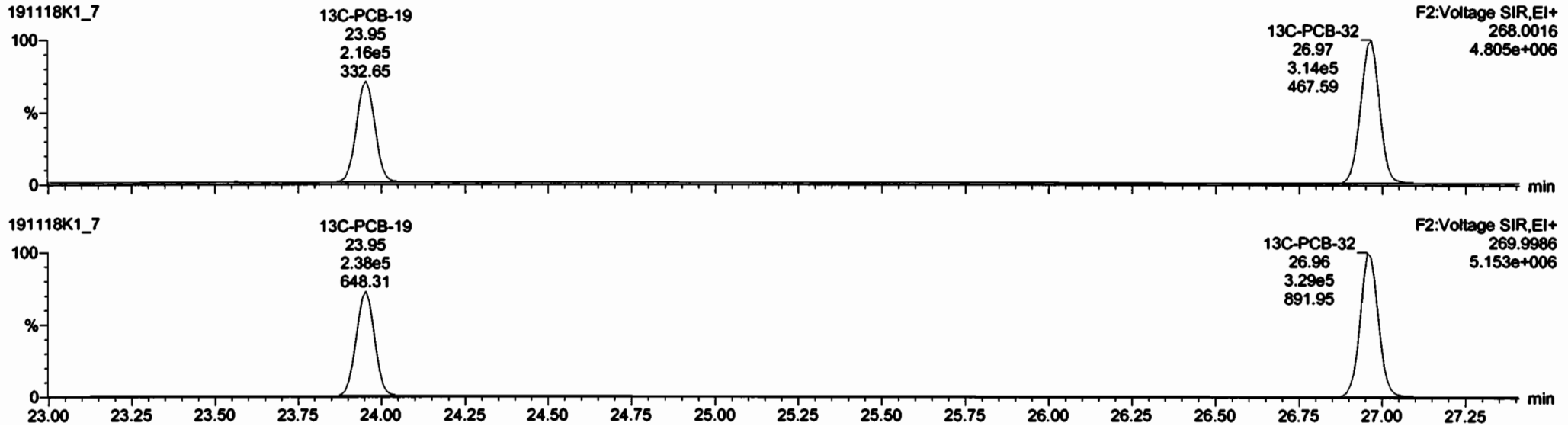

Dataset: Untitled

Last Altered: Tuesday, November 19, 2019 08:55:47 Pacific Standard Time
Printed: Tuesday, November 19, 2019 08:56:02 Pacific Standard Time

Name: 191118K1_7, Date: 18-Nov-2019, Time: 19:03:03, ID: B9K0091-BLK1 Method Blank 5, Description: Method Blank

PCB-34

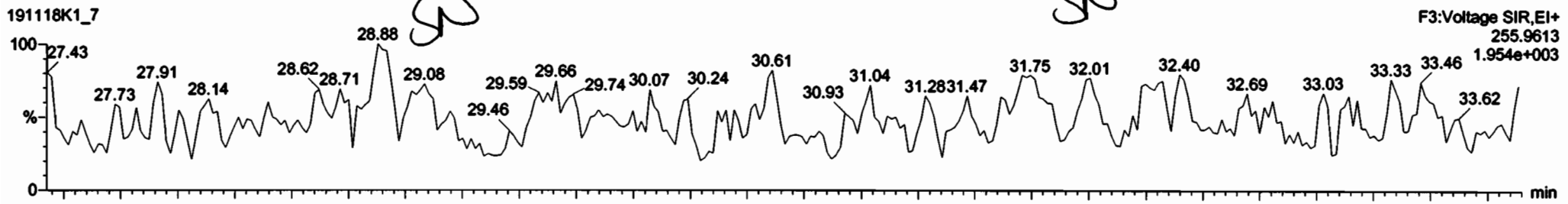

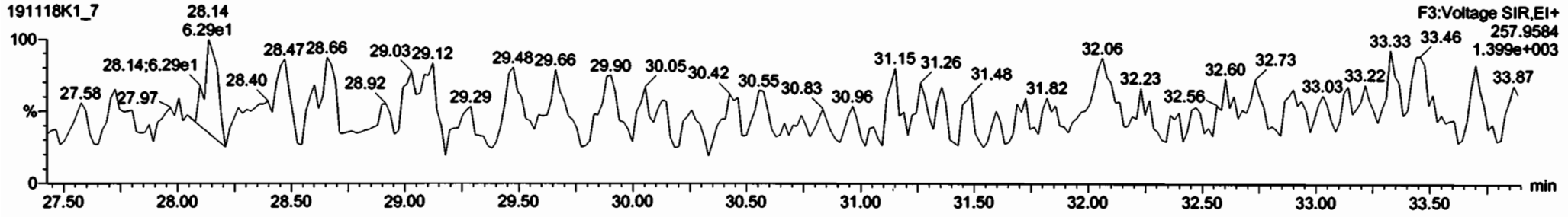

13C-PCB-28

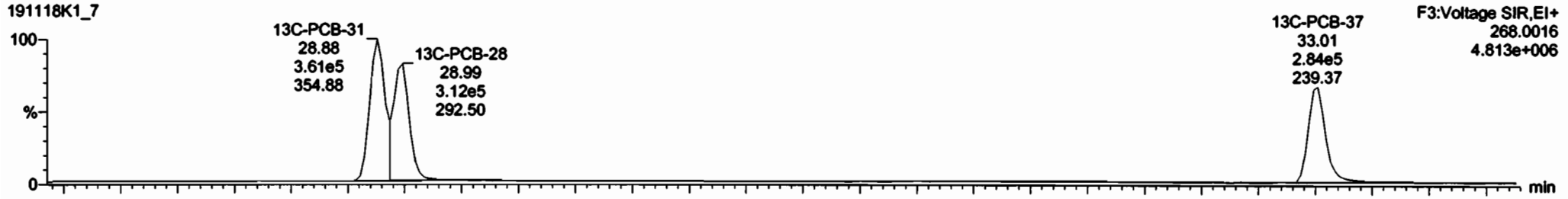



Dataset: Untitled

Last Altered: Tuesday, November 19, 2019 08:55:47 Pacific Standard Time
Printed: Tuesday, November 19, 2019 08:56:02 Pacific Standard Time

Name: 191118K1_7, Date: 18-Nov-2019, Time: 19:03:03, ID: B9K0091-BLK1 Method Blank 5, Description: Method Blank

PCB-54

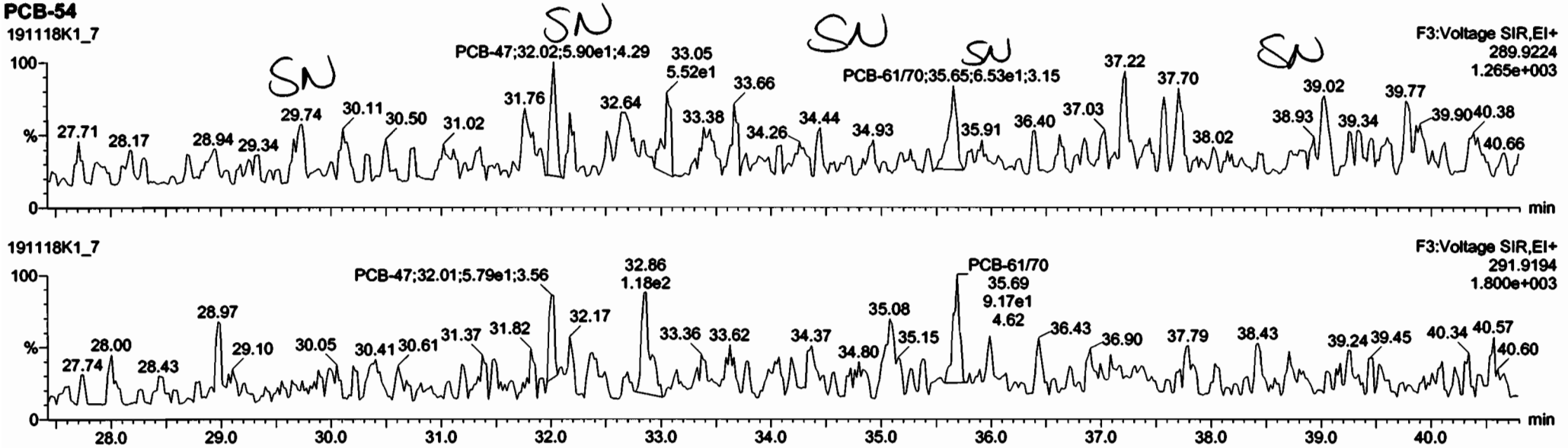

13C-PCB-54

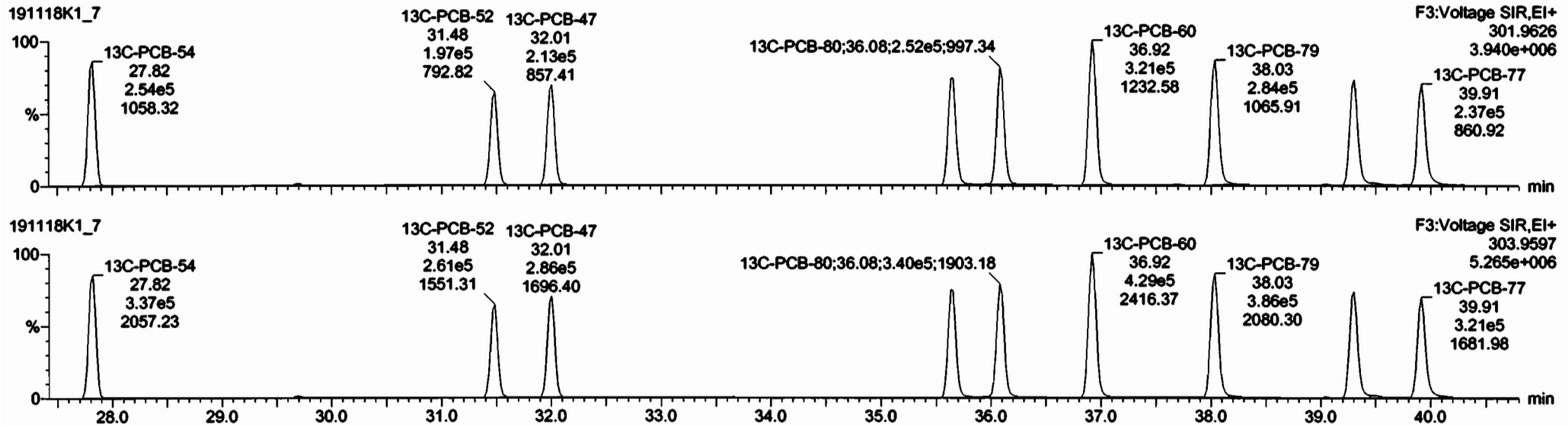

Dataset: Untitled

Last Altered: Tuesday, November 19, 2019 08:55:47 Pacific Standard Time
Printed: Tuesday, November 19, 2019 08:56:02 Pacific Standard Time

Name: 191118K1_7, Date: 18-Nov-2019, Time: 19:03:03, ID: B9K0091-BLK1 Method Blank 5, Description: Method Blank

PCB-50

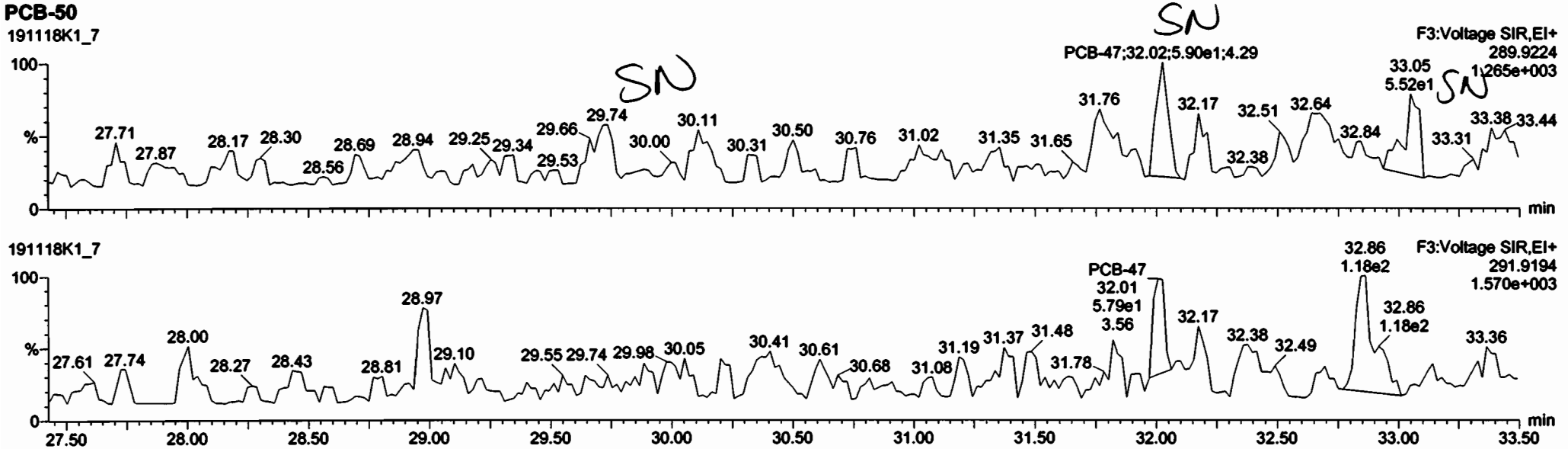

13C-PCB-52

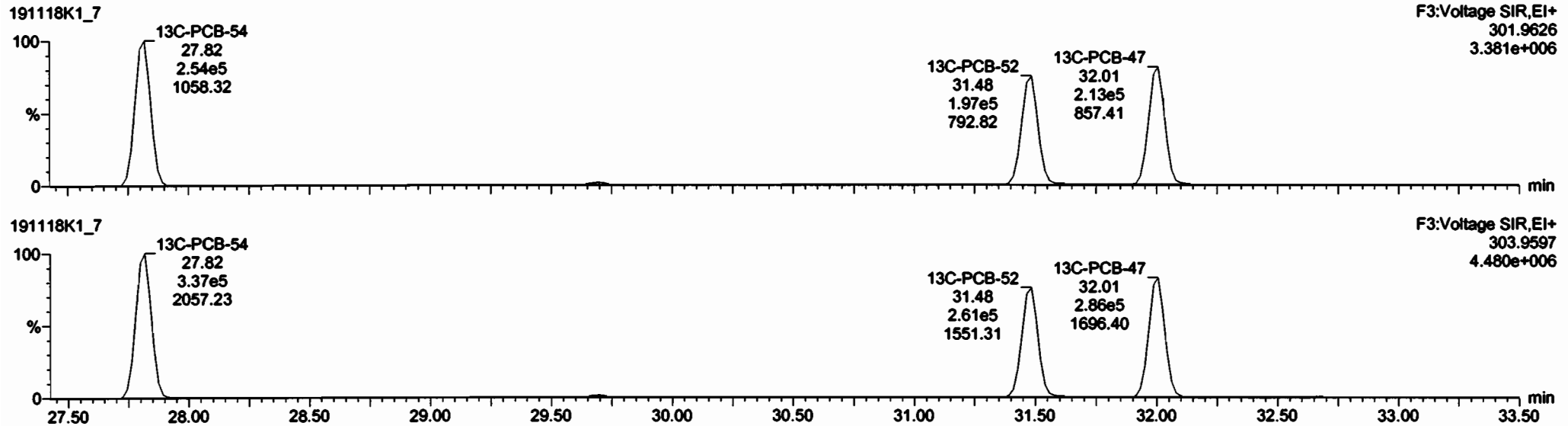

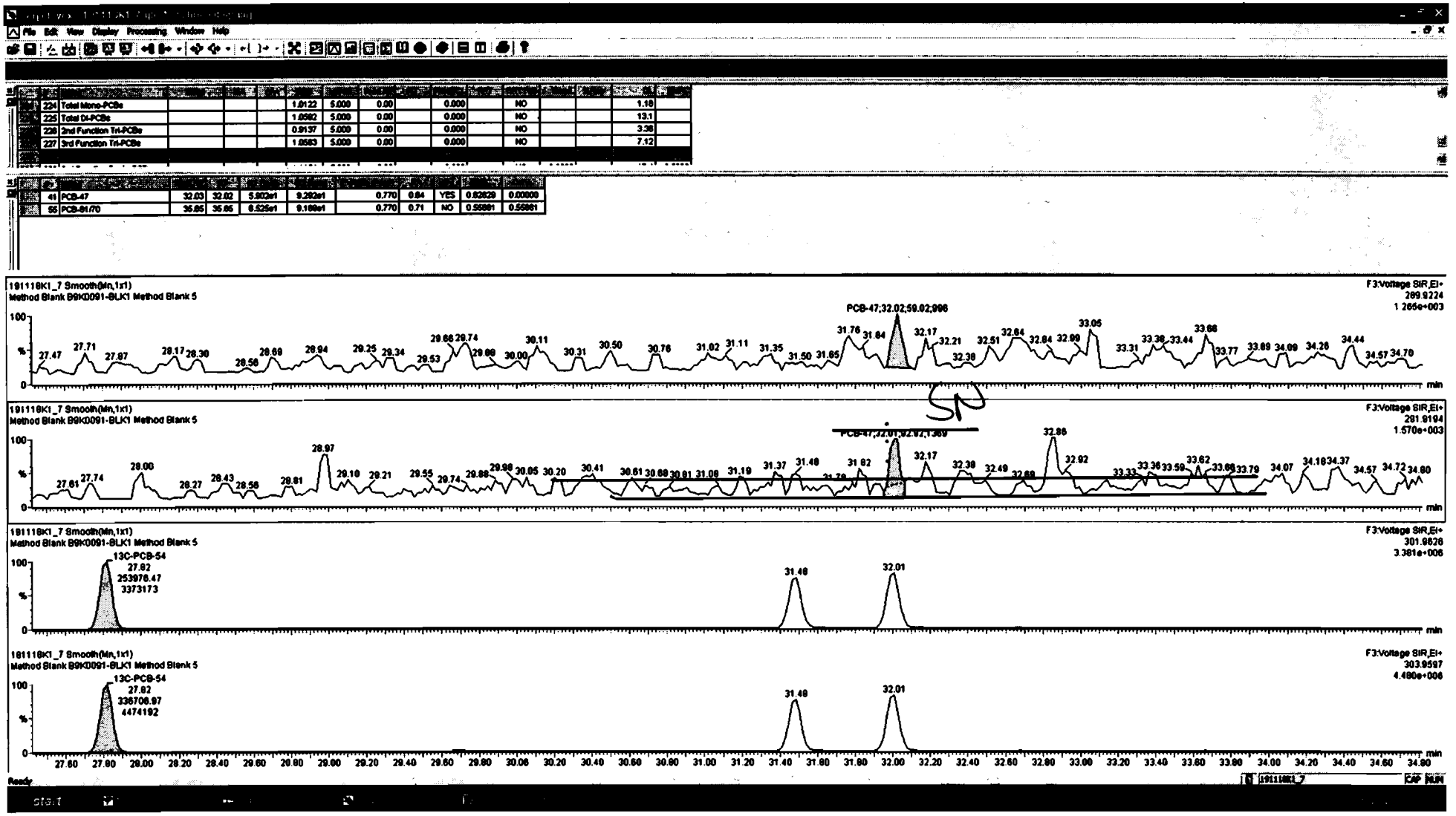
File Edit View Display Processing Window Help
224 Total Mono-PCBs 1.0122 5.000 0.00 0.000 NO 1.16
225 Total Di-PCBs 1.0562 5.000 0.00 0.000 NO 13.1
226 2nd Function Tri-PCBs 0.9137 5.000 0.00 0.000 NO 3.38
227 3rd Function Tri-PCBs 1.0583 5.000 0.00 0.000 NO 7.12
41 PCB-47 32.03 32.02 5.902e1 9.292e1 0.770 0.84 YES 0.82629 0.00000
55 PCB-81/70 35.85 35.85 8.525e1 9.189e1 0.770 0.71 NO 0.55891 0.55891
191118K1_7 Smooth(Mn,1x1)
Method Blank B9K0091-BLK1 Method Blank 5
F3:Voltage SIR,EI+
289.9224
1.265e+003
PCB-47;32.02;59.02;996
191118K1_7 Smooth(Mn,1x1)
Method Blank B9K0091-BLK1 Method Blank 5
F3:Voltage SIR,EI+
291.9194
1.570e+003
191118K1_7 Smooth(Mn,1x1)
Method Blank B9K0091-BLK1 Method Blank 5
F3:Voltage SIR,EI+
301.9626
3.381e+006
13C-PCB-54
27.82
253978.47
3373173
191118K1_7 Smooth(Mn,1x1)
Method Blank B9K0091-BLK1 Method Blank 5
F3:Voltage SIR,EI+
303.9597
4.480e+006
13C-PCB-54
27.82
336708.97
4474192
min
Ready

Dataset: Untitled

Last Altered: Tuesday, November 19, 2019 08:55:47 Pacific Standard Time
Printed: Tuesday, November 19, 2019 08:56:02 Pacific Standard Time

Name: 191118K1_7, Date: 18-Nov-2019, Time: 19:03:03, ID: B9K0091-BLK1 Method Blank 5, Description: Method Blank

PCB-68

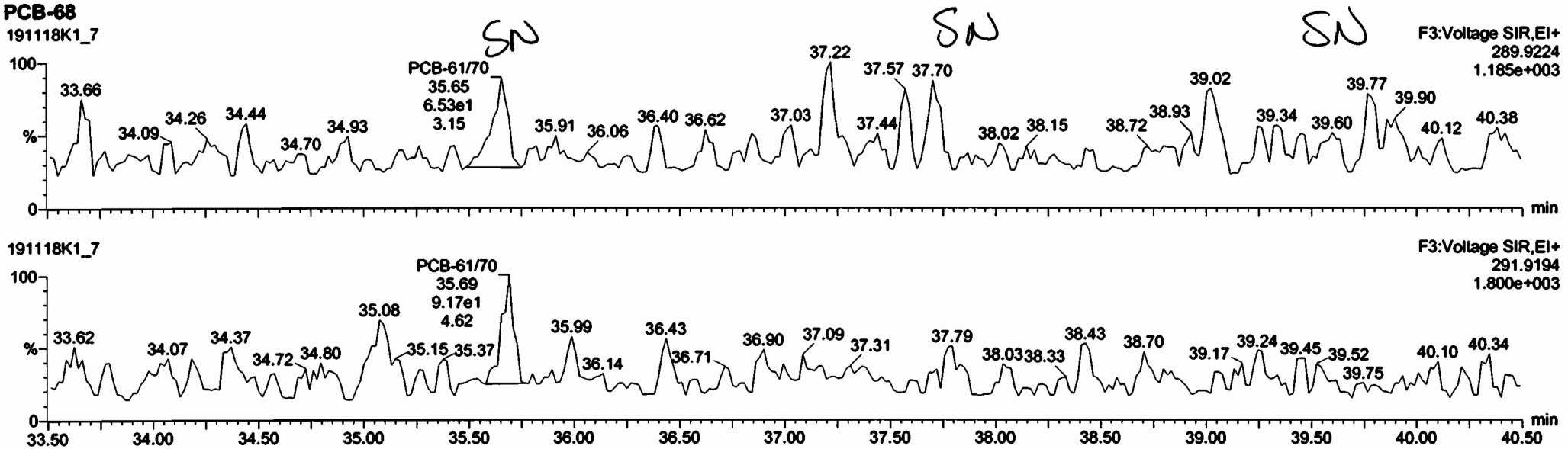

13C-PCB-60

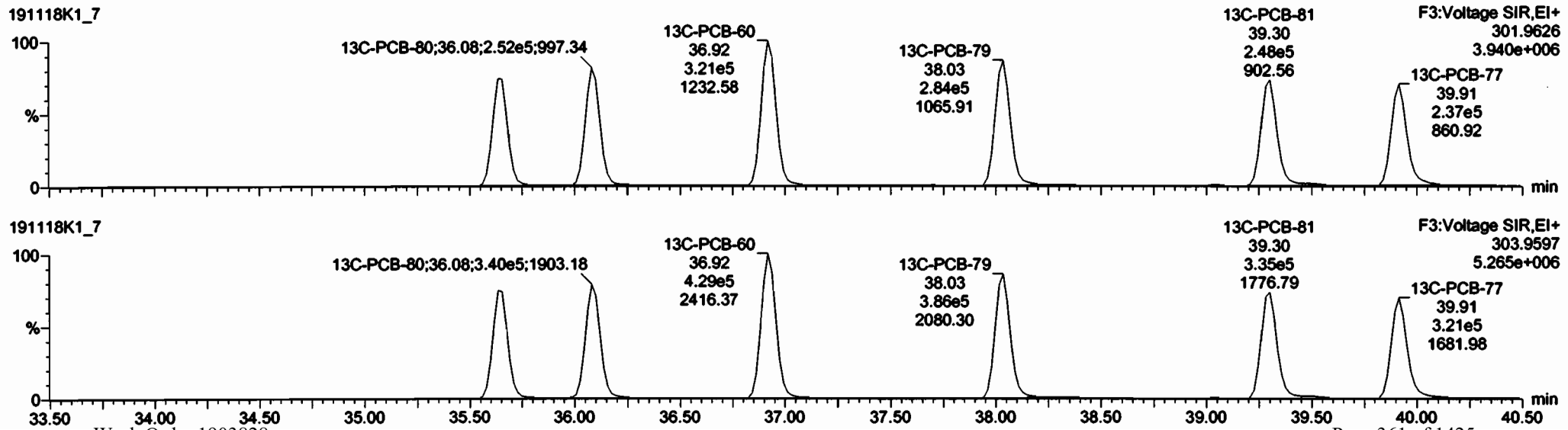

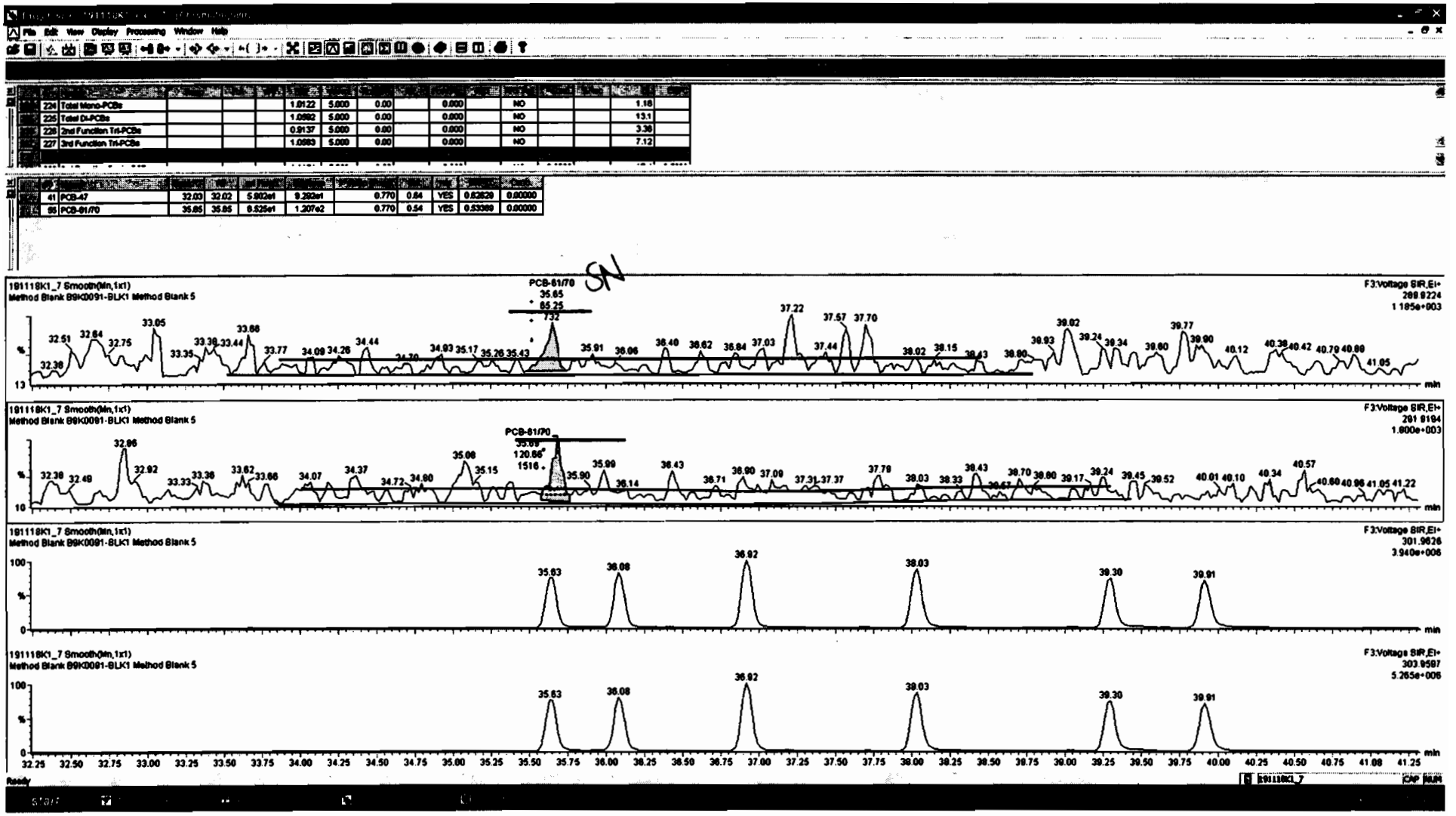
Method Blank B9K0091-BLK1 Method Blank 5
PCB-61/70
F3:Voltage SIR,EI+
min

Dataset: Untitled

Last Altered: Tuesday, November 19, 2019 08:55:47 Pacific Standard Time
Printed: Tuesday, November 19, 2019 08:56:02 Pacific Standard Time

Name: 191118K1_7, Date: 18-Nov-2019, Time: 19:03:03, ID: B9K0091-BLK1 Method Blank 5, Description: Method Blank

PCB-104

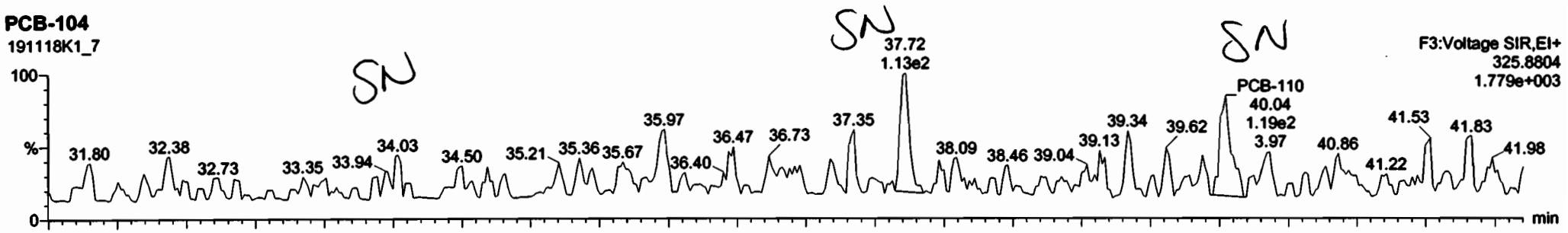

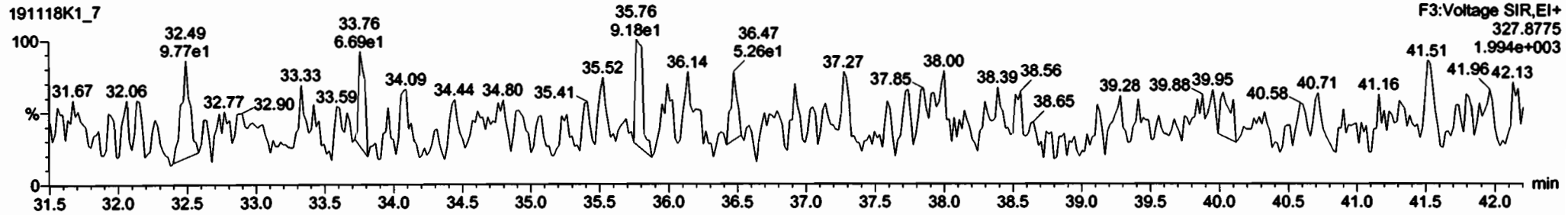

13C-PCB-104

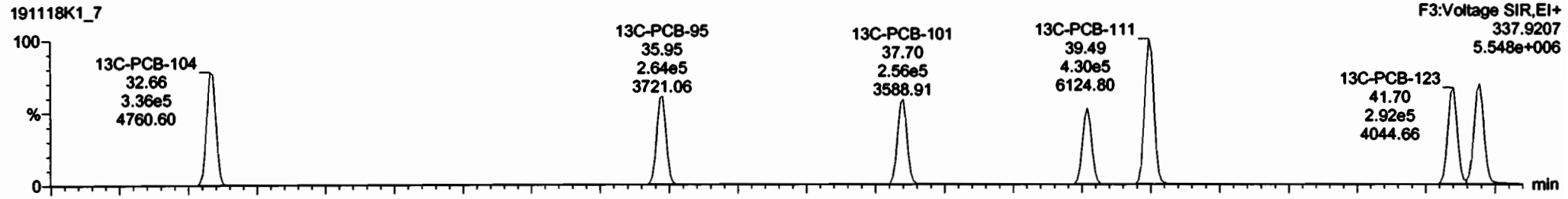



Dataset: Untitled

Last Altered: Tuesday, November 19, 2019 08:55:47 Pacific Standard Time
Printed: Tuesday, November 19, 2019 08:56:02 Pacific Standard Time

Name: 191118K1_7, Date: 18-Nov-2019, Time: 19:03:03, ID: B9K0091-BLK1 Method Blank 5, Description: Method Blank

PCB-96

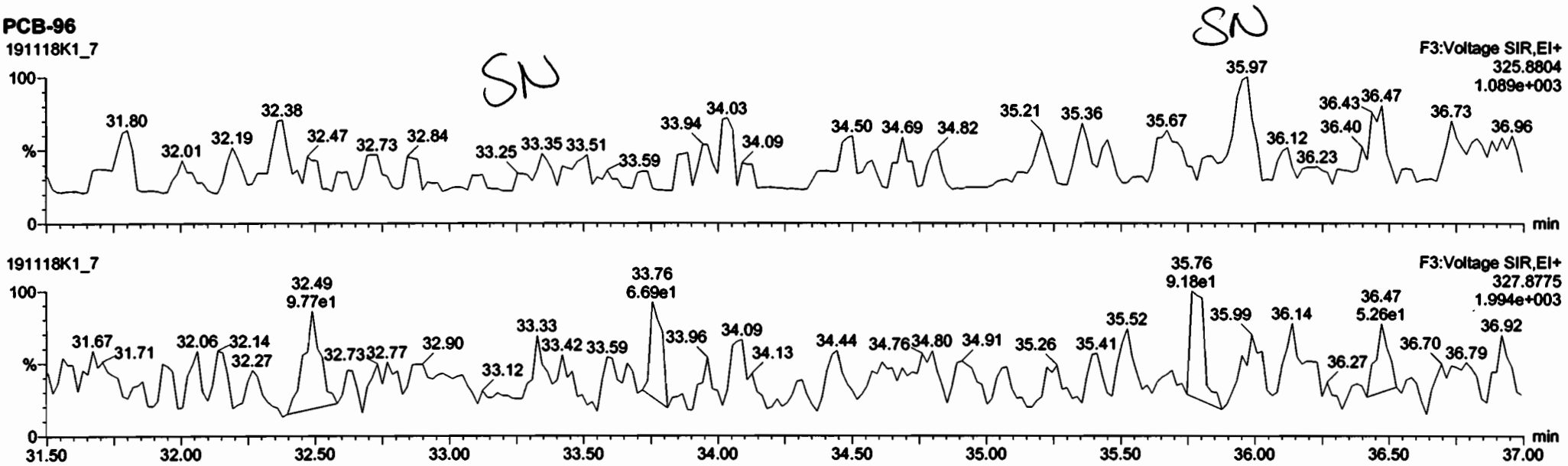

13C-PCB-95

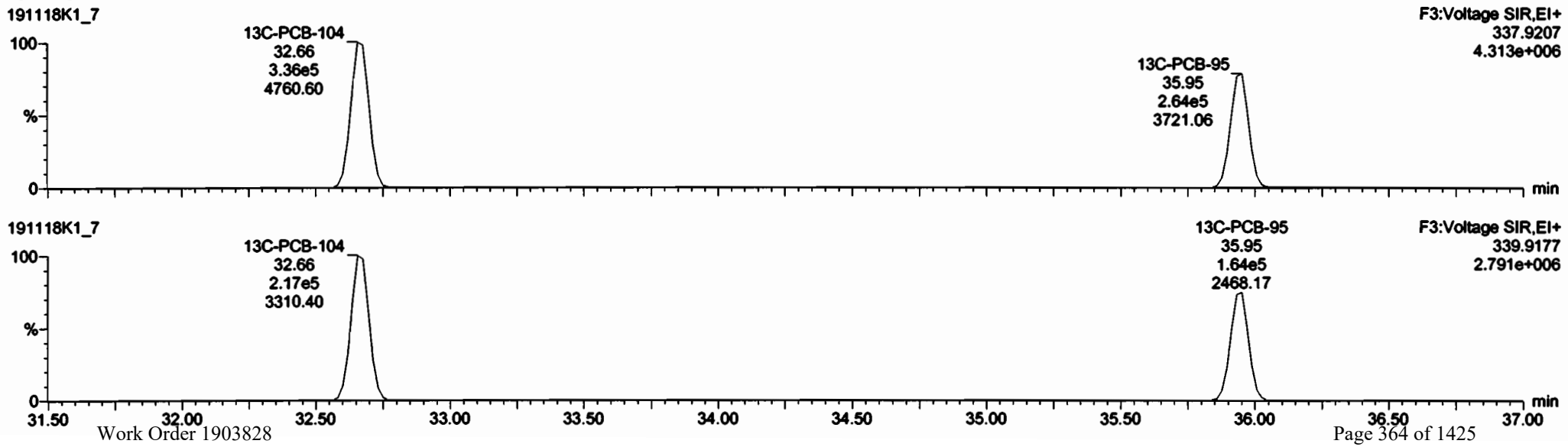

Dataset: Untitled

Last Altered: Tuesday, November 19, 2019 08:55:47 Pacific Standard Time
Printed: Tuesday, November 19, 2019 08:56:02 Pacific Standard Time

Name: 191118K1_7, Date: 18-Nov-2019, Time: 19:03:03, ID: B9K0091-BLK1 Method Blank 5, Description: Method Blank

PCB-119

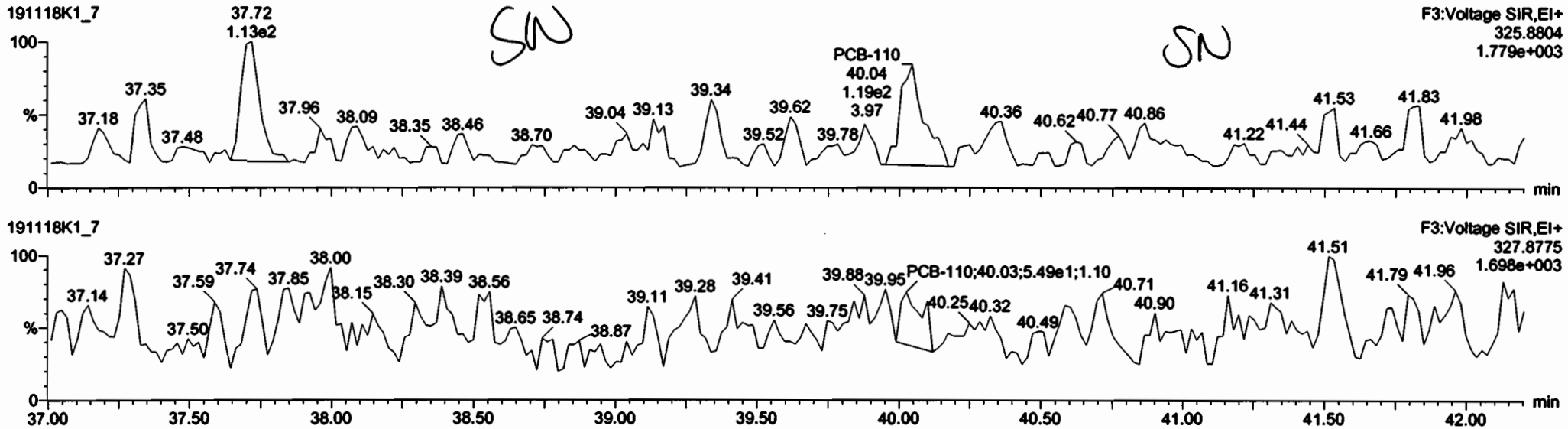

13C-PCB-111

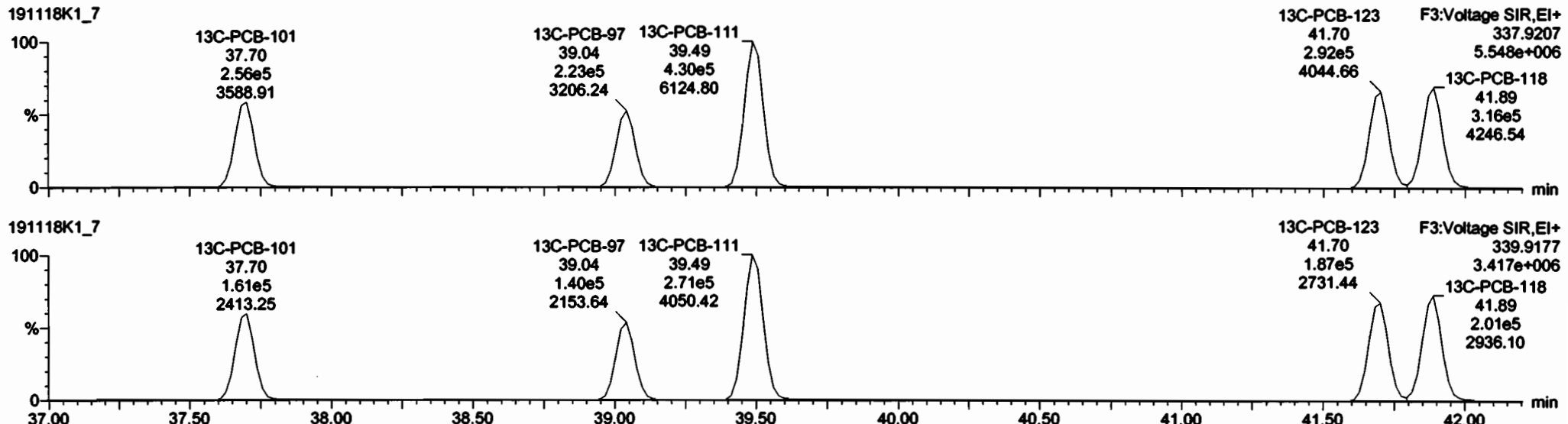

Dataset: Untitled

Last Altered: Tuesday, November 19, 2019 08:55:47 Pacific Standard Time
Printed: Tuesday, November 19, 2019 08:56:02 Pacific Standard Time

Name: 191118K1_7, Date: 18-Nov-2019, Time: 19:03:03, ID: B9K0091-BLK1 Method Blank 5, Description: Method Blank

PCB-114

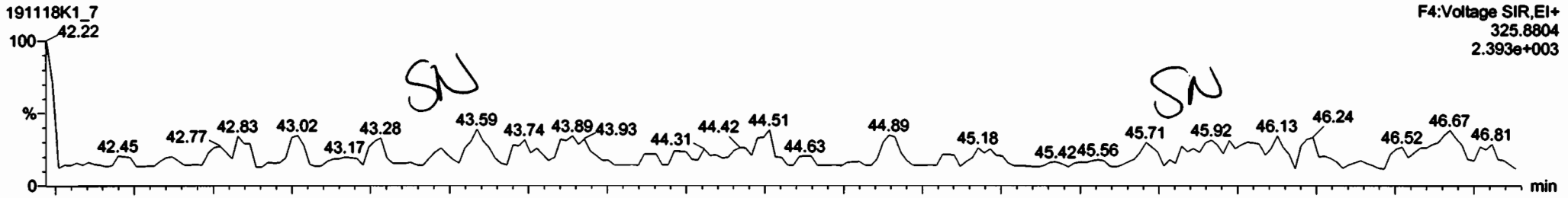

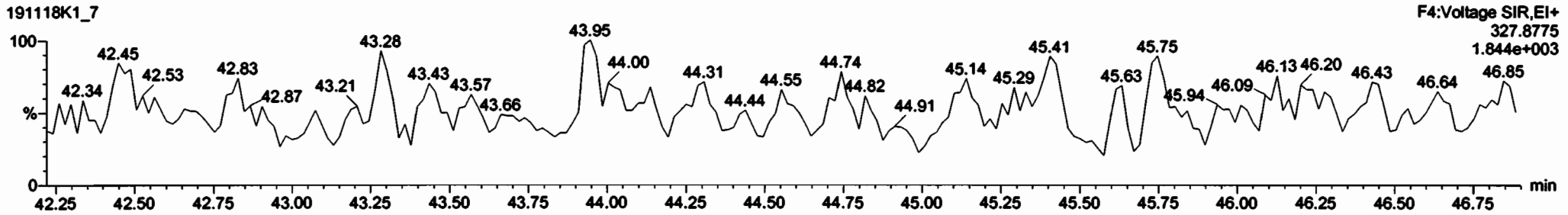

13C-PCB-114

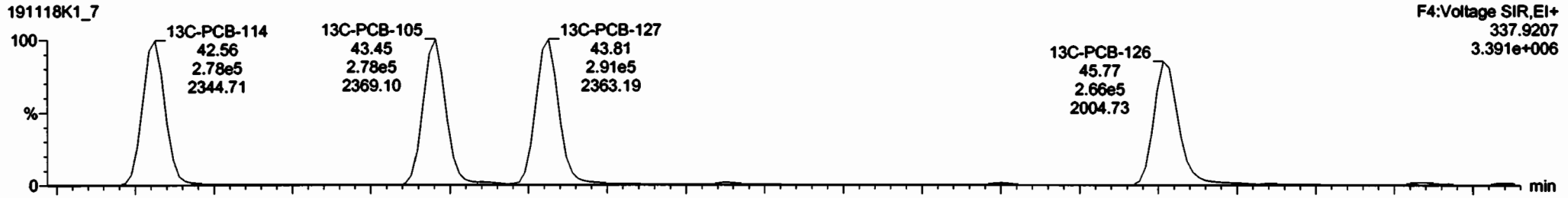



Dataset: Untitled

Last Altered: Tuesday, November 19, 2019 08:55:47 Pacific Standard Time
Printed: Tuesday, November 19, 2019 08:56:02 Pacific Standard Time

Name: 191118K1_7, Date: 18-Nov-2019, Time: 19:03:03, ID: B9K0091-BLK1 Method Blank 5, Description: Method Blank

PCB-155

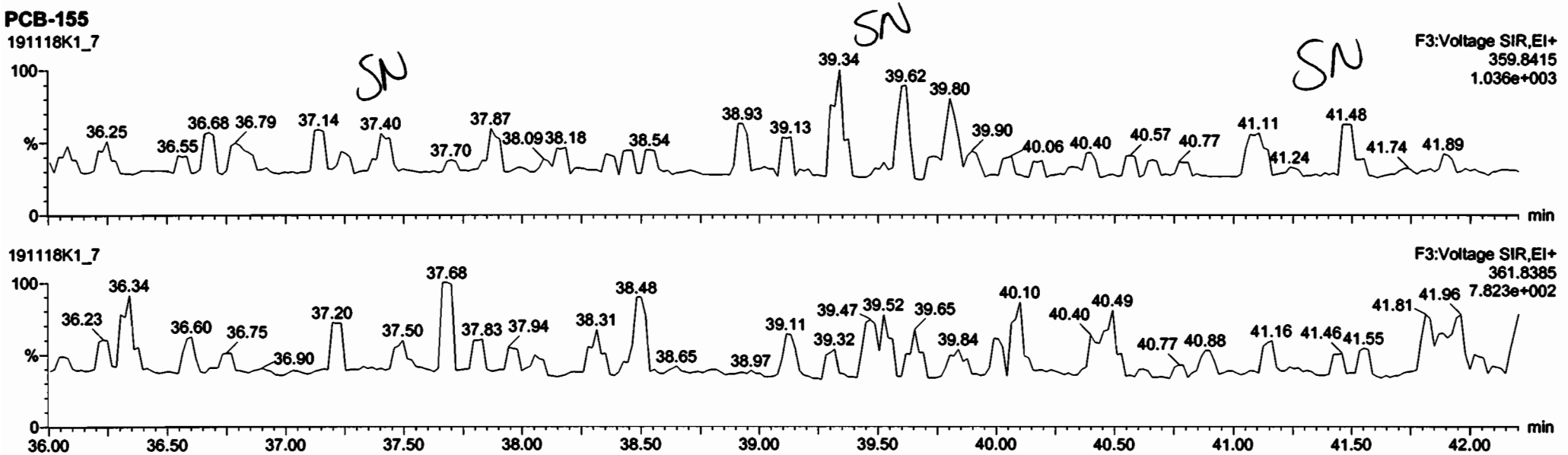

13C-PCB-155

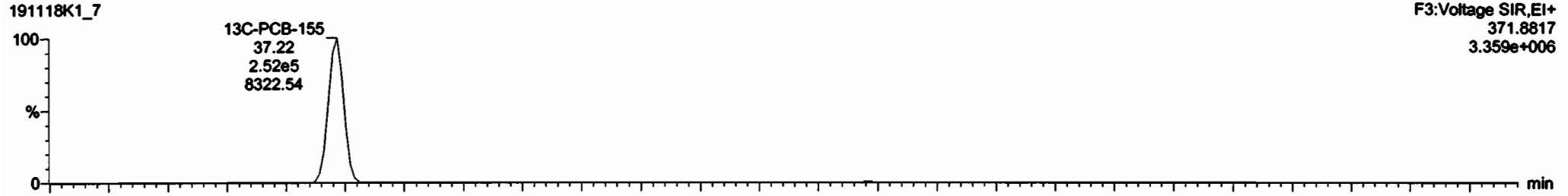

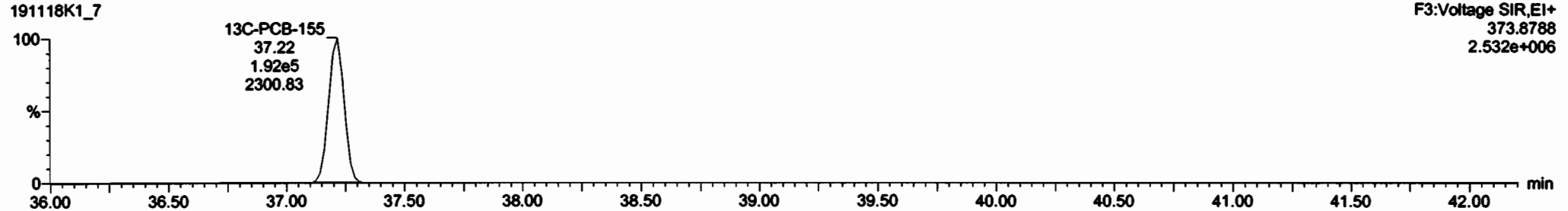

Dataset: Untitled

Last Altered: Tuesday, November 19, 2019 08:55:47 Pacific Standard Time
Printed: Tuesday, November 19, 2019 08:56:02 Pacific Standard Time

Name: 191118K1_7, Date: 18-Nov-2019, Time: 19:03:03, ID: B9K0091-BLK1 Method Blank 5, Description: Method Blank

PCB-134/143

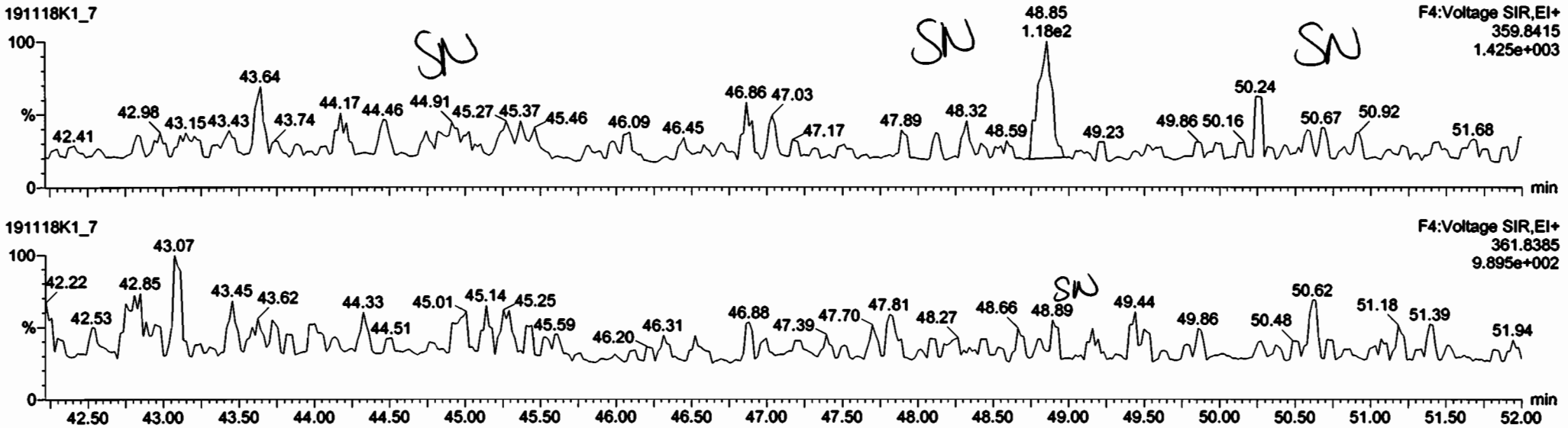

13C-PCB-153

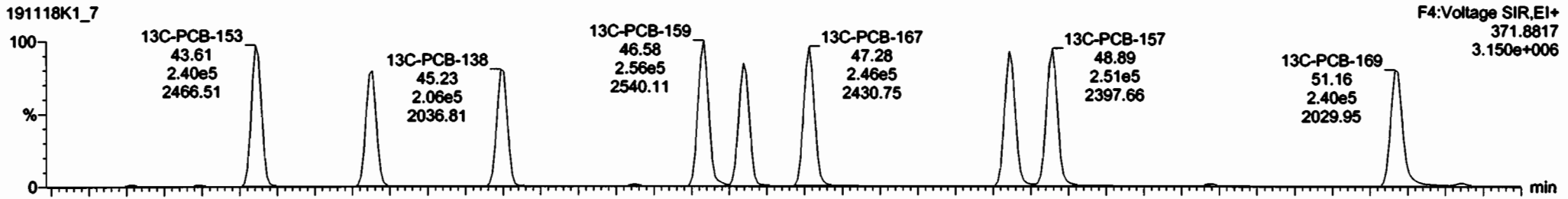

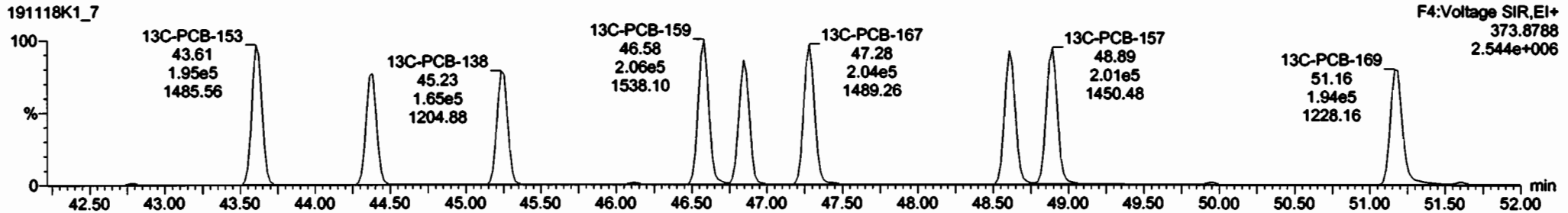

Dataset: Untitled

Last Altered: Tuesday, November 19, 2019 08:55:47 Pacific Standard Time
Printed: Tuesday, November 19, 2019 08:56:02 Pacific Standard Time

Name: 191118K1_7, Date: 18-Nov-2019, Time: 19:03:03, ID: B9K0091-BLK1 Method Blank 5, Description: Method Blank

PCB-188

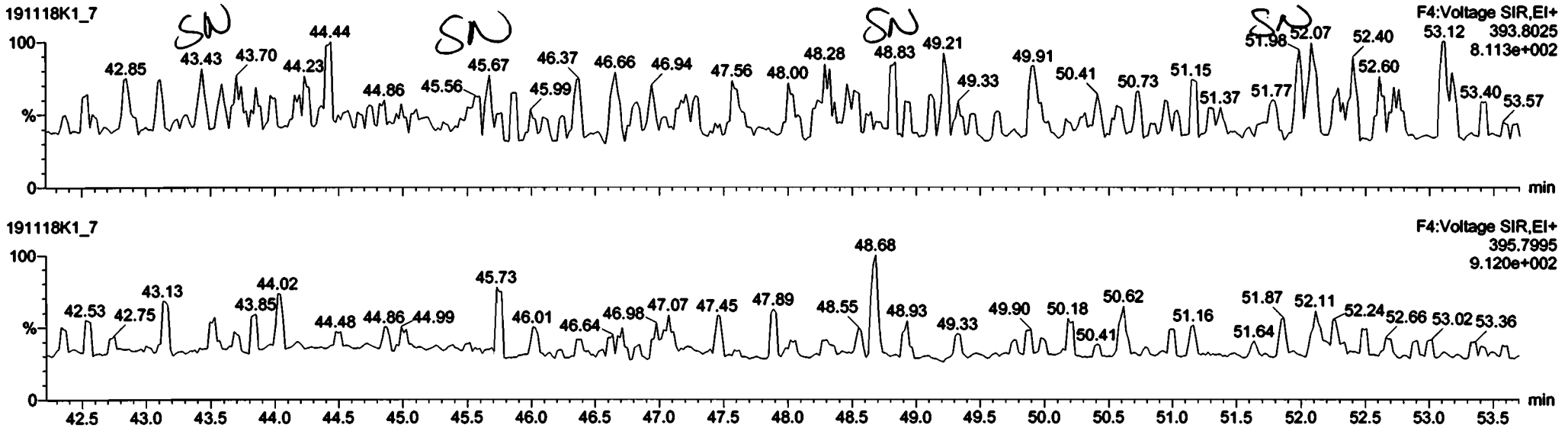

13C-PCB-188

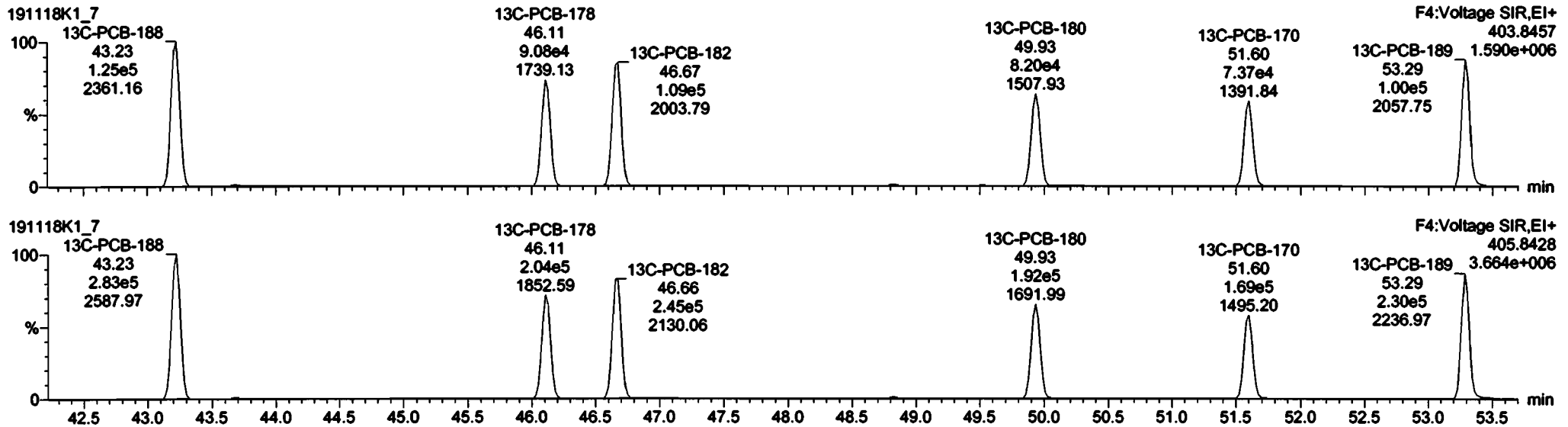

Dataset: Untitled

Last Altered: Tuesday, November 19, 2019 08:55:47 Pacific Standard Time
Printed: Tuesday, November 19, 2019 08:56:02 Pacific Standard Time

Name: 191118K1_7, Date: 18-Nov-2019, Time: 19:03:03, ID: B9K0091-BLK1 Method Blank 5, Description: Method Blank

PCB-202

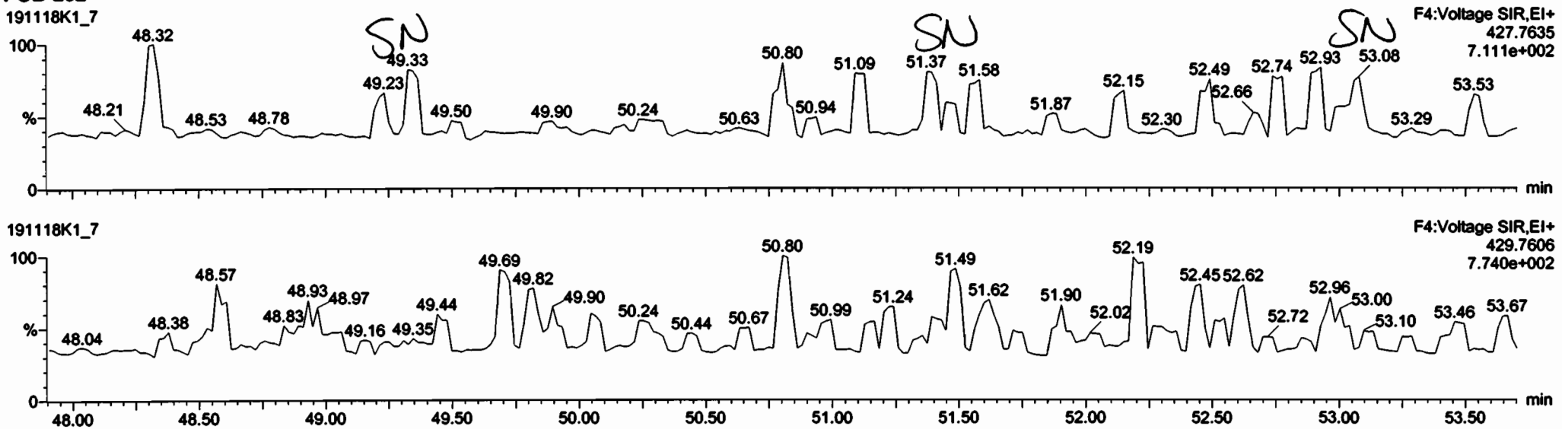

13C-PCB-202

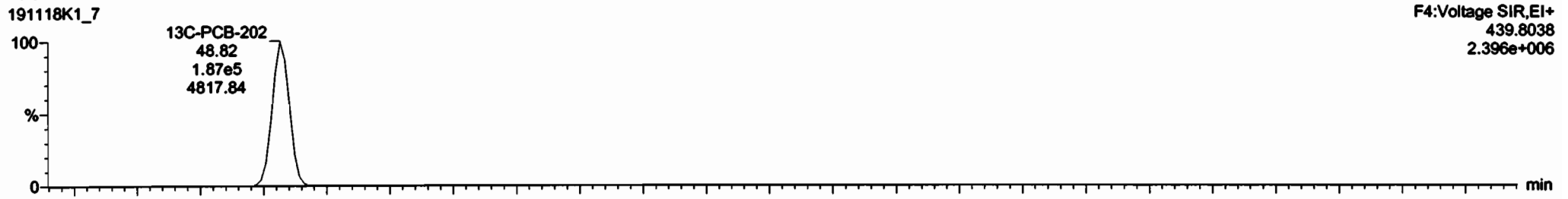

Dataset: Untitled

Last Altered: Tuesday, November 19, 2019 08:55:47 Pacific Standard Time
Printed: Tuesday, November 19, 2019 08:56:02 Pacific Standard Time

Name: 191118K1_7, Date: 18-Nov-2019, Time: 19:03:03, ID: B9K0091-BLK1 Method Blank 5, Description: Method Blank

PCB-195

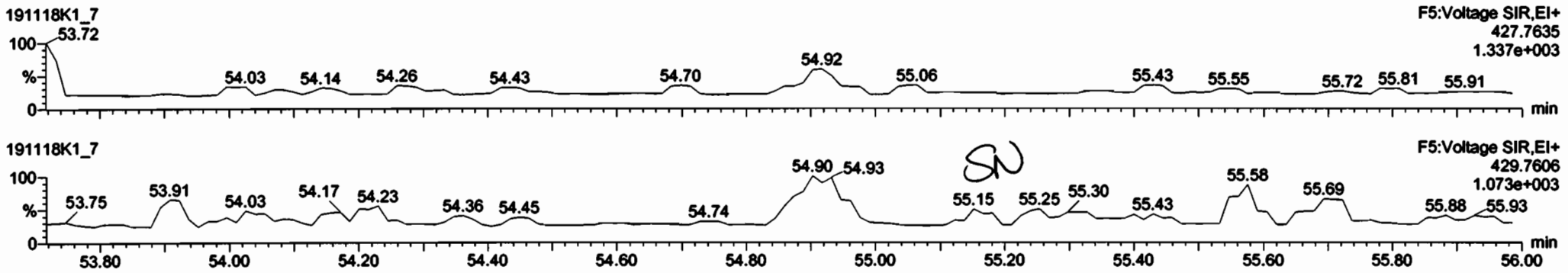

13C-PCB-194

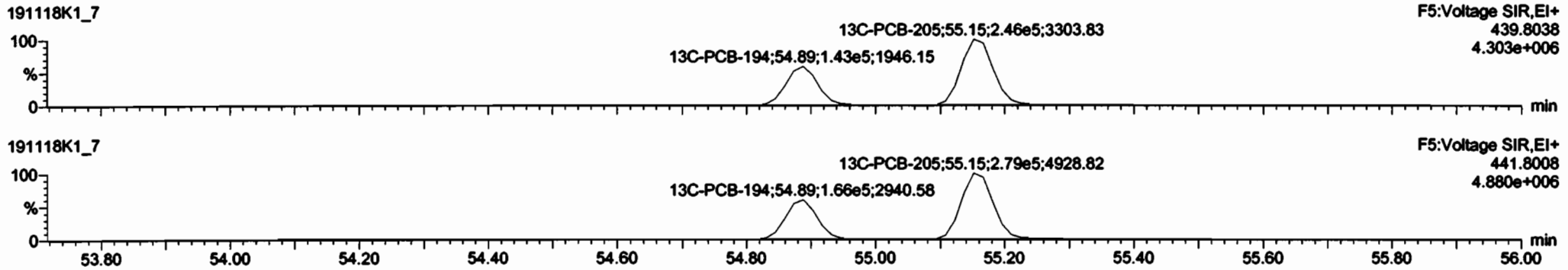

PFK5

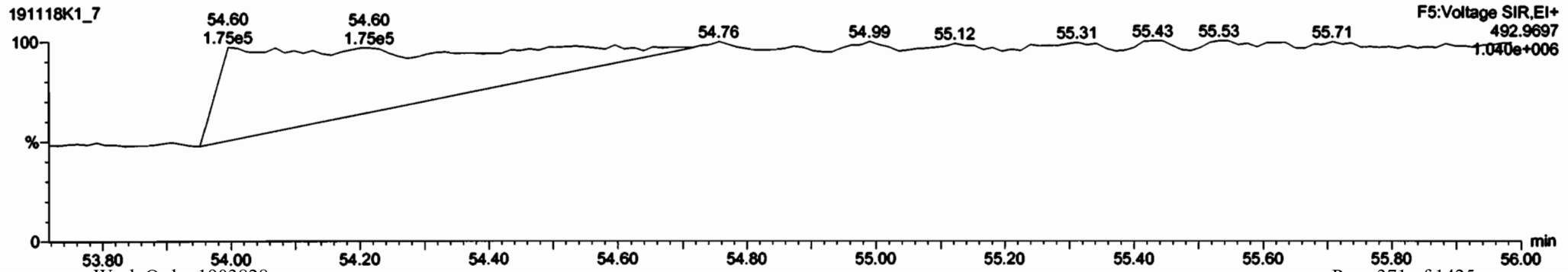

Dataset: Untitled

Last Altered: Tuesday, November 19, 2019 08:55:47 Pacific Standard Time
Printed: Tuesday, November 19, 2019 08:56:02 Pacific Standard Time

Name: 191118K1_7, Date: 18-Nov-2019, Time: 19:03:03, ID: B9K0091-BLK1 Method Blank 5, Description: Method Blank

PCB-208

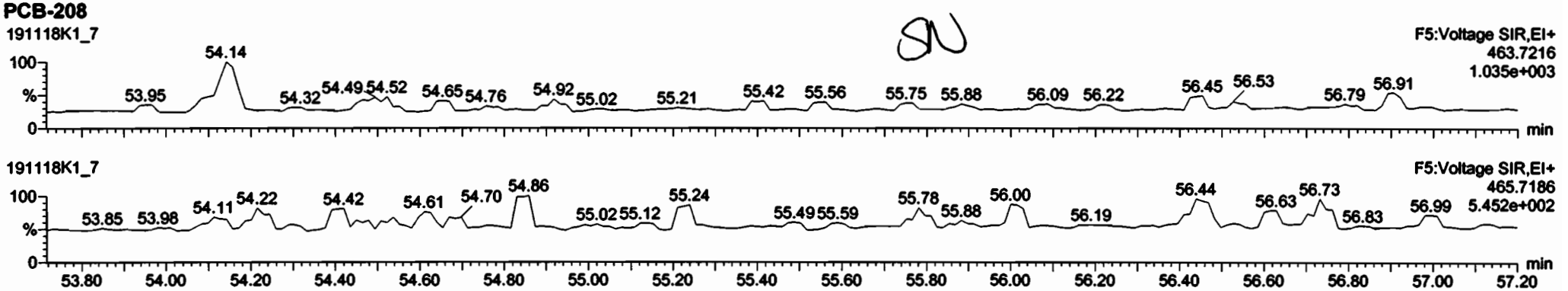

13C-PCB-208

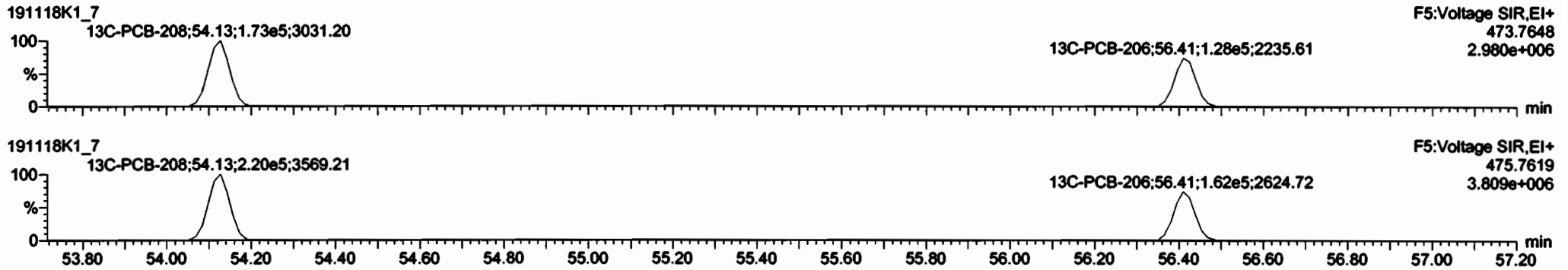

PFK5

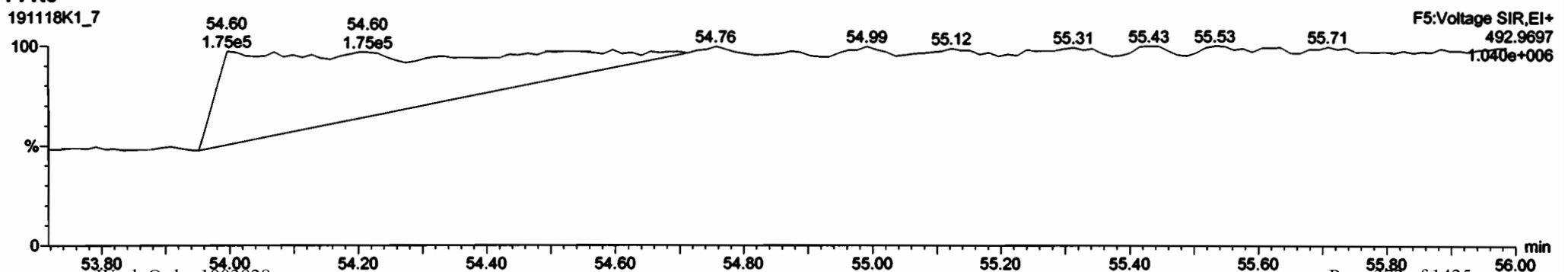

Dataset: Untitled

Last Altered: Tuesday, November 19, 2019 08:55:47 Pacific Standard Time
Printed: Tuesday, November 19, 2019 08:56:02 Pacific Standard Time

Name: 191118K1_7, Date: 18-Nov-2019, Time: 19:03:03, ID: B9K0091-BLK1 Method Blank 5, Description: Method Blank

PCB-209

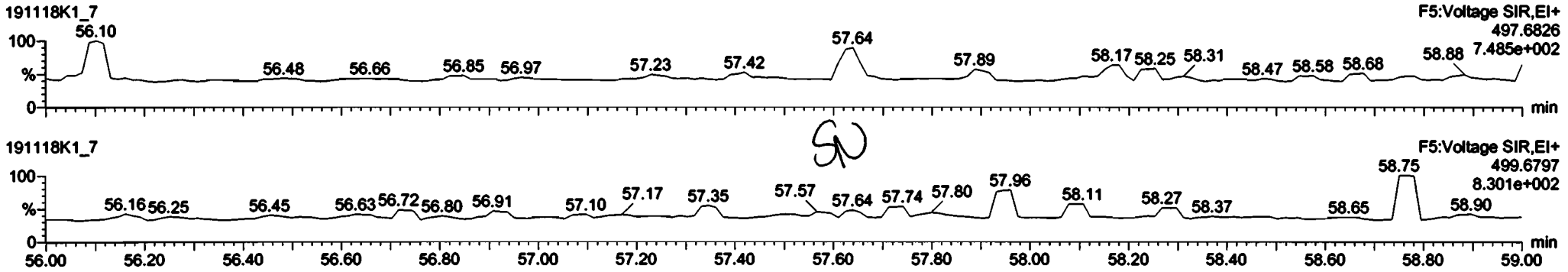

13C-PCB-209

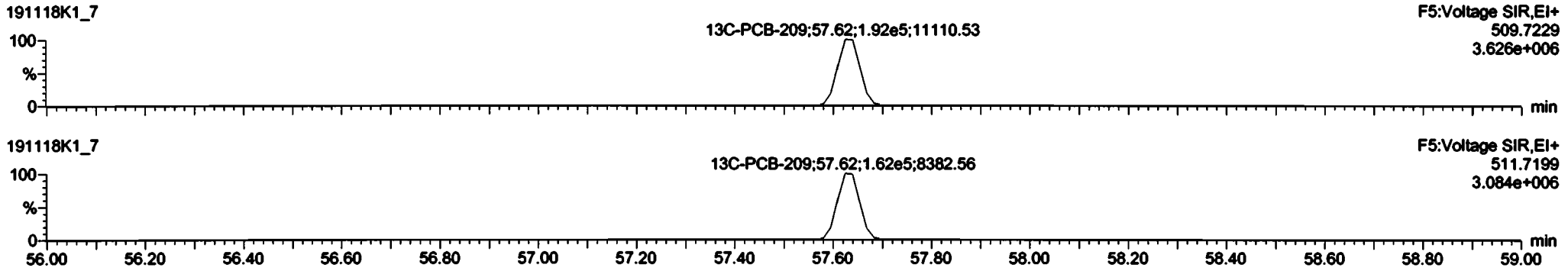

PFK5

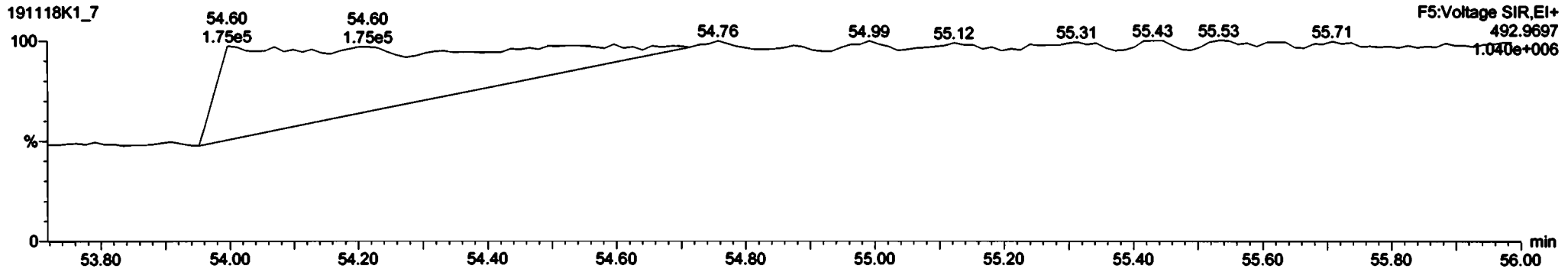

Dataset: U:\VG11.PRO\Results\191118K2\191118K2-4.qld

Last Altered: Tuesday, November 19, 2019 11:07:29 Pacific Standard Time
Printed: Tuesday, November 19, 2019 11:08:07 Pacific Standard Time

GRB 11/19/19 07 12/06/19

Method: Untitled 14 Nov 2019 15:03:40
Calibration: U:\VG11.PRO\CurveDB\db1_PCBvg11-6-28-19.cdb 29 Jun 2019 11:47:57

Name: 191118K2_4, Date: 19-Nov-2019, Time: 02:21:54, ID: B9K0091-BS1 OPR 5, Description: OPR

	1 PCB-1	4.45e5	3.14	NO	1.02	5.000	15.69	15.69	1.001	1.001	NO	1125	0.341	1125
	2 PCB-2	4.24e5	3.10	NO	1.01	5.000	18.13	18.14	0.988	0.988	NO	1127	0.391	1127
	3 PCB-3	4.20e5	3.04	NO	1.01	5.000	18.36	18.37	1.001	1.001	NO	1119	0.392	1119
	4 PCB-4/10	6.39e5	1.55	NO	1.28	5.000	19.78	19.79	1.004	1.004	NO	2023	1.44	2023
	5 PCB-7/9	7.87e5	1.56	NO	0.976	5.000	21.60	21.60	1.003	1.003	NO	1968	1.18	1968
	6 PCB-6	4.19e5	1.57	NO	1.02	5.000	22.26	22.26	1.033	1.034	NO	1006	1.14	1006
	7 PCB-5/8	8.32e5	1.59	NO	1.01	5.000	22.67	22.67	1.052	1.053	NO	2009	1.14	2009
	8 PCB-14	4.00e5	1.56	NO	1.03	5.000	23.82	23.82	0.952	0.952	NO	956.5	1.31	956.5
	9 PCB-11	4.51e5	1.56	NO	1.10	5.000	25.05	25.05	1.001	1.001	NO	1015	1.23	1015
	10 PCB-12/13	8.52e5	1.55	NO	1.04	5.000	25.48	25.47	1.018	1.018	NO	2030	1.30	2030
	11 PCB-15	4.17e5	1.61	NO	1.03	5.000	25.79	25.77	1.030	1.030	NO	1002	1.31	1002
	12 PCB-19	2.37e5	1.02	NO	0.934	5.000	23.99	23.99	1.001	1.001	NO	1094	0.712	1094
	13 PCB-30	3.94e5	1.02	NO	1.48	5.000	24.91	24.90	1.040	1.040	NO	1148	0.449	1148
	14 PCB-18	2.62e5	1.01	NO	0.693	5.000	25.66	25.68	0.951	0.952	NO	1083	0.638	1083
	15 PCB-17	2.48e5	1.01	NO	0.667	5.000	25.84	25.85	0.958	0.959	NO	1066	0.663	1066
	16 PCB-24/27	7.16e5	0.99	NO	0.915	5.000	26.46	26.45	0.981	0.981	NO	2241	0.484	2241
	17 PCB-16/32	6.14e5	1.01	NO	0.792	5.000	26.99	26.99	1.001	1.001	NO	2217	0.558	2217
	18 PCB-34	3.33e5	1.08	NO	0.987	5.000	27.80	27.80	0.959	0.959	NO	948.7	0.965	948.7
	19 PCB-23	3.30e5	1.10	NO	0.974	5.000	27.90	27.89	0.962	0.962	NO	953.5	0.979	953.5
	20 PCB-29	3.30e5	1.07	NO	0.953	5.000	28.13	28.15	0.970	0.971	NO	972.9	1.00	972.9
	21 PCB-26	3.32e5	1.07	NO	1.00	5.000	28.38	28.38	0.979	0.979	NO	931.6	0.952	931.6
	22 PCB-25	3.45e5	1.07	NO	0.978	5.000	28.53	28.55	0.984	0.985	NO	992.5	0.975	992.5
	23 PCB-31	3.42e5	1.04	NO	1.12	5.000	28.92	28.90	0.998	0.997	NO	856.2	0.849	856.2
	24 PCB-28	3.94e5	1.07	NO	1.11	5.000	29.01	29.01	1.001	1.001	NO	1003	0.862	1003
	25 PCB-20/21/33	1.06e6	1.08	NO	1.00	5.000	29.65	29.64	1.023	1.022	NO	2982	0.950	2982
	26 PCB-22	3.31e5	1.07	NO	1.03	5.000	30.11	30.11	1.039	1.039	NO	900.3	0.923	900.3
	27 PCB-36	3.30e5	1.08	NO	1.18	5.000	30.76	30.76	0.932	0.932	NO	927.7	1.02	927.7
	28 PCB-39	3.01e5	1.07	NO	1.08	5.000	31.25	31.24	0.947	0.946	NO	917.8	1.11	917.8
	29 PCB-38	3.32e5	1.07	NO	1.13	5.000	32.05	32.02	0.971	0.970	NO	971.8	1.07	971.8
	30 PCB-35	3.21e5	1.11	NO	1.13	5.000	32.57	32.58	0.987	0.987	NO	937.2	1.06	937.2
	31 PCB-37	3.39e5	1.09	NO	1.11	5.000	33.05	33.03	1.001	1.001	NO	1013	1.09	1013
	32 PCB-54	3.39e5	0.71	NO	0.996	5.000	27.84	27.84	1.001	1.001	NO	1051	1.10	1051

Dataset: U:\VG11.PRO\Results\191118K2\191118K2-4.qld

Last Altered: Tuesday, November 19, 2019 11:07:29 Pacific Standard Time
Printed: Tuesday, November 19, 2019 11:08:07 Pacific Standard Time

Name: 191118K2_4, Date: 19-Nov-2019, Time: 02:21:54, ID: B9K0091-BS1 OPR 5, Description: OPR

33 PCB-50	2.65e5	0.71	NO	0.781	5.000	29.08	29.05	1.045	1.044	NO	1045	1.41	1045
34 PCB-53	2.51e5	0.71	NO	0.955	5.000	29.73	29.72	0.944	0.944	NO	1114	1.63	1114
35 PCB-51	2.64e5	0.72	NO	1.02	5.000	30.08	30.07	0.955	0.955	NO	1093	1.52	1093
36 PCB-45	2.15e5	0.73	NO	0.808	5.000	30.49	30.52	0.969	0.969	NO	1126	1.92	1126
37 PCB-46	1.98e5	0.72	NO	0.754	5.000	31.01	31.02	0.985	0.985	NO	1112	2.06	1112
38 PCB-52/69	5.37e5	0.72	NO	1.09	5.000	31.52	31.52	1.001	1.001	NO	2087	1.42	2087
39 PCB-73	3.71e5	0.72	NO	1.29	5.000	31.65	31.63	1.005	1.005	NO	1221	1.21	1221
40 PCB-43/49	4.76e5	0.71	NO	0.940	5.000	31.81	31.82	1.010	1.011	NO	2146	1.65	2146
41 PCB-47	2.45e5	0.73	NO	0.869	5.000	32.03	32.02	1.001	1.001	NO	1112	1.64	1112
42 PCB-48/75	5.70e5	0.73	NO	1.02	5.000	32.14	32.14	1.004	1.004	NO	2193	1.39	2193
43 PCB-65	3.24e5	0.72	NO	1.11	5.000	32.41	32.42	1.013	1.013	NO	1150	1.28	1150
44 PCB-62	2.97e5	0.73	NO	1.07	5.000	32.52	32.53	1.016	1.016	NO	1100	1.34	1100
45 PCB-44	2.09e5	0.71	NO	0.761	5.000	32.86	32.84	1.027	1.026	NO	1080	1.87	1080
46 PCB-42/59	5.42e5	0.70	NO	0.960	5.000	33.08	33.08	1.033	1.034	NO	2222	1.48	2222
47 PCB-41/64/71/72	1.25e6	0.72	NO	1.08	5.000	33.70	33.68	1.053	1.052	NO	4549	1.32	4549
48 PCB-68	3.22e5	0.71	NO	1.11	5.000	33.96	33.96	1.061	1.061	NO	1144	1.28	1144
49 PCB-40	1.61e5	0.71	NO	0.577	5.000	34.21	34.18	1.069	1.068	NO	1102	2.47	1102
50 PCB-57	3.54e5	0.71	NO	1.05	5.000	34.53	34.56	0.969	0.969	NO	1116	1.20	1116
51 PCB-67	3.11e5	0.73	NO	0.993	5.000	34.86	34.87	0.978	0.978	NO	1036	1.27	1036
52 PCB-58	3.61e5	0.74	NO	1.11	5.000	34.99	35.00	0.981	0.982	NO	1075	1.13	1075
53 PCB-63	3.19e5	0.73	NO	0.962	5.000	35.14	35.15	0.986	0.986	NO	1098	1.31	1098
54 PCB-74	3.48e5	0.73	NO	1.07	5.000	35.45	35.45	0.994	0.994	NO	1080	1.18	1080
55 PCB-61/70	6.46e5	0.72	NO	0.986	5.000	35.67	35.58	1.000	0.998	NO	2167	1.28	2167
56 PCB-76/66	7.05e5	0.72	NO	1.07	5.000	35.83	35.84	1.005	1.005	NO	2188	1.18	2188
57 PCB-80	3.60e5	0.74	NO	1.08	5.000	36.12	36.12	1.001	1.000	NO	1082	1.20	1082
58 PCB-55	3.66e5	0.75	NO	1.07	5.000	36.44	36.44	1.010	1.009	NO	1118	1.22	1118
59 PCB-56/60	6.03e5	0.71	NO	0.934	5.000	36.94	36.94	1.023	1.023	NO	2105	1.39	2105
60 PCB-79	3.37e5	0.72	NO	1.04	5.000	38.06	38.05	1.054	1.054	NO	1051	1.25	1051
61 PCB-78	3.13e5	0.73	NO	1.03	5.000	38.78	38.78	0.987	0.987	NO	1095	1.44	1095
62 PCB-81	2.88e5	0.72	NO	0.933	5.000	39.32	39.32	1.000	1.000	NO	1114	1.59	1114
63 PCB-77	3.09e5	0.73	NO	1.03	5.000	39.93	39.93	1.000	1.000	NO	1101	1.53	1101
64 PCB-104	3.01e5	1.49	NO	0.995	5.000	32.70	32.69	1.001	1.001	NO	1048	0.564	1048
65 PCB-96	3.12e5	1.51	NO	0.996	5.000	34.02	34.00	1.041	1.040	NO	1084	0.563	1084
66 PCB-103	2.34e5	1.53	NO	0.774	5.000	34.59	34.56	1.059	1.058	NO	1044	0.725	1044
67 PCB-100	2.40e5	1.53	NO	0.778	5.000	34.97	34.93	1.070	1.069	NO	1068	0.721	1068
68 PCB-94	1.88e5	1.44	NO	0.773	5.000	35.43	35.41	0.985	0.985	NO	1093	0.952	1093

Dataset: U:\VG11.PRO\Results\191118K2\191118K2-4.qld

Last Altered: Tuesday, November 19, 2019 11:07:29 Pacific Standard Time
Printed: Tuesday, November 19, 2019 11:08:07 Pacific Standard Time

Name: 191118K2_4, Date: 19-Nov-2019, Time: 02:21:54, ID: B9K0091-BS1 OPR 5, Description: OPR

69 PCB-95/98/102	7.65e5	1.48	NO	1.01	5.000	35.90	35.90	0.999	0.998	NO	3388	0.726	3388
70 PCB-93	1.60e5	1.53	NO	0.841	5.000	36.03	36.04	1.002	1.003	NO	856.3	0.876	856.3
71 PCB-88/91	4.14e5	1.33	NO	0.890	5.000	36.38	36.38	1.012	1.012	NO	2094	0.828	2094
72 PCB-121	3.39e5	1.75	NO	1.39	5.000	36.50	36.47	1.015	1.014	NO	1099	0.531	1099
73 PCB-84/92	3.96e5	1.51	NO	0.879	5.000	37.33	37.33	0.990	0.990	NO	2172	0.902	2172
74 PCB-89	2.20e5	1.48	NO	0.959	5.000	37.51	37.51	0.995	0.995	NO	1104	0.826	1104
75 PCB-90/101	4.30e5	1.49	NO	0.944	5.000	37.72	37.72	1.000	1.001	NO	2197	0.840	2197
76 PCB-113	3.01e5	1.47	NO	1.23	5.000	37.97	37.96	1.007	1.007	NO	1179	0.644	1179
77 PCB-99	2.43e5	1.49	NO	1.12	5.000	38.07	38.05	1.010	1.009	NO	1045	0.708	1045
78 PCB-119	2.94e5	1.51	NO	1.47	5.000	38.53	38.54	0.987	0.987	NO	1103	0.610	1103
79 PCB-108/112	4.99e5	1.51	NO	1.25	5.000	38.69	38.69	0.991	0.991	NO	2200	0.718	2200
80 PCB-83	3.09e5	1.54	NO	1.55	5.000	38.84	38.85	0.995	0.995	NO	1102	0.580	1102
81 PCB-97	2.14e5	1.54	NO	1.07	5.000	39.08	39.06	1.001	1.000	NO	1098	0.834	1098
82 PCB-86	1.98e5	1.47	NO	0.996	5.000	39.23	39.23	1.005	1.005	NO	1098	0.901	1098
83 PCB-87/117/125	8.05e5	1.51	NO	1.33	5.000	39.34	39.36	1.008	1.008	NO	3329	0.673	3329
84 PCB-111/115	6.53e5	1.51	NO	1.60	5.000	39.51	39.51	1.012	1.012	NO	2248	0.560	2248
85 PCB-85/116	4.89e5	1.49	NO	1.22	5.000	39.63	39.63	1.015	1.015	NO	2215	0.738	2215
86 PCB-120	3.31e5	1.51	NO	1.68	5.000	39.90	39.90	1.022	1.022	NO	1087	0.534	1087
87 PCB-110	3.04e5	1.53	NO	1.49	5.000	40.04	40.04	1.026	1.026	NO	1126	0.604	1126
88 PCB-82	1.70e5	1.53	NO	0.674	5.000	40.68	40.68	0.976	0.975	NO	1080	1.06	1080
89 PCB-124	2.94e5	1.51	NO	1.16	5.000	41.40	41.40	0.993	0.993	NO	1082	0.617	1082
90 PCB-107/109	6.03e5	1.53	NO	1.17	5.000	41.55	41.55	0.996	0.996	NO	2218	0.615	2218
91 PCB-123	2.67e5	1.54	NO	1.04	5.000	41.72	41.72	1.000	1.000	NO	1101	0.689	1101
92 PCB-106/118	5.69e5	1.52	NO	1.07	5.000	41.92	41.94	1.001	1.001	NO	2103	0.644	2103
93 PCB-114	2.71e5	1.56	NO	1.16	5.000	42.58	42.58	1.000	1.000	NO	1035	1.47	1035
94 PCB-122	2.40e5	1.65	NO	0.973	5.000	42.71	42.73	1.003	1.004	NO	1096	1.75	1096
95 PCB-105	2.68e5	1.59	NO	1.10	5.000	43.47	43.47	1.000	1.000	NO	1088	1.56	1088
96 PCB-127	2.72e5	1.60	NO	1.11	5.000	43.83	43.83	1.000	1.000	NO	1050	1.54	1050
97 PCB-126	2.53e5	1.63	NO	1.21	5.000	45.80	45.80	1.000	1.000	NO	1048	1.78	1048
98 PCB-155	2.18e5	1.28	NO	0.874	5.000	37.23	37.24	1.000	1.001	NO	1093	0.413	1093
99 PCB-150	2.23e5	1.27	NO	0.881	5.000	38.54	38.54	1.036	1.035	NO	1109	0.410	1109
1... PCB-152	2.54e5	1.28	NO	1.00	5.000	39.02	39.04	1.048	1.049	NO	1108	0.359	1108
1... PCB-145	2.49e5	1.22	NO	1.00	5.000	39.49	39.51	1.061	1.062	NO	1092	0.381	1092
1... PCB-136	2.22e5	1.27	NO	0.843	5.000	39.82	39.82	1.070	1.070	NO	1150	0.428	1150
1... PCB-148	1.65e5	1.28	NO	0.693	5.000	39.93	39.95	1.073	1.074	NO	1042	0.520	1042
1... PCB-154	1.80e5	1.24	NO	0.724	5.000	40.46	40.45	1.087	1.087	NO	1090	0.498	1090

Dataset: U:\VG11.PRO\Results\191118K2\191118K2-4.qld

Last Altered: Tuesday, November 19, 2019 11:07:29 Pacific Standard Time
Printed: Tuesday, November 19, 2019 11:08:07 Pacific Standard Time

Name: 191118K2_4, Date: 19-Nov-2019, Time: 02:21:54, ID: B9K0091-BS1 OPR 5, Description: OPR

	1... PCB-151	1.53e5	1.25	NO	0.632	5.000	41.11	41.12	1.105	1.105	NO	1060	0.571	1060
	1... PCB-135	1.81e5	1.27	NO	0.716	5.000	41.34	41.35	1.111	1.111	NO	1104	0.504	1104
	1... PCB-144	1.52e5	1.26	NO	0.667	5.000	41.44	41.46	1.114	1.114	NO	998.5	0.541	998.5
	1... PCB-147	1.66e5	1.24	NO	0.661	5.000	41.57	41.59	1.117	1.118	NO	1100	0.546	1100
	1... PCB-139/149	3.71e5	1.24	NO	0.738	5.000	41.85	41.87	1.125	1.125	NO	2197	0.489	2197
	1... PCB-140	1.56e5	1.25	NO	0.627	5.000	42.04	42.06	1.130	1.130	NO	1089	0.575	1089
	1... PCB-134/143	3.39e5	1.18	NO	0.733	5.000	42.53	42.51	0.975	0.974	NO	2230	2.06	2230
	1... PCB-131/133	3.62e5	1.18	NO	0.790	5.000	42.82	42.81	0.982	0.981	NO	2212	1.91	2212
	1... PCB-142	1.61e5	1.22	NO	0.708	5.000	42.97	42.98	0.985	0.985	NO	1100	2.13	1100
	1... PCB-146/165	4.36e5	1.16	NO	0.959	5.000	43.22	43.21	0.991	0.990	NO	2192	1.57	2192
	1... PCB-132/161	4.36e5	1.16	NO	0.974	5.000	43.46	43.45	0.996	0.996	NO	2162	1.55	2162
	1... PCB-153	2.30e5	1.19	NO	1.01	5.000	43.64	43.64	1.000	1.000	NO	1097	1.49	1097
	1... PCB-168	2.39e5	1.17	NO	1.02	5.000	43.87	43.87	1.006	1.006	NO	1131	1.48	1131
	1... PCB-141	1.77e5	1.15	NO	0.967	5.000	44.40	44.40	1.000	1.000	NO	1094	1.92	1094
	1... PCB-137	1.79e5	1.17	NO	0.987	5.000	44.78	44.80	1.009	1.009	NO	1084	1.88	1084
	1... PCB-130	1.48e5	1.18	NO	0.840	5.000	44.90	44.91	1.012	1.012	NO	1050	2.21	1050
	1... PCB-138/163/164	6.99e5	1.17	NO	1.23	5.000	45.29	45.29	1.001	1.001	NO	3313	1.50	3313
	1... PCB-158/160	4.44e5	1.16	NO	1.18	5.000	45.54	45.54	1.006	1.006	NO	2191	1.56	2191
	1... PCB-129	1.48e5	1.15	NO	0.819	5.000	45.79	45.78	1.012	1.012	NO	1047	2.24	1047
	1... PCB-166	2.39e5	1.18	NO	1.07	5.000	46.26	46.26	0.993	0.993	NO	1062	1.45	1062
	1... PCB-159	2.67e5	1.18	NO	1.12	5.000	46.60	46.60	1.000	1.000	NO	1131	1.39	1131
	1... PCB-128/162	3.93e5	1.17	NO	0.851	5.000	46.89	46.90	1.007	1.007	NO	2191	1.82	2191
	1... PCB-167	2.22e5	1.16	NO	1.04	5.000	47.30	47.30	1.000	1.000	NO	1070	1.60	1070
	1... PCB-156	2.28e5	1.17	NO	1.06	5.000	48.65	48.65	1.000	1.000	NO	1102	1.67	1102
	1... PCB-157	2.08e5	1.20	NO	0.978	5.000	48.93	48.91	1.001	1.000	NO	1062	1.78	1062
	1... PCB-169	2.02e5	1.18	NO	1.11	5.000	51.20	51.20	1.000	1.000	NO	1057	2.00	1057
	1... PCB-188	2.64e5	1.02	NO	1.19	5.000	43.27	43.24	1.001	1.000	NO	1102	0.909	1102
	1... PCB-184	2.52e5	1.01	NO	1.17	5.000	43.71	43.72	1.011	1.011	NO	1079	0.929	1079
	1... PCB-179	2.52e5	1.01	NO	1.18	5.000	44.52	44.51	1.030	1.030	NO	1068	0.922	1068
	1... PCB-176	2.46e5	1.04	NO	1.16	5.000	44.99	44.99	1.041	1.041	NO	1060	0.935	1060
	1... PCB-186	2.65e5	1.01	NO	1.22	5.000	45.61	45.63	1.055	1.056	NO	1085	0.890	1085
	1... PCB-178	1.72e5	0.98	NO	0.830	5.000	46.12	46.14	1.067	1.067	NO	1031	1.31	1031
	1... PCB-175	1.71e5	1.01	NO	0.849	5.000	46.48	46.50	1.075	1.076	NO	1008	1.28	1008
	1... PCB-182/187	4.07e5	1.02	NO	0.960	5.000	46.68	46.67	1.080	1.080	NO	2112	1.13	2112
	1... PCB-183	1.97e5	0.98	NO	0.957	5.000	47.01	47.00	1.088	1.087	NO	1028	1.13	1028
	1... PCB-185	1.76e5	0.98	NO	1.32	5.000	47.68	47.68	0.955	0.955	NO	1117	1.45	1117

Dataset: U:\VG11.PRO\Results\191118K2\191118K2-4.qld

Last Altered: Tuesday, November 19, 2019 11:07:29 Pacific Standard Time
Printed: Tuesday, November 19, 2019 11:08:07 Pacific Standard Time

Name: 191118K2_4, Date: 19-Nov-2019, Time: 02:21:54, ID: B9K0091-BS1 OPR 5, Description: OPR

	1... PCB-174	1.70e5	1.01	NO	1.22	5.000	48.06	48.06	0.962	0.962	NO	1172		1.57	1172
	1... PCB-181	1.78e5	1.03	NO	1.41	5.000	48.15	48.15	0.964	0.964	NO	1057		1.35	1057
	1... PCB-177	1.57e5	1.02	NO	1.24	5.000	48.33	48.34	0.968	0.968	NO	1062		1.54	1062
	1... PCB-171	1.61e5	1.05	NO	1.24	5.000	48.62	48.65	0.974	0.974	NO	1090		1.54	1090
	1... PCB-173	1.45e5	1.00	NO	1.14	5.000	49.06	49.08	0.983	0.983	NO	1065		1.68	1065
	1... PCB-172	1.61e5	1.07	NO	1.31	5.000	49.55	49.55	0.992	0.992	NO	1036		1.46	1036
	1... PCB-192	2.12e5	1.01	NO	1.70	5.000	49.74	49.74	0.996	0.996	NO	1047		1.12	1047
	1... PCB-180	1.67e5	1.02	NO	1.32	5.000	49.95	49.97	1.000	1.001	NO	1063		1.45	1063
	1... PCB-193	1.93e5	1.00	NO	1.54	5.000	50.18	50.18	1.005	1.005	NO	1051		1.24	1051
	1... PCB-191	1.96e5	1.03	NO	1.57	5.000	50.43	50.44	1.010	1.010	NO	1043		1.22	1043
	1... PCB-170	1.40e5	1.01	NO	1.36	5.000	51.62	51.62	1.000	1.000	NO	1032		1.62	1032
	1... PCB-190	1.96e5	1.01	NO	1.84	5.000	51.81	51.83	1.004	1.004	NO	1068		1.20	1068
	1... PCB-189	1.97e5	1.02	NO	1.33	5.000	53.31	53.31	1.000	1.000	NO	1087		1.16	1087
	1... PCB-202	2.02e5	0.88	NO	1.02	5.000	48.85	48.85	1.001	1.001	NO	1094		0.433	1094
	1... PCB-201	1.76e5	0.86	NO	0.915	5.000	49.34	49.35	1.011	1.011	NO	1066		0.484	1066
	1... PCB-204	1.92e5	0.86	NO	0.979	5.000	49.49	49.50	1.014	1.014	NO	1089		0.453	1089
	1... PCB-197	1.91e5	0.89	NO	0.979	5.000	49.81	49.82	1.020	1.021	NO	1081		0.453	1081
	1... PCB-200	1.84e5	0.90	NO	0.954	5.000	50.76	50.75	1.040	1.040	NO	1071		0.465	1071
	1... PCB-198	1.33e5	0.89	NO	0.748	5.000	52.28	52.30	1.071	1.071	NO	988.6		0.592	988.6
	1... PCB-199	1.28e5	0.90	NO	0.706	5.000	52.39	52.42	1.073	1.074	NO	1004		0.628	1004
	1... PCB-196/203	2.80e5	0.90	NO	0.785	5.000	52.73	52.72	1.080	1.080	NO	1980		0.565	1980
	1... PCB-195	1.48e5	0.90	NO	1.03	5.000	53.98	54.00	0.984	0.984	NO	1068		0.898	1068
	1... PCB-194	1.66e5	0.89	NO	1.16	5.000	54.90	54.90	1.000	1.000	NO	1067		0.803	1067
	1... PCB-205	2.13e5	0.91	NO	1.40	5.000	55.17	55.18	1.005	1.005	NO	1133		0.663	1133
	1... PCB-208	1.71e5	1.30	NO	0.934	5.000	54.14	54.14	1.000	1.000	NO	1044		0.591	1044
	1... PCB-207	1.70e5	1.30	NO	0.912	5.000	54.46	54.48	1.006	1.007	NO	1065		0.605	1065
	1... PCB-206	1.31e5	1.33	NO	0.987	5.000	56.43	56.42	1.000	1.000	NO	1073		0.811	1073
	1... PCB-209	1.52e5	1.20	NO	0.943	5.000	57.64	57.64	1.000	1.000	NO	1063		0.307	1063
	1... 13C-PCB-1	7.75e5	3.56	NO	1.08	5.000	15.68	15.68	0.609	0.609	NO	1434	71.7	2.15	
	1... 13C-PCB-3	7.46e5	3.15	NO	1.09	5.000	18.35	18.35	0.712	0.713	NO	1362	68.1	2.13	
	1... 13C-PCB-4	4.96e5	1.60	NO	0.640	5.000	19.71	19.70	0.765	0.765	NO	1544	77.2	1.63	
	1... 13C-PCB-9	8.19e5	1.59	NO	0.995	5.000	21.55	21.54	0.837	0.837	NO	1640	82.0	1.05	
	1... 13C-PCB-11	8.10e5	1.59	NO	0.971	5.000	25.03	25.03	0.972	0.972	NO	1661	83.0	1.07	
	1... 13C-PCB-19	4.63e5	0.99	NO	0.637	5.000	23.97	23.95	0.931	0.930	NO	1448	72.4	6.54	
	1... 13C-PCB-32	6.99e5	1.01	NO	0.910	5.000	26.99	26.97	1.048	1.047	NO	1530	76.5	4.58	
	1... 13C-PCB-28	7.11e5	0.95	NO	1.07	5.000	28.97	28.99	1.003	1.004	NO	1870	93.5	7.88	

Dataset: U:\VG11.PRO\Results\191118K2\191118K2-4.qld

Last Altered: Tuesday, November 19, 2019 11:07:29 Pacific Standard Time
Printed: Tuesday, November 19, 2019 11:08:07 Pacific Standard Time

Name: 191118K2_4, Date: 19-Nov-2019, Time: 02:21:54, ID: B9K0091-BS1 OPR 5, Description: OPR

	1... 13C-PCB-37	6.05e5	0.95	NO	0.959	5.000	32.97	33.01	1.141	1.143	NO	1773	88.7	8.78
	1... 13C-PCB-54	6.48e5	0.73	NO	1.10	5.000	27.81	27.82	0.753	0.753	NO	1784	89.2	2.20
	1... 13C-PCB-52	4.72e5	0.74	NO	0.844	5.000	31.50	31.49	0.853	0.852	NO	1689	84.5	2.86
	1... 13C-PCB-47	5.08e5	0.75	NO	0.893	5.000	32.02	32.01	0.867	0.867	NO	1718	85.9	2.71
	1... 13C-PCB-70	6.05e5	0.75	NO	1.01	5.000	35.65	35.65	0.965	0.965	NO	1814	90.7	2.40
	1... 13C-PCB-80	6.13e5	0.76	NO	1.05	5.000	36.08	36.10	0.977	0.977	NO	1773	88.7	2.31
	1... 13C-PCB-81	5.54e5	0.71	NO	0.985	5.000	39.30	39.30	1.064	1.064	NO	1700	85.0	2.45
	1... 13C-PCB-77	5.43e5	0.74	NO	0.958	5.000	39.91	39.92	1.080	1.081	NO	1714	85.7	2.52
	1... 13C-PCB-104	5.78e5	1.62	NO	1.10	5.000	32.69	32.68	0.827	0.827	NO	1817	90.9	0.927
	1... 13C-PCB-95	4.45e5	1.63	NO	0.852	5.000	35.97	35.95	0.910	0.910	NO	1801	90.0	1.19
	1... 13C-PCB-101	4.15e5	1.60	NO	0.814	5.000	37.72	37.70	0.955	0.954	NO	1758	87.9	1.25
	1... 13C-PCB-97	3.63e5	1.60	NO	0.709	5.000	39.05	39.04	0.989	0.988	NO	1764	88.2	1.43
	1... 13C-PCB-123	4.67e5	1.60	NO	0.922	5.000	41.69	41.70	1.055	1.056	NO	1746	87.3	1.10
	1... 13C-PCB-118	5.06e5	1.64	NO	0.975	5.000	41.88	41.89	1.060	1.060	NO	1789	89.5	1.04
	1... 13C-PCB-114	4.51e5	1.48	NO	1.52	5.000	42.56	42.56	0.908	0.908	NO	1822	91.1	1.90
	1... 13C-PCB-105	4.48e5	1.53	NO	1.58	5.000	43.45	43.45	0.927	0.927	NO	1739	87.0	1.82
	1... 13C-PCB-127	4.68e5	1.49	NO	1.62	5.000	43.81	43.81	0.935	0.935	NO	1774	88.7	1.78
	1... 13C-PCB-126	3.98e5	1.54	NO	1.45	5.000	45.76	45.78	0.976	0.977	NO	1691	84.5	1.99
	1... 13C-PCB-155	4.57e5	1.30	NO	1.03	5.000	37.23	37.22	0.942	0.942	NO	1536	76.8	0.467
	1... 13C-PCB-153	4.14e5	1.25	NO	1.42	5.000	43.63	43.62	0.931	0.931	NO	1788	89.4	1.77
	1... 13C-PCB-141	3.35e5	1.28	NO	1.14	5.000	44.40	44.38	0.947	0.947	NO	1800	90.0	2.21
	1... 13C-PCB-138	3.44e5	1.28	NO	1.18	5.000	45.27	45.25	0.966	0.966	NO	1792	89.6	2.14
	1... 13C-PCB-159	4.22e5	1.23	NO	1.43	5.000	46.61	46.58	0.994	0.994	NO	1807	90.4	1.76
	2... 13C-PCB-167	3.99e5	1.23	NO	1.42	5.000	47.30	47.28	1.009	1.009	NO	1720	86.0	1.77
	2... 13C-PCB-156	3.92e5	1.26	NO	1.40	5.000	48.63	48.63	1.038	1.038	NO	1723	86.2	1.80
	2... 13C-PCB-157	4.00e5	1.24	NO	1.41	5.000	48.91	48.89	1.044	1.043	NO	1747	87.4	1.79
	2... 13C-PCB-169	3.45e5	1.22	NO	1.35	5.000	51.18	51.18	1.092	1.092	NO	1574	78.7	1.87
	2... 13C-PCB-188	4.01e5	0.45	NO	1.46	5.000	43.22	43.23	0.926	0.926	NO	1805	90.2	1.24
	2... 13C-PCB-180	2.38e5	0.44	NO	0.932	5.000	49.93	49.93	1.070	1.070	NO	1685	84.3	1.94
	2... 13C-PCB-170	2.00e5	0.46	NO	0.796	5.000	51.60	51.60	1.106	1.106	NO	1653	82.7	2.28
	2... 13C-PCB-189	2.72e5	0.46	NO	1.09	5.000	53.28	53.29	1.142	1.142	NO	1640	82.0	1.66
	2... 13C-PCB-202	3.61e5	0.91	NO	1.45	5.000	48.84	48.81	1.046	1.046	NO	1638	81.9	0.644
	2... 13C-PCB-194	2.68e5	0.88	NO	0.714	5.000	54.91	54.89	0.995	0.995	NO	1748	87.4	1.42
	2... 13C-PCB-208	3.50e5	0.79	NO	0.896	5.000	54.15	54.13	0.982	0.981	NO	1816	90.8	1.04
	2... 13C-PCB-206	2.46e5	0.77	NO	0.653	5.000	56.42	56.41	1.023	1.023	NO	1754	87.7	1.43
	2... 13C-PCB-209	3.04e5	1.22	NO	0.806	5.000	57.65	57.64	1.045	1.045	NO	1752	87.6	0.489

Dataset: U:\VG11.PRO\Results\191118K2\191118K2-4.qld

Last Altered: Tuesday, November 19, 2019 11:07:29 Pacific Standard Time
Printed: Tuesday, November 19, 2019 11:08:07 Pacific Standard Time

Name: 191118K2_4, Date: 19-Nov-2019, Time: 02:21:54, ID: B9K0091-BS1 OPR 5, Description: OPR

2...	13C-PCB-15	1.00e6	1.56	NO	1.00	5.000	25.71	25.75	1.000	0.000	NO	2000	100	1.04
2...	13C-PCB-31	7.11e5	0.97	NO	1.00	5.000	28.84	28.88	1.000	0.000	NO	2000	100	8.42
2...	13C-PCB-60	6.62e5	0.77	NO	1.00	5.000	36.90	36.94	1.000	0.000	NO	2000	100	2.42
2...	13C-PCB-111	5.80e5	1.59	NO	1.00	5.000	39.47	39.51	1.000	0.000	NO	2000	100	1.02
2...	13C-PCB-128	3.25e5	1.21	NO	1.00	5.000	46.82	46.86	1.000	0.000	NO	2000	100	2.52
2...	13C-PCB-182	3.04e5	0.43	NO	1.00	5.000	46.65	46.67	0.000	0.000	NO	2000	100	1.81
2...	13C-PCB-205	4.30e5	0.89	NO	1.00	5.000	55.15	55.17	1.000	0.000	NO	2000	100	1.02
2...	13C-PCB-79	6.32e5	0.73	NO	1.03	5.000	38.07	38.03	1.031	1.030	NO	1852	92.6	2.34
2...	13C-PCB-178	2.64e5	0.44	NO	0.875	5.000	46.12	46.13	0.988	0.988	NO	1855	92.7	2.03
2...	13C-PCB-79	6.16e5	0.73	NO	1.05	5.000	38.02	38.03	0.967	0.968	NO	2127	106	2.88
2...	13C-PCB-178	2.64e5	0.44	NO	0.975	5.000	46.12	46.13	0.924	0.924	NO	2270	114	2.49

Vista Analytical Laboratory VG-11

Dataset: Untitled

Last Altered: Tuesday, November 19, 2019 10:57:26 Pacific Standard Time
Printed: Tuesday, November 19, 2019 10:58:00 Pacific Standard Time

Method: U:\VG11.PRO\MethDB\PCB-209_ZB1_11-14-19.mdb 14 Nov 2019 15:03:40
Calibration: U:\VG11.PRO\CurveDB\db1_PCBvg11-6-28-19.cdb 29 Jun 2019 11:47:57

Name: 191118K2_4, Date: 19-Nov-2019, Time: 02:21:54, ID: B9K0091-BS1 OPR 5, Description: OPR

PCB-1

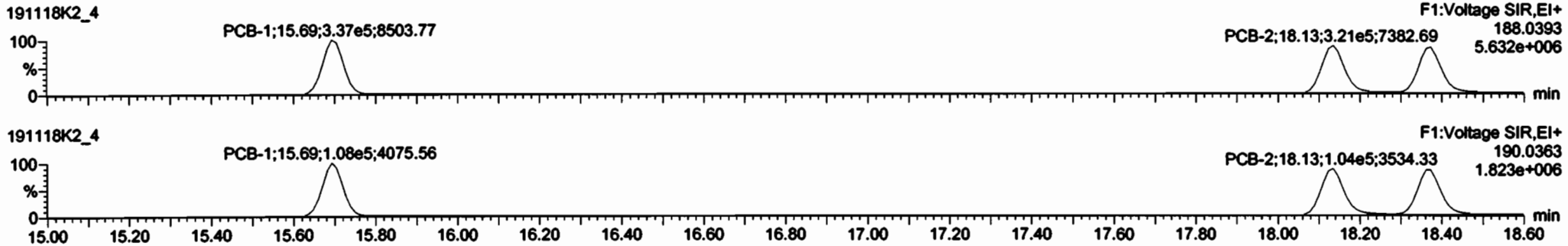

13C-PCB-1

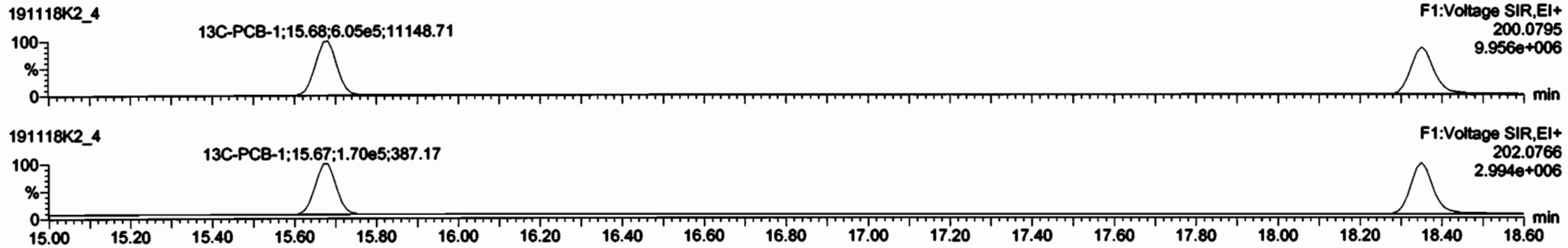

PFK1

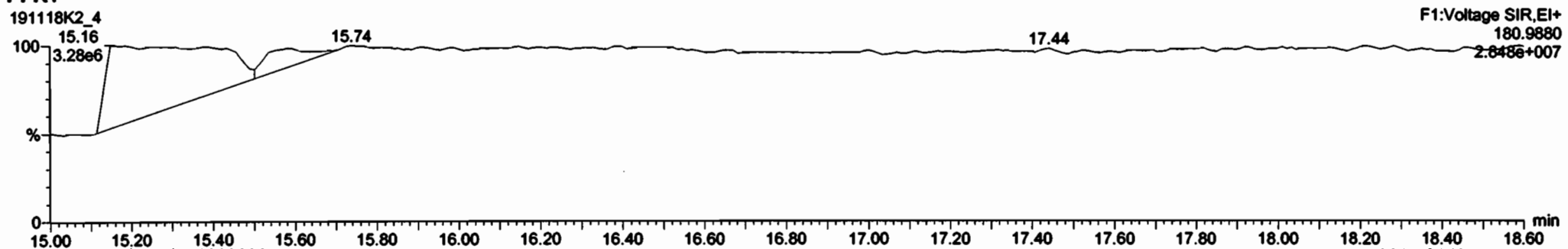

Dataset: Untitled

Last Altered: Tuesday, November 19, 2019 10:57:26 Pacific Standard Time
Printed: Tuesday, November 19, 2019 10:58:00 Pacific Standard Time

Name: 191118K2_4, Date: 19-Nov-2019, Time: 02:21:54, ID: B9K0091-BS1 OPR 5, Description: OPR

PCB-4/10

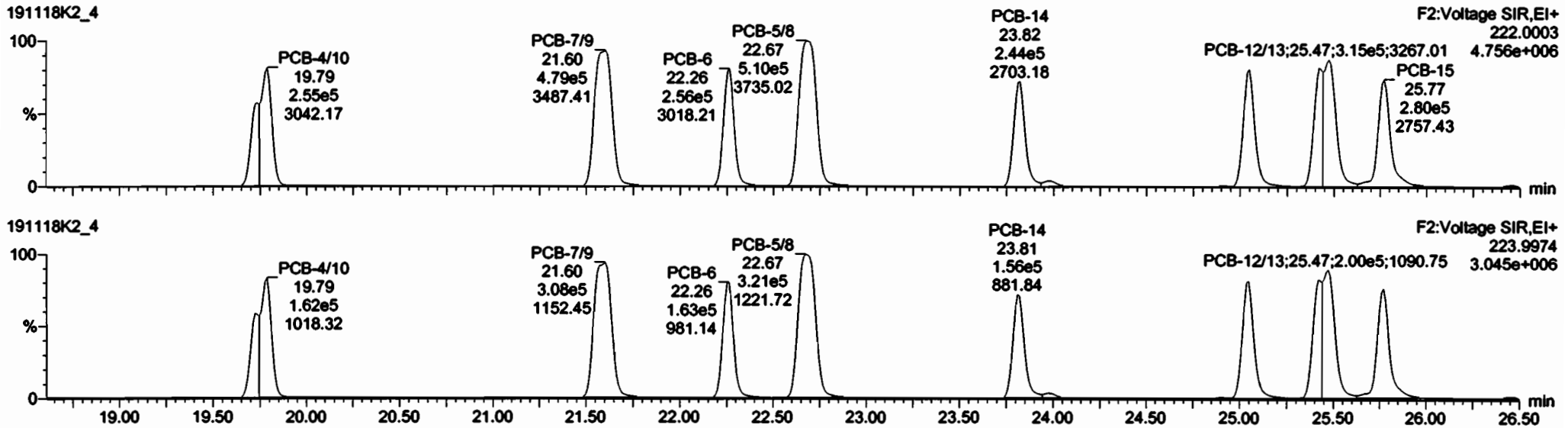

13C-PCB-4

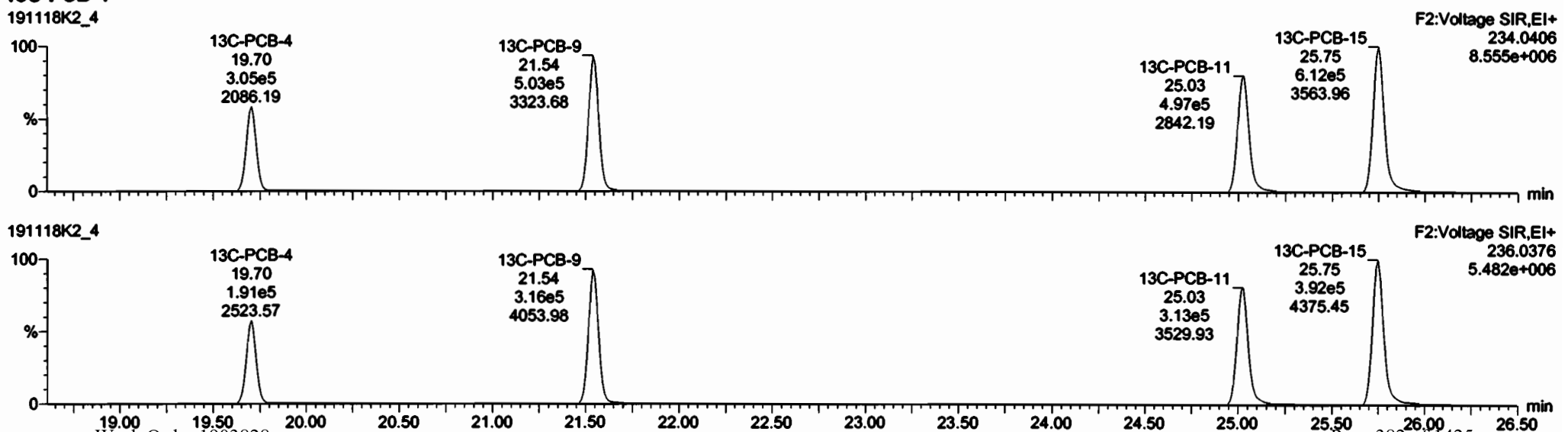

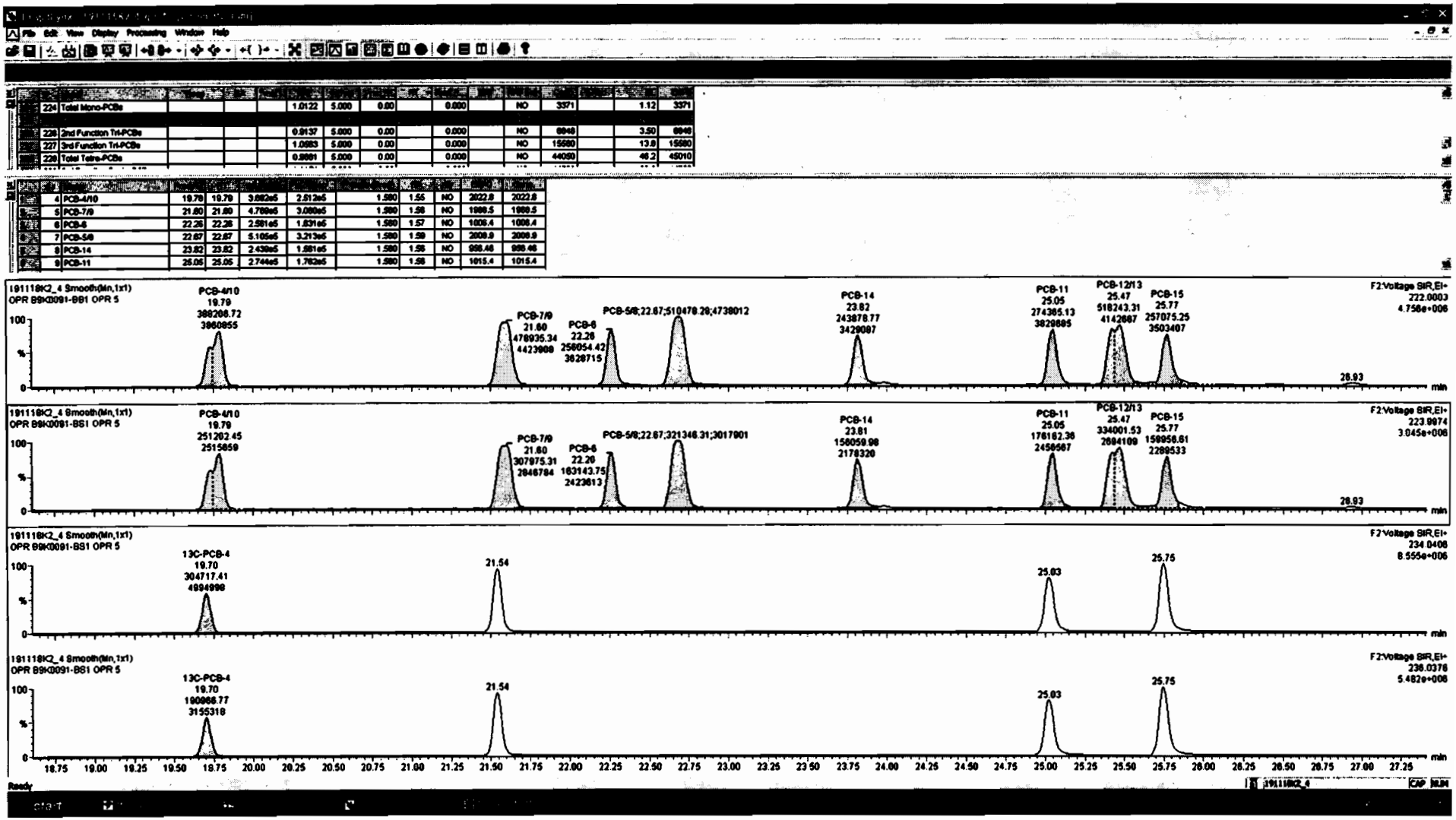
File Edit View Display Processing Window Help
224 Total Mono-PCBs 1.0122 5.000 0.00 0.000 NO 3371 1.12 3371
226 2nd Function Tri-PCBs 0.9137 5.000 0.00 0.000 NO 9946 3.50 9946
227 3rd Function Tri-PCBs 1.0883 5.000 0.00 0.000 NO 15680 13.8 15680
228 Total Tetra-PCBs 0.9891 5.000 0.00 0.000 NO 44050 46.2 45010
4 PCB-4/10 19.78 19.78 3.662e5 2.512e5 1.580 1.55 NO 2022.8 2022.8
5 PCB-7/9 21.60 21.60 4.769e5 3.000e5 1.590 1.58 NO 1988.5 1988.5
6 PCB-6 22.26 22.26 2.581e5 1.631e5 1.580 1.57 NO 1006.4 1006.4
7 PCB-5/8 22.67 22.67 5.105e5 3.213e5 1.590 1.59 NO 2009.9 2009.9
8 PCB-14 23.82 23.82 2.439e5 1.551e5 1.580 1.58 NO 998.46 998.46
9 PCB-11 25.05 25.05 2.744e5 1.762e5 1.580 1.58 NO 1015.4 1015.4
191118K2_4 Smooth(Mn,1x1)
OPR B9K0091-BS1 OPR 5
PCB-4/10 19.79 386266.72 3860955
PCB-7/9 21.60 476935.34 4423908
PCB-6 22.26 256054.42 3628715
PCB-5/8;22.67;510478.28;4738012
PCB-14 23.82 243878.77 3429097
PCB-11 25.05 274385.13 3829885
PCB-12/13 25.47 518243.31 4142687
PCB-15 25.77 257075.25 3503407
F2:Voltage SIR,EI+ 222.0003 4.758e+006
26.93
191118K2_4 Smooth(Mn,1x1)
OPR B9K0091-BS1 OPR 5
PCB-4/10 19.79 251202.45 2515859
PCB-7/9 21.60 307875.31 2846784
PCB-6 22.26 163143.75 2423613
PCB-5/8;22.67;321346.31;3017901
PCB-14 23.81 156059.98 2178320
PCB-11 25.05 176182.38 2456567
PCB-12/13 25.47 334001.53 2884109
PCB-15 25.77 158956.81 2289533
F2:Voltage SIR,EI+ 223.9974 3.045e+006
26.93
191118K2_4 Smooth(Mn,1x1)
OPR B9K0091-BS1 OPR 5
13C-PCB-4 19.70 304717.41 4994998
21.54
25.03
25.75
F2:Voltage SIR,EI+ 234.0406 8.555e+006
191118K2_4 Smooth(Mn,1x1)
OPR B9K0091-BS1 OPR 5
13C-PCB-4 19.70 190866.77 3155318
21.54
25.03
25.75
F2:Voltage SIR,EI+ 236.0376 5.482e+006
18.75 19.00 19.25 19.50 19.75 20.00 20.25 20.50 20.75 21.00 21.25 21.50 21.75 22.00 22.25 22.50 22.75 23.00 23.25 23.50 23.75 24.00 24.25 24.50 24.75 25.00 25.25 25.50 25.75 26.00 26.25 26.50 26.75 27.00 27.25
Ready
191118K2_4
CAP NUM

Dataset: Untitled

Last Altered: Tuesday, November 19, 2019 10:57:26 Pacific Standard Time
Printed: Tuesday, November 19, 2019 10:58:00 Pacific Standard Time

Name: 191118K2_4, Date: 19-Nov-2019, Time: 02:21:54, ID: B9K0091-BS1 OPR 5, Description: OPR

PCB-19

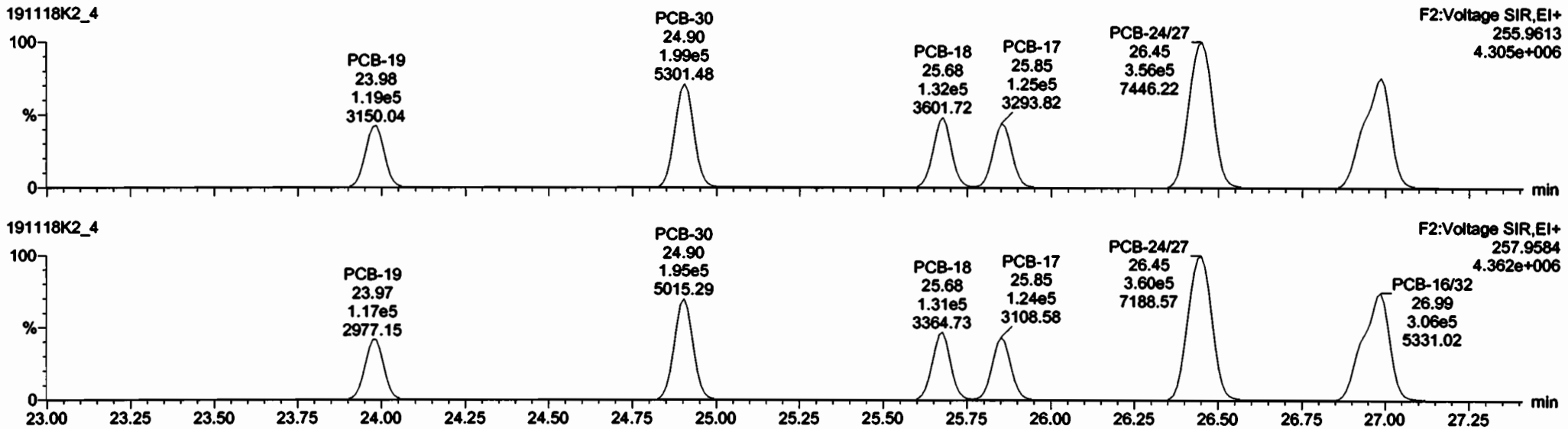

13C-PCB-19

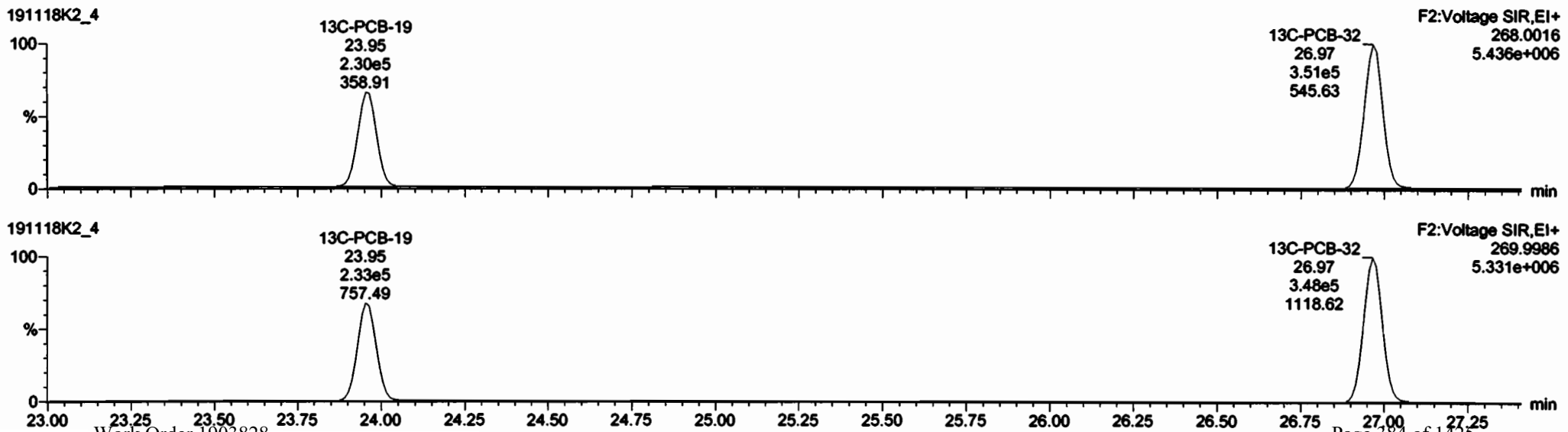

Dataset: Untitled

Last Altered: Tuesday, November 19, 2019 10:57:26 Pacific Standard Time
Printed: Tuesday, November 19, 2019 10:58:00 Pacific Standard Time

Name: 191118K2_4, Date: 19-Nov-2019, Time: 02:21:54, ID: B9K0091-BS1 OPR 5, Description: OPR

PCB-34

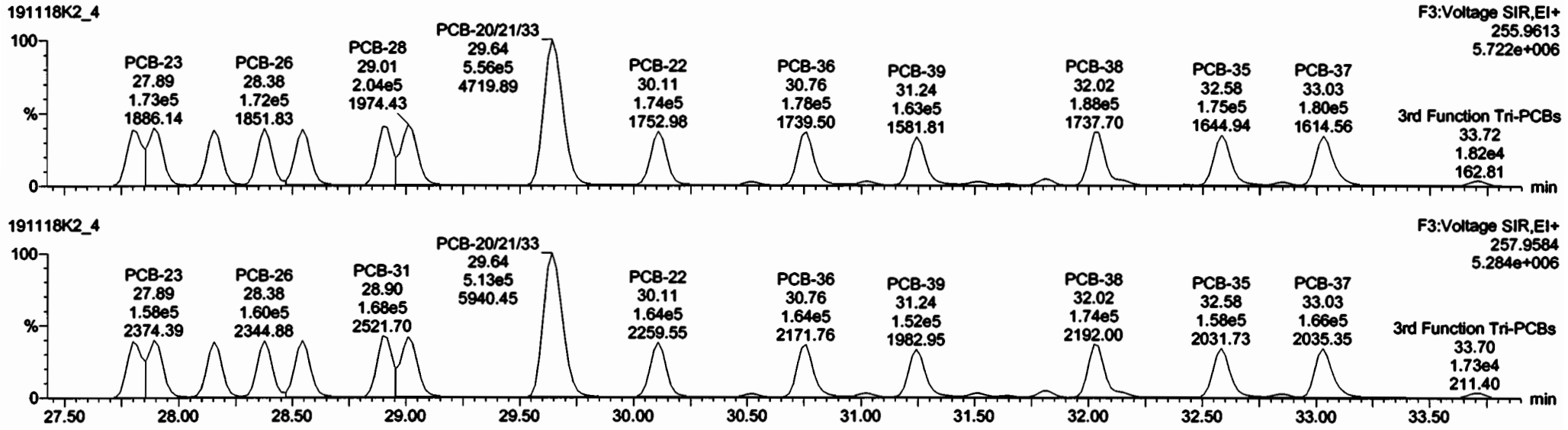

13C-PCB-28


224 Total Mono-PCBs 1.0122 5.000 0.00 0.000 NO 3371 1.12 3371
225 Total Di-PCBs 1.0092 5.000 0.00 0.000 NO 12010 10.1 12010
226 2nd Function Tri-PCBs 0.9137 5.000 0.00 0.000 NO 6848 3.50 6848
228 Total Tetra-PCBs 0.9881 5.000 0.00 0.000 NO 44060 46.2 45010
18 PCB-34 27.80 27.80 1.727e5 1.804e5 1.040 1.05 NO 948.88 948.88
19 PCB-23 27.90 27.88 1.727e5 1.575e5 1.040 1.10 NO 963.55 963.55
20 PCB-29 28.13 28.15 1.708e5 1.583e5 1.040 1.07 NO 972.83 972.83
21 PCB-26 28.38 28.38 1.717e5 1.589e5 1.040 1.07 NO 931.83 931.83
22 PCB-25 28.53 28.55 1.701e5 1.571e5 1.040 1.07 NO 982.52 982.52
23 PCB-31 28.82 28.80 1.730e5 1.660e5 1.040 1.04 NO 958.16 958.16
191118K2_4 Smooth(Mn,1x1)
OPR B9K0091-BS1 OPR 5
F3:Voltage SIR,EI+
255.9613
5.722e+006
PCB-20/21/33;29.64;551869.56;5709481
PCB-22 30.11 170815.55 2121708
PCB-30 30.76 171428.27 2099514
PCB-39 31.24 155534.25 1909775
31.82
PCB-38 32.02 171627.30 2102641
PCB-35 32.58 168959.31 1995511
PCB-37 33.03 176852.91 1953614
191118K2_4 Smooth(Mn,1x1)
OPR B9K0091-BS1 OPR 5
F3:Voltage SIR,EI+
257.9584
5.284e+006
PCB-20/21/33;29.64;512133.47;5267046
PCB-22 30.11 160089.98 2001783
PCB-30 30.76 158975.50 1926183
PCB-30 31.24 145597.22 1758579
31.82
PCB-30 32.02 160049.95 1944269
PCB-35 32.58 152173.09 1800542
PCB-37 33.03 162400.38 1803777
191118K2_4 Smooth(Mn,1x1)
OPR B9K0091-BS1 OPR 5
F3:Voltage SIR,EI+
288.0018
3.492e+006
33.01
191118K2_4 Smooth(Mn,1x1)
OPR B9K0091-BS1 OPR 5
F3:Voltage SIR,EI+
289.9986
3.574e+006
33.01
29.40 29.60 29.80 30.00 30.20 30.40 30.60 30.80 31.00 31.20 31.40 31.60 31.80 32.00 32.20 32.40 32.60 32.80 33.00 33.20 33.40 33.60
min

Dataset: Untitled

Last Altered: Tuesday, November 19, 2019 10:57:26 Pacific Standard Time
Printed: Tuesday, November 19, 2019 10:58:00 Pacific Standard Time

Name: 191118K2_4, Date: 19-Nov-2019, Time: 02:21:54, ID: B9K0091-BS1 OPR 5, Description: OPR

PCB-54

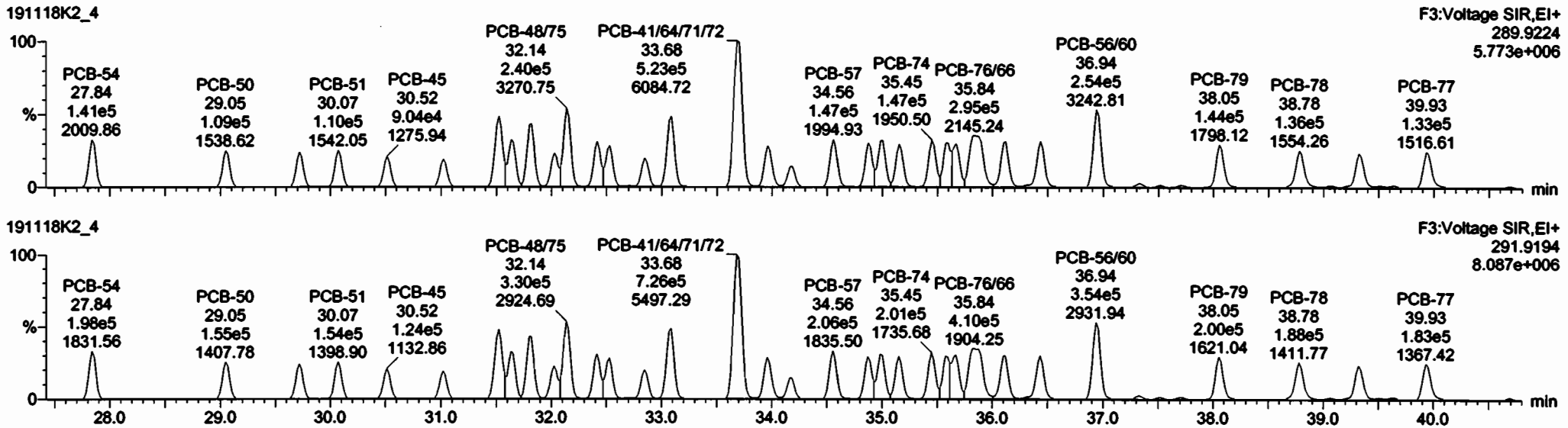

13C-PCB-54

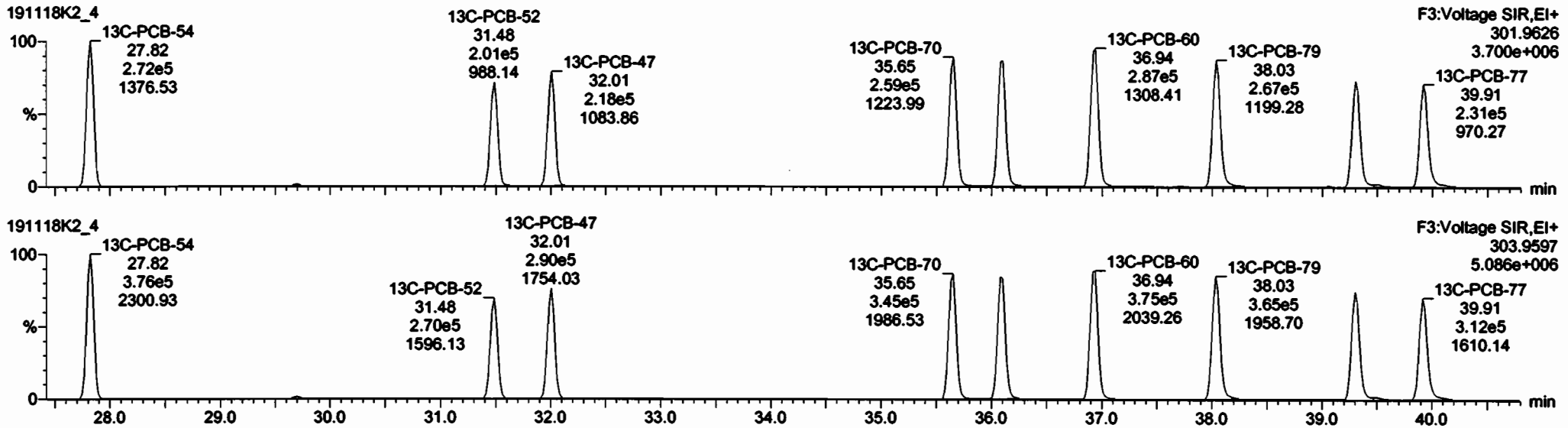

Dataset: Untitled

Last Altered: Tuesday, November 19, 2019 10:57:26 Pacific Standard Time
Printed: Tuesday, November 19, 2019 10:58:00 Pacific Standard Time

Name: 191118K2_4, Date: 19-Nov-2019, Time: 02:21:54, ID: B9K0091-BS1 OPR 5, Description: OPR

PCB-50

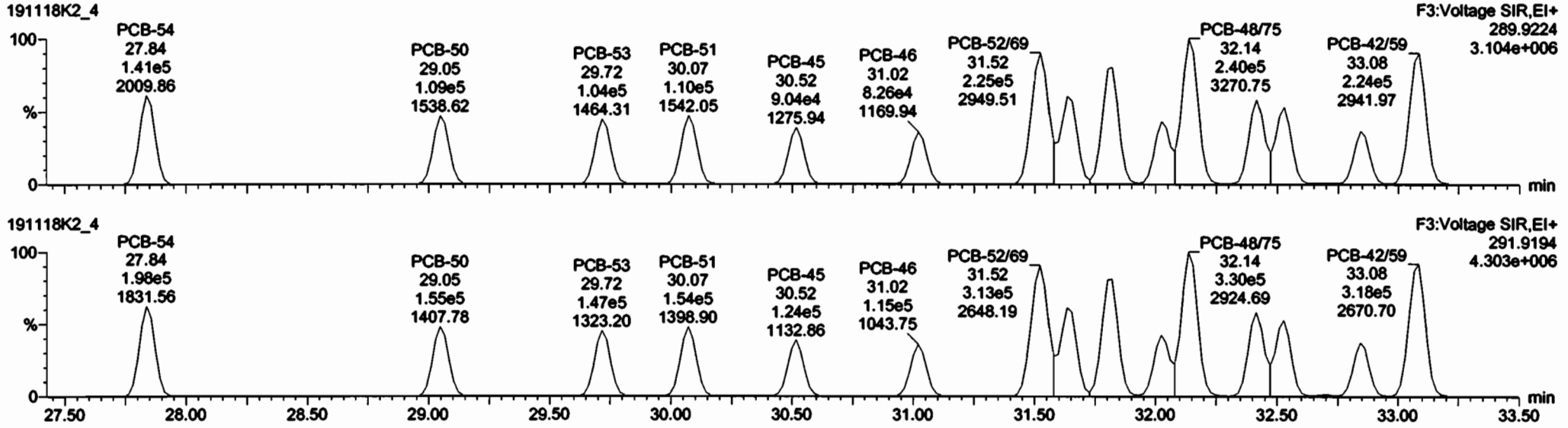

13C-PCB-52

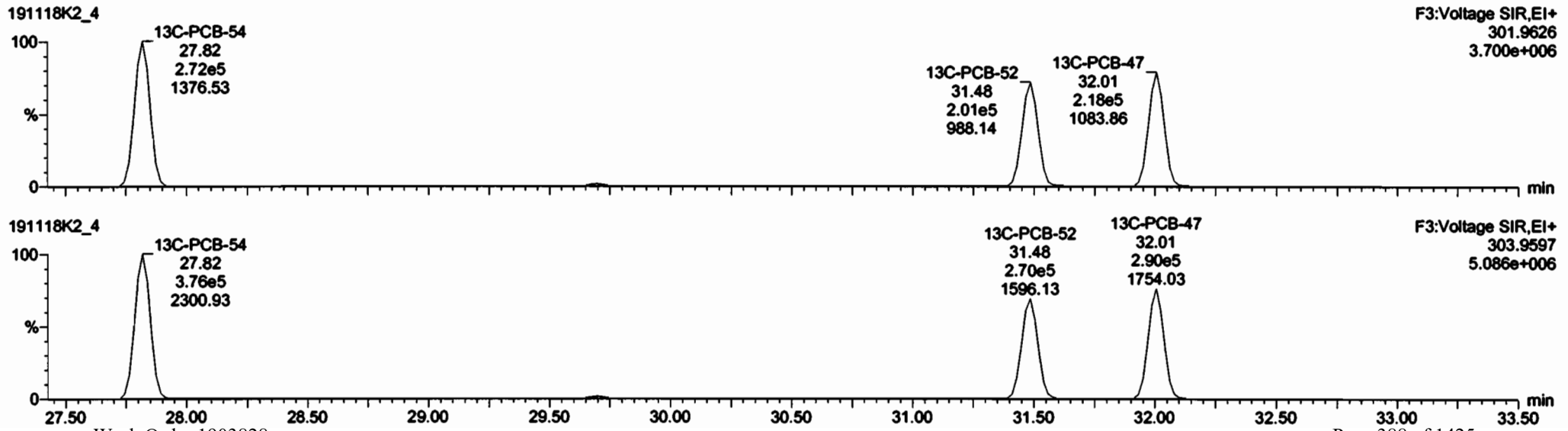

Dataset: Untitled

Last Altered: Tuesday, November 19, 2019 10:57:26 Pacific Standard Time
Printed: Tuesday, November 19, 2019 10:58:00 Pacific Standard Time

Name: 191118K2_4, Date: 19-Nov-2019, Time: 02:21:54, ID: B9K0091-BS1 OPR 5, Description: OPR

PCB-68

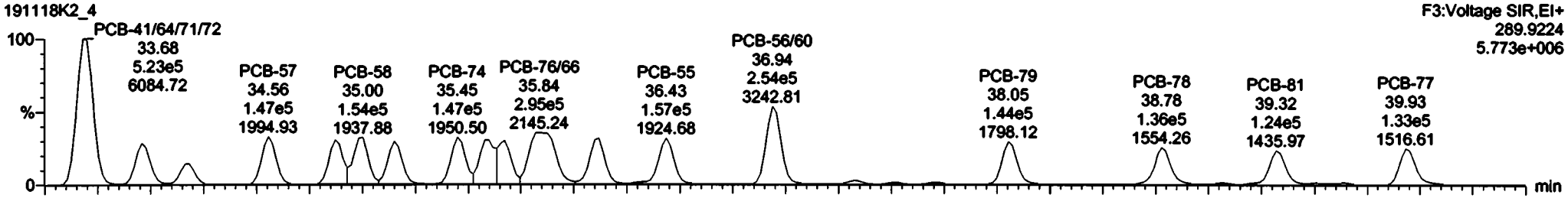

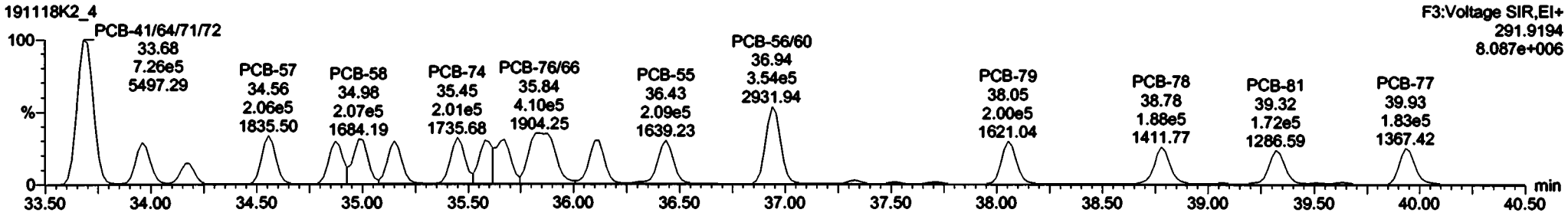

13C-PCB-60

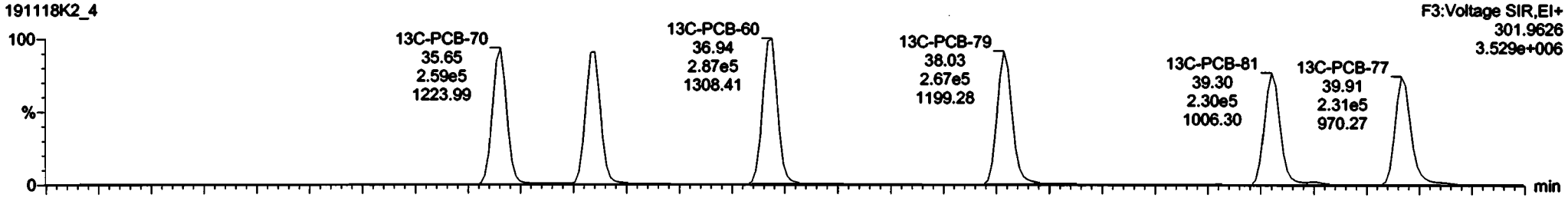

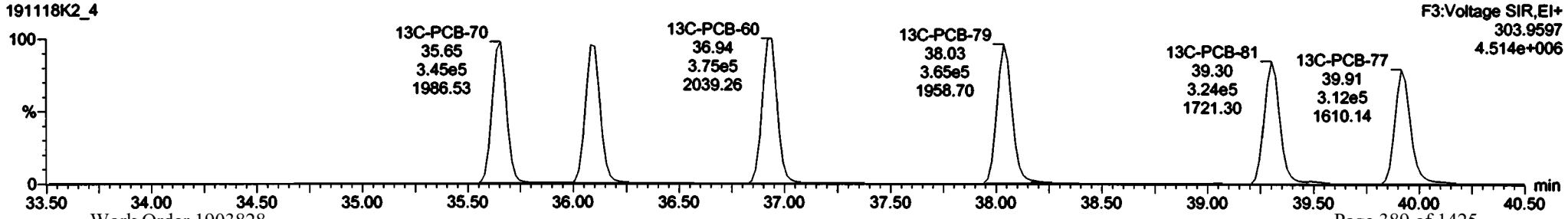


File Edit View Display Processing Window Help
224 Total Mono-PCBs 1.0122 5.000 0.00 0.000 NO 3371 1.12 3371
225 Total Di-PCBs 1.0992 5.000 0.00 0.000 NO 12010 10.1 12010
226 2nd Function Tri-PCBs 0.9137 5.000 0.00 0.000 NO 8646 3.50 8646
227 3rd Function Tri-PCBs 1.0883 5.000 0.00 0.000 NO 15310 13.8 15310
32 PCB-54 27.84 27.84 1.410e5 1.993e5 0.770 0.71 NO 1051.5 1051.5
33 PCB-60 29.08 29.05 1.086e5 1.561e5 0.770 0.71 NO 1044.8 1044.8
34 PCB-63 29.73 29.72 1.041e5 1.498e5 0.770 0.71 NO 1114.1 1114.1
35 PCB-51 30.08 30.07 1.102e5 1.538e5 0.770 0.72 NO 1083.0 1083.0
36 PCB-45 30.49 30.52 9.039e4 1.243e5 0.770 0.73 NO 1126.5 1126.5
37 PCB-46 31.01 31.02 8.282e4 1.161e5 0.770 0.72 NO 1112.5 1112.5
191118K2_4 Smooth(Mn,1x1)
OPR B9K0091-BS1 OPR 5
PCB-78/66 35.84 295431.41 2032967
PCB-80 36.12 153265.20 1612761
PCB-55 36.44 157829.59 1823958
PCB-56/60 36.84 250915.97 3071012
37.33
PCB-79 38.05 140871.95 1702966
PCB-78 38.78 131578.10 1473377
PCB-81 39.32 120230.59 1359741
PCB-77 39.83 130239.49 1437527
F3:Voltage SIR,EI+ 289.9224 3.082e+006
191118K2_4 Smooth(Mn,1x1)
OPR B9K0091-BS1 OPR 5
PCB-78/66 35.84 409755.59 2788094
PCB-80 36.12 208470.86 2403971
PCB-55 36.44 209397.36 2406870
PCB-56/60 36.84 352271.69 4308564
37.33
PCB-79 38.05 196216.56 2365875
PCB-78 38.79 181347.30 2075467
PCB-81 39.32 167504.87 1887681
PCB-77 39.83 179605.55 2006827
F3:Voltage SIR,EI+ 291.9194 4.325e+006
191118K2_4 Smooth(Mn,1x1)
OPR B9K0091-BS1 OPR 5
35.85
36.10
36.94
38.03
38.30
39.91
F3:Voltage SIR,EI+ 301.9626 3.529e+006
191118K2_4 Smooth(Mn,1x1)
OPR B9K0091-BS1 OPR 5
35.85
36.08
36.94
38.03
38.38
39.91
F3:Voltage SIR,EI+ 303.9597 4.514e+006
100
%
0
min
35.40 35.60 35.80 36.00 36.20 36.40 36.60 36.80 37.00 37.20 37.40 37.60 37.80 38.00 38.20 38.40 38.60 38.80 39.00 39.20 39.40 39.60 39.80 40.00 40.20 40.40
Ready

Dataset: Untitled

Last Altered: Tuesday, November 19, 2019 10:57:26 Pacific Standard Time
Printed: Tuesday, November 19, 2019 10:58:00 Pacific Standard Time

Name: 191118K2_4, Date: 19-Nov-2019, Time: 02:21:54, ID: B9K0091-BS1 OPR 5, Description: OPR

PCB-104

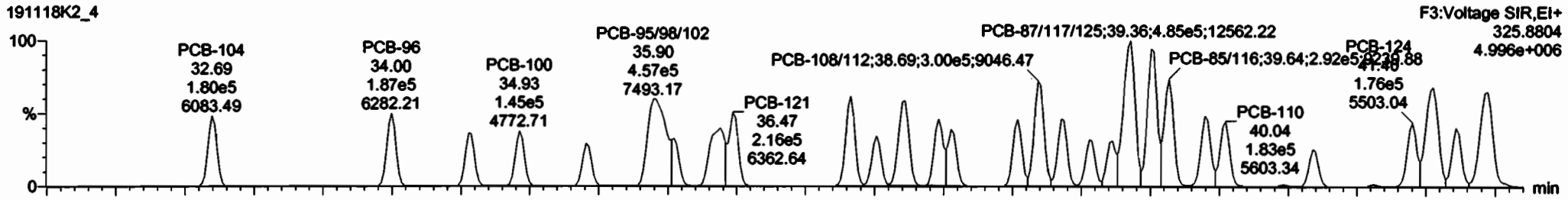

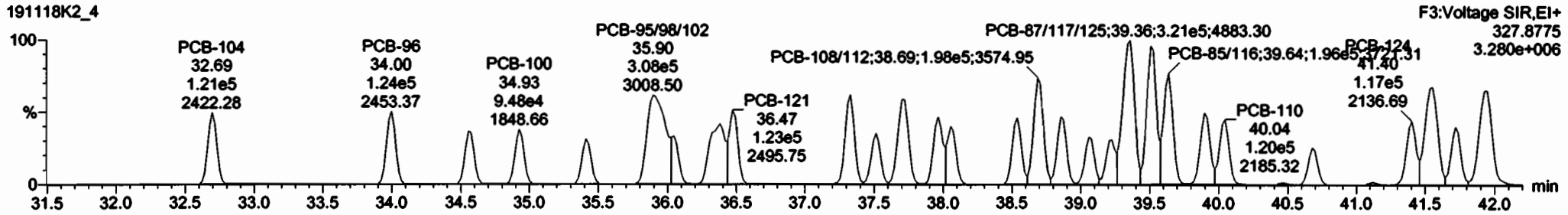

13C-PCB-104





Dataset: Untitled

Last Altered: Tuesday, November 19, 2019 10:57:26 Pacific Standard Time
Printed: Tuesday, November 19, 2019 10:58:00 Pacific Standard Time

Name: 191118K2_4, Date: 19-Nov-2019, Time: 02:21:54, ID: B9K0091-BS1 OPR 5, Description: OPR

PCB-96

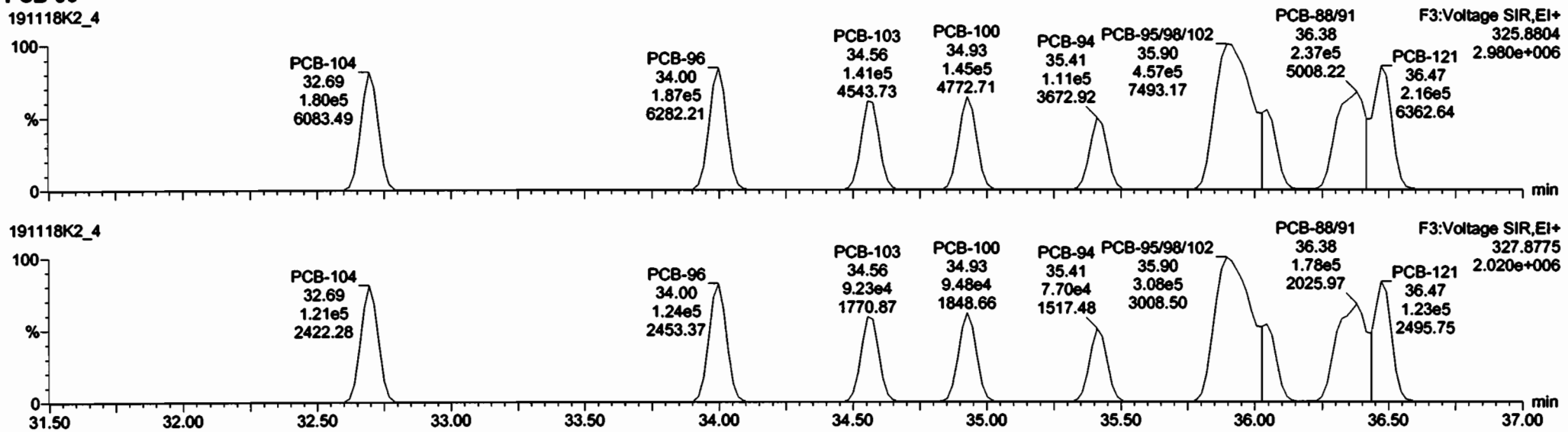

13C-PCB-95



Dataset: Untitled

Last Altered: Tuesday, November 19, 2019 10:57:26 Pacific Standard Time
Printed: Tuesday, November 19, 2019 10:58:00 Pacific Standard Time

Name: 191118K2_4, Date: 19-Nov-2019, Time: 02:21:54, ID: B9K0091-BS1 OPR 5, Description: OPR

PCB-119

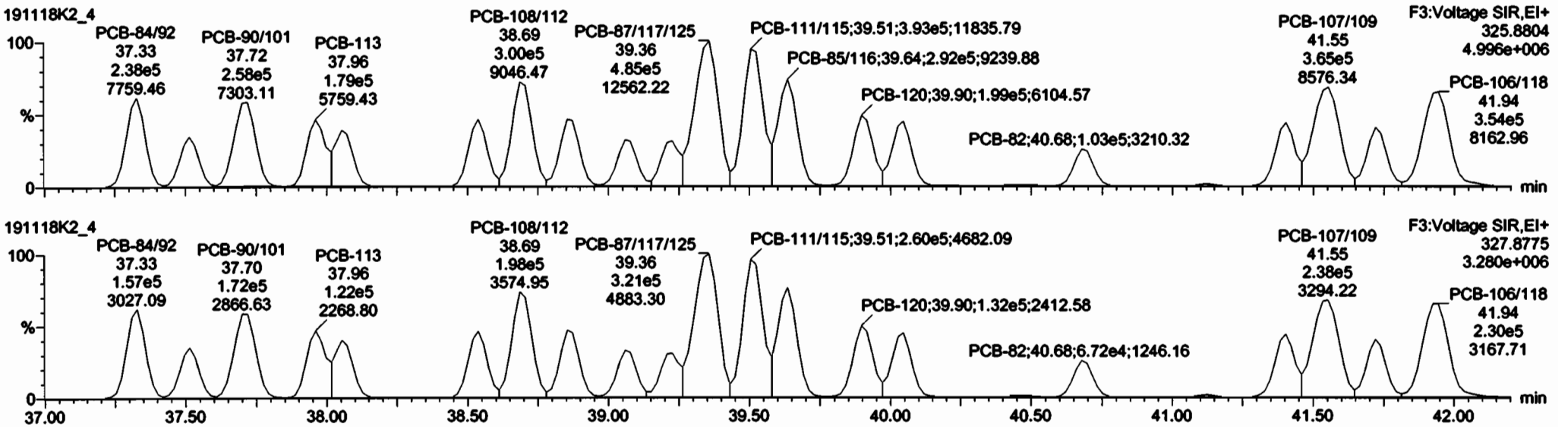

13C-PCB-111

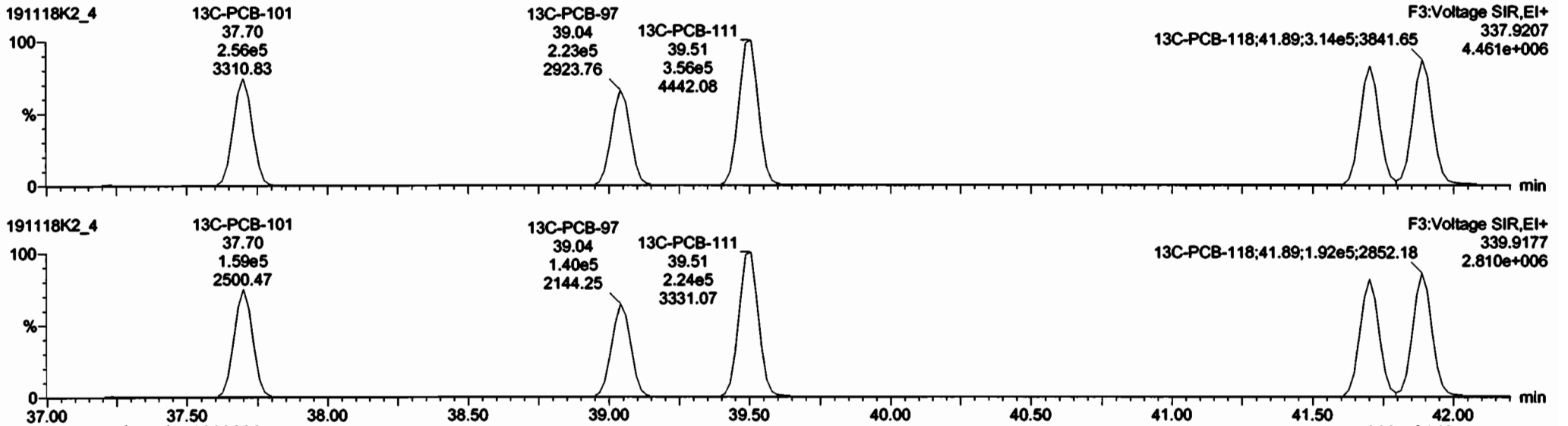

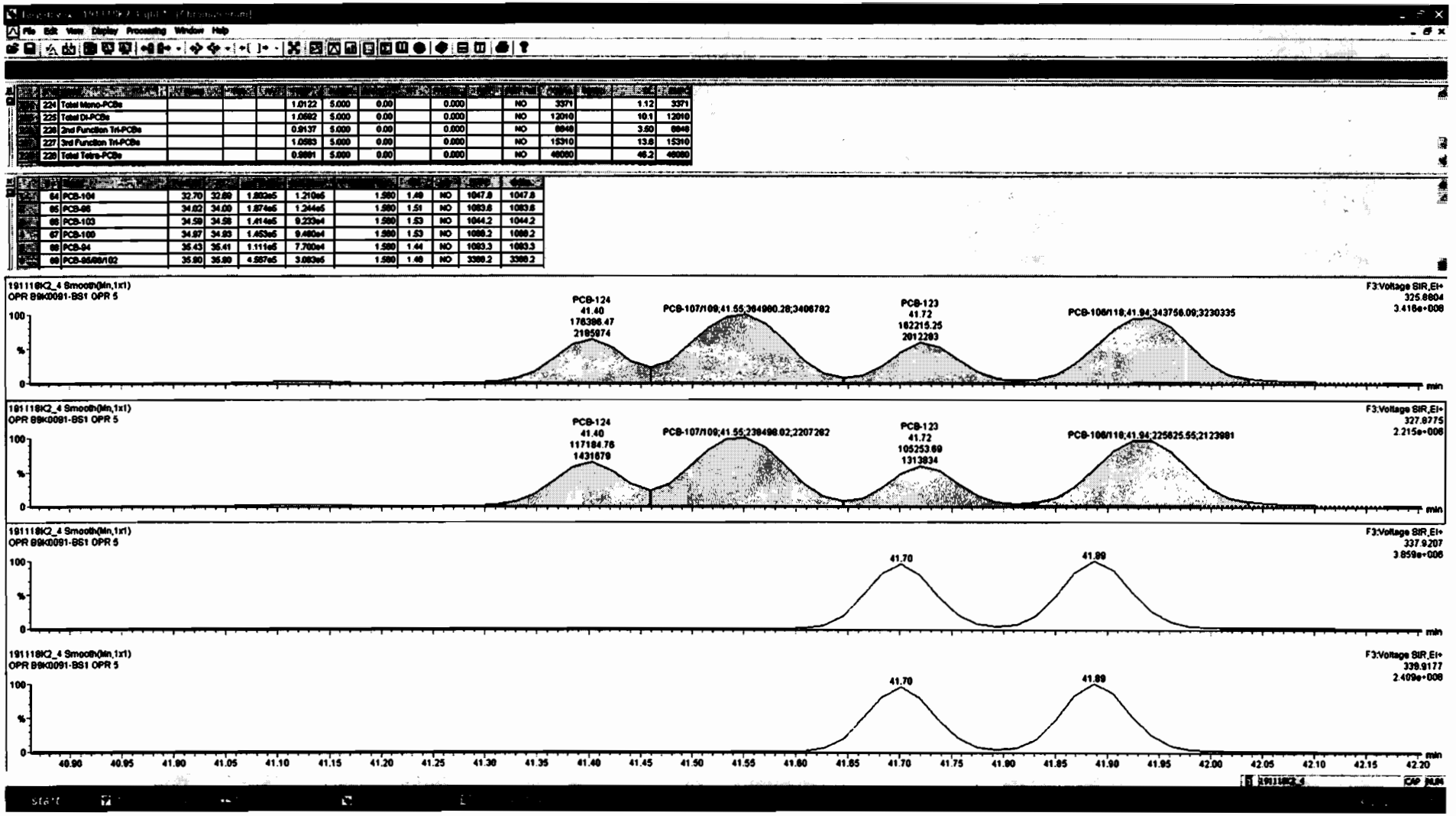
File Edit View Display Processing Window Help
224 Total Mono-PCBs 1.0122 5.000 0.00 0.000 NO 3371 1.12 3371
225 Total Di-PCBs 1.0692 5.000 0.00 0.000 NO 12010 10.1 12010
226 2nd Function Tri-PCBs 0.9137 5.000 0.00 0.000 NO 8848 3.60 8848
227 3rd Function Tri-PCBs 1.0983 5.000 0.00 0.000 NO 15310 13.8 15310
228 Total Tetra-PCBs 0.9891 5.000 0.00 0.000 NO 46080 46.2 46080
64 PCB-104 32.70 32.69 1.882e5 1.210e6 1.580 1.48 NO 1047.8 1047.8
65 PCB-66 34.02 34.00 1.874e5 1.244e6 1.580 1.51 NO 1083.8 1083.8
66 PCB-103 34.59 34.58 1.414e5 9.233e4 1.580 1.53 NO 1044.2 1044.2
67 PCB-100 34.87 34.83 1.463e5 9.460e4 1.580 1.53 NO 1088.2 1088.2
68 PCB-94 35.43 35.41 1.111e5 7.700e4 1.580 1.44 NO 1083.3 1083.3
69 PCB-95/98/102 35.80 35.80 4.557e5 3.083e5 1.580 1.48 NO 3388.2 3388.2
191118IQ2_4 Smooth(Mn,1x1)
OPR B9K0091-BS1 OPR 5
F3:Voltage SIR,EI+
325.8604
3.416e+006
PCB-124
41.40
176396.47
2185974
PCB-107/109;41.55;364980.28;3406782
PCB-123
41.72
162215.25
2012293
PCB-108/118;41.94;343756.09;3230335
191118IQ2_4 Smooth(Mn,1x1)
OPR B9K0091-BS1 OPR 5
F3:Voltage SIR,EI+
327.8775
2.215e+006
PCB-124
41.40
117184.76
1431879
PCB-107/109;41.55;239498.02;2207282
PCB-123
41.72
105253.69
1313834
PCB-108/118;41.94;225625.55;2123981
191118IQ2_4 Smooth(Mn,1x1)
OPR B9K0091-BS1 OPR 5
F3:Voltage SIR,EI+
337.9207
3.859e+006
41.70
41.89
191118IQ2_4 Smooth(Mn,1x1)
OPR B9K0091-BS1 OPR 5
F3:Voltage SIR,EI+
339.9177
2.409e+006
41.70
41.89
40.90 40.95 41.00 41.05 41.10 41.15 41.20 41.25 41.30 41.35 41.40 41.45 41.50 41.55 41.60 41.65 41.70 41.75 41.80 41.85 41.90 41.95 42.00 42.05 42.10 42.15 42.20
min

Dataset: Untitled

Last Altered: Tuesday, November 19, 2019 10:57:26 Pacific Standard Time
Printed: Tuesday, November 19, 2019 10:58:00 Pacific Standard Time

Name: 191118K2_4, Date: 19-Nov-2019, Time: 02:21:54, ID: B9K0091-BS1 OPR 5, Description: OPR

PCB-114

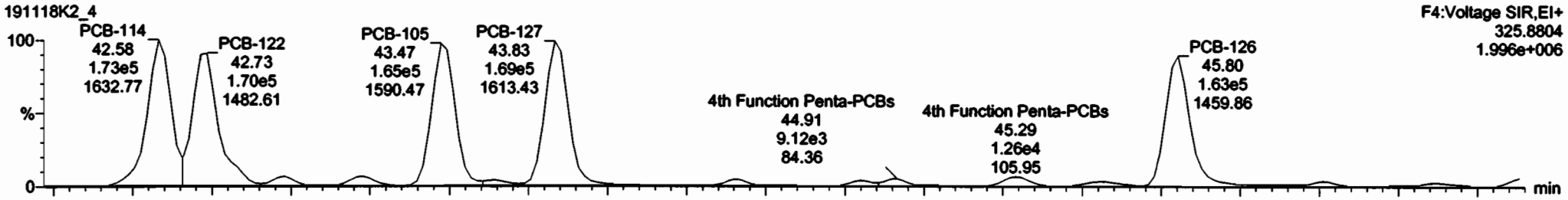

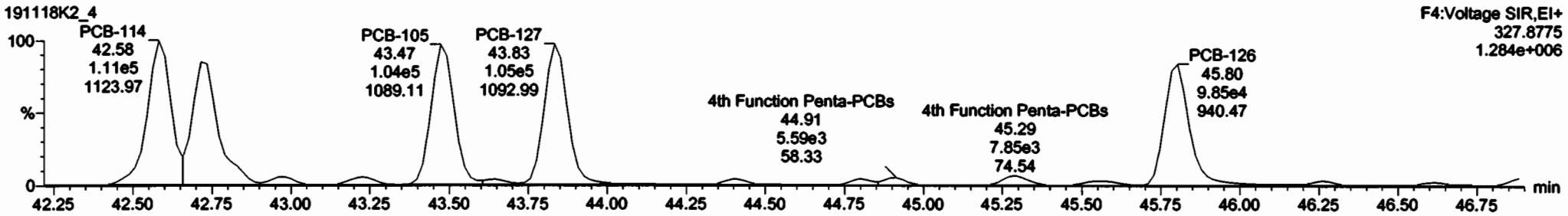

13C-PCB-114

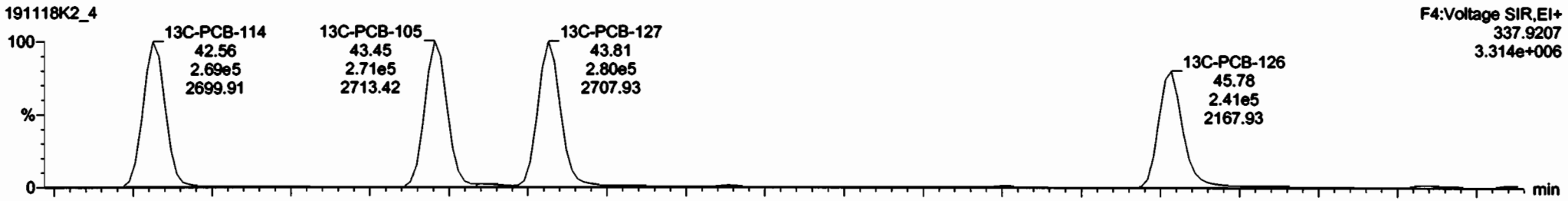



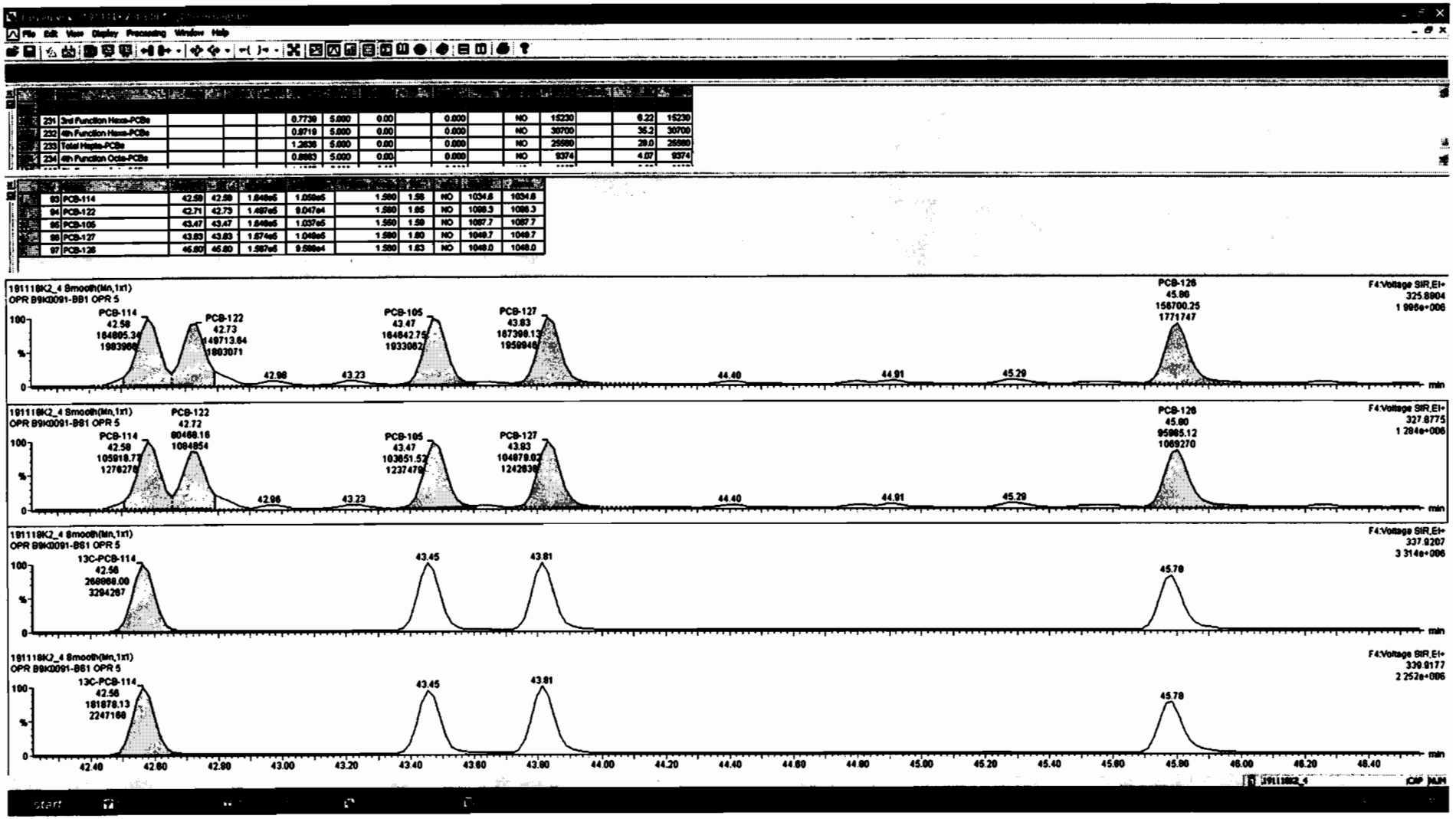
File Edit View Display Processing Window Help
231 3rd Function Hexa-PCBs 0.7730 5.000 0.00 0.000 NO 15230 6.22 15230
232 4th Function Hexa-PCBs 0.9719 5.000 0.00 0.000 NO 30700 36.2 30700
233 Total Hepta-PCBs 1.2636 5.000 0.00 0.000 NO 25980 29.0 25980
234 4th Function Octa-PCBs 0.8883 5.000 0.00 0.000 NO 9374 4.07 9374
93 PCB-114 42.58 42.58 1.848e5 1.058e5 1.580 1.58 NO 1034.8 1034.8
94 PCB-122 42.71 42.73 1.497e5 9.047e4 1.580 1.65 NO 1098.3 1098.3
95 PCB-105 43.47 43.47 1.648e5 1.037e5 1.560 1.59 NO 1087.7 1087.7
96 PCB-127 43.83 43.83 1.574e5 1.048e5 1.580 1.60 NO 1049.7 1049.7
97 PCB-126 45.80 45.80 1.567e5 9.588e4 1.580 1.63 NO 1049.0 1049.0
191118K2_4 Smooth(Mn,1x1)
OPR B9K0091-BB1 OPR 5
PCB-114 42.58 164805.34 1983968
PCB-122 42.73 149713.64 1803071
PCB-105 43.47 164842.75 1933062
PCB-127 43.83 167398.13 1959948
PCB-126 45.80 156700.25 1771747
F4:Voltage SIR,EI+ 325.8904 1.995e+006
42.96
43.23
44.40
44.91
45.29
min
191118K2_4 Smooth(Mn,1x1)
OPR B9K0091-BB1 OPR 5
PCB-114 42.58 105918.77 1276270
PCB-122 42.72 80468.16 1084854
PCB-105 43.47 103651.52 1237479
PCB-127 43.83 104878.02 1242838
PCB-126 45.80 95985.12 1069270
F4:Voltage SIR,EI+ 327.8775 1.284e+006
42.96
43.23
44.40
44.91
45.29
min
191118K2_4 Smooth(Mn,1x1)
OPR B9K0091-BB1 OPR 5
13C-PCB-114 42.58 268968.00 3294267
43.45
43.81
45.78
F4:Voltage SIR,EI+ 337.9207 3.314e+006
min
191118K2_4 Smooth(Mn,1x1)
OPR B9K0091-BB1 OPR 5
13C-PCB-114 42.58 181878.13 2247166
43.45
43.81
45.78
F4:Voltage SIR,EI+ 339.9177 2.252e+006
42.40 42.60 42.80 43.00 43.20 43.40 43.60 43.80 44.00 44.20 44.40 44.60 44.80 45.00 45.20 45.40 45.60 45.80 46.00 46.20 46.40
min
191118K2_4
CAP NUM

Dataset: Untitled

Last Altered: Tuesday, November 19, 2019 10:57:26 Pacific Standard Time
Printed: Tuesday, November 19, 2019 10:58:00 Pacific Standard Time

Name: 191118K2_4, Date: 19-Nov-2019, Time: 02:21:54, ID: B9K0091-BS1 OPR 5, Description: OPR

PCB-155

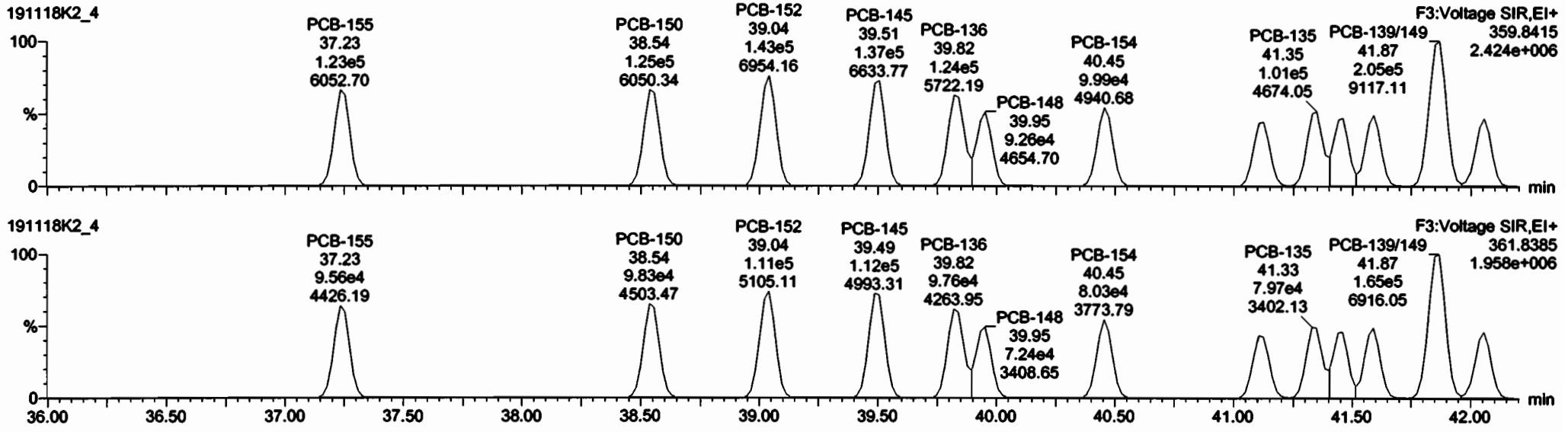

13C-PCB-155

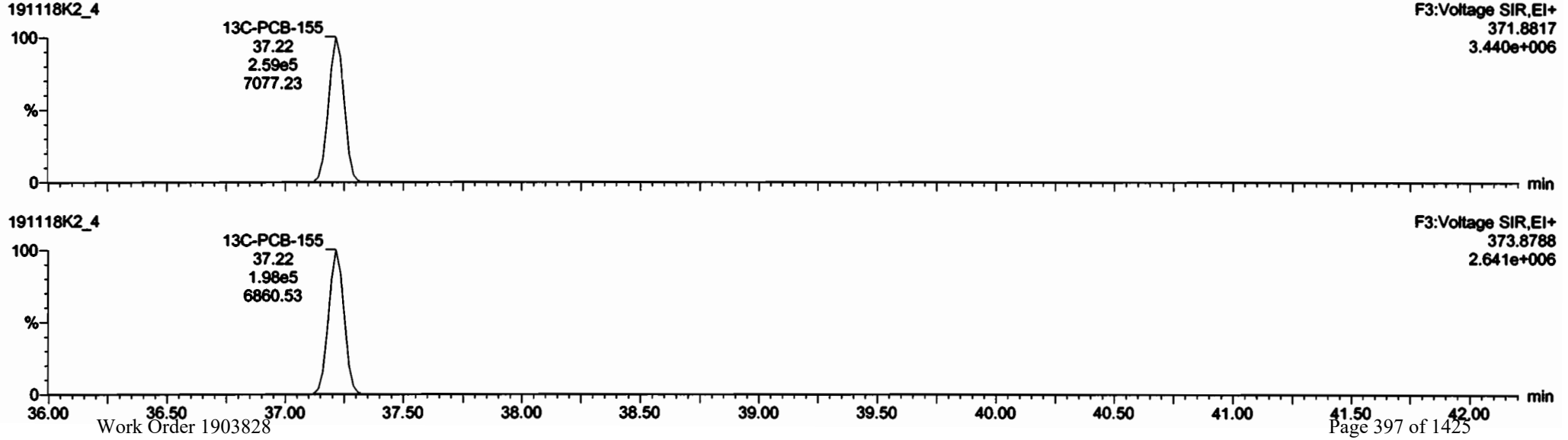

Dataset: Untitled

Last Altered: Tuesday, November 19, 2019 10:57:26 Pacific Standard Time
Printed: Tuesday, November 19, 2019 10:58:00 Pacific Standard Time

Name: 191118K2_4, Date: 19-Nov-2019, Time: 02:21:54, ID: B9K0091-BS1 OPR 5, Description: OPR

PCB-134/143

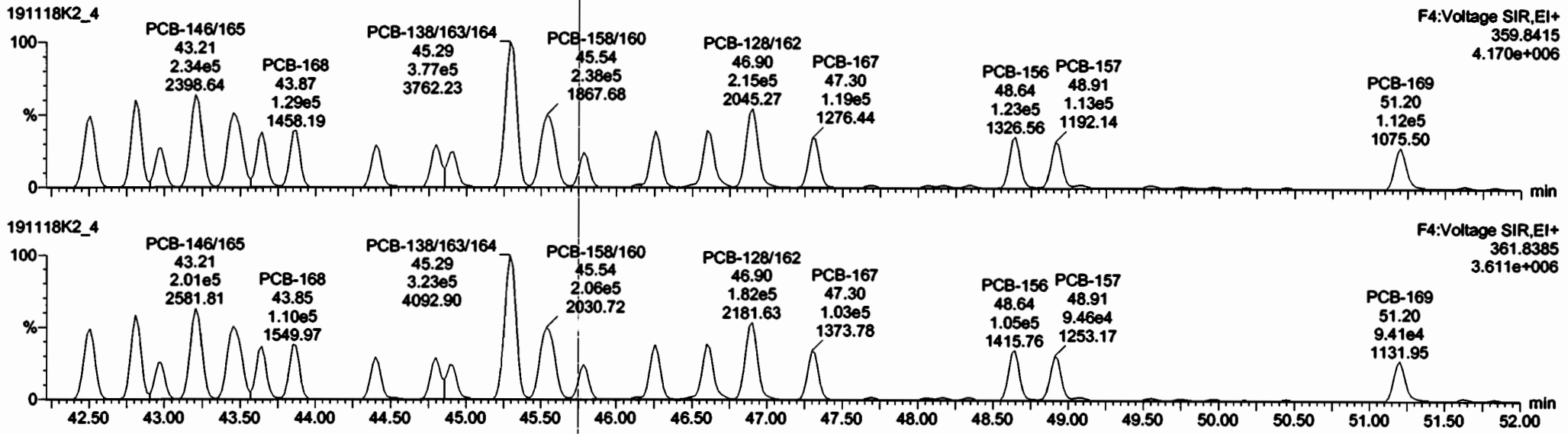

13C-PCB-153

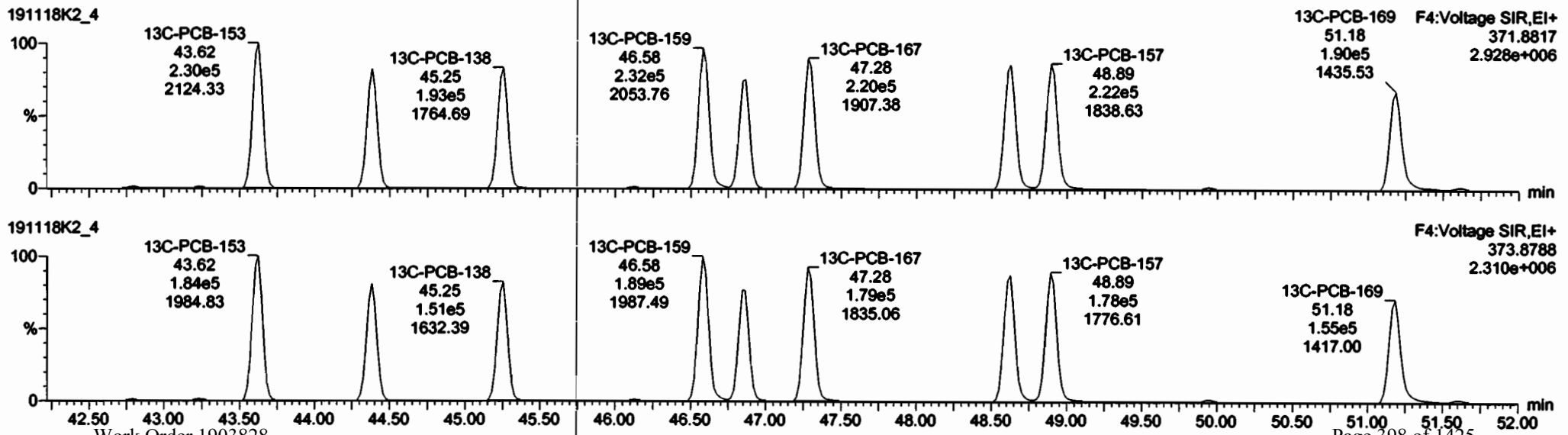

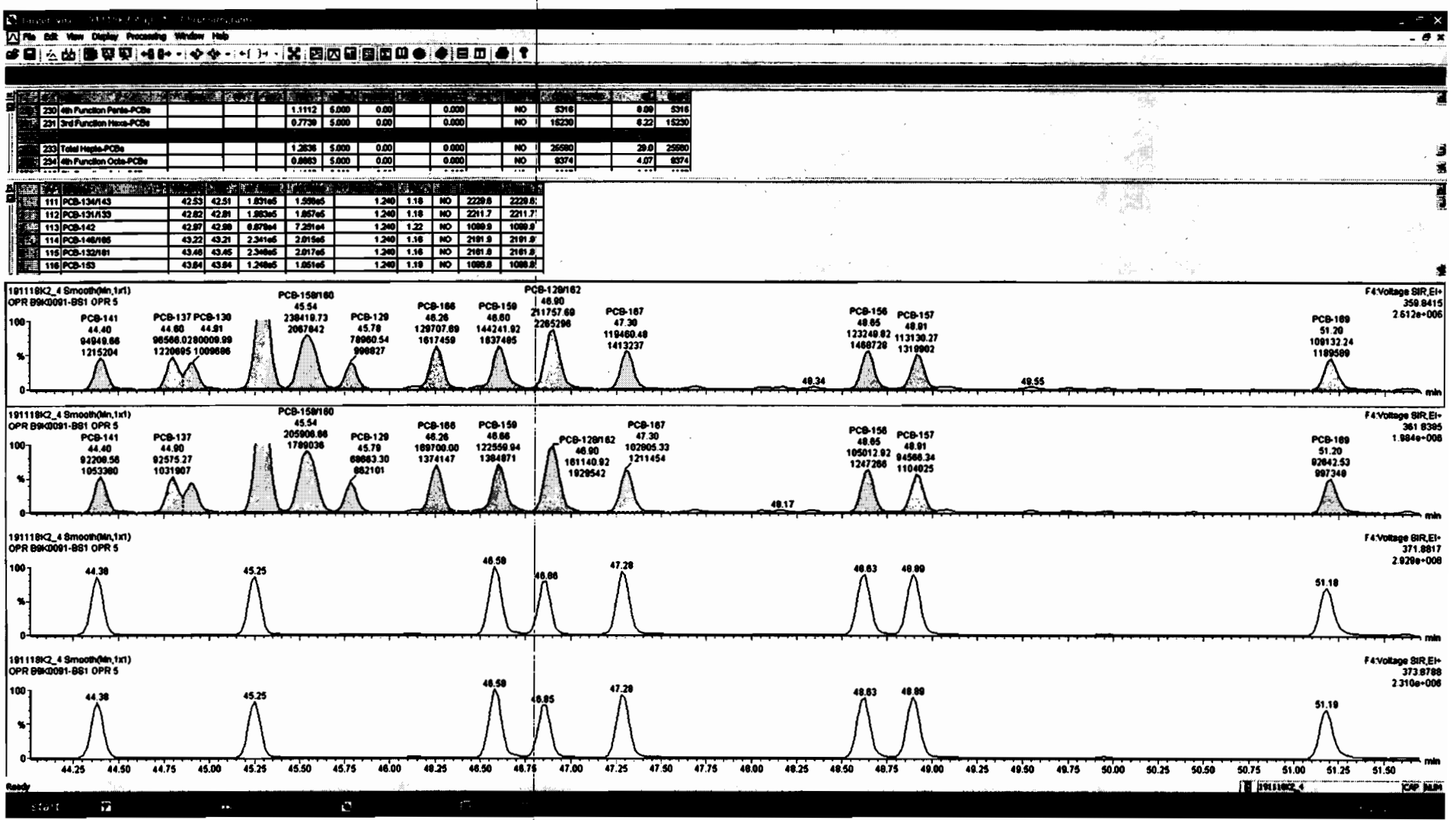
File Edit View Display Processing Window Help
230 4th Function Penta-PCBs 1.1112 5.000 0.00 0.000 NO 5316 8.89 5316
231 3rd Function Hexa-PCBs 0.7739 5.000 0.00 0.000 NO 15230 8.22 15230
233 Total Hepta-PCBs 1.2636 5.000 0.00 0.000 NO 26580 29.0 26580
234 4th Function Octa-PCBs 0.8883 5.000 0.00 0.000 NO 9374 4.07 9374
111 PCB-134/143 42.53 42.51 1.831e5 1.998e5 1.240 1.16 NO 2229.8 2229.8
112 PCB-131/133 42.82 42.81 1.863e5 1.857e5 1.240 1.16 NO 2211.7 2211.7
113 PCB-142 42.97 42.98 6.878e4 7.251e4 1.240 1.22 NO 1089.9 1089.9
114 PCB-146/165 43.22 43.21 2.341e5 2.015e5 1.240 1.16 NO 2191.9 2191.9
115 PCB-132/161 43.46 43.45 2.348e5 2.017e5 1.240 1.16 NO 2161.8 2161.8
116 PCB-153 43.84 43.84 1.248e5 1.051e5 1.240 1.19 NO 1098.8 1098.8
191118K2_4 Smooth(Min,1x1)
OPR B9K0091-BS1 OPR 5
F4:Voltage SIR,EI+
359.8415
2.612e+006
PCB-141 44.40 94949.66 1215204
PCB-137 44.60 96566.02 1220695
PCB-130 44.91 80009.99 1009686
PCB-158/160 45.54 238419.73 2067842
PCB-129 45.78 78960.54 998827
PCB-166 46.26 129707.89 1617459
PCB-159 46.60 144241.92 1837405
PCB-128/162 46.90 211757.69 2265298
PCB-167 47.30 119460.48 1413237
PCB-156 48.85 123249.82 1468728
PCB-157 48.91 113130.27 1319902
PCB-169 51.20 109132.24 1189589
49.34
49.55
191118K2_4 Smooth(Min,1x1)
OPR B9K0091-BS1 OPR 5
F4:Voltage SIR,EI+
361.8395
1.984e+006
PCB-141 44.40 92208.56 1053360
PCB-137 44.90 92575.27 1031907
PCB-158/160 45.54 205908.66 1789036
PCB-129 45.79 69863.30 862101
PCB-166 46.26 169700.00 1374147
PCB-159 46.66 122559.94 1384871
PCB-128/162 46.90 161140.92 1929542
PCB-167 47.30 102905.33 1211454
PCB-156 48.85 105012.92 1247266
PCB-157 48.91 94566.34 1104025
PCB-169 51.20 92642.53 997349
49.17
191118K2_4 Smooth(Min,1x1)
OPR B9K0091-BS1 OPR 5
F4:Voltage SIR,EI+
371.8817
2.929e+006
44.38
45.25
46.58
46.86
47.28
48.83
48.99
51.18
191118K2_4 Smooth(Min,1x1)
OPR B9K0091-BS1 OPR 5
F4:Voltage SIR,EI+
373.8788
2.310e+006
44.38
45.25
46.58
46.85
47.28
48.83
48.99
51.19
44.25 44.50 44.75 45.00 45.25 45.50 45.75 46.00 46.25 46.50 46.75 47.00 47.25 47.50 47.75 48.00 48.25 48.50 48.75 49.00 49.25 49.50 49.75 50.00 50.25 50.50 50.75 51.00 51.25 51.50
min
Ready
CAP NUM

Dataset: Untitled

Last Altered: Tuesday, November 19, 2019 10:57:26 Pacific Standard Time
Printed: Tuesday, November 19, 2019 10:58:00 Pacific Standard Time

Name: 191118K2_4, Date: 19-Nov-2019, Time: 02:21:54, ID: B9K0091-BS1 OPR 5, Description: OPR

PCB-188

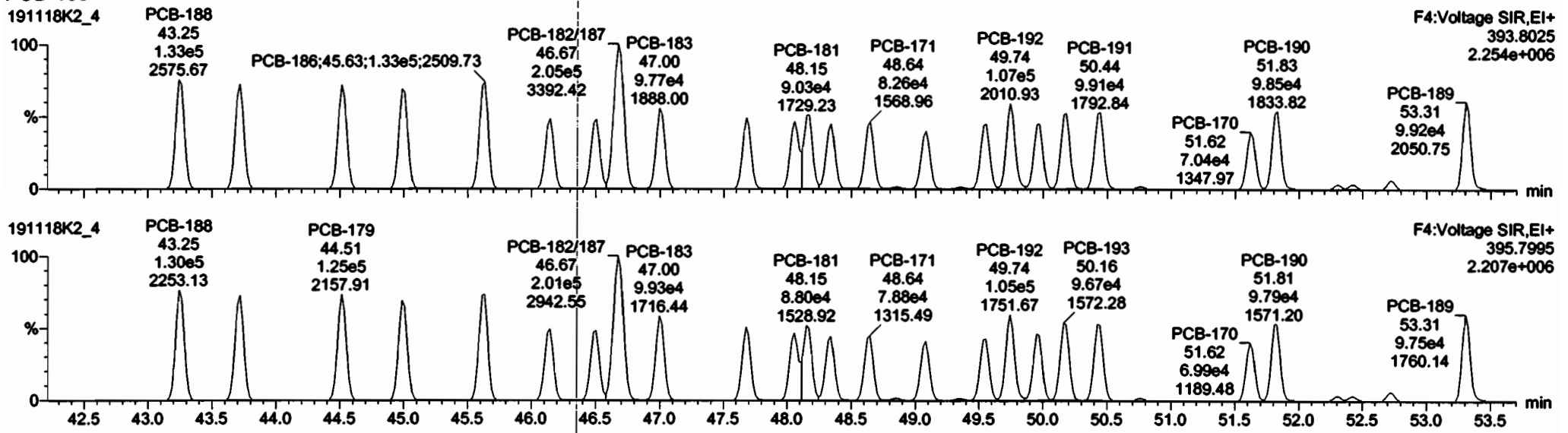

13C-PCB-188

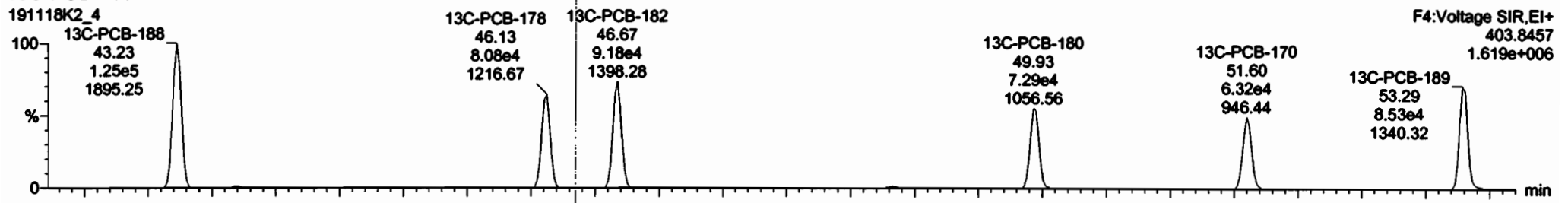

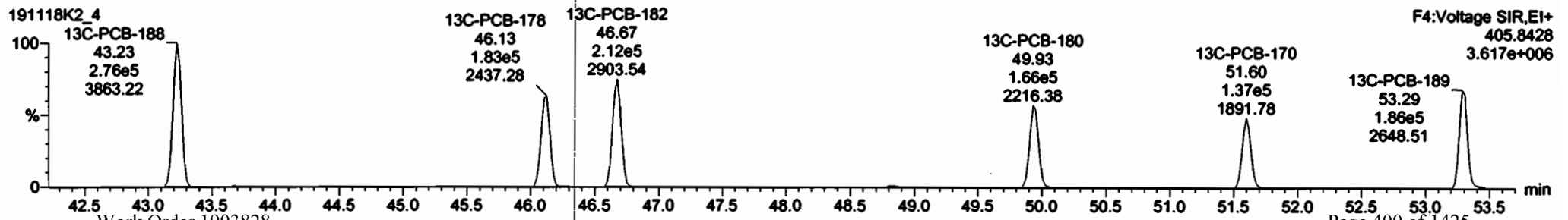

Dataset: Untitled

Last Altered: Tuesday, November 19, 2019 10:57:26 Pacific Standard Time
Printed: Tuesday, November 19, 2019 10:58:00 Pacific Standard Time

Name: 191118K2_4, Date: 19-Nov-2019, Time: 02:21:54, ID: B9K0091-BS1 OPR 5, Description: OPR

PCB-202

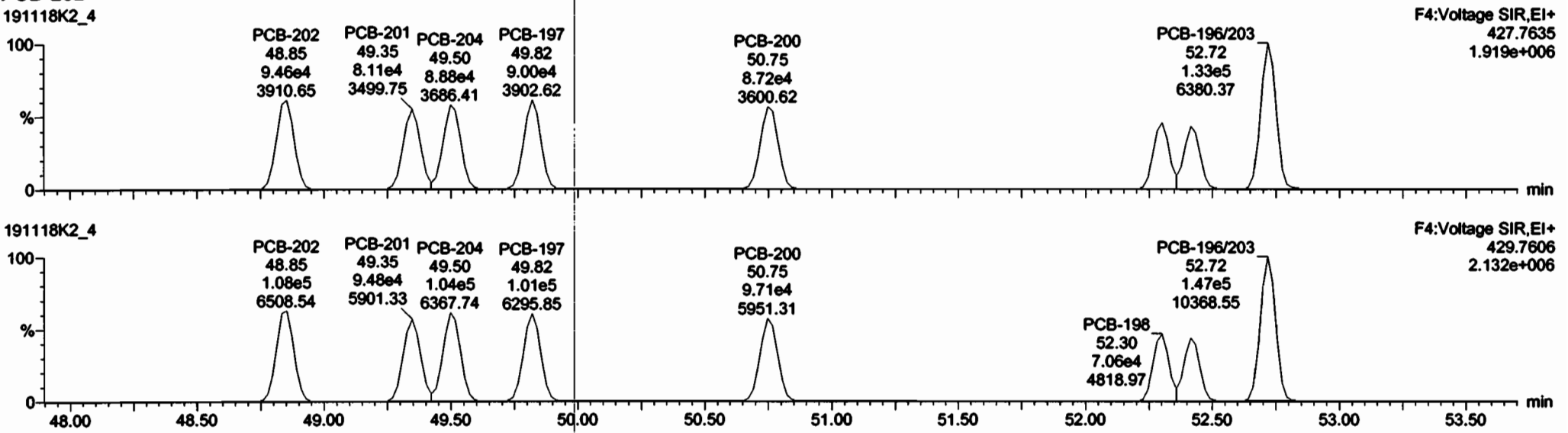

13C-PCB-202

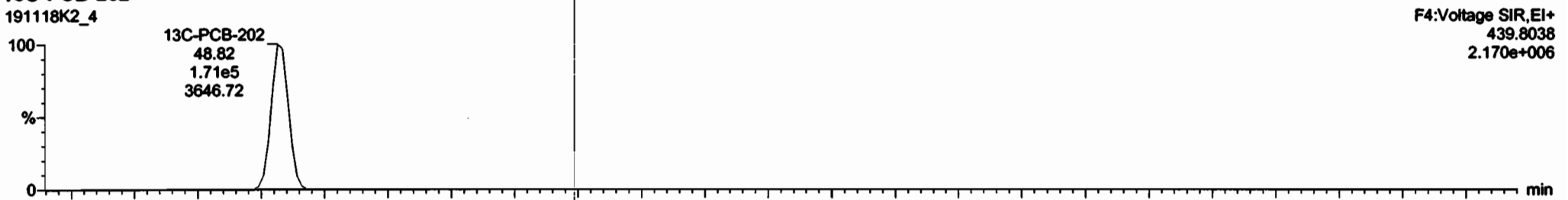

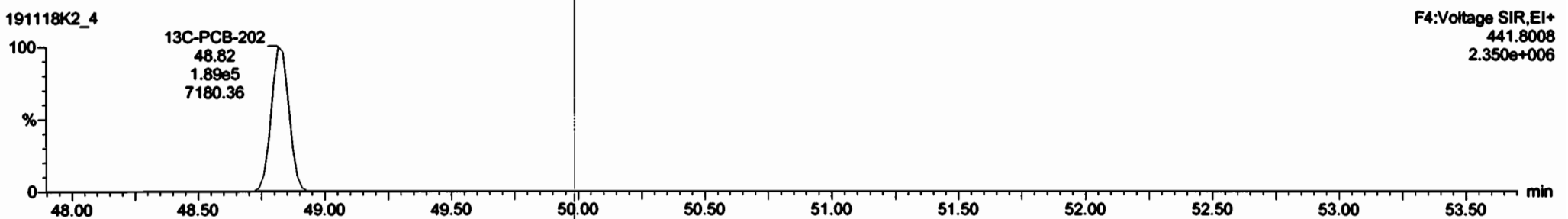

Dataset: Untitled

Last Altered: Tuesday, November 19, 2019 10:57:26 Pacific Standard Time
Printed: Tuesday, November 19, 2019 10:58:00 Pacific Standard Time

Name: 191118K2_4, Date: 19-Nov-2019, Time: 02:21:54, ID: B9K0091-BS1 OPR 5, Description: OPR

PCB-195

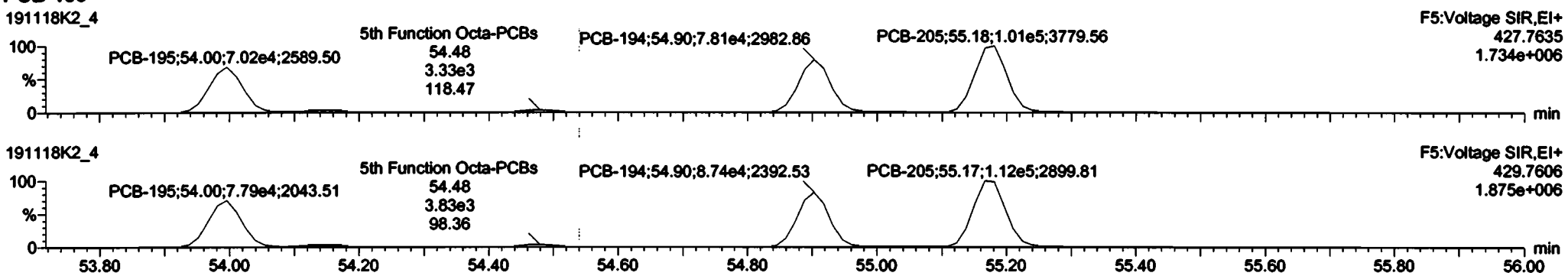

13C-PCB-194

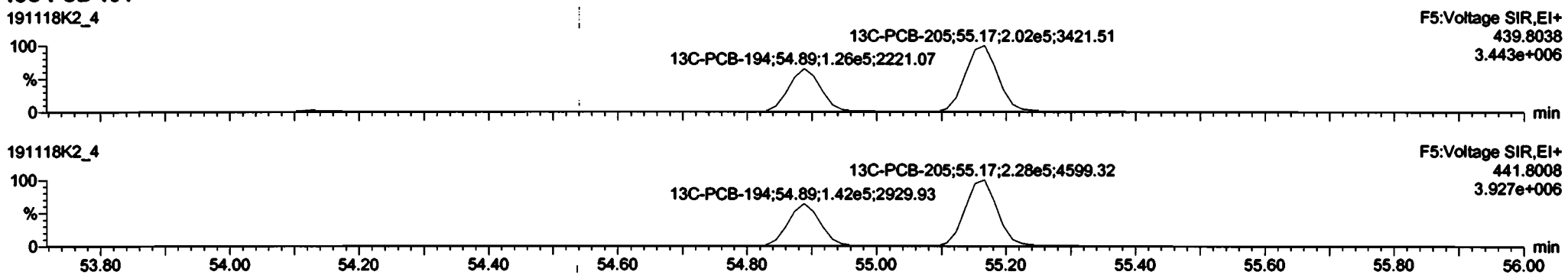

PFK5

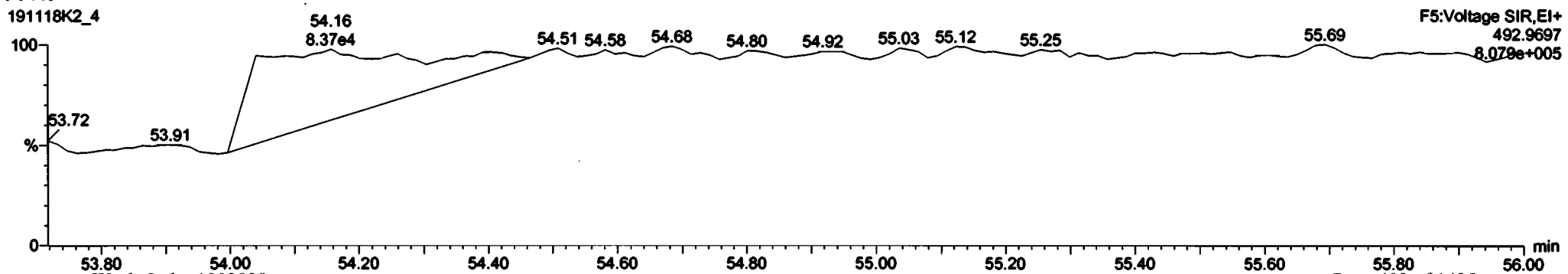

Dataset: Untitled

Last Altered: Tuesday, November 19, 2019 10:57:26 Pacific Standard Time
Printed: Tuesday, November 19, 2019 10:58:00 Pacific Standard Time

Name: 191118K2_4, Date: 19-Nov-2019, Time: 02:21:54, ID: B9K0091-BS1 OPR 5, Description: OPR

PCB-208

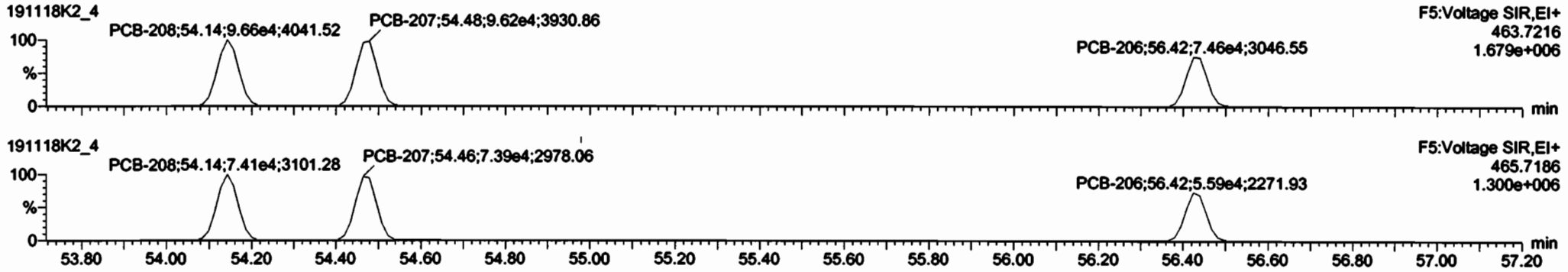

13C-PCB-208

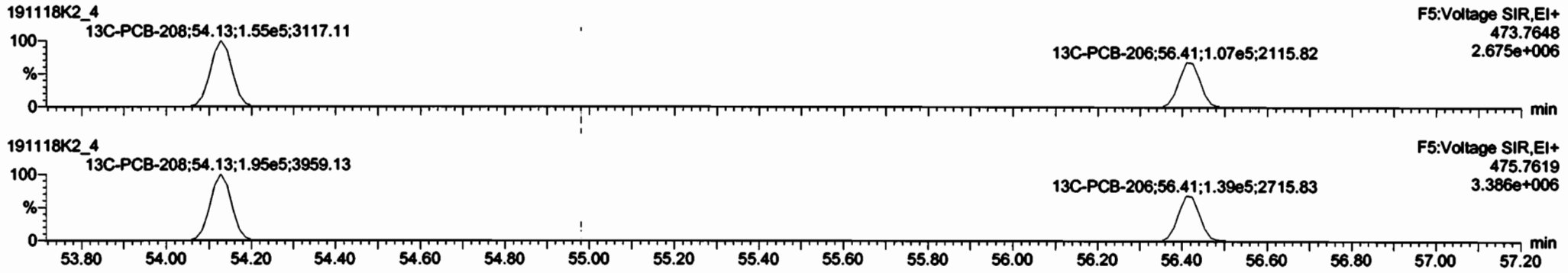

PFK5

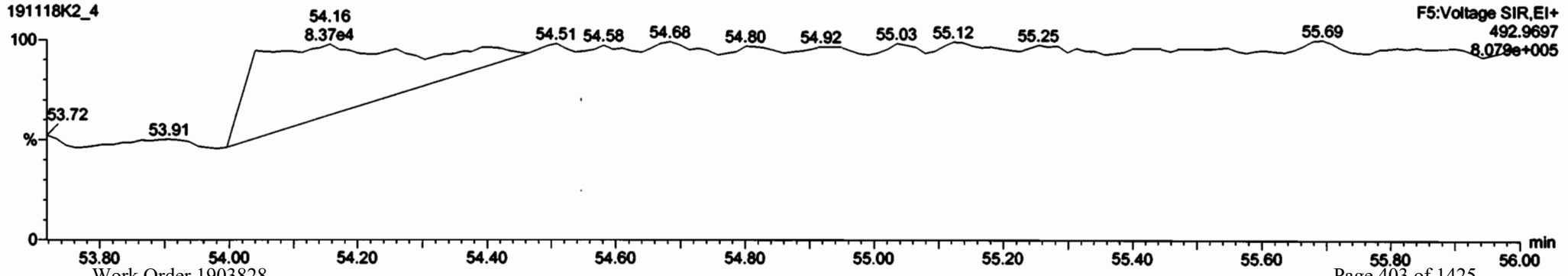

Dataset: Untitled

Last Altered: Tuesday, November 19, 2019 10:57:26 Pacific Standard Time
Printed: Tuesday, November 19, 2019 10:58:00 Pacific Standard Time

Name: 191118K2_4, Date: 19-Nov-2019, Time: 02:21:54, ID: B9K0091-BS1 OPR 5, Description: OPR

PCB-209

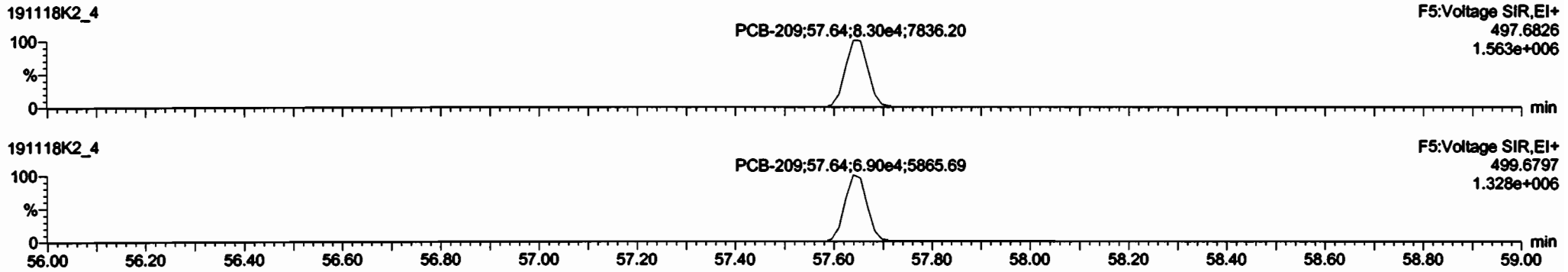

13C-PCB-209

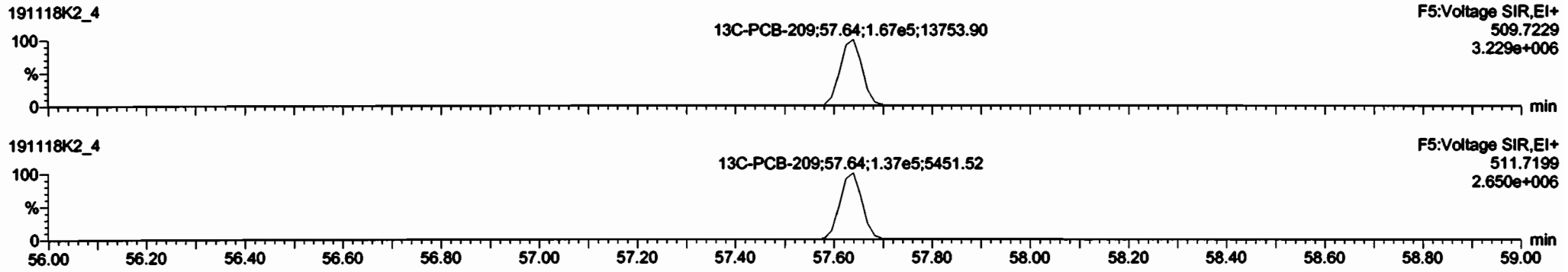

PFK5

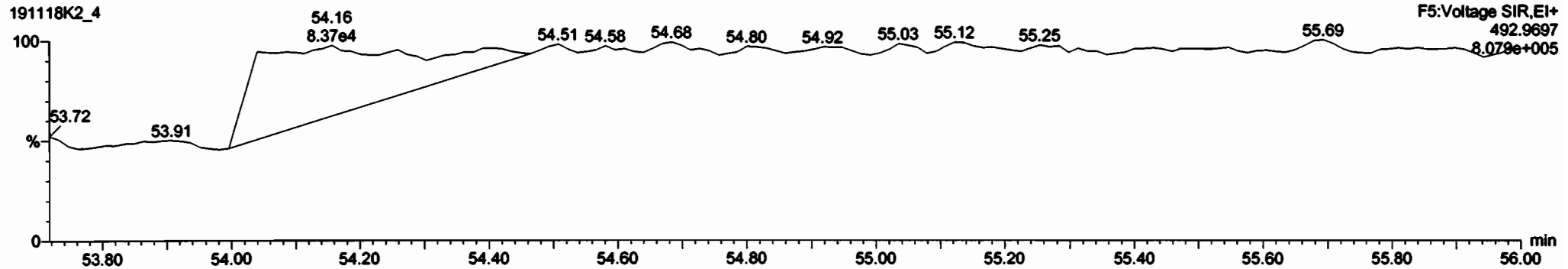

Vista Analytical Laboratory

Dataset: U:\VG11.PRO\Results\191118K2\191118K2-11.qld

Last Altered: Tuesday, November 19, 2019 14:58:25 Pacific Standard Time
Printed: Tuesday, November 19, 2019 14:59:13 Pacific Standard Time

GRB 11/19/19

C7 12/06/19

Method: U:\VG11.PRO\MethDB\PCB-209_ZB1_11-14-19.mdb 14 Nov 2019 15:03:40
Calibration: U:\VG11.PRO\CurveDB\db1_PCBvg11-6-28-19.cdb 29 Jun 2019 11:47:57

Name: 191118K2_11, Date: 19-Nov-2019, Time: 09:29:49, ID: 1903828-01 PDI-034SC-A-00-01-191022 9.23, Description: PDI-034SC-A-00-01-191022

#	Name	Resp	RA	Qty	RRF	Ratio	Flag	RT	RT	Resolution	RRT	Manual RRT	Conc	Units	DL	EMPC
1	PCB-1	2.44e4	3.05	NO	1.02	5.011	✓	15.70	15.72	1.001	1.001	NO	76.71		0.410	76.71
2	PCB-2	8.89e3	2.76	NO	1.01	5.011		18.14	18.15	0.988	0.988	NO	29.49		0.473	29.49
3	PCB-3	1.81e4	3.05	NO	1.01	5.011		18.37	18.38	1.001	1.001	NO	60.11		0.474	60.11
4	PCB-4/10	6.34e4	1.50	NO	1.28	5.011		19.79	19.75	1.004	1.002	NO	233.6		1.09	233.6
5	PCB-7/9	2.90e4	1.48	NO	0.976	5.011		21.62	21.60	1.003	1.002	NO	84.04		0.897	84.04
6	PCB-6	5.24e4	1.55	NO	1.02	5.011		22.28	22.28	1.033	1.034	NO	145.7		0.861	145.7
7	PCB-5/8	2.92e5	1.60	NO	1.01	5.011		22.69	22.67	1.052	1.052	NO	817.5		0.866	817.5
8	PCB-14			NO	1.03	5.011		23.87		0.952		YES			1.20	
9	PCB-11	4.09e4	1.53	NO	1.10	5.011		25.10	25.10	1.001	1.001	NO	104.7		1.13	104.7
10	PCB-12/13	2.40e4	1.42	NO	1.04	5.011		25.53	25.52	1.018	1.018	NO	64.98		1.19	64.98
11	PCB-15	1.87e5	1.56	NO	1.03	5.011		25.84	25.80	1.030	1.029	NO	509.4		1.20	509.4
12	PCB-19	2.92e4	0.98	NO	0.934	5.011		24.02	24.00	1.001	1.001	NO	159.5		0.765	159.5
13	PCB-30			NO	1.48	5.011		24.94		1.040		YES			0.482	
14	PCB-18	1.29e5	0.97	NO	0.693	5.011		25.68	25.72	0.951	0.953	NO	631.7		0.690	631.7
15	PCB-17	1.85e5	0.95	NO	0.667	5.011		25.87	25.89	0.958	0.959	NO	937.3		0.717	937.3
16	PCB-24/27	3.98e4	0.94	NO	0.915	5.011		26.49	26.46	0.981	0.980	NO	147.3		0.523	147.3
17	PCB-16/32	3.21e5	0.96	NO	0.792	5.011		27.02	27.02	1.001	1.001	NO	1371		0.604	1371
18	PCB-34	1.11e4	0.99	NO	0.987	5.011		27.83	27.84	0.959	0.959	NO	39.97		1.48	39.97
19	PCB-23	4.36e2	1.10	NO	0.974	5.011		27.93	27.91	0.962	0.962	NO	1.586		1.50	1.586
20	PCB-29	4.02e3	1.22	YES	0.953	5.011		28.17	28.19	0.970	0.971	NO	14.93		1.55	13.75
21	PCB-26	1.21e5	1.06	NO	1.00	5.011		28.42	28.41	0.979	0.979	NO	427.3		1.46	427.3
22	PCB-25	6.77e4	1.06	NO	0.978	5.011		28.57	28.58	0.984	0.985	NO	245.2		1.49	245.2
23	PCB-31	8.84e5	1.06	NO	1.12	5.011		28.96	28.93	0.998	0.997	NO	2785		1.30	2785
24	PCB-28	9.63e5	1.11	NO	1.11	5.011		29.05	29.05	1.001	1.001	NO	3083		1.32	3083
25	PCB-20/21/33	4.49e5	1.08	NO	1.00	5.011		29.69	29.70	1.023	1.023	NO	1584		1.46	1584
26	PCB-22	2.76e5	1.07	NO	1.03	5.011		30.15	30.15	1.039	1.038	NO	944.7		1.41	944.7
27	PCB-36			NO	1.18	5.011		30.79		0.932		YES			1.42	
28	PCB-39	2.75e3	1.01	NO	1.08	5.011		31.28	31.28	0.947	0.947	NO	9.923		1.55	9.923
29	PCB-38	1.24e4	1.00	NO	1.13	5.011		32.09	32.08	0.971	0.971	NO	43.12		1.48	43.12
30	PCB-35	1.18e4	1.07	NO	1.13	5.011		32.61	32.64	0.987	0.988	NO	40.78		1.48	40.78
31	PCB-37	2.56e5	1.07	NO	1.11	5.011		33.08	33.07	1.001	1.001	NO	905.0		1.51	905.0

Dataset: U:\VG11.PRO\Results\191118K2\191118K2-11.qld

Last Altered: Tuesday, November 19, 2019 14:58:25 Pacific Standard Time
Printed: Tuesday, November 19, 2019 14:59:13 Pacific Standard Time

Name: 191118K2_11, Date: 19-Nov-2019, Time: 09:29:49, ID: 1903828-01 PDI-034SC-A-00-01-191022 9.23, Description: PDI-034SC-A-00-01-191022

#	Name	Resp	RA	Int	RRF	Amt/Vol	RT	RT	RRT	RRT	Qual	Conc		DL	EMPC
32	32 PCB-54	2.59e3	0.84	NO	0.996	5.011	27.86	27.88	1.001	1.001	NO	10.70		1.16	10.70
33	33 PCB-50	3.23e3	0.76	NO	0.781	5.011	29.10	29.08	1.045	1.045	NO	17.02		1.47	17.02
34	34 PCB-53	1.47e5	0.71	NO	0.955	5.011	29.77	29.75	0.944	0.944	NO	773.3		1.51	773.3
35	35 PCB-51	4.88e4	0.72	NO	1.02	5.011	30.09	30.11	0.955	0.955	NO	239.9		1.41	239.9
36	36 PCB-45	1.02e5	0.69	NO	0.808	5.011	30.53	30.55	0.969	0.969	NO	635.3		1.79	635.3
37	37 PCB-46	4.30e4	0.72	NO	0.754	5.011	31.05	31.06	0.985	0.985	NO	286.8		1.91	286.8
38	38 PCB-52/69	1.01e6	0.70	NO	1.09	5.011	31.56	31.54	1.001	1.001	NO	4632		1.32	4632
39	39 PCB-73	2.46e3	0.77	NO	1.29	5.011	31.68	31.67	1.005	1.005	NO	9.576		1.12	9.576
40	40 PCB-43/49	7.25e5	0.72	NO	0.940	5.011	31.85	31.86	1.010	1.011	NO	3876		1.53	3876
41	41 PCB-47	3.01e5	0.71	NO	0.869	5.011	32.08	32.08	1.001	1.001	NO	1557		1.60	1557
42	42 PCB-48/75	1.87e5	0.72	NO	1.02	5.011	32.19	32.21	1.004	1.005	NO	820.1		1.36	820.1
43	43 PCB-65			NO	1.11	5.011	32.47		1.013		YES			1.25	
44	44 PCB-62			NO	1.07	5.011	32.57		1.016		YES			1.30	
45	45 PCB-44	6.07e5	0.73	NO	0.761	5.011	32.91	32.90	1.027	1.026	NO	3586		1.82	3586
46	46 PCB-42/59	2.59e5	0.70	NO	0.960	5.011	33.13	33.12	1.033	1.033	NO	1214		1.45	1214
47	47 PCB-41/64/71/72	8.11e5	0.71	NO	1.08	5.011	33.76	33.72	1.053	1.052	NO	3372		1.28	3372
48	48 PCB-68	1.61e4	0.73	NO	1.11	5.011	34.02	34.00	1.061	1.060	NO	65.27		1.25	65.27
49	49 PCB-40	9.16e4	0.68	NO	0.577	5.011	34.27	34.20	1.069	1.067	NO	714.2		2.41	714.2
50	50 PCB-57	6.58e3	0.87	NO	1.05	5.011	34.57	34.59	0.969	0.969	NO	23.97		1.05	23.97
51	51 PCB-67	2.86e4	0.74	NO	0.993	5.011	34.89	34.91	0.978	0.978	NO	110.0		1.11	110.0
52	52 PCB-58	7.54e3	0.65	YES	1.11	5.011	35.03	35.02	0.981	0.981	NO	25.85		0.988	23.35
53	53 PCB-63	4.46e4	0.72	NO	0.962	5.011	35.18	35.19	0.986	0.986	NO	177.1		1.14	177.1
54	54 PCB-74	5.40e5	0.71	NO	1.07	5.011	35.49	35.49	0.994	0.994	NO	1934		1.03	1934
55	55 PCB-61/70	1.37e6	0.70	NO	0.986	5.011	35.71	35.71	1.000	1.001	NO	5321		1.12	5321
56	56 PCB-76/66	1.18e6	0.71	NO	1.07	5.011	35.87	35.91	1.005	1.006	NO	4224		1.03	4224
57	57 PCB-80			NO	1.08	5.011	36.16		1.001		YES			0.983	
58	58 PCB-55	2.72e4	0.70	NO	1.07	5.011	36.48	36.42	1.010	1.008	NO	91.34		0.998	91.34
59	59 PCB-56/60	6.26e5	0.72	NO	0.934	5.011	36.98	36.97	1.023	1.023	NO	2405		1.14	2405
60	60 PCB-79	1.99e4	0.75	NO	1.04	5.011	38.10	38.09	1.054	1.054	NO	68.33		1.02	68.33
61	61 PCB-78	4.12e3	0.68	NO	1.03	5.011	38.82	38.74	0.987	0.985	NO	15.54		1.17	15.54
62	62 PCB-81	1.22e4	0.83	NO	0.933	5.011	39.36	39.39	1.000	1.001	NO	50.89		1.30	50.89
63	63 PCB-77	9.44e4	0.71	NO	1.03	5.011	39.97	39.97	1.000	1.000	NO	372.7		1.24	372.7
64	64 PCB-104	1.07e3	1.75	NO	0.995	5.011	32.75	32.77	1.001	1.001	NO	4.602		0.550	4.602
65	65 PCB-96	2.74e4	1.48	NO	0.996	5.011	34.08	34.03	1.041	1.040	NO	117.7		0.549	117.7

Dataset: U:\VG11.PRO\Results\191118K2\191118K2-11.qld

Last Altered: Tuesday, November 19, 2019 14:58:25 Pacific Standard Time
Printed: Tuesday, November 19, 2019 14:59:13 Pacific Standard Time

Name: 191118K2_11, Date: 19-Nov-2019, Time: 09:29:49, ID: 1903828-01 PDI-034SC-A-00-01-191022 9.23, Description: PDI-034SC-A-00-01-191022

66	PCB-103	4.64e4	1.40	NO	0.774	5.011	34.65	34.59	1.059	1.057	NO	255.9	0.707	255.9
67	PCB-100	5.02e4	1.55	NO	0.778	5.011	35.03	34.97	1.070	1.068	NO	275.6	0.704	275.6
68	PCB-94	1.38e4	1.44	NO	0.773	5.011	35.45	35.45	0.985	0.985	NO	93.56	0.926	93.56
69	PCB-95/98/102	9.27e5	1.46	NO	1.01	5.011	35.92	36.01	0.999	1.001	NO	4799	0.706	4799
70	PCB-93			NO	0.841	5.011	36.05		1.002		YES		0.852	
71	PCB-88/91	4.36e5	1.48	NO	0.890	5.011	36.40	36.42	1.012	1.012	NO	2576	0.805	2576
72	PCB-121			NO	1.39	5.011	36.52		1.015		YES		0.517	
73	PCB-84/92	4.97e5	1.48	NO	0.879	5.011	37.37	37.37	0.990	0.990	NO	3327	0.910	3327
74	PCB-89	1.26e4	1.59	NO	0.959	5.011	37.54	37.53	0.995	0.995	NO	77.18	0.834	77.18
75	PCB-90/101	1.03e6	1.47	NO	0.944	5.011	37.76	37.76	1.000	1.001	NO	6386	0.847	6386
76	PCB-113	1.91e4	1.55	NO	1.23	5.011	38.00	38.00	1.007	1.007	NO	91.31	0.650	91.31
77	PCB-99	5.41e5	1.51	NO	1.12	5.011	38.11	38.09	1.010	1.009	NO	2841	0.715	2841
78	PCB-119	2.09e5	1.53	NO	1.47	5.011	38.57	38.58	0.987	0.987	NO	858.2	0.553	858.2
79	PCB-108/112	5.13e4	1.53	NO	1.25	5.011	38.73	38.74	0.991	0.991	NO	247.4	0.652	247.4
80	PCB-83			NO	1.55	5.011	38.88		0.995		YES		0.526	
81	PCB-97	2.57e5	1.54	NO	1.07	5.011	39.12	39.10	1.001	1.000	NO	1440	0.757	1440
82	PCB-86	3.06e3	1.41	NO	0.996	5.011	39.26	39.28	1.005	1.005	NO	18.51	0.818	18.51
83	PCB-87/117/125	3.32e5	1.53	NO	1.33	5.011	39.37	39.39	1.008	1.008	NO	1503	0.611	1503
84	PCB-111/115	1.79e4	1.44	NO	1.60	5.011	39.55	39.58	1.012	1.013	NO	67.38	0.508	67.38
85	PCB-85/116	1.42e5	1.50	NO	1.22	5.011	39.67	39.65	1.015	1.015	NO	704.3	0.670	704.3
86	PCB-120	1.36e4	1.51	NO	1.68	5.011	39.94	39.95	1.022	1.022	NO	48.83	0.484	48.83
87	PCB-110	1.86e6	1.47	NO	1.49	5.011	40.08	40.08	1.026	1.026	NO	7544	0.548	7544
88	PCB-82	8.06e4	1.45	NO	0.674	5.011	40.72	40.72	0.976	0.975	NO	555.5	0.966	555.5
89	PCB-124	4.14e4	1.41	NO	1.16	5.011	41.43	41.44	0.993	0.993	NO	165.7	0.560	165.7
90	PCB-107/109	1.27e5	1.44	NO	1.17	5.011	41.59	41.61	0.996	0.997	NO	505.1	0.558	505.1
91	PCB-123	1.28e4	1.56	NO	1.04	5.011	41.76	41.78	1.000	1.001	NO	56.98	0.626	56.98
92	PCB-106/118	9.28e5	1.48	NO	1.07	5.011	41.96	41.96	1.001	1.001	NO	4066	0.642	4066
93	PCB-114	2.22e4	1.69	NO	1.16	5.011	42.62	42.62	1.000	1.000	NO	96.83	1.20	96.83
94	PCB-122	1.10e4	1.48	NO	0.973	5.011	42.75	42.77	1.003	1.004	NO	57.32	1.43	57.32
95	PCB-105	2.98e5	1.58	NO	1.10	5.011	43.51	43.51	1.000	1.000	NO	1414	1.28	1414
96	PCB-127	2.30e3	1.65	NO	1.11	5.011	43.89	43.87	1.000	1.000	NO	10.29	1.27	10.29
97	PCB-126	5.31e3	1.64	NO	1.21	5.011	45.84	45.84	1.000	1.000	NO	24.86	1.38	24.86
98	PCB-155	8.98e2	1.25	NO	0.874	5.011	37.27	37.29	1.000	1.001	NO	5.336	0.448	5.336
99	PCB-150	1.99e4	1.21	NO	0.881	5.011	38.58	38.57	1.036	1.035	NO	117.3	0.444	117.3

Dataset: U:\VG11.PRO\Results\191118K2\191118K2-11.qld

Last Altered: Tuesday, November 19, 2019 14:58:25 Pacific Standard Time
Printed: Tuesday, November 19, 2019 14:59:13 Pacific Standard Time

Name: 191118K2_11, Date: 19-Nov-2019, Time: 09:29:49, ID: 1903828-01 PDI-034SC-A-00-01-191022 9.23, Description: PDI-034SC-A-00-01-191022

#	Name	Ratio	RA	nAr	RRF	mWidth	RelRT	RT	PredRT	PeakRT	Conc.	Flags	DL	EMPC
1	1... PCB-152	2.84e3	1.29	NO	1.00	5.011	39.06	39.08	1.048	1.049	NO	14.66	0.389	14.66
2	1... PCB-145	2.43e2	0.77	YES	1.00	5.011	39.53	39.52	1.061	1.061	NO	1.261	0.391	0.9937
3	1... PCB-136	3.87e5	1.24	NO	0.843	5.011	39.86	39.86	1.070	1.070	NO	2380	0.464	2380
4	1... PCB-148	1.81e4	1.26	NO	0.693	5.011	39.97	39.99	1.073	1.073	NO	135.2	0.564	135.2
5	1... PCB-154	1.37e5	1.21	NO	0.724	5.011	40.50	40.49	1.087	1.087	NO	981.1	0.540	981.1
6	1... PCB-151	2.76e5	1.22	NO	0.632	5.011	41.15	41.16	1.105	1.105	NO	2266	0.619	2266
7	1... PCB-135	2.20e5	1.20	NO	0.716	5.011	41.38	41.37	1.111	1.110	NO	1597	0.546	1597
8	1... PCB-144	3.25e4	1.23	NO	0.667	5.011	41.49	41.50	1.114	1.114	NO	252.7	0.587	252.7
9	1... PCB-147	9.87e4	1.26	NO	0.661	5.011	41.61	41.63	1.117	1.117	NO	774.6	0.592	774.6
10	1... PCB-139/149	1.65e6	1.21	NO	0.738	5.011	41.89	41.89	1.125	1.124	NO	11570	0.530	11570
11	1... PCB-140	4.16e4	1.15	NO	0.627	5.011	42.08	42.09	1.130	1.130	NO	344.1	0.623	344.1
12	1... PCB-134/143	7.98e4	1.16	NO	0.733	5.011	42.57	42.56	0.975	0.975	NO	569.0	2.18	569.0
13	1... PCB-131/133	8.38e4	1.20	NO	0.790	5.011	42.85	42.85	0.982	0.981	NO	554.6	2.03	554.6
14	1... PCB-142			NO	0.708	5.011	43.01		0.985		YES		2.26	
15	1... PCB-146/165	3.36e5	1.19	NO	0.959	5.011	43.26	43.26	0.991	0.991	NO	1830	1.67	1830
16	1... PCB-132/161	6.59e5	1.14	NO	0.974	5.011	43.50	43.53	0.996	0.997	NO	3536	1.64	3536
17	1... PCB-153	1.46e6	1.15	NO	1.01	5.011	43.68	43.68	1.000	1.000	NO	7527	1.58	7527
18	1... PCB-168	6.55e3	1.10	NO	1.02	5.011	43.91	43.89	1.006	1.005	NO	33.64	1.57	33.64
19	1... PCB-141	1.67e5	1.16	NO	0.967	5.011	44.44	44.44	1.000	1.000	NO	1126	2.12	1126
20	1... PCB-137	2.96e4	1.14	NO	0.987	5.011	44.82	44.84	1.009	1.009	NO	196.2	2.08	196.2
21	1... PCB-130	7.71e4	1.19	NO	0.840	5.011	44.94	44.95	1.012	1.012	NO	599.4	2.44	599.4
22	1... PCB-138/163/164	1.88e6	1.15	NO	1.23	5.011	45.33	45.33	1.001	1.001	NO	9918	1.66	9918
23	1... PCB-158/160	9.95e4	1.21	NO	1.18	5.011	45.58	45.56	1.006	1.006	NO	546.4	1.72	546.4
24	1... PCB-129	2.74e4	1.17	NO	0.819	5.011	45.83	45.82	1.012	1.012	NO	216.4	2.48	216.4
25	1... PCB-166	3.01e3	1.21	NO	1.07	5.011	46.32	46.30	0.993	0.993	NO	14.98	1.60	14.98
26	1... PCB-159	3.54e4	1.21	NO	1.12	5.011	46.66	46.71	1.000	1.002	NO	168.2	1.53	168.2
27	1... PCB-128/162	1.69e5	1.12	NO	0.851	5.011	46.94	46.92	1.007	1.006	NO	1055	2.01	1055
28	1... PCB-167	5.13e4	1.17	NO	1.04	5.011	47.36	47.36	1.000	1.000	NO	270.7	1.68	270.7
29	1... PCB-156	1.62e5	1.18	NO	1.06	5.011	48.68	48.68	1.000	1.000	NO	799.2	1.57	799.2
30	1... PCB-157	3.37e4	1.16	NO	0.978	5.011	48.99	48.97	1.001	1.000	NO	178.1	1.74	178.1
31	1... PCB-169			NO	1.11	5.011	51.26		1.000		YES		1.99	
32	1... PCB-188	4.18e3	1.09	NO	1.19	5.011	43.30	43.28	1.001	1.000	NO	19.39	1.46	19.39
33	1... PCB-184	1.13e3	1.06	NO	1.17	5.011	43.75	43.76	1.011	1.011	NO	5.383	1.49	5.383
34	1... PCB-179	2.82e5	1.03	NO	1.18	5.011	44.56	44.55	1.030	1.030	NO	1328	1.48	1328

Dataset: U:\VG11.PRO\Results\191118K2\191118K2-11.qld

Last Altered: Tuesday, November 19, 2019 14:58:25 Pacific Standard Time
Printed: Tuesday, November 19, 2019 14:59:13 Pacific Standard Time

Name: 191118K2_11, Date: 19-Nov-2019, Time: 09:29:49, ID: 1903828-01 PDI-034SC-A-00-01-191022 9.23, Description: PDI-034SC-A-00-01-191022

#	Name	Resp	RA	Flag	RRF	Ion Ratio	Peak RT	RT	Rel RT	Rel Rt	Qualifier	Conc	%Rec	DL	EMPC
134	1... PCB-176	8.00e4	1.05	NO	1.16	5.011	45.03	45.05	1.041	1.041	NO	382.6		1.50	382.6
135	1... PCB-186	2.84e2	0.95	NO	1.22	5.011	45.65	45.65	1.055	1.055	NO	1.291		1.43	1.291
136	1... PCB-178	1.31e5	1.01	NO	0.830	5.011	46.16	46.18	1.067	1.067	NO	875.6		2.09	875.6
137	1... PCB-175	1.57e4	1.02	NO	0.849	5.011	46.52	46.54	1.075	1.076	NO	102.3		2.05	102.3
138	1... PCB-182/187	7.79e5	1.02	NO	0.960	5.011	46.72	46.69	1.080	1.079	NO	4499		1.81	4499
139	1... PCB-183	2.45e5	1.00	NO	0.957	5.011	47.05	47.05	1.088	1.088	NO	1417		1.82	1417
140	1... PCB-185	3.88e4	1.01	NO	1.32	5.011	47.74	47.74	0.955	0.955	NO	241.4		1.96	241.4
141	1... PCB-174	3.85e5	0.99	NO	1.22	5.011	48.11	48.10	0.962	0.962	NO	2591		2.12	2591
142	1... PCB-181	4.84e3	1.00	NO	1.41	5.011	48.21	48.19	0.964	0.964	NO	28.11		1.83	28.11
143	1... PCB-177	4.11e5	1.00	NO	1.24	5.011	48.39	48.38	0.968	0.968	NO	2719		2.08	2719
144	1... PCB-171	1.32e5	1.03	NO	1.24	5.011	48.68	48.68	0.974	0.974	NO	872.0		2.08	872.0
145	1... PCB-173	7.83e3	1.00	NO	1.14	5.011	49.12	49.12	0.983	0.983	NO	56.29		2.26	56.29
146	1... PCB-172	8.05e4	1.04	NO	1.31	5.011	49.61	49.59	0.992	0.992	NO	505.6		1.98	505.6
147	1... PCB-192			NO	1.70	5.011	49.80		0.996		YES			1.52	
148	1... PCB-180	1.13e6	1.01	NO	1.32	5.011	50.01	50.01	1.000	1.000	NO	7053		1.96	7053
149	1... PCB-193	8.60e4	1.01	NO	1.54	5.011	50.24	50.22	1.005	1.005	NO	458.4		1.68	458.4
150	1... PCB-191	2.33e4	0.97	NO	1.57	5.011	50.48	50.48	1.010	1.010	NO	121.7		1.64	121.7
151	1... PCB-170	5.92e5	1.02	NO	1.36	5.011	51.66	51.66	1.000	1.000	NO	4257		2.24	4257
152	1... PCB-190	1.34e5	1.04	NO	1.84	5.011	51.84	51.87	1.004	1.004	NO	711.2		1.66	711.2
153	1... PCB-189	3.68e4	1.02	NO	1.33	5.011	53.36	53.34	1.000	1.000	NO	241.0		1.88	241.0
154	1... PCB-202	5.17e4	0.88	NO	1.02	5.011	48.91	48.89	1.001	1.000	NO	286.2		0.355	286.2
155	1... PCB-201	3.58e4	0.88	NO	0.915	5.011	49.40	49.38	1.011	1.010	NO	221.8		0.397	221.8
156	1... PCB-204	3.31e2	0.72	YES	0.979	5.011	49.55	49.54	1.014	1.014	NO	1.913		0.372	1.704
157	1... PCB-197	1.10e4	0.80	NO	0.979	5.011	49.87	49.86	1.020	1.020	NO	63.80		0.372	63.80
158	1... PCB-200	3.13e4	0.90	NO	0.954	5.011	50.82	50.79	1.040	1.039	NO	185.6		0.381	185.6
159	1... PCB-198	1.06e4	0.95	NO	0.748	5.011	52.34	52.34	1.071	1.071	NO	80.04		0.486	80.04
160	1... PCB-199	2.12e5	0.86	NO	0.706	5.011	52.45	52.45	1.073	1.073	NO	1697		0.515	1697
161	1... PCB-196/203	2.43e5	0.86	NO	0.785	5.011	52.79	52.76	1.080	1.079	NO	1756		0.464	1756
162	1... PCB-195	9.79e4	0.89	NO	1.03	5.011	54.01	54.03	0.984	0.984	NO	940.4		1.29	940.4
163	1... PCB-194	2.88e5	0.88	NO	1.16	5.011	54.93	54.93	1.000	1.000	NO	2471		1.15	2471
164	1... PCB-205	1.33e4	0.85	NO	1.40	5.011	55.20	55.21	1.005	1.005	NO	94.48		0.950	94.48
165	1... PCB-208	2.24e4	1.23	NO	0.934	5.011	54.17	54.17	1.000	1.000	NO	170.4		0.832	170.4
166	1... PCB-207	1.24e4	1.29	NO	0.912	5.011	54.49	54.51	1.006	1.006	NO	96.77		0.852	96.77
167	1... PCB-206	7.58e4	1.26	NO	0.987	5.011	56.47	56.47	1.000	1.000	NO	959.3		1.37	959.3

Dataset: U:\VG11.PRO\Results\191118K2\191118K2-11.qld

Last Altered: Tuesday, November 19, 2019 14:58:25 Pacific Standard Time
Printed: Tuesday, November 19, 2019 14:59:13 Pacific Standard Time

Name: 191118K2_11, Date: 19-Nov-2019, Time: 09:29:49, ID: 1903828-01 PDI-034SC-A-00-01-191022 9.23, Description: PDI-034SC-A-00-01-191022

[illegible]	1... PCB-209	4.70e4	1.21	NO	0.943	5.011	57.67	57.67	1.000	1.000	NO	636.7		0.397	636.7
[illegible]	1... 13C-PCB-1	6.22e5	3.10	NO	1.08	5.011	15.71	15.69	0.609	0.608	NO	1587	79.5	3.88	
170	1... 13C-PCB-3	5.96e5	3.26	NO	1.09	5.011	18.38	18.36	0.712	0.712	NO	1504	75.4	3.84	
171	1... 13C-PCB-4	4.25e5	1.63	NO	0.640	5.011	19.74	19.71	0.765	0.764	NO	1825	91.4	1.43	
172	1... 13C-PCB-9	7.06e5	1.62	NO	0.995	5.011	21.58	21.56	0.837	0.836	NO	1950	97.7	0.922	
173	1... 13C-PCB-11	7.11e5	1.56	NO	0.971	5.011	25.07	25.08	0.972	0.972	NO	2015	101	0.944	
174	1... 13C-PCB-19	3.91e5	0.97	NO	0.637	5.011	24.01	23.99	0.931	0.930	NO	1686	84.5	6.77	
175	1... 13C-PCB-32	5.89e5	0.98	NO	0.910	5.011	27.03	27.00	1.048	1.047	NO	1781	89.2	4.74	
176	1... 13C-PCB-28	5.64e5	0.90	NO	1.07	5.011	29.01	29.03	1.003	1.004	NO	1434	71.9	6.02	
177	1... 13C-PCB-37	5.10e5	1.00	NO	0.959	5.011	33.01	33.05	1.141	1.143	NO	1447	72.5	6.71	
178	1... 13C-PCB-54	4.84e5	0.75	NO	1.10	5.011	27.82	27.84	0.753	0.753	NO	1363	68.3	1.80	
179	1... 13C-PCB-52	3.97e5	0.70	NO	0.844	5.011	31.51	31.52	0.853	0.853	NO	1453	72.8	2.34	
180	1... 13C-PCB-47	4.44e5	0.71	NO	0.893	5.011	32.03	32.06	0.867	0.868	NO	1535	76.9	2.21	
181	1... 13C-PCB-70	5.23e5	0.75	NO	1.01	5.011	35.67	35.69	0.965	0.966	NO	1604	80.4	1.96	
182	1... 13C-PCB-80	5.56e5	0.75	NO	1.05	5.011	36.09	36.14	0.977	0.978	NO	1643	82.3	1.89	
183	1... 13C-PCB-81	5.13e5	0.75	NO	0.985	5.011	39.32	39.34	1.064	1.064	NO	1609	80.6	2.01	
184	1... 13C-PCB-77	4.90e5	0.70	NO	0.958	5.011	39.93	39.95	1.080	1.081	NO	1579	79.1	2.06	
185	1... 13C-PCB-104	4.67e5	1.62	NO	1.10	5.011	32.72	32.73	0.827	0.828	NO	1574	78.8	1.09	
186	1... 13C-PCB-95	3.80e5	1.60	NO	0.852	5.011	36.00	35.97	0.910	0.910	NO	1647	82.5	1.40	
187	1... 13C-PCB-101	3.40e5	1.62	NO	0.814	5.011	37.75	37.74	0.955	0.954	NO	1543	77.3	1.47	
188	1... 13C-PCB-97	3.31e5	1.63	NO	0.709	5.011	39.09	39.08	0.989	0.988	NO	1725	86.4	1.69	
189	1... 13C-PCB-123	4.29e5	1.62	NO	0.922	5.011	41.73	41.74	1.055	1.056	NO	1721	86.2	1.30	
190	1... 13C-PCB-118	4.26e5	1.62	NO	0.975	5.011	41.92	41.92	1.060	1.060	NO	1614	80.8	1.23	
191	1... 13C-PCB-114	3.94e5	1.46	NO	1.52	5.011	42.60	42.60	0.908	0.908	NO	1584	79.4	1.89	
192	1... 13C-PCB-105	3.82e5	1.40	NO	1.58	5.011	43.49	43.49	0.927	0.927	NO	1471	73.7	1.81	
193	1... 13C-PCB-127	4.02e5	1.46	NO	1.62	5.011	43.85	43.87	0.935	0.935	NO	1512	75.7	1.77	
194	1... 13C-PCB-126	3.51e5	1.48	NO	1.45	5.011	45.80	45.82	0.976	0.977	NO	1484	74.3	1.99	
195	1... 13C-PCB-155	3.85e5	1.30	NO	1.03	5.011	37.26	37.25	0.942	0.942	NO	1385	69.4	0.567	
196	1... 13C-PCB-153	3.81e5	1.25	NO	1.42	5.011	43.66	43.66	0.931	0.931	NO	1635	81.9	2.33	
197	1... 13C-PCB-141	3.05e5	1.19	NO	1.14	5.011	44.44	44.42	0.947	0.947	NO	1631	81.7	2.91	
198	1... 13C-PCB-138	3.09e5	1.23	NO	1.18	5.011	45.31	45.29	0.966	0.966	NO	1596	80.0	2.81	
199	1... 13C-PCB-159	3.76e5	1.21	NO	1.43	5.011	46.64	46.64	0.994	0.994	NO	1599	80.1	2.32	
200	2... 13C-PCB-167	3.63e5	1.24	NO	1.42	5.011	47.34	47.34	1.009	1.009	NO	1555	77.9	2.33	
201	2... 13C-PCB-156	3.82e5	1.23	NO	1.40	5.011	48.67	48.66	1.038	1.038	NO	1670	83.7	2.38	

Dataset: U:\VG11.PRO\Results\191118K2\191118K2-11.qld

Last Altered: Tuesday, November 19, 2019 14:58:25 Pacific Standard Time
Printed: Tuesday, November 19, 2019 14:59:13 Pacific Standard Time

Name: 191118K2_11, Date: 19-Nov-2019, Time: 09:29:49, ID: 1903828-01 PDI-034SC-A-00-01-191022 9.23, Description: PDI-034SC-A-00-01-191022

[illegible]	2... 13C-PCB-157	3.87e5	1.21	NO	1.41	5.011	48.95	48.95	1.044	1.044	NO	1678	84.1	2.36	
[illegible]	2... 13C-PCB-169	3.16e5	1.20	NO	1.35	5.011	51.23	51.24	1.092	1.092	NO	1434	71.9	2.47	
[illegible]	2... 13C-PCB-188	3.60e5	0.43	NO	1.46	5.011	43.26	43.26	0.926	0.926	NO	1645	82.4	1.30	
[illegible]	2... 13C-PCB-180	2.43e5	0.44	NO	0.932	5.011	49.97	49.99	1.070	1.070	NO	1743	87.3	2.04	
[illegible]	2... 13C-PCB-170	2.04e5	0.44	NO	0.796	5.011	51.64	51.64	1.106	1.105	NO	1713	85.8	2.39	
[illegible]	2... 13C-PCB-189	2.29e5	0.45	NO	1.09	5.011	53.33	53.34	1.142	1.142	NO	1402	70.3	1.75	
[illegible]	2... 13C-PCB-202	3.52e5	0.96	NO	1.45	5.011	48.87	48.87	1.046	1.046	NO	1623	81.3	0.698	
[illegible]	2... 13C-PCB-194	2.01e5	0.89	NO	0.714	5.011	54.94	54.92	0.995	0.995	NO	1961	98.3	2.19	
[illegible]	2... 13C-PCB-208	2.81e5	0.75	NO	0.896	5.011	54.17	54.16	0.982	0.981	NO	2186	110	1.14	
[illegible]	2... 13C-PCB-206	1.60e5	0.77	NO	0.653	5.011	56.45	56.45	1.023	1.023	NO	1703	85.4	1.56	
[illegible]	2... 13C-PCB-209	1.56e5	1.16	NO	0.806	5.011	57.68	57.67	1.045	1.045	NO	1352	67.8	0.414	
[illegible]	2... 13C-PCB-15	7.26e5	1.56	NO	1.00	5.011	25.71	25.79	1.000	0.000	NO	1996	100	0.917	
[illegible]	2... 13C-PCB-31	7.34e5	0.93	NO	1.00	5.011	28.84	28.92	1.000	0.000	NO	1996	100	6.44	
[illegible]	2... 13C-PCB-60	6.46e5	0.72	NO	1.00	5.011	36.90	36.96	1.000	0.000	NO	1996	100	1.98	
[illegible]	2... 13C-PCB-111	5.40e5	1.59	NO	1.00	5.011	39.47	39.54	1.000	0.000	NO	1996	100	1.20	
[illegible]	2... 13C-PCB-128	3.27e5	1.23	NO	1.00	5.011	46.82	46.90	1.000	0.000	NO	1996	100	3.32	
[illegible]	2... 13C-PCB-182	2.99e5	0.44	NO	1.00	5.011	46.65	46.71	0.000	0.000	NO	1996	100	1.90	
[illegible]	2... 13C-PCB-205	2.87e5	0.86	NO	1.00	5.011	55.15	55.19	1.000	0.000	NO	1996	100	1.56	
[illegible]	2... 13C-PCB-79	5.96e5	0.72	NO	1.03	5.011	38.09	38.07	1.031	1.030	NO	1783	89.4	1.91	
[illegible]	2... 13C-PCB-178	2.59e5	0.45	NO	0.875	5.011	46.16	46.16	0.988	0.988	NO	1805	90.4	2.01	
[illegible]	2... 13C-PCB-79	5.79e5	0.73	NO	1.05	5.011	38.06	38.07	0.967	0.968	NO	2156	108	2.46	
[illegible]	2... 13C-PCB-178	2.59e5	0.45	NO	0.975	5.011	46.17	46.16	0.924	0.923	NO	2178	109	2.34	
[illegible]	2... Total Mono-PCBs				1.01	5.011	0.00		0.000		NO	166.3		1.36	166.3
[illegible]	2... Total Di-PCBs				1.06	5.011	0.00		0.000		NO	1960		8.44	1960
[illegible]	2... 2nd Function Tri-PCBs				0.914	5.011	0.00		0.000		NO	3247	13,357 –	3.78	3247 13,367 –
[illegible]	2... 3rd Function Tri-PCBs				1.06	5.011	0.00		0.000		NO	10110		20.4	10120
[illegible]	2... Total Tetra-PCBs				0.986	5.011	0.00		0.000		NO	36600		42.3	36630
[illegible]	2... 3rd Function Penta-PCBs				1.12	5.011	0.00		0.000		NO	38630	40,233 –	19.8	38630 40,233 –
[illegible]	2... 4th Function Penta-PCBs				1.11	5.011	0.00		0.000		NO	1603		6.56	1603
[illegible]	2... 3rd Function Hexa-PCBs				0.774	5.011	0.00		0.000		NO	20440	49,580 –	6.74	20440 49,580 –
[illegible]	2... 4th Function Hexa-PCBs				0.972	5.011	0.00		0.000		NO	29140		37.6	29140
[illegible]	2... Total Hepta-PCBs				1.26	5.011	0.00		0.000		NO	28490		42.0	28490
[illegible]	2... 4th Function Octa-PCBs				0.886	5.011	0.00		0.000		NO	4290	7,796 –	3.34	4292 7,798 –
[illegible]	2... 5th Function Octa-PCBs				1.20	5.011	0.00		0.000		NO	3506		3.39	3506

Dataset: U:\VG11.PRO\Results\191118K2\191118K2-11.qld

Last Altered: Tuesday, November 19, 2019 14:58:25 Pacific Standard Time
Printed: Tuesday, November 19, 2019 14:59:13 Pacific Standard Time

Name: 191118K2_11, Date: 19-Nov-2019, Time: 09:29:49, ID: 1903828-01 PDI-034SC-A-00-01-191022 9.23, Description: PDI-034SC-A-00-01-191022

236	2...	Total Nona-PCBs	0.945	5.011	0.00	0.000	NO	1226		3.05		1226
237	2...	Deca-CB	0.943	5.011	0.00	0.000	NO	636.7		0.397		636.7
238	2...	Total PCBs										

Dataset: U:\VG11.PRO\Results\191118K2\191118K2-11.qld

Last Altered: Tuesday, November 19, 2019 14:58:25 Pacific Standard Time
Printed: Tuesday, November 19, 2019 14:59:31 Pacific Standard Time

Method: U:\VG11.PRO\MethDB\PCB-209_ZB1_11-14-19.mdb 14 Nov 2019 15:03:40
Calibration: U:\VG11.PRO\CurveDB\db1_PCBvg11-6-28-19.cdb 29 Jun 2019 11:47:57

ID: 1903828-01 PDI-034SC-A-00-01-191022 9.23, Description: PDI-034SC-A-00-01-191022

Total Mono-PCBs

Name	Peak R...	RT	m1Height	m2Height	m1Resp	m2Resp	RA	Int	Resp	Conc	Conc	DL
PCB-1	15.70	15.72	3.131e5	9.872e4	1.838e4	6.017e3	3.05	NO	2.439e4	76.709	76.709	0.410
PCB-2	18.14	18.15	9.508e4	3.694e4	6.528e3	2.366e3	2.76	NO	8.894e3	29.494	29.494	0.473
PCB-3	18.37	18.38	2.069e5	7.070e4	1.362e4	4.466e3	3.05	NO	1.809e4	60.106	60.106	0.474

Total Di-PCBs

Name	Peak R...	RT	m1Height	m2Height	m1Resp	m2Resp	RA	Int	Resp	Conc	Conc	DL
PCB-4/10	19.79	19.75	5.433e5	3.671e5	3.806e4	2.531e4	1.50	NO	6.337e4	233.60	233.60	1.09
PCB-7/9	21.62	21.60	1.725e5	1.140e5	1.730e4	1.171e4	1.48	NO	2.901e4	84.039	84.039	0.897
PCB-6	22.28	22.28	4.561e5	2.862e5	3.187e4	2.053e4	1.55	NO	5.240e4	145.71	145.71	0.861
PCB-5/8	22.69	22.67	2.511e6	1.597e6	1.798e5	1.124e5	1.60	NO	2.923e5	817.45	817.45	0.866
PCB-11	25.10	25.10	2.365e5	1.562e5	2.471e4	1.619e4	1.53	NO	4.090e4	104.67	104.67	1.13
PCB-12/13	25.53	25.52	1.734e5	1.280e5	1.411e4	9.917e3	1.42	NO	2.403e4	64.982	64.982	1.19
PCB-15	25.84	25.80	1.770e6	1.141e6	1.137e5	7.304e4	1.56	NO	1.868e5	509.36	509.36	1.20

2nd Function Tri-PCBs

Name	Peak R...	RT	m1Height	m2Height	m1Resp	m2Resp	RA	Int	Resp	Conc	Conc	DL
PCB-19	24.02	24.00	1.955e5	1.985e5	1.447e4	1.469e4	0.98	NO	2.916e4	159.47	159.47	0.765
PCB-18	25.68	25.72	1.087e6	1.108e6	6.362e4	6.561e4	0.97	NO	1.292e5	631.72	631.72	0.690
PCB-17	25.87	25.89	1.337e6	1.406e6	9.000e4	9.452e4	0.95	NO	1.845e5	937.32	937.32	0.717
PCB-24/27	26.49	26.46	2.605e5	2.696e5	1.927e4	2.051e4	0.94	NO	3.977e4	147.30	147.30	0.523
PCB-16/32	27.02	27.02	1.424e6	1.460e6	1.567e5	1.640e5	0.96	NO	3.208e5	1371.4	1371.4	0.604

Dataset: U:\VG11.PRO\Results\191118K2\191118K2-11.qld

Last Altered: Tuesday, November 19, 2019 14:58:25 Pacific Standard Time
Printed: Tuesday, November 19, 2019 14:59:31 Pacific Standard Time

ID: 1903828-01 PDI-034SC-A-00-01-191022 9.23, Description: PDI-034SC-A-00-01-191022

3rd Function Tri-PCBs

	Name	RetTime	RT	m1 Height	m2 Height	m1 Resp	m2 Resp	RA	ny	Resp	ng/mL	EMPC	RL
[redacted]	PCB-34	27.83	27.84	6.804e4	6.993e4	5.557e3	5.591e3	0.99	NO	1.115e4	39.965	39.965	1.48
[redacted]	PCB-23	27.93	27.91	5.789e3	5.751e3	2.289e2	2.076e2	1.10	NO	4.365e2	1.5862	1.5862	1.50
[redacted]	PCB-29	28.17	28.19	2.752e4	2.424e4	2.207e3	1.815e3	1.22	YES	4.022e3	0.00000	13.746	1.53
[redacted]	PCB-26	28.42	28.41	7.675e5	7.116e5	6.220e4	5.865e4	1.06	NO	1.208e5	427.33	427.33	1.46
[redacted]	PCB-25	28.57	28.58	4.175e5	3.963e5	3.488e4	3.285e4	1.06	NO	6.773e4	245.15	245.15	1.49
[redacted]	PCB-31	28.96	28.93	5.657e6	5.307e6	4.538e5	4.299e5	1.06	NO	8.836e5	2784.7	2784.7	1.30
[redacted]	PCB-28	29.05	29.05	6.455e6	5.730e6	5.060e5	4.573e5	1.11	NO	9.633e5	3083.2	3083.2	1.32
[redacted]	PCB-20/21/33	29.69	29.70	2.712e6	2.506e6	2.331e5	2.158e5	1.08	NO	4.489e5	1583.5	1583.5	1.46
[redacted]	PCB-22	30.15	30.15	1.734e6	1.621e6	1.423e5	1.334e5	1.07	NO	2.757e5	944.74	944.74	1.41
[redacted]	PCB-39	31.28	31.28	1.675e4	1.604e4	1.386e3	1.366e3	1.01	NO	2.752e3	9.9234	9.9234	1.55
[redacted]	PCB-38	32.09	32.08	6.463e4	6.429e4	6.230e3	6.216e3	1.00	NO	1.245e4	43.123	43.123	1.48
[redacted]	PCB-35	32.61	32.64	7.118e4	6.871e4	6.099e3	5.709e3	1.07	NO	1.181e4	40.775	40.775	1.48
[redacted]	PCB-37	33.08	33.07	1.531e6	1.433e6	1.322e5	1.239e5	1.07	NO	2.560e5	905.03	905.03	1.51

Dataset: U:\VG11.PRO\Results\191118K2\191118K2-11.qld

Last Altered: Tuesday, November 19, 2019 14:58:25 Pacific Standard Time
Printed: Tuesday, November 19, 2019 14:59:31 Pacific Standard Time

ID: 1903828-01 PDI-034SC-A-00-01-191022 9.23, Description: PDI-034SC-A-00-01-191022

Total Tetra-PCBs

	Name	Ret.R...	RT	m1 Height	m2 Height	m1 Resp.	m2 Resp.	RA	m/z ...	Resp.	Conc.	BMRC	DL
	PCB-54	27.86	27.88	1.445e4	1.879e4	1.180e3	1.406e3	0.84	NO	2.586e3	10.702	10.702	1.16
	PCB-50	29.10	29.08	1.737e4	2.267e4	1.396e3	1.830e3	0.76	NO	3.226e3	17.017	17.017	1.47
	PCB-53	29.77	29.75	7.768e5	1.082e6	6.109e4	8.584e4	0.71	NO	1.469e5	773.35	773.35	1.51
	PCB-51	30.09	30.11	2.558e5	3.574e5	2.041e4	2.844e4	0.72	NO	4.885e4	239.89	239.89	1.41
	PCB-45	30.53	30.55	5.109e5	7.348e5	4.181e4	6.031e4	0.69	NO	1.021e5	635.33	635.33	1.79
	PCB-46	31.05	31.06	2.251e5	3.124e5	1.794e4	2.506e4	0.72	NO	4.299e4	286.82	286.82	1.91
	PCB-52/69	31.56	31.54	4.877e6	7.025e6	4.145e5	5.915e5	0.70	NO	1.006e6	4632.0	4632.0	1.32
	PCB-73	31.68	31.67	2.480e4	3.572e4	1.071e3	1.385e3	0.77	NO	2.456e3	9.5761	9.5761	1.12
	PCB-43/49	31.85	31.86	3.476e6	4.853e6	3.029e5	4.219e5	0.72	NO	7.248e5	3876.0	3876.0	1.53
	PCB-47	32.08	32.08	1.347e6	1.883e6	1.251e5	1.757e5	0.71	NO	3.007e5	1557.1	1557.1	1.60
	PCB-48/75	32.19	32.21	9.410e5	1.311e6	7.811e4	1.087e5	0.72	NO	1.868e5	820.07	820.07	1.36
	PCB-44	32.91	32.90	3.344e6	4.507e6	2.557e5	3.509e5	0.73	NO	6.066e5	3585.6	3585.6	1.82
	PCB-42/59	33.13	33.12	1.314e6	1.870e6	1.071e5	1.521e5	0.70	NO	2.592e5	1214.3	1214.3	1.45
	PCB-41/64/71/72	33.76	33.72	3.684e6	5.243e6	3.358e5	4.752e5	0.71	NO	8.110e5	3371.9	3371.9	1.28
	PCB-68	34.02	34.00	8.331e4	1.113e5	6.781e3	9.306e3	0.73	NO	1.609e4	65.267	65.267	1.25
	PCB-40	34.27	34.20	4.679e5	6.911e5	3.703e4	5.453e4	0.68	NO	9.156e4	714.19	714.19	2.41
	PCB-57	34.57	34.59	3.489e4	4.150e4	3.070e3	3.514e3	0.87	NO	6.584e3	23.968	23.968	1.05
	PCB-67	34.89	34.91	1.376e5	1.925e5	1.221e4	1.643e4	0.74	NO	2.864e4	110.01	110.01	1.11
	PCB-58	35.03	35.02	3.719e4	5.700e4	2.962e3	4.574e3	0.65	YES	7.536e3	0.00000	23.354	0.988
	PCB-63	35.18	35.19	2.250e5	3.143e5	1.869e4	2.596e4	0.72	NO	4.465e4	177.08	177.08	1.14
	PCB-74	35.49	35.49	2.699e6	3.825e6	2.237e5	3.166e5	0.71	NO	5.404e5	1933.9	1933.9	1.03
	PCB-61/70	35.71	35.71	6.917e6	9.780e6	5.659e5	8.089e5	0.70	NO	1.375e6	5320.9	5320.9	1.12
	PCB-76/66	35.87	35.91	5.738e6	8.167e6	4.891e5	6.915e5	0.71	NO	1.181e6	4224.5	4224.5	1.03
	PCB-55	36.48	36.42	1.205e5	1.616e5	1.119e4	1.601e4	0.70	NO	2.719e4	91.339	91.339	0.998
	PCB-56/60	36.98	36.97	3.075e6	4.286e6	2.613e5	3.650e5	0.72	NO	6.264e5	2405.3	2405.3	1.14
	PCB-79	38.10	38.09	9.642e4	1.369e5	8.526e3	1.137e4	0.75	NO	1.990e4	68.329	68.329	1.02
	PCB-78	38.82	38.74	2.286e4	3.321e4	1.669e3	2.452e3	0.68	NO	4.121e3	15.544	15.544	1.17
	PCB-81	39.36	39.39	9.062e4	1.085e5	5.519e3	6.682e3	0.83	NO	1.220e4	50.891	50.891	1.30
	PCB-77	39.97	39.97	4.232e5	5.953e5	3.933e4	5.511e4	0.71	NO	9.444e4	372.73	372.73	1.24

Dataset: U:\VG11.PRO\Results\191118K2\191118K2-11.qld

Last Altered: Tuesday, November 19, 2019 14:58:25 Pacific Standard Time
Printed: Tuesday, November 19, 2019 14:59:31 Pacific Standard Time

ID: 1903828-01 PDI-034SC-A-00-01-191022 9.23, Description: PDI-034SC-A-00-01-191022

3rd Function Penta-PCBs

[illegible]	Name	[illegible]	RT	[illegible]	[illegible]	[illegible]	[illegible]	RA	[illegible]	[illegible]	Conc	[illegible]	DL
[illegible]	PCB-104	32.75	32.77	8.501e3	4.904e3	6.812e2	3.898e2	1.75	NO	1.071e3	4.6015	4.6015	0.550
[illegible]	PCB-96	34.08	34.03	2.032e5	1.330e5	1.637e4	1.107e4	1.48	NO	2.744e4	117.75	117.75	0.549
[illegible]	PCB-103	34.65	34.59	3.361e5	2.336e5	2.708e4	1.929e4	1.40	NO	4.638e4	255.95	255.95	0.707
[illegible]	PCB-100	35.03	34.97	3.788e5	2.434e5	3.049e4	1.967e4	1.55	NO	5.016e4	275.62	275.62	0.704
[illegible]	PCB-94	35.45	35.45	1.000e5	7.202e4	8.125e3	5.644e3	1.44	NO	1.377e4	93.559	93.559	0.926
[illegible]	PCB-95/98/102	35.92	36.01	6.211e6	4.262e6	5.498e5	3.768e5	1.46	NO	9.265e5	4798.7	4798.7	0.706
[illegible]	PCB-88/91	36.40	36.42	3.173e6	2.153e6	2.601e5	1.759e5	1.48	NO	4.361e5	2576.1	2576.1	0.805
[illegible]	PCB-84/92	37.37	37.37	3.546e6	2.359e6	2.968e5	2.006e5	1.48	NO	4.973e5	3326.9	3326.9	0.910
[illegible]	PCB-89	37.54	37.53	9.523e4	5.989e4	7.731e3	4.868e3	1.59	NO	1.260e4	77.179	77.179	0.834
[illegible]	PCB-90/101	37.76	37.76	7.226e6	4.857e6	6.111e5	4.145e5	1.47	NO	1.026e6	6385.9	6385.9	0.847
[illegible]	PCB-113	38.00	38.00	3.059e5	2.035e5	1.163e4	7.491e3	1.55	NO	1.912e4	91.313	91.313	0.650
[illegible]	PCB-99	38.11	38.09	3.867e6	2.539e6	3.253e5	2.155e5	1.51	NO	5.408e5	2840.7	2840.7	0.715
[illegible]	PCB-119	38.57	38.58	1.523e6	9.992e5	1.267e5	8.276e4	1.53	NO	2.094e5	858.21	858.21	0.553
[illegible]	PCB-108/112	38.73	38.74	3.968e5	2.481e5	3.104e4	2.023e4	1.53	NO	5.127e4	247.38	247.38	0.652
[illegible]	PCB-97	39.12	39.10	1.877e6	1.241e6	1.557e5	1.012e5	1.54	NO	2.569e5	1440.4	1440.4	0.757
[illegible]	PCB-86	39.26	39.28	3.486e4	2.362e4	1.786e3	1.271e3	1.41	NO	3.056e3	18.507	18.507	0.818
[illegible]	PCB-87/117/125	39.37	39.39	2.432e6	1.602e6	2.006e5	1.316e5	1.53	NO	3.322e5	1502.8	1502.8	0.611
[illegible]	PCB-111/115	39.55	39.58	1.504e5	1.034e5	1.055e4	7.340e3	1.44	NO	1.790e4	67.382	67.382	0.508
[illegible]	PCB-85/116	39.67	39.65	1.003e6	6.727e5	8.523e4	5.682e4	1.50	NO	1.420e5	704.28	704.28	0.670
[illegible]	PCB-120	39.94	39.95	1.292e5	9.017e4	8.193e3	5.422e3	1.51	NO	1.361e4	48.828	48.828	0.484
[illegible]	PCB-110	40.08	40.08	1.314e7	8.783e6	1.108e6	7.515e5	1.47	NO	1.859e6	7544.3	7544.3	0.548
[illegible]	PCB-82	40.72	40.72	5.631e5	4.065e5	4.765e4	3.290e4	1.45	NO	8.056e4	555.53	555.53	0.966
[illegible]	PCB-124	41.43	41.44	2.114e5	1.494e5	2.423e4	1.722e4	1.41	NO	4.144e4	165.74	165.74	0.560
[illegible]	PCB-107/109	41.59	41.61	8.889e5	6.045e5	7.470e4	5.195e4	1.44	NO	1.266e5	505.07	505.07	0.558
[illegible]	PCB-123	41.76	41.78	9.153e4	5.935e4	7.773e3	4.982e3	1.56	NO	1.276e4	56.982	56.982	0.626
[illegible]	PCB-106/118	41.96	41.96	5.988e6	4.035e6	5.530e5	3.749e5	1.48	NO	9.279e5	4066.4	4066.4	0.642

Dataset: U:\VG11.PRO\Results\191118K2\191118K2-11.qld

Last Altered: Tuesday, November 19, 2019 14:58:25 Pacific Standard Time
Printed: Tuesday, November 19, 2019 14:59:31 Pacific Standard Time

ID: 1903828-01 PDI-034SC-A-00-01-191022 9.23, Description: PDI-034SC-A-00-01-191022

4th Function Penta-PCBs

	Name	Pred.R.	RT	m1 Height	m2 Height	m1 Resp	m2 Resp	RA	n/y	Resp	Conc.	EMPC	DL
	PCB-114	42.62	42.62	1.237e5	7.111e4	1.396e4	8.268e3	1.69	NO	2.223e4	96.828	96.828	1.20
	PCB-122	42.75	42.77	6.766e4	4.324e4	6.578e3	4.441e3	1.48	NO	1.102e4	57.319	57.319	1.43
	PCB-105	43.51	43.51	2.052e6	1.300e6	1.825e5	1.153e5	1.58	NO	2.977e5	1413.7	1413.7	1.28
	PCB-127	43.89	43.87	1.025e4	5.317e3	1.431e3	8.646e2	1.65	NO	2.295e3	10.290	10.290	1.27
	PCB-126	45.84	45.84	3.726e4	2.203e4	3.301e3	2.008e3	1.64	NO	5.309e3	24.862	24.862	1.38

3rd Function Hexa-PCBs

	Name	Pred.R.	RT	m1 Height	m2 Height	m1 Resp	m2 Resp	RA	n/y	Resp	Conc.	EMPC	DL
	PCB-155	37.27	37.29	5.095e3	4.846e3	4.987e2	3.998e2	1.25	NO	8.984e2	5.3357	5.3357	0.448
	PCB-150	38.58	38.57	1.333e5	1.074e5	1.092e4	8.995e3	1.21	NO	1.991e4	117.31	117.31	0.444
	PCB-152	39.06	39.08	1.781e4	1.496e4	1.598e3	1.240e3	1.29	NO	2.838e3	14.660	14.660	0.389
	PCB-145	39.53	39.52	1.742e3	1.633e3	1.060e2	1.370e2	0.77	YES	2.430e2	0.00000	0.99366	0.391
	PCB-136	39.86	39.86	2.610e6	2.098e6	2.143e5	1.725e5	1.24	NO	3.868e5	2380.2	2380.2	0.464
	PCB-148	39.97	39.99	1.404e5	1.118e5	1.006e4	8.009e3	1.26	NO	1.806e4	135.20	135.20	0.564
	PCB-154	40.50	40.49	8.955e5	7.463e5	7.507e4	6.181e4	1.21	NO	1.369e5	981.10	981.10	0.540
	PCB-151	41.15	41.16	1.792e6	1.477e6	1.517e5	1.243e5	1.22	NO	2.761e5	2266.4	2266.4	0.619
	PCB-135	41.38	41.37	1.389e6	1.148e6	1.202e5	1.002e5	1.20	NO	2.204e5	1597.2	1597.2	0.546
	PCB-144	41.49	41.50	2.578e5	2.036e5	1.789e4	1.458e4	1.23	NO	3.247e4	252.74	252.74	0.587
	PCB-147	41.61	41.63	6.986e5	5.477e5	5.507e4	4.360e4	1.26	NO	9.866e4	774.56	774.56	0.592
	PCB-139/149	41.89	41.89	1.086e7	8.993e6	8.996e5	7.464e5	1.21	NO	1.646e6	11569	11569	0.530
	PCB-140	42.08	42.09	2.685e5	2.315e5	2.222e4	1.938e4	1.15	NO	4.160e4	344.09	344.09	0.623

Dataset: U:\VG11.PRO\Results\191118K2\191118K2-11.qld

Last Altered: Tuesday, November 19, 2019 14:58:25 Pacific Standard Time
Printed: Tuesday, November 19, 2019 14:59:31 Pacific Standard Time

ID: 1903828-01 PDI-034SC-A-00-01-191022 9.23, Description: PDI-034SC-A-00-01-191022

4th Function Hexa-PCBs

	PCB-134/143	42.57	42.56	4.994e5	4.321e5	4.290e4	3.685e4	1.16	NO	7.975e4	569.00	569.00	2.18
	PCB-131/133	42.85	42.85	5.533e5	4.529e5	4.568e4	3.807e4	1.20	NO	8.375e4	554.57	554.57	2.03
	PCB-146/165	43.26	43.26	2.134e6	1.786e6	1.821e5	1.534e5	1.19	NO	3.355e5	1829.8	1829.8	1.67
	PCB-132/161	43.50	43.53	4.144e6	3.658e6	3.513e5	3.073e5	1.14	NO	6.586e5	3536.5	3536.5	1.64
	PCB-153	43.68	43.68	9.320e6	8.196e6	7.783e5	6.778e5	1.15	NO	1.456e6	7527.3	7527.3	1.58
	PCB-168	43.91	43.89	3.039e4	2.835e4	3.426e3	3.128e3	1.10	NO	6.554e3	33.637	33.637	1.57
	PCB-141	44.44	44.44	1.037e6	9.020e5	8.943e4	7.725e4	1.16	NO	1.667e5	1126.3	1126.3	2.12
	PCB-137	44.82	44.84	2.124e5	1.880e5	1.580e4	1.383e4	1.14	NO	2.964e4	196.16	196.16	2.08
	PCB-130	44.94	44.95	4.951e5	4.094e5	4.184e4	3.523e4	1.19	NO	7.707e4	599.43	599.43	2.44
	PCB-138/163/164	45.33	45.33	9.754e6	8.504e6	1.004e6	8.767e5	1.15	NO	1.881e6	9918.5	9918.5	1.66
	PCB-158/160	45.58	45.56	6.128e5	5.251e5	5.442e4	4.511e4	1.21	NO	9.953e4	546.37	546.37	1.72
	PCB-129	45.83	45.82	1.635e5	1.476e5	1.476e4	1.265e4	1.17	NO	2.741e4	216.37	216.37	2.48
	PCB-166	46.32	46.30	2.046e4	1.721e4	1.653e3	1.362e3	1.21	NO	3.015e3	14.984	14.984	1.60
	PCB-159	46.66	46.71	2.203e5	1.827e5	1.937e4	1.605e4	1.21	NO	3.543e4	168.22	168.22	1.53
	PCB-128/162	46.94	46.92	1.045e6	9.291e5	8.933e4	7.956e4	1.12	NO	1.689e5	1055.1	1055.1	2.01
	PCB-167	47.36	47.36	3.174e5	2.722e5	2.765e4	2.367e4	1.17	NO	5.132e4	270.74	270.74	1.68
	PCB-156	48.68	48.68	1.011e6	8.511e5	8.764e4	7.423e4	1.18	NO	1.619e5	799.21	799.21	1.57
	PCB-157	48.99	48.97	2.010e5	1.747e5	1.814e4	1.560e4	1.16	NO	3.375e4	178.11	178.11	1.74

Dataset: U:\VG11.PRO\Results\191118K2\191118K2-11.qld

Last Altered: Tuesday, November 19, 2019 14:58:25 Pacific Standard Time
Printed: Tuesday, November 19, 2019 14:59:31 Pacific Standard Time

ID: 1903828-01 PDI-034SC-A-00-01-191022 9.23, Description: PDI-034SC-A-00-01-191022

Total Hepta-PCBs

	Name												
1	PCB-188	43.30	43.28	2.531e4	2.472e4	2.177e3	1.999e3	1.09	NO	4.176e3	19.393	19.393	1.46
2	PCB-184	43.75	43.76	7.782e3	5.893e3	5.827e2	5.508e2	1.06	NO	1.133e3	5.3834	5.3834	1.49
3	PCB-179	44.56	44.55	1.746e6	1.671e6	1.429e5	1.390e5	1.03	NO	2.819e5	1328.4	1328.4	1.48
4	PCB-176	45.03	45.05	4.809e5	4.639e5	4.099e4	3.906e4	1.05	NO	8.005e4	382.60	382.60	1.50
5	PCB-186	45.65	45.65	2.015e3	1.704e3	1.382e2	1.455e2	0.95	NO	2.838e2	1.2910	1.2910	1.43
6	PCB-178	46.16	46.18	7.899e5	7.937e5	6.605e4	6.517e4	1.01	NO	1.312e5	875.61	875.61	2.09
7	PCB-175	46.52	46.54	1.052e5	1.007e5	7.921e3	7.744e3	1.02	NO	1.566e4	102.29	102.29	2.05
8	PCB-182/187	46.72	46.69	4.520e6	4.494e6	3.928e5	3.866e5	1.02	NO	7.794e5	4498.8	4498.8	1.81
9	PCB-183	47.05	47.05	1.447e6	1.434e6	1.223e5	1.223e5	1.00	NO	2.446e5	1417.2	1417.2	1.82
10	PCB-185	47.74	47.74	2.204e5	2.225e5	1.953e4	1.927e4	1.01	NO	3.880e4	241.38	241.38	1.96
11	PCB-174	48.11	48.10	2.319e6	2.353e6	1.916e5	1.931e5	0.99	NO	3.846e5	2590.5	2590.5	2.12
12	PCB-181	48.21	48.19	6.959e4	6.332e4	2.427e3	2.417e3	1.00	NO	4.844e3	28.110	28.110	1.83
13	PCB-177	48.39	48.38	2.530e6	2.536e6	2.053e5	2.055e5	1.00	NO	4.109e5	2718.6	2718.6	2.08
14	PCB-171	48.68	48.68	8.045e5	7.853e5	6.688e4	6.507e4	1.03	NO	1.320e5	871.99	871.99	2.08
15	PCB-173	49.12	49.12	4.952e4	4.871e4	3.905e3	3.923e3	1.00	NO	7.828e3	56.291	56.291	2.26
16	PCB-172	49.61	49.59	4.981e5	4.737e5	4.105e4	3.947e4	1.04	NO	8.052e4	505.61	505.61	1.98
17	PCB-180	50.01	50.01	6.956e6	6.846e6	5.704e5	5.639e5	1.01	NO	1.134e6	7052.9	7052.9	1.96
18	PCB-193	50.24	50.22	4.898e5	4.952e5	4.326e4	4.270e4	1.01	NO	8.596e4	458.40	458.40	1.68
19	PCB-191	50.48	50.48	1.440e5	1.401e5	1.150e4	1.182e4	0.97	NO	2.333e4	121.68	121.68	1.64
20	PCB-170	51.66	51.66	3.605e6	3.585e6	2.994e5	2.929e5	1.02	NO	5.923e5	4257.2	4257.2	2.24
21	PCB-190	51.84	51.87	8.506e5	8.365e5	6.839e4	6.552e4	1.04	NO	1.339e5	711.17	711.17	1.66
22	PCB-189	53.36	53.34	2.472e5	2.435e5	1.864e4	1.819e4	1.02	NO	3.683e4	241.02	241.02	1.88

Dataset: U:\VG11.PRO\Results\191118K2\191118K2-11.qld

Last Altered: Tuesday, November 19, 2019 14:58:25 Pacific Standard Time
Printed: Tuesday, November 19, 2019 14:59:31 Pacific Standard Time

ID: 1903828-01 PDI-034SC-A-00-01-191022 9.23, Description: PDI-034SC-A-00-01-191022

4th Function Octa-PCBs

	Name	Pred.R.	RT	m1 Height	m2 Height	m1 Resp	m2 Resp	RA	n/y	Resp	Conc.	EMPC	DL
1	PCB-202	48.91	48.89	3.027e5	3.362e5	2.415e4	2.759e4	0.88	NO	5.175e4	286.21	286.21	0.355
2	PCB-201	49.40	49.38	1.969e5	2.272e5	1.678e4	1.906e4	0.88	NO	3.584e4	221.81	221.81	0.397
3	PCB-204	49.55	49.54	1.974e3	2.606e3	1.387e2	1.919e2	0.72	YES	3.306e2	0.00000	1.7045	0.372
4	PCB-197	49.87	49.86	5.927e4	7.155e4	4.918e3	6.109e3	0.80	NO	1.103e4	63.802	63.802	0.372
5	PCB-200	50.82	50.79	1.782e5	1.974e5	1.483e4	1.643e4	0.90	NO	3.126e4	185.58	185.58	0.381
6	PCB-198	52.34	52.34	7.234e4	7.404e4	5.163e3	5.409e3	0.95	NO	1.057e4	80.036	80.036	0.486
7	PCB-199	52.45	52.45	1.312e6	1.511e6	9.808e4	1.134e5	0.86	NO	2.115e5	1697.2	1697.2	0.515
8	PCB-196/203	52.79	52.76	1.562e6	1.821e6	1.124e5	1.308e5	0.86	NO	2.432e5	1755.7	1755.7	0.464

5th Function Octa-PCBs

	Name	Pred.R.	RT	m1 Height	m2 Height	m1 Resp	m2 Resp	RA	n/y	Resp	Conc.	EMPC	DL
1	PCB-195	54.01	54.03	7.597e5	8.652e5	4.605e4	5.180e4	0.89	NO	9.785e4	940.39	940.39	1.29
2	PCB-194	54.93	54.93	2.350e6	2.669e6	1.350e5	1.526e5	0.88	NO	2.876e5	2471.2	2471.2	1.15
3	PCB-205	55.20	55.21	1.105e5	1.280e5	6.106e3	7.217e3	0.85	NO	1.332e4	94.476	94.476	0.950

Total Nona-PCBs

	Name	Pred.R.	RT	m1 Height	m2 Height	m1 Resp	m2 Resp	RA	n/y	Resp	Conc.	EMPC	DL
1	PCB-208	54.17	54.17	2.078e5	1.702e5	1.235e4	1.008e4	1.23	NO	2.243e4	170.38	170.38	0.832
2	PCB-207	54.49	54.51	1.204e5	9.294e4	6.995e3	5.441e3	1.29	NO	1.244e4	96.768	96.768	0.852
3	PCB-206	56.47	56.47	7.328e5	5.668e5	4.231e4	3.346e4	1.26	NO	7.576e4	959.26	959.26	1.37

Deca-CB

	Name	Pred.R.	RT	m1 Height	m2 Height	m1 Resp	m2 Resp	RA	n/y	Resp	Conc.	EMPC	DL
1	PCB-209	57.67	57.67	5.152e5	4.170e5	2.578e4	2.125e4	1.21	NO	4.703e4	636.72	636.72	0.397

Total PCBs

	Name	Pred.R.	RT	m1 Height	m2 Height	m1 Resp	m2 Resp	RA	n/y	Resp	Conc.	EMPC	DL
1													

Dataset: U:\VG11.PRO\Results\191118K2\191118K2-11.qld

Last Altered: Tuesday, November 19, 2019 14:58:25 Pacific Standard Time
Printed: Tuesday, November 19, 2019 14:59:31 Pacific Standard Time

ID: 1903828-01 PDI-034SC-A-00-01-191022 9.23, Description: PDI-034SC-A-00-01-191022

Total Mono-Isotopes

	Name	Peak#	RT	m1 Height	m2 Height	m1 Resp	m2 Resp	RA	m/z	Area	Conc	EMPC	DL
1	13C-PCB-1	15.71	15.69	7.879e6	2.526e6	4.703e5	1.516e5	3.10	NO	6.219e5	1587.4		3.88
2	13C-PCB-3	18.38	18.36	6.983e6	2.192e6	4.563e5	1.401e5	3.26	NO	5.964e5	1503.8		3.84

Total Di-Isotopes

	Name	Peak#	RT	m1 Height	m2 Height	m1 Resp	m2 Resp	RA	m/z	Area	Conc	EMPC	DL
1	13C-PCB-4	19.74	19.71	4.058e6	2.466e6	2.634e5	1.611e5	1.63	NO	4.245e5	1824.7		1.43
2	13C-PCB-9	21.58	21.56	6.400e6	4.020e6	4.362e5	2.695e5	1.62	NO	7.057e5	1950.1		0.922
3	13C-PCB-11	25.07	25.08	4.467e6	2.865e6	4.339e5	2.776e5	1.56	NO	7.115e5	2014.5		0.944
4	13C-PCB-15	25.71	25.79	7.456e6	4.751e6	4.420e5	2.836e5	1.56	NO	7.256e5	1995.7		0.917

2nd Function Tri-Isotopes

	Name	Peak#	RT	m1 Height	m2 Height	m1 Resp	m2 Resp	RA	m/z	Area	Conc	EMPC	DL
1	13C-PCB-19	24.01	23.99	2.748e6	2.783e6	1.927e5	1.980e5	0.97	NO	3.907e5	1686.2		6.77
2	13C-PCB-32	27.03	27.00	4.119e6	4.188e6	2.917e5	2.974e5	0.98	NO	5.891e5	1780.8		4.74

3rd Function Tri-Isotopes

	Name	Peak#	RT	m1 Height	m2 Height	m1 Resp	m2 Resp	RA	m/z	Area	Conc	EMPC	DL
1	13C-PCB-31	28.84	28.92	4.330e6	4.704e6	3.528e5	3.809e5	0.93	NO	7.337e5	1995.7		6.44
2	13C-PCB-28	29.01	29.03	3.309e6	3.700e6	2.673e5	2.965e5	0.90	NO	5.638e5	1434.5		6.02
3	13C-PCB-37	33.01	33.05	3.034e6	3.075e6	2.546e5	2.557e5	1.00	NO	5.103e5	1446.8		6.71

Dataset: U:\VG11.PRO\Results\191118K2\191118K2-11.qld

Last Altered: Tuesday, November 19, 2019 14:58:25 Pacific Standard Time
Printed: Tuesday, November 19, 2019 14:59:31 Pacific Standard Time

ID: 1903828-01 PDI-034SC-A-00-01-191022 9.23, Description: PDI-034SC-A-00-01-191022

Tetra-Isotopes

Name	Pred.R...	RT	m1 Height	m2 Height	m1 Resp	m2 Resp	RA	ny	Resp	Conc	S/N	DL
13C-PCB-54	27.82	27.84	2.557e6	3.445e6	2.070e5	2.773e5	0.75	NO	4.844e5	1362.7		1.80
13C-PCB-52	31.51	31.52	1.959e6	2.881e6	1.629e5	2.341e5	0.70	NO	3.970e5	1453.3		2.34
13C-PCB-47	32.03	32.06	2.050e6	2.936e6	1.835e5	2.602e5	0.71	NO	4.437e5	1534.8		2.21
13C-PCB-70	35.67	35.69	2.687e6	3.608e6	2.245e5	2.987e5	0.75	NO	5.232e5	1604.4		1.96
13C-PCB-80	36.09	36.14	2.766e6	3.767e6	2.382e5	3.180e5	0.75	NO	5.562e5	1643.4		1.89
13C-PCB-60	36.90	36.96	3.098e6	4.389e6	2.705e5	3.754e5	0.72	NO	6.459e5	1995.7		1.98
13C-PCB-79	38.09	38.07	2.860e6	3.964e6	2.497e5	3.458e5	0.72	NO	5.956e5	1783.3		1.91
13C-PCB-81	39.32	39.34	2.431e6	3.272e6	2.194e5	2.933e5	0.75	NO	5.128e5	1608.6		2.01
13C-PCB-77	39.93	39.95	2.203e6	3.130e6	2.011e5	2.885e5	0.70	NO	4.896e5	1578.6		2.06

3rd Function Penta-Isotopes

Name	Pred.R...	RT	m1 Height	m2 Height	m1 Resp	m2 Resp	RA	ny	Resp	Conc	S/N	DL
13C-PCB-104	32.72	32.73	3.725e6	2.334e6	2.887e5	1.784e5	1.62	NO	4.670e5	1573.6		1.09
13C-PCB-95	36.00	35.97	2.831e6	1.750e6	2.336e5	1.462e5	1.60	NO	3.797e5	1647.2		1.40
13C-PCB-101	37.75	37.74	2.550e6	1.593e6	2.100e5	1.296e5	1.62	NO	3.396e5	1542.5		1.47
13C-PCB-97	39.09	39.08	2.508e6	1.544e6	2.050e5	1.261e5	1.63	NO	3.311e5	1725.0		1.69
13C-PCB-111	39.47	39.54	3.924e6	2.505e6	3.313e5	2.086e5	1.59	NO	5.400e5	1995.7		1.20
13C-PCB-123	41.73	41.74	3.130e6	1.948e6	2.653e5	1.638e5	1.62	NO	4.291e5	1720.7		1.30
13C-PCB-118	41.92	41.92	2.965e6	1.789e6	2.631e5	1.625e5	1.62	NO	4.256e5	1613.5		1.23

4th Function Penta-Isotopes

Name	Pred.R...	RT	m1 Height	m2 Height	m1 Resp	m2 Resp	RA	ny	Resp	Conc	S/N	DL
13C-PCB-114	42.60	42.60	2.705e6	1.855e6	2.343e5	1.601e5	1.46	NO	3.944e5	1584.2		1.89
13C-PCB-105	43.49	43.49	2.629e6	1.825e6	2.230e5	1.588e5	1.40	NO	3.818e5	1471.5		1.81
13C-PCB-127	43.85	43.87	2.674e6	1.787e6	2.386e5	1.630e5	1.46	NO	4.017e5	1511.5		1.77
13C-PCB-126	45.80	45.82	2.263e6	1.513e6	2.100e5	1.414e5	1.48	NO	3.514e5	1483.8		1.99

Dataset: U:\VG11.PRO\Results\191118K2\191118K2-11.qld

Last Altered: Tuesday, November 19, 2019 14:58:25 Pacific Standard Time
Printed: Tuesday, November 19, 2019 14:59:31 Pacific Standard Time

ID: 1903828-01 PDI-034SC-A-00-01-191022 9.23, Description: PDI-034SC-A-00-01-191022

4th Function Hexa-Isotopes

Name	Exact RT	RT	m/z Height	Int Height	m/z Resp	m2 Resp	RA	qty	Resp	Conc	S/N	Dil
13C-PCB-153	43.66	43.66	2.561e6	2.065e6	2.116e5	1.699e5	1.25	NO	3.814e5	1634.9		2.33
13C-PCB-141	44.44	44.42	1.964e6	1.654e6	1.662e5	1.392e5	1.19	NO	3.054e5	1631.0		2.91
13C-PCB-138	45.31	45.29	2.010e6	1.644e6	1.702e5	1.384e5	1.23	NO	3.086e5	1595.7		2.81
13C-PCB-159	46.64	46.64	2.363e6	1.969e6	2.054e5	1.701e5	1.21	NO	3.756e5	1599.0		2.32
13C-PCB-128	46.82	46.90	2.130e6	1.731e6	1.801e5	1.470e5	1.23	NO	3.270e5	1995.7		3.32
13C-PCB-167	47.34	47.34	2.338e6	1.896e6	2.009e5	1.620e5	1.24	NO	3.629e5	1555.0		2.33
13C-PCB-156	48.67	48.66	2.466e6	2.008e6	2.109e5	1.715e5	1.23	NO	3.825e5	1670.0		2.38
13C-PCB-157	48.95	48.95	2.389e6	2.001e6	2.120e5	1.747e5	1.21	NO	3.867e5	1677.6		2.36
13C-PCB-169	51.23	51.24	1.829e6	1.513e6	1.727e5	1.437e5	1.20	NO	3.164e5	1434.3		2.47

5th Function Octa-Isotopes

Name	Exact RT	RT	m/z Height	Int Height	m/z Resp	m2 Resp	RA	qty	Resp	Conc	S/N	Dil
13C-PCB-194	54.94	54.92	1.634e6	1.858e6	9.439e4	1.066e5	0.89	NO	2.009e5	1961.2		2.19
13C-PCB-205	55.15	55.19	2.390e6	2.764e6	1.326e5	1.539e5	0.86	NO	2.866e5	1995.7		1.56

Vista Analytical Laboratory VG-11

Dataset: Untitled

Last Altered: Tuesday, November 19, 2019 11:08:54 Pacific Standard Time
Printed: Tuesday, November 19, 2019 11:11:11 Pacific Standard Time

Method: U:\VG11.PRO\MethDB\PCB-209_ZB1_11-14-19.mdb 14 Nov 2019 15:03:40
Calibration: U:\VG11.PRO\CurveDB\db1_PCBvg11-6-28-19.cdb 29 Jun 2019 11:47:57

Name: 191118K2_11, Date: 19-Nov-2019, Time: 09:29:49, ID: 1903828-01 PDI-034SC-A-00-01-191022 9.23, Description: PDI-034SC-A-00-01-191022

PCB-1

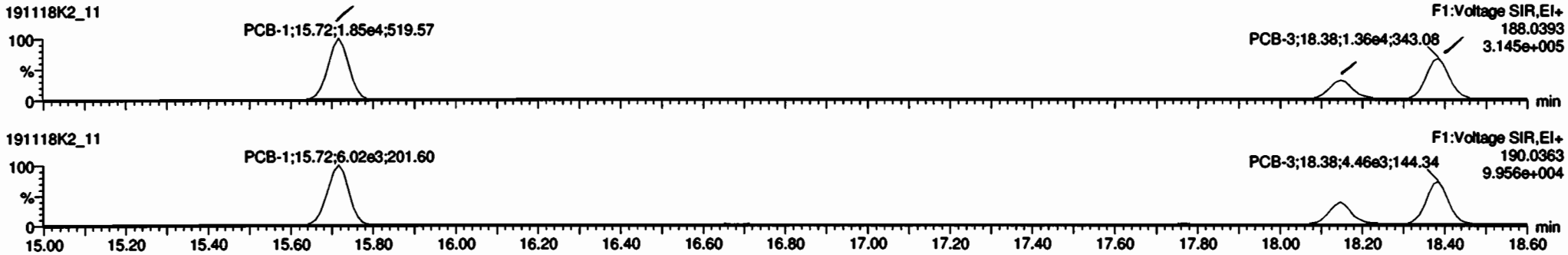

13C-PCB-1

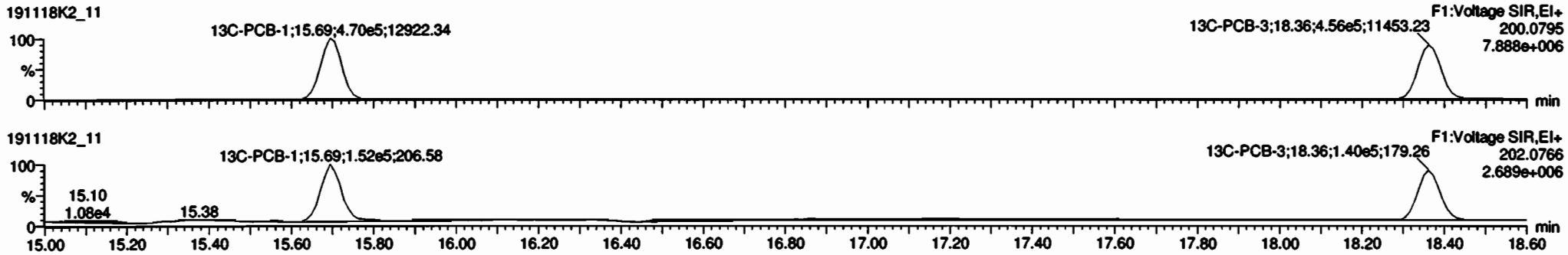

PFK1

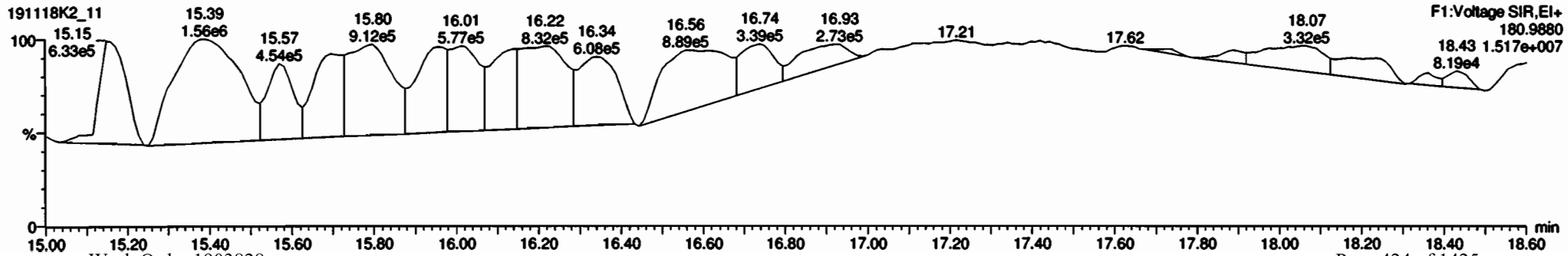


File Edit View Display Processing Window Help
225 Total Di-PCBs 1.0982 5.011 0.00 0.000 NO 1991 8.44 1991
226 2nd Function Tri-PCBs 0.9137 5.011 0.00 0.000 NO 1671 3.78 2851
227 3rd Function Tri-PCBs 1.0983 5.011 0.00 0.000 NO 10130 20.4 10140
1 PCB-1 15.70 15.72 1.838e4 6.017e3 3.130 3.05 NO 78.709 78.709
2 PCB-2 18.14 18.15 8.528e3 2.388e3 3.130 2.78 NO 29.494 29.494
3 PCB-3 18.37 18.38 1.362e4 4.466e3 3.130 3.05 NO 80.108 80.108
191118K2_11 Smooth(Mn,1x1)
PDI-034SC-A-00-01-191022 1903828-01 PDI-034SC-A-00-01-191022 9.23
PCB-1;15.72;18377.70;313104
PCB-2 18.15 8528.49 95076
PCB-3 18.38 13822.78 206850
F1:Voltage SIR,EI+ 190.0393 3.145e+005
191118K2_11 Smooth(Mn,1x1)
PDI-034SC-A-00-01-191022 1903828-01 PDI-034SC-A-00-01-191022 9.23
PCB-1;15.72;8016.84;96724
PCB-2 18.15 2365.84 39942
PCB-3 18.38 4465.84 70702
F1:Voltage SIR,EI+ 190.0363 8.956e+004
191118K2_11 Smooth(Mn,1x1)
PDI-034SC-A-00-01-191022 1903828-01 PDI-034SC-A-00-01-191022 9.23
13C-PCB-1;15.69;470271.38;7879627
18.36
F1:Voltage SIR,EI+ 200.0795 7.888e+006
191118K2_11 Smooth(Mn,1x1)
PDI-034SC-A-00-01-191022 1903828-01 PDI-034SC-A-00-01-191022 9.23
13C-PCB-1;15.69;151583.91;2525917
18.36
F1:Voltage SIR,EI+ 202.0766 2.889e+006
15.60 15.70 15.80 15.90 16.00 16.10 16.20 16.30 16.40 16.50 16.60 16.70 16.80 16.90 17.00 17.10 17.20 17.30 17.40 17.50 17.60 17.70 17.80 17.90 18.00 18.10 18.20 18.30 18.40 18.50 18.60
min

Dataset: Untitled

Last Altered: Tuesday, November 19, 2019 11:08:54 Pacific Standard Time
Printed: Tuesday, November 19, 2019 11:11:11 Pacific Standard Time

Name: 191118K2_11, Date: 19-Nov-2019, Time: 09:29:49, ID: 1903828-01 PDI-034SC-A-00-01-191022 9.23, Description: PDI-034SC-A-00-01-191022

PCB-4/10

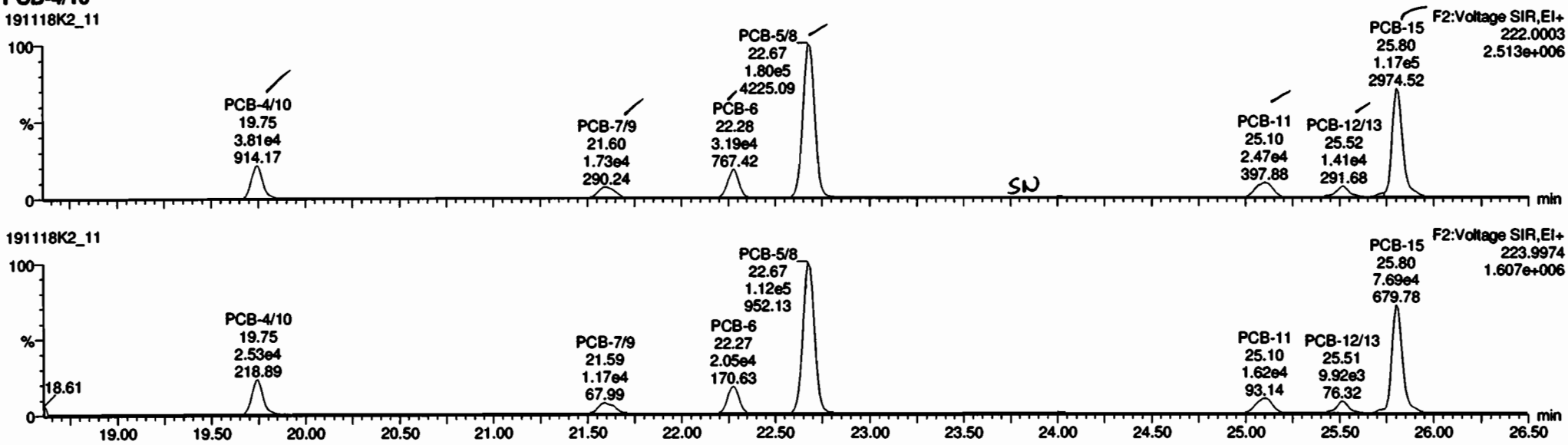

13C-PCB-4

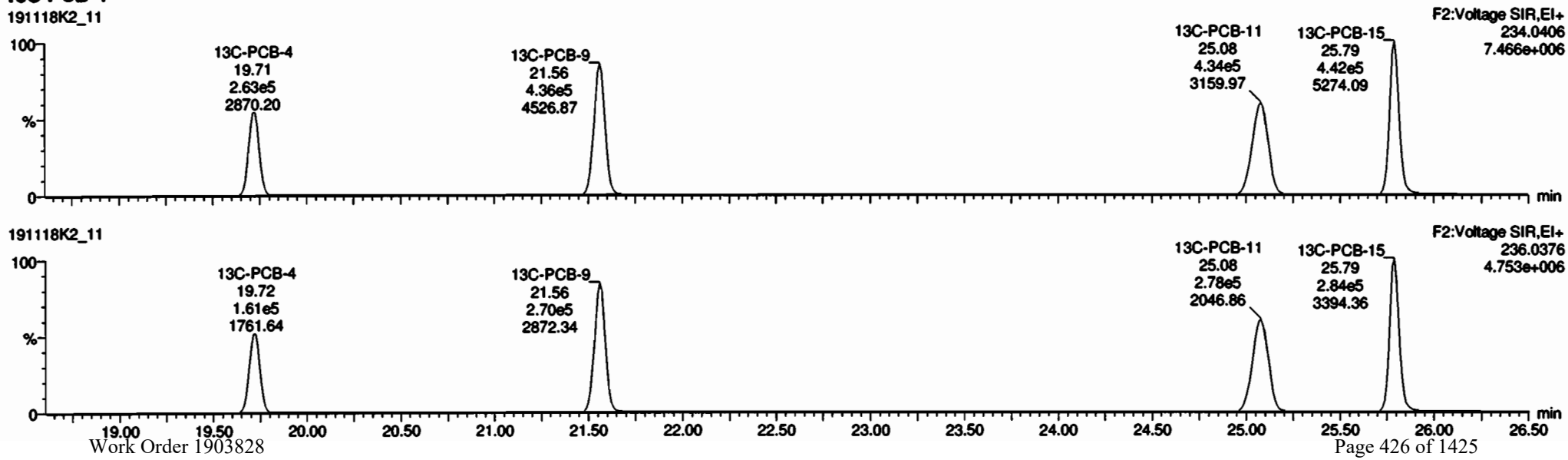

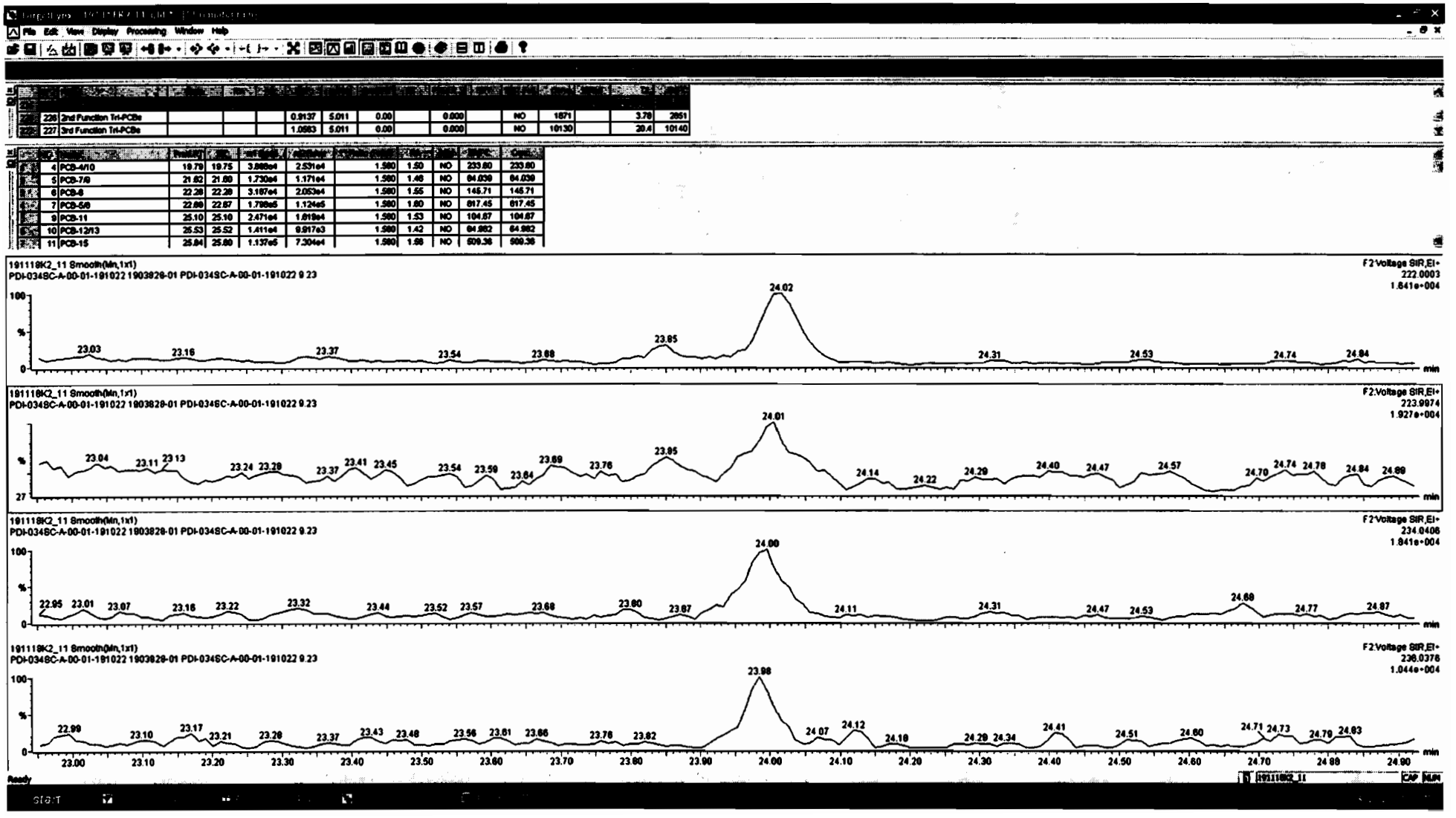
File Edit View Display Processing Window Help
226 2nd Function Tri-PCBs 0.9137 5.011 0.00 0.000 NO 1871 3.70 2851
227 3rd Function Tri-PCBs 1.0583 5.011 0.00 0.000 NO 10130 20.4 10140
4 PCB-4/10 19.79 19.75 3.868e4 2.531e4 1.580 1.50 NO 233.80 233.80
5 PCB-7/9 21.82 21.80 1.730e4 1.171e4 1.580 1.48 NO 84.039 84.039
6 PCB-6 22.28 22.29 3.167e4 2.053e4 1.580 1.55 NO 145.71 145.71
7 PCB-5/8 22.89 22.87 1.788e5 1.124e5 1.580 1.60 NO 817.45 817.45
9 PCB-11 25.10 25.10 2.471e4 1.619e4 1.580 1.53 NO 104.87 104.87
10 PCB-12/13 25.53 25.52 1.411e4 9.917e3 1.580 1.42 NO 64.982 64.982
11 PCB-15 25.84 25.80 1.137e5 7.304e4 1.580 1.56 NO 509.38 509.38
191118K2_11 Smooth(Mn,1x1)
PDI-034SC-A-00-01-191022 1903828-01 PDI-034SC-A-00-01-191022 9.23
F2:Voltage SIR,EI+
222.0003
1.641e+004
24.02
23.03 23.16 23.37 23.54 23.88 23.95 24.31 24.53 24.74 24.84
min
191118K2_11 Smooth(Mn,1x1)
PDI-034SC-A-00-01-191022 1903828-01 PDI-034SC-A-00-01-191022 9.23
F2:Voltage SIR,EI+
223.9974
1.927e+004
24.01
23.04 23.11 23.13 23.24 23.29 23.37 23.41 23.45 23.54 23.59 23.84 23.89 23.76 23.95 24.14 24.22 24.29 24.40 24.47 24.57 24.70 24.74 24.78 24.84 24.89
min
191118K2_11 Smooth(Mn,1x1)
PDI-034SC-A-00-01-191022 1903828-01 PDI-034SC-A-00-01-191022 9.23
F2:Voltage SIR,EI+
234.0406
1.841e+004
24.00
22.95 23.01 23.07 23.16 23.22 23.32 23.44 23.52 23.57 23.68 23.80 23.87 24.11 24.31 24.47 24.53 24.68 24.77 24.87
min
191118K2_11 Smooth(Mn,1x1)
PDI-034SC-A-00-01-191022 1903828-01 PDI-034SC-A-00-01-191022 9.23
F2:Voltage SIR,EI+
236.0376
1.044e+004
23.98
22.99 23.10 23.17 23.21 23.28 23.37 23.43 23.48 23.56 23.61 23.66 23.76 23.82 24.07 24.12 24.18 24.29 24.34 24.41 24.51 24.60 24.71 24.73 24.79 24.83
23.00 23.10 23.20 23.30 23.40 23.50 23.60 23.70 23.80 23.90 24.00 24.10 24.20 24.30 24.40 24.50 24.60 24.70 24.80 24.90
min
Ready
CAP NUM

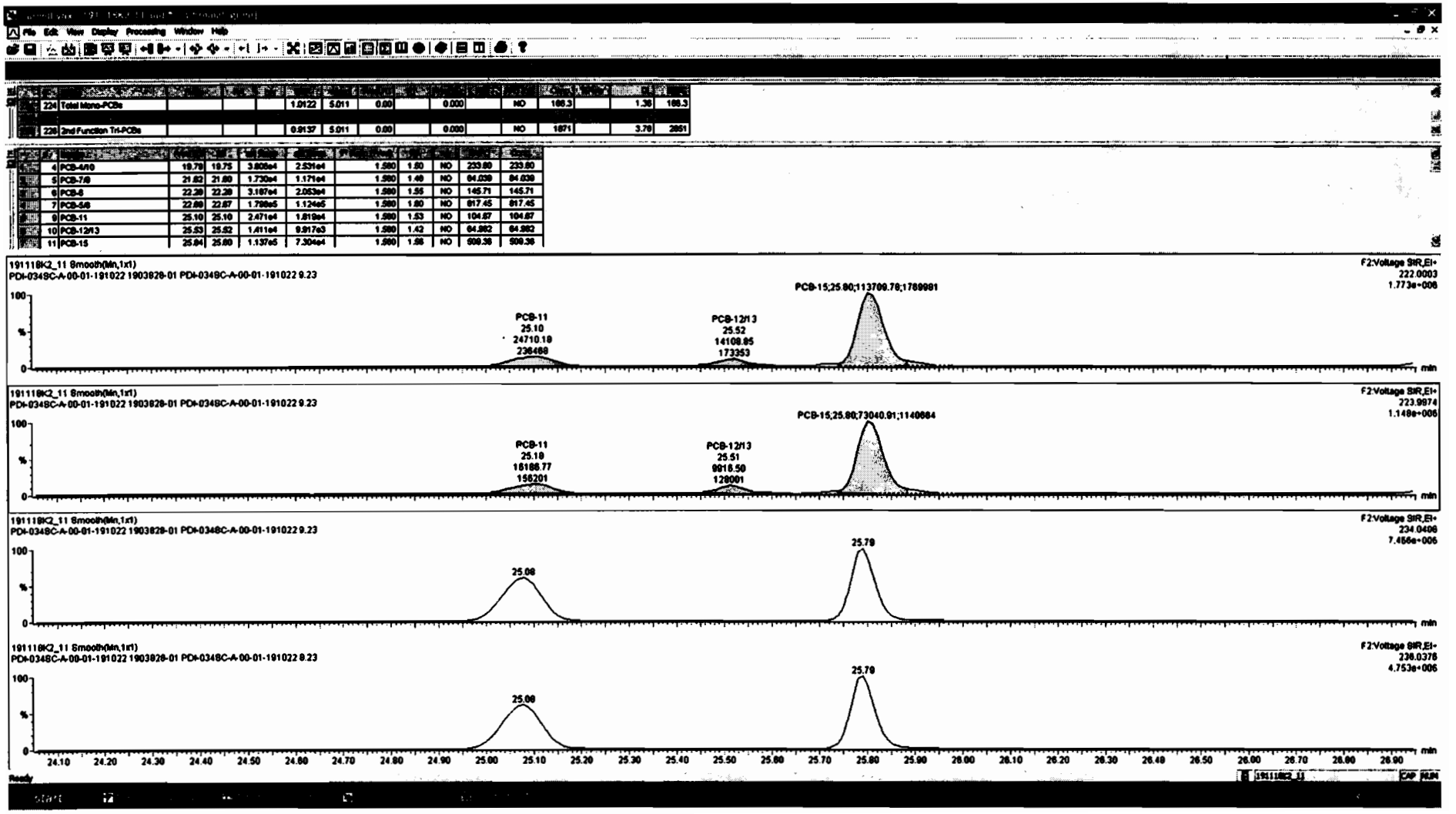
224 Total Mono-PCBs 1.0122 5.011 0.00 0.000 NO 166.3 1.38 166.3
226 2nd Function Tri-PCBs 0.9137 5.011 0.00 0.000 NO 1871 3.76 2851
4 PCB-4/10 19.79 19.75 3.808e4 2.531e4 1.500 1.50 NO 233.80 233.80
5 PCB-7/9 21.82 21.80 1.730e4 1.171e4 1.500 1.49 NO 84.039 84.039
6 PCB-6 22.30 22.29 3.187e4 2.053e4 1.500 1.55 NO 145.71 145.71
7 PCB-5/8 22.89 22.87 1.788e5 1.124e5 1.500 1.60 NO 817.45 817.45
9 PCB-11 25.10 25.10 2.471e4 1.819e4 1.500 1.53 NO 104.67 104.67
10 PCB-12/13 25.53 25.52 1.411e4 9.917e3 1.500 1.42 NO 84.982 84.982
11 PCB-15 25.84 25.80 1.137e5 7.304e4 1.500 1.56 NO 909.36 909.36
191118K2_11 Smooth(Mn,1x1)
PDI-034SC-A-00-01-191022 1903828-01 PDI-034SC-A-00-01-191022 9.23
F2:Voltage SIR,EI+ 222.0003 1.773e+006
PCB-15,25.80;113709.76;1789991
PCB-11 25.10 24710.18 236488
PCB-12/13 25.52 14108.85 173353
191118K2_11 Smooth(Mn,1x1)
PDI-034SC-A-00-01-191022 1903828-01 PDI-034SC-A-00-01-191022 9.23
F2:Voltage SIR,EI+ 223.9974 1.149e+006
PCB-15,25.80;73040.91;1140664
PCB-11 25.10 16186.77 156201
PCB-12/13 25.51 9018.50 126001
191118K2_11 Smooth(Mn,1x1)
PDI-034SC-A-00-01-191022 1903828-01 PDI-034SC-A-00-01-191022 9.23
F2:Voltage SIR,EI+ 234.0406 7.456e+006
25.08
25.79
191118K2_11 Smooth(Mn,1x1)
PDI-034SC-A-00-01-191022 1903828-01 PDI-034SC-A-00-01-191022 9.23
F2:Voltage SIR,EI+ 236.0376 4.753e+006
25.08
25.79
24.10 24.20 24.30 24.40 24.50 24.60 24.70 24.80 24.90 25.00 25.10 25.20 25.30 25.40 25.50 25.60 25.70 25.80 25.90 26.00 26.10 26.20 26.30 26.40 26.50 26.60 26.70 26.80 26.90
min
Ready

Dataset: Untitled

Last Altered: Tuesday, November 19, 2019 11:08:54 Pacific Standard Time
Printed: Tuesday, November 19, 2019 11:11:11 Pacific Standard Time

Name: 191118K2_11, Date: 19-Nov-2019, Time: 09:29:49, ID: 1903828-01 PDI-034SC-A-00-01-191022 9.23, Description: PDI-034SC-A-00-01-191022

PCB-19

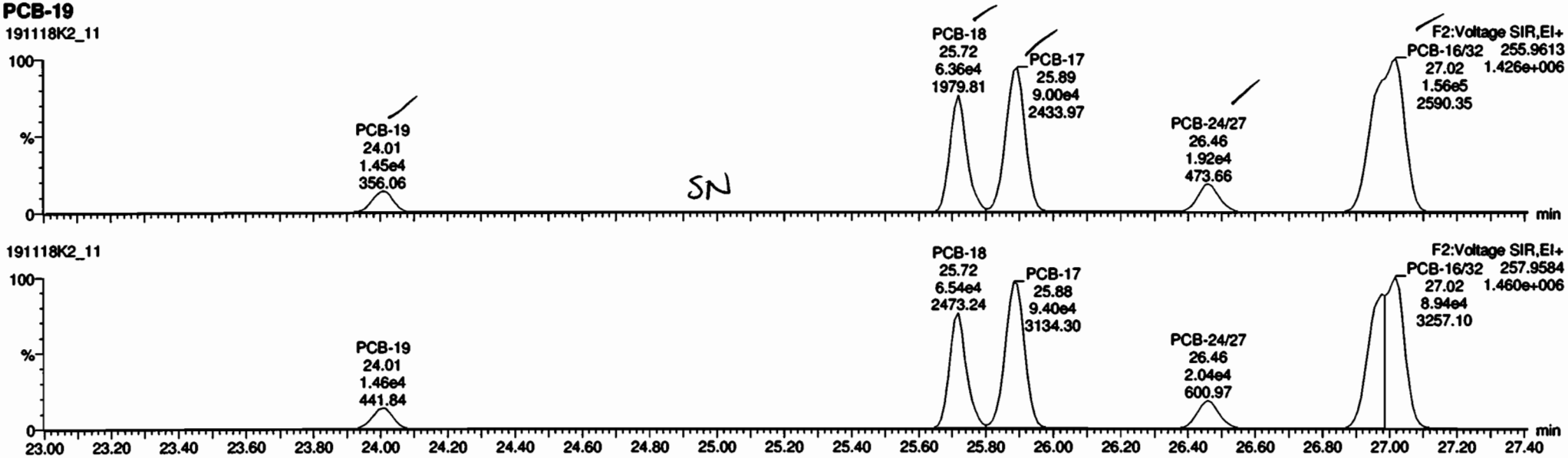

13C-PCB-19

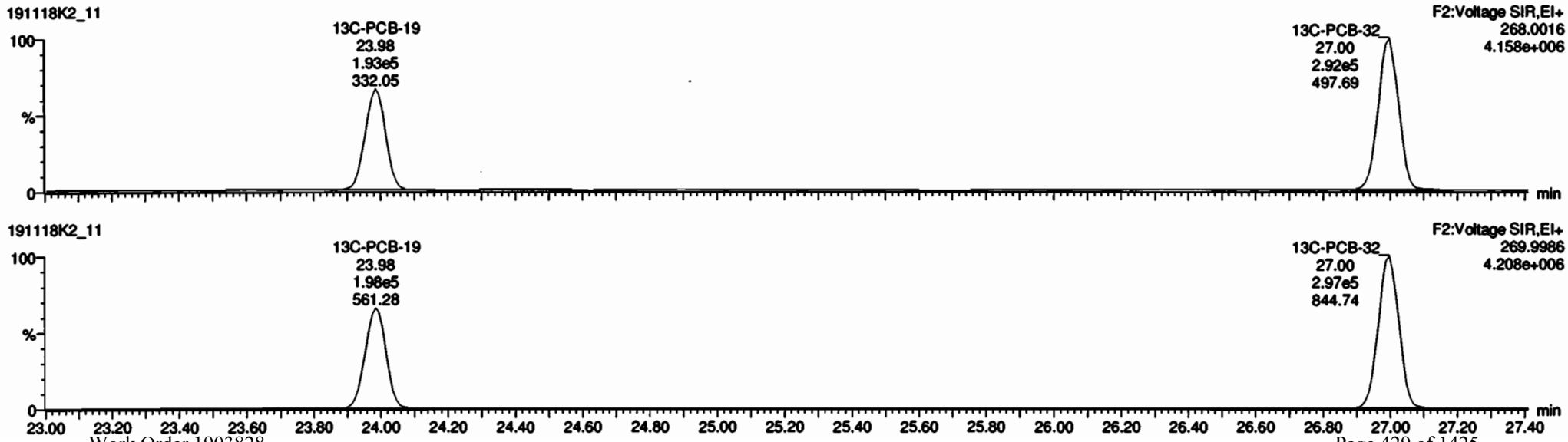

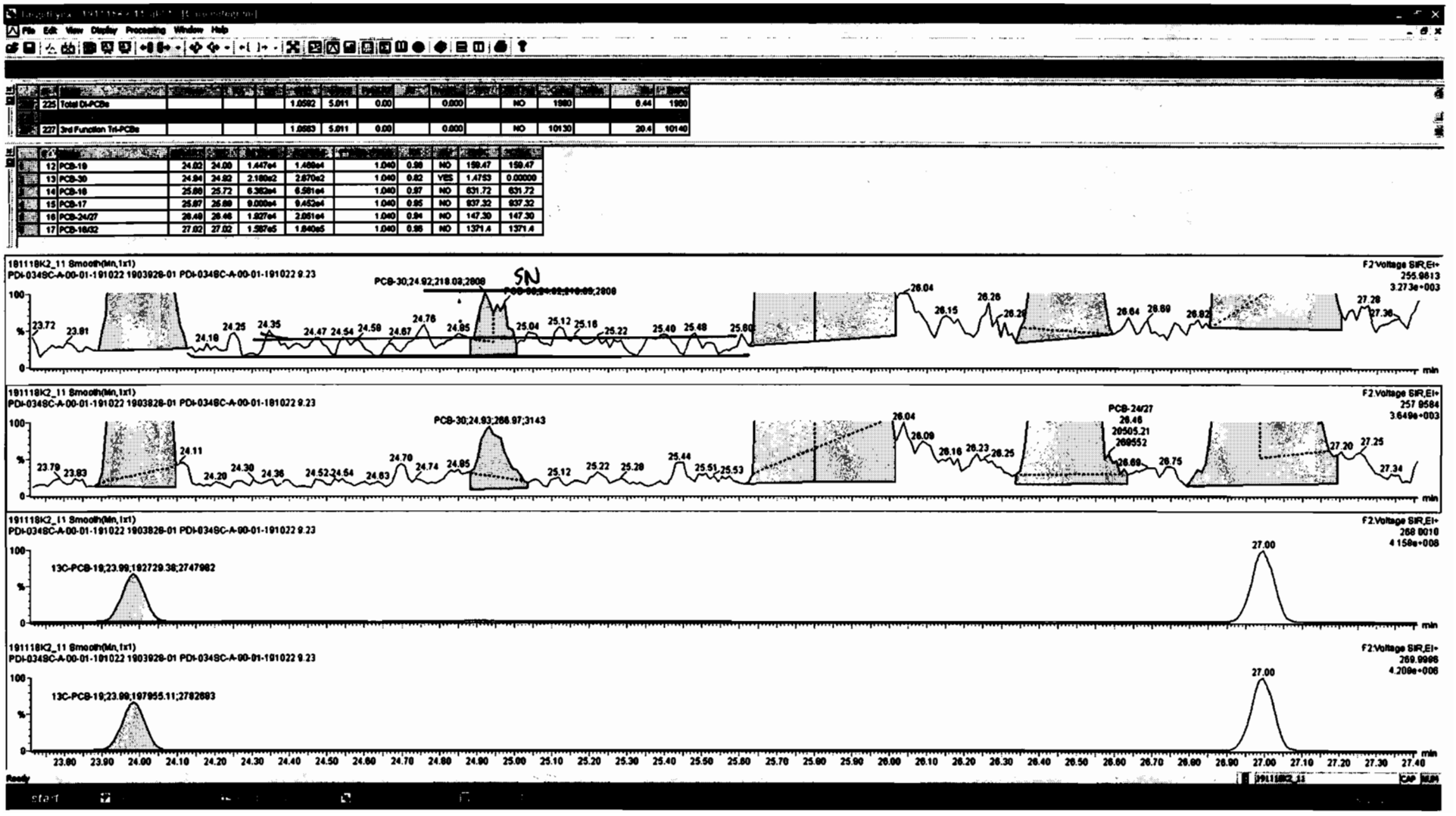

225	Total DI-PCBs				1.0592	5.011	0.00		0.000		NO	1980		0.44	1980
227	3rd Function Tri-PCBs				1.0583	5.011	0.00		0.000		NO	10130		20.4	10140

12	PCB-19	24.82	24.00	1.447e4	1.468e4	1.040	0.98	NO	159.47	159.47
13	PCB-30	24.94	24.92	2.188e2	2.870e2	1.040	0.82	YES	1.4753	0.00000
14	PCB-18	25.68	25.72	6.382e4	6.581e4	1.040	0.97	NO	631.72	631.72
15	PCB-17	25.87	25.89	9.008e4	9.453e4	1.040	0.95	NO	837.32	837.32
16	PCB-24/27	26.46	26.46	1.827e4	2.061e4	1.040	0.94	NO	147.30	147.30
17	PCB-16/32	27.02	27.02	1.587e5	1.840e5	1.040	0.96	NO	1371.4	1371.4

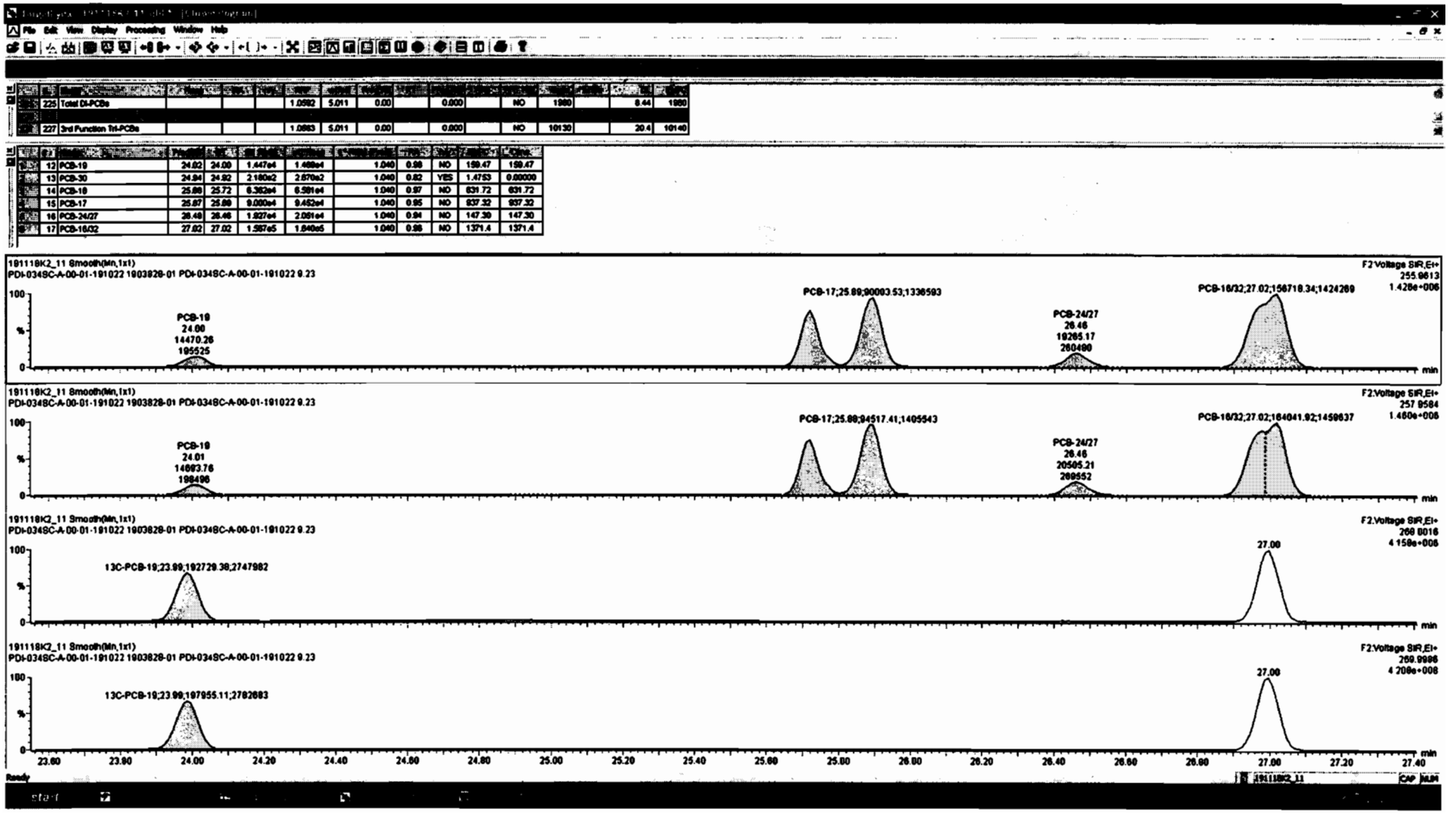
225 Total DI-PCBs 1.0592 5.011 0.00 0.000 NO 1980 8.44 1980
227 3rd Function Tri-PCBs 1.0983 5.011 0.00 0.000 NO 10130 20.4 10140
12 PCB-19 24.02 24.00 1.447e4 1.469e4 1.040 0.98 NO 159.47 159.47
13 PCB-30 24.94 24.92 2.160e2 2.870e2 1.040 0.82 YES 1.4753 0.00000
14 PCB-18 25.69 25.72 6.362e4 6.581e4 1.040 0.97 NO 631.72 631.72
15 PCB-17 25.87 25.89 9.000e4 9.452e4 1.040 0.95 NO 937.32 937.32
16 PCB-24/27 26.48 26.46 1.927e4 2.061e4 1.040 0.94 NO 147.30 147.30
17 PCB-16/32 27.02 27.02 1.567e5 1.840e5 1.040 0.86 NO 1371.4 1371.4
191118K2_11 Smooth(Mn,1x1)
PDI-034SC-A-00-01-191022 1903828-01 PDI-034SC-A-00-01-191022 9.23
F2:Voltage SIR,EI+
255.9613
1.428e+006
PCB-19
24.00
14470.26
195525
PCB-17;25.89;90093.53;1336593
PCB-24/27
26.46
19265.17
260490
PCB-16/32;27.02;156718.34;1424269
191118K2_11 Smooth(Mn,1x1)
PDI-034SC-A-00-01-191022 1903828-01 PDI-034SC-A-00-01-191022 9.23
F2:Voltage SIR,EI+
257.9584
1.460e+006
PCB-19
24.01
14663.76
198496
PCB-17;25.89;94517.41;1405543
PCB-24/27
26.46
20505.21
289552
PCB-16/32;27.02;164041.92;1458637
191118K2_11 Smooth(Mn,1x1)
PDI-034SC-A-00-01-191022 1903828-01 PDI-034SC-A-00-01-191022 9.23
F2:Voltage SIR,EI+
268.0016
4.158e+006
13C-PCB-19;23.99;192729.38;2747982
27.00
191118K2_11 Smooth(Mn,1x1)
PDI-034SC-A-00-01-191022 1903828-01 PDI-034SC-A-00-01-191022 9.23
F2:Voltage SIR,EI+
269.9996
4.208e+006
13C-PCB-19;23.99;197955.11;2782683
27.00
23.80 23.90 24.00 24.20 24.40 24.60 24.80 25.00 25.20 25.40 25.60 25.80 26.00 26.20 26.40 26.60 26.80 27.00 27.20 27.40
min

Dataset: Untitled

Last Altered: Tuesday, November 19, 2019 11:08:54 Pacific Standard Time
Printed: Tuesday, November 19, 2019 11:11:11 Pacific Standard Time

Name: 191118K2_11, Date: 19-Nov-2019, Time: 09:29:49, ID: 1903828-01 PDI-034SC-A-00-01-191022 9.23, Description: PDI-034SC-A-00-01-191022

PCB-34

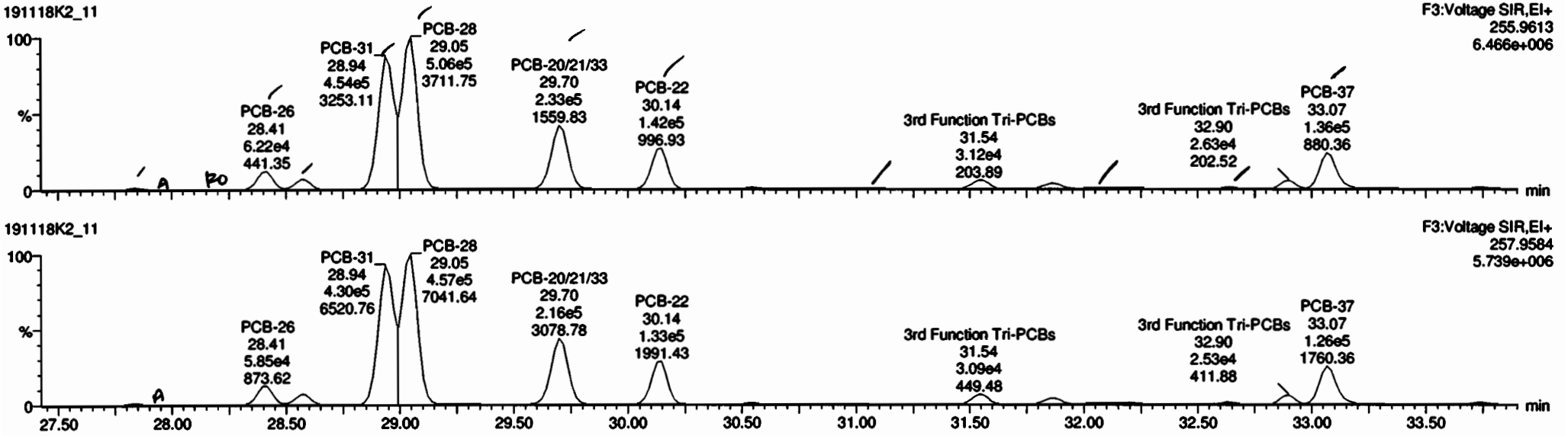

13C-PCB-28



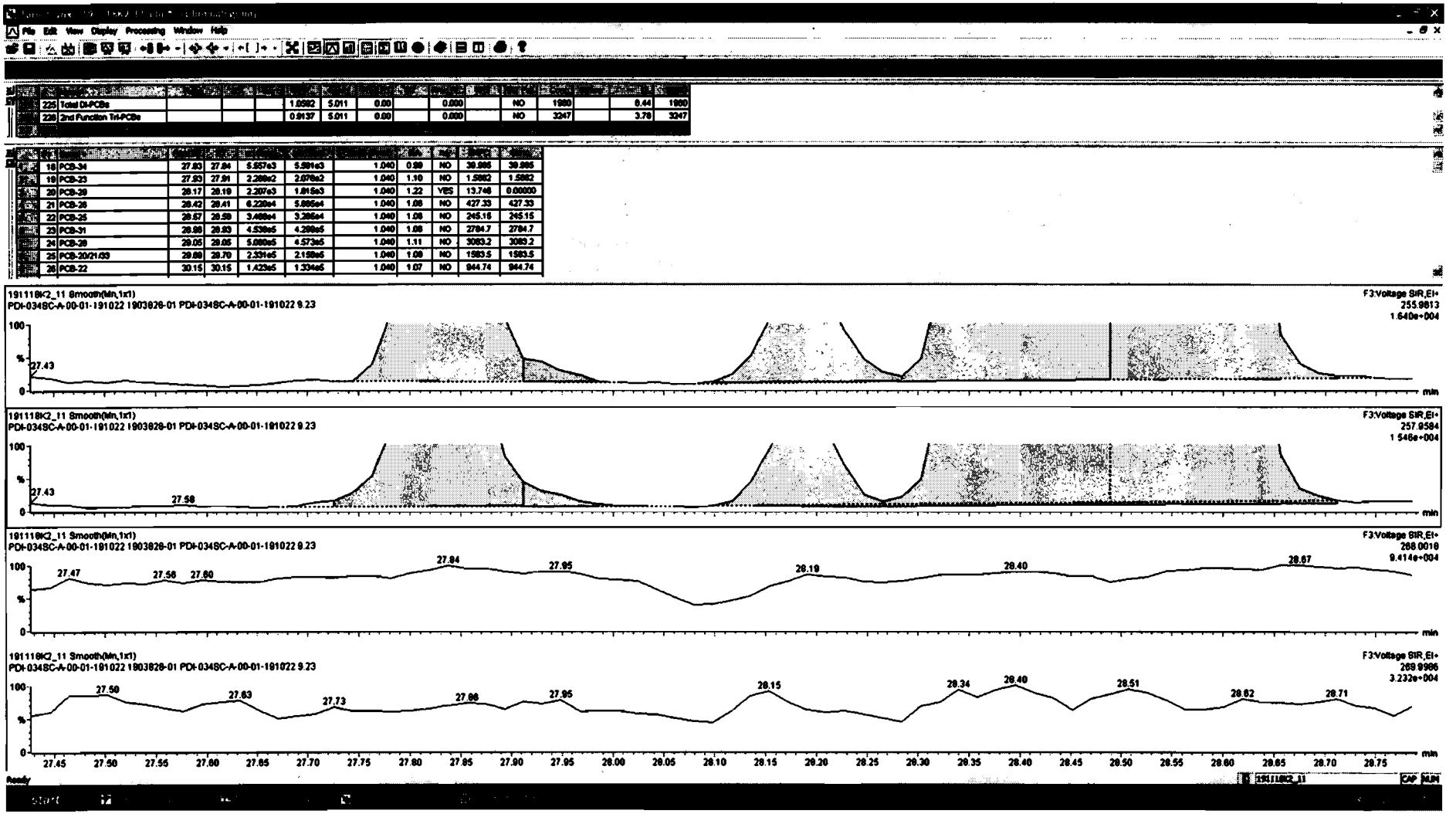
File Edit View Display Processing Window Help
225 Total Di-PCBs 1.0592 5.011 0.00 0.000 NO 1980 6.44 1980
226 2nd Function Tri-PCBs 0.9137 5.011 0.00 0.000 NO 3247 3.78 3247
19 PCB-34 27.83 27.84 5.557e3 5.591e3 1.040 0.99 NO 39.985 39.985
19 PCB-23 27.93 27.91 2.269e2 2.078e2 1.040 1.10 NO 1.5882 1.5882
20 PCB-29 28.17 28.19 2.207e3 1.816e3 1.040 1.22 YES 13.748 0.00000
21 PCB-26 28.42 28.41 6.220e4 5.866e4 1.040 1.08 NO 427.33 427.33
22 PCB-25 28.57 28.58 3.468e4 3.286e4 1.040 1.08 NO 245.15 245.15
23 PCB-31 28.88 28.83 4.538e5 4.298e5 1.040 1.08 NO 2784.7 2784.7
24 PCB-28 29.05 29.05 5.000e5 4.573e5 1.040 1.11 NO 3083.2 3083.2
25 PCB-20/21/33 29.69 29.70 2.331e5 2.159e5 1.040 1.08 NO 1583.5 1583.5
26 PCB-22 30.15 30.15 1.423e5 1.334e5 1.040 1.07 NO 944.74 944.74
191118K2_11 Smooth(Mn,1x1)
PDI-034SC-A-00-01-191022 1903828-01 PDI-034SC-A-00-01-191022 9.23
F3:Voltage SIR,EI+
255.9813
1.640e+004
27.43
min
191118K2_11 Smooth(Mn,1x1)
PDI-034SC-A-00-01-191022 1903828-01 PDI-034SC-A-00-01-191022 9.23
F3:Voltage SIR,EI+
257.9584
1.546e+004
27.43
27.58
min
191118K2_11 Smooth(Mn,1x1)
PDI-034SC-A-00-01-191022 1903828-01 PDI-034SC-A-00-01-191022 9.23
F3:Voltage SIR,EI+
268.0018
9.414e+004
27.47
27.58
27.80
27.84
27.95
28.19
28.40
28.67
min
191118K2_11 Smooth(Mn,1x1)
PDI-034SC-A-00-01-191022 1903828-01 PDI-034SC-A-00-01-191022 9.23
F3:Voltage SIR,EI+
269.9986
3.232e+004
27.50
27.63
27.73
27.86
27.95
28.15
28.34
28.40
28.51
28.62
28.71
27.45 27.50 27.55 27.60 27.65 27.70 27.75 27.80 27.85 27.90 27.95 28.00 28.05 28.10 28.15 28.20 28.25 28.30 28.35 28.40 28.45 28.50 28.55 28.60 28.65 28.70 28.75
min
Ready
CAP NUM

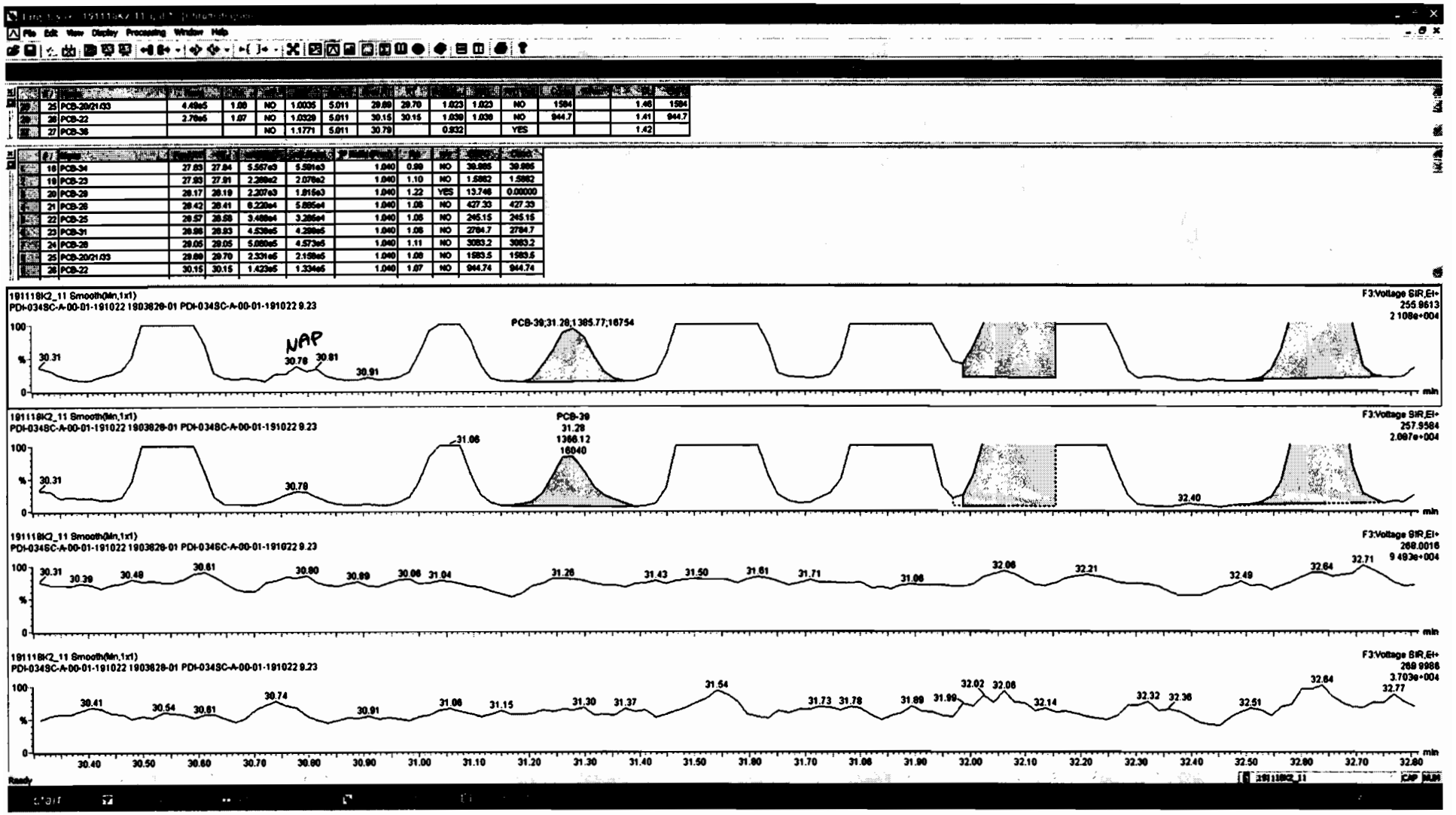
File Edit View Display Processing Window Help
25 PCB-20/21/33 4.48e5 1.08 NO 1.0035 5.011 29.89 29.70 1.023 1.023 NO 1584 1.46 1584
26 PCB-22 2.78e6 1.07 NO 1.0329 5.011 30.15 30.15 1.039 1.039 NO 944.7 1.41 944.7
27 PCB-36 NO 1.1771 5.011 30.79 0.932 YES 1.42
18 PCB-34 27.85 27.84 5.567e3 5.591e3 1.040 0.99 NO 39.885 39.885
19 PCB-23 27.93 27.91 2.389e2 2.079e2 1.040 1.10 NO 1.5862 1.5862
20 PCB-29 28.17 28.19 2.307e3 1.816e3 1.040 1.22 YES 13.746 0.00000
21 PCB-26 28.42 28.41 6.220e4 5.895e4 1.040 1.06 NO 427.33 427.33
22 PCB-25 28.57 28.58 3.488e4 3.286e4 1.040 1.06 NO 245.15 245.15
23 PCB-31 28.86 28.83 4.539e5 4.298e5 1.040 1.06 NO 2784.7 2784.7
24 PCB-28 29.05 29.05 5.060e5 4.573e5 1.040 1.11 NO 3083.2 3083.2
25 PCB-20/21/33 29.89 29.70 2.331e5 2.198e5 1.040 1.06 NO 1583.5 1583.5
26 PCB-22 30.15 30.15 1.423e5 1.334e5 1.040 1.07 NO 944.74 944.74
191118K2_11 Smooth(Min,1x1)
PDI-034SC-A-00-01-191022 1903828-01 PDI-034SC-A-00-01-191022 9.23
F3:Voltage SIR,EI+
255.9613
2.108e+004
PCB-39;31.28;1365.77;16754
NAP
30.31
30.76
30.81
30.91
min
191118K2_11 Smooth(Min,1x1)
PDI-034SC-A-00-01-191022 1903828-01 PDI-034SC-A-00-01-191022 9.23
F3:Voltage SIR,EI+
257.9584
2.087e+004
PCB-29
31.28
1366.12
16040
30.31
30.79
31.06
32.40
min
191118K2_11 Smooth(Min,1x1)
PDI-034SC-A-00-01-191022 1903828-01 PDI-034SC-A-00-01-191022 9.23
F3:Voltage SIR,EI+
268.0016
9.493e+004
30.31
30.39
30.48
30.61
30.90
30.99
31.06
31.04
31.26
31.43
31.50
31.61
31.71
31.96
32.06
32.21
32.49
32.64
32.71
min
191118K2_11 Smooth(Min,1x1)
PDI-034SC-A-00-01-191022 1903828-01 PDI-034SC-A-00-01-191022 9.23
F3:Voltage SIR,EI+
269.9986
3.703e+004
30.41
30.54
30.61
30.74
30.91
31.06
31.15
31.30
31.37
31.54
31.73
31.78
31.89
31.99
32.02
32.06
32.14
32.32
32.36
32.51
32.64
32.77
30.40
30.50
30.60
30.70
30.80
30.90
31.00
31.10
31.20
31.30
31.40
31.50
31.60
31.70
31.80
31.90
32.00
32.10
32.20
32.30
32.40
32.50
32.60
32.70
32.80
min
Ready
191118K2_11
CAP
NUM

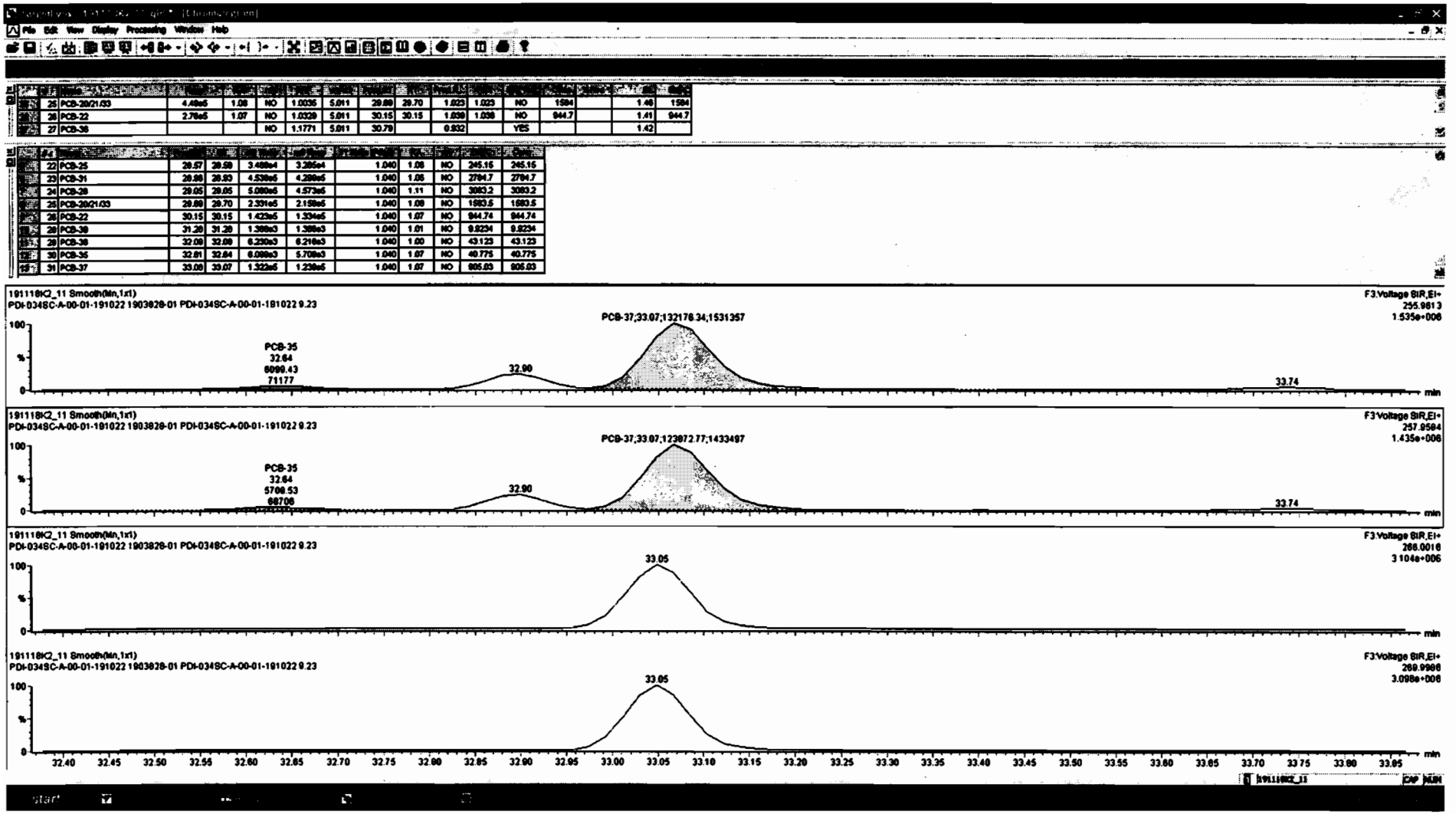

25	PCB-20/21/33	4.49e5	1.08	NO	1.0035	5.011	29.89	29.70	1.023	1.023	NO	1584		1.46	1584
26	PCB-22	2.76e5	1.07	NO	1.0329	5.011	30.15	30.15	1.039	1.038	NO	944.7		1.41	944.7
27	PCB-36			NO	1.1771	5.011	30.79		0.932		YES			1.42	

22	PCB-25	29.57	29.59	3.488e4	3.285e4	1.040	1.08	NO	245.16	245.16
23	PCB-31	29.99	29.93	4.539e5	4.289e5	1.040	1.05	NO	2794.7	2794.7
24	PCB-28	29.05	29.05	5.080e5	4.573e5	1.040	1.11	NO	3083.2	3083.2
25	PCB-20/21/33	29.89	29.70	2.391e5	2.159e5	1.040	1.08	NO	1583.5	1583.5
26	PCB-22	30.15	30.15	1.423e5	1.334e5	1.040	1.07	NO	944.74	944.74
28	PCB-36	31.20	31.20	1.398e3	1.388e3	1.040	1.01	NO	9.8234	9.8234
29	PCB-39	32.09	32.09	6.230e3	6.216e3	1.040	1.00	NO	43.123	43.123
30	PCB-35	32.81	32.64	6.099e3	5.708e3	1.040	1.07	NO	40.775	40.775
31	PCB-37	33.09	33.07	1.322e5	1.239e5	1.040	1.07	NO	905.03	905.03

Dataset: Untitled

Last Altered: Tuesday, November 19, 2019 11:08:54 Pacific Standard Time
Printed: Tuesday, November 19, 2019 11:11:11 Pacific Standard Time

Name: 191118K2_11, Date: 19-Nov-2019, Time: 09:29:49, ID: 1903828-01 PDI-034SC-A-00-01-191022 9.23, Description: PDI-034SC-A-00-01-191022

PCB-54

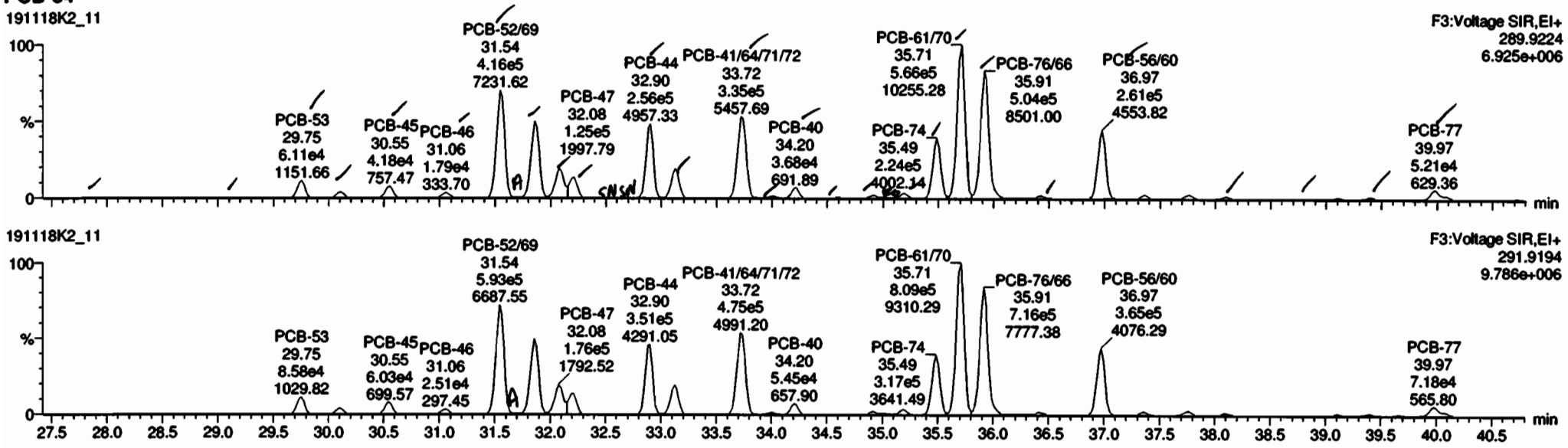

13C-PCB-54

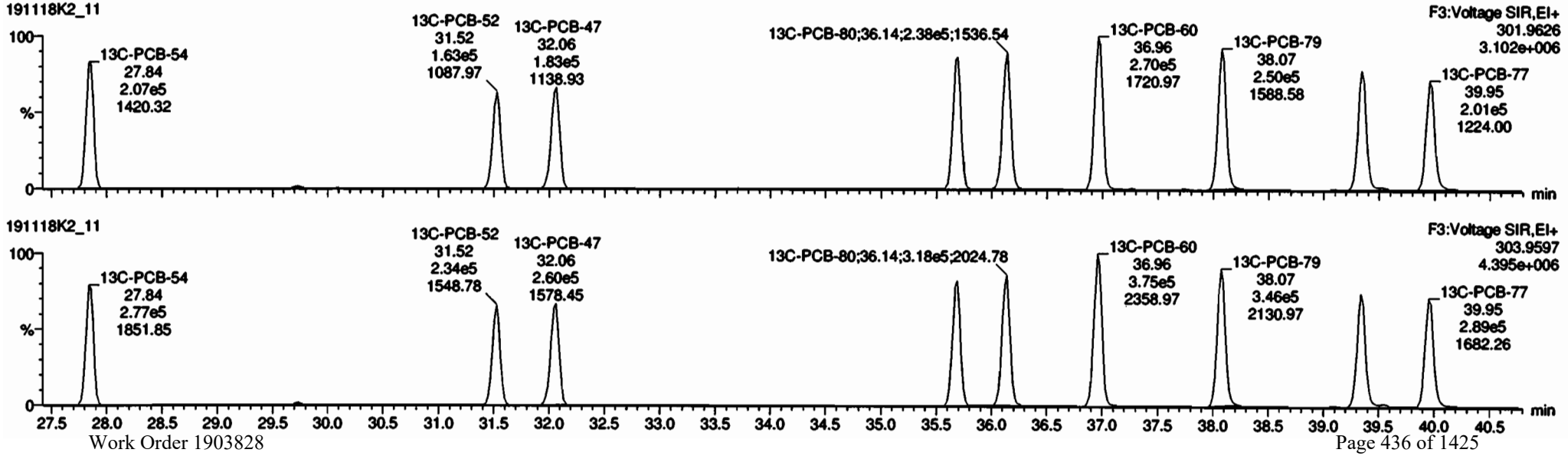

Dataset: Untitled

Last Altered: Tuesday, November 19, 2019 11:08:54 Pacific Standard Time
Printed: Tuesday, November 19, 2019 11:11:11 Pacific Standard Time

Name: 191118K2_11, Date: 19-Nov-2019, Time: 09:29:49, ID: 1903828-01 PDI-034SC-A-00-01-191022 9.23, Description: PDI-034SC-A-00-01-191022

PCB-50

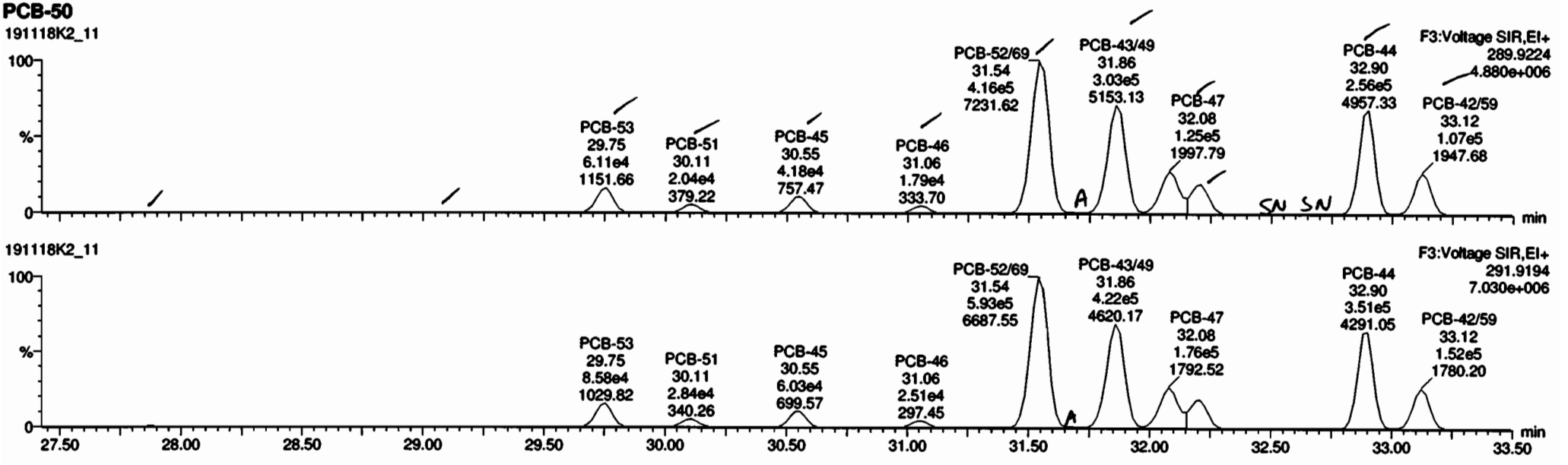

13C-PCB-52

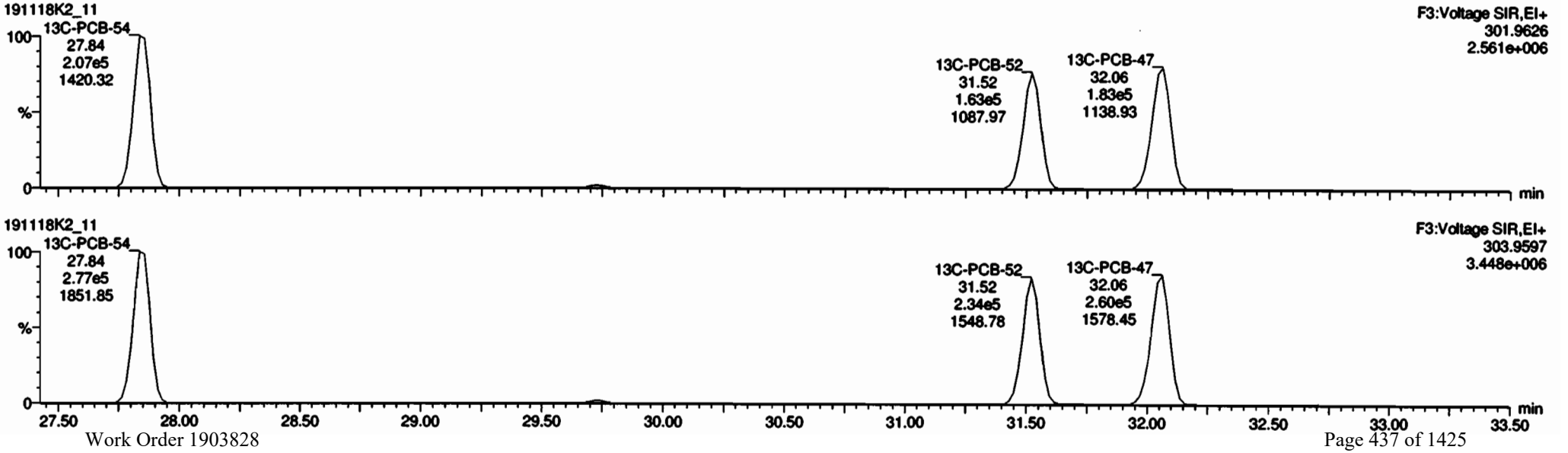

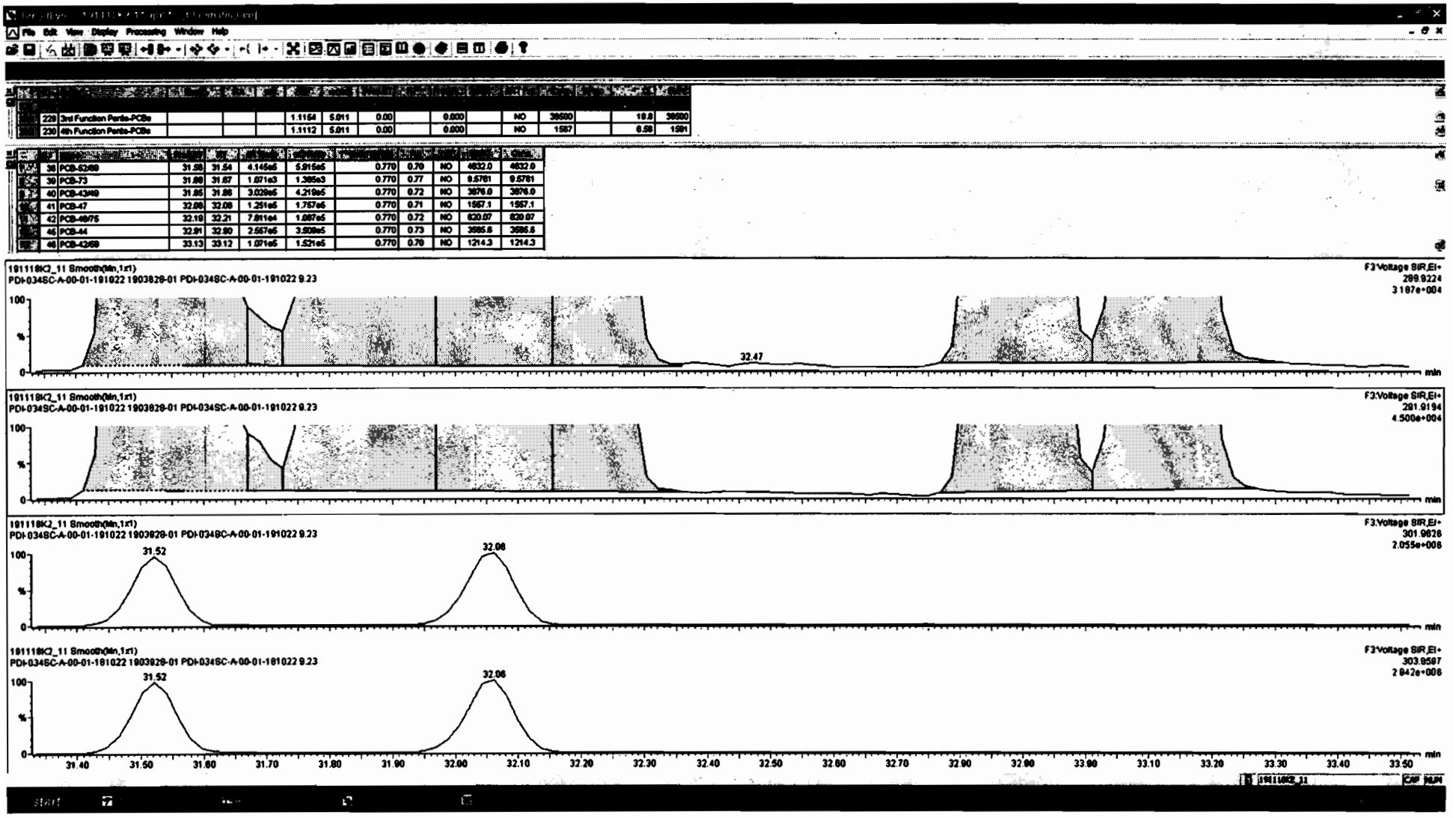
File Edit View Display Processing Window Help
229 3rd Function Penta-PCBs 1.1154 5.011 0.00 0.000 NO 39500 19.8 39500
230 4th Function Penta-PCBs 1.1112 5.011 0.00 0.000 NO 1587 6.58 1591
38 PCB-82/69 31.58 31.54 4.145e5 5.915e5 0.770 0.70 NO 4632.0 4632.0
39 PCB-73 31.88 31.87 1.071e3 1.385e3 0.770 0.77 NO 9.5781 9.5781
40 PCB-43/49 31.85 31.86 3.029e5 4.219e5 0.770 0.72 NO 3676.0 3676.0
41 PCB-47 32.08 32.08 1.251e5 1.757e5 0.770 0.71 NO 1567.1 1957.1
42 PCB-48/75 32.19 32.21 7.911e4 1.087e5 0.770 0.72 NO 620.07 620.07
45 PCB-44 32.91 32.90 2.567e5 3.509e5 0.770 0.73 NO 3686.6 3686.6
46 PCB-42/69 33.13 33.12 1.071e5 1.521e5 0.770 0.70 NO 1214.3 1214.3
191118K2_11 Smooth(Min,1x1)
PDI-034SC-A-00-01-191022 1903828-01 PDI-034SC-A-00-01-191022 9.23
F3:Voltage SIR,EI+
299.9224
3.187e+004
32.47
F3:Voltage SIR,EI+
291.9194
4.500e+004
F3:Voltage SIR,EI+
301.9626
2.055e+006
31.52
32.06
F3:Voltage SIR,EI+
303.9597
2.942e+006
31.52
32.06
31.40 31.50 31.60 31.70 31.80 31.90 32.00 32.10 32.20 32.30 32.40 32.50 32.60 32.70 32.90 32.90 33.00 33.10 33.20 33.30 33.40 33.50
min

Dataset: Untitled

Last Altered: Tuesday, November 19, 2019 11:08:54 Pacific Standard Time
Printed: Tuesday, November 19, 2019 11:11:11 Pacific Standard Time

Name: 191118K2_11, Date: 19-Nov-2019, Time: 09:29:49, ID: 1903828-01 PDI-034SC-A-00-01-191022 9.23, Description: PDI-034SC-A-00-01-191022

PCB-68

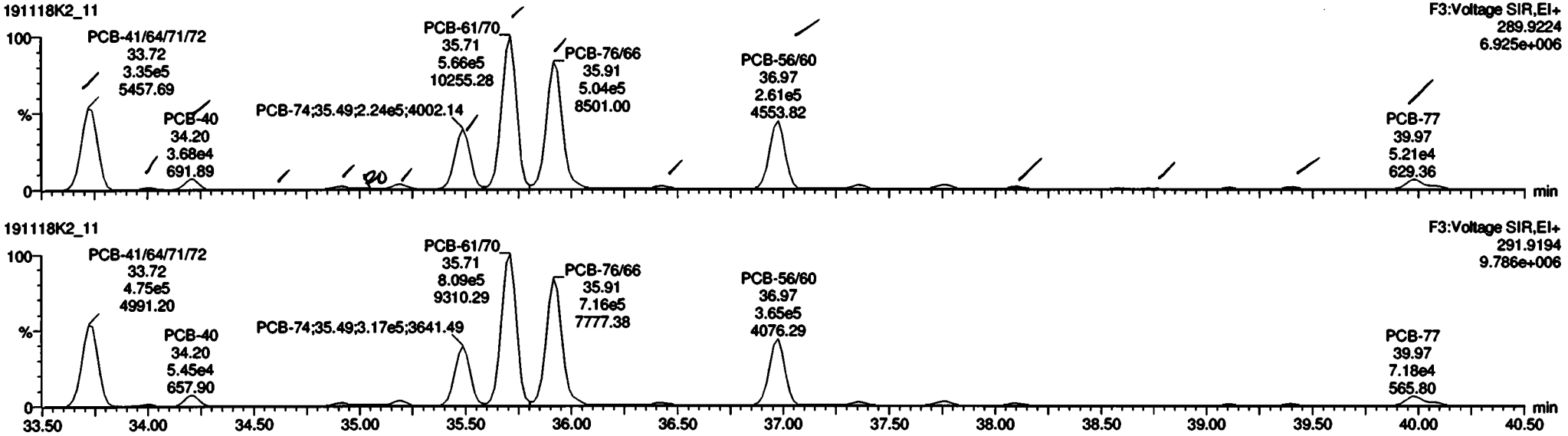

13C-PCB-60

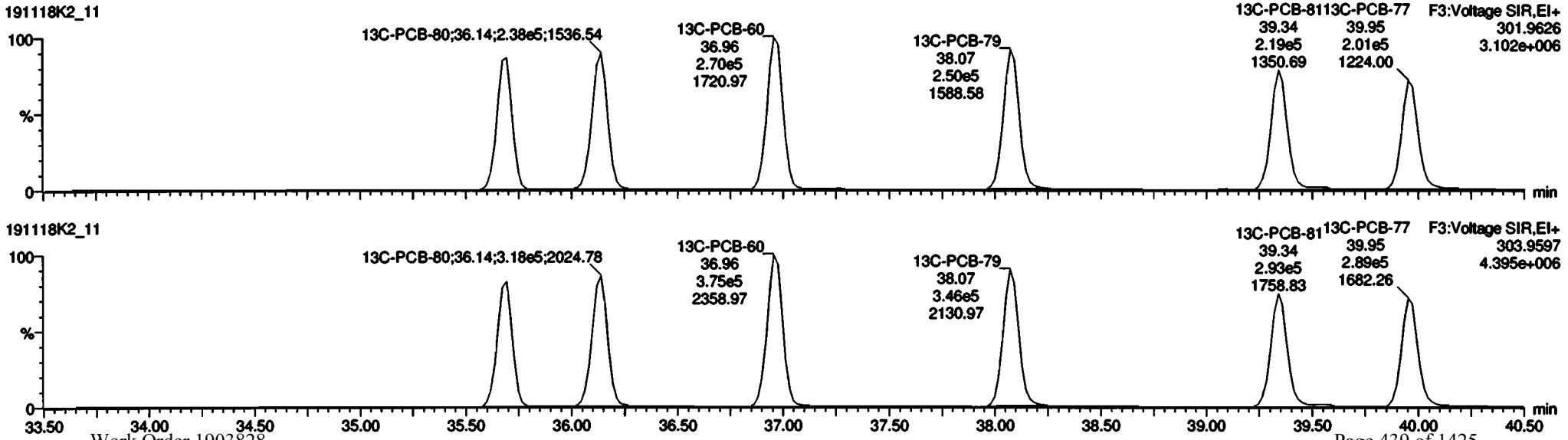

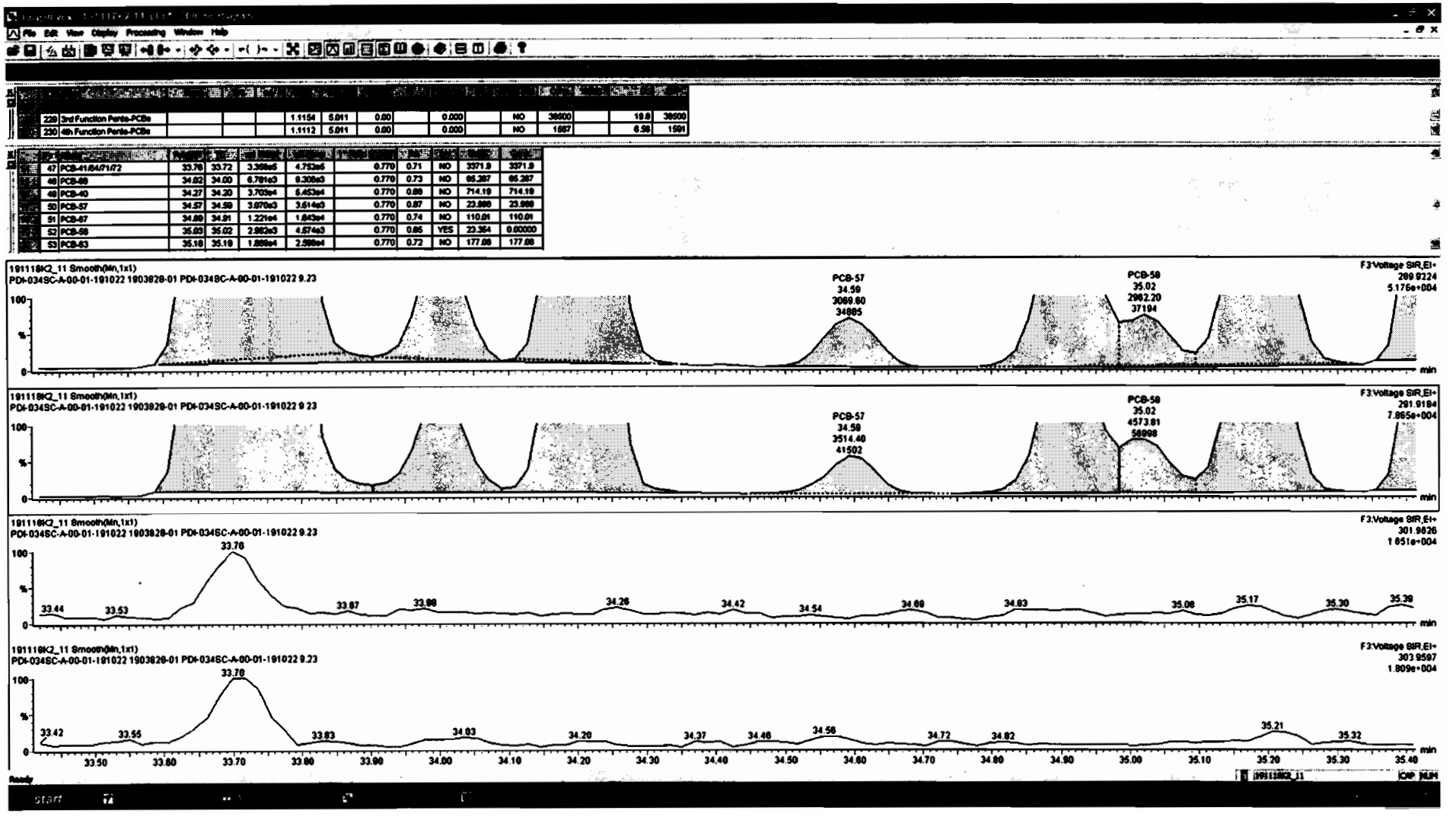
File Edit View Display Processing Window Help
229 3rd Function Penta-PCBs 1.1154 5.011 0.00 0.000 NO 38500 19.8 38500
230 4th Function Penta-PCBs 1.1112 5.011 0.00 0.000 NO 1687 6.58 1591
47 PCB-41/64/71/72 33.76 33.72 3.368e5 4.752e5 0.770 0.71 NO 3371.9 3371.9
48 PCB-68 34.02 34.00 6.761e3 9.305e3 0.770 0.73 NO 95.287 95.287
49 PCB-40 34.27 34.20 3.703e4 5.453e4 0.770 0.68 NO 714.19 714.19
50 PCB-57 34.57 34.59 3.670e3 3.514e3 0.770 0.87 NO 23.988 23.988
51 PCB-67 34.89 34.91 1.221e4 1.843e4 0.770 0.74 NO 110.01 110.01
52 PCB-58 35.05 35.02 2.982e3 4.574e3 0.770 0.85 YES 23.354 0.00000
53 PCB-63 35.18 35.19 1.889e4 2.599e4 0.770 0.72 NO 177.88 177.88
191118K2_11 Smooth(Mn,1x1)
PDI-034SC-A-00-01-191022 1903828-01 PDI-034SC-A-00-01-191022 9.23
PCB-57
34.59
3069.80
34885
PCB-58
35.02
2962.20
37194
F3:Voltage SIR,EI+
289.9224
5.176e+004
191118K2_11 Smooth(Mn,1x1)
PDI-034SC-A-00-01-191022 1903828-01 PDI-034SC-A-00-01-191022 9.23
PCB-57
34.59
3514.40
41502
PCB-58
35.02
4573.81
58998
F3:Voltage SIR,EI+
291.9184
7.865e+004
191118K2_11 Smooth(Mn,1x1)
PDI-034SC-A-00-01-191022 1903828-01 PDI-034SC-A-00-01-191022 9.23
F3:Voltage SIR,EI+
301.9826
1.651e+004
191118K2_11 Smooth(Mn,1x1)
PDI-034SC-A-00-01-191022 1903828-01 PDI-034SC-A-00-01-191022 9.23
F3:Voltage SIR,EI+
303.9597
1.809e+004
Ready
start

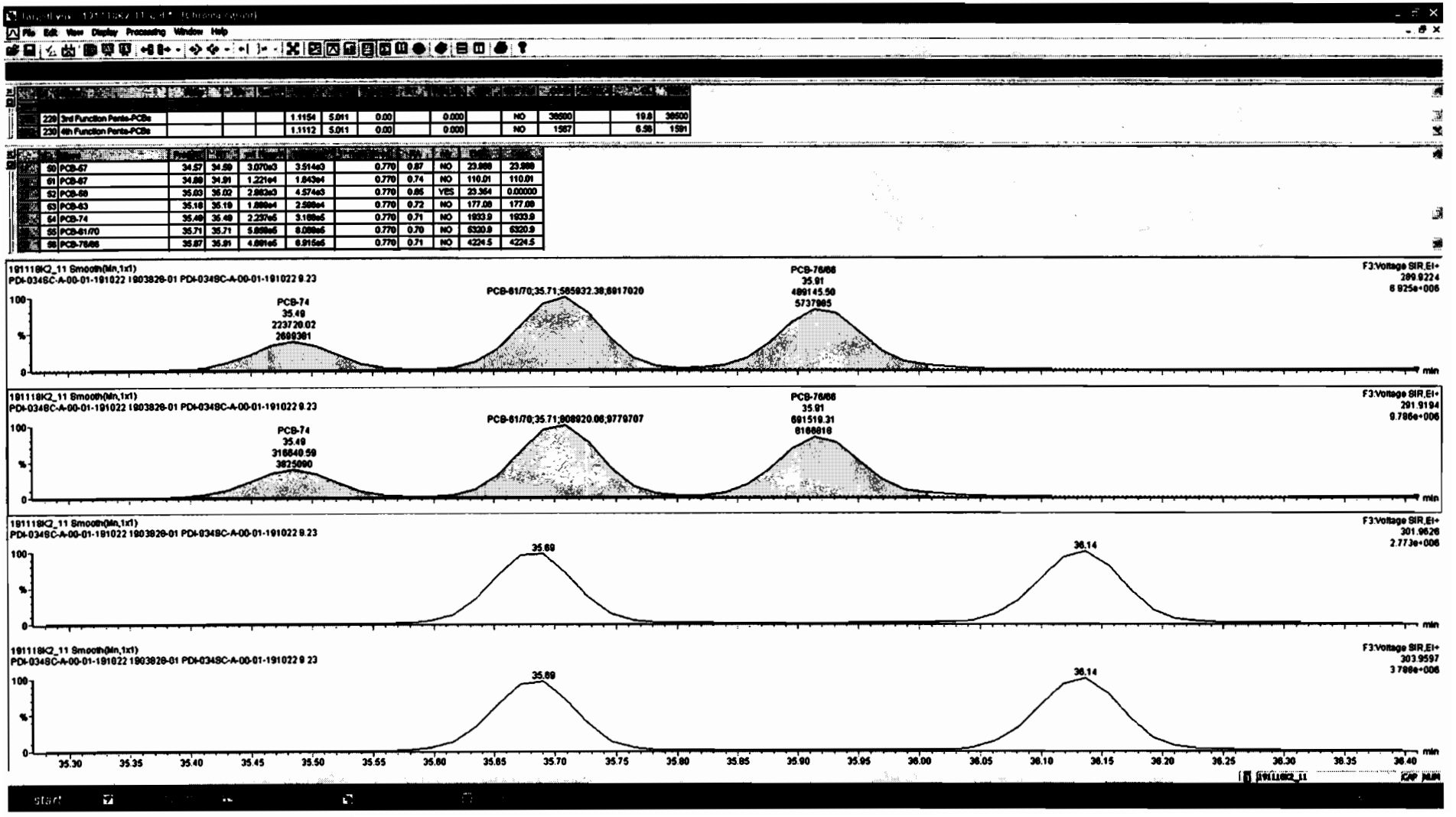
File Edit View Display Processing Window Help
220 3rd Function Penta-PCBs
230 4th Function Penta-PCBs
50 PCB-67 34.57 34.59 3.070e3 3.514e3 0.770 0.87 NO 23.988 23.988
51 PCB-67 34.89 34.91 1.221e4 1.843e4 0.770 0.74 NO 110.01 110.01
52 PCB-69 35.03 35.02 2.882e3 4.574e3 0.770 0.85 YES 23.364 0.00000
53 PCB-63 35.18 35.19 1.889e4 2.599e4 0.770 0.72 NO 177.00 177.00
54 PCB-74 35.49 35.49 2.297e5 3.188e5 0.770 0.71 NO 1933.9 1933.9
55 PCB-61/70 35.71 35.71 5.899e5 8.099e5 0.770 0.70 NO 5320.9 5320.9
56 PCB-76/66 35.87 35.91 4.891e5 6.915e5 0.770 0.71 NO 4224.5 4224.5
191118K2_11 Smooth(Mn,1x1)
PDI-0348C-A-00-01-191022 1903828-01 PDI-0348C-A-00-01-191022 9.23
F3:Voltage SIR,EI+
289.9224
6.925e+006
PCB-74
35.49
223720.02
2699381
PCB-61/70;35.71;585932.38;8917020
PCB-76/66
35.91
489145.50
5737985
F3:Voltage SIR,EI+
291.9194
9.786e+006
PCB-74
35.49
316840.59
3825090
PCB-61/70;35.71;808920.06;9779707
PCB-76/66
35.91
691519.31
8106818
F3:Voltage SIR,EI+
301.9626
2.773e+006
35.69
36.14
F3:Voltage SIR,EI+
303.9597
3.786e+006
35.69
36.14
min
start

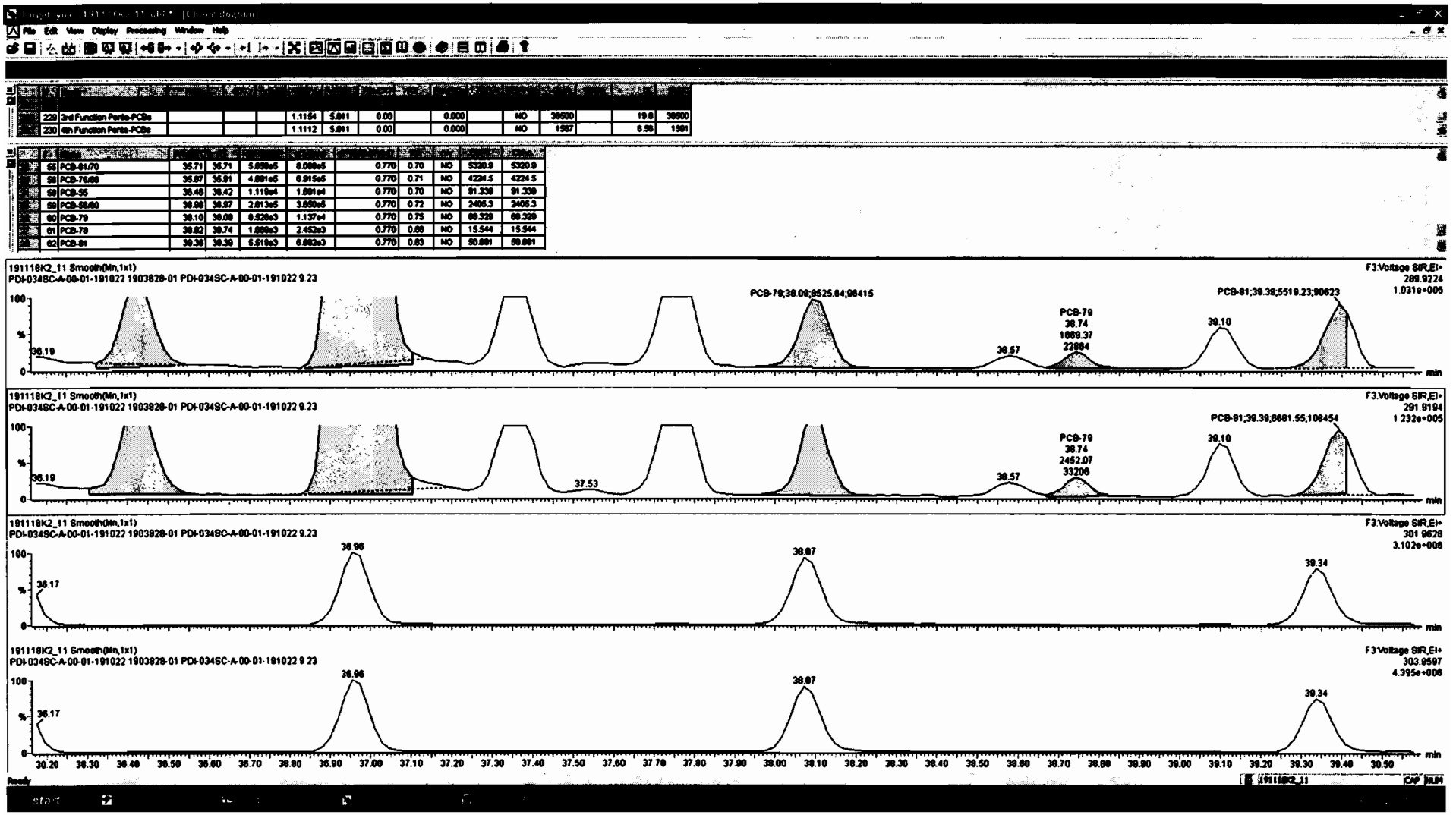
File Edit View Display Processing Window Help
229 3rd Function Penta-PCBs 1.1154 5.011 0.00 0.000 NO 38600 19.8 38600
230 4th Function Penta-PCBs 1.1112 5.011 0.00 0.000 NO 1597 0.58 1591
55 PCB-61/70 36.71 36.71 5.888e5 8.088e5 0.770 0.70 NO 5320.9 5320.9
56 PCB-76/66 36.87 36.91 4.881e5 6.915e5 0.770 0.71 NO 4224.5 4224.5
58 PCB-55 36.40 36.42 1.119e4 1.801e4 0.770 0.70 NO 91.339 91.339
59 PCB-56/60 36.96 36.97 2.813e5 3.859e5 0.770 0.72 NO 2466.3 2466.3
60 PCB-79 36.10 36.09 8.528e3 1.137e4 0.770 0.75 NO 69.329 69.329
61 PCB-78 36.82 36.74 1.868e3 2.452e3 0.770 0.86 NO 15.544 15.544
62 PCB-81 36.36 36.39 5.519e3 6.882e3 0.770 0.83 NO 60.891 60.891
191118K2_11 Smooth(Mn,1x1)
PDI-034SC-A-00-01-191022 1903828-01 PDI-034SC-A-00-01-191022 9.23
F3:Voltage SIR,EI+
289.9224
1.031e+005
PCB-79;38.09;8525.84;98415
PCB-79
38.74
1669.37
22884
PCB-81;39.39;5519.23;90623
36.19
36.57
39.10
191118K2_11 Smooth(Mn,1x1)
PDI-034SC-A-00-01-191022 1903828-01 PDI-034SC-A-00-01-191022 9.23
F3:Voltage SIR,EI+
291.9194
1.232e+005
PCB-81;39.39;6681.55;108454
PCB-79
38.74
2452.07
33206
36.19
37.53
36.57
39.10
191118K2_11 Smooth(Mn,1x1)
PDI-034SC-A-00-01-191022 1903828-01 PDI-034SC-A-00-01-191022 9.23
F3:Voltage SIR,EI+
301.9628
3.102e+006
36.17
36.96
38.07
39.34
191118K2_11 Smooth(Mn,1x1)
PDI-034SC-A-00-01-191022 1903828-01 PDI-034SC-A-00-01-191022 9.23
F3:Voltage SIR,EI+
303.9597
4.395e+006
36.17
36.96
38.07
39.34
30.20 30.30 30.40 30.50 30.60 30.70 30.80 30.90 37.00 37.10 37.20 37.30 37.40 37.50 37.60 37.70 37.80 37.90 38.00 38.10 38.20 38.30 38.40 38.50 38.60 38.70 38.80 38.90 39.00 39.10 39.20 39.30 39.40 39.50
Ready
start

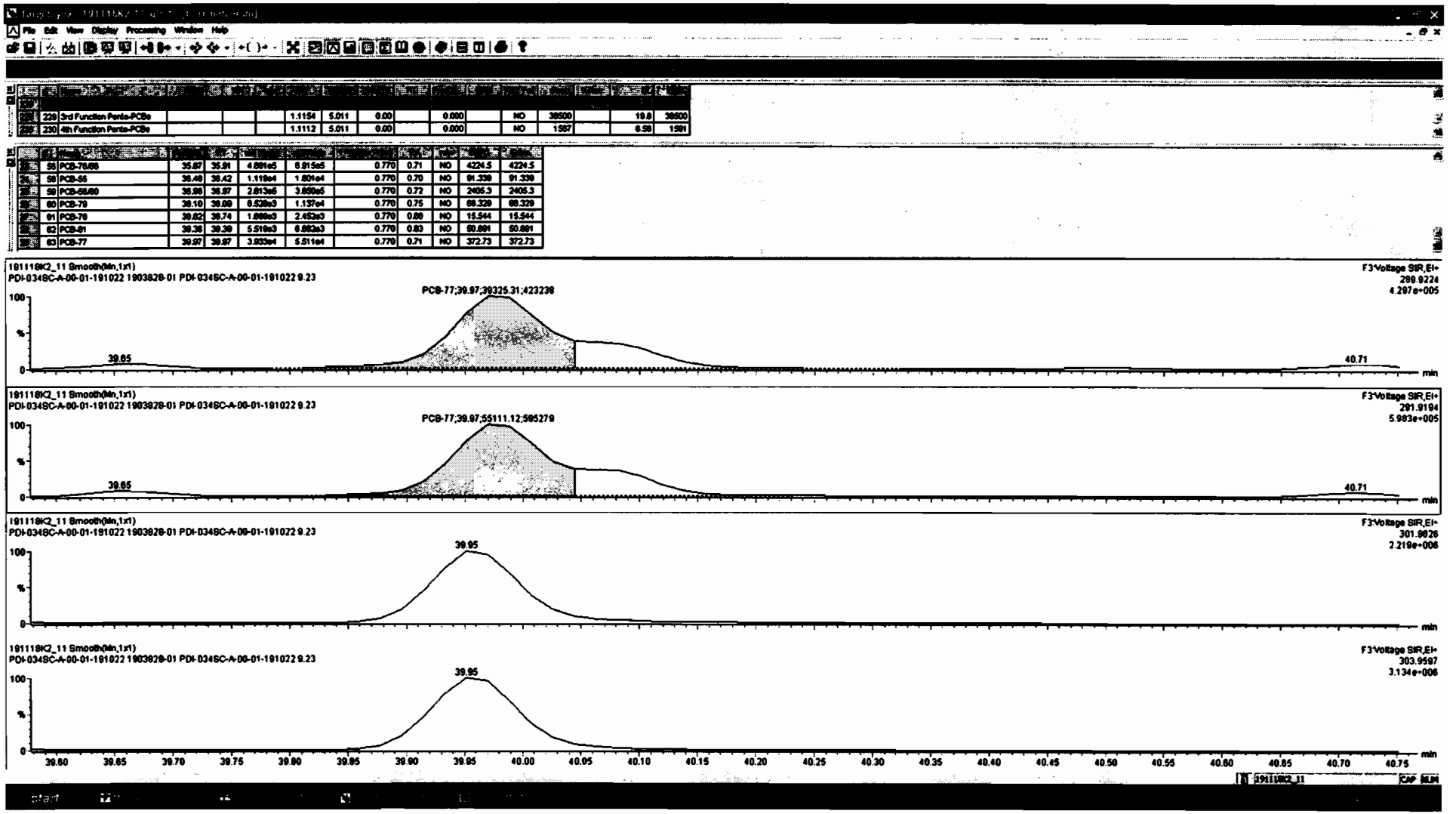
File Edit View Display Processing Window Help
229 3rd Function Penta-PCBs 1.1154 5.011 0.00 0.000 NO 38500 19.8 38500
230 4th Function Penta-PCBs 1.1112 5.011 0.00 0.000 NO 1997 6.58 1991
56 PCB-76/66 35.87 35.91 4.891e5 6.915e5 0.770 0.71 NO 4224.5 4224.5
58 PCB-55 38.48 38.42 1.119e4 1.801e4 0.770 0.70 NO 91.339 91.339
59 PCB-56/60 38.98 38.97 2.813e5 3.650e5 0.770 0.72 NO 2405.3 2405.3
60 PCB-79 39.10 39.09 8.528e3 1.137e4 0.770 0.75 NO 68.329 68.329
61 PCB-78 39.62 39.74 1.888e3 2.452e3 0.770 0.69 NO 15.544 15.544
62 PCB-81 39.36 39.39 5.519e3 6.662e3 0.770 0.83 NO 60.801 60.801
63 PCB-77 39.97 39.87 3.933e4 5.511e4 0.770 0.71 NO 372.73 372.73
191118K2_11 Smooth(Mn,1x1)
PDI-034SC-A-00-01-191022 1903828-01 PDI-034SC-A-00-01-191022 9.23
F3:Voltage SIR,EI+
289.9224
4.297e+005
PCB-77;39.97;39325.31;423236
39.65
40.71
191118K2_11 Smooth(Mn,1x1)
PDI-034SC-A-00-01-191022 1903828-01 PDI-034SC-A-00-01-191022 9.23
F3:Voltage SIR,EI+
291.9194
5.983e+005
PCB-77;39.97;55111.12;565279
39.65
40.71
191118K2_11 Smooth(Mn,1x1)
PDI-034SC-A-00-01-191022 1903828-01 PDI-034SC-A-00-01-191022 9.23
F3:Voltage SIR,EI+
301.9826
2.219e+006
39.95
191118K2_11 Smooth(Mn,1x1)
PDI-034SC-A-00-01-191022 1903828-01 PDI-034SC-A-00-01-191022 9.23
F3:Voltage SIR,EI+
303.9797
3.134e+006
39.95
39.60 39.65 39.70 39.75 39.80 39.85 39.90 39.95 40.00 40.05 40.10 40.15 40.20 40.25 40.30 40.35 40.40 40.45 40.50 40.55 40.60 40.65 40.70 40.75
min

Dataset: Untitled

Last Altered: Tuesday, November 19, 2019 11:08:54 Pacific Standard Time
Printed: Tuesday, November 19, 2019 11:11:11 Pacific Standard Time

Name: 191118K2_11, Date: 19-Nov-2019, Time: 09:29:49, ID: 1903828-01 PDI-034SC-A-00-01-191022 9.23, Description: PDI-034SC-A-00-01-191022

PCB-104

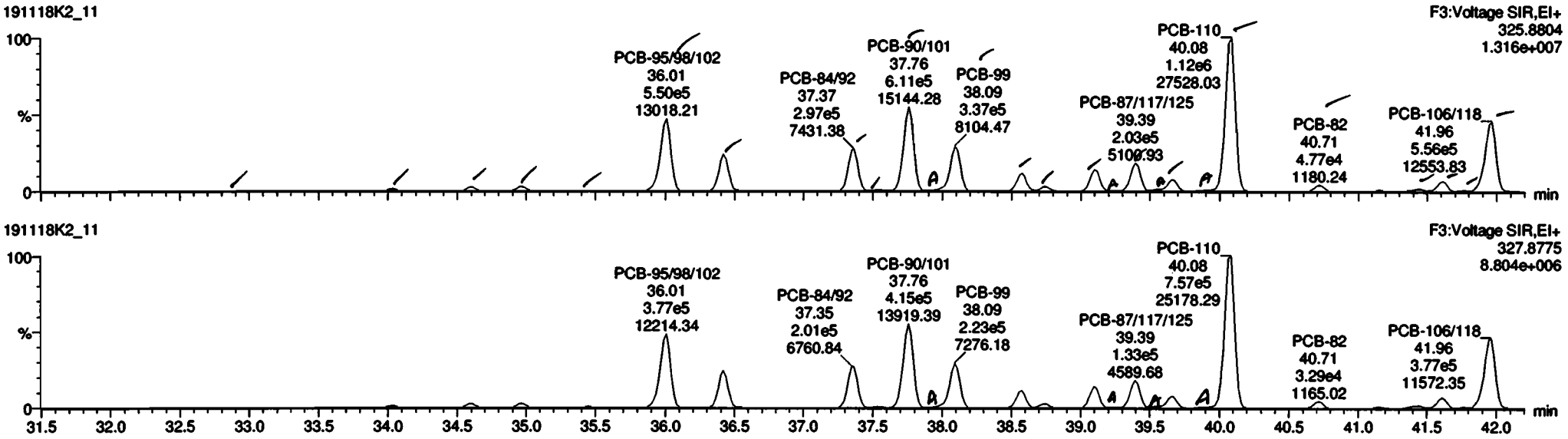

13C-PCB-104

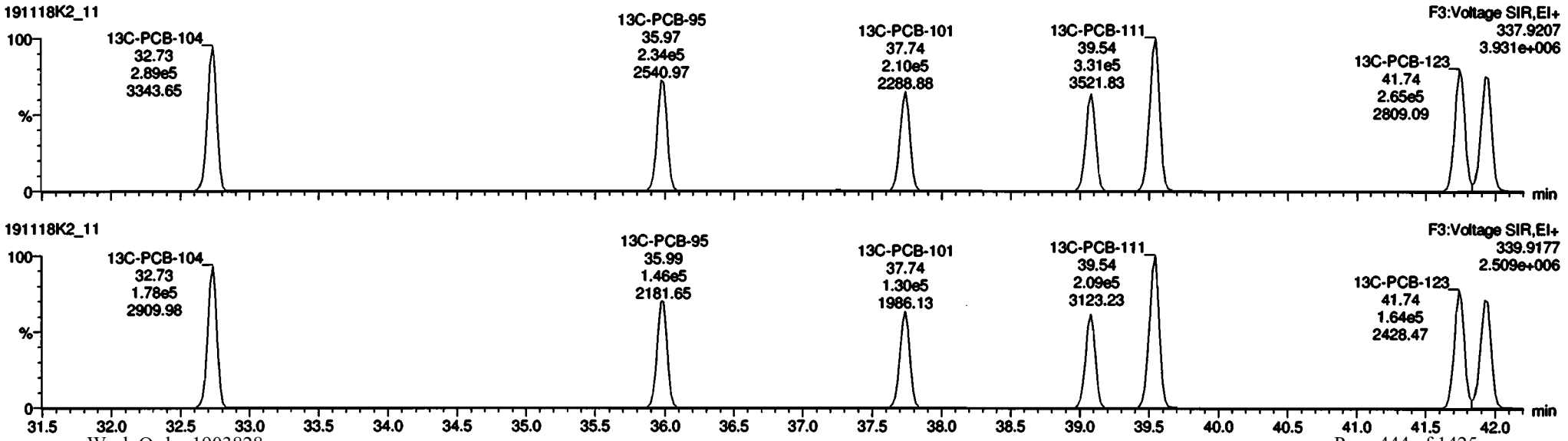

Dataset: Untitled

Last Altered: Tuesday, November 19, 2019 11:08:54 Pacific Standard Time
Printed: Tuesday, November 19, 2019 11:11:11 Pacific Standard Time

Name: 191118K2_11, Date: 19-Nov-2019, Time: 09:29:49, ID: 1903828-01 PDI-034SC-A-00-01-191022 9.23, Description: PDI-034SC-A-00-01-191022

PCB-96

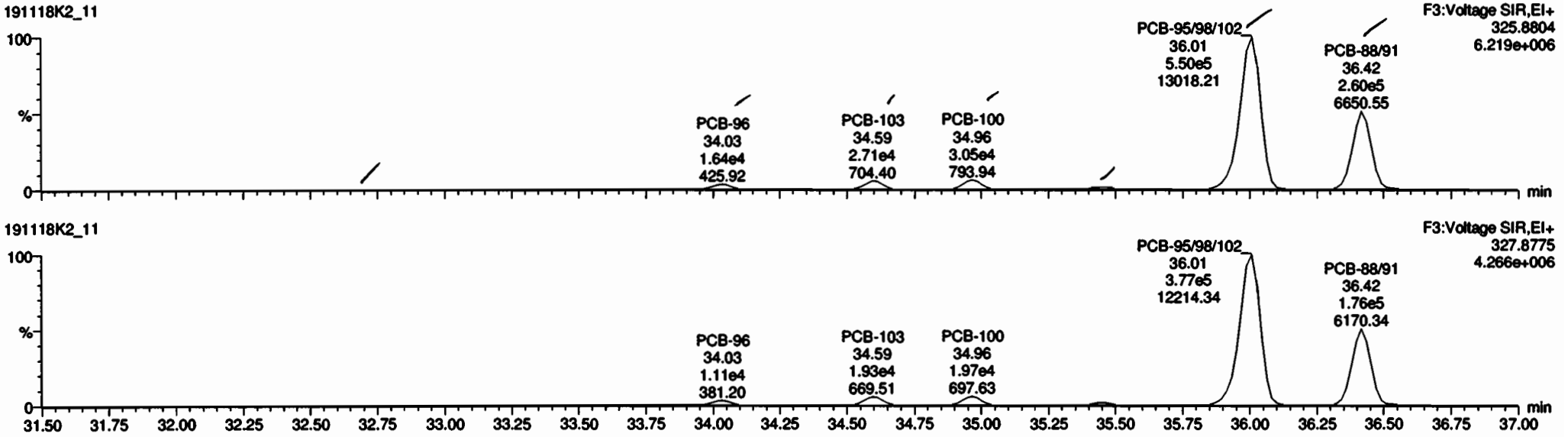

13C-PCB-95

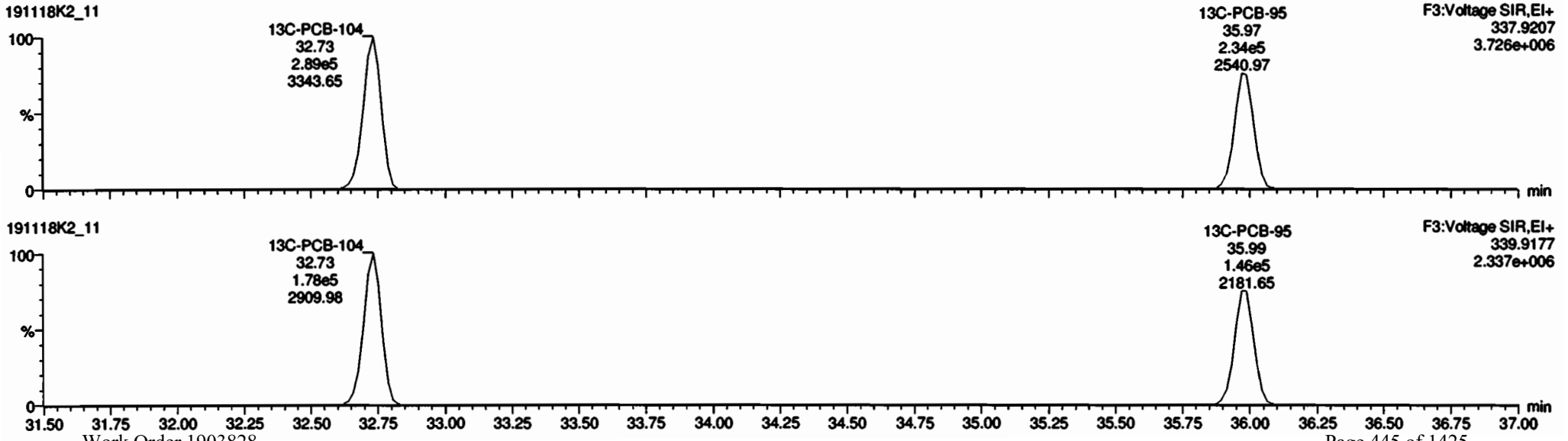

Dataset: Untitled

Last Altered: Tuesday, November 19, 2019 11:08:54 Pacific Standard Time
Printed: Tuesday, November 19, 2019 11:11:11 Pacific Standard Time

Name: 191118K2_11, Date: 19-Nov-2019, Time: 09:29:49, ID: 1903828-01 PDI-034SC-A-00-01-191022 9.23, Description: PDI-034SC-A-00-01-191022

PCB-119

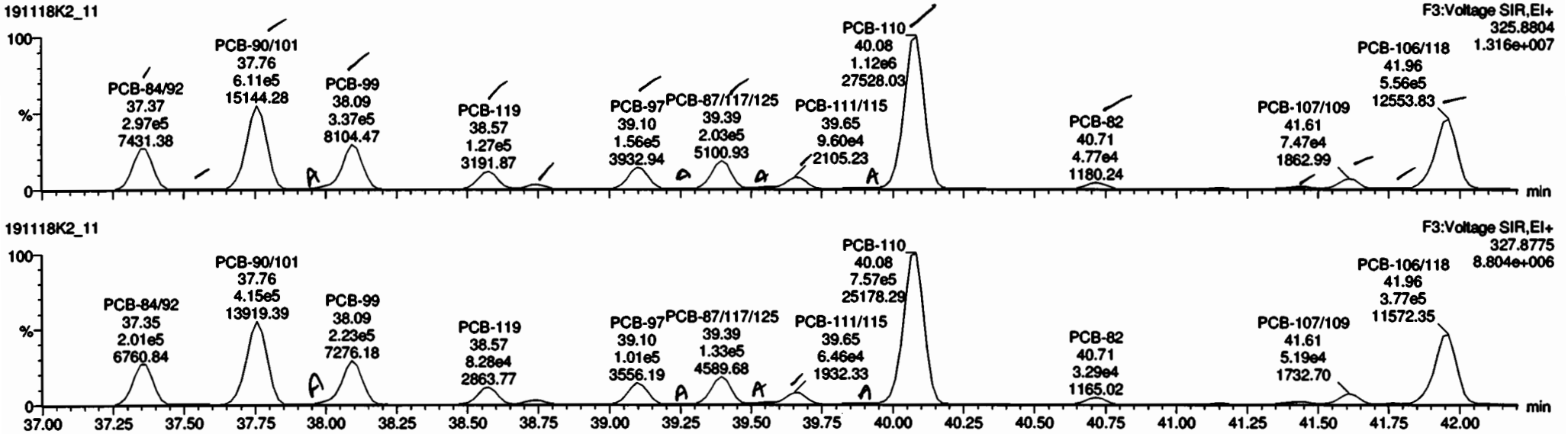

13C-PCB-111

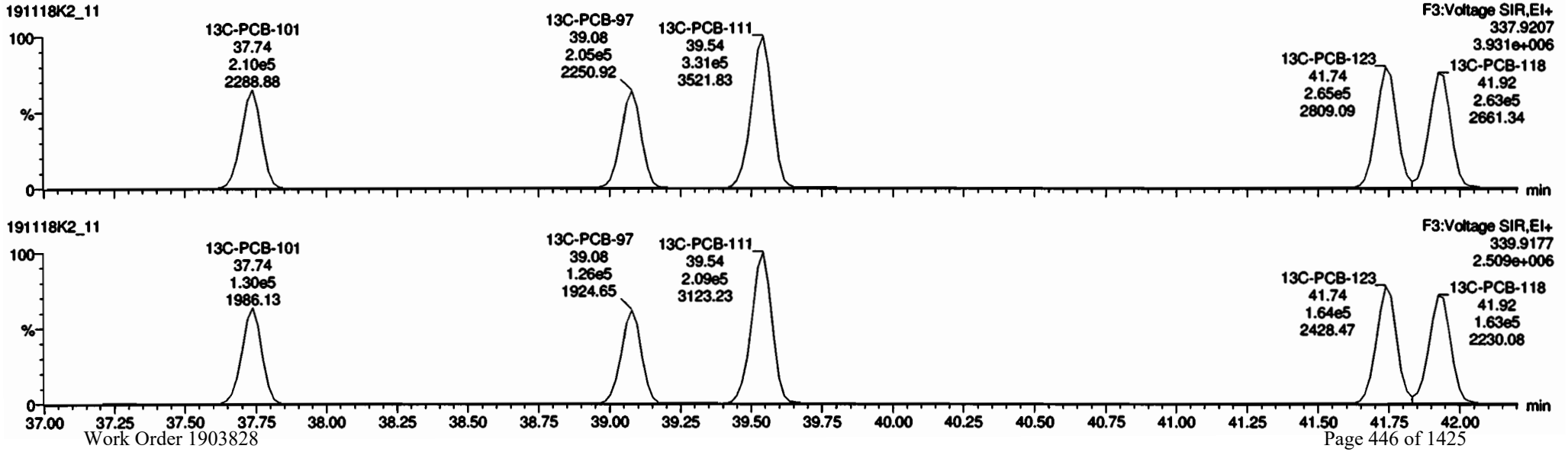

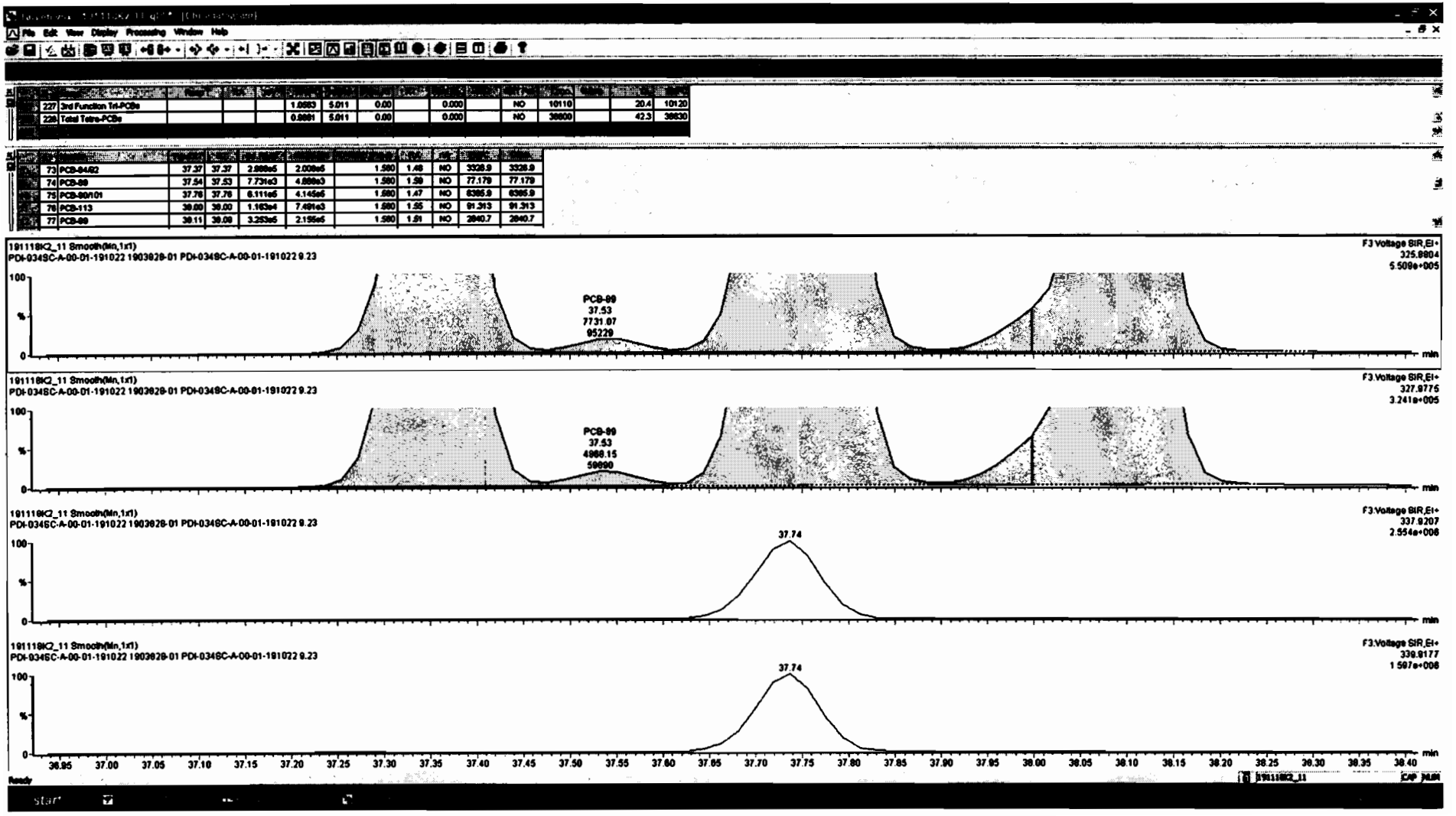
191118K2_11 Smooth(Mn,1x1)
PDI-034SC-A-00-01-191022 1903828-01 PDI-034SC-A-00-01-191022 9.23
F3:Voltage SIR,EI+
325.8804
5.509e+005
PCB-99
37.53
7731.07
95229
F3:Voltage SIR,EI+
327.8775
3.241e+005
PCB-99
37.53
4866.15
59090
F3:Voltage SIR,EI+
337.9207
2.554e+006
37.74
F3:Voltage SIR,EI+
339.9177
1.597e+006
37.74
min

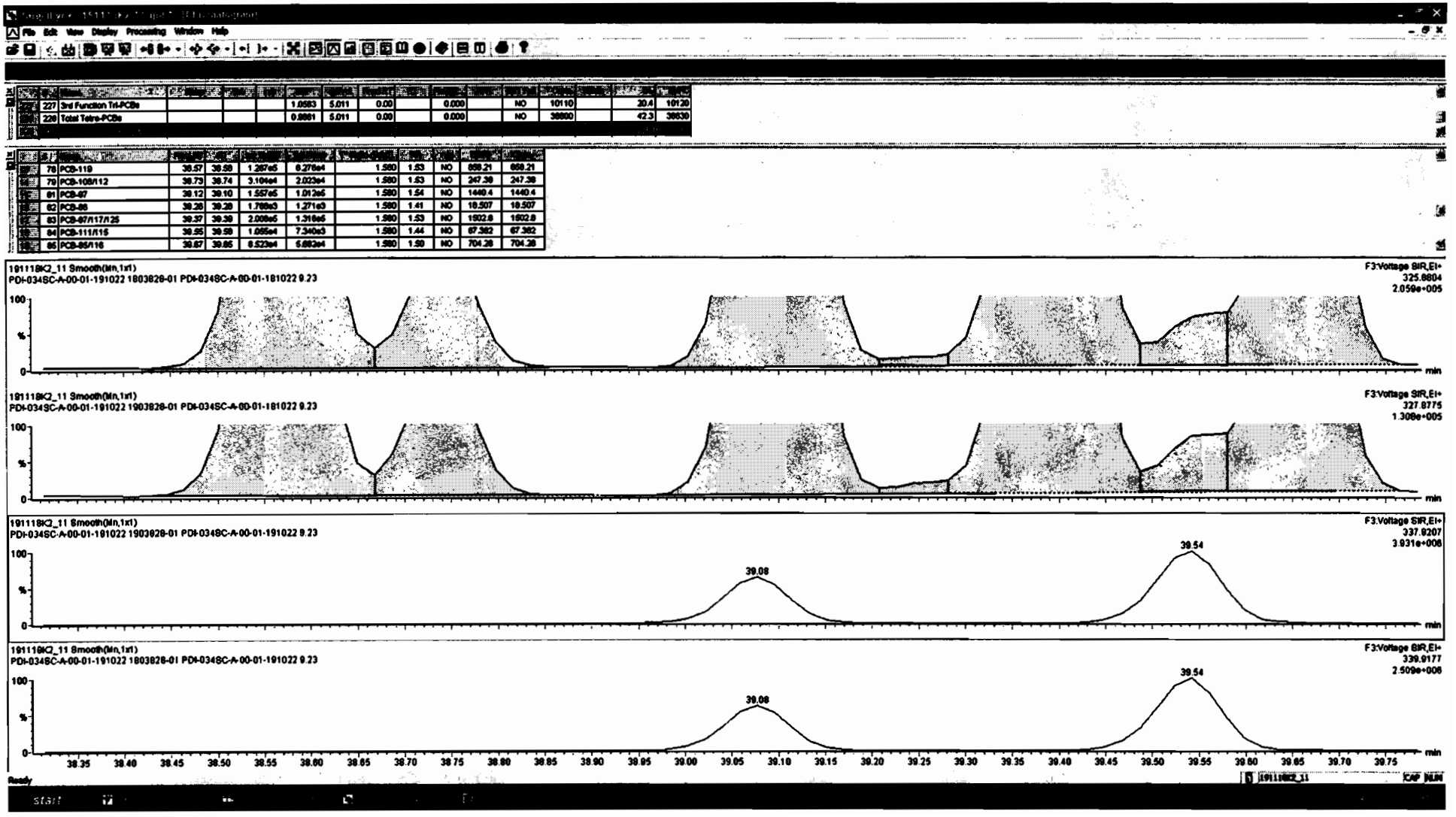
File Edit View Display Processing Window Help
227 3rd Function Tri-PCBs 1.0583 5.011 0.00 0.000 NO 10110 20.4 10120
228 Total Tetra-PCBs 0.9881 5.011 0.00 0.000 NO 39800 42.3 39830
78 PCB-119 39.57 39.58 1.267e5 8.278e4 1.580 1.53 NO 859.21 859.21
79 PCB-108/112 39.73 39.74 3.104e4 2.023e4 1.580 1.53 NO 247.38 247.38
81 PCB-97 39.12 39.10 1.557e5 1.012e5 1.580 1.54 NO 1440.4 1440.4
82 PCB-86 39.26 39.28 1.788e3 1.271e3 1.580 1.41 NO 10.507 10.507
83 PCB-87/117/125 39.37 39.39 2.008e5 1.316e5 1.580 1.53 NO 1902.8 1902.8
84 PCB-111/115 39.95 39.98 1.055e4 7.340e3 1.580 1.44 NO 67.382 67.382
85 PCB-85/116 39.67 39.65 6.523e4 5.682e4 1.580 1.50 NO 704.28 704.28
191118K2_11 Smooth(Mn,1x1)
PDI-034SC-A-00-01-191022 1903828-01 PDI-034SC-A-00-01-181022 9.23
F3:Voltage SIR,EI+
325.8804
2.059e+005
327.8775
1.308e+005
337.9207
3.931e+006
39.08
39.54
339.9177
2.509e+006
min
Ready
start

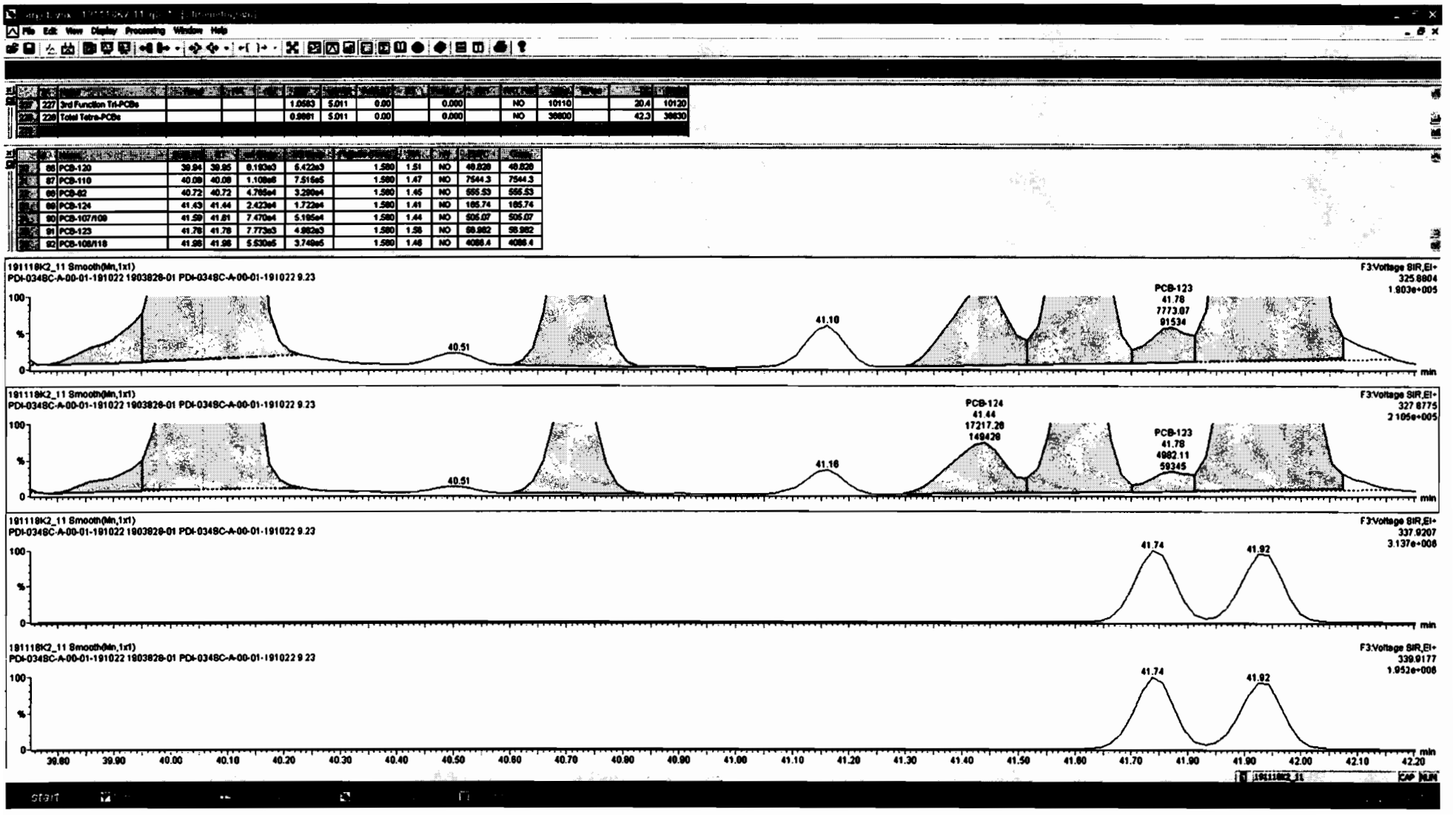
File Edit View Display Processing Window Help
227 3rd Function Tri-PCBs 1.0583 5.011 0.00 0.000 NO 10110 20.4 10120
228 Total Tetra-PCBs 0.9991 5.011 0.00 0.000 NO 39800 42.3 39830
86 PCB-120 39.94 39.95 8.193e3 6.422e3 1.580 1.51 NO 40.826 40.826
87 PCB-110 40.09 40.08 1.108e6 7.515e5 1.580 1.47 NO 7544.3 7544.3
88 PCB-82 40.72 40.72 4.765e4 3.298e4 1.580 1.45 NO 565.53 565.53
89 PCB-124 41.43 41.44 2.423e4 1.722e4 1.580 1.41 NO 185.74 185.74
90 PCB-107/109 41.59 41.61 7.470e4 5.195e4 1.580 1.44 NO 505.07 505.07
91 PCB-123 41.76 41.78 7.773e3 4.992e3 1.580 1.56 NO 68.982 68.982
92 PCB-108/118 41.96 41.96 5.530e5 3.749e5 1.580 1.48 NO 4088.4 4088.4
191118K2_11 Smooth(Mn,1x1)
PDI-034BC-A-00-01-191022 1903828-01 PDI-034BC-A-00-01-191022 9.23
F3:Voltage SIR,EI+
325.8804
1.903e+005
PCB-123
41.78
7773.07
91534
40.51
41.16
191118K2_11 Smooth(Mn,1x1)
PDI-034BC-A-00-01-191022 1903828-01 PDI-034BC-A-00-01-191022 9.23
F3:Voltage SIR,EI+
327.8775
2.105e+005
PCB-124
41.44
17217.28
149426
PCB-123
41.78
4982.11
59345
40.51
41.16
191118K2_11 Smooth(Mn,1x1)
PDI-034BC-A-00-01-191022 1903828-01 PDI-034BC-A-00-01-191022 9.23
F3:Voltage SIR,EI+
337.9207
3.137e+006
41.74
41.92
191118K2_11 Smooth(Mn,1x1)
PDI-034BC-A-00-01-191022 1903828-01 PDI-034BC-A-00-01-191022 9.23
F3:Voltage SIR,EI+
339.9177
1.952e+006
41.74
41.92
100
%
0
min
39.80 39.90 40.00 40.10 40.20 40.30 40.40 40.50 40.60 40.70 40.80 40.90 41.00 41.10 41.20 41.30 41.40 41.50 41.60 41.70 41.80 41.90 42.00 42.10 42.20

Dataset: Untitled

Last Altered: Tuesday, November 19, 2019 11:08:54 Pacific Standard Time
Printed: Tuesday, November 19, 2019 11:11:11 Pacific Standard Time

Name: 191118K2_11, Date: 19-Nov-2019, Time: 09:29:49, ID: 1903828-01 PDI-034SC-A-00-01-191022 9.23, Description: PDI-034SC-A-00-01-191022

PCB-114

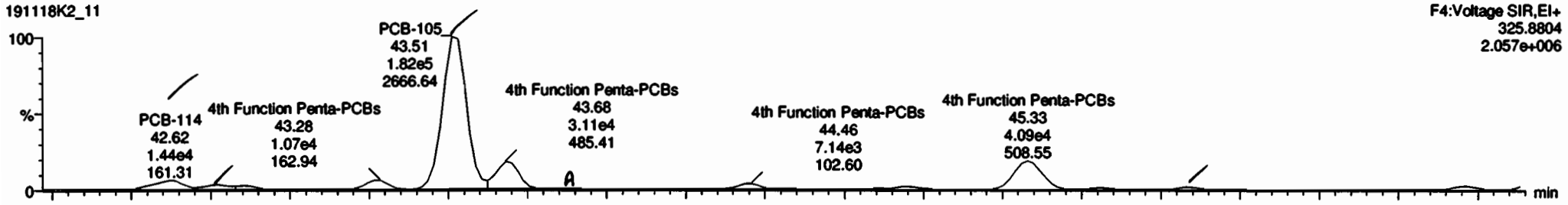

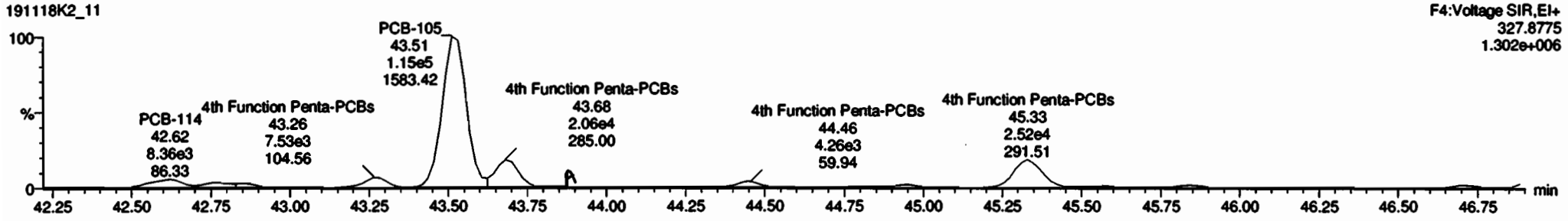

13C-PCB-114

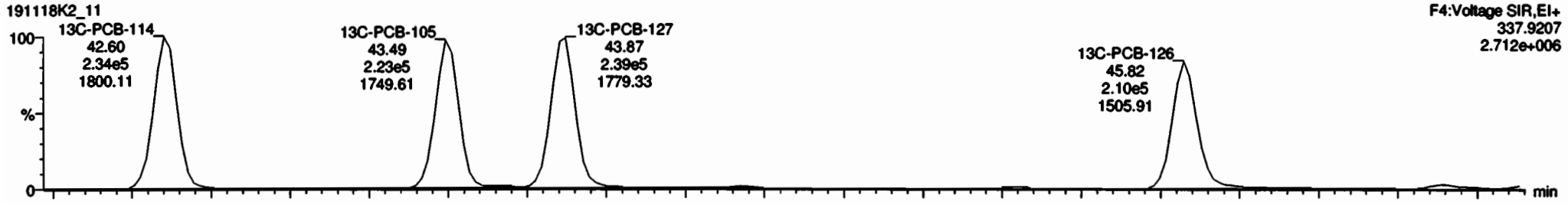

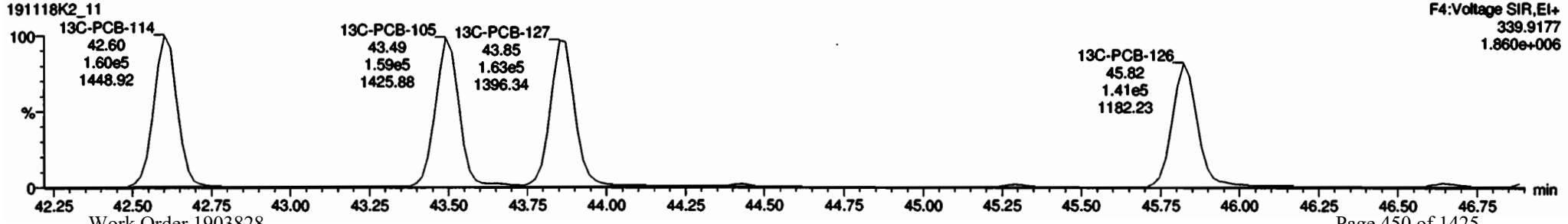

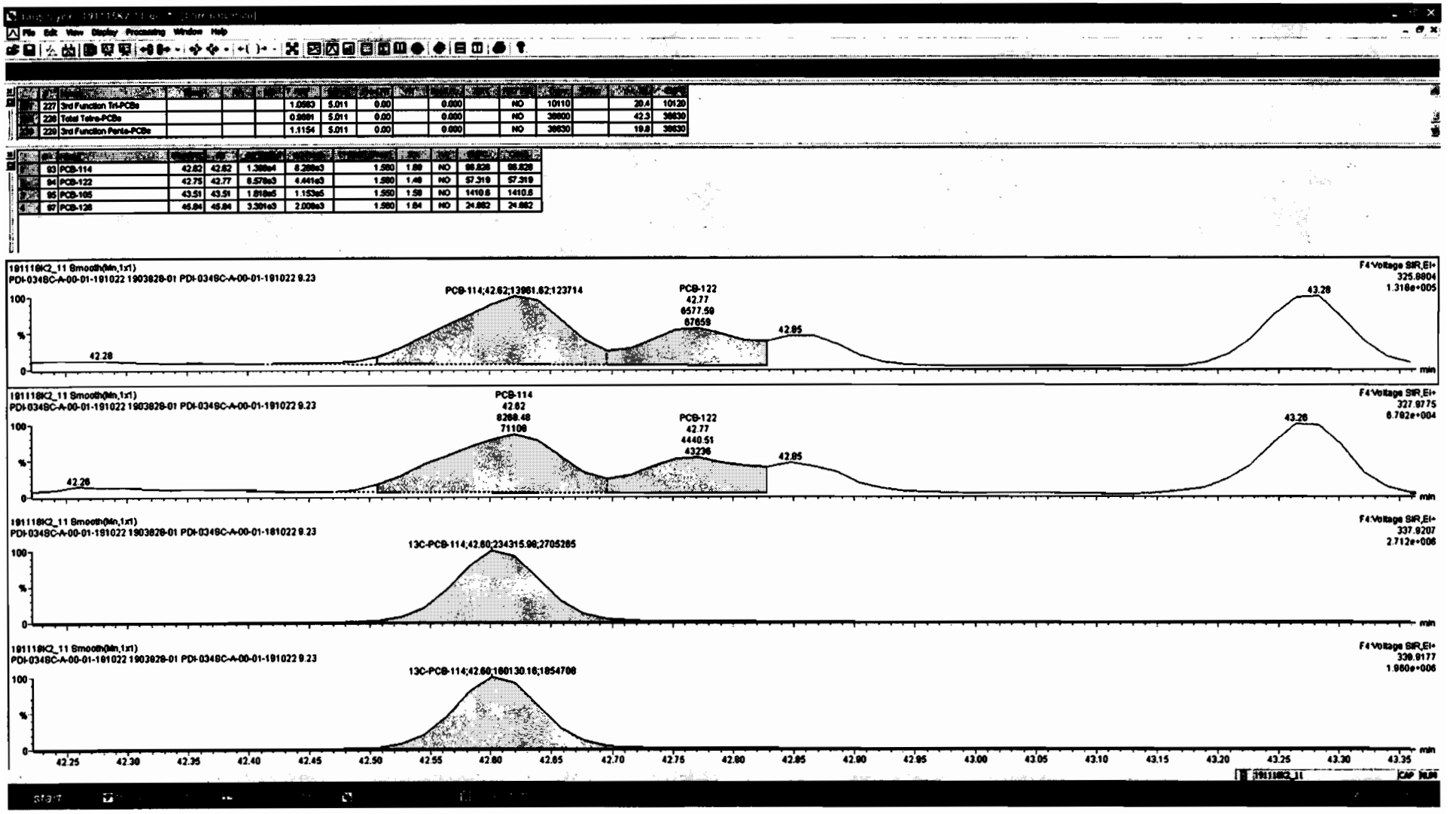
191118K2_11 Smooth(Min,1x1)
PDI-034BC-A-00-01-191022 1903828-01 PDI-034BC-A-00-01-191022 9.23
PCB-114;42.62;13961.62;123714
PCB-122
42.77
6577.59
67659
42.26
42.85
43.26
F4:Voltage SIR,EI+
325.8804
1.318e+005
PCB-114
42.62
8268.48
71106
4440.51
43236
327.9775
8.762e+004
13C-PCB-114;42.60;234315.98;2705265
337.9207
2.712e+006
13C-PCB-114;42.60;160130.16;1854706
339.9177
1.960e+006
min

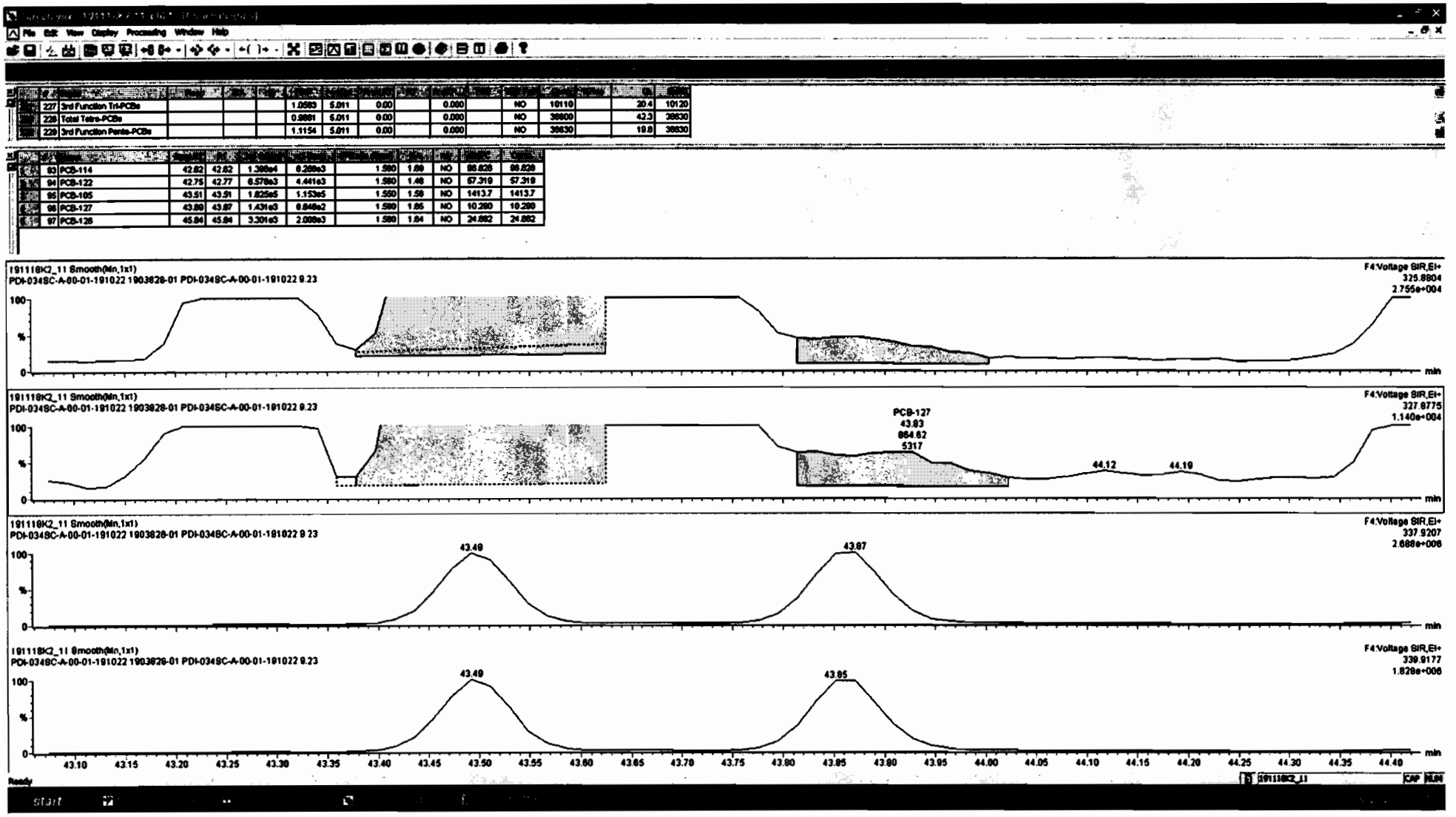
File Edit View Display Processing Window Help
227 3rd Function Tri-PCBs 1.0583 5.011 0.00 0.000 NO 10110 20.4 10120
228 Total Tetra-PCBs 0.9881 5.011 0.00 0.000 NO 38600 42.3 38630
229 3rd Function Penta-PCBs 1.1154 5.011 0.00 0.000 NO 38630 19.8 38630
93 PCB-114 42.82 42.82 1.398e4 8.288e3 1.580 1.69 NO 88.828 88.828
94 PCB-122 42.75 42.77 6.578e3 4.441e3 1.580 1.48 NO 57.319 57.319
95 PCB-105 43.51 43.51 1.825e5 1.153e5 1.550 1.58 NO 1413.7 1413.7
96 PCB-127 43.89 43.87 1.431e3 8.846e2 1.580 1.85 NO 10.280 10.280
97 PCB-126 45.84 45.84 3.301e3 2.008e3 1.580 1.84 NO 24.882 24.882
191118K2_11 Smooth(Mn,1x1)
PDI-034BC-A-00-01-191022 1903828-01 PDI-034BC-A-00-01-191022 9.23
F4:Voltage SIR,EI+
325.8804
2.755e+004
PCB-127
43.83
864.62
5317
44.12
44.19
F4:Voltage SIR,EI+
327.8775
1.140e+004
F4:Voltage SIR,EI+
327.9207
2.088e+006
43.49
43.87
F4:Voltage SIR,EI+
329.9177
1.828e+006
43.49
43.85
min
Ready
start

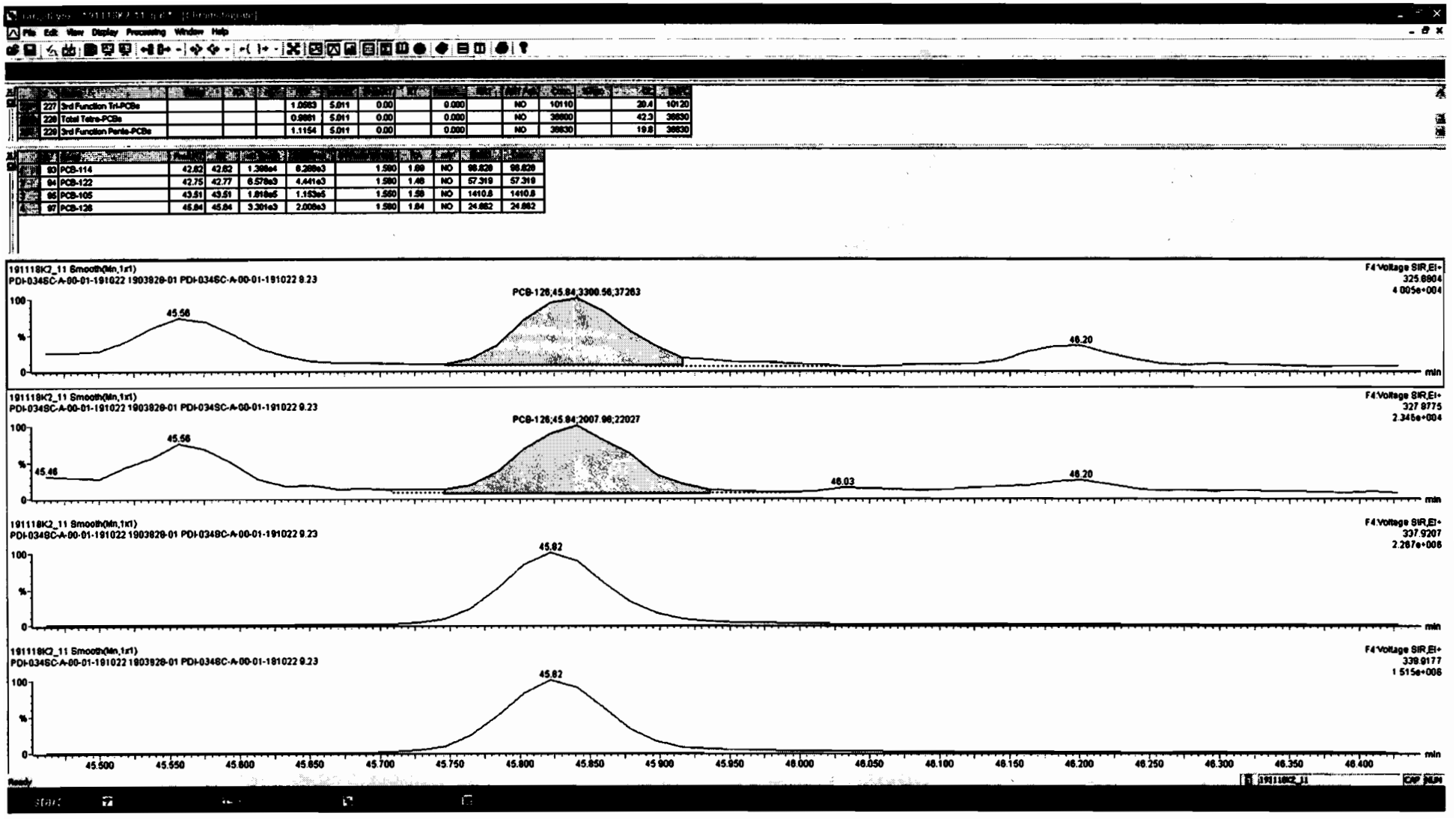
191118K2_11 Smooth(Min,1x1)
PDI-034SC-A-00-01-191022 1903828-01 PDI-034SC-A-00-01-191022 9.23
F4:Voltage SIR,EI+
325.8804
4.005e+004
PCB-126;45.84;3300.56;37263
45.56
46.20
min
191118K2_11 Smooth(Min,1x1)
PDI-034SC-A-00-01-191022 1903828-01 PDI-034SC-A-00-01-191022 9.23
F4:Voltage SIR,EI+
327.8775
2.345e+004
PCB-126;45.84;2007.98;22027
45.56
45.46
46.03
46.20
min
191118K2_11 Smooth(Min,1x1)
PDI-034SC-A-00-01-191022 1903828-01 PDI-034SC-A-00-01-191022 9.23
F4:Voltage SIR,EI+
337.9207
2.287e+006
45.82
min
191118K2_11 Smooth(Min,1x1)
PDI-034SC-A-00-01-191022 1903828-01 PDI-034SC-A-00-01-191022 9.23
F4:Voltage SIR,EI+
339.9177
1.515e+006
45.82
min
45.500
45.550
45.600
45.650
45.700
45.750
45.800
45.850
45.900
45.950
46.000
46.050
46.100
46.150
46.200
46.250
46.300
46.350
46.400

Dataset: Untitled

Last Altered: Tuesday, November 19, 2019 11:08:54 Pacific Standard Time
Printed: Tuesday, November 19, 2019 11:11:11 Pacific Standard Time

Name: 191118K2_11, Date: 19-Nov-2019, Time: 09:29:49, ID: 1903828-01 PDI-034SC-A-00-01-191022 9.23, Description: PDI-034SC-A-00-01-191022

PCB-155

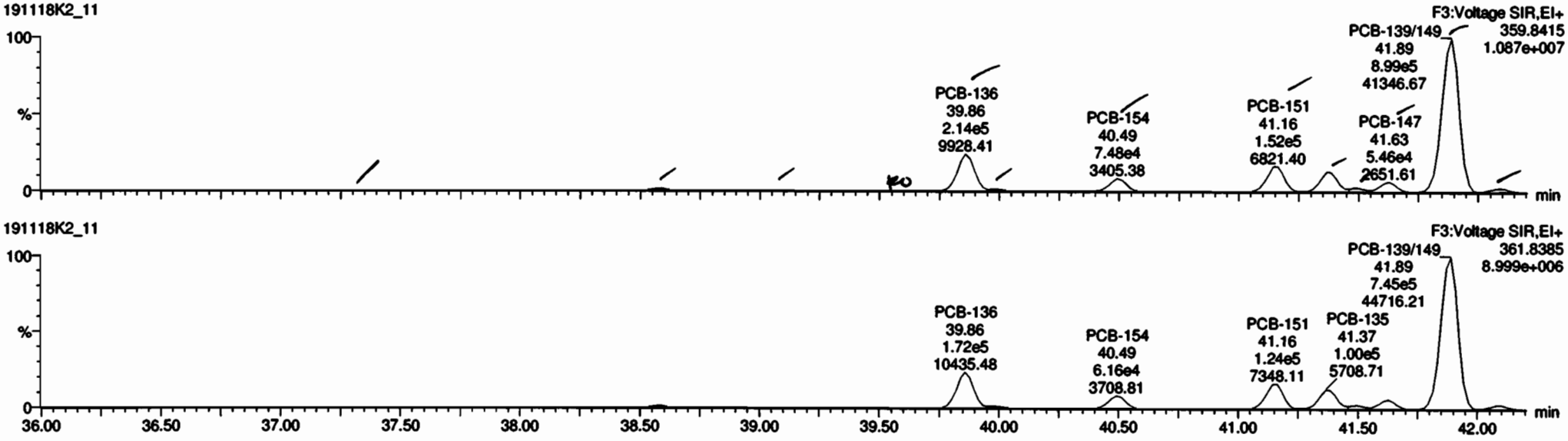

13C-PCB-155

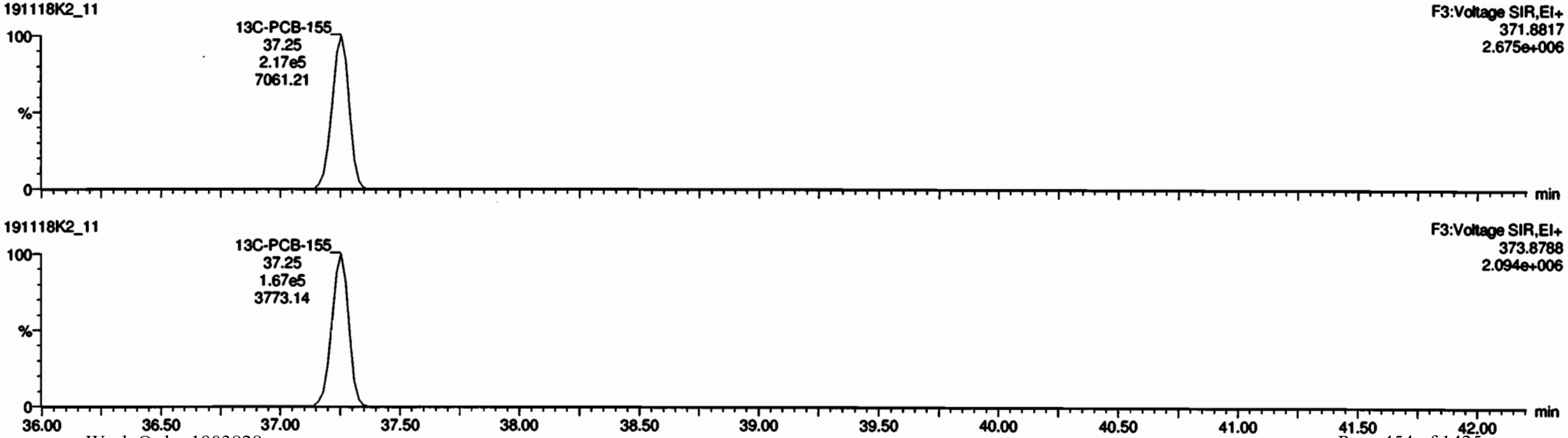

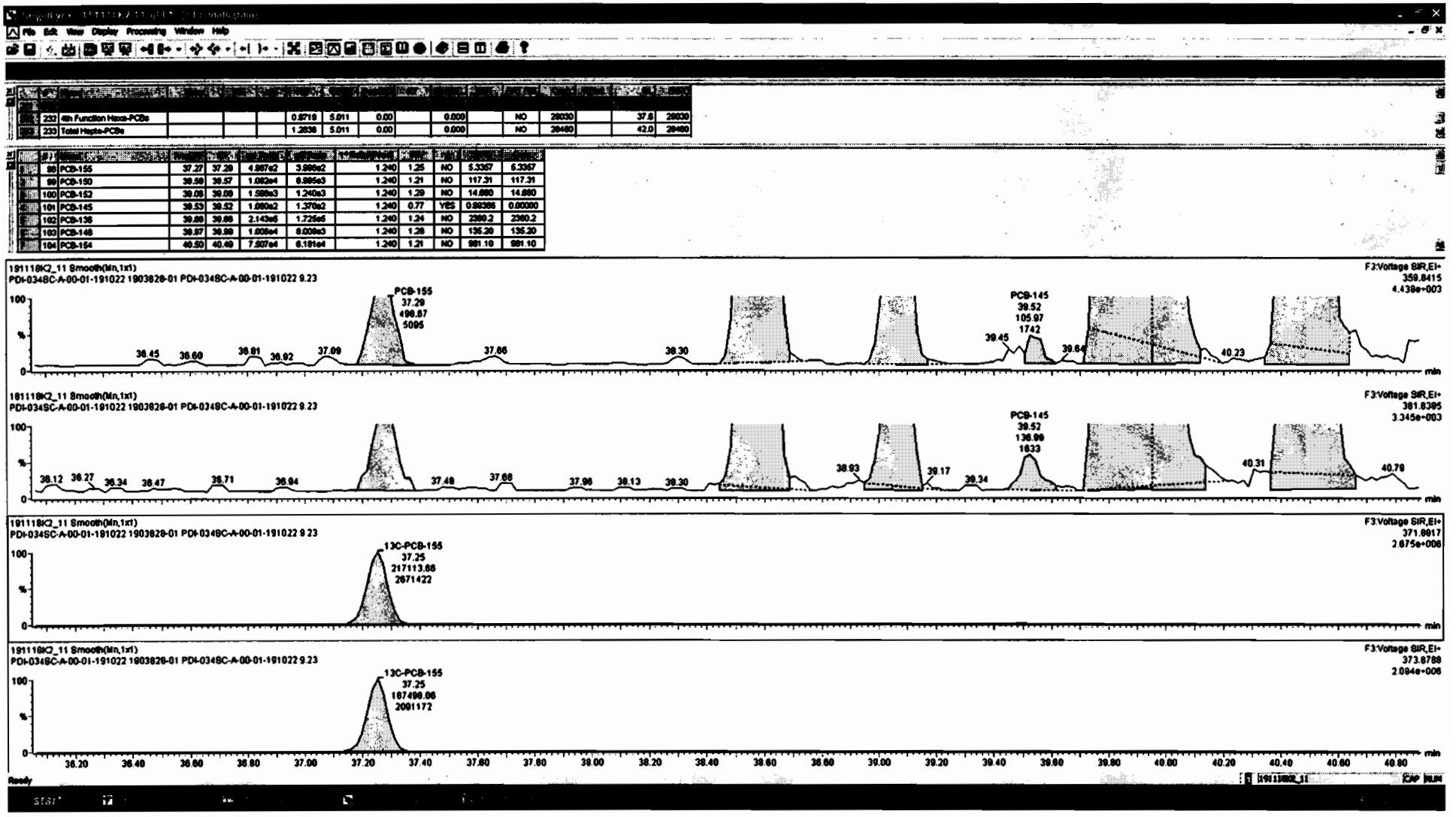
232 4th Function Hexa-PCBs
233 Total Hepta-PCBs
88 PCB-155 37.27 37.29 4.987e2 3.999e2 1.240 1.25 NO 5.3357 5.3357
99 PCB-150 39.58 39.57 1.082e4 8.895e3 1.240 1.21 NO 117.31 117.31
100 PCB-152 39.06 39.08 1.588e3 1.240e3 1.240 1.29 NO 14.880 14.880
101 PCB-145 39.53 39.52 1.080e2 1.370e2 1.240 0.77 YES 0.99386 0.00000
102 PCB-136 39.88 39.86 2.143e5 1.725e5 1.240 1.24 NO 2360.2 2360.2
103 PCB-148 39.97 39.99 1.609e4 8.009e3 1.240 1.26 NO 135.20 135.20
104 PCB-154 40.50 40.49 7.507e4 6.191e4 1.240 1.21 NO 991.10 991.10
191118K2_11 Smooth(Mn,1x1)
PDI-034SC-A-00-01-191022 1903828-01 PDI-034SC-A-00-01-191022 9.23
F3:Voltage SIR,EI+
359.8415
4.438e+003
PCB-155
37.29
498.87
5095
PCB-145
39.52
105.97
1742
191118K2_11 Smooth(Mn,1x1)
PDI-034SC-A-00-01-191022 1903828-01 PDI-034SC-A-00-01-191022 9.23
F3:Voltage SIR,EI+
361.8395
3.345e+003
PCB-145
39.52
136.99
1633
191118K2_11 Smooth(Mn,1x1)
PDI-034SC-A-00-01-191022 1903828-01 PDI-034SC-A-00-01-191022 9.23
F3:Voltage SIR,EI+
371.8817
2.675e+006
13C-PCB-155
37.25
217113.66
2671422
191118K2_11 Smooth(Mn,1x1)
PDI-034SC-A-00-01-191022 1903828-01 PDI-034SC-A-00-01-191022 9.23
F3:Voltage SIR,EI+
373.8788
2.094e+006
13C-PCB-155
37.25
167499.06
2091172
min
Ready

232	4th Function Hexa-PCBs				0.9719	5.011	0.00		0.000		NO	29030		37.8	29030
233	Total Hepta-PCBs				1.2836	5.011	0.00		0.000		NO	28460		42.0	28460

105	PCB-151	41.15	41.16	1.517e5	1.243e5	1.240	1.22	NO	2266.4	2266.4
106	PCB-135	41.36	41.37	1.202e5	1.002e5	1.240	1.20	NO	1597.2	1597.2
107	PCB-144	41.49	41.50	1.768e4	1.458e4	1.240	1.23	NO	252.74	252.74
108	PCB-147	41.81	41.83	5.507e4	4.380e4	1.240	1.26	NO	774.56	774.56
109	PCB-139/149	41.89	41.89	8.998e5	7.464e5	1.240	1.21	NO	11589	11589
110	PCB-140	42.08	42.09	2.222e4	1.938e4	1.240	1.15	NO	344.09	344.09

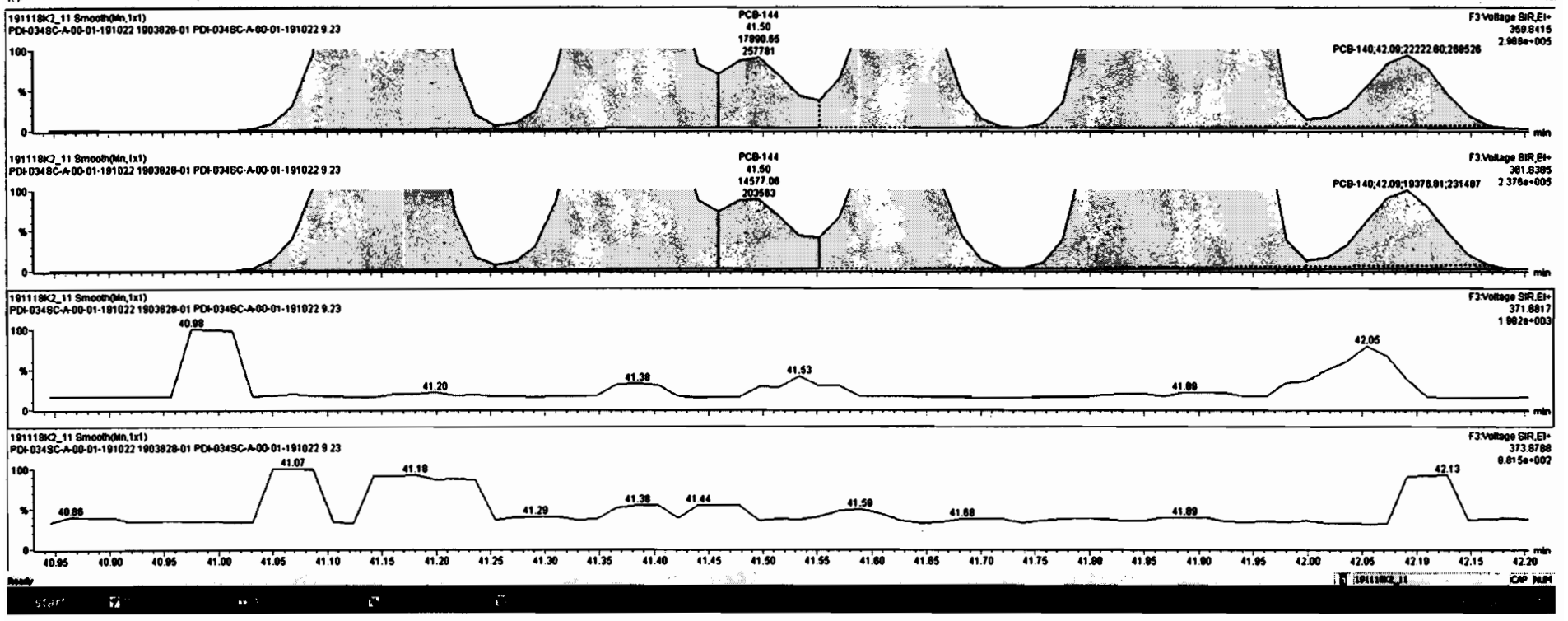

Dataset: Untitled

Last Altered: Tuesday, November 19, 2019 11:08:54 Pacific Standard Time
Printed: Tuesday, November 19, 2019 11:11:11 Pacific Standard Time

Name: 191118K2_11, Date: 19-Nov-2019, Time: 09:29:49, ID: 1903828-01 PDI-034SC-A-00-01-191022 9.23, Description: PDI-034SC-A-00-01-191022

PCB-134/143

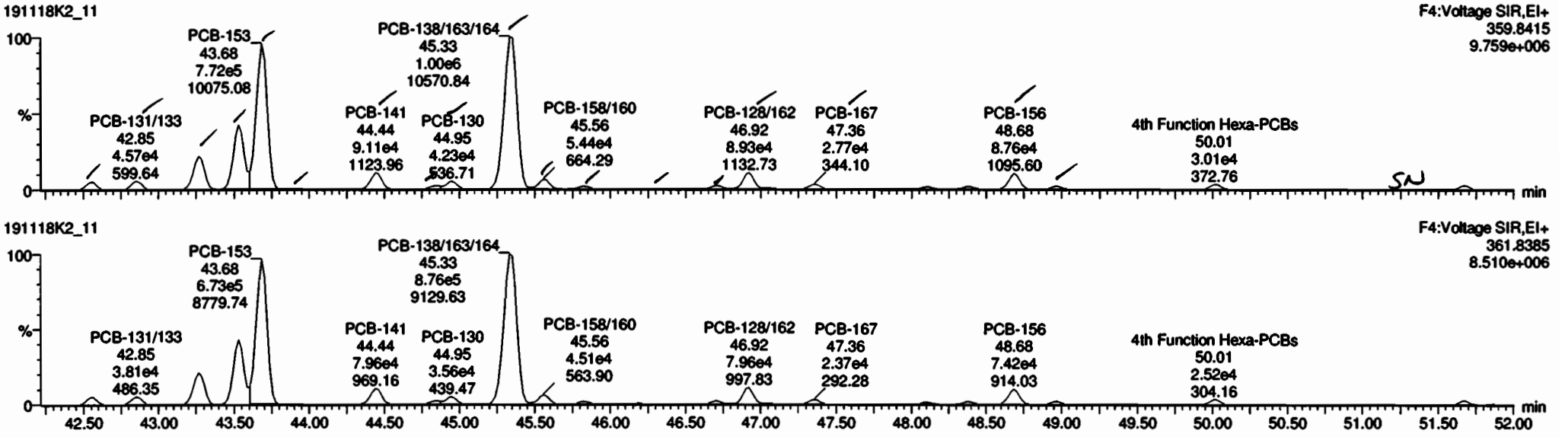

13C-PCB-153

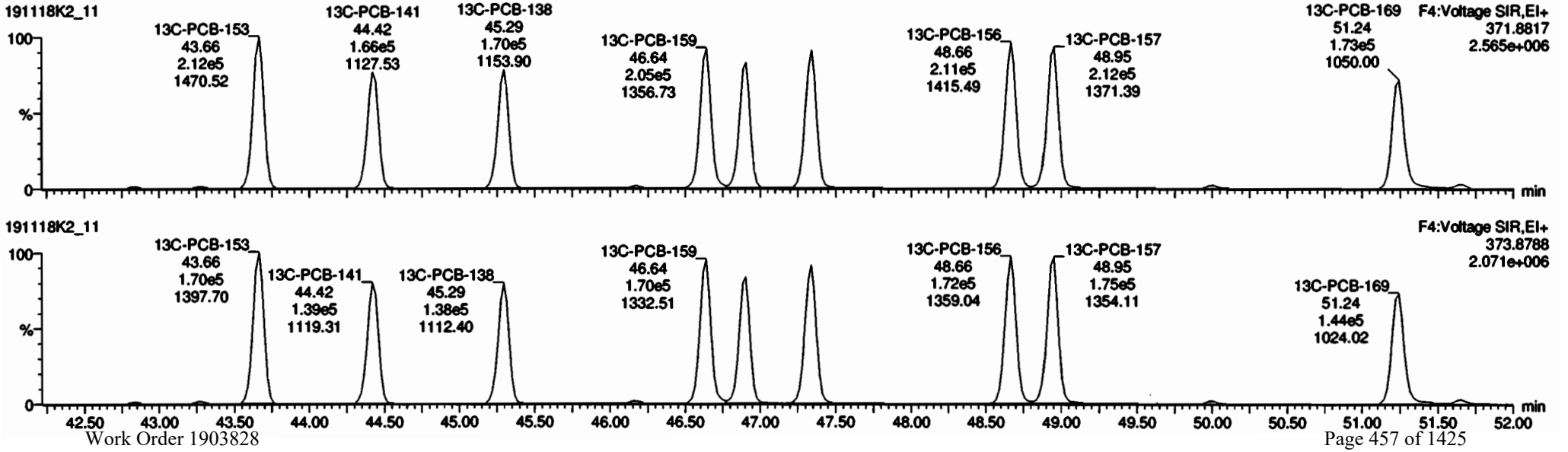

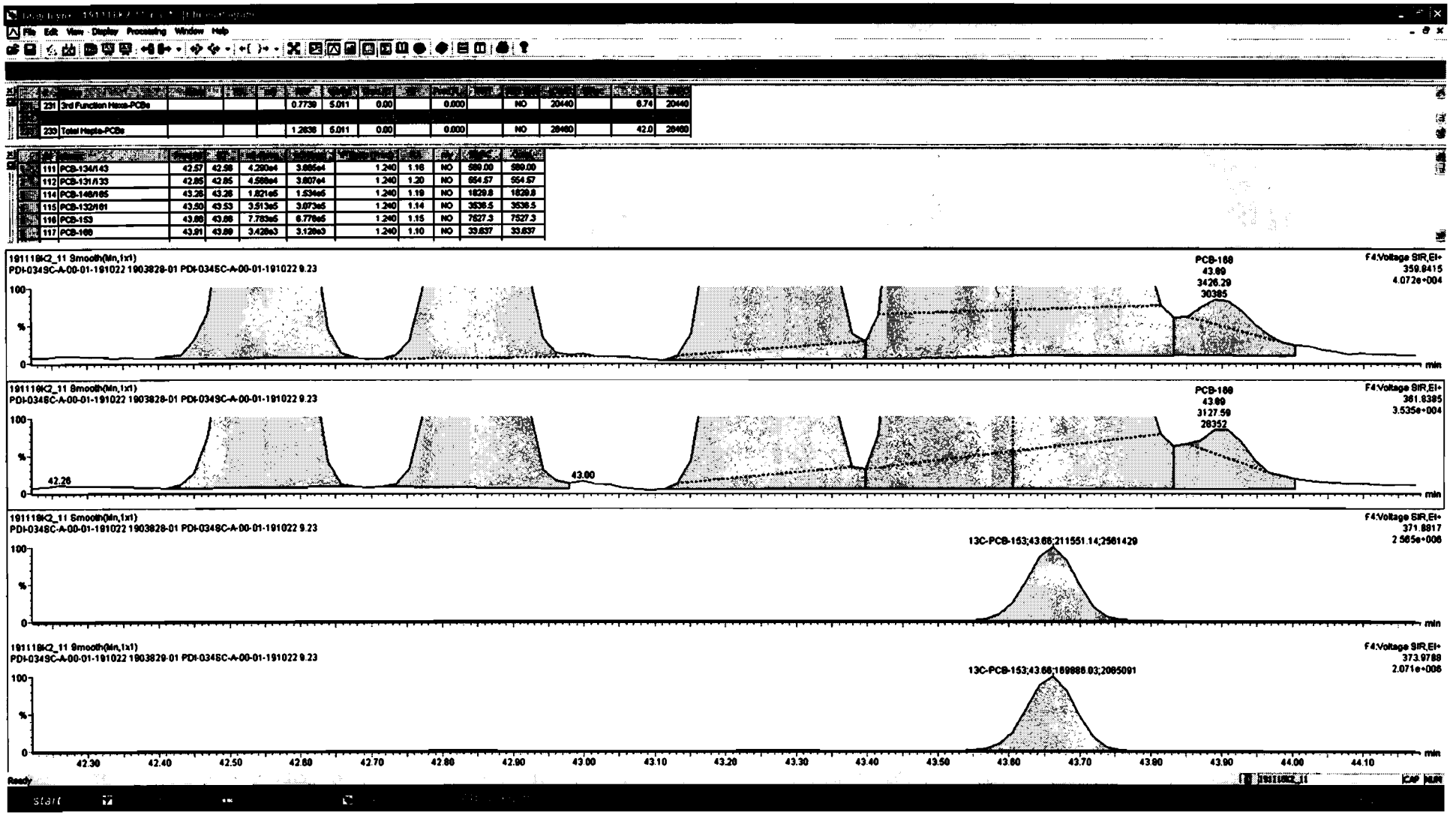
191118K2_11 Smooth(Mn,1x1)
PDI-0348C-A-00-01-191022 1903828-01 PDI-0348C-A-00-01-191022 9.23
PCB-188
43.89
3426.29
30385
F4:Voltage SIR,EI+
359.8415
4.072e+004
191118K2_11 Smooth(Mn,1x1)
PDI-0348C-A-00-01-191022 1903828-01 PDI-0348C-A-00-01-191022 9.23
PCB-188
43.89
3127.59
28352
42.26
43.00
F4:Voltage SIR,EI+
361.8385
3.535e+004
191118K2_11 Smooth(Mn,1x1)
PDI-0348C-A-00-01-191022 1903828-01 PDI-0348C-A-00-01-191022 9.23
13C-PCB-153;43.66;211551.14;2961429
F4:Voltage SIR,EI+
371.8817
2.565e+006
191118K2_11 Smooth(Mn,1x1)
PDI-0348C-A-00-01-191022 1903829-01 PDI-0348C-A-00-01-191022 9.23
13C-PCB-153;43.66;169686.03;2065091
F4:Voltage SIR,EI+
373.9788
2.071e+006
42.30
42.40
42.50
42.60
42.70
42.80
42.90
43.00
43.10
43.20
43.30
43.40
43.50
43.60
43.70
43.80
43.90
44.00
44.10
Ready

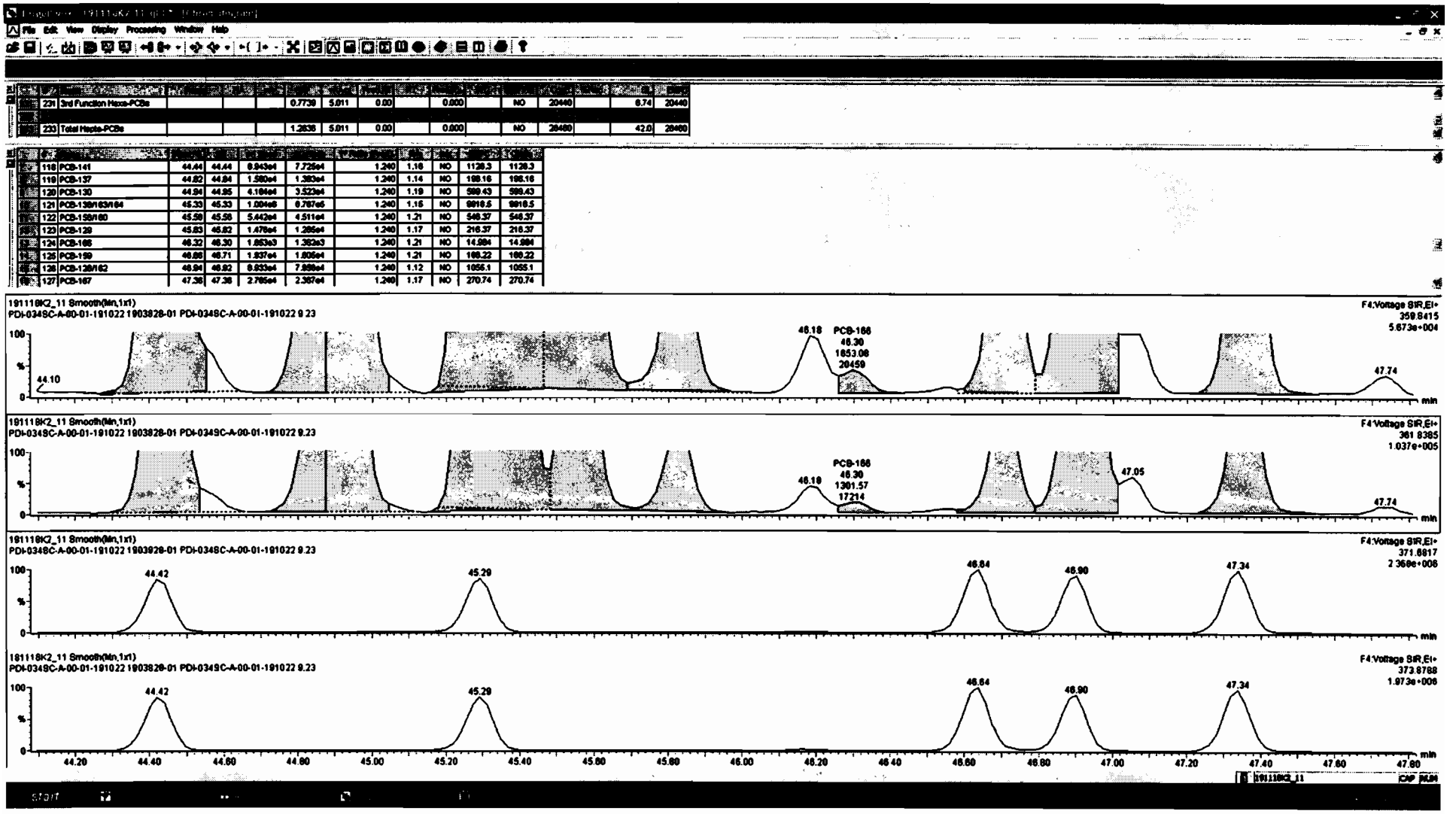
File Edit View Display Processing Window Help
231 3rd Function Hexa-PCBs 0.7739 5.011 0.00 0.000 NO 20440 0.74 20440
233 Total Hepta-PCBs 1.2838 5.011 0.00 0.000 NO 20460 42.0 20460
118 PCB-141 44.44 44.44 8.943e4 7.726e4 1.240 1.16 NO 1128.3 1128.3
119 PCB-137 44.82 44.84 1.580e4 1.383e4 1.240 1.14 NO 188.16 188.16
120 PCB-130 44.94 44.95 4.184e4 3.523e4 1.240 1.19 NO 599.43 599.43
121 PCB-138/163/164 45.33 45.33 1.004e6 8.767e5 1.240 1.15 NO 6916.5 6916.5
122 PCB-158/160 45.59 45.56 5.442e4 4.511e4 1.240 1.21 NO 546.37 546.37
123 PCB-129 45.83 45.82 1.476e4 1.265e4 1.240 1.17 NO 216.37 216.37
124 PCB-166 46.32 46.30 1.863e3 1.362e3 1.240 1.21 NO 14.984 14.984
125 PCB-159 46.66 46.71 1.937e4 1.606e4 1.240 1.21 NO 166.22 166.22
126 PCB-128/162 46.94 46.92 8.933e4 7.886e4 1.240 1.12 NO 1055.1 1055.1
127 PCB-167 47.36 47.36 2.765e4 2.367e4 1.240 1.17 NO 270.74 270.74
191118K2_11 Smooth(Mn,1x1)
PDI-0348C-A-00-01-191022 1903828-01 PDI-0348C-A-00-01-191022 9.23
F4:Voltage SIR,EI+
359.8415
5.673e+004
46.18 PCB-166
46.30
1853.08
20459
44.10
47.74
min
191118K2_11 Smooth(Mn,1x1)
PDI-0348C-A-00-01-191022 1903828-01 PDI-0348C-A-00-01-191022 9.23
F4:Voltage SIR,EI+
361.8385
1.037e+005
PCB-166
46.30
1361.57
17214
46.18
47.05
47.74
min
191118K2_11 Smooth(Mn,1x1)
PDI-0348C-A-00-01-191022 1903828-01 PDI-0348C-A-00-01-191022 9.23
F4:Voltage SIR,EI+
371.8817
2.368e+006
44.42
45.29
46.84
46.90
47.34
min
191118K2_11 Smooth(Mn,1x1)
PDI-0348C-A-00-01-191022 1903828-01 PDI-0348C-A-00-01-191022 9.23
F4:Voltage SIR,EI+
373.8788
1.973e+006
44.42
45.29
46.84
46.90
47.34
min
44.20 44.40 44.60 44.80 45.00 45.20 45.40 45.60 45.80 46.00 46.20 46.40 46.60 46.80 47.00 47.20 47.40 47.60 47.80
191118K2_11

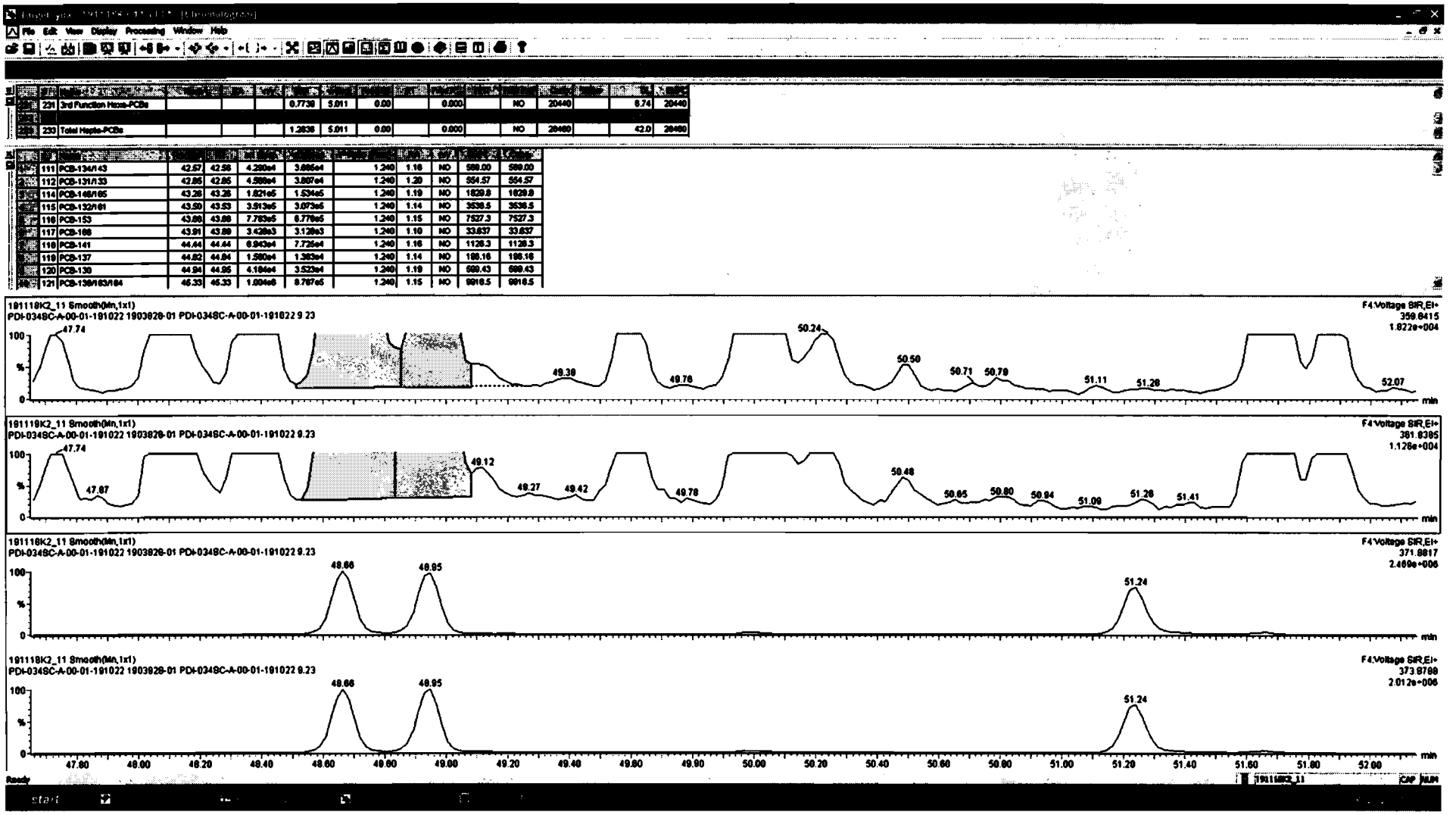
File Edit View Display Processing Window Help
231 3rd Function Hexa-PCBs
233 Total Hepta-PCBs
111 PCB-134/143
112 PCB-131/133
114 PCB-146/165
115 PCB-132/161
116 PCB-153
117 PCB-168
118 PCB-141
119 PCB-137
120 PCB-130
121 PCB-138/163/164
191118K2_11 Smooth(Mn,1x1)
PDI-034SC-A-00-01-191022 1903828-01 PDI-034SC-A-00-01-191022 9.23
F4:Voltage SIR,EI+
359.8415
1.822e+004
47.74
49.38
49.76
50.24
50.50
50.71
50.79
51.11
51.26
52.07
min
F4:Voltage SIR,EI+
361.8385
1.126e+004
47.74
47.87
49.12
49.27
49.42
49.78
50.48
50.65
50.80
50.94
51.09
51.26
51.41
F4:Voltage SIR,EI+
371.8817
2.469e+006
48.66
48.95
51.24
F4:Voltage SIR,EI+
373.8788
2.012e+006
48.66
48.95
51.24
47.80
48.00
48.20
48.40
48.60
48.80
49.00
49.20
49.40
49.80
49.90
50.00
50.20
50.40
50.60
50.80
51.00
51.20
51.40
51.60
51.80
52.00
Ready
start

Dataset: Untitled

Last Altered: Tuesday, November 19, 2019 11:08:54 Pacific Standard Time
Printed: Tuesday, November 19, 2019 11:11:11 Pacific Standard Time

Name: 191118K2_11, Date: 19-Nov-2019, Time: 09:29:49, ID: 1903828-01 PDI-034SC-A-00-01-191022 9.23, Description: PDI-034SC-A-00-01-191022

PCB-188

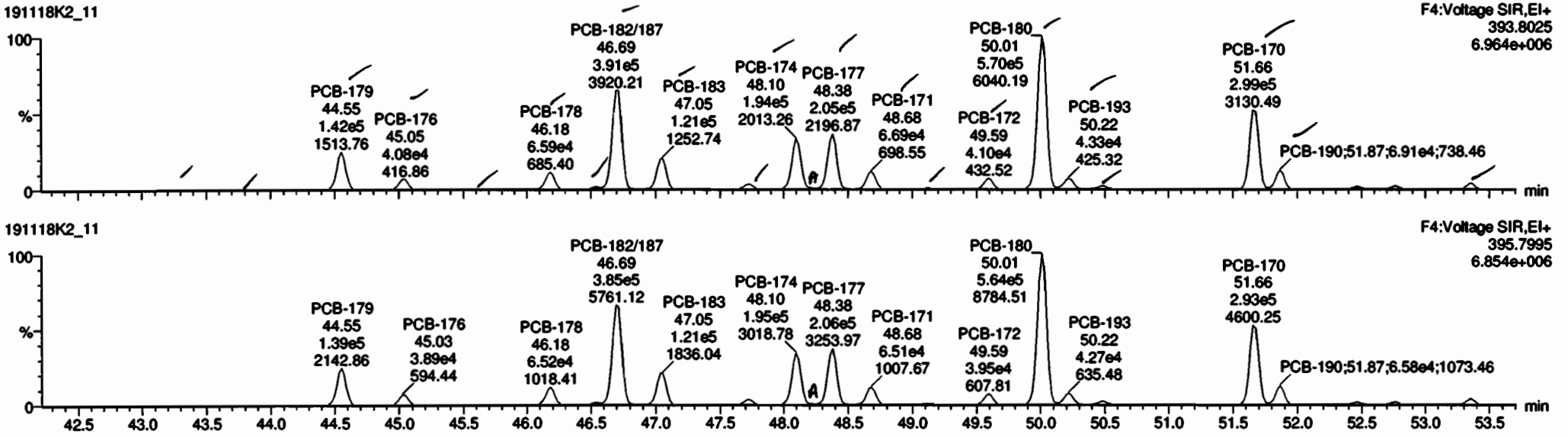

13C-PCB-188

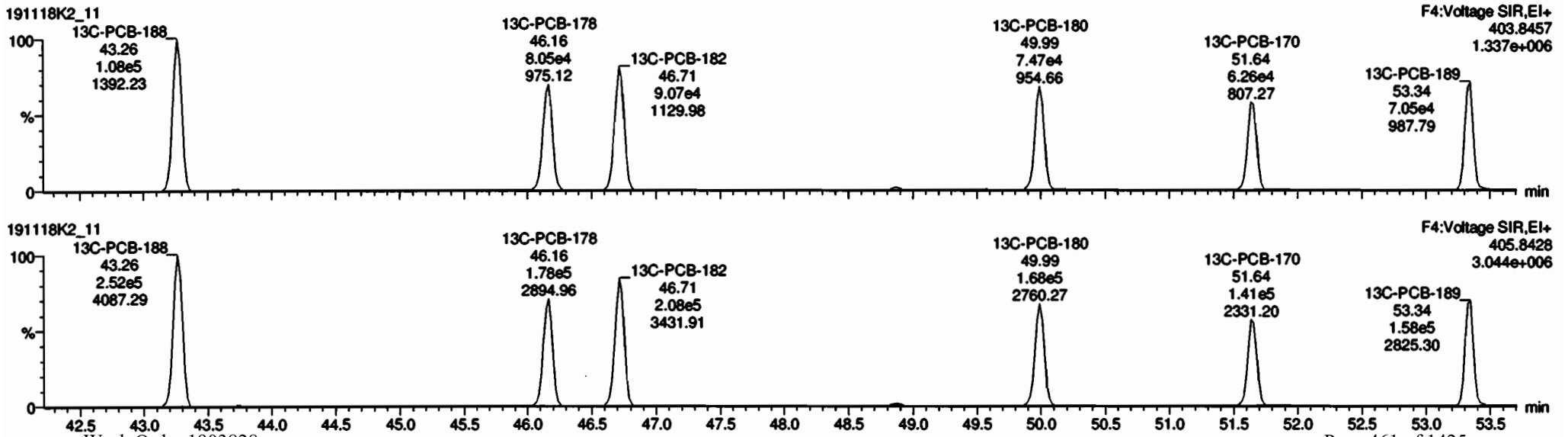


191118K2_11 Smooth(Min,1x1)
PDI-034SC-A-00-01-191022 1903828-01 PDI-034SC-A-00-01-191022 9.23
F4:Voltage SIR,EI+
393.8025
8.759e+003
PCB-186
45.85
138.23
2015
45.31
45.84
191118K2_11 Smooth(Min,1x1)
PDI-034SC-A-00-01-191022 1903828-01 PDI-034SC-A-00-01-191022 9.23
F4:Voltage SIR,EI+
395.7995
7.111e+003
PCB-186
45.63
145.53
1704
44.80
45.37
45.48
47.24
191118K2_11 Smooth(Min,1x1)
PDI-034SC-A-00-01-191022 1903828-01 PDI-034SC-A-00-01-191022 9.23
F4:Voltage SIR,EI+
403.8457
1.085e+006
46.16
46.71
191118K2_11 Smooth(Min,1x1)
PDI-034SC-A-00-01-191022 1903828-01 PDI-034SC-A-00-01-191022 9.23
F4:Voltage SIR,EI+
405.8428
2.555e+006
46.16
46.71
Ready

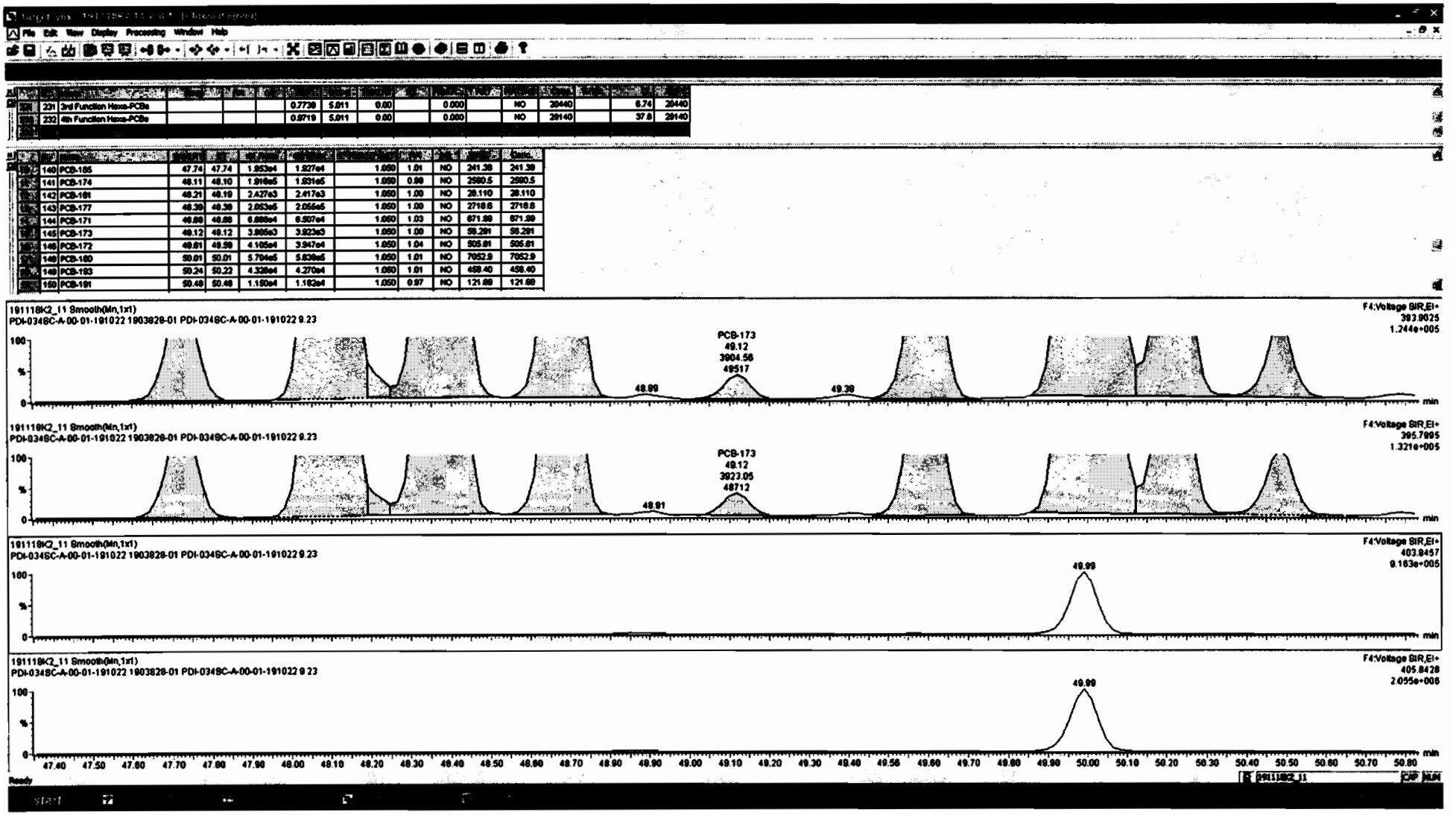
File Edit View Display Processing Window Help
231 3rd Function Hexa-PCBs 0.7739 5.011 0.00 0.000 NO 29440 6.74 29440
232 4th Function Hexa-PCBs 0.8719 5.011 0.00 0.000 NO 29140 37.8 29140
140 PCB-185 47.74 47.74 1.953e4 1.927e4 1.050 1.01 NO 241.38 241.38
141 PCB-174 48.11 48.10 1.918e5 1.931e5 1.050 0.99 NO 2580.5 2580.5
142 PCB-181 48.21 48.19 2.427e3 2.417e3 1.050 1.00 NO 28.110 28.110
143 PCB-177 48.39 48.38 2.053e5 2.055e5 1.050 1.00 NO 2718.8 2718.8
144 PCB-171 48.88 48.88 6.888e4 6.507e4 1.050 1.03 NO 671.89 671.89
145 PCB-173 49.12 49.12 3.905e3 3.823e3 1.050 1.00 NO 55.291 55.291
146 PCB-172 49.81 49.80 4.105e4 3.947e4 1.050 1.04 NO 505.81 505.81
148 PCB-180 50.01 50.01 5.704e5 5.839e5 1.050 1.01 NO 7052.9 7052.9
149 PCB-193 50.24 50.22 4.328e4 4.270e4 1.050 1.01 NO 458.40 458.40
150 PCB-191 50.48 50.48 1.150e4 1.182e4 1.050 0.97 NO 121.89 121.89
191118K2_11 Smooth(Mn,1x1)
PDI-0348C-A-00-01-191022 1903828-01 PDI-0348C-A-00-01-191022 9.23
F4:Voltage SIR,EI+
393.9025
1.244e+005
PCB-173
49.12
3904.56
49517
48.99
49.39
191118K2_11 Smooth(Mn,1x1)
PDI-0348C-A-00-01-191022 1903828-01 PDI-0348C-A-00-01-191022 9.23
F4:Voltage SIR,EI+
395.7995
1.321e+005
PCB-173
49.12
3923.05
49712
48.91
191118K2_11 Smooth(Mn,1x1)
PDI-0348C-A-00-01-191022 1903828-01 PDI-0348C-A-00-01-191022 9.23
F4:Voltage SIR,EI+
403.9457
9.163e+005
49.99
191118K2_11 Smooth(Mn,1x1)
PDI-0348C-A-00-01-191022 1903828-01 PDI-0348C-A-00-01-191022 9.23
F4:Voltage SIR,EI+
405.8428
2.055e+006
49.99
47.40 47.50 47.60 47.70 47.80 47.90 48.00 48.10 48.20 48.30 48.40 48.50 48.60 48.70 48.80 48.90 49.00 49.10 49.20 49.30 49.40 49.50 49.60 49.70 49.80 49.90 50.00 50.10 50.20 50.30 50.40 50.50 50.60 50.70 50.80
Ready

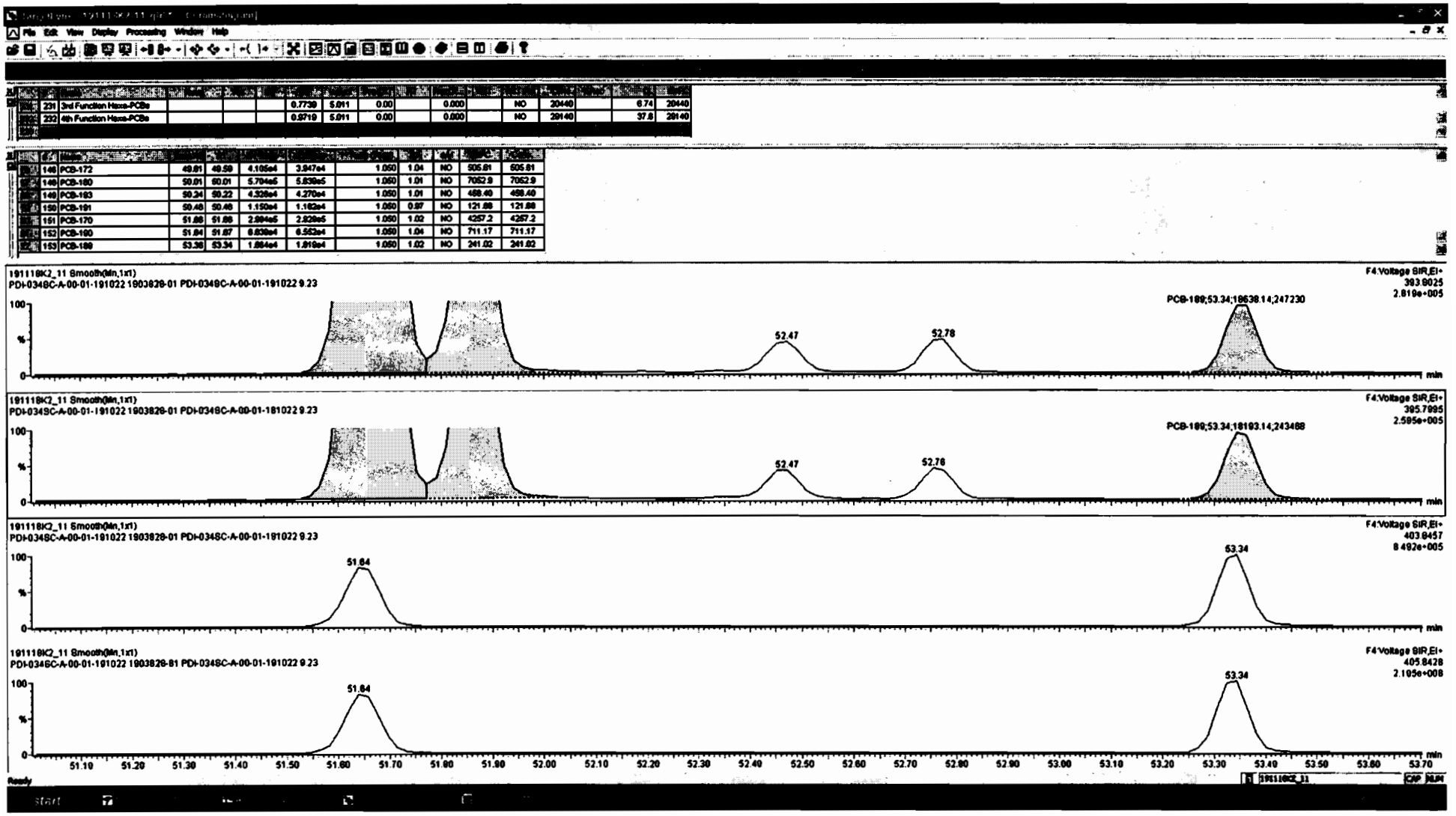
191118K2_11 Smooth(Min,1x1)
PDI-0348C-A-00-01-191022 1903828-01 PDI-0348C-A-00-01-191022 9.23
F4:Voltage SIR,EI+
393.9025
2.819e+005
PCB-189;53.34;18638.14;247230
52.47
52.78
F4:Voltage SIR,EI+
395.7995
2.595e+005
PCB-189;53.34;18193.14;243488
F4:Voltage SIR,EI+
403.8457
8.492e+005
51.84
53.34
F4:Voltage SIR,EI+
405.8428
2.195e+008
100
%
0
min

Dataset: Untitled

Last Altered: Tuesday, November 19, 2019 11:08:54 Pacific Standard Time
Printed: Tuesday, November 19, 2019 11:11:11 Pacific Standard Time

Name: 191118K2_11, Date: 19-Nov-2019, Time: 09:29:49, ID: 1903828-01 PDI-034SC-A-00-01-191022 9.23, Description: PDI-034SC-A-00-01-191022

PCB-202

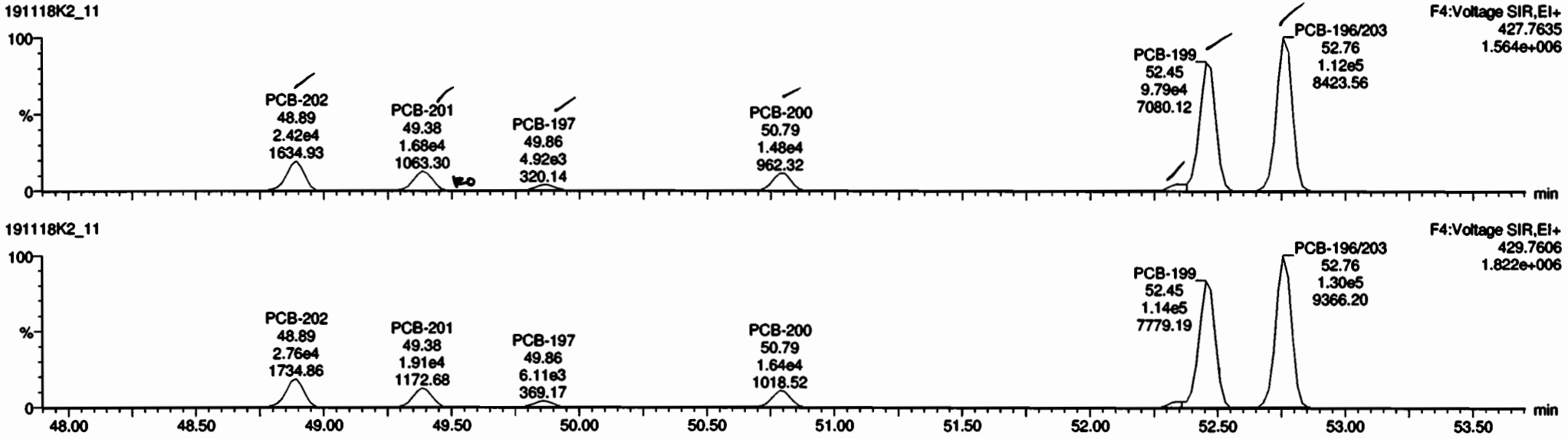

13C-PCB-202

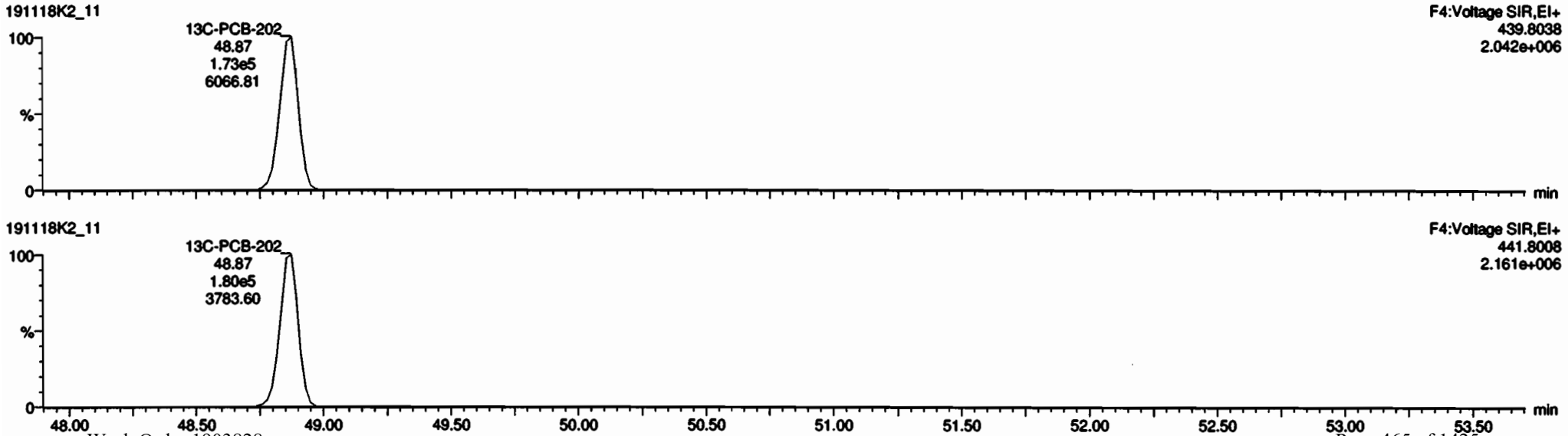

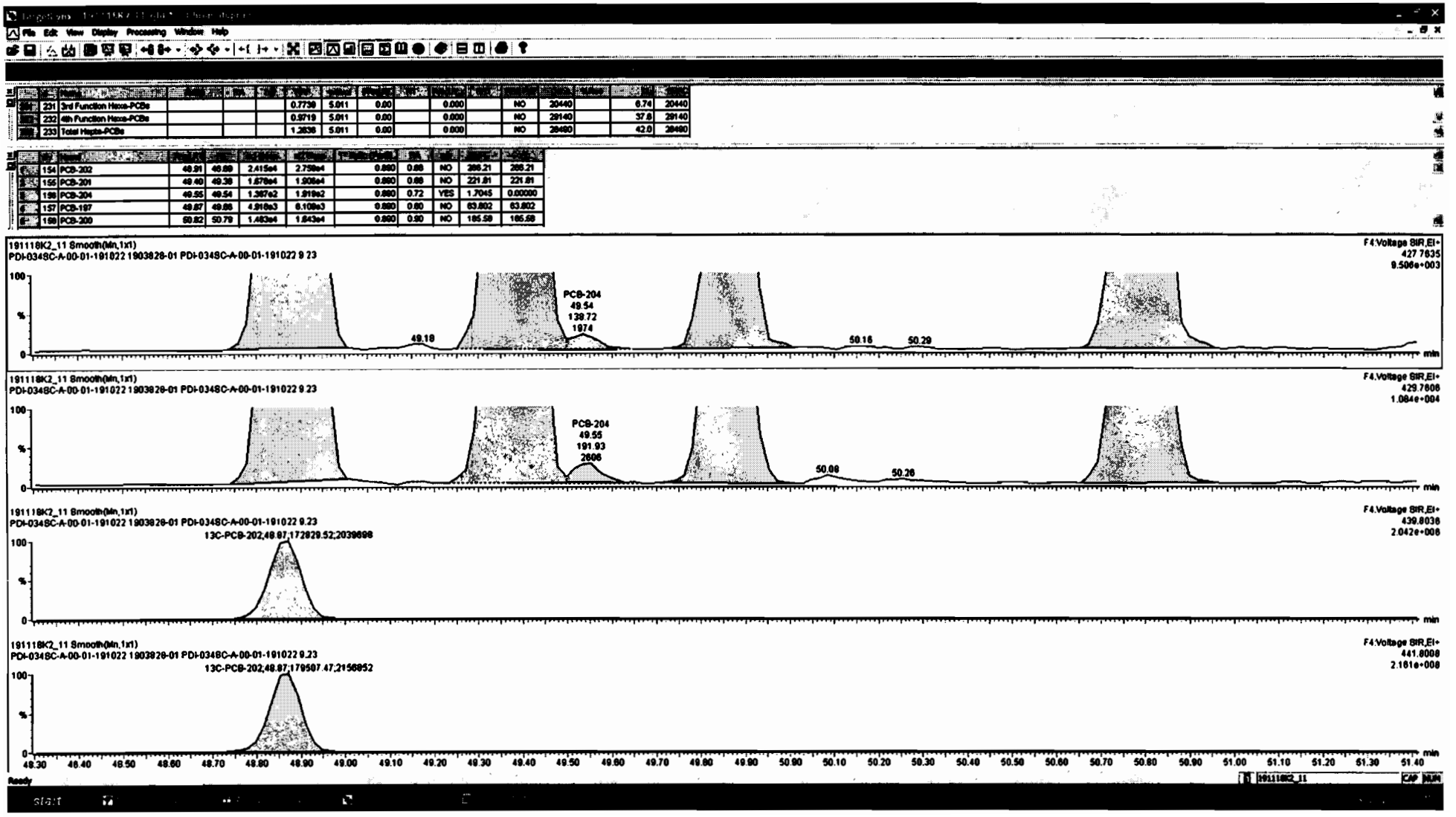
File Edit View Display Processing Window Help
231 3rd Function Hexa-PCBs 0.7739 5.011 0.00 0.000 NO 20440 0.74 20440
232 4th Function Hexa-PCBs 0.9719 5.011 0.00 0.000 NO 29140 37.8 29140
233 Total Hepta-PCBs 1.2636 5.011 0.00 0.000 NO 28480 42.0 28480
154 PCB-202 48.91 48.89 2.415e4 2.758e4 0.880 0.88 NO 266.21 266.21
155 PCB-201 48.40 48.38 1.678e4 1.908e4 0.880 0.88 NO 221.81 221.81
156 PCB-204 49.55 49.54 1.367e2 1.919e2 0.880 0.72 YES 1.7045 0.00000
157 PCB-197 48.87 48.85 4.918e3 6.109e3 0.880 0.80 NO 63.802 63.802
158 PCB-200 50.82 50.79 1.483e4 1.843e4 0.880 0.90 NO 185.59 185.59
191118K2_11 Smooth(Mn,1x1)
PDI-034SC-A-00-01-191022 1903828-01 PDI-034SC-A-00-01-191022 9.23
F4:Voltage SIR,EI+
427.7635
9.506e+003
PCB-204
49.54
139.72
1974
49.18
50.16
50.29
min
191118K2_11 Smooth(Mn,1x1)
PDI-034SC-A-00-01-191022 1903828-01 PDI-034SC-A-00-01-191022 9.23
F4:Voltage SIR,EI+
429.7606
1.084e+004
PCB-204
49.55
191.93
2606
50.08
50.26
min
191118K2_11 Smooth(Mn,1x1)
PDI-034SC-A-00-01-191022 1903828-01 PDI-034SC-A-00-01-191022 9.23
13C-PCB-202,48.87,172829.52,2039698
F4:Voltage SIR,EI+
439.8036
2.042e+008
min
191118K2_11 Smooth(Mn,1x1)
PDI-034SC-A-00-01-191022 1903828-01 PDI-034SC-A-00-01-191022 9.23
13C-PCB-202,48.87,179507.47,2156852
F4:Voltage SIR,EI+
441.8008
2.161e+008
min
48.30 48.40 48.50 48.60 48.70 48.80 48.90 49.00 49.10 49.20 49.30 49.40 49.50 49.60 49.70 49.80 49.90 50.00 50.10 50.20 50.30 50.40 50.50 50.60 50.70 50.80 50.90 51.00 51.10 51.20 51.30 51.40
Ready
191118K2_11
CAP NUM

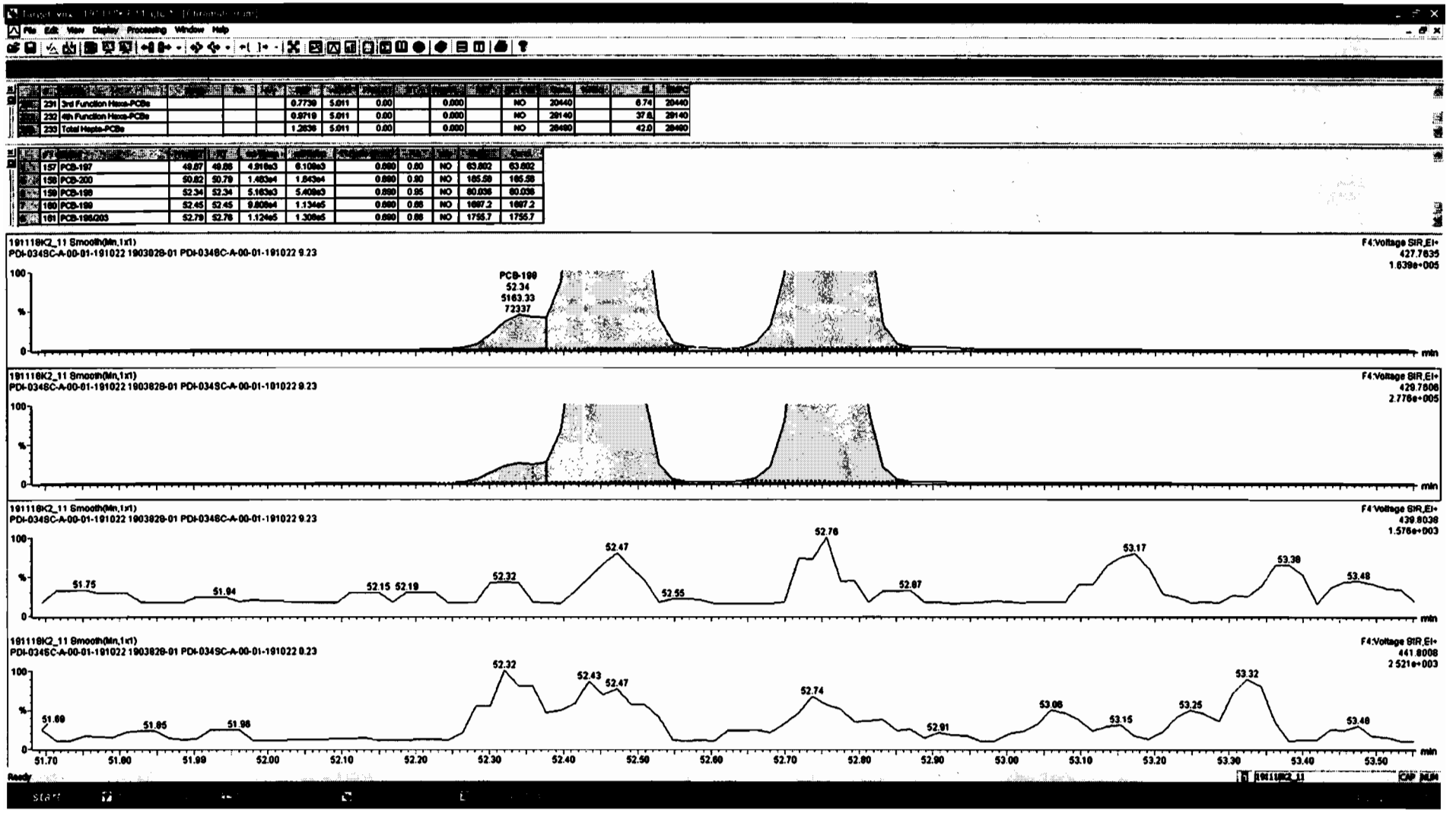
File Edit View Display Processing Window Help
231 3rd Function Hexa-PCBs 0.7739 5.011 0.00 0.000 NO 20440 6.74 20440
232 4th Function Hexa-PCBs 0.9719 5.011 0.00 0.000 NO 29140 37.8 29140
233 Total Hepta-PCBs 1.2838 5.011 0.00 0.000 NO 28490 42.0 28490
157 PCB-197 49.87 49.88 4.918e3 6.109e3 0.890 0.80 NO 63.802 63.802
158 PCB-200 50.82 50.79 1.463e4 1.843e4 0.890 0.80 NO 185.58 185.58
159 PCB-198 52.34 52.34 5.163e3 5.409e3 0.890 0.95 NO 80.036 80.036
160 PCB-199 52.45 52.45 9.808e4 1.134e5 0.890 0.86 NO 1697.2 1697.2
161 PCB-198/203 52.79 52.76 1.124e5 1.309e5 0.890 0.86 NO 1756.7 1756.7
191118K2_11 Smooth(Mn,1x1)
PDI-034SC-A-00-01-191022 1903828-01 PDI-034SC-A-00-01-191022 9.23
F4:Voltage SIR,EI+
427.7635
1.639e+005
PCB-199
52.34
5163.33
72337
F4:Voltage SIR,EI+
429.7606
2.776e+005
F4:Voltage SIR,EI+
439.8036
1.576e+003
51.75
51.94
52.15
52.19
52.32
52.47
52.55
52.76
52.97
53.17
53.38
53.48
F4:Voltage SIR,EI+
441.8008
2.521e+003
51.69
51.85
51.98
52.32
52.43
52.47
52.74
52.91
53.08
53.15
53.25
53.32
53.48
51.70
51.80
51.90
52.00
52.10
52.20
52.30
52.40
52.50
52.60
52.70
52.80
52.90
53.00
53.10
53.20
53.30
53.40
53.50
min
Ready

Dataset: Untitled

Last Altered: Tuesday, November 19, 2019 11:08:54 Pacific Standard Time
Printed: Tuesday, November 19, 2019 11:11:11 Pacific Standard Time

Name: 191118K2_11, Date: 19-Nov-2019, Time: 09:29:49, ID: 1903828-01 PDI-034SC-A-00-01-191022 9.23, Description: PDI-034SC-A-00-01-191022

PCB-195

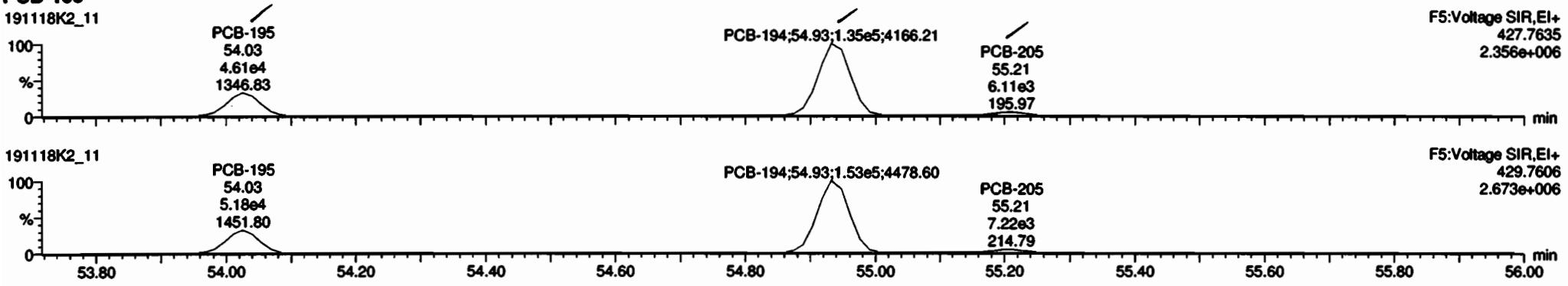

13C-PCB-194

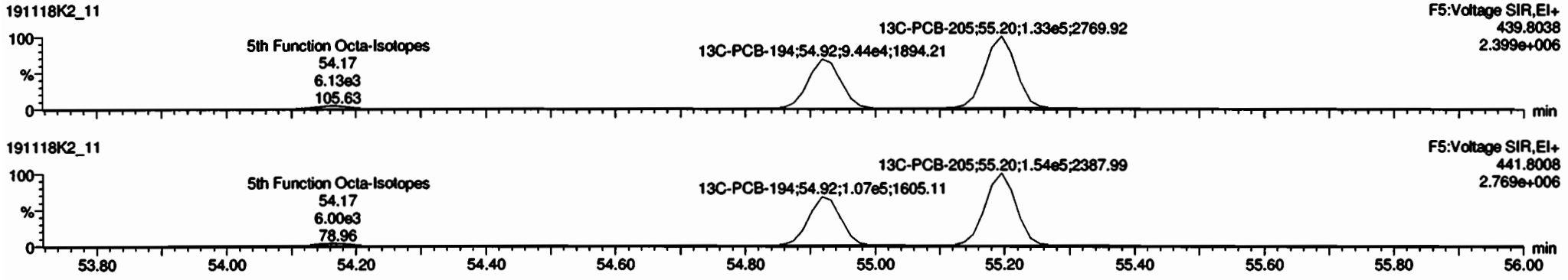

PFK5

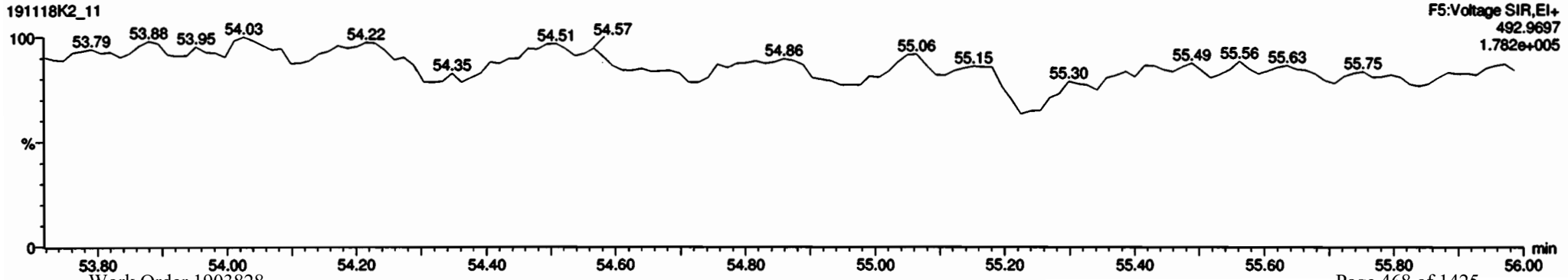

Dataset: Untitled

Last Altered: Tuesday, November 19, 2019 11:08:54 Pacific Standard Time
Printed: Tuesday, November 19, 2019 11:11:11 Pacific Standard Time

Name: 191118K2_11, Date: 19-Nov-2019, Time: 09:29:49, ID: 1903828-01 PDI-034SC-A-00-01-191022 9.23, Description: PDI-034SC-A-00-01-191022

PCB-208

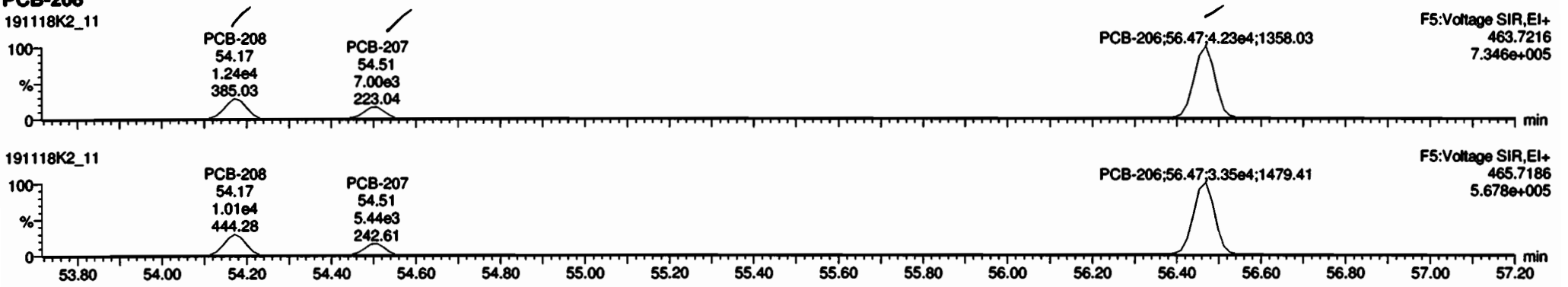

13C-PCB-208

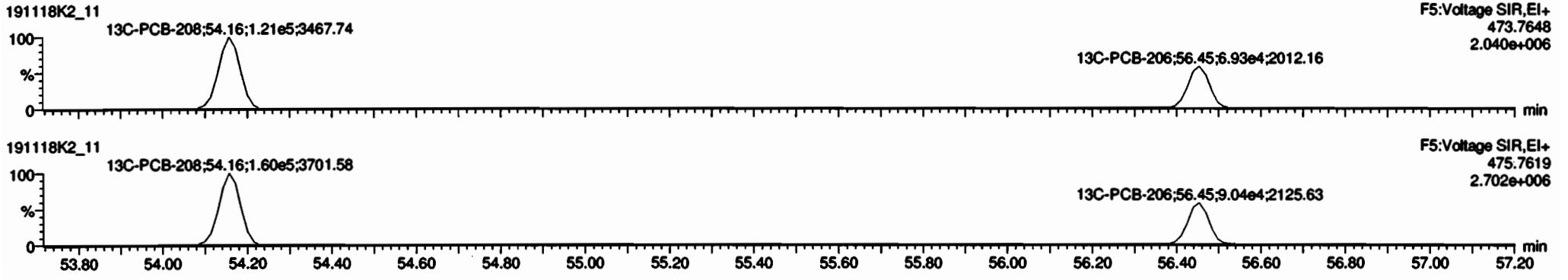

PFK5

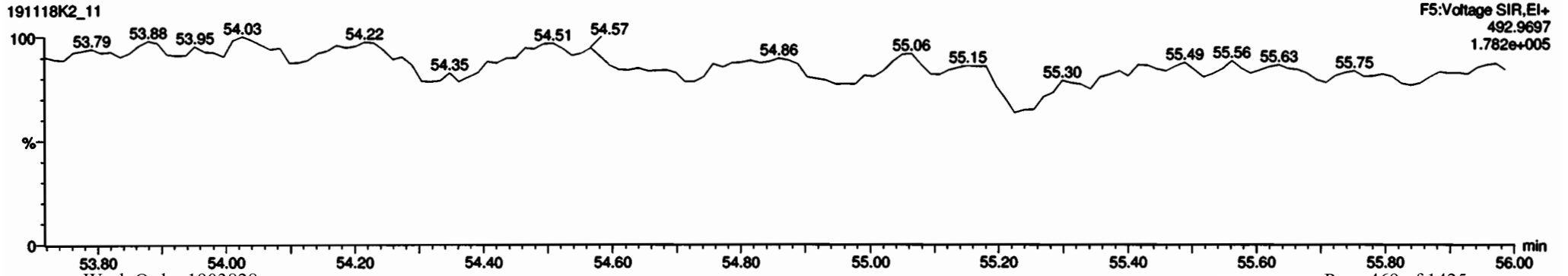

Dataset: Untitled

Last Altered: Tuesday, November 19, 2019 11:08:54 Pacific Standard Time
Printed: Tuesday, November 19, 2019 11:11:11 Pacific Standard Time

Name: 191118K2_11, Date: 19-Nov-2019, Time: 09:29:49, ID: 1903828-01 PDI-034SC-A-00-01-191022 9.23, Description: PDI-034SC-A-00-01-191022

PCB-209

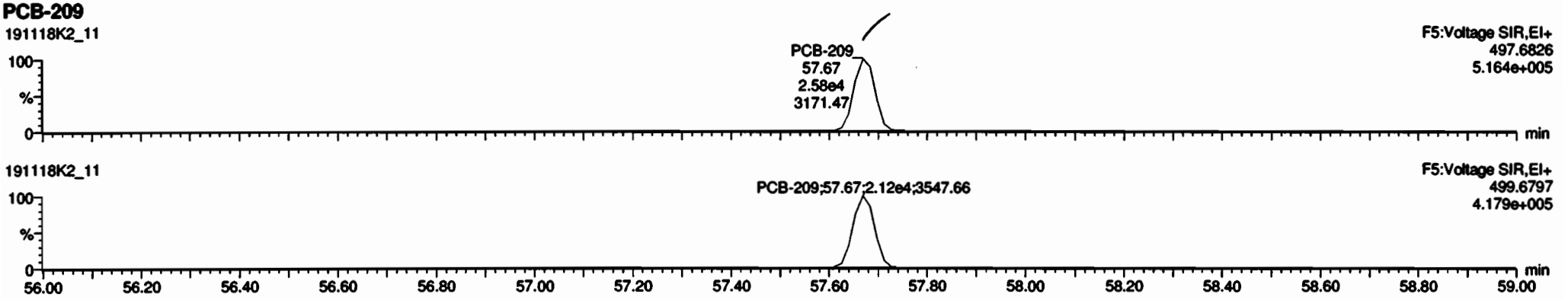

13C-PCB-209

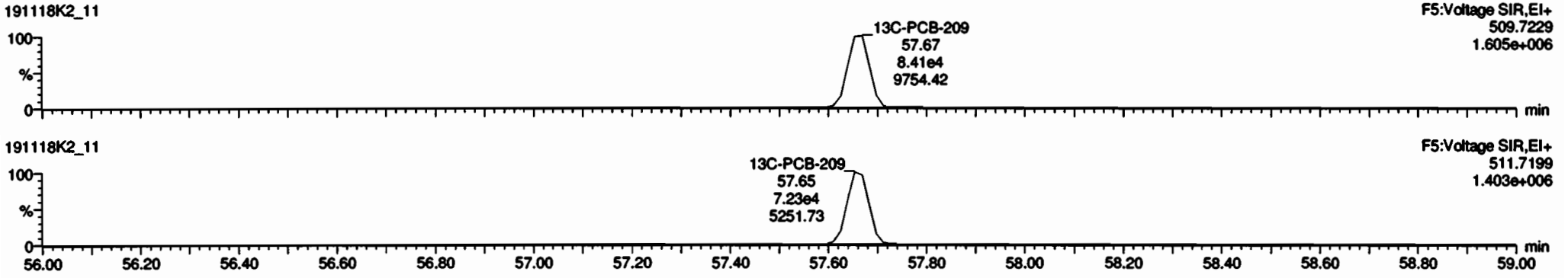

PFK5

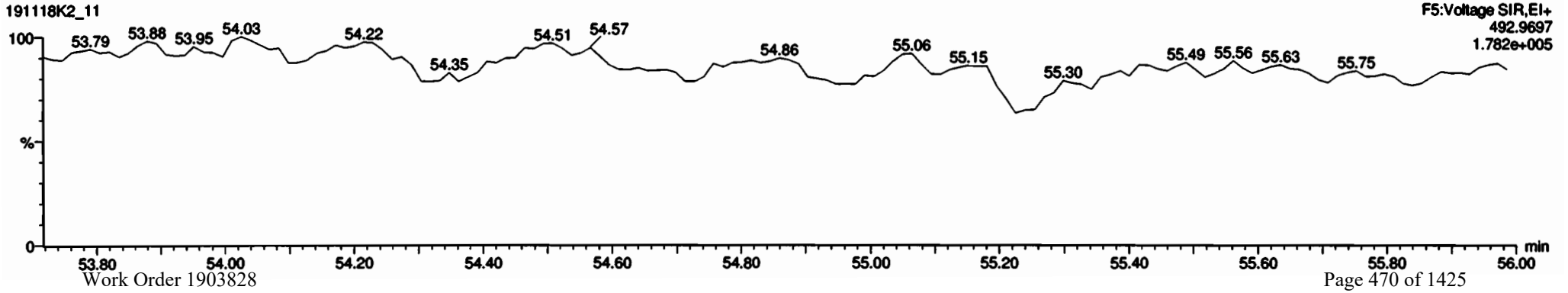

Vista Analytical Laboratory

Dataset. U:\VG11.PRO\Results\191128K2\191128K2-7.qld

Last Altered: Monday, December 02, 2019 11:52:37 Pacific Standard Time
Printed: Monday, December 02, 2019 12:01:45 Pacific Standard Time

GRB 12/02/19

CT 12/03/19

Method: U:\VG11.PRO\MethDB\PCB-209_ZB1_11-28-19.mdb 29 Nov 2019 13:24:37
Calibration: U:\VG11.PRO\CurveDB\db1_PCBvg11-6-28-19.cdb 29 Jun 2019 11:47:57

Name: 191128K2_7, Date: 28-Nov-2019, Time: 19:47:13, ID: B9K0257-BLK1 Method Blank 1, Description: Method Blank

	# Name	Resp	RA	n/y	RRF	wt/vol	Pred.RT	RT	Pred.R...	RRT	Check RRT	Conc.	%Rec	DL	EMPC
1	1 PCB-1													0.758	
2	2 PCB-2			NO	1.01	1.000	18.12		0.988		YES			0.856	
3	3 PCB-3			NO	1.01	1.000	18.35		1.001		YES			0.858	
4	4 PCB-4/10			NO	1.28	1.000	19.75		1.004		YES			2.30	
5	5 PCB-7/9			NO	0.976	1.000	21.58		1.003		YES			1.94	
6	6 PCB-6			NO	1.02	1.000	22.23		1.033		YES			1.86	
7	7 PCB-5/8				1.01	1.000	22.64		1.052		YES			0.348	
8	8 PCB-14			NO	1.03	1.000	23.79		0.952		YES			2.06	
9	9 PCB-11			NO	1.10	1.000	25.02		1.001		YES			1.94	
10	10 PCB-12/13			NO	1.04	1.000	25.45		1.018		YES			2.05	
11	11 PCB-15			NO	1.03	1.000	25.75		1.030		YES			2.07	
12	12 PCB-19			NO	0.934	1.000	23.95		1.001		YES			0.782	
13	13 PCB-30			NO	1.48	1.000	24.88		1.040		YES			0.493	
14	14 PCB-18	5.58e2	1.06	NO	0.693	1.000	25.63	25.67	0.951	0.953	NO	2.622		0.764	2.622
15	15 PCB-17			NO	0.667	1.000	25.81		0.956		YES			0.794	
16	16 PCB-24/27			NO	0.915	1.000	26.43		0.981		YES			0.579	
17	17 PCB-16/32			NO	0.792	1.000	26.96		1.001		YES			0.668	
18	18 PCB-34			NO	0.987	1.000	27.76		0.959		YES			0.519	
19	19 PCB-23			NO	0.974	1.000	27.86		0.962		YES			0.526	
20	20 PCB-29			NO	0.953	1.000	28.13		0.972		YES			0.538	
21	21 PCB-26			NO	1.00	1.000	28.35		0.979		YES			0.512	
22	22 PCB-25			NO	0.978	1.000	28.49		0.984		YES			0.524	
23	23 PCB-31			NO	1.12	1.000	28.88		0.998		YES			0.456	
24	24 PCB-28			NO	1.11	1.000	28.97		1.001		YES			0.464	
25	25 PCB-20/21/33			NO	1.00	1.000	29.62		1.023		YES			0.511	
26	26 PCB-22			NO	1.03	1.000	30.07		1.039		YES			0.496	
27	27 PCB-36			NO	1.18	1.000	30.74		0.932		YES			0.589	
28	28 PCB-39			NO	1.08	1.000	31.23		0.947		YES			0.640	
29	29 PCB-38			NO	1.13	1.000	32.03		0.971		YES			0.615	
30	30 PCB-35			NO	1.13	1.000	32.59		0.988		YES			0.613	

Dataset: U:\VG11.PRO\Results\191128K2\191128K2-7.qld

Last Altered: Monday, December 02, 2019 11:52:37 Pacific Standard Time
Printed: Monday, December 02, 2019 12:01:45 Pacific Standard Time

Name: 191128K2_7, Date: 28-Nov-2019, Time: 19:47:13, ID: B9K0257-BLK1 Method Blank 1, Description: Method Blank

	# Name	Resp	RA	n/y	RRF	wt/vol	Pred.RT	RT	Pred.R...	RRT	Check RRT	Conc.	%Rec	DL	EMPC
31	31 PCB-37			NO	1.11	1.000	33.03		1.001		YES			0.627	
32	32 PCB-54			NO	0.996	1.000	27.80		1.001		YES			0.350	
33	33 PCB-50			NO	0.781	1.000	29.04		1.045		YES			0.446	
34	34 PCB-53			NO	0.955	1.000	29.70		0.944		YES			0.455	
35	35 PCB-51			NO	1.02	1.000	30.05		0.956		YES			0.425	
36	36 PCB-45			NO	0.808	1.000	30.46		0.969		YES			0.538	
37	37 PCB-46			NO	0.754	1.000	30.98		0.985		YES			0.577	
38	38 PCB-52/69	2.83e2	0.48	YES	1.09	1.000	31.49	31.45	1.001	1.000	NO	1.049		0.398	0.7777
39	39 PCB-73			NO	1.29	1.000	31.61		1.005		YES			0.337	
40	40 PCB-43/49			NO	0.940	1.000	31.78		1.010		YES			0.463	
41	41 PCB-47	5.43e2	0.62	YES	0.869	1.000	31.99	32.01	1.001	1.001	NO	2.365		0.473	2.098
42	42 PCB-48/75			NO	1.02	1.000	32.10		1.004		YES			0.402	
43	43 PCB-65			NO	1.11	1.000	32.37		1.013		YES			0.371	
44	44 PCB-62			NO	1.07	1.000	32.48		1.016		YES			0.386	
45	45 PCB-44			NO	0.761	1.000	32.82		1.027		YES			0.541	
46	46 PCB-42/59			NO	0.960	1.000	33.04		1.033		YES			0.428	
47	47 PCB-41/64/71/72			NO	1.08	1.000	33.66		1.053		YES			0.380	
48	48 PCB-68			NO	1.11	1.000	33.92		1.061		YES			0.371	
49	49 PCB-40			NO	0.577	1.000	34.17		1.069		YES			0.713	
50	50 PCB-57			NO	1.05	1.000	34.54		0.970		YES			0.360	
51	51 PCB-67			NO	0.993	1.000	34.85		0.978		YES			0.380	
52	52 PCB-58			NO	1.11	1.000	34.95		0.981		YES			0.339	
53	53 PCB-63			NO	0.962	1.000	35.11		0.986		YES			0.392	
54	54 PCB-74			NO	1.07	1.000	35.42		0.994		YES			0.354	
55	55 PCB-61/70			NO	0.986	1.000	35.63		1.000		YES			0.383	
56	56 PCB-76/66			NO	1.07	1.000	35.79		1.005		YES			0.354	
57	57 PCB-80			NO	1.08	1.000	36.08		1.001		YES			0.351	
58	58 PCB-55			NO	1.07	1.000	36.40		1.010		YES			0.357	
59	59 PCB-56/60			NO	0.934	1.000	36.90		1.023		YES			0.408	
60	60 PCB-79			NO	1.04	1.000	38.02		1.054		YES			0.365	
61	61 PCB-78			NO	1.03	1.000	38.76		0.987		YES			0.407	
62	62 PCB-81			NO	0.933	1.000	39.30		1.000		YES			0.450	
63	63 PCB-77			NO	1.03	1.000	39.92		1.000		YES			0.447	

Dataset: U:\VG11.PRO\Results\191128K2\191128K2-7.qld

Last Altered: Monday, December 02, 2019 11:52:37 Pacific Standard Time
Printed: Monday, December 02, 2019 12:01:45 Pacific Standard Time

Name: 191128K2_7, Date: 28-Nov-2019, Time: 19:47:13, ID: B9K0257-BLK1 Method Blank 1, Description: Method Blank

	#	Name	Resp	RA	n/y	RRF	wt/vol	Pred.RT	RT	Pred.R...	RRT	Check RRT	Conc.	%Rec	DL	EMPC
64	64	PCB-104			NO	0.995	1.000	32.66		1.001		YES			0.430	
65	65	PCB-96			NO	0.996	1.000	33.98		1.041		YES			0.430	
66	66	PCB-103			NO	0.774	1.000	34.55		1.059		YES			0.553	
67	67	PCB-100			NO	0.778	1.000	34.89		1.069		YES			0.550	
68	68	PCB-94			NO	0.773	1.000	35.39		0.985		YES			0.733	
69	69	PCB-95/98/102			NO	1.01	1.000	35.86		0.999		YES			0.558	
70	70	PCB-93			NO	0.841	1.000	35.99		1.002		YES			0.674	
71	71	PCB-88/91			NO	0.890	1.000	36.34		1.012		YES			0.637	
72	72	PCB-121			NO	1.39	1.000	36.46		1.015		YES			0.409	
73	73	PCB-84/92			NO	0.879	1.000	37.30		0.990		YES			0.688	
74	74	PCB-89			NO	0.959	1.000	37.47		0.995		YES			0.630	
75	75	PCB-90/101			NO	0.944	1.000	37.68		1.000		YES			0.640	
76	76	PCB-113			NO	1.23	1.000	37.93		1.007		YES			0.491	
77	77	PCB-99			NO	1.12	1.000	38.03		1.010		YES			0.540	
78	78	PCB-119			NO	1.47	1.000	38.49		0.987		YES			0.457	
79	79	PCB-108/112			NO	1.25	1.000	38.65		0.991		YES			0.538	
80	80	PCB-83			NO	1.55	1.000	38.81		0.995		YES			0.435	
81	81	PCB-97			NO	1.07	1.000	39.04		1.001		YES			0.626	
82	82	PCB-86			NO	0.996	1.000	39.19		1.005		YES			0.676	
83	83	PCB-87/117/125			NO	1.33	1.000	39.30		1.008		YES			0.505	
84	84	PCB-111/115			NO	1.60	1.000	39.47		1.012		YES			0.420	
85	85	PCB-85/116			NO	1.22	1.000	39.59		1.015		YES			0.553	
86	86	PCB-120			NO	1.68	1.000	39.86		1.022		YES			0.400	
87	87	PCB-110			NO	1.49	1.000	40.00		1.026		YES			0.453	
88	88	PCB-82			NO	0.674	1.000	40.66		0.976		YES			0.807	
89	89	PCB-124			NO	1.16	1.000	41.38		0.993		YES			0.468	
90	90	PCB-107/109			NO	1.17	1.000	41.53		0.996		YES			0.467	
91	91	PCB-123			NO	1.04	1.000	41.70		1.000		YES			0.523	
92	92	PCB-106/118			NO	1.07	1.000	41.91		1.001		YES			0.499	
93	93	PCB-114			NO	1.16	1.000	42.57		1.000		YES			0.399	
94	94	PCB-122			NO	0.973	1.000	42.69		1.003		YES			0.476	
95	95	PCB-105			NO	1.10	1.000	43.45		1.000		YES			0.407	
96	96	PCB-127			NO	1.11	1.000	43.81		1.000		YES			0.406	

Dataset: U:\VG11.PRO\Results\191128K2\191128K2-7.qld

Last Altered: Monday, December 02, 2019 11:52:37 Pacific Standard Time
Printed: Monday, December 02, 2019 12.01:45 Pacific Standard Time

Name: 191128K2_7, Date: 28-Nov-2019, Time: 19:47:13, ID: B9K0257-BLK1 Method Blank 1, Description: Method Blank

	#	Name	Resp	RA	n/y	RRF	wt/vol	Pred.RT	RT	Pred.R...	RRT	Check RRT	Conc.	%Rec	DL	EMPC
97	97	PCB-126			NO	1.21	1.000	45.78		1.000		YES			0.493	
98	98	PCB-155			NO	0.874	1.000	37.20		1.000		YES			0 374	
99	99	PCB-150			NO	0.881	1.000	38.50		1.036		YES			0.371	
100	1...	PCB-152			NO	1.00	1.000	38.98		1.048		YES			0.326	
101	1...	PCB-145			NO	1.00	1.000	39.45		1.061		YES			0.327	
102	1...	PCB-136			NO	0.843	1.000	39.78		1.070		YES			0.388	
103	1...	PCB-148			NO	0.693	1.000	39.89		1.073		YES			0.472	
104	1...	PCB-154			NO	0.724	1.000	40.42		1.087		YES			0.452	
105	1...	PCB-151			NO	0.632	1.000	41.07		1.105		YES			0.517	
106	1...	PCB-135			NO	0.716	1.000	41.29		1.111		YES			0.457	
107	1...	PCB-144			NO	0.667	1.000	41.40		1.114		YES			0.491	
108	1...	PCB-147			NO	0.661	1.000	41.53		1.117		YES			0.495	
109	1...	PCB-139/149			NO	0.738	1.000	41.81		1.125		YES			0.443	
110	1...	PCB-140			NO	0.627	1.000	42.00		1.130		YES			0.521	
111	1...	PCB-134/143			NO	0.733	1.000	42.49		0.975		YES			0.479	
112	1...	PCB-131/133			NO	0.790	1.000	42.78		0.982		YES			0.444	
113	1...	PCB-142			NO	0.708	1.000	42.93		0.985		YES			0.496	
114	1...	PCB-146/165			NO	0.959	1.000	43.19		0.991		YES			0.366	
115	1...	PCB-132/161			NO	0.974	1.000	43.42		0.996		YES			0.360	
116	1...	PCB-153			NO	1.01	1.000	43.60		1.000		YES			0.347	
117	1...	PCB-168			NO	1.02	1.000	43.83		1.006		YES			0.344	
118	1...	PCB-141			NO	0.967	1.000	44.36		1.000		YES			0.457	
119	1...	PCB-137			NO	0.987	1.000	44.74		1.009		YES			0.447	
120	1...	PCB-130			NO	0.840	1.000	44.86		1.012		YES			0.526	
121	1...	PCB-138/163/164			NO	1.23	1.000	45.25		1.001		YES			0.346	
122	1...	PCB-158/160			NO	1.18	1.000	45.50		1.006		YES			0.361	
123	1...	PCB-129			NO	0.819	1.000	45.75		1.012		YES			0.519	
124	1...	PCB-166			NO	1.07	1.000	46.24		0.993		YES			0.380	
125	1...	PCB-159			NO	1.12	1.000	46.58		1.000		YES			0.363	
126	1...	PCB-128/162			NO	0.851	1.000	46.87		1.007		YES			0.477	
127	1...	PCB-167			NO	1.04	1.000	47.28		1.000		YES			0.385	
128	1...	PCB-156			NO	1.06	1.000	48.61		1.000		YES			0.388	
129	1...	PCB-157			NO	0.978	1.000	48.91		1.001		YES			0.435	

Dataset: U:\VG11.PRO\Results\191128K2\191128K2-7.qld

Last Altered: Monday, December 02, 2019 11:52:37 Pacific Standard Time
Printed: Monday, December 02, 2019 12:01:45 Pacific Standard Time

Name: 191128K2_7, Date: 28-Nov-2019, Time: 19:47:13, ID: B9K0257-BLK1 Method Blank 1, Description: Method Blank

	#	Name	Resp	RA	n/y	RRF	wt/vol	Pred.RT	RT	Pred.R...	RRT	Check RRT	Conc.	%Rec	DL	EMPC
130	1...	PCB-169			NO	1.11	1.000	51.17		1.000		YES			0.465	
131	1...	PCB-188			NO	1.19	1.000	43.23		1.001		YES			0.265	
132	1...	PCB-184			NO	1.17	1.000	43.67		1.011		YES			0.271	
133	1...	PCB-179			NO	1.18	1.000	44.48		1.030		YES			0.269	
134	1...	PCB-176			NO	1.16	1.000	44.95		1.041		YES			0.273	
135	1...	PCB-186			NO	1.22	1.000	45.57		1.055		YES			0.260	
136	1...	PCB-178			NO	0.830	1.000	46.08		1.067		YES			0.381	
137	1...	PCB-175			NO	0.849	1.000	46.44		1.075		YES			0.373	
138	1...	PCB-182/187			NO	0.960	1.000	46.64		1.080		YES			0.330	
139	1...	PCB-183			NO	0.957	1.000	46.97		1.088		YES			0.331	
140	1...	PCB-185			NO	1.32	1.000	47.66		0.955		YES			0.383	
141	1...	PCB-174			NO	1.22	1.000	48.04		0.962		YES			0.415	
142	1...	PCB-181			NO	1.41	1.000	48.13		0.964		YES			0.357	
143	1...	PCB-177			NO	1.24	1.000	48.31		0.968		YES			0.407	
144	1...	PCB-171			NO	1.24	1.000	48.61		0.974		YES			0.407	
145	1...	PCB-173			NO	1.14	1.000	49.05		0.983		YES			0.443	
146	1...	PCB-172			NO	1.31	1.000	49.53		0.992		YES			0.387	
147	1...	PCB-192			NO	1.70	1.000	49.72		0.996		YES			0.297	
148	1...	PCB-180	1 70e2	1.48	YES	1.32	1.000	49.93	49.95	1.000	1.001	NO	1.060		0.252	0.8768
149	1...	PCB-193			NO	1.54	1.000	50.16		1.005		YES			0.328	
150	1...	PCB-191			NO	1.57	1.000	50.41		1.010		YES			0.321	
151	1...	PCB-170			NO	1.36	1.000	51.60		1.000		YES			0.468	
152	1...	PCB-190			NO	1.84	1.000	51.79		1.004		YES			0.346	
153	1...	PCB-189			NO	1.33	1.000	53.29		1.000		YES			0.324	
154	1...	PCB-202			NO	1.02	1.000	48.84		1.001		YES			0.263	
155	1...	PCB-201			NO	0.915	1.000	49.32		1.011		YES			0.295	
156	1...	PCB-204			NO	0.979	1.000	49.47		1.014		YES			0.275	
157	1...	PCB-197			NO	0.979	1.000	49.79		1.020		YES			0.275	
158	1...	PCB-200			NO	0.954	1.000	50.74		1.040		YES			0.283	
159	1...	PCB-198			NO	0.748	1.000	52.26		1.071		YES			0.360	
160	1...	PCB-199			NO	0.706	1.000	52.40		1.074		YES			0.382	
161	1...	PCB-196/203			NO	0.785	1.000	52.70		1.080		YES			0.344	
162	1...	PCB-195			NO	1.03	1.000	53.97		0.984		YES			0.319	

Dataset: U:\VG11.PRO\Results\191128K2\191128K2-7.qld

Last Altered: Monday, December 02, 2019 11:52:37 Pacific Standard Time
Printed: Monday, December 02, 2019 12:01:45 Pacific Standard Time

Name: 191128K2_7, Date: 28-Nov-2019, Time: 19:47:13, ID: B9K0257-BLK1 Method Blank 1, Description: Method Blank

	#	Name	Resp	RA	n/y	RRF	wt/vol	Pred.RT	RT	Pred.R...	RRT	Check RRT	Conc.	%Rec	DL	EMPC
163	1...	PCB-194	1.16e2	0.96	NO	1.16	1.000	54.89	54.89	1.000	1.000	NO	0.8007		0.286	0.8007
164	1...	PCB-205			NO	1.40	1.000	55.15		1.005		YES			0.236	
165	1...	PCB-208	5.65e1	1.10	YES	0.934	1.000	54.13	54.13	1.000	1.000	NO	0.4012		0.0758	0.3677
166	1...	PCB-207			NO	0.912	1.000	54.45		1.006		YES			0.136	
167	1...	PCB-206			NO	0.987	1.000	56.43		1.000		YES			0.176	
168	1...	PCB-209			NO	0.943	1.000	57.62		1.000		YES			0.117	
169	1...	13C-PCB-1	5.20e5	3.36	NO	1.08	1.000	15.67	15.66	0.609	0.609	NO	726.5	36.3	2.49	
170	1...	13C-PCB-3	5.60e5	3.22	NO	1.09	1.000	18.33	18.34	0.712	0.713	NO	772.5	38.6	2.46	
171	1...	13C-PCB-4	4.52e5	1.62	NO	0.640	1.000	19.69	19.67	0.765	0.765	NO	1064	53.2	1.60	
172	1...	13C-PCB-9	7.56e5	1.57	NO	0.995	1.000	21.53	21.52	0.837	0.836	NO	1143	57.1	1.03	
173	1...	13C-PCB-11	8.15e5	1.56	NO	0.971	1.000	25.01	25.00	0.972	0.972	NO	1262	63.1	1.06	
174	1...	13C-PCB-19	4.24e5	0.97	NO	0.637	1.000	23.95	23.92	0.931	0.930	NO	1001	50.1	10.2	
175	1...	13C-PCB-32	6.14e5	0.96	NO	0.910	1.000	26.97	26.93	1.048	1.047	NO	1015	50.8	7.17	
176	1...	13C-PCB-28	7.31e5	1.03	NO	1.07	1.000	28.95	28.95	1.003	1.003	NO	1344	67.2	10.5	
177	1...	13C-PCB-37	6.41e5	1.01	NO	0.959	1.000	32.94	32.99	1.141	1.143	NO	1313	65.6	11.7	
178	1...	13C-PCB-54	5.99e5	0.75	NO	1.10	1.000	27.78	27.78	0.753	0.753	NO	1261	63.1	2.20	
179	1...	13C-PCB-52	4.94e5	0.73	NO	0.844	1.000	31.46	31.45	0.853	0.852	NO	1354	67.7	2.86	
180	1...	13C-PCB-47	5.24e5	0.75	NO	0.893	1.000	31.98	31.97	0.867	0.866	NO	1355	67.7	2.71	
181	1...	13C-PCB-70	6.24e5	0.78	NO	1.01	1.000	35.61	35.62	0.965	0.965	NO	1432	71.6	2.40	
182	1...	13C-PCB-80	6.04e5	0.78	NO	1.05	1.000	36.04	36.06	0.977	0.977	NO	1335	66.7	2.31	
183	1...	13C-PCB-81	6.01e5	0.73	NO	0.985	1.000	39.26	39.28	1.064	1.065	NO	1410	70.5	2.46	
184	1...	13C-PCB-77	5.90e5	0.77	NO	0.958	1.000	39.87	39.90	1.080	1.081	NO	1424	71.2	2.52	
185	1...	13C-PCB-104	5.69e5	1.56	NO	1.10	1.000	32.66	32.64	0.827	0.827	NO	1339	66.9	0.800	
186	1...	13C-PCB-95	4.46e5	1.60	NO	0.852	1.000	35.93	35.91	0.910	0.910	NO	1351	67.5	1.03	
187	1...	13C-PCB-101	4.28e5	1.56	NO	0.814	1.000	37.68	37.66	0.955	0.954	NO	1357	67.8	1.08	
188	1...	13C-PCB-97	3.86e5	1.58	NO	0.709	1.000	39.02	39.00	0.989	0.988	NO	1404	70.2	1.24	
189	1...	13C-PCB-123	4.91e5	1.61	NO	0.922	1.000	41.65	41.68	1.055	1.056	NO	1375	68.8	0.952	
190	1...	13C-PCB-118	5.22e5	1.61	NO	0.975	1.000	41.84	41.87	1.060	1.061	NO	1380	69.0	0.900	
191	1...	13C-PCB-114	4.88e5	1.50	NO	1.52	1.000	42.53	42.54	0.908	0.909	NO	1497	74.8	1.49	
192	1...	13C-PCB-105	5.04e5	1.56	NO	1.58	1.000	43.42	43.44	0.927	0.928	NO	1484	74.2	1.43	
193	1...	13C-PCB-127	5.19e5	1.56	NO	1.62	1.000	43.78	43.79	0.935	0.935	NO	1493	74.6	1.40	
194	1...	13C-PCB-126	4.34e5	1.56	NO	1.45	1.000	45.73	45.76	0.976	0.977	NO	1401	70.1	1.57	
195	1...	13C-PCB-155	4.36e5	1.23	NO	1.03	1.000	37.19	37.18	0.942	0.942	NO	1097	54.9	0.268	

Dataset: U:\VG11.PRO\Results\191128K2\191128K2-7.qld

Last Altered: Monday, December 02, 2019 11:52:37 Pacific Standard Time
Printed: Monday, December 02, 2019 12:01:45 Pacific Standard Time

Name: 191128K2_7, Date: 28-Nov-2019, Time: 19:47:13, ID: B9K0257-BLK1 Method Blank 1, Description: Method Blank

	#	Name	Resp	RA	n/y	RRF	wt/vol	Pred.RT	RT	Pred.R...	RRT	Check RRT	Conc.	%Rec	DL	EMPC
196	1...	13C-PCB-153	4.49e5	1.24	NO	1.42	1.000	43.59	43.59	0.931	0.931	NO	1472	73.6	1.40	
197	1...	13C-PCB-141	3.72e5	1.23	NO	1.14	1.000	44.37	44.34	0.947	0.947	NO	1518	75.9	1.74	
198	1...	13C-PCB-138	3.69e5	1.23	NO	1.18	1.000	45.23	45.22	0.966	0.966	NO	1460	73.0	1.68	
199	1...	13C-PCB-159	4.19e5	1.33	NO	1.43	1.000	46.57	46.56	0.994	0.994	NO	1364	68.2	1.39	
200	2...	13C-PCB-167	4.18e5	1.26	NO	1.42	1.000	47 27	47.26	1.009	1.009	NO	1370	68.5	1.40	
201	2...	13C-PCB-156	4.08e5	1.25	NO	1.40	1.000	48.59	48.59	1.038	1.038	NO	1361	68.0	1.42	
202	2...	13C-PCB-157	4.12e5	1.26	NO	1.41	1.000	48.87	48.87	1.044	1.044	NO	1367	68.3	1.41	
203	2...	13C-PCB-169	3.70e5	1.25	NO	1.35	1.000	51.14	51.15	1.092	1.092	NO	1283	64.1	1.48	
204	2...	13C-PCB-188	3.96e5	0.45	NO	1.46	1.000	43.19	43.19	0.926	0.926	NO	1386	69.3	0.924	
205	2...	13C-PCB-180	2.43e5	0.44	NO	0.932	1.000	49.89	49.91	1.070	1.070	NO	1334	66.7	1.45	
206	2...	13C-PCB-170	1.99e5	0.45	NO	0.796	1.000	51.56	51.58	1.106	1.106	NO	1278	63.9	1.70	
207	2...	13C-PCB-189	2.67e5	0.42	NO	1.09	1.000	53.29	53.27	1.143	1.142	NO	1255	62.8	1.24	
208	2...	13C-PCB-202	3.50e5	0.83	NO	1.45	1.000	48.80	48.80	1.046	1.046	NO	1234	61.7	0.538	
209	2...	13C-PCB-194	2.52e5	0.91	NO	0.714	1.000	54.89	54.87	0.995	0.995	NO	1346	67.3	1.10	
210	2...	13C-PCB-208	3.02e5	0.80	NO	0.896	1.000	54.13	54.11	0.982	0.981	NO	1284	64.2	0.905	
211	2...	13C-PCB-206	2.19e5	0.78	NO	0.653	1.000	56.41	56.41	1.023	1.023	NO	1279	64.0	1.24	
212	2...	13C-PCB-209	2.41e5	1.18	NO	0.806	1.000	57.64	57.62	1.045	1.045	NO	1140	57.0	0.203	
213	2...	13C-PCB-15	1.33e6	1.61	NO	1.00	1.000	25.71	25.73	1.000	0.000	NO	2000	100	1.03	
214	2...	13C-PCB-31	1.02e6	1.04	NO	1.00	1.000	28.84	28.86	1.000	0.000	NO	2000	100	11.3	
215	2...	13C-PCB-60	8.65e5	0.75	NO	1.00	1.000	36.90	36.90	1.000	0.000	NO	2000	100	2.42	
216	2...	13C-PCB-111	7.75e5	1.51	NO	1.00	1.000	39.47	39.47	1.000	0.000	NO	2000	100	0.877	
217	2...	13C-PCB-128	4.29e5	1 30	NO	1.00	1.000	46.82	46.83	1.000	0.000	NO	2000	100	1.99	
218	2...	13C-PCB-182	3.91e5	0.44	NO	1.00	1.000	46.65	46.64	0.000	0.000	NO	2000	100	1.35	
219	2...	13C-PCB-205	5.24e5	0.93	NO	1.00	1.000	55.15	55.15	1.000	0.000	NO	2000	100	0.785	
220	2...	13C-PCB-79	6.62e5	0.75	NO	1.03	1.000	38.03	38.02	1.031	1.030	NO	1483	74.2	2.34	
221	2...	13C-PCB-178	2.66e5	0.45	NO	0.875	1.000	46.09	46.09	0.988	0.988	NO	1420	71.0	1.44	
222	2...	13C-PCB-79	6.35e5	0.76	NO	1.05	1.000	38.01	38.02	0.967	0.968	NO	2021	101	3.68	
223	2...	13C-PCB-178	2.66e5	0.45	NO	0.975	1.000	46.10	46.09	0.924	0.923	NO	2248	112	2.22	
224	2...	Total Mono-PCBs				1.01	1.000	0.00		0.000		NO			~~1.74~~ 0.858	
225	2...	Total Di-PCBs				1.06	1.000	0.00		0.000		NO			~~14.6~~ 2.30	
226	2...	2nd Function Tri-PCBs				0.914	1.000	0.00		0.000		NO	2.622		~~4.66~~	2.622
227	2...	3rd Function Tri-PCBs				1.06	1.000	0.00		0.000		NO			~~7.63~~ 0.794	
228	2...	Total Tetra-PCBs				0.986	1.000	0.00		0.000		NO	0.0000		~~13.4~~ 0.713	2.875

Dataset: U:\VG11.PRO\Results\191128K2\191128K2-7.qld

Last Altered: Monday, December 02, 2019 11:52:37 Pacific Standard Time
Printed: Monday, December 02, 2019 12:01:45 Pacific Standard Time

Name: 191128K2_7, Date: 28-Nov-2019, Time: 19:47:13, ID: B9K0257-BLK1 Method Blank 1, Description: Method Blank

	#	Name	Resp	RA	n/y	RRF	wt/vol	Pred.RT	RT	Pred.R...	RRF	Check RRT	Conc.	%Rec	DL	EMPC
229	2...	3rd Function Penta-PCBs				1.12	1.000	0.00		0.000		NO			~~15.6~~	
230	2...	4th Function Penta-PCBs				1.11	1.000	0.00		0.000		NO			~~2.18~~ 0.807	
231	2...	3rd Function Hexa-PCBs				0.774	1.000	0.00		0.000		NO			~~5.03~~	
232	2...	4th Function Hexa-PCBs				0.972	1.000	0.00		0.000		NO			~~8.38~~ 0.526	
233	2...	Total Hepta-PCBs				1.26	1.000	0.00		0.000		NO	0.0000		~~7.87~~ 0.468	0.8768
234	2...	4th Function Octa-PCBs				0.886	1.000	0.00		0.000		NO			~~2.48~~	
235	2...	5th Function Octa-PCBs				1.20	1.000	0.00		0.000		NO	0.8007		~~0.841~~ 0.382	0.8007
236	2...	Total Nona-PCBs				0.945	1.000	0.00		0.000		NO	0.0000		~~0.380~~ 0.176	0.3677
237	2...	Deca-CB				0.943	1.000	0.00		0.000		NO			0.117	
238	2...	Total PCBs														

Dataset: U:\VG11.PRO\Results\191128K2\191128K2-7.qld

Last Altered: Monday, December 02, 2019 11:52:37 Pacific Standard Time
Printed: Monday, December 02, 2019 12:02:06 Pacific Standard Time

Method: U:\VG11.PRO\MethDB\PCB-209_ZB1_11-28-19.mdb 29 Nov 2019 13:24:37
Calibration: U:\VG11.PRO\CurveDB\db1_PCBvg11-6-28-19.cdb 29 Jun 2019 11:47:57

ID: B9K0257-BLK1 Method Blank 1, Description: Method Blank

Total Mono-PCBs

	Name	Pred.R...	RT	m1 Height	m2 Height	m1 Resp	m2 Resp	RA	n/y	Resp	Conc.	EMPC	DL
1													

Total Di-PCBs

	Name	Pred.R...	RT	m1 Height	m2 Height	m1 Resp	m2 Resp	RA	n/y	Resp	Conc.	EMPC	DL
1													

2nd Function Tri-PCBs

	Name	Pred.R...	RT	m1 Height	m2 Height	m1 Resp	m2 Resp	RA	n/y	Resp	Conc.	EMPC	DL
1	PCB-18	25.63	25.67	3.624e3	3.981e3	2.870e2	2.707e2	1.06	NO	5.577e2	2.6222	2.6222	0.764

3rd Function Tri-PCBs

	Name	Pred.R...	RT	m1 Height	m2 Height	m1 Resp	m2 Resp	RA	n/y	Resp	Conc.	EMPC	DL
1													

Total Tetra-PCBs

	Name	Pred.R...	RT	m1 Height	m2 Height	m1 Resp	m2 Resp	RA	n/y	Resp	Conc.	EMPC	DL
1	PCB-52/69	31.49	31.45	1.211e3	2.812e3	9.132e1	1.917e2	0.48	YES	2.830e2	0.00000	0.77774	0.398
2	PCB-47	31.99	32.01	2.774e3	4.138e3	2.076e2	3.351e2	0.62	YES	5.427e2	0.00000	2.0975	0.473

3rd Function Penta-PCBs

	Name	Pred.R...	RT	m1 Height	m2 Height	m1 Resp	m2 Resp	RA	n/y	Resp	Conc.	EMPC	DL
1													

Dataset: U:\VG11.PRO\Results\191128K2\191128K2-7.qld

Last Altered: Monday, December 02, 2019 11:52:37 Pacific Standard Time
Printed: Monday, December 02, 2019 12:02:06 Pacific Standard Time

ID: B9K0257-BLK1 Method Blank 1, Description: Method Blank

4th Function Penta-PCBs

	Name	Pred.R...	RT	m1 Height	m2 Height	m1 Resp	m2 Resp	RA	n/y	Resp	Conc.	EMPC	DL
1													

3rd Function Hexa-PCBs

	Name	Pred.R...	RT	m1 Height	m2 Height	m1 Resp	m2 Resp	RA	n/y	Resp	Conc.	EMPC	DL
1													

4th Function Hexa-PCBs

	Name	Pred.R...	RT	m1 Height	m2 Height	m1 Resp	m2 Resp	RA	n/y	Resp	Conc.	EMPC	DL
1													

Total Hepta-PCBs

	Name	Pred.R...	RT	m1 Height	m2 Height	m1 Resp	m2 Resp	RA	n/y	Resp	Conc.	EMPC	DL
1	PCB-180	49.93	49.95	1.150e3	7.710e2	1.013e2	6.856e1	1.48	YES	1.699e2	0.00000	0.87680	0.232

4th Function Octa-PCBs

	Name	Pred.R...	RT	m1 Height	m2 Height	m1 Resp	m2 Resp	RA	n/y	Resp	Conc.	EMPC	DL
1													

5th Function Octa-PCBs

	Name	Pred.R...	RT	m1 Height	m2 Height	m1 Resp	m2 Resp	RA	n/y	Resp	Conc.	EMPC	DL
1	PCB-194	54.89	54.89	1.266e3	1.161e3	5.719e1	5.928e1	0.96	NO	1.165e2	0.80067	0.80067	0.286

Total Nona-PCBs

	Name	Pred.R...	RT	m1 Height	m2 Height	m1 Resp	m2 Resp	RA	n/y	Resp	Conc.	EMPC	DL
1	PCB-208	54.13	54.13	5.440e2	5.680e2	2.966e1	2.685e1	1.10	YES	5.650e1	0.00000	0.36769	0.0758

Dataset: U:\VG11.PRO\Results\191128K2\191128K2-7.qld

Last Altered: Monday, December 02, 2019 11:52:37 Pacific Standard Time
Printed: Monday, December 02, 2019 12:02:06 Pacific Standard Time

ID: B9K0257-BLK1 Method Blank 1, Description: Method Blank

Deca-CB

	Name	Pred.R...	RT	m1 Height	m2 Height	m1 Resp	m2 Resp	RA	n/y	Resp	Conc.	EMPC	DL
1													

Total PCBs

	Name	Pred.R...	RT	m1 Height	m2 Height	m1 Resp	m2 Resp	RA	n/y	Resp	Conc.	EMPC	DL
1													

Total Mono-Isotopes

	Name	Pred.R...	RT	m1 Height	m2 Height	m1 Resp	m2 Resp	RA	n/y	Resp	Conc.	EMPC	DL
1	13C-PCB-1	15.67	15.66	6.599e6	1.901e6	4.009e5	1.192e5	3.36	NO	5.201e5	726.46		2.49
2	13C-PCB-3	18.33	18.34	5.852e6	1.706e6	4.274e5	1.326e5	3.22	NO	5.599e5	772.49		2.46

Total Di-Isotopes

	Name	Pred.R...	RT	m1 Height	m2 Height	m1 Resp	m2 Resp	RA	n/y	Resp	Conc.	EMPC	DL
1	13C-PCB-4	19.69	19.67	4.598e6	2.846e6	2.794e5	1.730e5	1.62	NO	4.524e5	1064.0		1.60
2	13C-PCB-9	21.53	21.52	7.065e6	4.458e6	4.616e5	2.942e5	1.57	NO	7.558e5	1142.9		1.03
3	13C-PCB-11	25.01	25.00	6.266e6	4.017e6	4.961e5	3.188e5	1.56	NO	8.149e5	1262.5		1.06
4	13C-PCB-15	25.71	25.73	1.026e7	6.460e6	8.199e5	5.090e5	1.61	NO	1.329e6	2000.0		1.03

2nd Function Tri-Isotopes

	Name	Pred.R...	RT	m1 Height	m2 Height	m1 Resp	m2 Resp	RA	n/y	Resp	Conc.	EMPC	DL
1	13C-PCB-19	23.95	23.92	3.316e6	3.415e6	2.090e5	2.149e5	0.97	NO	4.239e5	1001.1		10.2
2	13C-PCB-32	26.97	26.93	4.548e6	4.762e6	3.009e5	3.129e5	0.96	NO	6.138e5	1015.3		7.17

Dataset: U:\VG11.PRO\Results\191128K2\191128K2-7.qld

Last Altered: Monday, December 02, 2019 11:52:37 Pacific Standard Time
Printed: Monday, December 02, 2019 12:02:06 Pacific Standard Time

ID: B9K0257-BLK1 Method Blank 1, Description: Method Blank

3rd Function Tri-Isotopes

	Name	Pred.R...	RT	m1 Height	m2 Height	m1 Resp	m2 Resp	RA	n/y	Resp	Conc.	EMPC	DL
1	13C-PCB-31	28.84	28.86	6.737e6	6.341e6	5.193e5	4.984e5	1.04	NO	1.018e6	2000.0		11.3
2	13C-PCB-28	28.95	28.95	4.431e6	4.303e6	3.715e5	3.599e5	1.03	NO	7.314e5	1344.3		10.5
3	13C-PCB-37	32.94	32.99	3.231e6	3.162e6	3.214e5	3.197e5	1.01	NO	6.411e5	1313.0		11.7

Tetra-Isotopes

	Name	Pred.R...	RT	m1 Height	m2 Height	m1 Resp	m2 Resp	RA	n/y	Resp	Conc.	EMPC	DL
1	13C-PCB-54	27.78	27.78	3.453e6	4.559e6	2.579e5	3.416e5	0.75	NO	5.994e5	1261.3		2.20
2	13C-PCB-52	31.46	31.45	2.725e6	3.653e6	2.094e5	2.850e5	0.73	NO	4.944e5	1353.5		2.86
3	13C-PCB-47	31.98	31.97	2.917e6	3.860e6	2.246e5	2.992e5	0.75	NO	5.237e5	1354.9		2.71
4	13C-PCB-70	35.61	35.62	3.252e6	4.253e6	2.736e5	3.508e5	0.78	NO	6.244e5	1432.0		2.40
5	13C-PCB-80	36.04	36.06	3.217e6	4.168e6	2.646e5	3.394e5	0.78	NO	6.040e5	1334.7		2.31
6	13C-PCB-60	36.90	36.90	4.538e6	6.024e6	3.709e5	4.945e5	0.75	NO	8.654e5	2000.0		2.42
7	13C-PCB-79	38.03	38.02	3.190e6	4.175e6	2.847e5	3.777e5	0.75	NO	6.624e5	1483.4		2.34
8	13C-PCB-81	39.26	39.28	2.814e6	3.616e6	2.538e5	3.471e5	0.73	NO	6.009e5	1409.9		2.46
9	13C-PCB-77	39.87	39.90	2.646e6	3.394e6	2.578e5	3.326e5	0.77	NO	5.904e5	1423.7		2.52

3rd Function Penta-Isotopes

	Name	Pred.R...	RT	m1 Height	m2 Height	m1 Resp	m2 Resp	RA	n/y	Resp	Conc.	EMPC	DL
1	13C-PCB-104	32.66	32.64	4.642e6	2.930e6	3.469e5	2.224e5	1.56	NO	5.693e5	1338.8		0.800
2	13C-PCB-95	35.93	35.91	3.538e6	2.203e6	2.744e5	1.718e5	1.60	NO	4.462e5	1350.9		1.03
3	13C-PCB-101	37.68	37.66	3.289e6	2.098e6	2.610e5	1.670e5	1.56	NO	4.280e5	1357.0		1.08
4	13C-PCB-97	39.02	39.00	2.969e6	1.859e6	2.365e5	1.495e5	1.58	NO	3.860e5	1403.8		1.24
5	13C-PCB-111	39.47	39.47	6.004e6	3.968e6	4.663e5	3.090e5	1.51	NO	7.753e5	2000.0		0.877
6	13C-PCB-123	41.65	41.68	3.694e6	2.321e6	3.030e5	1.883e5	1.61	NO	4.913e5	1375.3		0.952
7	13C-PCB-118	41.84	41.87	3.767e6	2.358e6	3.216e5	1.999e5	1.61	NO	5.215e5	1380.0		0.900

Dataset: U:\VG11.PRO\Results\191128K2\191128K2-7.qld

Last Altered: Monday, December 02, 2019 11:52:37 Pacific Standard Time
Printed: Monday, December 02, 2019 12:02:06 Pacific Standard Time

ID: B9K0257-BLK1 Method Blank 1, Description: Method Blank

4th Function Penta-Isotopes

	Name	Pred.R...	RT	m1 Height	m2 Height	m1 Resp	m2 Resp	RA	n/y	Resp	Conc.	EMPC	DL
1	13C-PCB-114	42.53	42.54	3.458e6	2.279e6	2.929e5	1.946e5	1.50	NO	4.875e5	1496.7		1.49
2	13C-PCB-105	43.42	43.44	3.626e6	2.282e6	3.073e5	1 964e5	1.56	NO	5.037e5	1484.0		1.43
3	13C-PCB-127	43.78	43.79	3.618e6	2.302e6	3.166e5	2.024e5	1.56	NO	5.190e5	1492.9		1.40
4	13C-PCB-126	45.73	45.76	2.722e6	1.742e6	2.649e5	1.693e5	1.56	NO	4.342e5	1401.3		1.57

4th Function Hexa-Isotopes

	Name	Pred.R...	RT	m1 Height	m2 Height	m1 Resp	m2 Resp	RA	n/y	Resp	Conc.	EMPC	DL
1	13C-PCB-153	43.59	43.59	3.188e6	2.547e6	2.485e5	2.007e5	1.24	NO	4.492e5	1471.6		1.40
2	13C-PCB-141	44.37	44.34	2.525e6	2.111e6	2.051e5	1.668e5	1.23	NO	3.719e5	1518.2		1.74
3	13C-PCB-138	45.23	45.22	2.628e6	2.131e6	2.039e5	1.654e5	1.23	NO	3.693e5	1459.9		1.68
4	13C-PCB-159	46.57	46.56	2.843e6	2.142e6	2.392e5	1.800e5	1.33	NO	4.192e5	1364.3		1.39
5	13C-PCB-128	46.82	46.83	3.031e6	2.403e6	2.421e5	1.867e5	1.30	NO	4.288e5	2000.0		1.99
6	13C-PCB-167	47.27	47.26	2.814e6	2.256e6	2.335e5	1.849e5	1.26	NO	4.183e5	1370.2		1.40
7	13C-PCB-156	48.59	48.59	2.741e6	2.166e6	2.267e5	1.810e5	1.25	NO	4.076e5	1360.6		1.42
8	13C-PCB-157	48.87	48.87	2.649e6	2.104e6	2.298e5	1.823e5	1.26	NO	4.121e5	1366.7		1.41
9	13C-PCB-169	51.14	51.15	2.182e6	1.761e6	2.057e5	1.645e5	1.25	NO	3.702e5	1282.7		1.48

5th Function Octa-Isotopes

	Name	Pred.R...	RT	m1 Height	m2 Height	m1 Resp	m2 Resp	RA	n/y	Resp	Conc.	EMPC	DL
1	13C-PCB-194	54.89	54.87	2.175e6	2.387e6	1.196e5	1.321e5	0.91	NO	2.517e5	1346.1		1.10
2	13C-PCB-205	55.15	55.15	4.485e6	4.771e6	2.530e5	2.711e5	0.93	NO	5.240e5	2000.0		0.785

Dataset: Untitled

Last Altered: Friday, November 29, 2019 14:22:22 Pacific Standard Time
Printed: Friday, November 29, 2019 14:24:04 Pacific Standard Time

Name: 191128K2_7, Date: 28-Nov-2019, Time: 19:47:13, ID: B9K0257-BLK1 Method Blank 1, Description: Method Blank

PCB-1

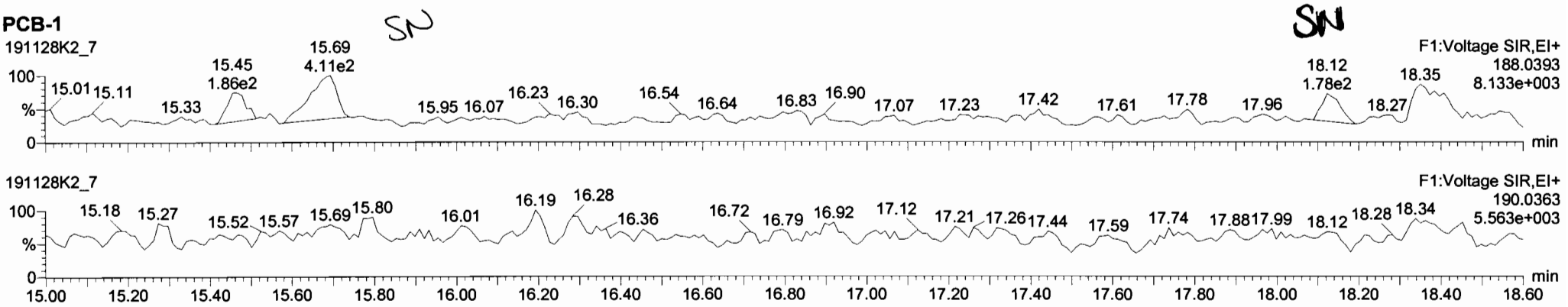

13C-PCB-1

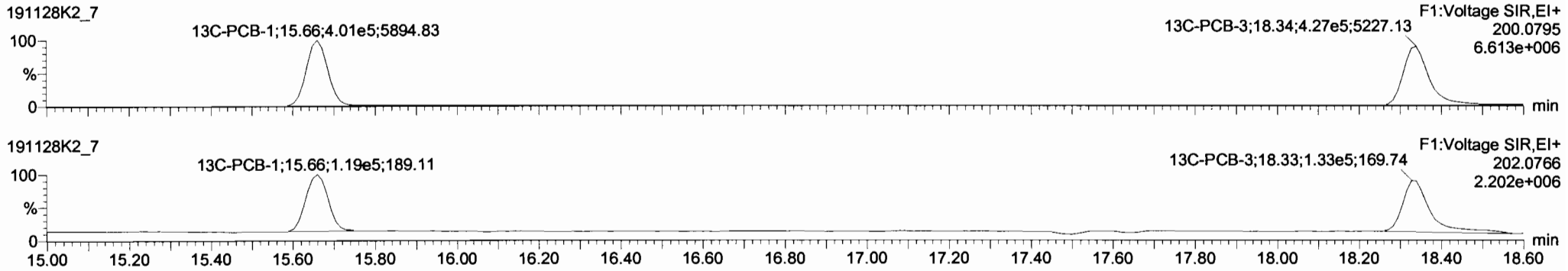

PFK1

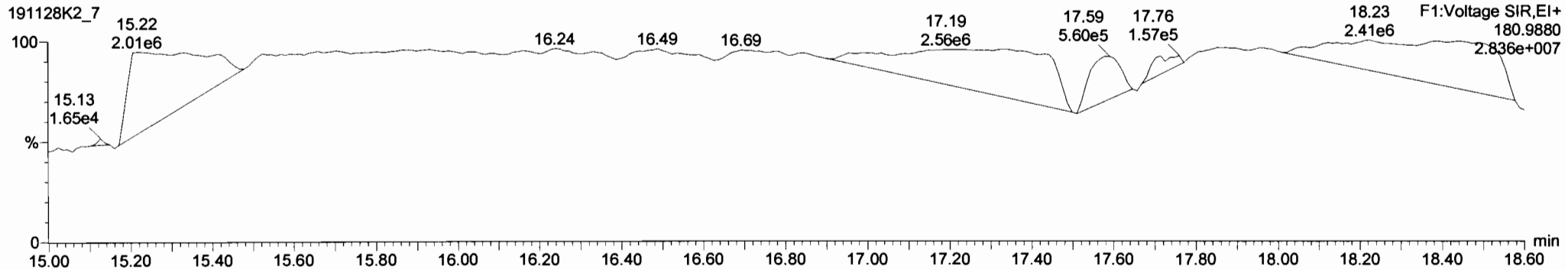

Dataset: Untitled

Last Altered: Friday, November 29, 2019 14:22:22 Pacific Standard Time
Printed: Friday, November 29, 2019 14:24:04 Pacific Standard Time

Name: 191128K2_7, Date: 28-Nov-2019, Time: 19:47:13, ID: B9K0257-BLK1 Method Blank 1, Description: Method Blank

PCB-4/10

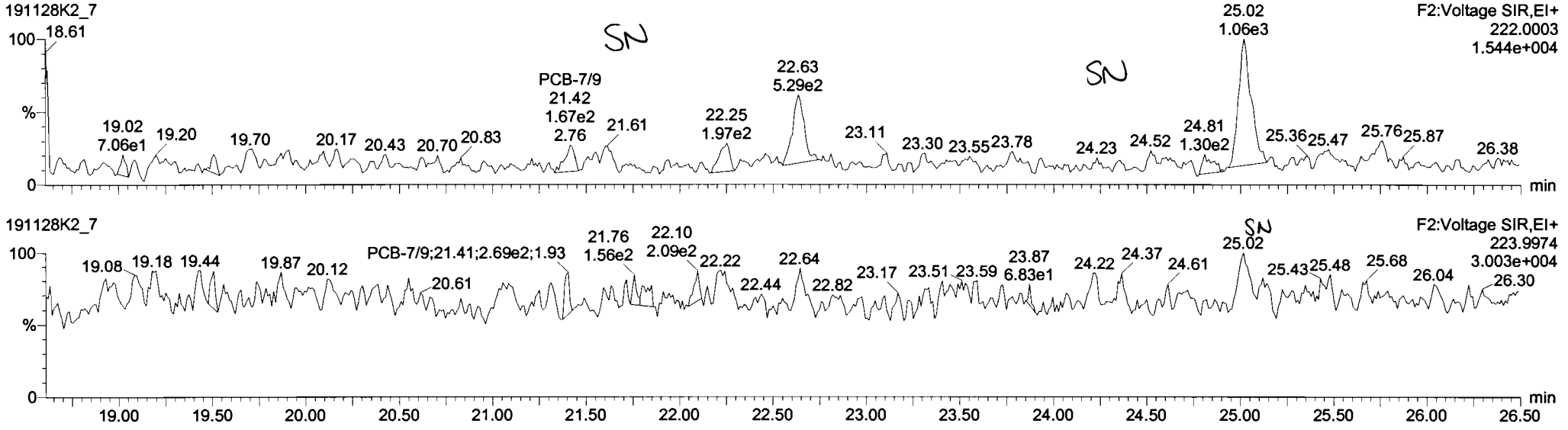

13C-PCB-4

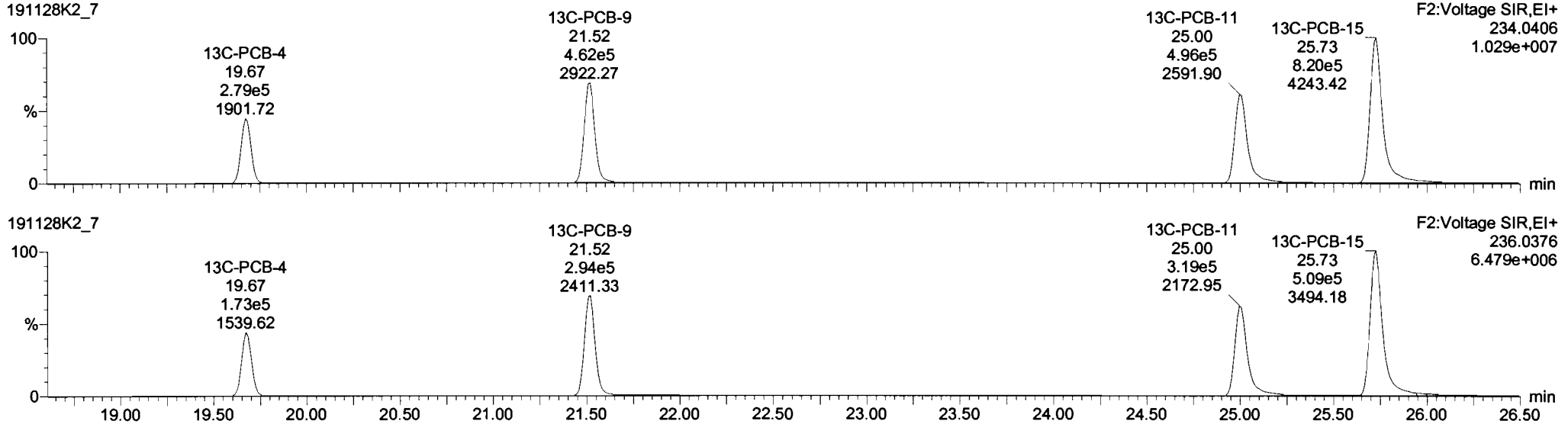

Dataset: Untitled

Last Altered: Friday, November 29, 2019 14:22:22 Pacific Standard Time
Printed: Friday, November 29, 2019 14:24:04 Pacific Standard Time

Name: 191128K2_7, Date: 28-Nov-2019, Time: 19:47:13, ID: B9K0257-BLK1 Method Blank 1, Description: Method Blank

PCB-19

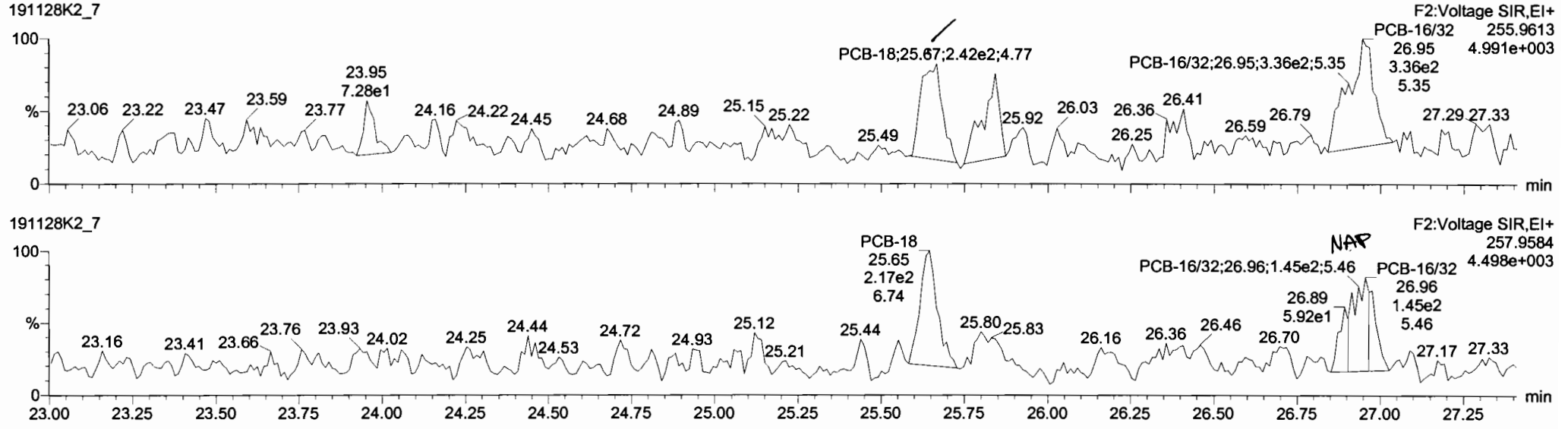

13C-PCB-19

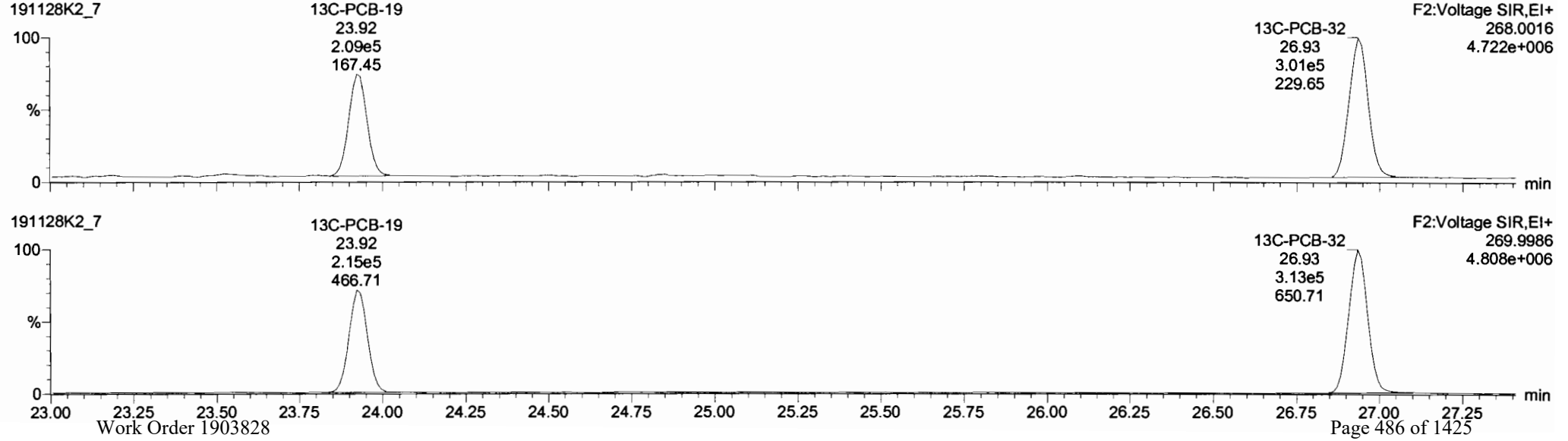

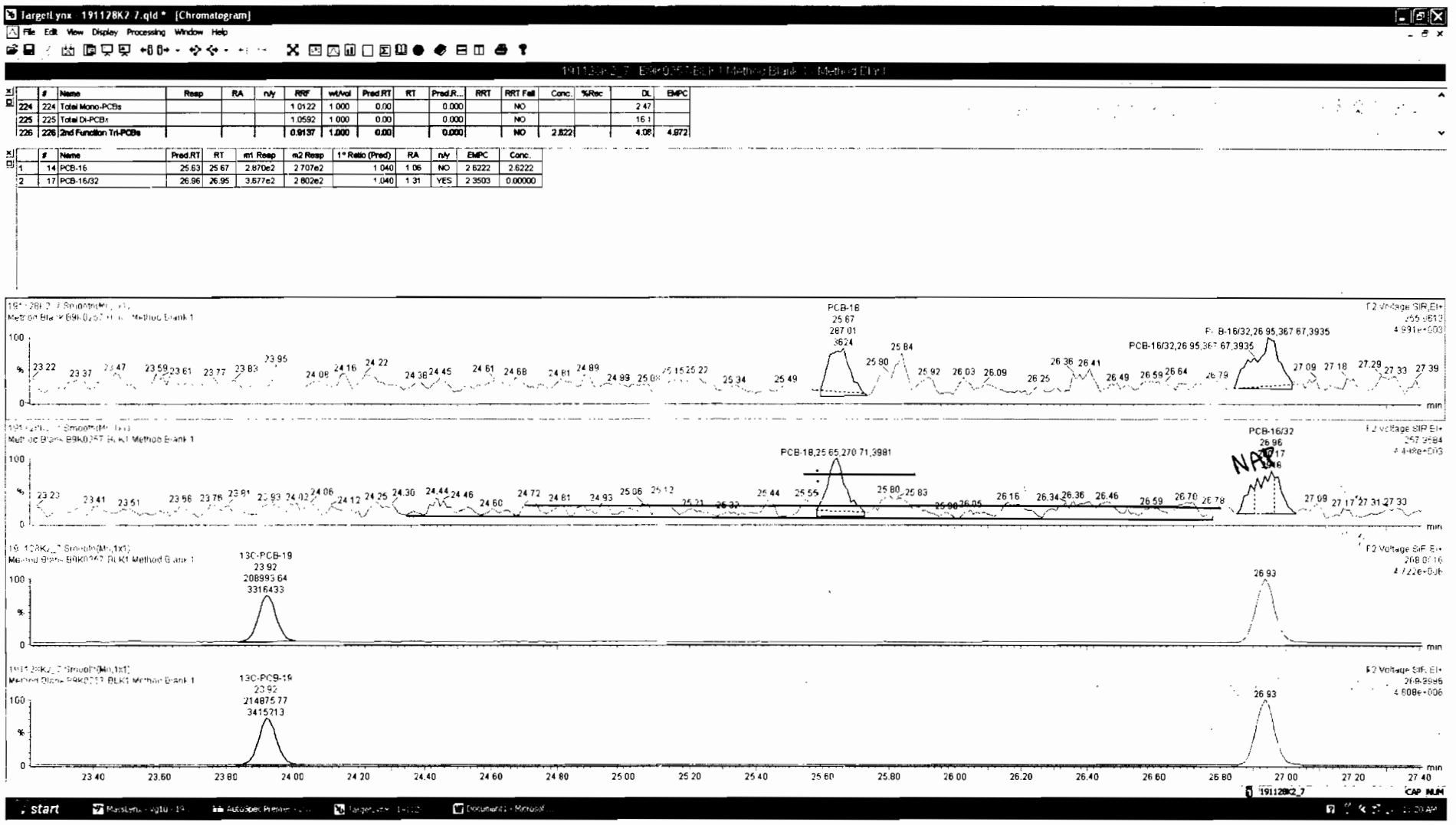

	#	Name	Resp	RA	n/y	RRF	wt/vol	Pred RT	RT	Pred R...	RRT	RRT Fail	Conc.	%Rec	DL	EMPC
224	224	Total Mono-PCBs				1.0122	1.000	0.00		0.000		NO			2.47	
225	225	Total Di-PCBs				1.0592	1.000	0.00		0.000		NO			16.1	
226	226	2nd Function Tri-PCBs				0.9137	1.000	0.00		0.000		NO	2.822		4.08	4.972

	#	Name	Pred RT	RT	m1 Resp	m2 Resp	1° Ratio (Pred)	RA	n/y	EMPC	Conc.
1	14	PCB-16	25.63	25.67	2.870e2	2.707e2	1.040	1.06	NO	2.6222	2.6222
2	17	PCB-16/32	26.96	26.95	3.677e2	2.802e2	1.040	1.31	YES	2.3503	0.00000

Dataset: Untitled

Last Altered: Friday, November 29, 2019 14:22:22 Pacific Standard Time
Printed: Friday, November 29, 2019 14:24:04 Pacific Standard Time

Name: 191128K2_7, Date: 28-Nov-2019, Time: 19:47:13, ID: B9K0257-BLK1 Method Blank 1, Description: Method Blank

PCB-34

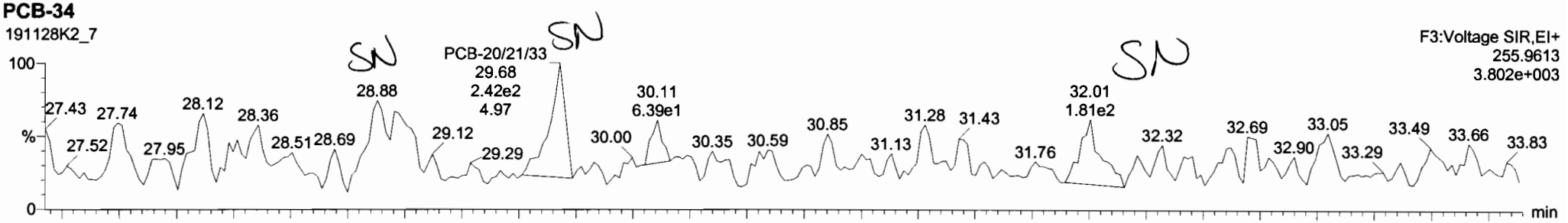

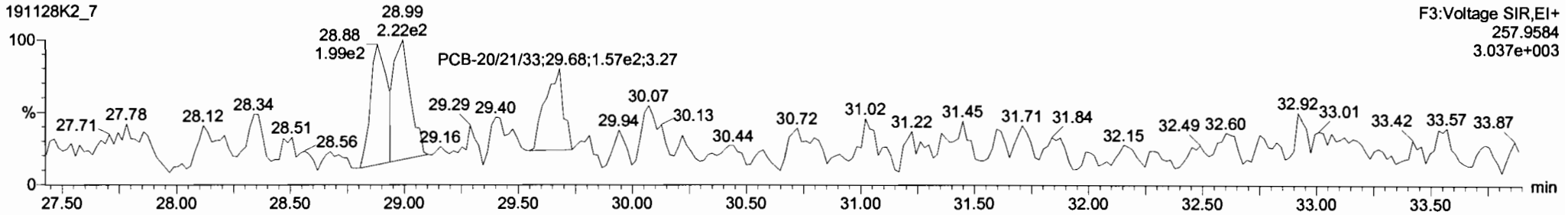

13C-PCB-28

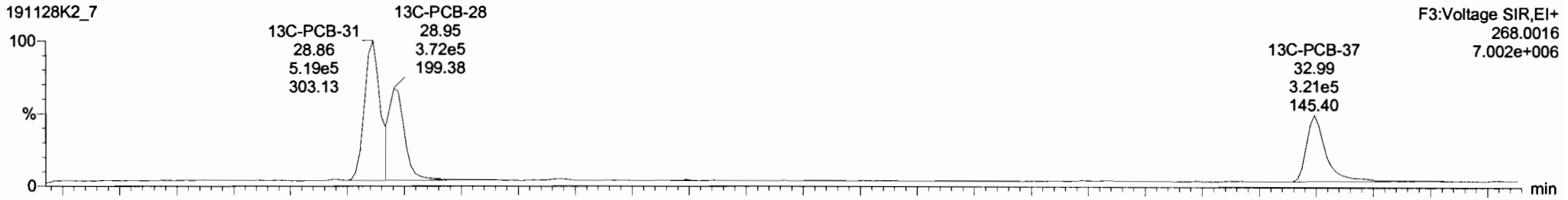

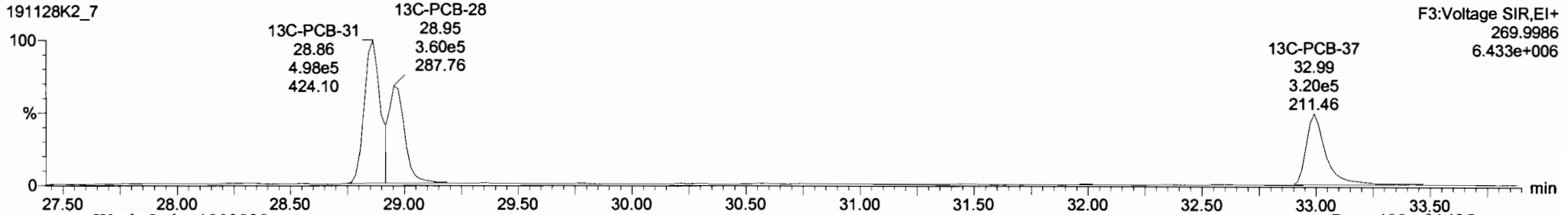

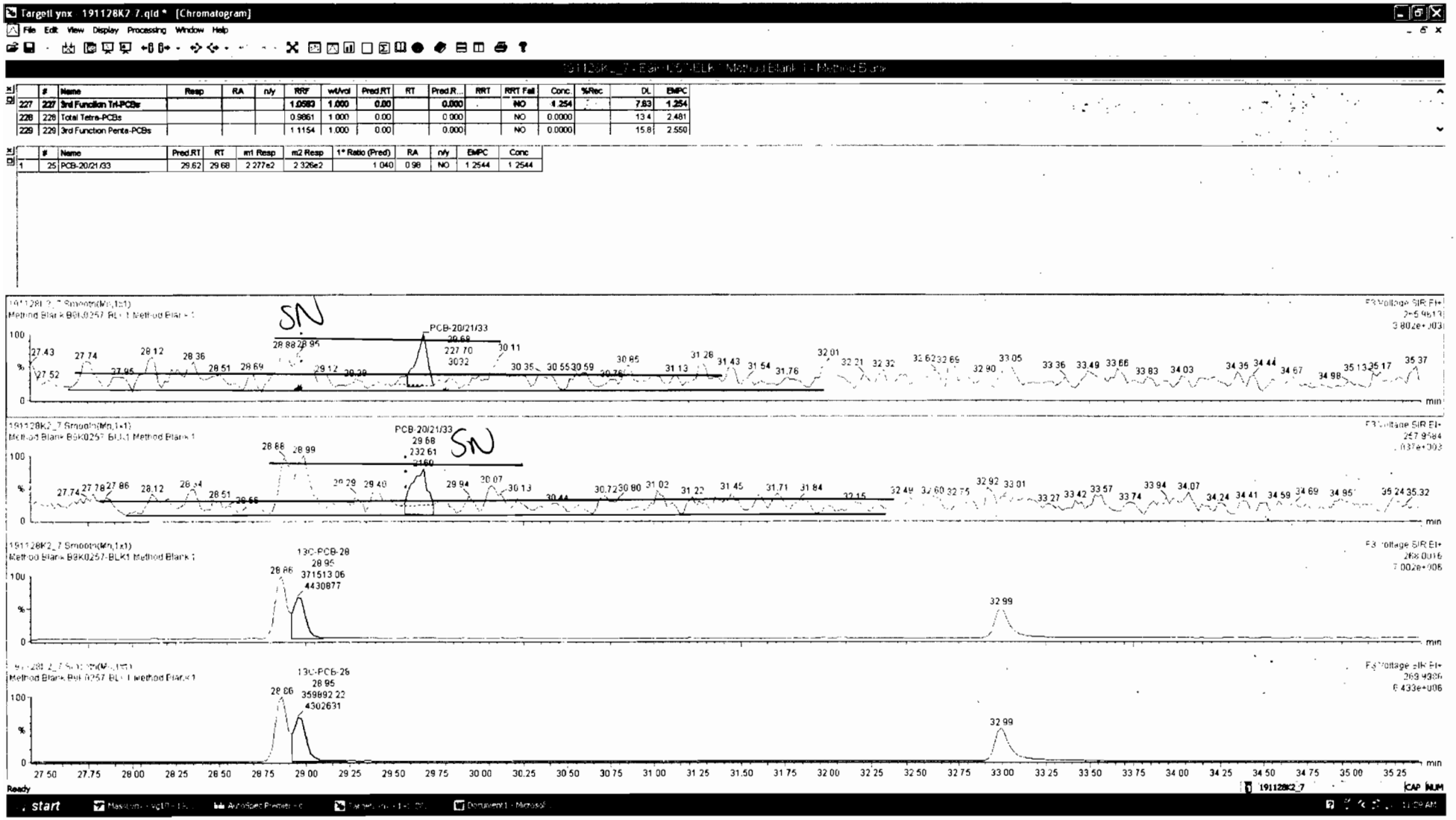

	#	Name	Resp	RA	n/y	RRF	wt/vol	Pred.RT	RT	Pred.R...	RRT	RRT Fail	Conc	%Rec	DL	EMPC
227	227	3rd Funcilan Tri-PCBs				1.0583	1.000	0.00		0.000		NO	1.254		7.83	1.254
228	228	Total Tetra-PCBs				0.9861	1.000	0.00		0.000		NO	0.0000		13.4	2.481
229	229	3rd Function Penta-PCBs				1.1154	1.000	0.00		0.000		NO	0.0000		15.8	2.550

	#	Name	Pred.RT	RT	m1 Resp	m2 Resp	1° Ratio (Pred)	RA	n/y	EMPC	Conc
1	25	PCB-20/21/33	29.62	29.68	2.277e2	2.326e2	1.040	0.98	NO	1.2544	1.2544

Dataset: Untitled

Last Altered: Friday, November 29, 2019 14:22:22 Pacific Standard Time
Printed: Friday, November 29, 2019 14:24:04 Pacific Standard Time

Name: 191128K2_7, Date: 28-Nov-2019, Time: 19:47:13, ID: B9K0257-BLK1 Method Blank 1, Description: Method Blank

PCB-54

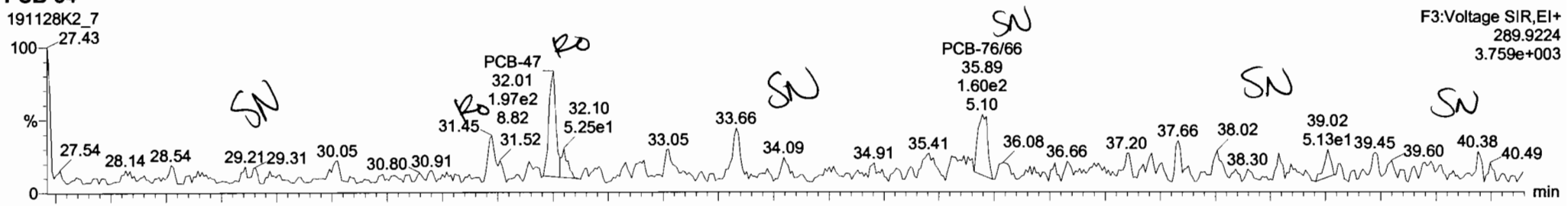

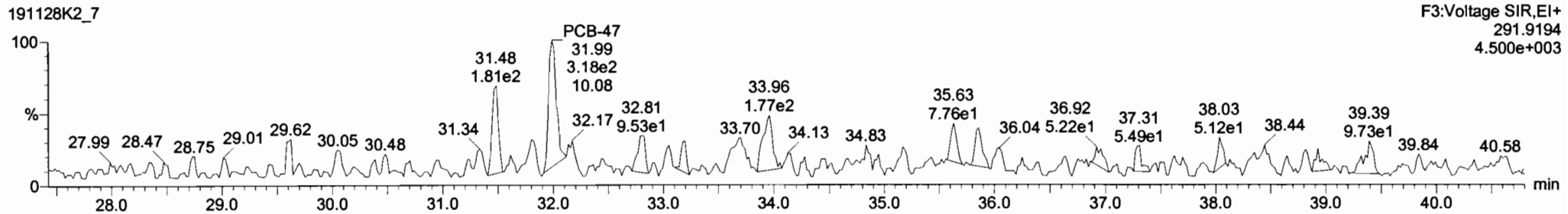

13C-PCB-54

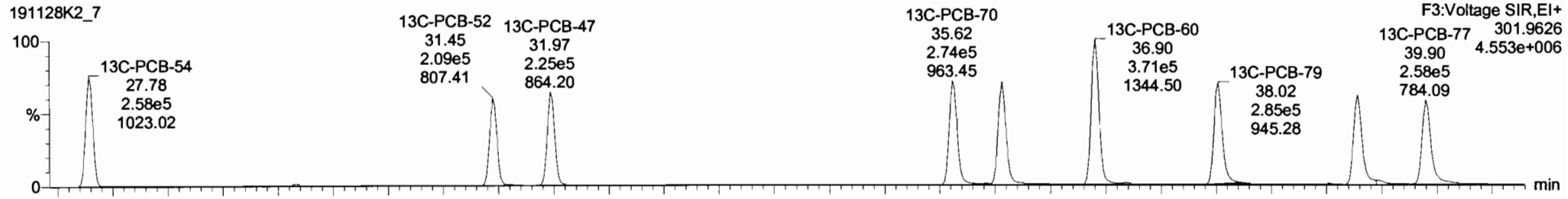

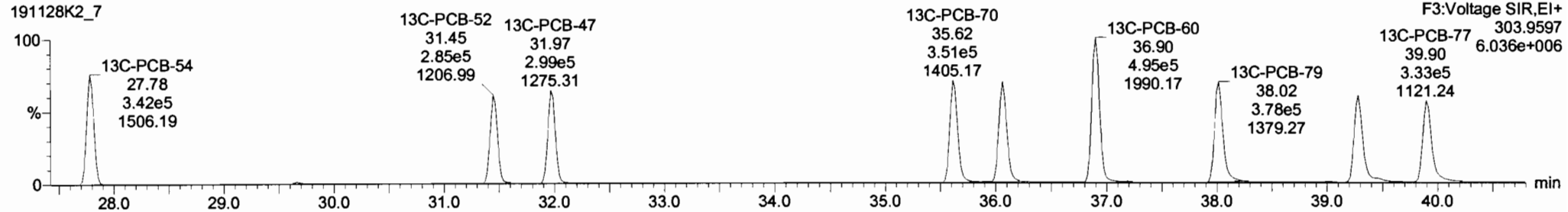

Dataset: Untitled

Last Altered: Friday, November 29, 2019 14:22:22 Pacific Standard Time
Printed: Friday, November 29, 2019 14:24:04 Pacific Standard Time

Name: 191128K2_7, Date: 28-Nov-2019, Time: 19:47:13, ID: B9K0257-BLK1 Method Blank 1, Description: Method Blank

PCB-50

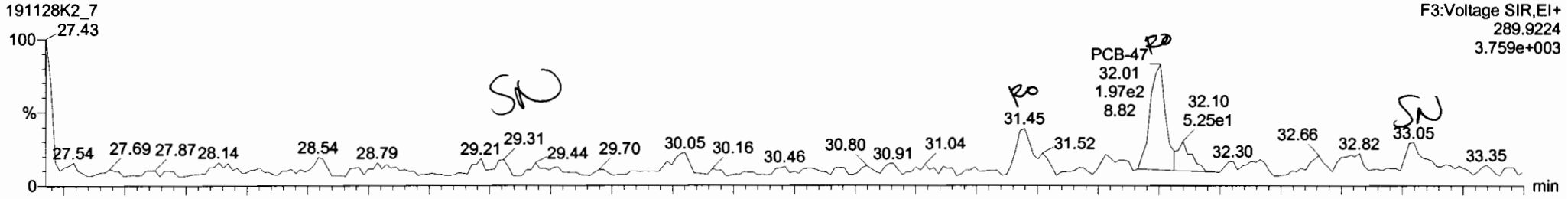

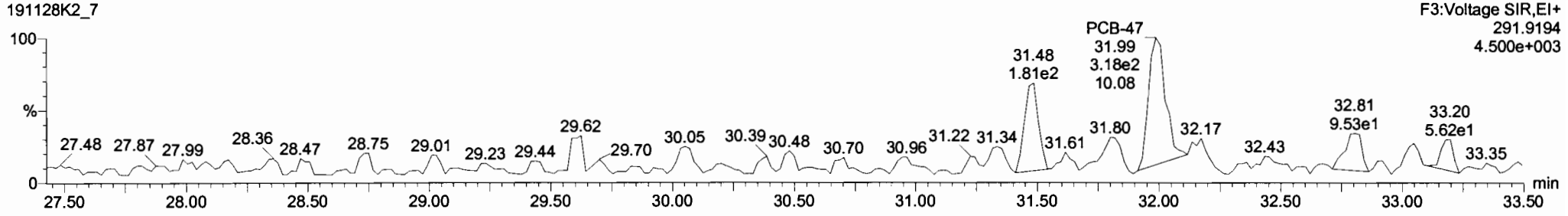

13C-PCB-52

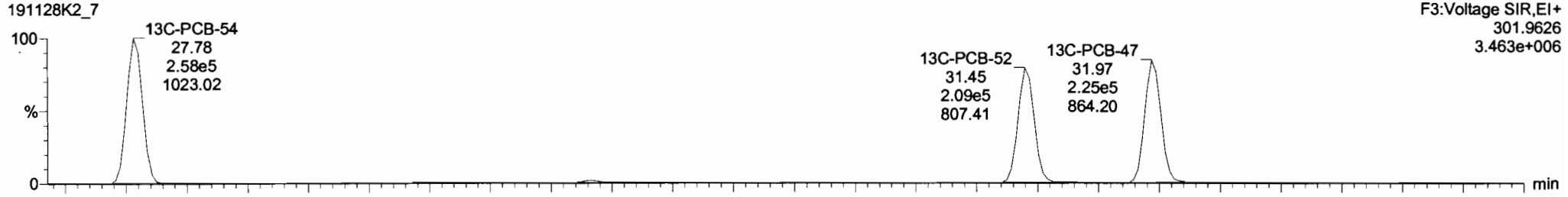

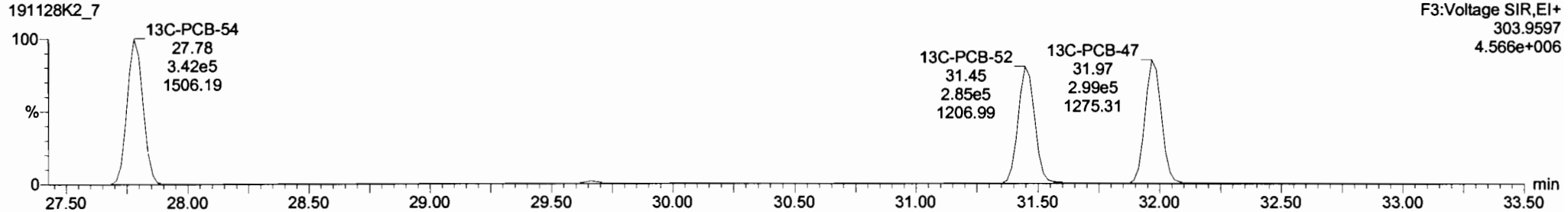

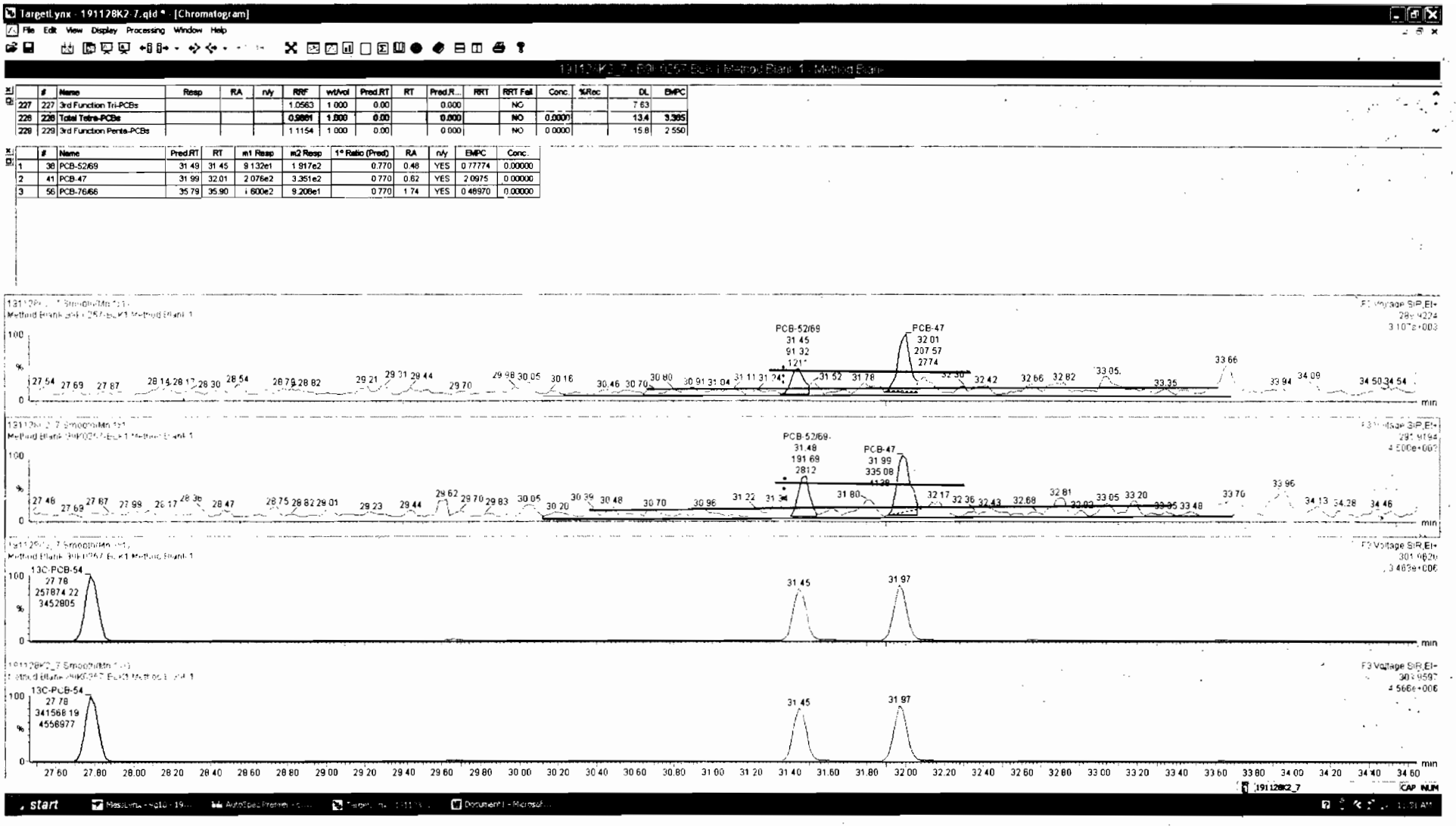
TargetLynx - 191128K2-7.qld * - [Chromatogram]
File Edit View Display Processing Window Help
PCB-52/69
31.45
91.32
PCB-47
32.01
207.57
2774
PCB-52/69-
31.48
191.69
2812
PCB-47
31.99
335.08
13C-PCB-54
27.78
257874.22
3452805
13C-PCB-54
27.78
341568.19
4558977
31.45
31.97
min
start

Dataset: Untitled

Last Altered: Friday, November 29, 2019 14:22:22 Pacific Standard Time
Printed: Friday, November 29, 2019 14:24:04 Pacific Standard Time

Name: 191128K2_7, Date: 28-Nov-2019, Time: 19:47:13, ID: B9K0257-BLK1 Method Blank 1, Description: Method Blank

PCB-68

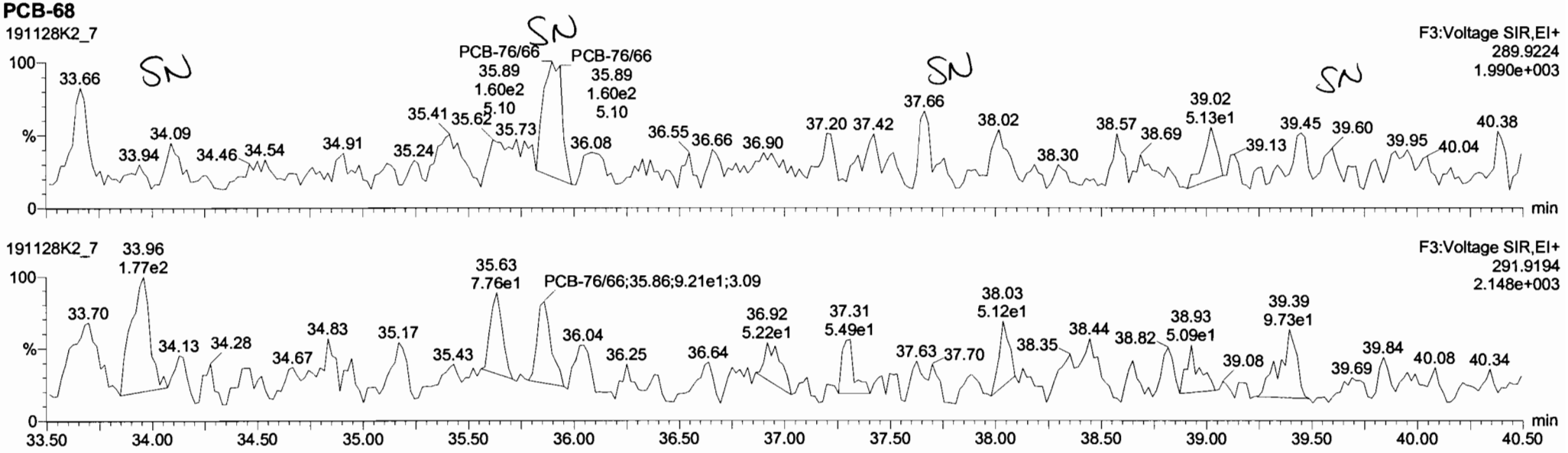

13C-PCB-60

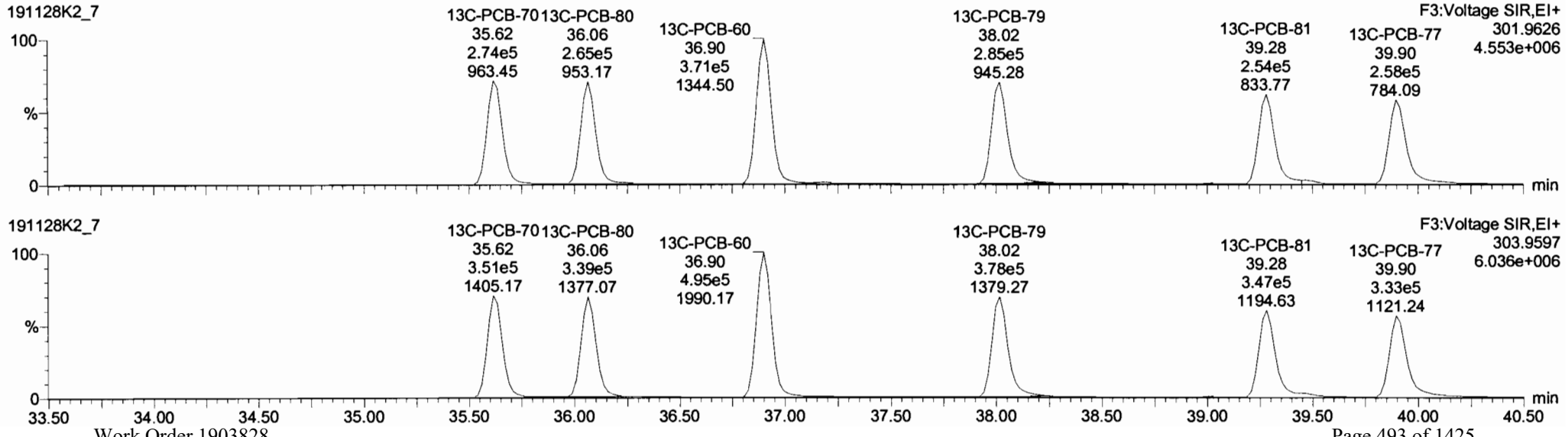

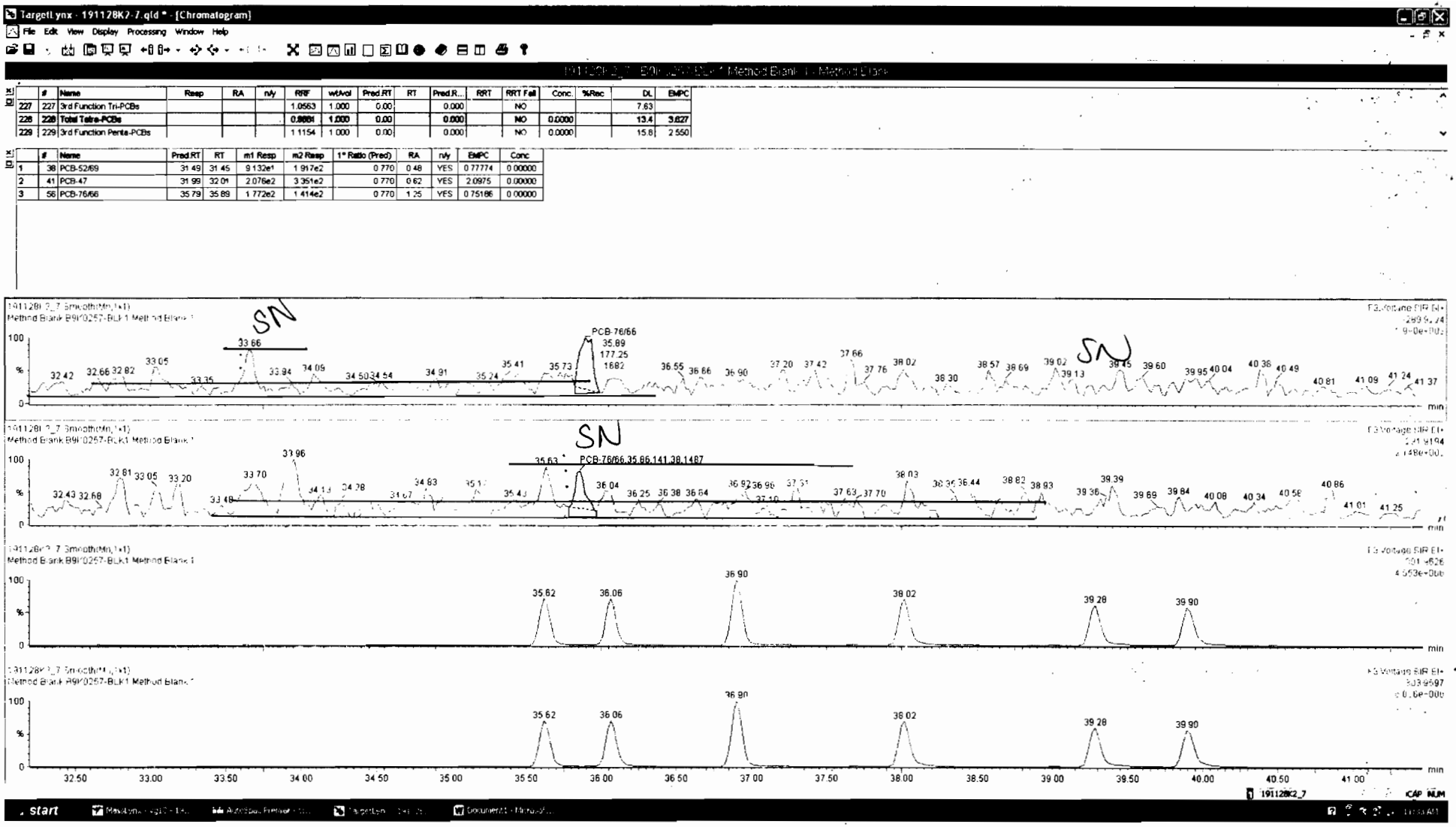

	#	Name	Resp	RA	n/y	RRF	wt/vol	Pred.RT	RT	Pred.R...	RRT	RRT Fail	Conc.	%Rec	DL	EMPC
227	227	3rd Function Tri-PCBs				1.0563	1.000	0.00		0.000		NO			7.63	
228	228	Total Tetra-PCBs				0.9881	1.000	0.00		0.000		NO	0.0000		13.4	3.827
229	229	3rd Function Penta-PCBs				1.1154	1.000	0.00		0.000		NO	0.0000		15.8	2.550

	#	Name	Pred.RT	RT	m1 Resp	m2 Resp	1° Ratio (Pred)	RA	n/y	EMPC	Conc
1	38	PCB-52/69	31.49	31.45	9.132e1	1.917e2	0.770	0.48	YES	0.77774	0.00000
2	41	PCB-47	31.99	32.01	2.076e2	3.351e2	0.770	0.62	YES	2.0975	0.00000
3	58	PCB-76/66	35.79	35.89	1.772e2	1.414e2	0.770	1.25	YES	0.75186	0.00000

Dataset: Untitled

Last Altered: Friday, November 29, 2019 14:22:22 Pacific Standard Time
Printed: Friday, November 29, 2019 14:24:04 Pacific Standard Time

Name: 191128K2_7, Date: 28-Nov-2019, Time: 19:47:13, ID: B9K0257-BLK1 Method Blank 1, Description: Method Blank

PCB-104

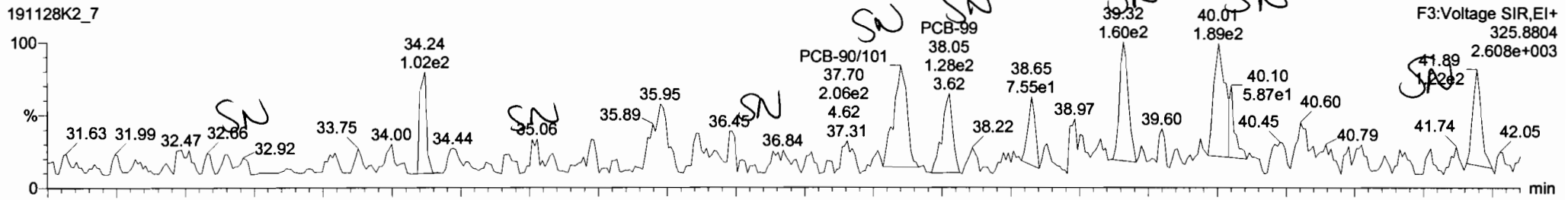

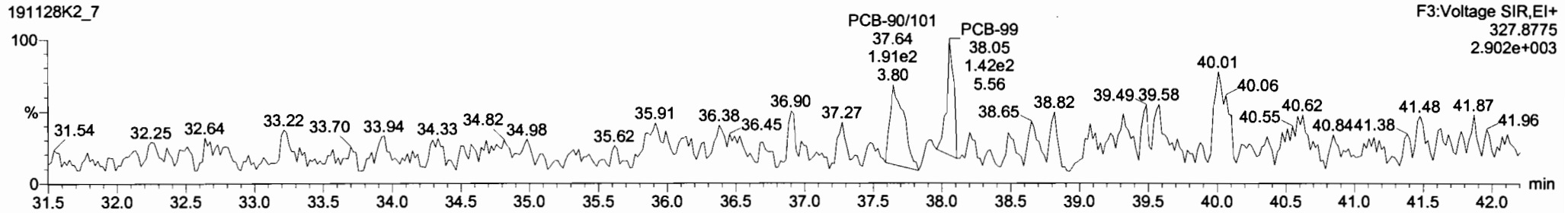

13C-PCB-104



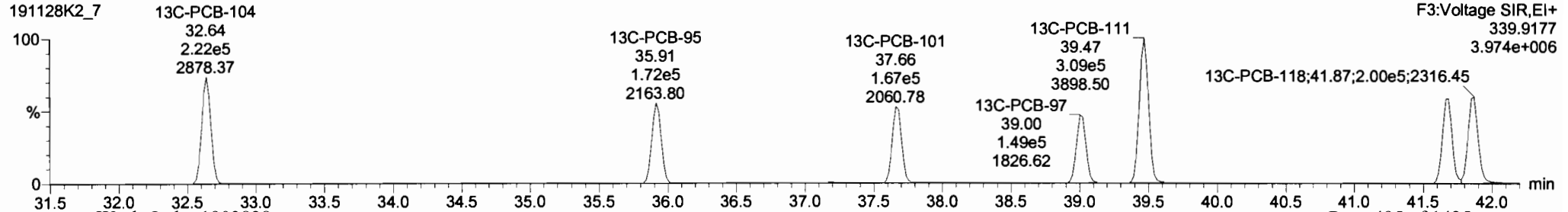

Dataset: Untitled

Last Altered: Friday, November 29, 2019 14:22:22 Pacific Standard Time
Printed: Friday, November 29, 2019 14:24:04 Pacific Standard Time

Name: 191128K2_7, Date: 28-Nov-2019, Time: 19:47:13, ID: B9K0257-BLK1 Method Blank 1, Description: Method Blank

PCB-96

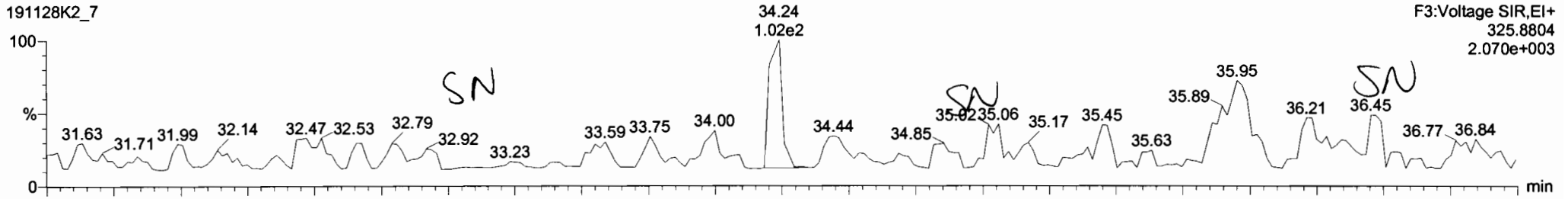

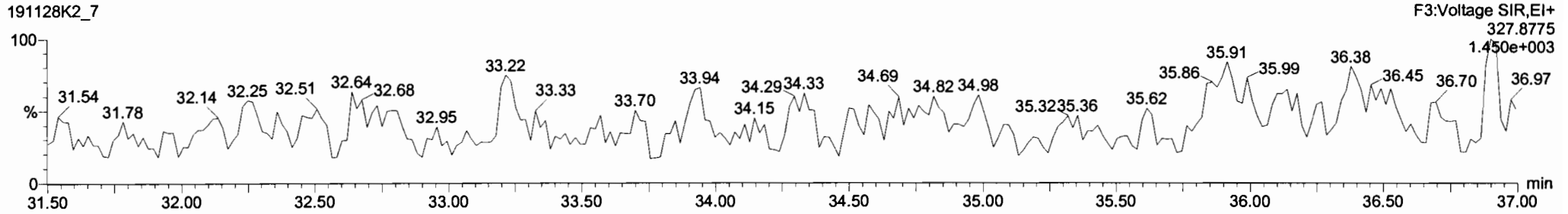

13C-PCB-95

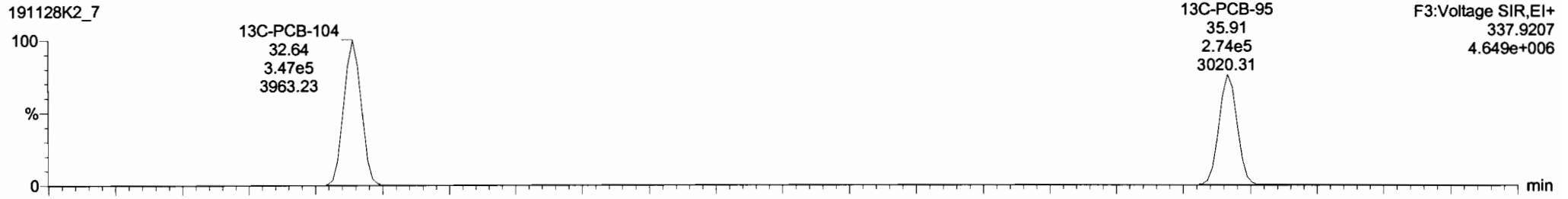

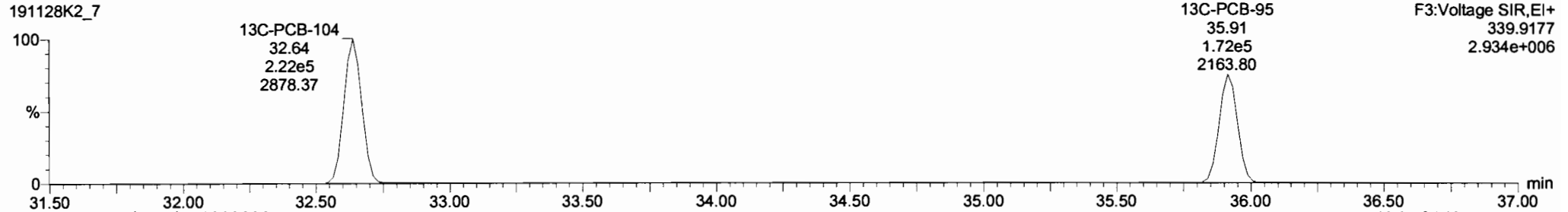

Dataset: Untitled

Last Altered: Friday, November 29, 2019 14:22:22 Pacific Standard Time
Printed: Friday, November 29, 2019 14:24:04 Pacific Standard Time

Name: 191128K2_7, Date: 28-Nov-2019, Time: 19:47:13, ID: B9K0257-BLK1 Method Blank 1, Description: Method Blank

PCB-119

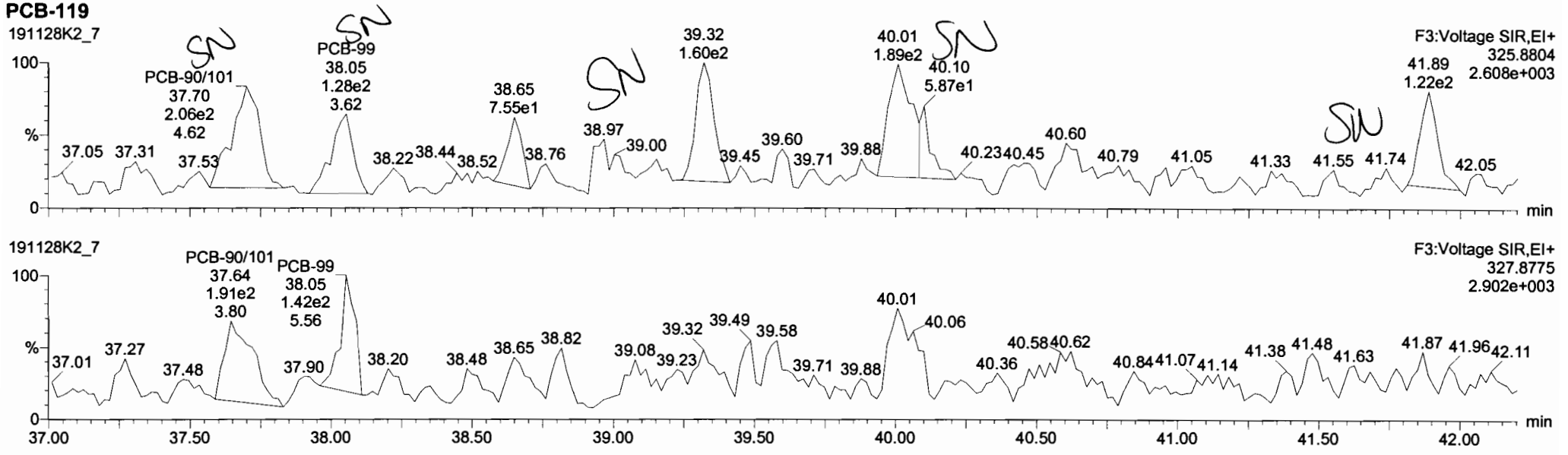

13C-PCB-111

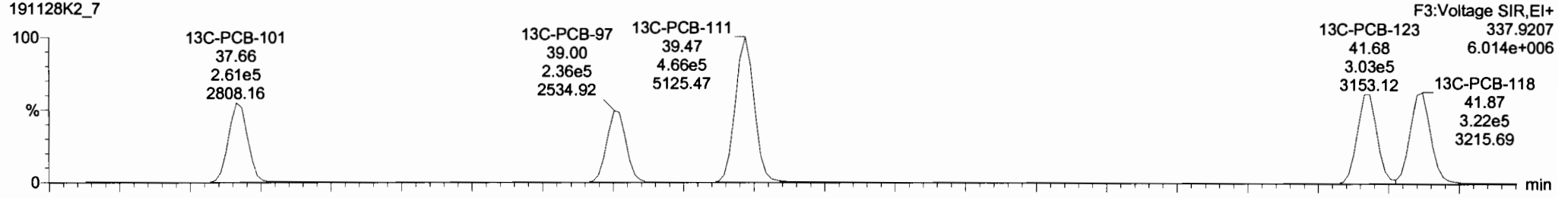

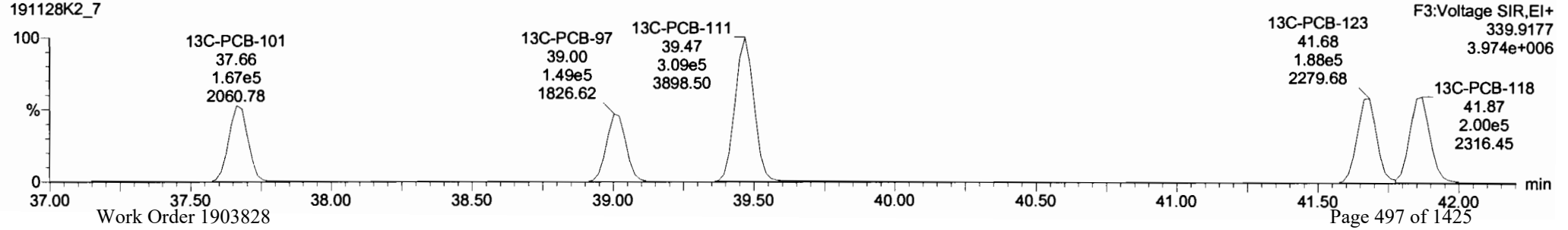

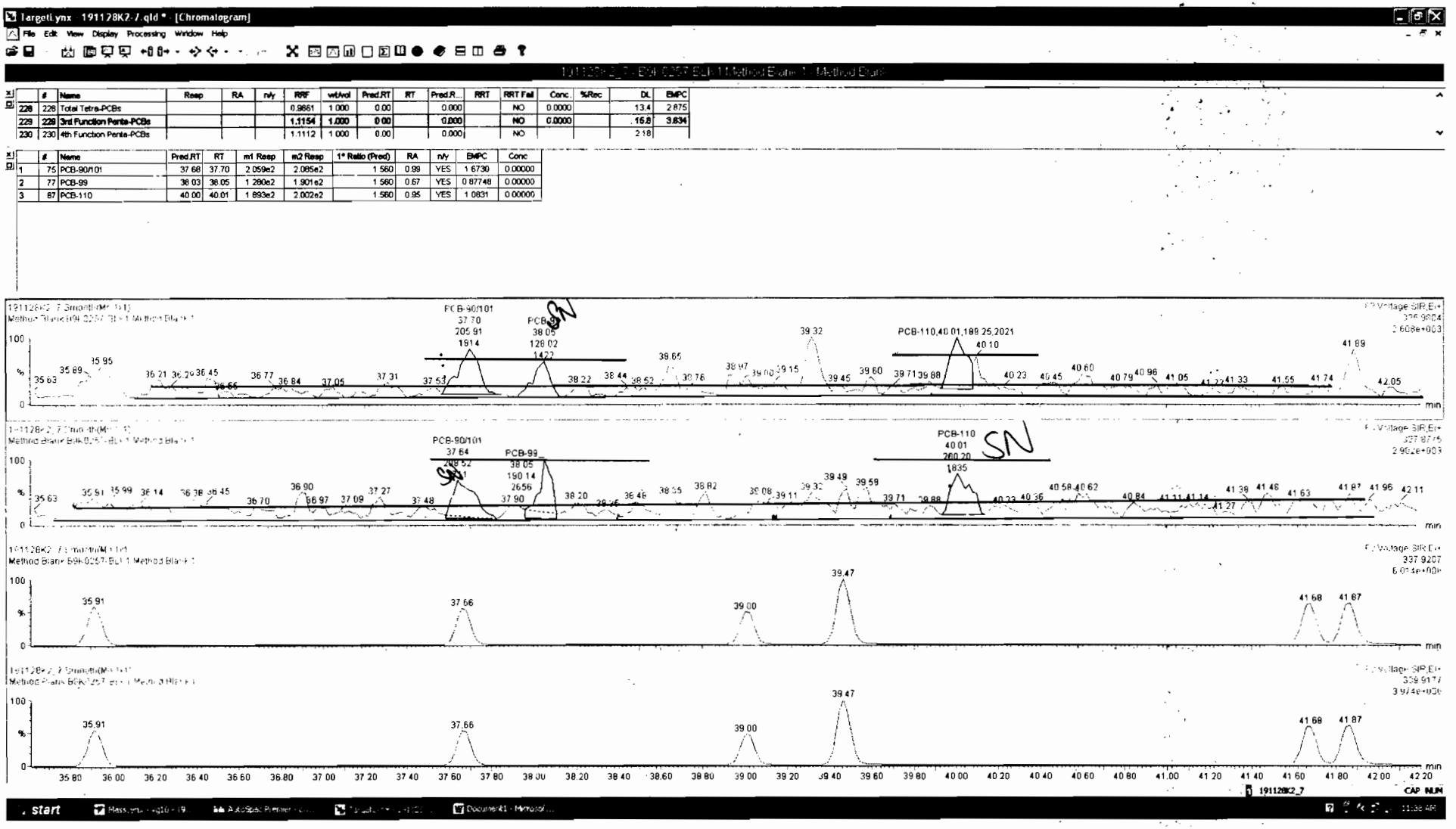

	#	Name	Resp	RA	n/y	RRF	wt/vol	Pred.RT	RT	Pred.R...	RRT	RRT Fail	Conc.	%Rec	DL	EMPC
228	228	Total Tetra-PCBs				0.9861	1.000	0.00		0.000		NO	0.0000		13.4	2.875
229	229	3rd Function Penta-PCBs				1.1154	1.000	0.00		0.000		NO	0.0000		16.8	3.834
230	230	4th Function Penta-PCBs				1.1112	1.000	0.00		0.000		NO			2.18	

	#	Name	Pred.RT	RT	m1 Resp	m2 Resp	1° Ratio (Pred)	RA	n/y	EMPC	Conc
1	75	PCB-90/101	37.68	37.70	2.059e2	2.085e2	1.560	0.99	YES	1.6730	0.00000
2	77	PCB-99	38.03	38.05	1.280e2	1.901e2	1.560	0.67	YES	0.87748	0.00000
3	87	PCB-110	40.00	40.01	1.893e2	2.002e2	1.560	0.95	YES	1.0831	0.00000

Dataset: Untitled

Last Altered: Friday, November 29, 2019 14:22:22 Pacific Standard Time
Printed: Friday, November 29, 2019 14:24:04 Pacific Standard Time

Name: 191128K2_7, Date: 28-Nov-2019, Time: 19:47:13, ID: B9K0257-BLK1 Method Blank 1, Description: Method Blank

PCB-114

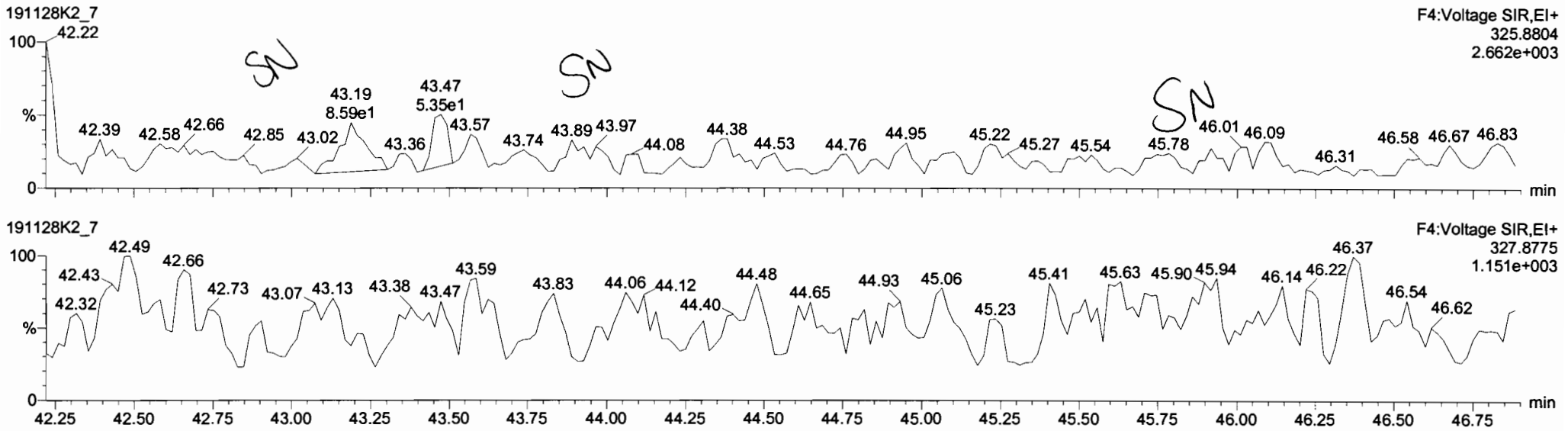

13C-PCB-114

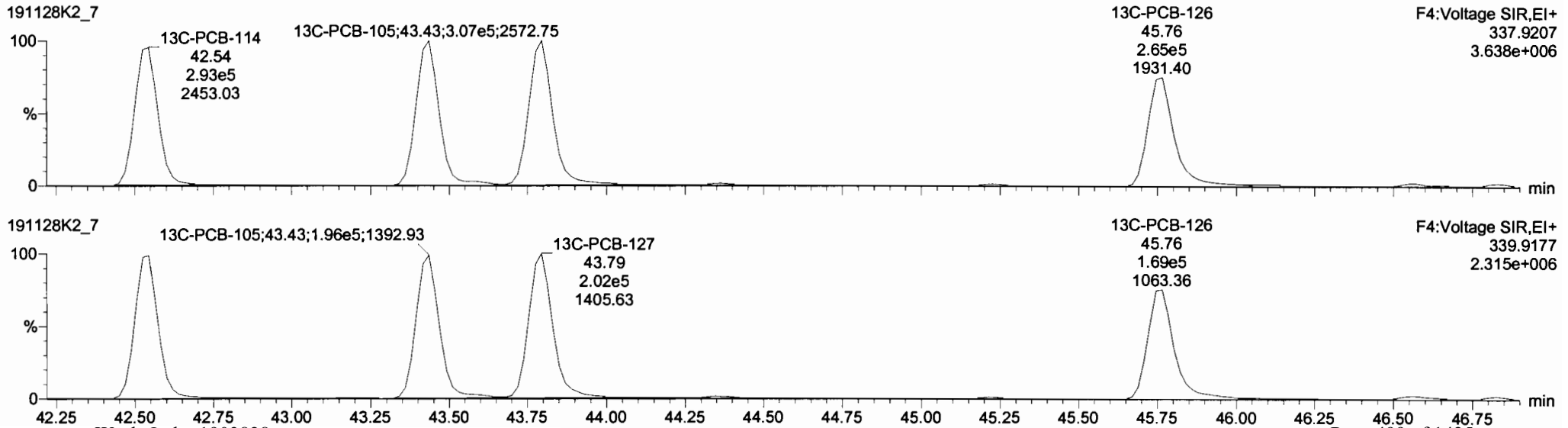

Dataset: Untitled

Last Altered: Friday, November 29, 2019 14:22:22 Pacific Standard Time
Printed: Friday, November 29, 2019 14:24:04 Pacific Standard Time

Name: 191128K2_7, Date: 28-Nov-2019, Time: 19:47:13, ID: B9K0257-BLK1 Method Blank 1, Description: Method Blank

PCB-155

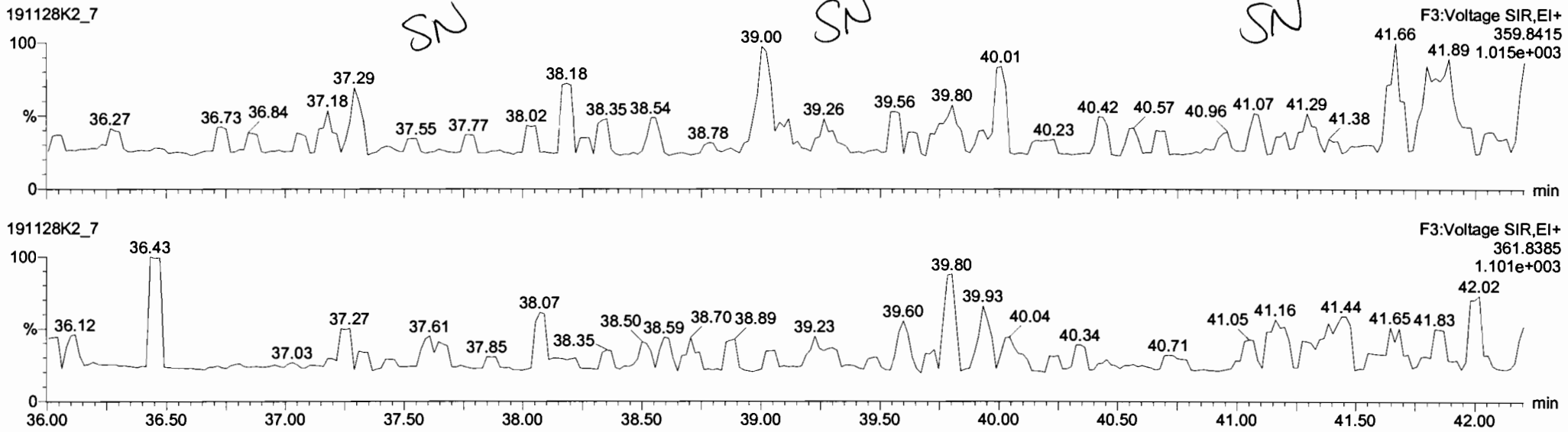

13C-PCB-155

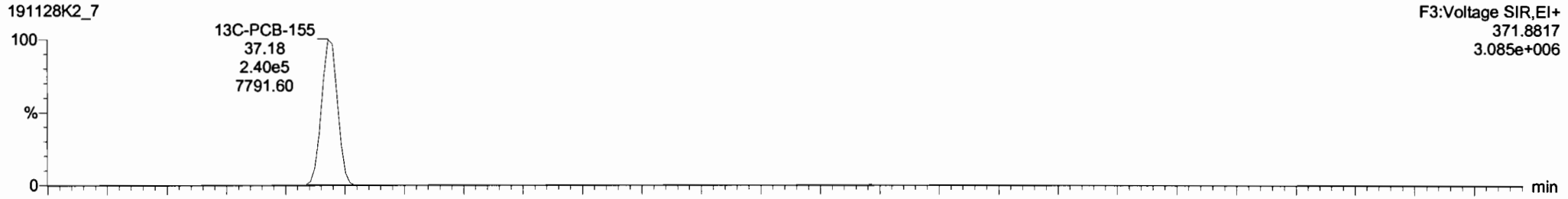

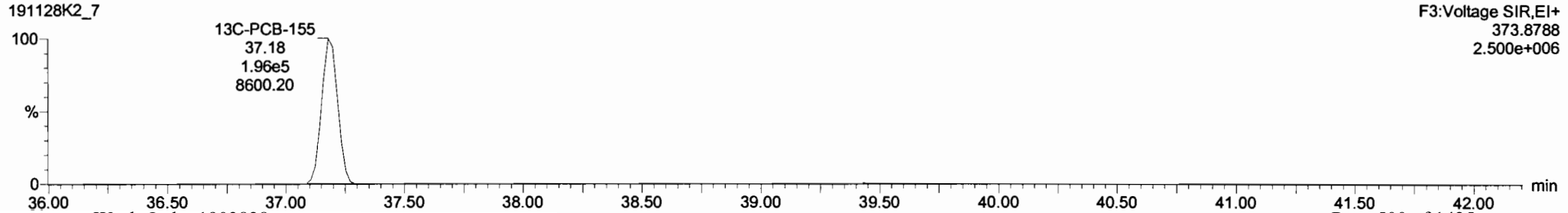

Dataset: Untitled

Last Altered: Friday, November 29, 2019 14:22:22 Pacific Standard Time
Printed: Friday, November 29, 2019 14:24:04 Pacific Standard Time

Name: 191128K2_7, Date: 28-Nov-2019, Time: 19:47:13, ID: B9K0257-BLK1 Method Blank 1, Description: Method Blank

PCB-134/143



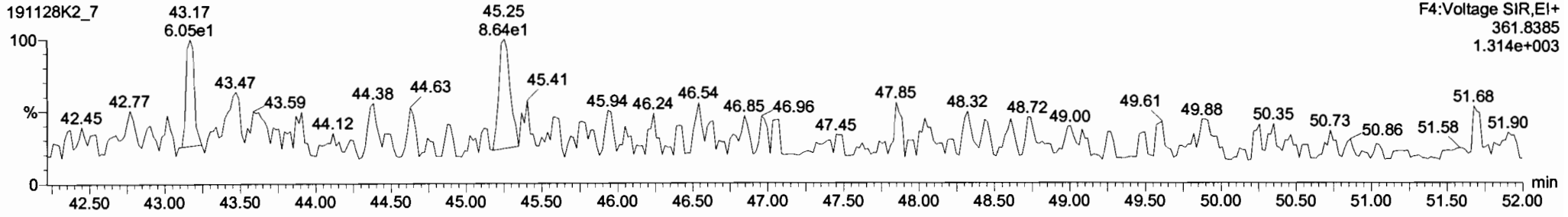

13C-PCB-153

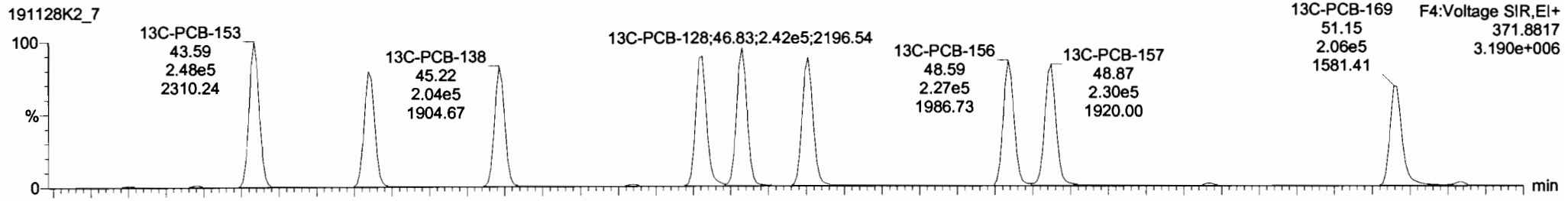

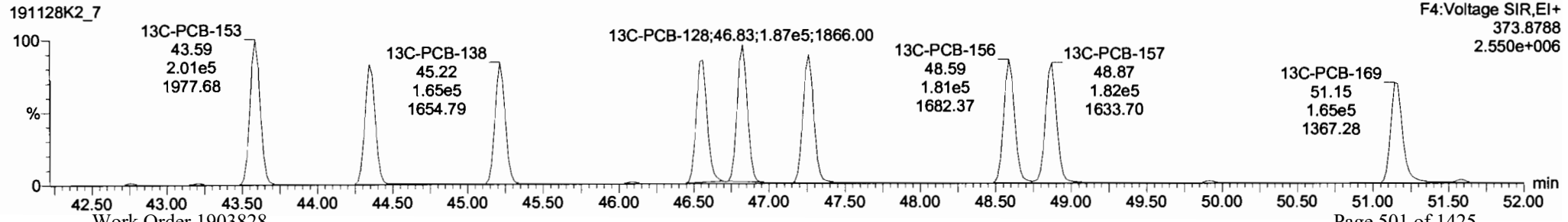

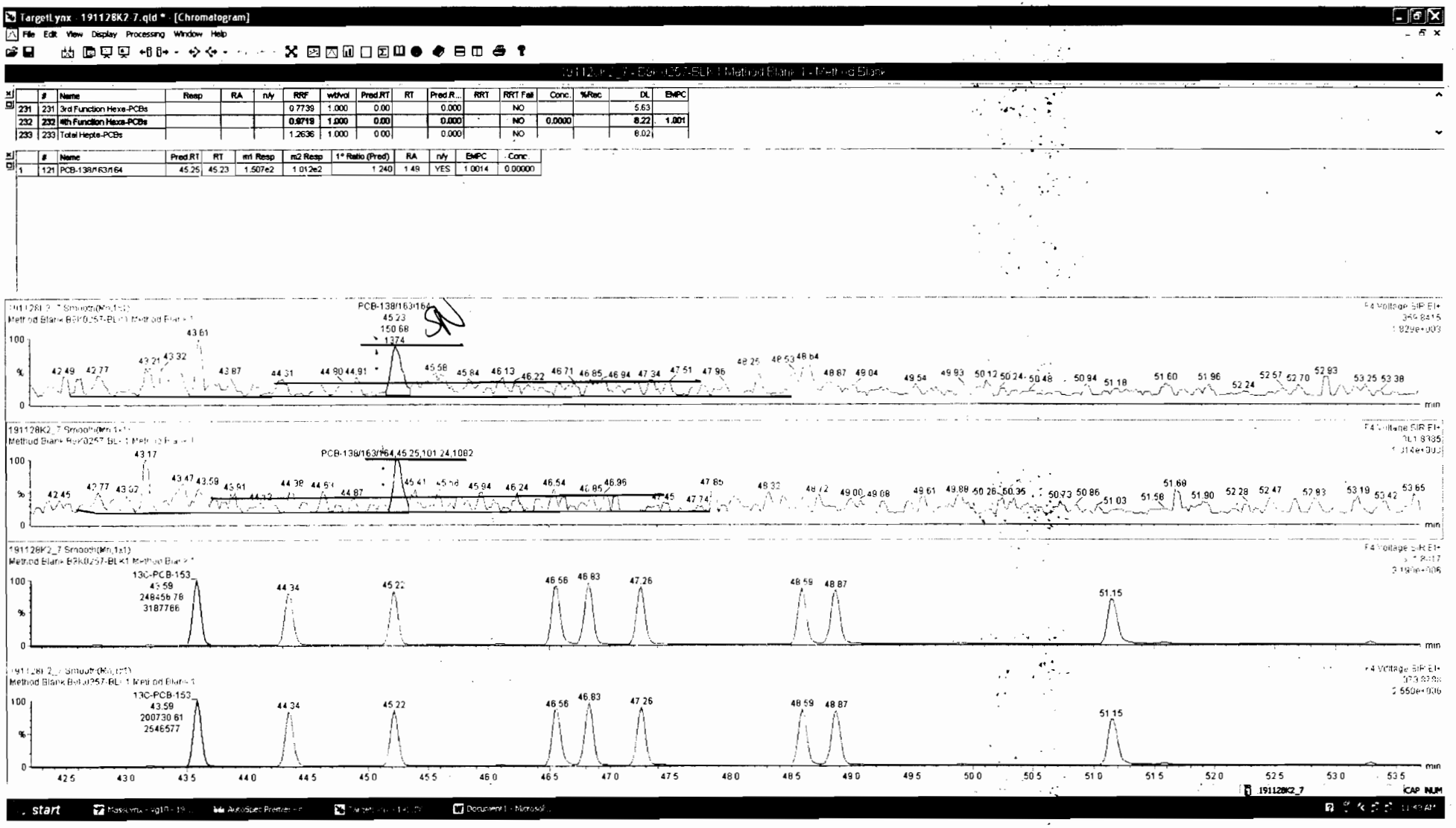

	#	Name	Resp	RA	n/y	RRF	wt/vol	Pred.RT	RT	Pred.R...	RRT	RRT Fail	Conc.	%Rec	DL	EMPC
231	231	3rd Function Hexa-PCBs				0.7739	1.000	0.00		0.000		NO			5.63	
232	232	4th Function Hexa-PCBs				0.8719	1.000	0.00		0.000		NO	0.0000		8.22	1.001
233	233	Total Hepta-PCBs				1.2636	1.000	0.00		0.000		NO			6.02	

	#	Name	Pred.RT	RT	m1 Resp	m2 Resp	1° Ratio (Pred)	RA	n/y	EMPC	Conc
1	121	PCB-138/163/164	45.25	45.23	1.507e2	1.012e2	1.240	1.48	YES	1.0014	0.00000

Dataset: Untitled

Last Altered: Friday, November 29, 2019 14:22:22 Pacific Standard Time
Printed: Friday, November 29, 2019 14:24:04 Pacific Standard Time

Name: 191128K2_7, Date: 28-Nov-2019, Time: 19:47:13, ID: B9K0257-BLK1 Method Blank 1, Description: Method Blank

PCB-188

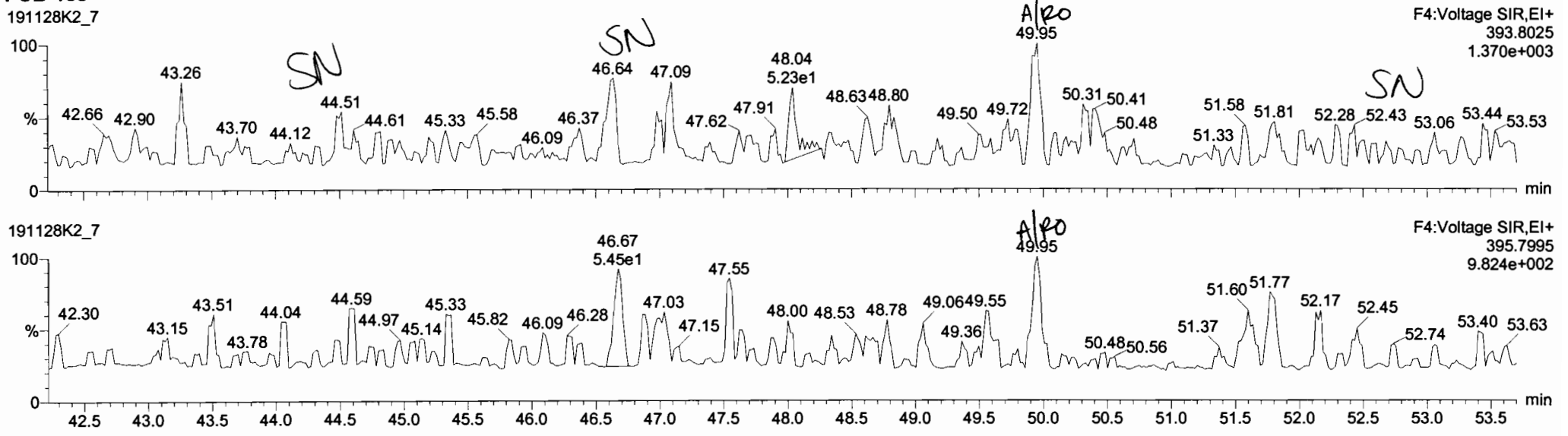

13C-PCB-188

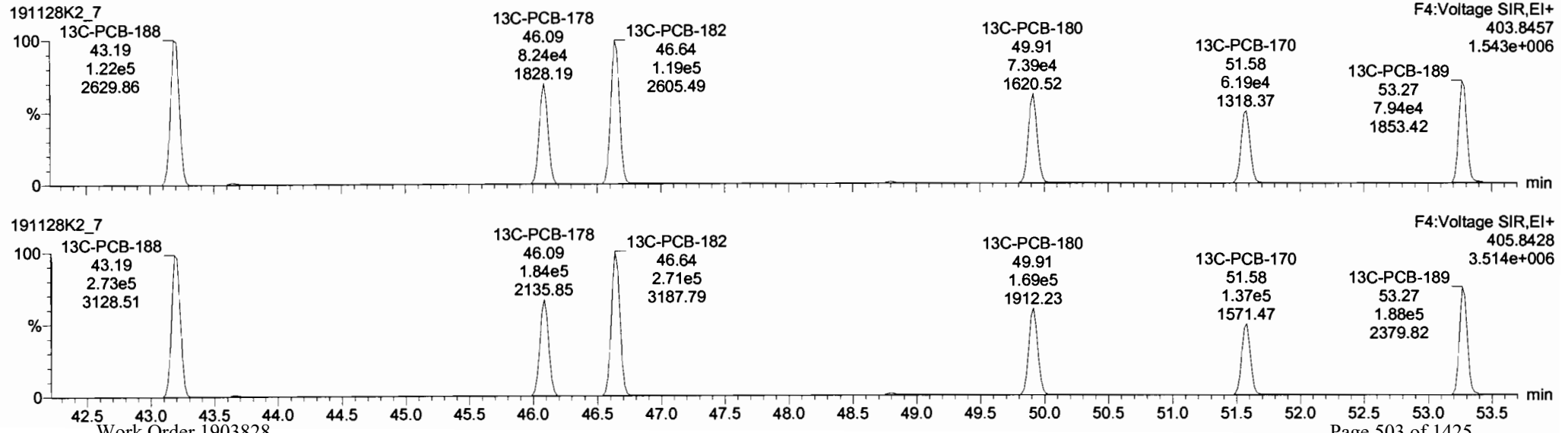

TargetLynx - 191128K2_7.qld * - [Chromatogram]

File Edit View Display Processing Window Help

	#	Name	Resp	RA	n/y	RRF	wt/Vol	Pred.RT	RT	Pred.R...	RRT	RRT Fail	Conc.	%Rec	DL	EMPC
231	231	3rd Function Hexe-PCBs				0.7739	1.000	0.00		0.000		NO			5.63	
232	232	4th Function Hexe-PCBs				0.9719	1.000	0.00		0.000		NO			8.36	
233	233	Total Hepta-PCBs				1.3636	1.000	0.00		0.000		NO	0.0000		7.87	1.464

	#	Name	Pred.RT	RT	m1 Resp	m2 Resp	1* Ratio (Pred)	RA	n/y	EMPC	Conc
1	138	PCB-182/187	46.64	46.64	7.611e1	5.447e1	1.050	1.40	YES	0.58755	0.00000
2	149	PCB-180	49.93	49.95	1.013e2	6.856e1	1.050	1.48	YES	0.87680	0.00000

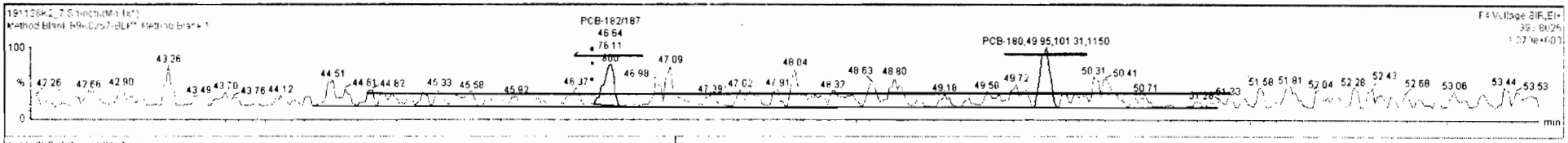





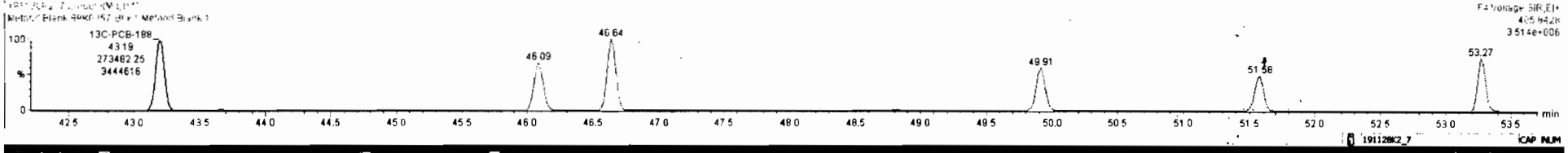

start

Dataset: Untitled

Last Altered: Friday, November 29, 2019 14:22:22 Pacific Standard Time
Printed: Friday, November 29, 2019 14:24:04 Pacific Standard Time

Name: 191128K2_7, Date: 28-Nov-2019, Time: 19:47:13, ID: B9K0257-BLK1 Method Blank 1, Description: Method Blank

PCB-202

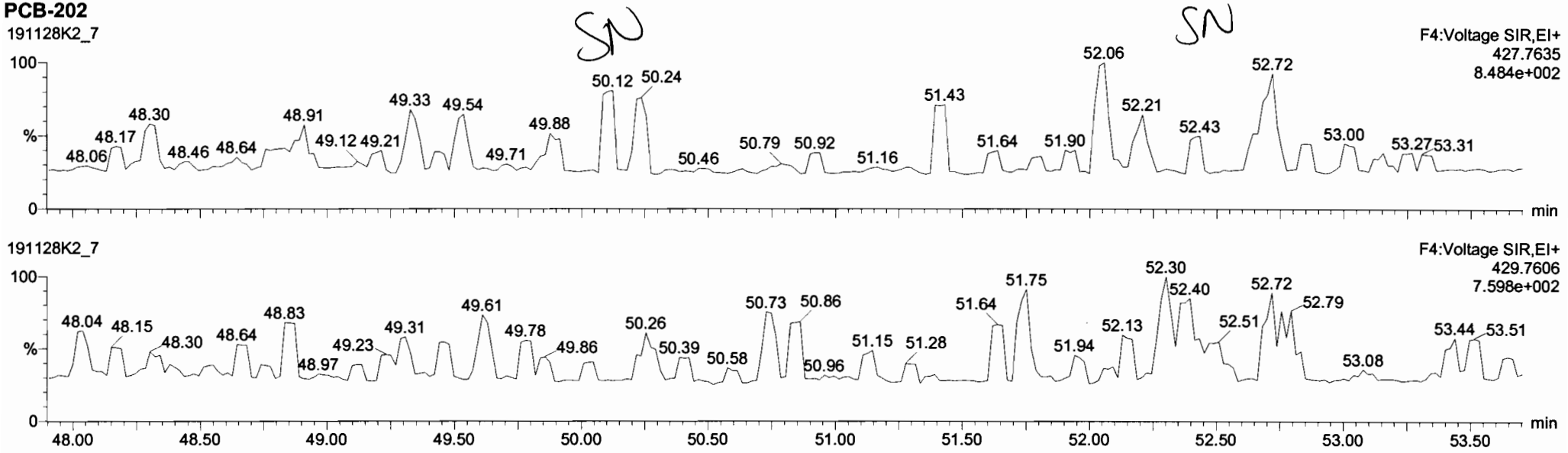

13C-PCB-202

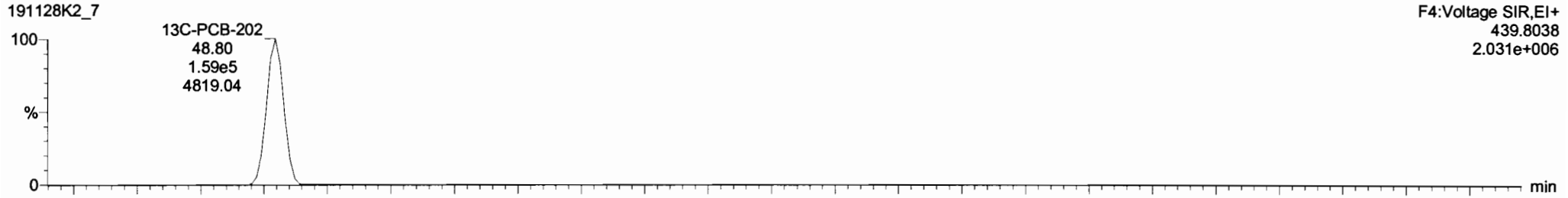



Dataset: Untitled

Last Altered: Friday, November 29, 2019 14:22:22 Pacific Standard Time
Printed: Friday, November 29, 2019 14:24:04 Pacific Standard Time

Name: 191128K2_7, Date: 28-Nov-2019, Time: 19:47:13, ID: B9K0257-BLK1 Method Blank 1, Description: Method Blank

PCB-195

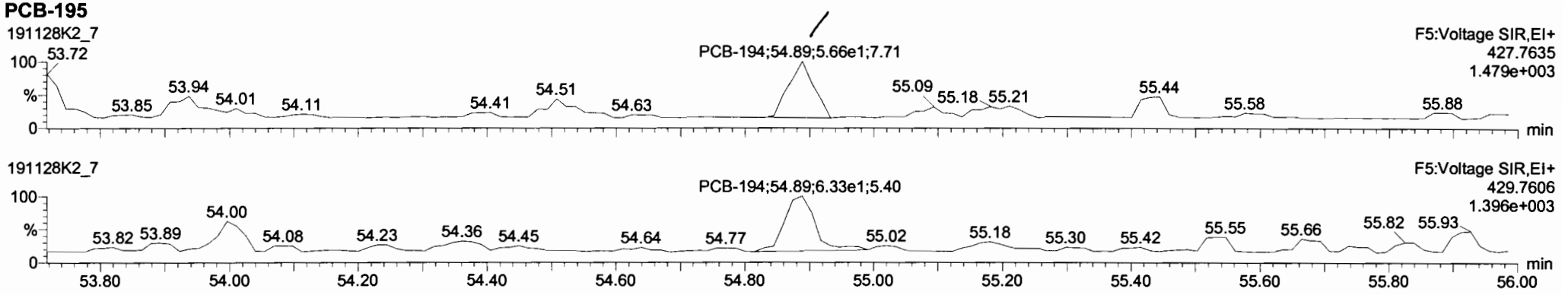

13C-PCB-194

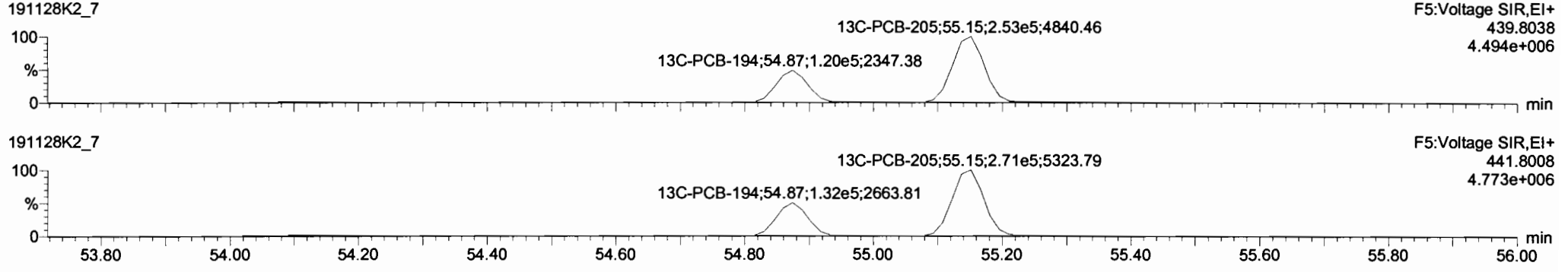

PFK5

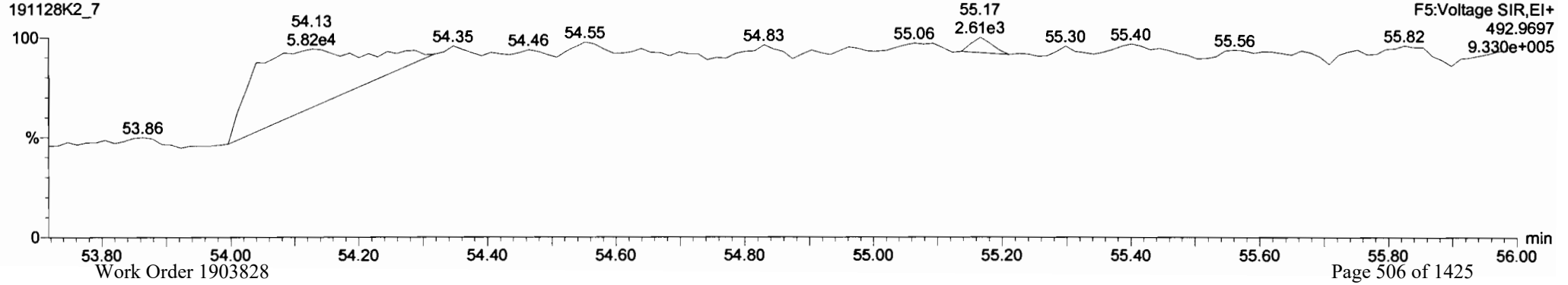

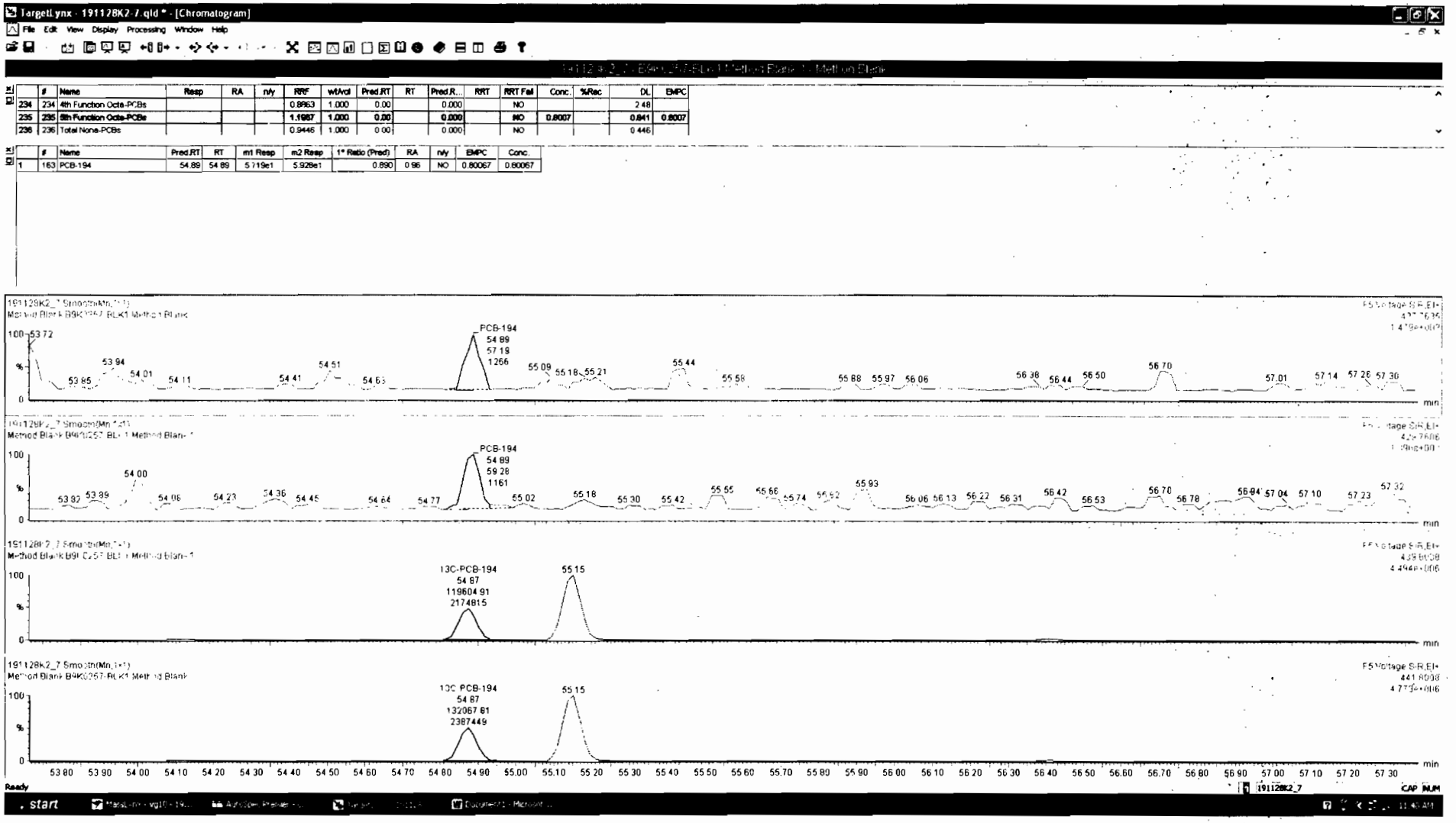

	#	Name	Resp	RA	n/y	RRF	wtAvg	Pred.RT	RT	Pred.R...	RRT	RRT Fail	Conc.	%Rec	DL	EMPC
234	234	4th Function Octa-PCBs				0.8963	1.000	0.00		0.000		NO			2.48	
235	235	5th Function Octa-PCBs				1.1987	1.000	0.00		0.000		NO	0.8007		0.841	0.8007
236	236	Total Nona-PCBs				0.9446	1.000	0.00		0.000		NO			0.446	

	#	Name	Pred.RT	RT	m1 Resp	m2 Resp	1° Ratio (Pred)	RA	n/y	EMPC	Conc.
1	163	PCB-194	54.89	54.89	5.719e1	5.928e1	0.890	0.96	NO	0.80067	0.80067

Vista Analytical Laboratory VG-11

Dataset: Untitled

Last Altered: Friday, November 29, 2019 14:22:22 Pacific Standard Time
Printed: Friday, November 29, 2019 14:24:04 Pacific Standard Time

Name: 191128K2_7, Date: 28-Nov-2019, Time: 19:47:13, ID: B9K0257-BLK1 Method Blank 1, Description: Method Blank

PCB-208

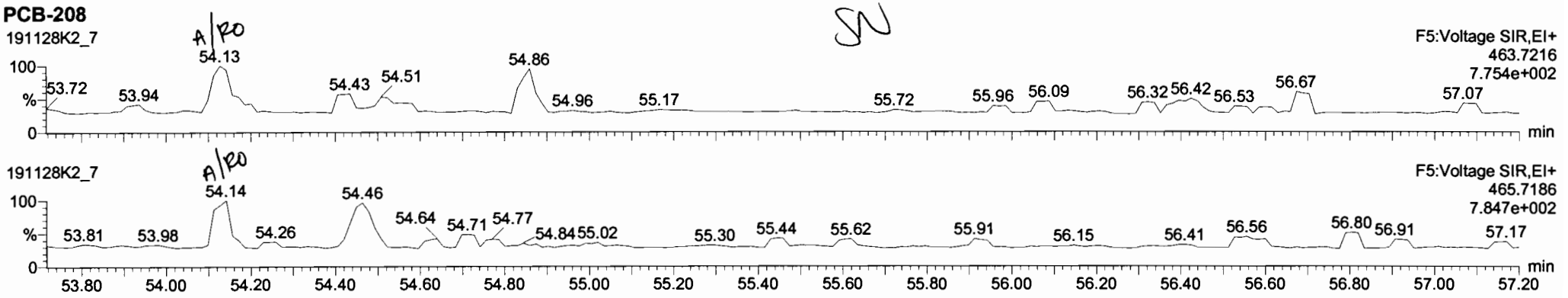

13C-PCB-208

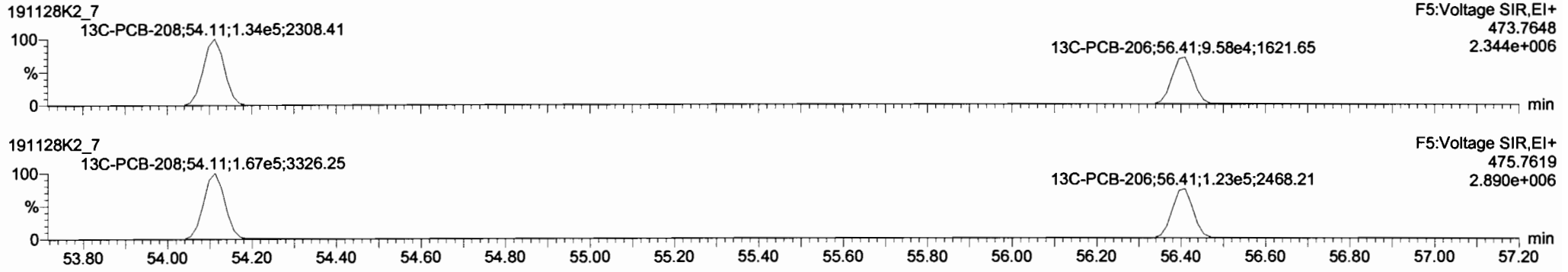

PFK5

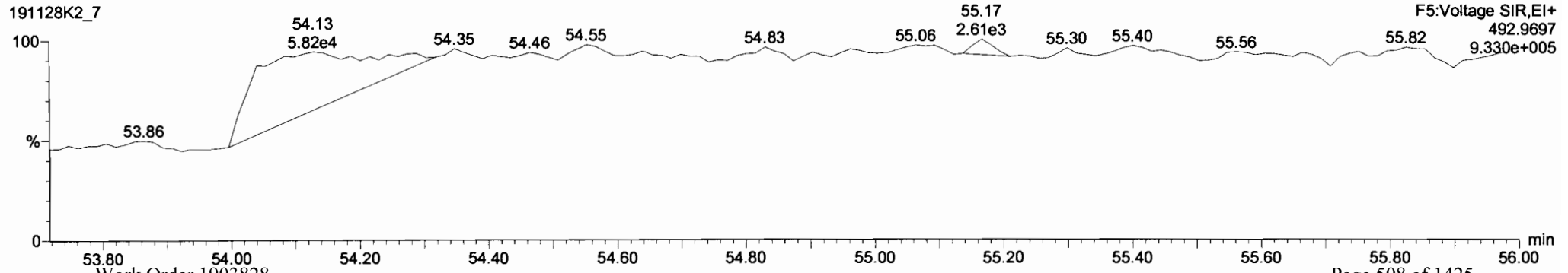

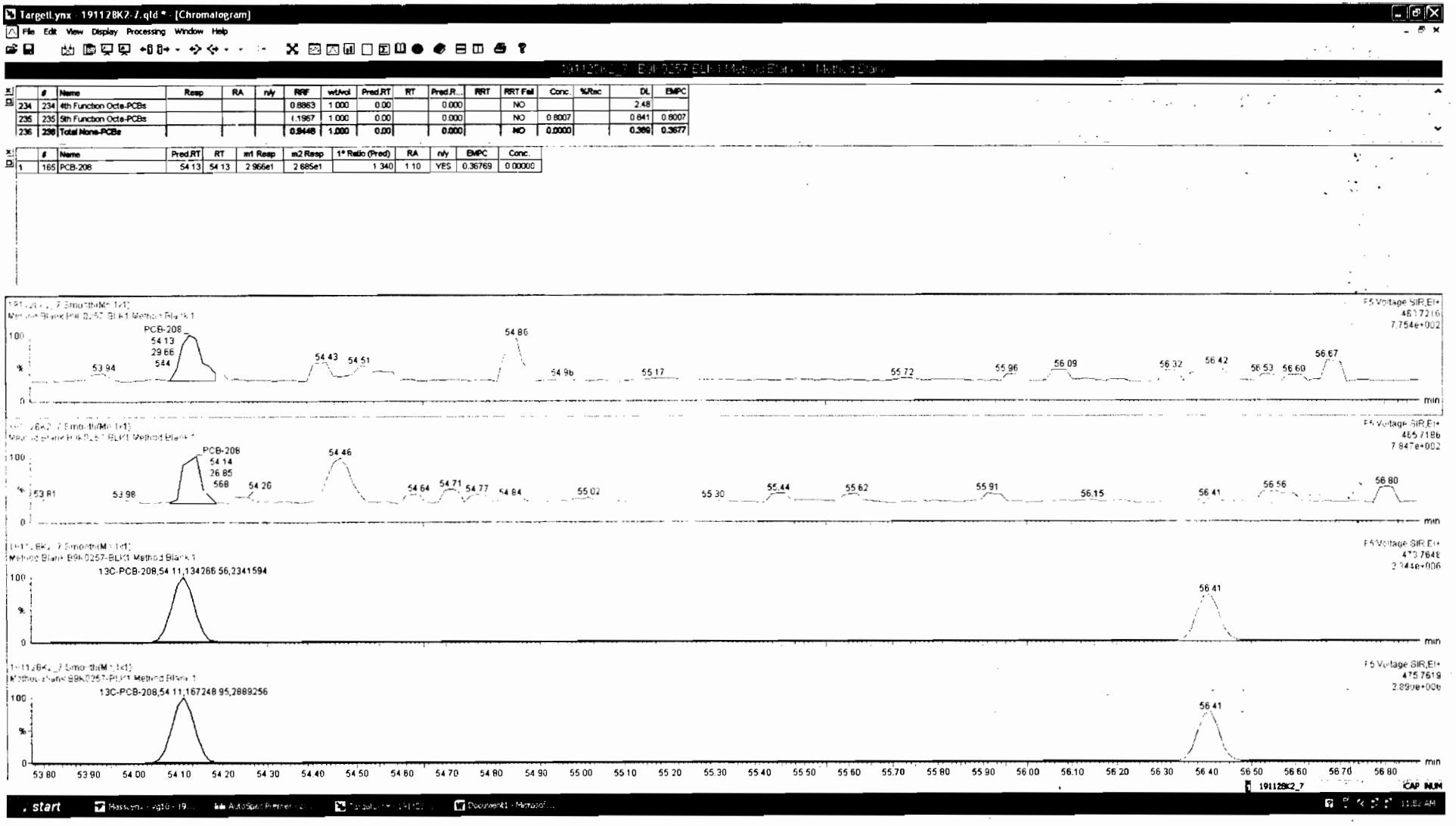

	#	Name	Resp	RA	n/y	RRF	wt/vol	Pred.RT	RT	Pred.R...	RRT	RRT Fail	Conc.	%Rec	DL	EMPC
234	234	4th Function Octe-PCBs				0.8863	1.000	0.00		0.000		NO			2.48	
235	235	5th Function Octe-PCBs				1.1957	1.000	0.00		0.000		NO	0.8007		0.841	0.8007
236	236	Total None-PCBs				0.9446	1.000	0.00		0.000		NO	0.0000		0.369	0.3677

	#	Name	Pred.RT	RT	m1 Resp	m2 Resp	1° Ratio (Pred)	RA	n/y	EMPC	Conc.
1	165	PCB-208	54.13	54.13	2.966e1	2.685e1	1.340	1.10	YES	0.36769	0.00000

Dataset: Untitled

Last Altered: Friday, November 29, 2019 14:22:22 Pacific Standard Time
Printed: Friday, November 29, 2019 14:24:04 Pacific Standard Time

Name: 191128K2_7, Date: 28-Nov-2019, Time: 19:47:13, ID: B9K0257-BLK1 Method Blank 1, Description: Method Blank

PCB-209

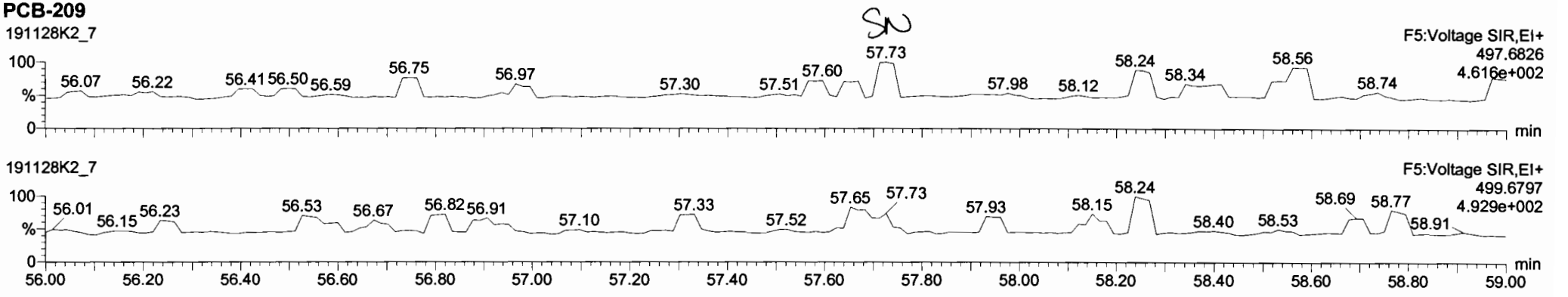

13C-PCB-209

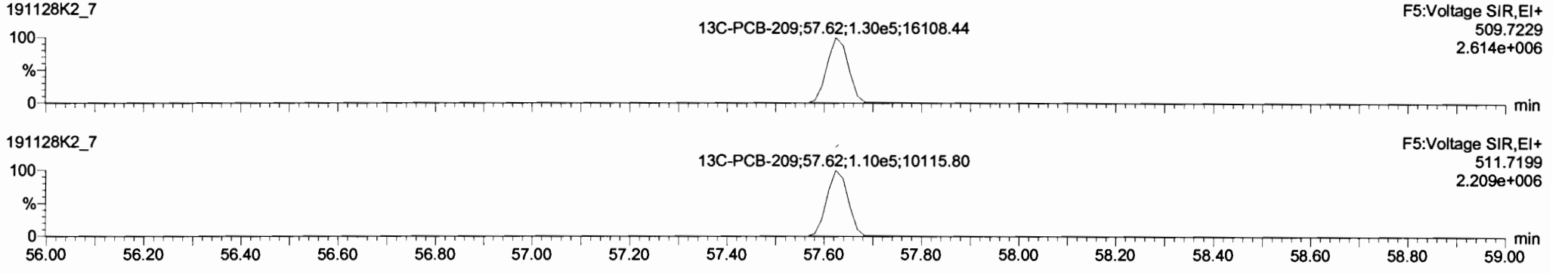

PFK5

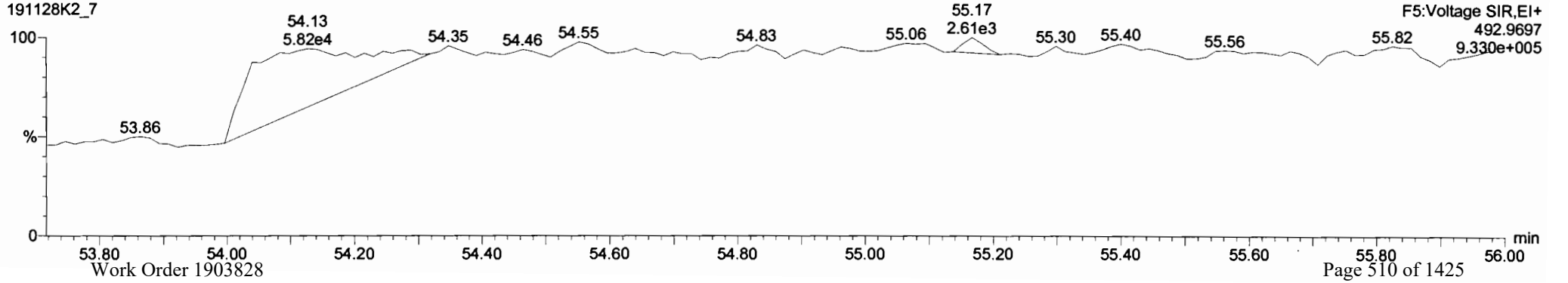

Vista Analytical Laboratory

Dataset: U:\VG11.PRO\Results\191128K2\191128K2-3.qld

Last Altered: Monday, December 02, 2019 11:14:08 Pacific Standard Time
Printed: Monday, December 02, 2019 11:15:02 Pacific Standard Time

GRB 12/02/19

CT 12/05/19

Method: Untitled 29 Nov 2019 13:24:37
Calibration: U:\VG11.PRO\CurveDB\db1_PCBvg11-6-28-19.cdb 29 Jun 2019 11:47:57

Name: 191128K2_3, Date: 28-Nov-2019, Time: 15:42:46, ID: B9K0257-BS1 OPR 1, Description: OPR

	# Name	Resp	RA	n/y	RRF	wt/vol	Pred.RT	RT	Pred.R...	RRT	Check RRT	Conc.	%Rec	DL	EMPC
1	1 PCB-1	4.41e5	3.01	NO	1.02	1.000	15.68	15.68	1.001	1.001	NO	1194		0.629	1194
2	2 PCB-2	4.27e5	3.00	NO	1.01	1.000	18.12	18.12	0.988	0.988	NO	1129		0.689	1129
3	3 PCB-3	4.38e5	3.15	NO	1.01	1.000	18.35	18.35	1.001	1.001	NO	1161		0.690	1161
4	4 PCB-4/10	7.56e5	1.57	NO	1.28	1.000	19.76	19.77	1.004	1.004	NO	2085		2.29	2085
5	5 PCB-7/9	9.36e5	1.60	NO	0.976	1.000	21.58	21.58	1.003	1.003	NO	2137		1.95	2137
6	6 PCB-6	4.98e5	1.59	NO	1.02	1.000	22.23	22.24	1 033	1.034	NO	1091		1.88	1091
7	7 PCB-5/8	9.91e5	1.58	NO	1.01	1.000	22.64	22.66	1.052	1.053	NO	2185		1.89	2185
8	8 PCB-14	4.87e5	1.56	NO	1.03	1.000	23.80	23.80	0.952	0.952	NO	976.3		2.05	976.3
9	9 PCB-11	5.70e5	1.55	NO	1.10	1.000	25.03	25.03	1.001	1.001	NO	1076		1.93	1076
10	10 PCB-12/13	1.06e6	1.58	NO	1.04	1.000	25.46	25.45	1.018	1.018	NO	2116		2.04	2116
11	11 PCB-15	5.28e5	1.66	NO	1.03	1.000	25.76	25.75	1.030	1.030	NO	1064		2.05	1064
12	12 PCB-19	2.77e5	1.00	NO	0.934	1.000	23.96	23.95	1.001	1.001	NO	1166		0.741	1166
13	13 PCB-30	4.52e5	0.98	NO	1.48	1.000	24.89	24.88	1.040	1.040	NO	1200		0.467	1200
14	14 PCB-18	3.20e5	0.96	NO	0.693	1.000	25.64	25.66	0.951	0.952	NO	1129		0.641	1129
15	15 PCB-17	2.98e5	0.96	NO	0.667	1.000	25.82	25.83	0.958	0.959	NO	1093		0.667	1093
16	16 PCB-24/27	8.60e5	0.96	NO	0.915	1.000	26.44	26.43	0.981	0.981	NO	2297		0.486	2297
17	17 PCB-16/32	7.37e5	0.95	NO	0.792	1.000	26.97	26.97	1.001	1.001	NO	2275		0.561	2275
18	18 PCB-34	4.28e5	1.04	NO	0.987	1.000	27.78	27.78	0.959	0.959	NO	943.5		1.35	943.5
19	19 PCB-23	4.05e5	1.03	NO	0.974	1.000	27.88	27.88	0.962	0.962	NO	906.1		1.37	906.1
20	20 PCB-29	4.14e5	1.02	NO	0.953	1.000	28.15	28.14	0.972	0.971	NO	945.8		1.40	945.8
21	21 PCB-26	4.46e5	1.04	NO	1.00	1.000	28.36	28.36	0.979	0.979	NO	971.1		1.33	971.1
22	22 PCB-25	4.47e5	1.03	NO	0.978	1.000	28.51	28.53	0.984	0.985	NO	996.4		1.37	996.4
23	23 PCB-31	4.85e5	1.04	NO	1.12	1.000	28.90	28.88	0.998	0.997	NO	940.6		1.19	940.6
24	24 PCB-28	4.98e5	1.05	NO	1.11	1.000	28.99	28.99	1.001	1.001	NO	980.5		1.21	980.5
25	25 PCB-20/21/33	1.37e6	1.04	NO	1.00	1.000	29.64	29.62	1.023	1.022	NO	2963		1.33	2963
26	26 PCB-22	4.83e5	1.05	NO	1.03	1.000	30.09	30.09	1.039	1.039	NO	1019		1.29	1019
27	27 PCB-36	4.80e5	1.03	NO	1.18	1.000	30.74	30.74	0.932	0.932	NO	964.5		1.33	964.5
28	28 PCB-39	4.40e5	1.03	NO	1.08	1.000	31.23	31.22	0.947	0.946	NO	960.8		1.44	960.8
29	29 PCB-38	4.62e5	1.03	NO	1.13	1.000	32.03	32.01	0.971	0.970	NO	969.2		1.39	969.2
30	30 PCB-35	4.41e5	1.04	NO	1.13	1.000	32.59	32.56	0.988	0.987	NO	921.5		1.38	921.5

Dataset: U:\VG11.PRO\Results\191128K2\191128K2-3.qld

Last Altered: Monday, December 02, 2019 11:14:08 Pacific Standard Time
Printed: Monday, December 02, 2019 11:15:02 Pacific Standard Time

Name: 191128K2_3, Date: 28-Nov-2019, Time: 15:42:46, ID: B9K0257-BS1 OPR 1, Description: OPR

	# Name	Resp	RA	n/y	RRF	wt/vol	Pred.RT	RT	Pred.R...	RRT	Check RRT	Conc.	%Rec	DL	EMPC
31	31 PCB-37	4.65e5	1.03	NO	1.11	1.000	33.03	33.01	1.001	1.001	NO	995.2		1.42	995.2
32	32 PCB-54	3.66e5	0.71	NO	0.996	1.000	27.82	27.82	1.001	1.001	NO	1064		1.01	1064
33	33 PCB-50	3.01e5	0.74	NO	0.781	1.000	29.06	29.03	1.045	1.044	NO	1114		1.29	1114
34	34 PCB-53	2.94e5	0.75	NO	0.955	1.000	29.72	29.70	0.944	0.944	NO	1017		1.27	1017
35	35 PCB-51	3.08e5	0.73	NO	1.02	1.000	30.07	30.05	0.956	0.955	NO	992.0		1.18	992.0
36	36 PCB-45	2.62e5	0.73	NO	0.808	1.000	30.47	30.50	0.969	0.969	NO	1068		1.50	1068
37	37 PCB-46	2.50e5	0.72	NO	0.754	1.000	30.99	31.00	0.985	0.985	NO	1097		1.61	1097
38	38 PCB-52/69	6.72e5	0.74	NO	1.09	1.000	31.50	31.50	1.001	1.001	NO	2030		1.11	2030
39	39 PCB-73	4.38e5	0.72	NO	1.29	1.000	31.63	31.61	1.005	1.005	NO	1120		0.938	1120
40	40 PCB-43/49	5.96e5	0.73	NO	0.940	1.000	31.79	31.78	1.010	1.010	NO	2091		1.29	2091
41	41 PCB-47	2.76e5	0.71	NO	0.869	1.000	32.01	32.01	1.001	1.001	NO	997.8		1.33	997.8
42	42 PCB-48/75	7.24e5	0.71	NO	1.02	1.000	32.12	32.12	1.004	1.004	NO	2221		1.12	2221
43	43 PCB-65	4.07e5	0.71	NO	1.11	1.000	32.39	32.40	1.013	1.013	NO	1153		1.04	1153
44	44 PCB-62	3.49e5	0.70	NO	1.07	1.000	32.50	32.51	1.016	1.016	NO	1030		1.08	1030
45	45 PCB-44	2.68e5	0.71	NO	0.761	1.000	32.84	32.83	1.027	1.026	NO	1108		1.51	1108
46	46 PCB-42/59	6.92e5	0.72	NO	0.960	1.000	33.06	33.05	1.033	1.033	NO	2266		1.20	2266
47	47 PCB-41/64/71/72	1.56e6	0.74	NO	1.08	1.000	33.68	33.66	1.053	1.052	NO	4524		1.07	4524
48	48 PCB-68	4.04e5	0.73	NO	1.11	1.000	33.94	33.94	1.061	1.061	NO	1147		1.04	1147
49	49 PCB-40	2.15e5	0.73	NO	0.577	1.000	34.19	34.15	1.069	1.067	NO	1169		2.00	1169
50	50 PCB-57	4.41e5	0.74	NO	1.05	1.000	34.55	34.54	0.970	0.969	NO	1074		0.941	1074
51	51 PCB-67	4.07e5	0.73	NO	0.993	1.000	34.86	34.85	0.978	0.978	NO	1045		0.993	1045
52	52 PCB-58	4.55e5	0.75	NO	1.11	1.000	34.97	34.97	0.981	0.981	NO	1044		0.886	1044
53	53 PCB-63	4.09e5	0.73	NO	0.962	1.000	35.12	35.13	0.986	0.986	NO	1084		1.02	1084
54	54 PCB-74	4.34e5	0.78	NO	1.07	1.000	35.43	35.43	0.994	0.994	NO	1038		0.925	1038
55	55 PCB-61/70	8.35e5	0.70	NO	0.986	1.000	35.65	35.56	1.000	0.998	NO	2161		1.00	2161
56	56 PCB-76/66	9.08e5	0.72	NO	1.07	1.000	35.81	35.80	1.005	1.005	NO	2174		0.925	2174
57	57 PCB-80	4.63e5	0.73	NO	1.08	1.000	36.08	36.08	1.001	1.000	NO	1093		0.911	1093
58	58 PCB-55	4.77e5	0.73	NO	1.07	1.000	36.41	36.42	1.010	1.010	NO	1143		0.924	1143
59	59 PCB-56/60	7.80e5	0.73	NO	0.934	1.000	36.90	36.92	1.023	1.024	NO	2134		1.06	2134
60	60 PCB-79	4.31e5	0.73	NO	1.04	1.000	38.02	38.03	1.054	1.055	NO	1054		0.945	1054
61	61 PCB-78	3.92e5	0.72	NO	1.03	1.000	38.76	38.76	0.987	0.987	NO	1013		1.03	1013
62	62 PCB-81	3.62e5	0.74	NO	0.933	1.000	39.30	39.30	1.000	1.000	NO	1034		1.14	1034
63	63 PCB-77	4.04e5	0.74	NO	1.03	1.000	39.92	39.91	1.000	1.000	NO	1055		1.08	1055

Dataset: U:\VG11.PRO\Results\191128K2\191128K2-3.qld

Last Altered: Monday, December 02, 2019 11:14:08 Pacific Standard Time
Printed: Monday, December 02, 2019 11:15:02 Pacific Standard Time

Name: 191128K2_3, Date: 28-Nov-2019, Time: 15:42:46, ID: B9K0257-BS1 OPR 1, Description: OPR

	#	Name	Resp	RA	n/y	RRF	wt/vol	Pred.RT	RT	Pred.R...	RRT	Check RRT	Conc.	%Rec	DL	EMPC
64	64	PCB-104	3.42e5	1.51	NO	0.995	1.000	32.68	32.68	1.001	1.001	NO	1073		0.613	1073
65	65	PCB-96	3.58e5	1.48	NO	0.996	1.000	34.00	33.98	1.041	1.040	NO	1122		0.612	1122
66	66	PCB-103	2.79e5	1.50	NO	0.774	1.000	34.57	34.54	1.059	1.058	NO	1124		0.787	1124
67	67	PCB-100	2.88e5	1.51	NO	0.778	1.000	34.91	34.91	1.069	1.069	NO	1155		0.784	1155
68	68	PCB-94	2.34e5	1.52	NO	0.773	1.000	35.41	35.39	0.985	0.985	NO	1118		0.946	1118
69	69	PCB-95/98/102	8.95e5	1.49	NO	1.01	1.000	35.88	35.88	0.999	0.998	NO	3261		0.721	3261
70	70	PCB-93	2.42e5	1.53	NO	0.841	1.000	36.01	36.03	1.002	1.003	NO	1062		0.870	1062
71	71	PCB-88/91	5.09e5	1.52	NO	0.890	1.000	36.36	36.36	1.012	1.012	NO	2115		0.822	2115
72	72	PCB-121	4.23e5	1.52	NO	1.39	1.000	36.48	36.45	1.015	1.014	NO	1129		0.528	1129
73	73	PCB-84/92	4.95e5	1.48	NO	0.879	1.000	37.32	37.31	0.990	0.990	NO	2133		0.854	2133
74	74	PCB-89	2.71e5	1.51	NO	0.959	1.000	37.49	37.49	0.995	0.995	NO	1068		0.782	1068
75	75	PCB-90/101	5.24e5	1.47	NO	0.944	1.000	37.70	37.68	1.000	1.000	NO	2103		0.795	2103
76	76	PCB-113	3.89e5	1.49	NO	1.23	1.000	37.95	37.94	1.007	1.007	NO	1198		0.610	1198
77	77	PCB-99	2.87e5	1.53	NO	1.12	1.000	38.05	38.03	1.010	1.009	NO	970.2		0.670	970.2
78	78	PCB-119	3.72e5	1.49	NO	1.47	1.000	38.51	38.52	0.987	0.987	NO	1069		0.563	1069
79	79	PCB-108/112	6.18e5	1.49	NO	1.25	1.000	38.67	38.67	0.991	0.991	NO	2093		0.663	2093
80	80	PCB-83	3.80e5	1.52	NO	1.55	1.000	38.83	38.83	0.995	0.995	NO	1040		0.536	1040
81	81	PCB-97	2.61e5	1.53	NO	1.07	1.000	39.06	39.04	1.001	1.000	NO	1027		0.771	1027
82	82	PCB-86	2.67e5	1.49	NO	0.996	1.000	39.21	39.19	1.005	1.004	NO	1133		0.832	1133
83	83	PCB-87/117/125	9.88e5	1.47	NO	1.33	1.000	39.32	39.32	1.008	1.008	NO	3135		0.622	3135
84	84	PCB-111/115	8.00e5	1.59	NO	1.60	1.000	39.49	39.49	1.012	1.012	NO	2112		0.518	2112
85	85	PCB-85/116	6.13e5	1.36	NO	1.22	1.000	39.61	39.62	1.015	1.015	NO	2132		0.682	2132
86	86	PCB-120	4.14e5	1.48	NO	1.68	1.000	39.88	39.88	1.022	1.022	NO	1041		0.493	1041
87	87	PCB-110	3.81e5	1.54	NO	1.49	1.000	40.02	40.03	1.026	1.026	NO	1085		0.558	1085
88	88	PCB-82	2.29e5	1.49	NO	0.674	1.000	40.66	40.66	0.976	0.975	NO	1094		0.952	1094
89	89	PCB-124	3.93e5	1.48	NO	1.16	1.000	41.38	41.38	0.993	0.993	NO	1089		0.552	1089
90	90	PCB-107/109	7.72e5	1.48	NO	1.17	1.000	41.53	41.51	0.996	0.996	NO	2131		0.551	2131
91	91	PCB-123	3.51e5	1.47	NO	1.04	1.000	41.70	41.70	1.000	1.000	NO	1086		0.617	1086
92	92	PCB-106/118	7.41e5	1.51	NO	1.07	1.000	41.91	41.91	1.001	1.001	NO	2140		0.585	2140
93	93	PCB-114	3.65e5	1.58	NO	1.16	1.000	42.57	42.56	1.000	1.000	NO	1053		0.816	1053
94	94	PCB-122	3.21e5	1.58	NO	0.973	1.000	42.69	42.70	1.003	1.004	NO	1105		0.974	1105
95	95	PCB-105	3.52e5	1.53	NO	1.10	1.000	43.45	43.45	1.000	1.000	NO	1044		0.856	1044
96	96	PCB-127	3.78e5	1.59	NO	1.11	1.000	43.81	43.81	1.000	1.000	NO	1072		0.856	1072

Dataset: U:\VG11.PRO\Results\191128K2\191128K2-3.qld

Last Altered: Monday, December 02, 2019 11:14:08 Pacific Standard Time
Printed: Monday, December 02, 2019 11:15:02 Pacific Standard Time

Name: 191128K2_3, Date: 28-Nov-2019, Time: 15:42:46, ID: B9K0257-BS1 OPR 1, Description: OPR

	# Name	Resp	RA	n/y	RRF	wt/vol	Pred.RT	RT	Pred.R...	RRT	Check RRT	Conc.	%Rec	DL	EMPC
97	97 PCB-126	3.72e5	1.57	NO	1.21	1.000	45.78	45.78	1.000	1.000	NO	1061		0.911	1061
98	98 PCB-155	2.53e5	1.26	NO	0.874	1.000	37.22	37.22	1.000	1.001	NO	1092		0.361	1092
99	99 PCB-150	2.77e5	1.26	NO	0.881	1.000	38.52	38.52	1.036	1.036	NO	1188		0.359	1188
100	1... PCB-152	3.18e5	1.25	NO	1.00	1.000	39.00	39.00	1.048	1.049	NO	1194		0.314	1194
101	1... PCB-145	3.18e5	1.25	NO	1.00	1.000	39.47	39.47	1.061	1.061	NO	1201		0.316	1201
102	1... PCB-136	2.69e5	1.25	NO	0.843	1.000	39.80	39.80	1.070	1.070	NO	1202		0.374	1202
103	1... PCB-148	2.26e5	1.25	NO	0.693	1.000	39.90	39.92	1.073	1.073	NO	1229		0.455	1229
104	1... PCB-154	2.38e5	1.27	NO	0.724	1.000	40.44	40.44	1.087	1.087	NO	1239		0.436	1239
105	1... PCB-151	2.06e5	1.24	NO	0.632	1.000	41.09	41.09	1.105	1.105	NO	1231		0.500	1231
106	1... PCB-135	2.28e5	1.17	NO	0.716	1.000	41.31	41.31	1.111	1.111	NO	1203		0.441	1203
107	1... PCB-144	2.20e5	1.22	NO	0.667	1.000	41.42	41.42	1.114	1.114	NO	1243		0.474	1243
108	1... PCB-147	2.18e5	1.23	NO	0.661	1.000	41.55	41.57	1.117	1.118	NO	1245		0.478	1245
109	1... PCB-139/149	4.82e5	1.21	NO	0.738	1.000	41.83	41.83	1.125	1.125	NO	2463		0.428	2463
110	1... PCB-140	2.05e5	1.22	NO	0.627	1.000	42.02	42.04	1.130	1.130	NO	1232		0.503	1232
111	1... PCB-134/143	4.27e5	1.19	NO	0.733	1.000	42.49	42.49	0.975	0.975	NO	2158		1.29	2158
112	1... PCB-131/133	4.52e5	1.18	NO	0.790	1.000	42.78	42.79	0.982	0.982	NO	2122		1.20	2122
113	1... PCB-142	2.08e5	1.18	NO	0.708	1.000	42.93	42.94	0.985	0.985	NO	1092		1.34	1092
114	1... PCB-146/165	5.53e5	1.20	NO	0.959	1.000	43.19	43.19	0.991	0.991	NO	2140		0.988	2140
115	1... PCB-132/161	5.54e5	1.18	NO	0.974	1.000	43.42	43.44	0.996	0.997	NO	2111		0.973	2111
116	1... PCB-153	2.84e5	1.20	NO	1.01	1.000	43.60	43.62	1.000	1.001	NO	1043		0.937	1043
117	1... PCB-168	3.00e5	1.20	NO	1.02	1.000	43.83	43.83	1.006	1.006	NO	1092		0.930	1092
118	1... PCB-141	2.33e5	1.19	NO	0.967	1.000	44.38	44.38	1.000	1.000	NO	1075		1.17	1075
119	1... PCB-137	2.51e5	1.18	NO	0.987	1.000	44.76	44.78	1.009	1.009	NO	1136		1.14	1136
120	1... PCB-130	1.96e5	1.20	NO	0.840	1.000	44.88	44.87	1.012	1.012	NO	1042		1.34	1042
121	1... PCB-138/163/164	9.27e5	1.19	NO	1.23	1.000	45.27	45.27	1.001	1.001	NO	3190		0.884	3190
122	1... PCB-158/160	5.95e5	1.20	NO	1.18	1.000	45.52	45.52	1.006	1.006	NO	2131		0.921	2131
123	1... PCB-129	1.95e5	1.21	NO	0.819	1.000	45.77	45.76	1.012	1.012	NO	1006		1.32	1006
124	1... PCB-166	3.17e5	1.20	NO	1.07	1.000	46.24	46.24	0.993	0.993	NO	1085		0.880	1085
125	1... PCB-159	3.32e5	1.17	NO	1.12	1.000	46.58	46.58	1.000	1.000	NO	1084		0.841	1084
126	1... PCB-128/162	4.90e5	1.18	NO	0.851	1.000	46.87	46.88	1.007	1.007	NO	2109		1.11	2109
127	1... PCB-167	2.91e5	1.17	NO	1.04	1.000	47.28	47.28	1.000	1.000	NO	1056		0.951	1056
128	1... PCB-156	2.86e5	1.20	NO	1.06	1.000	48.61	48.63	1.000	1.001	NO	1080		1.01	1080
129	1... PCB-157	2.62e5	1.22	NO	0.978	1.000	48.91	48.89	1.001	1.000	NO	1049		1.07	1049

Dataset: U:\VG11.PRO\Results\191128K2\191128K2-3.qld

Last Altered: Monday, December 02, 2019 11:14:08 Pacific Standard Time
Printed: Monday, December 02, 2019 11:15:02 Pacific Standard Time

Name: 191128K2_3, Date: 28-Nov-2019, Time: 15:42:46, ID: B9K0257-BS1 OPR 1, Description: OPR

	# Name	Resp	RA	n/y	RRF	wt/vol	Pred.RT	RT	Pred.R...	RRT	Check RRT	Conc.	%Rec	DL	EMPC
130	1... PCB-169	2.70e5	1.20	NO	1.11	1.000	51.19	51.18	1.000	1.000	NO	1054		1.10	1054
131	1... PCB-188	3.03e5	1.04	NO	1.19	1.000	43.25	43.23	1.001	1.000	NO	1052		0.789	1052
132	1... PCB-184	2.95e5	1.02	NO	1.17	1.000	43.69	43.70	1.011	1.011	NO	1045		0.807	1045
133	1... PCB-179	3.12e5	1.02	NO	1.18	1.000	44.50	44.50	1.030	1.030	NO	1096		0.800	1096
134	1... PCB-176	3.17e5	1.02	NO	1.16	1.000	44.98	44.97	1.041	1.041	NO	1131		0.812	1131
135	1... PCB-186	3.35e5	1.00	NO	1.22	1.000	45.59	45.60	1.055	1.055	NO	1137		0.773	1137
136	1... PCB-178	2.20e5	1.03	NO	0.830	1.000	46.10	46.13	1.067	1.068	NO	1096		1.13	1096
137	1... PCB-175	2.27e5	1.02	NO	0.849	1.000	46.46	46.47	1.075	1.075	NO	1108		1.11	1108
138	1... PCB-182/187	5.02e5	1.02	NO	0.960	1.000	46.66	46.65	1.080	1.080	NO	2162		0.980	2162
139	1... PCB-183	2.40e5	1.02	NO	0.957	1.000	46.99	46.98	1.088	1.087	NO	1037		0.984	1037
140	1... PCB-185	2.14e5	1.01	NO	1.32	1.000	47.66	47.66	0.955	0.955	NO	1024		1.15	1024
141	1... PCB-174	1.86e5	1.01	NO	1.22	1.000	48.04	48.04	0.962	0.962	NO	965.3		1.24	965.3
142	1... PCB-181	2.44e5	1.03	NO	1.41	1.000	48.13	48.13	0.964	0.964	NO	1092		1.07	1092
143	1... PCB-177	1.90e5	1.02	NO	1.24	1.000	48.31	48.32	0.968	0.968	NO	969.1		1.22	969.1
144	1... PCB-171	2.01e5	1.01	NO	1.24	1.000	48.61	48.63	0.974	0.974	NO	1021		1.22	1021
145	1... PCB-173	1.77e5	1.01	NO	1.14	1.000	49.05	49.06	0.983	0.983	NO	983.0		1.32	983.0
146	1... PCB-172	2.02e5	1.02	NO	1.31	1.000	49.53	49.52	0.992	0.992	NO	976.7		1.16	976.7
147	1... PCB-192	2.72e5	1.01	NO	1.70	1.000	49.72	49.72	0.996	0.996	NO	1013		0.889	1013
148	1... PCB-180	2.13e5	1.01	NO	1.32	1.000	49.93	49.93	1.000	1.000	NO	1020		1.15	1020
149	1... PCB-193	2.43e5	1.02	NO	1.54	1.000	50.16	50.14	1.005	1.005	NO	999.4		0.982	999.4
150	1... PCB-191	2.51e5	1.02	NO	1.57	1.000	50.41	50.43	1.010	1.010	NO	1010		0.961	1010
151	1... PCB-170	1.78e5	1.02	NO	1.36	1.000	51.60	51.60	1.000	1.000	NO	1023		1.33	1023
152	1... PCB-190	2.41e5	1.01	NO	1.84	1.000	51.79	51.81	1.004	1.004	NO	1027		0.979	1027
153	1... PCB-189	2.39e5	1.01	NO	1.33	1.000	53.31	53.31	1.000	1.000	NO	1050		0.951	1050
154	1... PCB-202	2.49e5	0.84	NO	1.02	1.000	48.84	48.83	1.001	1.001	NO	1060		0.466	1060
155	1... PCB-201	2.19e5	0.84	NO	0.915	1.000	49.32	49.33	1.011	1.011	NO	1046		0.522	1046
156	1... PCB-204	2.38e5	0.86	NO	0.979	1.000	49.47	49.48	1.014	1.014	NO	1063		0.488	1063
157	1... PCB-197	2.45e5	0.87	NO	0.979	1.000	49.79	49.80	1.020	1.021	NO	1092		0.488	1092
158	1... PCB-200	2.30e5	0.87	NO	0.954	1.000	50.74	50.73	1.040	1.040	NO	1052		0.500	1052
159	1... PCB-198	1.58e5	0.90	NO	0.748	1.000	52.26	52.28	1.071	1.071	NO	921.8		0.638	921.8
160	1... PCB-199	1.64e5	0.87	NO	0.706	1.000	52.40	52.42	1.074	1.074	NO	1015		0.676	1015
161	1... PCB-196/203	3.58e5	0.88	NO	0.785	1.000	52.70	52.70	1.080	1.080	NO	1989		0.608	1989
162	1... PCB-195	1.72e5	0.89	NO	1.03	1.000	53.98	53.98	0.984	0.983	NO	1050		0.676	1050

Dataset: U:\VG11.PRO\Results\191128K2\191128K2-3.qld

Last Altered: Monday, December 02, 2019 11:14:08 Pacific Standard Time
Printed: Monday, December 02, 2019 11:15:02 Pacific Standard Time

Name: 191128K2_3, Date: 28-Nov-2019, Time: 15:42:46, ID: B9K0257-BS1 OPR 1, Description: OPR

	#	Name	Resp	RA	n/y	RRF	wt/vol	Pred.RT	RT	Pred.R...	RRT	Check RRT	Conc.	%Rec	DL	EMPC
163	1...	PCB-194	1.91e5	0.88	NO	1.16	1.000	54.90	54.89	1.000	1.000	NO	1042		0.604	1042
164	1...	PCB-205	2.45e5	0.91	NO	1.40	1.000	55.17	55.17	1.005	1.005	NO	1105		0.499	1105
165	1...	PCB-208	1.84e5	1.33	NO	0.934	1.000	54.13	54.14	1.000	1.001	NO	1034		0.547	1034
166	1...	PCB-207	1.83e5	1.30	NO	0.912	1.000	54.45	54.46	1.006	1.006	NO	1054		0.561	1054
167	1...	PCB-206	1.45e5	1.31	NO	0.987	1.000	56.43	56.42	1.000	1.000	NO	1032		0.662	1032
168	1...	PCB-209	1.58e5	1.18	NO	0.943	1.000	57.64	57.65	1.000	1.000	NO	1066		0.174	1066
169	1...	13C-PCB-1	7.24e5	2.96	NO	1.08	1.000	15.67	15.67	0.609	0.609	NO	852.5	42.6	2.52	
170	1...	13C-PCB-3	7.50e5	3.11	NO	1.09	1.000	18.33	18.34	0.712	0.713	NO	872.0	43.6	2.49	
171	1...	13C-PCB-4	5.68e5	1.59	NO	0.640	1.000	19.69	19.68	0.765	0.765	NO	1127	56.4	1.45	
172	1...	13C-PCB-9	8.97e5	1.55	NO	0.995	1.000	21.53	21.52	0.837	0.836	NO	1144	57.2	0.930	
173	1...	13C-PCB-11	9.66e5	1.62	NO	0.971	1.000	25.01	25.01	0.972	0.972	NO	1262	63.1	0.953	
174	1...	13C-PCB-19	5.09e5	0.96	NO	0.637	1.000	23.95	23.93	0.931	0.930	NO	1013	50.7	8.49	
175	1...	13C-PCB-32	8.18e5	0.98	NO	0.910	1.000	26.97	26.94	1.048	1.047	NO	1141	57.1	5.95	
176	1...	13C-PCB-28	9.18e5	0.97	NO	1.07	1.000	28.95	28.97	1.003	1.004	NO	1414	70.7	7.89	
177	1...	13C-PCB-37	8.45e5	0.98	NO	0.959	1.000	32.94	32.99	1.141	1.143	NO	1449	72.5	8.79	
178	1...	13C-PCB-54	6.90e5	0.77	NO	1.10	1.000	27.78	27.80	0.753	0.753	NO	1180	59.0	1.72	
179	1...	13C-PCB-52	6.06e5	0.76	NO	0.844	1.000	31.46	31.47	0.853	0.853	NO	1348	67.4	2.24	
180	1...	13C-PCB-47	5.36e5	0.76	NO	0.893	1.000	31.98	31.99	0.867	0.867	NO	1337	66.8	2.12	
181	1...	13C-PCB-70	7.84e5	0.75	NO	1.01	1.000	35.61	35.63	0.965	0.966	NO	1460	73.0	1.88	
182	1...	13C-PCB-80	7.82e5	0.76	NO	1.05	1.000	36.04	36.06	0.977	0.977	NO	1403	70.2	1.81	
183	1...	13C-PCB-81	7.50e5	0.72	NO	0.985	1.000	39.26	39.28	1.064	1.065	NO	1429	71.4	1.92	
184	1...	13C-PCB-77	7.41e5	0.77	NO	0.958	1.000	39.87	39.90	1.080	1.081	NO	1451	72.5	1.97	
185	1...	13C-PCB-104	6.41e5	1.56	NO	1.10	1.000	32.66	32.66	0.827	0.827	NO	1231	61.6	0.628	
186	1...	13C-PCB-95	5.41e5	1.56	NO	0.852	1.000	35.93	35.93	0.910	0.910	NO	1338	66.9	0.808	
187	1...	13C-PCB-101	5.28e5	1.53	NO	0.814	1.000	37.68	37.68	0.955	0.955	NO	1367	68.4	0.846	
188	1...	13C-PCB-97	4.73e5	1.60	NO	0.709	1.000	39.02	39.02	0.989	0.989	NO	1405	70.2	0.971	
189	1...	13C-PCB-123	6.21e5	1.61	NO	0.922	1.000	41.65	41.68	1.055	1.056	NO	1420	71.0	0.747	
190	1...	13C-PCB-118	6.47e5	1.58	NO	0.975	1.000	41.84	41.87	1.060	1.061	NO	1399	69.9	0.706	
191	1...	13C-PCB-114	5.97e5	1.52	NO	1.52	1.000	42.53	42.54	0.908	0.909	NO	1500	75.0	1.74	
192	1...	13C-PCB-105	6.12e5	1.50	NO	1.58	1.000	43.42	43.44	0.927	0.928	NO	1475	73.8	1.67	
193	1...	13C-PCB-127	6.37e5	1.58	NO	1.62	1.000	43.78	43.79	0.935	0.935	NO	1498	74.9	1.63	
194	1...	13C-PCB-126	5.78e5	1.53	NO	1.45	1.000	45.73	45.76	0.976	0.977	NO	1526	76.3	1.83	
195	1...	13C-PCB-155	5.30e5	1.24	NO	1.03	1.000	37.19	37.20	0.942	0.942	NO	1089	54.4	0.314	

Dataset: U:\VG11.PRO\Results\191128K2\191128K2-3.qld

Last Altered: Monday, December 02, 2019 11:14:08 Pacific Standard Time
Printed: Monday, December 02, 2019 11:15:02 Pacific Standard Time

Name: 191128K2_3, Date: 28-Nov-2019, Time: 15:42:46, ID: B9K0257-BS1 OPR 1, Description: OPR

	#	Name	Resp	RA	n/y	RRF	wt/vol	Pred.RT	RT	Pred.R...	RRT	Check RRT	Conc.	%Rec	DL	EMPC
196	1...	13C-PCB-153	5.39e5	1.25	NO	1.42	1.000	43.59	43.59	0.931	0.931	NO	1444	72.2	1.35	
197	1...	13C-PCB-141	4.47e5	1.26	NO	1.14	1.000	44.37	44.36	0.947	0.947	NO	1494	74.7	1.69	
198	1...	13C-PCB-138	4.74e5	1.25	NO	1.18	1.000	45.23	45.24	0.966	0.966	NO	1533	76.7	1.63	
199	1...	13C-PCB-159	5.47e5	1.22	NO	1.43	1.000	46.57	46.56	0.994	0.994	NO	1456	72.8	1.35	
200	2...	13C-PCB-167	5.29e5	1.24	NO	1.42	1.000	47.27	47.26	1.009	1.009	NO	1418	70.9	1.35	
201	2...	13C-PCB-156	5.01e5	1.26	NO	1.40	1.000	48.59	48.59	1.038	1.038	NO	1369	68.4	1.38	
202	2...	13C-PCB-157	5.12e5	1.28	NO	1.41	1.000	48.87	48.87	1.044	1.044	NO	1387	69.4	1.37	
203	2...	13C-PCB-169	4.62e5	1.22	NO	1.35	1.000	51.14	51.17	1.092	1.093	NO	1310	65.5	1.43	
204	2...	13C-PCB-188	4.83e5	0.45	NO	1.46	1.000	43.21	43.21	0.926	0.926	NO	1377	68.8	0.768	
205	2...	13C-PCB-180	3.16e5	0.46	NO	0.932	1.000	49.91	49.91	1.070	1.070	NO	1413	70.7	1.20	
206	2...	13C-PCB-170	2.55e5	0.44	NO	0.796	1.000	51.58	51.58	1.106	1.106	NO	1337	66.8	1.41	
207	2...	13C-PCB-189	3.41e5	0.43	NO	1.09	1.000	53.31	53.29	1.143	1.142	NO	1303	65.1	1.03	
208	2...	13C-PCB-202	4.58e5	0.89	NO	1.45	1.000	48.82	48.80	1.046	1.046	NO	1316	65.8	0.452	
209	2...	13C-PCB-194	3.17e5	0.90	NO	0.714	1.000	54.89	54.89	0.995	0.995	NO	1466	73.3	1.11	
210	2...	13C-PCB-208	3.81e5	0.77	NO	0.896	1.000	54.13	54.11	0.982	0.981	NO	1405	70.2	0.702	
211	2...	13C-PCB-206	2.85e5	0.80	NO	0.653	1.000	56.41	56.41	1.023	1.023	NO	1444	72.2	0.963	
212	2...	13C-PCB-209	3.15e5	1.18	NO	0.806	1.000	57.64	57.64	1.045	1.045	NO	1294	64.7	0.212	
213	2...	13C-PCB-15	1.58e6	1.59	NO	1.00	1.000	25.71	25.73	1.000	0.000	NO	2000	100	0.926	
214	2...	13C-PCB-31	1.22e6	0.97	NO	1.00	1.000	28.84	28.86	1.000	0.000	NO	2000	100	8.44	
215	2...	13C-PCB-60	1.07e6	0.75	NO	1.00	1.000	36.90	36.90	1.000	0.000	NO	2000	100	1.89	
216	2...	13C-PCB-111	9.49e5	1.59	NO	1.00	1.000	39.47	39.47	1.000	0.000	NO	2000	100	0.689	
217	2...	13C-PCB-128	5.24e5	1.28	NO	1.00	1.000	46.82	46.83	1.000	0.000	NO	2000	100	1.93	
218	2...	13C-PCB-182	4.80e5	0.45	NO	1.00	1.000	46.65	46.65	0.000	0.000	NO	2000	100	1.12	
219	2...	13C-PCB-205	6.05e5	0.90	NO	1.00	1.000	55.15	55.15	1.000	0.000	NO	2000	100	0.791	
220	2...	13C-PCB-79	8.32e5	0.74	NO	1.03	1.000	38.03	38.02	1.031	1.030	NO	1513	75.7	1.83	
221	2...	13C-PCB-178	3.68e5	0.44	NO	0.875	1.000	46.10	46.09	0.988	0.988	NO	1604	80.2	1.19	
222	2...	13C-PCB-79	8.23e5	0.75	NO	1.05	1.000	38.01	38.02	0.967	0.968	NO	2098	105	2.70	
223	2...	13C-PCB-178	3.68e5	0.44	NO	0.975	1.000	46.10	46.09	0.924	0.923	NO	2391	120	1.75	

Vista Analytical Laboratory VG-11

Dataset: Untitled

Last Altered: Friday, November 29, 2019 14:22:22 Pacific Standard Time
Printed: Friday, November 29, 2019 14:24:04 Pacific Standard Time

Name: 191128K2_3, Date: 28-Nov-2019, Time: 15:42:46, ID: B9K0257-BS1 OPR 1, Description: OPR

PCB-1

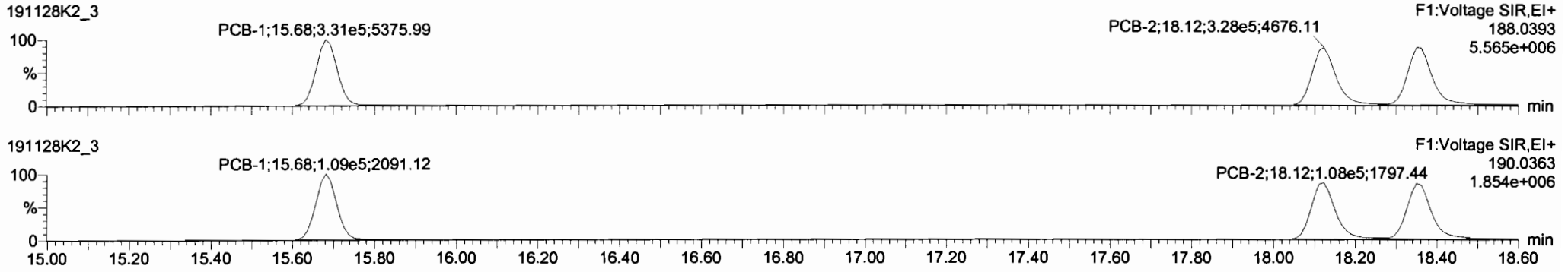

13C-PCB-1

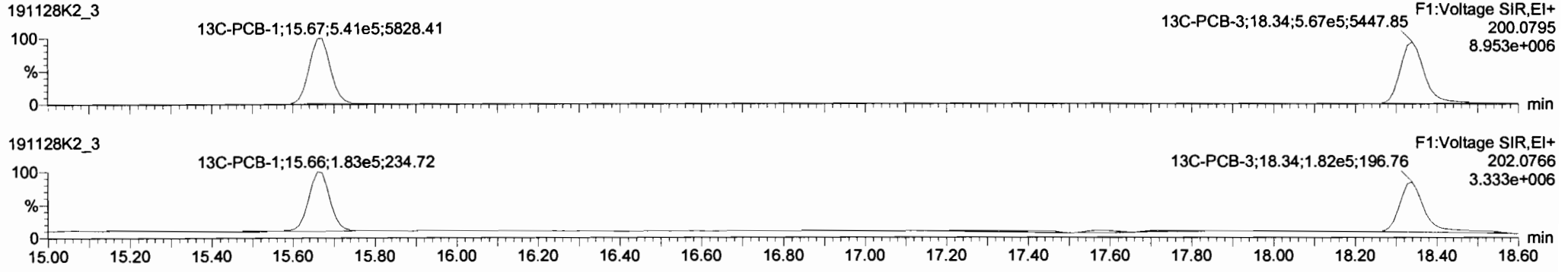

PFK1

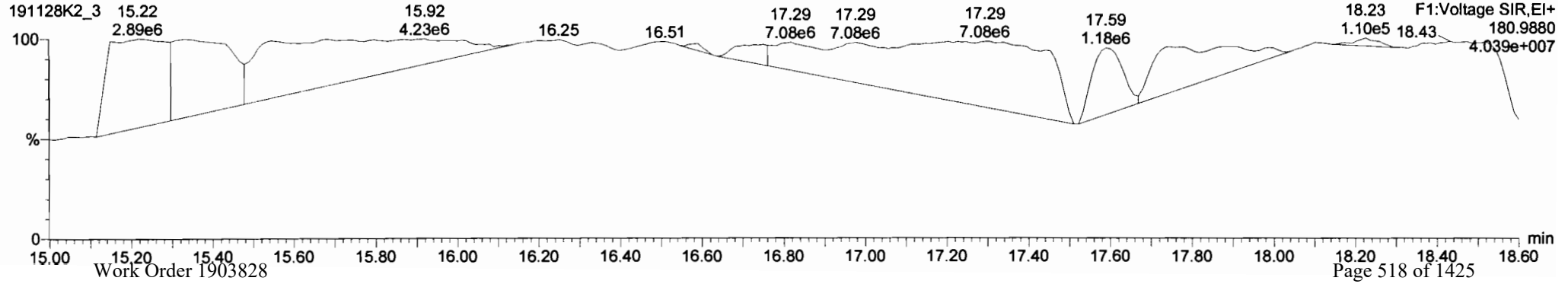

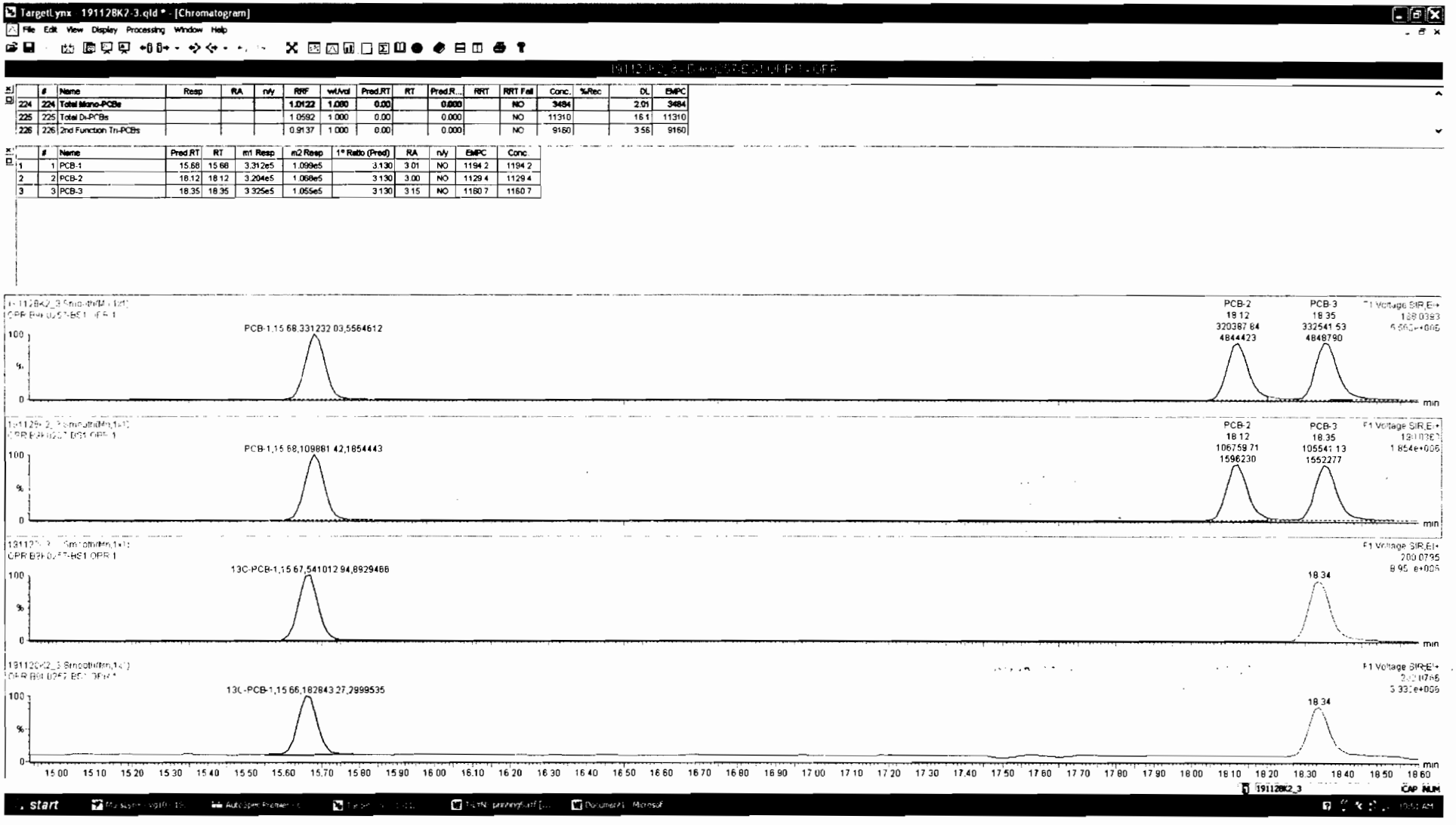

	#	Name	Resp	RA	nVy	RRF	wtAvg	Pred.RT	RT	Pred.R...	RRT	RRT Fail	Conc.	%Rec	DL	EMPC
224	224	Total Mono-PCBs				1.0122	1.000	0.00		0.000		NO	3484		2.01	3484
225	225	Total Di-PCBs				1.0592	1.000	0.00		0.000		NO	11310		16.1	11310
226	226	2nd Function Tri-PCBs				0.9137	1.000	0.00		0.000		NO	9160		3.56	9160

	#	Name	Pred.RT	RT	m1 Resp	m2 Resp	1° Ratio (Pred)	RA	nVy	EMPC	Conc.
1	1	PCB-1	15.68	15.68	3.312e5	1.099e5	3.130	3.01	NO	1194.2	1194.2
2	2	PCB-2	18.12	18.12	3.204e5	1.068e5	3.130	3.00	NO	1129.4	1129.4
3	3	PCB-3	18.35	18.35	3.325e5	1.055e5	3.130	3.15	NO	1160.7	1160.7

Dataset: Untitled

Last Altered: Friday, November 29, 2019 14:22:22 Pacific Standard Time
Printed: Friday, November 29, 2019 14:24:04 Pacific Standard Time

Name: 191128K2_3, Date: 28-Nov-2019, Time: 15:42:46, ID: B9K0257-BS1 OPR 1, Description: OPR

PCB-4/10

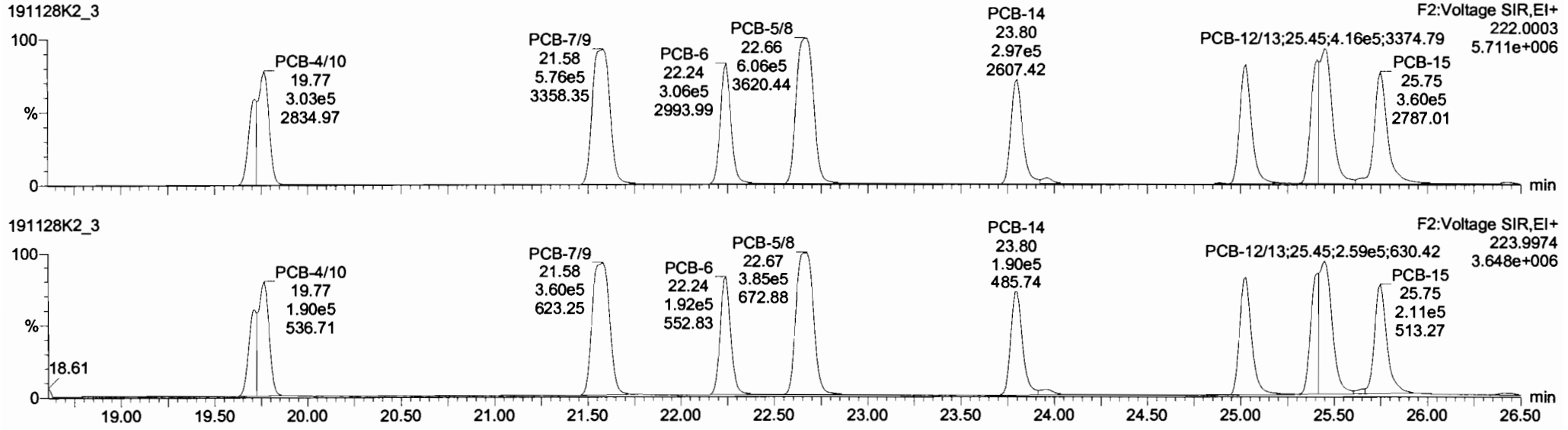

13C-PCB-4

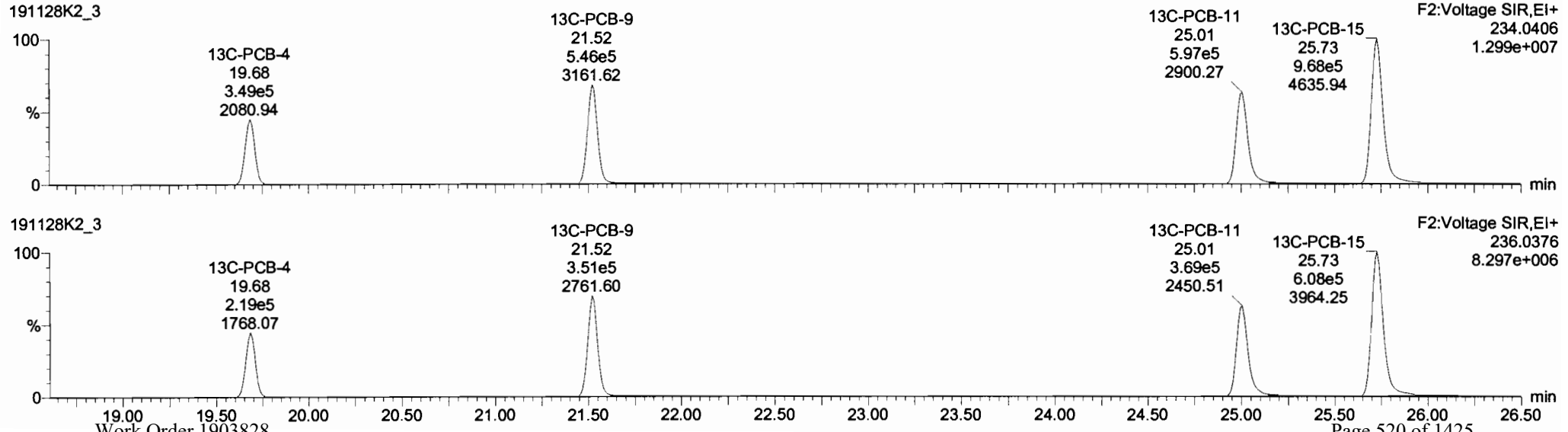

TargetLynx - 191128K2_3.qld * - [Chromatogram]

File Edit View Display Processing Window Help

	#	Name	Resp	RA	n/y	RRF	wtVol	Pred.RT	RT	Pred.R...	RRT	RRT Fail	Conc.	%Rec	DL	EMPC
224	224	Total Mono-PCBs				1.0122	1.000	0.00		0.000		NO	3484		2.01	3484
225	225	Total Di-PCBs				1.0582	1.000	0.00		0.000		NO	12730		16.1	12730
226	226	2nd Function Tri-PCBs				0.9137	1.000	0.00		0.000		NO	9160		3.56	9160

	#	Name	Pred.RT	RT	m1 Resp	m2 Resp	1° Ratio (Pred)	RA	n/y	EMPC	Conc
1	4	PCB-4/10	19.76	19.77	4.613e5	2.947e5	1.560	1.57	NO	2085.2	2085.2
2	5	PCB-7/9	21.58	21.58	5.760e5	3.600e5	1.560	1.60	NO	2137.0	2137.0
3	6	PCB-6	22.23	22.24	3.055e5	1.925e5	1.560	1.59	NO	1091.2	1091.2
4	7	PCB-5/8	22.64	22.66	6.063e5	3.849e5	1.560	1.58	NO	2184.7	2184.7
5	8	PCB-14	23.80	23.80	2.969e5	1.900e5	1.560	1.56	NO	976.25	976.25
6	9	PCB-11	25.03	25.03	3.464e5	2.233e5	1.560	1.55	NO	1076.3	1076.3
7	10	PCB-12/13	25.46	25.45	6.491e5	4.107e5	1.560	1.58	NO	2115.9	2115.9
8	11	PCB-15	25.76	25.75	3.299e5	1.984e5	1.560	1.66	NO	1063.7	1063.7

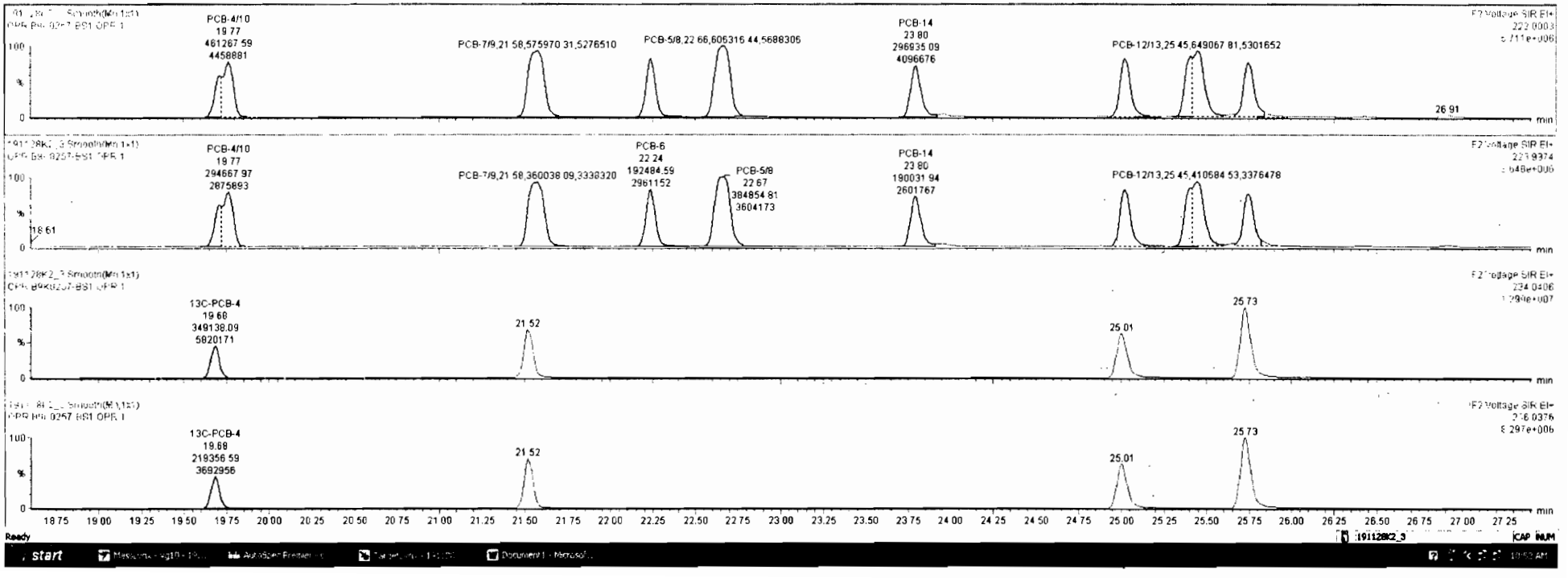

Ready

start

Dataset: Untitled

Last Altered: Friday, November 29, 2019 14:22:22 Pacific Standard Time
Printed: Friday, November 29, 2019 14:24:04 Pacific Standard Time

Name: 191128K2_3, Date: 28-Nov-2019, Time: 15:42:46, ID: B9K0257-BS1 OPR 1, Description: OPR

PCB-19

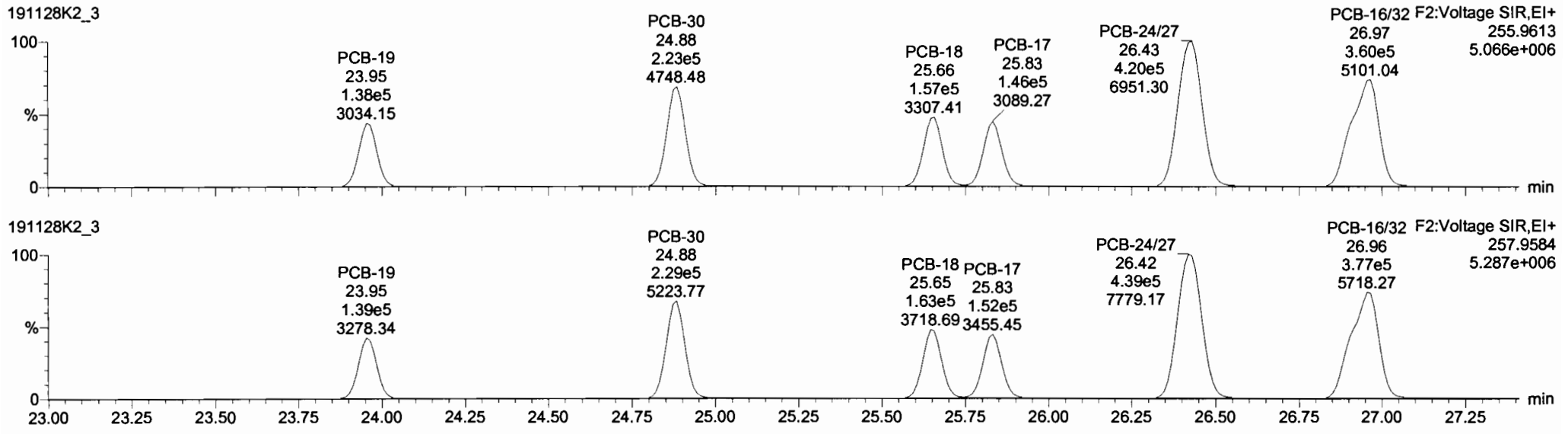

13C-PCB-19

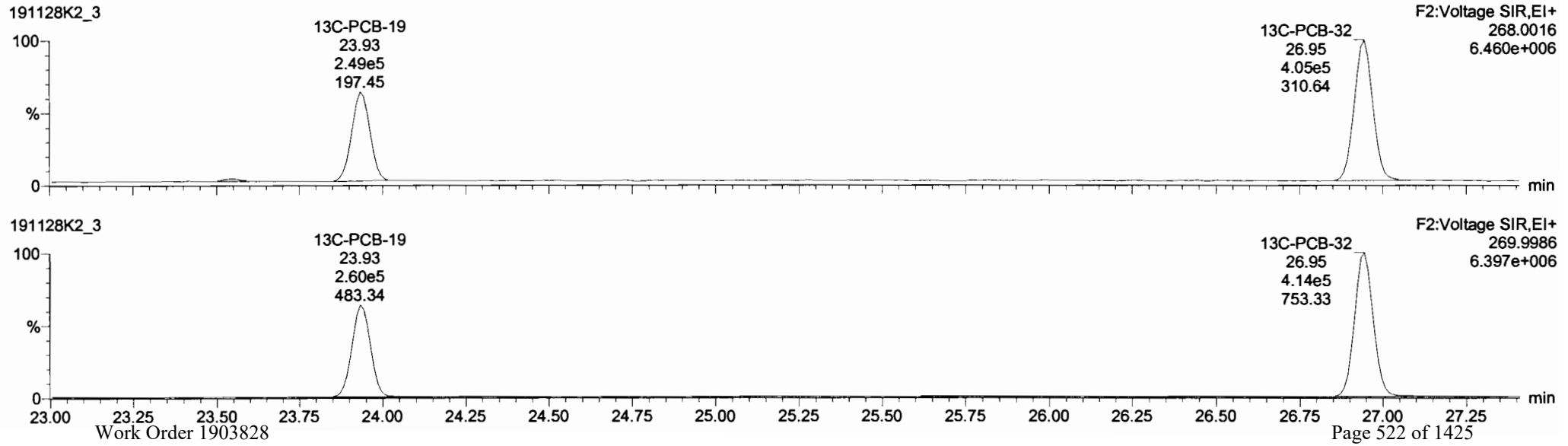

Dataset: Untitled

Last Altered: Friday, November 29, 2019 14:22:22 Pacific Standard Time
Printed: Friday, November 29, 2019 14:24:04 Pacific Standard Time

Name: 191128K2_3, Date: 28-Nov-2019, Time: 15:42:46, ID: B9K0257-BS1 OPR 1, Description: OPR

PCB-34

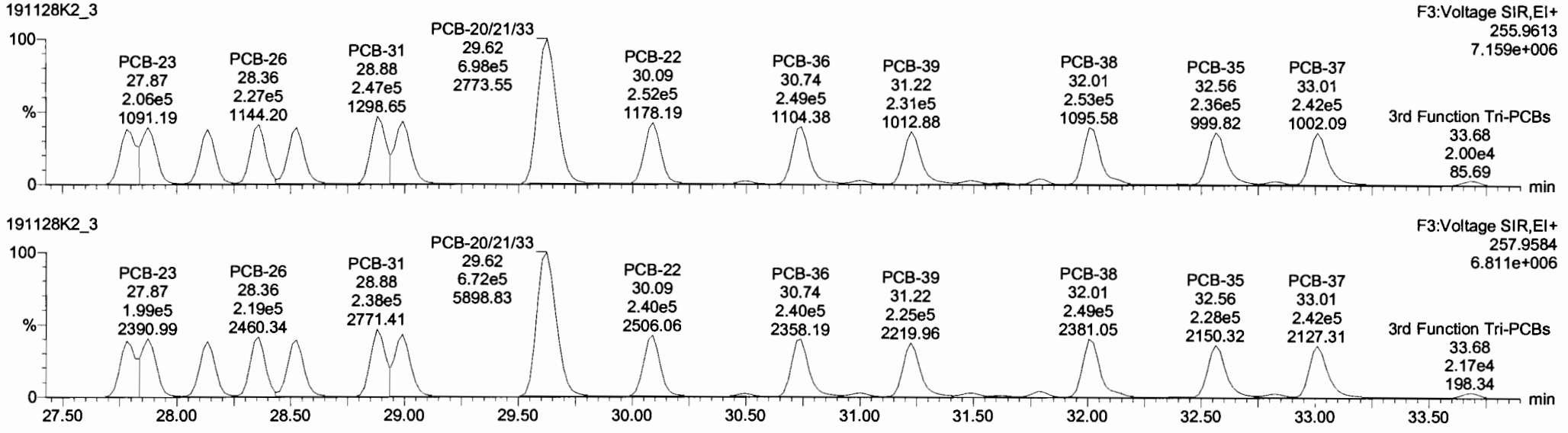

13C-PCB-28

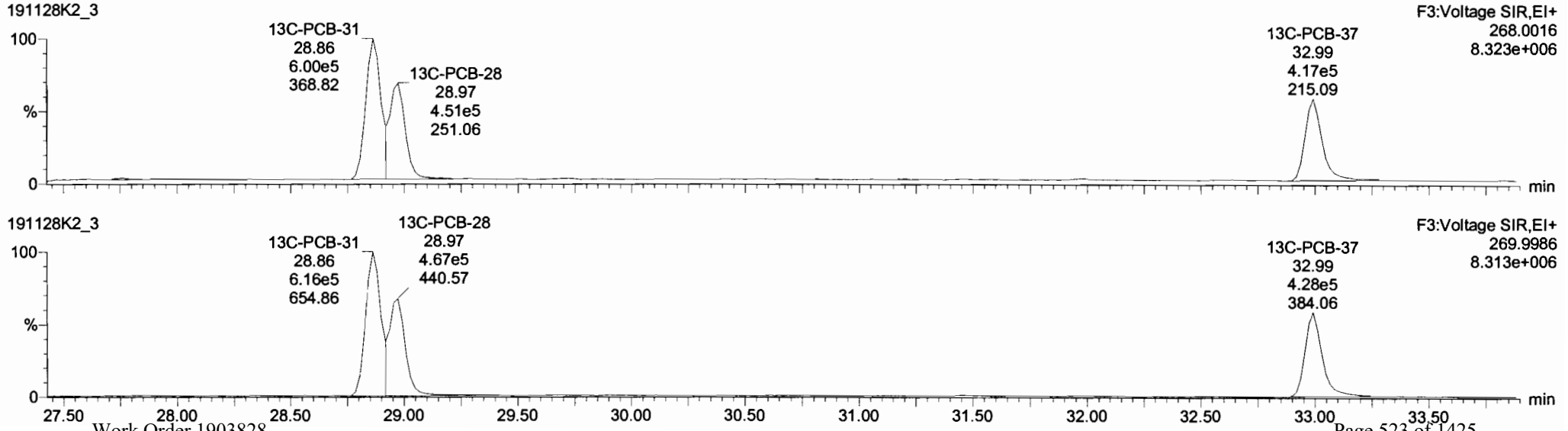

TargetLynx - 191128K2-3.qld * - [Chromatogram]

File Edit View Display Processing Window Help

	#	Name	Resp	RA	n/y	RRF	w/Avol	Pred.RT	RT	Pred.R...	RRT	RRT Fail	Conc.	%Rec	DL	EMPC
227	227	3rd Function Tri-PCBs				1.0863	1.000	0.00		0.000		NO	15480		18.8	15480
228	228	Total Tetra-PCBs				0.9861	1.000	0.00		0.000		NO	44540		36.4	44540
229	229	3rd Function Penta-PCBs				1.1154	1.000	0.00		0.000		NO	43040		19.9	44000

	#	Name	Pred.RT	RT	m1 Resp	m2 Resp	1° Ratio (Pred)	RA	n/y	EMPC	Conc.
1	18	PCB-34	27.78	27.78	2.177e5	2.101e5	1.040	1.04	NO	943.52	943.52
2	19	PCB-23	27.88	27.88	2.059e5	1.993e5	1.040	1.03	NO	906.10	906.10
3	20	PCB-29	28.15	28.14	2.096e5	2.045e5	1.040	1.02	NO	945.85	945.85
4	21	PCB-26	28.36	28.36	2.270e5	2.193e5	1.040	1.04	NO	971.08	971.08
5	22	PCB-25	28.51	28.53	2.267e5	2.207e5	1.040	1.03	NO	996.41	996.41
6	23	PCB-31	28.90	28.88	2.471e5	2.380e5	1.040	1.04	NO	940.58	940.58
7	24	PCB-28	28.99	28.99	2.555e5	2.424e5	1.040	1.05	NO	980.49	980.49
8	25	PCB-20/21/33	29.64	29.62	6.953e5	6.699e5	1.040	1.04	NO	2962.9	2962.9
9	26	PCB-22	30.09	30.09	2.471e5	2.364e5	1.040	1.05	NO	1019.2	1019.2
10	27	PCB-36	30.74	30.74	2.438e5	2.358e5	1.040	1.03	NO	964.46	964.46

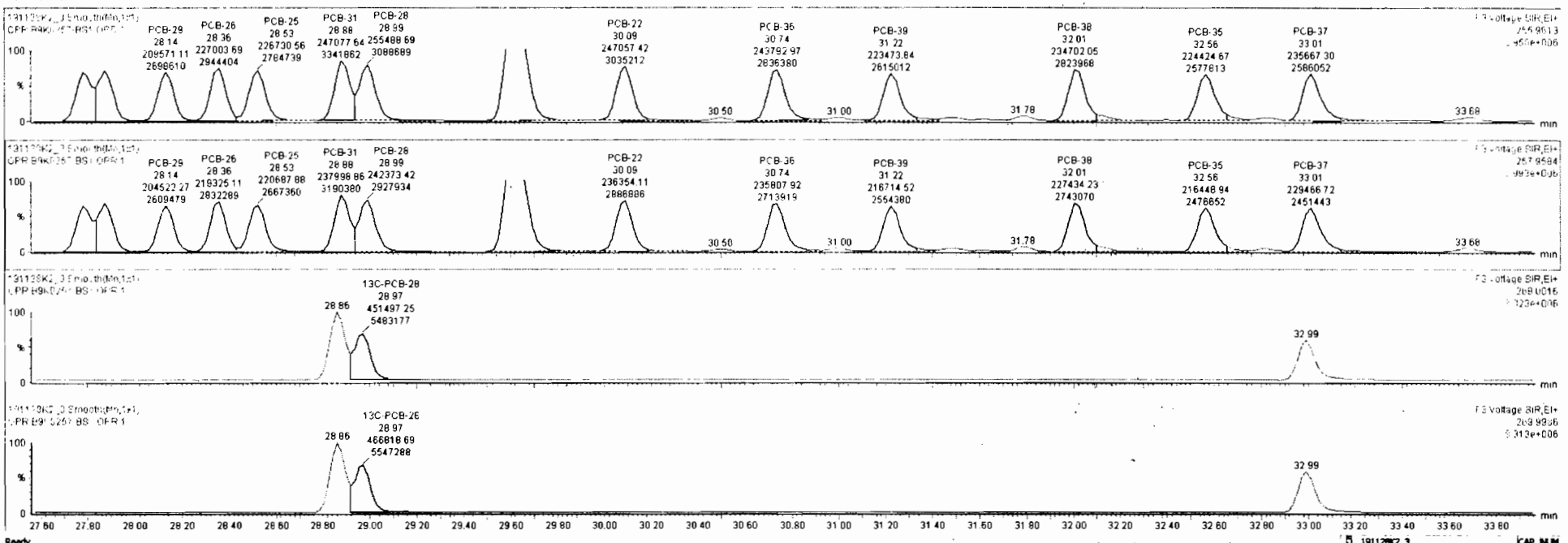

Ready

start

Dataset: Untitled

Last Altered: Friday, November 29, 2019 14:22:22 Pacific Standard Time
Printed: Friday, November 29, 2019 14:24:04 Pacific Standard Time

Name: 191128K2_3, Date: 28-Nov-2019, Time: 15:42:46, ID: B9K0257-BS1 OPR 1, Description: OPR

PCB-54

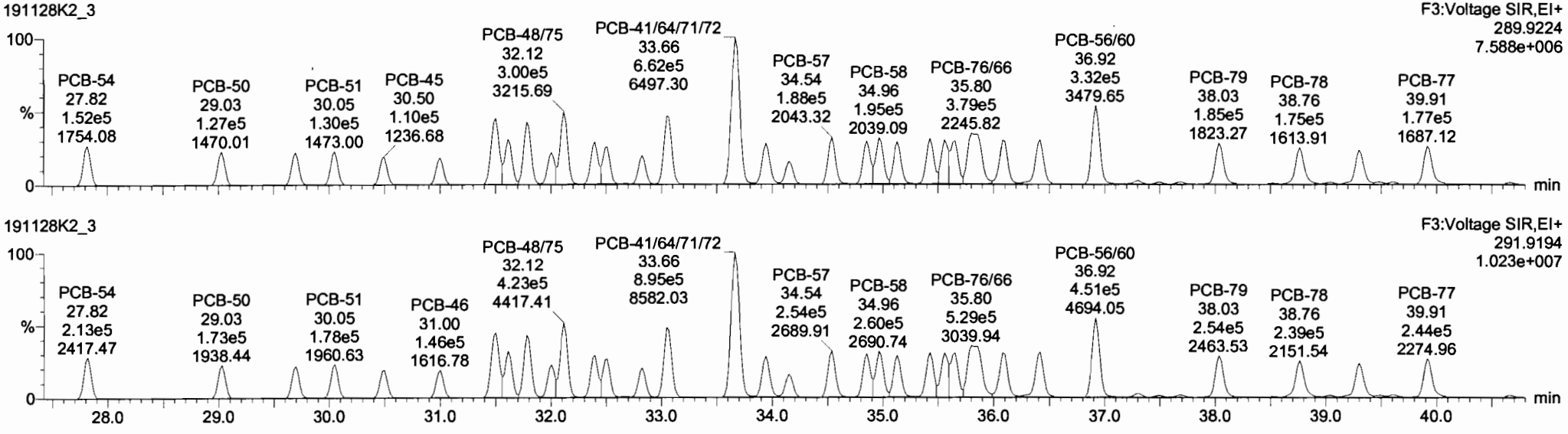

13C-PCB-54

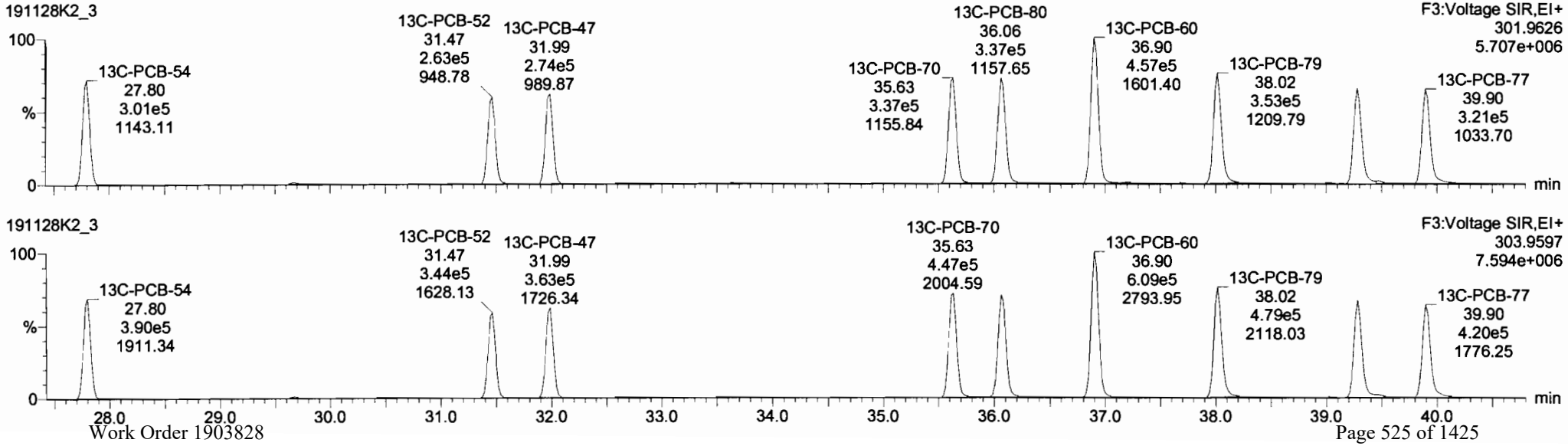

Dataset: Untitled

Last Altered: Friday, November 29, 2019 14:22:22 Pacific Standard Time
Printed: Friday, November 29, 2019 14:24:04 Pacific Standard Time

Name: 191128K2_3, Date: 28-Nov-2019, Time: 15:42:46, ID: B9K0257-BS1 OPR 1, Description: OPR

PCB-50

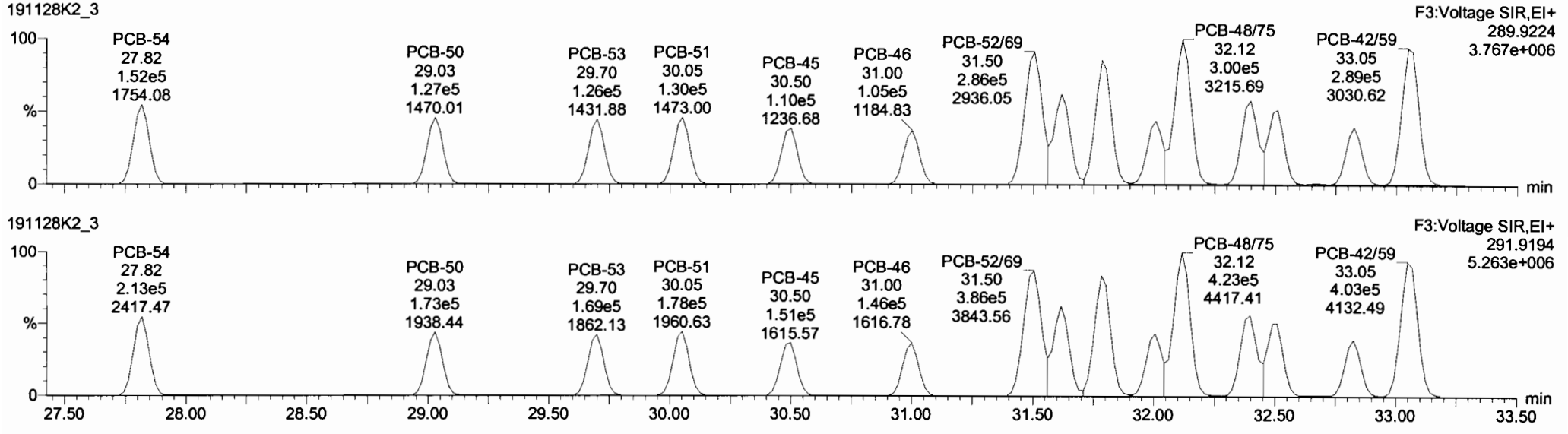

13C-PCB-52

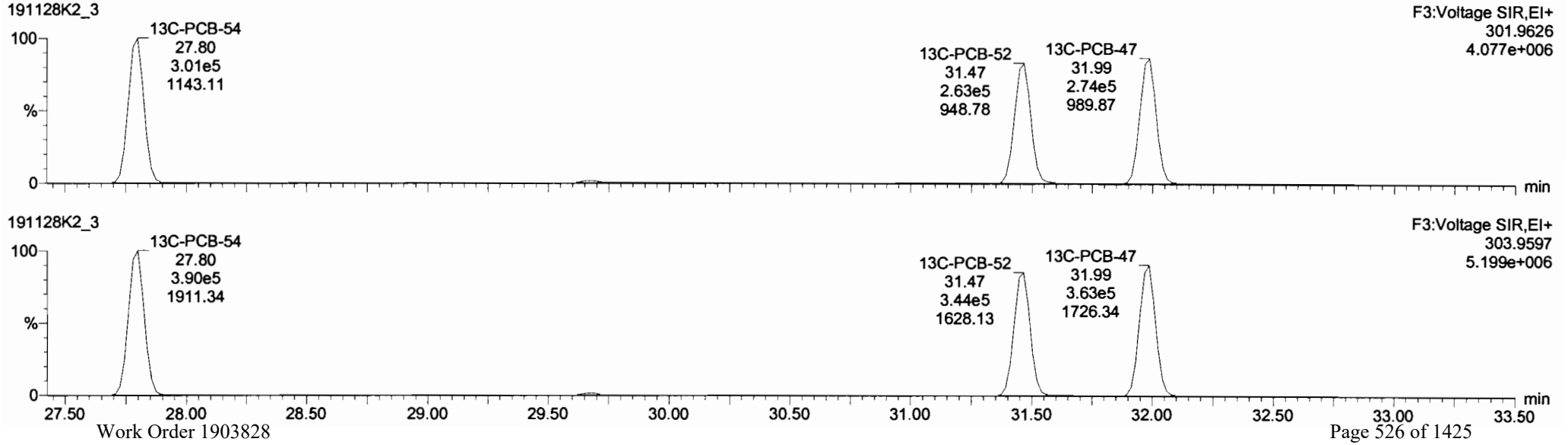

Dataset: Untitled

Last Altered: Friday, November 29, 2019 14:22:22 Pacific Standard Time
Printed: Friday, November 29, 2019 14:24:04 Pacific Standard Time

Name: 191128K2_3, Date: 28-Nov-2019, Time: 15:42:46, ID: B9K0257-BS1 OPR 1, Description: OPR

PCB-68

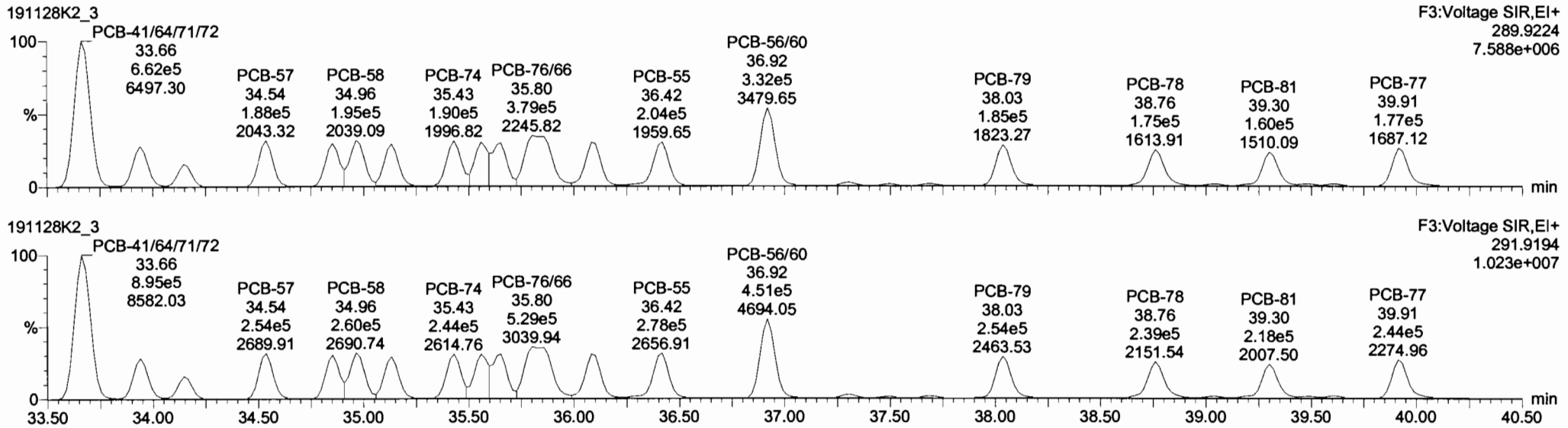

13C-PCB-60

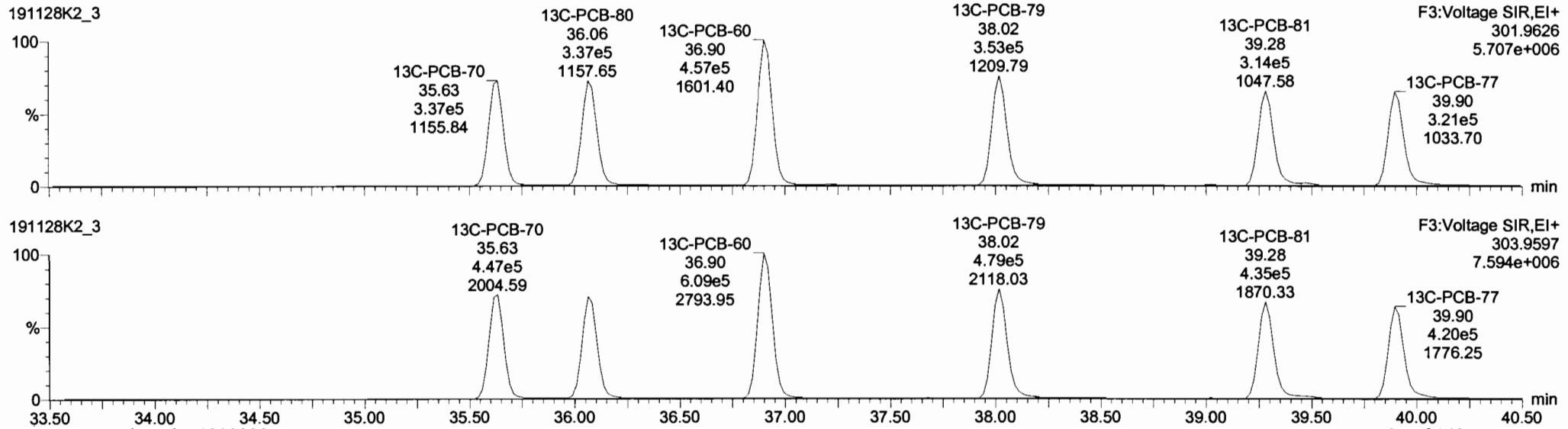

Target1.ynx - 191128K2_3.qld * - [Chromatogram]

File Edit View Display Processing Window Help

	#	Name	Resp	RA	nAy	RRF	wAvCal	Pred.RT	RT	Pred.R...	RRT	RRT Fail	Conc.	%Rec	DL	EMPC
227	227	3rd Function Tn-PCBs				1.0563	1.000	0.00		0.000		NO	15480		18.8	15480
228	228	Total Tetra-PCBs				0.9881	1.000	0.00		0.000		NO	45350		36.4	45350
229	229	3rd Function Penta-PCBs				1.1154	1.000	0.00		0.000		NO	43040		19.9	44000

	#	Name	Pred.RT	RT	m1 Resp	m2 Resp	1° Ratio (Pred)	RA	nAy	EMPC	Conc.
1	32	PCB-54	27.82	27.82	1.522e5	2.134e5	0.770	0.71	NO	1063.6	1063.6
2	33	PCB-50	29.06	29.03	1.275e5	1.731e5	0.770	0.74	NO	1114.4	1114.4
3	34	PCB-53	29.72	29.70	1.257e5	1.686e5	0.770	0.75	NO	1016.5	1016.5
4	35	PCB-51	30.07	30.05	1.302e5	1.776e5	0.770	0.73	NO	991.99	991.99
5	36	PCB-45	30.47	30.50	1.104e5	1.512e5	0.770	0.73	NO	1068.0	1068.0
6	37	PCB-46	30.99	31.00	1.046e5	1.459e5	0.770	0.72	NO	1096.5	1096.5
7	38	PCB-52/69	31.50	31.50	2.860e5	3.861e5	0.770	0.74	NO	2030.5	2030.5
8	39	PCB-73	31.63	31.61	1.835e5	2.541e5	0.770	0.72	NO	1119.6	1119.6
9	40	PCB-43/49	31.79	31.78	2.511e5	3.449e5	0.770	0.73	NO	2091.4	2091.4
10	41	PCB-47	32.01	32.01	1.144e5	1.613e5	0.770	0.71	NO	997.77	997.77

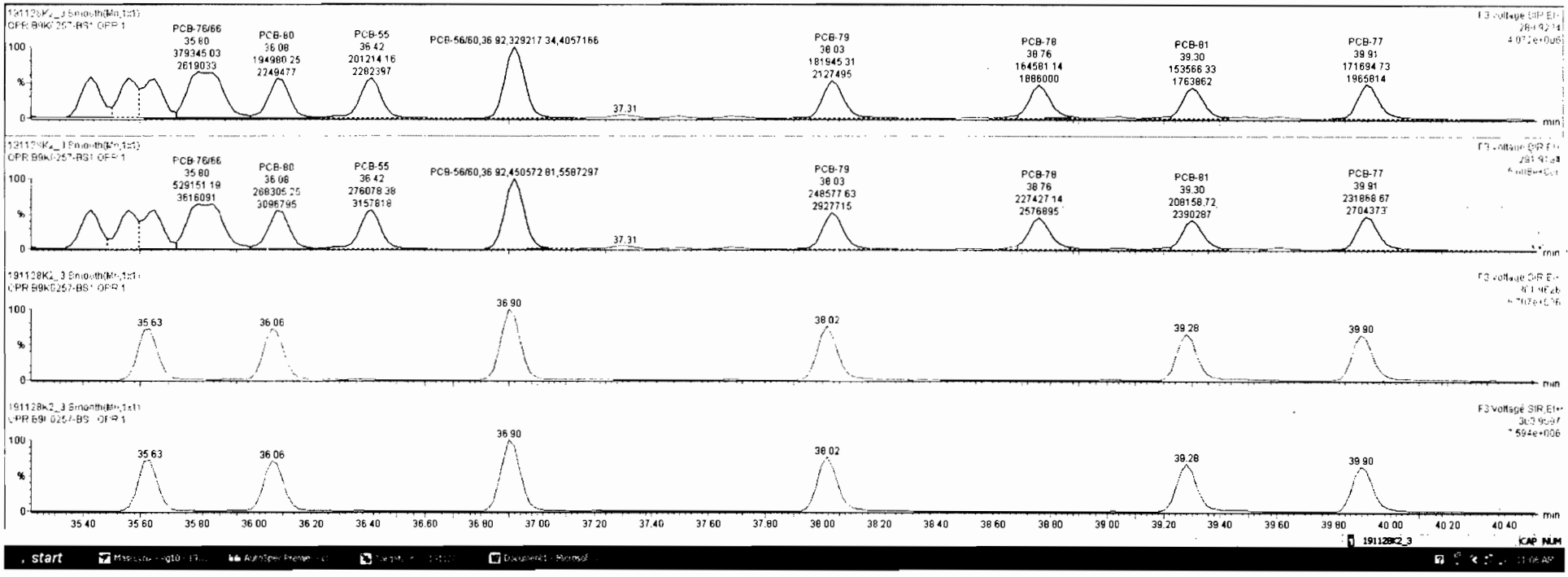

start

Dataset: Untitled

Last Altered: Friday, November 29, 2019 14:22:22 Pacific Standard Time
Printed: Friday, November 29, 2019 14:24:04 Pacific Standard Time

Name: 191128K2_3, Date: 28-Nov-2019, Time: 15:42:46, ID: B9K0257-BS1 OPR 1, Description: OPR

PCB-104

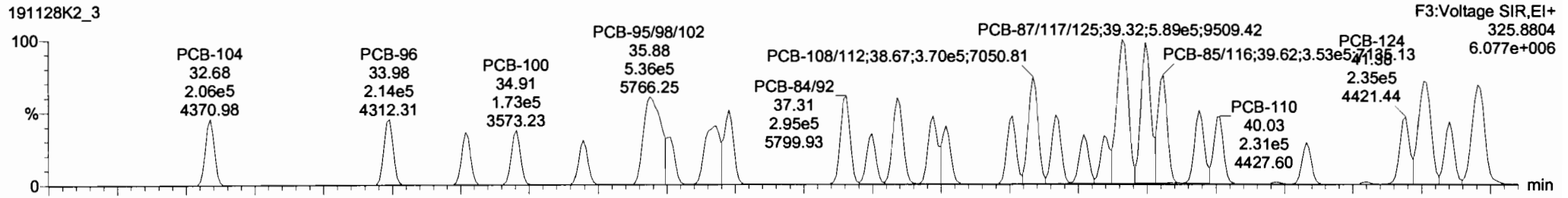

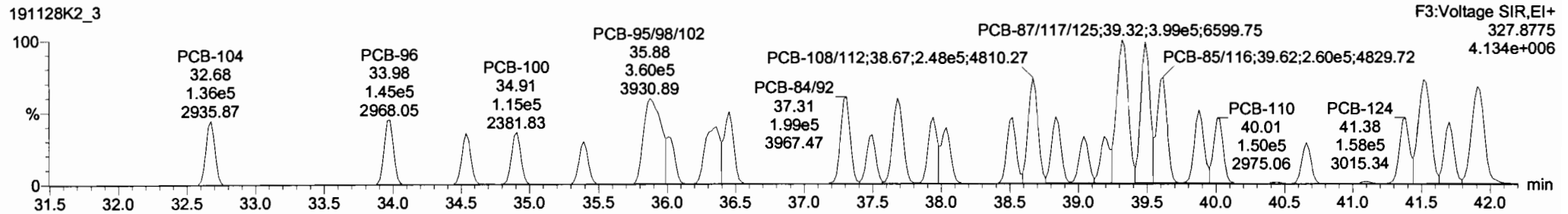

13C-PCB-104



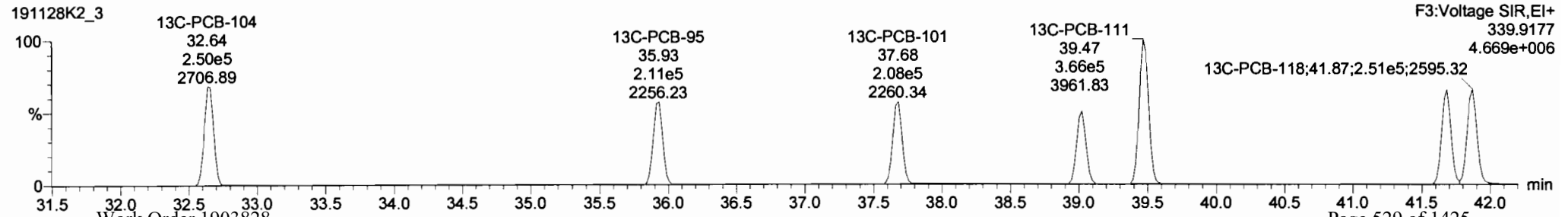

Dataset: Untitled

Last Altered: Friday, November 29, 2019 14:22:22 Pacific Standard Time
Printed: Friday, November 29, 2019 14:24:04 Pacific Standard Time

Name: 191128K2_3, Date: 28-Nov-2019, Time: 15:42:46, ID: B9K0257-BS1 OPR 1, Description: OPR

PCB-96

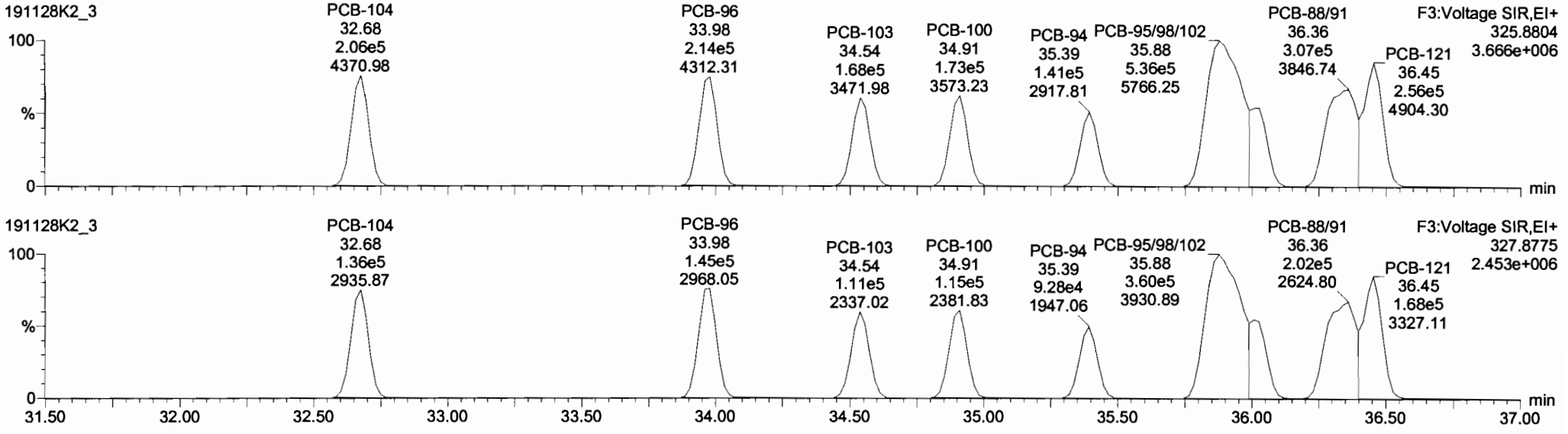

13C-PCB-95

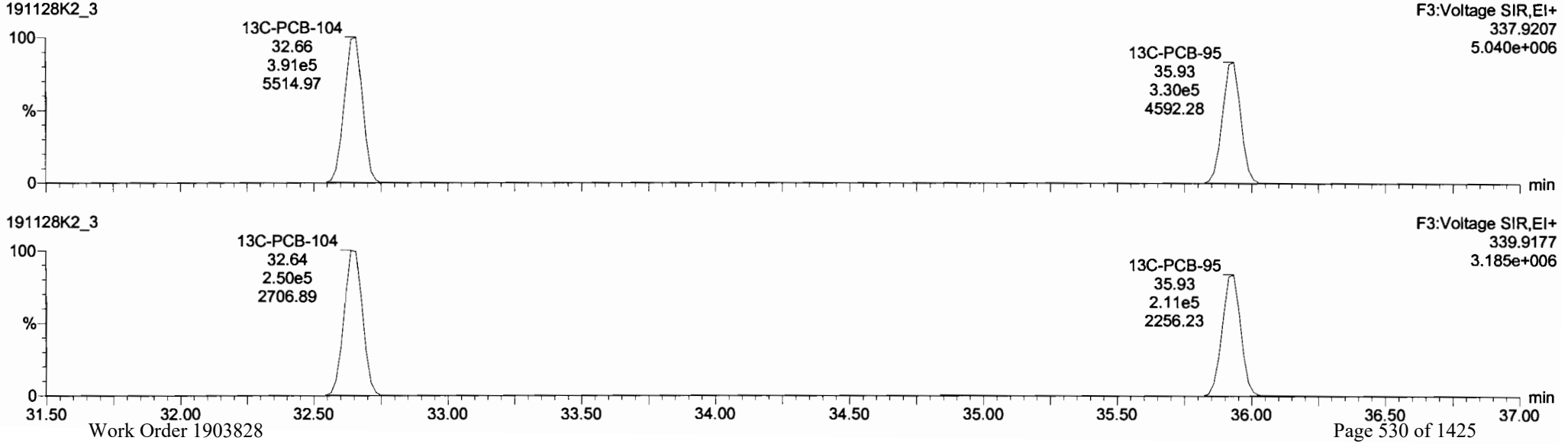

Dataset: Untitled

Last Altered: Friday, November 29, 2019 14:22:22 Pacific Standard Time
Printed: Friday, November 29, 2019 14:24:04 Pacific Standard Time

Name: 191128K2_3, Date: 28-Nov-2019, Time: 15:42:46, ID: B9K0257-BS1 OPR 1, Description: OPR

PCB-119

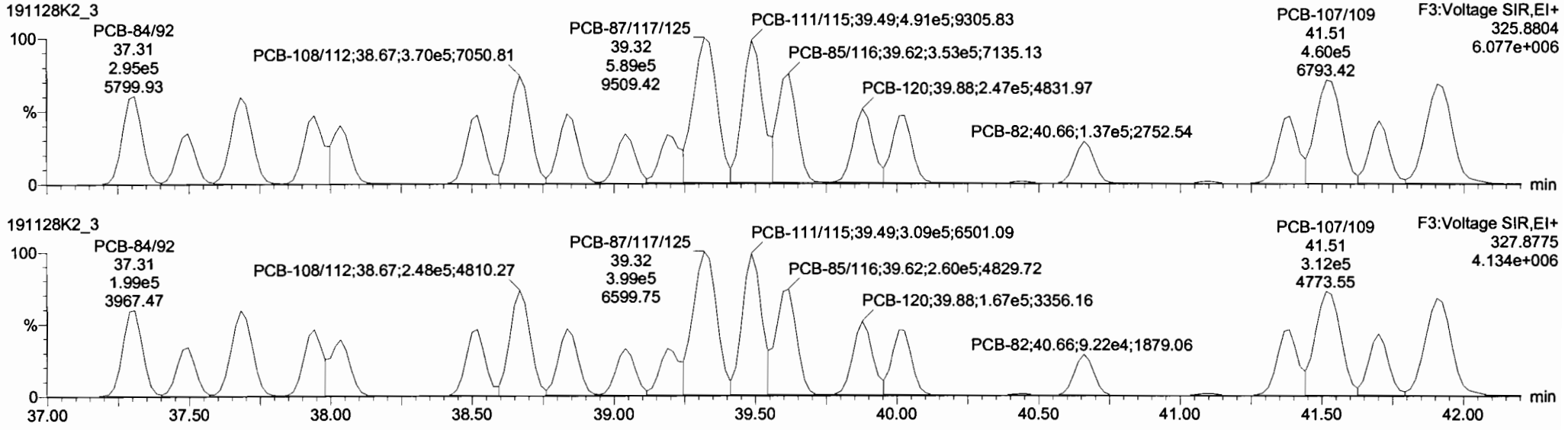

13C-PCB-111

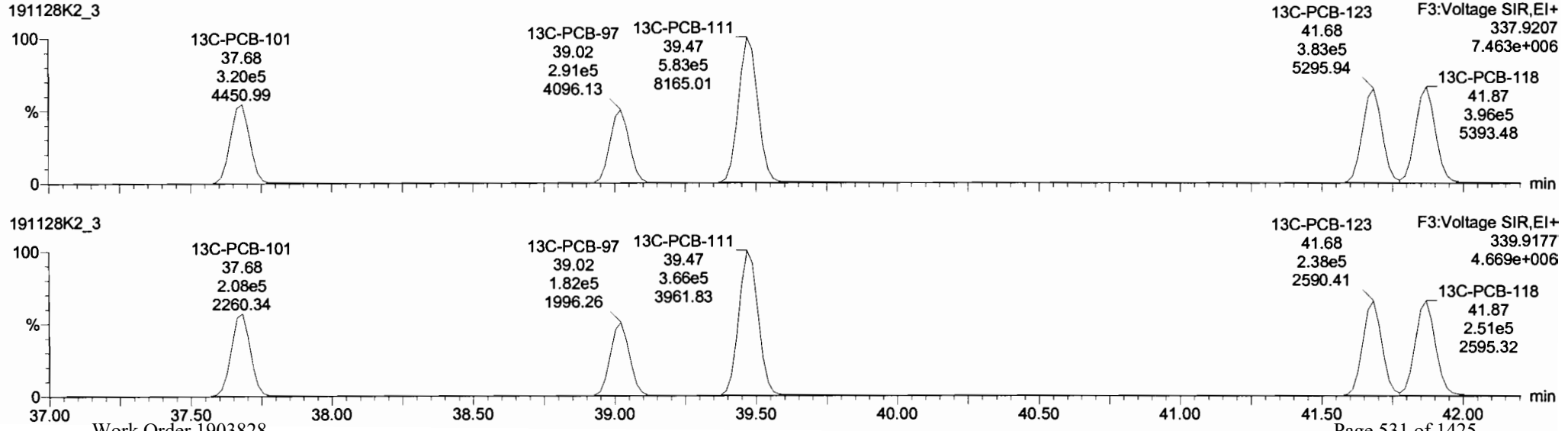

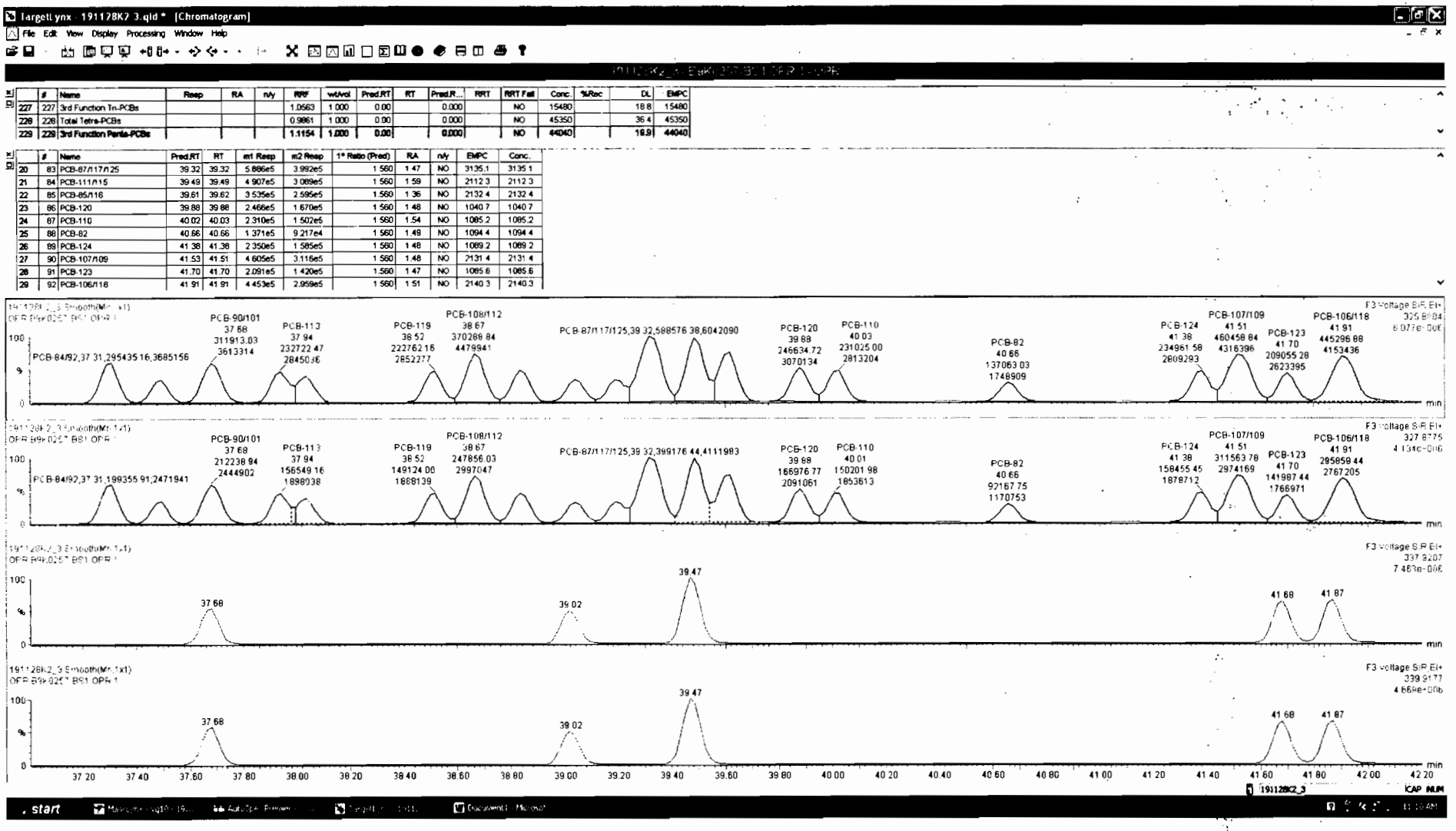

	#	Name	Resp	RA	n/y	RRF	wt/vol	Pred.RT	RT	Pred.R...	RRT	RRT Fail	Conc.	%Rec	DL	EMPC
227	227	3rd Function Tri-PCBs				1.0563	1.000	0.00		0.000		NO	15480		18.8	15480
228	228	Total Tetra-PCBs				0.9861	1.000	0.00		0.000		NO	45350		36.4	45350
229	229	3rd Function Penta-PCBs				1.1154	1.000	0.00		0.000		NO	44040		18.9	44040

	#	Name	Pred.RT	RT	m1 Resp	m2 Resp	1° Ratio (Pred)	RA	n/y	EMPC	Conc.
20	83	PCB-87/117/125	39.32	39.32	5.886e5	3.992e5	1.560	1.47	NO	3135.1	3135.1
21	84	PCB-111/115	39.49	39.49	4.907e5	3.089e5	1.560	1.59	NO	2112.3	2112.3
22	85	PCB-85/116	39.61	39.62	3.535e5	2.595e5	1.560	1.36	NO	2132.4	2132.4
23	86	PCB-120	39.88	39.88	2.466e5	1.670e5	1.560	1.48	NO	1040.7	1040.7
24	87	PCB-110	40.02	40.03	2.310e5	1.502e5	1.560	1.54	NO	1085.2	1085.2
25	88	PCB-82	40.66	40.66	1.371e5	9.217e4	1.560	1.49	NO	1094.4	1094.4
26	89	PCB-124	41.38	41.38	2.350e5	1.585e5	1.560	1.48	NO	1089.2	1089.2
27	90	PCB-107/109	41.53	41.51	4.605e5	3.116e5	1.560	1.48	NO	2131.4	2131.4
28	91	PCB-123	41.70	41.70	2.091e5	1.420e5	1.560	1.47	NO	1085.6	1085.6
29	92	PCB-106/118	41.91	41.91	4.453e5	2.959e5	1.560	1.51	NO	2140.3	2140.3

Dataset: Untitled

Last Altered: Friday, November 29, 2019 14:22:22 Pacific Standard Time
Printed: Friday, November 29, 2019 14:24:04 Pacific Standard Time

Name: 191128K2_3, Date: 28-Nov-2019, Time: 15:42:46, ID: B9K0257-BS1 OPR 1, Description: OPR

PCB-114

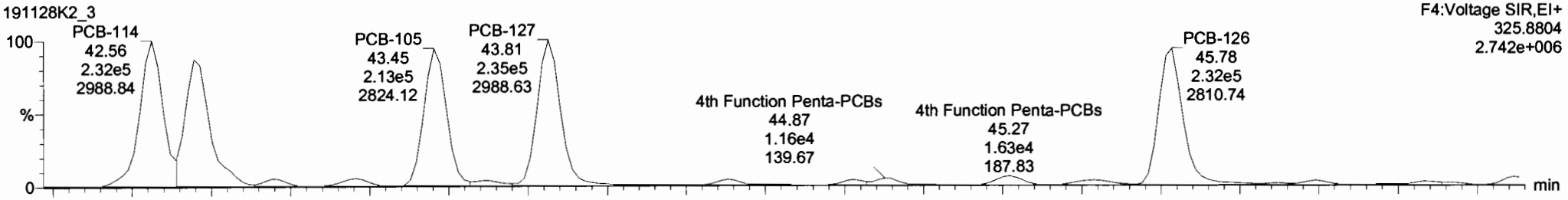

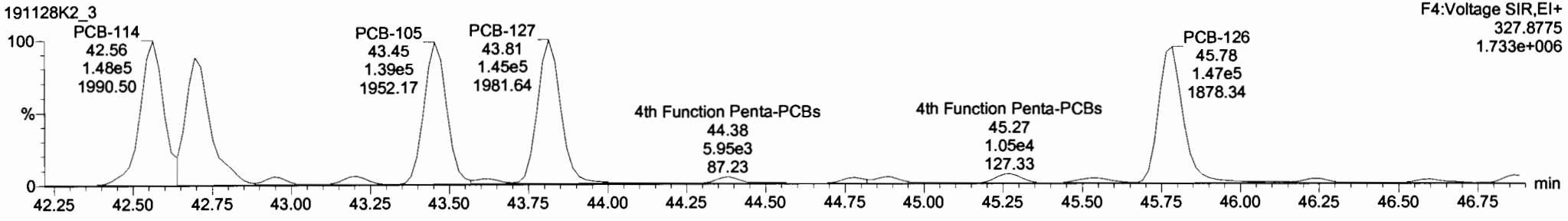

13C-PCB-114



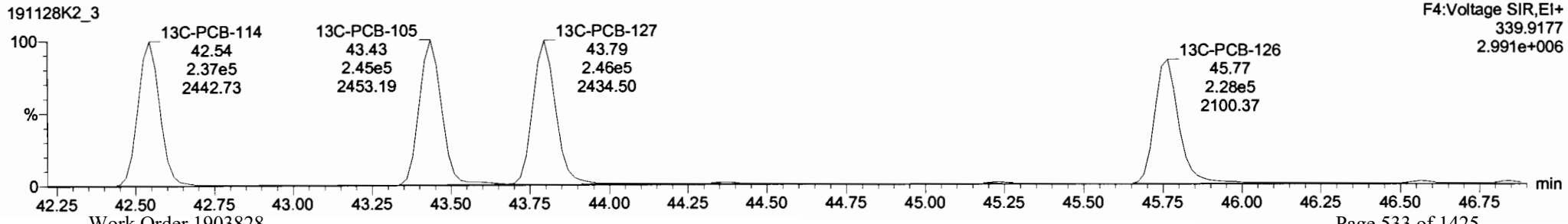

TargetLynx - 191128K2-3.qld * - [Chromatogram]

File Edit View Display Processing Window Help

	#	Name	Resp	RA	n/y	RRF	wt/vol	Pred.RT	RT	Pred.R..	RRT	RRT Fail	Conc	%Rec	DL	EMPC
230	230	4th Function Penta-PCBs				1.1112	1.000	0.00		0.000		NO	5334		4.41	5334
231	231	3rd Function Hexa-PCBs				0.7739	1.000	0.00		0.000		NO	16960		5.44	16960
232	232	4th Function Hexa-PCBs				0.9719	1.000	0.00		0.000		NO	30030		21.4	30030

	#	Name	Pred.RT	RT	m1 Resp	m2 Resp	1° Ratio (Pred)	RA	n/y	EMPC	Conc.
1	93	PCB-114	42.57	42.56	2.236e5	1.419e5	1.560	1.58	NO	1053.1	1053.1
2	94	PCB-122	42.69	42.70	1.966e5	1.244e5	1.560	1.58	NO	1104.7	1104.7
3	95	PCB-105	43.45	43.45	2.130e5	1.389e5	1.550	1.53	NO	1044.3	1044.3
4	96	PCB-127	43.81	43.81	2.322e5	1.458e5	1.560	1.59	NO	1071.5	1071.5
5	97	PCB-126	45.78	45.78	2.271e5	1.448e5	1.560	1.57	NO	1060.6	1060.6

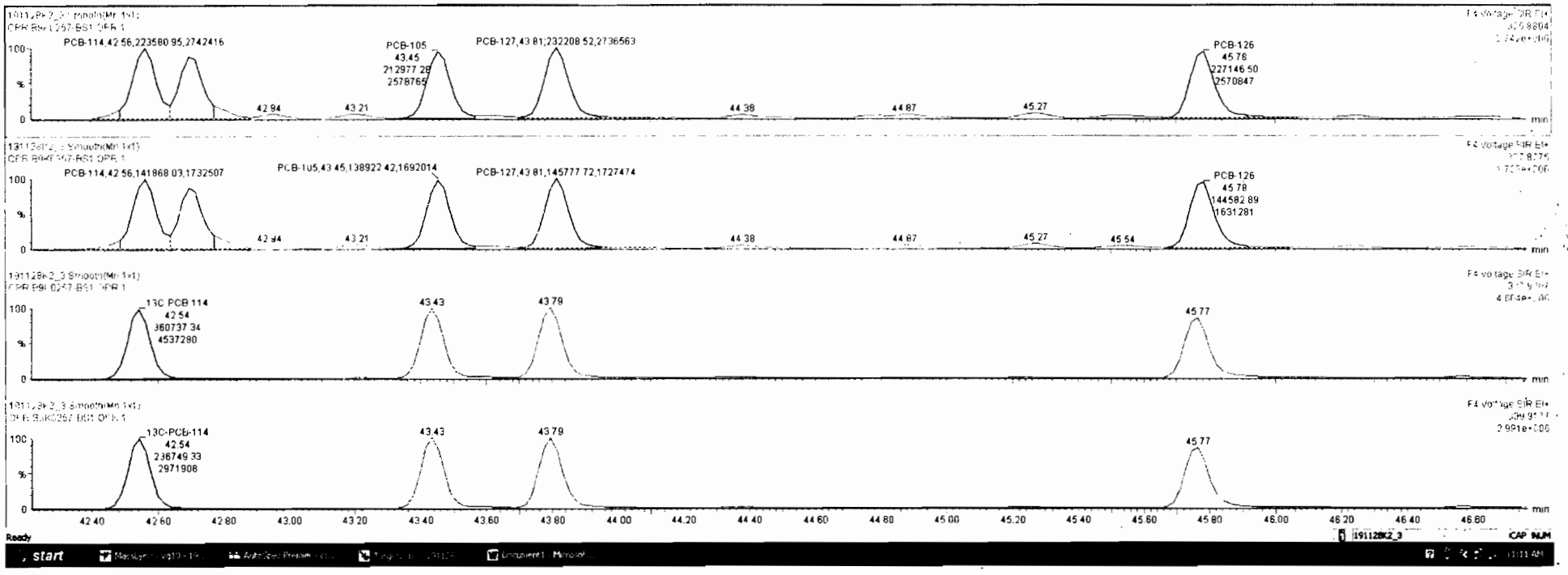

Ready

191128K2_3

CAP NUM

start

Dataset: Untitled

Last Altered: Friday, November 29, 2019 14:22:22 Pacific Standard Time
Printed: Friday, November 29, 2019 14:24:04 Pacific Standard Time

Name: 191128K2_3, Date: 28-Nov-2019, Time: 15:42:46, ID: B9K0257-BS1 OPR 1, Description: OPR

PCB-155

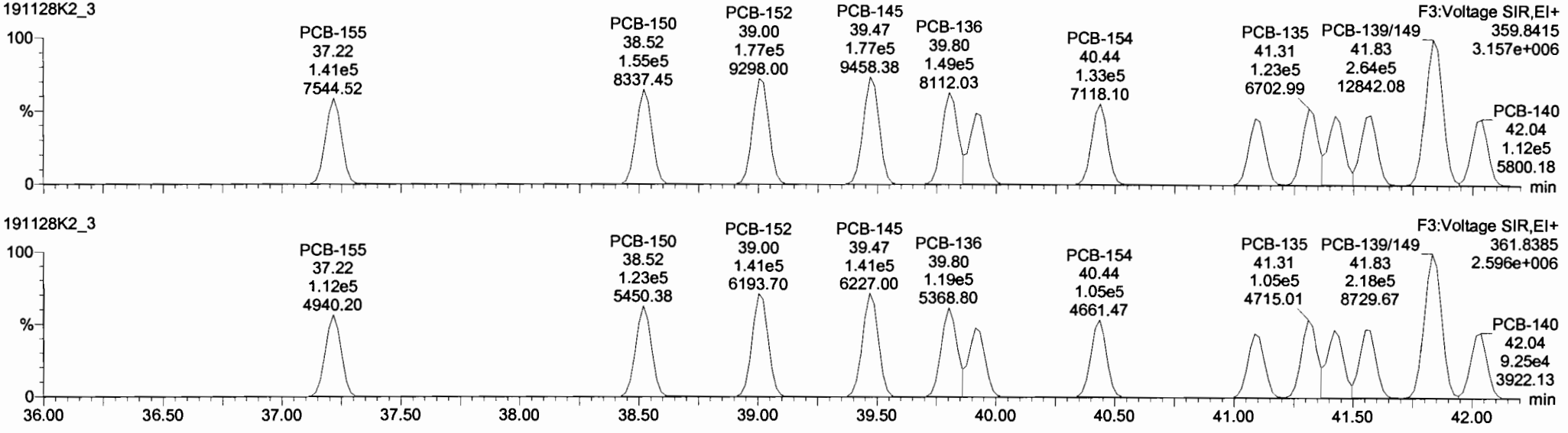

13C-PCB-155

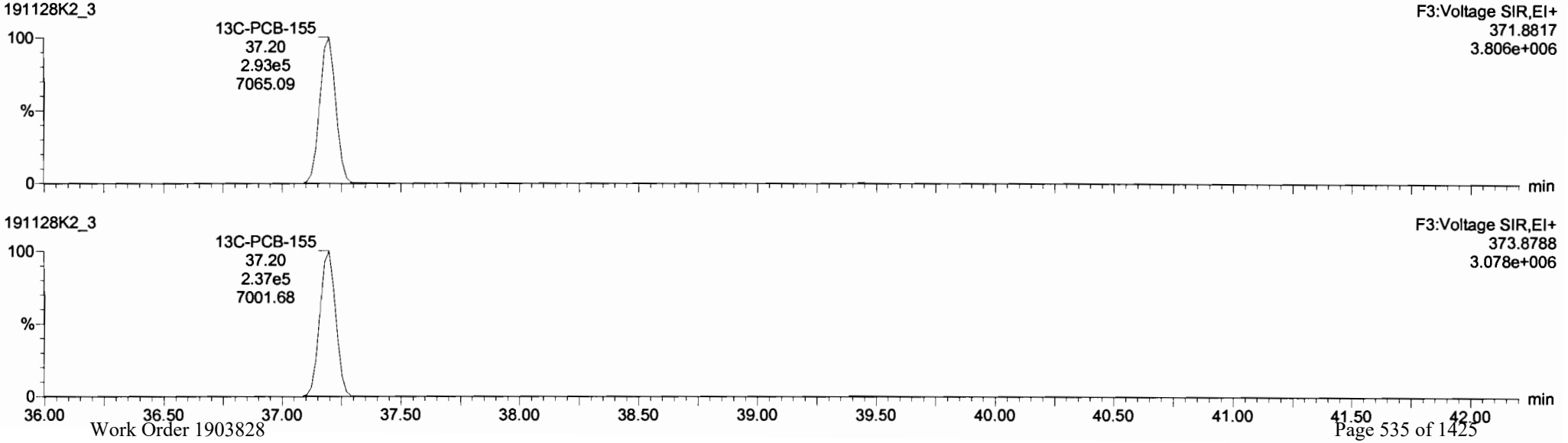

Dataset: Untitled

Last Altered: Friday, November 29, 2019 14:22:22 Pacific Standard Time
Printed: Friday, November 29, 2019 14:24:04 Pacific Standard Time

Name: 191128K2_3, Date: 28-Nov-2019, Time: 15:42:46, ID: B9K0257-BS1 OPR 1, Description: OPR

PCB-134/143

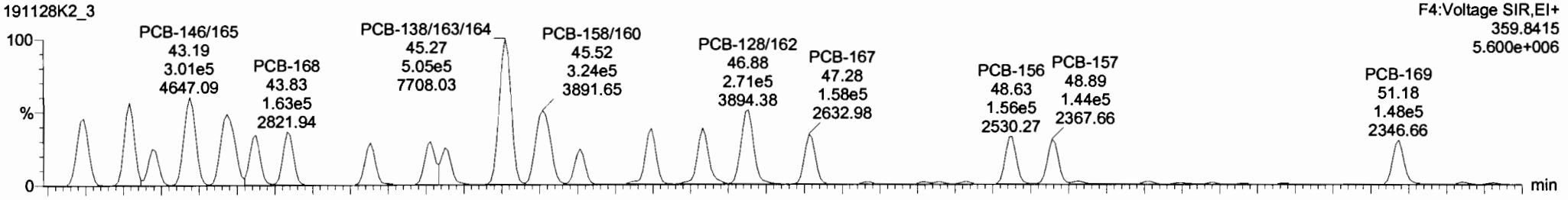

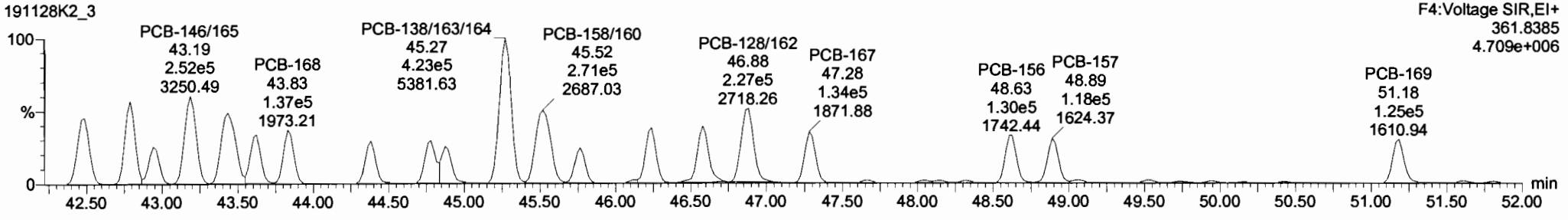

13C-PCB-153

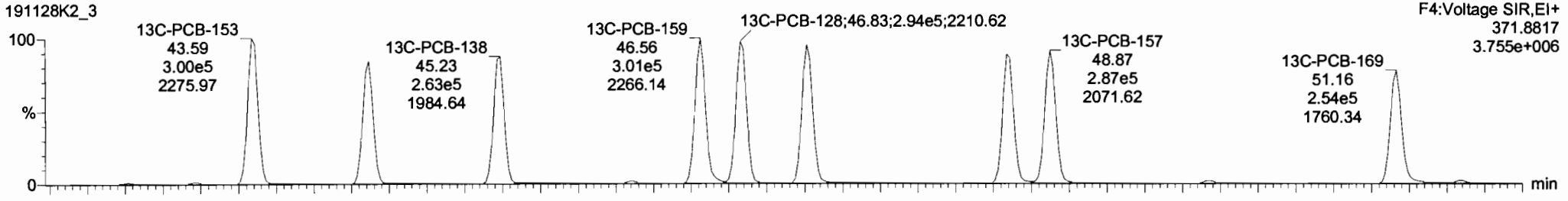

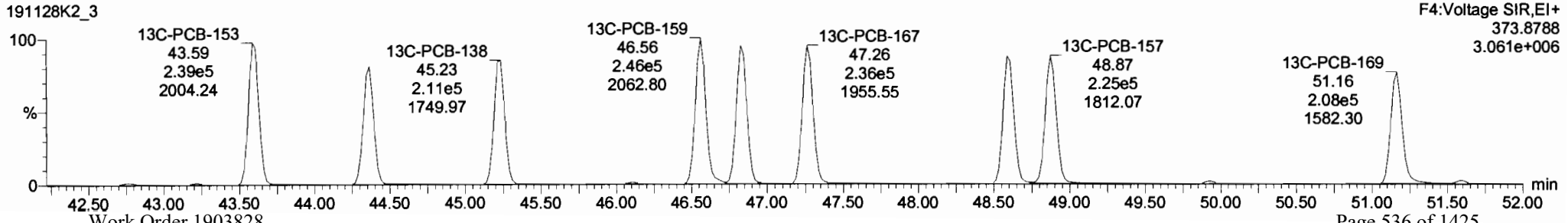

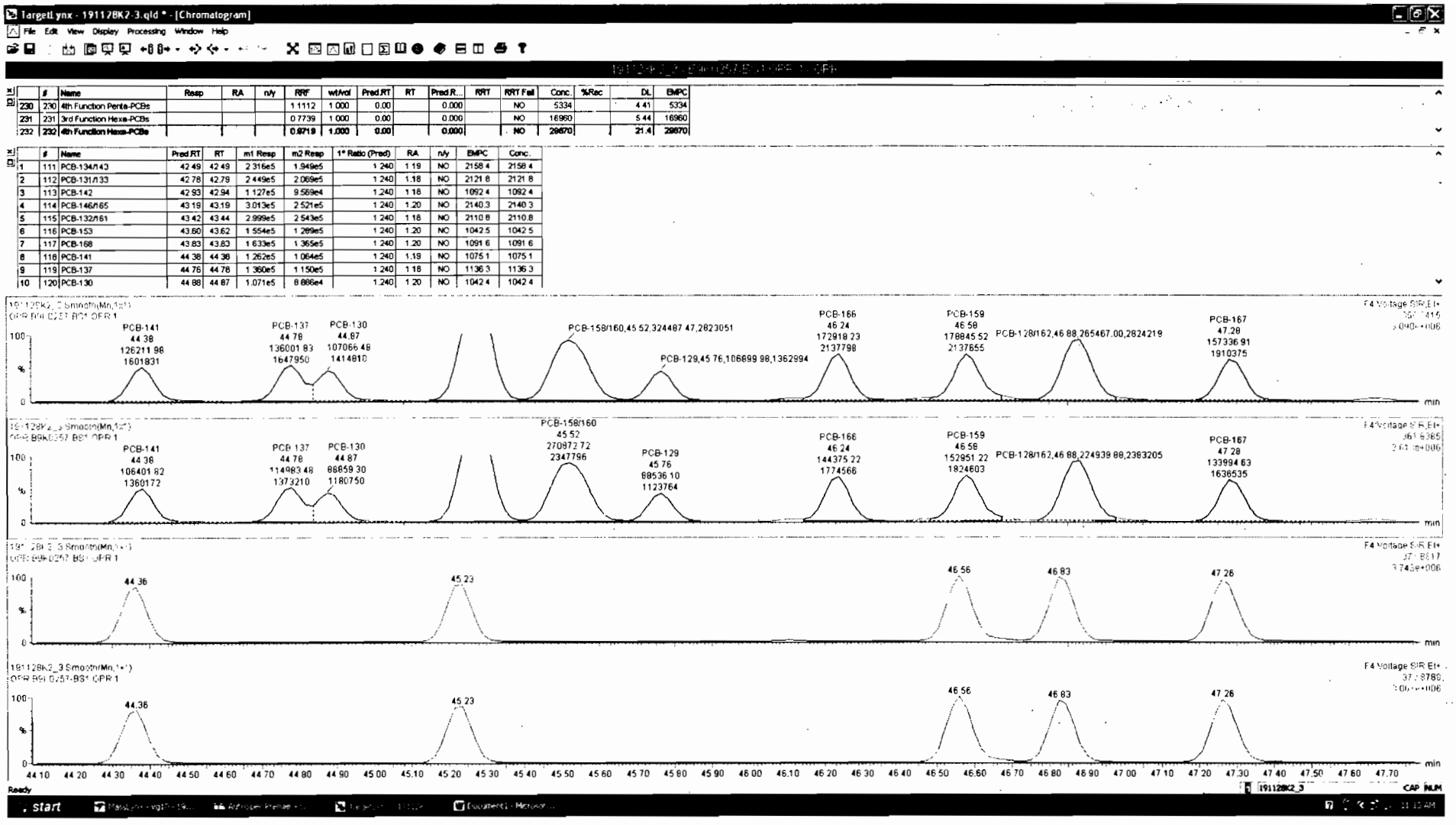

	#	Name	Resp	RA	n/y	RRF	wt/vol	Pred.RT	RT	Pred.R...	RRT	RRT Fail	Conc.	%Rec	DL	EMPC
230	230	4th Function Penta-PCBs				1.1112	1.000	0.00		0.000		NO	5334		4.41	5334
231	231	3rd Function Hexa-PCBs				0.7739	1.000	0.00		0.000		NO	16960		5.44	16960
232	232	4th Function Hexa-PCBs				0.8719	1.000	0.00		0.000		NO	29870		21.4	29870

	#	Name	Pred.RT	RT	m1 Resp	m2 Resp	1° Ratio (Pred)	RA	n/y	EMPC	Conc.
1	111	PCB-134/143	42.49	42.49	2.316e5	1.949e5	1.240	1.19	NO	2158.4	2158.4
2	112	PCB-131/133	42.78	42.79	2.449e5	2.069e5	1.240	1.18	NO	2121.8	2121.8
3	113	PCB-142	42.93	42.94	1.127e5	9.569e4	1.240	1.18	NO	1092.4	1092.4
4	114	PCB-146/165	43.19	43.19	3.013e5	2.521e5	1.240	1.20	NO	2140.3	2140.3
5	115	PCB-132/161	43.42	43.44	2.999e5	2.543e5	1.240	1.18	NO	2110.8	2110.8
6	116	PCB-153	43.60	43.62	1.554e5	1.289e5	1.240	1.20	NO	1042.5	1042.5
7	117	PCB-168	43.83	43.83	1.633e5	1.365e5	1.240	1.20	NO	1091.6	1091.6
8	118	PCB-141	44.38	44.38	1.262e5	1.064e5	1.240	1.19	NO	1075.1	1075.1
9	119	PCB-137	44.76	44.78	1.360e5	1.150e5	1.240	1.18	NO	1136.3	1136.3
10	120	PCB-130	44.88	44.87	1.071e5	8.866e4	1.240	1.20	NO	1042.4	1042.4

TargetLynx 191128K7 3.qld * [Chromatogram]

File Edit View Display Processing Window Help

	#	Name	Resp	RA	nAy	RRF	wtAvol	Pred.RT	RT	Pred.R...	RRT	RRT Fail	Conc.	%Rec	DL	EMPC
230	230	4th Function Penta-PCBs				1.1112	1.000	0.00		0.000		NO	5334		4.41	5334
231	231	3rd Function Hexa-PCBs				0.7739	1.000	0.00		0.000		NO	16960		5.44	16960
232	232	4th Function Hexa-PCBs				0.9718	1.000	0.00		0.000		NO	20860		21.4	20860

	#	Name	Pred.RT	RT	m1 Resp	m2 Resp	1° Ratio (Pred)	RA	nAy	EMPC	Conc.
11	121	PCB-138/163/164	45.27	45.27	5.048e5	4.227e5	1.240	1.19	NO	3189.7	3189.7
12	122	PCB-158/160	45.52	45.52	3.245e5	2.709e5	1.240	1.20	NO	2131.2	2131.2
13	123	PCB-129	45.77	45.76	1.069e5	8.854e4	1.240	1.21	NO	1006.1	1006.1
14	124	PCB-166	46.24	46.24	1.729e5	1.444e5	1.240	1.20	NO	1085.4	1085.4
15	125	PCB-159	46.58	46.58	1.788e5	1.530e5	1.240	1.17	NO	1084.3	1084.3
16	126	PCB-128/162	46.87	46.88	2.655e5	2.249e5	1.240	1.18	NO	2106.6	2106.6
17	127	PCB-167	47.28	47.28	1.573e5	1.340e5	1.240	1.17	NO	1056.3	1056.3
18	128	PCB-156	48.61	48.63	1.561e5	1.301e5	1.240	1.20	NO	1080.0	1080.0
19	129	PCB-157	48.91	48.89	1.443e5	1.181e5	1.240	1.22	NO	1049.3	1049.3
20	130	PCB-169	51.19	51.18	1.471e5	1.226e5	1.240	1.20	NO	1054.0	1054.0

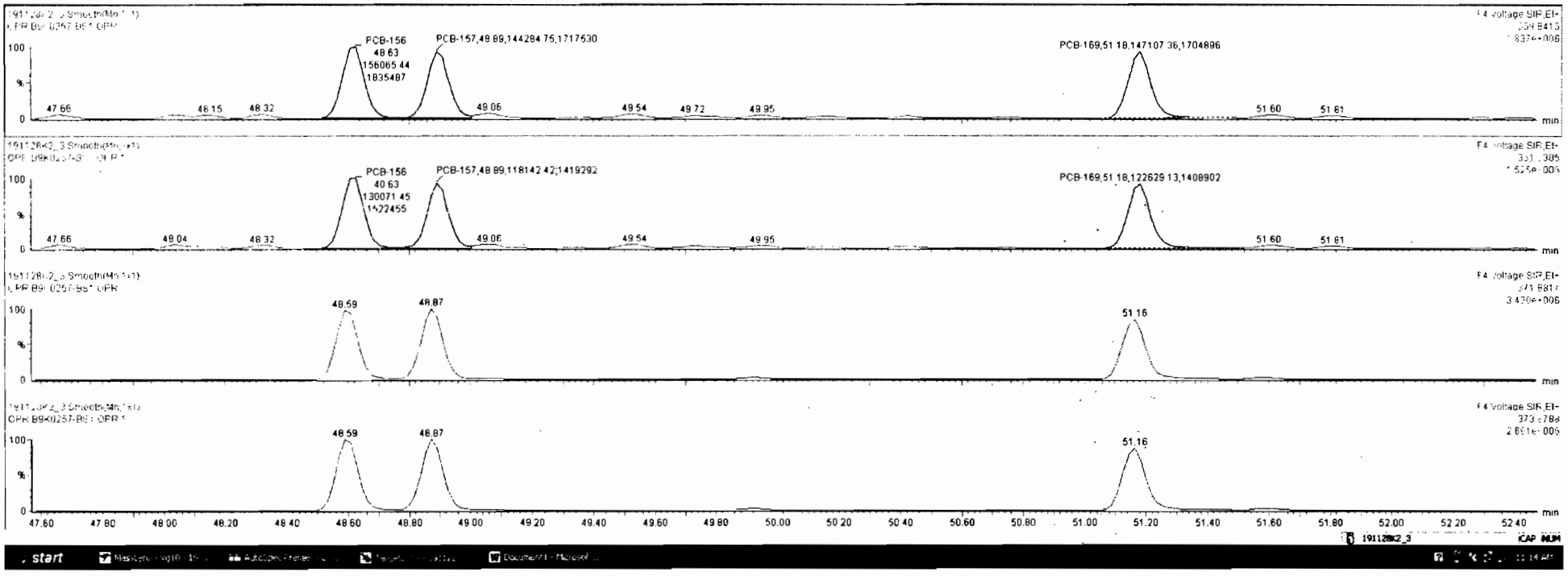

start

Dataset: Untitled

Last Altered: Friday, November 29, 2019 14:22:22 Pacific Standard Time
Printed: Friday, November 29, 2019 14:24:04 Pacific Standard Time

Name: 191128K2_3, Date: 28-Nov-2019, Time: 15:42:46, ID: B9K0257-BS1 OPR 1, Description: OPR

PCB-188

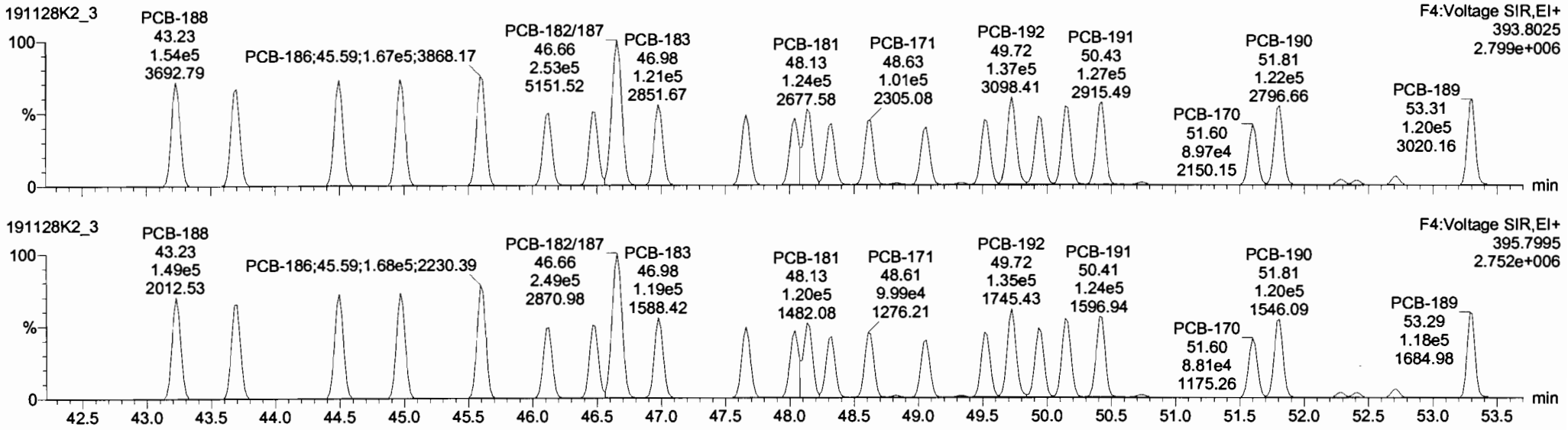

13C-PCB-188

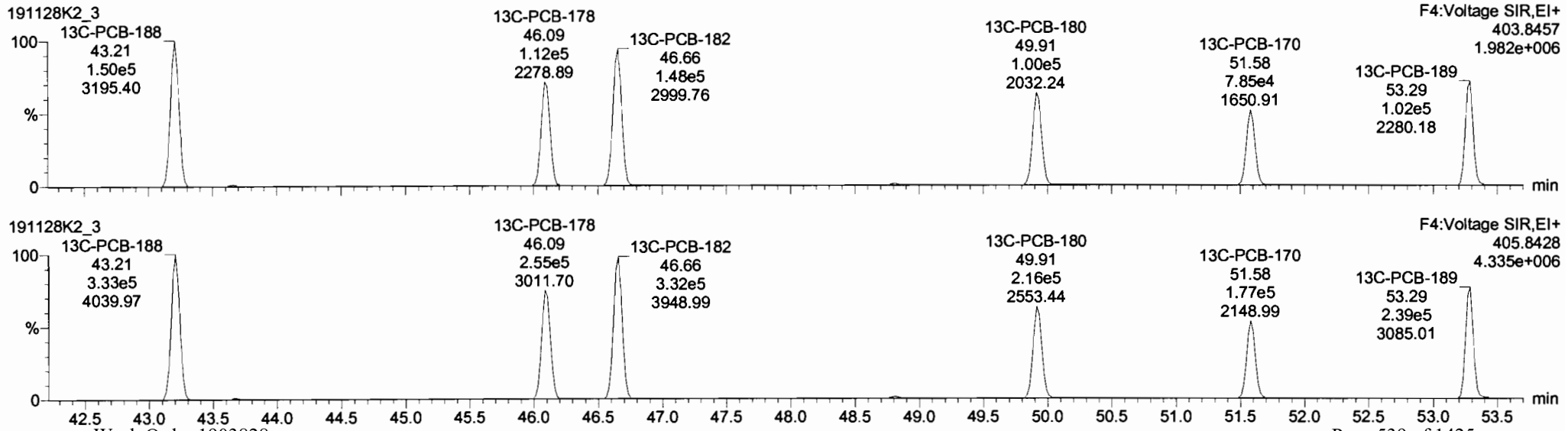

Dataset: Untitled

Last Altered: Friday, November 29, 2019 14:22:22 Pacific Standard Time
Printed: Friday, November 29, 2019 14:24:04 Pacific Standard Time

Name: 191128K2_3, Date: 28-Nov-2019, Time: 15:42:46, ID: B9K0257-BS1 OPR 1, Description: OPR

PCB-202

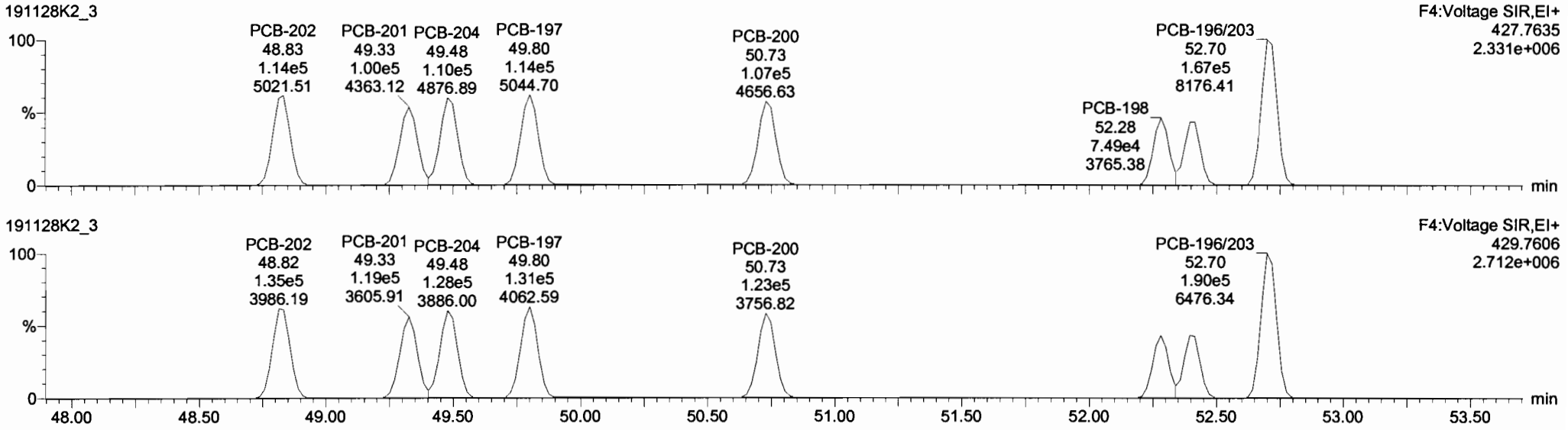

13C-PCB-202

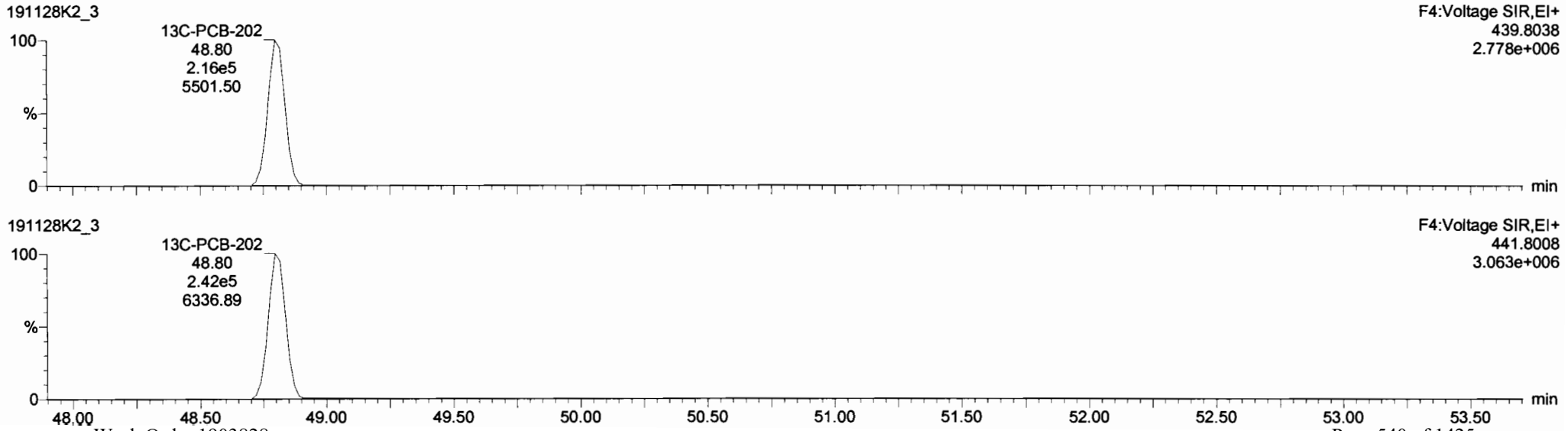

Dataset: Untitled

Last Altered: Friday, November 29, 2019 14:22:22 Pacific Standard Time
Printed: Friday, November 29, 2019 14:24:04 Pacific Standard Time

Name: 191128K2_3, Date: 28-Nov-2019, Time: 15:42:46, ID: B9K0257-BS1 OPR 1, Description: OPR

PCB-195

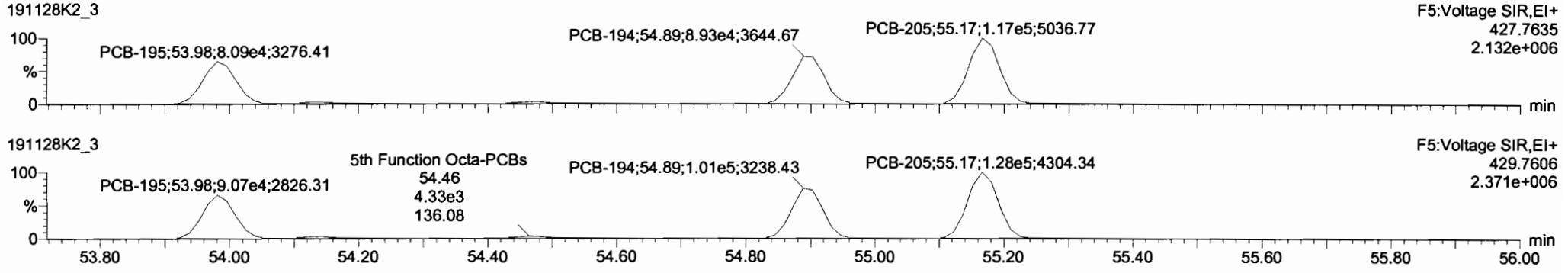

13C-PCB-194

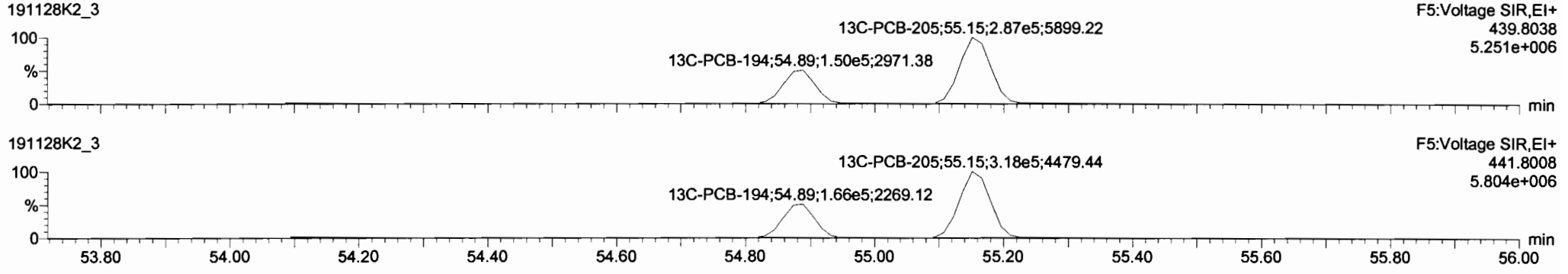

PFK5

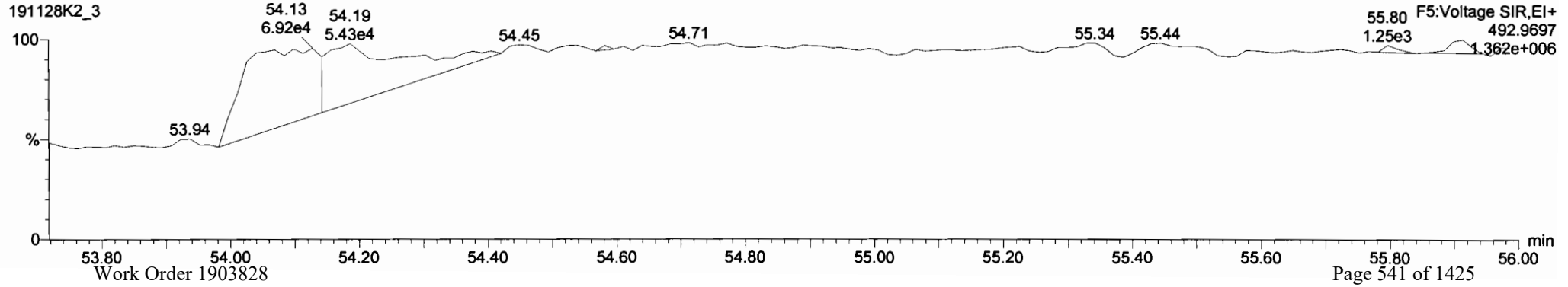

Dataset: Untitled

Last Altered: Friday, November 29, 2019 14:22:22 Pacific Standard Time
Printed: Friday, November 29, 2019 14:24:04 Pacific Standard Time

Name: 191128K2_3, Date: 28-Nov-2019, Time: 15:42:46, ID: B9K0257-BS1 OPR 1, Description: OPR

PCB-208

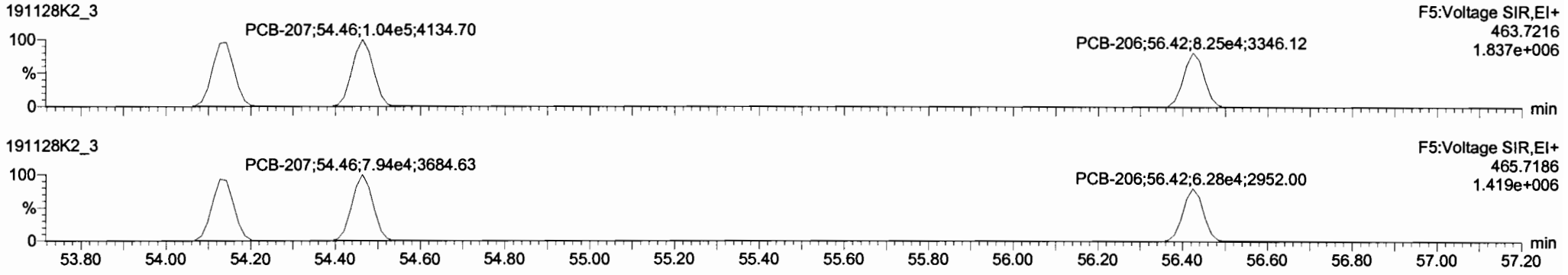

13C-PCB-208

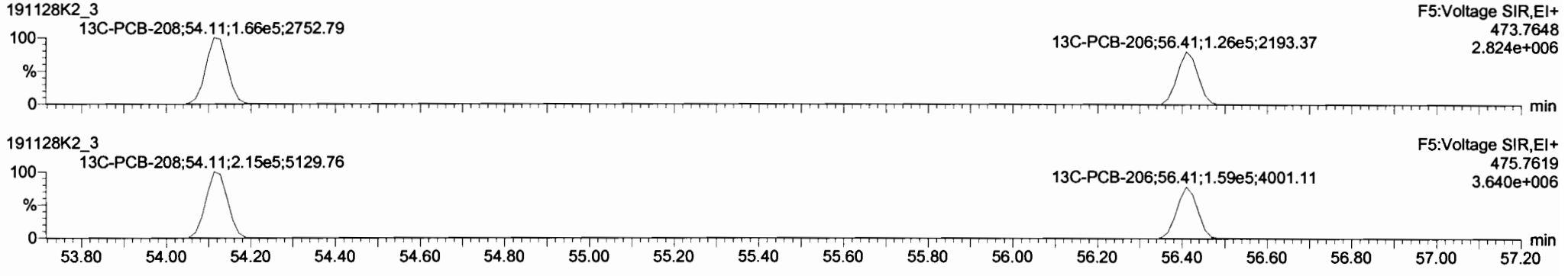

PFK5

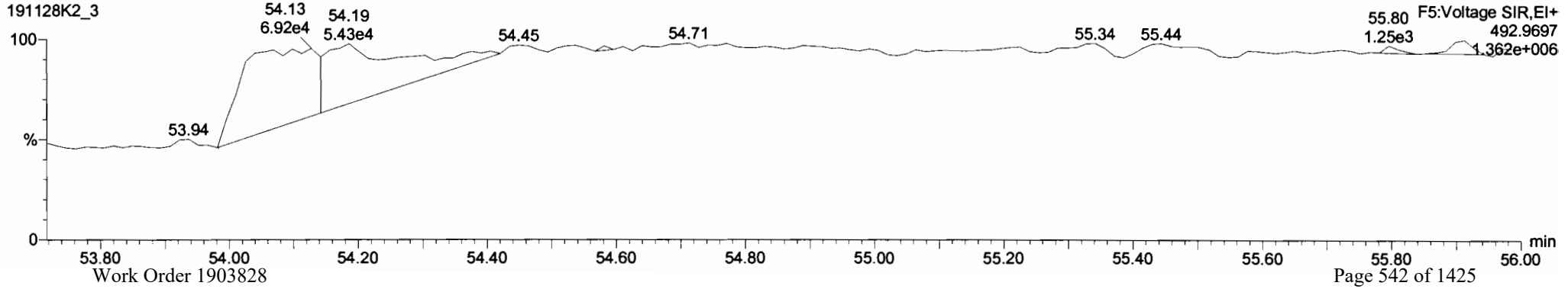

Dataset: Untitled

Last Altered: Friday, November 29, 2019 14:22:22 Pacific Standard Time
Printed: Friday, November 29, 2019 14:24:04 Pacific Standard Time

Name: 191128K2_3, Date: 28-Nov-2019, Time: 15:42:46, ID: B9K0257-BS1 OPR 1, Description: OPR

PCB-209

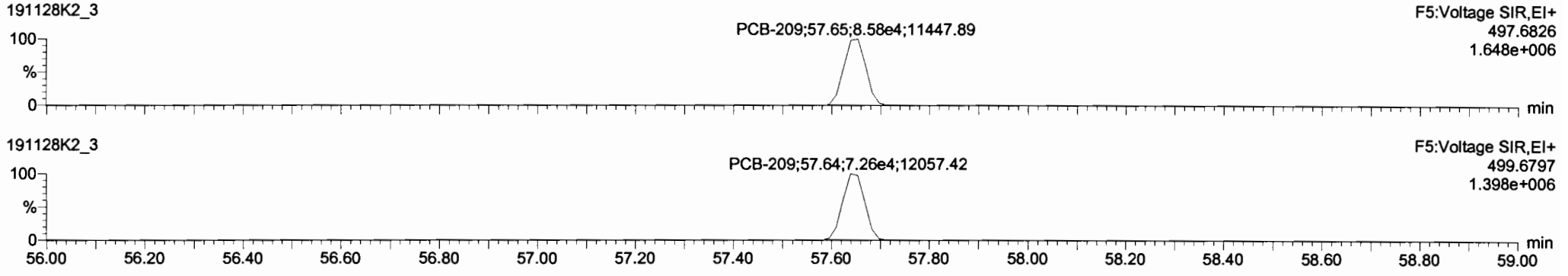

13C-PCB-209

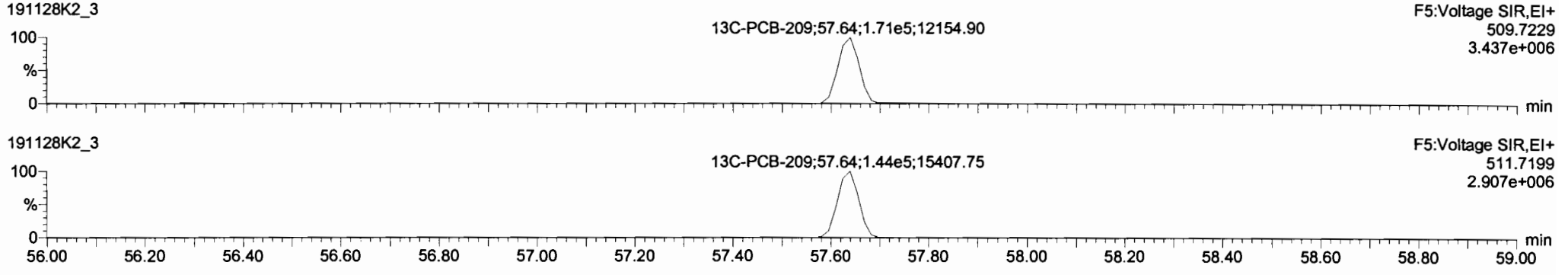

PFK5

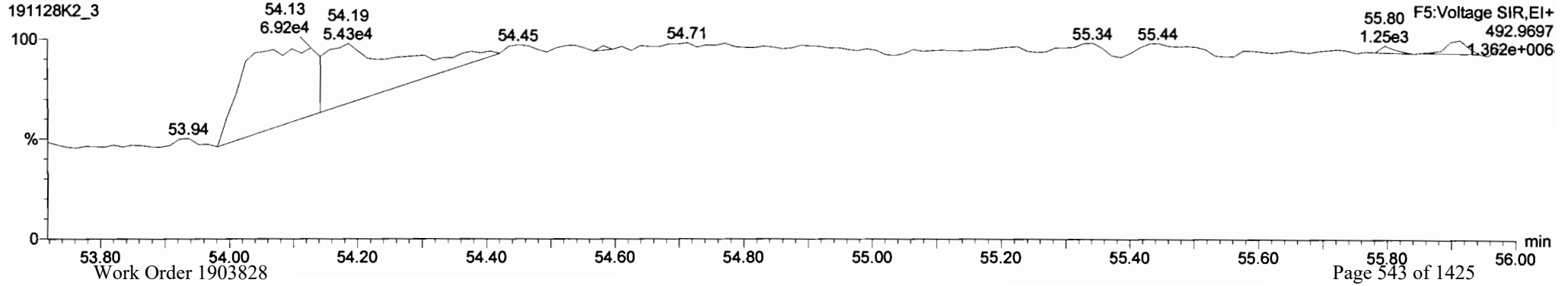

Vista Analytical Laboratory

Dataset: U:\VG11.PRO\Results\191128K3\191128K3-4.qld

Last Altered: Tuesday, December 03, 2019 11:31:47 Pacific Standard Time
Printed: Tuesday, December 03, 2019 11:33:12 Pacific Standard Time

HL 12/3/19 CT 12/06/19

Method: U:\VG11.PRO\MethDB\PCB-209_ZB1_11-28-19.mdb 29 Nov 2019 13:24:37
Calibration: U:\VG11.PRO\CurveDB\db1_PCBvg11-6-28-19.cdb 29 Jun 2019 11:47:57

Name: 191128K3_4, Date: 29-Nov-2019, Time: 04:05:05, ID: 1903828-04 PDI-FB-1910221313 1, Description: PDI-FB-1910221313

1 PCB-1	8.74e2	2.38	YES	1.02	0.987	15.67	15.66	1.001	1.000	NO	2.945	0.386	2.736
2 PCB-2			NO	1.01	0.987	18.11		0.988		YES		0.871	
3 PCB-3			NO	1.01	0.987	18.34		1.001		YES		0.872	
4 PCB-4/10			NO	1.28	0.987	19.75		1.004		YES		1.38	
5 PCB-7/9			NO	0.976	0.987	21.57		1.003		YES		1.11	
6 PCB-6			NO	1.02	0.987	22.22		1.033		YES		1.06	
7 PCB-5/8			NO	1.01	0.987	22.63		1.052		YES		1.07	
8 PCB-14			NO	1.03	0.987	23.78		0.952		YES		1.17	
9 PCB-11	3.41e3	1.26	YES	1.10	0.987	25.00	25.02	1.001	1.001	NO	6.443	1.14	5.896
10 PCB-12/13			NO	1.04	0.987	25.44		1.018		YES		1.17	
11 PCB-15			NO	1.03	0.987	25.74		1.030		YES		1.18	
12 PCB-19			NO	0.934	0.987	23.95		1.001		YES		0.609	
13 PCB-30			NO	1.48	0.987	24.88		1.040		YES		0.384	
14 PCB-18	6.21e2	0.94	NO	0.693	0.987	25.62	25.64	0.951	0.952	NO	2.559	0.599	2.559
15 PCB-17			NO	0.667	0.987	25.80		0.958		YES		0.623	
16 PCB-24/27			NO	0.915	0.987	26.42		0.981		YES		0.454	
17 PCB-16/32	5.55e2	1.08	NO	0.792	0.987	26.95	26.93	1.001	1.000	NO	2.002	0.524	2.002
18 PCB-34			NO	0.987	0.987	27.76		0.959		YES		0.401	
19 PCB-23			NO	0.974	0.987	27.86		0.962		YES		0.407	
20 PCB-29			NO	0.953	0.987	28.13		0.972		YES		0.416	
21 PCB-26			NO	1.00	0.987	28.35		0.979		YES		0.396	
22 PCB-25			NO	0.978	0.987	28.49		0.984		YES		0.405	
23 PCB-31	4.48e2	1.43	YES	1.12	0.987	28.88	28.86	0.998	0.997	NO	0.9451	0.353	0.7925
24 PCB-28	5.87e2	1.40	YES	1.11	0.987	28.97	28.97	1.001	1.001	NO	1.257	0.358	1.067
25 PCB-20/21/33	6.83e2	0.94	NO	1.00	0.987	29.62	29.64	1.023	1.024	NO	1.614	0.395	1.614
26 PCB-22			NO	1.03	0.987	30.07		1.039		YES		0.384	
27 PCB-36			NO	1.18	0.987	30.72		0.932		YES		0.487	
28 PCB-39			NO	1.08	0.987	31.21		0.947		YES		0.529	
29 PCB-38			NO	1.13	0.987	32.01		0.971		YES		0.508	
30 PCB-35			NO	1.13	0.987	32.57		0.988		YES		0.507	
31 PCB-37			NO	1.11	0.987	33.01		1.001		YES		0.519	
32 PCB-54			NO	0.996	0.987	27.80		1.001		YES		0.300	

Dataset: U:\VG11.PRO\Results\191128K3\191128K3-4.qld

Last Altered: Tuesday, December 03, 2019 11:31:47 Pacific Standard Time
Printed: Tuesday, December 03, 2019 11:33:12 Pacific Standard Time

Name: 191128K3_4, Date: 29-Nov-2019, Time: 04:05:05, ID: 1903828-04 PDI-FB-1910221313 1, Description: PDI-FB-1910221313

33 PCB-50			NO	0.781	0.987	29.04		1.045		YES		0.383		
34 PCB-53			NO	0.955	0.987	29.70		0.944		YES		0.377		
35 PCB-51			NO	1.02	0.987	30.05		0.956		YES		0.352		
36 PCB-45			NO	0.808	0.987	30.46		0.969		YES		0.446		
37 PCB-46			NO	0.754	0.987	30.98		0.985		YES		0.478		
38 PCB-52/69	3.91e2	0.85	NO	1.09	0.987	31.49	31.47	1.001	1.001	NO	1.186	0.330		1.186
39 PCB-73			NO	1.29	0.987	31.61		1.005		YES		0.279		
40 PCB-43/49	4.81e2	0.68	NO	0.940	0.987	31.78	31.97	1.010	1.017	YES	1.694	0.383		1.694
41 PCB-47			NO	0.869	0.987	31.99		1.001		YES		0.389		
42 PCB-48/75			NO	1.02	0.987	32.10		1.004		YES		0.330		
43 PCB-65			NO	1.11	0.987	32.37		1.013		YES		0.305		
44 PCB-62			NO	1.07	0.987	32.48		1.016		YES		0.317		
45 PCB-44			NO	0.761	0.987	32.82		1.027		YES		0.444		
46 PCB-42/59			NO	0.960	0.987	33.04		1.033		YES		0.352		
47 PCB-41/64/71/72			NO	1.08	0.987	33.66		1.053		YES		0.312		
48 PCB-68			NO	1.11	0.987	33.92		1.061		YES		0.305		
49 PCB-40			NO	0.577	0.987	34.17		1.069		YES		0.585		
50 PCB-57			NO	1.05	0.987	34.54		0.970		YES		0.291		
51 PCB-67			NO	0.993	0.987	34.85		0.978		YES		0.307		
52 PCB-58			NO	1.11	0.987	34.95		0.981		YES		0.274		
53 PCB-63			NO	0.962	0.987	35.11		0.986		YES		0.317		
54 PCB-74			NO	1.07	0.987	35.42		0.994		YES		0.286		
55 PCB-61/70			NO	0.986	0.987	35.63		1.000		YES		0.309		
56 PCB-76/66			NO	1.07	0.987	35.79		1.005		YES		0.286		
57 PCB-80			NO	1.08	0.987	36.08		1.001		YES		0.285		
58 PCB-55			NO	1.07	0.987	36.41		1.010		YES		0.289		
59 PCB-56/60			NO	0.934	0.987	36.90		1.023		YES		0.331		
60 PCB-79			NO	1.04	0.987	38.02		1.054		YES		0.296		
61 PCB-78			NO	1.03	0.987	36.74		0.987		YES		0.323		
62 PCB-81			NO	0.933	0.987	39.28		1.000		YES		0.357		
63 PCB-77			NO	1.03	0.987	39.90		1.000		YES		0.354		
64 PCB-104			NO	0.995	0.987	32.64		1.001		YES		0.377		
65 PCB-96			NO	0.996	0.987	33.96		1.041		YES		0.377		
66 PCB-103			NO	0.774	0.987	34.53		1.059		YES		0.485		
67 PCB-100			NO	0.778	0.987	34.87		1.069		YES		0.483		
68 PCB-94			NO	0.773	0.987	35.39		0.985		YES		0.618		

Dataset: U:\VG11.PRO\Results\191128K3\191128K3-4.qld

Last Altered: Tuesday, December 03, 2019 11:31:47 Pacific Standard Time
Printed: Tuesday, December 03, 2019 11:33:12 Pacific Standard Time

Name: 191128K3_4, Date: 29-Nov-2019, Time: 04:05:05, ID: 1903828-04 PDI-FB-1910221313 1, Description: PDI-FB-1910221313

69 PCB-95/98/102	3.35e2	1.21	YES	1.01	0.987	35.86	35.93	0.999	1.001	NO	1.177	0.421	1.056
70 PCB-93			NO	0.841	0.987	35.99		1.002		YES		0.568	
71 PCB-88/91			NO	0.890	0.987	36.34		1.012		YES		0.537	
72 PCB-121			NO	1.39	0.987	36.46		1.015		YES		0.345	
73 PCB-84/92			NO	0.879	0.987	37.30		0.990		YES		0.532	
74 PCB-89			NO	0.959	0.987	37.47		0.995		YES		0.487	
75 PCB-90/101	4.39e2	1.51	NO	0.944	0.987	37.68	37.68	1.000	1.000	NO	1.640	0.495	1.640
76 PCB-113			NO	1.23	0.987	37.93		1.007		YES		0.380	
77 PCB-99			NO	1.12	0.987	38.03		1.010		YES		0.418	
78 PCB-119			NO	1.47	0.987	38.49		0.987		YES		0.350	
79 PCB-108/112			NO	1.25	0.987	38.66		0.991		YES		0.413	
80 PCB-83			NO	1.55	0.987	38.81		0.995		YES		0.333	
81 PCB-97			NO	1.07	0.987	39.04		1.001		YES		0.480	
82 PCB-86			NO	0.996	0.987	39.19		1.005		YES		0.518	
83 PCB-87/117/125			NO	1.33	0.987	39.30		1.008		YES		0.387	
84 PCB-111/115			NO	1.60	0.987	39.47		1.012		YES		0.322	
85 PCB-85/116			NO	1.22	0.987	39.59		1.015		YES		0.424	
86 PCB-120			NO	1.68	0.987	39.86		1.022		YES		0.307	
87 PCB-110			NO	1.49	0.987	40.01		1.026		YES		0.347	
88 PCB-82			NO	0.674	0.987	40.65		0.976		YES		0.630	
89 PCB-124			NO	1.16	0.987	41.36		0.993		YES		0.365	
90 PCB-107/109			NO	1.17	0.987	41.51		0.996		YES		0.364	
91 PCB-123			NO	1.04	0.987	41.68		1.000		YES		0.408	
92 PCB-106/118			NO	1.07	0.987	41.89		1.001		YES		0.387	
93 PCB-114			NO	1.16	0.987	42.55		1.000		YES		0.295	
94 PCB-122			NO	0.973	0.987	42.67		1.003		YES		0.352	
95 PCB-105	2.12e2	1.01	YES	1.10	0.987	43.43	43.43	1.000	1.000	NO	0.5639	0.316	0.4739
96 PCB-127			NO	1.11	0.987	43.79		1.000		YES		0.315	
97 PCB-126			NO	1.21	0.987	45.76		1.000		YES		0.374	
98 PCB-155			NO	0.874	0.987	37.20		1.000		YES		0.251	
99 PCB-150			NO	0.881	0.987	38.50		1.036		YES		0.249	
1... PCB-152			NO	1.00	0.987	38.98		1.048		YES		0.218	
1... PCB-145			NO	1.00	0.987	39.45		1.061		YES		0.219	
1... PCB-136	9.03e1	1.24	NO	0.843	0.987	39.78	39.78	1.070	1.070	NO	0.3932	0.260	0.3932
1... PCB-148			NO	0.693	0.987	39.89		1.073		YES		0.316	
1... PCB-154			NO	0.724	0.987	40.42		1.087		YES		0.303	

Dataset: U:\VG11.PRO\Results\191128K3\191128K3-4.qld

Last Altered: Tuesday, December 03, 2019 11:31:47 Pacific Standard Time
Printed: Tuesday, December 03, 2019 11:33:12 Pacific Standard Time

Name: 191128K3_4, Date: 29-Nov-2019, Time: 04:05:05, ID: 1903828-04 PDI-FB-1910221313 1, Description: PDI-FB-1910221313

1... PCB-151	1.11e2	0.99	YES	0.632	0.987	41.07	41.07	1.105	1.105	NO	0.6435	0.247	0.5788
1... PCB-135			NO	0.716	0.987	41.29		1.111		YES		0.306	
1... PCB-144			NO	0.667	0.987	41.40		1.114		YES		0.329	
1... PCB-147			NO	0.661	0.987	41.53		1.117		YES		0.331	
1... PCB-139/149	2.51e2	0.68	YES	0.738	0.987	41.81	41.83	1.125	1.125	NO	1.249	0.297	0.9113
1... PCB-140			NO	0.627	0.987	42.00		1.130		YES		0.349	
1... PCB-134/143			NO	0.733	0.987	42.47		0.975		YES		0.353	
1... PCB-131/133			NO	0.790	0.987	42.76		0.982		YES		0.328	
1... PCB-142			NO	0.708	0.987	42.91		0.985		YES		0.365	
1... PCB-146/165			NO	0.959	0.987	43.17		0.991		YES		0.270	
1... PCB-132/161			NO	0.974	0.987	43.40		0.996		YES		0.266	
1... PCB-153	4.14e2	1.30	NO	1.01	0.987	43.59	43.62	1.000	1.001	NO	1.381	0.256	1.381
1... PCB-168			NO	1.02	0.987	43.82		1.006		YES		0.254	
1... PCB-141			NO	0.967	0.987	44.36		1.000		YES		0.317	
1... PCB-137			NO	0.987	0.987	44.74		1.009		YES		0.310	
1... PCB-130			NO	0.840	0.987	44.86		1.012		YES		0.365	
1... PCB-138/163/164	4.29e2	0.98	YES	1.23	0.987	45.25	45.24	1.001	1.000	NO	1.376	0.245	1.230
1... PCB-158/160	1.60e2	1.30	NO	1.18	0.987	45.50	45.48	1.006	1.006	NO	0.5342	0.255	0.5342
1... PCB-129			NO	0.819	0.987	45.75		1.012		YES		0.367	
1... PCB-166			NO	1.07	0.987	46.23		0.993		YES		0.244	
1... PCB-159			NO	1.12	0.987	46.56		1.000		YES		0.233	
1... PCB-128/162			NO	0.851	0.987	46.85		1.007		YES		0.307	
1... PCB-167			NO	1.04	0.987	47.26		1.000		YES		0.257	
1... PCB-156			NO	1.06	0.987	48.61		1.000		YES		0.264	
1... PCB-157			NO	0.978	0.987	48.89		1.001		YES		0.285	
1... PCB-169			NO	1.11	0.987	51.17		1.000		YES		0.311	
1... PCB-188			NO	1.19	0.987	43.23		1.001		YES		0.250	
1... PCB-184			NO	1.17	0.987	43.67		1.011		YES		0.256	
1... PCB-179			NO	1.18	0.987	44.48		1.030		YES		0.254	
1... PCB-176			NO	1.16	0.987	44.95		1.041		YES		0.257	
1... PCB-188			NO	1.22	0.987	45.57		1.055		YES		0.245	
1... PCB-178			NO	0.830	0.987	46.08		1.067		YES		0.359	
1... PCB-175			NO	0.849	0.987	46.44		1.075		YES		0.351	
1... PCB-182/187			NO	0.960	0.987	46.64		1.080		YES		0.311	
1... PCB-183			NO	0.957	0.987	46.97		1.088		YES		0.312	
1... PCB-185			NO	1.32	0.987	47.64		0.955		YES		0.370	

Dataset: U:\VG11.PRO\Results\191128K3\191128K3-4.qld

Last Altered: Tuesday, December 03, 2019 11:31:47 Pacific Standard Time
Printed: Tuesday, December 03, 2019 11:33:12 Pacific Standard Time

Name: 191128K3_4, Date: 29-Nov-2019, Time: 04:05:05, ID: 1903828-04 PDI-FB-1910221313 1, Description: PDI-FB-1910221313

1...	PCB-174			NO	1.22	0.987	48.02		0.962		YES			0.400	
1...	PCB-181			NO	1.41	0.987	48.11		0.964		YES			0.345	
1...	PCB-177			NO	1.24	0.987	48.29		0.968		YES			0.393	
1...	PCB-171			NO	1.24	0.987	48.59		0.974		YES			0.393	
1...	PCB-173			NO	1.14	0.987	49.03		0.983		YES			0.427	
1...	PCB-172			NO	1.31	0.987	49.51		0.992		YES			0.373	
1...	PCB-192			NO	1.70	0.987	49.71		0.996		YES			0.287	
1...	PCB-180	4.70e2	0.54	YES	1.32	0.987	49.91	49.91	1.000	1.000	NO	2.298		0.369	1.510
1...	PCB-193			NO	1.54	0.987	50.14		1.005		YES			0.317	
1...	PCB-191			NO	1.57	0.987	50.39		1.010		YES			0.310	
1...	PCB-170	1.55e2	0.88	YES	1.36	0.987	51.58	51.60	1.000	1.001	NO	0.8352		0.480	0.7629
1...	PCB-190			NO	1.84	0.987	51.77		1.004		YES			0.310	
1...	PCB-189			NO	1.33	0.987	53.29		1.000		YES			0.284	
1...	PCB-202			NO	1.02	0.987	48.82		1.001		YES			0.304	
1...	PCB-201			NO	0.915	0.987	49.30		1.011		YES			0.340	
1...	PCB-204			NO	0.979	0.987	49.45		1.014		YES			0.318	
1...	PCB-197			NO	0.979	0.987	49.77		1.020		YES			0.318	
1...	PCB-200			NO	0.954	0.987	50.72		1.040		YES			0.326	
1...	PCB-198			NO	0.748	0.987	52.24		1.071		YES			0.416	
1...	PCB-199			NO	0.706	0.987	52.38		1.074		YES			0.441	
1...	PCB-196/203			NO	0.785	0.987	52.69		1.080		YES			0.396	
1...	PCB-195			NO	1.03	0.987	53.97		0.984		YES			0.199	
1...	PCB-194	1.79e2	0.92	NO	1.16	0.987	54.89	54.87	1.000	1.000	NO	0.9089		0.178	0.9089
1...	PCB-205			NO	1.40	0.987	55.15		1.005		YES			0.147	
1...	PCB-208	6.55e1	0.98	YES	0.934	0.987	54.11	54.11	1.000	1.000	NO	0.3412		0.0855	0.2948
1...	PCB-207			NO	0.912	0.987	54.43		1.006		YES			0.141	
1...	PCB-206			NO	0.987	0.987	56.41		1.000		YES			0.176	
1...	PCB-209			NO	0.943	0.987	57.62		1.000		YES			0.0580	
1...	13C-PCB-1	5.89e5	3.50	NO	1.08	0.987	15.66	15.66	0.609	0.609	NO	852.3	42.0	2.57	
1...	13C-PCB-3	6.75e5	3.21	NO	1.09	0.987	18.32	18.33	0.712	0.713	NO	963.7	47.5	2.54	
1...	13C-PCB-4	5.25e5	1.59	NO	0.640	0.987	19.68	19.67	0.765	0.765	NO	1279	63.1	1.89	
1...	13C-PCB-9	9.11e5	1.55	NO	0.995	0.987	21.52	21.51	0.837	0.836	NO	1427	70.4	1.22	
1...	13C-PCB-11	9.80e5	1.58	NO	0.971	0.987	25.00	24.99	0.972	0.971	NO	1572	77.5	1.25	
1...	13C-PCB-19	4.90e5	0.96	NO	0.637	0.987	23.94	23.92	0.931	0.930	NO	1199	59.1	14.0	
1...	13C-PCB-32	7.10e5	0.98	NO	0.910	0.987	26.96	26.92	1.048	1.047	NO	1215	59.9	9.83	
1...	13C-PCB-28	8.55e5	1.07	NO	1.07	0.987	26.93	28.95	1.003	1.004	NO	1765	87.1	11.9	

Dataset: U:\VG11.PRO\Results\191128K3\191128K3-4.qld

Last Altered: Tuesday, December 03, 2019 11:31:47 Pacific Standard Time
Printed: Tuesday, December 03, 2019 11:33:12 Pacific Standard Time

Name: 191128K3_4, Date: 29-Nov-2019, Time: 04:05:05, ID: 1903828-04 PDI-FB-1910221313 1, Description: PDI-FB-1910221313

1... 13C-PCB-37	7.51e5	1.06	NO	0.959	0.987	32.92	32.97	1.141	1.143	NO	1726	85.2	13.2
1... 13C-PCB-54	7.17e5	0.77	NO	1.10	0.987	27.76	27.78	0.753	0.753	NO	1507	74.3	2.14
1... 13C-PCB-52	6.12e5	0.76	NO	0.844	0.987	31.45	31.45	0.853	0.853	NO	1675	82.6	2.79
1... 13C-PCB-47	6.42e5	0.78	NO	0.893	0.987	31.97	31.97	0.867	0.867	NO	1659	81.8	2.64
1... 13C-PCB-70	7.77e5	0.78	NO	1.01	0.987	35.59	35.62	0.965	0.966	NO	1780	87.8	2.34
1... 13C-PCB-80	7.91e5	0.77	NO	1.05	0.987	36.02	36.06	0.977	0.978	NO	1746	86.1	2.25
1... 13C-PCB-81	7.97e5	0.78	NO	0.985	0.987	39.24	39.26	1.064	1.065	NO	1870	92.2	2.39
1... 13C-PCB-77	7.56e5	0.78	NO	0.958	0.987	39.85	39.88	1.080	1.081	NO	1822	89.9	2.46
1... 13C-PCB-104	7.15e5	1.60	NO	1.10	0.987	32.64	32.62	0.827	0.827	NO	1641	80.9	0.830
1... 13C-PCB-95	5.68e5	1.55	NO	0.852	0.987	35.91	35.91	0.910	0.910	NO	1679	82.8	1.07
1... 13C-PCB-101	5.75e5	1.59	NO	0.814	0.987	37.66	37.66	0.955	0.955	NO	1781	87.8	1.12
1... 13C-PCB-97	5.11e5	1.60	NO	0.709	0.987	39.00	39.00	0.989	0.989	NO	1814	89.5	1.28
1... 13C-PCB-123	6.49e5	1.57	NO	0.922	0.987	41.63	41.66	1.055	1.056	NO	1774	87.5	0.988
1... 13C-PCB-118	6.93e5	1.61	NO	0.975	0.987	41.82	41.85	1.060	1.061	NO	1790	88.3	0.934
1... 13C-PCB-114	6.77e5	1.55	NO	1.52	0.987	42.51	42.53	0.908	0.909	NO	1928	95.1	1.70
1... 13C-PCB-105	6.81e5	1.53	NO	1.58	0.987	43.40	43.42	0.927	0.928	NO	1862	91.8	1.63
1... 13C-PCB-127	7.10e5	1.59	NO	1.62	0.987	43.76	43.78	0.935	0.935	NO	1896	93.5	1.59
1... 13C-PCB-126	6.00e5	1.58	NO	1.45	0.987	45.71	45.75	0.976	0.977	NO	1797	88.7	1.79
1... 13C-PCB-155	5.52e5	1.30	NO	1.03	0.987	37.17	37.18	0.942	0.942	NO	1356	66.9	0.377
1... 13C-PCB-153	6.00e5	1.27	NO	1.42	0.987	43.57	43.57	0.931	0.931	NO	1824	90.0	1.78
1... 13C-PCB-141	4.90e5	1.27	NO	1.14	0.987	44.35	44.34	0.947	0.947	NO	1856	91.6	2.21
1... 13C-PCB-138	5.15e5	1.26	NO	1.18	0.987	45.22	45.22	0.966	0.966	NO	1889	93.2	2.14
1... 13C-PCB-159	5.96e5	1.26	NO	1.43	0.987	46.55	46.54	0.994	0.994	NO	1801	88.8	1.76
2... 13C-PCB-167	5.88e5	1.25	NO	1.42	0.987	47.25	47.24	1.009	1.009	NO	1786	88.1	1.78
2... 13C-PCB-156	5.84e5	1.29	NO	1.40	0.987	48.57	48.59	1.038	1.038	NO	1807	89.2	1.81
2... 13C-PCB-157	5.78e5	1.23	NO	1.41	0.987	48.85	48.85	1.044	1.044	NO	1778	87.7	1.80
2... 13C-PCB-169	5.09e5	1.26	NO	1.35	0.987	51.12	51.15	1.092	1.093	NO	1638	80.8	1.88
2... 13C-PCB-188	5.13e5	0.44	NO	1.46	0.987	43.19	43.19	0.926	0.926	NO	1792	88.4	0.866
2... 13C-PCB-180	3.27e5	0.45	NO	0.932	0.987	49.89	49.90	1.070	1.070	NO	1793	88.5	1.36
2... 13C-PCB-170	2.76e5	0.44	NO	0.796	0.987	51.56	51.56	1.106	1.106	NO	1769	87.3	1.59
2... 13C-PCB-189	3.73e5	0.45	NO	1.09	0.987	53.29	53.27	1.143	1.142	NO	1748	86.2	1.16
2... 13C-PCB-202	4.49e5	0.89	NO	1.45	0.987	48.80	48.78	1.046	1.046	NO	1581	78.0	0.549
2... 13C-PCB-194	3.46e5	0.89	NO	0.714	0.987	54.88	54.87	0.995	0.995	NO	1830	90.3	1.03
2... 13C-PCB-208	4.16e5	0.78	NO	0.896	0.987	54.12	54.10	0.982	0.981	NO	1752	86.4	0.687
2... 13C-PCB-206	2.87e5	0.78	NO	0.653	0.987	56.39	56.40	1.023	1.023	NO	1656	81.7	0.944
2... 13C-PCB-209	3.37e5	1.18	NO	0.806	0.987	57.62	57.62	1.045	1.045	NO	1578	77.9	0.209

Dataset: U:\VG11.PRO\Results\191128K3\191128K3-4.qld

Last Altered: Tuesday, December 03, 2019 11:31:47 Pacific Standard Time
Printed: Tuesday, December 03, 2019 11:33:12 Pacific Standard Time

Name: 191128K3_4, Date: 29-Nov-2019, Time: 04:05:05, ID: 1903828-04 PDI-FB-1910221313 1, Description: PDI-FB-1910221313

2... 13C-PCB-15	1.30e6	1.56	NO	1.00	0.987	25.71	25.72	1.000	0.000	NO	2027	100	1.21		
2... 13C-PCB-31	9.19e5	1.07	NO	1.00	0.987	28.84	28.84	1.000	0.000	NO	2027	100	12.7		
2... 13C-PCB-60	8.78e5	0.73	NO	1.00	0.987	36.90	36.88	1.000	0.000	NO	2027	100	2.36		
2... 13C-PCB-111	8.05e5	1.59	NO	1.00	0.987	39.47	39.45	1.000	0.000	NO	2027	100	0.911		
2... 13C-PCB-128	4.68e5	1.26	NO	1.00	0.987	46.82	46.81	1.000	0.000	NO	2027	100	2.53		
2... 13C-PCB-182	3.97e5	0.44	NO	1.00	0.987	46.65	46.64	0.000	0.000	NO	2027	100	1.27		
2... 13C-PCB-205	5.38e5	0.96	NO	1.00	0.987	55.15	55.14	1.000	0.000	NO	2027	100	0.735		
2... 13C-PCB-79	9.34e5	0.76	NO	1.03	0.987	38.01	38.00	1.031	1.030	NO	2090	103	2.28		
2... 13C-PCB-178	3.82e5	0.45	NO	0.875	0.987	46.09	46.07	0.988	0.988	NO	1889	93.2	1.27		
2... 13C-PCB-79	8.99e5	0.78	NO	1.05	0.987	37.99	38.00	0.967	0.968	NO	2187	108	2.72		
2... 13C-PCB-178	3.81e5	0.45	NO	0.975	0.987	46.08	46.07	0.924	0.923	NO	2425	120	1.59		
2... Total Mono-PCBs				1.01	0.987	0.00		0.000		NO	0.0000		2.13	2.736	
2... Total Di-PCBs				1.06	0.987	0.00		0.000		NO	0.0000		9.25	5.896	
2... 2nd Function Tri-PCBs				0.914	0.987	0.00		0.000		NO	4.561	>6.175 -	3.19	4.561	>8.035 -
2... 3rd Function Tri-PCBs				1.06	0.987	0.00		0.000		NO	1.614		6.86	3.474	
2... Total Tetra-PCBs				0.986	0.987	0.00		0.000		NO	2.879		1.10	2.879	
2... 3rd Function Penta-PCBs				1.12	0.987	0.00		0.000		NO	1.640 -		12.6	2.696	>3.1699 -
2... 4th Function Penta-PCBs				1.11	0.987	0.00		0.000		NO	0.0000		1.65	0.4739	
2... 3rd Function Hexa-PCBs				0.774	0.987	0.00		0.000		NO	0.3932	>2.3062 -	3.27	1.883	
2... 4th Function Hexa-PCBs				0.972	0.987	0.00		0.000		NO	1.915		5.85	3.145	>5.028 -
2... Total Hepta-PCBs				1.26	0.987	0.00		0.000		NO	0.0000		7.59	2.273	
2... 4th Function Octa-PCBs				0.886	0.987	0.00		0.000		NO			2.86		
2... 5th Function Octa-PCBs				1.20	0.987	0.00		0.000		NO	0.9089 -		0.523	0.9089 -	
2... Total Nona-PCBs				0.945	0.987	0.00		0.000		NO	0.0000		0.483	0.2948	
2... Deca-CB				0.943	0.987	0.00		0.000		NO			0.0580		
2... Total PCBs															

Dataset: U:\VG11.PRO\Results\191128K3\191128K3-4.qld

Last Altered: Tuesday, December 03, 2019 11:31:47 Pacific Standard Time
Printed: Tuesday, December 03, 2019 11:33:33 Pacific Standard Time

Method: U:\VG11.PRO\MethDB\PCB-209_ZB1_11-28-19.mdb 29 Nov 2019 13:24:37
Calibration: U:\VG11.PRO\CurveDB\db1_PCBvg11-6-28-19.cdb 29 Jun 2019 11:47:57

ID: 1903828-04 PDI-FB-1910221313 1, Description: PDI-FB-1910221313

Total Mono-PCBs

PCB-1	15.67	15.66	8.776e3	4.365e3	6.154e2	2.586e2	2.38	YES	8.741e2	0.00000	2.7365	0.386

Total Di-PCBs

PCB-11	25.00	25.02	2.483e4	2.103e4	1.904e3	1.510e3	1.26	YES	3.414e3	0.00000	5.8962	1.11

2nd Function Tri-PCBs

PCB-18	25.62	25.64	5.256e3	5.190e3	3.015e2	3.192e2	0.94	NO	6.208e2	2.5588	2.5588	0.599
PCB-16/32	26.95	26.93	3.738e3	3.690e3	2.881e2	2.673e2	1.08	NO	5.554e2	2.0023	2.0023	0.524

3rd Function Tri-PCBs

PCB-31	28.88	28.86	3.393e3	2.758e3	2.638e2	1.841e2	1.43	YES	4.478e2	0.00000	0.79250	0.353
PCB-28	28.97	28.97	3.603e3	3.473e3	3.425e2	2.441e2	1.40	YES	5.865e2	0.00000	1.0672	0.358
PCB-20/21/33	29.62	29.64	3.019e3	4.236e3	3.315e2	3.519e2	0.94	NO	6.834e2	1.6143	1.6143	0.395

Total Tetra-PCBs

PCB-52/69	31.49	31.47	1.935e3	3.023e3	1.800e2	2.109e2	0.85	NO	3.909e2	1.1855	1.1855	0.330
PCB-43/49	31.78	31.97	2.679e3	4.139e3	1.950e2	2.858e2	0.68	NO	4.808e2	1.6936	1.6936	0.383

Dataset: U:\VG11.PRO\Results\191128K3\191128K3-4.qld

Last Altered: Tuesday, December 03, 2019 11:31:47 Pacific Standard Time
Printed: Tuesday, December 03, 2019 11:33:33 Pacific Standard Time

ID: 1903828-04 PDI-FB-1910221313 1, Description: PDI-FB-1910221313

3rd Function Penta-PCBs

PCB-95/98/102	35.86	35.93	1.868e3	2.046e3	1.831e2	1.516e2	1.21	YES	3.347e2	0.00000	1.0561	0.471
PCB-90/101	37.68	37.68	3.214e3	1.805e3	2.641e2	1.752e2	1.51	NO	4.392e2	1.6397	1.6397	0.495

4th Function Penta-PCBs

PCB-105	43.43	43.43	1.324e3	1.163e3	1.065e2	1.057e2	1.01	YES	2.123e2	0.00000	0.47392	0.316

3rd Function Hexa-PCBs

PCB-136	39.78	39.78	7.180e2	7.280e2	5.001e1	4.034e1	1.24	NO	9.035e1	0.39318	0.39318	0.260
PCB-151	41.07	41.07	9.720e2	8.430e2	5.519e1	5.565e1	0.99	YES	1.108e2	0.00000	0.57884	0.347
PCB-139/149	41.81	41.83	1.321e3	2.069e3	1.015e2	1.498e2	0.68	YES	2.513e2	0.00000	0.91130	0.297

4th Function Hexa-PCBs

PCB-153	43.59	43.62	2.547e3	2.065e3	2.337e2	1.800e2	1.30	NO	4.137e2	1.3810	1.3810	0.256
PCB-138/163/164	45.25	45.24	2.228e3	2.560e3	2.121e2	2.166e2	0.98	YES	4.287e2	0.00000	1.2296	0.245
PCB-158/160	45.50	45.48	1.132e3	7.170e2	9.033e1	6.961e1	1.30	NO	1.599e2	0.53418	0.53418	0.255

Total Hepta-PCBs

PCB-180	49.91	49.91	1.577e3	3.637e3	1.647e2	3.056e2	0.54	YES	4.703e2	0.00000	1.5099	0.369
PCB-170	51.58	51.60	8.020e2	1.078e3	7.229e1	8.223e1	0.88	YES	1.545e2	0.00000	0.76287	0.420

4th Function Octa-PCBs

Dataset: U:\VG11.PRO\Results\191128K3\191128K3-4.qld

Last Altered: Tuesday, December 03, 2019 11:31:47 Pacific Standard Time
Printed: Tuesday, December 03, 2019 11:33:33 Pacific Standard Time

ID: 1903828-04 PDI-FB-1910221313 1, Description: PDI-FB-1910221313

5th Function Octa-PCBs

PCB-194	54.89	54.87	1.466e3	1.862e3	8.585e1	9.364e1	0.92	NO	1.795e2	0.90887	0.90887	0.178

Total Nona-PCBs

PCB-208	54.11	54.11	6.050e2	4.760e2	3.240e1	3.308e1	0.98	YES	6.548e1	0.00000	0.29475	0.0855

Deca-CB

Total PCBs

Total Mono-Isotopes

												DL
13C-PCB-1	15.66	15.66	7.564e6	2.135e6	4.584e5	1.310e5	3.50	NO	5.894e5	852.26		2.57
13C-PCB-3	18.32	18.33	7.233e6	2.091e6	5.146e5	1.601e5	3.21	NO	6.747e5	963.66		2.54

Total Di-Isotopes

13C-PCB-4	19.68	19.67	5.316e6	3.309e6	3.226e5	2.027e5	1.59	NO	5.253e5	1279.1	1.89
13C-PCB-9	21.52	21.51	8.575e6	5.487e6	5.545e5	3.568e5	1.55	NO	9.113e5	1426.5	1.22
13C-PCB-11	25.00	24.99	7.696e6	4.940e6	6.002e5	3.798e5	1.58	NO	9.800e5	1571.8	1.25
13C-PCB-15	25.71	25.72	9.807e6	6.273e6	7.927e5	5.083e5	1.56	NO	1.301e6	2027.0	1.21

Dataset: U:\VG11.PRO\Results\191128K3\191128K3-4.qld

Last Altered: Tuesday, December 03, 2019 11:31:47 Pacific Standard Time
Printed: Tuesday, December 03, 2019 11:33:33 Pacific Standard Time

ID: 1903828-04 PDI-FB-1910221313 1, Description: PDI-FB-1910221313

2nd Function Tri-Isotopes

13C-PCB-19	23.94	23.92	3.853e6	3.929e6	2.401e5	2.502e5	0.96	NO	4.903e5	1198.7	14.0
13C-PCB-32	26.96	26.92	5.339e6	5.411e6	3.517e5	3.579e5	0.98	NO	7.096e5	1215.0	9.83

3rd Function Tri-Isotopes

13C-PCB-31	28.84	28.84	6.489e6	5.967e6	4.740e5	4.448e5	1.07	NO	9.188e5	2027.0	12.7
13C-PCB-28	28.93	28.95	5.325e6	4.687e6	4.420e5	4.132e5	1.07	NO	8.552e5	1764.6	11.9
13C-PCB-37	32.92	32.97	3.663e6	3.523e6	3.865e5	3.644e5	1.06	NO	7.509e5	1726.4	13.2

Tetra-Isotopes

13C-PCB-54	27.76	27.78	4.128e6	5.431e6	3.118e5	4.048e5	0.77	NO	7.166e5	1506.9	2.14
13C-PCB-52	31.45	31.45	3.404e6	4.400e6	2.644e5	3.478e5	0.76	NO	6.122e5	1674.8	2.79
13C-PCB-47	31.97	31.97	3.680e6	4.701e6	2.809e5	3.608e5	0.78	NO	6.417e5	1659.0	2.64
13C-PCB-70	35.59	35.62	4.088e6	5.238e6	3.411e5	4.355e5	0.78	NO	7.766e5	1780.0	2.34
13C-PCB-80	36.02	36.06	4.002e6	5.333e6	3.445e5	4.463e5	0.77	NO	7.908e5	1746.3	2.25
13C-PCB-60	36.90	36.88	4.324e6	5.945e6	3.694e5	5.083e5	0.73	NO	8.777e5	2027.0	2.36
13C-PCB-79	38.01	38.00	4.521e6	5.751e6	4.037e5	5.302e5	0.76	NO	9.338e5	2089.9	2.28
13C-PCB-81	39.24	39.26	3.726e6	4.815e6	3.493e5	4.482e5	0.78	NO	7.975e5	1869.9	2.39
13C-PCB-77	39.85	39.88	3.412e6	4.310e6	3.324e5	4.237e5	0.78	NO	7.561e5	1821.9	2.46

Dataset: U:\VG11.PRO\Results\191128K3\191128K3-4.qld

Last Altered: Tuesday, December 03, 2019 11:31:47 Pacific Standard Time
Printed: Tuesday, December 03, 2019 11:33:33 Pacific Standard Time

ID: 1903828-04 PDI-FB-1910221313 1, Description: PDI-FB-1910221313

3rd Function Penta-Isotopes

13C-PCB-104	32.64	32.62	5.632e6	3.505e6	4.395e5	2.752e5	1.60	NO	7.147e5	1640.9	0.830
13C-PCB-95	35.91	35.91	4.374e6	2.759e6	3.455e5	2.226e5	1.55	NO	5.682e5	1679.3	1.07
13C-PCB-101	37.66	37.66	4.516e6	2.870e6	3.533e5	2.219e5	1.59	NO	5.753e5	1780.6	1.12
13C-PCB-97	39.00	39.00	4.099e6	2.582e6	3.142e5	1.968e5	1.60	NO	5.109e5	1813.9	1.28
13C-PCB-111	39.47	39.45	6.108e6	3.832e6	4.943e5	3.106e5	1.59	NO	8.049e5	2027.0	0.911
13C-PCB-123	41.63	41.66	4.937e6	3.121e6	3.962e5	2.529e5	1.57	NO	6.491e5	1773.8	0.988
13C-PCB-118	41.82	41.85	5.123e6	3.163e6	4.275e5	2.654e5	1.61	NO	6.929e5	1789.8	0.934

4th Function Penta-Isotopes

13C-PCB-114	42.51	42.53	5.047e6	3.237e6	4.115e5	2.652e5	1.55	NO	6.766e5	1927.6	1.70
13C-PCB-105	43.40	43.42	4.939e6	3.230e6	4.117e5	2.693e5	1.53	NO	6.810e5	1861.7	1.63
13C-PCB-127	43.76	43.78	4.987e6	3.119e6	4.356e5	2.745e5	1.59	NO	7.102e5	1895.7	1.59
13C-PCB-126	45.71	45.75	3.842e6	2.476e6	3.679e5	2.323e5	1.58	NO	6.002e5	1797.5	1.79

4th Function Hexa-Isotopes

13C-PCB-153	43.57	43.57	4.123e6	3.254e6	3.351e5	2.648e5	1.27	NO	5.999e5	1823.9	1.78
13C-PCB-141	44.35	44.34	3.489e6	2.752e6	2.742e5	2.159e5	1.27	NO	4.901e5	1856.4	2.21
13C-PCB-138	45.22	45.22	3.544e6	2.793e6	2.875e5	2.276e5	1.26	NO	5.151e5	1889.5	2.14
13C-PCB-159	46.55	46.54	4.078e6	3.237e6	3.323e5	2.640e5	1.26	NO	5.963e5	1800.6	1.76
13C-PCB-128	46.82	46.81	3.184e6	2.464e6	2.614e5	2.069e5	1.26	NO	4.683e5	2027.0	2.53
13C-PCB-167	47.25	47.24	3.959e6	3.116e6	3.262e5	2.615e5	1.25	NO	5.878e5	1786.5	1.78
13C-PCB-156	48.57	48.59	3.855e6	3.003e6	3.282e5	2.554e5	1.29	NO	5.836e5	1807.5	1.81
13C-PCB-157	48.85	48.85	3.776e6	3.059e6	3.183e5	2.596e5	1.23	NO	5.779e5	1778.3	1.80
13C-PCB-169	51.12	51.15	3.102e6	2.454e6	2.845e5	2.250e5	1.26	NO	5.095e5	1638.2	1.88

Dataset: U:\VG11.PRO\Results\191128K3\191128K3-4.qld

Last Altered: Tuesday, December 03, 2019 11:31:47 Pacific Standard Time
Printed: Tuesday, December 03, 2019 11:33:33 Pacific Standard Time

ID: 1903828-04 PDI-FB-1910221313 1, Description: PDI-FB-1910221313

5th Function Octa-Isotopes

13C-PCB-194	54.88	54.87	2.874e6	3.206e6	1.632e5	1.831e5	0.89	NO	3.463e5	1829.7	1.03
13C-PCB-205	55.15	55.14	4.730e6	4.892e6	2.634e5	2.743e5	0.96	NO	5.376e5	2027.0	0.735

Dataset: Untitled

Last Altered: Friday, November 29, 2019 14:38:49 Pacific Standard Time
Printed: Friday, November 29, 2019 14:39:23 Pacific Standard Time

Name: 191128K3_4, Date: 29-Nov-2019, Time: 04:05:05, ID: 1903828-04 PDI-FB-1910221313 1, Description: PDI-FB-1910221313

PCB-1

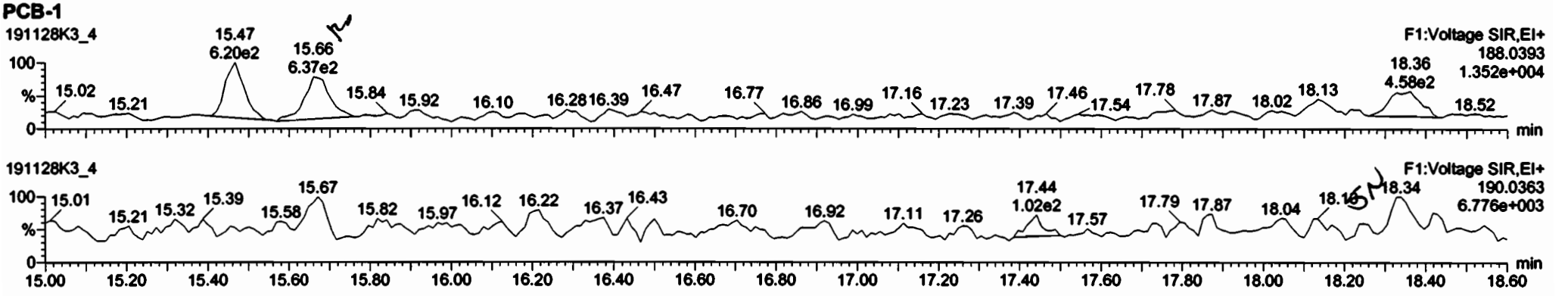

13C-PCB-1

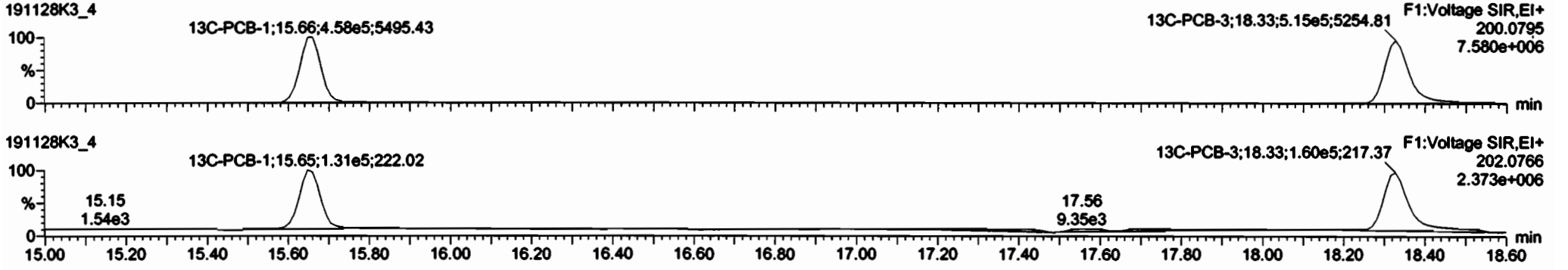

PFK1

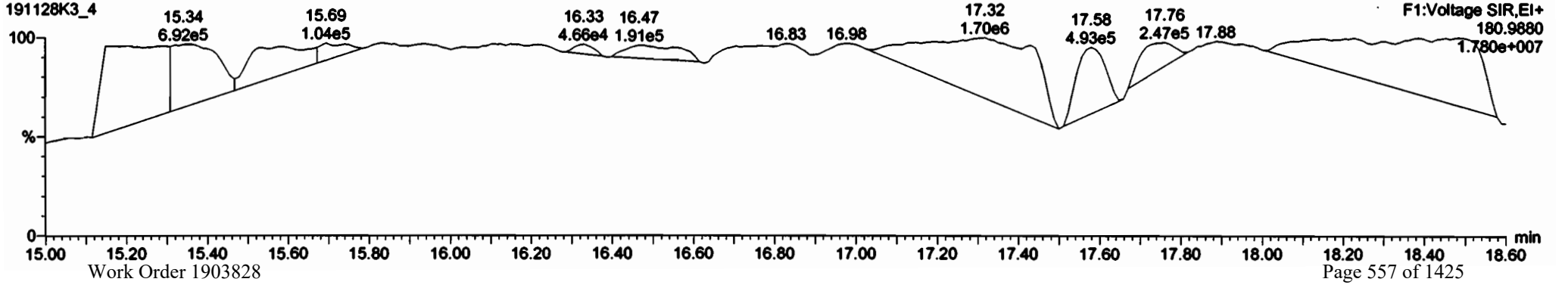

221	13C-PCB-178	3.82e5	0.45	NO	0.8746	0.987	46.09	46.07	0.998	0.998	NO	1669	93.2	1.27	
222	13C-PCB-79	8.89e5	0.78	NO	1.0454	0.987	37.99	38.00	0.997	0.998	NO	2167	108	2.72	
223	13C-PCB-178	3.81e5	0.45	NO	0.8749	0.987	46.08	46.07	0.924	0.923	NO	2425	120	1.59	
225	Total Di-PCBs				1.0582	0.987	0.00		0.000		NO	5.847		9.25	5.847
226	2nd Function Tri-PCBs				0.9137	0.987	0.00		0.000		NO	4.253		3.19	4.253
227	3rd Function Tri-PCBs				1.0583	0.987	0.00		0.000		NO	0.0000		6.08	0.4963
228	Total Tetra-PCBs				0.9881	0.987	0.00		0.000		NO	1.429		11.0	2.404

3	PCB-3	18.34	18.36	4.228e2	2.283e2	3.130	1.87	YES	1.8643	0.00000
1	PCB-1	15.67	15.66	6.154e2	2.586e2	3.130	2.38	YES	2.7386	0.00000

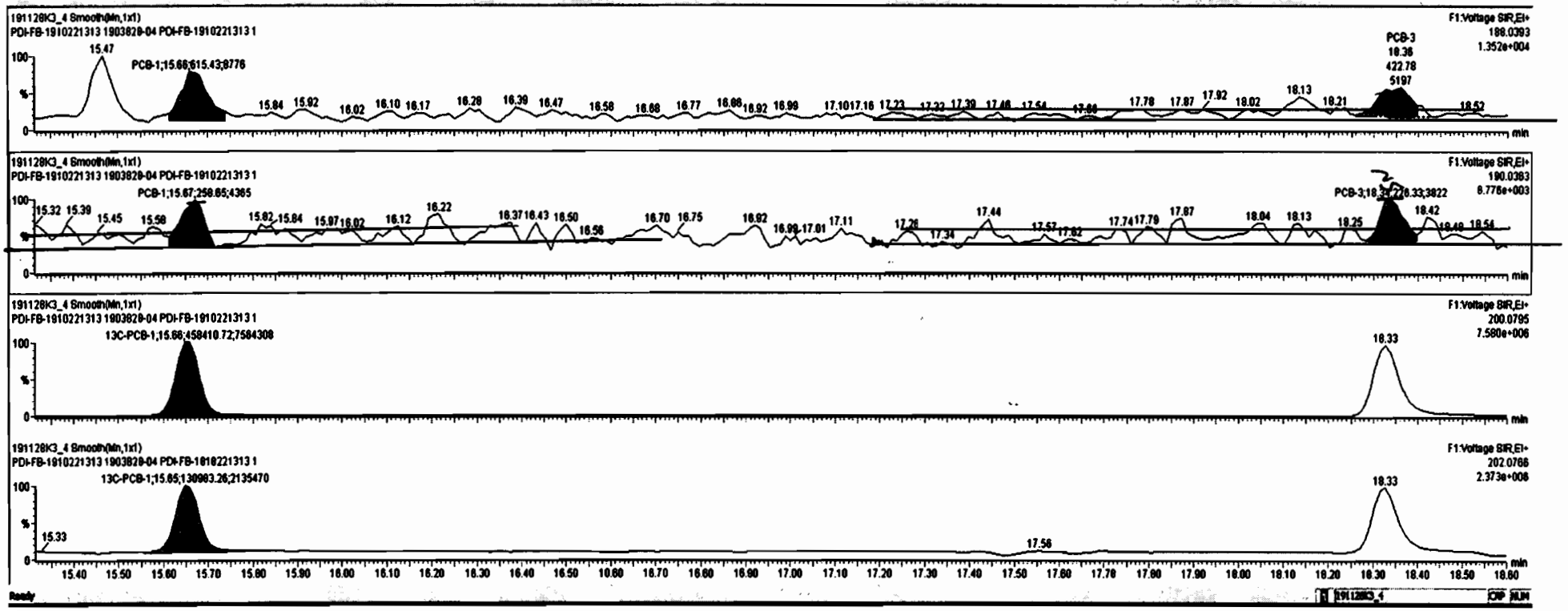

Dataset: Untitled

Last Altered: Friday, November 29, 2019 14:38:49 Pacific Standard Time
Printed: Friday, November 29, 2019 14:39:23 Pacific Standard Time

Name: 191128K3_4, Date: 29-Nov-2019, Time: 04:05:05, ID: 1903828-04 PDI-FB-1910221313 1, Description: PDI-FB-1910221313

PCB-4/10

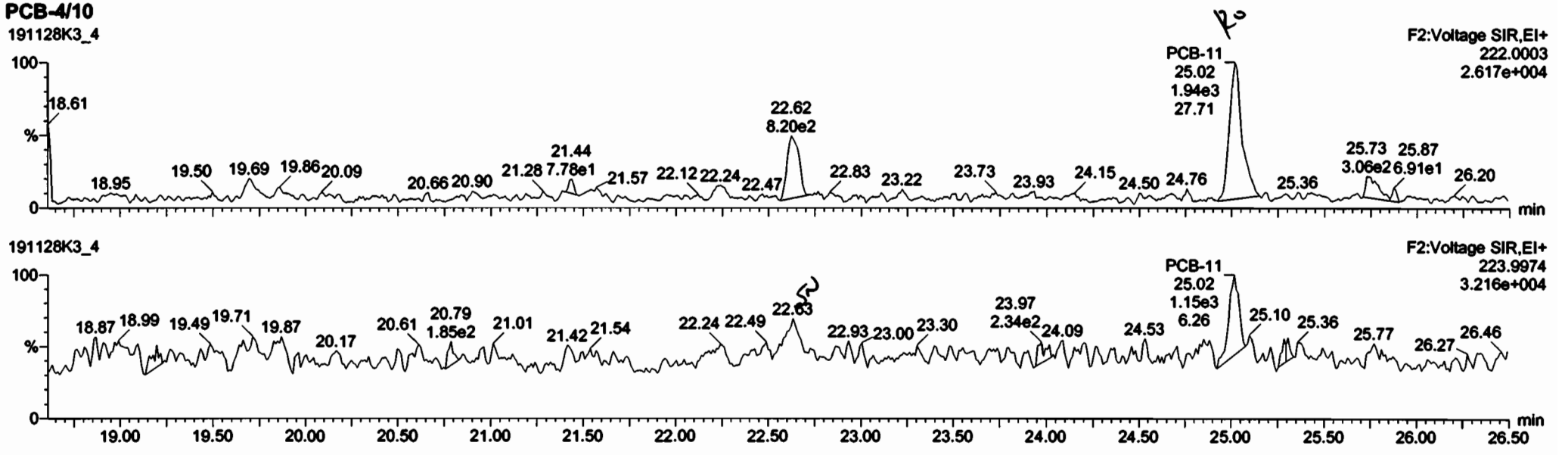

13C-PCB-4

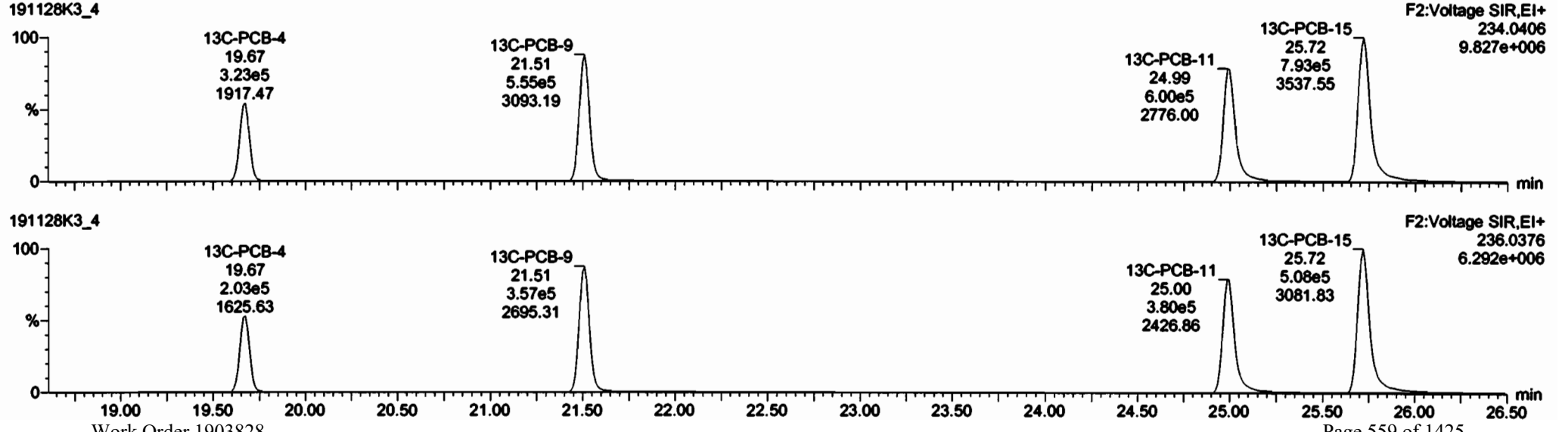

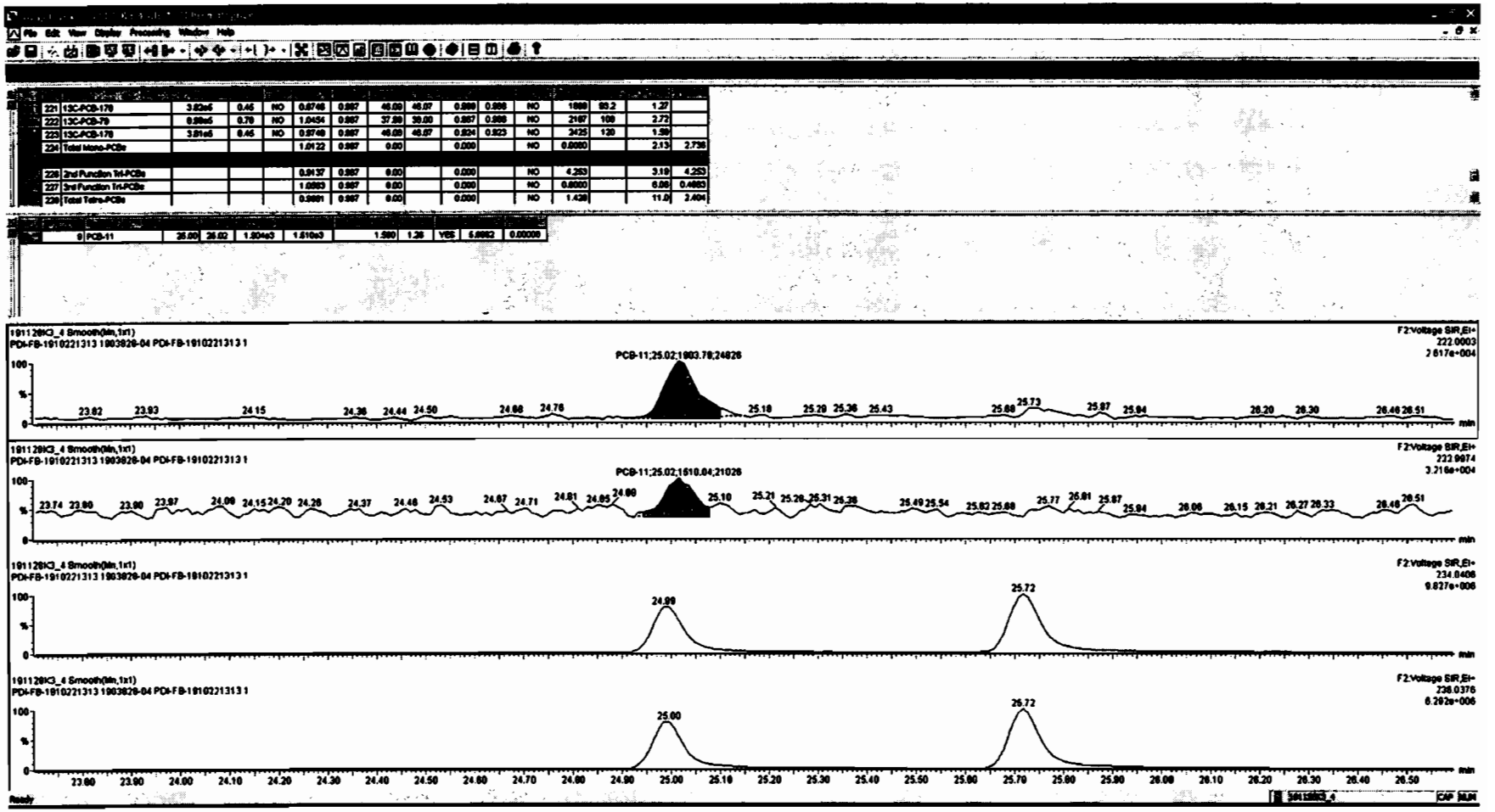
PCB-11;25.02;1903.78;24826
PCB-11;25.02;1610.04;21026
24.99
25.72
25.00
25.72

Dataset: Untitled

Last Altered: Friday, November 29, 2019 14:38:49 Pacific Standard Time
Printed: Friday, November 29, 2019 14:39:23 Pacific Standard Time

Name: 191128K3_4, Date: 29-Nov-2019, Time: 04:05:05, ID: 1903828-04 PDI-FB-1910221313 1, Description: PDI-FB-1910221313

PCB-19

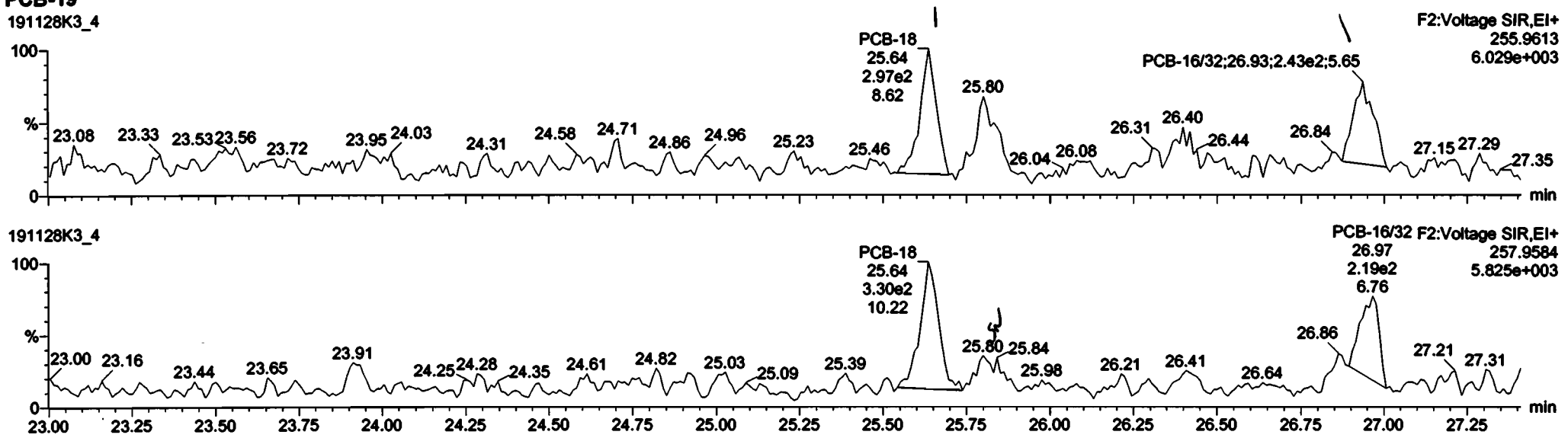

13C-PCB-19

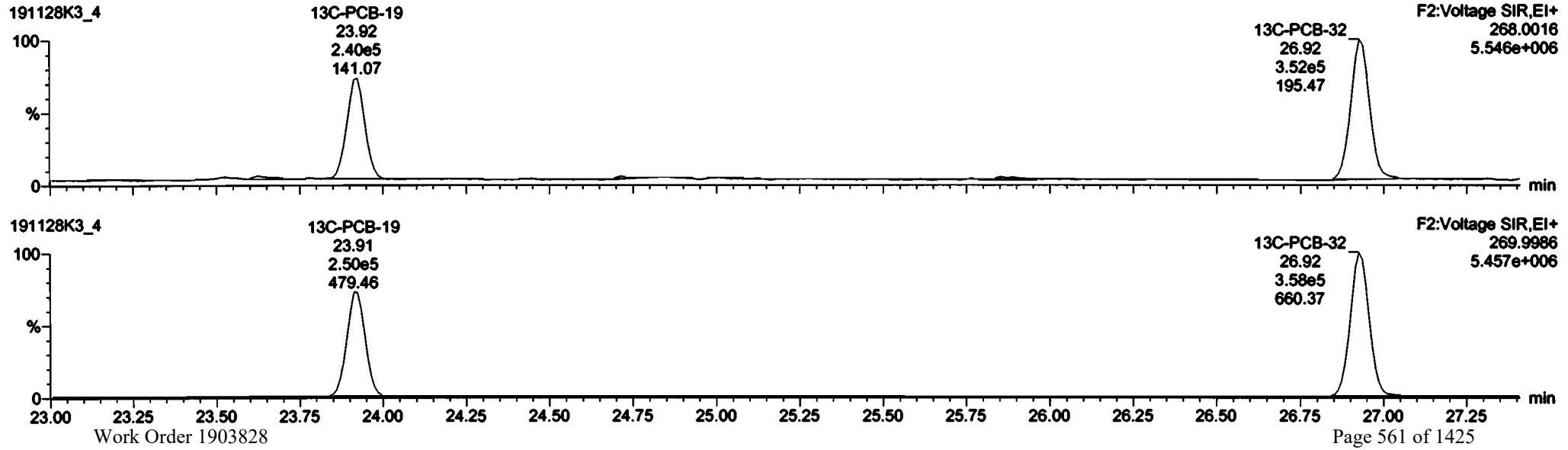

221	13C-PCB-178	3.82e5	0.45	NO	0.8748	0.987	46.08	46.07	0.999	0.999	NO	1899	89.2	1.27	
222	13C-PCB-79	8.89e5	0.78	NO	1.0454	0.987	37.99	38.00	0.987	0.988	NO	2187	108	2.72	
223	13C-PCB-178	3.81e5	0.45	NO	0.9749	0.987	46.08	46.07	0.924	0.923	NO	2425	120	1.59	
224	Total Mono-PCBs				1.0122	0.987	0.00		0.000		NO	0.0000		2.13	2.736
225	Total DI-PCBs				1.0992	0.987	0.00		0.000		NO	0.0000		9.25	5.899
227	3rd Function Tri-PCBs				1.0983	0.987	0.00		0.000		NO	0.0000		6.06	0.4983
228	Total Tetra-PCBs				0.9881	0.987	0.00		0.000		NO	1.426		11.0	2.404

17	PCB-18/32	26.95	26.93	2.881e2	2.873e2	1.040	1.08	NO	2.0023	2.0023
14	PCB-18	25.82	25.84	3.015e2	3.192e2	1.040	0.94	NO	2.5988	2.5988

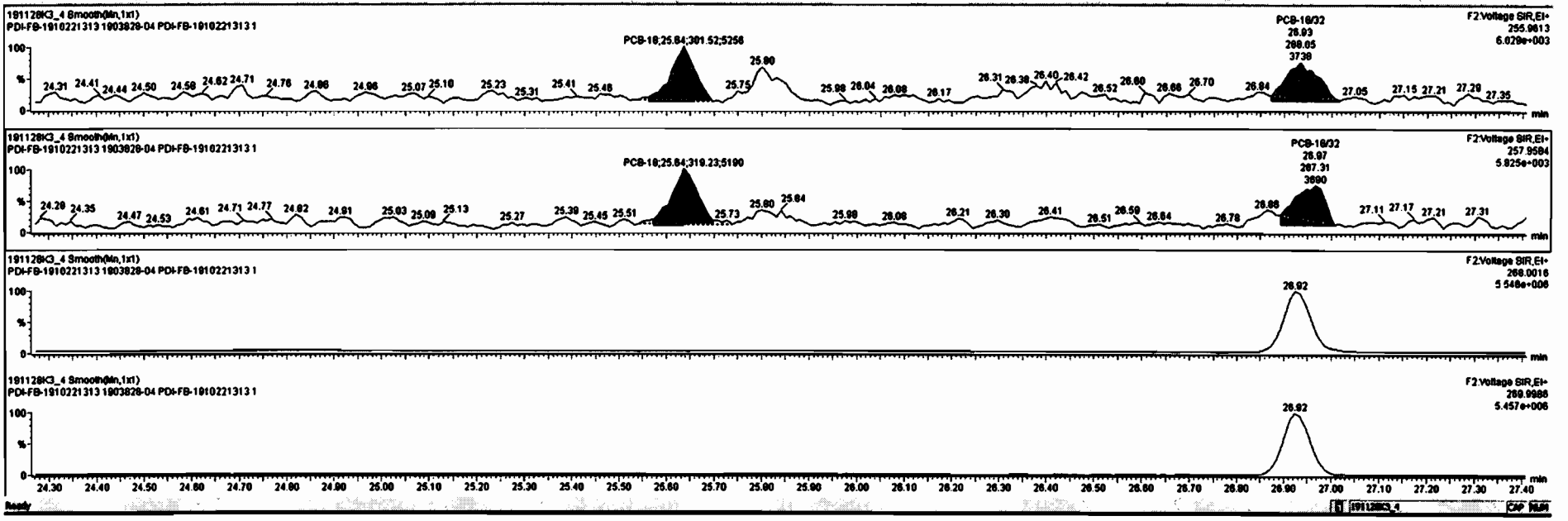

Dataset: Untitled

Last Altered: Friday, November 29, 2019 14:38:49 Pacific Standard Time
Printed: Friday, November 29, 2019 14:39:23 Pacific Standard Time

Name: 191128K3_4, Date: 29-Nov-2019, Time: 04:05:05, ID: 1903828-04 PDI-FB-1910221313 1, Description: PDI-FB-1910221313

PCB-34

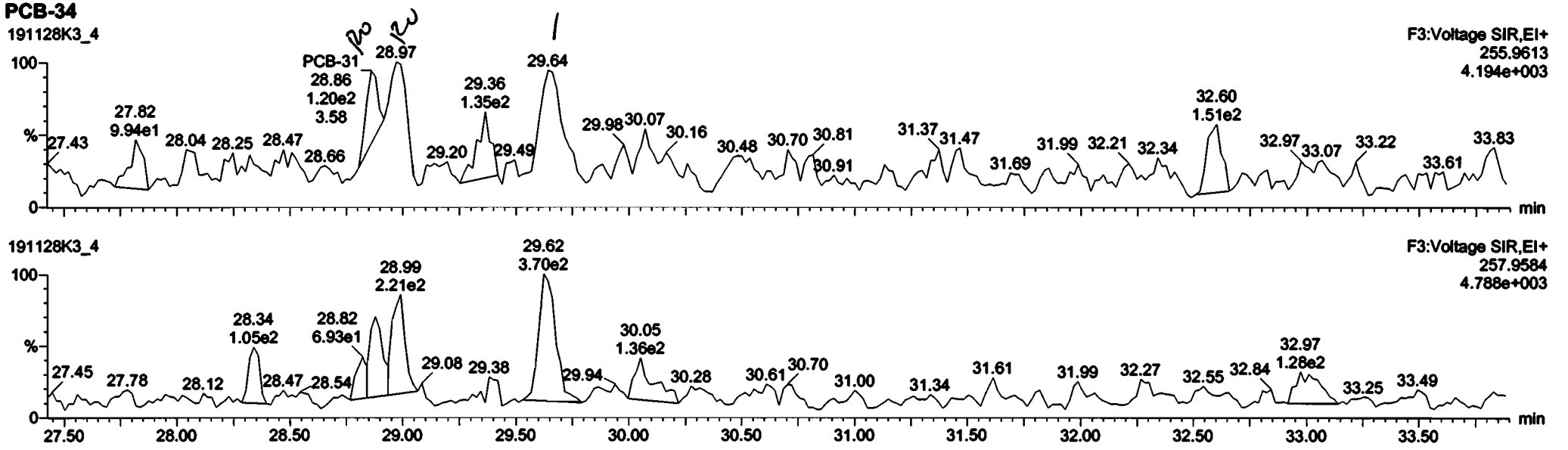

13C-PCB-28

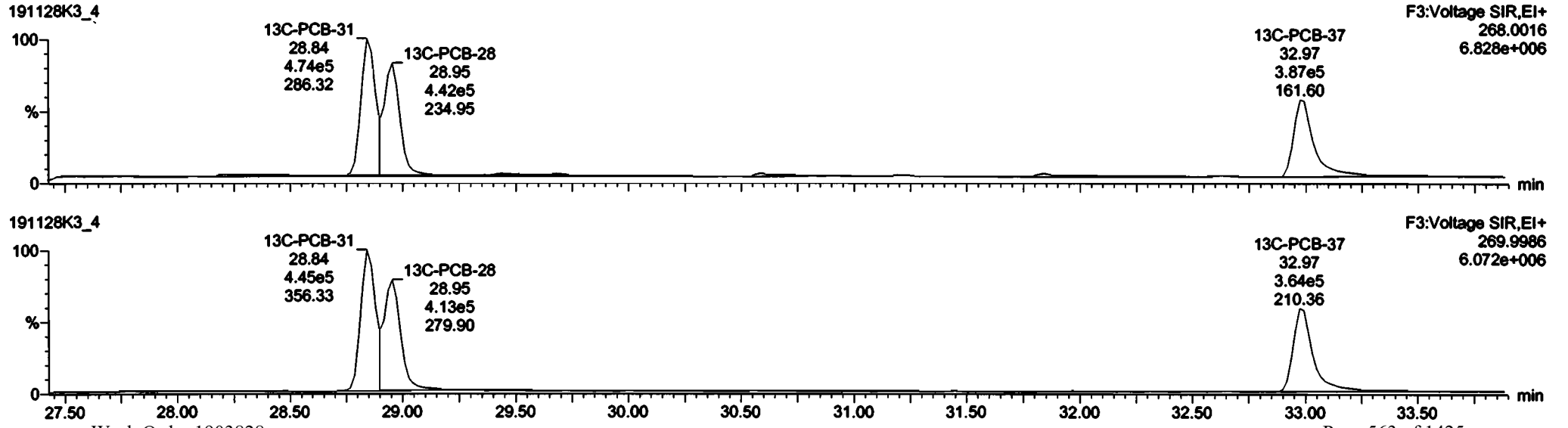

221	13C-PCB-178	3.82e5	0.45	NO	0.8746	0.997	46.09	46.07	0.998	0.998	NO	1000	93.2	1.27	
222	13C-PCB-79	0.00e5	0.78	NO	1.0454	0.997	37.99	39.00	0.997	0.999	NO	2167	109	2.72	
223	13C-PCB-178	3.81e5	0.45	NO	0.8749	0.997	46.09	46.07	0.824	0.823	NO	2426	120	1.58	
224	Total Mono-PCBs				1.0122	0.997	0.00		0.000		NO	0.0000		2.13	2.736
225	Total Di-PCBs				1.0592	0.997	0.00		0.000		NO	0.0000		9.26	5.888
226	2nd Function TH-PCBs				0.9137	0.997	0.00		0.000		NO	4.591		3.19	4.591
228	Total Tetra-PCBs				0.8001	0.997	0.00		0.000		NO	1.439		11.0	2.404

23	PCB-31	28.88	28.88	2.838e2	1.841e2	1.040	1.43	YES	0.79220	0.00000
24	PCB-28	28.97	28.97	3.425e2	2.441e2	1.040	1.40	YES	1.0872	0.00000
25	PCB-20/21/33	29.62	29.64	3.319e2	3.519e2	1.040	0.94	NO	1.0143	1.0143

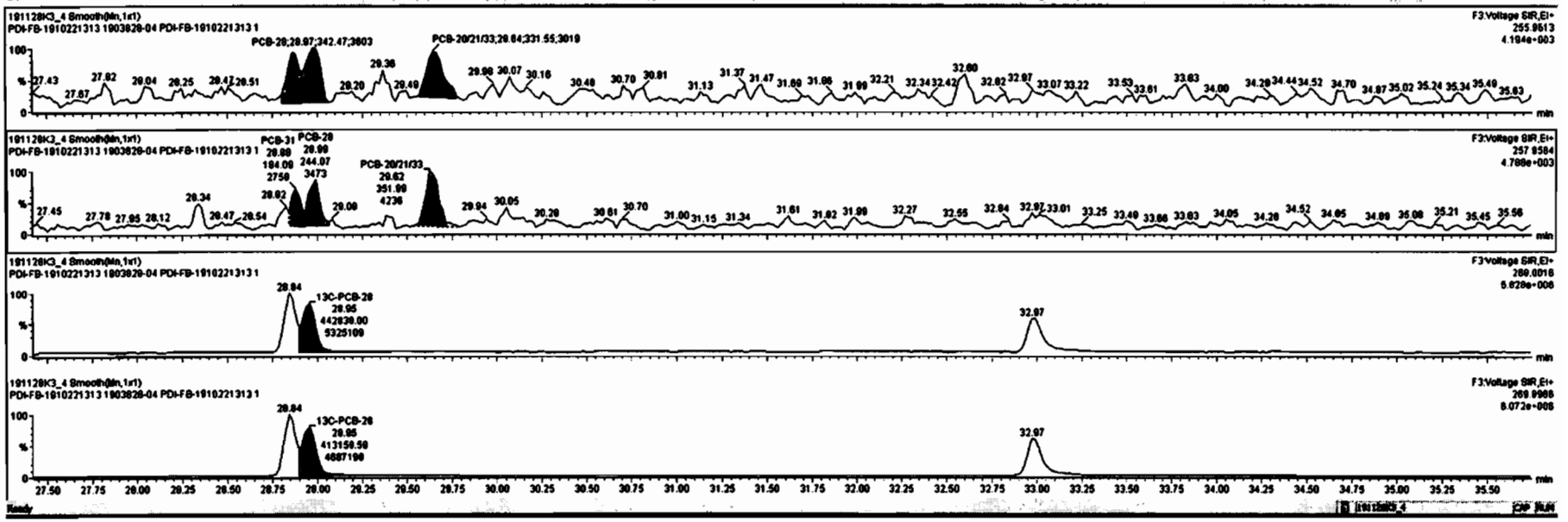

Dataset: Untitled

Last Altered: Friday, November 29, 2019 14:38:49 Pacific Standard Time
Printed: Friday, November 29, 2019 14:39:23 Pacific Standard Time

Name: 191128K3_4, Date: 29-Nov-2019, Time: 04:05:05, ID: 1903828-04 PDI-FB-1910221313 1, Description: PDI-FB-1910221313

PCB-54

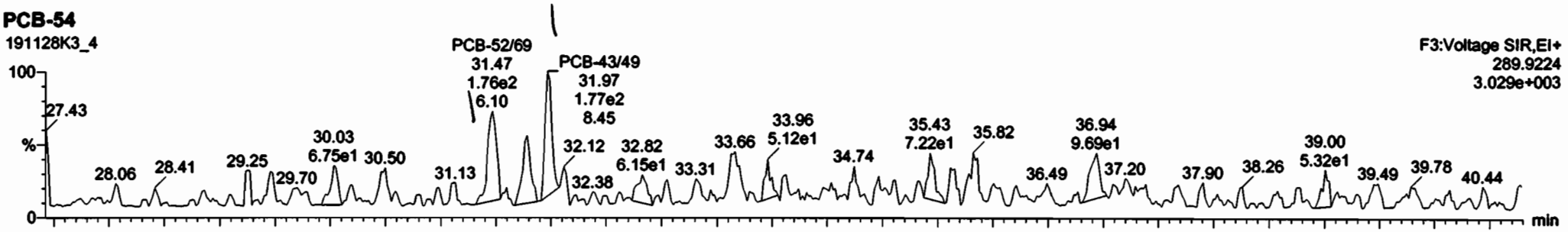

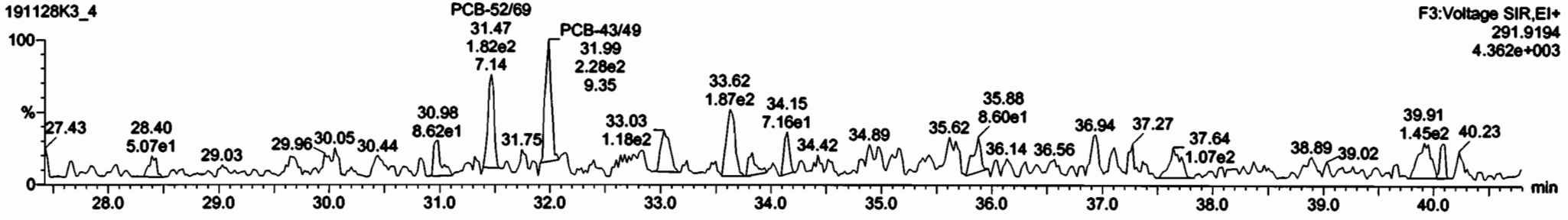

13C-PCB-54

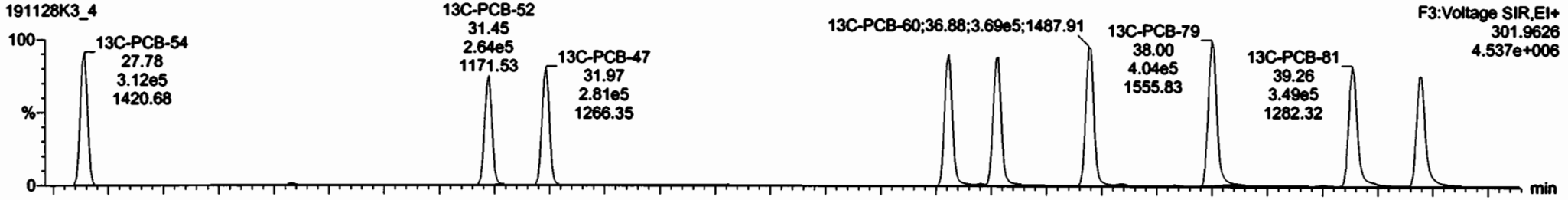

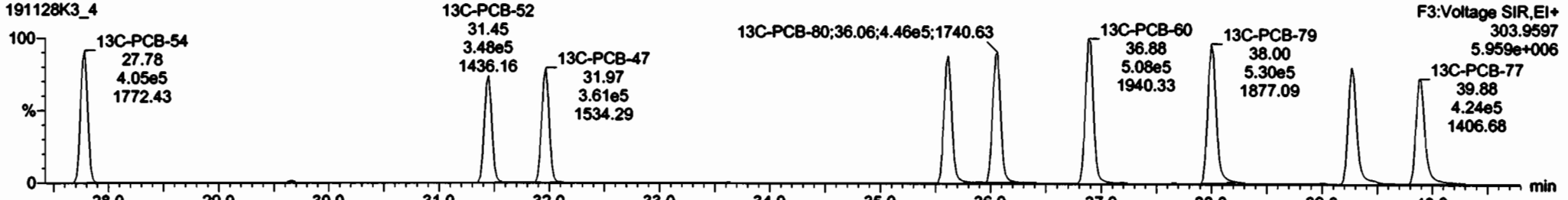

Dataset: Untitled

Last Altered: Friday, November 29, 2019 14:38:49 Pacific Standard Time
Printed: Friday, November 29, 2019 14:39:23 Pacific Standard Time

Name: 191128K3_4, Date: 29-Nov-2019, Time: 04:05:05, ID: 1903828-04 PDI-FB-1910221313 1, Description: PDI-FB-1910221313

PCB-50

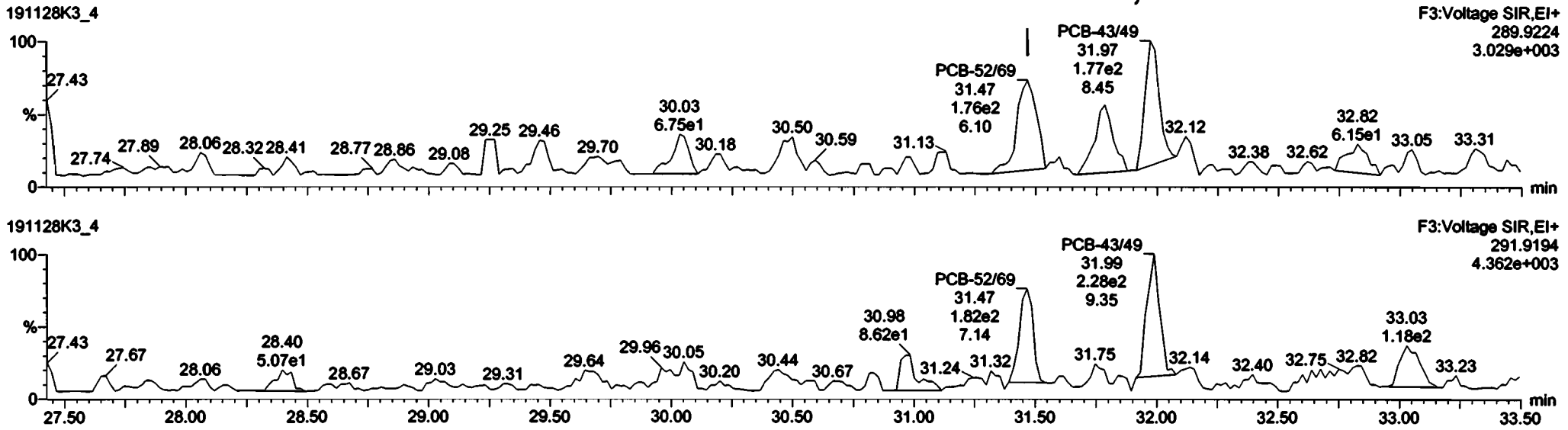

13C-PCB-52

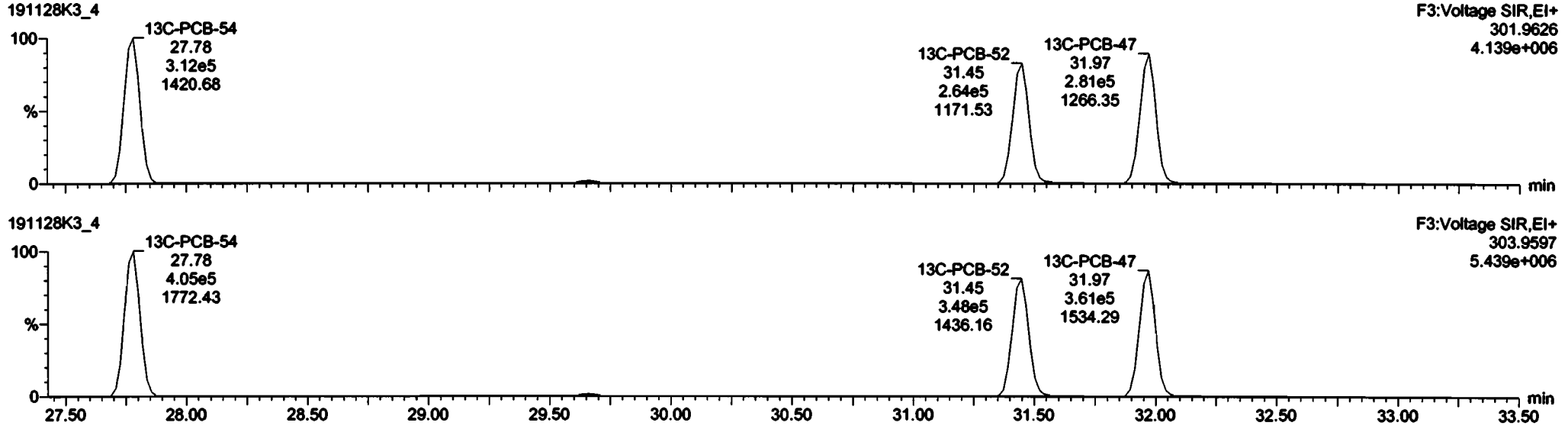

Dataset: Untitled

Last Altered: Friday, November 29, 2019 14:38:49 Pacific Standard Time
Printed: Friday, November 29, 2019 14:39:23 Pacific Standard Time

Name: 191128K3_4, Date: 29-Nov-2019, Time: 04:05:05, ID: 1903828-04 PDI-FB-1910221313 1, Description: PDI-FB-1910221313

PCB-68

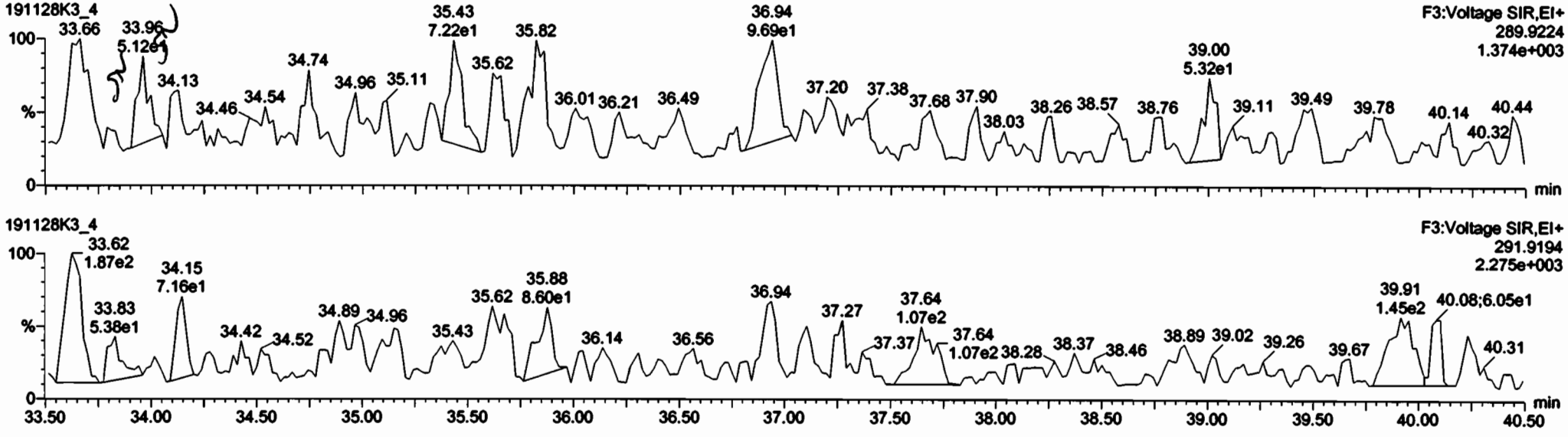

13C-PCB-60

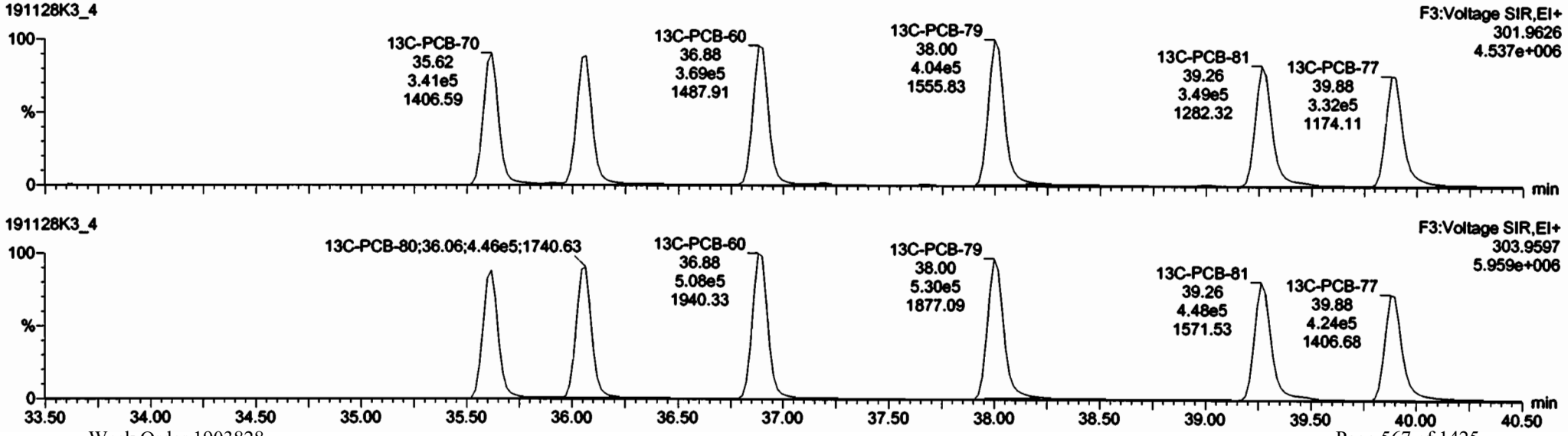

221	13C-PCB-178	3.82e5	0.45	NO	0.8746	0.987	46.09	46.07	0.998	0.998	NO	1669	93.2	1.27	
222	13C-PCB-79	8.89e5	0.78	NO	1.0454	0.987	37.99	38.00	0.987	0.998	NO	2167	108	2.72	
223	13C-PCB-178	3.81e5	0.45	NO	0.9749	0.987	46.08	46.07	0.924	0.923	NO	2425	120	1.59	
224	Total Mono-PCBs				1.0122	0.987	0.00		0.000		NO	0.0000		2.13	2.736
225	Total Di-PCBs				1.0582	0.987	0.00		0.000		NO	0.0000		9.25	5.866
226	2nd Function Tri-PCBs				0.9137	0.987	0.00		0.000		NO	4.581		3.19	4.581
227	3rd Function Tri-PCBs				1.0583	0.987	0.00		0.000		NO	1.614		6.06	3.474

40	PCB-43/49	31.78	31.97	1.950e2	2.869e2	0.770	0.68	NO	1.6936	1.6936
39	PCB-52/69	31.46	31.47	1.800e2	2.109e2	0.770	0.85	NO	1.1855	1.1855

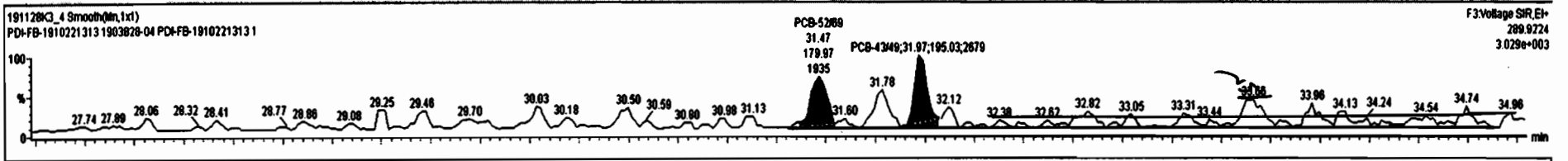

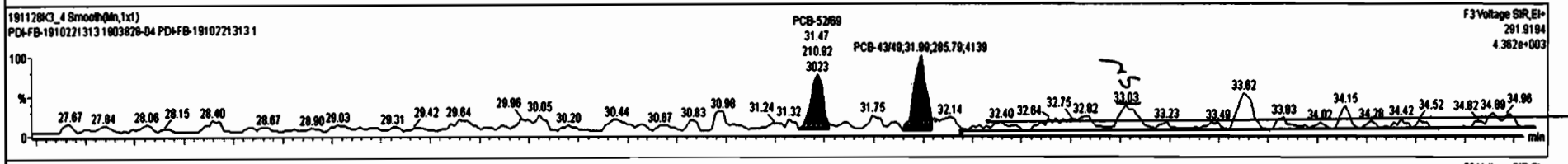

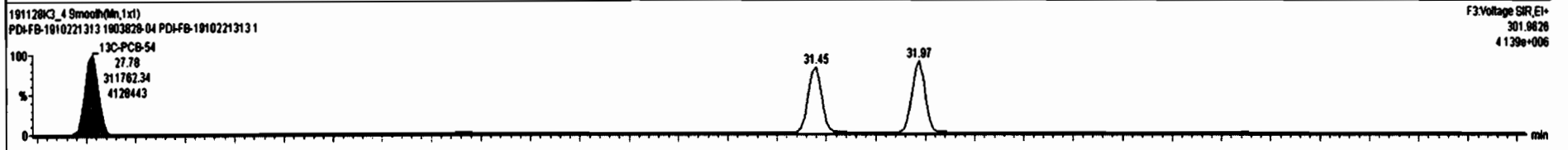

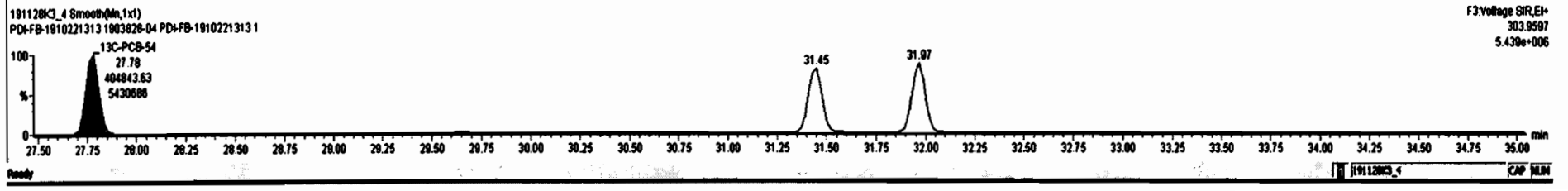

Dataset: Untitled

Last Altered: Friday, November 29, 2019 14:38:49 Pacific Standard Time
Printed: Friday, November 29, 2019 14:39:23 Pacific Standard Time

Name: 191128K3_4, Date: 29-Nov-2019, Time: 04:05:05, ID: 1903828-04 PDI-FB-1910221313 1, Description: PDI-FB-1910221313

PCB-104

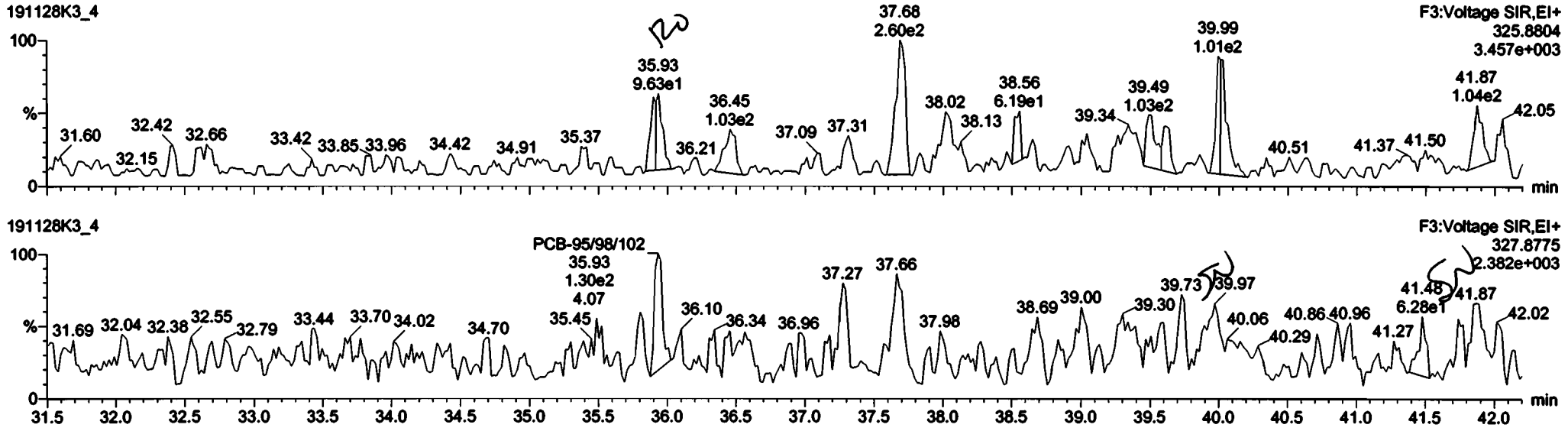

13C-PCB-104

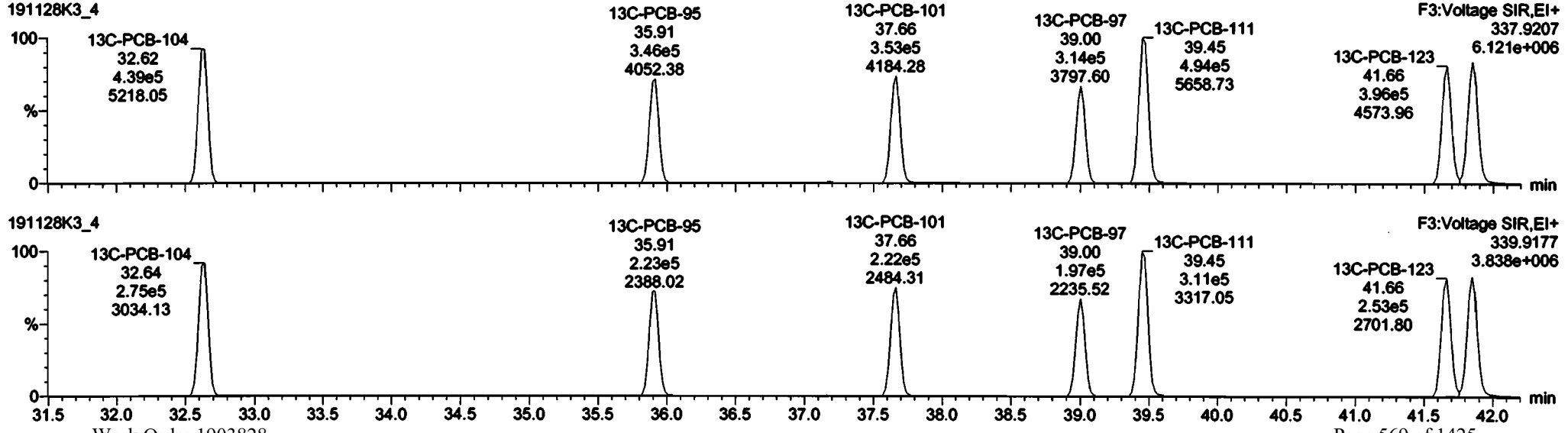

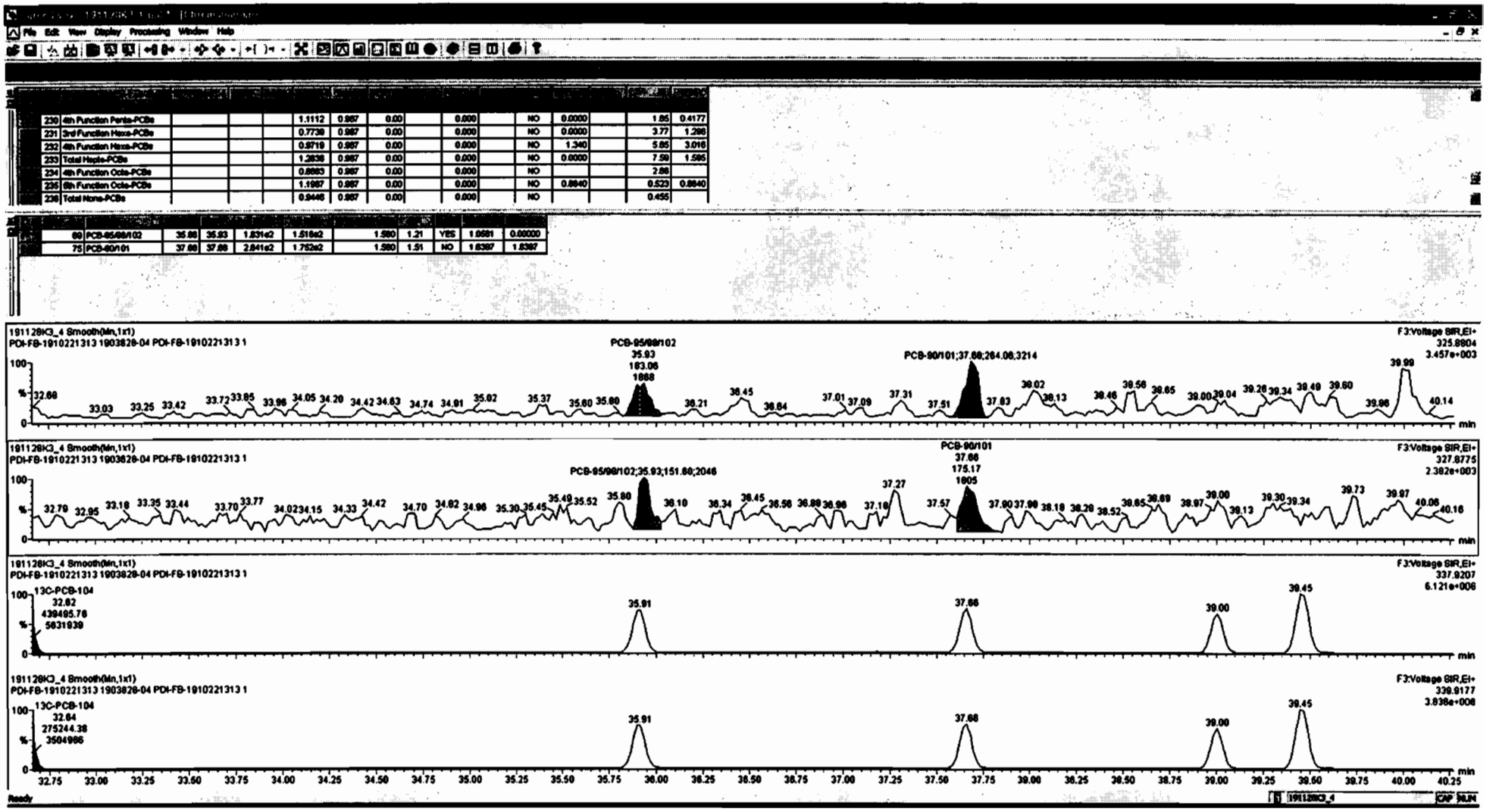
File Edit View Display Processing Window Help
230 4th Function Penta-PCBs 1.1112 0.997 0.00 0.000 NO 0.0000 1.85 0.4177
231 3rd Function Hexa-PCBs 0.7739 0.997 0.00 0.000 NO 0.0000 3.77 1.298
232 4th Function Hexa-PCBs 0.9719 0.997 0.00 0.000 NO 1.340 5.85 3.016
233 Total Hepta-PCBs 1.2838 0.997 0.00 0.000 NO 0.0000 7.59 1.585
234 4th Function Octa-PCBs 0.8883 0.997 0.00 0.000 NO 2.86
235 5th Function Octa-PCBs 1.1987 0.997 0.00 0.000 NO 0.8640 0.523 0.8640
236 Total Nona-PCBs 0.9446 0.997 0.00 0.000 NO 0.455
69 PCB-95/98/102 35.88 35.93 1.831e2 1.516e2 1.580 1.21 YES 1.0681 0.00000
75 PCB-90/101 37.88 37.88 2.841e2 1.752e2 1.580 1.51 NO 1.8397 1.8397
191128K3_4 Smooth(Min,1x1)
PDI-FB-1910221313 1903828-04 PDI-FB-1910221313 1
PCB-95/98/102
35.93
183.06
1868
PCB-90/101;37.88;264.08;3214
F3:Voltage SIR,EI+
325.8804
3.457e+003
PCB-95/98/102;35.93;151.80;2046
PCB-90/101
37.86
175.17
1805
327.8775
2.382e+003
13C-PCB-104
32.82
439495.78
5631939
35.91
37.86
39.00
39.45
337.9207
6.121e+006
32.64
275244.38
3504986
339.9177
3.836e+006
Ready

Dataset: Untitled

Last Altered: Friday, November 29, 2019 14:38:49 Pacific Standard Time
Printed: Friday, November 29, 2019 14:39:23 Pacific Standard Time

Name: 191128K3_4, Date: 29-Nov-2019, Time: 04:05:05, ID: 1903828-04 PDI-FB-1910221313 1, Description: PDI-FB-1910221313

PCB-96

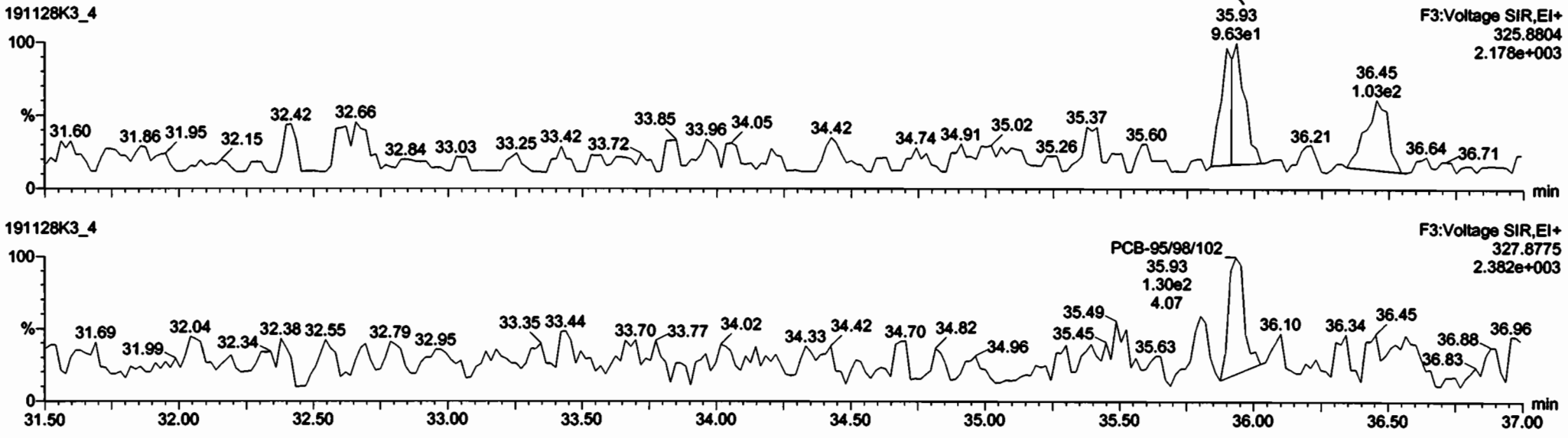

13C-PCB-95

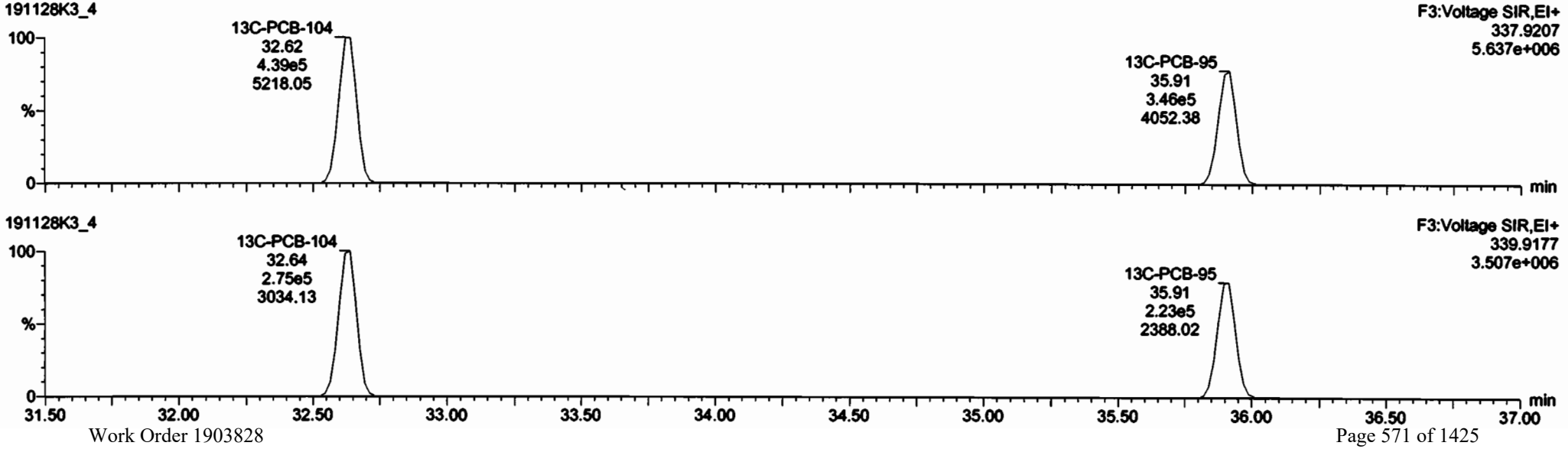

Dataset: Untitled

Last Altered: Friday, November 29, 2019 14:38:49 Pacific Standard Time
Printed: Friday, November 29, 2019 14:39:23 Pacific Standard Time

Name: 191128K3_4, Date: 29-Nov-2019, Time: 04:05:05, ID: 1903828-04 PDI-FB-1910221313 1, Description: PDI-FB-1910221313

PCB-119

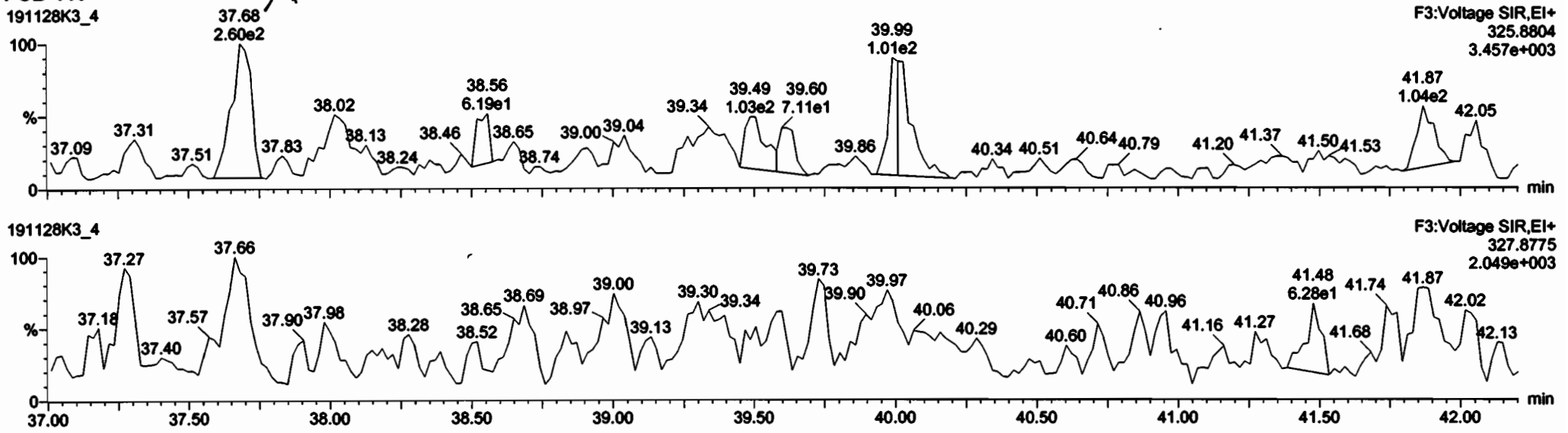

13C-PCB-111

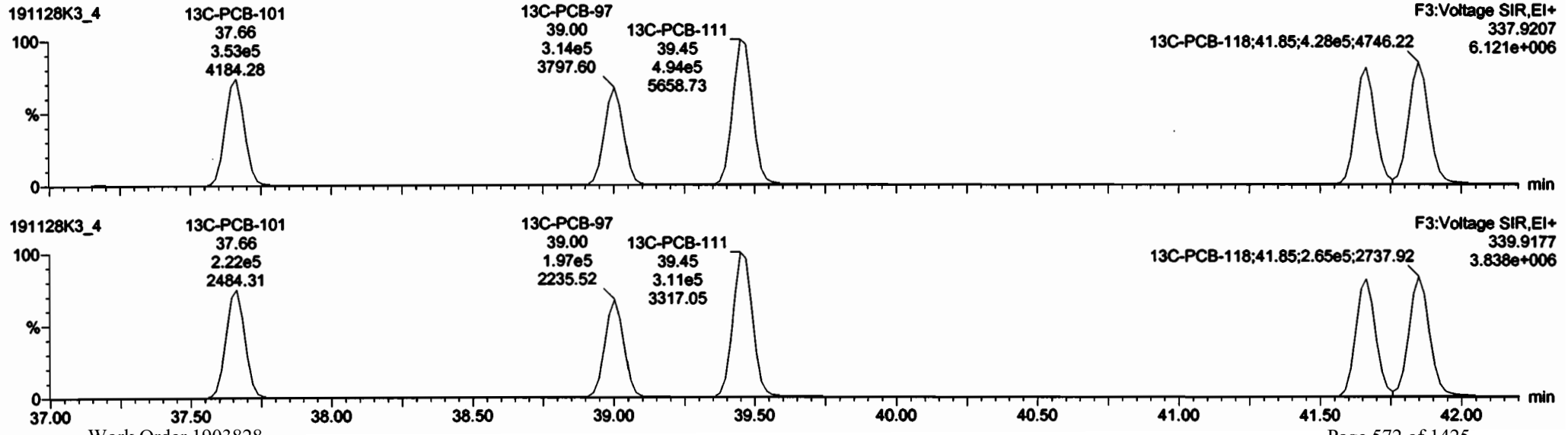

Dataset: Untitled

Last Altered: Friday, November 29, 2019 14:38:49 Pacific Standard Time
Printed: Friday, November 29, 2019 14:39:23 Pacific Standard Time

Name: 191128K3_4, Date: 29-Nov-2019, Time: 04:05:05, ID: 1903828-04 PDI-FB-1910221313 1, Description: PDI-FB-1910221313

PCB-114

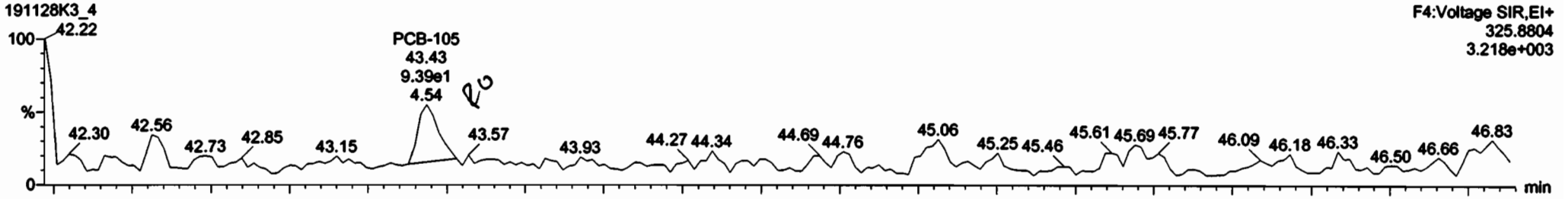

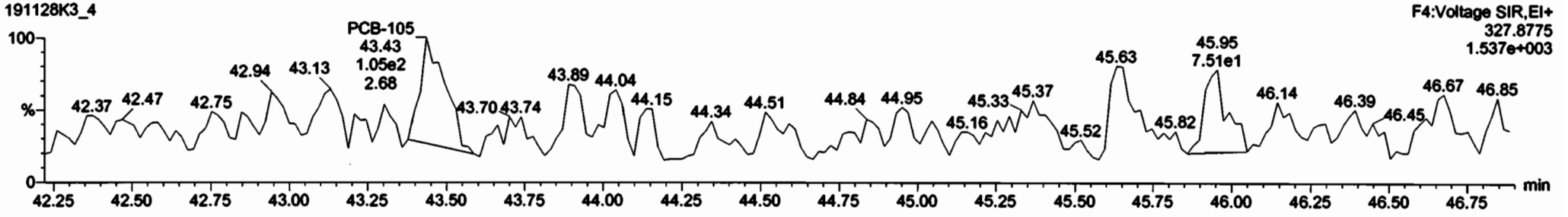

13C-PCB-114

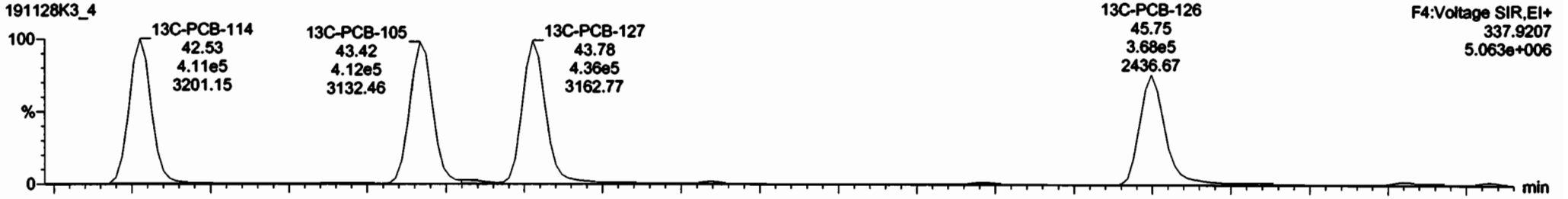

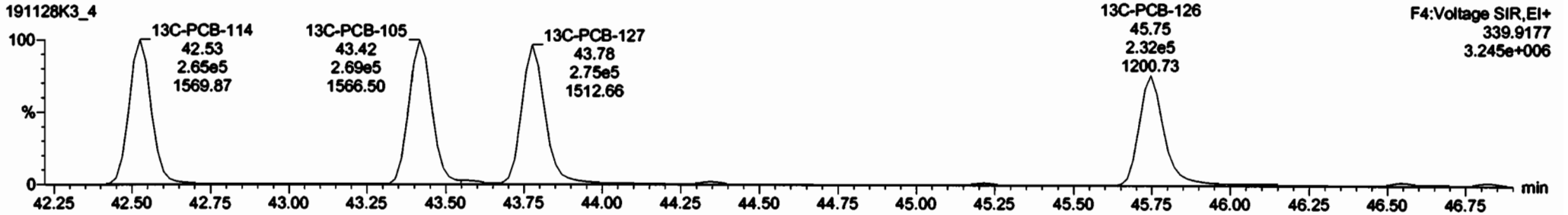

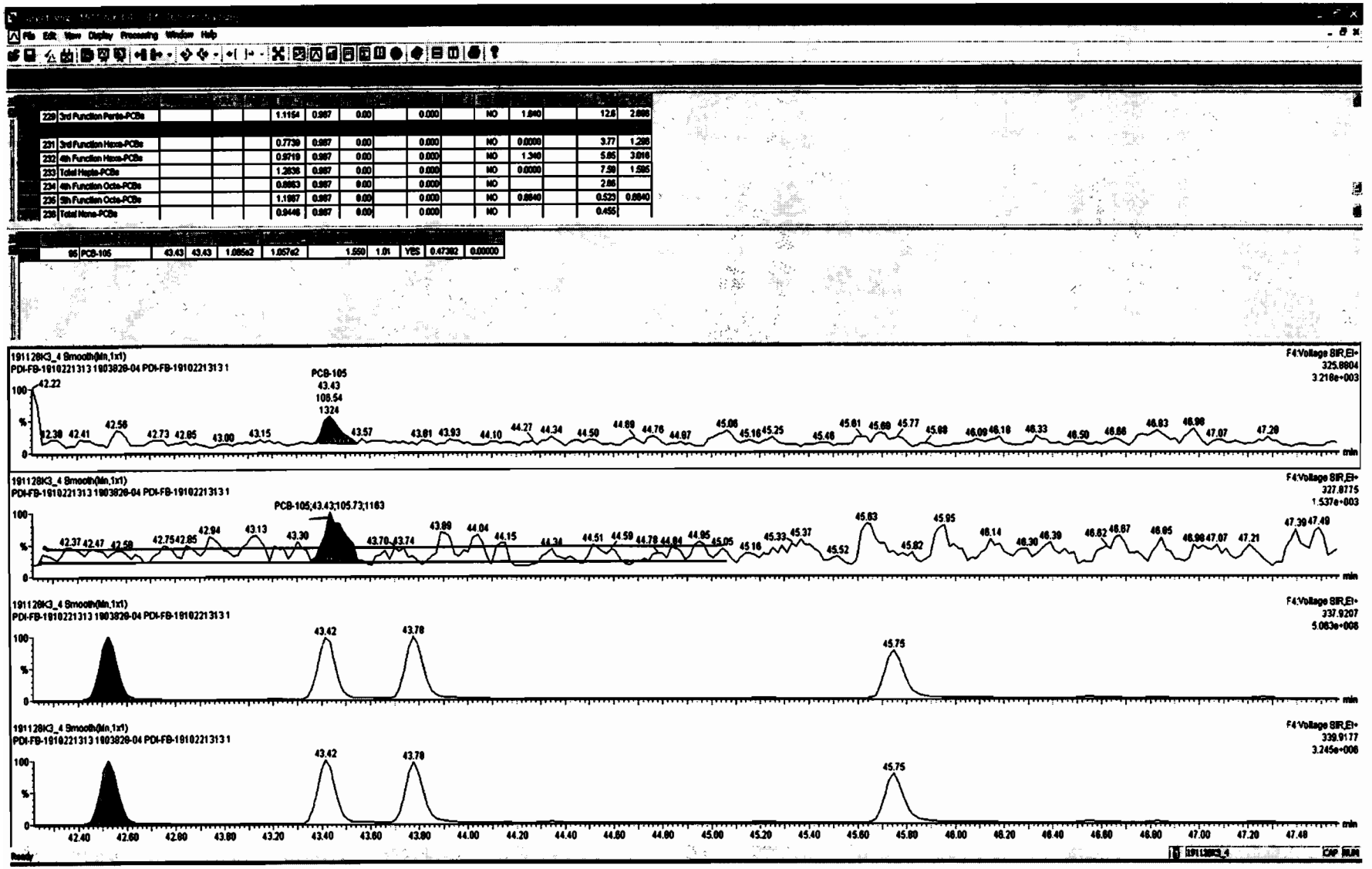
File Edit View Display Processing Window Help
229 3rd Function Penta-PCBs 1.1154 0.997 0.00 0.000 NO 1.840 12.6 2.866
231 3rd Function Hexa-PCBs 0.7739 0.997 0.00 0.000 NO 0.0000 3.77 1.298
232 4th Function Hexa-PCBs 0.9719 0.997 0.00 0.000 NO 1.340 5.85 3.016
233 Total Hepta-PCBs 1.2836 0.997 0.00 0.000 NO 0.0000 7.59 1.595
234 4th Function Octa-PCBs 0.8863 0.997 0.00 0.000 NO 2.66
236 5th Function Octa-PCBs 1.1997 0.997 0.00 0.000 NO 0.8840 0.523 0.8840
239 Total Nona-PCBs 0.9446 0.997 0.00 0.000 NO 0.455
95 PCB-105 43.43 43.43 1.0856e2 1.057e2 1.550 1.01 YES 0.47392 0.00000
191128K3_4 Smooth(Min,1x1)
PDI-FB-19102213131903828-04 PDI-FB-19102213131
F4:Voltage SIR,EI+
325.8804
3.218e+003
PCB-105
43.43
108.54
1324
min
191128K3_4 Smooth(Min,1x1)
PDI-FB-19102213131903828-04 PDI-FB-19102213131
F4:Voltage SIR,EI+
327.8775
1.537e+003
PCB-105;43.43;105.73;1163
min
191128K3_4 Smooth(Min,1x1)
PDI-FB-19102213131903828-04 PDI-FB-19102213131
F4:Voltage SIR,EI+
337.9207
5.063e+006
43.42
43.78
45.75
min
191128K3_4 Smooth(Min,1x1)
PDI-FB-19102213131903828-04 PDI-FB-19102213131
F4:Voltage SIR,EI+
339.9177
3.245e+006
43.42
43.78
45.75
min
Ready
191128K3_4
CAP RUM

Dataset: Untitled

Last Altered: Friday, November 29, 2019 14:38:49 Pacific Standard Time
Printed: Friday, November 29, 2019 14:39:23 Pacific Standard Time

Name: 191128K3_4, Date: 29-Nov-2019, Time: 04:05:05, ID: 1903828-04 PDI-FB-1910221313 1, Description: PDI-FB-1910221313

PCB-155

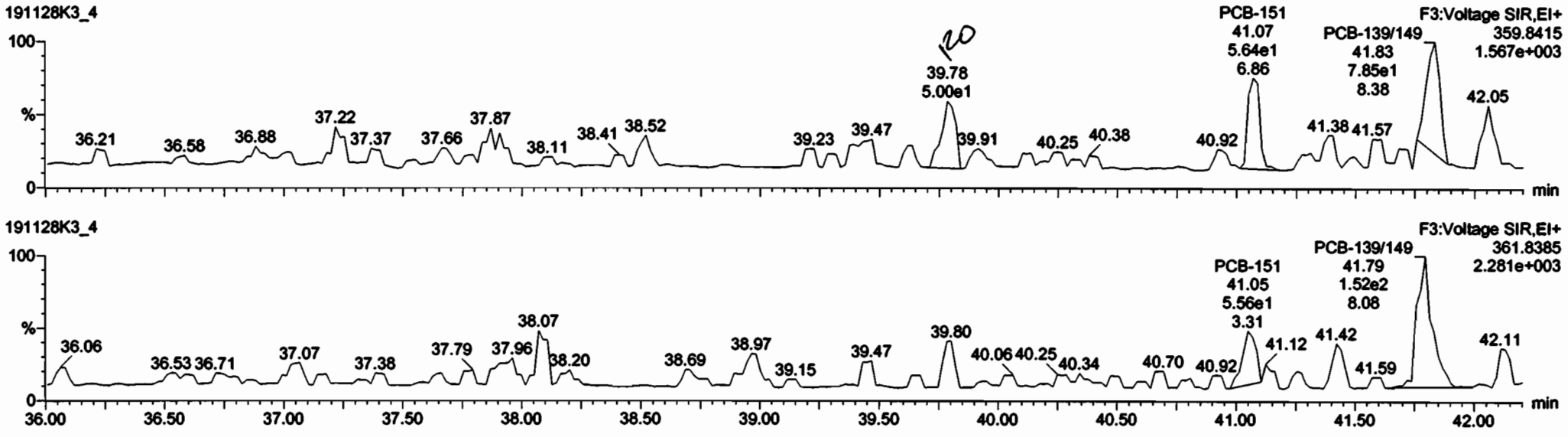

13C-PCB-155

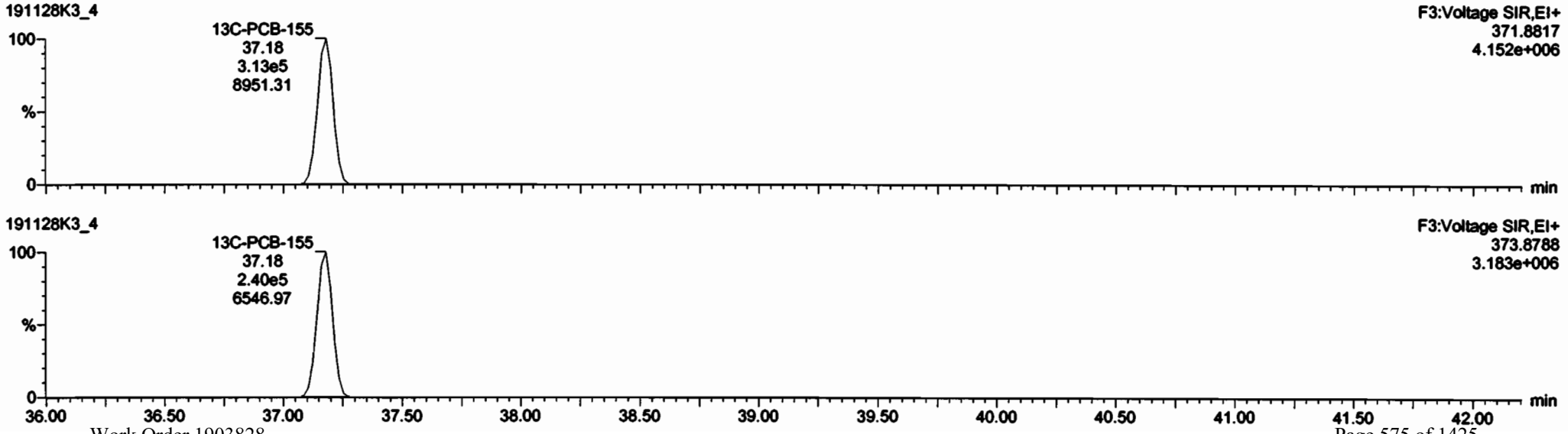

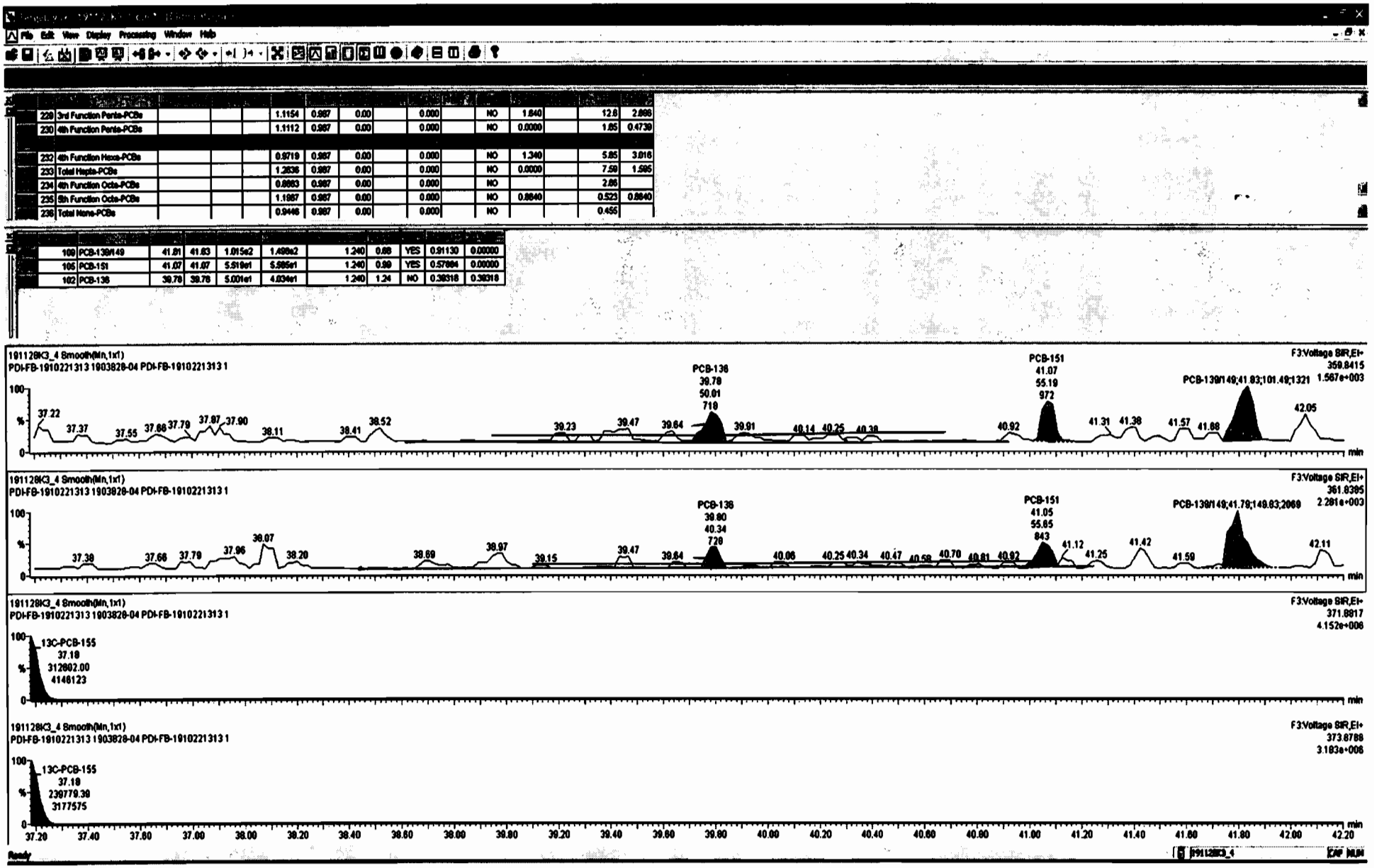
File Edit View Display Processing Window Help
228 3rd Function Penta-PCBs 1.1154 0.987 0.00 0.000 NO 1.640 12.8 2.866
230 4th Function Penta-PCBs 1.1112 0.987 0.00 0.000 NO 0.0000 1.85 0.4739
232 4th Function Hexa-PCBs 0.9719 0.987 0.00 0.000 NO 1.340 5.85 3.016
233 Total Hepta-PCBs 1.2836 0.987 0.00 0.000 NO 0.0000 7.59 1.595
234 4th Function Octa-PCBs 0.8663 0.987 0.00 0.000 NO 2.86
235 5th Function Octa-PCBs 1.1987 0.987 0.00 0.000 NO 0.8640 0.523 0.8640
236 Total Hexa-PCBs 0.9446 0.987 0.00 0.000 NO 0.455
109 PCB-139/149 41.81 41.83 1.015e2 1.499e2 1.240 0.88 YES 0.91130 0.00000
105 PCB-151 41.07 41.07 5.519e1 5.585e1 1.240 0.99 YES 0.57864 0.00000
102 PCB-136 39.78 39.78 5.001e1 4.034e1 1.240 1.24 NO 0.38318 0.38318
191128K3_4 Smooth(Mn,1x1)
PDI-FB-1910221313 1903828-04 PDI-FB-1910221313 1
F3:Voltage SIR,EI+
359.8415
1.567e+003
PCB-136
39.78
50.01
719
PCB-151
41.07
55.19
972
PCB-139/149;41.83;101.49;1321
42.05
361.8395
2.281e+003
PCB-136
39.80
40.34
729
PCB-151
41.05
55.85
843
PCB-139/149;41.79;149.83;2069
42.11
371.8817
4.152e+006
13C-PCB-155
37.18
312892.00
4146123
373.8788
3.183e+006
13C-PCB-155
37.18
239779.38
3177575
min
Ready

Dataset: Untitled

Last Altered: Friday, November 29, 2019 14:38:49 Pacific Standard Time
Printed: Friday, November 29, 2019 14:39:23 Pacific Standard Time

Name: 191128K3_4, Date: 29-Nov-2019, Time: 04:05:05, ID: 1903828-04 PDI-FB-1910221313 1, Description: PDI-FB-1910221313

PCB-134/143

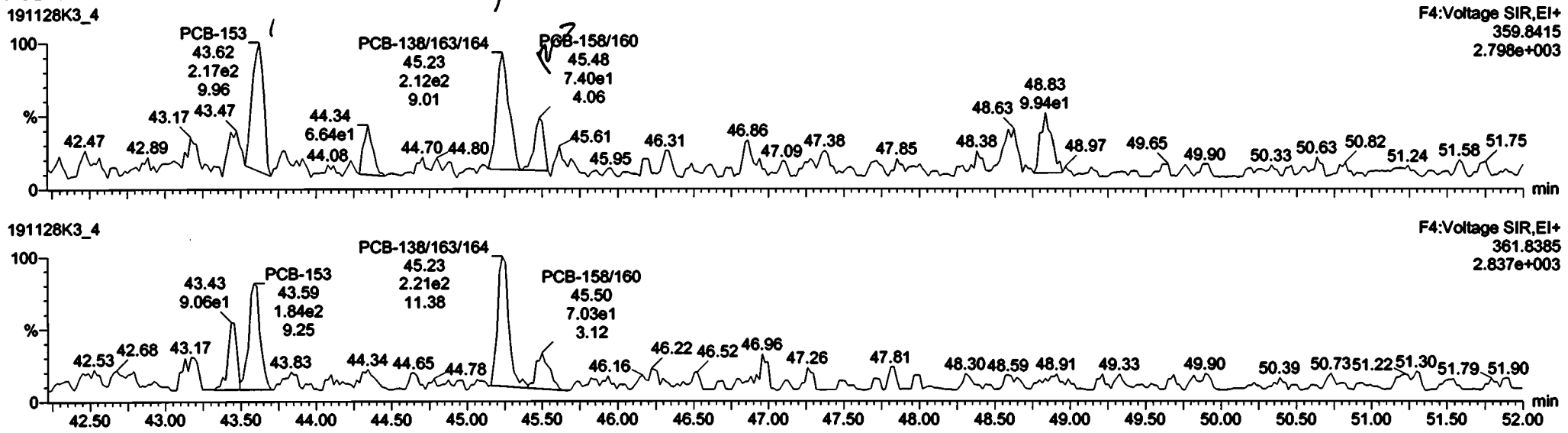

13C-PCB-153

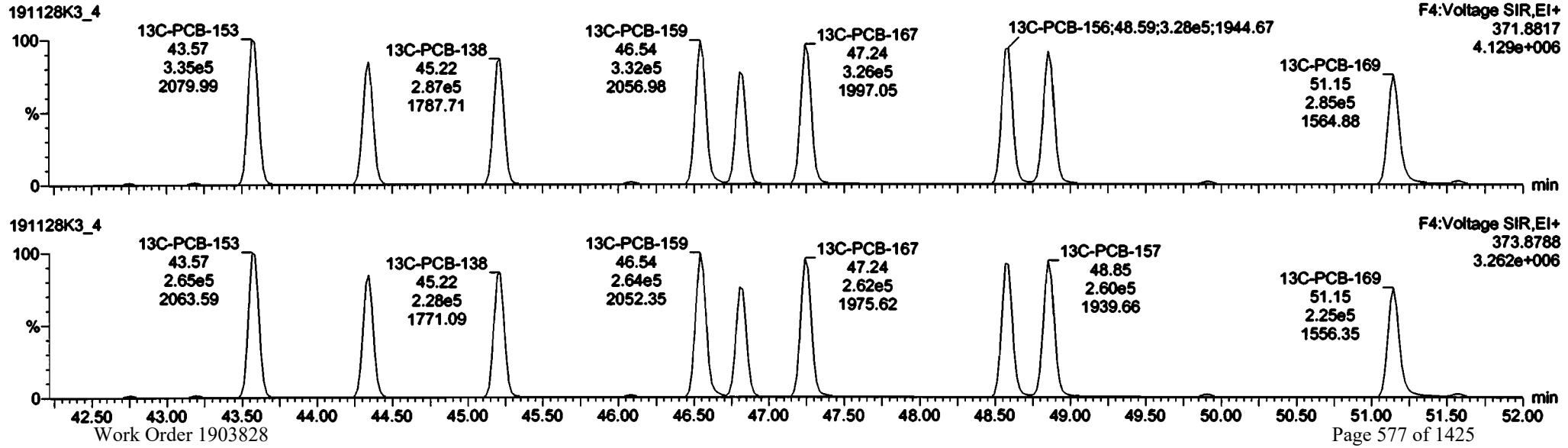

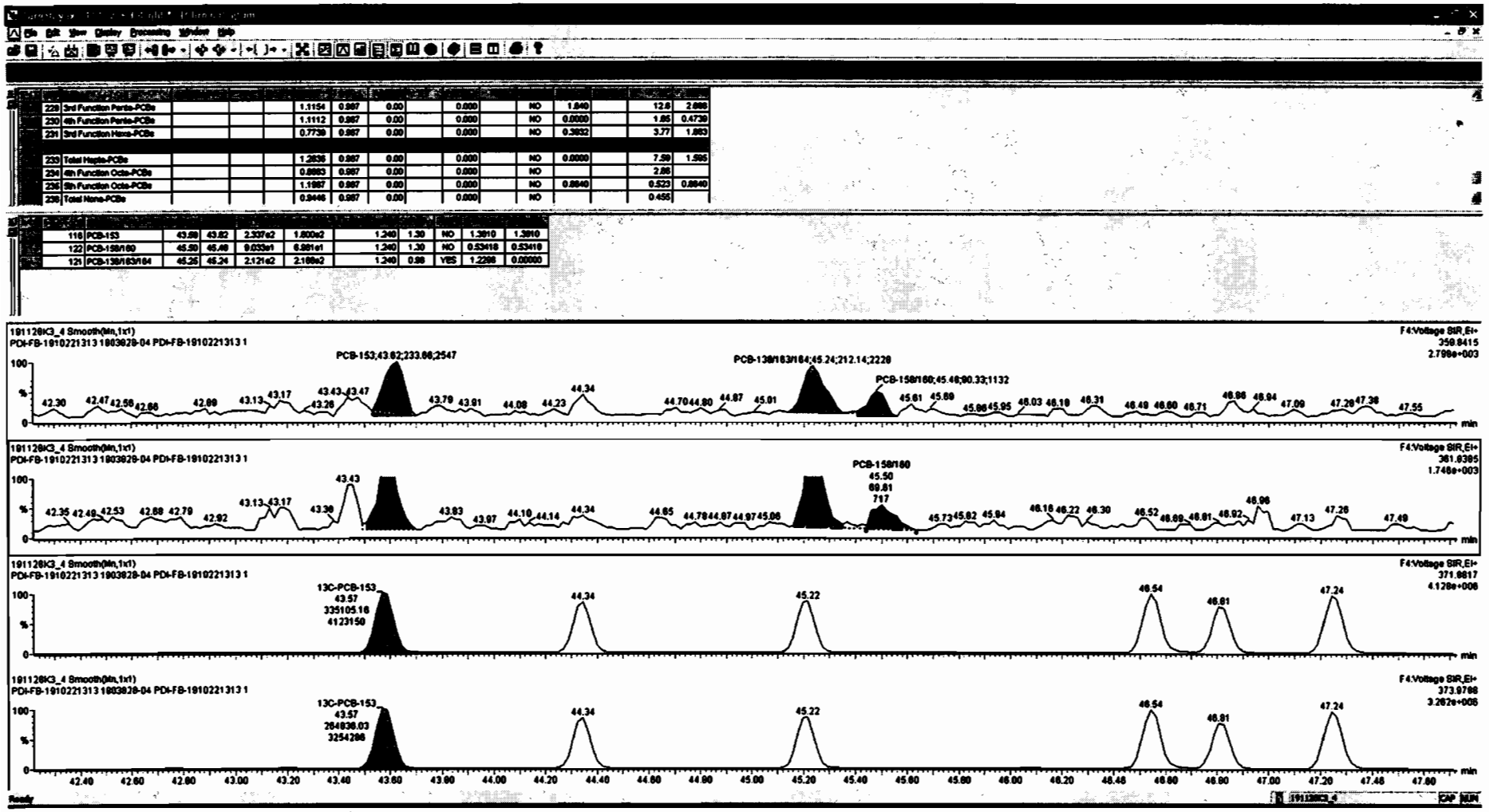

229	3rd Function Penta-PCBs				1.1154	0.987	0.00		0.000		NO	1.840		12.6	2.668
230	4th Function Penta-PCBs				1.1112	0.987	0.00		0.000		NO	0.0000		1.85	0.4739
231	3rd Function Hexa-PCBs				0.7739	0.987	0.00		0.000		NO	0.3932		3.77	1.083
233	Total Hepta-PCBs				1.2836	0.987	0.00		0.000		NO	0.0000		7.59	1.595
234	4th Function Octa-PCBs				0.8663	0.987	0.00		0.000		NO			2.86	
235	5th Function Octa-PCBs				1.1987	0.987	0.00		0.000		NO	0.8840		0.523	0.8840
236	Total Hexa-PCBs				0.9446	0.987	0.00		0.000		NO			0.455	

118	PCB-153	43.80	43.82	2.307e2	1.800e2		1.240	1.30	NO	1.3010	1.3010
122	PCB-158/160	45.50	45.48	9.033e1	6.981e1		1.240	1.30	NO	0.53418	0.53418
121	PCB-138/163/164	45.26	45.24	2.121e2	2.169e2		1.240	0.86	YES	1.2268	0.00000

Dataset: Untitled

Last Altered: Friday, November 29, 2019 14:38:49 Pacific Standard Time
Printed: Friday, November 29, 2019 14:39:23 Pacific Standard Time

Name: 191128K3_4, Date: 29-Nov-2019, Time: 04:05:05, ID: 1903828-04 PDI-FB-1910221313 1, Description: PDI-FB-1910221313

PCB-188

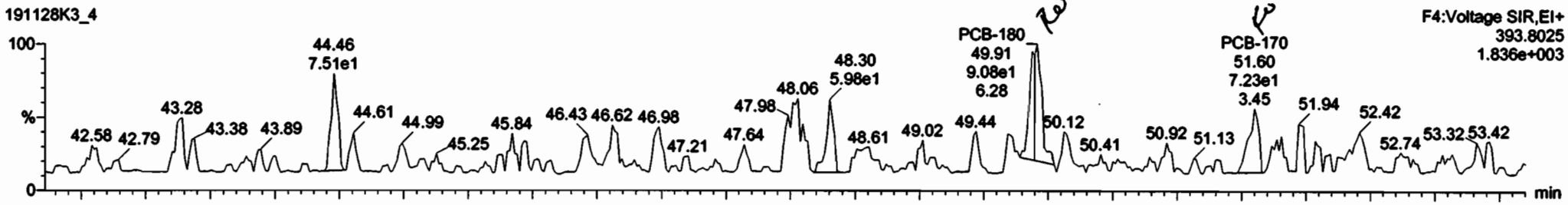

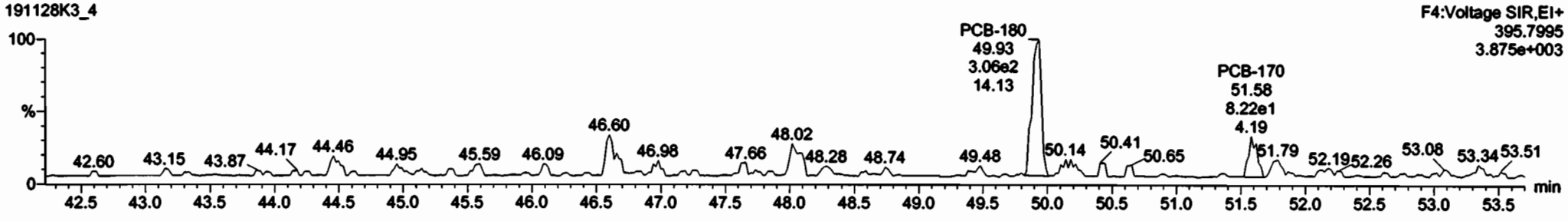

13C-PCB-188

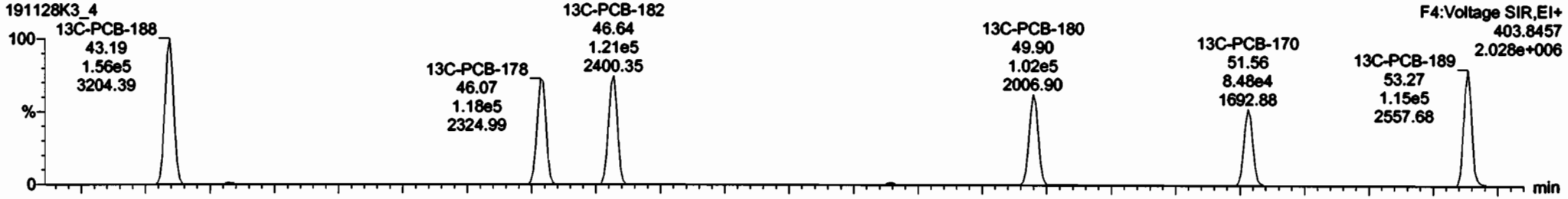

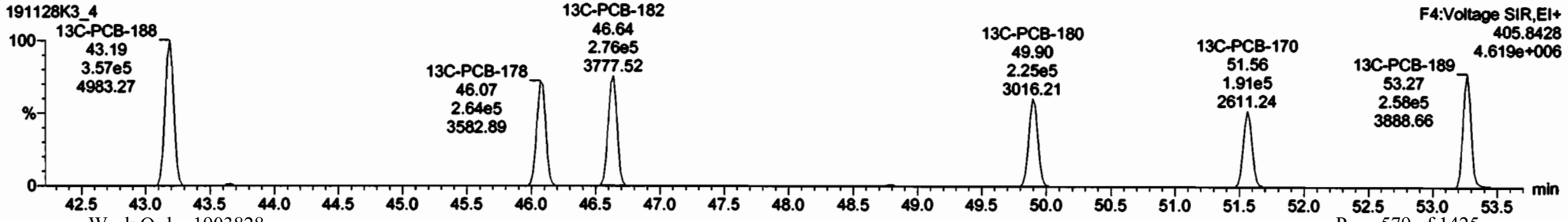

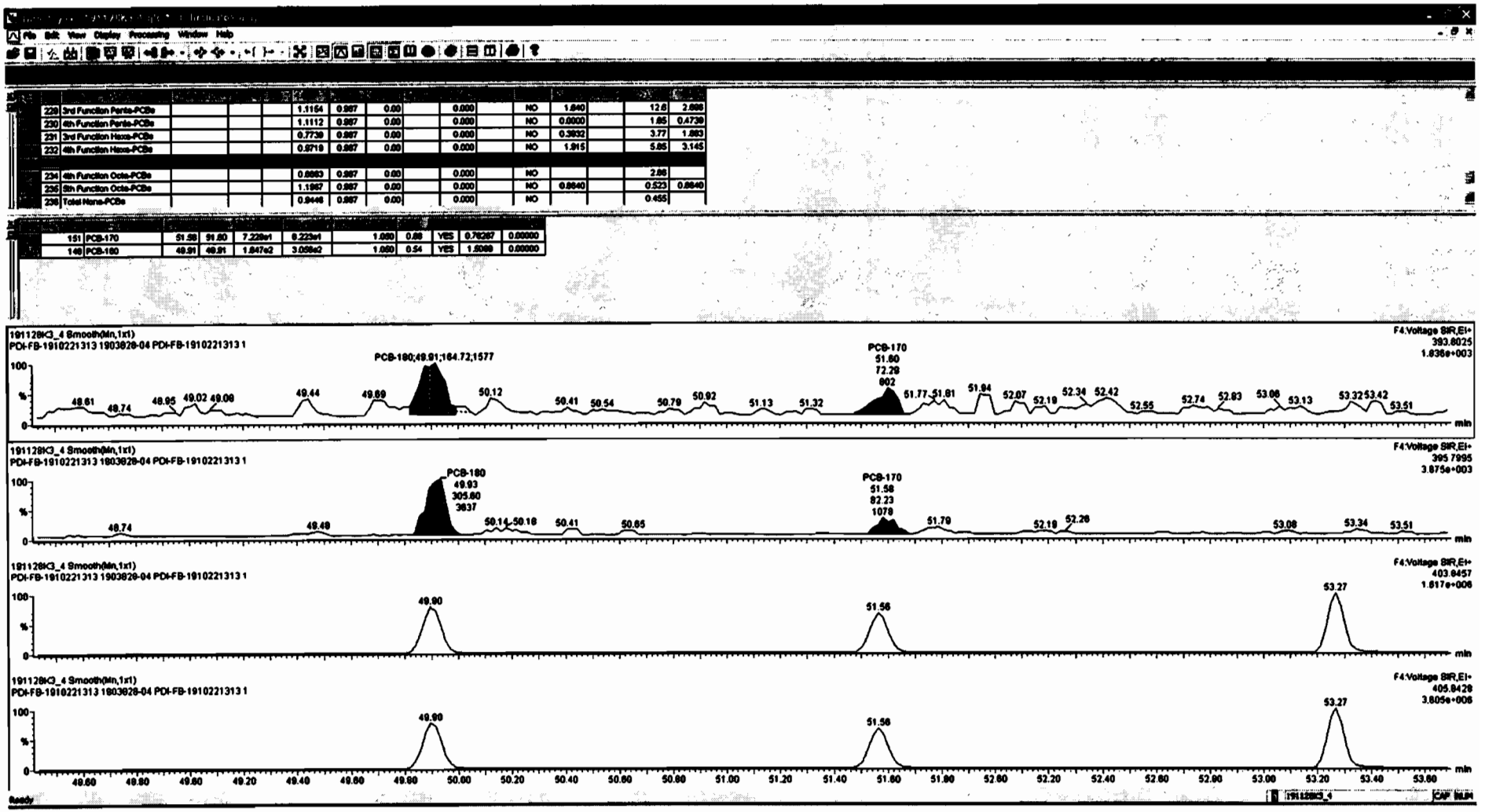
File Edit View Display Processing Window Help
229 3rd Function Penta-PCBs 1.1164 0.987 0.00 0.000 NO 1.840 12.6 2.888
230 4th Function Penta-PCBs 1.1112 0.987 0.00 0.000 NO 0.0000 1.85 0.4739
231 3rd Function Hexa-PCBs 0.7739 0.987 0.00 0.000 NO 0.3932 3.77 1.863
232 4th Function Hexa-PCBs 0.9719 0.987 0.00 0.000 NO 1.915 5.85 3.145
234 4th Function Octa-PCBs 0.8883 0.987 0.00 0.000 NO 2.86
235 5th Function Octa-PCBs 1.1987 0.987 0.00 0.000 NO 0.8640 0.523 0.8640
238 Total Nona-PCBs 0.9446 0.987 0.00 0.000 NO 0.455
151 PCB-170 51.58 91.80 7.228e1 9.223e1 1.000 0.88 YES 0.76267 0.00000
149 PCB-180 49.91 49.91 1.847e2 3.058e2 1.000 0.54 YES 1.5099 0.00000
191128K3_4 Smooth(Mn,1x1)
PDI-FB-1910221313 1903828-04 PDI-FB-1910221313 1
F4:Voltage SIR,EI+
393.8025
1.838e+003
PCB-180;49.91;164.72;1577
PCB-170
51.60
72.29
902
min
191128K3_4 Smooth(Mn,1x1)
PDI-FB-1910221313 1903828-04 PDI-FB-1910221313 1
F4:Voltage SIR,EI+
395.7995
3.875e+003
PCB-180
49.93
305.60
3837
PCB-170
51.58
82.23
1079
min
191128K3_4 Smooth(Mn,1x1)
PDI-FB-1910221313 1903828-04 PDI-FB-1910221313 1
F4:Voltage SIR,EI+
403.8457
1.617e+006
49.90
51.56
53.27
min
191128K3_4 Smooth(Mn,1x1)
PDI-FB-1910221313 1903828-04 PDI-FB-1910221313 1
F4:Voltage SIR,EI+
405.8428
3.805e+006
49.90
51.56
53.27
min
Ready

Dataset: Untitled

Last Altered: Friday, November 29, 2019 14:38:49 Pacific Standard Time
Printed: Friday, November 29, 2019 14:39:23 Pacific Standard Time

Name: 191128K3_4, Date: 29-Nov-2019, Time: 04:05:05, ID: 1903828-04 PDI-FB-1910221313 1, Description: PDI-FB-1910221313

PCB-202

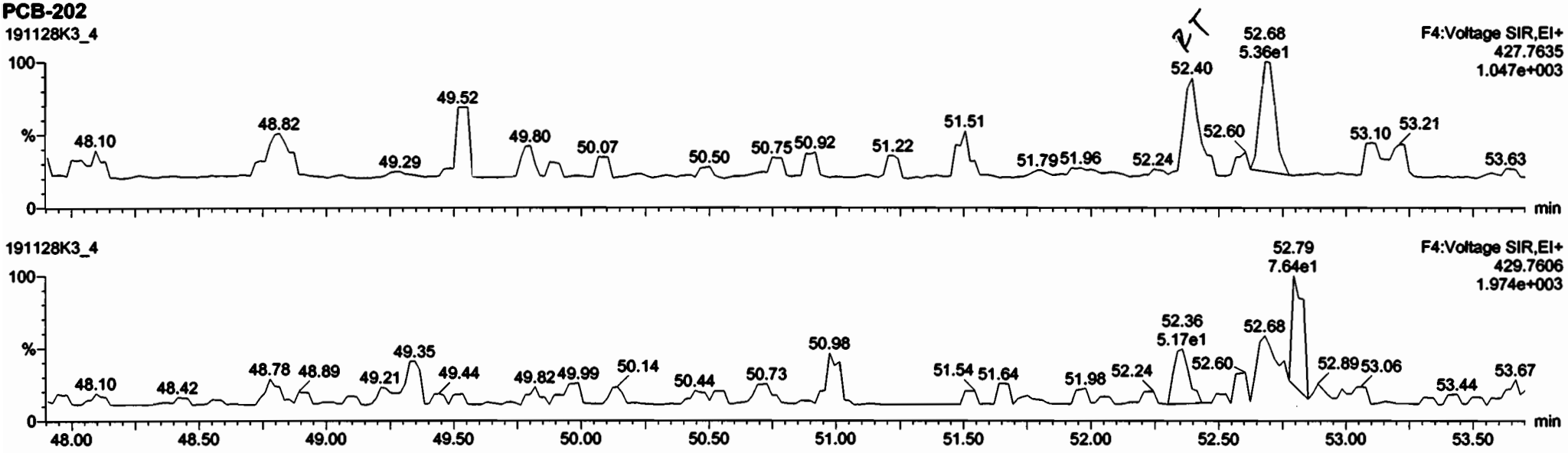

13C-PCB-202

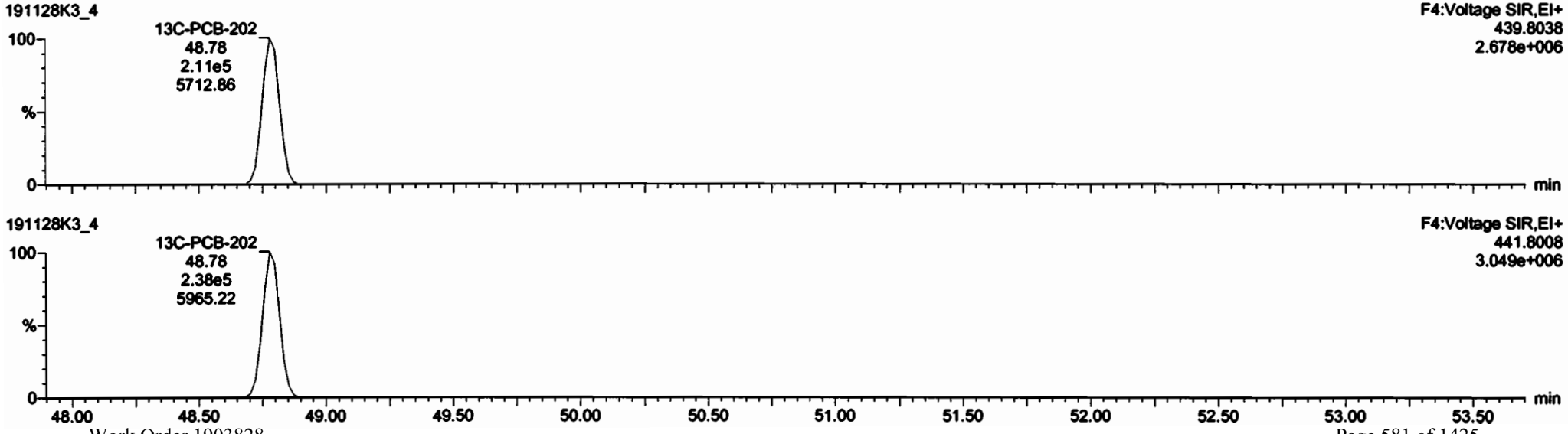

Dataset: Untitled

Last Altered: Friday, November 29, 2019 14:38:49 Pacific Standard Time
Printed: Friday, November 29, 2019 14:39:23 Pacific Standard Time

Name: 191128K3_4, Date: 29-Nov-2019, Time: 04:05:05, ID: 1903828-04 PDI-FB-1910221313 1, Description: PDI-FB-1910221313

PCB-195

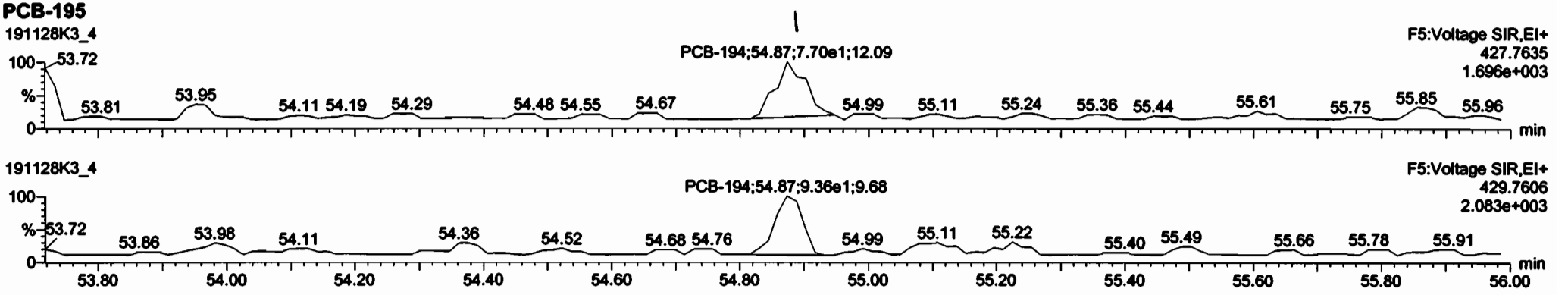

13C-PCB-194

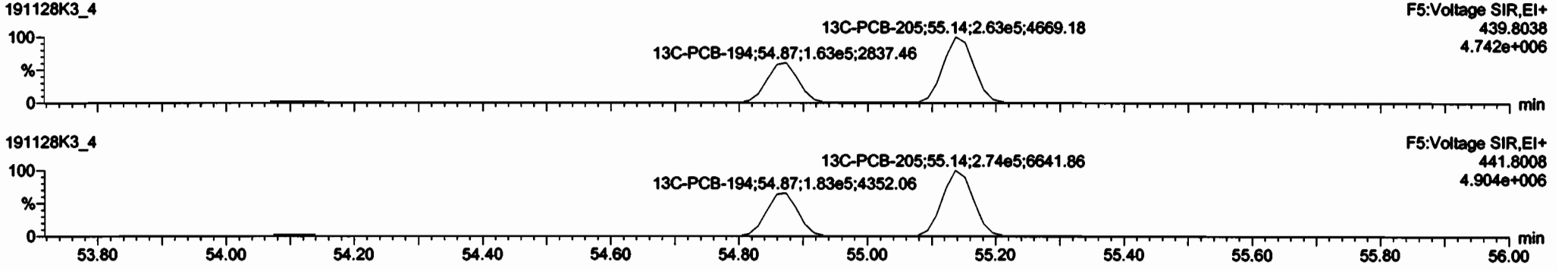

PFK5

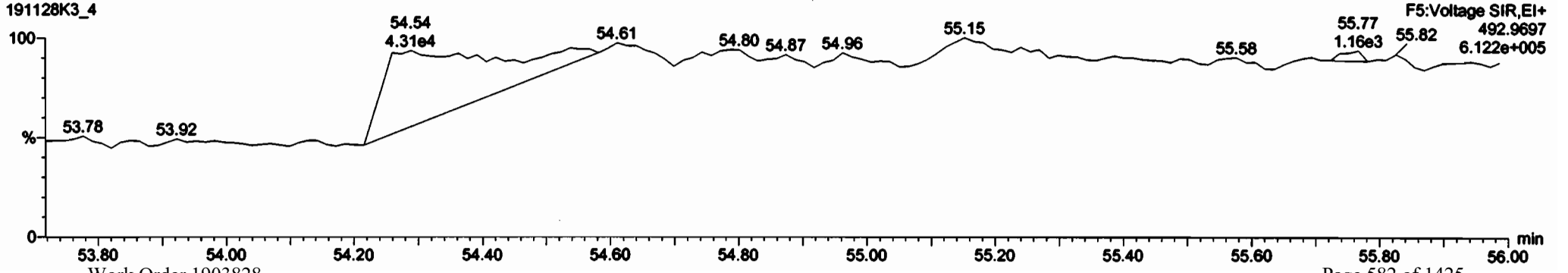

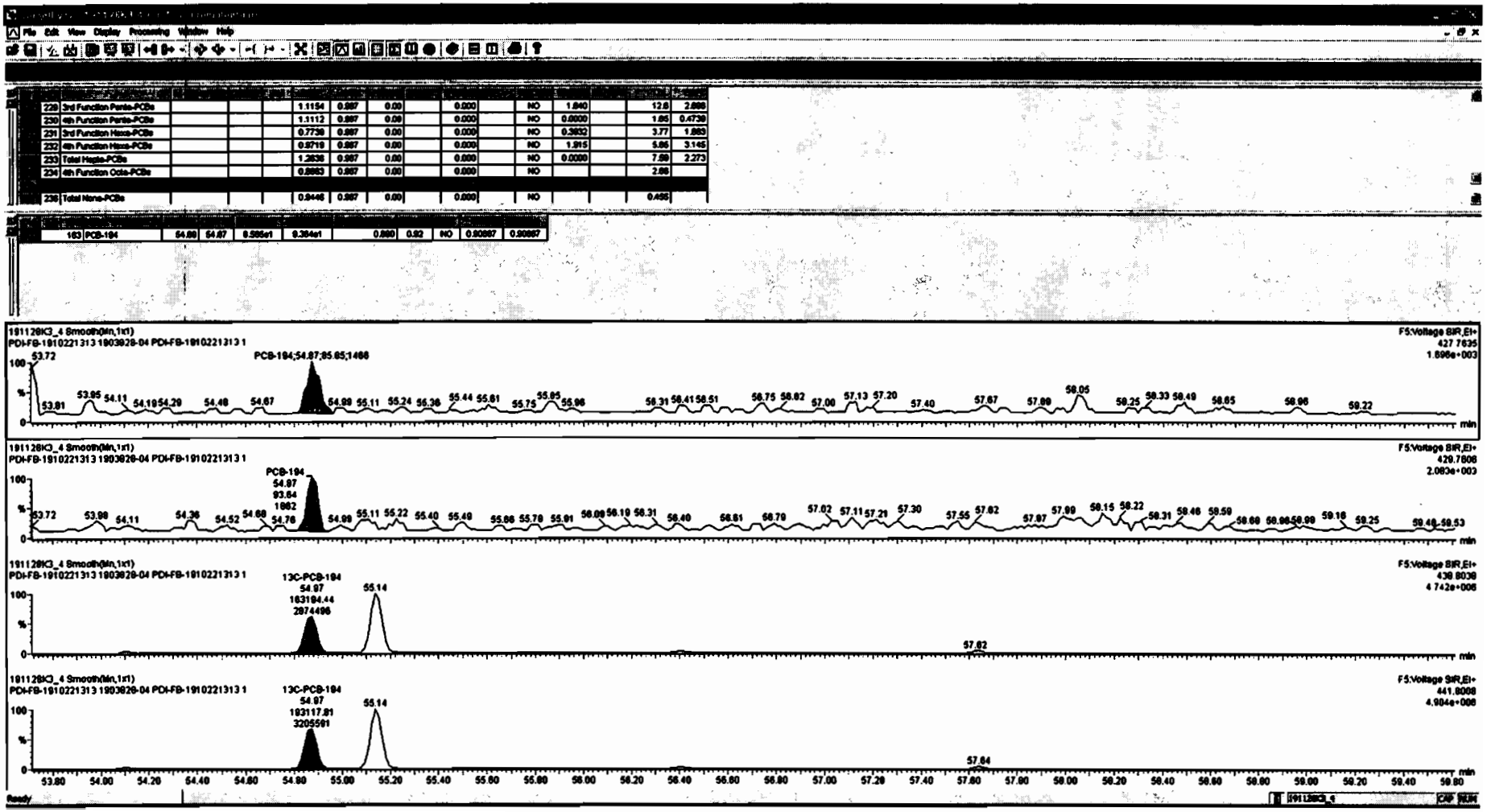
File Edit View Display Processing Window Help
229 3rd Function Penta-PCBs 1.1154 0.987 0.00 0.000 NO 1.840 12.6 2.886
230 4th Function Penta-PCBs 1.1112 0.987 0.00 0.000 NO 0.0000 1.85 0.4739
231 3rd Function Hexa-PCBs 0.7739 0.987 0.00 0.000 NO 0.3932 3.77 1.883
232 4th Function Hexa-PCBs 0.9719 0.987 0.00 0.000 NO 1.915 5.86 3.145
233 Total Hepta-PCBs 1.2636 0.987 0.00 0.000 NO 0.0000 7.59 2.273
234 4th Function Octa-PCBs 0.8863 0.987 0.00 0.000 NO 2.86
236 Total Nona-PCBs 0.9446 0.987 0.00 0.000 NO 0.455
163 PCB-194 54.89 54.87 8.585e1 9.364e1 0.880 0.92 NO 0.90887 0.90887
191128K3_4 Smooth(Mn,1x1)
PDI-FB-1910221313 1903828-04 PDI-FB-1910221313 1
F5:Voltage SIR,EI+
427.7635
1.696e+003
PCB-194;54.87;85.85;1466
53.72
53.81 53.95 54.11 54.19 54.29 54.48 54.67 54.99 55.11 55.24 55.36 55.44 55.61 55.75 55.85 55.96 56.31 56.41 56.51 56.75 56.82 57.00 57.13 57.20 57.40 57.67 57.89 58.05 58.25 58.33 58.49 58.65 58.96 59.22
min
191128K3_4 Smooth(Mn,1x1)
PDI-FB-1910221313 1903828-04 PDI-FB-1910221313 1
F5:Voltage SIR,EI+
429.7606
2.083e+003
PCB-194
54.87
93.64
1862
53.72 53.98 54.11 54.36 54.52 54.68 54.76 54.99 55.11 55.22 55.40 55.49 55.66 55.78 55.91 56.09 56.19 56.31 56.40 56.61 56.79 57.02 57.11 57.21 57.30 57.55 57.62 57.87 57.99 58.15 58.22 58.31 58.46 58.59 58.69 58.96 58.99 59.16 59.25 59.46 59.53
min
191128K3_4 Smooth(Mn,1x1)
PDI-FB-1910221313 1903828-04 PDI-FB-1910221313 1
F5:Voltage SIR,EI+
438.8038
4.742e+006
13C-PCB-194
54.87
163194.44
2874496
55.14
57.62
min
191128K3_4 Smooth(Mn,1x1)
PDI-FB-1910221313 1903828-04 PDI-FB-1910221313 1
F5:Voltage SIR,EI+
441.8008
4.904e+006
13C-PCB-194
54.87
193117.81
3205591
55.14
57.64
min
Ready

Dataset: Untitled

Last Altered: Friday, November 29, 2019 14:38:49 Pacific Standard Time
Printed: Friday, November 29, 2019 14:39:23 Pacific Standard Time

Name: 191128K3_4, Date: 29-Nov-2019, Time: 04:05:05, ID: 1903828-04 PDI-FB-1910221313 1, Description: PDI-FB-1910221313

PCB-208

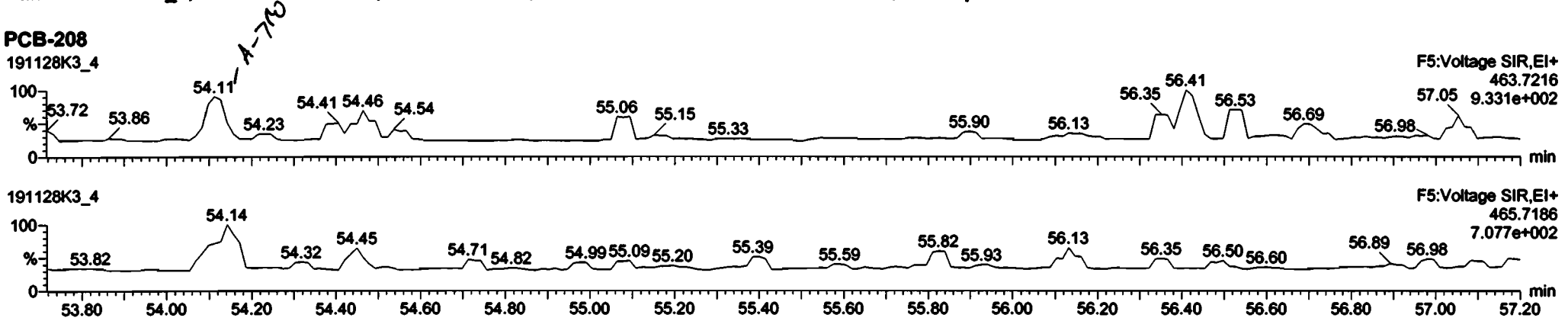

13C-PCB-208

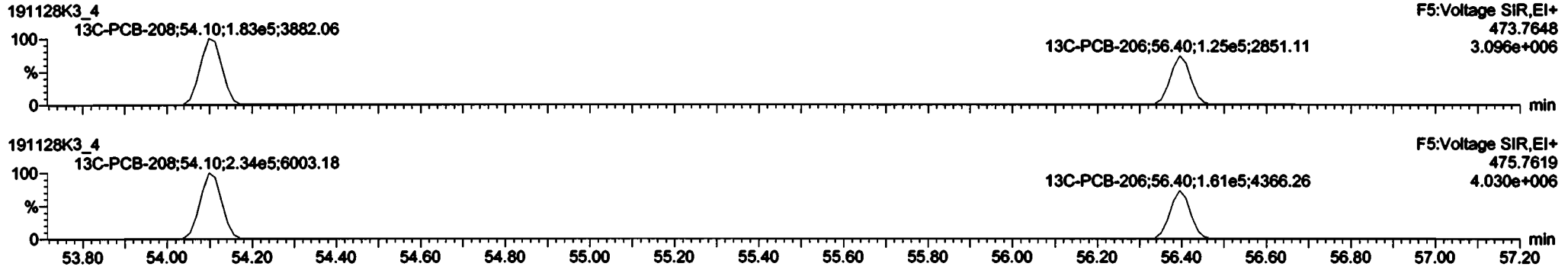

PFK5

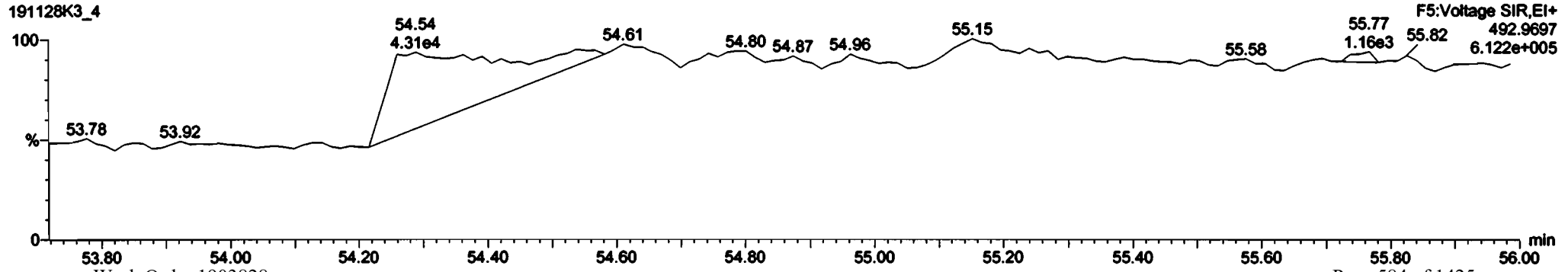

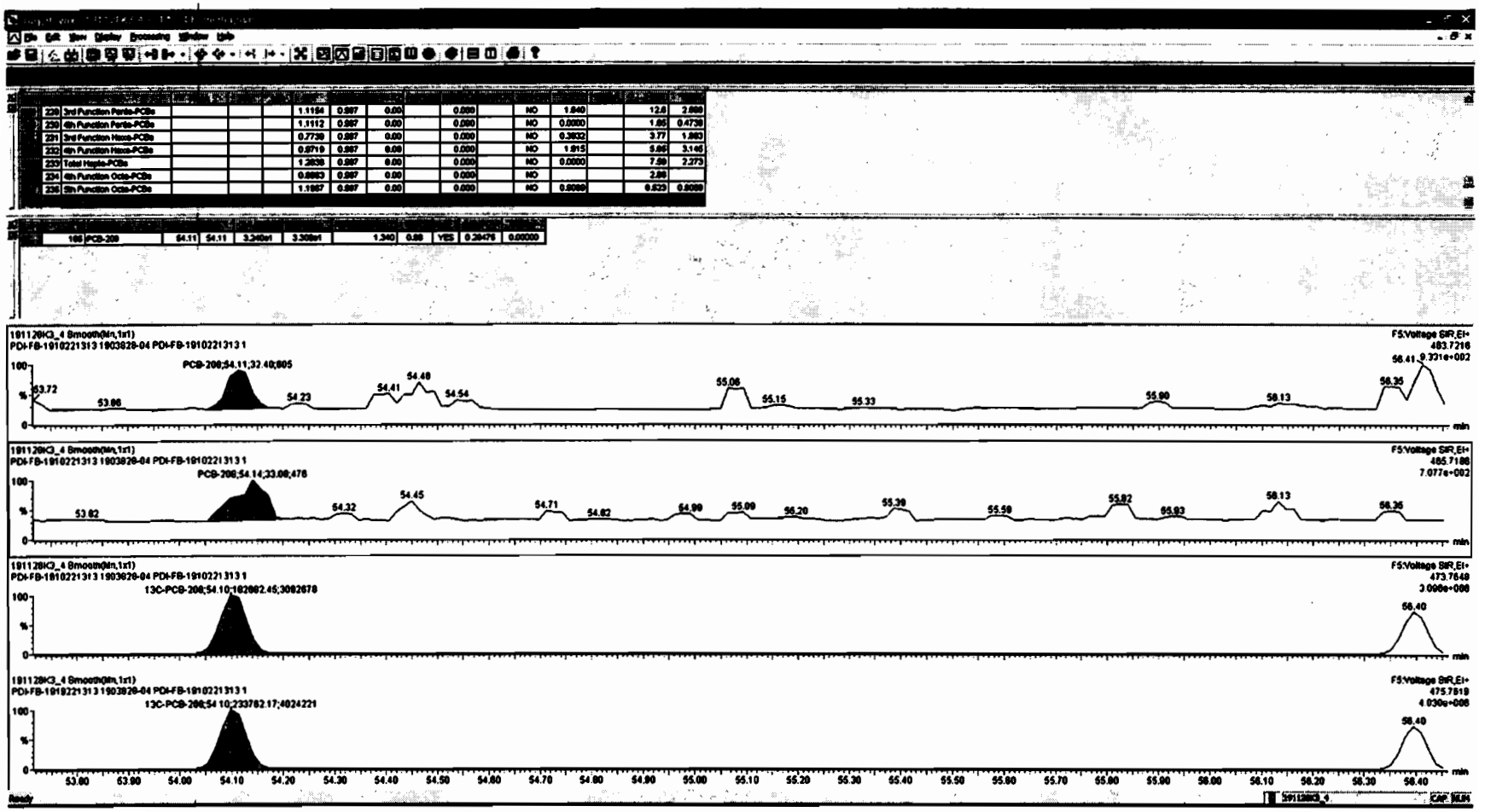
PCB-208;54.11;32.40;605
PCB-208;54.14;33.08;476
13C-PCB-208;54.10;182882.45;3082678
13C-PCB-208;54.10;233782.17;4024221

Dataset: Untitled

Last Altered: Friday, November 29, 2019 14:38:49 Pacific Standard Time
Printed: Friday, November 29, 2019 14:39:23 Pacific Standard Time

Name: 191128K3_4, Date: 29-Nov-2019, Time: 04:05:05, ID: 1903828-04 PDI-FB-1910221313 1, Description: PDI-FB-1910221313

PCB-209

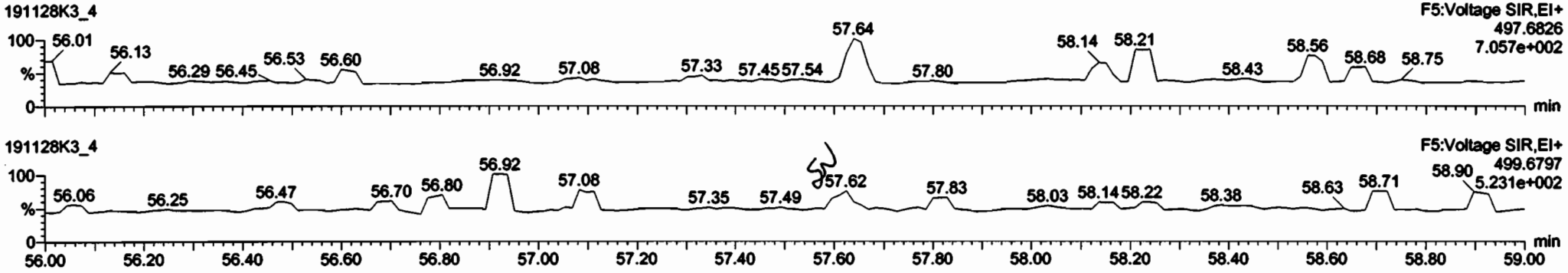

13C-PCB-209

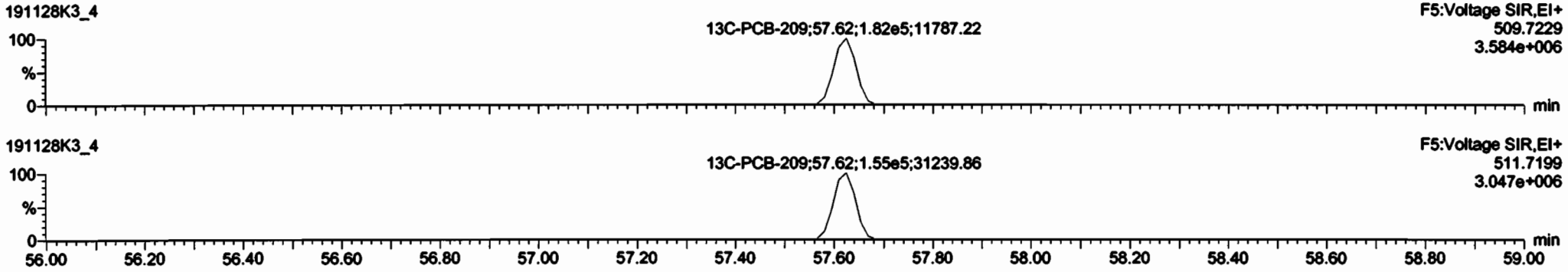

PFK5

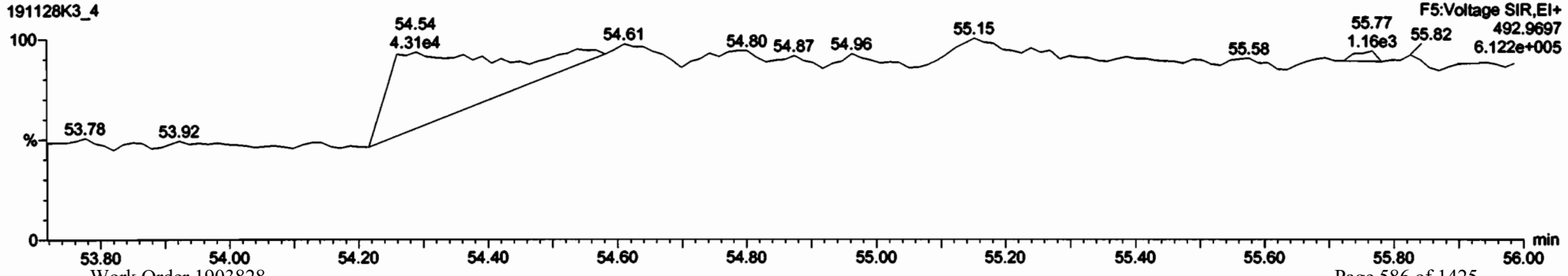

Dataset: U:\VG11.PRO\Results\191128K2\191128K2-11.qld

Last Altered: Tuesday, December 03, 2019 13:01:00 Pacific Standard Time
Printed: Tuesday, December 03, 2019 13:02:32 Pacific Standard Time

HL 12.3.19 CT 12/06/19

Method: U:\VG11.PRO\MethDB\PCB-209_ZB1_11-28-19.mdb 29 Nov 2019 13:24:37
Calibration: U:\VG11.PRO\CurveDB\db1_PCBvg11-6-28-19.cdb 29 Jun 2019 11:47:57

Name: 191128K2_11, Date: 28-Nov-2019, Time: 23:51:32, ID: 1903828-05 PDI-RB-1910221318 1, Description: PDI-RB-1910221318

1 PCB-1	1.11e3	1.39	YES	1.02	0.965	15.67	15.68	1.001	1.001	NO	2.466	0.515	1.895
2 PCB-2			NO	1.01	0.965	18.11		0.988		YES		0.621	
3 PCB-3			NO	1.01	0.965	18.34		1.001		YES		0.622	
4 PCB-4/10			NO	1.28	0.965	19.75		1.004		YES		1.31	
5 PCB-7/9			NO	0.976	0.965	21.57		1.003		YES		1.08	
6 PCB-6			NO	1.02	0.965	22.22		1.033		YES		1.04	
7 PCB-5/8			NO	1.01	0.965	22.63		1.052		YES		1.04	
8 PCB-14			NO	1.03	0.965	23.79		0.952		YES		1.23	
9 PCB-11	3.89e3	1.47	NO	1.10	0.965	25.02	25.02	1.001	1.001	NO	6.066	1.16	6.066
10 PCB-12/13			NO	1.04	0.965	25.45		1.018		YES		1.22	
11 PCB-15			NO	1.03	0.965	25.75		1.030		YES		1.23	
12 PCB-19			NO	0.934	0.965	23.95		1.001		YES		0.476	
13 PCB-30			NO	1.48	0.965	24.88		1.040		YES		0.301	
14 PCB-18	6.99e2	0.86	YES	0.693	0.965	25.63	25.64	0.951	0.952	NO	2.241	0.419	2.036
15 PCB-17			NO	0.667	0.965	25.81		0.958		YES		0.436	
16 PCB-24/27			NO	0.915	0.965	26.43		0.981		YES		0.318	
17 PCB-16/32	7.80e2	1.27	YES	0.792	0.965	26.96	26.94	1.001	1.000	NO	2.168	0.367	1.963
18 PCB-34			NO	0.987	0.965	27.76		0.959		YES		0.330	
19 PCB-23			NO	0.974	0.965	27.86		0.962		YES		0.335	
20 PCB-29			NO	0.953	0.965	28.13		0.972		YES		0.342	
21 PCB-26			NO	1.00	0.965	28.35		0.979		YES		0.326	
22 PCB-25			NO	0.978	0.965	28.49		0.984		YES		0.333	
23 PCB-31	7.64e2	1.22	YES	1.12	0.965	28.88	28.86	0.998	0.997	NO	1.481	0.280	1.368
24 PCB-28	7.53e2	1.09	NO	1.11	0.965	28.97	28.99	1.001	1.001	NO	1.492	0.295	1.492
25 PCB-20/21/33	6.01e2	1.43	YES	1.00	0.965	29.62	29.66	1.023	1.024	NO	1.315	0.325	1.103
26 PCB-22			NO	1.03	0.965	30.07		1.039		YES		0.316	
27 PCB-36			NO	1.18	0.965	30.72		0.932		YES		0.398	
28 PCB-39			NO	1.08	0.965	31.21		0.947		YES		0.432	
29 PCB-38			NO	1.13	0.965	32.01		0.971		YES		0.415	
30 PCB-35			NO	1.13	0.965	32.57		0.988		YES		0.414	
31 PCB-37			NO	1.11	0.965	33.01		1.001		YES		0.424	
32 PCB-54			NO	0.996	0.965	27.80		1.001		YES		0.258	

Dataset: U:\VG11.PRO\Results\191128K2\191128K2-11.qld

Last Altered: Tuesday, December 03, 2019 13:01:00 Pacific Standard Time
Printed: Tuesday, December 03, 2019 13:02:32 Pacific Standard Time

Name: 191128K2_11, Date: 28-Nov-2019, Time: 23:51:32, ID: 1903828-05 PDI-RB-1910221318 1, Description: PDI-RB-1910221318

33 PCB-50			NO	0.781	0.965	29.04		1.045		YES		0.329	
34 PCB-53			NO	0.955	0.965	29.70		0.944		YES		0.329	
35 PCB-51			NO	1.02	0.965	30.05		0.956		YES		0.307	
36 PCB-45			NO	0.808	0.965	30.46		0.969		YES		0.389	
37 PCB-46			NO	0.754	0.965	30.98		0.985		YES		0.417	
38 PCB-52/69	4.39e2	1.04	YES	1.09	0.965	31.49	31.47	1.001	1.001	NO	1.111	0.296	0.9659
39 PCB-73			NO	1.29	0.965	31.61		1.005		YES		0.243	
40 PCB-43/49	2.70e2	0.34	YES	0.940	0.965	31.78	31.76	1.010	1.010	NO	0.7921	0.324	0.4665
41 PCB-47	6.88e2	0.90	YES	0.869	0.965	31.99	31.99	1.001	1.001	NO	2.048	0.338	1.903
42 PCB-48/75			NO	1.02	0.965	32.10		1.004		YES		0.287	
43 PCB-65			NO	1.11	0.965	32.37		1.013		YES		0.266	
44 PCB-62			NO	1.07	0.965	32.48		1.016		YES		0.276	
45 PCB-44			NO	0.761	0.965	32.82		1.027		YES		0.387	
46 PCB-42/59	1.69e2	0.83	NO	0.960	0.965	33.04	33.05	1.033	1.034	NO	0.4537	0.307	0.4537
47 PCB-41/64/71/72	3.58e2	0.39	YES	1.08	0.965	33.66	33.66	1.053	1.053	NO	0.8545	0.272	0.5544
48 PCB-68			NO	1.11	0.965	33.92		1.061		YES		0.265	
49 PCB-40			NO	0.577	0.965	34.17		1.069		YES		0.510	
50 PCB-57			NO	1.05	0.965	34.54		0.970		YES		0.260	
51 PCB-67			NO	0.993	0.965	34.85		0.978		YES		0.275	
52 PCB-58			NO	1.11	0.965	34.95		0.981		YES		0.245	
53 PCB-63			NO	0.962	0.965	35.11		0.986		YES		0.283	
54 PCB-74			NO	1.07	0.965	35.42		0.994		YES		0.256	
55 PCB-61/70	2.89e2	1.29	YES	0.986	0.965	35.63	35.63	1.000	1.001	NO	0.6870	0.277	0.5150
56 PCB-76/66			NO	1.07	0.965	35.79		1.005		YES		0.256	
57 PCB-80			NO	1.08	0.965	36.08		1.001		YES		0.247	
58 PCB-55			NO	1.07	0.965	36.41		1.010		YES		0.251	
59 PCB-56/60	2.36e2	1.16	YES	0.934	0.965	36.90	36.92	1.023	1.024	NO	0.6510	0.287	0.4517
60 PCB-79			NO	1.04	0.965	38.02		1.054		YES		0.256	
61 PCB-78			NO	1.03	0.965	38.74		0.987		YES		0.317	
62 PCB-81			NO	0.933	0.965	39.28		1.000		YES		0.350	
63 PCB-77			NO	1.03	0.965	39.92		1.000		YES		0.319	
64 PCB-104			NO	0.995	0.965	32.66		1.001		YES		0.244	
65 PCB-96			NO	0.996	0.965	33.98		1.041		YES		0.244	
66 PCB-103			NO	0.774	0.965	34.55		1.059		YES		0.314	
67 PCB-100			NO	0.778	0.965	34.89		1.069		YES		0.313	
68 PCB-94			NO	0.773	0.965	35.39		0.985		YES		0.398	

Dataset: U:\VG11.PRO\Results\191128K2\191128K2-11.qld

Last Altered: Tuesday, December 03, 2019 13:01:00 Pacific Standard Time
Printed: Tuesday, December 03, 2019 13:02:32 Pacific Standard Time

Name: 191128K2_11, Date: 28-Nov-2019, Time: 23:51:32, ID: 1903828-05 PDI-RB-1910221318 1, Description: PDI-RB-1910221318

69 PCB-95/98/102	4.60e2	1.30	YES	1.01	0.965	35.86	35.93	0.999	1.001	NO	1.374	0.303	1.274
70 PCB-93			NO	0.841	0.965	35.99		1.002		YES		0.366	
71 PCB-88/91			NO	0.890	0.965	36.34		1.012		YES		0.346	
72 PCB-121			NO	1.39	0.965	36.46		1.015		YES		0.222	
73 PCB-84/92			NO	0.879	0.965	37.30		0.990		YES		0.367	
74 PCB-89			NO	0.959	0.965	37.47		0.995		YES		0.336	
75 PCB-90/101	4.65e2	1.02	YES	0.944	0.965	37.68	37.68	1.000	1.000	NO	1.586	0.242	1.297
76 PCB-113			NO	1.23	0.965	37.93		1.007		YES		0.262	
77 PCB-99			NO	1.12	0.965	38.03		1.010		YES		0.288	
78 PCB-119			NO	1.47	0.965	38.49		0.987		YES		0.254	
79 PCB-108/112			NO	1.25	0.965	38.66		0.991		YES		0.300	
80 PCB-83			NO	1.55	0.965	38.81		0.995		YES		0.242	
81 PCB-97			NO	1.07	0.965	39.04		1.001		YES		0.348	
82 PCB-86			NO	0.996	0.965	39.19		1.005		YES		0.376	
83 PCB-87/117/125			NO	1.33	0.965	39.30		1.008		YES		0.281	
84 PCB-111/115			NO	1.60	0.965	39.47		1.012		YES		0.234	
85 PCB-85/116			NO	1.22	0.965	39.59		1.015		YES		0.308	
86 PCB-120			NO	1.68	0.965	39.86		1.022		YES		0.223	
87 PCB-110	4.83e2	0.92	YES	1.49	0.965	40.01	40.01	1.026	1.026	NO	1.161	0.282	0.9114
88 PCB-82			NO	0.674	0.965	40.65		0.976		YES		0.424	
89 PCB-124			NO	1.16	0.965	41.38		0.993		YES		0.246	
90 PCB-107/109			NO	1.17	0.965	41.51		0.996		YES		0.245	
91 PCB-123			NO	1.04	0.965	41.68		1.000		YES		0.275	
92 PCB-106/118	3.38e2	1.02	YES	1.07	0.965	41.89	41.89	1.001	1.001	NO	0.7634	0.283	0.6480
93 PCB-114			NO	1.16	0.965	42.55		1.000		YES		0.260	
94 PCB-122			NO	0.973	0.965	42.67		1.003		YES		0.311	
95 PCB-105			NO	1.10	0.965	43.43		1.000		YES		0.295	
96 PCB-127			NO	1.11	0.965	43.79		1.000		YES		0.288	
97 PCB-126			NO	1.21	0.965	45.76		1.000		YES		0.302	
98 PCB-155			NO	0.874	0.965	37.20		1.000		YES		0.209	
99 PCB-150			NO	0.881	0.965	38.50		1.036		YES		0.207	
1... PCB-152			NO	1.00	0.965	38.98		1.048		YES		0.182	
1... PCB-145			NO	1.00	0.965	39.45		1.061		YES		0.182	
1... PCB-136			NO	0.843	0.965	39.78		1.070		YES		0.216	
1... PCB-148			NO	0.693	0.965	39.89		1.073		YES		0.263	
1... PCB-154			NO	0.724	0.965	40.42		1.087		YES		0.252	

Dataset: U:\VG11.PRO\Results\191128K2\191128K2-11.qld

Last Altered: Tuesday, December 03, 2019 13:01:00 Pacific Standard Time
Printed: Tuesday, December 03, 2019 13:02:32 Pacific Standard Time

Name: 191128K2_11, Date: 28-Nov-2019, Time: 23:51:32, ID: 1903828-05 PDI-RB-1910221318 1, Description: PDI-RB-1910221318

1... PCB-151			NO	0.632	0.965	41.07		1.105		YES		0.289	
1... PCB-135			NO	0.716	0.965	41.29		1.111		YES		0.255	
1... PCB-144			NO	0.667	0.965	41.40		1.114		YES		0.274	
1... PCB-147			NO	0.661	0.965	41.53		1.117		YES		0.276	
1... PCB-139/149	2.29e2	1.77	YES	0.738	0.965	41.81	41.81	1.125	1.125	NO	0.9283	0.247	0.7503
1... PCB-140			NO	0.627	0.965	42.00		1.130		YES		0.291	
1... PCB-134/143			NO	0.733	0.965	42.49		0.975		YES		0.299	
1... PCB-131/133			NO	0.790	0.965	42.78		0.982		YES		0.277	
1... PCB-142			NO	0.708	0.965	42.93		0.965		YES		0.309	
1... PCB-146/165			NO	0.959	0.965	43.19		0.991		YES		0.228	
1... PCB-132/161	1.72e2	1.77	YES	0.974	0.965	43.42	43.45	0.996	0.997	NO	0.5893	0.225	0.4368
1... PCB-153	4.39e2	0.84	YES	1.01	0.965	43.60	43.60	1.000	1.000	NO	1.324	0.216	1.094
1... PCB-168			NO	1.02	0.965	43.83		1.006		YES		0.215	
1... PCB-141	1.85e2	0.83	YES	0.967	0.965	44.36	44.36	1.000	1.000	NO	0.7087	0.276	0.5809
1... PCB-137			NO	0.987	0.965	44.74		1.009		YES		0.271	
1... PCB-130			NO	0.840	0.965	44.86		1.012		YES		0.318	
1... PCB-138/163/164	5.36e2	0.88	YES	1.23	0.965	45.25	45.22	1.001	1.000	NO	1.571	0.216	1.328
1... PCB-158/160			NO	1.18	0.965	45.50		1.006		YES		0.219	
1... PCB-129			NO	0.819	0.965	45.75		1.012		YES		0.315	
1... PCB-166			NO	1.07	0.965	46.23		0.993		YES		0.204	
1... PCB-159			NO	1.12	0.965	46.56		1.000		YES		0.195	
1... PCB-128/162			NO	0.851	0.965	46.85		1.007		YES		0.257	
1... PCB-167			NO	1.04	0.965	47.28		1.000		YES		0.213	
1... PCB-156			NO	1.06	0.965	48.61		1.000		YES		0.217	
1... PCB-157			NO	0.978	0.965	48.91		1.001		YES		0.247	
1... PCB-169			NO	1.11	0.965	51.17		1.000		YES		0.236	
1... PCB-188			NO	1.19	0.965	43.23		1.001		YES		0.196	
1... PCB-184			NO	1.17	0.965	43.67		1.011		YES		0.200	
1... PCB-179			NO	1.18	0.965	44.48		1.030		YES		0.199	
1... PCB-176			NO	1.16	0.965	44.96		1.041		YES		0.202	
1... PCB-186			NO	1.22	0.965	45.57		1.055		YES		0.192	
1... PCB-178			NO	0.830	0.965	46.08		1.067		YES		0.281	
1... PCB-175			NO	0.849	0.965	46.44		1.075		YES		0.275	
1... PCB-182/187	1.23e2	0.90	NO	0.960	0.965	46.64	46.66	1.080	1.080	NO	0.4260	0.243	0.4260
1... PCB-183	1.18e2	0.41	YES	0.957	0.965	46.97	46.96	1.088	1.087	NO	0.4105	0.244	0.2325
1... PCB-185			NO	1.32	0.965	47.66		0.955		YES		0.287	

Dataset: U:\VG11.PRO\Results\191128K2\191128K2-11.qld

Last Altered: Tuesday, December 03, 2019 13:01:00 Pacific Standard Time
Printed: Tuesday, December 03, 2019 13:02:32 Pacific Standard Time

Name: 191128K2_11, Date: 28-Nov-2019, Time: 23:51:32, ID: 1903828-05 PDI-RB-1910221318 1, Description: PDI-RB-1910221318

1... PCB-174	1.21e2	1.59	YES	1.22	0.965	48.04	48.04	0.962	0.962	NO	0.5249		0.211	0.4157
1... PCB-181			NO	1.41	0.965	48.13		0.964		YES			0.268	
1... PCB-177			NO	1.24	0.965	48.31		0.968		YES			0.306	
1... PCB-171			NO	1.24	0.965	48.61		0.974		YES			0.305	
1... PCB-173			NO	1.14	0.965	49.05		0.983		YES			0.332	
1... PCB-172			NO	1.31	0.965	49.53		0.992		YES			0.290	
1... PCB-192			NO	1.70	0.965	49.72		0.996		YES			0.223	
1... PCB-180	3.34e2	1.07	NO	1.32	0.965	49.93	49.95	1.000	1.001	NO	1.334		0.287	1.334
1... PCB-193			NO	1.54	0.965	50.16		1.005		YES			0.246	
1... PCB-191			NO	1.57	0.965	50.41		1.010		YES			0.241	
1... PCB-170			NO	1.36	0.965	51.60		1.000		YES			0.330	
1... PCB-190			NO	1.84	0.965	51.79		1.004		YES			0.244	
1... PCB-189			NO	1.33	0.965	53.29		1.000		YES			0.225	
1... PCB-202			NO	1.02	0.965	48.84		1.001		YES			0.231	
1... PCB-201			NO	0.915	0.965	49.32		1.011		YES			0.258	
1... PCB-204			NO	0.979	0.965	49.47		1.014		YES			0.242	
1... PCB-197			NO	0.979	0.965	49.79		1.020		YES			0.242	
1... PCB-200			NO	0.954	0.965	50.74		1.040		YES			0.248	
1... PCB-196			NO	0.748	0.965	52.26		1.071		YES			0.316	
1... PCB-199			NO	0.706	0.965	52.40		1.074		YES			0.335	
1... PCB-196/203			NO	0.785	0.965	52.71		1.080		YES			0.301	
1... PCB-195			NO	1.03	0.965	53.97		0.984		YES			0.220	
1... PCB-194	2.36e2	1.42	YES	1.16	0.965	54.89	54.89	1.000	1.000	NO	1.072		0.197	0.8369
1... PCB-205			NO	1.40	0.965	55.15		1.005		YES			0.163	
1... PCB-208	3.98e1	1.00	YES	0.934	0.965	54.13	54.11	1.000	1.000	NO	0.1906		0.0643	0.1575
1... PCB-207			NO	0.912	0.965	54.45		1.006		YES			0.102	
1... PCB-206	5.89e1	1.40	NO	0.987	0.965	56.43	56.41	1.000	1.000	NO	0.3554		0.0864	0.3554
1... PCB-209	5.44e1	1.06	NO	0.943	0.965	57.62	57.64	1.000	1.000	NO	0.3070		0.0180	0.3070
1... 13C-PCB-1	9.10e5	3.00	NO	1.08	0.965	15.66	15.66	0.609	0.609	NO	1004	48.4	2.35	
1... 13C-PCB-3	9.10e5	2.91	NO	1.09	0.965	18.32	18.33	0.712	0.713	NO	991.7	47.8	2.32	
1... 13C-PCB-4	7.19e5	1.58	NO	0.640	0.965	19.68	19.67	0.765	0.765	NO	1335	64.4	1.36	
1... 13C-PCB-9	1.22e6	1.55	NO	0.995	0.965	21.52	21.51	0.837	0.836	NO	1461	70.5	0.876	
1... 13C-PCB-11	1.21e6	1.63	NO	0.971	0.965	25.00	25.00	0.972	0.972	NO	1482	71.5	0.898	
1... 13C-PCB-19	6.01e5	0.98	NO	0.637	0.965	23.94	23.92	0.931	0.930	NO	1121	54.1	7.93	
1... 13C-PCB-32	9.33e5	0.94	NO	0.910	0.965	26.96	26.93	1.048	1.047	NO	1218	58.8	5.56	
1... 13C-PCB-28	9.46e5	0.99	NO	1.07	0.965	28.95	28.95	1.003	1.003	NO	1502	72.4	9.58	

Dataset: U:\VG11.PRO\Results\191128K2\191128K2-11.qld

Last Altered: Tuesday, December 03, 2019 13:01:00 Pacific Standard Time
Printed: Tuesday, December 03, 2019 13:02:32 Pacific Standard Time

Name: 191128K2_11, Date: 28-Nov-2019, Time: 23:51:32, ID: 1903828-05 PDI-RB-1910221318 1, Description: PDI-RB-1910221318

1... 13C-PCB-37	8.64e5	1.04	NO	0.959	0.965	32.94	32.97	1.141	1.142	NO	1527	73.7	10.7
1... 13C-PCB-54	8.92e5	0.76	NO	1.10	0.965	27.78	27.78	0.753	0.753	NO	1430	69.0	1.79
1... 13C-PCB-52	7.51e5	0.78	NO	0.844	0.965	31.46	31.45	0.853	0.852	NO	1566	75.6	2.33
1... 13C-PCB-47	8.03e5	0.76	NO	0.893	0.965	31.98	31.97	0.867	0.866	NO	1584	76.4	2.20
1... 13C-PCB-70	9.10e5	0.76	NO	1.01	0.965	35.61	35.62	0.965	0.965	NO	1591	76.7	1.95
1... 13C-PCB-80	9.51e5	0.77	NO	1.05	0.965	36.04	36.06	0.977	0.977	NO	1603	77.3	1.88
1... 13C-PCB-81	8.80e5	0.80	NO	0.985	0.965	39.26	39.26	1.064	1.064	NO	1575	76.0	2.00
1... 13C-PCB-77	8.60e5	0.75	NO	0.958	0.965	39.87	39.90	1.080	1.081	NO	1581	76.3	2.05
1... 13C-PCB-104	8.54e5	1.56	NO	1.10	0.965	32.66	32.64	0.827	0.827	NO	1618	78.1	0.668
1... 13C-PCB-95	6.84e5	1.55	NO	0.852	0.965	35.93	35.91	0.910	0.910	NO	1669	80.5	0.860
1... 13C-PCB-101	6.52e5	1.55	NO	0.814	0.965	37.68	37.66	0.955	0.954	NO	1665	80.3	0.900
1... 13C-PCB-97	5.81e5	1.58	NO	0.709	0.965	39.02	39.00	0.989	0.988	NO	1702	82.1	1.03
1... 13C-PCB-123	7.70e5	1.54	NO	0.922	0.965	41.65	41.66	1.055	1.056	NO	1736	83.8	0.795
1... 13C-PCB-118	8.36e5	1.56	NO	0.975	0.965	41.84	41.85	1.060	1.060	NO	1782	86.0	0.751
1... 13C-PCB-114	7.85e5	1.51	NO	1.52	0.965	42.53	42.53	0.908	0.908	NO	1727	83.3	1.23
1... 13C-PCB-105	7.68e5	1.48	NO	1.58	0.965	43.42	43.42	0.927	0.927	NO	1621	78.2	1.18
1... 13C-PCB-127	8.21e5	1.62	NO	1.62	0.965	43.78	43.78	0.935	0.935	NO	1691	81.6	1.15
1... 13C-PCB-126	7.26e5	1.54	NO	1.45	0.965	45.73	45.75	0.976	0.977	NO	1679	81.0	1.29
1... 13C-PCB-155	6.94e5	1.28	NO	1.03	0.965	37.19	37.18	0.942	0.942	NO	1405	67.8	0.329
1... 13C-PCB-153	6.80e5	1.21	NO	1.42	0.965	43.59	43.59	0.931	0.931	NO	1595	77.0	1.29
1... 13C-PCB-141	5.60e5	1.26	NO	1.14	0.965	44.37	44.34	0.947	0.947	NO	1638	79.0	1.61
1... 13C-PCB-138	5.77e5	1.23	NO	1.18	0.965	45.23	45.22	0.966	0.966	NO	1634	78.8	1.56
1... 13C-PCB-159	7.23e5	1.29	NO	1.43	0.965	46.57	46.54	0.994	0.994	NO	1685	81.3	1.29
2... 13C-PCB-167	6.97e5	1.26	NO	1.42	0.965	47.27	47.26	1.009	1.009	NO	1637	78.9	1.29
2... 13C-PCB-156	6.64e5	1.25	NO	1.40	0.965	48.59	48.59	1.038	1.038	NO	1588	76.6	1.32
2... 13C-PCB-157	6.69e5	1.29	NO	1.41	0.965	48.87	48.87	1.044	1.044	NO	1589	76.6	1.31
2... 13C-PCB-169	6.47e5	1.28	NO	1.35	0.965	51.14	51.15	1.092	1.092	NO	1607	77.5	1.37
2... 13C-PCB-188	6.22e5	0.44	NO	1.46	0.965	43.19	43.19	0.926	0.926	NO	1590	76.7	0.863
2... 13C-PCB-180	3.93e5	0.46	NO	0.932	0.965	49.89	49.91	1.070	1.070	NO	1575	76.0	1.36
2... 13C-PCB-170	3.39e5	0.45	NO	0.796	0.965	51.56	51.58	1.106	1.106	NO	1591	76.8	1.59
2... 13C-PCB-189	4.42e5	0.44	NO	1.09	0.965	53.29	53.27	1.143	1.142	NO	1514	73.0	1.16
2... 13C-PCB-202	5.40e5	0.94	NO	1.45	0.965	48.80	48.80	1.046	1.046	NO	1390	67.1	0.334
2... 13C-PCB-194	3.95e5	0.93	NO	0.714	0.965	54.89	54.87	0.995	0.995	NO	1552	74.9	0.768
2... 13C-PCB-208	4.89e5	0.79	NO	0.896	0.965	54.13	54.11	0.982	0.981	NO	1531	73.9	0.759
2... 13C-PCB-206	3.48e5	0.82	NO	0.653	0.965	56.41	56.41	1.023	1.023	NO	1495	72.1	1.04
2... 13C-PCB-209	3.89e5	1.15	NO	0.806	0.965	57.64	57.62	1.045	1.045	NO	1356	65.4	0.168

Dataset: U:\VG11.PRO\Results\191128K2\191128K2-11.qld

Last Altered: Tuesday, December 03, 2019 13:01:00 Pacific Standard Time
Printed: Tuesday, December 03, 2019 13:02:32 Pacific Standard Time

Name: 191128K2_11, Date: 28-Nov-2019, Time: 23:51:32, ID: 1903828-05 PDI-RB-1910221318 1, Description: PDI-RB-1910221318

2... 13C-PCB-15	1.74e6	1.58	NO	1.00	0.965	25.71	25.72	1.000	0.000	NO	2073	100	0.872	
2... 13C-PCB-31	1.22e6	1.02	NO	1.00	0.965	28.84	28.86	1.000	0.000	NO	2073	100	10.2	
2... 13C-PCB-60	1.18e6	0.77	NO	1.00	0.965	36.90	36.90	1.000	0.000	NO	2073	100	1.97	
2... 13C-PCB-111	9.97e5	1.59	NO	1.00	0.965	39.47	39.47	1.000	0.000	NO	2073	100	0.733	
2... 13C-PCB-128	6.20e5	1.21	NO	1.00	0.965	46.82	46.83	1.000	0.000	NO	2073	100	1.84	
2... 13C-PCB-182	5.55e5	0.44	NO	1.00	0.965	46.65	46.64	0.000	0.000	NO	2073	100	1.26	
2... 13C-PCB-205	7.39e5	0.92	NO	1.00	0.965	55.15	55.15	1.000	0.000	NO	2073	100	0.548	
2... 13C-PCB-79	1.01e6	0.77	NO	1.03	0.965	38.03	38.02	1.031	1.030	NO	1719	82.9	1.91	
2... 13C-PCB-178	4.34e5	0.43	NO	0.875	0.965	46.09	46.09	0.988	0.988	NO	1660	80.1	1.34	
2... 13C-PCB-79	9.71e5	0.78	NO	1.05	0.965	37.99	38.02	0.967	0.968	NO	2188	106	2.81	
2... 13C-PCB-178	4.34e5	0.43	NO	0.975	0.965	46.10	46.09	0.924	0.923	NO	2351	113	1.91	
2... Total Mono-PCBs				1.01	0.965	0.00		0.000		NO	0.0000		1.76	1.895
2... Total Di-PCBs				1.06	0.965	0.00		0.000		NO	6.066		9.21	6.066
2... 2nd Function Tri-PCBs				0.914	0.965	0.00		0.000		NO	0.0000		2.92	3.998
2... 3rd Function Tri-PCBs				1.06	0.965	0.00		0.000		NO	1.492		4.97	3.963
2... Total Tetra-PCBs				0.986	0.965	0.00		0.000		NO	0.4537		9.68	5.310
2... 3rd Function Penta-PCBs				1.12	0.965	0.00		0.000		NO	0.0000		8.61	4.130
2... 4th Function Penta-PCBs				1.11	0.965	0.00		0.000		NO			1.46	
2... 3rd Function Hexa-PCBs				0.774	0.965	0.00		0.000		NO	0.0000		3.14	0.7503
2... 4th Function Hexa-PCBs				0.972	0.965	0.00		0.000		NO	0.0000		4.95	3.440
2... Total Hepta-PCBs				1.26	0.965	0.00		0.000		NO	1.760		5.93	2.408
2... 4th Function Octa-PCBs				0.886	0.965	0.00		0.000		NO			2.17	
2... 5th Function Octa-PCBs				1.20	0.965	0.00		0.000		NO	0.0000		0.580	0.8369
2... Total Nona-PCBs				0.945	0.965	0.00		0.000		NO	0.3554		0.252	0.5129
2... Deca-CB				0.943	0.965	0.00		0.000		NO	0.3070		0.0180	0.3070
2... Total PCBs														

>7.961 -

>4.1903 -

Dataset: U:\VG11.PRO\Results\191128K2\191128K2-11.qld

Last Altered: Tuesday, December 03, 2019 13:01:00 Pacific Standard Time
Printed: Tuesday, December 03, 2019 13:04:33 Pacific Standard Time

Method: U:\VG11.PRO\MethDB\PCB-209_ZB1_11-28-19.mdb 29 Nov 2019 13:24:37
Calibration: U:\VG11.PRO\CurveDB\db1_PCBvg11-6-28-19.cdb 29 Jun 2019 11:47:57

ID: 1903828-05 PDI-RB-1910221318 1, Description: PDI-RB-1910221318

Total Mono-PCBs

PCB-1	15.67	15.68	1.200e4	6.998e3	6.434e2	4.617e2	1.39	YES	1.105e3	0.00000	1.8949	0.515

Total Di-PCBs

PCB-11	25.02	25.02	3.201e4	2.247e4	2.314e3	1.571e3	1.47	NO	3.885e3	6.0657	6.0657	1.16

2nd Function Tri-PCBs

PCB-18	25.63	25.64	5.867e3	5.112e3	3.236e2	3.751e2	0.86	YES	6.986e2	0.00000	2.0356	0.419
PCB-16/32	26.96	26.94	4.275e3	4.842e3	4.368e2	3.430e2	1.27	YES	7.798e2	0.00000	1.9628	0.367

3rd Function Tri-PCBs

PCB-31	28.88	28.86	5.151e3	3.813e3	4.204e2	3.439e2	1.22	YES	7.643e2	0.00000	1.3681	0.290
PCB-28	28.97	28.99	4.337e3	4.951e3	3.930e2	3.603e2	1.09	NO	7.533e2	1.4921	1.4921	0.295
PCB-20/21/33	29.62	29.66	3.412e3	2.289e3	3.535e2	2.477e2	1.43	YES	6.012e2	0.00000	1.1031	0.325

Total Tetra-PCBs

PCB-52/69	31.49	31.47	2.478e3	3.226e3	2.235e2	2.157e2	1.04	YES	4.392e2	0.00000	0.96588	0.288
PCB-43/49	31.78	31.76	8.480e2	2.252e3	6.908e1	2.005e2	0.34	YES	2.696e2	0.00000	0.46652	0.334
PCB-47	31.99	31.99	3.811e3	4.472e3	3.256e2	3.619e2	0.90	YES	6.876e2	0.00000	1.9032	0.339
PCB-42/59	33.04	33.05	1.142e3	1.235e3	7.662e1	9.214e1	0.83	NO	1.688e2	0.45369	0.45369	0.307
PCB-41/64/71/72	33.66	33.66	1.288e3	2.453e3	1.011e2	2.571e2	0.39	YES	3.582e2	0.00000	0.55436	0.272
PCB-61/70	35.63	35.63	2.018e3	1.950e3	1.627e2	1.259e2	1.29	YES	2.886e2	0.00000	0.51505	0.277
PCB-56/60	36.90	36.92	1.573e3	1.188e3	1.268e2	1.094e2	1.16	YES	2.363e2	0.00000	0.45168	0.287

Dataset: U:\VG11.PRO\Results\191128K2\191128K2-11.qld

Last Altered: Tuesday, December 03, 2019 13:01:00 Pacific Standard Time
Printed: Tuesday, December 03, 2019 13:04:33 Pacific Standard Time

ID: 1903828-05 PDI-RB-1910221318 1, Description: PDI-RB-1910221318

3rd Function Penta-PCBs

PCB-95/98/102	35.86	35.93	2.286e3	2.638e3	2.601e2	2.004e2	1.30	YES	4.605e2	0.00000	1.2740	0.303
PCB-90/101	37.68	37.68	2.618e3	2.663e3	2.346e2	2.301e2	1.02	YES	4.647e2	0.00000	1.2971	0.342
PCB-110	40.01	40.01	2.728e3	2.141e3	2.312e2	2.522e2	0.92	YES	4.835e2	0.00000	0.91138	0.252
PCB-106/118	41.89	41.89	2.324e3	2.030e3	1.704e2	1.677e2	1.02	YES	3.381e2	0.00000	0.64796	0.263

4th Function Penta-PCBs

3rd Function Hexa-PCBs

PCB-139/149	41.81	41.81	1.861e3	1.459e3	1.466e2	8.277e1	1.77	YES	2.294e2	0.00000	0.75034	0.247

4th Function Hexa-PCBs

PCB-132/161	43.42	43.45	1.330e3	8.850e2	1.100e2	6.230e1	1.77	YES	1.723e2	0.00000	0.43682	0.225
PCB-153	43.60	43.60	2.936e3	2.714e3	2.010e2	2.383e2	0.84	YES	4.393e2	0.00000	1.0941	0.216
PCB-141	44.36	44.36	1.040e3	1.444e3	8.402e1	1.014e2	0.83	YES	1.854e2	0.00000	0.58093	0.276
PCB-138/163/164	45.25	45.22	2.155e3	2.700e3	2.508e2	2.853e2	0.88	YES	5.361e2	0.00000	1.3277	0.210

Total Hepta-PCBs

PCB-182/187	46.64	46.66	6.520e2	8.800e2	5.815e1	6.464e1	0.90	NO	1.228e2	0.42597	0.42597	0.243
PCB-183	46.97	46.96	4.970e2	8.570e2	3.421e1	8.369e1	0.41	YES	1.179e2	0.00000	0.23252	0.244
PCB-174	48.04	48.04	1.210e3	7.480e2	7.439e1	4.683e1	1.59	YES	1.212e2	0.00000	0.41565	0.311
PCB-180	49.93	49.95	1.977e3	2.283e3	1.722e2	1.615e2	1.07	NO	3.337e2	1.3341	1.3341	0.287

Dataset: U:\VG11.PRO\Results\191128K2\191128K2-11.qld

Last Altered: Tuesday, December 03, 2019 13:01:00 Pacific Standard Time
Printed: Tuesday, December 03, 2019 13:04:33 Pacific Standard Time

ID: 1903828-05 PDI-RB-1910221318 1, Description: PDI-RB-1910221318

4th Function Octa-PCBs

5th Function Octa-PCBs



PCB-194	54.89	54.89	2.679e3	1.530e3	1.387e2	9.752e1	1.42	YES	2.362e2	0.00000	0.83688	0.197

Total Nona-PCBs



PCB-208	54.13	54.11	4.030e2	4.360e2	1.989e1	1.994e1	1.00	YES	3.983e1	0.00000	0.15754	0.0643
PCB-206	56.43	56.41	6.720e2	4.940e2	3.438e1	2.452e1	1.40	NO	5.889e1	0.35538	0.35538	0.0864

Deca-CB



PCB-209	57.62	57.64	5.730e2	5.990e2	2.803e1	2.634e1	1.06	NO	5.437e1	0.30705	0.30705	0.0180

Total PCBs



Total Mono-Isotopes



13C-PCB-1	15.66	15.66	1.155e7	3.960e6	6.823e5	2.278e5	3.00	NO	9.100e5	1003.7	2.35
13C-PCB-3	18.32	18.33	9.618e6	3.213e6	6.775e5	2.329e5	2.91	NO	9.104e5	991.73	2.32

Dataset: U:\VG11.PRO\Results\191128K2\191128K2-11.qld

Last Altered: Tuesday, December 03, 2019 13:01:00 Pacific Standard Time
Printed: Tuesday, December 03, 2019 13:04:33 Pacific Standard Time

ID: 1903828-05 PDI-RB-1910221318 1, Description: PDI-RB-1910221318

Total Di-Isotopes

13C-PCB-4	19.68	19.67	7.434e6	4.725e6	4.399e5	2.791e5	1.58	NO	7.190e5	1335.3	1.36
13C-PCB-9	21.52	21.51	1.170e7	7.587e6	7.435e5	4.803e5	1.55	NO	1.224e6	1461.1	0.876
13C-PCB-11	25.00	25.00	9.917e6	6.111e6	7.500e5	4.614e5	1.63	NO	1.211e6	1481.9	0.898
13C-PCB-15	25.71	25.72	1.394e7	8.978e6	1.069e6	6.754e5	1.58	NO	1.744e6	2072.9	0.872

2nd Function Tri-Isotopes

13C-PCB-19	23.94	23.92	4.669e6	4.742e6	2.982e5	3.030e5	0.98	NO	6.012e5	1121.1	7.93
13C-PCB-32	26.96	26.93	6.979e6	7.223e6	4.513e5	4.813e5	0.94	NO	9.326e5	1218.0	5.56

3rd Function Tri-Isotopes

13C-PCB-31	28.84	28.86	7.611e6	7.243e6	6.173e5	6.045e5	1.02	NO	1.222e6	2072.9	10.2
13C-PCB-28	28.95	28.95	6.102e6	6.094e6	4.712e5	4.751e5	0.99	NO	9.463e5	1501.7	9.58
13C-PCB-37	32.94	32.97	4.335e6	4.431e6	4.396e5	4.241e5	1.04	NO	8.637e5	1527.2	10.7

Tetra-Isotopes

13C-PCB-54	27.78	27.78	5.202e6	6.803e6	3.851e5	5.067e5	0.76	NO	8.918e5	1430.4	1.79
13C-PCB-52	31.46	31.45	4.333e6	5.526e6	3.298e5	4.208e5	0.78	NO	7.506e5	1566.2	2.33
13C-PCB-47	31.98	31.97	4.544e6	5.958e6	3.470e5	4.563e5	0.76	NO	8.032e5	1583.9	2.20
13C-PCB-70	35.61	35.62	4.905e6	6.362e6	3.930e5	5.170e5	0.76	NO	9.100e5	1590.8	1.95
13C-PCB-80	36.04	36.06	5.020e6	6.428e6	4.133e5	5.382e5	0.77	NO	9.515e5	1602.6	1.88
13C-PCB-60	36.90	36.90	6.144e6	7.979e6	5.116e5	6.652e5	0.77	NO	1.177e6	2072.9	1.97
13C-PCB-79	38.03	38.02	4.860e6	6.209e6	4.395e5	5.674e5	0.77	NO	1.007e6	1718.7	1.91
13C-PCB-81	39.26	39.26	4.199e6	5.498e6	3.903e5	4.901e5	0.80	NO	8.804e5	1574.6	2.00
13C-PCB-77	39.87	39.90	4.020e6	5.377e6	3.684e5	4.919e5	0.75	NO	8.603e5	1581.2	2.05

Dataset: U:\VG11.PRO\Results\191128K2\191128K2-11.qld

Last Altered: Tuesday, December 03, 2019 13:01:00 Pacific Standard Time
Printed: Tuesday, December 03, 2019 13:04:33 Pacific Standard Time

ID: 1903828-05 PDI-RB-1910221318 1, Description: PDI-RB-1910221318

3rd Function Penta-Isotopes

13C-PCB-104	32.66	32.64	6.887e6	4.406e6	5.203e5	3.338e5	1.56	NO	8.541e5	1618.1	0.668
13C-PCB-95	35.93	35.91	5.429e6	3.517e6	4.157e5	2.686e5	1.55	NO	6.844e5	1669.3	0.860
13C-PCB-101	37.68	37.66	5.173e6	3.289e6	3.959e5	2.559e5	1.55	NO	6.519e5	1665.0	0.900
13C-PCB-97	39.02	39.00	4.498e6	2.863e6	3.559e5	2.250e5	1.58	NO	5.810e5	1702.1	1.03
13C-PCB-111	39.47	39.47	7.789e6	4.980e6	6.126e5	3.848e5	1.59	NO	9.974e5	2072.9	0.733
13C-PCB-123	41.65	41.66	5.824e6	3.794e6	4.666e5	3.033e5	1.54	NO	7.699e5	1736.1	0.795
13C-PCB-118	41.84	41.85	5.953e6	3.809e6	5.094e5	3.268e5	1.56	NO	8.361e5	1782.3	0.751

4th Function Penta-Isotopes

13C-PCB-114	42.53	42.53	5.780e6	3.811e6	4.722e5	3.131e5	1.51	NO	7.853e5	1727.3	1.23
13C-PCB-105	43.42	43.42	5.347e6	3.604e6	4.588e5	3.093e5	1.48	NO	7.682e5	1621.4	1.18
13C-PCB-127	43.78	43.78	5.635e6	3.502e6	5.074e5	3.131e5	1.62	NO	8.206e5	1691.2	1.15
13C-PCB-126	45.73	45.75	4.803e6	3.161e6	4.398e5	2.864e5	1.54	NO	7.262e5	1679.3	1.29

4th Function Hexa-Isotopes

13C-PCB-153	43.59	43.59	4.706e6	3.864e6	3.728e5	3.068e5	1.21	NO	6.797e5	1595.4	1.29
13C-PCB-141	44.37	44.34	3.928e6	3.098e6	3.126e5	2.474e5	1.26	NO	5.600e5	1637.9	1.61
13C-PCB-138	45.23	45.22	4.027e6	3.314e6	3.187e5	2.581e5	1.23	NO	5.768e5	1633.6	1.56
13C-PCB-159	46.57	46.54	4.846e6	3.745e6	4.067e5	3.160e5	1.29	NO	7.227e5	1685.0	1.29
13C-PCB-128	46.82	46.83	4.257e6	3.537e6	3.399e5	2.804e5	1.21	NO	6.203e5	2072.9	1.84
13C-PCB-167	47.27	47.26	4.731e6	3.722e6	3.893e5	3.080e5	1.26	NO	6.973e5	1636.5	1.29
13C-PCB-156	48.59	48.59	4.562e6	3.646e6	3.693e5	2.949e5	1.25	NO	6.642e5	1588.4	1.32
13C-PCB-157	48.87	48.87	4.387e6	3.357e6	3.769e5	2.918e5	1.29	NO	6.687e5	1588.7	1.31
13C-PCB-169	51.14	51.15	4.046e6	3.200e6	3.635e5	2.838e5	1.28	NO	6.473e5	1607.1	1.37

Dataset: U:\VG11.PRO\Results\191128K2\191128K2-11.qld

Last Altered: Tuesday, December 03, 2019 13:01:00 Pacific Standard Time
Printed: Tuesday, December 03, 2019 13:04:33 Pacific Standard Time

ID: 1903828-05 PDI-RB-1910221318 1, Description: PDI-RB-1910221318

5th Function Octa-Isotopes

	13C-PCB-194	54.89	54.87	3.441e6	3.680e6	1.905e5	2.044e5	0.93	NO	3.949e5	1552.1	0.768
	13C-PCB-205	55.15	55.15	6.278e6	6.857e6	3.544e5	3.848e5	0.92	NO	7.392e5	2072.9	0.548

Dataset: Untitled

Last Altered: Friday, November 29, 2019 14:22:22 Pacific Standard Time
Printed: Friday, November 29, 2019 14:24:04 Pacific Standard Time

Name: 191128K2_11, Date: 28-Nov-2019, Time: 23:51:32, ID: 1903828-05 PDI-RB-1910221318 1, Description: PDI-RB-1910221318

PCB-1

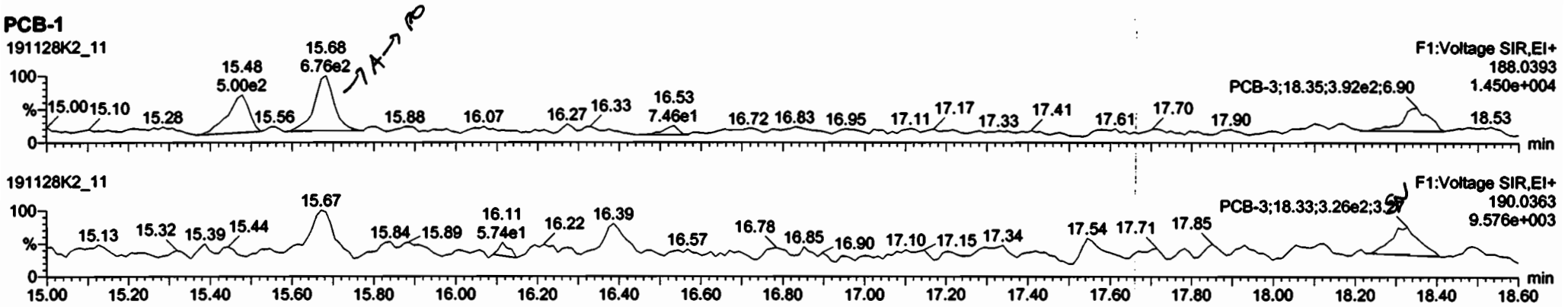

13C-PCB-1

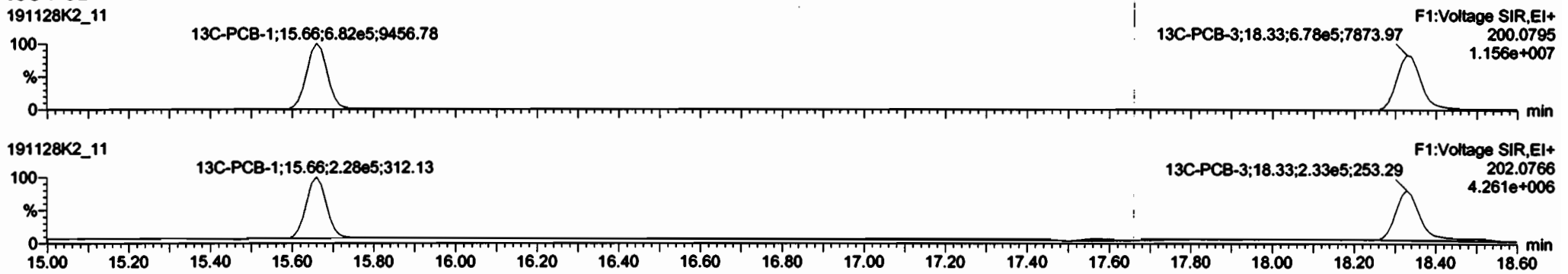

PFK1

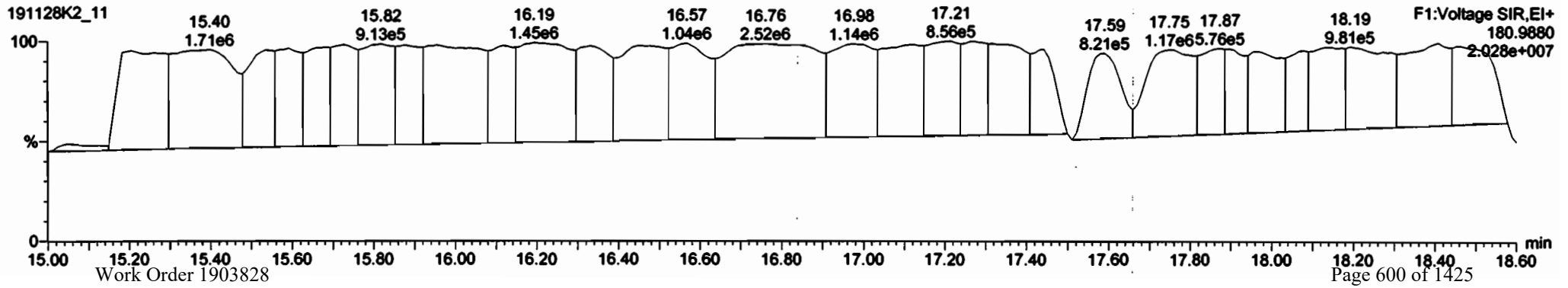

221	13C-PCB-178	4.34e5	0.43	NO	0.8746	0.995	46.09	46.09	0.998	0.998	NO	1680	80.1	1.34	
222	13C-PCB-79	9.71e5	0.78	NO	1.0454	0.995	37.99	38.02	0.997	0.998	NO	2186	106	2.81	
223	13C-PCB-178	4.34e5	0.43	NO	0.9749	0.995	46.10	46.09	0.924	0.923	NO	2351	113	1.91	
225	Total DI-PCBs				1.0592	0.995	0.00		0.000		NO	6.111		9.31	6.111
226	2nd Function Tri-PCBs				0.9137	0.995	0.00		0.000		NO	0.0000		2.32	1.310
227	3rd Function Tri-PCBs				1.0583	0.995	0.00		0.000		NO	0.0000		4.82	2.570
228	Total Tetra-PCBs				0.9881	0.995	0.00		0.000		NO	0.0000		9.66	4.519

1	PCB-1	15.67	15.66	6.434e2	4.817e2	3.130	1.39	YES	1.8049	0.00000
3	PCB-3	18.34	18.35	3.798e2	3.280e2	3.130	1.15	YES	1.1206	0.00000

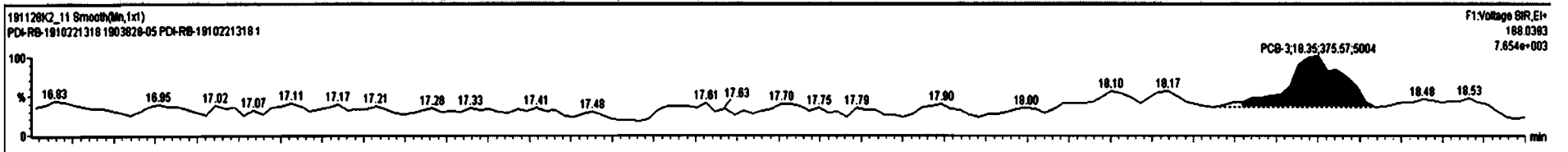

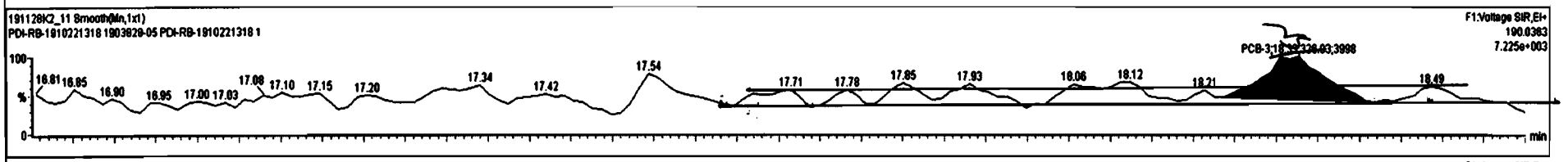



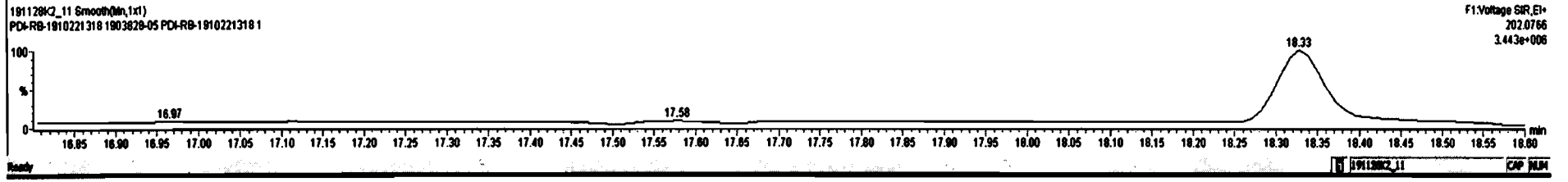

Dataset: Untitled

Last Altered: Friday, November 29, 2019 14:22:22 Pacific Standard Time
Printed: Friday, November 29, 2019 14:24:04 Pacific Standard Time

Name: 191128K2_11, Date: 28-Nov-2019, Time: 23:51:32, ID: 1903828-05 PDI-RB-1910221318 1, Description: PDI-RB-1910221318

PCB-4/10

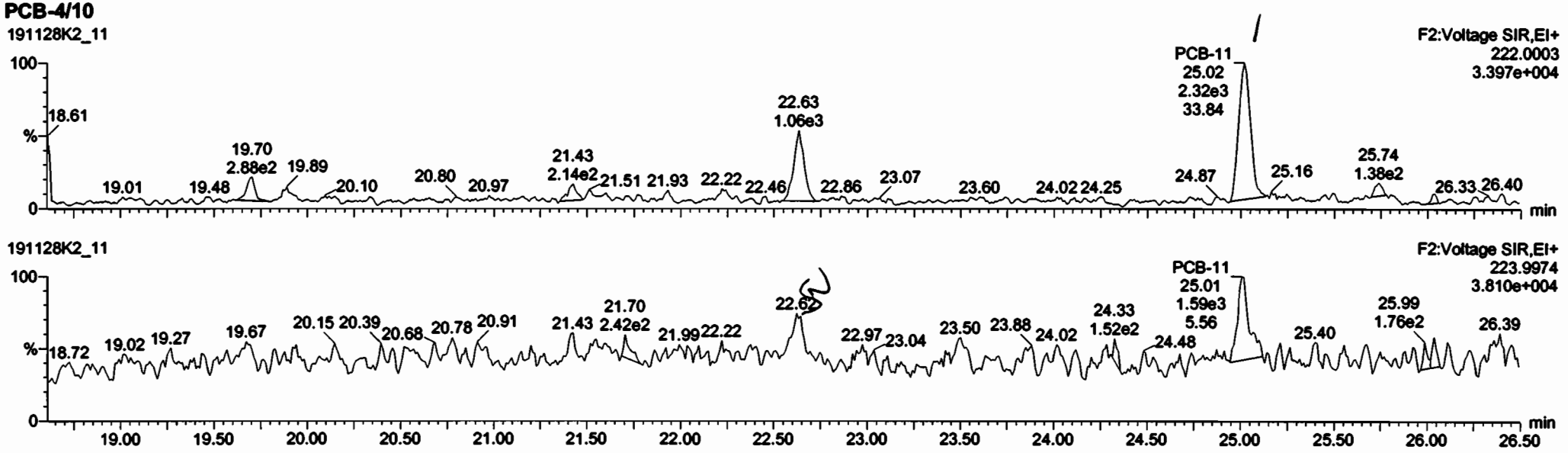

13C-PCB-4

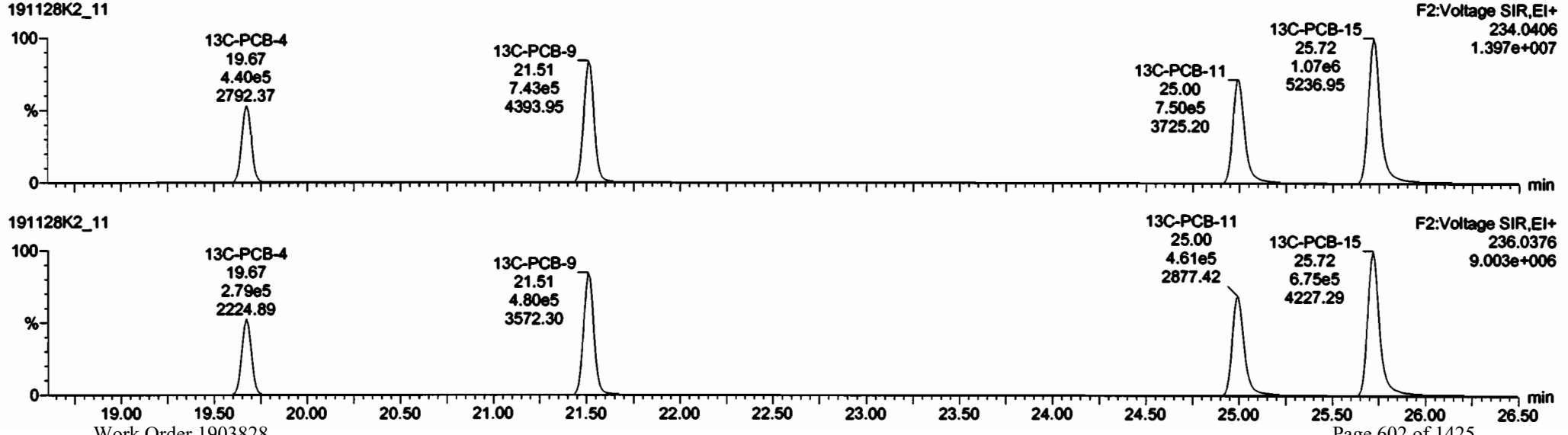

221	13C-PCB-178	4.34e5	0.43	NO	0.8746	0.995	46.09	46.09	0.998	0.998	NO	1660	80.1	1.34	
222	13C-PCB-79	9.71e5	0.78	NO	1.0454	0.995	37.99	38.02	0.997	0.998	NO	2188	106	2.81	
223	13C-PCB-178	4.34e5	0.43	NO	0.9749	0.995	46.10	46.09	0.924	0.923	NO	2351	113	1.91	
224	Total Mono-PCBs				1.0122	0.995	0.00		0.000		NO	0.0000		1.78	1.885
226	2nd Function Tri-PCBs				0.9137	0.995	0.00		0.000		NO	0.0000		2.32	1.310
227	3rd Function Tri-PCBs				1.0583	0.995	0.00		0.000		NO	0.0000		4.82	2.570
228	Total Tetra-PCBs				0.9881	0.995	0.00		0.000		NO	0.0000		9.68	4.519

7	PCB-5/8	22.63	22.63	1.058e3	8.180e2	1.560	1.28	YES	2.9091	0.00000
9	PCB-11	25.02	25.02	2.314e3	1.571e3	1.560	1.47	NO	6.0857	6.0857

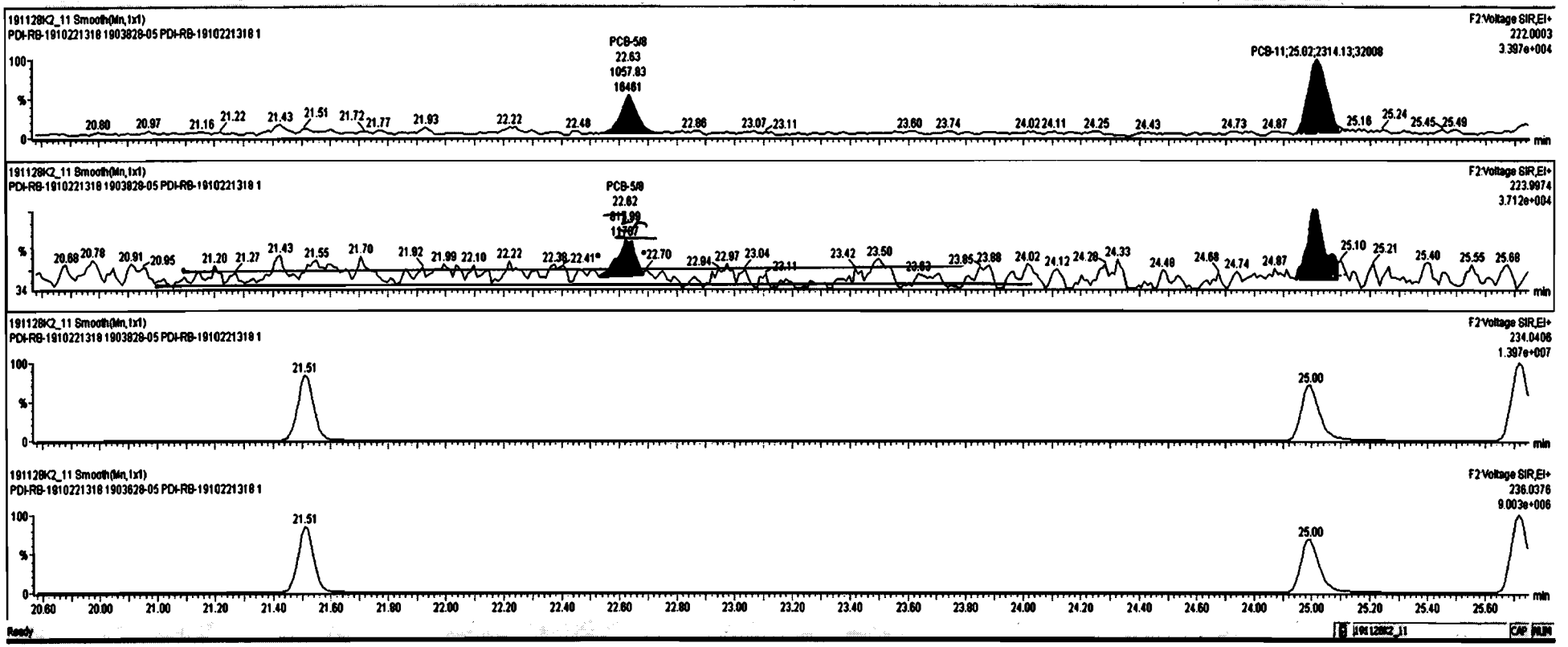

Dataset: Untitled

Last Altered: Friday, November 29, 2019 14:22:22 Pacific Standard Time
Printed: Friday, November 29, 2019 14:24:04 Pacific Standard Time

Name: 191128K2_11, Date: 28-Nov-2019, Time: 23:51:32, ID: 1903828-05 PDI-RB-1910221318 1, Description: PDI-RB-1910221318

PCB-19

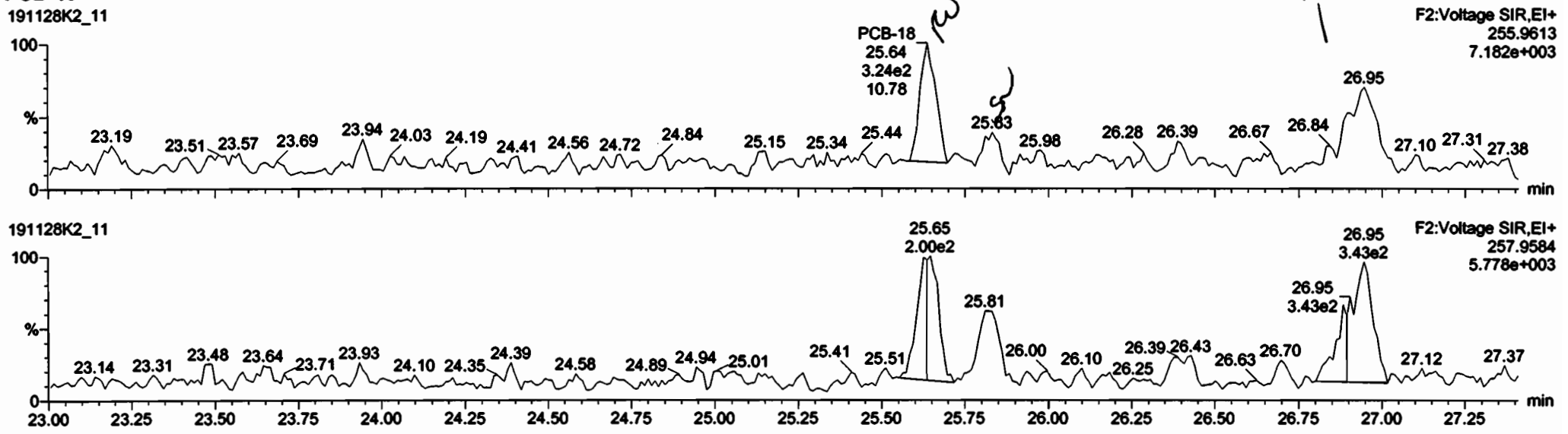

13C-PCB-19

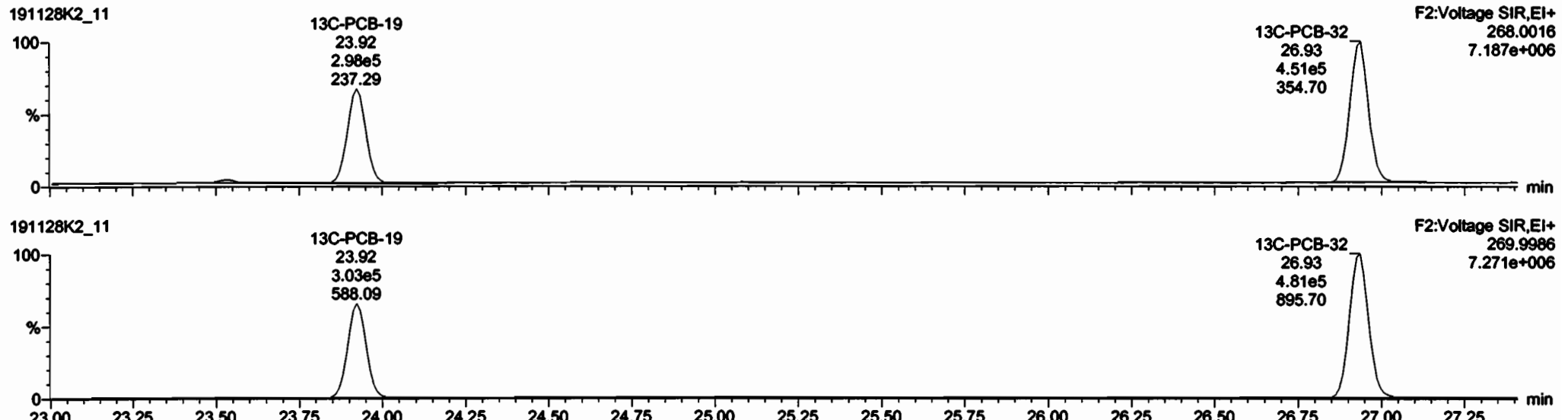

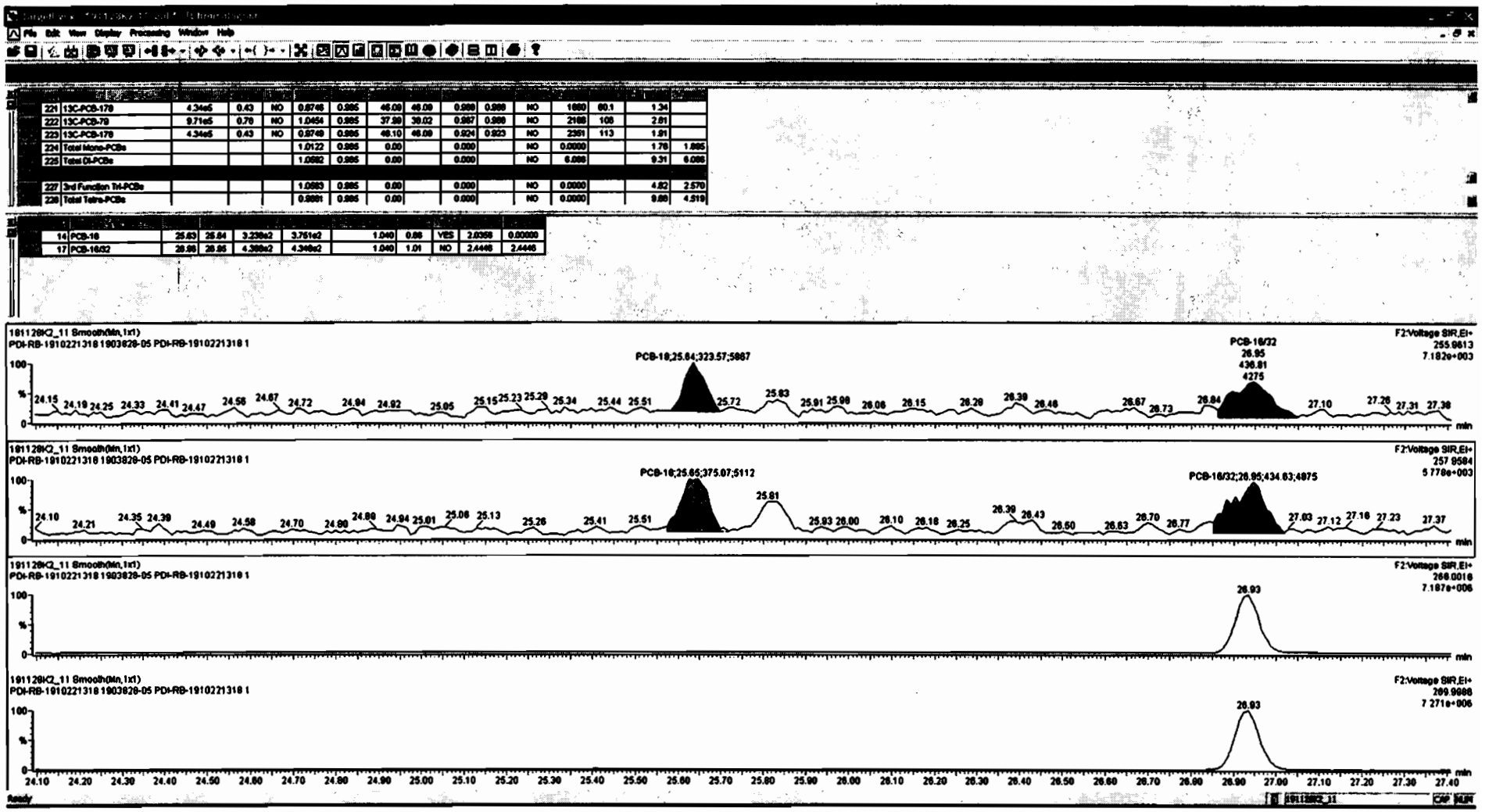
File Edit View Display Processing Window Help
221 13C-PCB-178 4.34e5 0.43 NO 0.8746 0.995 46.09 46.09 0.998 0.998 NO 1680 80.1 1.34
222 13C-PCB-78 9.71e5 0.78 NO 1.0454 0.995 37.99 38.02 0.997 0.998 NO 2168 108 2.81
223 13C-PCB-178 4.34e5 0.43 NO 0.8749 0.995 46.10 46.09 0.924 0.923 NO 2351 113 1.91
224 Total Mono-PCBs 1.0122 0.995 0.00 0.000 NO 0.0000 1.76 1.995
225 Total Di-PCBs 1.0082 0.995 0.00 0.000 NO 6.088 9.31 6.086
227 3rd Function Tri-PCBs 1.0083 0.995 0.00 0.000 NO 0.0000 4.82 2.570
228 Total Tetra-PCBs 0.9991 0.995 0.00 0.000 NO 0.0000 9.86 4.519
14 PCB-18 25.83 25.84 3.239e2 3.751e2 1.040 0.86 YES 2.0358 0.00000
17 PCB-18/32 26.95 26.95 4.388e2 4.346e2 1.040 1.01 NO 2.4446 2.4446
191126KQ_11 Smooth(Mn,1x1)
PDI-RB-1910221318 1903828-05 PDI-RB-1910221318 1
F2:Voltage SIR,EI+
255.9613
7.182e+003
PCB-18;25.84;323.57;5887
PCB-18/32
26.95
436.81
4275
191126KQ_11 Smooth(Mn,1x1)
PDI-RB-1910221318 1903828-05 PDI-RB-1910221318 1
F2:Voltage SIR,EI+
257.9584
5.778e+003
PCB-18;25.85;375.07;5112
PCB-18/32;26.95;434.63;4875
191126KQ_11 Smooth(Mn,1x1)
PDI-RB-1910221318 1903828-05 PDI-RB-1910221318 1
F2:Voltage SIR,EI+
268.0018
7.187e+006
26.93
191126KQ_11 Smooth(Mn,1x1)
PDI-RB-1910221318 1903828-05 PDI-RB-1910221318 1
F2:Voltage SIR,EI+
269.9986
7.271e+006
26.93
min
Ready

Dataset: Untitled

Last Altered: Friday, November 29, 2019 14:22:22 Pacific Standard Time
Printed: Friday, November 29, 2019 14:24:04 Pacific Standard Time

Name: 191128K2_11, Date: 28-Nov-2019, Time: 23:51:32, ID: 1903828-05 PDI-RB-1910221318 1, Description: PDI-RB-1910221318

PCB-34

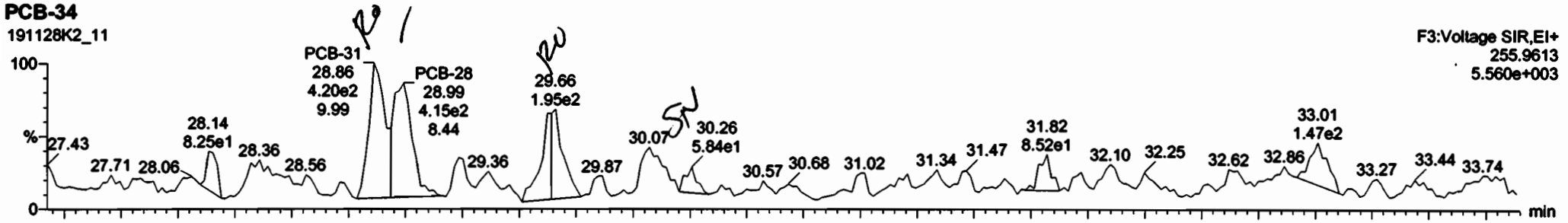

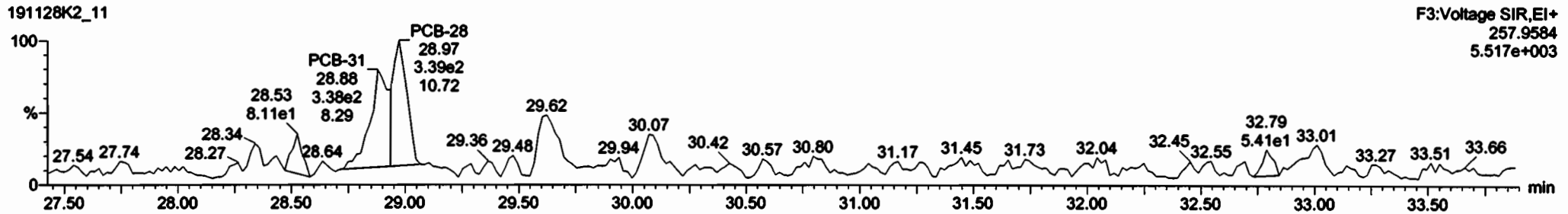

13C-PCB-28

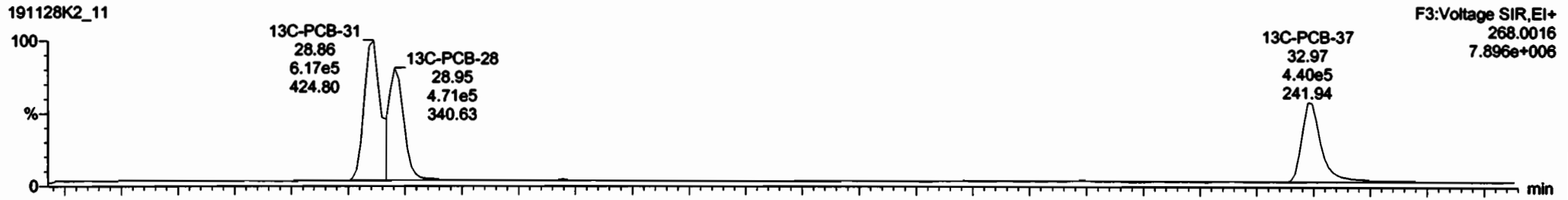


223 13C-PCB-178 4.34e5 0.43 NO 0.9749 0.995 46.10 46.09 0.924 0.923 NO 2361 113 1.91
224 Total Mono-PCBs 1.0122 0.995 0.00 0.000 NO 0.0000 1.76 1.995
225 Total Di-PCBs 1.0092 0.995 0.00 0.000 NO 0.000 9.31 9.000
226 2nd Function Tri-PCBs 0.9137 0.995 0.00 0.000 NO 2.445 2.32 4.480
229 Total Tetra-PCBs 0.9991 0.995 0.00 0.000 NO 0.0000 9.69 4.519
229 3rd Function Penta-PCBs 1.1154 0.995 0.00 0.000 NO 1.821 9.81 3.999
230 4th Function Penta-PCBs 1.1112 0.995 0.00 0.000 NO 1.46
23 PCB-31 28.88 28.86 4.204e2 3.439e2 1.040 1.22 YES 1.3991 0.00000
24 PCB-28 28.97 28.99 3.830e2 3.603e2 1.040 1.06 NO 1.4821 1.4821
25 PCB-20/21/33 28.82 28.86 3.536e2 2.477e2 1.040 1.43 YES 1.1031 0.00000
191128K2_11 Smooth(Mn,1x1)
PDI-RB-1910221318 1903828-05 PDI-RB-1910221318 1
PCB-31 28.86 420.41 5151
PCB-28 28.99 393.00 4337
PCB-20/21/33 28.86 353.49 3412
F3:Voltage SIR,EI+ 255.9613 5.560e+003
191128K2_11 Smooth(Mn,1x1)
PDI-RB-1910221318 1903828-05 PDI-RB-1910221318 1
PCB-28;28.97;380.28;4951
PCB-20/21/33 28.82 247.89 2269
F3:Voltage SIR,EI+ 257.9584 5.517e+003
191128K2_11 Smooth(Mn,1x1)
PDI-RB-1910221318 1903828-05 PDI-RB-1910221318 1
28.86 13C-PCB-28;28.95;471209.50;8102489
F3:Voltage SIR,EI+ 268.0016 7.898e+006
191128K2_11 Smooth(Mn,1x1)
PDI-RB-1910221318 1903828-05 PDI-RB-1910221318 1
28.86 13C-PCB-28;28.95;475069.94;8094194
F3:Voltage SIR,EI+ 268.9986 7.337e+006
min
Ready

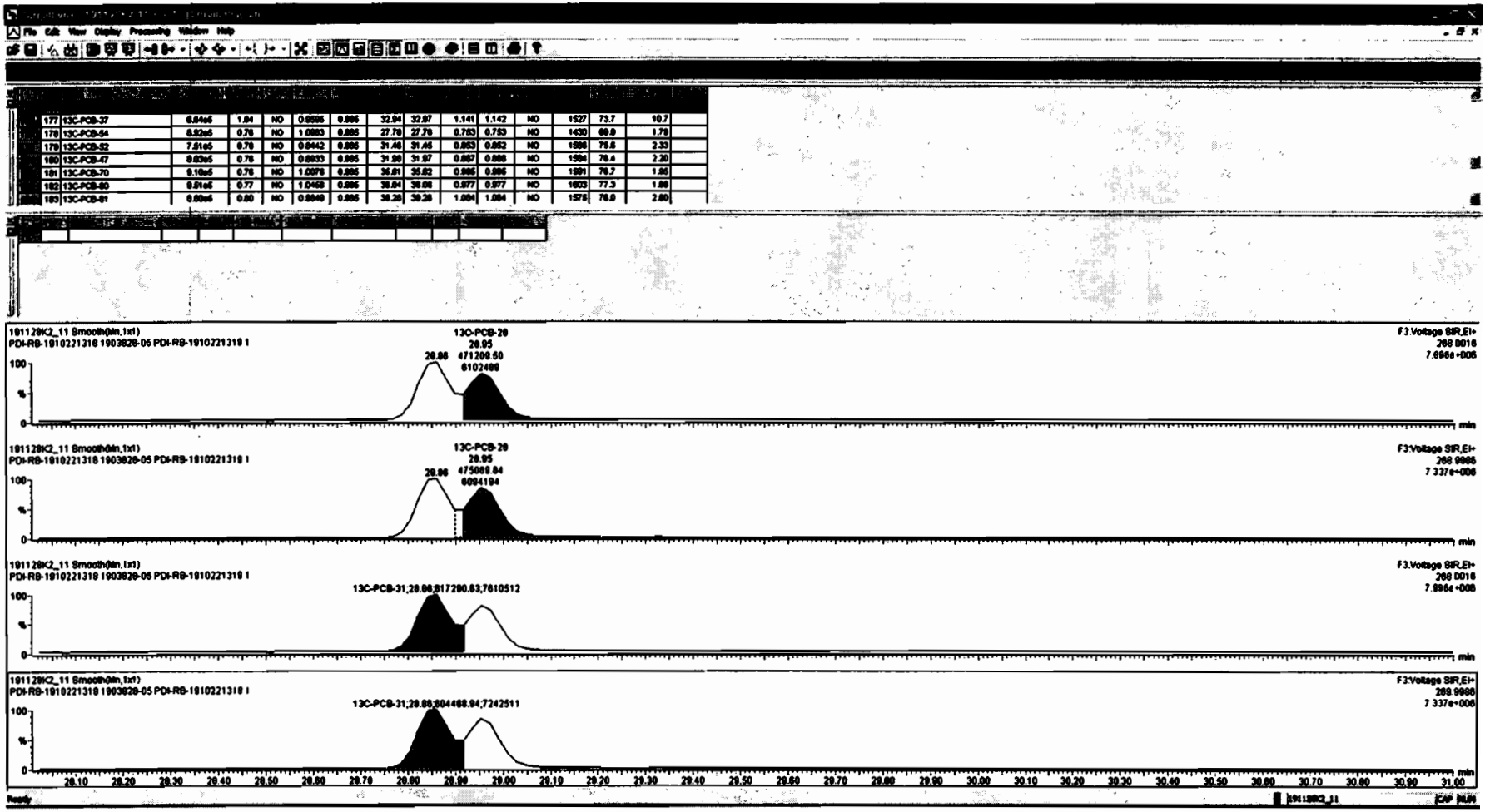
191128K2_11 Smooth(Min,1x1)
PDI-RB-1910221318 1903828-05 PDI-RB-1910221318 1
13C-PCB-28
28.95
28.96 471209.60
6102488
F3:Voltage SIR,EI+
266.0016
7.698e+006
191128K2_11 Smooth(Min,1x1)
PDI-RB-1910221318 1903828-05 PDI-RB-1910221318 1
13C-PCB-28
28.95
28.96 475088.84
6094194
F3:Voltage SIR,EI+
266.9965
7.337e+006
191128K2_11 Smooth(Min,1x1)
PDI-RB-1910221318 1903828-05 PDI-RB-1910221318 1
13C-PCB-31;28.96;817290.83;7610512
F3:Voltage SIR,EI+
266.0016
7.698e+006
191128K2_11 Smooth(Min,1x1)
PDI-RB-1910221318 1903828-05 PDI-RB-1910221318 1
13C-PCB-31;28.96;804468.94;7242511
F3:Voltage SIR,EI+
266.9965
7.337e+006
100
%
0
min
26.10 26.20 26.30 26.40 26.50 26.60 26.70 26.80 26.90 29.00 29.10 29.20 29.30 29.40 29.50 29.60 29.70 29.80 29.90 30.00 30.10 30.20 30.30 30.40 30.50 30.60 30.70 30.80 30.90 31.00
Ready
191128K2_11
CAP NUM

Dataset: Untitled

Last Altered: Friday, November 29, 2019 14:22:22 Pacific Standard Time
Printed: Friday, November 29, 2019 14:24:04 Pacific Standard Time

Name: 191128K2_11, Date: 28-Nov-2019, Time: 23:51:32, ID: 1903828-05 PDI-RB-1910221318 1, Description: PDI-RB-1910221318

PCB-54

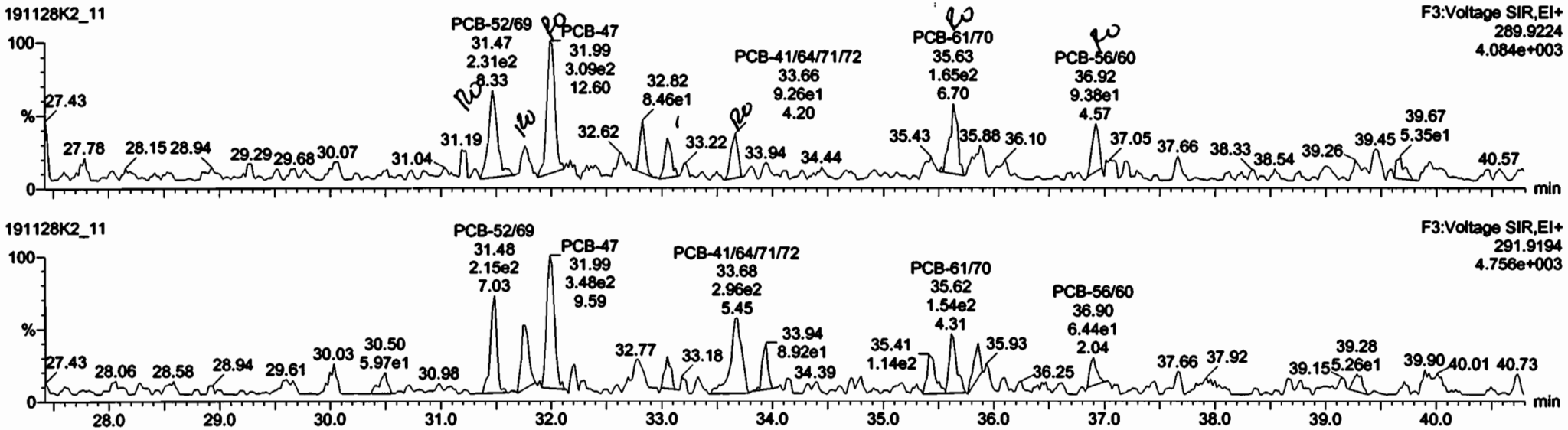

13C-PCB-54

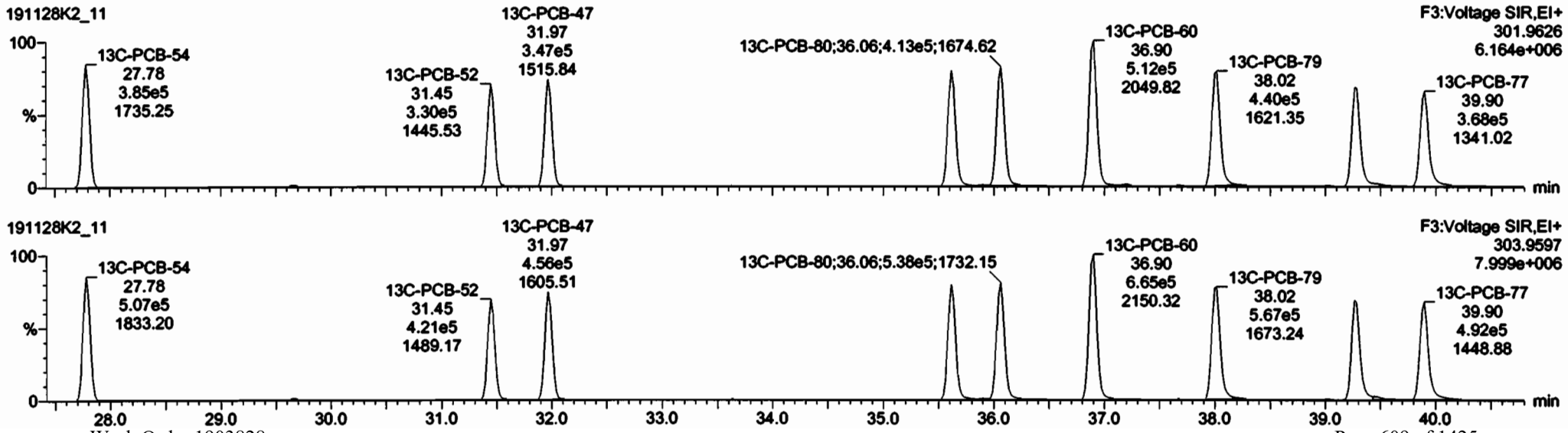

Dataset: Untitled

Last Altered: Friday, November 29, 2019 14:22:22 Pacific Standard Time
Printed: Friday, November 29, 2019 14:24:04 Pacific Standard Time

Name: 191128K2_11, Date: 28-Nov-2019, Time: 23:51:32, ID: 1903828-05 PDI-RB-1910221318 1, Description: PDI-RB-1910221318

PCB-50

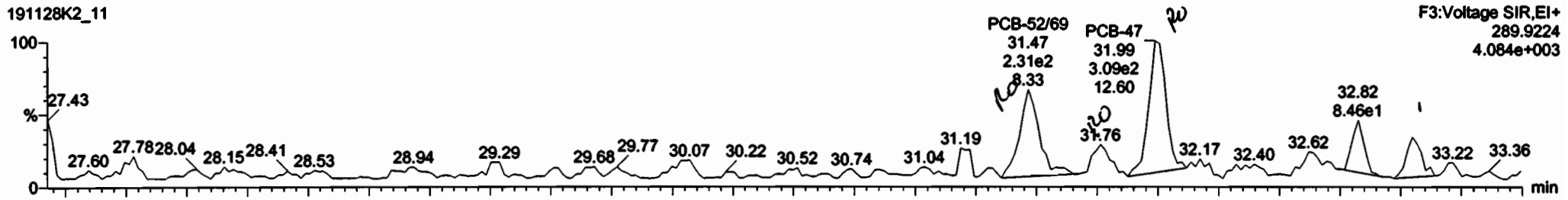

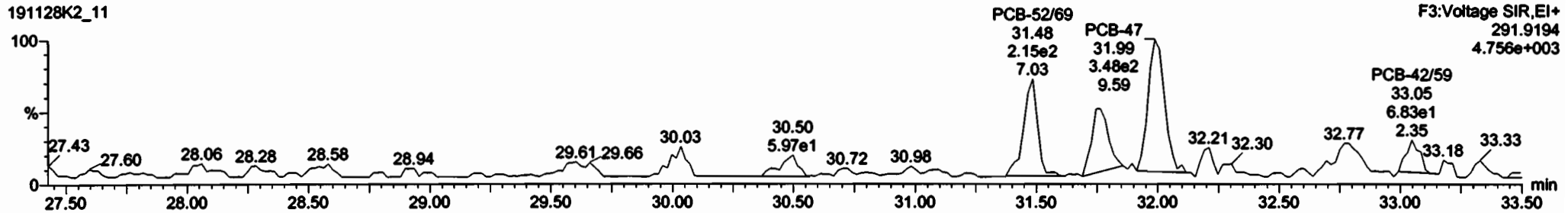

13C-PCB-52

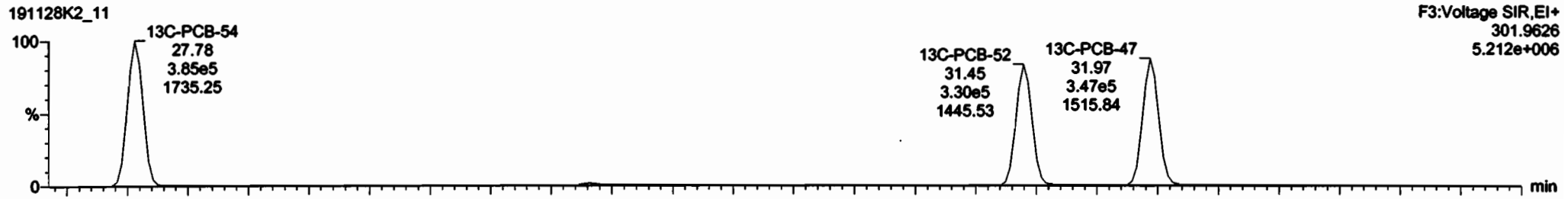



218	13C-PCB-182	5.55e5	0.44	NO	1.0000	0.985	46.85	46.84	0.000	0.000	NO	2073	100	1.26		
219	13C-PCB-205	7.39e5	0.92	NO	1.0000	0.985	55.15	55.15	1.000	0.000	NO	2073	100	0.548		
220	13C-PCB-79	1.01e6	0.77	NO	1.0320	0.985	38.03	38.02	1.031	1.030	NO	1719	82.9	1.91		
221	13C-PCB-178	4.34e5	0.43	NO	0.8746	0.985	46.09	46.09	0.988	0.988	NO	1660	80.1	1.34		
222	13C-PCB-79	9.71e5	0.78	NO	1.0454	0.985	37.99	38.02	0.997	0.999	NO	2180	105	2.81		
223	13C-PCB-178	4.34e5	0.43	NO	0.9749	0.985	46.10	46.09	0.924	0.923	NO	2351	113	1.91		
224	Total Mono-PCBs				1.0122	0.985	0.00		0.000		NO	0.0000		1.76	1.895	
225	Total Di-PCBs				1.0582	0.985	0.00		0.000		NO	6.066		9.31	6.066	
226	2nd Function Tri-PCBs				0.9137	0.985	0.00		0.000		NO	0.0000		2.32	3.998	
227	3rd Function Tri-PCBs				1.0583	0.985	0.00		0.000		NO	1.492		4.97	3.983	

38	PCB-52/69	31.49	31.47	2.235e2	2.157e2	0.770	1.04	YES	0.96586	0.00000
40	PCB-43/49	31.78	31.76	6.908e1	2.005e2	0.770	0.34	YES	0.46852	0.00000
41	PCB-47	31.99	31.99	3.259e2	3.819e2	0.770	0.90	YES	1.9032	0.00000
46	PCB-42/59	33.04	33.05	7.862e1	9.214e1	0.770	0.83	NO	0.45389	0.45389
47	PCB-41/64/71/72	33.66	33.66	9.257e1	2.571e2	0.770	0.36	YES	0.59764	0.00000
55	PCB-61/70	35.63	35.63	1.827e2	1.364e2	0.770	1.19	YES	0.55781	0.00000

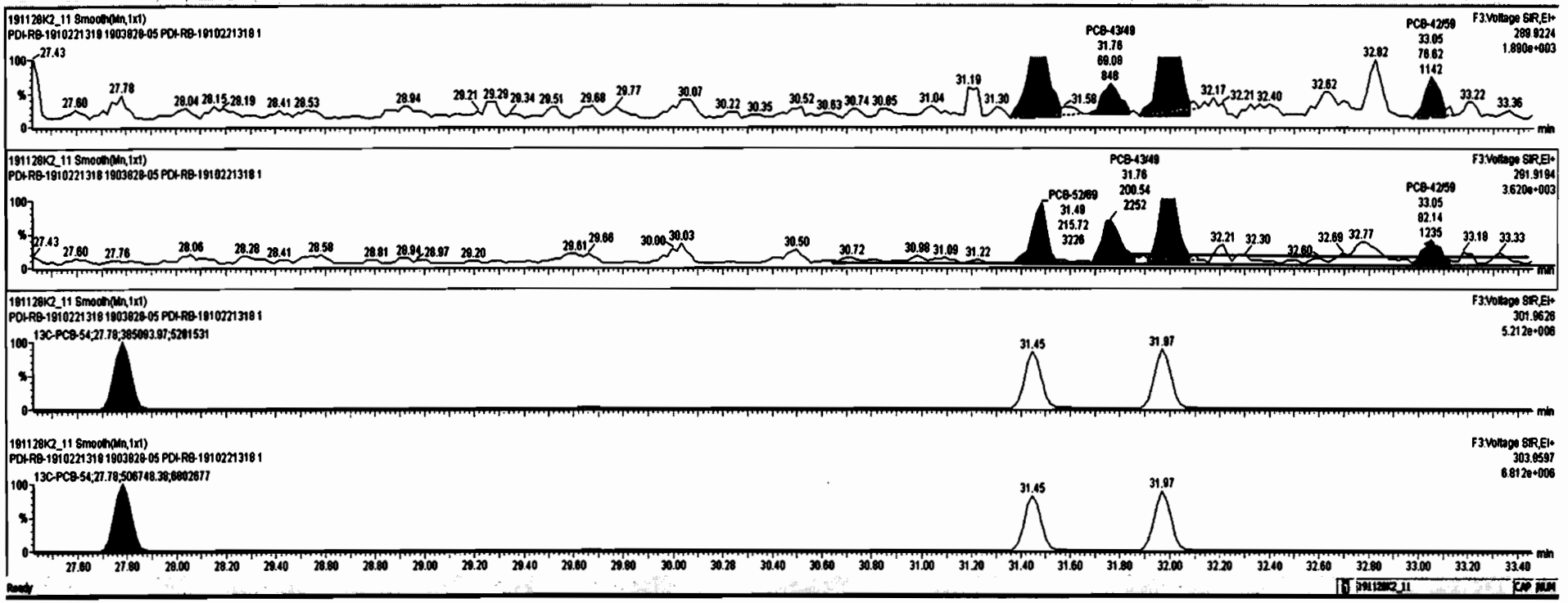

Dataset: Untitled

Last Altered: Friday, November 29, 2019 14:22:22 Pacific Standard Time
Printed: Friday, November 29, 2019 14:24:04 Pacific Standard Time

Name: 191128K2_11, Date: 28-Nov-2019, Time: 23:51:32, ID: 1903828-05 PDI-RB-1910221318 1, Description: PDI-RB-1910221318

PCB-68

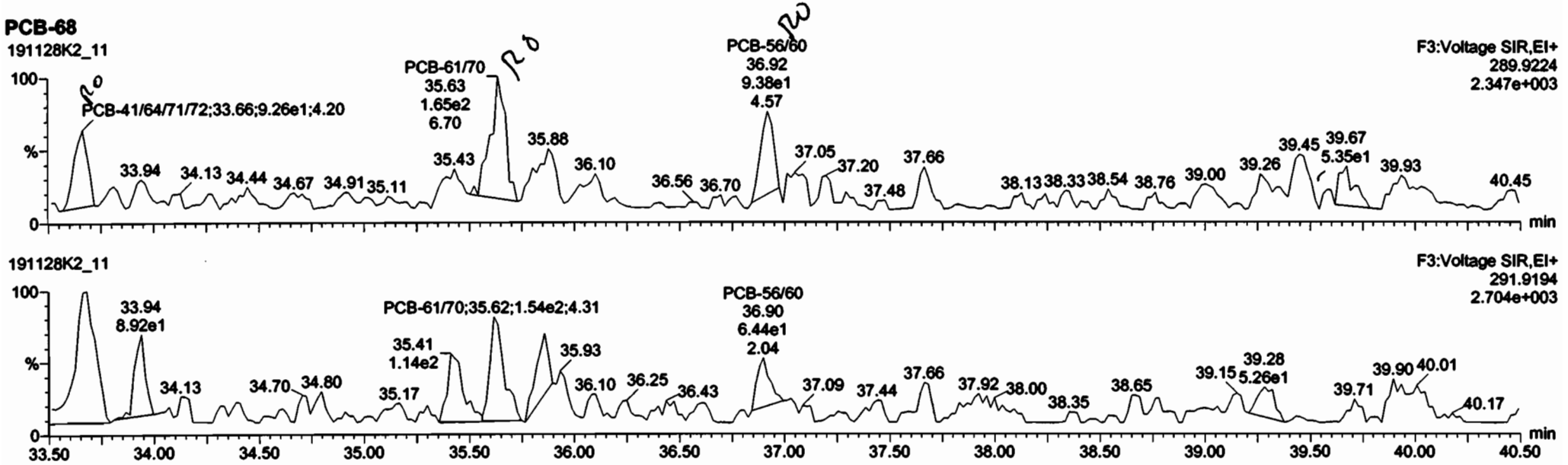

13C-PCB-60

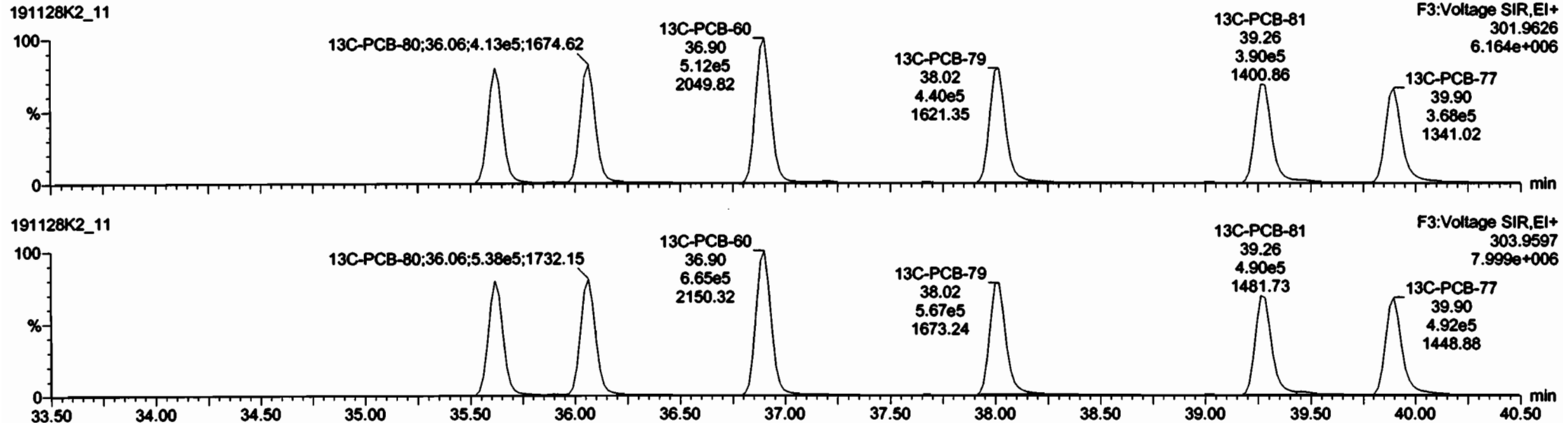

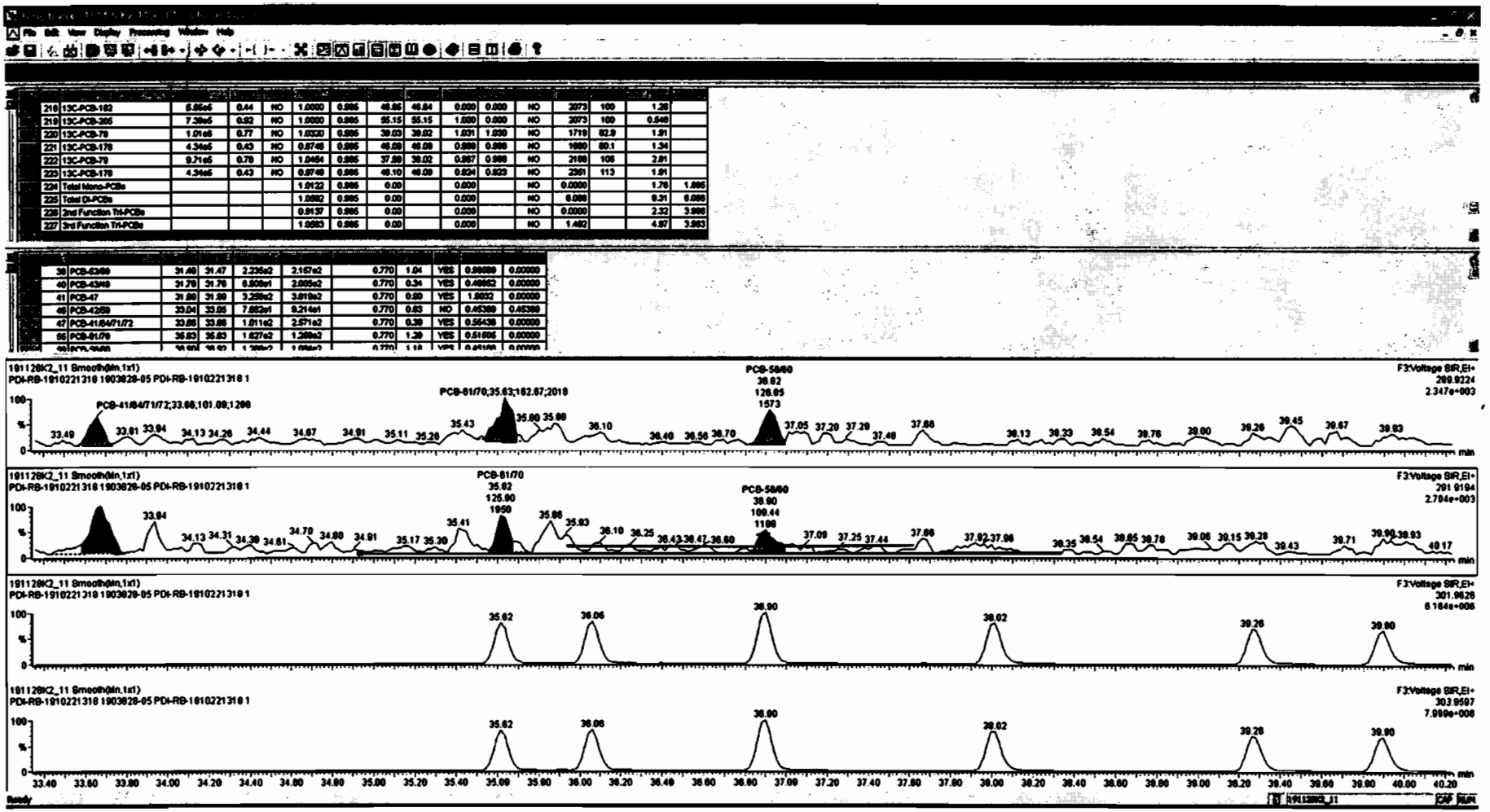
191126K2_11 Smooth(Min,1x1)
PDI-RB-1910221318 1903828-05 PDI-RB-1910221318 1
PCB-41/64/71/72;33.66;101.09;1266
PCB-61/70;35.63;182.67;2018
PCB-50/60
36.02
126.05
1573
F3:Voltage SIR,EI+
269.9224
2.347e+003
PCB-61/70
35.62
125.90
1950
PCB-50/60
36.00
109.44
1166
301.9626
6.164e+006
303.9597
7.999e+006
min

Dataset: Untitled

Last Altered: Friday, November 29, 2019 14:22:22 Pacific Standard Time
Printed: Friday, November 29, 2019 14:24:04 Pacific Standard Time

Name: 191128K2_11, Date: 28-Nov-2019, Time: 23:51:32, ID: 1903828-05 PDI-RB-1910221318 1, Description: PDI-RB-1910221318

PCB-104

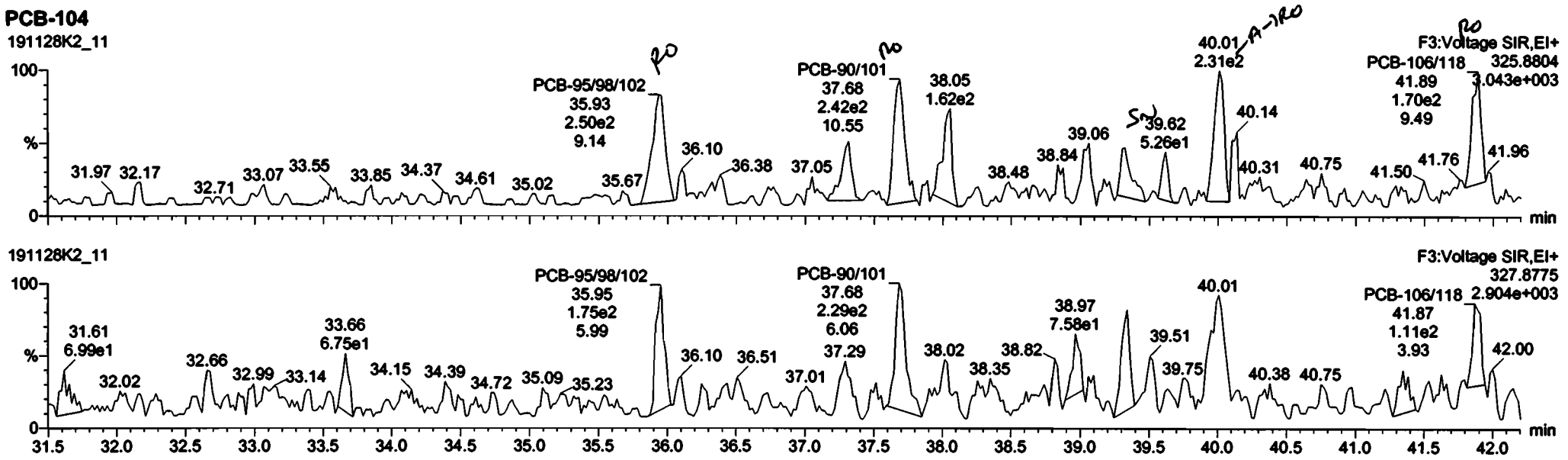

13C-PCB-104

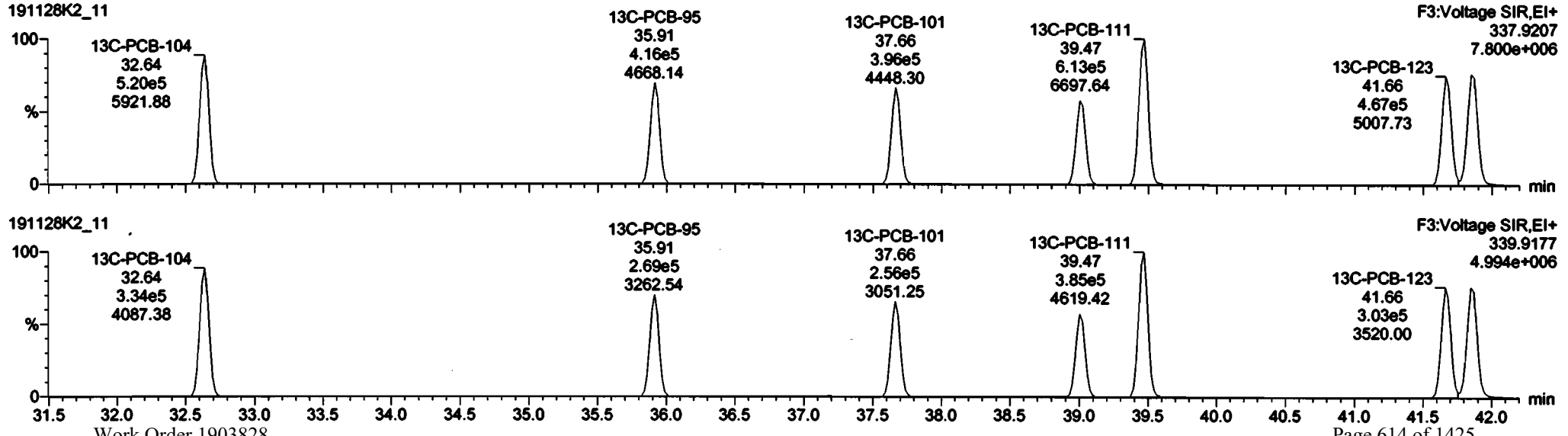

Dataset: Untitled

Last Altered: Friday, November 29, 2019 14:22:22 Pacific Standard Time
Printed: Friday, November 29, 2019 14:24:04 Pacific Standard Time

Name: 191128K2_11, Date: 28-Nov-2019, Time: 23:51:32, ID: 1903828-05 PDI-RB-1910221318 1, Description: PDI-RB-1910221318

PCB-96

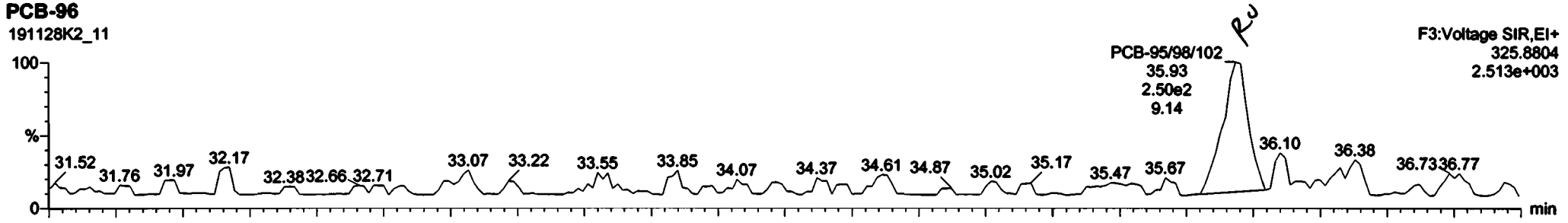

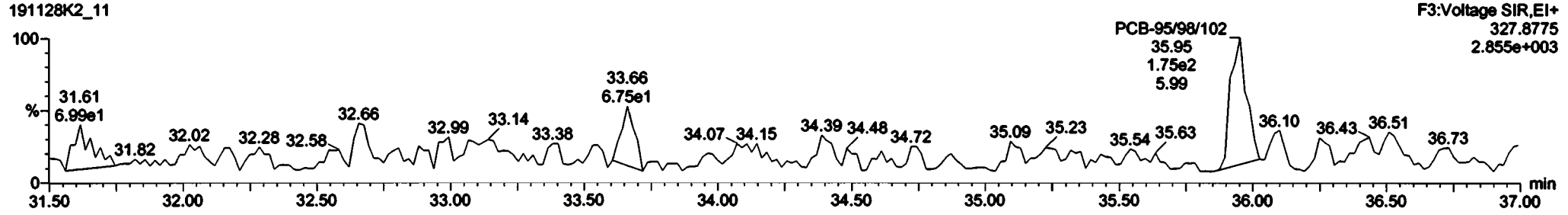

13C-PCB-95

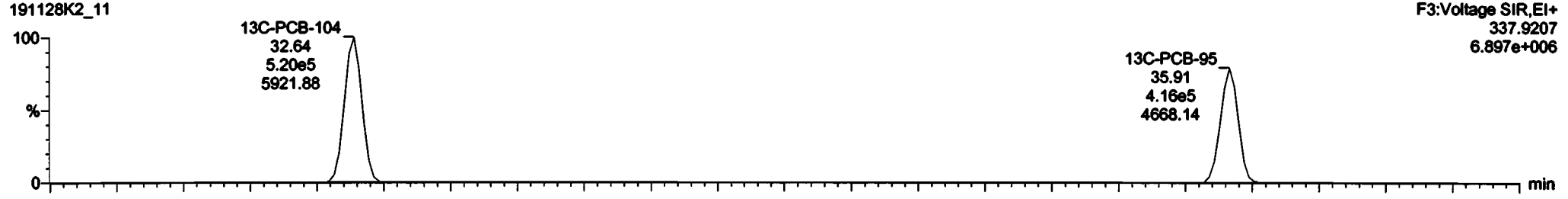

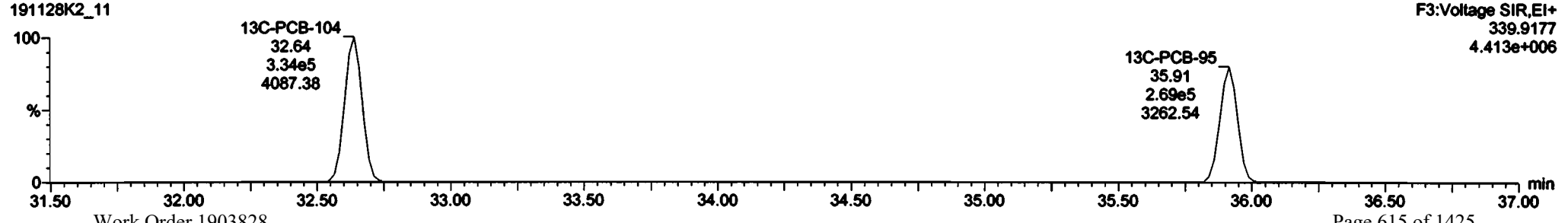

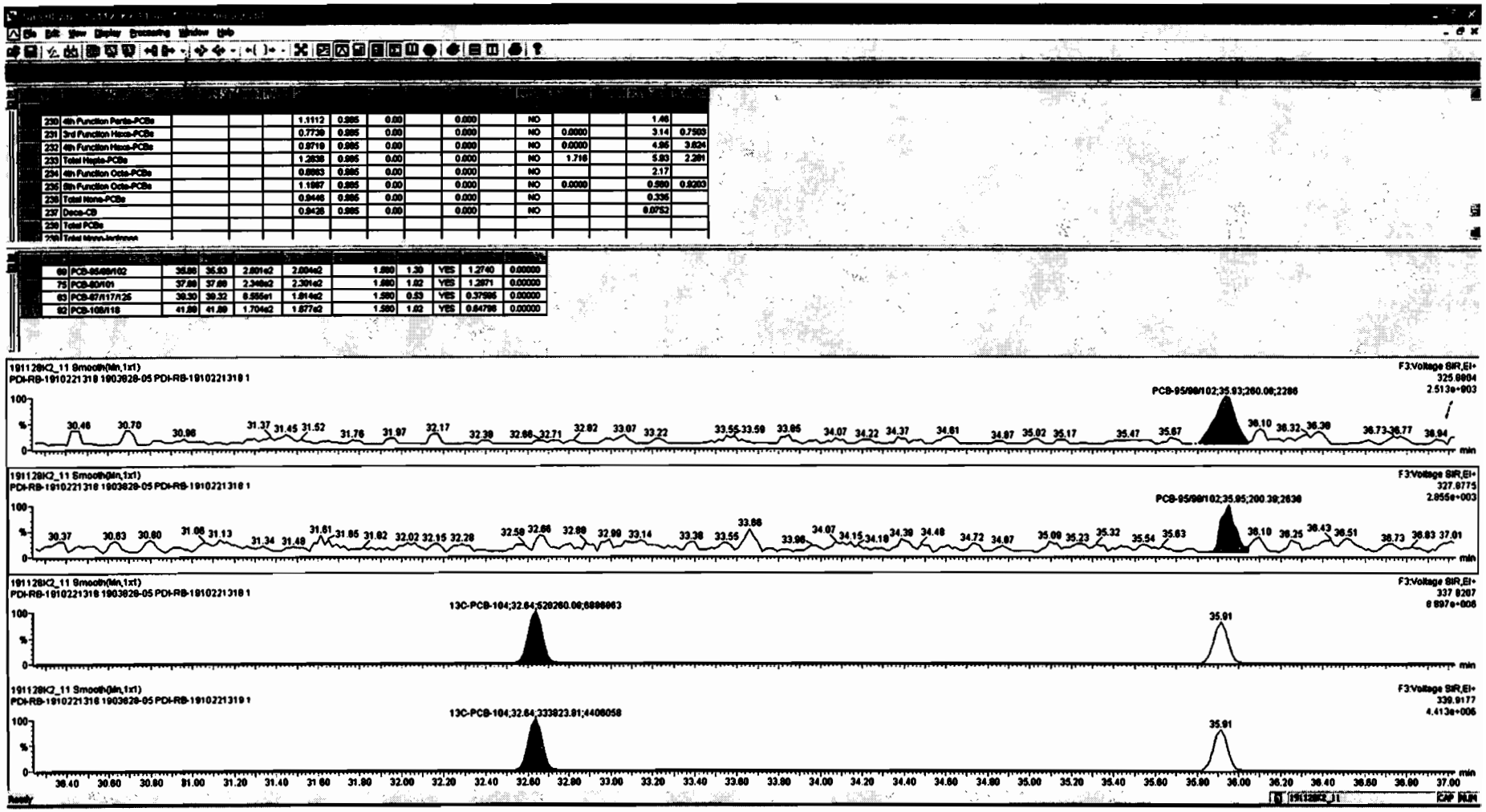
191128IK2_11 Smooth(Mn,1x1)
PDI-RB-1910221318 1903828-05 PDI-RB-1910221318 1
F3:Voltage SIR,EI+
325.8904
2.513e+003
PCB-95/98/102;35.93;260.06;2286
F3:Voltage SIR,EI+
327.8775
2.855e+003
PCB-95/98/102;35.95;200.39;2630
F3:Voltage SIR,EI+
337.9207
8.897e+006
13C-PCB-104;32.64;520260.06;6886063
35.91
F3:Voltage SIR,EI+
339.9177
4.413e+006
13C-PCB-104;32.64;333923.81;4406058
35.91
min

Dataset: Untitled

Last Altered: Friday, November 29, 2019 14:22:22 Pacific Standard Time
Printed: Friday, November 29, 2019 14:24:04 Pacific Standard Time

Name: 191128K2_11, Date: 28-Nov-2019, Time: 23:51:32, ID: 1903828-05 PDI-RB-1910221318 1, Description: PDI-RB-1910221318

PCB-119

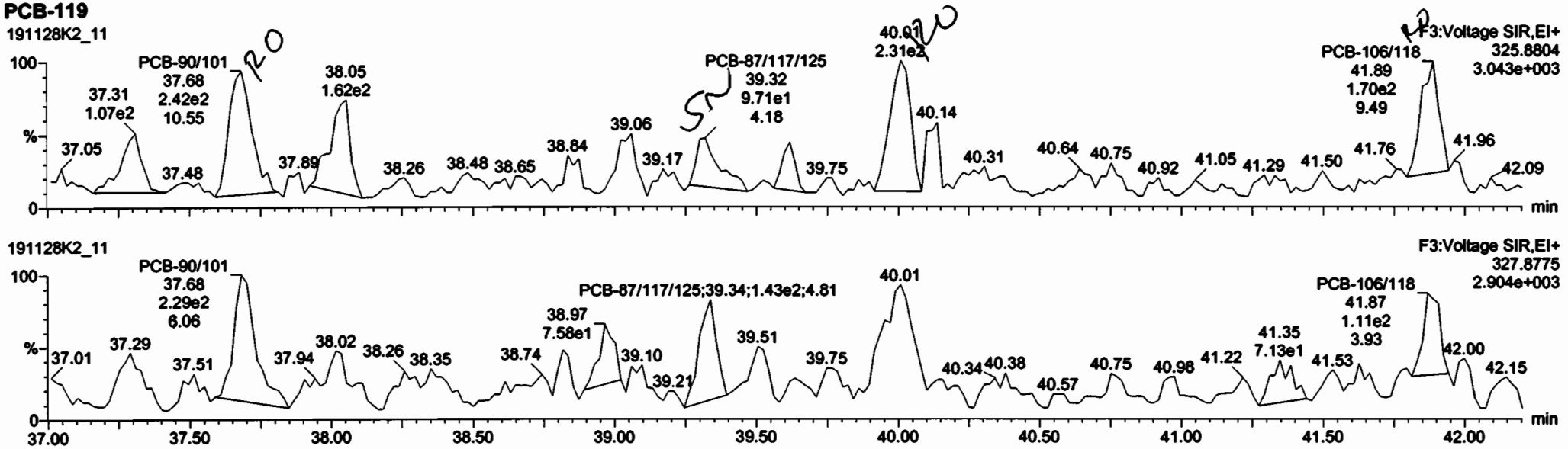

13C-PCB-111

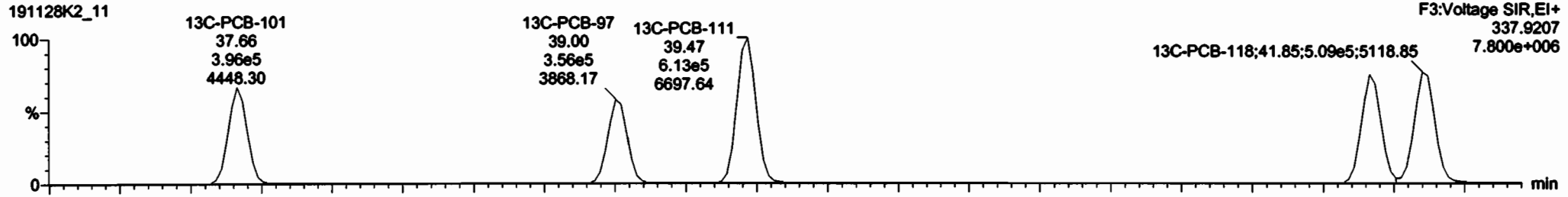

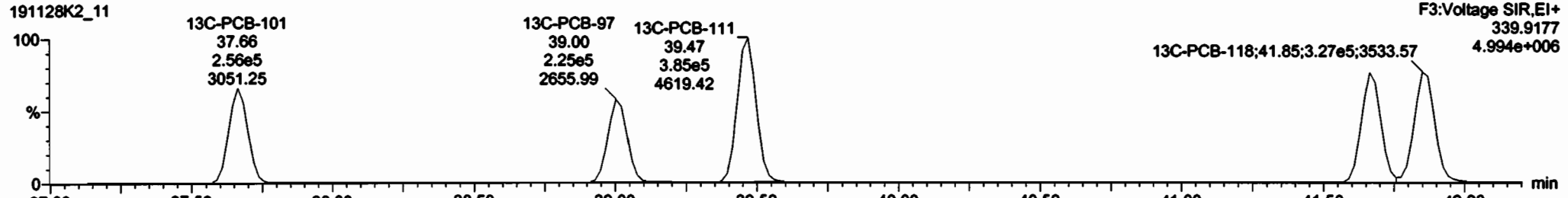

230	4th Function Penta-PCBs				1.1112	0.985	0.00		0.000		NO			1.46	
231	3rd Function Hexa-PCBs				0.7739	0.985	0.00		0.000		NO	0.0000		3.14	0.7503
232	4th Function Hexa-PCBs				0.9719	0.985	0.00		0.000		NO	0.0000		4.95	3.824
233	Total Hepta-PCBs				1.2636	0.985	0.00		0.000		NO	1.716		5.93	2.261
234	4th Function Octa-PCBs				0.8663	0.985	0.00		0.000		NO			2.17	
235	5th Function Octa-PCBs				1.1987	0.985	0.00		0.000		NO	0.0000		0.580	0.9203
236	Total Nona-PCBs				0.9446	0.985	0.00		0.000		NO			0.335	
237	Deca-CB				0.9428	0.985	0.00		0.000		NO			0.0752	
238	Total PCBs														
239	Total Mono-Isotopic														

69	PCB-95/66/102	35.86	35.93	2.801e2	2.004e2	1.580	1.30	YES	1.2740	0.00000
75	PCB-90/101	37.88	37.88	2.346e2	2.301e2	1.580	1.02	YES	1.2971	0.00000
83	PCB-87/117/125	39.30	39.32	8.555e1	1.614e2	1.580	0.53	YES	0.37595	0.00000
87	PCB-110	40.01	40.01	2.312e2	2.522e2	1.580	0.92	YES	0.91138	0.00000
92	PCB-108/118	41.89	41.88	1.704e2	1.677e2	1.580	1.02	YES	0.84798	0.00000

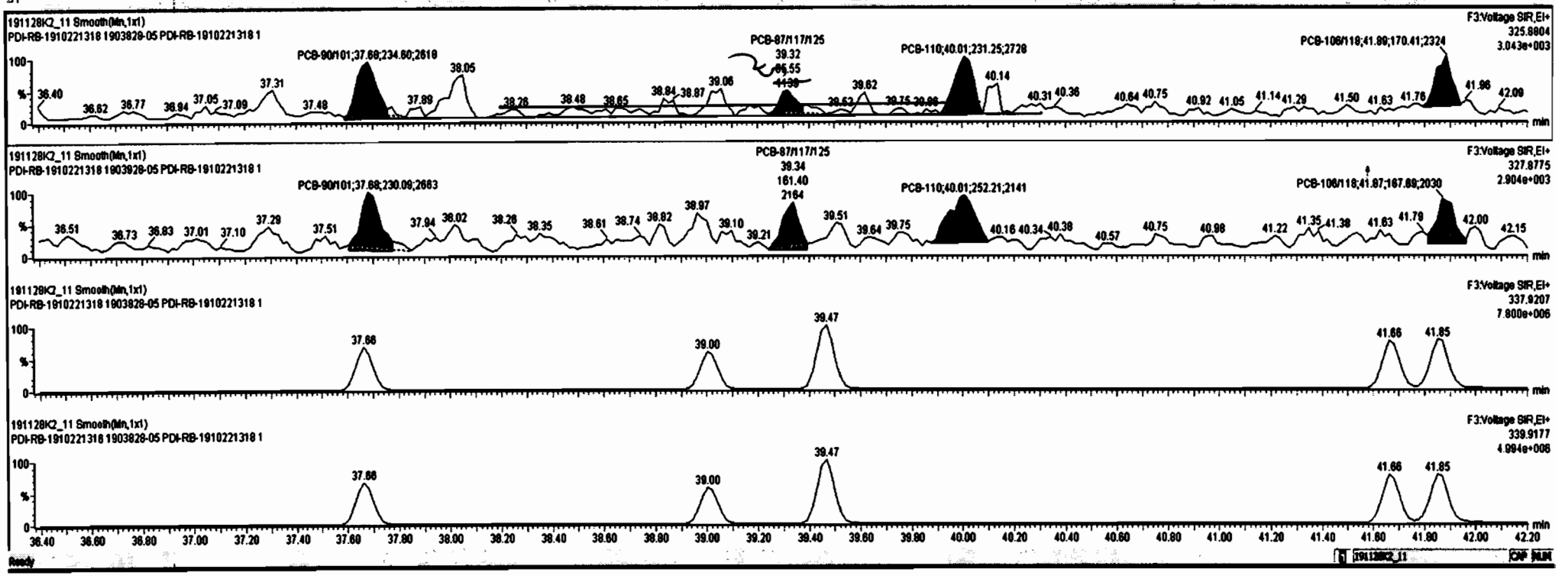

Dataset: Untitled

Last Altered: Friday, November 29, 2019 14:22:22 Pacific Standard Time
Printed: Friday, November 29, 2019 14:24:04 Pacific Standard Time

Name: 191128K2_11, Date: 28-Nov-2019, Time: 23:51:32, ID: 1903828-05 PDI-RB-1910221318 1, Description: PDI-RB-1910221318

PCB-114

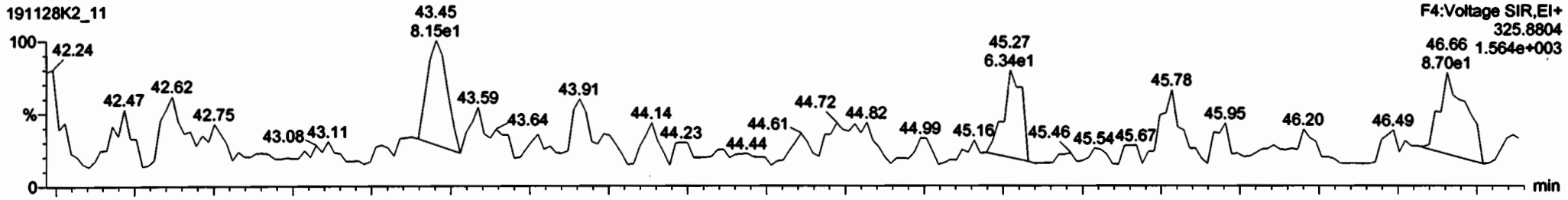

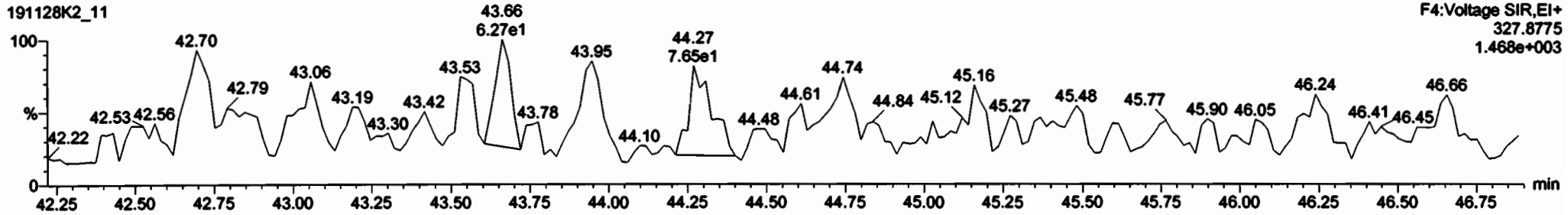

13C-PCB-114

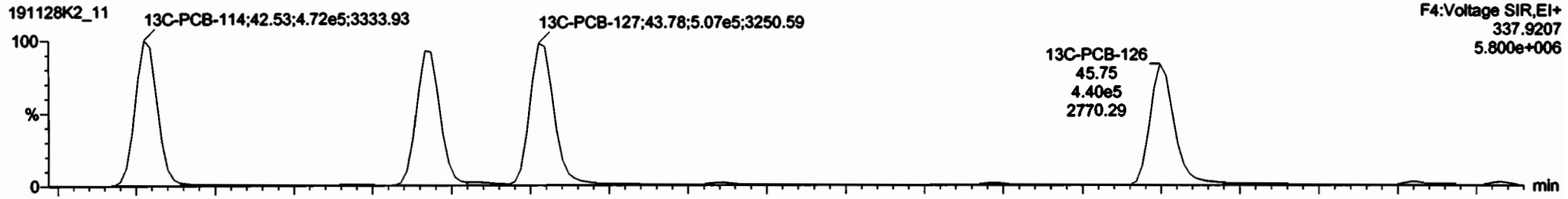

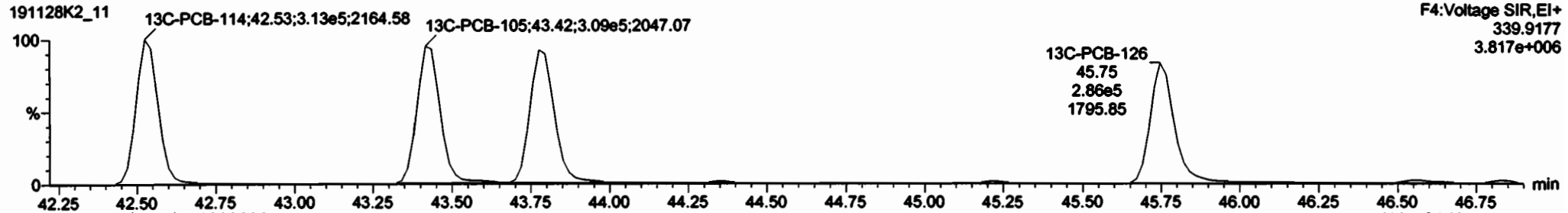

Dataset: Untitled

Last Altered: Friday, November 29, 2019 14:22:22 Pacific Standard Time
Printed: Friday, November 29, 2019 14:24:04 Pacific Standard Time

Name: 191128K2_11, Date: 28-Nov-2019, Time: 23:51:32, ID: 1903828-05 PDI-RB-1910221318 1, Description: PDI-RB-1910221318

PCB-155

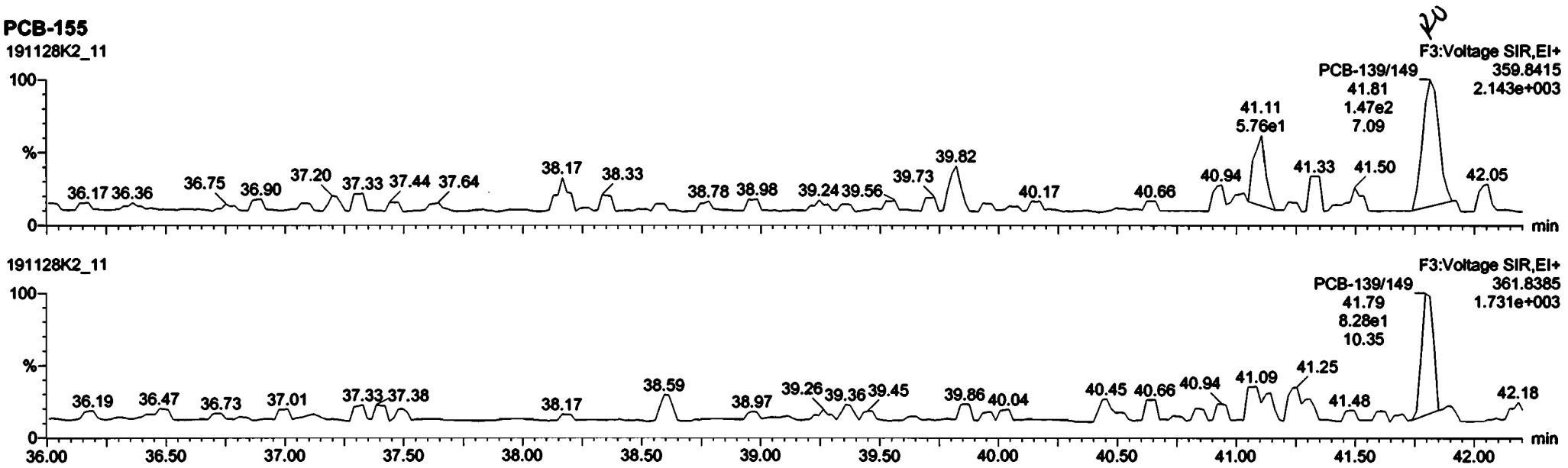

13C-PCB-155

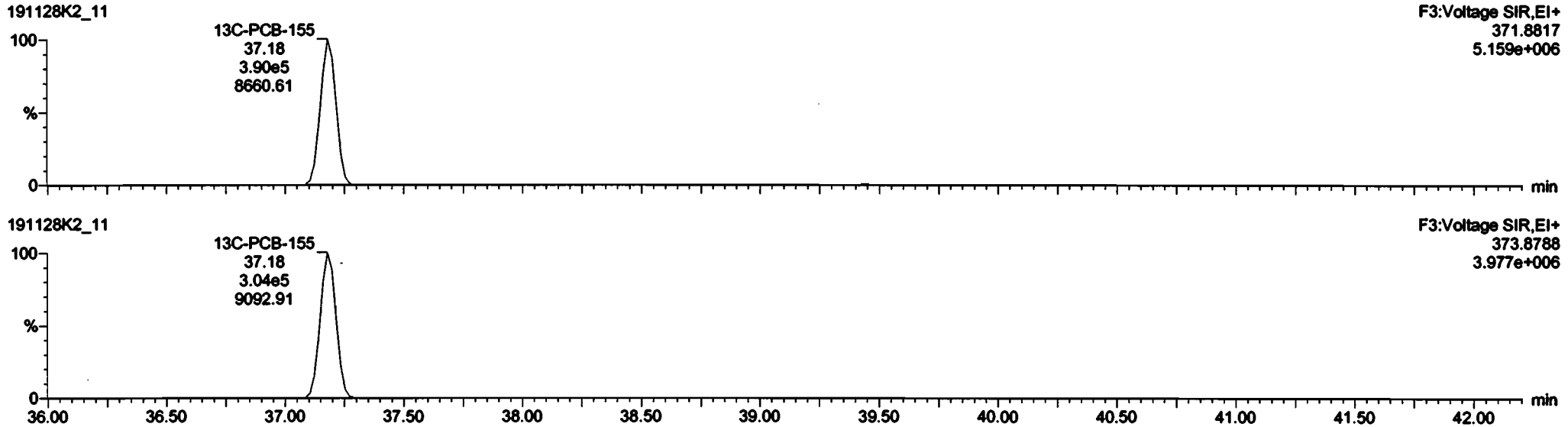

Dataset: Untitled

Last Altered: Friday, November 29, 2019 14:22:22 Pacific Standard Time
Printed: Friday, November 29, 2019 14:24:04 Pacific Standard Time

Name: 191128K2_11, Date: 28-Nov-2019, Time: 23:51:32, ID: 1903828-05 PDI-RB-1910221318 1, Description: PDI-RB-1910221318

PCB-134/143

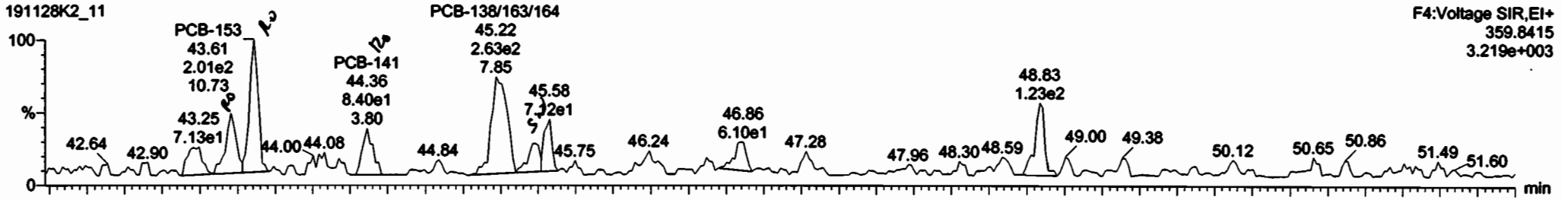

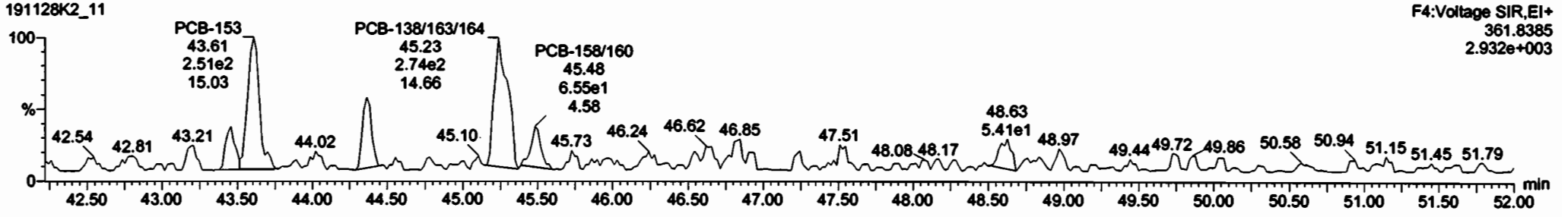

13C-PCB-153

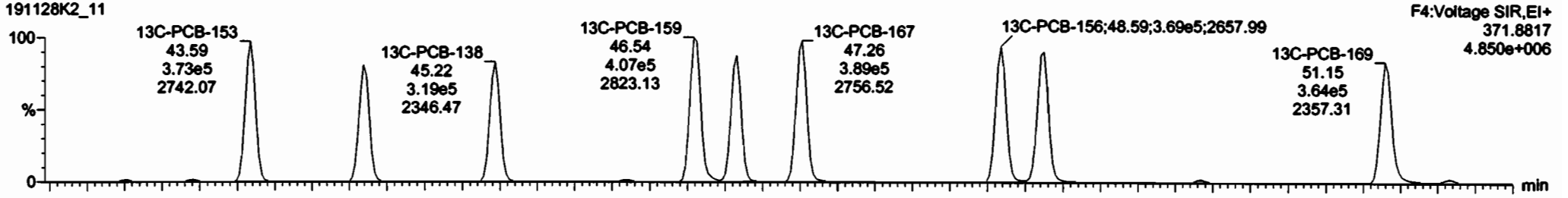

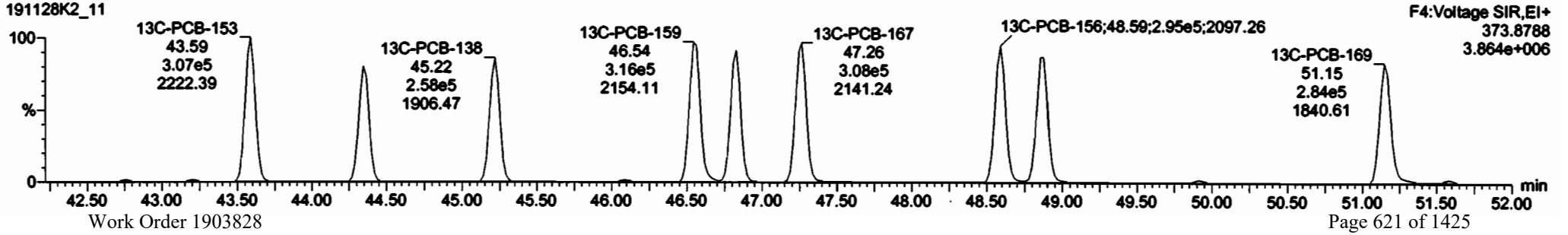

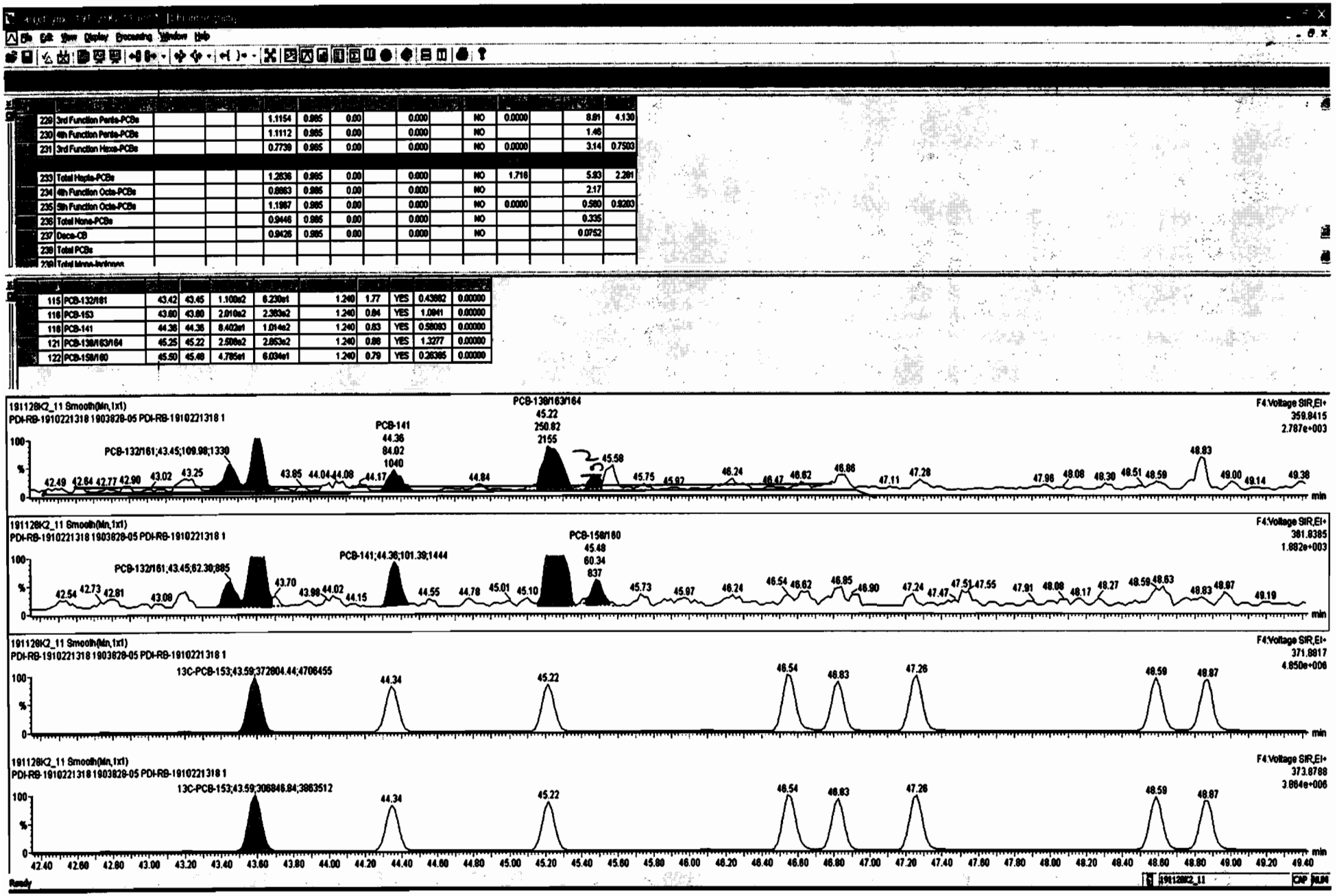

229	3rd Function Penta-PCBs				1.1154	0.985	0.00		0.000		NO	0.0000		8.91	4.130
230	4th Function Penta-PCBs				1.1112	0.985	0.00		0.000		NO			1.46	
231	3rd Function Hexa-PCBs				0.7739	0.985	0.00		0.000		NO	0.0000		3.14	0.7503
233	Total Hepta-PCBs				1.2836	0.985	0.00		0.000		NO	1.718		5.83	2.281
234	4th Function Octa-PCBs				0.8863	0.985	0.00		0.000		NO			2.17	
235	5th Function Octa-PCBs				1.1987	0.985	0.00		0.000		NO	0.0000		0.580	0.9203
236	Total Nona-PCBs				0.9446	0.985	0.00		0.000		NO			0.335	
237	Deca-CB				0.9426	0.985	0.00		0.000		NO			0.0752	
238	Total PCBs														
239	Total Mono-Isobenzan														

115	PCB-132/161	43.42	43.45	1.100e2	8.230e1	1.240	1.77	YES	0.43882	0.00000
116	PCB-153	43.60	43.60	2.010e2	2.383e2	1.240	0.84	YES	1.0941	0.00000
118	PCB-141	44.36	44.36	8.402e1	1.014e2	1.240	0.83	YES	0.58083	0.00000
121	PCB-138/163/164	45.25	45.22	2.508e2	2.853e2	1.240	0.88	YES	1.3277	0.00000
122	PCB-158/160	45.50	45.48	4.785e1	6.034e1	1.240	0.79	YES	0.28385	0.00000

Dataset: Untitled

Last Altered: Friday, November 29, 2019 14:22:22 Pacific Standard Time
Printed: Friday, November 29, 2019 14:24:04 Pacific Standard Time

Name: 191128K2_11, Date: 28-Nov-2019, Time: 23:51:32, ID: 1903828-05 PDI-RB-1910221318 1, Description: PDI-RB-1910221318

PCB-188

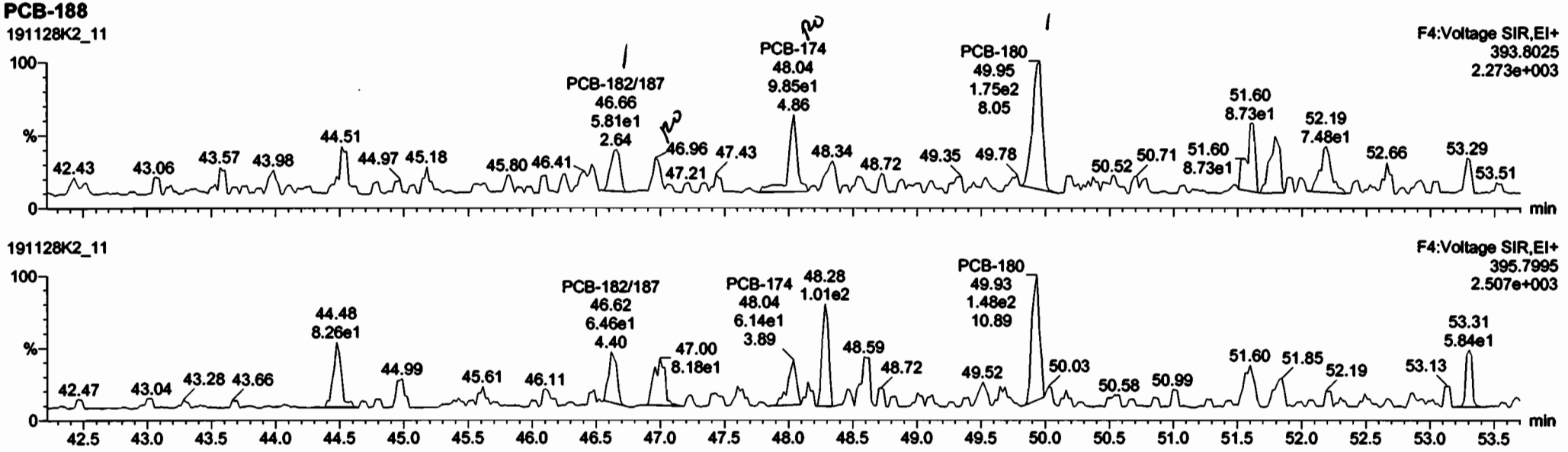

13C-PCB-188

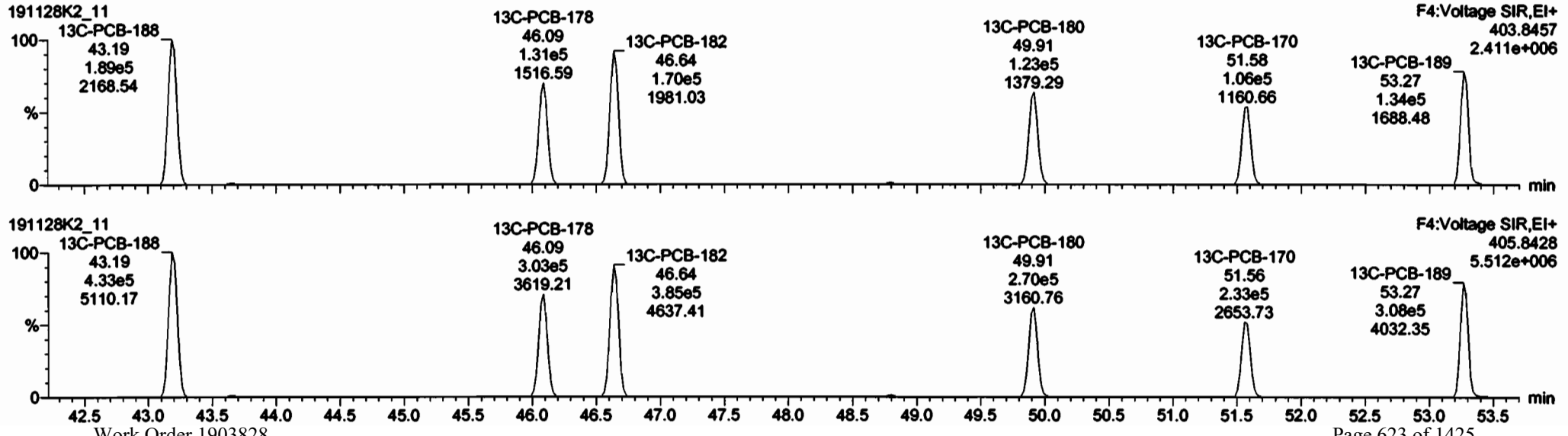

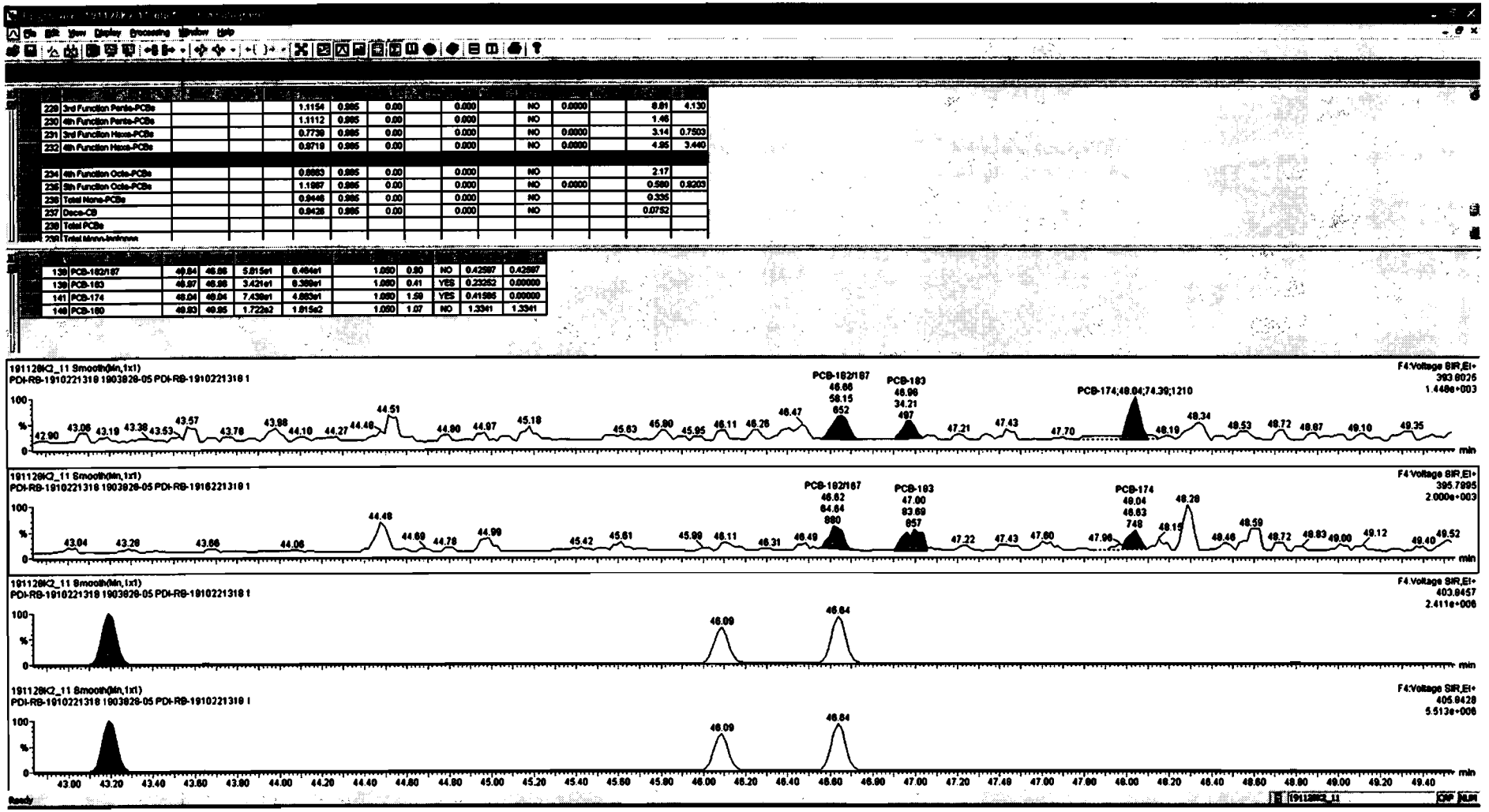
229 3rd Function Penta-PCBs 1.1154 0.995 0.00 0.000 NO 0.0000 8.81 4.130
230 4th Function Penta-PCBs 1.1112 0.995 0.00 0.000 NO 1.46
231 3rd Function Hexa-PCBs 0.7739 0.995 0.00 0.000 NO 0.0000 3.14 0.7503
232 4th Function Hexa-PCBs 0.9719 0.995 0.00 0.000 NO 0.0000 4.95 3.440
234 4th Function Octa-PCBs 0.9863 0.995 0.00 0.000 NO 2.17
235 5th Function Octa-PCBs 1.1997 0.995 0.00 0.000 NO 0.0000 0.580 0.9203
236 Total Hepta-PCBs 0.9446 0.995 0.00 0.000 NO 0.335
237 Deca-CB 0.9428 0.995 0.00 0.000 NO 0.0752
238 Total PCBs
239 Total Mono-Isotopic
139 PCB-182/187 46.84 46.86 5.815e1 6.464e1 1.050 0.90 NO 0.42997 0.42997
139 PCB-183 46.97 46.98 3.421e1 3.358e1 1.050 0.41 YES 0.23252 0.00000
141 PCB-174 48.04 48.04 7.439e1 4.883e1 1.050 1.59 YES 0.41585 0.00000
148 PCB-180 49.83 49.85 1.722e2 1.915e2 1.050 1.07 NO 1.3341 1.3341
191128IK2_11 Smooth(Mn,1x1)
PDI-RB-1910221318 1903828-05 PDI-RB-1910221318 1
F4:Voltage SIR,EI+
393.8926
1.448e+003
PCB-182/187
46.86
58.15
652
PCB-183
46.98
34.21
497
PCB-174,48.04;74.39;1210
191128IK2_11 Smooth(Mn,1x1)
PDI-RB-1910221318 1903828-05 PDI-RB-1910221318 1
F4:Voltage SIR,EI+
395.7895
2.000e+003
PCB-182/187
46.82
64.64
880
PCB-183
47.00
83.69
857
PCB-174
48.04
46.83
748
191128IK2_11 Smooth(Mn,1x1)
PDI-RB-1910221318 1903828-05 PDI-RB-1910221318 1
F4:Voltage SIR,EI+
403.8457
2.411e+006
46.09
46.84
191128IK2_11 Smooth(Mn,1x1)
PDI-RB-1910221318 1903828-05 PDI-RB-1910221318 1
F4:Voltage SIR,EI+
405.8428
5.513e+006
46.09
46.84
Ready

229	3rd Function Penta-PCBs				1.1154	0.995	0.00		0.000		NO	0.0000		6.91	4.130
230	4th Function Penta-PCBs				1.1112	0.995	0.00		0.000		NO			1.46	
231	3rd Function Hexa-PCBs				0.7739	0.995	0.00		0.000		NO	0.0000		3.14	0.7503
232	4th Function Hexa-PCBs				0.9719	0.995	0.00		0.000		NO	0.0000		4.95	3.440
234	4th Function Octa-PCBs				0.8863	0.995	0.00		0.000		NO			2.17	
235	5th Function Octa-PCBs				1.1997	0.995	0.00		0.000		NO	0.0000		0.580	0.9209
236	Total Nona-PCBs				0.8446	0.995	0.00		0.000		NO			0.335	
237	Deca-CB				0.9428	0.995	0.00		0.000		NO			0.0752	
238	Total PCBs														
239	Total Mono-through-nona														

139	PCB-162/187	46.84	46.88	5.815e1	6.484e1	1.060	0.90	NO	0.42587	0.42587
139	PCB-163	46.97	46.98	3.421e1	0.398e1	1.060	0.41	YES	0.23252	0.00000
141	PCB-174	49.04	49.04	7.439e1	4.883e1	1.060	1.99	YES	0.41886	0.00000
146	PCB-169	49.89	49.95	1.722e2	1.815e2	1.060	1.07	NO	1.3941	1.3941

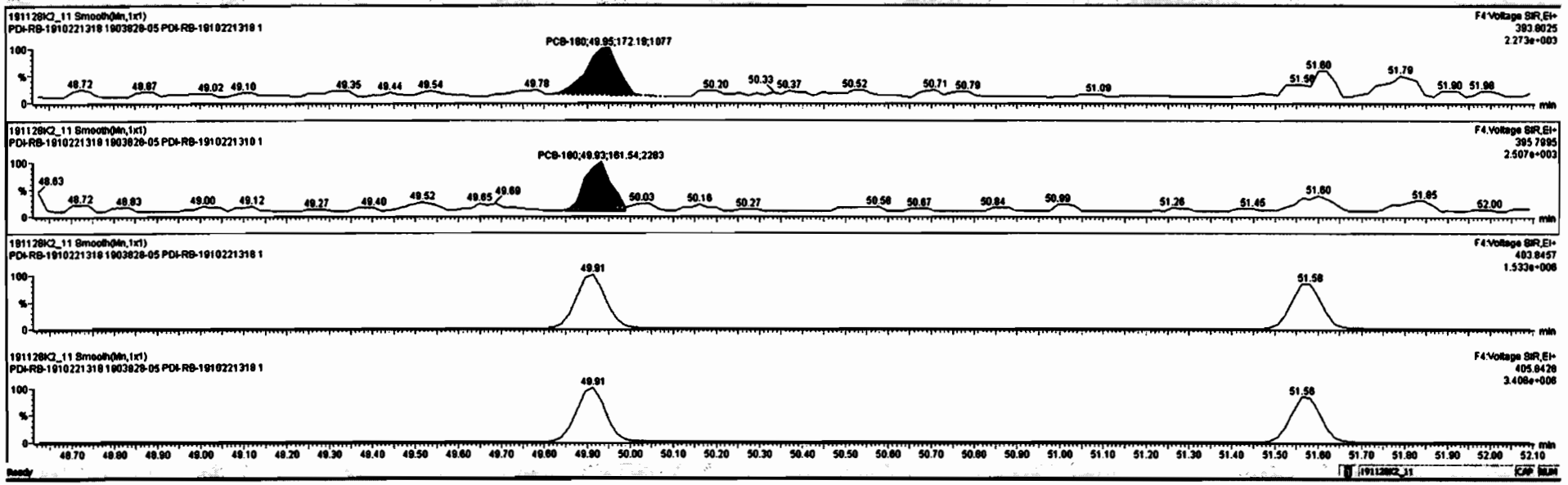

Dataset: Untitled

Last Altered: Friday, November 29, 2019 14:22:22 Pacific Standard Time
Printed: Friday, November 29, 2019 14:24:04 Pacific Standard Time

Name: 191128K2_11, Date: 28-Nov-2019, Time: 23:51:32, ID: 1903828-05 PDI-RB-1910221318 1, Description: PDI-RB-1910221318

PCB-202

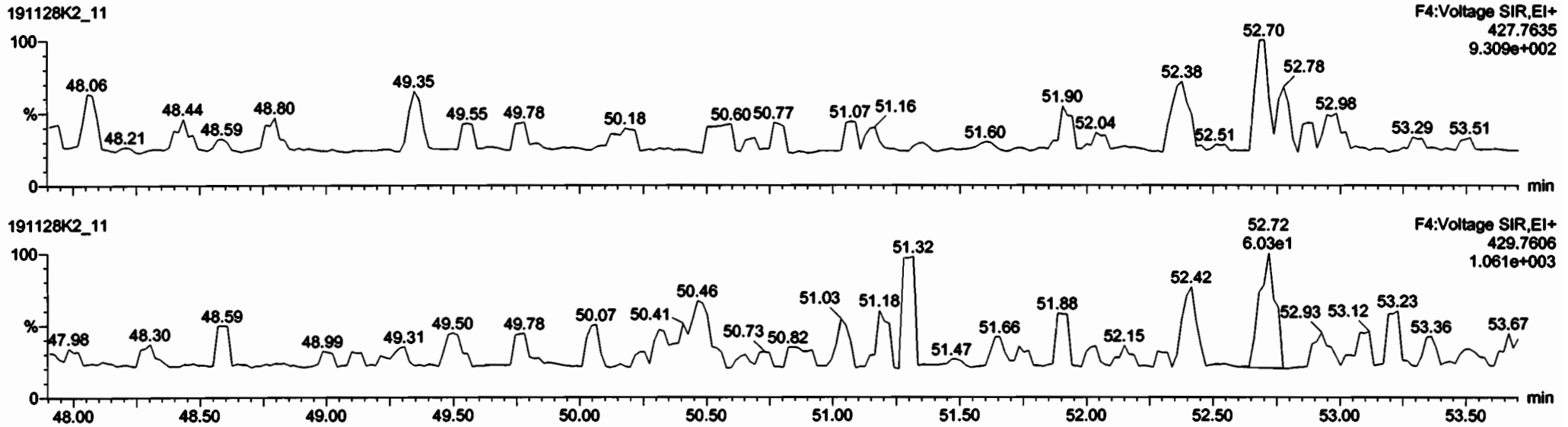

13C-PCB-202

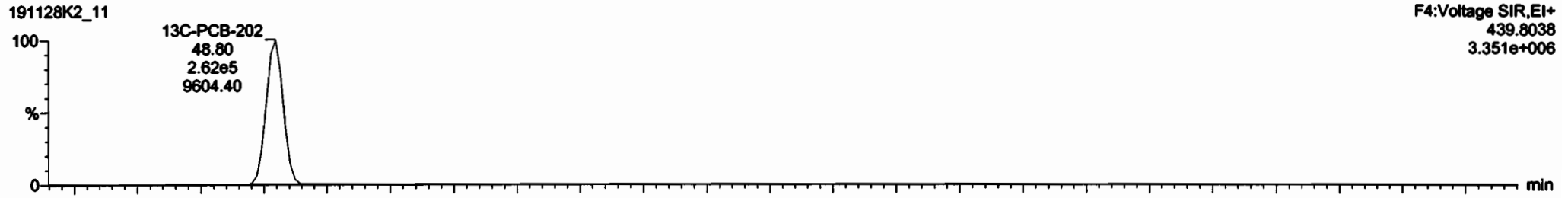

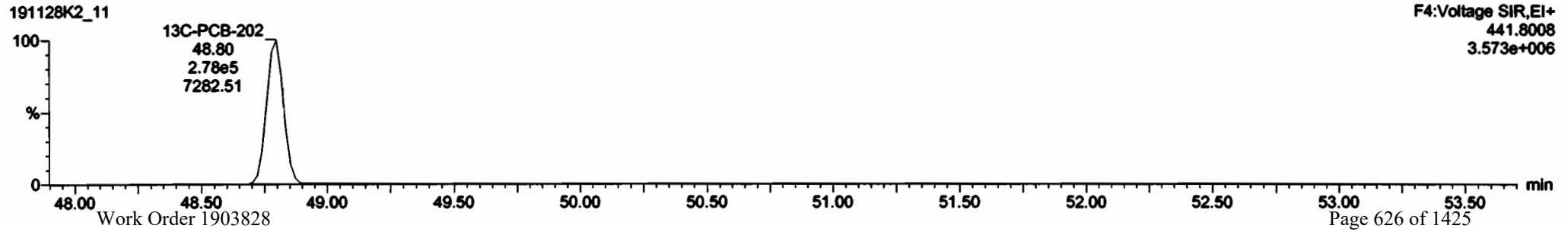

Dataset: Untitled

Last Altered: Friday, November 29, 2019 14:22:22 Pacific Standard Time
Printed: Friday, November 29, 2019 14:24:04 Pacific Standard Time

Name: 191128K2_11, Date: 28-Nov-2019, Time: 23:51:32, ID: 1903828-05 PDI-RB-1910221318 1, Description: PDI-RB-1910221318

PCB-195

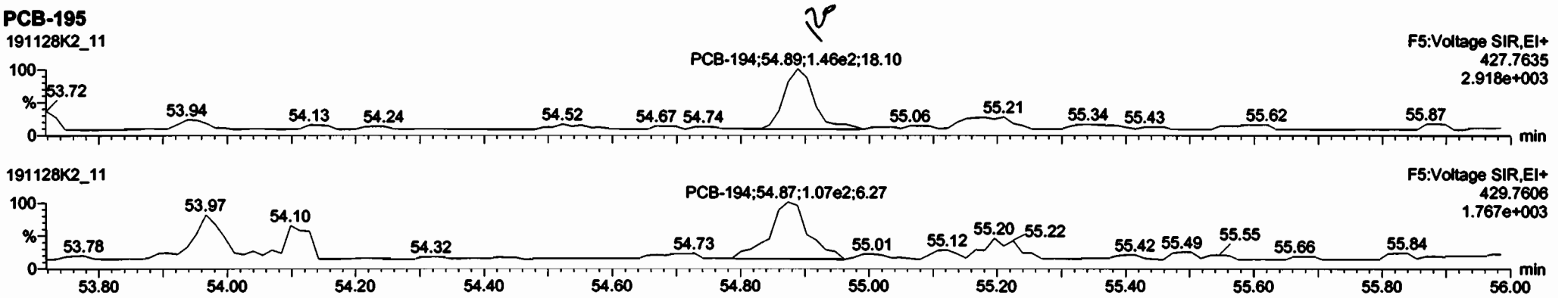

13C-PCB-194

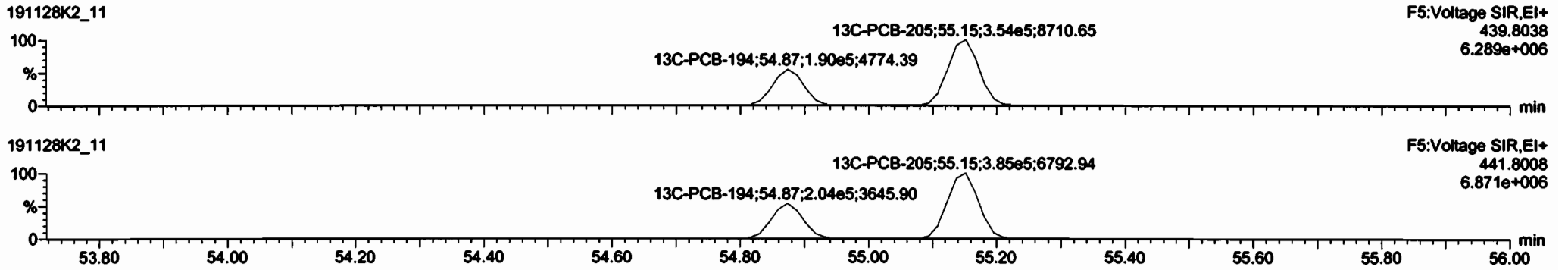

PFK5

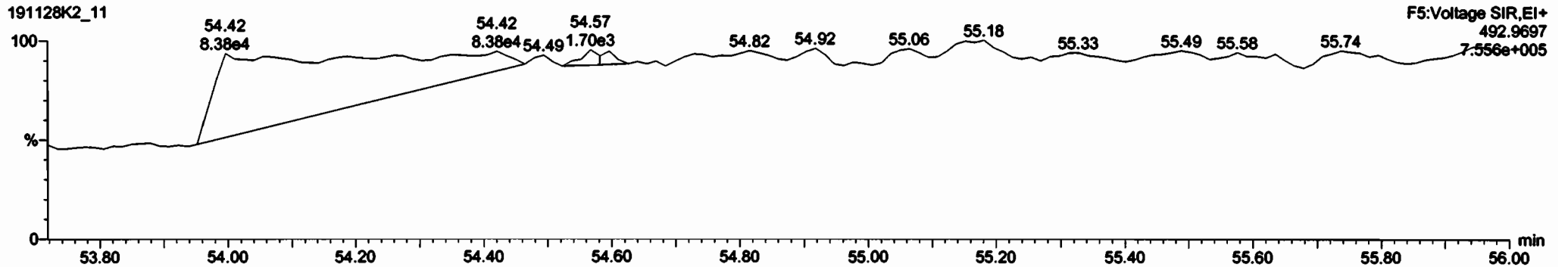

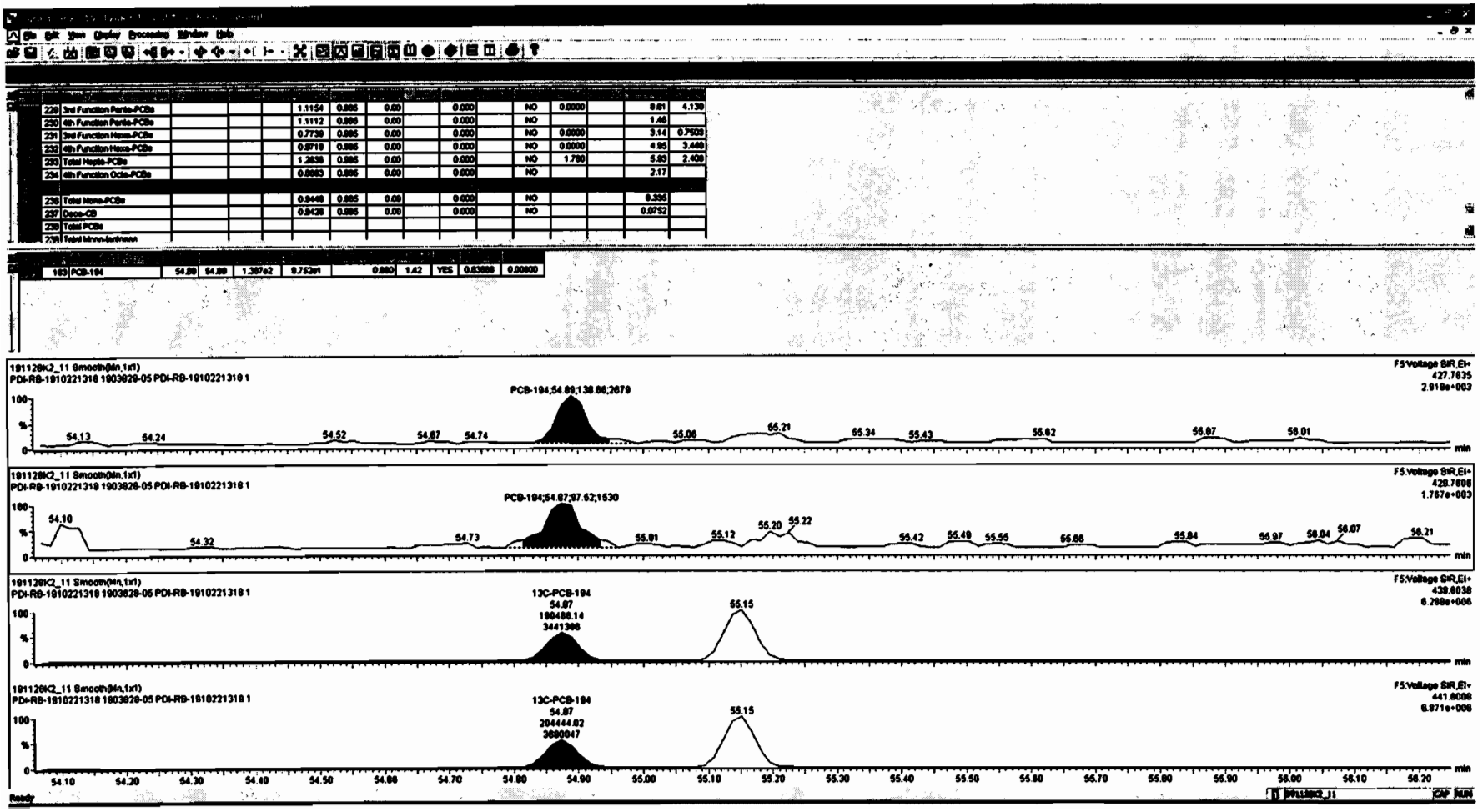
228 3rd Function Penta-PCBs 1.1154 0.995 0.00 0.000 NO 0.0000 0.61 4.130
229 4th Function Penta-PCBs 1.1112 0.995 0.00 0.000 NO 1.40
230 3rd Function Hexa-PCBs 0.7739 0.995 0.00 0.000 NO 0.0000 3.14 0.7505
231 4th Function Hexa-PCBs 0.9719 0.995 0.00 0.000 NO 0.0000 4.95 3.440
232 Total Hepta-PCBs 1.2836 0.995 0.00 0.000 NO 1.760 5.93 2.409
233 4th Function Octa-PCBs 0.8883 0.995 0.00 0.000 NO 2.17
238 Total Nona-PCBs 0.9446 0.995 0.00 0.000 NO 0.335
237 Deca-CB 0.8428 0.995 0.00 0.000 NO 0.0752
239 Total PCBs
163 PCB-194 54.89 54.89 1.387e2 9.752e1 0.990 1.42 YES 0.53988 0.00000
191128K2_11 Smooth(Mn,1x1)
PDI-RB-1910221318 1903828-05 PDI-RB-1910221318 1
PCB-194;54.89;138.66;2679
F5:Voltage SIR,EI+
427.7825
2.918e+003
54.13 54.24 54.52 54.87 54.74 55.06 55.21 55.34 55.43 55.62 55.97 56.01 min
191128K2_11 Smooth(Mn,1x1)
PDI-RB-1910221318 1903828-05 PDI-RB-1910221318 1
PCB-194;54.87;97.52;1530
F5:Voltage SIR,EI+
429.7808
1.767e+003
54.10 54.32 54.73 55.01 55.12 55.20 55.22 55.42 55.49 55.55 55.68 55.84 55.97 56.04 56.07 56.21 min
191128K2_11 Smooth(Mn,1x1)
PDI-RB-1910221318 1903828-05 PDI-RB-1910221318 1
13C-PCB-194
54.87
190486.14
3441396
55.15
F5:Voltage SIR,EI+
439.8038
6.288e+006 min
191128K2_11 Smooth(Mn,1x1)
PDI-RB-1910221318 1903828-05 PDI-RB-1910221318 1
13C-PCB-194
54.87
204444.62
3690047
55.15
F5:Voltage SIR,EI+
441.8009
6.871e+006
54.10 54.20 54.30 54.40 54.50 54.60 54.70 54.80 54.90 55.00 55.10 55.20 55.30 55.40 55.50 55.60 55.70 55.80 55.90 56.00 56.10 56.20 min
Ready
CAP NUM

Dataset: Untitled

Last Altered: Friday, November 29, 2019 14:22:22 Pacific Standard Time
Printed: Friday, November 29, 2019 14:24:04 Pacific Standard Time

Name: 191128K2_11, Date: 28-Nov-2019, Time: 23:51:32, ID: 1903828-05 PDI-RB-1910221318 1, Description: PDI-RB-1910221318

PCB-208

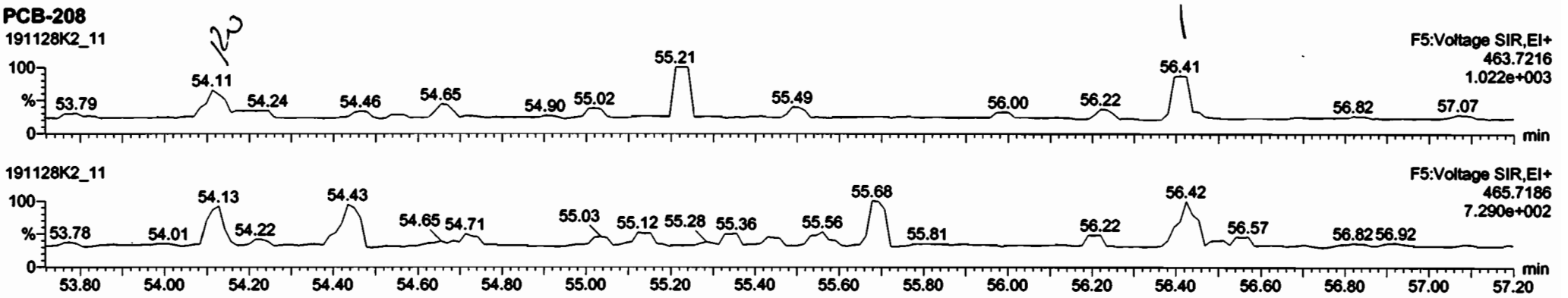

13C-PCB-208

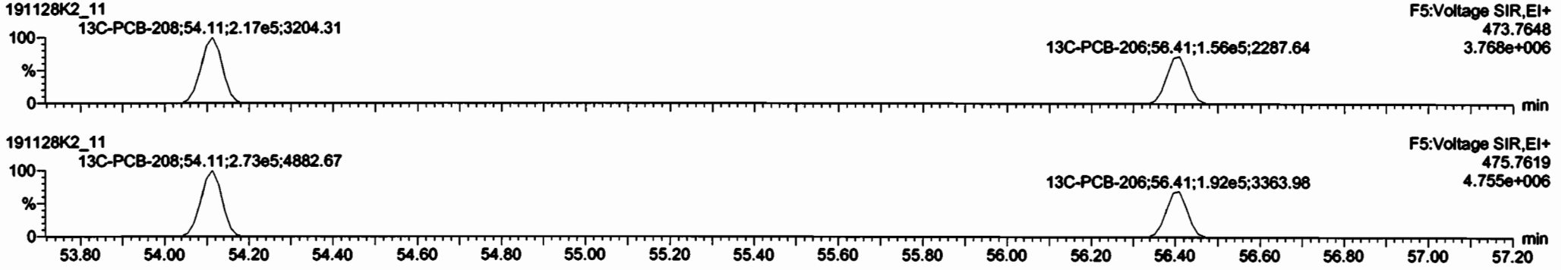

PFK5

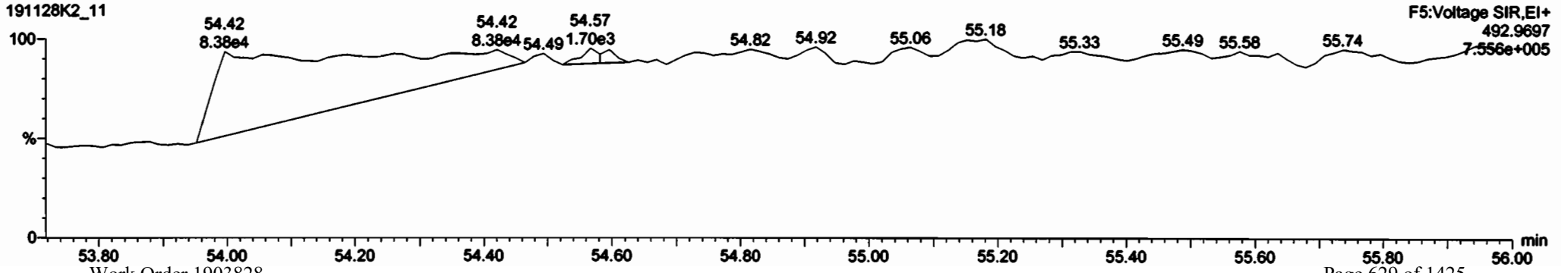

229	3rd Function Penta-PCBs				1.1154	0.985	0.00		0.000		NO	0.0000		6.61	4.130
230	4th Function Penta-PCBs				1.1112	0.985	0.00		0.000		NO			1.46	
231	3rd Function Hexa-PCBs				0.7739	0.985	0.00		0.000		NO	0.0000		3.14	0.7503
232	4th Function Hexa-PCBs				0.9719	0.985	0.00		0.000		NO	0.0000		4.95	3.440
233	Total Hepta-PCBs				1.2636	0.985	0.00		0.000		NO	1.760		5.93	2.408
234	4th Function Octa-PCBs				0.8863	0.985	0.00		0.000		NO			2.17	
235	5th Function Octa-PCBs				1.1987	0.985	0.00		0.000		NO	0.0000		0.580	0.8369
237	Deca-CB				0.9426	0.985	0.00		0.000		NO			0.0752	
239	Total PCBs														
239	Total Mono-Isotopes														

165	PCB-208	54.13	54.11	1.989e1	1.994e1	1.340	1.00	YES	0.15754	0.00000
167	PCB-208	56.43	56.41	3.436e1	2.452e1	1.340	1.40	NO	0.35536	0.35536

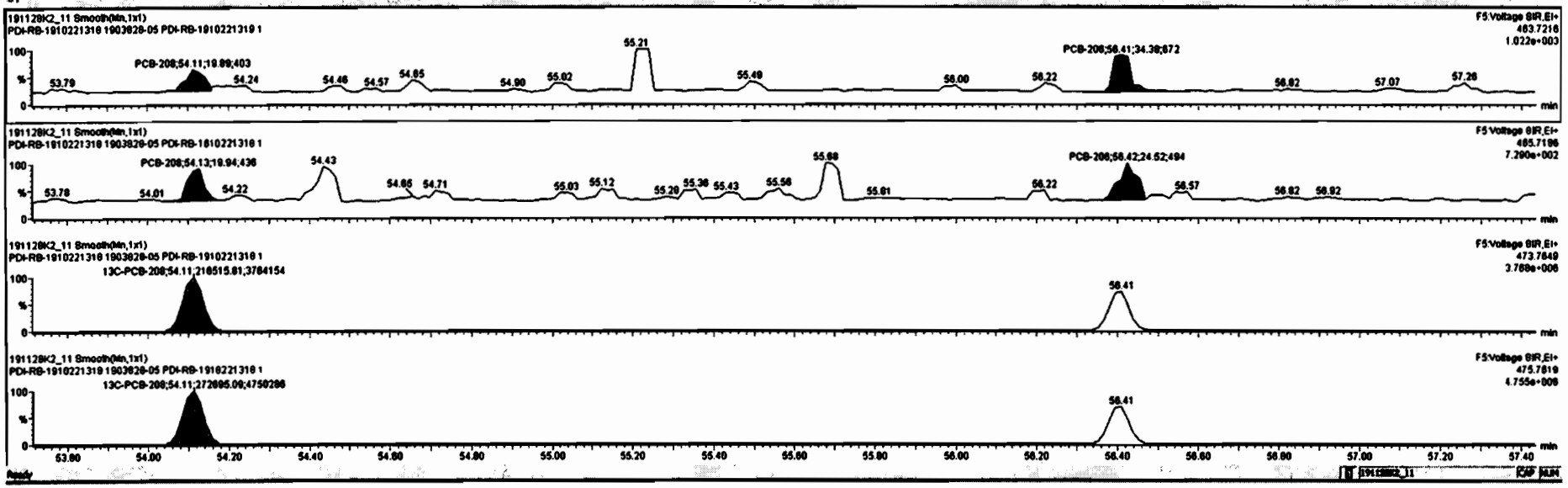

Dataset: Untitled

Last Altered: Friday, November 29, 2019 14:22:22 Pacific Standard Time
Printed: Friday, November 29, 2019 14:24:04 Pacific Standard Time

Name: 191128K2_11, Date: 28-Nov-2019, Time: 23:51:32, ID: 1903828-05 PDI-RB-1910221318 1, Description: PDI-RB-1910221318

PCB-209

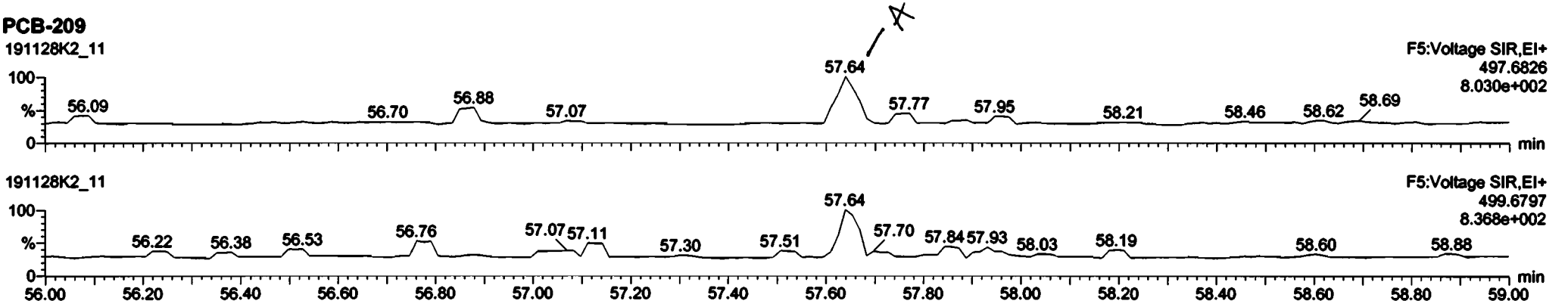

13C-PCB-209

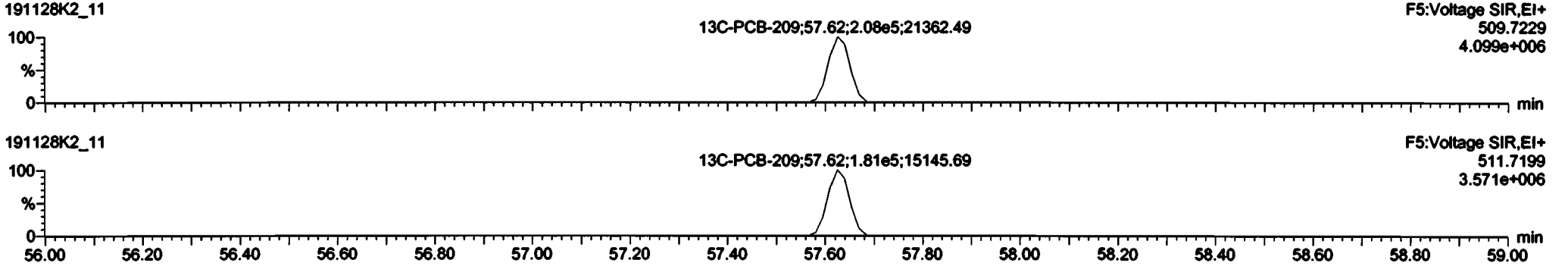

PFK5

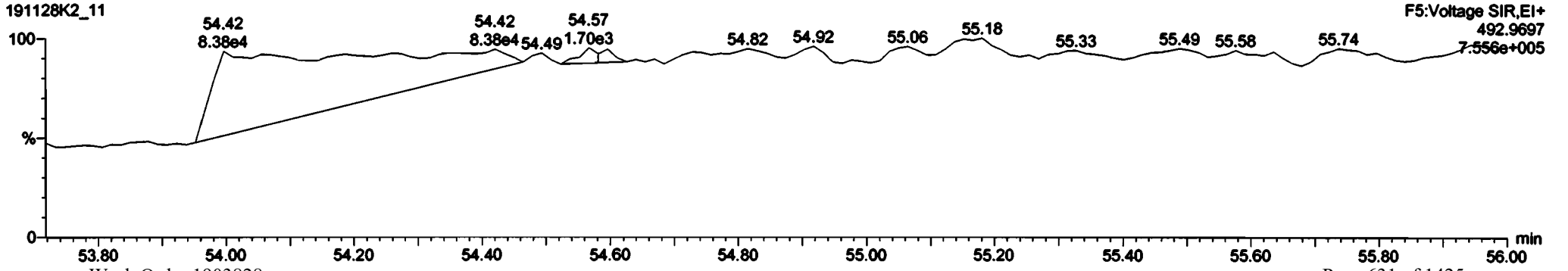

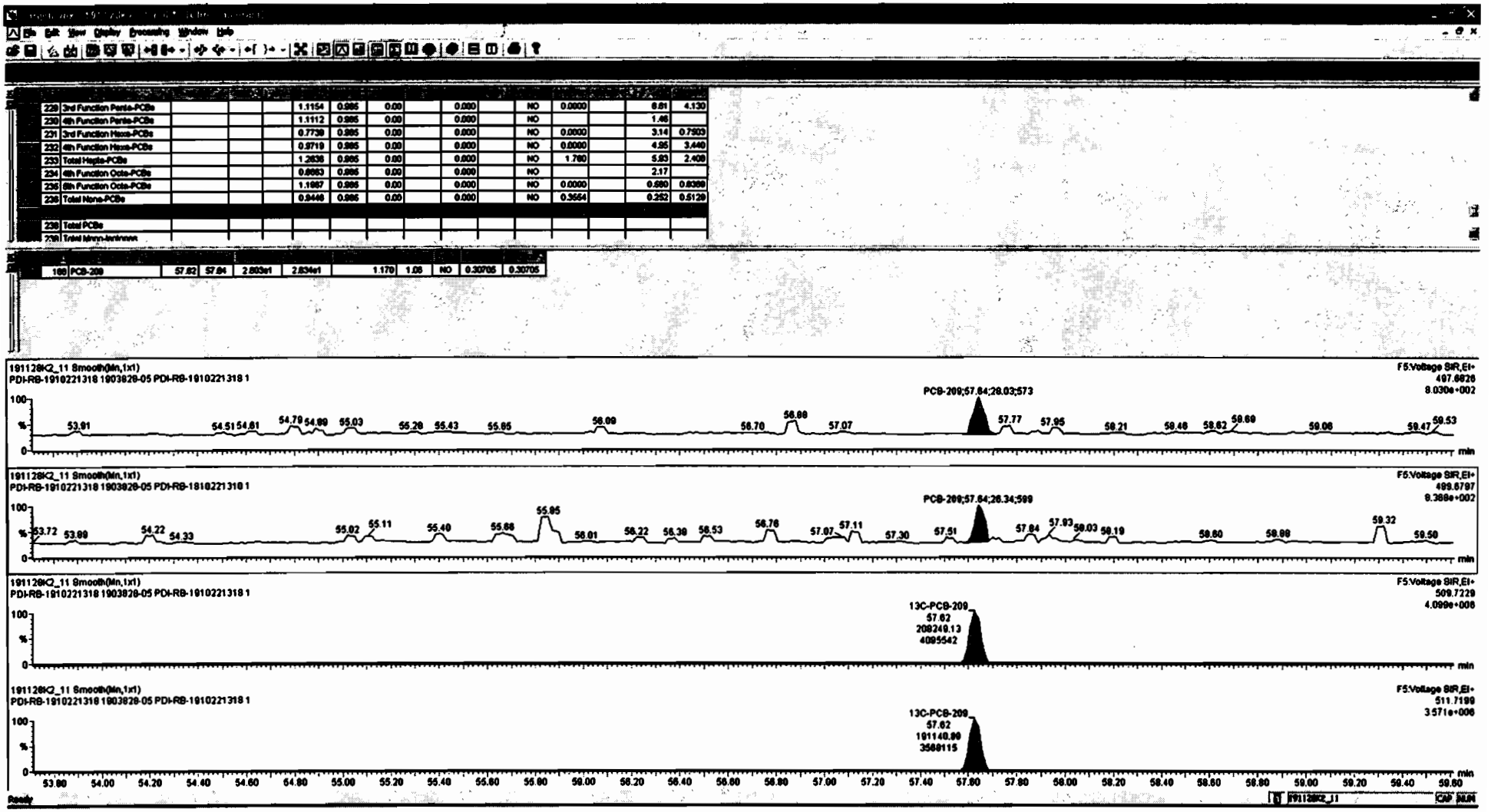

229	3rd Function Penta-PCBs				1.1154	0.995	0.00		0.000		NO	0.0000		6.91	4.130
230	4th Function Penta-PCBs				1.1112	0.995	0.00		0.000		NO			1.46	
231	3rd Function Hexa-PCBs				0.7739	0.995	0.00		0.000		NO	0.0000		3.14	0.7503
232	4th Function Hexa-PCBs				0.9719	0.995	0.00		0.000		NO	0.0000		4.95	3.440
233	Total Hepta-PCBs				1.2638	0.995	0.00		0.000		NO	1.780		5.83	2.408
234	4th Function Octa-PCBs				0.8663	0.995	0.00		0.000		NO			2.17	
235	5th Function Octa-PCBs				1.1067	0.995	0.00		0.000		NO	0.0000		0.680	0.8089
236	Total Nona-PCBs				0.9446	0.995	0.00		0.000		NO	0.3664		0.252	0.5129
238	Total PCBs														
239	Total Mnnn-nnnnnnn														

160	PCB-209	57.62	57.64	2.603e1	2.834e1	1.170	1.08	NO	0.30705	0.30705

CONFIRMATION

Client ID: PDI-034SC-A-00-01-1910η Filename: 191216D1 S:7 Acq:16-DEC-19 17:15:07 ConCal: ST191216D1-1
Lab ID: 1903828-01RE1 GC Column ID: DB-225 ICal: 1613TCDFVG7-5-30-19 wt/vol:10.076 EndCAL: NA

Name	Resp	RA	RT	RRF	Conc	Rec
13C-1,2,3,4-TCDF	1.18e+07	0.81 y	15:34	1.00	198.5	-
13C-2,3,7,8-TCDF	1.14e+07	0.80 y	17:41	1.02	186.9	94.1
2,3,7,8-TCDF	4.10e+06	0.78 y	17:42	0.95	75.61	

Integrations by Analyst: DB
Date: 12/17/19

Reviewed by Analyst: CT
Date: 01/13/2020

File:191216D1 #1-1682 Acq:16-DEC-2019 17:15:07 GC EI+ Voltage SIR Autospec-UltimaE
Sample#7 File Text:Vista_Analytical_Laboratory_VG7 Text:1903828-01RE1 PDI-034SC-A-00-01-191022 18.56 Exp:TCDF_DB225
303.9016 S:7 BSUB(10000,15,-3.0) PKD(5,5,3,0.10%,100.0,0.00%,F,F)

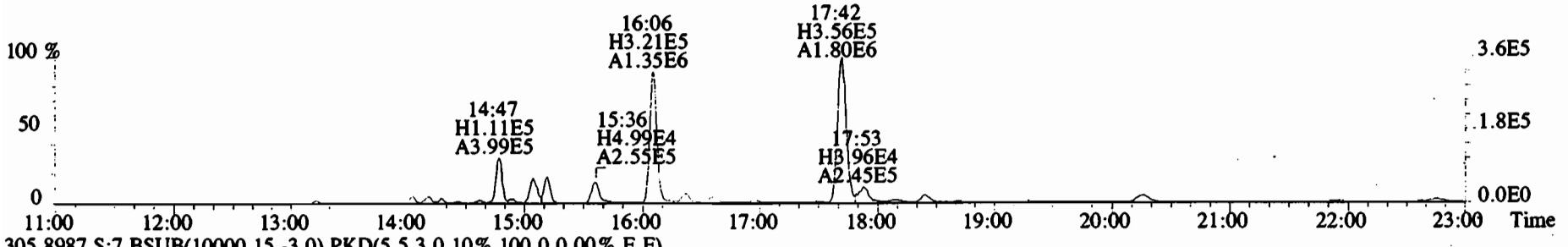

305.8987 S:7 BSUB(10000,15,-3.0) PKD(5,5,3,0.10%,100.0,0.00%,F,F)

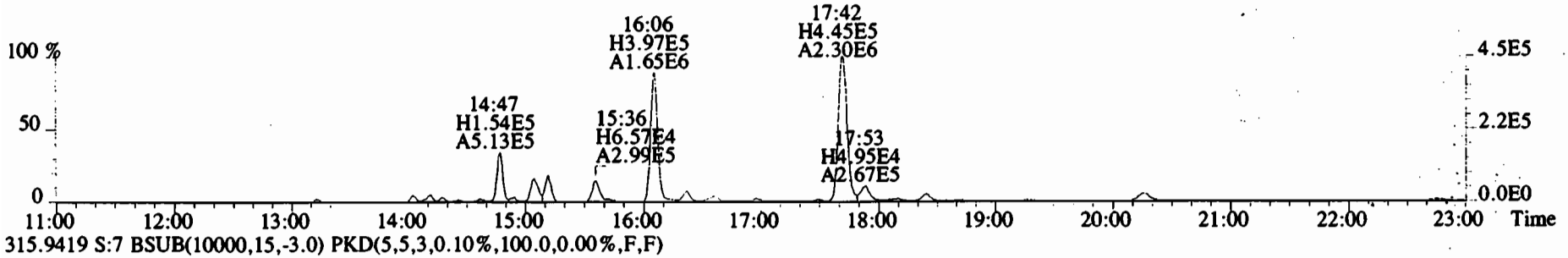

315.9419 S:7 BSUB(10000,15,-3.0) PKD(5,5,3,0.10%,100.0,0.00%,F,F)

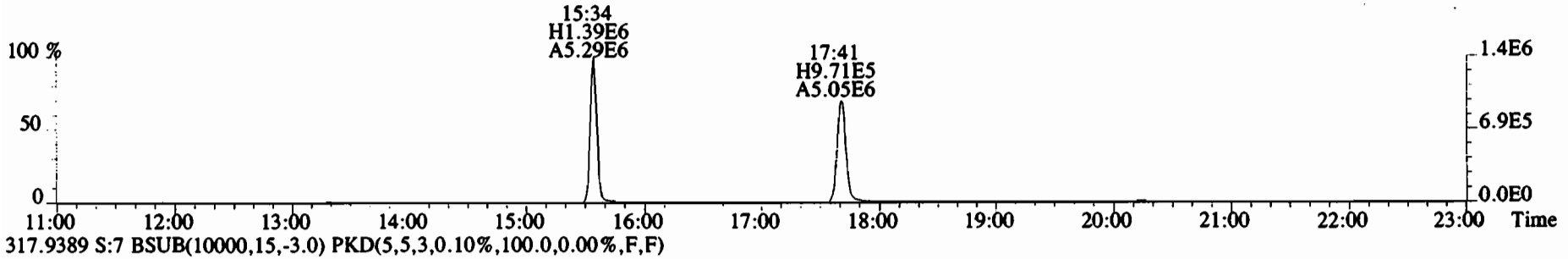

317.9389 S:7 BSUB(10000,15,-3.0) PKD(5,5,3,0.10%,100.0,0.00%,F,F)

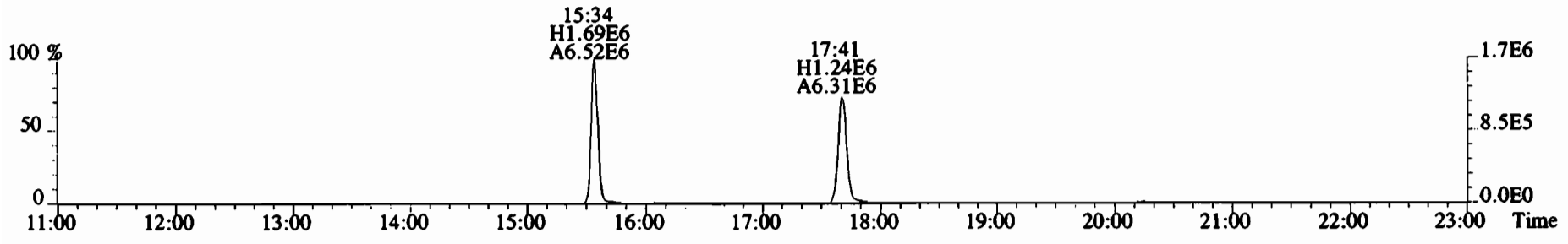

File:191216D1 #1-1682 Acq:16-DEC-2019 17:15:07 GC EI+ Voltage SIR Autospec-UltimaE
Sample#7 File Text:Vista_Analytical_Laboratory_VG7 Text:1903828-01RE1 PDI-034SC-A-00-01-191022 18.56 Exp:TCDF_DB225
303.9016 S:7 BSUB(10000,15,-3.0) PKD(5,5,3,0.10%,100.0,0.00%,F,F)

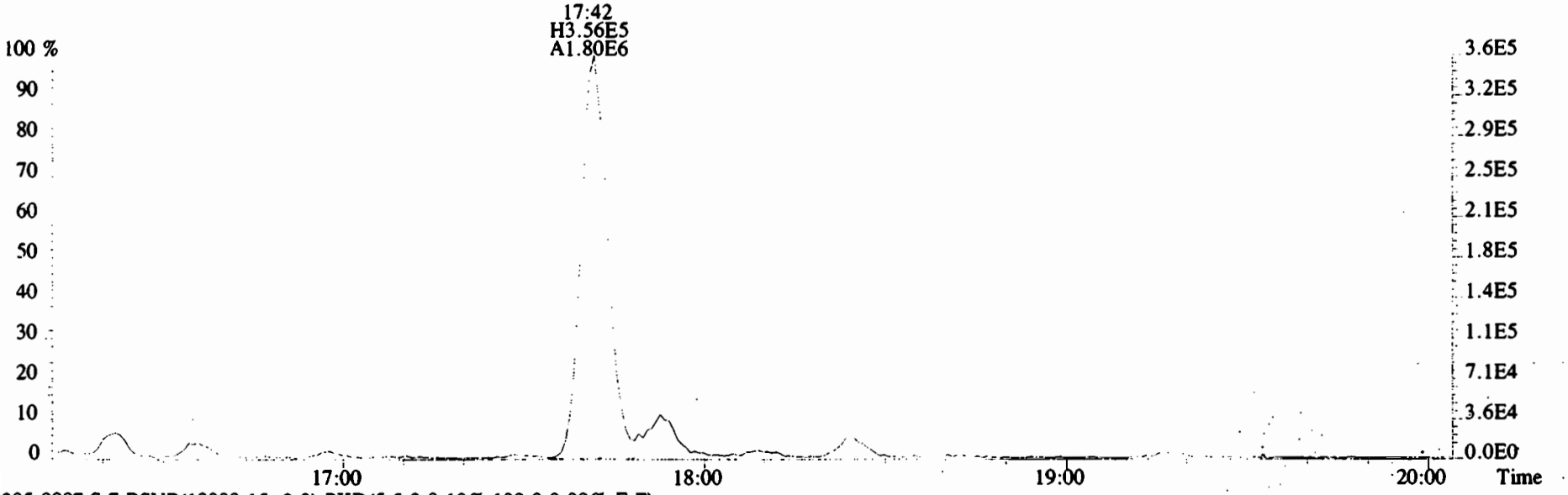

305.8987 S:7 BSUB(10000,15,-3.0) PKD(5,5,3,0.10%,100.0,0.00%,F,F)

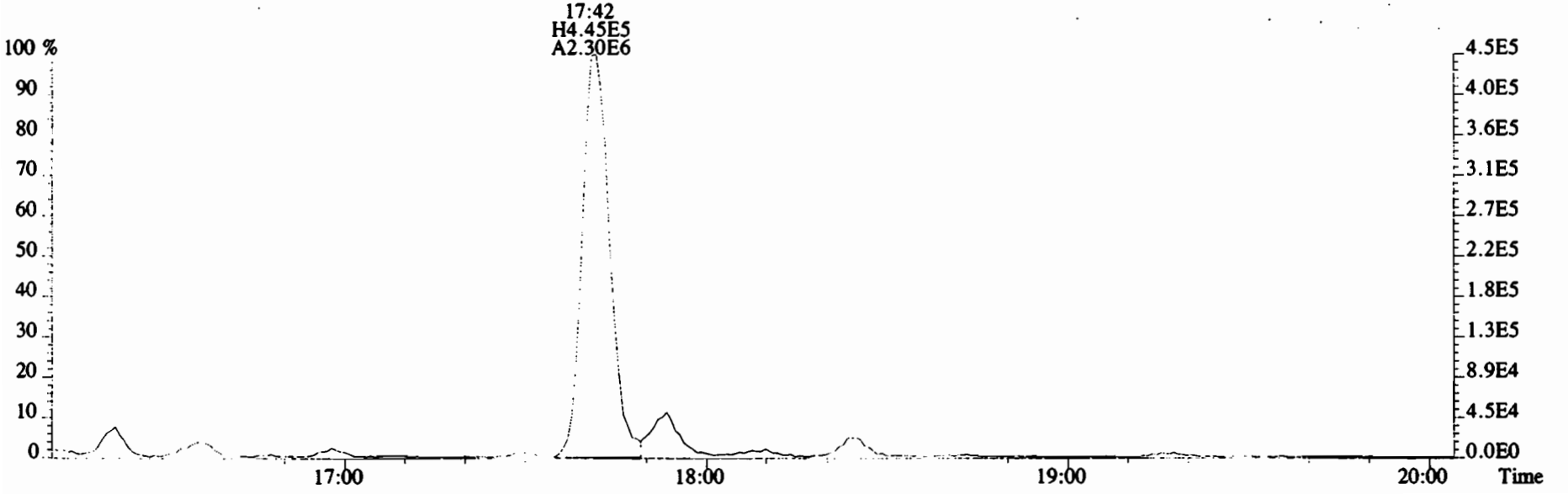

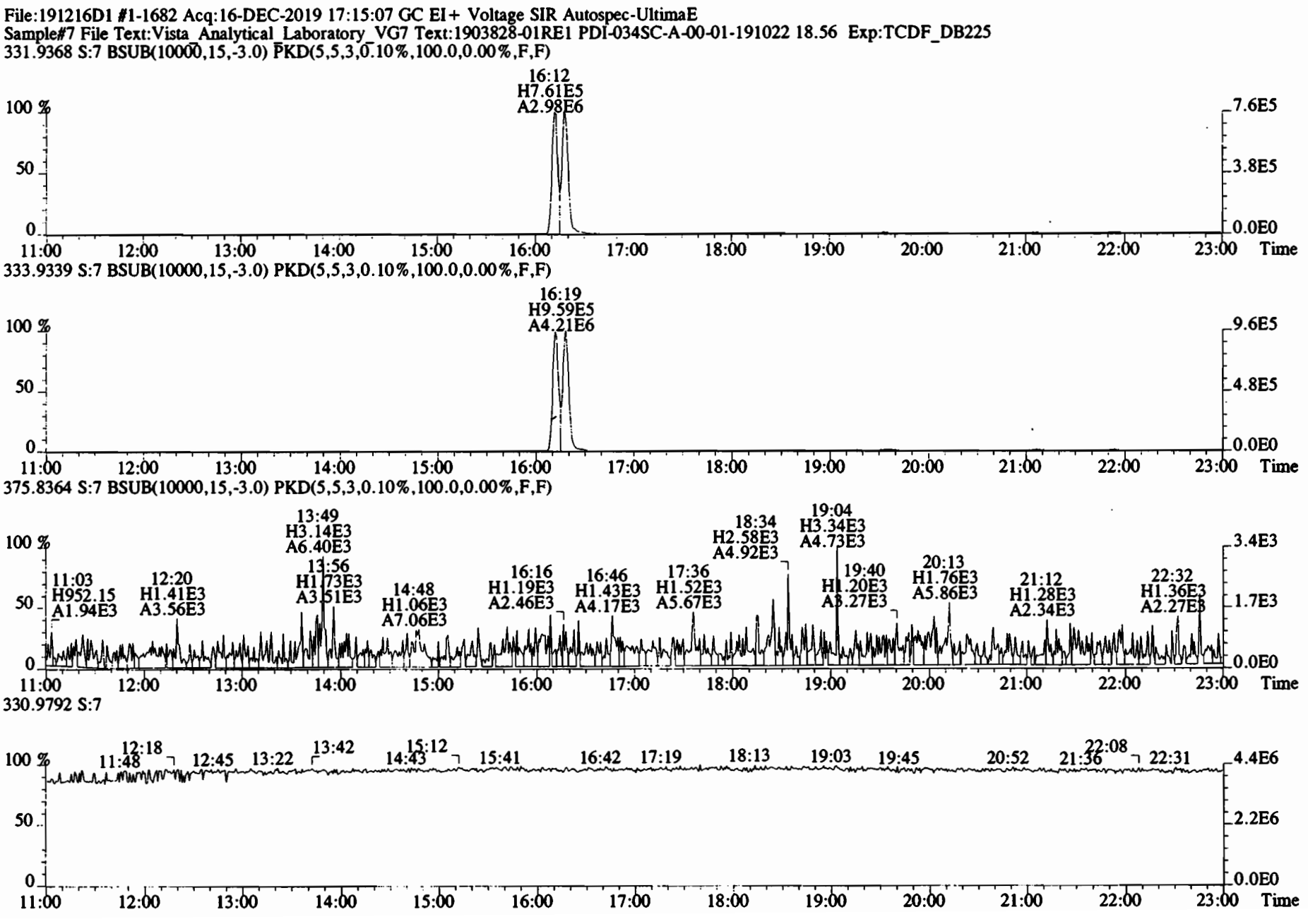
File:191216D1 #1-1682 Acq:16-DEC-2019 17:15:07 GC EI+ Voltage SIR Autospec-UltimaE
Sample#7 File Text:Vista_Analytical_Laboratory_VG7 Text:1903828-01RE1 PDI-034SC-A-00-01-191022 18.56 Exp:TCDF_DB225
331.9368 S:7 BSUB(10000,15,-3.0) PKD(5,5,3,0.10%,100.0,0.00%,F,F)
16:12
H7.61E5
A2.98E6
333.9339 S:7 BSUB(10000,15,-3.0) PKD(5,5,3,0.10%,100.0,0.00%,F,F)
16:19
H9.59E5
A4.21E6
375.8364 S:7 BSUB(10000,15,-3.0) PKD(5,5,3,0.10%,100.0,0.00%,F,F)
11:03 H952.15 A1.94E3
12:20 H1.41E3 A3.56E3
13:49 H3.14E3 A6.40E3
13:56 H1.73E3 A3.51E3
14:48 H1.06E3 A7.06E3
16:16 H1.19E3 A2.46E3
16:46 H1.43E3 A4.17E3
17:36 H1.52E3 A5.67E3
18:34 H2.58E3 A4.92E3
19:04 H3.34E3 A4.73E3
19:40 H1.20E3 A3.27E3
20:13 H1.76E3 A5.86E3
21:12 H1.28E3 A2.34E3
22:32 H1.36E3 A2.27E3
330.9792 S:7
11:48 12:18 12:45 13:22 13:42 14:43 15:12 15:41 16:42 17:19 18:13 19:03 19:45 20:52 21:36 22:08 22:31
100 %
50
0
11:00 12:00 13:00 14:00 15:00 16:00 17:00 18:00 19:00 20:00 21:00 22:00 23:00 Time
7.6E5
3.8E5
0.0E0
9.6E5
4.8E5
3.4E3
1.7E3
4.4E6
2.2E6

CONTINUING CALIBRATION

HRMS CALIBRATION STANDARDS REVIEW CHECKLIST

Beg. Calibration ID: ST191119D1-1 **Reviewed By:** CT 11/20/19 *Initials & Date*

End Calibration ID: NA

	Beg.	End
Ion abundance within QC limits?	☑	NA
Concentrations within criteria?	☑	☐
TCDD/TCDF Valleys <25%	☑	☐
First and last eluters present?	☑	☐
Retention Times within criteria?	☑	☐
Verification Std. named correctly? (ST-Year-Month-Day-VG ID)	☑	☐
Forms signed and dated?	☑	☐
Correct ICAL referenced?	DB	

Run Log:

- Correct instrument listed?	☑	☑
- Samples within 12 hour clock?	(Y)	N
- Bottle position verfied?	DB	

	Beg.	End
Mass resolution ≥	☑	☑ A)

☐ 5k ☐ 6-8K ☐ 8K ☑ 10K

1614 1699 429 1613/1668/8280

Intergrated peaks display correctly?	☑	NA
GC Break <20%	NA	

8280 CS1 End Standard:

- Ratios within limits, S/N <2.5:1, CS1 within 12 hours — NA

Comments:

A) SIOS CRASHED DURING END RES CHECK

2 FUNCTIONS PRINTED.

DB 11/20/19

Vista Analytical Laboratory - Injection Log Run file: 191119D1 Instrument ID: VG-7 GC Column ID: ZB-5MS

Data file	S#	Sample ID	Analyst	Acq date	Acq time	CCal	ECal
191119D1	1	ST191119D1-1	DB	19-NOV-19	12:43:27	ST191119D1-1	NA
191119D1	2	B9K0094-BS1	DB	19-NOV-19	13:31:22	ST191119D1-1	NA
191119D1	3	B9K0124-BS1	DB	19-NOV-19	14:19:14	ST191119D1-1	NA
191119D1	4	B9K0051-BS1	DB	19-NOV-19	15:07:00	ST191119D1-1	NA
191119D1	5	B9K0034-BS1	DB	19-NOV-19	15:54:57	ST191119D1-1	NA
191119D1	6	SOLVENT BLANK	DB	19-NOV-19	16:42:53	ST191119D1-1	NA
191119D1	7	B9K0094-BLK1	DB	19-NOV-19	17:30:39	ST191119D1-1	NA
191119D1	8	B9K0124-BLK1	DB	19-NOV-19	18:18:25	ST191119D1-1	NA
191119D1	9	B9K0051-BLK1	DB	19-NOV-19	19:06:15	ST191119D1-1	NA
191119D1	10	B9K0034-BLK1	DB	19-NOV-19	19:53:57	ST191119D1-1	NA
191119D1	11	1903994-01	DB	19-NOV-19	20:41:41	ST191119D1-1	NA
191119D1	12	1903856-01	DB	19-NOV-19	21:29:30	ST191119D1-1	NA
191119D1	13	1903784-01	DB	19-NOV-19	22:17:14	ST191119D1-1	NA
191119D1	14	1903784-02	DB	19-NOV-19	23:04:57	ST191119D1-1	NA
191119D1	15	1903784-03	DB	19-NOV-19	23:52:05	ST191119D1-1	NA

FORM 4A
PCDD/PCDF CALIBRATION VERIFICATION

Lab Name: Vista Analytical Laboratory Episode No.: CCAL ID: ST191119D1-1

Contract No.: SAS No.:

Initial Calibration Date: 10-9-19

Instrument ID: VG-7 GC Column ID: ZB-5MS

VER Data Filename: 191119D1 S#1 Analysis Date: 19-NOV-19 Time: 12:43:27

	M/Z'S FORMING RATIO (1)	ION ABUND. RATIO	QC LIMITS (2)	Pass	CONC. FOUND	CONC. RANGE (3) (ng/mL)
NATIVE ANALYTES						
2,3,7,8-TCDD	M/M+2	0.79	0.65-0.89	y	10.4	7.8 - 12.9
						8.2 - 12.3 (4)
1,2,3,7,8-PeCDD	M/M+2	0.61	0.54-0.72	y	52.1	39.0 - 65.0
1,2,3,4,7,8-HxCDD	M+2/M+4	1.25	1.05-1.43	y	51.9	39.0 - 64.0
1,2,3,6,7,8-HxCDD	M+2/M+4	1.25	1.05-1.43	y	52.4	39.0 - 64.0
1,2,3,7,8,9-HxCDD	M+2/M+4	1.27	1.05-1.43	y	52.1	41.0 - 61.0
1,2,3,4,6,7,8-HpCDD	M+2/M+4	1.05	0.88-1.20	y	51.8	43.0 - 58.0
OCDD	M+2/M+4	0.88	0.76-1.02	y	103	79.0 - 126.0
2,3,7,8-TCDF	M/M+2	0.77	0.65-0.89	y	9.98	8.4 - 12.0
						8.6 - 11.6 (4)
1,2,3,7,8-PeCDF	M+2/M+4	1.58	1.32-1.78	y	52.6	41.0 - 60.0
2,3,4,7,8-PeCDF	M+2/M+4	1.56	1.32-1.78	y	51.5	41.0 - 61.0
1,2,3,4,7,8-HxCDF	M+2/M+4	1.24	1.05-1.43	y	51.1	45.0 - 56.0
1,2,3,6,7,8-HxCDF	M+2/M+4	1.23	1.05-1.43	y	51.4	44.0 - 57.0
2,3,4,6,7,8-HxCDF	M+2/M+4	1.23	1.05-1.43	y	52.1	44.0 - 57.0
1,2,3,7,8,9-HxCDF	M+2/M+4	1.27	1.05-1.43	y	51.6	45.0 - 56.0
1,2,3,4,6,7,8-HpCDF	M+2/M+4	1.00	0.88-1.20	y	48.7	45.0 - 55.0
1,2,3,4,7,8,9-HpCDF	M+2/M+4	1.04	0.88-1.20	y	49.2	43.0 - 58.0
OCDF	M+2/M+4	0.89	0.76-1.02	y	100.0	63.0 - 159.0

(1) See Table 8, Method 1613, for m/z specifications.

(2) Ion Abundance Ratio Control Limits as specified in Table 9, Method 1613.

(3) Contract-required concentration range as specified in Table 6, Method 1613.

(4) Contract-required concentration range as specified in Table 6a, Method 1613, for tetras only.

Analyst: DB

Date: 11/19/19

FORM 4B
PCDD/PCDF CALIBRATION VERIFICATION

Lab Name: Vista Analytical Laboratory Episode No.:

Contract No.: SAS No.:

Initial Calibration Date: 10-9-19

Instrument ID: VG-7 GC Column ID: ZB-5MS

VER Data Filename: 191119D1 S#1 Analysis Date: 19-NOV-19 Time: 12:43:27

LABELED COMPOUNDS	M/Z'S FORMING RATIO (1)	ION ABUND. RATIO	QC LIMITS (2)	Pass	CONC. FOUND	CONC. RANGE (ng/mL)
13C-2,3,7,8-TCDD	M/M+2	0.78	0.65-0.89	y	102	82.0 - 121.0
13C-1,2,3,7,8-PeCDD	M/M+2	0.62	0.54-0.72	y	101	62.0 - 160.0
13C-1,2,3,4,7,8-HxCDD	M+2/M+4	1.27	1.05-1.43	y	106	85.0 - 117.0
13C-1,2,3,6,7,8-HxCDD	M+2/M+4	1.25	1.05-1.43	y	92.8	85.0 - 118.0
13C-1,2,3,7,8,9-HxCDD	M+2/M+4	1.25	1.05-1.43	y	99.5	85.0 - 118.0
13C-1,2,3,4,6,7,8-HpCDD	M+2/M+4	1.06	0.88-1.20	y	110	72.0 - 138.0
13C-OCDD	M/M+2	0.87	0.76-1.02	y	260	96.0 - 415.0
13C-2,3,7,8-TCDF	M+2/M+4	0.79	0.65-0.89	y	103	71.0 - 140.0
13C-1,2,3,7,8-PeCDF	M+2/M+4	1.60	1.32-1.78	y	103	76.0 - 130.0
13C-2,3,4,7,8-PeCDF	M+2/M+4	1.59	1.32-1.78	y	101	77.0 - 130.0
13C-1,2,3,4,7,8-HxCDF	M/M+2	0.52	0.43-0.59	y	107	76.0 - 131.0
13C-1,2,3,6,7,8-HxCDF	M/M+2	0.53	0.43-0.59	y	98.6	70.0 - 143.0
13C-2,3,4,6,7,8-HxCDF	M/M+2	0.52	0.43-0.59	y	101	73.0 - 137.0
13C-1,2,3,7,8,9-HxCDF	M/M+2	0.53	0.43-0.59	y	107	74.0 - 135.0
13C-1,2,3,4,6,7,8-HpCDF	M+2/M+4	0.44	0.37-0.51	y	111	78.0 - 129.0
13C-1,2,3,4,7,8,9-HpCDF	M+2/M+4	0.45	0.37-0.51	y	117	77.0 - 129.0
13C-OCDF	M+2/M+4	0.87	0.76-1.02	y	267	96.0 - 415.0
CLEANUP STANDARD (3)						
37Cl-2,3,7,8-TCDD					9.68	7.9 - 12.7

(1) See Table 8, Method 1613, for m/z specifications.

(2) Ion Abundance Ratio Control Limits as specified

(3) No ion abundance ratio; report concentration found.

Analyst: JB

Date: 11/19/19

FORM 5

PCDD/PCDF RT WINDOW AND ISOMER SPECIFICITY STANDARDS

Lab Name: Vista Analytical Laboratory Episode No.:

Contract No.: SAS No.:

Instrument ID: VG-7 Initial Calibration Date: 10-9-19

RT Window Data Filename: 191119D1 S#1 Analysis Date: 19-NOV-19 Time: 12:43:27

ZB-5MS IS Data Filename: 191119D1 S#1 Analysis Date: 19-NOV-19 Time: 12:43:27

DB_225 IS Data Filename: Analysis Date: Time:

ZB-5MS RT WINDOW DEFINING STANDARDS RESULTS

ISOMERS	ABSOLUTE RT	ISOMERS	ABSOLUTE RT
1,3,6,8-TCDD (F)	22:49	1,3,6,8-TCDF (F)	20:41
1,2,8,9-TCDD (L)	27:04	1,2,8,9-TCDF (L)	27:12
1,2,4,7,9-PeCDD (F)	28:40	1,3,4,6,8-PeCDF (F)	27:10
1,2,3,8,9-PeCDD (L)	31:04	1,2,3,8,9-PeCDF (L)	31:18
1,2,4,6,7,9-HxCDD (F)	32:29	1,2,3,4,6,8-HxCDF (F)	31:57
1,2,3,7,8,9-HxCDD (L)	34:25	1,2,3,7,8,9-HxCDF (L)	34:48
1,2,3,4,6,7,9-HpCDD (F)	37:02	1,2,3,4,6,7,8-HpCDF (F)	36:39
1,2,3,4,6,7,8-HpCDD (L)	37:52	1,2,3,4,7,8,9-HpCDF (L)	38:25

(F) = First eluting isomer (ZB-5MS); (L) = Last eluting isomer (ZB-5MS).

==========

ISOMER SPECIFICITY (IS) TEST STANDARD RESULTS

COMPARED PEAKS (1)	% VALLEY HEIGHT BETWEEN
	<25%

(1) To meet contract requirements, %Valley Height Between Compared Peaks shall not exceed 25% (section 15.4.2.2, Method 1613).

Analyst: DB

Date: 11/19/19

FORM 6A
PCDD/PCDF RELATIVE RETENTION TIMES

Lab Name: Vista Analytical Laboratory Episode No.:

Contract No.: SAS No.:

Initial Calibration Date: 10-9-19

Instrument ID: VG-7 GC Column ID: ZB-5MS

VER Data Filename: 191119D1 S#1 Analysis Date: 19-NOV-19 Time: 12:43:27

Compounds Using 13C-1234-TCDD as RT Internal Standard

NATIVE ANALYTES	RETENTION TIME REFERENCE	RRT	RRT QC LIMITS (1)
2,3,7,8-TCDD	13C-2,3,7,8-TCDD	1.001	0.999-1.002
1,2,3,7,8-PeCDD	13C-1,2,3,7,8-PeCDD	1.001	0.999-1.002
2,3,7,8-TCDF	13C-2,3,7,8-TCDF	1.001	0.999-1.003
1,2,3,7,8-PeCDF	13C-1,2,3,7,8-PeCDF	1.001	0.999-1.002
2,3,4,7,8-PeCDF	13C-2,3,4,7,8-PeCDF	1.000	0.999-1.002
LABELED COMPOUNDS			
13C-2,3,7,8-TCDD	13C-1,2,3,4-TCDD	1.022	0.976-1.043
13C-1,2,3,7,8-PeCDD	13C-1,2,3,4-TCDD	1.198	1.000-1.567
13C-2,3,7,8-TCDF	13C-1,2,3,4-TCDD	0.991	0.923-1.103
13C-1,2,3,7,8-PeCDF	13C-1,2,3,4-TCDD	1.152	1.000-1.425
13C-2,3,4,7,8-PeCDF	13C-1,2,3,4-TCDD	1.187	1.011-1.526
37Cl-2,3,7,8-TCDD	13C-1,2,3,4-TCDD	1.023	0.989-1.052

Analyst: DB

Date: 11/19/19

FORM 6B
PCDD/PCDF RELATIVE RETENTION TIMES

Lab Name: Vista Analytical Laboratory Episode No.:

Contract No.: SAS No.:

Initial Calibration Date: 10-9-19

Instrument ID: VG-7 GC Column ID: ZB-5MS

VER Data Filename: 191119D1 S#1 Analysis Date: 19-NOV-19 Time: 12:43:27

NATIVE ANALYTES	RETENTION TIME REFERENCE	RRT	RRT QC LIMITS (1)
1,2,3,4,7,8-HxCDF	13C-1,2,3,4,7,8-HxCDF	1.000	0.999-1.001
1,2,3,6,7,8-HxCDF	13C-1,2,3,6,7,8-HxCDF	1.000	0.997-1.005
2,3,4,6,7,8-HxCDF	13C-2,3,4,6,7,8-HxCDF	1.000	0.999-1.001
1,2,3,7,8,9-HxCDF	13C-1,2,3,7,8,9-HxCDF	1.000	0.999-1.001
1,2,3,4,7,8-HxCDD	13C-1,2,3,4,7,8-HxCDD	1.000	0.999-1.001
1,2,3,6,7,8-HxCDD	13C-1,2,3,6,7,8-HxCDD	1.001	0.998-1.004
1,2,3,7,8,9-HxCDD	13C-1,2,3,7,8,9-HxCDD	1.000	0.998-1.004
1,2,3,4,6,7,8-HpCDF	13C-1,2,3,4,6,7,8-HpCDF	1.000	0.999-1.001
1,2,3,4,6,7,8-HpCDD	13C-1,2,3,4,6,7,8-HpCDD	1.000	0.999-1.001
1,2,3,4,7,8,9-HpCDF	13C-1,2,3,4,7,8,9-HpCDF	1.000	0.999-1.001
OCDD	13C-OCDD	1.000	0.999-1.001
OCDF	13C-OCDF	1.000	0.999-1.001
LABELED COMPOUNDS			
13C-1,2,3,4,7,8-HxCDF	13C-1,2,3,4,6,9-HxCDF	0.988	0.975-1.001
13C-1,2,3,6,7,8-HxCDF	13C-1,2,3,4,6,9-HxCDF	0.992	0.979-1.005
13C-2,3,4,6,7,8-HxCDF	13C-1,2,3,4,6,9-HxCDF	1.009	1.001-1.020
13C-1,2,3,7,8,9-HxCDF	13C-1,2,3,4,6,9-HxCDF	1.038	1.002-1.072
13C-1,2,3,4,7,8-HxCDD	13C-1,2,3,4,6,9-HxCDF	1.014	1.002-1.026
13C-1,2,3,6,7,8-HxCDD	13C-1,2,3,4,6,9-HxCDF	1.017	1.007-1.029
13C-1,2,3,7,8,9-HxCDD	13C-1,2,3,4,6,9-HxCDF	1.026	1.014-1.038
13C-1,2,3,4,6,7,8-HpCDF	13C-1,2,3,4,6,9-HxCDF	1.093	1.069-1.111
13C-1,2,3,4,7,8,9-HpCDF	13C-1,2,3,4,6,9-HxCDF	1.145	1.098-1.192
13C-1,2,3,4,6,7,8-HpCDD	13C-1,2,3,4,6,9-HxCDF	1.129	1.117-1.141
13C-OCDD	13C-1,2,3,4,6,9-HxCDF	1.227	1.085-1.365
13C-OCDF	13C-1,2,3,4,6,9-HxCDF	1.233	1.091-1.371

Analyst: DB

Date: 11/19/19

Client ID: 1613 CS3 19C2204 Filename: 191119D1 S:1 Acq:19-NOV-19 12:43:27 ConCal: ST191119D1-1

Lab ID: ST191119D1-1 GC Column ID: ZB-5MS ICal: 1613VG7-10-9-19 wt/vol: 1.000 EndCAL: NA

	Name	Resp	RA	RRF	RT	Conc	Qual	noise	Fac	DL
	2,3,7,8-TCDD	1.20e+06	0.79 y	0.91	26:12	10.368			* 2.5	*
	1,2,3,7,8-PeCDD	4.76e+06	0.61 y	0.90	30:42	52.086			* 2.5	*
	1,2,3,4,7,8-HxCDD	4.99e+06	1.25 y	1.10	34:01	51.854			* 2.5	*
	1,2,3,6,7,8-HxCDD	5.00e+06	1.25 y	0.94	34:08	52.358			* 2.5	*
	1,2,3,7,8,9-HxCDD	5.15e+06	1.27 y	0.96	34:25	52.062			* 2.5	*
	1,2,3,4,6,7,8-HpCDD	4.67e+06	1.05 y	0.98	37:52	51.781			* 2.5	*
	OCDD	9.61e+06	0.88 y	0.96	41:08	103.50			* 2.5	*
	2,3,7,8-TCDF	1.71e+06	0.77 y	0.95	25:26	9.9832			* 2.5	*
	1,2,3,7,8-PeCDF	7.47e+06	1.58 y	0.96	29:32	52.572			* 2.5	*
	2,3,4,7,8-PeCDF	7.53e+06	1.56 y	1.01	30:26	51.482			* 2.5	*
	1,2,3,4,7,8-HxCDF	6.84e+06	1.24 y	1.18	33:08	51.055			* 2.5	*
	1,2,3,6,7,8-HxCDF	7.19e+06	1.23 y	1.07	33:15	51.442			* 2.5	*
	2,3,4,6,7,8-HxCDF	7.20e+06	1.23 y	1.11	33:51	52.114			* 2.5	*
	1,2,3,7,8,9-HxCDF	6.19e+06	1.27 y	1.06	34:48	51.561			* 2.5	*
	1,2,3,4,6,7,8-HpCDF	5.92e+06	1.00 y	1.13	36:39	48.717			* 2.5	*
	1,2,3,4,7,8,9-HpCDF	5.49e+06	1.04 y	1.28	38:25	49.174			* 2.5	*
	OCDF	1.12e+07	0.89 y	0.95	41:22	99.967			* 2.5	*
IS	13C-2,3,7,8-TCDD	1.28e+07	0.78 y	1.10	26:11	102.43				
IS	13C-1,2,3,7,8-PeCDD	1.01e+07	0.62 y	0.88	30:42	100.84				
IS	13C-1,2,3,4,7,8-HxCDD	8.75e+06	1.27 y	0.64	34:00	106.17				
IS	13C-1,2,3,6,7,8-HxCDD	1.02e+07	1.25 y	0.86	34:06	92.782				
IS	13C-1,2,3,7,8,9-HxCDD	1.03e+07	1.25 y	0.81	34:24	99.524				
IS	13C-1,2,3,4,6,7,8-HpCDD	9.20e+06	1.06 y	0.65	37:51	109.72				
IS	13C-OCDD	1.94e+07	0.87 y	0.58	41:08	260.42				
IS	13C-2,3,7,8-TCDF	1.80e+07	0.79 y	1.03	25:24	103.42				
IS	13C-1,2,3,7,8-PeCDF	1.48e+07	1.60 y	0.85	29:31	103.11				
IS	13C-2,3,4,7,8-PeCDF	1.44e+07	1.59 y	0.85	30:25	101.32				
IS	13C-1,2,3,4,7,8-HxCDF	1.14e+07	0.52 y	0.83	33:07	106.70				
IS	13C-1,2,3,6,7,8-HxCDF	1.31e+07	0.53 y	1.03	33:14	98.555				
IS	13C-2,3,4,6,7,8-HxCDF	1.24e+07	0.52 y	0.95	33:50	101.42				
IS	13C-1,2,3,7,8,9-HxCDF	1.13e+07	0.53 y	0.83	34:47	106.58				
IS	13C-1,2,3,4,6,7,8-HpCDF	1.08e+07	0.44 y	0.76	36:38	110.99				
IS	13C-1,2,3,4,7,8,9-HpCDF	8.72e+06	0.45 y	0.58	38:24	116.89				
IS	13C-OCDF	2.36e+07	0.87 y	0.69	41:21	266.76				
C/Up	37Cl-2,3,7,8-TCDD	1.32e+06		1.20	26:12	9.6843				
RS/RT	13C-1,2,3,4-TCDD	1.14e+07	0.79 y	1.00	25:38	100.00				
RS	13C-1,2,3,4-TCDF	1.68e+07	0.79 y	1.00	24:12	100.00				
RS/RT	13C-1,2,3,4,6,9-HxCDF	1.28e+07	0.53 y	1.00	33:31	100.00				

Name	Conc	EMPC	Qual	noise	DL
Total Tetra-Dioxins	75.4	76.1		*	*
Total Penta-Dioxins	194	194		*	*
Total Hexa-Dioxins	228	229		*	*
Total Hepta-Dioxins	120	121		*	*
Total Tetra-Furans	37.0	37.4		*	*
Total Penta-Furans	231.17	232.11		*	*
Total Hexa-Furans	273	274		*	*
Total Hepta-Furans	98.7	99.1		*	*

	Rec	Qual
IS	102	
IS	101	
IS	106	
IS	92.8	
IS	99.5	
IS	110	
IS	130	
IS	103	
IS	103	
IS	101	
IS	107	
IS	98.6	
IS	101	
IS	107	
IS	111	
IS	117	
IS	133	
C/Up	96.8	

Integrations by Analyst: DB Date: 11/19/19

Reviewed by Analyst: CT Date: 11/20/19

Vista Analytical Laboratory - Injection Log Run file: 191119D1 Instrument ID: VG-7 GC Column ID: ZB-5MS

Data file	S#	Sample ID	Analyst	Acq date	Acq time	CCal	ECal
191119D1	1	ST191119D1-1	DB	19-NOV-19	12:43:27	ST191119D1-1	NA
191119D1	2	B9K0094-BS1	DB	19-NOV-19	13:31:22	ST191119D1-1	NA
191119D1	3	B9K0124-BS1	DB	19-NOV-19	14:19:14	ST191119D1-1	NA
191119D1	4	B9K0051-BS1	DB	19-NOV-19	15:07:00	ST191119D1-1	NA
191119D1	5	B9K0034-BS1	DB	19-NOV-19	15:54:57	ST191119D1-1	NA
191119D1	6	SOLVENT BLANK	DB	19-NOV-19	16:42:53	ST191119D1-1	NA
191119D1	7	B9K0094-BLK1	DB	19-NOV-19	17:30:39	ST191119D1-1	NA
191119D1	8	B9K0124-BLK1	DB	19-NOV-19	18:18:25	ST191119D1-1	NA
191119D1	9	B9K0051-BLK1	DB	19-NOV-19	19:06:15	ST191119D1-1	NA
191119D1	10	B9K0034-BLK1	DB	19-NOV-19	19:53:57	ST191119D1-1	NA
191119D1	11	1903994-01	DB	19-NOV-19	20:41:41	ST191119D1-1	NA
191119D1	12	1903856-01	DB	19-NOV-19	21:29:30	ST191119D1-1	NA
191119D1	13	1903784-01	DB	19-NOV-19	22:17:14	ST191119D1-1	NA
191119D1	14	1903784-02	DB	19-NOV-19	23:04:57	ST191119D1-1	NA
191119D1	15	1903784-03	DB	19-NOV-19	23:52:05	ST191119D1-1	NA

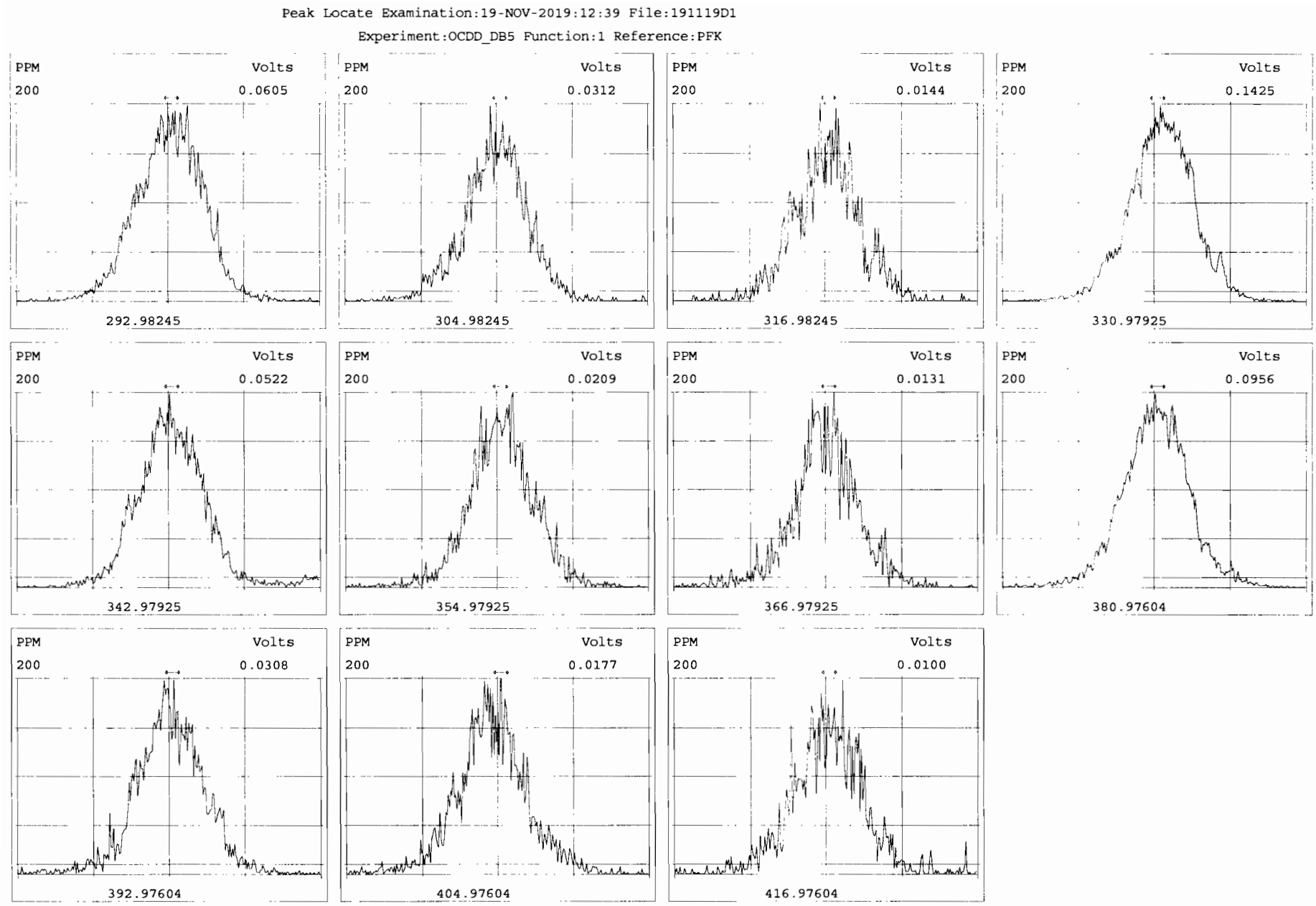
Peak Locate Examination:19-NOV-2019:12:39 File:191119D1
Experiment:OCDD_DB5 Function:1 Reference:PFK
PPM
Volts
200
0.0605
292.98245
PPM
Volts
200
0.0312
304.98245
PPM
Volts
200
0.0144
316.98245
PPM
Volts
200
0.1425
330.97925
PPM
Volts
200
0.0522
342.97925
PPM
Volts
200
0.0209
354.97925
PPM
Volts
200
0.0131
366.97925
PPM
Volts
200
0.0956
380.97604
PPM
Volts
200
0.0308
392.97604
PPM
Volts
200
0.0177
404.97604
PPM
Volts
200
0.0100
416.97604

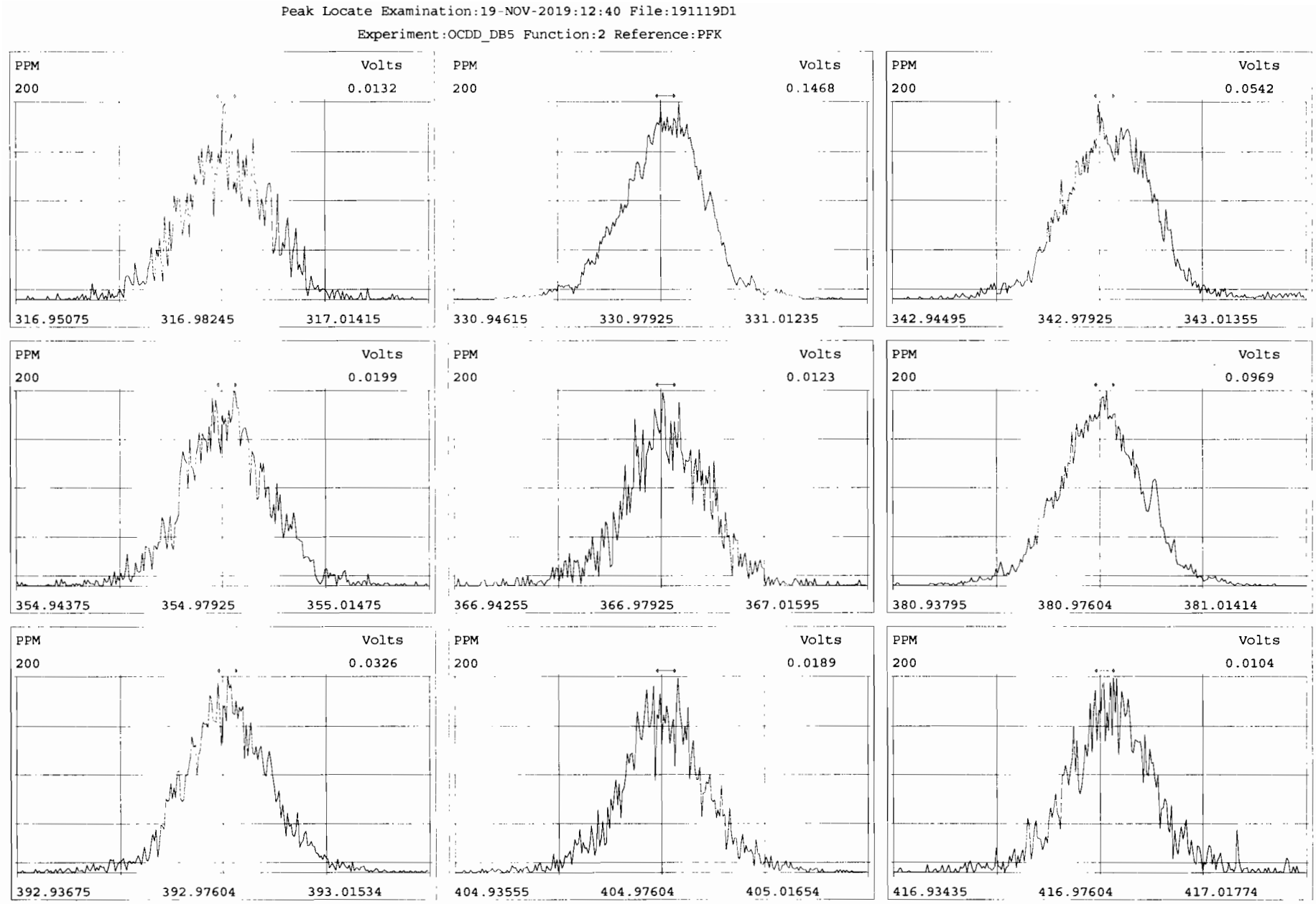
Peak Locate Examination:19-NOV-2019:12:40 File:191119D1
Experiment:OCDD_DB5 Function:2 Reference:PFK
PPM
Volts
200
0.0132
316.95075
316.98245
317.01415
PPM
Volts
200
0.1468
330.94615
330.97925
331.01235
PPM
Volts
200
0.0542
342.94495
342.97925
343.01355
PPM
Volts
200
0.0199
354.94375
354.97925
355.01475
PPM
Volts
200
0.0123
366.94255
366.97925
367.01595
PPM
Volts
200
0.0969
380.93795
380.97604
381.01414
PPM
Volts
200
0.0326
392.93675
392.97604
393.01534
PPM
Volts
200
0.0189
404.93555
404.97604
405.01654
PPM
Volts
200
0.0104
416.93435
416.97604
417.01774

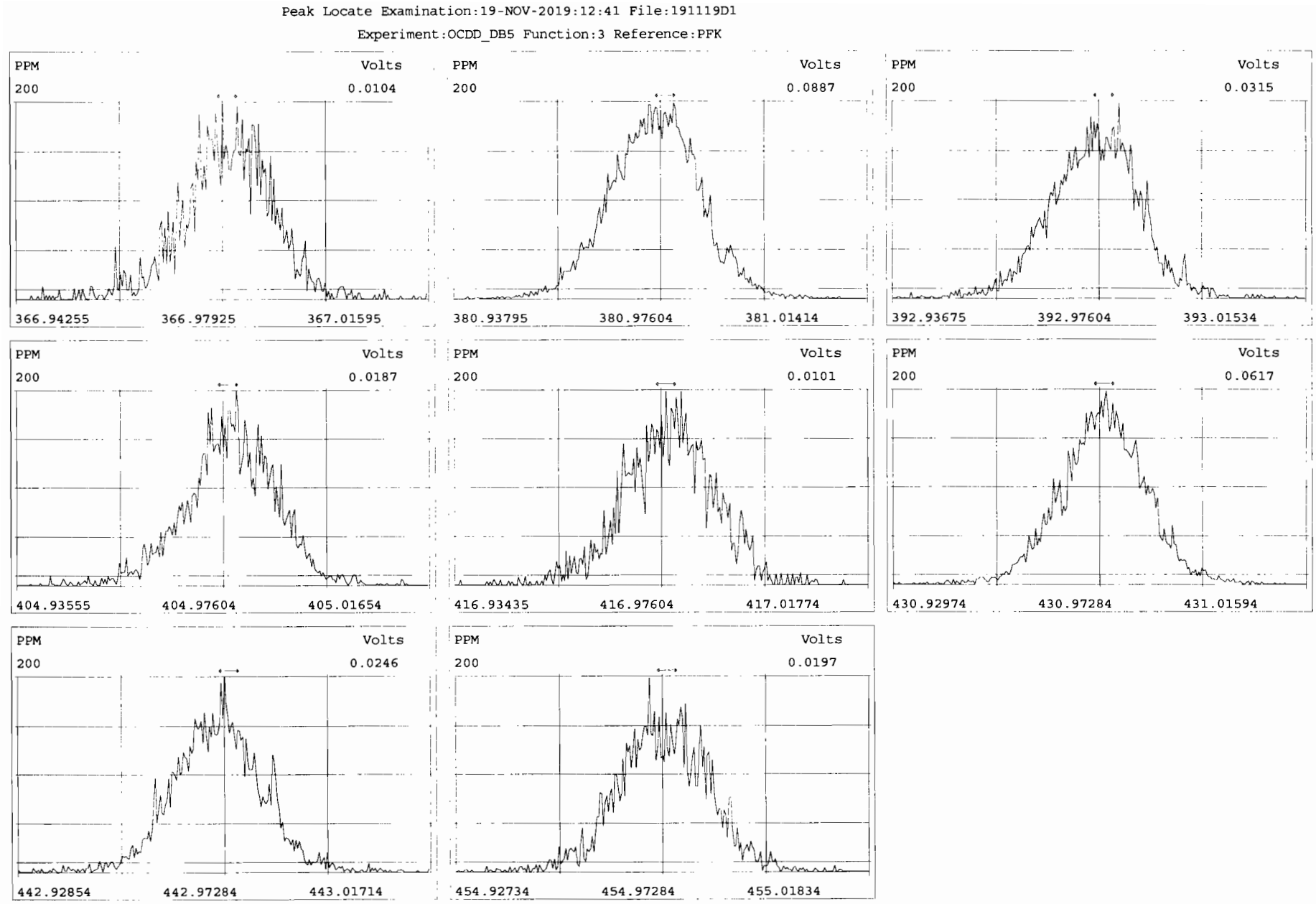
Peak Locate Examination:19-NOV-2019:12:41 File:191119D1
Experiment:OCDD_DB5 Function:3 Reference:PFK
PPM
Volts
200
0.0104
366.94255
366.97925
367.01595
PPM
Volts
200
0.0887
380.93795
380.97604
381.01414
PPM
Volts
200
0.0315
392.93675
392.97604
393.01534
PPM
Volts
200
0.0187
404.93555
404.97604
405.01654
PPM
Volts
200
0.0101
416.93435
416.97604
417.01774
PPM
Volts
200
0.0617
430.92974
430.97284
431.01594
PPM
Volts
200
0.0246
442.92854
442.97284
443.01714
PPM
Volts
200
0.0197
454.92734
454.97284
455.01834

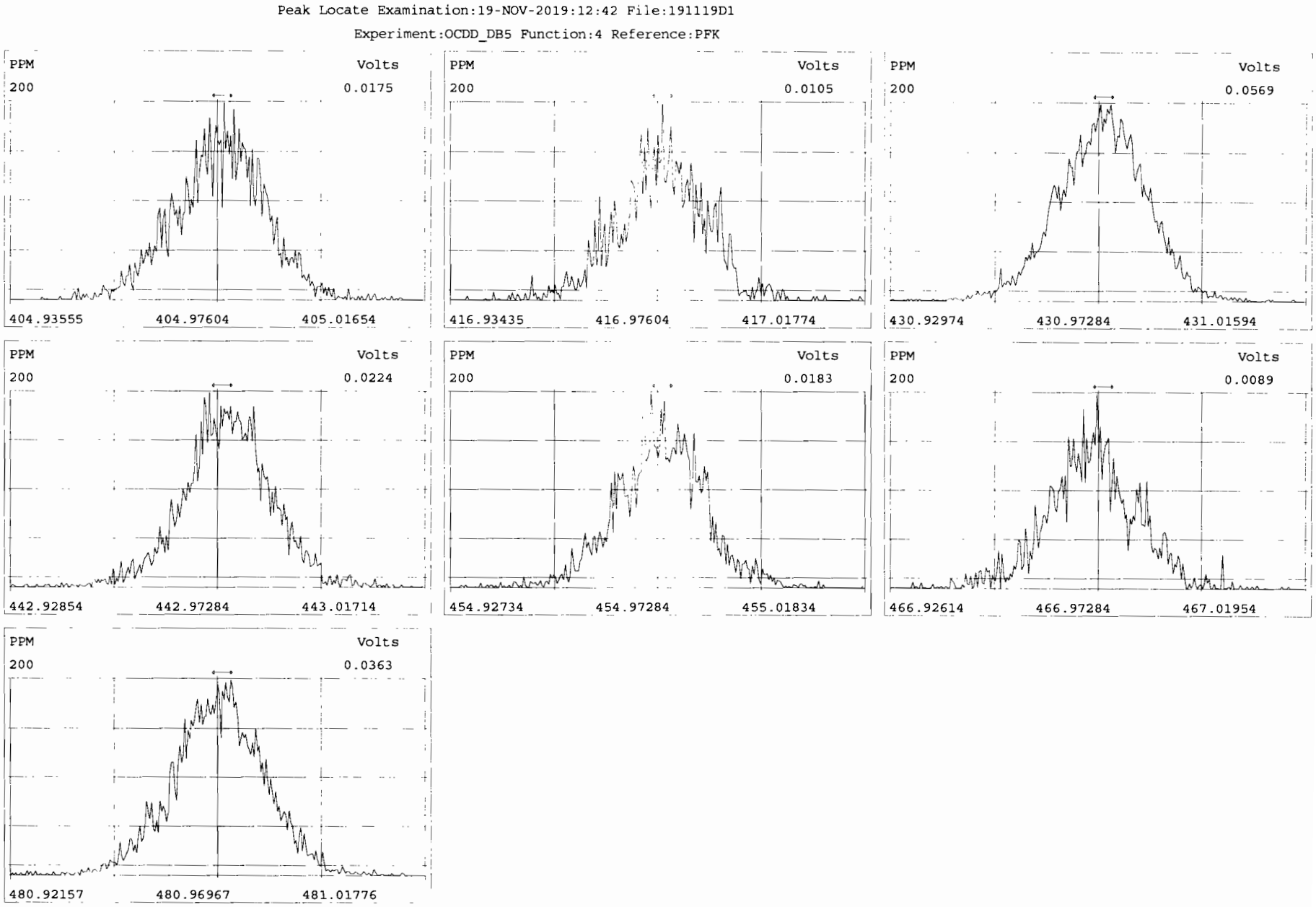
Peak Locate Examination:19-NOV-2019:12:42 File:191119D1
Experiment:OCDD_DB5 Function:4 Reference:PFK
PPM
Volts
200
0.0175
404.93555
404.97604
405.01654
PPM
Volts
200
0.0105
416.93435
416.97604
417.01774
PPM
Volts
200
0.0569
430.92974
430.97284
431.01594
PPM
Volts
200
0.0224
442.92854
442.97284
443.01714
PPM
Volts
200
0.0183
454.92734
454.97284
455.01834
PPM
Volts
200
0.0089
466.92614
466.97284
467.01954
PPM
Volts
200
0.0363
480.92157
480.96967
481.01776

Peak Locate Examination:19-NOV-2019:12:42 File:191119D1

Experiment:OCDD_DB5 Function:5 Reference:PFK

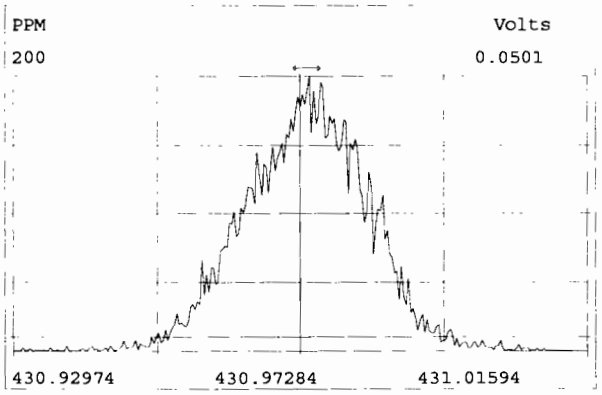

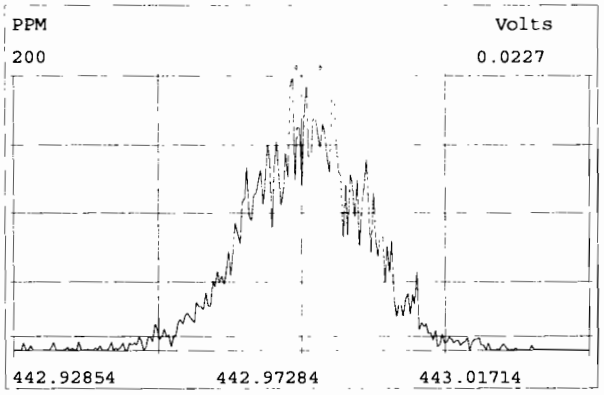

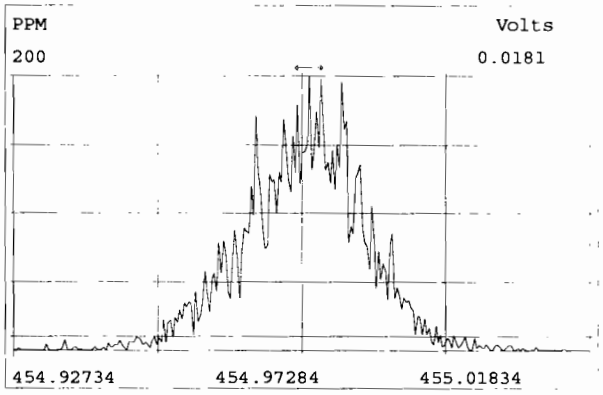

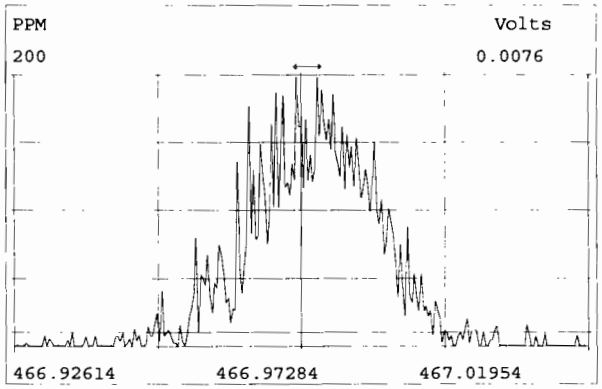

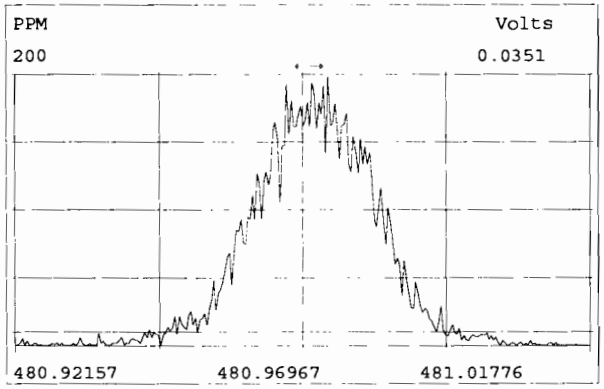

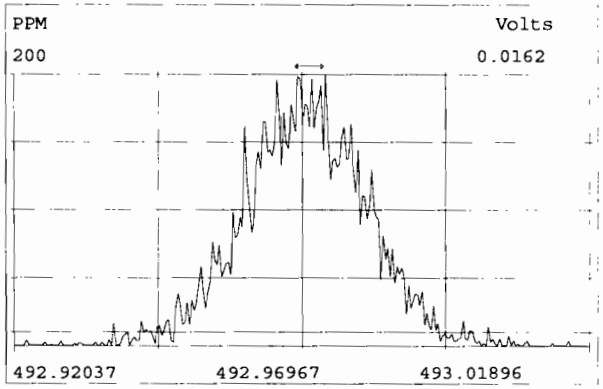

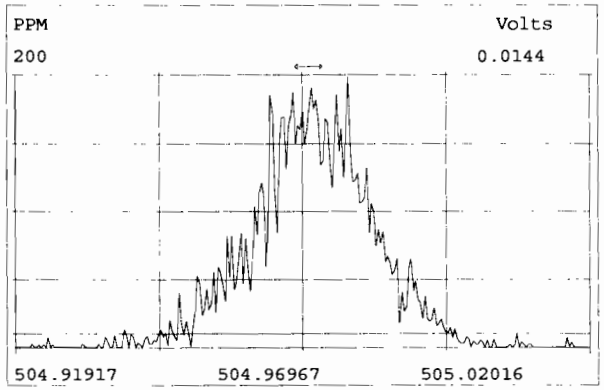

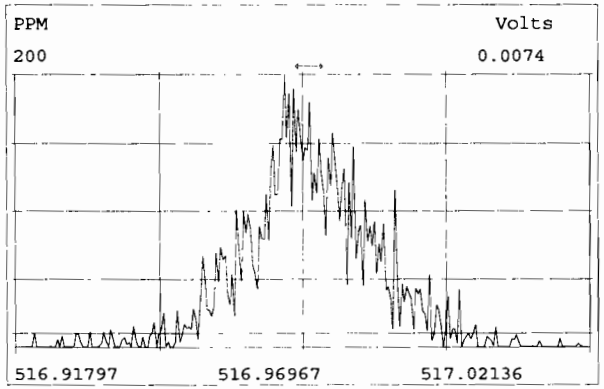

File:191119D1 #1-492 Acq:19-NOV-2019 12:43:27 GC EI+ Voltage SIR Autospec-UltimaE
Sample#1 File Text:Viata_Analytical_Laboratory_VG7 Text:ST191119D1-1 1613 CS3 19C2204 Exp:OCDD_DB5
321.8936

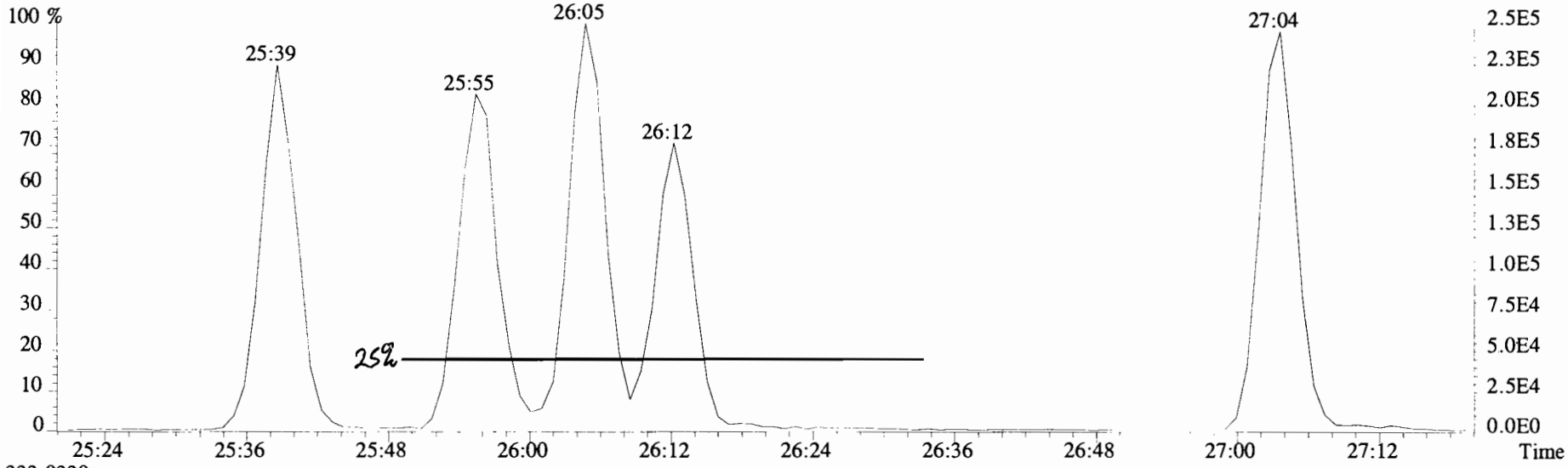

333.9339

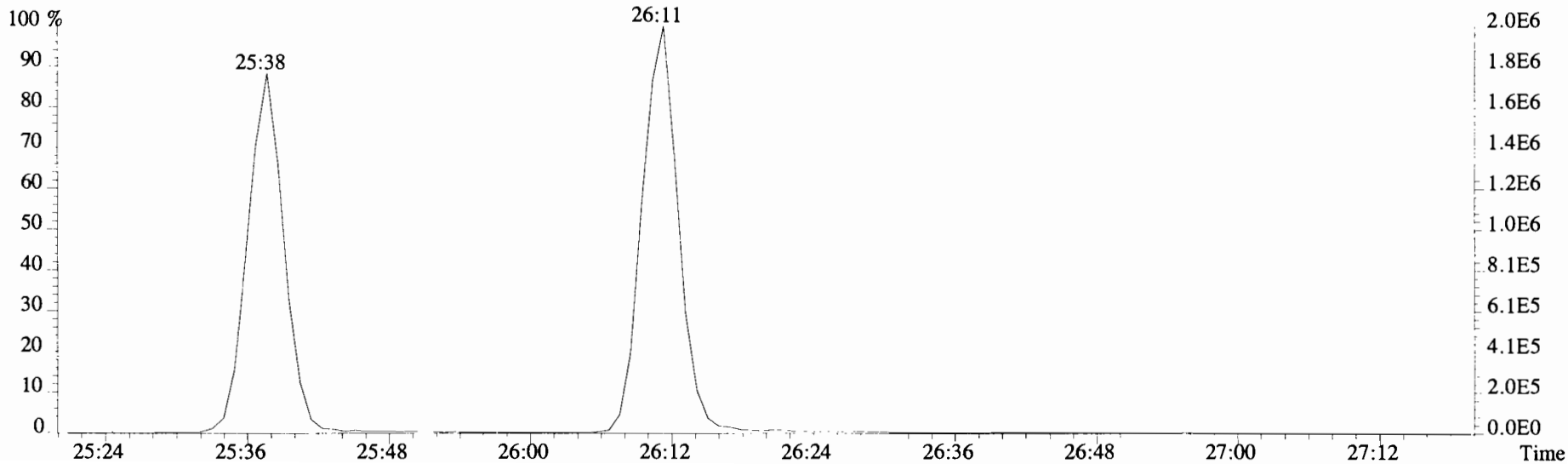

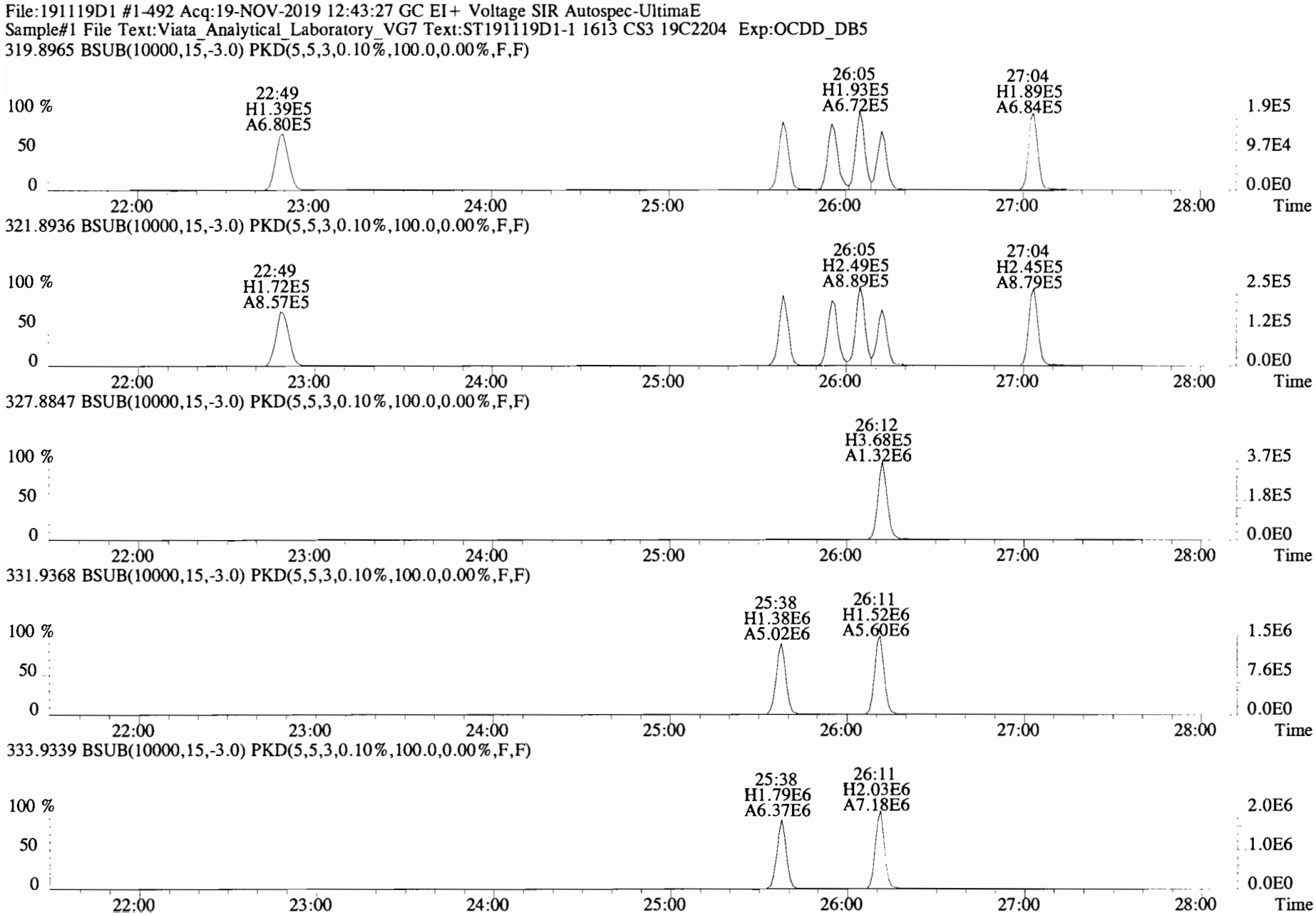
File:191119D1 #1-492 Acq:19-NOV-2019 12:43:27 GC EI+ Voltage SIR Autospec-UltimaE
Sample#1 File Text:Viata_Analytical_Laboratory_VG7 Text:ST191119D1-1 1613 CS3 19C2204 Exp:OCDD_DB5
319.8965 BSUB(10000,15,-3.0) PKD(5,5,3,0.10%,100.0,0.00%,F,F)
22:49 H1.39E5 A6.80E5
26:05 H1.93E5 A6.72E5
27:04 H1.89E5 A6.84E5
321.8936 BSUB(10000,15,-3.0) PKD(5,5,3,0.10%,100.0,0.00%,F,F)
22:49 H1.72E5 A8.57E5
26:05 H2.49E5 A8.89E5
27:04 H2.45E5 A8.79E5
327.8847 BSUB(10000,15,-3.0) PKD(5,5,3,0.10%,100.0,0.00%,F,F)
26:12 H3.68E5 A1.32E6
331.9368 BSUB(10000,15,-3.0) PKD(5,5,3,0.10%,100.0,0.00%,F,F)
25:38 H1.38E6 A5.02E6
26:11 H1.52E6 A5.60E6
333.9339 BSUB(10000,15,-3.0) PKD(5,5,3,0.10%,100.0,0.00%,F,F)
25:38 H1.79E6 A6.37E6
26:11 H2.03E6 A7.18E6
100 %
50
0
22:00
23:00
24:00
25:00
26:00
27:00
28:00
Time
1.9E5
9.7E4
0.0E0
2.5E5
1.2E5
3.7E5
1.8E5
1.5E6
7.6E5
2.0E6
1.0E6

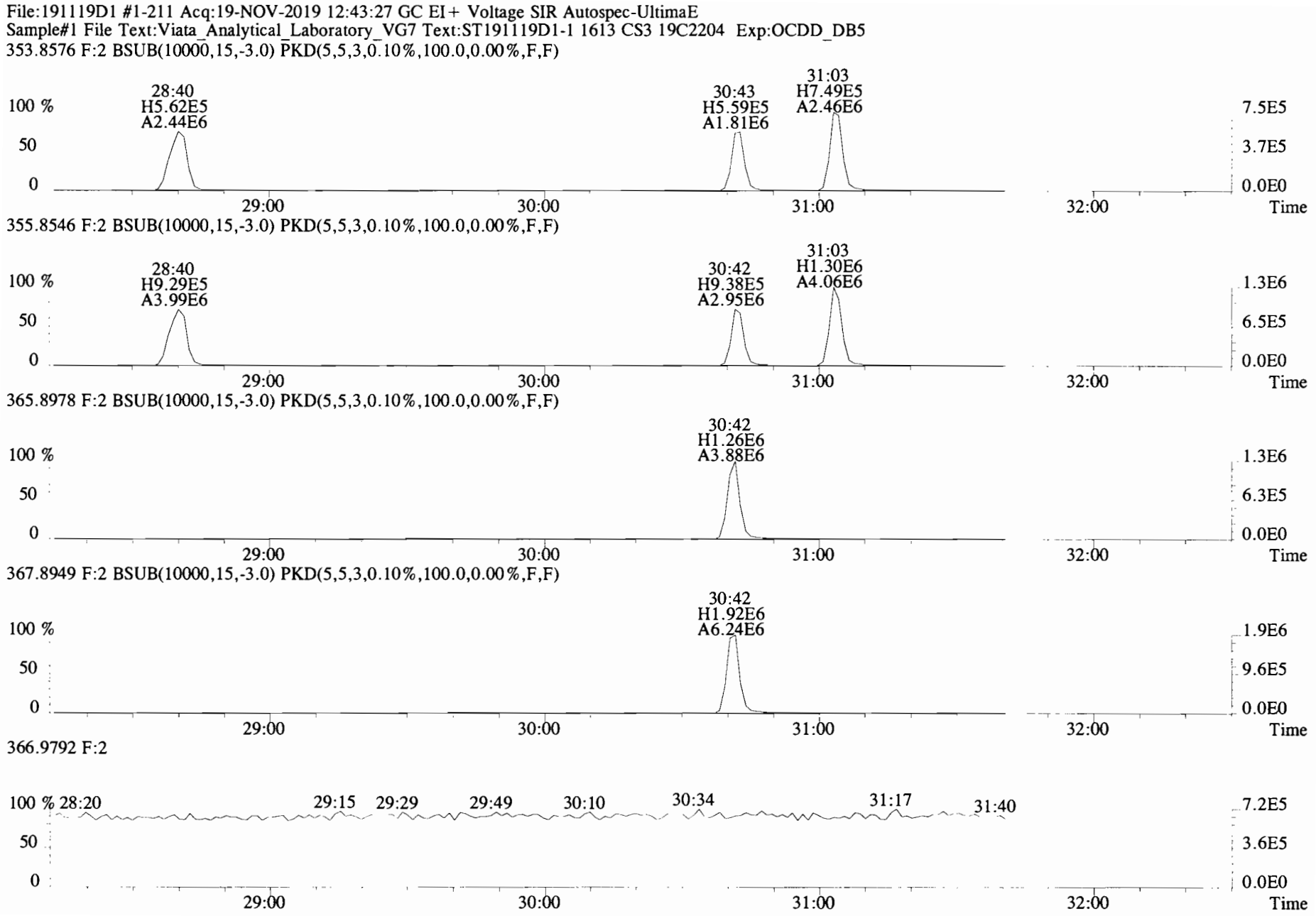
File:191119D1 #1-211 Acq:19-NOV-2019 12:43:27 GC EI+ Voltage SIR Autospec-UltimaE
Sample#1 File Text:Viata_Analytical_Laboratory_VG7 Text:ST191119D1-1 1613 CS3 19C2204 Exp:OCDD_DB5
353.8576 F:2 BSUB(10000,15,-3.0) PKD(5,5,3,0.10%,100.0,0.00%,F,F)
28:40 H5.62E5 A2.44E6
30:43 H5.59E5 A1.81E6
31:03 H7.49E5 A2.46E6
355.8546 F:2 BSUB(10000,15,-3.0) PKD(5,5,3,0.10%,100.0,0.00%,F,F)
28:40 H9.29E5 A3.99E6
30:42 H9.38E5 A2.95E6
31:03 H1.30E6 A4.06E6
365.8978 F:2 BSUB(10000,15,-3.0) PKD(5,5,3,0.10%,100.0,0.00%,F,F)
30:42 H1.26E6 A3.88E6
367.8949 F:2 BSUB(10000,15,-3.0) PKD(5,5,3,0.10%,100.0,0.00%,F,F)
30:42 H1.92E6 A6.24E6
366.9792 F:2
28:20
29:15
29:29
29:49
30:10
30:34
31:17
31:40
100 %
50
0
29:00
30:00
31:00
32:00
Time
7.5E5
3.7E5
0.0E0
1.3E6
6.5E5
1.3E6
6.3E5
1.9E6
9.6E5
7.2E5
3.6E5

File:191119D1 #1-385 Acq:19-NOV-2019 12:43:27 GC EI+ Voltage SIR Autospec-UltimaE
Sample#1 File Text:Viata_Analytical_Laboratory_VG7 Text:ST191119D1-1 1613 CS3 19C2204 Exp:OCDD_DB5
389.8156 F:3 BSUB(10000,15,-3.0) PKD(5,5,3,0.10%,100.0,0.00%,F,F)

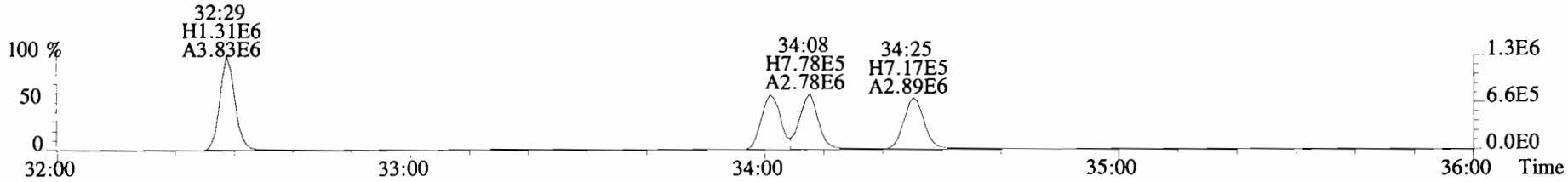

391.8127 F:3 BSUB(10000,15,-3.0) PKD(5,5,3,0.10%,100.0,0.00%,F,F)

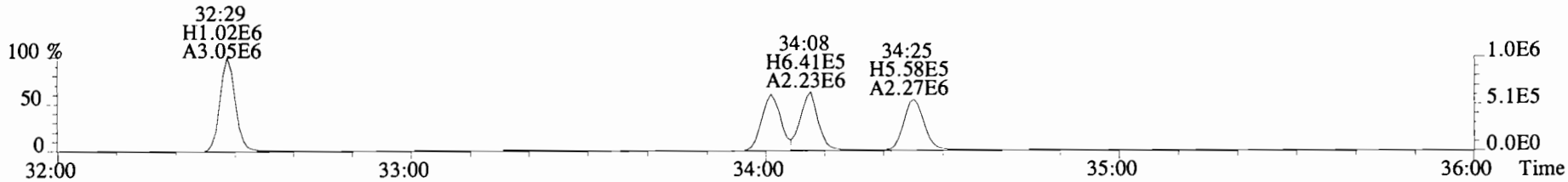

401.8559 F:3 BSUB(10000,15,-3.0) PKD(5,5,3,0.10%,100.0,0.00%,F,F)

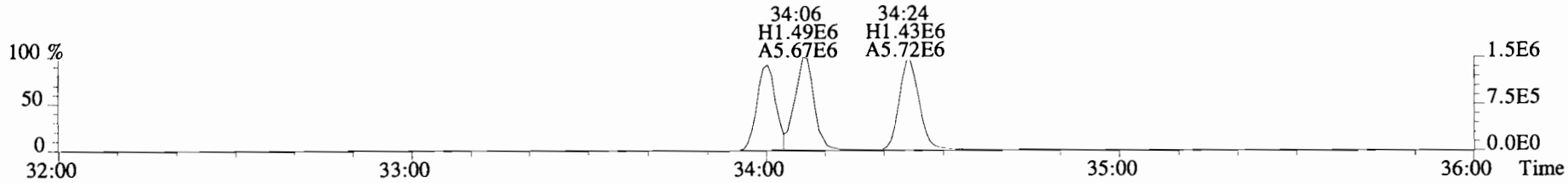

403.8530 F:3 BSUB(10000,15,-3.0) PKD(5,5,3,0.10%,100.0,0.00%,F,F)

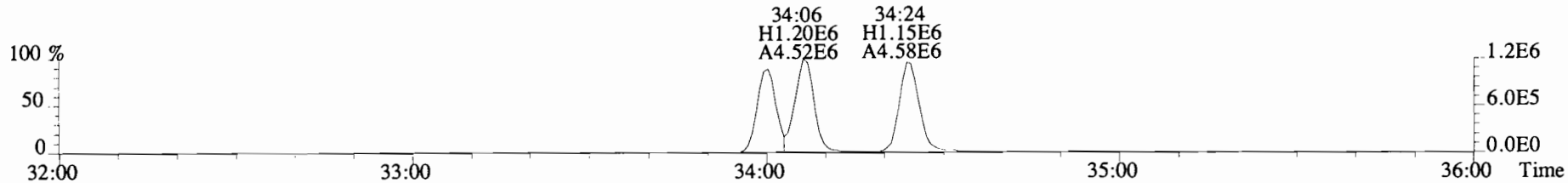

392.9760 F:3

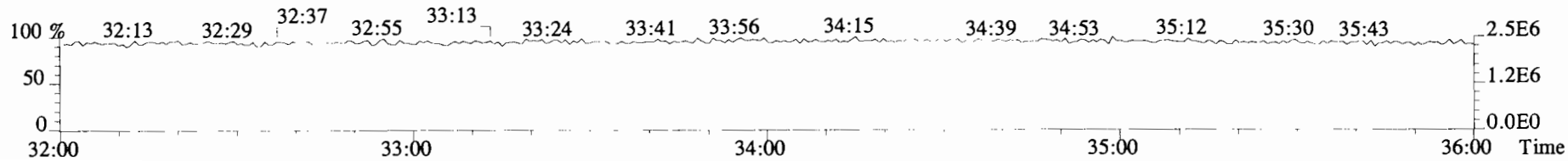

File:191119D1 #1-385 Acq:19-NOV-2019 12:43:27 GC EI+ Voltage SIR Autospec-UltimaE
Sample#1 File Text:Viata_Analytical_Laboratory_VG7 Text:ST191119D1-1 1613 CS3 19C2204 Exp:OCDD_DB5
401.8559 F:3 BSUB(10000,15,-3.0) PKD(5,5,3,0.10%,100.0,0.00%,F,F)

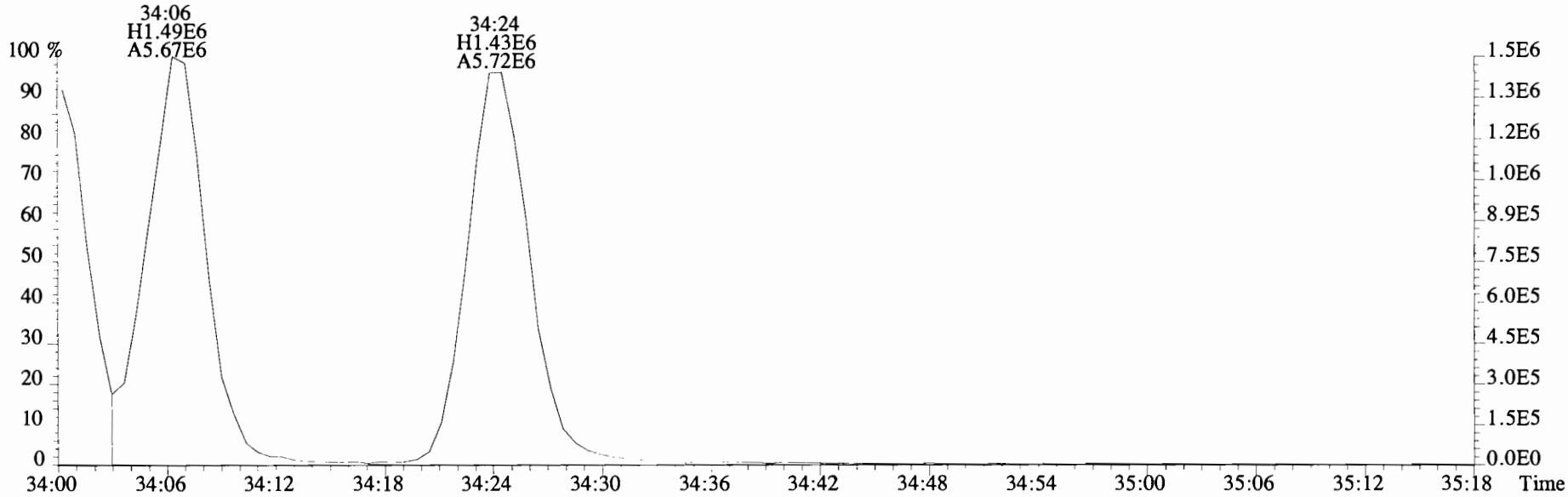

403.8530 F:3 BSUB(10000,15,-3.0) PKD(5,5,3,0.10%,100.0,0.00%,F,F)

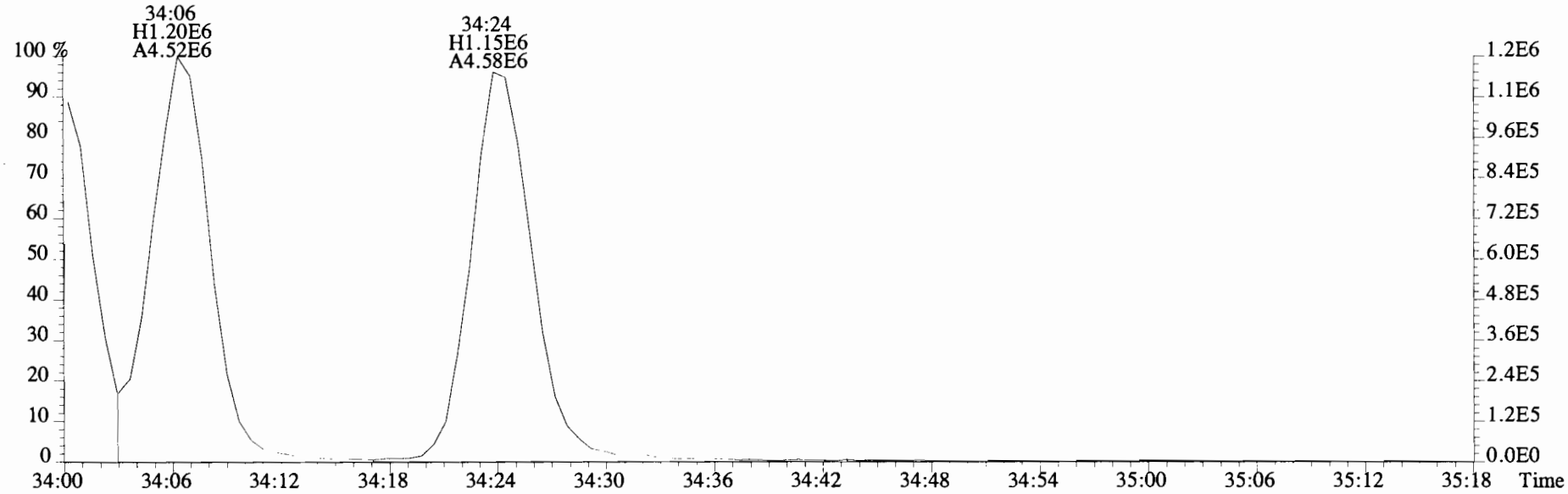

File:191119D1 #1-355 Acq:19-NOV-2019 12:43:27 GC EI+ Voltage SIR Autospec-UltimaE
Sample#1 File Text:Viata_Analytical_Laboratory_VG7 Text:ST191119D1-1 1613 CS3 19C2204 Exp:OCDD_DB5
423.7767 F:4 BSUB(10000,15,-3.0) PKD(5,5,3,0.10%,100.0,0.00%,F,F)

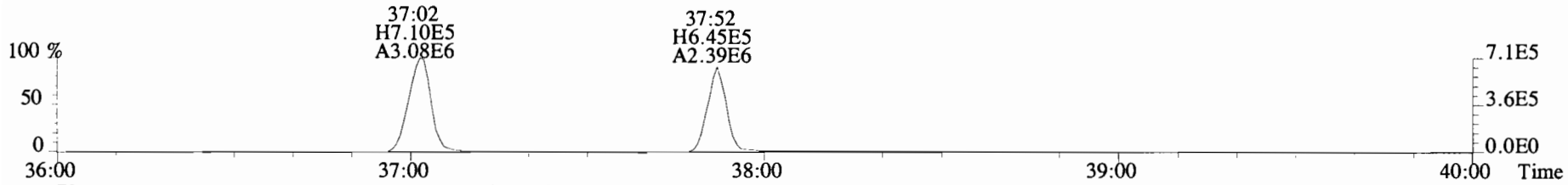

425.7737 F:4 BSUB(10000,15,-3.0) PKD(5,5,3,0.10%,100.0,0.00%,F,F)

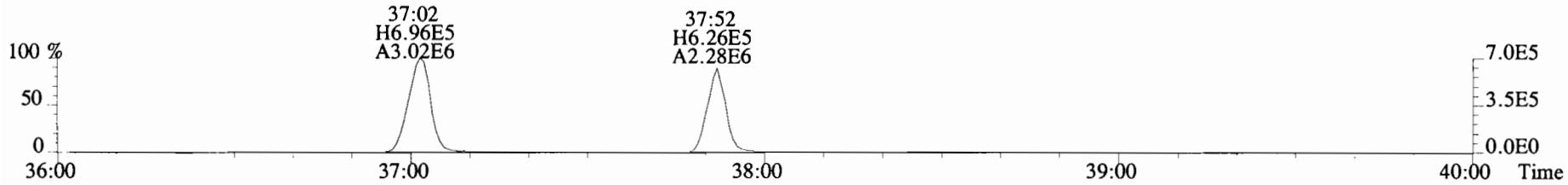

435.8169 F:4 BSUB(10000,15,-3.0) PKD(5,5,3,0.10%,100.0,0.00%,F,F)

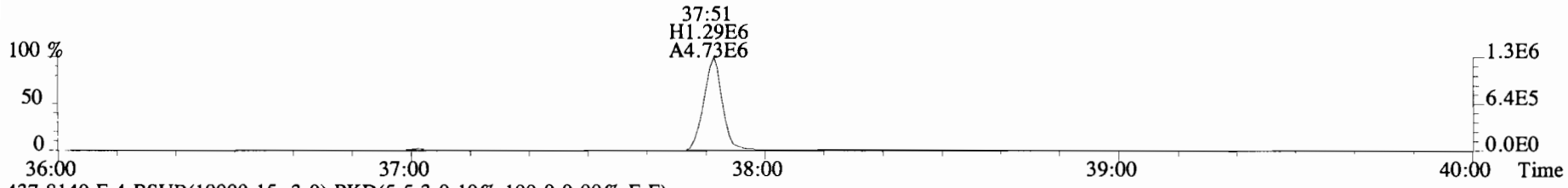

437.8140 F:4 BSUB(10000,15,-3.0) PKD(5,5,3,0.10%,100.0,0.00%,F,F)

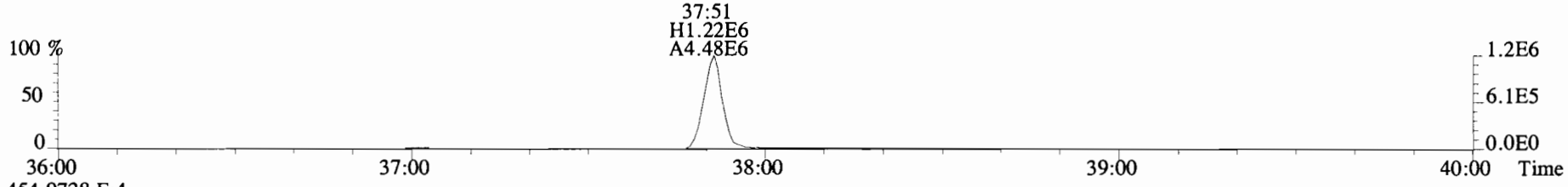

454.9728 F:4

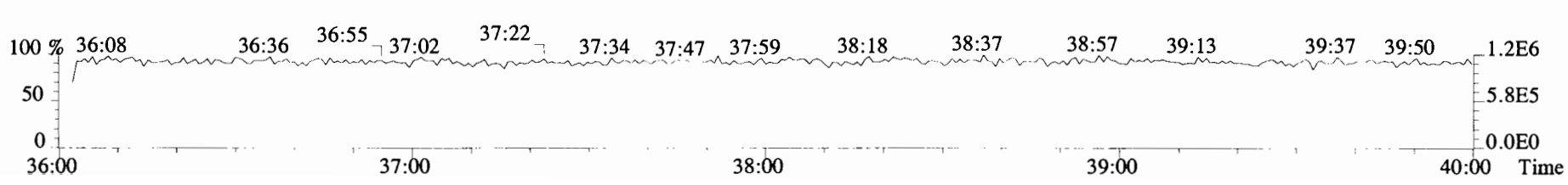

File:191119D1 #1-431 Acq:19-NOV-2019 12:43:27 GC EI+ Voltage SIR Autospec-UltimaE
Sample#1 File Text:Viata_Analytical_Laboratory_VG7 Text:ST191119D1-1 1613 CS3 19C2204 Exp:OCDD_DB5
457.7377 F:5 BSUB(10000,15,-3.0) PKD(5,5,3,0.10%,100.0,0.00%,F,F)

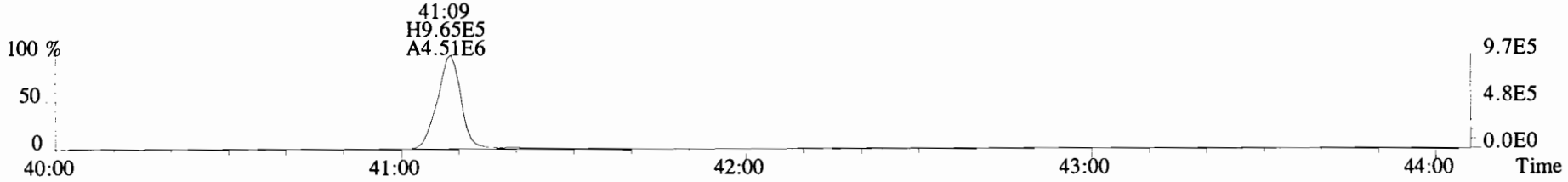

459.7348 F:5 BSUB(10000,15,-3.0) PKD(5,5,3,0.10%,100.0,0.00%,F,F)

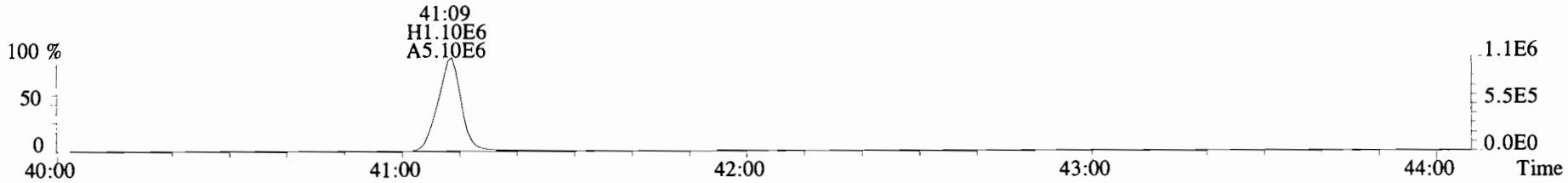

469.7780 F:5 BSUB(10000,15,-3.0) PKD(5,5,3,0.10%,100.0,0.00%,F,F)

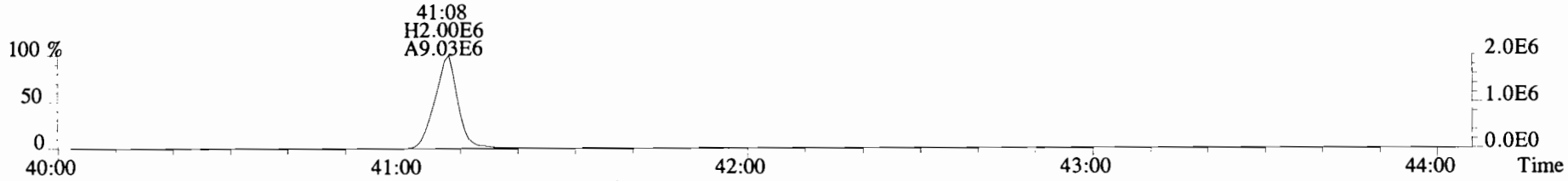

471.7750 F:5 BSUB(10000,15,-3.0) PKD(5,5,3,0.10%,100.0,0.00%,F,F)

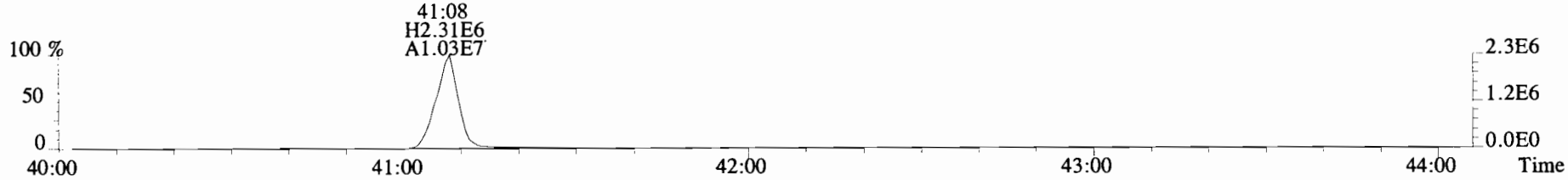

454.9728 F:5

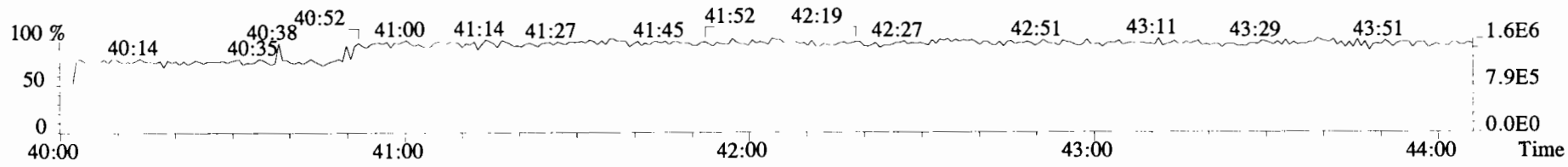

File:191119D1 #1-492 Acq:19-NOV-2019 12:43:27 GC EI+ Voltage SIR Autospec-UltimaE
Sample#1 File Text:Viata_Analytical_Laboratory_VG7 Text:ST191119D1-1 1613 CS3 19C2204 Exp:OCDD_DB5
303.9016 BSUB(10000,15,-3.0) PKD(5,5,3,0.10%,100.0,0.00%,F,F)

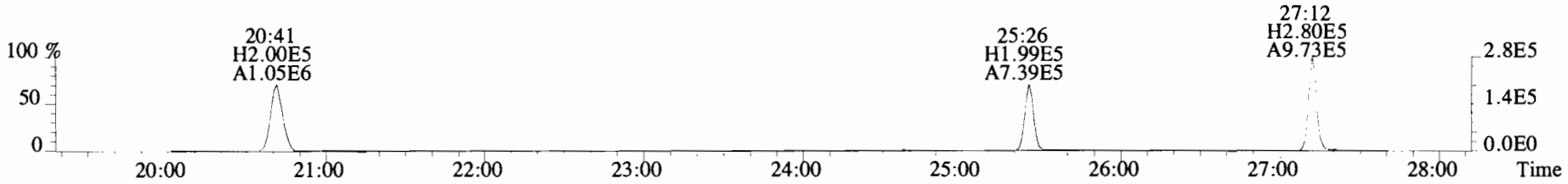

305.8987 BSUB(10000,15,-3.0) PKD(5,5,3,0.10%,100.0,0.00%,F,F)

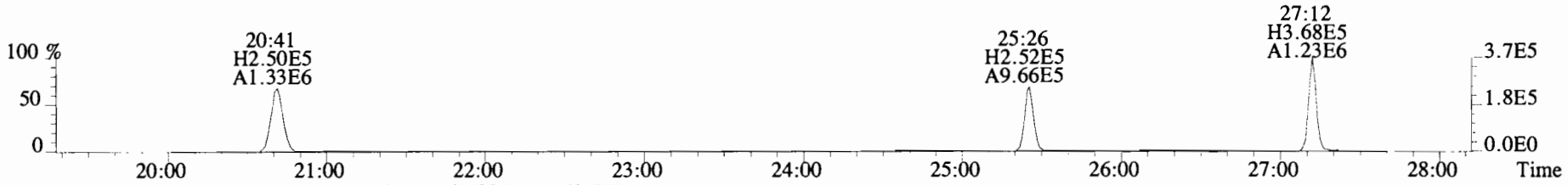

315.9419 BSUB(10000,15,-3.0) PKD(5,5,3,0.10%,100.0,0.00%,F,F)

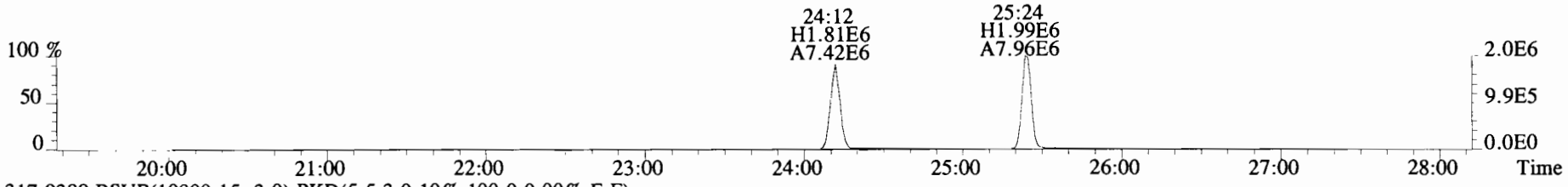

317.9389 BSUB(10000,15,-3.0) PKD(5,5,3,0.10%,100.0,0.00%,F,F)

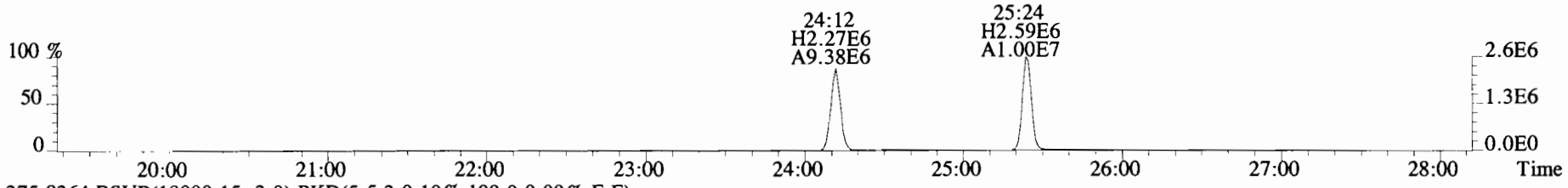

375.8364 BSUB(10000,15,-3.0) PKD(5,5,3,0.10%,100.0,0.00%,F,F)

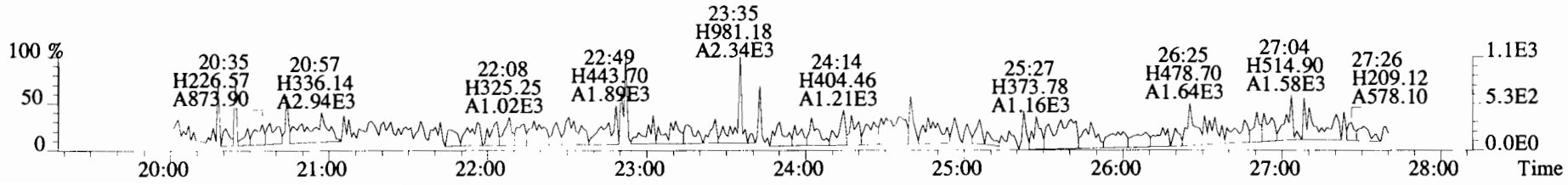

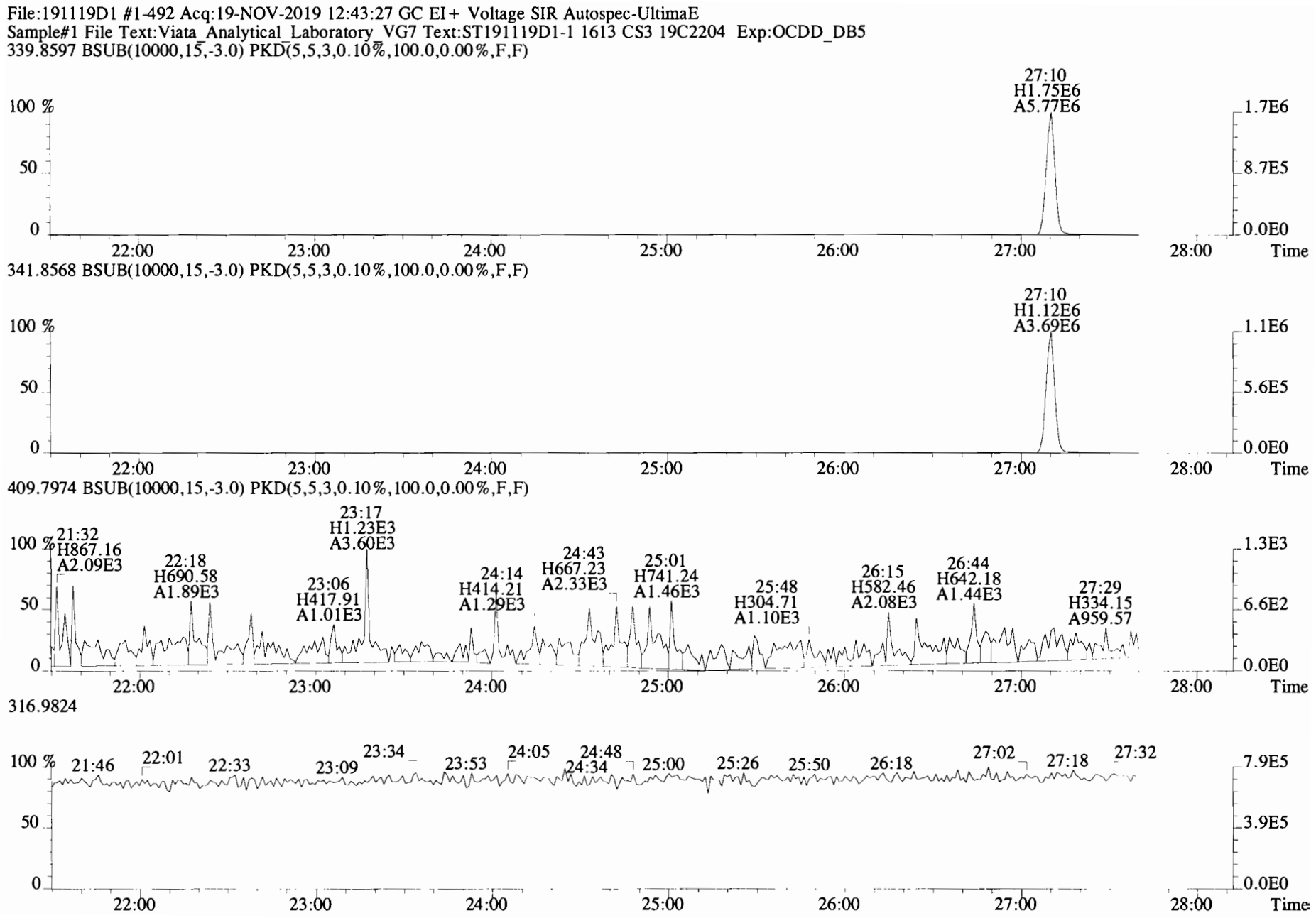
File:191119D1 #1-492 Acq:19-NOV-2019 12:43:27 GC EI+ Voltage SIR Autospec-UltimaE
Sample#1 File Text:Viata_Analytical_Laboratory_VG7 Text:ST191119D1-1 1613 CS3 19C2204 Exp:OCDD_DB5
339.8597 BSUB(10000,15,-3.0) PKD(5,5,3,0.10%,100.0,0.00%,F,F)
27:10
H1.75E6
A5.77E6
341.8568 BSUB(10000,15,-3.0) PKD(5,5,3,0.10%,100.0,0.00%,F,F)
27:10
H1.12E6
A3.69E6
409.7974 BSUB(10000,15,-3.0) PKD(5,5,3,0.10%,100.0,0.00%,F,F)
21:32
H867.16
A2.09E3
22:18
H690.58
A1.89E3
23:06
H417.91
A1.01E3
23:17
H1.23E3
A3.60E3
24:14
H414.21
A1.29E3
24:43
H667.23
A2.33E3
25:01
H741.24
A1.46E3
25:48
H304.71
A1.10E3
26:15
H582.46
A2.08E3
26:44
H642.18
A1.44E3
27:29
H334.15
A959.57
316.9824
21:46
22:01
22:33
23:09
23:34
23:53
24:05
24:34
24:48
25:00
25:26
25:50
26:18
27:02
27:18
27:32
100 %
50
0
22:00
23:00
24:00
25:00
26:00
27:00
28:00
Time
1.7E6
8.7E5
0.0E0
1.1E6
5.6E5
1.3E3
6.6E2
7.9E5
3.9E5

File:191119D1 #1-211 Acq:19-NOV-2019 12:43:27 GC EI+ Voltage SIR Autospec-UltimaE
Sample#1 File Text:Viata_Analytical_Laboratory_VG7 Text:ST191119D1-1 1613 CS3 19C2204 Exp:OCDD_DB5
339.8597 F:2 BSUB(10000,15,-3.0) PKD(5,5,3,0.10%,100.0,0.00%,F,F)

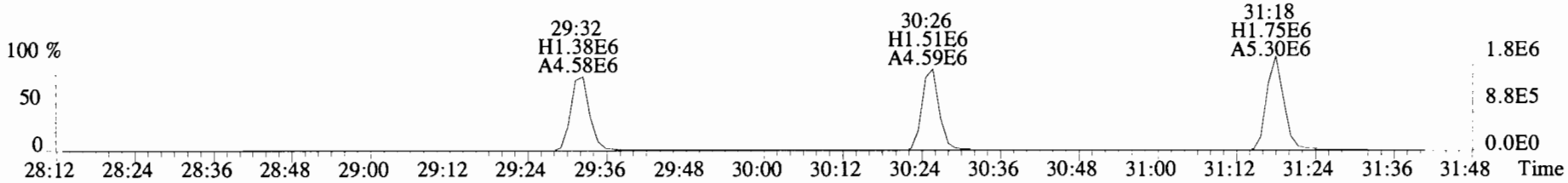

341.8568 F:2 BSUB(10000,15,-3.0) PKD(5,5,3,0.10%,100.0,0.00%,F,F)

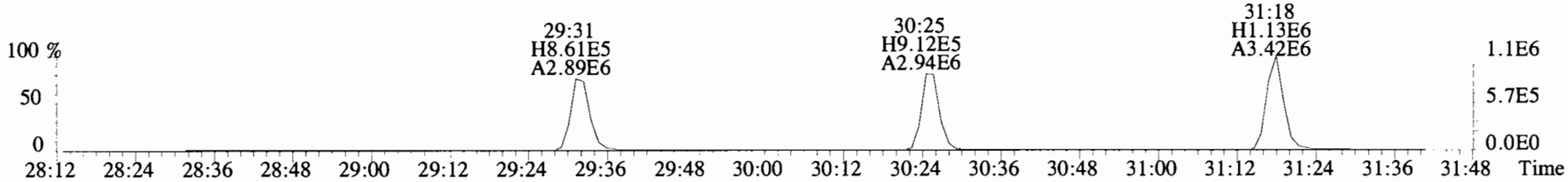

351.9000 F:2 BSUB(10000,15,-3.0) PKD(5,5,3,0.10%,100.0,0.00%,F,F)

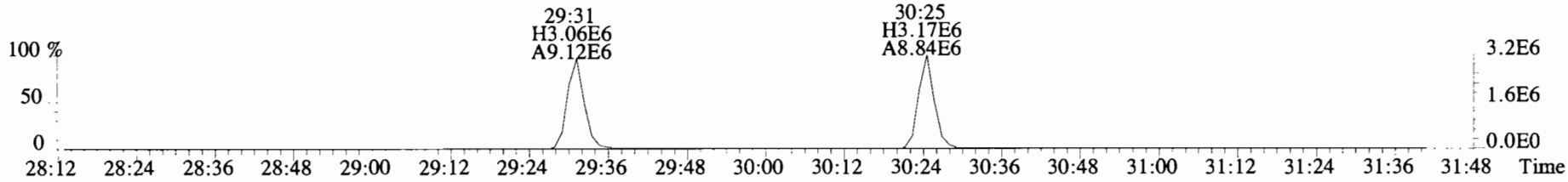

353.8970 F:2 BSUB(10000,15,-3.0) PKD(5,5,3,0.10%,100.0,0.00%,F,F)

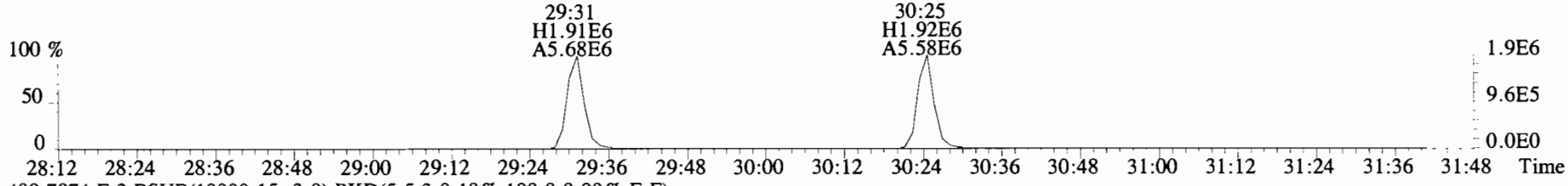

409.7974 F:2 BSUB(10000,15,-3.0) PKD(5,5,3,0.10%,100.0,0.00%,F,F)

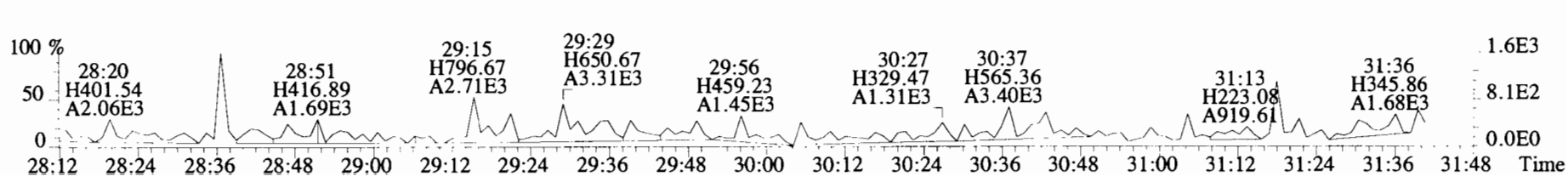

File:191119D1 #1-385 Acq:19-NOV-2019 12:43:27 GC EI+ Voltage SIR Autospec-UltimaE
Sample#1 File Text:Viata_Analytical_Laboratory_VG7 Text:ST191119D1-1 1613 CS3 19C2204 Exp:OCDD_DB5

373.8207 F:3 BSUB(10000,15,-3.0) PKD(5,5,3,0.10%,100.0,0.00%,F,F)

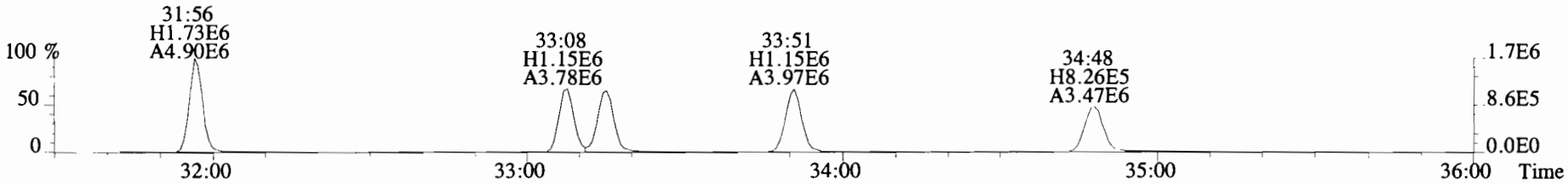

375.8178 F:3 BSUB(10000,15,-3.0) PKD(5,5,3,0.10%,100.0,0.00%,F,F)

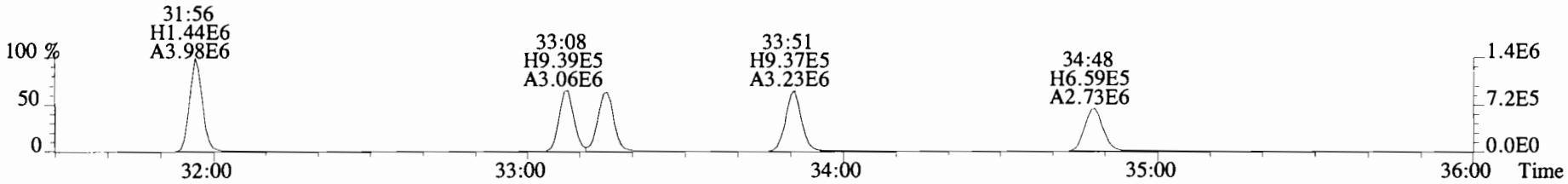

383.8639 F:3 BSUB(10000,15,-3.0) PKD(5,5,3,0.10%,100.0,0.00%,F,F)

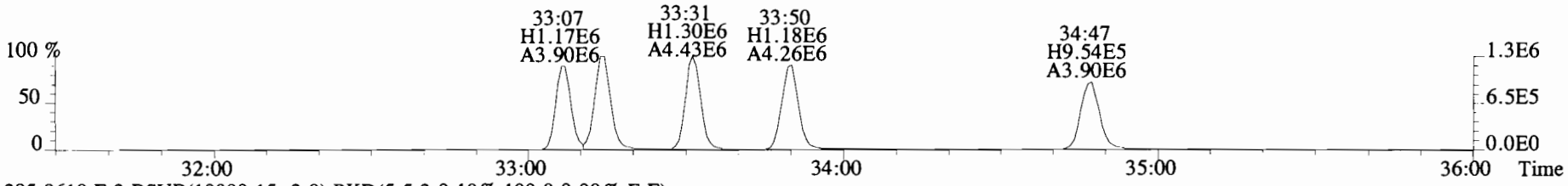

385.8610 F:3 BSUB(10000,15,-3.0) PKD(5,5,3,0.10%,100.0,0.00%,F,F)

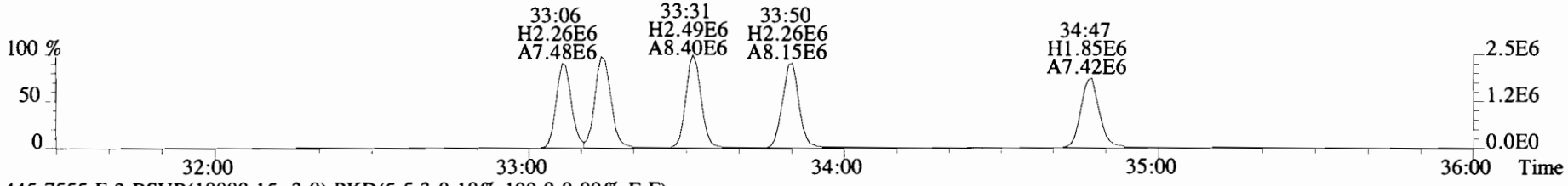

445.7555 F:3 BSUB(10000,15,-3.0) PKD(5,5,3,0.10%,100.0,0.00%,F,F)

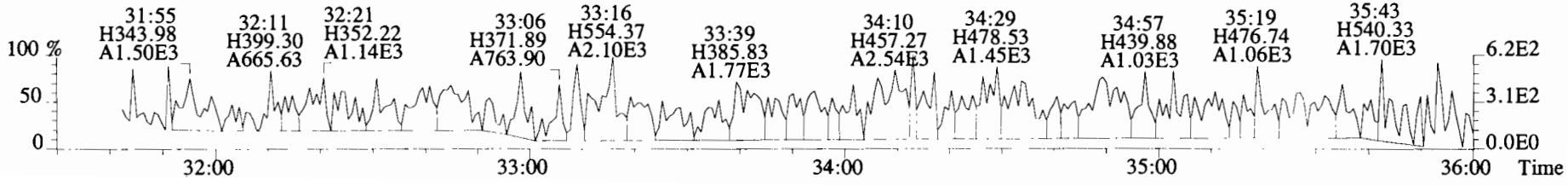

File:191119D1 #1-385 Acq:19-NOV-2019 12:43:27 GC EI+ Voltage SIR Autospec-UltimaE
Sample#1 File Text:Viata_Analytical_Laboratory_VG7 Text:ST191119D1-1 1613 CS3 19C2204 Exp:OCDD_DB5
383.8639 F:3 BSUB(10000,15,-3.0) PKD(5,5,3,0.10%,100.0,0.00%,F,F)

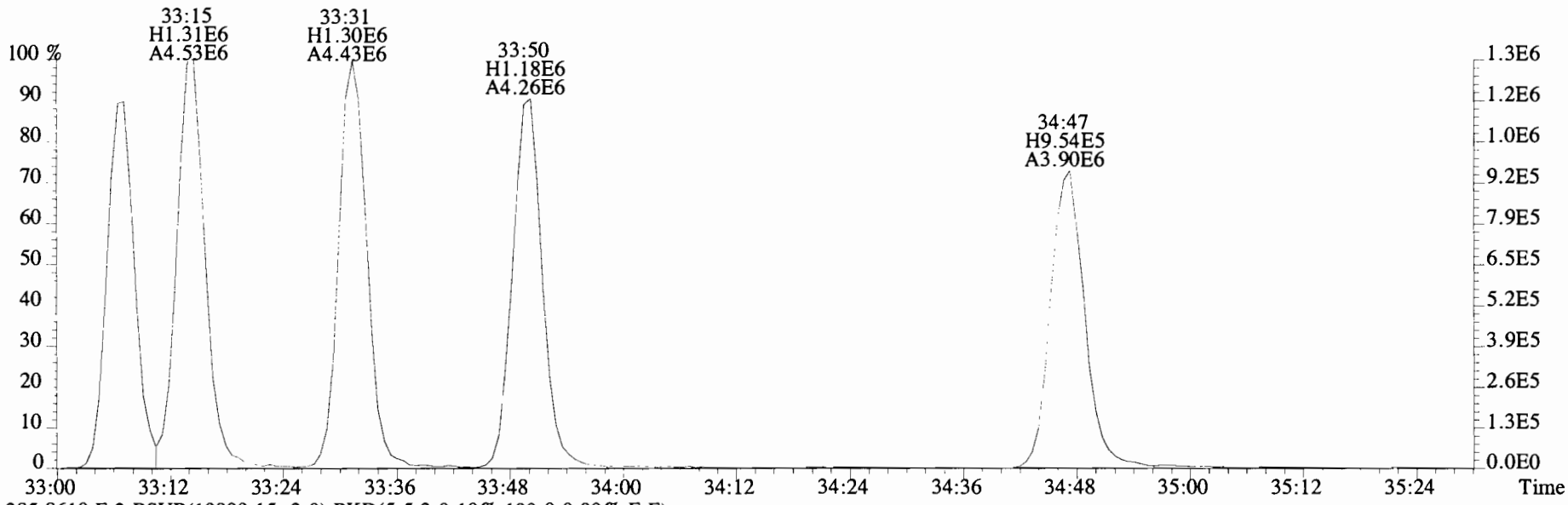

385.8610 F:3 BSUB(10000,15,-3.0) PKD(5,5,3,0.10%,100.0,0.00%,F,F)

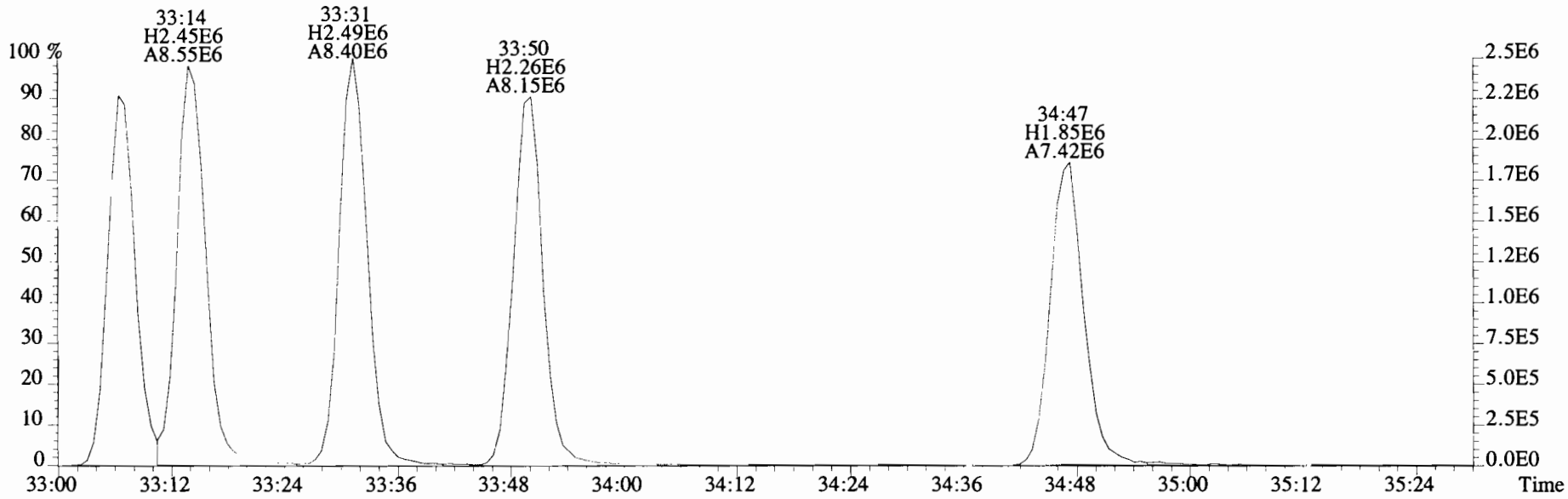

File:191119D1 #1-355 Acq:19-NOV-2019 12:43:27 GC EI+ Voltage SIR Autospec-UltimaE
Sample#1 File Text:Viata_Analytical_Laboratory_VG7 Text:ST191119D1-1 1613 CS3 19C2204 Exp:OCDD_DB5

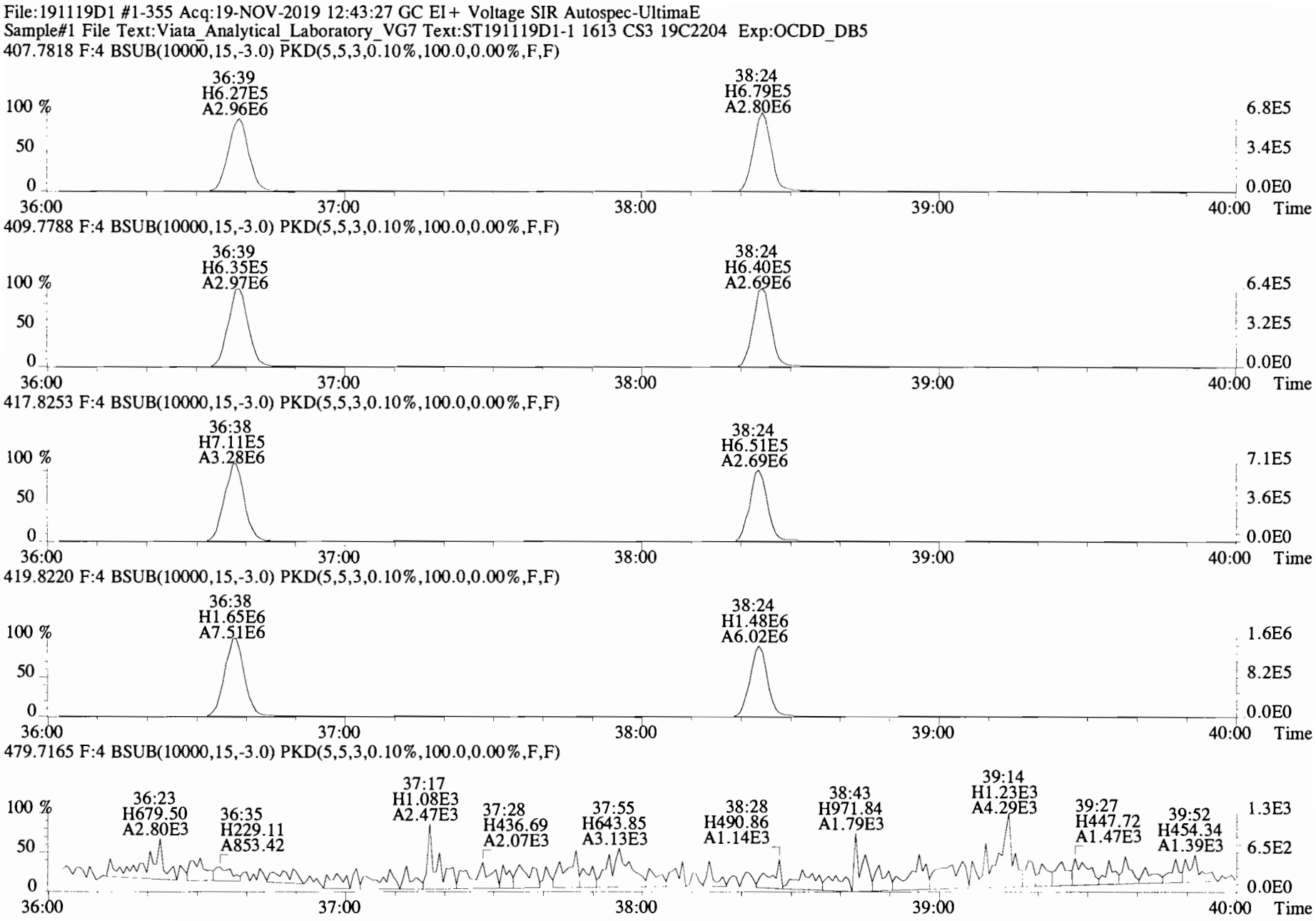

File:191119D1 #1-431 Acq:19-NOV-2019 12:43:27 GC EI+ Voltage SIR Autospec-UltimaE
Sample#1 File Text:Viata_Analytical_Laboratory_VG7 Text:ST191119D1-1 1613 CS3 19C2204 Exp:OCDD_DB5

441.7428 F:5 BSUB(10000,15,-3.0) PKD(5,5,3,0.10%,100.0,0.00%,F,F)



443.7398 F:5 BSUB(10000,15,-3.0) PKD(5,5,3,0.10%,100.0,0.00%,F,F)

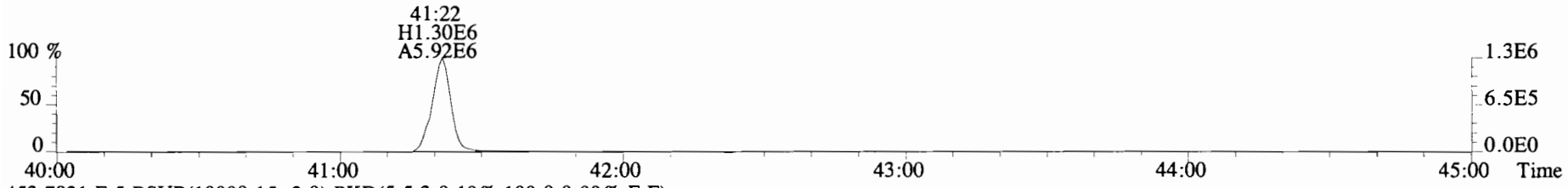

453.7831 F:5 BSUB(10000,15,-3.0) PKD(5,5,3,0.10%,100.0,0.00%,F,F)

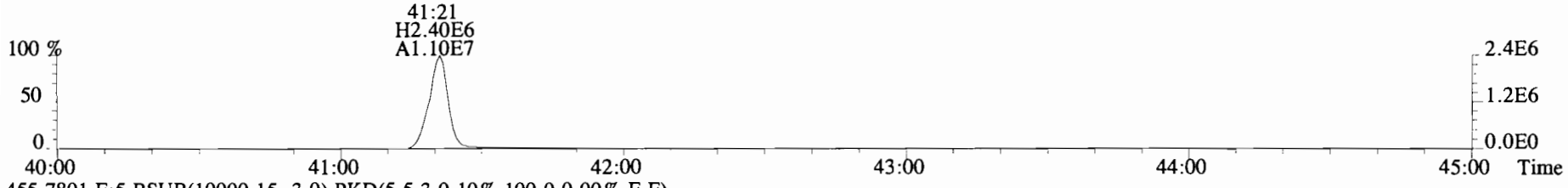

455.7801 F:5 BSUB(10000,15,-3.0) PKD(5,5,3,0.10%,100.0,0.00%,F,F)

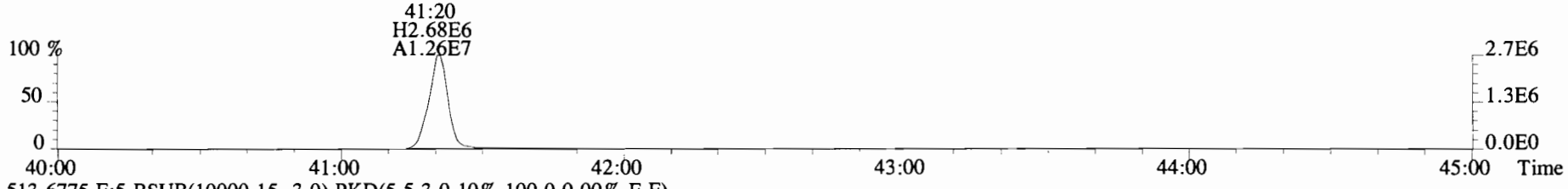

513.6775 F:5 BSUB(10000,15,-3.0) PKD(5,5,3,0.10%,100.0,0.00%,F,F)

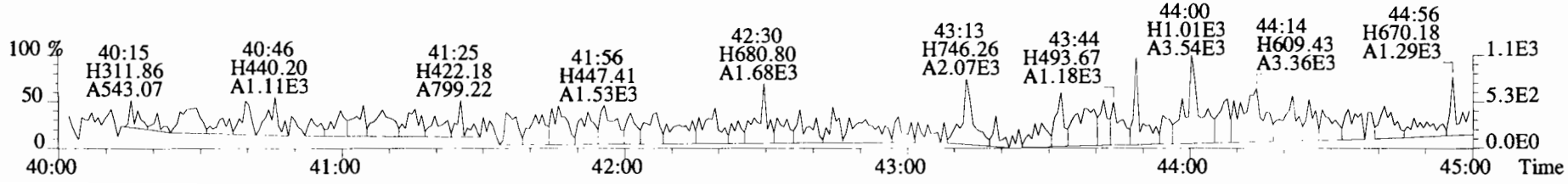

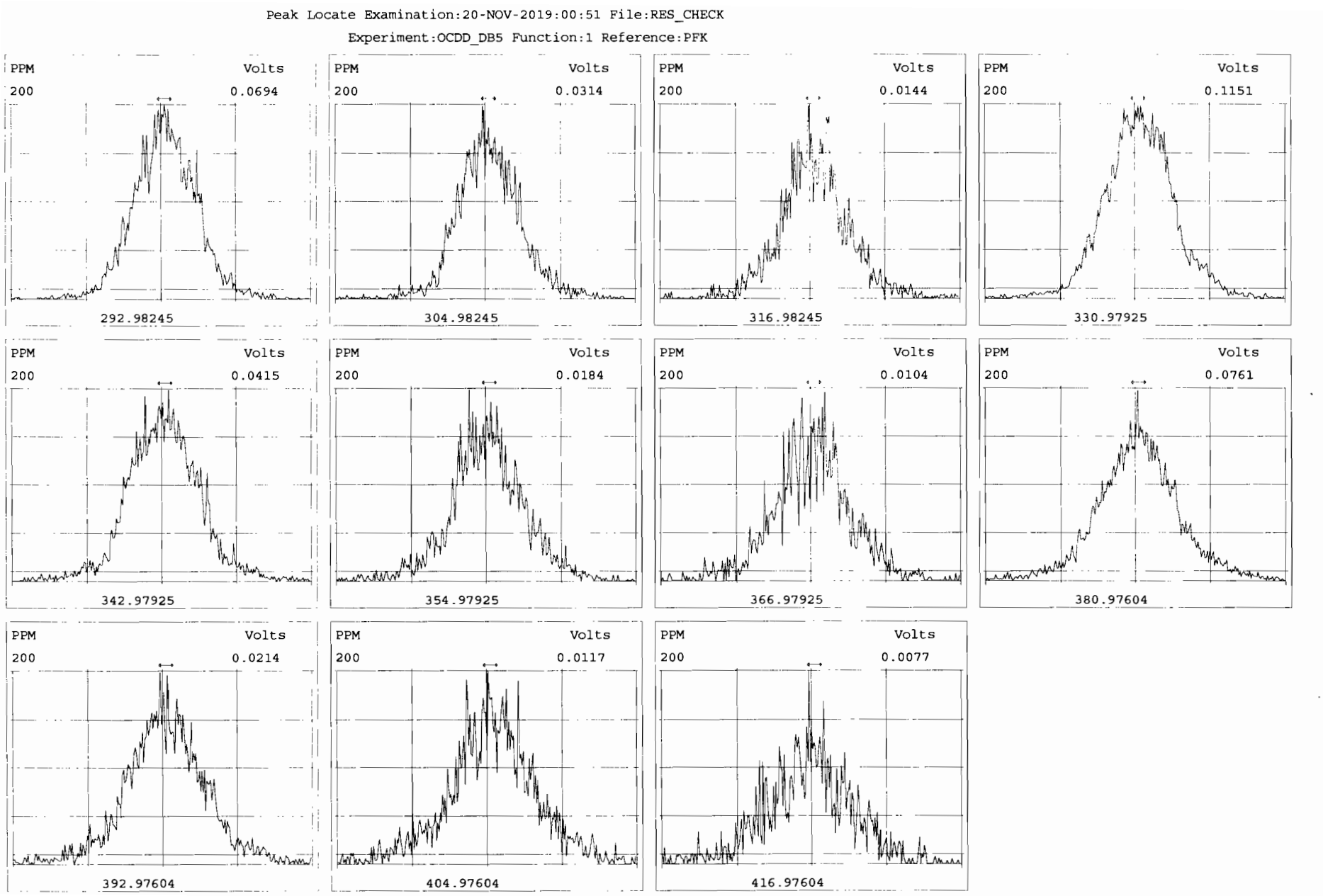
Peak Locate Examination:20-NOV-2019:00:51 File:RES_CHECK
Experiment:OCDD_DB5 Function:1 Reference:PFK
PPM
Volts
200
0.0694
292.98245
PPM
Volts
200
0.0314
304.98245
PPM
Volts
200
0.0144
316.98245
PPM
Volts
200
0.1151
330.97925
PPM
Volts
200
0.0415
342.97925
PPM
Volts
200
0.0184
354.97925
PPM
Volts
200
0.0104
366.97925
PPM
Volts
200
0.0761
380.97604
PPM
Volts
200
0.0214
392.97604
PPM
Volts
200
0.0117
404.97604
PPM
Volts
200
0.0077
416.97604

Peak Locate Examination:20-NOV-2019:00:52 File:RES_CHECK

Experiment:OCDD_DB5 Function:2 Reference:PFK

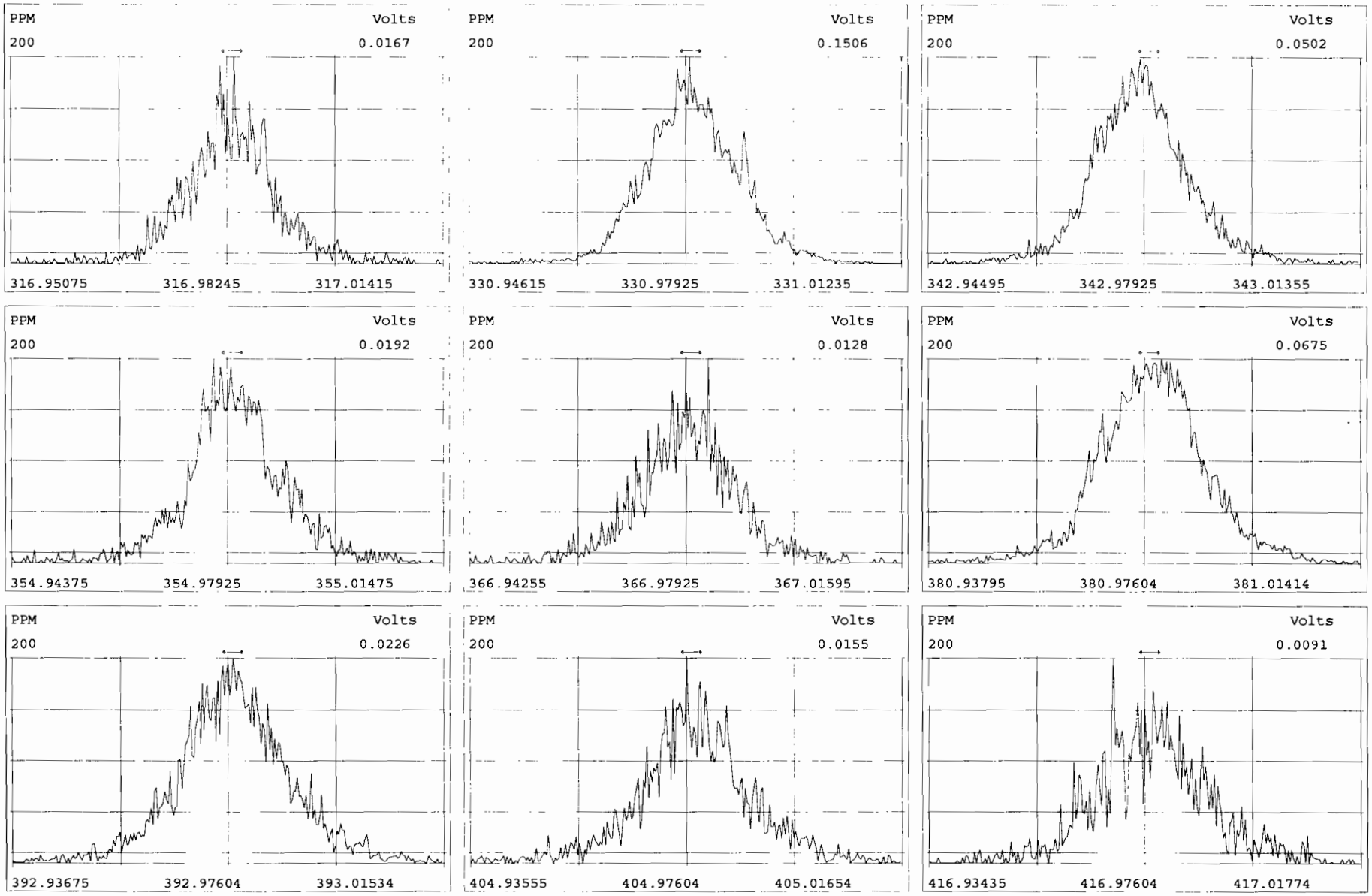

HRMS CALIBRATION STANDARDS REVIEW CHECKLIST

Beg. Calbration ID: ST191126D2-1

Reviewed By: CT 11/27/19
Initials & Date

End Calibration ID: ST191126D2-2

	Beg.	End
Ion abundance within QC limits?	☑	☑
Concentrations within criteria?	☑	☑
TCDD/TCDF Valleys <25%	☑	☑
First and last eluters present?	☑	☑
Retention Times within criteria?	☑	☑
Verification Std. named correctly? (ST-Year-Month-Day-VG ID)	☑	☑
Forms signed and dated?	☑	☑
Correct ICAL referenced?	DB	DB

Mass resolution ≥

Beg.	End
☑	☑

☐ 5k ☐ 6-8K ☐ 8K ☑ 10K

1614 1699 429 1613/1668/8280

	Beg.	End
Intergrated peaks display correctly?	☑	☑

GC Break <20% NA

8280 CS1 End Standard:

- Ratios within limits, S/N <2.5:1, CS1 within 12 hours — NA

Run Log:

	Beg.	End
- Correct instrument listed?	☑	☑
- Samples within 12 hour clock?	(Y)	N
- Bottle position verfied?	DB	

Comments:

EPA METHOD 8290

PCDD/PCDF CALIBRATION VERIFICATION

Lab Name: Vista Analytical Laboratory Episode No.: CCAL ID: ST191126D2-1

Contract No.: SAS No.:

Initial Calibration Date: 10-9-19

Instrument ID: VG-7 GC Column ID: ZB-5MS

VER Data Filename: 191126D2 S#1 Analysis Date: 27-NOV-19 Time: 02:34:44

	M/Z'S FORMING RATIO	ION ABUND. RATIO	QC LIMITS	Pass	CONC. FOUND	CONC. RANGE (ng/mL)
NATIVE ANALYTES						
2,3,7,8-TCDD	M/M+2	0.85	0.65-0.89	y	11.2	8.00 - 12.0
1,2,3,7,8-PeCDD	M/M+2	0.65	0.54-0.72	y	56.1	40.0 - 60.0
1,2,3,4,7,8-HxCDD	M+2/M+4	1.25	1.05-1.43	y	53.7	40.0 - 60.0
1,2,3,6,7,8-HxCDD	M+2/M+4	1.23	1.05-1.43	y	54.4	40.0 - 60.0
1,2,3,7,8,9-HxCDD	M+2/M+4	1.24	1.05-1.43	y	55.7	40.0 - 60.0
1,2,3,4,6,7,8-HpCDD	M+2/M+4	1.02	0.88-1.20	y	52.5	40.0 - 60.0
OCDD	M+2/M+4	0.92	0.76-1.02	y	106	80.0 - 120
2,3,7,8-TCDF	M/M+2	0.83	0.65-0.89	y	9.95	8.00 - 12.0
1,2,3,7,8-PeCDF	M+2/M+4	1.66	1.32-1.78	y	51.5	40.0 - 60.0
2,3,4,7,8-PeCDF	M+2/M+4	1.69	1.32-1.78	y	51.1	40.0 - 60.0
1,2,3,4,7,8-HxCDF	M+2/M+4	1.19	1.05-1.43	y	50.8	40.0 - 60.0
1,2,3,6,7,8-HxCDF	M+2/M+4	1.20	1.05-1.43	y	50.6	40.0 - 60.0
2,3,4,6,7,8-HxCDF	M+2/M+4	1.22	1.05-1.43	y	51.7	40.0 - 60.0
1,2,3,7,8,9-HxCDF	M+2/M+4	1.22	1.05-1.43	y	50.2	40.0 - 60.0
1,2,3,4,6,7,8-HpCDF	M+2/M+4	1.00	0.88-1.20	y	48.1	40.0 - 60.0
1,2,3,4,7,8,9-HpCDF	M+2/M+4	1.03	0.88-1.20	y	46.7	40.0 - 60.0
OCDF	M+2/M+4	0.91	0.76-1.02	y	102	80.0 - 120

Analyst: DB

Date: 11/27/19

EPA METHOD 8290

PCDD/PCDF CALIBRATION VERIFICATION

Lab Name: Vista Analytical Laboratory Episode No.:

Contract No.: SAS No.:

Initial Calibration Date: 10-9-19

Instrument ID: VG-7 GC Column ID: ZB-5MS

VER Data Filename: 191126D2 S#1 Analysis Date: 27-NOV-19 Time: 02:34:44

LABELED COMPOUNDS	M/Z'S FORMING RATIO	ION ABUND. RATIO	QC LIMITS	Pass	CONC. FOUND	CONC. RANGE (ng/mL)
13C-2,3,7,8-TCDD	M/M+2	0.76	0.65-0.89	y	102	70.0 - 130
13C-1,2,3,7,8-PeCDD	M/M+2	0.64	0.54-0.72	y	102	70.0 - 130
13C-1,2,3,4,7,8-HxCDD	M+2/M+4	1.27	1.05-1.43	y	97.3	70.0 - 130
13C-1,2,3,6,7,8-HxCDD	M+2/M+4	1.25	1.05-1.43	y	85.4	70.0 - 130
13C-1,2,3,7,8,9-HxCDD	M+2/M+4	1.24	1.05-1.43	y	88.1	70.0 - 130
13C-1,2,3,4,6,7,8-HpCDD	M+2/M+4	1.08	0.88-1.20	y	108	70.0 - 130
13C-OCDD	M+2/M+4	0.92	0.76-1.02	y	229	140 - 260
13C-2,3,7,8-TCDF	M/M+2	0.80	0.65-0.89	y	103	70.0 - 130
13C-1,2,3,7,8-PeCDF	M+2/M+4	1.60	1.32-1.78	y	105	70.0 - 130
13C-2,3,4,7,8-PeCDF	M+2/M+4	1.58	1.32-1.78	y	104	70.0 - 130
13C-1,2,3,4,7,8-HxCDF	M/M+2	0.52	0.43-0.59	y	105	70.0 - 130
13C-1,2,3,6,7,8-HxCDF	M/M+2	0.51	0.43-0.59	y	97.5	70.0 - 130
13C-2,3,4,6,7,8-HxCDF	M/M+2	0.52	0.43-0.59	y	99.3	70.0 - 130
13C-1,2,3,7,8,9-HxCDF	M/M+2	0.51	0.43-0.59	y	105	70.0 - 130
13C-1,2,3,4,6,7,8-HpCDF	M/M+2	0.42	0.37-0.51	y	107	70.0 - 130
13C-1,2,3,4,7,8,9-HpCDF	M/M+2	0.43	0.37-0.51	y	120	70.0 - 130
13C-OCDF	M+2/M+4	0.91	0.76-1.02	y	247	140 - 260
CLEANUP STANDARD						
37Cl-2,3,7,8-TCDD					10.1	7.00 - 13.0

Analyst: DB

Date: 11/27/19

FORM 5

PCDD/PCDF RT WINDOW AND ISOMER SPECIFICITY STANDARDS

Lab Name: Vista Analytical Laboratory Episode No.:

Contract No.: SAS No.:

Instrument ID: VG-7 Initial Calibration Date: 10-9-19

RT Window Data Filename: 191126D2 S#1 Analysis Date: 27-NOV-19 Time: 02:34:44

ZB-5MS IS Data Filename: 191126D2 S#1 Analysis Date: 27-NOV-19 Time: 02:34:44

DB_225 IS Data Filename: Analysis Date: Time:

ZB-5MS RT WINDOW DEFINING STANDARDS RESULTS

ISOMERS	ABSOLUTE RT	ISOMERS	ABSOLUTE RT
1,3,6,8-TCDD (F)	22:51	1,3,6,8-TCDF (F)	20:43
1,2,8,9-TCDD (L)	27:04	1,2,8,9-TCDF (L)	27:12
1,2,4,7,9-PeCDD (F)	28:40	1,3,4,6,8-PeCDF (F)	27:10
1,2,3,8,9-PeCDD (L)	31:04	1,2,3,8,9-PeCDF (L)	31:18
1,2,4,6,7,9-HxCDD (F)	32:29	1,2,3,4,6,8-HxCDF (F)	31:57
1,2,3,7,8,9-HxCDD (L)	34:26	1,2,3,7,8,9-HxCDF (L)	34:48
1,2,3,4,6,7,9-HpCDD (F)	37:02	1,2,3,4,6,7,8-HpCDF (F)	36:39
1,2,3,4,6,7,8-HpCDD (L)	37:52	1,2,3,4,7,8,9-HpCDF (L)	38:25

(F) = First eluting isomer (ZB-5MS); (L) = Last eluting isomer (ZB-5MS).

==========

ISOMER SPECIFICITY (IS) TEST STANDARD RESULTS

COMPARED PEAKS (1)	% VALLEY HEIGHT BETWEEN
	<25%

(1) To meet contract requirements, %Valley Height Between Compared Peaks shall not exceed 25% (section 15.4.2.2, Method 1613).

Analyst: DB

Date: 11/27/19

Client ID: 1613 CS3 19C2204 Filename: 191126D2 S:1 Acq:27-NOV-19 02:34:44 ConCal: ST191126D2-1

Lab ID: ST191126D2-1 GC Column ID: ZB-5MS ICal: 1613VG7-10-9-19 wt/vol: 1.000 EndCAL: ST191126D2-2

	Name	Resp	RA	RRF	RT	Conc	Qual	noise	Fac	DL
	2,3,7,8-TCDD	9.74e+05	0.85 y	0.91	26:13	11.228			* 2.5	*
	1,2,3,7,8-PeCDD	3.90e+06	0.65 y	0.90	30:43	56.052			* 2.5	*
	1,2,3,4,7,8-HxCDD	4.44e+06	1.25 y	1.10	34:01	53.656			* 2.5	*
	1,2,3,6,7,8-HxCDD	4.49e+06	1.23 y	0.94	34:08	54.442			* 2.5	*
	1,2,3,7,8,9-HxCDD	4.57e+06	1.24 y	0.96	34:26	55.661			* 2.5	*
	1,2,3,4,6,7,8-HpCDD	4.38e+06	1.02 y	0.98	37:52	52.487			* 2.5	*
	OCDD	8.15e+06	0.92 y	0.96	41:09	106.42			* 2.5	*
	2,3,7,8-TCDF	1.43e+06	0.83 y	0.95	25:26	9.9496			* 2.5	*
	1,2,3,7,8-PeCDF	6.31e+06	1.66 y	0.96	29:32	51.540			* 2.5	*
	2,3,4,7,8-PeCDF	6.48e+06	1.69 y	1.01	30:26	51.088			* 2.5	*
	1,2,3,4,7,8-HxCDF	6.29e+06	1.19 y	1.18	33:08	50.828			* 2.5	*
	1,2,3,6,7,8-HxCDF	6.56e+06	1.20 y	1.07	33:15	50.585			* 2.5	*
	2,3,4,6,7,8-HxCDF	6.55e+06	1.22 y	1.11	33:51	51.681			* 2.5	*
	1,2,3,7,8,9-HxCDF	5.56e+06	1.22 y	1.06	34:48	50.211			* 2.5	*
	1,2,3,4,6,7,8-HpCDF	5.27e+06	1.00 y	1.13	36:39	48.115			* 2.5	*
	1,2,3,4,7,8,9-HpCDF	4.99e+06	1.03 y	1.28	38:25	46.716			* 2.5	*
	OCDF	9.86e+06	0.91 y	0.95	41:23	101.98			* 2.5	*
IS	13C-2,3,7,8-TCDD	9.58e+06	0.76 y	1.10	26:11	102.32				
IS	13C-1,2,3,7,8-PeCDD	7.72e+06	0.64 y	0.88	30:42	102.41				
IS	13C-1,2,3,4,7,8-HxCDD	7.51e+06	1.27 y	0.64	34:00	97.327				
IS	13C-1,2,3,6,7,8-HxCDD	8.78e+06	1.25 y	0.86	34:06	85.436				
IS	13C-1,2,3,7,8,9-HxCDD	8.54e+06	1.24 y	0.81	34:24	88.127				
IS	13C-1,2,3,4,6,7,8-HpCDD	8.52e+06	1.08 y	0.65	37:52	108.35				
IS	13C-OCDD	1.60e+07	0.92 y	0.58	41:08	229.47				
IS	13C-2,3,7,8-TCDF	1.51e+07	0.80 y	1.03	25:25	102.90				
IS	13C-1,2,3,7,8-PeCDF	1.27e+07	1.60 y	0.85	29:31	105.23				
IS	13C-2,3,4,7,8-PeCDF	1.25e+07	1.58 y	0.85	30:25	104.07				
IS	13C-1,2,3,4,7,8-HxCDF	1.05e+07	0.52 y	0.83	33:07	105.22				
IS	13C-1,2,3,6,7,8-HxCDF	1.21e+07	0.51 y	1.03	33:14	97.533				
IS	13C-2,3,4,6,7,8-HxCDF	1.14e+07	0.52 y	0.95	33:50	99.305				
IS	13C-1,2,3,7,8,9-HxCDF	1.04e+07	0.51 y	0.83	34:47	104.94				
IS	13C-1,2,3,4,6,7,8-HpCDF	9.71e+06	0.42 y	0.76	36:38	106.63				
IS	13C-1,2,3,4,7,8,9-HpCDF	8.35e+06	0.43 y	0.58	38:24	119.55				
IS	13C-OCDF	2.04e+07	0.91 y	0.69	41:22	246.55				
C/Up	37Cl-2,3,7,8-TCDD	1.03e+06		1.20	26:12	10.107				
RS/RT	13C-1,2,3,4-TCDD	8.55e+06	0.75 y	1.00	25:38	100.00				
RS	13C-1,2,3,4-TCDF	1.42e+07	0.83 y	1.00	24:13	100.00				
RS/RT	13C-1,2,3,4,6,9-HxCDF	1.20e+07	0.52 y	1.00	33:31	100.00				

Name	Conc	EMPC	Qual	noise	DL
Total Tetra-Dioxins	82.9	83.5		*	*
Total Penta-Dioxins	209	210		*	*
Total Hexa-Dioxins	239	240		*	*
Total Hepta-Dioxins	119	121		*	*
Total Tetra-Furans	37.6	38.1		*	*
Total Penta-Furans	214.18	215.25		*	*
Total Hexa-Furans	270	270		*	*
Total Hepta-Furans	95.4	96.2		*	*

	Rec	Qual
IS	102	
IS	102	
IS	97.3	
IS	85.4	
IS	88.1	
IS	108	
IS	115	
IS	103	
IS	105	
IS	104	
IS	105	
IS	97.5	
IS	99.3	
IS	105	
IS	107	
IS	120	
IS	123	
C/Up	101	

Integrations by Analyst: DB Date: 11/27/19

Reviewed by Analyst: CT Date: 11/27/19

Vista Analytical Laboratory - Injection Log Run file: 191126D2 Instrument ID: VG-7 GC Column ID: ZB-5MS

Data file	S#	Sample ID	Analyst	Acq date	Acq time	CCal	ECal
191126D2	1	ST191126D2-1	DB	27-NOV-19	02:34:44	ST191126D2-1	ST191126D2-2
191126D2	2	B9J0231-BS1	DB	27-NOV-19	03:22:29	ST191126D2-1	ST191126D2-2
191126D2	3	B9K0064-BS1	DB	27-NOV-19	04:10:16	ST191126D2-1	ST191126D2-2
191126D2	4	SOLVENT BLANK	DB	27-NOV-19	04:58:06	ST191126D2-1	ST191126D2-2
191126D2	5	B9J0231-BLK1	DB	27-NOV-19	05:45:53	ST191126D2-1	ST191126D2-2
191126D2	6	B9K0064-BLK1	DB	27-NOV-19	06:33:45	ST191126D2-1	ST191126D2-2
191126D2	7	1903640-01	DB	27-NOV-19	07:21:31	ST191126D2-1	ST191126D2-2
191126D2	8	1903640-02	DB	27-NOV-19	08:09:18	ST191126D2-1	ST191126D2-2
191126D2	9	1903640-03	DB	27-NOV-19	08:57:05	ST191126D2-1	ST191126D2-2
191126D2	10	1903640-04	DB	27-NOV-19	09:44:51	ST191126D2-1	ST191126D2-2
191126D2	11	1903770-01	DB	27-NOV-19	10:32:36	ST191126D2-1	ST191126D2-2
191126D2	12	1903770-02	DB	27-NOV-19	11:20:21	ST191126D2-1	ST191126D2-2
191126D2	13	1903888-01	DB	27-NOV-19	12:08:11	ST191126D2-1	ST191126D2-2
191126D2	14	SOLVENT BLANK	DB	27-NOV-19	12:56:01	ST191126D2-1	ST191126D2-2
191126D2	15	ST191126D2-2	DB	27-NOV-19	13:43:43	ST191126D2-1	ST191126D2-2

Peak Locate Examination:27-NOV-2019:02:30 File:RES_CHECK

Experiment:OCDD_DB5 Function:1 Reference:PFK

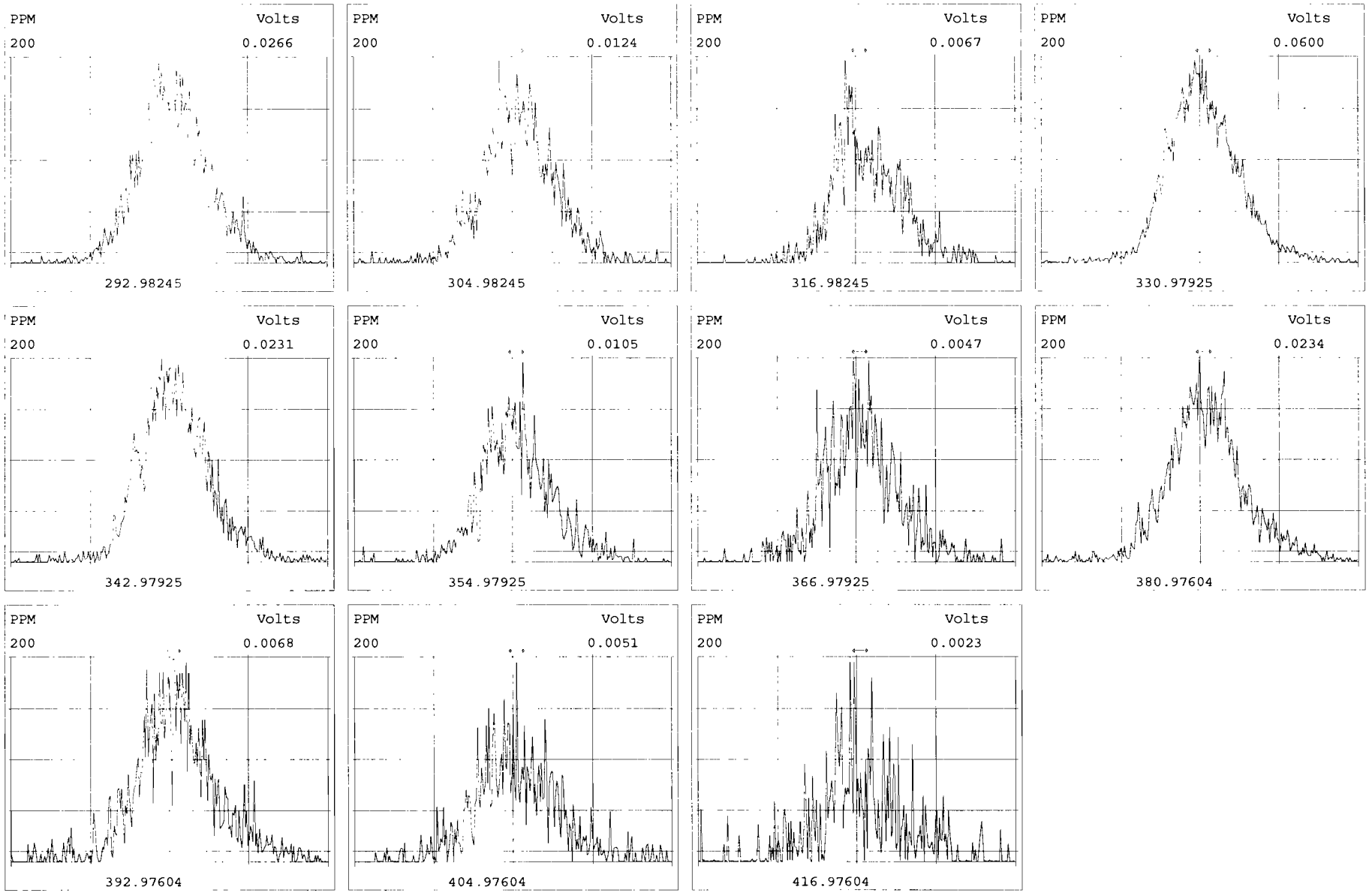

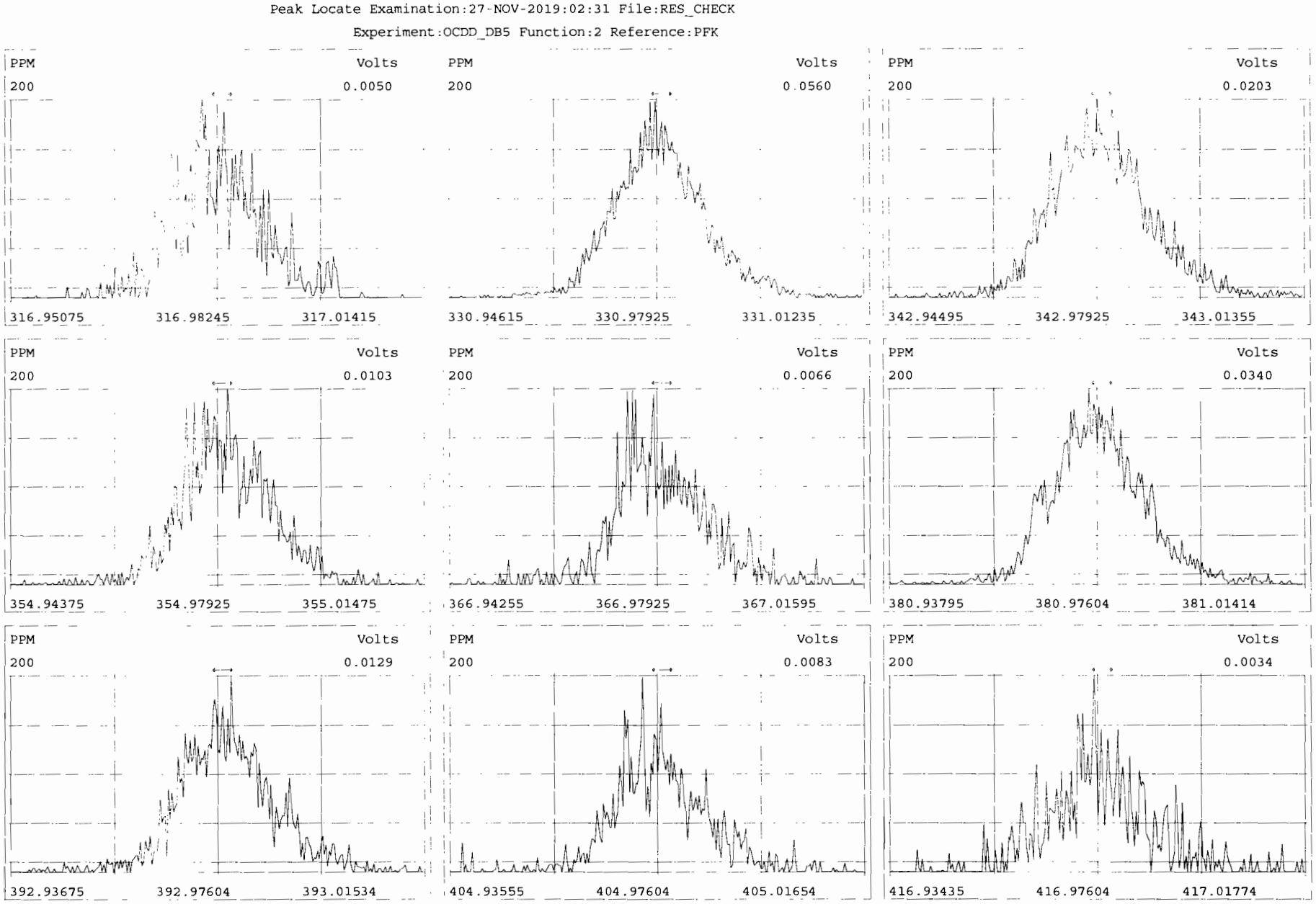
Peak Locate Examination:27-NOV-2019:02:31 File:RES_CHECK
Experiment:OCDD_DB5 Function:2 Reference:PFK
PPM
Volts
200
0.0050
316.95075
316.98245
317.01415
PPM
Volts
200
0.0560
330.94615
330.97925
331.01235
PPM
Volts
200
0.0203
342.94495
342.97925
343.01355
PPM
Volts
200
0.0103
354.94375
354.97925
355.01475
PPM
Volts
200
0.0066
366.94255
366.97925
367.01595
PPM
Volts
200
0.0340
380.93795
380.97604
381.01414
PPM
Volts
200
0.0129
392.93675
392.97604
393.01534
PPM
Volts
200
0.0083
404.93555
404.97604
405.01654
PPM
Volts
200
0.0034
416.93435
416.97604
417.01774

Peak Locate Examination:27-NOV-2019:02:32 File:RES_CHECK

Experiment:OCDD_DB5 Function:3 Reference:PFK

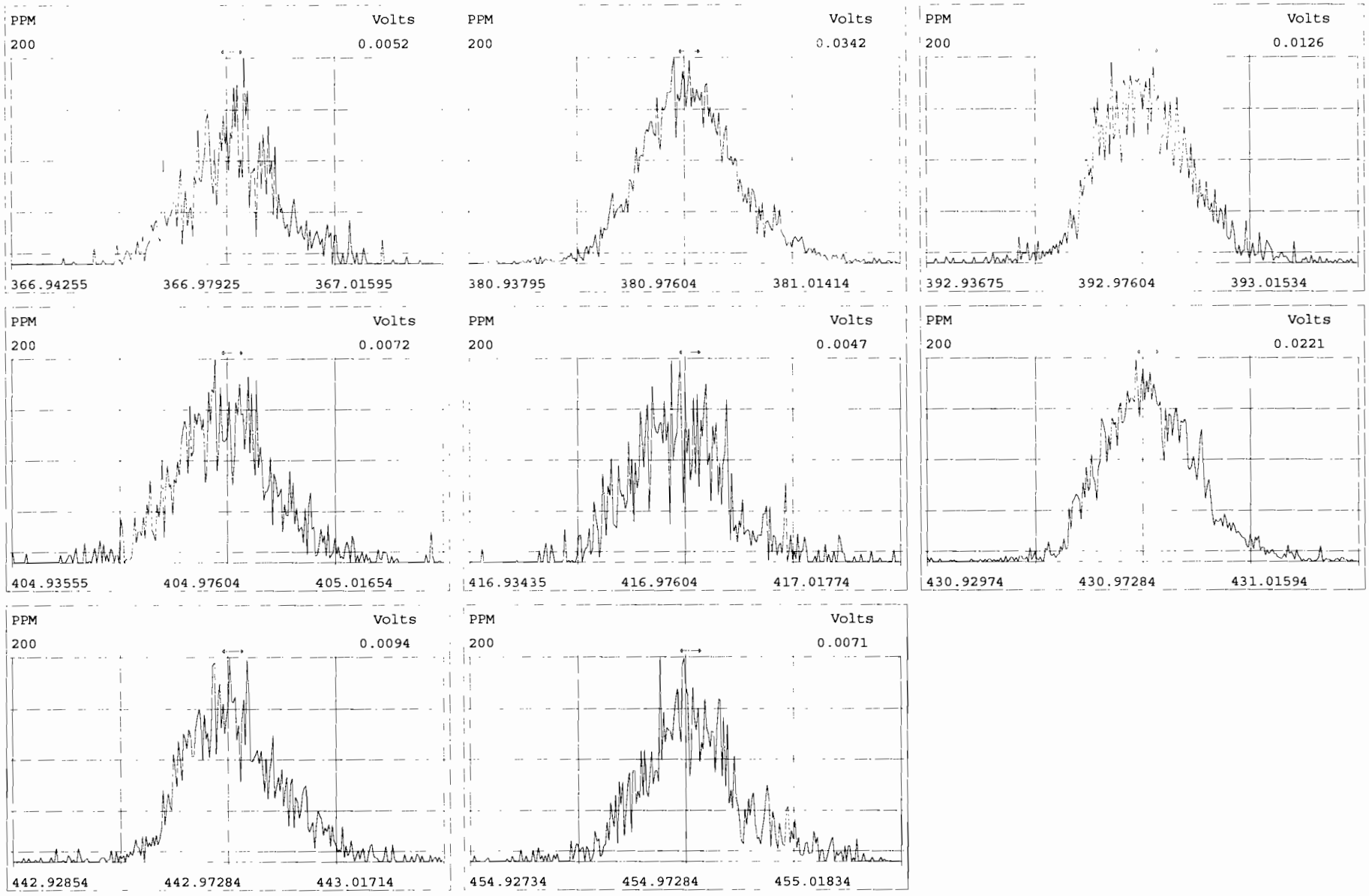

Peak Locate Examination:27-NOV-2019:02:33 File:RES_CHECK

Experiment:OCDD_DB5 Function:4 Reference:PFK

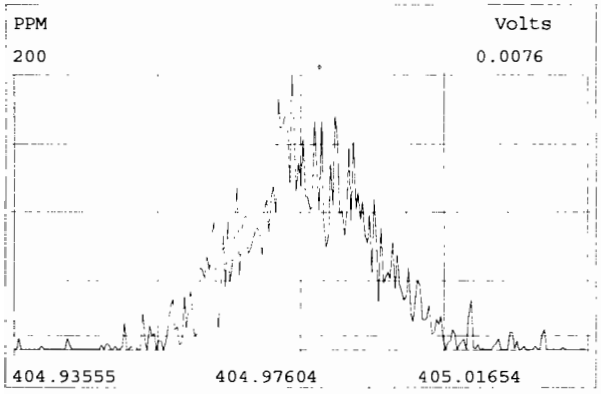

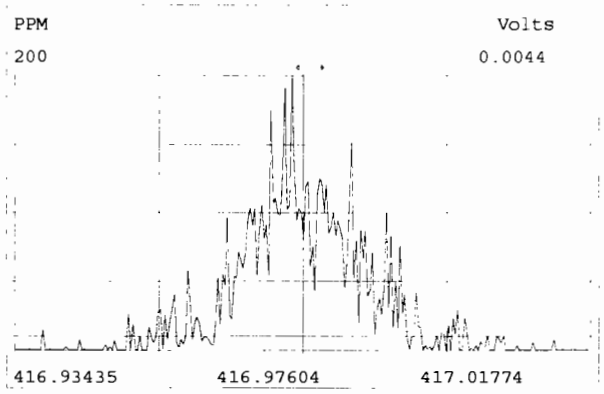

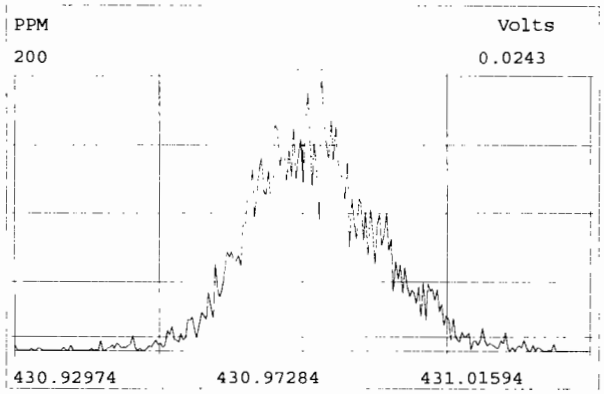

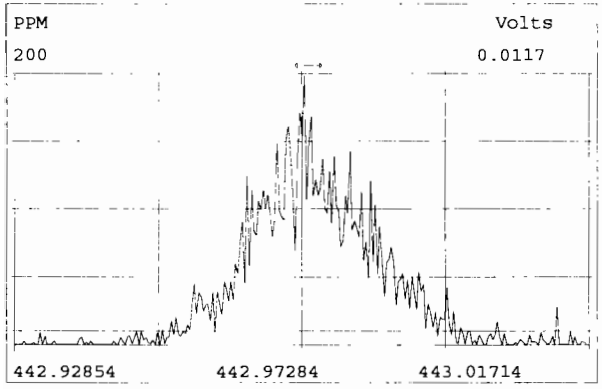

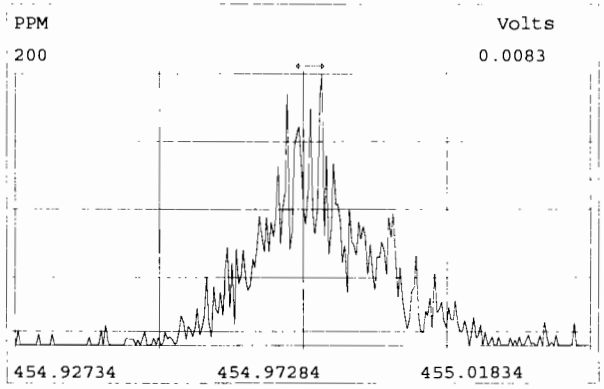

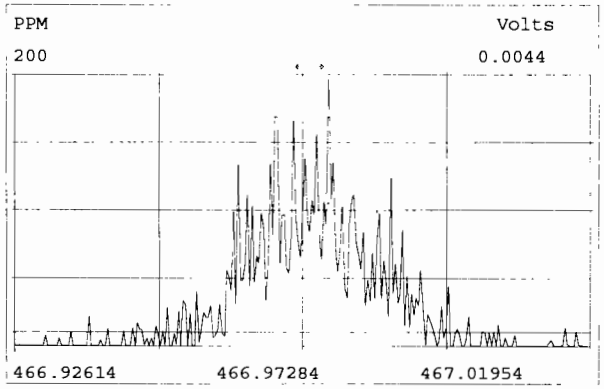

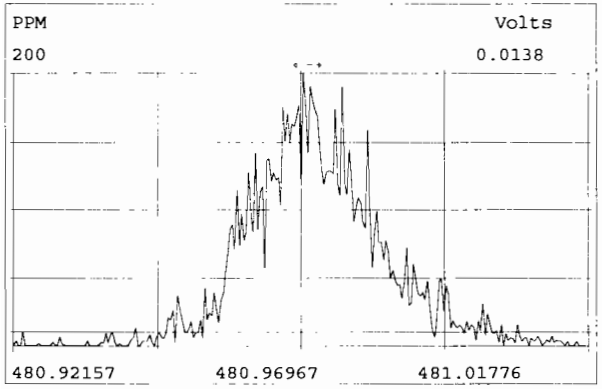

Peak Locate Examination:27-NOV-2019:02:34 File:RES_CHECK

Experiment:OCDD_DB5 Function:5 Reference:PFK

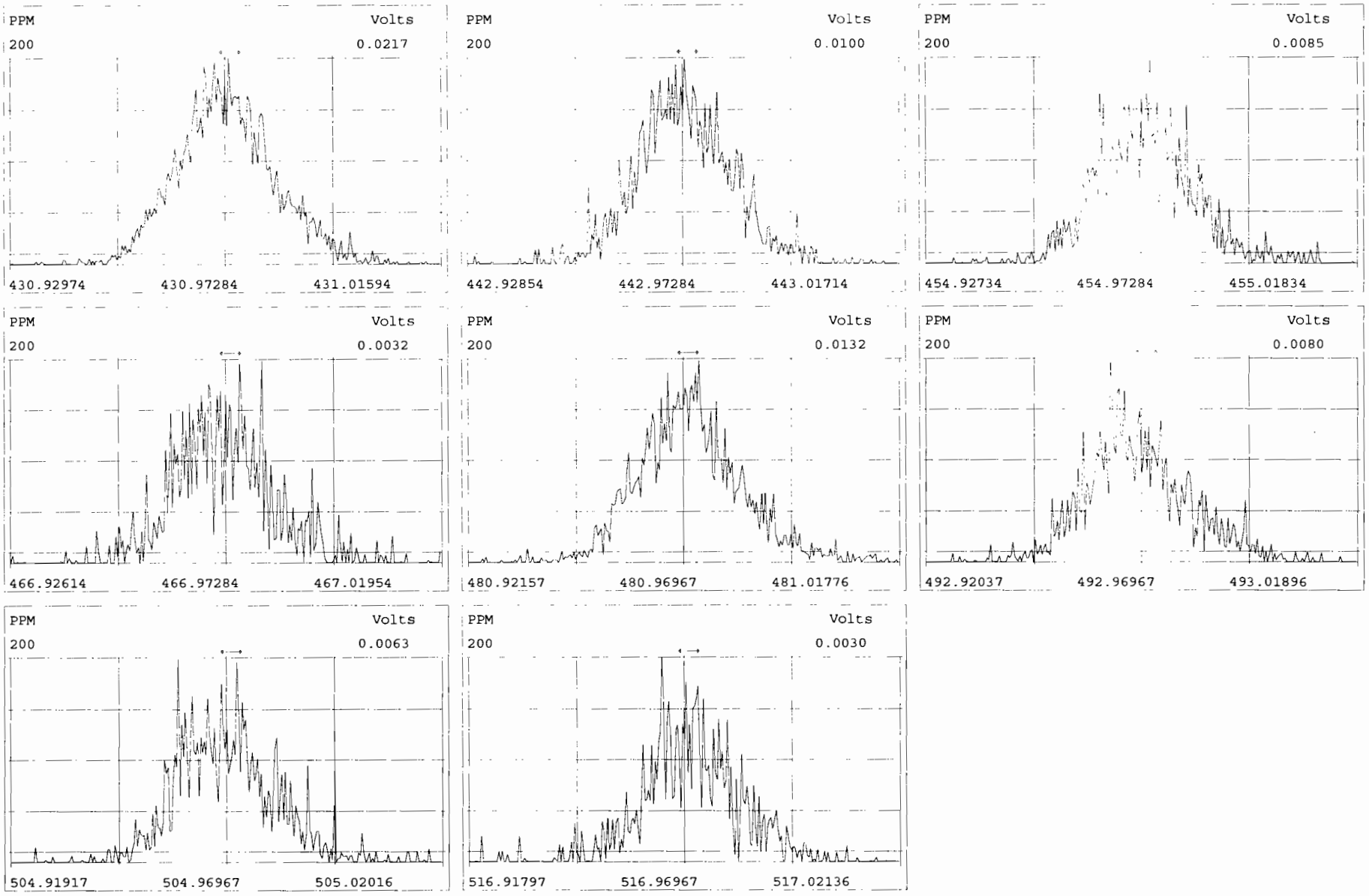

File:191126D2 #1-492 Acq:27-NOV-2019 02:34:44 GC EI+ Voltage SIR Autospec-UltimaE
Sample#1 File Text:Viata_Analytical_Laboratory_VG7 Text:ST191126D2-1 1613 CS3 19C2204 Exp:OCDD_DB5
321.8936

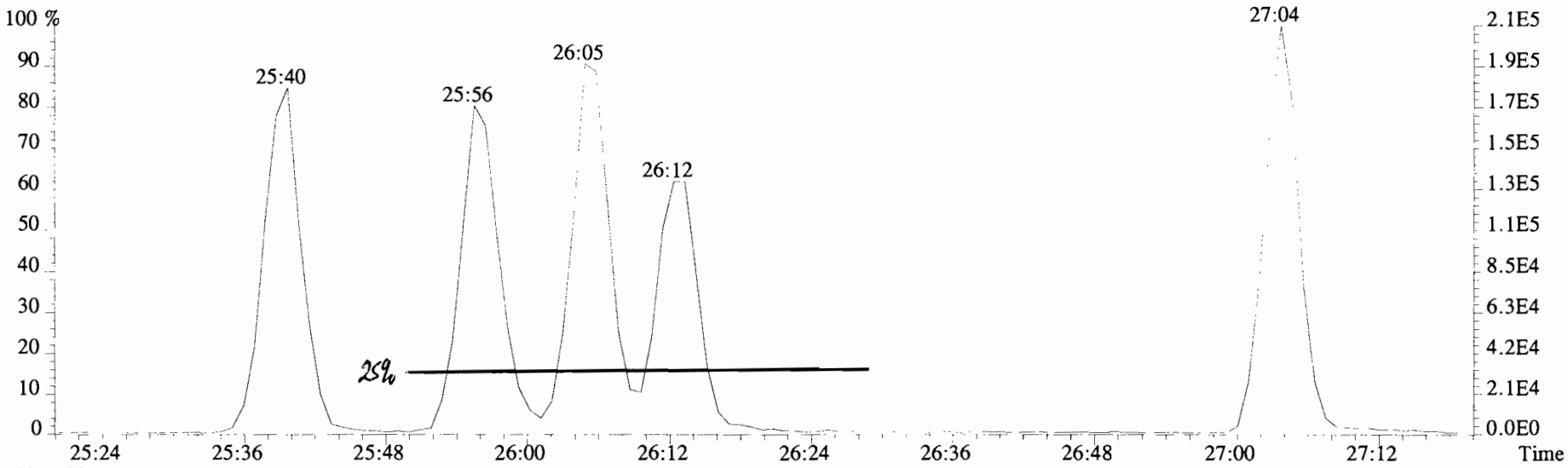

333.9339

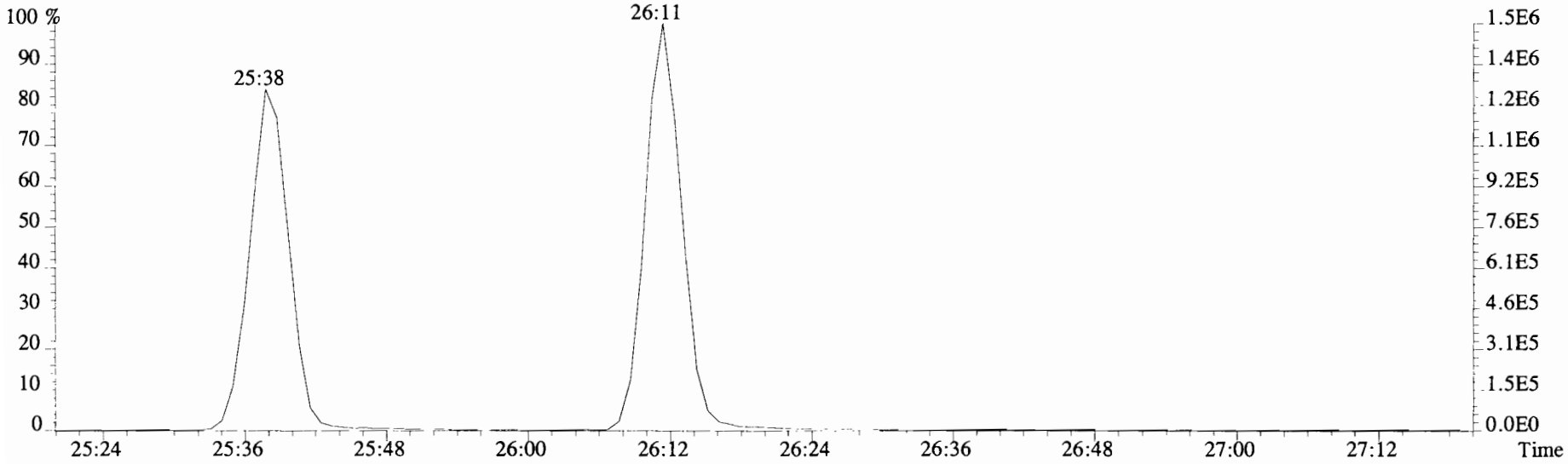

File:191126D2 #1-492 Acq:27-NOV-2019 02:34:44 GC EI+ Voltage SIR Autospec-UltimaE
Sample#1 File Text:Viata_Analytical_Laboratory_VG7 Text:ST191126D2-1 1613 CS3 19C2204 Exp:OCDD_DB5
319.8965 BSUB(10000,15,-3.0) PKD(5,5,3,0.10%,100.0,0.00%,F,F)

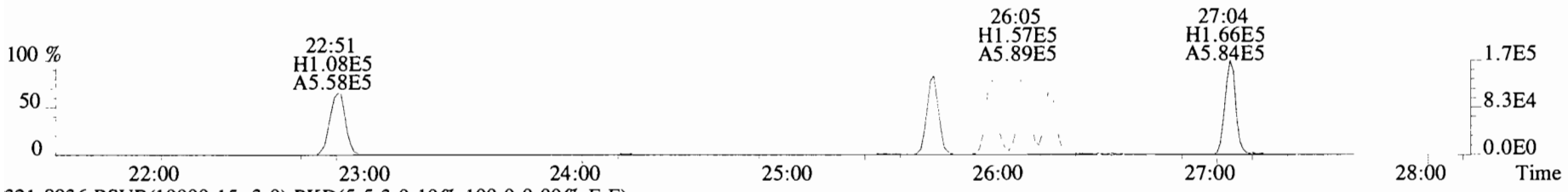

321.8936 BSUB(10000,15,-3.0) PKD(5,5,3,0.10%,100.0,0.00%,F,F)

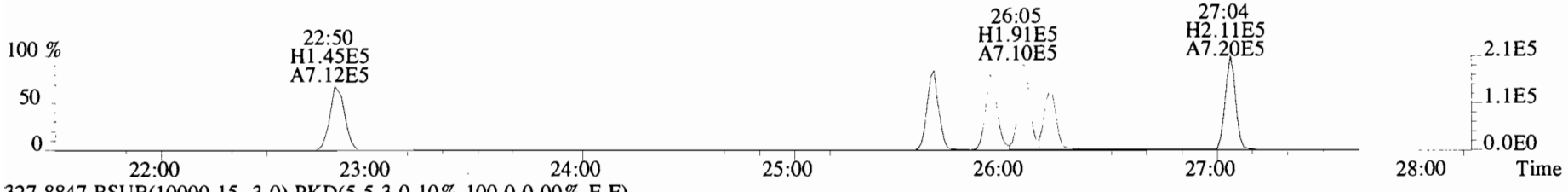

327.8847 BSUB(10000,15,-3.0) PKD(5,5,3,0.10%,100.0,0.00%,F,F)

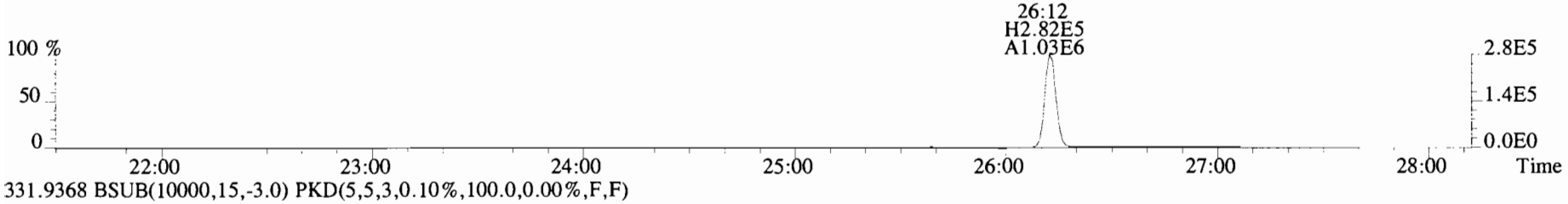

331.9368 BSUB(10000,15,-3.0) PKD(5,5,3,0.10%,100.0,0.00%,F,F)

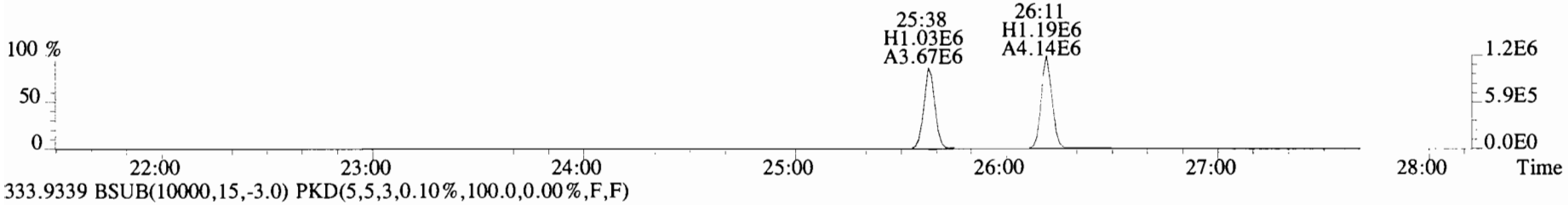

333.9339 BSUB(10000,15,-3.0) PKD(5,5,3,0.10%,100.0,0.00%,F,F)

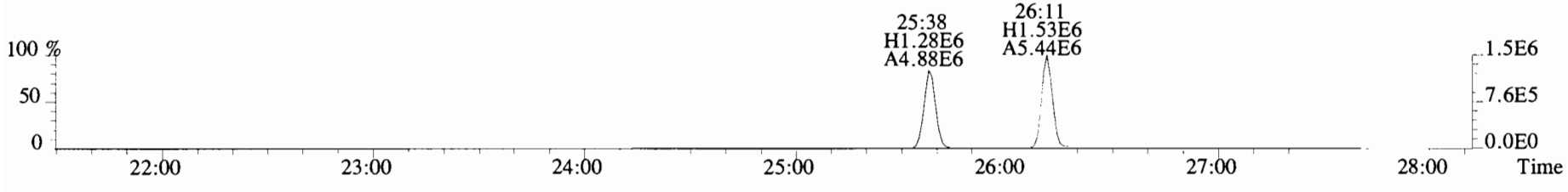

File:191126D2 #1-211 Acq:27-NOV-2019 02:34:44 GC EI+ Voltage SIR Autospec-UltimaE
Sample#1 File Text:Viata_Analytical_Laboratory_VG7 Text:ST191126D2-1 1613 CS3 19C2204 Exp:OCDD_DB5
353.8576 F:2 BSUB(10000,15,-3.0) PKD(5,5,3,0.10%,100.0,0.00%,F,F)

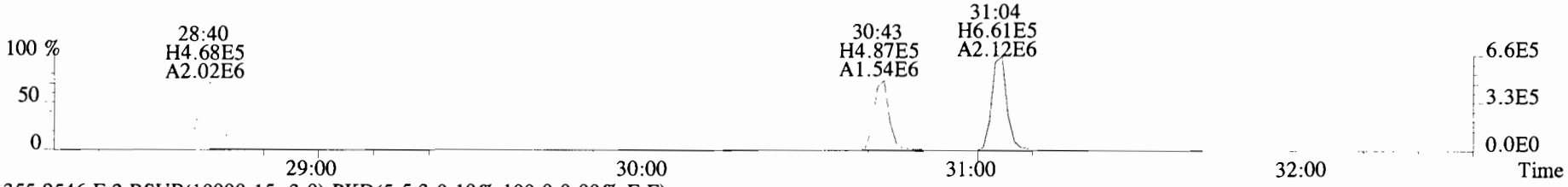

355.8546 F:2 BSUB(10000,15,-3.0) PKD(5,5,3,0.10%,100.0,0.00%,F,F)

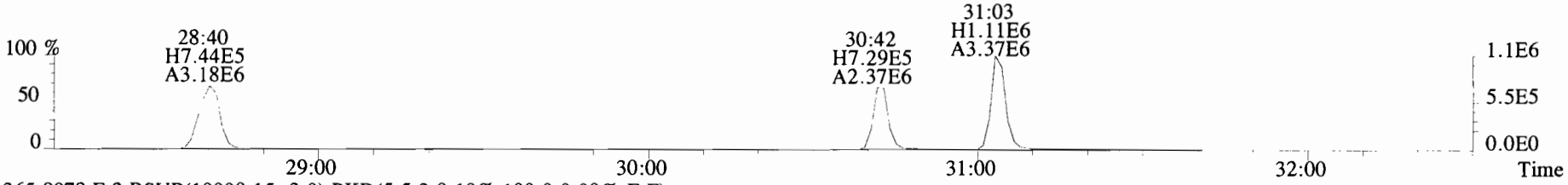

365.8978 F:2 BSUB(10000,15,-3.0) PKD(5,5,3,0.10%,100.0,0.00%,F,F)

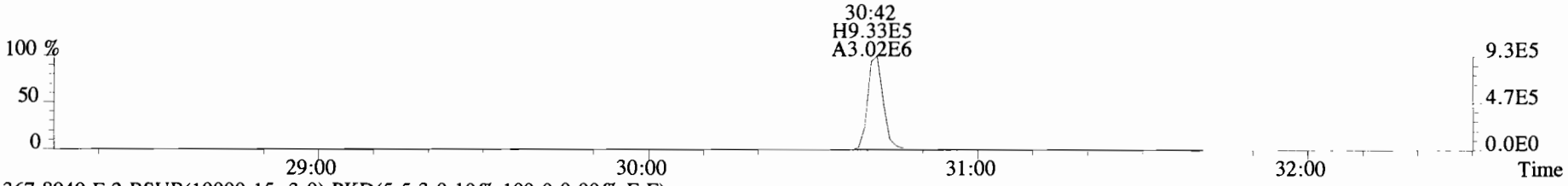

367.8949 F:2 BSUB(10000,15,-3.0) PKD(5,5,3,0.10%,100.0,0.00%,F,F)

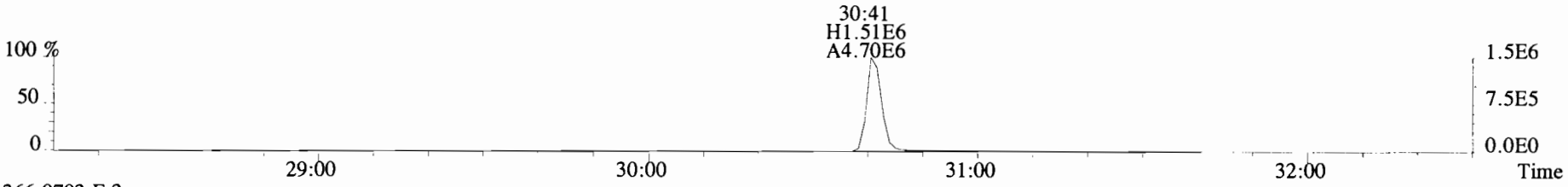

366.9792 F:2

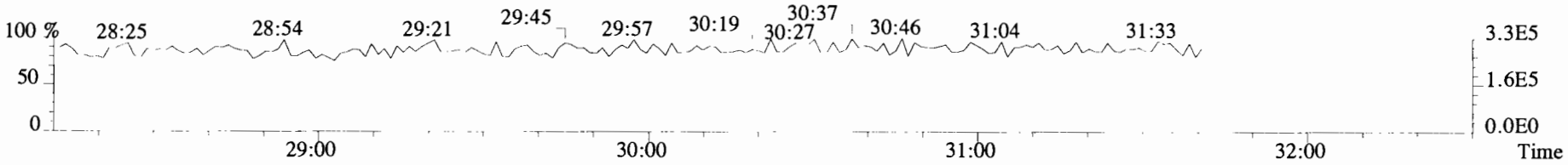

File:191126D2 #1-384 Acq:27-NOV-2019 02:34:44 GC EI+ Voltage SIR Autospec-UltimaE
Sample#1 File Text:Viata_Analytical_Laboratory_VG7 Text:ST191126D2-1 1613 CS3 19C2204 Exp:OCDD_DB5
389.8156 F:3 BSUB(10000,15,-3.0) PKD(5,5,3,0.10%,100.0,0.00%,F,F)

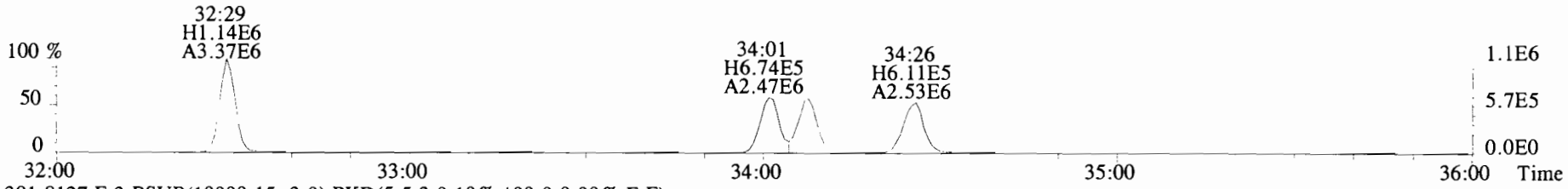

391.8127 F:3 BSUB(10000,15,-3.0) PKD(5,5,3,0.10%,100.0,0.00%,F,F)

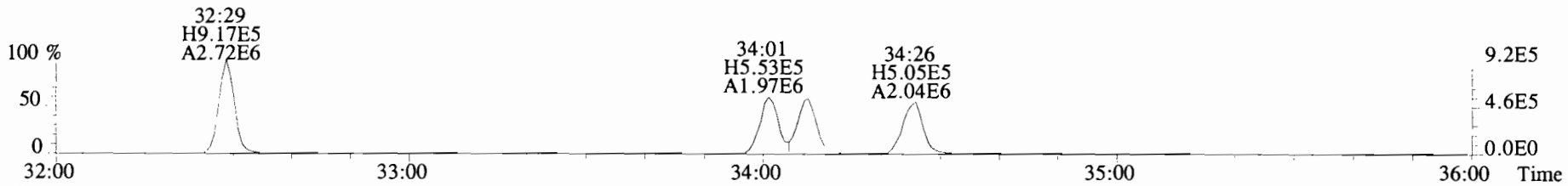

401.8559 F:3 BSUB(10000,15,-3.0) PKD(5,5,3,0.10%,100.0,0.00%,F,F)

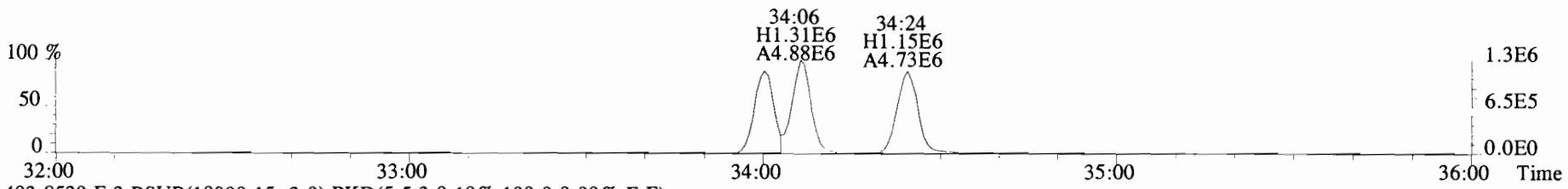

403.8530 F:3 BSUB(10000,15,-3.0) PKD(5,5,3,0.10%,100.0,0.00%,F,F)

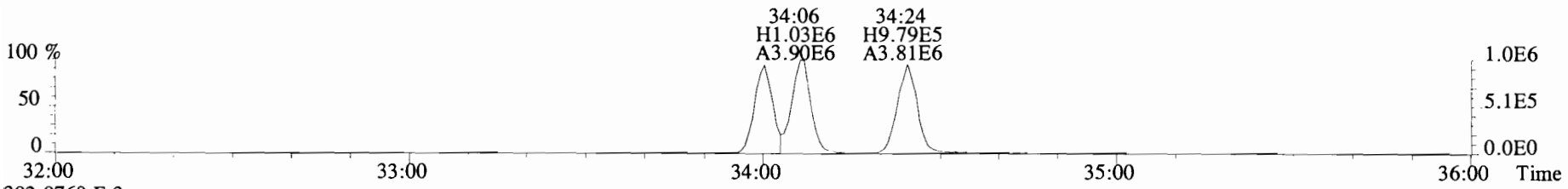

392.9760 F:3

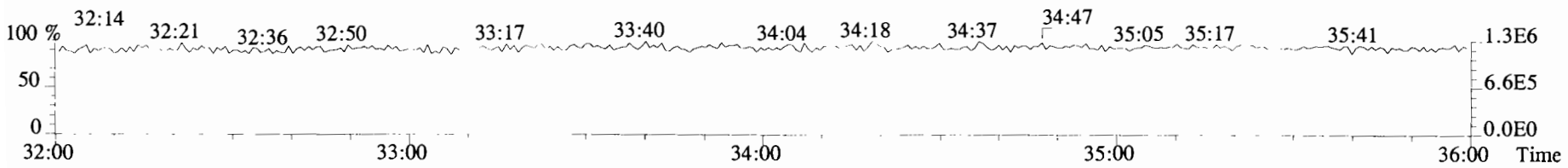

File:191126D2 #1-384 Acq:27-NOV-2019 02:34:44 GC EI+ Voltage SIR Autospec-UltimaE
Sample#1 File Text:Viata_Analytical_Laboratory_VG7 Text:ST191126D2-1 1613 CS3 19C2204 Exp:OCDD_DB5
401.8559 F:3 BSUB(10000,15,-3.0) PKD(5,5,3,0.10%,100.0,0.00%,F,F)

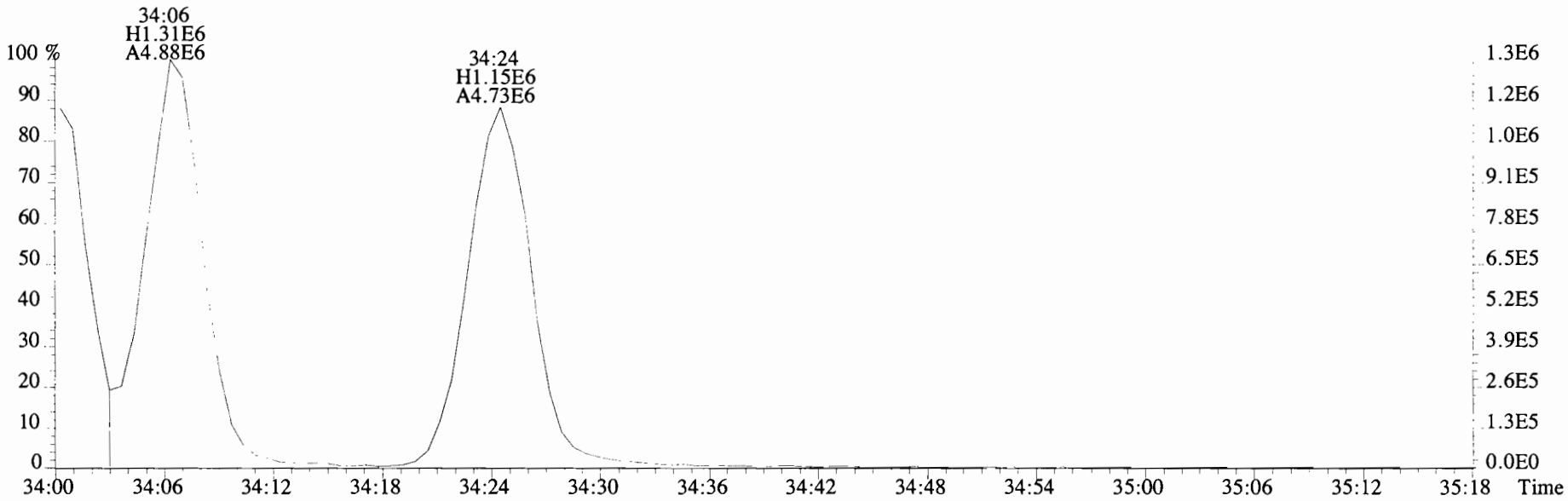

403.8530 F:3 BSUB(10000,15,-3.0) PKD(5,5,3,0.10%,100.0,0.00%,F,F)

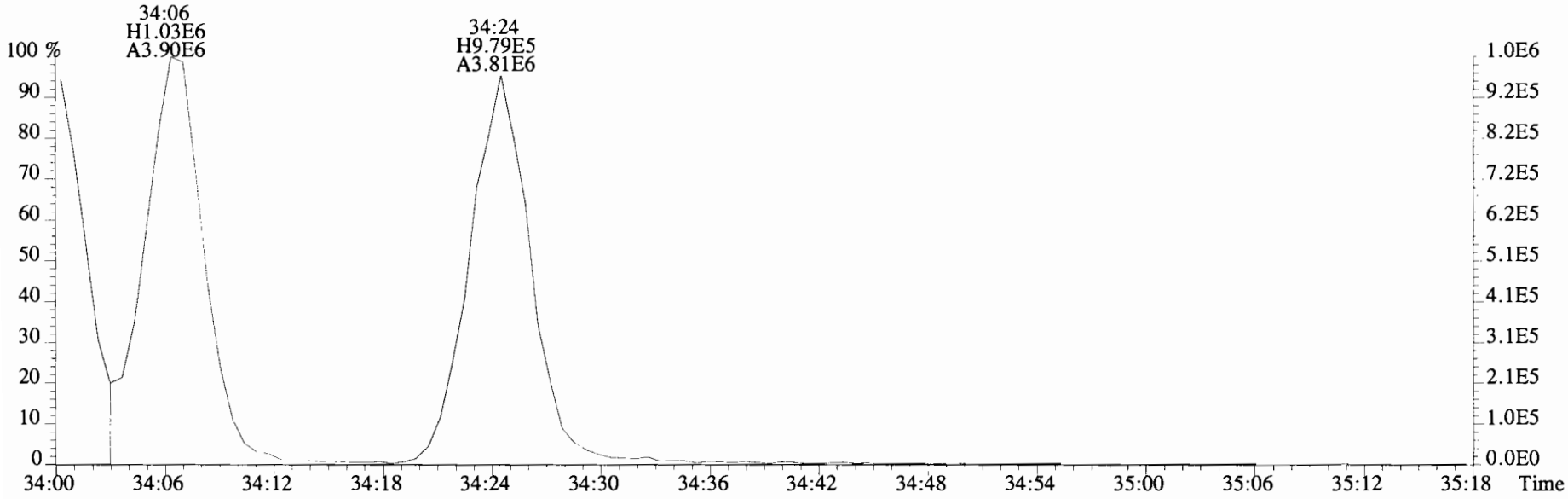

File:191126D2 #1-356 Acq:27-NOV-2019 02:34:44 GC EI+ Voltage SIR Autospec-UltimaE
Sample#1 File Text:Viata_Analytical_Laboratory_VG7 Text:ST191126D2-1 1613 CS3 19C2204 Exp:OCDD_DB5
423.7767 F:4 BSUB(10000,15,-3.0) PKD(5,5,3,0.10%,100.0,0.00%,F,F)

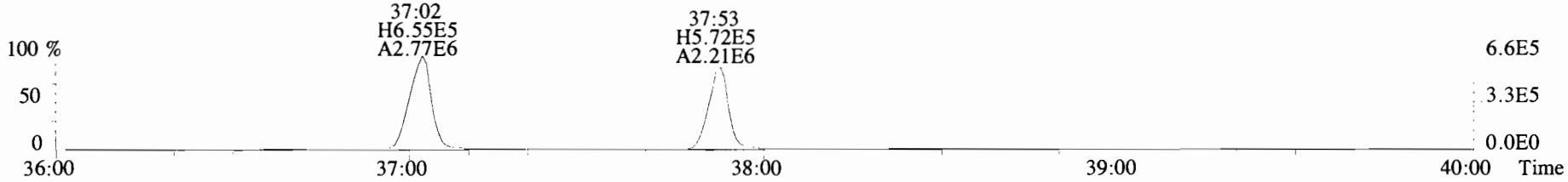

425.7737 F:4 BSUB(10000,15,-3.0) PKD(5,5,3,0.10%,100.0,0.00%,F,F)

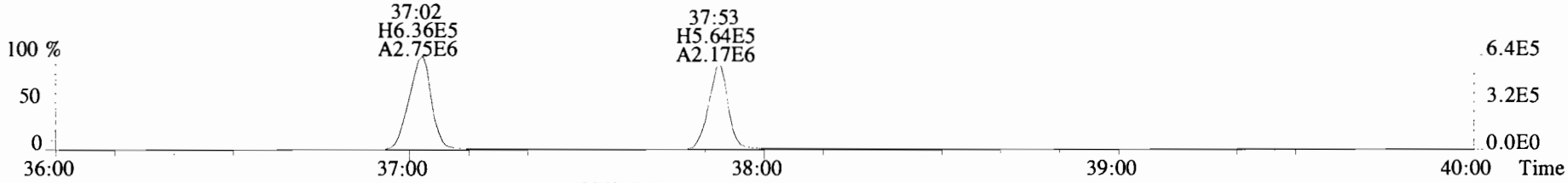

435.8169 F:4 BSUB(10000,15,-3.0) PKD(5,5,3,0.10%,100.0,0.00%,F,F)

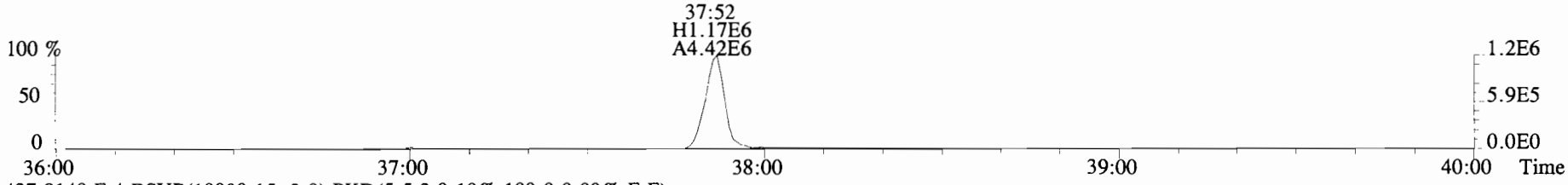

437.8140 F:4 BSUB(10000,15,-3.0) PKD(5,5,3,0.10%,100.0,0.00%,F,F)

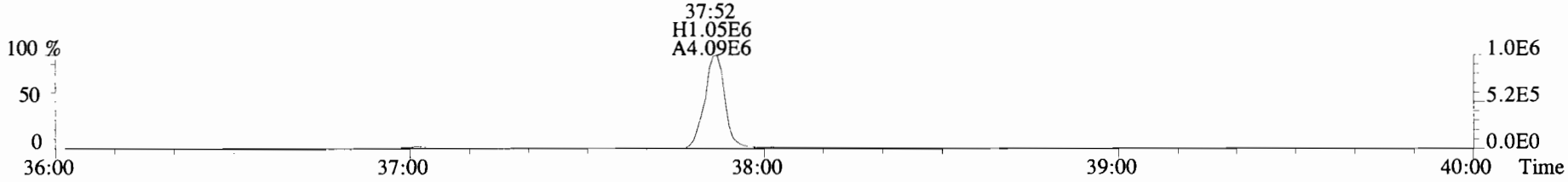

454.9728 F:4

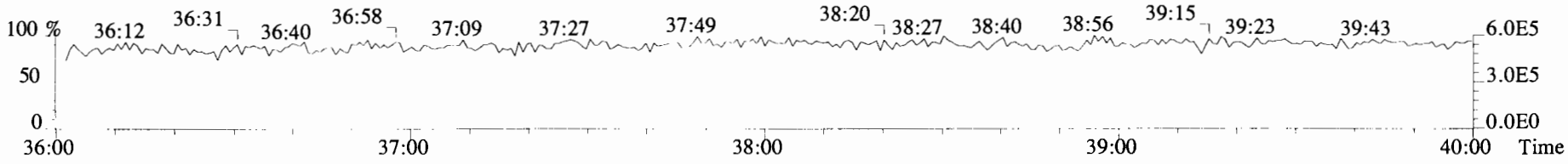

File:191126D2 #1-431 Acq:27-NOV-2019 02:34:44 GC EI+ Voltage SIR Autospec-UltimaE
Sample#1 File Text:Viata_Analytical_Laboratory_VG7 Text:ST191126D2-1 1613 CS3 19C2204 Exp:OCDD_DB5
457.7377 F:5 BSUB(10000,15,-3.0) PKD(5,5,3,0.10%,100.0,0.00%,F,F)

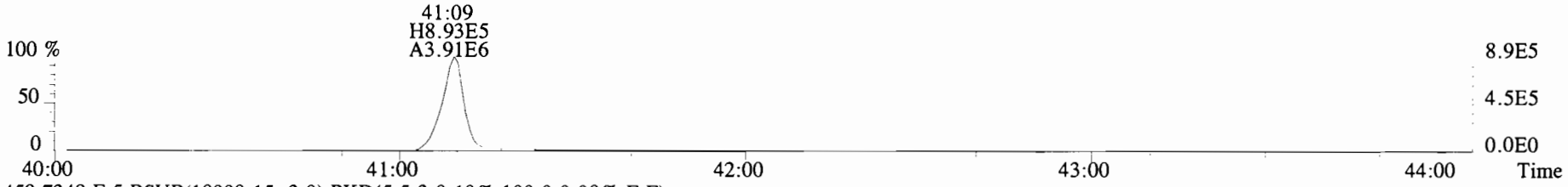

459.7348 F:5 BSUB(10000,15,-3.0) PKD(5,5,3,0.10%,100.0,0.00%,F,F)

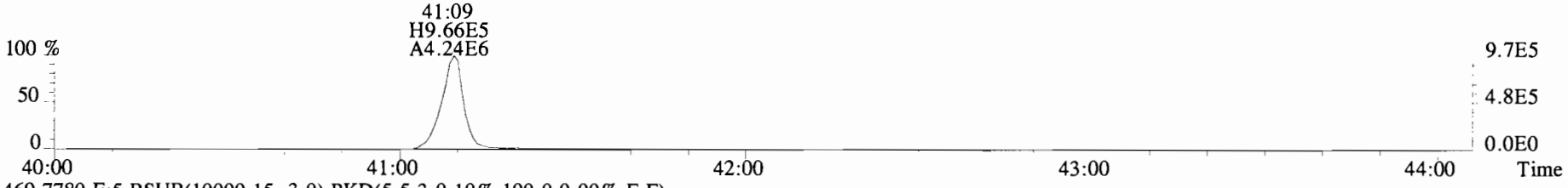

469.7780 F:5 BSUB(10000,15,-3.0) PKD(5,5,3,0.10%,100.0,0.00%,F,F)



471.7750 F:5 BSUB(10000,15,-3.0) PKD(5,5,3,0.10%,100.0,0.00%,F,F)

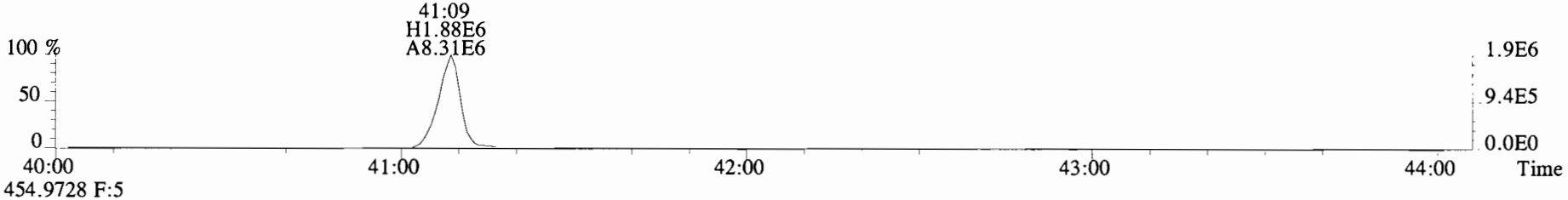

454.9728 F:5

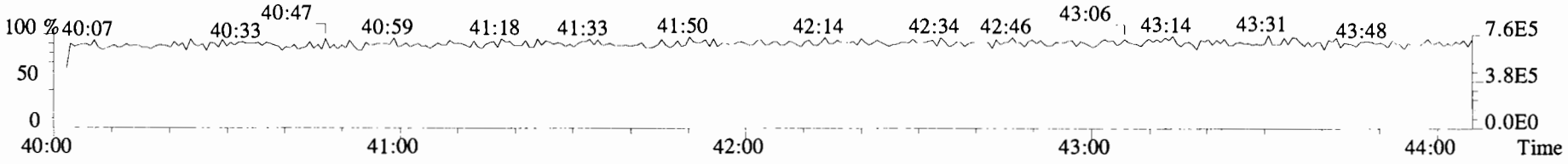

File:191126D2 #1-492 Acq:27-NOV-2019 02:34:44 GC EI+ Voltage SIR Autospec-UltimaE
Sample#1 File Text:Viata_Analytical_Laboratory_VG7 Text:ST191126D2-1 1613 CS3 19C2204 Exp:OCDD_DB5
303.9016 BSUB(10000,15,-3.0) PKD(5,5,3,0.10%,100.0,0.00%,F,F)

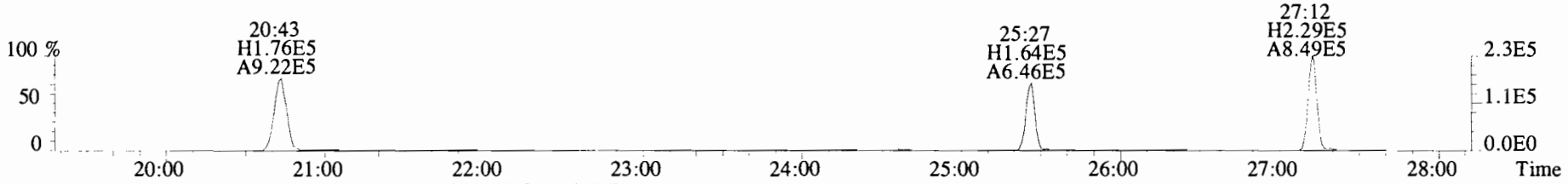

305.8987 BSUB(10000,15,-3.0) PKD(5,5,3,0.10%,100.0,0.00%,F,F)

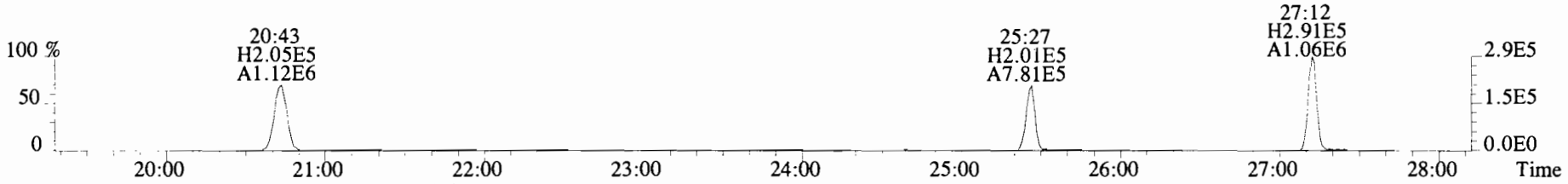

315.9419 BSUB(10000,15,-3.0) PKD(5,5,3,0.10%,100.0,0.00%,F,F)

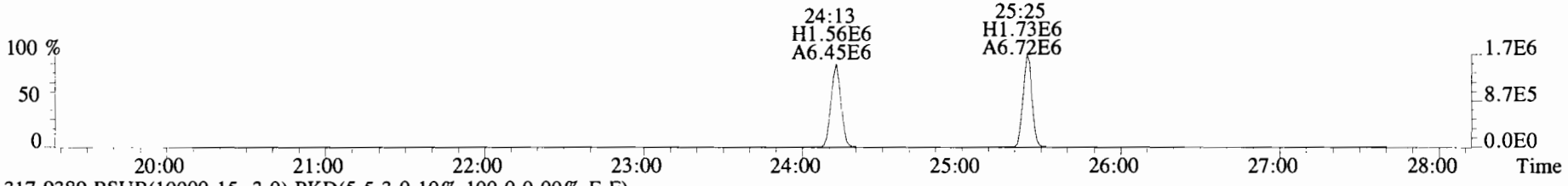

317.9389 BSUB(10000,15,-3.0) PKD(5,5,3,0.10%,100.0,0.00%,F,F)

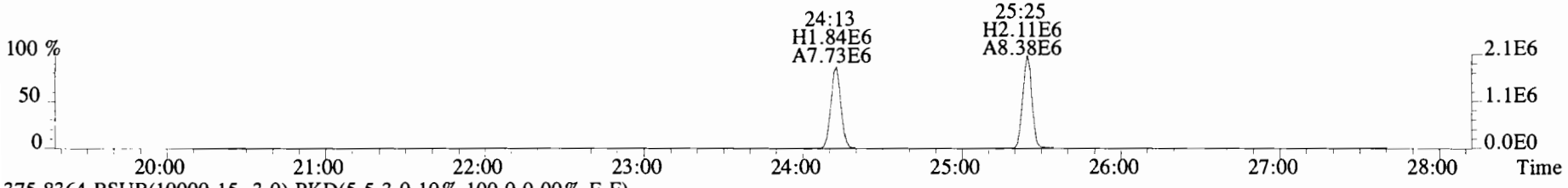

375.8364 BSUB(10000,15,-3.0) PKD(5,5,3,0.10%,100.0,0.00%,F,F)

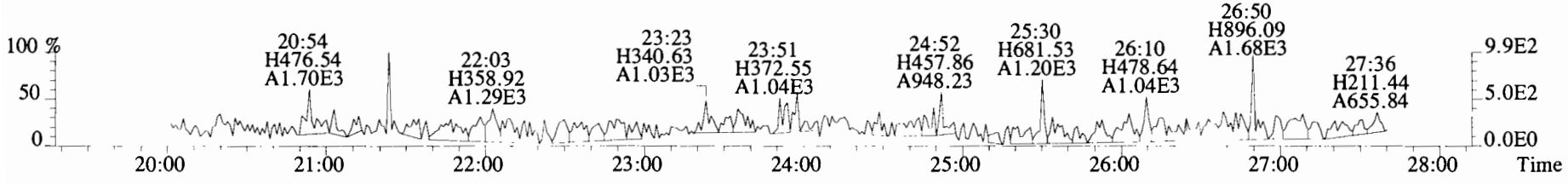

File:191126D2 #1-492 Acq:27-NOV-2019 02:34:44 GC EI+ Voltage SIR Autospec-UltimaE
Sample#1 File Text:Viata_Analytical_Laboratory_VG7 Text:ST191126D2-1 1613 CS3 19C2204 Exp:OCDD_DB5
339.8597 BSUB(10000,15,-3.0) PKD(5,5,3,0.10%,100.0,0.00%,F,F)

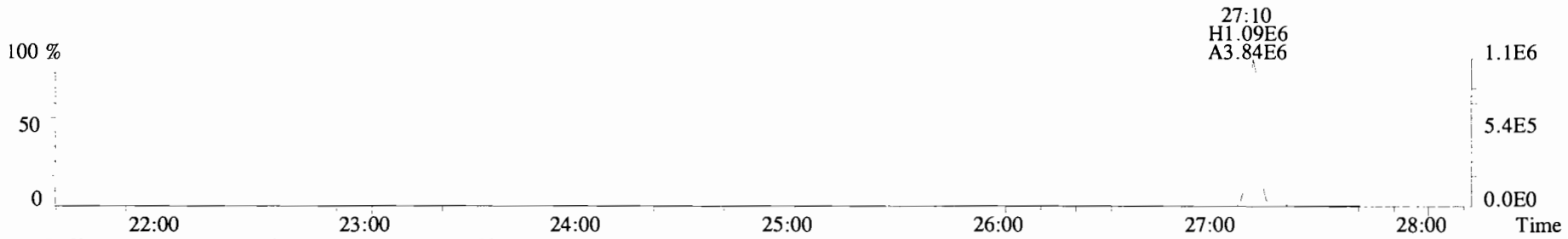

341.8568 BSUB(10000,15,-3.0) PKD(5,5,3,0.10%,100.0,0.00%,F,F)

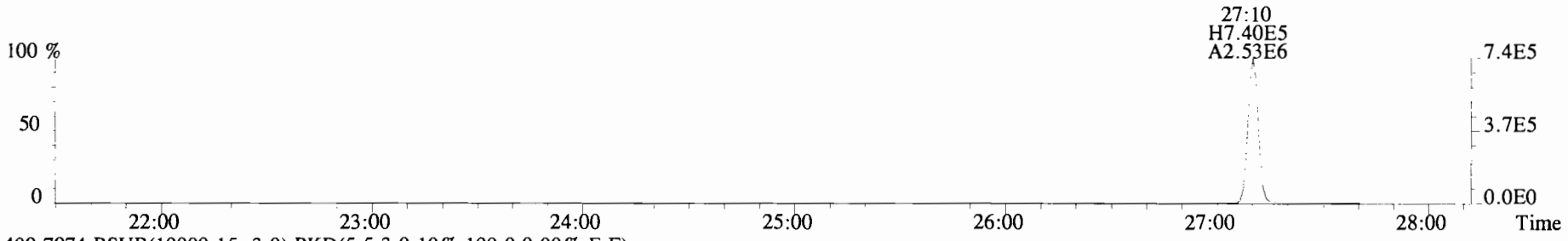

409.7974 BSUB(10000,15,-3.0) PKD(5,5,3,0.10%,100.0,0.00%,F,F)

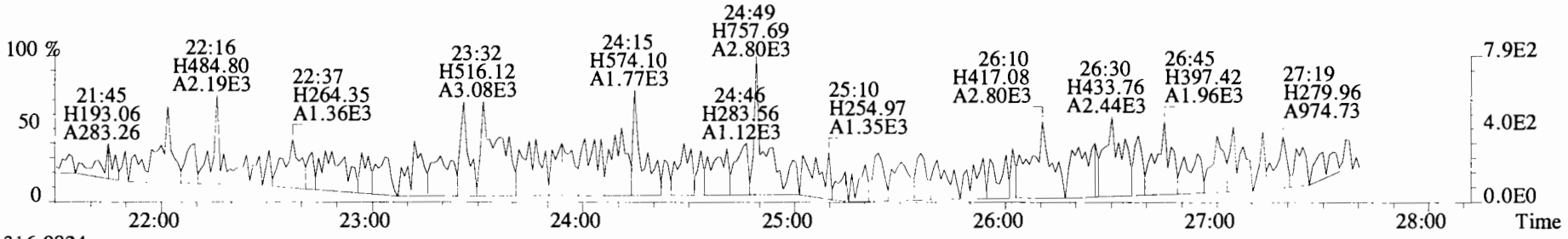

316.9824

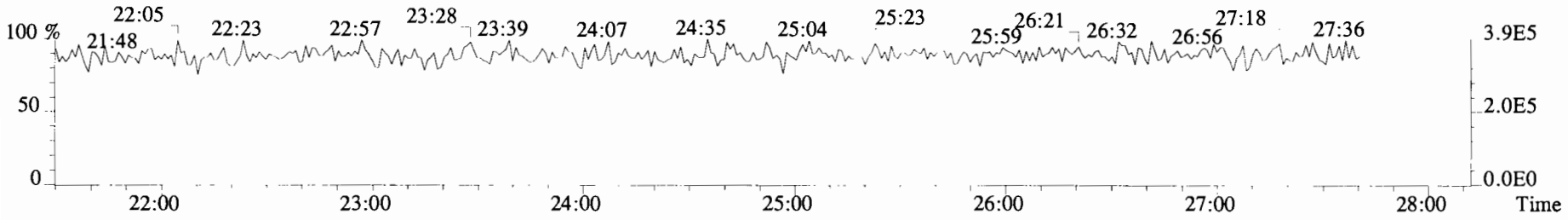

File:191126D2 #1-211 Acq:27-NOV-2019 02:34:44 GC EI+ Voltage SIR Autospec-UltimaE
Sample#1 File Text:Viata_Analytical_Laboratory_VG7 Text:ST191126D2-1 1613 CS3 19C2204 Exp:OCDD_DB5
339.8597 F:2 BSUB(10000,15,-3.0) PKD(5,5,3,0.10%,100.0,0.00%,F,F)

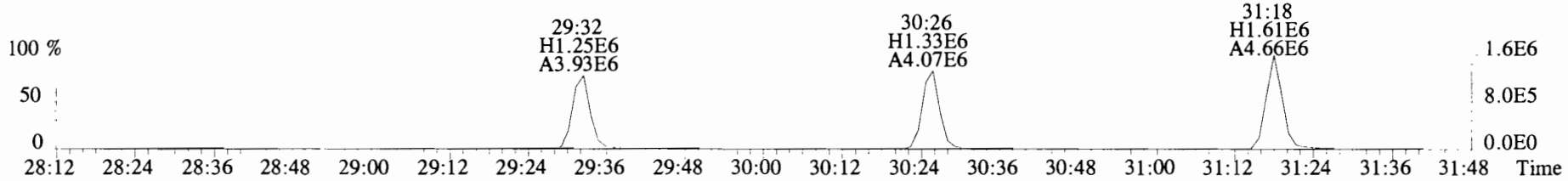

341.8568 F:2 BSUB(10000,15,-3.0) PKD(5,5,3,0.10%,100.0,0.00%,F,F)

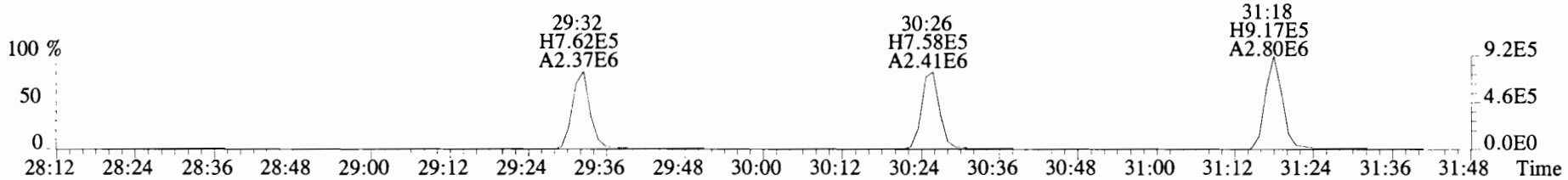

351.9000 F:2 BSUB(10000,15,-3.0) PKD(5,5,3,0.10%,100.0,0.00%,F,F)

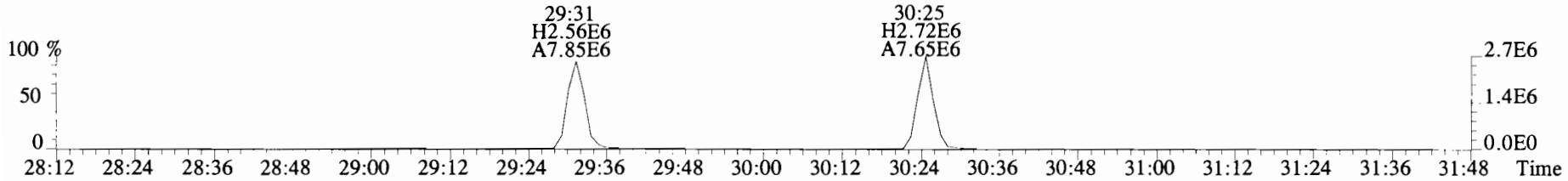

353.8970 F:2 BSUB(10000,15,-3.0) PKD(5,5,3,0.10%,100.0,0.00%,F,F)

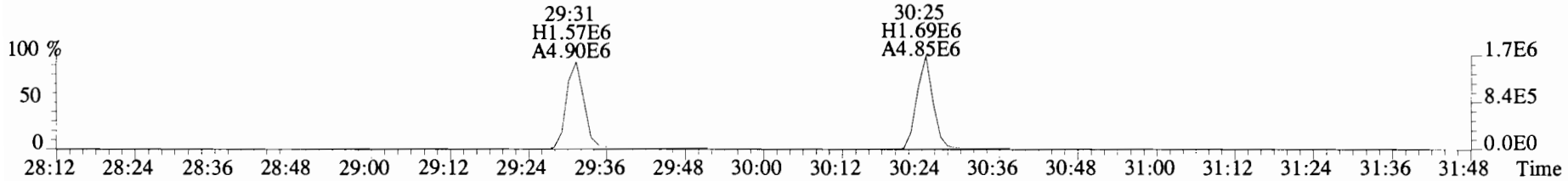

409.7974 F:2 BSUB(10000,15,-3.0) PKD(5,5,3,0.10%,100.0,0.00%,F,F)

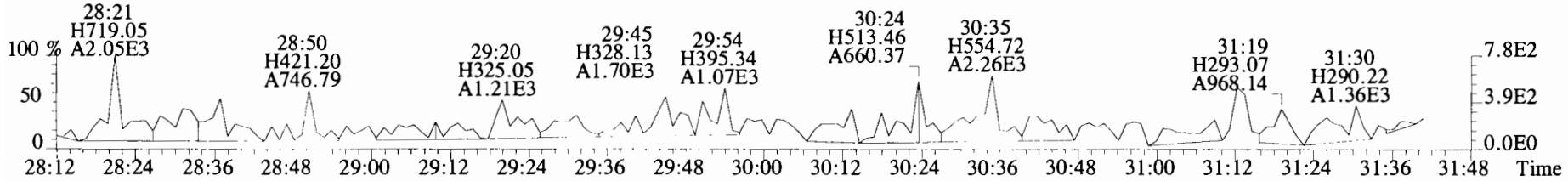

File:191126D2 #1-384 Acq:27-NOV-2019 02:34:44 GC EI+ Voltage SIR Autospec-UltimaE
Sample#1 File Text:Viata_Analytical_Laboratory_VG7 Text:ST191126D2-1 1613 CS3 19C2204 Exp:OCDD_DB5
373.8207 F:3 BSUB(10000,15,-3.0) PKD(5,5,3,0.10%,100.0,0.00%,F,F)

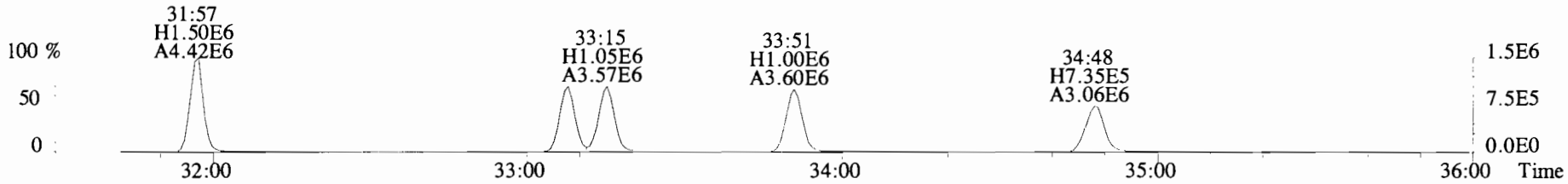

375.8178 F:3 BSUB(10000,15,-3.0) PKD(5,5,3,0.10%,100.0,0.00%,F,F)

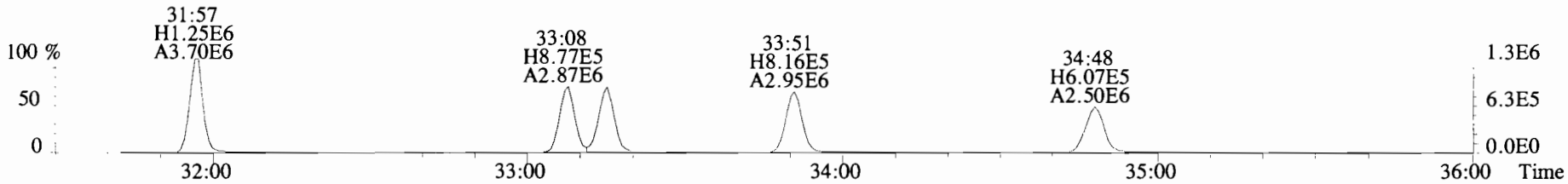

383.8639 F:3 BSUB(10000,15,-3.0) PKD(5,5,3,0.10%,100.0,0.00%,F,F)

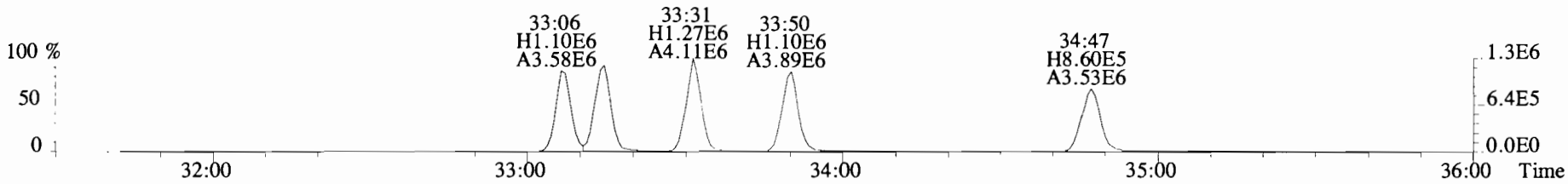

385.8610 F:3 BSUB(10000,15,-3.0) PKD(5,5,3,0.10%,100.0,0.00%,F,F)

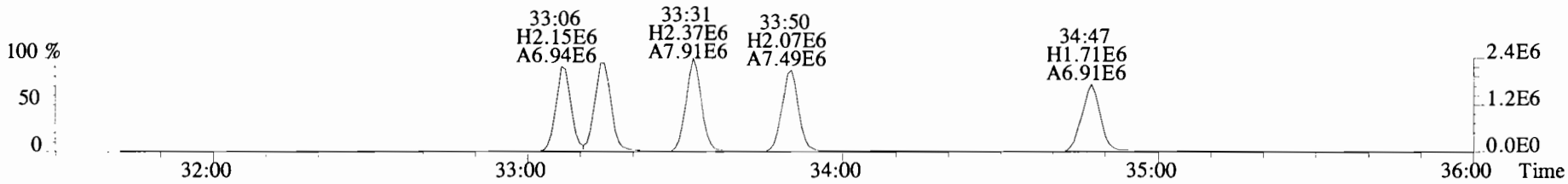

445.7555 F:3 BSUB(10000,15,-3.0) PKD(5,5,3,0.10%,100.0,0.00%,F,F)

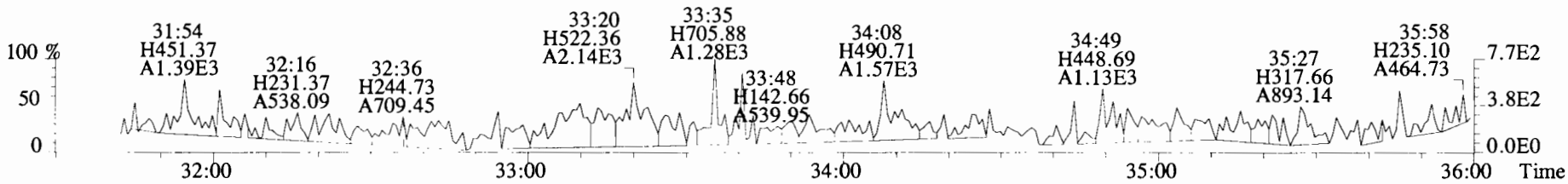

File:191126D2 #1-384 Acq:27-NOV-2019 02:34:44 GC EI+ Voltage SIR Autospec-UltimaE
Sample#1 File Text:Viata_Analytical_Laboratory_VG7 Text:ST191126D2-1 1613 CS3 19C2204 Exp:OCDD_DB5
383.8639 F:3 BSUB(10000,15,-3.0) PKD(5,5,3,0.10%,100.0,0.00%,F,F)

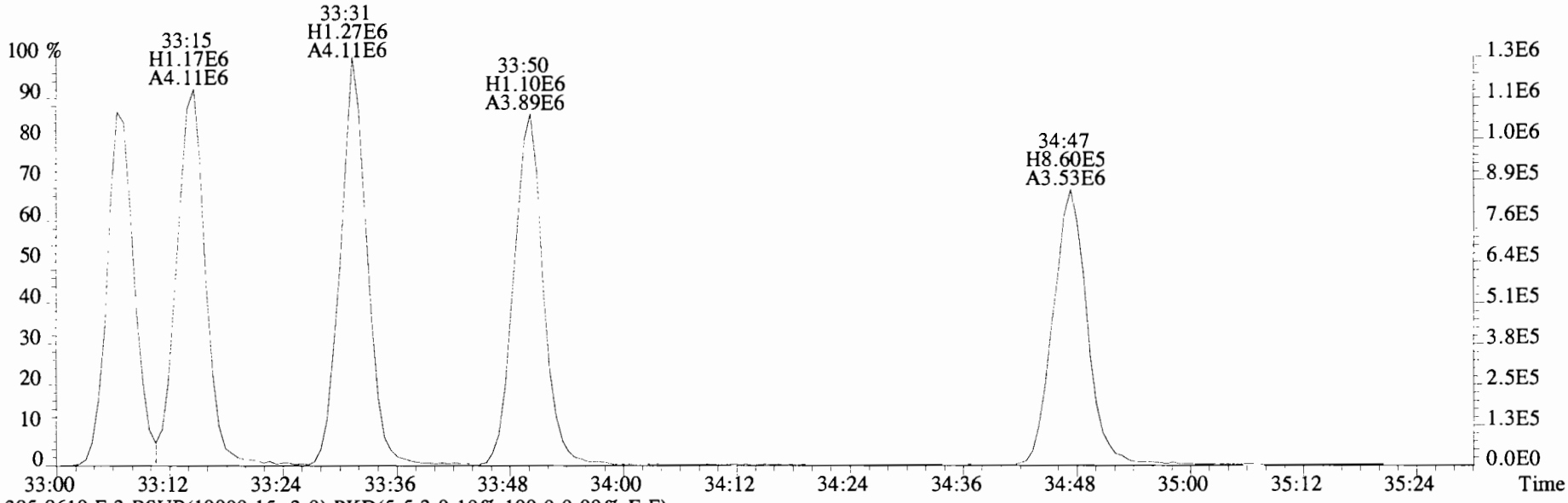

385.8610 F:3 BSUB(10000,15,-3.0) PKD(5,5,3,0.10%,100.0,0.00%,F,F)

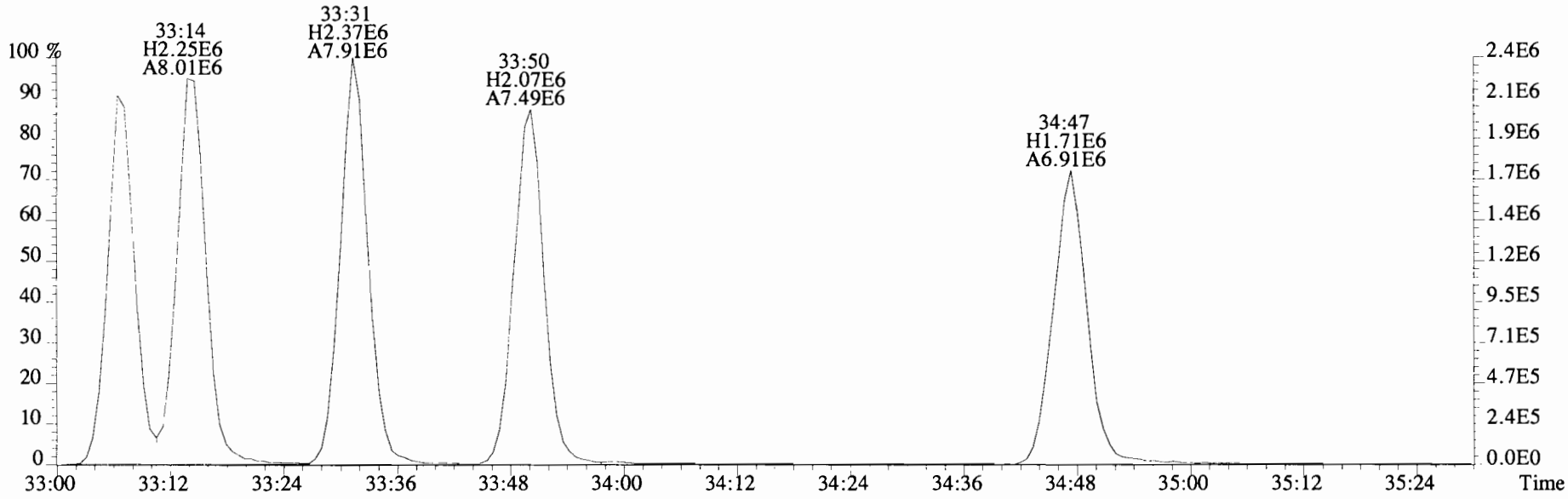

File:191126D2 #1-356 Acq:27-NOV-2019 02:34:44 GC EI+ Voltage SIR Autospec-UltimaE
Sample#1 File Text:Viata_Analytical_Laboratory_VG7 Text:ST191126D2-1 1613 CS3 19C2204 Exp:OCDD_DB5
407.7818 F:4 BSUB(10000,15,-3.0) PKD(5,5,3,0.10%,100.0,0.00%,F,F)

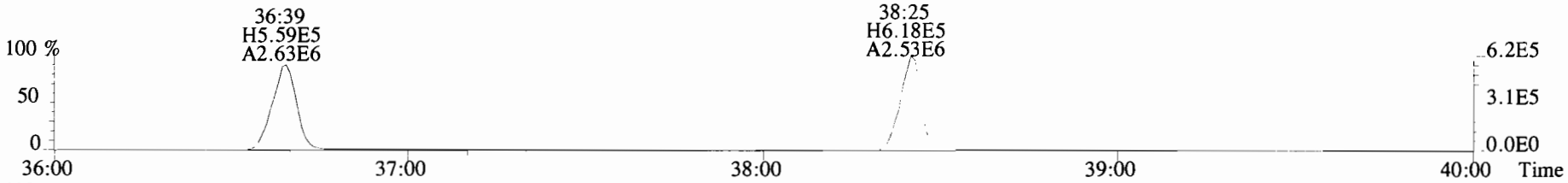

409.7788 F:4 BSUB(10000,15,-3.0) PKD(5,5,3,0.10%,100.0,0.00%,F,F)

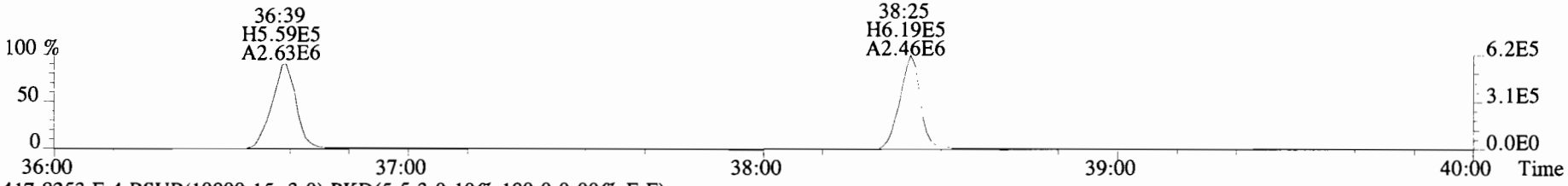

417.8253 F:4 BSUB(10000,15,-3.0) PKD(5,5,3,0.10%,100.0,0.00%,F,F)

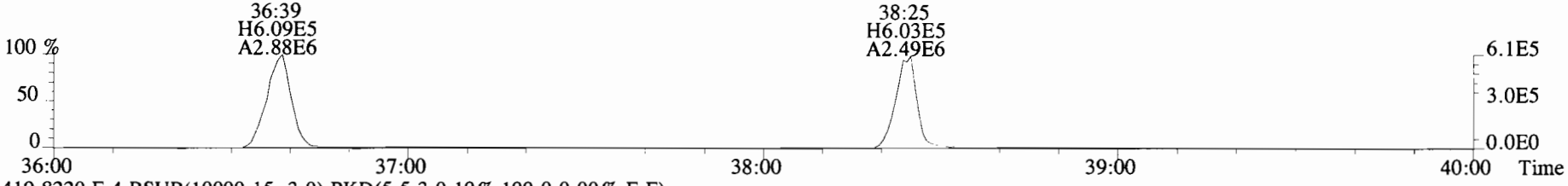

419.8220 F:4 BSUB(10000,15,-3.0) PKD(5,5,3,0.10%,100.0,0.00%,F,F)

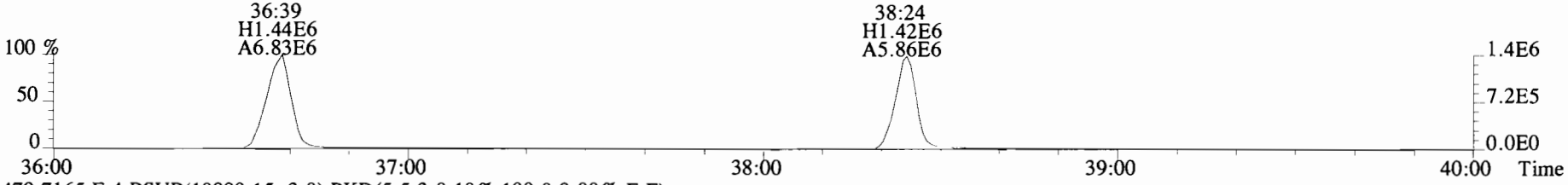

479.7165 F:4 BSUB(10000,15,-3.0) PKD(5,5,3,0.10%,100.0,0.00%,F,F)

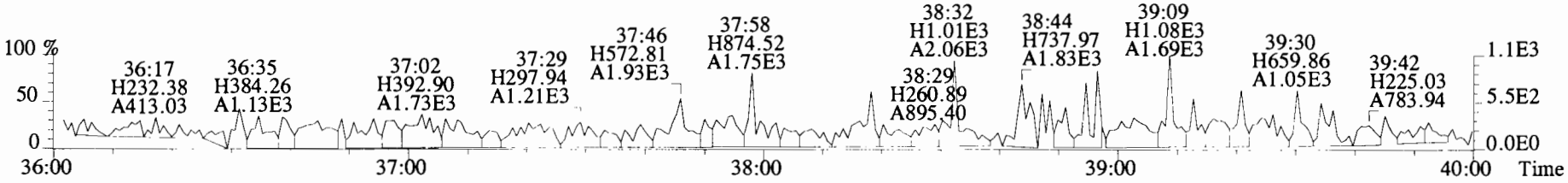

File:191126D2 #1-431 Acq:27-NOV-2019 02:34:44 GC EI+ Voltage SIR Autospec-UltimaE
Sample#1 File Text:Viata_Analytical_Laboratory_VG7 Text:ST191126D2-1 1613 CS3 19C2204 Exp:OCDD_DB5
441.7428 F:5 BSUB(10000,15,-3.0) PKD(5,5,3,0.10%,100.0,0.00%,F,F)

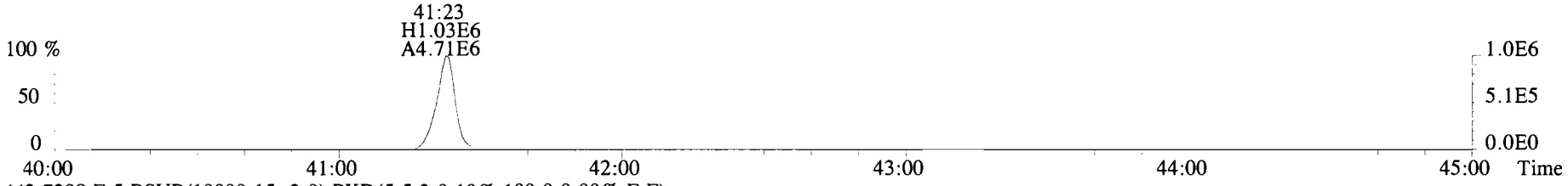

443.7398 F:5 BSUB(10000,15,-3.0) PKD(5,5,3,0.10%,100.0,0.00%,F,F)

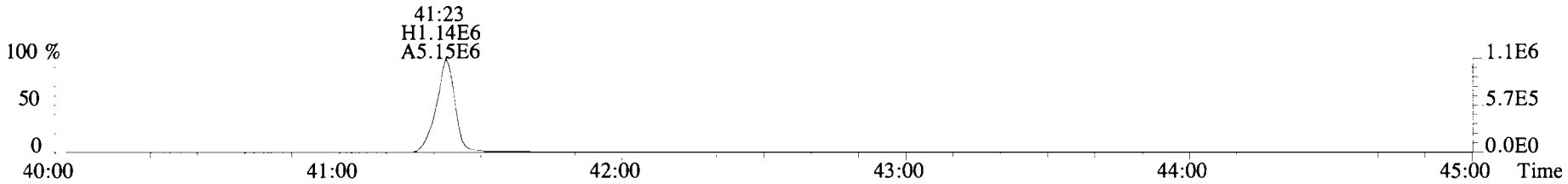

453.7831 F:5 BSUB(10000,15,-3.0) PKD(5,5,3,0.10%,100.0,0.00%,F,F)

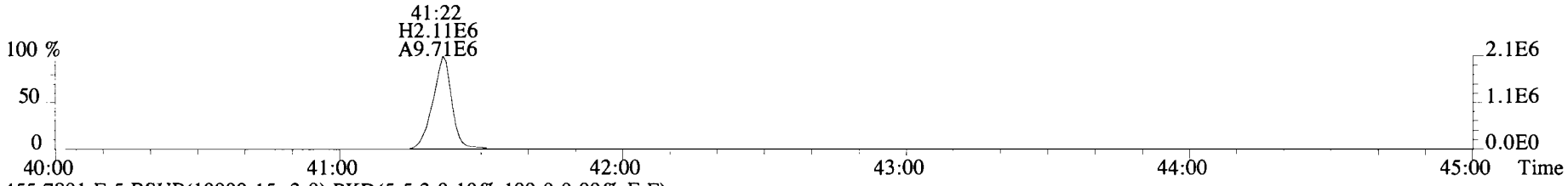

455.7801 F:5 BSUB(10000,15,-3.0) PKD(5,5,3,0.10%,100.0,0.00%,F,F)

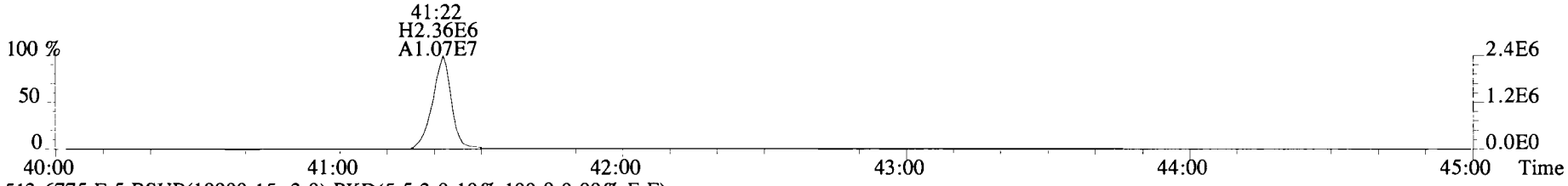

513.6775 F:5 BSUB(10000,15,-3.0) PKD(5,5,3,0.10%,100.0,0.00%,F,F)

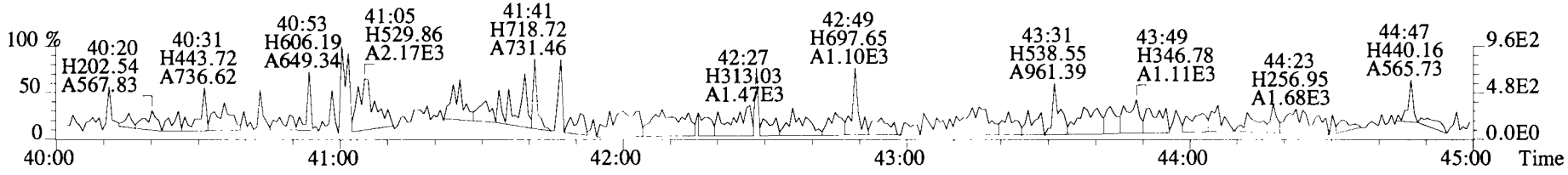

HRMS CALIBRATION STANDARDS REVIEW CHECKLIST

Beg. Calibration ID: ST191212D1-1

End Calibration ID: ST191212D1-2

Reviewed By: CT 12/13/19
Initials & Date

	Beg.	End
Ion abundance within QC limits?	☑	☑
Concentrations within criteria?	☑	☑
TCDD/TCDF Valleys <25%	☑	☑
First and last eluters present?	☑	☑
Retention Times within criteria?	☑	☑
Verification Std. named correctly?	☑	☑
(ST-Year-Month-Day-VG ID)		
Forms signed and dated?	☑	☑
Correct ICAL referenced?	DB	DB

	Beg.	End
Mass resolution ≥	☑	☑
☐ 5k ☐ 6-8K ☐ 8K ☑ 10K 1614 1699 429 1613/1668/8280		
Intergrated peaks display correctly?	☑	☑
GC Break <20%	NA	

8280 CS1 End Standard:

- Ratios within limits, S/N <2.5:1, CS1 within 12 hours — NA

Run Log:

	Beg.	End
- Correct instrument listed?	☑	☑
- Samples within 12 hour clock?	(Y)	N
- Bottle position verfied?	DB	

Comments:

FORM 4A
PCDD/PCDF CALIBRATION VERIFICATION

Lab Name: Vista Analytical Laboratory Episode No.: CCAL ID: ST191212D1-1

Contract No.: SAS No.:

Initial Calibration Date: 10-9-19

Instrument ID: VG-7 GC Column ID: ZB-5MS

VER Data Filename: 191212D1 S#1 Analysis Date: 12-DEC-19 Time: 12:43:56

	M/Z'S FORMING RATIO (1)	ION ABUND. RATIO	QC LIMITS (2)	Pass	CONC. FOUND	CONC. RANGE (3) (ng/mL)
NATIVE ANALYTES						
2,3,7,8-TCDD	M/M+2	0.77	0.65-0.89	y	11.6	7.8 - 12.9 8.2 - 12.3 (4)
1,2,3,7,8-PeCDD	M/M+2	0.61	0.54-0.72	y	53.3	39.0 - 65.0
1,2,3,4,7,8-HxCDD	M+2/M+4	1.26	1.05-1.43	y	49.2	39.0 - 64.0
1,2,3,6,7,8-HxCDD	M+2/M+4	1.24	1.05-1.43	y	53.9	39.0 - 64.0
1,2,3,7,8,9-HxCDD	M+2/M+4	1.26	1.05-1.43	y	52.6	41.0 - 61.0
1,2,3,4,6,7,8-HpCDD	M+2/M+4	1.03	0.88-1.20	y	49.8	43.0 - 58.0
OCDD	M+2/M+4	0.89	0.76-1.02	y	103	79.0 - 126.0
2,3,7,8-TCDF	M/M+2	0.76	0.65-0.89	y	10.00	8.4 - 12.0 8.6 - 11.6 (4)
1,2,3,7,8-PeCDF	M+2/M+4	1.55	1.32-1.78	y	53.9	41.0 - 60.0
2,3,4,7,8-PeCDF	M+2/M+4	1.55	1.32-1.78	y	50.7	41.0 - 61.0
1,2,3,4,7,8-HxCDF	M+2/M+4	1.22	1.05-1.43	y	47.6	45.0 - 56.0
1,2,3,6,7,8-HxCDF	M+2/M+4	1.24	1.05-1.43	y	48.9	44.0 - 57.0
2,3,4,6,7,8-HxCDF	M+2/M+4	1.21	1.05-1.43	y	49.9	44.0 - 57.0
1,2,3,7,8,9-HxCDF	M+2/M+4	1.22	1.05-1.43	y	48.5	45.0 - 56.0
1,2,3,4,6,7,8-HpCDF	M+2/M+4	1.01	0.88-1.20	y	46.8	45.0 - 55.0
1,2,3,4,7,8,9-HpCDF	M+2/M+4	1.00	0.88-1.20	y	45.0	43.0 - 58.0
OCDF	M+2/M+4	0.91	0.76-1.02	y	98.7	63.0 - 159.0

(1) See Table 8, Method 1613, for m/z specifications.

(2) Ion Abundance Ratio Control Limits as specified in Table 9, Method 1613.

(3) Contract-required concentration range as specified in Table 6, Method 1613.

(4) Contract-required concentration range as specified in Table 6a, Method 1613, for tetras only.

Analyst: DB

Date: 12/12/19

FORM 4B
PCDD/PCDF CALIBRATION VERIFICATION

Lab Name: Vista Analytical Laboratory Episode No.:

Contract No.: SAS No.:

Initial Calibration Date: 10-9-19

Instrument ID: VG-7 GC Column ID: ZB-5MS

VER Data Filename: 191212D1 S#1 Analysis Date: 12-DEC-19 Time: 12:43:56

LABELED COMPOUNDS	M/Z'S FORMING RATIO (1)	ION ABUND. RATIO	QC LIMITS (2)	Pass	CONC. FOUND	CONC. RANGE (ng/mL)
13C-2,3,7,8-TCDD	M/M+2	0.80	0.65-0.89	y	104	82.0 - 121.0
13C-1,2,3,7,8-PeCDD	M/M+2	0.65	0.54-0.72	y	99.8	62.0 - 160.0
13C-1,2,3,4,7,8-HxCDD	M+2/M+4	1.28	1.05-1.43	y	110	85.0 - 117.0
13C-1,2,3,6,7,8-HxCDD	M+2/M+4	1.28	1.05-1.43	y	90.1	85.0 - 118.0
13C-1,2,3,7,8,9-HxCDD	M+2/M+4	1.28	1.05-1.43	y	98.0	85.0 - 118.0
13C-1,2,3,4,6,7,8-HpCDD	M+2/M+4	1.04	0.88-1.20	y	119	72.0 - 138.0
13C-OCDD	M/M+2	0.90	0.76-1.02	y	254	96.0 - 415.0
13C-2,3,7,8-TCDF	M+2/M+4	0.79	0.65-0.89	y	102	71.0 - 140.0
13C-1,2,3,7,8-PeCDF	M+2/M+4	1.58	1.32-1.78	y	99.3	76.0 - 130.0
13C-2,3,4,7,8-PeCDF	M+2/M+4	1.59	1.32-1.78	y	96.2	77.0 - 130.0
13C-1,2,3,4,7,8-HxCDF	M/M+2	0.51	0.43-0.59	y	110	76.0 - 131.0
13C-1,2,3,6,7,8-HxCDF	M/M+2	0.52	0.43-0.59	y	99.8	70.0 - 143.0
13C-2,3,4,6,7,8-HxCDF	M/M+2	0.52	0.43-0.59	y	101	73.0 - 137.0
13C-1,2,3,7,8,9-HxCDF	M/M+2	0.52	0.43-0.59	y	106	74.0 - 135.0
13C-1,2,3,4,6,7,8-HpCDF	M+2/M+4	0.43	0.37-0.51	y	113	78.0 - 129.0
13C-1,2,3,4,7,8,9-HpCDF	M+2/M+4	0.42	0.37-0.51	y	125	77.0 - 129.0
13C-OCDF	M+2/M+4	0.89	0.76-1.02	y	260	96.0 - 415.0
CLEANUP STANDARD (3)						
37Cl-2,3,7,8-TCDD					10.0	7.9 - 12.7

(1) See Table 8, Method 1613, for m/z specifications.

(2) Ion Abundance Ratio Control Limits as specified

(3) No ion abundance ratio; report concentration found.

Analyst: DB

Date: 12/12/19

EPA METHOD 8290

PCDD/PCDF CALIBRATION VERIFICATION

Lab Name: Vista Analytical Laboratory Episode No.: CCAL ID: ST191212D1-1

Contract No.: SAS No.:

Initial Calibration Date: 10-9-19

Instrument ID: VG-7 GC Column ID: ZB-5MS

VER Data Filename: 191212D1 S#1 Analysis Date: 12-DEC-19 Time: 12:43:56

	M/Z'S FORMING RATIO	ION ABUND. RATIO	QC LIMITS	Pass	CONC. FOUND	CONC. RANGE (ng/mL)
NATIVE ANALYTES						
2,3,7,8-TCDD	M/M+2	0.77	0.65-0.89	y	11.6	8.00 - 12.0
1,2,3,7,8-PeCDD	M/M+2	0.61	0.54-0.72	y	53.3	40.0 - 60.0
1,2,3,4,7,8-HxCDD	M+2/M+4	1.26	1.05-1.43	y	49.2	40.0 - 60.0
1,2,3,6,7,8-HxCDD	M+2/M+4	1.24	1.05-1.43	y	53.9	40.0 - 60.0
1,2,3,7,8,9-HxCDD	M+2/M+4	1.26	1.05-1.43	y	52.6	40.0 - 60.0
1,2,3,4,6,7,8-HpCDD	M+2/M+4	1.03	0.88-1.20	y	49.8	40.0 - 60.0
OCDD	M+2/M+4	0.89	0.76-1.02	y	103	80.0 - 120
2,3,7,8-TCDF	M/M+2	0.76	0.65-0.89	y	10.00	8.00 - 12.0
1,2,3,7,8-PeCDF	M+2/M+4	1.55	1.32-1.78	y	53.9	40.0 - 60.0
2,3,4,7,8-PeCDF	M+2/M+4	1.55	1.32-1.78	y	50.7	40.0 - 60.0
1,2,3,4,7,8-HxCDF	M+2/M+4	1.22	1.05-1.43	y	47.6	40.0 - 60.0
1,2,3,6,7,8-HxCDF	M+2/M+4	1.24	1.05-1.43	y	48.9	40.0 - 60.0
2,3,4,6,7,8-HxCDF	M+2/M+4	1.21	1.05-1.43	y	49.9	40.0 - 60.0
1,2,3,7,8,9-HxCDF	M+2/M+4	1.22	1.05-1.43	y	48.5	40.0 - 60.0
1,2,3,4,6,7,8-HpCDF	M+2/M+4	1.01	0.88-1.20	y	46.8	40.0 - 60.0
1,2,3,4,7,8,9-HpCDF	M+2/M+4	1.00	0.88-1.20	y	45.0	40.0 - 60.0
OCDF	M+2/M+4	0.91	0.76-1.02	y	98.7	80.0 - 120

Analyst: DB

Date: 12/12/19

EPA METHOD 8290

PCDD/PCDF CALIBRATION VERIFICATION

Lab Name: Vista Analytical Laboratory Episode No.:

Contract No.: SAS No.:

Initial Calibration Date: 10-9-19

Instrument ID: VG-7 GC Column ID: ZB-5MS

VER Data Filename: 191212D1 S#1 Analysis Date: 12-DEC-19 Time: 12:43:56

LABELED COMPOUNDS	M/Z'S FORMING RATIO	ION ABUND. RATIO	QC LIMITS	Pass	CONC. FOUND	CONC. RANGE (ng/mL)
13C-2,3,7,8-TCDD	M/M+2	0.80	0.65-0.89	y	104	70.0 - 130
13C-1,2,3,7,8-PeCDD	M/M+2	0.65	0.54-0.72	y	99.8	70.0 - 130
13C-1,2,3,4,7,8-HxCDD	M+2/M+4	1.28	1.05-1.43	y	110	70.0 - 130
13C-1,2,3,6,7,8-HxCDD	M+2/M+4	1.28	1.05-1.43	y	90.1	70.0 - 130
13C-1,2,3,7,8,9-HxCDD	M+2/M+4	1.28	1.05-1.43	y	98.0	70.0 - 130
13C-1,2,3,4,6,7,8-HpCDD	M+2/M+4	1.04	0.88-1.20	y	119	70.0 - 130
13C-OCDD	M+2/M+4	0.90	0.76-1.02	y	254	140 - 260
13C-2,3,7,8-TCDF	M/M+2	0.79	0.65-0.89	y	102	70.0 - 130
13C-1,2,3,7,8-PeCDF	M+2/M+4	1.58	1.32-1.78	y	99.3	70.0 - 130
13C-2,3,4,7,8-PeCDF	M+2/M+4	1.59	1.32-1.78	y	96.2	70.0 - 130
13C-1,2,3,4,7,8-HxCDF	M/M+2	0.51	0.43-0.59	y	110	70.0 - 130
13C-1,2,3,6,7,8-HxCDF	M/M+2	0.52	0.43-0.59	y	99.8	70.0 - 130
13C-2,3,4,6,7,8-HxCDF	M/M+2	0.52	0.43-0.59	y	101	70.0 - 130
13C-1,2,3,7,8,9-HxCDF	M/M+2	0.52	0.43-0.59	y	106	70.0 - 130
13C-1,2,3,4,6,7,8-HpCDF	M/M+2	0.43	0.37-0.51	y	113	70.0 - 130
13C-1,2,3,4,7,8,9-HpCDF	M/M+2	0.42	0.37-0.51	y	125	70.0 - 130
13C-OCDF	M+2/M+4	0.89	0.76-1.02	y	260	140 - 260
CLEANUP STANDARD						
37Cl-2,3,7,8-TCDD					10.0	7.00 - 13.0

Analyst: DB

Date: 12/12/19

FORM 5

PCDD/PCDF RT WINDOW AND ISOMER SPECIFICITY STANDARDS

Lab Name: Vista Analytical Laboratory Episode No.:

Contract No.: SAS No.:

Instrument ID: VG-7 Initial Calibration Date: 10-9-19

RT Window Data Filename: 191212D1 S#1 Analysis Date: 12-DEC-19 Time: 12:43:56

ZB-5MS IS Data Filename: 191212D1 S#1 Analysis Date: 12-DEC-19 Time: 12:43:56

DB_225 IS Data Filename: Analysis Date: Time:

ZB-5MS RT WINDOW DEFINING STANDARDS RESULTS

ISOMERS	ABSOLUTE RT	ISOMERS	ABSOLUTE RT
1,3,6,8-TCDD (F)	22:36	1,3,6,8-TCDF (F)	20:27
1,2,8,9-TCDD (L)	26:53	1,2,8,9-TCDF (L)	27:02
1,2,4,7,9-PeCDD (F)	28:31	1,3,4,6,8-PeCDF (F)	26:60
1,2,3,8,9-PeCDD (L)	30:55	1,2,3,8,9-PeCDF (L)	31:10
1,2,4,6,7,9-HxCDD (F)	32:20	1,2,3,4,6,8-HxCDF (F)	31:48
1,2,3,7,8,9-HxCDD (L)	34:15	1,2,3,7,8,9-HxCDF (L)	34:38
1,2,3,4,6,7,9-HpCDD (F)	36:51	1,2,3,4,6,7,8-HpCDF (F)	36:27
1,2,3,4,6,7,8-HpCDD (L)	37:44	1,2,3,4,7,8,9-HpCDF (L)	38:16

(F) = First eluting isomer (ZB-5MS); (L) = Last eluting isomer (ZB-5MS).

ISOMER SPECIFICITY (IS) TEST STANDARD RESULTS

COMPARED PEAKS (1)	% VALLEY HEIGHT BETWEEN
	<25%

(1) To meet contract requirements, %Valley Height Between Compared Peaks shall not exceed 25% (section 15.4.2.2, Method 1613).

Analyst: DB

Date: 12/12/19

FORM 6A
PCDD/PCDF RELATIVE RETENTION TIMES

Lab Name: Vista Analytical Laboratory Episode No.:

Contract No.: SAS No.:

Initial Calibration Date: 10-9-19

Instrument ID: VG-7 GC Column ID: ZB-5MS

VER Data Filename: 191212D1 S#1 Analysis Date: 12-DEC-19 Time: 12:43:56

Compounds Using 13C-1234-TCDD as RT Internal Standard

NATIVE ANALYTES	RETENTION TIME REFERENCE	RRT	RRT QC LIMITS (1)
2,3,7,8-TCDD	13C-2,3,7,8-TCDD	1.001	0.999-1.002
1,2,3,7,8-PeCDD	13C-1,2,3,7,8-PeCDD	1.001	0.999-1.002
2,3,7,8-TCDF	13C-2,3,7,8-TCDF	1.001	0.999-1.003
1,2,3,7,8-PeCDF	13C-1,2,3,7,8-PeCDF	1.001	0.999-1.002
2,3,4,7,8-PeCDF	13C-2,3,4,7,8-PeCDF	1.001	0.999-1.002
LABELED COMPOUNDS			
13C-2,3,7,8-TCDD	13C-1,2,3,4-TCDD	1.022	0.976-1.043
13C-1,2,3,7,8-PeCDD	13C-1,2,3,4-TCDD	1.201	1.000-1.567
13C-2,3,7,8-TCDF	13C-1,2,3,4-TCDD	0.991	0.923-1.103
13C-1,2,3,7,8-PeCDF	13C-1,2,3,4-TCDD	1.154	1.000-1.425
13C-2,3,4,7,8-PeCDF	13C-1,2,3,4-TCDD	1.189	1.011-1.526
37Cl-2,3,7,8-TCDD	13C-1,2,3,4-TCDD	1.023	0.989-1.052

Analyst: DB

Date: 12/12/19

FORM 6B
PCDD/PCDF RELATIVE RETENTION TIMES

Lab Name: Vista Analytical Laboratory Episode No.:

Contract No.: SAS No.:

Initial Calibration Date: 10-9-19

Instrument ID: VG-7 GC Column ID: ZB-5MS

VER Data Filename: 191212D1 S#1 Analysis Date: 12-DEC-19 Time: 12:43:56

NATIVE ANALYTES	RETENTION TIME REFERENCE	RRT	RRT QC LIMITS (1)
1,2,3,4,7,8-HxCDF	13C-1,2,3,4,7,8-HxCDF	1.001	0.999-1.001
1,2,3,6,7,8-HxCDF	13C-1,2,3,6,7,8-HxCDF	1.000	0.997-1.005
2,3,4,6,7,8-HxCDF	13C-2,3,4,6,7,8-HxCDF	1.001	0.999-1.001
1,2,3,7,8,9-HxCDF	13C-1,2,3,7,8,9-HxCDF	1.000	0.999-1.001
1,2,3,4,7,8-HxCDD	13C-1,2,3,4,7,8-HxCDD	1.000	0.999-1.001
1,2,3,6,7,8-HxCDD	13C-1,2,3,6,7,8-HxCDD	1.000	0.998-1.004
1,2,3,7,8,9-HxCDD	13C-1,2,3,7,8,9-HxCDD	1.000	0.998-1.004
1,2,3,4,6,7,8-HpCDF	13C-1,2,3,4,6,7,8-HpCDF	1.000	0.999-1.001
1,2,3,4,6,7,8-HpCDD	13C-1,2,3,4,6,7,8-HpCDD	1.000	0.999-1.001
1,2,3,4,7,8,9-HpCDF	13C-1,2,3,4,7,8,9-HpCDF	1.000	0.999-1.001
OCDD	13C-OCDD	1.000	0.999-1.001
OCDF	13C-OCDF	1.000	0.999-1.001
LABELED COMPOUNDS			
13C-1,2,3,4,7,8-HxCDF	13C-1,2,3,4,6,9-HxCDF	0.988	0.975-1.001
13C-1,2,3,6,7,8-HxCDF	13C-1,2,3,4,6,9-HxCDF	0.992	0.979-1.005
13C-2,3,4,6,7,8-HxCDF	13C-1,2,3,4,6,9-HxCDF	1.009	1.001-1.020
13C-1,2,3,7,8,9-HxCDF	13C-1,2,3,4,6,9-HxCDF	1.037	1.002-1.072
13C-1,2,3,4,7,8-HxCDD	13C-1,2,3,4,6,9-HxCDF	1.014	1.002-1.026
13C-1,2,3,6,7,8-HxCDD	13C-1,2,3,4,6,9-HxCDF	1.017	1.007-1.029
13C-1,2,3,7,8,9-HxCDD	13C-1,2,3,4,6,9-HxCDF	1.026	1.014-1.038
13C-1,2,3,4,6,7,8-HpCDF	13C-1,2,3,4,6,9-HxCDF	1.092	1.069-1.111
13C-1,2,3,4,7,8,9-HpCDF	13C-1,2,3,4,6,9-HxCDF	1.146	1.098-1.192
13C-1,2,3,4,6,7,8-HpCDD	13C-1,2,3,4,6,9-HxCDF	1.130	1.117-1.141
13C-OCDD	13C-1,2,3,4,6,9-HxCDF	1.228	1.085-1.365
13C-OCDF	13C-1,2,3,4,6,9-HxCDF	1.234	1.091-1.371

Analyst: DB

Date: 12/12/19

Client ID: 1613 CS3 19C2204 Filename: 191212D1 S:1 Acq:12-DEC-19 12:43:56 ConCal: ST191212D1-1

Lab ID: ST191212D1-1 GC Column ID: ZB-5MS ICal: 1613VG7-10-9-19 wt/vol: 1.000 EndCAL: ST191212D1-2

	Name	Resp	RA	RRF	RT	Conc	Qual	noise	Fac	DL
	2,3,7,8-TCDD	1.42e+06	0.77 y	0.91	26:02	11.555		*	2.5	*
	1,2,3,7,8-PeCDD	5.06e+06	0.61 y	0.90	30:34	53.344		*	2.5	*
	1,2,3,4,7,8-HxCDD	5.37e+06	1.26 y	1.10	33:51	49.204		*	2.5	*
	1,2,3,6,7,8-HxCDD	5.46e+06	1.24 y	0.94	33:58	53.874		*	2.5	*
	1,2,3,7,8,9-HxCDD	5.60e+06	1.26 y	0.96	34:15	52.555		*	2.5	*
	1,2,3,4,6,7,8-HpCDD	5.31e+06	1.03 y	0.98	37:44	49.833		*	2.5	*
	OCDD	1.02e+07	0.89 y	0.96	40:59	102.53		*	2.5	*
	2,3,7,8-TCDF	1.96e+06	0.76 y	0.95	25:14	9.9982		*	2.5	*
	1,2,3,7,8-PeCDF	8.62e+06	1.55 y	0.96	29:23	53.855		*	2.5	*
	2,3,4,7,8-PeCDF	8.22e+06	1.55 y	1.01	30:17	50.665		*	2.5	*
	1,2,3,4,7,8-HxCDF	7.16e+06	1.22 y	1.18	32:58	47.598		*	2.5	*
	1,2,3,6,7,8-HxCDF	7.57e+06	1.24 y	1.07	33:06	48.945		*	2.5	*
	2,3,4,6,7,8-HxCDF	7.51e+06	1.21 y	1.11	33:41	49.876		*	2.5	*
	1,2,3,7,8,9-HxCDF	6.34e+06	1.22 y	1.06	34:38	48.501		*	2.5	*
	1,2,3,4,6,7,8-HpCDF	6.31e+06	1.01 y	1.13	36:27	46.790		*	2.5	*
	1,2,3,4,7,8,9-HpCDF	5.89e+06	1.00 y	1.28	38:16	45.002		*	2.5	*
	OCDF	1.17e+07	0.91 y	0.95	41:12	98.678		*	2.5	*
IS	13C-2,3,7,8-TCDD	1.36e+07	0.80 y	1.10	26:01	103.58				104
IS	13C-1,2,3,7,8-PeCDD	1.05e+07	0.65 y	0.88	30:33	99.757				99.8
IS	13C-1,2,3,4,7,8-HxCDD	9.91e+06	1.28 y	0.64	33:50	110.09				110
IS	13C-1,2,3,6,7,8-HxCDD	1.08e+07	1.28 y	0.86	33:57	90.083				90.1
IS	13C-1,2,3,7,8,9-HxCDD	1.11e+07	1.28 y	0.81	34:14	98.006				98.0
IS	13C-1,2,3,4,6,7,8-HpCDD	1.09e+07	1.04 y	0.65	37:43	118.65				119
IS	13C-OCDD	2.07e+07	0.90 y	0.58	40:58	254.22				127
IS	13C-2,3,7,8-TCDF	2.06e+07	0.79 y	1.03	25:13	101.53				102
IS	13C-1,2,3,7,8-PeCDF	1.67e+07	1.58 y	0.85	29:22	99.330				99.3
IS	13C-2,3,4,7,8-PeCDF	1.60e+07	1.59 y	0.85	30:16	96.183				96.2
IS	13C-1,2,3,4,7,8-HxCDF	1.28e+07	0.51 y	0.83	32:57	109.57				110
IS	13C-1,2,3,6,7,8-HxCDF	1.45e+07	0.52 y	1.03	33:05	99.771				99.8
IS	13C-2,3,4,6,7,8-HxCDF	1.35e+07	0.52 y	0.95	33:40	101.15				101
IS	13C-1,2,3,7,8,9-HxCDF	1.23e+07	0.52 y	0.83	34:37	106.03				106
IS	13C-1,2,3,4,6,7,8-HpCDF	1.20e+07	0.43 y	0.76	36:27	112.70				113
IS	13C-1,2,3,4,7,8,9-HpCDF	1.02e+07	0.42 y	0.58	38:15	125.42				125
IS	13C-OCDF	2.51e+07	0.89 y	0.69	41:11	259.84				130
C/Up	37Cl-2,3,7,8-TCDD	1.44e+06		1.20	26:02	10.037				100
RS/RT	13C-1,2,3,4-TCDD	1.19e+07	0.81 y	1.00	25:27	100.00				
RS	13C-1,2,3,4-TCDF	1.96e+07	0.78 y	1.00	23:60	100.00				
RS/RT	13C-1,2,3,4,6,9-HxCDF	1.40e+07	0.52 y	1.00	33:22	100.00				

Name	Conc	EMPC	Qual	noise	DL
Total Tetra-Dioxins	80.6	81.9		*	*
Total Penta-Dioxins	203	205		*	*
Total Hexa-Dioxins	228	230		*	*
Total Hepta-Dioxins	115	117		*	*
Total Tetra-Furans	38.3	39.5		*	*
Total Penta-Furans	226.85	232.48		*	*
Total Hexa-Furans	258	260		*	*
Total Hepta-Furans	92.6	93.8		*	*

Integrations by Analyst: DB Date: 12/12/19

Reviewed by Analyst: CT Date: 12/13/19

Vista Analytical Laboratory - Injection Log Run file: 191212D1 Instrument ID: VG-7 GC Column ID: ZB-5MS

Data file	S#	Sample ID	Analyst	Acq date	Acq time	CCal	ECal
191212D1	1	ST191212D1-1	DB	12-DEC-19	12:43:56	ST191212D1-1	ST191212D1-2
191212D1	2	B9L0043-BS1	DB	12-DEC-19	13:31:50	ST191212D1-1	ST191212D1-2
191212D1	3	B9K0034-BS1	DB	12-DEC-19	14:19:46	ST191212D1-1	ST191212D1-2
191212D1	4	SOLVENT BLANK	DB	12-DEC-19	15:07:41	NA	NA
191212D1	5	B9L0043-BLK1	DB	12-DEC-19	15:55:37	ST191212D1-1	ST191212D1-2
191212D1	6	B9K0034-BLK1	DB	12-DEC-19	16:43:33	ST191212D1-1	ST191212D1-2
191212D1	7	QC191212D1-1	DB	12-DEC-19	17:31:18	ST191212D1-1	NA
191212D1	8	QC191212D1-2	DB	12-DEC-19	18:19:14	ST191212D1-1	NA
191212D1	9	1903828-04	DB	12-DEC-19	19:07:08	ST191212D1-1	NA
191212D1	10	1903828-05	DB	12-DEC-19	19:54:57	ST191212D1-1	NA
191212D1	11	1904075-01	DB	12-DEC-19	20:42:51	ST191212D1-1	ST191212D1-2
191212D1	12	1904075-02	DB	12-DEC-19	21:30:40	ST191212D1-1	ST191212D1-2
191212D1	13	1903651-03RE2	DB	12-DEC-19	22:18:29	ST191212D1-1	NA
191212D1	14	SOLVENT BLANK	DB	12-DEC-19	23:06:14	NA	NA
191212D1	15	ST191212D1-2	DB	12-DEC-19	23:54:10	ST191212D1-1	ST191212D1-2

Peak Locate Examination:12-DEC-2019:12:40 File:191212D1

Experiment:OCDD_DB5 Function:1 Reference:PFK

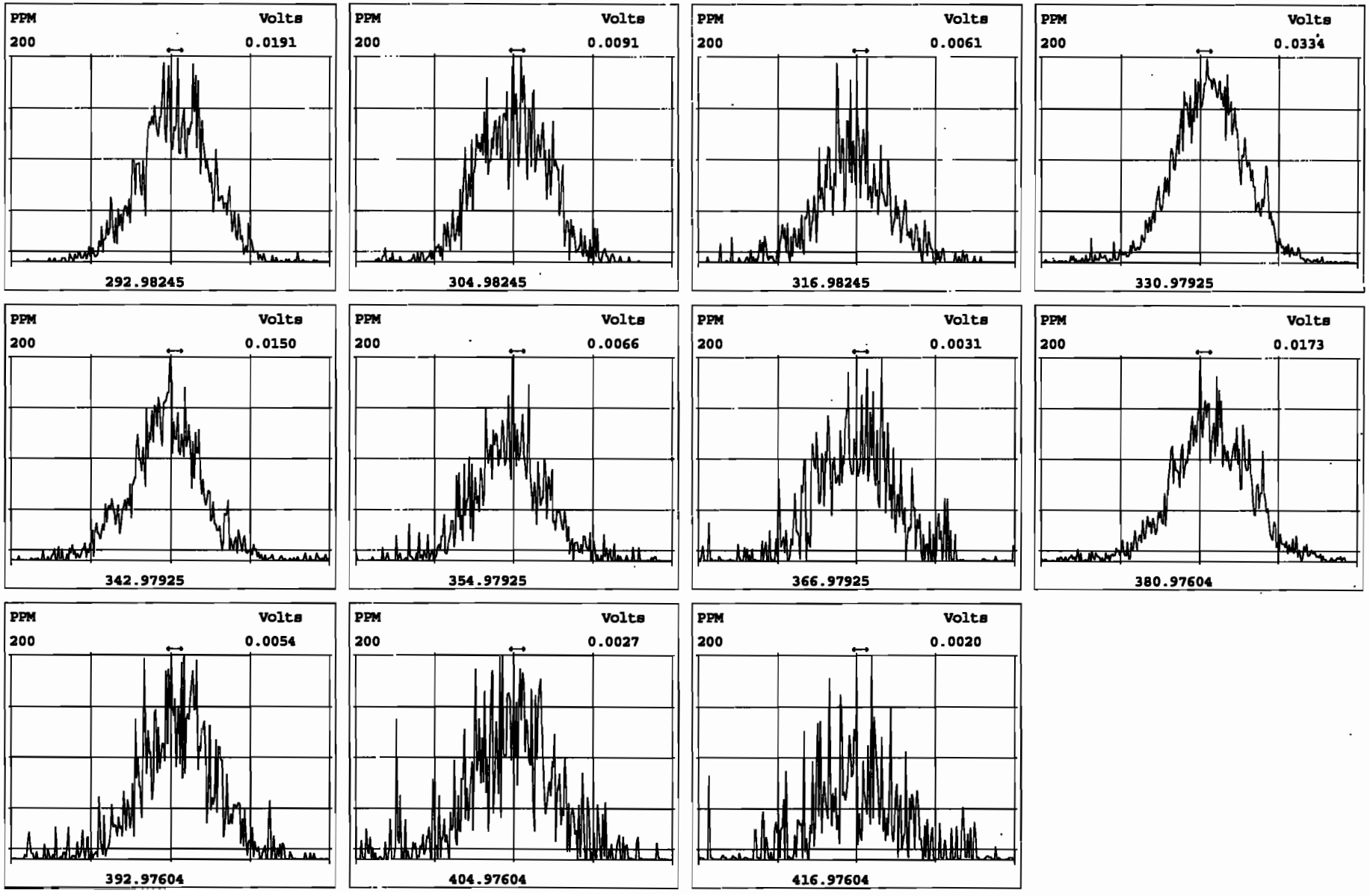

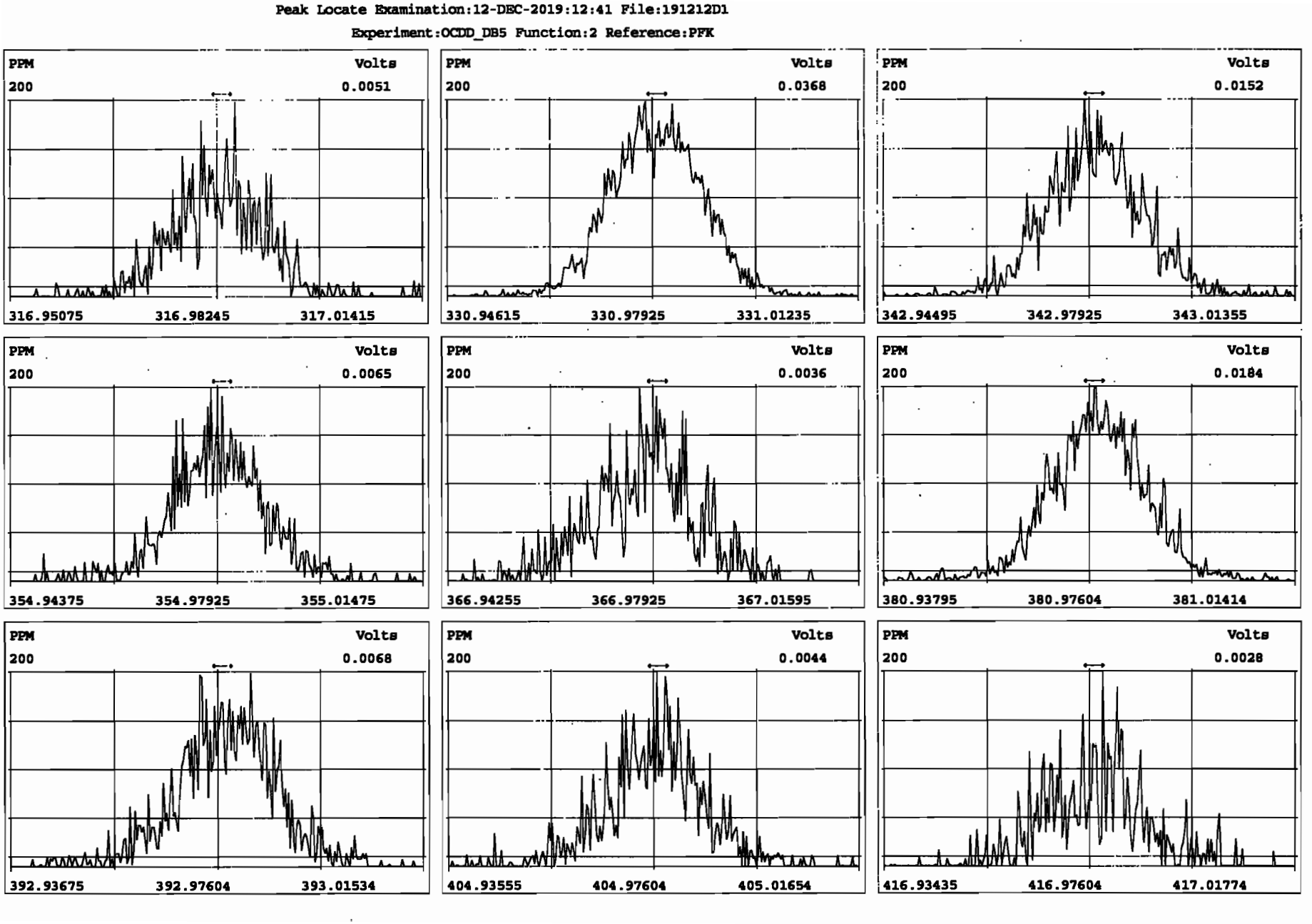
Peak Locate Examination:12-DEC-2019:12:41 File:191212D1
Experiment:OCDD_DB5 Function:2 Reference:PFK
PPM
Volts
200
0.0051
316.95075
316.98245
317.01415
PPM
Volts
200
0.0368
330.94615
330.97925
331.01235
PPM
Volts
200
0.0152
342.94495
342.97925
343.01355
PPM
Volts
200
0.0065
354.94375
354.97925
355.01475
PPM
Volts
200
0.0036
366.94255
366.97925
367.01595
PPM
Volts
200
0.0184
380.93795
380.97604
381.01414
PPM
Volts
200
0.0068
392.93675
392.97604
393.01534
PPM
Volts
200
0.0044
404.93555
404.97604
405.01654
PPM
Volts
200
0.0028
416.93435
416.97604
417.01774

Peak Locate Examination:12-DEC-2019:12:42 File:191212D1

Experiment:OCDD_DB5 Function:3 Reference:PFK

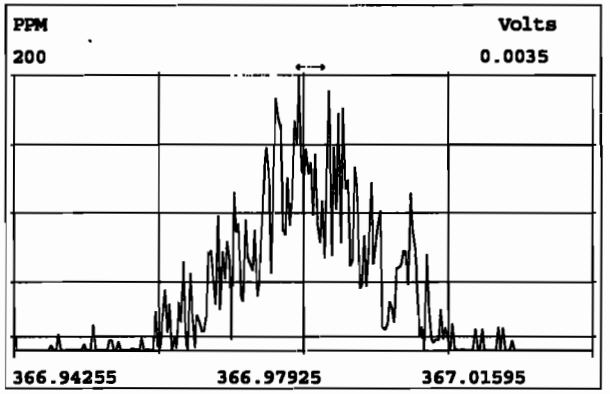

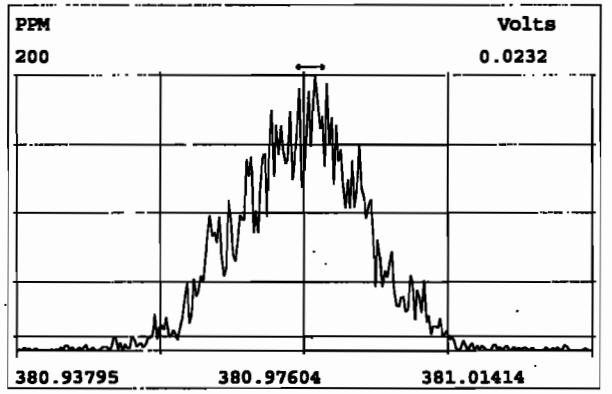

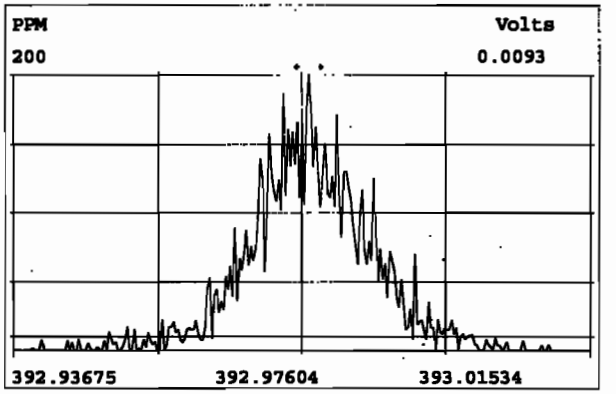

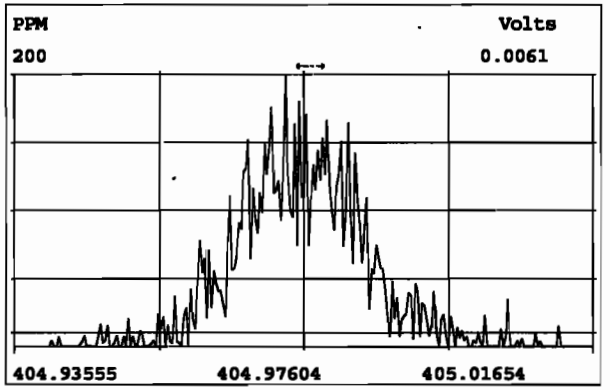

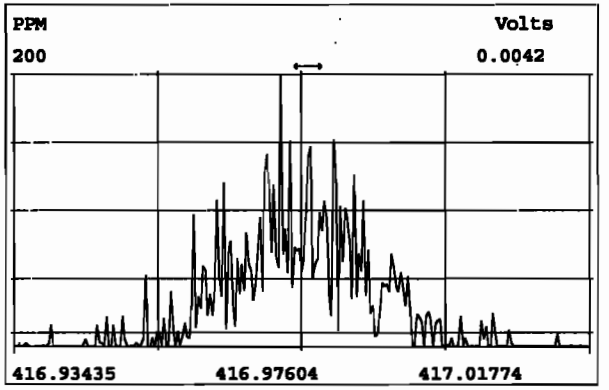

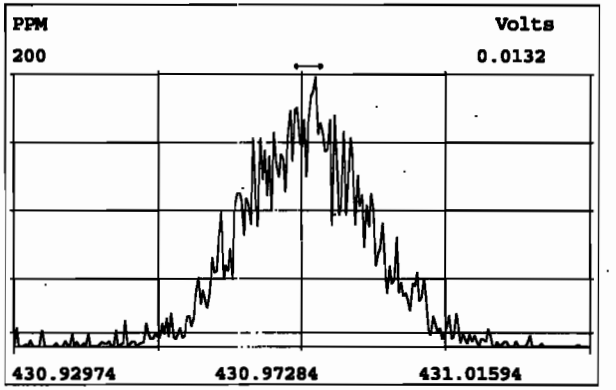

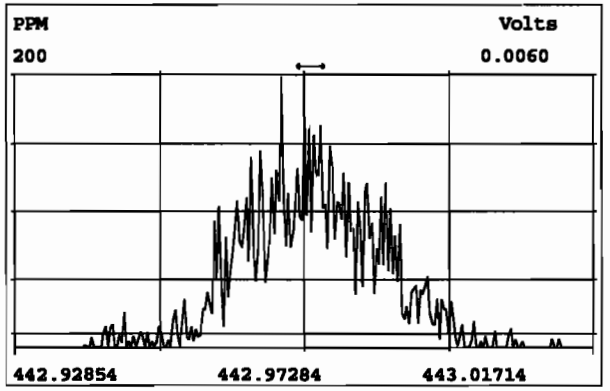

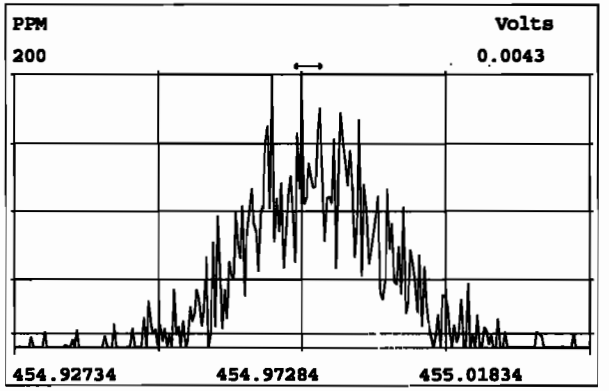

Peak Locate Examination:12-DEC-2019:12:42 File:191212D1

Experiment:OCDD_DB5 Function:4 Reference:PFK

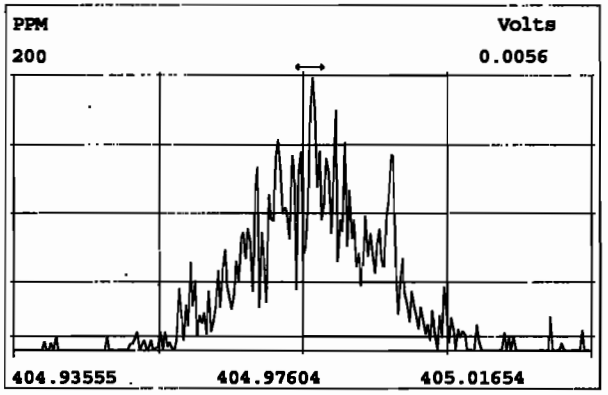

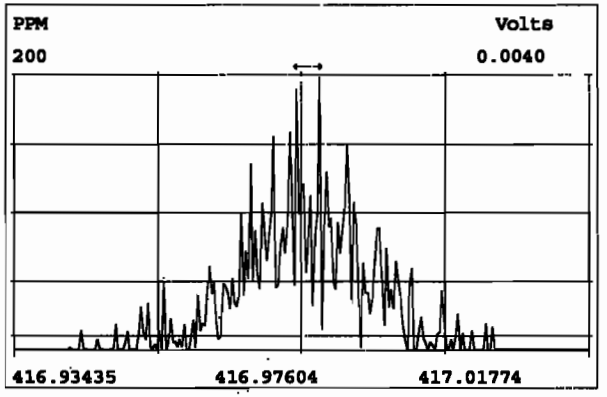

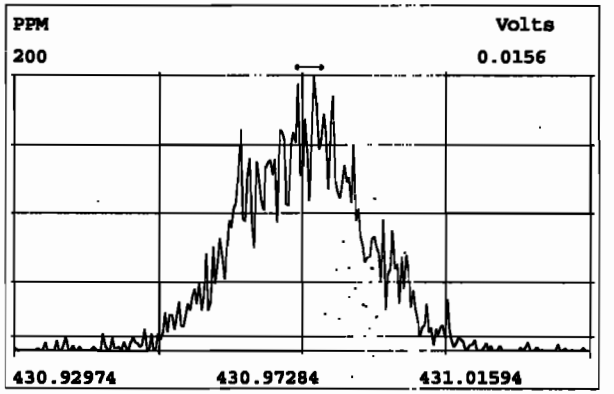

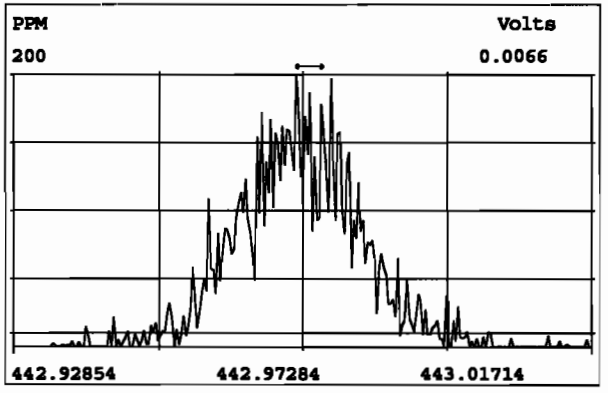

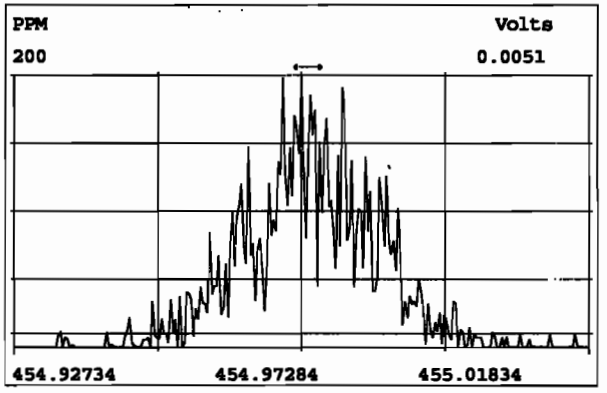

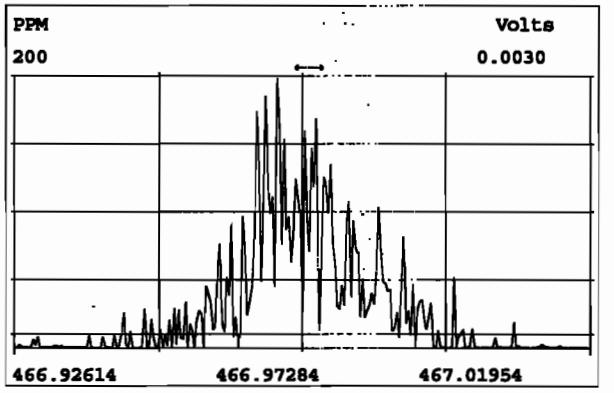

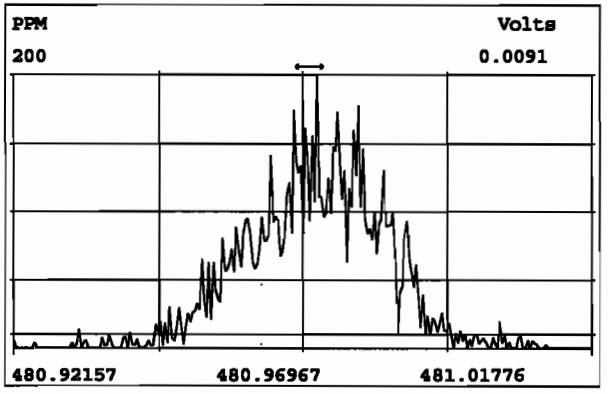

Peak Locate Examination:12-DEC-2019:12:43 File:191212D1

Experiment:OCDD_DB5 Function:5 Reference:PFK

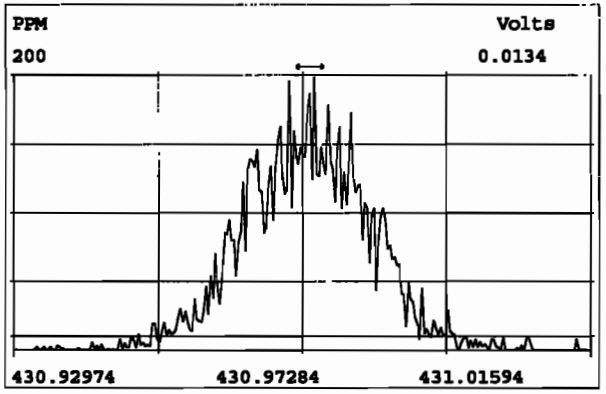

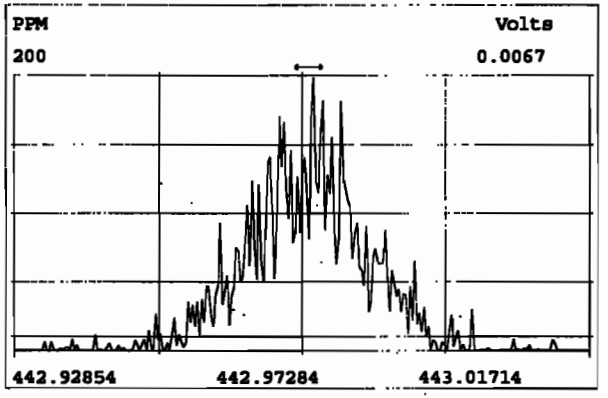

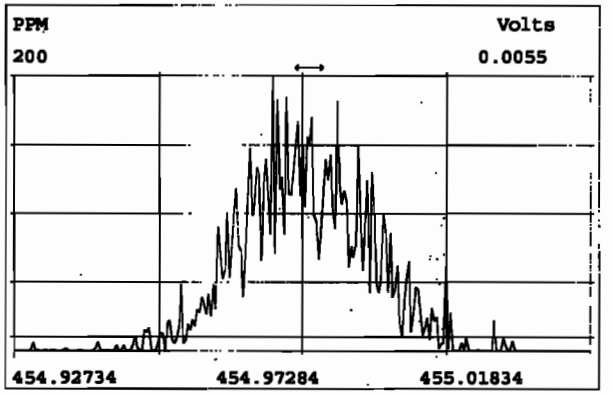

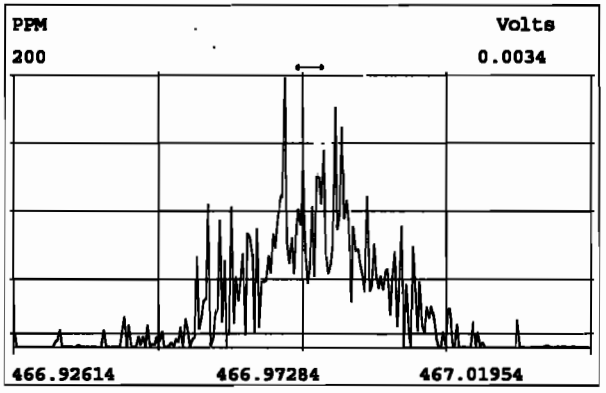

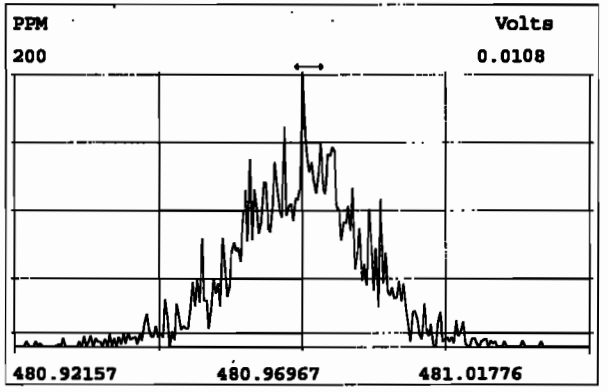

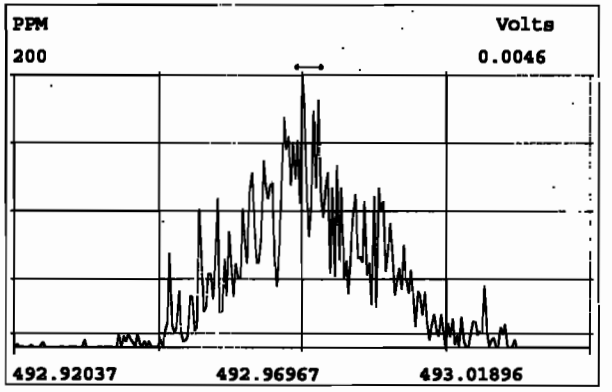

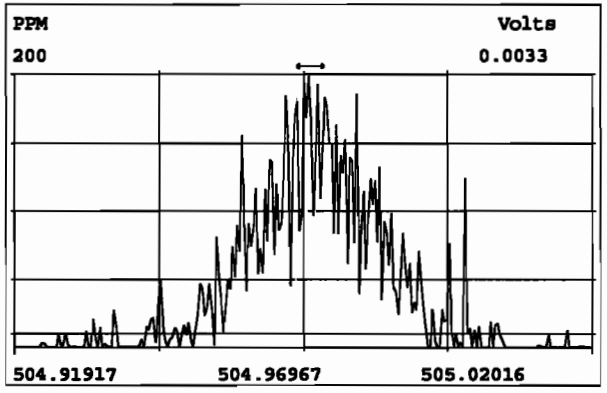

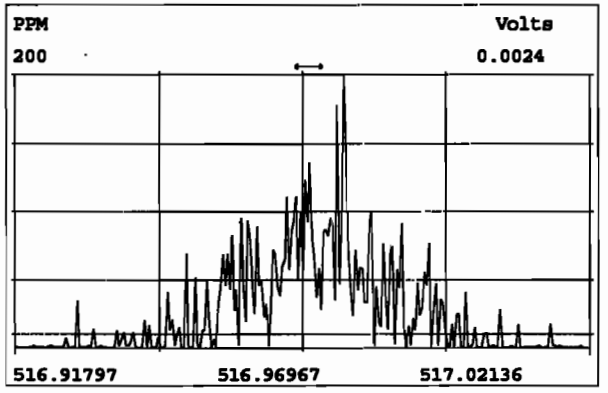

File:191212D1 #1-492 Acq:12-DEC-2019 12:43:56 GC EI+ Voltage SIR Autospec-UltimaE
Sample#1 File Text:Vista_Analytical_Laboratory_VG7 Text:ST191212D1-1 1613 CS3 19C2204 Exp:OCDD_DB5
321.8936

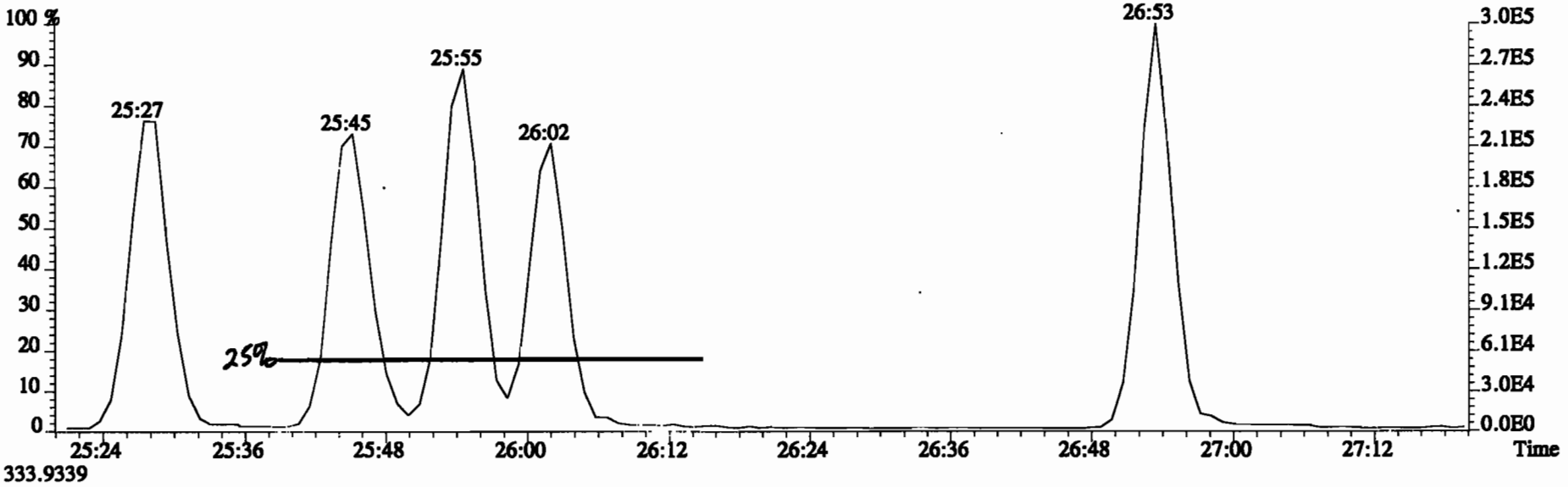

333.9339

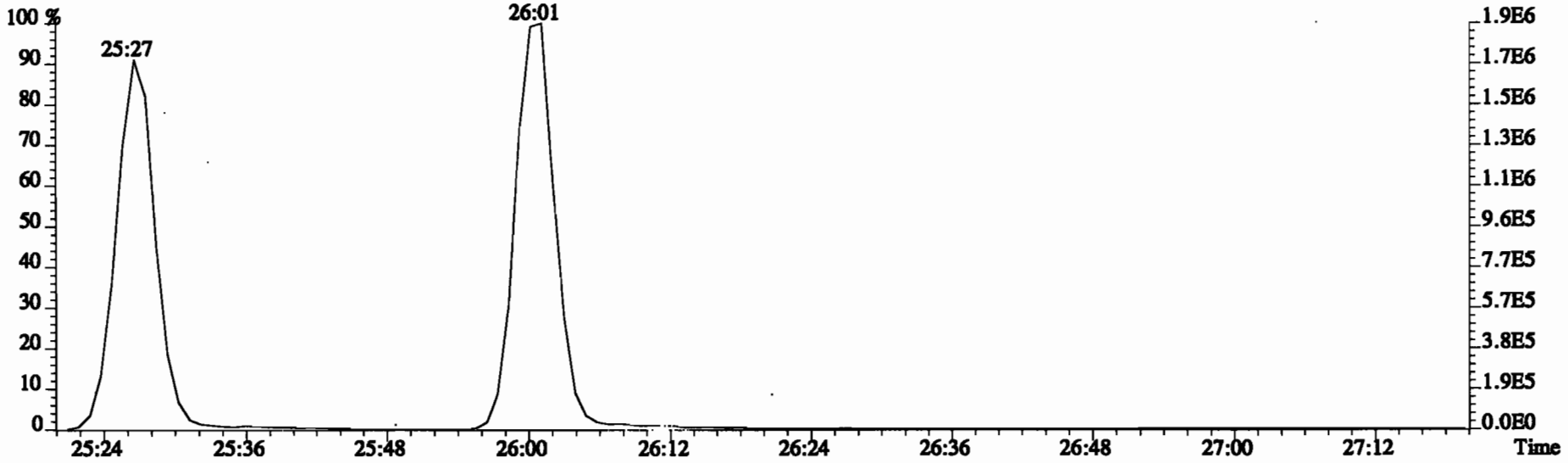

File:191212D1 #1-492 Acq:12-DEC-2019 12:43:56 GC EI+ Voltage SIR Autospec-UltimaE
Sample#1 File Text:Vista_Analytical_Laboratory_VG7 Text:ST191212D1-1 1613 CS3 19C2204 Exp:OCDD_DB5
319.8965 BSUB(10000,15,-3.0) PKD(5,5,3,0.10%,100.0,0.00%,F,F)

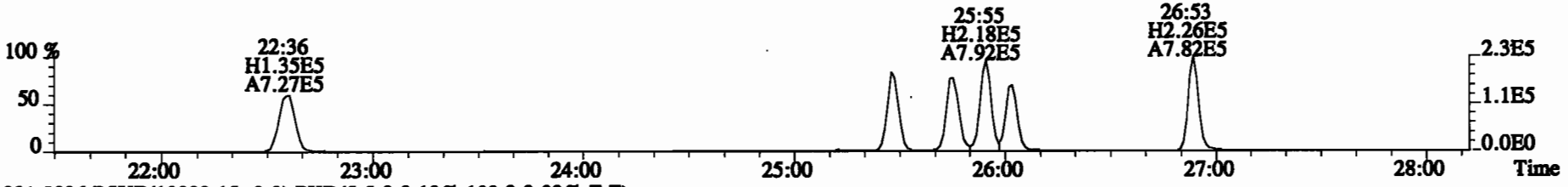

321.8936 BSUB(10000,15,-3.0) PKD(5,5,3,0.10%,100.0,0.00%,F,F)

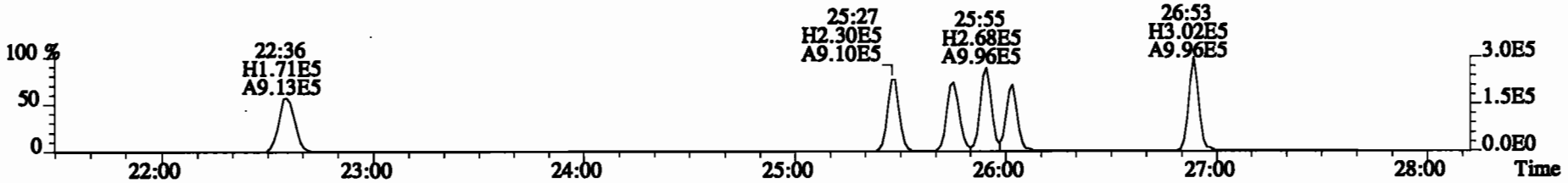

327.8847 BSUB(10000,15,-3.0) PKD(5,5,3,0.10%,100.0,0.00%,F,F)

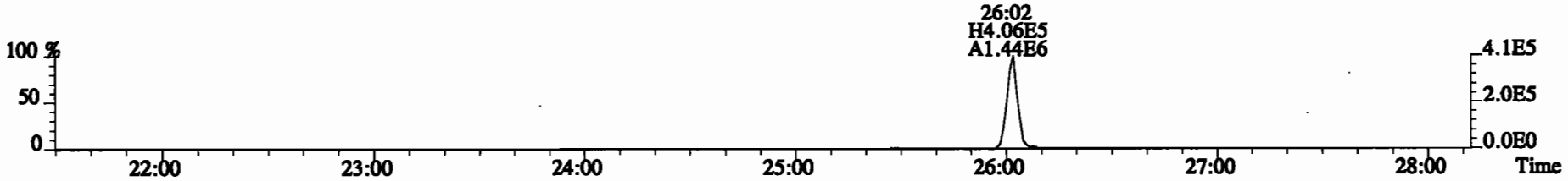

331.9368 BSUB(10000,15,-3.0) PKD(5,5,3,0.10%,100.0,0.00%,F,F)

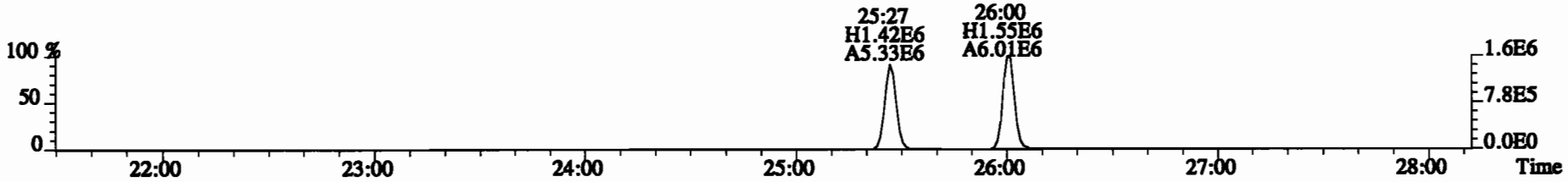

333.9339 BSUB(10000,15,-3.0) PKD(5,5,3,0.10%,100.0,0.00%,F,F)

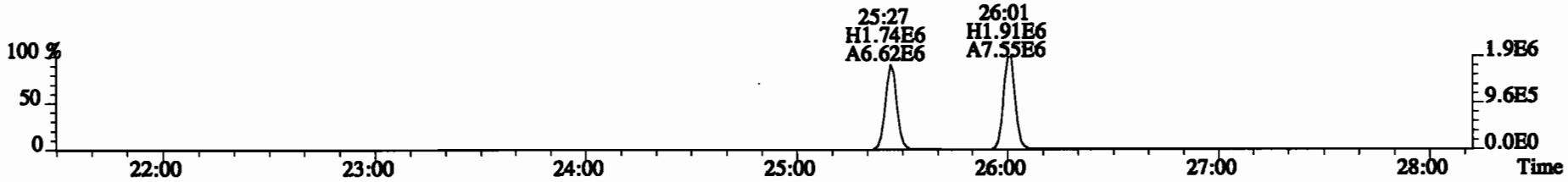

File:191212D1 #1-211 Acq:12-DEC-2019 12:43:56 GC EI+ Voltage SIR Autospec-UltimaE
Sample#1 File Text:Vista_Analytical_Laboratory_VG7 Text:ST191212D1-1 1613 CS3 19C2204 Exp:OCDD_DB5
353.8576 F:2 BSUB(10000,15,-3.0) PKD(5,5,3,0.10%,100.0,0.00%,F,F)

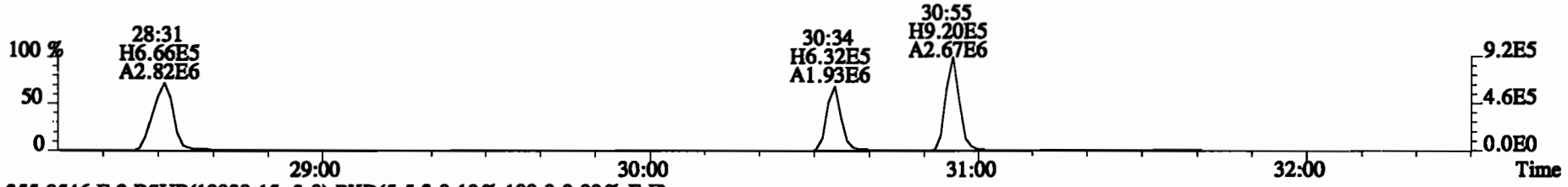

355.8546 F:2 BSUB(10000,15,-3.0) PKD(5,5,3,0.10%,100.0,0.00%,F,F)

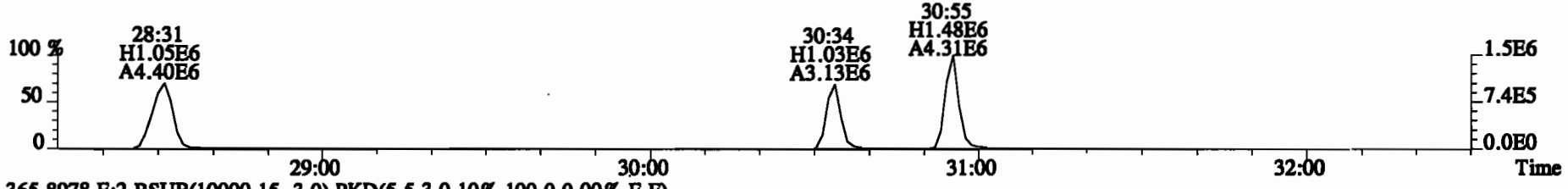

365.8978 F:2 BSUB(10000,15,-3.0) PKD(5,5,3,0.10%,100.0,0.00%,F,F)

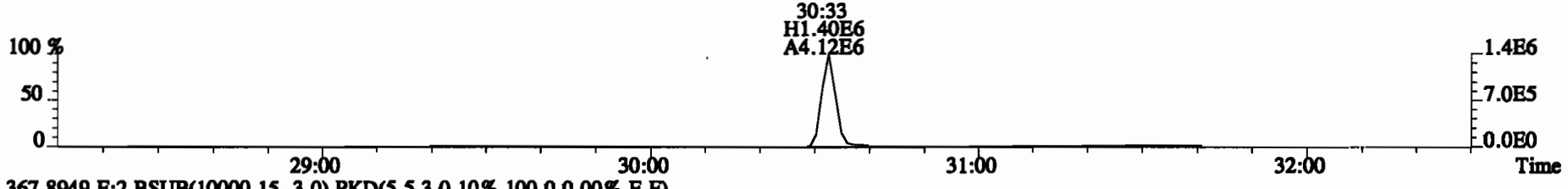

367.8949 F:2 BSUB(10000,15,-3.0) PKD(5,5,3,0.10%,100.0,0.00%,F,F)

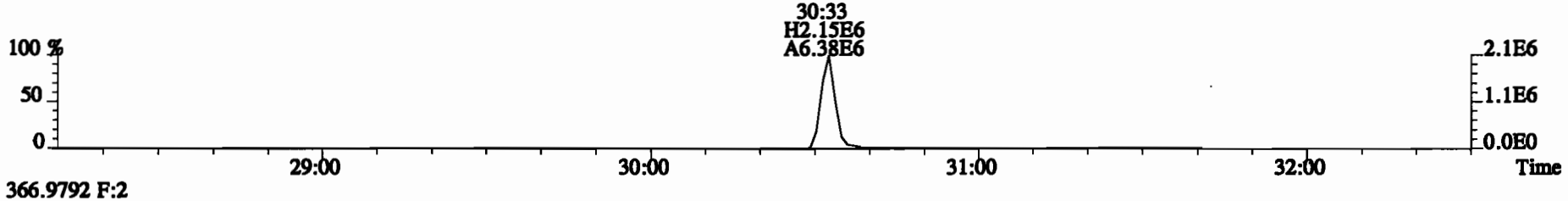

366.9792 F:2



File:191212D1 #1-384 Acq:12-DEC-2019 12:43:56 GC EI+ Voltage SIR Autospec-UltimaE
Sample#1 File Text:Vista_Analytical_Laboratory_VG7 Text:ST191212D1-1 1613 CS3 19C2204 Exp:OCDD_DB5
389.8156 F:3 BSUB(10000,15,-3.0) PKD(5,5,3,0.10%,100.0,0.00%,F,F)

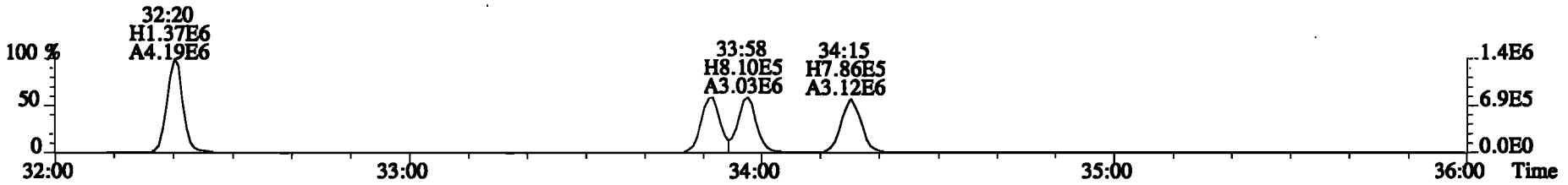

391.8127 F:3 BSUB(10000,15,-3.0) PKD(5,5,3,0.10%,100.0,0.00%,F,F)

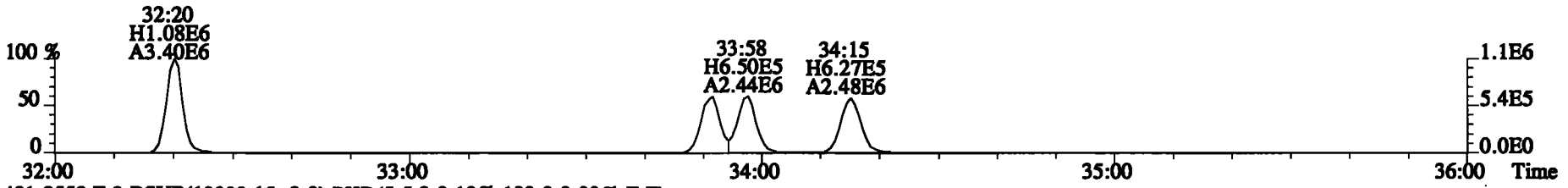

401.8559 F:3 BSUB(10000,15,-3.0) PKD(5,5,3,0.10%,100.0,0.00%,F,F)

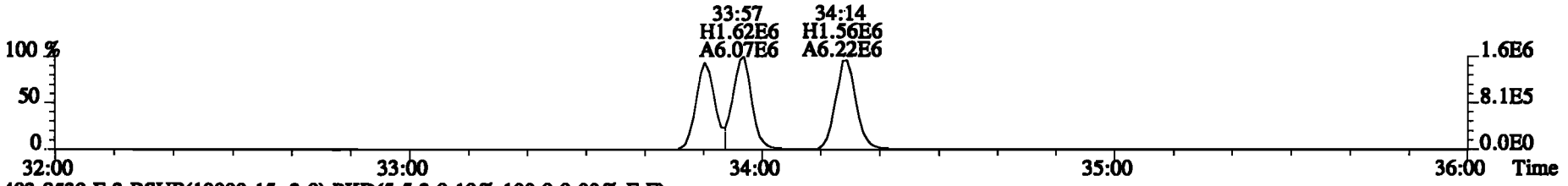

403.8530 F:3 BSUB(10000,15,-3.0) PKD(5,5,3,0.10%,100.0,0.00%,F,F)

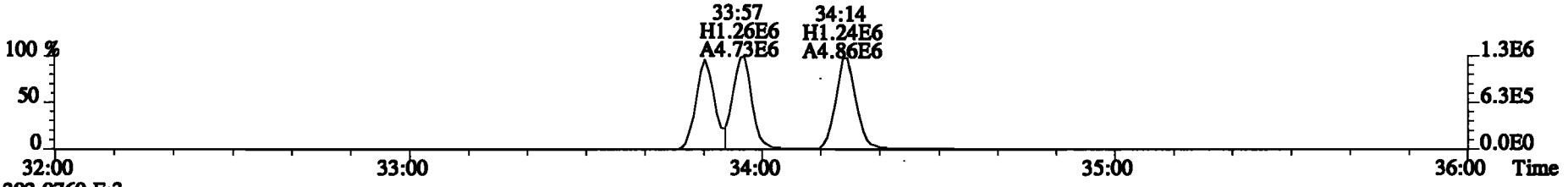

392.9760 F:3

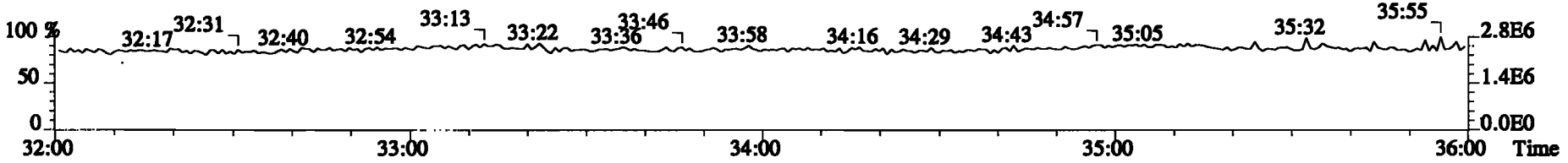

File:191212D1 #1-384 Acq:12-DEC-2019 12:43:56 GC EI+ Voltage SIR Autospec-UltimaE
Sample#1 File Text:Vista_Analytical_Laboratory_VG7 Text:ST191212D1-1 1613 CS3 19C2204 Exp:OCDD_DB5
401.8559 F:3 BSUB(10000,15,-3.0) PKD(5,5,3,0.10%,100.0,0.00%,F,F)

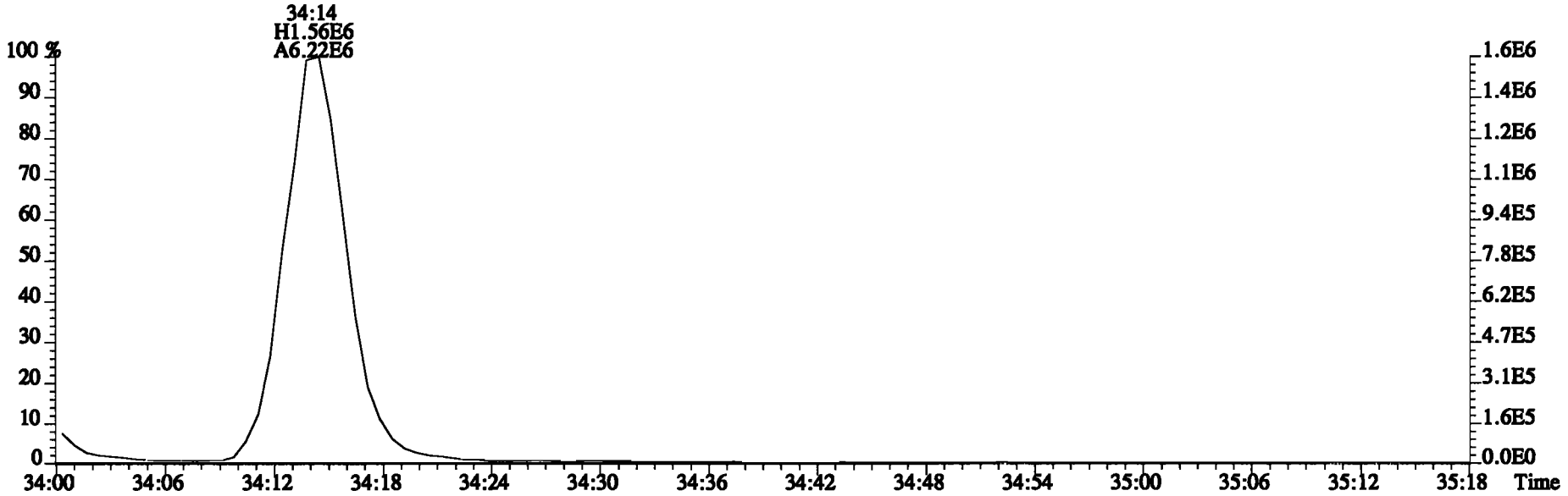

403.8530 F:3 BSUB(10000,15,-3.0) PKD(5,5,3,0.10%,100.0,0.00%,F,F)

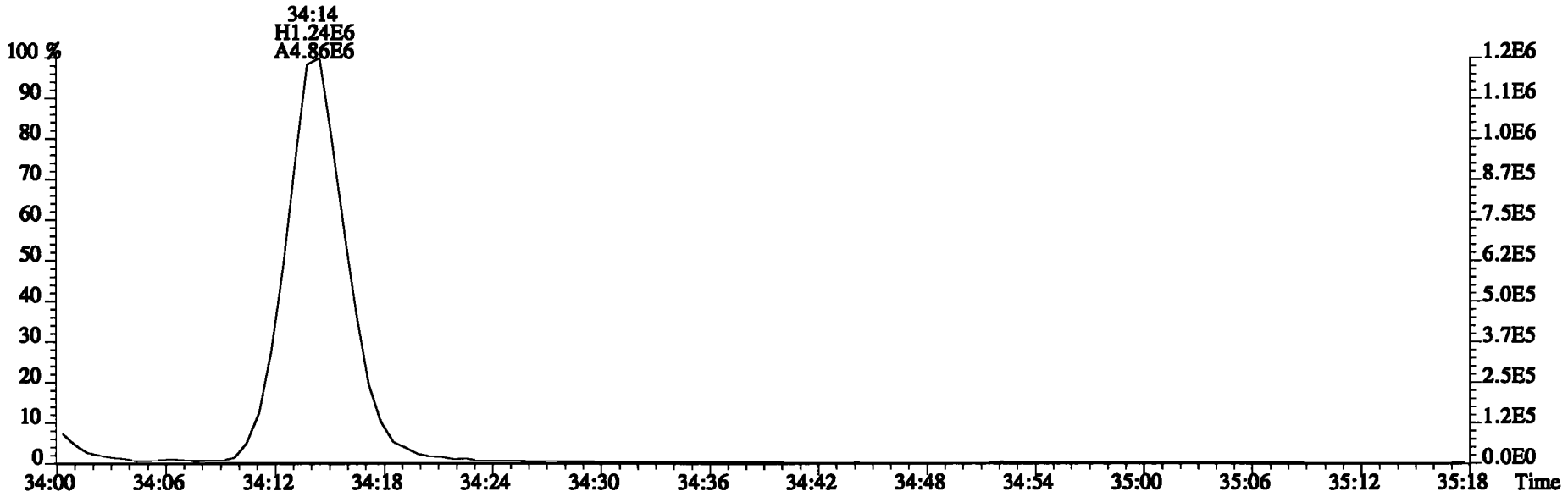

File:191212D1 #1-356 Acq:12-DEC-2019 12:43:56 GC EI+ Voltage SIR Autospec-UltimaE
Sample#1 File Text:Vista_Analytical_Laboratory_VG7 Text:ST191212D1-1 1613 CS3 19C2204 Exp:OCDD_DB5

423.7767 F:4 BSUB(10000,15,-3.0) PKD(5,5,3,0.10%,100.0,0.00%,F,F)

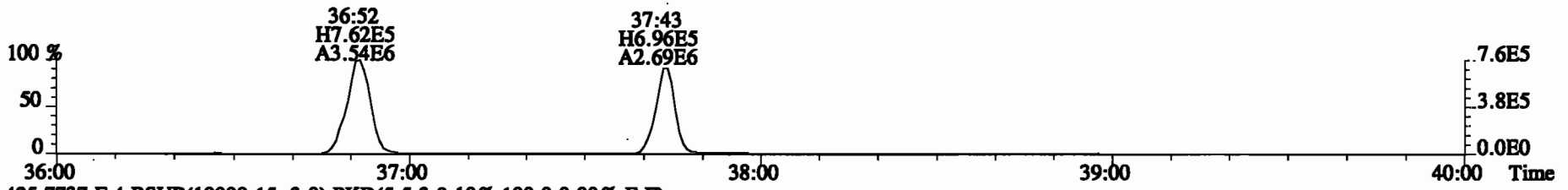

425.7737 F:4 BSUB(10000,15,-3.0) PKD(5,5,3,0.10%,100.0,0.00%,F,F)

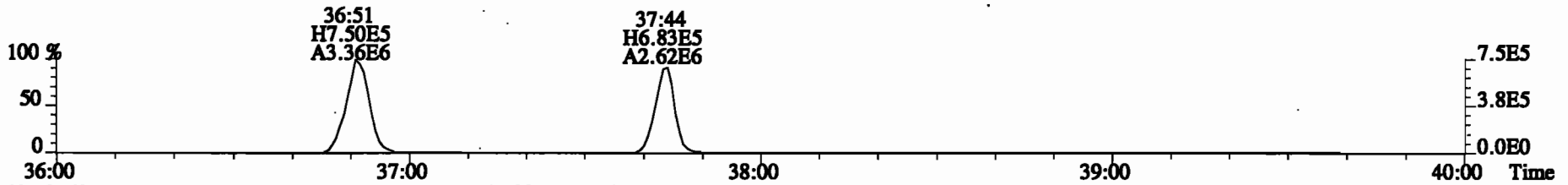

435.8169 F:4 BSUB(10000,15,-3.0) PKD(5,5,3,0.10%,100.0,0.00%,F,F)

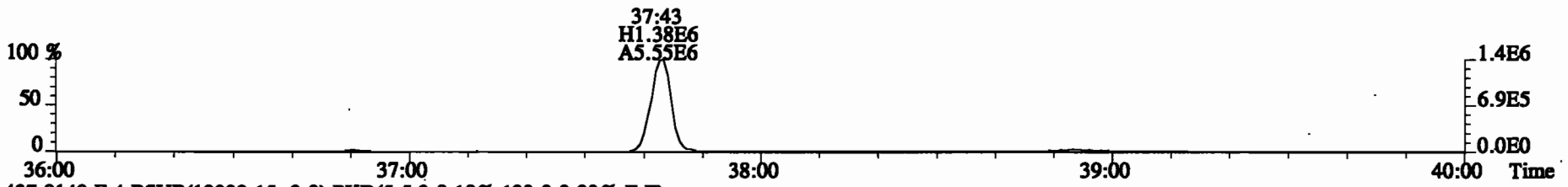

437.8140 F:4 BSUB(10000,15,-3.0) PKD(5,5,3,0.10%,100.0,0.00%,F,F)

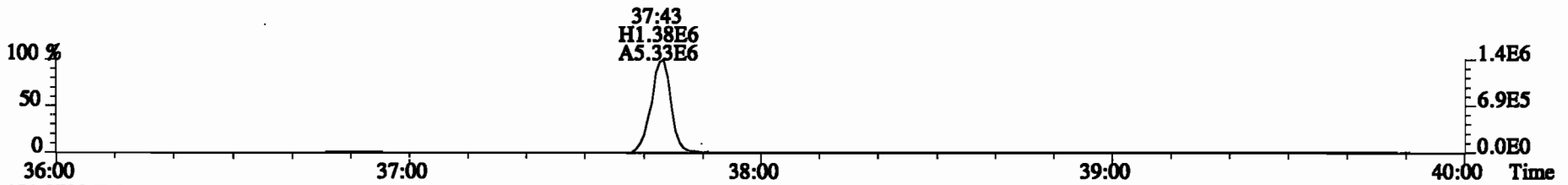

454.9728 F:4

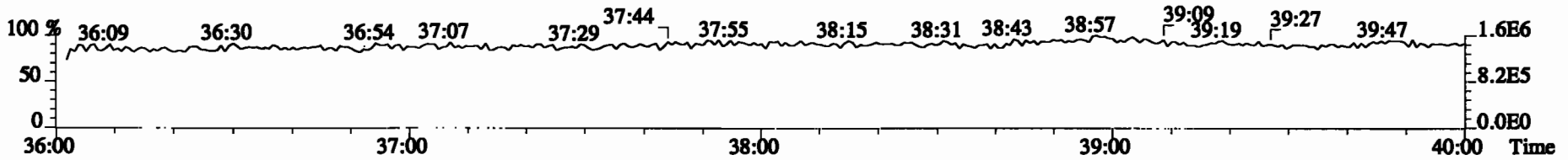

File:191212D1 #1-431 Acq:12-DEC-2019 12:43:56 GC EI+ Voltage SIR Autospec-UltimaE
Sample#1 File Text:Vista_Analytical_Laboratory_VG7 Text:ST191212D1-1 1613 CS3 19C2204 Exp:OCDD_DB5
457.7377 F:5 BSUB(10000,15,-3.0) PKD(5,5,3,0.10%,100.0,0.00%,F,F)

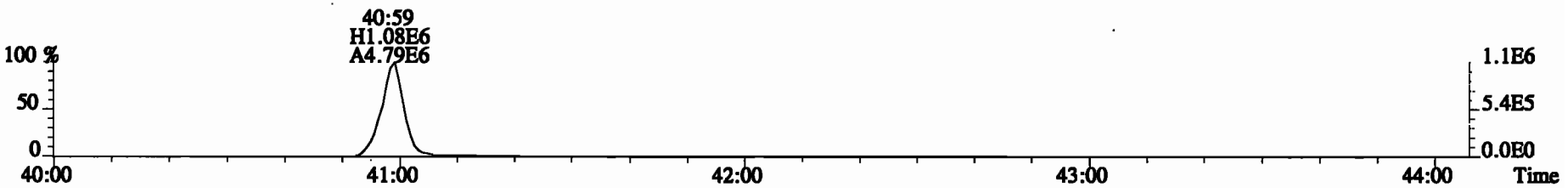

459.7348 F:5 BSUB(10000,15,-3.0) PKD(5,5,3,0.10%,100.0,0.00%,F,F)

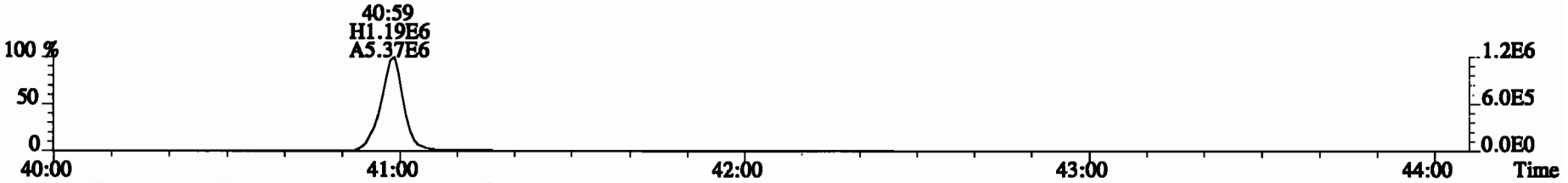

469.7780 F:5 BSUB(10000,15,-3.0) PKD(5,5,3,0.10%,100.0,0.00%,F,F)

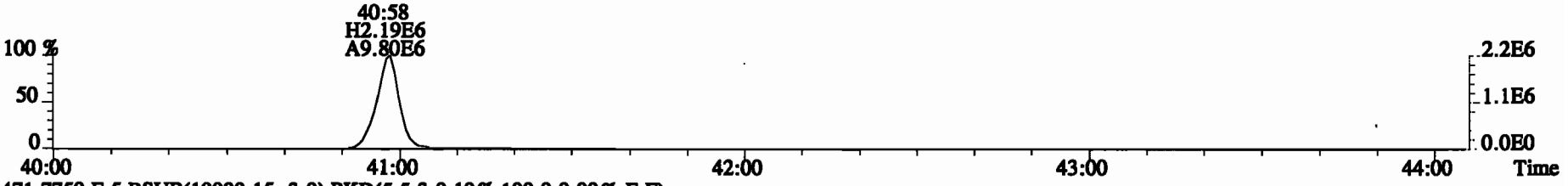

471.7750 F:5 BSUB(10000,15,-3.0) PKD(5,5,3,0.10%,100.0,0.00%,F,F)

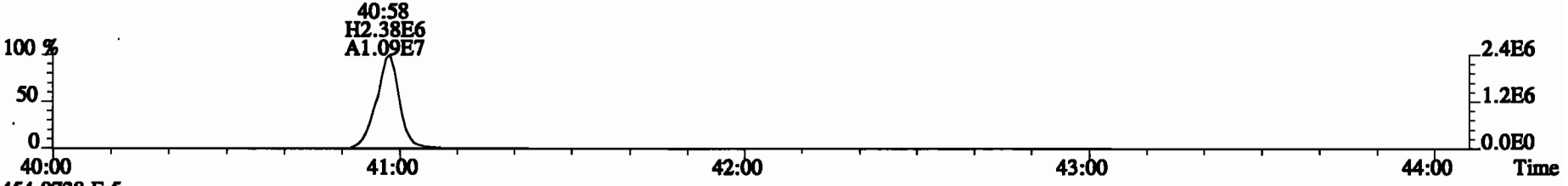

454.9728 F:5

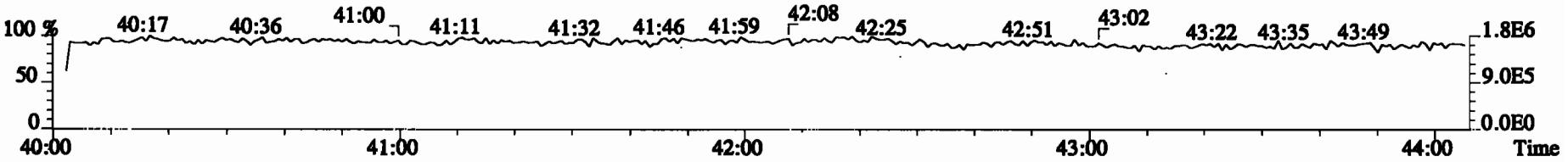

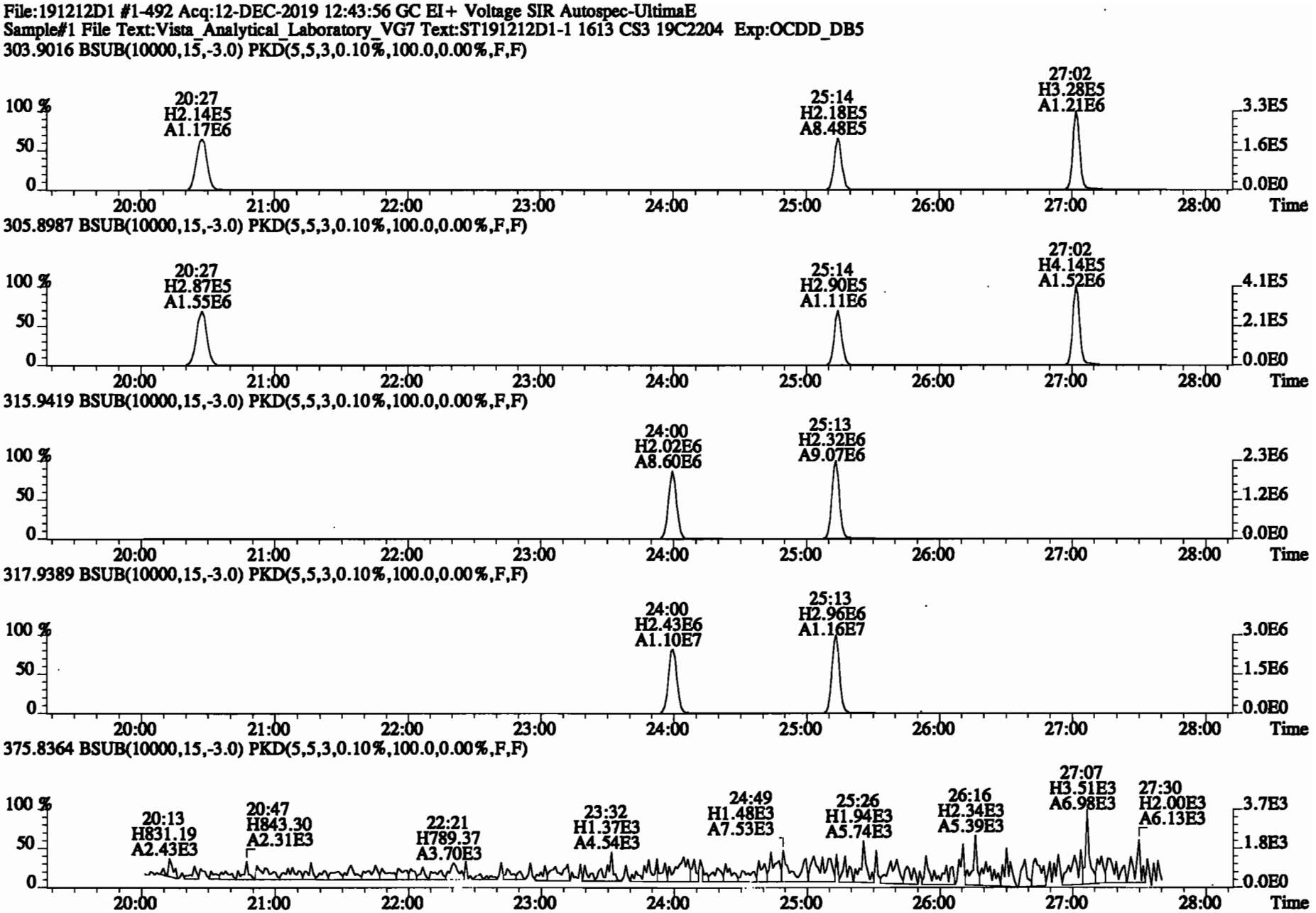
File:191212D1 #1-492 Acq:12-DEC-2019 12:43:56 GC EI+ Voltage SIR Autospec-UltimaE
Sample#1 File Text:Vista_Analytical_Laboratory_VG7 Text:ST191212D1-1 1613 CS3 19C2204 Exp:OCDD_DB5
303.9016 BSUB(10000,15,-3.0) PKD(5,5,3,0.10%,100.0,0.00%,F,F)
20:27 H2.14E5 A1.17E6
25:14 H2.18E5 A8.48E5
27:02 H3.28E5 A1.21E6
305.8987 BSUB(10000,15,-3.0) PKD(5,5,3,0.10%,100.0,0.00%,F,F)
20:27 H2.87E5 A1.55E6
25:14 H2.90E5 A1.11E6
27:02 H4.14E5 A1.52E6
315.9419 BSUB(10000,15,-3.0) PKD(5,5,3,0.10%,100.0,0.00%,F,F)
24:00 H2.02E6 A8.60E6
25:13 H2.32E6 A9.07E6
317.9389 BSUB(10000,15,-3.0) PKD(5,5,3,0.10%,100.0,0.00%,F,F)
24:00 H2.43E6 A1.10E7
25:13 H2.96E6 A1.16E7
375.8364 BSUB(10000,15,-3.0) PKD(5,5,3,0.10%,100.0,0.00%,F,F)
20:13 H831.19 A2.43E3
20:47 H843.30 A2.31E3
22:21 H789.37 A3.70E3
23:32 H1.37E3 A4.54E3
24:49 H1.48E3 A7.53E3
25:26 H1.94E3 A5.74E3
26:16 H2.34E3 A5.39E3
27:07 H3.51E3 A6.98E3
27:30 H2.00E3 A6.13E3
100 %
50
0
20:00
21:00
22:00
23:00
24:00
25:00
26:00
27:00
28:00
Time
3.3E5
1.6E5
0.0E0
4.1E5
2.1E5
2.3E6
1.2E6
3.0E6
1.5E6
3.7E3
1.8E3

File:191212D1 #1-492 Acq:12-DEC-2019 12:43:56 GC EI+ Voltage SIR Autospec-UltimaE
Sample#1 File Text:Vista_Analytical_Laboratory_VG7 Text:ST191212D1-1 1613 CS3 19C2204 Exp:OCDD_DB5
339.8597 BSUB(10000,15,-3.0) PKD(5,5,3,0.10%,100.0,0.00%,F,F)

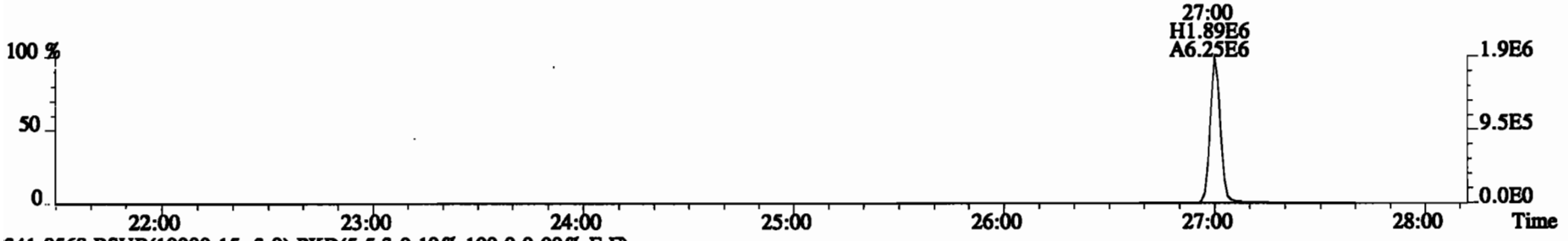

341.8568 BSUB(10000,15,-3.0) PKD(5,5,3,0.10%,100.0,0.00%,F,F)

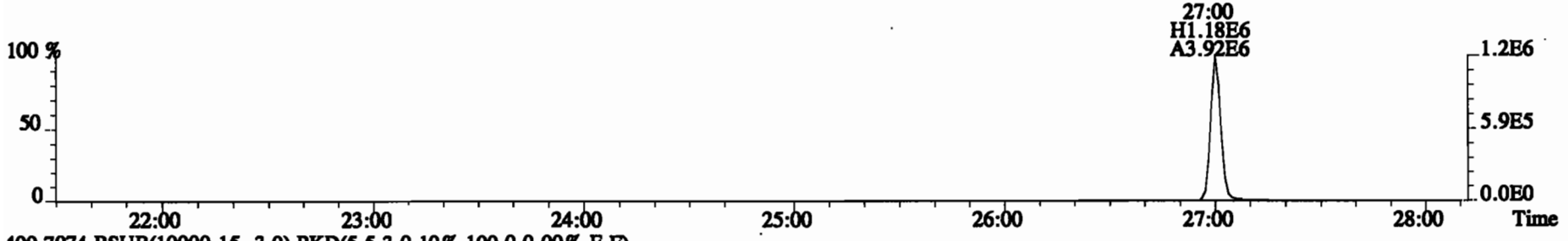

409.7974 BSUB(10000,15,-3.0) PKD(5,5,3,0.10%,100.0,0.00%,F,F)

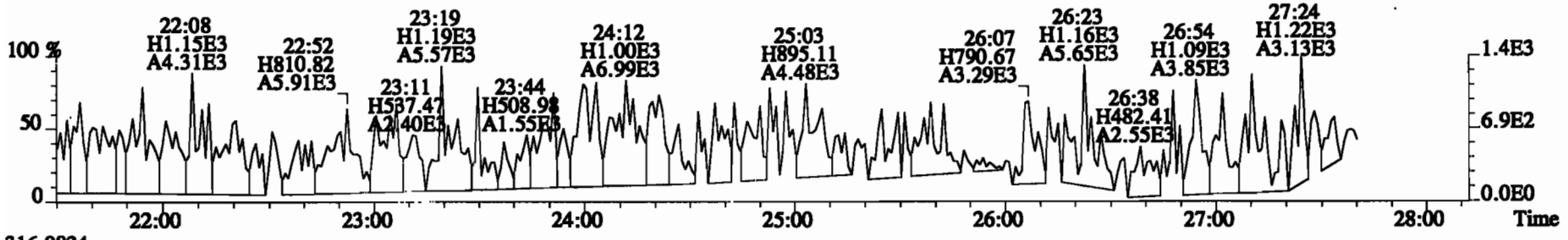

316.9824

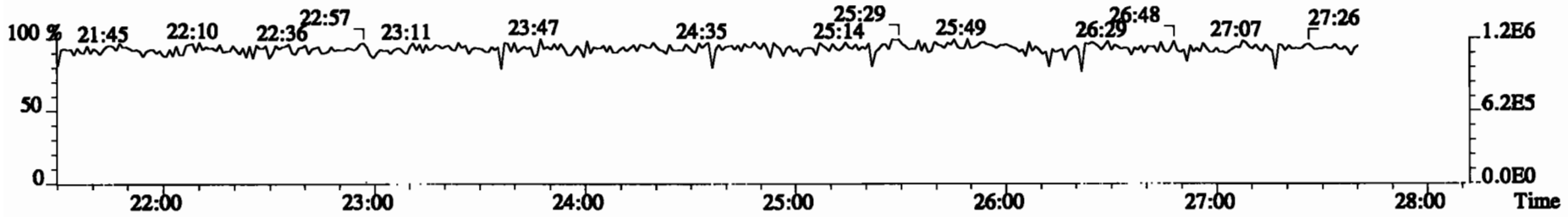

File:191212D1 #1-211 Acq:12-DEC-2019 12:43:56 GC EI+ Voltage SIR Autospec-UltimaE
Sample#1 File Text:Vista_Analytical_Laboratory_VG7 Text:ST191212D1-1 1613 CS3 19C2204 Exp:OCDD_DB5
339.8597 F:2 BSUB(10000,15,-3.0) PKD(5,5,3,0.10%,100.0,0.00%,F,F)

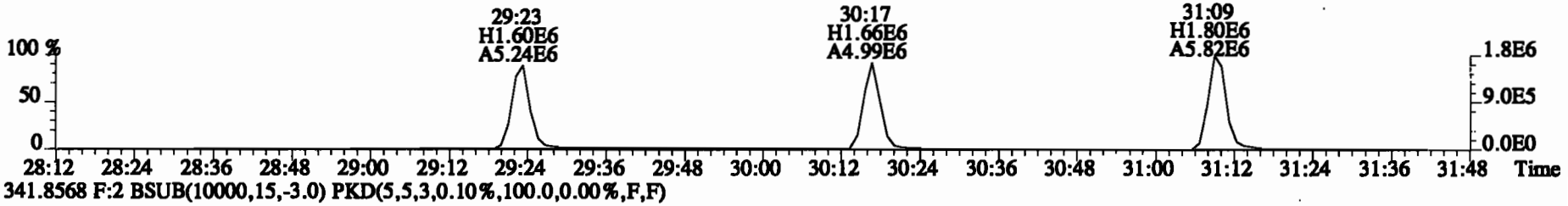

341.8568 F:2 BSUB(10000,15,-3.0) PKD(5,5,3,0.10%,100.0,0.00%,F,F)

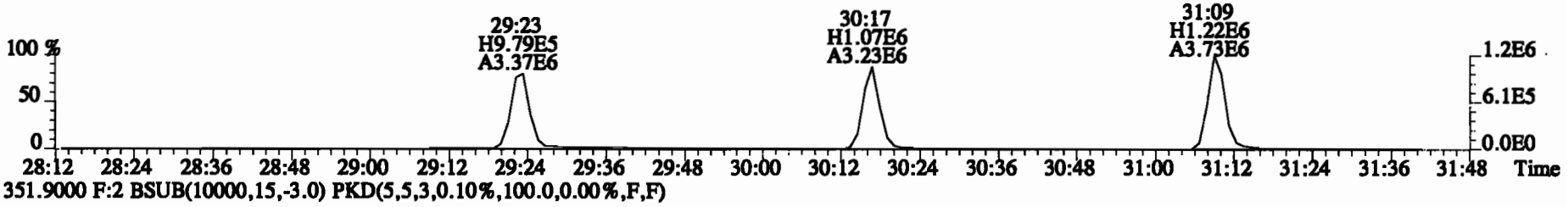

351.9000 F:2 BSUB(10000,15,-3.0) PKD(5,5,3,0.10%,100.0,0.00%,F,F)

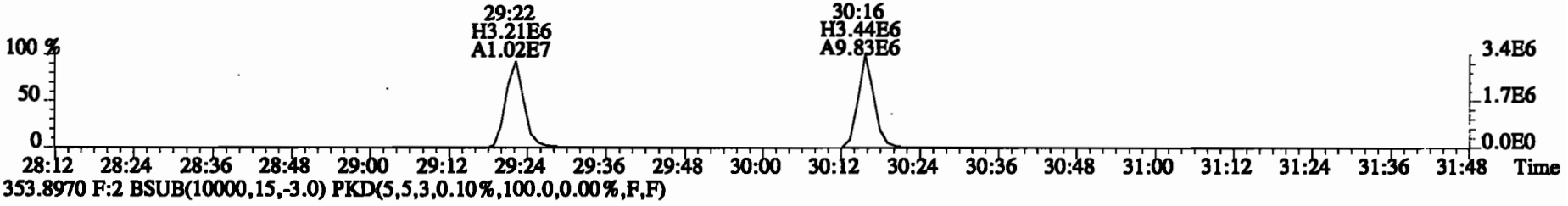

353.8970 F:2 BSUB(10000,15,-3.0) PKD(5,5,3,0.10%,100.0,0.00%,F,F)

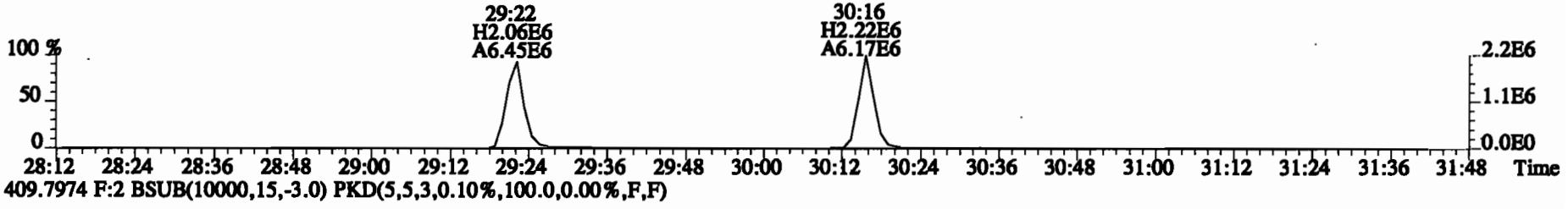

409.7974 F:2 BSUB(10000,15,-3.0) PKD(5,5,3,0.10%,100.0,0.00%,F,F)

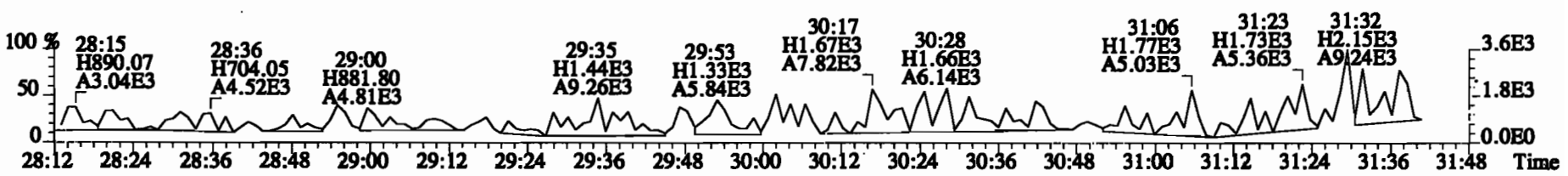

File:191212D1 #1-384 Acq:12-DEC-2019 12:43:56 GC EI+ Voltage SIR Autospec-UltimaE
Sample#1 File Text:Vista_Analytical_Laboratory_VG7 Text:ST191212D1-1 1613 CS3 19C2204 Exp:OCDD_DB5
373.8207 F:3 BSUB(10000,15,-3.0) PKD(5,5,3,0.10%,100.0,0.00%,F,F)

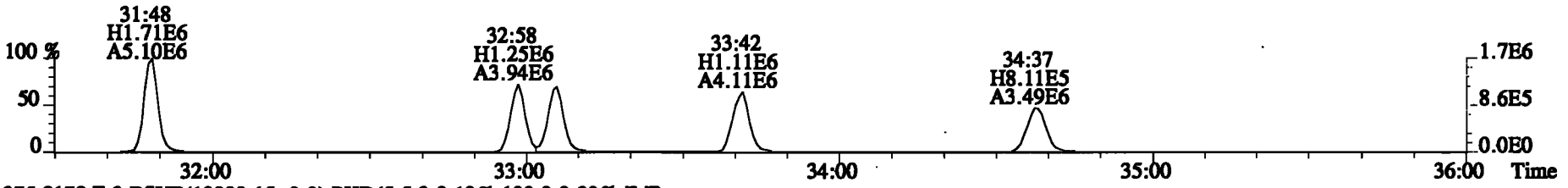

375.8178 F:3 BSUB(10000,15,-3.0) PKD(5,5,3,0.10%,100.0,0.00%,F,F)

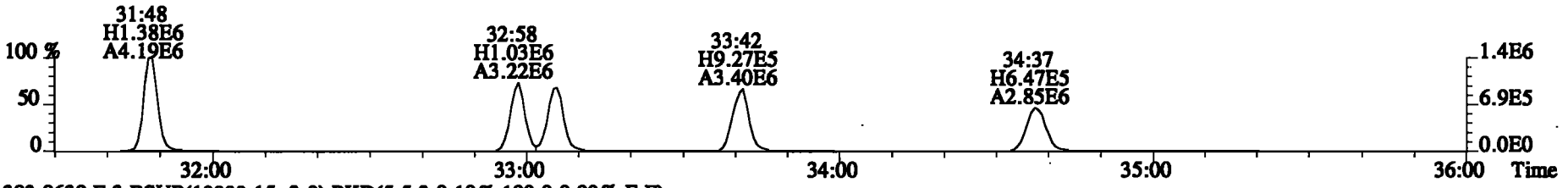

383.8639 F:3 BSUB(10000,15,-3.0) PKD(5,5,3,0.10%,100.0,0.00%,F,F)

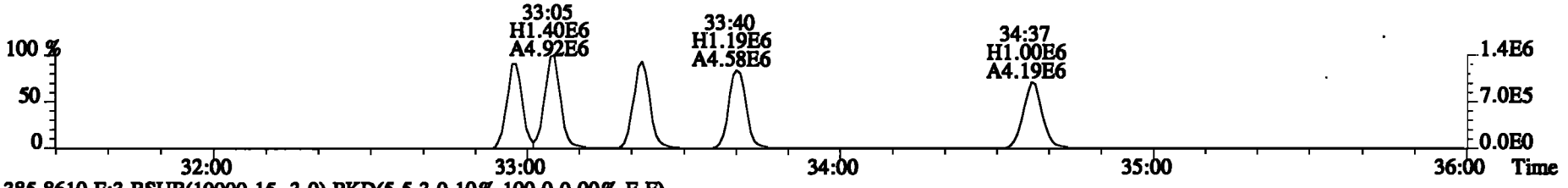

385.8610 F:3 BSUB(10000,15,-3.0) PKD(5,5,3,0.10%,100.0,0.00%,F,F)

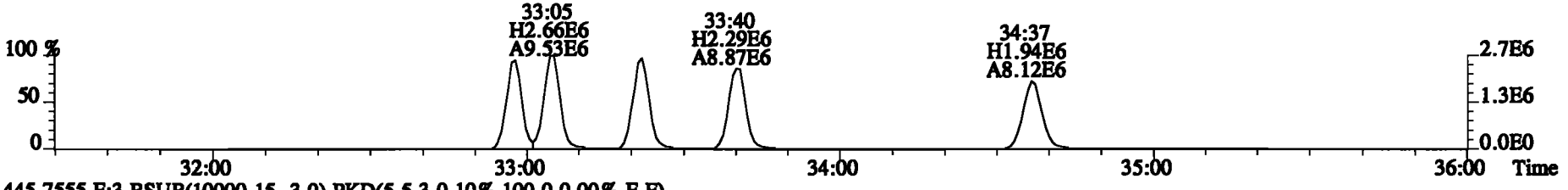

445.7555 F:3 BSUB(10000,15,-3.0) PKD(5,5,3,0.10%,100.0,0.00%,F,F)

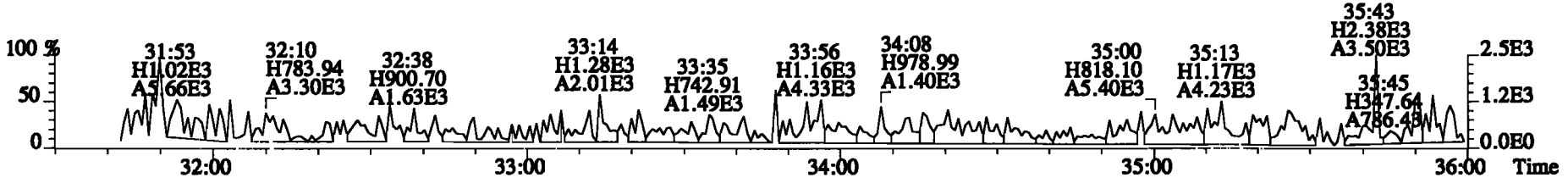

File:191212D1 #1-384 Acq:12-DEC-2019 12:43:56 GC EI+ Voltage SIR Autospec-UltimaE
Sample#1 File Text:Vista_Analytical_Laboratory_VG7 Text:ST191212D1-1 1613 CS3 19C2204 Exp:OCDD_DB5
383.8639 F:3 BSUB(10000,15,-3.0) PKD(5,5,3,0.10%,100.0,0.00%,F,F)

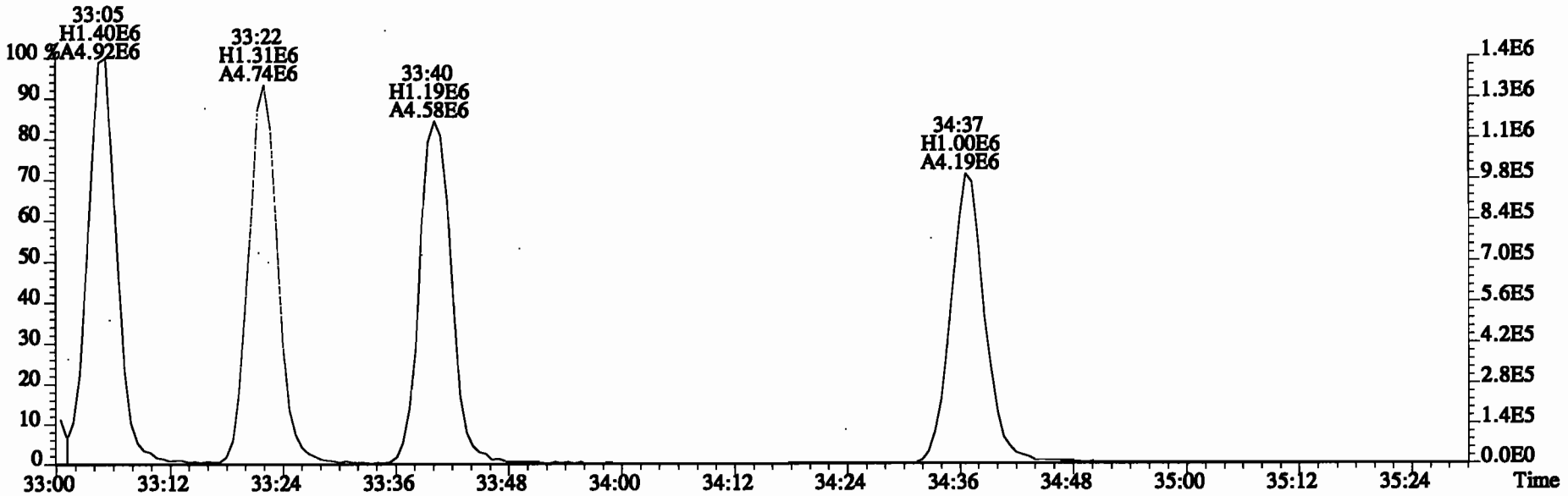

385.8610 F:3 BSUB(10000,15,-3.0) PKD(5,5,3,0.10%,100.0,0.00%,F,F)

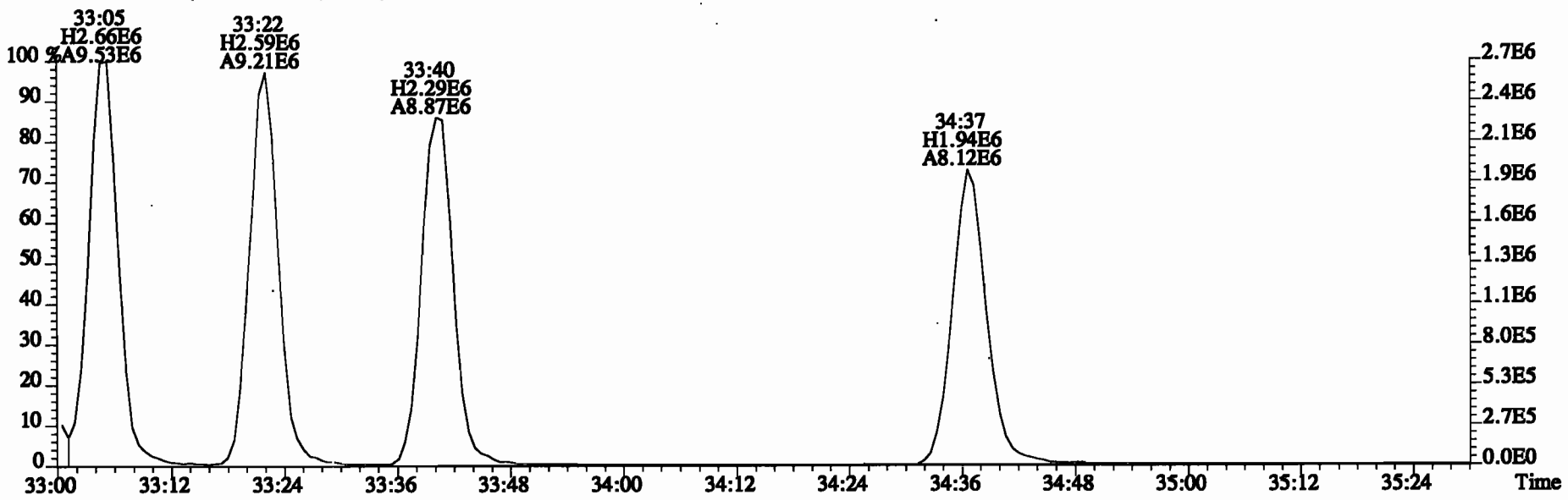

File:191212D1 #1-384 Acq:12-DEC-2019 12:43:56 GC EI+ Voltage SIR Autospec-UltimaE
Sample#1 File Text:Vista_Analytical_Laboratory_VG7 Text:ST191212D1-1 1613 CS3 19C2204 Exp:OCDD_DB5
383.8639 F:3 BSUB(10000,15,-3.0)

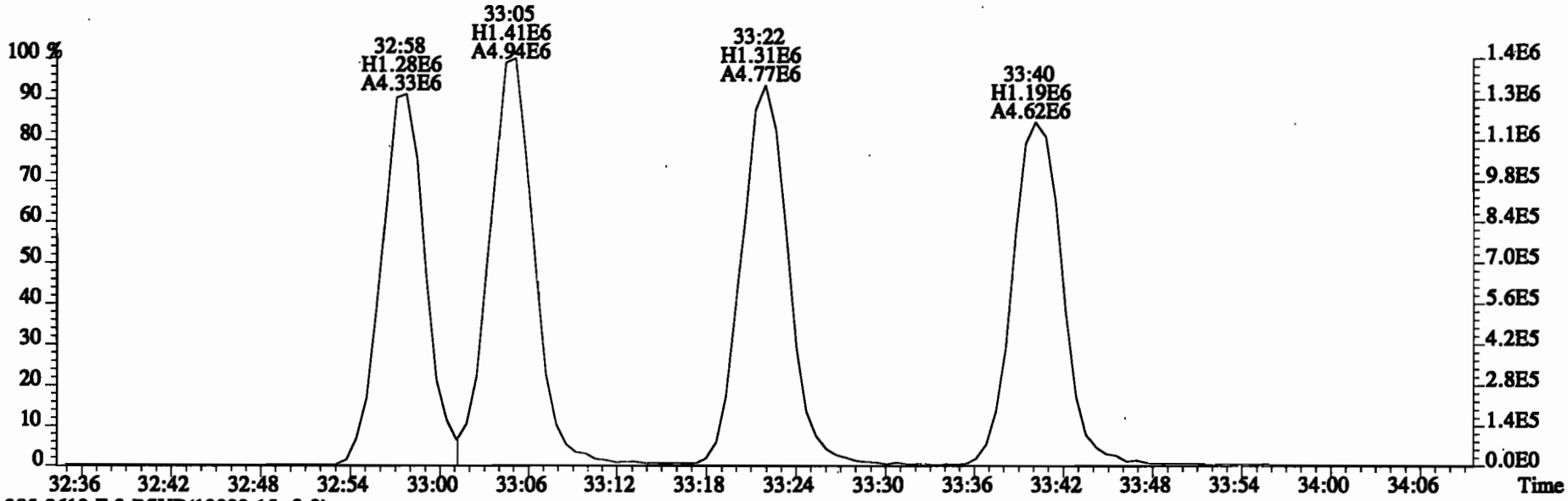

385.8610 F:3 BSUB(10000,15,-3.0)

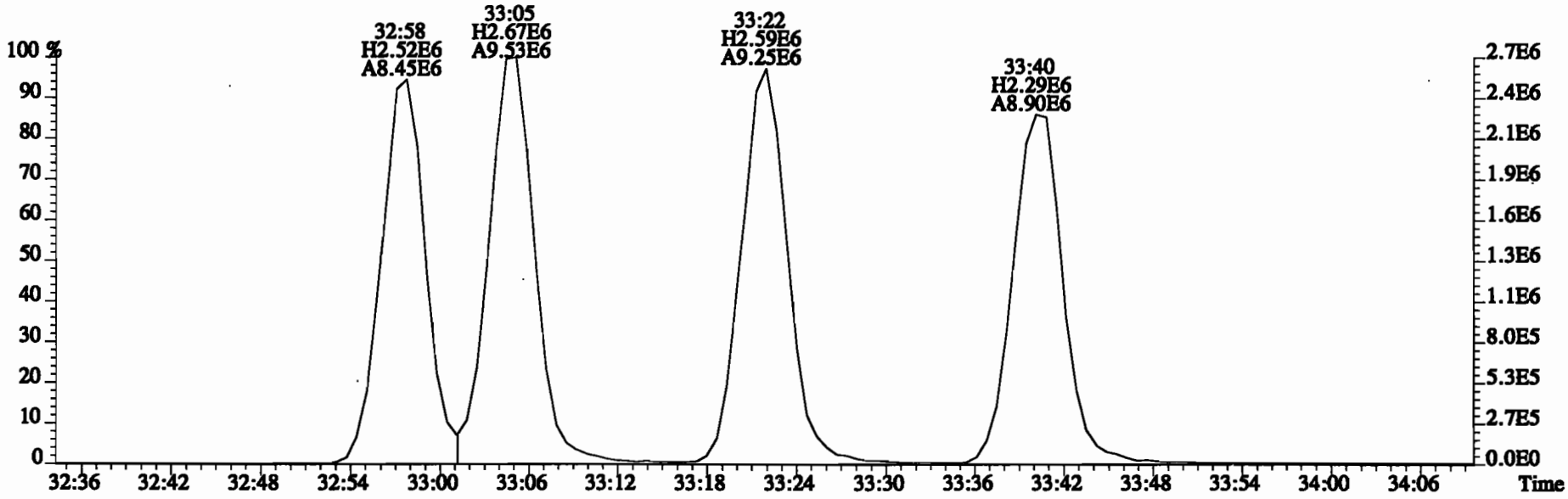

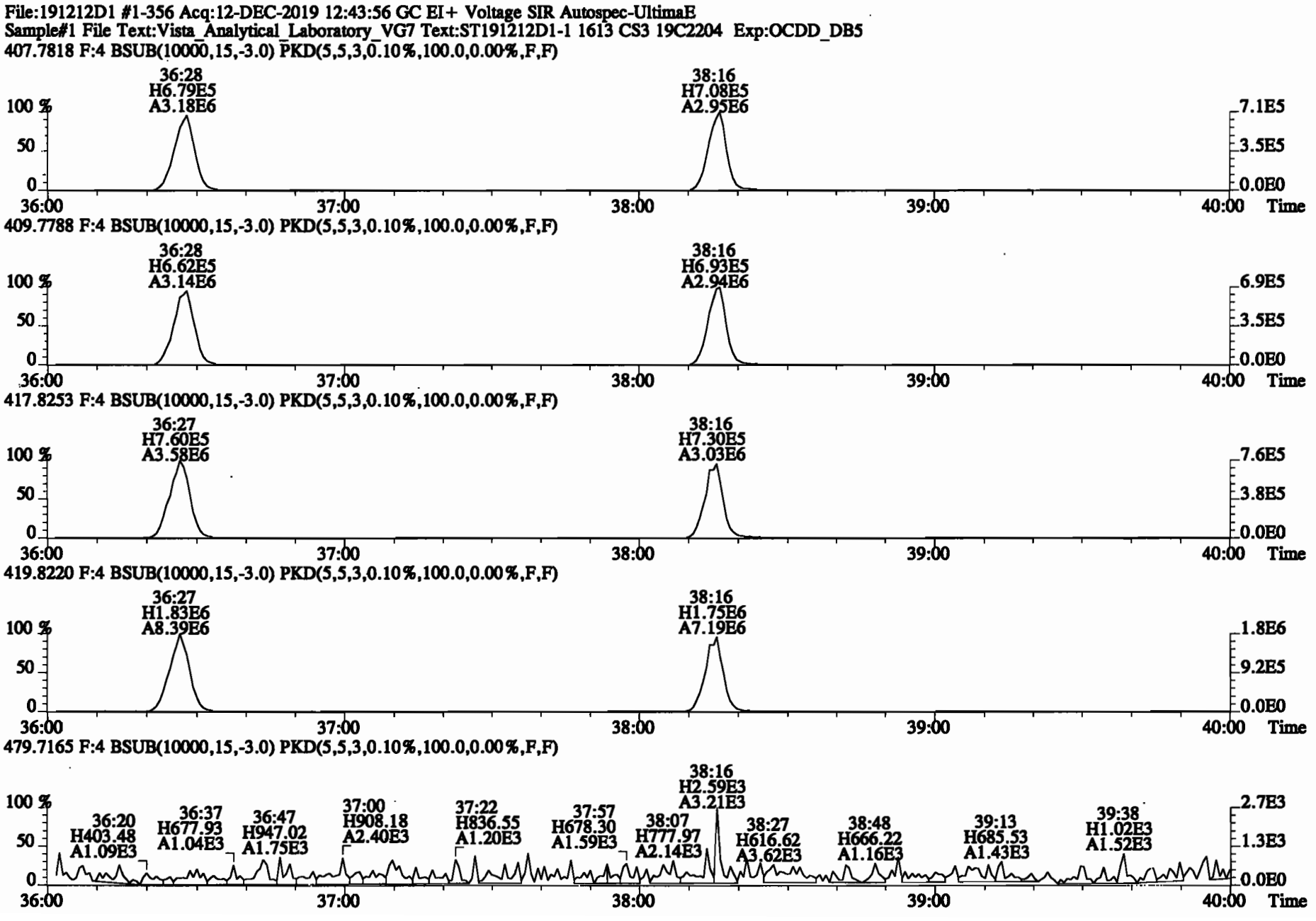
File:191212D1 #1-356 Acq:12-DEC-2019 12:43:56 GC EI+ Voltage SIR Autospec-UltimaE
Sample#1 File Text:Vista_Analytical_Laboratory_VG7 Text:ST191212D1-1 1613 CS3 19C2204 Exp:OCDD_DB5
407.7818 F:4 BSUB(10000,15,-3.0) PKD(5,5,3,0.10%,100.0,0.00%,F,F)
36:28 H6.79E5 A3.18E6
38:16 H7.08E5 A2.95E6
409.7788 F:4 BSUB(10000,15,-3.0) PKD(5,5,3,0.10%,100.0,0.00%,F,F)
36:28 H6.62E5 A3.14E6
38:16 H6.93E5 A2.94E6
417.8253 F:4 BSUB(10000,15,-3.0) PKD(5,5,3,0.10%,100.0,0.00%,F,F)
36:27 H7.60E5 A3.58E6
38:16 H7.30E5 A3.03E6
419.8220 F:4 BSUB(10000,15,-3.0) PKD(5,5,3,0.10%,100.0,0.00%,F,F)
36:27 H1.83E6 A8.39E6
38:16 H1.75E6 A7.19E6
479.7165 F:4 BSUB(10000,15,-3.0) PKD(5,5,3,0.10%,100.0,0.00%,F,F)
36:20 H403.48 A1.09E3
36:37 H677.93 A1.04E3
36:47 H947.02 A1.75E3
37:00 H908.18 A2.40E3
37:22 H836.55 A1.20E3
37:57 H678.30 A1.59E3
38:07 H777.97 A2.14E3
38:16 H2.59E3 A3.21E3
38:27 H616.62 A3.62E3
38:48 H666.22 A1.16E3
39:13 H685.53 A1.43E3
39:38 H1.02E3 A1.52E3
100 %
50
0
36:00
37:00
38:00
39:00
40:00
Time
7.1E5
3.5E5
0.0E0
6.9E5
7.6E5
3.8E5
1.8E6
9.2E5
2.7E3
1.3E3

File:191212D1 #1-431 Acq:12-DEC-2019 12:43:56 GC EI+ Voltage SIR Autospec-UltimaE
Sample#1 File Text:Vista_Analytical_Laboratory_VG7 Text:ST191212D1-1 1613 CS3 19C2204 Exp:OCDD_DB5
441.7428 F:5 BSUB(10000,15,-3.0) PKD(5,5,3,0.10%,100.0,0.00%,F,F)

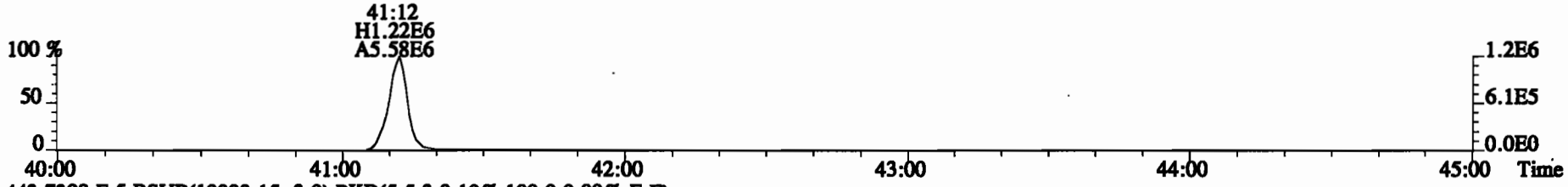

443.7398 F:5 BSUB(10000,15,-3.0) PKD(5,5,3,0.10%,100.0,0.00%,F,F)

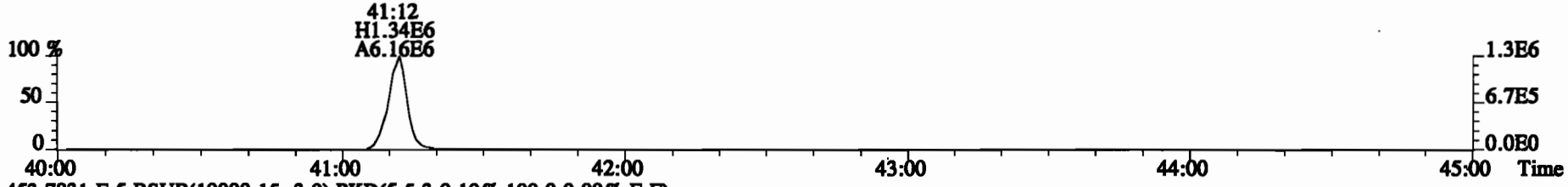

453.7831 F:5 BSUB(10000,15,-3.0) PKD(5,5,3,0.10%,100.0,0.00%,F,F)

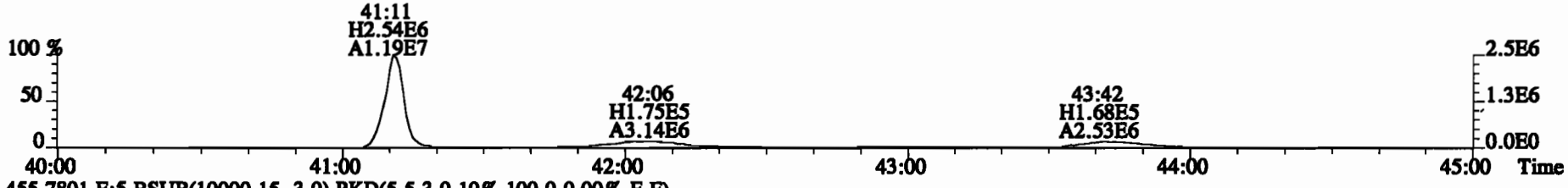

455.7801 F:5 BSUB(10000,15,-3.0) PKD(5,5,3,0.10%,100.0,0.00%,F,F)



513.6775 F:5 BSUB(10000,15,-3.0) PKD(5,5,3,0.10%,100.0,0.00%,F,F)

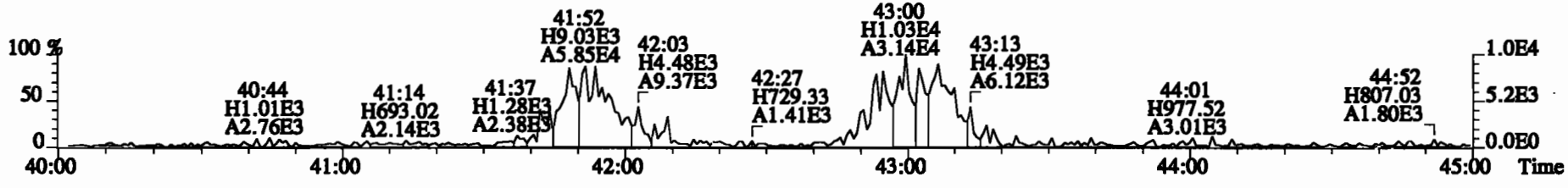

File:191212D1 #1-431 Acq:12-DEC-2019 12:43:56 GC EI+ Voltage SIR Autospec-UltimaE
Sample#1 File Text:Vista_Analytical_Laboratory_VG7 Text:ST191212D1-1 1613 CS3 19C2204 Exp:OCDD_DB5
453.7831 F:5 BSUB(10000,15,-3.0)

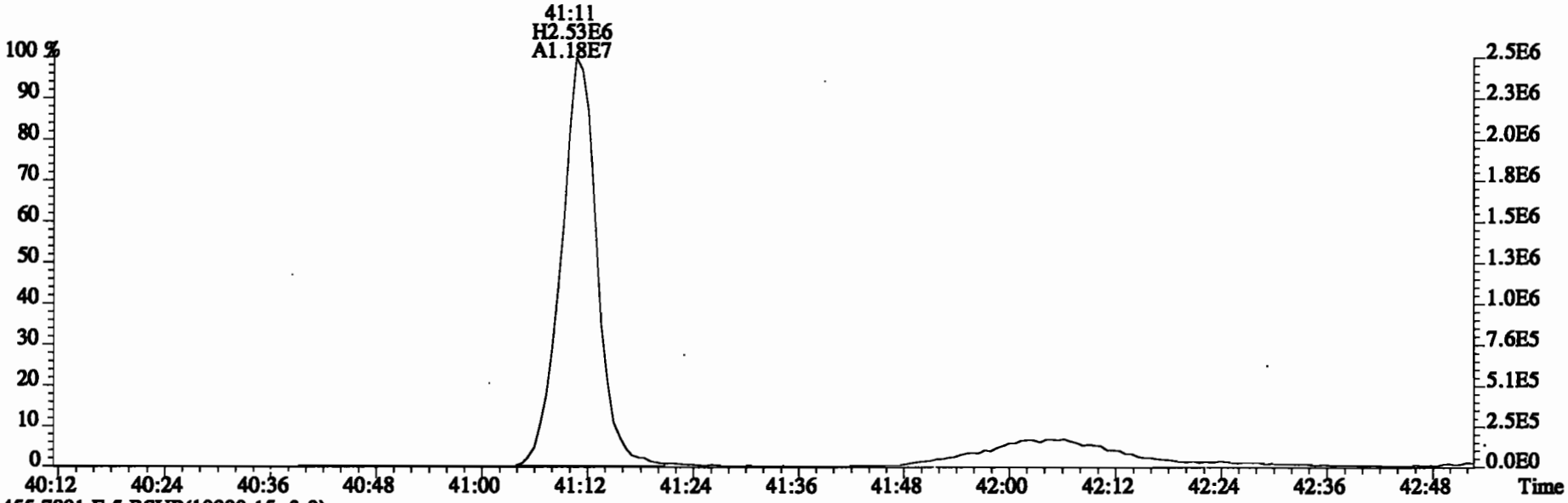

455.7801 F:5 BSUB(10000,15,-3.0)

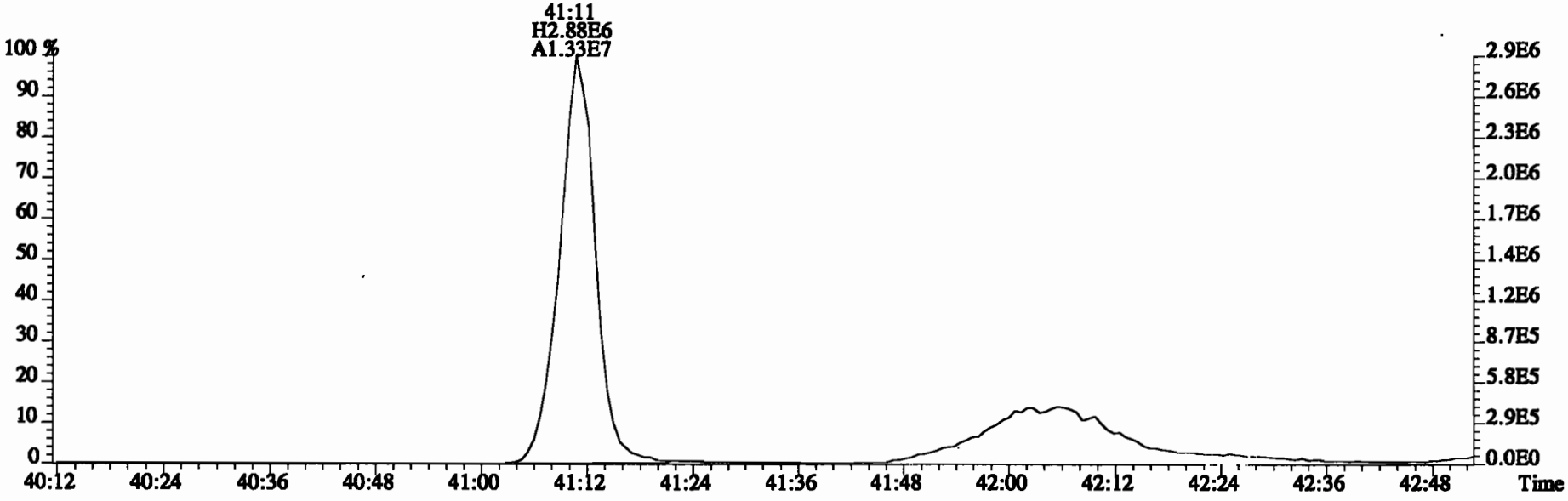

Peak Locate Examination:13-DEC-2019:00:51 File:RES_CHECK

Experiment:OCDD_DB5 Function:1 Reference:PFK

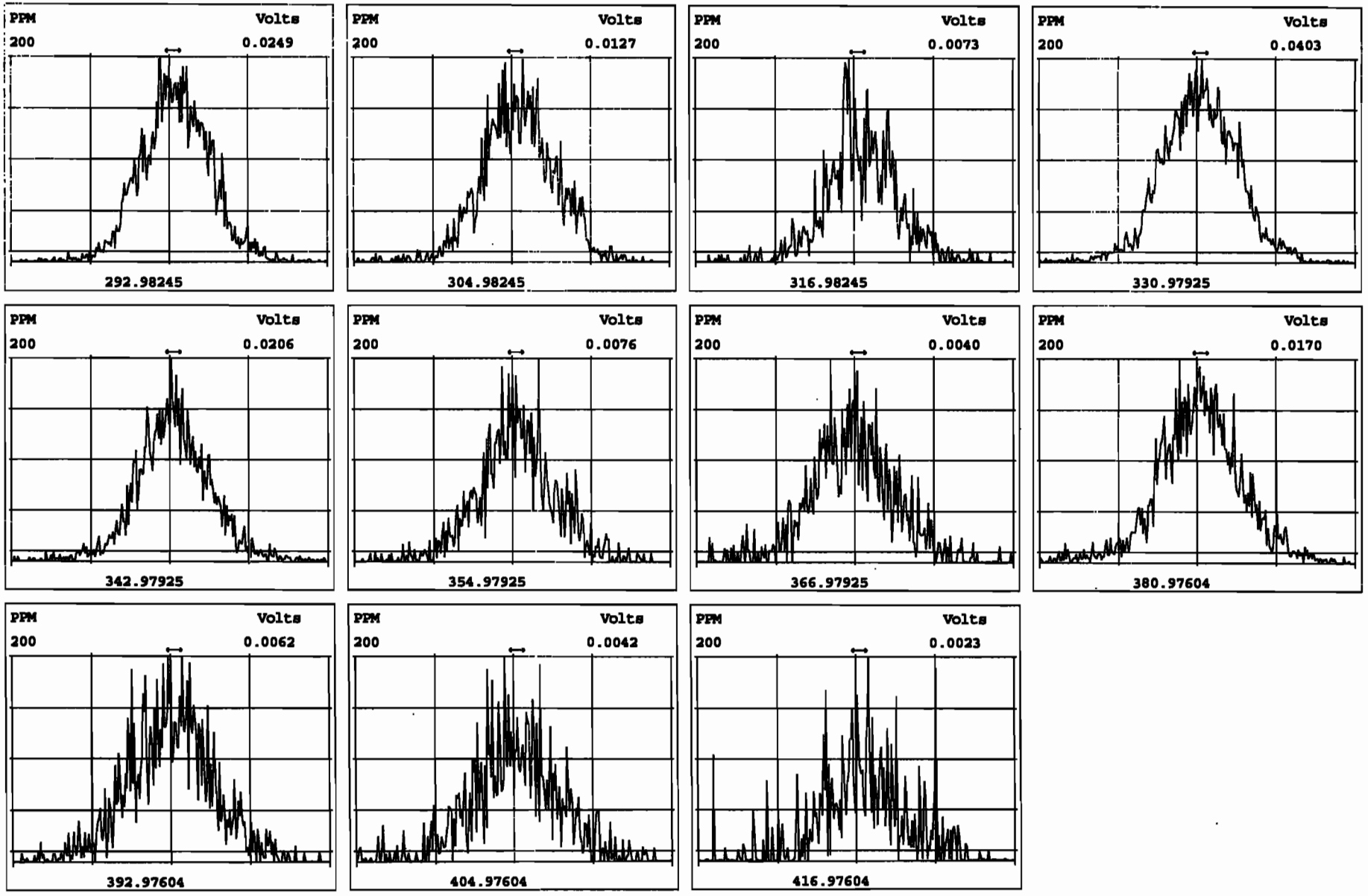

Peak Locate Examination:13-DEC-2019:00:52 File:RES_CHECK

Experiment:OCDD_DB5 Function:2 Reference:PFK

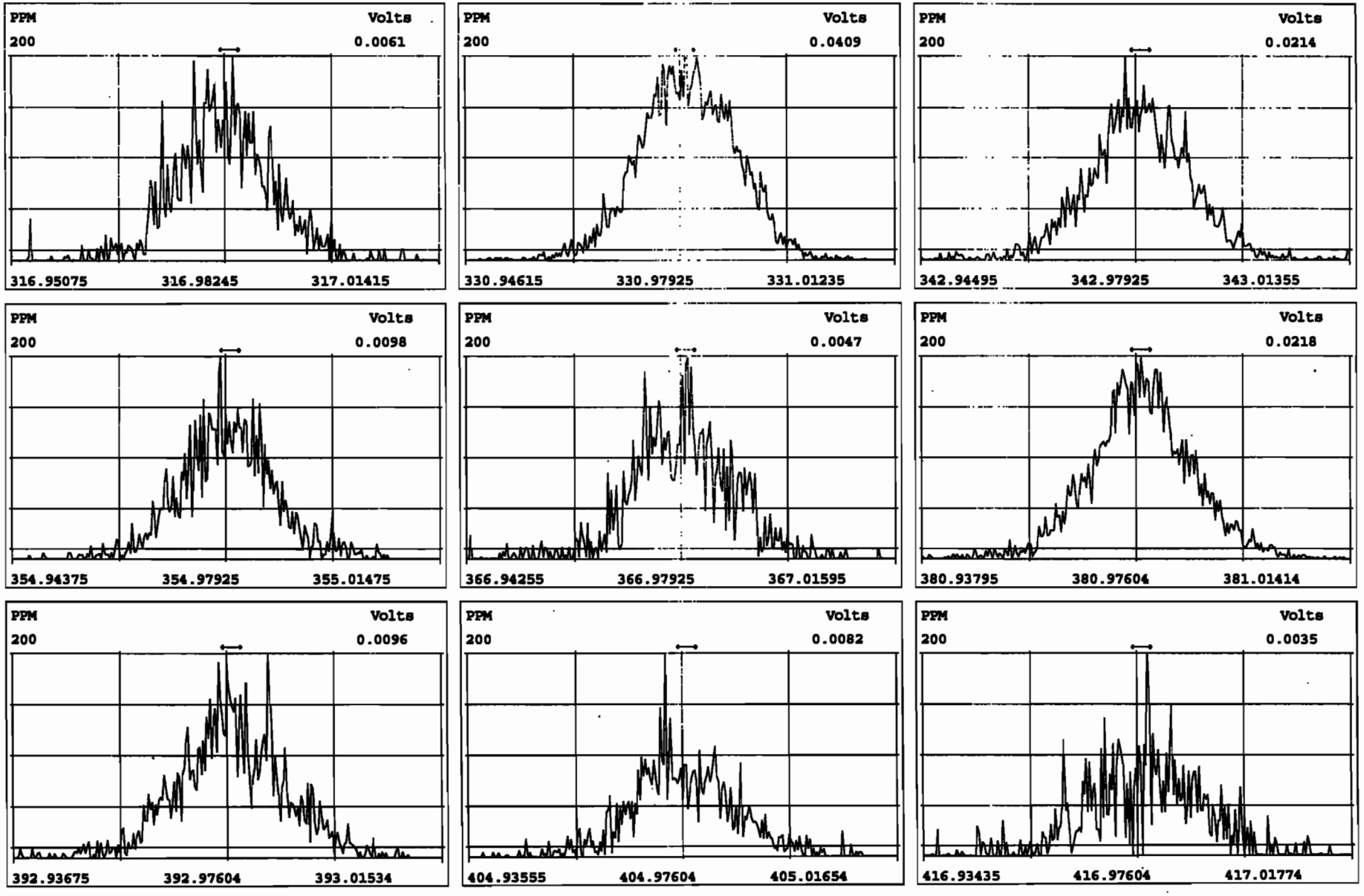

Peak Locate Examination:13-DEC-2019:00:53 File:RES_CHECK

Experiment:OCDD_DB5 Function:3 Reference:PFK

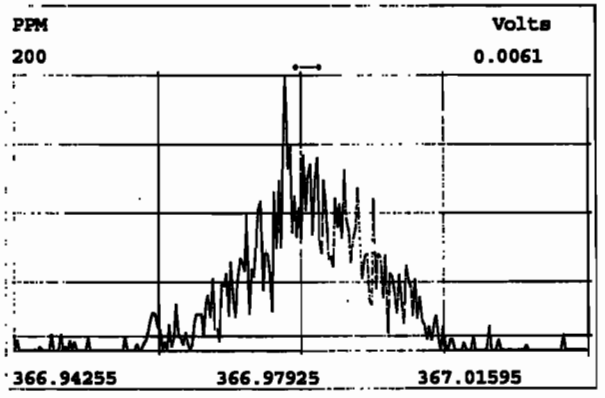

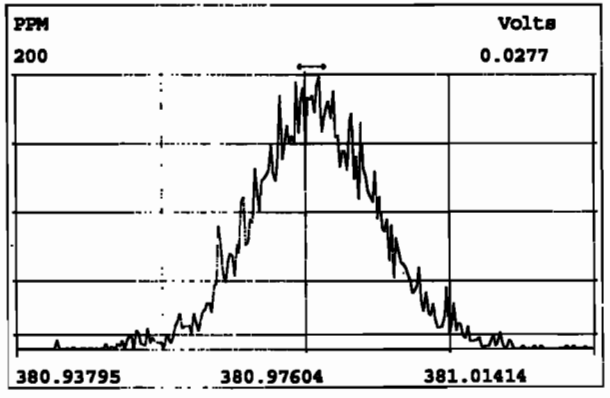

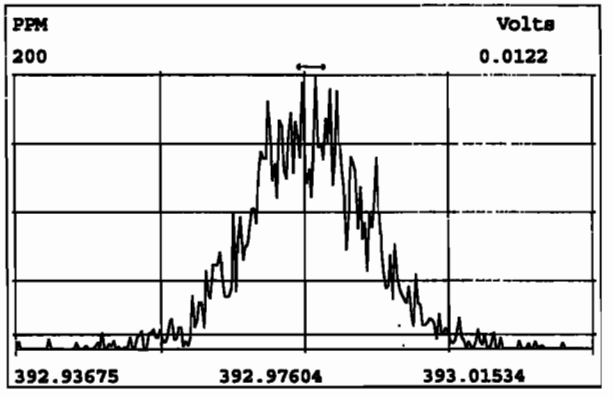

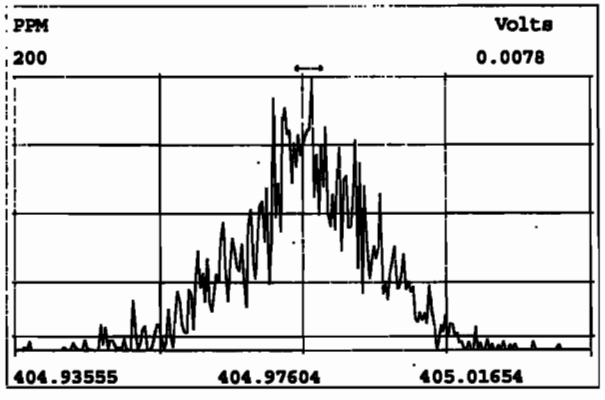

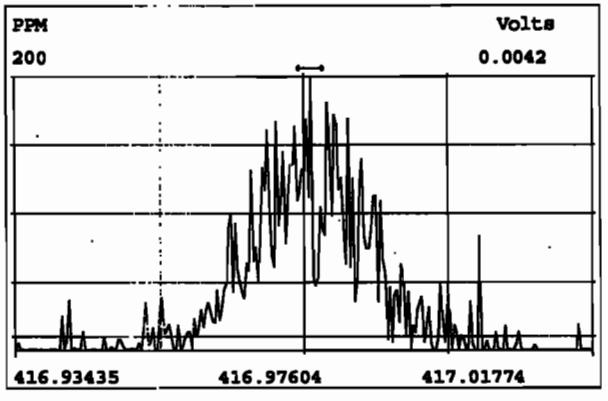

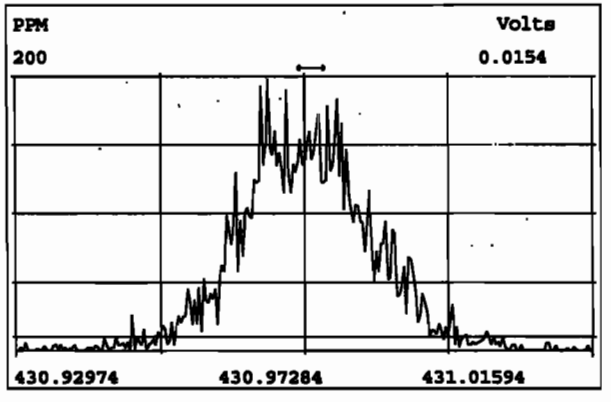

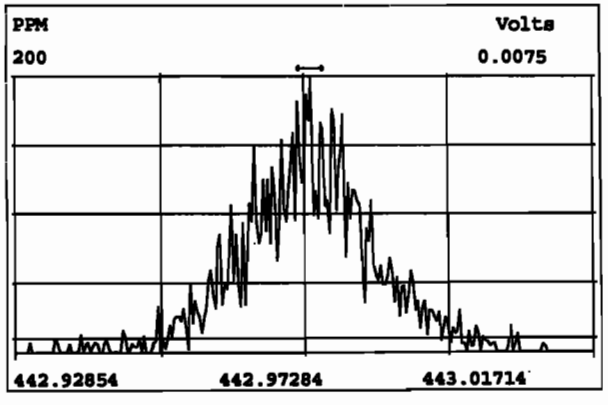

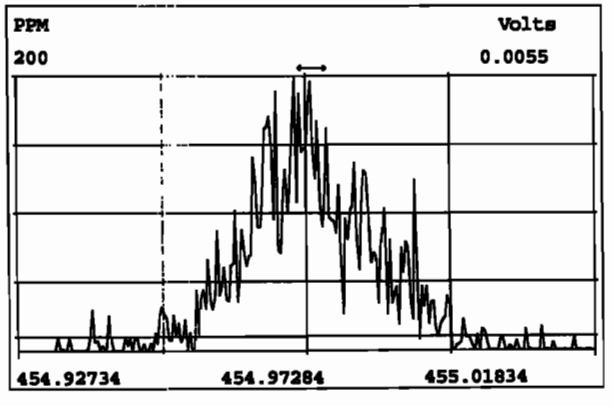

Peak Locate Examination:13-DEC-2019:00:54 File:RES_CHECK

Experiment:OCDD_DB5 Function:4 Reference:PFK

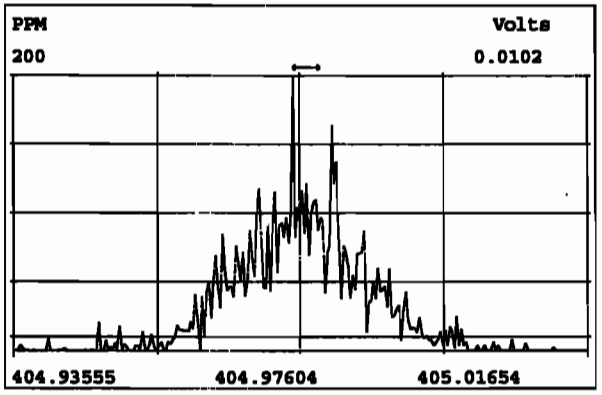

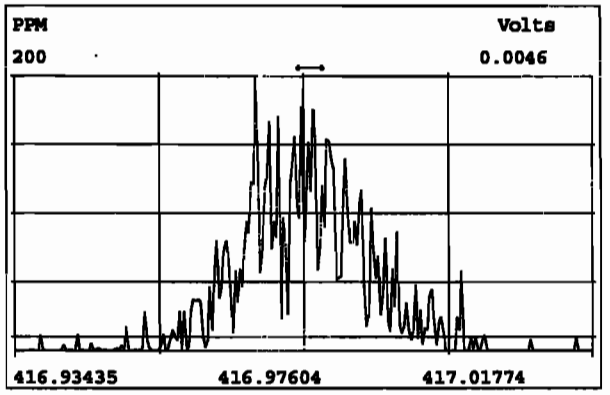

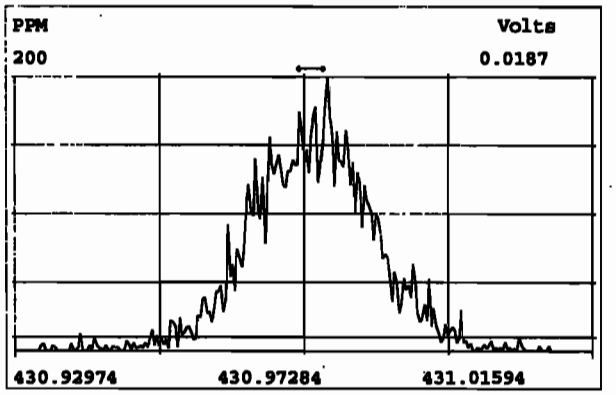

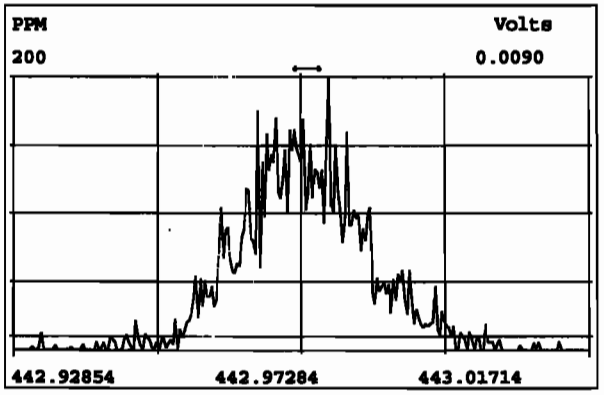

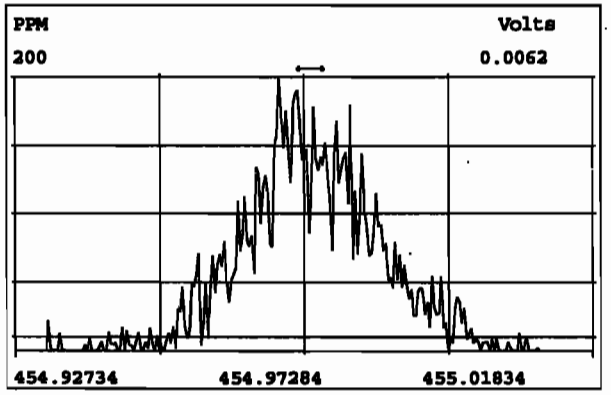

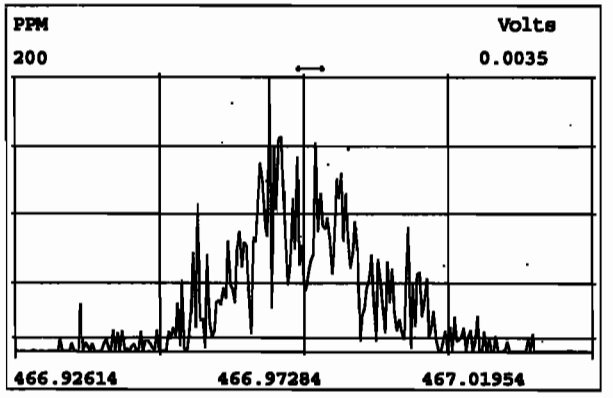

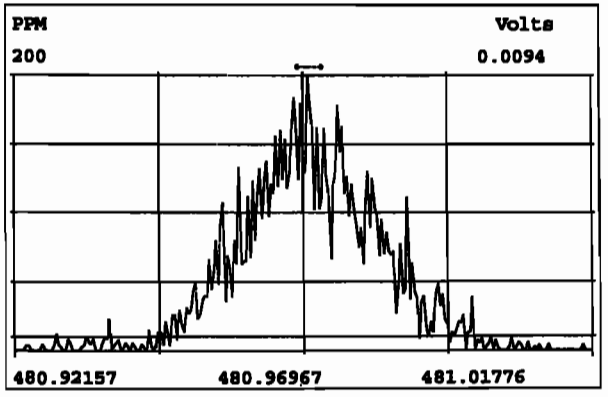

Peak Locate Examination:13-DEC-2019:00:55 File:RES_CHECK

Experiment:OCDD_DB5 Function:5 Reference:PFK

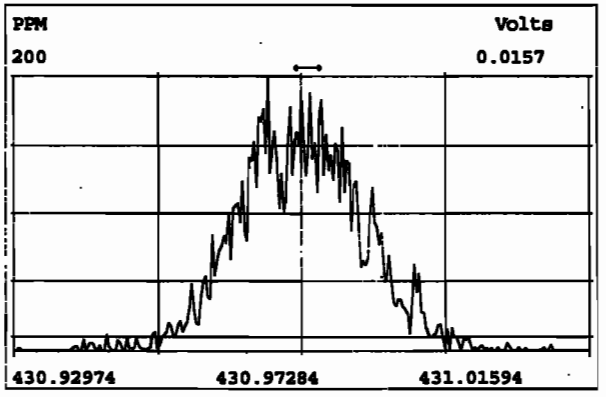

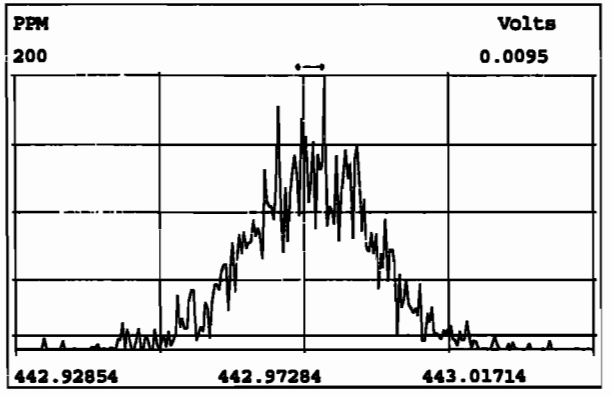

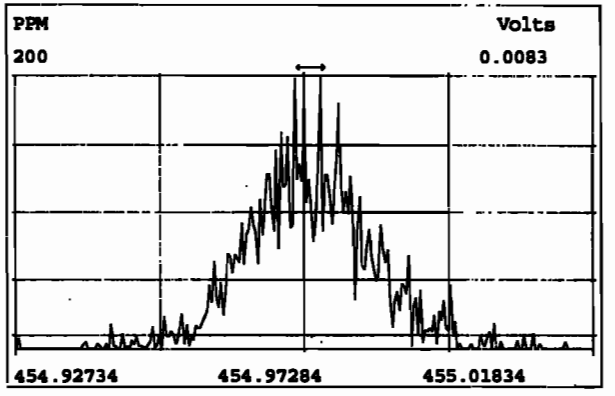

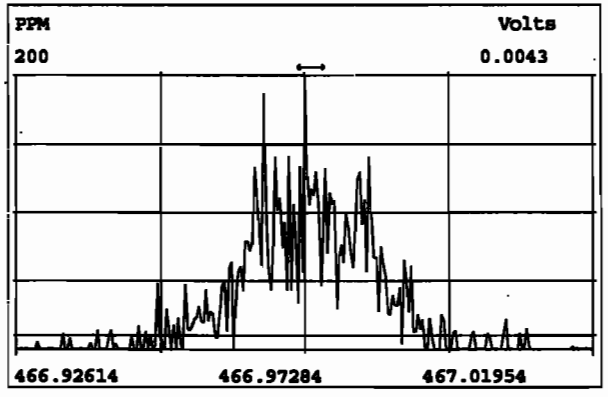

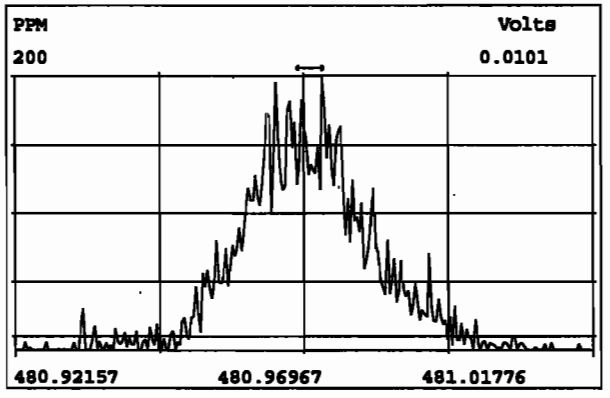

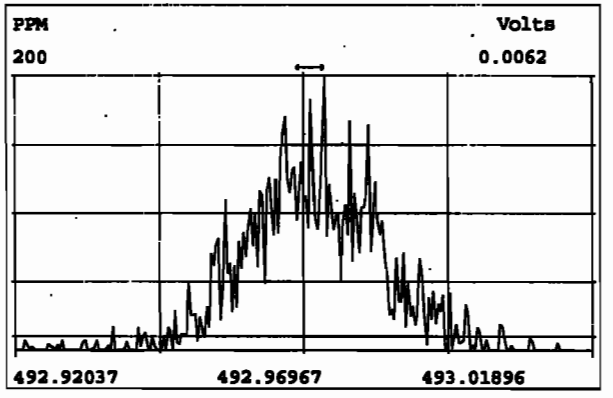

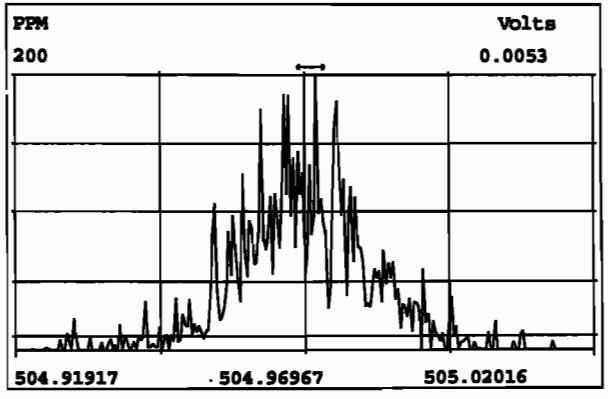

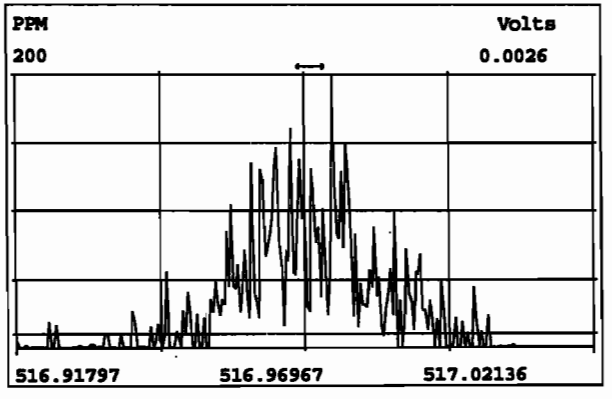

HRMS CALIBRATION STANDARDS REVIEW CHECKLIST

Beg. Calbration ID: ST191212D2-1 **Reviewed By:** CT 12/13/19

Initials & Date

End Calibration ID: NA

	Beg.	End
Ion abundance within QC limits?	✓	NA
Concentrations within criteria?	✓	
TCDD/TCDF Valleys <25%	✓	
First and last eluters present?	✓	
Retention Times within criteria?	✓	
Verification Std. named correctly? (ST-Year-Month-Day-VG ID)	✓	
Forms signed and dated?	✓	
Correct ICAL referenced?	DB	

	Beg.	End
Mass resolution ≥	✓	✓
☐ 5k ☐ 6-8K ☐ 8K ☑ 10K 1614 1699 429 1613/1668/8280		
Intergrated peaks display correctly?	✓	NA
GC Break <20%	NA	

8280 CS1 End Standard:

- Ratios within limits, S/N <2.5:1, CS1 within 12 hours — NA

Run Log:

	Beg.	End
- Correct Instrument listed?	✓	✓
- Samples within 12 hour clock?	(Y)	N
- Bottle position verfied?	DB	

Comments:

Vista Analytical Laboratory - Injection Log Run file: 191212D2 Instrument ID: VG-7 GC Column ID: ZB-5MS

Data file	S#	Sample ID	Analyst	Acq date	Acq time	CCal	ECal
191212D2	1	ST191212D2-1	DB	13-DEC-19	00:56:17	ST191212D2-1	NA
191212D2	2	SOLVENT BLANK	DB	13-DEC-19	01:44:02	ST191212D2-1	NA
191212D2	3	1903828-01	DB	13-DEC-19	02:31:49	ST191212D2-1	NA
191212D2	4	1903828-02	DB	13-DEC-19	03:19:45	ST191212D2-1	NA
191212D2	5	1903828-03	DB	13-DEC-19	04:07:42	ST191212D2-1	NA
191212D2	6	1903828-06	DB	13-DEC-19	04:55:29	ST191212D2-1	NA
191212D2	7	1903828-07	DB	13-DEC-19	05:43:25	ST191212D2-1	NA
191212D2	8	1904021-01	DB	13-DEC-19	06:31:22	ST191212D2-1	NA
191212D2	9	1904021-02	DB	13-DEC-19	07:19:19	ST191212D2-1	NA
191212D2	10	1904021-03	DB	13-DEC-19	08:07:11	ST191212D2-1	NA
191212D2	11	1904021-04	DB	13-DEC-19	08:55:01	ST191212D2-1	NA
191212D2	12	1904021-05	DB	13-DEC-19	09:42:52	ST191212D2-1	NA
191212D2	13	1904021-06	DB	13-DEC-19	10:30:47	ST191212D2-1	NA
191212D2	14	1904021-07	DB	13-DEC-19	11:18:43	ST191212D2-1	NA

FORM 4A
PCDD/PCDF CALIBRATION VERIFICATION

Lab Name: Vista Analytical Laboratory Episode No.: CCAL ID: ST191212D2-1

Contract No.: SAS No.:

Initial Calibration Date: 10-9-19

Instrument ID: VG-7 GC Column ID: ZB-5MS

VER Data Filename: 191212D2 S#1 Analysis Date: 13-DEC-19 Time: 00:56:17

	M/Z'S FORMING RATIO (1)	ION ABUND. RATIO	QC LIMITS (2)	Pass	CONC. FOUND	CONC. RANGE (3) (ng/mL)
NATIVE ANALYTES						
2,3,7,8-TCDD	M/M+2	0.85	0.65-0.89	y	10.6	7.8 - 12.9 8.2 - 12.3 (4)
1,2,3,7,8-PeCDD	M/M+2	0.61	0.54-0.72	y	52.8	39.0 - 65.0
1,2,3,4,7,8-HxCDD	M+2/M+4	1.28	1.05-1.43	y	50.1	39.0 - 64.0
1,2,3,6,7,8-HxCDD	M+2/M+4	1.20	1.05-1.43	y	53.4	39.0 - 64.0
1,2,3,7,8,9-HxCDD	M+2/M+4	1.26	1.05-1.43	y	53.4	41.0 - 61.0
1,2,3,4,6,7,8-HpCDD	M+2/M+4	1.04	0.88-1.20	y	51.6	43.0 - 58.0
OCDD	M+2/M+4	0.88	0.76-1.02	y	104	79.0 - 126.0
2,3,7,8-TCDF	M/M+2	0.77	0.65-0.89	y	9.63	8.4 - 12.0 8.6 - 11.6 (4)
1,2,3,7,8-PeCDF	M+2/M+4	1.61	1.32-1.78	y	51.9	41.0 - 60.0
2,3,4,7,8-PeCDF	M+2/M+4	1.61	1.32-1.78	y	51.6	41.0 - 61.0
1,2,3,4,7,8-HxCDF	M+2/M+4	1.21	1.05-1.43	y	49.2	45.0 - 56.0
1,2,3,6,7,8-HxCDF	M+2/M+4	1.23	1.05-1.43	y	48.0	44.0 - 57.0
2,3,4,6,7,8-HxCDF	M+2/M+4	1.17	1.05-1.43	y	48.4	44.0 - 57.0
1,2,3,7,8,9-HxCDF	M+2/M+4	1.26	1.05-1.43	y	49.0	45.0 - 56.0
1,2,3,4,6,7,8-HpCDF	M+2/M+4	1.01	0.88-1.20	y	46.4	45.0 - 55.0
1,2,3,4,7,8,9-HpCDF	M+2/M+4	1.01	0.88-1.20	y	46.3	43.0 - 58.0
OCDF	M+2/M+4	0.88	0.76-1.02	y	96.4	63.0 - 159.0

(1) See Table 8, Method 1613, for m/z specifications.

(2) Ion Abundance Ratio Control Limits as specified in Table 9, Method 1613.

(3) Contract-required concentration range as specified in Table 6, Method 1613.

(4) Contract-required concentration range as specified in Table 6a, Method 1613, for tetras only.

Analyst: DB

Date: 12/13/19

FORM 4B
PCDD/PCDF CALIBRATION VERIFICATION

Lab Name: Vista Analytical Laboratory Episode No.:

Contract No.: SAS No.:

Initial Calibration Date: 10-9-19

Instrument ID: VG-7 GC Column ID: ZB-5MS

VER Data Filename: 191212D2 S#1 Analysis Date: 13-DEC-19 Time: 00:56:17

LABELED COMPOUNDS	M/Z'S FORMING RATIO (1)	ION ABUND. RATIO	QC LIMITS (2)	Pass	CONC. FOUND	CONC. RANGE (ng/mL)
13C-2,3,7,8-TCDD	M/M+2	0.77	0.65-0.89	y	102	82.0 - 121.0
13C-1,2,3,7,8-PeCDD	M/M+2	0.64	0.54-0.72	y	91.5	62.0 - 160.0
13C-1,2,3,4,7,8-HxCDD	M+2/M+4	1.29	1.05-1.43	y	103	85.0 - 117.0
13C-1,2,3,6,7,8-HxCDD	M+2/M+4	1.25	1.05-1.43	y	89.2	85.0 - 118.0
13C-1,2,3,7,8,9-HxCDD	M+2/M+4	1.26	1.05-1.43	y	95.0	85.0 - 118.0
13C-1,2,3,4,6,7,8-HpCDD	M+2/M+4	1.07	0.88-1.20	y	96.2	72.0 - 138.0
13C-OCDD	M/M+2	0.90	0.76-1.02	y	215	96.0 - 415.0
13C-2,3,7,8-TCDF	M+2/M+4	0.79	0.65-0.89	y	99.5	71.0 - 140.0
13C-1,2,3,7,8-PeCDF	M+2/M+4	1.60	1.32-1.78	y	91.9	76.0 - 130.0
13C-2,3,4,7,8-PeCDF	M+2/M+4	1.62	1.32-1.78	y	90.3	77.0 - 130.0
13C-1,2,3,4,7,8-HxCDF	M/M+2	0.53	0.43-0.59	y	101	76.0 - 131.0
13C-1,2,3,6,7,8-HxCDF	M/M+2	0.52	0.43-0.59	y	95.4	70.0 - 143.0
13C-2,3,4,6,7,8-HxCDF	M/M+2	0.53	0.43-0.59	y	105	73.0 - 137.0
13C-1,2,3,7,8,9-HxCDF	M/M+2	0.53	0.43-0.59	y	109	74.0 - 135.0
13C-1,2,3,4,6,7,8-HpCDF	M+2/M+4	0.43	0.37-0.51	y	101	78.0 - 129.0
13C-1,2,3,4,7,8,9-HpCDF	M+2/M+4	0.43	0.37-0.51	y	108	77.0 - 129.0
13C-OCDF	M+2/M+4	0.88	0.76-1.02	y	232	96.0 - 415.0
CLEANUP STANDARD (3)						
37Cl-2,3,7,8-TCDD					9.47	7.9 - 12.7

(1) See Table 8, Method 1613, for m/z specifications.

(2) Ion Abundance Ratio Control Limits as specified

(3) No ion abundance ratio; report concentration found.

Analyst: DB

Date: 12/13/19

FORM 5

PCDD/PCDF RT WINDOW AND ISOMER SPECIFICITY STANDARDS

Lab Name: Vista Analytical Laboratory Episode No.:

Contract No.: SAS No.:

Instrument ID: VG-7 Initial Calibration Date: 10-9-19

RT Window Data Filename: 191212D2 S#1 Analysis Date: 13-DEC-19 Time: 00:56:17

ZB-5MS IS Data Filename: 191212D2 S#1 Analysis Date: 13-DEC-19 Time: 00:56:17

DB_225 IS Data Filename: Analysis Date: Time:

ZB-5MS RT WINDOW DEFINING STANDARDS RESULTS

ISOMERS	ABSOLUTE RT	ISOMERS	ABSOLUTE RT
1,3,6,8-TCDD (F)	22:37	1,3,6,8-TCDF (F)	20:29
1,2,8,9-TCDD (L)	26:55	1,2,8,9-TCDF (L)	27:04
1,2,4,7,9-PeCDD (F)	28:32	1,3,4,6,8-PeCDF (F)	27:02
1,2,3,8,9-PeCDD (L)	30:56	1,2,3,8,9-PeCDF (L)	31:11
1,2,4,6,7,9-HxCDD (F)	32:22	1,2,3,4,6,8-HxCDF (F)	31:50
1,2,3,7,8,9-HxCDD (L)	34:17	1,2,3,7,8,9-HxCDF (L)	34:40
1,2,3,4,6,7,9-HpCDD (F)	36:53	1,2,3,4,6,7,8-HpCDF (F)	36:29
1,2,3,4,6,7,8-HpCDD (L)	37:45	1,2,3,4,7,8,9-HpCDF (L)	38:17

(F) = First eluting isomer (ZB-5MS); (L) = Last eluting isomer (ZB-5MS).

==========

ISOMER SPECIFICITY (IS) TEST STANDARD RESULTS

COMPARED PEAKS (1)	% VALLEY HEIGHT BETWEEN
	<25%

(1) To meet contract requirements, %Valley Height Between Compared Peaks shall not exceed 25% (section 15.4.2.2, Method 1613).

Analyst: DB

Date: 12/13/19

FORM 6A
PCDD/PCDF RELATIVE RETENTION TIMES

Lab Name: Vista Analytical Laboratory Episode No.:

Contract No.: SAS No.:

Initial Calibration Date: 10-9-19

Instrument ID: VG-7 GC Column ID: ZB-5MS

VER Data Filename: 191212D2 S#1 Analysis Date: 13-DEC-19 Time: 00:56:17

Compounds Using 13C-1234-TCDD as RT Internal Standard

NATIVE ANALYTES	RETENTION TIME REFERENCE	RRT	RRT QC LIMITS (1)
2,3,7,8-TCDD	13C-2,3,7,8-TCDD	1.001	0.999-1.002
1,2,3,7,8-PeCDD	13C-1,2,3,7,8-PeCDD	1.000	0.999-1.002
2,3,7,8-TCDF	13C-2,3,7,8-TCDF	1.001	0.999-1.003
1,2,3,7,8-PeCDF	13C-1,2,3,7,8-PeCDF	1.000	0.999-1.002
2,3,4,7,8-PeCDF	13C-2,3,4,7,8-PeCDF	1.000	0.999-1.002
LABELED COMPOUNDS			
13C-2,3,7,8-TCDD	13C-1,2,3,4-TCDD	1.022	0.976-1.043
13C-1,2,3,7,8-PeCDD	13C-1,2,3,4-TCDD	1.200	1.000-1.567
13C-2,3,7,8-TCDF	13C-1,2,3,4-TCDD	0.991	0.923-1.103
13C-1,2,3,7,8-PeCDF	13C-1,2,3,4-TCDD	1.154	1.000-1.425
13C-2,3,4,7,8-PeCDF	13C-1,2,3,4-TCDD	1.189	1.011-1.526
37Cl-2,3,7,8-TCDD	13C-1,2,3,4-TCDD	1.023	0.989-1.052

Analyst: DB

Date: 12/13/19

FORM 6B
PCDD/PCDF RELATIVE RETENTION TIMES

Lab Name: Vista Analytical Laboratory Episode No.:

Contract No.: SAS No.:

Initial Calibration Date: 10-9-19

Instrument ID: VG-7 GC Column ID: ZB-5MS

VER Data Filename: 191212D2 S#1 Analysis Date: 13-DEC-19 Time: 00:56:17

NATIVE ANALYTES	RETENTION TIME REFERENCE	RRT	RRT QC LIMITS (1)
1,2,3,4,7,8-HxCDF	13C-1,2,3,4,7,8-HxCDF	1.000	0.999-1.001
1,2,3,6,7,8-HxCDF	13C-1,2,3,6,7,8-HxCDF	1.000	0.997-1.005
2,3,4,6,7,8-HxCDF	13C-2,3,4,6,7,8-HxCDF	1.000	0.999-1.001
1,2,3,7,8,9-HxCDF	13C-1,2,3,7,8,9-HxCDF	1.001	0.999-1.001
1,2,3,4,7,8-HxCDD	13C-1,2,3,4,7,8-HxCDD	1.000	0.999-1.001
1,2,3,6,7,8-HxCDD	13C-1,2,3,6,7,8-HxCDD	1.001	0.998-1.004
1,2,3,7,8,9-HxCDD	13C-1,2,3,7,8,9-HxCDD	1.000	0.998-1.004
1,2,3,4,6,7,8-HpCDF	13C-1,2,3,4,6,7,8-HpCDF	1.000	0.999-1.001
1,2,3,4,6,7,8-HpCDD	13C-1,2,3,4,6,7,8-HpCDD	1.000	0.999-1.001
1,2,3,4,7,8,9-HpCDF	13C-1,2,3,4,7,8,9-HpCDF	1.000	0.999-1.001
OCDD	13C-OCDD	1.000	0.999-1.001
OCDF	13C-OCDF	1.000	0.999-1.001
LABELED COMPOUNDS			
13C-1,2,3,4,7,8-HxCDF	13C-1,2,3,4,6,9-HxCDF	0.988	0.975-1.001
13C-1,2,3,6,7,8-HxCDF	13C-1,2,3,4,6,9-HxCDF	0.991	0.979-1.005
13C-2,3,4,6,7,8-HxCDF	13C-1,2,3,4,6,9-HxCDF	1.009	1.001-1.020
13C-1,2,3,7,8,9-HxCDF	13C-1,2,3,4,6,9-HxCDF	1.037	1.002-1.072
13C-1,2,3,4,7,8-HxCDD	13C-1,2,3,4,6,9-HxCDF	1.014	1.002-1.026
13C-1,2,3,6,7,8-HxCDD	13C-1,2,3,4,6,9-HxCDF	1.017	1.007-1.029
13C-1,2,3,7,8,9-HxCDD	13C-1,2,3,4,6,9-HxCDF	1.026	1.014-1.038
13C-1,2,3,4,6,7,8-HpCDF	13C-1,2,3,4,6,9-HxCDF	1.092	1.069-1.111
13C-1,2,3,4,7,8,9-HpCDF	13C-1,2,3,4,6,9-HxCDF	1.146	1.098-1.192
13C-1,2,3,4,6,7,8-HpCDD	13C-1,2,3,4,6,9-HxCDF	1.130	1.117-1.141
13C-OCDD	13C-1,2,3,4,6,9-HxCDF	1.227	1.085-1.365
13C-OCDF	13C-1,2,3,4,6,9-HxCDF	1.234	1.091-1.371

Analyst: DB

Date: 12/13/19

Client ID: 1613 CS3 19C2204 Filename: 191212D2 S:1 Acq:13-DEC-19 00:56:17 ConCal: ST191212D2-1

Lab ID: ST191212D2-1 GC Column ID: ZB-5MS ICal: 1613VG7-10-9-19 wt/vol: 1.000 EndCAL: NA

	Name	Resp	RA	RRF	RT	Conc	Qual	noise	Fac	DL
	2,3,7,8-TCDD	1.17e+06	0.85 y	0.91	26:04	10.619			* 2.5	*
	1,2,3,7,8-PeCDD	4.22e+06	0.61 y	0.90	30:35	52.799			* 2.5	*
	1,2,3,4,7,8-HxCDD	4.67e+06	1.28 y	1.10	33:53	50.109			* 2.5	*
	1,2,3,6,7,8-HxCDD	4.91e+06	1.20 y	0.94	33:59	53.381			* 2.5	*
	1,2,3,7,8,9-HxCDD	5.06e+06	1.26 y	0.96	34:17	53.437			* 2.5	*
	1,2,3,4,6,7,8-HpCDD	4.08e+06	1.04 y	0.98	37:45	51.562			* 2.5	*
	OCDD	7.98e+06	0.88 y	0.96	41:00	104.10			* 2.5	*
	2,3,7,8-TCDF	1.64e+06	0.77 y	0.95	25:16	9.6274			* 2.5	*
	1,2,3,7,8-PeCDF	6.82e+06	1.61 y	0.96	29:24	51.907			* 2.5	*
	2,3,4,7,8-PeCDF	6.98e+06	1.61 y	1.01	30:18	51.641			* 2.5	*
	1,2,3,4,7,8-HxCDF	6.23e+06	1.21 y	1.18	32:60	49.223			* 2.5	*
	1,2,3,6,7,8-HxCDF	6.51e+06	1.23 y	1.07	33:07	48.047			* 2.5	*
	2,3,4,6,7,8-HxCDF	6.93e+06	1.17 y	1.11	33:43	48.375			* 2.5	*
	1,2,3,7,8,9-HxCDF	6.01e+06	1.26 y	1.06	34:40	48.976			* 2.5	*
	1,2,3,4,6,7,8-HpCDF	5.15e+06	1.01 y	1.13	36:29	46.412			* 2.5	*
	1,2,3,4,7,8,9-HpCDF	4.78e+06	1.01 y	1.28	38:17	46.318			* 2.5	*
	OCDF	9.37e+06	0.88 y	0.95	41:13	96.377			* 2.5	*
IS	13C-2,3,7,8-TCDD	1.22e+07	0.77 y	1.10	26:02	101.50				
IS	13C-1,2,3,7,8-PeCDD	8.85e+06	0.64 y	0.88	30:34	91.529				
IS	13C-1,2,3,4,7,8-HxCDD	8.46e+06	1.29 y	0.64	33:52	102.53				
IS	13C-1,2,3,6,7,8-HxCDD	9.80e+06	1.25 y	0.86	33:58	89.165				
IS	13C-1,2,3,7,8,9-HxCDD	9.84e+06	1.26 y	0.81	34:16	94.967				
IS	13C-1,2,3,4,6,7,8-HpCDD	8.09e+06	1.07 y	0.65	37:44	96.229				
IS	13C-OCDD	1.60e+07	0.90 y	0.58	40:59	214.88				
IS	13C-2,3,7,8-TCDF	1.79e+07	0.79 y	1.03	25:15	99.545				
IS	13C-1,2,3,7,8-PeCDF	1.37e+07	1.60 y	0.85	29:24	91.901				
IS	13C-2,3,4,7,8-PeCDF	1.33e+07	1.62 y	0.85	30:18	90.334				
IS	13C-1,2,3,4,7,8-HxCDF	1.07e+07	0.53 y	0.83	32:59	100.58				
IS	13C-1,2,3,6,7,8-HxCDF	1.27e+07	0.52 y	1.03	33:06	95.403				
IS	13C-2,3,4,6,7,8-HxCDF	1.29e+07	0.53 y	0.95	33:42	105.05				
IS	13C-1,2,3,7,8,9-HxCDF	1.16e+07	0.53 y	0.83	34:39	108.74				
IS	13C-1,2,3,4,6,7,8-HpCDF	9.85e+06	0.43 y	0.76	36:28	101.16				
IS	13C-1,2,3,4,7,8,9-HpCDF	8.06e+06	0.43 y	0.58	38:16	107.95				
IS	13C-OCDF	2.05e+07	0.88 y	0.69	41:13	231.88				
C/Up	37Cl-2,3,7,8-TCDD	1.24e+06		1.20	26:03	9.4729				
RS/RT	13C-1,2,3,4-TCDD	1.10e+07	0.79 y	1.00	25:28	100.00				
RS	13C-1,2,3,4-TCDF	1.74e+07	0.80 y	1.00	24:01	100.00				
RS/RT	13C-1,2,3,4,6,9-HxCDF	1.28e+07	0.50 y	1.00	33:24	100.00				

Name	Conc	EMPC	Qual	noise	DL
Total Tetra-Dioxins	76.9	77.5		*	*
Total Penta-Dioxins	202	203		*	*
Total Hexa-Dioxins	226	228		*	*
Total Hepta-Dioxins	118	120		*	*
Total Tetra-Furans	37.1	37.9		*	*
Total Penta-Furans	231.17	232.60		*	*
Total Hexa-Furans	254	255		*	*
Total Hepta-Furans	92.9	93.9		*	*

	Rec	Qual
IS	102	
IS	91.5	
IS	103	
IS	89.2	
IS	95.0	
IS	96.2	
IS	107	
IS	99.5	
IS	91.9	
IS	90.3	
IS	101	
IS	95.4	
IS	105	
IS	109	
IS	101	
IS	108	
IS	116	
C/Up	94.7	

Integrations by Analyst: DB Date: 12/13/19

Reviewed by Analyst: CT Date: 12/13/19

Vista Analytical Laboratory - Injection Log Run file: 191212D2 Instrument ID: VG-7 GC Column ID: ZB-5MS

Data file	S#	Sample ID	Analyst	Acq date	Acq time	CCal	ECal
191212D2	1	ST191212D2-1	DB	13-DEC-19	00:56:17	ST191212D2-1	NA
191212D2	2	SOLVENT BLANK	DB	13-DEC-19	01:44:02	ST191212D2-1	NA
191212D2	3	1903828-01	DB	13-DEC-19	02:31:49	ST191212D2-1	NA
191212D2	4	1903828-02	DB	13-DEC-19	03:19:45	ST191212D2-1	NA
191212D2	5	1903828-03	DB	13-DEC-19	04:07:42	ST191212D2-1	NA
191212D2	6	1903828-06	DB	13-DEC-19	04:55:29	ST191212D2-1	NA
191212D2	7	1903828-07	DB	13-DEC-19	05:43:25	ST191212D2-1	NA
191212D2	8	1904021-01	DB	13-DEC-19	06:31:22	ST191212D2-1	NA
191212D2	9	1904021-02	DB	13-DEC-19	07:19:19	ST191212D2-1	NA
191212D2	10	1904021-03	DB	13-DEC-19	08:07:11	ST191212D2-1	NA
191212D2	11	1904021-04	DB	13-DEC-19	08:55:01	ST191212D2-1	NA
191212D2	12	1904021-05	DB	13-DEC-19	09:42:52	ST191212D2-1	NA
191212D2	13	1904021-06	DB	13-DEC-19	10:30:47	ST191212D2-1	NA
191212D2	14	1904021-07	DB	13-DEC-19	11:18:43	ST191212D2-1	NA

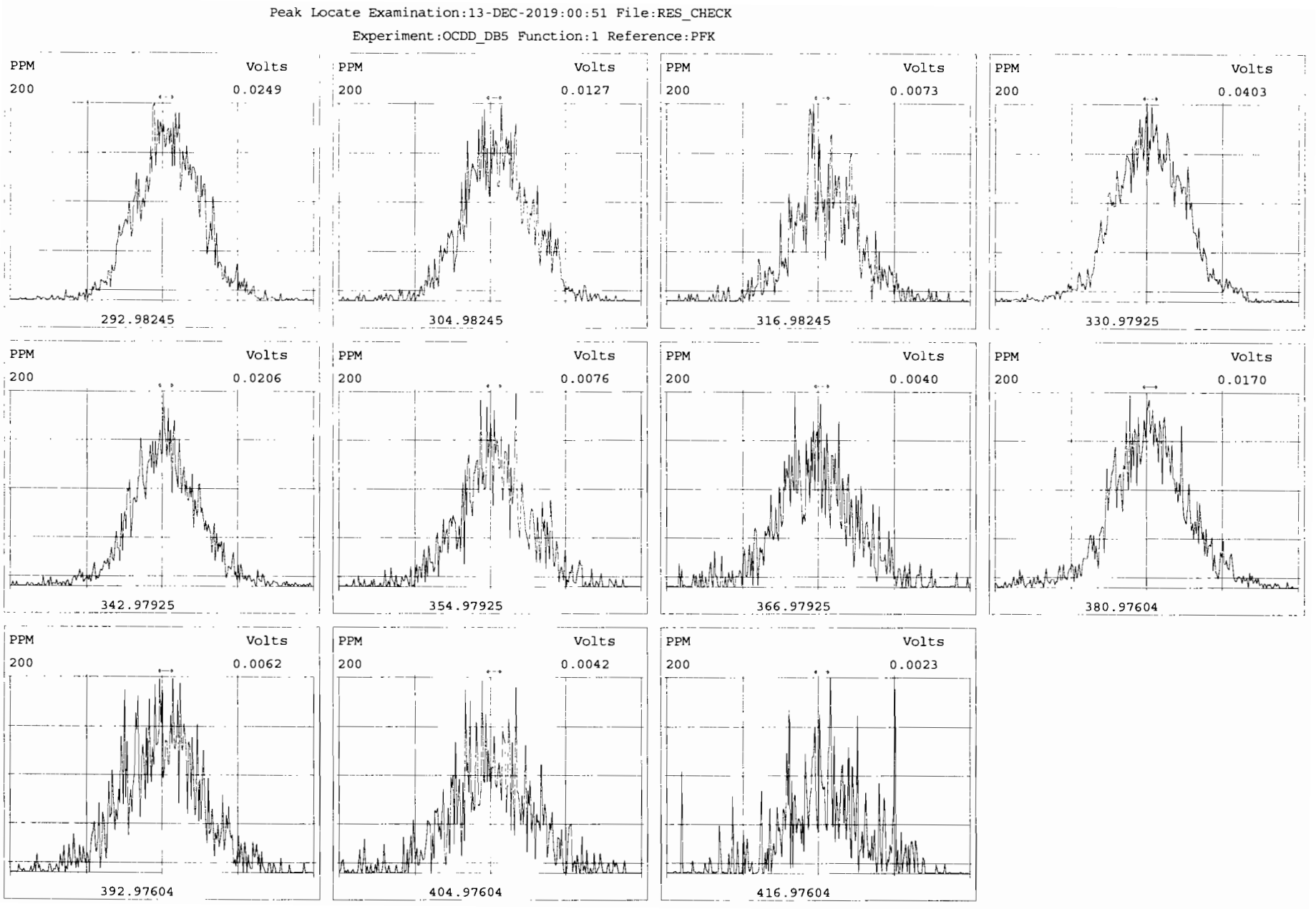
Peak Locate Examination:13-DEC-2019:00:51 File:RES_CHECK
Experiment:OCDD_DB5 Function:1 Reference:PFK
PPM
Volts
200
0.0249
292.98245
PPM
Volts
200
0.0127
304.98245
PPM
Volts
200
0.0073
316.98245
PPM
Volts
200
0.0403
330.97925
PPM
Volts
200
0.0206
342.97925
PPM
Volts
200
0.0076
354.97925
PPM
Volts
200
0.0040
366.97925
PPM
Volts
200
0.0170
380.97604
PPM
Volts
200
0.0062
392.97604
PPM
Volts
200
0.0042
404.97604
PPM
Volts
200
0.0023
416.97604

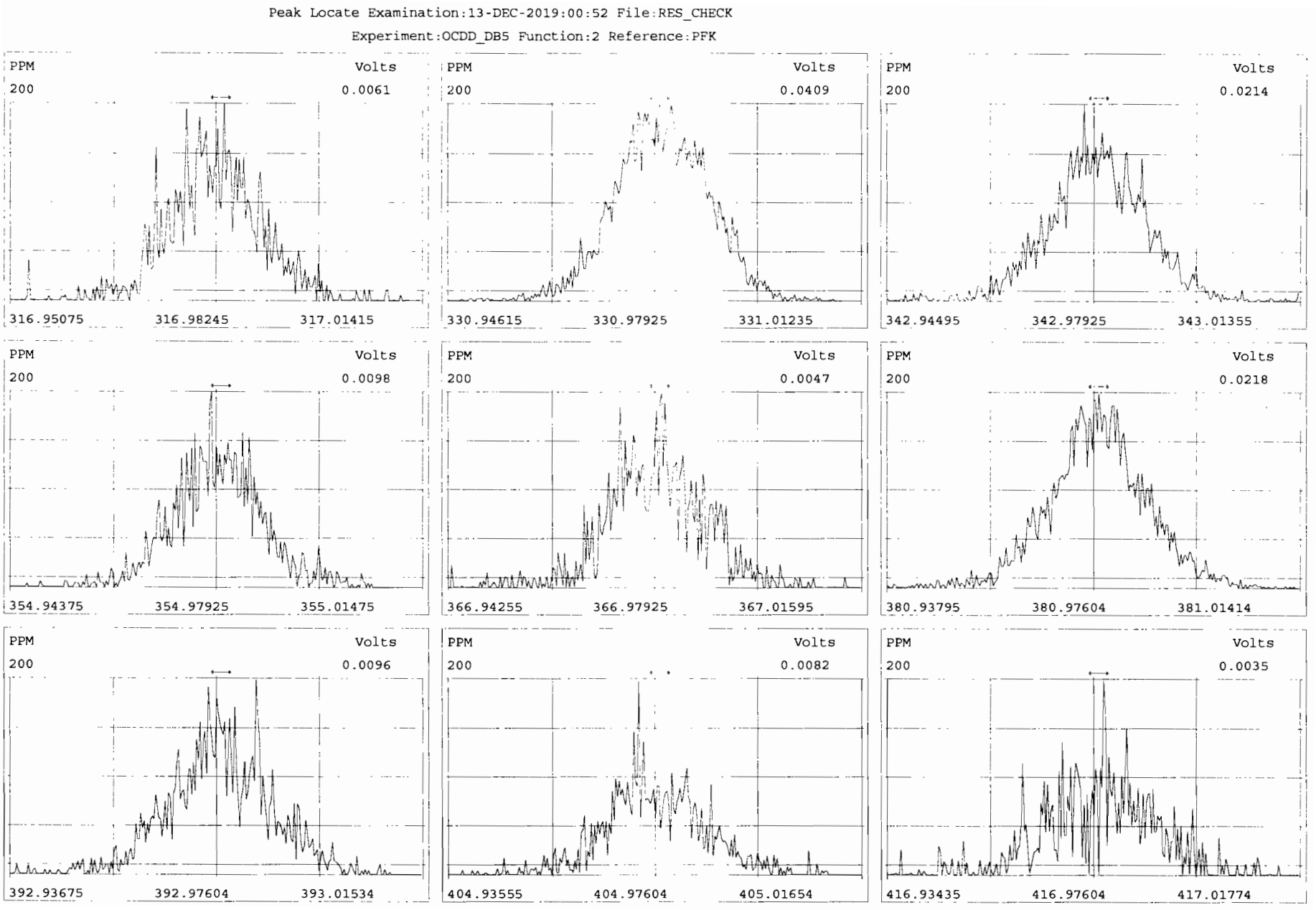
Peak Locate Examination:13-DEC-2019:00:52 File:RES_CHECK
Experiment:OCDD_DB5 Function:2 Reference:PFK
PPM
Volts
200
0.0061
316.95075
316.98245
317.01415
PPM
Volts
200
0.0409
330.94615
330.97925
331.01235
PPM
Volts
200
0.0214
342.94495
342.97925
343.01355
PPM
Volts
200
0.0098
354.94375
354.97925
355.01475
PPM
Volts
200
0.0047
366.94255
366.97925
367.01595
PPM
Volts
200
0.0218
380.93795
380.97604
381.01414
PPM
Volts
200
0.0096
392.93675
392.97604
393.01534
PPM
Volts
200
0.0082
404.93555
404.97604
405.01654
PPM
Volts
200
0.0035
416.93435
416.97604
417.01774

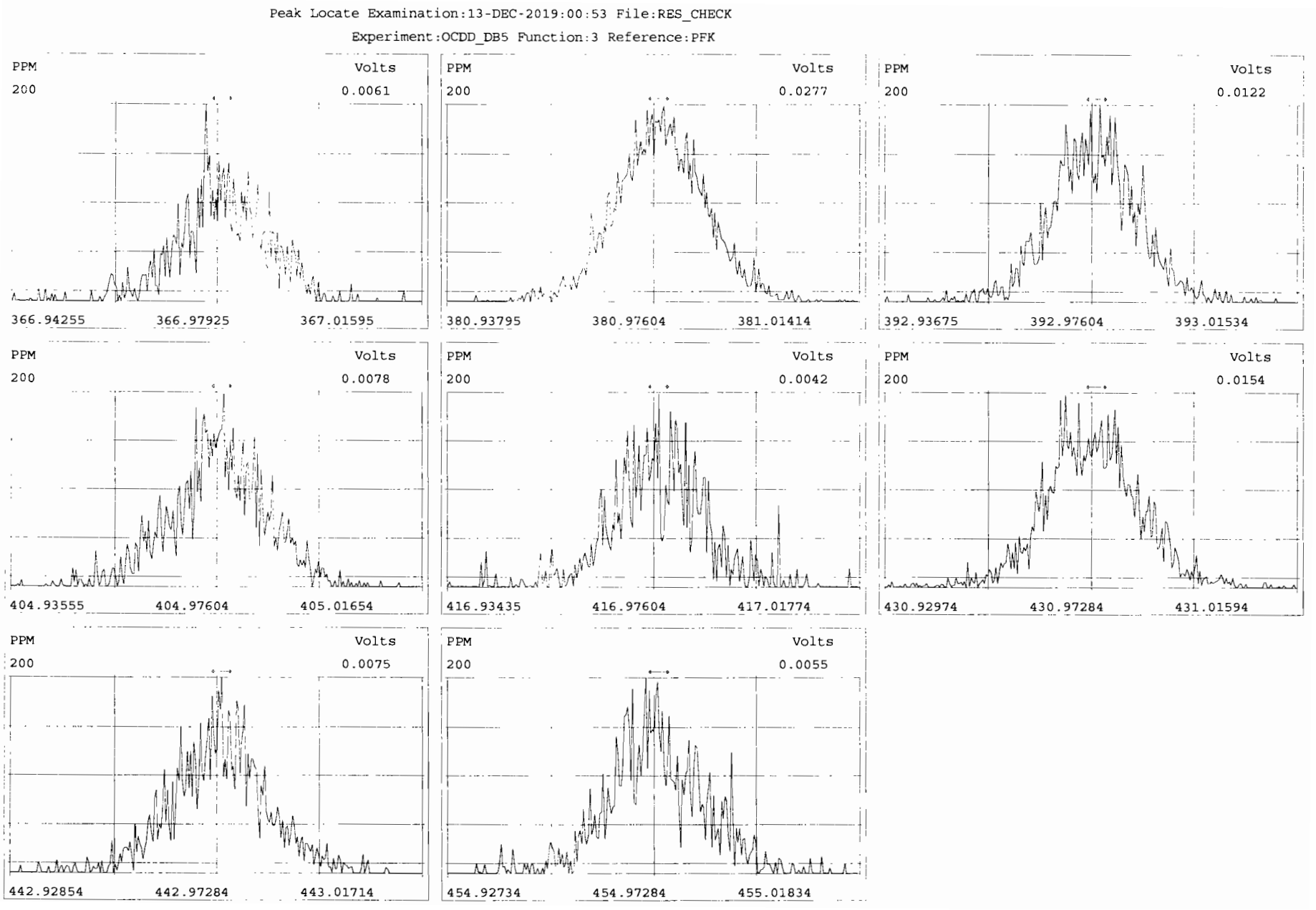
Peak Locate Examination:13-DEC-2019:00:53 File:RES_CHECK
Experiment:OCDD_DB5 Function:3 Reference:PFK
PPM
Volts
200
0.0061
366.94255
366.97925
367.01595
PPM
Volts
200
0.0277
380.93795
380.97604
381.01414
PPM
Volts
200
0.0122
392.93675
392.97604
393.01534
PPM
Volts
200
0.0078
404.93555
404.97604
405.01654
PPM
Volts
200
0.0042
416.93435
416.97604
417.01774
PPM
Volts
200
0.0154
430.92974
430.97284
431.01594
PPM
Volts
200
0.0075
442.92854
442.97284
443.01714
PPM
Volts
200
0.0055
454.92734
454.97284
455.01834

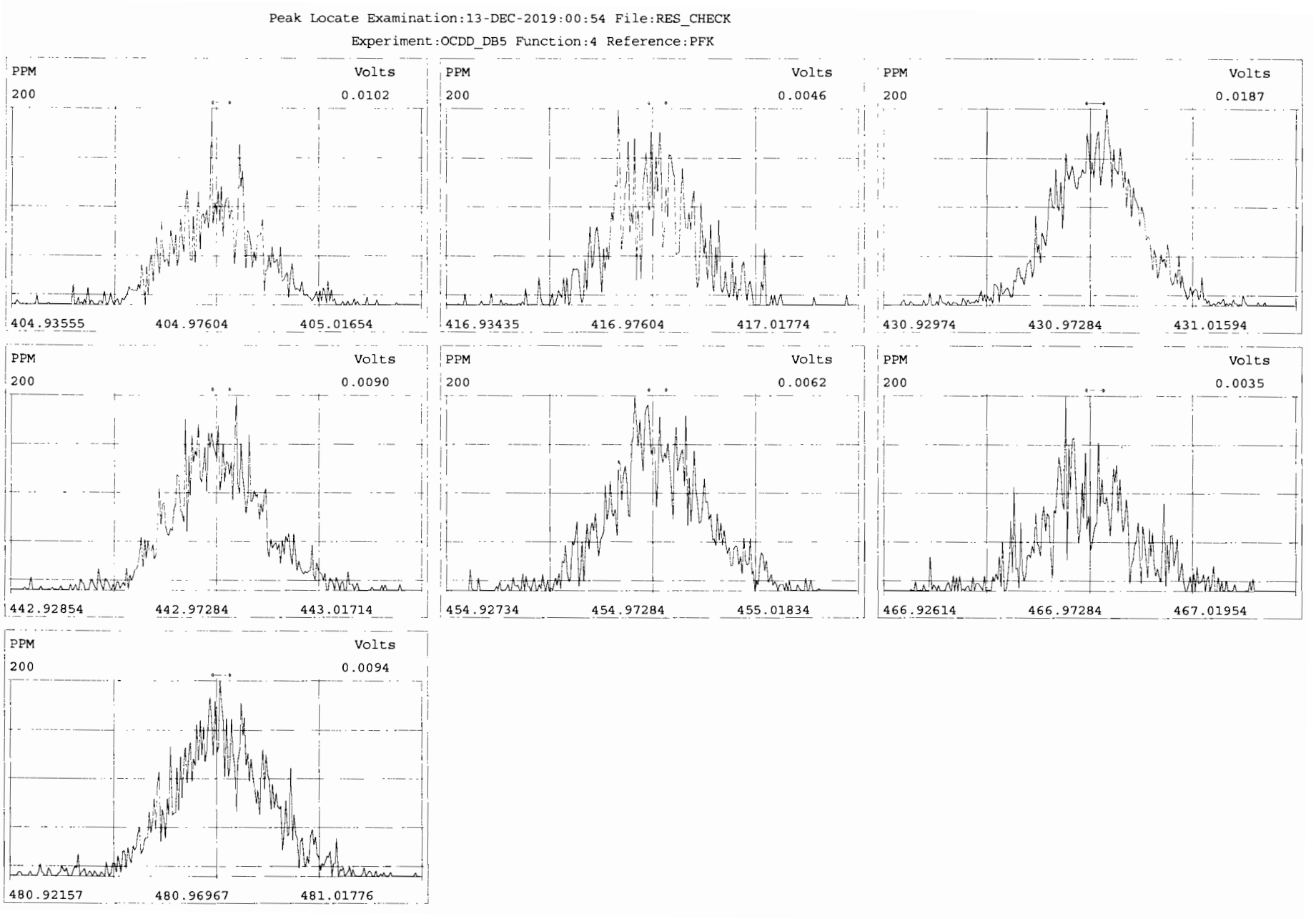
Peak Locate Examination:13-DEC-2019:00:54 File:RES_CHECK
Experiment:OCDD_DB5 Function:4 Reference:PFK
PPM
Volts
200
0.0102
404.93555
404.97604
405.01654
PPM
Volts
200
0.0046
416.93435
416.97604
417.01774
PPM
Volts
200
0.0187
430.92974
430.97284
431.01594
PPM
Volts
200
0.0090
442.92854
442.97284
443.01714
PPM
Volts
200
0.0062
454.92734
454.97284
455.01834
PPM
Volts
200
0.0035
466.92614
466.97284
467.01954
PPM
Volts
200
0.0094
480.92157
480.96967
481.01776

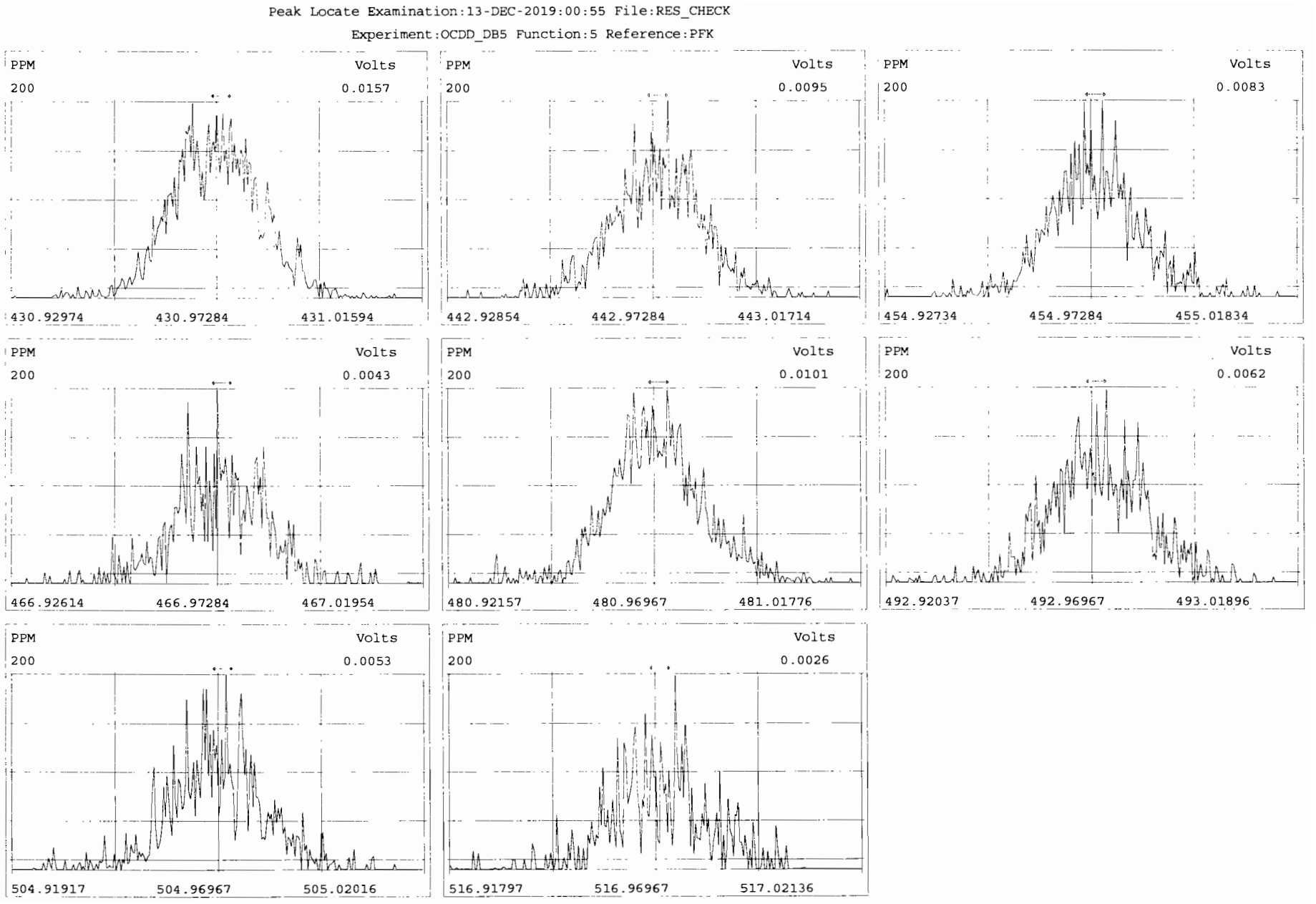
Peak Locate Examination:13-DEC-2019:00:55 File:RES_CHECK
Experiment:OCDD_DB5 Function:5 Reference:PFK
PPM
Volts
200
0.0157
430.92974
430.97284
431.01594
PPM
Volts
200
0.0095
442.92854
442.97284
443.01714
PPM
Volts
200
0.0083
454.92734
454.97284
455.01834
PPM
Volts
200
0.0043
466.92614
466.97284
467.01954
PPM
Volts
200
0.0101
480.92157
480.96967
481.01776
PPM
Volts
200
0.0062
492.92037
492.96967
493.01896
PPM
Volts
200
0.0053
504.91917
504.96967
505.02016
PPM
Volts
200
0.0026
516.91797
516.96967
517.02136

File:191212D2 #1-492 Acq:13-DEC-2019 00:56:17 GC EI+ Voltage SIR Autospec-UltimaE
Sample#1 File Text:Vista_Analytical_Laboratory_VG7 Text:ST191212D2-1 1613 CS3 19C2204 Exp:OCDD_DB5
321.8936

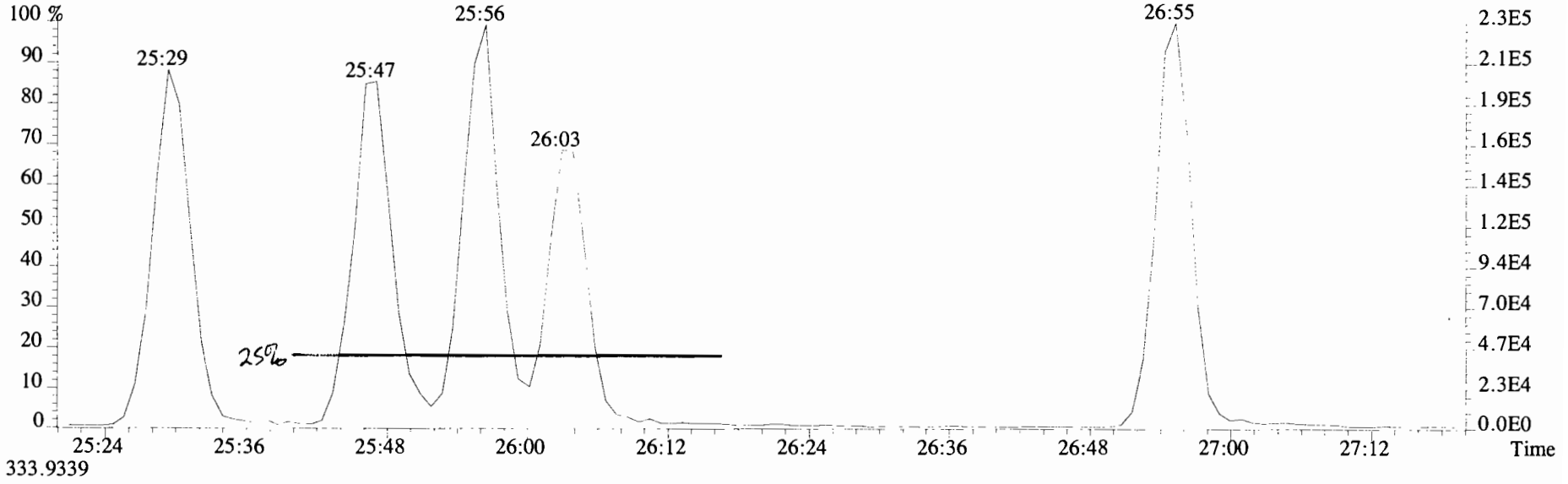

333.9339

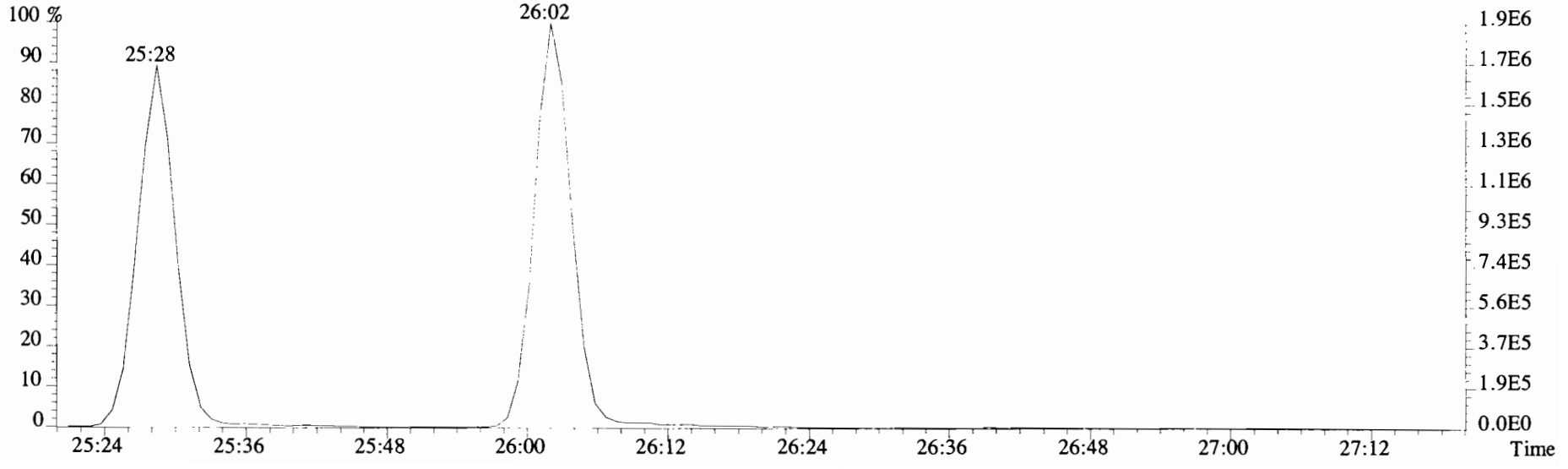

File:191212D2 #1-492 Acq:13-DEC-2019 00:56:17 GC EI+ Voltage SIR Autospec-UltimaE
Sample#1 File Text:Vista_Analytical_Laboratory_VG7 Text:ST191212D2-1 1613 CS3 19C2204 Exp:OCDD_DB5

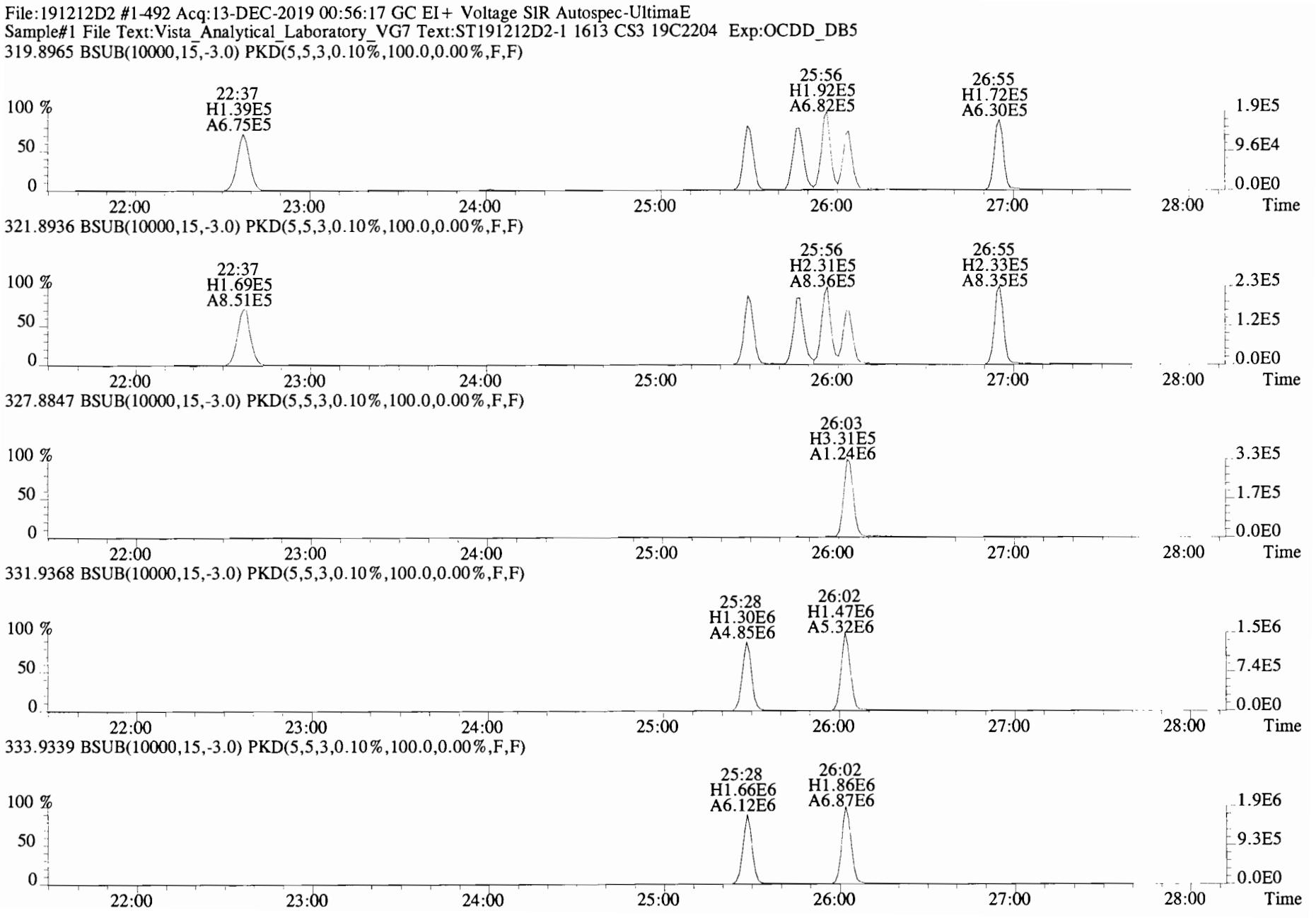

File:191212D2 #1-211 Acq:13-DEC-2019 00:56:17 GC EI+ Voltage SIR Autospec-UltimaE
Sample#1 File Text:Vista_Analytical_Laboratory_VG7 Text:ST191212D2-1 1613 CS3 19C2204 Exp:OCDD_DB5
353.8576 F:2 BSUB(10000,15,-3.0) PKD(5,5,3,0.10%,100.0,0.00%,F,F)

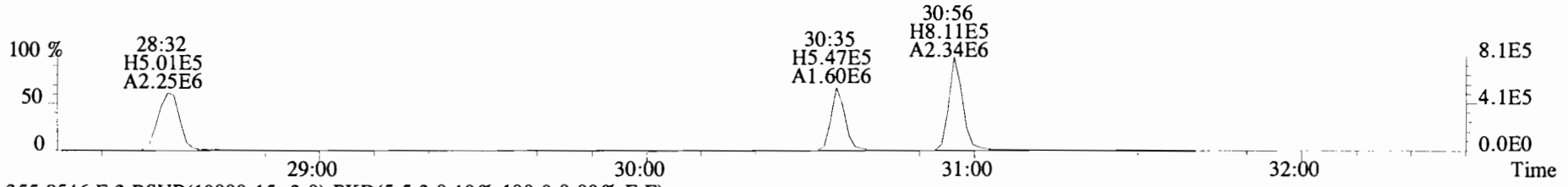

355.8546 F:2 BSUB(10000,15,-3.0) PKD(5,5,3,0.10%,100.0,0.00%,F,F)

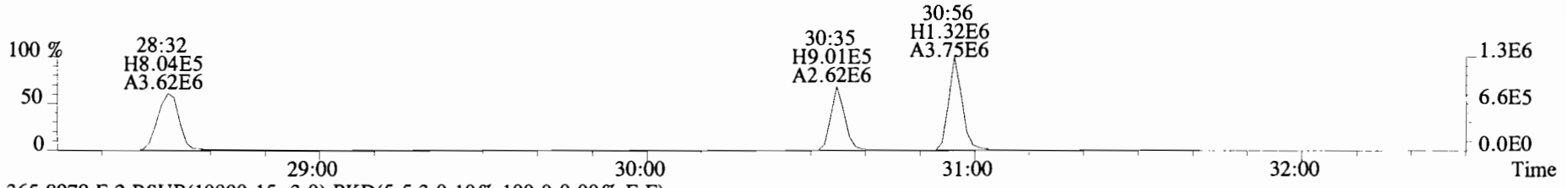

365.8978 F:2 BSUB(10000,15,-3.0) PKD(5,5,3,0.10%,100.0,0.00%,F,F)

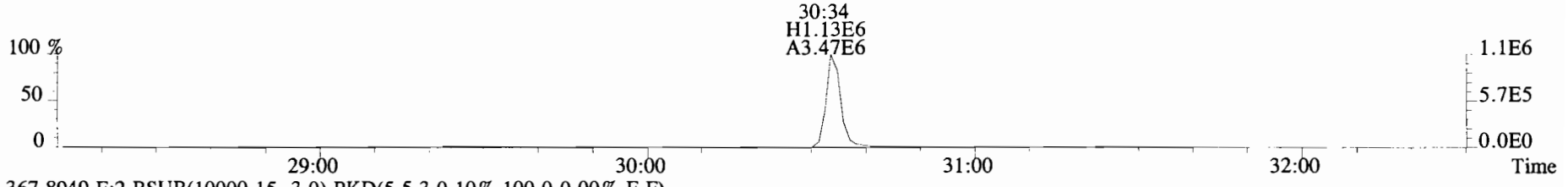

367.8949 F:2 BSUB(10000,15,-3.0) PKD(5,5,3,0.10%,100.0,0.00%,F,F)

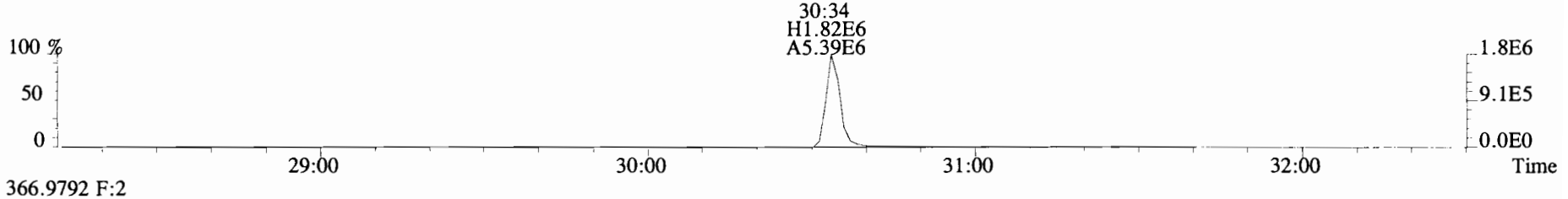

366.9792 F:2

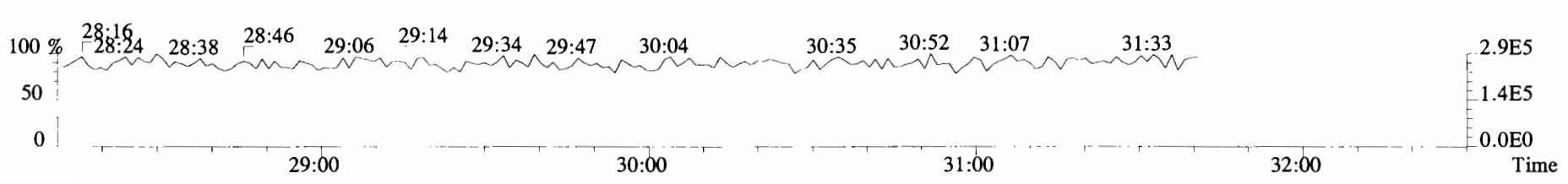

File:191212D2 #1-385 Acq:13-DEC-2019 00:56:17 GC EI+ Voltage SIR Autospec-UltimaE
Sample#1 File Text:Vista_Analytical_Laboratory_VG7 Text:ST191212D2-1 1613 CS3 19C2204 Exp:OCDD_DB5
389.8156 F:3 BSUB(10000,15,-3.0) PKD(5,5,3,0.10%,100.0,0.00%,F,F)

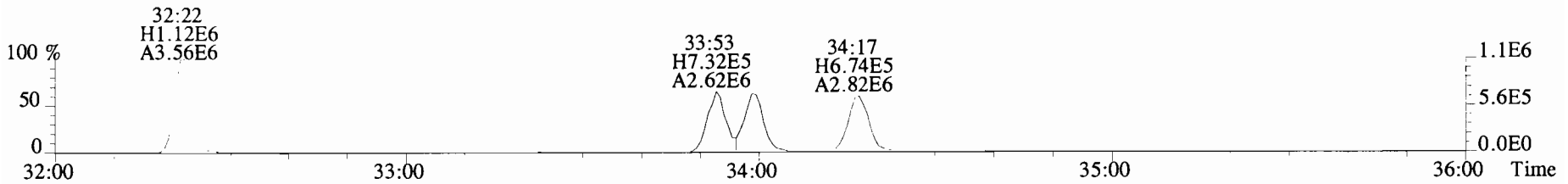

391.8127 F:3 BSUB(10000,15,-3.0) PKD(5,5,3,0.10%,100.0,0.00%,F,F)

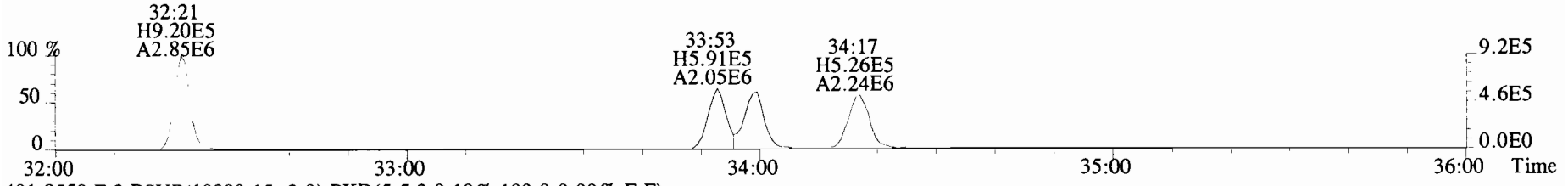

401.8559 F:3 BSUB(10000,15,-3.0) PKD(5,5,3,0.10%,100.0,0.00%,F,F)

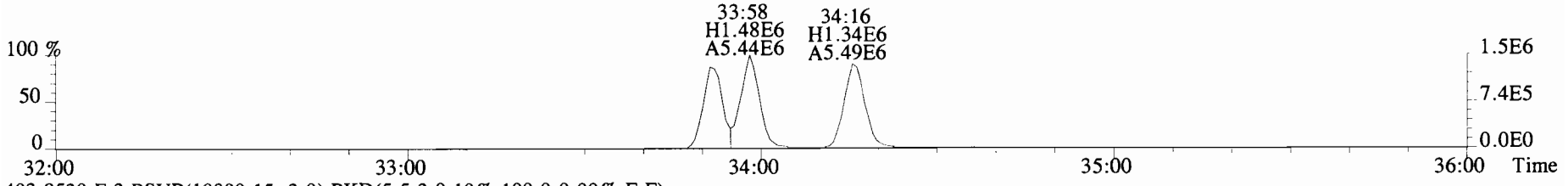

403.8530 F:3 BSUB(10000,15,-3.0) PKD(5,5,3,0.10%,100.0,0.00%,F,F)

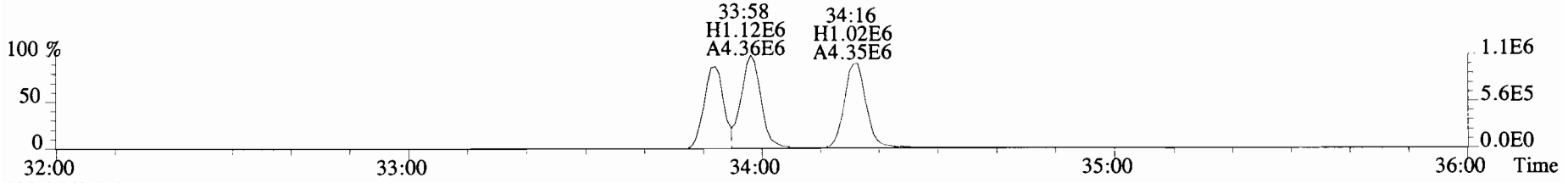

392.9760 F:3

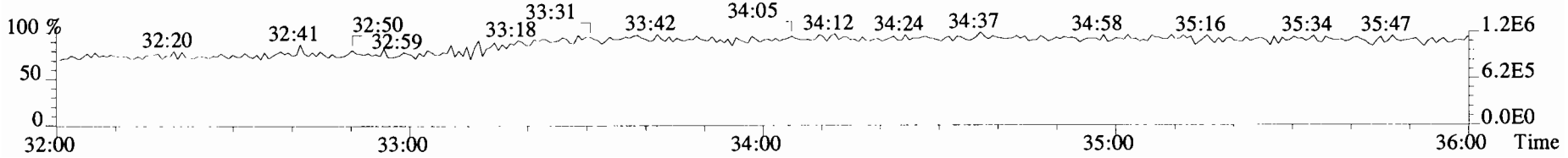

File:191212D2 #1-385 Acq:13-DEC-2019 00:56:17 GC EI+ Voltage SIR Autospec-UltimaE
Sample#1 File Text:Vista_Analytical_Laboratory_VG7 Text:ST191212D2-1 1613 CS3 19C2204 Exp:OCDD_DB5
401.8559 F:3 BSUB(10000,15,-3.0) PKD(5,5,3,0.10%,100.0,0.00%,F,F)

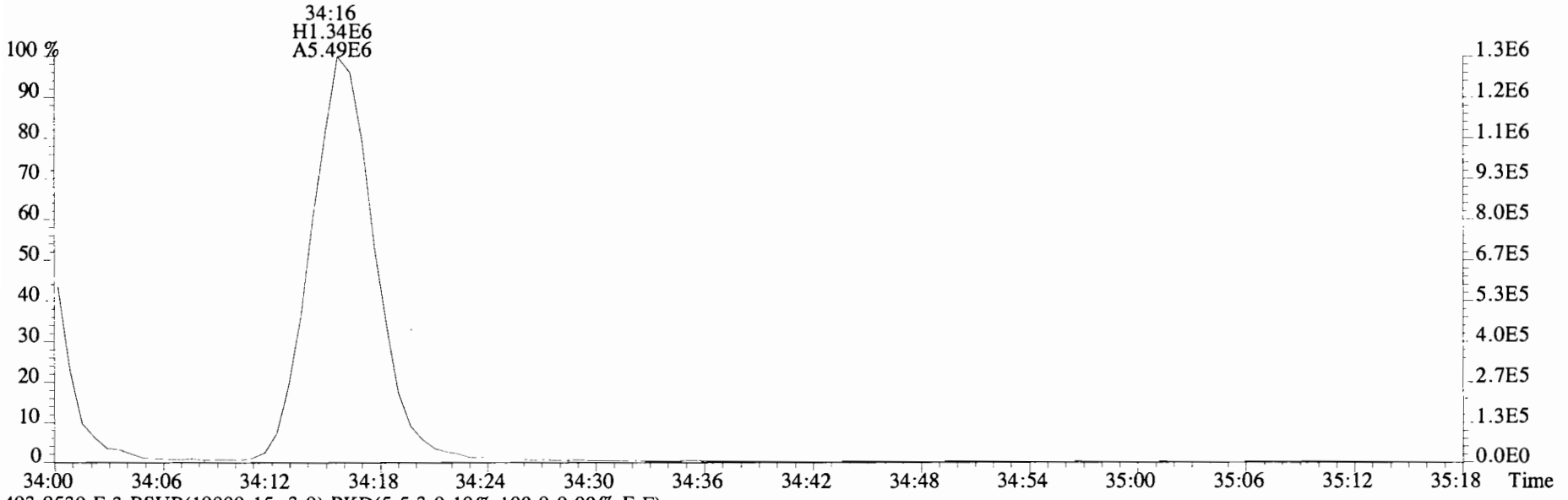

403.8530 F:3 BSUB(10000,15,-3.0) PKD(5,5,3,0.10%,100.0,0.00%,F,F)

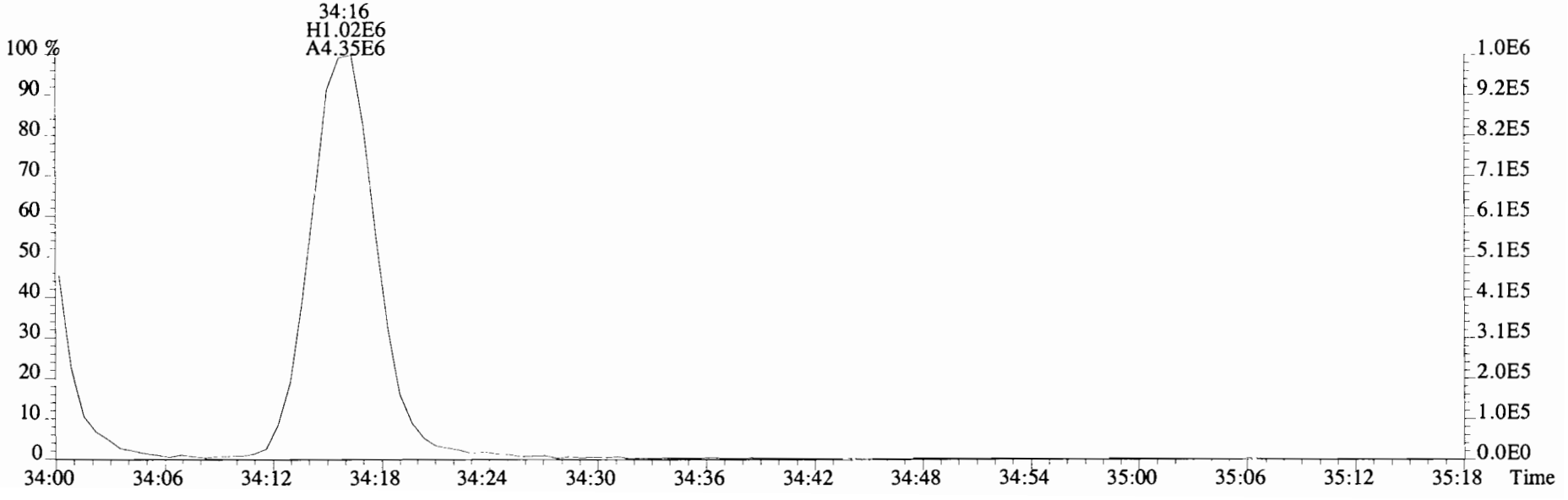

File:191212D2 #1-355 Acq:13-DEC-2019 00:56:17 GC EI+ Voltage SIR Autospec-UltimaE
Sample#1 File Text:Vista_Analytical_Laboratory_VG7 Text:ST191212D2-1 1613 CS3 19C2204 Exp:OCDD_DB5

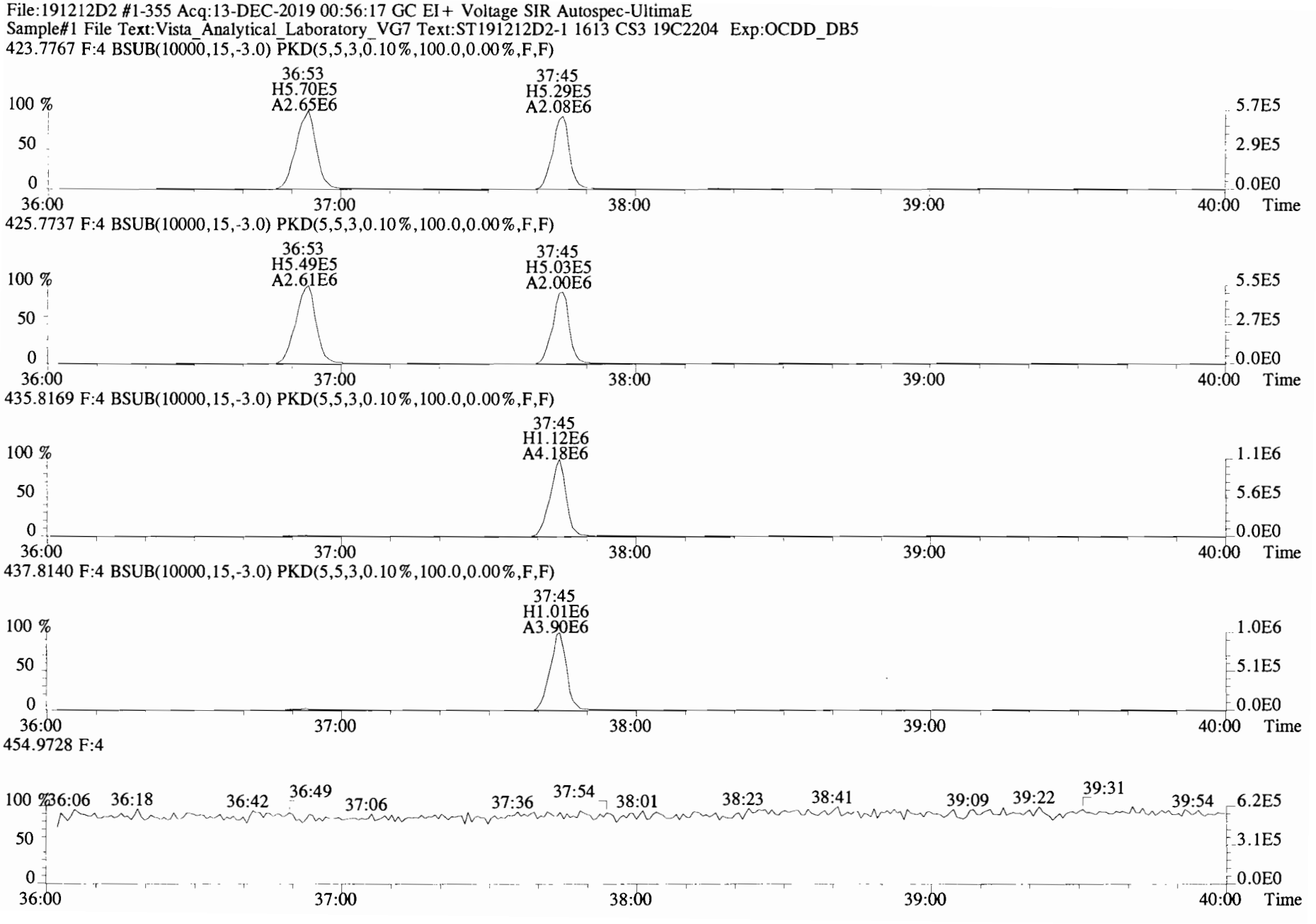

File:191212D2 #1-432 Acq:13-DEC-2019 00:56:17 GC EI+ Voltage SIR Autospec-UltimaE
Sample#1 File Text:Vista_Analytical_Laboratory_VG7 Text:ST191212D2-1 1613 CS3 19C2204 Exp:OCDD_DB5
457.7377 F:5 BSUB(10000,15,-3.0) PKD(5,5,3,0.10%,100.0,0.00%,F,F)

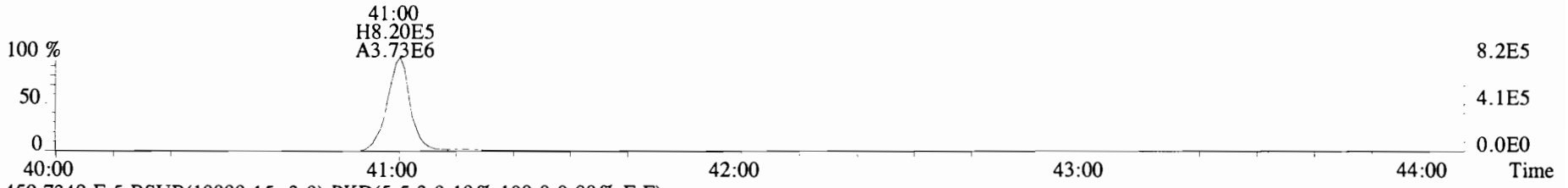

459.7348 F:5 BSUB(10000,15,-3.0) PKD(5,5,3,0.10%,100.0,0.00%,F,F)

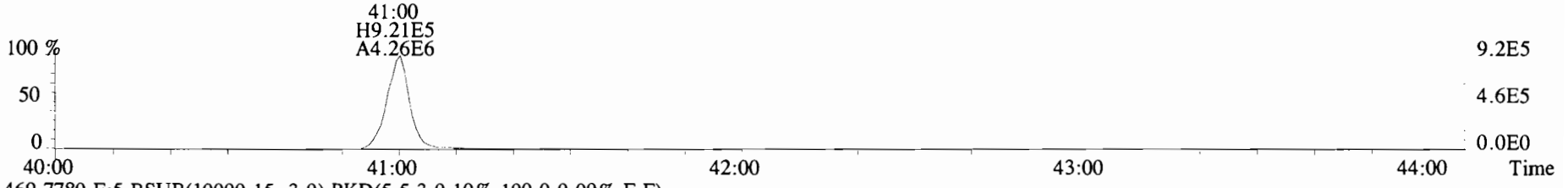

469.7780 F:5 BSUB(10000,15,-3.0) PKD(5,5,3,0.10%,100.0,0.00%,F,F)

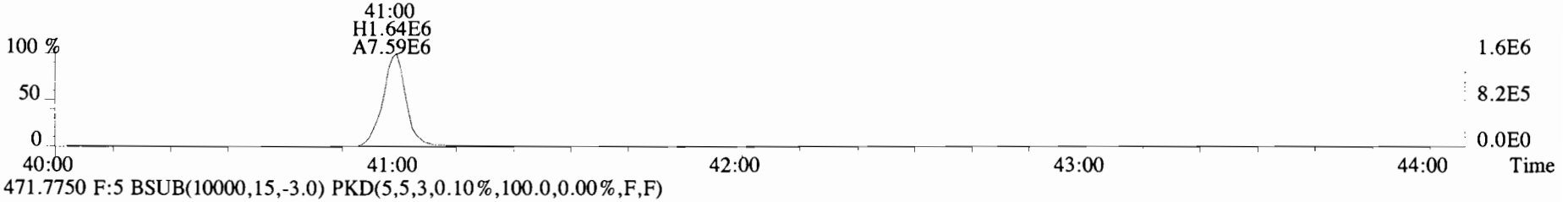

471.7750 F:5 BSUB(10000,15,-3.0) PKD(5,5,3,0.10%,100.0,0.00%,F,F)

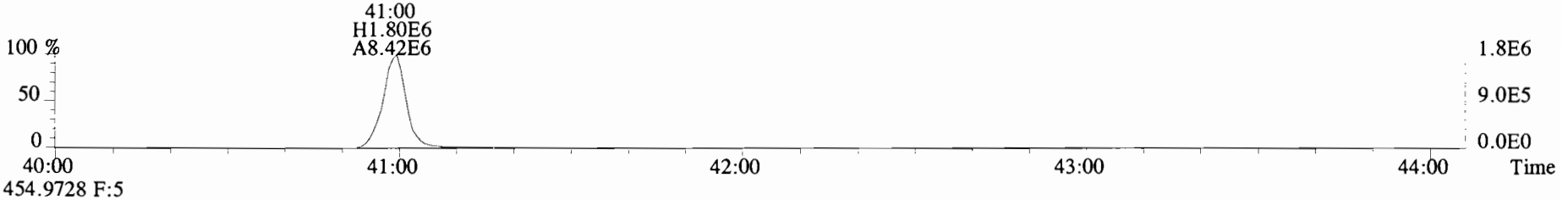

454.9728 F:5

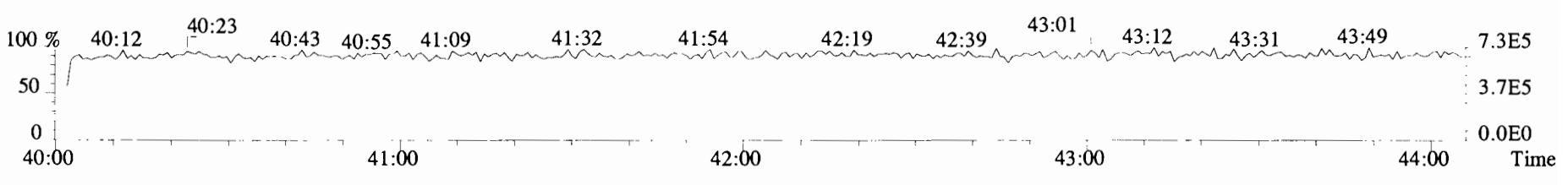

File:191212D2 #1-492 Acq:13-DEC-2019 00:56:17 GC EI+ Voltage SIR Autospec-UltimaE
Sample#1 File Text:Vista_Analytical_Laboratory_VG7 Text:ST191212D2-1 1613 CS3 19C2204 Exp:OCDD_DB5

303.9016 BSUB(10000,15,-3.0) PKD(5,5,3,0.10%,100.0,0.00%,F,F)

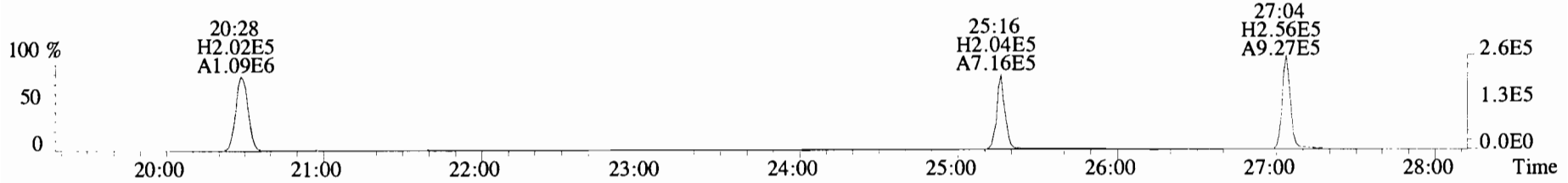

305.8987 BSUB(10000,15,-3.0) PKD(5,5,3,0.10%,100.0,0.00%,F,F)

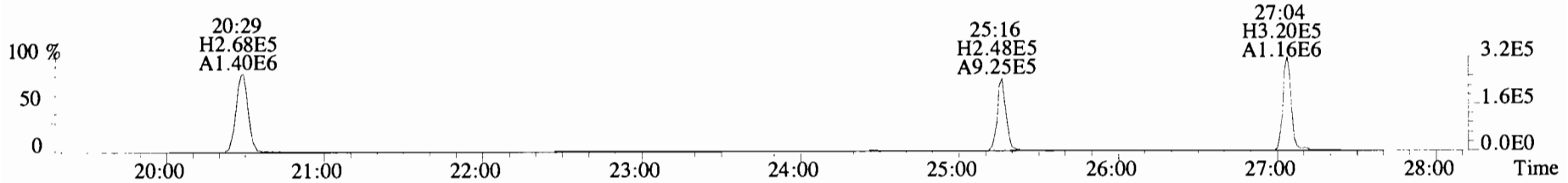

315.9419 BSUB(10000,15,-3.0) PKD(5,5,3,0.10%,100.0,0.00%,F,F)

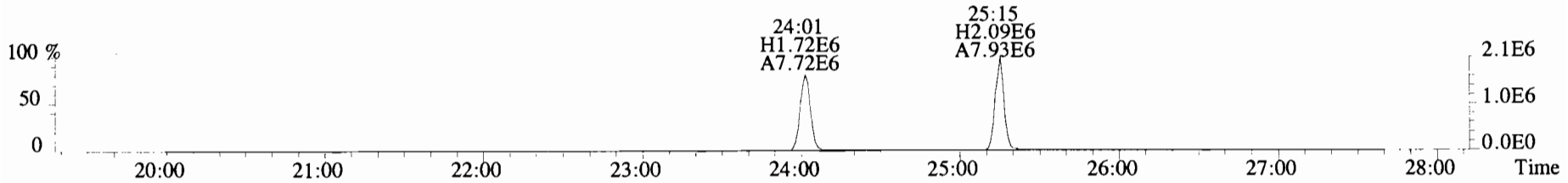

317.9389 BSUB(10000,15,-3.0) PKD(5,5,3,0.10%,100.0,0.00%,F,F)

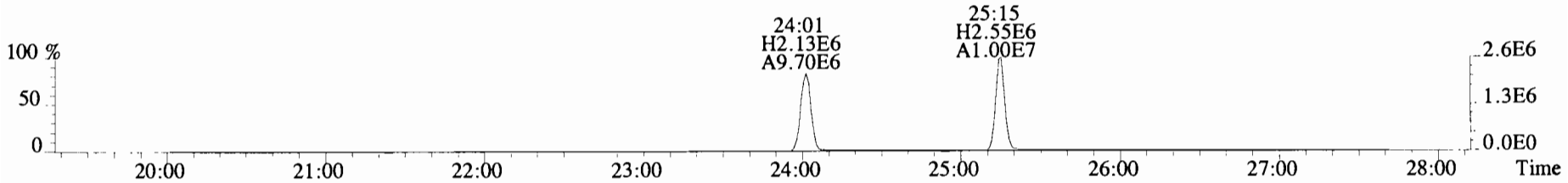

375.8364 BSUB(10000,15,-3.0) PKD(5,5,3,0.10%,100.0,0.00%,F,F)

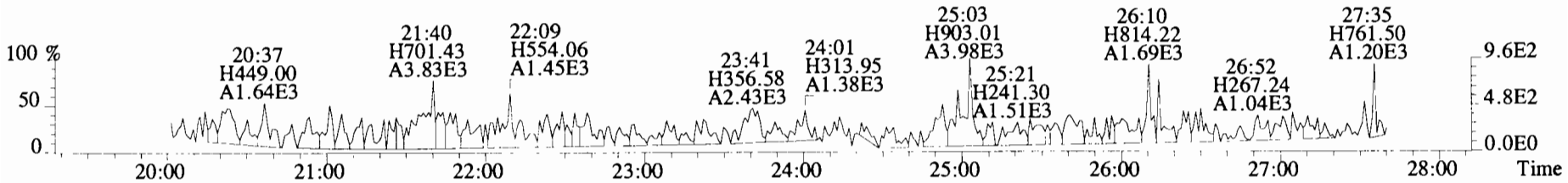

File:191212D2 #1-492 Acq:13-DEC-2019 00:56:17 GC EI+ Voltage SIR Autospec-UltimaE
Sample#1 File Text:Vista_Analytical_Laboratory_VG7 Text:ST191212D2-1 1613 CS3 19C2204 Exp:OCDD_DB5
339.8597 BSUB(10000,15,-3.0) PKD(5,5,3,0.10%,100.0,0.00%,F,F)

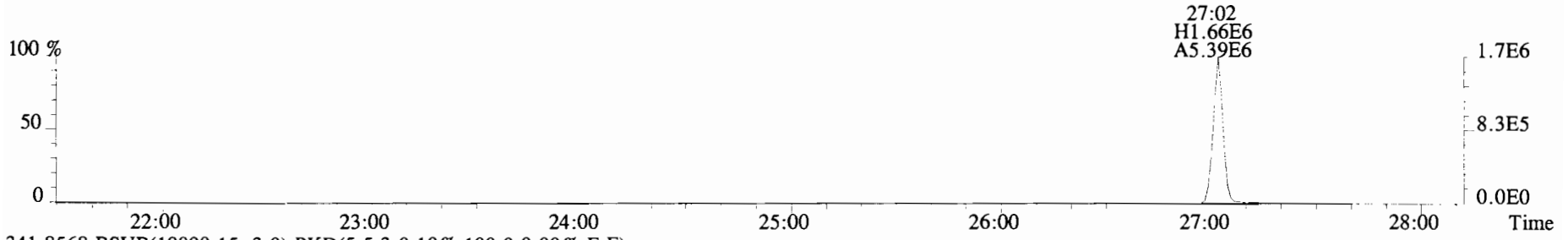

341.8568 BSUB(10000,15,-3.0) PKD(5,5,3,0.10%,100.0,0.00%,F,F)

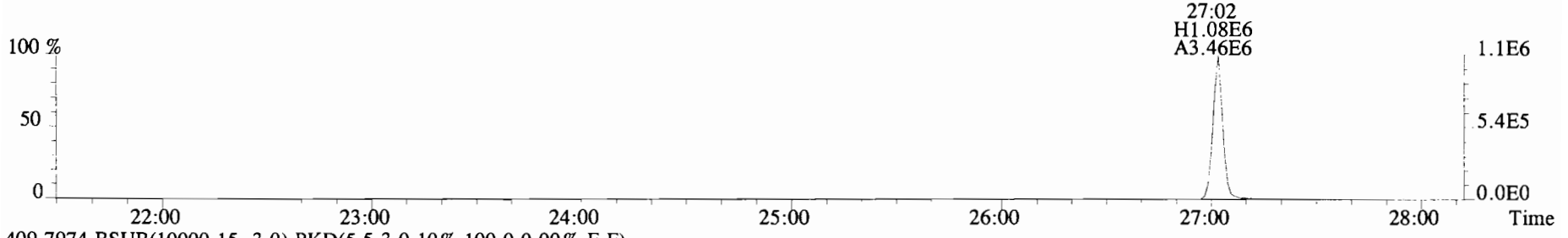

409.7974 BSUB(10000,15,-3.0) PKD(5,5,3,0.10%,100.0,0.00%,F,F)

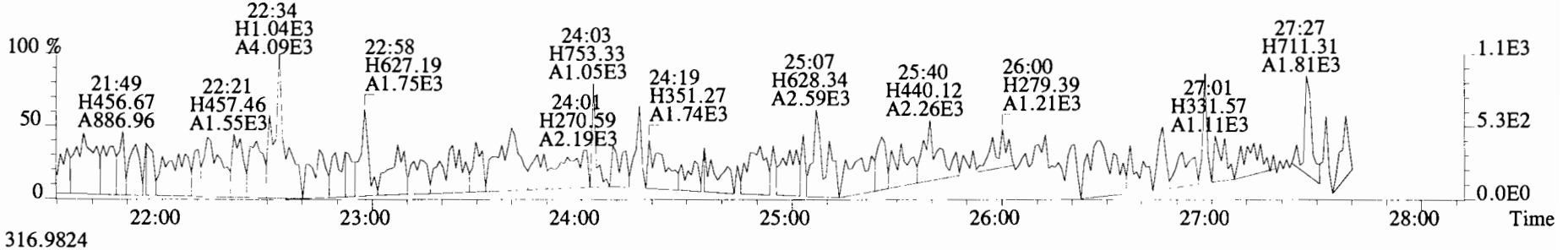

316.9824

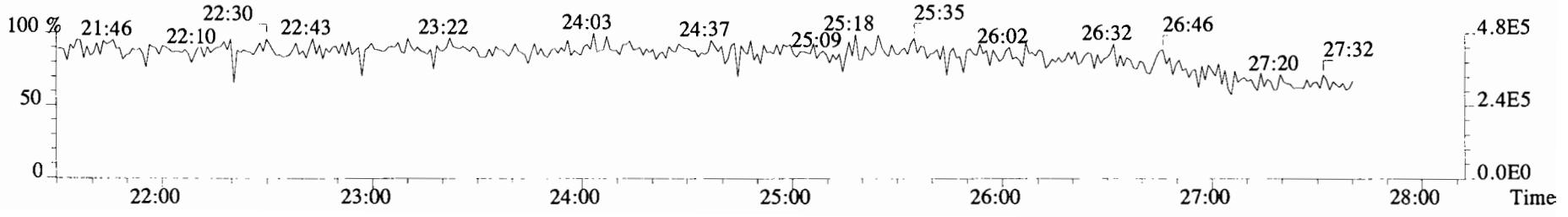

File:191212D2 #1-211 Acq:13-DEC-2019 00:56:17 GC EI+ Voltage SIR Autospec-UltimaE
Sample#1 File Text:Vista_Analytical_Laboratory_VG7 Text:ST191212D2-1 1613 CS3 19C2204 Exp:OCDD_DB5
339.8597 F:2 BSUB(10000,15,-3.0) PKD(5,5,3,0.10%,100.0,0.00%,F,F)

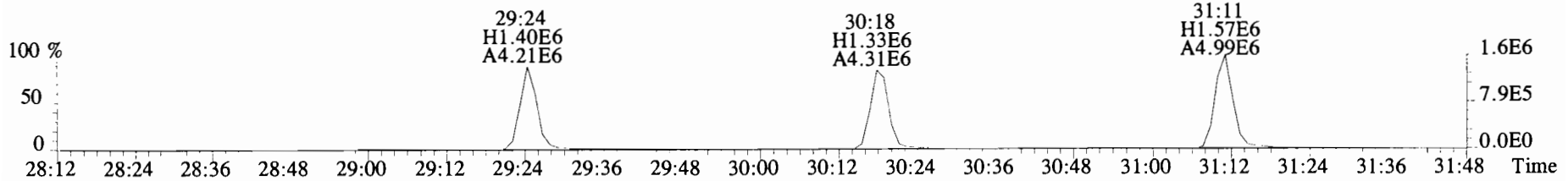

341.8568 F:2 BSUB(10000,15,-3.0) PKD(5,5,3,0.10%,100.0,0.00%,F,F)

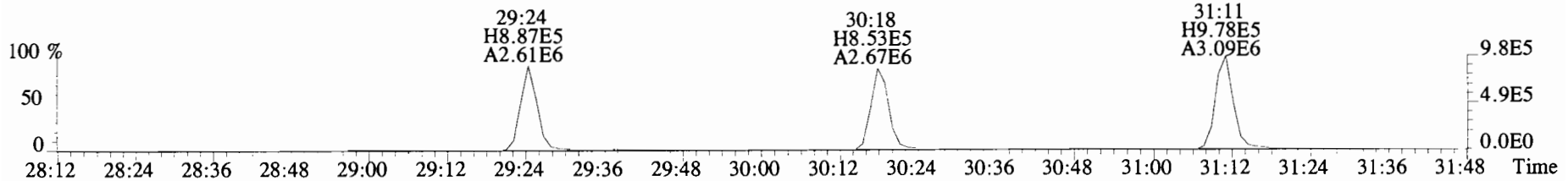

351.9000 F:2 BSUB(10000,15,-3.0) PKD(5,5,3,0.10%,100.0,0.00%,F,F)

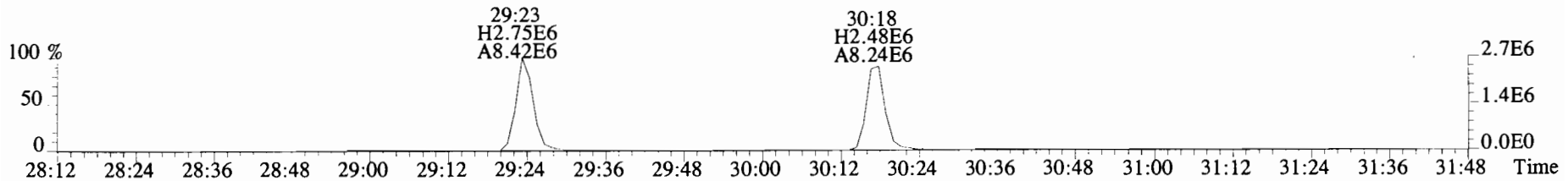

353.8970 F:2 BSUB(10000,15,-3.0) PKD(5,5,3,0.10%,100.0,0.00%,F,F)

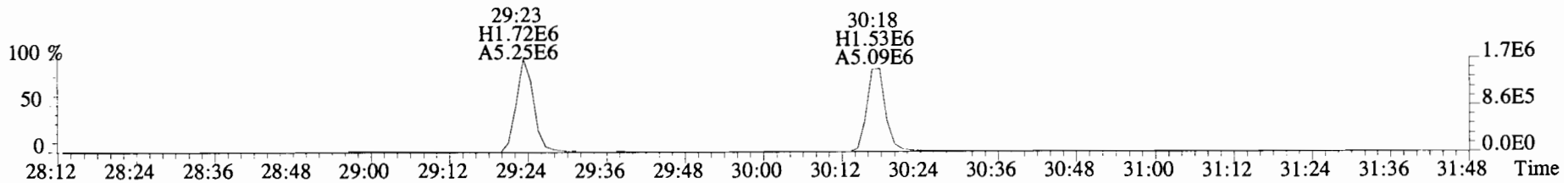

409.7974 F:2 BSUB(10000,15,-3.0) PKD(5,5,3,0.10%,100.0,0.00%,F,F)

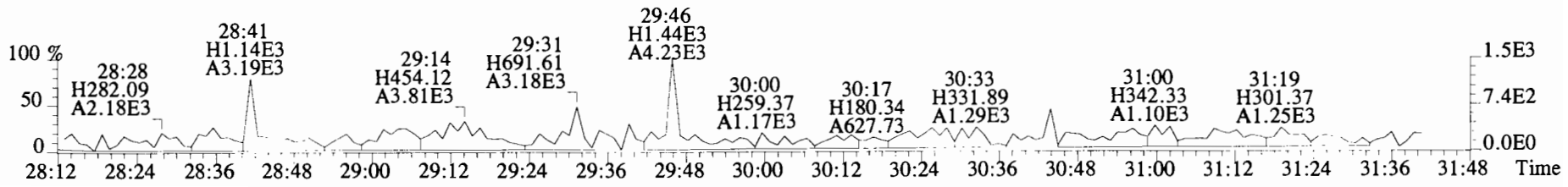

File:191212D2 #1-385 Acq:13-DEC-2019 00:56:17 GC EI+ Voltage SIR Autospec-UltimaE
Sample#1 File Text:Vista_Analytical_Laboratory_VG7 Text:ST191212D2-1 1613 CS3 19C2204 Exp:OCDD_DB5

373.8207 F:3 BSUB(10000,15,-3.0) PKD(5,5,3,0.10%,100.0,0.00%,F,F)

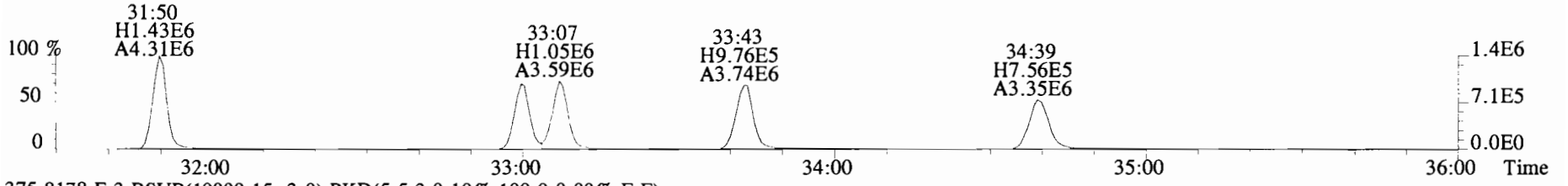

375.8178 F:3 BSUB(10000,15,-3.0) PKD(5,5,3,0.10%,100.0,0.00%,F,F)

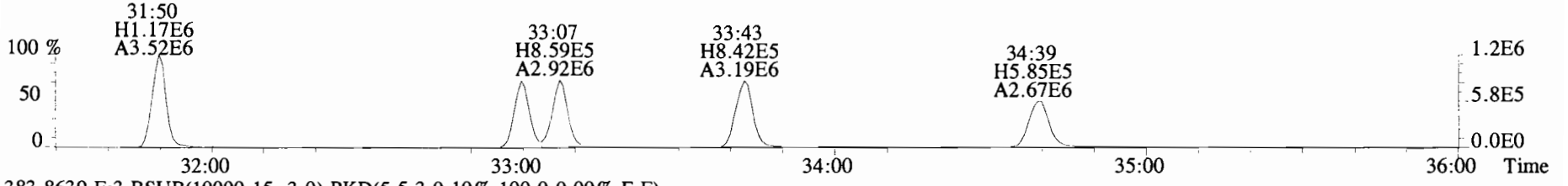

383.8639 F:3 BSUB(10000,15,-3.0) PKD(5,5,3,0.10%,100.0,0.00%,F,F)

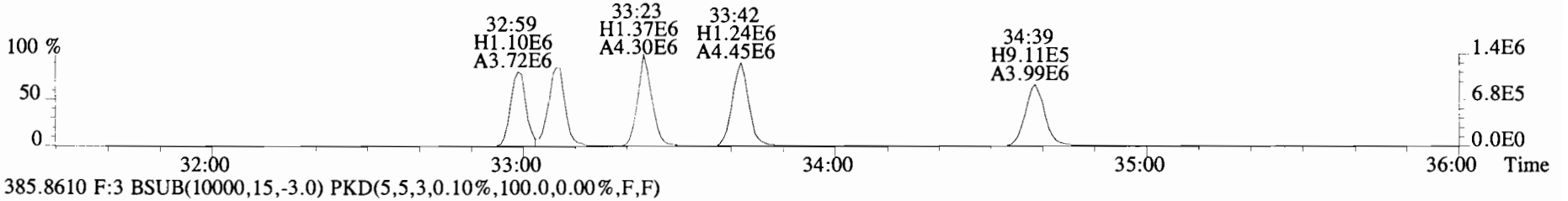

385.8610 F:3 BSUB(10000,15,-3.0) PKD(5,5,3,0.10%,100.0,0.00%,F,F)

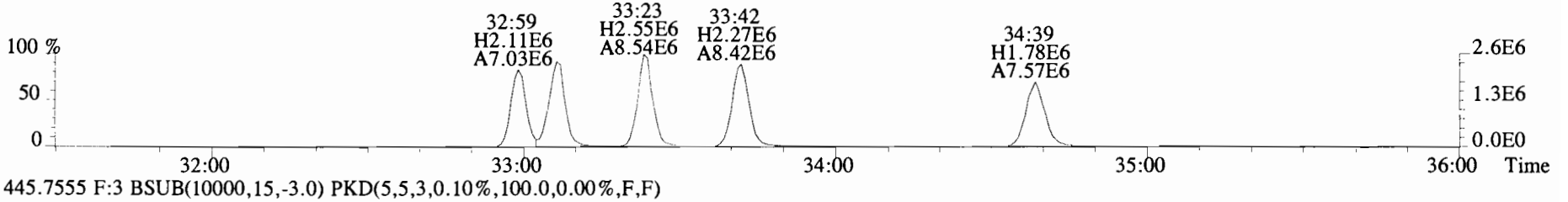

445.7555 F:3 BSUB(10000,15,-3.0) PKD(5,5,3,0.10%,100.0,0.00%,F,F)

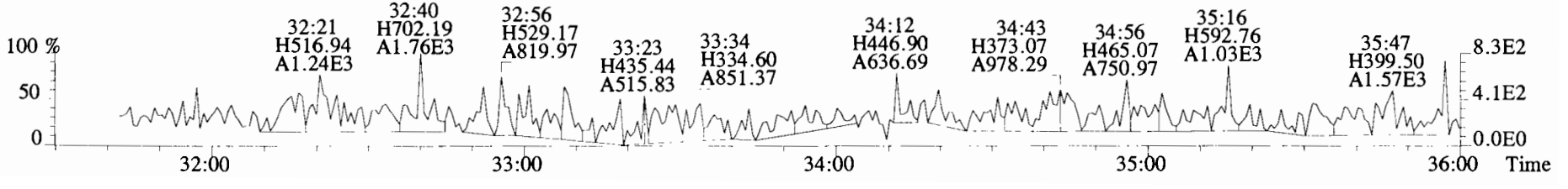

File:191212D2 #1-385 Acq:13-DEC-2019 00:56:17 GC EI+ Voltage SIR Autospec-UltimaE
Sample#1 File Text:Vista_Analytical_Laboratory_VG7 Text:ST191212D2-1 1613 CS3 19C2204 Exp:OCDD_DB5
383.8639 F:3 BSUB(10000,15,-3.0) PKD(5,5,3,0.10%,100.0,0.00%,F,F)

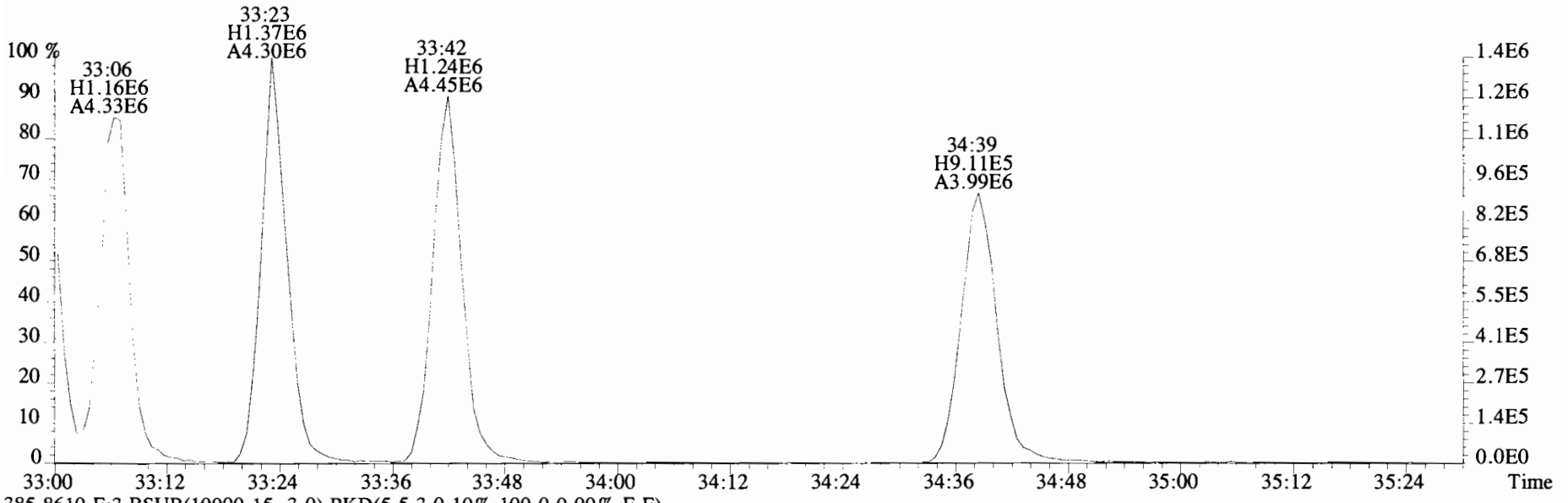

385.8610 F:3 BSUB(10000,15,-3.0) PKD(5,5,3,0.10%,100.0,0.00%,F,F)

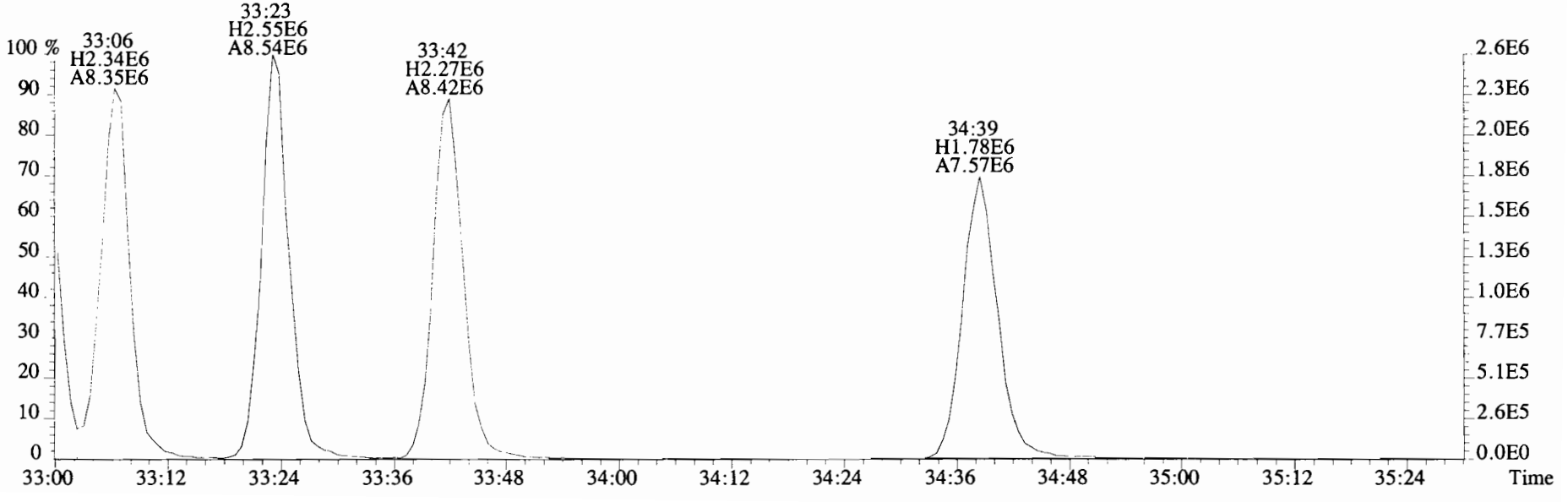

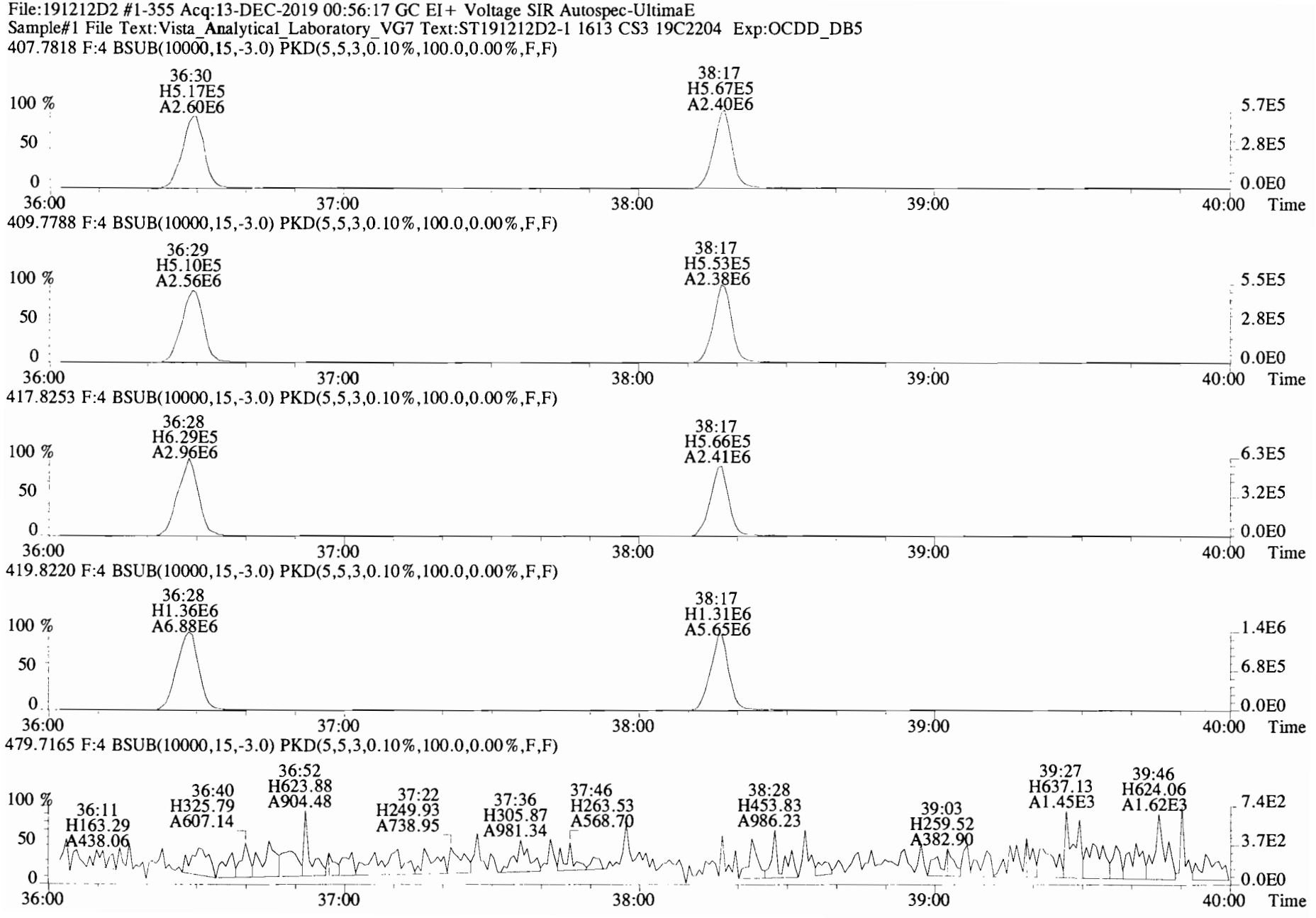
File:191212D2 #1-355 Acq:13-DEC-2019 00:56:17 GC EI+ Voltage SIR Autospec-UltimaE
Sample#1 File Text:Vista_Analytical_Laboratory_VG7 Text:ST191212D2-1 1613 CS3 19C2204 Exp:OCDD_DB5
407.7818 F:4 BSUB(10000,15,-3.0) PKD(5,5,3,0.10%,100.0,0.00%,F,F)
36:30 H5.17E5 A2.60E6
38:17 H5.67E5 A2.40E6
409.7788 F:4 BSUB(10000,15,-3.0) PKD(5,5,3,0.10%,100.0,0.00%,F,F)
36:29 H5.10E5 A2.56E6
38:17 H5.53E5 A2.38E6
417.8253 F:4 BSUB(10000,15,-3.0) PKD(5,5,3,0.10%,100.0,0.00%,F,F)
36:28 H6.29E5 A2.96E6
38:17 H5.66E5 A2.41E6
419.8220 F:4 BSUB(10000,15,-3.0) PKD(5,5,3,0.10%,100.0,0.00%,F,F)
36:28 H1.36E6 A6.88E6
38:17 H1.31E6 A5.65E6
479.7165 F:4 BSUB(10000,15,-3.0) PKD(5,5,3,0.10%,100.0,0.00%,F,F)
36:11 H163.29 A438.06
36:40 H325.79 A607.14
36:52 H623.88 A904.48
37:22 H249.93 A738.95
37:36 H305.87 A981.34
37:46 H263.53 A568.70
38:28 H453.83 A986.23
39:03 H259.52 A382.90
39:27 H637.13 A1.45E3
39:46 H624.06 A1.62E3
100 %
50
0
36:00
37:00
38:00
39:00
40:00
Time
5.7E5
2.8E5
0.0E0
5.5E5
6.3E5
3.2E5
1.4E6
6.8E5
7.4E2
3.7E2

File:191212D2 #1-432 Acq:13-DEC-2019 00:56:17 GC EI+ Voltage SIR Autospec-UltimaE
Sample#1 File Text:Vista_Analytical_Laboratory_VG7 Text:ST191212D2-1 1613 CS3 19C2204 Exp:OCDD_DB5
441.7428 F:5 BSUB(10000,15,-3.0) PKD(5,5,3,0.10%,100.0,0.00%,F,F)

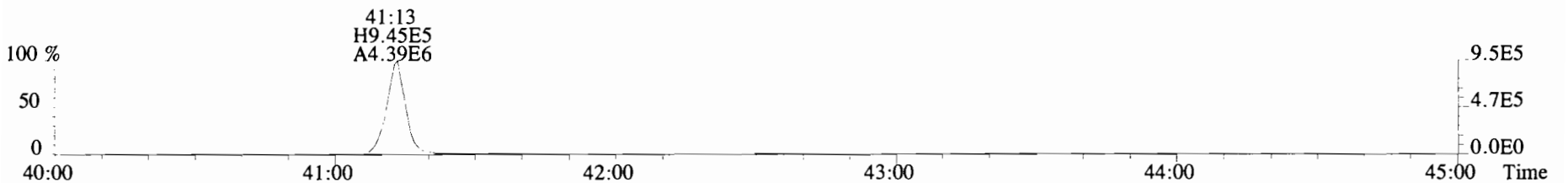

443.7398 F:5 BSUB(10000,15,-3.0) PKD(5,5,3,0.10%,100.0,0.00%,F,F)

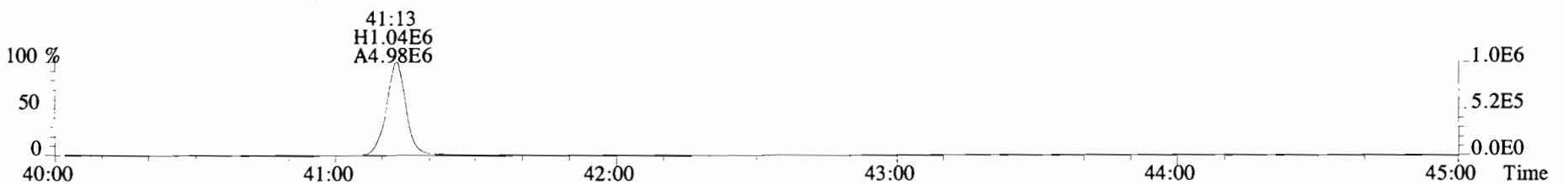

453.7831 F:5 BSUB(10000,15,-3.0) PKD(5,5,3,0.10%,100.0,0.00%,F,F)

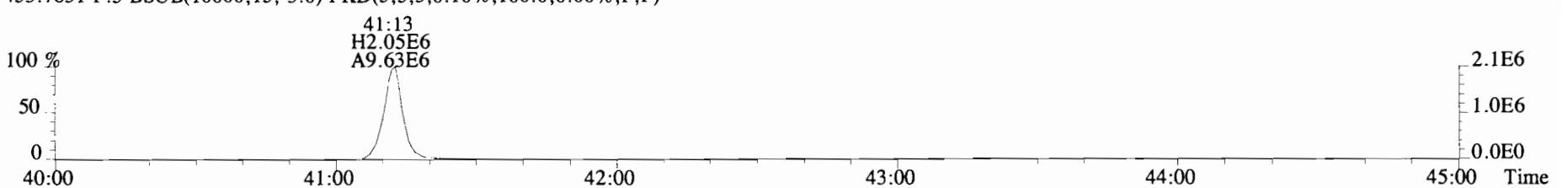

455.7801 F:5 BSUB(10000,15,-3.0) PKD(5,5,3,0.10%,100.0,0.00%,F,F)

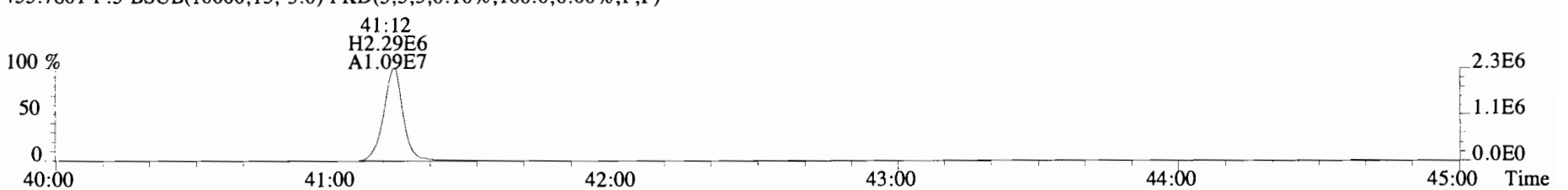

513.6775 F:5 BSUB(10000,15,-3.0) PKD(5,5,3,0.10%,100.0,0.00%,F,F)

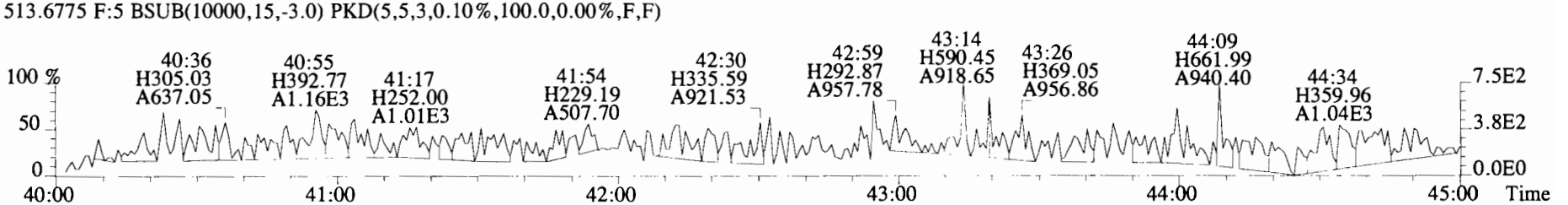

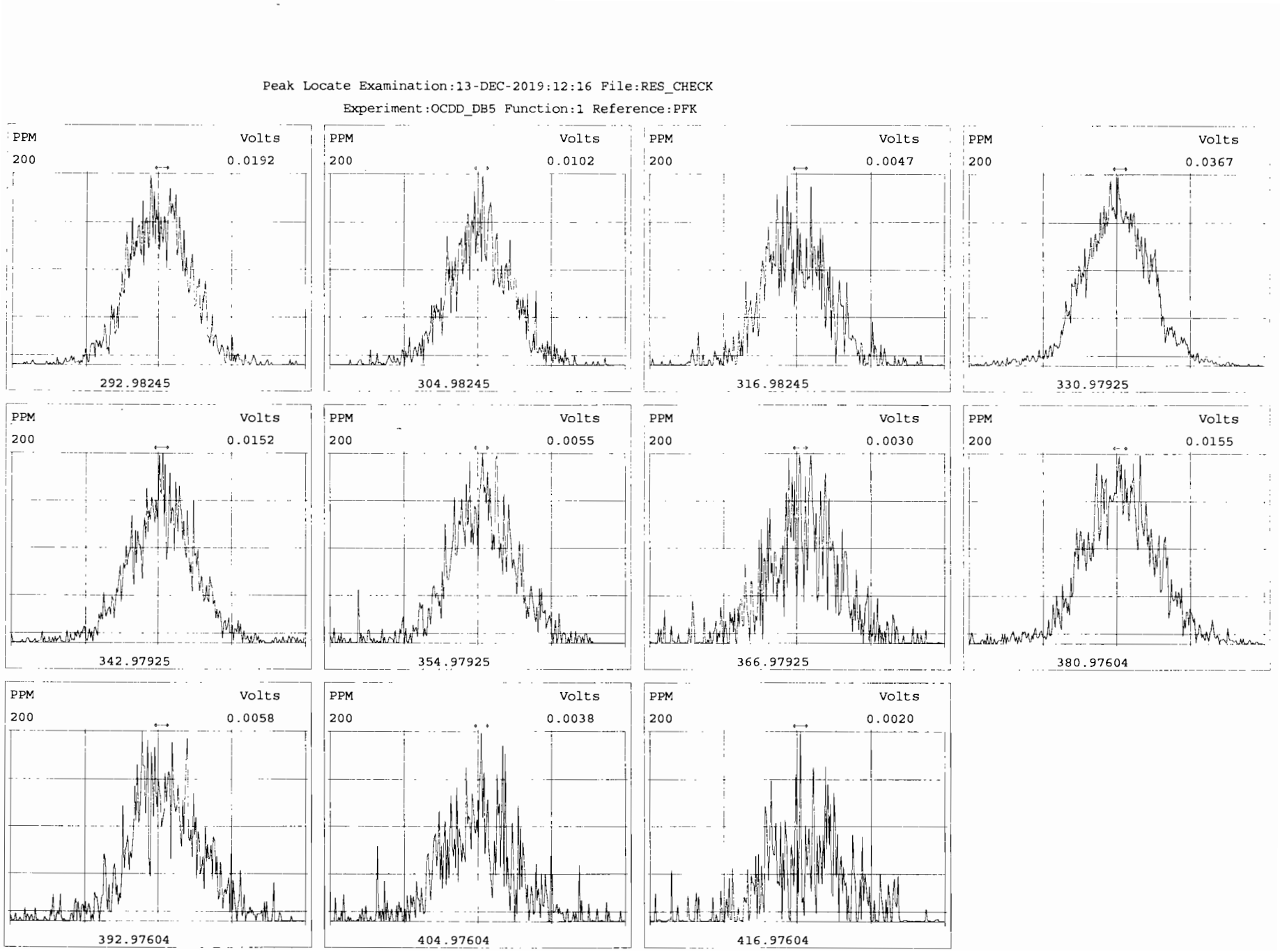
Peak Locate Examination:13-DEC-2019:12:16 File:RES_CHECK
Experiment:OCDD_DB5 Function:1 Reference:PFK
PPM
Volts
200
0.0192
292.98245
PPM
Volts
200
0.0102
304.98245
PPM
Volts
200
0.0047
316.98245
PPM
Volts
200
0.0367
330.97925
PPM
Volts
200
0.0152
342.97925
PPM
Volts
200
0.0055
354.97925
PPM
Volts
200
0.0030
366.97925
PPM
Volts
200
0.0155
380.97604
PPM
Volts
200
0.0058
392.97604
PPM
Volts
200
0.0038
404.97604
PPM
Volts
200
0.0020
416.97604

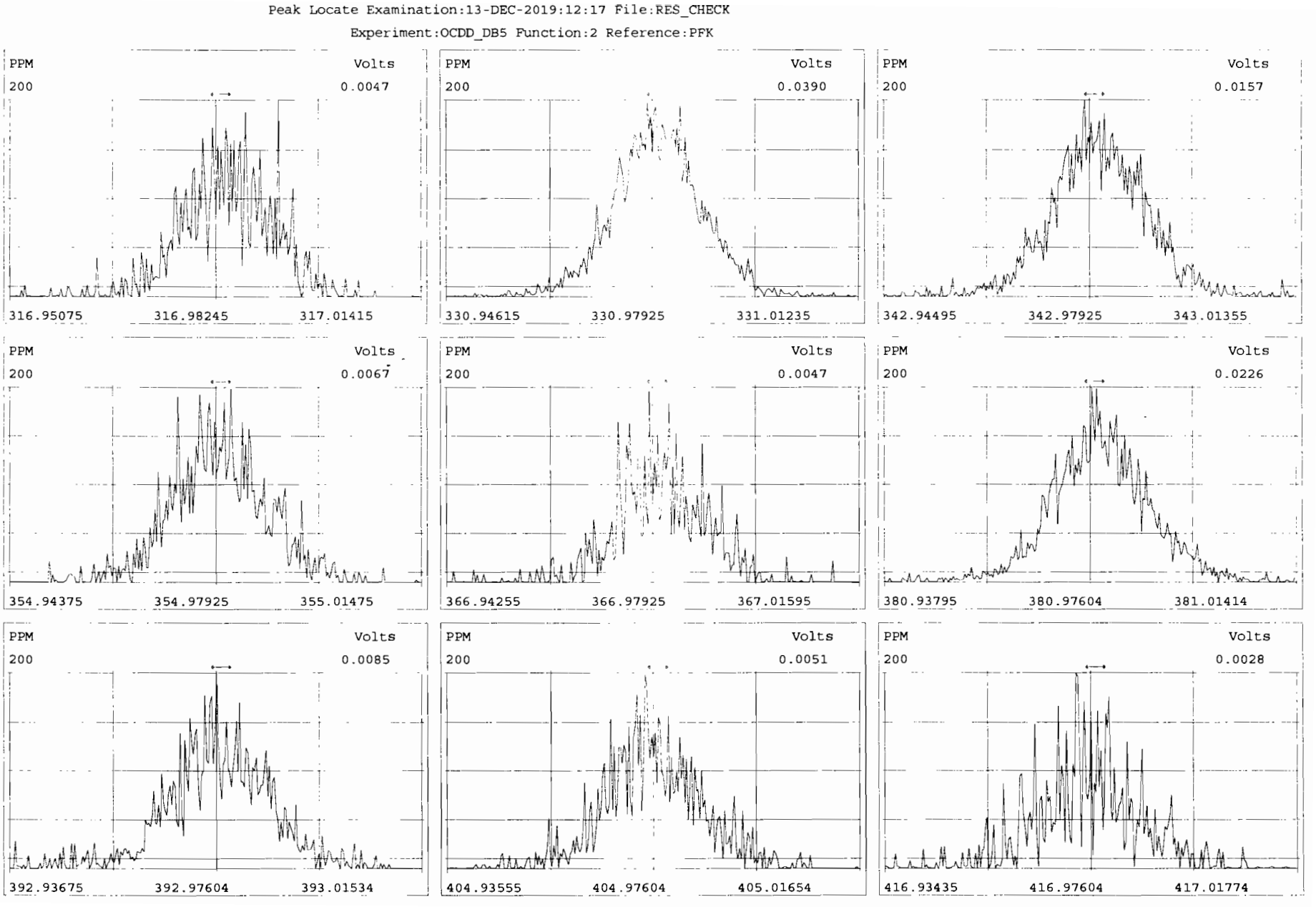
Peak Locate Examination:13-DEC-2019:12:17 File:RES_CHECK
Experiment:OCDD_DB5 Function:2 Reference:PFK
PPM
Volts
200
0.0047
316.95075
316.98245
317.01415
PPM
Volts
200
0.0390
330.94615
330.97925
331.01235
PPM
Volts
200
0.0157
342.94495
342.97925
343.01355
PPM
Volts
200
0.0067
354.94375
354.97925
355.01475
PPM
Volts
200
0.0047
366.94255
366.97925
367.01595
PPM
Volts
200
0.0226
380.93795
380.97604
381.01414
PPM
Volts
200
0.0085
392.93675
392.97604
393.01534
PPM
Volts
200
0.0051
404.93555
404.97604
405.01654
PPM
Volts
200
0.0028
416.93435
416.97604
417.01774

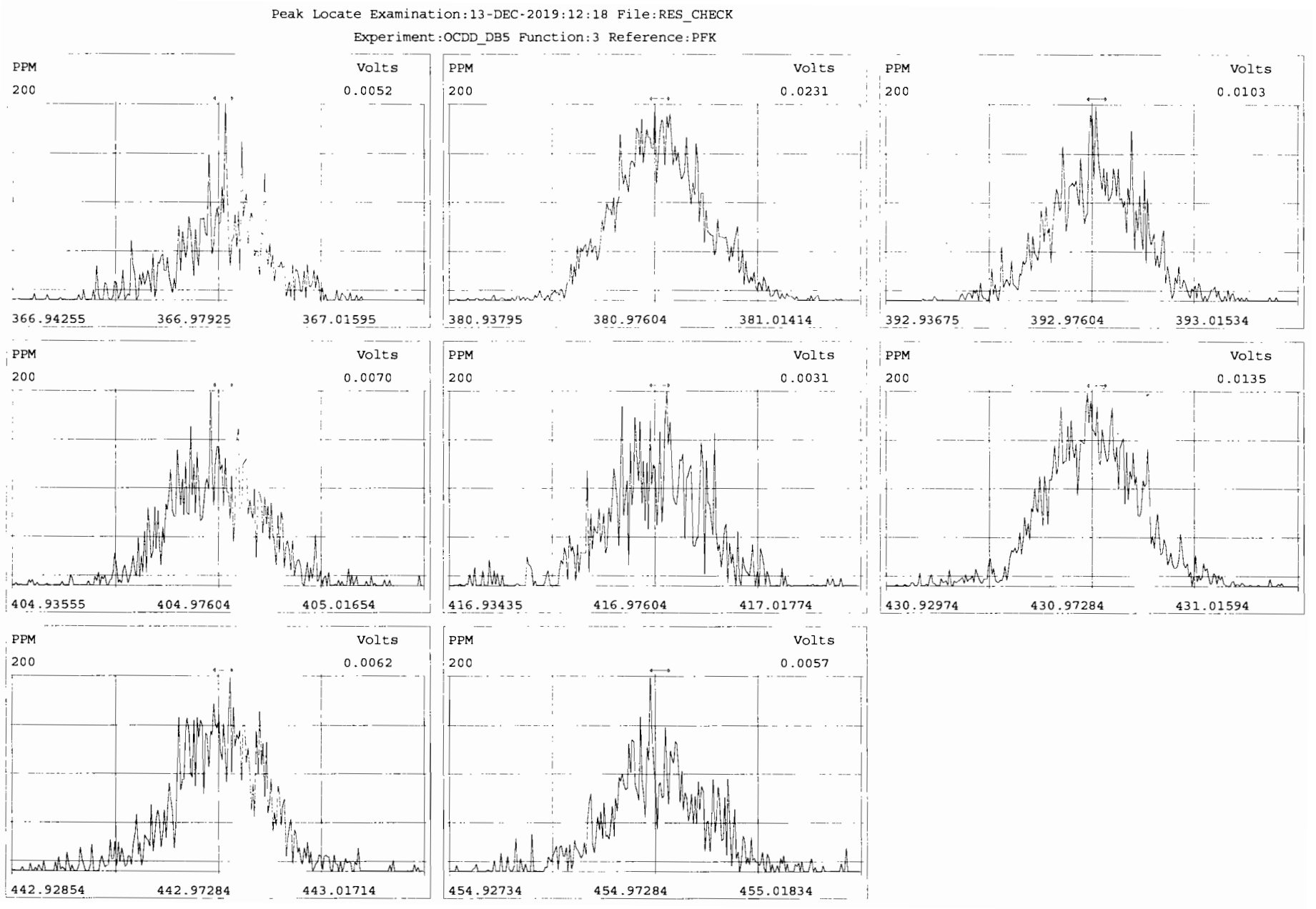
Peak Locate Examination:13-DEC-2019:12:18 File:RES_CHECK
Experiment:OCDD_DB5 Function:3 Reference:PFK
PPM
Volts
200
0.0052
366.94255
366.97925
367.01595
PPM
Volts
200
0.0231
380.93795
380.97604
381.01414
PPM
Volts
200
0.0103
392.93675
392.97604
393.01534
PPM
Volts
200
0.0070
404.93555
404.97604
405.01654
PPM
Volts
200
0.0031
416.93435
416.97604
417.01774
PPM
Volts
200
0.0135
430.92974
430.97284
431.01594
PPM
Volts
200
0.0062
442.92854
442.97284
443.01714
PPM
Volts
200
0.0057
454.92734
454.97284
455.01834

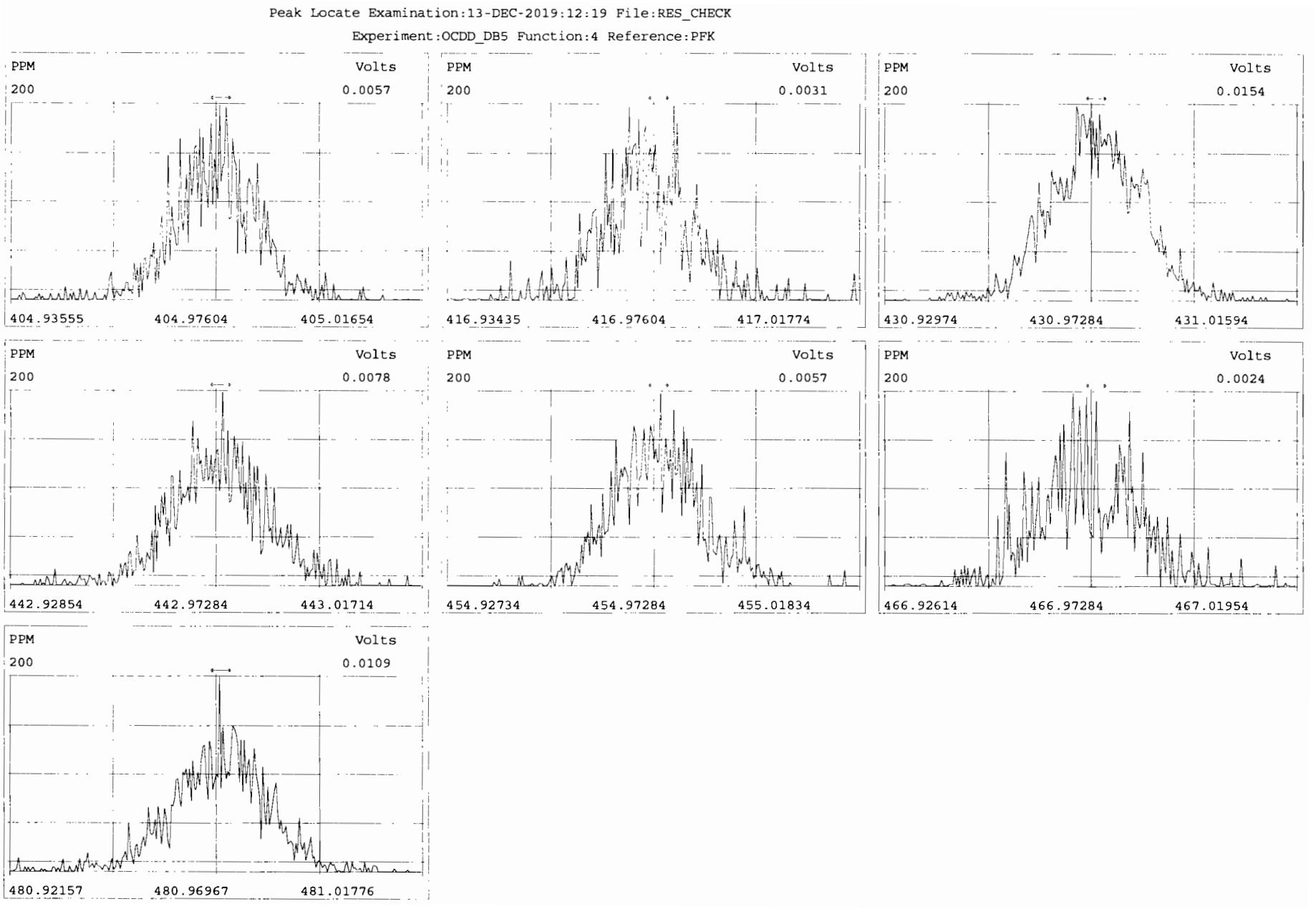
Peak Locate Examination:13-DEC-2019:12:19 File:RES_CHECK
Experiment:OCDD_DB5 Function:4 Reference:PFK
PPM
Volts
200
0.0057
404.93555
404.97604
405.01654
PPM
Volts
200
0.0031
416.93435
416.97604
417.01774
PPM
Volts
200
0.0154
430.92974
430.97284
431.01594
PPM
Volts
200
0.0078
442.92854
442.97284
443.01714
PPM
Volts
200
0.0057
454.92734
454.97284
455.01834
PPM
Volts
200
0.0024
466.92614
466.97284
467.01954
PPM
Volts
200
0.0109
480.92157
480.96967
481.01776

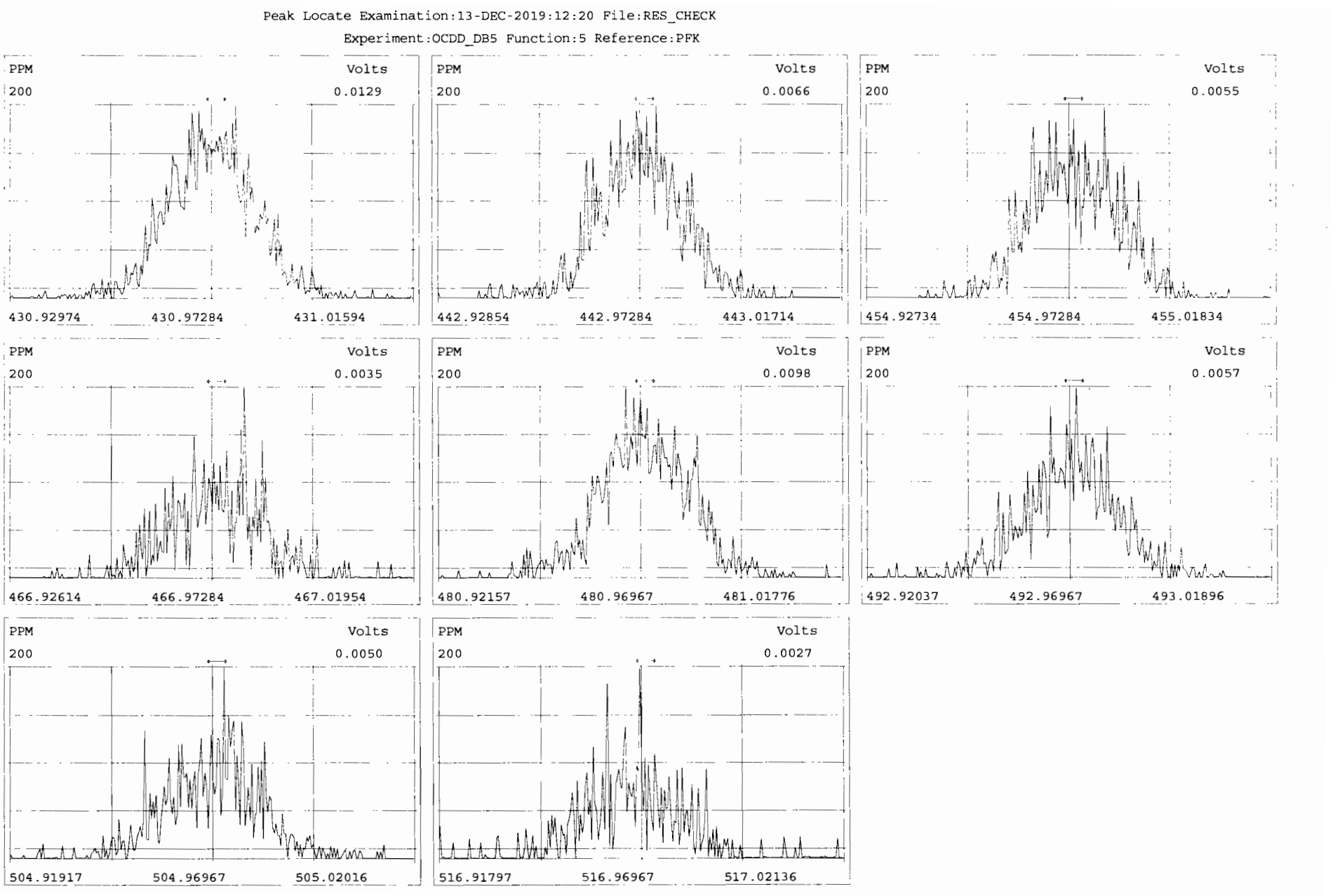
Peak Locate Examination:13-DEC-2019:12:20 File:RES_CHECK
Experiment:OCDD_DB5 Function:5 Reference:PFK
PPM
Volts
200
0.0129
430.92974
430.97284
431.01594
PPM
Volts
200
0.0066
442.92854
442.97284
443.01714
PPM
Volts
200
0.0055
454.92734
454.97284
455.01834
PPM
Volts
200
0.0035
466.92614
466.97284
467.01954
PPM
Volts
200
0.0098
480.92157
480.96967
481.01776
PPM
Volts
200
0.0057
492.92037
492.96967
493.01896
PPM
Volts
200
0.0050
504.91917
504.96967
505.02016
PPM
Volts
200
0.0027
516.91797
516.96967
517.02136

HRMS CALIBRATION STANDARDS REVIEW CHECKLIST

Beg. Calibration ID: ST191216D1-1 **Reviewed By:** CT 12/17/19 *Initials & Date*

End Calibration ID: NA

	Beg.	End
Ion abundance within QC limits?	☑	NA
Concentrations within criteria?	☑	☐
TCDD/TCDF Valleys <25%	☑	☐
First and last eluters present?	☑	☐
Retention Times within criteria?	☑	☐
Verification Std. named correctly?	☑	☐
(ST-Year-Month-Day-VG ID)		
Forms signed and dated?	☑	☐
Correct ICAL referenced?	DB	

Run Log:

- Correct instrument listed?	☑	☑
- Samples within 12 hour clock?	(Y)	N
- Bottle position verified?	DB	

	Beg.	End
Mass resolution ≥	☑	☑

☐ 5k ☐ 6-8K ☐ 8K ☑ 10K

1614 1699 429 1613/1668/8280

Intergrated peaks display correctly?	☑	NA

GC Break <20% NA

8280 CS1 End Standard:

- Ratios within limits, S/N <2.5:1, CS1 within 12 hours NA

Comments:

FORM 4A/4B
PCDD/PCDF CALIBRATION VERIFICATION

Lab Name: Vista Analytical Laboratory CCAL ID: ST191216D1-1

Initial Calibration Date: 5-30-19

Instrument ID: VG-7 GC Column ID: DB-225

VER Data Filename: 191216D1 S#2 Analysis Date: 16-DEC-19 Time: 14:33:44

ANALYTES	M/Z'S FORMING RATIO (1)	ION ABUND. RATIO	QC LIMITS (2)	CONC. FOUND	CONC. RANGE 1613 (ng/mL)	CONC. RANGE 8290 (ng/mL)
2,3,7,8-TCDF	M/M+2	0.80	0.65-0.89	11.5	8.4 - 12.0 (3) 8.6 - 11.6 (4)	8.0 - 12.0
13C-2,3,7,8-TCDF	M/M+2	0.78	0.65-0.89	102.3	71.0 - 140.0 (3) 76.0 - 131.0 (4)	70.0 - 130.0

(1) See Table 8, Method 1613, for m/z specifications.

(2) Ion Abundance Ratio Control Limits as specified in Table 9, Method 1613.

(3) Contract-required concentration range as specified in Table 6a, Method 1613, under VER.

(4) Contract required concentration range as specified in Table 6a, Method 1613, for tetras only.

Analyst: DB

Date: 12/16/19

Client ID: 1613 CS3 19C2204 Filename: 191216D1 S:2 Acq:16-DEC-19 14:33:44 ConCal: ST191216D1-1
Lab ID: ST191216D1-1 GC Column ID: DB-225 ICal: 1613TCDFVG7-5-30-19 wt/vol: 1.000 EndCAL: NA

Name	Resp	RA	RT	RRF	Conc	Rec
13C-1,2,3,4-TCDF	1.01e+07	0.79 y	15:35	1.00	100.0	-
13C-2,3,7,8-TCDF	1.05e+07	0.78 y	17:41	1.02	102.3	102.3
2,3,7,8-TCDF	1.14e+06	0.80 y	17:43	0.95	11.46	

Integrations by Analyst: DB Date: 12/16/19

Reviewed by Analyst: CT Date: 12/17/19

Vista Analytical Laboratory - Injection Log Run file: 191216D1 Instrument ID: VG-7 GC Column ID: DB-225

Data file	S#	Sample ID	Analyst	Acq date	Acq time	CCal	ECal
191216D1	1	CP191216D1-1	DB	16-DEC-19	14:01:29	ST191216D1-1	NA
191216D1	2	ST191216D1-1	DB	16-DEC-19	14:33:44	ST191216D1-1	NA
191216D1	3	SOLVENT BLANK	DB	16-DEC-19	15:06:01	ST191216D1-1	NA
191216D1	4	1904021-04RE1	DB	16-DEC-19	15:38:18	ST191216D1-1	NA
191216D1	5	1904021-01RE1	DB	16-DEC-19	16:10:34	ST191216D1-1	NA
191216D1	6	1903430-06RE3	DB	16-DEC-19	16:42:50	ST191216D1-1	NA
191216D1	7	1903828-01RE1	DB	16-DEC-19	17:15:07	ST191216D1-1	NA

Peak Locate Examination:16-DEC-2019:14:01 File:191216D1

Experiment:TCDF_DB225 Function:1 Reference:PFK

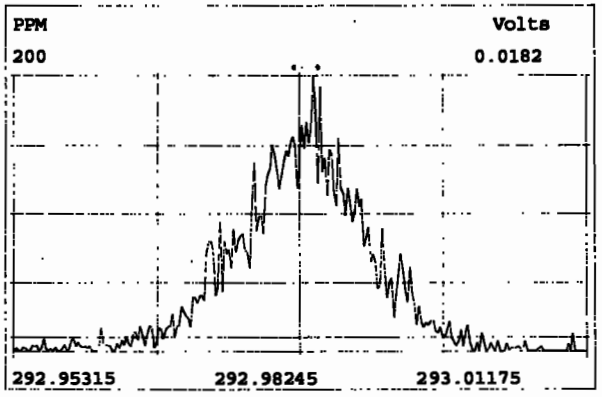

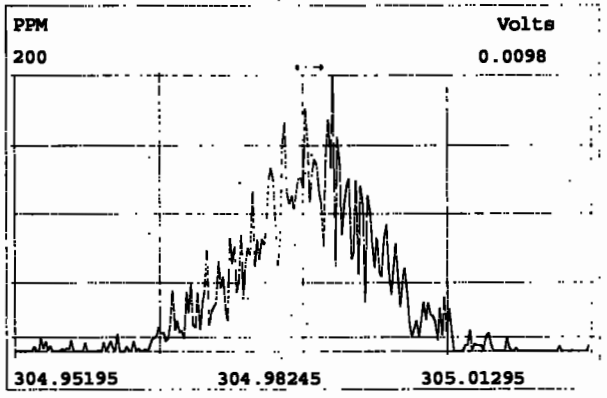

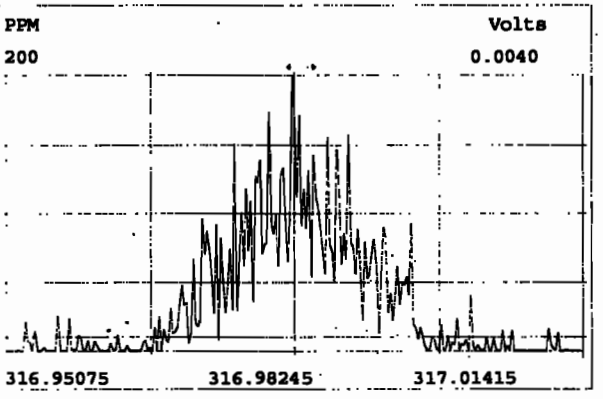

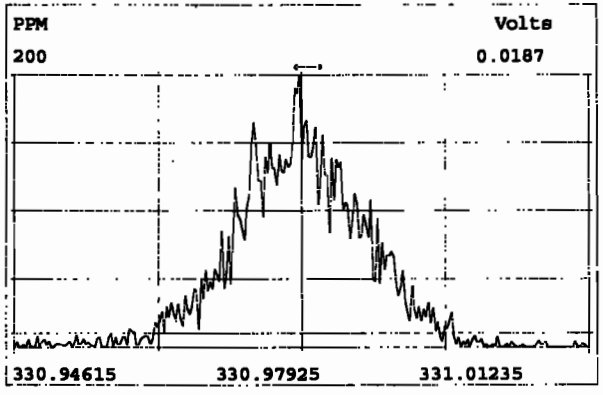

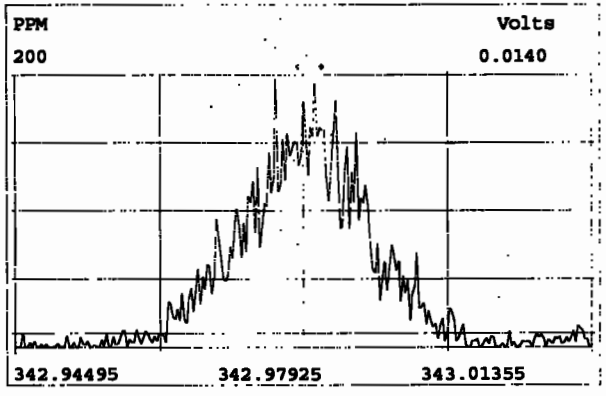

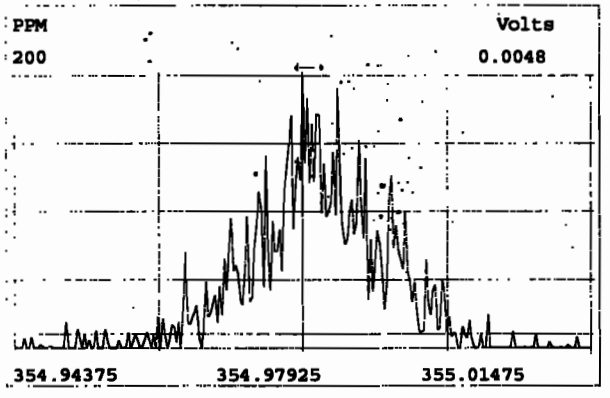

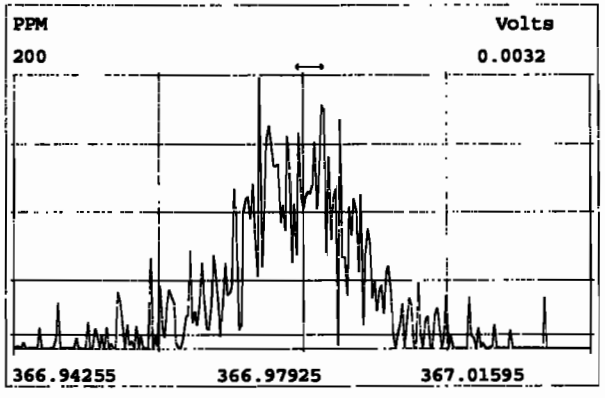

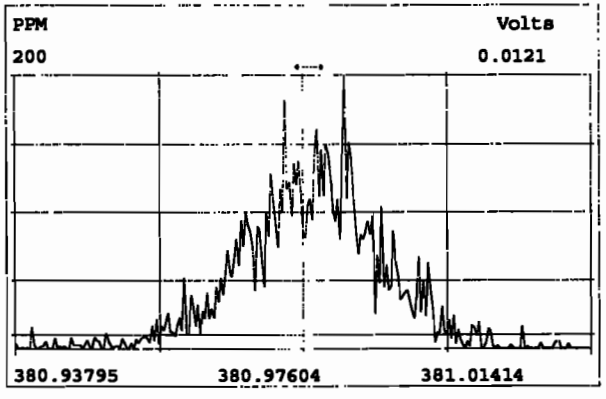

File:191216D1 #1-1194 Acq:16-DEC-2019 14:01:29 GC EI+ Voltage SIR Autospec-UltimaE
Sample#1 File Text:Vista_Analytical_Laboratory_VG7 Text:CP191216D1-1 DB225 CPSM Exp:TCDF_DB225
303.9016

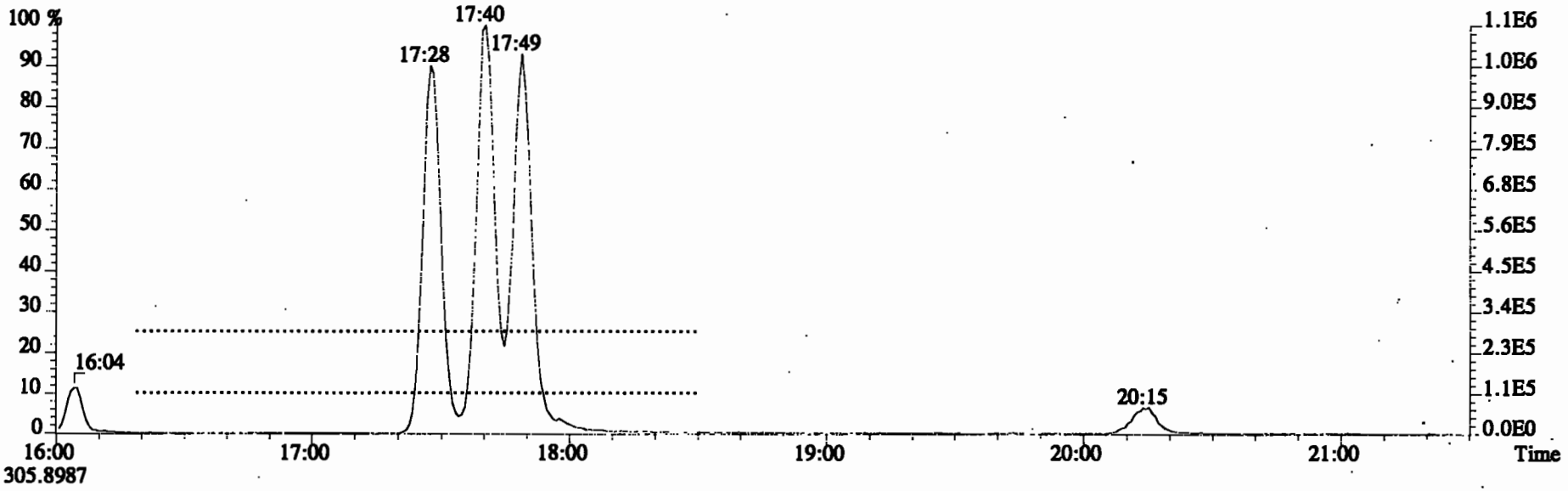

305.8987

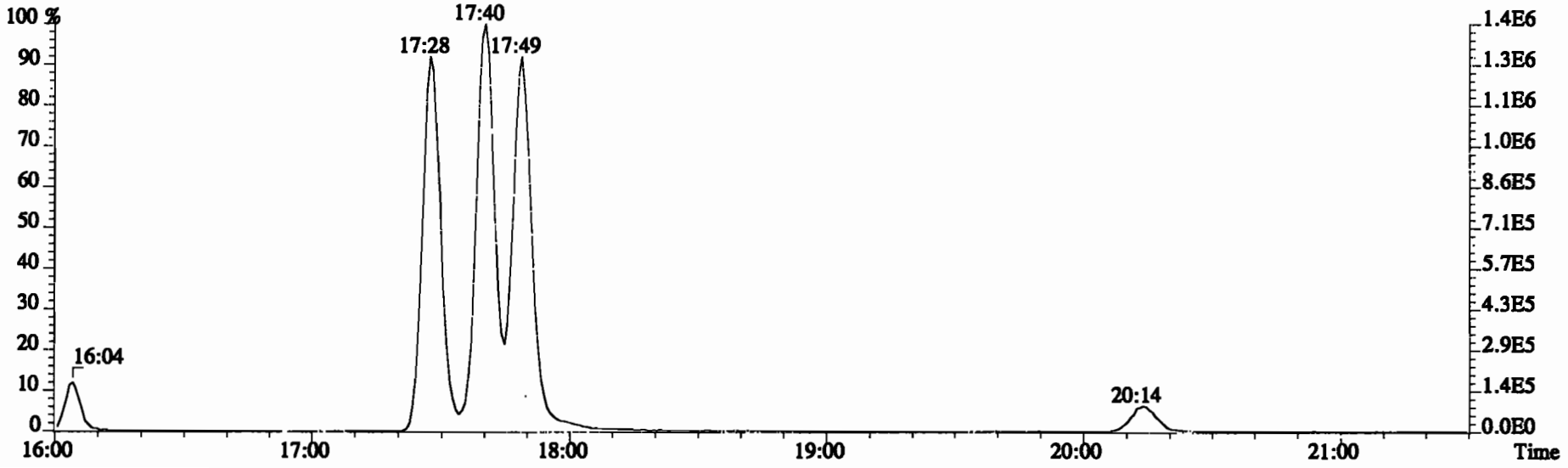

File:191216D1 #1-1225 Acq:16-DEC-2019 14:01:29 GC EI+ Voltage SIR Autospec-UltimaE
Sample#1 File Text:Vista_Analytical_Laboratory_VG7 Text:CP191216D1-1 DB225 CPSM Exp:TCDF_DB225

303.9016 BSUB(10000,15,-3.0) PKD(5,5,3,0.10%,100.0,0.00%,F,F)

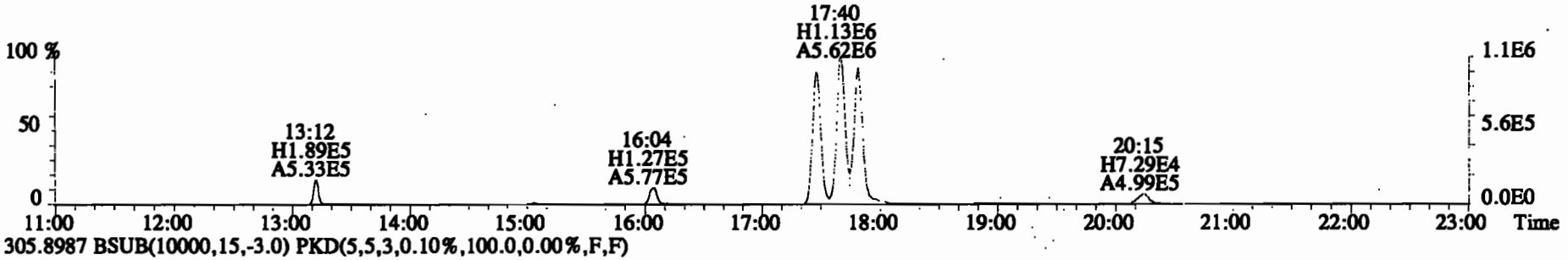

305.8987 BSUB(10000,15,-3.0) PKD(5,5,3,0.10%,100.0,0.00%,F,F)

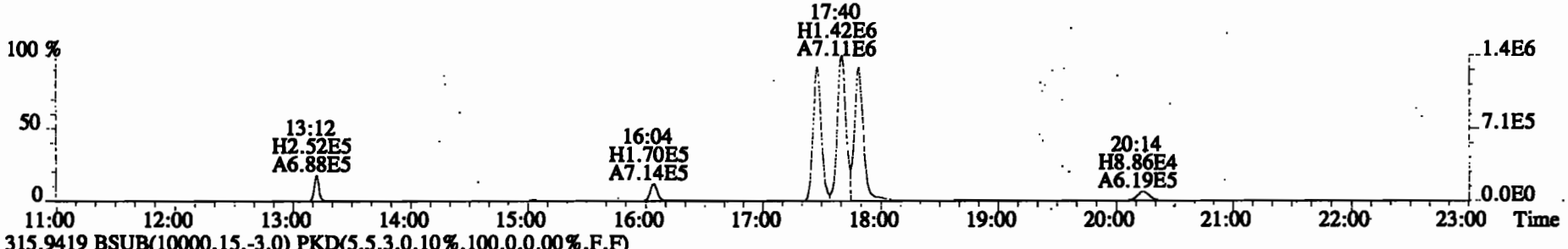

315.9419 BSUB(10000,15,-3.0) PKD(5,5,3,0.10%,100.0,0.00%,F,F)

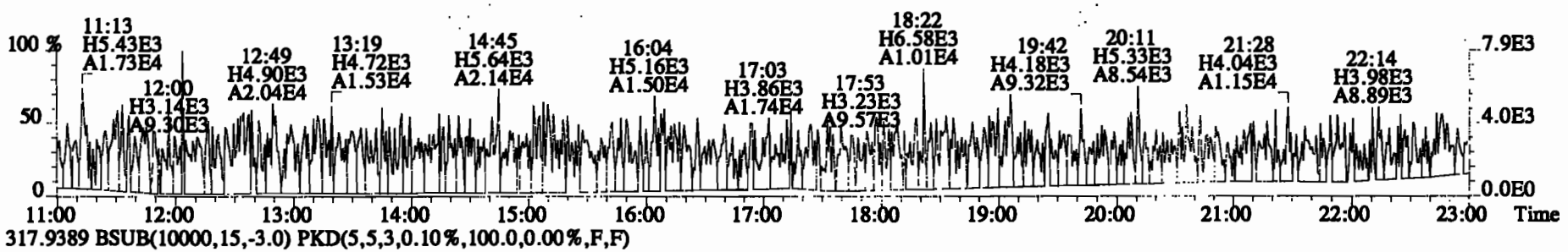

317.9389 BSUB(10000,15,-3.0) PKD(5,5,3,0.10%,100.0,0.00%,F,F)

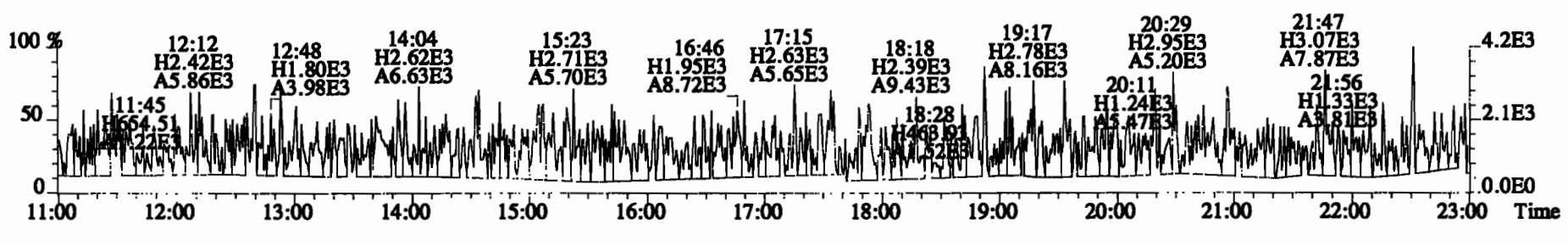

File:191216D1 #1-1229 Acq:16-DEC-2019 14:01:29 GC EI+ Voltage SIR Autospec-UltimaE
Sample#1 File Text:Vista_Analytical_Laboratory_VG7 Text:CP191216D1-1 DB225 CPSM Exp:TCDF_DB225
331.9368 BSUB(10000,15,-3.0) PKD(5,5,3,0.10%,100.0,0.00%,F,F)

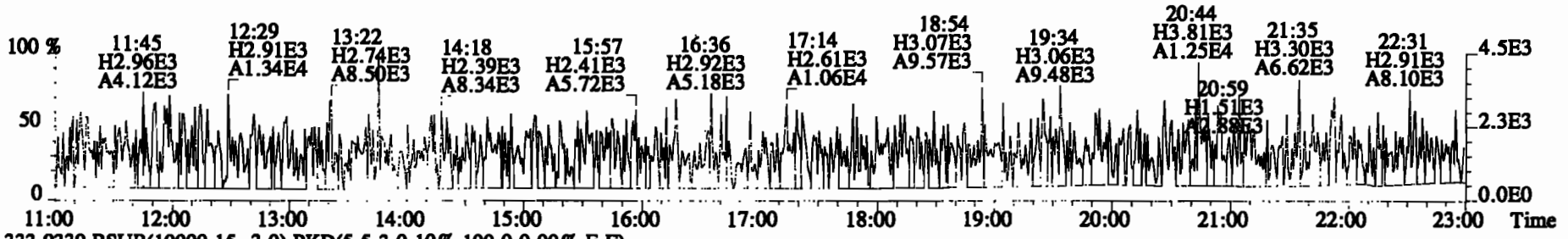

333.9339 BSUB(10000,15,-3.0) PKD(5,5,3,0.10%,100.0,0.00%,F,F)

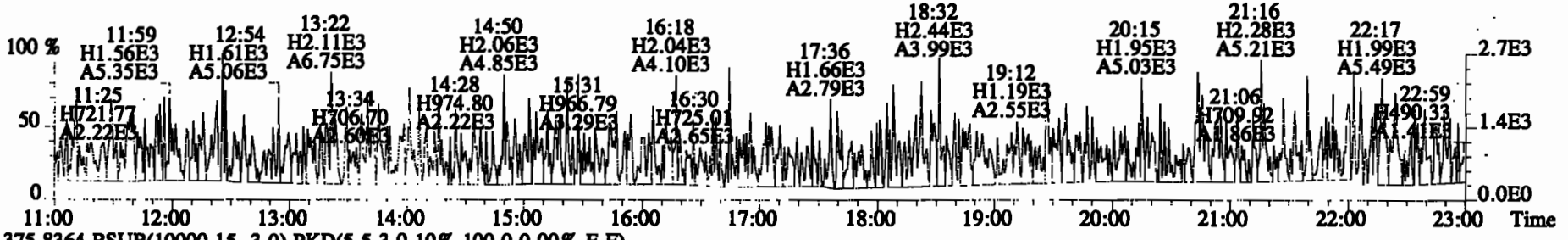

375.8364 BSUB(10000,15,-3.0) PKD(5,5,3,0.10%,100.0,0.00%,F,F)

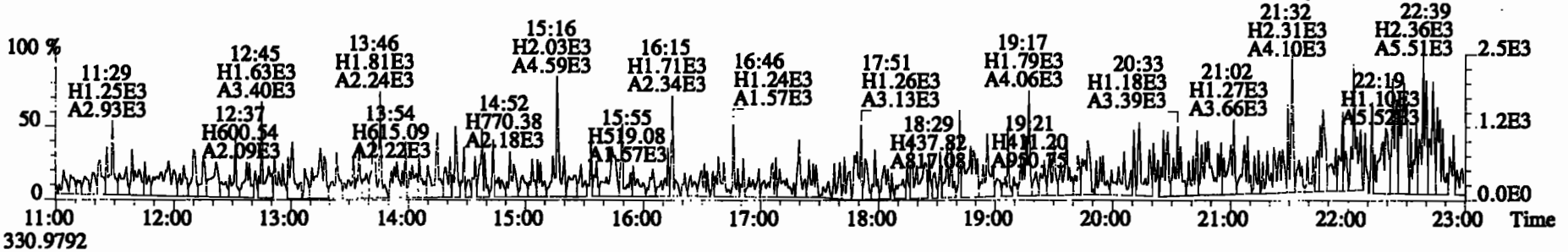

330.9792

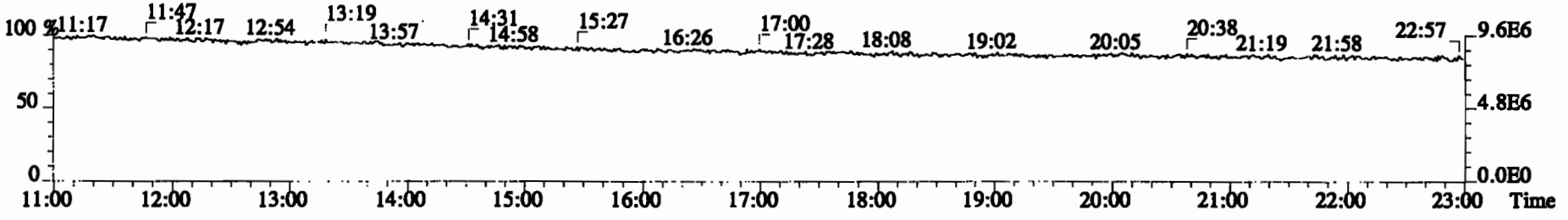

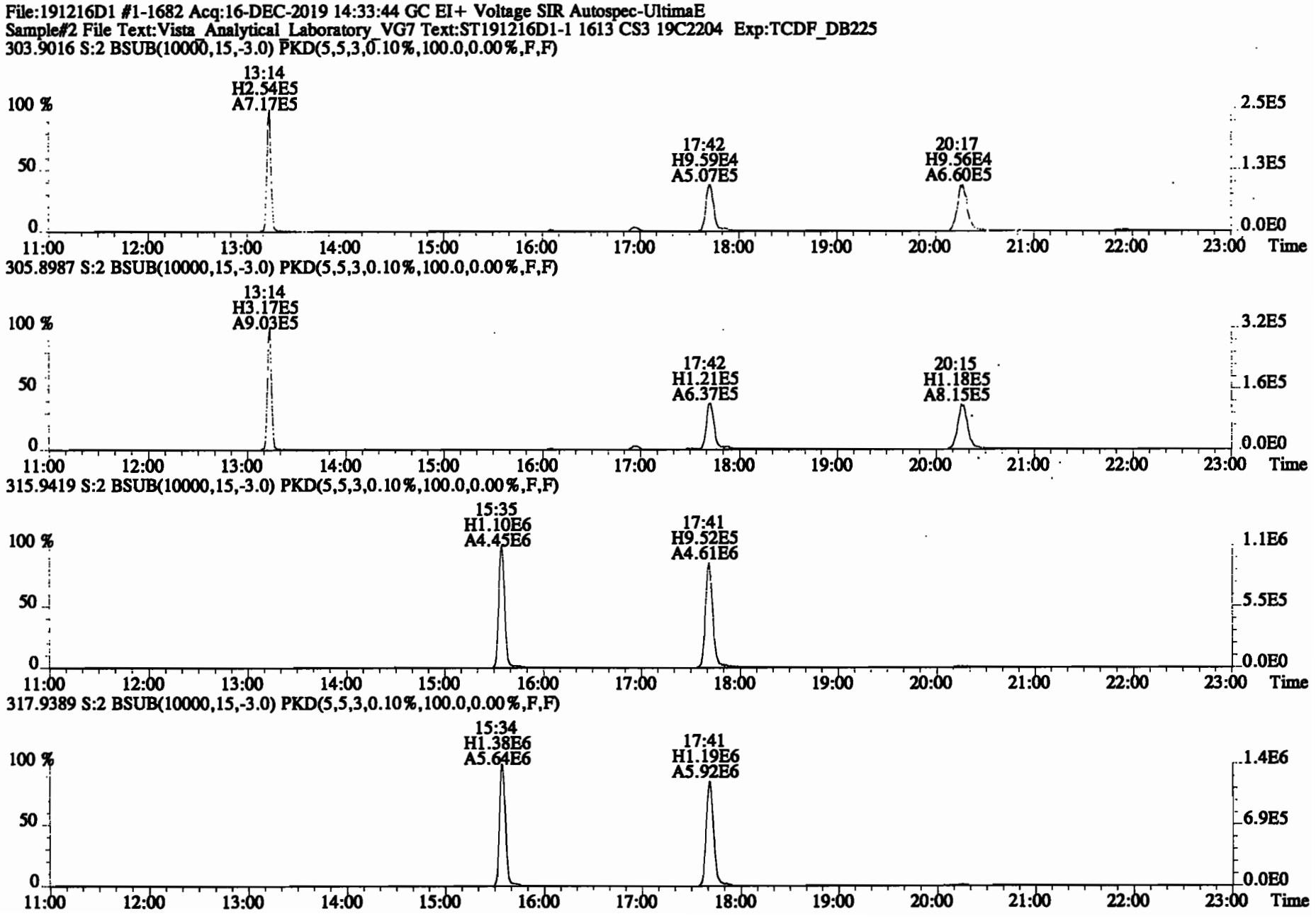
File:191216D1 #1-1682 Acq:16-DEC-2019 14:33:44 GC EI+ Voltage SIR Autospec-UltimaE
Sample#2 File Text:Vista_Analytical_Laboratory_VG7 Text:ST191216D1-1 1613 CS3 19C2204 Exp:TCDF_DB225
303.9016 S:2 BSUB(10000,15,-3.0) PKD(5,5,3,0.10%,100.0,0.00%,F,F)
13:14
H2.54E5
A7.17E5
17:42
H9.59E4
A5.07E5
20:17
H9.56E4
A6.60E5
305.8987 S:2 BSUB(10000,15,-3.0) PKD(5,5,3,0.10%,100.0,0.00%,F,F)
13:14
H3.17E5
A9.03E5
17:42
H1.21E5
A6.37E5
20:15
H1.18E5
A8.15E5
315.9419 S:2 BSUB(10000,15,-3.0) PKD(5,5,3,0.10%,100.0,0.00%,F,F)
15:35
H1.10E6
A4.45E6
17:41
H9.52E5
A4.61E6
317.9389 S:2 BSUB(10000,15,-3.0) PKD(5,5,3,0.10%,100.0,0.00%,F,F)
15:34
H1.38E6
A5.64E6
17:41
H1.19E6
A5.92E6
100 %
50
0
11:00
12:00
13:00
14:00
15:00
16:00
17:00
18:00
19:00
20:00
21:00
22:00
23:00
Time
2.5E5
1.3E5
0.0E0
3.2E5
1.6E5
1.1E6
5.5E5
1.4E6
6.9E5

File:191216D1 #1-1682 Acq:16-DEC-2019 14:33:44 GC EI+ Voltage SIR Autospec-UltimaE
Sample#2 File Text:Vista_Analytical_Laboratory_VG7 Text:ST191216D1-1 1613 CS3 19C2204 Exp:TCDF_DB225
331.9368 S:2 BSUB(10000,15,-3.0) PKD(5,5,3,0.10%,100.0,0.00%,F,F)

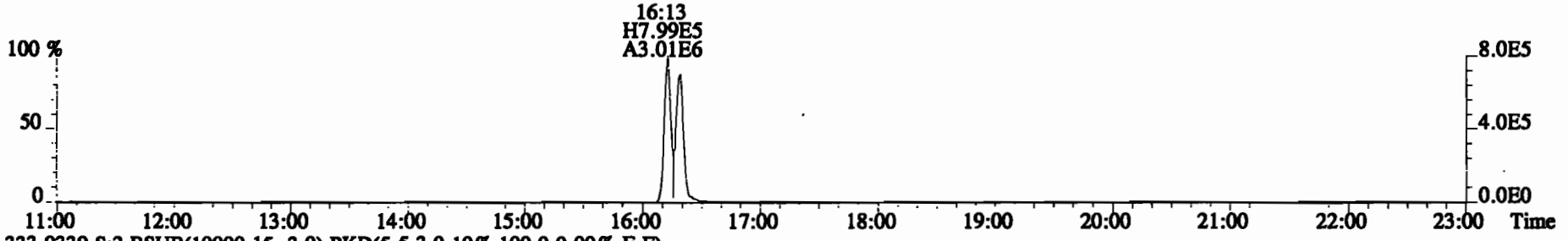

333.9339 S:2 BSUB(10000,15,-3.0) PKD(5,5,3,0.10%,100.0,0.00%,F,F)

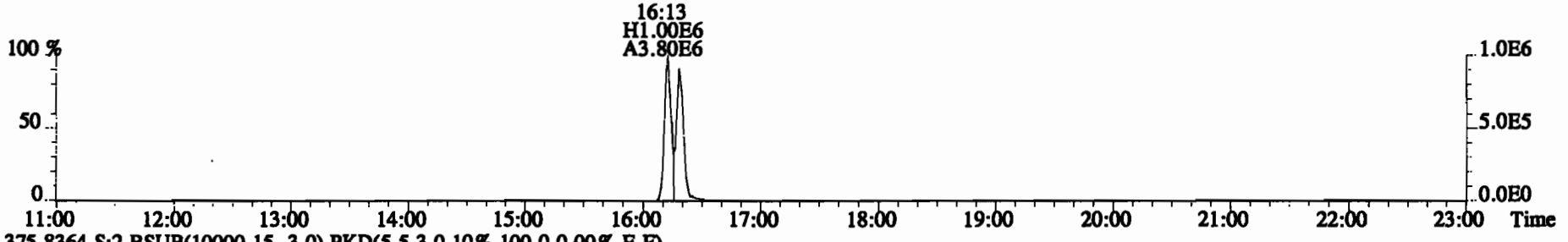

375.8364 S:2 BSUB(10000,15,-3.0) PKD(5,5,3,0.10%,100.0,0.00%,F,F)

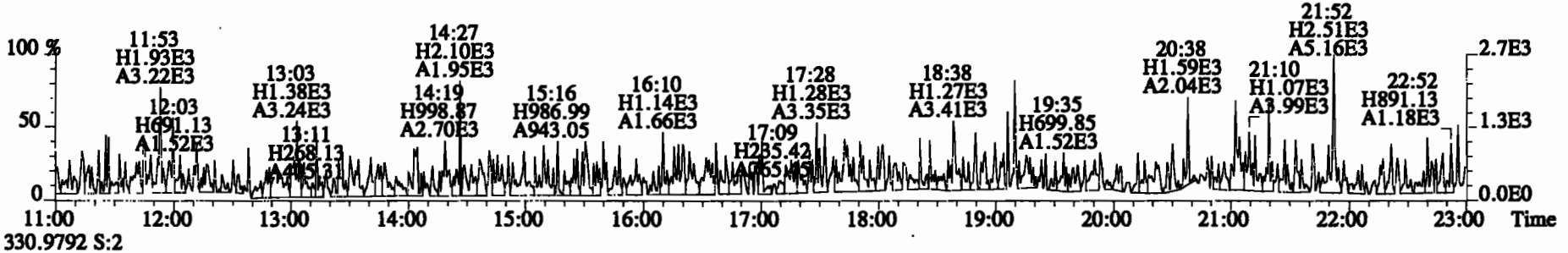

330.9792 S:2

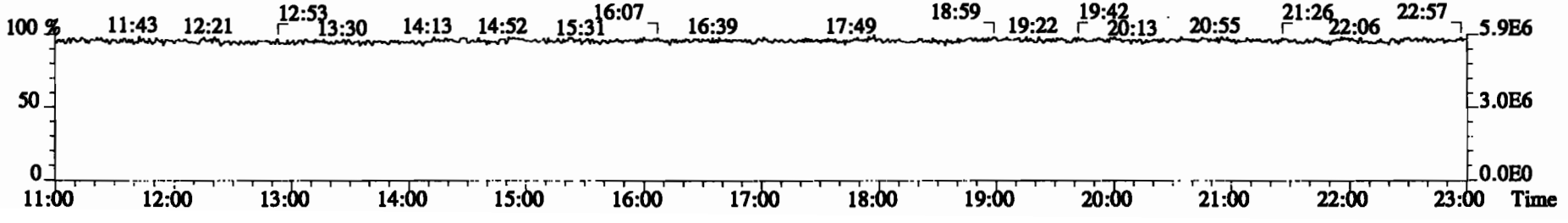

Peak Locate Examination:16-DEC-2019:17:56 File:RES_CHECK

Experiment:TCDF_DB225 Function:1 Reference:PFK

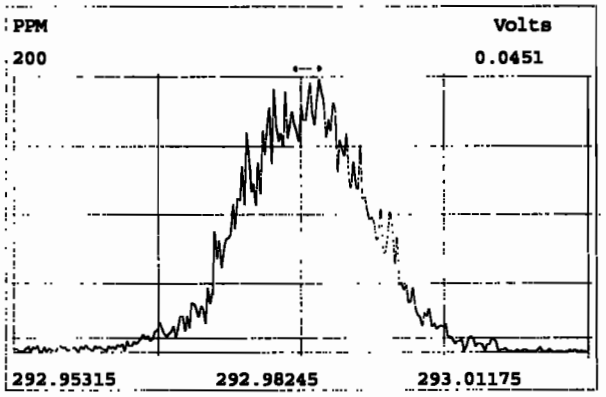

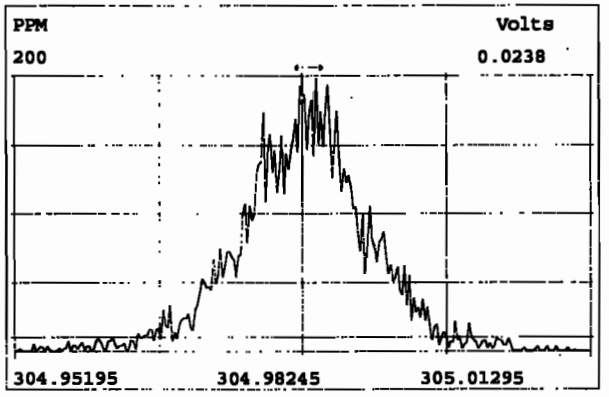

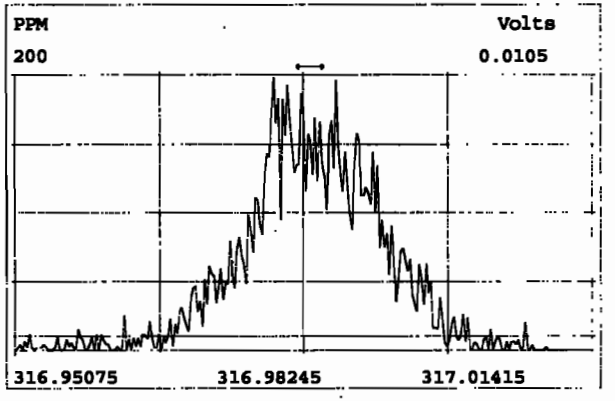

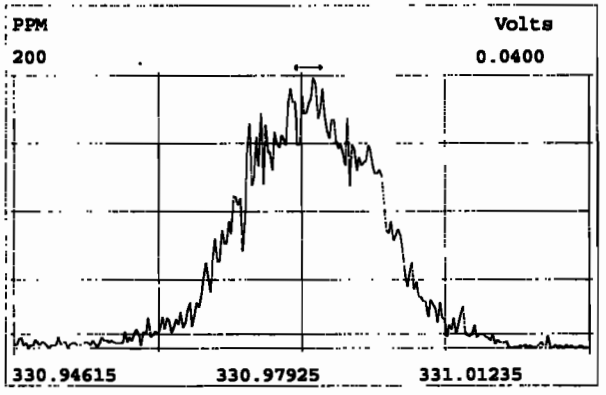

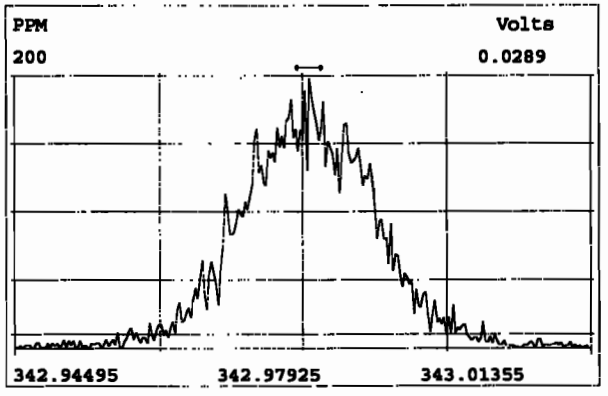

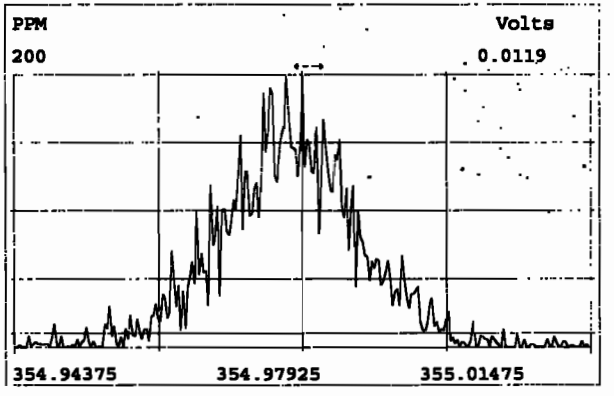

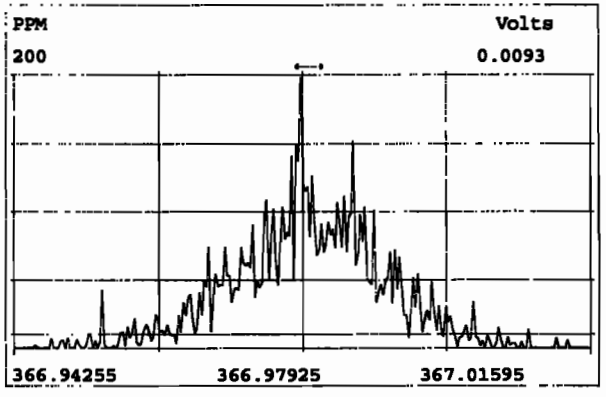

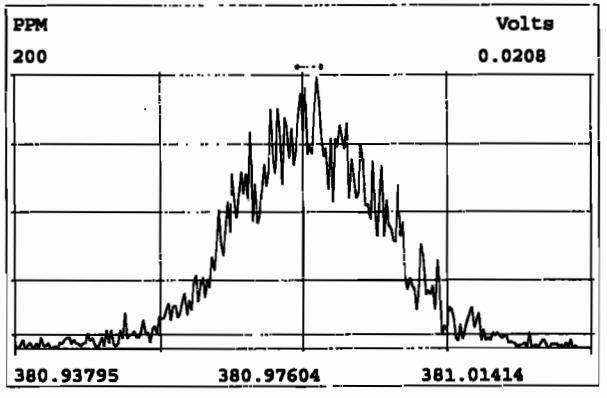

HRMS CALIBRATION STANDARDS REVIEW CHECKLIST

Beg. Calbration ID: ST91118K1-1 **Reviewed By:** HC 11.19.19

Initials & Date

End Calibration ID: ST91118K2-1

	Beg.	End
Ion abundance within QC limits?	✓	✓
Concentrations within criteria?	✓	✓
TCDD/TCDF Valleys <25%	NA	NA
First and last eluters present?	NA	NA
Retention Times within criteria?	✓	✓
Verification Std. named correctly?	✓	✓
(ST-Year-Month-Day-VG ID)		
Forms signed and dated?	✓	✓
Correct ICAL referenced?	GRB	GRB

Mass resolution ≥

Beg.	End
✓	✓

☐ 5k ☐ 6-8K ☐ 8K ☒ 10K

1614 1699 429 1613/1668/8280

Intergrated peaks display correctly? ✓ ✓

GC Break <20% NA

8280 CS1 End Standard:

- Ratios within limits, S/N <2.5:1, CS1 within 12 hours NA

Run Log:

- Correct instrument listed?	✓	✓
- Samples within 12 hour clock?	(Y)	N
- Bottle position verfied?	GRB	

Comments:

(A) BEG. & END RES CHECKS HAD MASSES THAT HAD COLUMN BLEED & SOME MASSES THAT DID NOT CENTROID. GRB 11/19/19

Vista Analytical Laboratory

Dataset: U:\VG11.PRO\Results\191118K1\191118K1-1.qld

Last Altered: Monday, November 18, 2019 14:34:41 Pacific Standard Time
Printed: Tuesday, November 19, 2019 08:42:42 Pacific Standard Time

GRB 11/19/19
ltc 11.19.19

Method: U:\VG11.PRO\MethDB\PCB-209_ZB1_11-14-19.mdb 14 Nov 2019 15:03:40
Calibration: U:\VG11.PRO\CurveDB\db1_PCBvg11-6-28-19.cdb 29 Jun 2019 11:47:57

Name: 191118K1_1, Date: 18-Nov-2019, Time: 12:56:58, ID: ST191118K1-1 PCB 209 CS3 19C1106, Description: PCB 209 CS3 19C1106

	# Name	Resp	RA	n/y	RRF	wt/vol	Pred.RT	RT	Pred.R...	RRT	Check RRT	Conc.	%Rec	DL	EMPC
1	1 PCB-1	8.33e5	3.04	NO	1.02	1.000	15.68	15.69	1.001	1.001	NO	55.17	110	0.0141	55.17
2	2 PCB-2	8.23e5	3.09	NO	1.01	1.000	18.12	18.12	0.988	0.988	NO	57.72	115	0.0158	57.72
3	3 PCB-3	8.15e5	3.06	NO	1.01	1.000	18.35	18.36	1.001	1.001	NO	57.24	114	0.0158	57.24
4	4 PCB-4/10	1.22e6	1.55	NO	1.28	1.000	19.77	19.78	1.004	1.004	NO	99.86	99.9	0.0602	99.86
5	5 PCB-7/9	1.47e6	1.56	NO	0.976	1.000	21.59	21.59	1.003	1.003	NO	98.45	98.5	0.0502	98.45
6	6 PCB-6	7.73e5	1.58	NO	1.02	1.000	22.24	22.25	1.033	1.033	NO	49.69	99.4	0.0482	49.69
7	7 PCB-5/8	1.56e6	1.60	NO	1.01	1.000	22.66	22.65	1.052	1.052	NO	100.7	101	0.0485	100.7
8	8 PCB-14	7.72e5	1.56	NO	1.03	1.000	23.80	23.80	0.952	0.952	NO	49.96	99.9	0.0536	49.96
9	9 PCB-11	8.17e5	1.58	NO	1.10	1.000	25.03	25.03	1.001	1.001	NO	49.84	99.7	0.0505	49.84
10	10 PCB-12/13	1.50e6	1.58	NO	1.04	1.000	25.46	25.46	1.018	1.018	NO	96.38	96.4	0.0534	96.38
11	11 PCB-15	7.33e5	1.59	NO	1.03	1.000	25.76	25.76	1.030	1.030	NO	47.64	95.3	0.0538	47.64
12	12 PCB-19	4.21e5	0.98	NO	0.934	1.000	23.99	23.97	1.001	1.001	NO	53.66	107	0.0249	53.66
13	13 PCB-30	6.94e5	0.96	NO	1.48	1.000	24.91	24.89	1.040	1.039	NO	55.80	112	0.0157	55.80
14	14 PCB-18	4.50e5	0.98	NO	0.693	1.000	25.65	25.67	0.951	0.952	NO	53.07	106	0.0237	53.07
15	15 PCB-17	4.31e5	0.96	NO	0.667	1.000	25.83	25.84	0.958	0.959	NO	52.84	106	0.0246	52.84
16	16 PCB-24/27	1.21e6	0.99	NO	0.915	1.000	26.45	26.44	0.981	0.981	NO	108.4	108	0.0180	108.4
17	17 PCB-16/32	1.04e6	0.95	NO	0.792	1.000	26.98	26.98	1.001	1.001	NO	106.8	107	0.0207	106.8
18	18 PCB-34	5.12e5	1.07	NO	0.987	1.000	27.80	27.80	0.959	0.959	NO	44.57	89.1	0.0509	44.57
19	19 PCB-23	6.07e5	1.06	NO	0.974	1.000	27.90	27.89	0.962	0.962	NO	53.64	107	0.0516	53.64
20	20 PCB-29	5.34e5	1.06	NO	0.953	1.000	28.13	28.15	0.970	0.971	NO	48.20	96.4	0.0527	48.20
21	21 PCB-26	5.85e5	1.07	NO	1.00	1.000	28.38	28.38	0.979	0.979	NO	50.24	100	0.0502	50.24
22	22 PCB-25	5.74e5	1.08	NO	0.978	1.000	28.53	28.55	0.984	0.985	NO	50.46	101	0.0514	50.46
23	23 PCB-31	6.23e5	1.05	NO	1.12	1.000	28.92	28.90	0.998	0.997	NO	47.73	95.5	0.0448	47.73
24	24 PCB-28	6.19e5	1.09	NO	1.11	1.000	29.01	29.01	1.001	1.001	NO	48.15	96.3	0.0455	48.15
25	25 PCB-20/21/33	1.73e6	1.07	NO	1.00	1.000	29.66	29.64	1.023	1.023	NO	148.6	99.1	0.0501	148.6
26	26 PCB-22	5.92e5	1.06	NO	1.03	1.000	30.11	30.11	1.039	1.038	NO	49.32	98.6	0.0487	49.32
27	27 PCB-36	6.10e5	1.07	NO	1.18	1.000	30.74	30.74	0.932	0.932	NO	51.52	103	0.0527	51.52
28	28 PCB-39	5.19e5	1.08	NO	1.08	1.000	31.23	31.22	0.947	0.946	NO	47.57	95.1	0.0572	47.57
29	29 PCB-38	5.80e5	1.09	NO	1.13	1.000	32.03	32.02	0.971	0.971	NO	51.07	102	0.0549	51.08
30	30 PCB-35	5.72e5	1.08	NO	1.13	1.000	32.55	32.56	0.987	0.987	NO	50.24	100	0.0547	50.24
31	31 PCB-37	5.68e5	1.07	NO	1.11	1.000	33.03	33.01	1.001	1.001	NO	51.01	102	0.0560	51.01
32	32 PCB-54	5.41e5	0.73	NO	0.996	1.000	27.84	27.84	1.001	1.001	NO	51.65	103	0.0328	51.65

75-125%

Dataset: U:\VG11.PRO\Results\191118K1\191118K1-1.qld

Last Altered: Monday, November 18, 2019 14:34:41 Pacific Standard Time
Printed: Tuesday, November 19, 2019 08:42:42 Pacific Standard Time

Name: 191118K1_1, Date: 18-Nov-2019, Time: 12:56:58, ID: ST191118K1-1 PCB 209 CS3 19C1106, Description: PCB 209 CS3 19C1106

	# Name	Resp	RA	n/y	RRF	wt/vol	Pred.RT	RT	Pred.R...	RRT	Check RRT	Conc.	%Rec	DL	EMPC
33	33 PCB-50	4.21e5	0.72	NO	0.781	1.000	29.08	29.05	1.045	1.044	NO	51.28	103	0.0418	51.28
34	34 PCB-53	3.88e5	0.72	NO	0.955	1.000	29.73	29.72	0.944	0.944	NO	52.12	104	0.0479	52.12
35	35 PCB-51	4.20e5	0.72	NO	1.02	1.000	30.06	30.07	0.955	0.955	NO	52.68	105	0.0447	52.68
36	36 PCB-45	3.22e5	0.71	NO	0.808	1.000	30.49	30.52	0.969	0.969	NO	51.21	102	0.0566	51.21
37	37 PCB-46	3.12e5	0.71	NO	0.754	1.000	31.01	31.02	0.985	0.985	NO	53.07	106	0.0607	53.07
38	38 PCB-52/69	8.88e5	0.71	NO	1.09	1.000	31.52	31.52	1.001	1.001	NO	104.4	104	0.0419	104.4
39	39 PCB-73	5.60e5	0.73	NO	1.29	1.000	31.65	31.63	1.005	1.005	NO	55.76	112	0.0355	55.76
40	40 PCB-43/49	7.45e5	0.74	NO	0.940	1.000	31.81	31.80	1.010	1.010	NO	101.7	102	0.0487	101.7
41	41 PCB-47	3.51e5	0.70	NO	0.869	1.000	32.03	32.02	1.001	1.001	NO	48.58	97.2	0.0485	48.58
42	42 PCB-48/75	9.14e5	0.71	NO	1.02	1.000	32.14	32.14	1.004	1.004	NO	107.3	107	0.0411	107.3
43	43 PCB-65	5.16e5	0.73	NO	1.11	1.000	32.41	32.42	1.013	1.013	NO	55.99	112	0.0380	55.98
44	44 PCB-62	4.41e5	0.71	NO	1.07	1.000	32.52	32.53	1.016	1.016	NO	49.80	99.6	0.0396	49.81
45	45 PCB-44	3.10e5	0.71	NO	0.761	1.000	32.86	32.84	1.027	1.026	NO	49.06	98.1	0.0554	49.06
46	46 PCB-42/59	8.30e5	0.73	NO	0.960	1.000	33.08	33.07	1.033	1.033	NO	104.0	104	0.0439	104.0
47	47 PCB-41/64/71/72	1.91e6	0.71	NO	1.08	1.000	33.70	33.68	1.053	1.052	NO	212.1	106	0.0389	212.1
48	48 PCB-68	4.91e5	0.71	NO	1.11	1.000	33.96	33.96	1.061	1.061	NO	53.26	107	0.0380	53.26
49	49 PCB-40	2.44e5	0.71	NO	0.577	1.000	34.21	34.16	1.069	1.067	NO	50.81	102	0.0731	50.81
50	50 PCB-57	5.09e5	0.72	NO	1.05	1.000	34.52	34.56	0.969	0.970	NO	53.68	107	0.0382	53.68
51	51 PCB-67	4.73e5	0.71	NO	0.993	1.000	34.84	34.87	0.978	0.979	NO	52.61	105	0.0404	52.60
52	52 PCB-58	5.21e5	0.72	NO	1.11	1.000	34.97	34.98	0.981	0.982	NO	51.78	104	0.0360	51.78
53	53 PCB-63	4.58e5	0.72	NO	0.962	1.000	35.13	35.15	0.986	0.986	NO	52.65	105	0.0417	52.65
54	54 PCB-74	4.74e5	0.72	NO	1.07	1.000	35.44	35.45	0.994	0.995	NO	49.13	98.3	0.0376	49.13
55	55 PCB-61/70	9.42e5	0.73	NO	0.986	1.000	35.65	35.58	1.000	0.998	NO	105.6	106	0.0407	105.6
56	56 PCB-76/66	1.01e6	0.71	NO	1.07	1.000	35.81	35.82	1.005	1.005	NO	104.7	105	0.0376	104.7
57	57 PCB-80	5.21e5	0.71	NO	1.08	1.000	36.10	36.10	1.001	1.000	NO	51.95	104	0.0356	51.95
58	58 PCB-55	5.19e5	0.71	NO	1.07	1.000	36.42	36.44	1.010	1.010	NO	52.55	105	0.0361	52.55
59	59 PCB-56/60	9.12e5	0.73	NO	0.934	1.000	36.92	36.94	1.023	1.024	NO	105.4	105	0.0413	105.4
60	60 PCB-79	5.00e5	0.71	NO	1.04	1.000	38.04	38.05	1.054	1.055	NO	51.75	104	0.0369	51.75
61	61 PCB-78	4.67e5	0.71	NO	1.03	1.000	38.78	38.78	0.987	0.987	NO	53.44	107	0.0446	53.45
62	62 PCB-81	4.29e5	0.73	NO	0.933	1.000	39.32	39.32	1.000	1.000	NO	54.25	109	0.0493	54.25
63	63 PCB-77	4.32e5	0.72	NO	1.03	1.000	39.93	39.93	1.000	1.000	NO	51.77	104	0.0467	51.77
64	64 PCB-104	4.44e5	1.56	NO	0.995	1.000	32.69	32.69	1.001	1.001	NO	51.12	102	0.0213	51.12
65	65 PCB-96	4.40e5	1.45	NO	0.996	1.000	34.02	34.00	1.041	1.040	NO	50.65	101	0.0213	50.65
66	66 PCB-103	3.28e5	1.48	NO	0.774	1.000	34.59	34.56	1.059	1.058	NO	48.54	97.1	0.0274	48.54
67	67 PCB-100	3.40e5	1.47	NO	0.778	1.000	34.97	34.93	1.070	1.069	NO	50.12	100	0.0273	50.12
68	68 PCB-94	2.61e5	1.45	NO	0.773	1.000	35.43	35.41	0.985	0.985	NO	53.82	108	0.0375	53.82

75-125%

Vista Analytical Laboratory

Dataset: U:\VG11.PRO\Results\191118K1\191118K1-1.qld

Last Altered: Monday, November 18, 2019 14:34:41 Pacific Standard Time
Printed: Tuesday, November 19, 2019 08:42:42 Pacific Standard Time

Name: 191118K1_1, Date: 18-Nov-2019, Time: 12:56:58, ID: ST191118K1-1 PCB 209 CS3 19C1106, Description: PCB 209 CS3 19C1106

	# Name	Resp	RA	n/y	RRF	wt/vol	Pred.RT	RT	Pred.R...	RRT	Check RRT	Conc.	%Rec	DL	EMPC
69	69 PCB-95/98/102	1.01e6	1.48	NO	1.01	1.000	35.90	35.90	0.999	0.998	NO	158.1	105	0.0286	158.1
70	70 PCB-93	2.68e5	1.52	NO	0.841	1.000	36.03	36.04	1.002	1.003	NO	50.79	102	0.0344	50.79
71	71 PCB-88/91	5.60e5	1.48	NO	0.890	1.000	36.38	36.38	1.012	1.012	NO	100.2	100	0.0326	100.2
72	72 PCB-121	4.70e5	1.48	NO	1.39	1.000	36.50	36.47	1.015	1.015	NO	54.03	108	0.0209	54.03
73	73 PCB-84/92	5.52e5	1.50	NO	0.879	1.000	37.33	37.33	0.990	0.990	NO	104.9	105	0.0348	104.9
74	74 PCB-89	3.07e5	1.51	NO	0.959	1.000	37.51	37.51	0.995	0.995	NO	53.41	107	0.0319	53.41
75	75 PCB-90/101	6.03e5	1.50	NO	0.944	1.000	37.72	37.70	1.000	1.000	NO	106.7	107	0.0324	106.7
76	76 PCB-113	4.35e5	1.46	NO	1.23	1.000	37.97	37.96	1.007	1.007	NO	58.99	118	0.0248	58.99
77	77 PCB-99	3.19e5	1.47	NO	1.12	1.000	38.07	38.05	1.010	1.009	NO	47.59	95.2	0.0273	47.59
78	78 PCB-119	4.13e5	1.50	NO	1.47	1.000	38.53	38.54	0.987	0.987	NO	53.87	108	0.0237	53.87
79	79 PCB-108/112	6.88e5	1.50	NO	1.25	1.000	38.69	38.69	0.991	0.991	NO	105.8	106	0.0279	105.8
80	80 PCB-83	4.29e5	1.53	NO	1.55	1.000	38.85	38.85	0.995	0.995	NO	53.27	107	0.0225	53.27
81	81 PCB-97	2.94e5	1.51	NO	1.07	1.000	39.08	39.06	1.001	1.000	NO	52.62	105	0.0324	52.62
82	82 PCB-86	2.93e5	1.48	NO	0.996	1.000	39.23	39.21	1.005	1.004	NO	56.53	113	0.0350	56.53
83	83 PCB-87/117/125	1.10e6	1.50	NO	1.33	1.000	39.34	39.34	1.008	1.008	NO	158.5	106	0.0261	158.5
84	84 PCB-111/115	9.16e5	1.50	NO	1.60	1.000	39.51	39.51	1.012	1.012	NO	109.8	110	0.0218	109.8
85	85 PCB-85/116	6.50e5	1.56	NO	1.22	1.000	39.63	39.63	1.015	1.015	NO	102.6	103	0.0287	102.6
86	86 PCB-120	4.53e5	1.55	NO	1.68	1.000	39.90	39.90	1.022	1.022	NO	51.81	104	0.0207	51.81
87	87 PCB-110	4.06e5	1.55	NO	1.49	1.000	40.04	40.04	1.026	1.026	NO	52.49	105	0.0235	52.49
88	88 PCB-82	2.37e5	1.52	NO	0.674	1.000	40.68	40.68	0.976	0.975	NO	52.81	106	0.0418	52.81
89	89 PCB-124	4.09e5	1.48	NO	1.16	1.000	41.40	41.40	0.993	0.993	NO	52.96	106	0.0242	52.96
90	90 PCB-107/109	8.11e5	1.50	NO	1.17	1.000	41.55	41.53	0.996	0.996	NO	104.7	105	0.0242	104.7
91	91 PCB-123	3.69e5	1.50	NO	1.04	1.000	41.72	41.72	1.000	1.000	NO	53.28	107	0.0271	53.28
92	92 PCB-106/118	7.96e5	1.51	NO	1.07	1.000	41.92	41.92	1.001	1.001	NO	104.7	105	0.0248	104.7
93	93 PCB-114	4.07e5	1.59	NO	1.16	1.000	42.58	42.58	1.000	1.000	NO	50.61	101	0.0483	50.61
94	94 PCB-122	3.55e5	1.54	NO	0.973	1.000	42.71	42.72	1.003	1.004	NO	52.59	105	0.0577	52.59
95	95 PCB-105	3.96e5	1.61	NO	1.10	1.000	43.47	43.47	1.000	1.000	NO	51.59	103	0.0526	51.59
96	96 PCB-127	3.97e5	1.56	NO	1.11	1.000	43.83	43.83	1.000	1.000	NO	50.60	101	0.0526	50.60
97	97 PCB-126	3.98e5	1.61	NO	1.21	1.000	45.78	45.78	1.000	1.000	NO	53.22	106	0.0600	53.22
98	98 PCB-155	2.82e5	1.27	NO	0.874	1.000	37.24	37.24	1.000	1.000	NO	53.29	107	0.0149	53.29
99	99 PCB-150	2.95e5	1.22	NO	0.881	1.000	38.54	38.54	1.036	1.036	NO	55.32	111	0.0148	55.32
100	1... PCB-152	3.27e5	1.23	NO	1.00	1.000	39.02	39.02	1.048	1.048	NO	53.69	107	0.0130	53.69
101	1... PCB-145	3.26e5	1.26	NO	1.00	1.000	39.49	39.49	1.061	1.061	NO	53.78	108	0.0131	53.78
102	1... PCB-136	2.70e5	1.28	NO	0.843	1.000	39.82	39.82	1.070	1.070	NO	52.92	106	0.0155	52.92
103	1... PCB-148	2.23e5	1.32	NO	0.693	1.000	39.93	39.93	1.073	1.073	NO	53.15	106	0.0188	53.15
104	1... PCB-154	2.31e5	1.25	NO	0.724	1.000	40.46	40.45	1.087	1.087	NO	52.61	105	0.0180	52.61

75-125%

Dataset: U:\VG11.PRO\Results\191118K1\191118K1-1.qld

Last Altered: Monday, November 18, 2019 14:34:41 Pacific Standard Time
Printed: Tuesday, November 19, 2019 08:42:42 Pacific Standard Time

Name: 191118K1_1, Date: 18-Nov-2019, Time: 12:56:58, ID: ST191118K1-1 PCB 209 CS3 19C1106, Description: PCB 209 CS3 19C1106

	#	Name	Resp	RA	n/y	RRF	wt/vol	Pred.RT	RT	Pred.R...	RRT	Check RRT	Conc.	%Rec	DL	EMPC
105	1...	PCB-151	2.00e5	1.25	NO	0.632	1.000	41.11	41.10	1.105	1.105	NO	52.12	104	0.0207	52.12
106	1...	PCB-135	2.15e5	1.24	NO	0.716	1.000	41.34	41.33	1.111	1.110	NO	49.47	98.9	0.0182	49.47
107	1...	PCB-144	2.17e5	1.26	NO	0.667	1.000	41.44	41.44	1.114	1.113	NO	53.80	108	0.0196	53.80
108	1...	PCB-147	2.10e5	1.24	NO	0.661	1.000	41.57	41.59	1.117	1.117	NO	52.49	105	0.0198	52.49
109	1...	PCB-139/149	4.76e5	1.29	NO	0.738	1.000	41.85	41.85	1.125	1.125	NO	106.4	106	0.0177	106.4
110	1...	PCB-140	2.02e5	1.28	NO	0.627	1.000	42.04	42.06	1.130	1.130	NO	53.09	106	0.0208	53.09
111	1...	PCB-134/143	4.96e5	1.17	NO	0.733	1.000	42.51	42.51	0.975	0.975	NO	106.7	107	0.0777	106.7
112	1...	PCB-131/133	5.25e5	1.18	NO	0.790	1.000	42.80	42.81	0.982	0.982	NO	104.8	105	0.0721	104.8
113	1...	PCB-142	2.36e5	1.18	NO	0.708	1.000	42.95	42.96	0.985	0.985	NO	52.57	105	0.0805	52.57
114	1...	PCB-146/165	6.35e5	1.17	NO	0.959	1.000	43.20	43.21	0.991	0.991	NO	104.4	104	0.0594	104.4
115	1...	PCB-132/161	6.44e5	1.18	NO	0.974	1.000	43.44	43.45	0.996	0.997	NO	104.1	104	0.0585	104.1
116	1...	PCB-153	3.27e5	1.19	NO	1.01	1.000	43.62	43.64	1.000	1.001	NO	50.97	102	0.0563	50.97
117	1...	PCB-168	3.36e5	1.16	NO	1.02	1.000	43.85	43.85	1.006	1.006	NO	51.93	104	0.0559	51.93
118	1...	PCB-141	2.57e5	1.19	NO	0.967	1.000	44.40	44.40	1.000	1.000	NO	50.92	102	0.0692	50.92
119	1...	PCB-137	2.71e5	1.16	NO	0.987	1.000	44.78	44.80	1.009	1.009	NO	52.67	105	0.0678	52.67
120	1...	PCB-130	2.12e5	1.22	NO	0.840	1.000	44.90	44.89	1.012	1.012	NO	48.38	96.8	0.0797	48.38
121	1...	PCB-138/163/164	1.04e6	1.19	NO	1.23	1.000	45.29	45.29	1.001	1.001	NO	159.6	106	0.0560	159.6
122	1...	PCB-158/160	6.63e5	1.19	NO	1.18	1.000	45.54	45.54	1.006	1.006	NO	105.8	106	0.0583	105.8
123	1...	PCB-129	2.19e5	1.23	NO	0.819	1.000	45.79	45.78	1.012	1.012	NO	50.38	101	0.0839	50.38
124	1...	PCB-166	3.52e5	1.17	NO	1.07	1.000	46.26	46.26	0.993	0.993	NO	51.13	102	0.0523	51.13
125	1...	PCB-159	3.81e5	1.15	NO	1.12	1.000	46.60	46.60	1.000	1.000	NO	52.73	105	0.0500	52.73
126	1...	PCB-128/162	5.76e5	1.16	NO	0.851	1.000	46.89	46.90	1.007	1.007	NO	105.1	105	0.0657	105.1
127	1...	PCB-167	3.37e5	1.16	NO	1.04	1.000	47.30	47.30	1.000	1.000	NO	50.63	101	0.0552	50.63
128	1...	PCB-156	3.35e5	1.20	NO	1.06	1.000	48.63	48.63	1.000	1.000	NO	52.67	105	0.0600	52.67
129	1...	PCB-157	3.10e5	1.18	NO	0.978	1.000	48.93	48.91	1.001	1.000	NO	51.19	102	0.0620	51.19
130	1...	PCB-169	3.04e5	1.21	NO	1.11	1.000	51.20	51.18	1.000	1.000	NO	51.22	102	0.0732	51.22
131	1...	PCB-188	3.69e5	1.02	NO	1.19	1.000	43.26	43.24	1.001	1.000	NO	50.50	101	0.0325	50.51
132	1...	PCB-184	3.59e5	1.03	NO	1.17	1.000	43.71	43.72	1.011	1.011	NO	50.34	101	0.0333	50.34
133	1...	PCB-179	3.61e5	1.02	NO	1.18	1.000	44.52	44.51	1.030	1.030	NO	50.14	100	0.0330	50.14
134	1...	PCB-176	3.61e5	1.04	NO	1.16	1.000	44.99	44.99	1.041	1.041	NO	50.85	102	0.0335	50.85
135	1...	PCB-186	3.93e5	1.02	NO	1.22	1.000	45.61	45.61	1.055	1.055	NO	52.82	106	0.0319	52.82
136	1...	PCB-178	2.48e5	1.01	NO	0.830	1.000	46.12	46.14	1.067	1.067	NO	48.92	97.8	0.0467	48.92
137	1...	PCB-175	2.57e5	0.99	NO	0.849	1.000	46.48	46.49	1.075	1.075	NO	49.45	98.9	0.0457	49.45
138	1...	PCB-182/187	5.95e5	1.01	NO	0.960	1.000	46.68	46.67	1.080	1.080	NO	101.3	101	0.0404	101.3
139	1...	PCB-183	2.92e5	1.01	NO	0.957	1.000	47.01	47.00	1.088	1.087	NO	49.98	100	0.0406	49.98
140	1...	PCB-185	2.53e5	1.03	NO	1.32	1.000	47.68	47.68	0.955	0.955	NO	51.69	103	0.0507	51.69

75-125%

Dataset: U:\VG11.PRO\Results\191118K1\191118K1-1.qld

Last Altered: Monday, November 18, 2019 14:34:41 Pacific Standard Time
Printed: Tuesday, November 19, 2019 08:42:42 Pacific Standard Time

Name: 191118K1_1, Date: 18-Nov-2019, Time: 12:56:58, ID: ST191118K1-1 PCB 209 CS3 19C1106, Description: PCB 209 CS3 19C1106

	#	Name	Resp	RA	n/y	RRF	wt/vol	Pred.RT	RT	Pred.R...	RRT	Check RRT	Conc.	%Rec	DL	EMPC
141	1...	PCB-174	2.41e5	1.16	NO	1.22	1.000	48.06	48.06	0.962	0.962	NO	53.40	107 75-125%	0.0549	53.40
142	1...	PCB-181	2.69e5	0.91	NO	1.41	1.000	48.15	48.15	0.964	0.964	NO	51.33	103	0.0473	51.33
143	1...	PCB-177	2.30e5	1.06	NO	1.24	1.000	48.33	48.34	0.968	0.968	NO	49.97	99.9	0.0539	49.97
144	1...	PCB-171	2.39e5	1.01	NO	1.24	1.000	48.63	48.63	0.974	0.974	NO	51.82	104	0.0538	51.82
145	1...	PCB-173	2.13e5	1.02	NO	1.14	1.000	49.06	49.08	0.983	0.983	NO	50.31	101	0.0586	50.31
146	1...	PCB-172	2.36e5	1.02	NO	1.31	1.000	49.55	49.53	0.992	0.992	NO	48.71	97.4	0.0512	48.71
147	1...	PCB-192	3.21e5	1.02	NO	1.70	1.000	49.74	49.74	0.996	0.996	NO	50.84	102	0.0393	50.84
148	1...	PCB-180	2.53e5	1.00	NO	1.32	1.000	49.95	49.95	1.000	1.000	NO	51.79	104	0.0507	51.80
149	1...	PCB-193	2.88e5	1.03	NO	1.54	1.000	50.18	50.16	1.005	1.005	NO	50.48	101	0.0434	50.48
150	1...	PCB-191	2.90e5	1.03	NO	1.57	1.000	50.43	50.43	1.010	1.010	NO	49.64	99.3	0.0425	49.64
151	1...	PCB-170	2.08e5	1.03	NO	1.36	1.000	51.62	51.62	1.000	1.000	NO	48.50	97.0	0.0565	48.50
152	1...	PCB-190	2.82e5	1.03	NO	1.84	1.000	51.81	51.81	1.004	1.004	NO	48.62	97.2	0.0418	48.62
153	1...	PCB-189	2.76e5	1.02	NO	1.33	1.000	53.31	53.31	1.000	1.000	NO	51.97	104	0.0442	51.97
154	1...	PCB-202	2.85e5	0.89	NO	1.02	1.000	48.85	48.85	1.001	1.001	NO	52.62	105	0.0227	52.62
155	1...	PCB-201	2.54e5	0.88	NO	0.915	1.000	49.34	49.35	1.011	1.011	NO	52.64	105	0.0254	52.64
156	1...	PCB-204	2.76e5	0.89	NO	0.979	1.000	49.49	49.50	1.014	1.014	NO	53.49	107	0.0238	53.49
157	1...	PCB-197	2.76e5	0.87	NO	0.979	1.000	49.81	49.82	1.020	1.021	NO	53.49	107	0.0238	53.49
158	1...	PCB-200	2.59e5	0.88	NO	0.954	1.000	50.76	50.75	1.040	1.040	NO	51.44	103	0.0244	51.44
159	1...	PCB-198	1.83e5	0.87	NO	0.748	1.000	52.28	52.30	1.071	1.071	NO	46.24	92.5	0.0311	46.24
160	1...	PCB-199	1.82e5	0.88	NO	0.706	1.000	52.39	52.42	1.073	1.074	NO	48.78	97.6	0.0329	48.78
161	1...	PCB-196/203	3.88e5	0.89	NO	0.785	1.000	52.72	52.72	1.080	1.080	NO	93.70	93.7	0.0296	93.70
162	1...	PCB-195	2.20e5	0.90	NO	1.03	1.000	53.98	54.00	0.984	0.984	NO	51.75	104	0.0502	51.75
163	1...	PCB-194	2.44e5	0.90	NO	1.16	1.000	54.90	54.90	1.000	1.000	NO	51.39	103	0.0449	51.39
164	1...	PCB-205	3.18e5	0.89	NO	1.40	1.000	55.17	55.18	1.005	1.005	NO	55.27	111	0.0370	55.27
165	1...	PCB-208	2.51e5	1.28	NO	0.934	1.000	54.14	54.14	1.000	1.000	NO	50.08	100	0.0395	50.08
166	1...	PCB-207	2.46e5	1.32	NO	0.912	1.000	54.46	54.48	1.006	1.007	NO	50.23	100	0.0404	50.23
167	1...	PCB-206	1.89e5	1.32	NO	0.987	1.000	56.44	56.44	1.000	1.000	NO	49.77	99.5	0.0533	49.77
168	1...	PCB-209	2.16e5	1.15	NO	0.943	1.000	57.64	57.65	1.000	1.000	NO	51.45	103	0.0102	51.45
169	1...	13C-PCB-1	1.48e6	3.34	NO	1.08	1.000	15.68	15.67	0.609	0.609	NO	90.22	90.2 50-145%	0.0640	
170	1...	13C-PCB-3	1.41e6	3.17	NO	1.09	1.000	18.34	18.34	0.712	0.712	NO	85.09	85.1	0.0632	
171	1...	13C-PCB-4	9.58e5	1.59	NO	0.640	1.000	19.70	19.69	0.765	0.765	NO	98.32	98.3	0.0596	
172	1...	13C-PCB-9	1.53e6	1.57	NO	0.995	1.000	21.54	21.53	0.837	0.836	NO	100.9	101	0.0383	
173	1...	13C-PCB-11	1.50e6	1.58	NO	0.971	1.000	25.02	25.01	0.972	0.971	NO	101.2	101	0.0392	
174	1...	13C-PCB-19	8.39e5	0.99	NO	0.637	1.000	23.96	23.95	0.931	0.931	NO	86.52	86.5	0.291	
175	1...	13C-PCB-32	1.22e6	1.00	NO	0.910	1.000	26.98	26.95	1.048	1.047	NO	88.32	88.3	0.204	
176	1...	13C-PCB-28	1.16e6	0.95	NO	1.07	1.000	28.97	28.99	1.003	1.004	NO	95.28	95.3	0.271	

Dataset: U:\VG11.PRO\Results\191118K1\191118K1-1.qld

Last Altered: Monday, November 18, 2019 14:34:41 Pacific Standard Time
Printed: Tuesday, November 19, 2019 08:42:42 Pacific Standard Time

Name: 191118K1_1, Date: 18-Nov-2019, Time: 12:56:58, ID: ST191118K1-1 PCB 209 CS3 19C1106, Description: PCB 209 CS3 19C1106

	# Name	Resp	RA	n/y	RRF	wt/vol	Pred.RT	RT	Pred.R...	RRT	Check RRT	Conc.	%Rec	DL	EMPC
177	1... 13C-PCB-37	1.01e6	0.96	NO	0.959	1.000	32.97	32.99	1.141	1.142	NO	91.90	91.9	0.302	
178	1... 13C-PCB-54	1.05e6	0.75	NO	1.10	1.000	27.79	27.82	0.753	0.753	NO	107.1	107	0.0823	
179	1... 13C-PCB-52	7.79e5	0.72	NO	0.844	1.000	31.48	31.49	0.853	0.853	NO	103.2	103	0.107	
180	1... 13C-PCB-47	8.32e5	0.73	NO	0.893	1.000	32.00	32.01	0.867	0.867	NO	104.1	104	0.101	
181	1... 13C-PCB-70	9.05e5	0.76	NO	1.01	1.000	35.63	35.63	0.965	0.965	NO	100.4	100	0.0897	
182	1... 13C-PCB-80	9.25e5	0.74	NO	1.05	1.000	36.06	36.08	0.977	0.977	NO	98.95	98.9	0.0864	
183	1... 13C-PCB-81	8.47e5	0.75	NO	0.985	1.000	39.28	39.30	1.064	1.064	NO	96.10	96.1	0.0918	
184	1... 13C-PCB-77	8.08e5	0.76	NO	0.958	1.000	39.89	39.92	1.080	1.081	NO	94.31	94.3	0.0943	
185	1... 13C-PCB-104	8.73e5	1.61	NO	1.10	1.000	32.67	32.68	0.827	0.827	NO	105.4	105	0.0361	
186	1... 13C-PCB-95	6.28e5	1.58	NO	0.852	1.000	35.95	35.95	0.910	0.910	NO	97.64	97.6	0.0465	
187	1... 13C-PCB-101	5.99e5	1.64	NO	0.814	1.000	37.70	37.70	0.955	0.955	NO	97.56	97.6	0.0486	
188	1... 13C-PCB-97	5.21e5	1.59	NO	0.709	1.000	39.04	39.04	0.989	0.989	NO	97.23	97.2	0.0558	
189	1... 13C-PCB-123	6.65e5	1.61	NO	0.922	1.000	41.67	41.70	1.055	1.056	NO	95.54	95.5	0.0429	
190	1... 13C-PCB-118	7.11e5	1.60	NO	0.975	1.000	41.86	41.89	1.060	1.061	NO	96.58	96.6	0.0406	
191	1... 13C-PCB-114	6.93e5	1.50	NO	1.52	1.000	42.54	42.56	0.908	0.909	NO	98.37	98.4	0.0834	
192	1... 13C-PCB-105	6.97e5	1.53	NO	1.58	1.000	43.44	43.45	0.927	0.928	NO	94.86	94.9	0.0800	
193	1... 13C-PCB-127	7.08e5	1.49	NO	1.62	1.000	43.79	43.81	0.935	0.935	NO	94.14	94.1	0.0781	
194	1... 13C-PCB-126	6.18e5	1.49	NO	1.45	1.000	45.74	45.76	0.976	0.977	NO	92.12	92.1	0.0877	
195	1... 13C-PCB-155	6.06e5	1.32	NO	1.03	1.000	37.21	37.22	0.942	0.942	NO	78.22	78.2	0.0650	
196	1... 13C-PCB-153	6.34e5	1.24	NO	1.42	1.000	43.61	43.60	0.931	0.931	NO	96.04	96.0	0.0935	
197	1... 13C-PCB-141	5.21e5	1.27	NO	1.14	1.000	44.39	44.38	0.947	0.947	NO	98.31	98.3	0.116	
198	1... 13C-PCB-138	5.32e5	1.22	NO	1.18	1.000	45.25	45.25	0.966	0.966	NO	97.16	97.2	0.113	
199	1... 13C-PCB-159	6.45e5	1.27	NO	1.43	1.000	46.59	46.58	0.994	0.994	NO	97.00	97.0	0.0929	
200	2... 13C-PCB-167	6.39e5	1.25	NO	1.42	1.000	47.28	47.28	1.009	1.009	NO	96.70	96.7	0.0935	
201	2... 13C-PCB-156	6.02e5	1.22	NO	1.40	1.000	48.61	48.61	1.038	1.038	NO	92.83	92.8	0.0952	
202	2... 13C-PCB-157	6.19e5	1.23	NO	1.41	1.000	48.89	48.89	1.044	1.044	NO	94.81	94.8	0.0946	
203	2... 13C-PCB-169	5.36e5	1.18	NO	1.35	1.000	51.16	51.18	1.092	1.093	NO	85.84	85.8	0.0989	
204	2... 13C-PCB-188	6.12e5	0.45	NO	1.46	1.000	43.22	43.23	0.926	0.926	NO	101.5	102	0.0511	
205	2... 13C-PCB-180	3.71e5	0.44	NO	0.932	1.000	49.93	49.93	1.070	1.070	NO	96.57	96.6	0.0802	
206	2... 13C-PCB-170	3.15e5	0.44	NO	0.796	1.000	51.60	51.60	1.106	1.105	NO	95.97	96.0	0.0939	
207	2... 13C-PCB-189	3.99e5	0.45	NO	1.09	1.000	53.28	53.29	1.142	1.142	NO	88.77	88.8	0.0686	
208	2... 13C-PCB-202	5.28e5	0.93	NO	1.45	1.000	48.84	48.81	1.046	1.046	NO	88.37	88.4	0.0237	
209	2... 13C-PCB-194	4.11e5	0.89	NO	0.714	1.000	54.91	54.89	0.995	0.995	NO	95.44	95.4	0.0966	
210	2... 13C-PCB-208	5.36e5	0.78	NO	0.896	1.000	54.15	54.13	0.982	0.981	NO	99.11	99.1	0.0563	
211	2... 13C-PCB-206	3.85e5	0.79	NO	0.653	1.000	56.42	56.42	1.023	1.023	NO	97.79	97.8	0.0773	
212	2... 13C-PCB-209	4.46e5	1.19	NO	0.806	1.000	57.65	57.64	1.045	1.045	NO	91.63	91.6	0.0163	

50-145%

Dataset: U:\VG11.PRO\Results\191118K1\191118K1-1.qld

Last Altered: Monday, November 18, 2019 14:34:41 Pacific Standard Time
Printed: Tuesday, November 19, 2019 08:42:42 Pacific Standard Time

Name: 191118K1_1, Date: 18-Nov-2019, Time: 12:56:58, ID: ST191118K1-1 PCB 209 CS3 19C1106, Description: PCB 209 CS3 19C1106

	#	Name	Resp	RA	n/y	RRF	wt/vol	Pred.RT	RT	Pred.R...	RRT	Check RRT	Conc.	%Rec	DL	EMPC
213	2...	13C-PCB-15	1.52e6	1.58	NO	1.00	1.000	25.71	25.74	1.000	0.000	NO	100.0	100	0.0381	
214	2...	13C-PCB-31	1.14e6	0.93	NO	1.00	1.000	28.84	28.88	1.000	0.000	NO	100.0	100	0.290	
215	2...	13C-PCB-60	8.94e5	0.77	NO	1.00	1.000	36.90	36.92	1.000	0.000	NO	100.0	100	0.0904	
216	2...	13C-PCB-111	7.55e5	1.63	NO	1.00	1.000	39.47	39.49	1.000	0.000	NO	100.0	100	0.0396	
217	2...	13C-PCB-128	4.64e5	1.26	NO	1.00	1.000	46.82	46.85	1.000	0.000	NO	100.0	100	0.133	
218	2...	13C-PCB-182	4.12e5	0.45	NO	1.00	1.000	46.65	46.67	0.000	0.000	NO	100.0	100	0.0747	
219	2...	13C-PCB-205	6.04e5	0.91	NO	1.00	1.000	55.15	55.17	1.000	0.000	NO	100.0	100	0.0690	
220	2...	13C-PCB-79	9.16e5	0.73	NO	1.03	1.000	38.05	38.03	1.031	1.030	NO	99.30	99.3	0.0876	
221	2...	13C-PCB-178	3.73e5	0.44	NO	0.875	1.000	46.12	46.11	0.988	0.988	NO	91.93	91.9	0.0811	
222	2...	13C-PCB-79	9.03e5	0.74	NO	1.05	1.000	38.02	38.03	0.967	0.968	NO	102.0	102	0.0983	
223	2...	13C-PCB-178	3.73e5	0.44	NO	0.975	1.000	46.12	46.11	0.924	0.923	NO	103.2	103	0.0881	

75-125%

Dataset: Untitled

Last Altered: Tuesday, November 19, 2019 08:44:19 Pacific Standard Time
Printed: Tuesday, November 19, 2019 08:44:44 Pacific Standard Time

Method: U:\VG11.PRO\MethDB\PCB-209_ZB1_11-14-19.mdb 14 Nov 2019 15:03:40
Calibration: U:\VG11.PRO\CurveDB\db1_PCBvg11-6-28-19.cdb 29 Jun 2019 11:47:57

Compound name: PCB-1

	Name	ID	Acq.Date	Acq.Time
1	191118K1_1	ST191118K1-1 PCB 209 CS3 19C1106	18-Nov-19	12:56:58
2	191118K1_2	B9K0087-BS1 OPR 1	18-Nov-19	13:57:39
3	191118K1_3	SOLVENT BLANK	18-Nov-19	14:58:30
4	191118K1_4	B9K0087-BLK1 Method Blank 1	18-Nov-19	15:59:24
5	191118K1_5	B9J0060-BLK1 Method Blank 1	18-Nov-19	17:00:14
6	191118K1_6	B9J0097-BLK1 Method Blank 1	18-Nov-19	18:01:05
7	191118K1_7	B9K0091-BLK1 Method Blank 5	18-Nov-19	19:03:03
8	191118K1_8	B9J0073-BLK1 Method Blank 10	18-Nov-19	20:04:46
9	191118K1_9	1903856-01 EFFLUENT TAP 0.8953	18-Nov-19	21:05:24
10	191118K1_10	1903862-01 E-001 0.9248	18-Nov-19	22:07:29
11	191118K2_1	SOLVENT BLANK	18-Nov-19	23:17:24
12	191118K2_2	ST191118K2-1 PCB 209 CS3 19C1106	19-Nov-19	00:18:13

File: Experiment: PCB_ZB1.exp Reference: pfk.ref Function: 1 @ 200 (ppm)

Printed: Monday, November 18, 2019 12:51:52 Pacific Standard Time

M 168.9888 R 12252

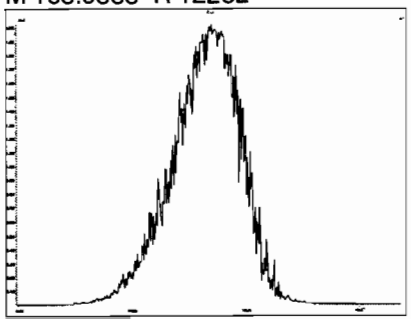

M 180.9888 R 12689

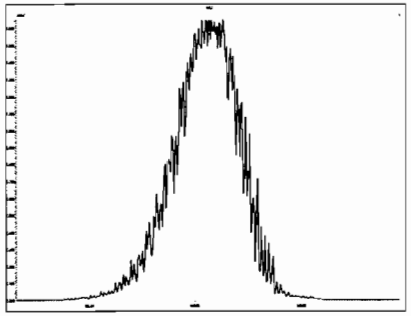

M 192.9888 R 11904

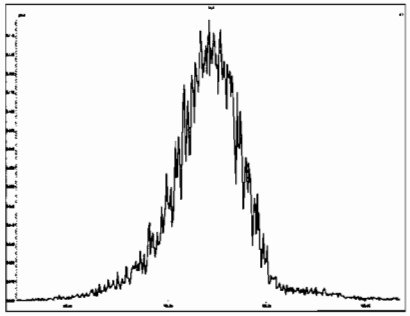

M 204.9888 R 12563

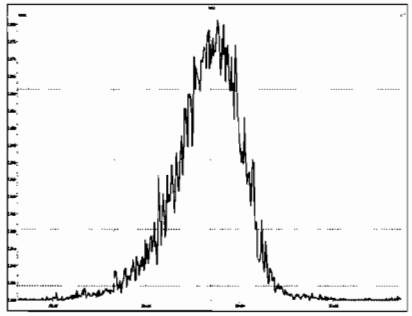

File: Experiment: PCB_ZB1.exp Reference: pfk.ref Function: 2 @ 200 (ppm)

Printed: Monday, November 18, 2019 12:52:13 Pacific Standard Time

M 218.9856 R 12753

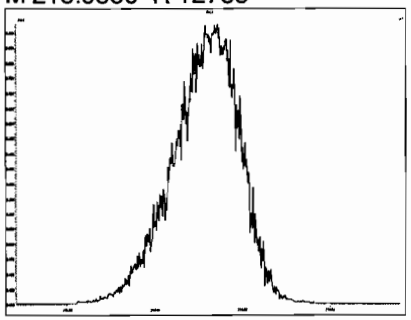

M 230.9856 R 13157

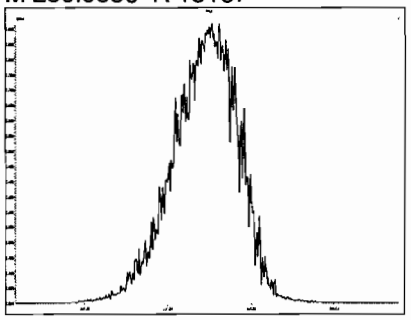

M 242.9856 R 13662

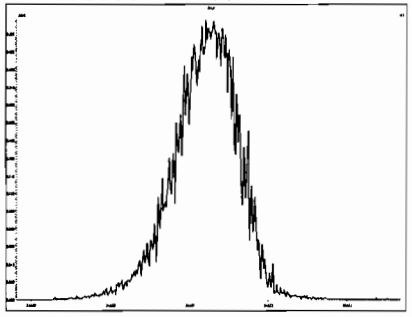

M 254.9856 R 13229

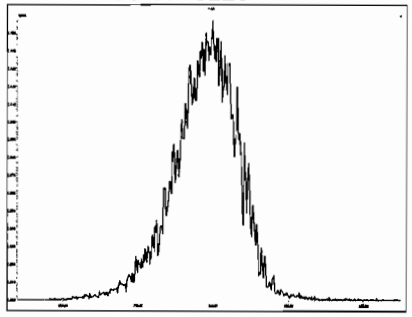

M 268.9824 R 12886

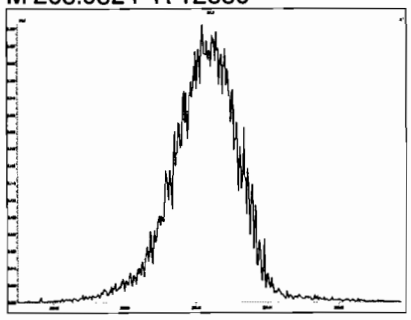

M 280.9824 R 12496

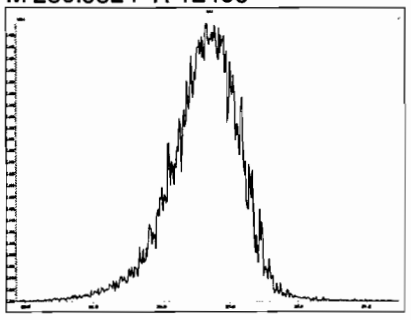

File: Experiment: PCB_ZB1.exp Reference: pfk.ref Function: 3 @ 200 (ppm)

Printed: Monday, November 18, 2019 12:53:43 Pacific Standard Time

M 254.9856 R 12823

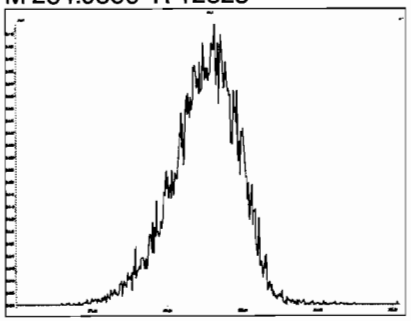

M 268.9824 R 13580

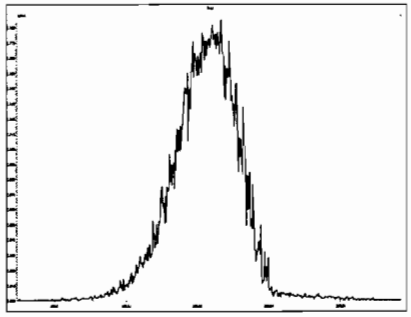

M 280.9824 R 13964

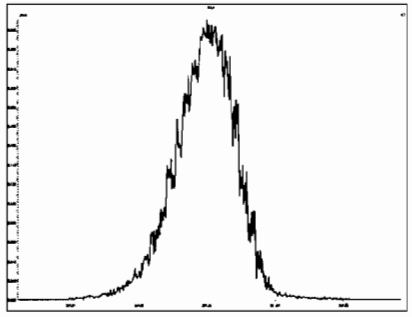

M 292.9824 R 13738

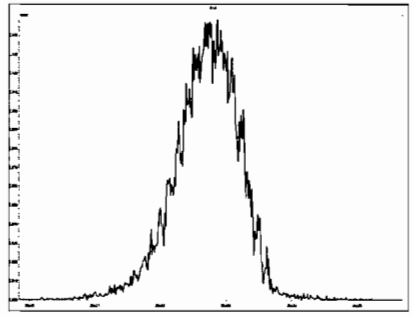

M 304.9824 R 13513

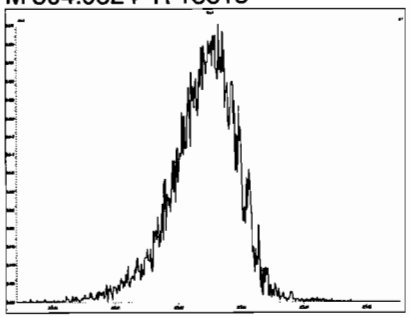

M 318.9792 R 12818

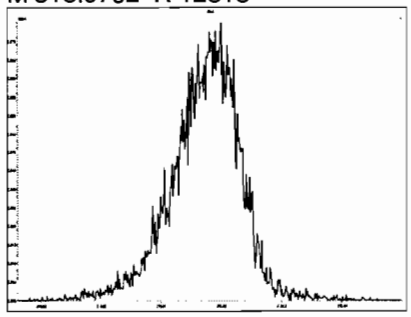

M 330.9792 R 11469

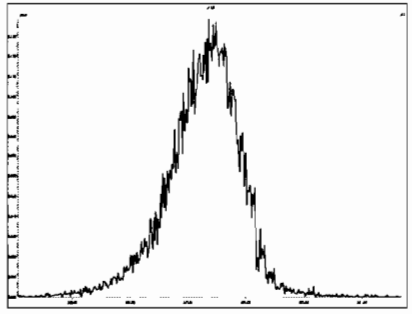

M 342.9792 R 11160

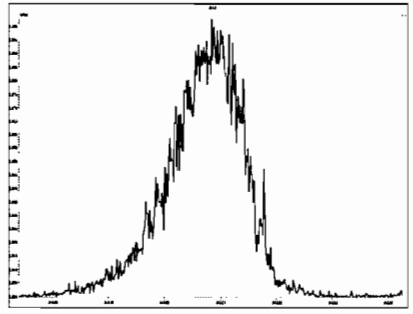

M 354.9792 R 10290

M 366.9792 R 10040

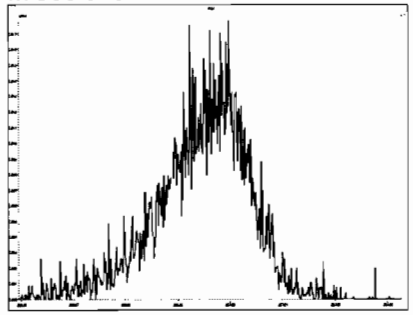

M 380.9760 R 9504

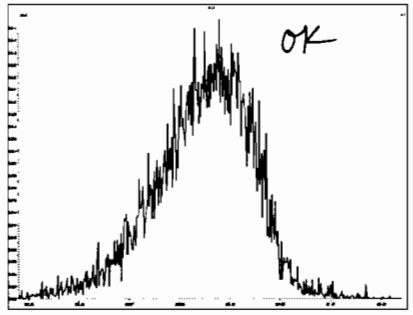

File: Experiment: PCB_ZB1.exp Reference: pfk.ref Function: 4 @ 200 (ppm)

Printed: Monday, November 18, 2019 12:54:29 Pacific Standard Time

M 318.9792 R 14119

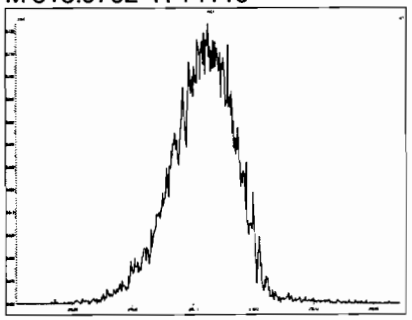

M 330.9792 R 13736

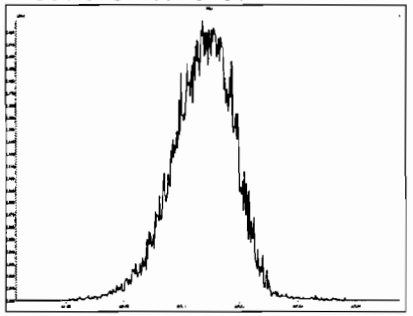

M 342.9792 R 13886

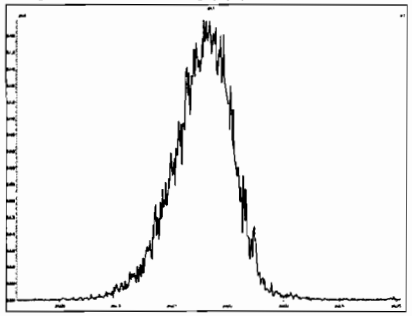

M 354.9792 R 14971

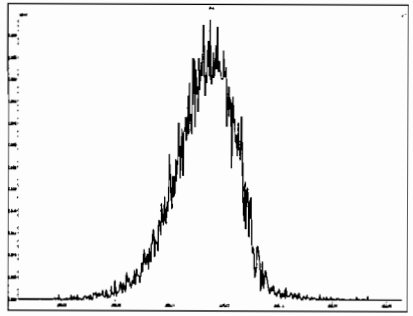

M 366.9792 R 14204

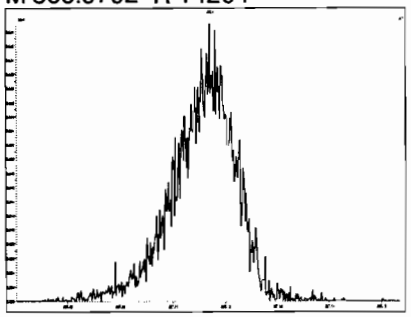

M 380.9760 R 14371

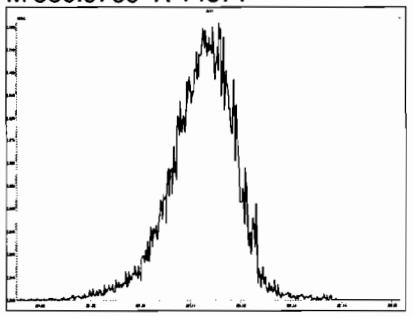

M 392.9760 R 13437

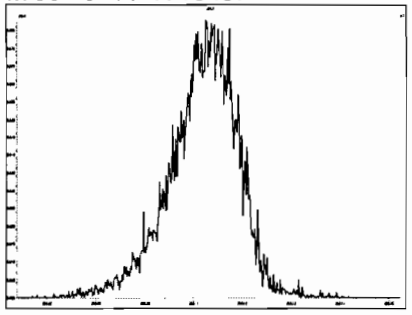

M 404.9760 R 12689

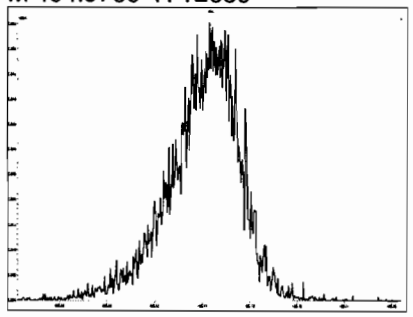

M 416.9760 R 12565

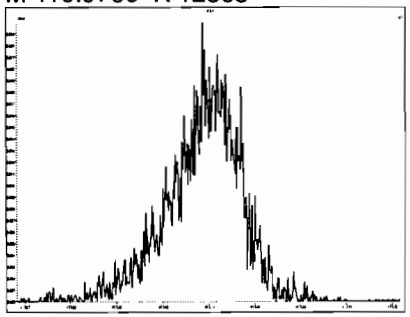

M 430.9728 R 11010

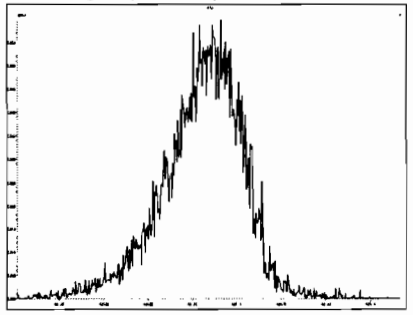

M 442.9728 R 10245

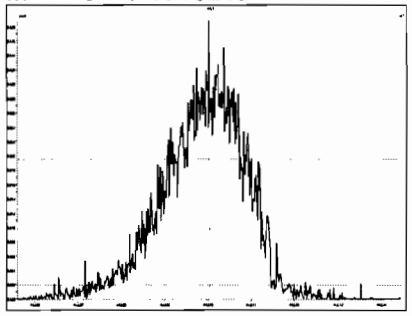

File: Experiment: PCB_ZB1.exp Reference: pfk.ref Function: 5 @ 200 (ppm)

Printed: Monday, November 18, 2019 12:55:12 Pacific Standard Time

M 416.9760 R 14708

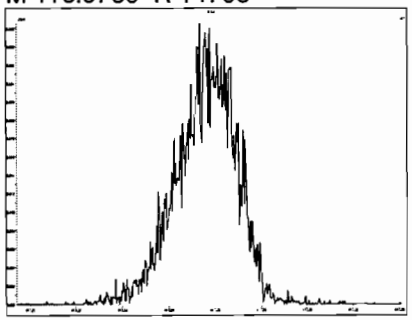

M 430.9728 R 14621

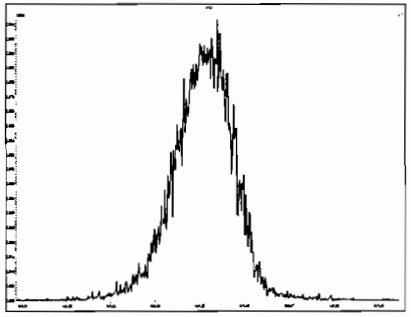

M 442.9728 R 14792

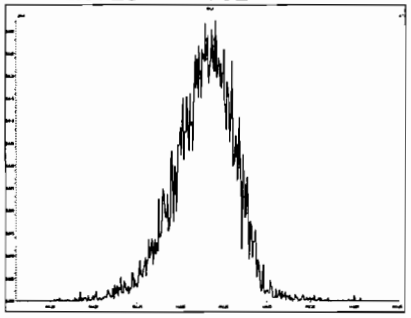

M 454.9728 R 15246

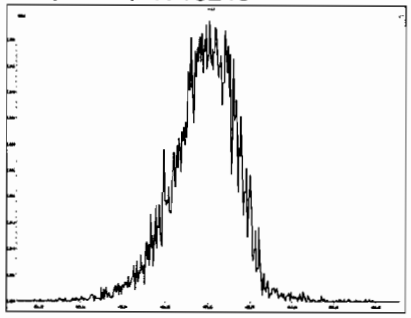

M 466.9728 R 14125

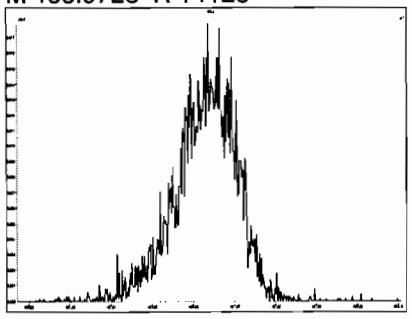

M 480.9696 R 13736

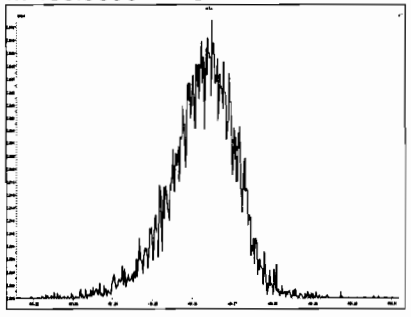

M 492.9696 R 14449

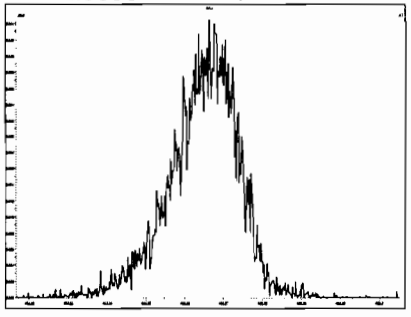

M 504.9696 R 12756

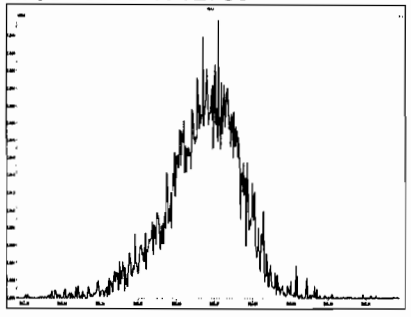

M 516.9697 R 14792

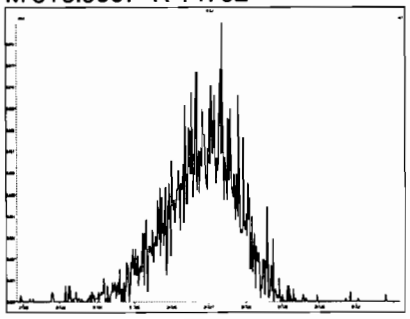

Vista Analytical Laboratory VG-11

Dataset: Untitled

Last Altered: Tuesday, November 19, 2019 08:37:25 Pacific Standard Time
Printed: Tuesday, November 19, 2019 08:37:46 Pacific Standard Time

Method: U:\VG11.PRO\MethDB\PCB-209_ZB1_11-14-19.mdb 14 Nov 2019 15:03:40
Calibration: U:\VG11.PRO\CurveDB\db1_PCBvg11-6-28-19.cdb 29 Jun 2019 11:47:57

Name: 191118K1_1, Date: 18-Nov-2019, Time: 12:56:58, ID: ST191118K1-1 PCB 209 CS3 19C1106, Description: PCB 209 CS3 19C1106

PCB-1

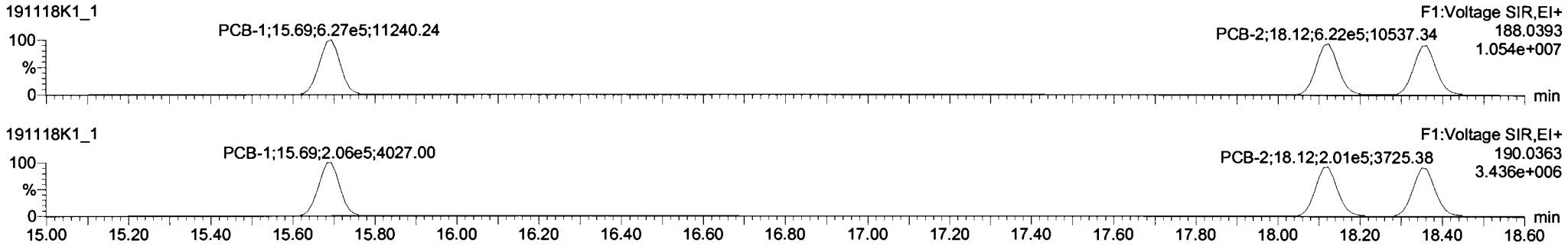

13C-PCB-1

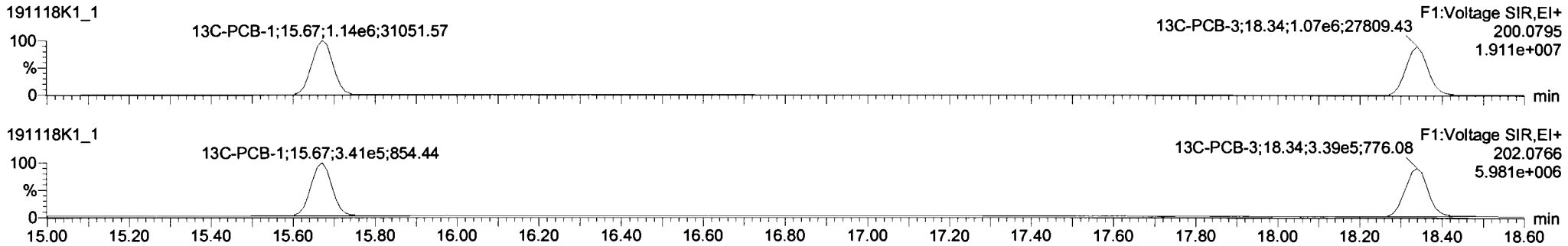

PFK1

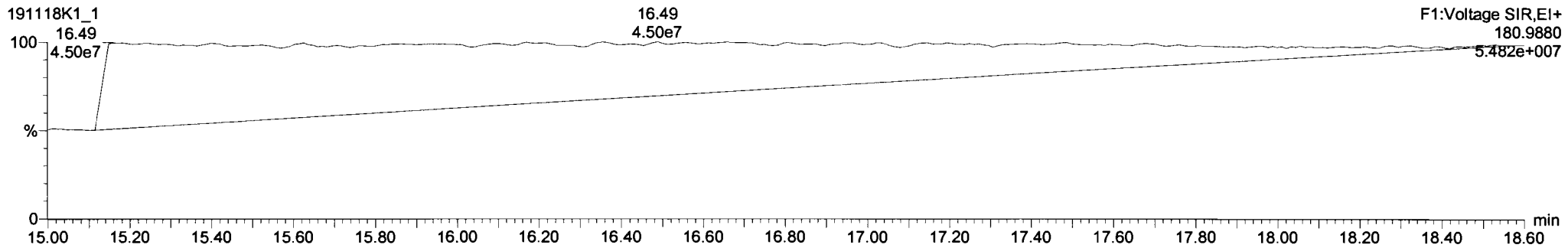

Dataset: Untitled

Last Altered: Tuesday, November 19, 2019 08:37:25 Pacific Standard Time
Printed: Tuesday, November 19, 2019 08:37:46 Pacific Standard Time

Name: 191118K1_1, Date: 18-Nov-2019, Time: 12:56:58, ID: ST191118K1-1 PCB 209 CS3 19C1106, Description: PCB 209 CS3 19C1106

PCB-4/10

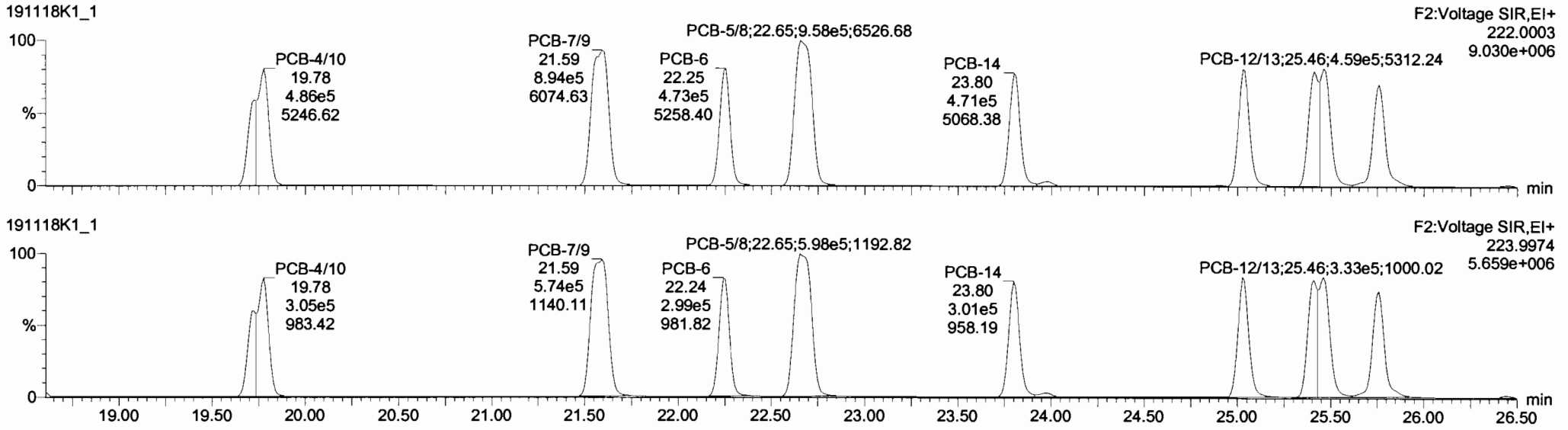

13C-PCB-4

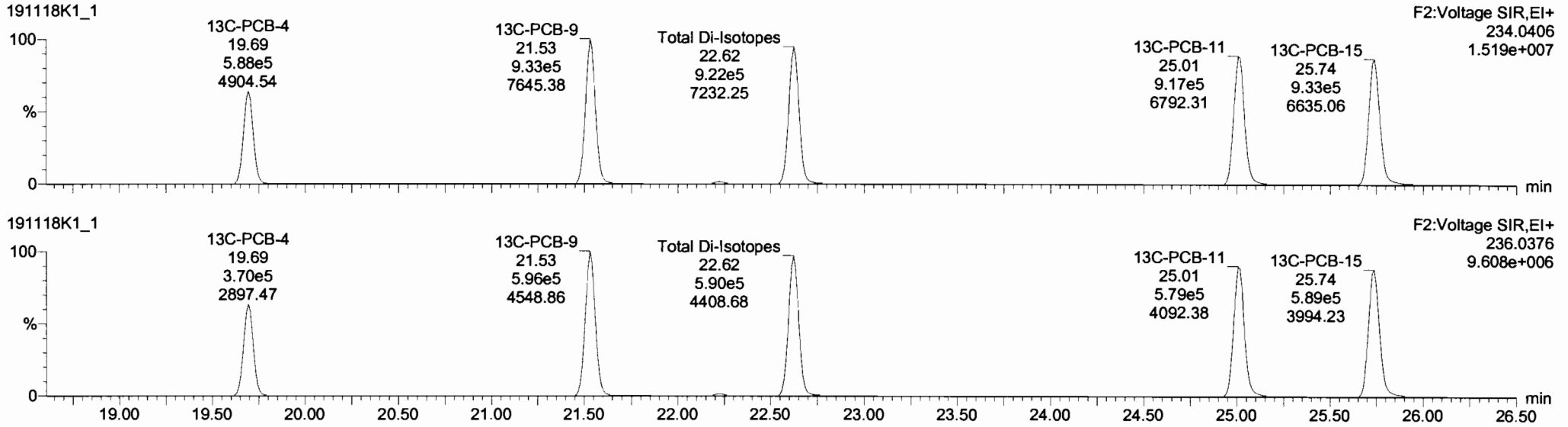

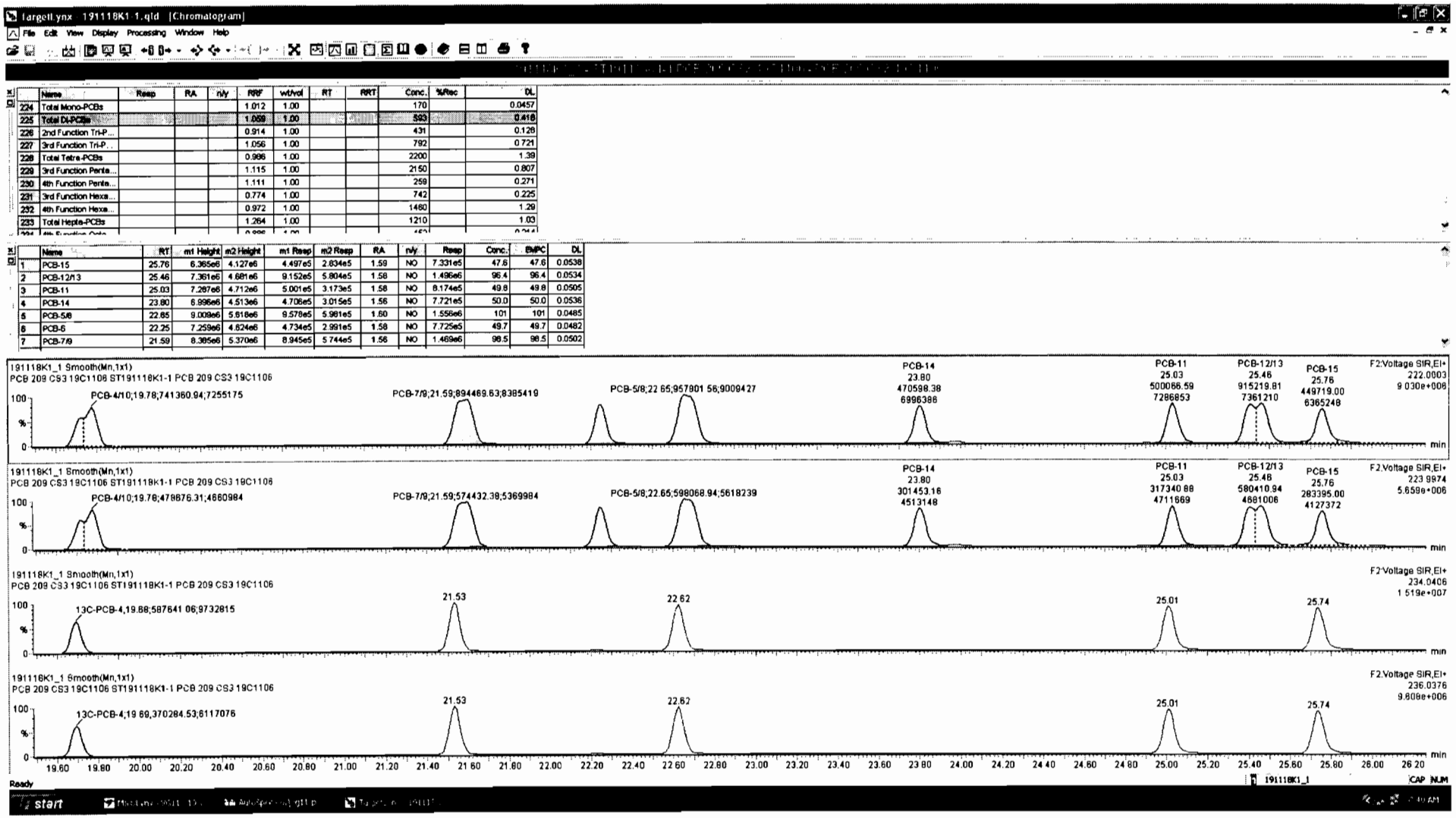

	Name	Resp	RA	n/y	RRF	wt/vol	RT	RRT	Conc.	%Rec	DL
224	Total Mono-PCBs				1.012	1.00			170		0.0457
225	Total Di-PCBs				1.059	1.00			593		0.416
226	2nd Function Tri-P...				0.914	1.00			431		0.126
227	3rd Function Tri-P...				1.056	1.00			792		0.721
228	Total Tetra-PCBs				0.966	1.00			2200		1.39
229	3rd Function Penta...				1.115	1.00			2150		0.807
230	4th Function Penta...				1.111	1.00			259		0.271
231	3rd Function Hexa...				0.774	1.00			742		0.225
232	4th Function Hexa...				0.972	1.00			1460		1.29
233	Total Hepta-PCBs				1.264	1.00			1210		1.03

	Name	RT	m1 Height	m2 Height	m1 Resp	m2 Resp	RA	n/y	Resp	Conc.	EMPC	DL
1	PCB-15	25.76	6.365e6	4.127e6	4.497e5	2.834e5	1.59	NO	7.331e5	47.6	47.6	0.0538
2	PCB-12/13	25.46	7.361e6	4.681e6	9.152e5	5.804e5	1.58	NO	1.496e6	96.4	96.4	0.0534
3	PCB-11	25.03	7.287e6	4.712e6	5.001e5	3.173e5	1.58	NO	8.174e5	49.8	49.8	0.0505
4	PCB-14	23.80	6.896e6	4.513e6	4.706e5	3.015e5	1.56	NO	7.721e5	50.0	50.0	0.0536
5	PCB-5/8	22.65	9.009e6	5.618e6	9.578e5	5.981e5	1.60	NO	1.556e6	101	101	0.0485
6	PCB-6	22.25	7.259e6	4.624e6	4.734e5	2.991e5	1.58	NO	7.725e5	49.7	49.7	0.0482
7	PCB-7/9	21.59	8.365e6	5.370e6	8.945e5	5.744e5	1.56	NO	1.469e6	98.5	98.5	0.0502

Dataset: Untitled

Last Altered: Tuesday, November 19, 2019 08:37:25 Pacific Standard Time
Printed: Tuesday, November 19, 2019 08:37:46 Pacific Standard Time

Name: 191118K1_1, Date: 18-Nov-2019, Time: 12:56:58, ID: ST191118K1-1 PCB 209 CS3 19C1106, Description: PCB 209 CS3 19C1106

PCB-19

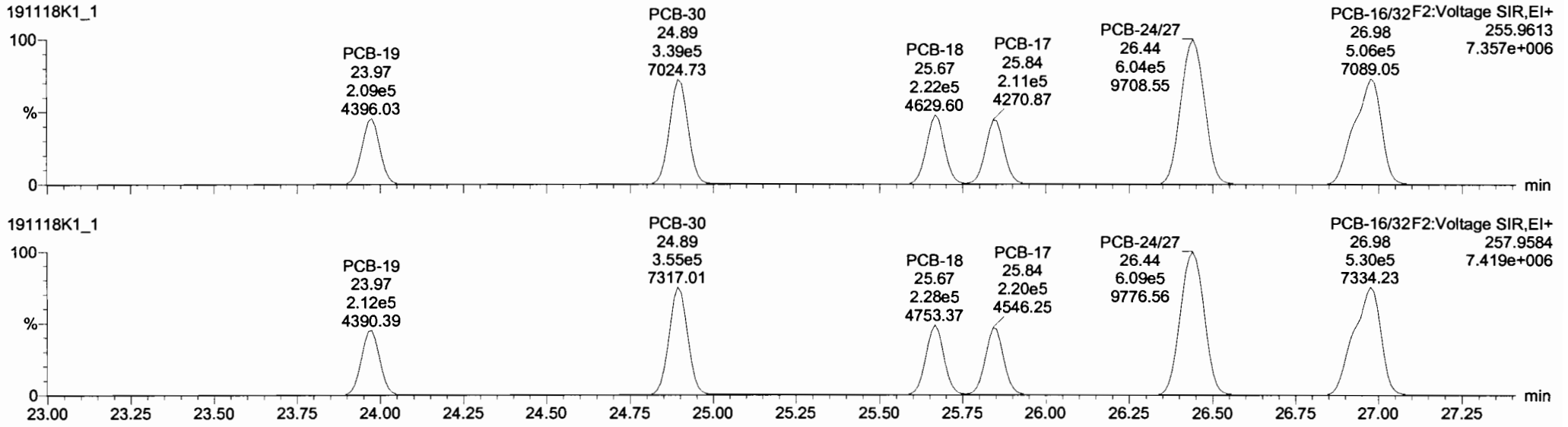

13C-PCB-19

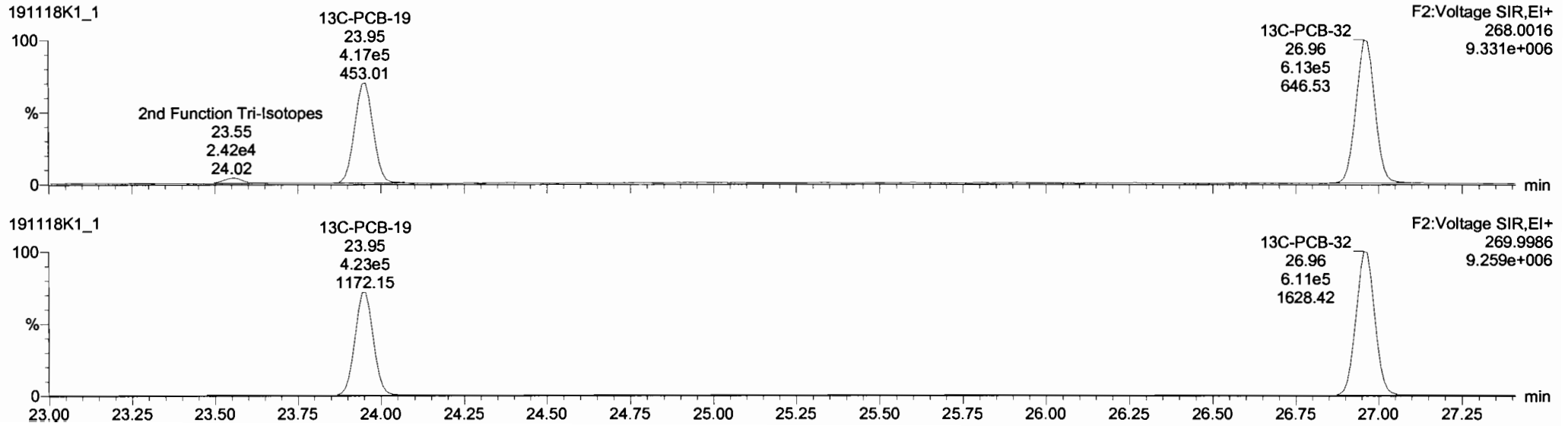

Dataset: Untitled

Last Altered: Tuesday, November 19, 2019 08:37:25 Pacific Standard Time
Printed: Tuesday, November 19, 2019 08:37:46 Pacific Standard Time

Name: 191118K1_1, Date: 18-Nov-2019, Time: 12:56:58, ID: ST191118K1-1 PCB 209 CS3 19C1106, Description: PCB 209 CS3 19C1106

PCB-34

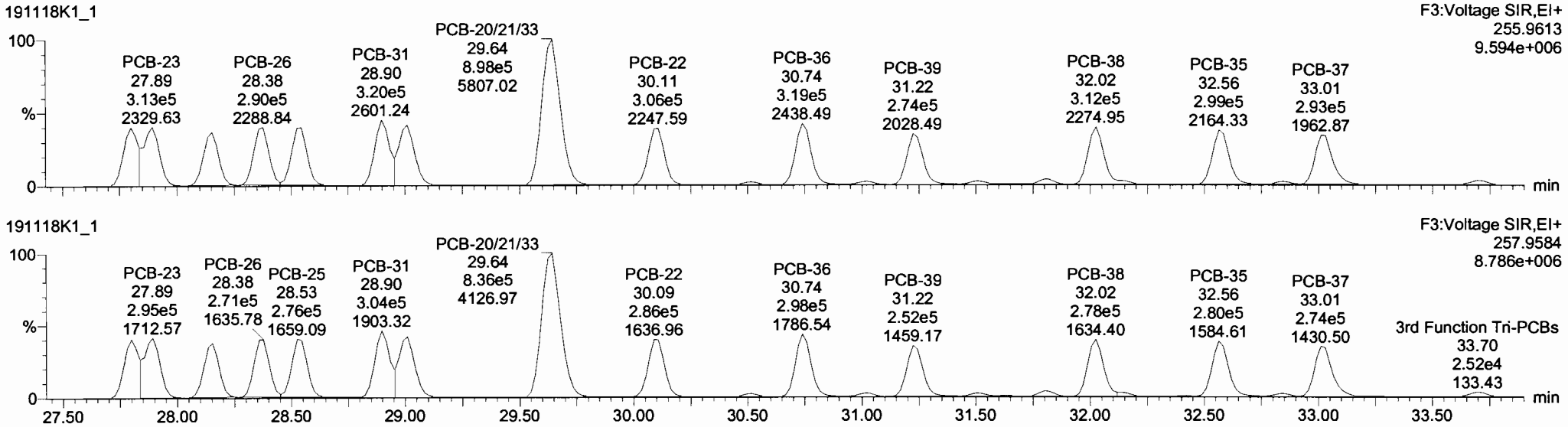

13C-PCB-28

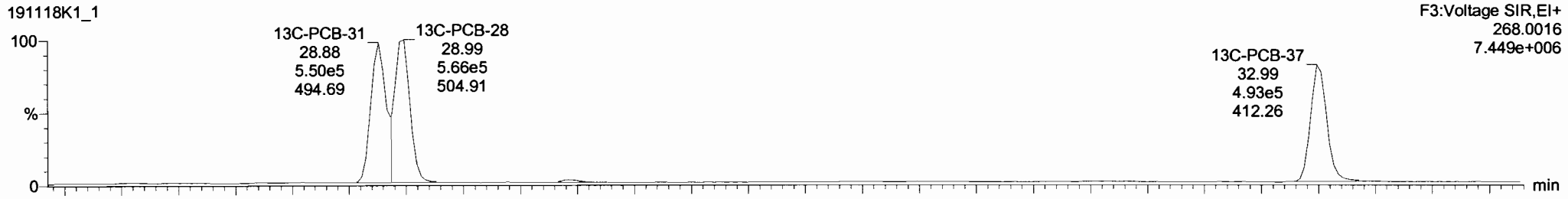

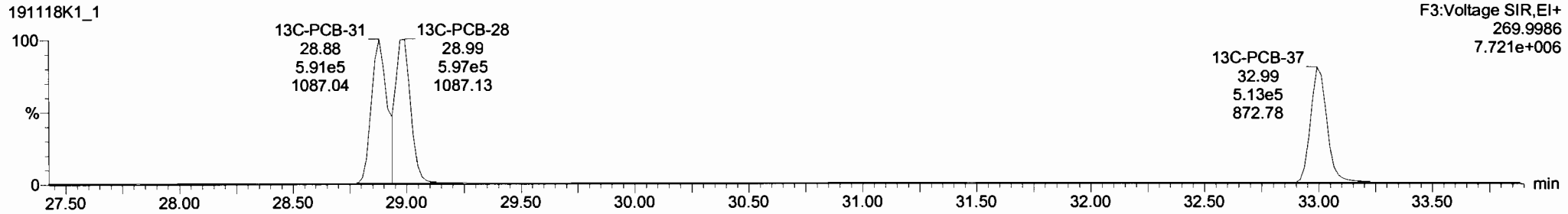

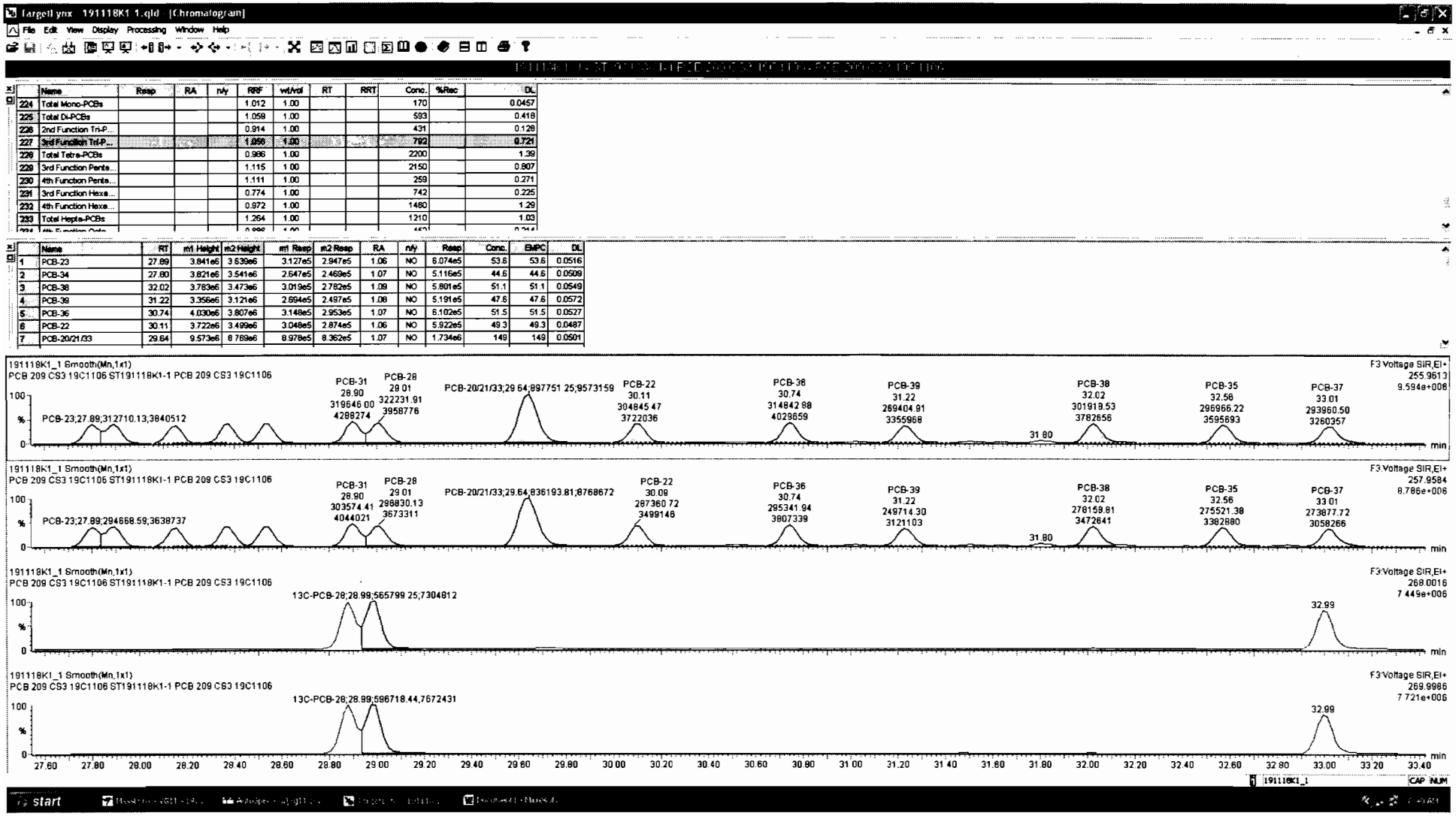
TargetLynx 191118K1 1.qld [Chromatogram]
File Edit View Display Processing Window Help
Name Resp RA n/y RRF wt/vol RT RRT Conc. %Rec DL
224 Total Mono-PCBs 1.012 1.00 170 0.0457
225 Total Di-PCBs 1.059 1.00 593 0.418
226 2nd Function Tri-P... 0.914 1.00 431 0.128
227 3rd Function Tri-P... 1.056 1.00 792 0.721
228 Total Tetra-PCBs 0.986 1.00 2200 1.39
229 3rd Function Penta... 1.115 1.00 2150 0.807
230 4th Function Penta... 1.111 1.00 259 0.271
231 3rd Function Hexa... 0.774 1.00 742 0.225
232 4th Function Hexa... 0.972 1.00 1480 1.29
233 Total Hepta-PCBs 1.264 1.00 1210 1.03
Name RT m1 Height m2 Height m1 Resp m2 Resp RA n/y Resp Conc. EMPC DL
1 PCB-23 27.89 3.841e6 3.639e6 3.127e5 2.947e5 1.06 NO 6.074e5 53.6 53.6 0.0516
2 PCB-34 27.80 3.821e6 3.541e6 2.647e5 2.469e5 1.07 NO 5.116e5 44.6 44.6 0.0509
3 PCB-38 32.02 3.783e6 3.473e6 3.019e5 2.782e5 1.09 NO 5.801e5 51.1 51.1 0.0549
4 PCB-39 31.22 3.356e6 3.121e6 2.694e5 2.497e5 1.08 NO 5.191e5 47.6 47.6 0.0572
5 PCB-36 30.74 4.030e6 3.807e6 3.148e5 2.953e5 1.07 NO 6.102e5 51.5 51.5 0.0527
6 PCB-22 30.11 3.722e6 3.499e6 3.048e5 2.874e5 1.06 NO 5.922e5 49.3 49.3 0.0487
7 PCB-20/21/33 29.64 9.573e6 8.769e6 8.978e5 8.362e5 1.07 NO 1.734e6 149 149 0.0501
191118K1_1 Smooth(Mn,1x1)
PCB 209 CS3 19C1106 ST191118K1-1 PCB 209 CS3 19C1106
F3:Voltage SIR,EI+ 255.9613 9.594e+006
PCB-23;27.89;312710.13;3840512
PCB-31 28.90 319646.00 4288274
PCB-28 29.01 322231.91 3958776
PCB-20/21/33;29.64;897751.25;9573159
PCB-22 30.11 304845.47 3722036
PCB-36 30.74 314842.88 4029659
PCB-39 31.22 269404.81 3355968
31.80
PCB-38 32.02 301918.53 3782656
PCB-35 32.56 296966.22 3595693
PCB-37 33.01 293960.50 3260357
min
191118K1_1 Smooth(Mn,1x1)
PCB 209 CS3 19C1106 ST191118K1-1 PCB 209 CS3 19C1106
F3:Voltage SIR,EI+ 257.9584 8.786e+006
PCB-23;27.89;294868.59;3638737
PCB-31 28.90 303574.41 4044021
PCB-28 29.01 298830.13 3673311
PCB-20/21/33;29.64;836193.81;8768672
PCB-22 30.09 287360.72 3499148
PCB-36 30.74 295341.94 3807339
PCB-39 31.22 249714.30 3121103
31.80
PCB-38 32.02 278159.81 3472641
PCB-35 32.56 275521.38 3382880
PCB-37 33.01 273877.72 3058266
min
191118K1_1 Smooth(Mn,1x1)
PCB 209 CS3 19C1106 ST191118K1-1 PCB 209 CS3 19C1106
F3:Voltage SIR,EI+ 268.0016 7.449e+006
13C-PCB-28;28.99;565799.25;7304812
32.99
min
191118K1_1 Smooth(Mn,1x1)
PCB 209 CS3 19C1106 ST191118K1-1 PCB 209 CS3 19C1106
F3:Voltage SIR,EI+ 269.9986 7.721e+006
13C-PCB-28;28.99;596718.44;7672431
32.99
min
27.60 27.80 28.00 28.20 28.40 28.60 28.80 29.00 29.20 29.40 29.60 29.80 30.00 30.20 30.40 30.60 30.80 31.00 31.20 31.40 31.60 31.80 32.00 32.20 32.40 32.60 32.80 33.00 33.20 33.40
191118K1_1
CAP NUM
start

Dataset: Untitled

Last Altered: Tuesday, November 19, 2019 08:37:25 Pacific Standard Time
Printed: Tuesday, November 19, 2019 08:37:46 Pacific Standard Time

Name: 191118K1_1, Date: 18-Nov-2019, Time: 12:56:58, ID: ST191118K1-1 PCB 209 CS3 19C1106, Description: PCB 209 CS3 19C1106

PCB-54

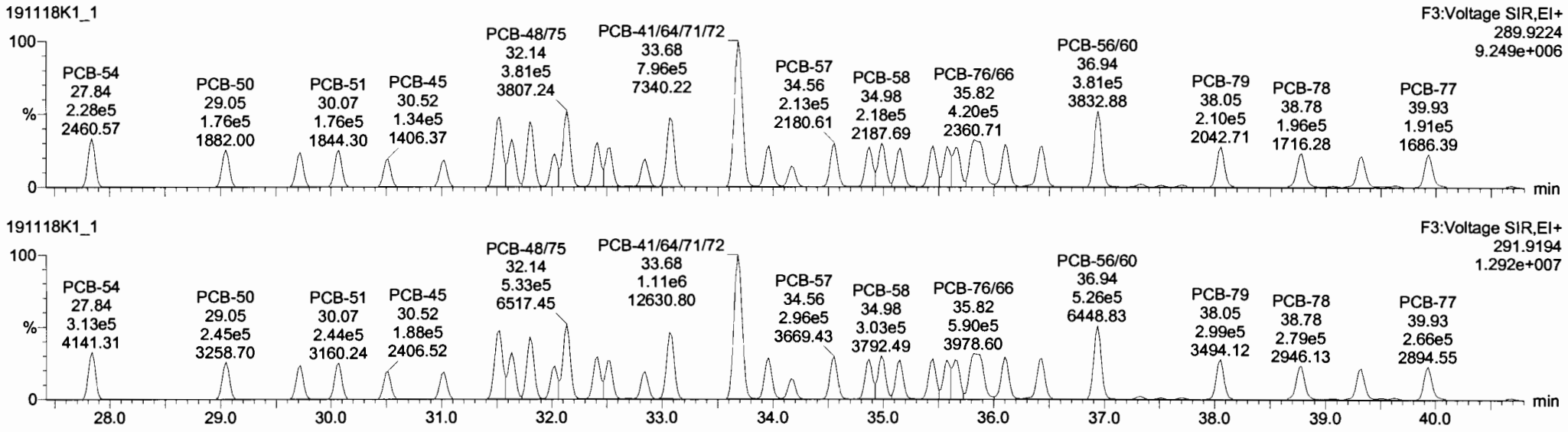

13C-PCB-54

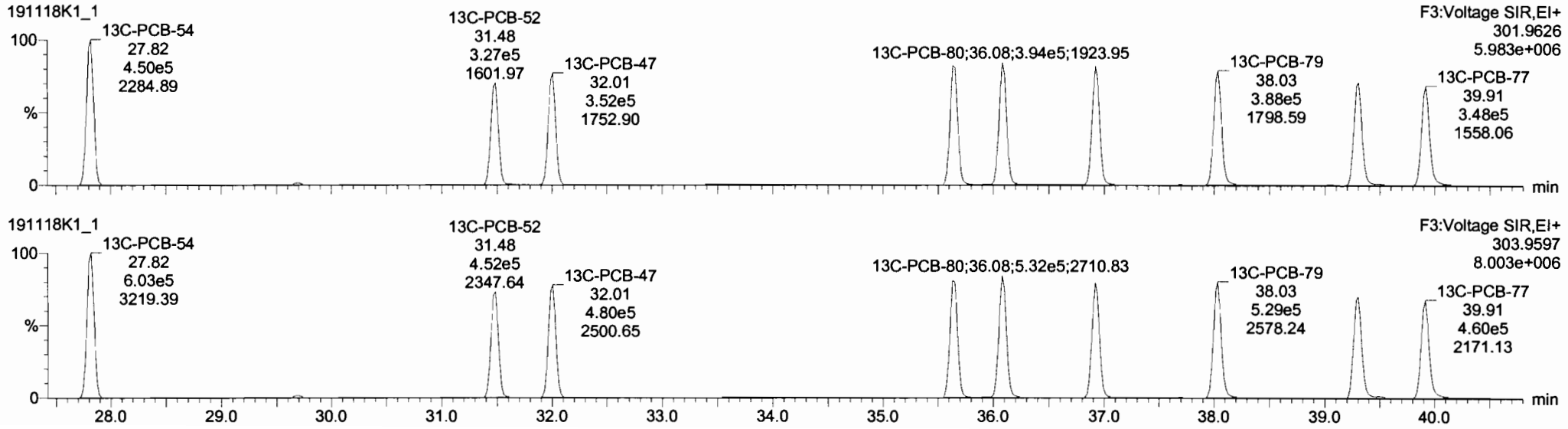

Dataset: Untitled

Last Altered: Tuesday, November 19, 2019 08:37:25 Pacific Standard Time
Printed: Tuesday, November 19, 2019 08:37:46 Pacific Standard Time

Name: 191118K1_1, Date: 18-Nov-2019, Time: 12:56:58, ID: ST191118K1-1 PCB 209 CS3 19C1106, Description: PCB 209 CS3 19C1106

PCB-50

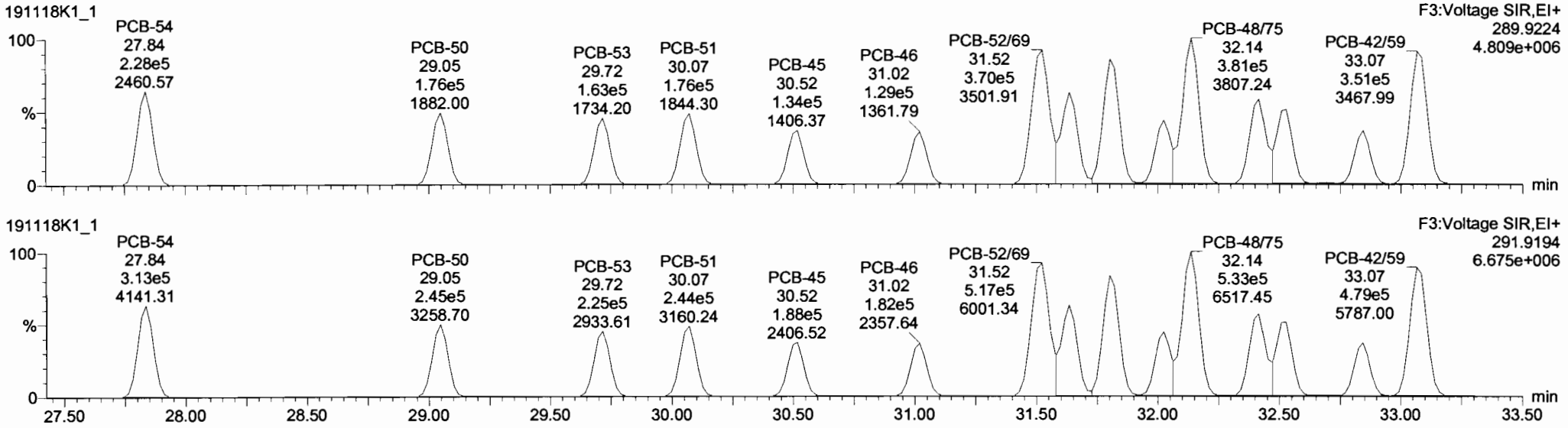

13C-PCB-52

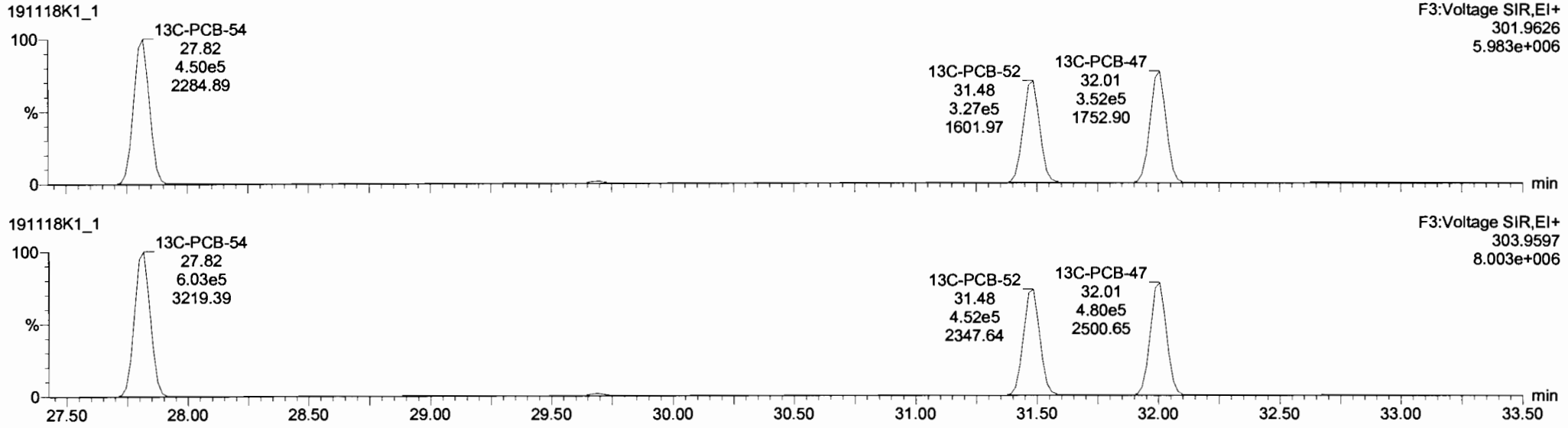

Dataset: Untitled

Last Altered: Tuesday, November 19, 2019 08:37:25 Pacific Standard Time
Printed: Tuesday, November 19, 2019 08:37:46 Pacific Standard Time

Name: 191118K1_1, Date: 18-Nov-2019, Time: 12:56:58, ID: ST191118K1-1 PCB 209 CS3 19C1106, Description: PCB 209 CS3 19C1106

PCB-68

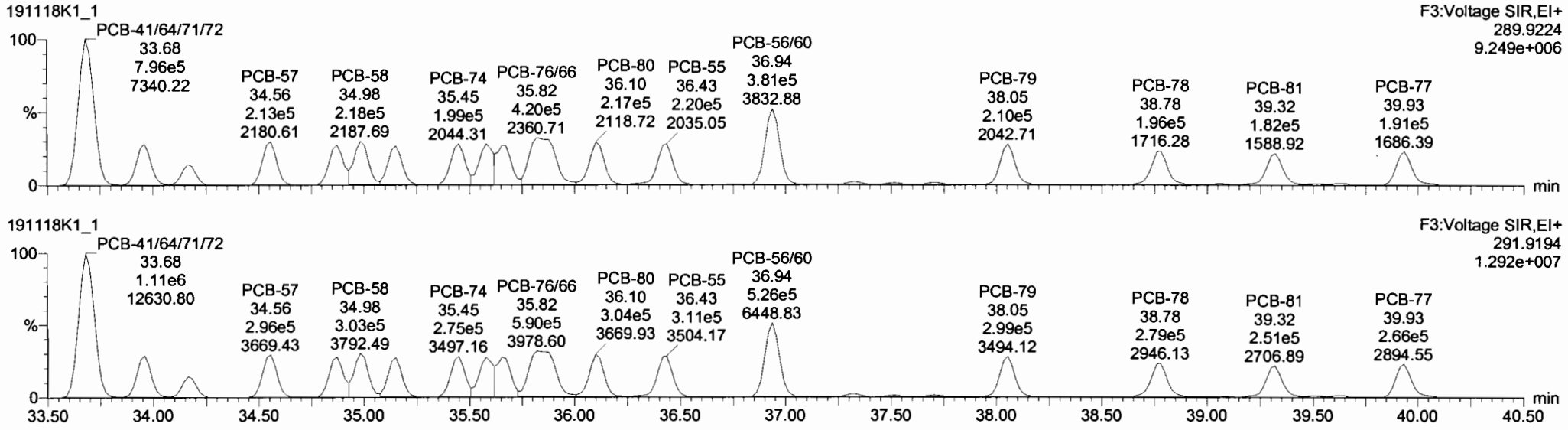

13C-PCB-60

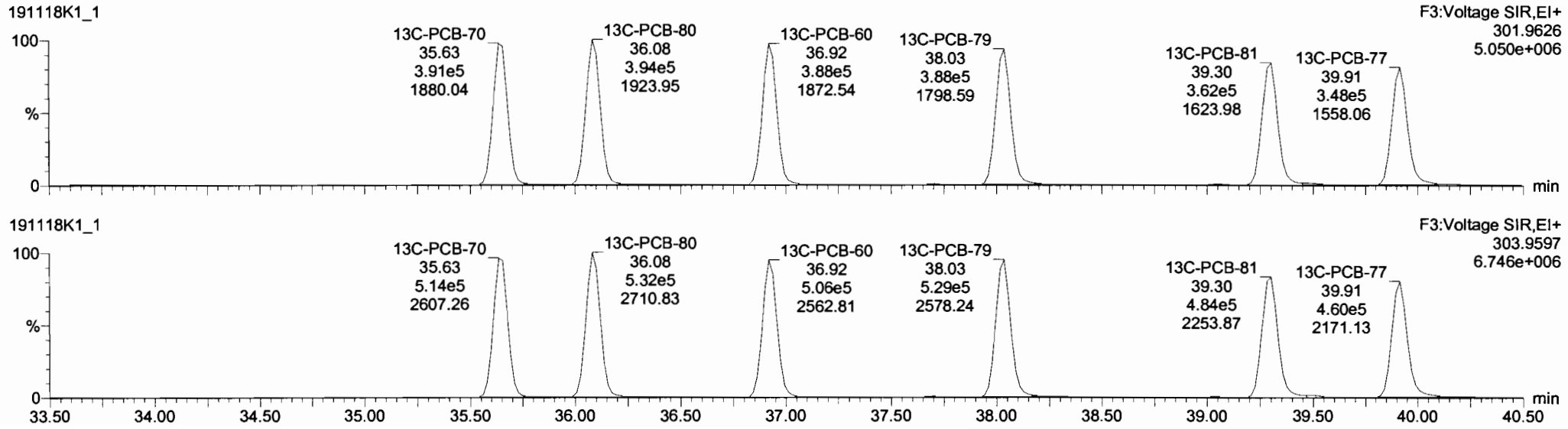

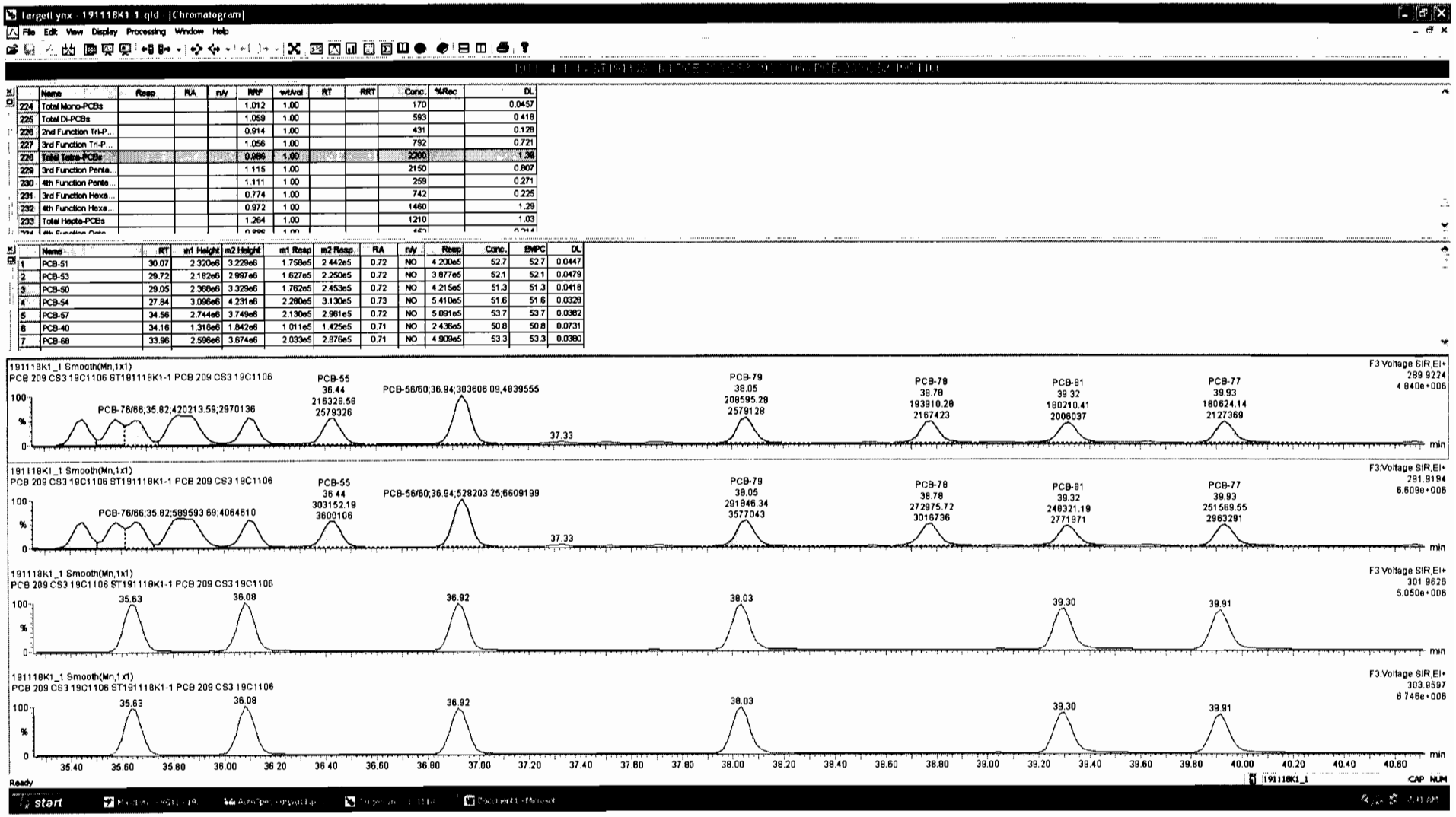
TargetLynx - 191118K1-1.qld [Chromatogram]
File Edit View Display Processing Window Help
Name Resp RA n/y RRF wt/Vol RT RRT Conc. %Rec DL
224 Total Mono-PCBs 1.012 1.00 170 0.0457
225 Total Di-PCBs 1.059 1.00 593 0.418
226 2nd Function Tri-P... 0.914 1.00 431 0.128
227 3rd Function Tri-P... 1.056 1.00 792 0.721
228 Total Tetra-PCBs 0.986 1.00 2200 1.36
229 3rd Function Penta... 1.115 1.00 2150 0.807
230 4th Function Penta... 1.111 1.00 259 0.271
231 3rd Function Hexa... 0.774 1.00 742 0.225
232 4th Function Hexa... 0.972 1.00 1460 1.29
233 Total Hepta-PCBs 1.264 1.00 1210 1.03
Name RT m1 Height m2 Height m1 Resp m2 Resp RA n/y Resp Conc. EMPC DL
1 PCB-51 30.07 2.320e6 3.229e6 1.758e5 2.442e5 0.72 NO 4.200e5 52.7 52.7 0.0447
2 PCB-53 29.72 2.182e6 2.997e6 1.627e5 2.250e5 0.72 NO 3.877e5 52.1 52.1 0.0479
3 PCB-50 29.05 2.368e6 3.329e6 1.762e5 2.453e5 0.72 NO 4.215e5 51.3 51.3 0.0418
4 PCB-54 27.84 3.096e6 4.231e6 2.280e5 3.130e5 0.73 NO 5.410e5 51.6 51.6 0.0328
5 PCB-57 34.56 2.744e6 3.749e6 2.130e5 2.961e5 0.72 NO 5.091e5 53.7 53.7 0.0362
6 PCB-40 34.16 1.316e6 1.842e6 1.011e5 1.425e5 0.71 NO 2.436e5 50.8 50.8 0.0731
7 PCB-68 33.96 2.596e6 3.674e6 2.033e5 2.876e5 0.71 NO 4.909e5 53.3 53.3 0.0380
191118K1_1 Smooth(Mn,1x1)
PCB 209 CS3 19C1106 ST191118K1-1 PCB 209 CS3 19C1106
PCB-76/66;35.82;420213.59;2970136
PCB-55 36.44 216328.58 2579326
PCB-56/60;36.94;383606.09;4839555
37.33
PCB-79 38.05 208595.28 2579128
PCB-78 38.78 193910.28 2167423
PCB-81 39.32 180210.41 2006037
PCB-77 39.93 180624.14 2127369
F3:Voltage SIR,EI+ 289.9224 4.840e+006
PCB-76/66;35.82;589593.69;4064610
PCB-55 36.44 303152.19 3600106
PCB-56/60;36.94;528203.25;6609199
PCB-79 38.05 291846.34 3577043
PCB-78 38.78 272975.72 3016736
PCB-81 39.32 248321.19 2771971
PCB-77 39.93 251569.55 2963291
F3:Voltage SIR,EI+ 291.9194 6.609e+006
35.63
36.08
36.92
38.03
39.30
39.91
F3:Voltage SIR,EI+ 301.9626 5.050e+006
F3:Voltage SIR,EI+ 303.9597 6.746e+006
35.40 35.60 35.80 36.00 36.20 36.40 36.60 36.80 37.00 37.20 37.40 37.60 37.80 38.00 38.20 38.40 38.60 38.80 39.00 39.20 39.40 39.60 39.80 40.00 40.20 40.40 40.60
min
Ready
191118K1_1
CAP NUM
start

Dataset: Untitled

Last Altered: Tuesday, November 19, 2019 08:37:25 Pacific Standard Time
Printed: Tuesday, November 19, 2019 08:37:46 Pacific Standard Time

Name: 191118K1_1, Date: 18-Nov-2019, Time: 12:56:58, ID: ST191118K1-1 PCB 209 CS3 19C1106, Description: PCB 209 CS3 19C1106

PCB-104

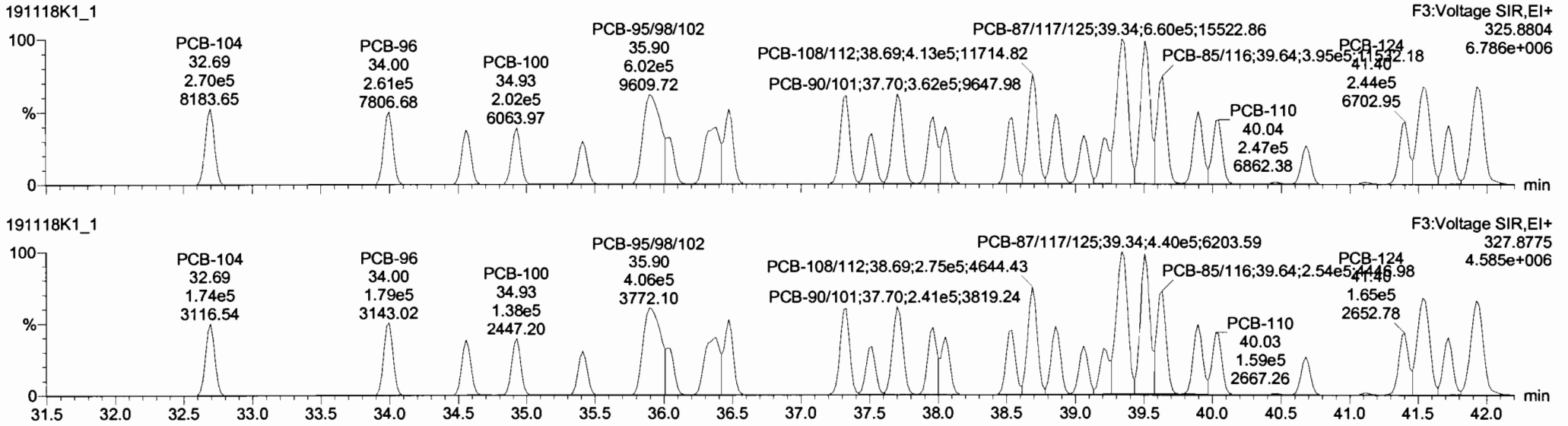

13C-PCB-104

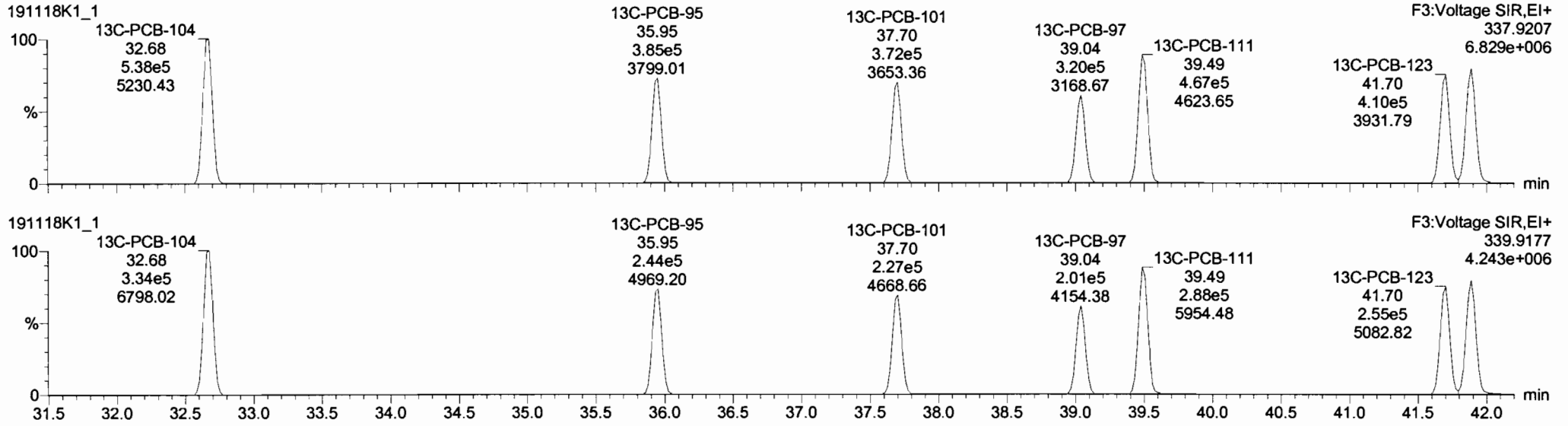

Dataset: Untitled

Last Altered: Tuesday, November 19, 2019 08:37:25 Pacific Standard Time
Printed: Tuesday, November 19, 2019 08:37:46 Pacific Standard Time

Name: 191118K1_1, Date: 18-Nov-2019, Time: 12:56:58, ID: ST191118K1-1 PCB 209 CS3 19C1106, Description: PCB 209 CS3 19C1106

PCB-96

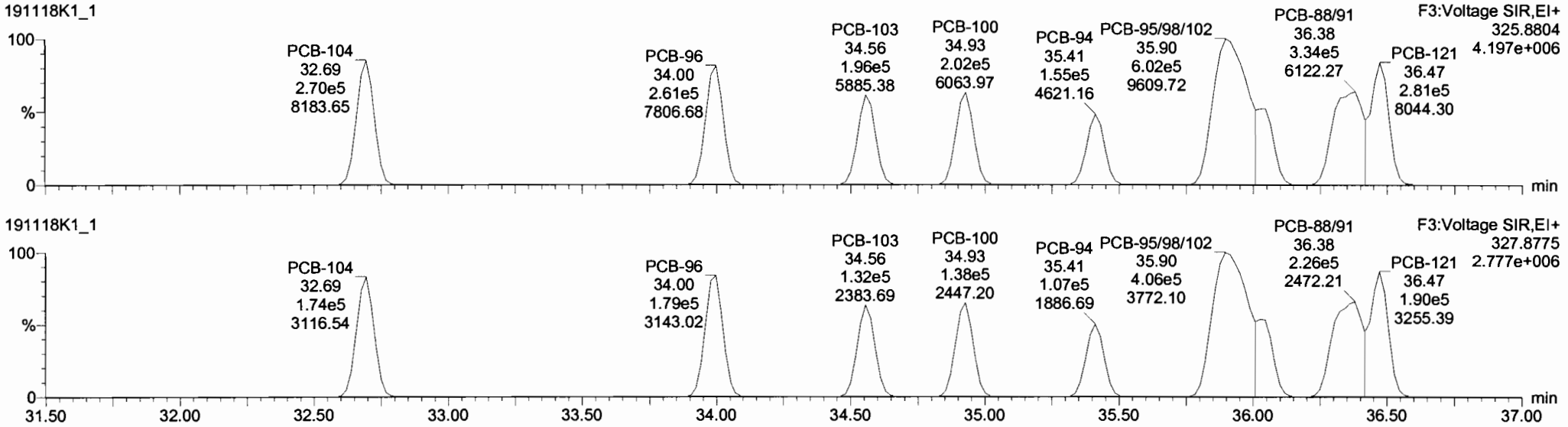

13C-PCB-95

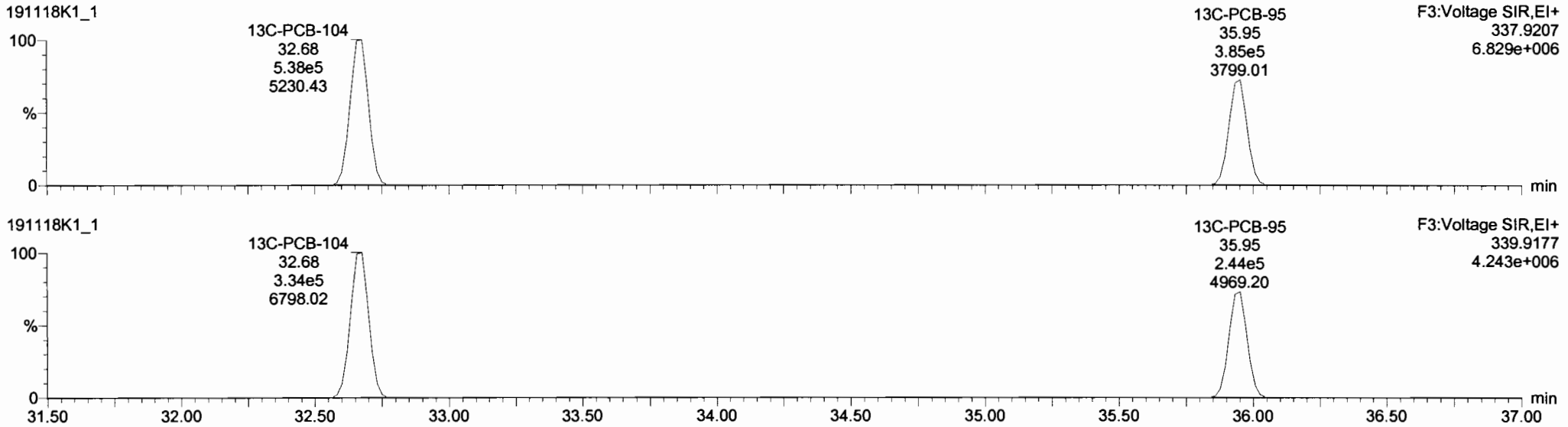

Dataset: Untitled

Last Altered: Tuesday, November 19, 2019 08:37:25 Pacific Standard Time
Printed: Tuesday, November 19, 2019 08:37:46 Pacific Standard Time

Name: 191118K1_1, Date: 18-Nov-2019, Time: 12:56:58, ID: ST191118K1-1 PCB 209 CS3 19C1106, Description: PCB 209 CS3 19C1106

PCB-119

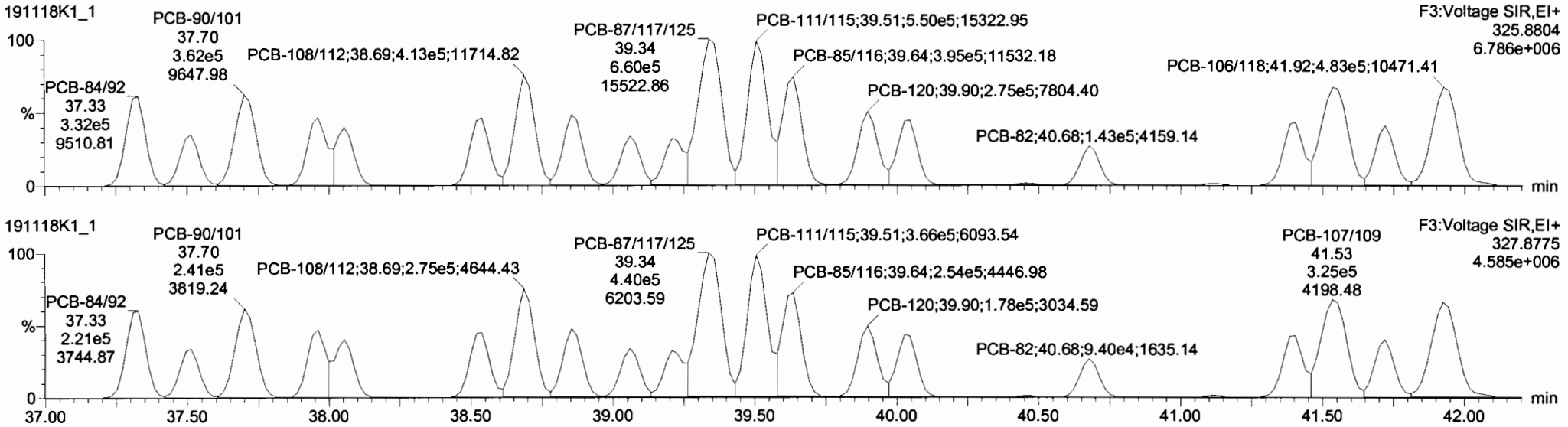

13C-PCB-111

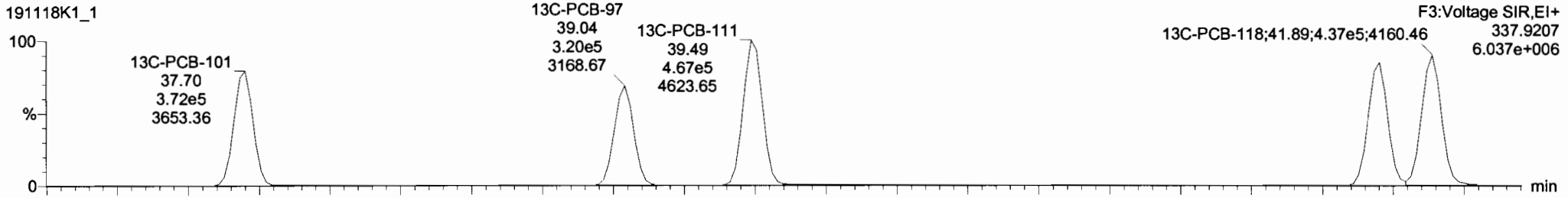

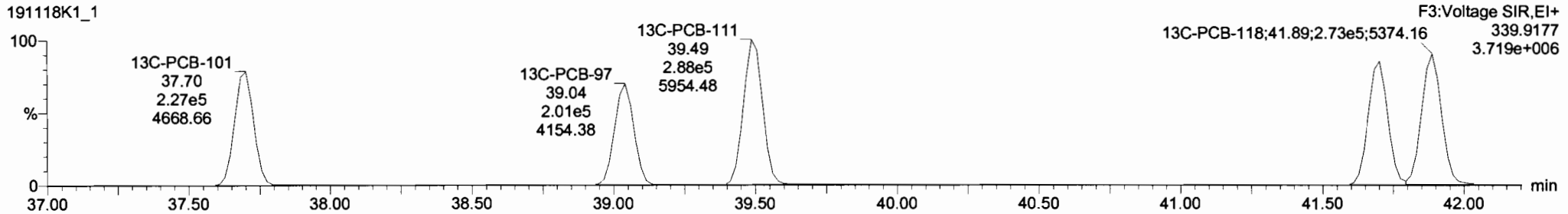

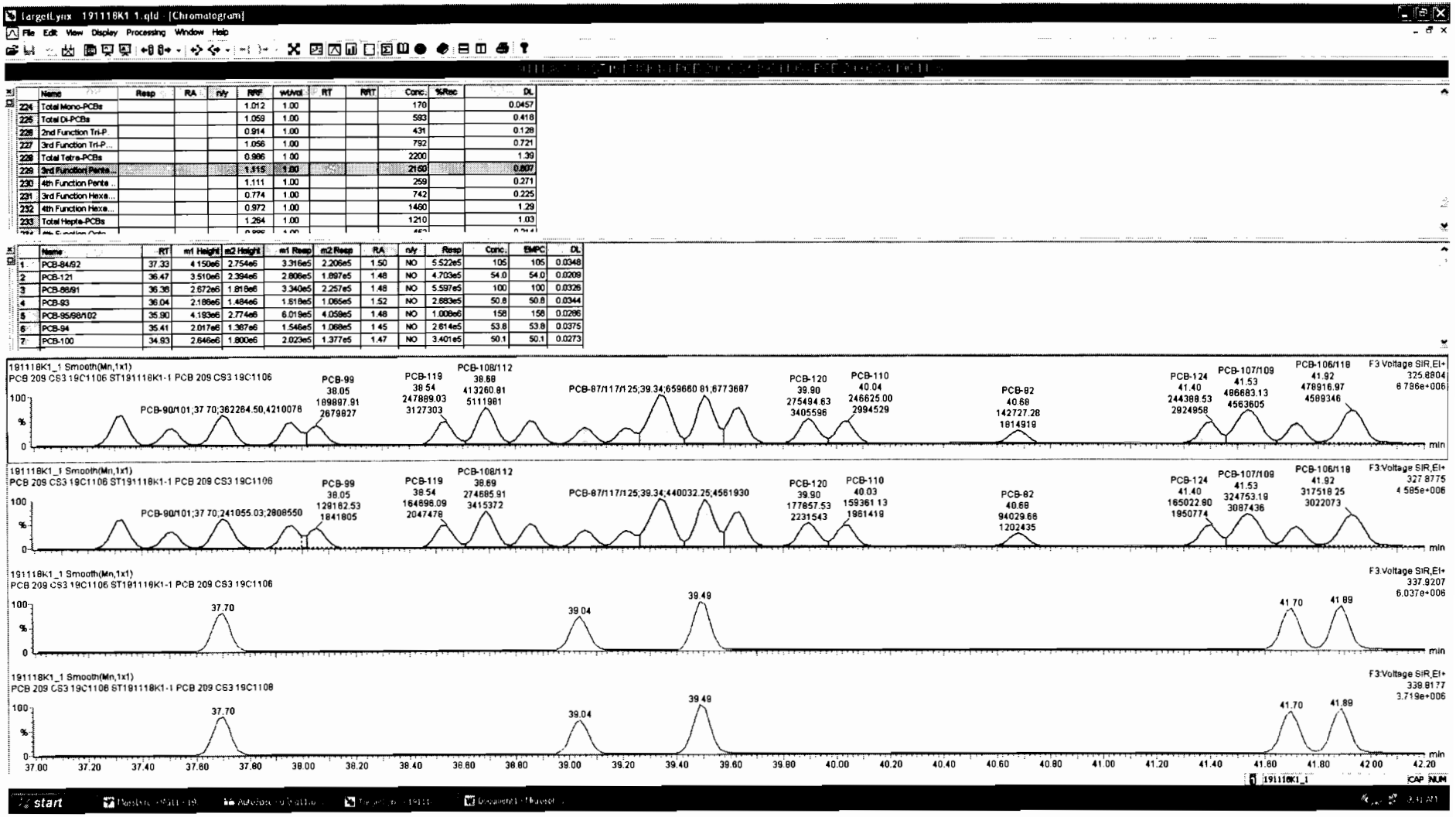
TargetLynx 191118K1 1.qld - [Chromatogram]
File Edit View Display Processing Window Help
Name Resp RA n/y RRF wtAvg RT RRT Conc. %Rec DL
224 Total Mono-PCBs 1.012 1.00 170 0.0457
225 Total Di-PCBs 1.059 1.00 583 0.418
226 2nd Function Tri-P... 0.914 1.00 431 0.128
227 3rd Function Tri-P... 1.056 1.00 792 0.721
228 Total Tetra-PCBs 0.986 1.00 2200 1.39
229 3rd Function Penta... 1.115 1.00 2160 0.807
230 4th Function Penta... 1.111 1.00 259 0.271
231 3rd Function Hexa... 0.774 1.00 742 0.225
232 4th Function Hexa... 0.972 1.00 1460 1.29
233 Total Hepta-PCBs 1.264 1.00 1210 1.03
Name RT m1 Height m2 Height m1 Resp m2 Resp RA n/y Resp Conc. EMPC DL
1 PCB-84/92 37.33 4.150e6 2.754e6 3.316e5 2.206e5 1.50 NO 5.522e5 105 105 0.0348
2 PCB-121 36.47 3.510e6 2.394e6 2.808e5 1.897e5 1.48 NO 4.703e5 54.0 54.0 0.0209
3 PCB-86/91 36.36 2.672e6 1.818e6 3.340e5 2.257e5 1.48 NO 5.597e5 100 100 0.0326
4 PCB-93 36.04 2.186e6 1.484e6 1.518e5 1.065e5 1.52 NO 2.883e5 50.8 50.8 0.0344
5 PCB-95/98/102 35.90 4.183e6 2.774e6 6.019e5 4.059e5 1.48 NO 1.008e6 158 158 0.0286
6 PCB-94 35.41 2.017e6 1.387e6 1.546e5 1.068e5 1.45 NO 2.614e5 53.8 53.8 0.0375
7 PCB-100 34.93 2.646e6 1.800e6 2.023e5 1.377e5 1.47 NO 3.401e5 50.1 50.1 0.0273
191118K1_1 Smooth(Mn,1x1)
PCB 209 CS3 19C1106 ST191118K1-1 PCB 209 CS3 19C1106
PCB-90/101;37.70;362264.50;4210076
PCB-99 38.05 189887.91 2679827
PCB-119 38.54 247889.03 3127303
PCB-108/112 38.69 413260.81 5111981
PCB-87/117/125;39.34;659660.81;6773687
PCB-120 39.90 275494.63 3405596
PCB-110 40.04 246625.00 2994529
PCB-82 40.68 142727.28 1814919
PCB-124 41.40 244388.53 2924958
PCB-107/109 41.53 486683.13 4563605
PCB-106/118 41.92 478916.97 4589346
F3:Voltage SIR,EI+ 325.8804 6.786e+006
191118K1_1 Smooth(Mn,1x1)
PCB 209 CS3 19C1106 ST191118K1-1 PCB 209 CS3 19C1106
PCB-90/101;37.70;241055.03;2808550
PCB-99 38.05 129182.53 1841805
PCB-119 38.54 164898.09 2047478
PCB-108/112 38.69 274685.91 3415372
PCB-87/117/125;39.34;440032.25;4561930
PCB-120 39.90 177857.53 2231543
PCB-110 40.03 159361.13 1961419
PCB-82 40.68 94029.68 1202435
PCB-124 41.40 165022.80 1950774
PCB-107/109 41.53 324753.19 3087436
PCB-106/118 41.92 317518.25 3022073
F3:Voltage SIR,EI+ 327.8775 4.585e+006
191118K1_1 Smooth(Mn,1x1)
PCB 209 CS3 19C1106 ST191118K1-1 PCB 209 CS3 19C1106
37.70
39.04
39.49
41.70
41.89
F3:Voltage SIR,EI+ 337.9207 6.037e+006
191118K1_1 Smooth(Mn,1x1)
PCB 209 CS3 19C1106 ST191118K1-1 PCB 209 CS3 19C1106
37.70
39.04
39.49
41.70
41.89
F3:Voltage SIR,EI+ 339.8177 3.719e+006
min
191118K1_1
CAP NUM
start

Dataset: Untitled

Last Altered: Tuesday, November 19, 2019 08:37:25 Pacific Standard Time
Printed: Tuesday, November 19, 2019 08:37:46 Pacific Standard Time

Name: 191118K1_1, Date: 18-Nov-2019, Time: 12:56:58, ID: ST191118K1-1 PCB 209 CS3 19C1106, Description: PCB 209 CS3 19C1106

PCB-114

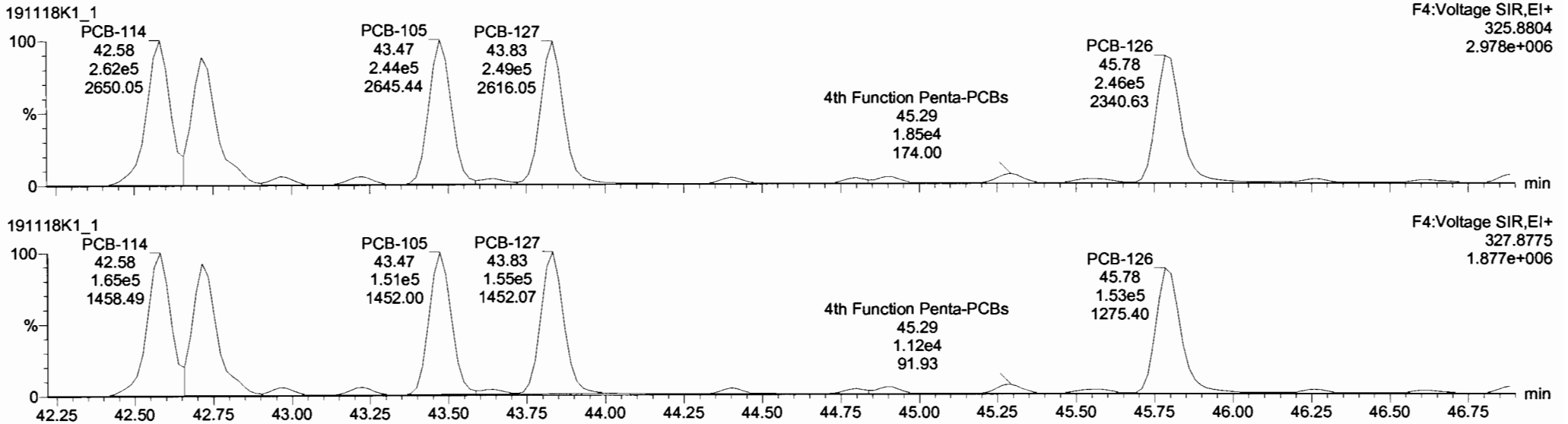

13C-PCB-114

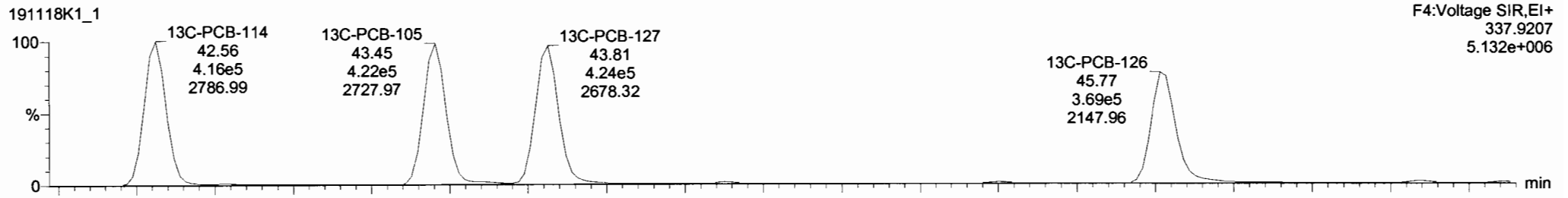

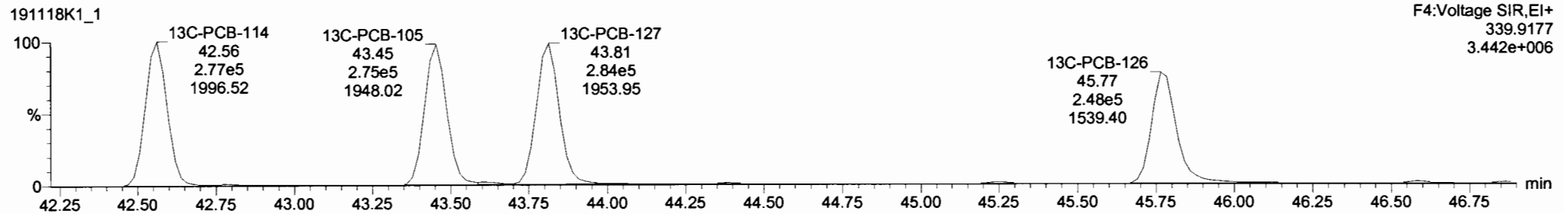

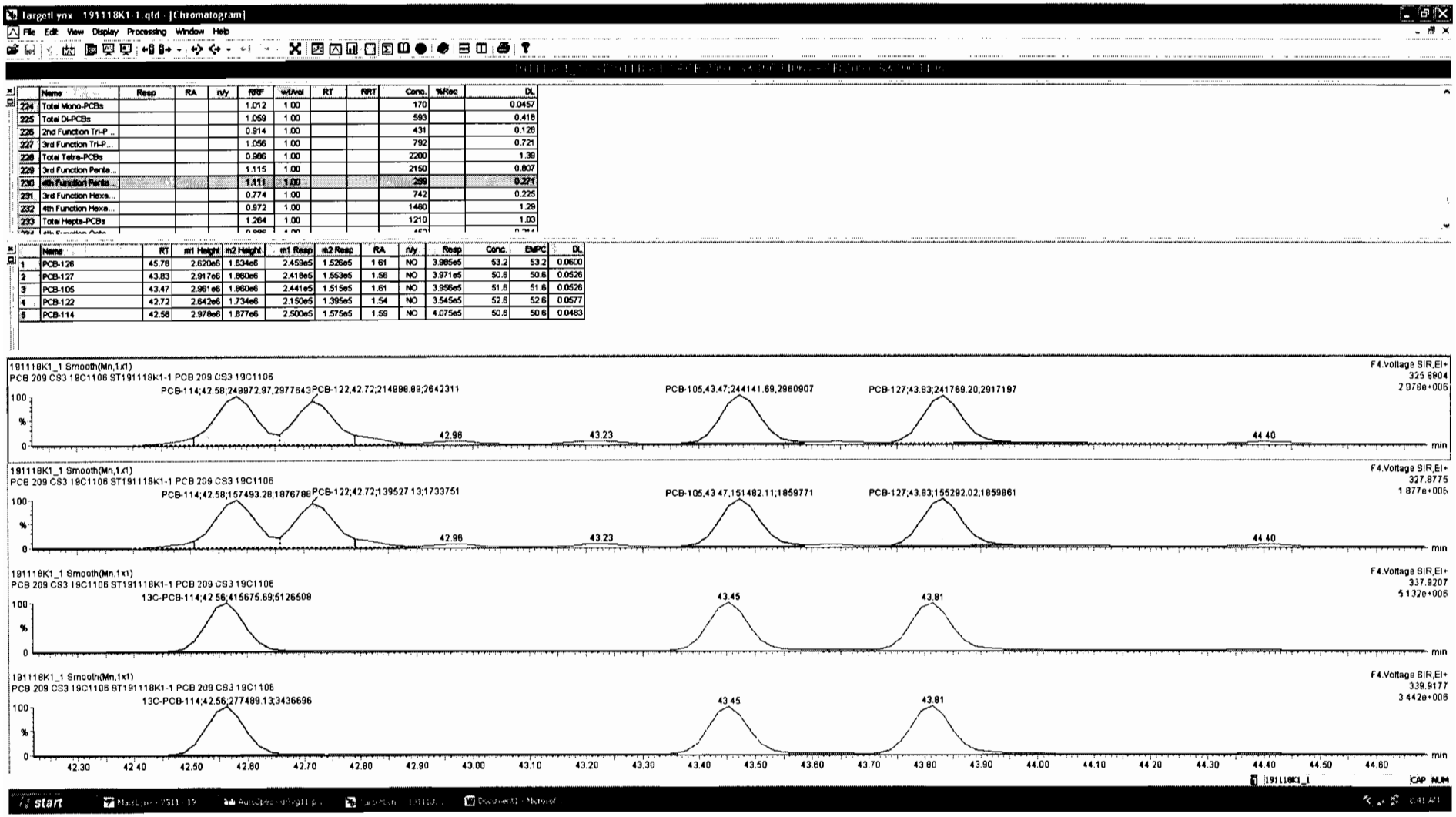

	Name	Resp	RA	n/y	RRF	wt/vol	RT	RRT	Conc.	%Rec	DL
224	Total Mono-PCBs				1.012	1.00			170		0.0457
225	Total Di-PCBs				1.059	1.00			593		0.418
226	2nd Function Tri-P...				0.914	1.00			431		0.126
227	3rd Function Tri-P...				1.056	1.00			792		0.721
228	Total Tetra-PCBs				0.986	1.00			2200		1.39
229	3rd Function Penta...				1.115	1.00			2150		0.807
230	4th Function Penta...				1.111	1.00			259		0.271
231	3rd Function Hexa...				0.774	1.00			742		0.225
232	4th Function Hexa...				0.972	1.00			1480		1.29
233	Total Hepta-PCBs				1.264	1.00			1210		1.03

	Name	RT	m1 Height	m2 Height	m1 Resp	m2 Resp	RA	n/y	Resp	Conc.	EMPC	DL
1	PCB-126	45.76	2.620e6	1.634e6	2.459e5	1.526e5	1.61	NO	3.985e5	53.2	53.2	0.0600
2	PCB-127	43.83	2.917e6	1.860e6	2.418e5	1.553e5	1.56	NO	3.971e5	50.6	50.6	0.0526
3	PCB-105	43.47	2.961e6	1.860e6	2.441e5	1.515e5	1.61	NO	3.956e5	51.6	51.6	0.0526
4	PCB-122	42.72	2.642e6	1.734e6	2.150e5	1.395e5	1.54	NO	3.545e5	52.8	52.8	0.0577
5	PCB-114	42.58	2.978e6	1.877e6	2.500e5	1.575e5	1.59	NO	4.075e5	50.8	50.8	0.0483

Dataset: Untitled

Last Altered: Tuesday, November 19, 2019 08:37:25 Pacific Standard Time
Printed: Tuesday, November 19, 2019 08:37:46 Pacific Standard Time

Name: 191118K1_1, Date: 18-Nov-2019, Time: 12:56:58, ID: ST191118K1-1 PCB 209 CS3 19C1106, Description: PCB 209 CS3 19C1106

PCB-155

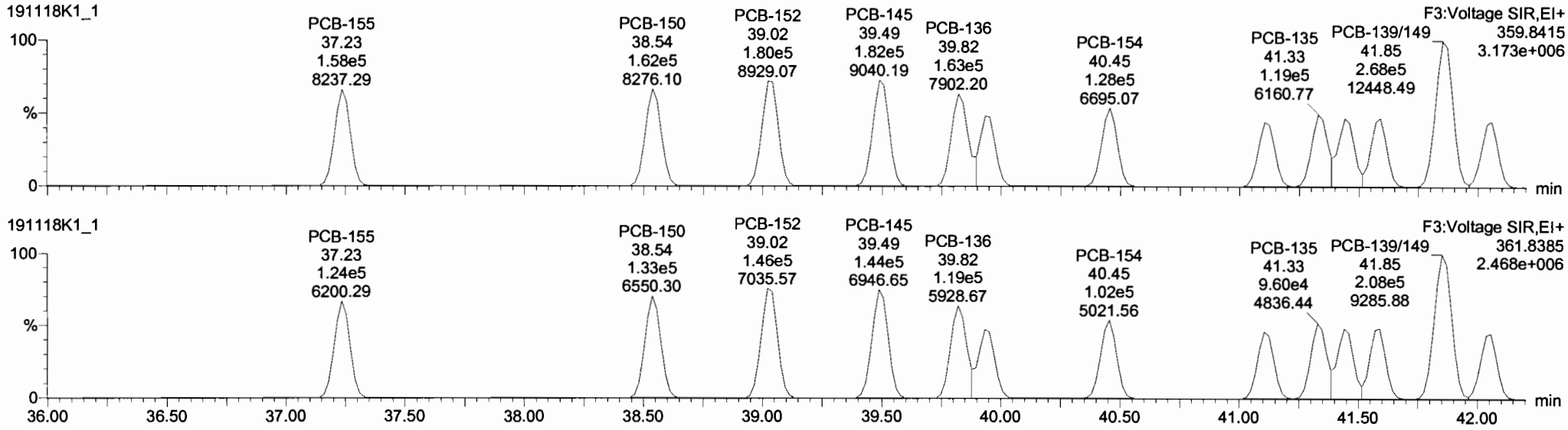

13C-PCB-155

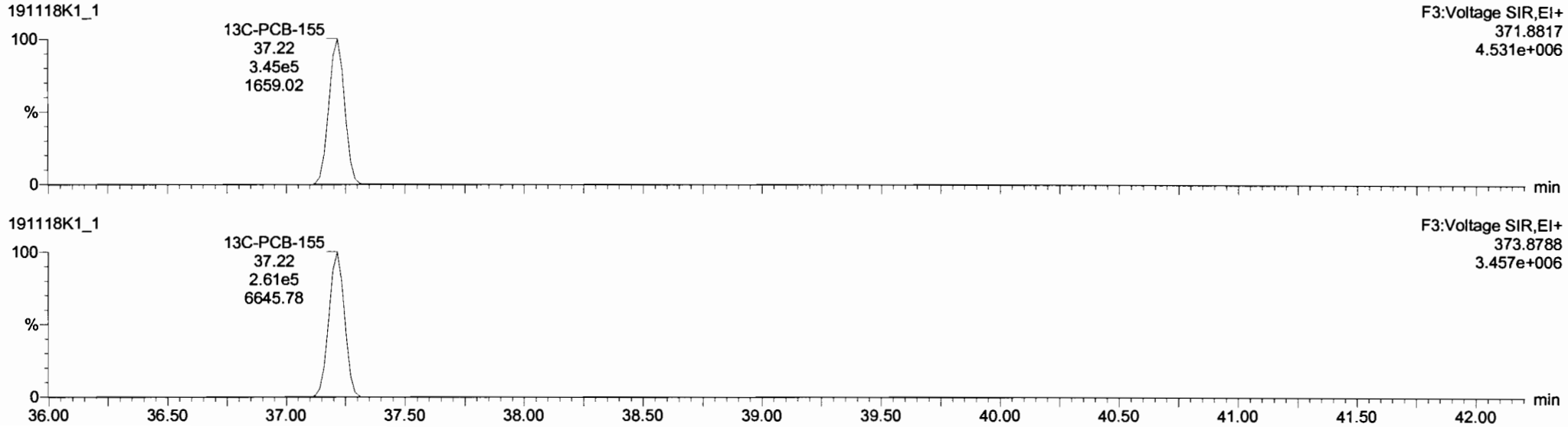

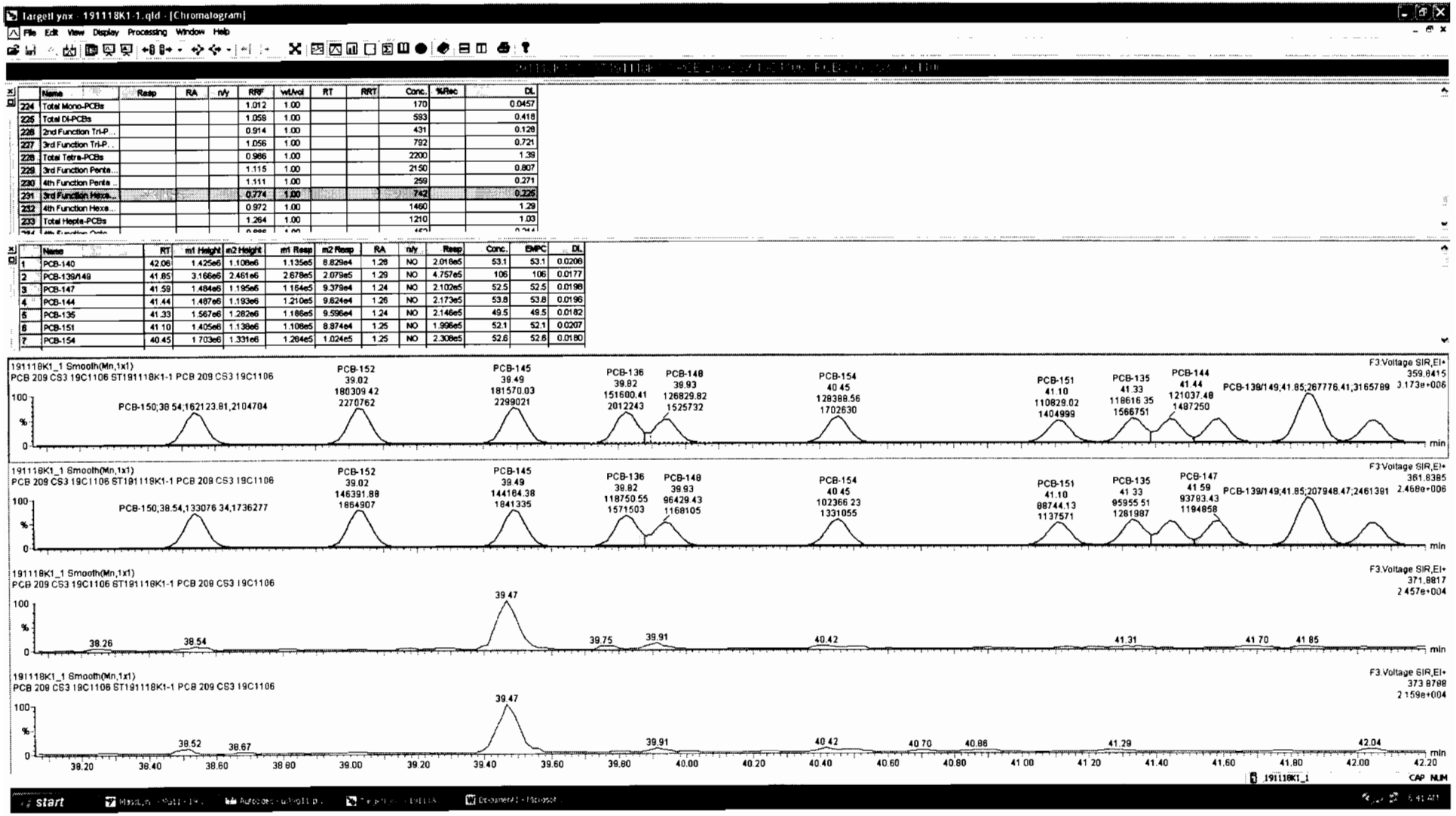
TargetLynx - 191118K1-1.qld - [Chromatogram]
File Edit View Display Processing Window Help
Name Resp RA n/y RRF wt/vol RT RRT Conc. %Rec DL
224 Total Mono-PCBs 1.012 1.00 170 0.0457
225 Total Di-PCBs 1.059 1.00 593 0.418
226 2nd Function Tri-P... 0.914 1.00 431 0.128
227 3rd Function Tri-P... 1.056 1.00 792 0.721
228 Total Tetra-PCBs 0.986 1.00 2200 1.39
229 3rd Function Penta... 1.115 1.00 2150 0.807
230 4th Function Penta... 1.111 1.00 259 0.271
231 3rd Function Hexa... 0.774 1.00 742 0.225
232 4th Function Hexa... 0.972 1.00 1460 1.29
233 Total Hepta-PCBs 1.264 1.00 1210 1.03
Name RT m1 Height m2 Height m1 Resp m2 Resp RA n/y Resp Conc. EMPC DL
1 PCB-140 42.06 1.425e6 1.108e6 1.135e5 8.829e4 1.28 NO 2.018e5 53.1 53.1 0.0206
2 PCB-139/149 41.85 3.166e6 2.461e6 2.678e5 2.079e5 1.29 NO 4.757e5 106 106 0.0177
3 PCB-147 41.59 1.484e6 1.195e6 1.164e5 9.379e4 1.24 NO 2.102e5 52.5 52.5 0.0198
4 PCB-144 41.44 1.497e6 1.193e6 1.210e5 9.624e4 1.26 NO 2.173e5 53.8 53.8 0.0196
5 PCB-135 41.33 1.567e6 1.282e6 1.188e5 9.596e4 1.24 NO 2.146e5 49.5 49.5 0.0182
6 PCB-151 41.10 1.405e6 1.138e6 1.108e5 8.874e4 1.25 NO 1.996e5 52.1 52.1 0.0207
7 PCB-154 40.45 1.703e6 1.331e6 1.264e5 1.024e5 1.25 NO 2.308e5 52.6 52.6 0.0180
191118K1_1 Smooth(Mn,1x1)
PCB 209 CS3 19C1106 ST191118K1-1 PCB 209 CS3 19C1106
F3:Voltage SIR,EI+
359.8415
3.173e+006
PCB-150;38.54;162123.81,2104704
PCB-152 39.02 180309.42 2270762
PCB-145 39.49 181570.03 2299021
PCB-136 39.82 151600.41 2012243
PCB-148 39.93 126829.82 1525732
PCB-154 40.45 128388.56 1702630
PCB-151 41.10 110829.02 1404999
PCB-135 41.33 118616.35 1566751
PCB-144 41.44 121037.48 1487250
PCB-139/149;41.85;267776.41,3165789
191118K1_1 Smooth(Mn,1x1)
PCB 209 CS3 19C1106 ST191118K1-1 PCB 209 CS3 19C1106
F3:Voltage SIR,EI+
361.8385
2.468e+006
PCB-150;38.54,133076.34,1736277
PCB-152 39.02 146391.88 1884907
PCB-145 39.49 144164.38 1841335
PCB-136 39.82 118750.55 1571503
PCB-148 39.93 96429.43 1168105
PCB-154 40.45 102366.23 1331055
PCB-151 41.10 88744.13 1137571
PCB-135 41.33 95955.51 1281987
PCB-147 41.59 93793.43 1194858
PCB-139/149;41.85;207948.47;2461391
191118K1_1 Smooth(Mn,1x1)
PCB 209 CS3 19C1106 ST191118K1-1 PCB 209 CS3 19C1106
F3:Voltage SIR,EI+
371.8817
2.457e+004
39.47
38.26 38.54 39.75 39.91 40.42 41.31 41.70 41.85
191118K1_1 Smooth(Mn,1x1)
PCB 209 CS3 19C1106 ST191118K1-1 PCB 209 CS3 19C1106
F3:Voltage SIR,EI+
373.8788
2.159e+004
39.47
38.52 38.67 39.91 40.42 40.70 40.86 41.29 42.04
38.20 38.40 38.60 38.80 39.00 39.20 39.40 39.60 39.80 40.00 40.20 40.40 40.60 40.80 41.00 41.20 41.40 41.60 41.80 42.00 42.20
min
191118K1_1
CAP NUM
start

Dataset: Untitled

Last Altered: Tuesday, November 19, 2019 08:37:25 Pacific Standard Time
Printed: Tuesday, November 19, 2019 08:37:46 Pacific Standard Time

Name: 191118K1_1, Date: 18-Nov-2019, Time: 12:56:58, ID: ST191118K1-1 PCB 209 CS3 19C1106, Description: PCB 209 CS3 19C1106

PCB-134/143

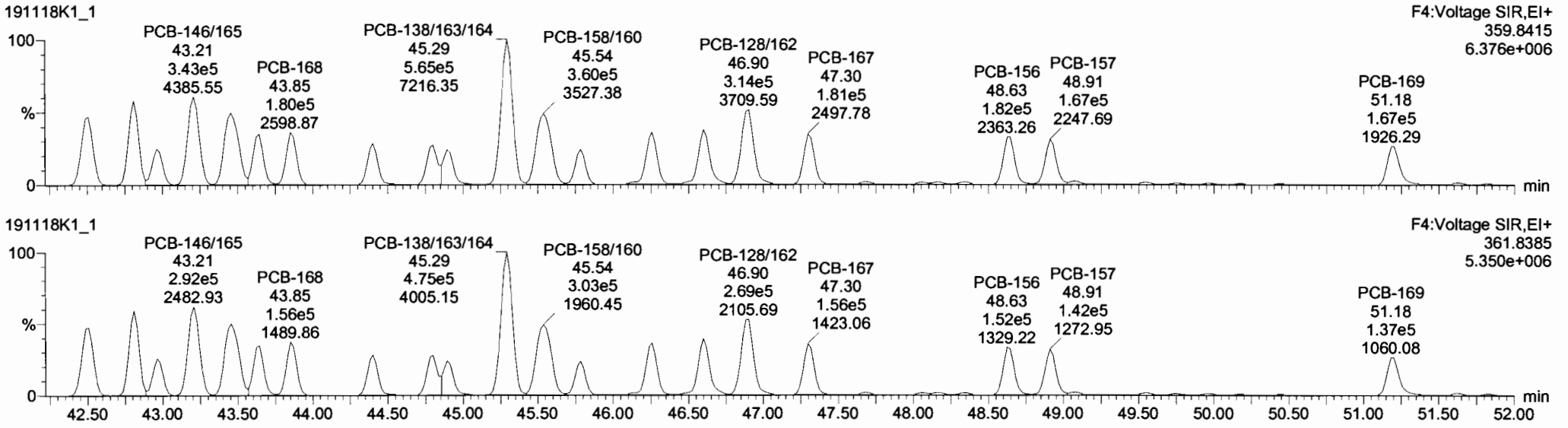

13C-PCB-153

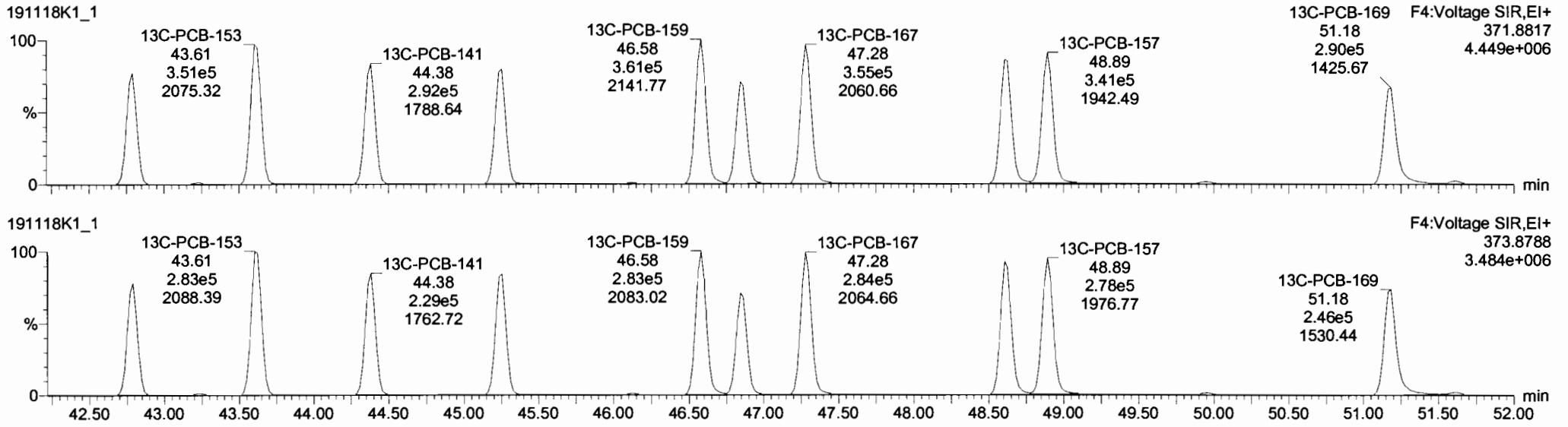

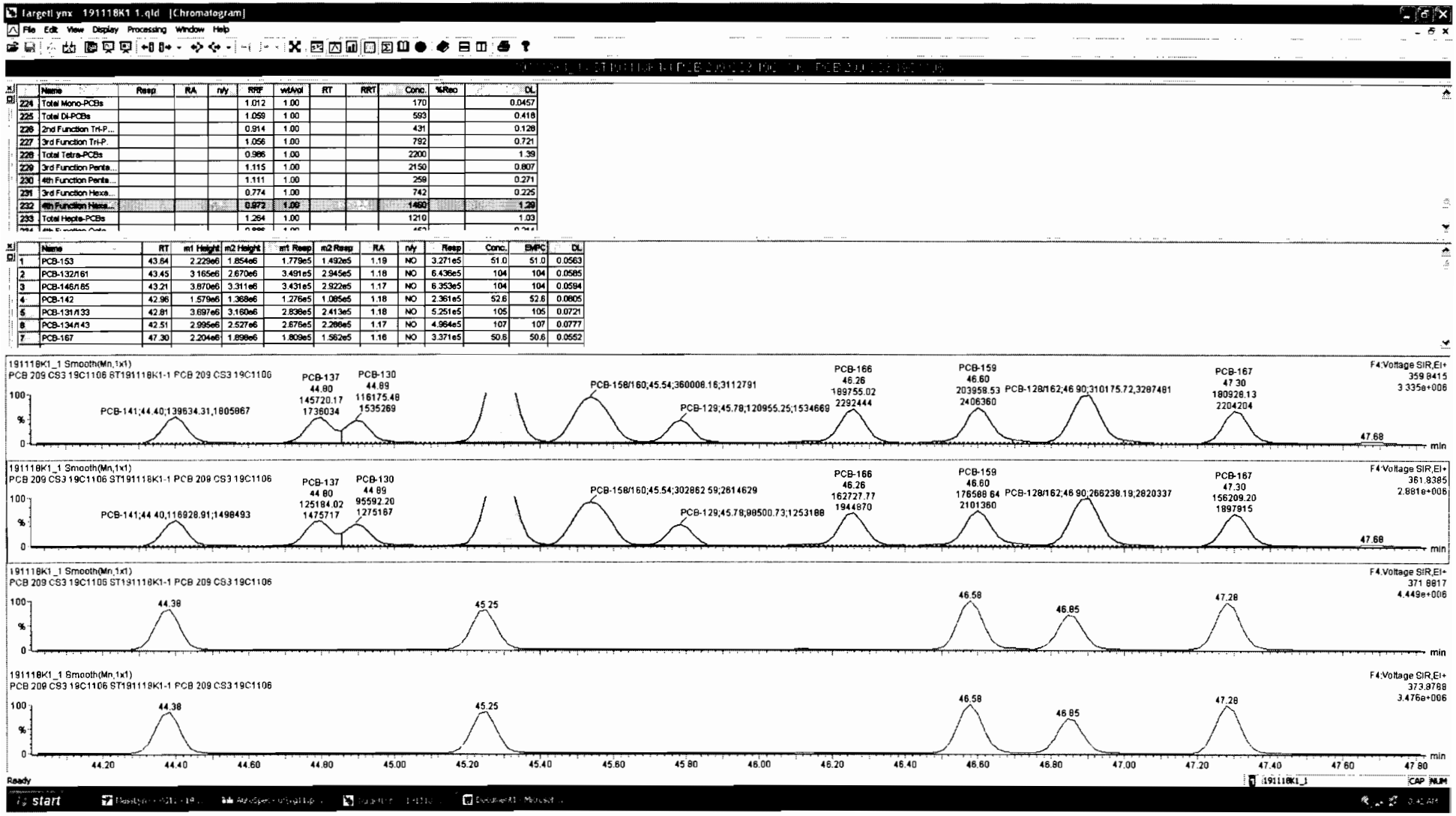
TargetLynx 191118K1 1.qld [Chromatogram]
File Edit View Display Processing Window Help
Name Resp RA n/y RRF wtAvol RT RRT Conc. %Rec DL
224 Total Mono-PCBs 1.012 1.00 170 0.0457
225 Total Di-PCBs 1.059 1.00 593 0.416
226 2nd Function Tri-P... 0.914 1.00 431 0.128
227 3rd Function Tri-P... 1.056 1.00 792 0.721
228 Total Tetra-PCBs 0.986 1.00 2200 1.39
229 3rd Function Penta... 1.115 1.00 2150 0.807
230 4th Function Penta... 1.111 1.00 259 0.271
231 3rd Function Hexa... 0.774 1.00 742 0.225
232 4th Function Hexa... 0.972 1.00 1460 1.29
233 Total Hepta-PCBs 1.264 1.00 1210 1.03
Name RT m1 Height m2 Height m1 Resp m2 Resp RA n/y Resp Conc. EMPC DL
1 PCB-153 43.64 2.229e6 1.854e6 1.779e5 1.492e5 1.19 NO 3.271e5 51.0 51.0 0.0563
2 PCB-132/161 43.45 3.165e6 2.670e6 3.491e5 2.945e5 1.18 NO 6.436e5 104 104 0.0585
3 PCB-146/165 43.21 3.870e6 3.311e6 3.431e5 2.922e5 1.17 NO 6.353e5 104 104 0.0594
4 PCB-142 42.96 1.579e6 1.368e6 1.276e5 1.095e5 1.18 NO 2.361e5 52.6 52.6 0.0805
5 PCB-131/133 42.81 3.697e6 3.160e6 2.838e5 2.413e5 1.18 NO 5.251e5 105 105 0.0721
6 PCB-134/143 42.51 2.995e6 2.527e6 2.676e5 2.268e5 1.17 NO 4.964e5 107 107 0.0777
7 PCB-167 47.30 2.204e6 1.898e6 1.809e5 1.562e5 1.16 NO 3.371e5 50.6 50.6 0.0552
191118K1_1 Smooth(Mn,1x1)
PCB 209 CS3 19C1106 ST191118K1-1 PCB 209 CS3 19C1106
PCB-141;44.40;139634.31;1805867
PCB-137 44.80 145720.17 1736034
PCB-130 44.89 116175.48 1535269
PCB-158/160;45.54;360008.16;3112791
PCB-129;45.78;120955.25;1534669
PCB-166 46.26 189755.02 2292444
PCB-159 46.60 203958.53 2406360
PCB-128/162;46.90;310175.72;3287481
PCB-167 47.30 180928.13 2204204
47.68
F4:Voltage SIR,EI+ 359.8415 3.335e+006
191118K1_1 Smooth(Mn,1x1)
PCB 209 CS3 19C1106 ST191118K1-1 PCB 209 CS3 19C1106
PCB-141;44.40;116928.91;1498493
PCB-137 44.80 125184.02 1475717
PCB-130 44.89 95592.20 1275167
PCB-158/160;45.54;302862.59;2814629
PCB-129;45.78;98500.73;1253188
PCB-166 46.26 162727.77 1944870
PCB-159 46.60 176588.64 2101360
PCB-128/162;46.90;266238.19;2820337
PCB-167 47.30 156209.20 1897915
47.68
F4:Voltage SIR,EI+ 361.8385 2.881e+006
191118K1_1 Smooth(Mn,1x1)
PCB 209 CS3 19C1106 ST191118K1-1 PCB 209 CS3 19C1106
44.38
45.25
46.58
46.85
47.28
F4:Voltage SIR,EI+ 371.8817 4.449e+006
191118K1_1 Smooth(Mn,1x1)
PCB 209 CS3 19C1106 ST191118K1-1 PCB 209 CS3 19C1106
44.38
45.25
46.58
46.85
47.28
F4:Voltage SIR,EI+ 373.8788 3.476e+006
44.20 44.40 44.60 44.80 45.00 45.20 45.40 45.60 45.80 46.00 46.20 46.40 46.60 46.80 47.00 47.20 47.40 47.60 47.80
min
Ready
191118K1_1
CAP NUM
start

Dataset: Untitled

Last Altered: Tuesday, November 19, 2019 08:37:25 Pacific Standard Time
Printed: Tuesday, November 19, 2019 08:37:46 Pacific Standard Time

Name: 191118K1_1, Date: 18-Nov-2019, Time: 12:56:58, ID: ST191118K1-1 PCB 209 CS3 19C1106, Description: PCB 209 CS3 19C1106

PCB-188

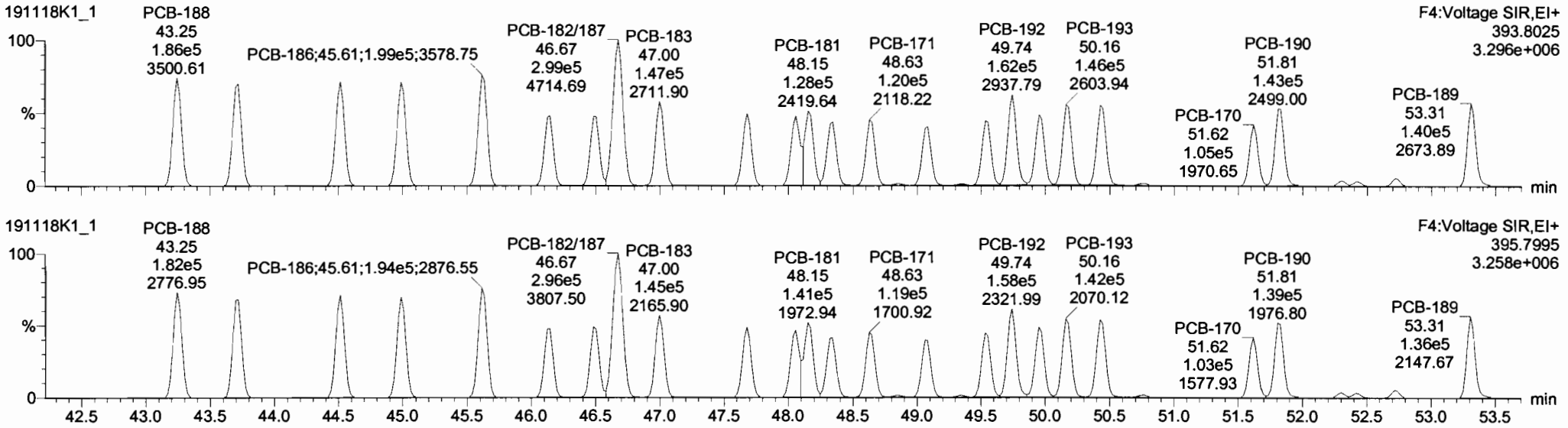

13C-PCB-188

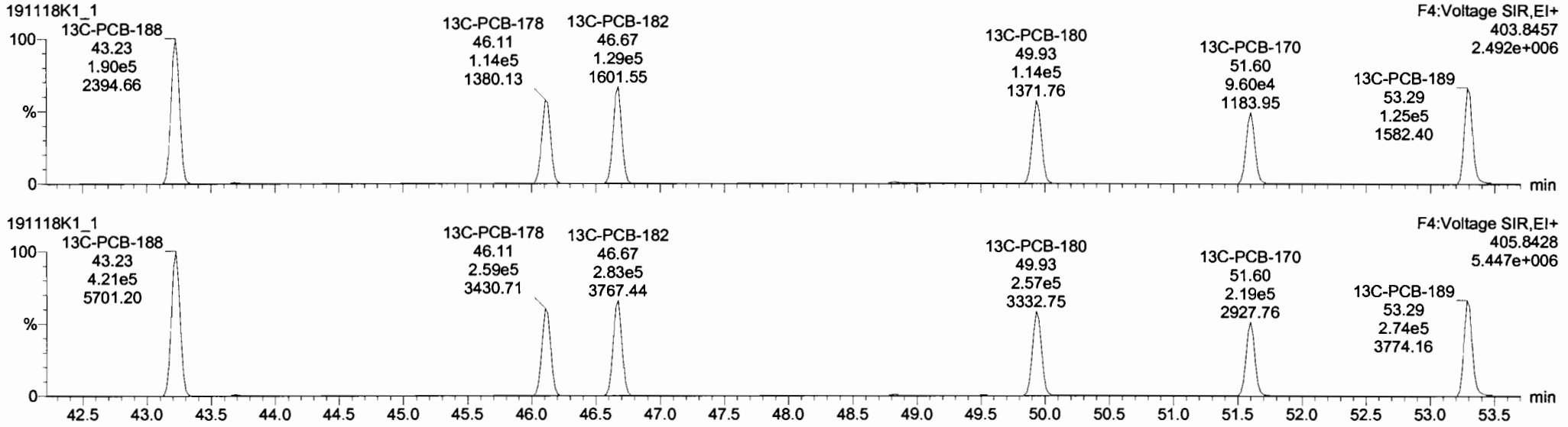

Dataset: Untitled

Last Altered: Tuesday, November 19, 2019 08:37:25 Pacific Standard Time
Printed: Tuesday, November 19, 2019 08:37:46 Pacific Standard Time

Name: 191118K1_1, Date: 18-Nov-2019, Time: 12:56:58, ID: ST191118K1-1 PCB 209 CS3 19C1106, Description: PCB 209 CS3 19C1106

PCB-202

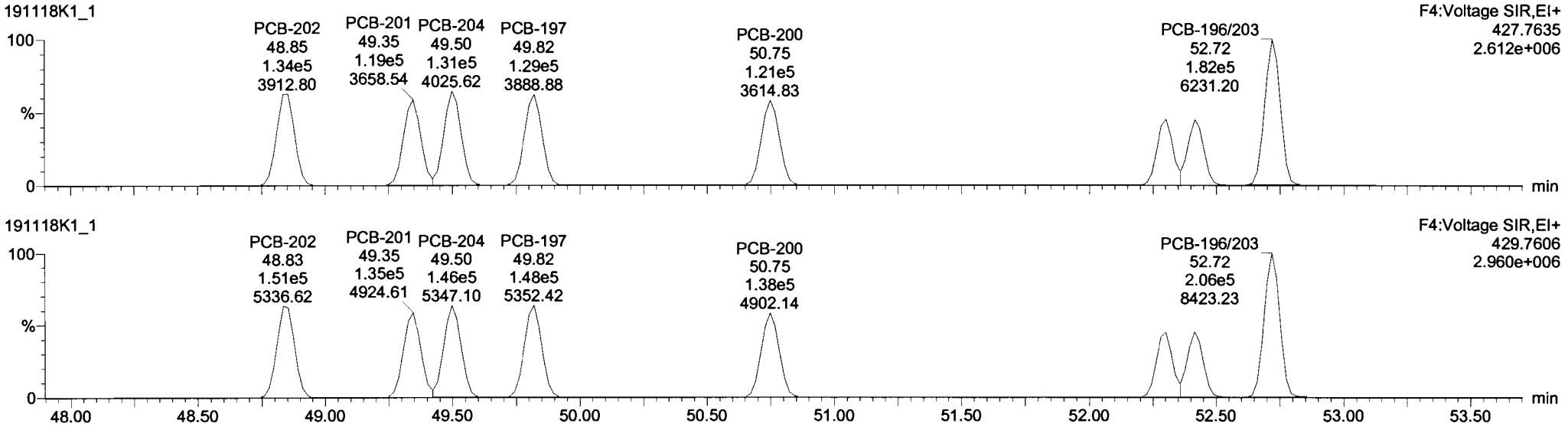

13C-PCB-202

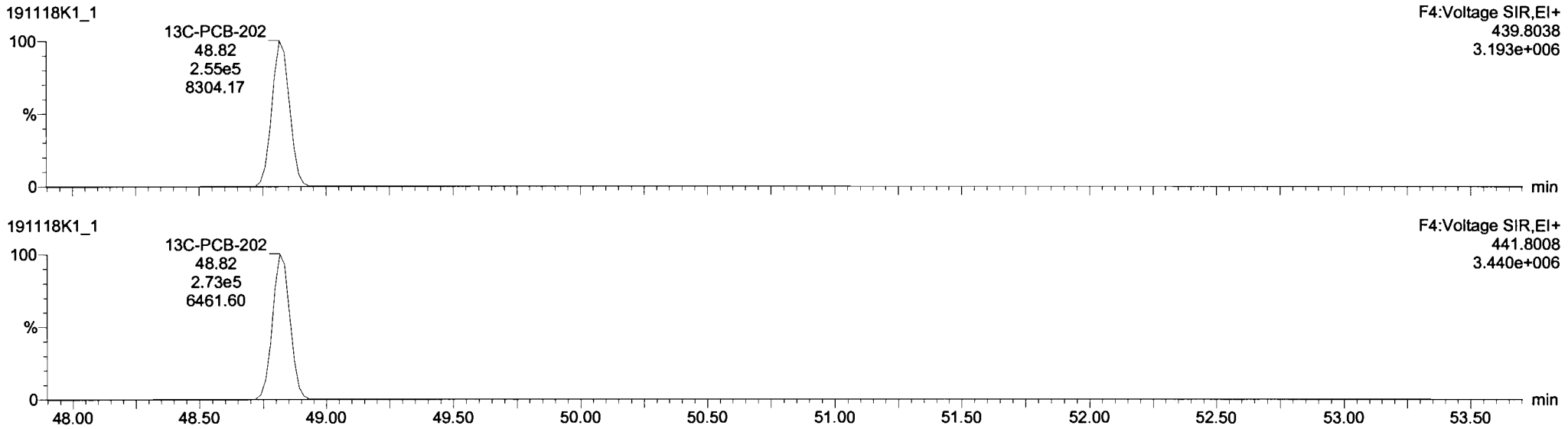

Dataset: Untitled

Last Altered: Tuesday, November 19, 2019 08:37:25 Pacific Standard Time
Printed: Tuesday, November 19, 2019 08:37:46 Pacific Standard Time

Name: 191118K1_1, Date: 18-Nov-2019, Time: 12:56:58, ID: ST191118K1-1 PCB 209 CS3 19C1106, Description: PCB 209 CS3 19C1106

PCB-195

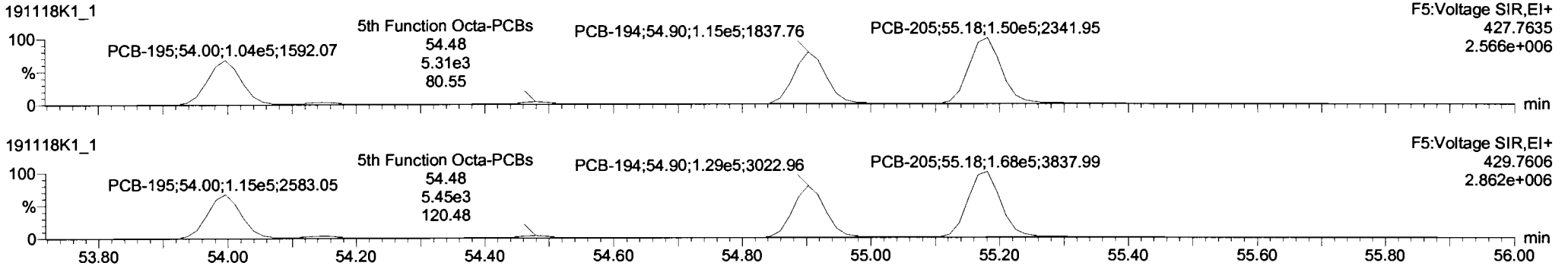

13C-PCB-194

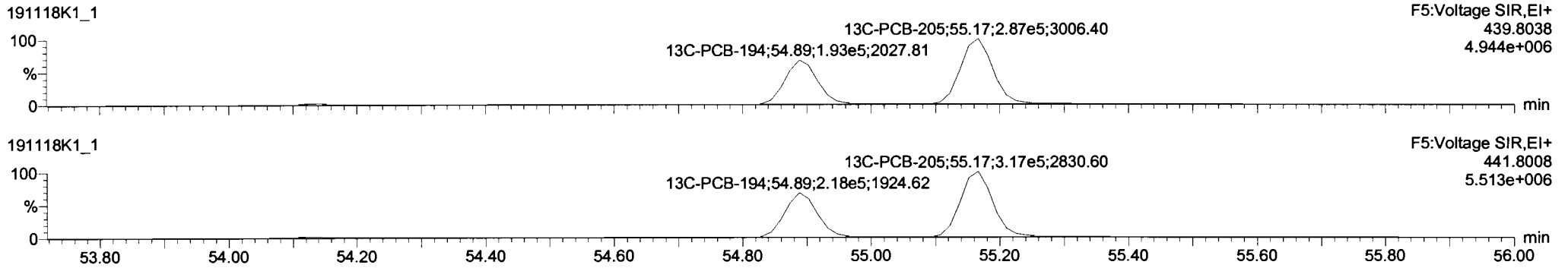

PFK5

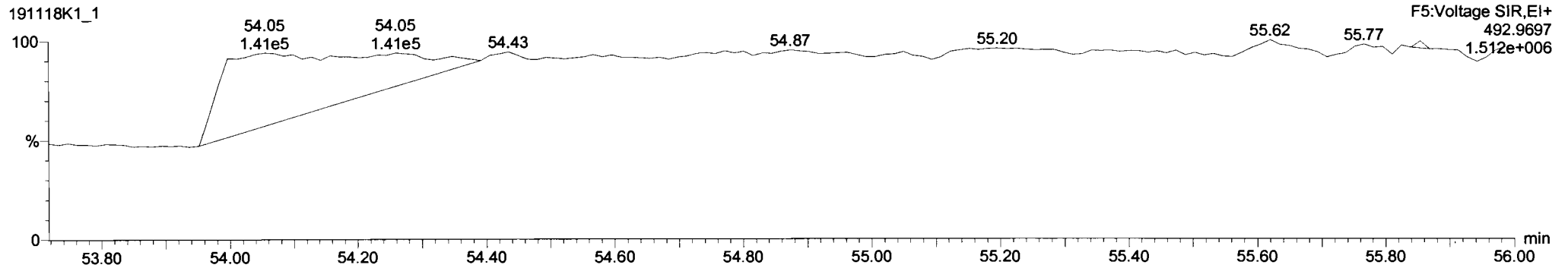

Vista Analytical Laboratory VG-11

Dataset: Untitled

Last Altered: Tuesday, November 19, 2019 08:37:25 Pacific Standard Time
Printed: Tuesday, November 19, 2019 08:37:46 Pacific Standard Time

Name: 191118K1_1, Date: 18-Nov-2019, Time: 12:56:58, ID: ST191118K1-1 PCB 209 CS3 19C1106, Description: PCB 209 CS3 19C1106

PCB-208

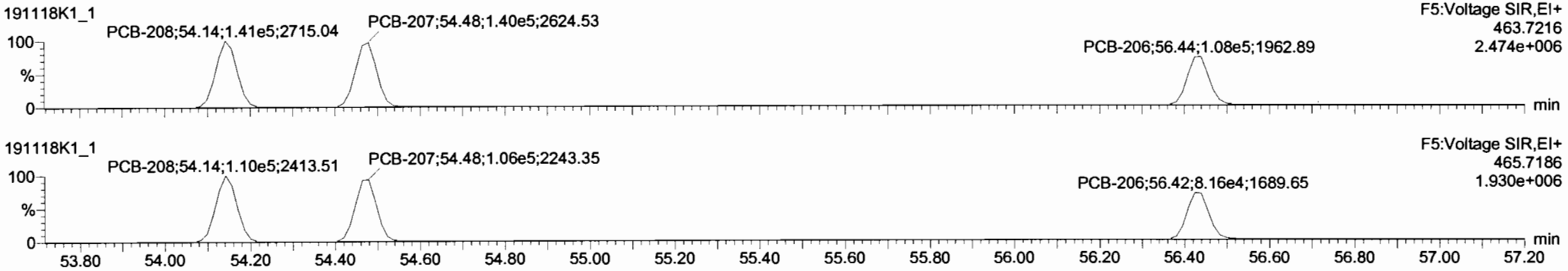

13C-PCB-208

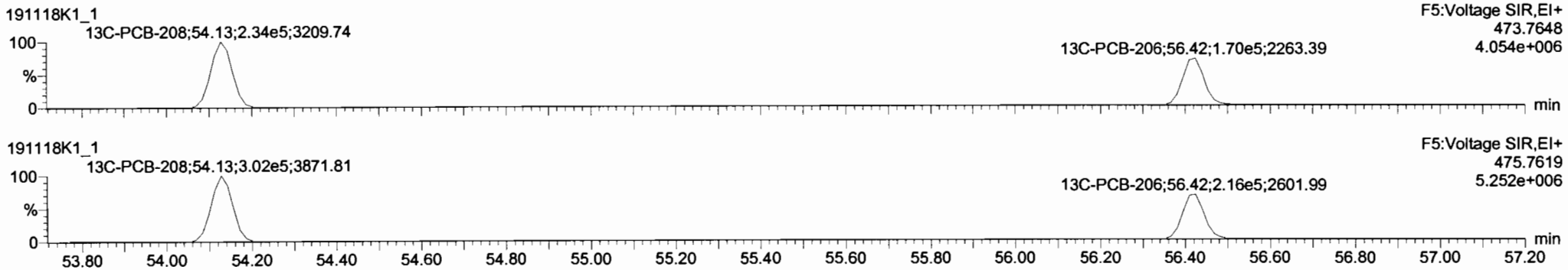

PFK5

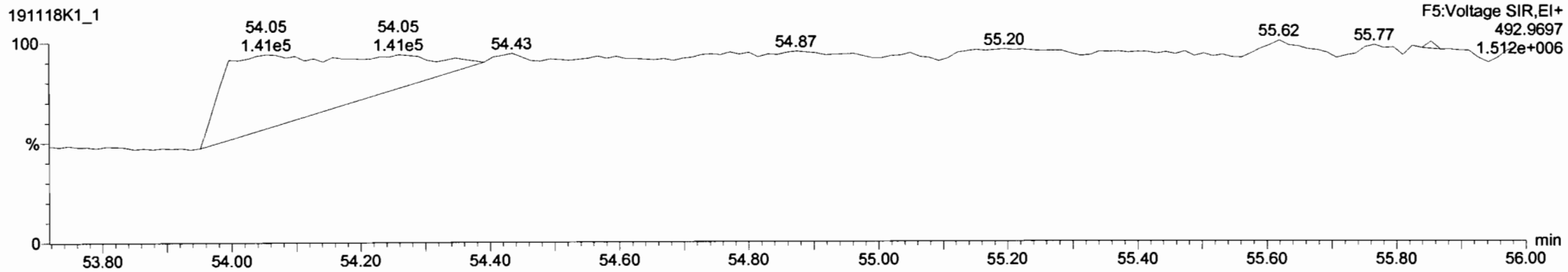

Dataset: Untitled

Last Altered: Tuesday, November 19, 2019 08:37:25 Pacific Standard Time
Printed: Tuesday, November 19, 2019 08:37:46 Pacific Standard Time

Name: 191118K1_1, Date: 18-Nov-2019, Time: 12:56:58, ID: ST191118K1-1 PCB 209 CS3 19C1106, Description: PCB 209 CS3 19C1106

PCB-209

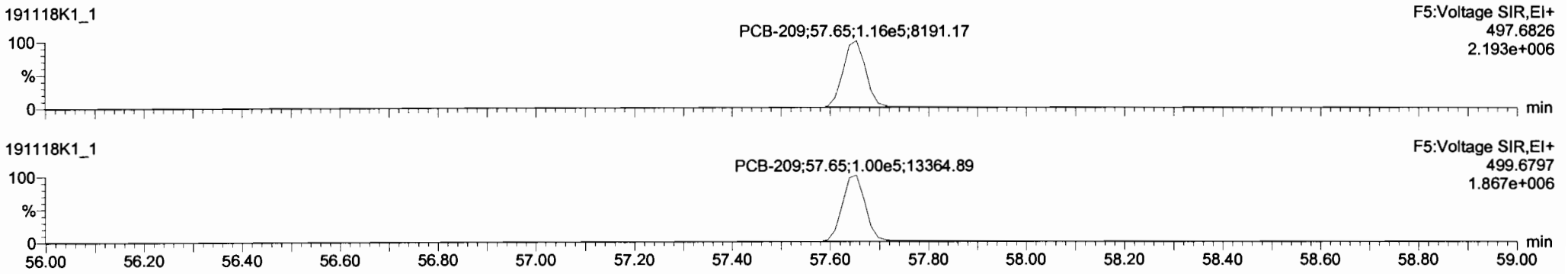

13C-PCB-209

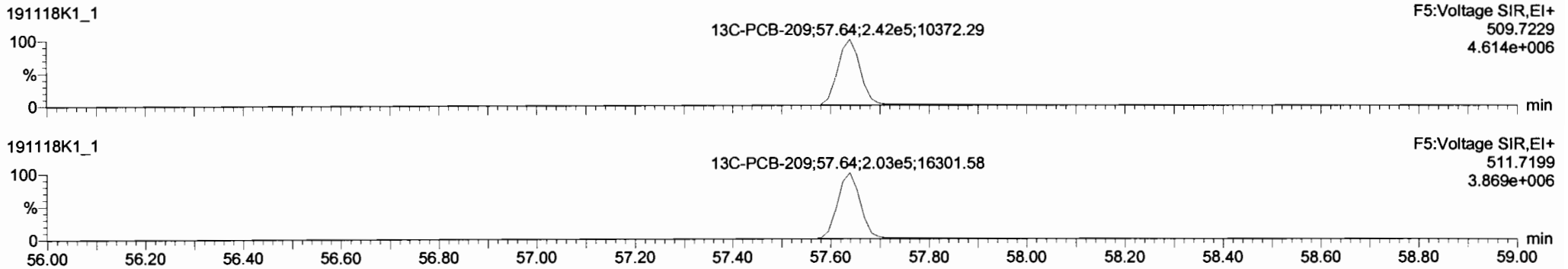

PFK5

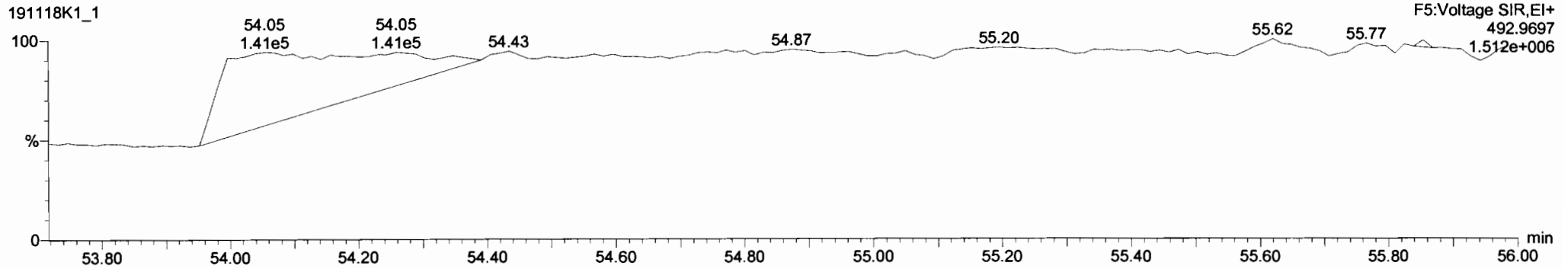

Printed: Monday, November 18, 2019 23:16:33 Pacific Standard Time

M 168.9888 R 12170

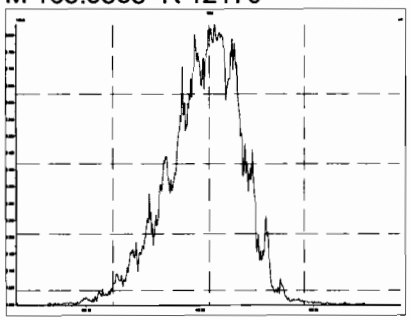

M 180.9888 R 12376

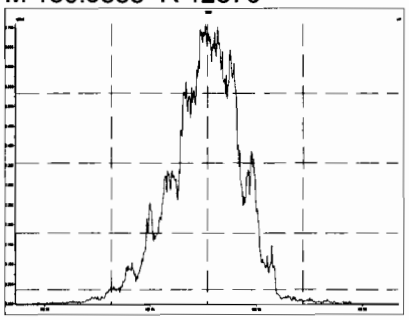

M 192.9888 R 6874

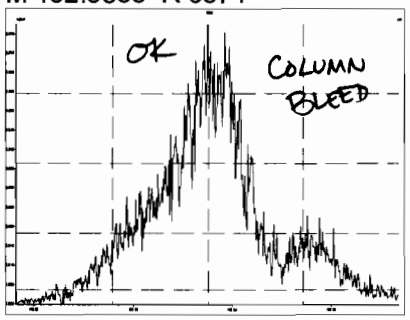

M 204.9888 R 13623

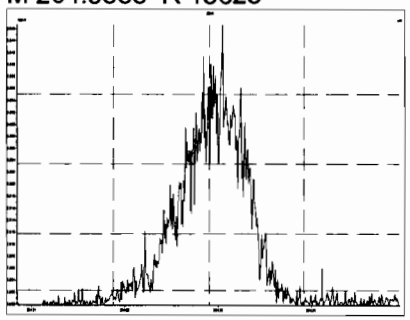

M 218.9856 R 11737

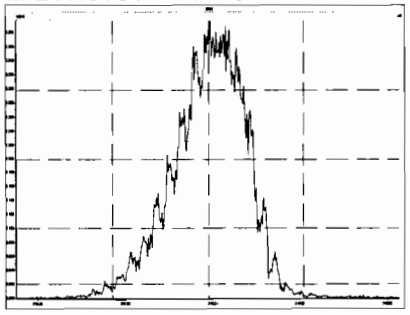

M 230.9856 R 12567

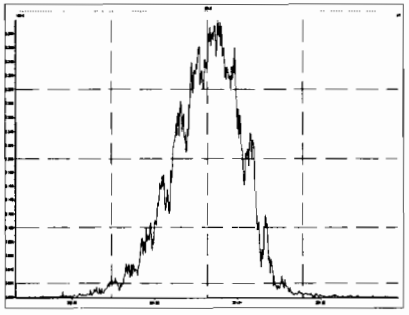

M 242.9856 R 12756

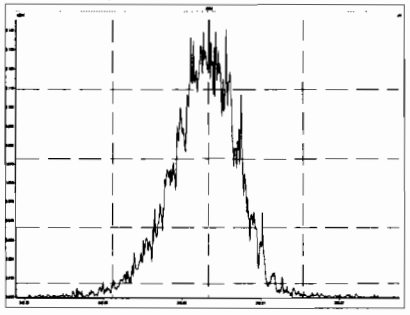

M 254.9856 R 13399

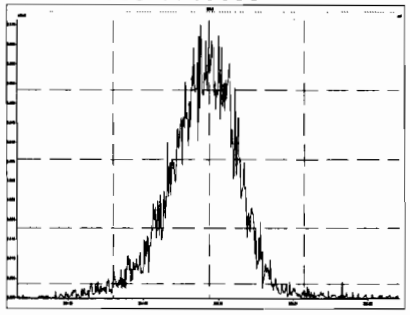

M 268.9824 R 12142

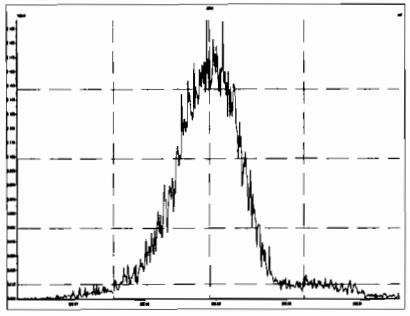

M 280.9824 R 12898

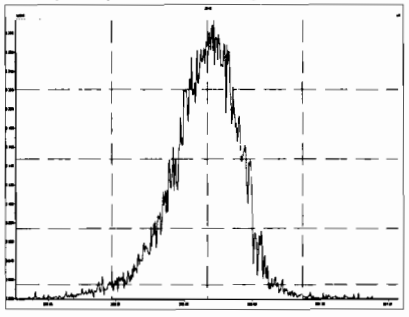

M 254.9856 R 12958

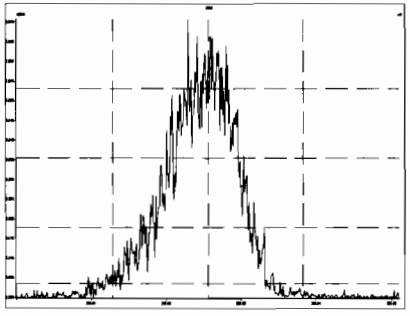

M 268.9824 R 238090

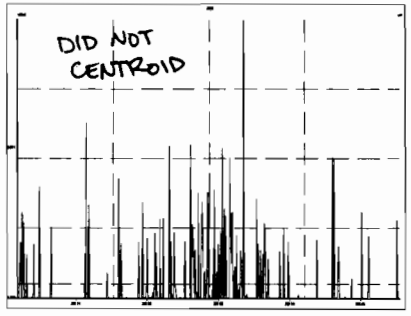

M 280.9824 R 416669

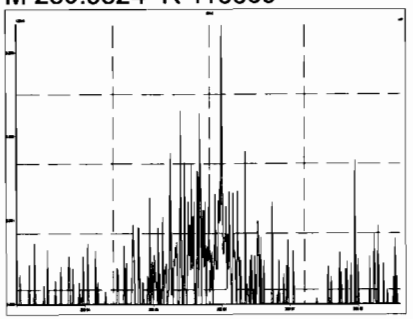

M 292.9824 R 13472

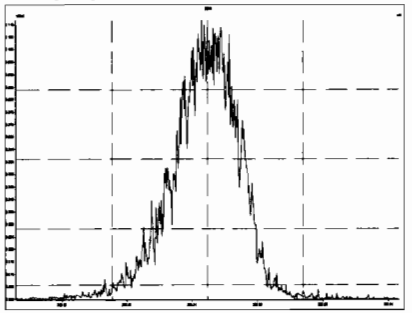

M 304.9824 R 14131

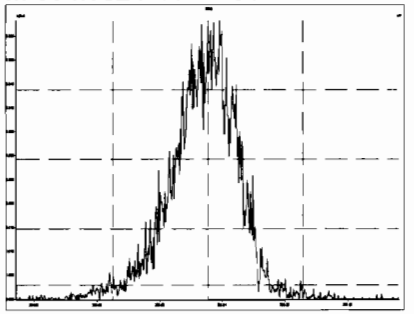

M 318.9792 R 13251

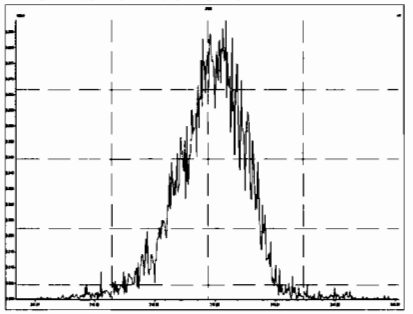

M 330.9792 R 13020

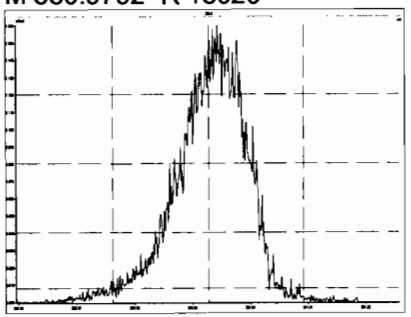

M 342.9792 R 11962

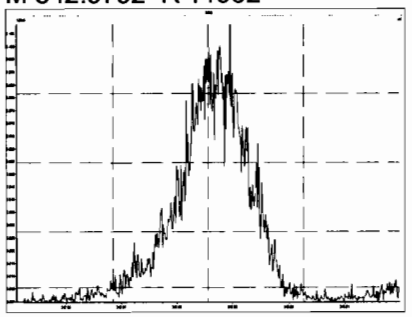

M 354.9792 R 12447

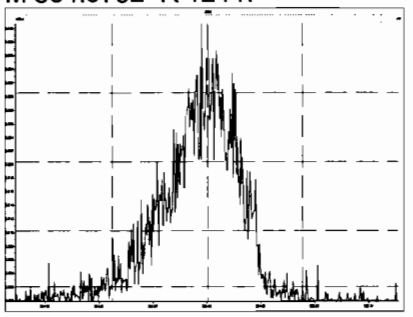

M 366.9792 R 12567

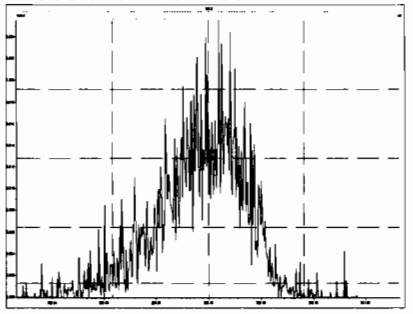

M 380.9760 R 10752

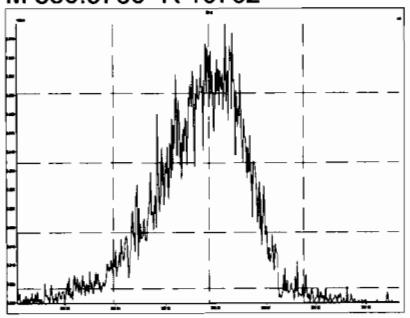

M 318.9792 R 13550

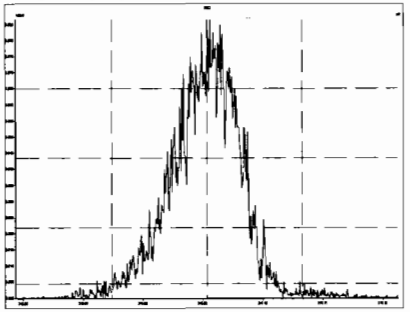

M 330.9792 R 14125

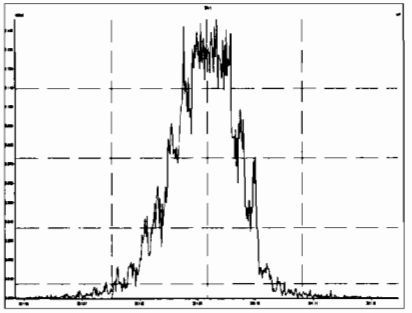

M 342.9792 R 13122

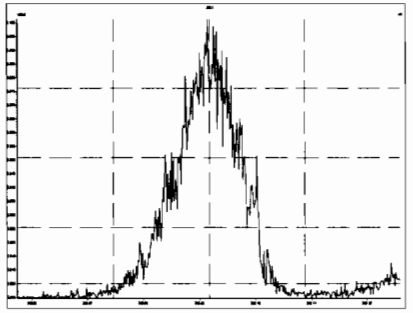

M 354.9792 R 15925

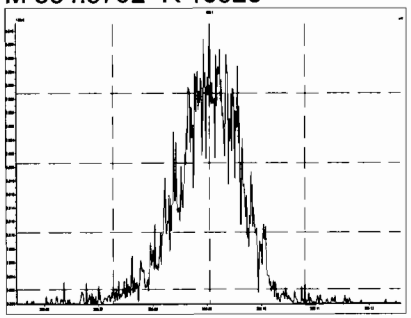

M 366.9792 R 14418

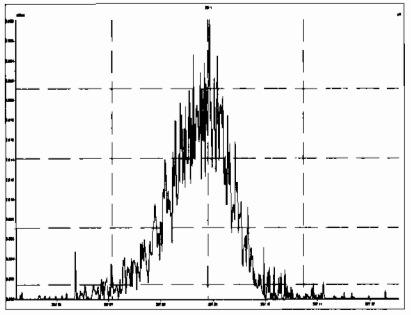

M 380.9760 R 13561

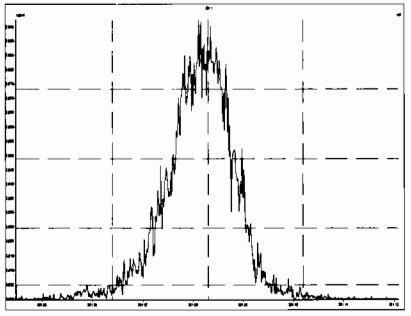

M 392.9760 R 14643

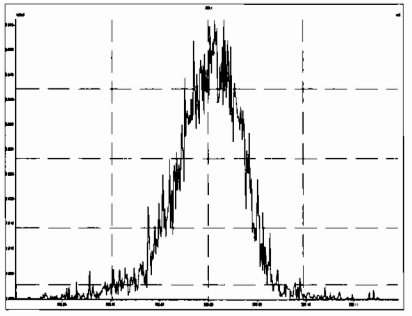

M 404.9760 R 13588

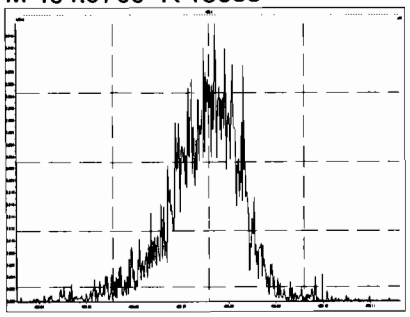

M 416.9760 R 14568

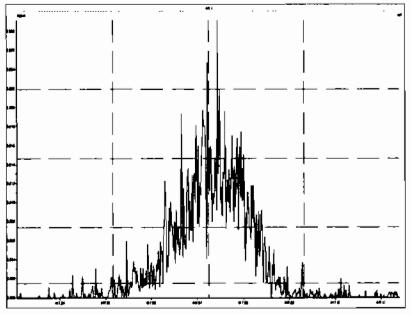

M 430.9728 R 13074

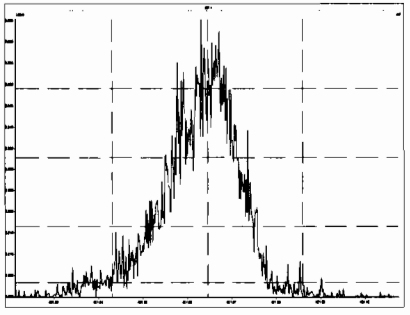

M 442.9728 R 13404

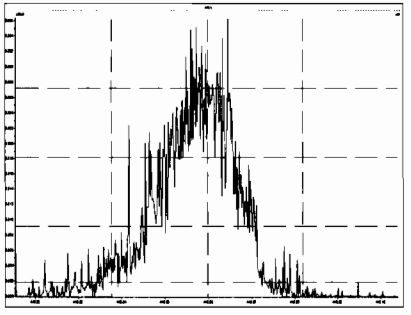

M 416.9760 R 145836

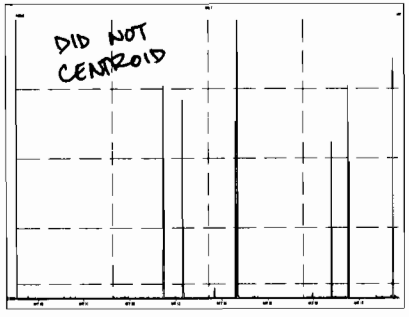

M 430.9728 R 14738

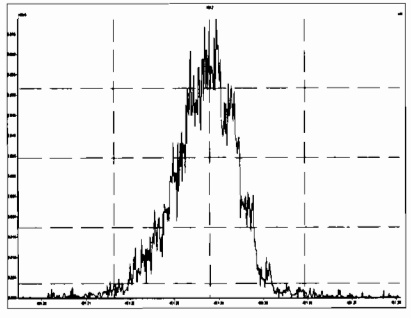

M 442.9728 R 15634

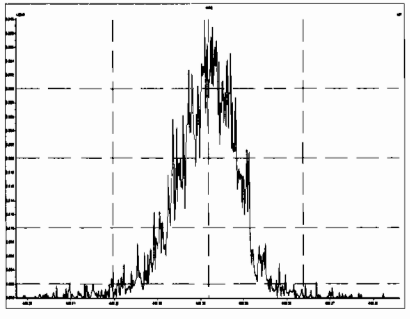

M 454.9728 R 15060

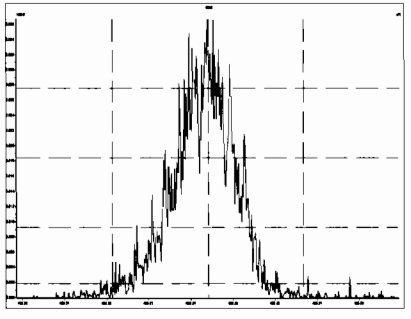

M 466.9728 R 16556

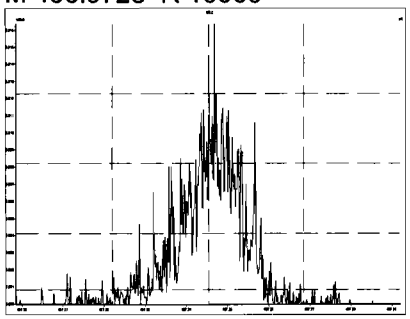

M 480.9696 R 14205

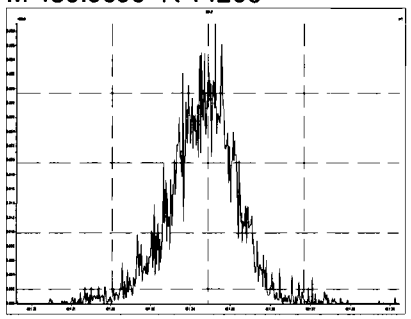

M 492.9696 R 15490

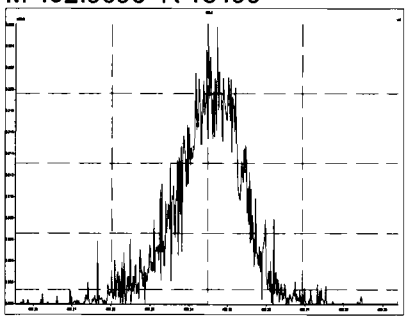

M 504.9696 R 14996

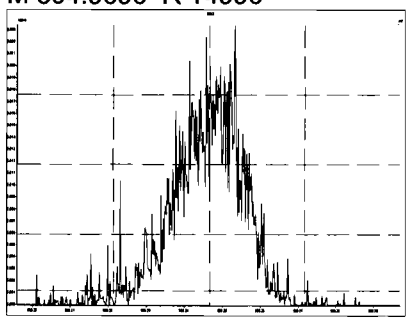

M 516.9697 R 16413

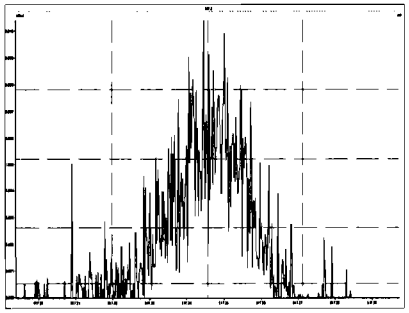

Vista Analytical Laboratory

Dataset: U:\VG11.PRO\Results\191118K2\191118K2-2.qld

Last Altered: Tuesday, November 19, 2019 07:45:13 Pacific Standard Time
Printed: Tuesday, November 19, 2019 08:51:42 Pacific Standard Time

GKB 11/19/19
Hc 11.19.19

Method: U:\VG11.PRO\MethDB\PCB-209_ZB1_11-14-19.mdb 14 Nov 2019 15:03:40
Calibration: U:\VG11.PRO\CurveDB\db1_PCBvg11-6-28-19.cdb 29 Jun 2019 11:47:57

Name: 191118K2_2, Date: 19-Nov-2019, Time: 00:18:13, ID: ST191118K2-1 PCB 209 CS3 19C1106, Description: PCB 209 CS3 19C1106

	# Name	Resp	RA	n/y	RRF	wt/vol	Pred.RT	RT	Pred.R...	RRT	Check RRT	Conc.	%Rec	DL	EMPC
1	1 PCB-1	8.81e5	3.04	NO	1.02	1.000	15.70	15.72	1.001	1.001	NO	54.53	109	0.00838	54.53
2	2 PCB-2	8.46e5	3.05	NO	1.01	1.000	18.14	18.15	0.988	0.988	NO	55.97	112	0.00961	55.97
3	3 PCB-3	8.49e5	3.00	NO	1.01	1.000	18.37	18.38	1.001	1.001	NO	56.30	113	0.00963	56.30
4	4 PCB-4/10	1.21e6	1.52	NO	1.28	1.000	19.80	19.80	1.004	1.004	NO	96.76	96.8	0.0436	96.76
5	5 PCB-7/9	1.49e6	1.59	NO	0.976	1.000	21.61	21.61	1.003	1.003	NO	98.12	98.1	0.0381	98.12
6	6 PCB-6	7.66e5	1.55	NO	1.02	1.000	22.27	22.27	1.033	1.033	NO	48.35	96.7	0.0365	48.35
7	7 PCB-5/8	1.54e6	1.55	NO	1.01	1.000	22.68	22.69	1.052	1.053	NO	97.86	97.9	0.0368	97.86
8	8 PCB-14	7.64e5	1.56	NO	1.03	1.000	23.82	23.82	0.952	0.952	NO	48.69	97.4	0.0400	48.69
9	9 PCB-11	8.10e5	1.55	NO	1.10	1.000	25.05	25.05	1.001	1.001	NO	48.66	97.3	0.0377	48.66
10	10 PCB-12/13	1.53e6	1.57	NO	1.04	1.000	25.48	25.48	1.018	1.018	NO	97.37	97.4	0.0399	97.37
11	11 PCB-15	7.60e5	1.56	NO	1.03	1.000	25.78	25.78	1.030	1.030	NO	48.67	97.3	0.0402	48.67
12	12 PCB-19	4.52e5	1.01	NO	0.934	1.000	24.00	23.99	1.001	1.001	NO	54.97	110	0.0223	54.97
13	13 PCB-30	7.28e5	0.98	NO	1.48	1.000	24.92	24.91	1.040	1.040	NO	55.84	112	0.0140	55.84
14	14 PCB-18	4.77e5	0.95	NO	0.693	1.000	25.67	25.69	0.951	0.952	NO	52.29	105	0.0204	52.29
15	15 PCB-17	4.52e5	0.95	NO	0.667	1.000	25.85	25.86	0.958	0.959	NO	51.55	103	0.0212	51.55
16	16 PCB-24/27	1.29e6	0.96	NO	0.915	1.000	26.47	26.46	0.981	0.981	NO	107.2	107	0.0155	107.2
17	17 PCB-16/32	1.09e6	0.96	NO	0.792	1.000	27.00	27.00	1.001	1.001	NO	104.5	104	0.0179	104.5
18	18 PCB-34	5.12e5	1.05	NO	0.987	1.000	27.80	27.82	0.959	0.960	NO	45.48	91.0	0.0474	45.48
19	19 PCB-23	5.54e5	1.07	NO	0.974	1.000	27.90	27.91	0.962	0.963	NO	49.89	99.8	0.0481	49.89
20	20 PCB-29	5.20e5	1.07	NO	0.953	1.000	28.13	28.17	0.970	0.972	NO	47.81	95.6	0.0491	47.81
21	21 PCB-26	5.50e5	1.09	NO	1.00	1.000	28.38	28.40	0.979	0.979	NO	48.20	96.4	0.0468	48.20
22	22 PCB-25	5.35e5	1.06	NO	0.978	1.000	28.53	28.55	0.984	0.985	NO	47.92	95.8	0.0479	47.92
23	23 PCB-31	5.99e5	1.02	NO	1.12	1.000	28.92	28.92	0.998	0.997	NO	46.79	93.6	0.0417	46.79
24	24 PCB-28	6.03e5	1.06	NO	1.11	1.000	29.01	29.03	1.001	1.001	NO	47.78	95.6	0.0423	47.78
25	25 PCB-20/21/33	1.64e6	1.05	NO	1.00	1.000	29.66	29.66	1.023	1.023	NO	143.5	95.7	0.0467	143.5
26	26 PCB-22	5.77e5	1.06	NO	1.03	1.000	30.11	30.13	1.039	1.039	NO	48.99	98.0	0.0453	48.99
27	27 PCB-36	5.48e5	1.07	NO	1.18	1.000	30.76	30.76	0.932	0.932	NO	44.14	88.3	0.0468	44.14
28	28 PCB-39	5.35e5	1.06	NO	1.08	1.000	31.25	31.24	0.947	0.946	NO	46.74	93.5	0.0508	46.74
29	29 PCB-38	5.83e5	1.08	NO	1.13	1.000	32.05	32.04	0.971	0.971	NO	48.93	97.9	0.0488	48.93
30	30 PCB-35	5.20e5	1.09	NO	1.13	1.000	32.57	32.58	0.987	0.987	NO	43.57	87.1	0.0486	43.57
31	31 PCB-37	5.77e5	1.07	NO	1.11	1.000	33.05	33.03	1.001	1.001	NO	49.43	98.9	0.0497	49.43
32	32 PCB-54	5.59e5	0.71	NO	0.996	1.000	27.86	27.86	1.001	1.001	NO	49.99	100	0.0284	49.99

75-125%

Dataset: U:\VG11.PRO\Results\191118K2\191118K2-2.qld

Last Altered: Tuesday, November 19, 2019 07:45:13 Pacific Standard Time
Printed: Tuesday, November 19, 2019 08:51:42 Pacific Standard Time

Name: 191118K2_2, Date: 19-Nov-2019, Time: 00:18:13, ID: ST191118K2-1 PCB 209 CS3 19C1106, Description: PCB 209 CS3 19C1106

	# Name	Resp	RA	n/y	RRF	wt/vol	Pred.RT	RT	Pred.R...	RRT	Check RRT	Conc.	%Rec	DL	EMPC
33	33 PCB-50	4.34e5	0.71	NO	0.781	1.000	29.10	29.07	1.045	1.044	NO	49.51	99.0	0.0362	49.51
34	34 PCB-53	4.06e5	0.74	NO	0.955	1.000	29.75	29.74	0.944	0.944	NO	49.22	98.4	0.0400	49.22
35	35 PCB-51	4.48e5	0.75	NO	1.02	1.000	30.07	30.09	0.955	0.955	NO	50.68	101	0.0373	50.68
36	36 PCB-45	3.42e5	0.71	NO	0.808	1.000	30.51	30.54	0.969	0.969	NO	48.89	97.8	0.0472	48.89
37	37 PCB-46	3.39e5	0.70	NO	0.754	1.000	31.03	31.04	0.985	0.985	NO	52.02	104	0.0506	52.02
38	38 PCB-52/69	9.59e5	0.71	NO	1.09	1.000	31.54	31.54	1.001	1.001	NO	101.6	102	0.0350	101.6
39	39 PCB-73	6.06e5	0.72	NO	1.29	1.000	31.66	31.65	1.005	1.005	NO	54.32	109	0.0296	54.32
40	40 PCB-43/49	8.31e5	0.72	NO	0.940	1.000	31.83	31.82	1.010	1.010	NO	102.2	102	0.0406	102.2
41	41 PCB-47	3.97e5	0.72	NO	0.869	1.000	32.04	32.04	1.001	1.001	NO	49.57	99.1	0.0402	49.57
42	42 PCB-48/75	9.95e5	0.72	NO	1.02	1.000	32.16	32.15	1.004	1.004	NO	105.4	105	0.0341	105.4
43	43 PCB-65	5.75e5	0.73	NO	1.11	1.000	32.43	32.43	1.013	1.013	NO	56.32	113	0.0315	56.32
44	44 PCB-62	4.87e5	0.73	NO	1.07	1.000	32.54	32.53	1.016	1.016	NO	49.59	99.2	0.0328	49.59
45	45 PCB-44	3.54e5	0.74	NO	0.761	1.000	32.88	32.86	1.027	1.026	NO	50.49	101	0.0459	50.49
46	46 PCB-42/59	9.43e5	0.73	NO	0.960	1.000	33.09	33.08	1.033	1.033	NO	106.6	107	0.0364	106.6
47	47 PCB-41/64/71/72	2.05e6	0.71	NO	1.08	1.000	33.72	33.70	1.053	1.052	NO	205.9	103	0.0323	205.9
48	48 PCB-68	5.40e5	0.72	NO	1.11	1.000	33.98	33.98	1.061	1.061	NO	52.81	106	0.0315	52.81
49	49 PCB-40	2.65e5	0.73	NO	0.577	1.000	34.23	34.18	1.069	1.067	NO	49.80	99.6	0.0606	49.80
50	50 PCB-57	5.77e5	0.72	NO	1.05	1.000	34.53	34.57	0.969	0.970	NO	53.09	106	0.0303	53.09
51	51 PCB-67	5.34e5	0.71	NO	0.993	1.000	34.86	34.89	0.978	0.979	NO	51.86	104	0.0320	51.86
52	52 PCB-58	5.79e5	0.72	NO	1.11	1.000	34.99	35.00	0.981	0.982	NO	50.19	100	0.0286	50.19
53	53 PCB-63	5.33e5	0.73	NO	0.962	1.000	35.14	35.17	0.986	0.986	NO	53.44	107	0.0330	53.44
54	54 PCB-74	5.47e5	0.71	NO	1.07	1.000	35.45	35.47	0.994	0.995	NO	49.41	98.8	0.0298	49.41
55	55 PCB-61/70	1.04e6	0.73	NO	0.986	1.000	35.67	35.60	1.000	0.998	NO	102.2	102	0.0322	102.2
56	56 PCB-76/66	1.15e6	0.73	NO	1.07	1.000	35.83	35.88	1.005	1.006	NO	103.6	104	0.0298	103.6
57	57 PCB-80	5.83e5	0.73	NO	1.08	1.000	36.12	36.12	1.001	1.000	NO	49.99	100	0.0275	49.99
58	58 PCB-55	5.90e5	0.71	NO	1.07	1.000	36.44	36.44	1.010	1.009	NO	51.36	103	0.0279	51.36
59	59 PCB-56/60	1.00e6	0.70	NO	0.934	1.000	36.94	36.96	1.023	1.024	NO	99.87	99.9	0.0319	99.87
60	60 PCB-79	5.63e5	0.72	NO	1.04	1.000	38.06	38.07	1.054	1.055	NO	50.08	100	0.0285	50.08
61	61 PCB-78	5.29e5	0.71	NO	1.03	1.000	38.78	38.80	0.987	0.987	NO	52.12	104	0.0348	52.12
62	62 PCB-81	4.76e5	0.71	NO	0.933	1.000	39.32	39.34	1.000	1.001	NO	51.83	104	0.0384	51.83
63	63 PCB-77	4.80e5	0.75	NO	1.03	1.000	39.95	39.95	1.000	1.000	NO	48.68	97.4	0.0368	48.68
64	64 PCB-104	5.12e5	1.47	NO	0.995	1.000	32.69	32.71	1.001	1.001	NO	49.96	99.9	0.0228	49.96
65	65 PCB-96	5.16e5	1.49	NO	0.996	1.000	34.02	34.01	1.041	1.041	NO	50.33	101	0.0227	50.33
66	66 PCB-103	3.88e5	1.52	NO	0.774	1.000	34.59	34.57	1.059	1.058	NO	48.63	97.3	0.0292	48.63
67	67 PCB-100	3.90e5	1.50	NO	0.778	1.000	34.97	34.95	1.070	1.069	NO	48.69	97.4	0.0291	48.69
68	68 PCB-94	3.05e5	1.50	NO	0.773	1.000	35.43	35.43	0.985	0.985	NO	51.05	102	0.0400	51.05

Dataset: U:\VG11.PRO\Results\191118K2\191118K2-2.qld

Last Altered: Tuesday, November 19, 2019 07:45:13 Pacific Standard Time
Printed: Tuesday, November 19, 2019 08:51:42 Pacific Standard Time

Name: 191118K2_2, Date: 19-Nov-2019, Time: 00:18:13, ID: ST191118K2-1 PCB 209 CS3 19C1106, Description: PCB 209 CS3 19C1106

	# Name	Resp	RA	n/y	RRF	wt/vol	Pred.RT	RT	Pred.R...	RRT	Check RRT	Conc.	%Rec	DL	EMPC
69	69 PCB-95/98/102	1.22e6	1.49	NO	1.01	1.000	35.90	35.91	0.999	0.999	NO	156.1	104	0.0305	156.1
70	70 PCB-93	3.08e5	1.51	NO	0.841	1.000	36.03	36.04	1.002	1.003	NO	47.44	94.9	0.0368	47.44
71	71 PCB-88/91	6.76e5	1.49	NO	0.890	1.000	36.38	36.40	1.012	1.012	NO	98.44	98.4	0.0348	98.44
72	72 PCB-121	5.61e5	1.52	NO	1.39	1.000	36.50	36.49	1.015	1.015	NO	52.45	105	0.0223	52.45
73	73 PCB-84/92	6.57e5	1.49	NO	0.879	1.000	37.33	37.33	0.990	0.990	NO	99.57	99.6	0.0363	99.57
74	74 PCB-89	3.63e5	1.53	NO	0.959	1.000	37.51	37.53	0.995	0.996	NO	50.36	101	0.0333	50.36
75	75 PCB-90/101	7.13e5	1.50	NO	0.944	1.000	37.72	37.72	1.000	1.000	NO	100.6	101	0.0338	100.6
76	76 PCB-113	4.65e5	1.46	NO	1.23	1.000	37.97	37.98	1.007	1.007	NO	50.33	101	0.0260	50.33
77	77 PCB-99	4.42e5	1.50	NO	1.12	1.000	38.07	38.07	1.010	1.010	NO	52.59	105	0.0285	52.59
78	78 PCB-119	4.86e5	1.49	NO	1.47	1.000	38.55	38.54	0.987	0.987	NO	51.53	103	0.0248	51.53
79	79 PCB-108/112	8.42e5	1.51	NO	1.25	1.000	38.71	38.71	0.991	0.991	NO	105.0	105	0.0292	105.0
80	80 PCB-83	5.16e5	1.49	NO	1.55	1.000	38.86	38.87	0.995	0.995	NO	51.96	104	0.0236	51.96
81	81 PCB-97	3.57e5	1.47	NO	1.07	1.000	39.10	39.08	1.001	1.000	NO	51.76	104	0.0339	51.76
82	82 PCB-86	3.04e5	1.46	NO	0.996	1.000	39.25	39.23	1.005	1.004	NO	47.55	95.1	0.0366	47.55
83	83 PCB-87/117/125	1.38e6	1.49	NO	1.33	1.000	39.35	39.36	1.008	1.008	NO	161.7	108	0.0274	161.7
84	84 PCB-111/115	1.04e6	1.48	NO	1.60	1.000	39.53	39.52	1.012	1.012	NO	101.0	101	0.0228	101.0
85	85 PCB-85/116	8.57e5	1.50	NO	1.22	1.000	39.65	39.65	1.015	1.015	NO	109.9	110	0.0300	109.9
86	86 PCB-120	5.64e5	1.48	NO	1.68	1.000	39.92	39.92	1.022	1.022	NO	52.29	105	0.0217	52.29
87	87 PCB-110	4.90e5	1.49	NO	1.49	1.000	40.06	40.04	1.026	1.025	NO	51.43	103	0.0245	51.43
88	88 PCB-82	2.82e5	1.49	NO	0.674	1.000	40.68	40.70	0.976	0.976	NO	50.24	100	0.0438	50.24
89	89 PCB-124	4.90e5	1.61	NO	1.16	1.000	41.40	41.40	0.993	0.993	NO	50.63	101	0.0254	50.63
90	90 PCB-107/109	1.00e6	1.43	NO	1.17	1.000	41.55	41.55	0.996	0.996	NO	103.5	104	0.0253	103.5
91	91 PCB-123	4.44e5	1.46	NO	1.04	1.000	41.72	41.74	1.000	1.001	NO	51.19	102	0.0283	51.20
92	92 PCB-106/118	9.38e5	1.49	NO	1.07	1.000	41.94	41.94	1.001	1.001	NO	99.32	99.3	0.0261	99.32
93	93 PCB-114	4.24e5	1.65	NO	1.16	1.000	42.60	42.60	1.000	1.000	NO	48.07	96.1	0.0345	48.07
94	94 PCB-122	3.89e5	1.56	NO	0.973	1.000	42.73	42.73	1.003	1.004	NO	52.64	105	0.0412	52.65
95	95 PCB-105	4.20e5	1.55	NO	1.10	1.000	43.49	43.49	1.000	1.000	NO	50.25	101	0.0372	50.25
96	96 PCB-127	4.29e5	1.56	NO	1.11	1.000	43.83	43.85	1.000	1.001	NO	49.09	98.2	0.0369	49.09
97	97 PCB-126	4.35e5	1.55	NO	1.21	1.000	45.80	45.80	1.000	1.000	NO	51.38	103	0.0384	51.38
98	98 PCB-155	3.65e5	1.24	NO	0.874	1.000	37.25	37.25	1.000	1.000	NO	52.38	105	0.0112	52.38
99	99 PCB-150	3.81e5	1.26	NO	0.881	1.000	38.56	38.56	1.036	1.036	NO	54.22	108	0.0111	54.23
100	1... PCB-152	4.32e5	1.23	NO	1.00	1.000	39.04	39.04	1.048	1.048	NO	53.83	108	0.00971	53.83
101	1... PCB-145	4.27e5	1.26	NO	1.00	1.000	39.51	39.51	1.061	1.061	NO	53.44	107	0.00975	53.44
102	1... PCB-136	3.53e5	1.27	NO	0.843	1.000	39.84	39.84	1.070	1.070	NO	52.42	105	0.0116	52.42
103	1... PCB-148	2.87e5	1.24	NO	0.693	1.000	39.95	39.95	1.073	1.073	NO	51.89	104	0.0141	51.89
104	1... PCB-154	2.98e5	1.26	NO	0.724	1.000	40.48	40.47	1.087	1.087	NO	51.55	103	0.0135	51.55

75-125%

Dataset: U:\VG11.PRO\Results\191118K2\191118K2-2.qld

Last Altered: Tuesday, November 19, 2019 07:45:13 Pacific Standard Time
Printed: Tuesday, November 19, 2019 08:51:42 Pacific Standard Time

Name: 191118K2_2, Date: 19-Nov-2019, Time: 00:18:13, ID: ST191118K2-1 PCB 209 CS3 19C1106, Description: PCB 209 CS3 19C1106

	#	Name	Resp	RA	n/y	RRF	wt/vol	Pred.RT	RT	Pred.R...	RRT	Check RRT	Conc.	%Rec	DL	EMPC
105	1...	PCB-151	2.56e5	1.22	NO	0.632	1.000	41.13	41.12	1.105	1.104	NO	50.79	102	0.0154	50.79
106	1...	PCB-135	2.82e5	1.25	NO	0.716	1.000	41.36	41.35	1.111	1.110	NO	49.32	98.6	0.0136	49.32
107	1...	PCB-144	2.78e5	1.25	NO	0.667	1.000	41.47	41.46	1.114	1.113	NO	52.22	104	0.0146	52.22
108	1...	PCB-147	2.72e5	1.26	NO	0.661	1.000	41.59	41.59	1.117	1.117	NO	51.58	103	0.0148	51.58
109	1...	PCB-139/149	6.19e5	1.25	NO	0.738	1.000	41.87	41.87	1.125	1.124	NO	105.0	105	0.0132	105.0
110	1...	PCB-140	2.57e5	1.24	NO	0.627	1.000	42.06	42.06	1.130	1.129	NO	51.32	103	0.0155	51.33
111	1...	PCB-134/143	5.42e5	1.18	NO	0.733	1.000	42.53	42.51	0.975	0.974	NO	104.9	105	0.0543	104.9
112	1...	PCB-131/133	5.79e5	1.16	NO	0.790	1.000	42.82	42.83	0.982	0.982	NO	104.1	104	0.0504	104.1
113	1...	PCB-142	2.59e5	1.16	NO	0.708	1.000	42.97	42.98	0.985	0.985	NO	51.86	104	0.0562	51.86
114	1...	PCB-146/165	7.07e5	1.19	NO	0.959	1.000	43.22	43.23	0.991	0.991	NO	104.7	105	0.0415	104.7
115	1...	PCB-132/161	7.11e5	1.20	NO	0.974	1.000	43.46	43.47	0.996	0.997	NO	103.6	104	0.0409	103.6
116	1...	PCB-153	3.60e5	1.18	NO	1.01	1.000	43.64	43.64	1.000	1.000	NO	50.48	101	0.0393	50.48
117	1...	PCB-168	3.74e5	1.17	NO	1.02	1.000	43.87	43.87	1.006	1.006	NO	52.02	104	0.0391	52.02
118	1...	PCB-141	2.98e5	1.16	NO	0.967	1.000	44.40	44.42	1.000	1.001	NO	50.77	102	0.0492	50.77
119	1...	PCB-137	2.83e5	1.16	NO	0.987	1.000	44.78	44.80	1.009	1.009	NO	47.25	94.5	0.0482	47.25
120	1...	PCB-130	2.61e5	1.21	NO	0.840	1.000	44.90	44.91	1.012	1.012	NO	51.26	103	0.0566	51.26
121	1...	PCB-138/163/164	1.17e6	1.17	NO	1.23	1.000	45.29	45.31	1.001	1.001	NO	156.9	105	0.0382	156.9
122	1...	PCB-158/160	7.46e5	1.19	NO	1.18	1.000	45.54	45.56	1.006	1.007	NO	104.1	104	0.0397	104.1
123	1...	PCB-129	2.45e5	1.19	NO	0.819	1.000	45.79	45.80	1.012	1.012	NO	49.16	98.3	0.0571	49.16
124	1...	PCB-166	3.98e5	1.17	NO	1.07	1.000	46.28	46.28	0.993	0.993	NO	49.74	99.5	0.0362	49.74
125	1...	PCB-159	4.41e5	1.20	NO	1.12	1.000	46.62	46.62	1.000	1.000	NO	52.68	105	0.0346	52.68
126	1...	PCB-128/162	6.34e5	1.15	NO	0.851	1.000	46.91	46.90	1.007	1.007	NO	99.59	99.6	0.0456	99.59
127	1...	PCB-167	3.83e5	1.17	NO	1.04	1.000	47.32	47.32	1.000	1.000	NO	50.77	102	0.0381	50.77
128	1...	PCB-156	3.83e5	1.16	NO	1.06	1.000	48.65	48.65	1.000	1.000	NO	51.92	104	0.0396	51.92
129	1...	PCB-157	3.51e5	1.20	NO	0.978	1.000	48.95	48.93	1.001	1.000	NO	51.29	103	0.0431	51.29
130	1...	PCB-169	3.45e5	1.18	NO	1.11	1.000	51.20	51.20	1.000	1.000	NO	48.04	96.1	0.0457	48.05
131	1...	PCB-188	4.35e5	1.03	NO	1.19	1.000	43.28	43.26	1.001	1.000	NO	52.28	105	0.0262	52.28
132	1...	PCB-184	4.02e5	1.03	NO	1.17	1.000	43.73	43.72	1.011	1.011	NO	49.45	98.9	0.0268	49.45
133	1...	PCB-179	4.23e5	1.01	NO	1.18	1.000	44.54	44.53	1.030	1.030	NO	51.60	103	0.0266	51.60
134	1...	PCB-176	4.25e5	1.02	NO	1.16	1.000	45.01	45.01	1.041	1.041	NO	52.62	105	0.0270	52.62
135	1...	PCB-186	4.53e5	1.03	NO	1.22	1.000	45.63	45.63	1.055	1.055	NO	53.42	107	0.0257	53.42
136	1...	PCB-178	2.88e5	1.00	NO	0.830	1.000	46.14	46.14	1.067	1.067	NO	49.69	99.4	0.0377	49.69
137	1...	PCB-175	2.87e5	1.01	NO	0.849	1.000	46.50	46.50	1.075	1.075	NO	48.61	97.2	0.0369	48.61
138	1...	PCB-182/187	7.01e5	1.01	NO	0.960	1.000	46.70	46.69	1.080	1.080	NO	104.8	105	0.0326	104.8
139	1...	PCB-183	3.45e5	1.03	NO	0.957	1.000	47.03	47.01	1.088	1.087	NO	51.82	104	0.0327	51.82
140	1...	PCB-185	2.84e5	1.05	NO	1.32	1.000	47.70	47.70	0.955	0.955	NO	50.11	100	0.0384	50.11

75-125%

Dataset: U:\VG11.PRO\Results\191118K2\191118K2-2.qld

Last Altered: Tuesday, November 19, 2019 07:45:13 Pacific Standard Time
Printed: Tuesday, November 19, 2019 08:51:42 Pacific Standard Time

Name: 191118K2_2, Date: 19-Nov-2019, Time: 00:18:13, ID: ST191118K2-1 PCB 209 CS3 19C1106, Description: PCB 209 CS3 19C1106

	#	Name	Resp	RA	n/y	RRF	wt/vol	Pred.RT	RT	Pred.R...	RRT	Check RRT	Conc.	%Rec	DL	EMPC
141	1...	PCB-174	2.65e5	1.02	NO	1.22	1.000	48.07	48.08	0.962	0.962	NO	50.66	101	0.0416	50.66
142	1...	PCB-181	3.23e5	1.02	NO	1.41	1.000	48.17	48.17	0.964	0.964	NO	53.24	106	0.0359	53.24
143	1...	PCB-177	2.59e5	1.03	NO	1.24	1.000	48.35	48.34	0.968	0.968	NO	48.72	97.4	0.0409	48.72
144	1...	PCB-171	2.70e5	1.03	NO	1.24	1.000	48.64	48.65	0.974	0.974	NO	50.70	101	0.0408	50.70
145	1...	PCB-173	2.42e5	1.01	NO	1.14	1.000	49.08	49.08	0.983	0.983	NO	49.46	98.9	0.0444	49.46
146	1...	PCB-172	2.70e5	1.02	NO	1.31	1.000	49.57	49.55	0.992	0.992	NO	48.18	96.4	0.0388	48.18
147	1...	PCB-192	3.66e5	1.01	NO	1.70	1.000	49.76	49.76	0.996	0.996	NO	50.18	100	0.0298	50.19
148	1...	PCB-180	2.90e5	1.01	NO	1.32	1.000	49.97	49.97	1.000	1.000	NO	51.16	102	0.0384	51.16
149	1...	PCB-193	3.36e5	1.01	NO	1.54	1.000	50.20	50.18	1.005	1.005	NO	50.83	102	0.0330	50.83
150	1...	PCB-191	3.38e5	1.06	NO	1.57	1.000	50.45	50.44	1.010	1.010	NO	49.99	100	0.0322	49.99
151	1...	PCB-170	2.44e5	1.02	NO	1.36	1.000	51.64	51.64	1.000	1.000	NO	48.52	97.0	0.0438	48.52
152	1...	PCB-190	3.36e5	1.02	NO	1.84	1.000	51.83	51.83	1.004	1.004	NO	49.47	98.9	0.0323	49.48
153	1...	PCB-189	3.38e5	1.00	NO	1.33	1.000	53.33	53.32	1.000	1.000	NO	51.22	102	0.0300	51.22
154	1...	PCB-202	3.41e5	0.87	NO	1.02	1.000	48.87	48.85	1.001	1.000	NO	51.72	103	0.0204	51.72
155	1...	PCB-201	3.05e5	0.90	NO	0.915	1.000	49.36	49.37	1.011	1.011	NO	51.77	104	0.0229	51.77
156	1...	PCB-204	3.23e5	0.85	NO	0.979	1.000	49.51	49.52	1.014	1.014	NO	51.16	102	0.0214	51.16
157	1...	PCB-197	3.21e5	0.88	NO	0.979	1.000	49.83	49.84	1.020	1.021	NO	50.89	102	0.0214	50.89
158	1...	PCB-200	3.06e5	0.90	NO	0.954	1.000	50.78	50.77	1.040	1.040	NO	49.80	99.6	0.0219	49.80
159	1...	PCB-198	2.29e5	0.88	NO	0.748	1.000	52.30	52.30	1.071	1.071	NO	47.44	94.9	0.0280	47.44
160	1...	PCB-199	2.20e5	0.90	NO	0.706	1.000	52.41	52.43	1.073	1.074	NO	48.31	96.6	0.0296	48.31
161	1...	PCB-196/203	4.90e5	0.88	NO	0.785	1.000	52.75	52.74	1.080	1.080	NO	96.88	96.9	0.0267	96.88
162	1...	PCB-195	2.42e5	0.87	NO	1.03	1.000	54.00	54.01	0.984	0.984	NO	49.26	98.5	0.0351	49.26
163	1...	PCB-194	2.72e5	0.90	NO	1.16	1.000	54.92	54.92	1.000	1.000	NO	49.56	99.1	0.0314	49.56
164	1...	PCB-205	3.51e5	0.93	NO	1.40	1.000	55.18	55.18	1.005	1.005	NO	52.77	106	0.0259	52.77
165	1...	PCB-208	2.86e5	1.30	NO	0.934	1.000	54.16	54.16	1.000	1.000	NO	49.36	98.7	0.0213	49.36
166	1...	PCB-207	2.81e5	1.31	NO	0.912	1.000	54.48	54.48	1.006	1.006	NO	49.55	99.1	0.0218	49.55
167	1...	PCB-206	2.16e5	1.27	NO	0.987	1.000	56.44	56.44	1.000	1.000	NO	49.93	99.9	0.0285	49.93
168	1...	PCB-209	2.58e5	1.19	NO	0.943	1.000	57.64	57.65	1.000	1.000	NO	50.87	102	0.00549	50.87
169	1...	13C-PCB-1	1.58e6	3.49	NO	1.08	1.000	15.69	15.69	0.609	0.609	NO	95.21	95.2	0.102	
170	1...	13C-PCB-3	1.50e6	3.05	NO	1.09	1.000	18.35	18.36	0.712	0.713	NO	88.91	88.9	0.101	
171	1...	13C-PCB-4	9.84e5	1.60	NO	0.640	1.000	19.71	19.71	0.765	0.765	NO	99.60	99.6	0.0673	
172	1...	13C-PCB-9	1.56e6	1.56	NO	0.995	1.000	21.56	21.55	0.837	0.837	NO	101.5	101	0.0433	
173	1...	13C-PCB-11	1.52e6	1.56	NO	0.971	1.000	25.04	25.03	0.972	0.972	NO	101.3	101	0.0443	
174	1...	13C-PCB-19	8.81e5	0.97	NO	0.637	1.000	23.98	23.96	0.931	0.930	NO	89.52	89.5	0.228	
175	1...	13C-PCB-32	1.32e6	0.99	NO	0.910	1.000	27.00	26.98	1.048	1.047	NO	93.66	93.7	0.160	
176	1...	13C-PCB-28	1.14e6	0.94	NO	1.07	1.000	28.99	28.99	1.003	1.003	NO	95.70	95.7	0.240	

75-125%

50-145%

Dataset: U:\VG11.PRO\Results\191118K2\191118K2-2.qld

Last Altered: Tuesday, November 19, 2019 07:45:13 Pacific Standard Time
Printed: Tuesday, November 19, 2019 08:51:42 Pacific Standard Time

Name: 191118K2_2, Date: 19-Nov-2019, Time: 00:18:13, ID: ST191118K2-1 PCB 209 CS3 19C1106, Description: PCB 209 CS3 19C1106

	#	Name	Resp	RA	n/y	RRF	wt/vol	Pred.RT	RT	Pred.R...	RRT	Check RRT	Conc.	%Rec	DL	EMPC
177	1...	13C-PCB-37	1.05e6	0.99	NO	0.959	1.000	32.99	33.01	1.141	1.142	NO	98.62	98.6	0.267	
178	1...	13C-PCB-54	1.12e6	0.75	NO	1.10	1.000	27.81	27.84	0.753	0.754	NO	99.96	100	0.0693	
179	1...	13C-PCB-52	8.65e5	0.74	NO	0.844	1.000	31.50	31.50	0.853	0.853	NO	100.1	100	0.0902	
180	1...	13C-PCB-47	9.22e5	0.73	NO	0.893	1.000	32.02	32.02	0.867	0.867	NO	100.9	101	0.0852	
181	1...	13C-PCB-70	1.04e6	0.74	NO	1.01	1.000	35.65	35.65	0.965	0.965	NO	100.7	101	0.0755	
182	1...	13C-PCB-80	1.08e6	0.76	NO	1.05	1.000	36.08	36.10	0.977	0.977	NO	100.5	101	0.0728	
183	1...	13C-PCB-81	9.83e5	0.73	NO	0.985	1.000	39.30	39.30	1.064	1.064	NO	97.59	97.6	0.0773	
184	1...	13C-PCB-77	9.54e5	0.74	NO	0.958	1.000	39.91	39.93	1.080	1.081	NO	97.35	97.4	0.0794	
185	1...	13C-PCB-104	1.03e6	1.61	NO	1.10	1.000	32.69	32.68	0.827	0.827	NO	99.94	99.9	0.0348	
186	1...	13C-PCB-95	7.72e5	1.59	NO	0.852	1.000	35.97	35.95	0.910	0.910	NO	96.41	96.4	0.0448	
187	1...	13C-PCB-101	7.52e5	1.61	NO	0.814	1.000	37.72	37.70	0.955	0.954	NO	98.32	98.3	0.0469	
188	1...	13C-PCB-97	6.42e5	1.63	NO	0.709	1.000	39.06	39.06	0.989	0.989	NO	96.28	96.3	0.0538	
189	1...	13C-PCB-123	8.32e5	1.61	NO	0.922	1.000	41.69	41.70	1.055	1.056	NO	96.15	96.1	0.0414	
190	1...	13C-PCB-118	8.83e5	1.59	NO	0.975	1.000	41.88	41.91	1.060	1.061	NO	96.38	96.4	0.0391	
191	1...	13C-PCB-114	7.60e5	1.53	NO	1.52	1.000	42.56	42.58	0.908	0.909	NO	94.96	95.0	0.0698	
192	1...	13C-PCB-105	7.59e5	1.50	NO	1.58	1.000	43.45	43.47	0.927	0.928	NO	90.95	91.0	0.0670	
193	1...	13C-PCB-127	7.89e5	1.56	NO	1.62	1.000	43.81	43.81	0.935	0.935	NO	92.33	92.3	0.0654	
194	1...	13C-PCB-126	6.98e5	1.54	NO	1.45	1.000	45.76	45.78	0.976	0.977	NO	91.69	91.7	0.0734	
195	1...	13C-PCB-155	7.98e5	1.29	NO	1.03	1.000	37.23	37.24	0.942	0.942	NO	82.83	82.8	0.0103	
196	1...	13C-PCB-153	7.04e5	1.21	NO	1.42	1.000	43.63	43.62	0.931	0.931	NO	93.90	93.9	0.0990	
197	1...	13C-PCB-141	6.06e5	1.25	NO	1.14	1.000	44.40	44.38	0.947	0.947	NO	100.6	101	0.123	
198	1...	13C-PCB-138	6.08e5	1.27	NO	1.18	1.000	45.27	45.25	0.966	0.966	NO	97.83	97.8	0.119	
199	1...	13C-PCB-159	7.49e5	1.27	NO	1.43	1.000	46.61	46.60	0.994	0.994	NO	99.16	99.2	0.0983	
200	2...	13C-PCB-167	7.24e5	1.24	NO	1.42	1.000	47.31	47.30	1.009	1.009	NO	96.47	96.5	0.0989	
201	2...	13C-PCB-156	6.98e5	1.22	NO	1.40	1.000	48.63	48.63	1.038	1.038	NO	94.84	94.8	0.101	
202	2...	13C-PCB-157	7.00e5	1.23	NO	1.41	1.000	48.91	48.91	1.044	1.044	NO	94.38	94.4	0.100	
203	2...	13C-PCB-169	6.49e5	1.26	NO	1.35	1.000	51.19	51.18	1.092	1.092	NO	91.56	91.6	0.105	
204	2...	13C-PCB-188	6.97e5	0.45	NO	1.46	1.000	43.22	43.24	0.926	0.927	NO	96.25	96.3	0.0405	
205	2...	13C-PCB-180	4.29e5	0.45	NO	0.932	1.000	49.93	49.95	1.070	1.070	NO	93.06	93.1	0.0636	
206	2...	13C-PCB-170	3.69e5	0.44	NO	0.796	1.000	51.60	51.62	1.106	1.106	NO	93.63	93.6	0.0745	
207	2...	13C-PCB-189	4.95e5	0.45	NO	1.09	1.000	53.28	53.31	1.142	1.142	NO	91.75	91.7	0.0544	
208	2...	13C-PCB-202	6.44e5	0.95	NO	1.45	1.000	48.84	48.83	1.046	1.046	NO	89.77	89.8	0.0263	
209	2...	13C-PCB-194	4.75e5	0.89	NO	0.714	1.000	54.91	54.90	0.995	0.995	NO	98.07	98.1	0.0595	
210	2...	13C-PCB-208	6.21e5	0.79	NO	0.896	1.000	54.15	54.14	0.982	0.981	NO	102.2	102	0.0490	
211	2...	13C-PCB-206	4.38e5	0.79	NO	0.653	1.000	56.42	56.42	1.023	1.023	NO	98.92	98.9	0.0673	
212	2...	13C-PCB-209	5.37e5	1.21	NO	0.806	1.000	57.65	57.64	1.045	1.045	NO	98.32	98.3	0.0248	

50-145%

Dataset: U:\VG11.PRO\Results\191118K2\191118K2-2.qld

Last Altered: Tuesday, November 19, 2019 07:45:13 Pacific Standard Time
Printed: Tuesday, November 19, 2019 08:51:42 Pacific Standard Time

Name: 191118K2_2, Date: 19-Nov-2019, Time: 00:18:13, ID: ST191118K2-1 PCB 209 CS3 19C1106, Description: PCB 209 CS3 19C1106

	#	Name	Resp	RA	n/y	RRF	wt/vol	Pred.RT	RT	Pred.R...	RRT	Check RRT	Conc.	%Rec		DL	EMPC
213	2...	13C-PCB-15	1.54e6	1.58	NO	1.00	1.000	25.71	25.76	1.000	0.000	NO	100.0	100		0.0431	
214	2...	13C-PCB-31	1.11e6	0.94	NO	1.00	1.000	28.84	28.90	1.000	0.000	NO	100.0	100		0.257	
215	2...	13C-PCB-60	1.02e6	0.76	NO	1.00	1.000	36.90	36.94	1.000	0.000	NO	100.0	100		0.0761	
216	2...	13C-PCB-111	9.39e5	1.58	NO	1.00	1.000	39.47	39.51	1.000	0.000	NO	100.0	100		0.0382	
217	2...	13C-PCB-128	5.27e5	1.23	NO	1.00	1.000	46.82	46.86	1.000	0.000	NO	100.0	100		0.141	
218	2...	13C-PCB-182	4.95e5	0.46	NO	1.00	1.000	46.65	46.67	0.000	0.000	NO	100.0	100		0.0593	
219	2...	13C-PCB-205	6.79e5	0.90	NO	1.00	1.000	55.15	55.17	1.000	0.000	NO	100.0	100		0.0424	
220	2...	13C-PCB-79	1.06e6	0.73	NO	1.03	1.000	38.07	38.05	1.031	1.030	NO	100.6	101	75-125%	0.0738	
221	2...	13C-PCB-178	4.44e5	0.46	NO	0.875	1.000	46.12	46.13	0.988	0.988	NO	96.29	96.3		0.0640	
222	2...	13C-PCB-79	1.04e6	0.72	NO	1.05	1.000	38.02	38.05	0.967	0.968	NO	101.2	101		0.0821	
223	2...	13C-PCB-178	4.43e5	0.46	NO	0.975	1.000	46.14	46.13	0.924	0.923	NO	106.0	106		0.0688	

Dataset: Untitled

Last Altered: Tuesday, November 19, 2019 11:43:35 Pacific Standard Time
Printed: Tuesday, November 19, 2019 11:43:56 Pacific Standard Time

Method: U:\VG11.PRO\MethDB\PCB-209_ZB1_11-14-19.mdb 14 Nov 2019 15:03:40
Calibration: U:\VG11.PRO\CurveDB\db1_PCBvg11-6-28-19.cdb 29 Jun 2019 11:47:57

Compound name: PCB-1

	Name	ID	Acq.Date	Acq.Time
1	191118K2_1	SOLVENT BLANK	18-Nov-19	23:17:24
2	191118K2_2	ST191118K2-1 PCB 209 CS3 19C1106	19-Nov-19	00:18:13
3	191118K2_3	SOLVENT BLANK	19-Nov-19	01:20:15
4	191118K2_4	B9K0091-BS1 OPR 5	19-Nov-19	02:21:54
5	191118K2_5	B9J0060-BS1 OPR 1	19-Nov-19	03:22:34
6	191118K2_6	B9J0060-BS2 OPR 1	19-Nov-19	04:23:26
7	191118K2_7	B9J0060-BS3 OPR 1	19-Nov-19	05:24:17
8	191118K2_8	B9J0060-BS4 OPR 1	19-Nov-19	06:26:21
9	191118K2_9	B9J0097-BS1 OPR 1	19-Nov-19	07:28:02
10	191118K2_10	SOLVENT BLANK	19-Nov-19	08:28:59
11	191118K2_11	1903828-01 PDI-034SC-A-00-01-191022 9.23	19-Nov-19	09:29:49
12	191118K2_12	1903828-01@40X PDI-034SC-A-00-01-19102...	19-Nov-19	10:30:46

M 168.9888 R 12170

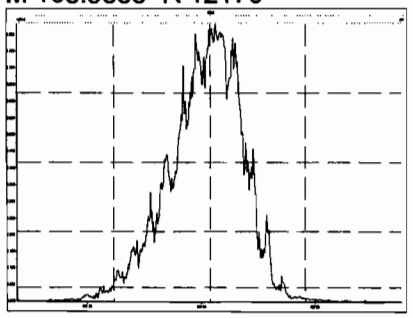

M 180.9888 R 12376

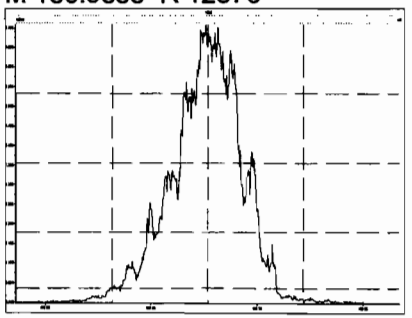

M 192.9888 R 6874

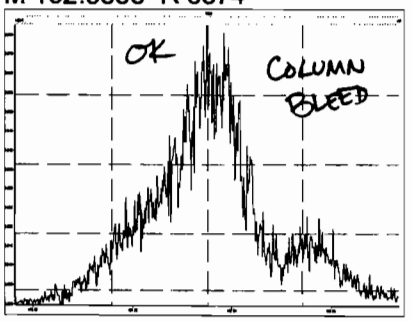

M 204.9888 R 13623

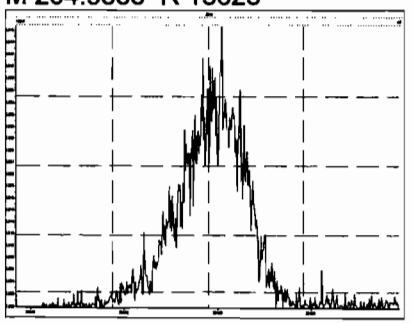

M 218.9856 R 11737

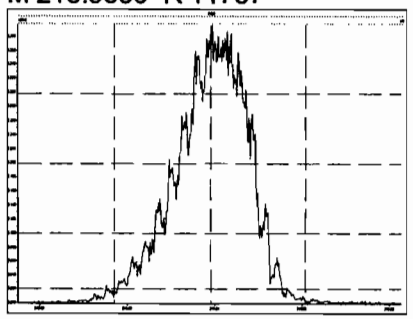

M 230.9856 R 12567

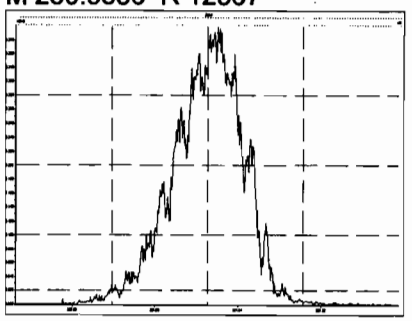

M 242.9856 R 12756

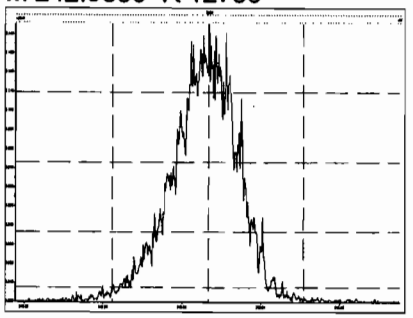

M 254.9856 R 13399

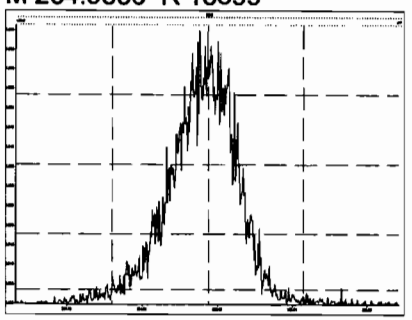

M 268.9824 R 12142

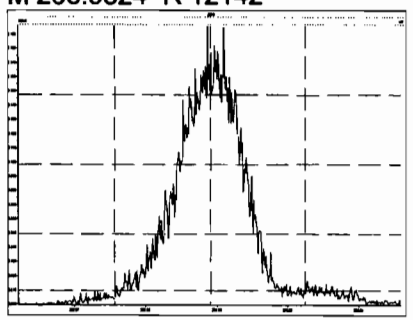

M 280.9824 R 12898

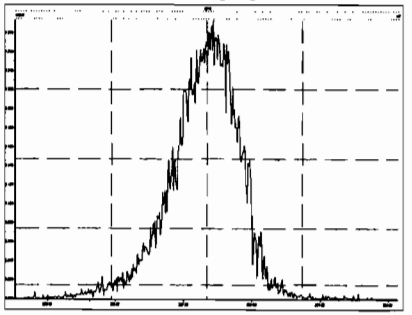

M 254.9856 R 12958

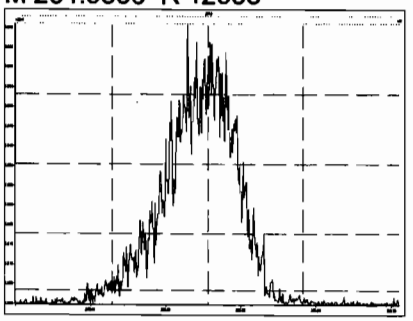

M 268.9824 R 238090

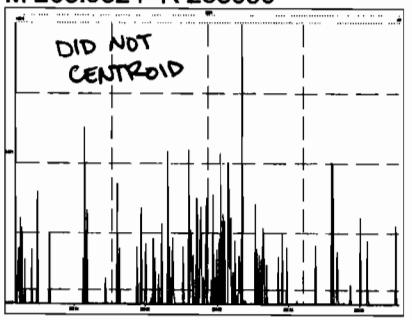

M 280.9824 R 416669

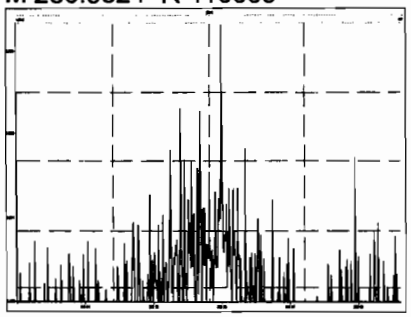

M 292.9824 R 13472

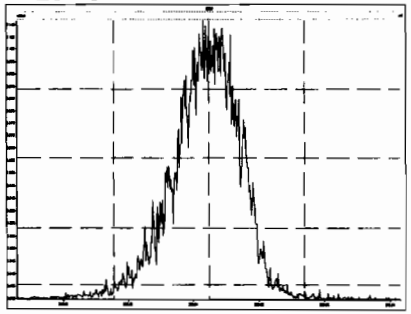

M 304.9824 R 14131

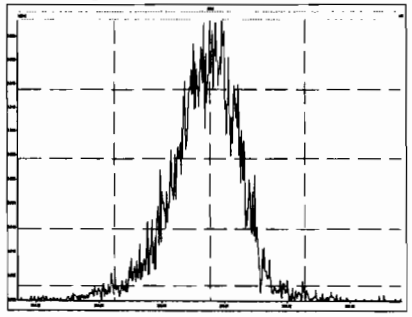

M 318.9792 R 13251

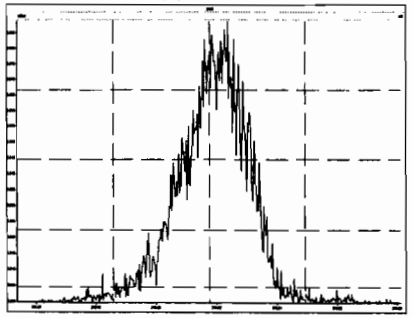

M 330.9792 R 13020

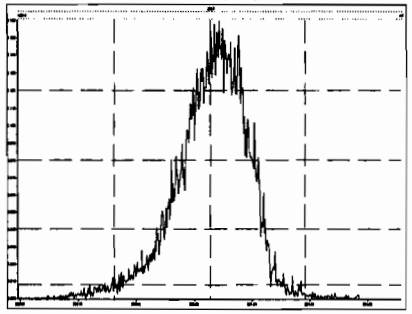

M 342.9792 R 11962

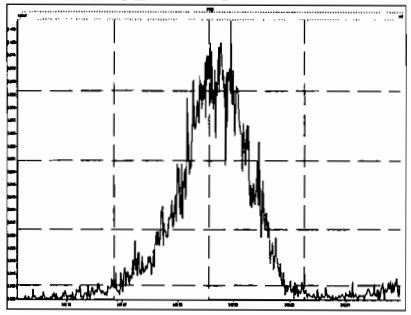

M 354.9792 R 12447

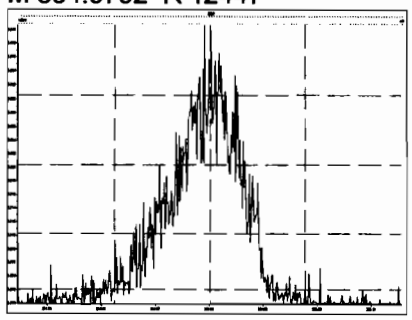

M 366.9792 R 12567

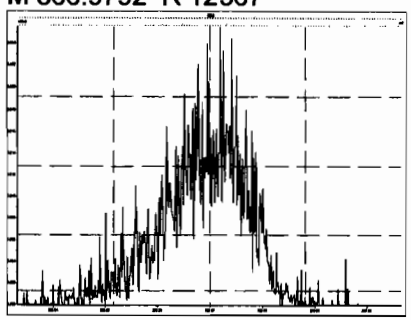

M 380.9760 R 10752

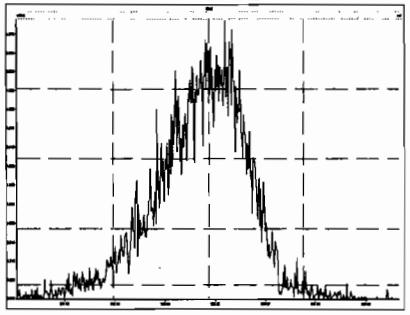

M 318.9792 R 13550

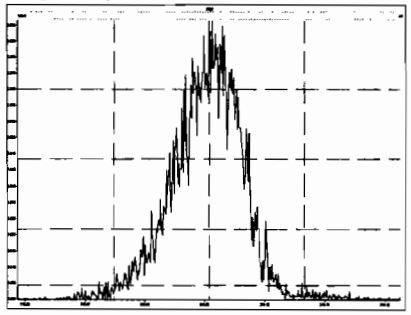

M 330.9792 R 14125

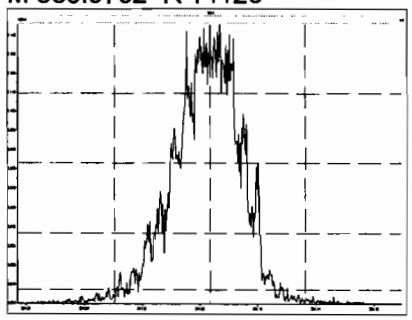

M 342.9792 R 13122

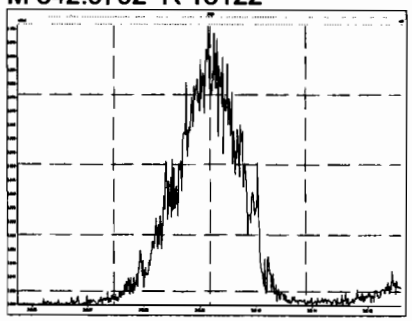

M 354.9792 R 15925

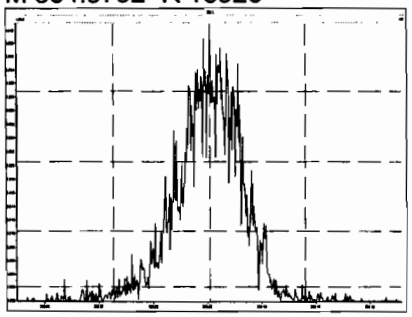

M 366.9792 R 14418

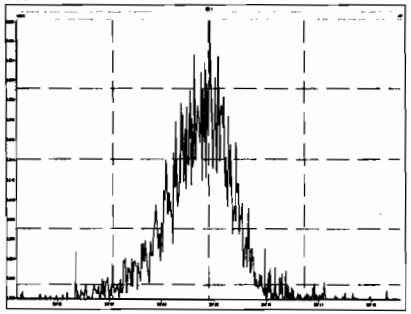

M 380.9760 R 13561

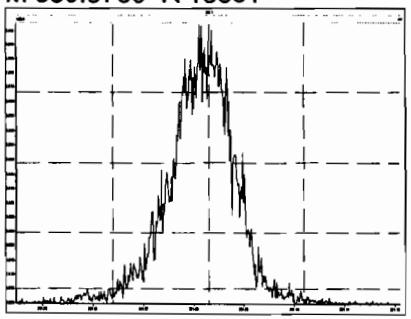

M 392.9760 R 14643

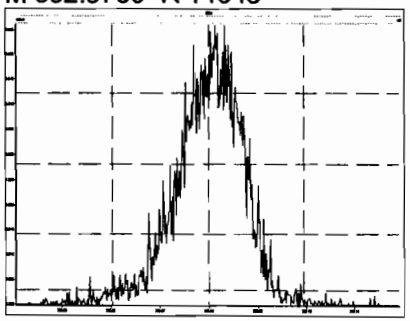

M 404.9760 R 13588

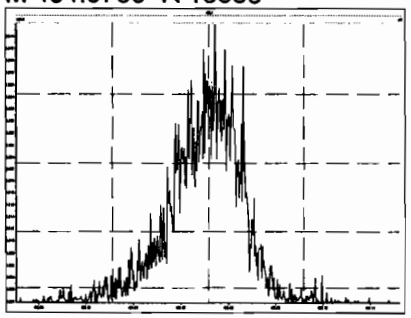

M 416.9760 R 14568

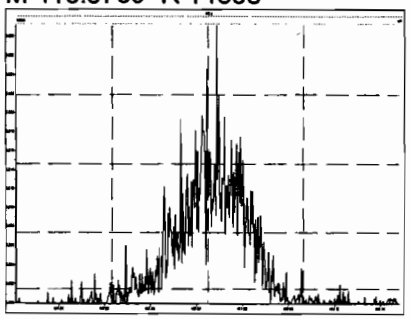

M 430.9728 R 13074

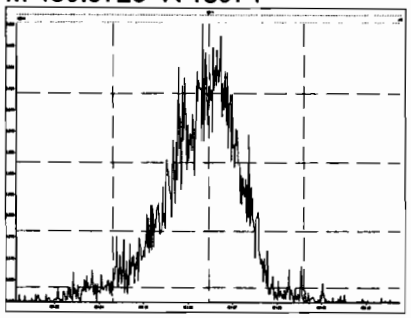

M 442.9728 R 13404

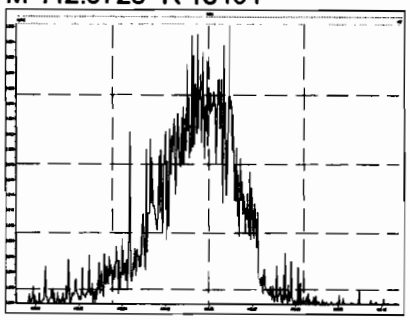

M 416.9760 R 145836

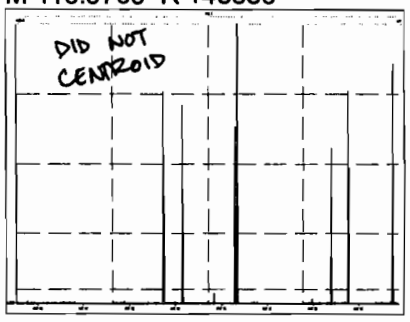

M 430.9728 R 14738

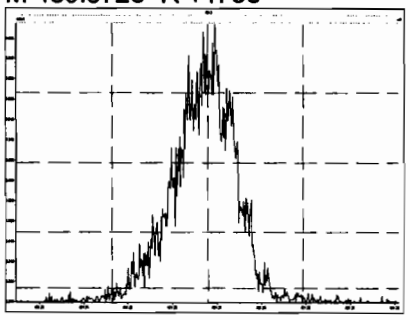

M 442.9728 R 15634

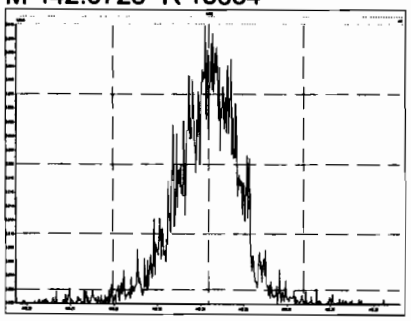

M 454.9728 R 15060

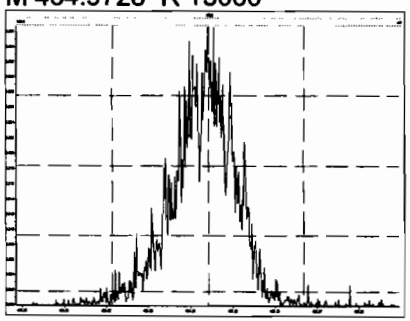

M 466.9728 R 16556

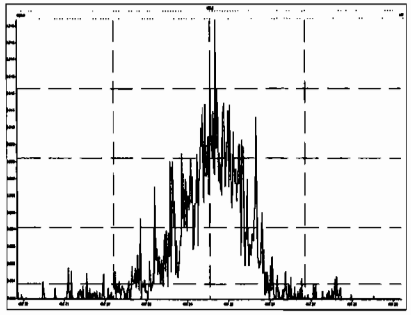

M 480.9696 R 14205

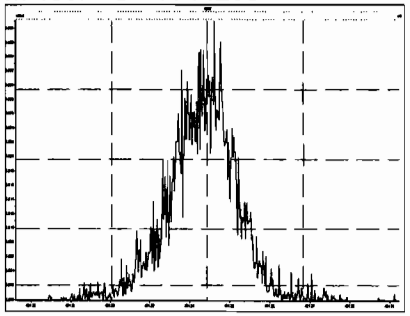

M 492.9696 R 15490

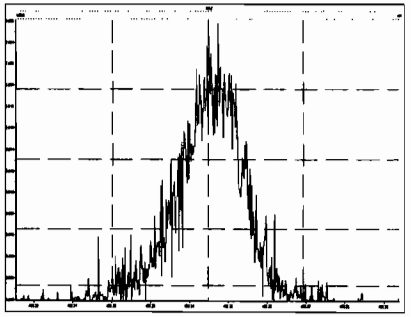

M 504.9696 R 14996

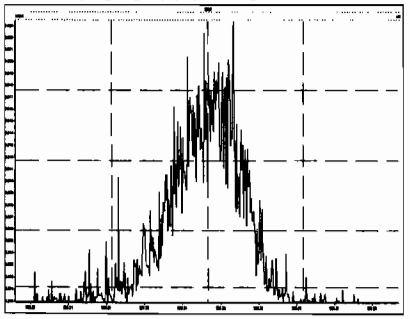

M 516.9697 R 16413

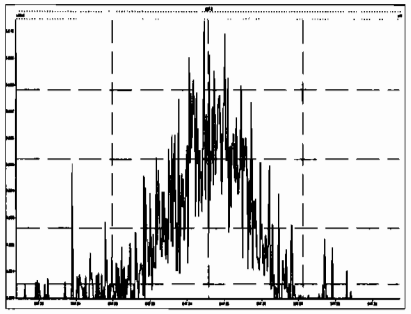

Vista Analytical Laboratory VG-11

Dataset: Untitled

Last Altered: Tuesday, November 19, 2019 08:48:52 Pacific Standard Time
Printed: Tuesday, November 19, 2019 08:49:04 Pacific Standard Time

Method: U:\VG11.PRO\MethDB\PCB-209_ZB1_11-14-19.mdb 14 Nov 2019 15:03:40
Calibration: U:\VG11.PRO\CurveDB\db1_PCBvg11-6-28-19.cdb 29 Jun 2019 11:47:57

Name: 191118K2_2, Date: 19-Nov-2019, Time: 00:18:13, ID: ST191118K2-1 PCB 209 CS3 19C1106, Description: PCB 209 CS3 19C1106

PCB-1

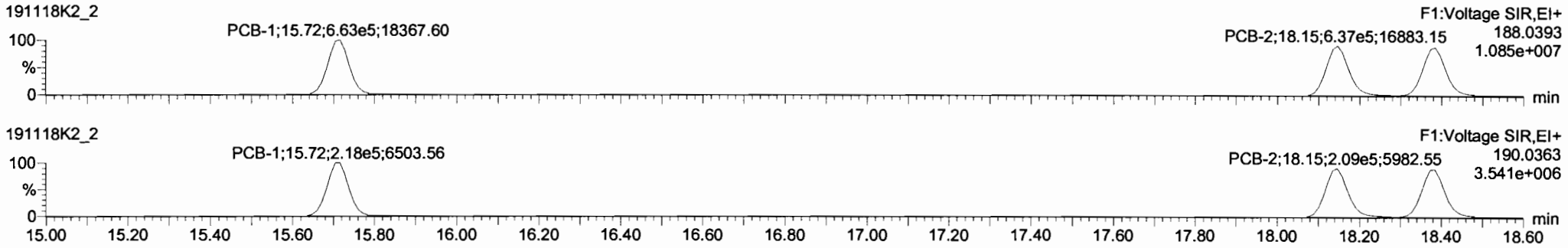

13C-PCB-1

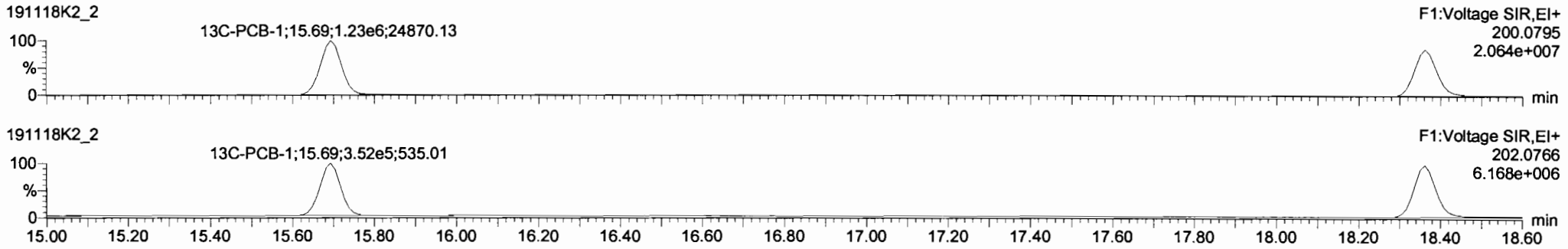

PFK1

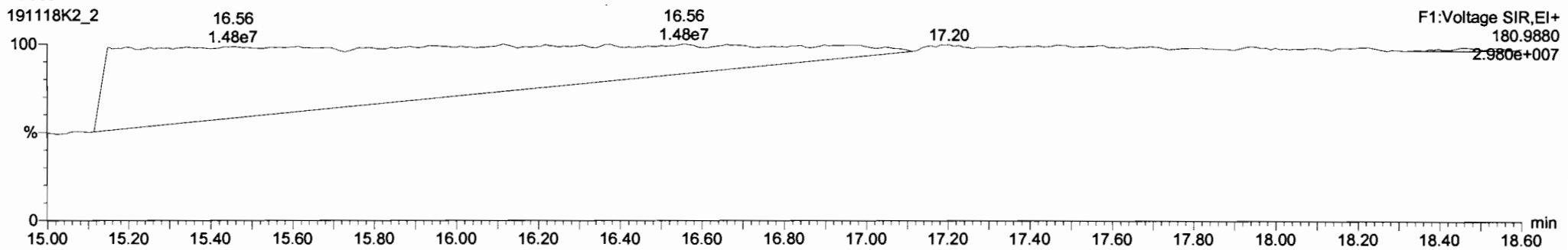

Dataset: Untitled

Last Altered: Tuesday, November 19, 2019 08:48:52 Pacific Standard Time
Printed: Tuesday, November 19, 2019 08:49:04 Pacific Standard Time

Name: 191118K2_2, Date: 19-Nov-2019, Time: 00:18:13, ID: ST191118K2-1 PCB 209 CS3 19C1106, Description: PCB 209 CS3 19C1106

PCB-4/10

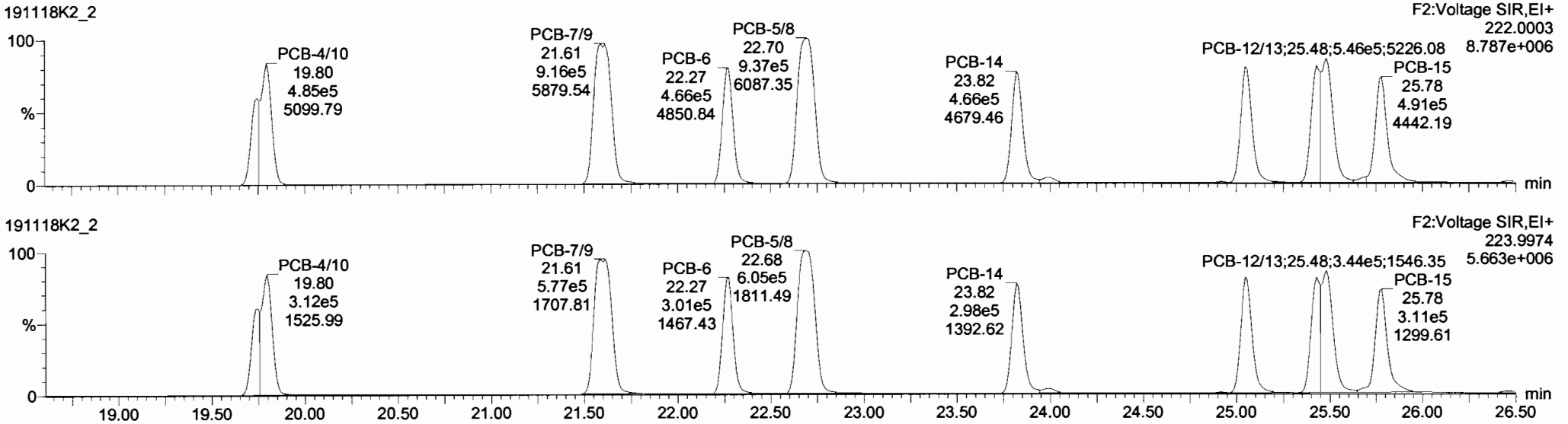

13C-PCB-4

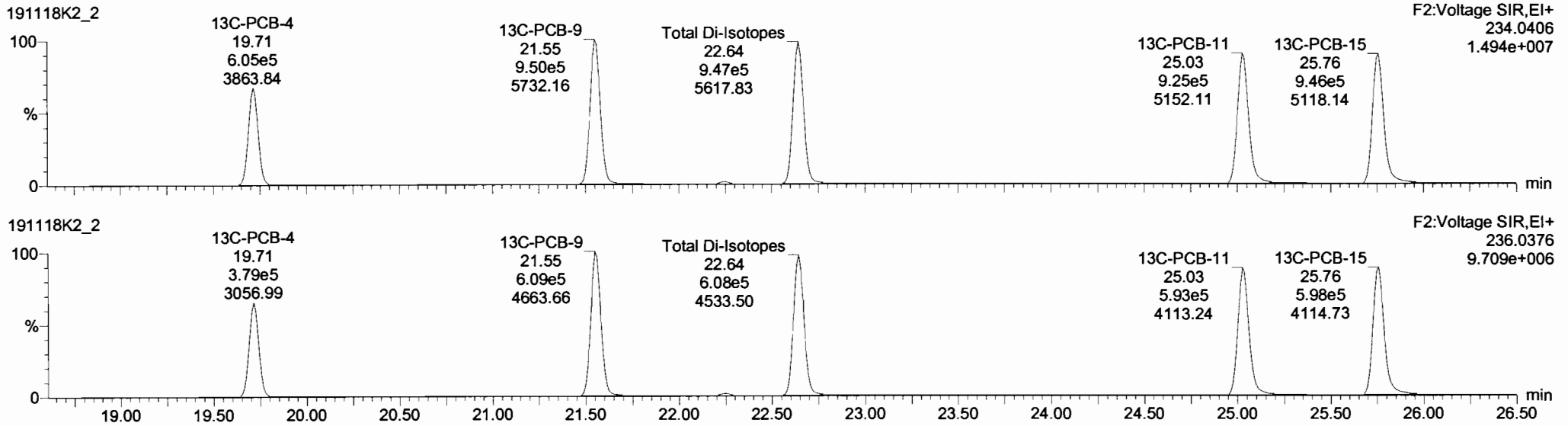

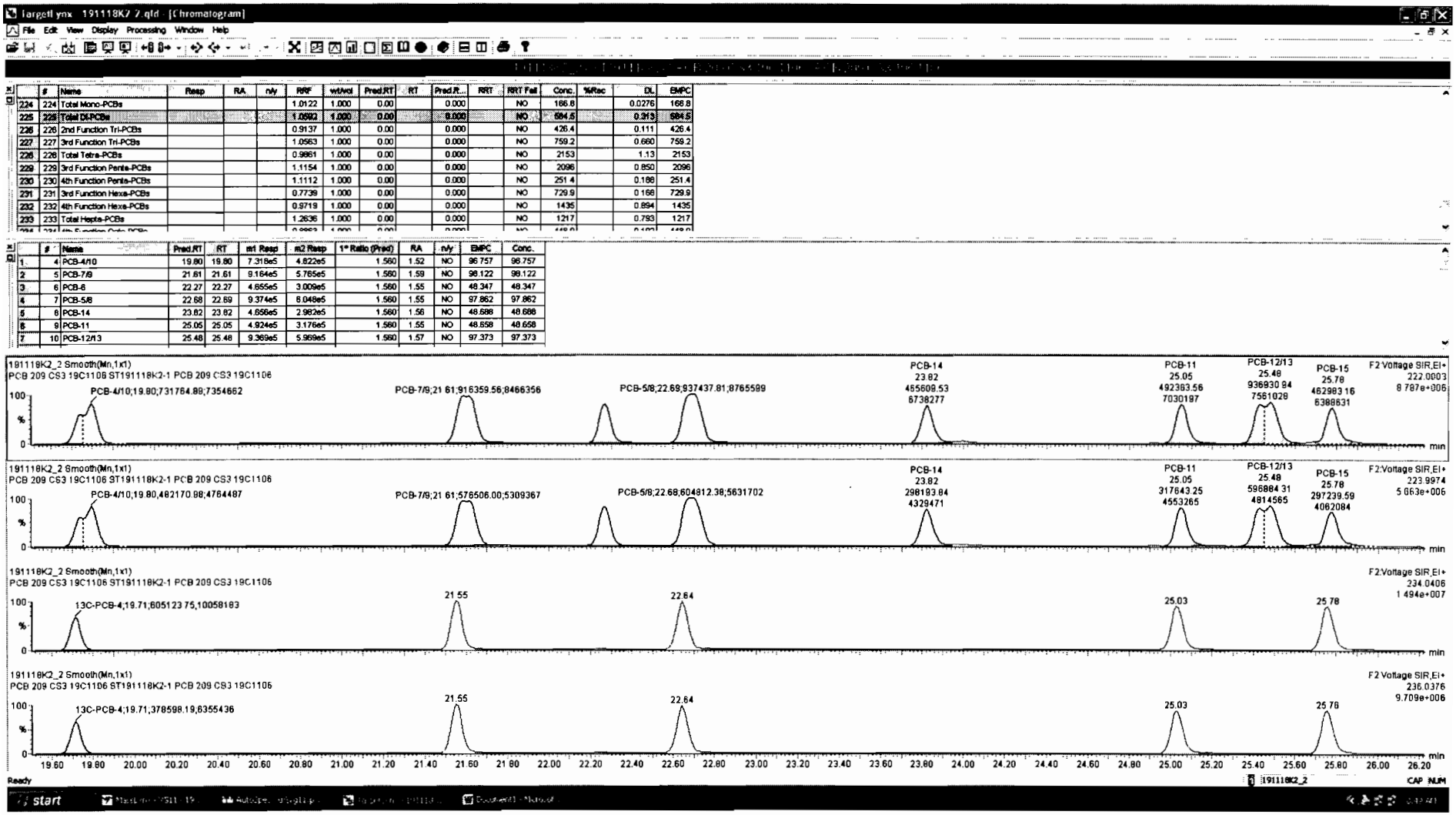

	#	Name	Resp	RA	n/y	RRF	wt/Vol	Pred.RT	RT	Pred.R...	RRT	RRT Fail	Conc.	%Rec	DL	EMPC
224	224	Total Mono-PCBs				1.0122	1.000	0.00		0.000		NO	166.8		0.0276	166.8
225	225	Total Di-PCBs				1.0592	1.000	0.00		0.000		NO	684.5		0.313	684.5
226	226	2nd Function Tri-PCBs				0.9137	1.000	0.00		0.000		NO	426.4		0.111	426.4
227	227	3rd Function Tri-PCBs				1.0563	1.000	0.00		0.000		NO	759.2		0.660	759.2
228	228	Total Tetra-PCBs				0.9861	1.000	0.00		0.000		NO	2153		1.13	2153
229	229	3rd Function Penta-PCBs				1.1154	1.000	0.00		0.000		NO	2096		0.850	2096
230	230	4th Function Penta-PCBs				1.1112	1.000	0.00		0.000		NO	251.4		0.186	251.4
231	231	3rd Function Hexa-PCBs				0.7739	1.000	0.00		0.000		NO	729.9		0.168	729.9
232	232	4th Function Hexa-PCBs				0.9719	1.000	0.00		0.000		NO	1435		0.894	1435
233	233	Total Hepta-PCBs				1.2636	1.000	0.00		0.000		NO	1217		0.793	1217

	#	Name	Pred.RT	RT	m1 Resp	m2 Resp	1° Ratio (Pred)	RA	n/y	EMPC	Conc.
1	4	PCB-4/10	19.80	19.80	7.318e5	4.822e5	1.560	1.52	NO	96.757	96.757
2	5	PCB-7/9	21.61	21.61	9.164e5	5.765e5	1.560	1.59	NO	98.122	98.122
3	6	PCB-6	22.27	22.27	4.655e5	3.009e5	1.560	1.55	NO	48.347	48.347
4	7	PCB-5/8	22.68	22.69	9.374e5	6.048e5	1.560	1.55	NO	97.862	97.862
5	8	PCB-14	23.82	23.82	4.656e5	2.982e5	1.560	1.56	NO	48.688	48.688
6	9	PCB-11	25.05	25.05	4.924e5	3.176e5	1.560	1.55	NO	48.658	48.658
7	10	PCB-12/13	25.48	25.48	9.369e5	5.969e5	1.560	1.57	NO	97.373	97.373

Dataset: Untitled

Last Altered: Tuesday, November 19, 2019 08:48:52 Pacific Standard Time
Printed: Tuesday, November 19, 2019 08:49:04 Pacific Standard Time

Name: 191118K2_2, Date: 19-Nov-2019, Time: 00:18:13, ID: ST191118K2-1 PCB 209 CS3 19C1106, Description: PCB 209 CS3 19C1106

PCB-19

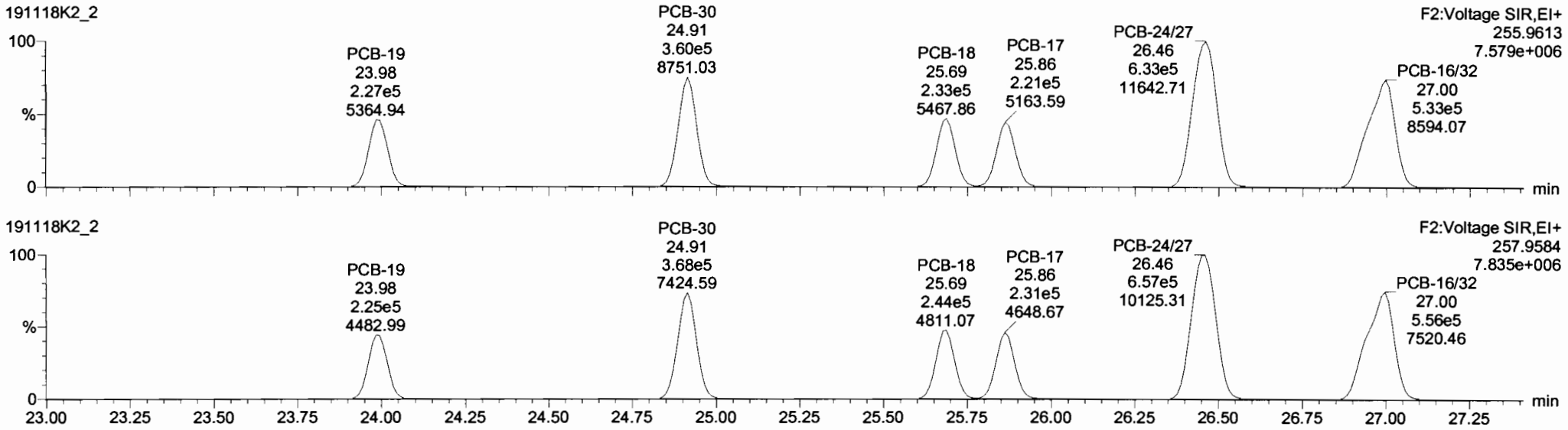

13C-PCB-19

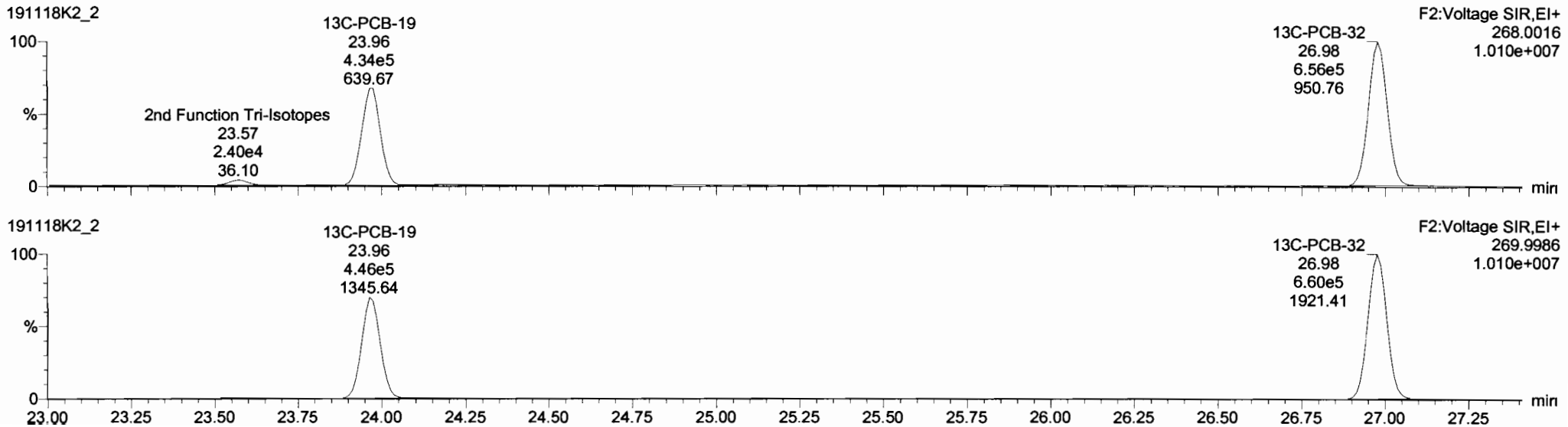

Dataset: Untitled

Last Altered: Tuesday, November 19, 2019 08:48:52 Pacific Standard Time
Printed: Tuesday, November 19, 2019 08:49:04 Pacific Standard Time

Name: 191118K2_2, Date: 19-Nov-2019, Time: 00:18:13, ID: ST191118K2-1 PCB 209 CS3 19C1106, Description: PCB 209 CS3 19C1106

PCB-34

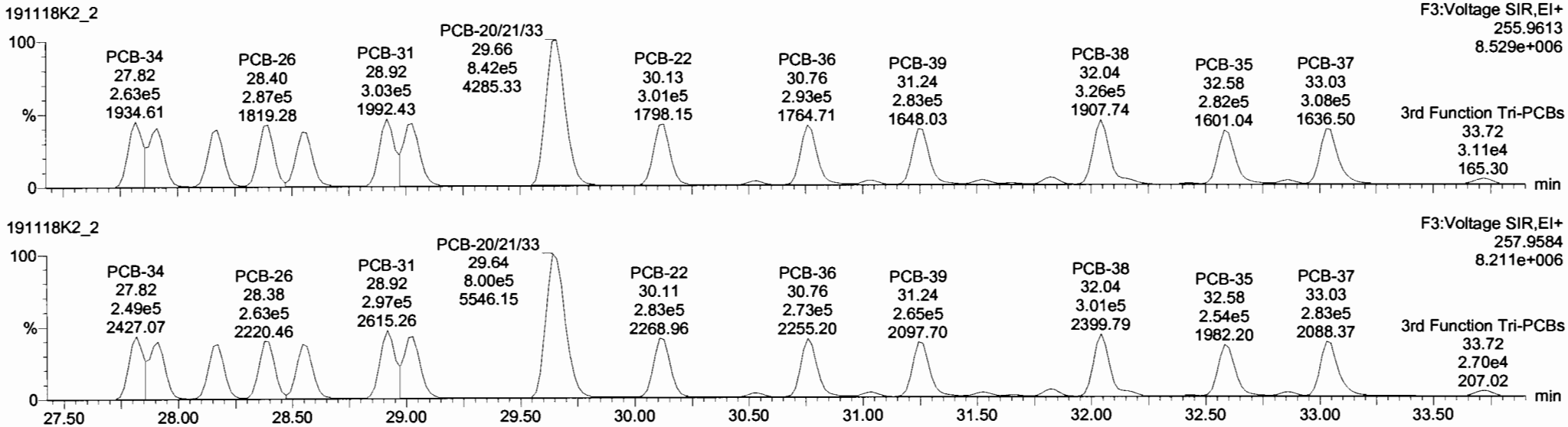

13C-PCB-28

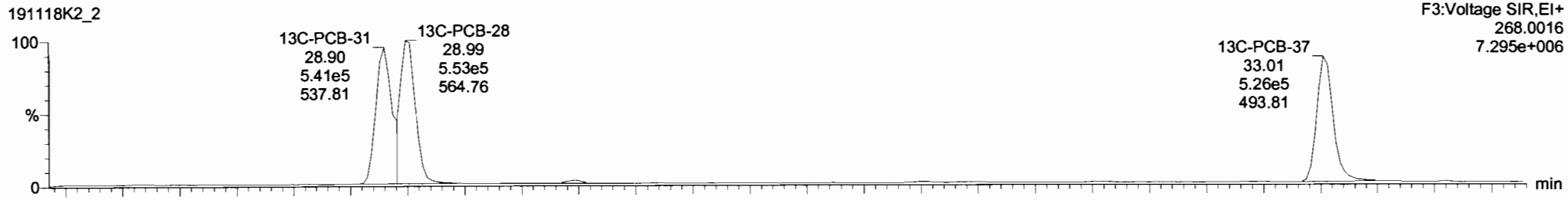

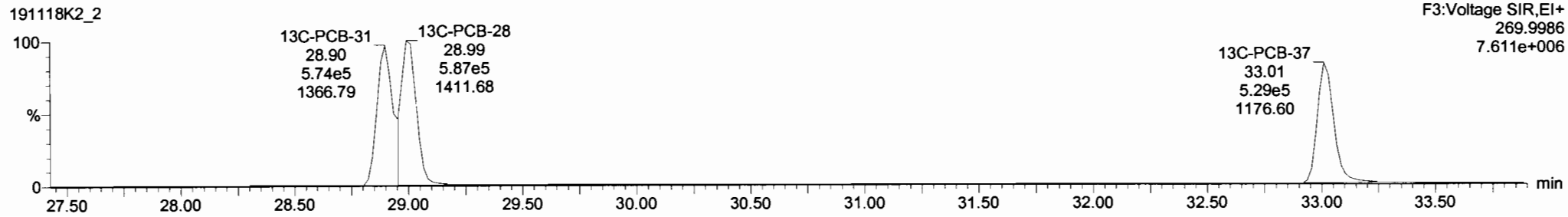

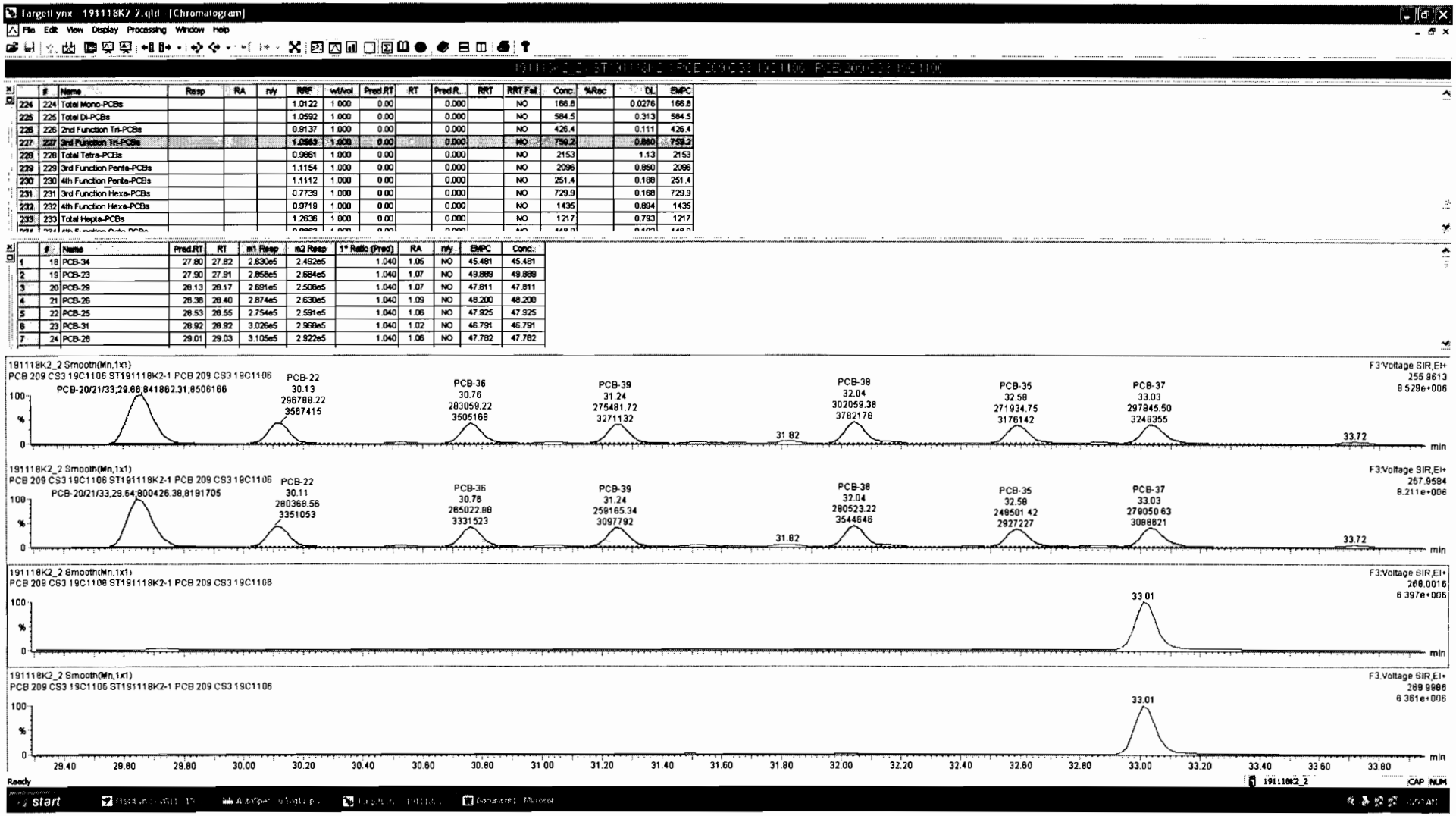

	#	Name	Resp	RA	n/y	RRF	wt/vol	Pred.RT	RT	Pred.R...	RRT	RRT Fail	Conc.	%Rec	DL	EMPC
224	224	Total Mono-PCBs				1.0122	1.000	0.00		0.000		NO	166.8		0.0276	166.8
225	225	Total Di-PCBs				1.0592	1.000	0.00		0.000		NO	584.5		0.313	584.5
226	226	2nd Function Tri-PCBs				0.9137	1.000	0.00		0.000		NO	426.4		0.111	426.4
227	227	3rd Function Tri-PCBs				1.0363	1.000	0.00		0.000		NO	758.2		0.880	758.2
228	228	Total Tetra-PCBs				0.9861	1.000	0.00		0.000		NO	2153		1.13	2153
229	229	3rd Function Penta-PCBs				1.1154	1.000	0.00		0.000		NO	2096		0.850	2096
230	230	4th Function Penta-PCBs				1.1112	1.000	0.00		0.000		NO	251.4		0.188	251.4
231	231	3rd Function Hexa-PCBs				0.7739	1.000	0.00		0.000		NO	729.9		0.168	729.9
232	232	4th Function Hexa-PCBs				0.9719	1.000	0.00		0.000		NO	1435		0.894	1435
233	233	Total Hepta-PCBs				1.2636	1.000	0.00		0.000		NO	1217		0.793	1217

	#	Name	Pred.RT	RT	m1 Resp	m2 Resp	1* Ratio (Pred)	RA	n/y	EMPC	Conc.
1	18	PCB-34	27.80	27.82	2.830e5	2.492e5	1.040	1.05	NO	45.481	45.481
2	19	PCB-23	27.90	27.91	2.856e5	2.684e5	1.040	1.07	NO	49.889	49.889
3	20	PCB-29	28.13	28.17	2.691e5	2.508e5	1.040	1.07	NO	47.811	47.811
4	21	PCB-26	28.38	28.40	2.874e5	2.630e5	1.040	1.09	NO	48.200	48.200
5	22	PCB-25	28.53	28.55	2.754e5	2.591e5	1.040	1.06	NO	47.925	47.925
6	23	PCB-31	28.92	28.92	3.026e5	2.968e5	1.040	1.02	NO	46.791	46.791
7	24	PCB-28	29.01	29.03	3.105e5	2.922e5	1.040	1.06	NO	47.782	47.782

Dataset: Untitled

Last Altered: Tuesday, November 19, 2019 08:48:52 Pacific Standard Time
Printed: Tuesday, November 19, 2019 08:49:04 Pacific Standard Time

Name: 191118K2_2, Date: 19-Nov-2019, Time: 00:18:13, ID: ST191118K2-1 PCB 209 CS3 19C1106, Description: PCB 209 CS3 19C1106

PCB-54

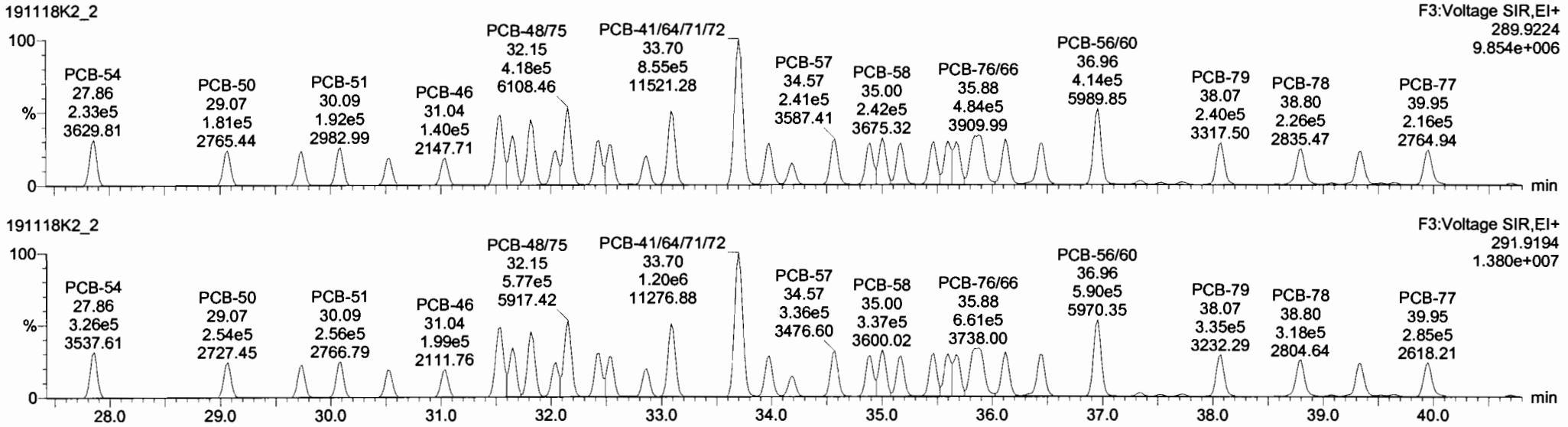

13C-PCB-54

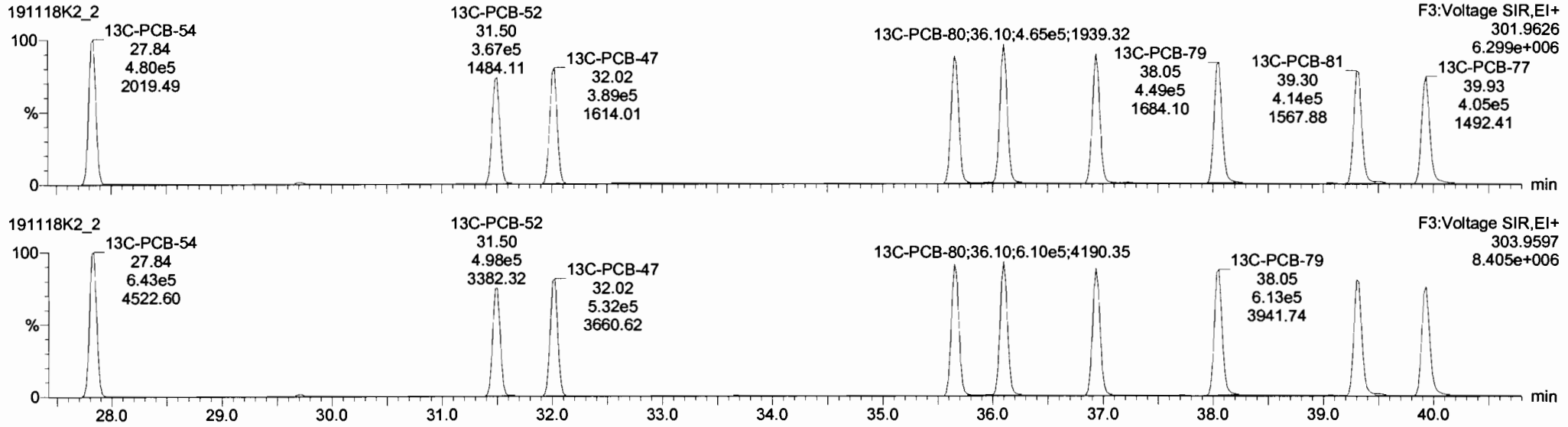

Vista Analytical Laboratory VG-11

Dataset: Untitled

Last Altered: Tuesday, November 19, 2019 08:48:52 Pacific Standard Time
Printed: Tuesday, November 19, 2019 08:49:04 Pacific Standard Time

Name: 191118K2_2, Date: 19-Nov-2019, Time: 00:18:13, ID: ST191118K2-1 PCB 209 CS3 19C1106, Description: PCB 209 CS3 19C1106

PCB-50

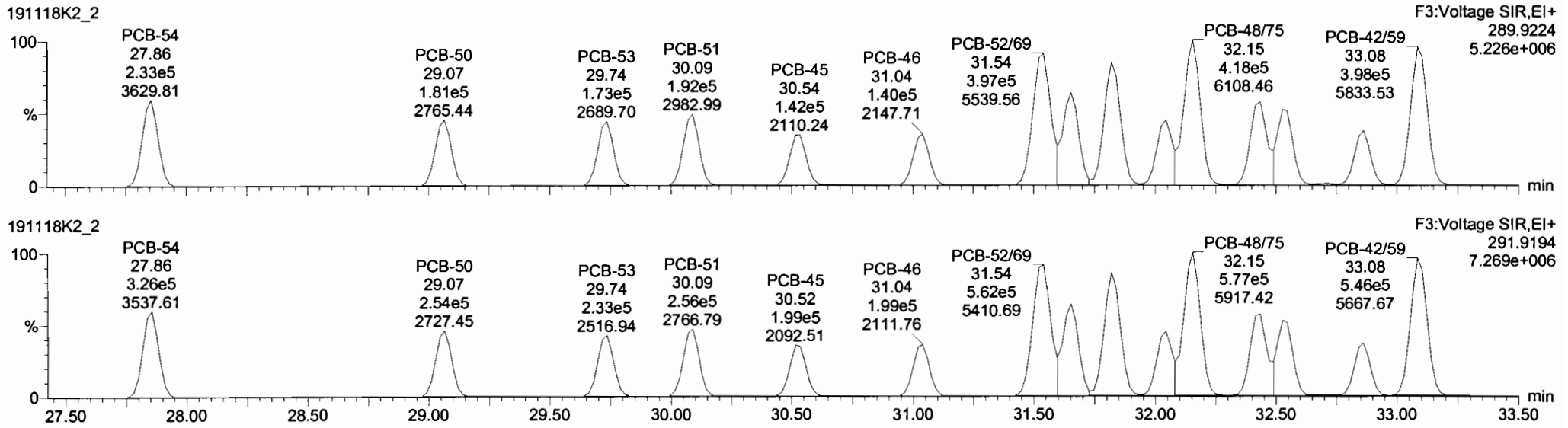

13C-PCB-52

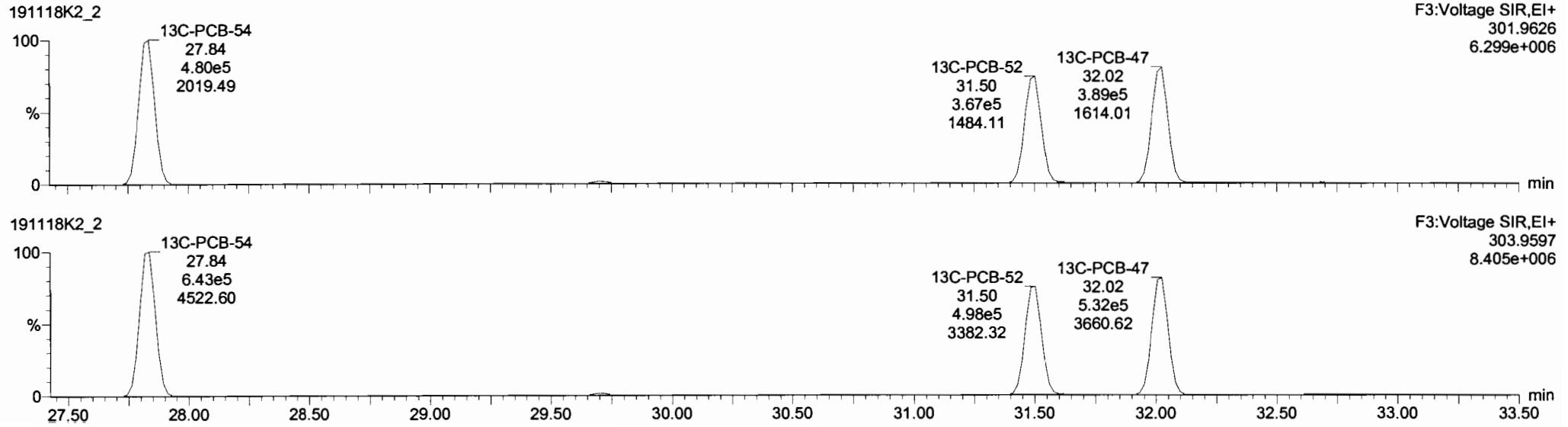

Dataset: Untitled

Last Altered: Tuesday, November 19, 2019 08:48:52 Pacific Standard Time
Printed: Tuesday, November 19, 2019 08:49:04 Pacific Standard Time

Name: 191118K2_2, Date: 19-Nov-2019, Time: 00:18:13, ID: ST191118K2-1 PCB 209 CS3 19C1106, Description: PCB 209 CS3 19C1106

PCB-68

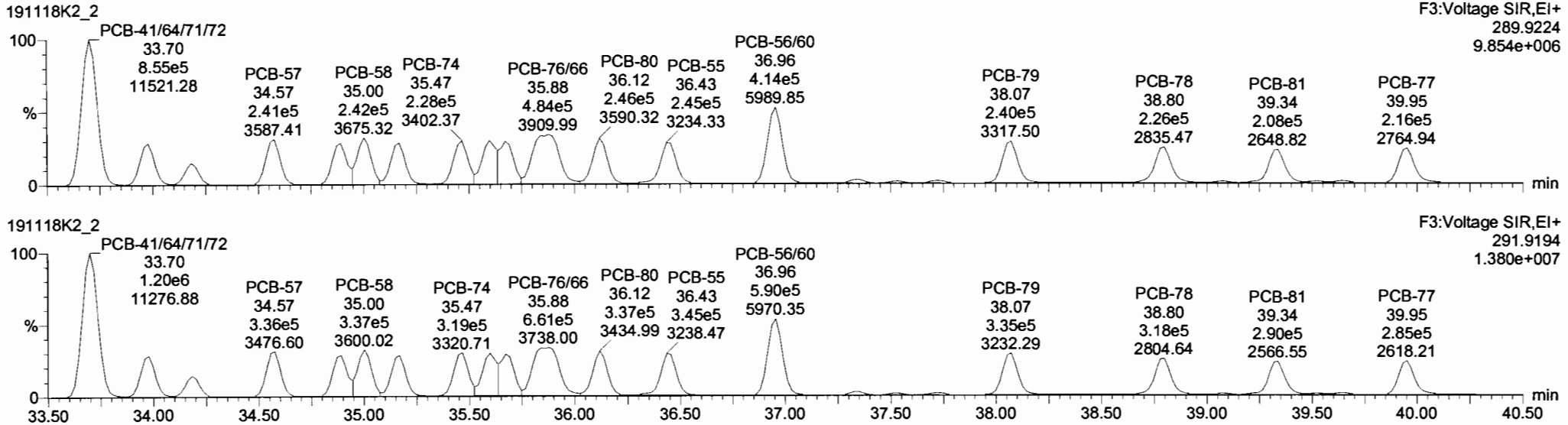

13C-PCB-60

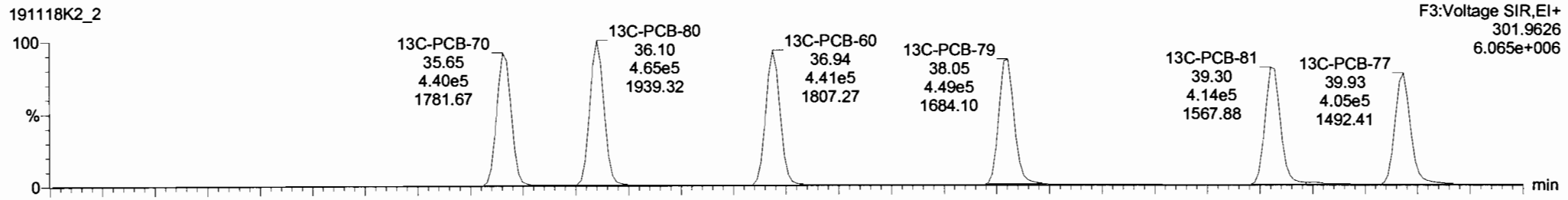

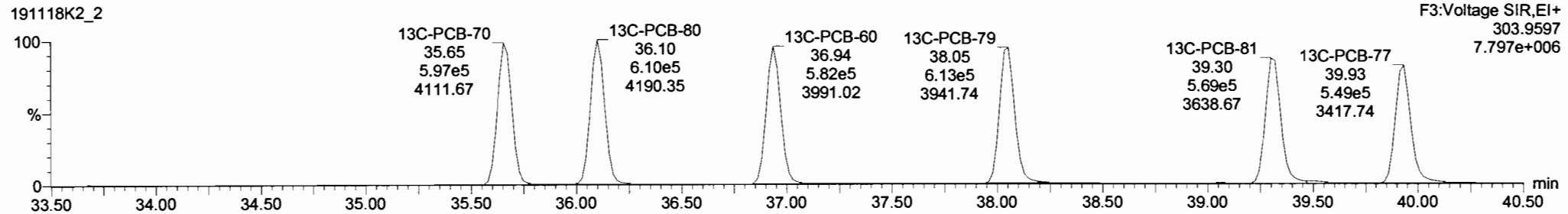

TargetLynx - 191118K2 2.qld [Chromatogram]

File Edit View Display Processing Window Help

	#	Name	Resp	RA	n/y	RRF	wtAvg	Pred.RT	RT	Pred.R...	RRT	RRT Fail	Conc.	%Rec	DL	EMPC
224	224	Total Mono-PCBs				1.0122	1.000	0.00		0.000		NO	166.8		0.0276	166.8
225	225	Total Di-PCBs				1.0592	1.000	0.00		0.000		NO	584.5		0.313	584.5
226	226	2nd Function Tri-PCBs				0.9137	1.000	0.00		0.000		NO	426.4		0.111	426.4
227	227	3rd Function Tri-PCBs				1.0583	1.000	0.00		0.000		NO	759.2		0.660	759.2
228	228	Total Tetra-PCBs				0.9861	1.000	0.00		0.000		NO	2153		1.13	2153
229	229	3rd Function Penta-PCBs				1.1154	1.000	0.00		0.000		NO	2096		0.850	2096
230	230	4th Function Penta-PCBs				1.1112	1.000	0.00		0.000		NO	251.4		0.188	251.4
231	231	3rd Function Hexa-PCBs				0.7739	1.000	0.00		0.000		NO	729.9		0.168	729.9
232	232	4th Function Hexa-PCBs				0.9719	1.000	0.00		0.000		NO	1435		0.894	1435
233	233	Total Hepta-PCBs				1.2636	1.000	0.00		0.000		NO	1217		0.793	1217

	#	Name	Pred.RT	RT	m1 Resp	m2 Resp	1* Ratio (Pred)	RA	n/y	EMPC	Conc.
1	32	PCB-54	27.86	27.86	2.331e5	3.259e5	0.770	0.71	NO	49.989	49.989
2	33	PCB-50	29.10	29.07	1.805e5	2.538e5	0.770	0.71	NO	49.505	49.505
3	34	PCB-53	29.75	29.74	1.732e5	2.332e5	0.770	0.74	NO	49.221	49.221
4	35	PCB-51	30.07	30.09	1.923e5	2.561e5	0.770	0.75	NO	50.678	50.678
5	36	PCB-45	30.51	30.54	1.421e5	1.994e5	0.770	0.71	NO	48.891	48.891
6	37	PCB-46	31.03	31.04	1.402e5	1.987e5	0.770	0.70	NO	52.021	52.021
7	38	PCB-52/69	31.54	31.54	3.972e5	5.622e5	0.770	0.71	NO	101.64	101.64

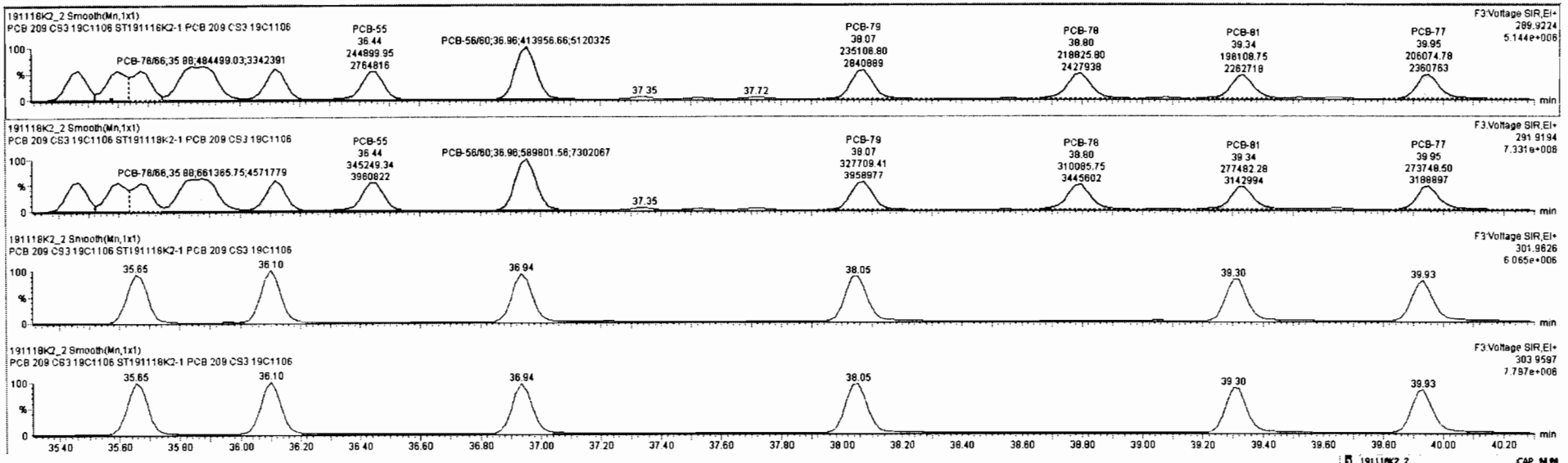

Dataset: Untitled

Last Altered: Tuesday, November 19, 2019 08:48:52 Pacific Standard Time
Printed: Tuesday, November 19, 2019 08:49:04 Pacific Standard Time

Name: 191118K2_2, Date: 19-Nov-2019, Time: 00:18:13, ID: ST191118K2-1 PCB 209 CS3 19C1106, Description: PCB 209 CS3 19C1106

PCB-104

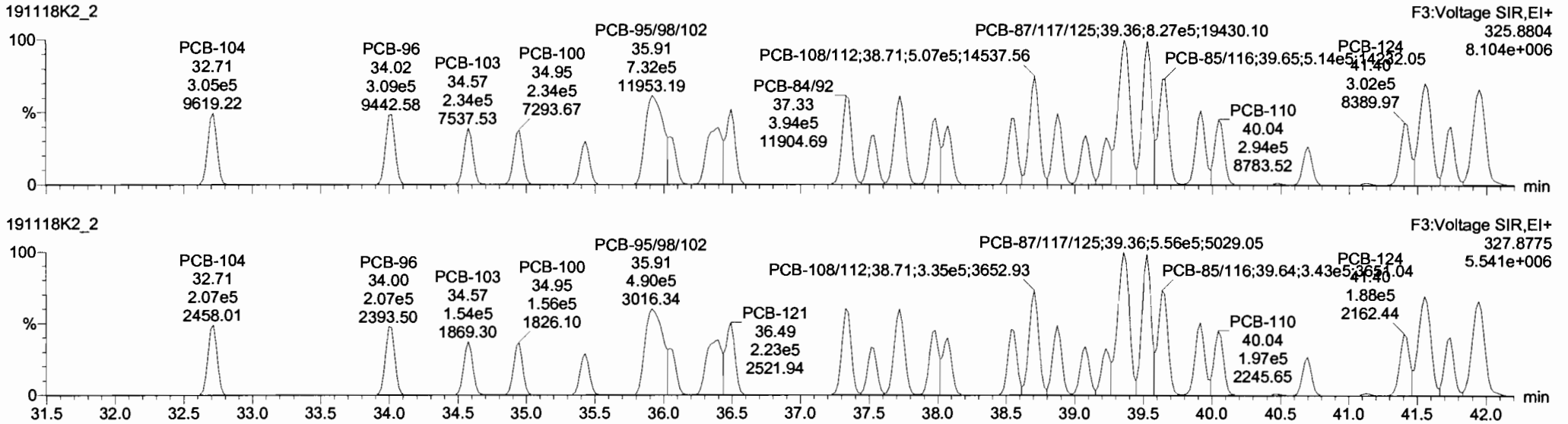

13C-PCB-104

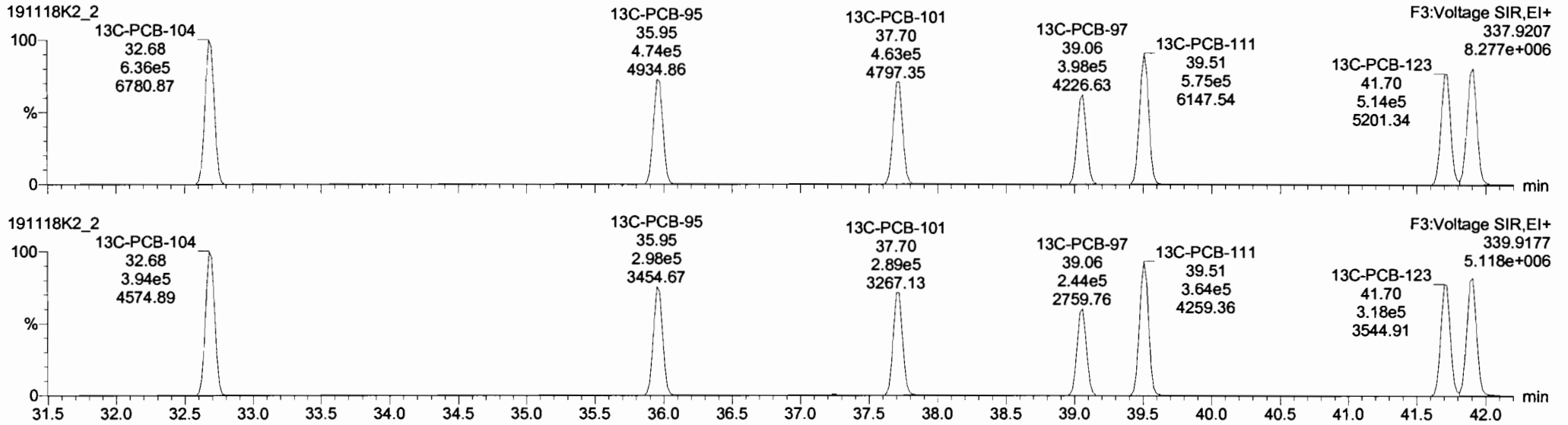

Dataset: Untitled

Last Altered: Tuesday, November 19, 2019 08:48:52 Pacific Standard Time
Printed: Tuesday, November 19, 2019 08:49:04 Pacific Standard Time

Name: 191118K2_2, Date: 19-Nov-2019, Time: 00:18:13, ID: ST191118K2-1 PCB 209 CS3 19C1106, Description: PCB 209 CS3 19C1106

PCB-96

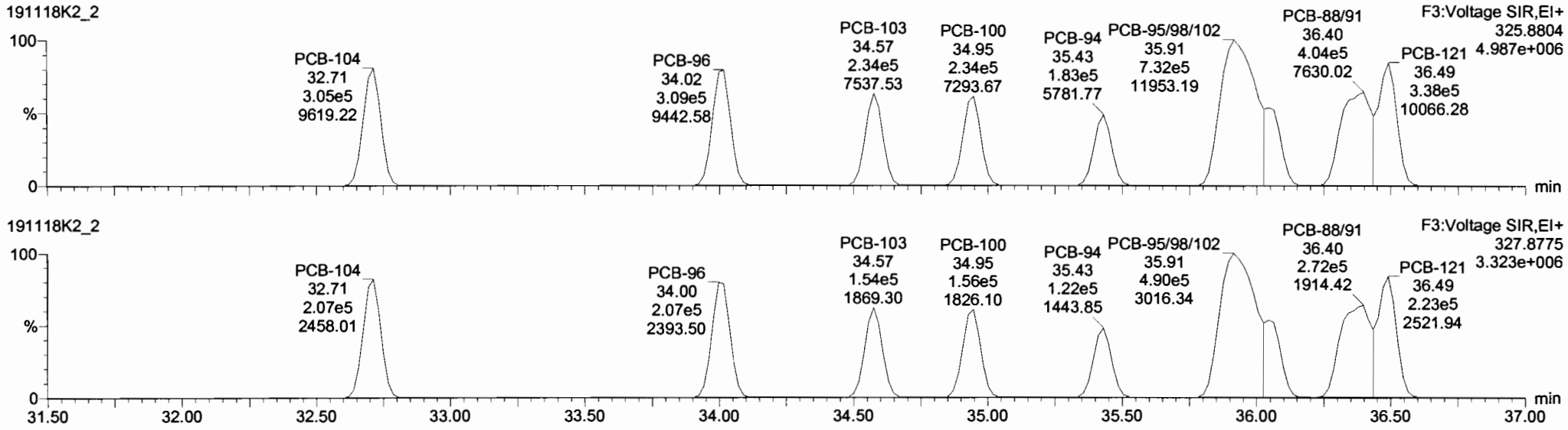

13C-PCB-95

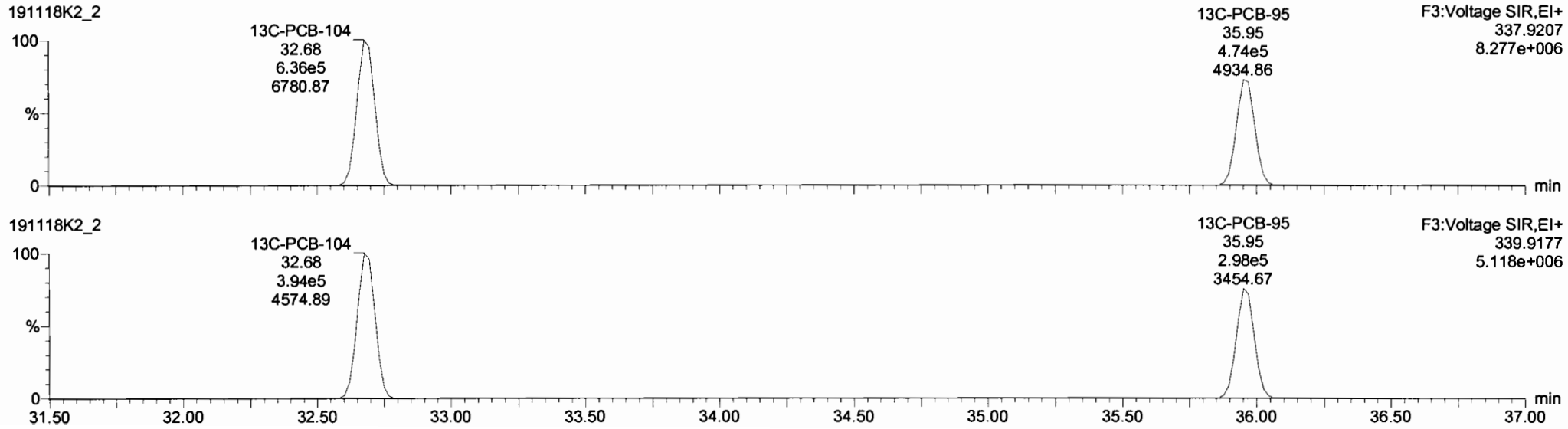

Dataset: Untitled

Last Altered: Tuesday, November 19, 2019 08:48:52 Pacific Standard Time
Printed: Tuesday, November 19, 2019 08:49:04 Pacific Standard Time

Name: 191118K2_2, Date: 19-Nov-2019, Time: 00:18:13, ID: ST191118K2-1 PCB 209 CS3 19C1106, Description: PCB 209 CS3 19C1106

PCB-119

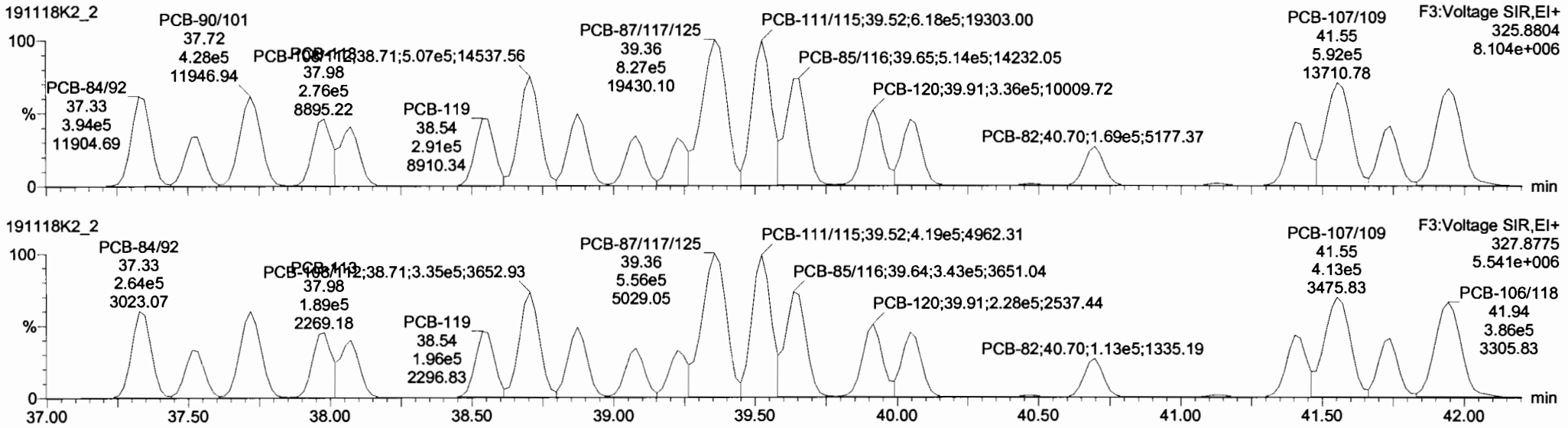

13C-PCB-111

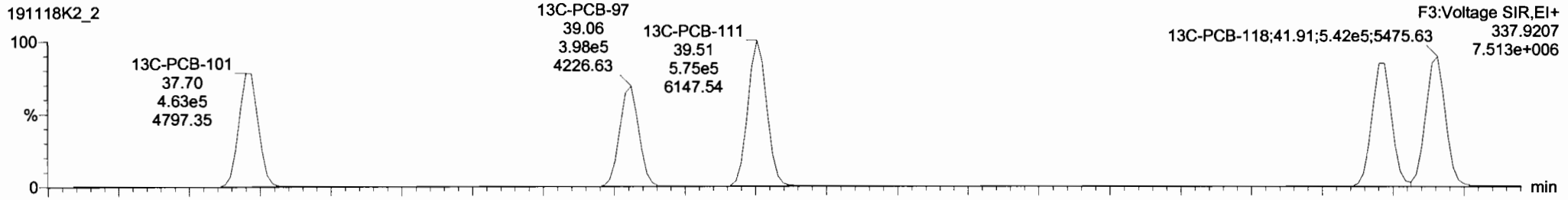

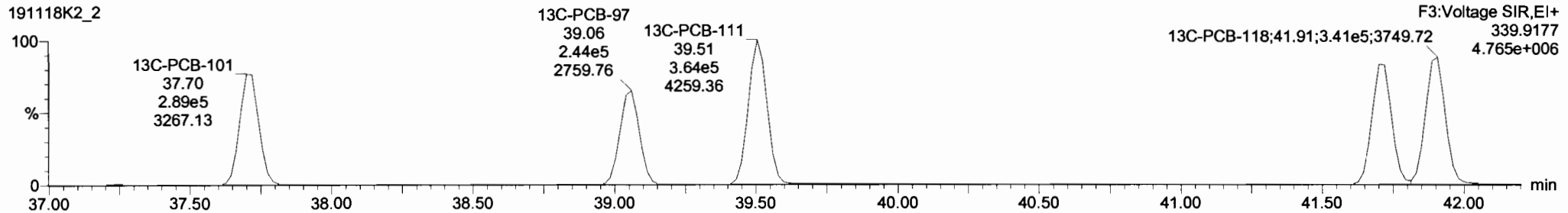

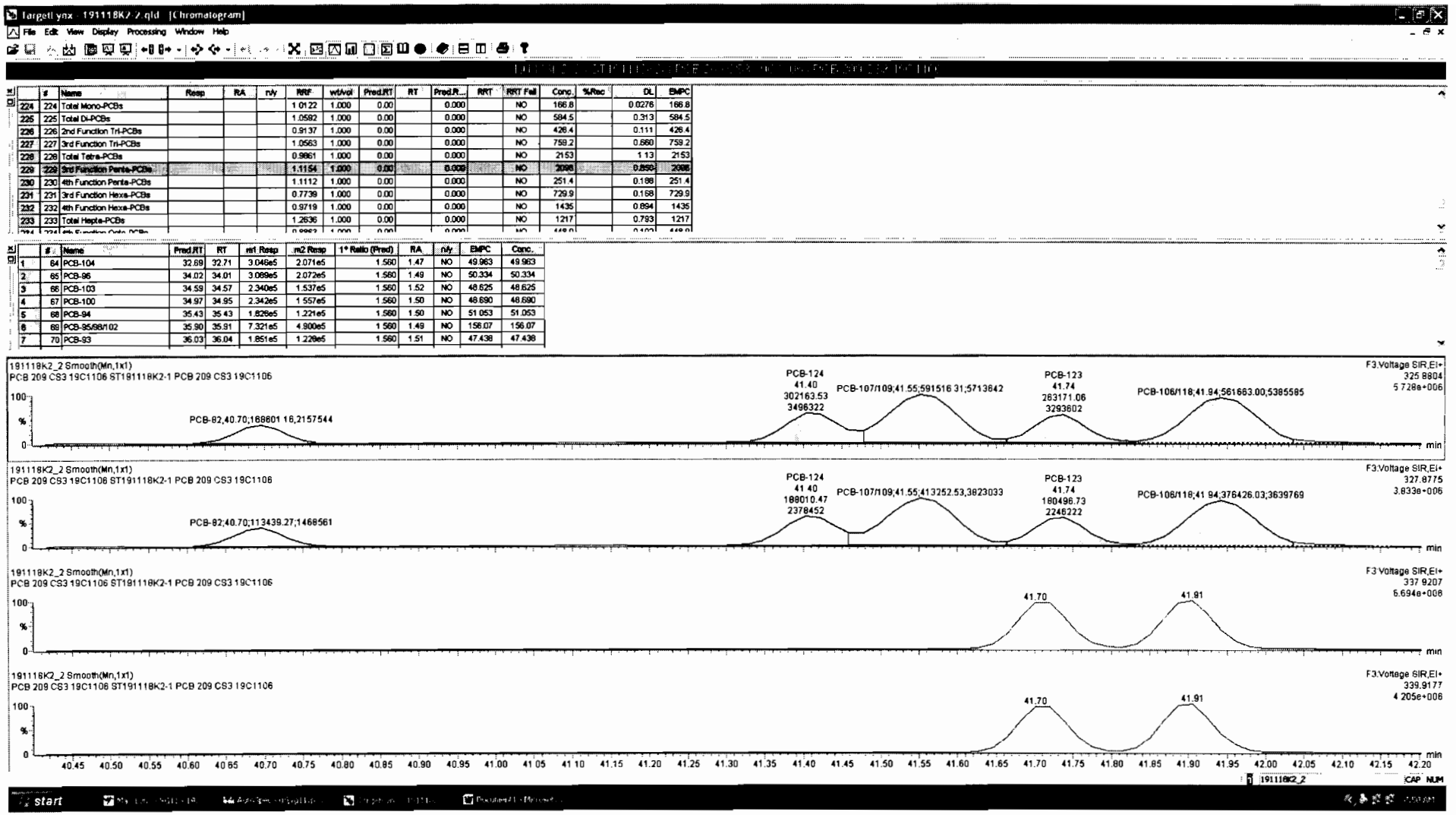

	#	Name	Resp	RA	n/y	RRF	wt/vol	Pred.RT	RT	Pred.R...	RRT	RRT Fail	Conc.	%Rec	DL	EMPC
224	224	Total Mono-PCBs				1 0122	1.000	0.00		0.000		NO	166.8		0.0276	166.8
225	225	Total Di-PCBs				1.0592	1.000	0.00		0.000		NO	584.5		0.313	584.5
226	226	2nd Function Tri-PCBs				0.9137	1.000	0.00		0.000		NO	426.4		0.111	426.4
227	227	3rd Function Tri-PCBs				1.0563	1.000	0.00		0.000		NO	759.2		0.660	759.2
228	228	Total Tetra-PCBs				0.9861	1.000	0.00		0.000		NO	2153		1.13	2153
229	229	3rd Function Penta-PCBs				1.1154	1.000	0.00		0.000		NO	2098		0.850	2098
230	230	4th Function Penta-PCBs				1.1112	1.000	0.00		0.000		NO	251.4		0.186	251.4
231	231	3rd Function Hexa-PCBs				0.7739	1.000	0.00		0.000		NO	729.9		0.168	729.9
232	232	4th Function Hexa-PCBs				0.9719	1.000	0.00		0.000		NO	1435		0.894	1435
233	233	Total Hepta-PCBs				1.2636	1.000	0.00		0.000		NO	1217		0.793	1217

	#	Name	Pred.RT	RT	m1 Resp	m2 Resp	1° Ratio (Pred)	RA	n/y	EMPC	Conc.
1	64	PCB-104	32.69	32.71	3.046e5	2.071e5	1.560	1.47	NO	49.963	49.963
2	65	PCB-96	34.02	34.01	3.089e5	2.072e5	1.560	1.49	NO	50.334	50.334
3	66	PCB-103	34.59	34.57	2.340e5	1.537e5	1.560	1.52	NO	48.625	48.625
4	67	PCB-100	34.97	34.95	2.342e5	1.557e5	1.560	1.50	NO	48.690	48.690
5	68	PCB-94	35.43	35.43	1.826e5	1.221e5	1.560	1.50	NO	51.053	51.053
6	69	PCB-95/98/102	35.90	35.91	7.321e5	4.900e5	1.560	1.49	NO	156.07	156.07
7	70	PCB-93	36.03	36.04	1.851e5	1.228e5	1.560	1.51	NO	47.438	47.438

Dataset: Untitled

Last Altered: Tuesday, November 19, 2019 08:48:52 Pacific Standard Time
Printed: Tuesday, November 19, 2019 08:49:04 Pacific Standard Time

Name: 191118K2_2, Date: 19-Nov-2019, Time: 00:18:13, ID: ST191118K2-1 PCB 209 CS3 19C1106, Description: PCB 209 CS3 19C1106

PCB-114

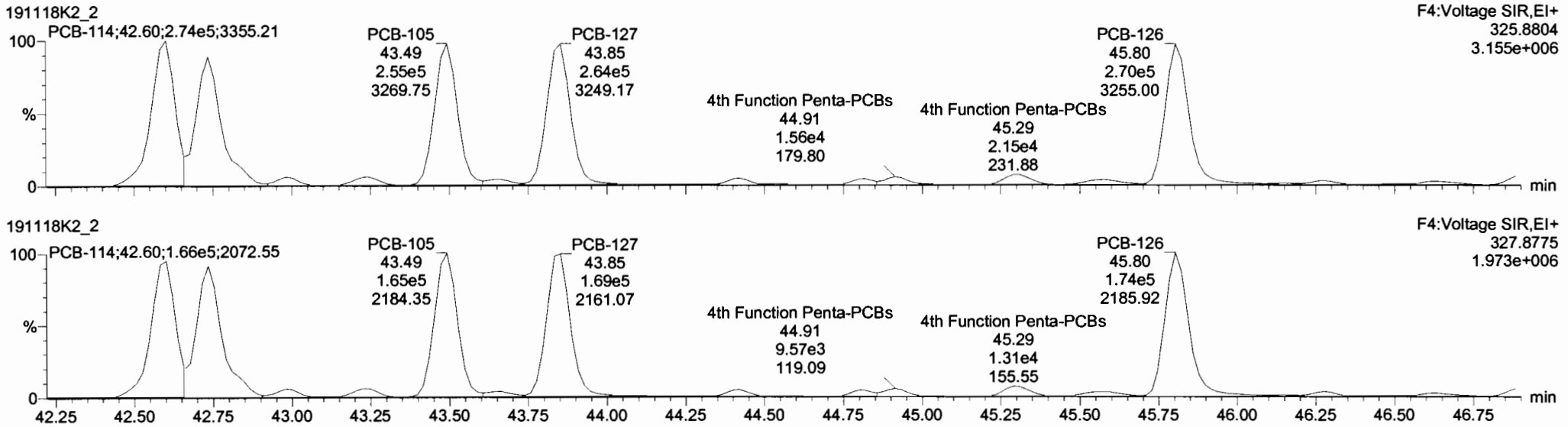

13C-PCB-114

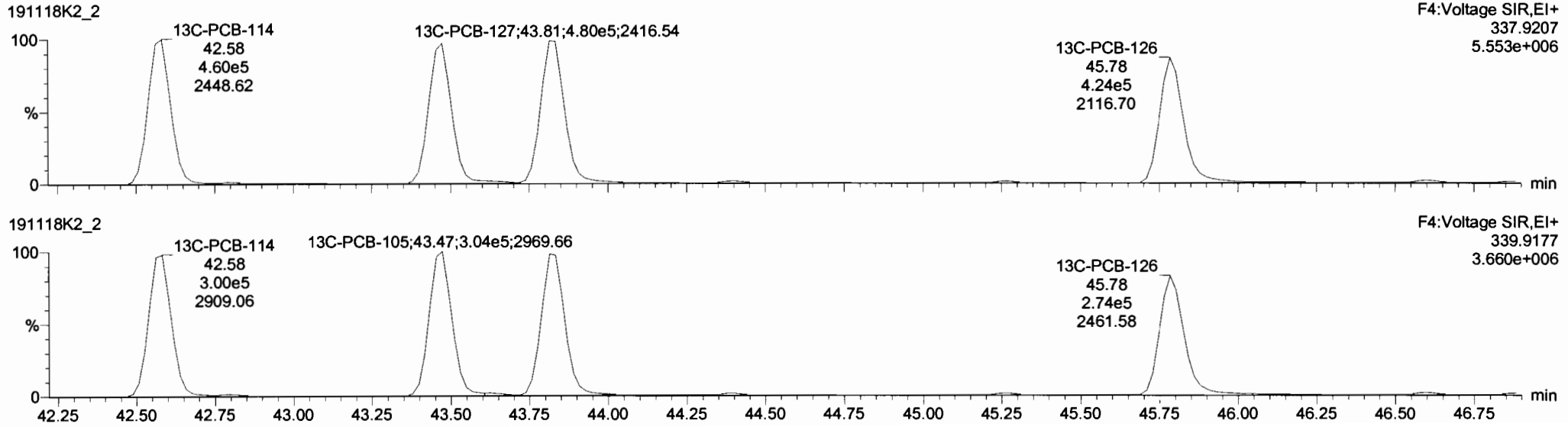

TargetLynx 191118K2_2.qld [Chromatogram]

File Edit View Display Processing Window Help

	#	Name	Resp	RA	n/y	RRF	wt/Vol	Pred.RT	RT	Pred.R...	RRT	RRT Fail	Conc.	%Rec	DL	EMPC
224	224	Total Mono-PCBs				1.0122	1.000	0.00		0.000		NO	166.8		0.0276	166.8
225	225	Total Di-PCBs				1.0592	1.000	0.00		0.000		NO	584.5		0.313	584.5
226	226	2nd Function Tri-PCBs				0.9137	1.000	0.00		0.000		NO	426.4		0.111	426.4
227	227	3rd Function Tri-PCBs				1.0563	1.000	0.00		0.000		NO	759.2		0.660	759.2
228	228	Total Tetra-PCBs				0.9861	1.000	0.00		0.000		NO	2153		1.13	2153
229	229	3rd Function Penta-PCBs				1.1154	1.000	0.00		0.000		NO	2096		0.850	2096
230	230	4th Function Penta-PCBs				1.1112	1.000	8.00		0.000		NO	251.4		0.188	251.4
231	231	3rd Function Hexa-PCBs				0.7739	1.000	0.00		0.000		NO	729.9		0.168	729.9
232	232	4th Function Hexa-PCBs				0.9719	1.000	0.00		0.000		NO	1435		0.894	1435
233	233	Total Hepta-PCBs				1.2636	1.000	0.00		0.000		NO	1217		0.793	1217

	#	Name	Pred.RT	RT	m1 Resp	m2 Resp	1° Ratio (Pred)	RA	n/y	EMPC	Conc.
1	93	PCB-114	42.60	42.60	2.640e5	1.604e5	1.580	1.65	NO	48.067	48.067
2	94	PCB-122	42.73	42.73	2.369e5	1.523e5	1.560	1.56	NO	52.845	52.845
3	95	PCB-105	43.49	43.49	2.550e5	1.648e5	1.550	1.55	NO	50.252	50.252
4	96	PCB-127	43.83	43.85	2.616e5	1.676e5	1.560	1.56	NO	49.089	49.089
5	97	PCB-126	45.80	45.80	2.647e5	1.704e5	1.560	1.55	NO	51.383	51.383

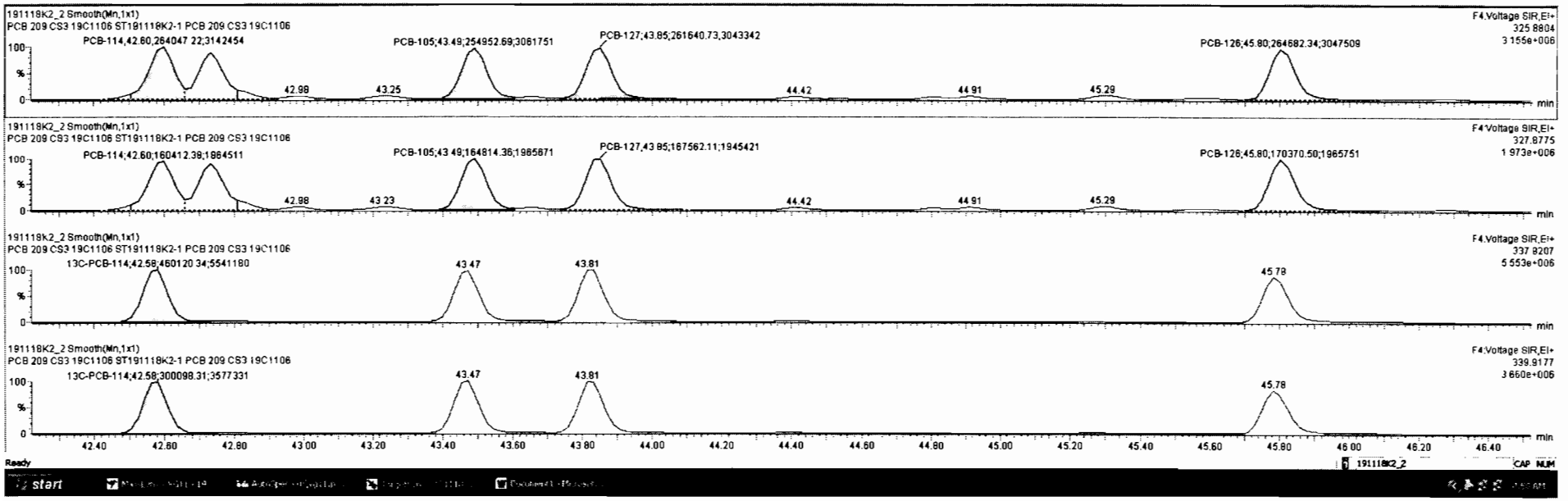

Ready

Dataset: Untitled

Last Altered: Tuesday, November 19, 2019 08:48:52 Pacific Standard Time
Printed: Tuesday, November 19, 2019 08:49:04 Pacific Standard Time

Name: 191118K2_2, Date: 19-Nov-2019, Time: 00:18:13, ID: ST191118K2-1 PCB 209 CS3 19C1106, Description: PCB 209 CS3 19C1106

PCB-155

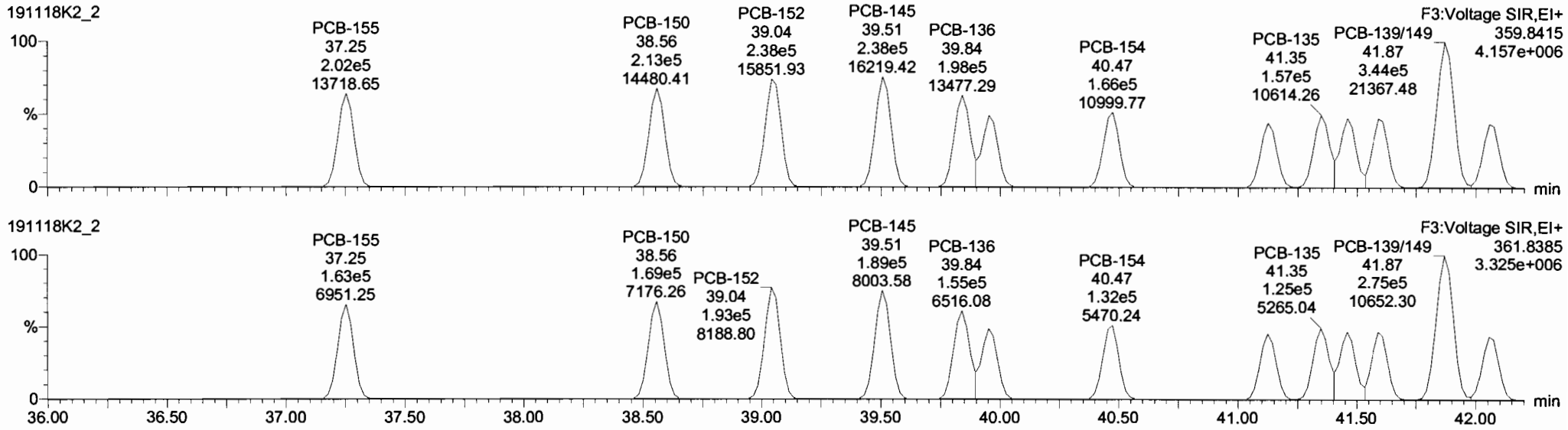

13C-PCB-155

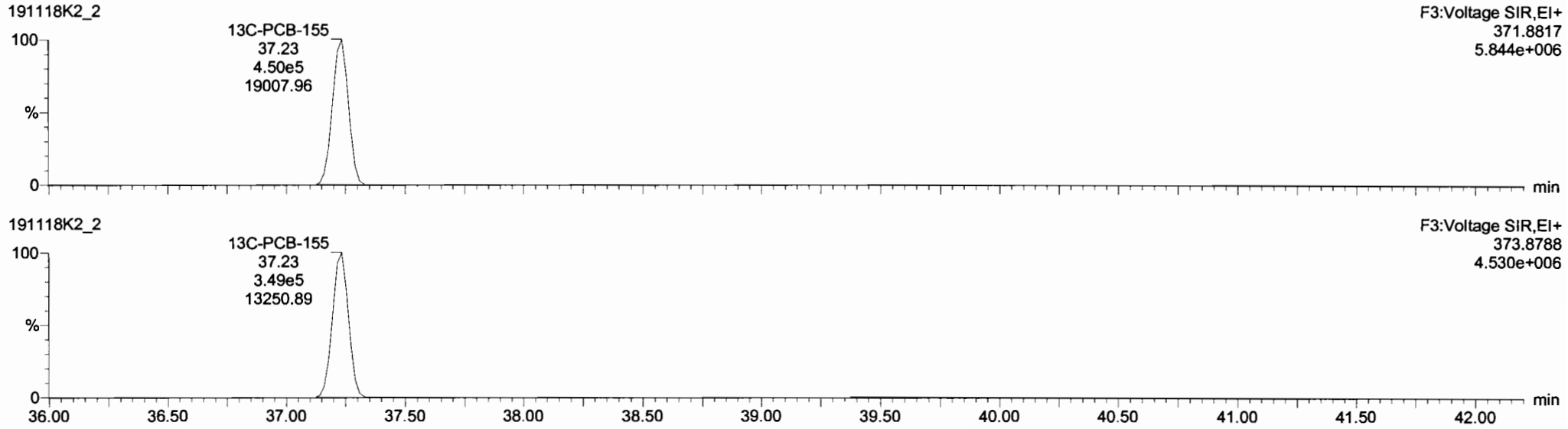

Dataset: Untitled

Last Altered: Tuesday, November 19, 2019 08:48:52 Pacific Standard Time
Printed: Tuesday, November 19, 2019 08:49:04 Pacific Standard Time

Name: 191118K2_2, Date: 19-Nov-2019, Time: 00:18:13, ID: ST191118K2-1 PCB 209 CS3 19C1106, Description: PCB 209 CS3 19C1106

PCB-134/143

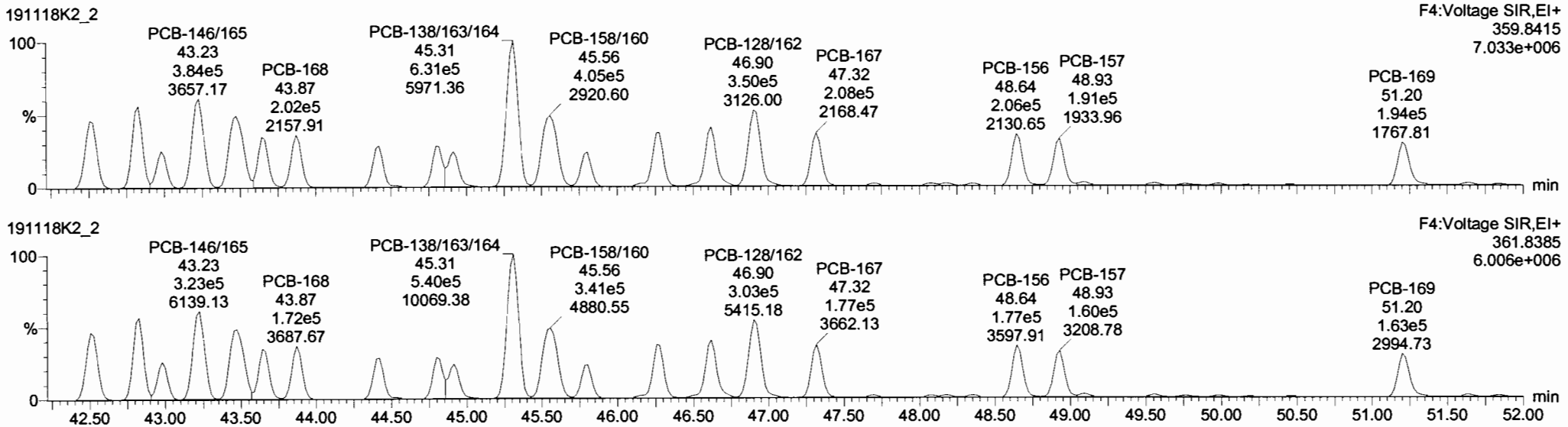

13C-PCB-153

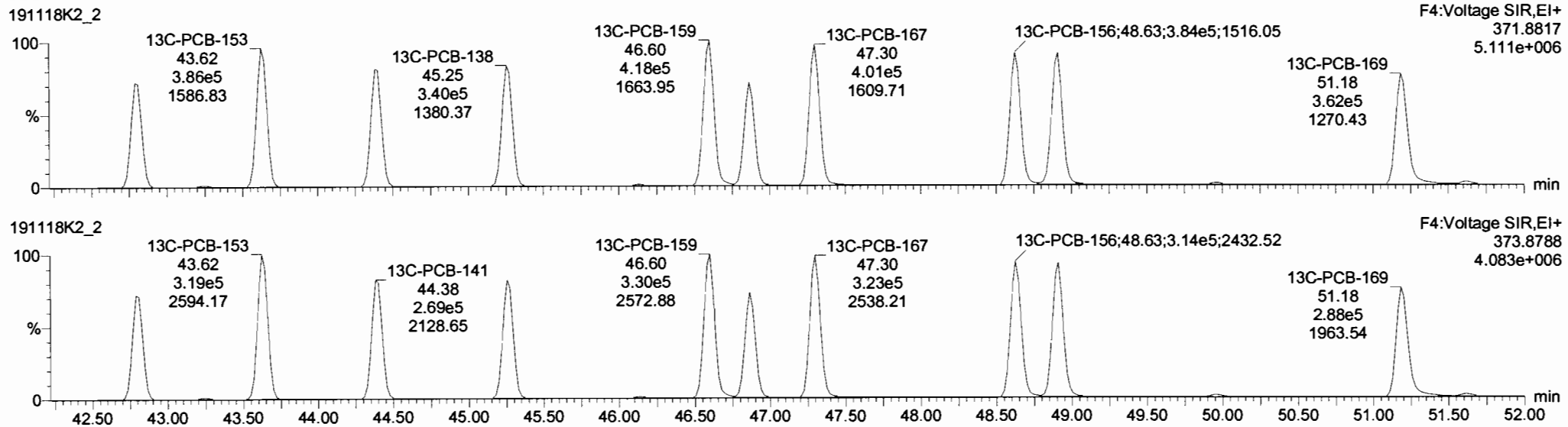

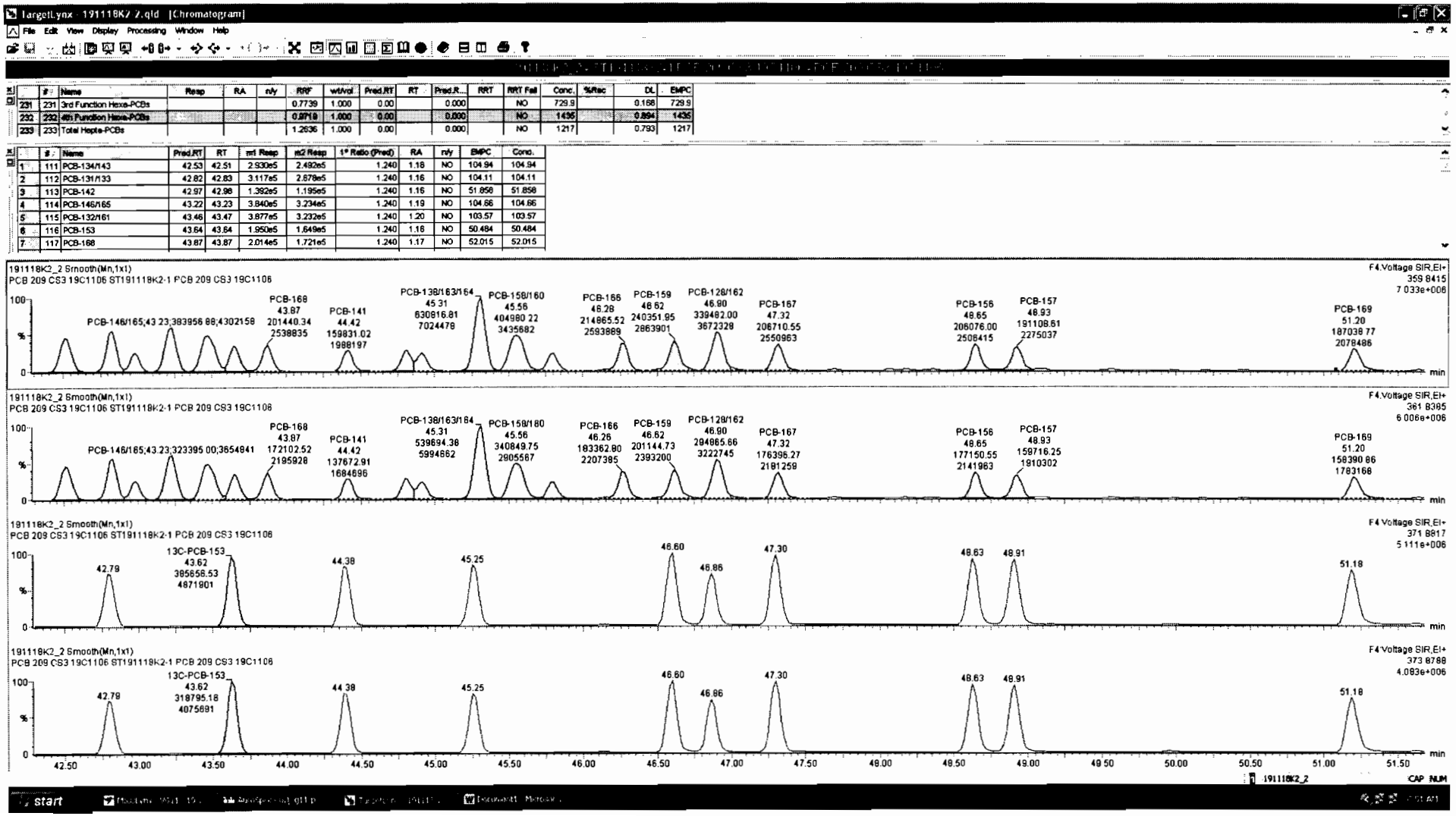

	#	Name	Resp	RA	n/y	RRF	wt/vol	Pred.RT	RT	Pred.R...	RRT	RRT Fail	Conc.	%Rec	DL	EMPC
231	231	3rd Function Hexa-PCBs				0.7739	1.000	0.00		0.000		NO	729.9		0.168	729.9
232	232	4th Function Hexa-PCBs				0.8719	1.000	0.00		0.000		NO	1435		0.894	1435
233	233	Total Hepta-PCBs				1.2636	1.000	0.00		0.000		NO	1217		0.793	1217

	#	Name	Pred.RT	RT	m1 Resp	m2 Resp	1° Ratio (Pred)	RA	n/y	EMPC	Conc.
1	111	PCB-134/143	42.53	42.51	2.930e5	2.492e5	1.240	1.18	NO	104.94	104.94
2	112	PCB-131/133	42.82	42.83	3.117e5	2.678e5	1.240	1.16	NO	104.11	104.11
3	113	PCB-142	42.97	42.98	1.392e5	1.195e5	1.240	1.16	NO	51.858	51.858
4	114	PCB-146/165	43.22	43.23	3.840e5	3.234e5	1.240	1.19	NO	104.66	104.66
5	115	PCB-132/161	43.46	43.47	3.877e5	3.232e5	1.240	1.20	NO	103.57	103.57
6	116	PCB-153	43.64	43.64	1.950e5	1.649e5	1.240	1.18	NO	50.484	50.484
7	117	PCB-168	43.87	43.87	2.014e5	1.721e5	1.240	1.17	NO	52.015	52.015

Dataset: Untitled

Last Altered: Tuesday, November 19, 2019 08:48:52 Pacific Standard Time
Printed: Tuesday, November 19, 2019 08:49:04 Pacific Standard Time

Name: 191118K2_2, Date: 19-Nov-2019, Time: 00:18:13, ID: ST191118K2-1 PCB 209 CS3 19C1106, Description: PCB 209 CS3 19C1106

PCB-188

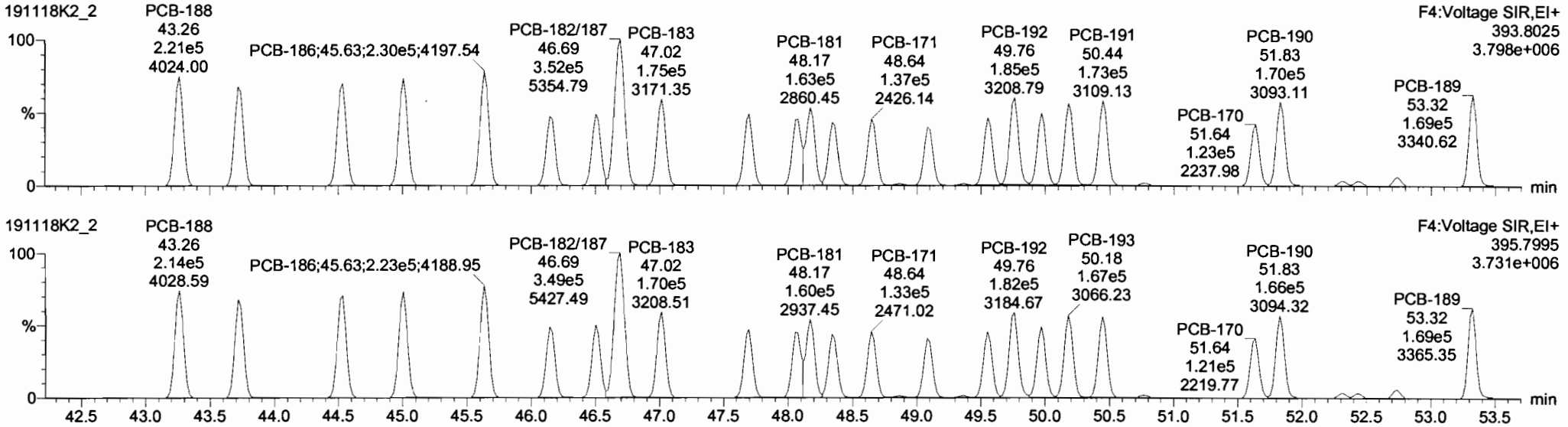

13C-PCB-188

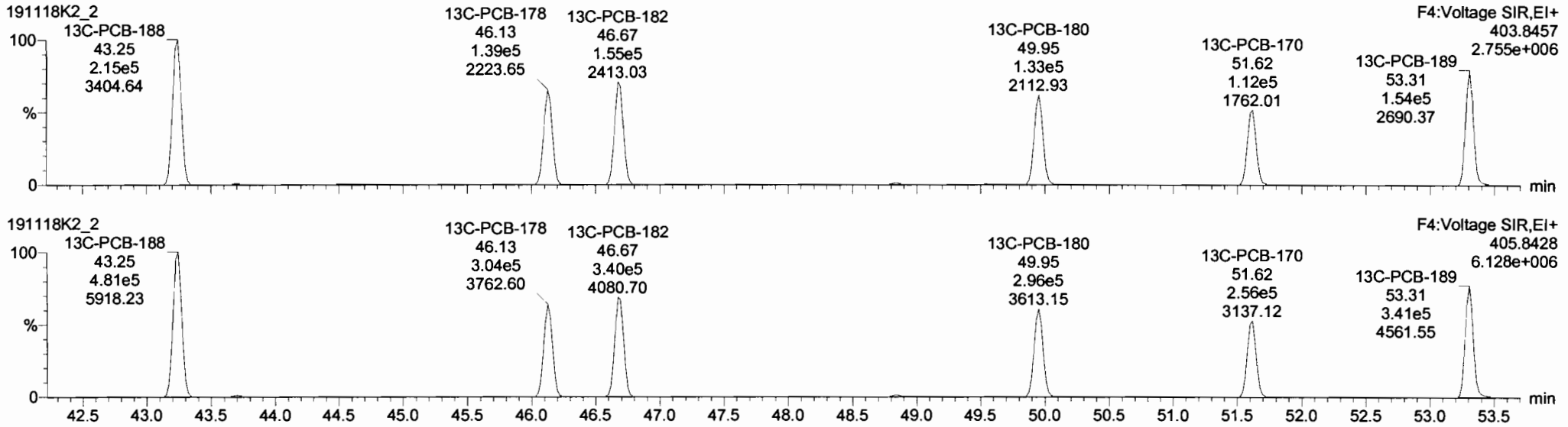

Dataset: Untitled

Last Altered: Tuesday, November 19, 2019 08:48:52 Pacific Standard Time
Printed: Tuesday, November 19, 2019 08:49:04 Pacific Standard Time

Name: 191118K2_2, Date: 19-Nov-2019, Time: 00:18:13, ID: ST191118K2-1 PCB 209 CS3 19C1106, Description: PCB 209 CS3 19C1106

PCB-202

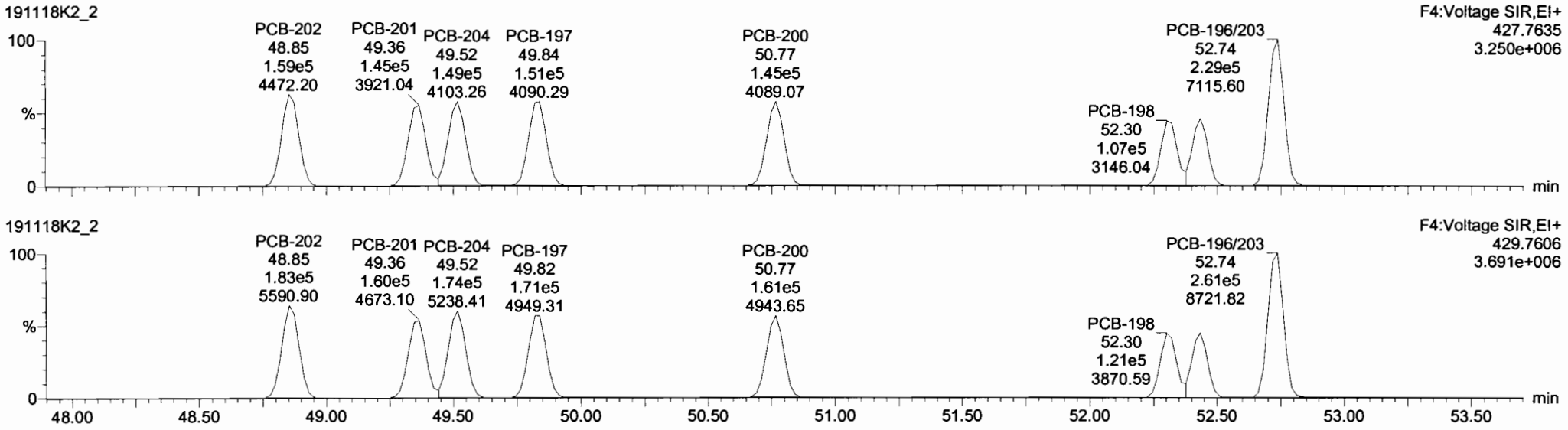

13C-PCB-202

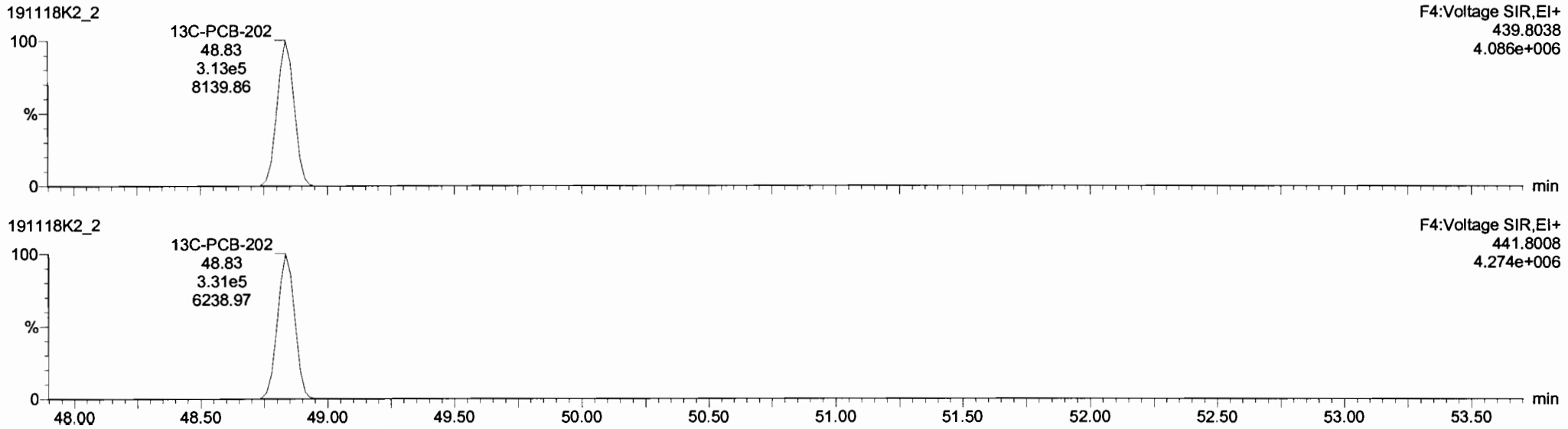

Dataset: Untitled

Last Altered: Tuesday, November 19, 2019 08:48:52 Pacific Standard Time
Printed: Tuesday, November 19, 2019 08:49:04 Pacific Standard Time

Name: 191118K2_2, Date: 19-Nov-2019, Time: 00:18:13, ID: ST191118K2-1 PCB 209 CS3 19C1106, Description: PCB 209 CS3 19C1106

PCB-195

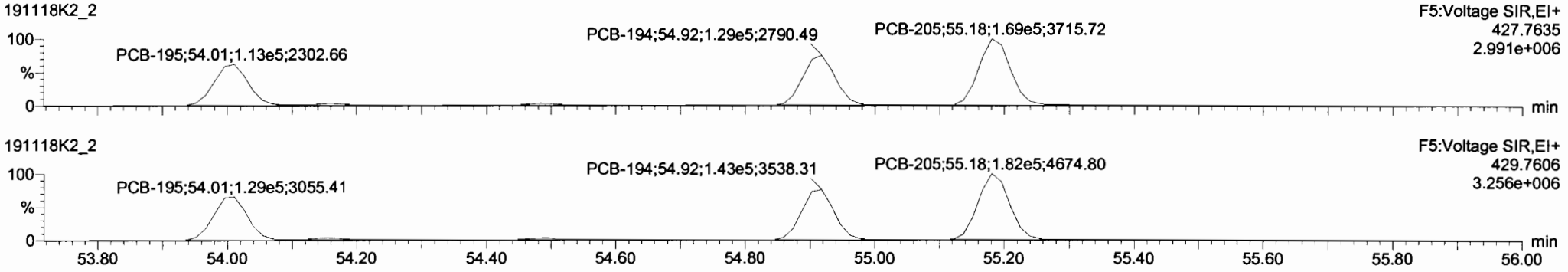

13C-PCB-194

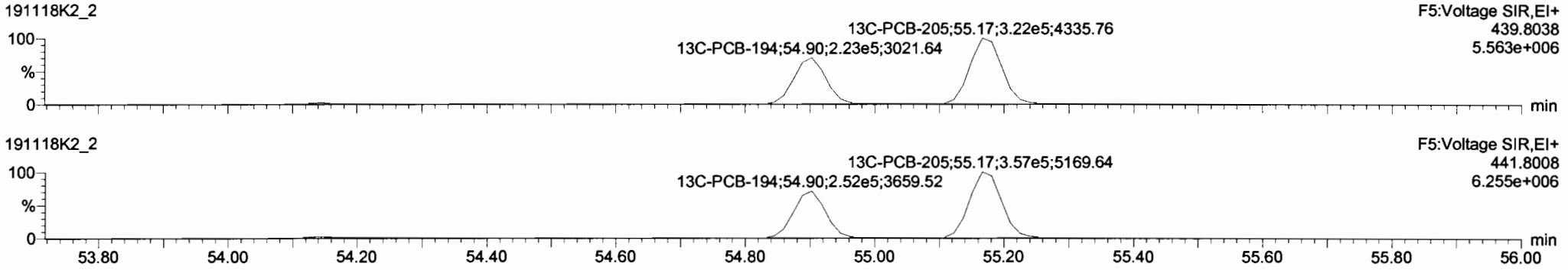

PFK5

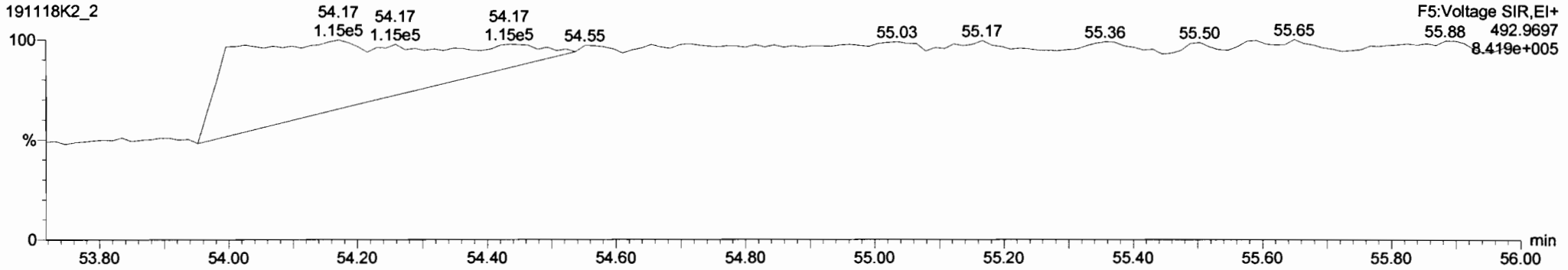

Dataset: Untitled

Last Altered: Tuesday, November 19, 2019 08:48:52 Pacific Standard Time
Printed: Tuesday, November 19, 2019 08:49:04 Pacific Standard Time

Name: 191118K2_2, Date: 19-Nov-2019, Time: 00:18:13, ID: ST191118K2-1 PCB 209 CS3 19C1106, Description: PCB 209 CS3 19C1106

PCB-208

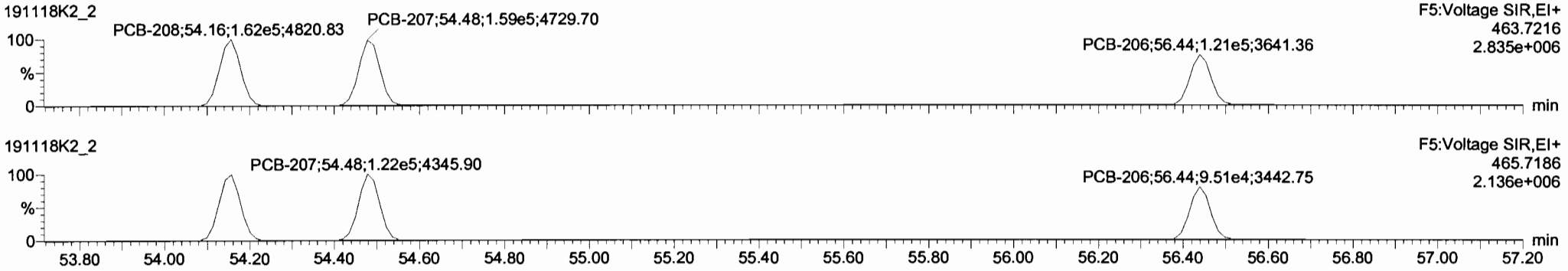

13C-PCB-208

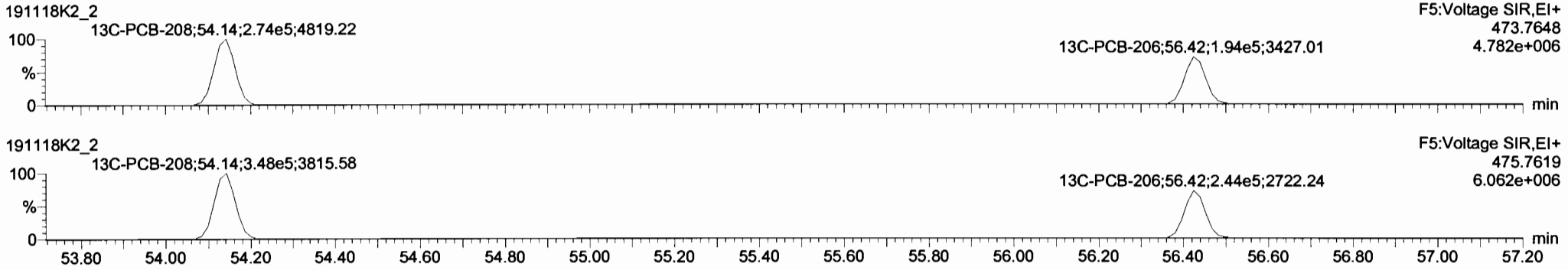

PFK5

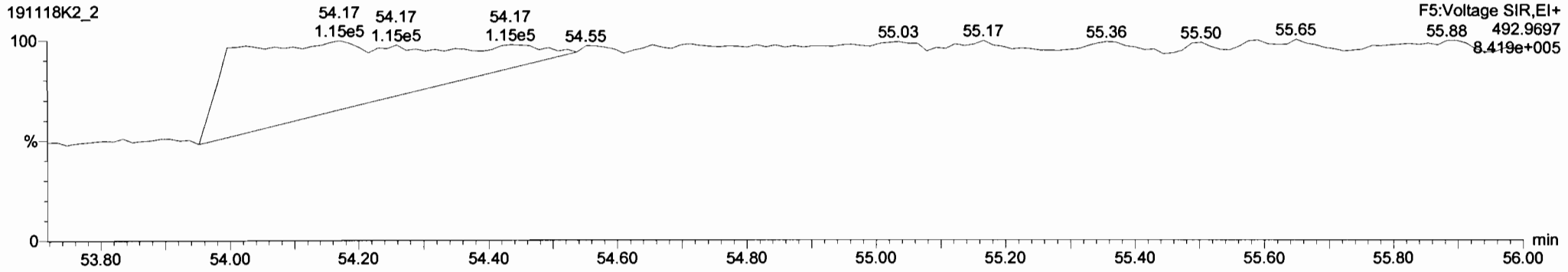

Vista Analytical Laboratory VG-11

Dataset: Untitled

Last Altered: Tuesday, November 19, 2019 08:48:52 Pacific Standard Time
Printed: Tuesday, November 19, 2019 08:49:04 Pacific Standard Time

Name: 191118K2_2, Date: 19-Nov-2019, Time: 00:18:13, ID: ST191118K2-1 PCB 209 CS3 19C1106, Description: PCB 209 CS3 19C1106

PCB-209

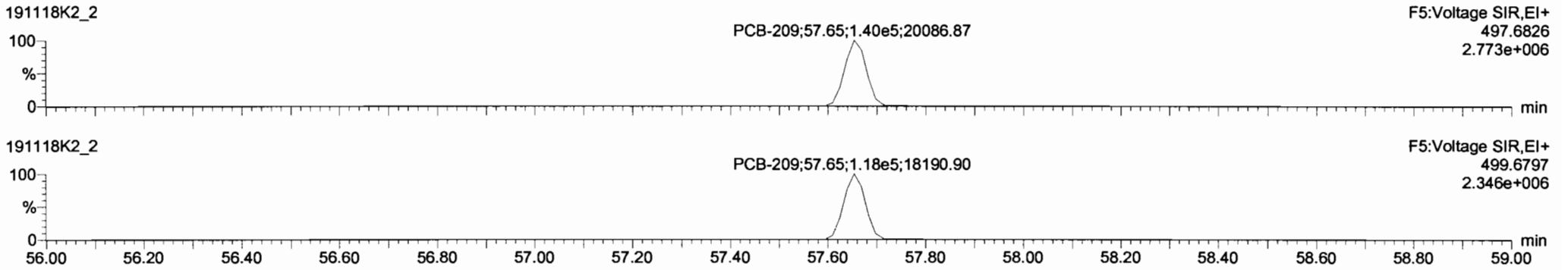

13C-PCB-209

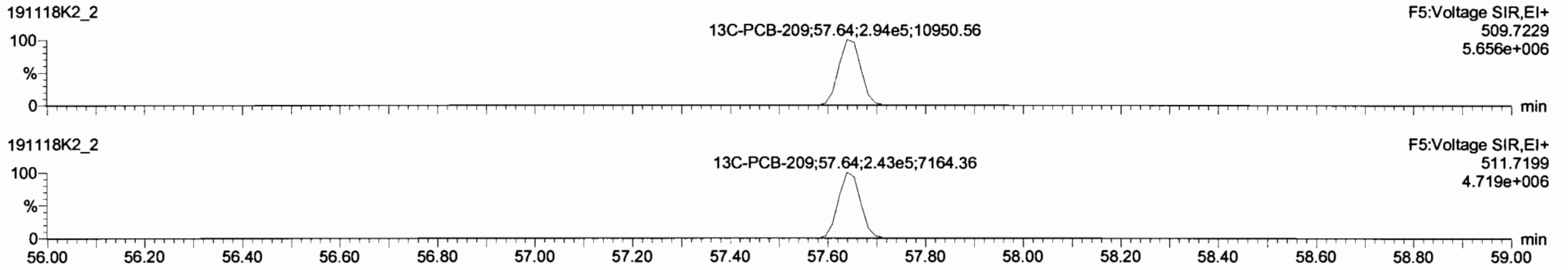

PFK5

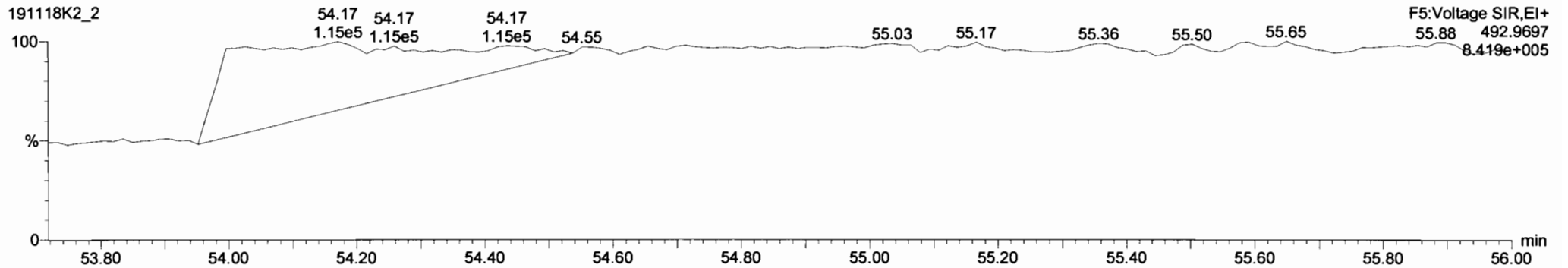

Printed: Tuesday, November 19, 2019 11:40:02 Pacific Standard Time

M 168.9888 R 11848

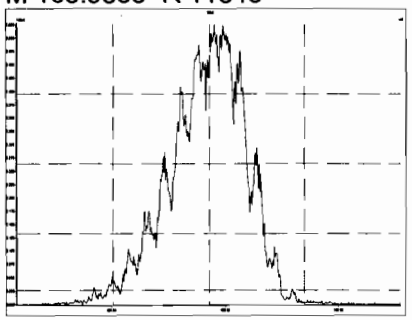

M 180.9888 R 11998

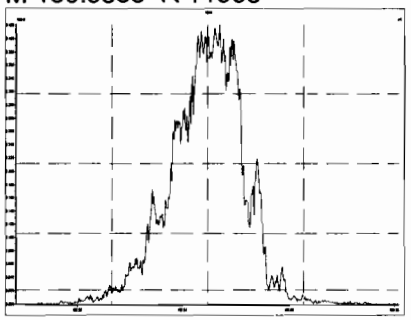

M 192.9888 R 6615

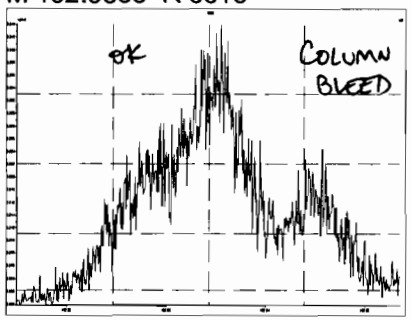

M 204.9888 R 14643

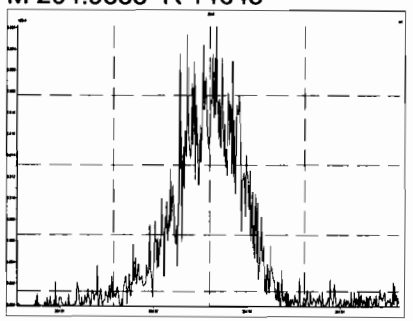

M 218.9856 R 562529

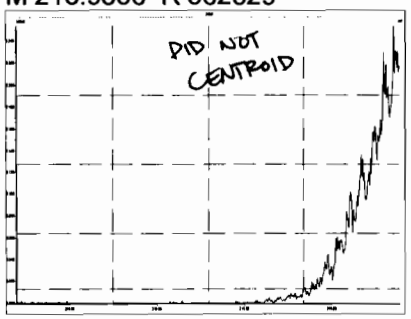

M 230.9856 R 12081

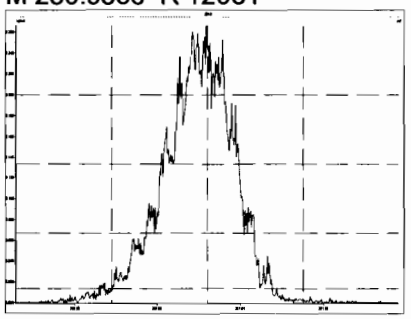

M 242.9856 R 12408

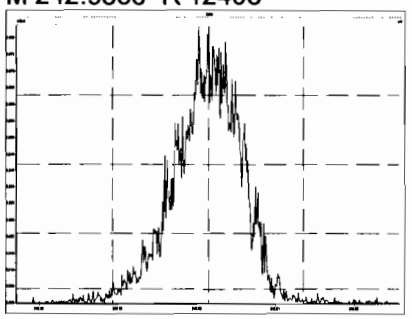

M 254.9856 R 14204

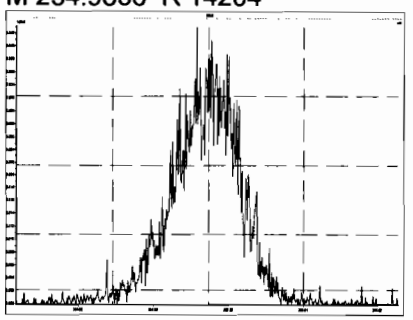

M 268.9824 R 13021

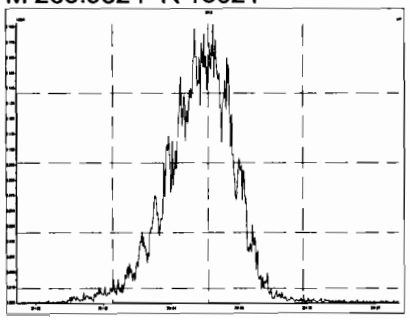

M 280.9824 R 354163

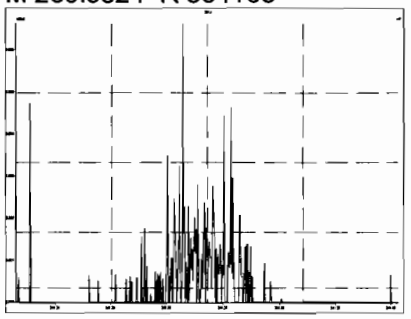

M 254.9856 R 12048

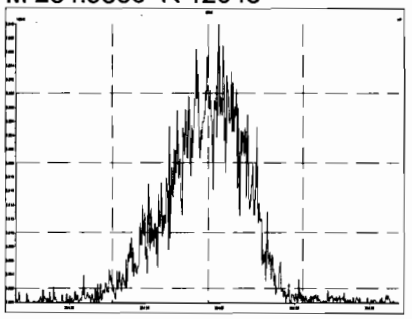

M 268.9824 R 8252

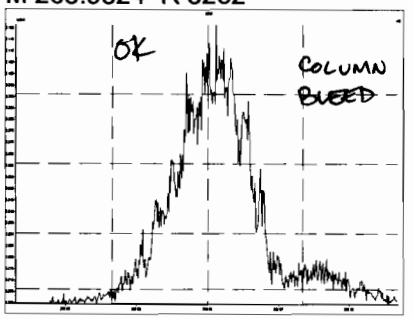

M 280.9824 R 12863

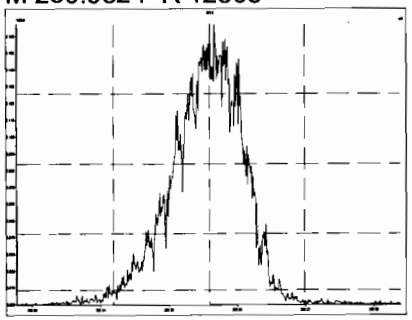

M 292.9824 R 12257

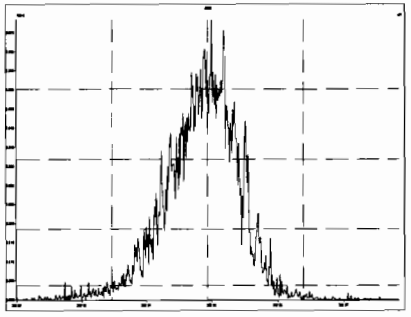

M 304.9824 R 14374

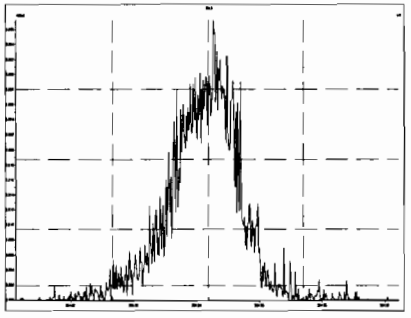

M 318.9792 R 13477

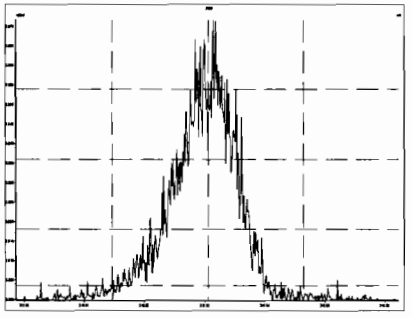

M 330.9792 R 13160

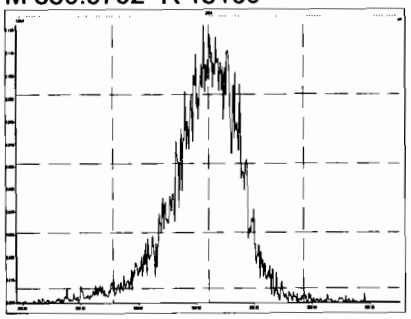

M 342.9792 R 13987

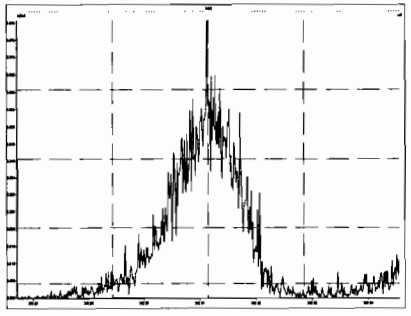

M 354.9792 R 13721

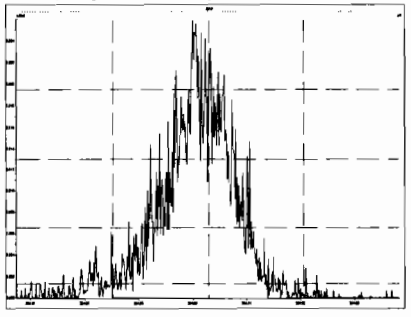

M 366.9792 R 17227

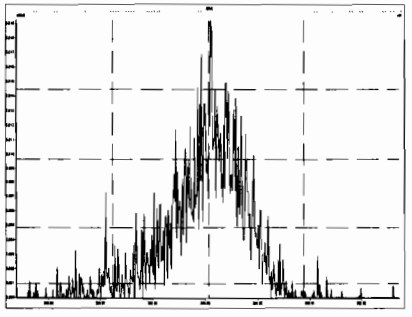

M 380.9760 R 11423

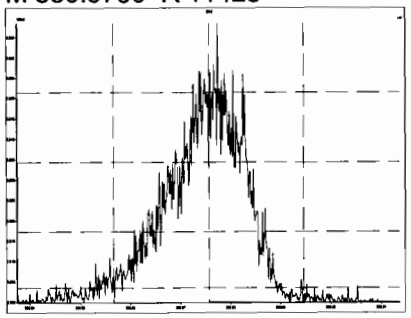

M 318.9792 R 13337

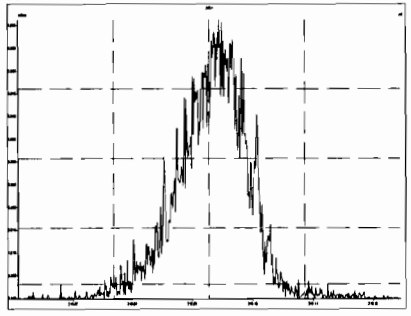

M 330.9792 R 12322

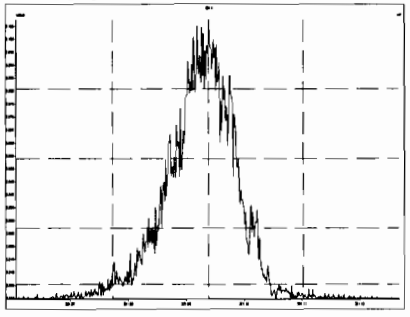

M 342.9792 R 14145

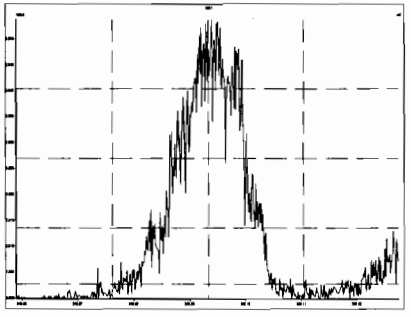

M 354.9792 R 16785

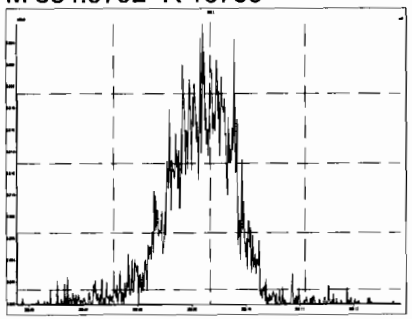

M 366.9792 R 17136

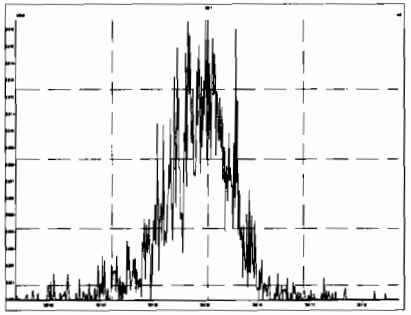

M 380.9760 R 13472

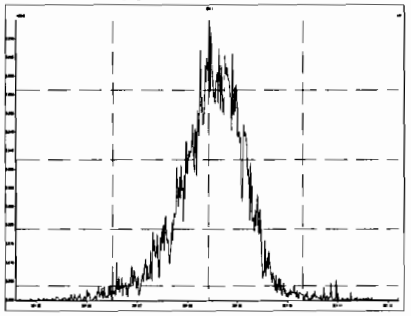

M 392.9760 R 15723

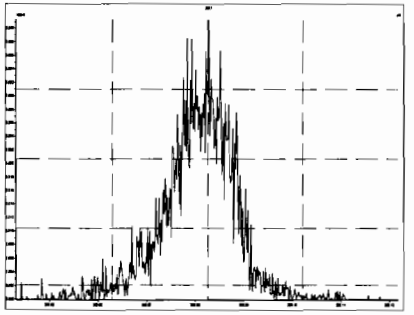

M 404.9760 R 17464

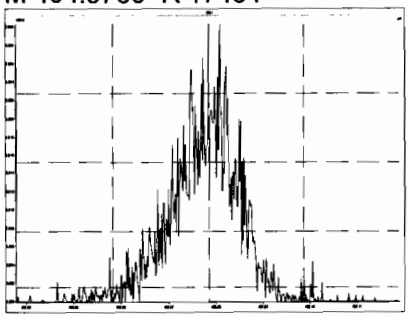

M 416.9760 R 16397

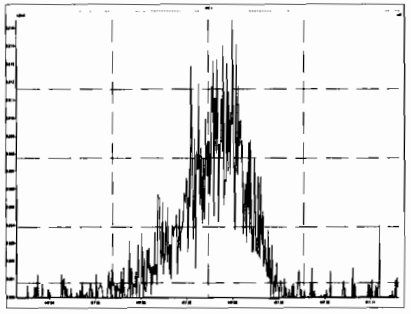

M 430.9728 R 12921

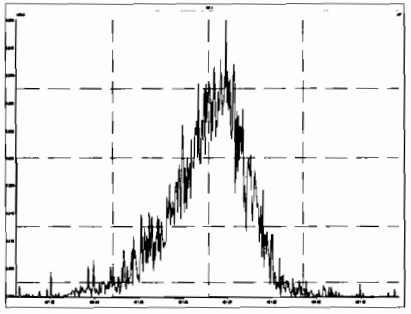

M 442.9728 R 13240

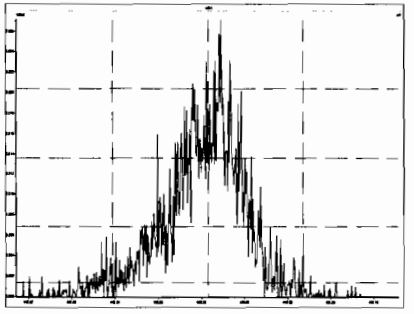

M 416.9760 R 192301

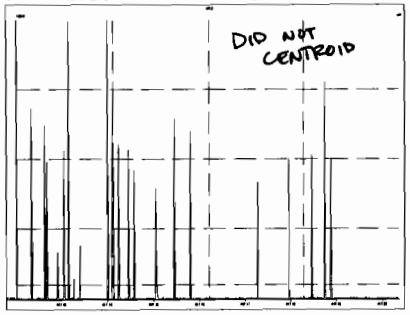

M 430.9728 R 14124

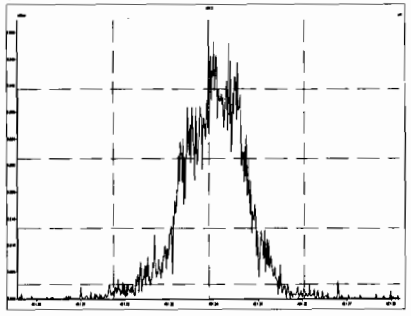

M 442.9728 R 16693

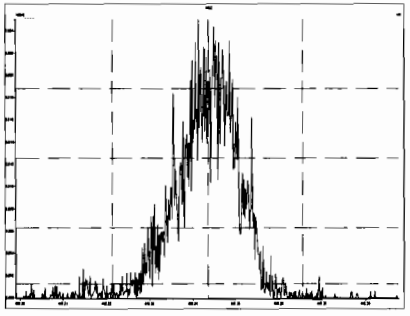

M 454.9728 R 386905

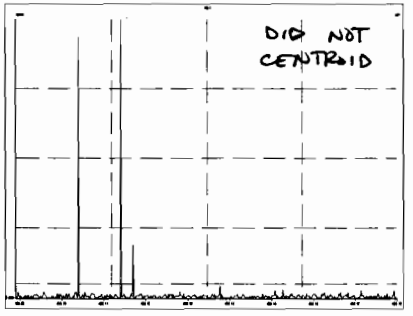

M 466.9728 R 18551

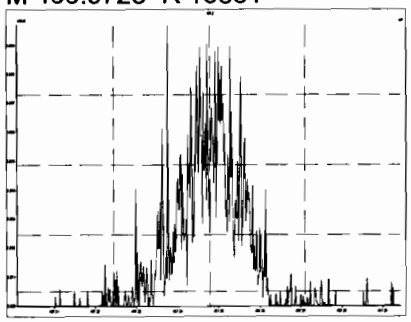

M 480.9696 R 15708

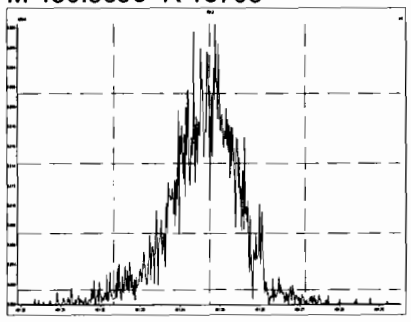

M 492.9696 R 15874

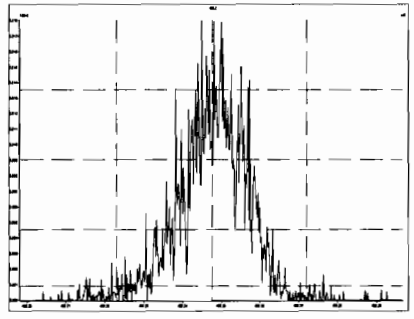

M 504.9696 R 16129

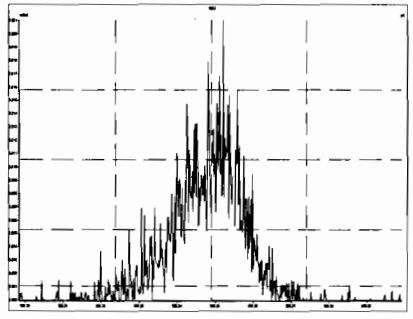

M 516.9697 R 19384

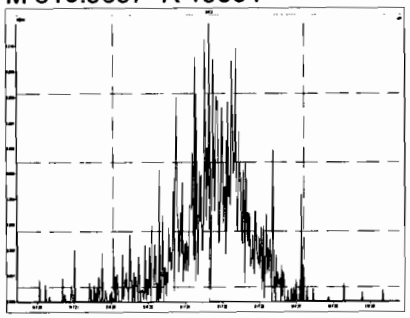

HRMS CALIBRATION STANDARDS REVIEW CHECKLIST

Beg. Calbration ID: ST191128K2-1 **Reviewed By:** GRB 12/02/19

Initials & Date

End Calibration ID: ST191128K3-1

	Beg.	End
Ion abundance within QC limits?	☑	☑
Concentrations within criteria?	☑	☑
TCDD/TCDF Valleys <25%	NA	NA
First and last eluters present?	NA	NA
Retention Times within criteria?	☑	☑
Verification Std. named correctly? (ST-Year-Month-Day-VG ID)	☑	☑
Forms signed and dated?	☑	☑
Correct ICAL referenced?	12C	HC
Run Log:		
- Correct instrument listed?	☑	☑
- Samples within 12 hour clock?	(Y)	N
- Bottle position verfied?		HC

	Beg. (A)	End (A)
Mass resolution ≥	☑	☑

☐ 5k ☐ 6-8K ☐ 8K ☒ 10K

1614 1699 429 1613/1668/8280

Intergrated peaks display correctly?	☑	☑

GC Break <20% NA

8280 CS1 End Standard:

- Ratios within limits, S/N <2.5:1, CS1 within 12 hours NA

Comments:

(A) End Res check for ST191128K2-1 ✓
beginning/end res check for ST191128K3-1 had PFK drain.

* Manual Reschelk printed at end of ST191128K3-1 No change on tune done. some PFK added

Vista Analytical Laboratory

Dataset: U:\VG11.PRO\Results\191128K2\191128K2-1.qld

Last Altered: Friday, November 29, 2019 14:15:46 Pacific Standard Time
Printed: Friday, November 29, 2019 14:17:56 Pacific Standard Time

HL 11.29.19

GRB 12/02/19

Method: U:\VG11.PRO\MethDB\PCB-209_ZB1_11-28-19.mdb 29 Nov 2019 13:24:37
Calibration: U:\VG11.PRO\CurveDB\db1_PCBvg11-6-28-19.cdb 29 Jun 2019 11:47:57

Name: 191128K2_1, Date: 28-Nov-2019, Time: 13:41:08, ID: ST191128K2-1 PCB 209 CS3 19C1106, Description: PCB 209 CS3 19C1106

	# Name	Resp	RA	n/y	RRF	wt/vol	Pred.RT	RT	Pred.R...	RRT	Check RRT	Conc.	%Rec	DL	EMPC
1	1 PCB-1	1.11e6	3.04	NO	1.02	1.000	15.65	15.66	1.001	1.001	NO	55.44	111	0.0153	55.44
2	2 PCB-2	1.05e6	3.01	NO	1.01	1.000	18.10	18.09	0.988	0.988	NO	53.42	107	0.0175	53.42
3	3 PCB-3	1.06e6	2.98	NO	1.01	1.000	18.33	18.33	1.001	1.001	NO	54.07	108	0.0176	54.07
4	4 PCB-4/10	1.70e6	1.57	NO	1.28	1.000	19.74	19.75	1.004	1.004	NO	101.7	102	0.0486	101.7
5	5 PCB-7/9	2.06e6	1.57	NO	0.976	1.000	21.56	21.56	1.003	1.003	NO	101.2	101	0.0432	101.2
6	6 PCB-6	1.07e6	1.59	NO	1.02	1.000	22.21	22.22	1.033	1.034	NO	50.29	101	0.0414	50.29
7	7 PCB-5/8	2.11e6	1.59	NO	1.01	1.000	22.62	22.63	1.052	1.053	NO	100.0	100	0.0417	100.0
8	8 PCB-14	1.03e6	1.58	NO	1.03	1.000	23.78	23.78	0.952	0.952	NO	48.98	98.0	0.0451	48.98
9	9 PCB-11	1.13e6	1.59	NO	1.10	1.000	25.01	25.01	1.001	1.001	NO	50.81	102	0.0425	50.81
10	10 PCB-12/13	2.11e6	1.57	NO	1.04	1.000	25.44	25.44	1.018	1.018	NO	100.5	100	0.0449	100.5
11	11 PCB-15	1.06e6	1.56	NO	1.03	1.000	25.74	25.73	1.030	1.030	NO	50.76	102	0.0453	50.76
12	12 PCB-19	5.80e5	0.97	NO	0.934	1.000	23.95	23.94	1.001	1.001	NO	54.23	108	0.0161	54.23
13	13 PCB-30	9.62e5	0.97	NO	1.48	1.000	24.87	24.86	1.040	1.039	NO	56.74	113	0.0102	56.74
14	14 PCB-18	6.44e5	0.97	NO	0.693	1.000	25.62	25.64	0.951	0.952	NO	56.42	113	0.0157	56.42
15	15 PCB-17	6.09e5	0.96	NO	0.667	1.000	25.80	25.82	0.958	0.959	NO	55.36	111	0.0163	55.36
16	16 PCB-24/27	1.72e6	0.98	NO	0.915	1.000	26.42	26.41	0.981	0.981	NO	113.8	114	0.0119	113.8
17	17 PCB-16/32	1.44e6	0.97	NO	0.792	1.000	26.95	26.95	1.001	1.001	NO	110.4	110	0.0138	110.4
18	18 PCB-34	8.85e5	1.04	NO	0.987	1.000	27.76	27.76	0.959	0.959	NO	48.43	96.9	0.0280	48.43
19	19 PCB-23	8.70e5	1.08	NO	0.974	1.000	27.86	27.86	0.962	0.962	NO	48.23	96.5	0.0284	48.23
20	20 PCB-29	8.46e5	1.06	NO	0.953	1.000	28.13	28.12	0.972	0.971	NO	47.94	95.9	0.0290	47.94
21	21 PCB-26	8.99e5	1.03	NO	1.00	1.000	28.35	28.34	0.979	0.979	NO	48.50	97.0	0.0276	48.50
22	22 PCB-25	9.15e5	1.05	NO	0.978	1.000	28.49	28.51	0.984	0.985	NO	50.56	101	0.0283	50.56
23	23 PCB-31	9.29e5	1.05	NO	1.12	1.000	28.88	28.88	0.998	0.997	NO	44.66	89.3	0.0246	44.66
24	24 PCB-28	1.05e6	1.05	NO	1.11	1.000	28.97	28.97	1.001	1.001	NO	51.26	103	0.0250	51.26
25	25 PCB-20/21/33	2.76e6	1.05	NO	1.00	1.000	29.62	29.61	1.023	1.022	NO	148.6	99.1	0.0276	148.6
26	26 PCB-22	9.37e5	1.04	NO	1.03	1.000	30.07	30.07	1.039	1.039	NO	49.02	98.0	0.0268	49.02
27	27 PCB-36	9.33e5	1.04	NO	1.18	1.000	30.72	30.72	0.932	0.932	NO	50.08	100	0.0292	50.08
28	28 PCB-39	8.74e5	1.04	NO	1.08	1.000	31.21	31.21	0.947	0.946	NO	50.96	102	0.0317	50.96
29	29 PCB-38	9.09e5	1.05	NO	1.13	1.000	32.01	32.01	0.971	0.971	NO	50.92	102	0.0304	50.92
30	30 PCB-35	8.92e5	1.04	NO	1.13	1.000	32.57	32.55	0.988	0.987	NO	49.77	99.5	0.0303	49.77
31	31 PCB-37	8.69e5	1.09	NO	1.11	1.000	33.01	32.99	1.001	1.001	NO	49.63	99.3	0.0311	49.63
32	32 PCB-54	7.47e5	0.72	NO	0.996	1.000	27.80	27.80	1.001	1.001	NO	52.03	104	0.0300	52.03

Dataset: U:\VG11.PRO\Results\191128K2\191128K2-1.qld

Last Altered: Friday, November 29, 2019 14:15:46 Pacific Standard Time
Printed: Friday, November 29, 2019 14:17:56 Pacific Standard Time

Name: 191128K2_1, Date: 28-Nov-2019, Time: 13:41:08, ID: ST191128K2-1 PCB 209 CS3 19C1106, Description: PCB 209 CS3 19C1106

	# Name	Resp	RA	n/y	RRF	wt/vol	Pred.RT	RT	Pred.R...	RRT	Check RRT	Conc.	%Rec	DL	EMPC
33	33 PCB-50	6.05e5	0.73	NO	0.781	1.000	29.04	29.01	1.045	1.044	NO	53.70	107	0.0383	53.70
34	34 PCB-53	5.65e5	0.73	NO	0.955	1.000	29.70	29.68	0.944	0.944	NO	51.26	103	0.0406	51.26
35	35 PCB-51	6.06e5	0.72	NO	1.02	1.000	30.05	30.03	0.956	0.955	NO	51.34	103	0.0379	51.34
36	36 PCB-45	4.93e5	0.73	NO	0.808	1.000	30.46	30.48	0.969	0.969	NO	52.86	106	0.0480	52.86
37	37 PCB-46	4.70e5	0.73	NO	0.754	1.000	30.98	30.98	0.985	0.985	NO	54.10	108	0.0514	54.10
38	38 PCB-52/69	1.32e6	0.73	NO	1.09	1.000	31.49	31.48	1.001	1.001	NO	104.8	105	0.0355	104.8
39	39 PCB-73	7.60e5	0.73	NO	1.29	1.000	31.61	31.61	1.005	1.005	NO	51.10	102	0.0301	51.10
40	40 PCB-43/49	1.12e6	0.75	NO	0.940	1.000	31.77	31.78	1.010	1.011	NO	103.5	103	0.0412	103.5
41	41 PCB-47	5.55e5	0.74	NO	0.869	1.000	31.99	31.99	1.001	1.001	NO	53.35	107	0.0424	53.35
42	42 PCB-48/75	1.31e6	0.74	NO	1.02	1.000	32.10	32.10	1.004	1.004	NO	106.7	107	0.0359	106.7
43	43 PCB-65	7.12e5	0.74	NO	1.11	1.000	32.37	32.38	1.013	1.013	NO	53.62	107	0.0332	53.62
44	44 PCB-62	6.73e5	0.74	NO	1.07	1.000	32.48	32.49	1.016	1.016	NO	52.75	105	0.0346	52.75
45	45 PCB-44	4.79e5	0.72	NO	0.761	1.000	32.82	32.81	1.027	1.026	NO	52.50	105	0.0484	52.50
46	46 PCB-42/59	1.22e6	0.73	NO	0.960	1.000	33.04	33.05	1.033	1.034	NO	106.1	106	0.0383	106.1
47	47 PCB-41/64/71/72	2.71e6	0.73	NO	1.08	1.000	33.66	33.66	1.053	1.053	NO	208.8	104	0.0340	208.8
48	48 PCB-68	7.27e5	0.73	NO	1.11	1.000	33.92	33.92	1.061	1.061	NO	54.71	109	0.0332	54.71
49	49 PCB-40	3.66e5	0.72	NO	0.577	1.000	34.17	34.15	1.069	1.068	NO	53.03	106	0.0638	53.03
50	50 PCB-57	7.73e5	0.72	NO	1.05	1.000	34.54	34.52	0.970	0.969	NO	53.64	107	0.0314	53.64
51	51 PCB-67	7.59e5	0.71	NO	0.993	1.000	34.85	34.83	0.978	0.978	NO	55.53	111	0.0331	55.53
52	52 PCB-58	7.69e5	0.72	NO	1.11	1.000	34.95	34.96	0.981	0.982	NO	50.24	100	0.0295	50.24
53	53 PCB-63	7.20e5	0.74	NO	0.962	1.000	35.11	35.11	0.986	0.986	NO	54.40	109	0.0342	54.40
54	54 PCB-74	7.73e5	0.74	NO	1.07	1.000	35.42	35.41	0.994	0.994	NO	52.70	105	0.0308	52.70
55	55 PCB-61/70	1.44e6	0.72	NO	0.986	1.000	35.63	35.63	1.000	1.001	NO	106.4	106	0.0333	106.4
56	56 PCB-76/66	1.57e6	0.72	NO	1.07	1.000	35.79	35.80	1.005	1.005	NO	107.2	107	0.0308	107.2
57	57 PCB-80	8.05e5	0.72	NO	1.08	1.000	36.08	36.08	1.001	1.001	NO	53.02	106	0.0306	53.02
58	58 PCB-55	8.30e5	0.73	NO	1.07	1.000	36.40	36.40	1.010	1.009	NO	55.50	111	0.0310	55.50
59	59 PCB-56/60	1.39e6	0.73	NO	0.934	1.000	36.90	36.92	1.023	1.024	NO	106.4	106	0.0355	106.4
60	60 PCB-79	7.53e5	0.73	NO	1.04	1.000	38.02	38.03	1.054	1.055	NO	51.49	103	0.0317	51.49
61	61 PCB-78	7.07e5	0.73	NO	1.03	1.000	38.74	38.76	0.987	0.987	NO	52.45	105	0.0376	52.45
62	62 PCB-81	6.43e5	0.73	NO	0.933	1.000	39.28	39.28	1.000	1.000	NO	52.81	106	0.0415	52.81
63	63 PCB-77	6.87e5	0.74	NO	1.03	1.000	39.90	39.91	1.000	1.001	NO	52.18	104	0.0390	52.18
64	64 PCB-104	6.43e5	1.50	NO	0.995	1.000	32.66	32.66	1.001	1.001	NO	50.66	101	0.348	50.66
65	65 PCB-96	6.47e5	1.51	NO	0.996	1.000	33.98	33.96	1.041	1.040	NO	50.92	102	0.348	50.92
66	66 PCB-103	5.12e5	1.52	NO	0.774	1.000	34.55	34.54	1.059	1.058	NO	51.75	104	0.447	51.75
67	67 PCB-100	5.18e5	1.53	NO	0.778	1.000	34.89	34.89	1.069	1.069	NO	52.17	104	0.445	52.17
68	68 PCB-94	4.21e5	1.50	NO	0.773	1.000	35.39	35.39	0.985	0.985	NO	54.70	109	0.584	54.70

Dataset: U:\VG11.PRO\Results\191128K2\191128K2-1.qld

Last Altered: Friday, November 29, 2019 14:15:46 Pacific Standard Time
Printed: Friday, November 29, 2019 14:17:56 Pacific Standard Time

Name: 191128K2_1, Date: 28-Nov-2019, Time: 13:41:08, ID: ST191128K2-1 PCB 209 CS3 19C1106, Description: PCB 209 CS3 19C1106

	#	Name	Resp	RA	n/y	RRF	wt/vol	Pred.RT	RT	Pred.R...	RRT	Check RRT	Conc.	%Rec	DL	EMPC
69	69	PCB-95/98/102	1.62e6	1.49	NO	1.01	1.000	35.86	35.86	0.999	0.998	NO	160.1	107	0.445	160.1
70	70	PCB-93	3.72e5	1.51	NO	0.841	1.000	35.99	36.01	1.002	1.003	NO	44.50	89.0	0.537	44.50
71	71	PCB-88/91	9.27e5	1.48	NO	0.890	1.000	36.34	36.34	1.012	1.012	NO	104.7	105	0.507	104.7
72	72	PCB-121	6.93e5	1.49	NO	1.39	1.000	36.46	36.45	1.015	1.015	NO	50.23	100	0.326	50.23
73	73	PCB-84/92	8.49e5	1.45	NO	0.879	1.000	37.30	37.29	0.990	0.990	NO	101.7	102	0.541	101.7
74	74	PCB-89	4.74e5	1.46	NO	0.959	1.000	37.47	37.48	0.995	0.995	NO	52.02	104	0.495	52.02
75	75	PCB-90/101	9.27e5	1.47	NO	0.944	1.000	37.68	37.68	1.000	1.000	NO	103.3	103	0.503	103.3
76	76	PCB-113	6.21e5	1.48	NO	1.23	1.000	37.93	37.92	1.007	1.007	NO	53.12	106	0.386	53.12
77	77	PCB-99	5.49e5	1.48	NO	1.12	1.000	38.03	38.03	1.010	1.010	NO	51.64	103	0.425	51.64
78	78	PCB-119	6.33e5	1.47	NO	1.47	1.000	38.49	38.50	0.987	0.987	NO	51.45	103	0.380	51.45
79	79	PCB-108/112	1.08e6	1.53	NO	1.25	1.000	38.66	38.67	0.991	0.991	NO	103.0	103	0.448	103.0
80	80	PCB-83	6.60e5	1.48	NO	1.55	1.000	38.81	38.83	0.995	0.996	NO	50.99	102	0.362	50.99
81	81	PCB-97	4.64e5	1.51	NO	1.07	1.000	39.04	39.04	1.001	1.001	NO	51.64	103	0.520	51.64
82	82	PCB-86	4.15e5	1.47	NO	0.996	1.000	39.19	39.19	1.005	1.005	NO	49.85	99.7	0.562	49.85
83	83	PCB-87/117/125	1.76e6	1.50	NO	1.33	1.000	39.30	39.32	1.008	1.008	NO	158.3	106	0.420	158.3
84	84	PCB-111/115	1.35e6	1.51	NO	1.60	1.000	39.47	39.49	1.012	1.012	NO	100.5	100	0.349	100.5
85	85	PCB-85/116	1.08e6	1.50	NO	1.22	1.000	39.59	39.60	1.015	1.015	NO	105.9	106	0.460	105.9
86	86	PCB-120	7.12e5	1.50	NO	1.68	1.000	39.86	39.88	1.022	1.022	NO	50.62	101	0.333	50.62
87	87	PCB-110	6.78e5	1.54	NO	1.49	1.000	40.00	40.01	1.026	1.026	NO	54.58	109	0.376	54.58
88	88	PCB-82	3.87e5	1.54	NO	0.674	1.000	40.65	40.66	0.976	0.976	NO	51.66	103	0.620	51.66
89	89	PCB-124	6.29e5	1.47	NO	1.16	1.000	41.36	41.37	0.993	0.993	NO	48.70	97.4	0.360	48.70
90	90	PCB-107/109	1.34e6	1.47	NO	1.17	1.000	41.51	41.51	0.996	0.996	NO	103.2	103	0.359	103.2
91	91	PCB-123	5.94e5	1.47	NO	1.04	1.000	41.68	41.70	1.000	1.001	NO	51.39	103	0.402	51.39
92	92	PCB-106/118	1.25e6	1.47	NO	1.07	1.000	41.89	41.91	1.001	1.001	NO	101.0	101	0.391	101.0
93	93	PCB-114	6.26e5	1.58	NO	1.16	1.000	42.55	42.54	1.000	1.000	NO	50.34	101	0.0246	50.34
94	94	PCB-122	5.81e5	1.59	NO	0.973	1.000	42.67	42.70	1.003	1.004	NO	55.87	112	0.0293	55.87
95	95	PCB-105	6.10e5	1.57	NO	1.10	1.000	43.43	43.45	1.000	1.001	NO	50.62	101	0.0261	50.62
96	96	PCB-127	6.72e5	1.57	NO	1.11	1.000	43.79	43.79	1.000	1.000	NO	51.56	103	0.0244	51.56
97	97	PCB-126	6.18e5	1.56	NO	1.21	1.000	45.76	45.76	1.000	1.000	NO	51.51	103	0.0269	51.51
98	98	PCB-155	4.80e5	1.25	NO	0.874	1.000	37.20	37.22	1.000	1.001	NO	50.87	102	0.0100	50.87
99	99	PCB-150	5.02e5	1.25	NO	0.881	1.000	38.50	38.52	1.036	1.036	NO	52.79	106	0.00996	52.79
100	1...	PCB-152	5.56e5	1.25	NO	1.00	1.000	38.98	39.00	1.048	1.049	NO	51.22	102	0.00873	51.22
101	1...	PCB-145	5.52e5	1.22	NO	1.00	1.000	39.45	39.47	1.061	1.062	NO	51.06	102	0.00877	51.06
102	1...	PCB-136	4.96e5	1.24	NO	0.843	1.000	39.78	39.80	1.070	1.071	NO	54.49	109	0.0104	54.49
103	1...	PCB-148	3.77e5	1.23	NO	0.693	1.000	39.89	39.91	1.073	1.074	NO	50.28	101	0.0127	50.28
104	1...	PCB-154	4.24e5	1.25	NO	0.724	1.000	40.42	40.42	1.087	1.087	NO	54.20	108	0.0121	54.20

Dataset: U:\VG11.PRO\Results\191128K2\191128K2-1.qld

Last Altered: Friday, November 29, 2019 14:15:46 Pacific Standard Time
Printed: Friday, November 29, 2019 14:17:56 Pacific Standard Time

Name: 191128K2_1, Date: 28-Nov-2019, Time: 13:41:08, ID: ST191128K2-1 PCB 209 CS3 19C1106, Description: PCB 209 CS3 19C1106

	#	Name	Resp	RA	n/y	RRF	wt/vol	Pred.RT	RT	Pred.R...	RRT	Check RRT	Conc.	%Rec	DL	EMPC
105	1...	PCB-151	3.65e5	1.25	NO	0.632	1.000	41.07	41.09	1.105	1.105	NO	53.46	107	0.0139	53.46
106	1...	PCB-135	4.11e5	1.25	NO	0.716	1.000	41.29	41.31	1.111	1.111	NO	53.10	106	0.0123	53.10
107	1...	PCB-144	3.75e5	1.24	NO	0.667	1.000	41.40	41.42	1.114	1.114	NO	52.09	104	0.0132	52.09
108	1...	PCB-147	3.73e5	1.26	NO	0.661	1.000	41.53	41.55	1.117	1.118	NO	52.20	104	0.0133	52.20
109	1...	PCB-139/149	8.42e5	1.23	NO	0.738	1.000	41.81	41.83	1.125	1.125	NO	105.5	106	0.0119	105.5
110	1...	PCB-140	3.59e5	1.23	NO	0.627	1.000	42.00	42.02	1.130	1.130	NO	52.95	106	0.0140	52.95
111	1...	PCB-134/143	7.39e5	1.19	NO	0.733	1.000	42.49	42.47	0.975	0.974	NO	104.8	105	0.0424	104.8
112	1...	PCB-131/133	7.97e5	1.19	NO	0.790	1.000	42.78	42.79	0.982	0.982	NO	104.9	105	0.0393	104.9
113	1...	PCB-142	3.60e5	1.20	NO	0.708	1.000	42.93	42.94	0.985	0.985	NO	52.92	106	0.0439	52.92
114	1...	PCB-146/165	9.54e5	1.19	NO	0.959	1.000	43.19	43.19	0.991	0.991	NO	103.4	103	0.0324	103.4
115	1...	PCB-132/161	9.58e5	1.21	NO	0.974	1.000	43.42	43.42	0.996	0.996	NO	102.3	102	0.0319	102.3
116	1...	PCB-153	5.01e5	1.18	NO	1.01	1.000	43.60	43.61	1.000	1.000	NO	51.50	103	0.0307	51.50
117	1...	PCB-168	5.27e5	1.19	NO	1.02	1.000	43.83	43.83	1.006	1.006	NO	53.81	108	0.0305	53.81
118	1...	PCB-141	3.99e5	1.19	NO	0.967	1.000	44.36	44.38	1.000	1.001	NO	51.33	103	0.0392	51.33
119	1...	PCB-137	3.87e5	1.17	NO	0.987	1.000	44.74	44.76	1.009	1.009	NO	48.87	97.7	0.0384	48.87
120	1...	PCB-130	3.48e5	1.20	NO	0.840	1.000	44.86	44.87	1.012	1.012	NO	51.64	103	0.0451	51.64
121	1...	PCB-138/163/164	1.51e6	1.18	NO	1.23	1.000	45.25	45.27	1.001	1.001	NO	155.5	104	0.0304	155.5
122	1...	PCB-158/160	9.72e5	1.20	NO	1.18	1.000	45.50	45.52	1.006	1.007	NO	104.1	104	0.0316	104.1
123	1...	PCB-129	3.21e5	1.19	NO	0.819	1.000	45.75	45.76	1.012	1.012	NO	49.55	99.1	0.0455	49.55
124	1...	PCB-166	5.38e5	1.21	NO	1.07	1.000	46.24	46.22	0.993	0.993	NO	53.05	106	0.0311	53.05
125	1...	PCB-159	5.82e5	1.20	NO	1.12	1.000	46.58	46.58	1.000	1.000	NO	54.79	110	0.0298	54.79
126	1...	PCB-128/162	8.31e5	1.19	NO	0.851	1.000	46.87	46.86	1.007	1.007	NO	103.1	103	0.0391	103.1
127	1...	PCB-167	4.81e5	1.19	NO	1.04	1.000	47.28	47.28	1.000	1.000	NO	51.20	102	0.0328	51.20
128	1...	PCB-156	4.76e5	1.20	NO	1.06	1.000	48.61	48.61	1.000	1.000	NO	52.62	105	0.0341	52.62
129	1...	PCB-157	4.38e5	1.18	NO	0.978	1.000	48.91	48.89	1.001	1.000	NO	50.87	102	0.0366	50.87
130	1...	PCB-169	4.64e5	1.20	NO	1.11	1.000	51.17	51.16	1.000	1.000	NO	50.59	101	0.0360	50.59
131	1...	PCB-188	5.43e5	1.02	NO	1.19	1.000	43.23	43.23	1.001	1.001	NO	49.74	99.5	0.0198	49.74
132	1...	PCB-184	5.43e5	1.03	NO	1.17	1.000	43.67	43.68	1.011	1.011	NO	50.92	102	0.0202	50.92
133	1...	PCB-179	5.37e5	1.05	NO	1.18	1.000	44.48	44.48	1.030	1.030	NO	49.95	99.9	0.0200	49.95
134	1...	PCB-176	5.36e5	1.03	NO	1.16	1.000	44.95	44.97	1.041	1.041	NO	50.58	101	0.0203	50.58
135	1...	PCB-186	5.62e5	1.01	NO	1.22	1.000	45.57	45.59	1.055	1.056	NO	50.45	101	0.0194	50.45
136	1...	PCB-178	3.67e5	1.03	NO	0.830	1.000	46.08	46.11	1.067	1.068	NO	48.28	96.6	0.0284	48.28
137	1...	PCB-175	3.74e5	1.01	NO	0.849	1.000	46.44	46.47	1.075	1.076	NO	48.27	96.5	0.0278	48.27
138	1...	PCB-182/187	8.41e5	1.02	NO	0.960	1.000	46.64	46.66	1.080	1.080	NO	95.79	95.8	0.0246	95.79
139	1...	PCB-183	4.08e5	1.03	NO	0.957	1.000	46.97	46.98	1.088	1.088	NO	46.66	93.3	0.0246	46.66
140	1...	PCB-185	3.57e5	1.03	NO	1.32	1.000	47.66	47.66	0.955	0.955	NO	51.34	103	0.0321	51.34

Dataset: U:\VG11.PRO\Results\191128K2\191128K2-1.qld

Last Altered: Friday, November 29, 2019 14:15:46 Pacific Standard Time
Printed: Friday, November 29, 2019 14:17:56 Pacific Standard Time

Name: 191128K2_1, Date: 28-Nov-2019, Time: 13:41:08, ID: ST191128K2-1 PCB 209 CS3 19C1106, Description: PCB 209 CS3 19C1106

	#	Name	Resp	RA	n/y	RRF	wt/vol	Pred.RT	RT	Pred.R...	RRT	Check RRT	Conc.	%Rec	DL	EMPC
141	1...	PCB-174	3.25e5	1.00	NO	1.22	1.000	48.04	48.04	0.962	0.962	NO	50.60	101	0.0347	50.60
142	1...	PCB-181	3.82e5	1.02	NO	1.41	1.000	48.13	48.13	0.964	0.964	NO	51.25	103	0.0299	51.25
143	1...	PCB-177	3.16e5	1.02	NO	1.24	1.000	48.31	48.30	0.968	0.968	NO	48.36	96.7	0.0341	48.36
144	1...	PCB-171	3.28e5	1.01	NO	1.24	1.000	48.61	48.61	0.974	0.974	NO	50.06	100	0.0341	50.06
145	1...	PCB-173	2.97e5	1.03	NO	1.14	1.000	49.05	49.04	0.983	0.983	NO	49.48	99.0	0.0371	49.48
146	1...	PCB-172	3.36e5	1.02	NO	1.31	1.000	49.53	49.52	0.992	0.992	NO	48.82	97.6	0.0324	48.82
147	1...	PCB-192	4.56e5	1.02	NO	1.70	1.000	49.72	49.71	0.996	0.996	NO	50.86	102	0.0249	50.86
148	1...	PCB-180	3.50e5	1.02	NO	1.32	1.000	49.93	49.93	1.000	1.000	NO	50.28	101	0.0320	50.28
149	1...	PCB-193	4.08e5	1.04	NO	1.54	1.000	50.16	50.14	1.005	1.005	NO	50.33	101	0.0275	50.33
150	1...	PCB-191	4.18e5	1.02	NO	1.57	1.000	50.41	50.41	1.010	1.010	NO	50.39	101	0.0269	50.39
151	1...	PCB-170	2.89e5	1.00	NO	1.36	1.000	51.60	51.60	1.000	1.000	NO	47.49	95.0	0.0354	47.49
152	1...	PCB-190	3.97e5	1.01	NO	1.84	1.000	51.79	51.79	1.004	1.004	NO	48.27	96.5	0.0262	48.27
153	1...	PCB-189	4.01e5	1.01	NO	1.33	1.000	53.29	53.29	1.000	1.000	NO	50.20	100	0.0242	50.20
154	1...	PCB-202	4.04e5	0.88	NO	1.02	1.000	48.84	48.82	1.001	1.000	NO	50.63	101	0.0122	50.63
155	1...	PCB-201	3.75e5	0.90	NO	0.915	1.000	49.32	49.33	1.011	1.011	NO	52.58	105	0.0136	52.58
156	1...	PCB-204	4.05e5	0.89	NO	0.979	1.000	49.47	49.48	1.014	1.014	NO	53.07	106	0.0127	53.07
157	1...	PCB-197	3.97e5	0.89	NO	0.979	1.000	49.79	49.80	1.020	1.021	NO	52.04	104	0.0127	52.04
158	1...	PCB-200	3.82e5	0.86	NO	0.954	1.000	50.74	50.73	1.040	1.040	NO	51.46	103	0.0131	51.46
159	1...	PCB-198	2.81e5	0.88	NO	0.748	1.000	52.26	52.28	1.071	1.071	NO	48.27	96.5	0.0166	48.27
160	1...	PCB-199	2.71e5	0.87	NO	0.706	1.000	52.40	52.40	1.074	1.074	NO	49.33	98.7	0.0176	49.33
161	1...	PCB-196/203	6.20e5	0.87	NO	0.785	1.000	52.70	52.70	1.080	1.080	NO	101.4	101	0.0159	101.4
162	1...	PCB-195	2.94e5	0.90	NO	1.03	1.000	53.97	53.98	0.984	0.984	NO	52.40	105	0.0225	52.40
163	1...	PCB-194	3.16e5	0.89	NO	1.16	1.000	54.89	54.89	1.000	1.000	NO	50.32	101	0.0201	50.32
164	1...	PCB-205	4.09e5	0.88	NO	1.40	1.000	55.15	55.17	1.005	1.005	NO	53.82	108	0.0166	53.82
165	1...	PCB-208	3.16e5	1.29	NO	0.934	1.000	54.13	54.13	1.000	1.000	NO	50.59	101	0.0218	50.59
166	1...	PCB-207	3.08e5	1.29	NO	0.912	1.000	54.45	54.45	1.006	1.006	NO	50.46	101	0.0223	50.46
167	1...	PCB-206	2.44e5	1.30	NO	0.987	1.000	56.43	56.42	1.000	1.000	NO	50.10	100	0.0282	50.10
168	1...	PCB-209	2.64e5	1.21	NO	0.943	1.000	57.62	57.64	1.000	1.000	NO	50.93	102	0.00366	50.93
169	1...	13C-PCB-1	1.97e6	3.37	NO	1.08	1.000	15.66	15.64	0.609	0.608	NO	86.59	86.6	0.0843	
170	1...	13C-PCB-3	1.95e6	3.30	NO	1.09	1.000	18.32	18.32	0.712	0.712	NO	84.72	84.7	0.0832	
171	1...	13C-PCB-4	1.31e6	1.58	NO	0.640	1.000	19.67	19.66	0.765	0.765	NO	96.87	96.9	0.0699	
172	1...	13C-PCB-9	2.09e6	1.56	NO	0.995	1.000	21.51	21.50	0.837	0.836	NO	99.33	99.3	0.0450	
173	1...	13C-PCB-11	2.03e6	1.56	NO	0.971	1.000	24.99	24.99	0.972	0.972	NO	98.93	98.9	0.0461	
174	1...	13C-PCB-19	1.14e6	0.99	NO	0.637	1.000	23.93	23.92	0.931	0.931	NO	85.17	85.2	0.301	
175	1...	13C-PCB-32	1.65e6	0.95	NO	0.910	1.000	26.95	26.92	1.048	1.047	NO	85.88	85.9	0.211	
176	1...	13C-PCB-28	1.85e6	1.00	NO	1.07	1.000	28.93	28.95	1.003	1.004	NO	106.4	106	0.282	

Dataset: U:\VG11.PRO\Results\191128K2\191128K2-1.qld

Last Altered: Friday, November 29, 2019 14:15:46 Pacific Standard Time
Printed: Friday, November 29, 2019 14:17:56 Pacific Standard Time

Name: 191128K2_1, Date: 28-Nov-2019, Time: 13:41:08, ID: ST191128K2-1 PCB 209 CS3 19C1106, Description: PCB 209 CS3 19C1106

	#	Name	Resp	RA	n/y	RRF	wt/vol	Pred.RT	RT	Pred.R...	RRT	Check RRT	Conc.	%Rec	DL	EMPC
177	1...	13C-PCB-37	1.58e6	0.96	NO	0.959	1.000	32.92	32.97	1.141	1.143	NO	101.3	101	0.314	
178	1...	13C-PCB-54	1.44e6	0.75	NO	1.10	1.000	27.78	27.78	0.753	0.753	NO	95.32	95.3	0.0731	
179	1...	13C-PCB-52	1.15e6	0.75	NO	0.844	1.000	31.46	31.45	0.853	0.852	NO	99.23	99.2	0.0952	
180	1...	13C-PCB-47	1.20e6	0.75	NO	0.893	1.000	31.98	31.97	0.867	0.866	NO	97.42	97.4	0.0899	
181	1...	13C-PCB-70	1.38e6	0.77	NO	1.01	1.000	35.61	35.62	0.965	0.965	NO	99.15	99.1	0.0797	
182	1...	13C-PCB-80	1.40e6	0.76	NO	1.05	1.000	36.04	36.06	0.977	0.977	NO	97.24	97.2	0.0768	
183	1...	13C-PCB-81	1.31e6	0.77	NO	0.985	1.000	39.26	39.26	1.064	1.064	NO	96.24	96.2	0.0816	
184	1...	13C-PCB-77	1.28e6	0.74	NO	0.958	1.000	39.87	39.88	1.080	1.081	NO	96.62	96.6	0.0838	
185	1...	13C-PCB-104	1.28e6	1.53	NO	1.10	1.000	32.66	32.64	0.827	0.827	NO	96.75	96.8	0.0318	
186	1...	13C-PCB-95	9.95e5	1.55	NO	0.852	1.000	35.93	35.91	0.910	0.910	NO	97.08	97.1	0.0409	
187	1...	13C-PCB-101	9.51e5	1.56	NO	0.814	1.000	37.68	37.66	0.955	0.954	NO	97.14	97.1	0.0429	
188	1...	13C-PCB-97	8.37e5	1.59	NO	0.709	1.000	39.02	39.00	0.989	0.988	NO	98.05	98.0	0.0492	
189	1...	13C-PCB-123	1.11e6	1.58	NO	0.922	1.000	41.65	41.66	1.055	1.056	NO	100.2	100	0.0378	
190	1...	13C-PCB-118	1.16e6	1.63	NO	0.975	1.000	41.84	41.85	1.060	1.060	NO	99.02	99.0	0.0358	
191	1...	13C-PCB-114	1.07e6	1.55	NO	1.52	1.000	42.53	42.53	0.908	0.908	NO	107.8	108	0.0543	
192	1...	13C-PCB-105	1.10e6	1.55	NO	1.58	1.000	43.42	43.42	0.927	0.927	NO	105.9	106	0.0521	
193	1...	13C-PCB-127	1.18e6	1.54	NO	1.62	1.000	43.78	43.78	0.935	0.935	NO	111.0	111	0.0509	
194	1...	13C-PCB-126	9.89e5	1.52	NO	1.45	1.000	45.73	45.75	0.976	0.977	NO	104.8	105	0.0571	
195	1...	13C-PCB-155	1.08e6	1.28	NO	1.03	1.000	37.19	37.18	0.942	0.942	NO	87.54	87.5	0.0175	
196	1...	13C-PCB-153	9.61e5	1.28	NO	1.42	1.000	43.59	43.59	0.931	0.931	NO	103.4	103	0.0581	
197	1...	13C-PCB-141	8.03e5	1.22	NO	1.14	1.000	44.37	44.34	0.947	0.947	NO	107.6	108	0.0724	
198	1...	13C-PCB-138	7.92e5	1.26	NO	1.18	1.000	45.23	45.22	0.966	0.966	NO	102.7	103	0.0701	
199	1...	13C-PCB-159	9.48e5	1.26	NO	1.43	1.000	46.57	46.56	0.994	0.994	NO	101.3	101	0.0577	
200	2...	13C-PCB-167	9.01e5	1.26	NO	1.42	1.000	47.27	47.26	1.009	1.009	NO	96.90	96.9	0.0581	
201	2...	13C-PCB-156	8.55e5	1.29	NO	1.40	1.000	48.59	48.59	1.038	1.038	NO	93.69	93.7	0.0592	
202	2...	13C-PCB-157	8.81e5	1.26	NO	1.41	1.000	48.87	48.87	1.044	1.044	NO	95.88	95.9	0.0588	
203	2...	13C-PCB-169	8.29e5	1.25	NO	1.35	1.000	51.14	51.15	1.092	1.092	NO	94.23	94.2	0.0615	
204	2...	13C-PCB-188	9.14e5	0.44	NO	1.46	1.000	43.19	43.19	0.926	0.926	NO	104.1	104	0.0370	
205	2...	13C-PCB-180	5.27e5	0.45	NO	0.932	1.000	49.89	49.91	1.070	1.070	NO	94.10	94.1	0.0581	
206	2...	13C-PCB-170	4.47e5	0.44	NO	0.796	1.000	51.56	51.58	1.106	1.106	NO	93.52	93.5	0.0680	
207	2...	13C-PCB-189	6.00e5	0.45	NO	1.09	1.000	53.29	53.27	1.143	1.142	NO	91.60	91.6	0.0496	
208	2...	13C-PCB-202	7.79e5	0.87	NO	1.45	1.000	48.80	48.80	1.046	1.046	NO	89.40	89.4	0.0188	
209	2...	13C-PCB-194	5.43e5	0.91	NO	0.714	1.000	54.89	54.87	0.995	0.995	NO	96.12	96.1	0.0381	
210	2...	13C-PCB-208	6.69e5	0.78	NO	0.896	1.000	54.13	54.11	0.982	0.981	NO	94.32	94.3	0.0406	
211	2...	13C-PCB-206	4.93e5	0.78	NO	0.653	1.000	56.41	56.41	1.023	1.023	NO	95.44	95.4	0.0557	
212	2...	13C-PCB-209	5.51e5	1.19	NO	0.806	1.000	57.64	57.62	1.045	1.045	NO	86.41	86.4	0.0119	

Dataset: U:\VG11.PRO\Results\191128K2\191128K2-1.qld

Last Altered: Friday, November 29, 2019 14:15:46 Pacific Standard Time
Printed: Friday, November 29, 2019 14:17:56 Pacific Standard Time

Name: 191128K2_1, Date: 28-Nov-2019, Time: 13:41:08, ID: ST191128K2-1 PCB 209 CS3 19C1106, Description: PCB 209 CS3 19C1106

	#	Name	Resp	RA	n/y	RRF	wt/vol	Pred.RT	RT	Pred.R...	RRT	Check RRT	Conc.	%Rec	DL	EMPC
213	2...	13C-PCB-15	2.11e6	1.57	NO	1.00	1.000	25.71	25.71	1.000	0.000	NO	100.0	100	0.0447	
214	2...	13C-PCB-31	1.63e6	0.98	NO	1.00	1.000	28.84	28.84	1.000	0.000	NO	100.0	100	0.301	
215	2...	13C-PCB-60	1.38e6	0.74	NO	1.00	1.000	36.90	36.90	1.000	0.000	NO	100.0	100	0.0803	
216	2...	13C-PCB-111	1.20e6	1.57	NO	1.00	1.000	39.47	39.47	1.000	0.000	NO	100.0	100	0.0349	
217	2...	13C-PCB-128	6.53e5	1.28	NO	1.00	1.000	46.82	46.83	1.000	0.000	NO	100.0	100	0.0828	
218	2...	13C-PCB-182	6.01e5	0.43	NO	1.00	1.000	46.65	46.64	0.000	0.000	NO	100.0	100	0.0541	
219	2...	13C-PCB-205	7.91e5	0.91	NO	1.00	1.000	55.15	55.15	1.000	0.000	NO	100.0	100	0.0272	
220	2...	13C-PCB-79	1.38e6	0.77	NO	1.03	1.000	38.03	38.00	1.031	1.030	NO	97.03	97.0	0.0779	
221	2...	13C-PCB-178	5.75e5	0.43	NO	0.875	1.000	46.09	46.09	0.988	0.988	NO	100.6	101	0.0593	
222	2...	13C-PCB-79	1.37e6	0.77	NO	1.05	1.000	37.99	38.00	0.967	0.968	NO	100.3	100	0.0880	
223	2...	13C-PCB-178	5.75e5	0.43	NO	0.975	1.000	46.10	46.09	0.924	0.923	NO	111.9	112	0.0655	

Vista Analytical Laboratory VG-11

Dataset: Untitled

Last Altered: Friday, November 29, 2019 14:22:22 Pacific Standard Time
Printed: Friday, November 29, 2019 14:22:42 Pacific Standard Time

Method: U:\VG11.PRO\MethDB\PCB-209_ZB1_11-28-19.mdb 29 Nov 2019 13:24:37
Calibration: U:\VG11.PRO\CurveDB\db1_PCBvg11-6-28-19.cdb 29 Jun 2019 11:47:57

Compound name: PCB-1

	Name	ID	Acq.Date	Acq.Time
1	191128K2_1	ST191128K2-1 PCB 209 CS3 19C1106	28-Nov-19	13:41:08
2	191128K2_2	B9K0220-BS1 OPR 1	28-Nov-19	14:41:52
3	191128K2_3	B9K0257-BS1 OPR 1	28-Nov-19	15:42:46
4	191128K2_4	B9K0192-BS1 OPR 1	28-Nov-19	16:43:35
5	191128K2_5	SOLVENT BLANK	28-Nov-19	17:44:30
6	191128K2_6	B9K0220-BLK1 Method Blank 1	28-Nov-19	18:45:27
7	191128K2_7	B9K0257-BLK1 Method Blank 1	28-Nov-19	19:47:13
8	191128K2_8	B9K0192-BLK1 Method Blank 1	28-Nov-19	20:47:52
9	191128K2_9	1904073-01 1-564-GW-FILT-H 0.97058	28-Nov-19	21:48:48
10	191128K2_10	1903992-02 E001 GRAB #4093178 0.93794	28-Nov-19	22:49:46
11	191128K2_11	1903828-05 PDI-RB-1910221318 1	28-Nov-19	23:51:32
12	191128K3_1	SOLVENT BLANK	29-Nov-19	01:00:41
13	191128K3_2	ST191128K3-1 PCB 209 CS3 19C1106	29-Nov-19	02:02:39

File: Experiment: PCB_ZB1.exp Reference: pfk.ref Function: 1 @ 200 (ppm)

Printed: Thursday, November 28, 2019 13:36:55 Pacific Standard Time

M 168.9888 R 12195

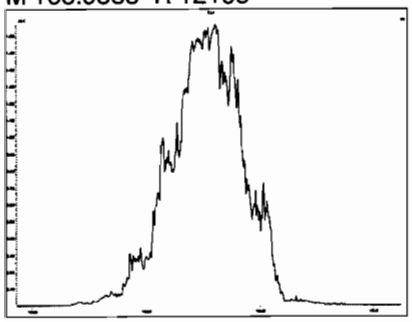

M 180.9888 R 11469

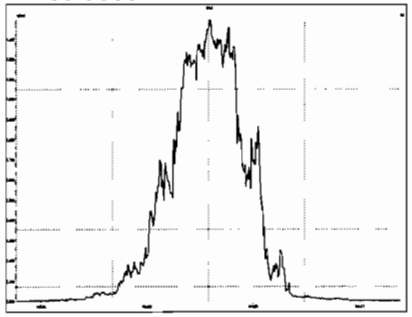

M 192.9888 R 11310

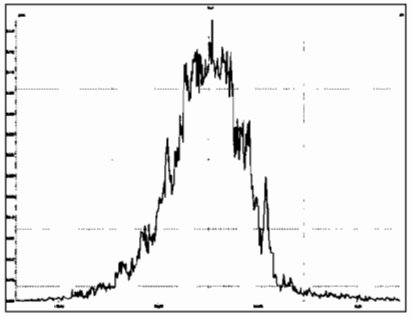

M 204.9888 R 11415

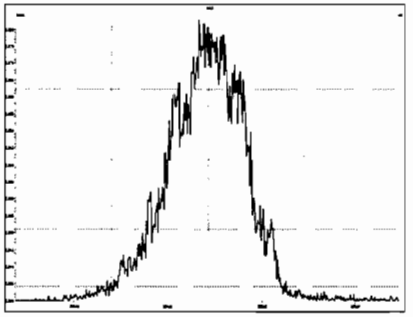

File: Experiment: PCB_ZB1.exp Reference: pfk.ref Function: 2 @ 200 (ppm)

Printed: Thursday, November 28, 2019 13:37:22 Pacific Standard Time

M 218.9856 R 12316

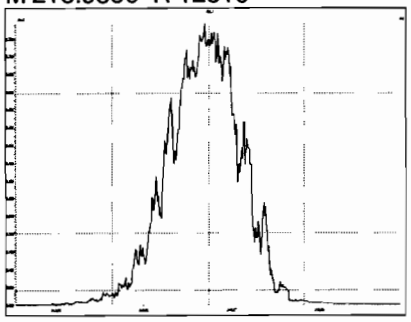

M 230.9856 R 12253

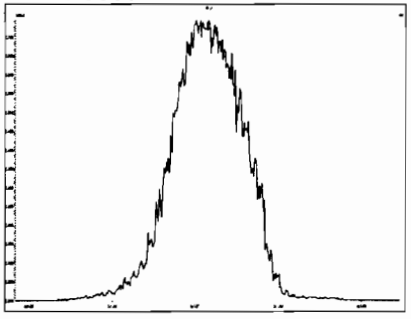

M 242.9856 R 11904

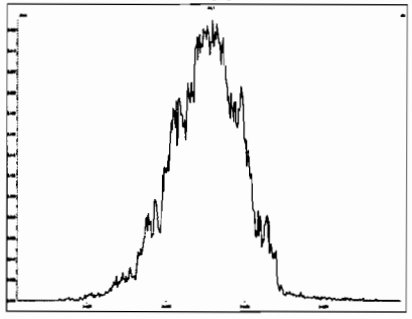

M 254.9856 R 11469

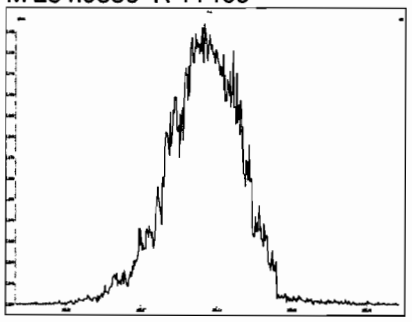

M 268.9824 R 11630

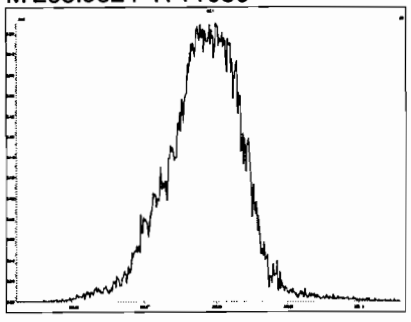

M 280.9824 R 11682

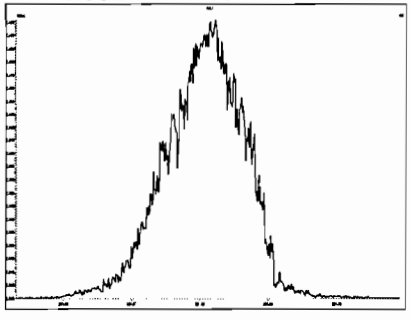

File: Experiment: PCB_ZB1.exp Reference: pfk.ref Function: 3 @ 200 (ppm)

Printed: Thursday, November 28, 2019 13:38:58 Pacific Standard Time

M 254.9856 R 11735

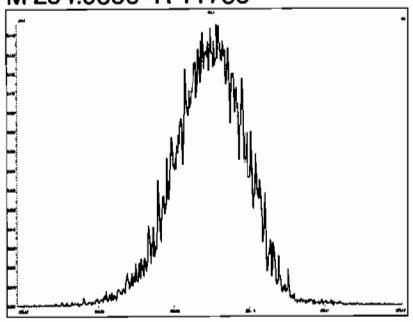

M 268.9824 R 12139

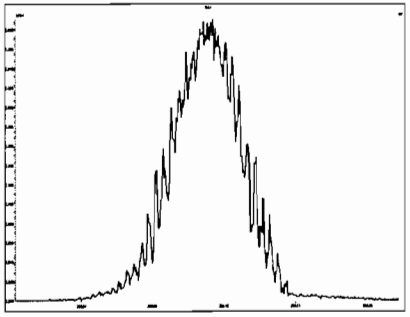

M 280.9824 R 12685

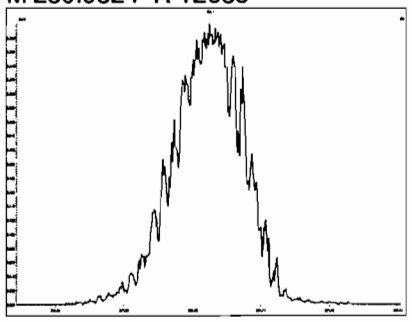

M 292.9824 R 11681

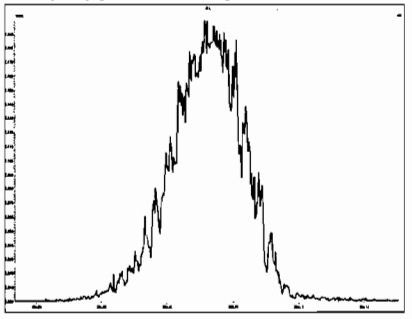

M 304.9824 R 11258

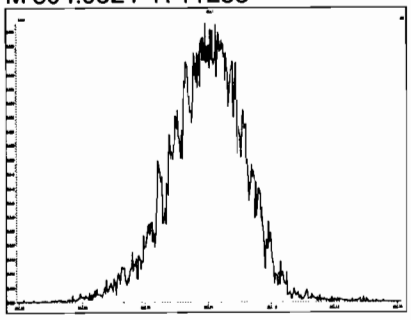

M 318.9792 R 11844

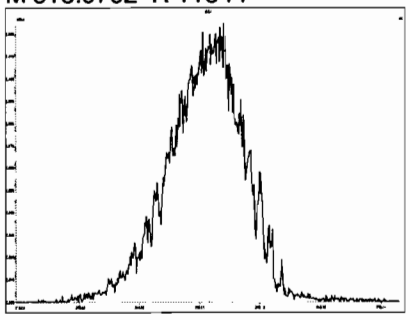

M 330.9792 R 10775

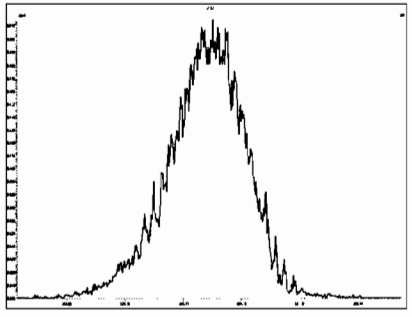

M 342.9792 R 10682

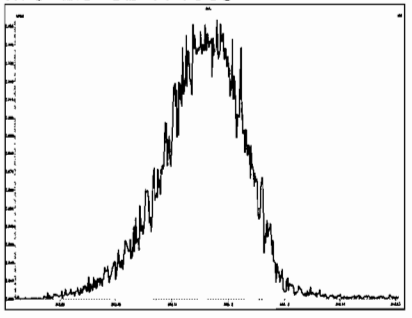

M 354.9792 R 11365

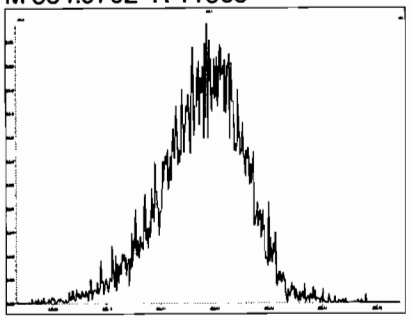

M 366.9792 R 10245

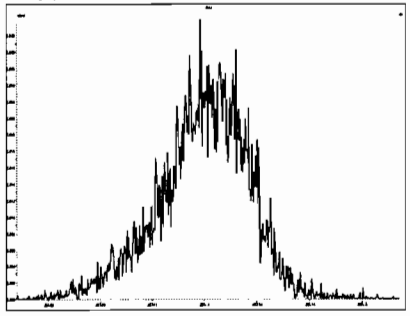

M 380.9760 R 9614

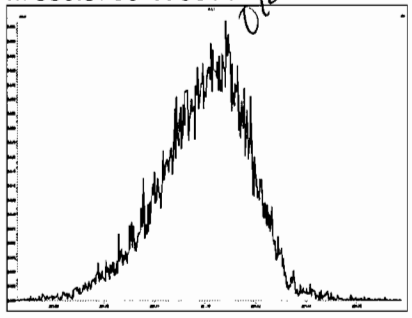

File: Experiment: PCB_ZB1.exp Reference: pfk.ref Function: 4 @ 200 (ppm)

Printed: Thursday, November 28, 2019 13:39:56 Pacific Standard Time

M 318.9792 R 12081

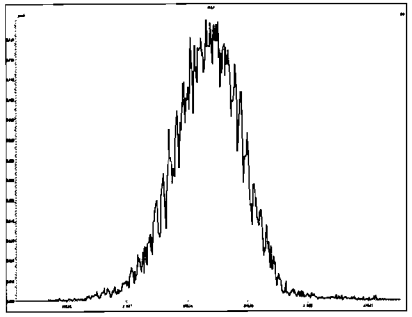

M 330.9792 R 12629

M 342.9792 R 11683

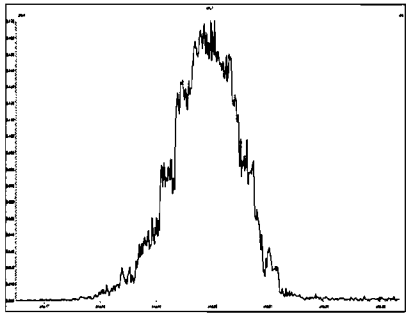

M 354.9792 R 11904

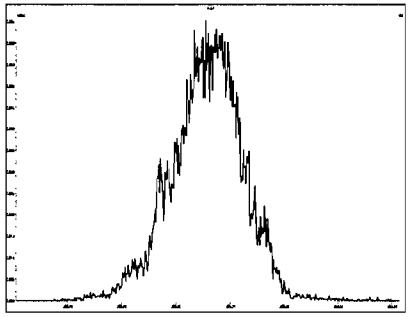

M 366.9792 R 11851

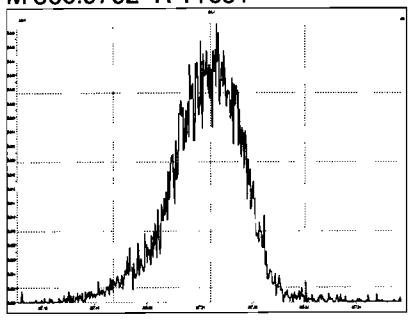

M 380.9760 R 11365

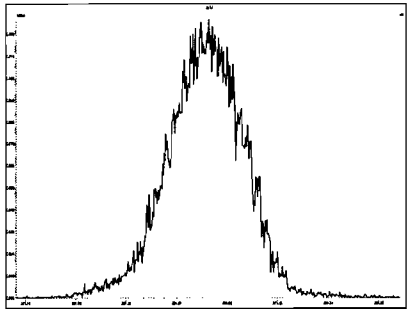

M 392.9760 R 11013

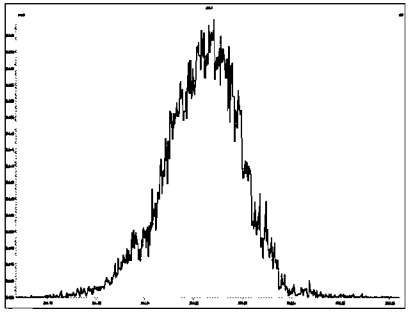

M 404.9760 R 11470

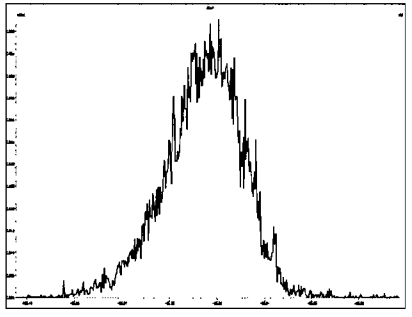

M 416.9760 R 11212

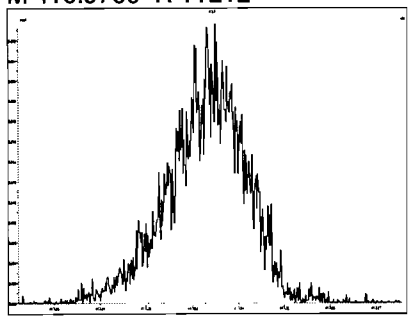

M 430.9728 R 10121

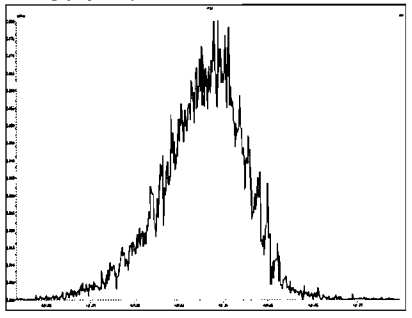

M 442.9728 R 10637

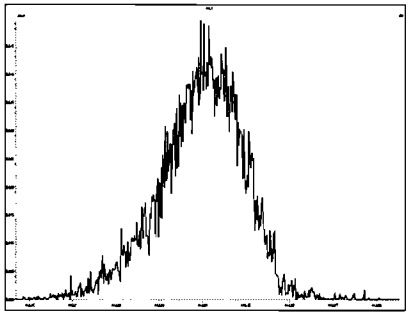

File: Experiment: PCB_ZB1.exp Reference: pfk.ref Function: 5 @ 200 (ppm)

Printed: Thursday, November 28, 2019 13:40:44 Pacific Standard Time

M 416.9760 R 12626

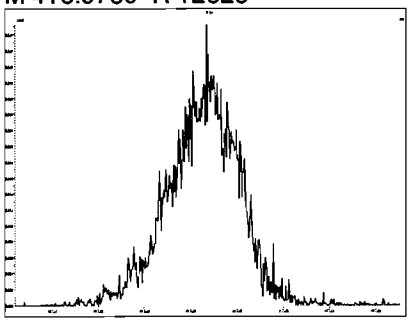

M 430.9728 R 13088

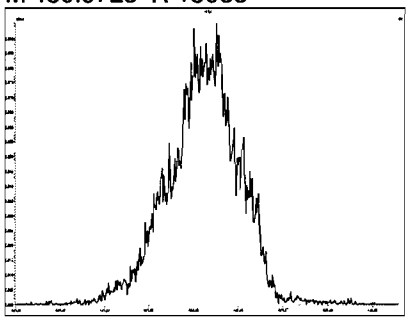

M 442.9728 R 11903

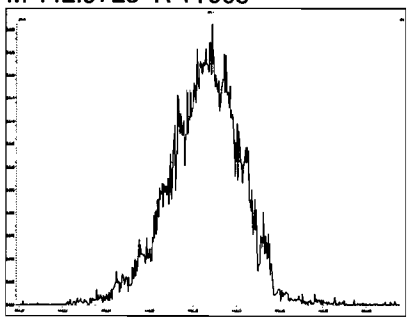

M 454.9728 R 12252

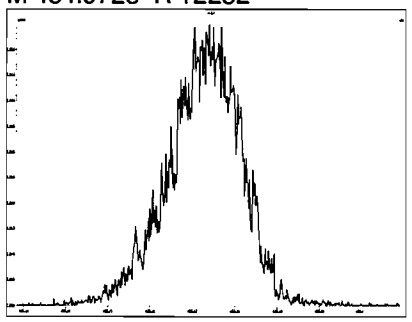

M 466.9728 R 11904

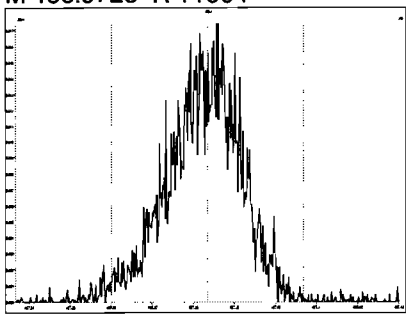

M 480.9696 R 10506

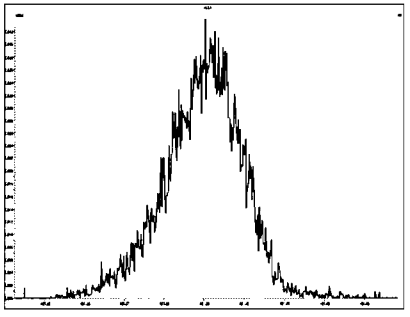

M 492.9696 R 11365

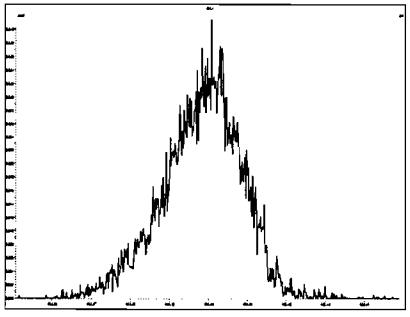

M 504.9696 R 11010

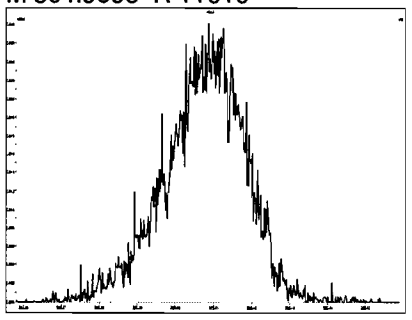

M 516.9697 R 12251

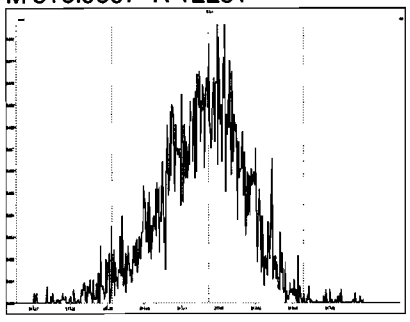

Vista Analytical Laboratory VG-11

Dataset: Untitled

Last Altered: Friday, November 29, 2019 14:22:22 Pacific Standard Time
Printed: Friday, November 29, 2019 14:24:04 Pacific Standard Time

Method: U:\VG11.PRO\MethDB\PCB-209_ZB1_11-28-19.mdb 29 Nov 2019 13:24:37
Calibration: U:\VG11.PRO\CurveDB\db1_PCBvg11-6-28-19.cdb 29 Jun 2019 11:47:57

Name: 191128K2_1, Date: 28-Nov-2019, Time: 13:41:08, ID: ST191128K2-1 PCB 209 CS3 19C1106, Description: PCB 209 CS3 19C1106

PCB-1

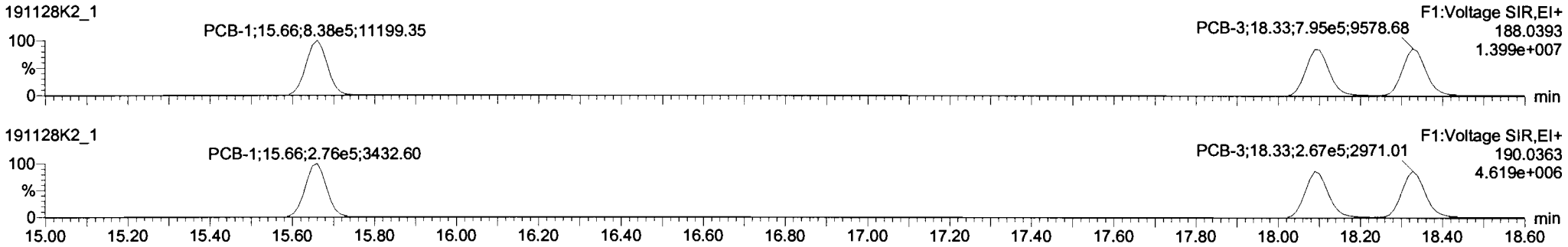

13C-PCB-1

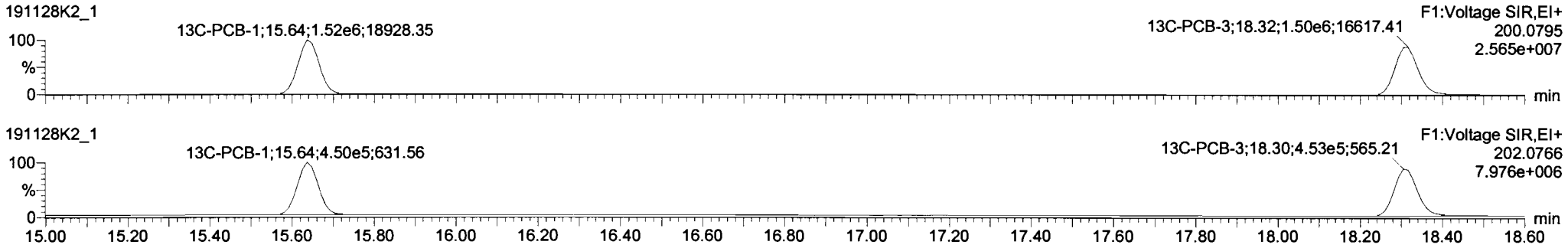

PFK1

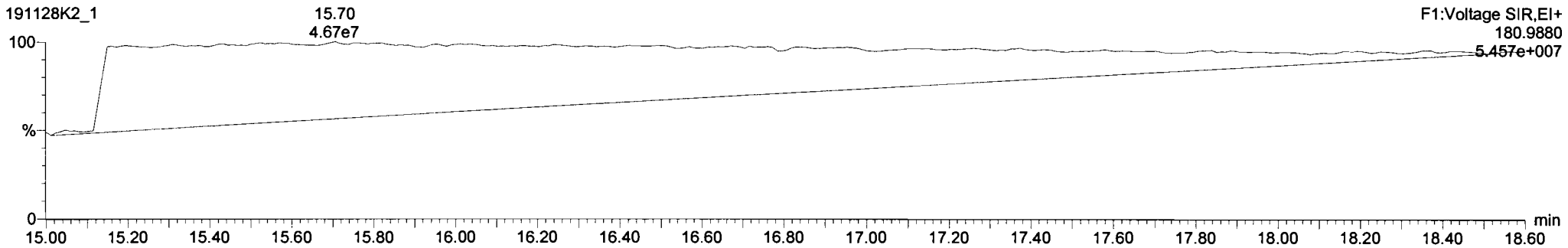

Dataset: Untitled

Last Altered: Friday, November 29, 2019 14:22:22 Pacific Standard Time
Printed: Friday, November 29, 2019 14:24:04 Pacific Standard Time

Name: 191128K2_1, Date: 28-Nov-2019, Time: 13:41:08, ID: ST191128K2-1 PCB 209 CS3 19C1106, Description: PCB 209 CS3 19C1106

PCB-4/10

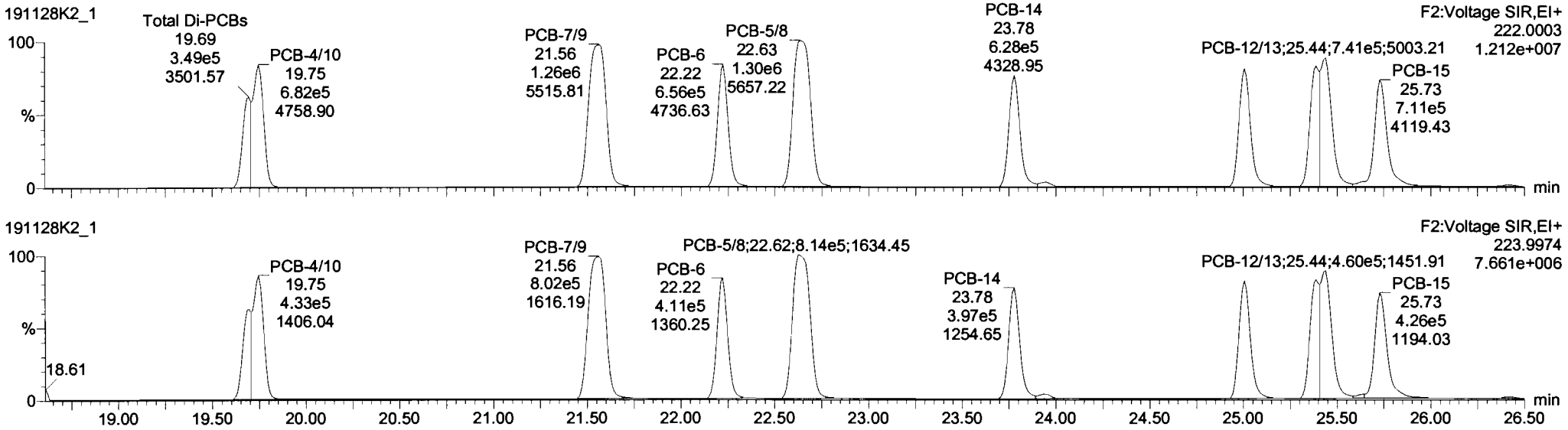

13C-PCB-4

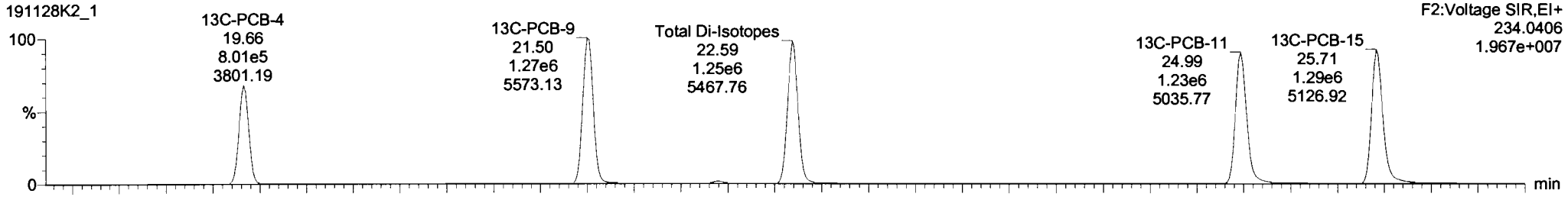

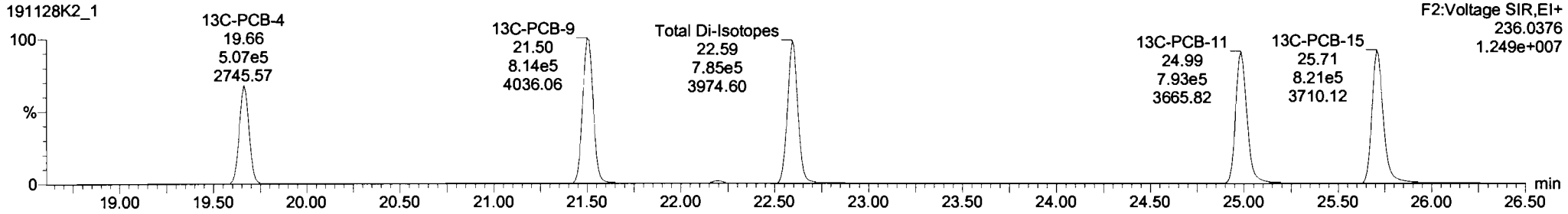

TargetLynx 191128K2 1.qld [Chromatogram]

File Edit View Display Processing Window Help

	#	Name	Resp	RA	n/y	RRF	wt/vol	Pred.RT	RT	Pred.R...	RRT	RRT Fail	Conc.	%Rec	DL	EMPC
224	224	Total Mono-PCBs				1.0122	1.000	0.00		0.000		NO	162.9		0.0504	162.9
225	225	Total Di-PCBs				1.0562	1.000	0.00		0.000		ND	604.2		0.363	604.2
226	226	2nd Function Tri-PCBs				0.9137	1.000	0.00		0.000		NO	447.0		0.0841	447.0
227	227	3rd Function Tri-PCBs				1.0563	1.000	0.00		0.000		NO	786.6		0.398	786.6
228	228	Total Tetra-PCBs				0.9861	1.000	0.00		0.000		NO	2220		1.19	2220
229	229	3rd Function Penta-PCBs				1.1154	1.000	0.00		0.000		NO	2114		12.7	2114
230	230	4th Function Penta-PCBs				1.1112	1.000	0.00		0.000		NO	259.9		0.131	259.9
231	231	3rd Function Hexa-PCBs				0.7739	1.000	0.00		0.000		NO	734.3		0.151	734.3
232	232	4th Function Hexa-PCBs				0.9719	1.000	0.00		0.000		NO	1451		0.721	1451
233	233	Total Hepta-PCBs				1.2636	1.000	0.00		0.000		NO	1188		0.636	1188
234	234	4th Function Octa-PCBs				0.8863	1.000	0.00		0.000		NO	458.8		0.114	458.8

	#	Name	Pred.RT	RT	m1 Resp	m2 Resp	1° Ratio (Pred)	RA	n/y	EMPC	Conc.
1	4	PCB-4/10	19.74	19.75	1.036e6	6.592e5	1.560	1.57	NO	101.65	101.65
2	5	PCB-7/9	21.56	21.56	1.258e6	8.015e5	1.560	1.57	NO	101.17	101.17
3	6	PCB-6	22.21	22.22	6.555e5	4.110e5	1.560	1.59	NO	50.266	50.266
4	7	PCB-5/8	22.62	22.63	1.298e6	8.138e5	1.560	1.59	NO	100.04	100.04
5	8	PCB-14	23.78	23.78	6.265e5	3.970e5	1.560	1.58	NO	48.977	48.977
6	9	PCB-11	25.01	25.01	6.935e5	4.355e5	1.560	1.59	NO	50.812	50.812
7	10	PCB-12/13	25.44	25.44	1.291e6	8.218e5	1.560	1.57	NO	100.48	100.48
8	11	PCB-15	25.74	25.73	6.442e5	4.139e5	1.560	1.56	NO	50.757	50.757

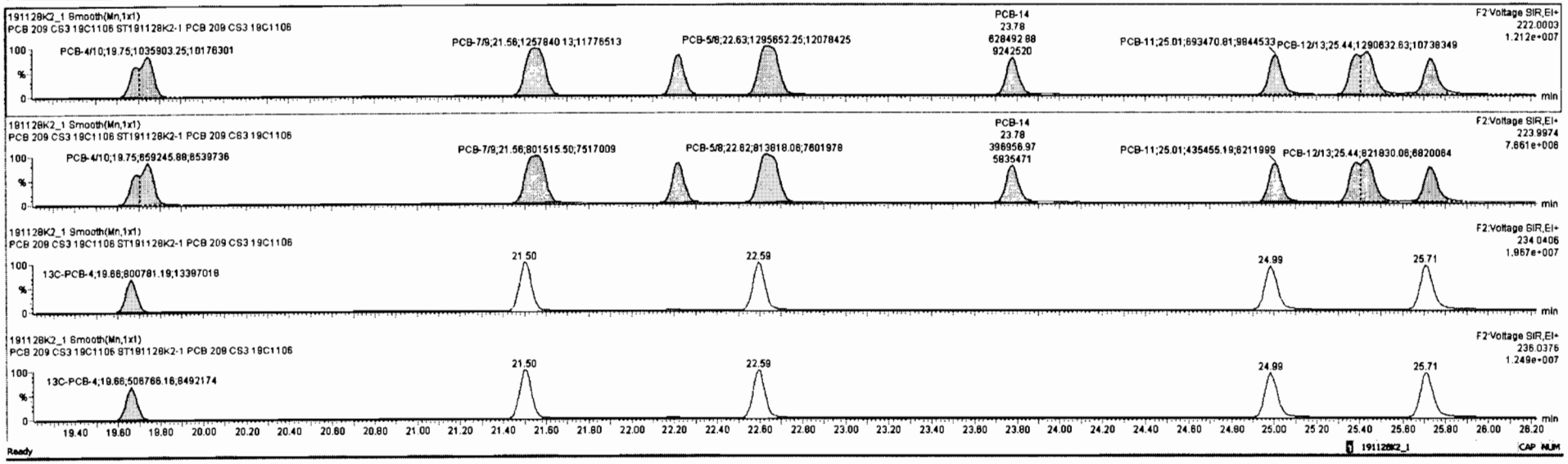

Dataset: Untitled

Last Altered: Friday, November 29, 2019 14:22:22 Pacific Standard Time
Printed: Friday, November 29, 2019 14:24:04 Pacific Standard Time

Name: 191128K2_1, Date: 28-Nov-2019, Time: 13:41:08, ID: ST191128K2-1 PCB 209 CS3 19C1106, Description: PCB 209 CS3 19C1106

PCB-19

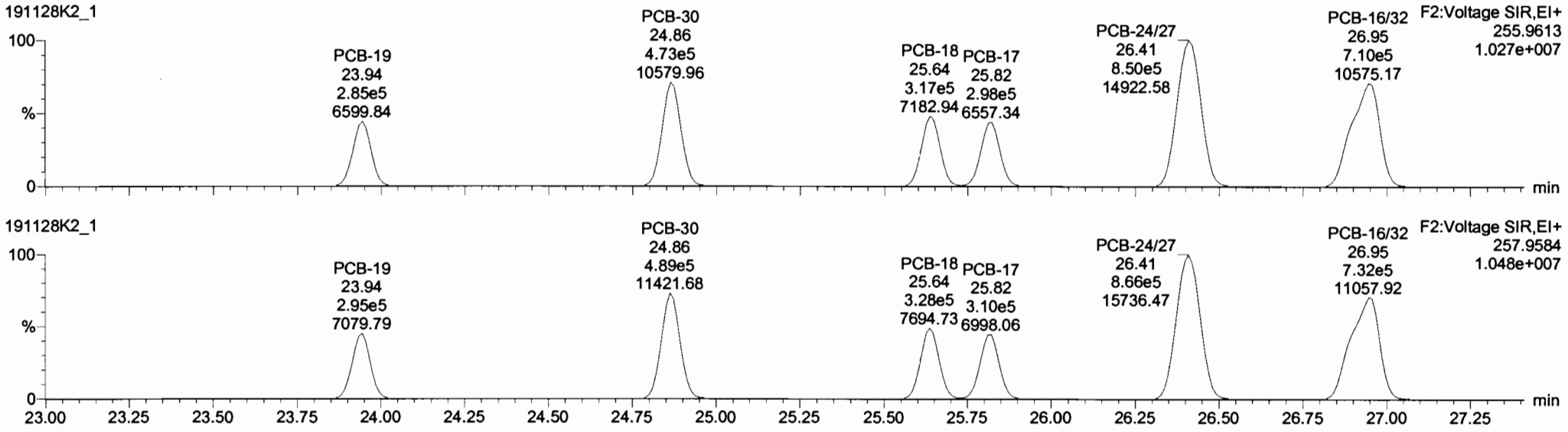

13C-PCB-19

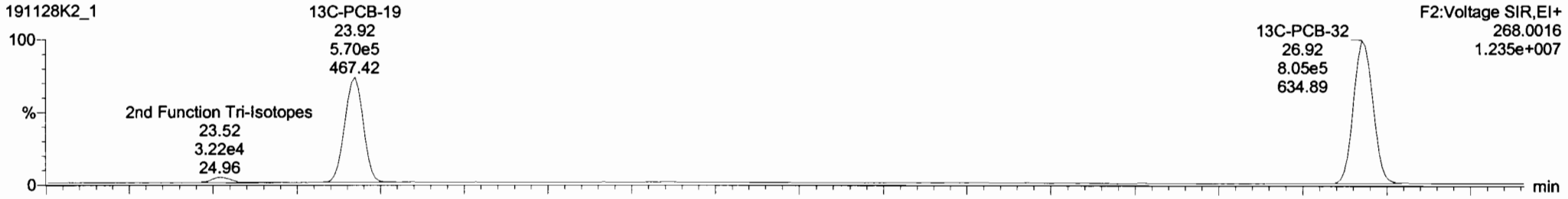

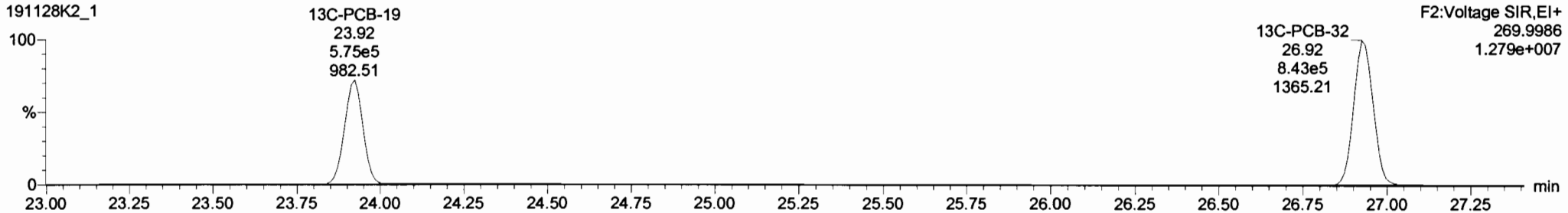

Dataset: Untitled

Last Altered: Friday, November 29, 2019 14:22:22 Pacific Standard Time
Printed: Friday, November 29, 2019 14:24:04 Pacific Standard Time

Name: 191128K2_1, Date: 28-Nov-2019, Time: 13:41:08, ID: ST191128K2-1 PCB 209 CS3 19C1106, Description: PCB 209 CS3 19C1106

PCB-34

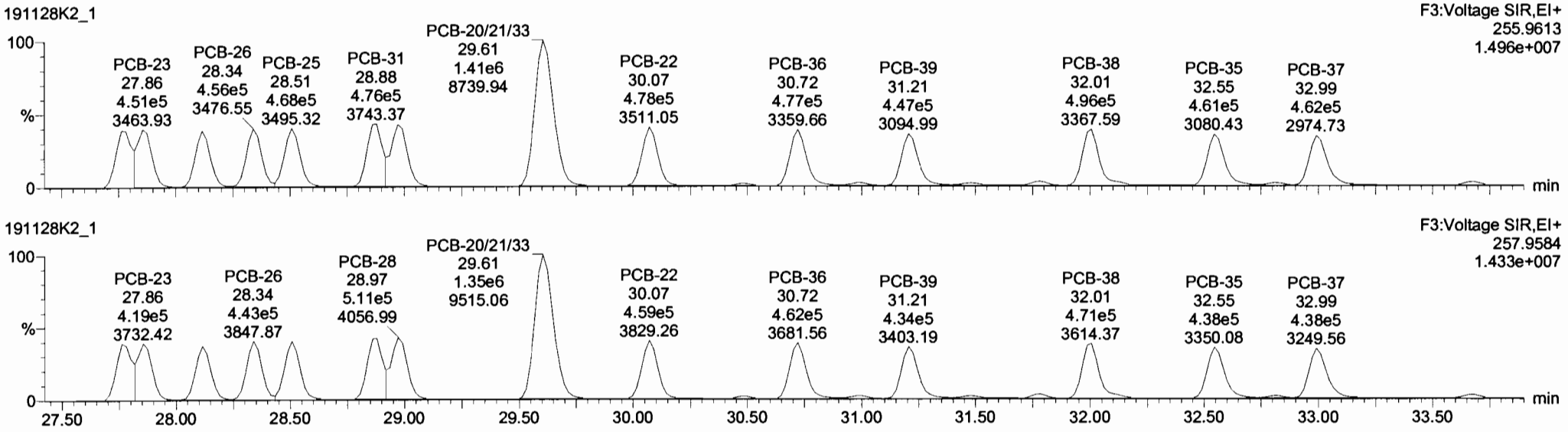

13C-PCB-28

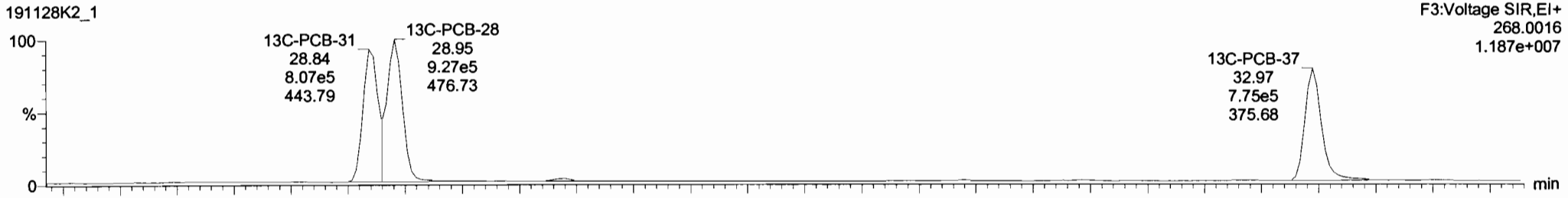

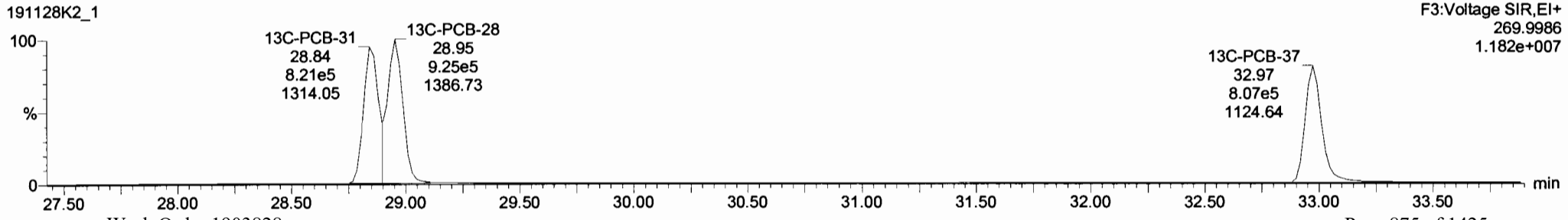

TargetLynx 191128K2_1.qld [Chromatogram]

File Edit View Display Processing Window Help

	#	Name	Resp	RA	rdy	RRF	wtAvg	Pred.RT	RT	Pred.R...	RRT	RRT Fail	Conc.	%Rec	DL	BMPC
224	224	Total Mono-PCBs				1.0122	1.000	0.00		0.000		NO	162.9		0.0504	162.9
225	225	Total Di-PCBs				1.0592	1.000	0.00		0.000		NO	604.2		0.353	604.2
226	226	2nd Function Tri-PCBs				0.9137	1.000	0.00		0.000		NO	447.0		0.0841	447.0
227	227	3rd Function Tri-PCBs				1.0883	1.000	0.00		0.000		NO	788.8		0.398	788.8
228	228	Total Tetra-PCBs				0.9861	1.000	0.00		0.000		NO	2220		1.19	2220
229	229	3rd Function Penta-PCBs				1.1154	1.000	0.00		0.000		NO	2114		12.7	2114
230	230	4th Function Penta-PCBs				1.1112	1.000	0.00		0.000		NO	259.9		0.131	259.9
231	231	3rd Function Hexa-PCBs				0.7739	1.000	0.00		0.000		NO	734.3		0.151	734.3
232	232	4th Function Hexa-PCBs				0.9719	1.000	0.00		0.000		NO	1451		0.721	1451
233	233	Total Hepta-PCBs				1.2636	1.000	0.00		0.000		NO	1186		0.636	1186
234	234	4th Function Octa-PCBs				0.8663	1.000	0.00		0.000		NO	458.8		0.114	458.8

	#	Name	Pred.RT	RT	m1 Resp	m2 Resp	1° Ratio (Pred)	RA	rdy	BMPC	Conc.
1	18	PCB-34	27.78	27.78	4.524e5	4.330e5	1.040	1.04	NO	48.433	48.433
2	19	PCB-23	27.66	27.66	4.506e5	4.191e5	1.040	1.08	NO	48.233	48.233
3	20	PCB-29	28.13	28.12	4.382e5	4.101e5	1.040	1.06	NO	47.941	47.941
4	21	PCB-26	28.35	28.34	4.562e5	4.427e5	1.040	1.03	NO	48.504	48.504
5	22	PCB-25	28.49	28.51	4.682e5	4.471e5	1.040	1.05	NO	50.557	50.557
6	23	PCB-31	28.88	28.88	4.759e5	4.526e5	1.040	1.05	NO	44.864	44.864
7	24	PCB-28	28.97	28.97	5.382e5	5.113e5	1.040	1.05	NO	51.263	51.263
8	25	PCB-20/21/33	29.62	29.61	1.413e6	1.348e6	1.040	1.05	NO	148.61	148.61

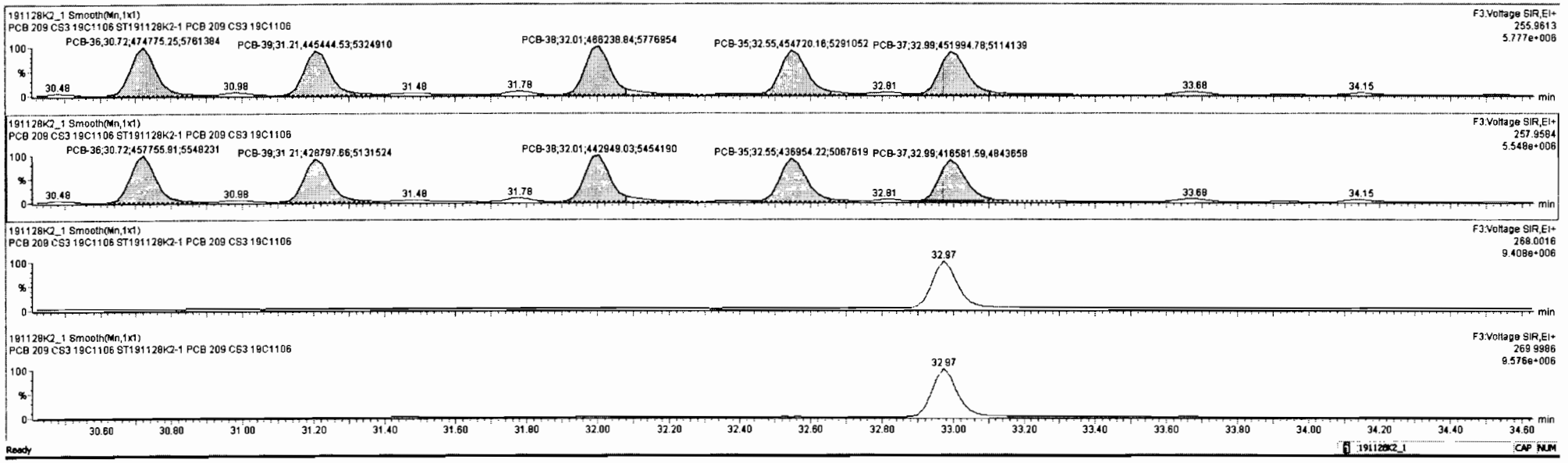

Dataset: Untitled

Last Altered: Friday, November 29, 2019 14:22:22 Pacific Standard Time
Printed: Friday, November 29, 2019 14:24:04 Pacific Standard Time

Name: 191128K2_1, Date: 28-Nov-2019, Time: 13:41:08, ID: ST191128K2-1 PCB 209 CS3 19C1106, Description: PCB 209 CS3 19C1106

PCB-54

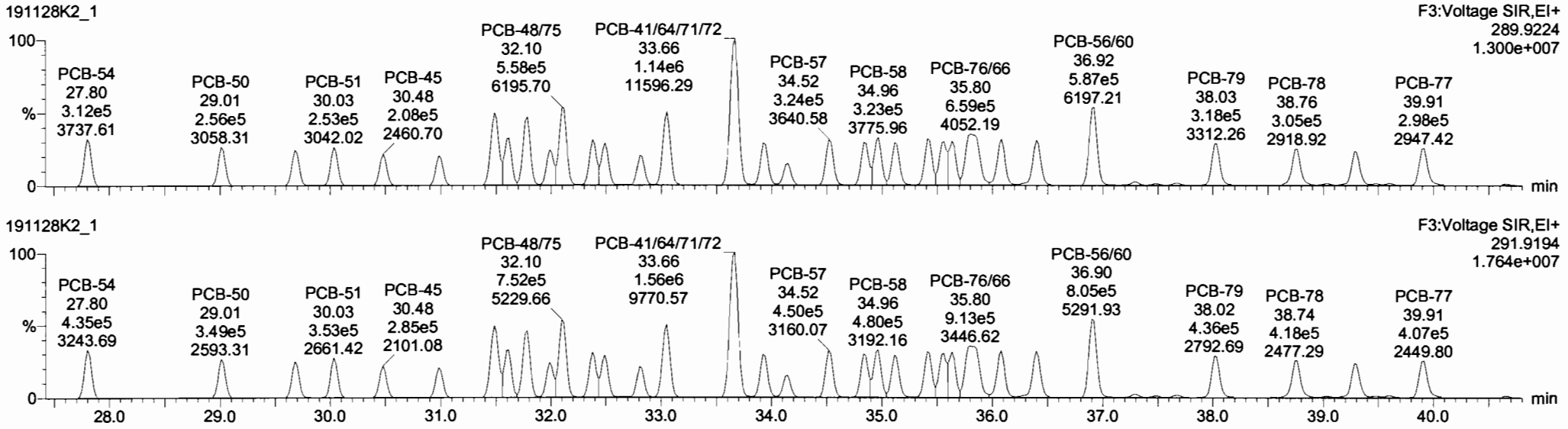

13C-PCB-54

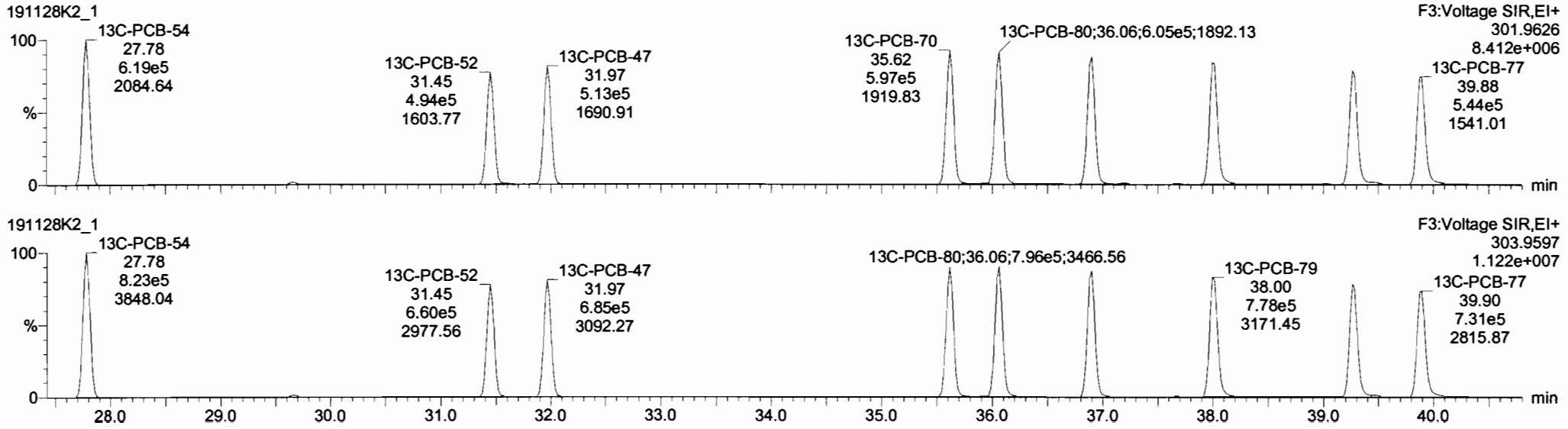

Dataset: Untitled

Last Altered: Friday, November 29, 2019 14:22:22 Pacific Standard Time
Printed: Friday, November 29, 2019 14:24:04 Pacific Standard Time

Name: 191128K2_1, Date: 28-Nov-2019, Time: 13:41:08, ID: ST191128K2-1 PCB 209 CS3 19C1106, Description: PCB 209 CS3 19C1106

PCB-50

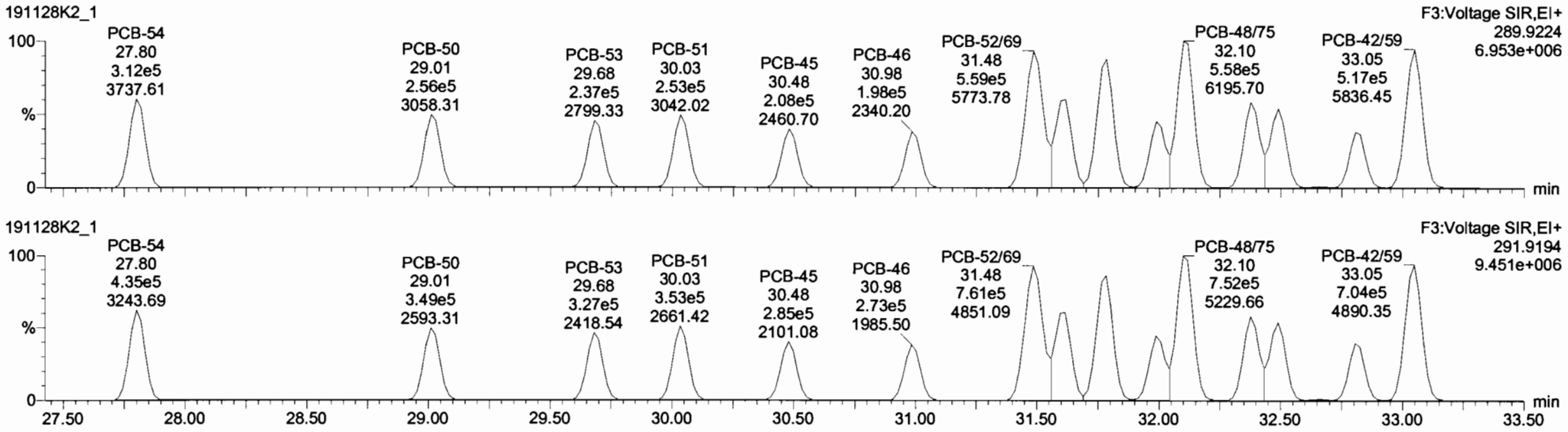

13C-PCB-52

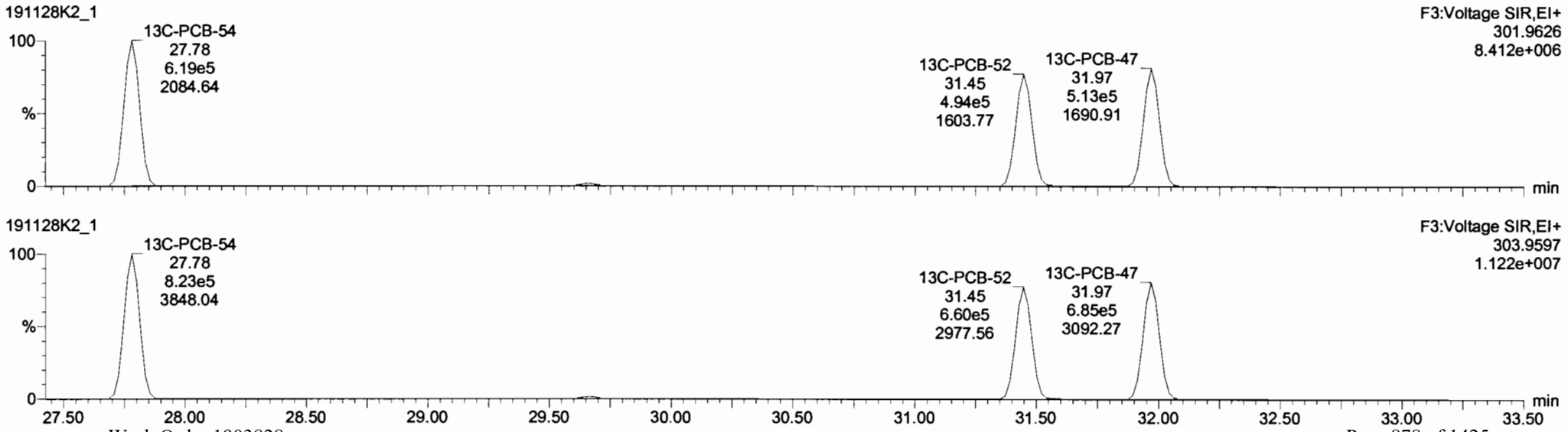

Dataset: Untitled

Last Altered: Friday, November 29, 2019 14:22:22 Pacific Standard Time
Printed: Friday, November 29, 2019 14:24:04 Pacific Standard Time

Name: 191128K2_1, Date: 28-Nov-2019, Time: 13:41:08, ID: ST191128K2-1 PCB 209 CS3 19C1106, Description: PCB 209 CS3 19C1106

PCB-68

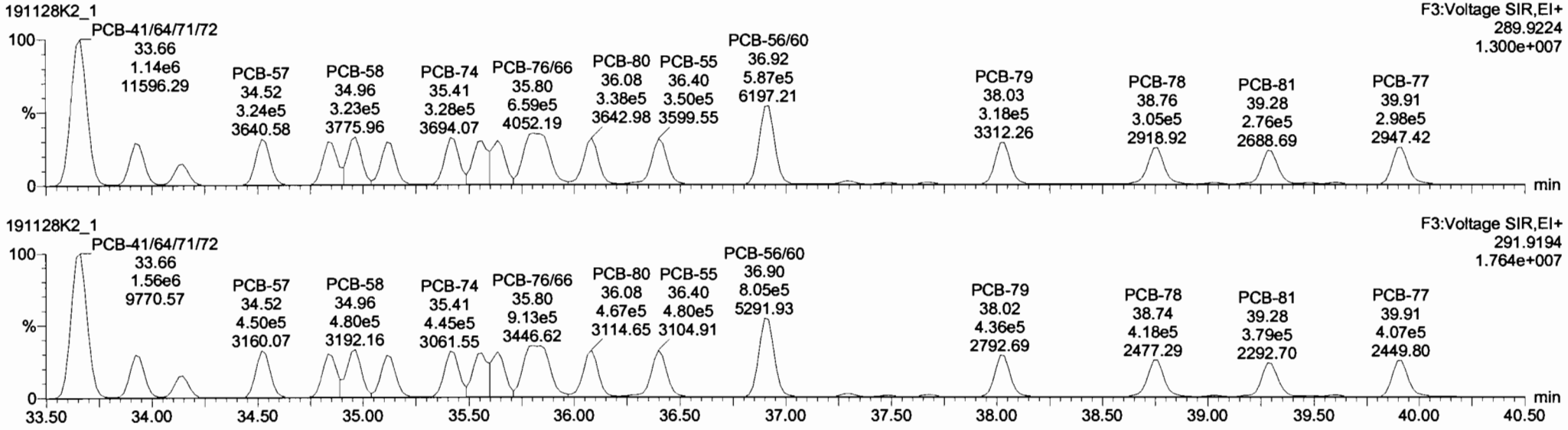

13C-PCB-60

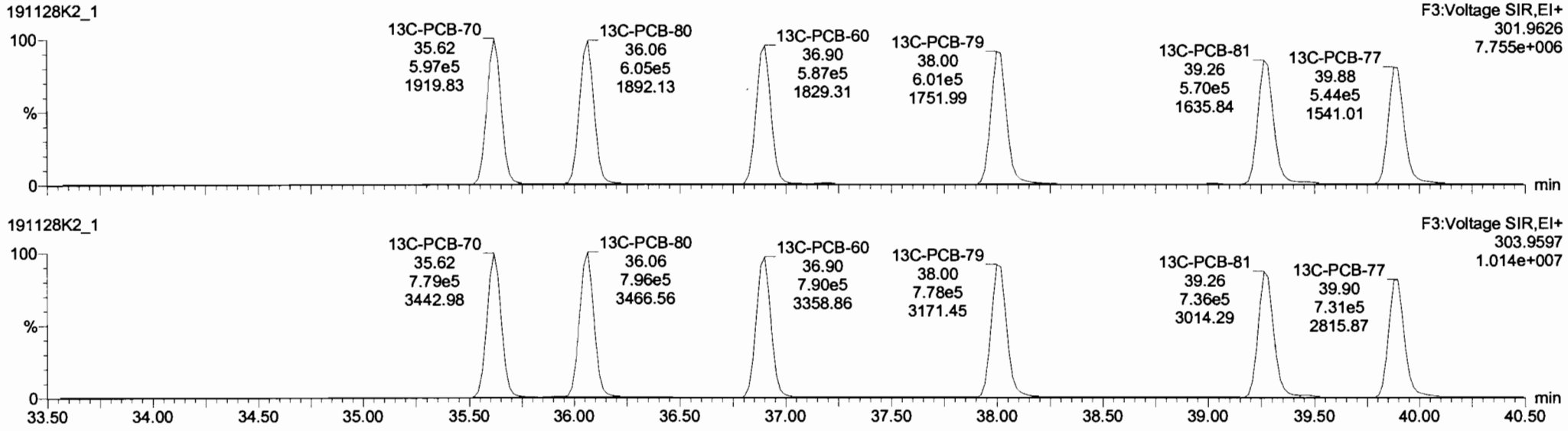

TargetLynx - 191128K2 1.qld - [Chromatogram]

File Edit View Display Processing Window Help

	#	Name	Resp	RA	n/y	RRF	wt/vol	Pred.RT	RT	Pred.R...	RRT	RRT Fail	Conc.	%Rec	DL	EMPC
224	224	Total Mono-PCBs				1.0122	1.000	0.00		0.000		NO	162.9		0.0504	162.9
225	225	Total Di-PCBs				1.0592	1.000	0.00		0.000		NO	604.2		0.353	604.2
226	226	2nd Function Tri-PCBs				0.9137	1.000	0.00		0.000		NO	447.0		0.0841	447.0
227	227	3rd Function Tri-PCBs				1.0563	1.000	0.00		0.000		NO	786.6		0.398	786.6
228	228	Total Tetra-PCBs				0.8881	1.000	0.00		0.000		NO	2220		1.19	2220
229	229	3rd Function Penta-PCBs				1.1154	1.000	0.00		0.000		NO	2114		12.7	2114
230	230	4th Function Penta-PCBs				1.1112	1.000	0.00		0.000		NO	259.9		0.131	259.9
231	231	3rd Function Hexa-PCBs				0.7739	1.000	0.00		0.000		NO	734.3		0.151	734.3
232	232	4th Function Hexa-PCBs				0.9719	1.000	0.00		0.000		NO	1451		0.721	1451
233	233	Total Hepta-PCBs				1.2636	1.000	0.00		0.000		NO	1186		0.636	1186
234	234	4th Function Octa-PCBs				0.8663	1.000	0.00		0.000		NO	458.8		0.114	458.8

	#	Name	Pred.RT	RT	m1 Resp	m2 Resp	1° Ratio (Pred)	RA	n/y	EMPC	Conc.
1	32	PCB-54	27.80	27.80	3.123e5	4.347e5	0.770	0.72	NO	52.034	52.034
2	33	PCB-50	29.04	29.01	2.562e5	3.486e5	0.770	0.73	NO	53.705	53.705
3	34	PCB-53	29.70	29.68	2.374e5	3.273e5	0.770	0.73	NO	51.260	51.260
4	35	PCB-51	30.05	30.03	2.533e5	3.529e5	0.770	0.72	NO	51.340	51.340
5	36	PCB-45	30.48	30.48	2.077e5	2.849e5	0.770	0.73	NO	52.858	52.858
6	37	PCB-46	30.98	30.98	1.977e5	2.726e5	0.770	0.73	NO	54.099	54.099
7	38	PCB-52/69	31.49	31.48	5.587e5	7.613e5	0.770	0.73	NO	104.81	104.81
8	39	PCB-73	31.61	31.61	3.209e5	4.392e5	0.770	0.73	NO	51.099	51.099

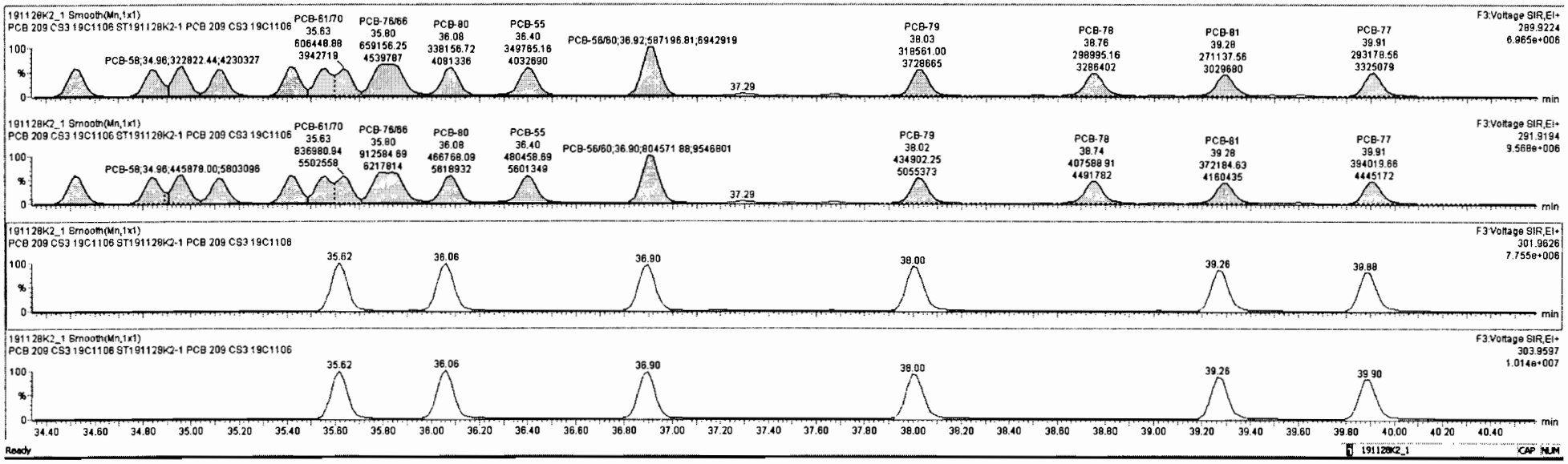

Ready

191128K2_1 CAP NUM

Dataset: Untitled

Last Altered: Friday, November 29, 2019 14:22:22 Pacific Standard Time
Printed: Friday, November 29, 2019 14:24:04 Pacific Standard Time

Name: 191128K2_1, Date: 28-Nov-2019, Time: 13:41:08, ID: ST191128K2-1 PCB 209 CS3 19C1106, Description: PCB 209 CS3 19C1106

PCB-104

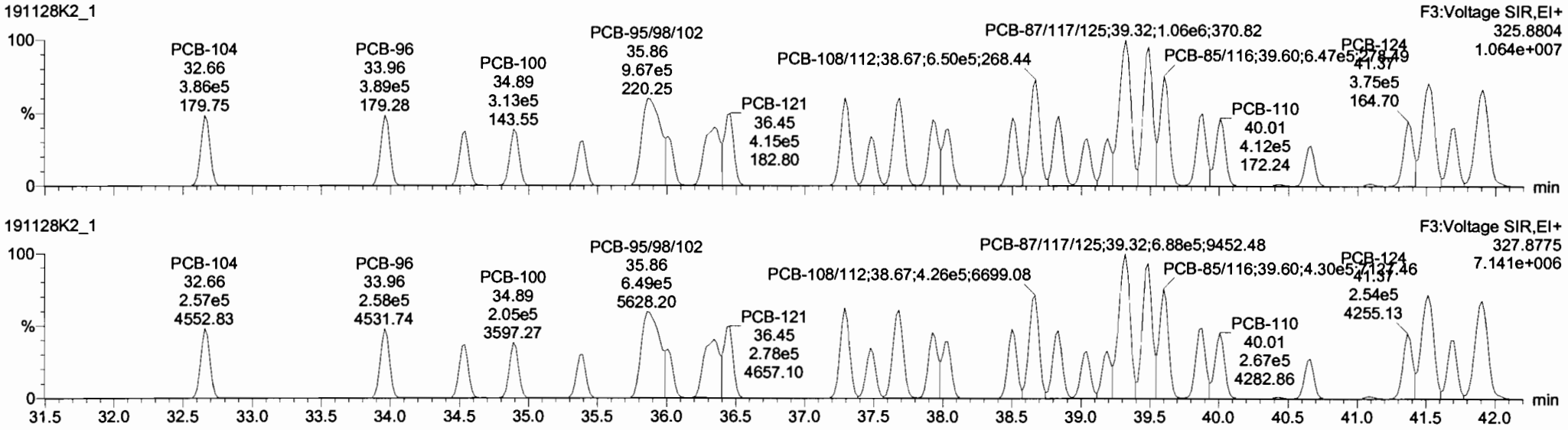

13C-PCB-104

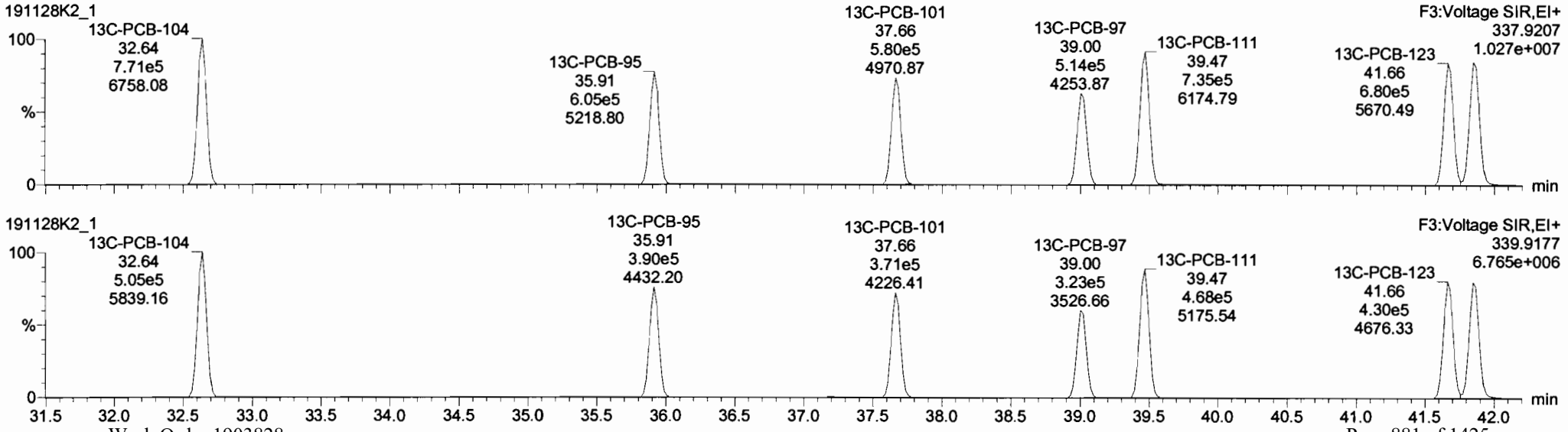

Dataset: Untitled

Last Altered: Friday, November 29, 2019 14:22:22 Pacific Standard Time
Printed: Friday, November 29, 2019 14:24:04 Pacific Standard Time

Name: 191128K2_1, Date: 28-Nov-2019, Time: 13:41:08, ID: ST191128K2-1 PCB 209 CS3 19C1106, Description: PCB 209 CS3 19C1106

PCB-96

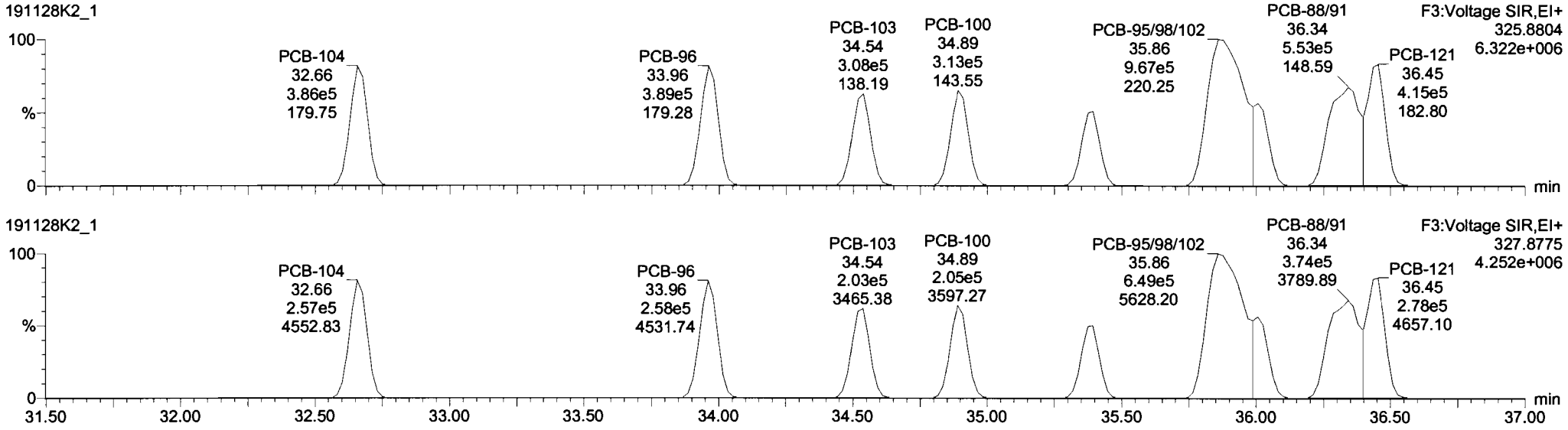

13C-PCB-95

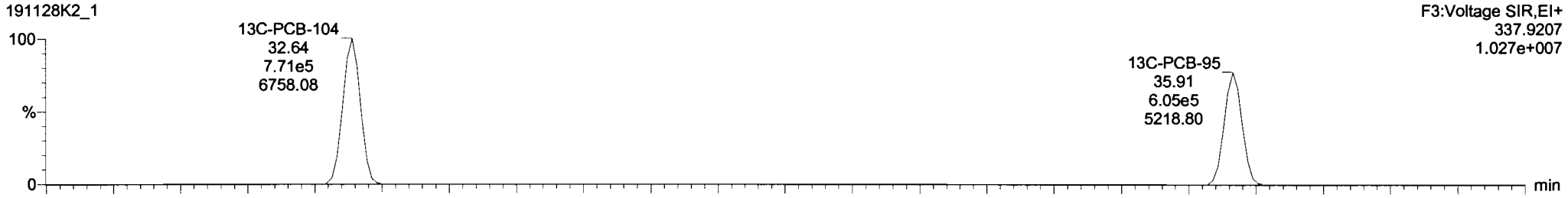

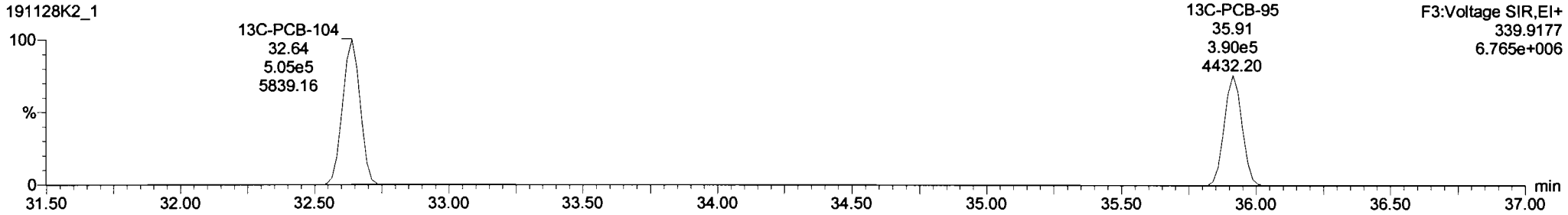

Dataset: Untitled

Last Altered: Friday, November 29, 2019 14:22:22 Pacific Standard Time
Printed: Friday, November 29, 2019 14:24:04 Pacific Standard Time

Name: 191128K2_1, Date: 28-Nov-2019, Time: 13:41:08, ID: ST191128K2-1 PCB 209 CS3 19C1106, Description: PCB 209 CS3 19C1106

PCB-119

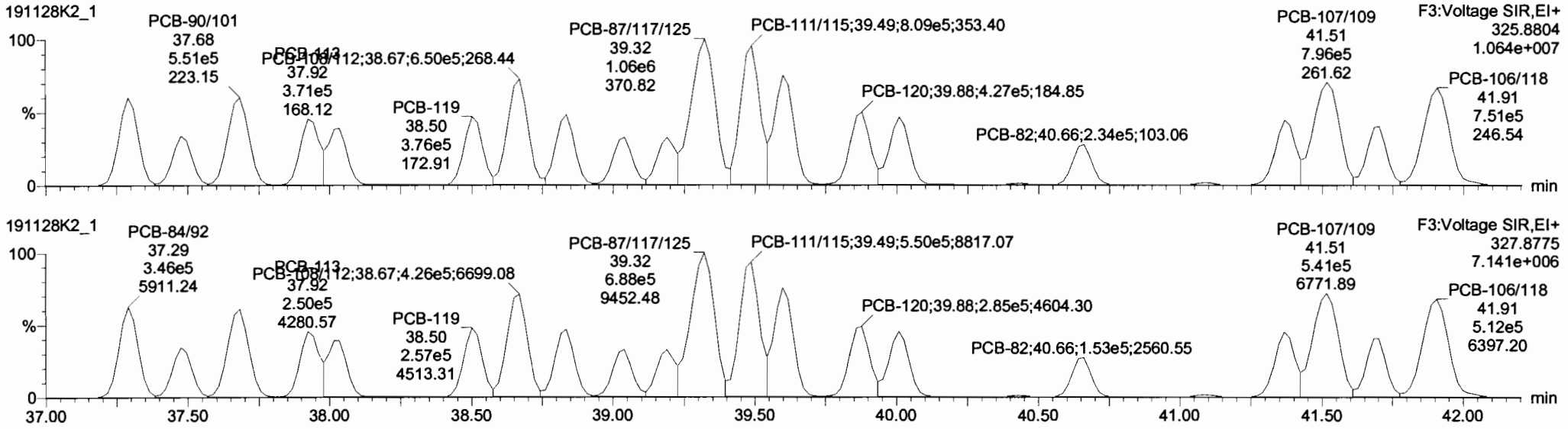

13C-PCB-111

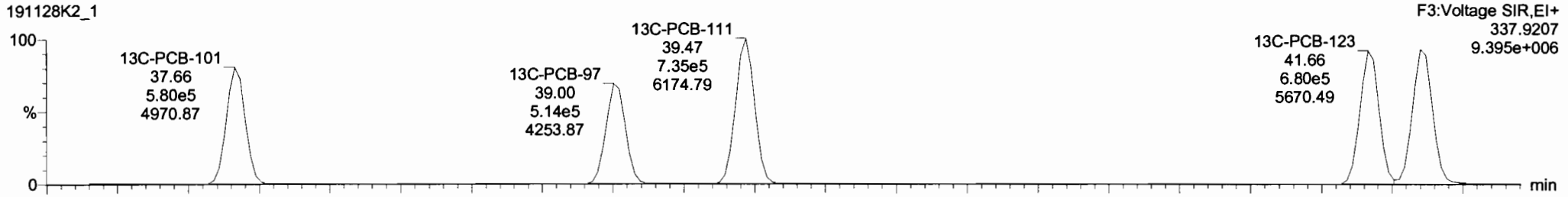

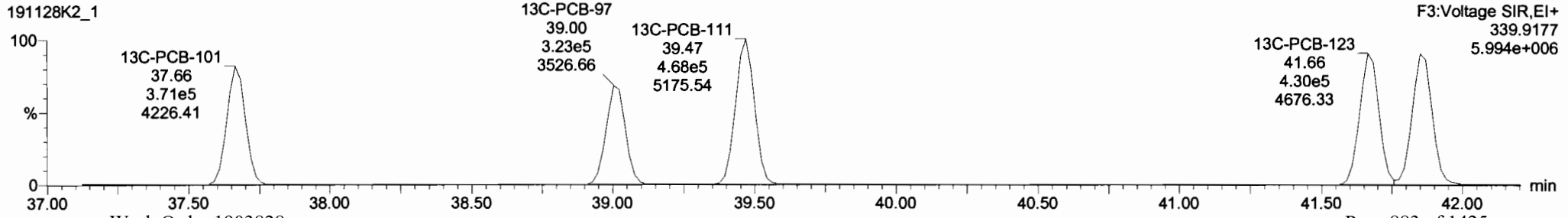

Target ynx - 191128K2-1.qld - [Chromatogram]

File Edit View Display Processing Window Help

	#	Name	Resp	RA	n/y	RRF	wt/vol	Pred.RT	RT	Pred.R...	RRT	RRT Fail	Conc.	%Rec	DL	EMPC
224	224	Total Mono-PCBs				1.0122	1.000	0.00		0.000		NO	162.9		0.0504	162.9
225	225	Total Di-PCBs				1.0592	1.000	0.00		0.000		NO	604.2		0.353	604.2
226	226	2nd Function Tri-PCBs				0.9137	1.000	0.00		0.000		NO	447.0		0.0641	447.0
227	227	3rd Function Tri-PCBs				1.0563	1.000	0.00		0.000		NO	786.6		0.398	786.6
228	228	Total Tetra-PCBs				0.9861	1.000	0.00		0.000		NO	2220		1.19	2220
229	229	3rd Function Penta-PCBs				1.1164	1.000	0.00		0.000		NO	2114		12.7	2114
230	230	4th Function Penta-PCBs				1.1112	1.000	0.00		0.000		NO	259.9		0.131	259.9
231	231	3rd Function Hexa-PCBs				0.7739	1.000	0.00		0.000		NO	734.3		0.151	734.3
232	232	4th Function Hexa-PCBs				0.9719	1.000	0.00		0.000		NO	1451		0.721	1451
233	233	Total Hepta-PCBs				1.2636	1.000	0.00		0.000		NO	1186		0.636	1186
234	234	4th Function Octa-PCBs				0.8863	1.000	0.00		0.000		NO	458.8		0.114	458.8

	#	Name	Pred.RT	RT	m1 Resp	m2 Resp	1° Ratio (Pred)	RA	n/y	EMPC	Conc.
1	64	PCB-104	32.66	32.66	3.858e5	2.574e5	1.560	1.50	NO	50.663	50.663
2	65	PCB-96	33.96	33.96	3.890e5	2.583e5	1.560	1.51	NO	50.923	50.923
3	66	PCB-103	34.55	34.54	3.064e5	2.032e5	1.560	1.52	NO	51.754	51.754
4	67	PCB-100	34.89	34.89	3.128e5	2.051e5	1.560	1.53	NO	52.172	52.172
5	68	PCB-94	35.39	35.39	2.526e5	1.683e5	1.560	1.50	NO	54.695	54.695
6	69	PCB-95/88/102	35.86	35.86	9.673e5	6.486e5	1.560	1.49	NO	160.07	160.07
7	70	PCB-93	35.99	36.01	2.241e5	1.483e5	1.560	1.51	NO	44.505	44.505
8	71	PCB-88/91	36.34	36.34	5.527e5	3.741e5	1.560	1.48	NO	104.71	104.71

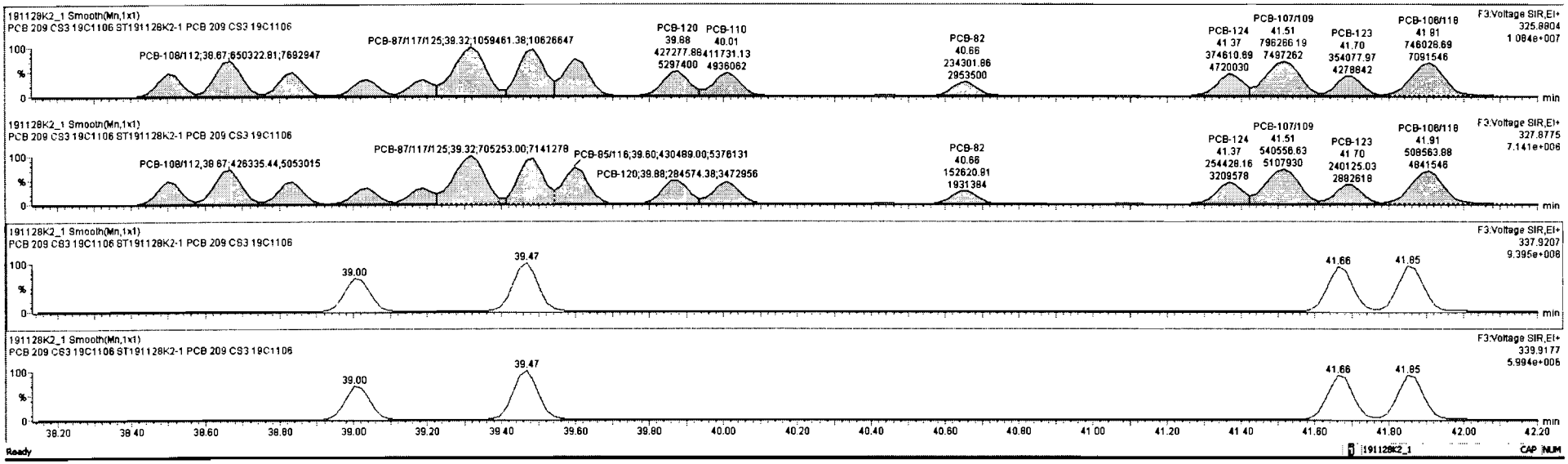

Ready 191128K2_1 CAP NUM

Dataset: Untitled

Last Altered: Friday, November 29, 2019 14:22:22 Pacific Standard Time
Printed: Friday, November 29, 2019 14:24:04 Pacific Standard Time

Name: 191128K2_1, Date: 28-Nov-2019, Time: 13:41:08, ID: ST191128K2-1 PCB 209 CS3 19C1106, Description: PCB 209 CS3 19C1106

PCB-114

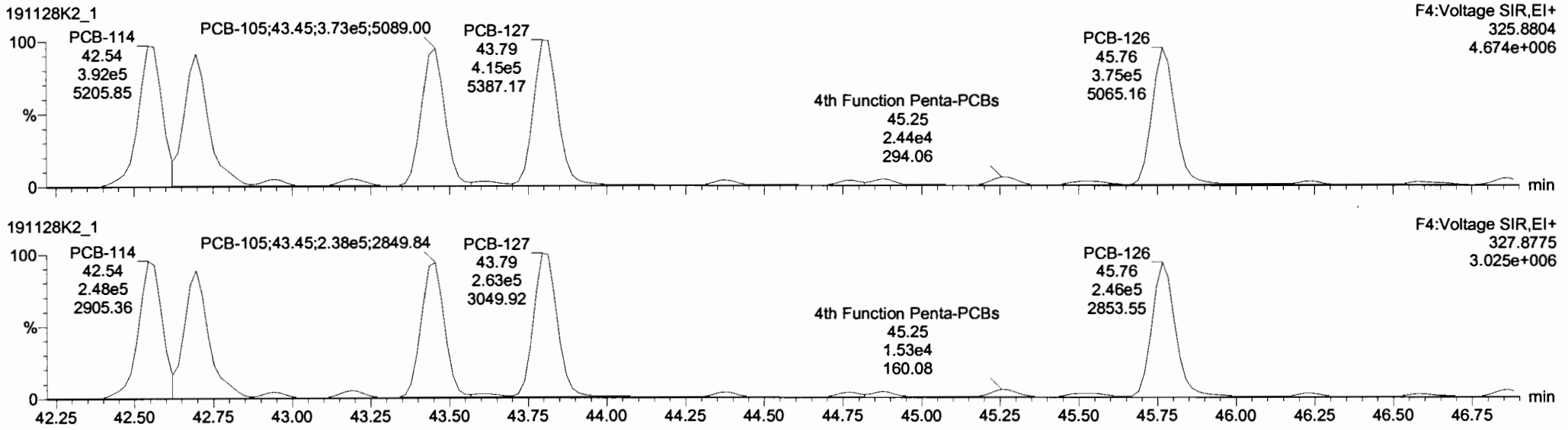

13C-PCB-114



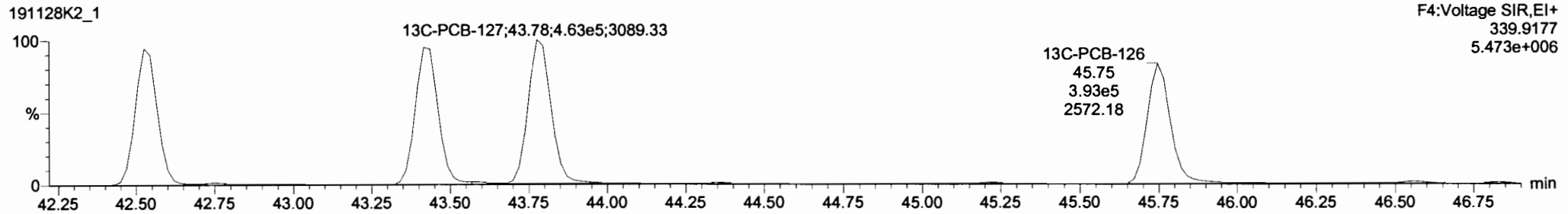

TargetLynx - 191128K2-1.qld - [Chromatogram]

File Edit View Display Processing Window Help

	#	Name	Resp	RA	n/y	RRF	wt/vol	Pred.RT	RT	Pred.R...	RRT	RRT Fail	Conc.	%Rec	DL	EMPC
224	224	Total Mono-PCBs				1.0122	1.000	0.00		0.000		NO	162.9		0.0504	162.9
225	225	Total Di-PCBs				1.0592	1.000	0.00		0.000		NO	604.2		0.353	604.2
226	226	2nd Function Tri-PCBs				0.9137	1.000	0.00		0.000		NO	447.0		0.0841	447.0
227	227	3rd Function Tri-PCBs				1.0563	1.000	0.00		0.000		NO	788.6		0.398	788.6
228	228	Total Tetra-PCBs				0.9861	1.000	0.00		0.000		NO	2220		1.19	2220
229	229	3rd Function Penta-PCBs				1.1154	1.000	0.00		0.000		NO	2114		12.7	2114
230	230	4th Function Penta-PCBs				1.1112	1.000	0.00		0.000		NO	259.9		0.131	259.9
231	231	3rd Function Hexa-PCBs				0.7739	1.000	0.00		0.000		NO	734.3		0.151	734.3
232	232	4th Function Hexa-PCBs				0.9719	1.000	0.00		0.000		NO	1451		0.721	1451
233	233	Total Hepta-PCBs				1.2636	1.000	0.00		0.000		NO	1188		0.636	1188
234	234	4th Function Octa-PCBs				0.8863	1.000	0.00		0.000		NO	458.8		0.114	458.8

	#	Name	Pred.RT	RT	m1 Resp	m2 Resp	1° Ratio (Pred)	RA	n/y	EMPC	Conc.
1	93	PCB-114	42.55	42.54	3.832e5	2.424e5	1.560	1.58	NO	50.344	50.344
2	94	PCB-122	42.87	42.70	3.589e5	2.244e5	1.560	1.59	NO	55.872	55.872
3	95	PCB-105	43.43	43.45	3.728e5	2.377e5	1.550	1.57	NO	50.824	50.824
4	96	PCB-127	43.79	43.79	4.098e5	2.617e5	1.560	1.57	NO	51.558	51.558
5	97	PCB-126	45.76	45.76	3.768e5	2.411e5	1.560	1.56	NO	51.508	51.508

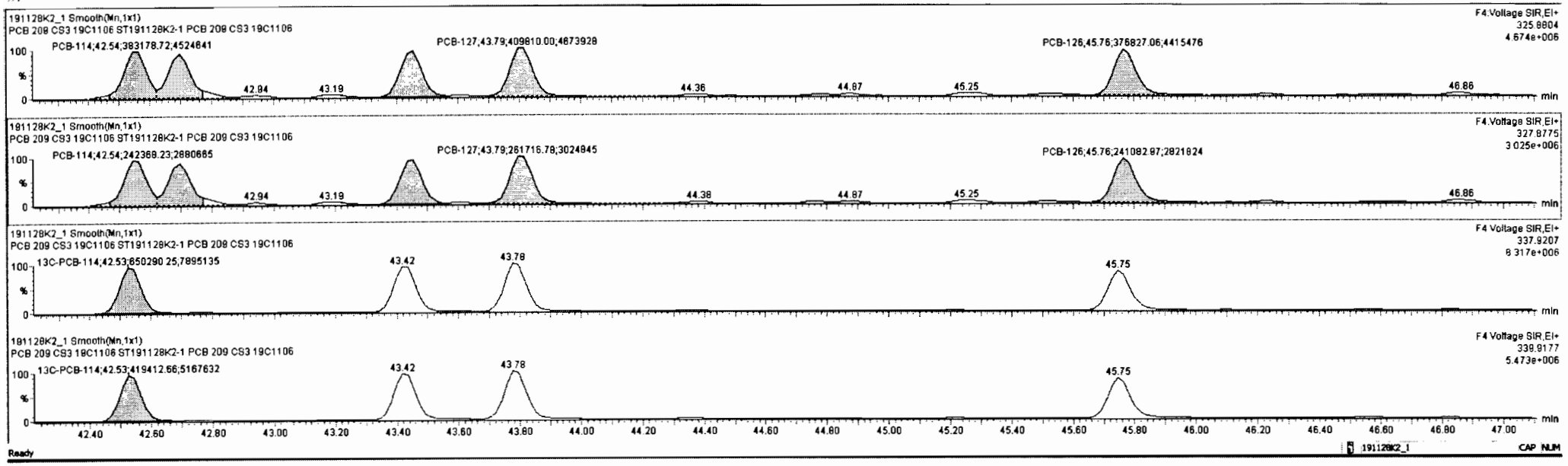

Dataset: Untitled

Last Altered: Friday, November 29, 2019 14:22:22 Pacific Standard Time
Printed: Friday, November 29, 2019 14:24:04 Pacific Standard Time

Name: 191128K2_1, Date: 28-Nov-2019, Time: 13:41:08, ID: ST191128K2-1 PCB 209 CS3 19C1106, Description: PCB 209 CS3 19C1106

PCB-155

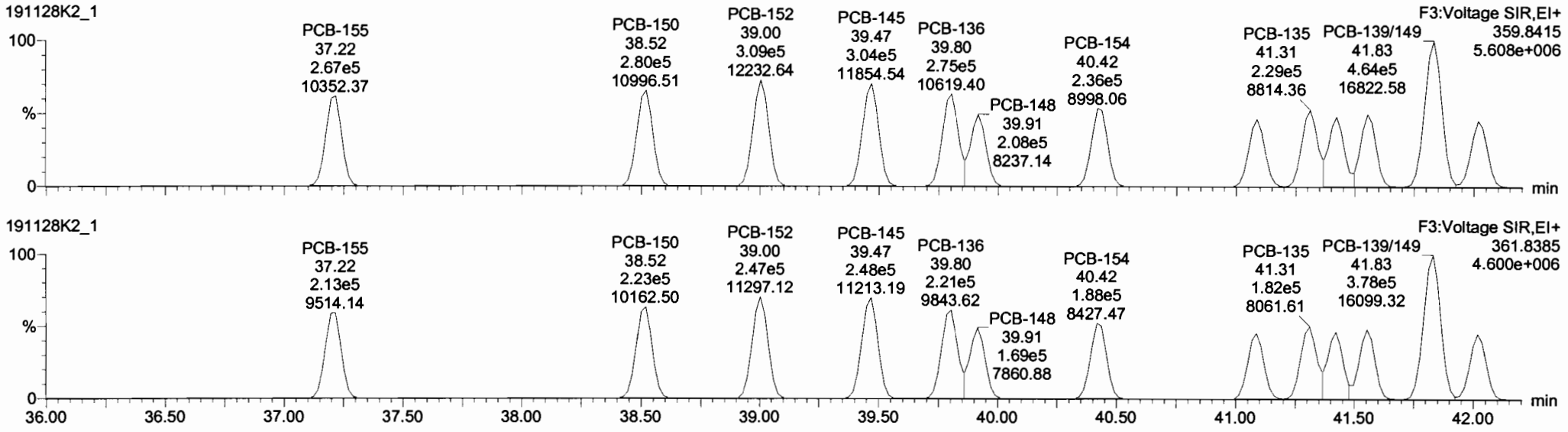

13C-PCB-155

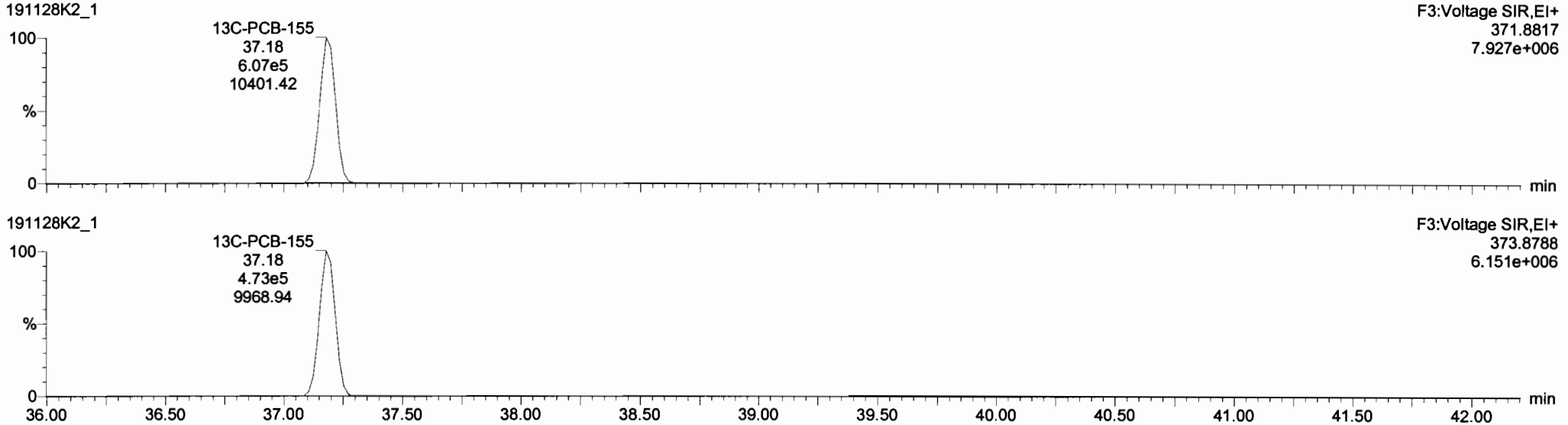

TargetLynx 191128K2 1.qld [Chromatogram]

File Edit View Display Processing Window Help

	#	Name	Resp	RA	n/y	RRF	wt/vol	Pred.RT	RT	Pred.R...	RRT	RRT Fail	Conc.	%Rec	DL	EMPC
224	224	Total Mono-PCBs				1.0122	1.000	0.00		0.000		NO	162.9		0.0504	162.9
225	225	Total Di-PCBs				1.0592	1.000	0.00		0.000		NO	604.2		0.353	604.2
226	226	2nd Function Tri-PCBs				0.9137	1.000	0.00		0.000		NO	447.0		0.0841	447.0
227	227	3rd Function Tri-PCBs				1.0563	1.000	0.00		0.000		NO	786.6		0.398	786.6
228	228	Total Tetra-PCBs				0.9861	1.000	0.00		0.000		NO	2220		1.19	2220
229	229	3rd Function Penta-PCBs				1.1154	1.000	0.00		0.000		NO	2114		12.7	2114
230	230	4th Function Penta-PCBs				1.1112	1.000	0.00		0.000		NO	259.9		0.131	259.9
231	231	3rd Function Hexa-PCBs				0.7739	1.000	0.00		0.000		NO	734.3		0.151	734.3
232	232	4th Function Hexa-PCBs				0.9719	1.000	0.00		0.000		NO	1451		0.721	1451
233	233	Total Hepta-PCBs				1.2636	1.000	0.00		0.000		NO	1188		0.636	1188
234	234	4th Function Octa-PCBs				0.8863	1.000	0.00		0.000		NO	458.8		0.114	458.8

	#	Name	Pred.RT	RT	m1 Resp	m2 Resp	1* Ratio (Pred)	RA	n/y	EMPC	Conc.
1	98	PCB-155	37.20	37.22	2.671e5	2.132e5	1.240	1.25	NO	50.875	50.875
2	99	PCB-150	38.50	38.52	2.795e5	2.226e5	1.240	1.25	NO	52.789	52.789
3	100	PCB-152	38.98	39.00	3.091e5	2.467e5	1.240	1.25	NO	51.222	51.222
4	101	PCB-145	39.45	39.47	3.036e5	2.479e5	1.240	1.22	NO	51.065	51.065
5	102	PCB-136	39.78	39.80	2.753e5	2.212e5	1.240	1.24	NO	54.494	54.494
6	103	PCB-148	39.89	39.91	2.078e5	1.686e5	1.240	1.23	NO	50.283	50.283
7	104	PCB-154	40.42	40.42	2.359e5	1.880e5	1.240	1.25	NO	54.198	54.198
8	105	PCB-151	41.07	41.09	2.026e5	1.625e5	1.240	1.25	NO	53.463	53.463

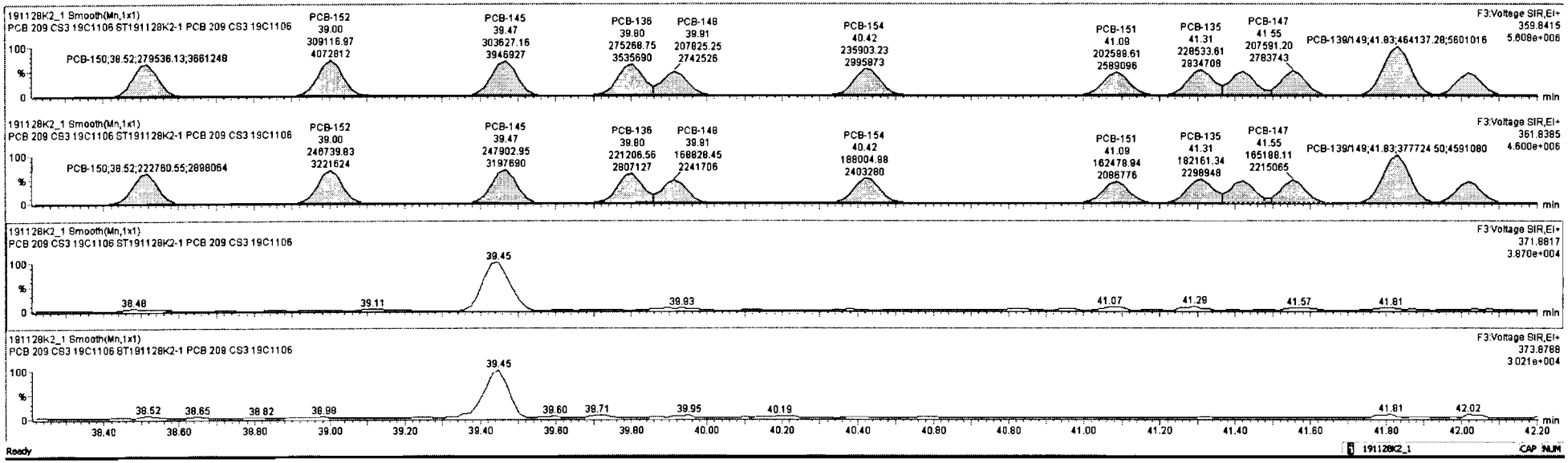

Ready

191128K2_1 CAP NUM

Dataset: Untitled

Last Altered: Friday, November 29, 2019 14:22:22 Pacific Standard Time
Printed: Friday, November 29, 2019 14:24:04 Pacific Standard Time

Name: 191128K2_1, Date: 28-Nov-2019, Time: 13:41:08, ID: ST191128K2-1 PCB 209 CS3 19C1106, Description: PCB 209 CS3 19C1106

PCB-134/143

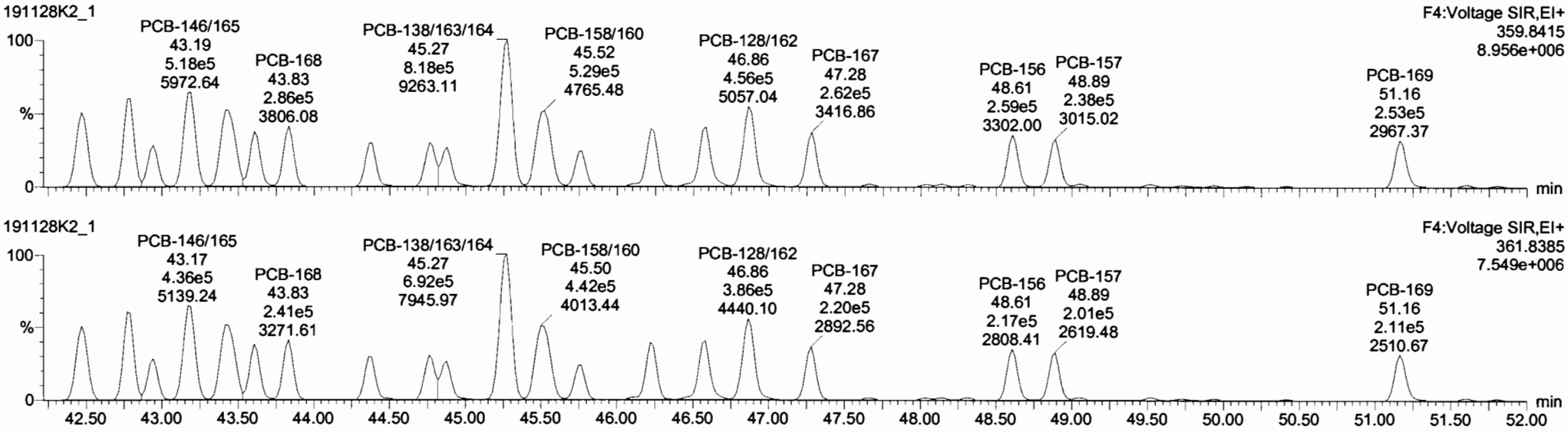

13C-PCB-153

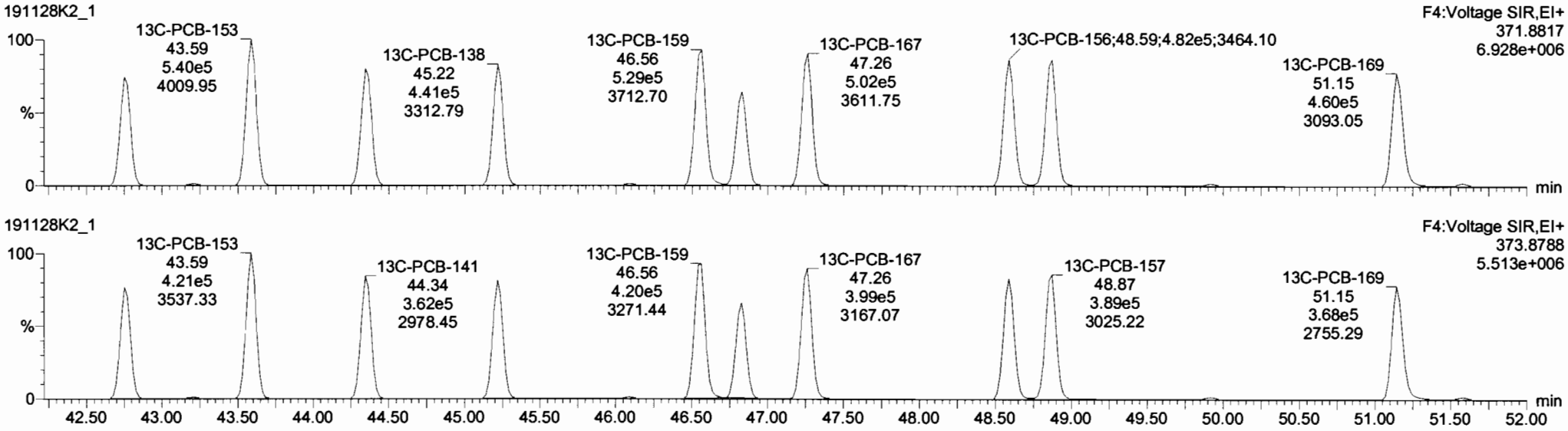

TargetLynx 191128K2 1.qld [Chromatogram]

File Edit View Display Processing Window Help

	#	Name	Resp	RA	n/y	RRF	wt/vol	Pred.RT	RT	Pred.R...	RRT	RRT Fail	Conc.	%Rec	DL	EMPC
224	224	Total Mono-PCBs				1.0122	1.000	0.00		0.000		NO	162.9		0.0504	162.9
225	225	Total Di-PCBs				1.0592	1.000	0.00		0.000		NO	604.2		0.353	604.2
226	226	2nd Function Tri-PCBs				0.9137	1.000	0.00		0.000		NO	447.0		0.0841	447.0
227	227	3rd Function Tri-PCBs				1.0563	1.000	0.00		0.000		NO	788.6		0.398	788.6
228	228	Total Tetra-PCBs				0.9881	1.000	0.00		0.000		NO	2220		1.19	2220
229	229	3rd Function Penta-PCBs				1.1154	1.000	0.00		0.000		NO	2114		12.7	2114
230	230	4th Function Penta-PCBs				1.1112	1.000	0.00		0.000		NO	259.9		0.131	259.9
231	231	3rd Function Hexa-PCBs				0.7739	1.000	0.00		0.000		NO	734.3		0.151	734.3
232	232	4th Function Hexa-PCBs				0.9719	1.000	0.00		0.000		NO	1451		0.721	1451
233	233	Total Hepta-PCBs				1.2636	1.000	0.00		0.000		NO	1188		0.636	1188
234	234	4th Function Octa-PCBs				0.8863	1.000	0.00		0.000		NO	458.8		0.114	458.8

	#	Name	Pred.RT	RT	m1 Resp	m2 Resp	1° Ratio (Pred)	RA	n/y	EMPC	Conc.
1	111	PCB-134/143	42.49	42.47	4.014e5	3.376e5	1.240	1.19	NO	104.83	104.83
2	112	PCB-131/133	42.78	42.79	4.331e5	3.639e5	1.240	1.19	NO	104.93	104.93
3	113	PCB-142	42.93	42.94	1.961e5	1.641e5	1.240	1.20	NO	52.919	52.919
4	114	PCB-146/165	43.19	43.19	5.176e5	4.361e5	1.240	1.19	NO	103.41	103.41
5	115	PCB-132/161	43.42	43.42	5.235e5	4.343e5	1.240	1.21	NO	102.26	102.26
6	116	PCB-153	43.60	43.61	2.715e5	2.295e5	1.240	1.18	NO	51.502	51.502
7	117	PCB-168	43.83	43.83	2.865e5	2.408e5	1.240	1.19	NO	53.809	53.809
8	118	PCB-141	44.36	44.38	2.167e5	1.818e5	1.240	1.19	NO	51.330	51.330

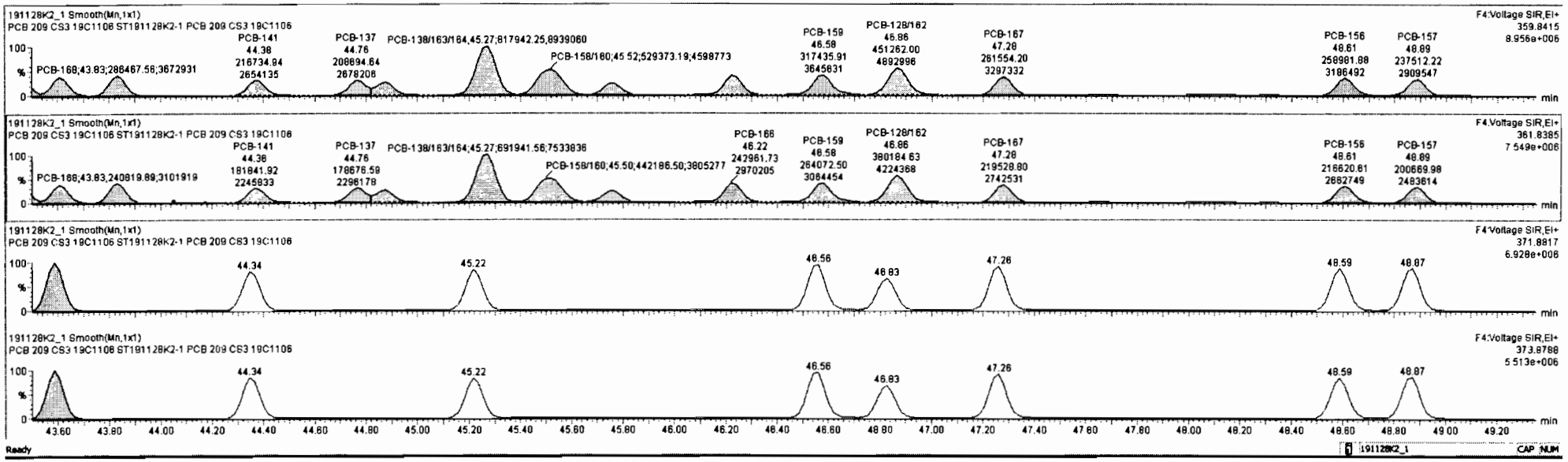

Dataset: Untitled

Last Altered: Friday, November 29, 2019 14:22:22 Pacific Standard Time
Printed: Friday, November 29, 2019 14:24:04 Pacific Standard Time

Name: 191128K2_1, Date: 28-Nov-2019, Time: 13:41:08, ID: ST191128K2-1 PCB 209 CS3 19C1106, Description: PCB 209 CS3 19C1106

PCB-188

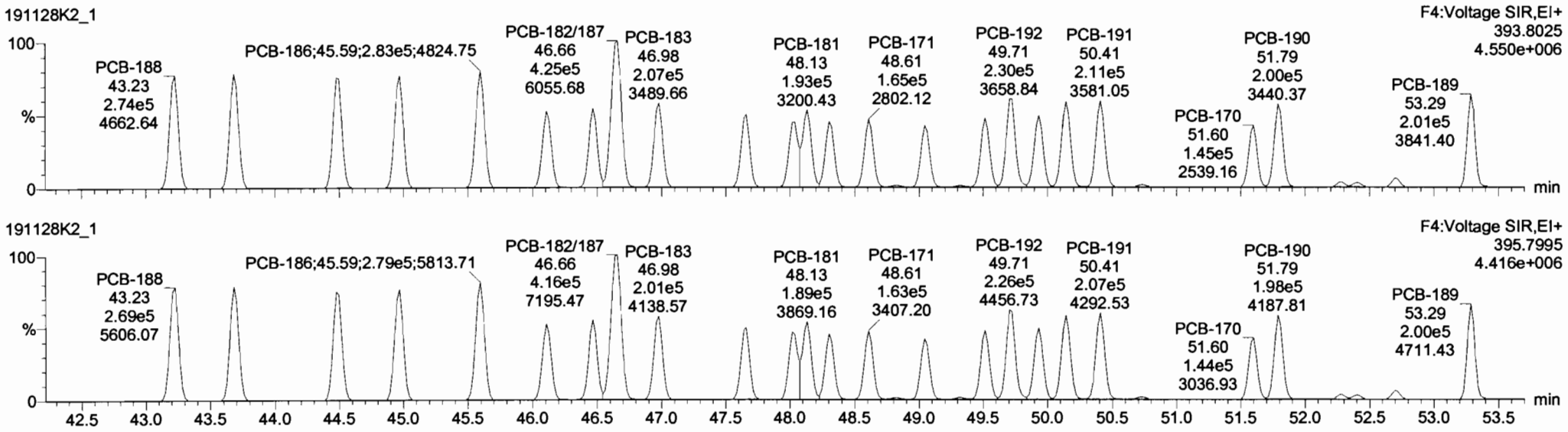

13C-PCB-188

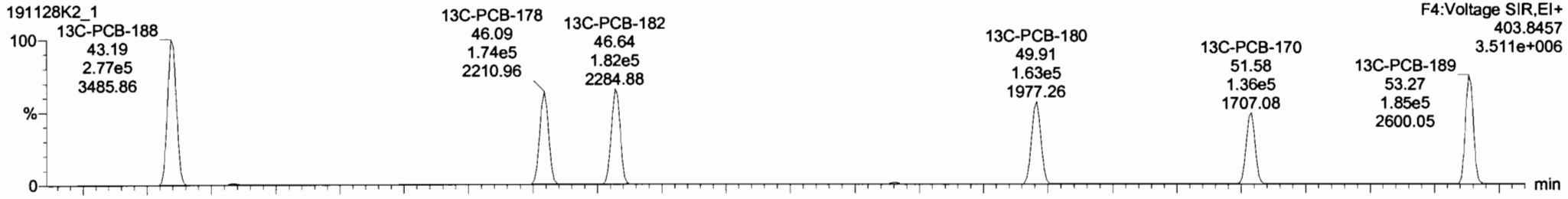

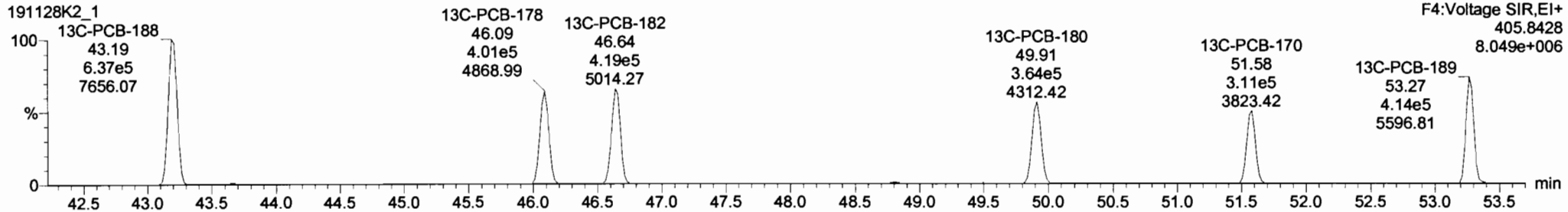

Dataset: Untitled

Last Altered: Friday, November 29, 2019 14:22:22 Pacific Standard Time
Printed: Friday, November 29, 2019 14:24:04 Pacific Standard Time

Name: 191128K2_1, Date: 28-Nov-2019, Time: 13:41:08, ID: ST191128K2-1 PCB 209 CS3 19C1106, Description: PCB 209 CS3 19C1106

PCB-202

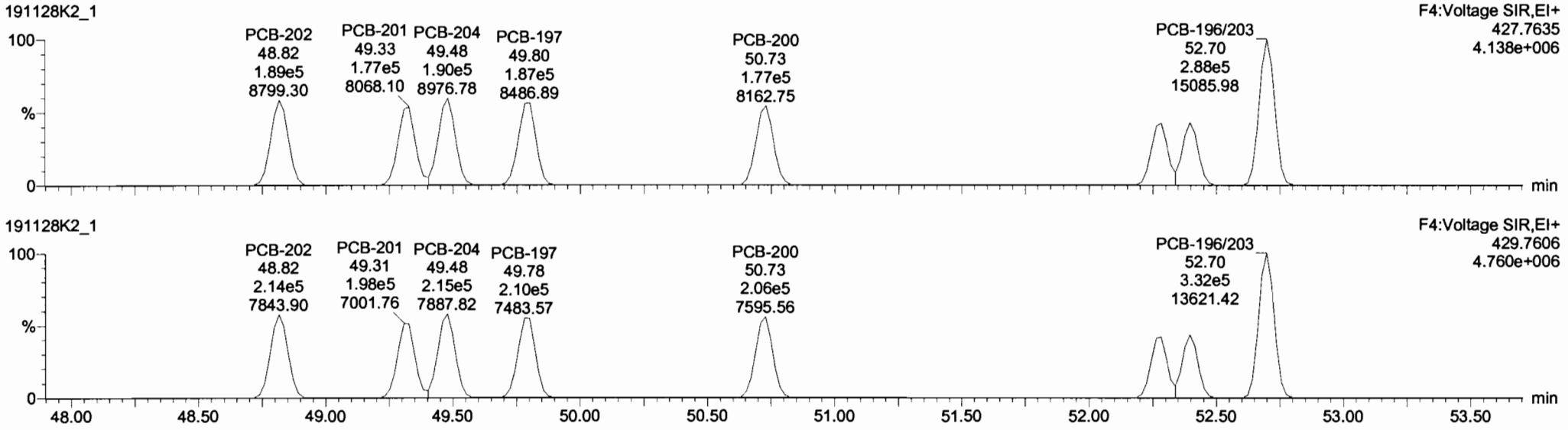

13C-PCB-202

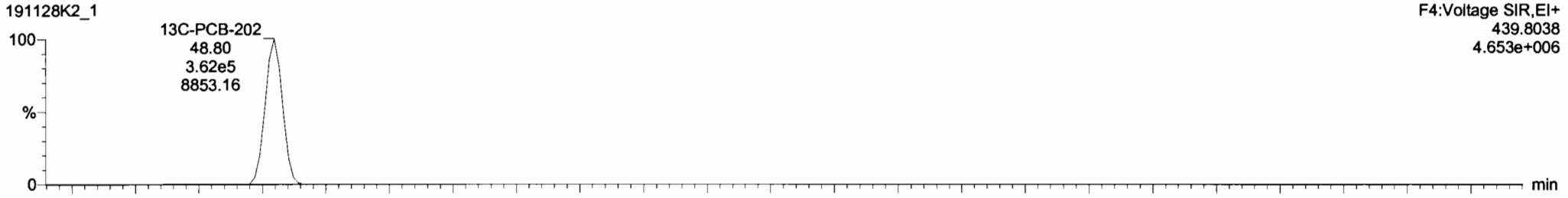

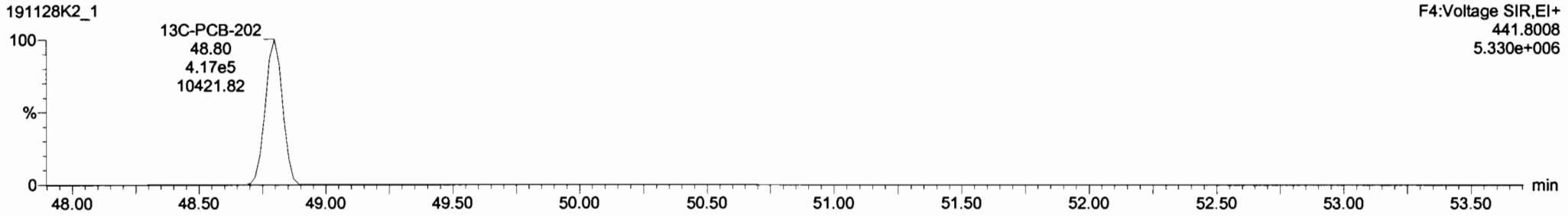

Dataset: Untitled

Last Altered: Friday, November 29, 2019 14:22:22 Pacific Standard Time
Printed: Friday, November 29, 2019 14:24:04 Pacific Standard Time

Name: 191128K2_1, Date: 28-Nov-2019, Time: 13:41:08, ID: ST191128K2-1 PCB 209 CS3 19C1106, Description: PCB 209 CS3 19C1106

PCB-195

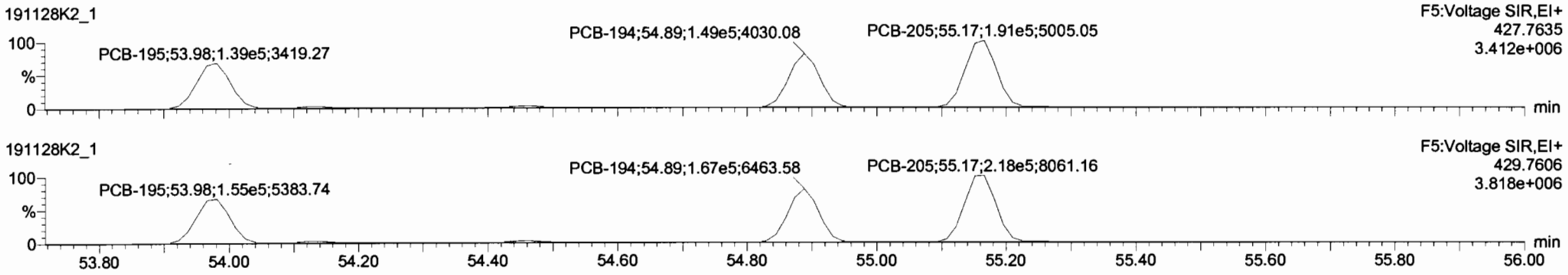

13C-PCB-194

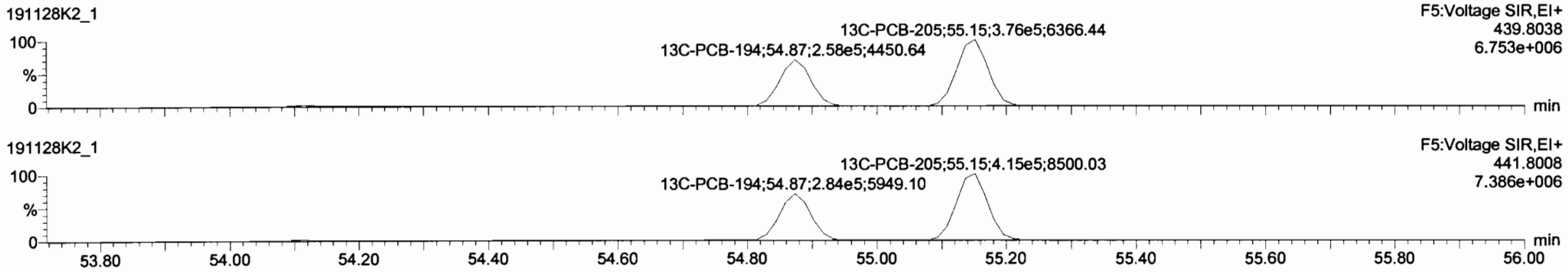

PFK5

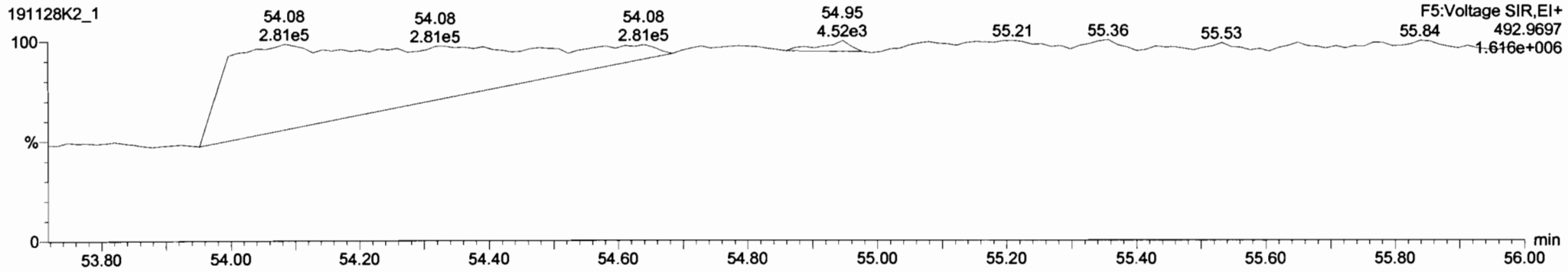

Dataset: Untitled

Last Altered: Friday, November 29, 2019 14:22:22 Pacific Standard Time
Printed: Friday, November 29, 2019 14:24:04 Pacific Standard Time

Name: 191128K2_1, Date: 28-Nov-2019, Time: 13:41:08, ID: ST191128K2-1 PCB 209 CS3 19C1106, Description: PCB 209 CS3 19C1106

PCB-208

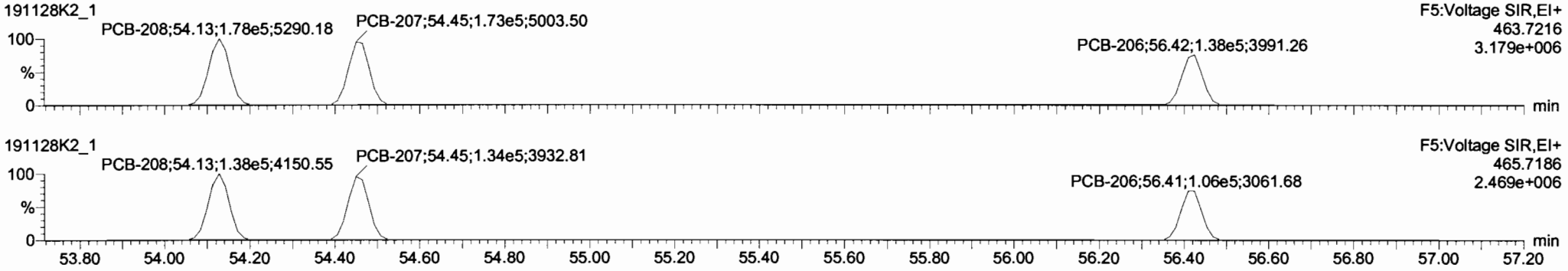

13C-PCB-208

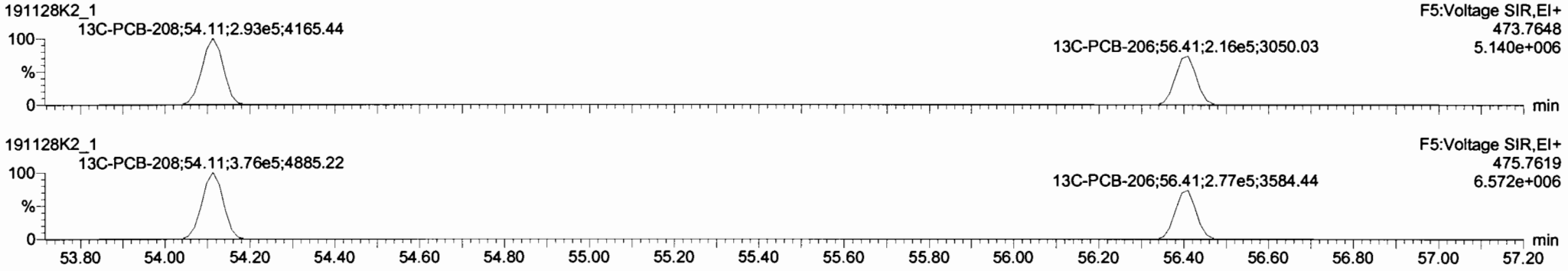

PFK5

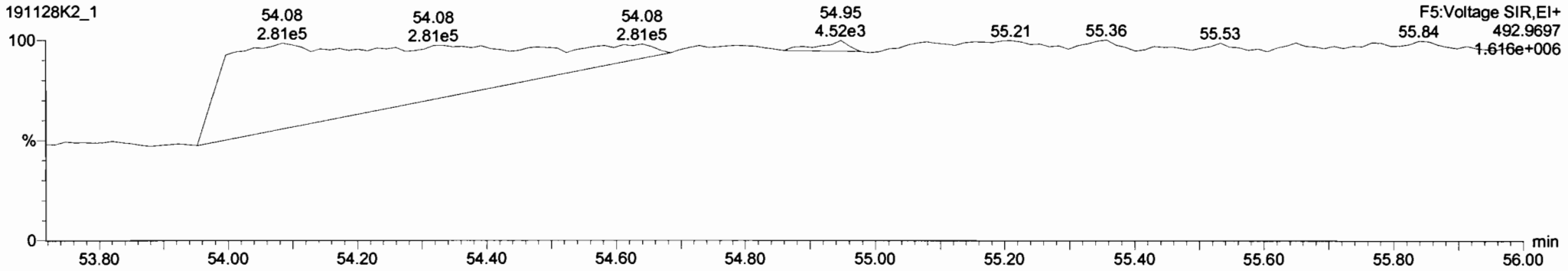

Dataset: Untitled

Last Altered: Friday, November 29, 2019 14:22:22 Pacific Standard Time
Printed: Friday, November 29, 2019 14:24:04 Pacific Standard Time

Name: 191128K2_1, Date: 28-Nov-2019, Time: 13:41:08, ID: ST191128K2-1 PCB 209 CS3 19C1106, Description: PCB 209 CS3 19C1106

PCB-209

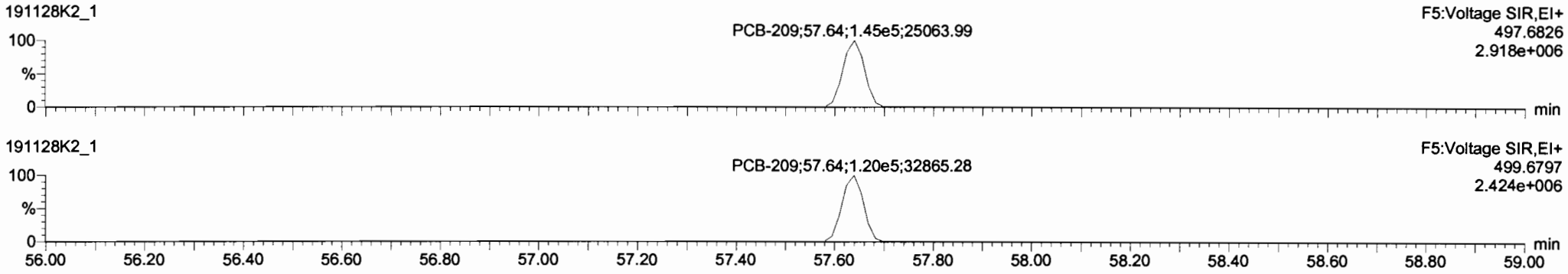

13C-PCB-209

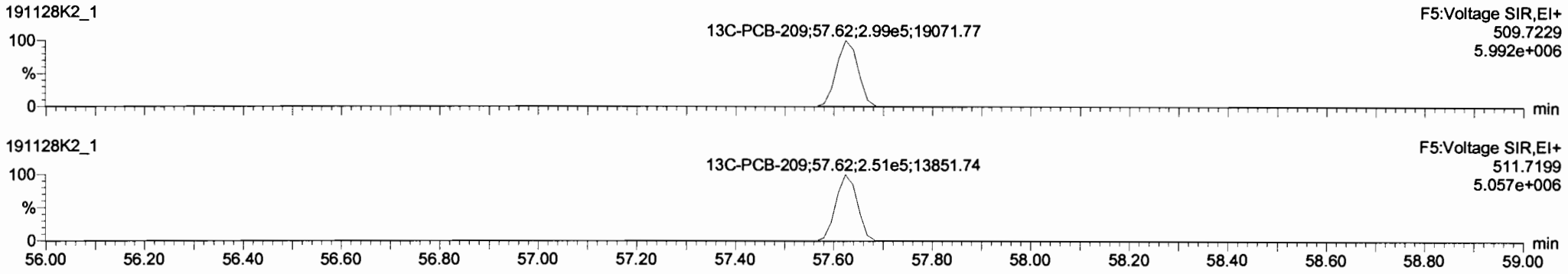

PFK5

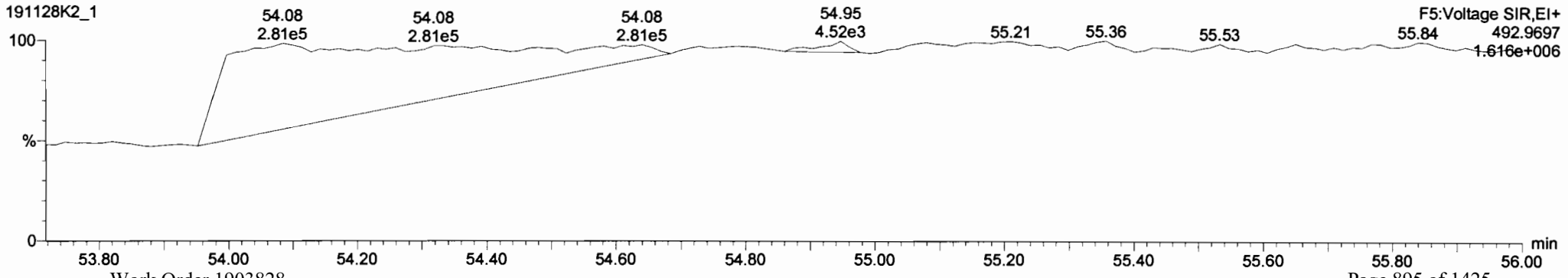

Printed: Friday, November 29, 2019 01:00:39 Pacific Standard Time

PFK drain
see manually printed res check
Ⓐ did not control

M 168.9888 R 512819

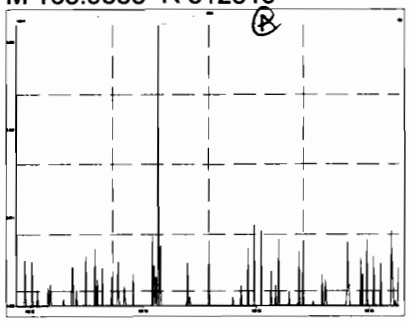

M 180.9888 R 10615

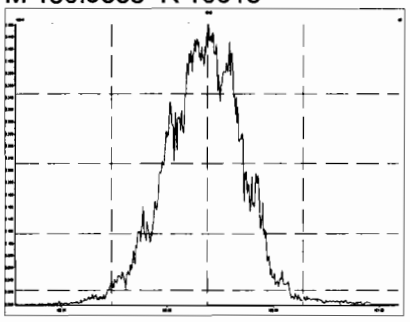

M 192.9888 R 281247

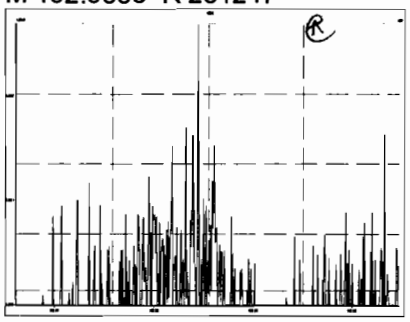

M 204.9888 R 458338

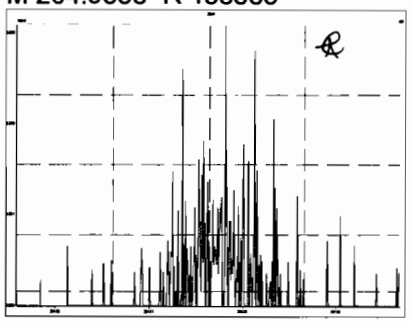

M 218.9856 R 312509

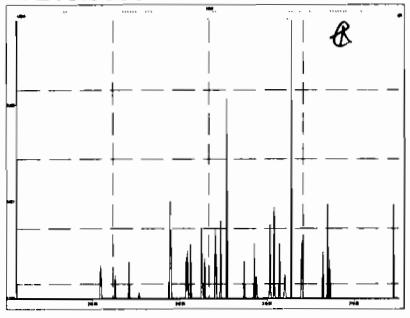

M 230.9856 R 0

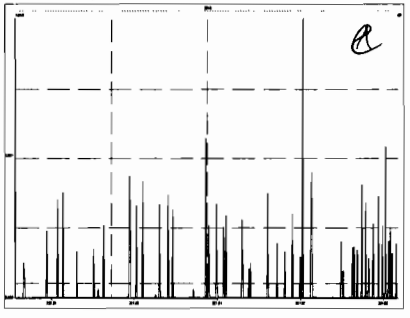

M 242.9856 R 249997

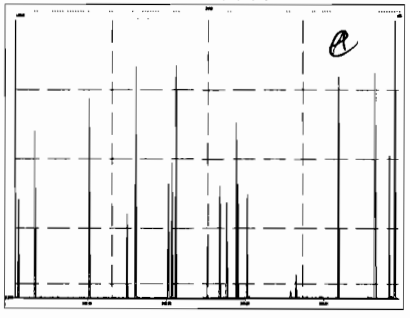

M 254.9856 R 1250085

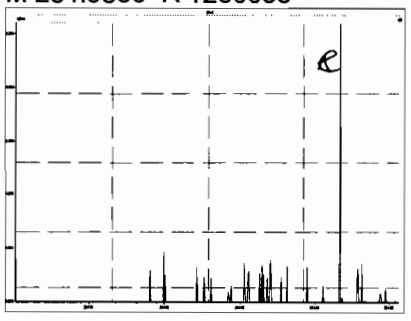

M 268.9824 R 290324

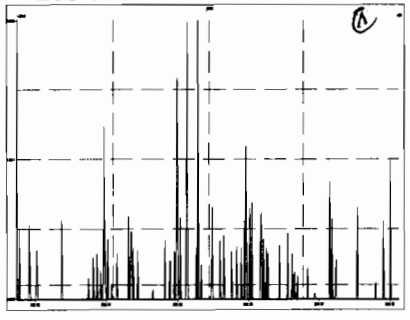

M 280.9824 R 781251

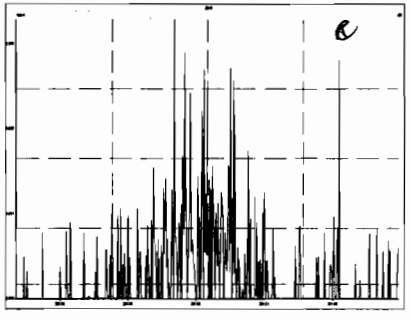

M 254.9856 R 229165

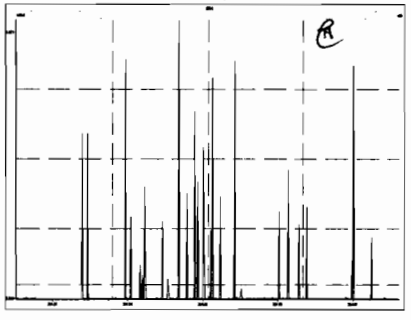

M 268.9824 R 364581

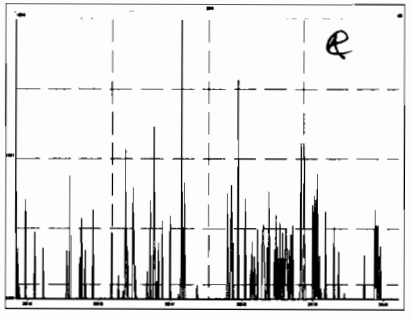

M 280.9824 R 833348

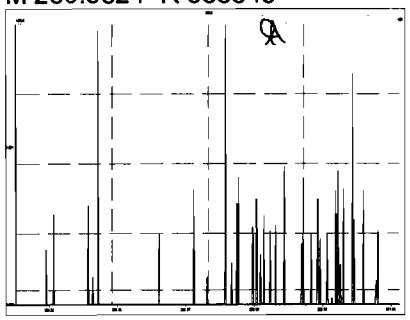

M 292.9824 R 500034

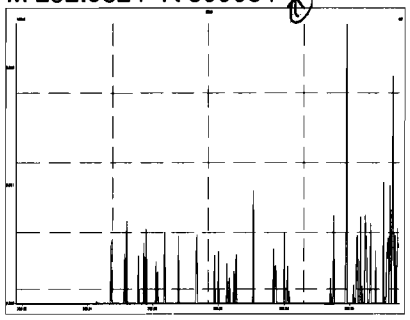

M 304.9824 R 406263

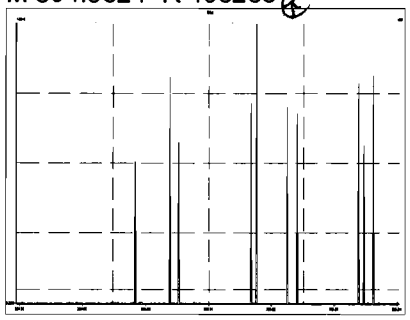

M 318.9792 R 0

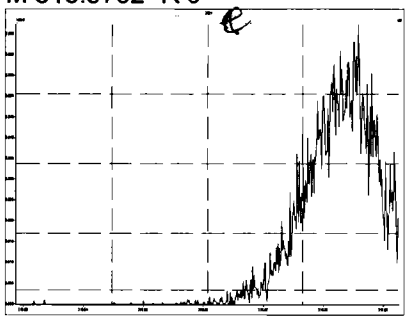

M 330.9792 R 833310

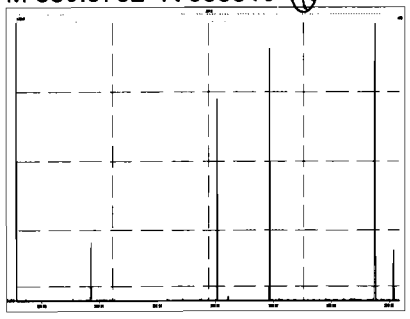

M 342.9792 R 125008

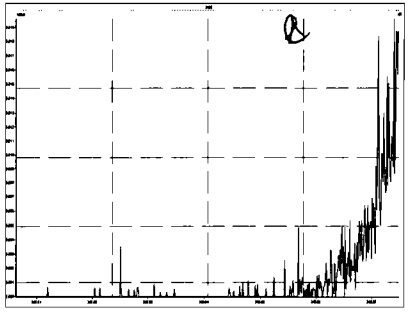

M 354.9792 R 13774

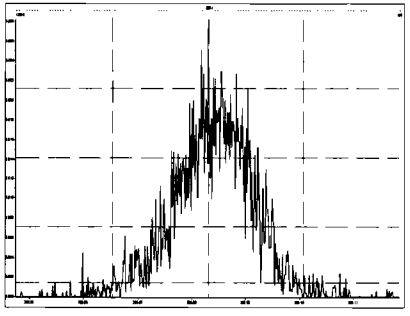

M 366.9792 R 1250069

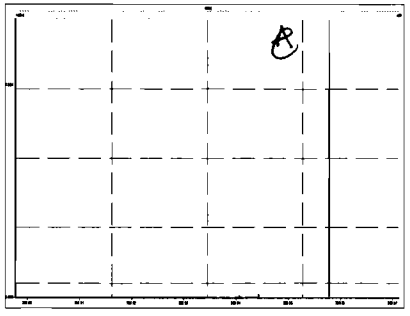

M 380.9760 R 216460

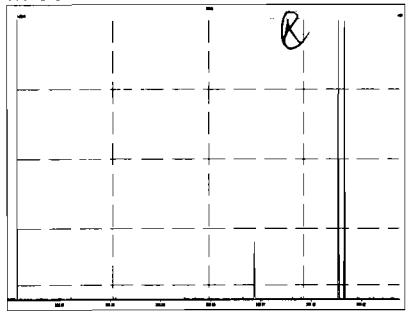

M 318.9792 R 625000

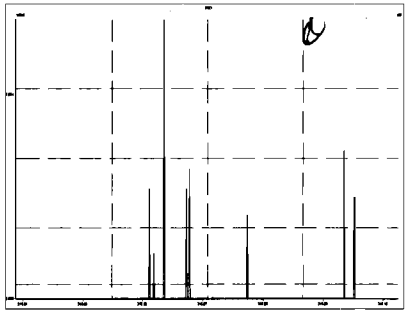

M 330.9792 R 277786

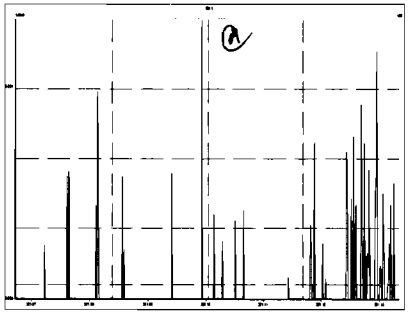

M 342.9792 R 416666

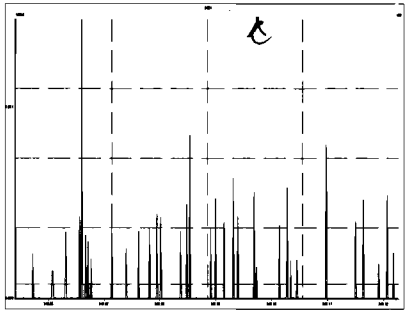

M 354.9792 R 208339

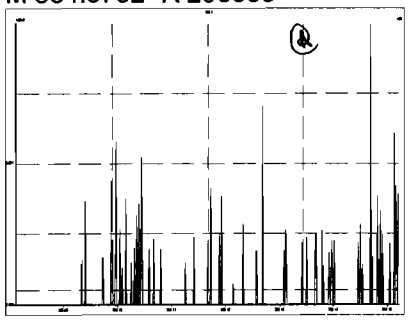

M 366.9792 R 625014

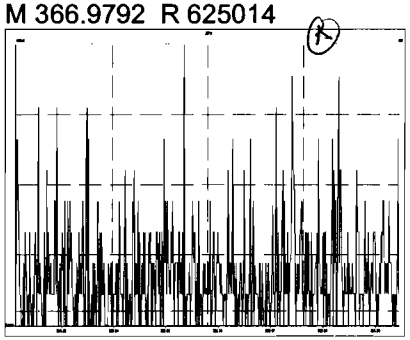

M 380.9760 R 113640

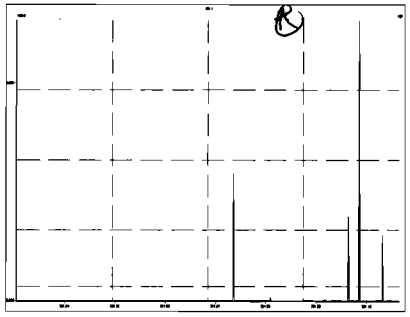

M 392.9760 R 406239

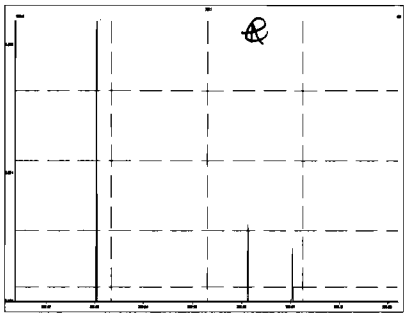

M 404.9760 R 89290

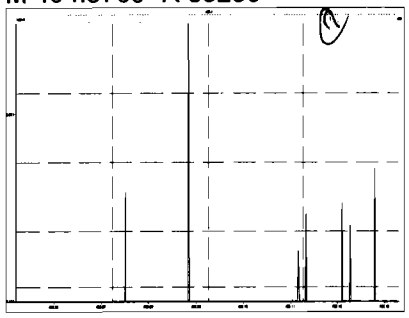

M 416.9760 R 0

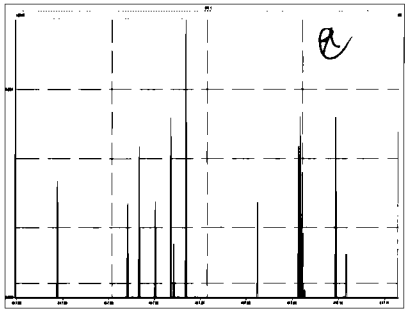

M 430.9728 R 12644

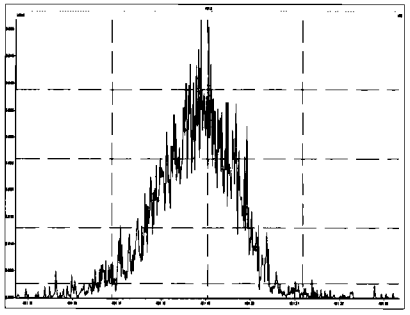

M 442.9728 R 13476

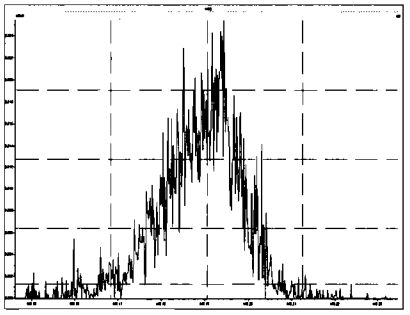

M 416.9760 R 104166

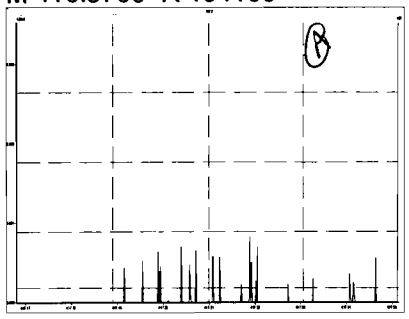

M 430.9728 R 96152

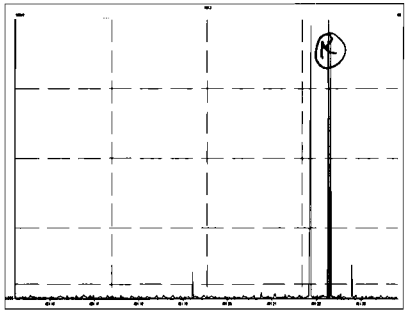

M 442.9728 R 625020

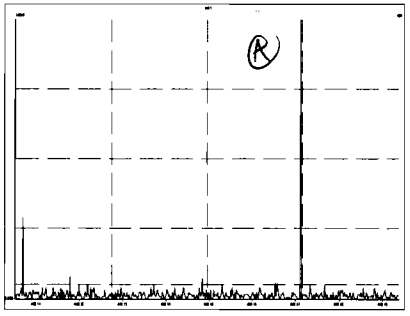

M 454.9728 R 333342

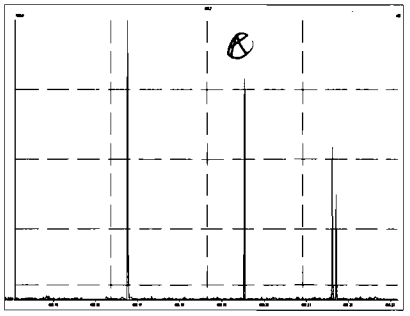

M 466.9728 R 625061

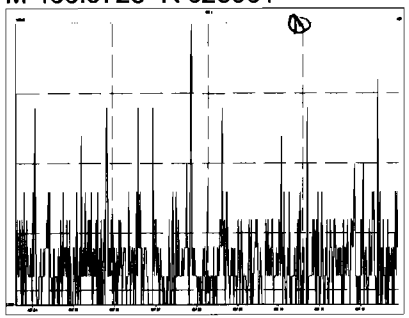

M 480.9696 R 694498

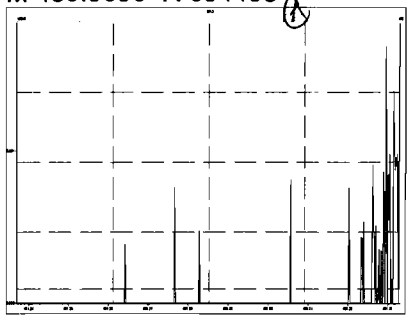

M 492.9696 R 0

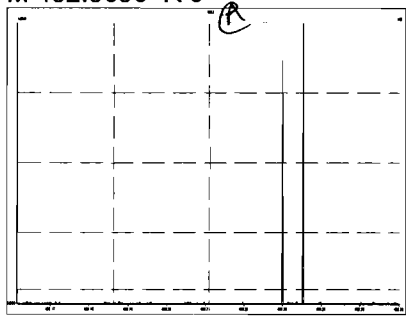

M 504.9696 R 424010

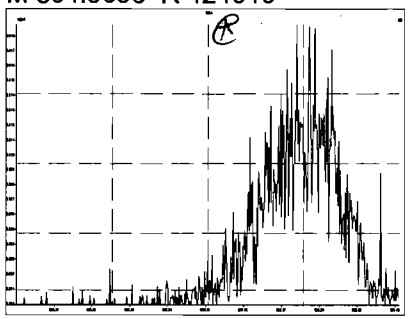

M 516.9697 R 416683

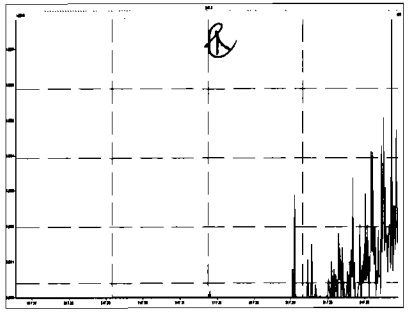

Experiment Calibration Report **MassLynx 4.1 SCN815**

File: Experiment: PCB_ZB1.exp Reference: pfk.ref Function: 1 @ 200 (ppm)

Printed: Friday, November 29, 2019 13:38:38 Pacific Standard Time

Manual Res check
-no changes on tune
- some PFK added HC 11.29.19

M 168.9888 R 10821

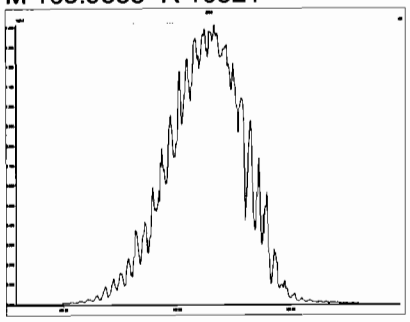

M 180.9888 R 11111

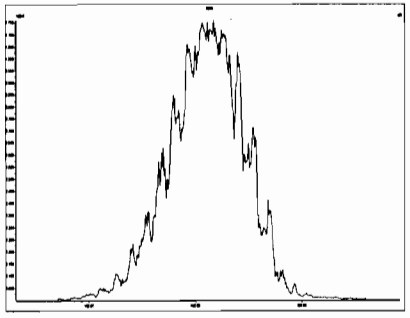

M 192.9888 R 7859

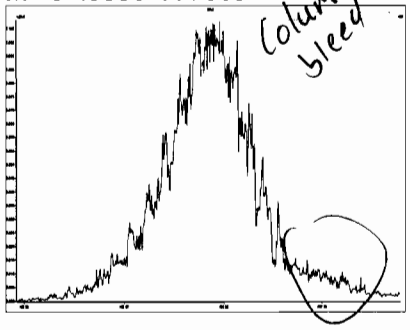

M 204.9888 R 10636

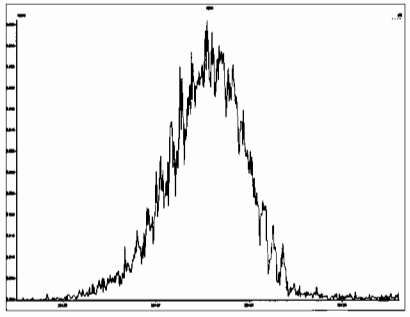

File: Experiment: PCB_ZB1.exp Reference: pfk.ref Function: 2 @ 200 (ppm)

Printed: Friday, November 29, 2019 13:39:18 Pacific Standard Time

M 218.9856 R 11737

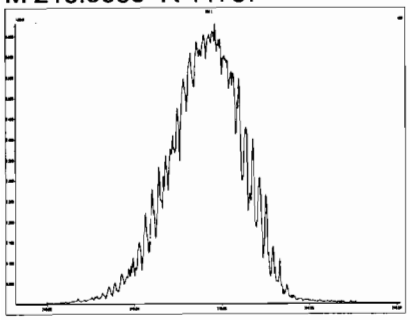

M 230.9856 R 11575

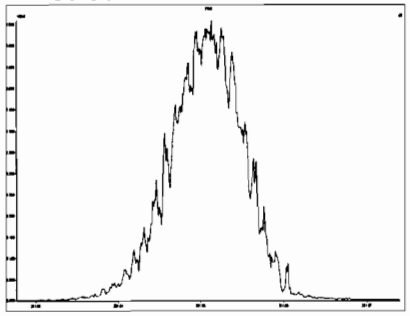

M 242.9856 R 10774

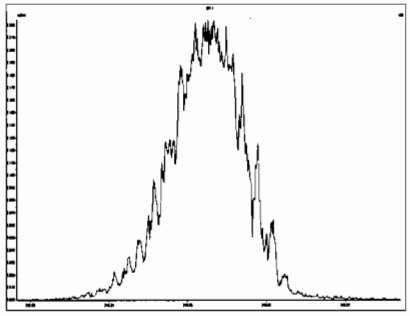

M 254.9856 R 12019

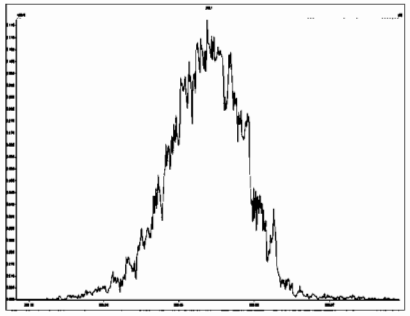

M 268.9824 R 11112

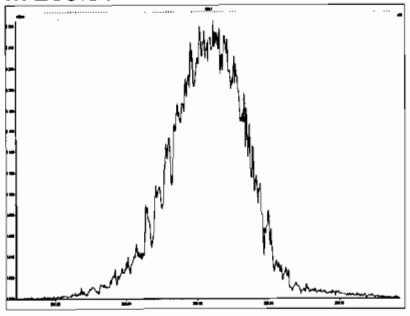

M 280.9824 R 10547

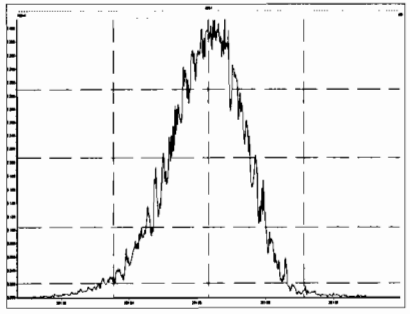

File: Experiment: PCB_ZB1.exp Reference: pfk.ref Function: 3 @ 200 (ppm)

Printed: Friday, November 29, 2019 13:40:07 Pacific Standard Time

M 254.9856 R 11521

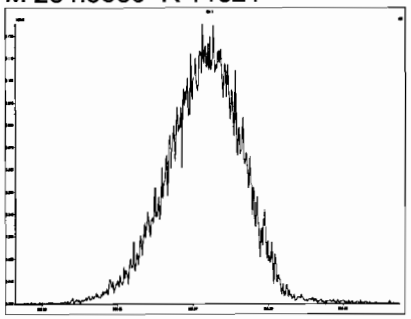

M 268.9824 R 12021

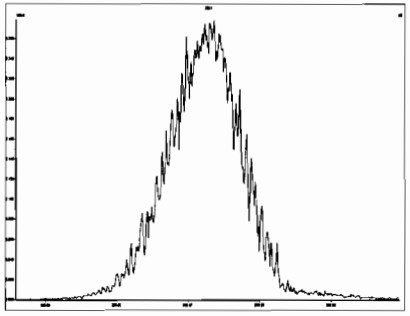

M 280.9824 R 11211

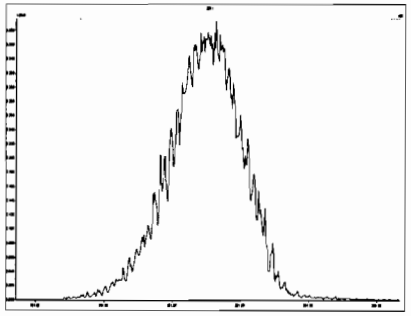

M 292.9824 R 10727

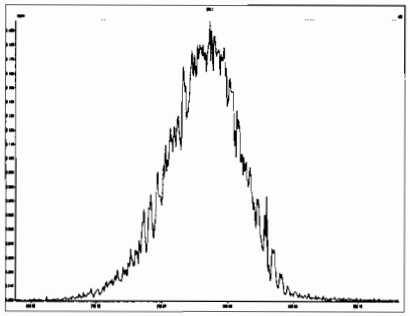

M 304.9824 R 11516

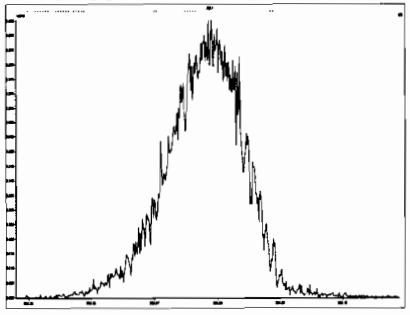

M 318.9792 R 10633

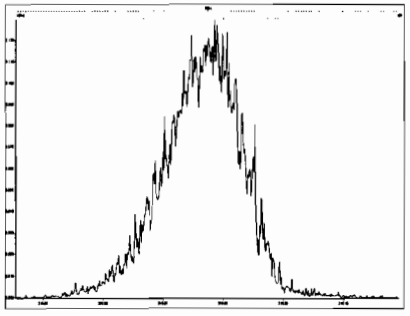

M 330.9792 R 10915

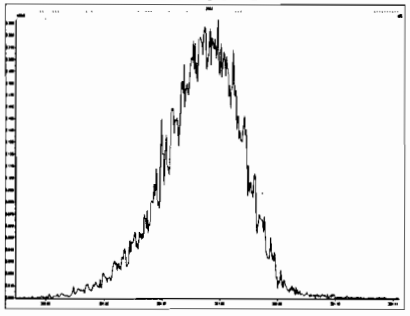

M 342.9792 R 9961 OK

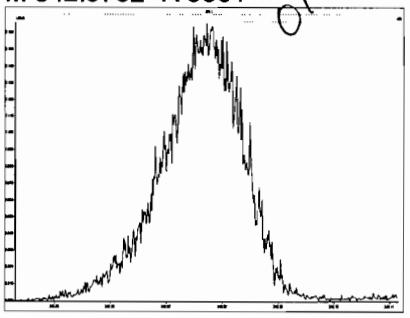

M 354.9792 R 10822

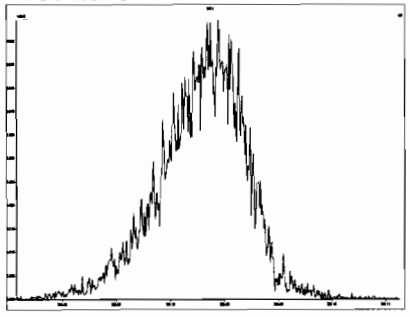

M 366.9792 R 9613 OK

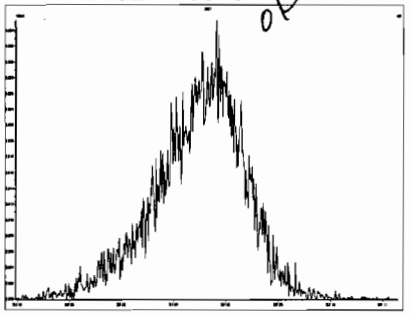

M 380.9760 R 9616 OK

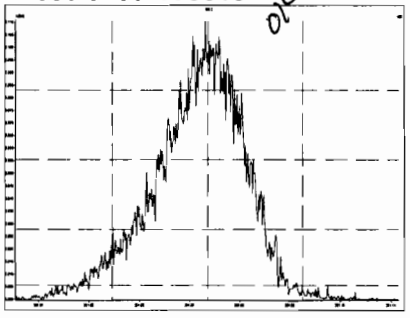

File: Experiment: PCB_ZB1.exp Reference: pfk.ref Function: 4 @ 200 (ppm)

Printed: Friday, November 29, 2019 13:40:54 Pacific Standard Time

M 318.9792 R 11795

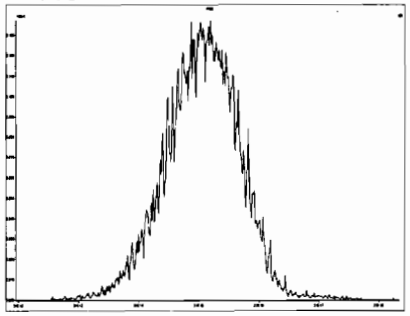

M 330.9792 R 11793

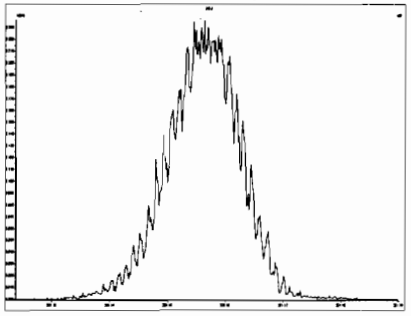

M 342.9792 R 11792

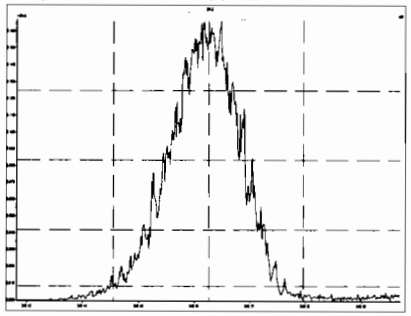

M 354.9792 R 11361

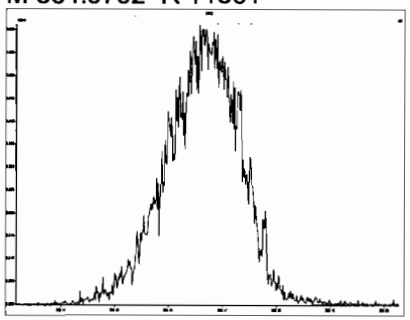

M 366.9792 R 11624

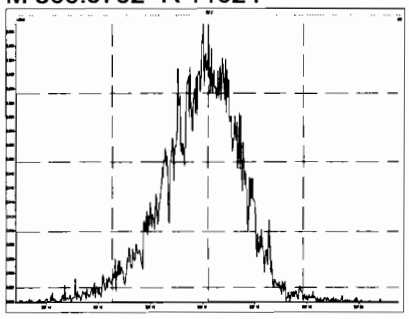

M 380.9760 R 10912

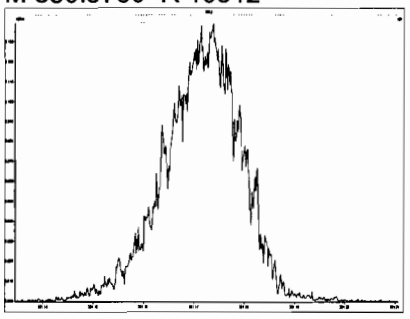

M 392.9760 R 11310

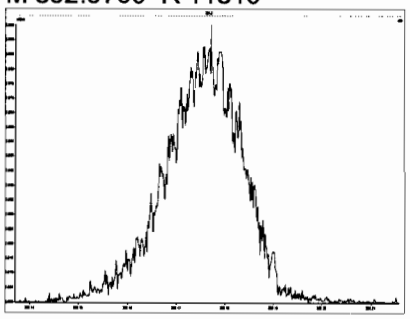

M 404.9760 R 10871

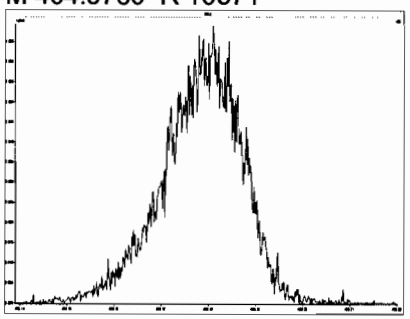

M 416.9760 R 10416

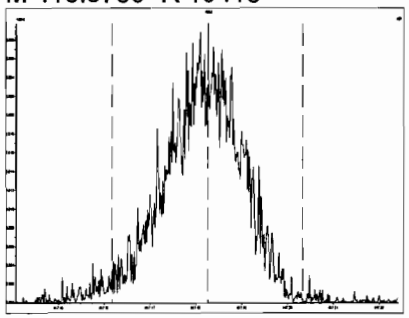

M 430.9728 R 10419

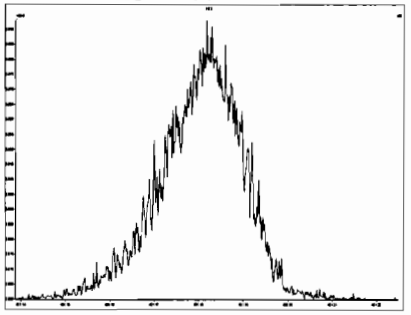

M 442.9728 R 10001

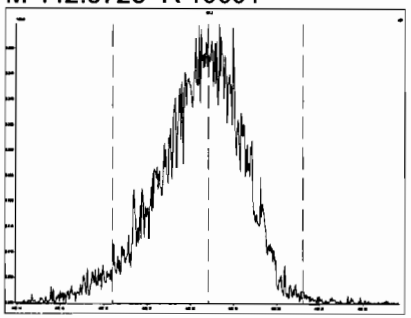

File: Experiment: PCB_ZB1.exp Reference: pfk.ref Function: 5 @ 200 (ppm)

Printed: Friday, November 29, 2019 13:41:44 Pacific Standard Time

M 416.9760 R 12018

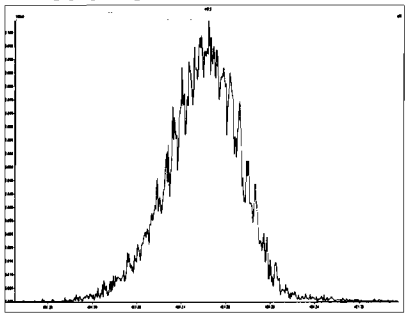

M 430.9728 R 11466

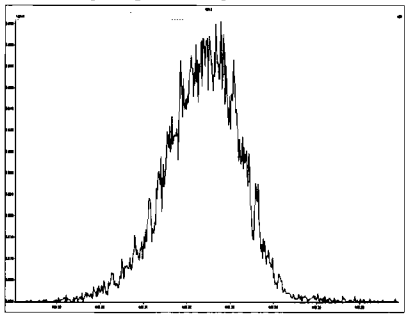

M 442.9728 R 11014

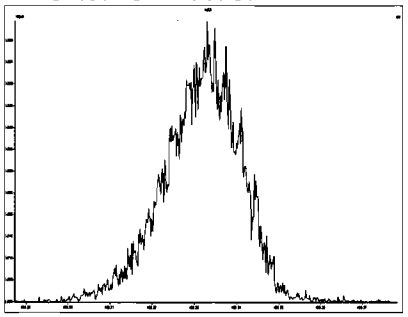

M 454.9728 R 11737

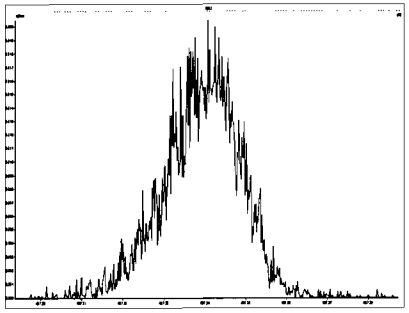

M 466.9728 R 12436

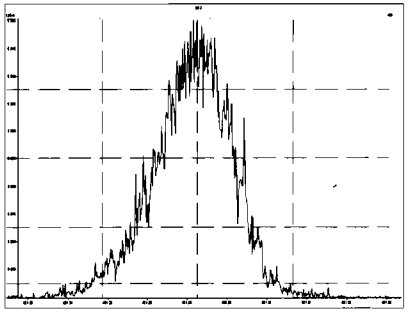

M 480.9696 R 10915

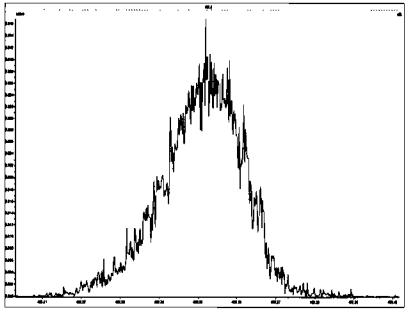

M 492.9696 R 11059

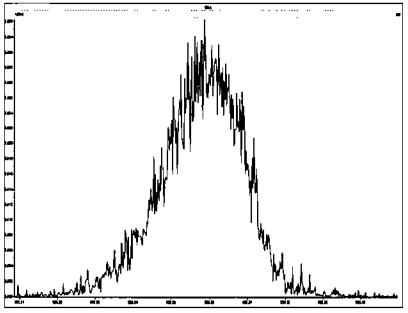

M 504.9696 R 10459

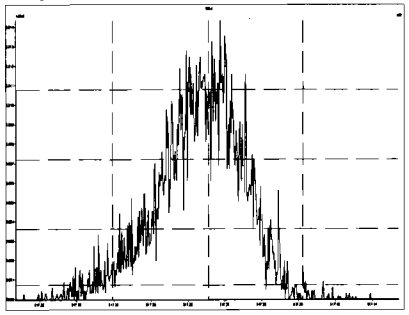

M 516.9697 R 11956

Vista Analytical Laboratory

Dataset: U:\VG11.PRO\Results\191128K3\191128K3-2.qld

Last Altered: Friday, November 29, 2019 14:20:01 Pacific Standard Time
Printed: Friday, November 29, 2019 14:21:02 Pacific Standard Time

HC 11.29.19

GRB 12/02/19

Method: U:\VG11.PRO\MethDB\PCB-209_ZB1_11-28-19.mdb 29 Nov 2019 13:24:37
Calibration: U:\VG11.PRO\CurveDB\db1_PCBvg11-6-28-19.cdb 29 Jun 2019 11:47:57

Name: 191128K3_2, Date: 29-Nov-2019, Time: 02:02:39, ID: ST191128K3-1 PCB 209 CS3 19C1106, Description: PCB 209 CS3 19C1106

	# Name	Resp	RA	n/y	RRF	wt/vol	Pred.RT	RT	Pred.R...	RRT	Check RRT	Conc.	%Rec	DL	EMPC
1	1 PCB-1	1.20e6	3.09	NO	1.02	1.000	15.65	15.66	1.001	1.001	NO	61.55	123	0.0163	61.55
2	2 PCB-2	1.13e6	3.03	NO	1.01	1.000	18.09	18.09	0.988	0.988	NO	59.74	119	0.0187	59.74
3	3 PCB-3	1.16e6	3.02	NO	1.01	1.000	18.32	18.33	1.001	1.001	NO	61.53	123	0.0187	61.53
4	4 PCB-4/10	1.86e6	1.55	NO	1.28	1.000	19.74	19.75	1.004	1.004	NO	102.3	102	0.0379	102.3
5	5 PCB-7/9	2.25e6	1.57	NO	0.976	1.000	21.56	21.56	1.003	1.003	NO	101.1	101	0.0321	101.1
6	6 PCB-6	1.15e6	1.57	NO	1.02	1.000	22.21	22.21	1.033	1.033	NO	49.45	98.9	0.0308	49.45
7	7 PCB-5/8	2.27e6	1.56	NO	1.01	1.000	22.62	22.63	1.052	1.053	NO	98.38	98.4	0.0310	98.38
8	8 PCB-14	1.11e6	1.57	NO	1.03	1.000	23.77	23.77	0.952	0.952	NO	48.61	97.2	0.0348	48.61
9	9 PCB-11	1.21e6	1.54	NO	1.10	1.000	24.99	25.00	1.001	1.001	NO	50.00	100	0.0328	50.00
10	10 PCB-12/13	2.25e6	1.58	NO	1.04	1.000	25.43	25.43	1.018	1.018	NO	98.02	98.0	0.0347	98.02
11	11 PCB-15	1.11e6	1.60	NO	1.03	1.000	25.73	25.72	1.030	1.030	NO	48.86	97.7	0.0350	48.86
12	12 PCB-19	6.06e5	1.02	NO	0.934	1.000	23.94	23.93	1.001	1.001	NO	59.07	118	0.0168	59.07
13	13 PCB-30	9.97e5	1.05	NO	1.48	1.000	24.86	24.85	1.040	1.039	NO	61.30	123	0.0106	61.30
14	14 PCB-18	6.72e5	1.03	NO	0.693	1.000	25.61	25.63	0.951	0.952	NO	61.33	123	0.0165	61.33
15	15 PCB-17	6.41e5	1.05	NO	0.667	1.000	25.79	25.81	0.958	0.959	NO	60.77	122	0.0172	60.77
16	16 PCB-24/27	1.80e6	1.00	NO	0.915	1.000	26.41	26.40	0.981	0.981	NO	124.2	124	0.0125	124.2
17	17 PCB-16/32	1.53e6	0.95	NO	0.792	1.000	26.94	26.93	1.001	1.001	NO	122.4	122	0.0144	122.4
18	18 PCB-34	6.98e5	1.00	NO	0.987	1.000	27.75	27.76	0.959	0.959	NO	42.56	85.1	0.0390	42.56
19	19 PCB-23	7.81e5	1.04	NO	0.974	1.000	27.84	27.86	0.962	0.963	NO	48.24	96.5	0.0396	48.24
20	20 PCB-29	7.06e5	1.06	NO	0.953	1.000	28.12	28.12	0.972	0.972	NO	44.59	89.2	0.0404	44.59
21	21 PCB-26	7.65e5	1.05	NO	1.00	1.000	28.33	28.34	0.979	0.979	NO	45.97	91.9	0.0385	45.97
22	22 PCB-25	7.26e5	1.06	NO	0.978	1.000	28.47	28.49	0.984	0.985	NO	44.70	89.4	0.0394	44.70
23	23 PCB-31	8.37e5	1.06	NO	1.12	1.000	28.87	28.86	0.998	0.997	NO	44.87	89.7	0.0343	44.87
24	24 PCB-28	8.57e5	1.07	NO	1.11	1.000	28.95	28.97	1.001	1.001	NO	46.65	93.3	0.0348	46.65
25	25 PCB-20/21/33	2.25e6	1.05	NO	1.00	1.000	29.60	29.59	1.023	1.023	NO	134.7	89.8	0.0384	134.7
26	26 PCB-22	8.23e5	1.00	NO	1.03	1.000	30.05	30.05	1.039	1.039	NO	47.97	95.9	0.0373	47.97
27	27 PCB-36	8.04e5	1.05	NO	1.18	1.000	30.70	30.70	0.932	0.932	NO	45.86	91.7	0.0417	45.86
28	28 PCB-39	7.23e5	1.03	NO	1.08	1.000	31.20	31.20	0.947	0.947	NO	44.74	89.5	0.0452	44.74
29	29 PCB-38	7.98e5	1.04	NO	1.13	1.000	32.00	31.99	0.971	0.971	NO	47.48	95.0	0.0435	47.48
30	30 PCB-35	7.29e5	1.01	NO	1.13	1.000	32.56	32.54	0.988	0.988	NO	43.20	86.4	0.0433	43.20
31	31 PCB-37	7.55e5	0.99	NO	1.11	1.000	32.99	32.99	1.001	1.001	NO	45.82	91.6	0.0443	45.82
32	32 PCB-54	7.79e5	0.73	NO	0.996	1.000	27.78	27.80	1.001	1.001	NO	49.47	98.9	0.0293	49.47

75-125%

Dataset: U:\VG11.PRO\Results\191128K3\191128K3-2.qld

Last Altered: Friday, November 29, 2019 14:20:01 Pacific Standard Time
Printed: Friday, November 29, 2019 14:21:02 Pacific Standard Time

Name: 191128K3_2, Date: 29-Nov-2019, Time: 02:02:39, ID: ST191128K3-1 PCB 209 CS3 19C1106, Description: PCB 209 CS3 19C1106

	# Name	Resp	RA	n/y	RRF	wt/vol	Pred.RT	RT	Pred.R...	RRT	Check RRT	Conc.	%Rec	DL	EMPC
33	33 PCB-50	6.09e5	0.75	NO	0.781	1.000	29.02	29.01	1.045	1.045	NO	49.30	98.6	0.0373	49.30
34	34 PCB-53	5.94e5	0.72	NO	0.955	1.000	29.68	29.68	0.944	0.944	NO	49.20	98.4	0.0383	49.20
35	35 PCB-51	6.28e5	0.75	NO	1.02	1.000	30.03	30.03	0.956	0.956	NO	48.54	97.1	0.0358	48.54
36	36 PCB-45	5.13e5	0.72	NO	0.808	1.000	30.44	30.46	0.969	0.969	NO	50.16	100	0.0453	50.16
37	37 PCB-46	4.90e5	0.73	NO	0.754	1.000	30.96	30.98	0.985	0.986	NO	51.45	103	0.0486	51.45
38	38 PCB-52/69	1.35e6	0.72	NO	1.09	1.000	31.47	31.47	1.001	1.001	NO	98.01	98.0	0.0335	98.01
39	39 PCB-73	8.38e5	0.74	NO	1.29	1.000	31.59	31.60	1.005	1.005	NO	51.38	103	0.0284	51.38
40	40 PCB-43/49	1.17e6	0.72	NO	0.940	1.000	31.76	31.76	1.010	1.011	NO	98.72	98.7	0.0390	98.72
41	41 PCB-47	5.63e5	0.73	NO	0.869	1.000	31.97	31.99	1.001	1.001	NO	49.94	99.9	0.0419	49.94
42	42 PCB-48/75	1.41e6	0.73	NO	1.02	1.000	32.08	32.10	1.004	1.005	NO	105.7	106	0.0355	105.7
43	43 PCB-65	7.05e5	0.79	NO	1.11	1.000	32.35	32.36	1.013	1.013	NO	48.99	98.0	0.0328	48.99
44	44 PCB-62	7.39e5	0.75	NO	1.07	1.000	32.46	32.47	1.016	1.016	NO	53.46	107	0.0342	53.46
45	45 PCB-44	4.92e5	0.74	NO	0.761	1.000	32.80	32.81	1.027	1.027	NO	49.84	99.7	0.0478	49.84
46	46 PCB-42/59	1.27e6	0.74	NO	0.960	1.000	33.02	33.03	1.033	1.034	NO	102.1	102	0.0379	102.1
47	47 PCB-41/64/71/72	2.82e6	0.72	NO	1.08	1.000	33.64	33.64	1.053	1.053	NO	200.8	100	0.0336	200.8
48	48 PCB-68	7.51e5	0.72	NO	1.11	1.000	33.90	33.92	1.061	1.062	NO	52.17	104	0.0328	52.17
49	49 PCB-40	3.92e5	0.72	NO	0.577	1.000	34.15	34.13	1.069	1.068	NO	52.41	105	0.0631	52.41
50	50 PCB-57	7.97e5	0.74	NO	1.05	1.000	34.52	34.52	0.970	0.970	NO	49.30	98.6	0.0293	49.30
51	51 PCB-67	7.40e5	0.72	NO	0.993	1.000	34.83	34.83	0.978	0.979	NO	48.25	96.5	0.0309	48.25
52	52 PCB-58	7.87e5	0.76	NO	1.11	1.000	34.93	34.95	0.981	0.982	NO	45.86	91.7	0.0276	45.86
53	53 PCB-63	7.39e5	0.72	NO	0.962	1.000	35.09	35.11	0.986	0.986	NO	49.75	99.5	0.0319	49.75
54	54 PCB-74	7.90e5	0.72	NO	1.07	1.000	35.40	35.41	0.994	0.995	NO	48.04	96.1	0.0288	48.04
55	55 PCB-61/70	1.53e6	0.72	NO	0.986	1.000	35.61	35.54	1.000	0.998	NO	100.8	101	0.0312	100.8
56	56 PCB-76/66	1.69e6	0.72	NO	1.07	1.000	35.77	35.78	1.005	1.005	NO	102.4	102	0.0288	102.4
57	57 PCB-80	8.53e5	0.73	NO	1.08	1.000	36.07	36.06	1.001	1.001	NO	50.75	101	0.0281	50.75
58	58 PCB-55	8.13e5	0.74	NO	1.07	1.000	36.39	36.38	1.010	1.009	NO	49.04	98.1	0.0285	49.04
59	59 PCB-56/60	1.46e6	0.73	NO	0.934	1.000	36.88	36.90	1.023	1.024	NO	100.9	101	0.0326	100.9
60	60 PCB-79	7.77e5	0.73	NO	1.04	1.000	38.00	38.02	1.054	1.055	NO	47.96	95.9	0.0292	47.96
61	61 PCB-78	7.77e5	0.74	NO	1.03	1.000	38.73	38.74	0.987	0.987	NO	51.86	104	0.0347	51.86
62	62 PCB-81	6.72e5	0.73	NO	0.933	1.000	39.26	39.28	1.000	1.001	NO	49.62	99.2	0.0384	49.62
63	63 PCB-77	7.20e5	0.77	NO	1.03	1.000	39.90	39.90	1.000	1.000	NO	49.05	98.1	0.0355	49.05
64	64 PCB-104	7.24e5	1.46	NO	0.995	1.000	32.64	32.64	1.001	1.001	NO	50.90	102	0.0104	50.90
65	65 PCB-96	7.19e5	1.51	NO	0.996	1.000	33.96	33.94	1.041	1.040	NO	50.51	101	0.0104	50.51
66	66 PCB-103	5.64e5	1.51	NO	0.774	1.000	34.53	34.52	1.059	1.058	NO	50.98	102	0.0134	50.98
67	67 PCB-100	5.78e5	1.50	NO	0.778	1.000	34.87	34.87	1.069	1.069	NO	51.99	104	0.0133	51.99
68	68 PCB-94	4.67e5	1.49	NO	0.773	1.000	35.37	35.37	0.985	0.985	NO	53.02	106	0.0170	53.02

Dataset: U:\VG11.PRO\Results\191128K3\191128K3-2.qld

Last Altered: Friday, November 29, 2019 14:20:01 Pacific Standard Time
Printed: Friday, November 29, 2019 14:21:02 Pacific Standard Time

Name: 191128K3_2, Date: 29-Nov-2019, Time: 02:02:39, ID: ST191128K3-1 PCB 209 CS3 19C1106, Description: PCB 209 CS3 19C1106

	# Name	Resp	RA	n/y	RRF	wt/vol	Pred.RT	RT	Pred.R...	RRT	Check RRT	Conc.	%Rec	DL	EMPC
69	69 PCB-95/98/102	1.80e6	1.48	NO	1.01	1.000	35.84	35.86	0.999	0.999	NO	156.1	104	0.0129	156.1
70	70 PCB-93	4.35e5	1.51	NO	0.841	1.000	35.97	35.99	1.002	1.003	NO	45.43	90.9	0.0156	45.43
71	71 PCB-88/91	1.02e6	1.46	NO	0.890	1.000	36.33	36.32	1.012	1.012	NO	100.3	100	0.0148	100.3
72	72 PCB-121	8.04e5	1.49	NO	1.39	1.000	36.44	36.44	1.015	1.015	NO	50.92	102	0.00948	50.92
73	73 PCB-84/92	9.59e5	1.48	NO	0.879	1.000	37.28	37.27	0.990	0.990	NO	102.7	103	0.0164	102.7
74	74 PCB-89	5.35e5	1.49	NO	0.959	1.000	37.45	37.46	0.995	0.995	NO	52.50	105	0.0151	52.50
75	75 PCB-90/101	1.04e6	1.48	NO	0.944	1.000	37.66	37.66	1.000	1.001	NO	103.6	104	0.0153	103.6
76	76 PCB-113	6.73e5	1.47	NO	1.23	1.000	37.91	37.92	1.007	1.007	NO	51.51	103	0.0117	51.51
77	77 PCB-99	6.24e5	1.51	NO	1.12	1.000	38.01	38.02	1.010	1.010	NO	52.47	105	0.0129	52.47
78	78 PCB-119	7.05e5	1.48	NO	1.47	1.000	38.49	38.48	0.987	0.987	NO	50.77	102	0.0111	50.77
79	79 PCB-108/112	1.19e6	1.51	NO	1.25	1.000	38.66	38.65	0.991	0.991	NO	101.2	101	0.0131	101.2
80	80 PCB-83	7.26e5	1.48	NO	1.55	1.000	38.81	38.82	0.995	0.995	NO	49.73	99.5	0.0106	49.73
81	81 PCB-97	5.13e5	1.48	NO	1.07	1.000	39.04	39.02	1.001	1.000	NO	50.55	101	0.0153	50.55
82	82 PCB-86	4.47e5	1.46	NO	0.996	1.000	39.19	39.17	1.005	1.004	NO	47.63	95.3	0.0165	47.63
83	83 PCB-87/117/125	1.96e6	1.47	NO	1.33	1.000	39.30	39.30	1.008	1.008	NO	156.1	104	0.0123	156.1
84	84 PCB-111/115	1.50e6	1.48	NO	1.60	1.000	39.47	39.47	1.012	1.012	NO	99.50	99.5	0.0102	99.50
85	85 PCB-85/116	1.23e6	1.51	NO	1.22	1.000	39.59	39.58	1.015	1.015	NO	106.9	107	0.0135	106.9
86	86 PCB-120	8.23e5	1.51	NO	1.68	1.000	39.86	39.86	1.022	1.022	NO	51.89	104	0.00975	51.89
87	87 PCB-110	7.14e5	1.49	NO	1.49	1.000	40.01	39.99	1.026	1.025	NO	50.94	102	0.0110	50.94
88	88 PCB-82	4.30e5	1.52	NO	0.674	1.000	40.63	40.64	0.976	0.976	NO	51.78	104	0.0189	51.78
89	89 PCB-124	7.62e5	1.47	NO	1.16	1.000	41.34	41.35	0.993	0.993	NO	53.22	106	0.0109	53.22
90	90 PCB-107/109	1.44e6	1.50	NO	1.17	1.000	41.50	41.50	0.996	0.996	NO	100.3	100	0.0109	100.3
91	91 PCB-123	6.45e5	1.50	NO	1.04	1.000	41.67	41.68	1.000	1.001	NO	50.31	101	0.0122	50.31
92	92 PCB-106/118	1.41e6	1.51	NO	1.07	1.000	41.89	41.89	1.001	1.001	NO	102.3	102	0.0117	102.3
93	93 PCB-114	6.74e5	1.53	NO	1.16	1.000	42.55	42.54	1.000	1.000	NO	48.82	97.6	0.0489	48.82
94	94 PCB-122	5.99e5	1.52	NO	0.973	1.000	42.67	42.68	1.003	1.004	NO	51.82	104	0.0584	51.82
95	95 PCB-105	6.40e5	1.50	NO	1.10	1.000	43.43	43.44	1.000	1.000	NO	50.27	101	0.0532	50.27
96	96 PCB-127	6.54e5	1.58	NO	1.11	1.000	43.79	43.79	1.000	1.000	NO	48.81	97.6	0.0515	48.81
97	97 PCB-126	6.68e5	1.61	NO	1.21	1.000	45.75	45.75	1.000	1.000	NO	49.20	98.4	0.0542	49.20
98	98 PCB-155	5.38e5	1.25	NO	0.874	1.000	37.18	37.20	1.000	1.001	NO	52.98	106	0.00954	52.98
99	99 PCB-150	5.40e5	1.17	NO	0.881	1.000	38.48	38.50	1.036	1.036	NO	52.77	106	0.00947	52.77
100	1... PCB-152	6.09e5	1.18	NO	1.00	1.000	38.96	38.98	1.048	1.049	NO	52.19	104	0.00830	52.19
101	1... PCB-145	6.17e5	1.26	NO	1.00	1.000	39.43	39.45	1.061	1.062	NO	53.12	106	0.00834	53.12
102	1... PCB-136	5.22e5	1.25	NO	0.843	1.000	39.76	39.78	1.070	1.071	NO	53.20	106	0.00989	53.20
103	1... PCB-148	4.21e5	1.26	NO	0.693	1.000	39.87	39.90	1.073	1.074	NO	52.22	104	0.0120	52.22
104	1... PCB-154	4.47e5	1.28	NO	0.724	1.000	40.40	40.42	1.087	1.088	NO	53.12	106	0.0115	53.12

Dataset: U:\VG11.PRO\Results\191128K3\191128K3-2.qld

Last Altered: Friday, November 29, 2019 14:20:01 Pacific Standard Time
Printed: Friday, November 29, 2019 14:21:02 Pacific Standard Time

Name: 191128K3_2, Date: 29-Nov-2019, Time: 02:02:39, ID: ST191128K3-1 PCB 209 CS3 19C1106, Description: PCB 209 CS3 19C1106

	#	Name	Resp	RA	n/y	RRF	wt/vol	Pred.RT	RT	Pred.R...	RRT	Check RRT	Conc.	%Rec	DL	EMPC
105	1...	PCB-151	3.94e5	1.23	NO	0.632	1.000	41.05	41.07	1.105	1.105	NO	53.58	107	0.0132	53.58
106	1...	PCB-135	4.36e5	1.19	NO	0.716	1.000	41.27	41.29	1.111	1.111	NO	52.39	105	0.0116	52.39
107	1...	PCB-144	4.17e5	1.16	NO	0.667	1.000	41.38	41.40	1.114	1.114	NO	53.75	108	0.0125	53.75
108	1...	PCB-147	4.01e5	1.17	NO	0.661	1.000	41.50	41.53	1.117	1.118	NO	52.13	104	0.0126	52.13
109	1...	PCB-139/149	9.22e5	1.19	NO	0.738	1.000	41.79	41.81	1.125	1.125	NO	107.4	107	0.0113	107.4
110	1...	PCB-140	3.86e5	1.21	NO	0.627	1.000	41.98	42.00	1.130	1.130	NO	52.99	106	0.0133	52.99
111	1...	PCB-134/143	8.23e5	1.18	NO	0.733	1.000	42.47	42.45	0.975	0.974	NO	106.4	106	0.0434	106.4
112	1...	PCB-131/133	8.62e5	1.18	NO	0.790	1.000	42.76	42.77	0.982	0.982	NO	103.5	104	0.0403	103.5
113	1...	PCB-142	3.88e5	1.21	NO	0.708	1.000	42.91	42.92	0.985	0.985	NO	52.00	104	0.0449	52.00
114	1...	PCB-146/165	1.02e6	1.18	NO	0.959	1.000	43.17	43.17	0.991	0.991	NO	101.3	101	0.0332	101.3
115	1...	PCB-132/161	1.03e6	1.18	NO	0.974	1.000	43.40	43.42	0.996	0.997	NO	100.5	100	0.0327	100.5
116	1...	PCB-153	5.48e5	1.17	NO	1.01	1.000	43.59	43.59	1.000	1.000	NO	51.35	103	0.0314	51.35
117	1...	PCB-168	5.38e5	1.20	NO	1.02	1.000	43.82	43.81	1.006	1.006	NO	50.01	100	0.0312	50.01
118	1...	PCB-141	4.38e5	1.18	NO	0.967	1.000	44.34	44.36	1.000	1.001	NO	51.52	103	0.0406	51.52
119	1...	PCB-137	4.27e5	1.16	NO	0.987	1.000	44.72	44.74	1.009	1.009	NO	49.19	98.4	0.0398	49.19
120	1...	PCB-130	3.95e5	1.21	NO	0.840	1.000	44.84	44.86	1.012	1.012	NO	53.49	107	0.0468	53.49
121	1...	PCB-138/163/164	1.73e6	1.18	NO	1.23	1.000	45.23	45.25	1.001	1.001	NO	155.5	104	0.0307	155.5
122	1...	PCB-158/160	1.11e6	1.18	NO	1.18	1.000	45.48	45.50	1.006	1.007	NO	104.2	104	0.0319	104.2
123	1...	PCB-129	3.77e5	1.21	NO	0.819	1.000	45.73	45.75	1.012	1.012	NO	50.72	101	0.0459	50.72
124	1...	PCB-166	6.04e5	1.17	NO	1.07	1.000	46.23	46.22	0.993	0.993	NO	51.92	104	0.0305	51.92
125	1...	PCB-159	6.56e5	1.18	NO	1.12	1.000	46.56	46.56	1.000	1.000	NO	53.90	108	0.0292	53.90
126	1...	PCB-128/162	9.56e5	1.18	NO	0.851	1.000	46.85	46.85	1.007	1.007	NO	103.3	103	0.0384	103.3
127	1...	PCB-167	5.52e5	1.18	NO	1.04	1.000	47.26	47.26	1.000	1.000	NO	50.66	101	0.0319	50.66
128	1...	PCB-156	5.46e5	1.17	NO	1.06	1.000	48.59	48.59	1.000	1.000	NO	52.59	105	0.0329	52.59
129	1...	PCB-157	5.06e5	1.19	NO	0.978	1.000	48.89	48.87	1.001	1.000	NO	51.43	103	0.0353	51.43
130	1...	PCB-169	5.25e5	1.21	NO	1.11	1.000	51.15	51.15	1.000	1.000	NO	50.37	101	0.0372	50.37
131	1...	PCB-188	6.07e5	1.01	NO	1.19	1.000	43.23	43.21	1.001	1.000	NO	51.03	102	0.0251	51.03
132	1...	PCB-184	5.81e5	1.01	NO	1.17	1.000	43.67	43.66	1.011	1.011	NO	49.89	99.8	0.0257	49.89
133	1...	PCB-179	6.09e5	1.02	NO	1.18	1.000	44.48	44.48	1.030	1.030	NO	51.89	104	0.0255	51.89
134	1...	PCB-176	6.05e5	1.03	NO	1.16	1.000	44.95	44.95	1.041	1.041	NO	52.28	105	0.0258	52.28
135	1...	PCB-186	6.43e5	1.01	NO	1.22	1.000	45.57	45.58	1.055	1.055	NO	52.94	106	0.0246	52.94
136	1...	PCB-178	4.27e5	1.03	NO	0.830	1.000	46.08	46.09	1.067	1.067	NO	51.58	103	0.0361	51.58
137	1...	PCB-175	4.30e5	1.03	NO	0.849	1.000	46.44	46.45	1.075	1.075	NO	50.81	102	0.0353	50.81
138	1...	PCB-182/187	9.84e5	1.02	NO	0.960	1.000	46.64	46.64	1.080	1.080	NO	102.8	103	0.0312	102.8
139	1...	PCB-183	4.84e5	1.01	NO	0.957	1.000	46.97	46.96	1.088	1.087	NO	50.70	101	0.0313	50.70
140	1...	PCB-185	4.15e5	0.99	NO	1.32	1.000	47.64	47.64	0.955	0.955	NO	50.58	101	0.0367	50.58

Dataset: U:\VG11.PRO\Results\191128K3\191128K3-2.qld

Last Altered: Friday, November 29, 2019 14:20:01 Pacific Standard Time
Printed: Friday, November 29, 2019 14:21:02 Pacific Standard Time

Name: 191128K3_2, Date: 29-Nov-2019, Time: 02:02:39, ID: ST191128K3-1 PCB 209 CS3 19C1106, Description: PCB 209 CS3 19C1106

	#	Name	Resp	RA	n/y	RRF	wt/vol	Pred.RT	RT	Pred.R...	RRT	Check RRT	Conc.	%Rec	DL	EMPC
141	1...	PCB-174	3.79e5	1.02	NO	1.22	1.000	48.02	48.00	0.962	0.962	NO	50.03	100	0.0397	50.03
142	1...	PCB-181	4.54e5	1.01	NO	1.41	1.000	48.11	48.11	0.964	0.964	NO	51.63	103	0.0342	51.63
143	1...	PCB-177	3.75e5	1.01	NO	1.24	1.000	48.29	48.28	0.968	0.968	NO	48.59	97.2	0.0390	48.59
144	1...	PCB-171	3.92e5	1.02	NO	1.24	1.000	48.59	48.59	0.974	0.974	NO	50.73	101	0.0389	50.73
145	1...	PCB-173	3.50e5	1.02	NO	1.14	1.000	49.03	49.02	0.983	0.983	NO	49.30	98.6	0.0424	49.30
146	1...	PCB-172	3.89e5	1.01	NO	1.31	1.000	49.51	49.50	0.992	0.992	NO	47.87	95.7	0.0370	47.87
147	1...	PCB-192	5.16e5	1.01	NO	1.70	1.000	49.71	49.71	0.996	0.996	NO	48.76	97.5	0.0284	48.76
148	1...	PCB-180	4.08e5	1.02	NO	1.32	1.000	49.91	49.91	1.000	1.000	NO	49.70	99.4	0.0366	49.70
149	1...	PCB-193	4.71e5	1.01	NO	1.54	1.000	50.14	50.12	1.005	1.005	NO	49.17	98.3	0.0314	49.17
150	1...	PCB-191	4.71e5	1.03	NO	1.57	1.000	50.39	50.39	1.010	1.010	NO	48.11	96.2	0.0307	48.11
151	1...	PCB-170	3.35e5	1.01	NO	1.36	1.000	51.58	51.58	1.000	1.000	NO	49.32	98.6	0.0432	49.32
152	1...	PCB-190	4.51e5	1.03	NO	1.84	1.000	51.77	51.77	1.004	1.004	NO	48.98	98.0	0.0319	48.98
153	1...	PCB-189	4.40e5	1.01	NO	1.33	1.000	53.29	53.27	1.000	1.000	NO	50.59	101	0.0318	50.59
154	1...	PCB-202	4.54e5	0.83	NO	1.02	1.000	48.82	48.80	1.001	1.000	NO	50.89	102	0.0122	50.89
155	1...	PCB-201	4.12e5	0.91	NO	0.915	1.000	49.30	49.31	1.011	1.011	NO	51.61	103	0.0136	51.61
156	1...	PCB-204	4.35e5	0.91	NO	0.979	1.000	49.45	49.46	1.014	1.014	NO	50.97	102	0.0127	50.97
157	1...	PCB-197	4.33e5	0.90	NO	0.979	1.000	49.77	49.78	1.020	1.021	NO	50.71	101	0.0127	50.71
158	1...	PCB-200	4.15e5	0.92	NO	0.954	1.000	50.72	50.71	1.040	1.040	NO	49.90	99.8	0.0130	49.90
159	1...	PCB-198	3.00e5	0.89	NO	0.748	1.000	52.24	52.26	1.071	1.071	NO	46.04	92.1	0.0166	46.04
160	1...	PCB-199	2.95e5	0.91	NO	0.706	1.000	52.38	52.38	1.074	1.074	NO	48.00	96.0	0.0176	48.00
161	1...	PCB-196/203	6.27e5	0.91	NO	0.785	1.000	52.69	52.68	1.080	1.080	NO	91.62	91.6	0.0159	91.62
162	1...	PCB-195	3.04e5	0.87	NO	1.03	1.000	53.95	53.97	0.984	0.984	NO	49.03	98.1	0.0225	49.03
163	1...	PCB-194	3.32e5	0.90	NO	1.16	1.000	54.88	54.87	1.000	1.000	NO	47.85	95.7	0.0201	47.85
164	1...	PCB-205	4.49e5	0.90	NO	1.40	1.000	55.14	55.15	1.005	1.005	NO	53.45	107	0.0166	53.45
165	1...	PCB-208	3.48e5	1.30	NO	0.934	1.000	54.11	54.11	1.000	1.000	NO	48.21	96.4	0.0162	48.21
166	1...	PCB-207	3.39e5	1.32	NO	0.912	1.000	54.43	54.45	1.006	1.007	NO	48.11	96.2	0.0166	48.11
167	1...	PCB-206	2.72e5	1.31	NO	0.987	1.000	56.41	56.41	1.000	1.000	NO	50.04	100	0.0214	50.04
168	1...	PCB-209	3.08e5	1.20	NO	0.943	1.000	57.61	57.62	1.000	1.000	NO	50.33	101	0.00405	50.33
169	1...	13C-PCB-1	1.91e6	3.59	NO	1.08	1.000	15.65	15.64	0.609	0.609	NO	76.65	76.7	0.0827	
170	1...	13C-PCB-3	1.87e6	3.31	NO	1.09	1.000	18.31	18.31	0.712	0.712	NO	74.12	74.1	0.0817	
171	1...	13C-PCB-4	1.43e6	1.58	NO	0.640	1.000	19.67	19.66	0.765	0.765	NO	96.47	96.5	0.0680	
172	1...	13C-PCB-9	2.28e6	1.59	NO	0.995	1.000	21.50	21.50	0.837	0.837	NO	99.23	99.2	0.0437	
173	1...	13C-PCB-11	2.21e6	1.56	NO	0.971	1.000	24.98	24.98	0.972	0.972	NO	98.43	98.4	0.0448	
174	1...	13C-PCB-19	1.10e6	0.97	NO	0.637	1.000	23.92	23.91	0.931	0.931	NO	74.54	74.5	0.340	
175	1...	13C-PCB-32	1.58e6	0.97	NO	0.910	1.000	26.94	26.91	1.048	1.047	NO	75.17	75.2	0.238	
176	1...	13C-PCB-28	1.66e6	0.99	NO	1.07	1.000	28.93	28.93	1.003	1.003	NO	97.06	97.1	0.331	

Dataset: U:\VG11.PRO\Results\191128K3\191128K3-2.qld

Last Altered: Friday, November 29, 2019 14:20:01 Pacific Standard Time
Printed: Friday, November 29, 2019 14:21:02 Pacific Standard Time

Name: 191128K3_2, Date: 29-Nov-2019, Time: 02:02:39, ID: ST191128K3-1 PCB 209 CS3 19C1106, Description: PCB 209 CS3 19C1106

	#	Name	Resp	RA	n/y	RRF	wt/vol	Pred.RT	RT	Pred.R...	RRT	Check RRT	Conc.	%Rec	DL	EMPC
177	1...	13C-PCB-37	1.49e6	1.03	NO	0.959	1.000	32.92	32.96	1.141	1.143	NO	96.93	96.9	0.368	
178	1...	13C-PCB-54	1.58e6	0.76	NO	1.10	1.000	27.76	27.76	0.753	0.753	NO	95.91	95.9	0.0612	
179	1...	13C-PCB-52	1.26e6	0.76	NO	0.844	1.000	31.45	31.43	0.853	0.852	NO	99.84	99.8	0.0796	
180	1...	13C-PCB-47	1.30e6	0.78	NO	0.893	1.000	31.97	31.95	0.867	0.866	NO	96.85	96.9	0.0753	
181	1...	13C-PCB-70	1.54e6	0.75	NO	1.01	1.000	35.59	35.60	0.965	0.965	NO	102.1	102	0.0667	
182	1...	13C-PCB-80	1.55e6	0.74	NO	1.05	1.000	36.02	36.04	0.977	0.977	NO	98.81	98.8	0.0643	
183	1...	13C-PCB-81	1.45e6	0.77	NO	0.985	1.000	39.24	39.24	1.064	1.064	NO	98.15	98.2	0.0683	
184	1...	13C-PCB-77	1.42e6	0.75	NO	0.958	1.000	39.85	39.88	1.080	1.081	NO	98.82	98.8	0.0702	
185	1...	13C-PCB-104	1.43e6	1.54	NO	1.10	1.000	32.64	32.62	0.827	0.827	NO	98.42	98.4	0.0298	
186	1...	13C-PCB-95	1.14e6	1.54	NO	0.852	1.000	35.91	35.90	0.910	0.910	NO	100.9	101	0.0384	
187	1...	13C-PCB-101	1.06e6	1.57	NO	0.814	1.000	37.66	37.64	0.955	0.954	NO	98.64	98.6	0.0402	
188	1...	13C-PCB-97	9.43e5	1.56	NO	0.709	1.000	39.00	39.00	0.989	0.989	NO	100.5	100	0.0461	
189	1...	13C-PCB-123	1.23e6	1.58	NO	0.922	1.000	41.63	41.65	1.055	1.056	NO	100.9	101	0.0355	
190	1...	13C-PCB-118	1.29e6	1.58	NO	0.975	1.000	41.82	41.85	1.060	1.061	NO	99.64	99.6	0.0335	
191	1...	13C-PCB-114	1.19e6	1.54	NO	1.52	1.000	42.51	42.53	0.908	0.909	NO	102.2	102	0.0500	
192	1...	13C-PCB-105	1.16e6	1.54	NO	1.58	1.000	43.40	43.42	0.927	0.928	NO	95.35	95.4	0.0480	
193	1...	13C-PCB-127	1.21e6	1.54	NO	1.62	1.000	43.76	43.78	0.935	0.935	NO	97.34	97.3	0.0468	
194	1...	13C-PCB-126	1.12e6	1.52	NO	1.45	1.000	45.71	45.73	0.976	0.977	NO	101.2	101	0.0526	
195	1...	13C-PCB-155	1.16e6	1.26	NO	1.03	1.000	37.17	37.16	0.942	0.942	NO	85.59	85.6	0.0115	
196	1...	13C-PCB-153	1.05e6	1.26	NO	1.42	1.000	43.57	43.57	0.931	0.931	NO	96.69	96.7	0.0583	
197	1...	13C-PCB-141	8.80e5	1.26	NO	1.14	1.000	44.35	44.33	0.947	0.947	NO	100.5	101	0.0726	
198	1...	13C-PCB-138	9.07e5	1.28	NO	1.18	1.000	45.22	45.20	0.966	0.966	NO	100.4	100	0.0703	
199	1...	13C-PCB-159	1.09e6	1.25	NO	1.43	1.000	46.55	46.54	0.994	0.994	NO	99.09	99.1	0.0579	
200	2...	13C-PCB-167	1.04e6	1.24	NO	1.42	1.000	47.25	47.24	1.009	1.009	NO	95.74	95.7	0.0583	
201	2...	13C-PCB-156	9.83e5	1.20	NO	1.40	1.000	48.57	48.57	1.038	1.038	NO	91.82	91.8	0.0594	
202	2...	13C-PCB-157	1.01e6	1.21	NO	1.41	1.000	48.85	48.85	1.044	1.044	NO	93.29	93.3	0.0590	
203	2...	13C-PCB-169	9.42e5	1.28	NO	1.35	1.000	51.12	51.13	1.092	1.092	NO	91.37	91.4	0.0616	
204	2...	13C-PCB-188	9.97e5	0.44	NO	1.46	1.000	43.17	43.19	0.926	0.926	NO	98.34	98.3	0.0330	
205	2...	13C-PCB-180	6.22e5	0.44	NO	0.932	1.000	49.87	49.90	1.070	1.070	NO	96.21	96.2	0.0518	
206	2...	13C-PCB-170	5.00e5	0.45	NO	0.796	1.000	51.54	51.56	1.106	1.106	NO	90.56	90.6	0.0607	
207	2...	13C-PCB-189	6.52e5	0.44	NO	1.09	1.000	53.27	53.27	1.143	1.143	NO	86.25	86.2	0.0443	
208	2...	13C-PCB-202	8.72e5	0.89	NO	1.45	1.000	48.78	48.78	1.046	1.046	NO	86.69	86.7	0.0189	
209	2...	13C-PCB-194	6.00e5	0.92	NO	0.714	1.000	54.88	54.86	0.995	0.995	NO	97.07	97.1	0.0310	
210	2...	13C-PCB-208	7.74e5	0.78	NO	0.896	1.000	54.12	54.10	0.982	0.981	NO	99.64	99.6	0.0307	
211	2...	13C-PCB-206	5.51e5	0.80	NO	0.653	1.000	56.39	56.40	1.023	1.023	NO	97.43	97.4	0.0422	
212	2...	13C-PCB-209	6.49e5	1.18	NO	0.806	1.000	57.62	57.61	1.045	1.045	NO	92.99	93.0	0.00622	

Dataset: U:\VG11.PRO\Results\191128K3\191128K3-2.qld

Last Altered: Friday, November 29, 2019 14:20:01 Pacific Standard Time
Printed: Friday, November 29, 2019 14:21:02 Pacific Standard Time

Name: 191128K3_2, Date: 29-Nov-2019, Time: 02:02:39, ID: ST191128K3-1 PCB 209 CS3 19C1106, Description: PCB 209 CS3 19C1106

	#	Name	Resp	RA	n/y	RRF	wt/vol	Pred.RT	RT	Pred.R...	RRT	Check RRT	Conc.	%Rec	DL	EMPC
213	2...	13C-PCB-15	2.31e6	1.56	NO	1.00	1.000	25.71	25.70	1.000	0.000	NO	100.0	100	0.0435	
214	2...	13C-PCB-31	1.60e6	0.99	NO	1.00	1.000	28.84	28.84	1.000	0.000	NO	100.0	100	0.353	
215	2...	13C-PCB-60	1.50e6	0.78	NO	1.00	1.000	36.90	36.88	1.000	0.000	NO	100.0	100	0.0672	
216	2...	13C-PCB-111	1.32e6	1.56	NO	1.00	1.000	39.47	39.45	1.000	0.000	NO	100.0	100	0.0327	
217	2...	13C-PCB-128	7.66e5	1.28	NO	1.00	1.000	46.82	46.81	1.000	0.000	NO	100.0	100	0.0830	
218	2...	13C-PCB-182	6.93e5	0.44	NO	1.00	1.000	46.65	46.62	0.000	0.000	NO	100.0	100	0.0483	
219	2...	13C-PCB-205	8.66e5	0.92	NO	1.00	1.000	55.15	55.14	1.000	0.000	NO	100.0	100	0.0221	
220	2...	13C-PCB-79	1.53e6	0.79	NO	1.03	1.000	38.01	38.00	1.031	1.030	NO	98.63	98.6	0.0652	
221	2...	13C-PCB-178	6.35e5	0.46	NO	0.875	1.000	46.07	46.07	0.988	0.988	NO	94.73	94.7	0.0494	
222	2...	13C-PCB-79	1.51e6	0.77	NO	1.05	1.000	37.97	38.00	0.967	0.968	NO	99.63	99.6	0.0721	
223	2...	13C-PCB-178	6.35e5	0.46	NO	0.975	1.000	46.08	46.07	0.924	0.923	NO	104.7	105	0.0547	

Dataset: Untitled

Last Altered: Friday, November 29, 2019 14:38:49 Pacific Standard Time
Printed: Friday, November 29, 2019 14:39:03 Pacific Standard Time

Method: U:\VG11.PRO\MethDB\PCB-209_ZB1_11-28-19.mdb 29 Nov 2019 13:24:37
Calibration: U:\VG11.PRO\CurveDB\db1_PCBvg11-6-28-19.cdb 29 Jun 2019 11:47:57

Compound name: PCB-1

	Name	ID	Acq.Date	Acq.Time
1	191128K3_1	SOLVENT BLANK	29-Nov-19	01:00:41
2	191128K3_2	ST191128K3-1 PCB 209 CS3 19C1106	29-Nov-19	02:02:39
3	191128K3_3	SOLVENT BLANK	29-Nov-19	03:04:22
4	191128K3_4	1903828-04 PDI-FB-1910221313 1	29-Nov-19	04:05:05
5	191128K3_5	1903781-01RE1 MdRH-FB 1	29-Nov-19	05:05:59
6	191128K3_6	1903781-02RE1 MdRH-B 1	29-Nov-19	06:08:04
7	191128K3_7	1903781-03RE1 MdRH-D 1	29-Nov-19	07:09:58
8	191128K3_8	B9K0257-DUP1 Duplicate 1	29-Nov-19	08:10:42
9	191128K3_9	1903781-04RE1 MdRH-D-DUP 1	29-Nov-19	09:11:42
10	191128K3_10	1903781-05RE1 MdRH-MC 1	29-Nov-19	10:12:37
11	191128K3_11	1903781-06RE1 MdRH-F 1	29-Nov-19	11:13:32
12	191128K3_12	1903781-07RE1 MdRH-H 1	29-Nov-19	12:15:42

Printed: Friday, November 29, 2019 01:00:39 Pacific Standard Time

PFK drain
see manually printed res check
(A) did not extract

M 168.9888 R 512819

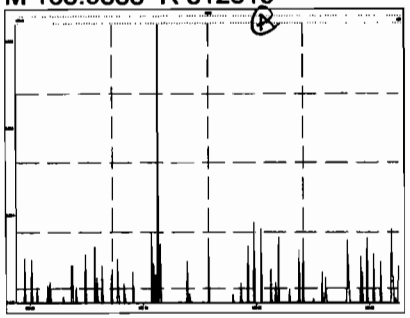

M 180.9888 R 10615

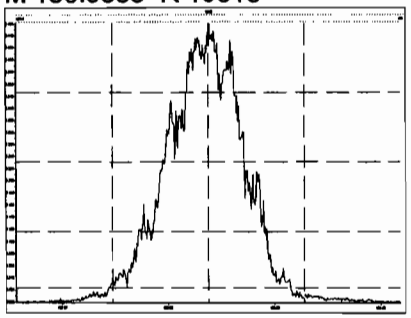

M 192.9888 R 281247

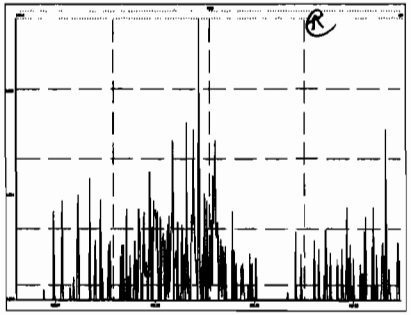

M 204.9888 R 458338

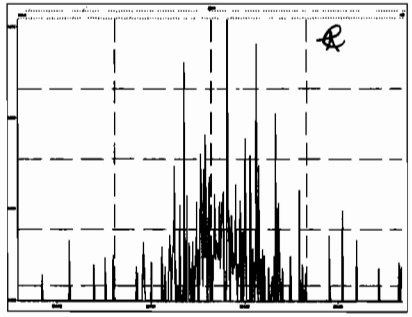

M 218.9856 R 312509

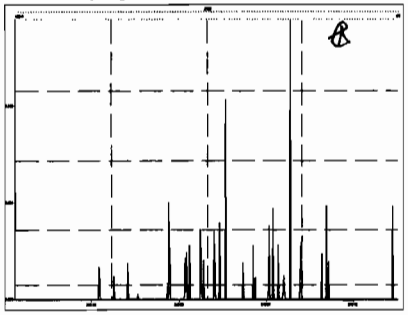

M 230.9856 R 0

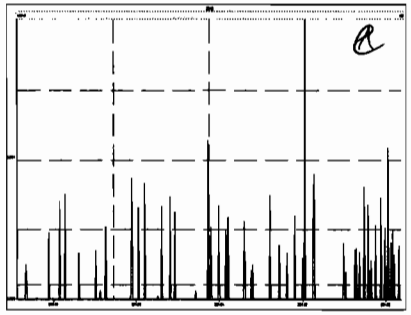

M 242.9856 R 249997

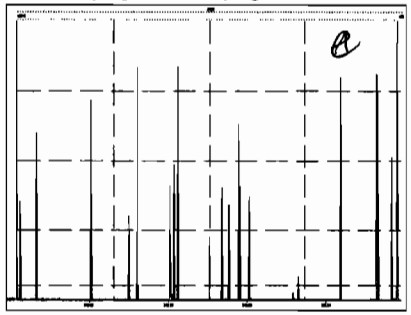

M 254.9856 R 1250085

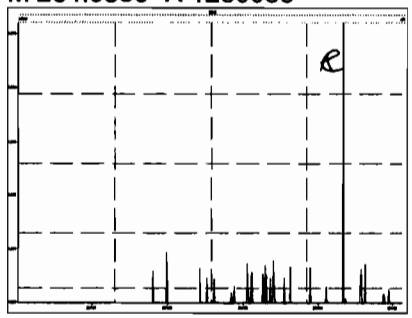

M 268.9824 R 290324

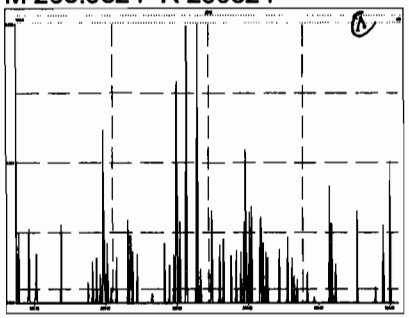

M 280.9824 R 781251

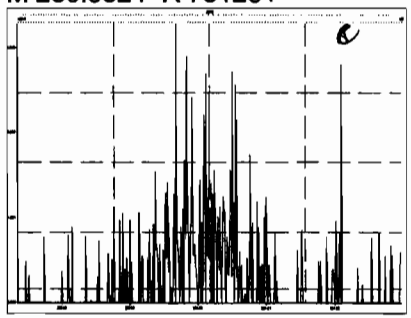

M 254.9856 R 229165

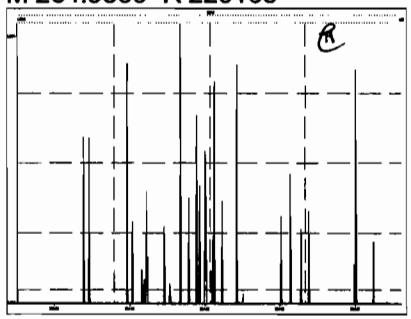

M 268.9824 R 364581

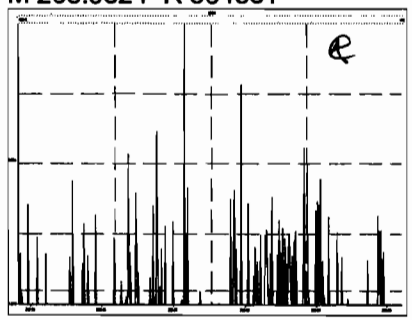

M 280.9824 R 833348

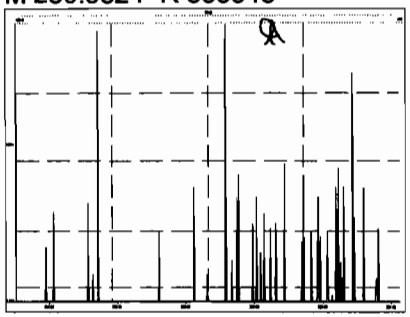

M 292.9824 R 500034

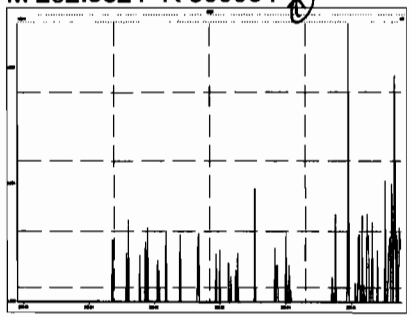

M 304.9824 R 406263

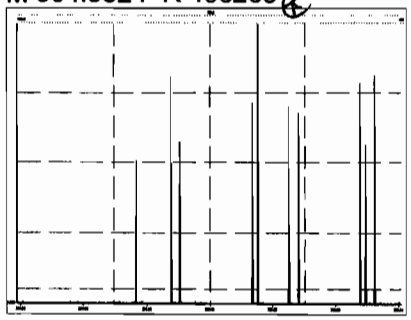

M 318.9792 R 0

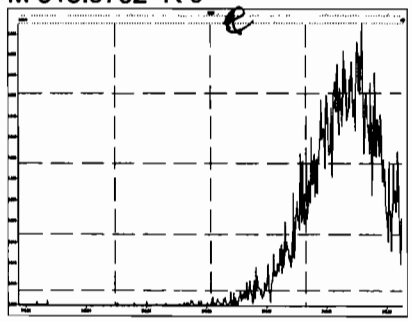

M 330.9792 R 833310

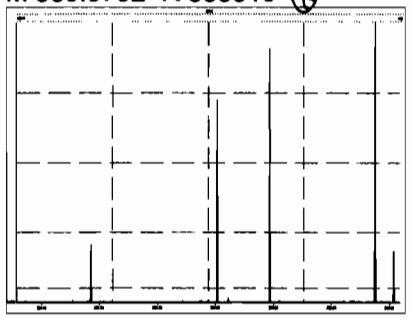

M 342.9792 R 125008

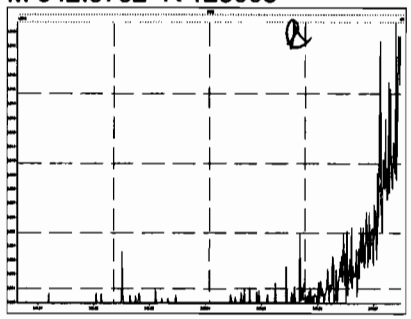

M 354.9792 R 13774

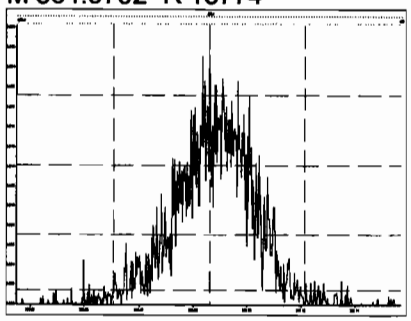

M 366.9792 R 1250069

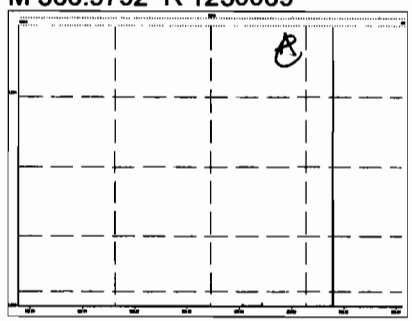

M 380.9760 R 216460

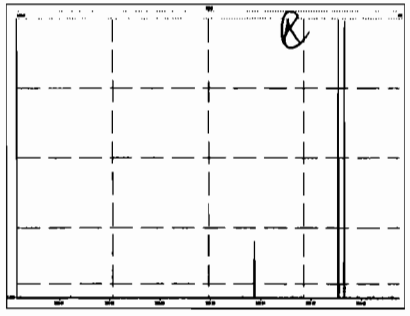

M 318.9792 R 625000

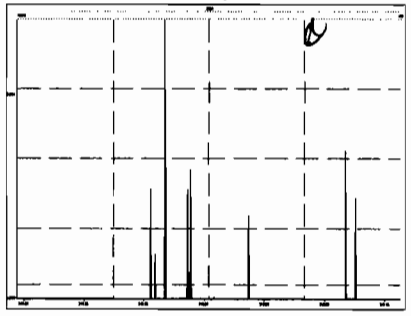

M 330.9792 R 277786

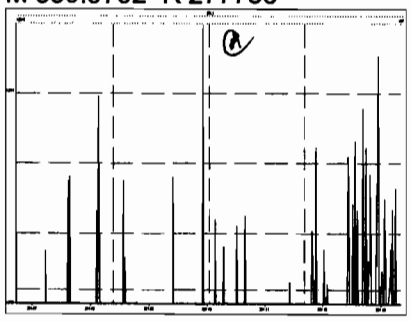

M 342.9792 R 416666

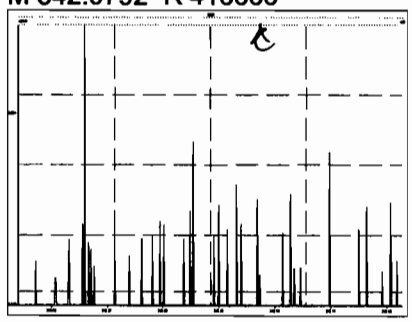

M 354.9792 R 208339

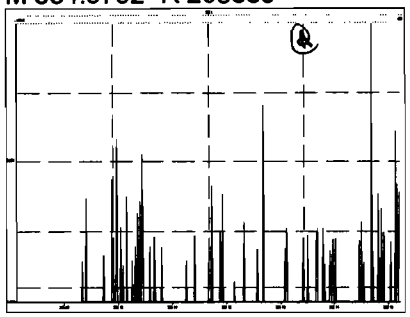

M 366.9792 R 625014

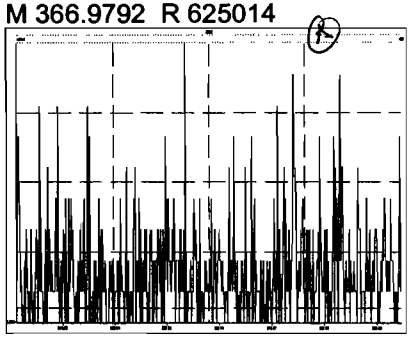

M 380.9760 R 113640

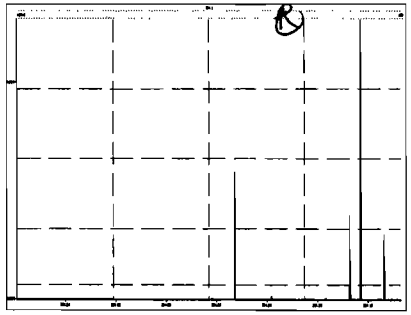

M 392.9760 R 406239



M 404.9760 R 89290

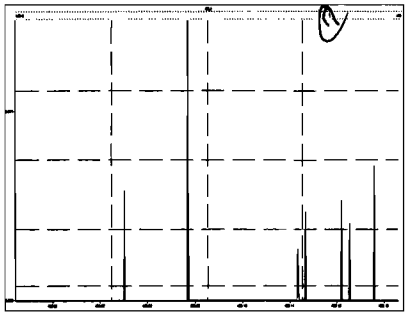

M 416.9760 R 0

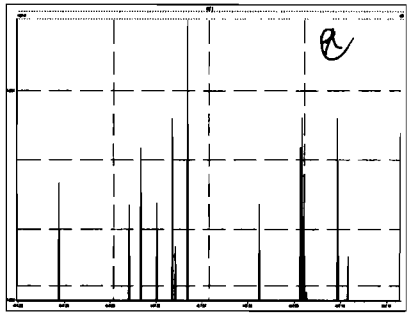

M 430.9728 R 12644

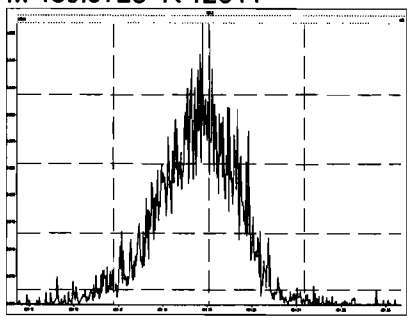

M 442.9728 R 13476

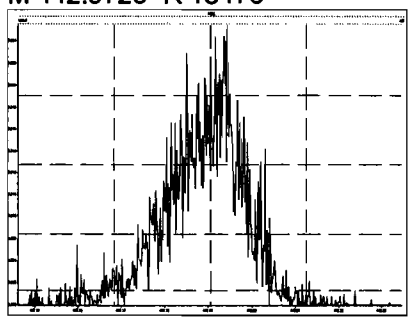

M 416.9760 R 104166

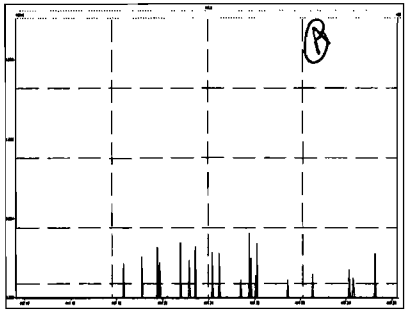

M 430.9728 R 96152

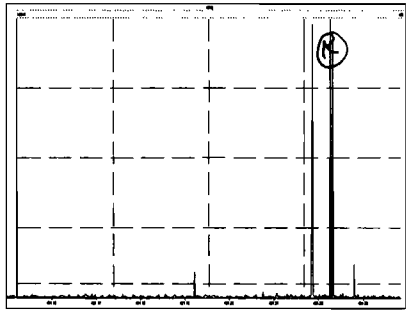

M 442.9728 R 625020

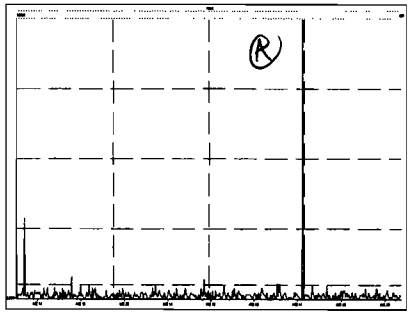

M 454.9728 R 333342

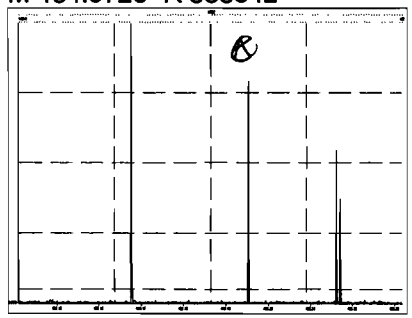

M 466.9728 R 625061

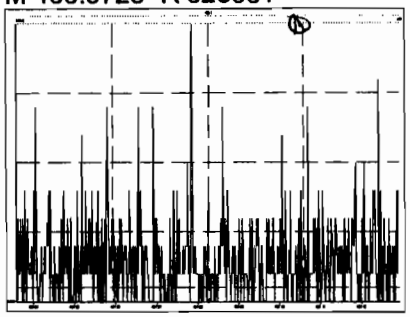

M 480.9696 R 694498

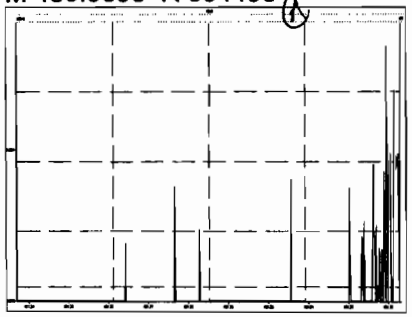

M 492.9696 R 0

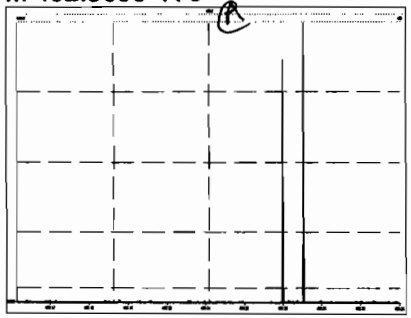

M 504.9696 R 424010

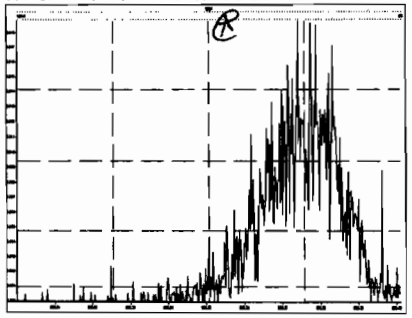

M 516.9697 R 416683

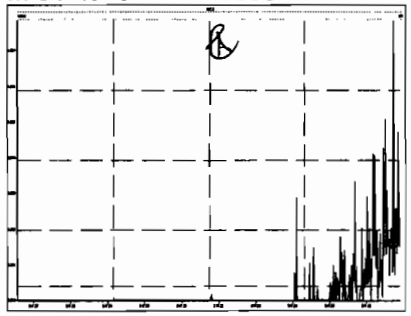

Dataset: Untitled

Last Altered: Friday, November 29, 2019 14:22:22 Pacific Standard Time
Printed: Friday, November 29, 2019 14:24:04 Pacific Standard Time

Name: 191128K3_2, Date: 29-Nov-2019, Time: 02:02:39, ID: ST191128K3-1 PCB 209 CS3 19C1106, Description: PCB 209 CS3 19C1106

PCB-1

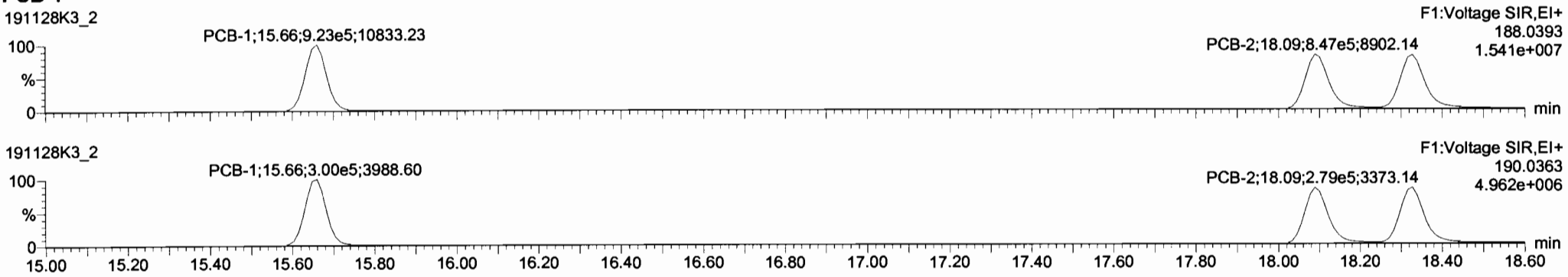

13C-PCB-1

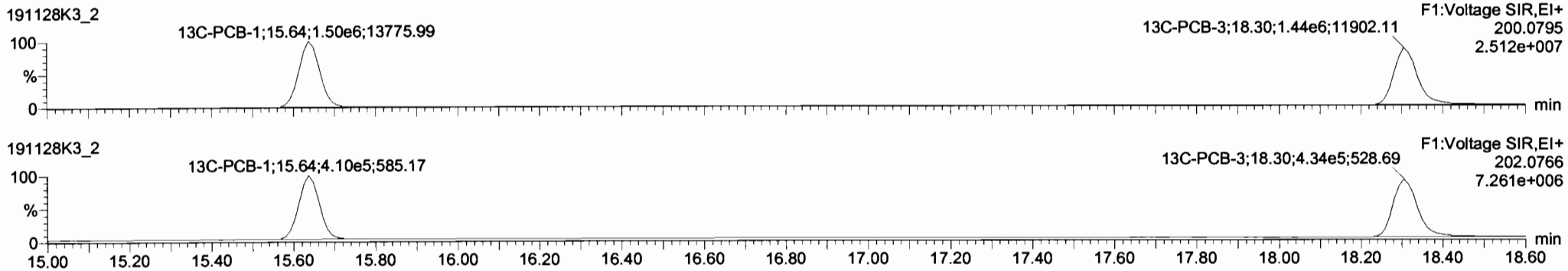

PFK1

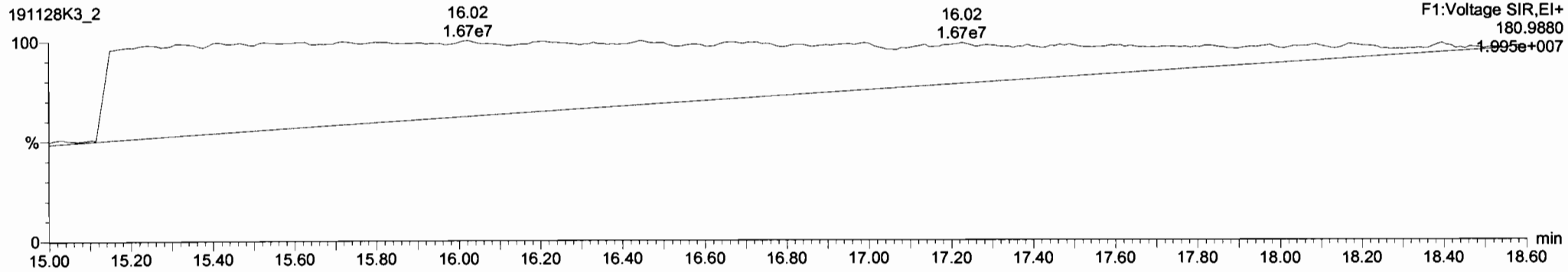

TargetLynx - 191128K3-2.qld - [Chromatogram]

File Edit View Display Processing Window Help

	#	Name	Resp	RA	n/y	RRF	wt/vol	Pred.RT	RT	Pred.R...	RRT	RRT Fail	Conc.	%Rec	DL	EMPC
217	217	13C-PCB-126	7.66e5	1.28	NO	1.0000	1.000	46.82	46.81	1.000	0.000	NO	100.0	100	0.0830	
218	218	13C-PCB-162	6.93e5	0.44	NO	1.0000	1.000	46.65	46.62	0.000	0.000	NO	100.0	100	0.0483	
219	219	13C-PCB-205	8.66e5	0.93	NO	1.0000	1.000	55.15	55.14	1.000	0.000	NO	100.0	100	0.0221	
220	220	13C-PCB-79	1.53e6	0.79	NO	1.0320	1.000	38.01	38.00	1.031	1.030	NO	98.63	98.6	0.0652	
221	221	13C-PCB-178	6.35e5	0.46	NO	0.8746	1.000	46.07	46.07	0.988	0.988	NO	94.73	94.7	0.0494	
222	222	13C-PCB-79	1.51e6	0.77	NO	1.0454	1.000	37.97	38.00	0.967	0.968	NO	99.63	99.6	0.0721	
223	223	13C-PCB-178	6.35e5	0.46	NO	0.9749	1.000	46.08	46.07	0.924	0.923	NO	104.7	105	0.0547	
224	224	Total Mono-PCBs				1.0122	1.000	0.00		0.000		NO	182.8		0.0537	182.8
225	225	Total Di-PCBs				1.0592	1.000	0.00		0.000		NO	596.7		0.269	596.7
226	226	2nd Function Tri-PCBs				0.9137	1.000	0.00		0.000		NO	469.1		0.0879	469.1
227	227	3rd Function Tri-PCBs				1.0583	1.000	0.00		0.000		NO	727.3		0.580	727.3

	#	Name	Pred.RT	RT	m1 Resp	m2 Resp	1° Ratio (Pred)	RA	n/y	EMPC	Conc.
1	1	PCB-1	15.65	15.66	9.060e5	2.934e5	3.130	3.09	NO	61.553	61.553
2	2	PCB-2	18.08	18.09	8.474e5	2.794e5	3.130	3.03	NO	59.740	59.740
3	3	PCB-3	18.32	18.33	8.699e5	2.882e5	3.130	3.02	NO	61.526	61.526

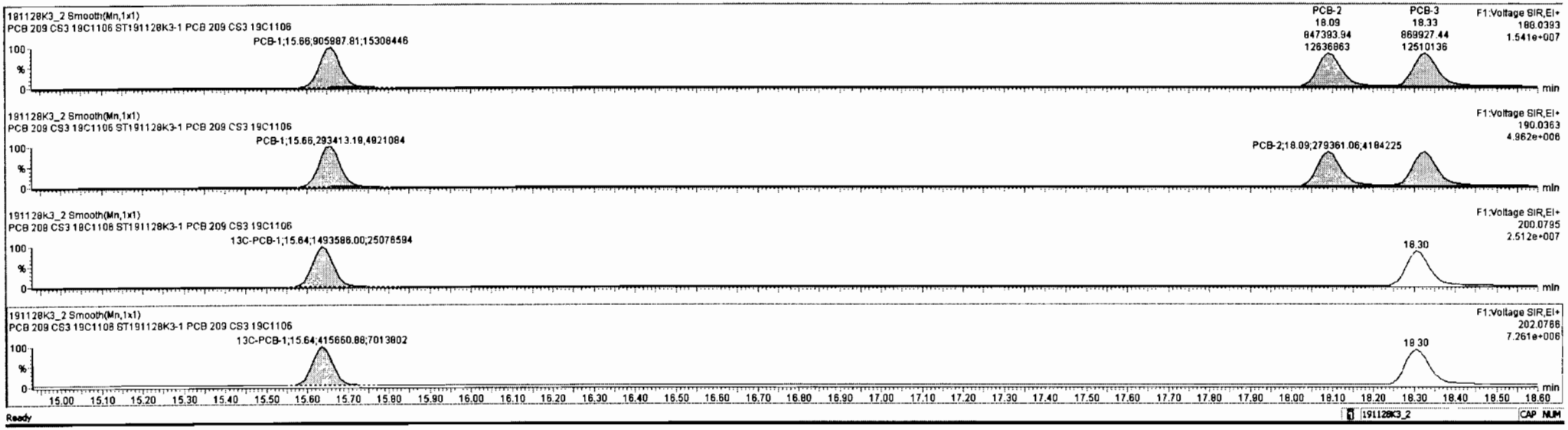

Ready 191128K3_2 CAP NUM

Dataset: Untitled

Last Altered: Friday, November 29, 2019 14:22:22 Pacific Standard Time
Printed: Friday, November 29, 2019 14:24:04 Pacific Standard Time

Name: 191128K3_2, Date: 29-Nov-2019, Time: 02:02:39, ID: ST191128K3-1 PCB 209 CS3 19C1106, Description: PCB 209 CS3 19C1106

PCB-4/10

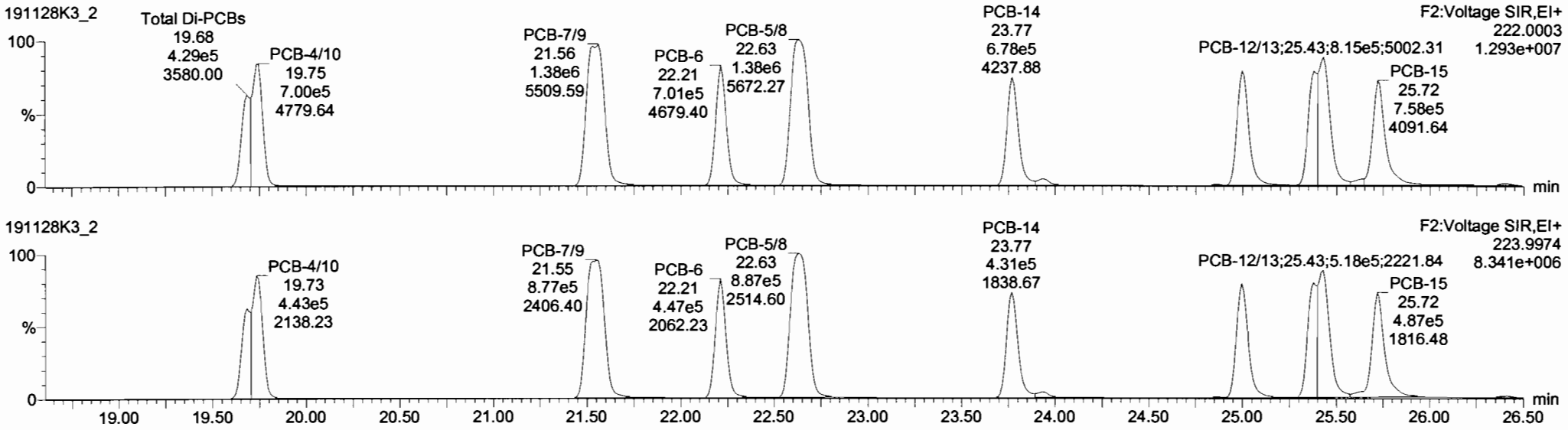

13C-PCB-4

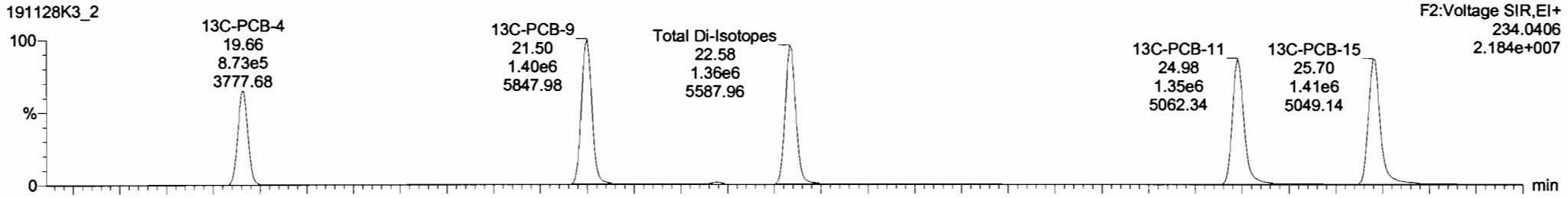

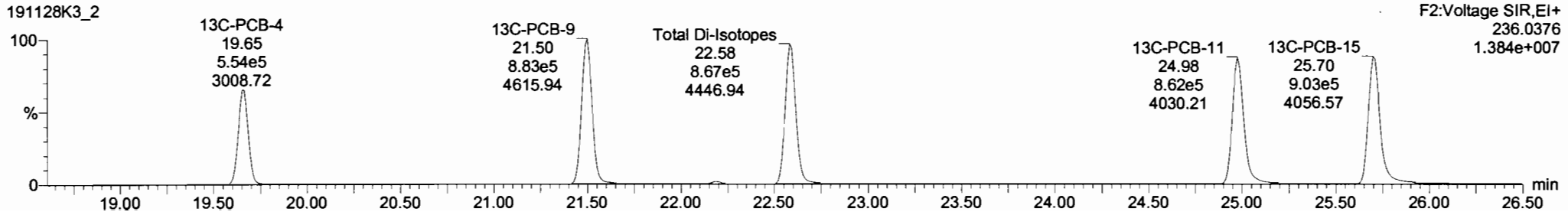

TargetLynx 191128K3-2.qld [Chromatogram]

File Edit View Display Processing Window Help

	#	Name	Resp	RA	n/y	RRF	wtAvg	Pred.RT	RT	Pred.R...	RRT	RRT Fail	Conc.	%Rec	DL	EMPC
217	217	13C-PCB-128	7.66e5	1.28	NO	1.0000	1.000	46.82	46.81	1.000	0.000	NO	100.0	100	0.0630	
218	218	13C-PCB-162	6.93e5	0.44	NO	1.0000	1.000	46.65	46.62	0.000	0.000	NO	100.0	100	0.0483	
219	219	13C-PCB-205	8.88e5	0.93	NO	1.0000	1.000	55.15	55.14	1.000	0.000	NO	100.0	100	0.0221	
220	220	13C-PCB-79	1.53e6	0.79	NO	1.0320	1.000	38.01	38.00	1.031	1.030	NO	98.63	98.6	0.0652	
221	221	13C-PCB-178	6.35e5	0.46	NO	0.8748	1.000	46.07	46.07	0.988	0.988	NO	94.73	94.7	0.0494	
222	222	13C-PCB-79	1.51e6	0.77	NO	1.0454	1.000	37.97	38.00	0.967	0.968	NO	99.63	99.6	0.0721	
223	223	13C-PCB-178	6.35e5	0.46	NO	0.9749	1.000	46.06	46.07	0.924	0.923	NO	104.7	105	0.0547	
224	224	Total Mono-PCBs				1.0122	1.000	0.00		0.000		NO	182.8		0.0537	182.8
225	225	Total Di-PCBs				1.0592	1.000	0.00		0.000		ND	595.7		0.268	595.7
226	226	2nd Function Tri-PCBs				0.9137	1.000	0.00		0.000		NO	489.1		0.0879	489.1
227	227	3rd Function Tri-PCBs				1.0563	1.000	0.00		0.000		NO	727.3		0.560	727.3

	#	Name	Pred.RT	RT	m1 Resp	m2 Resp	1° Ratio (Pred)	RA	n/y	EMPC	Conc.
1	4	PCB-4/10	19.74	19.75	1.133e6	7.287e5	1.560	1.55	NO	102.30	102.30
2	5	PCB-7/9	21.56	21.56	1.378e6	8.768e5	1.560	1.57	NO	101.07	101.07
3	6	PCB-6	22.21	22.21	7.013e5	4.471e5	1.560	1.57	NO	49.450	49.450
4	7	PCB-5/8	22.62	22.63	1.384e6	8.870e5	1.560	1.56	NO	98.384	98.384
5	8	PCB-14	23.77	23.77	6.782e5	4.314e5	1.560	1.57	NO	48.605	48.605
6	9	PCB-11	25.00	25.00	7.350e5	4.763e5	1.560	1.54	NO	50.003	50.003
7	10	PCB-12/13	25.43	25.43	1.377e6	8.700e5	1.560	1.58	NO	98.016	98.016
8	11	PCB-15	25.73	25.72	6.833e5	4.272e5	1.560	1.60	NO	48.856	48.856

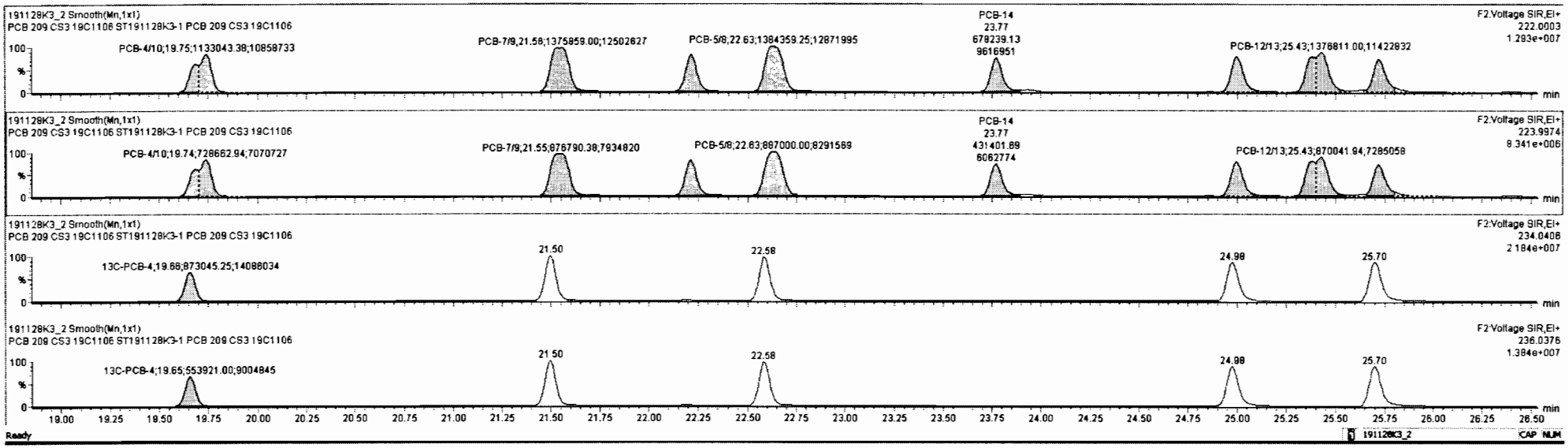

Ready 191128K3_2 CAP NUM

Dataset: Untitled

Last Altered: Friday, November 29, 2019 14:22:22 Pacific Standard Time
Printed: Friday, November 29, 2019 14:24:04 Pacific Standard Time

Name: 191128K3_2, Date: 29-Nov-2019, Time: 02:02:39, ID: ST191128K3-1 PCB 209 CS3 19C1106, Description: PCB 209 CS3 19C1106

PCB-19

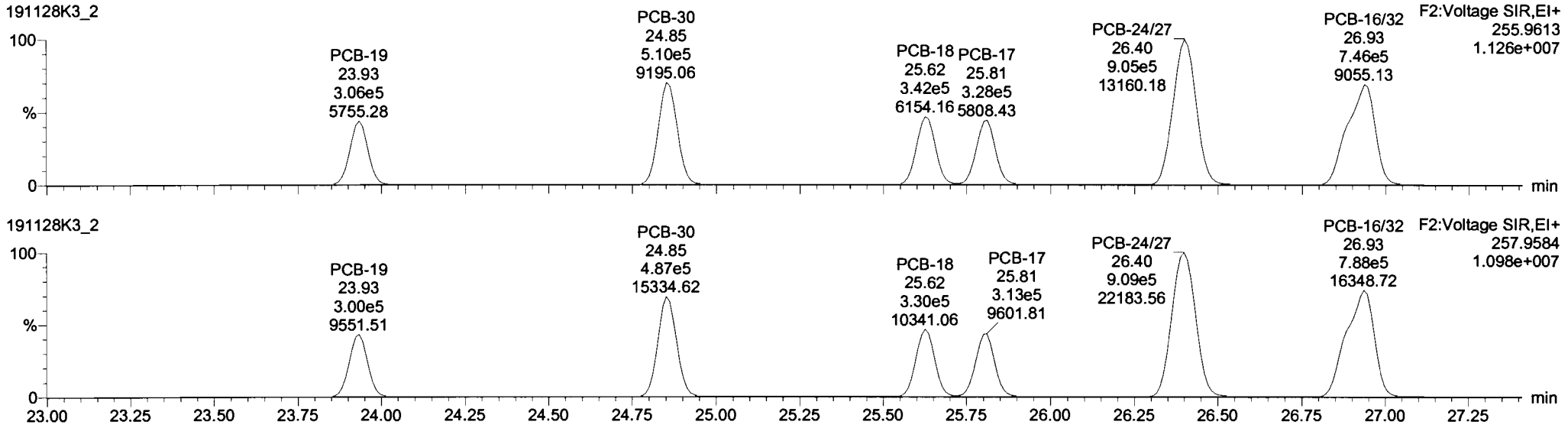

13C-PCB-19

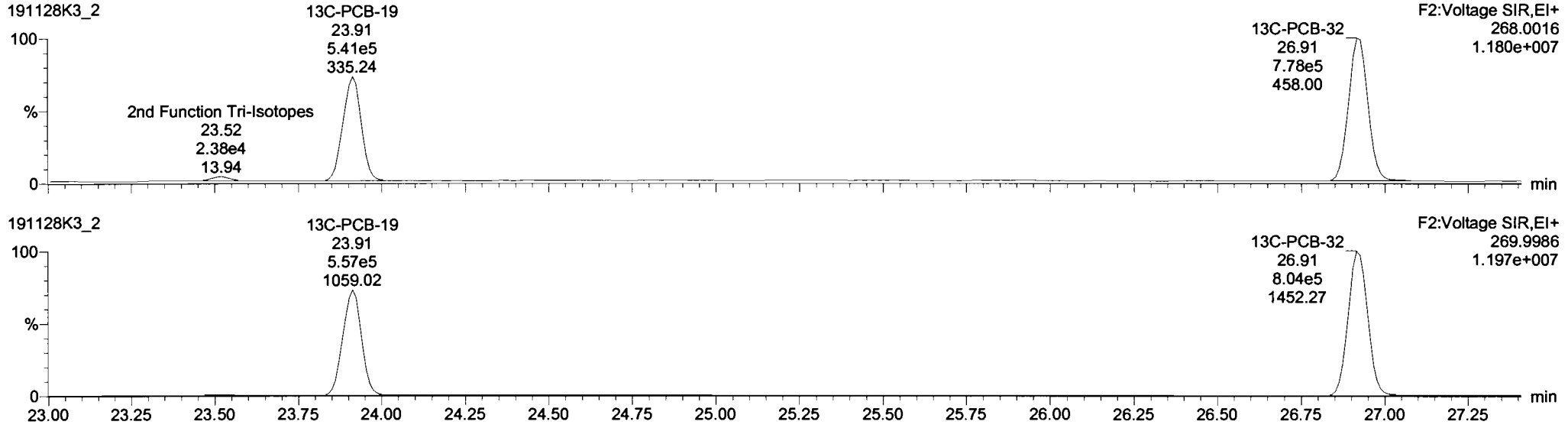

Target1.ynx 191128K3 2.qld [Chromatogram]

File Edit View Display Processing Window Help

	#	Name	Resp	RA	n/y	RRF	wt/Vol	Pred.RT	RT	Pred.R...	RRT	RRT Fail	Conc.	%Rec	DL	EMPC
217	217	13C-PCB-128	7.66e5	1.28	NO	1.0000	1.000	46.82	46.81	1.000	0.000	NO	100.0	100	0.0830	
218	218	13C-PCB-182	6.93e5	0.44	NO	1.0000	1.000	46.65	46.62	0.000	0.000	NO	100.0	100	0.0483	
219	219	13C-PCB-205	8.66e5	0.93	NO	1.0000	1.000	55.15	55.14	1.000	0.000	NO	100.0	100	0.0221	
220	220	13C-PCB-79	1.53e6	0.79	NO	1.0320	1.000	38.01	38.00	1.031	1.030	NO	98.63	98.6	0.0652	
221	221	13C-PCB-178	6.35e5	0.46	NO	0.8746	1.000	46.07	46.07	0.988	0.988	NO	94.73	94.7	0.0494	
222	222	13C-PCB-79	1.51e6	0.77	NO	1.0454	1.000	37.97	38.00	0.967	0.968	NO	99.63	99.6	0.0721	
223	223	13C-PCB-178	6.35e5	0.46	NO	0.9749	1.000	46.08	46.07	0.924	0.923	NO	104.7	105	0.0547	
224	224	Total Mono-PCBs				1.0122	1.000	0.00		0.000		NO	182.8		0.0537	182.8
225	225	Total Di-PCBs				1.0592	1.000	0.00		0.000		NO	596.7		0.269	596.7
226	226	2nd Function Tri-PCBs				0.8137	1.000	0.00		0.000		NO	499.1		0.2679	499.1
227	227	3rd Function Tri-PCBs				1.0563	1.000	0.00		0.000		NO	727.3		0.560	727.3

	#	Name	Pred.RT	RT	m1 Resp	m2 Resp	1st Ratio (Pred)	RA	n/y	EMPC	Conc.
1	12	PCB-19	23.94	23.93	3.055e5	3.004e5	1.040	1.02	NO	59.070	59.070
2	13	PCB-30	24.86	24.85	5.101e5	4.867e5	1.040	1.05	NO	61.303	61.303
3	14	PCB-18	25.61	25.63	3.417e5	3.303e5	1.040	1.03	NO	61.332	61.332
4	15	PCB-17	25.79	25.81	3.275e5	3.133e5	1.040	1.04	NO	60.774	60.774
5	16	PCB-24/27	26.41	26.40	8.978e5	8.985e5	1.040	1.00	NO	124.22	124.22
6	17	PCB-16/32	26.94	26.93	7.456e5	7.878e5	1.040	0.95	NO	122.40	122.40

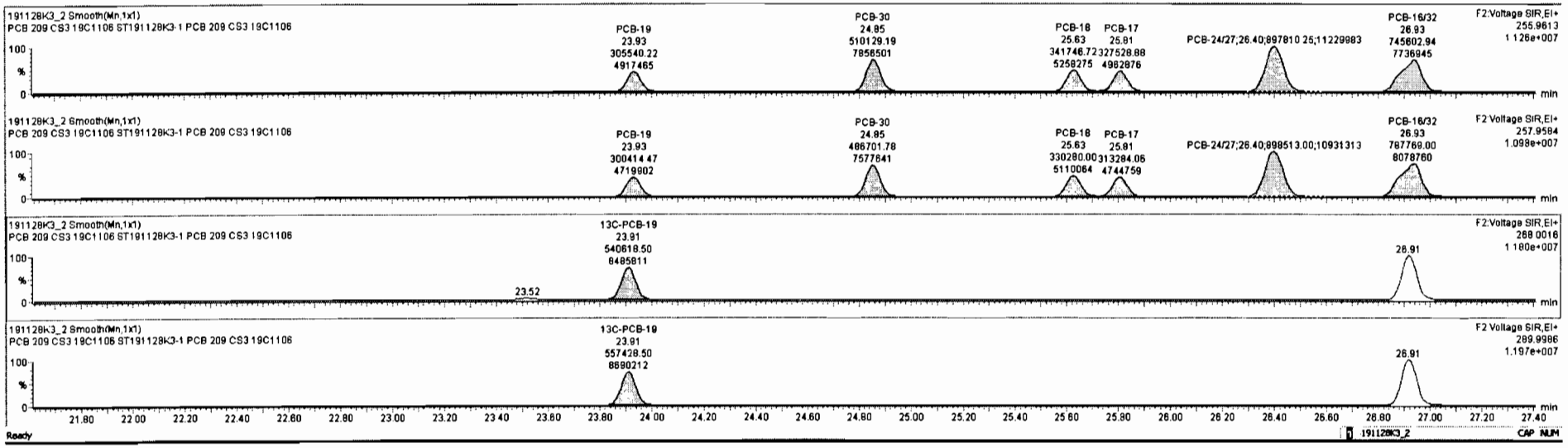

Dataset: Untitled

Last Altered: Friday, November 29, 2019 14:22:22 Pacific Standard Time
Printed: Friday, November 29, 2019 14:24:04 Pacific Standard Time

Name: 191128K3_2, Date: 29-Nov-2019, Time: 02:02:39, ID: ST191128K3-1 PCB 209 CS3 19C1106, Description: PCB 209 CS3 19C1106

PCB-34

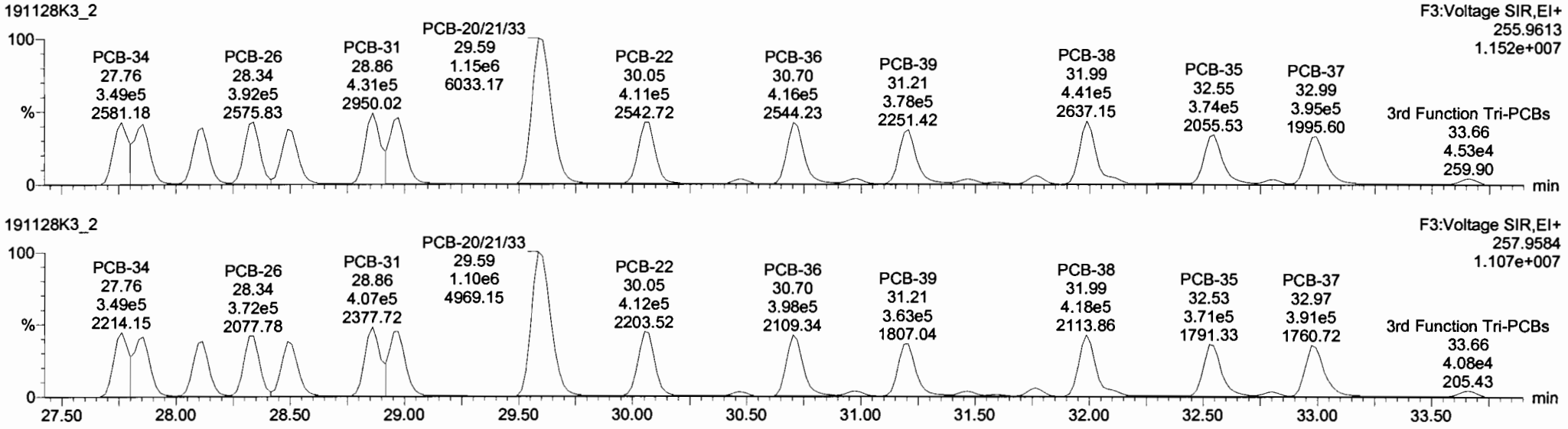

13C-PCB-28

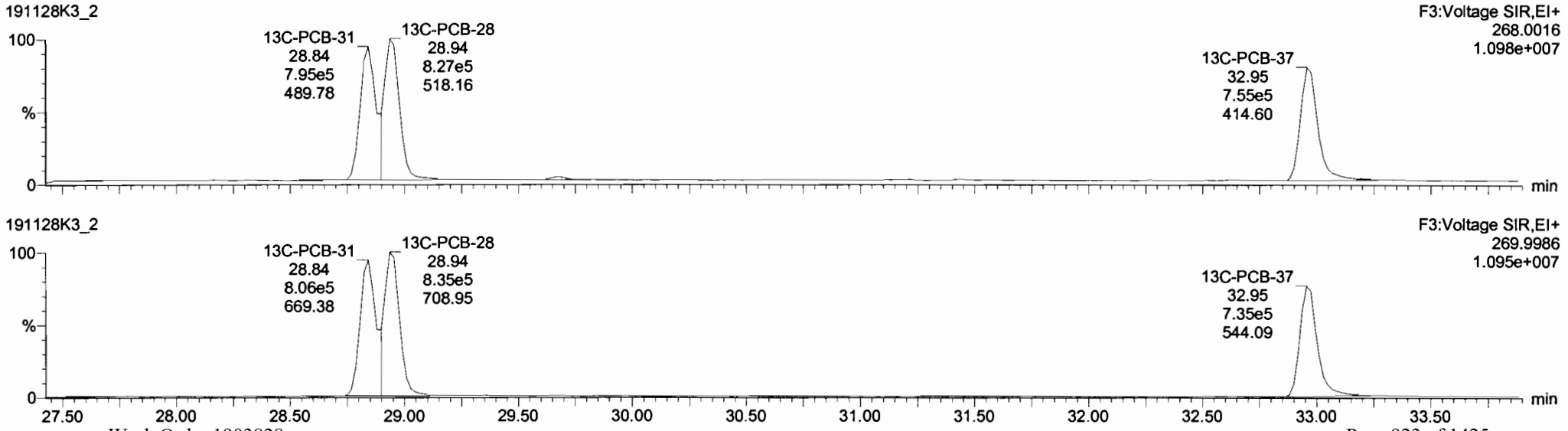

TargetLynx 191128K3_2.qld [Chromatogram]

File Edit View Display Processing Window Help

	#	Name	Resp	RA	n/y	RRF	wt/vol	Pred.RT	RT	Pred.R...	RRT	RRT Fail	Conc.	%Rec	DL	EMPC
217	217	13C-PCB-126	7.66e5	1.26	NO	1.0000	1.000	46.82	46.81	1.000	0.000	NO	100.0	100	0.0630	
218	218	13C-PCB-182	6.93e5	0.44	NO	1.0000	1.000	46.65	46.62	0.000	0.000	NO	100.0	100	0.0483	
219	219	13C-PCB-205	8.66e5	0.93	NO	1.0000	1.000	55.15	55.14	1.000	0.000	NO	100.0	100	0.0221	
220	220	13C-PCB-79	1.53e6	0.79	NO	1.0320	1.000	38.01	38.00	1.031	1.030	NO	98.63	98.6	0.0652	
221	221	13C-PCB-178	6.35e5	0.46	NO	0.8746	1.000	46.07	46.07	0.988	0.988	NO	94.73	94.7	0.0494	
222	222	13C-PCB-79	1.51e6	0.77	NO	1.0454	1.000	37.97	38.00	0.967	0.968	NO	99.63	99.6	0.0721	
223	223	13C-PCB-178	6.35e5	0.46	NO	0.9749	1.000	46.08	46.07	0.924	0.923	NO	104.7	105	0.0547	
224	224	Total Mono-PCBs				1.0122	1.000	0.00		0.000		NO	182.8		0.0537	182.8
225	225	Total Di-PCBs				1.0592	1.000	0.00		0.000		NO	596.7		0.269	596.7
226	226	2nd Function Tri-PCBs				0.9137	1.000	0.00		0.000		NO	489.1		0.0879	489.1
227	227	3rd Function Tri-PCBs				1.0865	1.000	0.00		0.000		NO	727.31		0.580	727.31

	#	Name	Pred.RT	RT	m1 Resp	m2 Resp	1st Ratio (Pred)	RA	n/y	EMPC	Conc.
1	18	PCB-34	27.75	27.76	3.489e5	3.493e5	1.040	1.00	NO	42.561	42.561
2	19	PCB-23	27.84	27.86	3.983e5	3.824e5	1.040	1.04	NO	48.241	48.241
3	20	PCB-29	28.12	28.12	3.627e5	3.436e5	1.040	1.06	NO	44.585	44.585
4	21	PCB-26	28.33	28.34	3.924e5	3.722e5	1.040	1.05	NO	45.968	45.968
5	22	PCB-25	28.48	28.49	3.731e5	3.533e5	1.040	1.06	NO	44.704	44.704
6	23	PCB-31	28.87	28.86	4.307e5	4.067e5	1.040	1.06	NO	44.874	44.874
7	24	PCB-28	28.95	28.97	4.436e5	4.135e5	1.040	1.07	NO	46.645	46.645
8	25	PCB-20/21/33	29.60	29.59	1.150e6	1.098e6	1.040	1.05	NO	134.68	134.68
9	26	PCB-22	30.06	30.05	4.114e5	4.119e5	1.040	1.00	NO	47.970	47.970

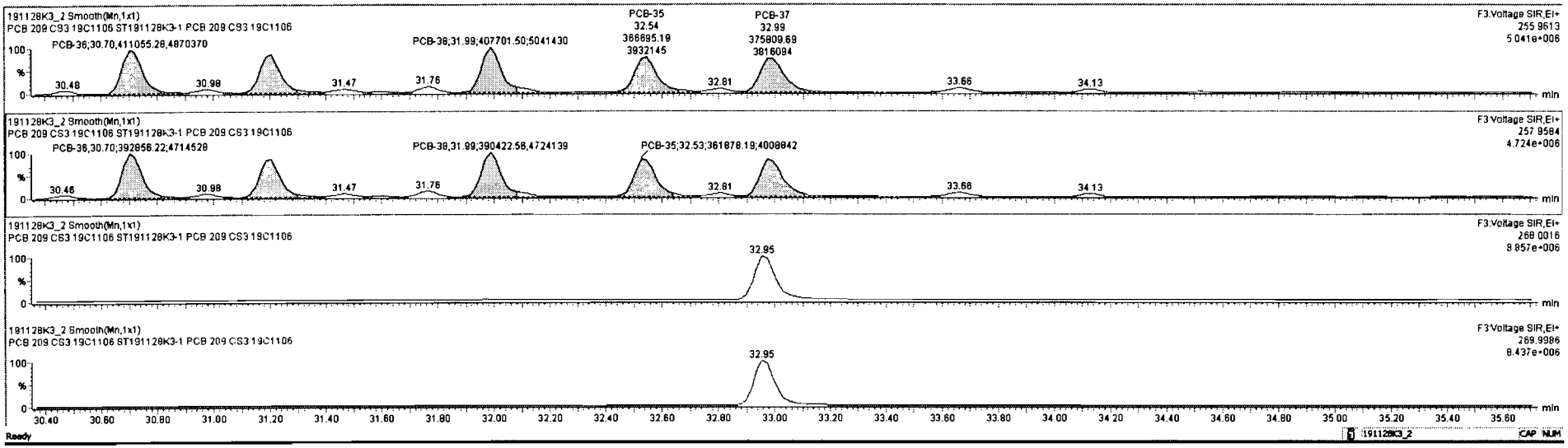

Dataset: Untitled

Last Altered: Friday, November 29, 2019 14:22:22 Pacific Standard Time
Printed: Friday, November 29, 2019 14:24:04 Pacific Standard Time

Name: 191128K3_2, Date: 29-Nov-2019, Time: 02:02:39, ID: ST191128K3-1 PCB 209 CS3 19C1106, Description: PCB 209 CS3 19C1106

PCB-54

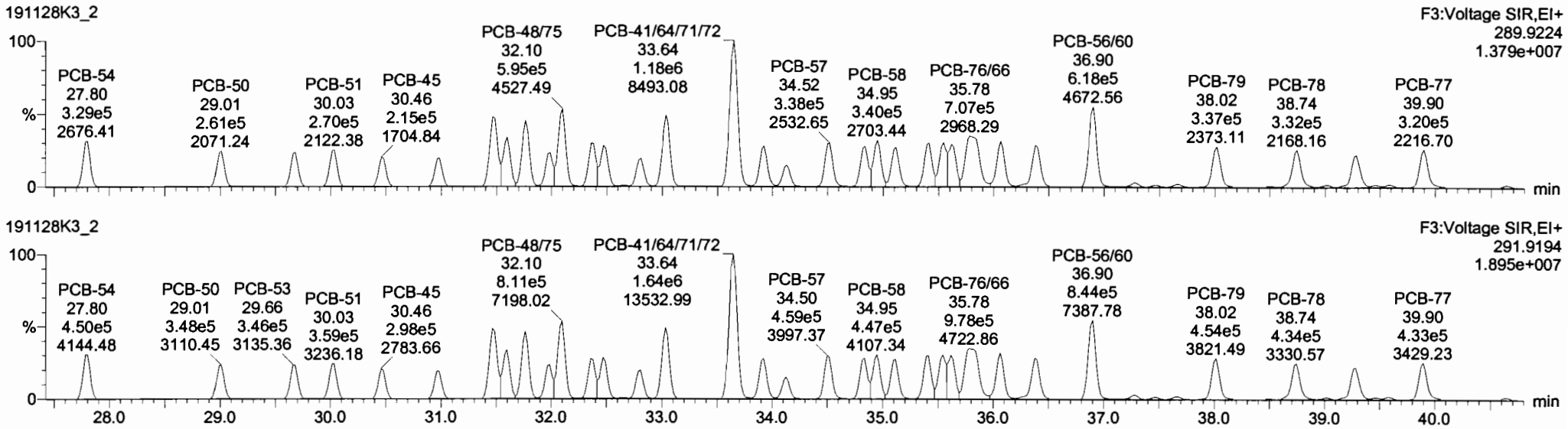

13C-PCB-54

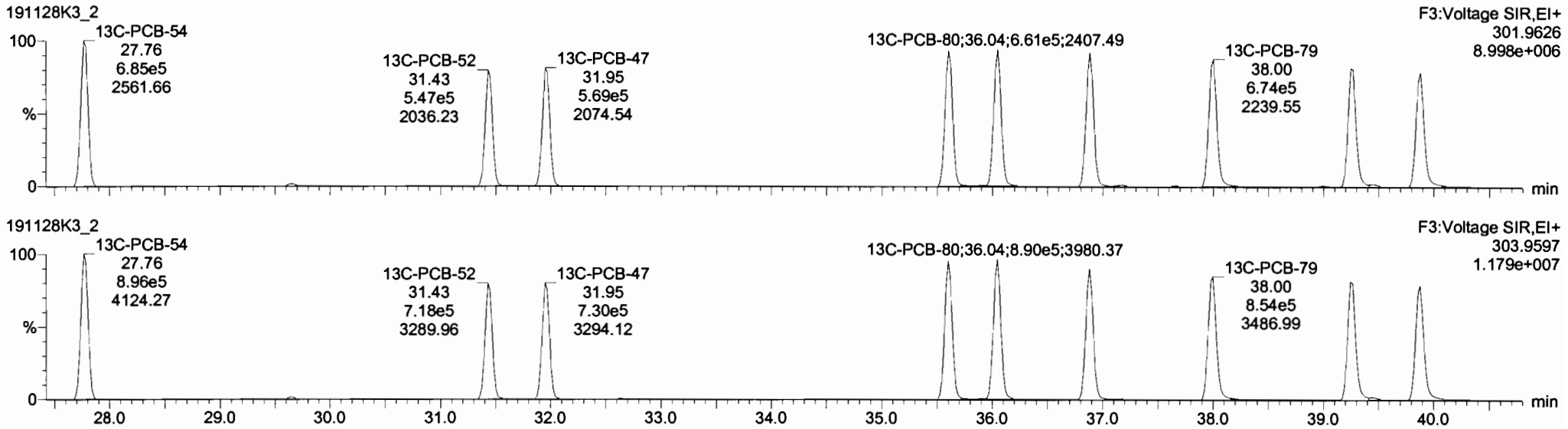

Dataset: Untitled

Last Altered: Friday, November 29, 2019 14:22:22 Pacific Standard Time
Printed: Friday, November 29, 2019 14:24:04 Pacific Standard Time

Name: 191128K3_2, Date: 29-Nov-2019, Time: 02:02:39, ID: ST191128K3-1 PCB 209 CS3 19C1106, Description: PCB 209 CS3 19C1106

PCB-50

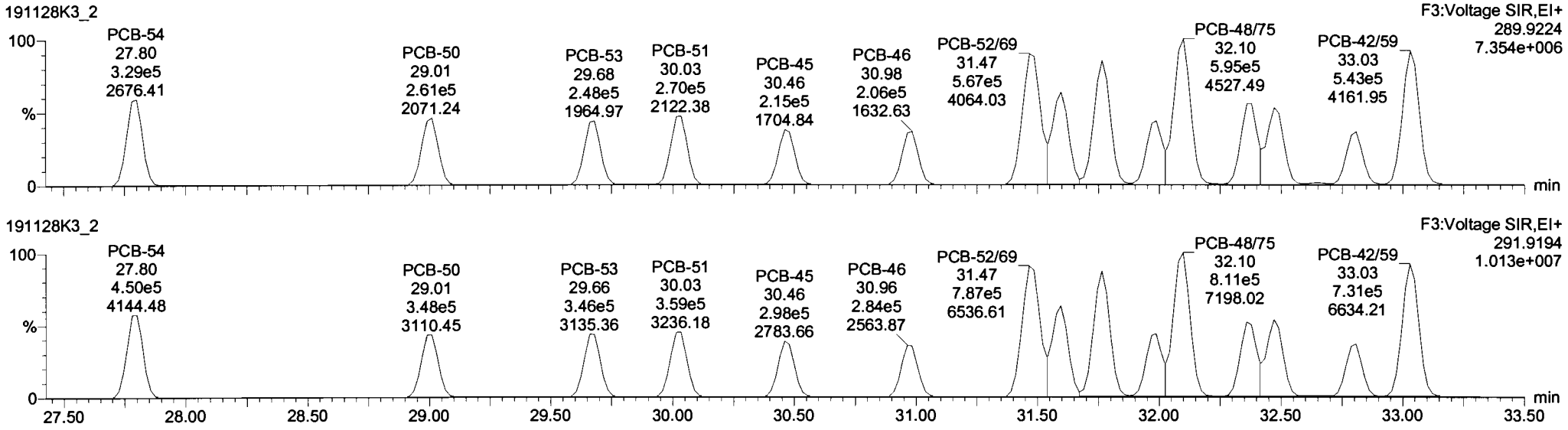

13C-PCB-52

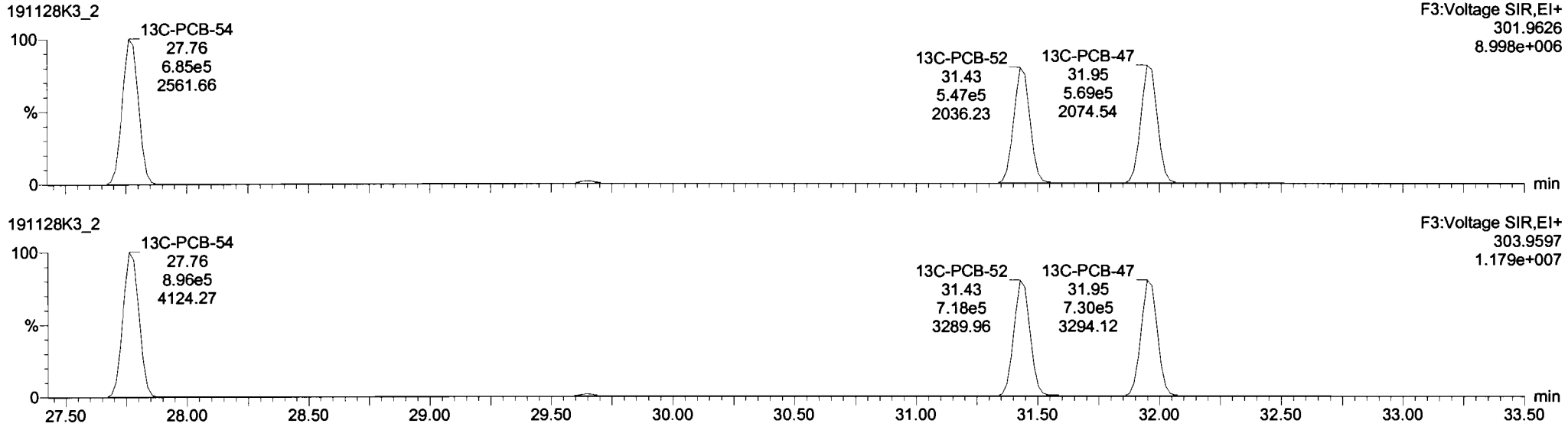

Dataset: Untitled

Last Altered: Friday, November 29, 2019 14:22:22 Pacific Standard Time
Printed: Friday, November 29, 2019 14:24:04 Pacific Standard Time

Name: 191128K3_2, Date: 29-Nov-2019, Time: 02:02:39, ID: ST191128K3-1 PCB 209 CS3 19C1106, Description: PCB 209 CS3 19C1106

PCB-68

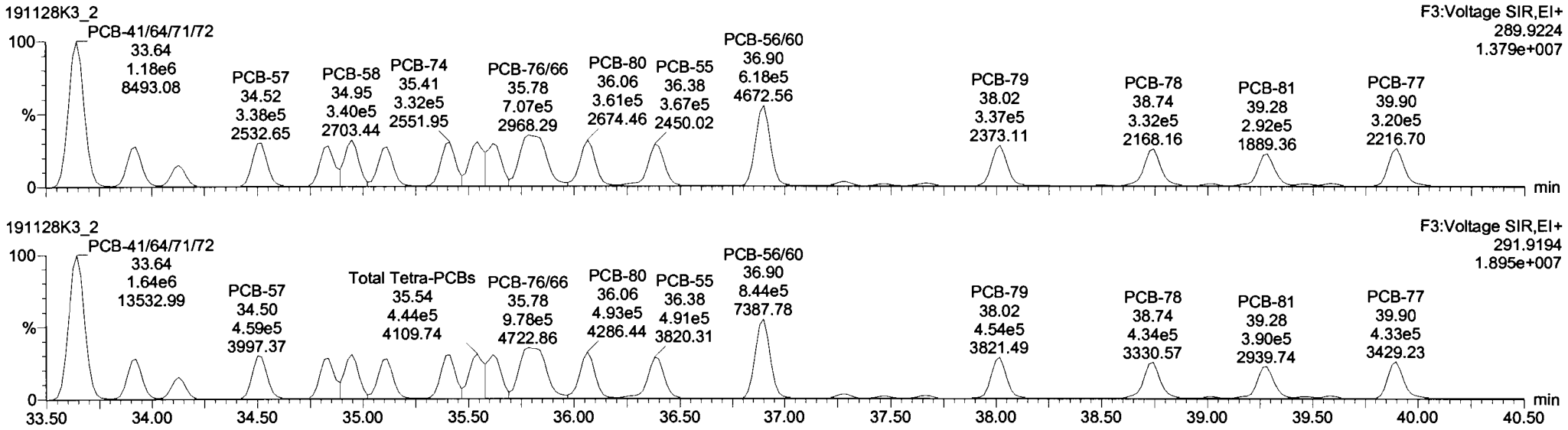

13C-PCB-60

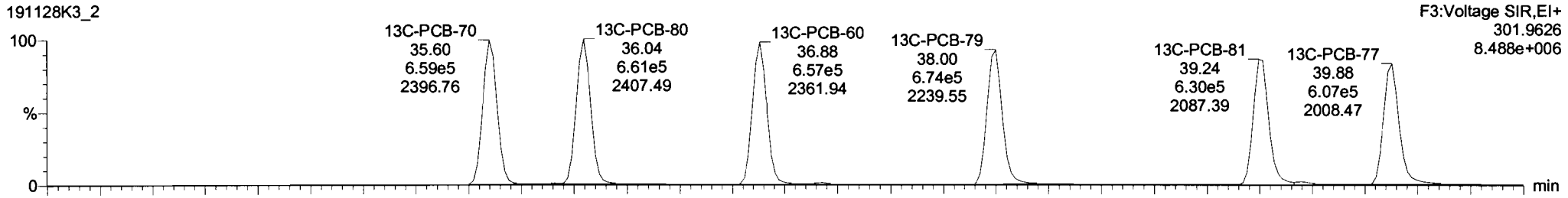

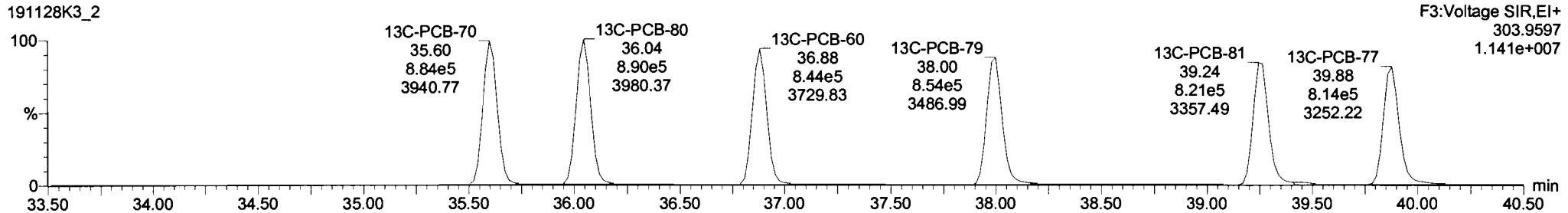

Target1.ynx 191128K3_2.qld * [Chromatogram]

File Edit View Display Processing Window Help

	#	Name	Resp	RA	n/y	RRF	w/Wid	Pred.RT	RT	Pred.R...	RRT	RRT Fail	Conc.	%Rec	DL	EMPC
228	228	Total Tetra-PCBs				0.0001	1.000	0.00		0.000		NO	2696		1.13	2696
229	229	3rd Function Penta-PCBs				1.1154	1.000	0.00		0.000		NO	2096		0.377	2096
230	230	4th Function Penta-PCBs				1.1112	1.000	0.00		0.000		NO	248.9		0.268	248.9
231	231	3rd Function Hexa-PCBs				0.7739	1.000	0.00		0.000		NO	741.8		0.144	741.8
232	232	4th Function Hexa-PCBs				0.9719	1.000	0.00		0.000		NO	1444		0.728	1444
233	233	Total Hepta-PCBs				1.2636	1.000	0.00		0.000		NO	1207		0.763	1207
234	234	4th Function Octa-PCBs				0.8863	1.000	0.00		0.000		NO	439.7		0.114	439.7
235	235	5th Function Octa-PCBs				1.1967	1.000	0.00		0.000		NO	150.3		0.0592	150.3
236	236	Total Nona-PCBs				0.9446	1.000	0.00		0.000		NO	146.4		0.0543	146.4
237	237	Deca-CB				0.9426	1.000	0.00		0.000		NO	50.33		0.00405	50.33
238	238	Total PCBs														

	#	Name	Pred.RT	RT	srf Resp	m2 Resp	1° Ratio (Pred)	RA	n/y	EMPC	Conc.
1	32	PCB-54	27.78	27.80	3.269e5	4.498e5	0.770	0.73	NO	49.466	49.466
2	33	PCB-50	29.02	29.01	2.613e5	3.477e5	0.770	0.75	NO	49.305	49.305
3	34	PCB-53	29.68	29.68	2.479e5	3.485e5	0.770	0.72	NO	49.199	49.199
4	35	PCB-51	30.03	30.03	2.696e5	3.589e5	0.770	0.75	NO	48.536	48.536
5	36	PCB-45	30.44	30.46	2.145e5	2.981e5	0.770	0.72	NO	50.160	50.160
6	37	PCB-46	30.96	30.98	2.065e5	2.840e5	0.770	0.73	NO	51.455	51.455
7	38	PCB-52/69	31.47	31.47	5.868e5	7.868e5	0.770	0.72	NO	98.015	98.015
8	39	PCB-73	31.59	31.60	3.565e5	4.815e5	0.770	0.74	NO	51.378	51.378
9	40	PCB-43/49	31.76	31.76	4.910e5	6.829e5	0.770	0.72	NO	98.720	98.720

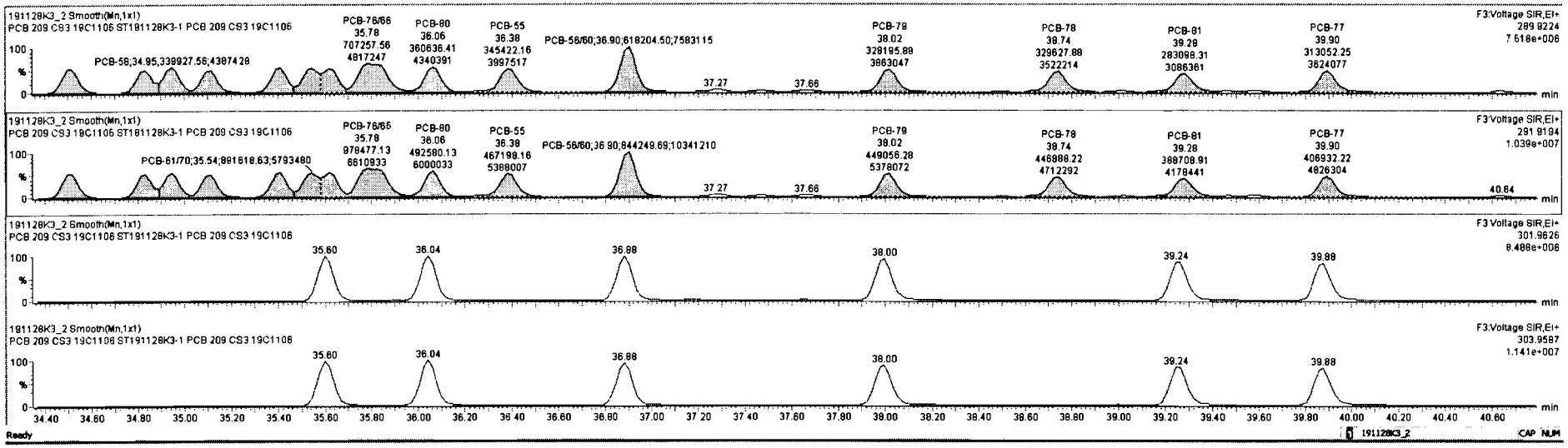

Dataset: Untitled

Last Altered: Friday, November 29, 2019 14:22:22 Pacific Standard Time
Printed: Friday, November 29, 2019 14:24:04 Pacific Standard Time

Name: 191128K3_2, Date: 29-Nov-2019, Time: 02:02:39, ID: ST191128K3-1 PCB 209 CS3 19C1106, Description: PCB 209 CS3 19C1106

PCB-104

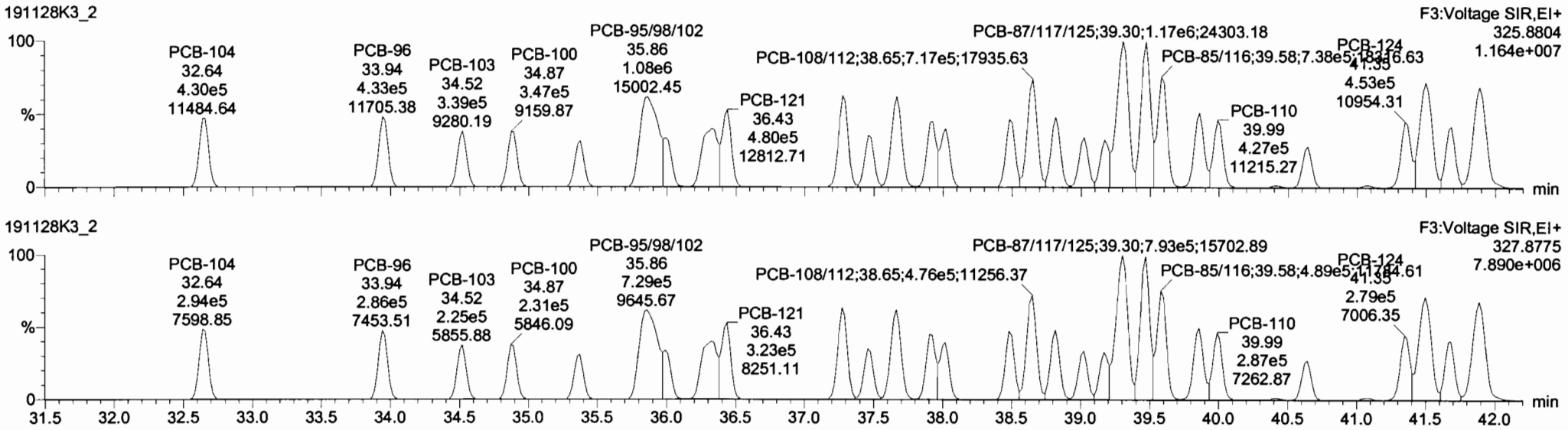

13C-PCB-104

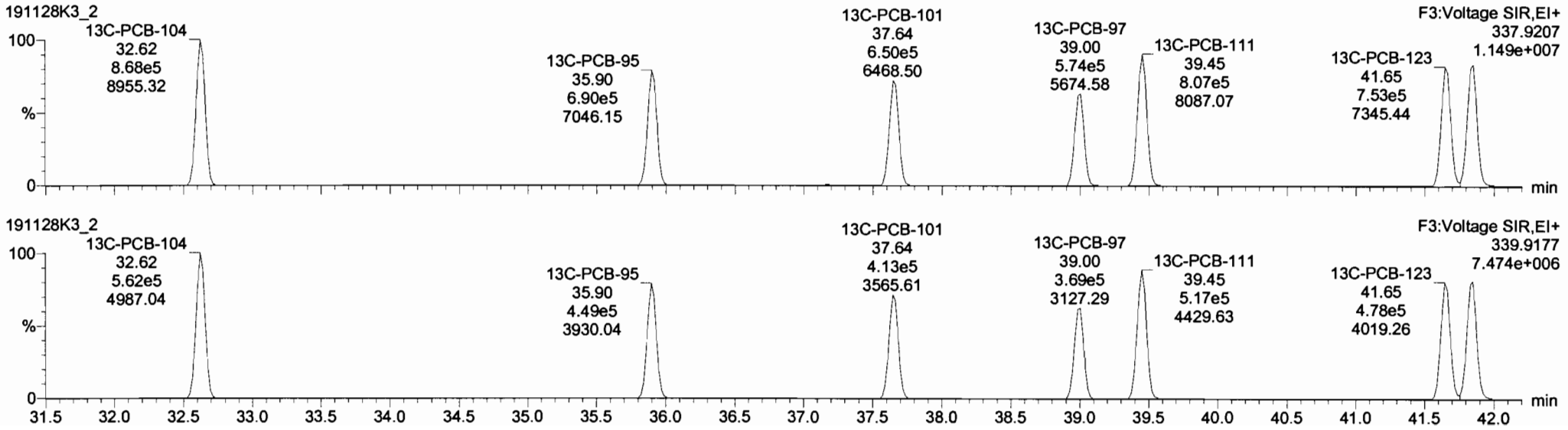

Dataset: Untitled

Last Altered: Friday, November 29, 2019 14:22:22 Pacific Standard Time
Printed: Friday, November 29, 2019 14:24:04 Pacific Standard Time

Name: 191128K3_2, Date: 29-Nov-2019, Time: 02:02:39, ID: ST191128K3-1 PCB 209 CS3 19C1106, Description: PCB 209 CS3 19C1106

PCB-96

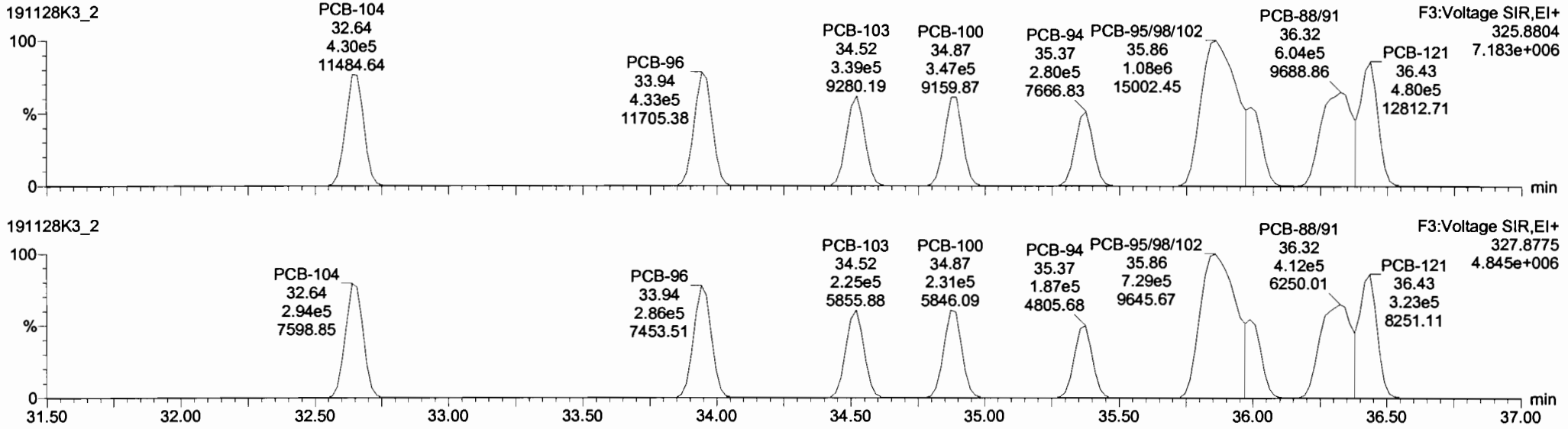

13C-PCB-95

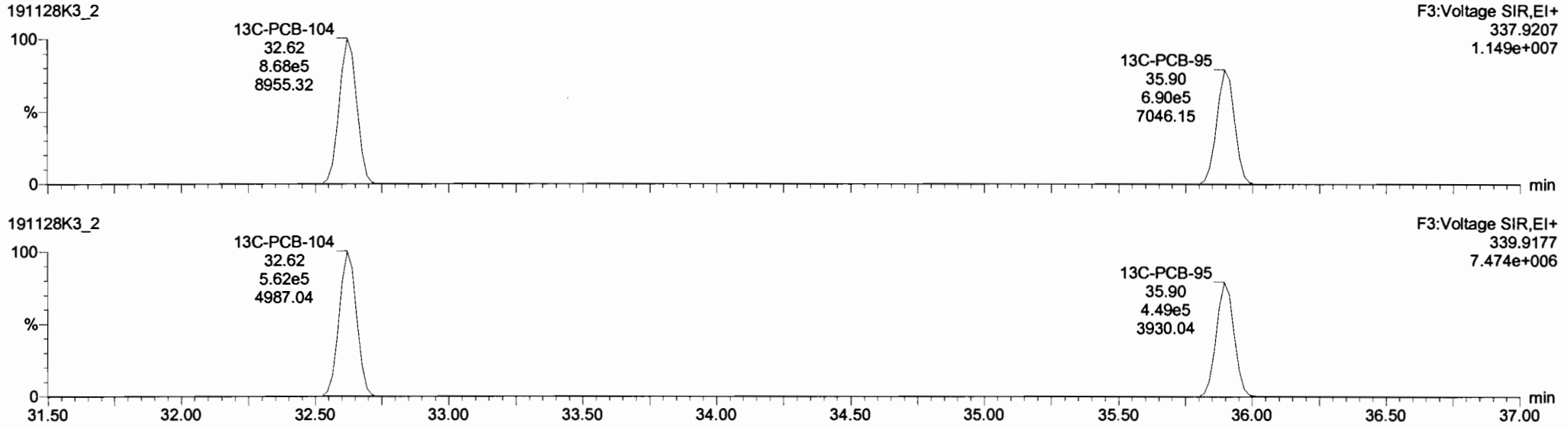

Dataset: Untitled

Last Altered: Friday, November 29, 2019 14:22:22 Pacific Standard Time
Printed: Friday, November 29, 2019 14:24:04 Pacific Standard Time

Name: 191128K3_2, Date: 29-Nov-2019, Time: 02:02:39, ID: ST191128K3-1 PCB 209 CS3 19C1106, Description: PCB 209 CS3 19C1106

PCB-119

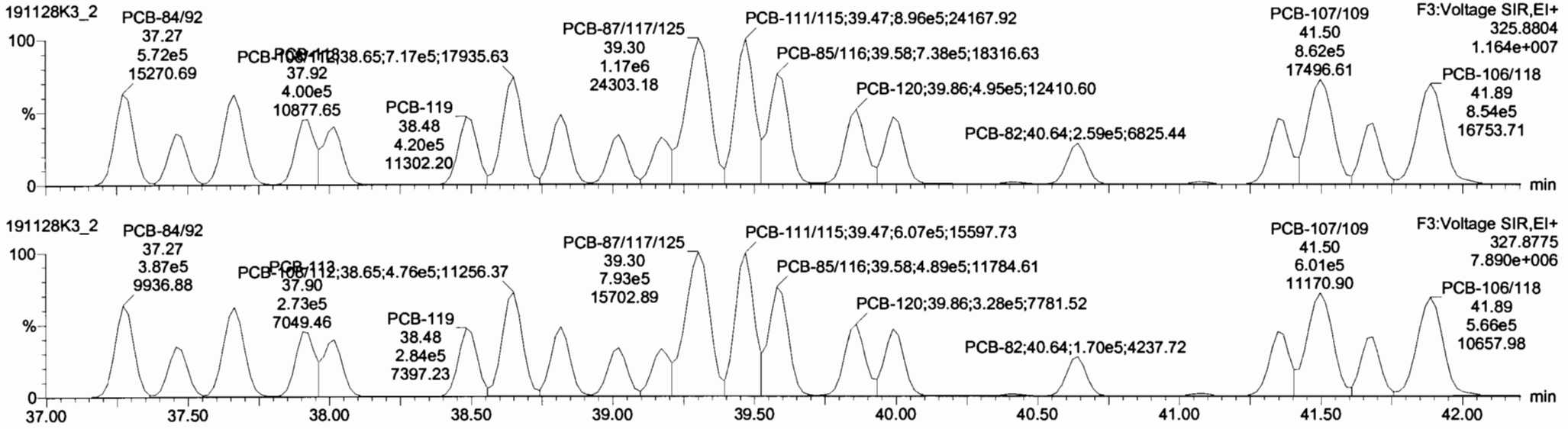

13C-PCB-111

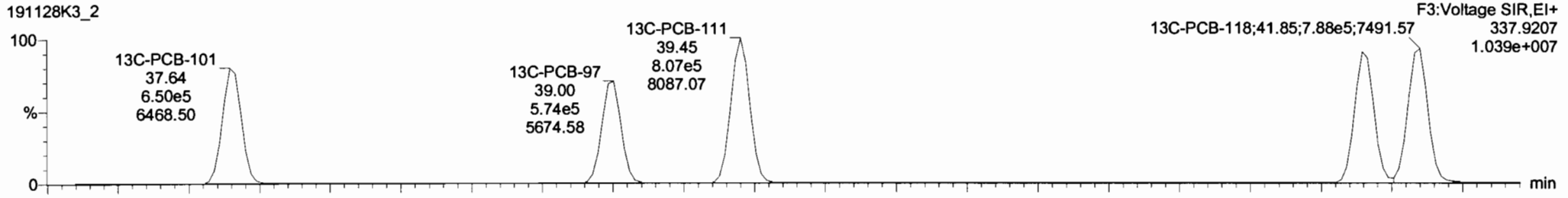

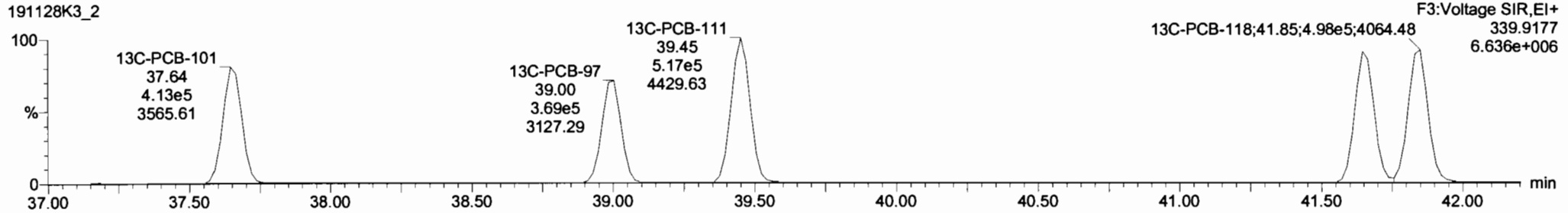

TargetLynx 191128K3_2.qld * [Chromatogram]

File Edit View Display Processing Window Help

	#	Name	Resp	RA	n/y	RRF	wt/vol	Pred.RT	RT	Pred.R...	RRT	RRT Fail	Conc.	%Rec	DL	EMPC
228	226	Total Tetra-PCBs				0.9861	1.000	0.00		0.000		NO	2105		1.13	2105
229	229	3rd Function Penta-PCBs				1.1154	1.000	0.00		0.000		NO	2098		0.377	2098
230	230	4th Function Penta-PCBs				1.1112	1.000	0.00		0.000		NO	248.9		0.266	248.9
231	231	3rd Function Hexa-PCBs				0.7739	1.000	0.00		0.000		NO	741.8		0.144	741.8
232	232	4th Function Hexa-PCBs				0.9719	1.000	0.00		0.000		NO	1444		0.728	1444
233	233	Total Hepta-PCBs				1.2636	1.000	0.00		0.000		NO	1207		0.763	1207
234	234	4th Function Octa-PCBs				0.8863	1.000	0.00		0.000		NO	439.7		0.114	439.7
235	235	5th Function Octa-PCBs				1.1967	1.000	0.00		0.000		NO	150.3		0.0592	150.3
236	236	Total Nona-PCBs				0.9446	1.000	0.00		0.000		NO	146.4		0.0543	146.4
237	237	Deca-CB				0.9426	1.000	0.00		0.000		NO	50.33		0.00405	50.33
238	238	Total PCBs														

	#	Name	Pred.RT	RT	m1 Resp	m2 Resp	1* Ratio (Pred)	RA	n/y	EMPC	Conc.
1	64	PCB-104	32.64	32.84	4.296e5	2.940e5	1.560	1.46	NO	50.904	50.904
2	65	PCB-96	33.96	33.94	4.329e5	2.858e5	1.560	1.51	NO	50.507	50.507
3	66	PCB-103	34.53	34.52	3.390e5	2.251e5	1.560	1.51	NO	50.979	50.979
4	67	PCB-100	34.87	34.87	3.466e5	2.312e5	1.560	1.50	NO	51.992	51.992
5	68	PCB-94	35.37	35.37	2.798e5	1.872e5	1.560	1.49	NO	53.024	53.024
6	69	PCB-95/98/102	35.84	35.86	1.075e6	7.266e5	1.560	1.48	NO	156.14	156.14
7	70	PCB-93	35.97	35.99	2.618e5	1.733e5	1.560	1.51	NO	45.432	45.432
8	71	PCB-88/91	36.33	36.32	6.036e5	4.123e5	1.560	1.46	NO	100.29	100.29
9	72	PCB-121	36.44	36.44	4.805e5	3.231e5	1.560	1.49	NO	50.924	50.924

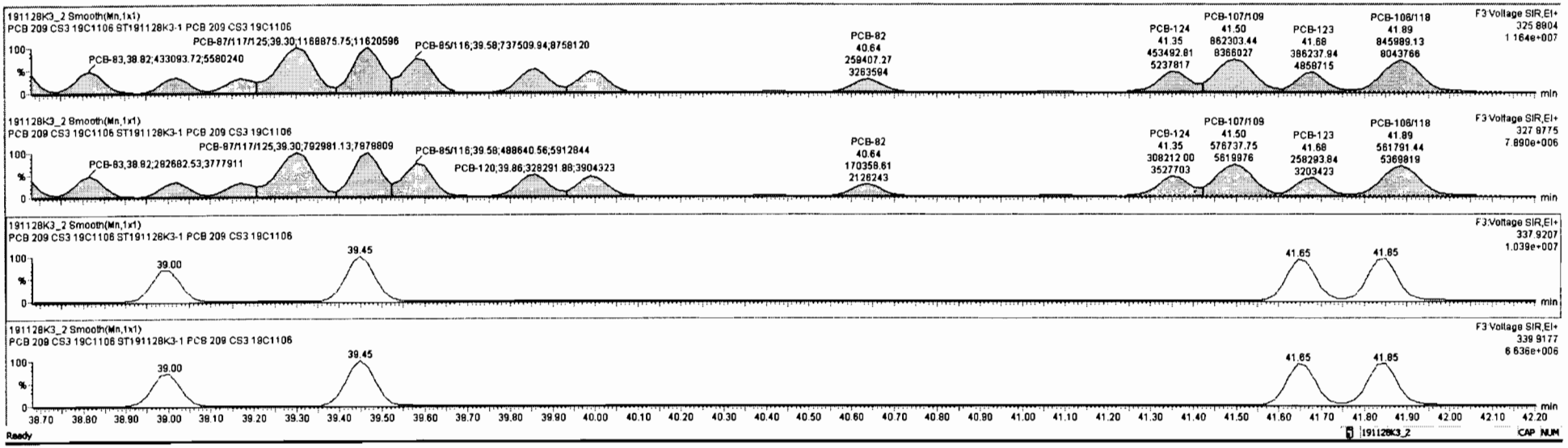

Ready 191128K3_2 CAP NUM

Dataset: Untitled

Last Altered: Friday, November 29, 2019 14:22:22 Pacific Standard Time
Printed: Friday, November 29, 2019 14:24:04 Pacific Standard Time

Name: 191128K3_2, Date: 29-Nov-2019, Time: 02:02:39, ID: ST191128K3-1 PCB 209 CS3 19C1106, Description: PCB 209 CS3 19C1106

PCB-114

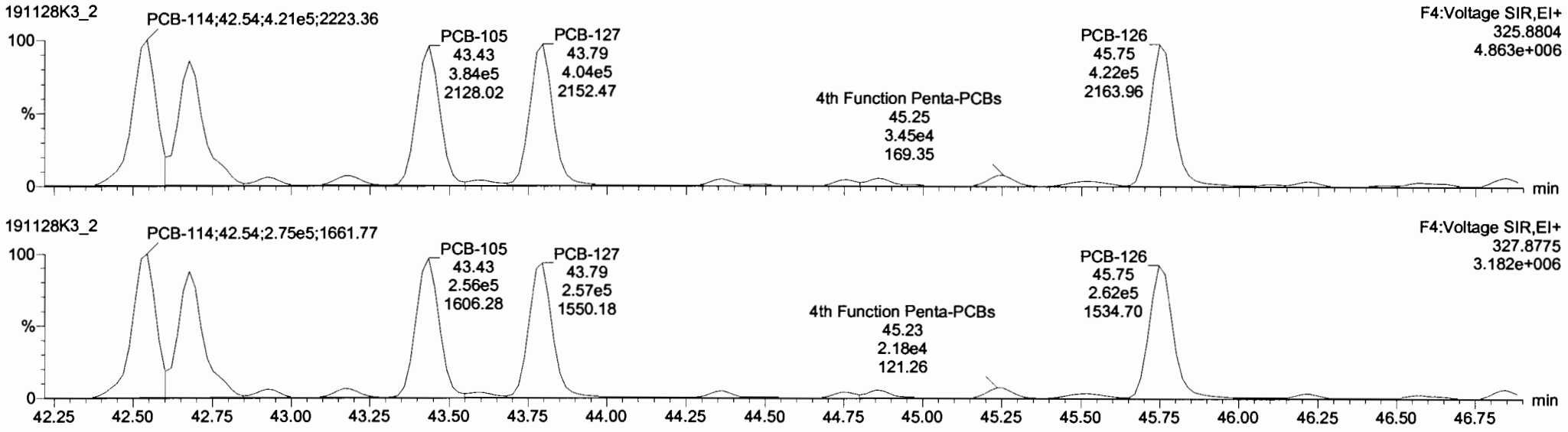

13C-PCB-114

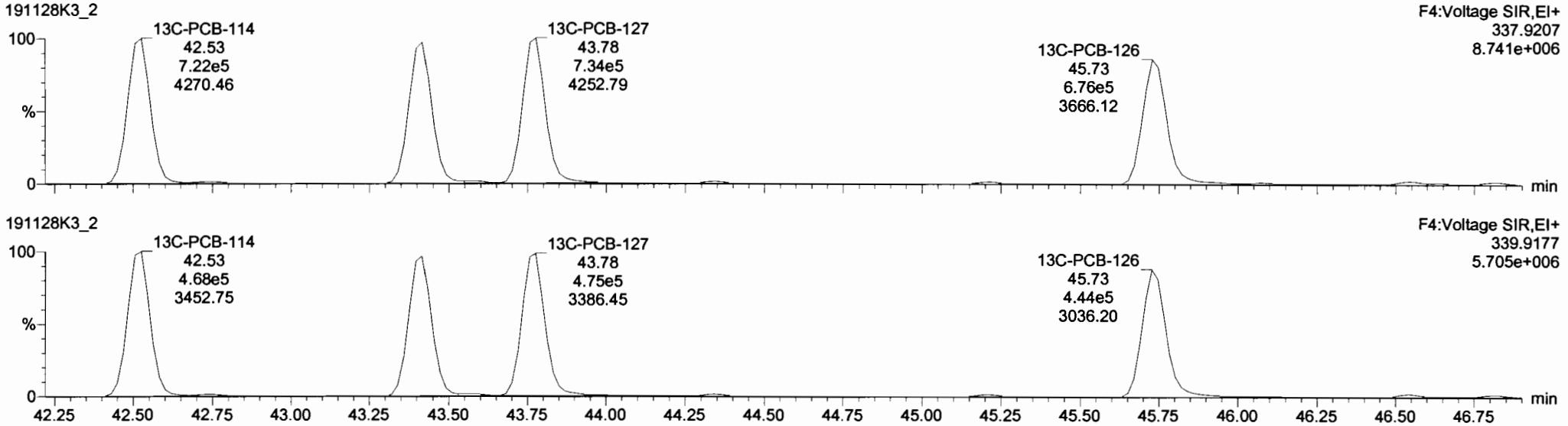

TargetLynx - 191128K3 2.qld * [Chromatogram]

File Edit View Display Processing Window Help

	#	Name	Resp	RA	n/y	RRF	wtAvl	Pred.RT	RT	Pred.R...	RRT	RRT Fail	Conc.	%Rec	DL	EMPC
228	228	Total Tetra-PCBs				0.9861	1.000	0.00		0.000		NO	2105		1.13	2105
229	229	3rd Function Penta-PCBs				1.1154	1.000	0.00		0.000		NO	2096		0.377	2096
230	230	4th Function Penta-PCBs				1.1112	1.000	0.00		0.000		NO	248.9		0.286	248.9
231	231	3rd Function Hexa-PCBs				0.7739	1.000	0.00		0.000		NO	741.8		0.144	741.8
232	232	4th Function Hexa-PCBs				0.9719	1.000	0.00		0.000		NO	1444		0.728	1444
233	233	Total Hepta-PCBs				1.2836	1.000	0.00		0.000		NO	1207		0.763	1207
234	234	4th Function Octa-PCBs				0.8863	1.000	0.00		0.000		NO	439.7		0.114	439.7
235	235	5th Function Octa-PCBs				1.1967	1.000	0.00		0.000		NO	150.3		0.0592	150.3
236	236	Total Nona-PCBs				0.9448	1.000	0.00		0.000		NO	146.4		0.0543	146.4
237	237	Deca-CB				0.9426	1.000	0.00		0.000		NO	50.33		0.00405	50.33
238	238	Total PCBs														

	#	Name	Pred.RT	RT	m1 Resp	m2 Resp	1° Ratio (Pred)	RA	n/y	EMPC	Conc.
1	93	PCB-114	42.55	42.54	4.084e5	2.661e5	1.560	1.53	NO	48.822	48.822
2	94	PCB-122	42.67	42.66	3.612e5	2.362e5	1.560	1.52	NO	51.822	51.822
3	95	PCB-105	43.43	43.44	3.841e5	2.559e5	1.550	1.50	NO	50.271	50.271
4	96	PCB-127	43.79	43.79	4.008e5	2.533e5	1.560	1.58	NO	48.811	48.811
5	97	PCB-126	45.75	45.75	4.123e5	2.581e5	1.560	1.61	NO	49.200	49.200

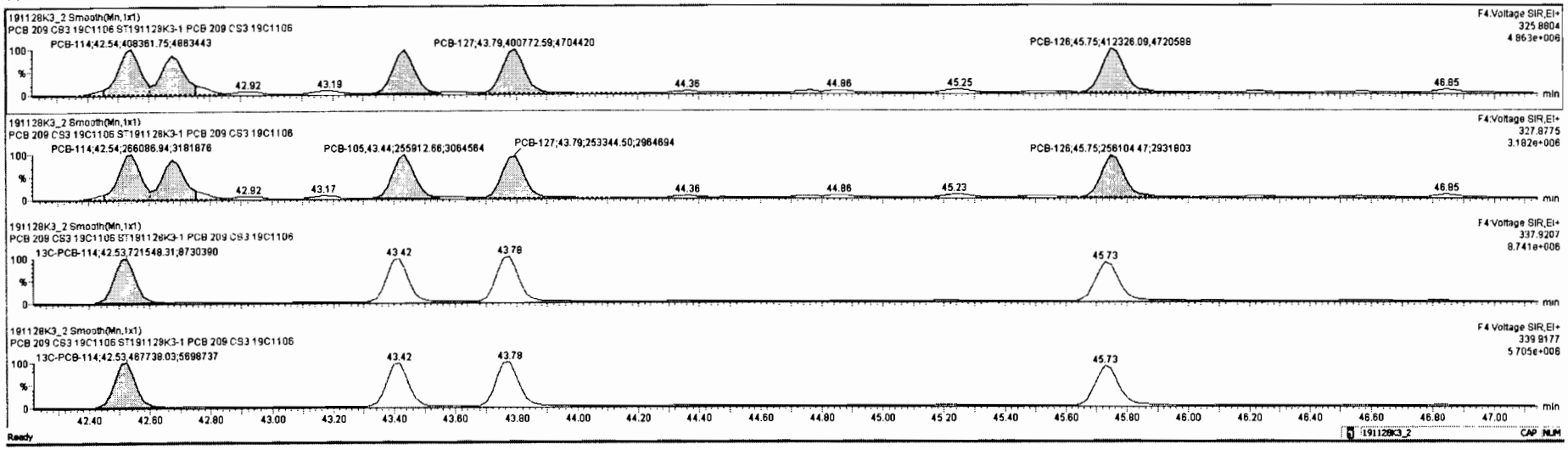

Dataset: Untitled

Last Altered: Friday, November 29, 2019 14:22:22 Pacific Standard Time
Printed: Friday, November 29, 2019 14:24:04 Pacific Standard Time

Name: 191128K3_2, Date: 29-Nov-2019, Time: 02:02:39, ID: ST191128K3-1 PCB 209 CS3 19C1106, Description: PCB 209 CS3 19C1106

PCB-155

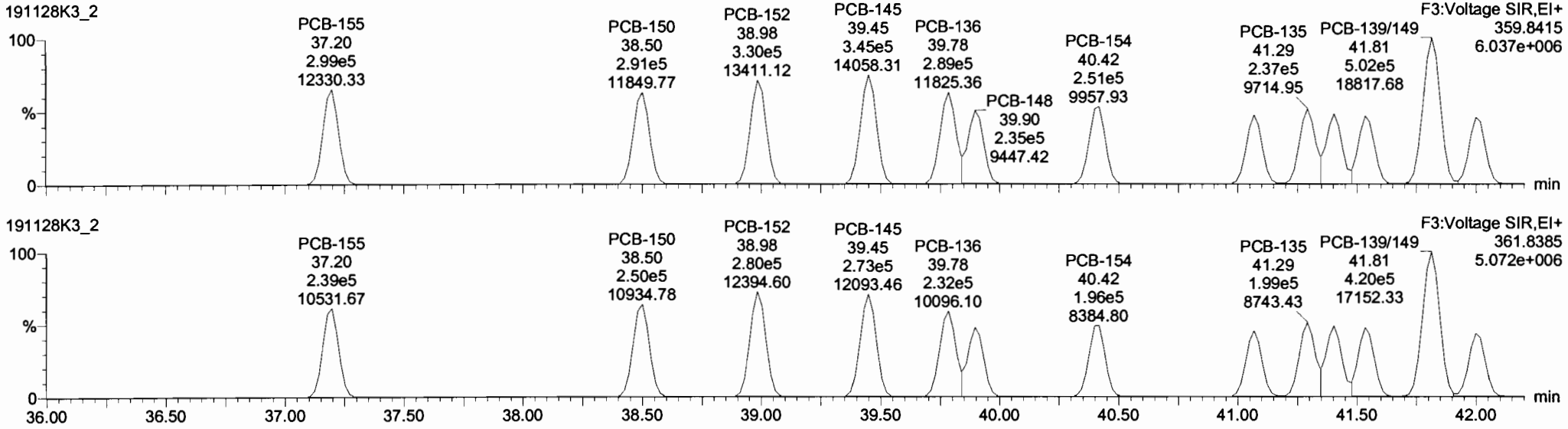

13C-PCB-155

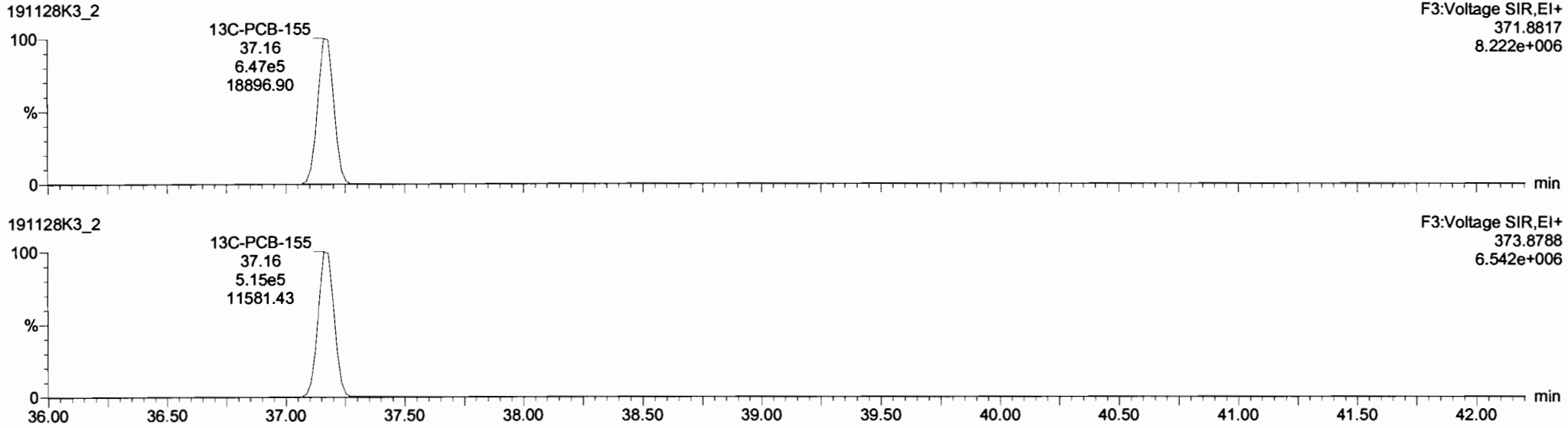

Vista Analytical Laboratory VG-11

Dataset: Untitled

Last Altered: Friday, November 29, 2019 14:22:22 Pacific Standard Time
Printed: Friday, November 29, 2019 14:24:04 Pacific Standard Time

Name: 191128K3_2, Date: 29-Nov-2019, Time: 02:02:39, ID: ST191128K3-1 PCB 209 CS3 19C1106, Description: PCB 209 CS3 19C1106

PCB-134/143

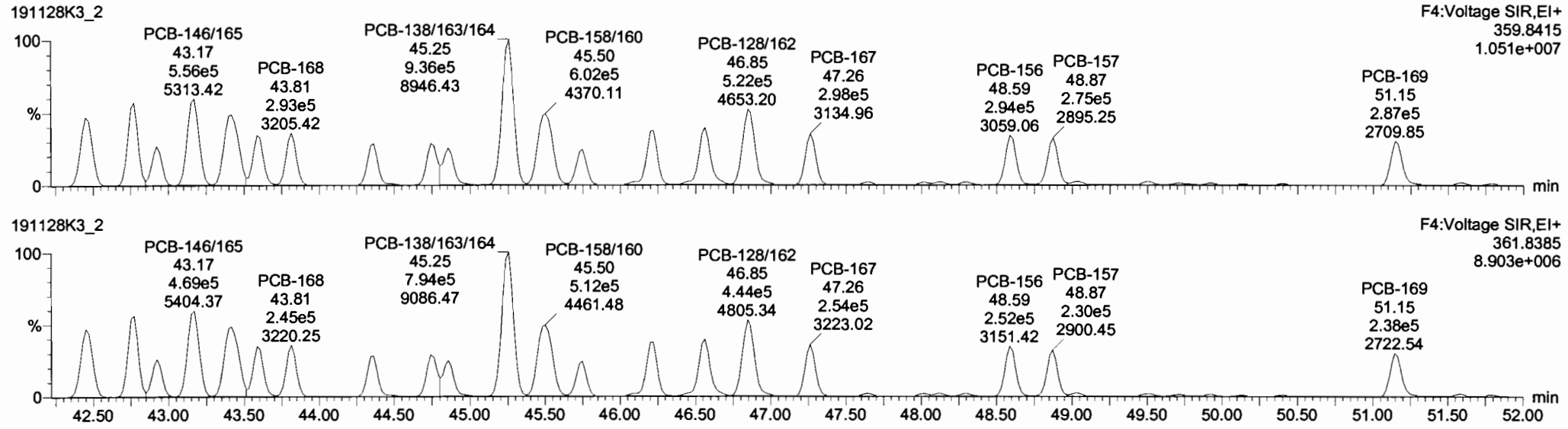

13C-PCB-153

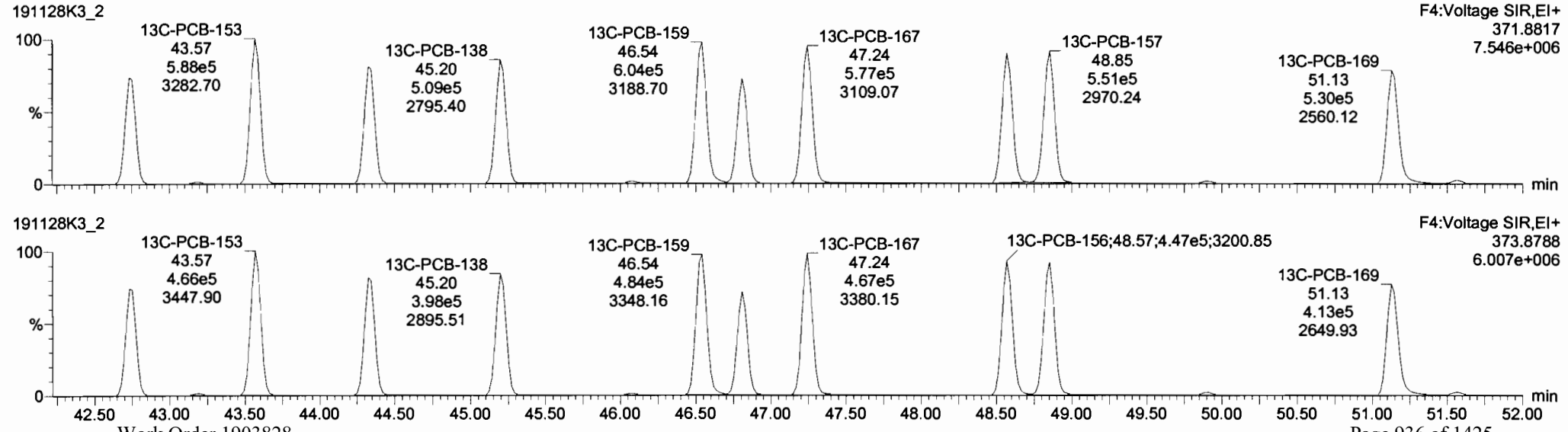

TargetLynx - 191128K3-2.qld * - [Chromatogram]

File Edit View Display Processing Window Help

	#	Name	Resp	RA	n/y	RRF	wtAvg	Pred.RT	RT	Pred.R...	RRT	RRT Fail	Conc.	%Rec	DL	EMPC
228	228	Total Tetra-PCBs				0.9861	1.000	0.00		0.000		NO	2105		1.13	2105
229	229	3rd Function Penta-PCBs				1.1154	1.000	0.00		0.000		NO	2096		0.377	2096
230	230	4th Function Penta-PCBs				1.1112	1.000	0.00		0.000		NO	246.9		0.266	246.9
231	231	3rd Function Hexa-PCBs				0.7739	1.000	0.00		0.000		NO	741.8		0.144	741.8
232	232	4th Function Hexa-PCBs				0.9719	1.000	0.00		0.000		NO	1444		0.728	1444
233	233	Total Hepta-PCBs				1.2636	1.000	0.00		0.000		NO	1207		0.783	1207
234	234	4th Function Octa-PCBs				0.8863	1.000	0.00		0.000		NO	439.7		0.114	439.7
235	235	5th Function Octa-PCBs				1.1967	1.000	0.00		0.000		NO	150.3		0.0592	150.3
236	236	Total Nona-PCBs				0.9446	1.000	0.00		0.000		NO	146.4		0.0543	146.4
237	237	Deca-CB				0.9426	1.000	0.00		0.000		NO	50.33		0.00405	50.33
238	238	Total PCBs														

	#	Name	Pred.RT	RT	int Resp	int2 Resp	1st Ratio (Pred)	RA	n/y	EMPC	Conc.
1	111	PCB-134/143	42.47	42.45	4.463e5	3.767e5	1.240	1.18	NO	106.41	106.41
2	112	PCB-131/133	42.76	42.77	4.674e5	3.950e5	1.240	1.18	NO	103.50	103.50
3	113	PCB-142	42.91	42.92	2.126e5	1.757e5	1.240	1.21	NO	52.000	52.000
4	114	PCB-146/165	43.17	43.17	5.555e5	4.694e5	1.240	1.18	NO	101.30	101.30
5	115	PCB-132/161	43.40	43.42	5.595e5	4.729e5	1.240	1.18	NO	100.47	100.47
6	116	PCB-153	43.59	43.58	2.952e5	2.529e5	1.240	1.17	NO	51.350	51.350
7	117	PCB-168	43.82	43.81	2.927e5	2.449e5	1.240	1.20	NO	50.008	50.008
8	118	PCB-141	44.34	44.36	2.377e5	2.008e5	1.240	1.18	NO	51.515	51.515
9	119	PCB-137	44.72	44.74	2.298e5	1.976e5	1.240	1.16	NO	49.185	49.185

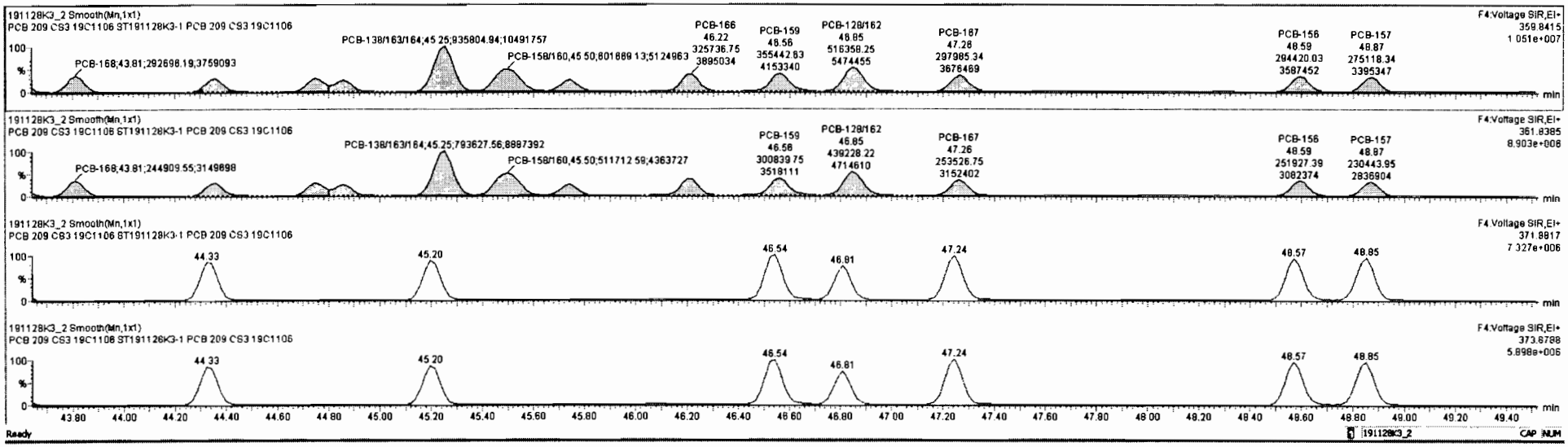

Dataset: Untitled

Last Altered: Friday, November 29, 2019 14:22:22 Pacific Standard Time
Printed: Friday, November 29, 2019 14:24:04 Pacific Standard Time

Name: 191128K3_2, Date: 29-Nov-2019, Time: 02:02:39, ID: ST191128K3-1 PCB 209 CS3 19C1106, Description: PCB 209 CS3 19C1106

PCB-188

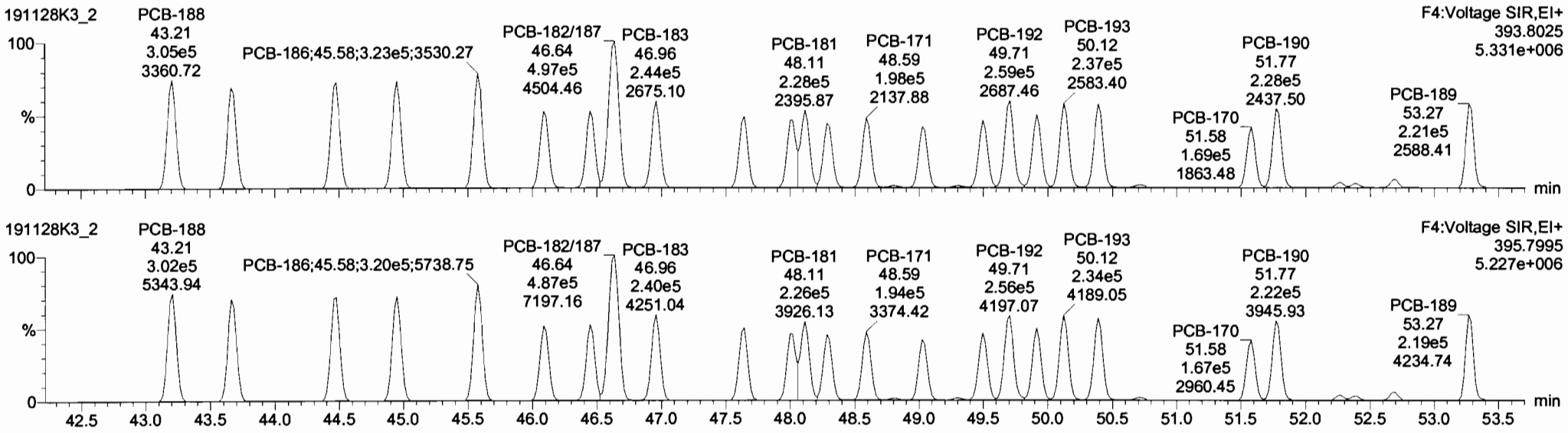

13C-PCB-188

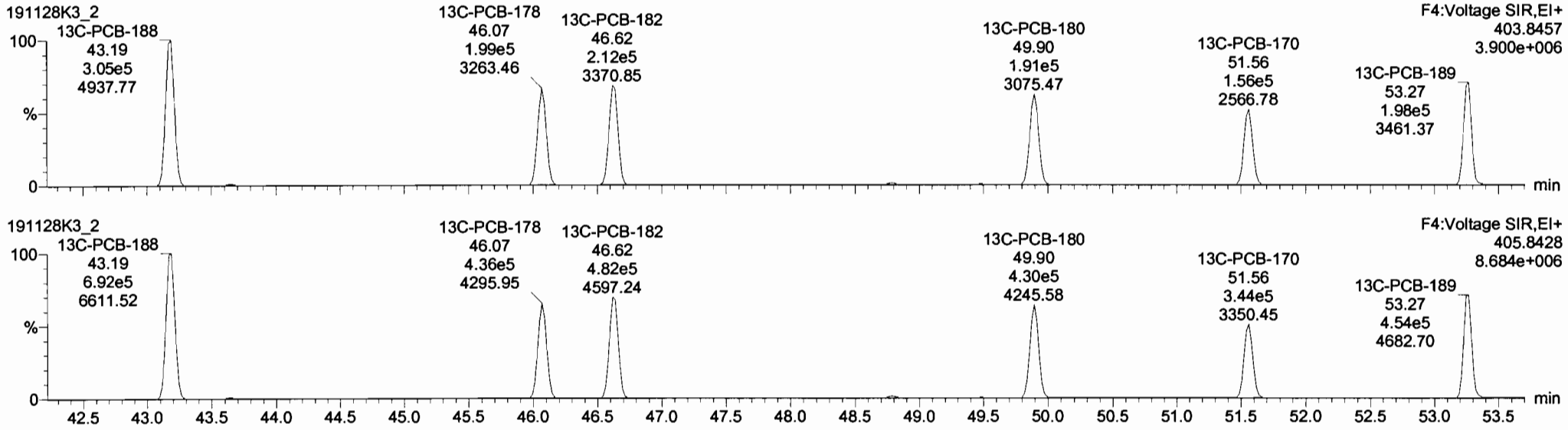

Dataset: Untitled

Last Altered: Friday, November 29, 2019 14:22:22 Pacific Standard Time
Printed: Friday, November 29, 2019 14:24:04 Pacific Standard Time

Name: 191128K3_2, Date: 29-Nov-2019, Time: 02:02:39, ID: ST191128K3-1 PCB 209 CS3 19C1106, Description: PCB 209 CS3 19C1106

PCB-202

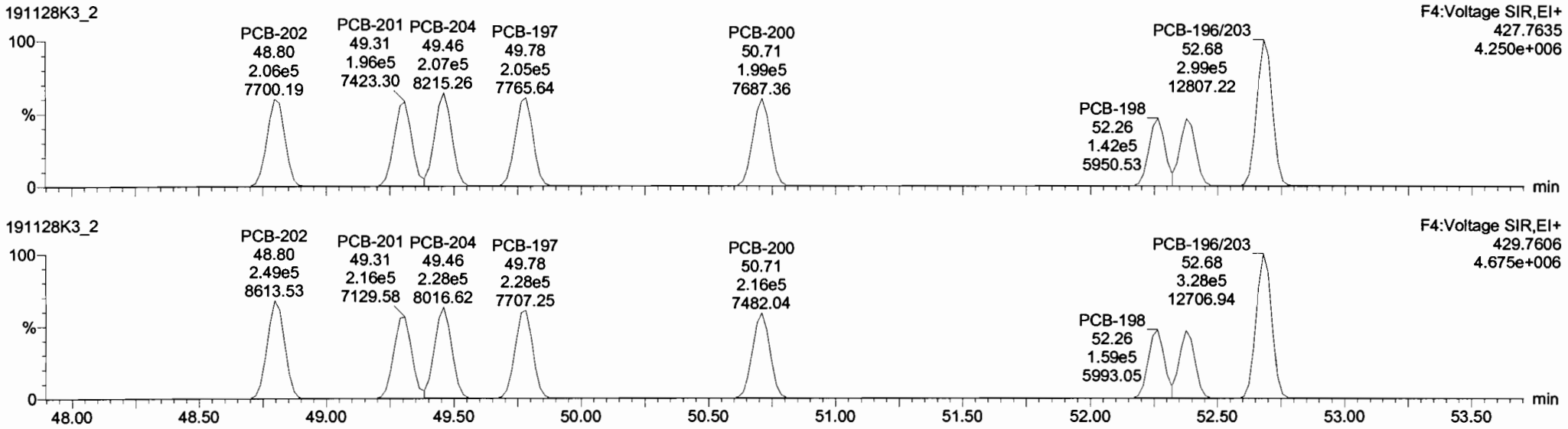

13C-PCB-202

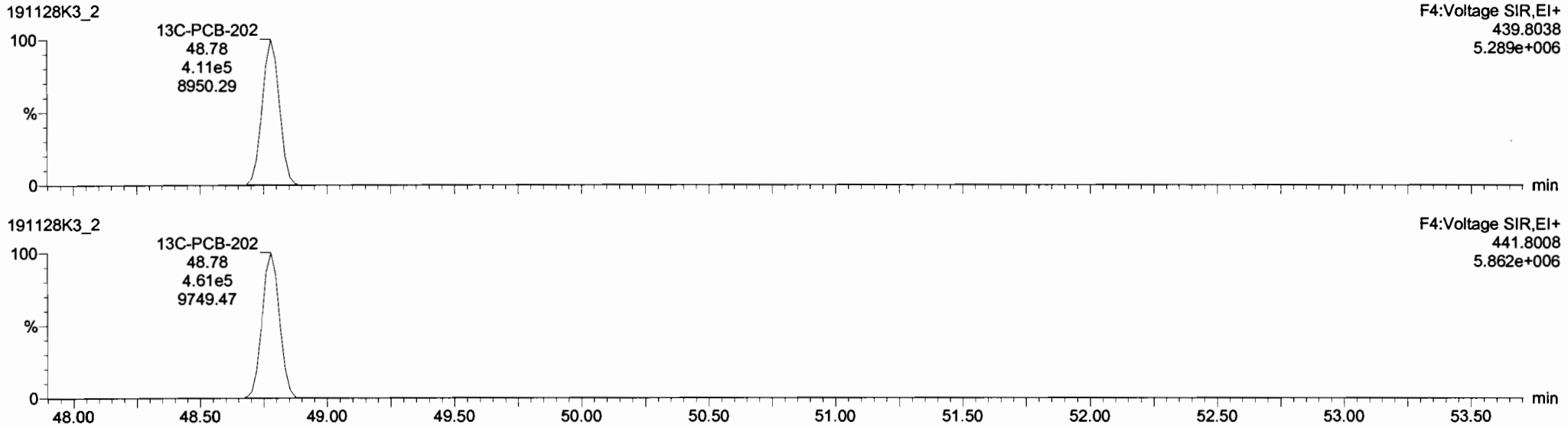

Vista Analytical Laboratory VG-11

Dataset: Untitled

Last Altered: Friday, November 29, 2019 14:22:22 Pacific Standard Time
Printed: Friday, November 29, 2019 14:24:04 Pacific Standard Time

Name: 191128K3_2, Date: 29-Nov-2019, Time: 02:02:39, ID: ST191128K3-1 PCB 209 CS3 19C1106, Description: PCB 209 CS3 19C1106

PCB-195

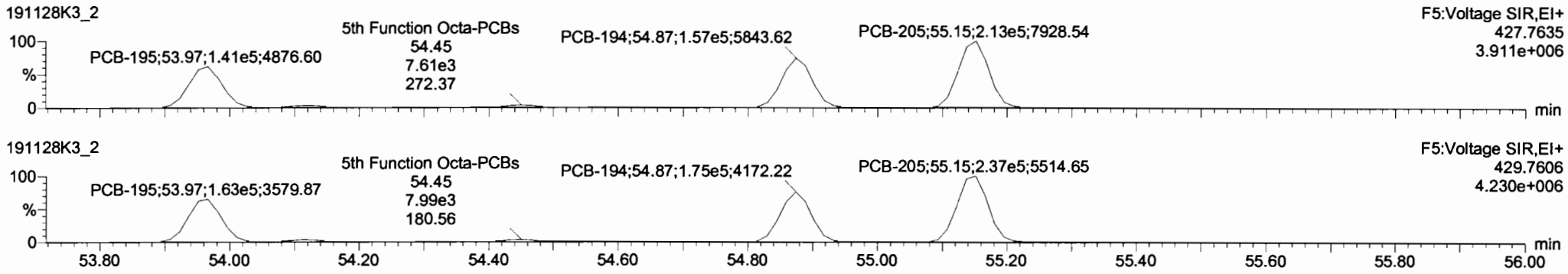

13C-PCB-194

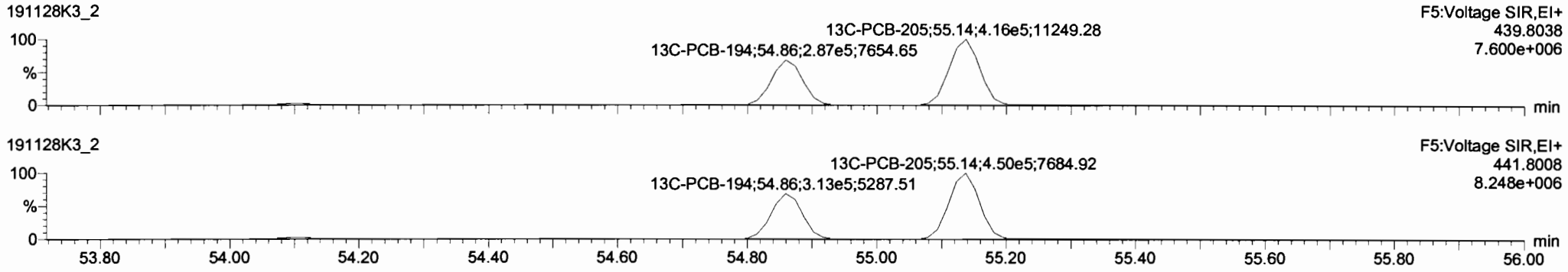

PFK5

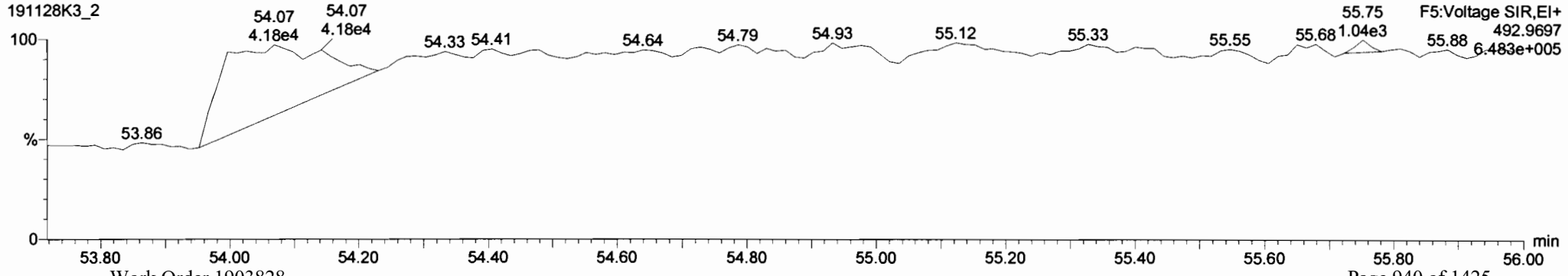

Dataset: Untitled

Last Altered: Friday, November 29, 2019 14:22:22 Pacific Standard Time
Printed: Friday, November 29, 2019 14:24:04 Pacific Standard Time

Name: 191128K3_2, Date: 29-Nov-2019, Time: 02:02:39, ID: ST191128K3-1 PCB 209 CS3 19C1106, Description: PCB 209 CS3 19C1106

PCB-208

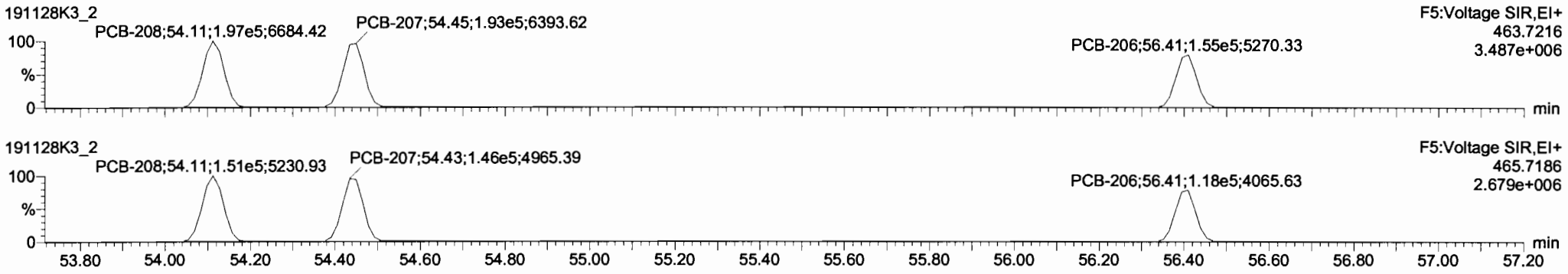

13C-PCB-208

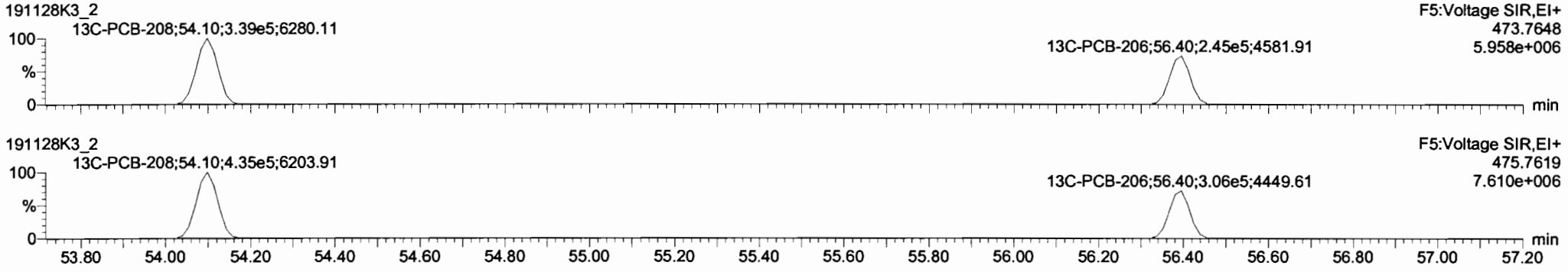

PFK5

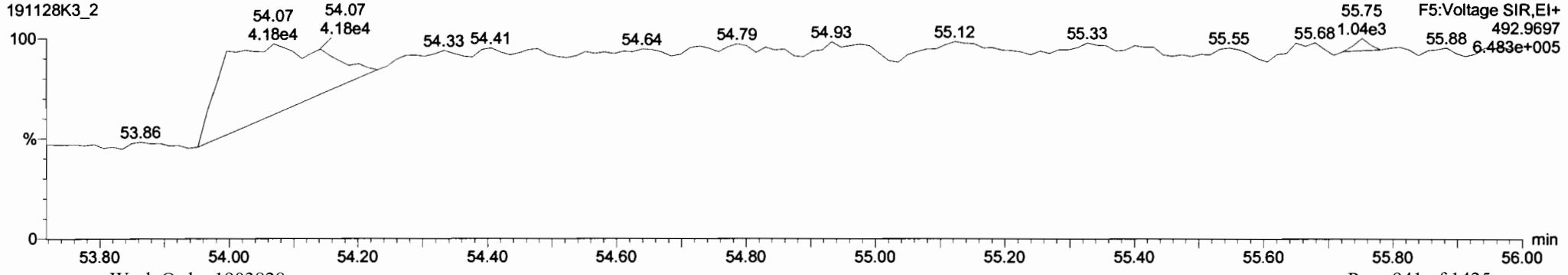

Vista Analytical Laboratory VG-11

Dataset: Untitled

Last Altered: Friday, November 29, 2019 14:22:22 Pacific Standard Time
Printed: Friday, November 29, 2019 14:24:04 Pacific Standard Time

Name: 191128K3_2, Date: 29-Nov-2019, Time: 02:02:39, ID: ST191128K3-1 PCB 209 CS3 19C1106, Description: PCB 209 CS3 19C1106

PCB-209

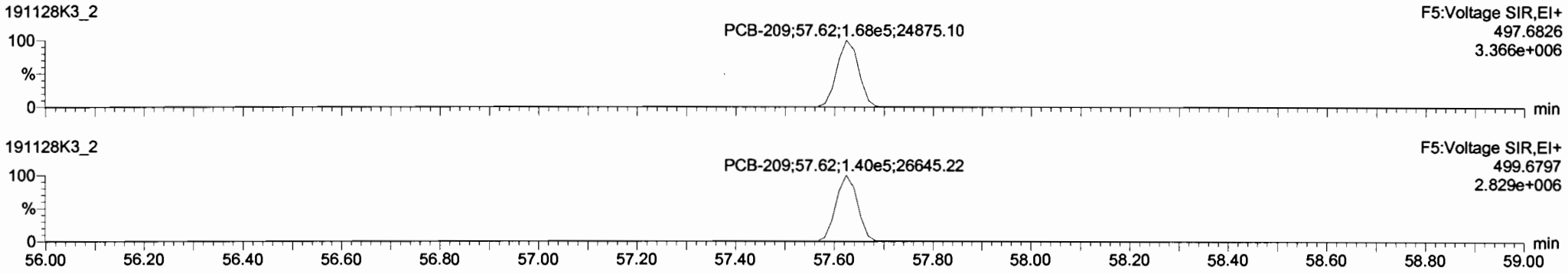

13C-PCB-209

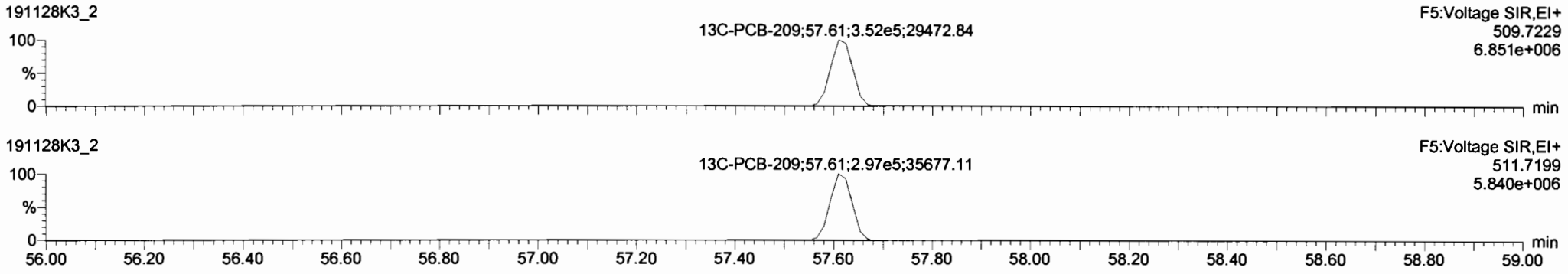

PFK5

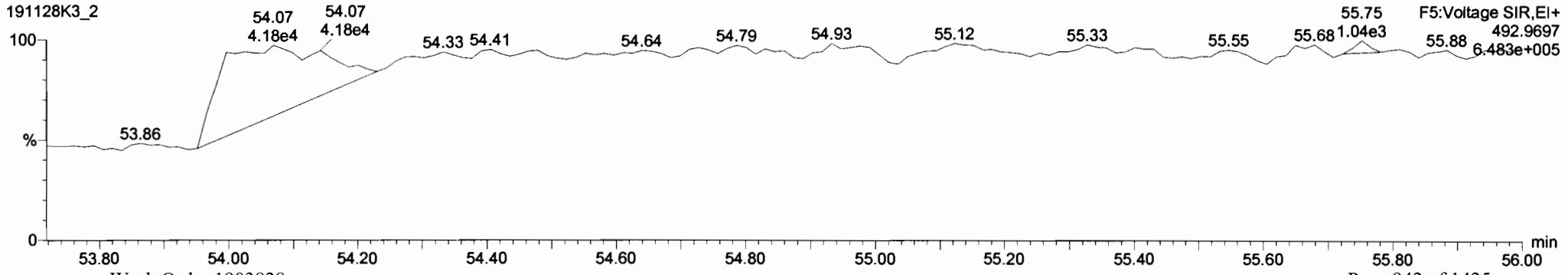

PFK drain
⊛ did not centrifuge

Printed: Friday, November 29, 2019 13:24:54 Pacific Standard Time

M 168.9888 R 11041

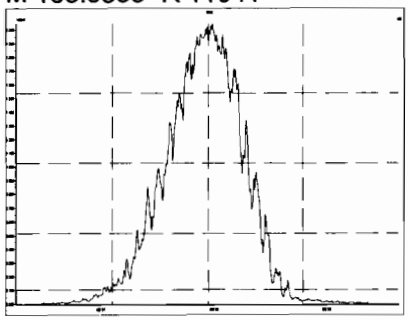

M 180.9888 R 10803

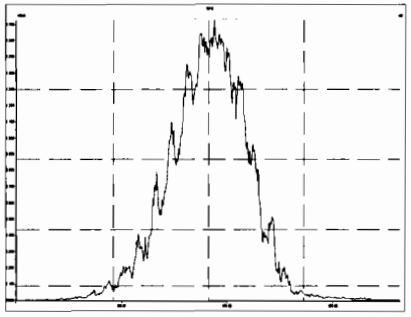

M 192.9888 R 833333

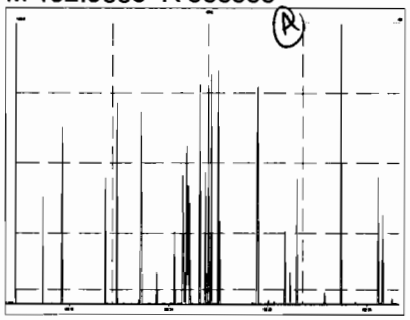

M 204.9888 R 416667

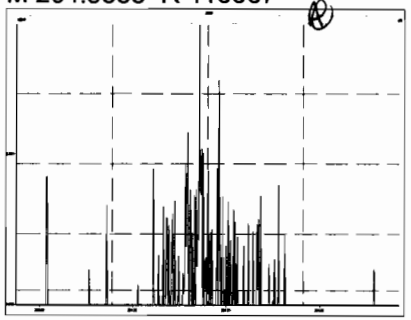

M 218.9856 R 61218

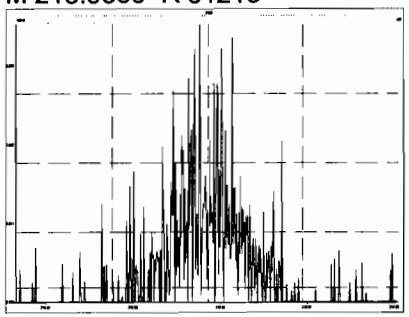

M 230.9856 R 416677

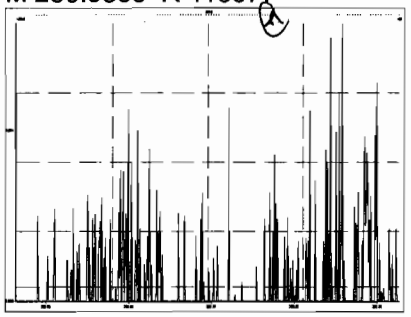

M 242.9856 R 10707

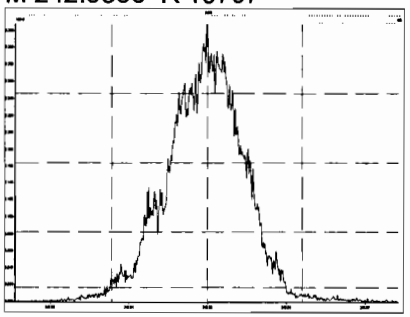

M 254.9856 R 11317

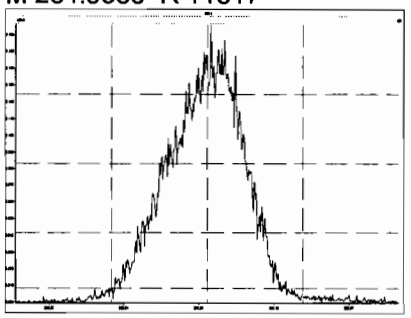

M 268.9824 R 833333

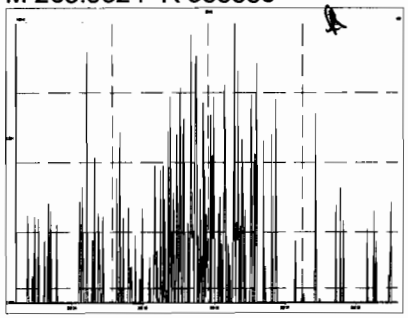

M 280.9824 R 104166

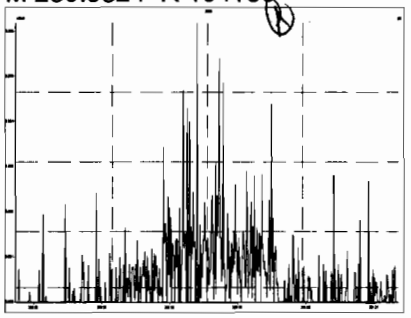

M 254.9856 R 729150

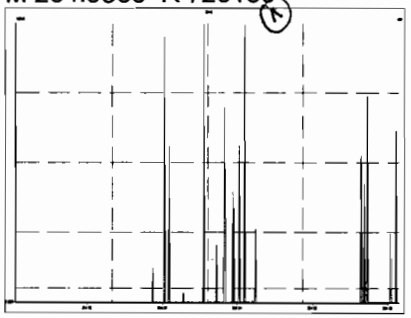

M 268.9824 R 937491

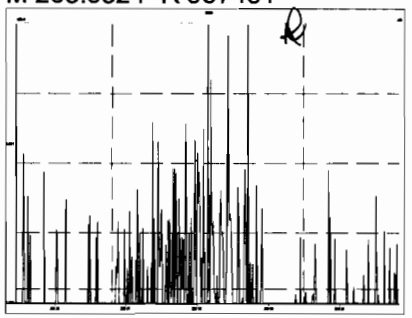

M 280.9824 R 82165

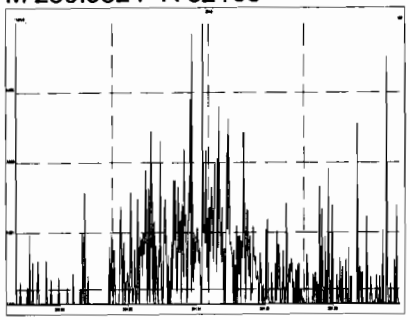

M 292.9824 R 729201

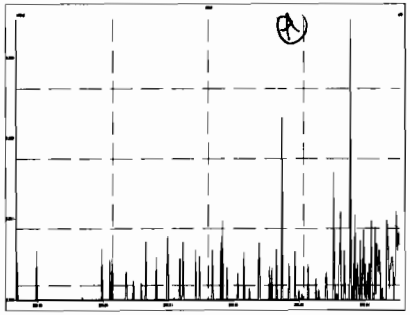

M 304.9824 R 500002

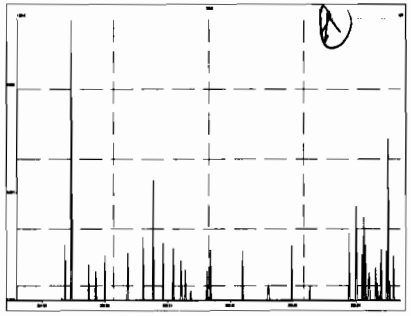

M 318.9792 R 250004

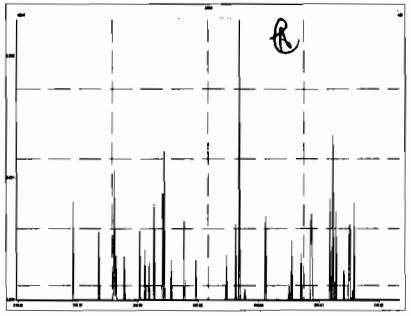

M 330.9792 R 625016

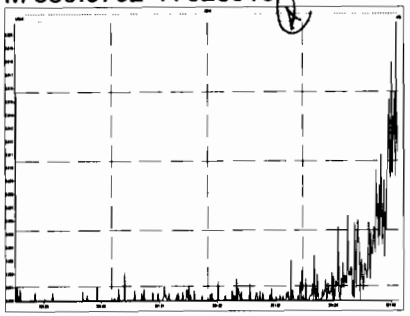

M 342.9792 R 10460

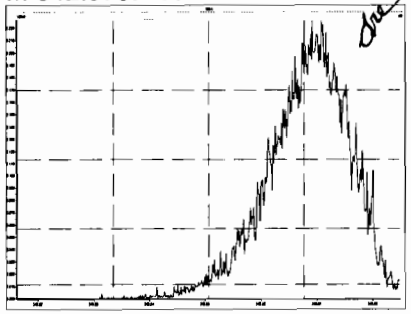

M 354.9792 R 625024

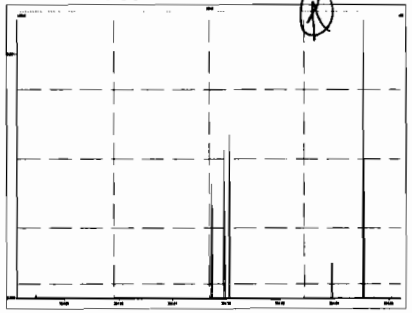

M 366.9792 R 729169

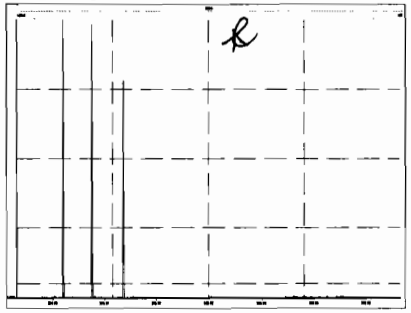

M 380.9760 R 317450

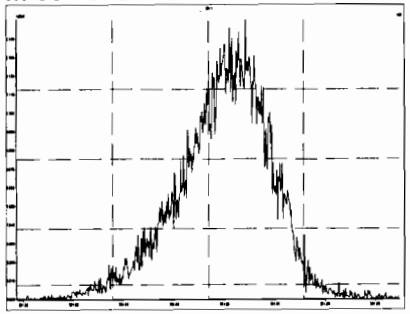

M 318.9792 R 208334

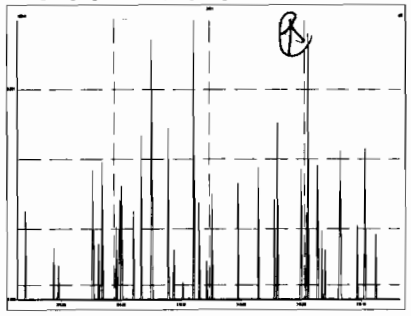

M 330.9792 R 11327

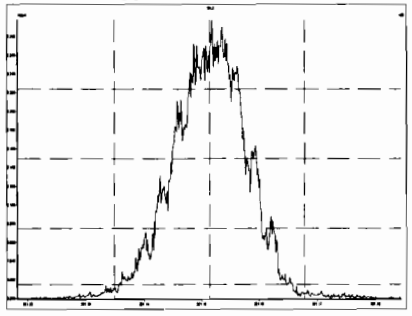

M 342.9792 R 11601

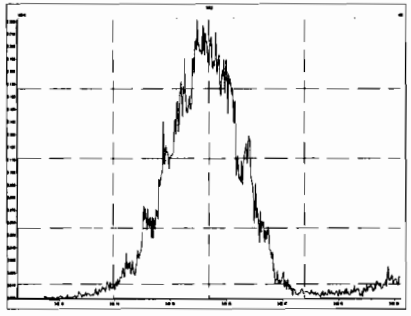

M 354.9792 R 833342

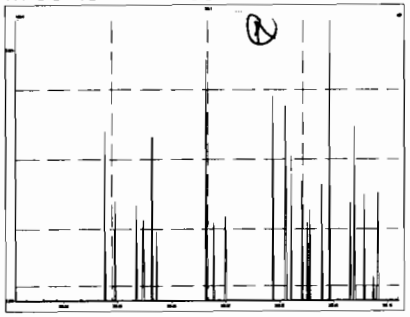

M 366.9792 R 312512

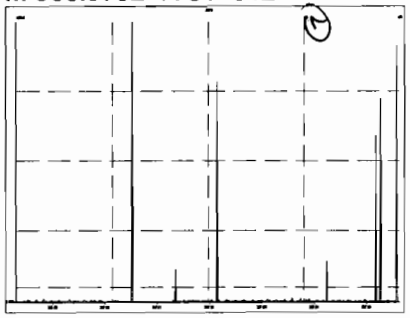

M 380.9760 R 416679

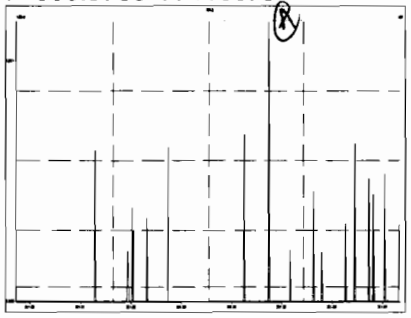

M 392.9760 R 10638

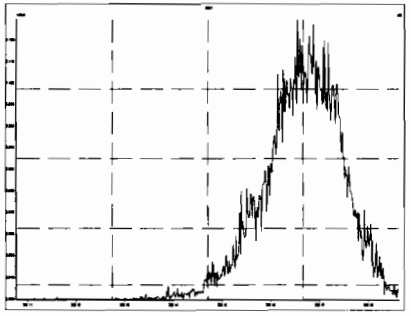

M 404.9760 R 156257

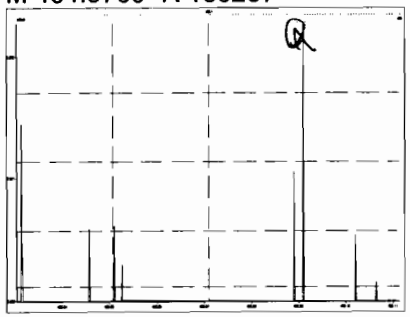

M 416.9760 R 11876

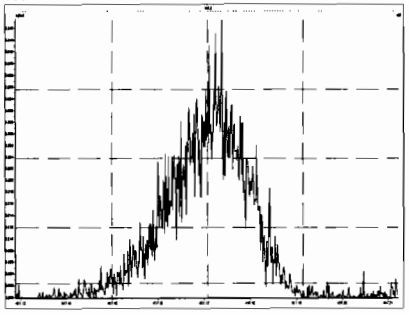

M 430.9728 R 10504

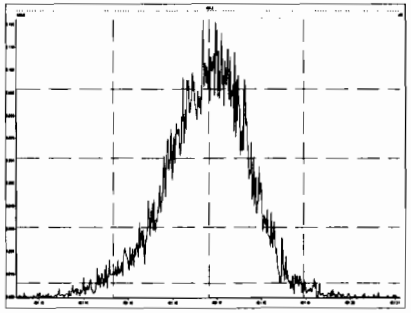

M 442.9728 R 10775

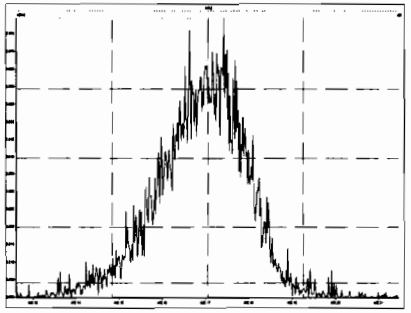

M 416.9760 R 937478

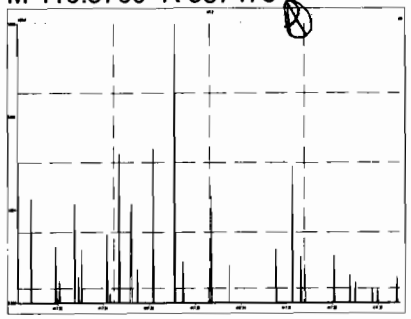

M 430.9728 R 11878

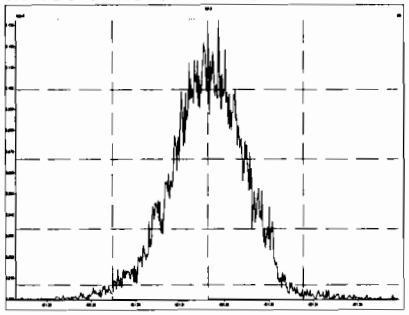

M 442.9728 R 12288

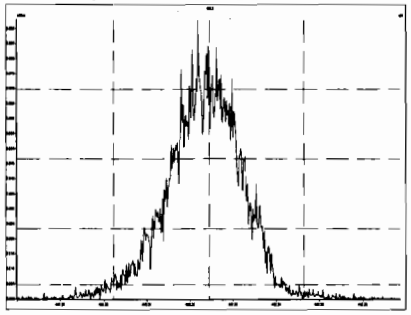

M 454.9728 R 698540

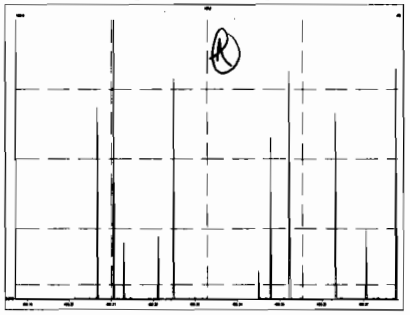

M 466.9728 R 1250023

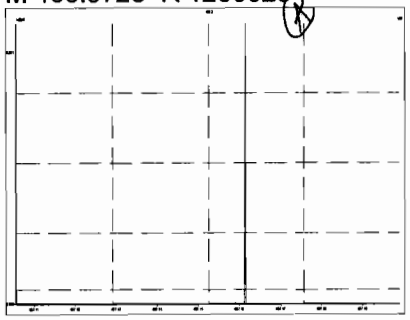

M 480.9696 R 12077

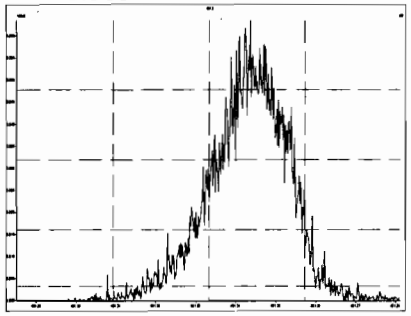

M 492.9696 R 0

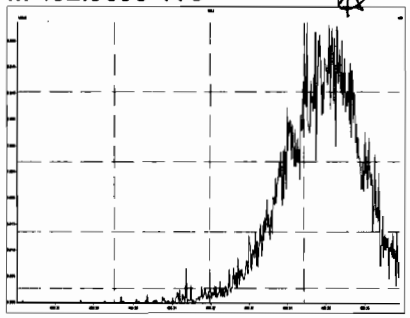

M 504.9696 R 312514

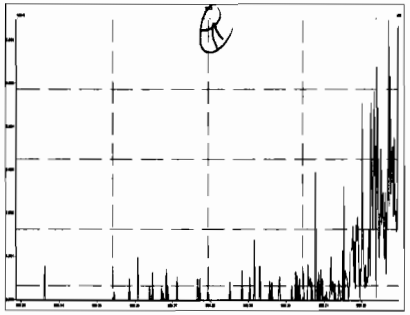

M 516.9697 R 312502

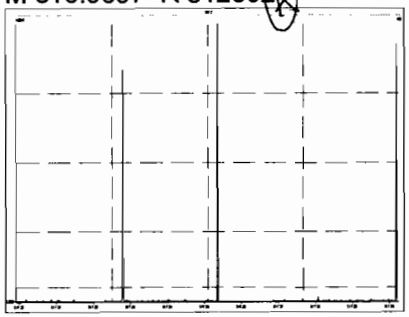

Experiment Calibration Report **MassLynx 4.1 SCN815**

Manual Res check
-no changes on tune
- some PFK added HC 11.29.19

File: Experiment: PCB_ZB1.exp Reference: pfk.ref Function: 1 @ 200 (ppm)

Printed: Friday, November 29, 2019 13:38:38 Pacific Standard Time

M 168.9888 R 10821

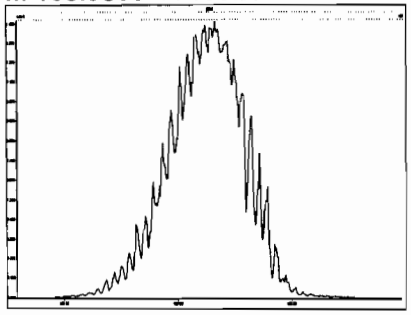

M 180.9888 R 11111

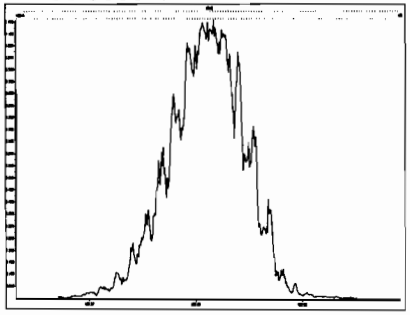

M 192.9888 R 7859

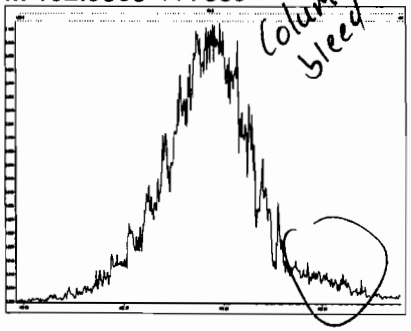

M 204.9888 R 10636

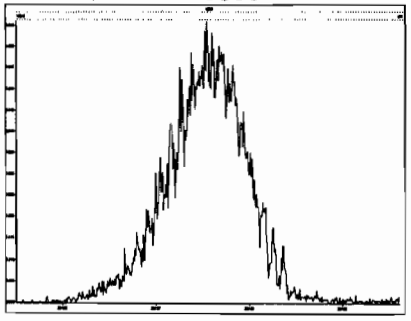

File: Experiment: PCB_ZB1.exp Reference: pfk.ref Function: 2 @ 200 (ppm)

Printed: Friday, November 29, 2019 13:39:18 Pacific Standard Time

M 218.9856 R 11737

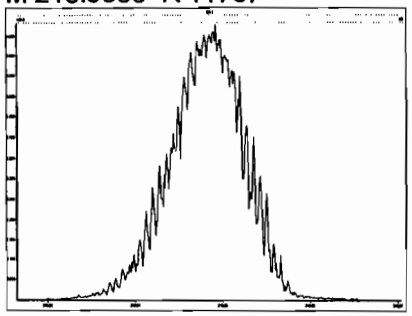

M 230.9856 R 11575

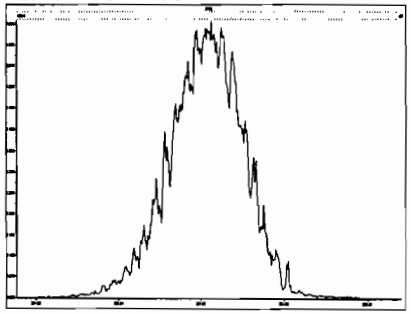

M 242.9856 R 10774

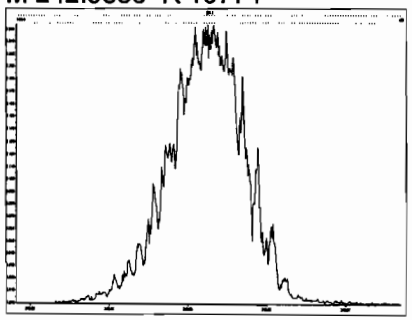

M 254.9856 R 12019

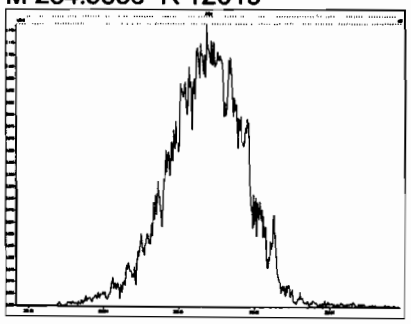

M 268.9824 R 11112

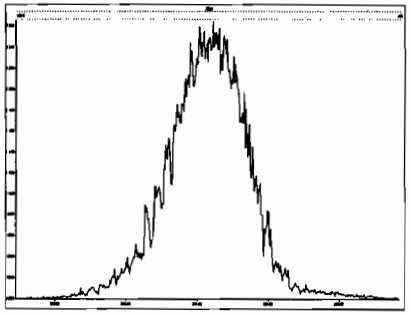

M 280.9824 R 10547

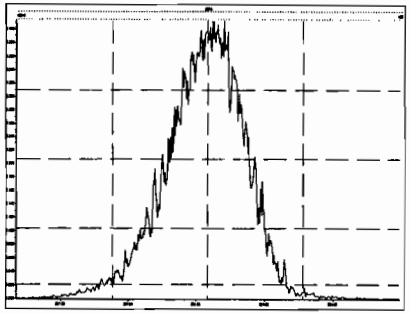

File: Experiment: PCB_ZB1.exp Reference: pfk.ref Function: 3 @ 200 (ppm)

Printed: Friday, November 29, 2019 13:40:07 Pacific Standard Time

M 254.9856 R 11521

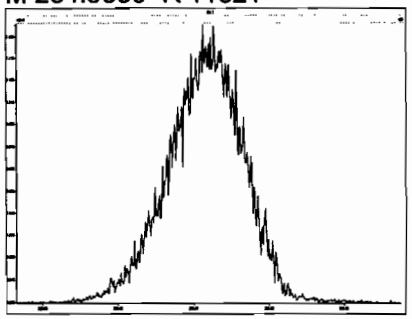

M 268.9824 R 12021

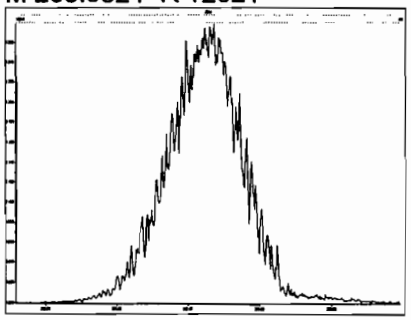

M 280.9824 R 11211

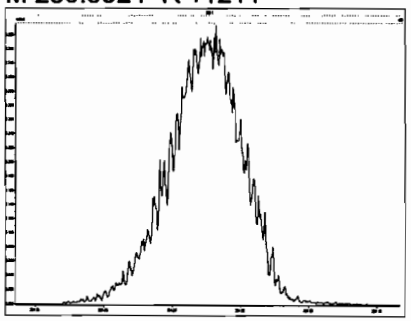

M 292.9824 R 10727

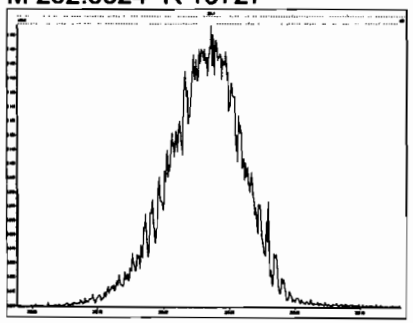

M 304.9824 R 11516

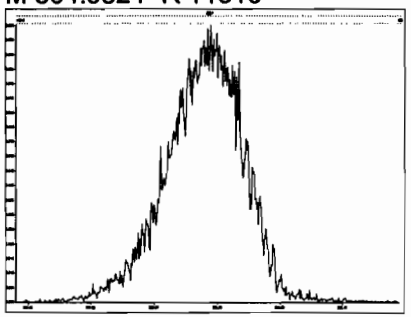

M 318.9792 R 10633

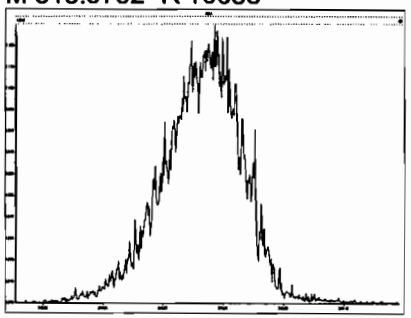

M 330.9792 R 10915

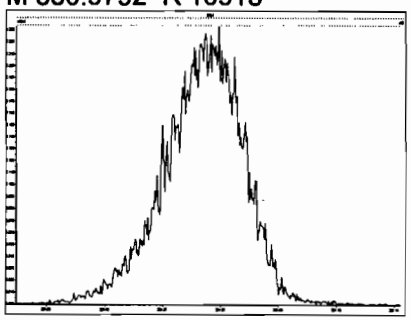

M 342.9792 R 9961 OK

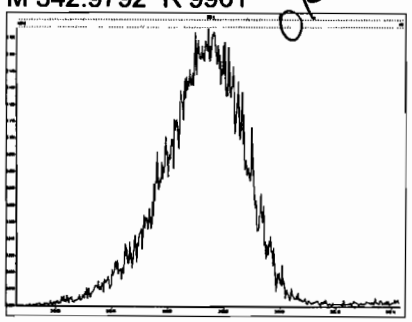

M 354.9792 R 10822

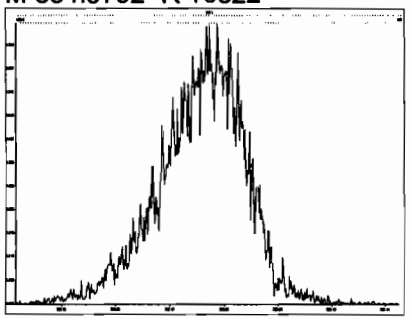

M 366.9792 R 9613 OK

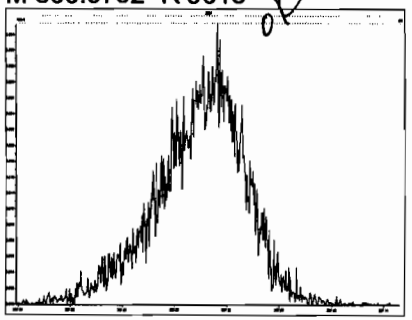

M 380.9760 R 9616 OK

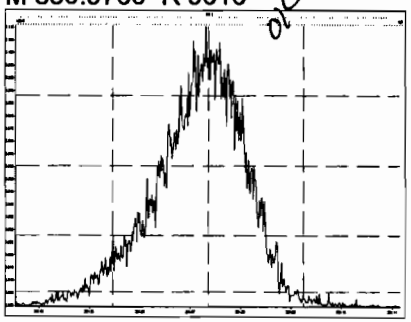

File: Experiment: PCB_ZB1.exp Reference: pfk.ref Function: 4 @ 200 (ppm)

Printed: Friday, November 29, 2019 13:40:54 Pacific Standard Time

M 318.9792 R 11795

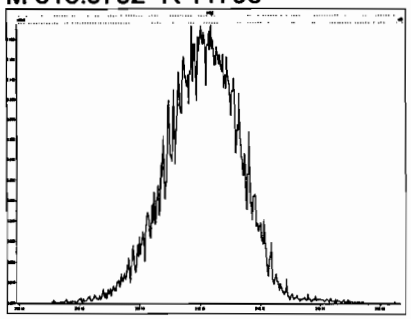

M 330.9792 R 11793

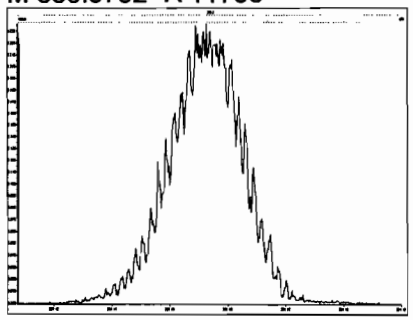

M 342.9792 R 11792

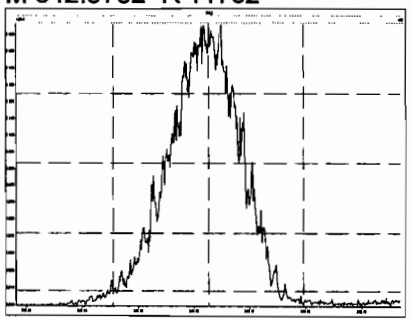

M 354.9792 R 11361

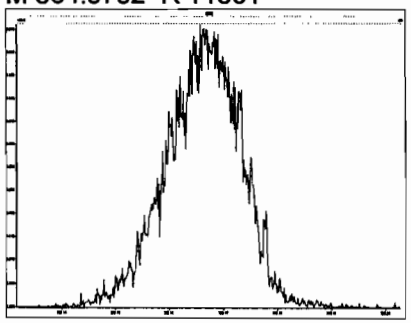

M 366.9792 R 11624

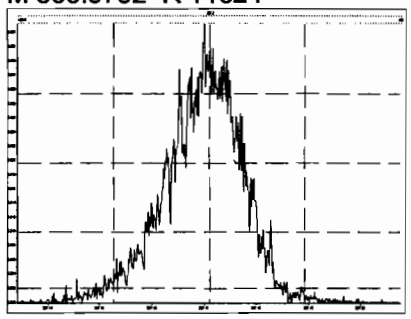

M 380.9760 R 10912

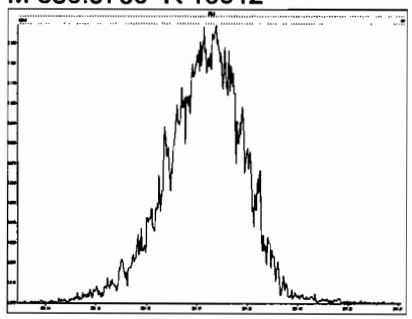

M 392.9760 R 11310

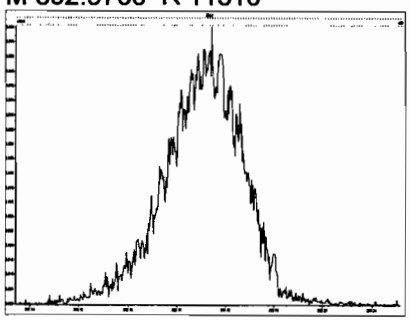

M 404.9760 R 10871

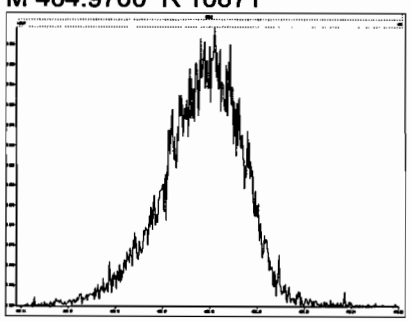

M 416.9760 R 10416

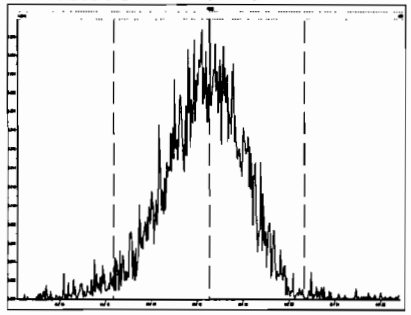

M 430.9728 R 10419

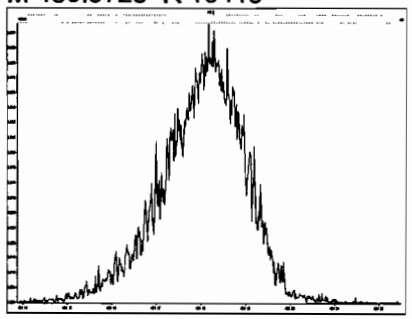

M 442.9728 R 10001

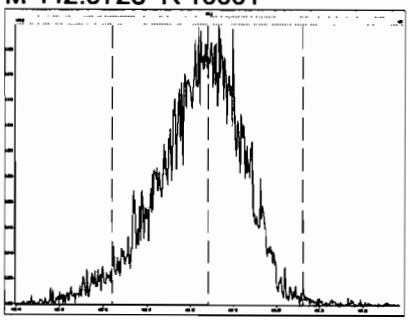

File: Experiment: PCB_ZB1.exp Reference: pfk.ref Function: 5 @ 200 (ppm)

Printed: Friday, November 29, 2019 13:41:44 Pacific Standard Time

M 416.9760 R 12018

M 430.9728 R 11466

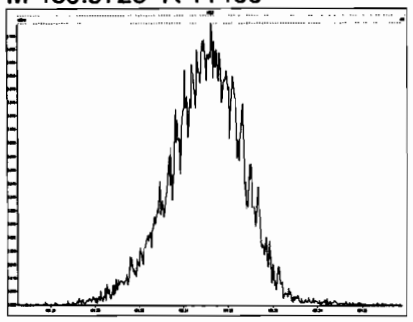

M 442.9728 R 11014

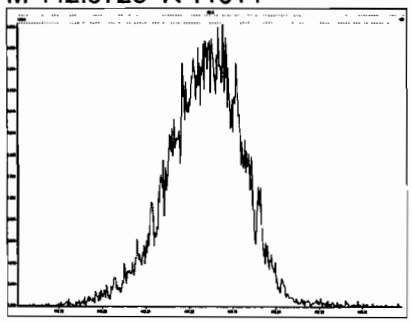

M 454.9728 R 11737

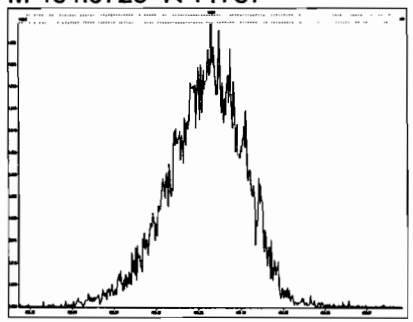

M 466.9728 R 12436

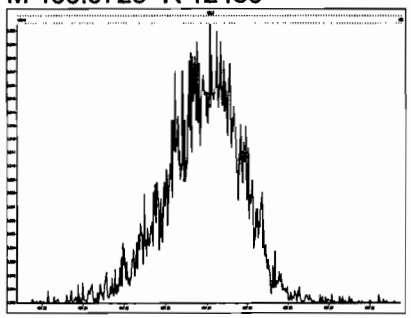

M 480.9696 R 10915

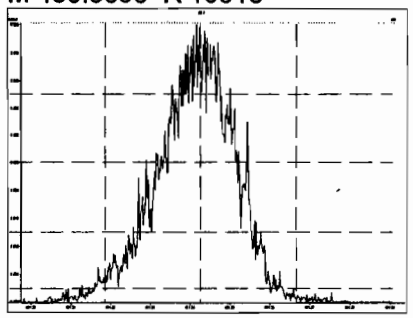

M 492.9696 R 11059

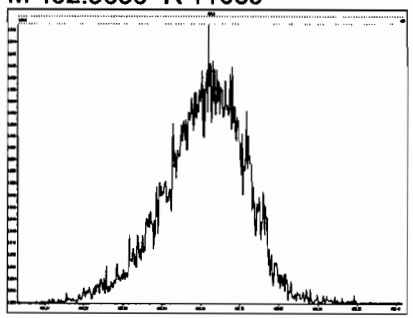

M 504.9696 R 10459

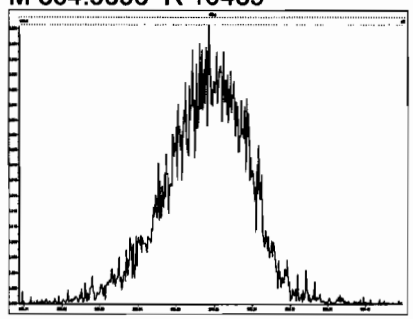

M 516.9697 R 11956

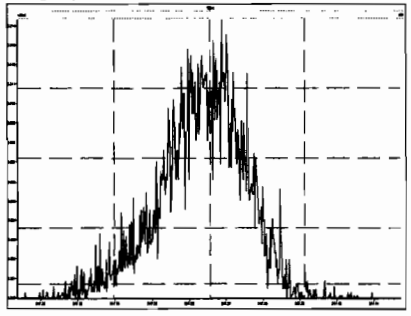

INITIAL CALIBRATION

Initial Calibration RRF Summary (ICAL) Vista Analytical Laboratory
Run: 191009D1 Analyte: Cal: 1613VG7-10-9-19 Inst. ID. VG-7

Data filename: 191009D1

Name	Mean RRF	%RSD	Samp# 1 RRF#1 (0.25)	Samp# 2 RRF#2 (0.50)	Samp# 3 RRF#3 (2.0)	Samp# 4 RRF#4 (10)	Samp# 5 RRF#5 (40)	Samp# 6 RRF#6 (300)
2,3,7,8-TCDD	0.9053	7.55 %	0.84	0.83	0.87	0.99	0.92	0.98
1,2,3,7,8-PeCDD	0.9027	4.95 %	0.86	0.87	0.88	0.88	0.96	0.96
1,2,3,4,7,8-HxCDD	1.1013	3.97 %	1.12	1.13	1.03	1.08	1.09	1.15
1,2,3,6,7,8-HxCDD	0.9386	7.68 %	0.83	0.88	1.01	0.92	0.98	1.00
1,2,3,7,8,9-HxCDD	0.9613	4.62 %	0.95	0.90	0.93	0.95	1.00	1.03
1,2,3,4,6,7,8-HpCDD	0.9794	5.84 %	0.90	0.97	0.95	0.96	1.03	1.06
OCDD	0.9585	4.07 %	0.93	0.94	0.92	0.94	1.01	1.01
2,3,7,8-TCDF	0.9501	8.27 %	1.09	0.90	0.89	0.89	0.95	0.99
1,2,3,7,8-PeCDF	0.9603	4.05 %	0.94	0.94	0.92	0.95	1.00	1.01
2,3,4,7,8-PeCDF	1.0148	3.01 %	1.00	0.99	1.00	1.00	1.03	1.07
1,2,3,4,7,8-HxCDF	1.1768	4.35 %	1.23	1.11	1.15	1.14	1.20	1.24
1,2,3,6,7,8-HxCDF	1.0689	3.63 %	1.01	1.07	1.06	1.05	1.12	1.11
2,3,4,6,7,8-HxCDF	1.1136	5.58 %	1.06	1.03	1.12	1.11	1.16	1.20
1,2,3,7,8,9-HxCDF	1.0616	3.91 %	1.05	1.02	1.02	1.06	1.08	1.13
1,2,3,4,6,7,8-HpCDF	1.1276	3.90 %	1.13	1.13	1.06	1.10	1.17	1.18
1,2,3,4,7,8,9-HpCDF	1.2799	3.29 %	1.30	1.24	1.25	1.25	1.31	1.34
OCDF	0.9472	3.80 %	0.95	0.92	0.91	0.92	1.00	0.98
13C-2,3,7,8-TCDD	1.0954	1.91 %	1.11	1.08	1.06	1.10	1.12	1.11
13C-1,2,3,7,8-PeCDD	0.8814	5.11 %	0.89	0.86	0.83	0.86	0.89	0.96
13C-1,2,3,4,7,8-HxCDD	0.6421	10.35 %	0.65	0.60	0.58	0.61	0.65	0.77
13C-1,2,3,6,7,8-HxCDD	0.8555	4.13 %	0.86	0.87	0.82	0.87	0.80	0.90
13C-1,2,3,7,8,9-HxCDD	0.8066	5.57 %	0.84	0.80	0.76	0.80	0.76	0.88
13C-1,2,3,4,6,7,8-HpCDD	0.6539	9.07 %	0.70	0.63	0.59	0.62	0.63	0.75
13C-OCDD	0.5797	10.98 %	0.60	0.52	0.53	0.55	0.59	0.69
13C-2,3,7,8-TCDF	1.0349	1.62 %	1.04	1.00	1.03	1.05	1.04	1.04
13C-1,2,3,7,8-PeCDF	0.8542	4.58 %	0.84	0.82	0.82	0.87	0.86	0.92
13C-2,3,4,7,8-PeCDF	0.8471	3.79 %	0.81	0.84	0.83	0.84	0.85	0.91
13C-1,2,3,4,7,8-HxCDF	0.8317	8.50 %	0.76	0.80	0.79	0.86	0.83	0.96
13C-1,2,3,6,7,8-HxCDF	1.0344	5.35 %	1.00	1.03	1.03	1.03	0.98	1.14
13C-2,3,4,6,7,8-HxCDF	0.9533	6.17 %	0.94	0.94	0.90	0.93	0.93	1.07
13C-1,2,3,7,8,9-HxCDF	0.8277	8.68 %	0.82	0.80	0.77	0.78	0.83	0.96
13C-1,2,3,4,6,7,8-HpCDF	0.7575	6.47 %	0.76	0.73	0.72	0.75	0.73	0.85
13C-1,2,3,4,7,8,9-HpCDF	0.5812	8.97 %	0.62	0.54	0.52	0.55	0.58	0.66
13C-OCDF	0.6890	12.48 %	0.69	0.62	0.62	0.65	0.72	0.85
37Cl-2,3,7,8-TCDD	1.1977	8.83 %	1.40	1.16	1.16	1.11	1.15	1.21
13C-1,2,3,4-TCDD	1.0000	0.00 %	1.00	1.00	1.00	1.00	1.00	1.00
13C-1,2,3,4-TCDF	1.0000	0.00 %	1.00	1.00	1.00	1.00	1.00	1.00
13C-1,2,3,4,6,9-HxCDF	1.0000	0.00 %	1.00	1.00	1.00	1.00	1.00	1.00

DB 10/10/19 CT 10/10/19

Filename: 191009D1 S: 1 Acquired: 9-OCT-19 16:13:04
Run: 191009D1 Analyte: Cal: 1613VG7-10-9-19 Results:
Sample text: ST191009D1-1 1613 CS0 19C2201

	Typ	Name	Amount	Resp	RA	RT	RF	RRF
1	Unk	2,3,7,8-TCDD	0.25	1.97e+04	0.80 y	26:32	-	0.84
2	Unk	1,2,3,7,8-PeCDD	1.25	8.06e+04	0.62 y	30:54	-	0.86
3	Unk	1,2,3,4,7,8-HxCDD	1.25	7.34e+04	1.23 y	34:16	-	1.12
4	Unk	1,2,3,6,7,8-HxCDD	1.25	7.23e+04	1.12 y	34:23	-	0.83
5	Unk	1,2,3,7,8,9-HxCDD	1.25	8.01e+04	1.19 y	34:43	-	0.95
6	Unk	1,2,3,4,6,7,8-HpCDD	1.25	6.39e+04	1.06 y	38:05	-	0.90
7	Unk	OCDD	2.50	1.14e+05	0.95 y	41:28	-	0.93
8	Unk	2,3,7,8-TCDF	0.25	3.62e+04	0.85 y	25:49	-	1.09
9	Unk	1,2,3,7,8-PeCDF	1.25	1.26e+05	1.52 y	29:46	-	0.94
10	Unk	2,3,4,7,8-PeCDF	1.25	1.31e+05	1.52 y	30:40	-	1.00
11	Unk	1,2,3,4,7,8-HxCDF	1.25	9.36e+04	1.22 y	33:22	-	1.23
12	Unk	1,2,3,6,7,8-HxCDF	1.25	1.02e+05	1.11 y	33:29	-	1.01
13	Unk	2,3,4,6,7,8-HxCDF	1.25	1.01e+05	1.30 y	34:07	-	1.06
14	Unk	1,2,3,7,8,9-HxCDF	1.25	8.74e+04	1.10 y	35:08	-	1.05
15	Unk	1,2,3,4,6,7,8-HpCDF	1.25	8.63e+04	1.01 y	36:57	-	1.13
16	Unk	1,2,3,4,7,8,9-HpCDF	1.25	8.18e+04	1.14 y	38:40	-	1.30
17	Unk	OCDF	2.50	1.32e+05	0.94 y	41:43	-	0.95
36	IS	13C-2,3,7,8-TCDD	100.00	9.40e+06	0.78 y	26:32	-	1.11
37	IS	13C-1,2,3,7,8-PeCDD	100.00	7.48e+06	0.62 y	30:55	-	0.89
38	IS	13C-1,2,3,4,7,8-HxCDD	100.00	5.24e+06	1.19 y	34:15	-	0.65
39	IS	13C-1,2,3,6,7,8-HxCDD	100.00	6.96e+06	1.32 y	34:22	-	0.86
40	IS	13C-1,2,3,7,8,9-HxCDD	100.00	6.74e+06	1.31 y	34:42	-	0.84
41	IS	13C-1,2,3,4,6,7,8-HpCDD	100.00	5.68e+06	1.05 y	38:05	-	0.70
42	IS	13C-OCDD	200.00	9.75e+06	0.88 y	41:28	-	0.60
43	IS	13C-2,3,7,8-TCDF	100.00	1.33e+07	0.79 y	25:49	-	1.04
44	IS	13C-1,2,3,7,8-PeCDF	100.00	1.07e+07	1.58 y	29:46	-	0.84
45	IS	13C-2,3,4,7,8-PeCDF	100.00	1.05e+07	1.58 y	30:39	-	0.81
46	IS	13C-1,2,3,4,7,8-HxCDF	100.00	6.11e+06	0.51 y	33:21	-	0.76
47	IS	13C-1,2,3,6,7,8-HxCDF	100.00	8.04e+06	0.50 y	33:29	-	1.00
48	IS	13C-2,3,4,6,7,8-HxCDF	100.00	7.61e+06	0.50 y	34:07	-	0.94
49	IS	13C-1,2,3,7,8,9-HxCDF	100.00	6.66e+06	0.48 y	35:07	-	0.82
50	IS	13C-1,2,3,4,6,7,8-HpCDF	100.00	6.12e+06	0.42 y	36:57	-	0.76
51	IS	13C-1,2,3,4,7,8,9-HpCDF	100.00	5.02e+06	0.45 y	38:41	-	0.62
52	IS	13C-OCDF	200.00	1.11e+07	0.90 y	41:43	-	0.69
53	C/Up	37Cl-2,3,7,8-TCDD	0.25	2.97e+04		26:33	-	1.40
54	RS/RT	13C-1,2,3,4-TCDD	100.00	8.45e+06	0.80 y	25:59	-	1.00
55	RS	13C-1,2,3,4-TCDF	100.00	1.28e+07	0.79 y	24:39	-	1.00
56	RS/RT	13C-1,2,3,4,6,9-HxCDF	100.00	8.07e+06	0.52 y	33:47	-	1.00

JB
10/16/19

Filename: 191009D1 S: 2 Acquired: 9-OCT-19 17:00:45
Run: 191009D1 Analyte: Cal: 1613VG7-10-9-19 Results:
Sample text: ST191009D1-2 1613 CS1 19C2202

	Typ	Name	Amount	Resp	RA	RT	RF	RRF
1	Unk	2,3,7,8-TCDD	0.50	3.54e+04	0.78 y	26:34	-	0.83
2	Unk	1,2,3,7,8-PeCDD	2.50	1.46e+05	0.60 y	30:56	-	0.87
3	Unk	1,2,3,4,7,8-HxCDD	2.50	1.25e+05	1.20 y	34:16	-	1.13
4	Unk	1,2,3,6,7,8-HxCDD	2.50	1.40e+05	1.22 y	34:23	-	0.88
5	Unk	1,2,3,7,8,9-HxCDD	2.50	1.33e+05	1.15 y	34:43	-	0.90
6	Unk	1,2,3,4,6,7,8-HpCDD	2.50	1.13e+05	0.97 y	38:06	-	0.97
7	Unk	OCDD	5.00	1.78e+05	0.90 y	41:28	-	0.94
8	Unk	2,3,7,8-TCDF	0.50	5.25e+04	0.74 y	25:51	-	0.90
9	Unk	1,2,3,7,8-PeCDF	2.50	2.25e+05	1.59 y	29:48	-	0.94
10	Unk	2,3,4,7,8-PeCDF	2.50	2.42e+05	1.50 y	30:40	-	0.99
11	Unk	1,2,3,4,7,8-HxCDF	2.50	1.62e+05	1.16 y	33:22	-	1.11
12	Unk	1,2,3,6,7,8-HxCDF	2.50	2.03e+05	1.20 y	33:30	-	1.07
13	Unk	2,3,4,6,7,8-HxCDF	2.50	1.79e+05	1.30 y	34:07	-	1.03
14	Unk	1,2,3,7,8,9-HxCDF	2.50	1.49e+05	1.24 y	35:08	-	1.02
15	Unk	1,2,3,4,6,7,8-HpCDF	2.50	1.51e+05	0.91 y	36:57	-	1.13
16	Unk	1,2,3,4,7,8,9-HpCDF	2.50	1.23e+05	0.94 y	38:41	-	1.24
17	Unk	OCDF	5.00	2.09e+05	0.91 y	41:43	-	0.92
36	IS	13C-2,3,7,8-TCDD	100.00	8.50e+06	0.78 y	26:34	-	1.08
37	IS	13C-1,2,3,7,8-PeCDD	100.00	6.74e+06	0.63 y	30:56	-	0.86
38	IS	13C-1,2,3,4,7,8-HxCDD	100.00	4.41e+06	1.38 y	34:16	-	0.60
39	IS	13C-1,2,3,6,7,8-HxCDD	100.00	6.35e+06	1.20 y	34:23	-	0.87
40	IS	13C-1,2,3,7,8,9-HxCDD	100.00	5.87e+06	1.26 y	34:42	-	0.80
41	IS	13C-1,2,3,4,6,7,8-HpCDD	100.00	4.64e+06	1.05 y	38:05	-	0.63
42	IS	13C-OCDD	200.00	7.58e+06	0.89 y	41:28	-	0.52
43	IS	13C-2,3,7,8-TCDF	100.00	1.17e+07	0.80 y	25:51	-	1.00
44	IS	13C-1,2,3,7,8-PeCDF	100.00	9.60e+06	1.59 y	29:48	-	0.82
45	IS	13C-2,3,4,7,8-PeCDF	100.00	9.80e+06	1.58 y	30:40	-	0.84
46	IS	13C-1,2,3,4,7,8-HxCDF	100.00	5.84e+06	0.52 y	33:21	-	0.80
47	IS	13C-1,2,3,6,7,8-HxCDF	100.00	7.58e+06	0.51 y	33:29	-	1.03
48	IS	13C-2,3,4,6,7,8-HxCDF	100.00	6.92e+06	0.51 y	34:07	-	0.94
49	IS	13C-1,2,3,7,8,9-HxCDF	100.00	5.84e+06	0.49 y	35:08	-	0.80
50	IS	13C-1,2,3,4,6,7,8-HpCDF	100.00	5.38e+06	0.43 y	36:57	-	0.73
51	IS	13C-1,2,3,4,7,8,9-HpCDF	100.00	3.99e+06	0.43 y	38:41	-	0.54
52	IS	13C-OCDF	200.00	9.05e+06	0.88 y	41:43	-	0.62
53	C/Up	37Cl-2,3,7,8-TCDD	0.50	4.55e+04		26:34	-	1.16
54	RS/RT	13C-1,2,3,4-TCDD	100.00	7.86e+06	0.77 y	26:01	-	1.00
55	RS	13C-1,2,3,4-TCDF	100.00	1.17e+07	0.83 y	24:41	-	1.00
56	RS/RT	13C-1,2,3,4,6,9-HxCDF	100.00	7.33e+06	0.52 y	33:47	-	1.00

DB
10/10/19

Filename: 191009D1 S: 3 Acquired: 9-OCT-19 17:48:27
Run: 191009D1 Analyte: Cal: 1613VG7-10-9-19 Results:
Sample text: ST191009D1-3 1613 CS2 19C2203

	Typ	Name	Amount	Resp	RA	RT	RF	RRF
1	Unk	2,3,7,8-TCDD	2.00	1.35e+05	0.74 y	26:33	-	0.87
2	Unk	1,2,3,7,8-PeCDD	10.00	5.33e+05	0.64 y	30:56	-	0.88
3	Unk	1,2,3,4,7,8-HxCDD	10.00	3.94e+05	1.22 y	34:16	-	1.03
4	Unk	1,2,3,6,7,8-HxCDD	10.00	5.50e+05	1.25 y	34:23	-	1.01
5	Unk	1,2,3,7,8,9-HxCDD	10.00	4.71e+05	1.36 y	34:43	-	0.93
6	Unk	1,2,3,4,6,7,8-HpCDD	10.00	3.70e+05	1.02 y	38:06	-	0.95
7	Unk	OCDD	20.00	6.41e+05	0.90 y	41:29	-	0.92
8	Unk	2,3,7,8-TCDF	2.00	1.90e+05	0.83 y	25:49	-	0.89
9	Unk	1,2,3,7,8-PeCDF	10.00	7.88e+05	1.58 y	29:47	-	0.92
10	Unk	2,3,4,7,8-PeCDF	10.00	8.71e+05	1.56 y	30:40	-	1.00
11	Unk	1,2,3,4,7,8-HxCDF	10.00	6.02e+05	1.14 y	33:22	-	1.15
12	Unk	1,2,3,6,7,8-HxCDF	10.00	7.20e+05	1.27 y	33:30	-	1.06
13	Unk	2,3,4,6,7,8-HxCDF	10.00	6.66e+05	1.26 y	34:08	-	1.12
14	Unk	1,2,3,7,8,9-HxCDF	10.00	5.16e+05	1.16 y	35:08	-	1.02
15	Unk	1,2,3,4,6,7,8-HpCDF	10.00	5.02e+05	1.05 y	36:57	-	1.06
16	Unk	1,2,3,4,7,8,9-HpCDF	10.00	4.31e+05	1.08 y	38:41	-	1.25
17	Unk	OCDF	20.00	7.38e+05	0.91 y	41:44	-	0.91
36	IS	13C-2,3,7,8-TCDD	100.00	7.73e+06	0.78 y	26:33	-	1.06
37	IS	13C-1,2,3,7,8-PeCDD	100.00	6.03e+06	0.62 y	30:55	-	0.83
38	IS	13C-1,2,3,4,7,8-HxCDD	100.00	3.81e+06	1.24 y	34:15	-	0.58
39	IS	13C-1,2,3,6,7,8-HxCDD	100.00	5.44e+06	1.28 y	34:22	-	0.82
40	IS	13C-1,2,3,7,8,9-HxCDD	100.00	5.03e+06	1.21 y	34:42	-	0.76
41	IS	13C-1,2,3,4,6,7,8-HpCDD	100.00	3.89e+06	1.09 y	38:05	-	0.59
42	IS	13C-OCDD	200.00	6.97e+06	0.90 y	41:28	-	0.53
43	IS	13C-2,3,7,8-TCDF	100.00	1.08e+07	0.82 y	25:49	-	1.03
44	IS	13C-1,2,3,7,8-PeCDF	100.00	8.55e+06	1.59 y	29:47	-	0.82
45	IS	13C-2,3,4,7,8-PeCDF	100.00	8.70e+06	1.59 y	30:40	-	0.83
46	IS	13C-1,2,3,4,7,8-HxCDF	100.00	5.22e+06	0.49 y	33:21	-	0.79
47	IS	13C-1,2,3,6,7,8-HxCDF	100.00	6.80e+06	0.51 y	33:29	-	1.03
48	IS	13C-2,3,4,6,7,8-HxCDF	100.00	5.93e+06	0.52 y	34:07	-	0.90
49	IS	13C-1,2,3,7,8,9-HxCDF	100.00	5.05e+06	0.51 y	35:08	-	0.77
50	IS	13C-1,2,3,4,6,7,8-HpCDF	100.00	4.73e+06	0.44 y	36:57	-	0.72
51	IS	13C-1,2,3,4,7,8,9-HpCDF	100.00	3.46e+06	0.45 y	38:41	-	0.52
52	IS	13C-OCDF	200.00	8.15e+06	0.92 y	41:44	-	0.62
53	C/Up	37Cl-2,3,7,8-TCDD	2.00	1.69e+05		26:33	-	1.16
54	RS/RT	13C-1,2,3,4-TCDD	100.00	7.29e+06	0.77 y	25:59	-	1.00
55	RS	13C-1,2,3,4-TCDF	100.00	1.04e+07	0.82 y	24:39	-	1.00
56	RS/RT	13C-1,2,3,4,6,9-HxCDF	100.00	6.60e+06	0.52 y	33:47	-	1.00

DB
10/10/19

Filename: 191009D1 S: 4 Acquired: 9-OCT-19 18:36:09
Run: 191009D1 Analyte: Cal: 1613VG7-10-9-19 Results:
Sample text: ST191009D1-4 1613 CS3 19C2204

	Typ	Name	Amount	Resp	RA	RT	RF	RRF
1	Unk	2,3,7,8-TCDD	10.00	8.37e+05	0.80 y	26:35	-	0.99
2	Unk	1,2,3,7,8-PeCDD	50.00	2.94e+06	0.61 y	30:56	-	0.88
3	Unk	1,2,3,4,7,8-HxCDD	50.00	2.38e+06	1.21 y	34:16	-	1.08
4	Unk	1,2,3,6,7,8-HxCDD	50.00	2.90e+06	1.19 y	34:23	-	0.92
5	Unk	1,2,3,7,8,9-HxCDD	50.00	2.74e+06	1.24 y	34:42	-	0.95
6	Unk	1,2,3,4,6,7,8-HpCDD	50.00	2.15e+06	1.03 y	38:05	-	0.96
7	Unk	OCDD	100.00	3.73e+06	0.91 y	41:28	-	0.94
8	Unk	2,3,7,8-TCDF	10.00	1.05e+06	0.80 y	25:51	-	0.89
9	Unk	1,2,3,7,8-PeCDF	50.00	4.65e+06	1.59 y	29:47	-	0.95
10	Unk	2,3,4,7,8-PeCDF	50.00	4.70e+06	1.68 y	30:40	-	1.00
11	Unk	1,2,3,4,7,8-HxCDF	50.00	3.52e+06	1.24 y	33:21	-	1.14
12	Unk	1,2,3,6,7,8-HxCDF	50.00	3.92e+06	1.25 y	33:29	-	1.05
13	Unk	2,3,4,6,7,8-HxCDF	50.00	3.74e+06	1.22 y	34:07	-	1.11
14	Unk	1,2,3,7,8,9-HxCDF	50.00	3.00e+06	1.19 y	35:07	-	1.06
15	Unk	1,2,3,4,6,7,8-HpCDF	50.00	2.97e+06	1.04 y	36:57	-	1.10
16	Unk	1,2,3,4,7,8,9-HpCDF	50.00	2.49e+06	1.07 y	38:41	-	1.25
17	Unk	OCDF	100.00	4.33e+06	0.91 y	41:43	-	0.92
36	IS	13C-2,3,7,8-TCDD	100.00	8.46e+06	0.74 y	26:33	-	1.10
37	IS	13C-1,2,3,7,8-PeCDD	100.00	6.66e+06	0.62 y	30:55	-	0.86
38	IS	13C-1,2,3,4,7,8-HxCDD	100.00	4.42e+06	1.25 y	34:15	-	0.61
39	IS	13C-1,2,3,6,7,8-HxCDD	100.00	6.30e+06	1.28 y	34:22	-	0.87
40	IS	13C-1,2,3,7,8,9-HxCDD	100.00	5.76e+06	1.27 y	34:41	-	0.80
41	IS	13C-1,2,3,4,6,7,8-HpCDD	100.00	4.47e+06	1.05 y	38:05	-	0.62
42	IS	13C-OCDD	200.00	7.90e+06	0.94 y	41:27	-	0.55
43	IS	13C-2,3,7,8-TCDF	100.00	1.18e+07	0.79 y	25:50	-	1.05
44	IS	13C-1,2,3,7,8-PeCDF	100.00	9.79e+06	1.62 y	29:47	-	0.87
45	IS	13C-2,3,4,7,8-PeCDF	100.00	9.43e+06	1.61 y	30:39	-	0.84
46	IS	13C-1,2,3,4,7,8-HxCDF	100.00	6.19e+06	0.50 y	33:21	-	0.86
47	IS	13C-1,2,3,6,7,8-HxCDF	100.00	7.47e+06	0.51 y	33:29	-	1.03
48	IS	13C-2,3,4,6,7,8-HxCDF	100.00	6.75e+06	0.49 y	34:06	-	0.93
49	IS	13C-1,2,3,7,8,9-HxCDF	100.00	5.64e+06	0.49 y	35:07	-	0.78
50	IS	13C-1,2,3,4,6,7,8-HpCDF	100.00	5.40e+06	0.43 y	36:55	-	0.75
51	IS	13C-1,2,3,4,7,8,9-HpCDF	100.00	3.99e+06	0.44 y	38:40	-	0.55
52	IS	13C-OCDF	200.00	9.37e+06	0.89 y	41:43	-	0.65
53	C/Up	37Cl-2,3,7,8-TCDD	10.00	8.56e+05		26:35	-	1.11
54	RS/RT	13C-1,2,3,4-TCDD	100.00	7.70e+06	0.75 y	26:00	-	1.00
55	RS	13C-1,2,3,4-TCDF	100.00	1.13e+07	0.82 y	24:41	-	1.00
56	RS/RT	13C-1,2,3,4,6,9-HxCDF	100.00	7.23e+06	0.51 y	33:47	-	1.00

DB
10/10/19

Filename: 191009D1 S: 5 Acquired: 9-OCT-19 19:23:46
Run: 191009D1 Analyte: Cal: 1613VG7-10-9-19 Results:
Sample text: ST191009D1-5 1613 CS4 19C2205

	Typ	Name	Amount	Resp	RA	RT	RF	RRF
1	Unk	2,3,7,8-TCDD	40.00	3.53e+06	0.81 y	26:35	-	0.92
2	Unk	1,2,3,7,8-PeCDD	200.00	1.48e+07	0.63 y	30:55	-	0.96
3	Unk	1,2,3,4,7,8-HxCDD	200.00	1.19e+07	1.19 y	34:15	-	1.09
4	Unk	1,2,3,6,7,8-HxCDD	200.00	1.34e+07	1.20 y	34:22	-	0.98
5	Unk	1,2,3,7,8,9-HxCDD	200.00	1.30e+07	1.18 y	34:41	-	1.00
6	Unk	1,2,3,4,6,7,8-HpCDD	200.00	1.10e+07	1.03 y	38:04	-	1.03
7	Unk	OCDD	400.00	2.03e+07	0.91 y	41:26	-	1.01
8	Unk	2,3,7,8-TCDF	40.00	5.17e+06	0.77 y	25:52	-	0.95
9	Unk	1,2,3,7,8-PeCDF	200.00	2.24e+07	1.58 y	29:47	-	1.00
10	Unk	2,3,4,7,8-PeCDF	200.00	2.29e+07	1.55 y	30:40	-	1.03
11	Unk	1,2,3,4,7,8-HxCDF	200.00	1.69e+07	1.21 y	33:21	-	1.20
12	Unk	1,2,3,6,7,8-HxCDF	200.00	1.85e+07	1.21 y	33:29	-	1.12
13	Unk	2,3,4,6,7,8-HxCDF	200.00	1.83e+07	1.21 y	34:06	-	1.16
14	Unk	1,2,3,7,8,9-HxCDF	200.00	1.53e+07	1.22 y	35:06	-	1.08
15	Unk	1,2,3,4,6,7,8-HpCDF	200.00	1.46e+07	1.04 y	36:56	-	1.17
16	Unk	1,2,3,4,7,8,9-HpCDF	200.00	1.30e+07	1.05 y	38:39	-	1.31
17	Unk	OCDF	400.00	2.42e+07	0.91 y	41:41	-	1.00
36	IS	13C-2,3,7,8-TCDD	100.00	9.63e+06	0.75 y	26:34	-	1.12
37	IS	13C-1,2,3,7,8-PeCDD	100.00	7.72e+06	0.63 y	30:54	-	0.89
38	IS	13C-1,2,3,4,7,8-HxCDD	100.00	5.48e+06	1.31 y	34:14	-	0.65
39	IS	13C-1,2,3,6,7,8-HxCDD	100.00	6.83e+06	1.22 y	34:21	-	0.80
40	IS	13C-1,2,3,7,8,9-HxCDD	100.00	6.48e+06	1.26 y	34:40	-	0.76
41	IS	13C-1,2,3,4,6,7,8-HpCDD	100.00	5.36e+06	1.08 y	38:03	-	0.63
42	IS	13C-OCDD	200.00	1.01e+07	0.91 y	41:25	-	0.59
43	IS	13C-2,3,7,8-TCDF	100.00	1.36e+07	0.80 y	25:51	-	1.04
44	IS	13C-1,2,3,7,8-PeCDF	100.00	1.12e+07	1.57 y	29:46	-	0.86
45	IS	13C-2,3,4,7,8-PeCDF	100.00	1.11e+07	1.52 y	30:39	-	0.85
46	IS	13C-1,2,3,4,7,8-HxCDF	100.00	7.05e+06	0.50 y	33:20	-	0.83
47	IS	13C-1,2,3,6,7,8-HxCDF	100.00	8.28e+06	0.49 y	33:28	-	0.98
48	IS	13C-2,3,4,6,7,8-HxCDF	100.00	7.90e+06	0.51 y	34:05	-	0.93
49	IS	13C-1,2,3,7,8,9-HxCDF	100.00	7.08e+06	0.51 y	35:06	-	0.83
50	IS	13C-1,2,3,4,6,7,8-HpCDF	100.00	6.23e+06	0.46 y	36:55	-	0.73
51	IS	13C-1,2,3,4,7,8,9-HpCDF	100.00	4.95e+06	0.44 y	38:38	-	0.58
52	IS	13C-OCDF	200.00	1.22e+07	0.90 y	41:40	-	0.72
53	C/Up	37Cl-2,3,7,8-TCDD	40.00	3.96e+06		26:35	-	1.15
54	RS/RT	13C-1,2,3,4-TCDD	100.00	8.64e+06	0.78 y	26:00	-	1.00
55	RS	13C-1,2,3,4-TCDF	100.00	1.30e+07	0.83 y	24:41	-	1.00
56	RS/RT	13C-1,2,3,4,6,9-HxCDF	100.00	8.48e+06	0.51 y	33:46	-	1.00

DB
10/10/19

Filename: 191009D1 S: 6 Acquired: 9-OCT-19 20:11:17
Run: 191009D1 Analyte: Cal: 1613VG7-10-9-19 Results:
Sample text: ST191009D1-6 1613 CS5 19C2206

	Typ	Name	Amount	Resp	RA	RT	RF	RRF
1	Unk	2,3,7,8-TCDD	300.00	2.80e+07	0.81 y	26:35	-	0.98
2	Unk	1,2,3,7,8-PeCDD	1500.00	1.19e+08	0.62 y	30:55	-	0.96
3	Unk	1,2,3,4,7,8-HxCDD	1500.00	1.04e+08	1.22 y	34:15	-	1.15
4	Unk	1,2,3,6,7,8-HxCDD	1500.00	1.07e+08	1.21 y	34:22	-	1.00
5	Unk	1,2,3,7,8,9-HxCDD	1500.00	1.06e+08	1.23 y	34:41	-	1.03
6	Unk	1,2,3,4,6,7,8-HpCDD	1500.00	9.32e+07	1.05 y	38:03	-	1.06
7	Unk	OCDD	3000.00	1.64e+08	0.92 y	41:25	-	1.01
8	Unk	2,3,7,8-TCDF	300.00	3.95e+07	0.79 y	25:52	-	0.99
9	Unk	1,2,3,7,8-PeCDF	1500.00	1.79e+08	1.58 y	29:47	-	1.01
10	Unk	2,3,4,7,8-PeCDF	1500.00	1.86e+08	1.57 y	30:39	-	1.07
11	Unk	1,2,3,4,7,8-HxCDF	1500.00	1.40e+08	1.20 y	33:21	-	1.24
12	Unk	1,2,3,6,7,8-HxCDF	1500.00	1.48e+08	1.21 y	33:29	-	1.11
13	Unk	2,3,4,6,7,8-HxCDF	1500.00	1.51e+08	1.22 y	34:06	-	1.20
14	Unk	1,2,3,7,8,9-HxCDF	1500.00	1.28e+08	1.25 y	35:06	-	1.13
15	Unk	1,2,3,4,6,7,8-HpCDF	1500.00	1.18e+08	1.03 y	36:55	-	1.18
16	Unk	1,2,3,4,7,8,9-HpCDF	1500.00	1.04e+08	1.05 y	38:38	-	1.34
17	Unk	OCDF	3000.00	1.96e+08	0.91 y	41:40	-	0.98
36	IS	13C-2,3,7,8-TCDD	100.00	9.53e+06	0.73 y	26:33	-	1.11
37	IS	13C-1,2,3,7,8-PeCDD	100.00	8.28e+06	0.64 y	30:54	-	0.96
38	IS	13C-1,2,3,4,7,8-HxCDD	100.00	6.01e+06	1.21 y	34:14	-	0.77
39	IS	13C-1,2,3,6,7,8-HxCDD	100.00	7.08e+06	1.32 y	34:21	-	0.90
40	IS	13C-1,2,3,7,8,9-HxCDD	100.00	6.90e+06	1.26 y	34:39	-	0.88
41	IS	13C-1,2,3,4,6,7,8-HpCDD	100.00	5.86e+06	1.08 y	38:03	-	0.75
42	IS	13C-OCDD	200.00	1.08e+07	0.92 y	41:25	-	0.69
43	IS	13C-2,3,7,8-TCDF	100.00	1.33e+07	0.80 y	25:51	-	1.04
44	IS	13C-1,2,3,7,8-PeCDF	100.00	1.18e+07	1.59 y	29:46	-	0.92
45	IS	13C-2,3,4,7,8-PeCDF	100.00	1.16e+07	1.60 y	30:38	-	0.91
46	IS	13C-1,2,3,4,7,8-HxCDF	100.00	7.52e+06	0.51 y	33:20	-	0.96
47	IS	13C-1,2,3,6,7,8-HxCDF	100.00	8.92e+06	0.50 y	33:28	-	1.14
48	IS	13C-2,3,4,6,7,8-HxCDF	100.00	8.38e+06	0.51 y	34:05	-	1.07
49	IS	13C-1,2,3,7,8,9-HxCDF	100.00	7.57e+06	0.52 y	35:05	-	0.96
50	IS	13C-1,2,3,4,6,7,8-HpCDF	100.00	6.70e+06	0.43 y	36:54	-	0.85
51	IS	13C-1,2,3,4,7,8,9-HpCDF	100.00	5.19e+06	0.43 y	38:37	-	0.66
52	IS	13C-OCDF	200.00	1.33e+07	0.89 y	41:39	-	0.85
53	C/Up	37Cl-2,3,7,8-TCDD	199.98	2.09e+07		26:35	-	1.21
54	RS/RT	13C-1,2,3,4-TCDD	100.00	8.62e+06	0.76 y	26:01	-	1.00
55	RS	13C-1,2,3,4-TCDF	100.00	1.27e+07	0.84 y	24:41	-	1.00
56	RS/RT	13C-1,2,3,4,6,9-HxCDF	100.00	7.85e+06	0.49 y	33:45	-	1.00

DB
10/10/19

Run: 191009D1 Analyte: Cal: 1613VG7-10 9-19 Inst. ID. VG-7

Data filename: 191009D1

Name	Mean RRF	%RSD	Samp# 1 RRF#1 (0.25)	Samp# 2 RRF#2 (0.50)	Samp# 3 RRF#3 (2.0)	Samp# 4 RRF#4 (10)	Samp# 5 RRF#5 (40)	Samp# 6 RRF#6 (300)
Total Tetra-Dioxins	0.9053	7.55 %	0.84	0.83	0.87	0.99	0.92	0.98
TCDD EMPC	0.9053	7.55 %	0.84	0.83	0.87	0.99	0.92	0.98
Total Penta-Dioxins	0.9027	4.95 %	0.86	0.87	0.88	0.88	0.96	0.96
PeCDD EMPC	0.9027	4.95 %	0.86	0.87	0.88	0.88	0.96	0.96
Total Hexa-Dioxins	0.9918	4.02 %	0.95	0.96	0.99	0.97	1.02	1.06
HxCDD EMPC	0.9918	4.02 %	0.95	0.96	0.99	0.97	1.02	1.06
Total Hepta-Dioxins	0.9794	5.84 %	0.90	0.97	0.95	0.96	1.03	1.06
HpCDD EMPC	0.9794	5.84 %	0.90	0.97	0.95	0.96	1.03	1.06
Total Tetra-Furans	0.9501	8.27 %	1.09	0.90	0.89	0.89	0.95	0.99
TCDF EMPC	0.9501	8.27 %	1.09	0.90	0.89	0.89	0.95	0.99
1st Func. Penta-Furans	0.9875	3.40 %	0.97	0.96	0.96	0.97	1.02	1.04
1st Func. PeCDF EMPC	0.9875	3.40 %	0.97	0.96	0.96	0.97	1.02	1.04
Total Penta-Furans	0.9875	3.40 %	0.97	0.96	0.96	0.97	1.02	1.04
PeCDF EMPC	0.9875	3.40 %	0.97	0.96	0.96	0.97	1.02	1.04
Total Hexa-Furans	1.1033	3.70 %	1.08	1.06	1.09	1.09	1.14	1.17
HxCDF EMPC	1.1033	3.70 %	1.08	1.06	1.09	1.09	1.14	1.17
Total Hepta-Furans	1.1937	3.56 %	1.21	1.17	1.14	1.16	1.23	1.25
HpCDF EMPC	1.1937	3.56 %	1.21	1.17	1.14	1.16	1.23	1.25

DB
10/10/19

Run: 191009D1 Analyte: Cal: 1613VG7-10-9-19 Inst. ID. VG-7

Data filename: 191009D1			Samp# 1	Samp# 2	Samp# 3	Samp# 4	Samp# 5	Samp# 6
			0.25	0.50	2.0	10	40	300
	RRT Limits							
Name	Lower	Upper	RRT#1	RRT#2	RRT#3	RRT#4	RRT#5	RRT#6
2,3,7,8-TCDD	0.999	-1.002	1.000	1.000	1.000	1.001	1.001	1.001
1,2,3,7,8-PeCDD	0.999	-1.002	0.999	1.000	1.001	1.001	1.001	1.001
1,2,3,4,7,8-HxCDD	0.999	-1.001	1.000	1.000	1.001	1.000	1.000	1.000
1,2,3,6,7,8-HxCDD	0.998	-1.004	1.000	1.000	1.000	1.001	1.001	1.000
1,2,3,7,8,9-HxCDD	0.998	-1.004	1.001	1.000	1.000	1.000	1.001	1.001
1,2,3,4,6,7,8-HpCDD	0.999	-1.001	1.000	1.000	1.000	1.000	1.000	1.000
OCDD	0.999	-1.001	1.000	1.000	1.000	1.000	1.000	1.000
2,3,7,8-TCDF	0.999	-1.003	1.000	1.000	1.000	1.001	1.001	1.001
1,2,3,7,8-PeCDF	0.999	-1.002	1.000	1.000	1.000	1.000	1.000	1.001
2,3,4,7,8-PeCDF	0.999	-1.002	1.000	1.000	1.000	1.001	1.001	1.001
1,2,3,4,7,8-HxCDF	0.999	-1.001	1.000	1.000	1.000	1.000	1.000	1.000
1,2,3,6,7,8-HxCDF	0.997	-1.005	1.000	1.000	1.001	1.000	1.000	1.000
2,3,4,6,7,8-HxCDF	0.999	-1.001	1.000	1.000	1.000	1.001	1.001	1.000
1,2,3,7,8,9-HxCDF	0.999	-1.001	1.000	1.000	1.000	1.000	1.000	1.000
1,2,3,4,6,7,8-HpCDF	0.999	-1.001	1.000	1.000	1.000	1.001	1.000	1.000
1,2,3,4,7,8,9-HpCDF	0.999	-1.001	1.000	1.000	1.000	1.000	1.000	1.000
OCDF	0.999	-1.001	1.000	1.000	1.000	1.000	1.000	1.000
13C-2,3,7,8-TCDD	0.976	-1.043	1.022	1.022	1.022	1.021	1.021	1.021
13C-1,2,3,7,8-PeCDD	1.000	-1.567	1.190	1.189	1.190	1.189	1.188	1.188
13C-1,2,3,4,7,8-HxCDD	1.002	-1.026	1.014	1.014	1.014	1.014	1.014	1.014
13C-1,2,3,6,7,8-HxCDD	1.007	-1.029	1.017	1.018	1.018	1.017	1.017	1.018
13C-1,2,3,7,8,9-HxCDD	1.014	-1.038	1.027	1.027	1.027	1.027	1.027	1.027
13C-1,2,3,4,6,7,8-HpCDD	1.117	-1.141	1.127	1.127	1.128	1.127	1.127	1.127
13C-OCDD	1.085	-1.365	1.227	1.227	1.228	1.227	1.227	1.227
13C-2,3,7,8-TCDF	0.923	-1.103	0.994	0.994	0.994	0.994	0.994	0.994
13C-1,2,3,7,8-PeCDF	1.000	-1.425	1.146	1.146	1.146	1.145	1.145	1.144
13C-2,3,4,7,8-PeCDF	1.011	-1.526	1.180	1.179	1.180	1.179	1.178	1.178
13C-1,2,3,4,7,8-HxCDF	0.975	-1.001	0.987	0.987	0.987	0.987	0.987	0.987
13C-1,2,3,6,7,8-HxCDF	0.979	-1.005	0.991	0.991	0.991	0.991	0.991	0.991
13C-2,3,4,6,7,8-HxCDF	1.001	-1.020	1.010	1.010	1.010	1.009	1.009	1.010
13C-1,2,3,7,8,9-HxCDF	1.002	-1.072	1.040	1.040	1.040	1.039	1.039	1.039
13C-1,2,3,4,6,7,8-HpCDF	1.069	-1.111	1.093	1.093	1.094	1.093	1.093	1.093
13C-1,2,3,4,7,8,9-HpCDF	1.098	-1.192	1.145	1.145	1.145	1.145	1.144	1.144
13C-OCDF	1.091	-1.371	1.235	1.234	1.235	1.235	1.234	1.234
37Cl-2,3,7,8-TCDD	0.989	-1.052	1.022	1.021	1.022	1.022	1.022	1.022
13C-1,2,3,4-TCDD	0.000	-0.000	*	*	*	*	*	*
13C-1,2,3,4-TCDF	0.000	-0.000	*	*	*	*	*	*
13C-1,2,3,4,6,9-HxCDF	0.000	-0.000	*	*	*	*	*	*

JB
10/10/19

FORM 5

PCDD/PCDF RT WINDOW AND ISOMER SPECIFICITY STANDARDS

Lab Name: Vista Analytical Laboratory Episode No.:

Contract No.: SAS No.:

Instrument ID: VG-7 Initial Calibration Date: 10-9-19

RT Window Data Filename: 191009D1 S#4 Analysis Date: 9-OCT-19 Time: 18:36:09

ZB-5MS IS Data Filename: 191009D1 S#4 Analysis Date: 9-OCT-19 Time: 18:36:09

DB_225 IS Data Filename: Analysis Date: Time:

ZB-5MS RT WINDOW DEFINING STANDARDS RESULTS

ISOMERS	ABSOLUTE RT	ISOMERS	ABSOLUTE RT
1,3,6,8-TCDD (F)	23:24	1,3,6,8-TCDF (F)	21:25
1,2,8,9-TCDD (L)	27:24	1,2,8,9-TCDF (L)	27:33
1,2,4,7,9-PeCDD (F)	28:55	1,3,4,6,8-PeCDF (F)	27:28
1,2,3,8,9-PeCDD (L)	31:17	1,2,3,8,9-PeCDF (L)	31:32
1,2,4,6,7,9-HxCDD (F)	32:41	1,2,3,4,6,8-HxCDF (F)	32:08
1,2,3,7,8,9-HxCDD (L)	34:42	1,2,3,7,8,9-HxCDF (L)	35:07
1,2,3,4,6,7,9-HpCDD (F)	37:16	1,2,3,4,6,7,8-HpCDF (F)	36:57
1,2,3,4,6,7,8-HpCDD (L)	38:05	1,2,3,4,7,8,9-HpCDF (L)	38:41

(F) = First eluting isomer (ZB-5MS); (L) = Last eluting isomer (ZB-5MS).

==========

ISOMER SPECIFICITY (IS) TEST STANDARD RESULTS

COMPARED PEAKS (1)	% VALLEY HEIGHT BETWEEN
	<25%

(1) To meet contract requirements, %Valley Height Between Compared Peaks shall not exceed 25% (section 15.4.2.2, Method 1613).

Analyst: DB

Date: 10/10/19

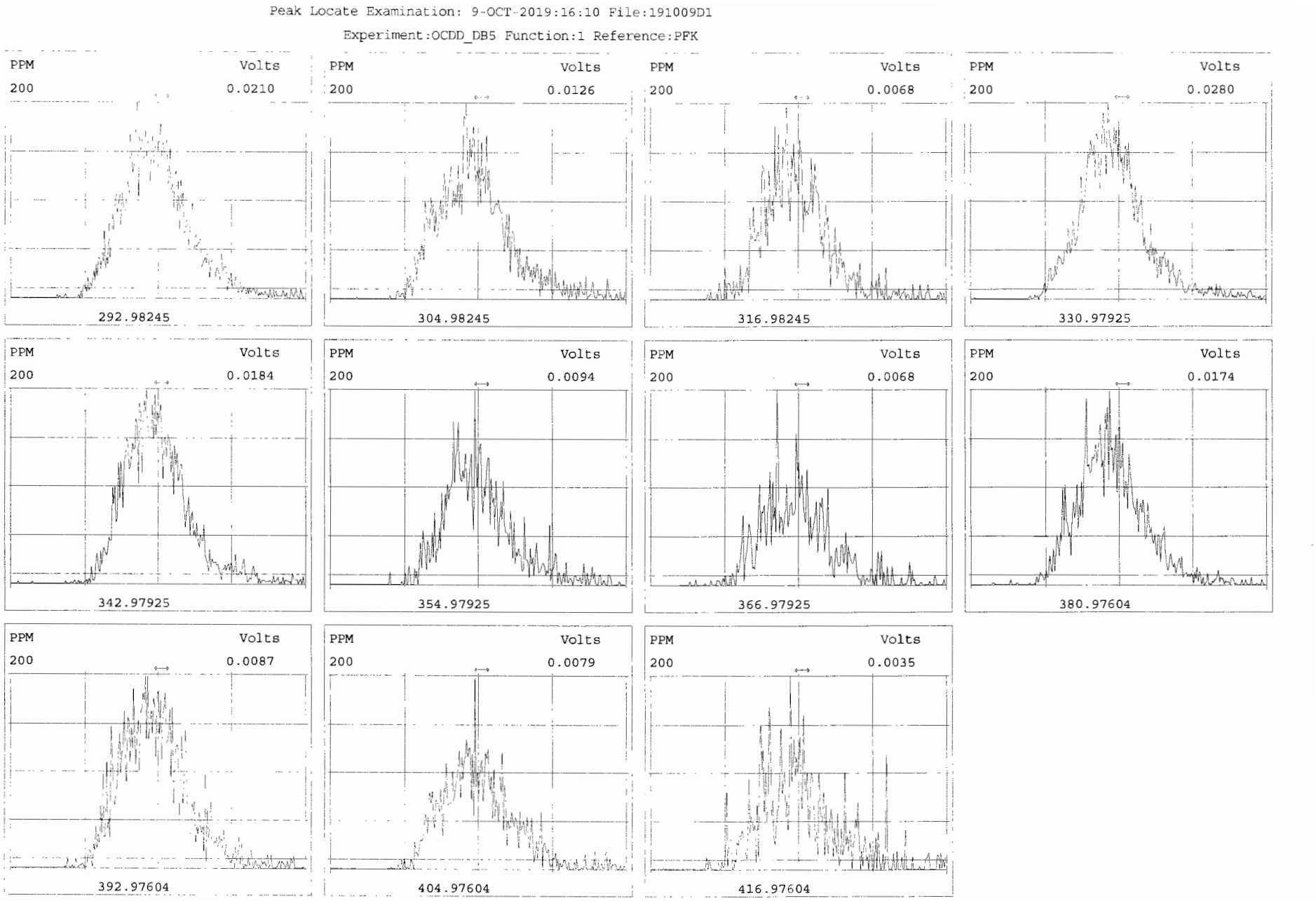
Peak Locate Examination: 9-OCT-2019:16:10 File:191009D1
Experiment:OCDD_DB5 Function:1 Reference:PFK
PPM
Volts
200
0.0210
292.98245
PPM
Volts
200
0.0126
304.98245
PPM
Volts
200
0.0068
316.98245
PPM
Volts
200
0.0280
330.97925
PPM
Volts
200
0.0184
342.97925
PPM
Volts
200
0.0094
354.97925
PPM
Volts
200
0.0068
366.97925
PPM
Volts
200
0.0174
380.97604
PPM
Volts
200
0.0087
392.97604
PPM
Volts
200
0.0079
404.97604
PPM
Volts
200
0.0035
416.97604

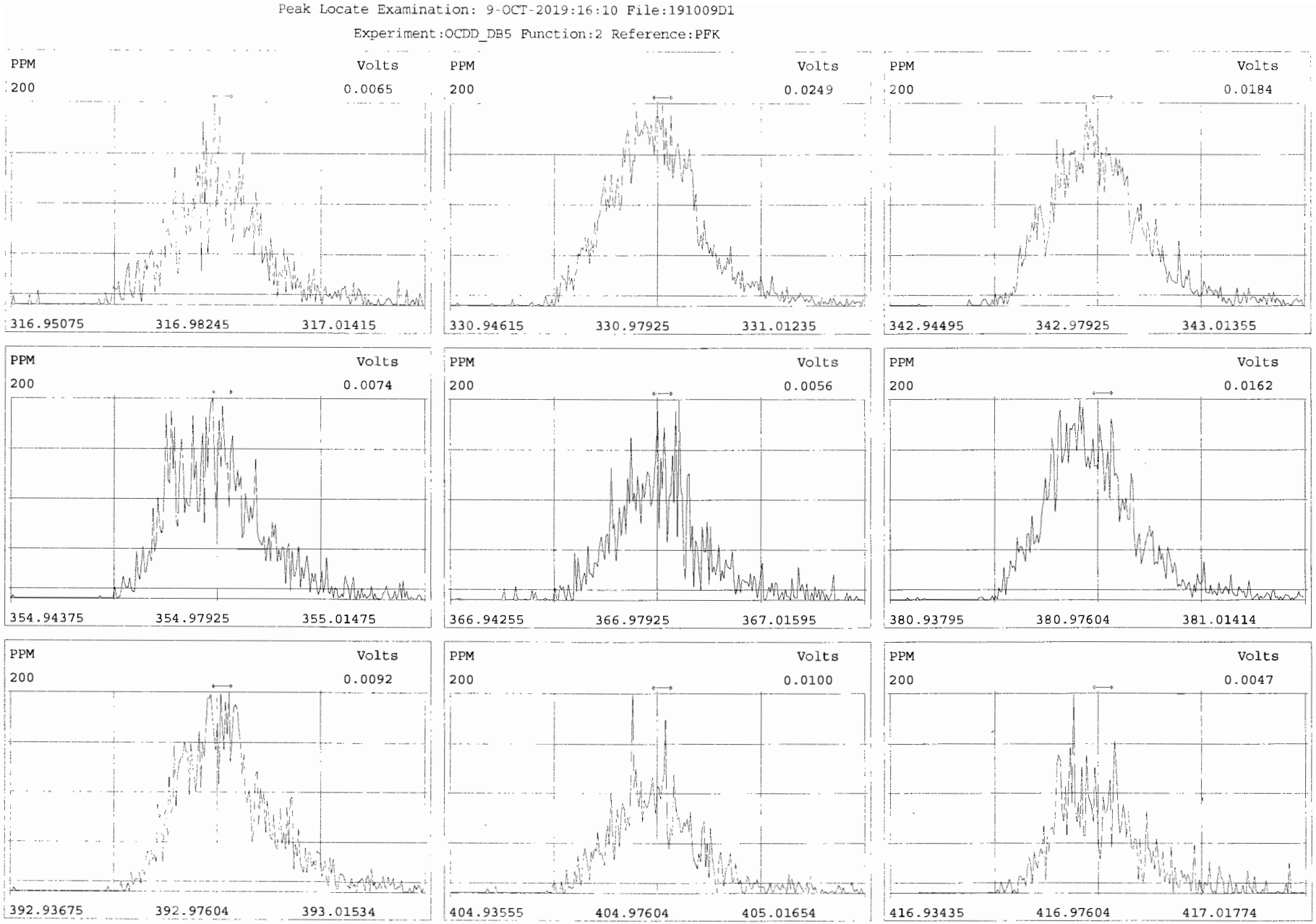
Peak Locate Examination: 9-OCT-2019:16:10 File:191009D1
Experiment:OCDD_DB5 Function:2 Reference:PFK
PPM
Volts
200
0.0065
316.95075
316.98245
317.01415
PPM
Volts
200
0.0249
330.94615
330.97925
331.01235
PPM
Volts
200
0.0184
342.94495
342.97925
343.01355
PPM
Volts
200
0.0074
354.94375
354.97925
355.01475
PPM
Volts
200
0.0056
366.94255
366.97925
367.01595
PPM
Volts
200
0.0162
380.93795
380.97604
381.01414
PPM
Volts
200
0.0092
392.93675
392.97604
393.01534
PPM
Volts
200
0.0100
404.93555
404.97604
405.01654
PPM
Volts
200
0.0047
416.93435
416.97604
417.01774

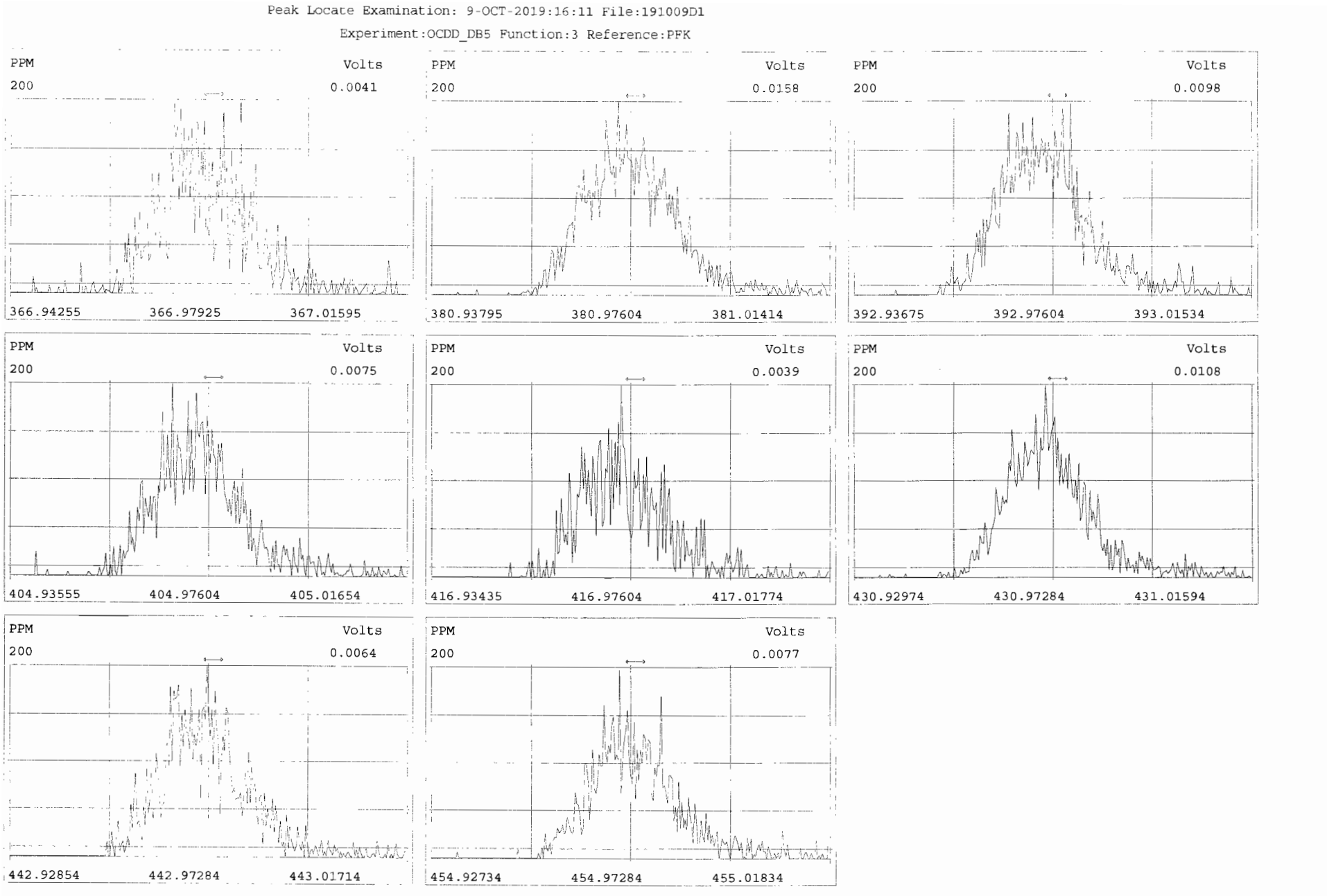
Peak Locate Examination: 9-OCT-2019:16:11 File:191009D1
Experiment:OCDD_DB5 Function:3 Reference:PFK
PPM
Volts
200
0.0041
366.94255
366.97925
367.01595
PPM
Volts
200
0.0158
380.93795
380.97604
381.01414
PPM
Volts
200
0.0098
392.93675
392.97604
393.01534
PPM
Volts
200
0.0075
404.93555
404.97604
405.01654
PPM
Volts
200
0.0039
416.93435
416.97604
417.01774
PPM
Volts
200
0.0108
430.92974
430.97284
431.01594
PPM
Volts
200
0.0064
442.92854
442.97284
443.01714
PPM
Volts
200
0.0077
454.92734
454.97284
455.01834

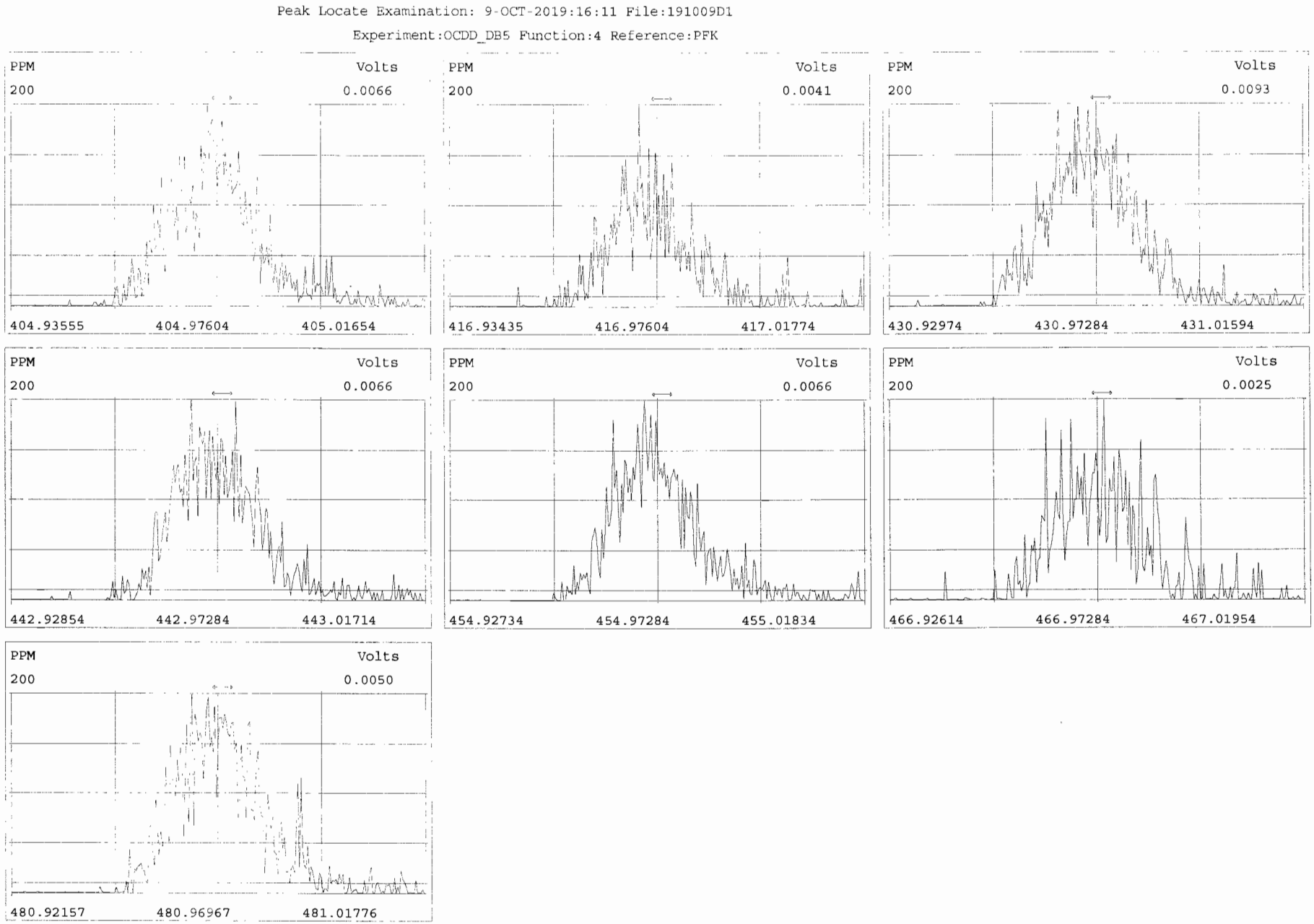
Peak Locate Examination: 9-OCT-2019:16:11 File:191009D1
Experiment:OCDD_DB5 Function:4 Reference:PFK
PPM
Volts
200
0.0066
404.93555
404.97604
405.01654
PPM
Volts
200
0.0041
416.93435
416.97604
417.01774
PPM
Volts
200
0.0093
430.92974
430.97284
431.01594
PPM
Volts
200
0.0066
442.92854
442.97284
443.01714
PPM
Volts
200
0.0066
454.92734
454.97284
455.01834
PPM
Volts
200
0.0025
466.92614
466.97284
467.01954
PPM
Volts
200
0.0050
480.92157
480.96967
481.01776

Peak Locate Examination: 9-OCT-2019:16:12 File:191009D1

Experiment:OCDD_DB5 Function:5 Reference:PFK

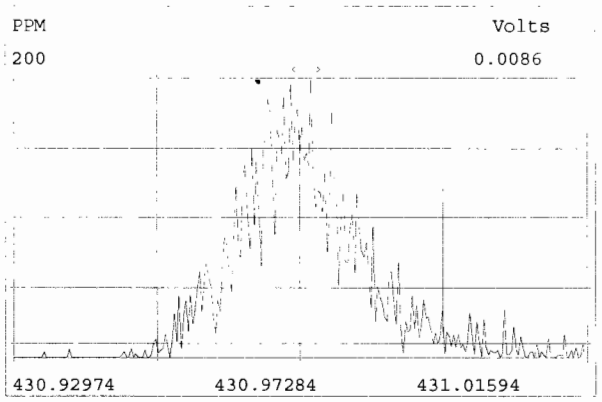

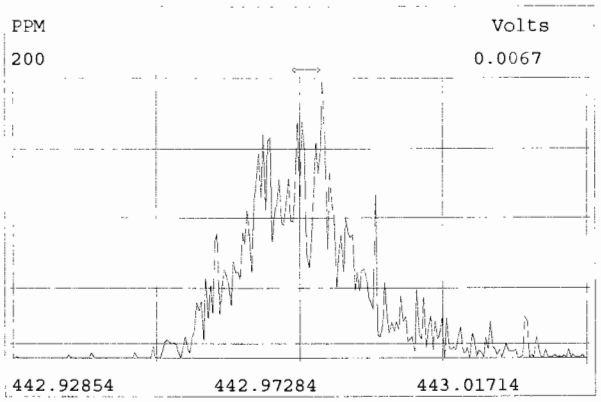

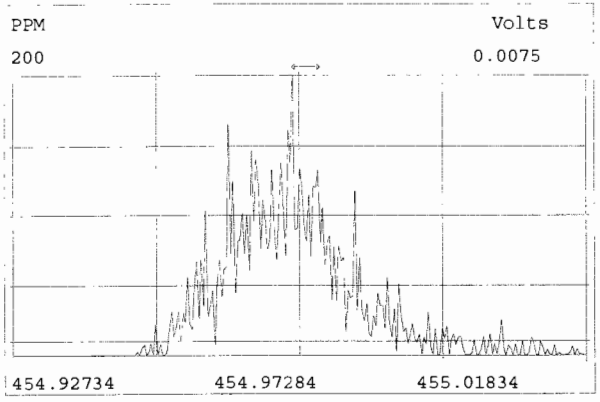

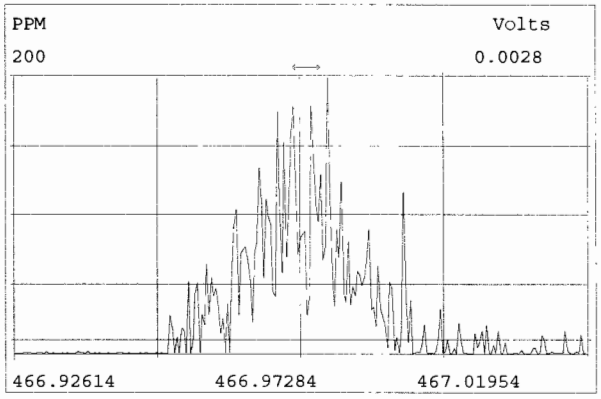

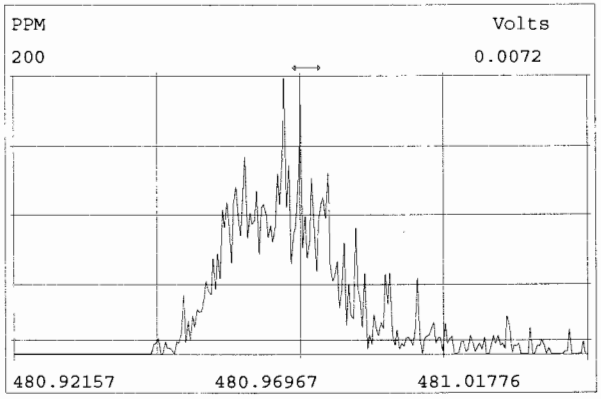

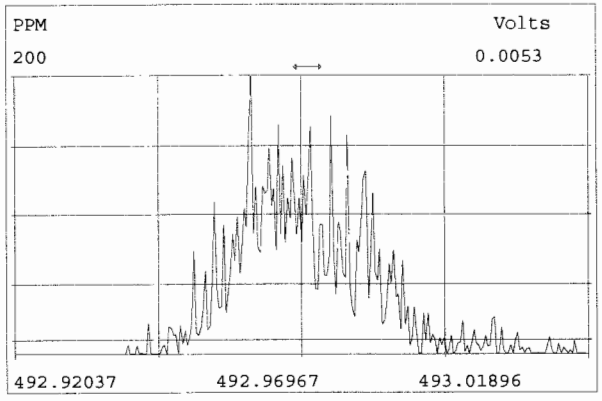

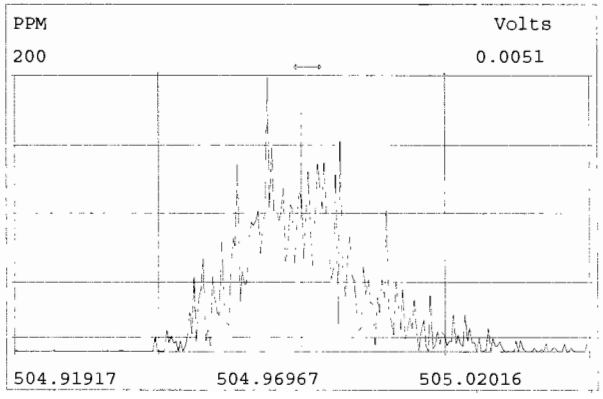

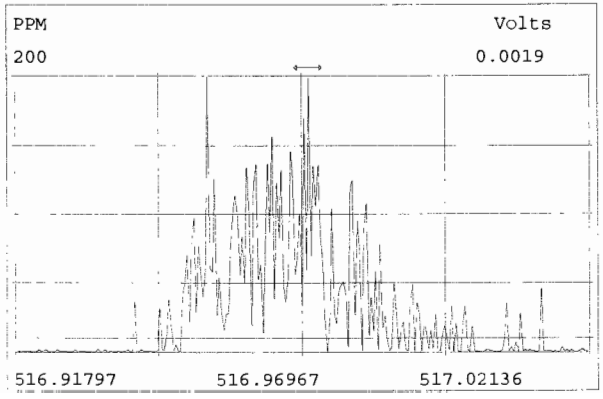

Vista Analytical Laboratory - Injection Log Run file: 191009D1 Instrument ID: VG-7 GC Column ID: ZB-5MS

Data file	S#	Sample ID	Analyst	Acq date	Acq time	CCal	ECal
191009D1	1	ST191009D1-1	DB	9-OCT-19	16:13:04	ST191009D1-4	NA
191009D1	2	ST191009D1-2	DB	9-OCT-19	17:00:45	ST191009D1-4	NA
191009D1	3	ST191009D1-3	DB	9-OCT-19	17:48:27	ST191009D1-4	NA
191009D1	4	ST191009D1-4	DB	9-OCT-19	18:36:09	ST191009D1-4	NA
191009D1	5	ST191009D1-5	DB	9-OCT-19	19:23:46	ST191009D1-4	NA
191009D1	6	ST191009D1-6	DB	9-OCT-19	20:11:17	ST191009D1-4	NA
191009D1	7	SOLVENT BLANK	DB	9-OCT-19	20:58:57	ST191009D1-4	NA
191009D1	8	SS191009D1-1	DB	9-OCT-19	21:46:34	ST191009D1-4	NA
191009D1	9	B9J0001-BS1	DB	9-OCT-19	22:34:09	ST191009D1-4	NA
191009D1	10	SOLVENT BLANK	DB	9-OCT-19	23:21:45	ST191009D1-4	NA
191009D1	11	B9J0001-BLK1	DB	10-OCT-19	00:09:30	ST191009D1-4	NA
191009D1	12	QC191007D1-1	DB	10-OCT-19	00:57:00	ST191009D1-4	NA
191009D1	13	1903285-08	DB	10-OCT-19	01:44:36	ST191009D1-4	NA
191009D1	14	1903285-09	DB	10-OCT-19	02:32:11	ST191009D1-4	NA
191009D1	15	1903285-10	DB	10-OCT-19	03:19:47	ST191009D1-4	NA
191009D1	16	1903103-02@5X	DB	10-OCT-19	04:07:23	ST191009D1-4	NA
191009D1	17	1903103-01@5X	DB	10-OCT-19	04:54:54	ST191009D1-4	NA
191009D1	18	B9I0240-DUP1@5X	DB	10-OCT-19	05:42:38	ST191009D1-4	NA

File:191009D1 #1-514 Acq: 9-OCT-2019 16:13:04 GC EI+ Voltage SIR Autospec-UltimaE
Sample#1 File Text:Vista_Analytical_Laboratory_VG7 Text:ST191009D1-1 1613 CS0 19C2201 Exp:OCDD_DB5
319.8965 BSUB(10000,15,-3.0) PKD(5,5,3,0.10%,100.0,0.00%,F,F)

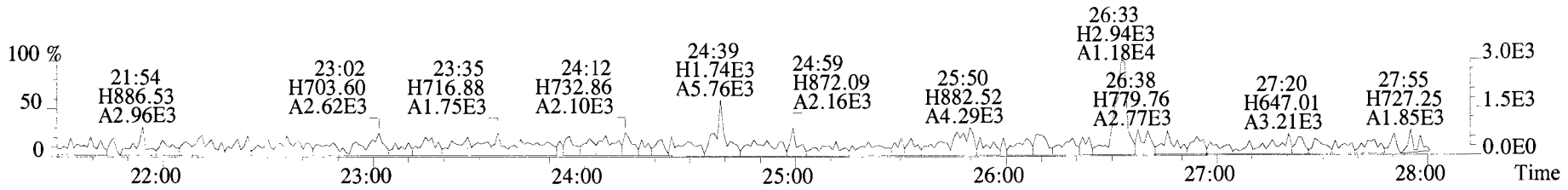

321.8936 BSUB(10000,15,-3.0) PKD(5,5,3,0.10%,100.0,0.00%,F,F)

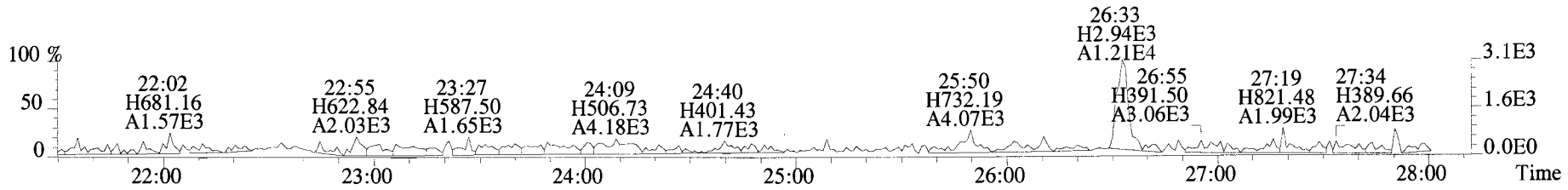

327.8847 BSUB(10000,15,-3.0) PKD(5,5,3,0.10%,100.0,0.00%,F,F)

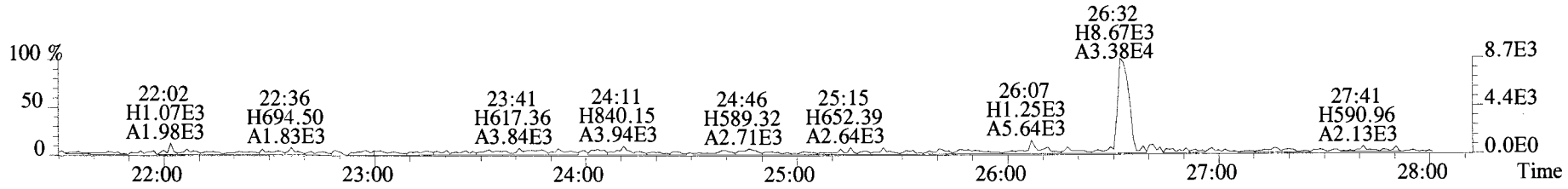

331.9368 BSUB(10000,15,-3.0) PKD(5,5,3,0.10%,100.0,0.00%,F,F)

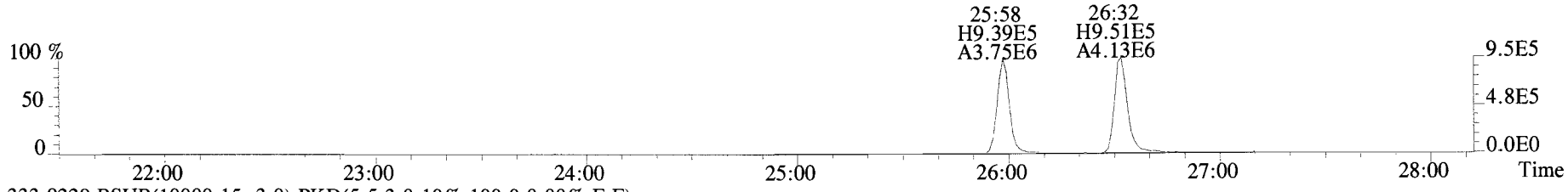

333.9339 BSUB(10000,15,-3.0) PKD(5,5,3,0.10%,100.0,0.00%,F,F)

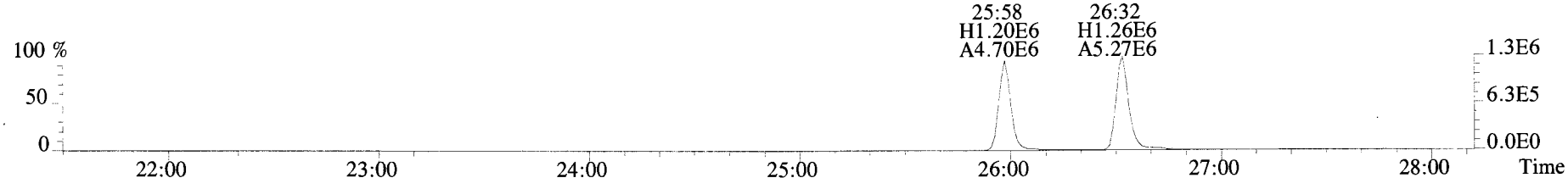

File:191009D1 #1-514 Acq: 9-OCT-2019 16:13:04 GC EI+ Voltage SIR Autospec-UltimaE
Sample#1 File Text:Vista_Analytical_Laboratory_VG7 Text:ST191009D1-1 1613 CS0 19C2201 Exp:OCDD_DB5
319.8965 BSUB(10000,15,-3.0) PKD(5,5,3,0.10%,100.0,0.00%,F,F)

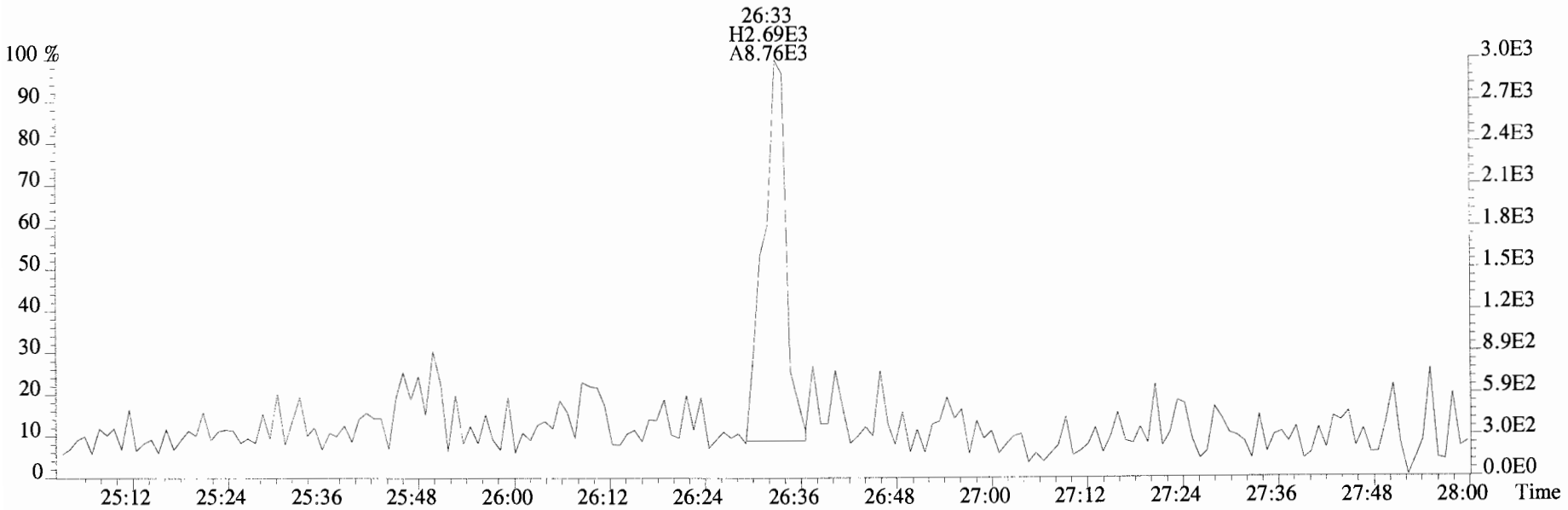

321.8936 BSUB(10000,15,-3.0) PKD(5,5,3,0.10%,100.0,0.00%,F,F)

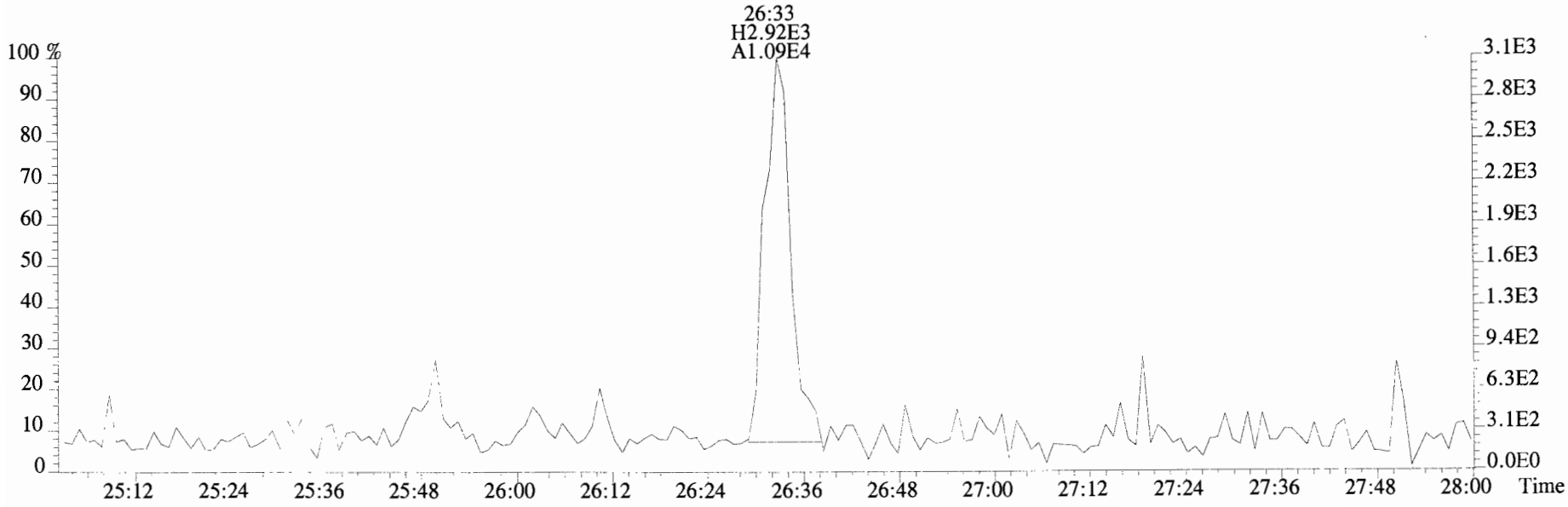

File:191009D1 #1-514 Acq: 9-OCT-2019 16:13:04 GC EI+ Voltage SIR Autospec-UltimaE
Sample#1 File Text:Vista_Analytical_Laboratory_VG7 Text:ST191009D1-1 1613 CS0 19C2201 Exp:OCDD_DB5
327.8847 BSUB(10000,15,-3.0)

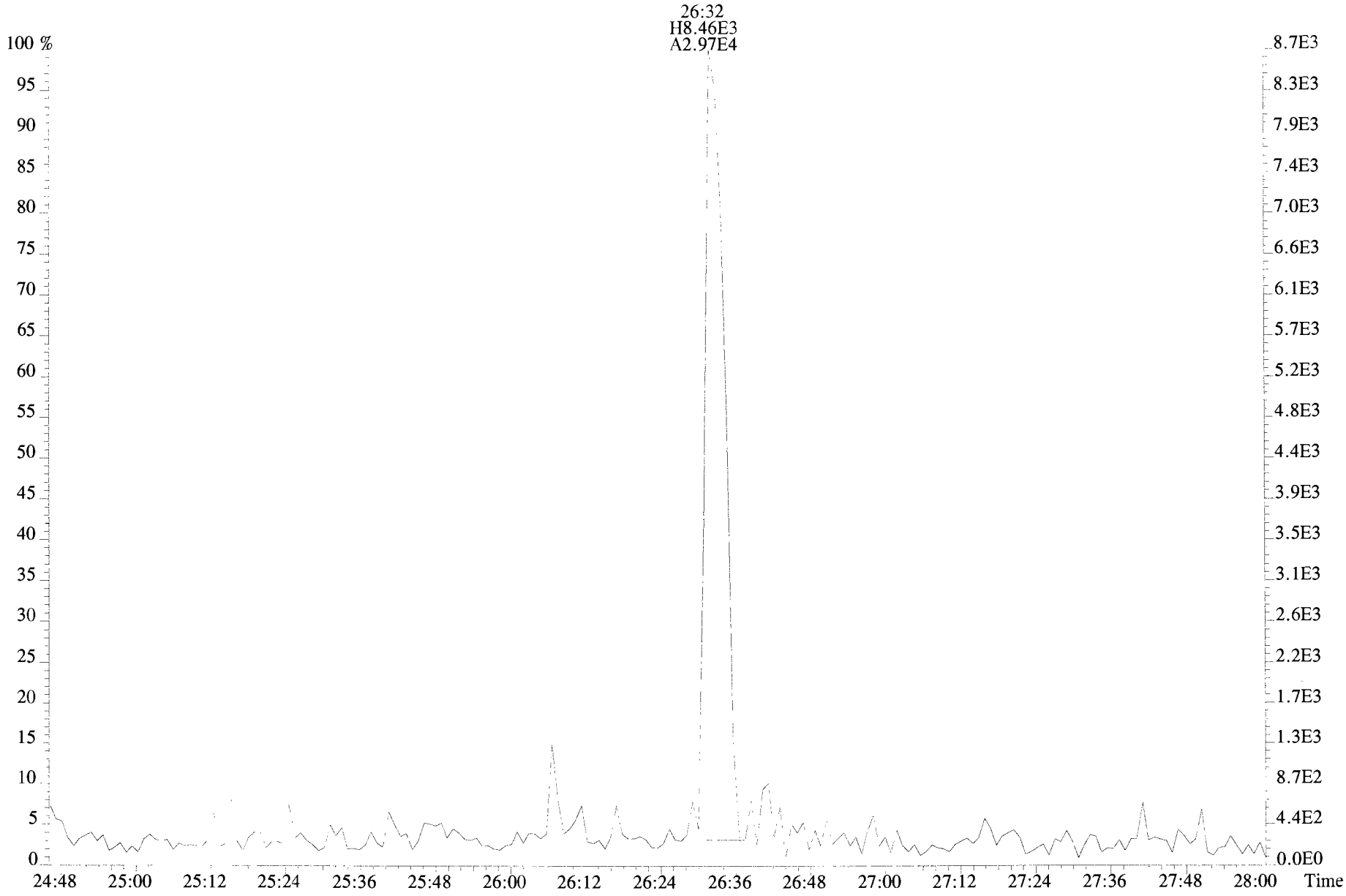

File:191009D1 #1-210 Acq: 9-OCT-2019 16:13:04 GC EI+ Voltage SIR Autospec-UltimaE
Sample#1 File Text:Vista_Analytical_Laboratory_VG7 Text:ST191009D1-1 1613 CS0 19C2201 Exp:OCDD_DB5

353.8576 F:2 BSUB(10000,15,-3.0) PKD(5,5,3,0.10%,100.0,0.00%,F,F)



355.8546 F:2 BSUB(10000,15,-3.0) PKD(5,5,3,0.10%,100.0,0.00%,F,F)



365.8978 F:2 BSUB(10000,15,-3.0) PKD(5,5,3,0.10%,100.0,0.00%,F,F)

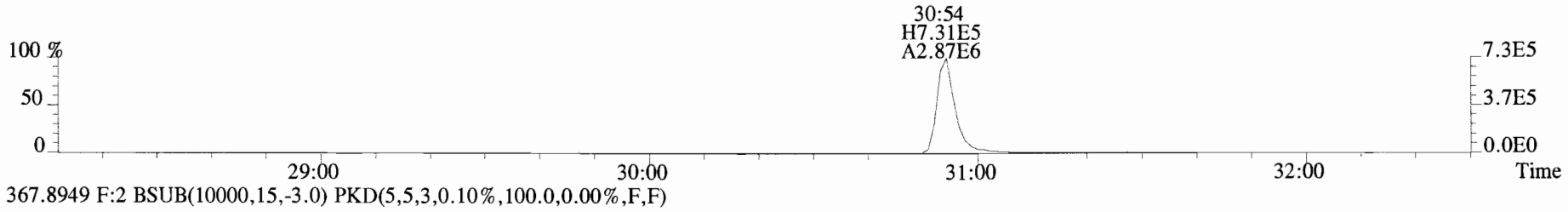

367.8949 F:2 BSUB(10000,15,-3.0) PKD(5,5,3,0.10%,100.0,0.00%,F,F)

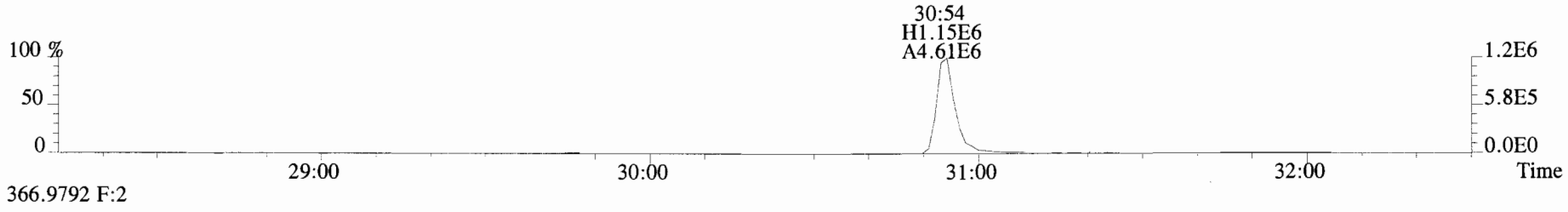

366.9792 F:2

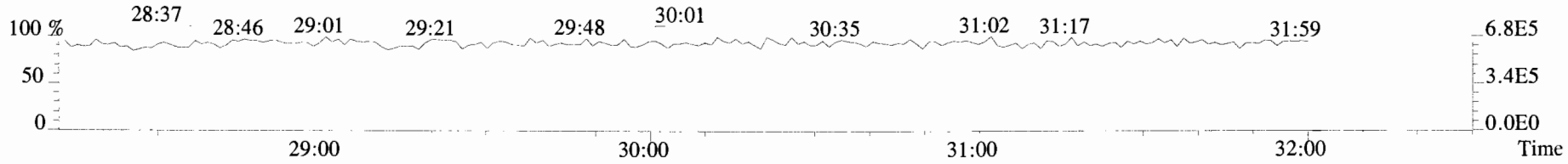

File:191009D1 #1-210 Acq: 9-OCT-2019 16:13:04 GC EI+ Voltage SIR Autospec-UltimaE
Sample#1 File Text:Vista_Analytical_Laboratory_VG7 Text:ST191009D1-1 1613 CS0 19C2201 Exp:OCDD_DB5
353.8576 F:2 BSUB(10000,15,-3.0) PKD(5,5,3,0.10%,100.0,0.00%,F,F)

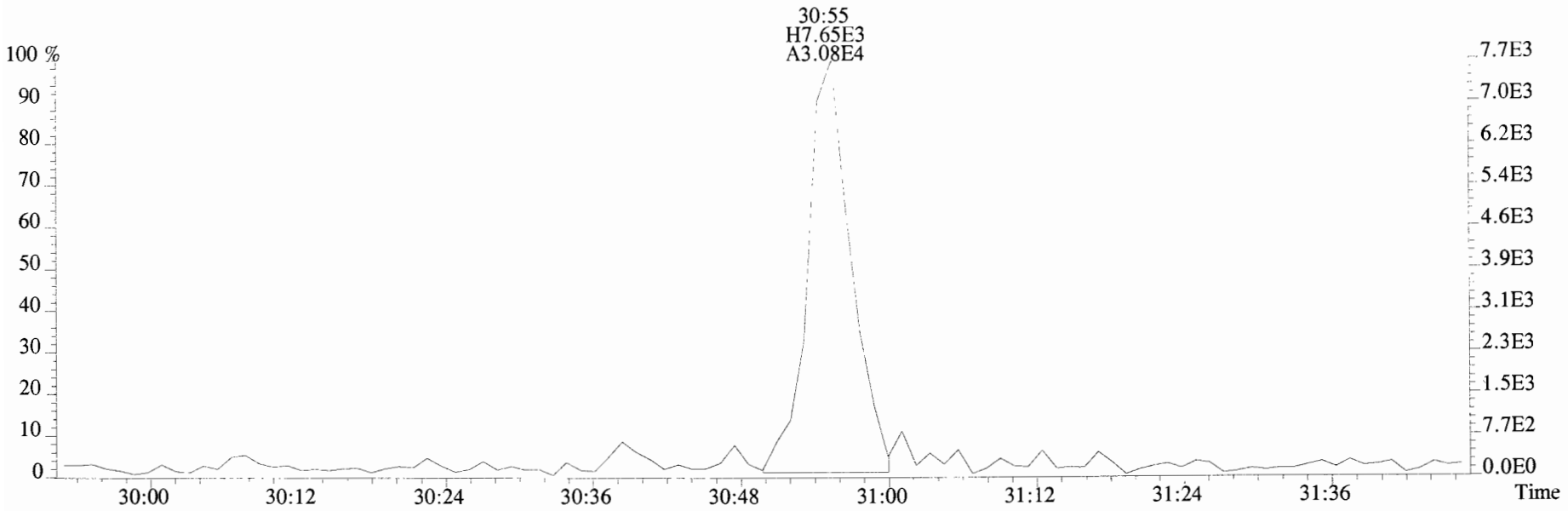

355.8546 F:2 BSUB(10000,15,-3.0) PKD(5,5,3,0.10%,100.0,0.00%,F,F)

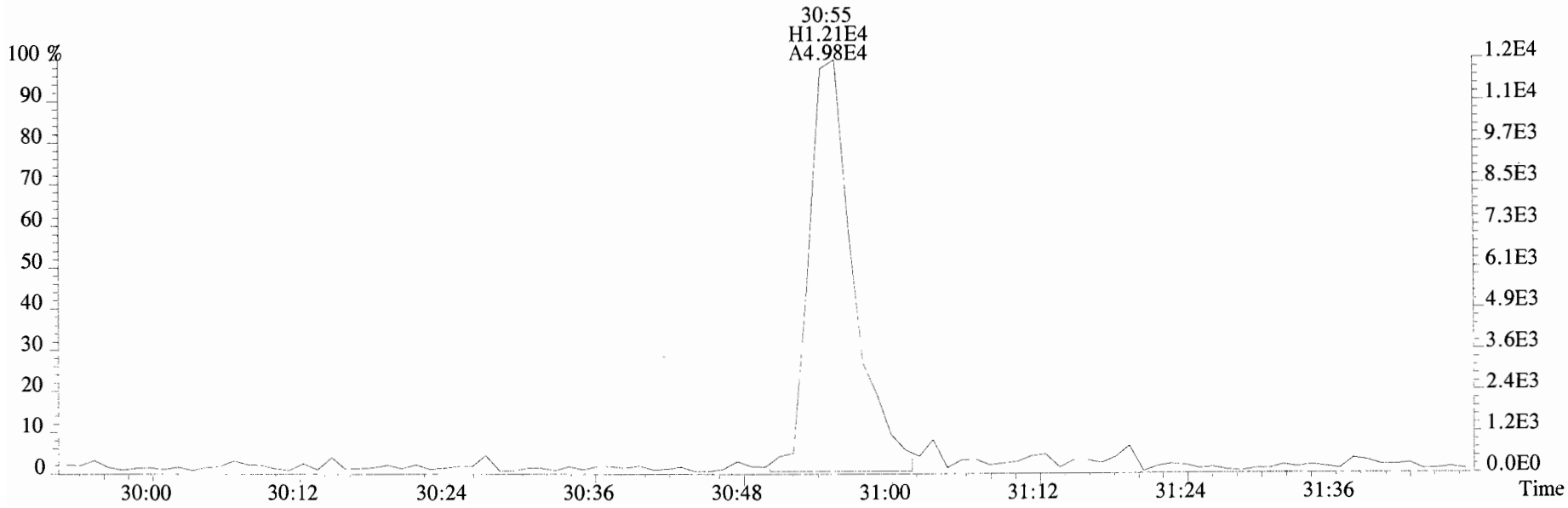

File:191009D1 #1-356 Acq: 9-OCT-2019 16:13:04 GC EI+ Voltage SIR Autospec-UltimaE
Sample#1 File Text:Vista_Analytical_Laboratory_VG7 Text:ST191009D1-1 1613 CS0 19C2201 Exp:OCDD_DB5
389.8156 F:3 BSUB(10000,15,-3.0) PKD(5,5,3,0.10%,100.0,0.00%,F,F)

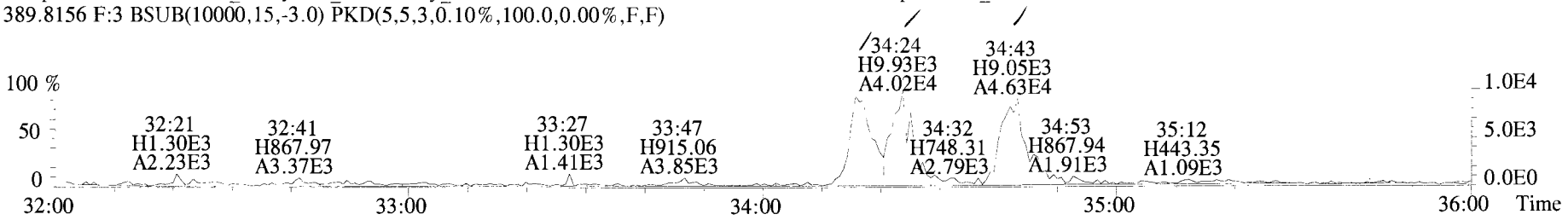

391.8127 F:3 BSUB(10000,15,-3.0) PKD(5,5,3,0.10%,100.0,0.00%,F,F)

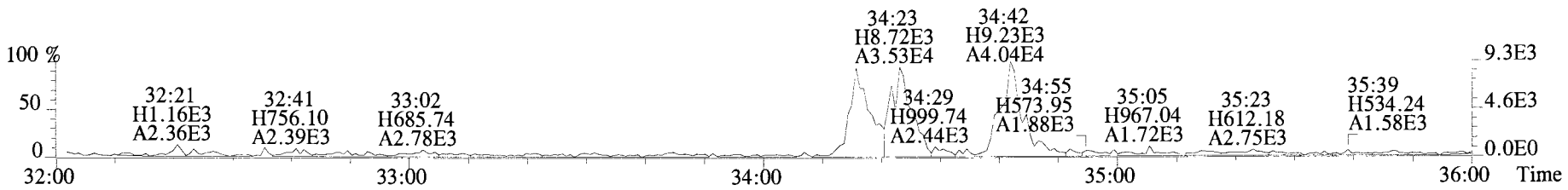

401.8559 F:3 BSUB(10000,15,-3.0) PKD(5,5,3,0.10%,100.0,0.00%,F,F)

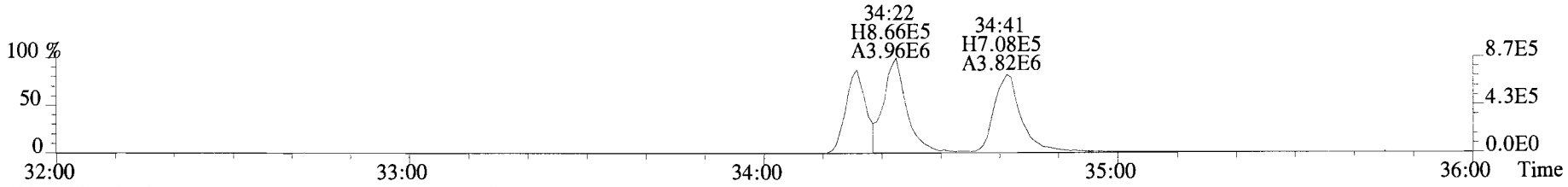

403.8530 F:3 BSUB(10000,15,-3.0) PKD(5,5,3,0.10%,100.0,0.00%,F,F)

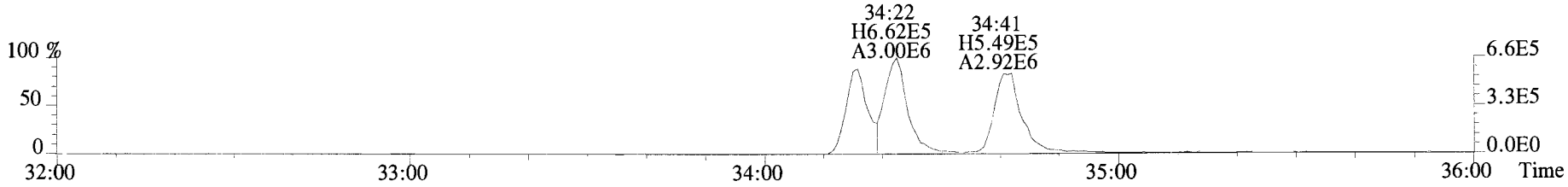

392.9760 F:3

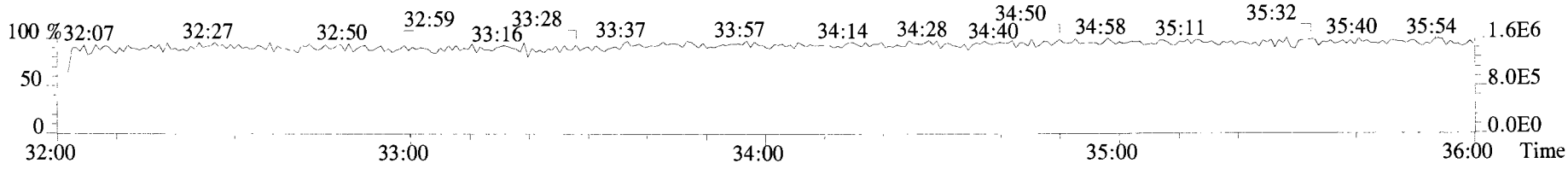

File:191009D1 #1-356 Acq: 9-OCT-2019 16:13:04 GC EI+ Voltage SIR Autospec-UltimaE
Sample#1 File Text:Vista_Analytical_Laboratory_VG7 Text:ST191009D1-1 1613 CS0 19C2201 Exp:OCDD_DB5
389.8156 F:3 BSUB(10000,15,-3.0) PKD(5,5,3,0.10%,100.0,0.00%,F,F)

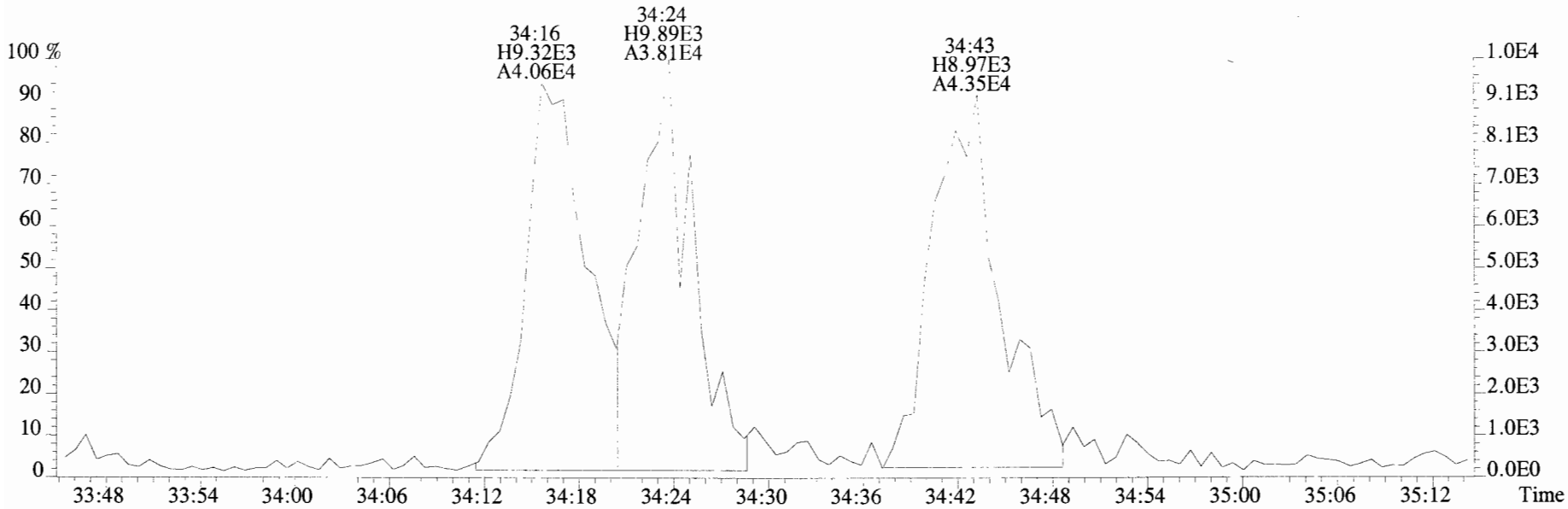

391.8127 F:3 BSUB(10000,15,-3.0) PKD(5,5,3,0.10%,100.0,0.00%,F,F)

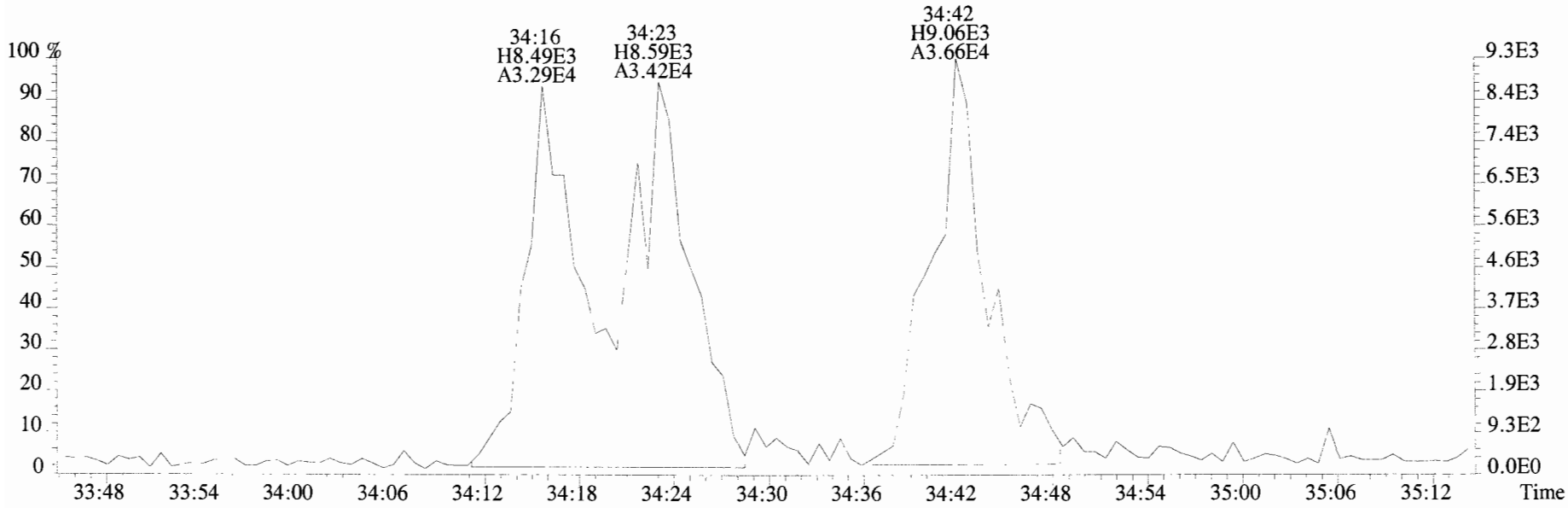

File:191009D1 #1-356 Acq: 9-OCT-2019 16:13:04 GC EI+ Voltage SIR Autospec-UltimaE
Sample#1 File Text:Vista_Analytical_Laboratory_VG7 Text:ST191009D1-1 1613 CS0 19C2201 Exp:OCDD_DB5
401.8559 F:3 BSUB(10000,15,-3.0) PKD(5,5,3,0.10%,100.0,0.00%,F,F)

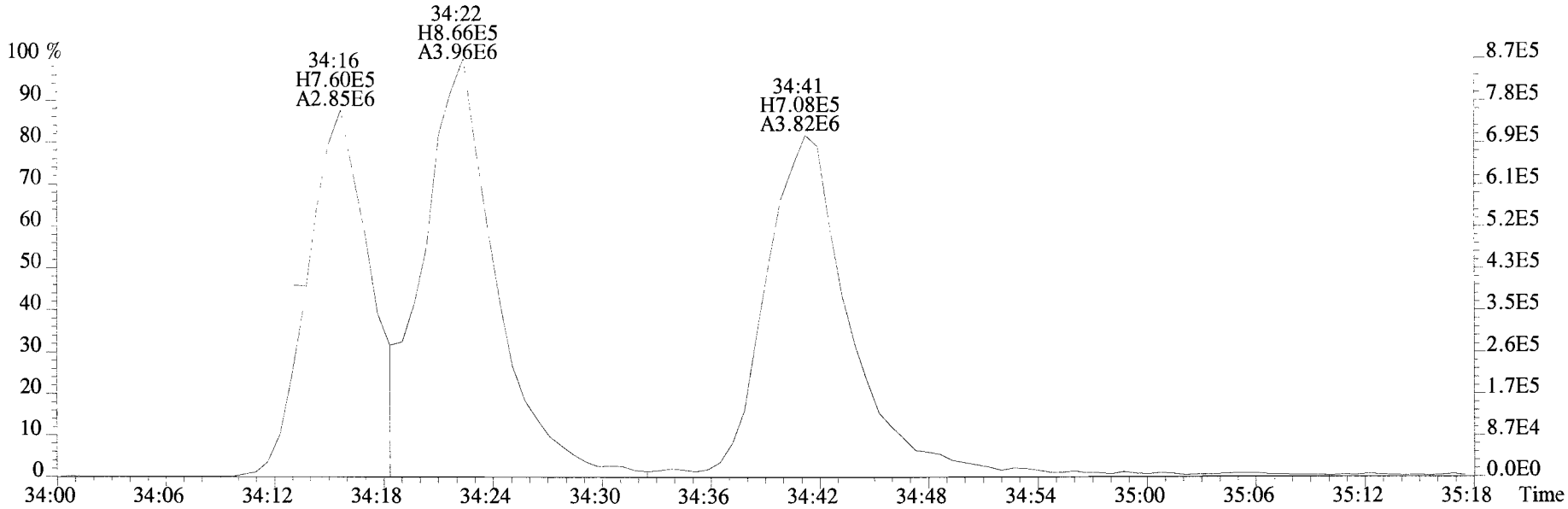

403.8530 F:3 BSUB(10000,15,-3.0) PKD(5,5,3,0.10%,100.0,0.00%,F,F)

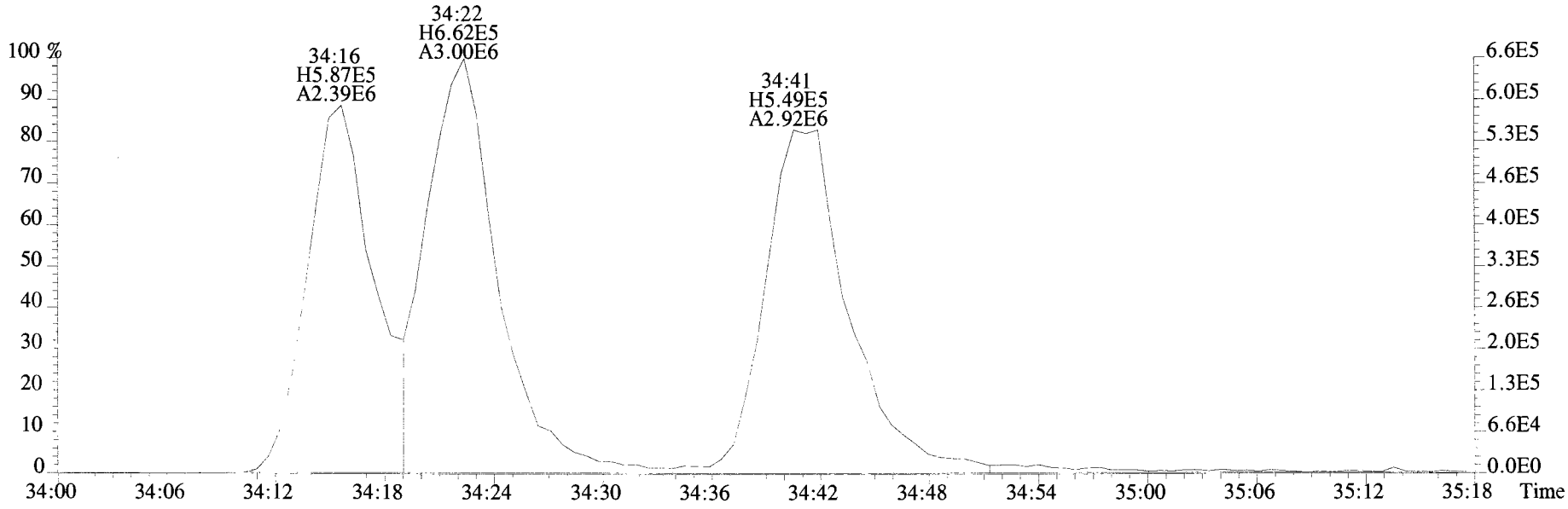

File:191009D1 #1-355 Acq: 9-OCT-2019 16:13:04 GC EI+ Voltage SIR Autospec-UltimaE
Sample#1 File Text:Vista_Analytical_Laboratory_VG7 Text:ST191009D1-1 1613 CS0 19C2201 Exp:OCDD_DB5

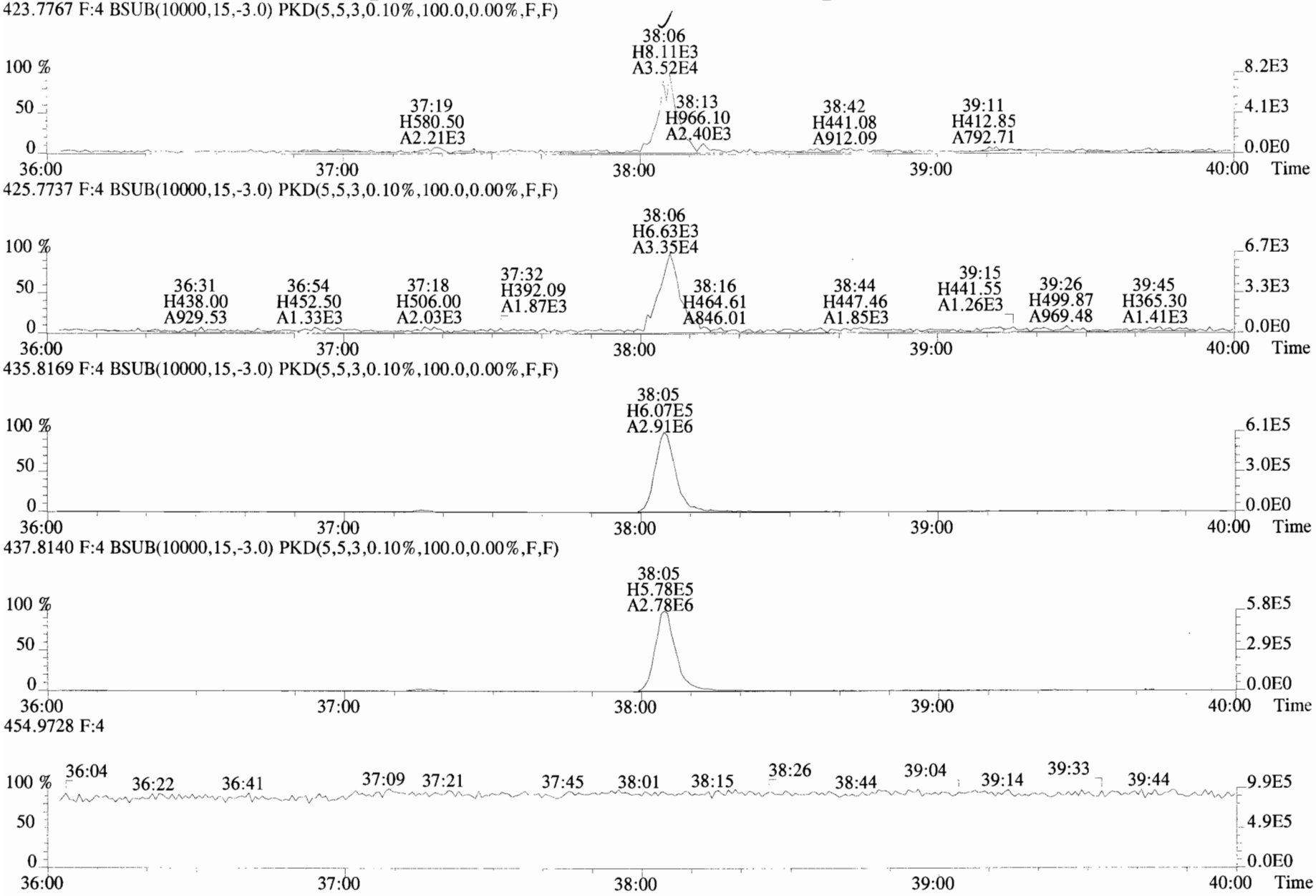

File:191009D1 #1-355 Acq: 9-OCT-2019 16:13:04 GC EI+ Voltage SIR Autospec-UltimaE
Sample#1 File Text:Vista_Analytical_Laboratory_VG7 Text:ST191009D1-1 1613 CS0 19C2201 Exp:OCDD_DB5
423.7767 F:4 BSUB(10000,15,-3.0) PKD(5,5,3,0.10%,100.0,0.00%,F,F)

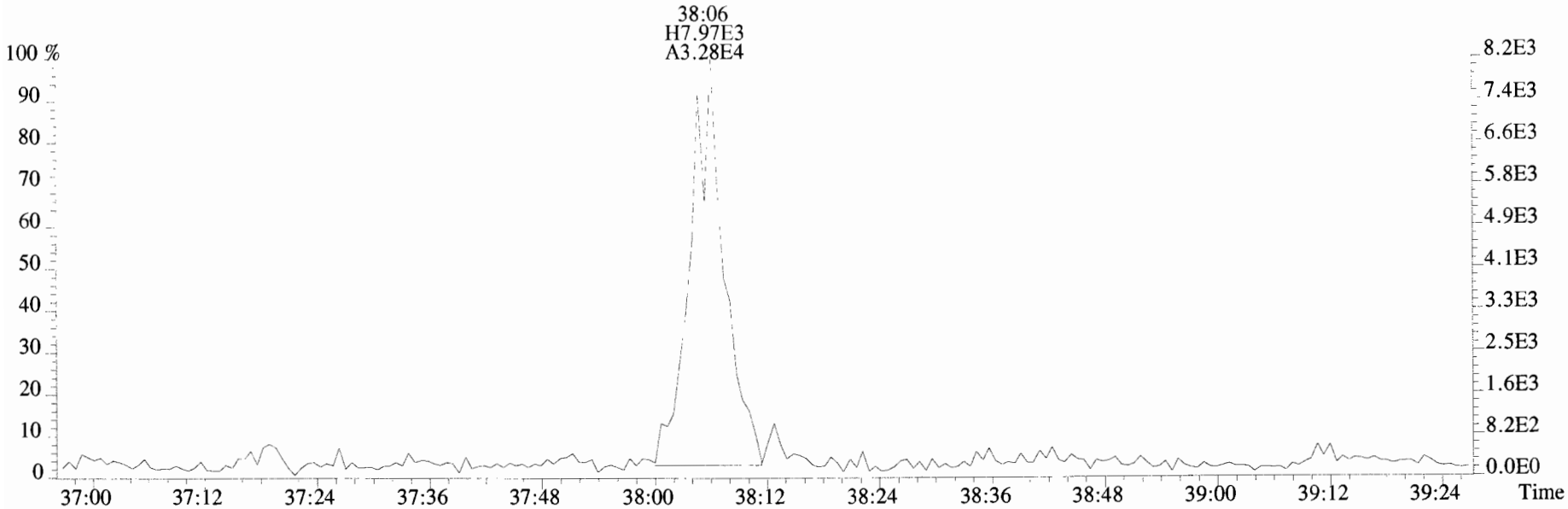

425.7737 F:4 BSUB(10000,15,-3.0) PKD(5,5,3,0.10%,100.0,0.00%,F,F)

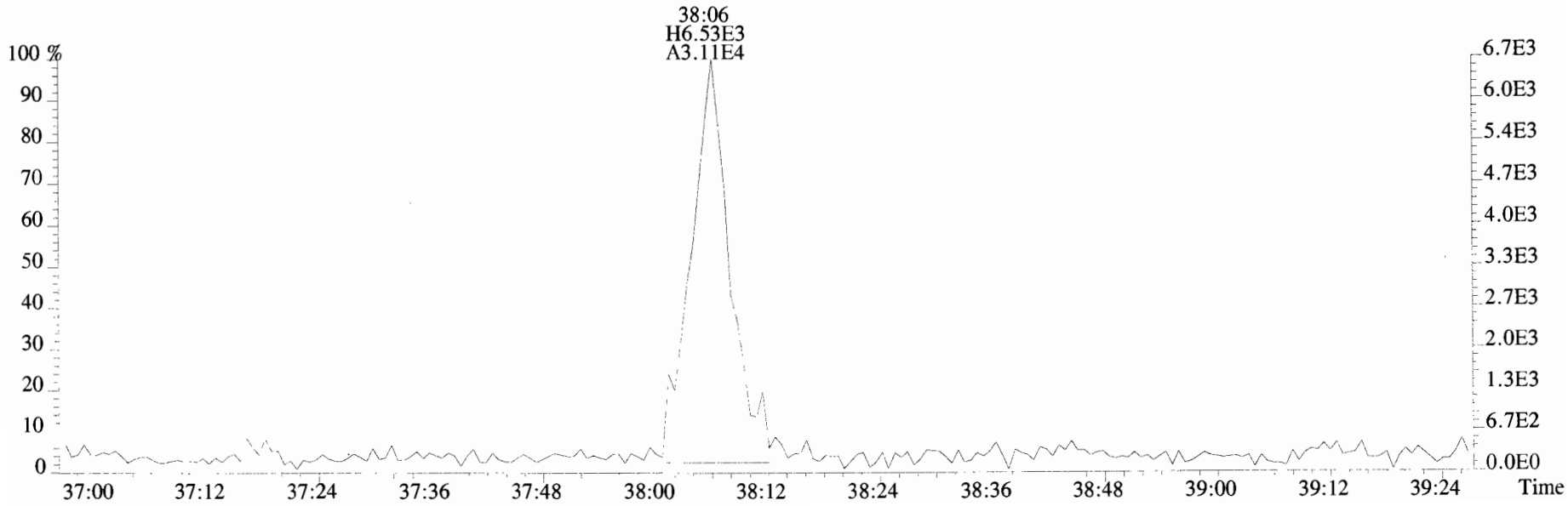

File:191009D1 #1-432 Acq: 9-OCT-2019 16:13:04 GC EI+ Voltage SIR Autospec-UltimaE
Sample#1 File Text:Vista_Analytical_Laboratory_VG7 Text:ST191009D1-1 1613 CS0 19C2201 Exp:OCDD_DB5

457.7377 F:5 BSUB(10000,15,-3.0) PKD(5,5,3,0.10%,100.0,0.00%,F,F)



459.7348 F:5 BSUB(10000,15,-3.0) PKD(5,5,3,0.10%,100.0,0.00%,F,F)

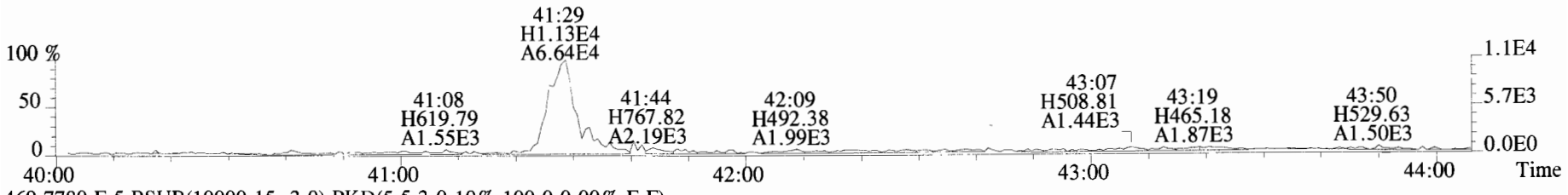

469.7780 F:5 BSUB(10000,15,-3.0) PKD(5,5,3,0.10%,100.0,0.00%,F,F)

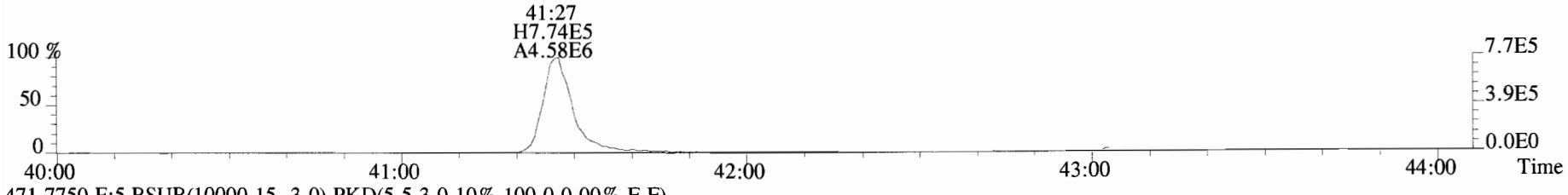

471.7750 F:5 BSUB(10000,15,-3.0) PKD(5,5,3,0.10%,100.0,0.00%,F,F)

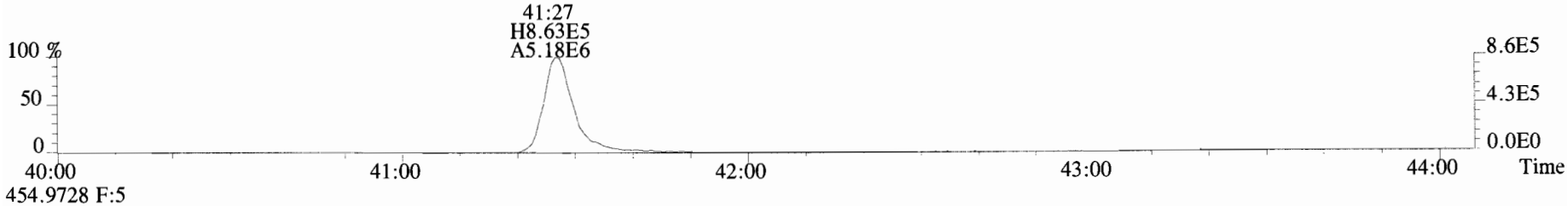

454.9728 F:5

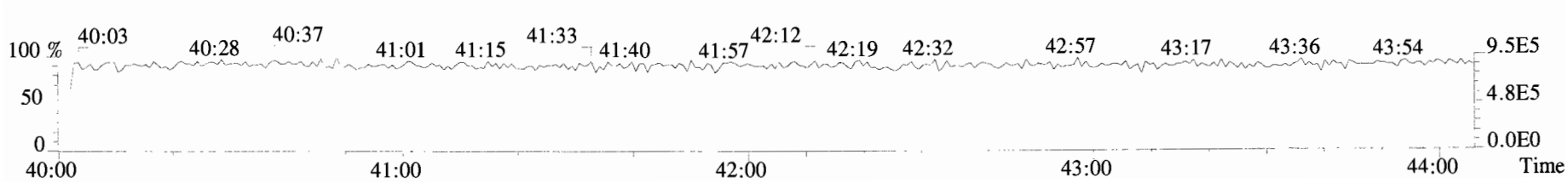

File:191009D1 #1-432 Acq: 9-OCT-2019 16:13:04 GC EI+ Voltage SIR Autospec-UltimaE
Sample#1 File Text:Vista_Analytical_Laboratory_VG7 Text:ST191009D1-1 1613 CS0 19C2201 Exp:OCDD_DB5
457.7377 F:5 BSUB(10000,15,-3.0) PKD(5,5,3,0.10%,100.0,0.00%,F,F)

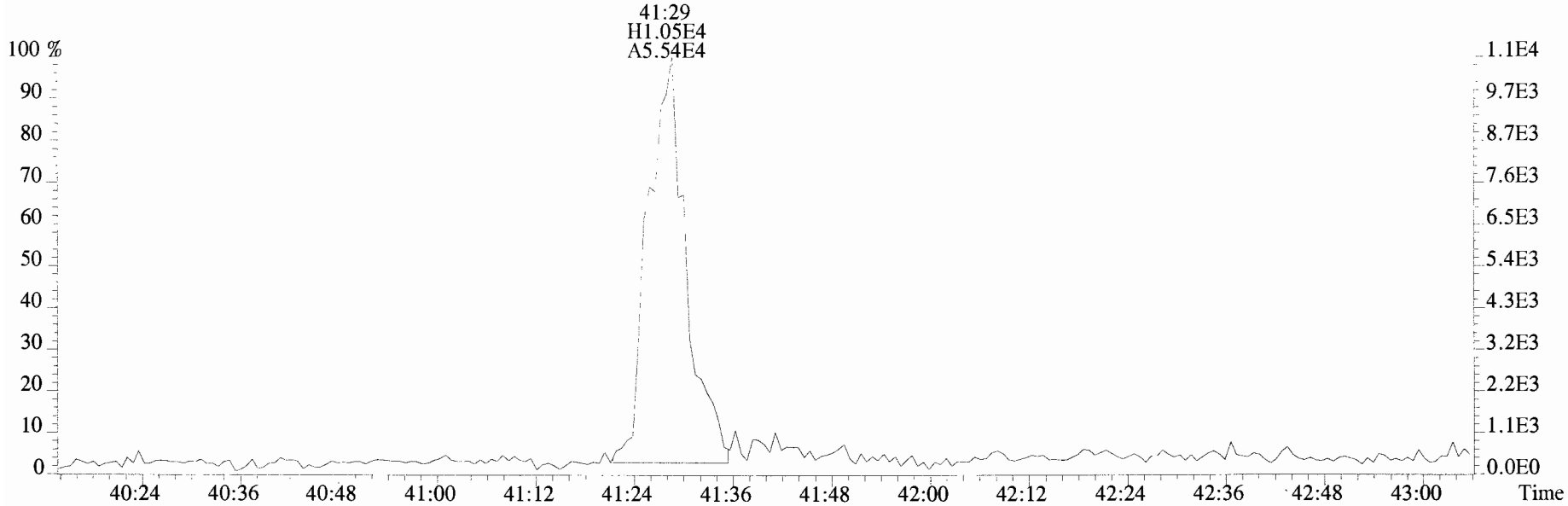

459.7348 F:5 BSUB(10000,15,-3.0) PKD(5,5,3,0.10%,100.0,0.00%,F,F)

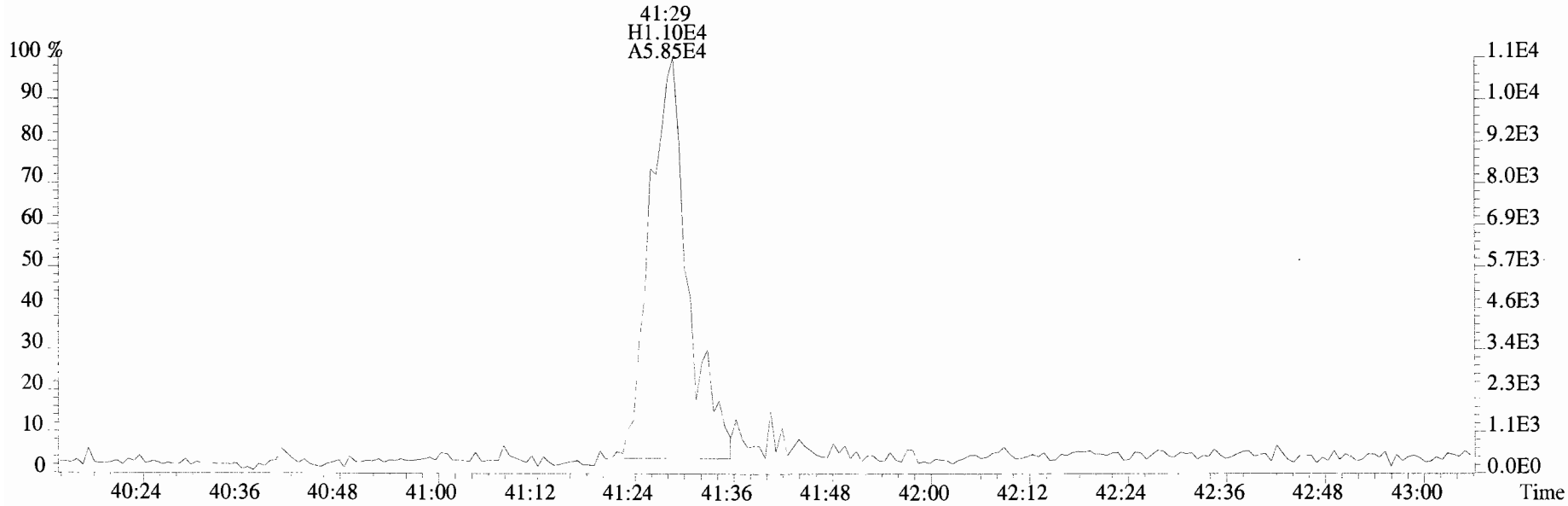

File:191009D1 #1-514 Acq: 9-OCT-2019 16:13:04 GC EI+ Voltage SIR Autospec-UltimaE
Sample#1 File Text:Vista_Analytical_Laboratory_VG7 Text:ST191009D1-1 1613 CS0 19C2201 Exp:OCDD_DB5
303.9016 BSUB(10000,15,-3.0) PKD(5,5,3,0.10%,100.0,0.00%,F,F)

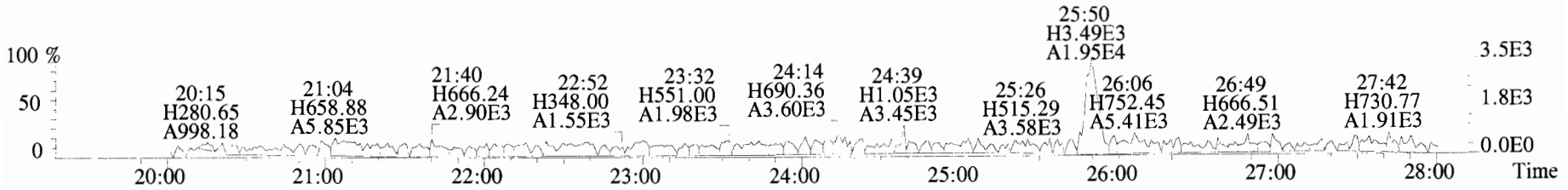

305.8987 BSUB(10000,15,-3.0) PKD(5,5,3,0.10%,100.0,0.00%,F,F)

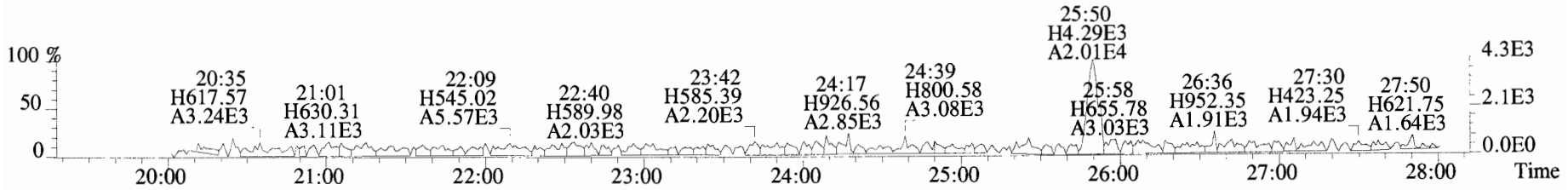

315.9419 BSUB(10000,15,-3.0) PKD(5,5,3,0.10%,100.0,0.00%,F,F)



317.9389 BSUB(10000,15,-3.0) PKD(5,5,3,0.10%,100.0,0.00%,F,F)

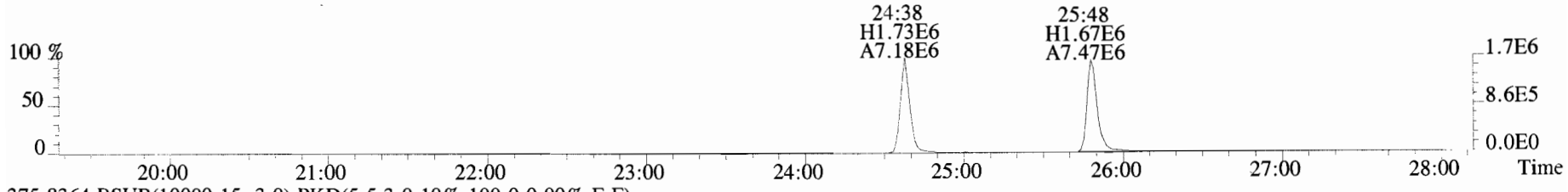

375.8364 BSUB(10000,15,-3.0) PKD(5,5,3,0.10%,100.0,0.00%,F,F)

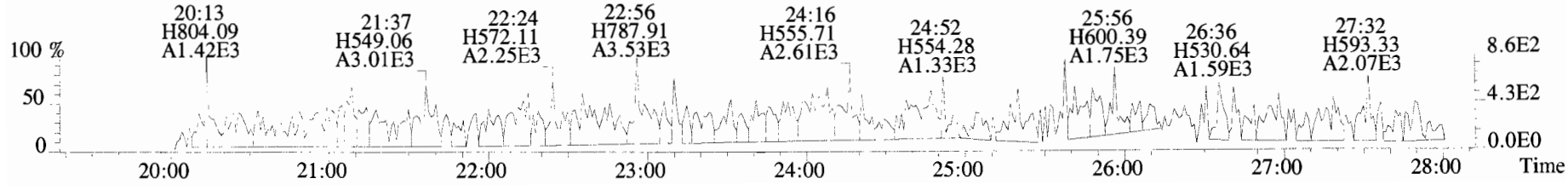

File:191009D1 #1-514 Acq: 9-OCT-2019 16:13:04 GC EI+ Voltage SIR Autospec-UltimaE
Sample#1 File Text:Vista_Analytical_Laboratory_VG7 Text:ST191009D1-1 1613 CS0 19C2201 Exp:OCDD_DB5
303.9016 BSUB(10000,15,-3.0) PKD(5,5,3,0.10%,100.0,0.00%,F,F)

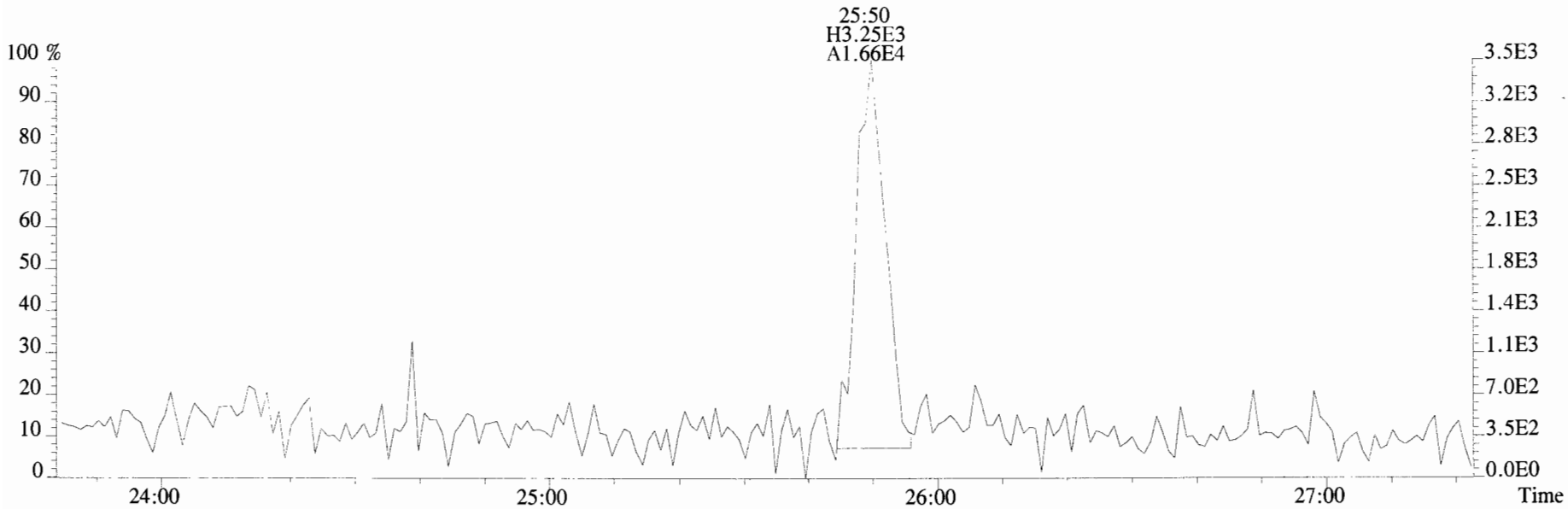

305.8987 BSUB(10000,15,-3.0) PKD(5,5,3,0.10%,100.0,0.00%,F,F)

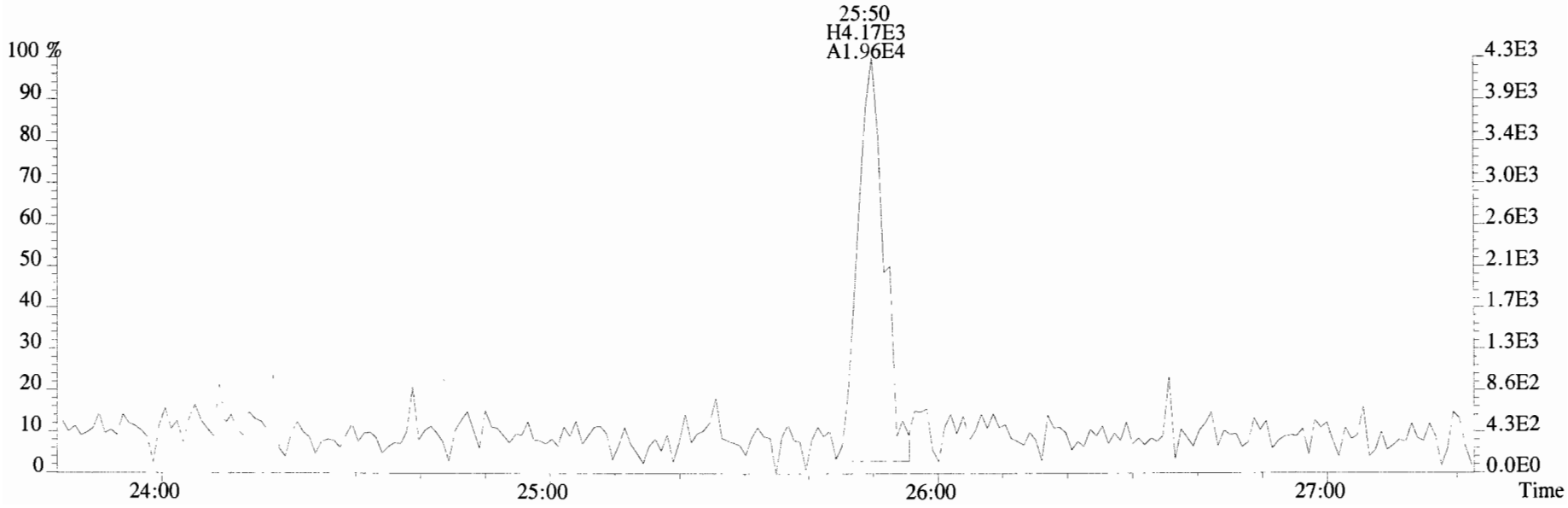

File:191009D1 #1-514 Acq: 9-OCT-2019 16:13:04 GC EI+ Voltage SIR Autospec-UltimaE
Sample#1 File Text:Vista_Analytical_Laboratory_VG7 Text:ST191009D1-1 1613 CS0 19C2201 Exp:OCDD_DB5
339.8597 BSUB(10000,15,-3.0) PKD(5,5,3,0.10%,100.0,0.00%,F,F)

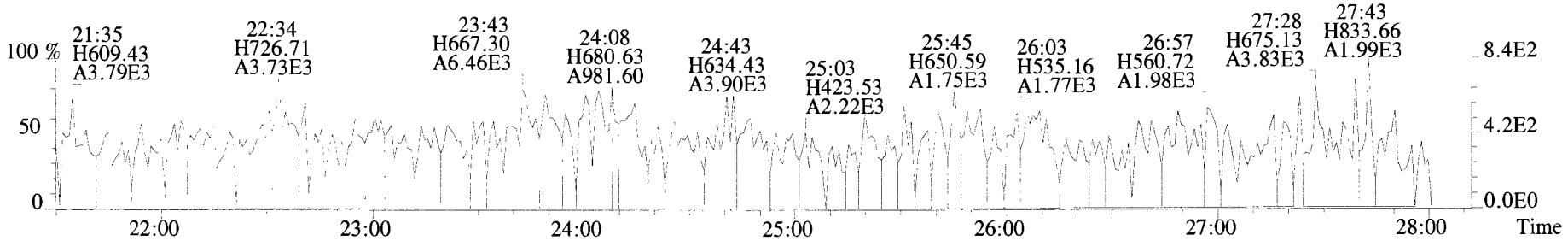

341.8568 BSUB(10000,15,-3.0) PKD(5,5,3,0.10%,100.0,0.00%,F,F)

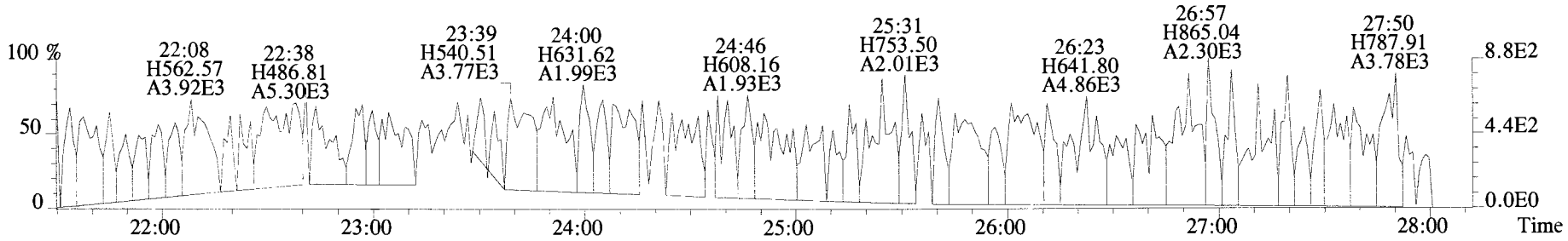

409.7974 BSUB(10000,15,-3.0) PKD(5,5,3,0.10%,100.0,0.00%,F,F)

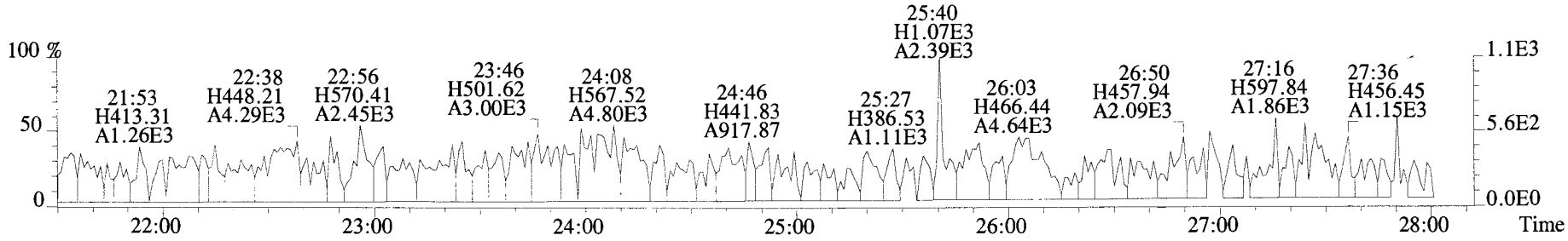

316.9824

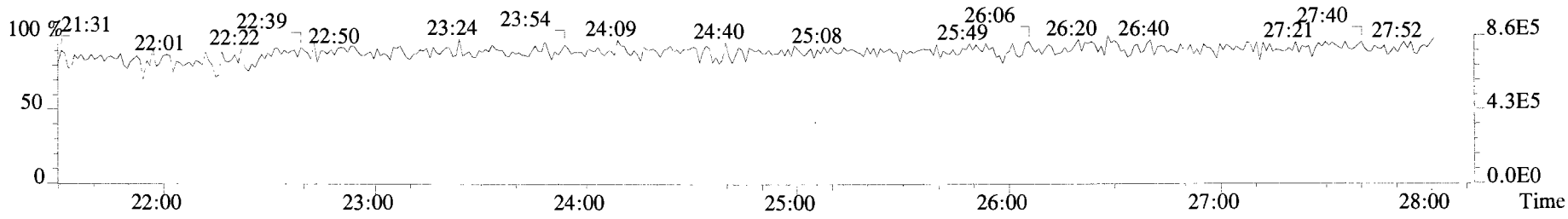


File:191009D1 #1-210 Acq: 9-OCT-2019 16:13:04 GC EI+ Voltage SIR Autospec-UltimaE
Sample#1 File Text:Vista_Analytical_Laboratory_VG7 Text:ST191009D1-1 1613 CS0 19C2201 Exp:OCDD_DB5
339.8597 F:2 BSUB(10000,15,-3.0) PKD(5,5,3,0.10%,100.0,0.00%,F,F)
29:46 H1.91E4 A7.85E4
30:40 H2.39E4 A8.45E4
341.8568 F:2 BSUB(10000,15,-3.0) PKD(5,5,3,0.10%,100.0,0.00%,F,F)
29:47 H1.52E4 A5.27E4
30:40 H1.22E4 A5.71E4
351.9000 F:2 BSUB(10000,15,-3.0) PKD(5,5,3,0.10%,100.0,0.00%,F,F)
29:45 H1.62E6 A6.57E6
30:38 H1.57E6 A6.40E6
353.8970 F:2 BSUB(10000,15,-3.0) PKD(5,5,3,0.10%,100.0,0.00%,F,F)
29:45 H1.02E6 A4.16E6
30:38 H1.04E6 A4.06E6
409.7974 F:2 BSUB(10000,15,-3.0) PKD(5,5,3,0.10%,100.0,0.00%,F,F)
28:14 H239.81 A1.43E3
28:37 H192.95 A1.07E3
29:03 H282.53 A1.26E3
29:13 H806.23 A2.50E3
29:33 H512.18 A2.32E3
30:09 H335.09 A2.65E3
30:34 H428.42 A1.95E3
31:04 H376.53 A1.17E3
31:15 H444.72 A2.15E3
31:48 H459.56 A1.30E3
100 %
50
0
28:12 28:24 28:36 28:48 29:00 29:12 29:24 29:36 29:48 30:00 30:12 30:24 30:36 30:48 31:00 31:12 31:24 31:36 31:48 Time
2.4E4
1.2E4
0.0E0
1.5E4
7.6E3
1.6E6
8.1E5
1.0E6
5.2E5
9.4E2
4.7E2

File:191009D1 #1-210 Acq: 9-OCT-2019 16:13:04 GC EI+ Voltage SIR Autospec-UltimaE
Sample#1 File Text:Vista_Analytical_Laboratory_VG7 Text:ST191009D1-1 1613 CS0 19C2201 Exp:OCDD_DB5
339.8597 F:2 BSUB(10000,15,-3.0) PKD(5,5,3,0.10%,100.0,0.00%,F,F)

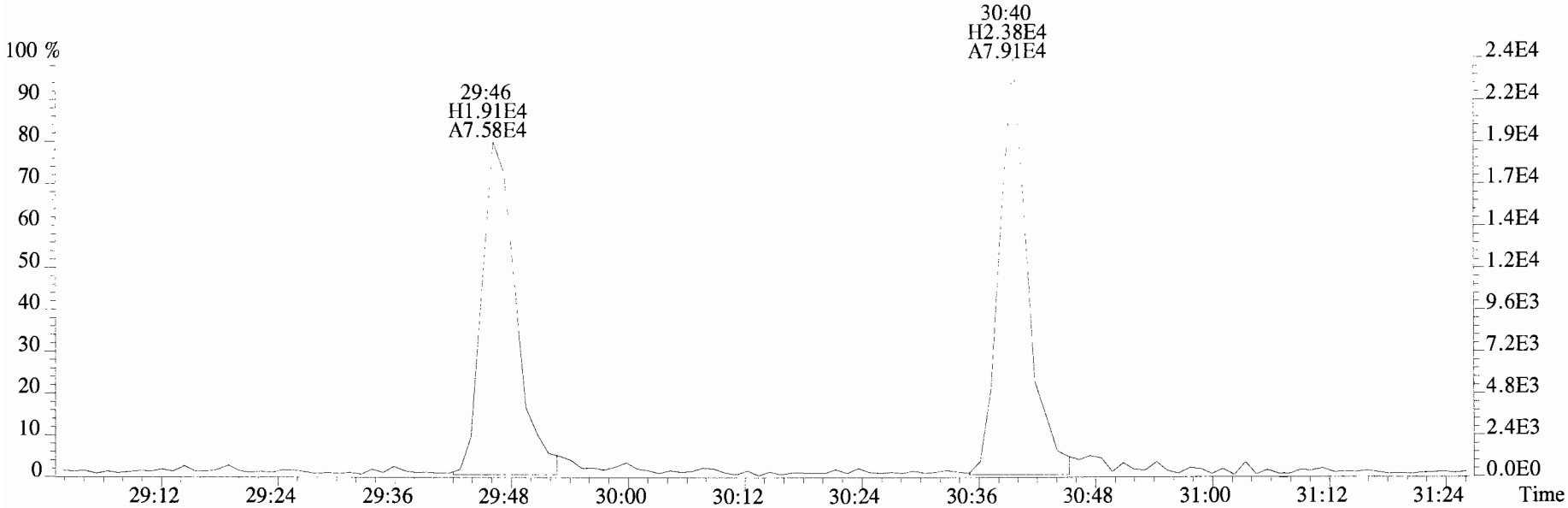

341.8568 F:2 BSUB(10000,15,-3.0) PKD(5,5,3,0.10%,100.0,0.00%,F,F)

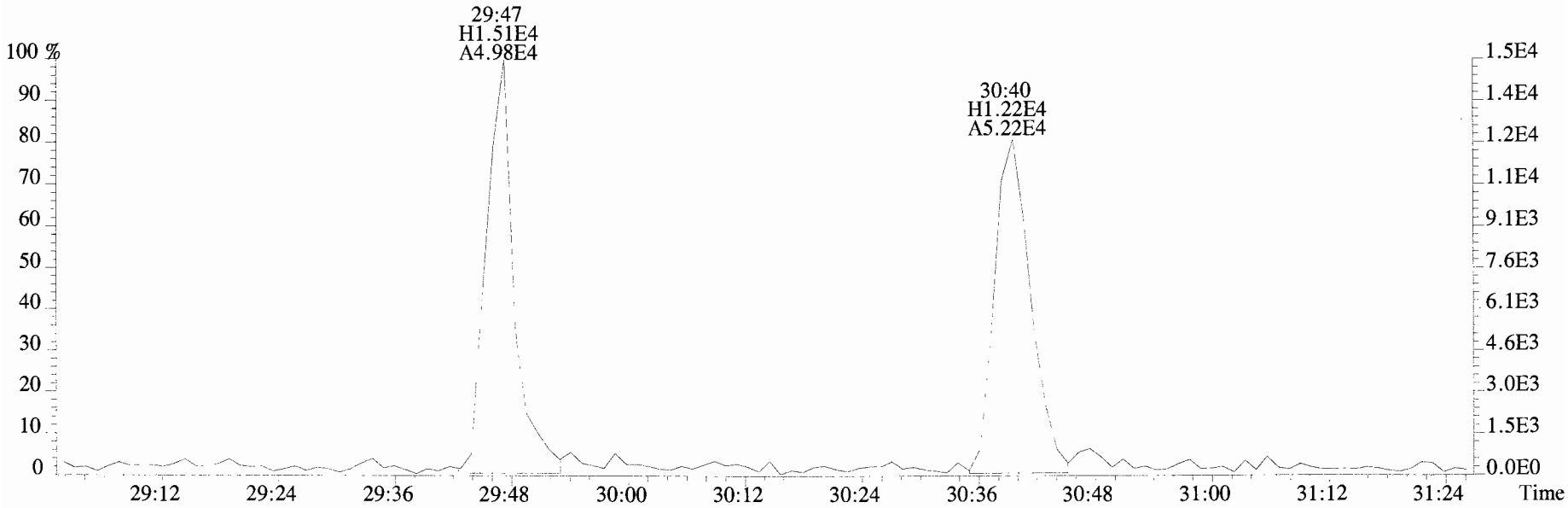

File:191009D1 #1-356 Acq: 9-OCT-2019 16:13:04 GC EI+ Voltage SIR Autospec-UltimaE
Sample#1 File Text:Vista_Analytical_Laboratory_VG7 Text:ST191009D1-1 1613 CS0 19C2201 Exp:OCDD_DB5
373.8207 F:3 BSUB(10000,15,-3.0) PKD(5,5,3,0.10%,100.0,0.00%,F,F)

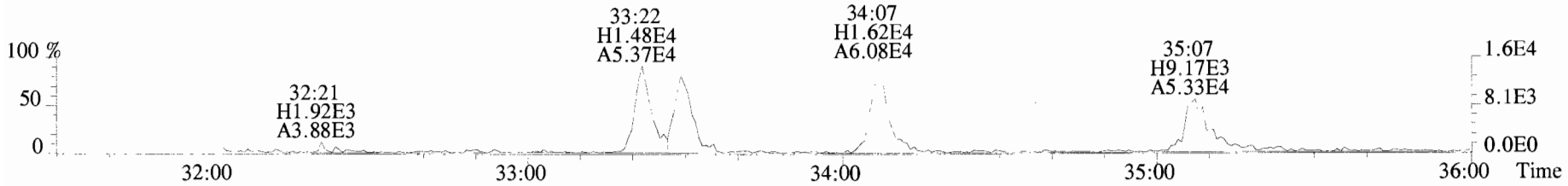

375.8178 F:3 BSUB(10000,15,-3.0) PKD(5,5,3,0.10%,100.0,0.00%,F,F)

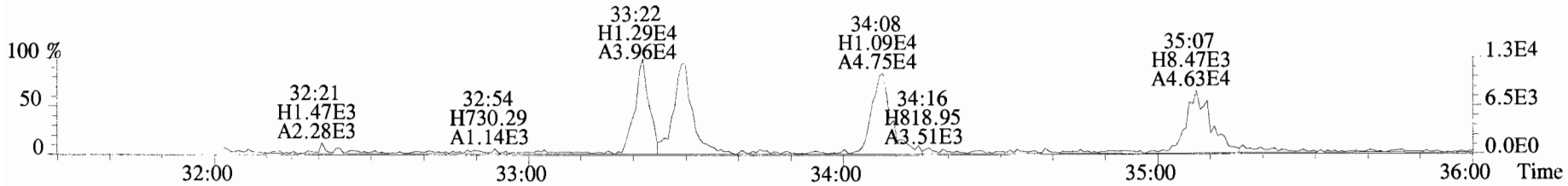

383.8639 F:3 BSUB(10000,15,-3.0) PKD(5,5,3,0.10%,100.0,0.00%,F,F)

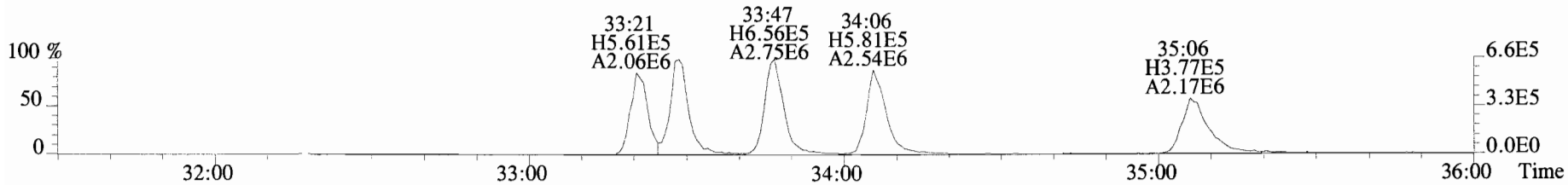

385.8610 F:3 BSUB(10000,15,-3.0) PKD(5,5,3,0.10%,100.0,0.00%,F,F)

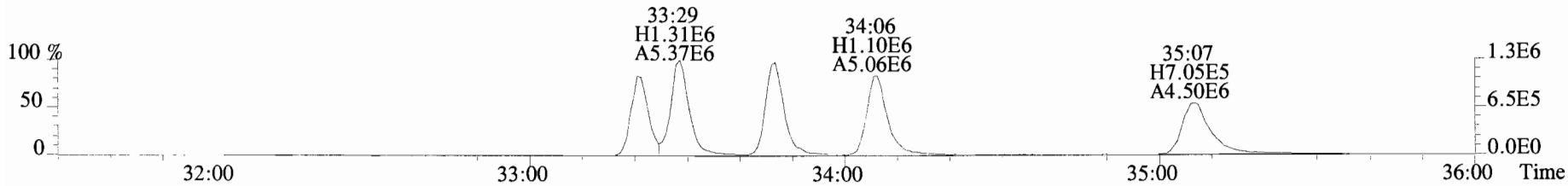

445.7555 F:3 BSUB(10000,15,-3.0) PKD(5,5,3,0.10%,100.0,0.00%,F,F)

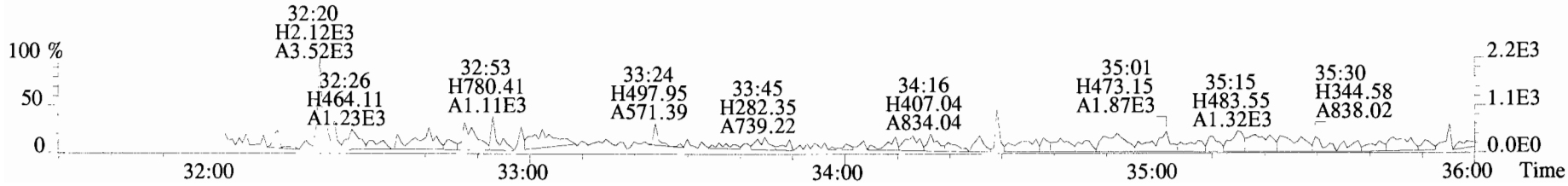

File:191009D1 #1-356 Acq: 9-OCT-2019 16:13:04 GC EI+ Voltage SIR Autospec-UltimaE
Sample#1 File Text:Vista_Analytical_Laboratory_VG7 Text:ST191009D1-1 1613 CS0 19C2201 Exp:OCDD_DB5
373.8207 F:3 BSUB(10000,15,-3.0)

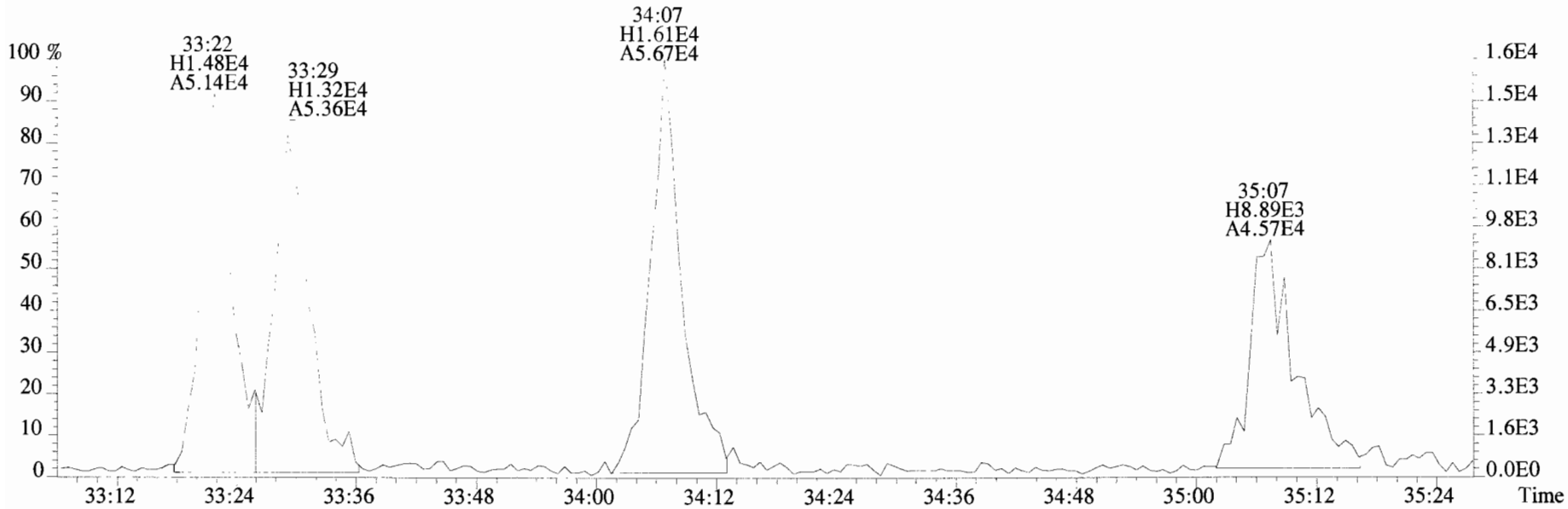

375.8178 F:3 BSUB(10000,15,-3.0)

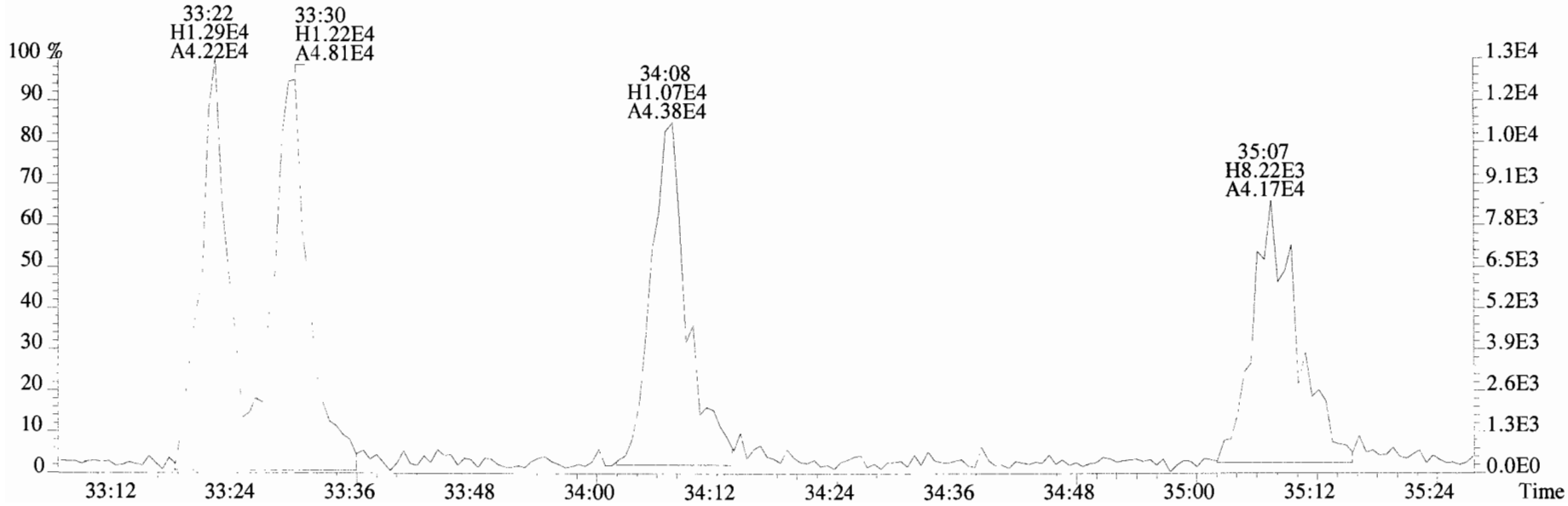

File:191009D1 #1-356 Acq: 9-OCT-2019 16:13:04 GC EI+ Voltage SIR Autospec-UltimaE
Sample#1 File Text:Vista_Analytical_Laboratory_VG7 Text:ST191009D1-1 1613 CS0 19C2201 Exp:OCDD_DB5
383.8639 F:3 BSUB(10000,15,-3.0) PKD(5,5,3,0.10%,100.0,0.00%,F,F)

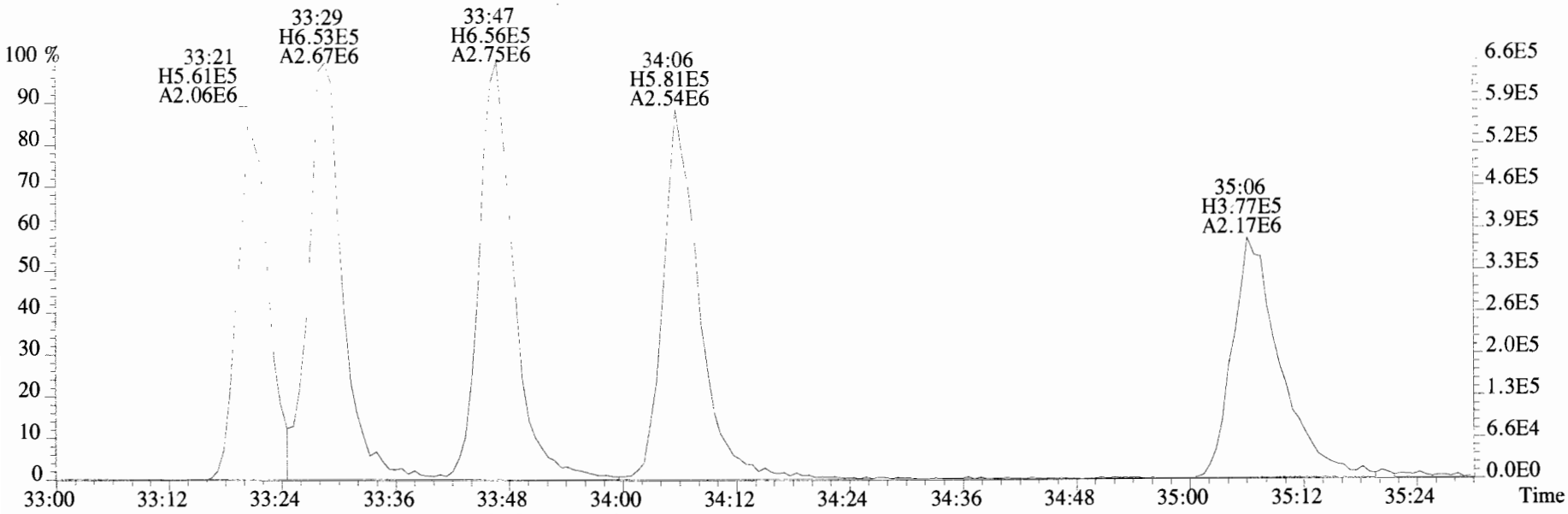

385.8610 F:3 BSUB(10000,15,-3.0) PKD(5,5,3,0.10%,100.0,0.00%,F,F)

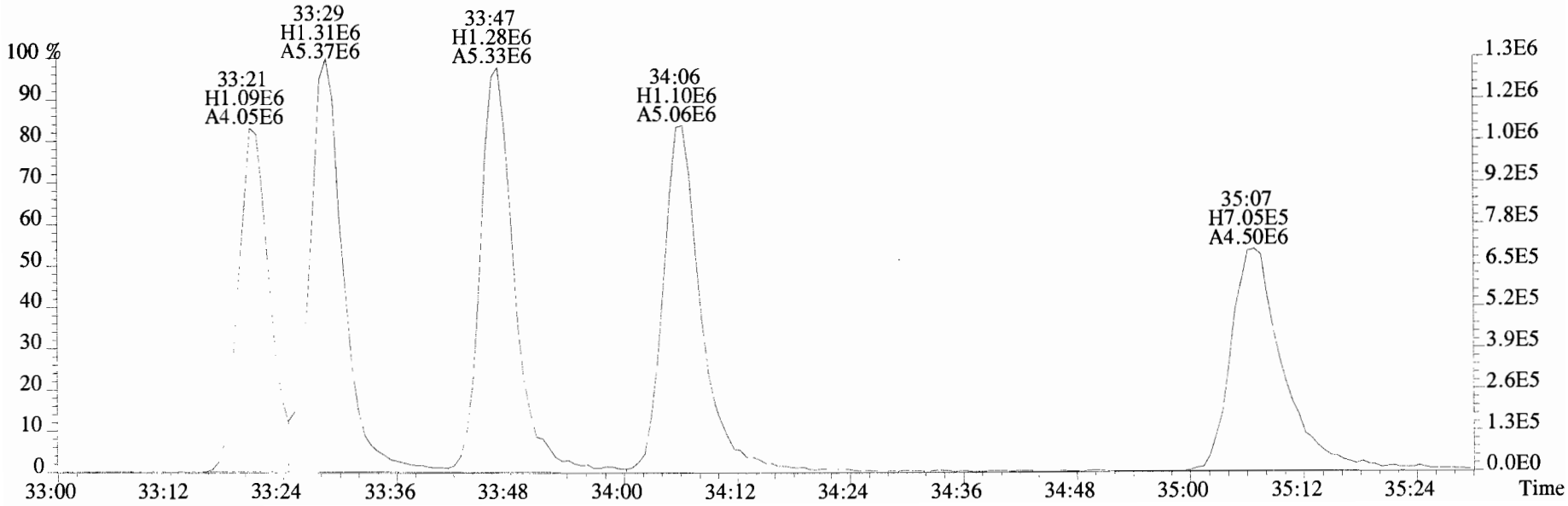

File:191009D1 #1-355 Acq: 9-OCT-2019 16:13:04 GC EI+ Voltage SIR Autospec-UltimaE
Sample#1 File Text:Vista_Analytical_Laboratory_VG7 Text:ST191009D1-1 1613 CS0 19C2201 Exp:OCDD_DB5
407.7818 F:4 BSUB(10000,15,-3.0) PKD(5,5,3,0.10%,100.0,0.00%,F,F)

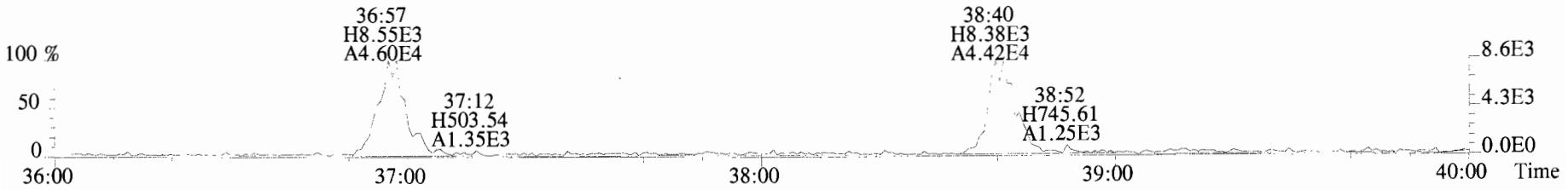

409.7788 F:4 BSUB(10000,15,-3.0) PKD(5,5,3,0.10%,100.0,0.00%,F,F)



417.8253 F:4 BSUB(10000,15,-3.0) PKD(5,5,3,0.10%,100.0,0.00%,F,F)

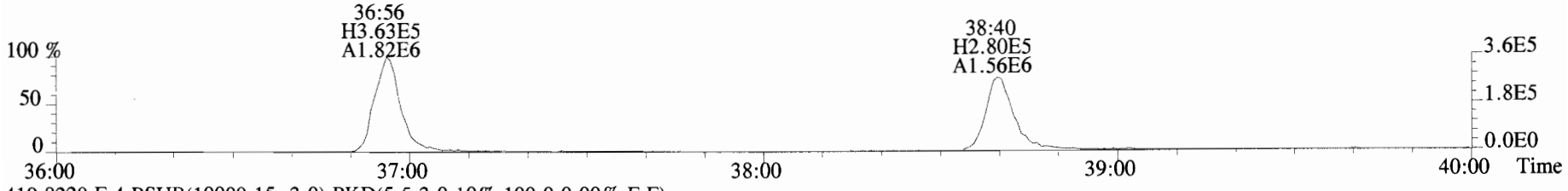

419.8220 F:4 BSUB(10000,15,-3.0) PKD(5,5,3,0.10%,100.0,0.00%,F,F)

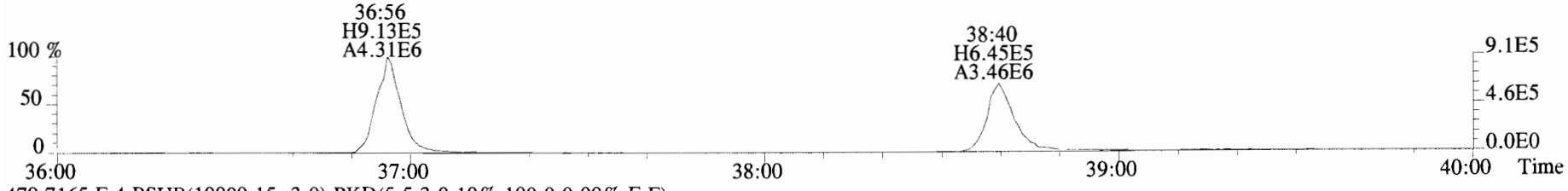

479.7165 F:4 BSUB(10000,15,-3.0) PKD(5,5,3,0.10%,100.0,0.00%,F,F)

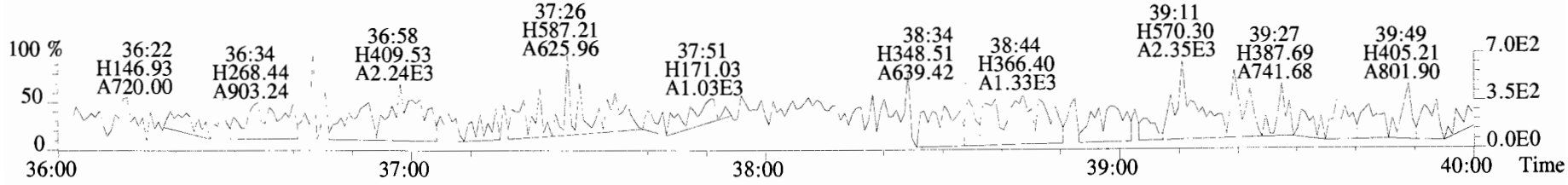

File:191009D1 #1-355 Acq: 9-OCT-2019 16:13:04 GC El+ Voltage SIR Autospec-UltimaE
Sample#1 File Text:Vista_Analytical_Laboratory_VG7 Text:ST191009D1-1 1613 CS0 19C2201 Exp:OCDD_DB5
407.7818 F:4 BSUB(10000,15,-3.0) PKD(5,5,3,0.10%,100.0,0.00%,F,F)

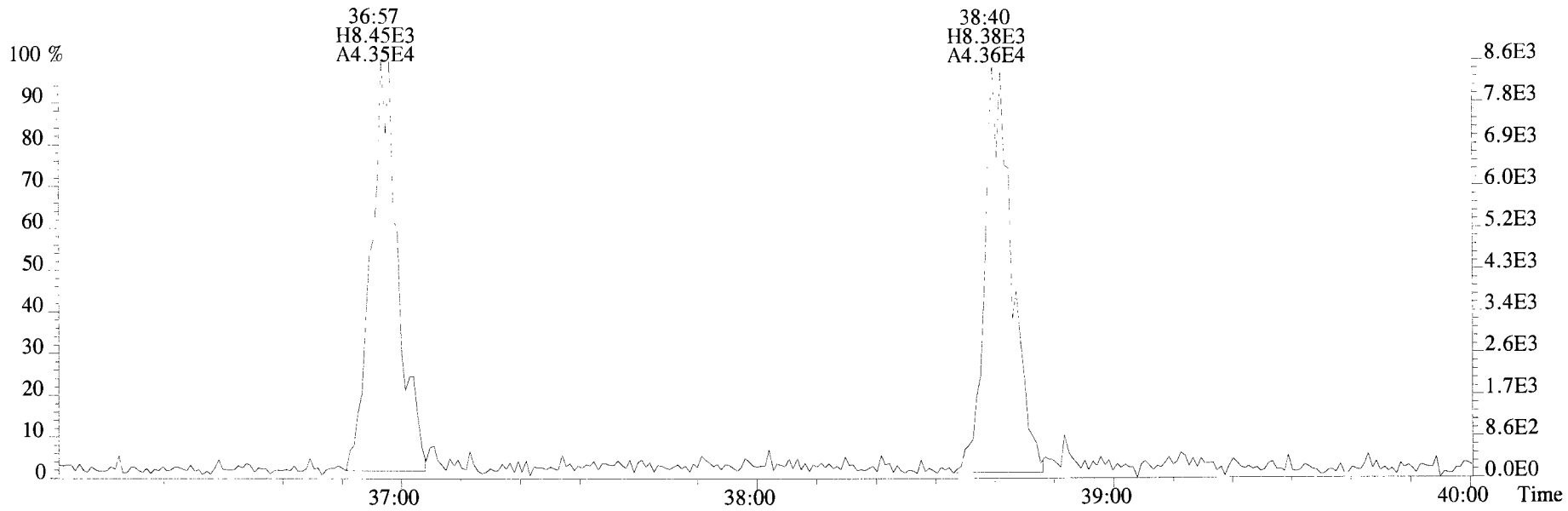

409.7788 F:4 BSUB(10000,15,-3.0) PKD(5,5,3,0.10%,100.0,0.00%,F,F)

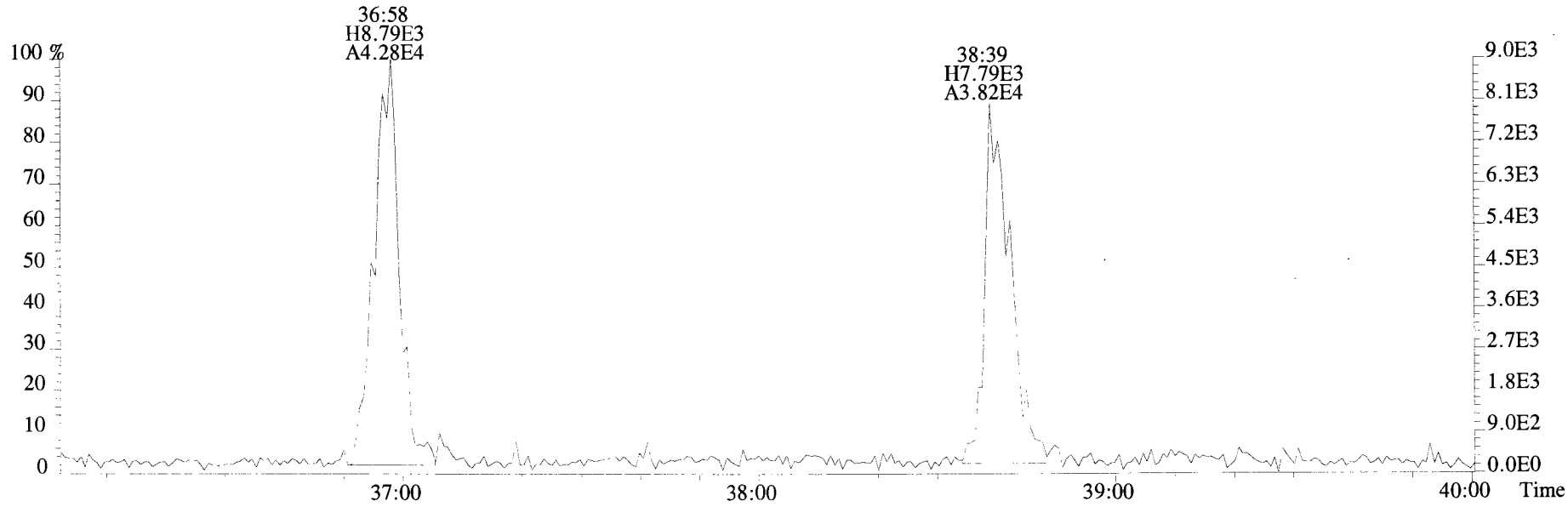

File:191009D1 #1-432 Acq: 9-OCT-2019 16:13:04 GC EI+ Voltage SIR Autospec-UltimaE
Sample#1 File Text:Vista_Analytical_Laboratory_VG7 Text:ST191009D1-1 1613 CS0 19C2201 Exp:OCDD_DB5
441.7428 F:5 BSUB(10000,15,-3.0) PKD(5,5,3,0.10%,100.0,0.00%,F,F)

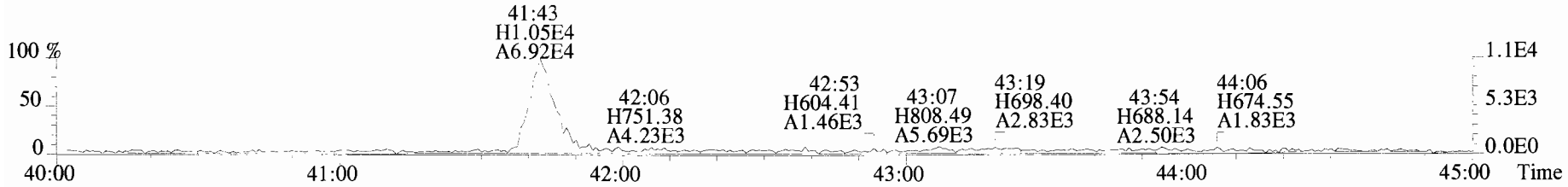

443.7398 F:5 BSUB(10000,15,-3.0) PKD(5,5,3,0.10%,100.0,0.00%,F,F)

453.7831 F:5 BSUB(10000,15,-3.0) PKD(5,5,3,0.10%,100.0,0.00%,F,F)



455.7801 F:5 BSUB(10000,15,-3.0) PKD(5,5,3,0.10%,100.0,0.00%,F,F)

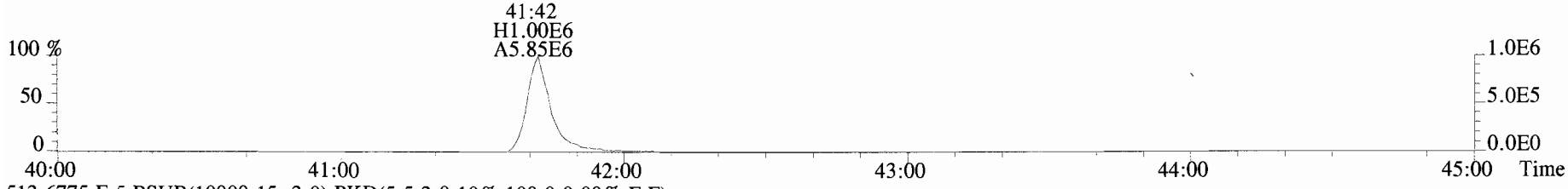

513.6775 F:5 BSUB(10000,15,-3.0) PKD(5,5,3,0.10%,100.0,0.00%,F,F)

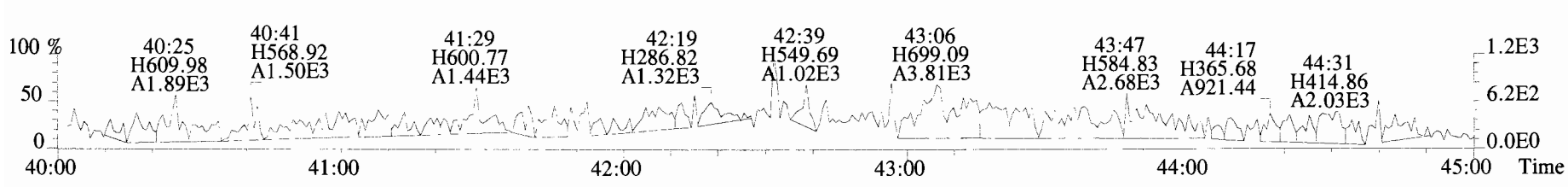

File:191009D1 #1-432 Acq: 9-OCT-2019 16:13:04 GC EI+ Voltage SIR Autospec-UltimaE
Sample#1 File Text:Vista_Analytical_Laboratory_VG7 Text:ST191009D1-1 1613 CS0 19C2201 Exp:OCDD_DB5
441.7428 F:5 BSUB(10000,15,-3.0) PKD(5,5,3,0.10%,100.0,0.00%,F,F)

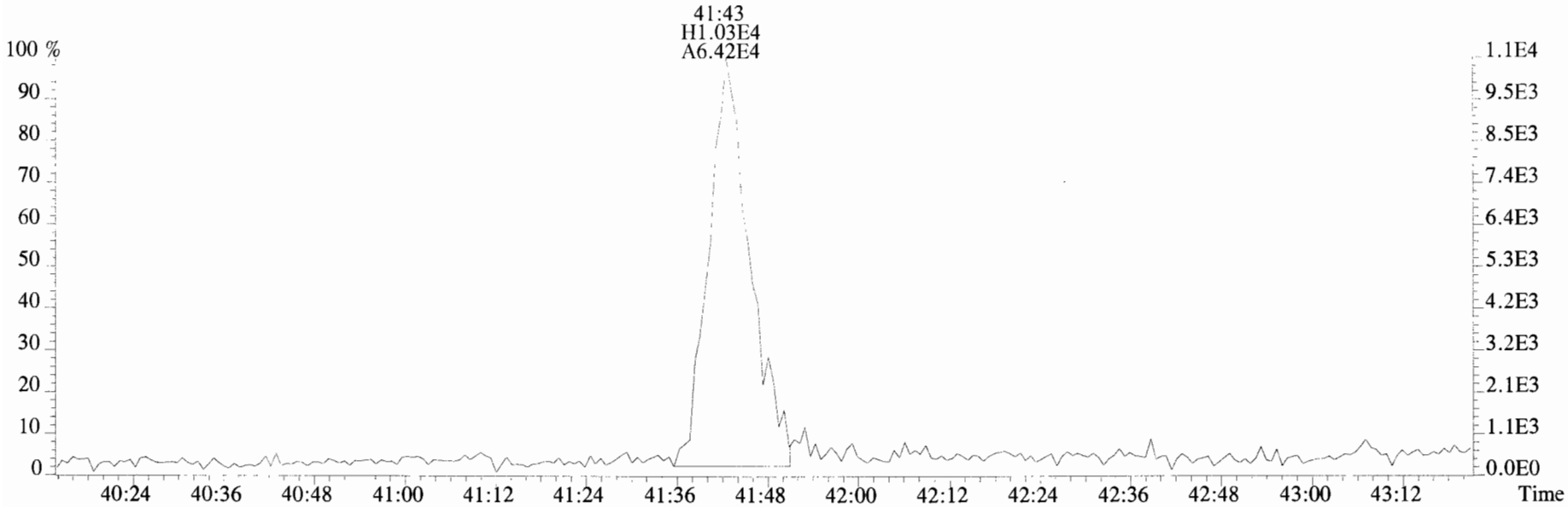

443.7398 F:5 BSUB(10000,15,-3.0) PKD(5,5,3,0.10%,100.0,0.00%,F,F)

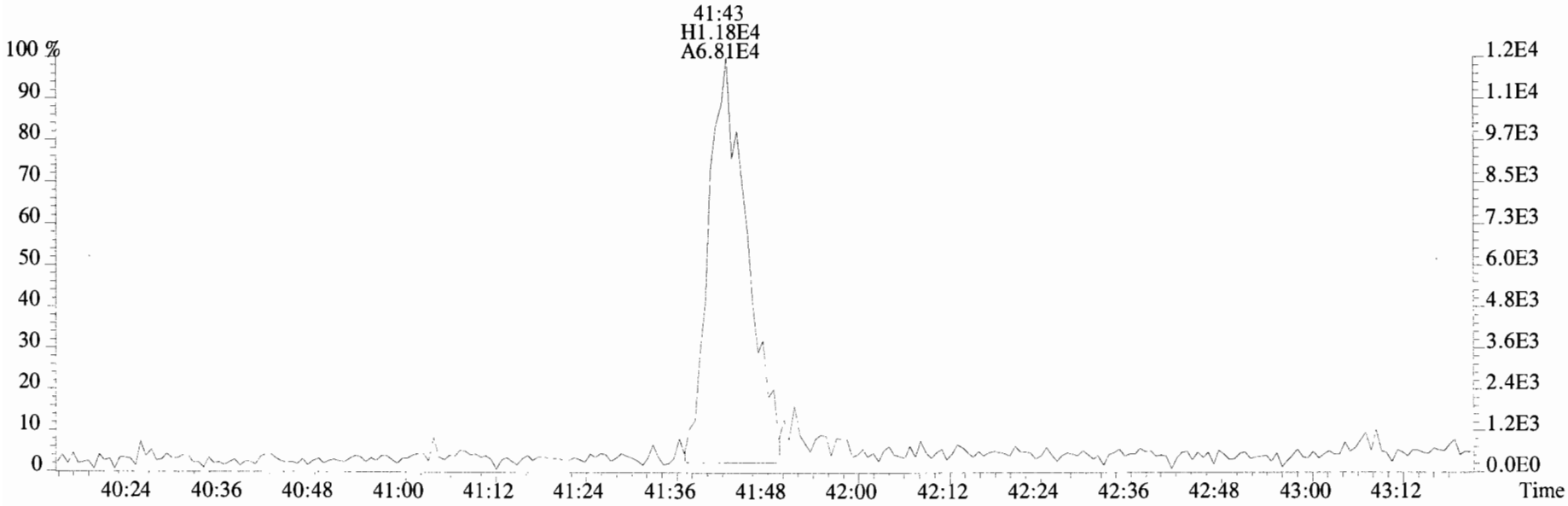

File:191009D1 #1-513 Acq: 9-OCT-2019 17:00:45 GC EI+ Voltage SIR Autospec-UltimaE
Sample#2 File Text:Vista_Analytical_Laboratory_VG7 Text:ST191009D1-2 1613 CS1 19C2202 Exp:OCDD_DB5
319.8965 S:2 BSUB(10000,15,-3.0) PKD(5,5,3,0.10%,100.0,0.00%,F,F)

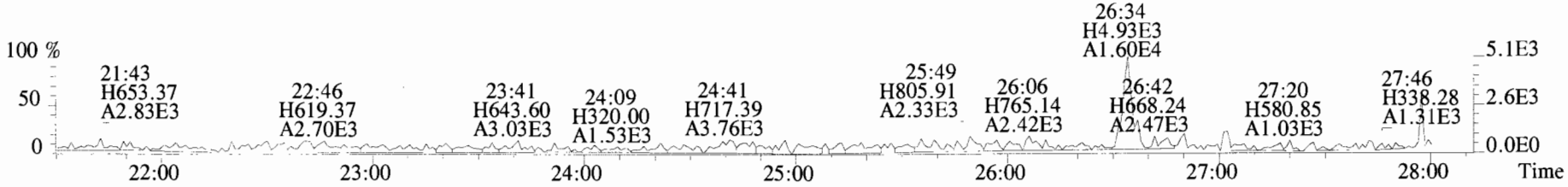

321.8936 S:2 BSUB(10000,15,-3.0) PKD(5,5,3,0.10%,100.0,0.00%,F,F)

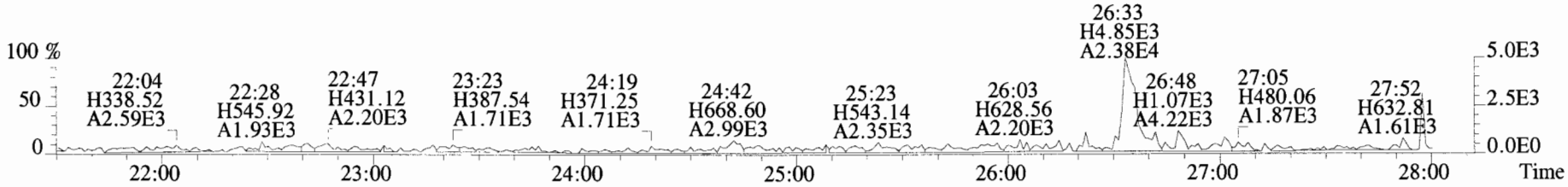

327.8847 S:2 BSUB(10000,15,-3.0) PKD(5,5,3,0.10%,100.0,0.00%,F,F)



331.9368 S:2 BSUB(10000,15,-3.0) PKD(5,5,3,0.10%,100.0,0.00%,F,F)

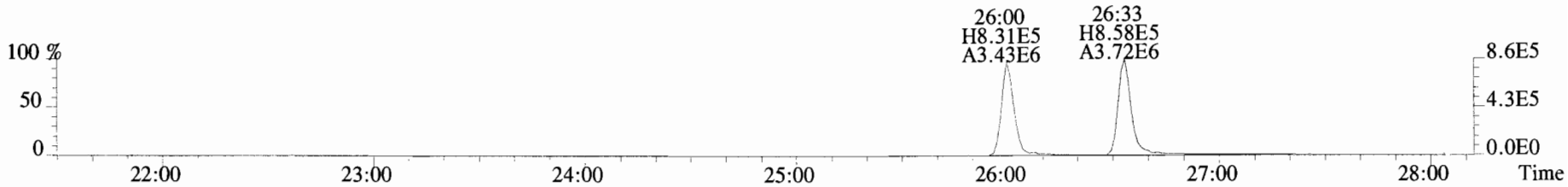

333.9339 S:2 BSUB(10000,15,-3.0) PKD(5,5,3,0.10%,100.0,0.00%,F,F)

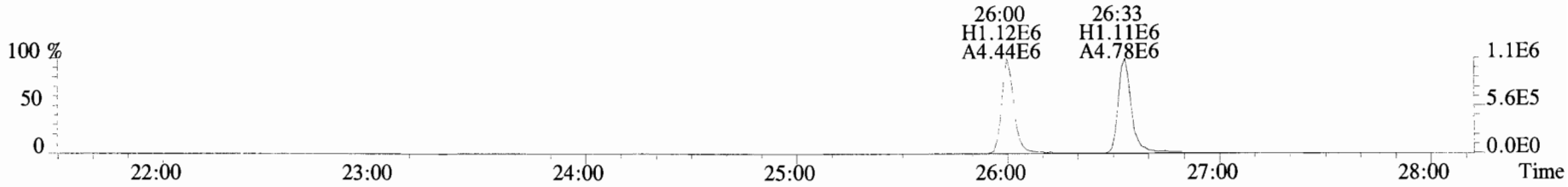

File:191009D1 #1-513 Acq: 9-OCT-2019 17:00:45 GC EI+ Voltage SIR Autospec-UltimaE
Sample#2 File Text:Vista_Analytical_Laboratory_VG7 Text:ST191009D1-2 1613 CS1 19C2202 Exp:OCDD_DB5
319.8965 S:2 BSUB(10000,15,-3.0) PKD(5,5,3,0.10%,100.0,0.00%,F,F)

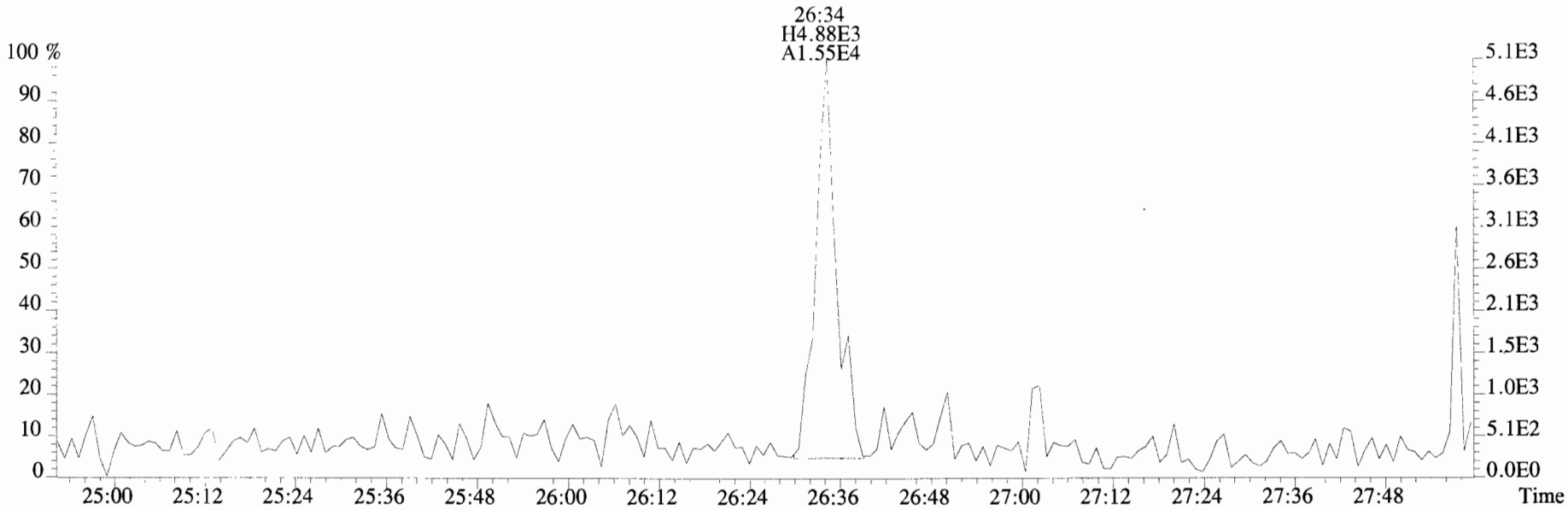

321.8936 S:2 BSUB(10000,15,-3.0) PKD(5,5,3,0.10%,100.0,0.00%,F,F)

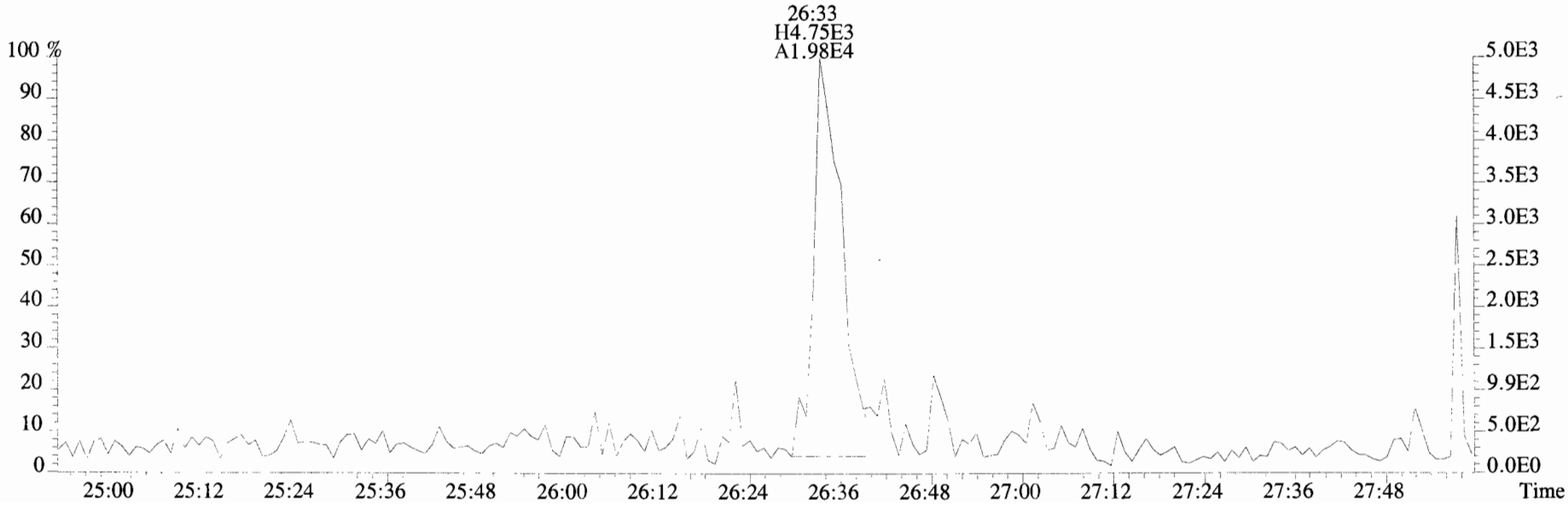

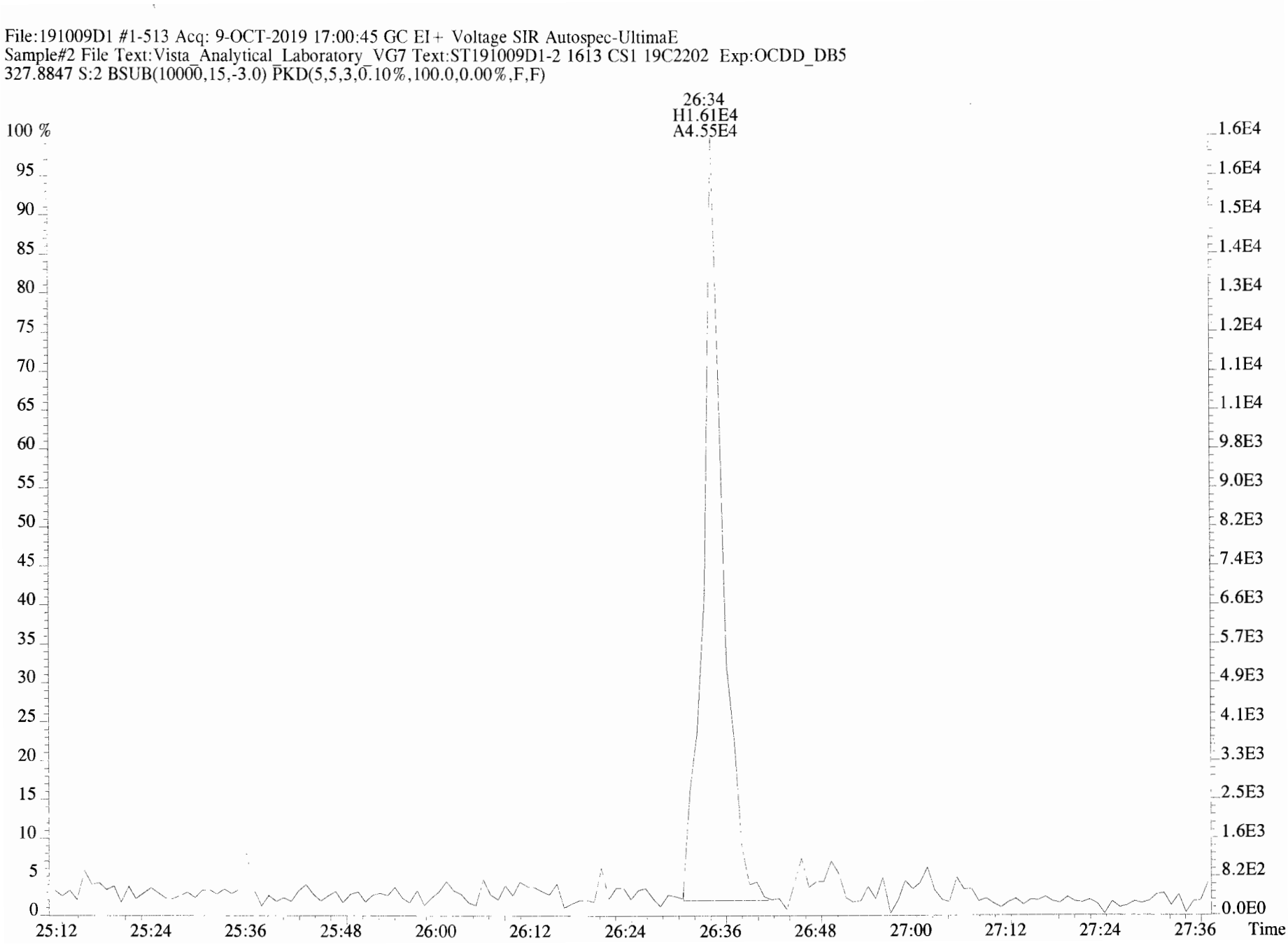
File:191009D1 #1-513 Acq: 9-OCT-2019 17:00:45 GC EI+ Voltage SIR Autospec-UltimaE
Sample#2 File Text:Vista_Analytical_Laboratory_VG7 Text:ST191009D1-2 1613 CS1 19C2202 Exp:OCDD_DB5
327.8847 S:2 BSUB(10000,15,-3.0) PKD(5,5,3,0.10%,100.0,0.00%,F,F)
26:34
H1.61E4
A4.55E4
100 %
95
90
85
80
75
70
65
60
55
50
45
40
35
30
25
20
15
10
5
0
1.6E4
1.6E4
1.5E4
1.4E4
1.3E4
1.2E4
1.1E4
1.1E4
9.8E3
9.0E3
8.2E3
7.4E3
6.6E3
5.7E3
4.9E3
4.1E3
3.3E3
2.5E3
1.6E3
8.2E2
0.0E0
25:12
25:24
25:36
25:48
26:00
26:12
26:24
26:36
26:48
27:00
27:12
27:24
27:36
Time

File:191009D1 #1-211 Acq: 9-OCT-2019 17:00:45 GC EI+ Voltage SIR Autospec-UltimaE
Sample#2 File Text:Vista_Analytical_Laboratory_VG7 Text:ST191009D1-2 1613 CS1 19C2202 Exp:OCDD_DB5
353.8576 S:2 F:2 BSUB(10000,15,-3.0) PKD(5,5,3,0.10%,100.0,0.00%,F,F)

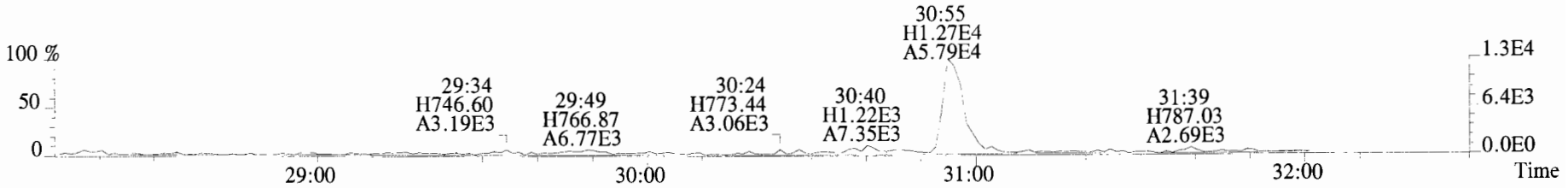

355.8546 S:2 F:2 BSUB(10000,15,-3.0) PKD(5,5,3,0.10%,100.0,0.00%,F,F)



365.8978 S:2 F:2 BSUB(10000,15,-3.0) PKD(5,5,3,0.10%,100.0,0.00%,F,F)

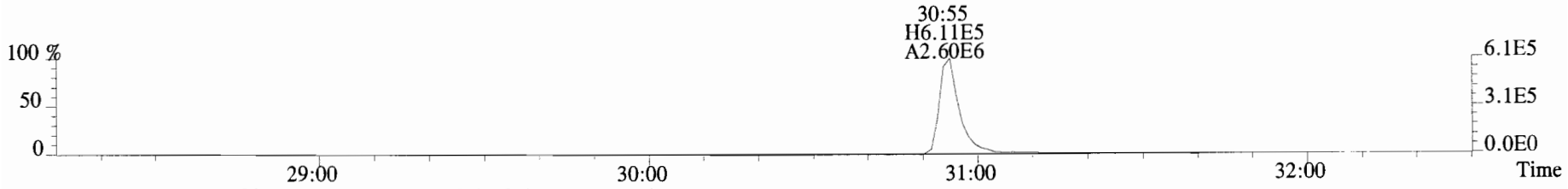

367.8949 S:2 F:2 BSUB(10000,15,-3.0) PKD(5,5,3,0.10%,100.0,0.00%,F,F)

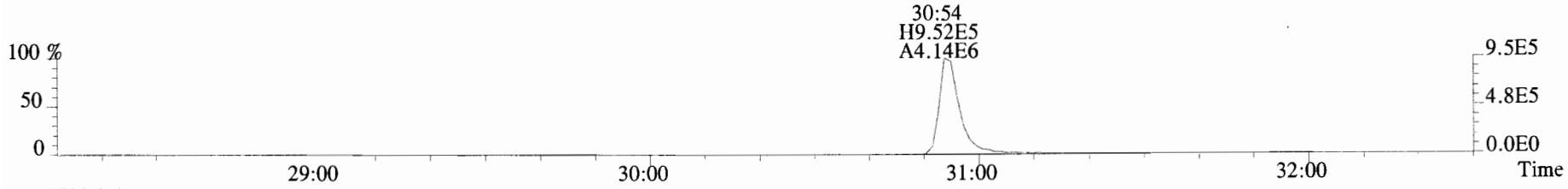

366.9792 S:2 F:2

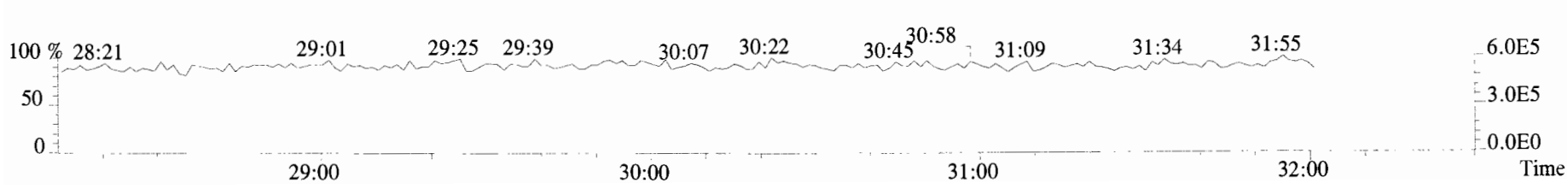

File:191009D1 #1-211 Acq: 9-OCT-2019 17:00:45 GC EI+ Voltage SIR Autospec-UltimaE
Sample#2 File Text:Vista_Analytical_Laboratory_VG7 Text:ST191009D1-2 1613 CS1 19C2202 Exp:OCDD_DB5
353.8576 S:2 F:2 BSUB(10000,15,-3.0) PKD(5,5,3,0.10%,100.0,0.00%,F,F)

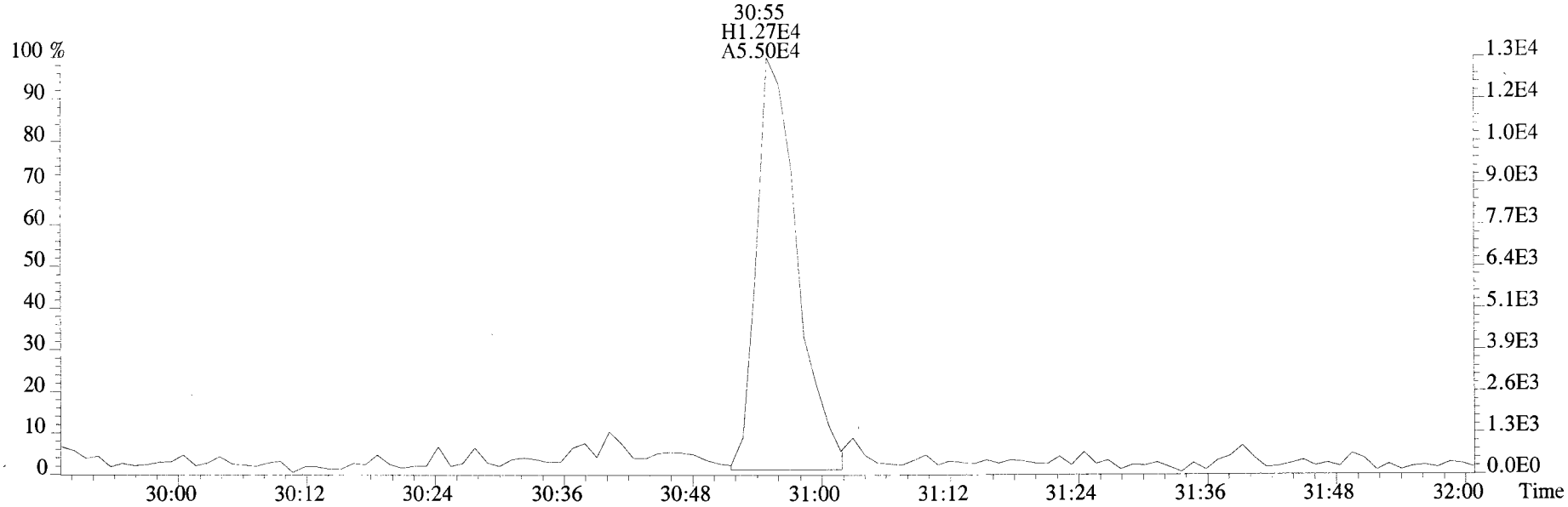

355.8546 S:2 F:2 BSUB(10000,15,-3.0) PKD(5,5,3,0.10%,100.0,0.00%,F,F)

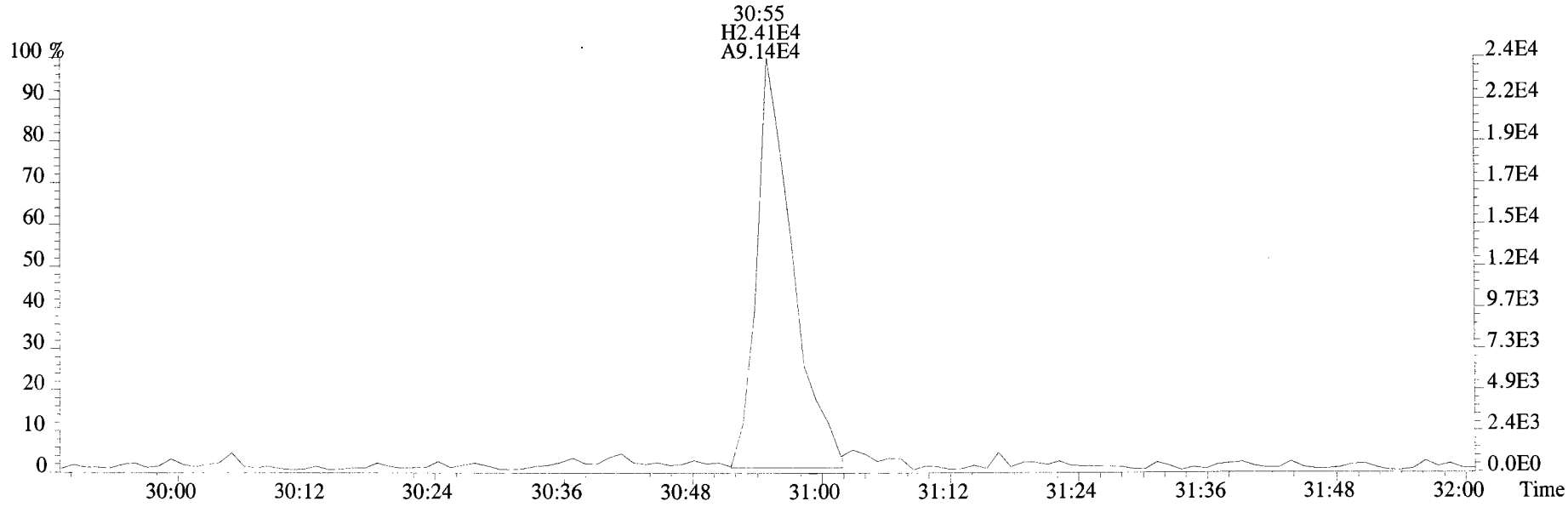

File:191009D1 #1-355 Acq: 9-OCT-2019 17:00:45 GC EI+ Voltage SIR Autospec-UltimaE
Sample#2 File Text:Vista_Analytical_Laboratory_VG7 Text:ST191009D1-2 1613 CS1 19C2202 Exp:OCDD_DB5
389.8156 S:2 F:3 BSUB(10000,15,-3.0) PKD(5,5,3,0.10%,100.0,0.00%,F,F)

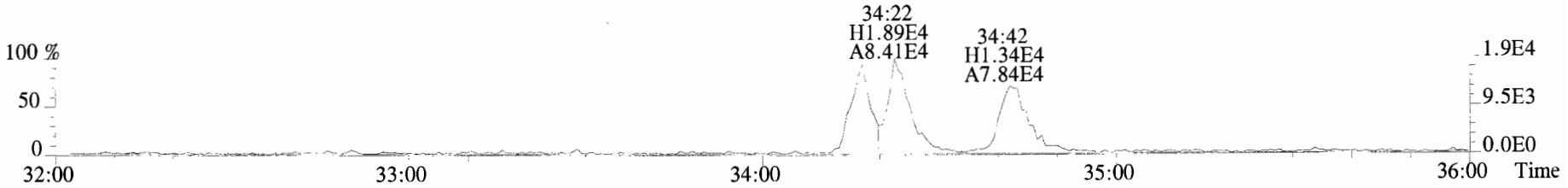

391.8127 S:2 F:3 BSUB(10000,15,-3.0) PKD(5,5,3,0.10%,100.0,0.00%,F,F)

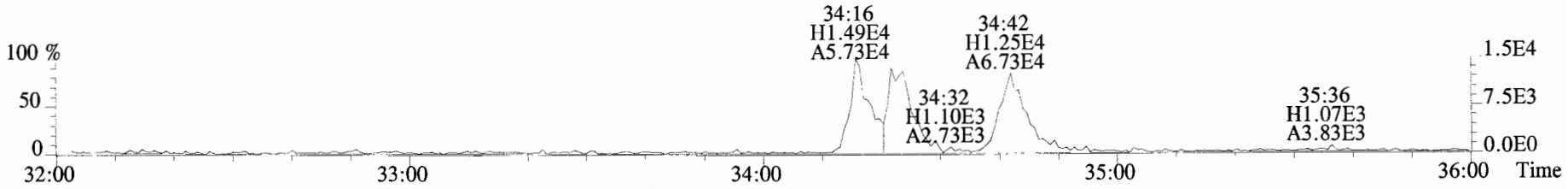

401.8559 S:2 F:3 BSUB(10000,15,-3.0) PKD(5,5,3,0.10%,100.0,0.00%,F,F)

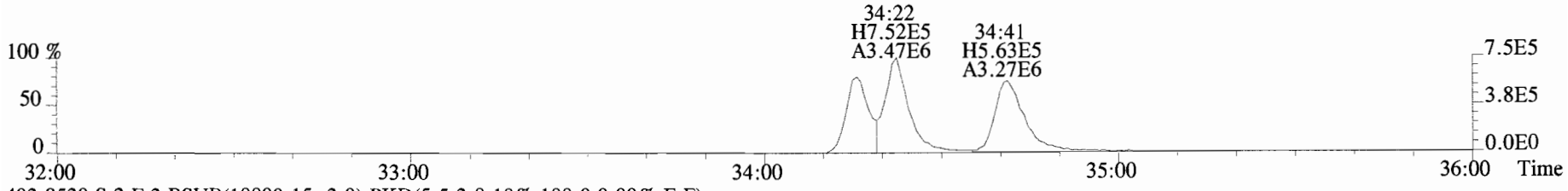

403.8530 S:2 F:3 BSUB(10000,15,-3.0) PKD(5,5,3,0.10%,100.0,0.00%,F,F)

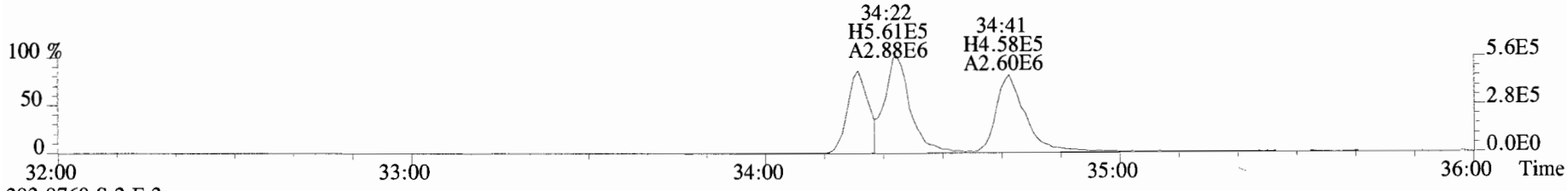

392.9760 S:2 F:3

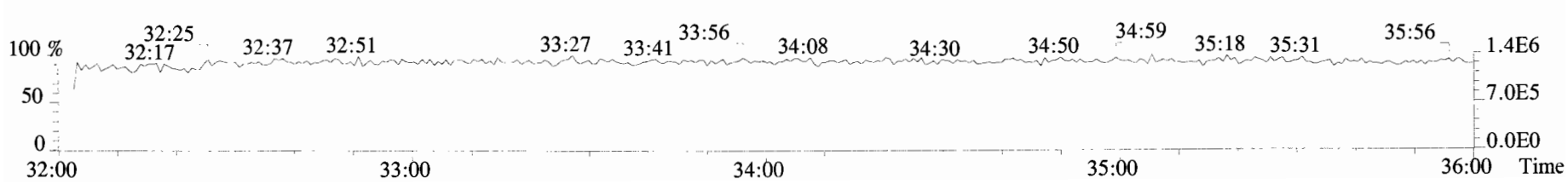

File:191009D1 #1-355 Acq: 9-OCT-2019 17:00:45 GC EI+ Voltage SIR Autospec-UltimaE
Sample#2 File Text:Vista_Analytical_Laboratory_VG7 Text:ST191009D1-2 1613 CS1 19C2202 Exp:OCDD_DB5
389.8156 S:2 F:3 BSUB(10000,15,-3.0) PKD(5,5,3,0.10%,100.0,0.00%,F,F)

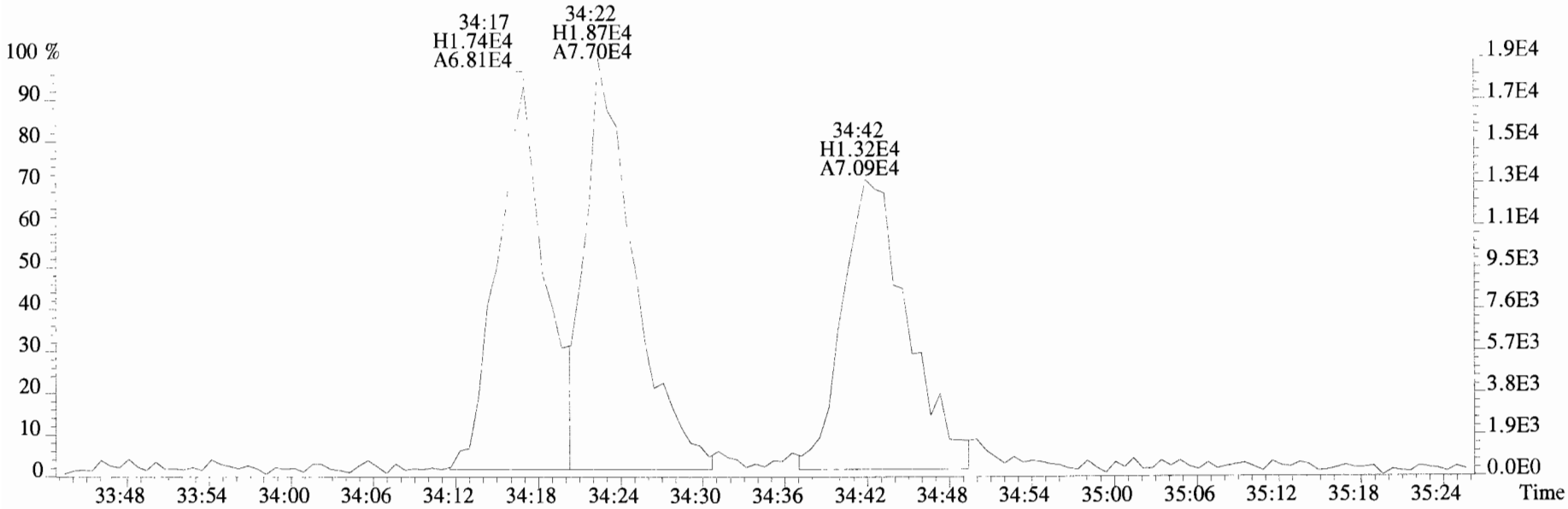

391.8127 S:2 F:3 BSUB(10000,15,-3.0) PKD(5,5,3,0.10%,100.0,0.00%,F,F)

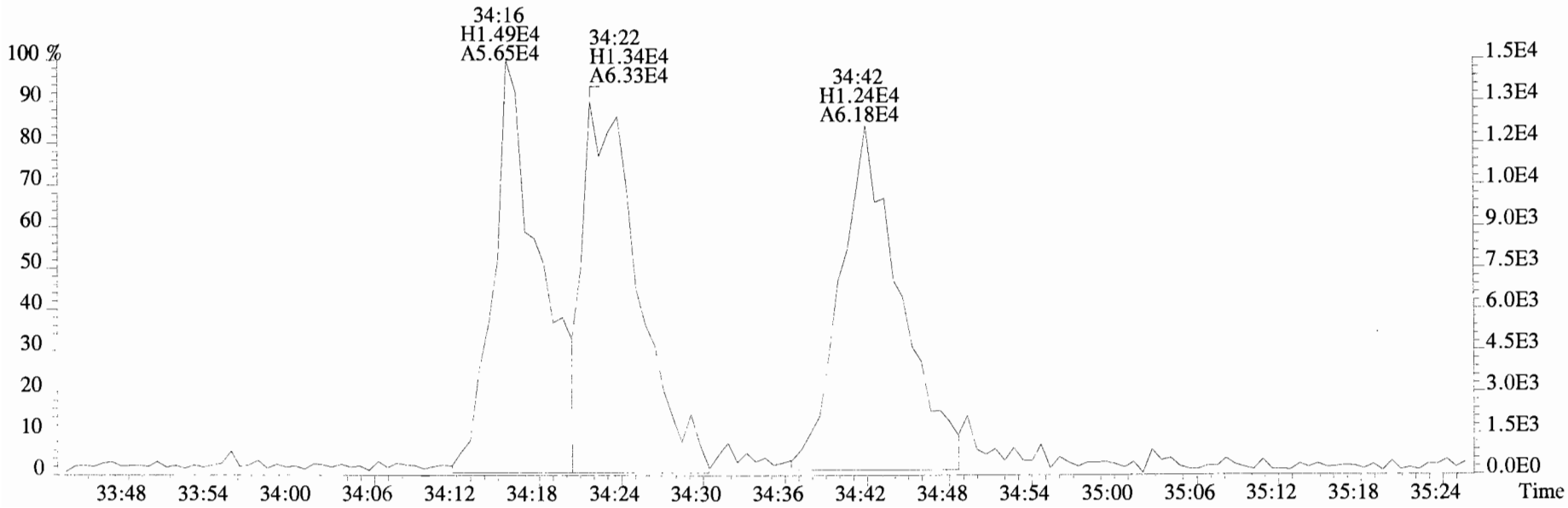

File:191009D1 #1-355 Acq: 9-OCT-2019 17:00:45 GC EI+ Voltage SIR Autospec-UltimaE
Sample#2 File Text:Vista_Analytical_Laboratory_VG7 Text:ST191009D1-2 1613 CS1 19C2202 Exp:OCDD_DB5
401.8559 S:2 F:3 BSUB(10000,15,-3.0) PKD(5,5,3,0.10%,100.0,0.00%,F,F)

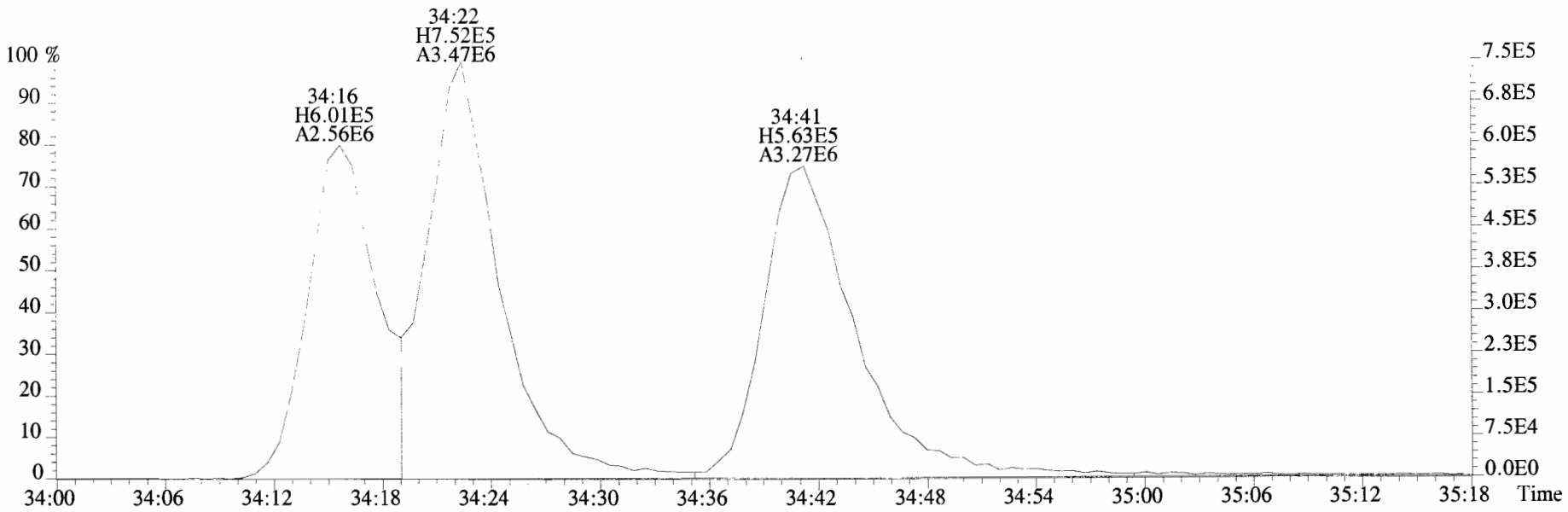

403.8530 S:2 F:3 BSUB(10000,15,-3.0) PKD(5,5,3,0.10%,100.0,0.00%,F,F)

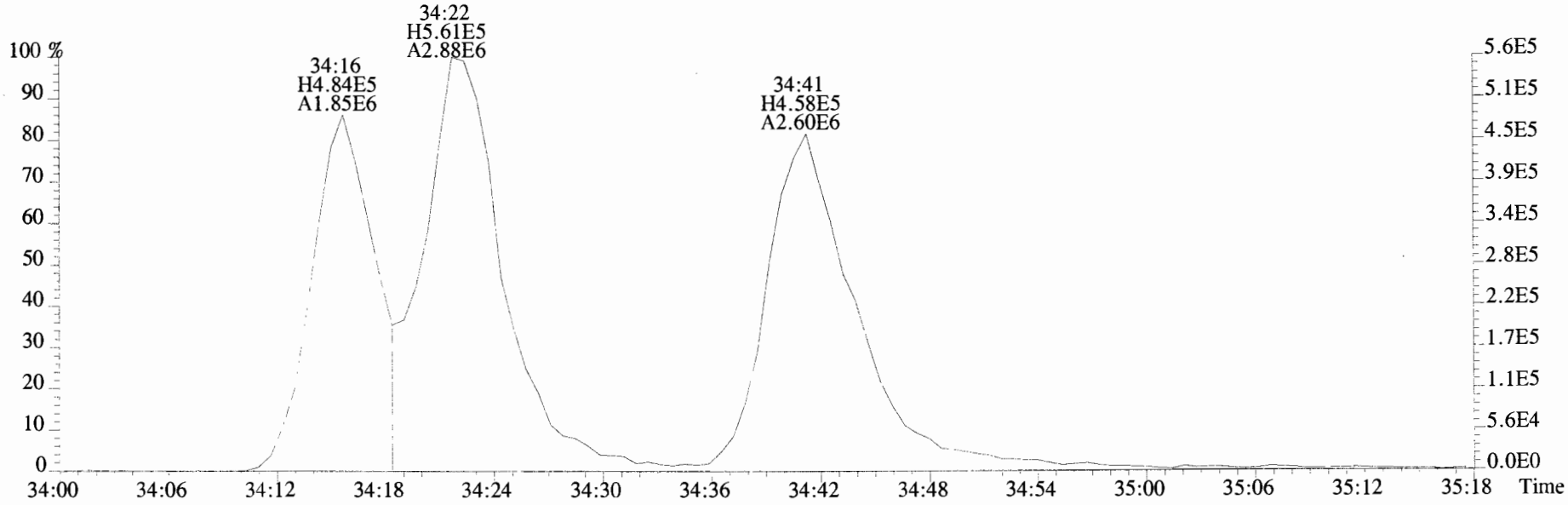

File:191009D1 #1-355 Acq: 9-OCT-2019 17:00:45 GC EI+ Voltage SIR Autospec-UltimaE
Sample#2 File Text:Vista_Analytical_Laboratory_VG7 Text:ST191009D1-2 1613 CS1 19C2202 Exp:OCDD_DB5
423.7767 S:2 F:4 BSUB(10000,15,-3.0) PKD(5,5,3,0.10%,100.0,0.00%,F,F)

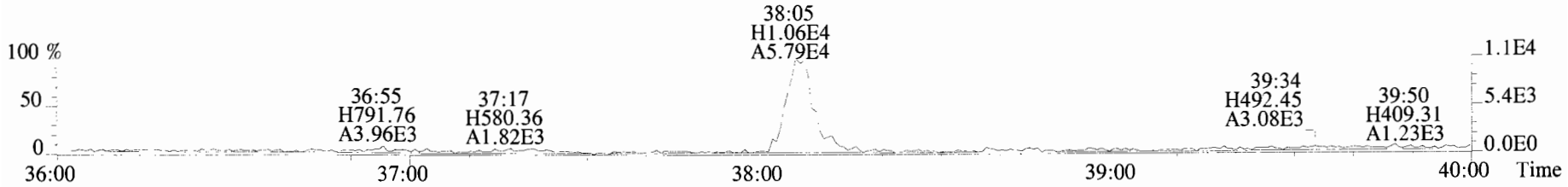

425.7737 S:2 F:4 BSUB(10000,15,-3.0) PKD(5,5,3,0.10%,100.0,0.00%,F,F)

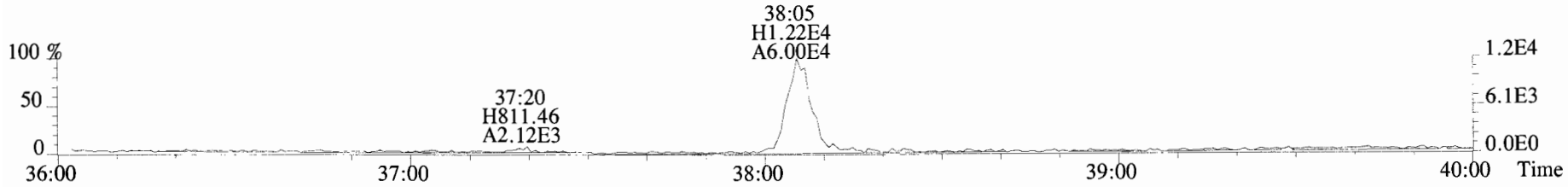

435.8169 S:2 F:4 BSUB(10000,15,-3.0) PKD(5,5,3,0.10%,100.0,0.00%,F,F)

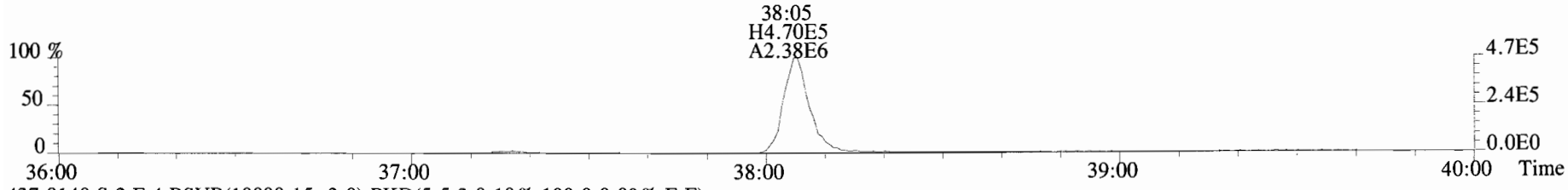

437.8140 S:2 F:4 BSUB(10000,15,-3.0) PKD(5,5,3,0.10%,100.0,0.00%,F,F)

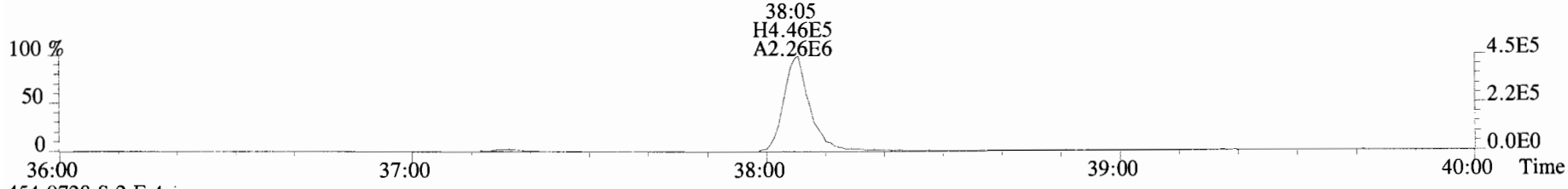

454.9728 S:2 F:4

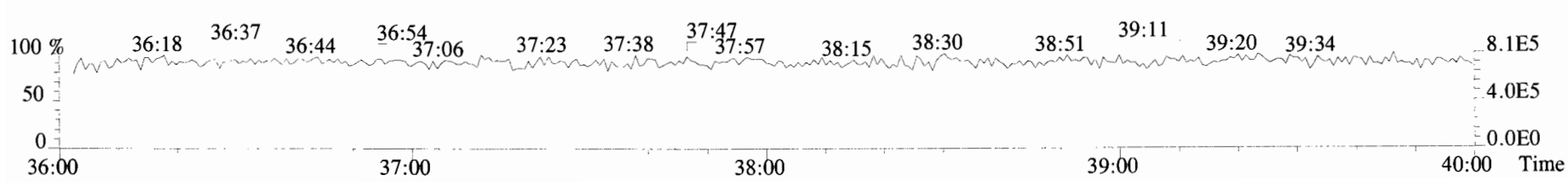

File:191009D1 #1-355 Acq: 9-OCT-2019 17:00:45 GC EI+ Voltage SIR Autospec-UltimaE
Sample#2 File Text:Vista_Analytical_Laboratory_VG7 Text:ST191009D1-2 1613 CS1 19C2202 Exp:OCDD_DB5
423.7767 S:2 F:4 BSUB(10000,15,-3.0) PKD(5,5,3,0.10%,100.0,0.00%,F,F)

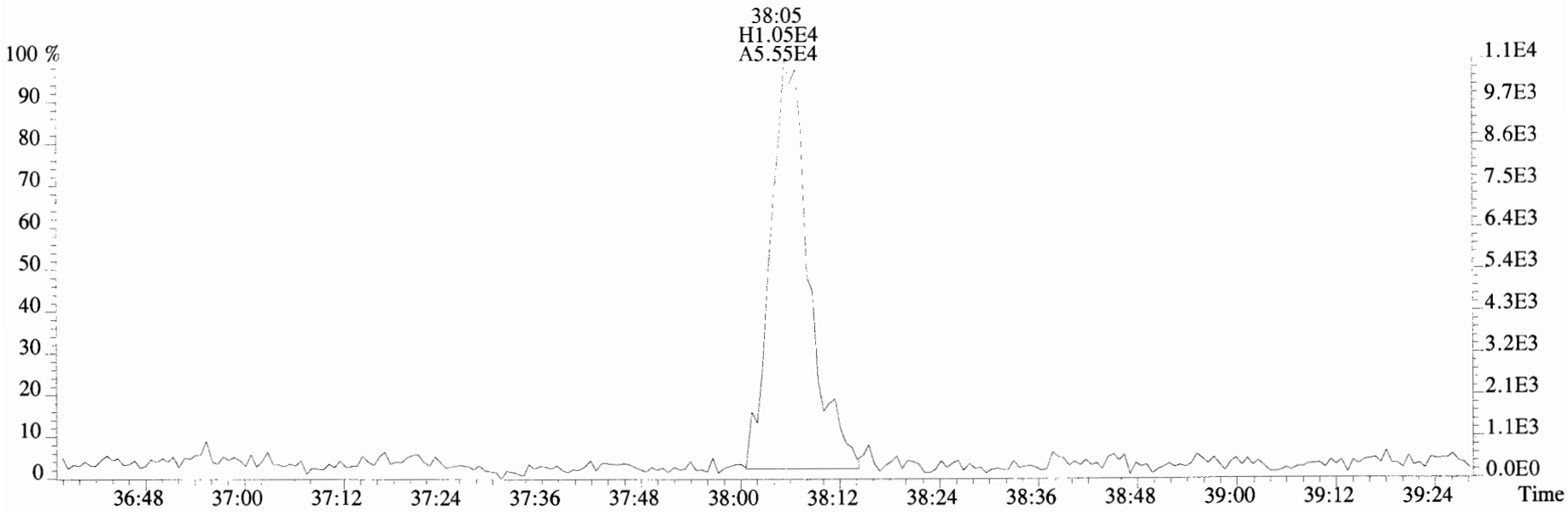

425.7737 S:2 F:4 BSUB(10000,15,-3.0) PKD(5,5,3,0.10%,100.0,0.00%,F,F)

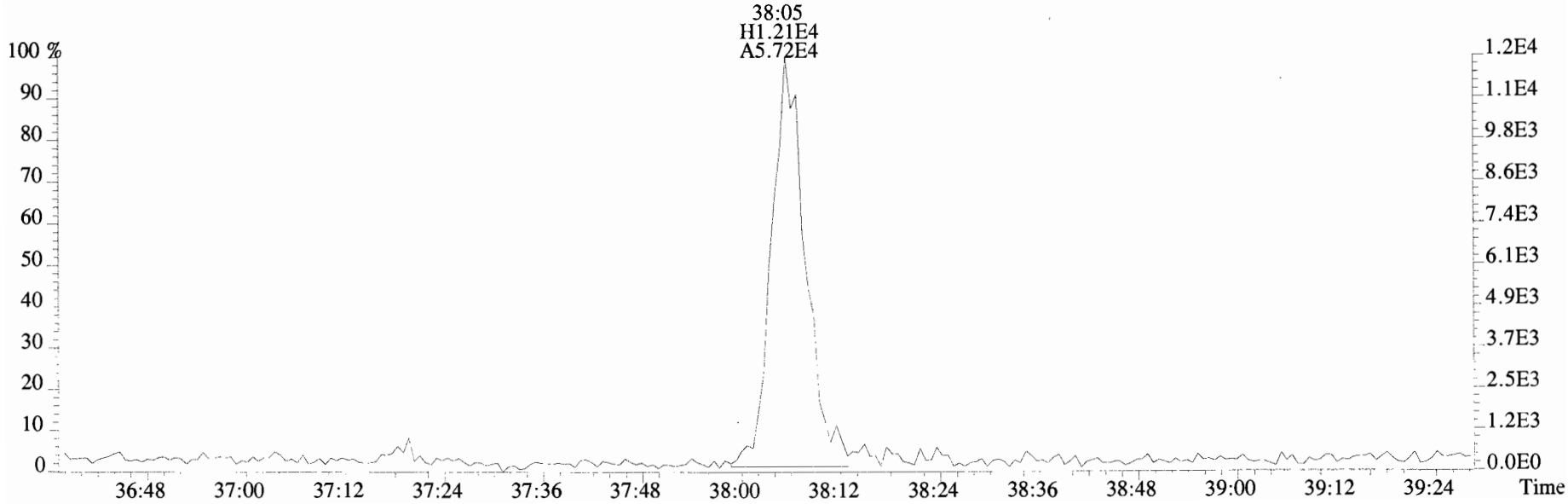

File:191009D1 #1-432 Acq: 9-OCT-2019 17:00:45 GC EI+ Voltage SIR Autospec-UltimaE
Sample#2 File Text:Vista_Analytical_Laboratory_VG7 Text:ST191009D1-2 1613 CS1 19C2202 Exp:OCDD_DB5
457.7377 S:2 F:5 BSUB(10000,15,-3.0) PKD(5,5,3,0.10%,100.0,0.00%,F,F)

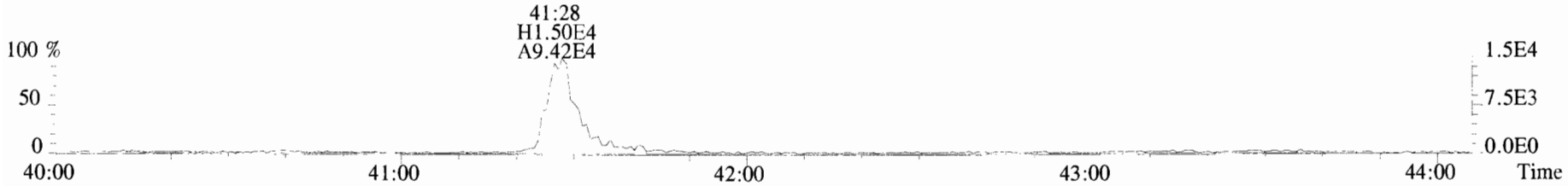

459.7348 S:2 F:5 BSUB(10000,15,-3.0) PKD(5,5,3,0.10%,100.0,0.00%,F,F)



469.7780 S:2 F:5 BSUB(10000,15,-3.0) PKD(5,5,3,0.10%,100.0,0.00%,F,F)

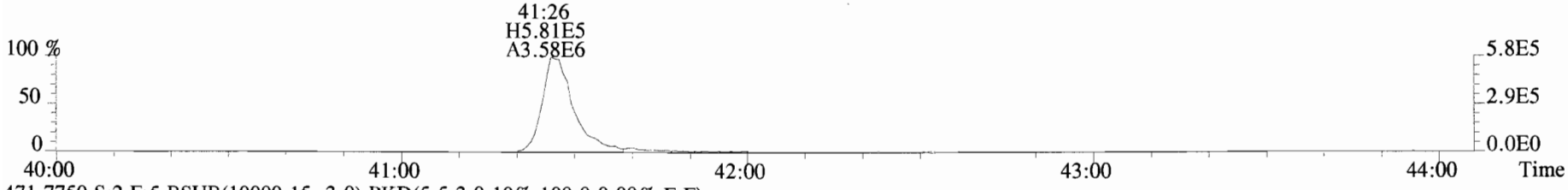

471.7750 S:2 F:5 BSUB(10000,15,-3.0) PKD(5,5,3,0.10%,100.0,0.00%,F,F)

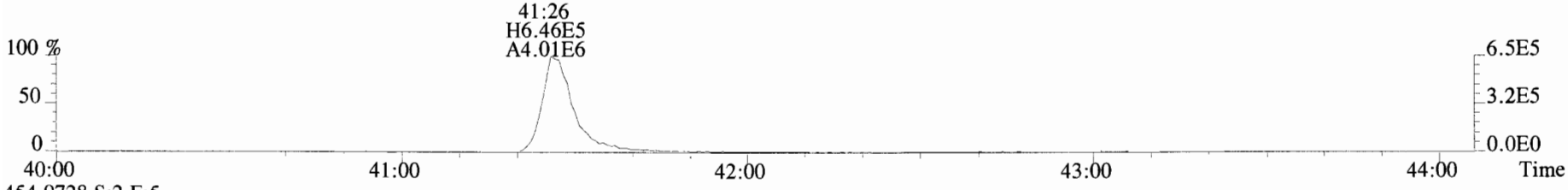

454.9728 S:2 F:5

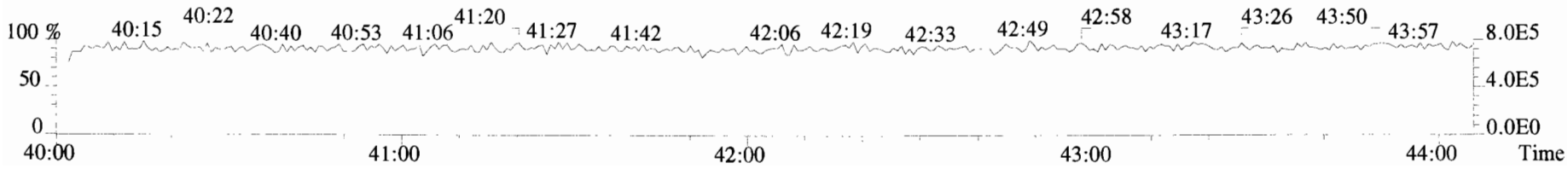

File:191009D1 #1-432 Acq: 9-OCT-2019 17:00:45 GC EI+ Voltage SIR Autospec-UltimaE
Sample#2 File Text:Vista_Analytical_Laboratory_VG7 Text:ST191009D1-2 1613 CS1 19C2202 Exp:OCDD_DB5
457.7377 S:2 F:5 BSUB(10000,15,-3.0) PKD(5,5,3,0.10%,100.0,0.00%,F,F)

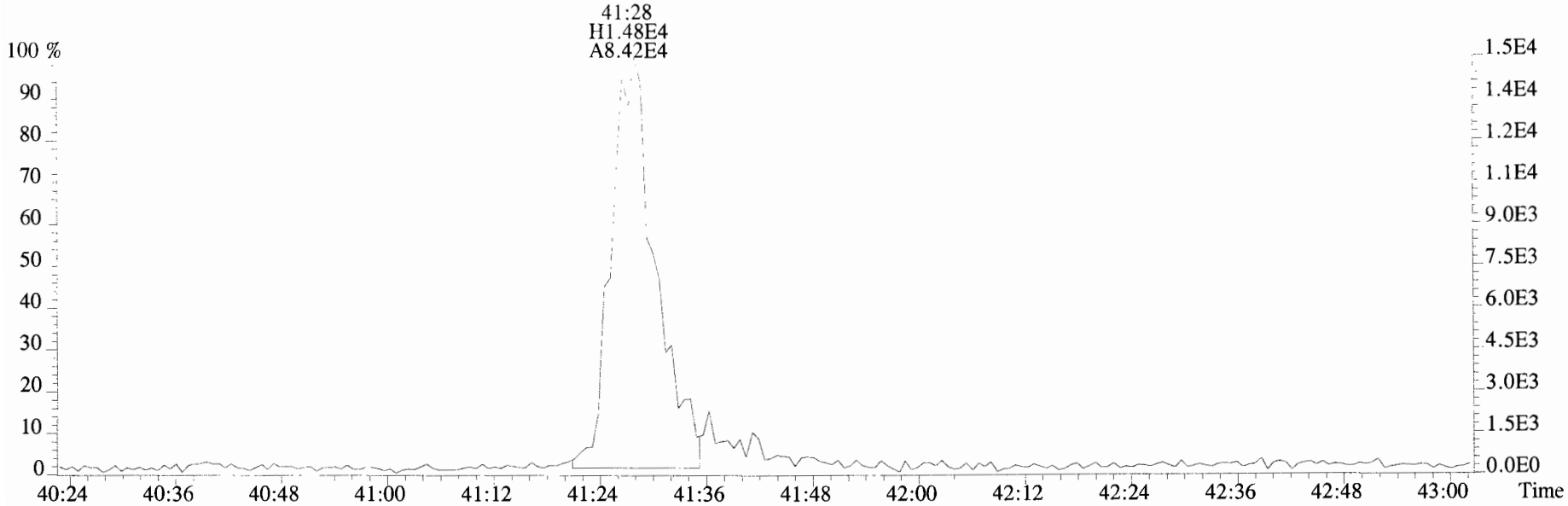

459.7348 S:2 F:5 BSUB(10000,15,-3.0) PKD(5,5,3,0.10%,100.0,0.00%,F,F)

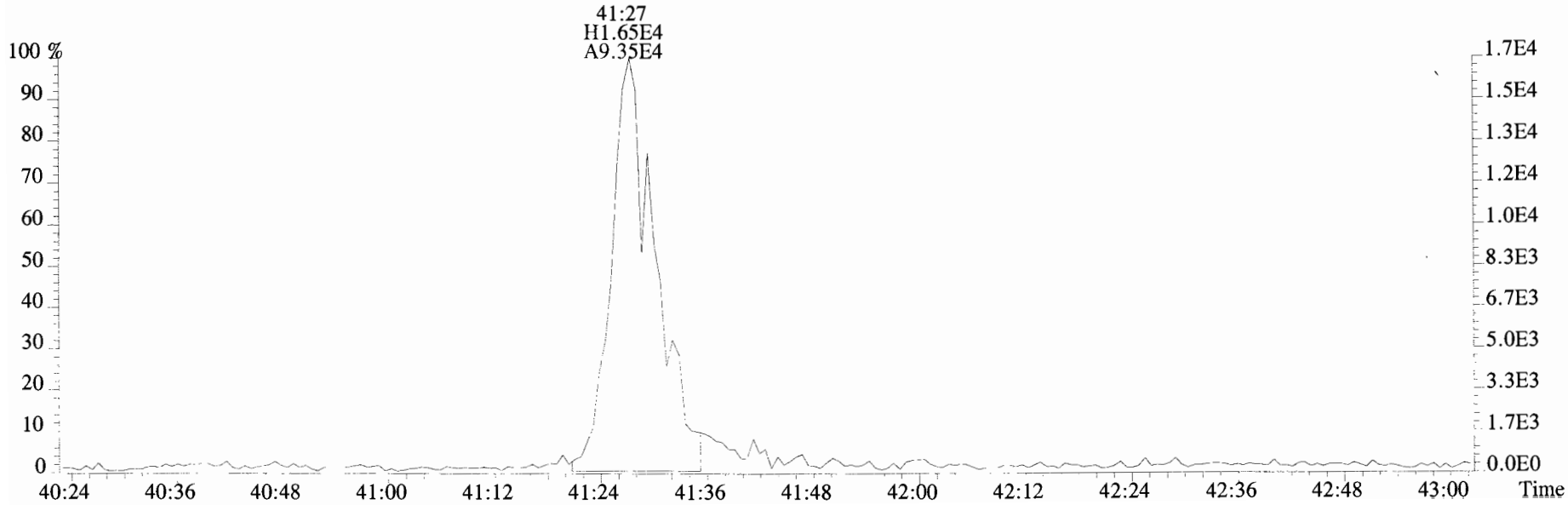

File:191009D1 #1-513 Acq: 9-OCT-2019 17:00:45 GC EI+ Voltage SIR Autospec-UltimaE
Sample#2 File Text:Vista_Analytical_Laboratory_VG7 Text:ST191009D1-2 1613 CS1 19C2202 Exp:OCDD_DB5
303.9016 S:2 BSUB(10000,15,-3.0) PKD(5,5,3,0.10%,100.0,0.00%,F,F)

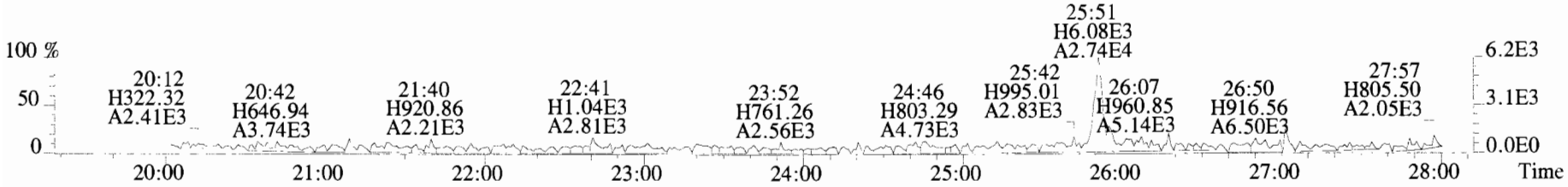

305.8987 S:2 BSUB(10000,15,-3.0) PKD(5,5,3,0.10%,100.0,0.00%,F,F)

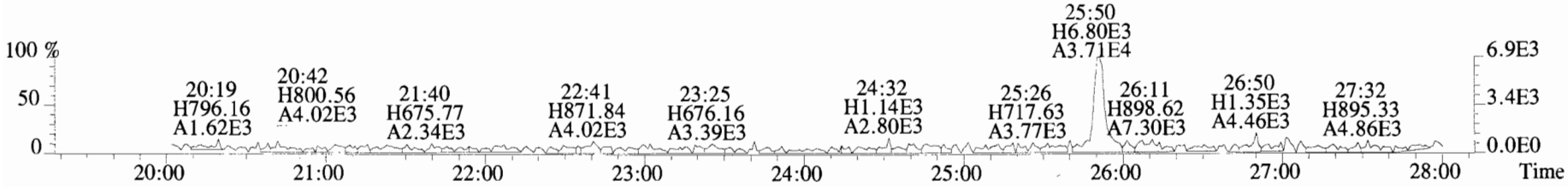

315.9419 S:2 BSUB(10000,15,-3.0) PKD(5,5,3,0.10%,100.0,0.00%,F,F)

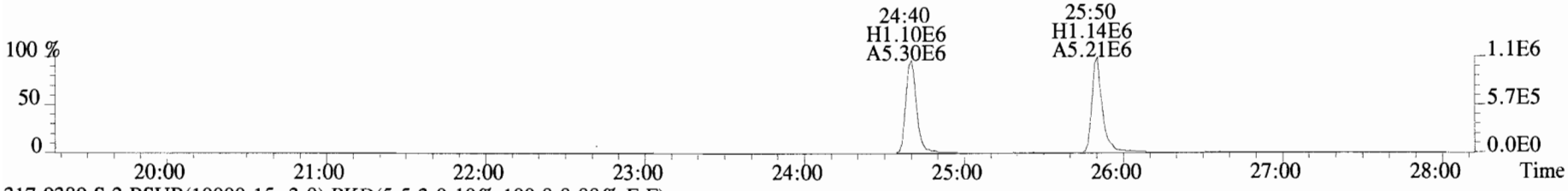

317.9389 S:2 BSUB(10000,15,-3.0) PKD(5,5,3,0.10%,100.0,0.00%,F,F)

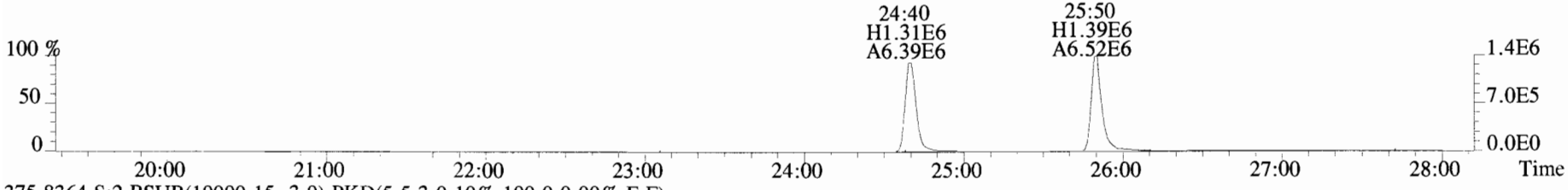

375.8364 S:2 BSUB(10000,15,-3.0) PKD(5,5,3,0.10%,100.0,0.00%,F,F)

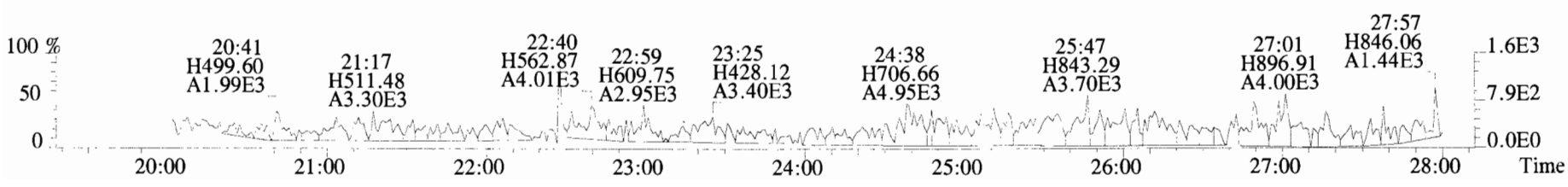

File:191009D1 #1-513 Acq: 9-OCT-2019 17:00:45 GC EI+ Voltage SIR Autospec-UltimaE
Sample#2 File Text:Vista_Analytical_Laboratory_VG7 Text:ST191009D1-2 1613 CS1 19C2202 Exp:OCDD_DB5
303.9016 S:2 BSUB(10000,15,-3.0) PKD(5,5,3,0.10%,100.0,0.00%,F,F)

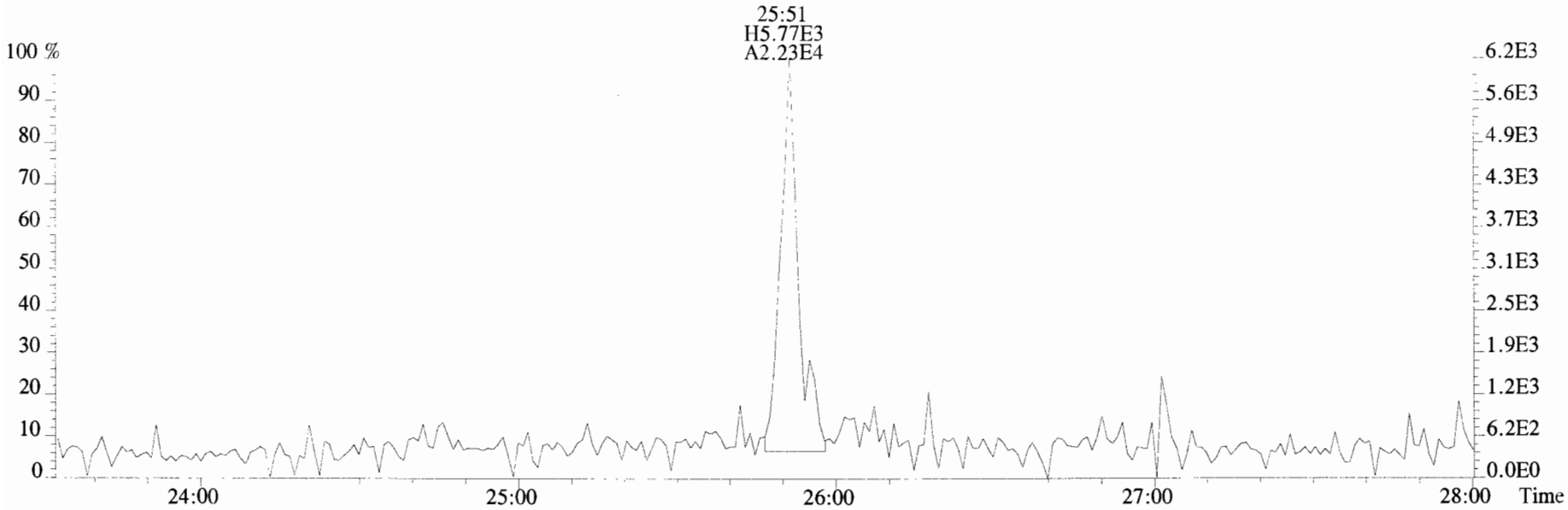

305.8987 S:2 BSUB(10000,15,-3.0) PKD(5,5,3,0.10%,100.0,0.00%,F,F)

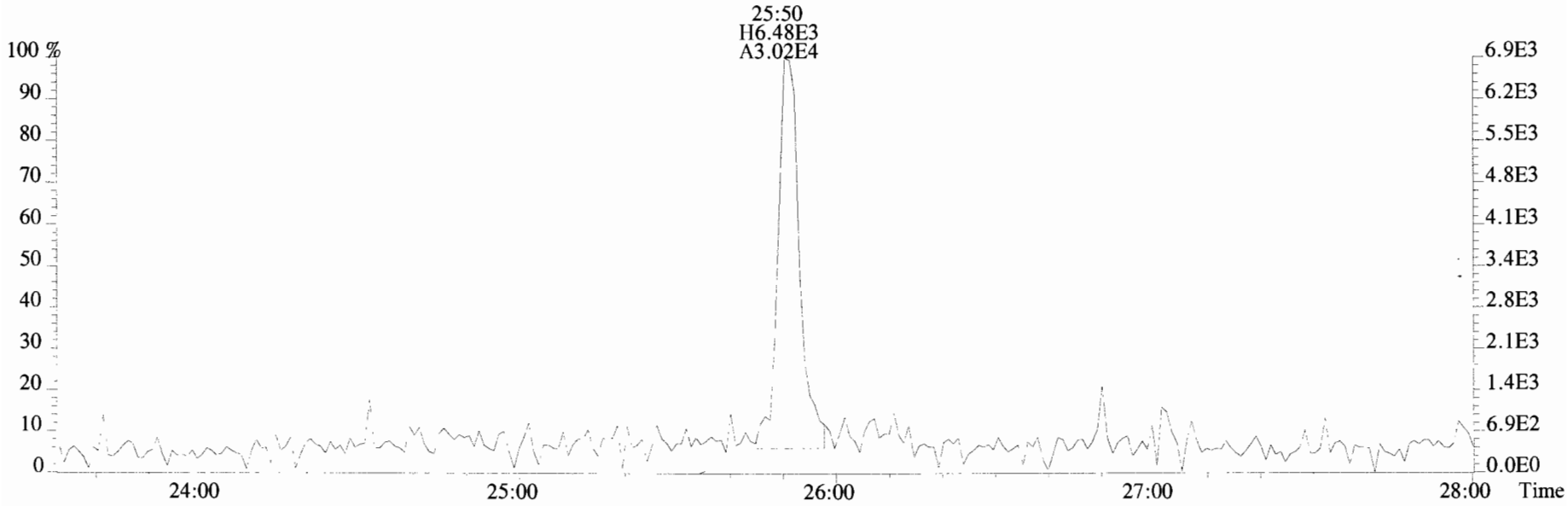

File:191009D1 #1-513 Acq: 9-OCT-2019 17:00:45 GC EI+ Voltage SIR Autospec-UltimaE
Sample#2 File Text:Vista_Analytical_Laboratory_VG7 Text:ST191009D1-2 1613 CS1 19C2202 Exp:OCDD_DB5
339.8597 S:2 BSUB(10000,15,-3.0) PKD(5,5,3,0.10%,100.0,0.00%,F,F)

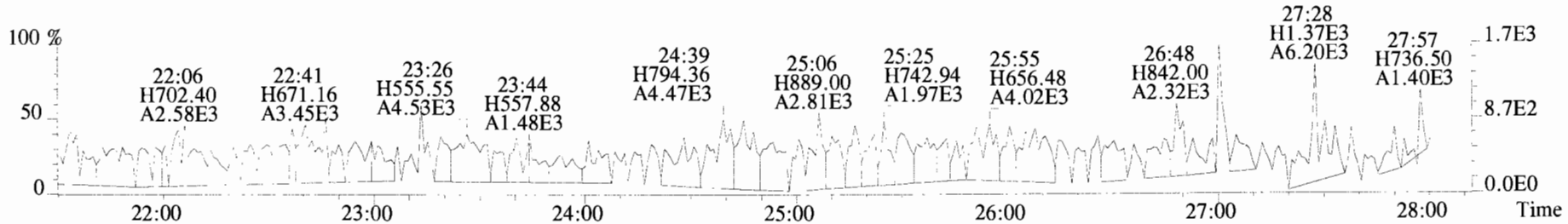

341.8568 S:2 BSUB(10000,15,-3.0) PKD(5,5,3,0.10%,100.0,0.00%,F,F)

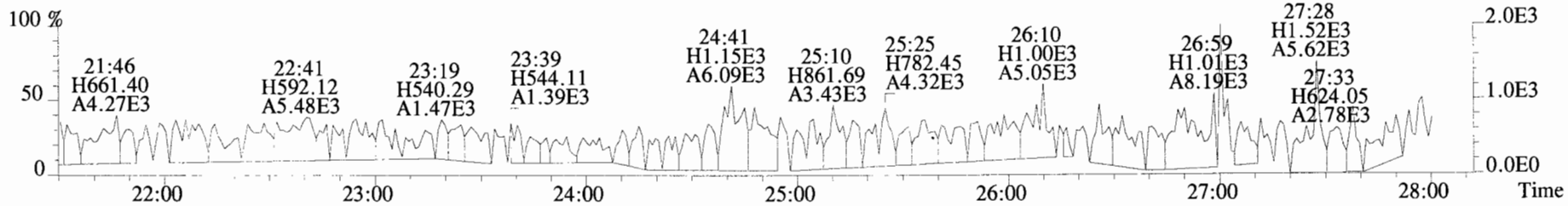

409.7974 S:2 BSUB(10000,15,-3.0) PKD(5,5,3,0.10%,100.0,0.00%,F,F)

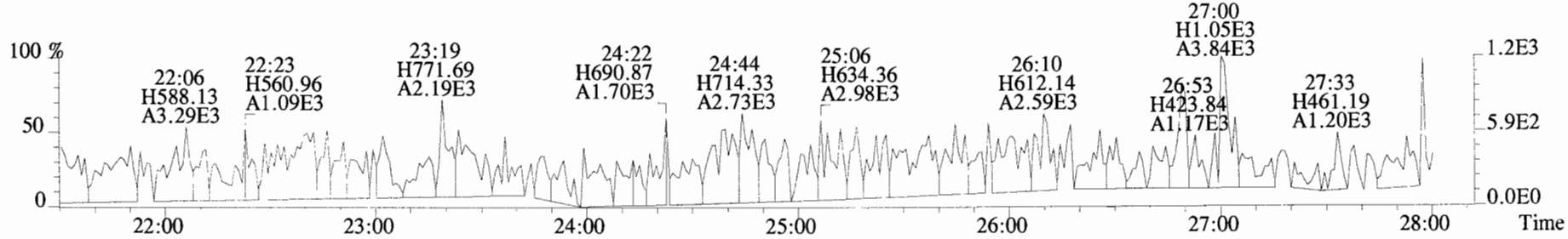

316.9824 S:2

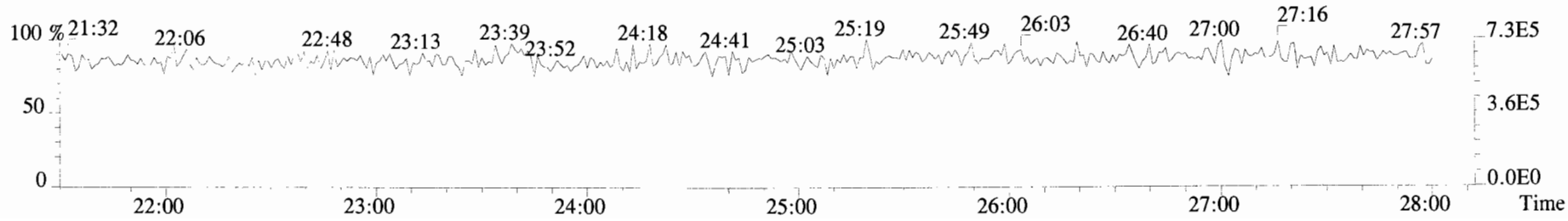

File:191009D1 #1-211 Acq: 9-OCT-2019 17:00:45 GC EI+ Voltage SIR Autospec-UltimaE
Sample#2 File Text:Vista_Analytical_Laboratory_VG7 Text:ST191009D1-2 1613 CS1 19C2202 Exp:OCDD_DB5
339.8597 S:2 F:2 BSUB(10000,15,-3.0) PKD(5,5,3,0.10%,100.0,0.00%,F,F)

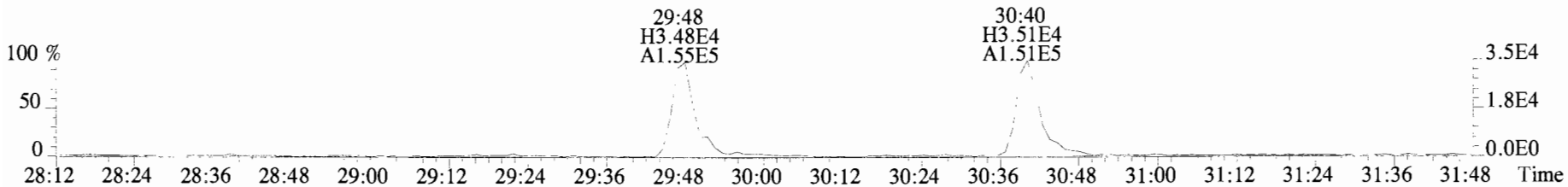

341.8568 S:2 F:2 BSUB(10000,15,-3.0) PKD(5,5,3,0.10%,100.0,0.00%,F,F)

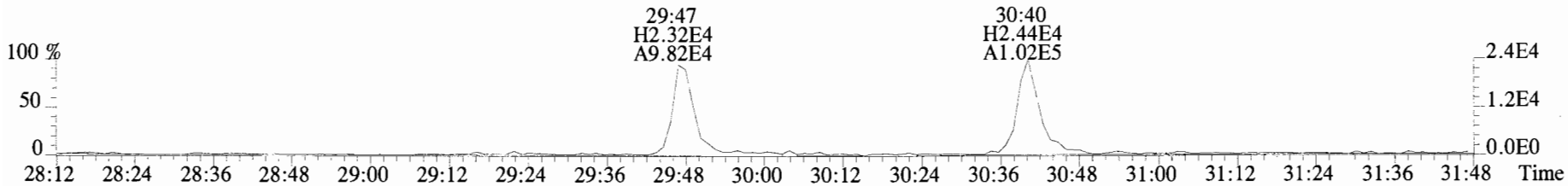

351.9000 S:2 F:2 BSUB(10000,15,-3.0) PKD(5,5,3,0.10%,100.0,0.00%,F,F)

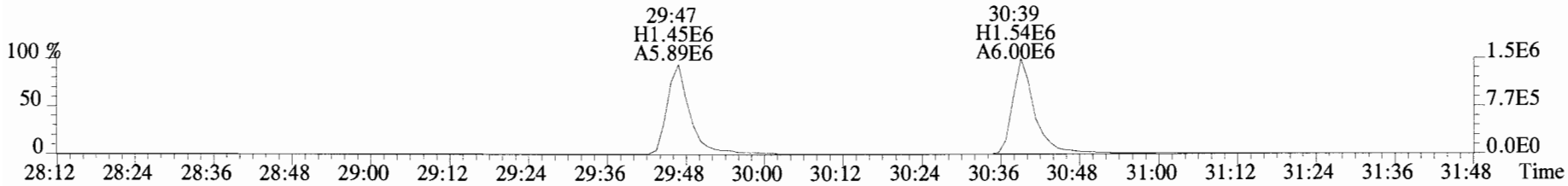

353.8970 S:2 F:2 BSUB(10000,15,-3.0) PKD(5,5,3,0.10%,100.0,0.00%,F,F)

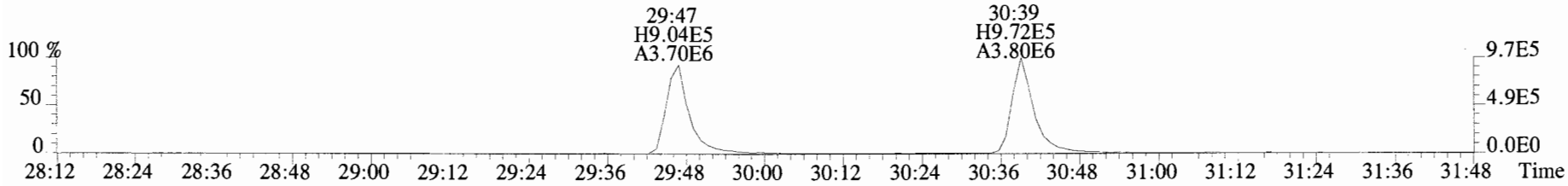

409.7974 S:2 F:2 BSUB(10000,15,-3.0) PKD(5,5,3,0.10%,100.0,0.00%,F,F)

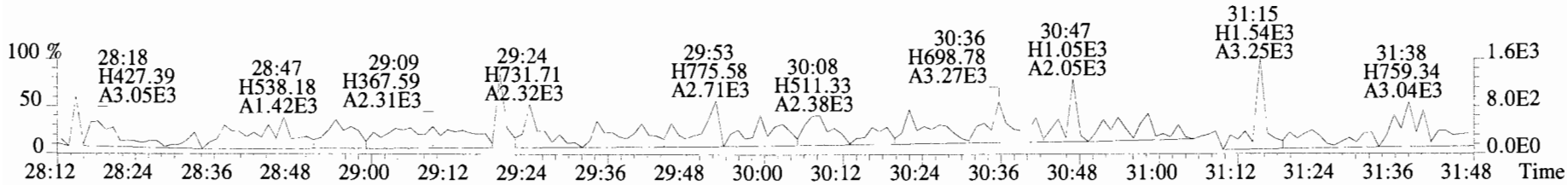

File:191009D1 #1-211 Acq: 9-OCT-2019 17:00:45 GC EI+ Voltage SIR Autospec-UltimaE
Sample#2 File Text:Vista_Analytical_Laboratory_VG7 Text:ST191009D1-2 1613 CS1 19C2202 Exp:OCDD_DB5
339.8597 S:2 F:2 BSUB(10000,15,-3.0) PKD(5,5,3,0.10%,100.0,0.00%,F,F)

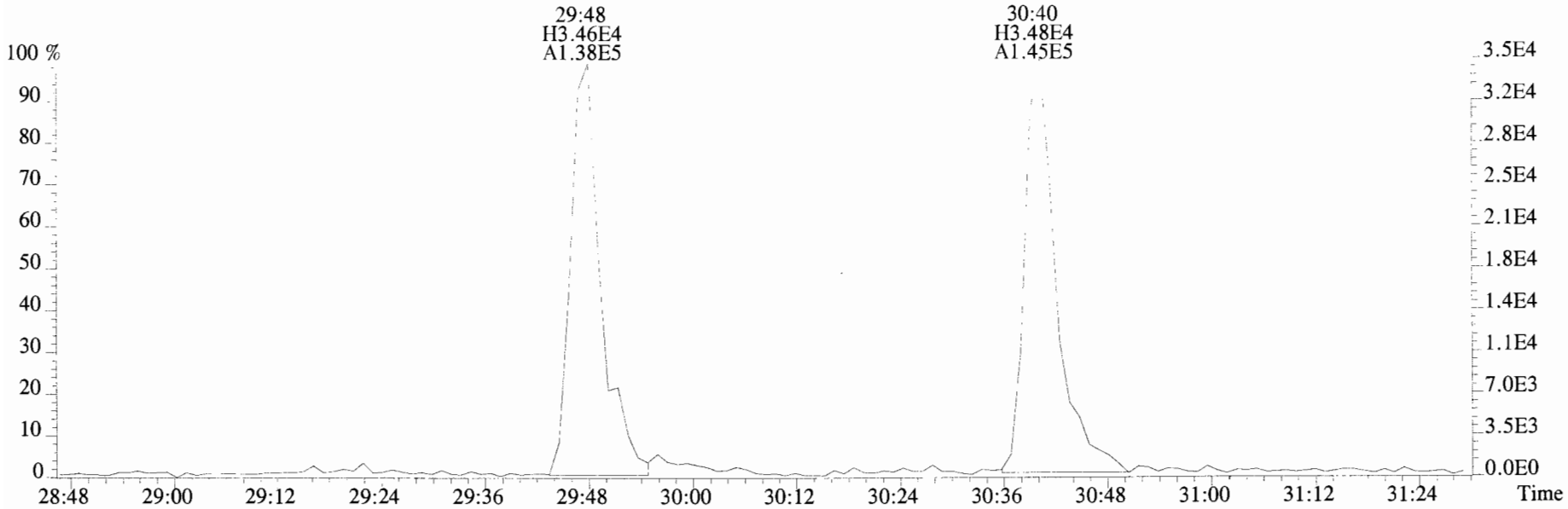

341.8568 S:2 F:2 BSUB(10000,15,-3.0) PKD(5,5,3,0.10%,100.0,0.00%,F,F)

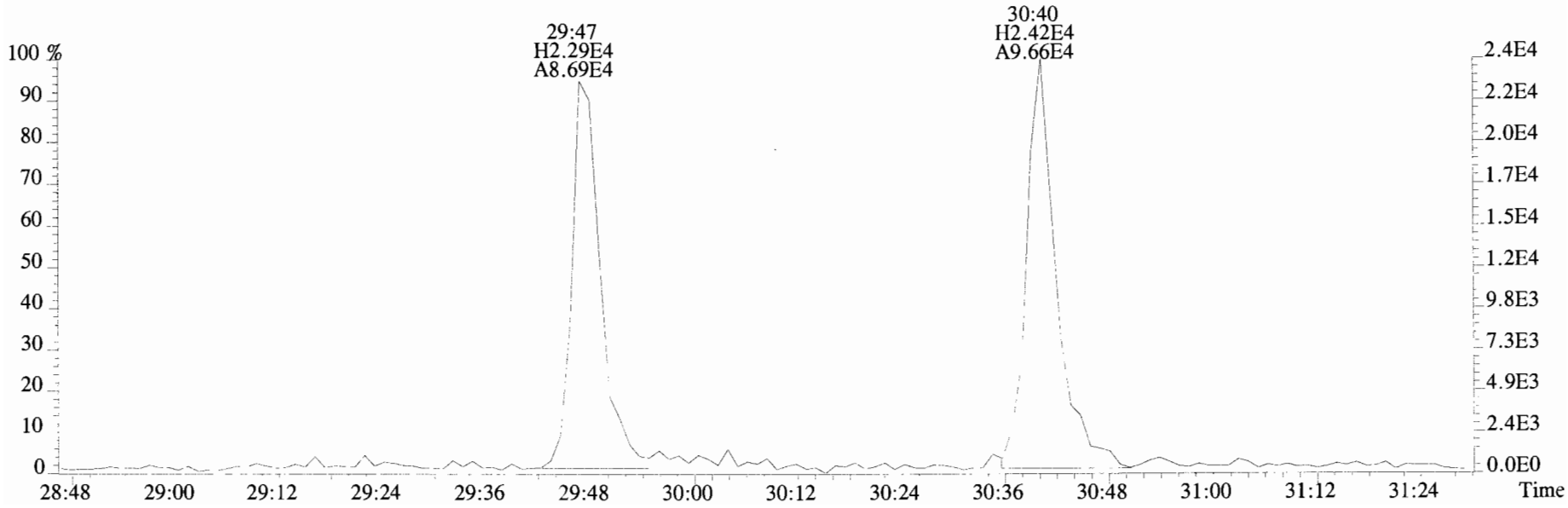

File:191009D1 #1-355 Acq: 9-OCT-2019 17:00:45 GC EI+ Voltage SIR Autospec-UltimaE
Sample#2 File Text:Vista_Analytical_Laboratory_VG7 Text:ST191009D1-2 1613 CS1 19C2202 Exp:OCDD_DB5

373.8207 S:2 F:3 BSUB(10000,15,-3.0) PKD(5,5,3,0.10%,100.0,0.00%,F,F)

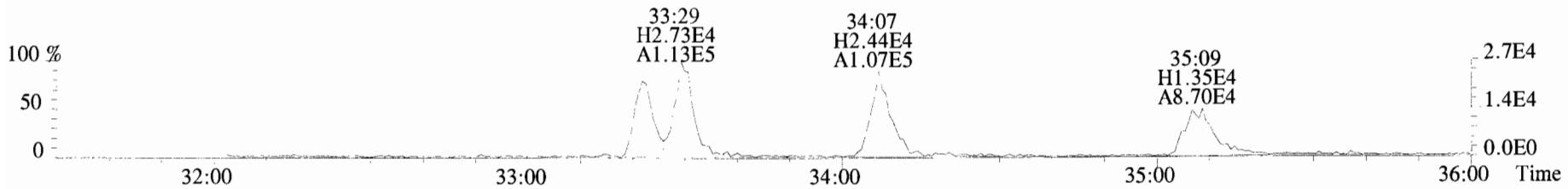

375.8178 S:2 F:3 BSUB(10000,15,-3.0) PKD(5,5,3,0.10%,100.0,0.00%,F,F)

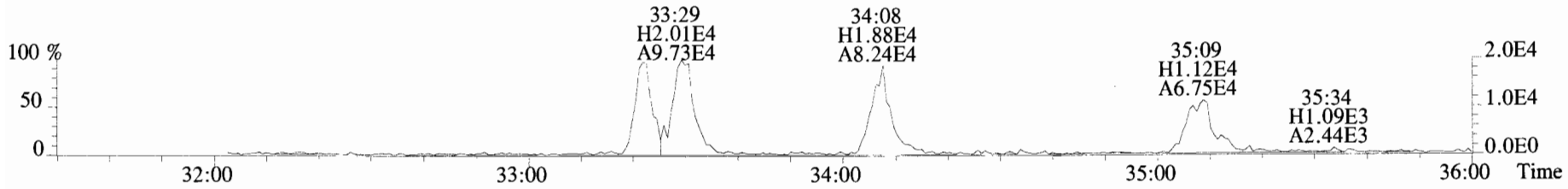

383.8639 S:2 F:3 BSUB(10000,15,-3.0) PKD(5,5,3,0.10%,100.0,0.00%,F,F)

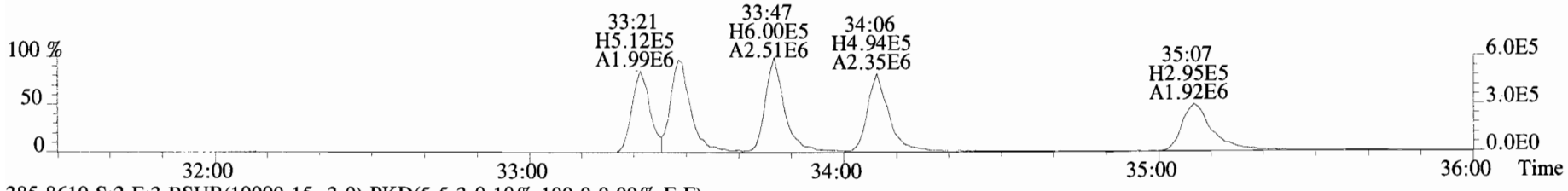

385.8610 S:2 F:3 BSUB(10000,15,-3.0) PKD(5,5,3,0.10%,100.0,0.00%,F,F)

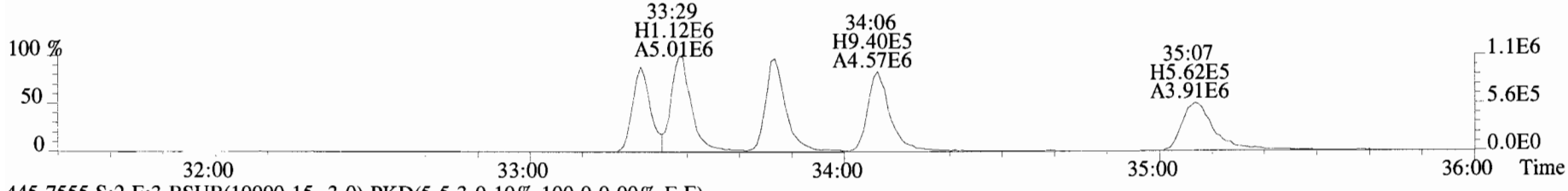

445.7555 S:2 F:3 BSUB(10000,15,-3.0) PKD(5,5,3,0.10%,100.0,0.00%,F,F)

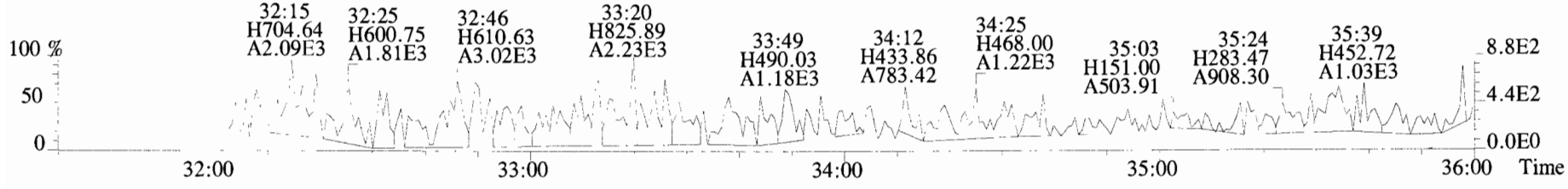

File:191009D1 #1-355 Acq: 9-OCT-2019 17:00:45 GC EI+ Voltage SIR Autospec-UltimaE
Sample#2 File Text:Vista_Analytical_Laboratory_VG7 Text:ST191009D1-2 1613 CS1 19C2202 Exp:OCDD_DB5
373.8207 S:2 F:3 BSUB(10000,15,-3.0) PKD(5,5,3,0.10%,100.0,0.00%,F,F)

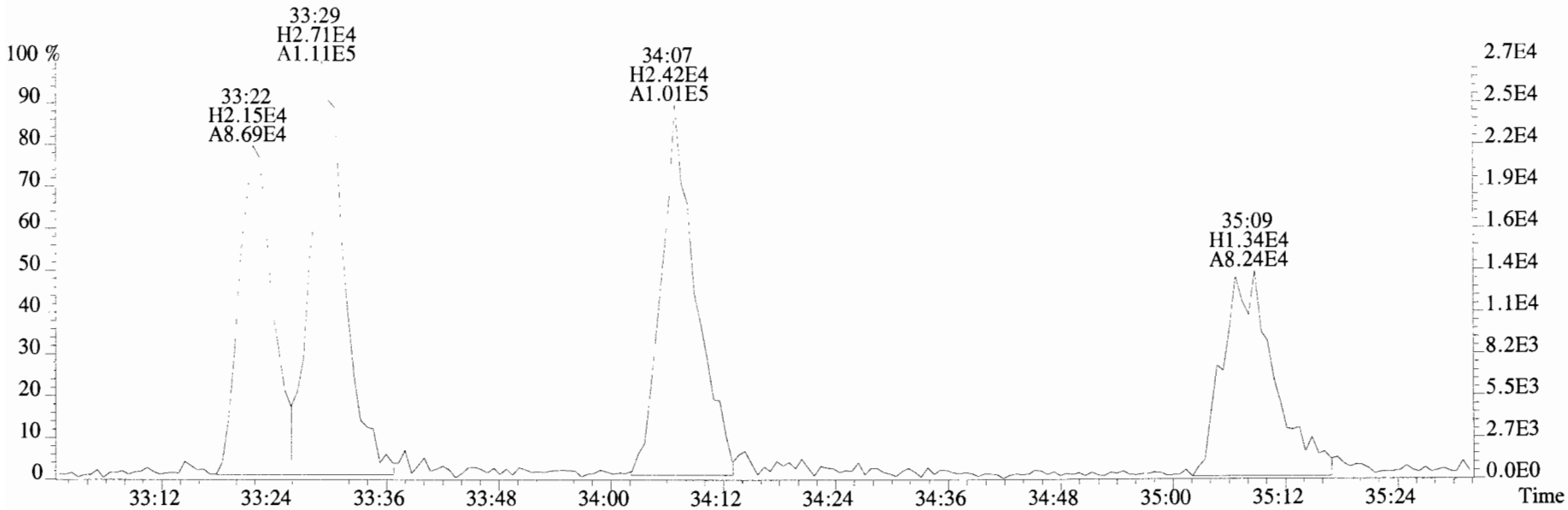

375.8178 S:2 F:3 BSUB(10000,15,-3.0) PKD(5,5,3,0.10%,100.0,0.00%,F,F)

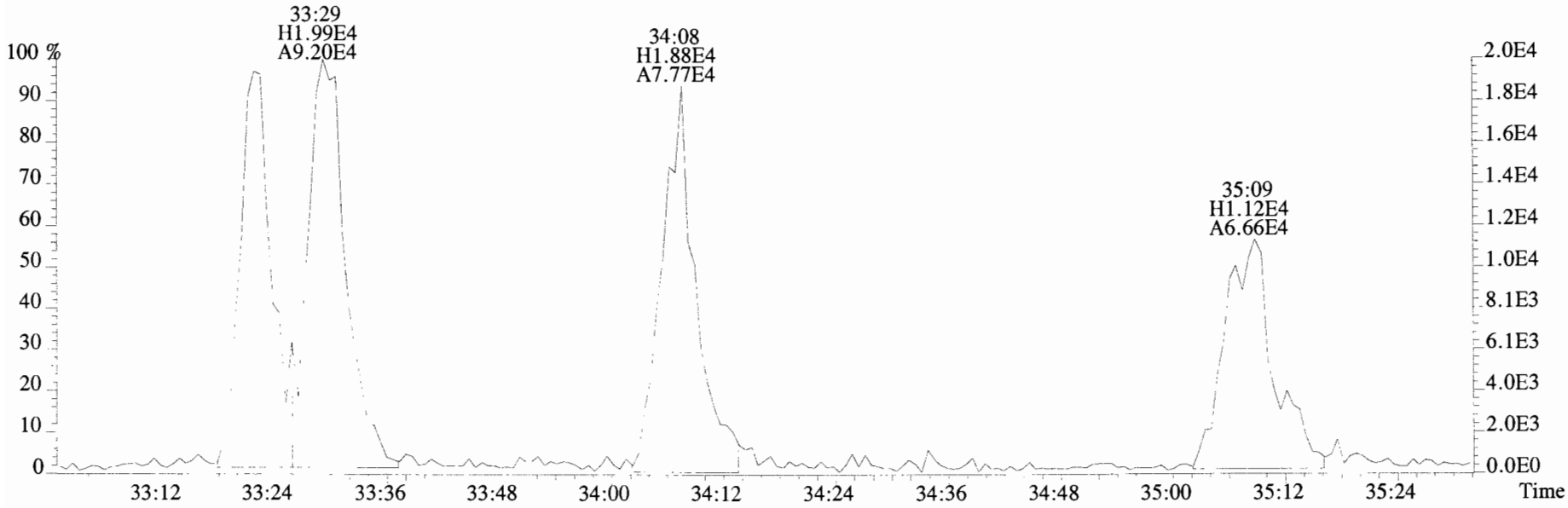

File:191009D1 #1-355 Acq: 9-OCT-2019 17:00:45 GC EI+ Voltage SIR Autospec-UltimaE
Sample#2 File Text:Vista_Analytical_Laboratory_VG7 Text:ST191009D1-2 1613 CS1 19C2202 Exp:OCDD_DB5
383.8639 S:2 F:3 BSUB(10000,15,-3.0) PKD(5,5,3,0.10%,100.0,0.00%,F,F)

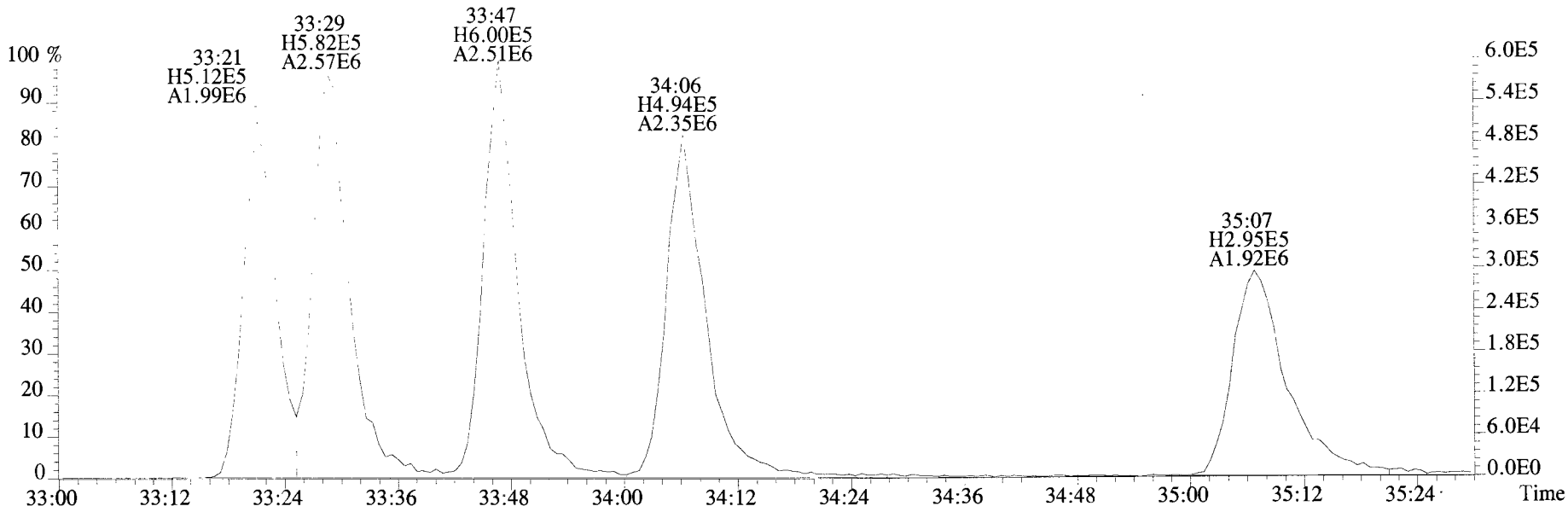

385.8610 S:2 F:3 BSUB(10000,15,-3.0) PKD(5,5,3,0.10%,100.0,0.00%,F,F)

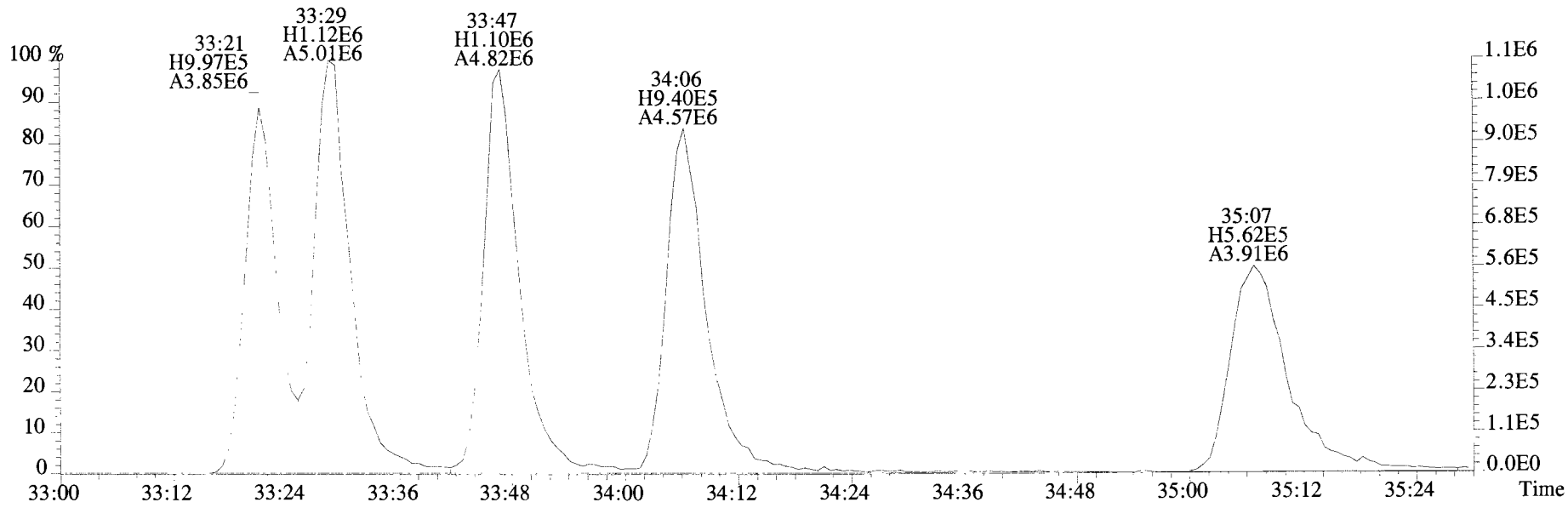

File:191009D1 #1-355 Acq: 9-OCT-2019 17:00:45 GC EI+ Voltage SIR Autospec-UltimaE
Sample#2 File Text:Vista_Analytical_Laboratory_VG7 Text:ST191009D1-2 1613 CS1 19C2202 Exp:OCDD_DB5
407.7818 S:2 F:4 BSUB(10000,15,-3.0) PKD(5,5,3,0.10%,100.0,0.00%,F,F)



409.7788 S:2 F:4 BSUB(10000,15,-3.0) PKD(5,5,3,0.10%,100.0,0.00%,F,F)

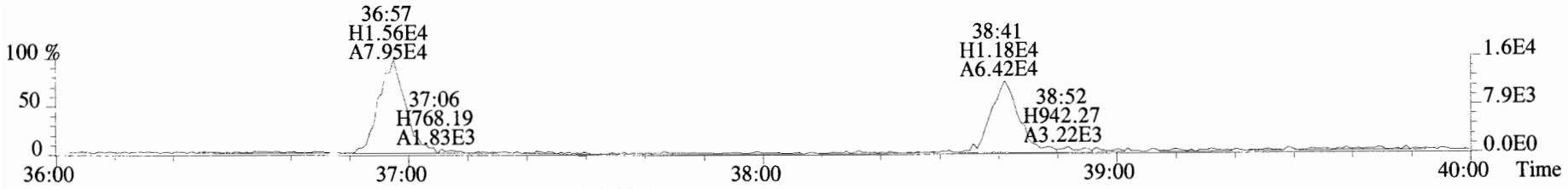

417.8253 S:2 F:4 BSUB(10000,15,-3.0) PKD(5,5,3,0.10%,100.0,0.00%,F,F)

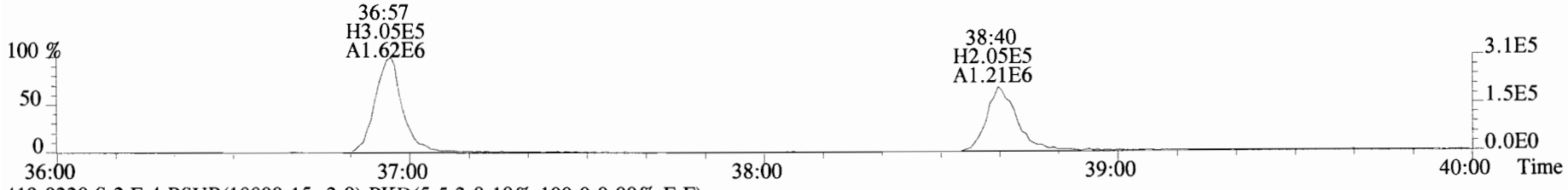

419.8220 S:2 F:4 BSUB(10000,15,-3.0) PKD(5,5,3,0.10%,100.0,0.00%,F,F)



479.7165 S:2 F:4 BSUB(10000,15,-3.0) PKD(5,5,3,0.10%,100.0,0.00%,F,F)

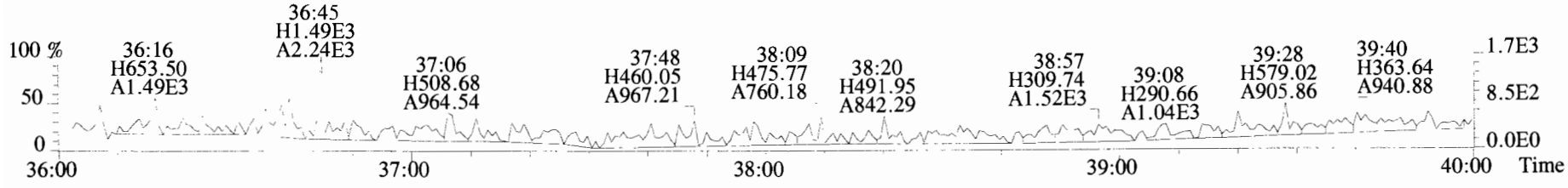

File:191009D1 #1-355 Acq: 9-OCT-2019 17:00:45 GC EI+ Voltage SIR Autospec-UltimaE
Sample#2 File Text:Vista_Analytical_Laboratory_VG7 Text:ST191009D1-2 1613 CS1 19C2202 Exp:OCDD_DB5
407.7818 S:2 F:4 BSUB(10000,15,-3.0) PKD(5,5,3,0.10%,100.0,0.00%,F,F)

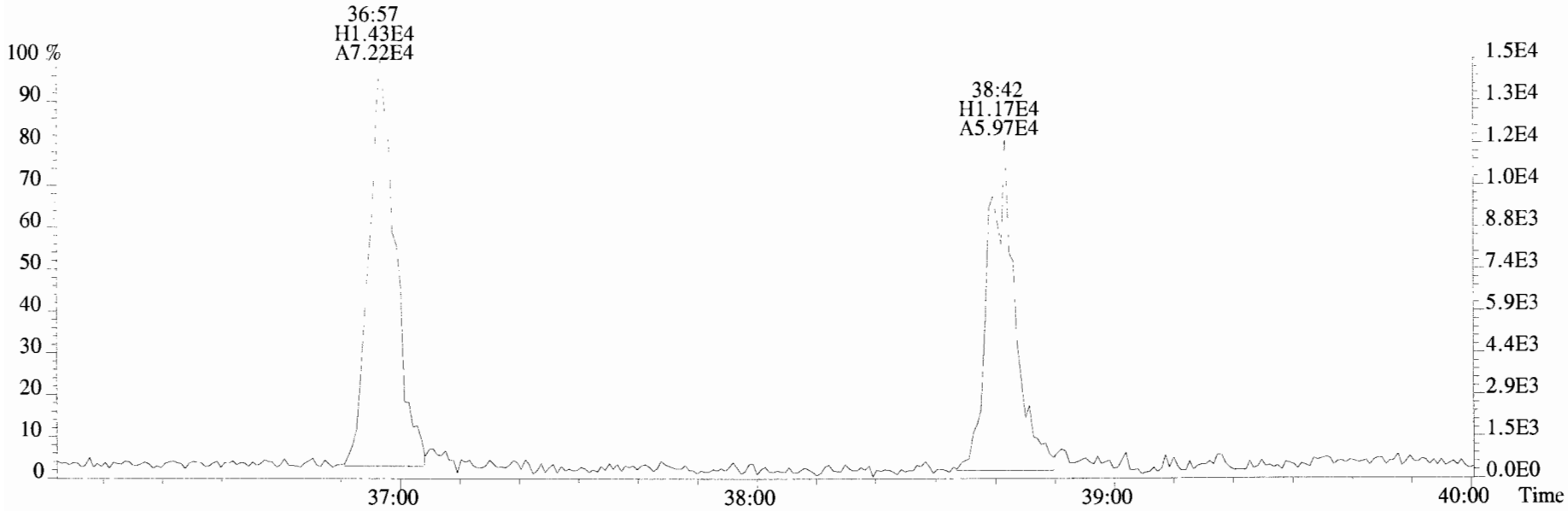

409.7788 S:2 F:4 BSUB(10000,15,-3.0) PKD(5,5,3,0.10%,100.0,0.00%,F,F)

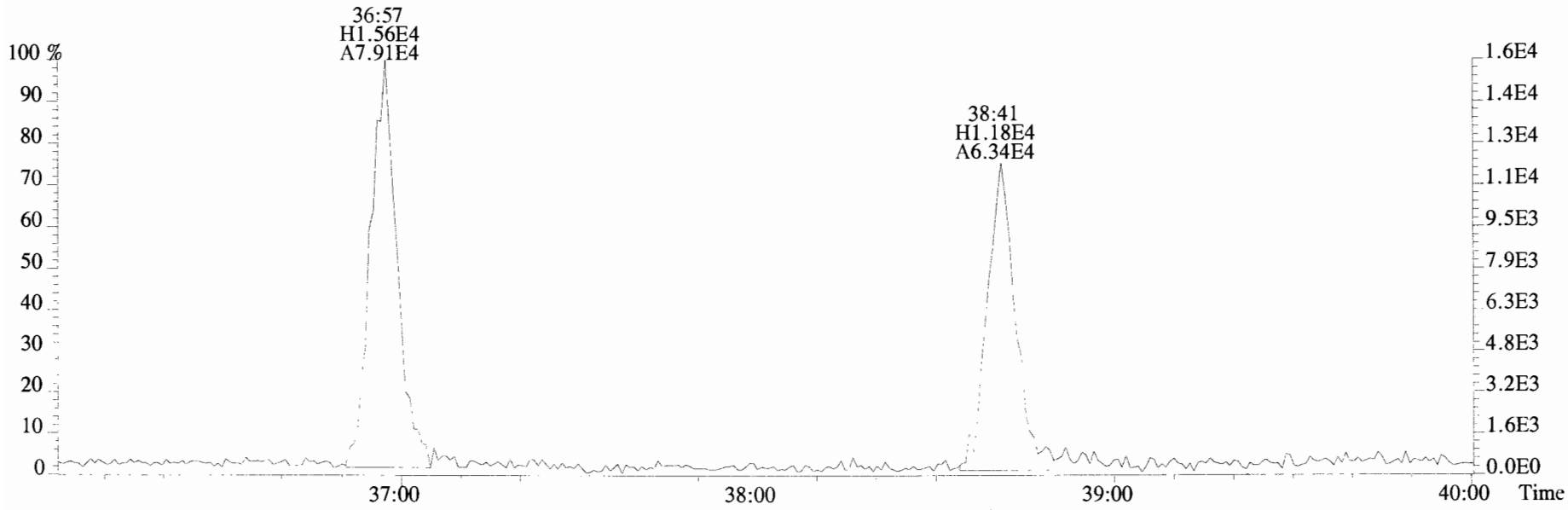

File:191009D1 #1-432 Acq: 9-OCT-2019 17:00:45 GC EI+ Voltage SIR Autospec-UltimaE
Sample#2 File Text:Vista_Analytical_Laboratory_VG7 Text:ST191009D1-2 1613 CS1 19C2202 Exp:OCDD_DB5
441.7428 S:2 F:5 BSUB(10000,15,-3.0) PKD(5,5,3,0.10%,100.0,0.00%,F,F)



443.7398 S:2 F:5 BSUB(10000,15,-3.0) PKD(5,5,3,0.10%,100.0,0.00%,F,F)

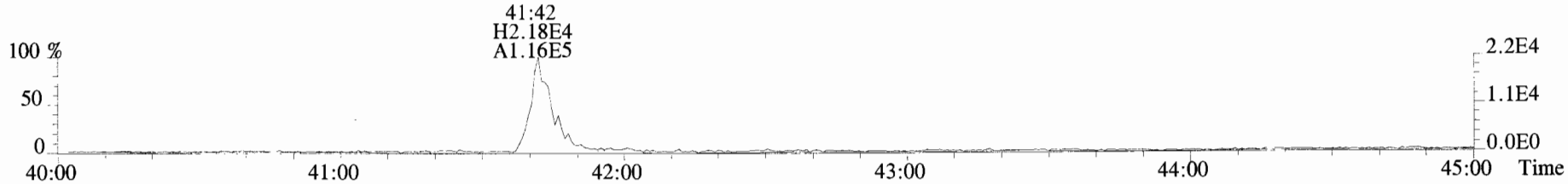

453.7831 S:2 F:5 BSUB(10000,15,-3.0) PKD(5,5,3,0.10%,100.0,0.00%,F,F)

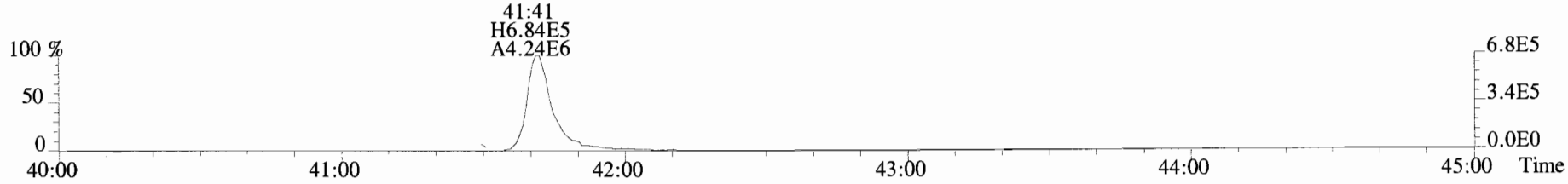

455.7801 S:2 F:5 BSUB(10000,15,-3.0) PKD(5,5,3,0.10%,100.0,0.00%,F,F)

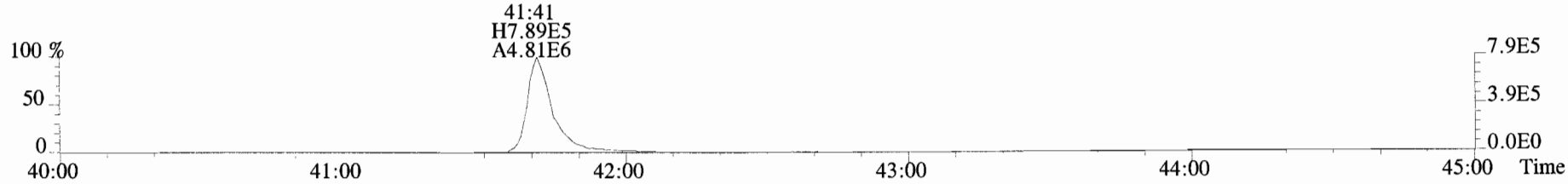

513.6775 S:2 F:5 BSUB(10000,15,-3.0) PKD(5,5,3,0.10%,100.0,0.00%,F,F)

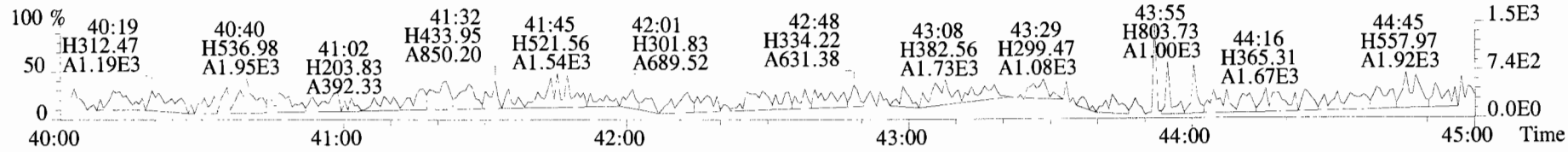

File:191009D1 #1-432 Acq: 9-OCT-2019 17:00:45 GC EI+ Voltage SIR Autospec-UltimaE
Sample#2 File Text:Vista_Analytical_Laboratory_VG7 Text:ST191009D1-2 1613 CS1 19C2202 Exp:OCDD_DB5
441.7428 S:2 F:5 BSUB(10000,15,-3.0) PKD(5,5,3,0.10%,100.0,0.00%,F,F)

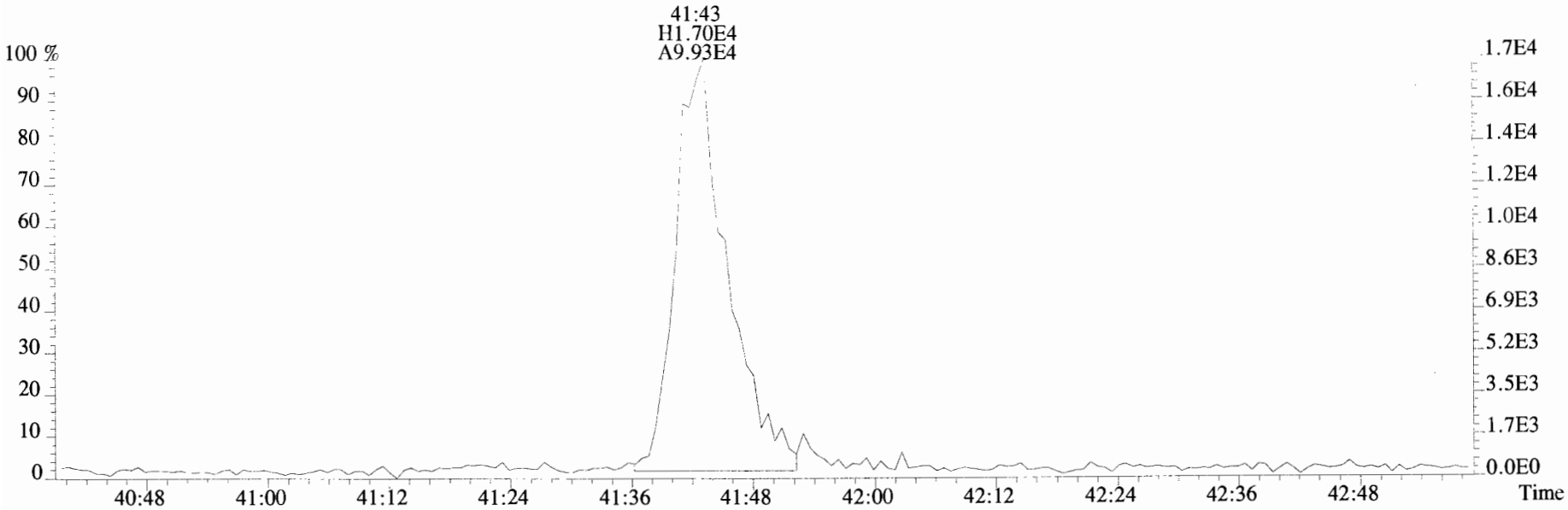

443.7398 S:2 F:5 BSUB(10000,15,-3.0) PKD(5,5,3,0.10%,100.0,0.00%,F,F)

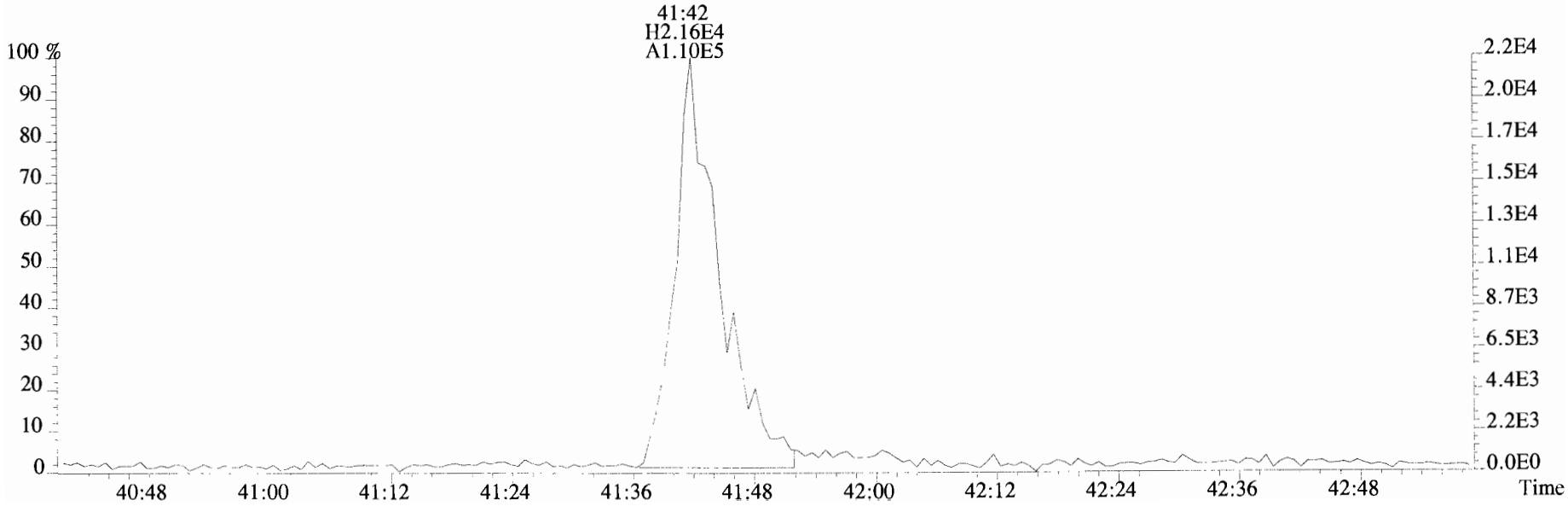

File:191009D1 #1-513 Acq: 9-OCT-2019 17:48:27 GC EI+ Voltage SIR Autospec-UltimaE
Sample#3 File Text:Vista_Analytical_Laboratory_VG7 Text:ST191009D1-3 1613 CS2 19C2203 Exp:OCDD_DB5
319.8965 S:3 BSUB(10000,15,-3.0) PKD(5,5,3,0.10%,100.0,0.00%,F,F)



321.8936 S:3 BSUB(10000,15,-3.0) PKD(5,5,3,0.10%,100.0,0.00%,F,F)

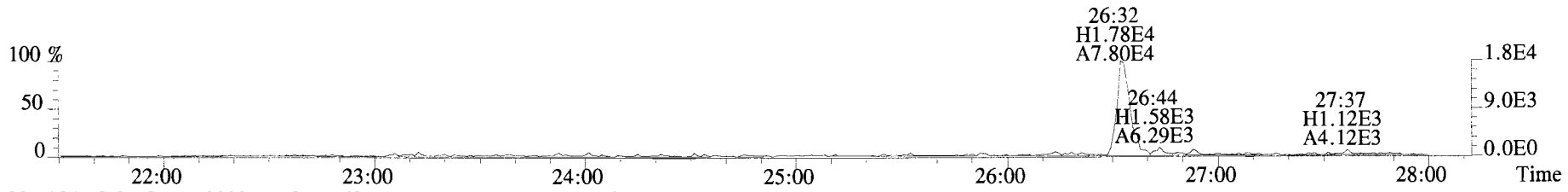

327.8847 S:3 BSUB(10000,15,-3.0) PKD(5,5,3,0.10%,100.0,0.00%,F,F)



331.9368 S:3 BSUB(10000,15,-3.0) PKD(5,5,3,0.10%,100.0,0.00%,F,F)

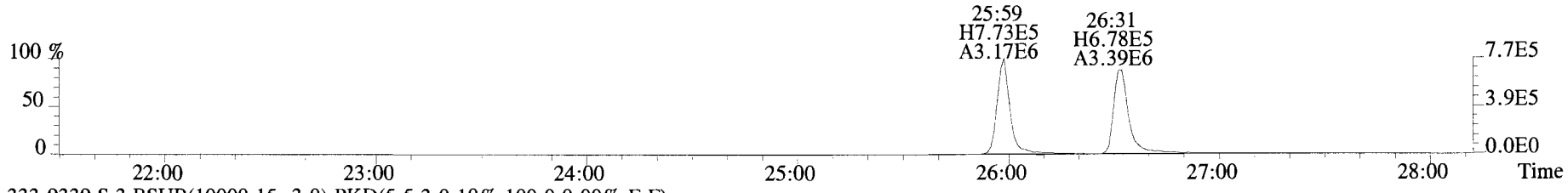

333.9339 S:3 BSUB(10000,15,-3.0) PKD(5,5,3,0.10%,100.0,0.00%,F,F)

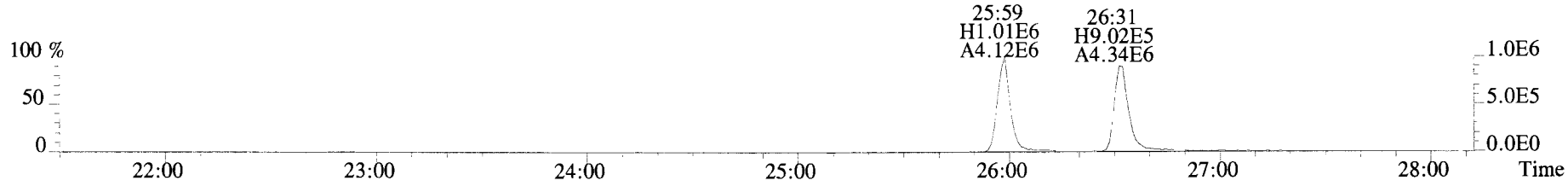

File:191009D1 #1-513 Acq: 9-OCT-2019 17:48:27 GC EI+ Voltage SIR Autospec-UltimaE
Sample#3 File Text:Vista_Analytical_Laboratory_VG7 Text:ST191009D1-3 1613 CS2 19C2203 Exp:OCDD_DB5
319.8965 S:3 BSUB(10000,15,-3.0) PKD(5,5,3,0.10%,100.0,0.00%,F,F)

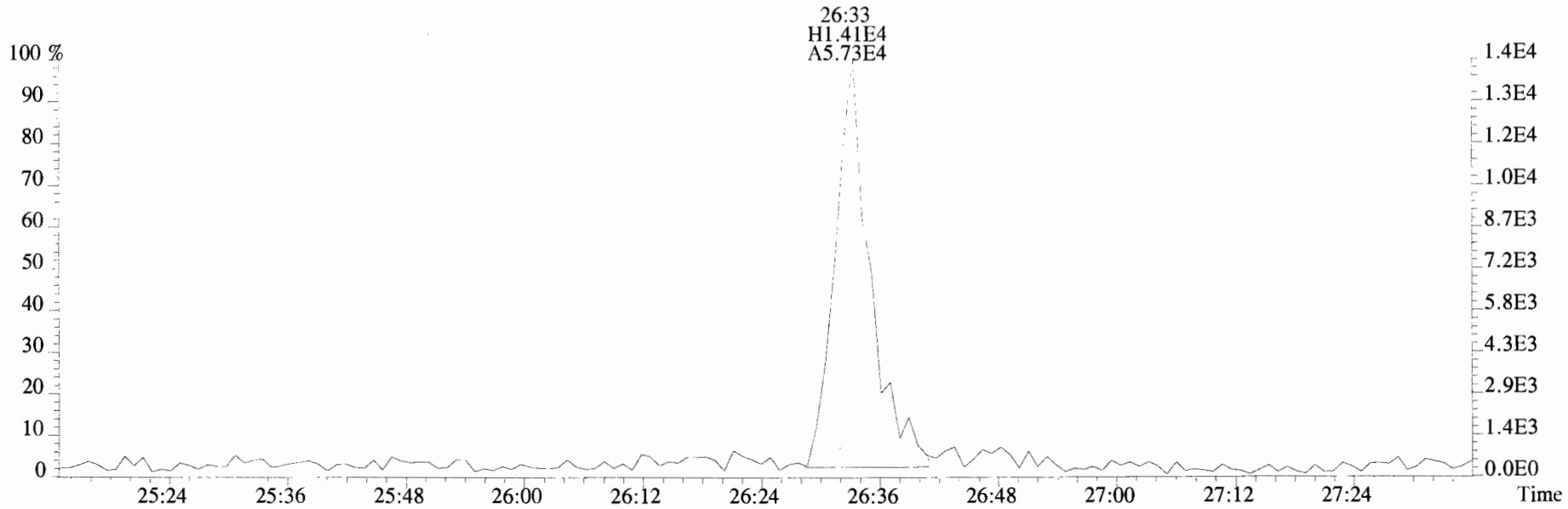

321.8936 S:3 BSUB(10000,15,-3.0) PKD(5,5,3,0.10%,100.0,0.00%,F,F)

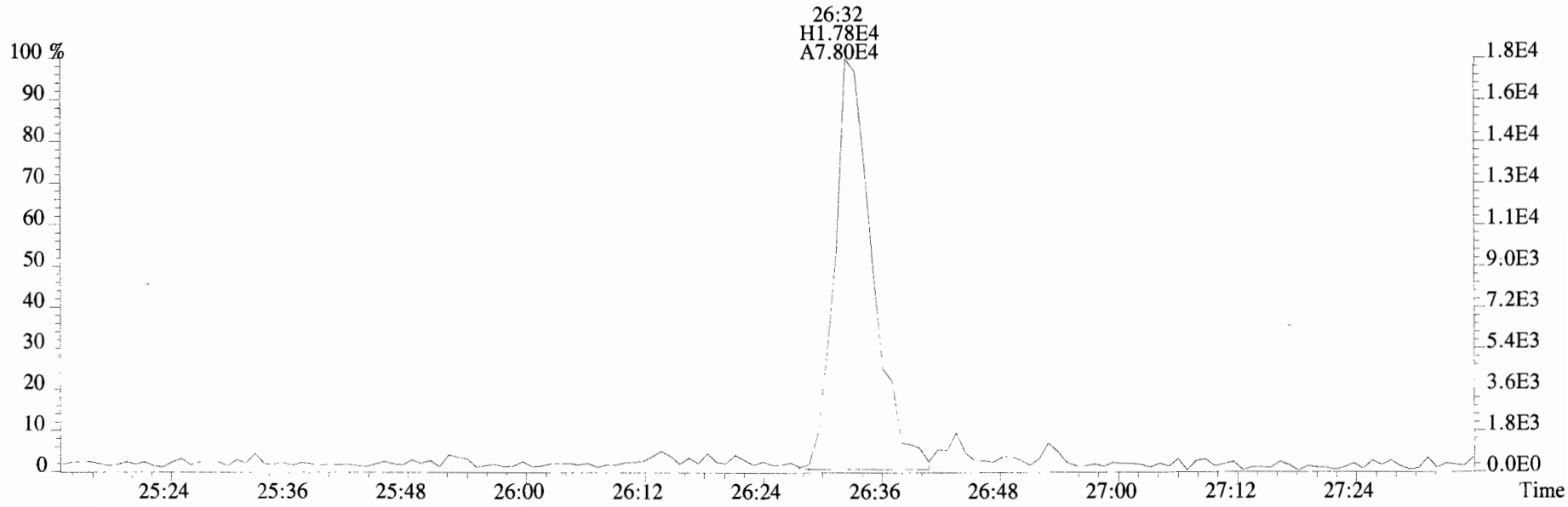

File:191009D1 #1-513 Acq: 9-OCT-2019 17:48:27 GC EI+ Voltage SIR Autospec-UltimaE
Sample#3 File Text:Vista_Analytical_Laboratory_VG7 Text:ST191009D1-3 1613 CS2 19C2203 Exp:OCDD_DB5
327.8847 S:3 BSUB(10000,15,-3.0) PKD(5,5,3,0.10%,100.0,0.00%,F,F)

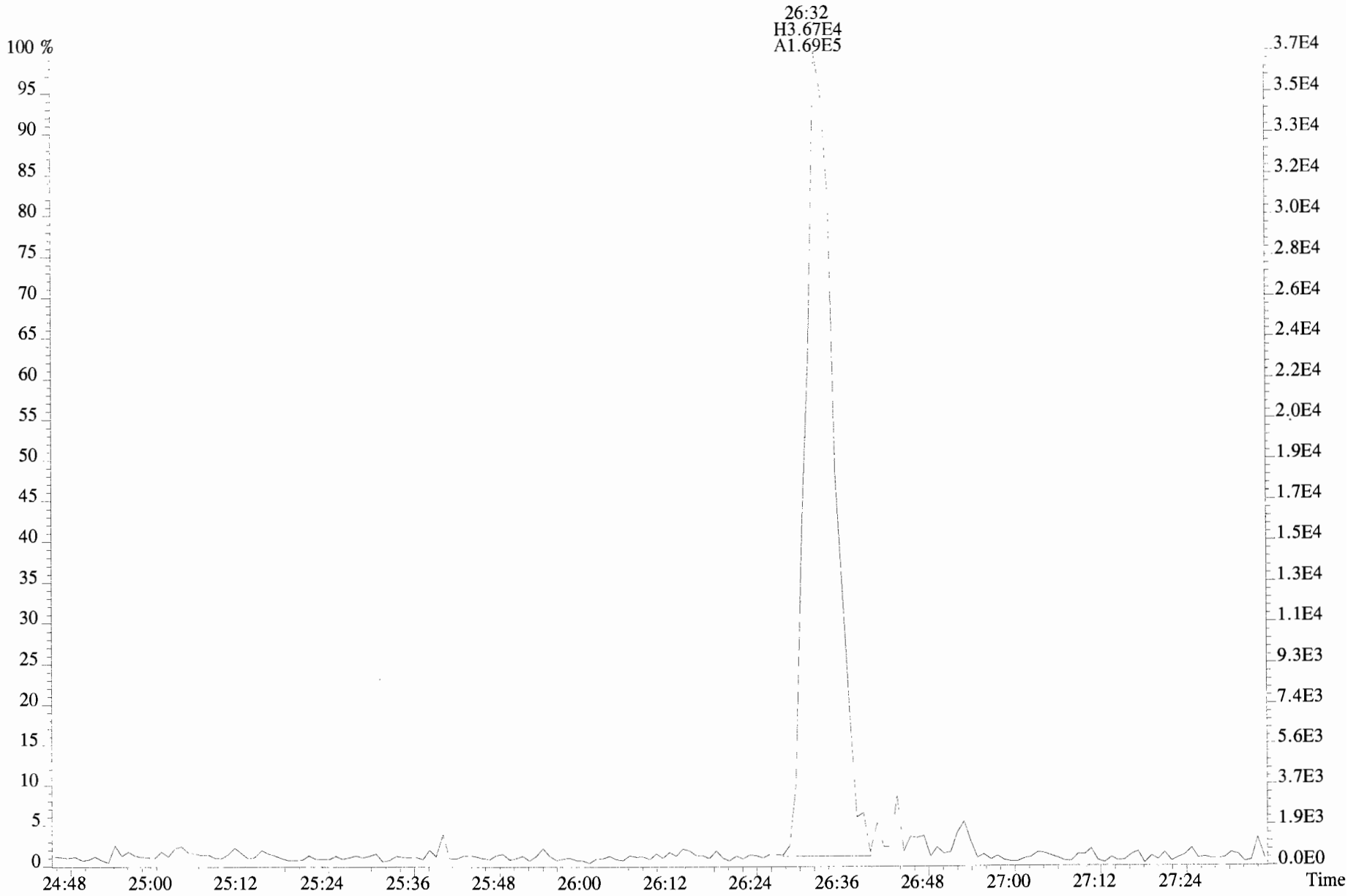

File:191009D1 #1-211 Acq: 9-OCT-2019 17:48:27 GC EI+ Voltage SIR Autospec-UltimaE
Sample#3 File Text:Vista_Analytical_Laboratory_VG7 Text:ST191009D1-3 1613 CS2 19C2203 Exp:OCDD_DB5
353.8576 S:3 F:2 BSUB(10000,15,-3.0) PKD(5,5,3,0.10%,100.0,0.00%,F,F)



355.8546 S:3 F:2 BSUB(10000,15,-3.0) PKD(5,5,3,0.10%,100.0,0.00%,F,F)

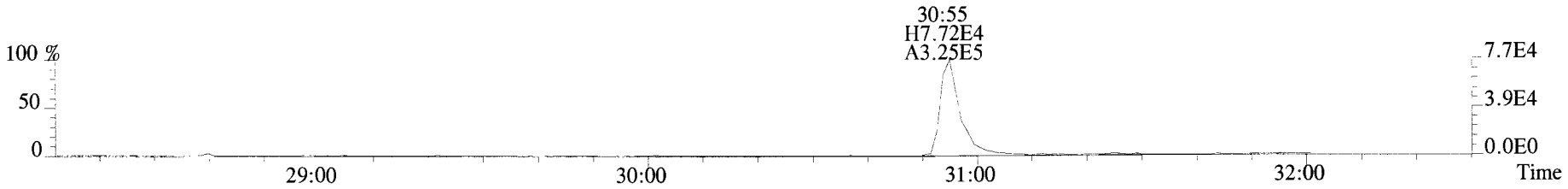

365.8978 S:3 F:2 BSUB(10000,15,-3.0) PKD(5,5,3,0.10%,100.0,0.00%,F,F)

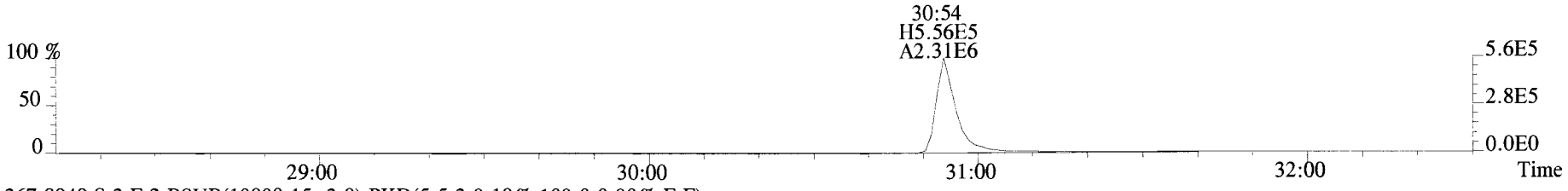

367.8949 S:3 F:2 BSUB(10000,15,-3.0) PKD(5,5,3,0.10%,100.0,0.00%,F,F)

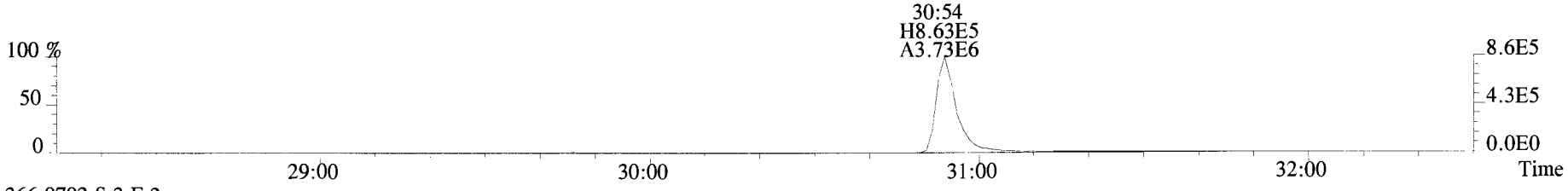

366.9792 S:3 F:2

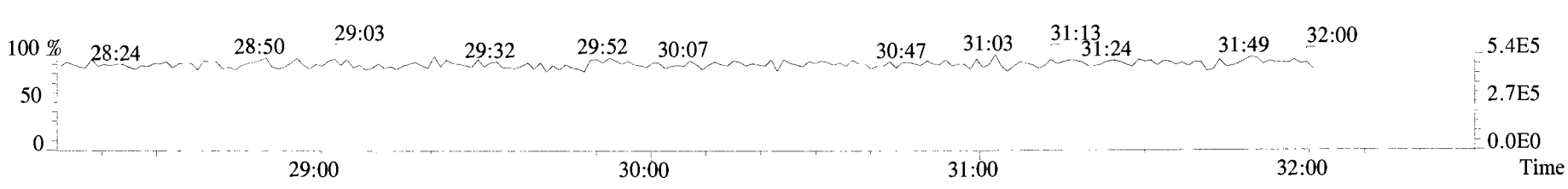

File:191009D1 #1-355 Acq: 9-OCT-2019 17:48:27 GC EI+ Voltage SIR Autospec-UltimaE
Sample#3 File Text:Vista_Analytical_Laboratory_VG7 Text:ST191009D1-3 1613 CS2 19C2203 Exp:OCDD_DB5
389.8156 S:3 F:3 BSUB(10000,15,-3.0) PKD(5,5,3,0.10%,100.0,0.00%,F,F)

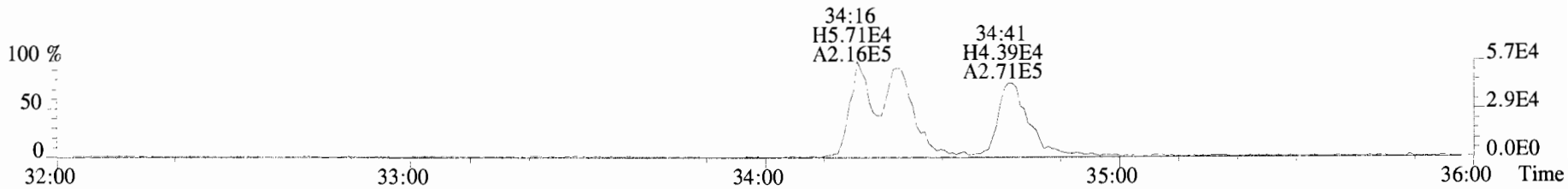

391.8127 S:3 F:3 BSUB(10000,15,-3.0) PKD(5,5,3,0.10%,100.0,0.00%,F,F)

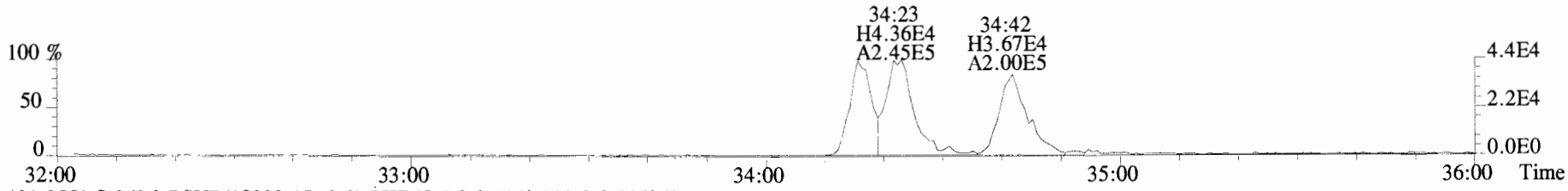

401.8559 S:3 F:3 BSUB(10000,15,-3.0) PKD(5,5,3,0.10%,100.0,0.00%,F,F)

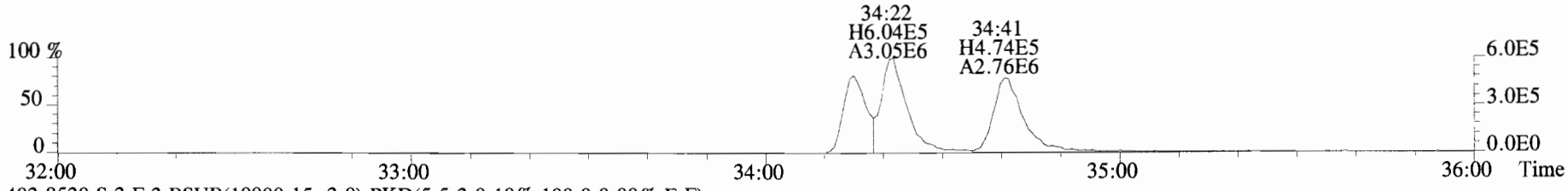

403.8530 S:3 F:3 BSUB(10000,15,-3.0) PKD(5,5,3,0.10%,100.0,0.00%,F,F)

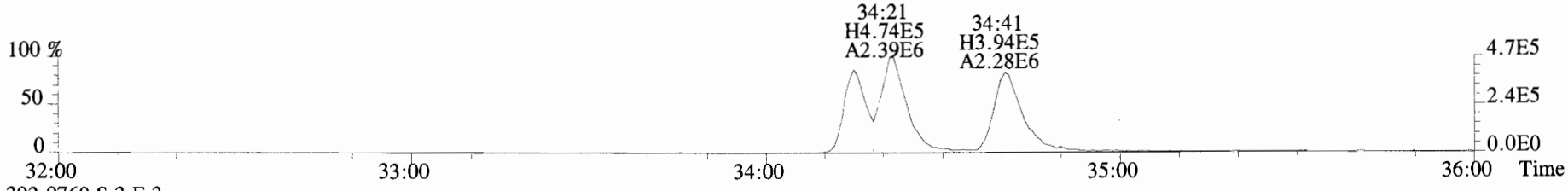

392.9760 S:3 F:3

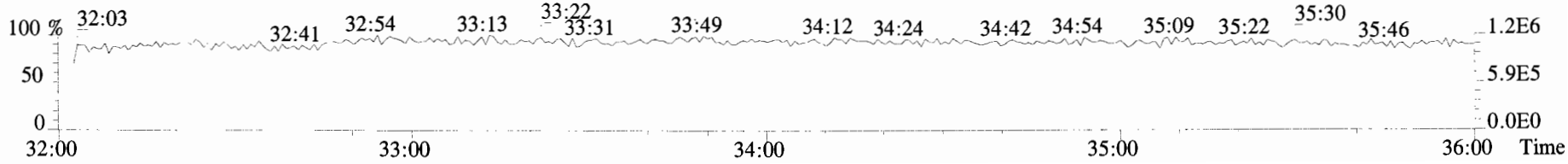

File:191009D1 #1-355 Acq: 9-OCT-2019 17:48:27 GC EI+ Voltage SIR Autospec-UltimaE
Sample#3 File Text:Vista_Analytical_Laboratory_VG7 Text:ST191009D1-3 1613 CS2 19C2203 Exp:OCDD_DB5
401.8559 S:3 F:3 BSUB(10000,15,-3.0) PKD(5,5,3,0.10%,100.0,0.00%,F,F)

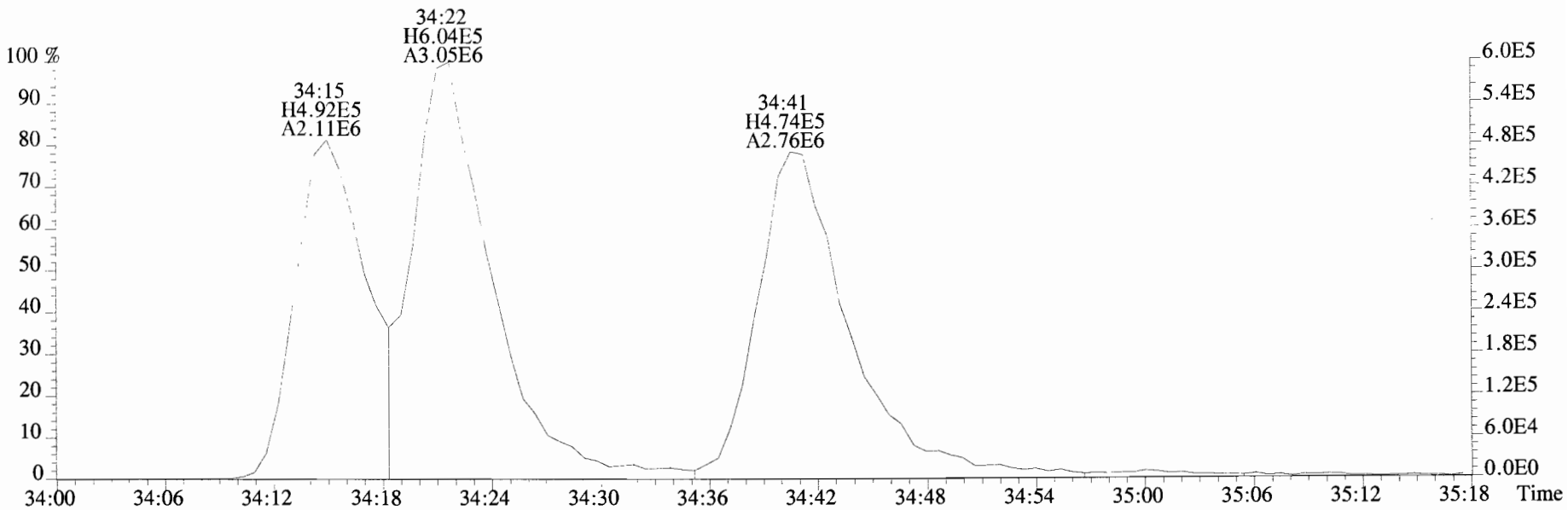

403.8530 S:3 F:3 BSUB(10000,15,-3.0) PKD(5,5,3,0.10%,100.0,0.00%,F,F)

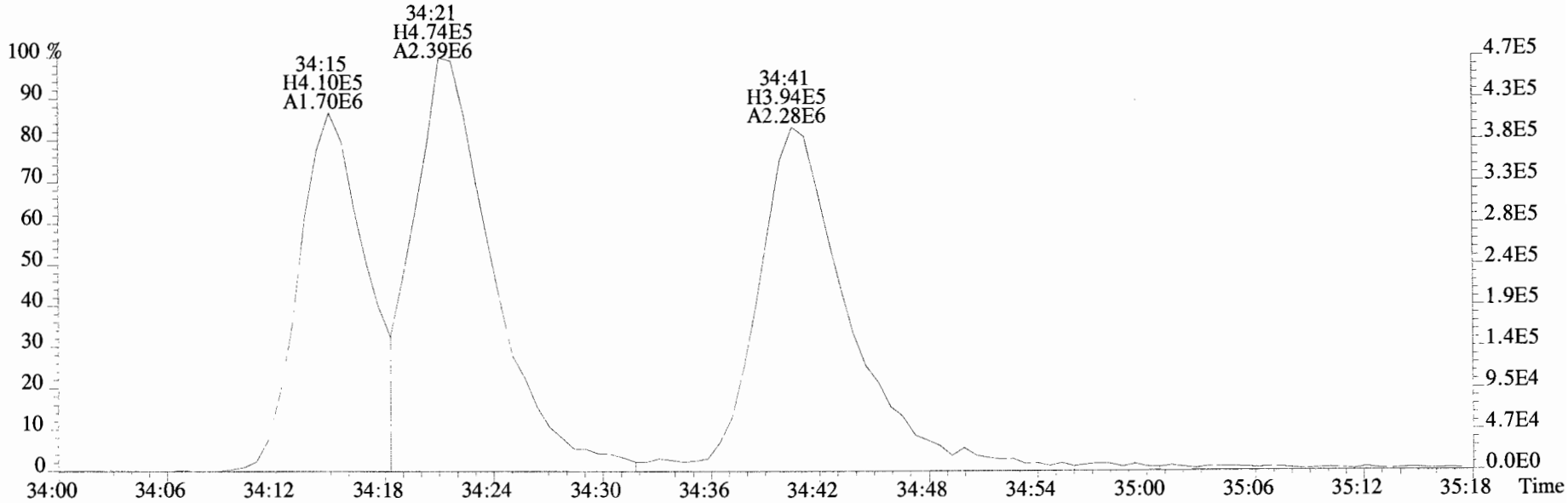

File:191009D1 #1-355 Acq: 9-OCT-2019 17:48:27 GC EI+ Voltage SIR Autospec-UltimaE
Sample#3 File Text:Vista_Analytical_Laboratory_VG7 Text:ST191009D1-3 1613 CS2 19C2203 Exp:OCDD_DB5
423.7767 S:3 F:4 BSUB(10000,15,-3.0) PKD(5,5,3,0.10%,100.0,0.00%,F,F)

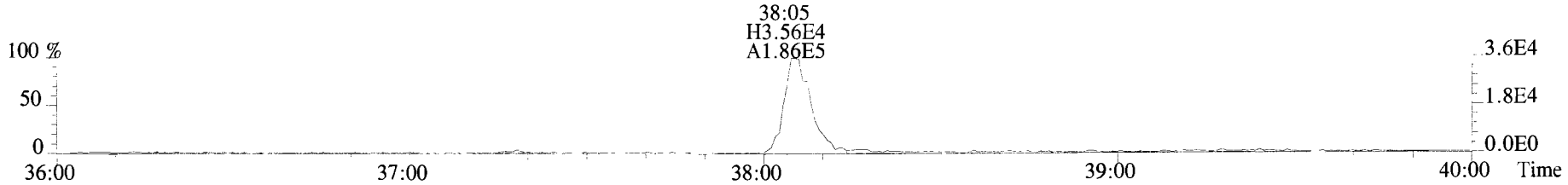

425.7737 S:3 F:4 BSUB(10000,15,-3.0) PKD(5,5,3,0.10%,100.0,0.00%,F,F)

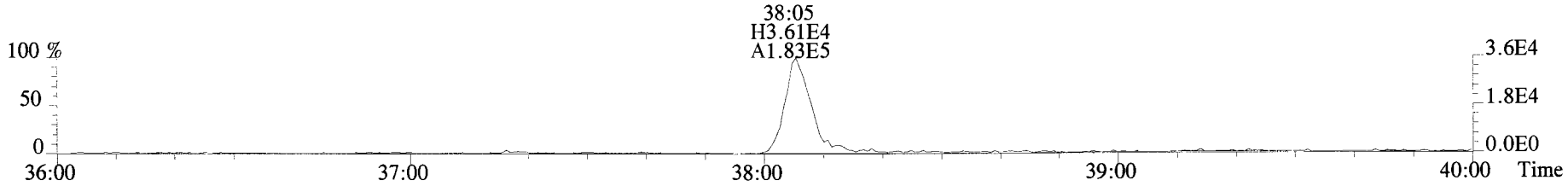

435.8169 S:3 F:4 BSUB(10000,15,-3.0) PKD(5,5,3,0.10%,100.0,0.00%,F,F)

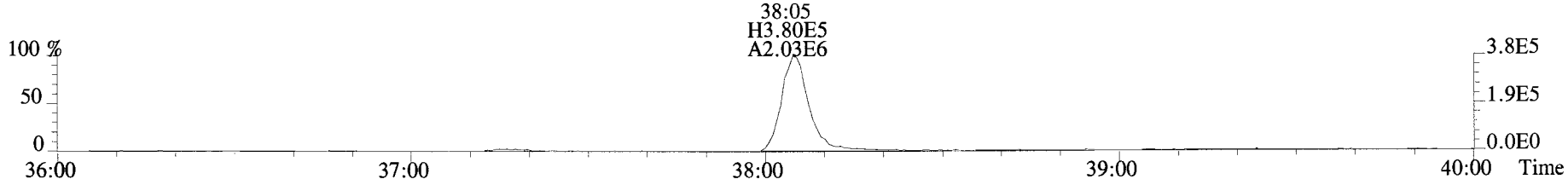

437.8140 S:3 F:4 BSUB(10000,15,-3.0) PKD(5,5,3,0.10%,100.0,0.00%,F,F)

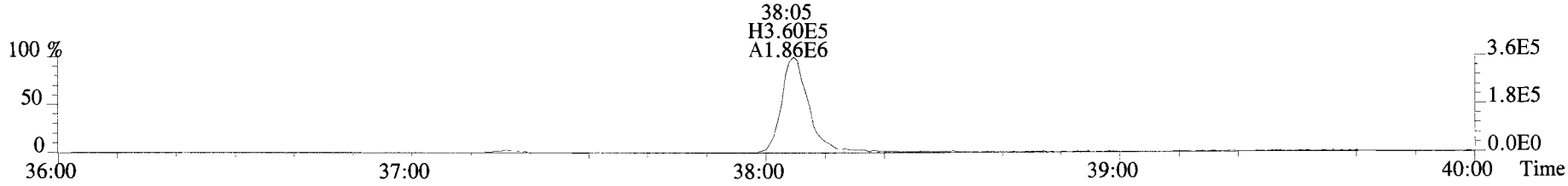

454.9728 S:3 F:4

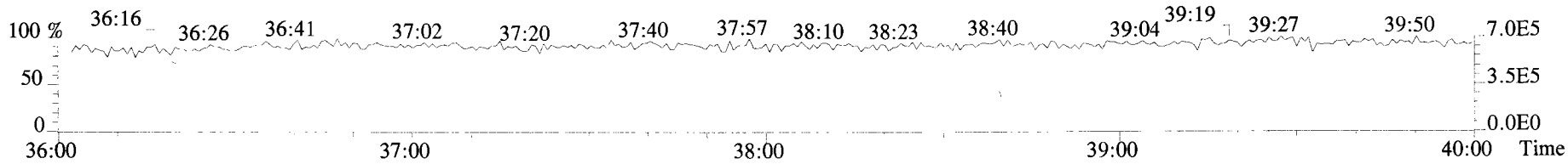

File:191009D1 #1-432 Acq: 9-OCT-2019 17:48:27 GC EI+ Voltage SIR Autospec-UltimaE
Sample#3 File Text:Vista_Analytical_Laboratory_VG7 Text:ST191009D1-3 1613 CS2 19C2203 Exp:OCDD_DB5
457.7377 S:3 F:5 BSUB(10000,15,-3.0) PKD(5,5,3,0.10%,100.0,0.00%,F,F)



459.7348 S:3 F:5 BSUB(10000,15,-3.0) PKD(5,5,3,0.10%,100.0,0.00%,F,F)



469.7780 S:3 F:5 BSUB(10000,15,-3.0) PKD(5,5,3,0.10%,100.0,0.00%,F,F)

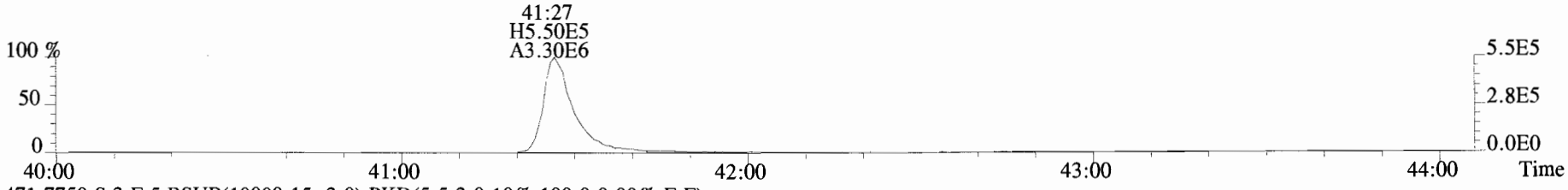

471.7750 S:3 F:5 BSUB(10000,15,-3.0) PKD(5,5,3,0.10%,100.0,0.00%,F,F)



454.9728 S:3 F:5

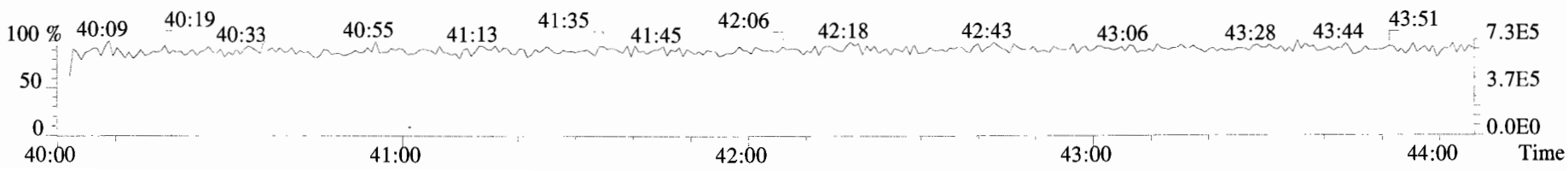

File:191009D1 #1-513 Acq: 9-OCT-2019 17:48:27 GC EI+ Voltage SIR Autospec-UltimaE
Sample#3 File Text:Vista_Analytical_Laboratory_VG7 Text:ST191009D1-3 1613 CS2 19C2203 Exp:OCDD_DB5
303.9016 S:3 BSUB(10000,15,-3.0) PKD(5,5,3,0.10%,100.0,0.00%,F,F)

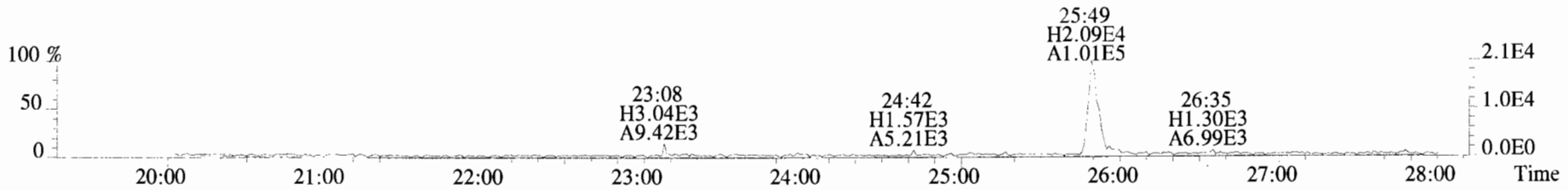

305.8987 S:3 BSUB(10000,15,-3.0) PKD(5,5,3,0.10%,100.0,0.00%,F,F)



315.9419 S:3 BSUB(10000,15,-3.0) PKD(5,5,3,0.10%,100.0,0.00%,F,F)

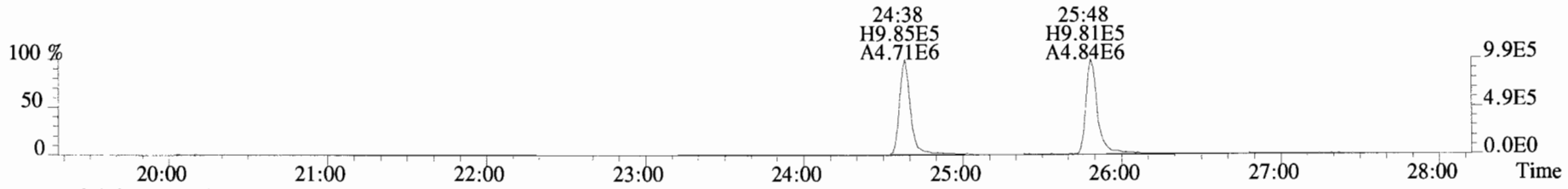

317.9389 S:3 BSUB(10000,15,-3.0) PKD(5,5,3,0.10%,100.0,0.00%,F,F)

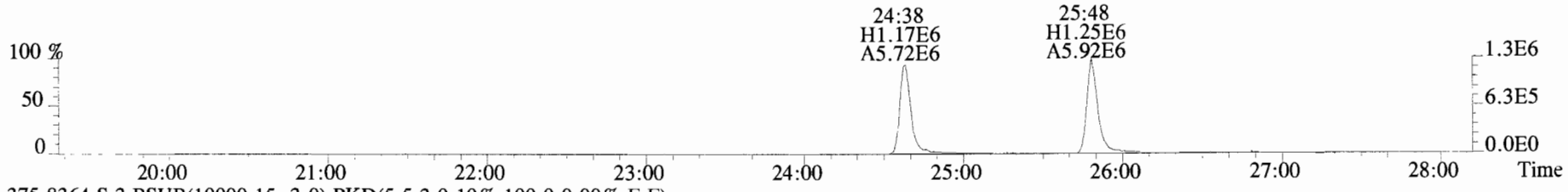

375.8364 S:3 BSUB(10000,15,-3.0) PKD(5,5,3,0.10%,100.0,0.00%,F,F)

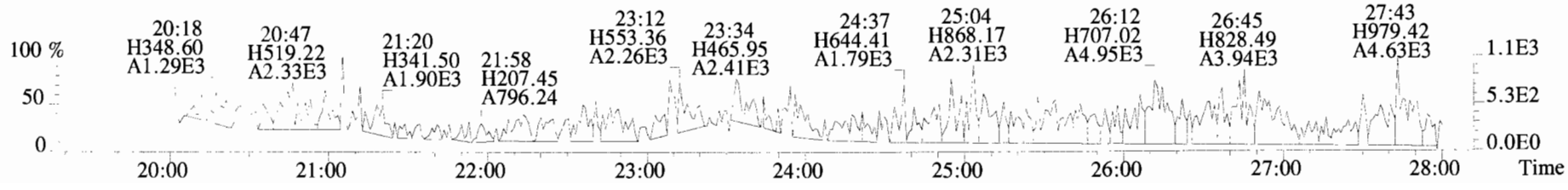

File:191009D1 #1-513 Acq: 9-OCT-2019 17:48:27 GC EI+ Voltage SIR Autospec-UltimaE
Sample#3 File Text:Vista_Analytical_Laboratory_VG7 Text:ST191009D1-3 1613 CS2 19C2203 Exp:OCDD_DB5
303.9016 S:3 BSUB(10000,15,-3.0) PKD(5,5,3,0.10%,100.0,0.00%,F,F)

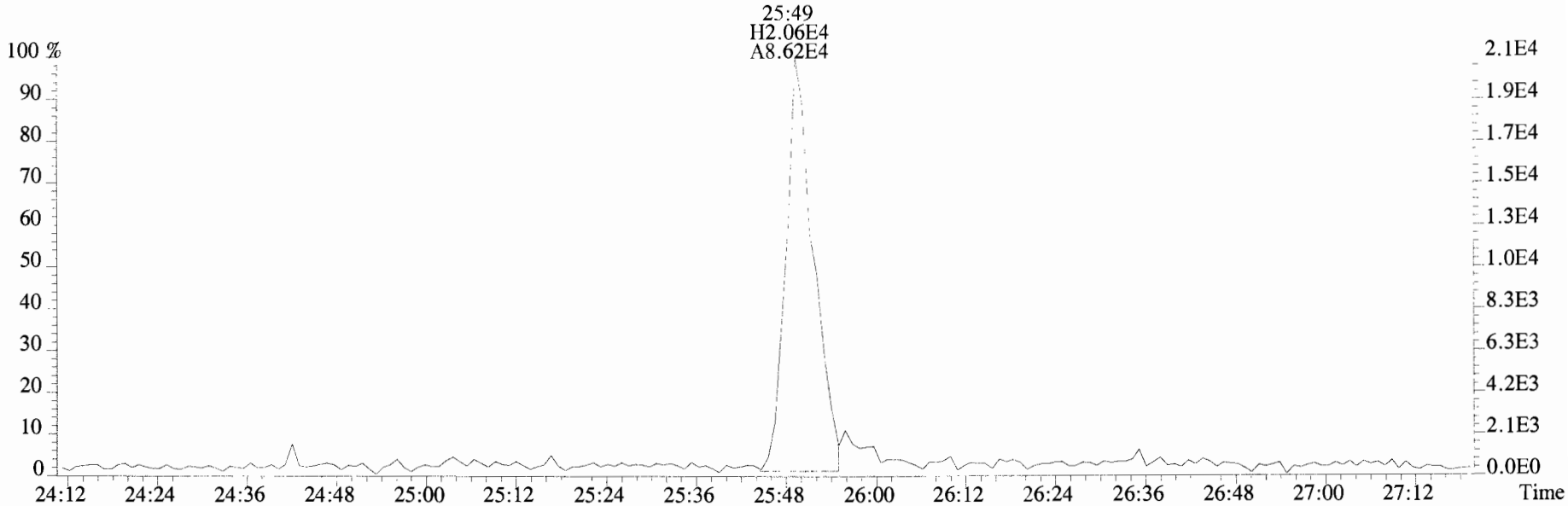

305.8987 S:3 BSUB(10000,15,-3.0) PKD(5,5,3,0.10%,100.0,0.00%,F,F)

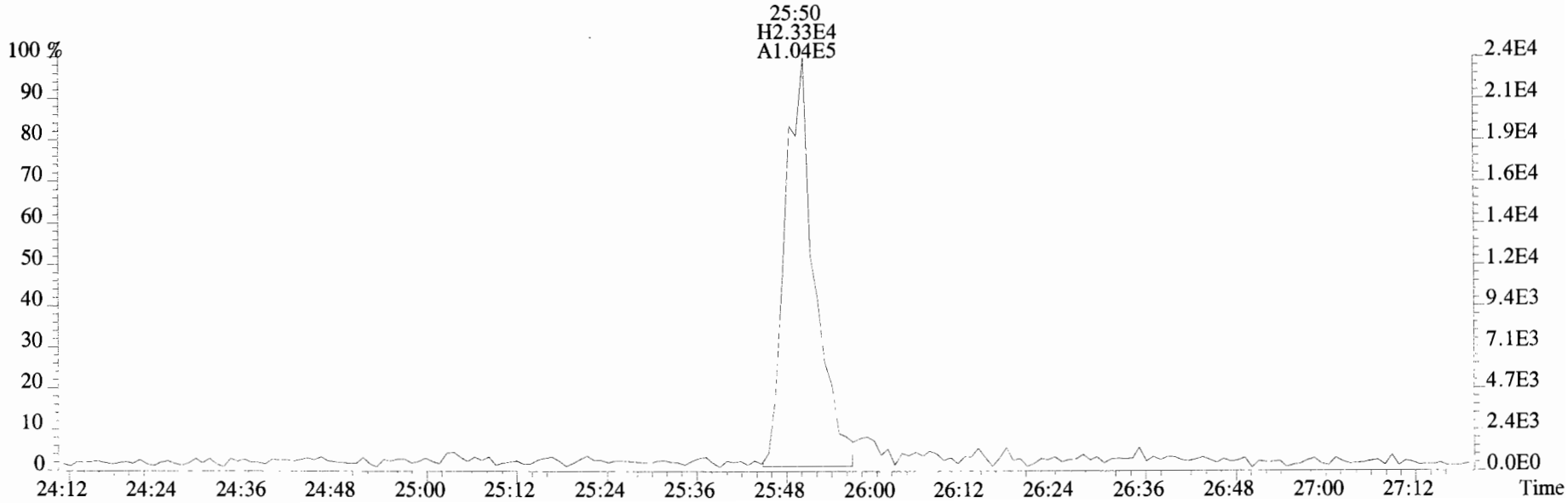

File:191009D1 #1-513 Acq: 9-OCT-2019 17:48:27 GC EI+ Voltage SIR Autospec-UltimaE
Sample#3 File Text:Vista_Analytical_Laboratory_VG7 Text:ST191009D1-3 1613 CS2 19C2203 Exp:OCDD_DB5
339.8597 S:3 BSUB(10000,15,-3.0) PKD(5,5,3,0.10%,100.0,0.00%,F,F)

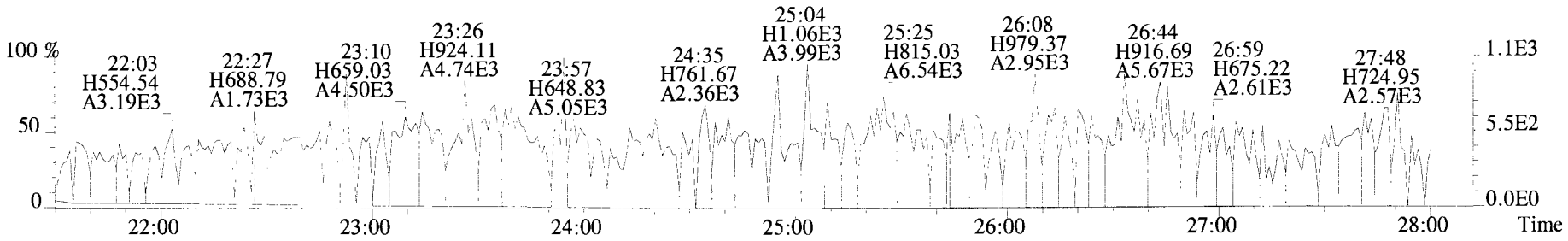

341.8568 S:3 BSUB(10000,15,-3.0) PKD(5,5,3,0.10%,100.0,0.00%,F,F)

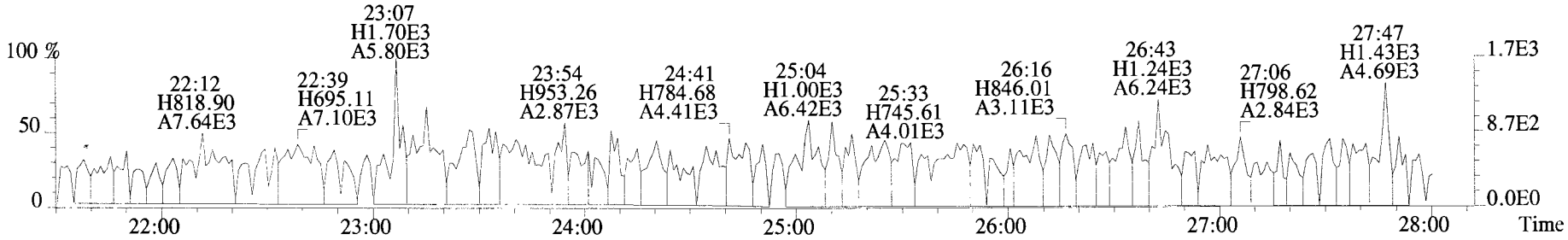

409.7974 S:3 BSUB(10000,15,-3.0) PKD(5,5,3,0.10%,100.0,0.00%,F,F)

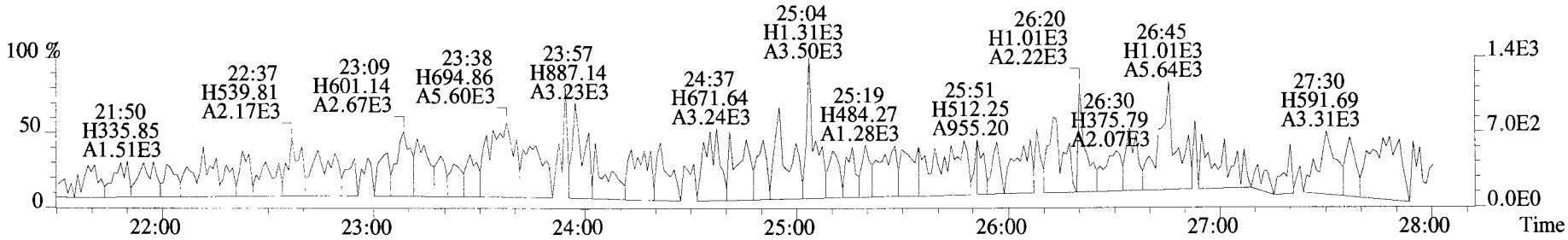

316.9824 S:3

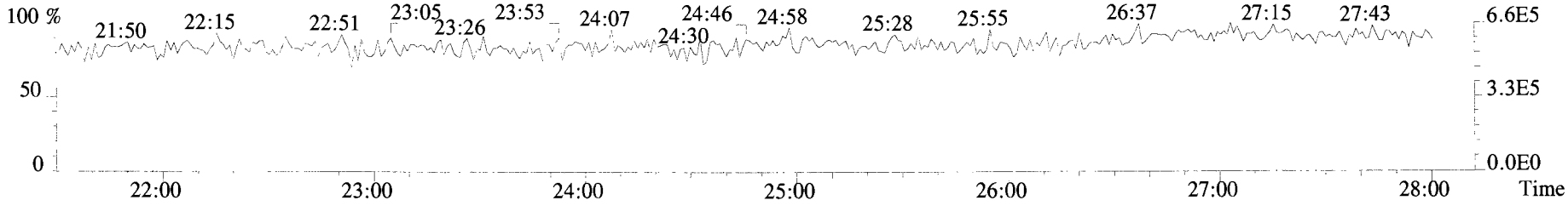

File:191009D1 #1-211 Acq: 9-OCT-2019 17:48:27 GC EI+ Voltage SIR Autospec-UltimaE
Sample#3 File Text:Vista_Analytical_Laboratory_VG7 Text:ST191009D1-3 1613 CS2 19C2203 Exp:OCDD_DB5
339.8597 S:3 F:2 BSUB(10000,15,-3.0) PKD(5,5,3,0.10%,100.0,0.00%,F,F)

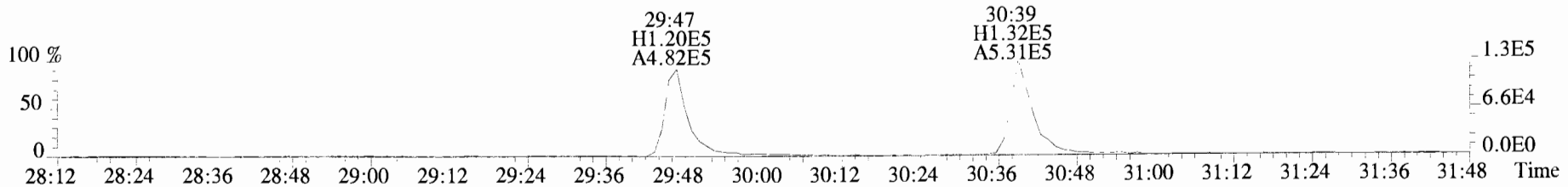

341.8568 S:3 F:2 BSUB(10000,15,-3.0) PKD(5,5,3,0.10%,100.0,0.00%,F,F)

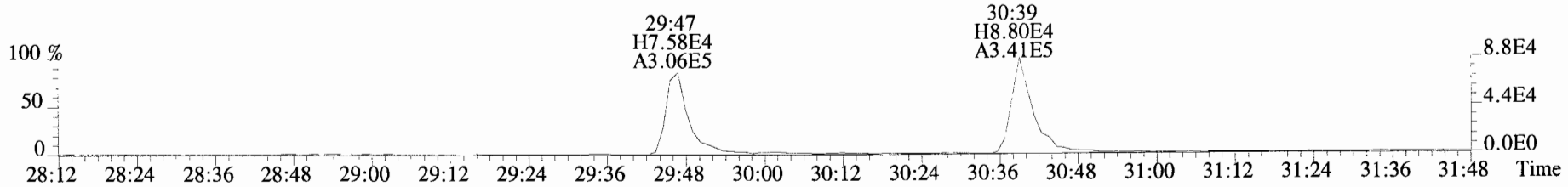

351.9000 S:3 F:2 BSUB(10000,15,-3.0) PKD(5,5,3,0.10%,100.0,0.00%,F,F)

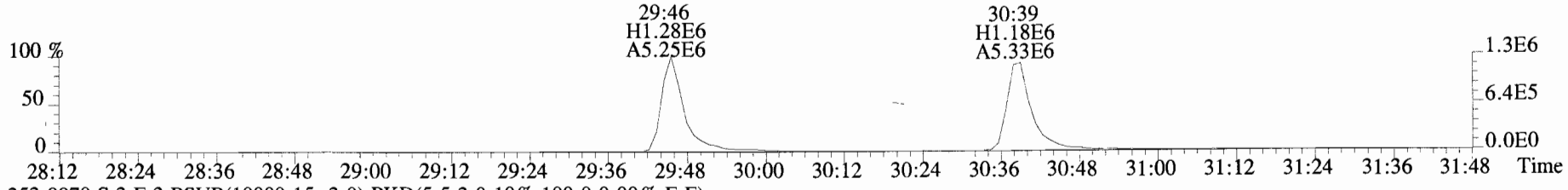

353.8970 S:3 F:2 BSUB(10000,15,-3.0) PKD(5,5,3,0.10%,100.0,0.00%,F,F)

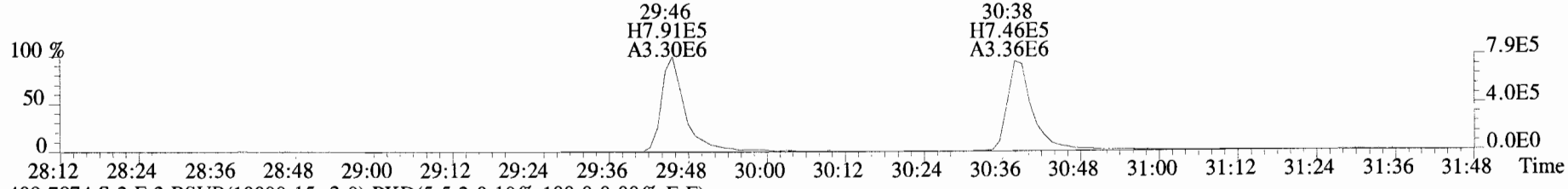

409.7974 S:3 F:2 BSUB(10000,15,-3.0) PKD(5,5,3,0.10%,100.0,0.00%,F,F)

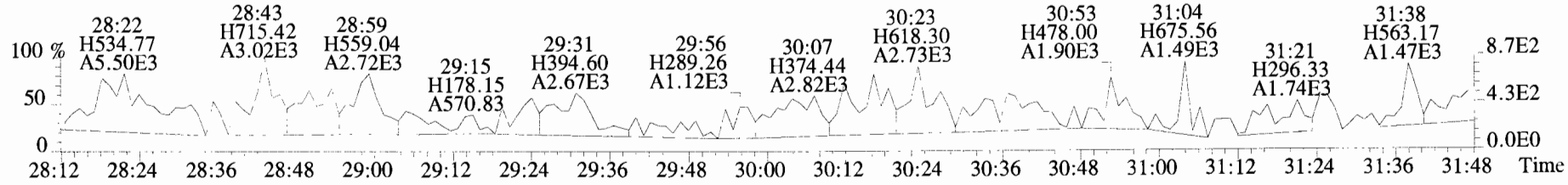

File:191009D1 #1-355 Acq: 9-OCT-2019 17:48:27 GC EI+ Voltage SIR Autospec-UltimaE
Sample#3 File Text:Vista_Analytical_Laboratory_VG7 Text:ST191009D1-3 1613 CS2 19C2203 Exp:OCDD_DB5

373.8207 S:3 F:3 BSUB(10000,15,-3.0) PKD(5,5,3,0.10%,100.0,0.00%,F,F)

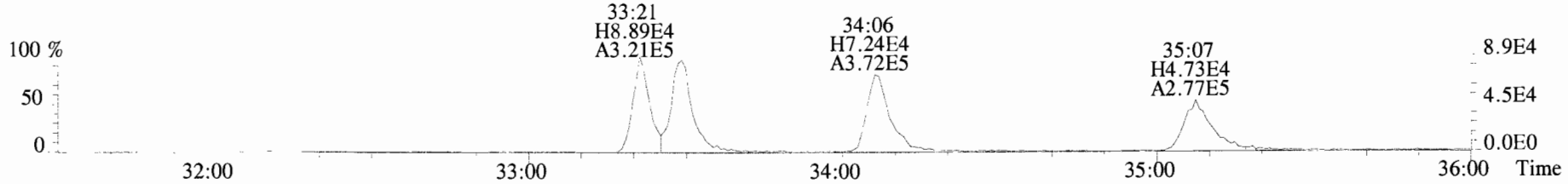

375.8178 S:3 F:3 BSUB(10000,15,-3.0) PKD(5,5,3,0.10%,100.0,0.00%,F,F)

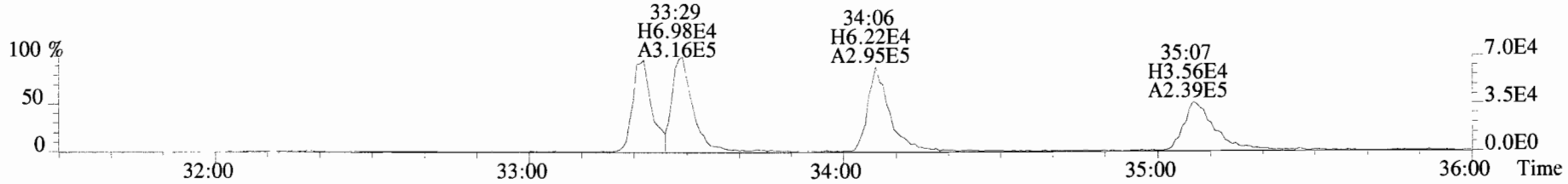

383.8639 S:3 F:3 BSUB(10000,15,-3.0) PKD(5,5,3,0.10%,100.0,0.00%,F,F)

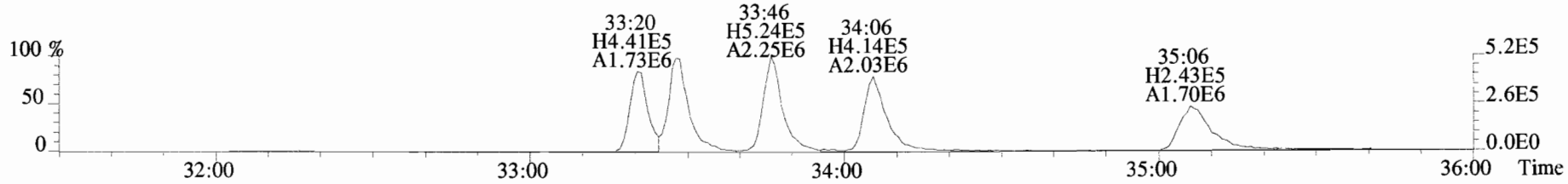

385.8610 S:3 F:3 BSUB(10000,15,-3.0) PKD(5,5,3,0.10%,100.0,0.00%,F,F)

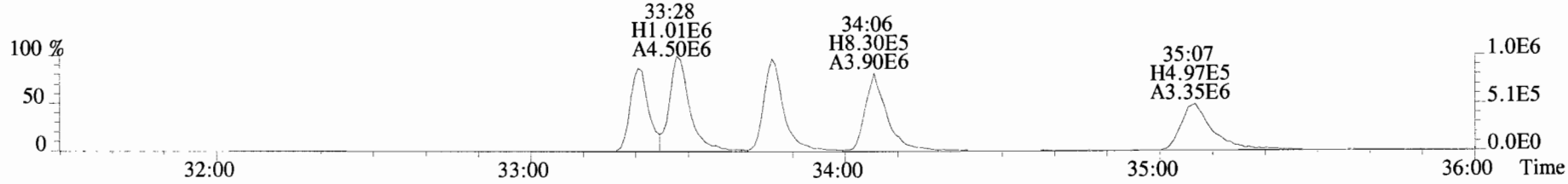

445.7555 S:3 F:3 BSUB(10000,15,-3.0) PKD(5,5,3,0.10%,100.0,0.00%,F,F)

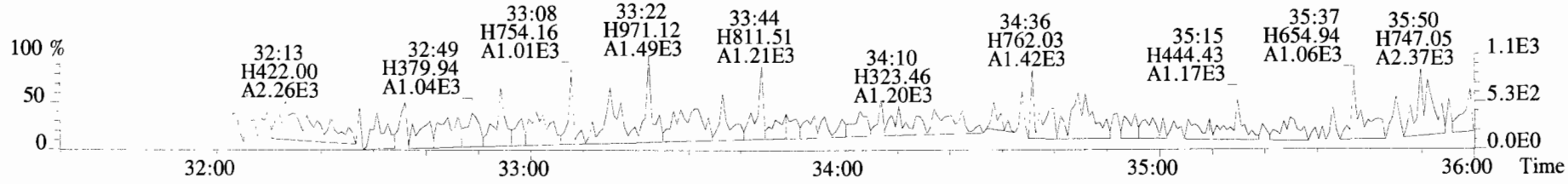

File:191009D1 #1-355 Acq: 9-OCT-2019 17:48:27 GC EI+ Voltage SIR Autospec-UltimaE
Sample#3 File Text:Vista_Analytical_Laboratory_VG7 Text:ST191009D1-3 1613 CS2 19C2203 Exp:OCDD_DB5
383.8639 S:3 F:3 BSUB(10000,15,-3.0) PKD(5,5,3,0.10%,100.0,0.00%,F,F)

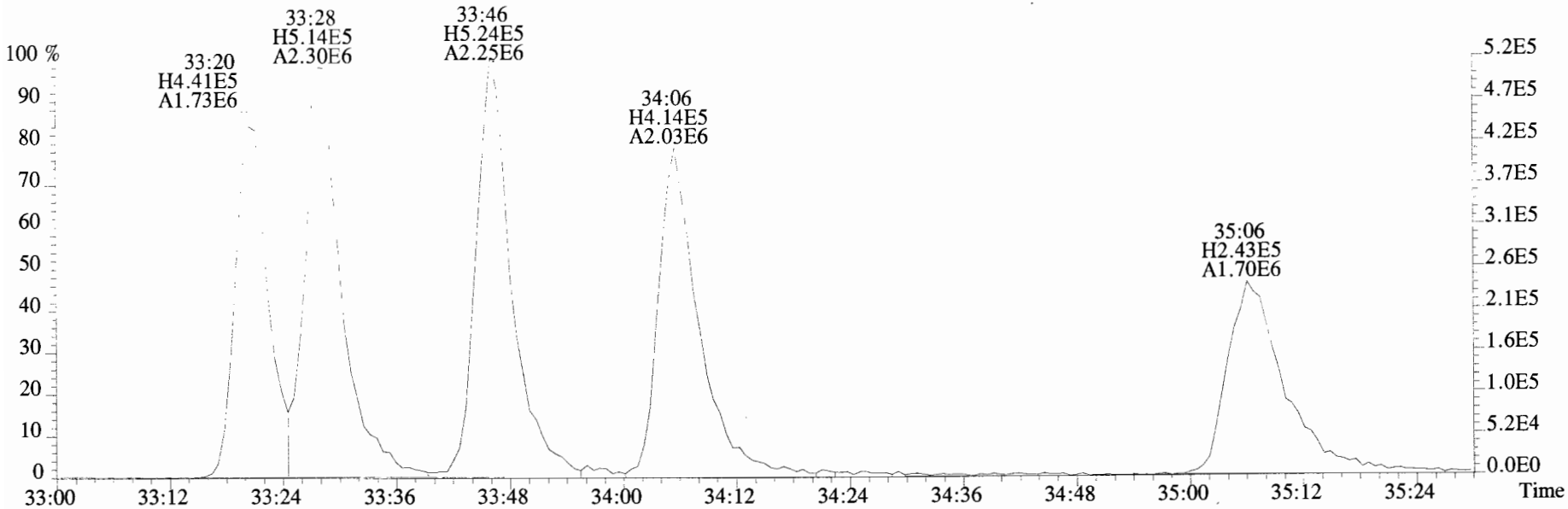

385.8610 S:3 F:3 BSUB(10000,15,-3.0) PKD(5,5,3,0.10%,100.0,0.00%,F,F)

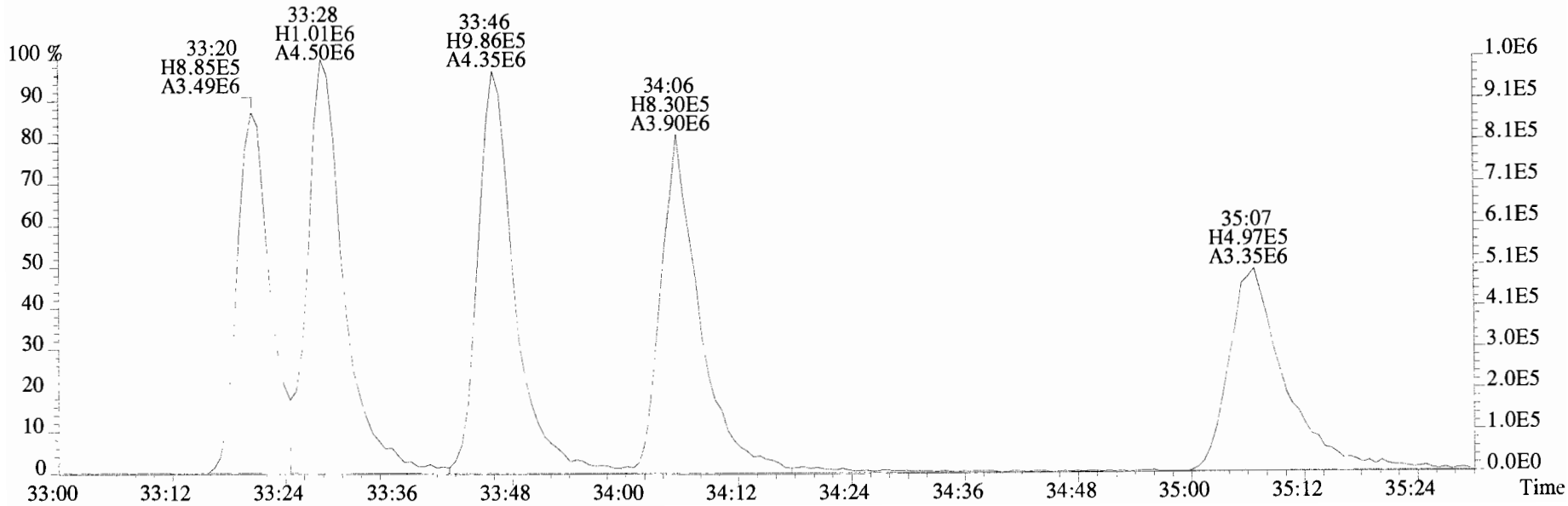

File:191009D1 #1-355 Acq: 9-OCT-2019 17:48:27 GC EI+ Voltage SIR Autospec-UltimaE
Sample#3 File Text:Vista_Analytical_Laboratory_VG7 Text:ST191009D1-3 1613 CS2 19C2203 Exp:OCDD_DB5
407.7818 S:3 F:4 BSUB(10000,15,-3.0) PKD(5,5,3,0.10%,100.0,0.00%,F,F)



409.7788 S:3 F:4 BSUB(10000,15,-3.0) PKD(5,5,3,0.10%,100.0,0.00%,F,F)



417.8253 S:3 F:4 BSUB(10000,15,-3.0) PKD(5,5,3,0.10%,100.0,0.00%,F,F)

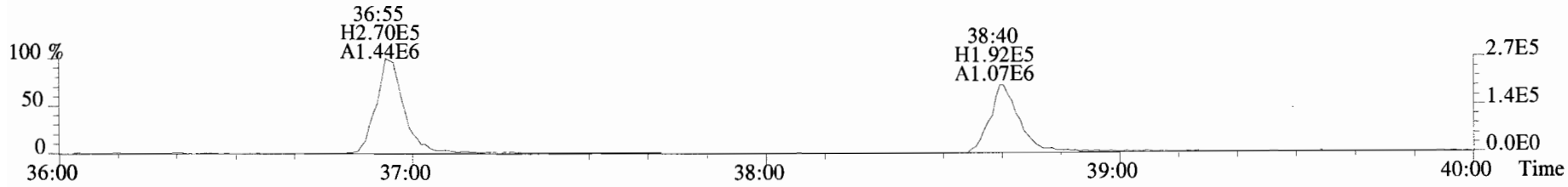

419.8220 S:3 F:4 BSUB(10000,15,-3.0) PKD(5,5,3,0.10%,100.0,0.00%,F,F)

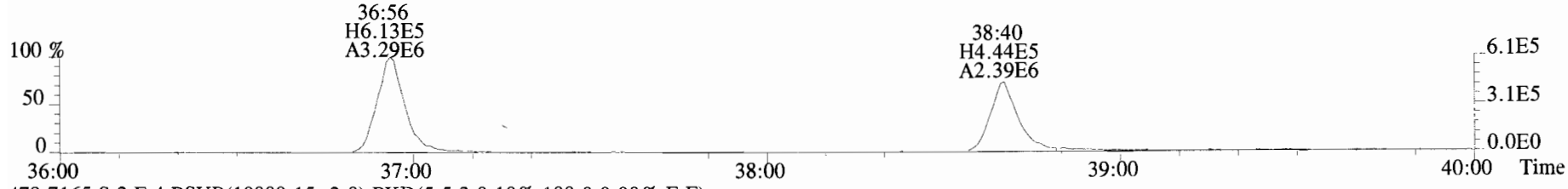

479.7165 S:3 F:4 BSUB(10000,15,-3.0) PKD(5,5,3,0.10%,100.0,0.00%,F,F)

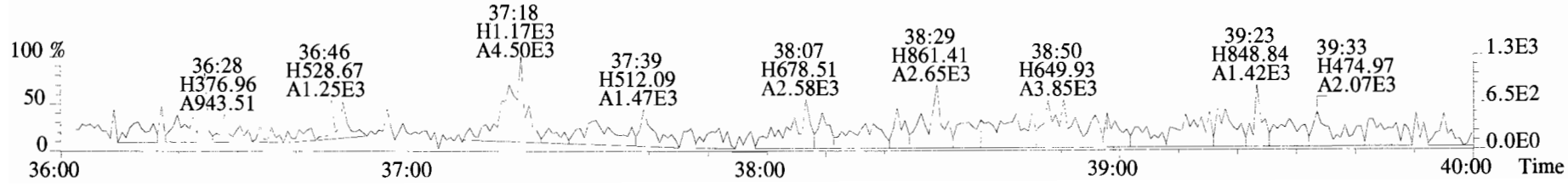

File:191009D1 #1-432 Acq: 9-OCT-2019 17:48:27 GC EI+ Voltage SIR Autospec-UltimaE
Sample#3 File Text:Vista_Analytical_Laboratory_VG7 Text:ST191009D1-3 1613 CS2 19C2203 Exp:OCDD_DB5
441.7428 S:3 F:5 BSUB(10000,15,-3.0) PKD(5,5,3,0.10%,100.0,0.00%,F,F)

443.7398 S:3 F:5 BSUB(10000,15,-3.0) PKD(5,5,3,0.10%,100.0,0.00%,F,F)

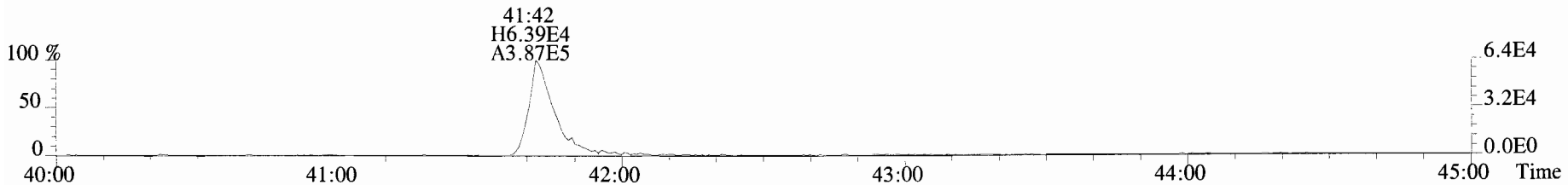

453.7831 S:3 F:5 BSUB(10000,15,-3.0) PKD(5,5,3,0.10%,100.0,0.00%,F,F)

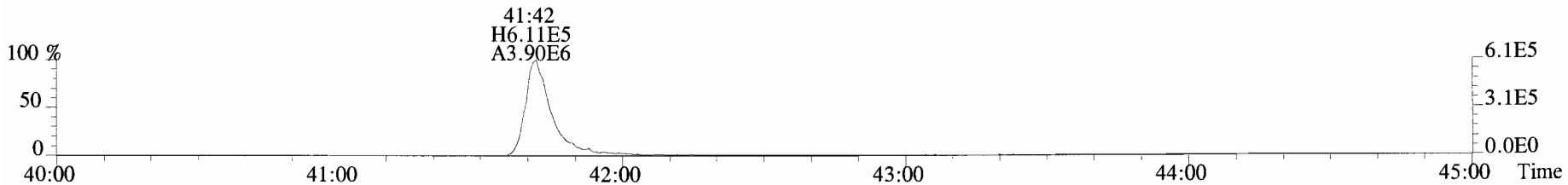

455.7801 S:3 F:5 BSUB(10000,15,-3.0) PKD(5,5,3,0.10%,100.0,0.00%,F,F)

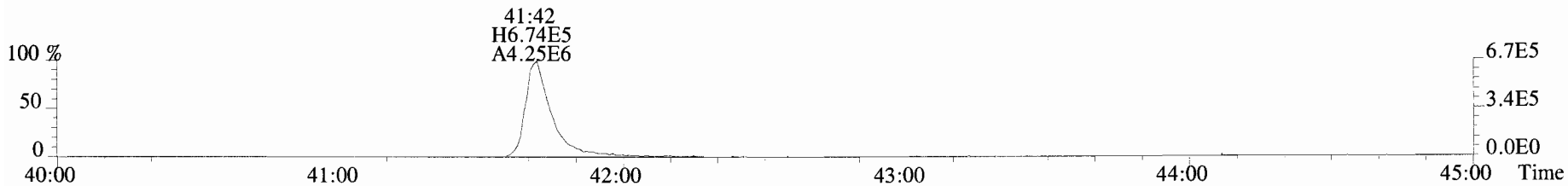

513.6775 S:3 F:5 BSUB(10000,15,-3.0) PKD(5,5,3,0.10%,100.0,0.00%,F,F)

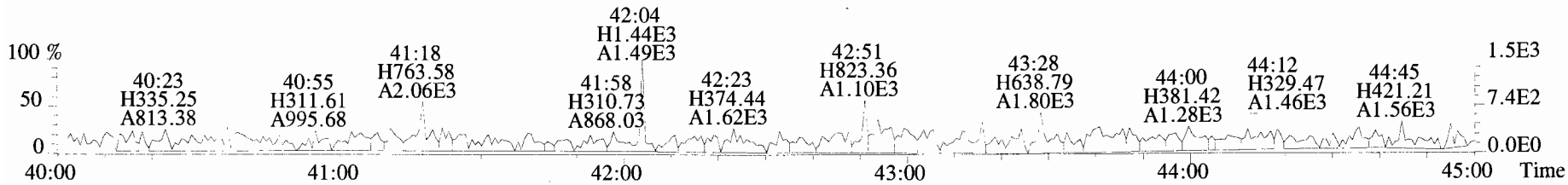

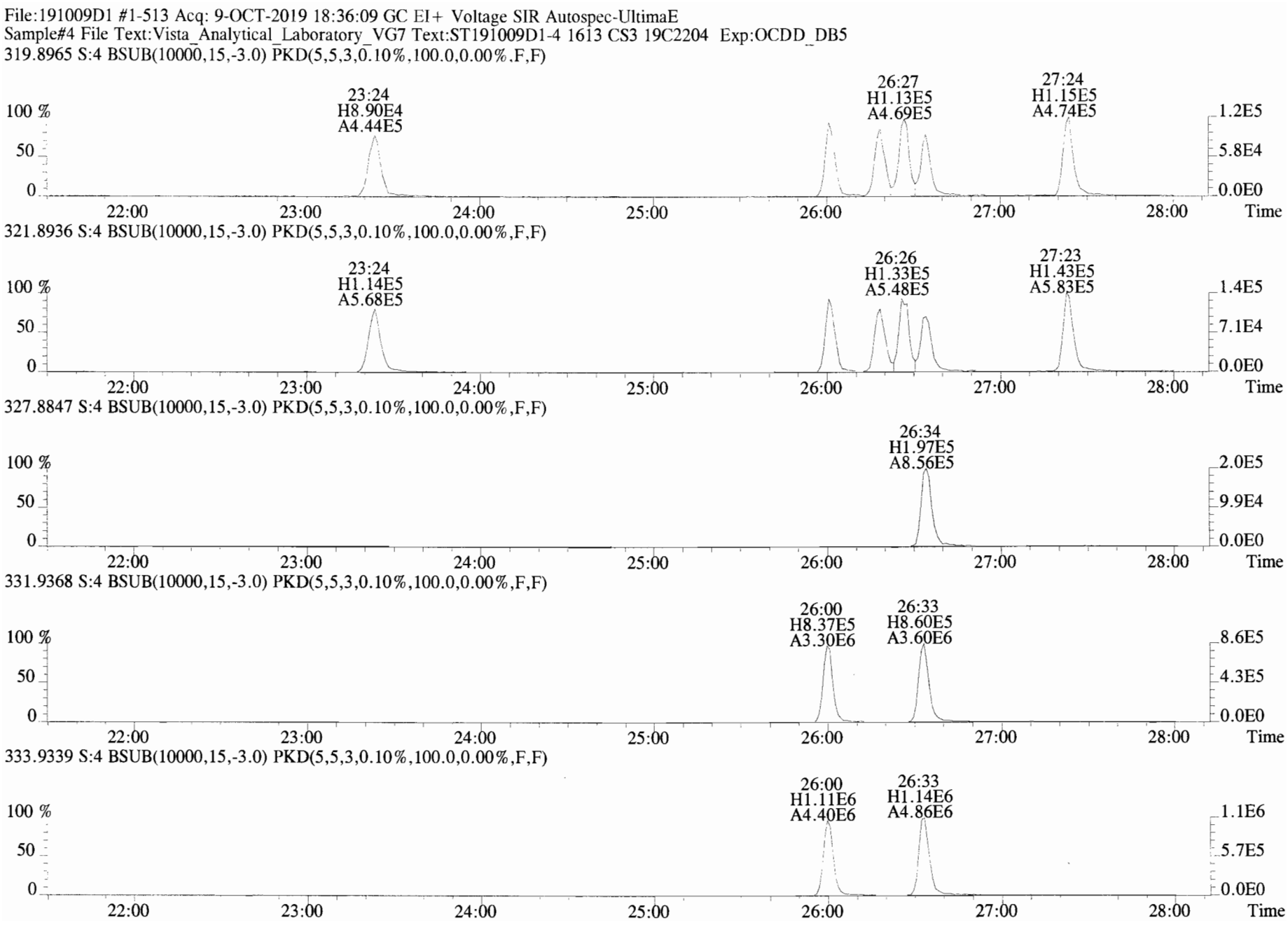
File:191009D1 #1-513 Acq: 9-OCT-2019 18:36:09 GC EI+ Voltage SIR Autospec-UltimaE
Sample#4 File Text:Vista_Analytical_Laboratory_VG7 Text:ST191009D1-4 1613 CS3 19C2204 Exp:OCDD_DB5
319.8965 S:4 BSUB(10000,15,-3.0) PKD(5,5,3,0.10%,100.0,0.00%,F,F)
23:24 H8.90E4 A4.44E5
26:27 H1.13E5 A4.69E5
27:24 H1.15E5 A4.74E5
321.8936 S:4 BSUB(10000,15,-3.0) PKD(5,5,3,0.10%,100.0,0.00%,F,F)
23:24 H1.14E5 A5.68E5
26:26 H1.33E5 A5.48E5
27:23 H1.43E5 A5.83E5
327.8847 S:4 BSUB(10000,15,-3.0) PKD(5,5,3,0.10%,100.0,0.00%,F,F)
26:34 H1.97E5 A8.56E5
331.9368 S:4 BSUB(10000,15,-3.0) PKD(5,5,3,0.10%,100.0,0.00%,F,F)
26:00 H8.37E5 A3.30E6
26:33 H8.60E5 A3.60E6
333.9339 S:4 BSUB(10000,15,-3.0) PKD(5,5,3,0.10%,100.0,0.00%,F,F)
26:00 H1.11E6 A4.40E6
26:33 H1.14E6 A4.86E6
100 %
50
0
22:00
23:00
24:00
25:00
26:00
27:00
28:00
Time
1.2E5
5.8E4
0.0E0
1.4E5
7.1E4
2.0E5
9.9E4
8.6E5
4.3E5
1.1E6
5.7E5

File:191009D1 #1-211 Acq: 9-OCT-2019 18:36:09 GC EI+ Voltage SIR Autospec-UltimaE
Sample#4 File Text:Vista_Analytical_Laboratory_VG7 Text:ST191009D1-4 1613 CS3 19C2204 Exp:OCDD_DB5
353.8576 S:4 F:2 BSUB(10000,15,-3.0) PKD(5,5,3,0.10%,100.0,0.00%,F,F)

355.8546 S:4 F:2 BSUB(10000,15,-3.0) PKD(5,5,3,0.10%,100.0,0.00%,F,F)

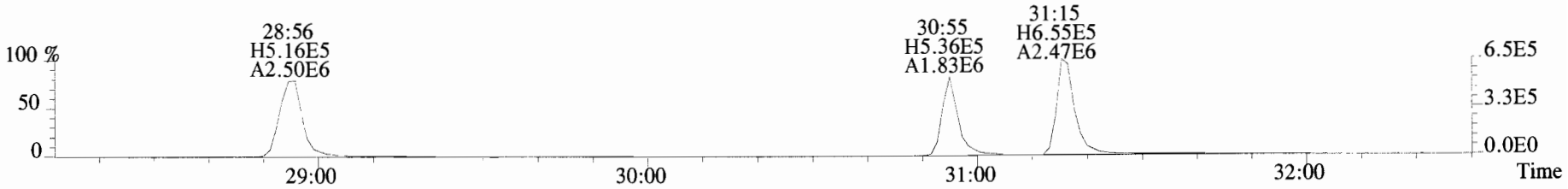

365.8978 S:4 F:2 BSUB(10000,15,-3.0) PKD(5,5,3,0.10%,100.0,0.00%,F,F)

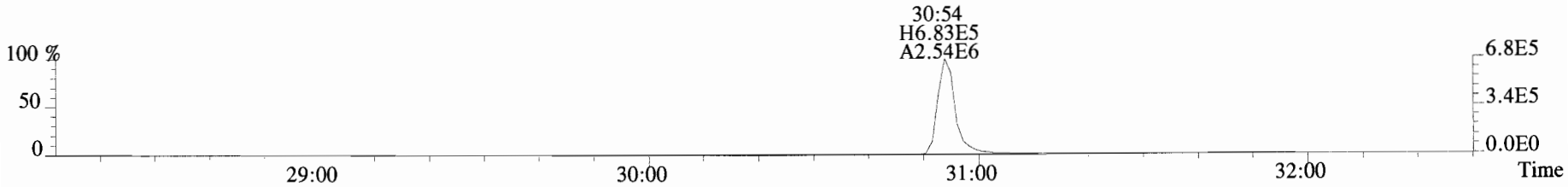

367.8949 S:4 F:2 BSUB(10000,15,-3.0) PKD(5,5,3,0.10%,100.0,0.00%,F,F)

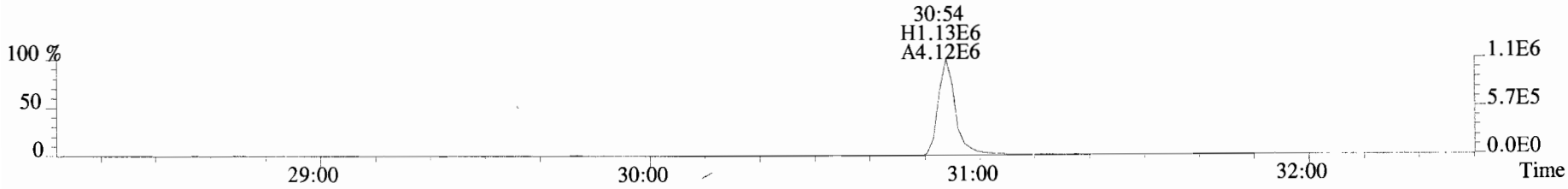

366.9792 S:4 F:2

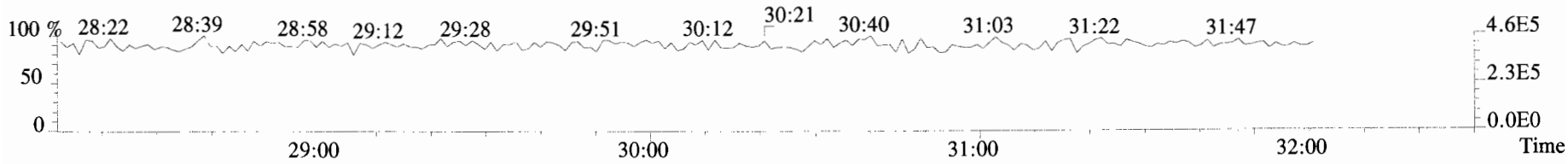

File:191009D1 #1-355 Acq: 9-OCT-2019 18:36:09 GC EI+ Voltage SIR Autospec-UltimaE
Sample#4 File Text:Vista_Analytical_Laboratory_VG7 Text:ST191009D1-4 1613 CS3 19C2204 Exp:OCDD_DB5
389.8156 S:4 F:3 BSUB(10000,15,-3.0) PKD(5,5,3,0.10%,100.0,0.00%,F,F)

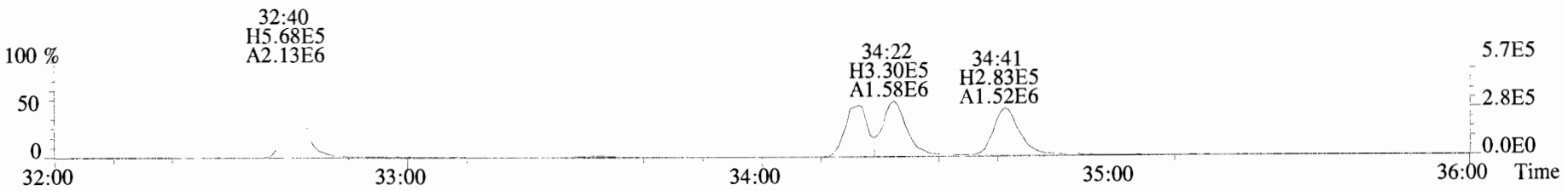

391.8127 S:4 F:3 BSUB(10000,15,-3.0) PKD(5,5,3,0.10%,100.0,0.00%,F,F)

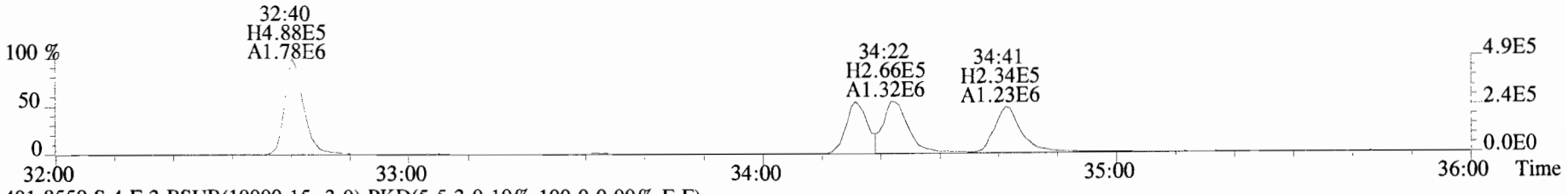

401.8559 S:4 F:3 BSUB(10000,15,-3.0) PKD(5,5,3,0.10%,100.0,0.00%,F,F)

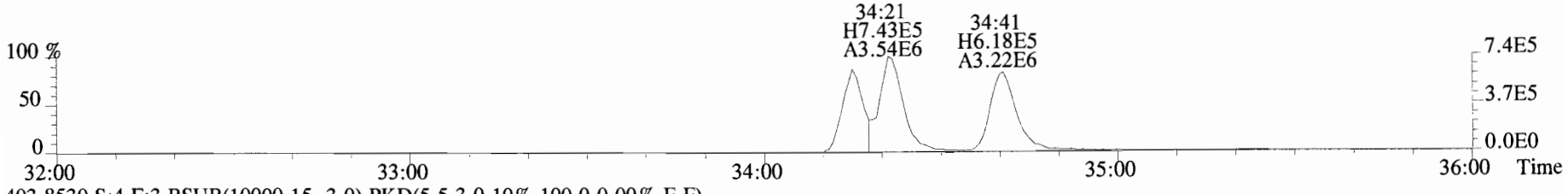

403.8530 S:4 F:3 BSUB(10000,15,-3.0) PKD(5,5,3,0.10%,100.0,0.00%,F,F)

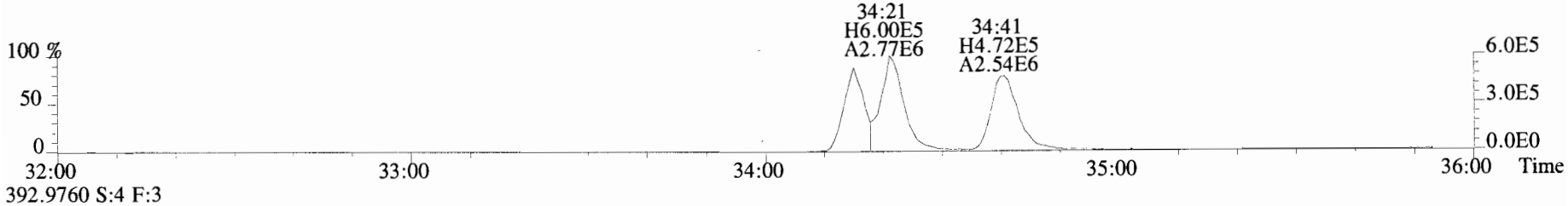

392.9760 S:4 F:3

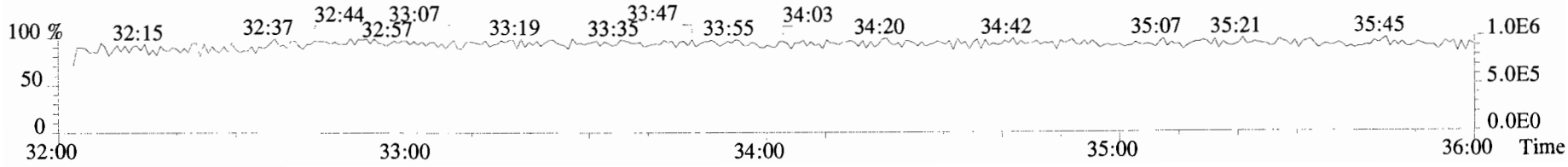

File:191009D1 #1-355 Acq: 9-OCT-2019 18:36:09 GC EI+ Voltage SIR Autospec-UltimaE
Sample#4 File Text:Vista_Analytical_Laboratory_VG7 Text:ST191009D1-4 1613 CS3 19C2204 Exp:OCDD_DB5
401.8559 S:4 F:3 BSUB(10000,15,-3.0) PKD(5,5,3,0.10%,100.0,0.00%,F,F)

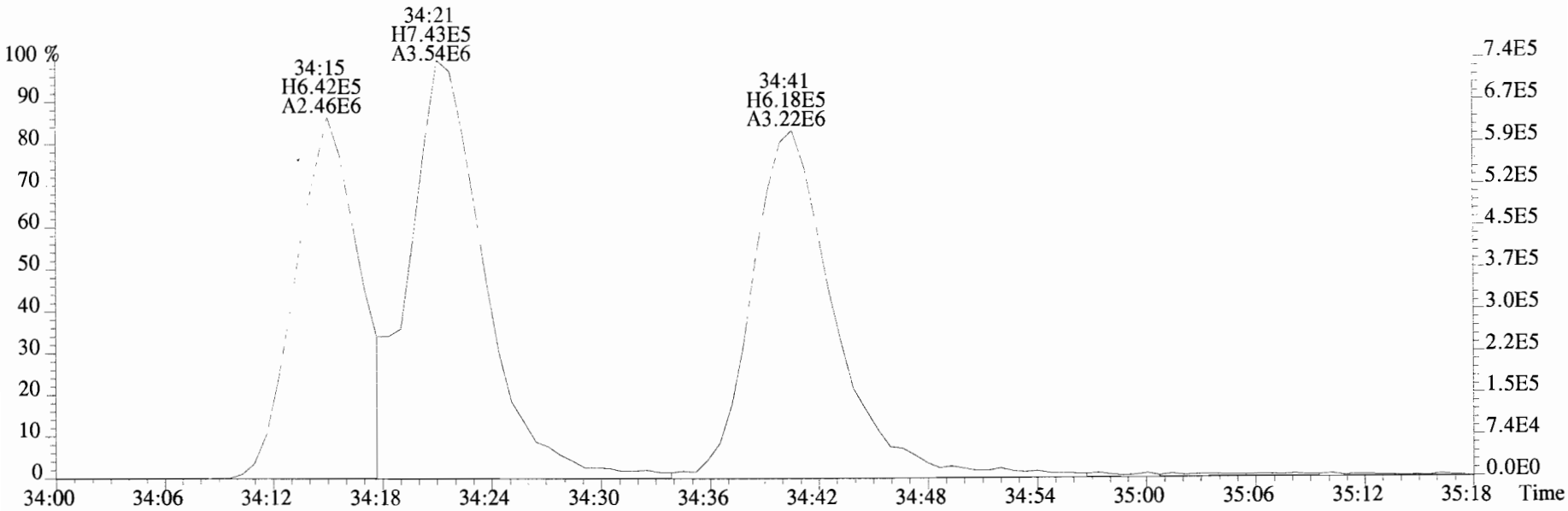

403.8530 S:4 F:3 BSUB(10000,15,-3.0) PKD(5,5,3,0.10%,100.0,0.00%,F,F)

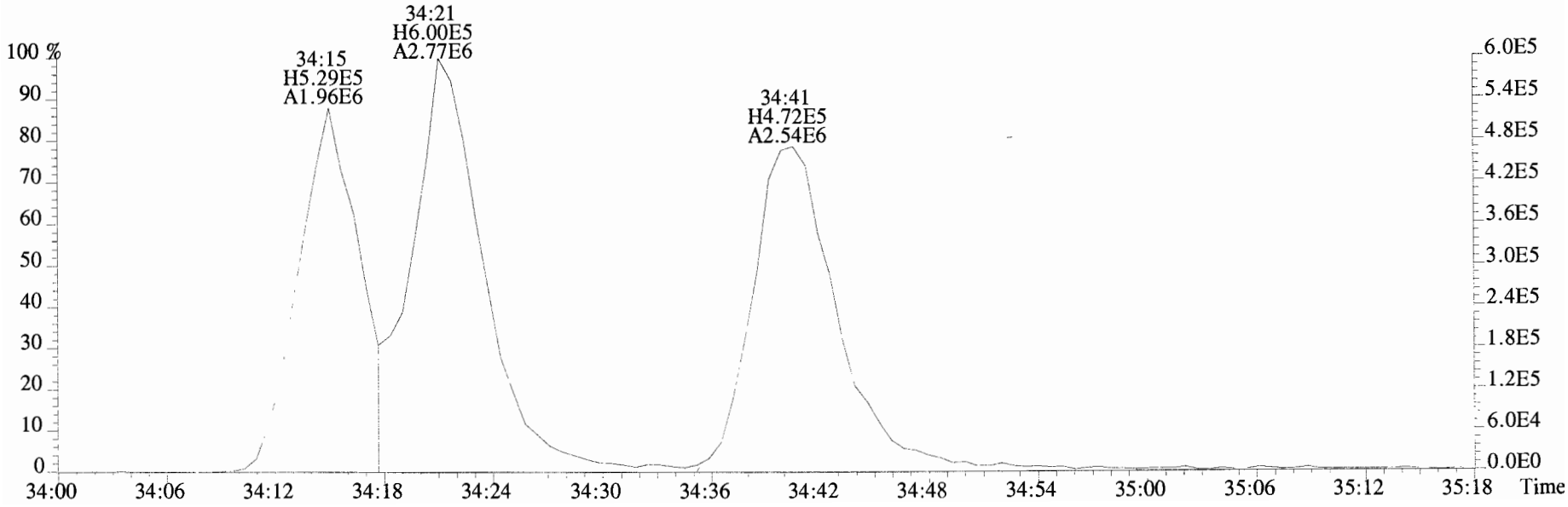

File:191009D1 #1-355 Acq: 9-OCT-2019 18:36:09 GC EI+ Voltage SIR Autospec-UltimaE
Sample#4 File Text:Vista_Analytical_Laboratory_VG7 Text:ST191009D1-4 1613 CS3 19C2204 Exp:OCDD_DB5
423.7767 S:4 F:4 BSUB(10000,15,-3.0) PKD(5,5,3,0.10%,100.0,0.00%,F,F)

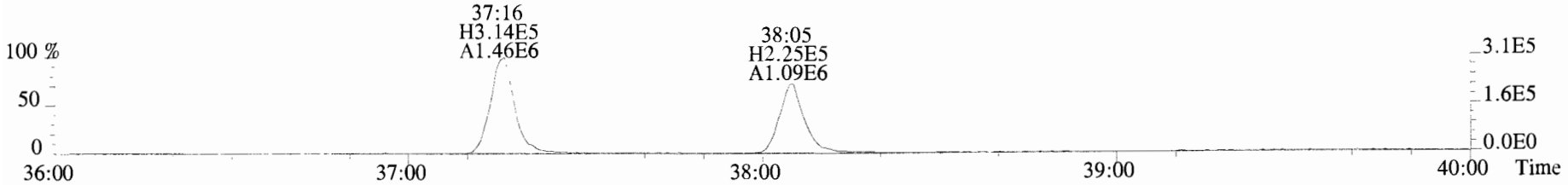

425.7737 S:4 F:4 BSUB(10000,15,-3.0) PKD(5,5,3,0.10%,100.0,0.00%,F,F)

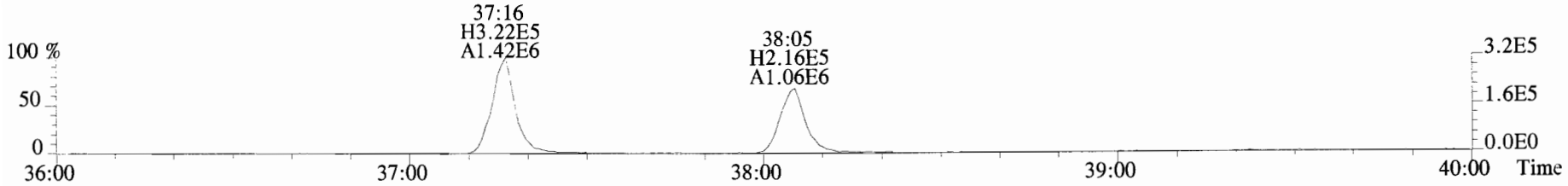

435.8169 S:4 F:4 BSUB(10000,15,-3.0) PKD(5,5,3,0.10%,100.0,0.00%,F,F)

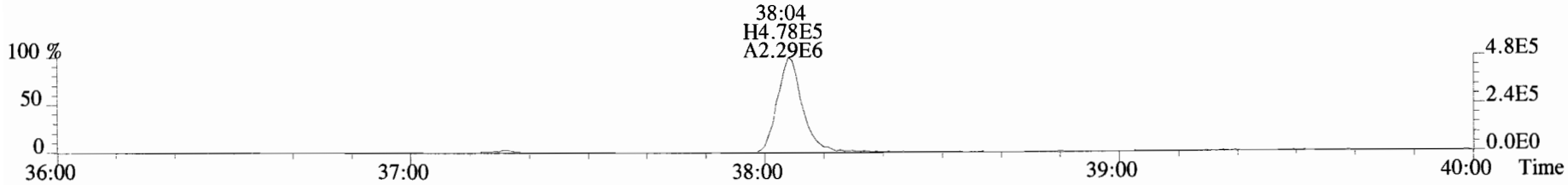

437.8140 S:4 F:4 BSUB(10000,15,-3.0) PKD(5,5,3,0.10%,100.0,0.00%,F,F)

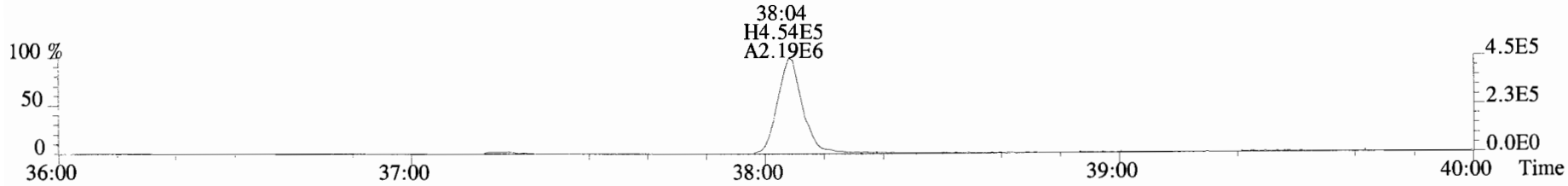

454.9728 S:4 F:4

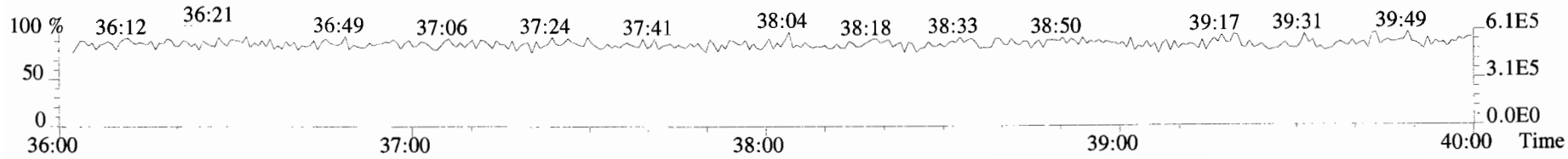

File:191009D1 #1-432 Acq: 9-OCT-2019 18:36:09 GC EI+ Voltage SIR Autospec-UltimaE
Sample#4 File Text:Vista_Analytical_Laboratory_VG7 Text:ST191009D1-4 1613 CS3 19C2204 Exp:OCDD_DB5
457.7377 S:4 F:5 BSUB(10000,15,-3.0) PKD(5,5,3,0.10%,100.0,0.00%,F,F)



459.7348 S:4 F:5 BSUB(10000,15,-3.0) PKD(5,5,3,0.10%,100.0,0.00%,F,F)

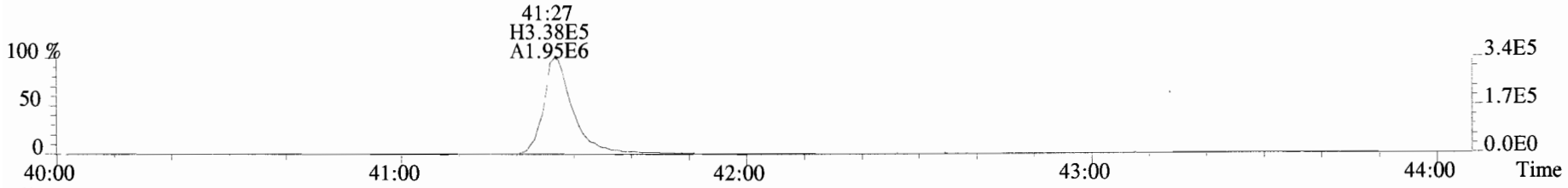

469.7780 S:4 F:5 BSUB(10000,15,-3.0) PKD(5,5,3,0.10%,100.0,0.00%,F,F)

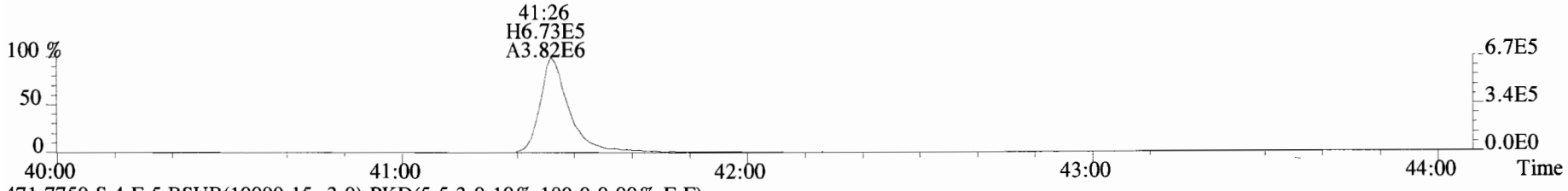

471.7750 S:4 F:5 BSUB(10000,15,-3.0) PKD(5,5,3,0.10%,100.0,0.00%,F,F)

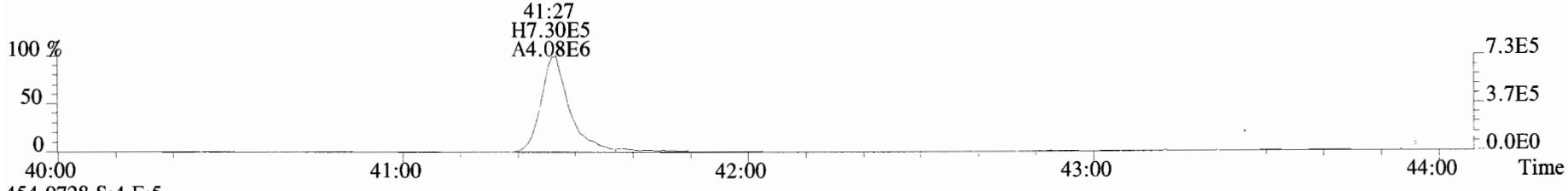

454.9728 S:4 F:5

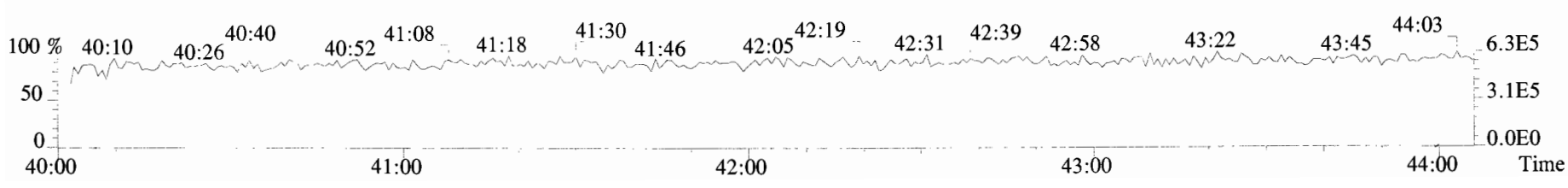

File:191009D1 #1-513 Acq: 9-OCT-2019 18:36:09 GC EI+ Voltage SIR Autospec-UltimaE
Sample#4 File Text:Vista_Analytical_Laboratory_VG7 Text:ST191009D1-4 1613 CS3 19C2204 Exp:OCDD_DB5
303.9016 S:4 BSUB(10000,15,-3.0) PKD(5,5,3,0.10%,100.0,0.00%,F,F)



305.8987 S:4 BSUB(10000,15,-3.0) PKD(5,5,3,0.10%,100.0,0.00%,F,F)

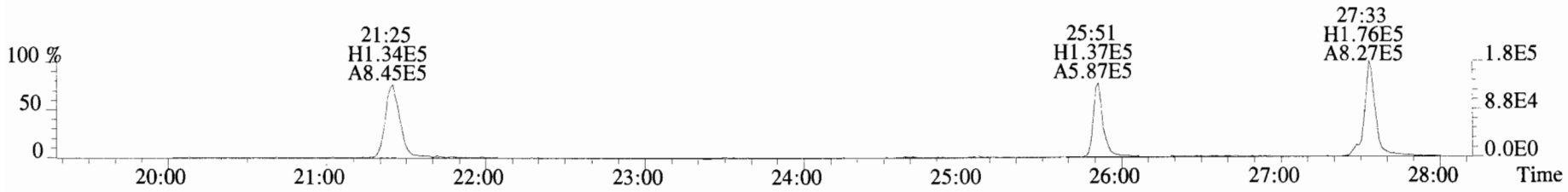

315.9419 S:4 BSUB(10000,15,-3.0) PKD(5,5,3,0.10%,100.0,0.00%,F,F)

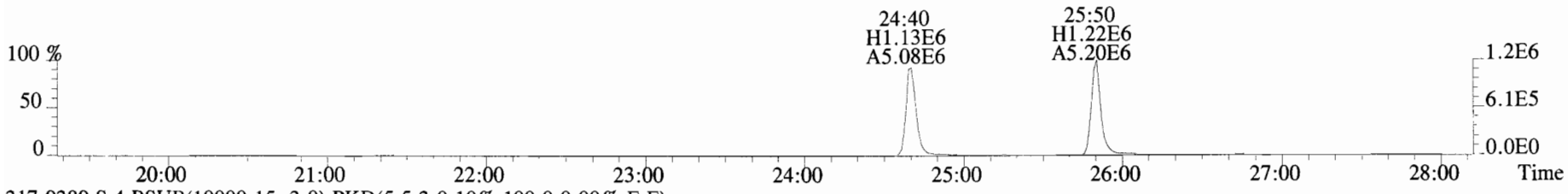

317.9389 S:4 BSUB(10000,15,-3.0) PKD(5,5,3,0.10%,100.0,0.00%,F,F)

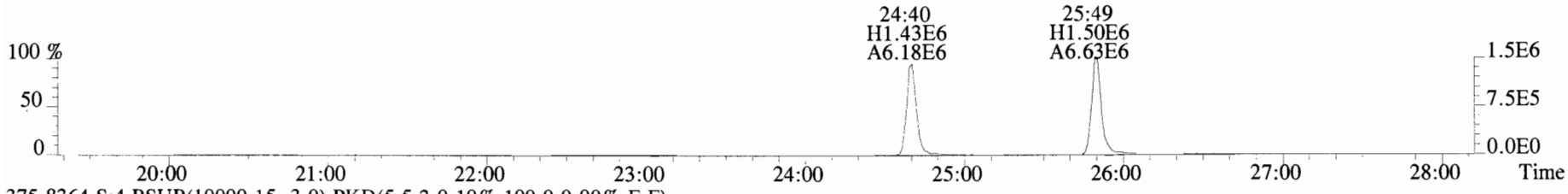

375.8364 S:4 BSUB(10000,15,-3.0) PKD(5,5,3,0.10%,100.0,0.00%,F,F)

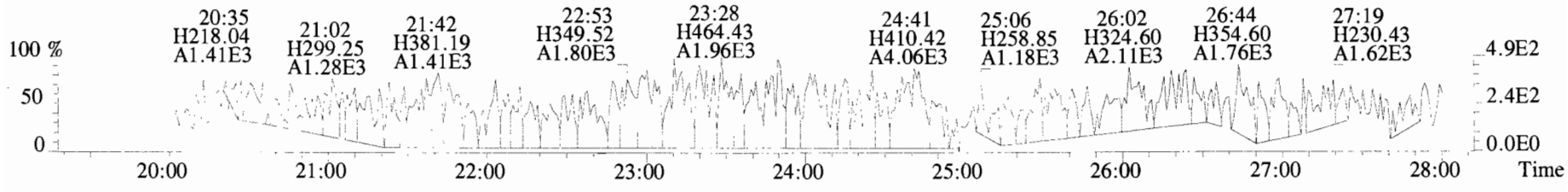

File:191009D1 #1-513 Acq: 9-OCT-2019 18:36:09 GC EI+ Voltage SIR Autospec-UltimaE
Sample#4 File Text:Vista_Analytical_Laboratory_VG7 Text:ST191009D1-4 1613 CS3 19C2204 Exp:OCDD_DB5
339.8597 S:4 BSUB(10000,15,-3.0) PKD(5,5,3,0.10%,100.0,0.00%,F,F)

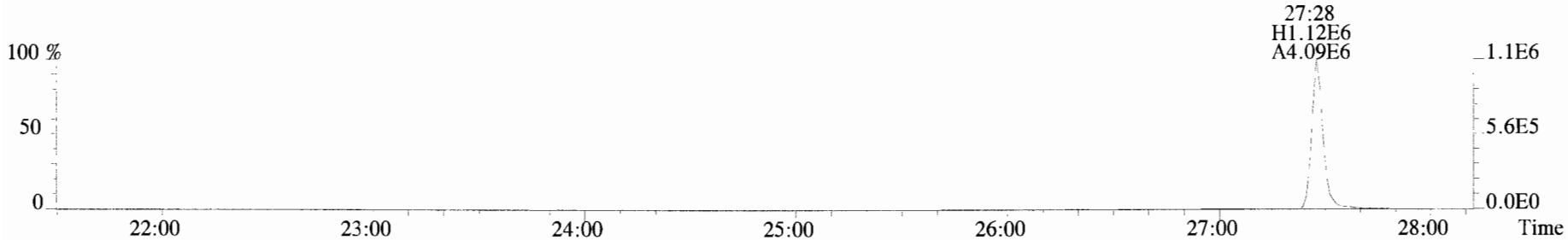

341.8568 S:4 BSUB(10000,15,-3.0) PKD(5,5,3,0.10%,100.0,0.00%,F,F)

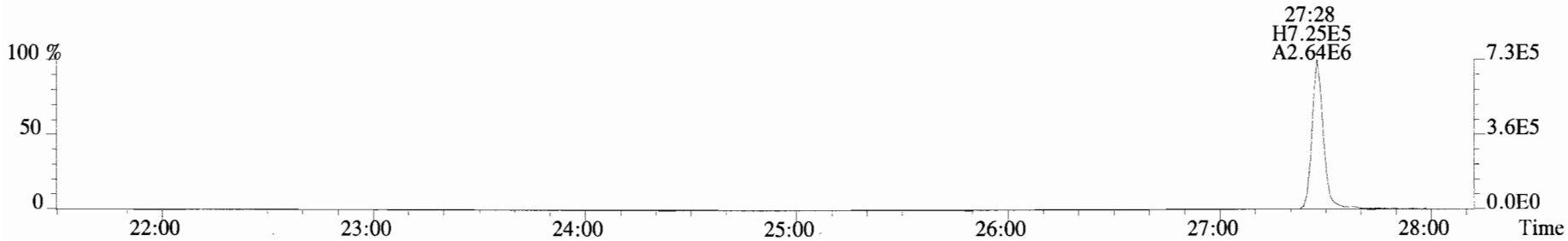

409.7974 S:4 BSUB(10000,15,-3.0) PKD(5,5,3,0.10%,100.0,0.00%,F,F)

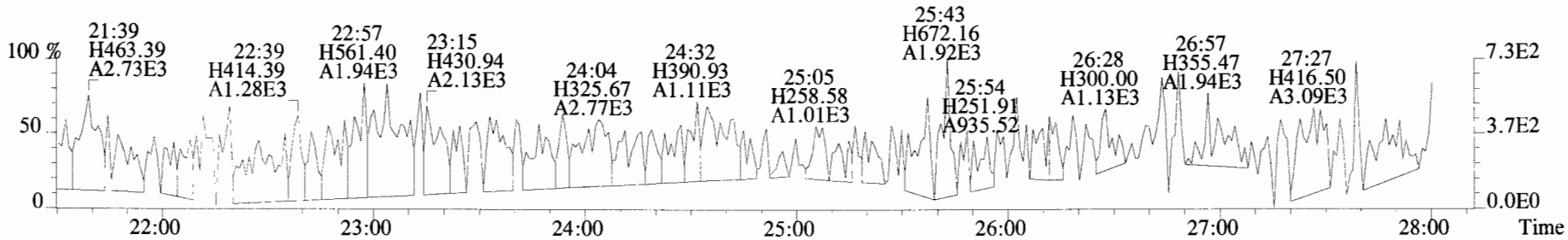

316.9824 S:4

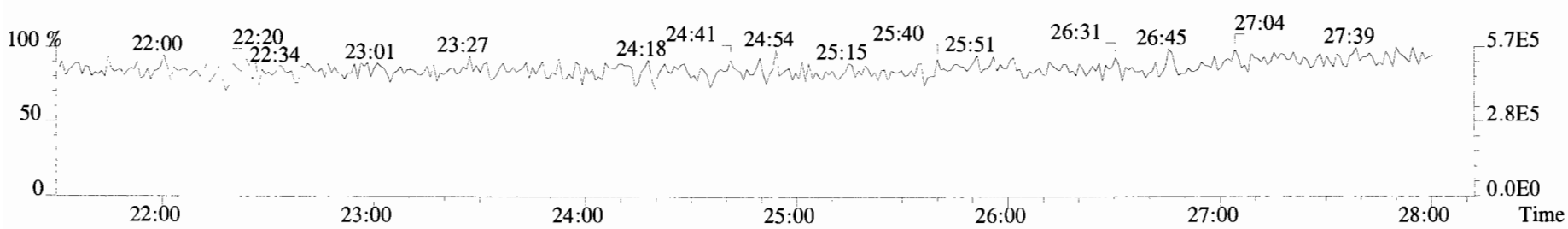

File:191009D1 #1-211 Acq: 9-OCT-2019 18:36:09 GC EI+ Voltage SIR Autospec-UltimaE
Sample#4 File Text:Vista_Analytical_Laboratory_VG7 Text:ST191009D1-4 1613 CS3 19C2204 Exp:OCDD_DB5
339.8597 S:4 F:2 BSUB(10000,15,-3.0) PKD(5,5,3,0.10%,100.0,0.00%,F,F)

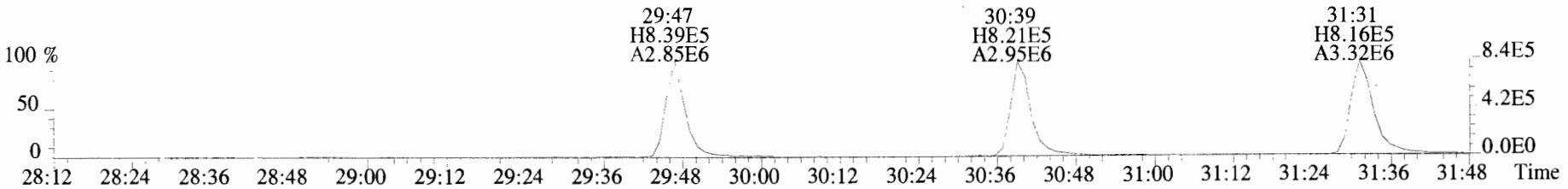

341.8568 S:4 F:2 BSUB(10000,15,-3.0) PKD(5,5,3,0.10%,100.0,0.00%,F,F)

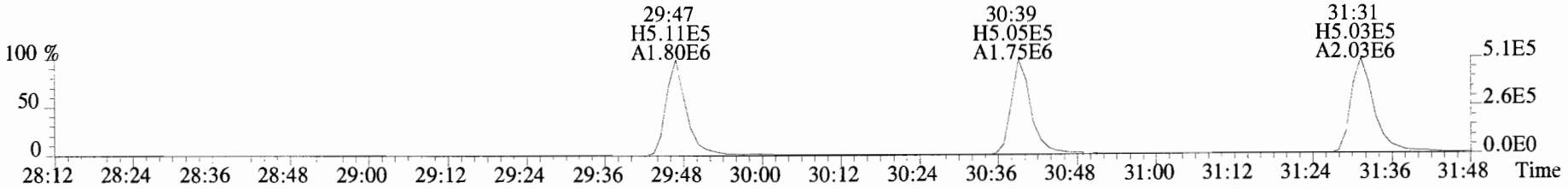

351.9000 S:4 F:2 BSUB(10000,15,-3.0) PKD(5,5,3,0.10%,100.0,0.00%,F,F)

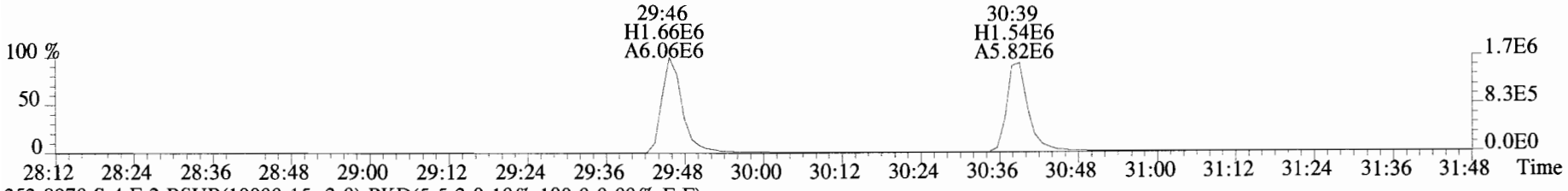

353.8970 S:4 F:2 BSUB(10000,15,-3.0) PKD(5,5,3,0.10%,100.0,0.00%,F,F)

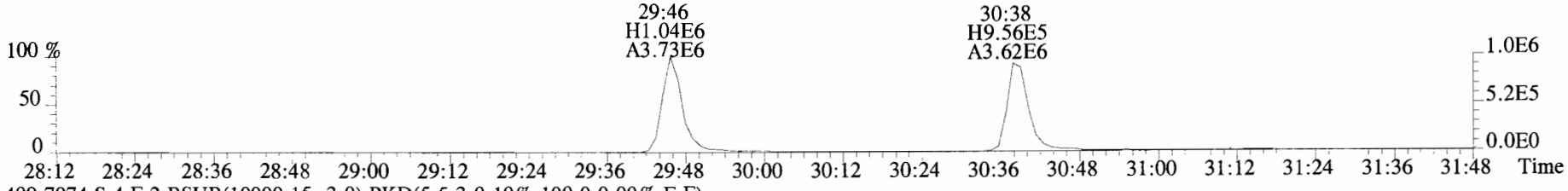

409.7974 S:4 F:2 BSUB(10000,15,-3.0) PKD(5,5,3,0.10%,100.0,0.00%,F,F)

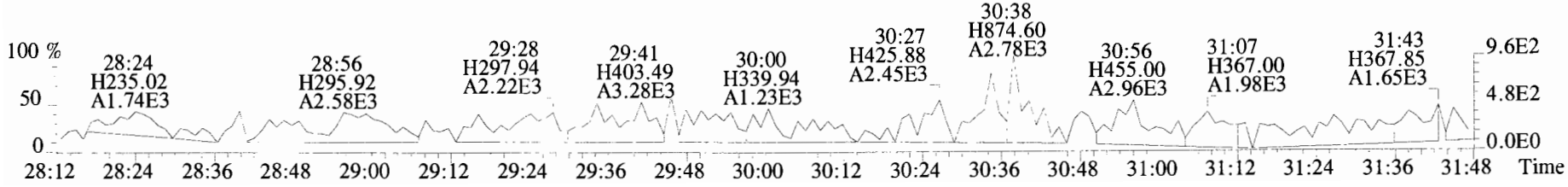

File:191009D1 #1-355 Acq: 9-OCT-2019 18:36:09 GC EI+ Voltage SIR Autospec-UltimaE
Sample#4 File Text:Vista_Analytical_Laboratory_VG7 Text:ST191009D1-4 1613 CS3 19C2204 Exp:OCDD_DB5

373.8207 S:4 F:3 BSUB(10000,15,-3.0) PKD(5,5,3,0.10%,100.0,0.00%,F,F)

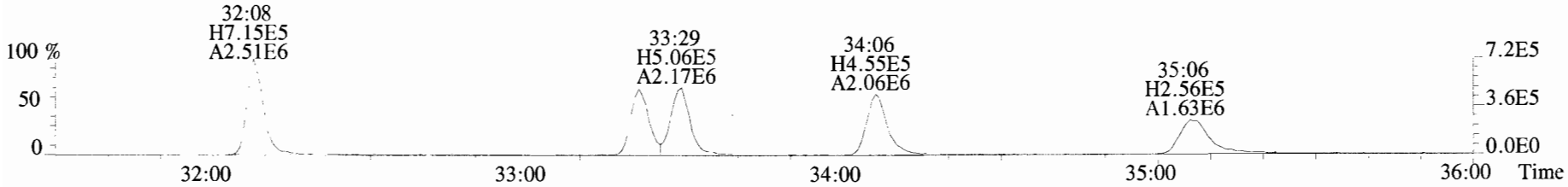

375.8178 S:4 F:3 BSUB(10000,15,-3.0) PKD(5,5,3,0.10%,100.0,0.00%,F,F)

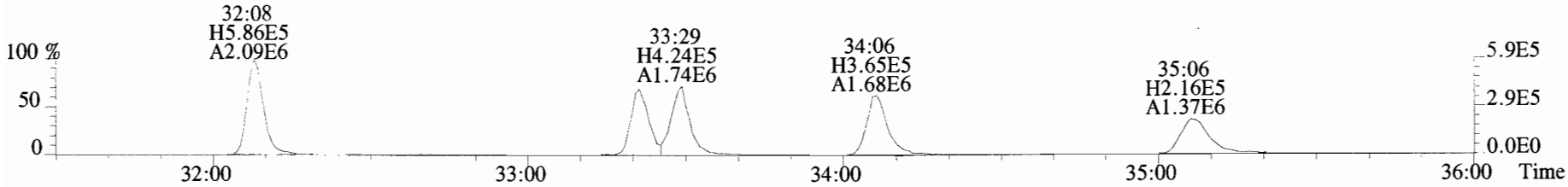

383.8639 S:4 F:3 BSUB(10000,15,-3.0) PKD(5,5,3,0.10%,100.0,0.00%,F,F)

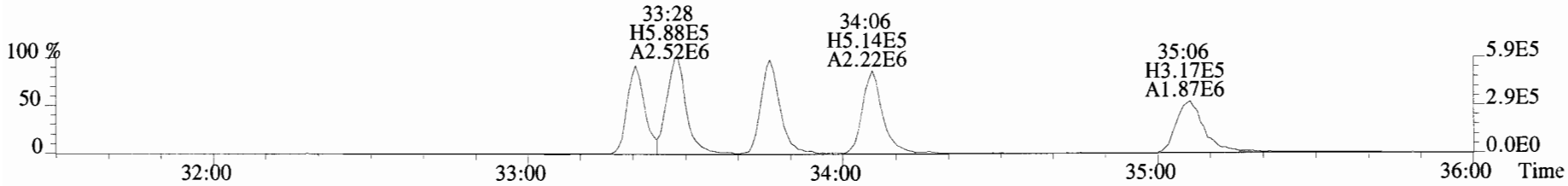

385.8610 S:4 F:3 BSUB(10000,15,-3.0) PKD(5,5,3,0.10%,100.0,0.00%,F,F)

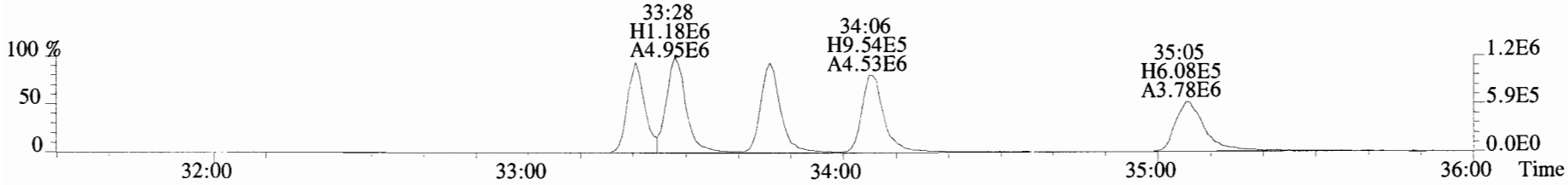

445.7555 S:4 F:3 BSUB(10000,15,-3.0) PKD(5,5,3,0.10%,100.0,0.00%,F,F)

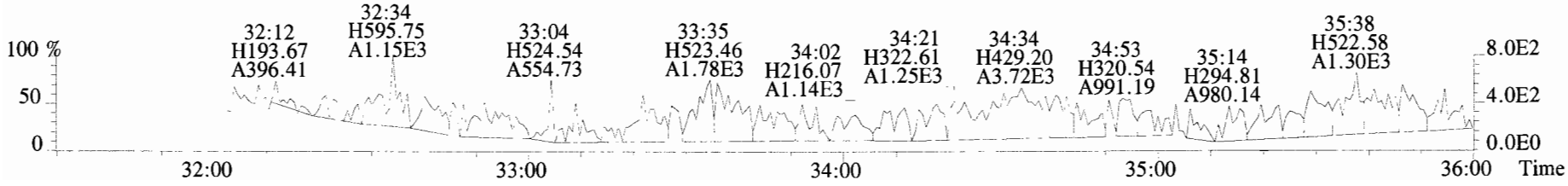

File:191009D1 #1-355 Acq: 9-OCT-2019 18:36:09 GC EI+ Voltage SIR Autospec-UltimaE
Sample#4 File Text:Vista_Analytical_Laboratory_VG7 Text:ST191009D1-4 1613 CS3 19C2204 Exp:OCDD_DB5
383.8639 S:4 F:3 BSUB(10000,15,-3.0) PKD(5,5,3,0.10%,100.0,0.00%,F,F)

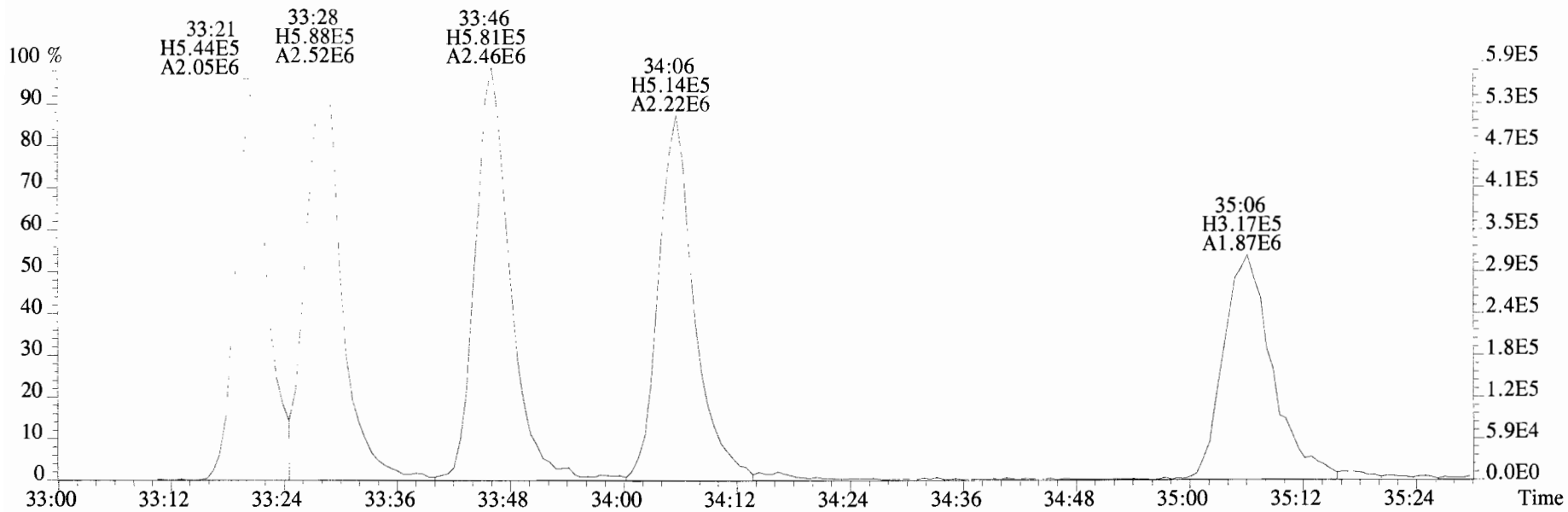

385.8610 S:4 F:3 BSUB(10000,15,-3.0) PKD(5,5,3,0.10%,100.0,0.00%,F,F)

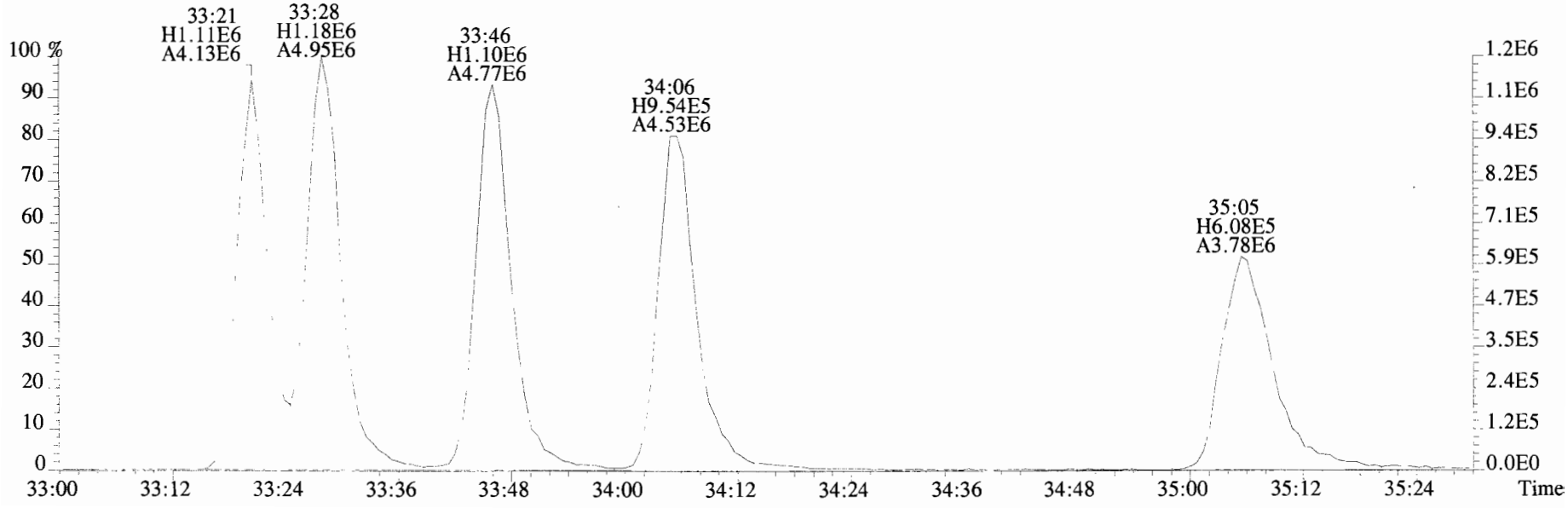

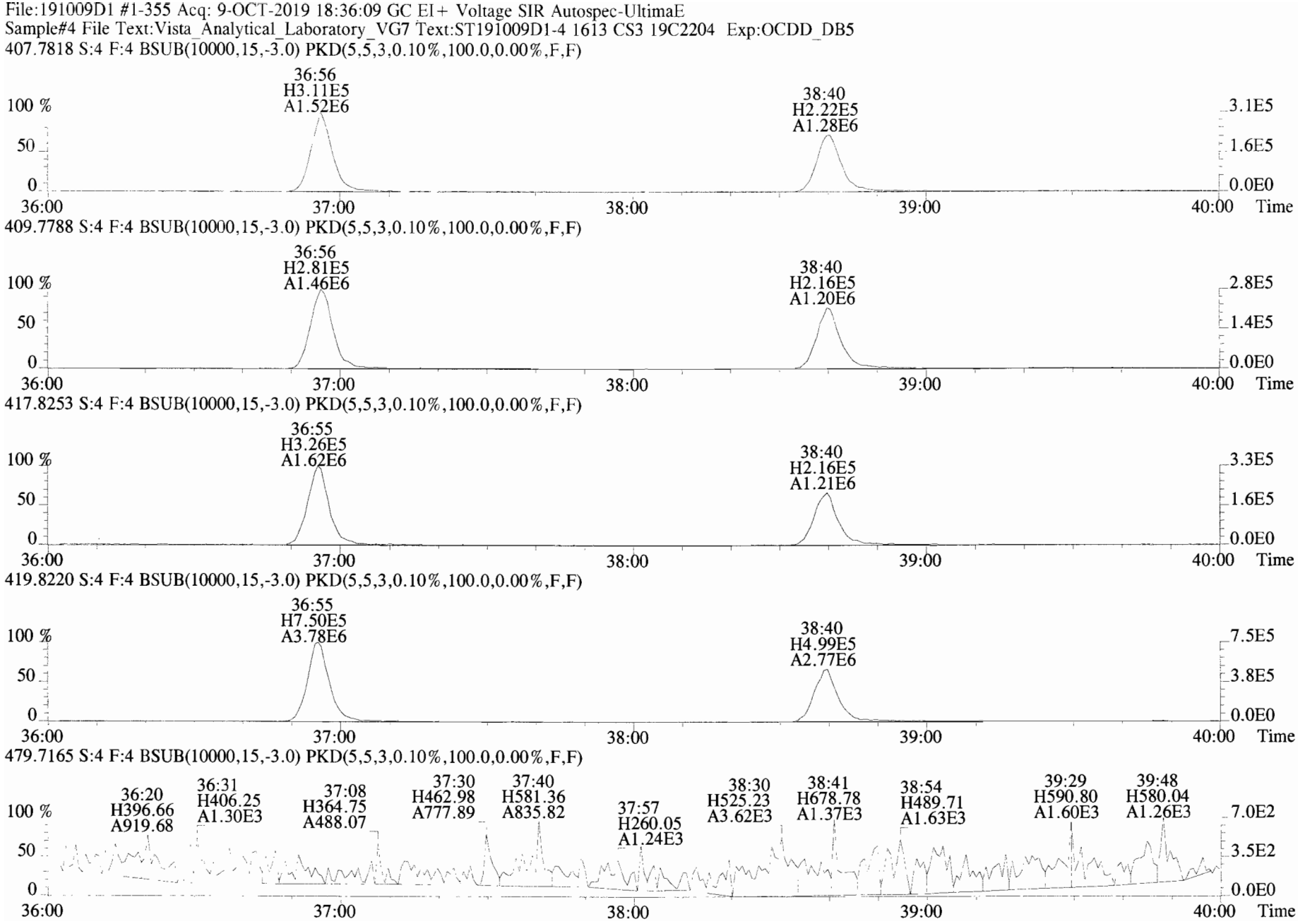
File:191009D1 #1-355 Acq: 9-OCT-2019 18:36:09 GC EI+ Voltage SIR Autospec-UltimaE
Sample#4 File Text:Vista_Analytical_Laboratory_VG7 Text:ST191009D1-4 1613 CS3 19C2204 Exp:OCDD_DB5
407.7818 S:4 F:4 BSUB(10000,15,-3.0) PKD(5,5,3,0.10%,100.0,0.00%,F,F)
36:56
H3.11E5
A1.52E6
38:40
H2.22E5
A1.28E6
100 %
50
0
3.1E5
1.6E5
0.0E0
36:00
37:00
38:00
39:00
40:00
Time
409.7788 S:4 F:4 BSUB(10000,15,-3.0) PKD(5,5,3,0.10%,100.0,0.00%,F,F)
36:56
H2.81E5
A1.46E6
38:40
H2.16E5
A1.20E6
2.8E5
1.4E5
417.8253 S:4 F:4 BSUB(10000,15,-3.0) PKD(5,5,3,0.10%,100.0,0.00%,F,F)
36:55
H3.26E5
A1.62E6
38:40
H2.16E5
A1.21E6
3.3E5
1.6E5
419.8220 S:4 F:4 BSUB(10000,15,-3.0) PKD(5,5,3,0.10%,100.0,0.00%,F,F)
36:55
H7.50E5
A3.78E6
38:40
H4.99E5
A2.77E6
7.5E5
3.8E5
479.7165 S:4 F:4 BSUB(10000,15,-3.0) PKD(5,5,3,0.10%,100.0,0.00%,F,F)
36:20
H396.66
A919.68
36:31
H406.25
A1.30E3
37:08
H364.75
A488.07
37:30
H462.98
A777.89
37:40
H581.36
A835.82
37:57
H260.05
A1.24E3
38:30
H525.23
A3.62E3
38:41
H678.78
A1.37E3
38:54
H489.71
A1.63E3
39:29
H590.80
A1.60E3
39:48
H580.04
A1.26E3
7.0E2
3.5E2

File:191009D1 #1-432 Acq: 9-OCT-2019 18:36:09 GC EI+ Voltage SIR Autospec-UltimaE
Sample#4 File Text:Vista_Analytical_Laboratory_VG7 Text:ST191009D1-4 1613 CS3 19C2204 Exp:OCDD_DB5
441.7428 S:4 F:5 BSUB(10000,15,-3.0) PKD(5,5,3,0.10%,100.0,0.00%,F,F)



443.7398 S:4 F:5 BSUB(10000,15,-3.0) PKD(5,5,3,0.10%,100.0,0.00%,F,F)

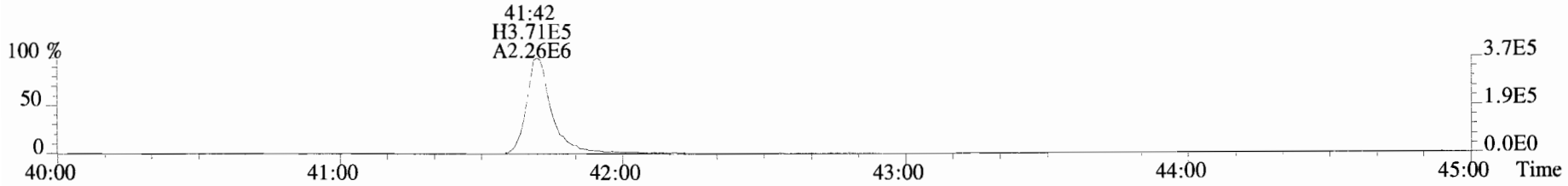

453.7831 S:4 F:5 BSUB(10000,15,-3.0) PKD(5,5,3,0.10%,100.0,0.00%,F,F)

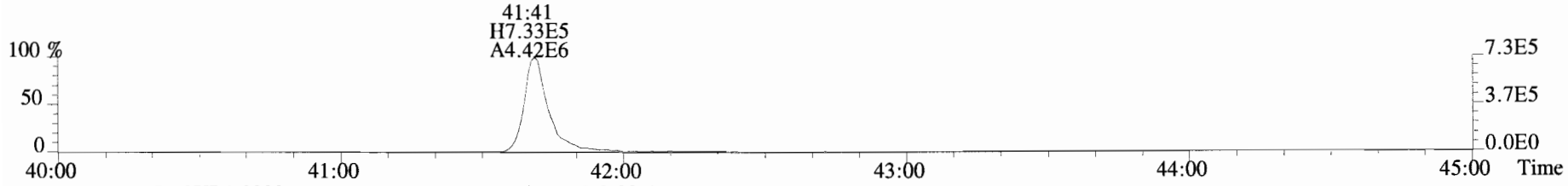

455.7801 S:4 F:5 BSUB(10000,15,-3.0) PKD(5,5,3,0.10%,100.0,0.00%,F,F)



513.6775 S:4 F:5 BSUB(10000,15,-3.0) PKD(5,5,3,0.10%,100.0,0.00%,F,F)

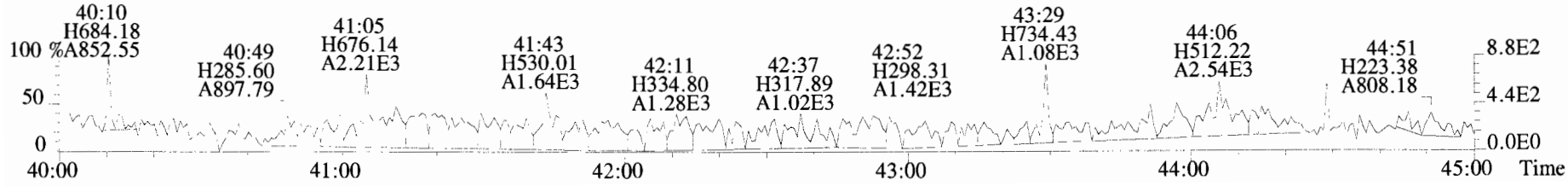

File:191009D1 #1-514 Acq: 9-OCT-2019 19:23:46 GC EI+ Voltage SIR Autospec-UltimaE
Sample#5 File Text:Vista_Analytical_Laboratory_VG7 Text:ST191009D1-5 1613 CS4 19C2205 Exp:OCDD_DB5
319.8965 S:5 BSUB(10000,15,-3.0) PKD(5,5,3,0.10%,100.0,0.00%,F,F)

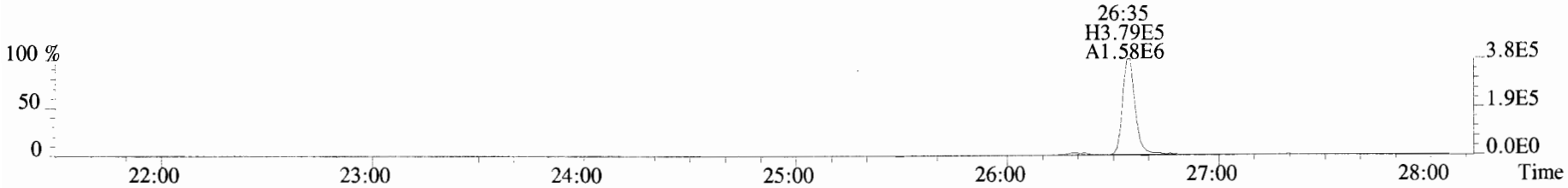

321.8936 S:5 BSUB(10000,15,-3.0) PKD(5,5,3,0.10%,100.0,0.00%,F,F)

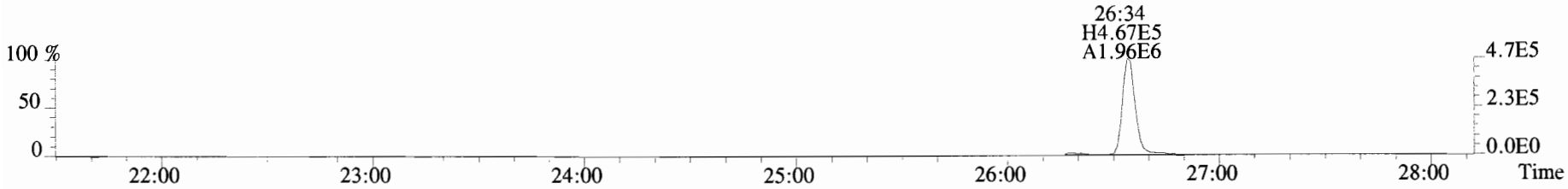

327.8847 S:5 BSUB(10000,15,-3.0) PKD(5,5,3,0.10%,100.0,0.00%,F,F)

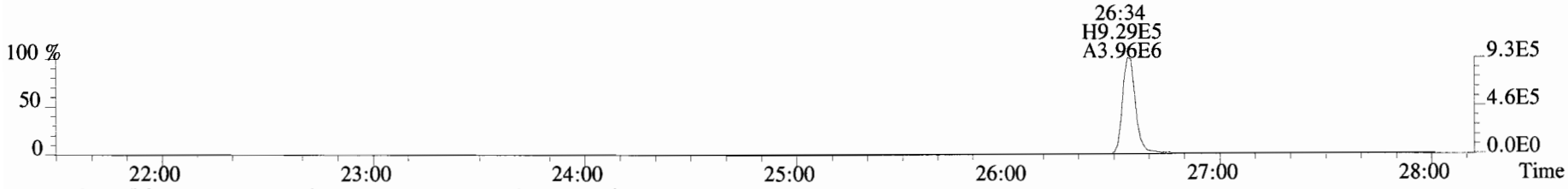

331.9368 S:5 BSUB(10000,15,-3.0) PKD(5,5,3,0.10%,100.0,0.00%,F,F)

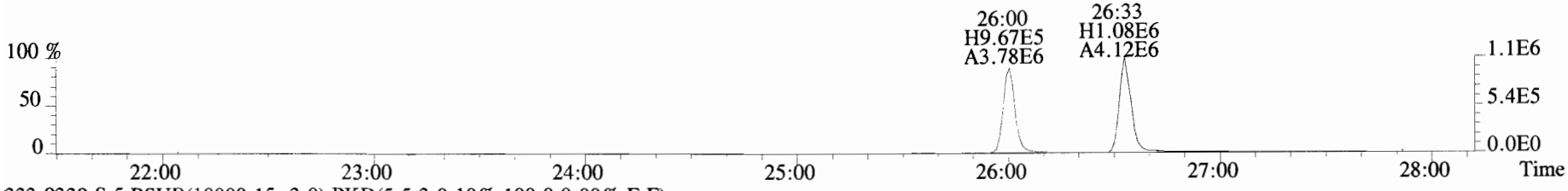

333.9339 S:5 BSUB(10000,15,-3.0) PKD(5,5,3,0.10%,100.0,0.00%,F,F)

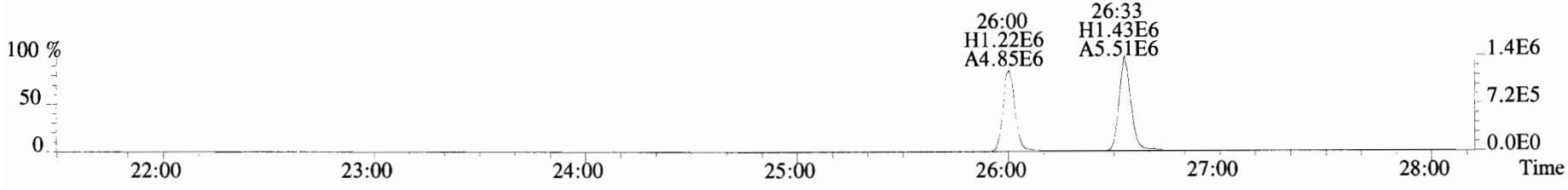

File:191009D1 #1-210 Acq: 9-OCT-2019 19:23:46 GC EI+ Voltage SIR Autospec-UltimaE
Sample#5 File Text:Vista_Analytical_Laboratory_VG7 Text:ST191009D1-5 1613 CS4 19C2205 Exp:OCDD_DB5
353.8576 S:5 F:2 BSUB(10000,15,-3.0) PKD(5,5,3,0.10%,100.0,0.00%,F,F)

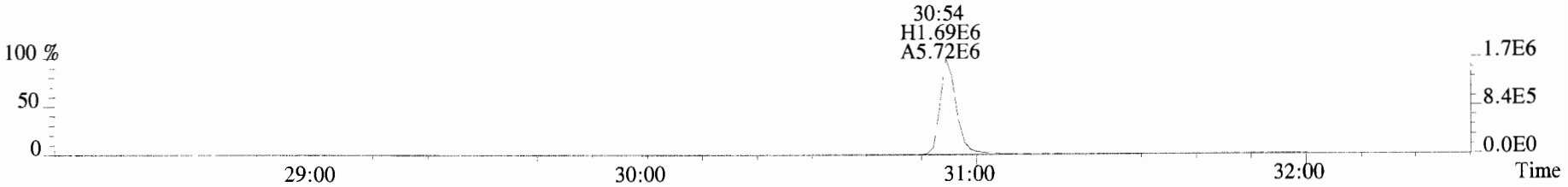

355.8546 S:5 F:2 BSUB(10000,15,-3.0) PKD(5,5,3,0.10%,100.0,0.00%,F,F)

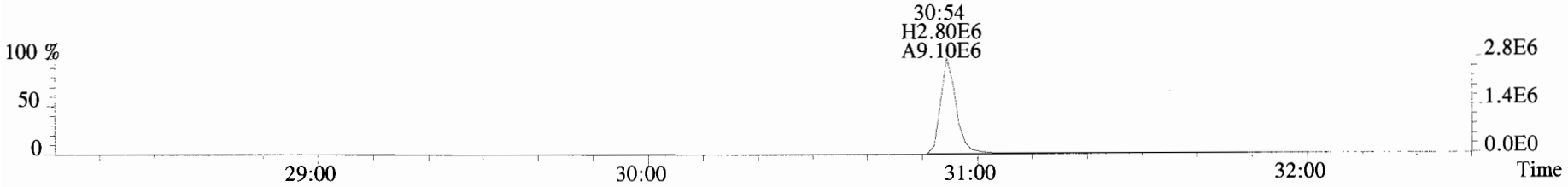

365.8978 S:5 F:2 BSUB(10000,15,-3.0) PKD(5,5,3,0.10%,100.0,0.00%,F,F)



367.8949 S:5 F:2 BSUB(10000,15,-3.0) PKD(5,5,3,0.10%,100.0,0.00%,F,F)

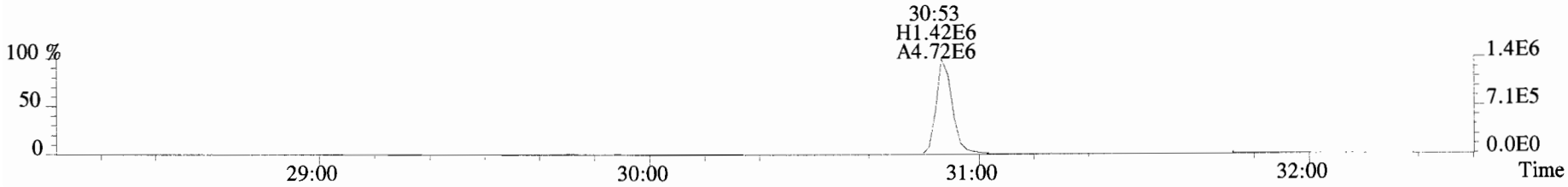

366.9792 S:5 F:2

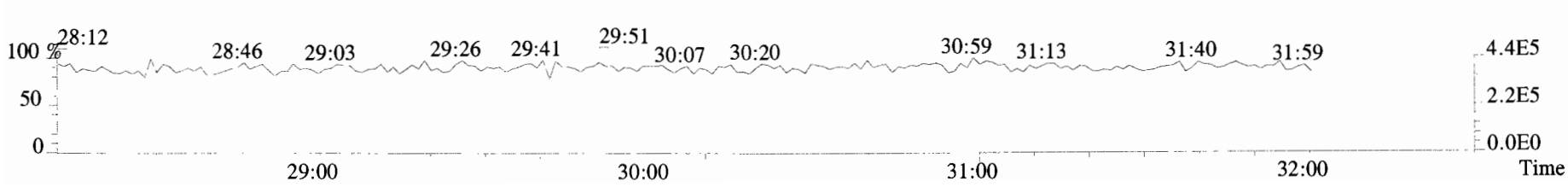

File:191009D1 #1-355 Acq: 9-OCT-2019 19:23:46 GC EI+ Voltage SIR Autospec-UltimaE
Sample#5 File Text:Vista_Analytical_Laboratory_VG7 Text:ST191009D1-5 1613 CS4 19C2205 Exp:OCDD_DB5
389.8156 S:5 F:3 BSUB(10000,15,-3.0) PKD(5,5,3,0.10%,100.0,0.00%,F,F)

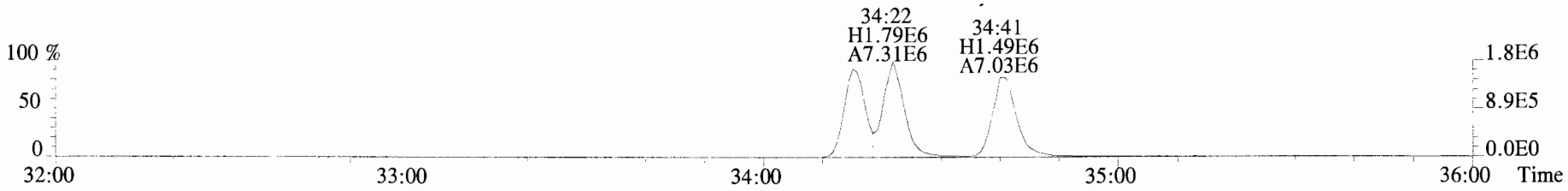

391.8127 S:5 F:3 BSUB(10000,15,-3.0) PKD(5,5,3,0.10%,100.0,0.00%,F,F)

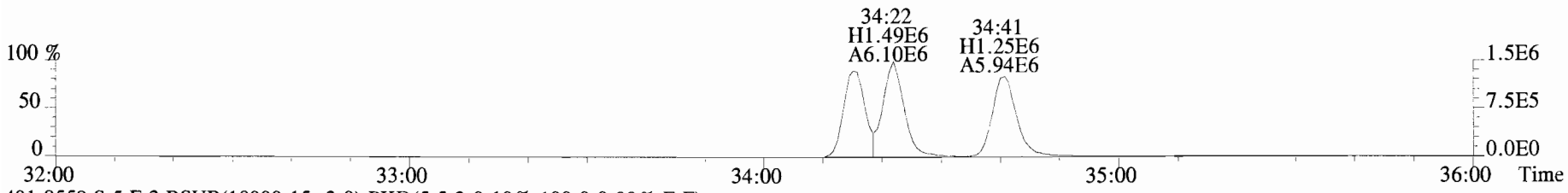

401.8559 S:5 F:3 BSUB(10000,15,-3.0) PKD(5,5,3,0.10%,100.0,0.00%,F,F)

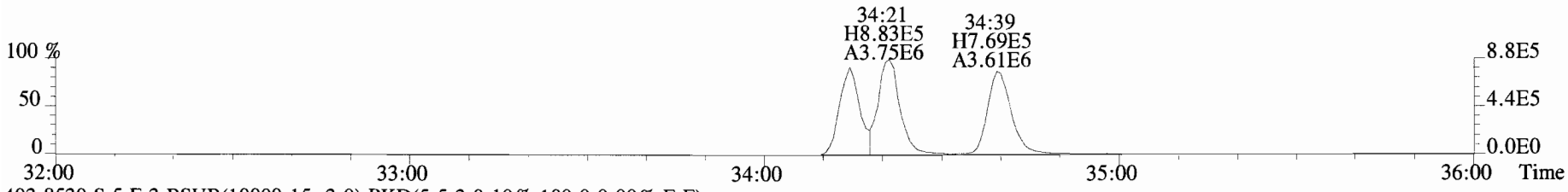

403.8530 S:5 F:3 BSUB(10000,15,-3.0) PKD(5,5,3,0.10%,100.0,0.00%,F,F)

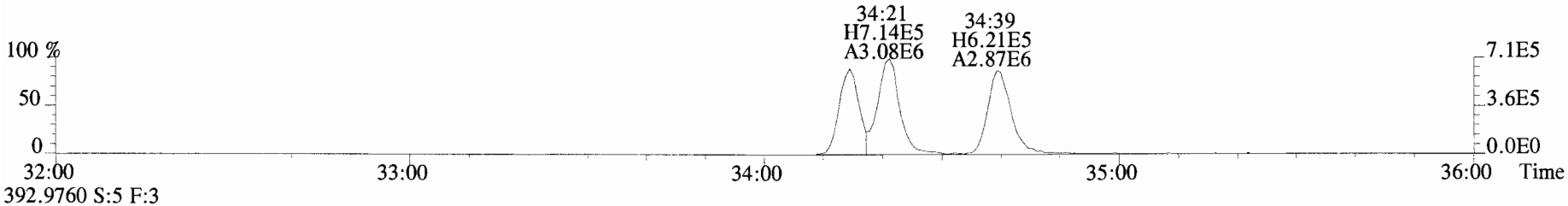

392.9760 S:5 F:3

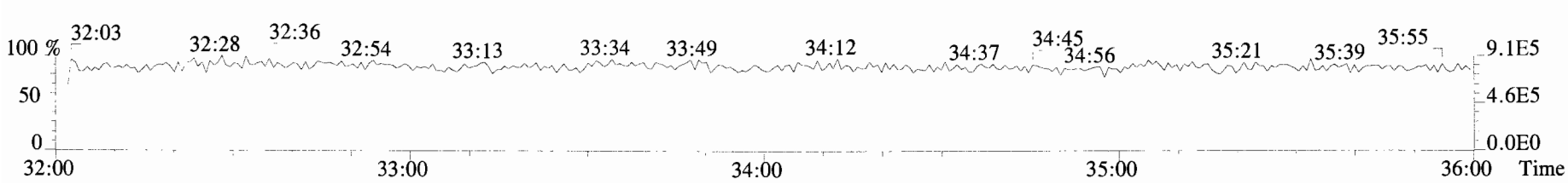

File:191009D1 #1-355 Acq: 9-OCT-2019 19:23:46 GC EI+ Voltage SIR Autospec-UltimaE
Sample#5 File Text:Vista_Analytical_Laboratory_VG7 Text:ST191009D1-5 1613 CS4 19C2205 Exp:OCDD_DB5
401.8559 S:5 F:3 BSUB(10000,15,-3.0) PKD(5,5,3,0.10%,100.0,0.00%,F,F)

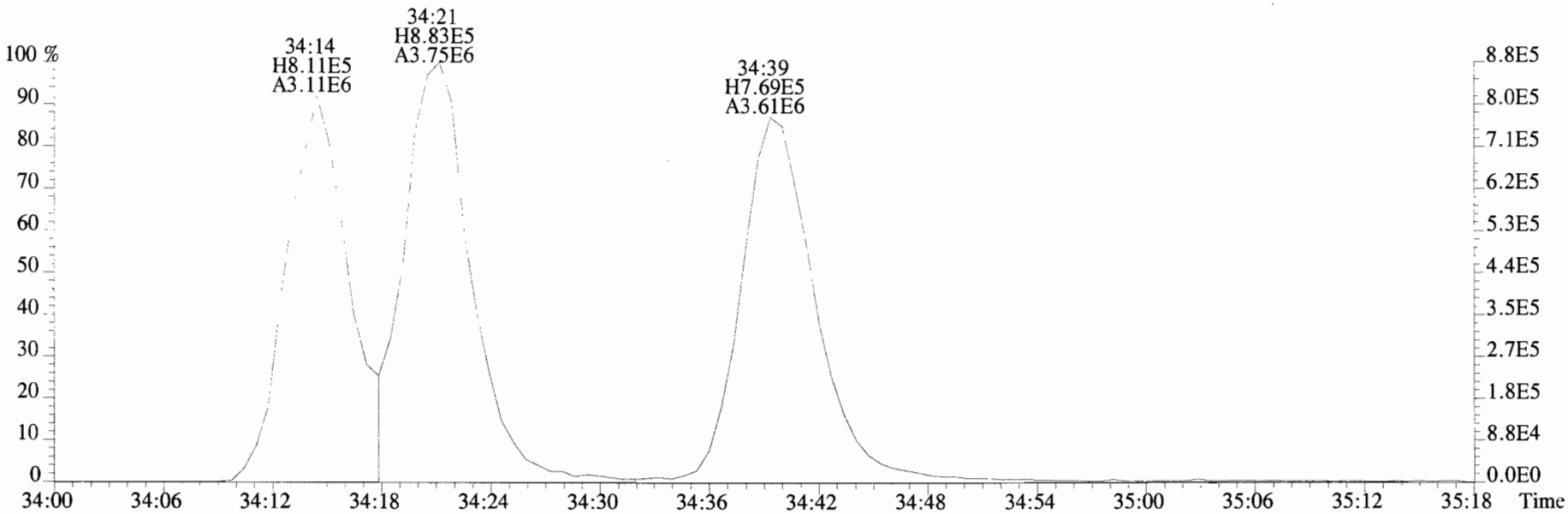

403.8530 S:5 F:3 BSUB(10000,15,-3.0) PKD(5,5,3,0.10%,100.0,0.00%,F,F)

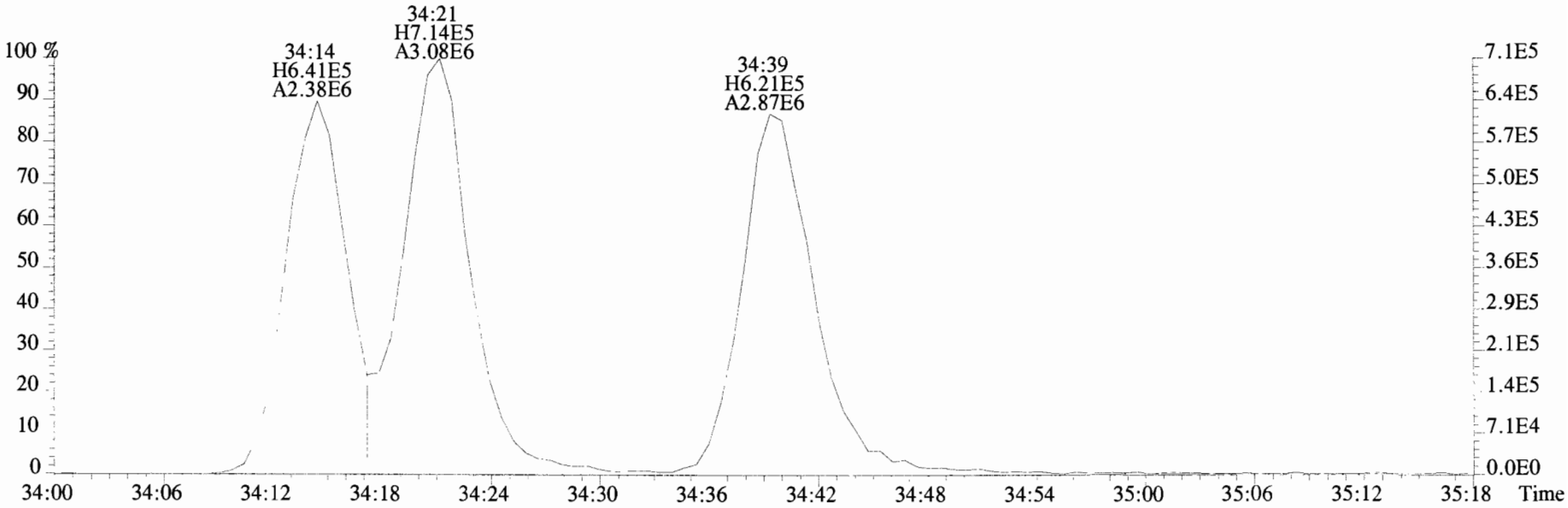

File:191009D1 #1-356 Acq: 9-OCT-2019 19:23:46 GC EI+ Voltage SIR Autospec-UltimaE
Sample#5 File Text:Vista_Analytical_Laboratory_VG7 Text:ST191009D1-5 1613 CS4 19C2205 Exp:OCDD_DB5
423.7767 S:5 F:4 BSUB(10000,15,-3.0) PKD(5,5,3,0.10%,100.0,0.00%,F,F)

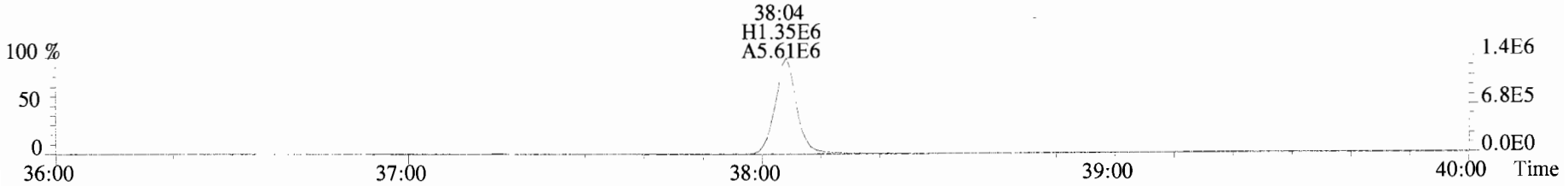

425.7737 S:5 F:4 BSUB(10000,15,-3.0) PKD(5,5,3,0.10%,100.0,0.00%,F,F)

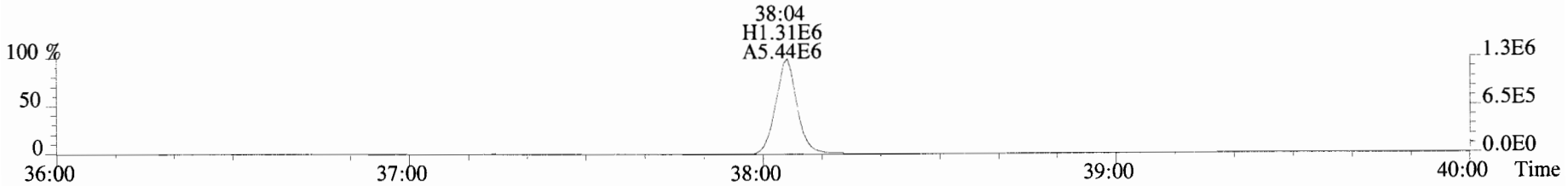

435.8169 S:5 F:4 BSUB(10000,15,-3.0) PKD(5,5,3,0.10%,100.0,0.00%,F,F)

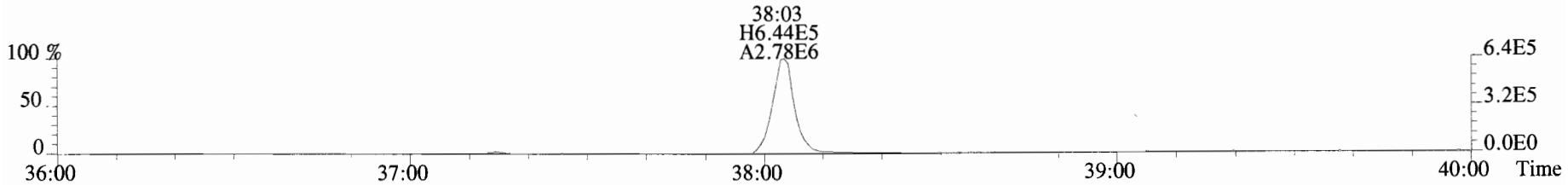

437.8140 S:5 F:4 BSUB(10000,15,-3.0) PKD(5,5,3,0.10%,100.0,0.00%,F,F)

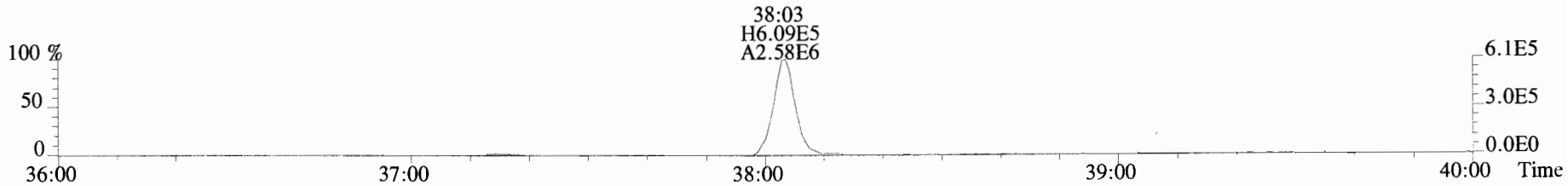

454.9728 S:5 F:4

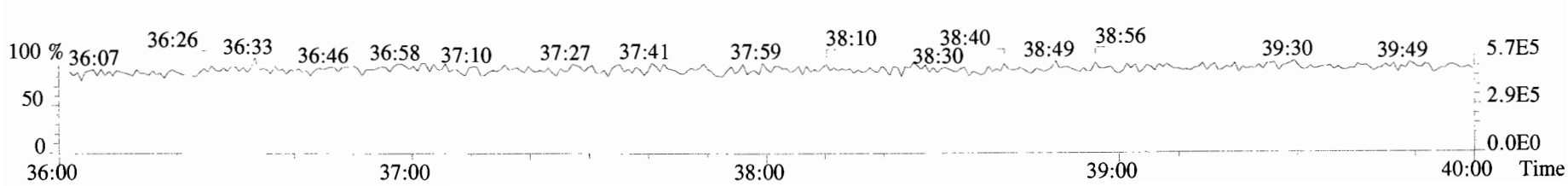

File:191009D1 #1-431 Acq: 9-OCT-2019 19:23:46 GC EI+ Voltage SIR Autospec-UltimaE
Sample#5 File Text:Vista_Analytical_Laboratory_VG7 Text:ST191009D1-5 1613 CS4 19C2205 Exp:OCDD_DB5
457.7377 S:5 F:5 BSUB(10000,15,-3.0) PKD(5,5,3,0.10%,100.0,0.00%,F,F)

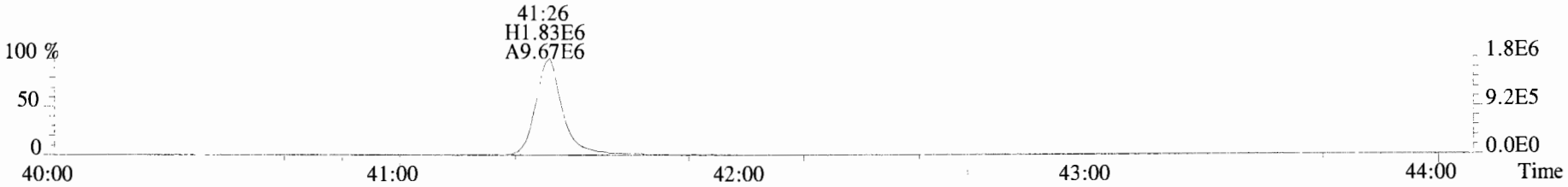

459.7348 S:5 F:5 BSUB(10000,15,-3.0) PKD(5,5,3,0.10%,100.0,0.00%,F,F)

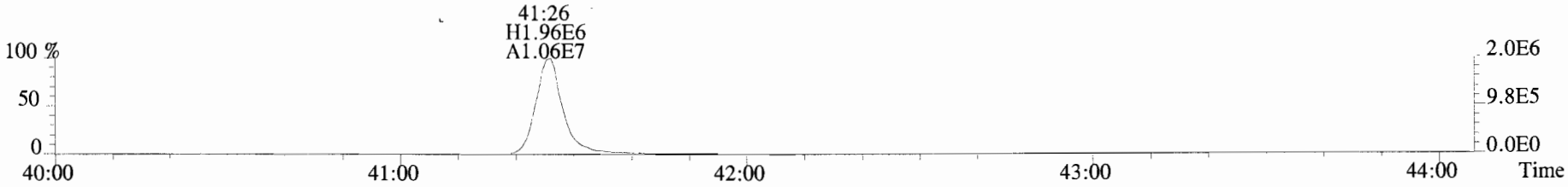

469.7780 S:5 F:5 BSUB(10000,15,-3.0) PKD(5,5,3,0.10%,100.0,0.00%,F,F)

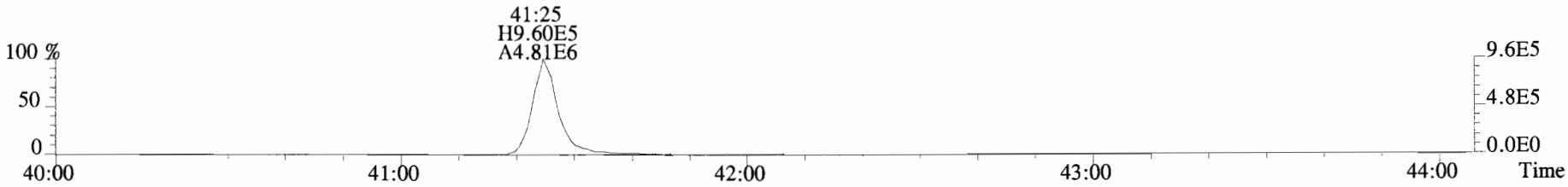

471.7750 S:5 F:5 BSUB(10000,15,-3.0) PKD(5,5,3,0.10%,100.0,0.00%,F,F)

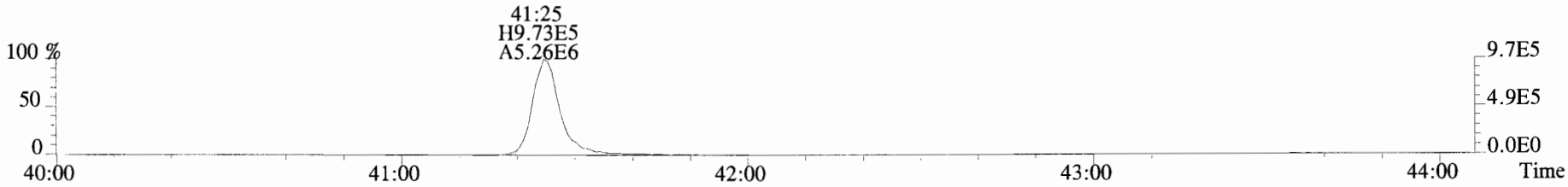

454.9728 S:5 F:5

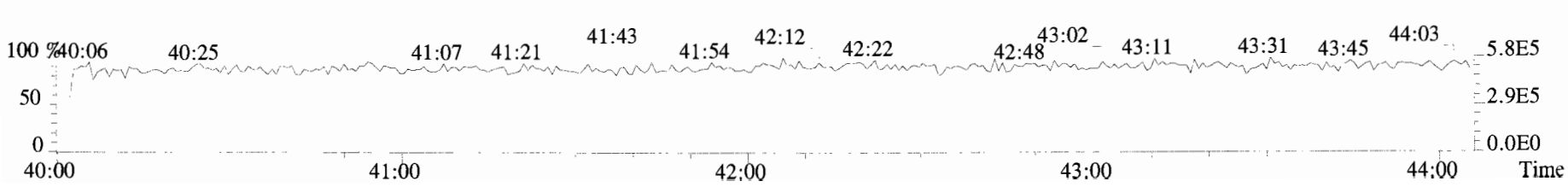

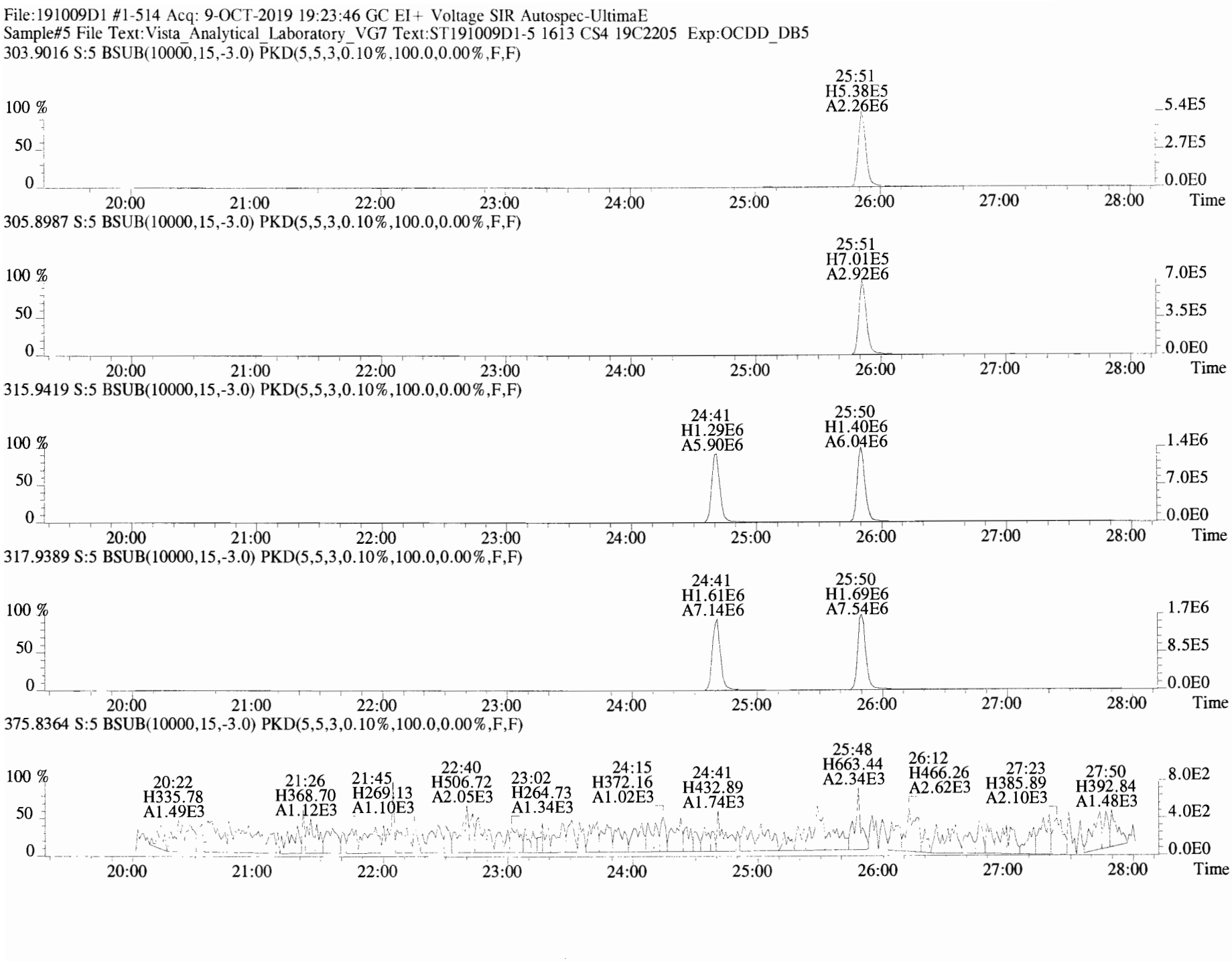
File:191009D1 #1-514 Acq: 9-OCT-2019 19:23:46 GC EI+ Voltage SIR Autospec-UltimaE
Sample#5 File Text:Vista_Analytical_Laboratory_VG7 Text:ST191009D1-5 1613 CS4 19C2205 Exp:OCDD_DB5
303.9016 S:5 BSUB(10000,15,-3.0) PKD(5,5,3,0.10%,100.0,0.00%,F,F)
25:51
H5.38E5
A2.26E6
305.8987 S:5 BSUB(10000,15,-3.0) PKD(5,5,3,0.10%,100.0,0.00%,F,F)
25:51
H7.01E5
A2.92E6
315.9419 S:5 BSUB(10000,15,-3.0) PKD(5,5,3,0.10%,100.0,0.00%,F,F)
24:41
H1.29E6
A5.90E6
25:50
H1.40E6
A6.04E6
317.9389 S:5 BSUB(10000,15,-3.0) PKD(5,5,3,0.10%,100.0,0.00%,F,F)
24:41
H1.61E6
A7.14E6
25:50
H1.69E6
A7.54E6
375.8364 S:5 BSUB(10000,15,-3.0) PKD(5,5,3,0.10%,100.0,0.00%,F,F)
20:22
H335.78
A1.49E3
21:26
H368.70
A1.12E3
21:45
H269.13
A1.10E3
22:40
H506.72
A2.05E3
23:02
H264.73
A1.34E3
24:15
H372.16
A1.02E3
24:41
H432.89
A1.74E3
25:48
H663.44
A2.34E3
26:12
H466.26
A2.62E3
27:23
H385.89
A2.10E3
27:50
H392.84
A1.48E3
100 %
50
0
20:00
21:00
22:00
23:00
24:00
25:00
26:00
27:00
28:00
Time
5.4E5
2.7E5
0.0E0
7.0E5
3.5E5
1.4E6
7.0E5
1.7E6
8.5E5
8.0E2
4.0E2

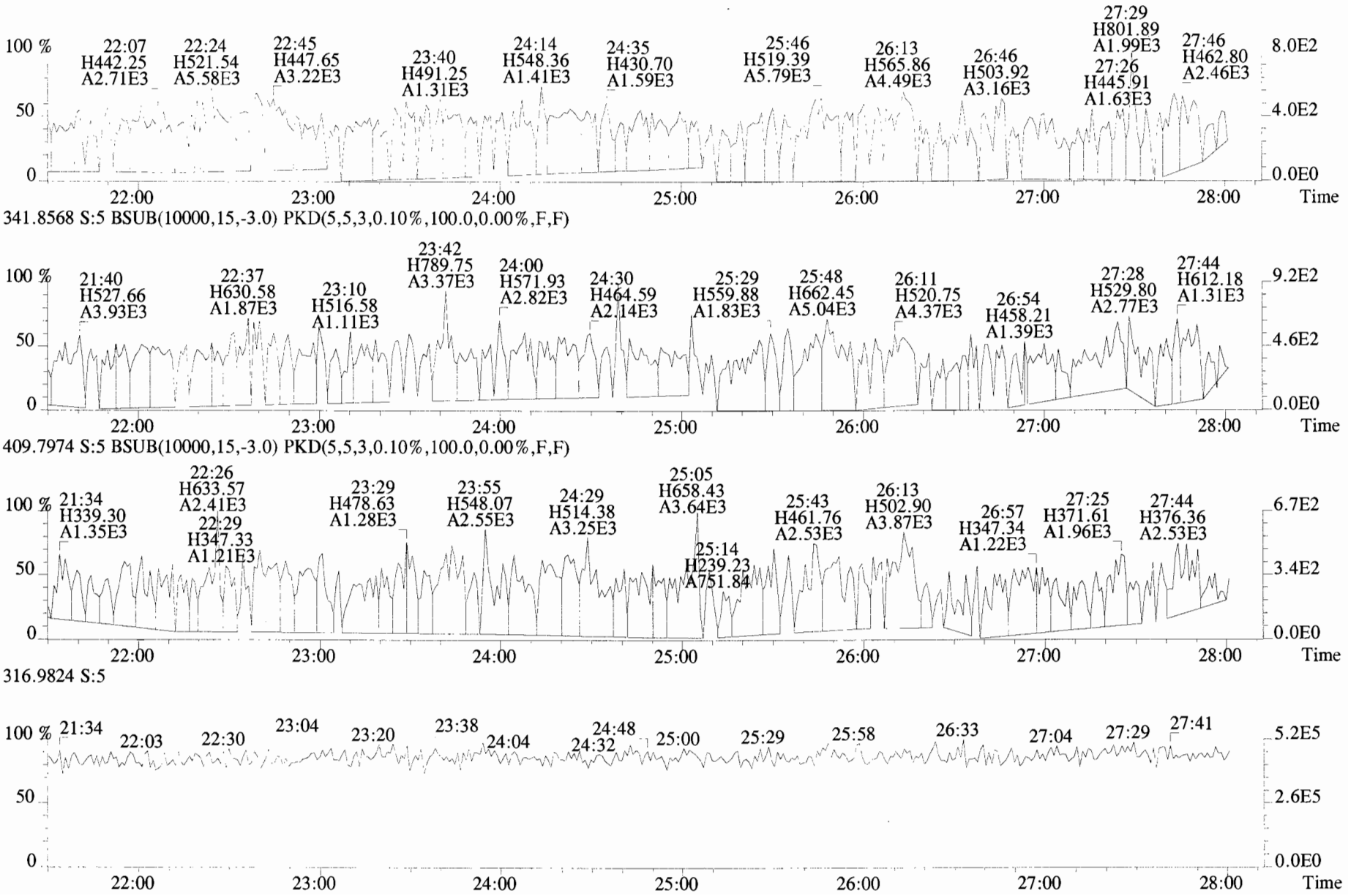
File:191009D1 #1-514 Acq: 9-OCT-2019 19:23:46 GC EI+ Voltage SIR Autospec-UltimaE
Sample#5 File Text:Vista_Analytical_Laboratory_VG7 Text:ST191009D1-5 1613 CS4 19C2205 Exp:OCDD_DB5
339.8597 S:5 BSUB(10000,15,-3.0) PKD(5,5,3,0.10%,100.0,0.00%,F,F)
22:07 H442.25 A2.71E3
22:24 H521.54 A5.58E3
22:45 H447.65 A3.22E3
23:40 H491.25 A1.31E3
24:14 H548.36 A1.41E3
24:35 H430.70 A1.59E3
25:46 H519.39 A5.79E3
26:13 H565.86 A4.49E3
26:46 H503.92 A3.16E3
27:26 H445.91 A1.63E3
27:29 H801.89 A1.99E3
27:46 H462.80 A2.46E3
100 %
50
0
8.0E2
4.0E2
0.0E0
22:00
23:00
24:00
25:00
26:00
27:00
28:00
Time
341.8568 S:5 BSUB(10000,15,-3.0) PKD(5,5,3,0.10%,100.0,0.00%,F,F)
21:40 H527.66 A3.93E3
22:37 H630.58 A1.87E3
23:10 H516.58 A1.11E3
23:42 H789.75 A3.37E3
24:00 H571.93 A2.82E3
24:30 H464.59 A2.14E3
25:29 H559.88 A1.83E3
25:48 H662.45 A5.04E3
26:11 H520.75 A4.37E3
26:54 H458.21 A1.39E3
27:28 H529.80 A2.77E3
27:44 H612.18 A1.31E3
100 %
50
0
9.2E2
4.6E2
0.0E0
22:00
23:00
24:00
25:00
26:00
27:00
28:00
Time
409.7974 S:5 BSUB(10000,15,-3.0) PKD(5,5,3,0.10%,100.0,0.00%,F,F)
21:34 H339.30 A1.35E3
22:26 H633.57 A2.41E3
22:29 H347.33 A1.21E3
23:29 H478.63 A1.28E3
23:55 H548.07 A2.55E3
24:29 H514.38 A3.25E3
25:05 H658.43 A3.64E3
25:14 H239.23 A751.84
25:43 H461.76 A2.53E3
26:13 H502.90 A3.87E3
26:57 H347.34 A1.22E3
27:25 H371.61 A1.96E3
27:44 H376.36 A2.53E3
100 %
50
0
6.7E2
3.4E2
0.0E0
22:00
23:00
24:00
25:00
26:00
27:00
28:00
Time
316.9824 S:5
100 %
50
0
5.2E5
2.6E5
0.0E0
21:34
22:03
22:30
23:04
23:20
23:38
24:04
24:32
24:48
25:00
25:29
25:58
26:33
27:04
27:29
27:41
22:00
23:00
24:00
25:00
26:00
27:00
28:00
Time

File:191009D1 #1-210 Acq: 9-OCT-2019 19:23:46 GC EI+ Voltage SIR Autospec-UltimaE
Sample#5 File Text:Vista_Analytical_Laboratory_VG7 Text:ST191009D1-5 1613 CS4 19C2205 Exp:OCDD_DB5
339.8597 S:5 F:2 BSUB(10000,15,-3.0) PKD(5,5,3,0.10%,100.0,0.00%,F,F)

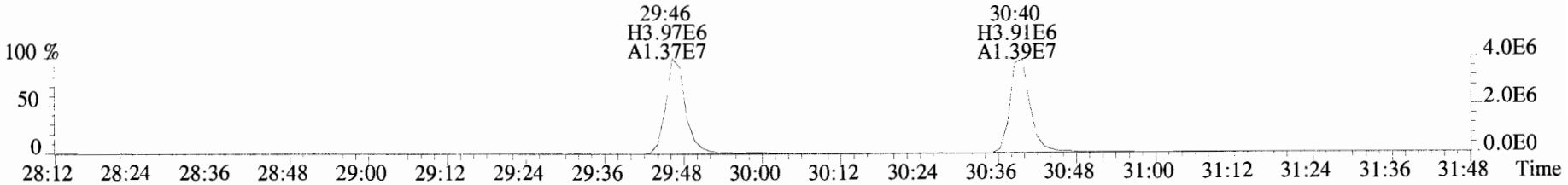

341.8568 S:5 F:2 BSUB(10000,15,-3.0) PKD(5,5,3,0.10%,100.0,0.00%,F,F)

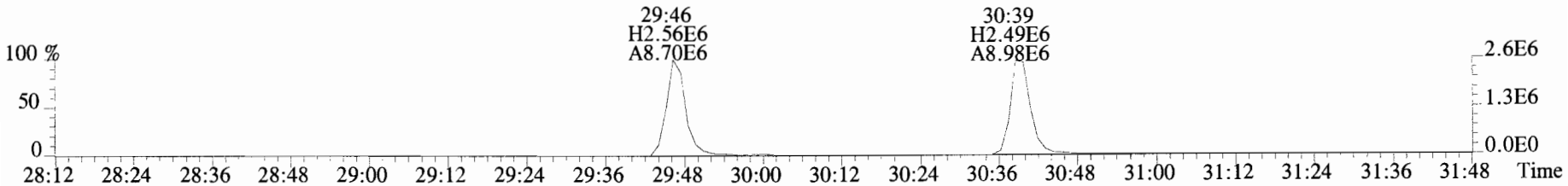

351.9000 S:5 F:2 BSUB(10000,15,-3.0) PKD(5,5,3,0.10%,100.0,0.00%,F,F)

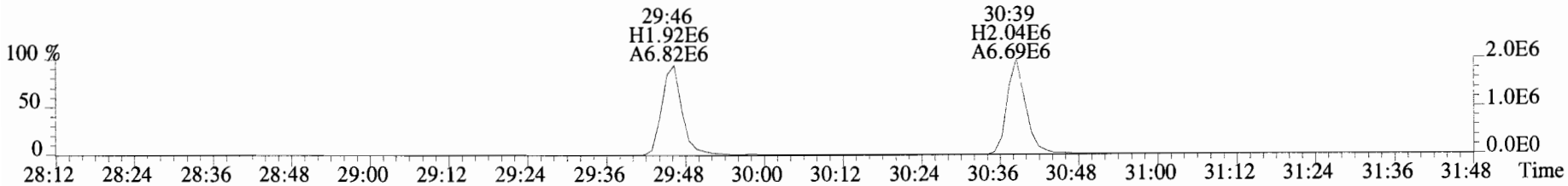

353.8970 S:5 F:2 BSUB(10000,15,-3.0) PKD(5,5,3,0.10%,100.0,0.00%,F,F)

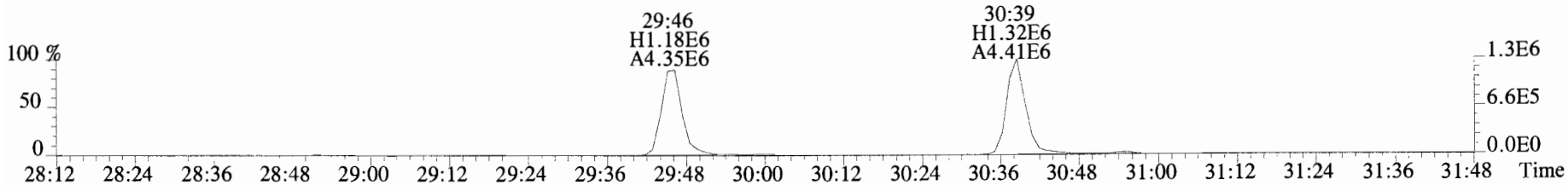

409.7974 S:5 F:2 BSUB(10000,15,-3.0) PKD(5,5,3,0.10%,100.0,0.00%,F,F)

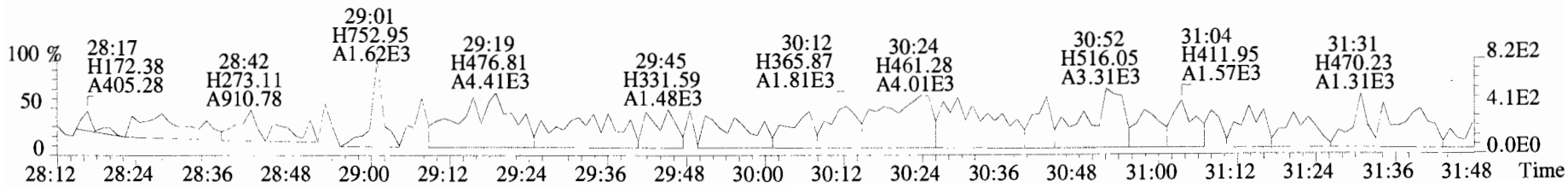

File:191009D1 #1-355 Acq: 9-OCT-2019 19:23:46 GC EI+ Voltage SIR Autospec-UltimaE
Sample#5 File Text:Vista_Analytical_Laboratory_VG7 Text:ST191009D1-5 1613 CS4 19C2205 Exp:OCDD_DB5
373.8207 S:5 F:3 BSUB(10000,15,-3.0) PKD(5,5,3,0.10%,100.0,0.00%,F,F)

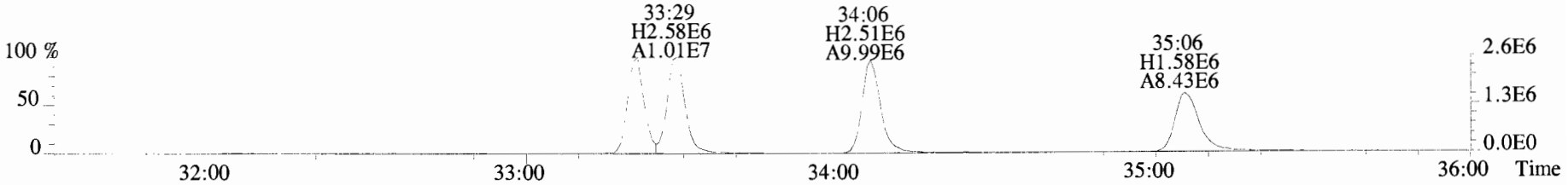

375.8178 S:5 F:3 BSUB(10000,15,-3.0) PKD(5,5,3,0.10%,100.0,0.00%,F,F)

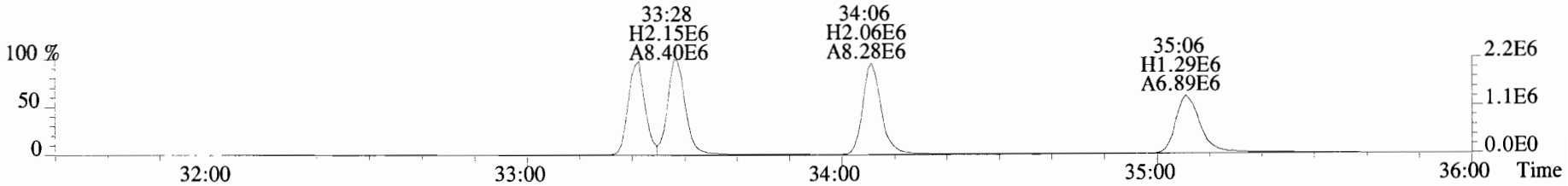

383.8639 S:5 F:3 BSUB(10000,15,-3.0) PKD(5,5,3,0.10%,100.0,0.00%,F,F)

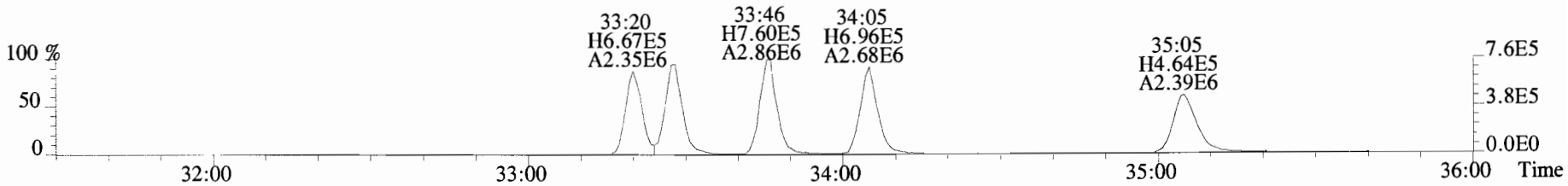

385.8610 S:5 F:3 BSUB(10000,15,-3.0) PKD(5,5,3,0.10%,100.0,0.00%,F,F)

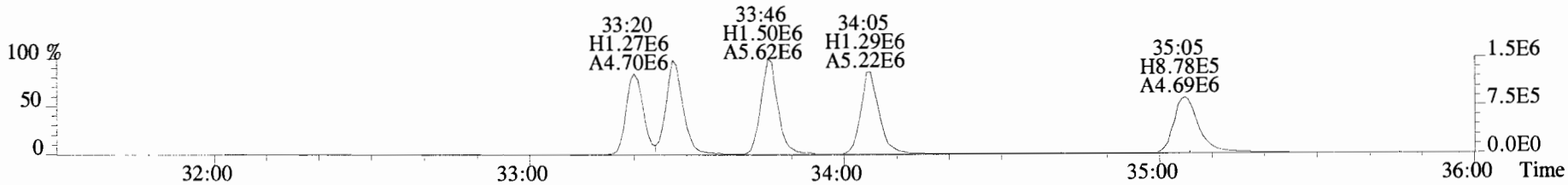

445.7555 S:5 F:3 BSUB(10000,15,-3.0) PKD(5,5,3,0.10%,100.0,0.00%,F,F)

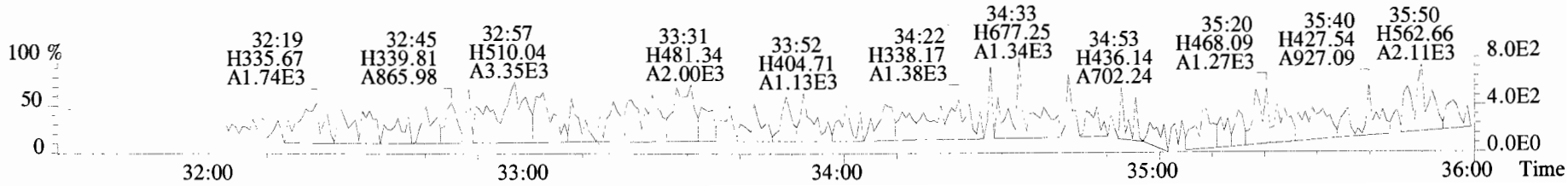

File:191009D1 #1-355 Acq: 9-OCT-2019 19:23:46 GC EI+ Voltage SIR Autospec-UltimaE
Sample#5 File Text:Vista_Analytical_Laboratory_VG7 Text:ST191009D1-5 1613 CS4 19C2205 Exp:OCDD_DB5
383.8639 S:5 F:3 BSUB(10000,15,-3.0) PKD(5,5,3,0.10%,100.0,0.00%,F,F)

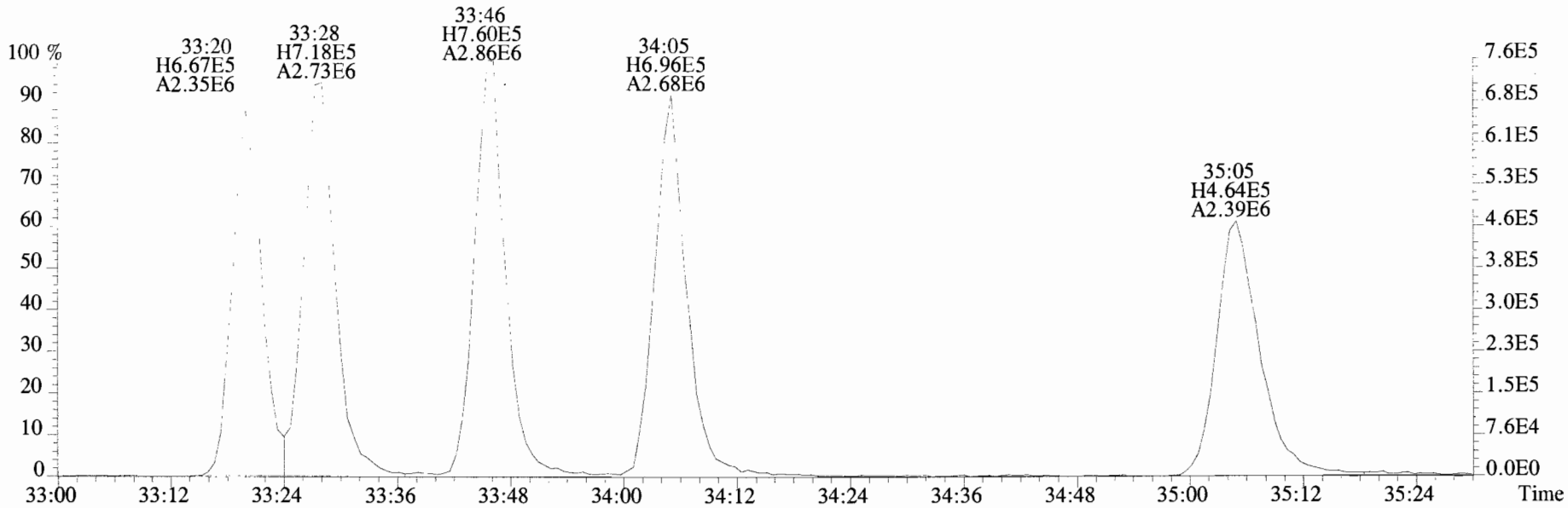

385.8610 S:5 F:3 BSUB(10000,15,-3.0) PKD(5,5,3,0.10%,100.0,0.00%,F,F)

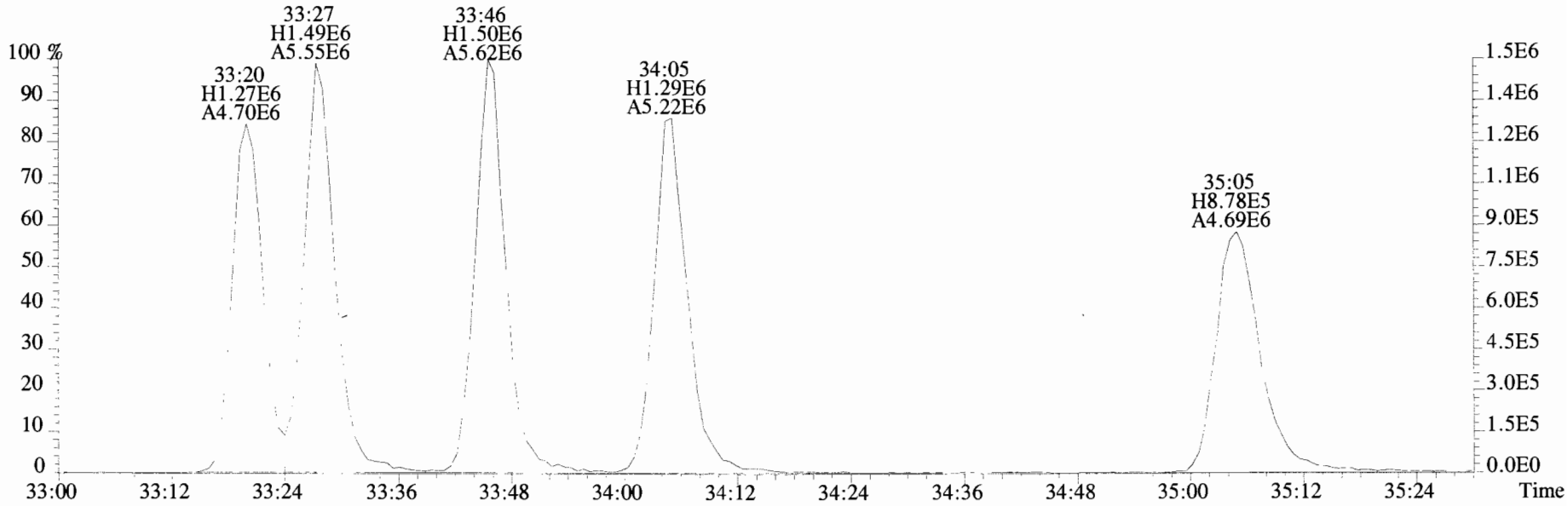

File:191009D1 #1-356 Acq: 9-OCT-2019 19:23:46 GC EI+ Voltage SIR Autospec-UltimaE
Sample#5 File Text:Vista_Analytical_Laboratory_VG7 Text:ST191009D1-5 1613 CS4 19C2205 Exp:OCDD_DB5

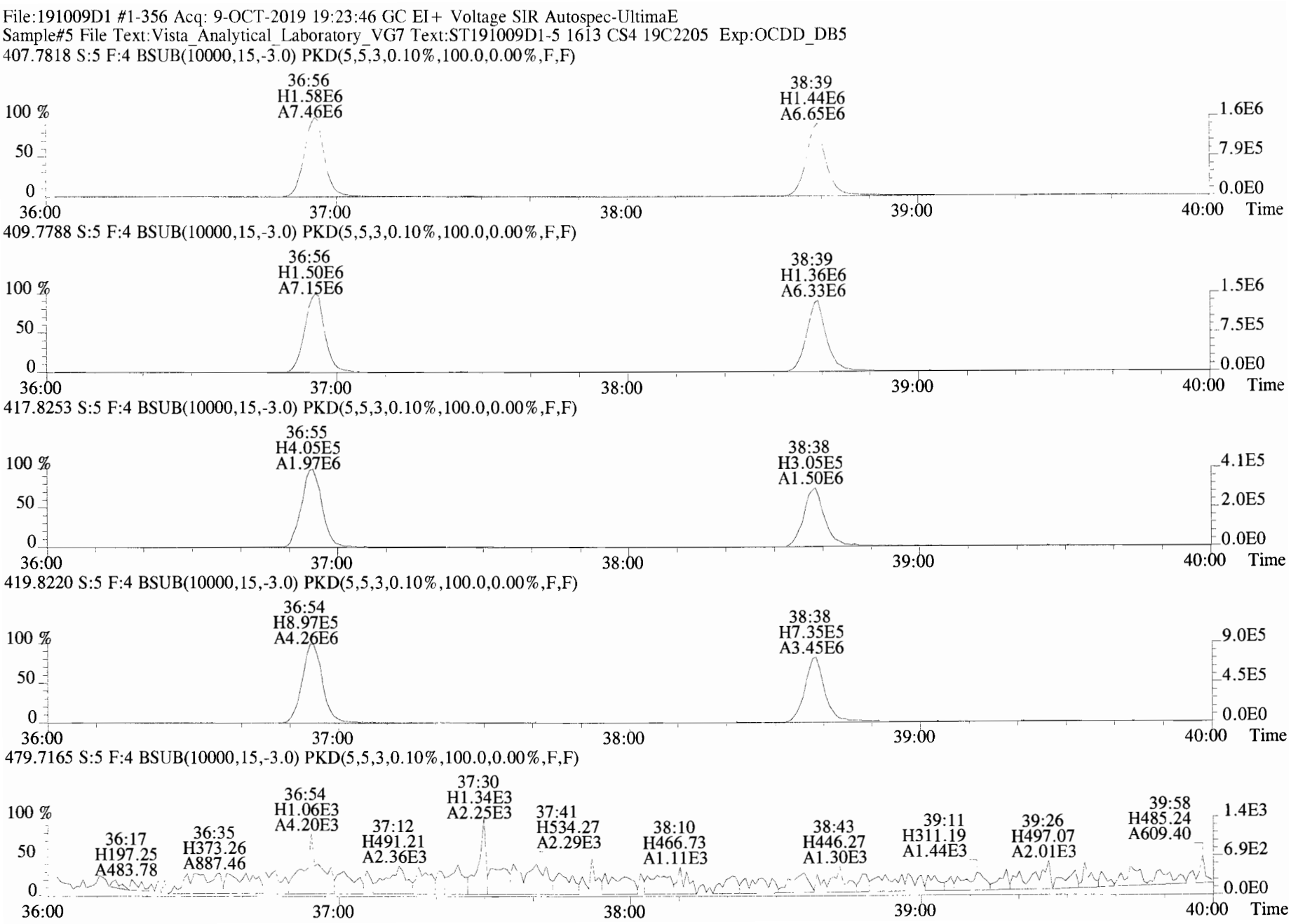

File:191009D1 #1-431 Acq: 9-OCT-2019 19:23:46 GC EI+ Voltage SIR Autospec-UltimaE
Sample#5 File Text:Vista_Analytical_Laboratory_VG7 Text:ST191009D1-5 1613 CS4 19C2205 Exp:OCDD_DB5
441.7428 S:5 F:5 BSUB(10000,15,-3.0) PKD(5,5,3,0.10%,100.0,0.00%,F,F)



443.7398 S:5 F:5 BSUB(10000,15,-3.0) PKD(5,5,3,0.10%,100.0,0.00%,F,F)



453.7831 S:5 F:5 BSUB(10000,15,-3.0) PKD(5,5,3,0.10%,100.0,0.00%,F,F)

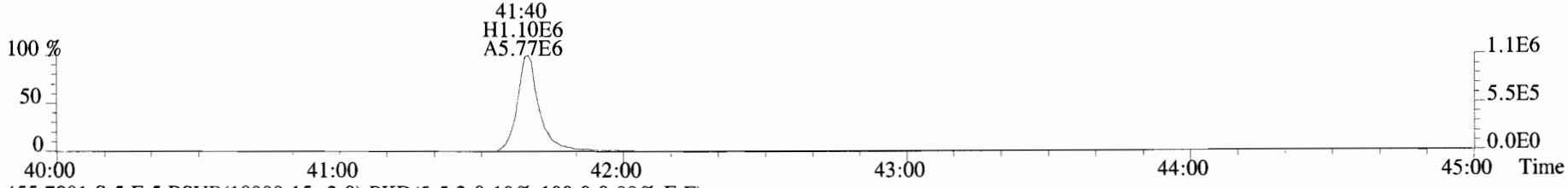

455.7801 S:5 F:5 BSUB(10000,15,-3.0) PKD(5,5,3,0.10%,100.0,0.00%,F,F)



513.6775 S:5 F:5 BSUB(10000,15,-3.0) PKD(5,5,3,0.10%,100.0,0.00%,F,F)



File:191009D1 #1-513 Acq: 9-OCT-2019 20:11:17 GC EI+ Voltage SIR Autospec-UltimaE
Sample#6 File Text:Vista_Analytical_Laboratory_VG7 Text:ST191009D1-6 1613 CS5 19C2206 Exp:OCDD_DB5
319.8965 S:6 BSUB(10000,15,-3.0) PKD(5,5,3,0.10%,100.0,0.00%,F,F)

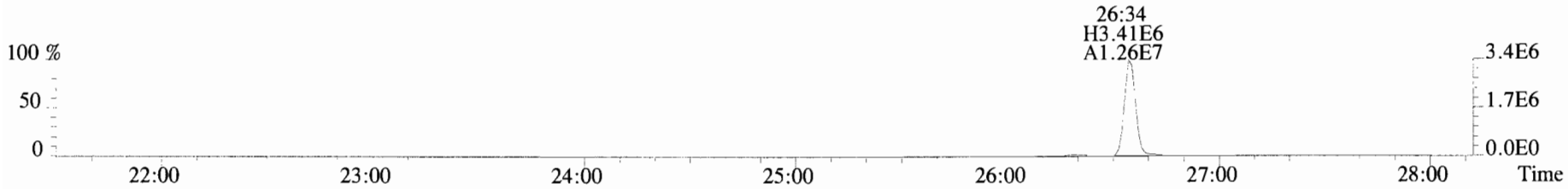

321.8936 S:6 BSUB(10000,15,-3.0) PKD(5,5,3,0.10%,100.0,0.00%,F,F)

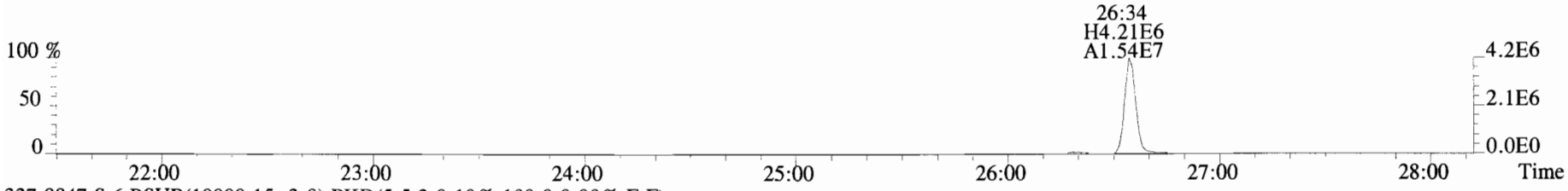

327.8847 S:6 BSUB(10000,15,-3.0) PKD(5,5,3,0.10%,100.0,0.00%,F,F)

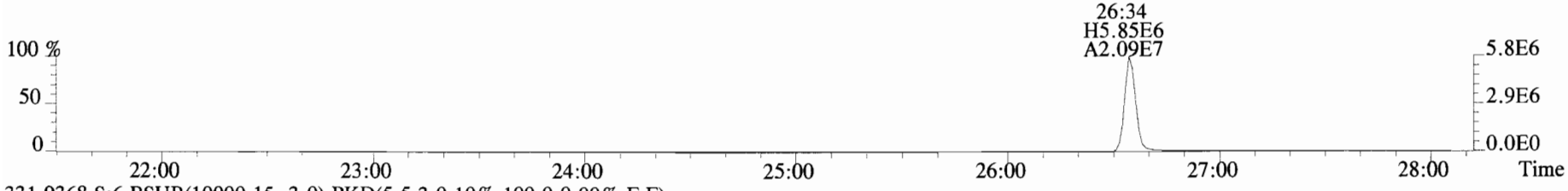

331.9368 S:6 BSUB(10000,15,-3.0) PKD(5,5,3,0.10%,100.0,0.00%,F,F)

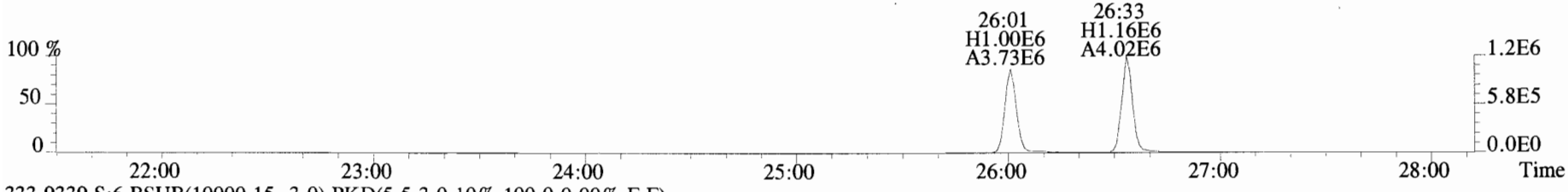

333.9339 S:6 BSUB(10000,15,-3.0) PKD(5,5,3,0.10%,100.0,0.00%,F,F)

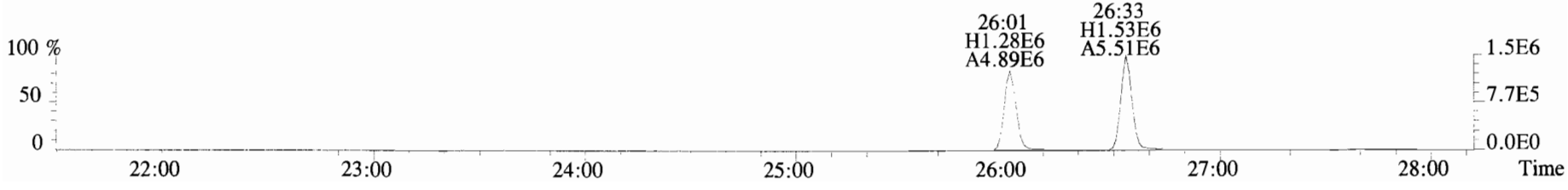

File:191009D1 #1-211 Acq: 9-OCT-2019 20:11:17 GC EI+ Voltage SIR Autospec-UltimaE
Sample#6 File Text:Vista_Analytical_Laboratory_VG7 Text:ST191009D1-6 1613 CS5 19C2206 Exp:OCDD_DB5
353.8576 S:6 F:2 BSUB(10000,15,-3.0) PKD(5,5,3,0.10%,100.0,0.00%,F,F)



355.8546 S:6 F:2 BSUB(10000,15,-3.0) PKD(5,5,3,0.10%,100.0,0.00%,F,F)

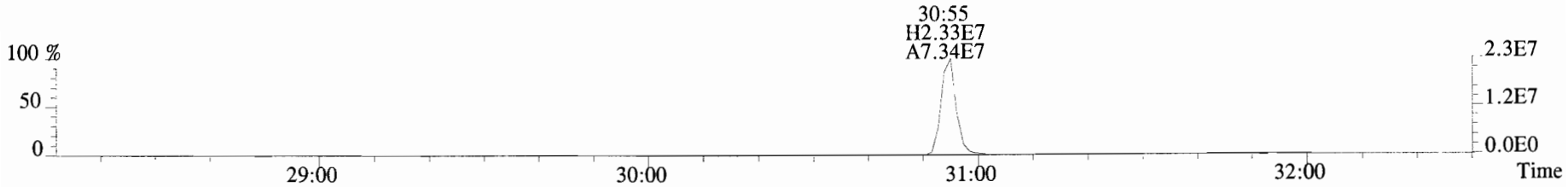

365.8978 S:6 F:2 BSUB(10000,15,-3.0) PKD(5,5,3,0.10%,100.0,0.00%,F,F)

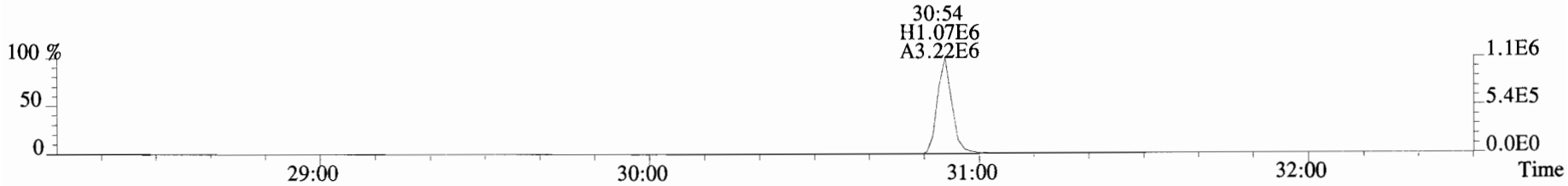

367.8949 S:6 F:2 BSUB(10000,15,-3.0) PKD(5,5,3,0.10%,100.0,0.00%,F,F)

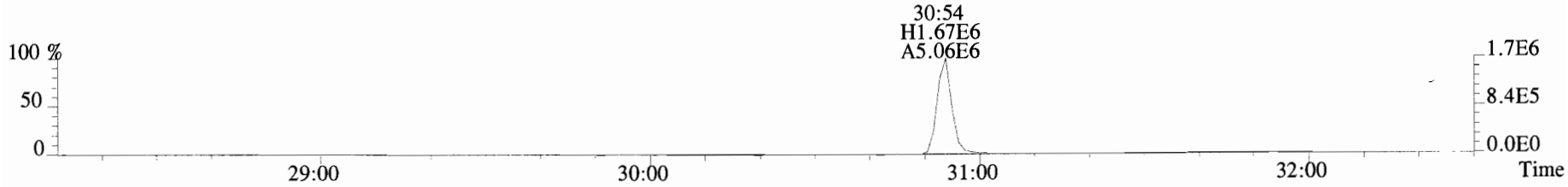

366.9792 S:6 F:2

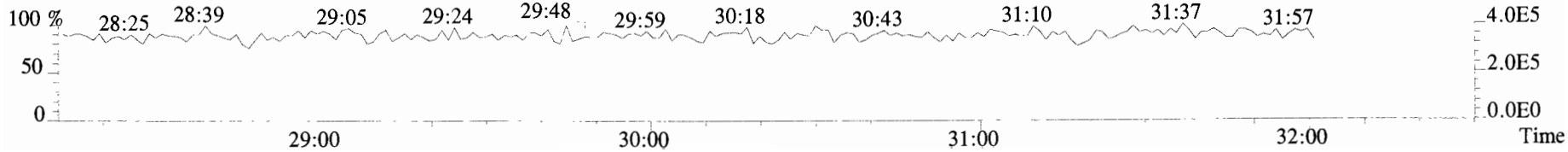

File:191009D1 #1-354 Acq: 9-OCT-2019 20:11:17 GC EI+ Voltage SIR Autospec-UltimaE
Sample#6 File Text:Vista_Analytical_Laboratory_VG7 Text:ST191009D1-6 1613 CS5 19C2206 Exp:OCDD_DB5
389.8156 S:6 F:3 BSUB(10000,15,-3.0) PKD(5,5,3,0.10%,100.0,0.00%,F,F)

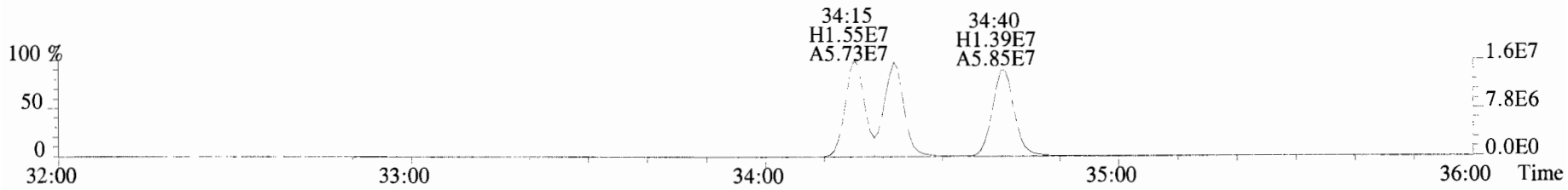

391.8127 S:6 F:3 BSUB(10000,15,-3.0) PKD(5,5,3,0.10%,100.0,0.00%,F,F)

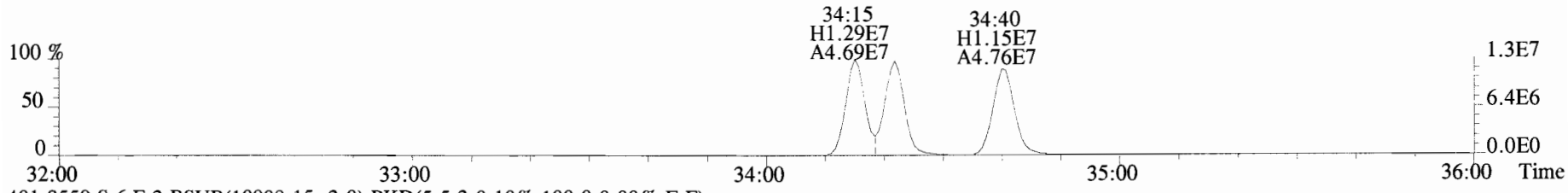

401.8559 S:6 F:3 BSUB(10000,15,-3.0) PKD(5,5,3,0.10%,100.0,0.00%,F,F)

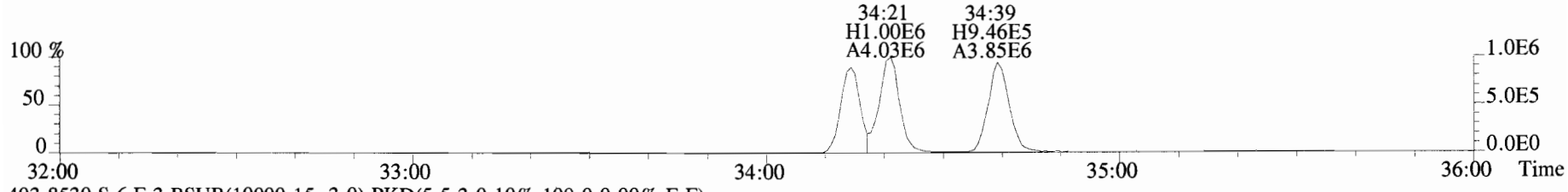

403.8530 S:6 F:3 BSUB(10000,15,-3.0) PKD(5,5,3,0.10%,100.0,0.00%,F,F)

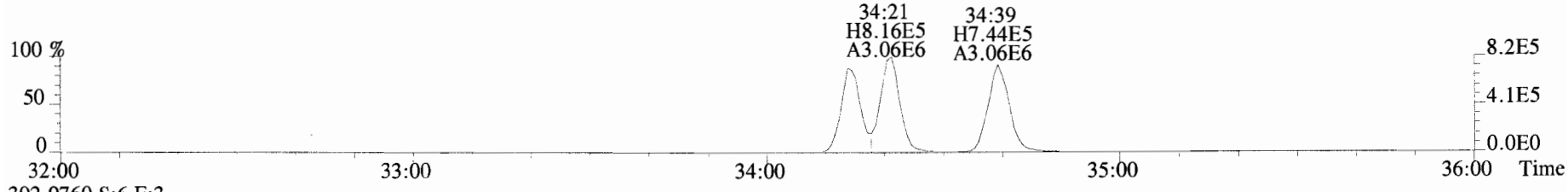

392.9760 S:6 F:3

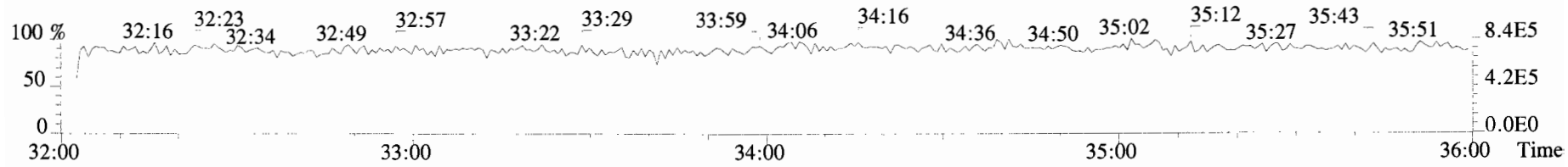

File:191009D1 #1-354 Acq: 9-OCT-2019 20:11:17 GC EI+ Voltage SIR Autospec-UltimaE
Sample#6 File Text:Vista_Analytical_Laboratory_VG7 Text:ST191009D1-6 1613 CS5 19C2206 Exp:OCDD_DB5
401.8559 S:6 F:3 BSUB(10000,15,-3.0) PKD(5,5,3,0.10%,100.0,0.00%,F,F)

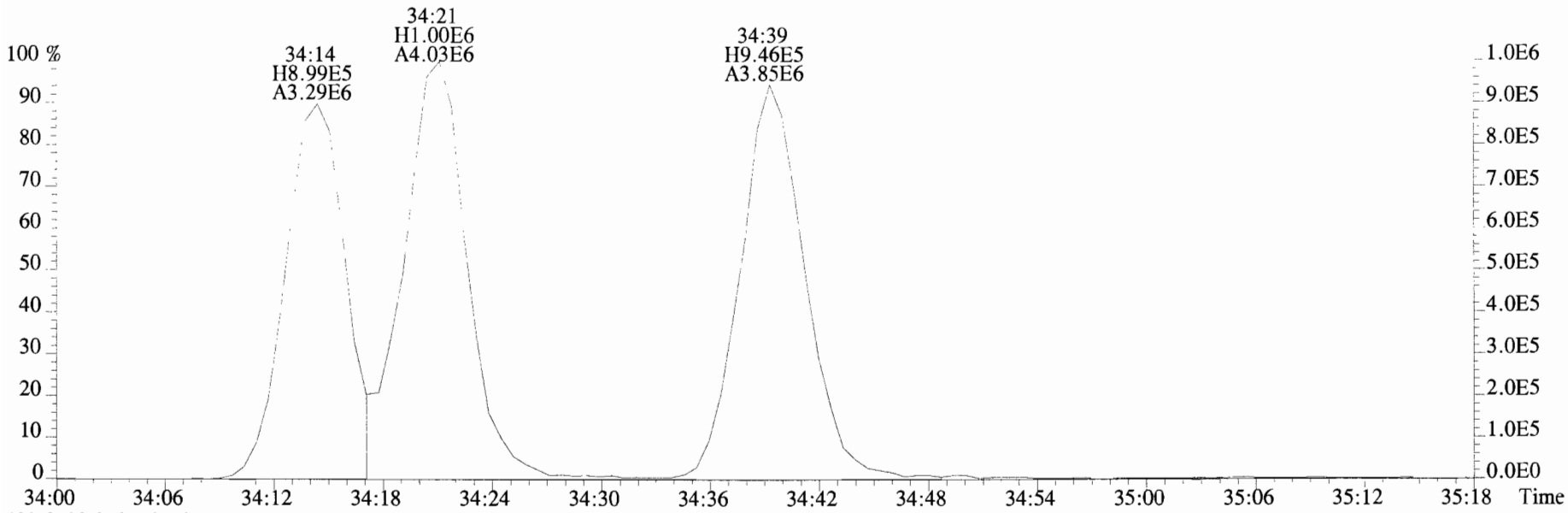

403.8530 S:6 F:3 BSUB(10000,15,-3.0) PKD(5,5,3,0.10%,100.0,0.00%,F,F)

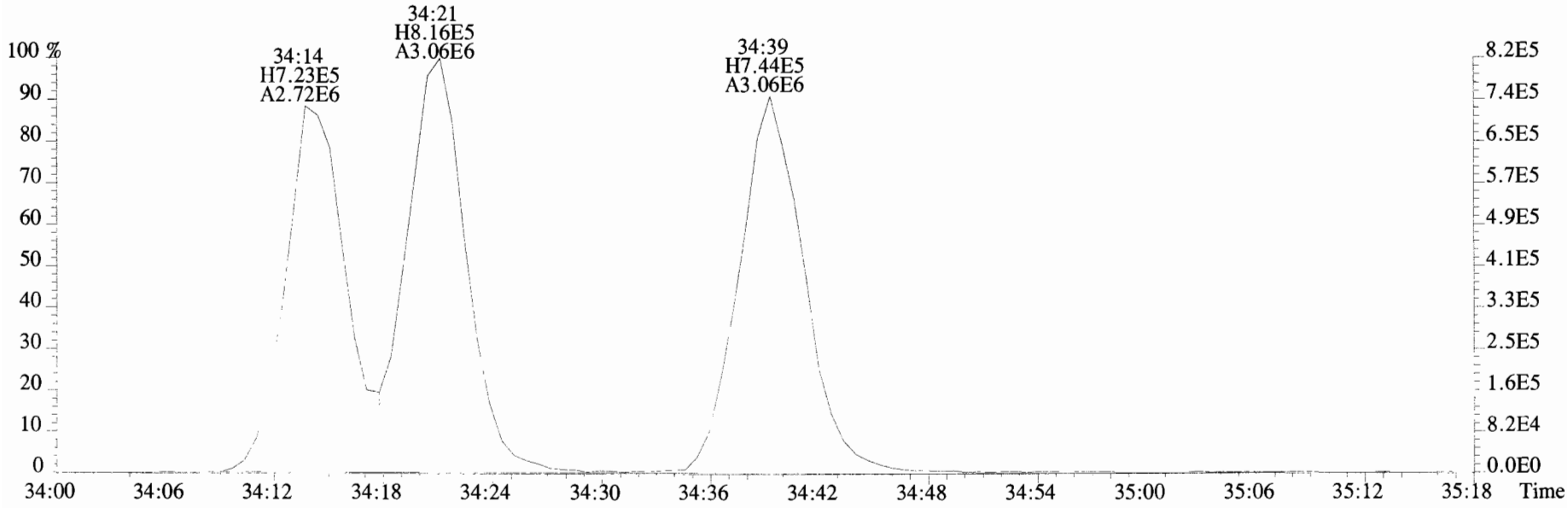

File:191009D1 #1-356 Acq: 9-OCT-2019 20:11:17 GC EI+ Voltage SIR Autospec-UltimaE
Sample#6 File Text:Vista_Analytical_Laboratory_VG7 Text:ST191009D1-6 1613 CS5 19C2206 Exp:OCDD_DB5
423.7767 S:6 F:4 BSUB(10000,15,-3.0) PKD(5,5,3,0.10%,100.0,0.00%,F,F)

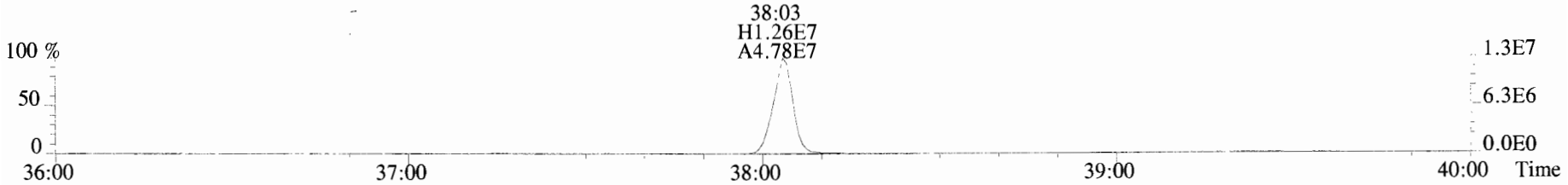

425.7737 S:6 F:4 BSUB(10000,15,-3.0) PKD(5,5,3,0.10%,100.0,0.00%,F,F)

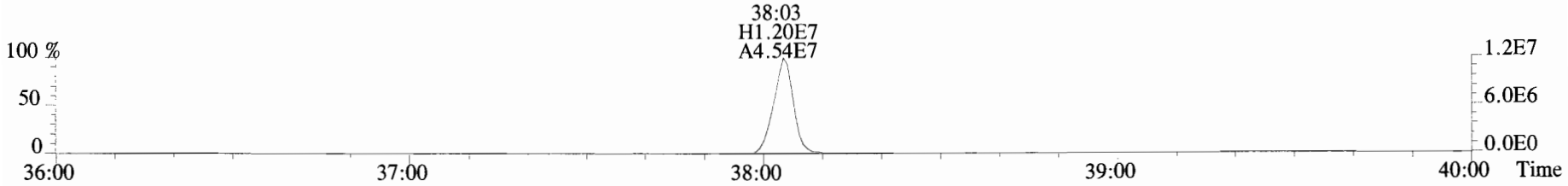

435.8169 S:6 F:4 BSUB(10000,15,-3.0) PKD(5,5,3,0.10%,100.0,0.00%,F,F)

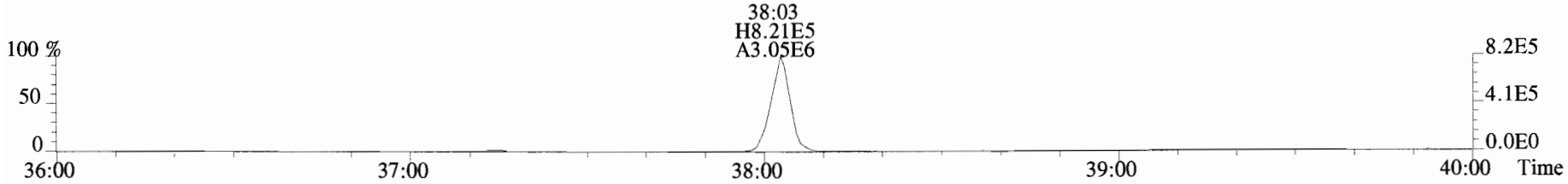

437.8140 S:6 F:4 BSUB(10000,15,-3.0) PKD(5,5,3,0.10%,100.0,0.00%,F,F)

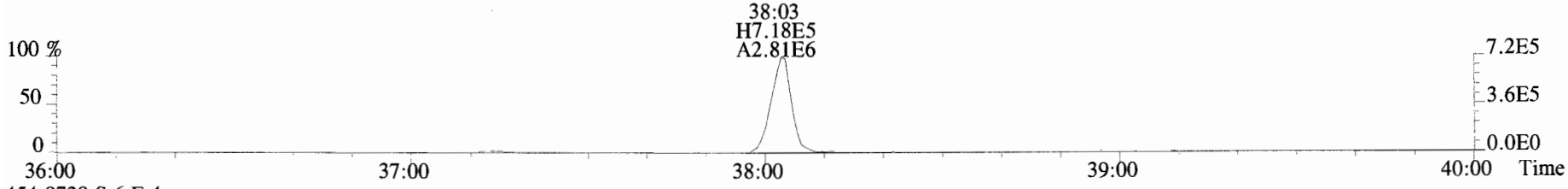

454.9728 S:6 F:4

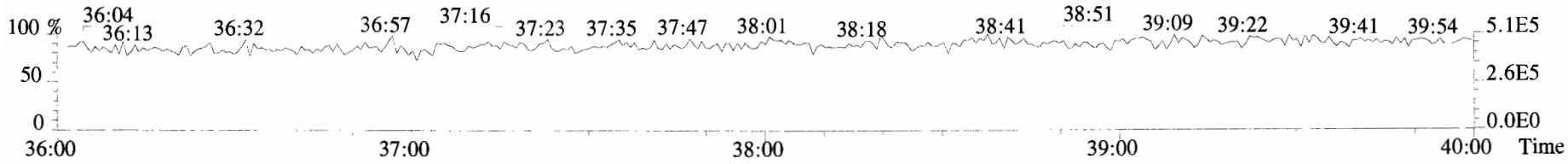

File:191009D1 #1-431 Acq: 9-OCT-2019 20:11:17 GC EI+ Voltage SIR Autospec-UltimaE
Sample#6 File Text:Vista_Analytical_Laboratory_VG7 Text:ST191009D1-6 1613 CS5 19C2206 Exp:OCDD_DB5
457.7377 S:6 F:5 BSUB(10000,15,-3.0) PKD(5,5,3,0.10%,100.0,0.00%,F,F)



459.7348 S:6 F:5 BSUB(10000,15,-3.0) PKD(5,5,3,0.10%,100.0,0.00%,F,F)

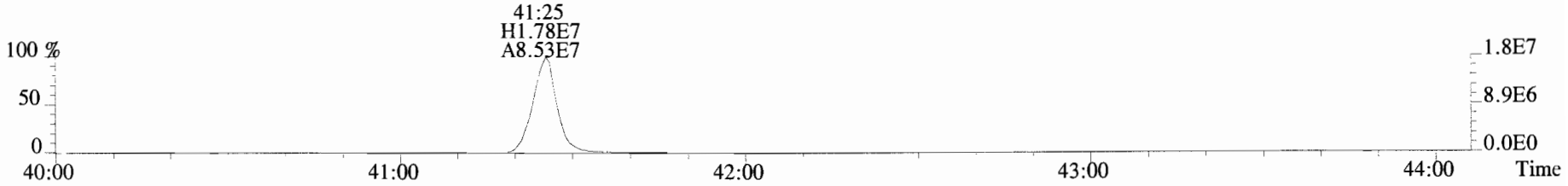

469.7780 S:6 F:5 BSUB(10000,15,-3.0) PKD(5,5,3,0.10%,100.0,0.00%,F,F)

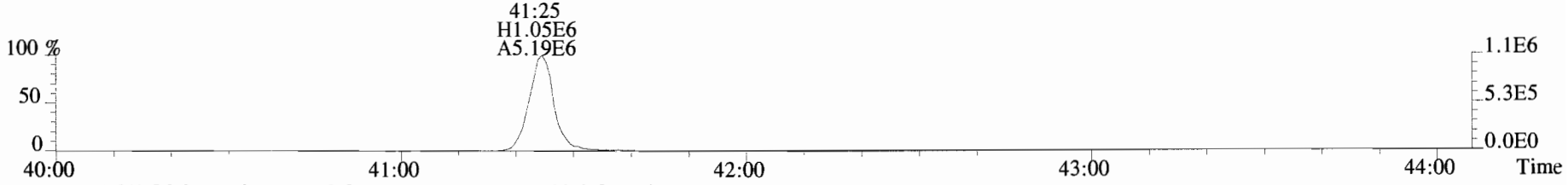

471.7750 S:6 F:5 BSUB(10000,15,-3.0) PKD(5,5,3,0.10%,100.0,0.00%,F,F)

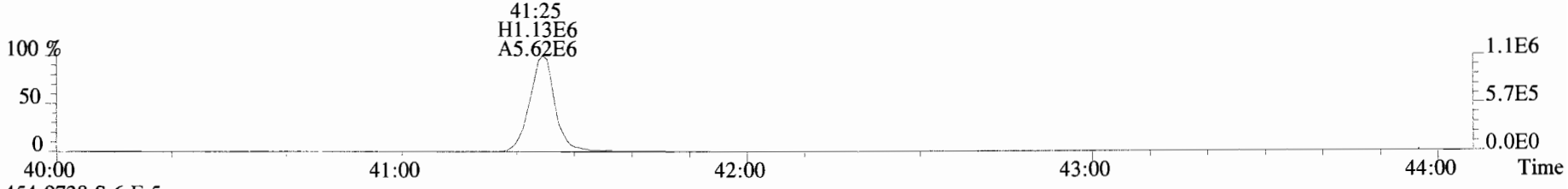

454.9728 S:6 F:5

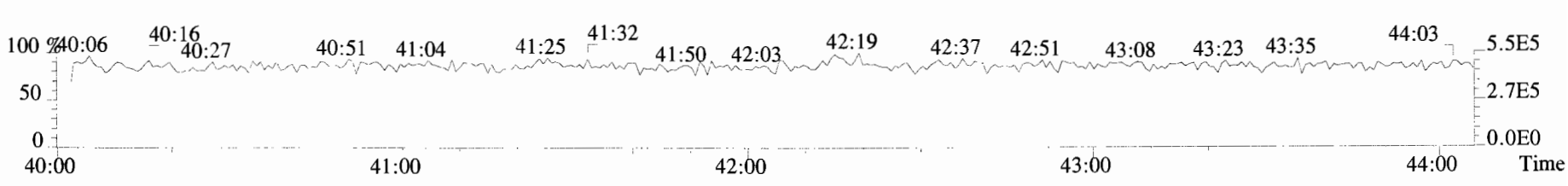

File:191009D1 #1-513 Acq: 9-OCT-2019 20:11:17 GC EI+ Voltage SIR Autospec-UltimaE
Sample#6 File Text:Vista_Analytical_Laboratory_VG7 Text:ST191009D1-6 1613 CS5 19C2206 Exp:OCDD_DB5
303.9016 S:6 BSUB(10000,15,-3.0) PKD(5,5,3,0.10%,100.0,0.00%,F,F)

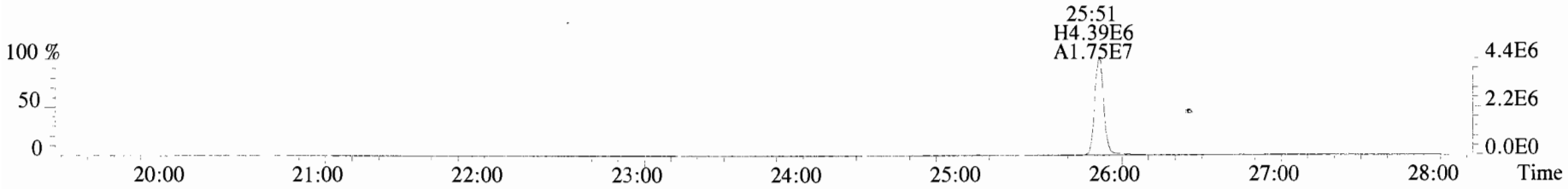

305.8987 S:6 BSUB(10000,15,-3.0) PKD(5,5,3,0.10%,100.0,0.00%,F,F)

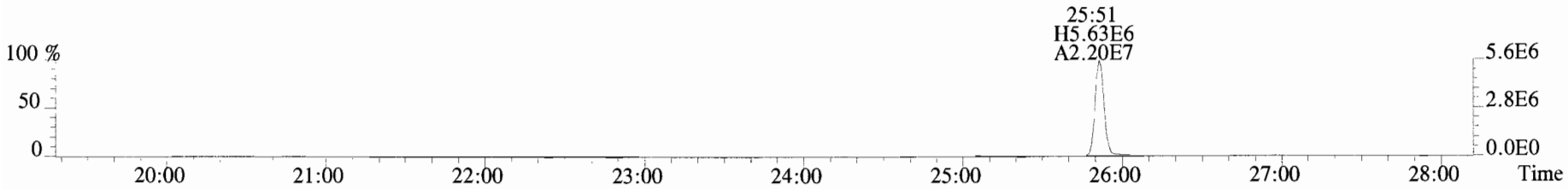

315.9419 S:6 BSUB(10000,15,-3.0) PKD(5,5,3,0.10%,100.0,0.00%,F,F)

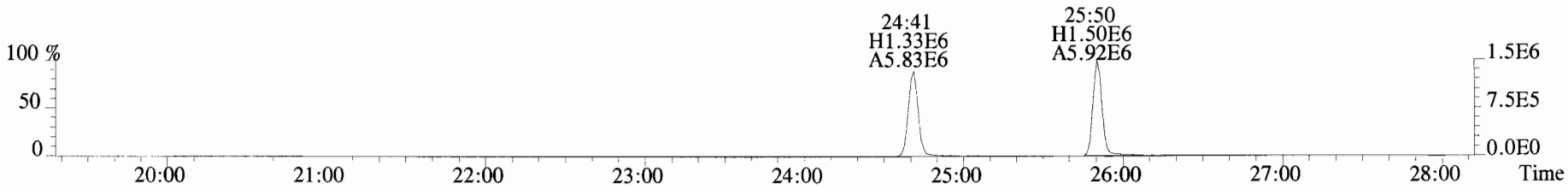

317.9389 S:6 BSUB(10000,15,-3.0) PKD(5,5,3,0.10%,100.0,0.00%,F,F)

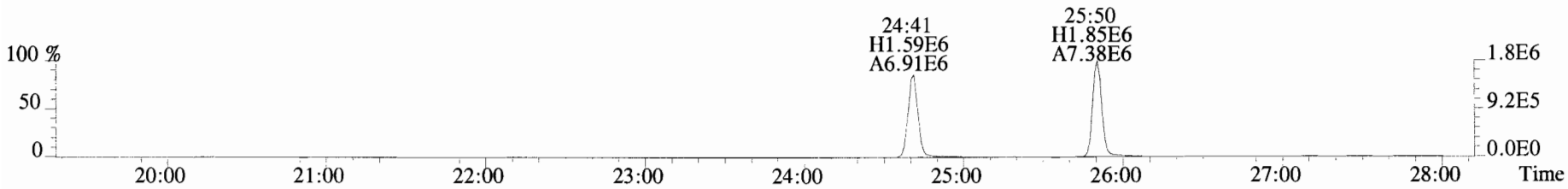

375.8364 S:6 BSUB(10000,15,-3.0) PKD(5,5,3,0.10%,100.0,0.00%,F,F)

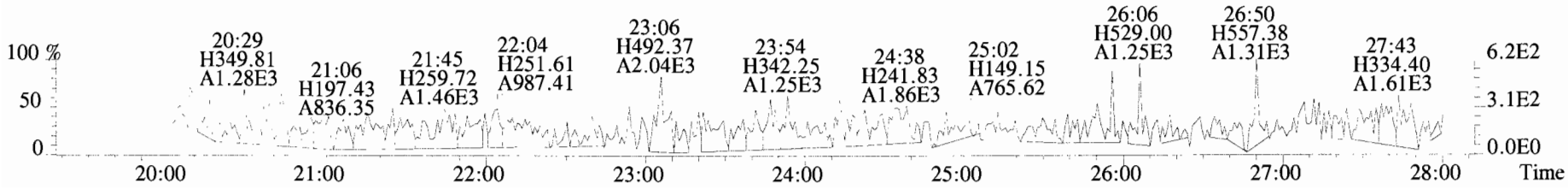

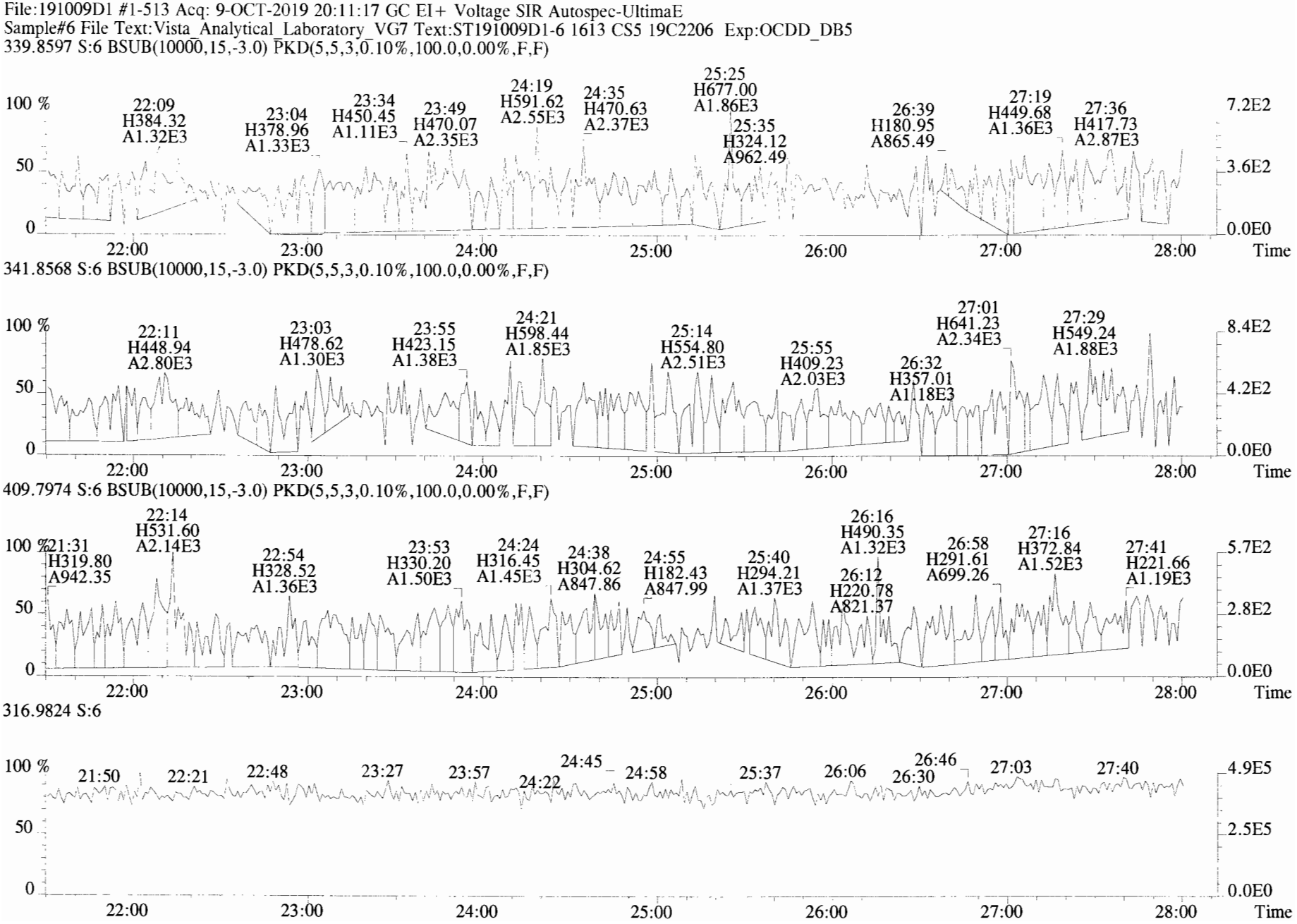
File:191009D1 #1-513 Acq: 9-OCT-2019 20:11:17 GC EI+ Voltage SIR Autospec-UltimaE
Sample#6 File Text:Vista_Analytical_Laboratory_VG7 Text:ST191009D1-6 1613 CS5 19C2206 Exp:OCDD_DB5
339.8597 S:6 BSUB(10000,15,-3.0) PKD(5,5,3,0.10%,100.0,0.00%,F,F)
22:09 H384.32 A1.32E3
23:04 H378.96 A1.33E3
23:34 H450.45 A1.11E3
23:49 H470.07 A2.35E3
24:19 H591.62 A2.55E3
24:35 H470.63 A2.37E3
25:25 H677.00 A1.86E3
25:35 H324.12 A962.49
26:39 H180.95 A865.49
27:19 H449.68 A1.36E3
27:36 H417.73 A2.87E3
341.8568 S:6 BSUB(10000,15,-3.0) PKD(5,5,3,0.10%,100.0,0.00%,F,F)
22:11 H448.94 A2.80E3
23:03 H478.62 A1.30E3
23:55 H423.15 A1.38E3
24:21 H598.44 A1.85E3
25:14 H554.80 A2.51E3
25:55 H409.23 A2.03E3
26:32 H357.01 A1.18E3
27:01 H641.23 A2.34E3
27:29 H549.24 A1.88E3
409.7974 S:6 BSUB(10000,15,-3.0) PKD(5,5,3,0.10%,100.0,0.00%,F,F)
21:31 H319.80 A942.35
22:14 H531.60 A2.14E3
22:54 H328.52 A1.36E3
23:53 H330.20 A1.50E3
24:24 H316.45 A1.45E3
24:38 H304.62 A847.86
24:55 H182.43 A847.99
25:40 H294.21 A1.37E3
26:12 H220.78 A821.37
26:16 H490.35 A1.32E3
26:58 H291.61 A699.26
27:16 H372.84 A1.52E3
27:41 H221.66 A1.19E3
316.9824 S:6
21:50
22:21
22:48
23:27
23:57
24:22
24:45
24:58
25:37
26:06
26:30
26:46
27:03
27:40
100 %
50
0
22:00
23:00
24:00
25:00
26:00
27:00
28:00
Time
7.2E2
3.6E2
0.0E0
8.4E2
4.2E2
5.7E2
2.8E2
4.9E5
2.5E5

File:191009D1 #1-211 Acq: 9-OCT-2019 20:11:17 GC EI+ Voltage SIR Autospec-UltimaE
Sample#6 File Text:Vista_Analytical_Laboratory_VG7 Text:ST191009D1-6 1613 CS5 19C2206 Exp:OCDD_DB5
339.8597 S:6 F:2 BSUB(10000,15,-3.0) PKD(5,5,3,0.10%,100.0,0.00%,F,F)

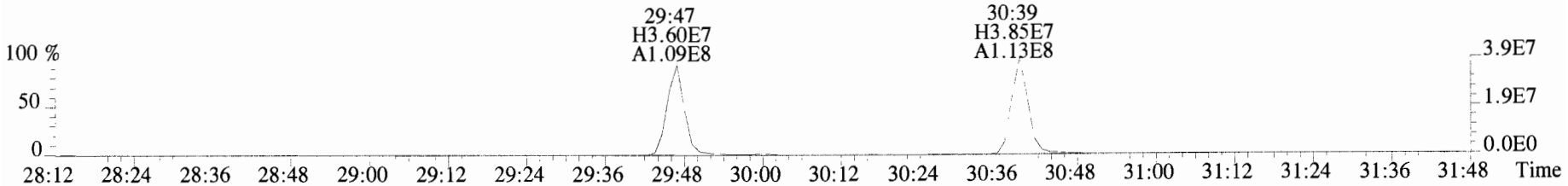

341.8568 S:6 F:2 BSUB(10000,15,-3.0) PKD(5,5,3,0.10%,100.0,0.00%,F,F)

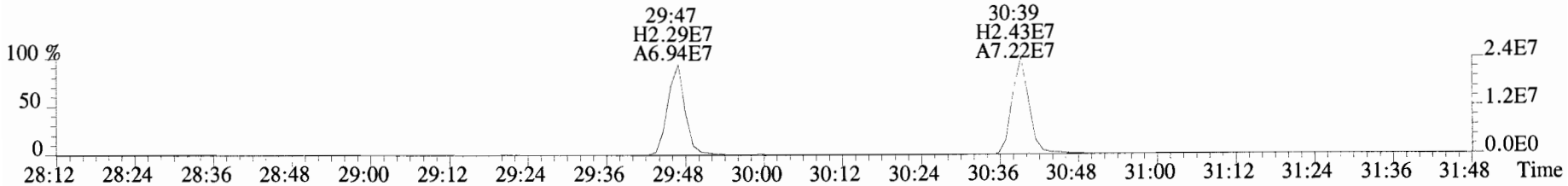

351.9000 S:6 F:2 BSUB(10000,15,-3.0) PKD(5,5,3,0.10%,100.0,0.00%,F,F)

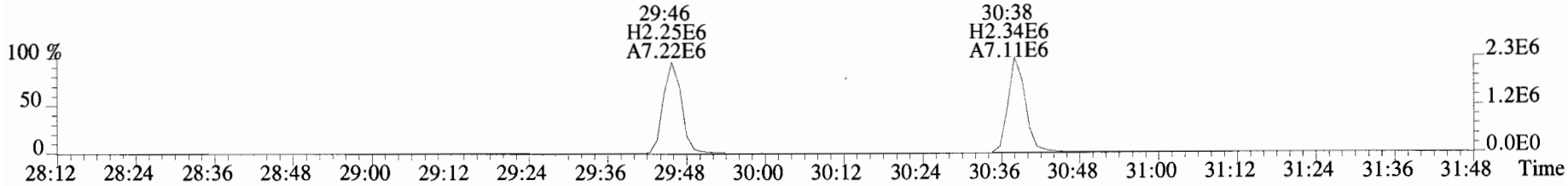

353.8970 S:6 F:2 BSUB(10000,15,-3.0) PKD(5,5,3,0.10%,100.0,0.00%,F,F)

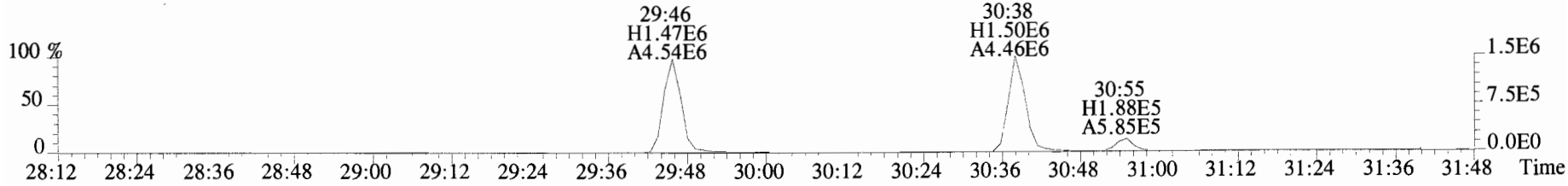

409.7974 S:6 F:2 BSUB(10000,15,-3.0) PKD(5,5,3,0.10%,100.0,0.00%,F,F)

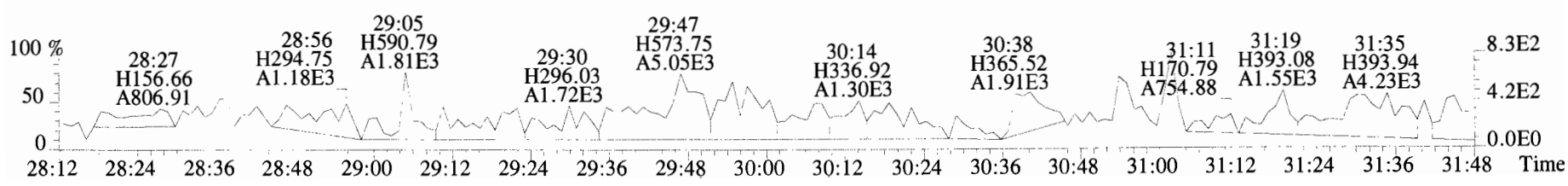

File:191009D1 #1-354 Acq: 9-OCT-2019 20:11:17 GC EI+ Voltage SIR Autospec-UltimaE
Sample#6 File Text:Vista_Analytical_Laboratory_VG7 Text:ST191009D1-6 1613 CS5 19C2206 Exp:OCDD_DB5

373.8207 S:6 F:3 BSUB(10000,15,-3.0) PKD(5,5,3,0.10%,100.0,0.00%,F,F)

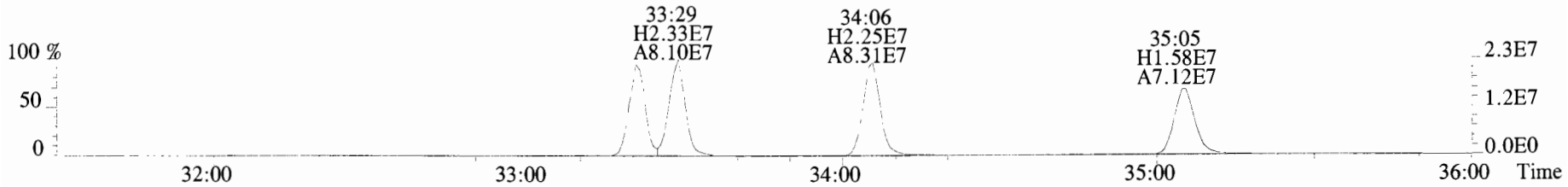

375.8178 S:6 F:3 BSUB(10000,15,-3.0) PKD(5,5,3,0.10%,100.0,0.00%,F,F)

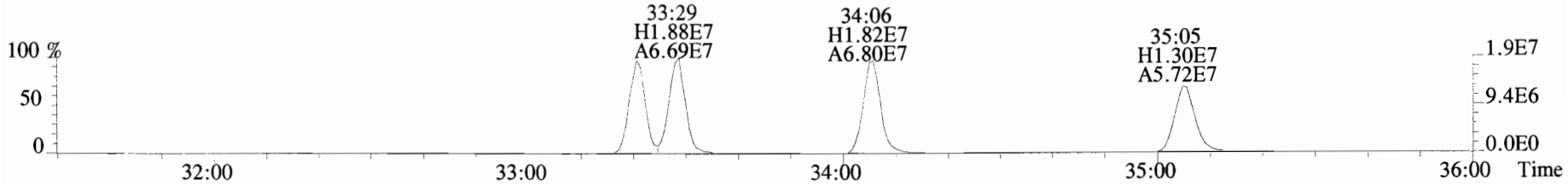

383.8639 S:6 F:3 BSUB(10000,15,-3.0) PKD(5,5,3,0.10%,100.0,0.00%,F,F)

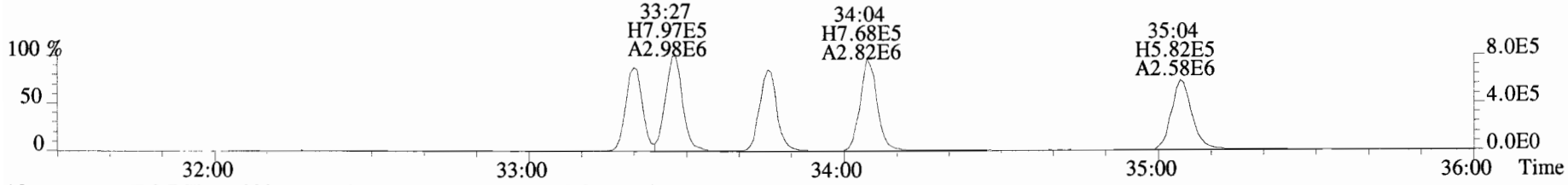

385.8610 S:6 F:3 BSUB(10000,15,-3.0) PKD(5,5,3,0.10%,100.0,0.00%,F,F)

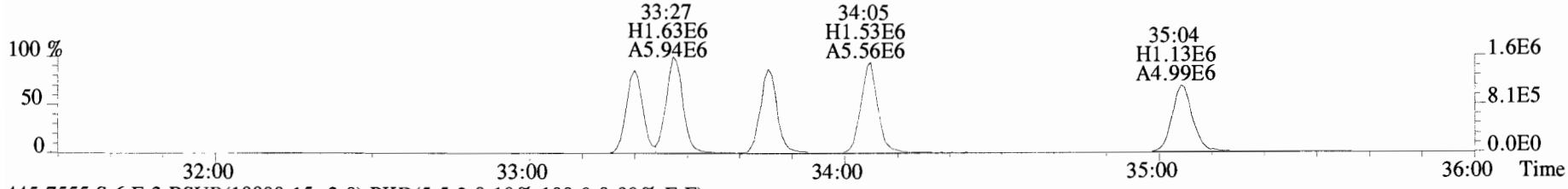

445.7555 S:6 F:3 BSUB(10000,15,-3.0) PKD(5,5,3,0.10%,100.0,0.00%,F,F)

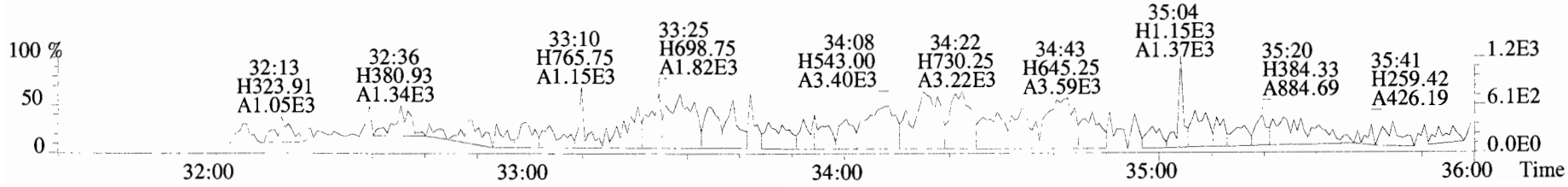

File:191009D1 #1-354 Acq: 9-OCT-2019 20:11:17 GC EI+ Voltage SIR Autospec-UltimaE
Sample#6 File Text:Vista_Analytical_Laboratory_VG7 Text:ST191009D1-6 1613 CS5 19C2206 Exp:OCDD_DB5
383.8639 S:6 F:3 BSUB(10000,15,-3.0) PKD(5,5,3,0.10%,100.0,0.00%,F,F)

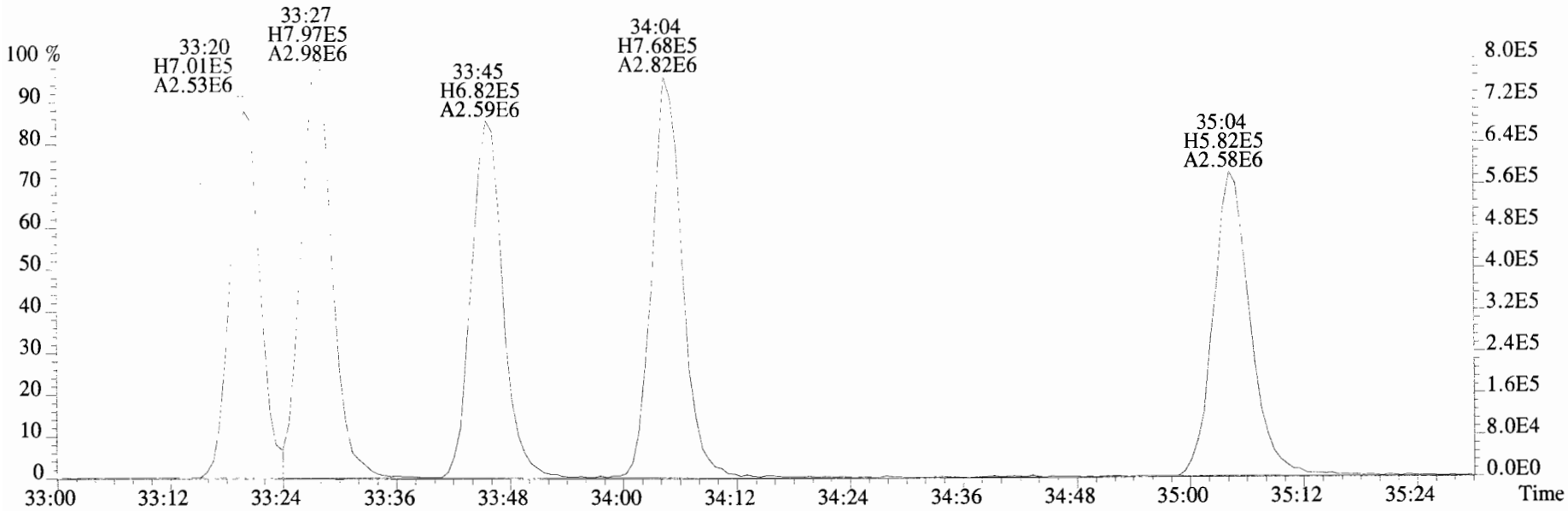

385.8610 S:6 F:3 BSUB(10000,15,-3.0) PKD(5,5,3,0.10%,100.0,0.00%,F,F)

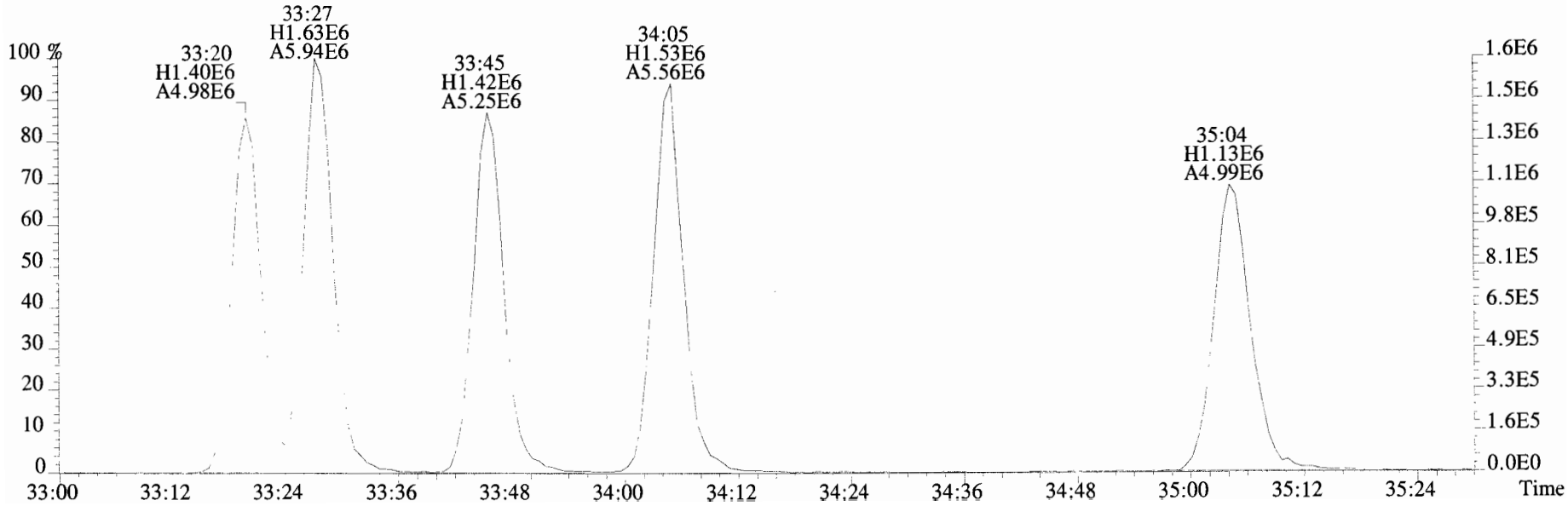

File:191009D1 #1-356 Acq: 9-OCT-2019 20:11:17 GC EI+ Voltage SIR Autospec-UltimaE
Sample#6 File Text:Vista_Analytical_Laboratory_VG7 Text:ST191009D1-6 1613 CS5 19C2206 Exp:OCDD_DB5
407.7818 S:6 F:4 BSUB(10000,15,-3.0) PKD(5,5,3,0.10%,100.0,0.00%,F,F)

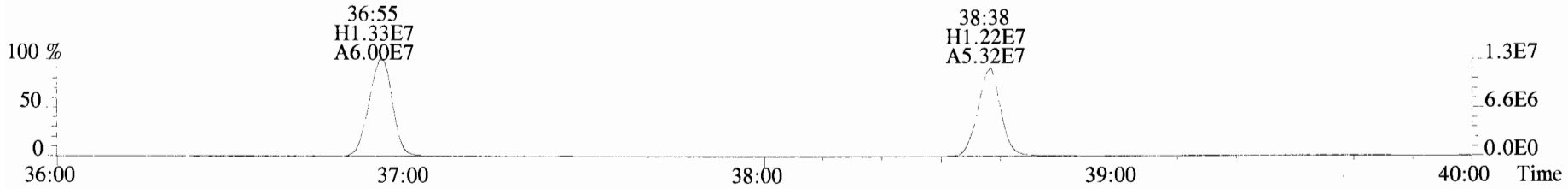

409.7788 S:6 F:4 BSUB(10000,15,-3.0) PKD(5,5,3,0.10%,100.0,0.00%,F,F)

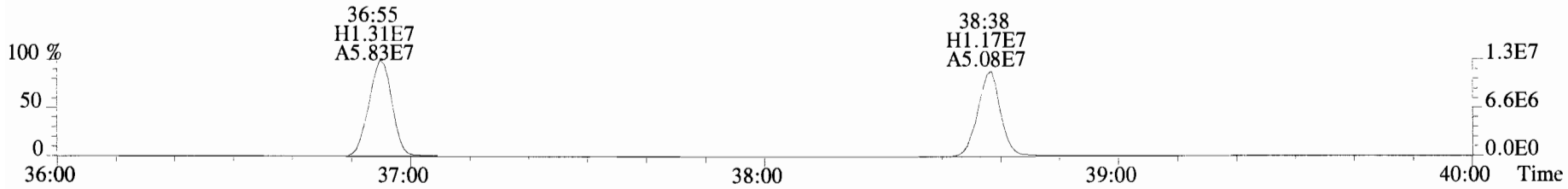

417.8253 S:6 F:4 BSUB(10000,15,-3.0) PKD(5,5,3,0.10%,100.0,0.00%,F,F)



419.8220 S:6 F:4 BSUB(10000,15,-3.0) PKD(5,5,3,0.10%,100.0,0.00%,F,F)

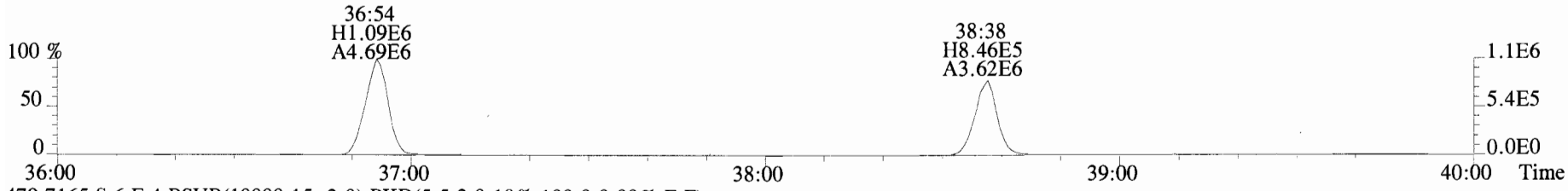

479.7165 S:6 F:4 BSUB(10000,15,-3.0) PKD(5,5,3,0.10%,100.0,0.00%,F,F)

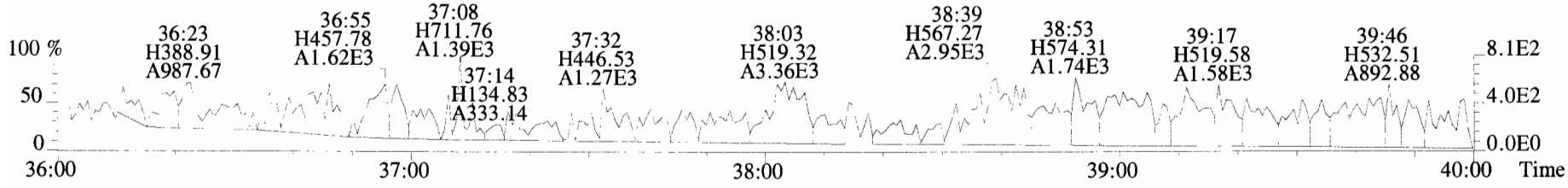

File:191009D1 #1-431 Acq: 9-OCT-2019 20:11:17 GC EI+ Voltage SIR Autospec-UltimaE
Sample#6 File Text:Vista_Analytical_Laboratory_VG7 Text:ST191009D1-6 1613 CS5 19C2206 Exp:OCDD_DB5
441.7428 S:6 F:5 BSUB(10000,15,-3.0) PKD(5,5,3,0.10%,100.0,0.00%,F,F)



443.7398 S:6 F:5 BSUB(10000,15,-3.0) PKD(5,5,3,0.10%,100.0,0.00%,F,F)

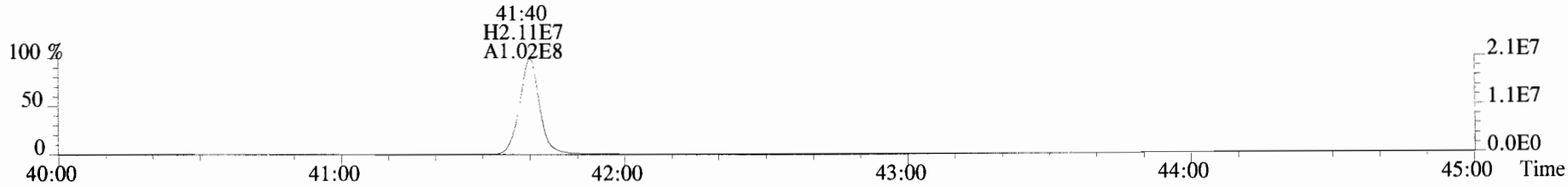

453.7831 S:6 F:5 BSUB(10000,15,-3.0) PKD(5,5,3,0.10%,100.0,0.00%,F,F)

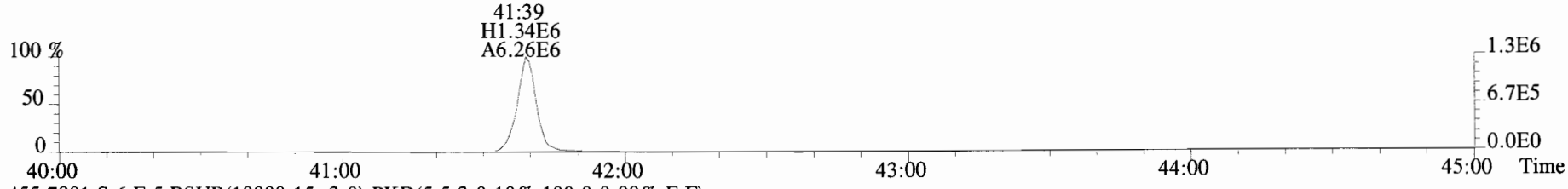

455.7801 S:6 F:5 BSUB(10000,15,-3.0) PKD(5,5,3,0.10%,100.0,0.00%,F,F)

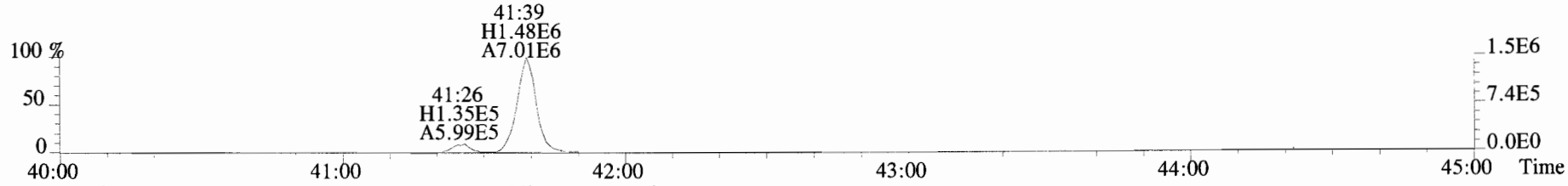

513.6775 S:6 F:5 BSUB(10000,15,-3.0) PKD(5,5,3,0.10%,100.0,0.00%,F,F)

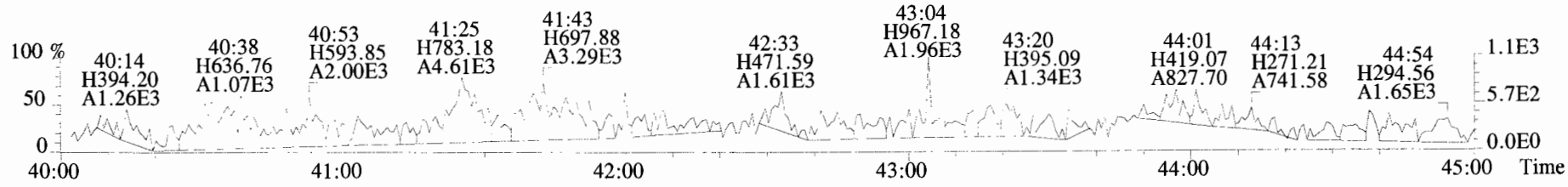

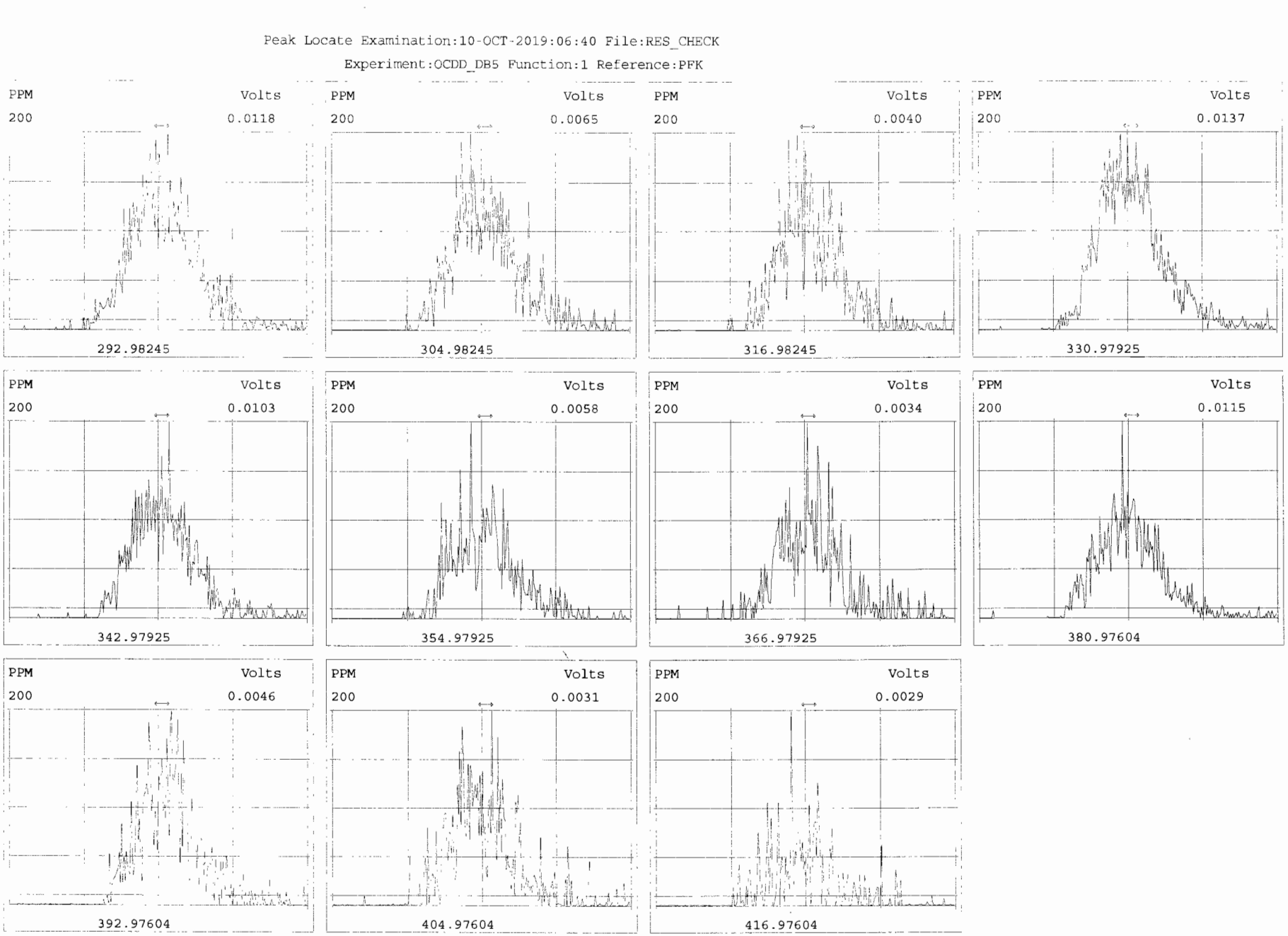
Peak Locate Examination:10-OCT-2019:06:40 File:RES_CHECK
Experiment:OCDD_DB5 Function:1 Reference:PFK
PPM
Volts
200
0.0118
292.98245
PPM
Volts
200
0.0065
304.98245
PPM
Volts
200
0.0040
316.98245
PPM
Volts
200
0.0137
330.97925
PPM
Volts
200
0.0103
342.97925
PPM
Volts
200
0.0058
354.97925
PPM
Volts
200
0.0034
366.97925
PPM
Volts
200
0.0115
380.97604
PPM
Volts
200
0.0046
392.97604
PPM
Volts
200
0.0031
404.97604
PPM
Volts
200
0.0029
416.97604

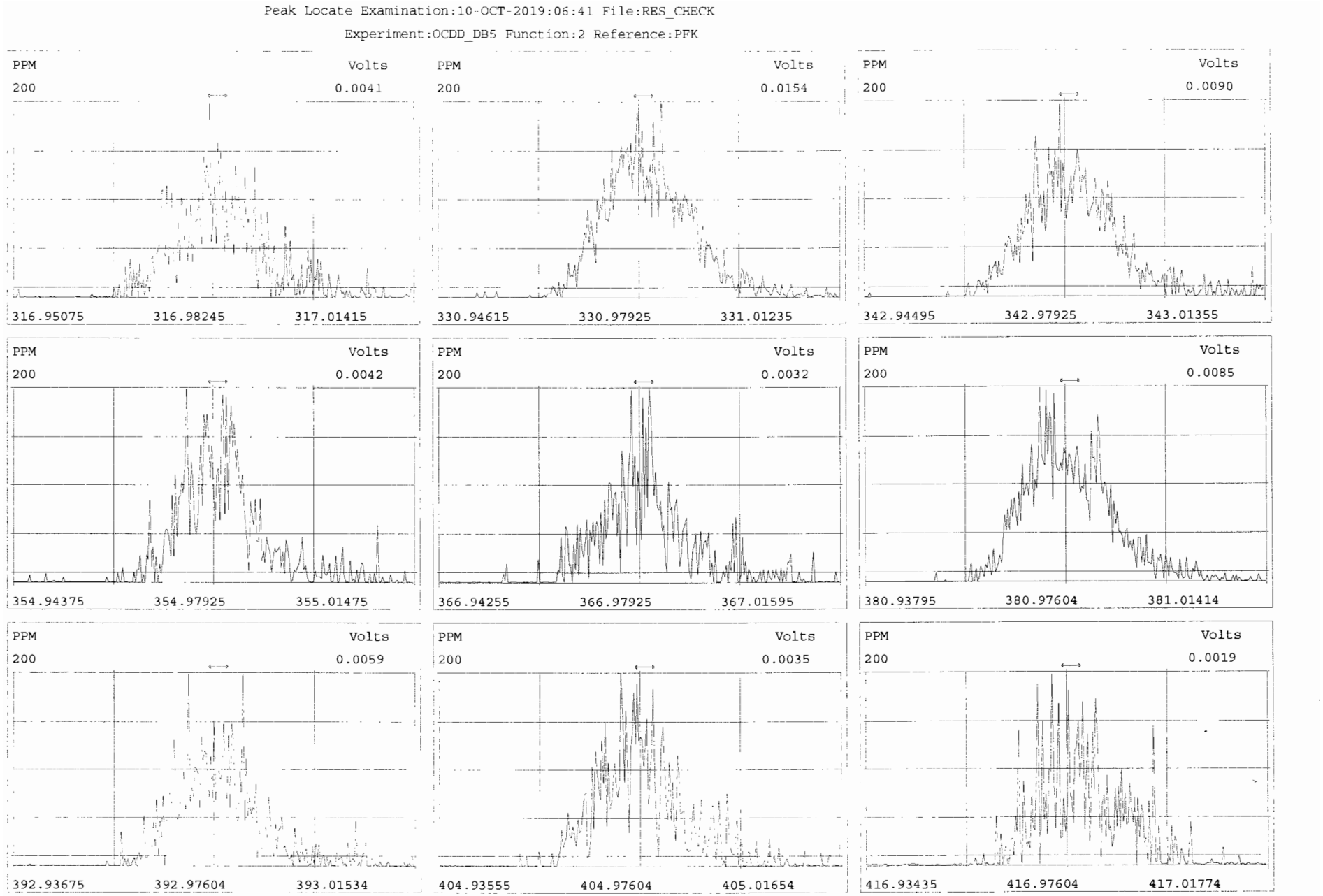
Peak Locate Examination:10-OCT-2019:06:41 File:RES_CHECK
Experiment:OCDD_DB5 Function:2 Reference:PFK
PPM
Volts
200
0.0041
316.95075
316.98245
317.01415
PPM
Volts
200
0.0154
330.94615
330.97925
331.01235
PPM
Volts
200
0.0090
342.94495
342.97925
343.01355
PPM
Volts
200
0.0042
354.94375
354.97925
355.01475
PPM
Volts
200
0.0032
366.94255
366.97925
367.01595
PPM
Volts
200
0.0085
380.93795
380.97604
381.01414
PPM
Volts
200
0.0059
392.93675
392.97604
393.01534
PPM
Volts
200
0.0035
404.93555
404.97604
405.01654
PPM
Volts
200
0.0019
416.93435
416.97604
417.01774

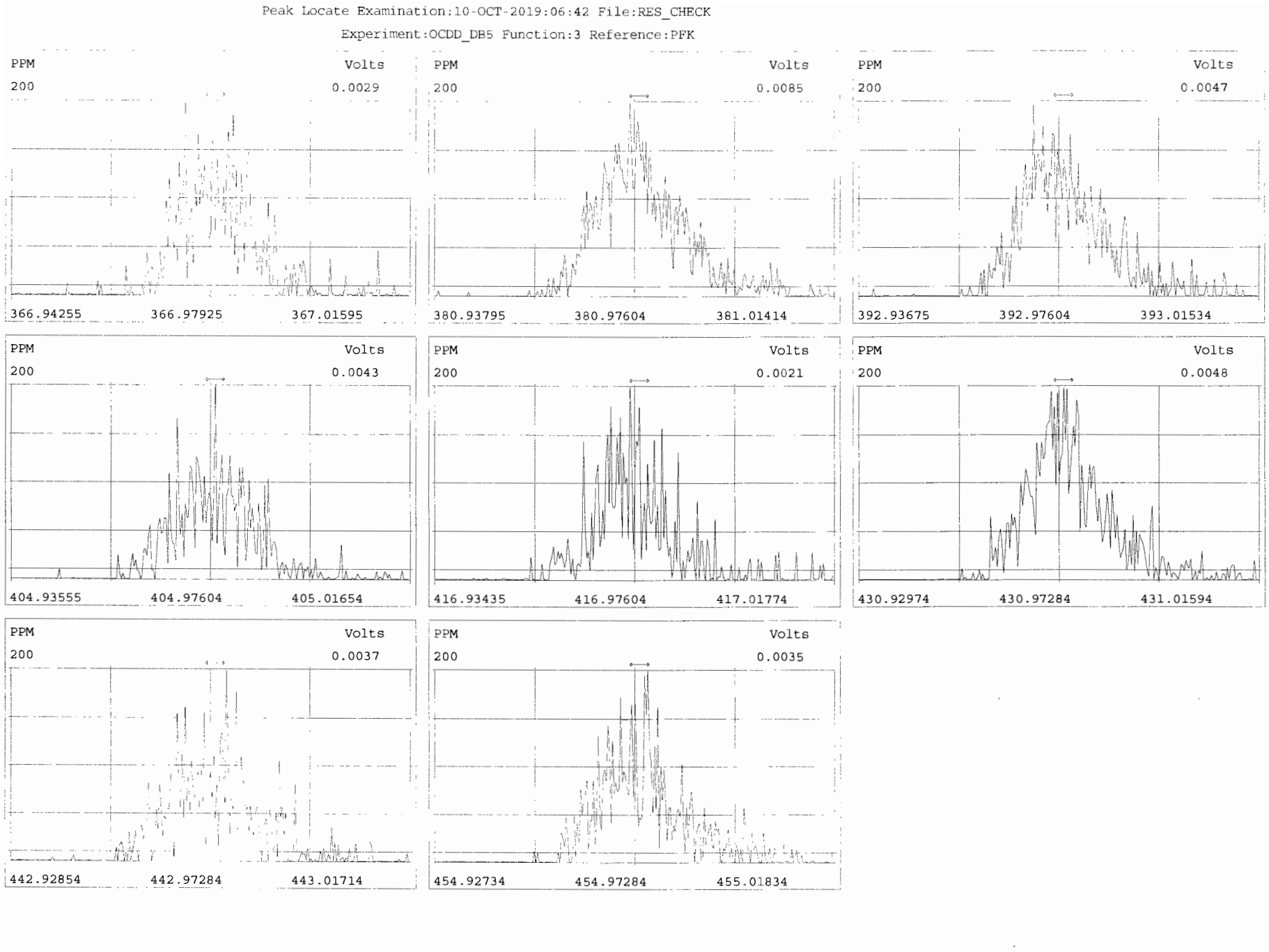
Peak Locate Examination:10-OCT-2019:06:42 File:RES_CHECK
Experiment:OCDD_DB5 Function:3 Reference:PFK
PPM
Volts
200
0.0029
366.94255
366.97925
367.01595
PPM
Volts
200
0.0085
380.93795
380.97604
381.01414
PPM
Volts
200
0.0047
392.93675
392.97604
393.01534
PPM
Volts
200
0.0043
404.93555
404.97604
405.01654
PPM
Volts
200
0.0021
416.93435
416.97604
417.01774
PPM
Volts
200
0.0048
430.92974
430.97284
431.01594
PPM
Volts
200
0.0037
442.92854
442.97284
443.01714
PPM
Volts
200
0.0035
454.92734
454.97284
455.01834

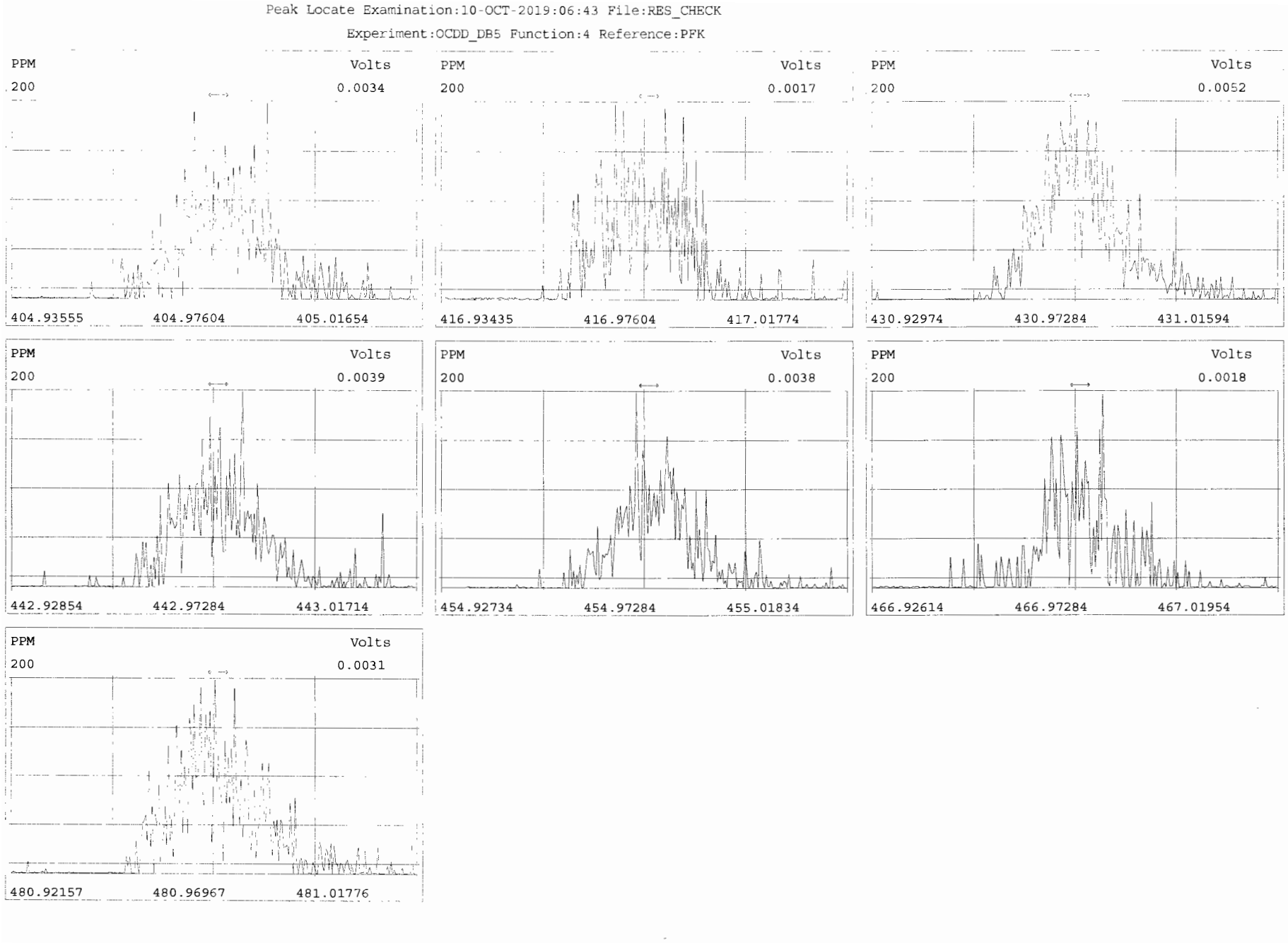
Peak Locate Examination:10-OCT-2019:06:43 File:RES_CHECK
Experiment:OCDD_DB5 Function:4 Reference:PFK
PPM
Volts
200
0.0034
404.93555
404.97604
405.01654
PPM
Volts
200
0.0017
416.93435
416.97604
417.01774
PPM
Volts
200
0.0052
430.92974
430.97284
431.01594
PPM
Volts
200
0.0039
442.92854
442.97284
443.01714
PPM
Volts
200
0.0038
454.92734
454.97284
455.01834
PPM
Volts
200
0.0018
466.92614
466.97284
467.01954
PPM
Volts
200
0.0031
480.92157
480.96967
481.01776

Peak Locate Examination:10-OCT-2019:06:44 File:RES_CHECK

Experiment:OCDD_DB5 Function:5 Reference:PFK

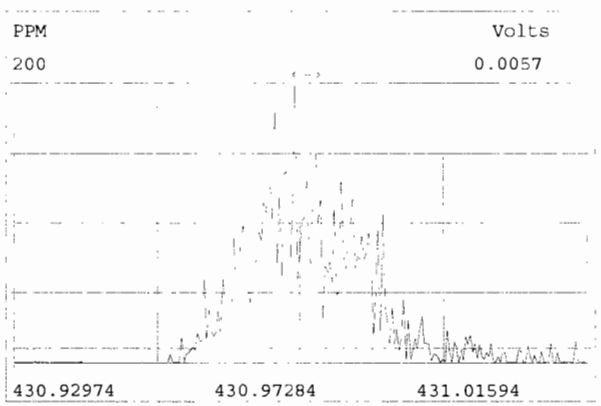

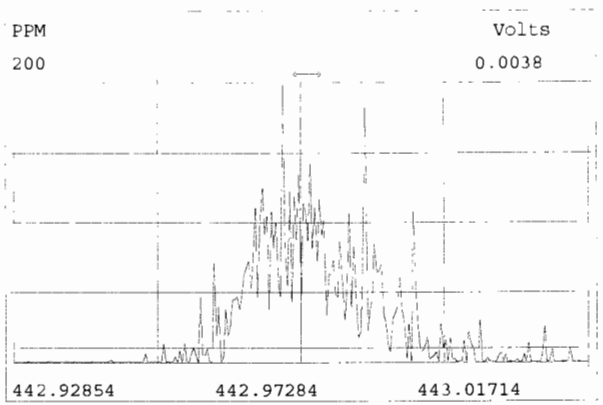

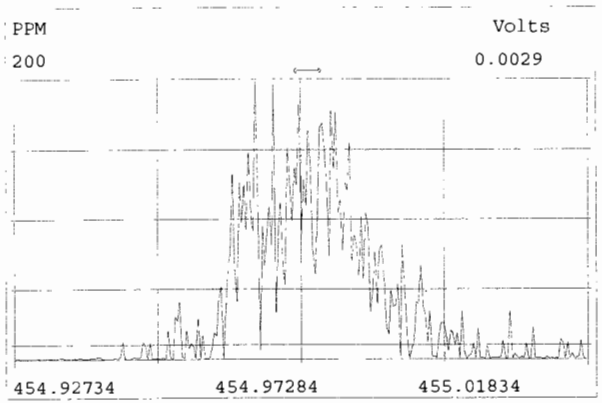

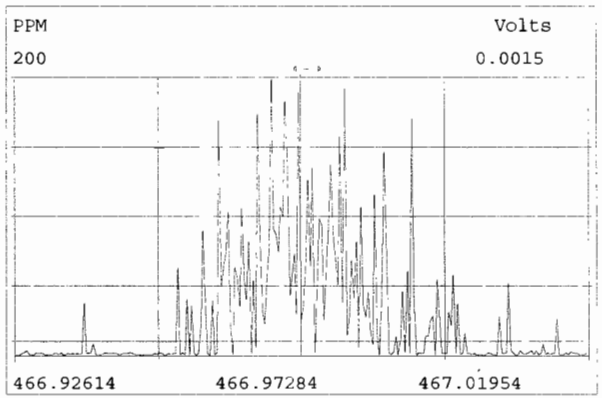

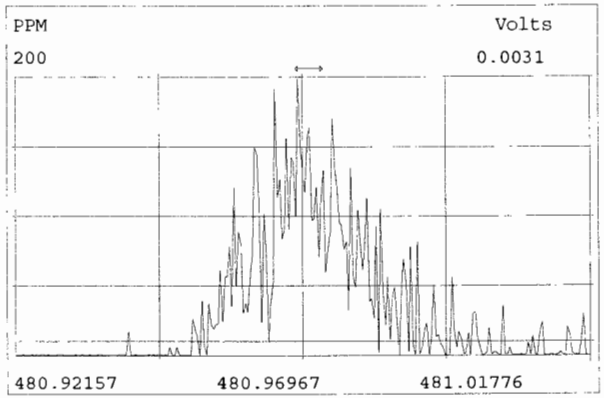

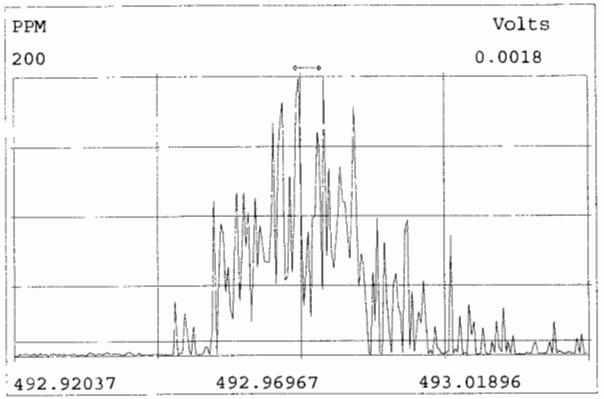

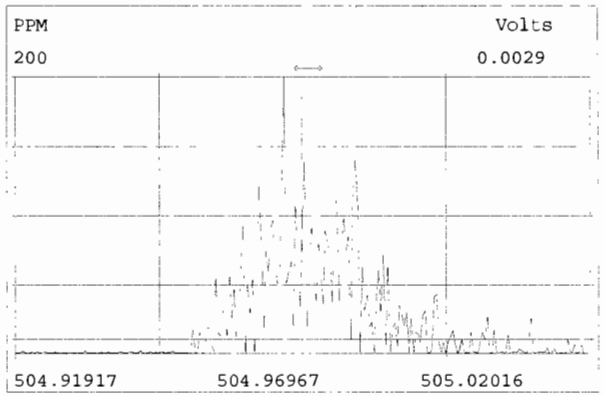

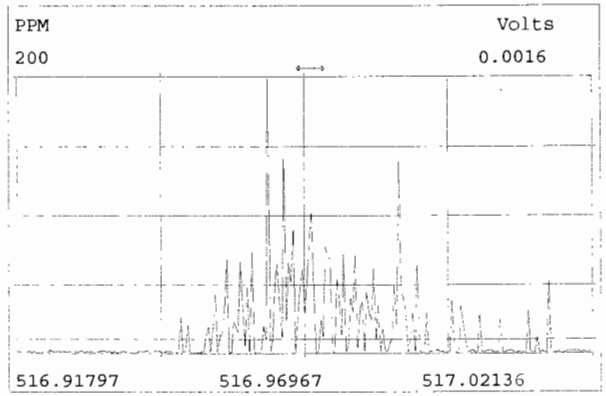

FORM 4A
PCDD/PCDF CALIBRATION VERIFICATION

Lab Name: Vista Analytical Laboratory Episode No.: CCAL ID: SS191009D1-1

Contract No.: SAS No.:

Initial Calibration Date: 10-9-19

Instrument ID: VG-7 GC Column ID: ZB-5MS

VER Data Filename: 191009D1 S#8 Analysis Date: 9-OCT-19 Time: 21:46:34

	M/Z'S FORMING RATIO (1)	ION ABUND. RATIO	QC LIMITS (2)	Pass	CONC. FOUND	CONC. RANGE (3) (ng/mL)
NATIVE ANALYTES						
2,3,7,8-TCDD	M/M+2	0.83	0.65-0.89	y	10.2	7.8 - 12.9 8.2 - 12.3 (4)
1,2,3,7,8-PeCDD	M/M+2	0.63	0.54-0.72	y	51.3	39.0 - 65.0
1,2,3,4,7,8-HxCDD	M+2/M+4	1.31	1.05-1.43	y	48.9	39.0 - 64.0
1,2,3,6,7,8-HxCDD	M+2/M+4	1.18	1.05-1.43	y	52.4	39.0 - 64.0
1,2,3,7,8,9-HxCDD	M+2/M+4	1.17	1.05-1.43	y	50.4	41.0 - 61.0
1,2,3,4,6,7,8-HpCDD	M+2/M+4	1.02	0.88-1.20	y	51.9	43.0 - 58.0
OCDD	M+2/M+4	0.92	0.76-1.02	y	105	79.0 - 126.0
2,3,7,8-TCDF	M/M+2	0.78	0.65-0.89	y	10.3	8.4 - 12.0 8.6 - 11.6 (4)
1,2,3,7,8-PeCDF	M+2/M+4	1.54	1.32-1.78	y	50.2	41.0 - 60.0
2,3,4,7,8-PeCDF	M+2/M+4	1.60	1.32-1.78	y	56.7	41.0 - 61.0
1,2,3,4,7,8-HxCDF	M+2/M+4	1.22	1.05-1.43	y	51.1	45.0 - 56.0
1,2,3,6,7,8-HxCDF	M+2/M+4	1.23	1.05-1.43	y	51.5	44.0 - 57.0
2,3,4,6,7,8-HxCDF	M+2/M+4	1.20	1.05-1.43	y	51.5	44.0 - 57.0
1,2,3,7,8,9-HxCDF	M+2/M+4	1.24	1.05-1.43	y	50.9	45.0 - 56.0
1,2,3,4,6,7,8-HpCDF	M+2/M+4	1.05	0.88-1.20	y	53.0	45.0 - 55.0
1,2,3,4,7,8,9-HpCDF	M+2/M+4	1.05	0.88-1.20	y	50.2	43.0 - 58.0
OCDF	M+2/M+4	0.92	0.76-1.02	y	102	63.0 - 159.0

(1) See Table 8, Method 1613, for m/z specifications.

(2) Ion Abundance Ratio Control Limits as specified in Table 9, Method 1613.

(3) Contract-required concentration range as specified in Table 6, Method 1613.

(4) Contract-required concentration range as specified in Table 6a, Method 1613, for tetras only.

Analyst: DB

Date: 10/10/19

FORM 4B
PCDD/PCDF CALIBRATION VERIFICATION

Lab Name: Vista Analytical Laboratory Episode No.:

Contract No.: SAS No.:

Initial Calibration Date: 10-9-19

Instrument ID: VG-7 GC Column ID: ZB-5MS

VER Data Filename: 191009D1 S#8 Analysis Date: 9-OCT-19 Time: 21:46:34

LABELED COMPOUNDS	M/Z'S FORMING RATIO (1)	ION ABUND. RATIO	QC LIMITS (2)	Pass	CONC. FOUND	CONC. RANGE (ng/mL)
13C-2,3,7,8-TCDD	M/M+2	0.72	0.65-0.89	y	100	82.0 - 121.0
13C-1,2,3,7,8-PeCDD	M/M+2	0.64	0.54-0.72	y	101	62.0 - 160.0
13C-1,2,3,4,7,8-HxCDD	M+2/M+4	1.23	1.05-1.43	y	95.9	85.0 - 117.0
13C-1,2,3,6,7,8-HxCDD	M+2/M+4	1.25	1.05-1.43	y	95.6	85.0 - 118.0
13C-1,2,3,7,8,9-HxCDD	M+2/M+4	1.26	1.05-1.43	y	94.3	85.0 - 118.0
13C-1,2,3,4,6,7,8-HpCDD	M+2/M+4	1.06	0.88-1.20	y	91.7	72.0 - 138.0
13C-OCDD	M/M+2	0.92	0.76-1.02	y	190	96.0 - 415.0
13C-2,3,7,8-TCDF	M+2/M+4	0.78	0.65-0.89	y	97.2	71.0 - 140.0
13C-1,2,3,7,8-PeCDF	M+2/M+4	1.62	1.32-1.78	y	97.4	76.0 - 130.0
13C-2,3,4,7,8-PeCDF	M+2/M+4	1.59	1.32-1.78	y	96.6	77.0 - 130.0
13C-1,2,3,4,7,8-HxCDF	M/M+2	0.51	0.43-0.59	y	102	76.0 - 131.0
13C-1,2,3,6,7,8-HxCDF	M/M+2	0.51	0.43-0.59	y	101	70.0 - 143.0
13C-2,3,4,6,7,8-HxCDF	M/M+2	0.51	0.43-0.59	y	97.1	73.0 - 137.0
13C-1,2,3,7,8,9-HxCDF	M/M+2	0.51	0.43-0.59	y	99.0	74.0 - 135.0
13C-1,2,3,4,6,7,8-HpCDF	M+2/M+4	0.43	0.37-0.51	y	96.6	78.0 - 129.0
13C-1,2,3,4,7,8,9-HpCDF	M+2/M+4	0.44	0.37-0.51	y	102	77.0 - 129.0
13C-OCDF	M+2/M+4	0.88	0.76-1.02	y	197	96.0 - 415.0
CLEANUP STANDARD (3)						
37Cl-2,3,7,8-TCDD					9.08	7.9 - 12.7

(1) See Table 8, Method 1613, for m/z specifications.

(2) Ion Abundance Ratio Control Limits as specified

(3) No ion abundance ratio; report concentration found.

Analyst: DB

Date: 10/10/19

FORM 6A
PCDD/PCDF RELATIVE RETENTION TIMES

Lab Name: Vista Analytical Laboratory Episode No.:

Contract No.: SAS No.:

Initial Calibration Date: 10-9-19

Instrument ID: VG-7 GC Column ID: ZB-5MS

VER Data Filename: 191009D1 S#8 Analysis Date: 9-OCT-19 Time: 21:46:34

Compounds Using 13C-1234-TCDD as RT Internal Standard

NATIVE ANALYTES	RETENTION TIME REFERENCE	RRT	RRT QC LIMITS (1)
2,3,7,8-TCDD	13C-2,3,7,8-TCDD	1.001	0.999-1.002
1,2,3,7,8-PeCDD	13C-1,2,3,7,8-PeCDD	1.000	0.999-1.002
2,3,7,8-TCDF	13C-2,3,7,8-TCDF	1.001	0.999-1.003
1,2,3,7,8-PeCDF	13C-1,2,3,7,8-PeCDF	1.000	0.999-1.002
2,3,4,7,8-PeCDF	13C-2,3,4,7,8-PeCDF	1.000	0.999-1.002
LABELED COMPOUNDS			
13C-2,3,7,8-TCDD	13C-1,2,3,4-TCDD	1.022	0.976-1.043
13C-1,2,3,7,8-PeCDD	13C-1,2,3,4-TCDD	1.189	1.000-1.567
13C-2,3,7,8-TCDF	13C-1,2,3,4-TCDD	0.994	0.923-1.103
13C-1,2,3,7,8-PeCDF	13C-1,2,3,4-TCDD	1.145	1.000-1.425
13C-2,3,4,7,8-PeCDF	13C-1,2,3,4-TCDD	1.179	1.011-1.526
37Cl-2,3,7,8-TCDD	13C-1,2,3,4-TCDD	1.022	0.989-1.052

Analyst: DB

Date: 10/10/19

FORM 6B
PCDD/PCDF RELATIVE RETENTION TIMES

Lab Name: Vista Analytical Laboratory Episode No.:

Contract No.: SAS No.:

Initial Calibration Date: 10-9-19

Instrument ID: VG-7 GC Column ID: ZB-5MS

VER Data Filename: 191009D1 S#8 Analysis Date: 9-OCT-19 Time: 21:46:34

NATIVE ANALYTES	RETENTION TIME REFERENCE	RRT	RRT QC LIMITS (1)
1,2,3,4,7,8-HxCDF	13C-1,2,3,4,7,8-HxCDF	1.000	0.999-1.001
1,2,3,6,7,8-HxCDF	13C-1,2,3,6,7,8-HxCDF	1.000	0.997-1.005
2,3,4,6,7,8-HxCDF	13C-2,3,4,6,7,8-HxCDF	1.000	0.999-1.001
1,2,3,7,8,9-HxCDF	13C-1,2,3,7,8,9-HxCDF	1.001	0.999-1.001
1,2,3,4,7,8-HxCDD	13C-1,2,3,4,7,8-HxCDD	1.001	0.999-1.001
1,2,3,6,7,8-HxCDD	13C-1,2,3,6,7,8-HxCDD	1.000	0.998-1.004
1,2,3,7,8,9-HxCDD	13C-1,2,3,7,8,9-HxCDD	1.001	0.998-1.004
1,2,3,4,6,7,8-HpCDF	13C-1,2,3,4,6,7,8-HpCDF	1.000	0.999-1.001
1,2,3,4,6,7,8-HpCDD	13C-1,2,3,4,6,7,8-HpCDD	1.000	0.999-1.001
1,2,3,4,7,8,9-HpCDF	13C-1,2,3,4,7,8,9-HpCDF	1.000	0.999-1.001
OCDD	13C-OCDD	1.000	0.999-1.001
OCDF	13C-OCDF	1.000	0.999-1.001
LABELED COMPOUNDS			
13C-1,2,3,4,7,8-HxCDF	13C-1,2,3,4,6,9-HxCDF	0.987	0.975-1.001
13C-1,2,3,6,7,8-HxCDF	13C-1,2,3,4,6,9-HxCDF	0.991	0.979-1.005
13C-2,3,4,6,7,8-HxCDF	13C-1,2,3,4,6,9-HxCDF	1.010	1.001-1.020
13C-1,2,3,7,8,9-HxCDF	13C-1,2,3,4,6,9-HxCDF	1.040	1.002-1.072
13C-1,2,3,4,7,8-HxCDD	13C-1,2,3,4,6,9-HxCDF	1.014	1.002-1.026
13C-1,2,3,6,7,8-HxCDD	13C-1,2,3,4,6,9-HxCDF	1.018	1.007-1.029
13C-1,2,3,7,8,9-HxCDD	13C-1,2,3,4,6,9-HxCDF	1.027	1.014-1.038
13C-1,2,3,4,6,7,8-HpCDF	13C-1,2,3,4,6,9-HxCDF	1.093	1.069-1.111
13C-1,2,3,4,7,8,9-HpCDF	13C-1,2,3,4,6,9-HxCDF	1.145	1.098-1.192
13C-1,2,3,4,6,7,8-HpCDD	13C-1,2,3,4,6,9-HxCDF	1.127	1.117-1.141
13C-OCDD	13C-1,2,3,4,6,9-HxCDF	1.227	1.085-1.365
13C-OCDF	13C-1,2,3,4,6,9-HxCDF	1.235	1.091-1.371

Analyst: DB

Date: 10/10/19

Client ID: 1613 SSS 19C2207 Filename: 191009D1 S:8 Acq: 9-OCT-19 21:46:34 ConCal: ST191009D1-4
Lab ID: SS191009D1-1 GC Column ID: ZB-5MS ICal: 1613VG7-10-9-19 wt/vol: 1.000 EndCAL: NA

	Name	Resp	RA	RRF	RT	Conc	Qual	noise	Fac	DL
	2,3,7,8-TCDD	8.36e+05	0.83 y	0.91	26:36	10.234			* 2.5	*
	1,2,3,7,8-PeCDD	3.38e+06	0.63 y	0.90	30:57	51.323			* 2.5	*
	1,2,3,4,7,8-HxCDD	2.55e+06	1.31 y	1.10	34:18	48.909			* 2.5	*
	1,2,3,6,7,8-HxCDD	3.09e+06	1.18 y	0.94	34:24	52.378			* 2.5	*
	1,2,3,7,8,9-HxCDD	2.83e+06	1.17 y	0.96	34:44	50.434			* 2.5	*
	1,2,3,4,6,7,8-HpCDD	2.34e+06	1.02 y	0.98	38:07	51.915			* 2.5	*
	OCDD	4.27e+06	0.92 y	0.96	41:30	105.37			* 2.5	*
	2,3,7,8-TCDF	1.24e+06	0.78 y	0.95	25:53	10.342			* 2.5	*
	1,2,3,7,8-PeCDF	5.03e+06	1.54 y	0.96	29:48	50.200			* 2.5	*
	2,3,4,7,8-PeCDF	5.90e+06	1.60 y	1.01	30:42	56.719			* 2.5	*
	1,2,3,4,7,8-HxCDF	3.94e+06	1.22 y	1.18	33:23	51.086			* 2.5	*
	1,2,3,6,7,8-HxCDF	4.44e+06	1.23 y	1.07	33:31	51.491			* 2.5	*
	2,3,4,6,7,8-HxCDF	4.08e+06	1.20 y	1.11	34:08	51.474			* 2.5	*
	1,2,3,7,8,9-HxCDF	3.40e+06	1.24 y	1.06	35:10	50.903			* 2.5	*
	1,2,3,4,6,7,8-HpCDF	3.36e+06	1.05 y	1.13	36:58	53.010			* 2.5	*
	1,2,3,4,7,8,9-HpCDF	2.94e+06	1.05 y	1.28	38:42	50.216			* 2.5	*
	OCDF	5.04e+06	0.92 y	0.95	41:45	102.23			* 2.5	*
IS	13C-2,3,7,8-TCDD	9.02e+06	0.72 y	1.10	26:35	100.49				
IS	13C-1,2,3,7,8-PeCDD	7.29e+06	0.64 y	0.88	30:56	100.87				
IS	13C-1,2,3,4,7,8-HxCDD	4.73e+06	1.23 y	0.64	34:16	95.948				
IS	13C-1,2,3,6,7,8-HxCDD	6.28e+06	1.25 y	0.86	34:24	95.558				
IS	13C-1,2,3,7,8,9-HxCDD	5.85e+06	1.26 y	0.81	34:43	94.306				
IS	13C-1,2,3,4,6,7,8-HpCDD	4.61e+06	1.06 y	0.65	38:06	91.680				
IS	13C-OCDD	8.45e+06	0.92 y	0.58	41:29	189.68				
IS	13C-2,3,7,8-TCDF	1.26e+07	0.78 y	1.03	25:52	97.199				
IS	13C-1,2,3,7,8-PeCDF	1.04e+07	1.62 y	0.85	29:48	97.425				
IS	13C-2,3,4,7,8-PeCDF	1.03e+07	1.59 y	0.85	30:41	96.649				
IS	13C-1,2,3,4,7,8-HxCDF	6.55e+06	0.51 y	0.83	33:22	102.43				
IS	13C-1,2,3,6,7,8-HxCDF	8.06e+06	0.51 y	1.03	33:30	101.42				
IS	13C-2,3,4,6,7,8-HxCDF	7.11e+06	0.51 y	0.95	34:08	97.073				
IS	13C-1,2,3,7,8,9-HxCDF	6.30e+06	0.51 y	0.83	35:09	98.999				
IS	13C-1,2,3,4,6,7,8-HpCDF	5.62e+06	0.43 y	0.76	36:57	96.588				
IS	13C-1,2,3,4,7,8,9-HpCDF	4.58e+06	0.44 y	0.58	38:42	102.46				
IS	13C-OCDF	1.04e+07	0.88 y	0.69	41:44	196.65				
C/Up	37Cl-2,3,7,8-TCDD	8.91e+05		1.20	26:36	9.0817				
RS/RT	13C-1,2,3,4-TCDD	8.20e+06	0.76 y	1.00	26:01	100.00				
RS	13C-1,2,3,4-TCDF	1.25e+07	0.82 y	1.00	24:42	100.00				
RS/RT	13C-1,2,3,4,6,9-HxCDF	7.68e+06	0.50 y	1.00	33:48	100.00				

Name	Conc	EMPC	Qual	noise	DL
Total Tetra-Dioxins	10.4	11.4		*	*
Total Penta-Dioxins	51.4	51.7		*	*
Total Hexa-Dioxins	153	153		*	*
Total Hepta-Dioxins	53.5	54.4		*	*
Total Tetra-Furans	10.7	11.4		*	*
Total Penta-Furans	110.38	111.73		*	*
Total Hexa-Furans	205	207		*	*
Total Hepta-Furans	104	106		*	*

	Rec	Qual
IS	100	
IS	101	
IS	95.9	
IS	95.6	
IS	94.3	
IS	91.7	
IS	94.8	
IS	97.2	
IS	97.4	
IS	96.6	
IS	102	
IS	101	
IS	97.1	
IS	99.0	
IS	96.6	
IS	102	
IS	98.3	
C/Up	90.8	

Integrations by Analyst: DB Date: 10/10/19

Reviewed by Analyst: CT Date: 10/10/19

File:191009D1 #1-514 Acq: 9-OCT-2019 21:46:34 GC EI+ Voltage SIR Autospec-UltimaE
Sample#8 File Text:Vista_Analytical_Laboratory_VG7 Text:SS191009D1-1 1613 SSS 19C2207 Exp:OCDD_DB5
319.8965 S:8 BSUB(10000,15,-3.0) PKD(5,5,3,0.10%,100.0,0.00%,F,F)

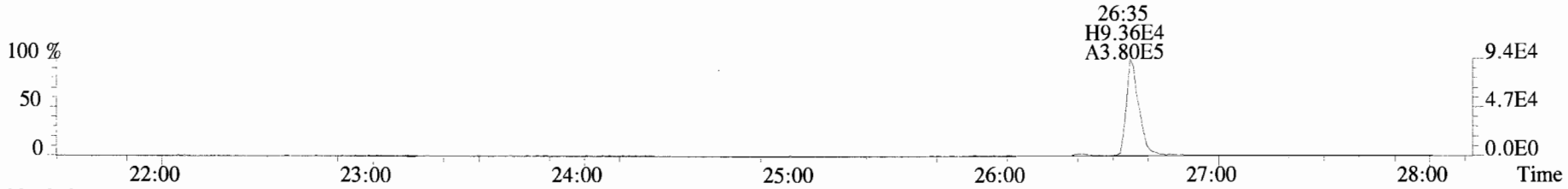

321.8936 S:8 BSUB(10000,15,-3.0) PKD(5,5,3,0.10%,100.0,0.00%,F,F)

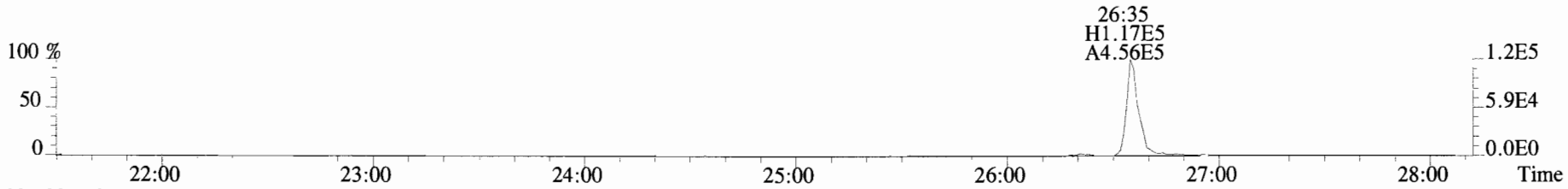

327.8847 S:8 BSUB(10000,15,-3.0) PKD(5,5,3,0.10%,100.0,0.00%,F,F)

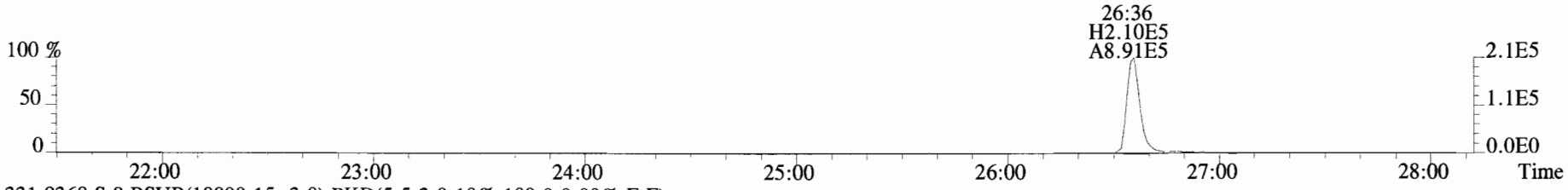

331.9368 S:8 BSUB(10000,15,-3.0) PKD(5,5,3,0.10%,100.0,0.00%,F,F)

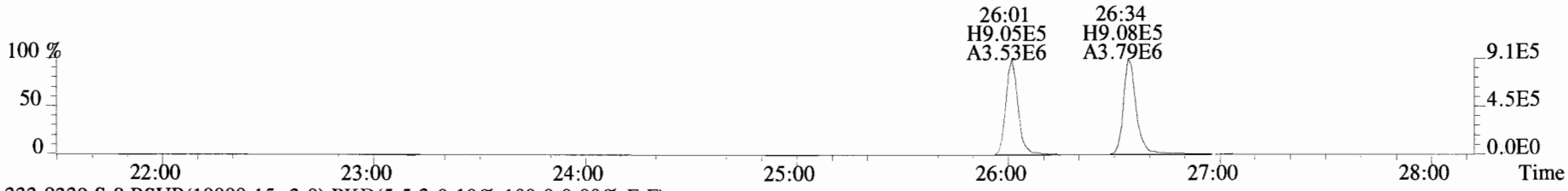

333.9339 S:8 BSUB(10000,15,-3.0) PKD(5,5,3,0.10%,100.0,0.00%,F,F)

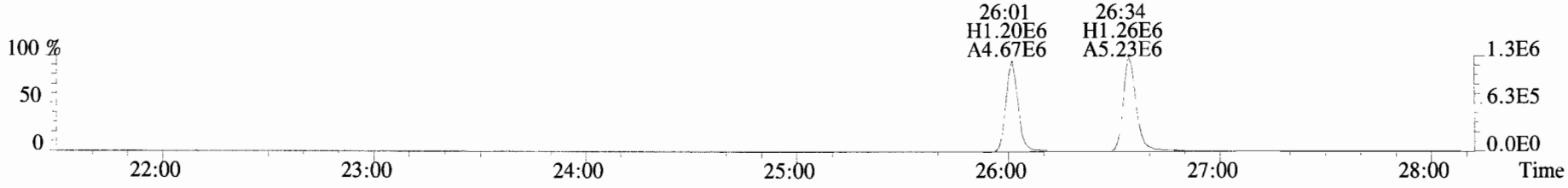

File:191009D1 #1-210 Acq: 9-OCT-2019 21:46:34 GC EI+ Voltage SIR Autospec-UltimaE
Sample#8 File Text:Vista_Analytical_Laboratory_VG7 Text:SS191009D1-1 1613 SSS 19C2207 Exp:OCDD_DB5
353.8576 S:8 F:2 BSUB(10000,15,-3.0) PKD(5,5,3,0.10%,100.0,0.00%,F,F)



355.8546 S:8 F:2 BSUB(10000,15,-3.0) PKD(5,5,3,0.10%,100.0,0.00%,F,F)

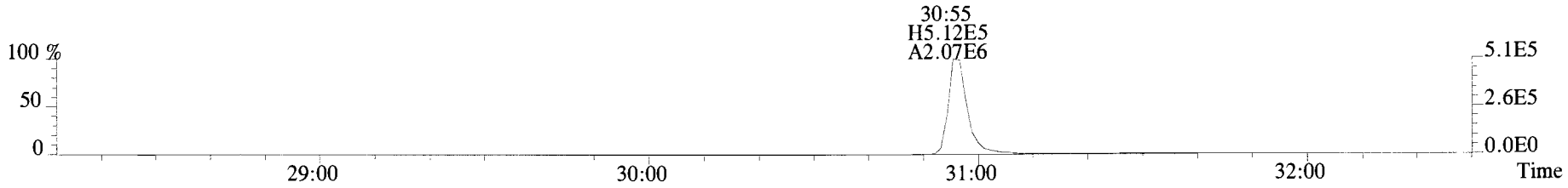

365.8978 S:8 F:2 BSUB(10000,15,-3.0) PKD(5,5,3,0.10%,100.0,0.00%,F,F)

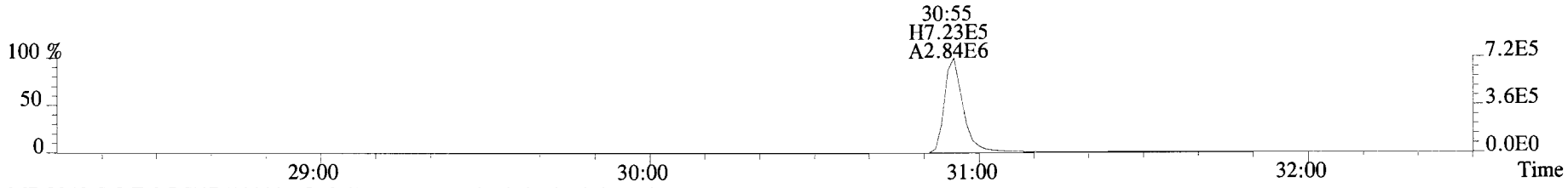

367.8949 S:8 F:2 BSUB(10000,15,-3.0) PKD(5,5,3,0.10%,100.0,0.00%,F,F)

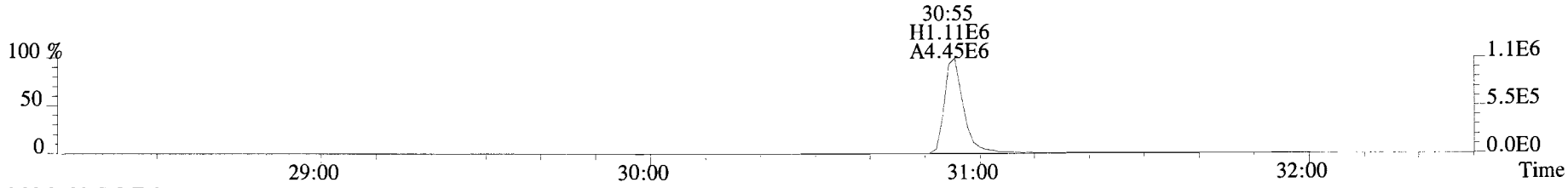

366.9792 S:8 F:2

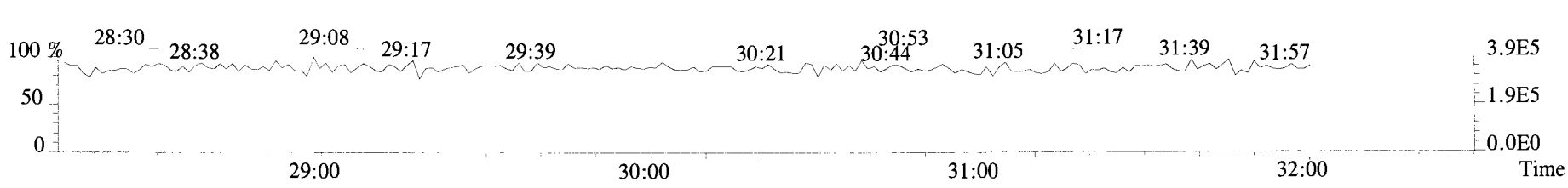

File:191009D1 #1-355 Acq: 9-OCT-2019 21:46:34 GC EI+ Voltage SIR Autospec-UltimaE
Sample#8 File Text:Vista_Analytical_Laboratory_VG7 Text:SS191009D1-1 1613 SSS 19C2207 Exp:OCDD_DB5
389.8156 S:8 F:3 BSUB(10000,15,-3.0) PKD(5,5,3,0.10%,100.0,0.00%,F,F)

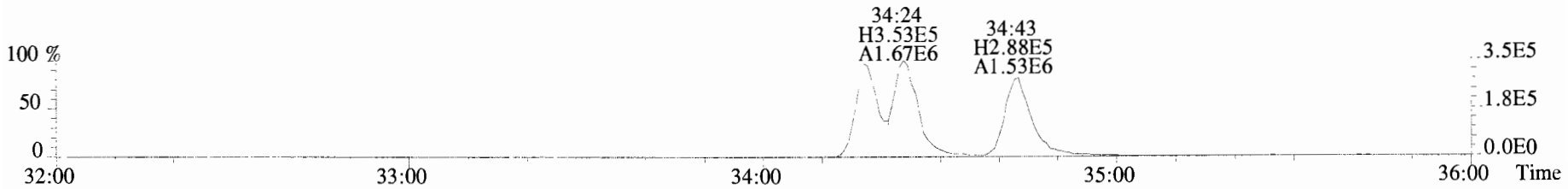

391.8127 S:8 F:3 BSUB(10000,15,-3.0) PKD(5,5,3,0.10%,100.0,0.00%,F,F)

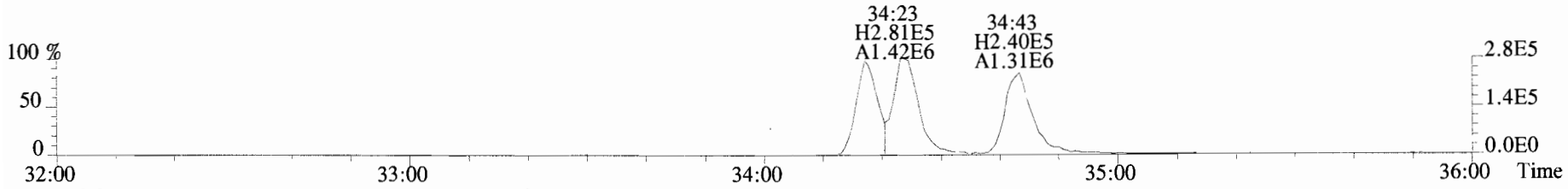

401.8559 S:8 F:3 BSUB(10000,15,-3.0) PKD(5,5,3,0.10%,100.0,0.00%,F,F)

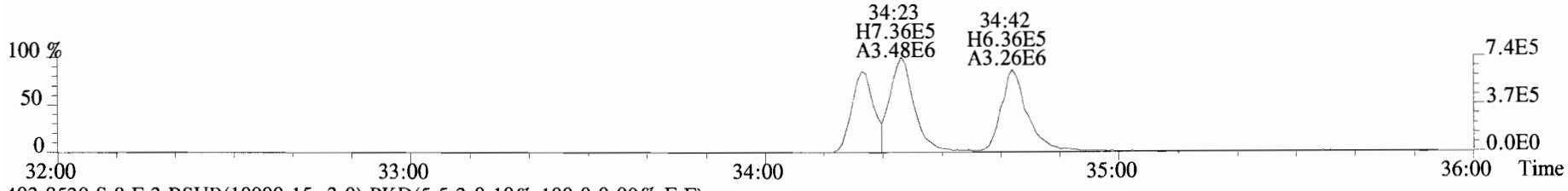

403.8530 S:8 F:3 BSUB(10000,15,-3.0) PKD(5,5,3,0.10%,100.0,0.00%,F,F)

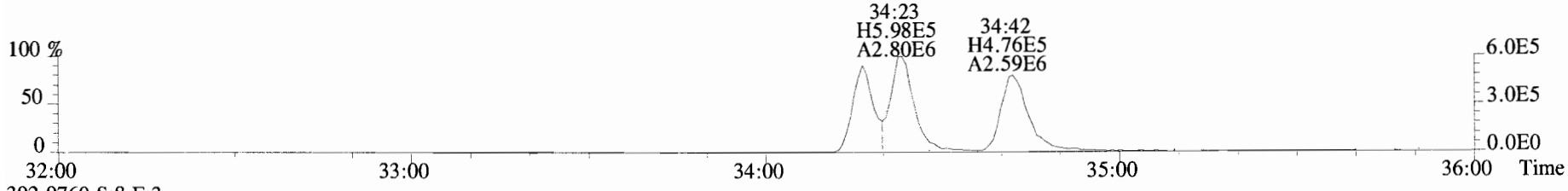

392.9760 S:8 F:3

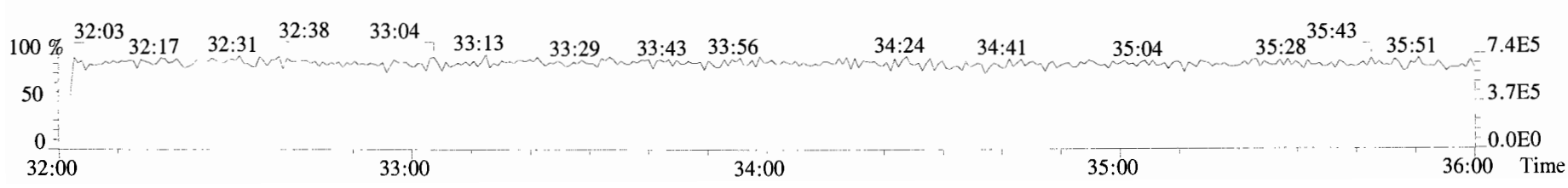

File:191009D1 #1-355 Acq: 9-OCT-2019 21:46:34 GC EI+ Voltage SIR Autospec-UltimaE
Sample#8 File Text:Vista_Analytical_Laboratory_VG7 Text:SS191009D1-1 1613 SSS 19C2207 Exp:OCDD_DB5
401.8559 S:8 F:3 BSUB(10000,15,-3.0) PKD(5,5,3,0.10%,100.0,0.00%,F,F)

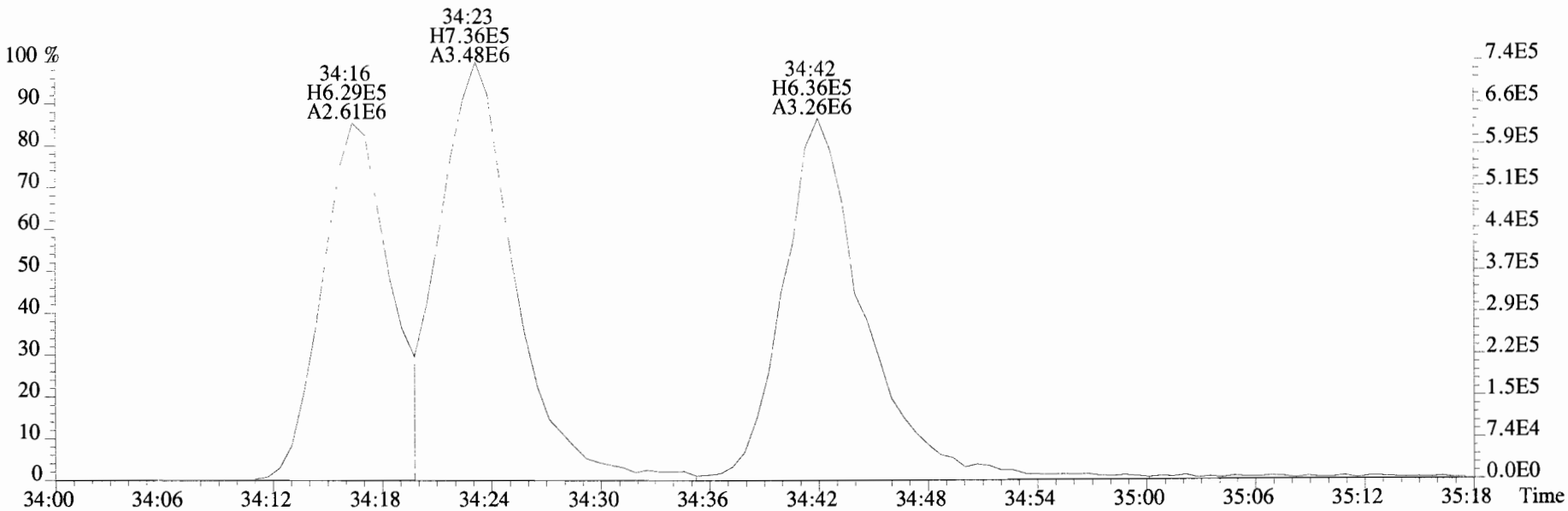

403.8530 S:8 F:3 BSUB(10000,15,-3.0) PKD(5,5,3,0.10%,100.0,0.00%,F,F)

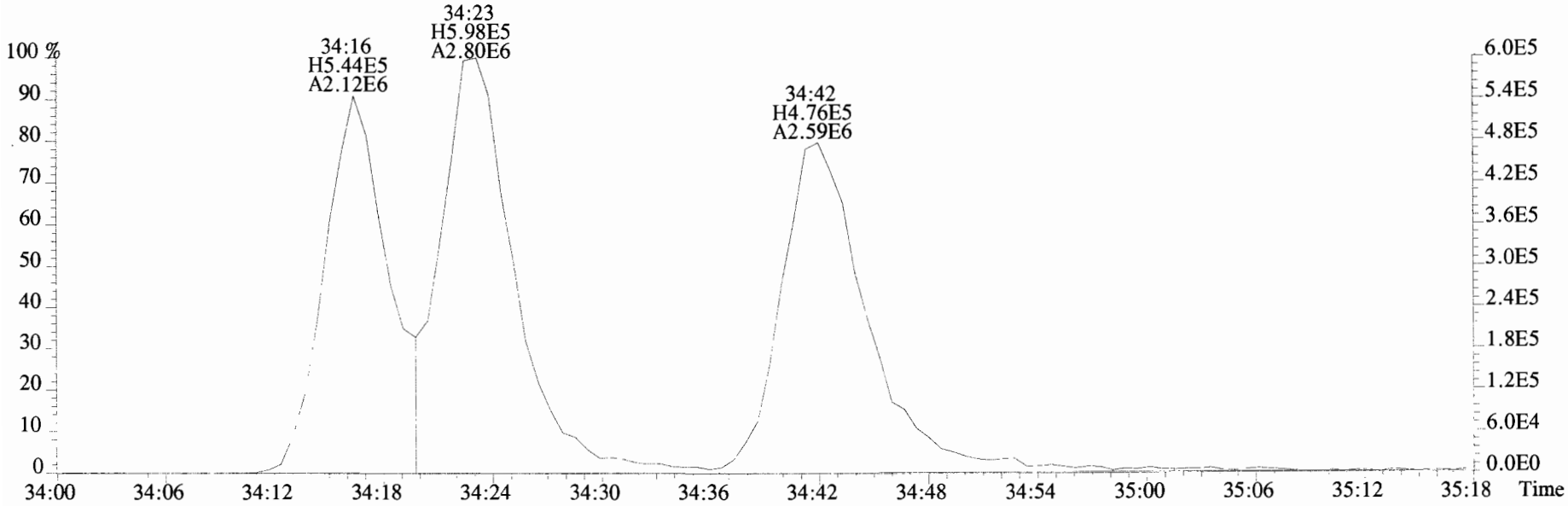

File:191009D1 #1-356 Acq: 9-OCT-2019 21:46:34 GC EI+ Voltage SIR Autospec-UltimaE
Sample#8 File Text:Vista_Analytical_Laboratory_VG7 Text:SS191009D1-1 1613 SSS 19C2207 Exp:OCDD_DB5
423.7767 S:8 F:4 BSUB(10000,15,-3.0) PKD(5,5,3,0.10%,100.0,0.00%,F,F)

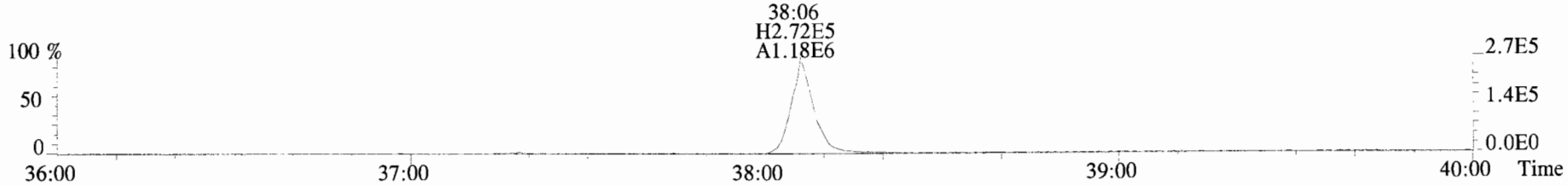

425.7737 S:8 F:4 BSUB(10000,15,-3.0) PKD(5,5,3,0.10%,100.0,0.00%,F,F)

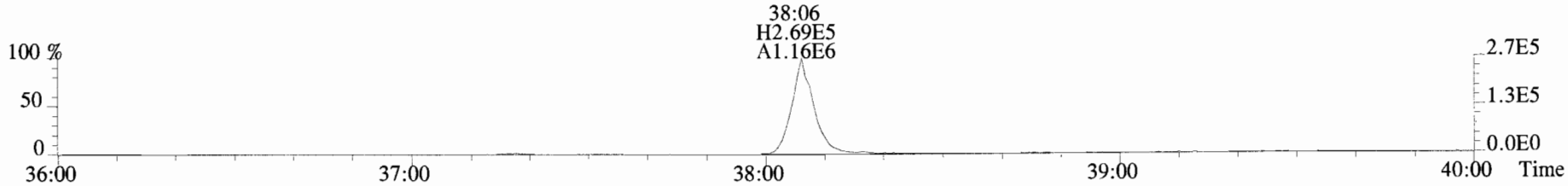

435.8169 S:8 F:4 BSUB(10000,15,-3.0) PKD(5,5,3,0.10%,100.0,0.00%,F,F)

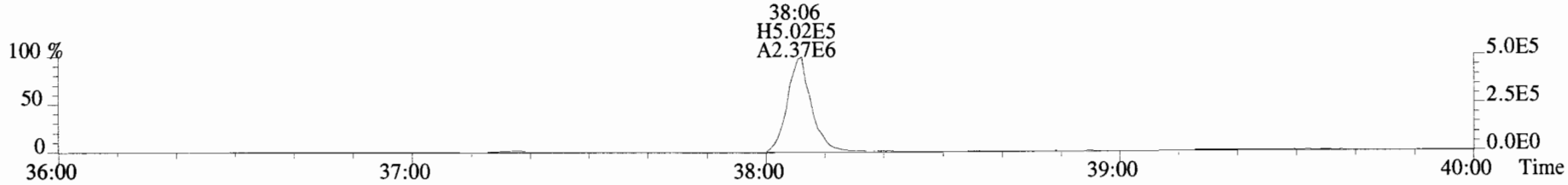

437.8140 S:8 F:4 BSUB(10000,15,-3.0) PKD(5,5,3,0.10%,100.0,0.00%,F,F)

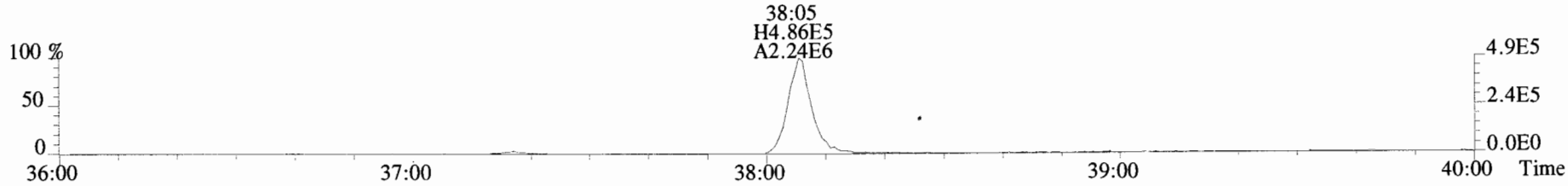

454.9728 S:8 F:4

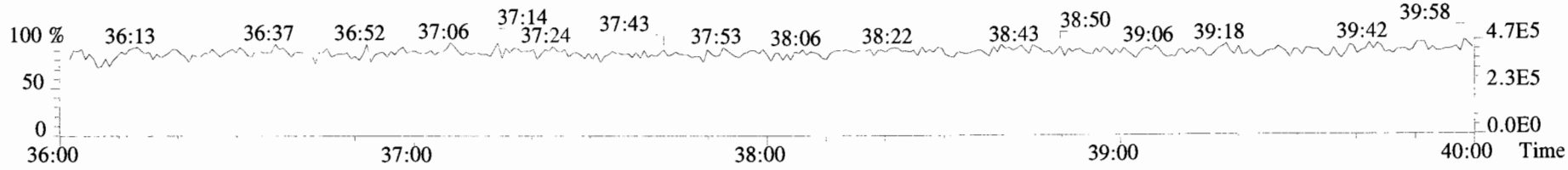

File:191009D1 #1-431 Acq: 9-OCT-2019 21:46:34 GC EI+ Voltage SIR Autospec-UltimaE
Sample#8 File Text:Vista_Analytical_Laboratory_VG7 Text:SS191009D1-1 1613 SSS 19C2207 Exp:OCDD_DB5
457.7377 S:8 F:5 BSUB(10000,15,-3.0) PKD(5,5,3,0.10%,100.0,0.00%,F,F)

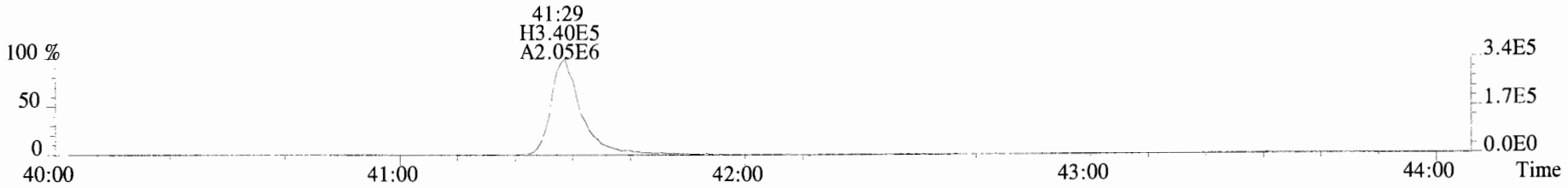

459.7348 S:8 F:5 BSUB(10000,15,-3.0) PKD(5,5,3,0.10%,100.0,0.00%,F,F)



469.7780 S:8 F:5 BSUB(10000,15,-3.0) PKD(5,5,3,0.10%,100.0,0.00%,F,F)

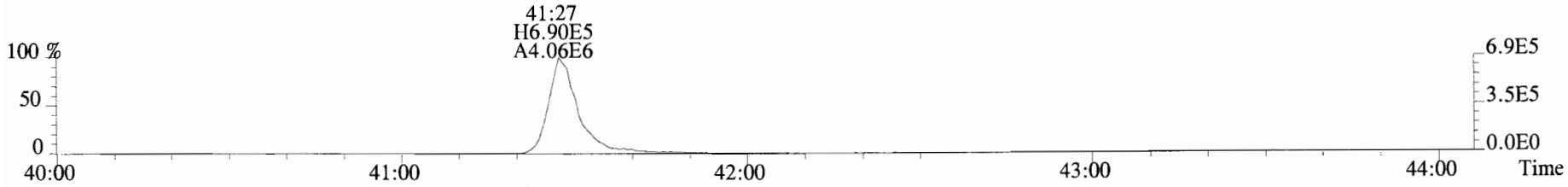

471.7750 S:8 F:5 BSUB(10000,15,-3.0) PKD(5,5,3,0.10%,100.0,0.00%,F,F)

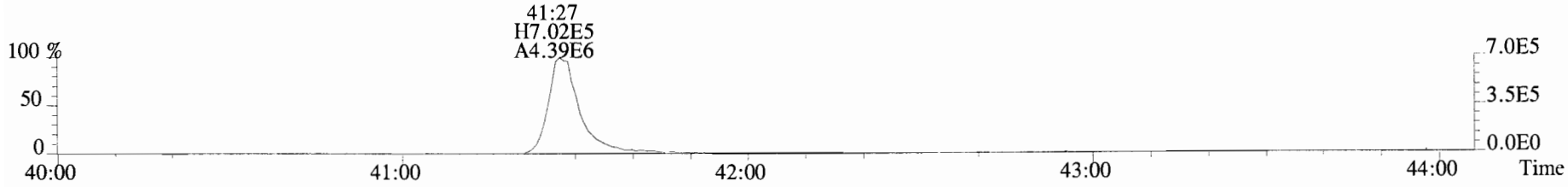

454.9728 S:8 F:5

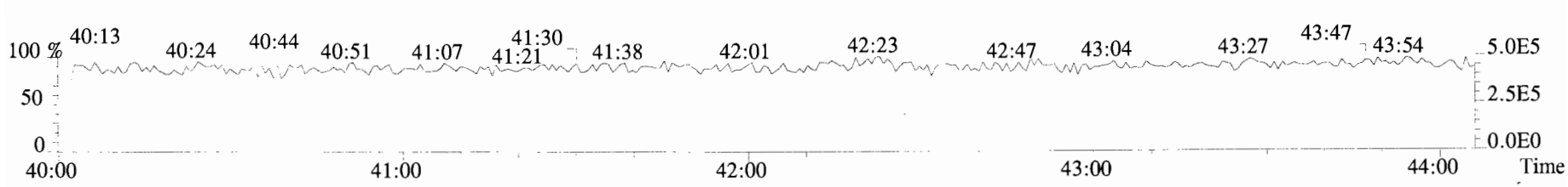

File:191009D1 #1-514 Acq: 9-OCT-2019 21:46:34 GC EI+ Voltage SIR Autospec-UltimaE
Sample#8 File Text:Vista_Analytical_Laboratory_VG7 Text:SS191009D1-1 1613 SSS 19C2207 Exp:OCDD_DB5
303.9016 S:8 BSUB(10000,15,-3.0) PKD(5,5,3,0.10%,100.0,0.00%,F,F)

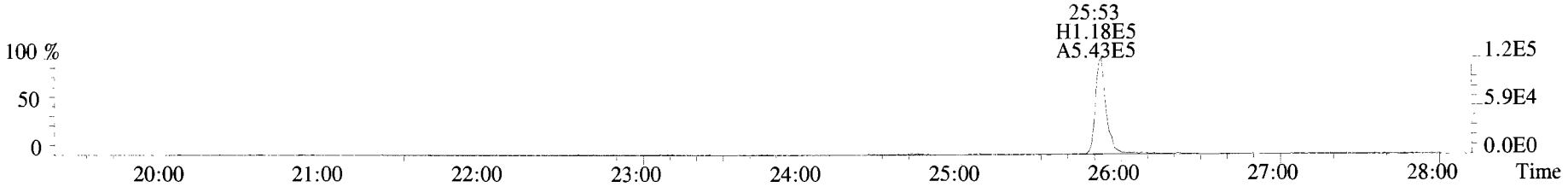

305.8987 S:8 BSUB(10000,15,-3.0) PKD(5,5,3,0.10%,100.0,0.00%,F,F)

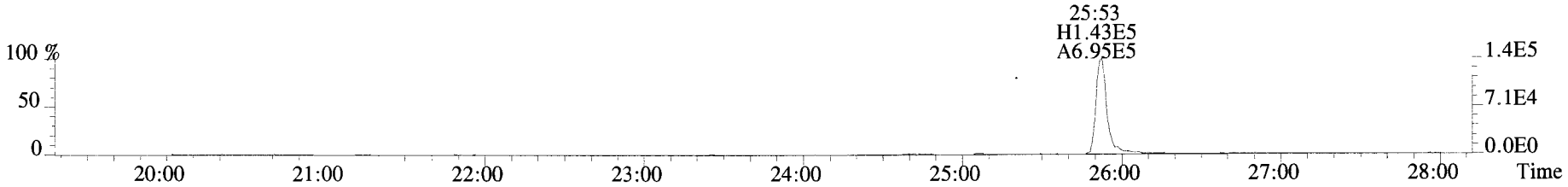

315.9419 S:8 BSUB(10000,15,-3.0) PKD(5,5,3,0.10%,100.0,0.00%,F,F)

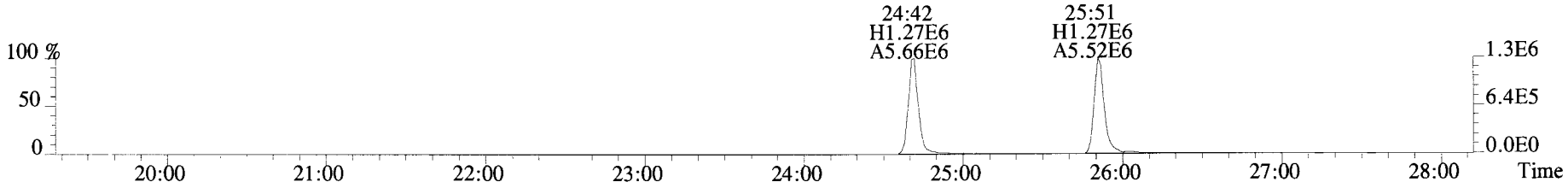

317.9389 S:8 BSUB(10000,15,-3.0) PKD(5,5,3,0.10%,100.0,0.00%,F,F)

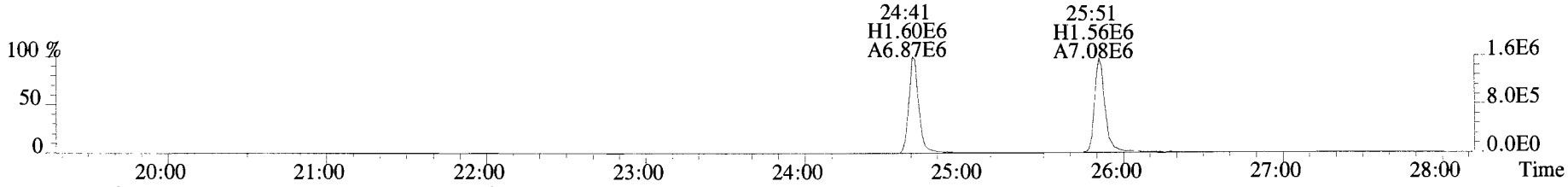

375.8364 S:8 BSUB(10000,15,-3.0) PKD(5,5,3,0.10%,100.0,0.00%,F,F)

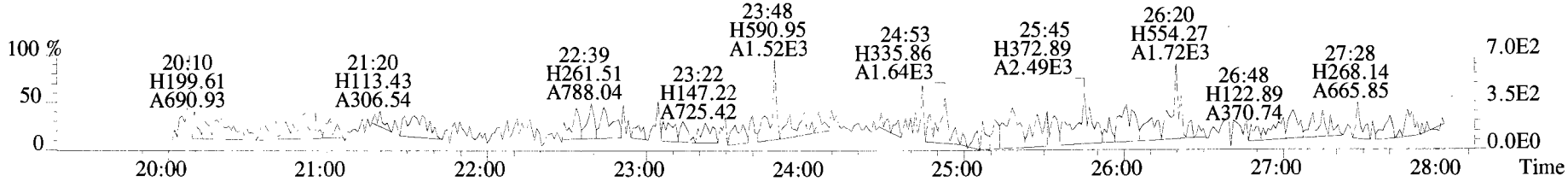

File:191009D1 #1-514 Acq: 9-OCT-2019 21:46:34 GC EI+ Voltage SIR Autospec-UltimaE
Sample#8 File Text:Vista_Analytical_Laboratory_VG7 Text:SS191009D1-1 1613 SSS 19C2207 Exp:OCDD_DB5
339.8597 S:8 BSUB(10000,15,-3.0) PKD(5,5,3,0.10%,100.0,0.00%,F,F)

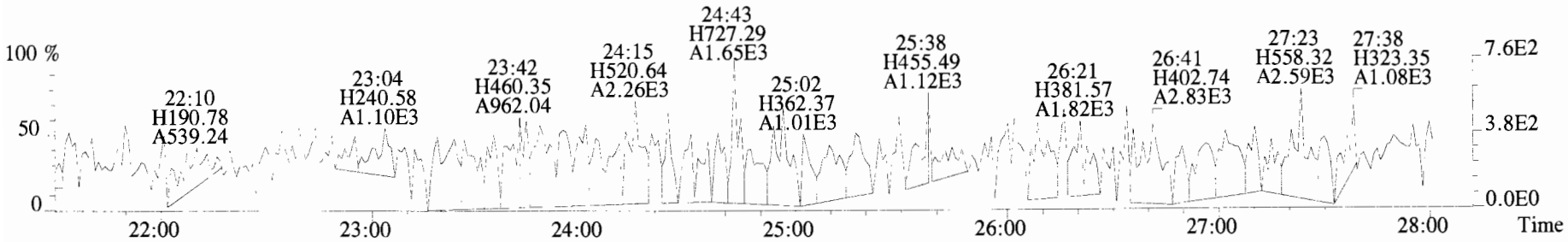

341.8568 S:8 BSUB(10000,15,-3.0) PKD(5,5,3,0.10%,100.0,0.00%,F,F)

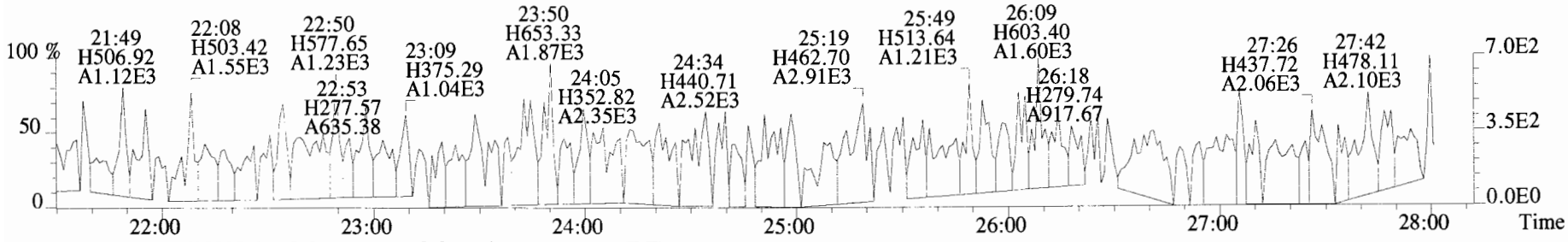

409.7974 S:8 BSUB(10000,15,-3.0) PKD(5,5,3,0.10%,100.0,0.00%,F,F)

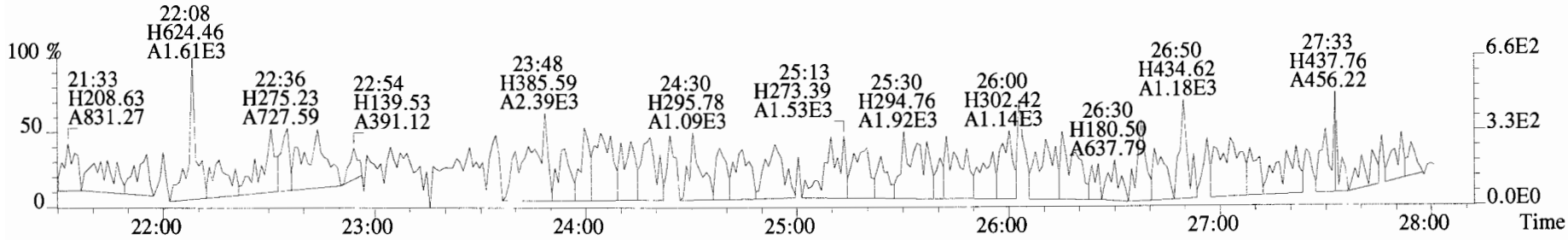

316.9824 S:8

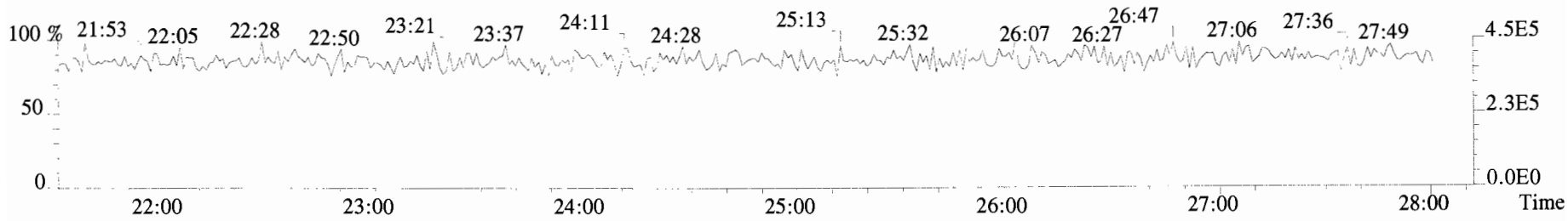

File:191009D1 #1-210 Acq: 9-OCT-2019 21:46:34 GC EI+ Voltage SIR Autospec-UltimaE
Sample#8 File Text:Vista_Analytical_Laboratory_VG7 Text:SS191009D1-1 1613 SSS 19C2207 Exp:OCDD_DB5
339.8597 S:8 F:2 BSUB(10000,15,-3.0) PKD(5,5,3,0.10%,100.0,0.00%,F,F)

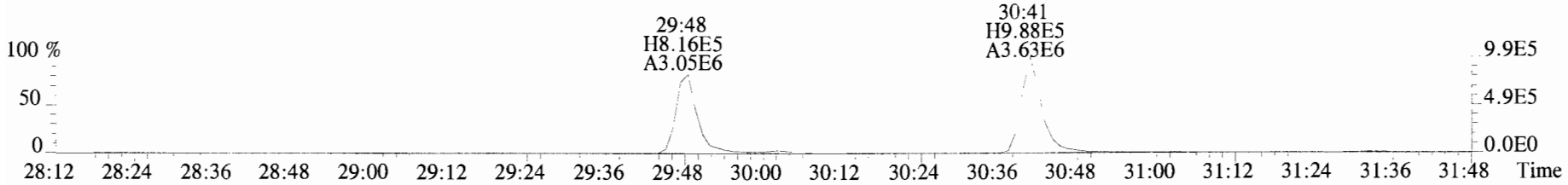

341.8568 S:8 F:2 BSUB(10000,15,-3.0) PKD(5,5,3,0.10%,100.0,0.00%,F,F)

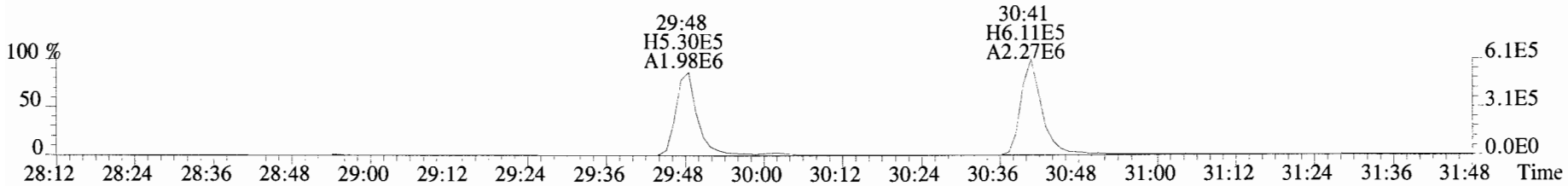

351.9000 S:8 F:2 BSUB(10000,15,-3.0) PKD(5,5,3,0.10%,100.0,0.00%,F,F)

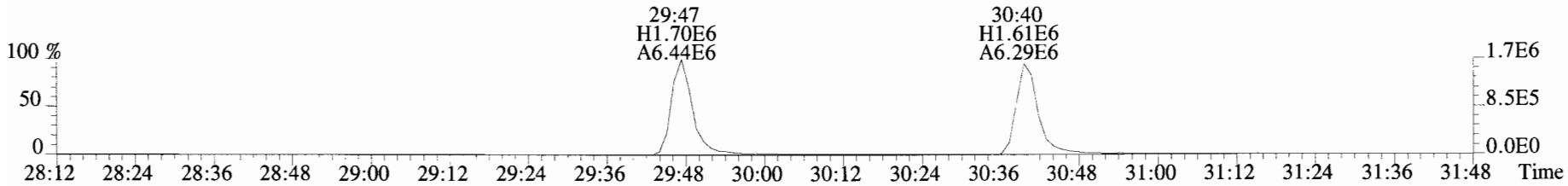

353.8970 S:8 F:2 BSUB(10000,15,-3.0) PKD(5,5,3,0.10%,100.0,0.00%,F,F)

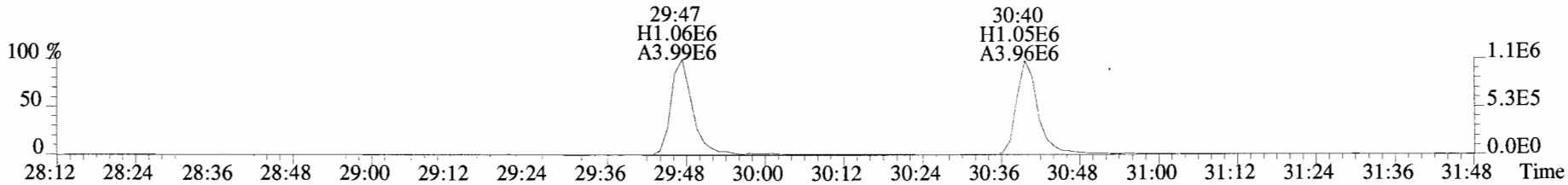

409.7974 S:8 F:2 BSUB(10000,15,-3.0) PKD(5,5,3,0.10%,100.0,0.00%,F,F)

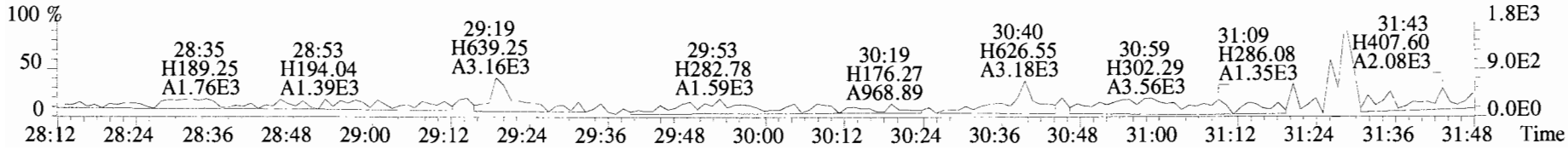

File:191009D1 #1-355 Acq: 9-OCT-2019 21:46:34 GC EI+ Voltage SIR Autospec-UltimaE
Sample#8 File Text:Vista_Analytical_Laboratory_VG7 Text:SS191009D1-1 1613 SSS 19C2207 Exp:OCDD_DB5
373.8207 S:8 F:3 BSUB(10000,15,-3.0) PKD(5,5,3,0.10%,100.0,0.00%,F,F)

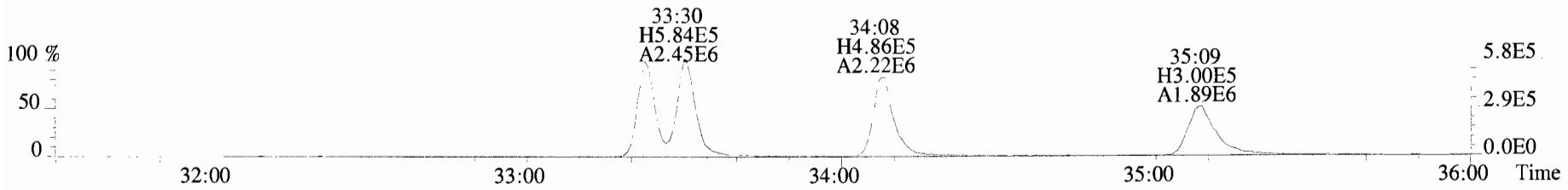

375.8178 S:8 F:3 BSUB(10000,15,-3.0) PKD(5,5,3,0.10%,100.0,0.00%,F,F)

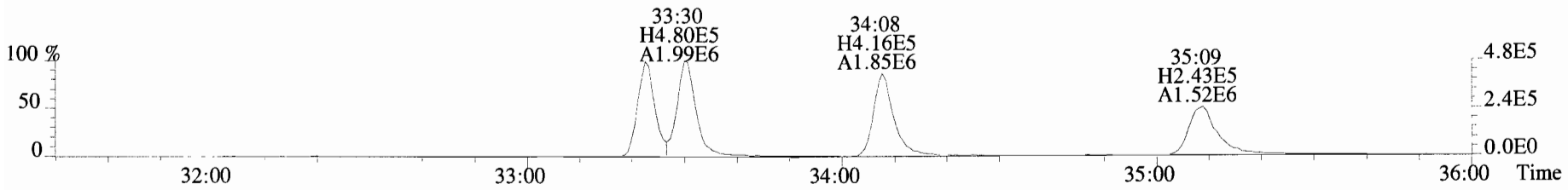

383.8639 S:8 F:3 BSUB(10000,15,-3.0) PKD(5,5,3,0.10%,100.0,0.00%,F,F)

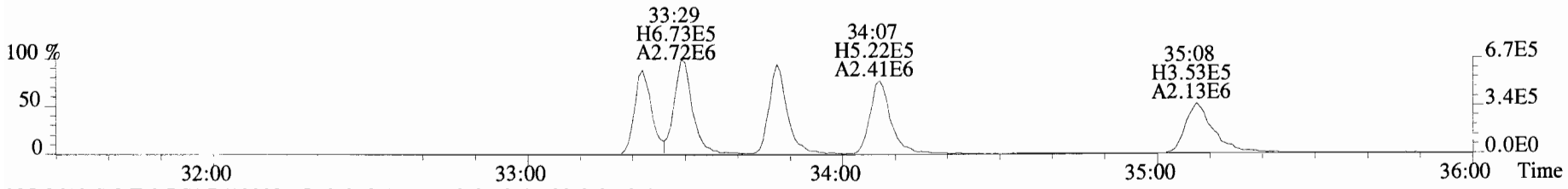

385.8610 S:8 F:3 BSUB(10000,15,-3.0) PKD(5,5,3,0.10%,100.0,0.00%,F,F)

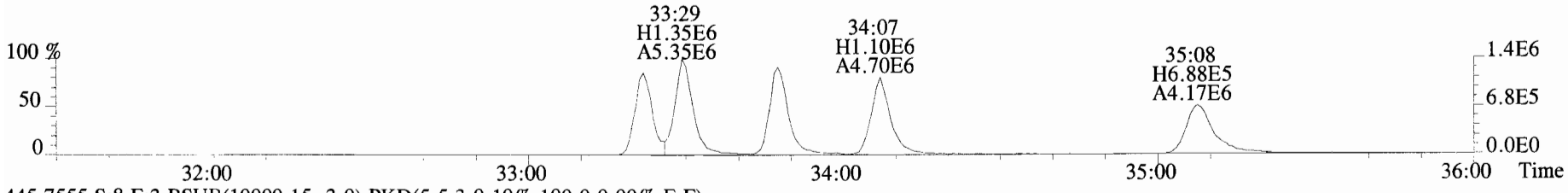

445.7555 S:8 F:3 BSUB(10000,15,-3.0) PKD(5,5,3,0.10%,100.0,0.00%,F,F)

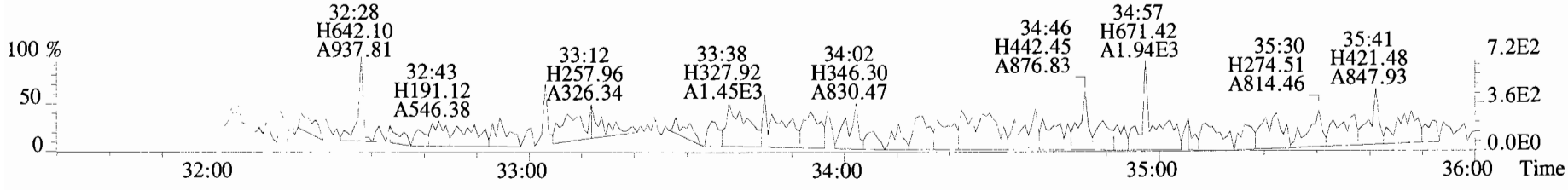

File:191009D1 #1-355 Acq: 9-OCT-2019 21:46:34 GC EI+ Voltage SIR Autospec-UltimaE
Sample#8 File Text:Vista_Analytical_Laboratory_VG7 Text:SS191009D1-1 1613 SSS 19C2207 Exp:OCDD_DB5
383.8639 S:8 F:3 BSUB(10000,15,-3.0) PKD(5,5,3,0.10%,100.0,0.00%,F,F)

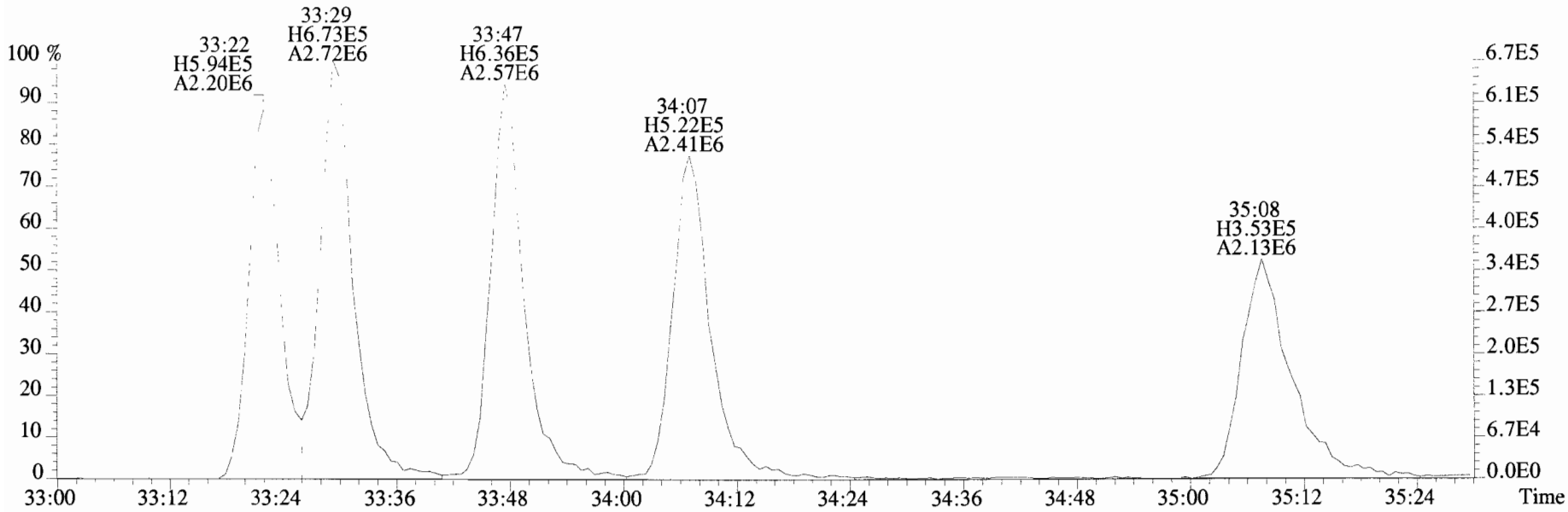

385.8610 S:8 F:3 BSUB(10000,15,-3.0) PKD(5,5,3,0.10%,100.0,0.00%,F,F)

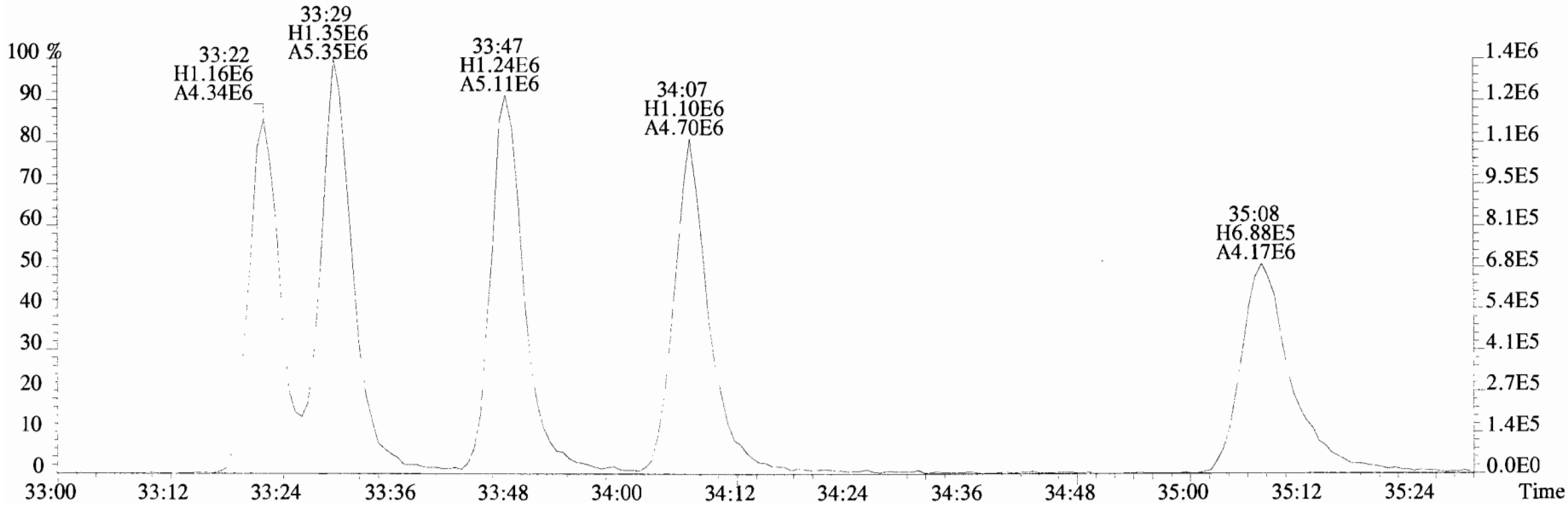

File:191009D1 #1-356 Acq: 9-OCT-2019 21:46:34 GC EI+ Voltage SIR Autospec-UltimaE
Sample#8 File Text:Vista_Analytical_Laboratory_VG7 Text:SS191009D1-1 1613 SSS 19C2207 Exp:OCDD_DB5
407.7818 S:8 F:4 BSUB(10000,15,-3.0) PKD(5,5,3,0.10%,100.0,0.00%,F,F)

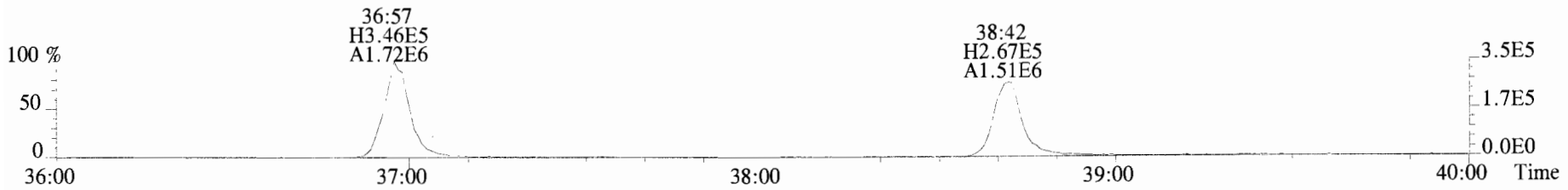

409.7788 S:8 F:4 BSUB(10000,15,-3.0) PKD(5,5,3,0.10%,100.0,0.00%,F,F)



417.8253 S:8 F:4 BSUB(10000,15,-3.0) PKD(5,5,3,0.10%,100.0,0.00%,F,F)

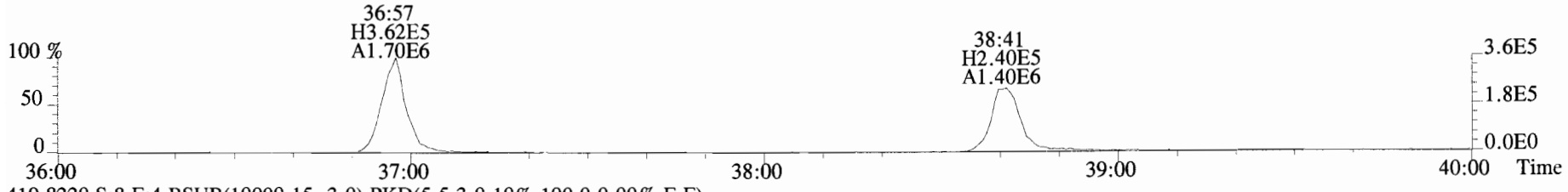

419.8220 S:8 F:4 BSUB(10000,15,-3.0) PKD(5,5,3,0.10%,100.0,0.00%,F,F)



479.7165 S:8 F:4 BSUB(10000,15,-3.0) PKD(5,5,3,0.10%,100.0,0.00%,F,F)

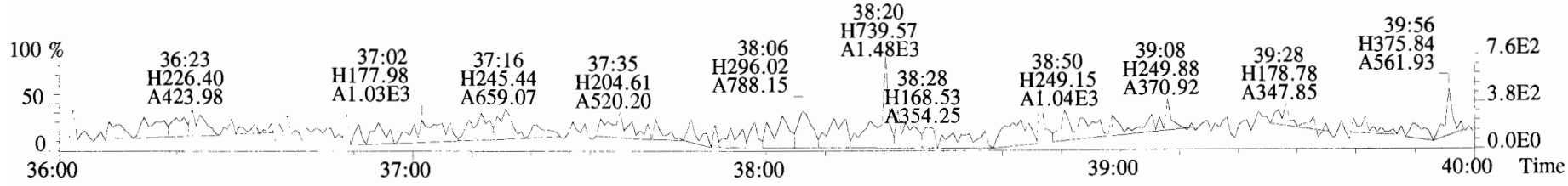

File:191009D1 #1-431 Acq: 9-OCT-2019 21:46:34 GC EI+ Voltage SIR Autospec-UltimaE
Sample#8 File Text:Vista_Analytical_Laboratory_VG7 Text:SS191009D1-1 1613 SSS 19C2207 Exp:OCDD_DB5

441.7428 S:8 F:5 BSUB(10000,15,-3.0) PKD(5,5,3,0.10%,100.0,0.00%,F,F)

443.7398 S:8 F:5 BSUB(10000,15,-3.0) PKD(5,5,3,0.10%,100.0,0.00%,F,F)



453.7831 S:8 F:5 BSUB(10000,15,-3.0) PKD(5,5,3,0.10%,100.0,0.00%,F,F)

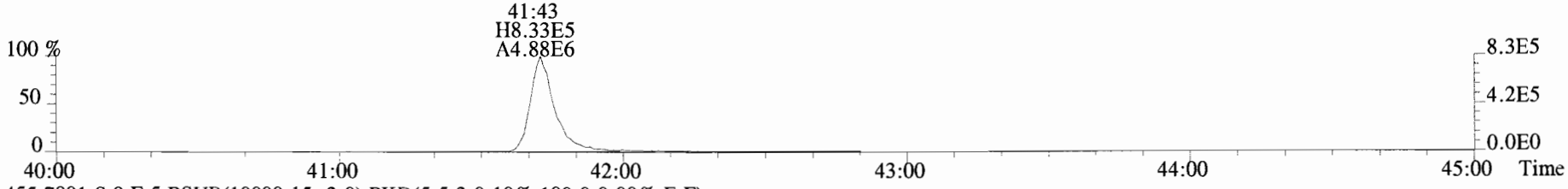

455.7801 S:8 F:5 BSUB(10000,15,-3.0) PKD(5,5,3,0.10%,100.0,0.00%,F,F)

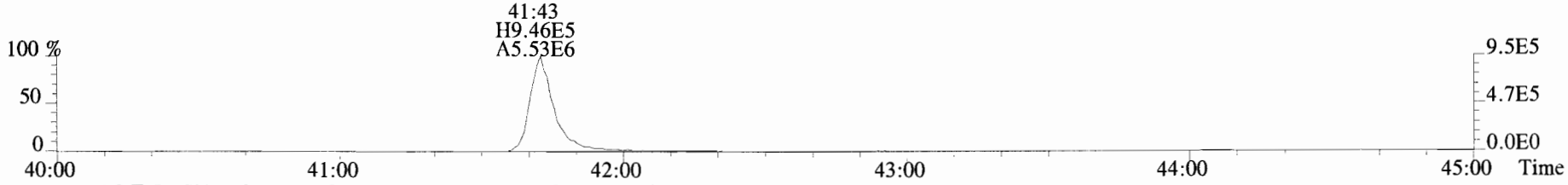

513.6775 S:8 F:5 BSUB(10000,15,-3.0) PKD(5,5,3,0.10%,100.0,0.00%,F,F)

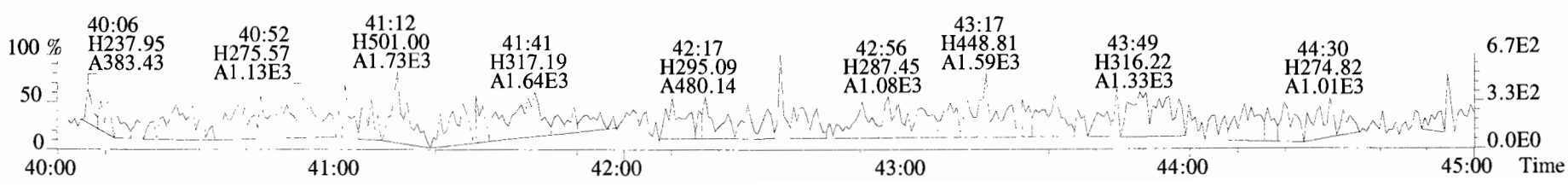

Initial Calibration RRF Summary (ICAL) Vista Analytical Laboratory

Run: Analyte: TCDF Cal: 1613TCDFVG7-5-30-19 Inst. ID. VG-7

Data filename: 190530D1

			Samp# 3	Samp# 4	Samp# 5	Samp# 6	Samp# 7	Samp# 8
			100	100	100	100	100	100
Name	Mean RRF	%RSD	RRF#1	RRF#2	RRF#3	RRF#4	RRF#5	RRF#6
13C-1,2,3,4-TCDF	1.0000	0.00 %	1.00	1.00	1.00	1.00	1.00	1.00
13C-2,3,7,8-TCDF	1.0212	4.27 %	1.07	1.04	1.03	1.05	0.98	0.96
2,3,7,8-TCDF	0.9476	9.58 %	1.12	0.93	0.88	0.87	0.97	0.92

DB 5/30/19 CT 05/31/19

Filename: 190530D1 S: 3 Acquired: 30-MAY-19 12:05:38
Run: Analyte: TCDF Cal: 1613TCDFVG7-5-30-19Results:
Sample text: ST190530D1-1 1613 CS0 19C2201

Name	Amount	Resp	RA	RT	RF	RRF
13C-1,2,3,4-TCDF	100	1.38e+07	0.80 y	15:49	-	1.00
13C-2,3,7,8-TCDF	100	1.47e+07	0.81 y	18:05	-	1.07
2,3,7,8-TCDF	0.250	4.11e+04	0.87 y	18:06	-	1.12

DB
5/30/19

Filename: 190530D1 S: 4 Acquired: 30-MAY-19 12:37:29
Run: Analyte: TCDF Cal: 1613TCDFVG7-5-30-19Results:
Sample text: ST190530D1-2 1613 CS1 19C2202

Name	Amount	Resp	RA	RT	RF	RRF
13C-1,2,3,4-TCDF	100	1.24e+07	0.82 y	15:49	-	1.00
13C-2,3,7,8-TCDF	100	1.30e+07	0.78 y	18:05	-	1.04
2,3,7,8-TCDF	0.500	6.06e+04	0.67 y	18:05	-	0.93

DB
5/30/19

Filename: 190530D1 S: 5 Acquired: 30-MAY-19 13:09:20
Run: Analyte: TCDF Cal: 1613TCDFVG7-5-30-19Results:
Sample text: ST190530D1-3 1613 CS2 19C2203

Name	Amount	Resp	RA	RT	RF	RRF
13C-1,2,3,4-TCDF	100	1.21e+07	0.82 y	15:48	-	1.00
13C-2,3,7,8-TCDF	100	1.24e+07	0.80 y	18:04	-	1.03
2,3,7,8-TCDF	2.00	2.18e+05	0.74 y	18:05	-	0.88

DB
5/30/19

Filename: 190530D1 S: 6 Acquired: 30-MAY-19 13:41:11
Run: Analyte: TCDF Cal: 1613TCDFVG7-5-30-19Results:
Sample text: ST190530D1-4 1613 CS3 19C2204

Name	Amount	Resp	RA	RT	RF	RRF
13C-1,2,3,4-TCDF	100	1.28e+07	0.81 y	15:49	-	1.00
13C-2,3,7,8-TCDF	100	1.34e+07	0.80 y	18:05	-	1.05
2,3,7,8-TCDF	10.0	1.17e+06	0.73 y	18:06	-	0.87

DB
5/30/19

Filename: 190530D1 S: 7 Acquired: 30-MAY-19 14:13:01
Run: Analyte: TCDF Cal: 1613TCDFVG7-5-30-19Results:
Sample text: ST190530D1-5 1613 CS4 19C2205

Name	Amount	Resp	RA	RT	RF	RRF
13C-1,2,3,4-TCDF	100	1.30e+07	0.81 y	15:49	-	1.00
13C-2,3,7,8-TCDF	100	1.28e+07	0.80 y	18:05	-	0.98
2,3,7,8-TCDF	40.0	4.95e+06	0.77 y	18:06	-	0.97

DB
5/30/19

Filename: 190530D1 S: 8 Acquired: 30-MAY-19 14:44:52
Run: Analyte: TCDF Cal: 1613TCDFVG7-5-30-19Results:
Sample text: ST190530D1-6 1613 CS5 19C2206

Name	Amount	Resp	RA	RT	RF	RRF
13C-1,2,3,4-TCDF	100	1.29e+07	0.80 y	15:48	-	1.00
13C-2,3,7,8-TCDF	100	1.24e+07	0.80 y	18:05	-	0.96
2,3,7,8-TCDF	300	3.42e+07	0.74 y	18:06	-	0.92

DB
5/30/19

Vista Analytical Laboratory - Injection Log Run file: 190530D1 Instrument ID: VG-7 GC Column ID: DB-225

Data file	S#	Sample ID	Analyst	Acq date	Acq time	CCal	ECal
190530D1	1	CP190530D1-1	DB	30-MAY-19	11:02:08	ST190530D1-4	NA
190530D1	2	SOLVENT BLANK	DB	30-MAY-19	11:33:52	ST190530D1-4	NA
190530D1	3	ST190530D1-1	DB	30-MAY-19	12:05:38	ST190530D1-4	NA
190530D1	4	ST190530D1-2	DB	30-MAY-19	12:37:29	ST190530D1-4	NA
190530D1	5	ST190530D1-3	DB	30-MAY-19	13:09:20	ST190530D1-4	NA
190530D1	6	ST190530D1-4	DB	30-MAY-19	13:41:11	ST190530D1-4	NA
190530D1	7	ST190530D1-5	DB	30-MAY-19	14:13:01	ST190530D1-4	NA
190530D1	8	ST190530D1-6	DB	30-MAY-19	14:44:52	ST190530D1-4	NA
190530D1	9	SOLVENT BLANK	DB	30-MAY-19	15:16:42	ST190530D1-4	NA
190530D1	10	SS190528D1-1	DB	30-MAY-19	15:48:32	ST190530D1-4	NA
190530D1	11	SOLVENT BLANK	DB	30-MAY-19	16:20:23	ST190530D1-4	NA
190530D1	12	1901028-05RE1	DB	30-MAY-19	16:52:12	ST190530D1-4	NA
190530D1	13	1901028-07RE1	DB	30-MAY-19	17:24:02	ST190530D1-4	NA
190530D1	14	1901028-08RE1	DB	30-MAY-19	17:55:52	ST190530D1-4	NA
190530D1	15	1901028-09RE1	DB	30-MAY-19	18:27:41	ST190530D1-4	NA

Peak Locate Examination:30-MAY-2019:11:01 File:190530D1

Experiment:TCDF_DB225 Function:1 Reference:PFK

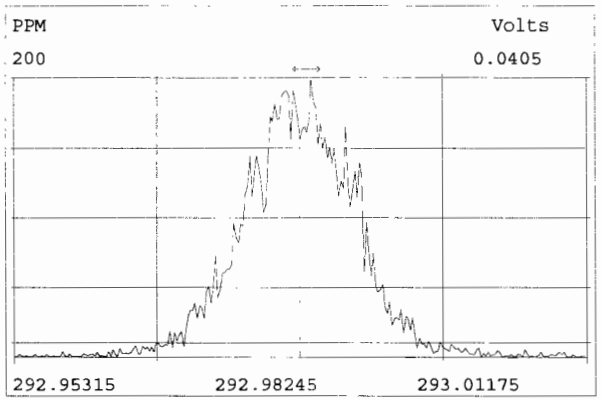

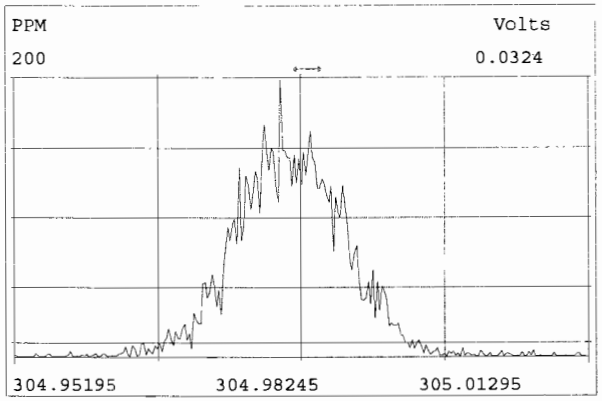

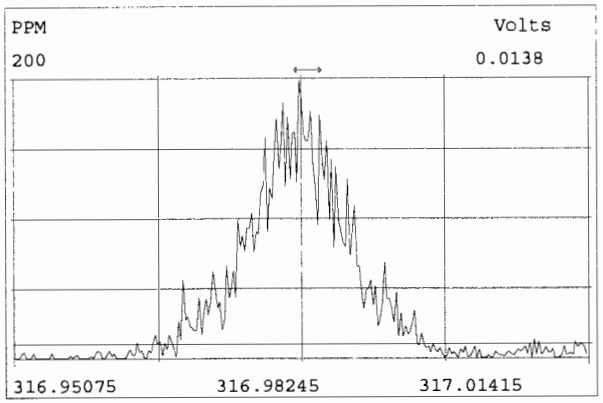

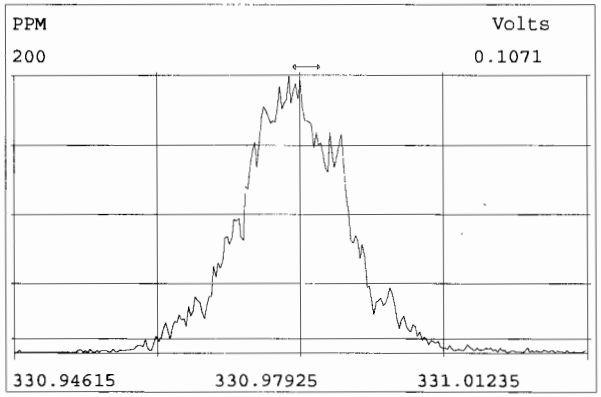

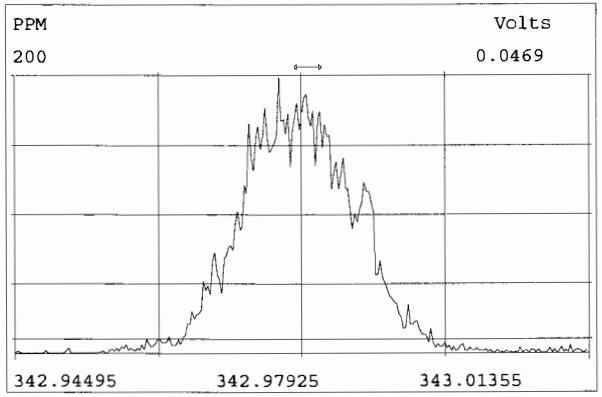

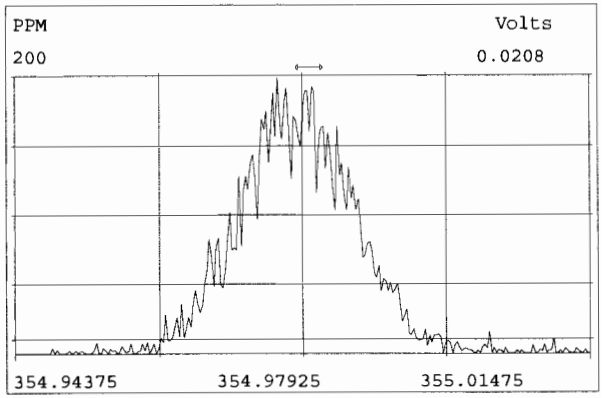

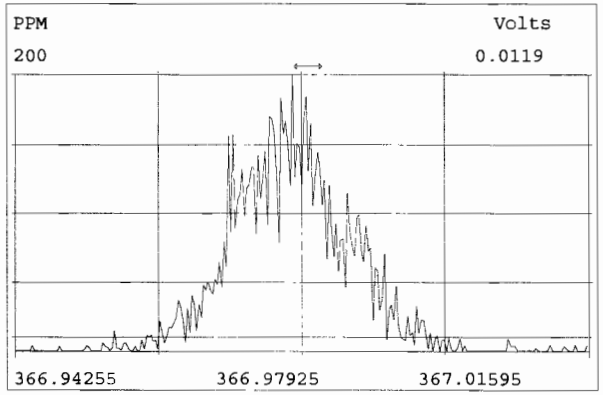

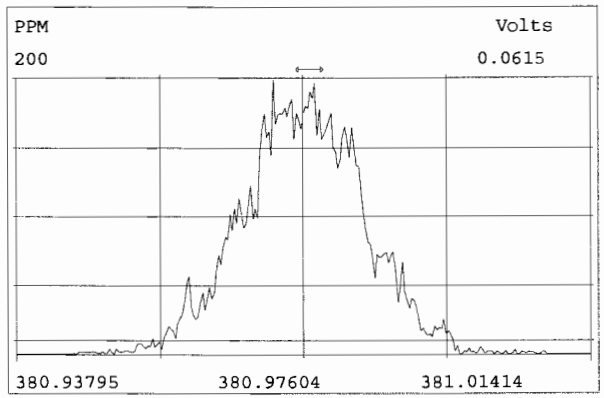

File:190530D1 #1-1559 Acq:30-MAY-2019 11:02:08 GC EI+ Voltage SIR Autospec-UltimaE
Sample#1 File Text:Vista_Analytical_Laboratory_VG7 Text:CP190530D1-1 DB225 CPSM Exp:TCDF_DB225
303.9016

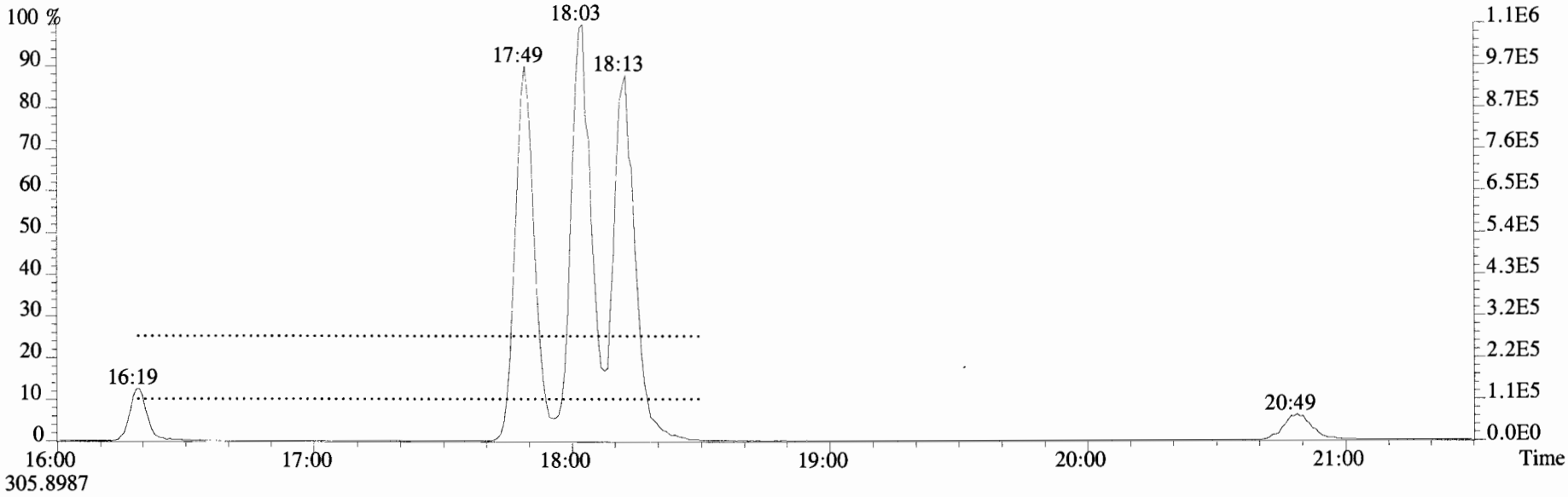

305.8987

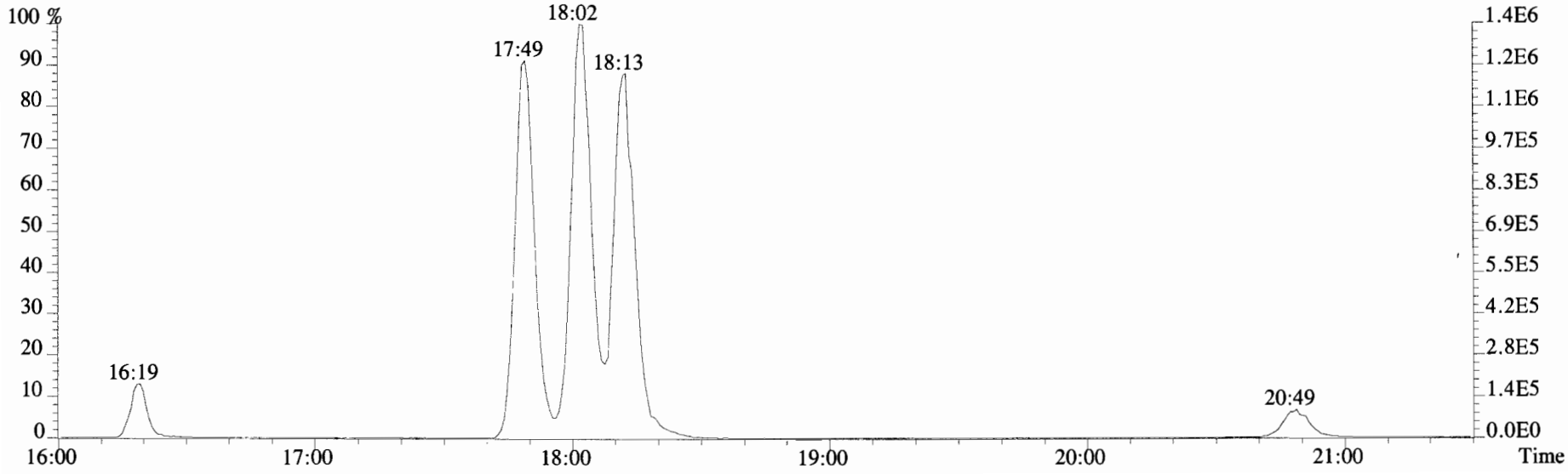

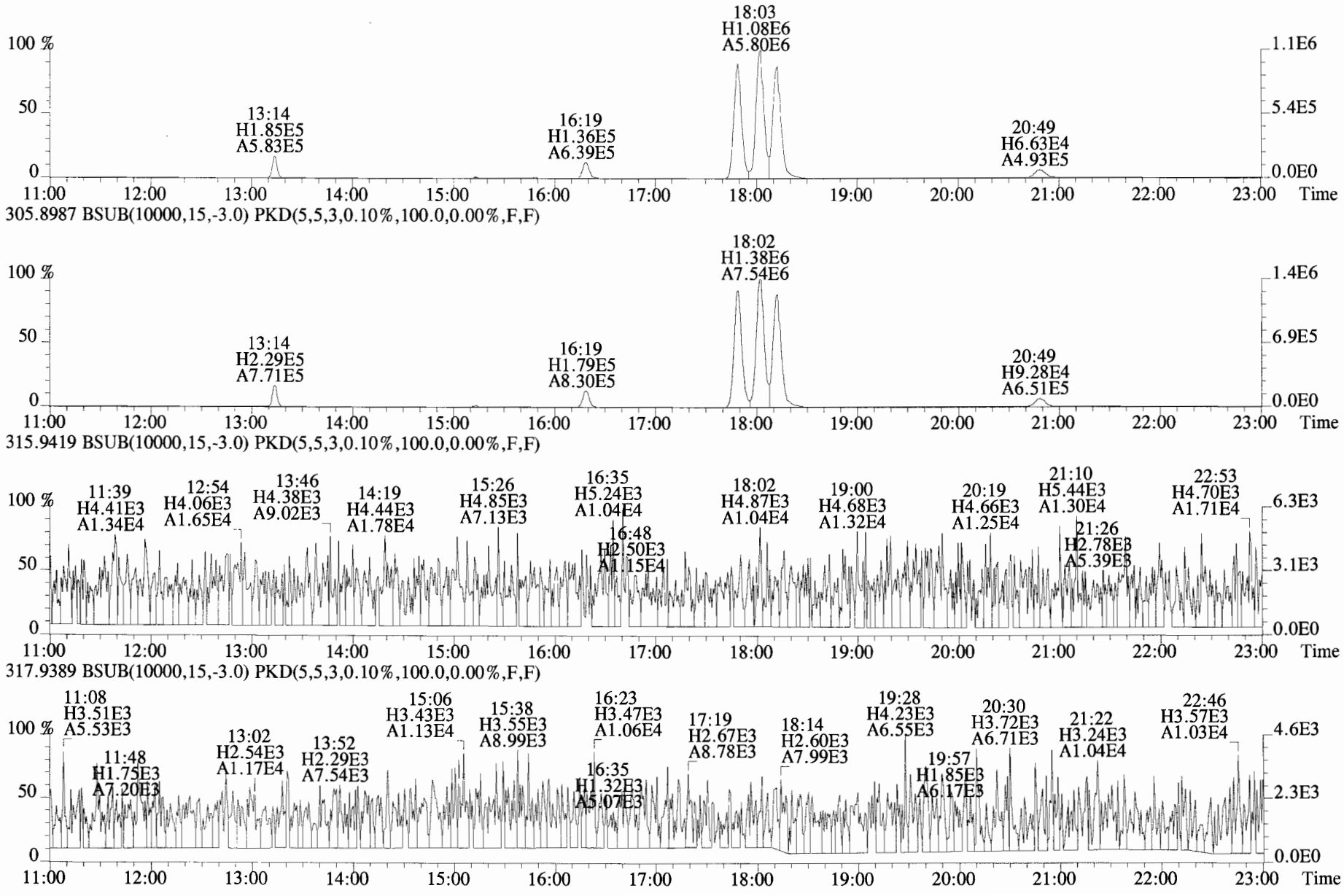
File:190530D1 #1-1682 Acq:30-MAY-2019 11:02:08 GC EI+ Voltage SIR Autospec-UltimaE
Sample#1 File Text:Vista_Analytical_Laboratory_VG7 Text:CP190530D1-1 DB225 CPSM Exp:TCDF_DB225
303.9016 BSUB(10000,15,-3.0) PKD(5,5,3,0.10%,100.0,0.00%,F,F)
18:03 H1.08E6 A5.80E6
13:14 H1.85E5 A5.83E5
16:19 H1.36E5 A6.39E5
20:49 H6.63E4 A4.93E5
305.8987 BSUB(10000,15,-3.0) PKD(5,5,3,0.10%,100.0,0.00%,F,F)
18:02 H1.38E6 A7.54E6
13:14 H2.29E5 A7.71E5
16:19 H1.79E5 A8.30E5
20:49 H9.28E4 A6.51E5
315.9419 BSUB(10000,15,-3.0) PKD(5,5,3,0.10%,100.0,0.00%,F,F)
11:39 H4.41E3 A1.34E4
12:54 H4.06E3 A1.65E4
13:46 H4.38E3 A9.02E3
14:19 H4.44E3 A1.78E4
15:26 H4.85E3 A7.13E3
16:35 H5.24E3 A1.04E4
16:48 H2.50E3 A1.15E4
18:02 H4.87E3 A1.04E4
19:00 H4.68E3 A1.32E4
20:19 H4.66E3 A1.25E4
21:10 H5.44E3 A1.30E4
21:26 H2.78E3 A5.39E3
22:53 H4.70E3 A1.71E4
317.9389 BSUB(10000,15,-3.0) PKD(5,5,3,0.10%,100.0,0.00%,F,F)
11:08 H3.51E3 A5.53E3
11:48 H1.75E3 A7.20E3
13:02 H2.54E3 A1.17E4
13:52 H2.29E3 A7.54E3
15:06 H3.43E3 A1.13E4
15:38 H3.55E3 A8.99E3
16:23 H3.47E3 A1.06E4
16:35 H1.32E3 A5.07E3
17:19 H2.67E3 A8.78E3
18:14 H2.60E3 A7.99E3
19:28 H4.23E3 A6.55E3
19:57 H1.85E3 A6.17E3
20:30 H3.72E3 A6.71E3
21:22 H3.24E3 A1.04E4
22:46 H3.57E3 A1.03E4
100 %
50
0
11:00
12:00
13:00
14:00
15:00
16:00
17:00
18:00
19:00
20:00
21:00
22:00
23:00
Time
1.1E6
5.4E5
0.0E0
1.4E6
6.9E5
6.3E3
3.1E3
4.6E3
2.3E3

File:190530D1 #1-1682 Acq:30-MAY-2019 11:02:08 GC EI+ Voltage SIR Autospec-UltimaE
Sample#1 File Text:Vista_Analytical_Laboratory_VG7 Text:CP190530D1-1 DB225 CPSM Exp:TCDF_DB225
331.9368 BSUB(10000,15,-3.0) PKD(5,5,3,0.10%,100.0,0.00%,F,F)

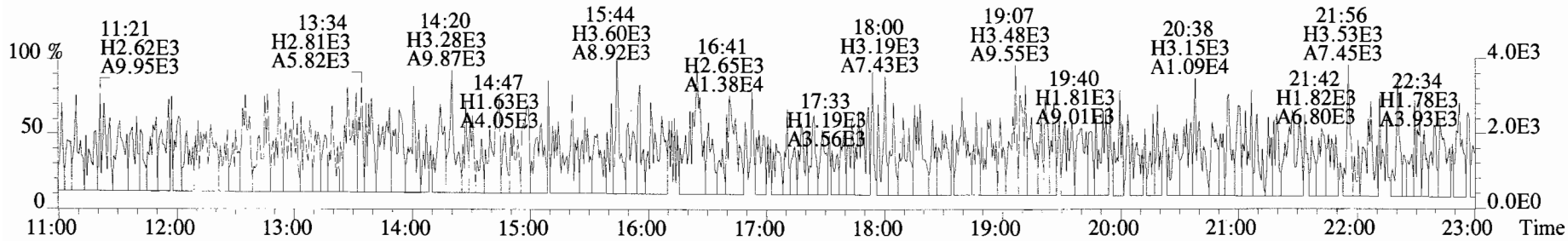

333.9339 BSUB(10000,15,-3.0) PKD(5,5,3,0.10%,100.0,0.00%,F,F)

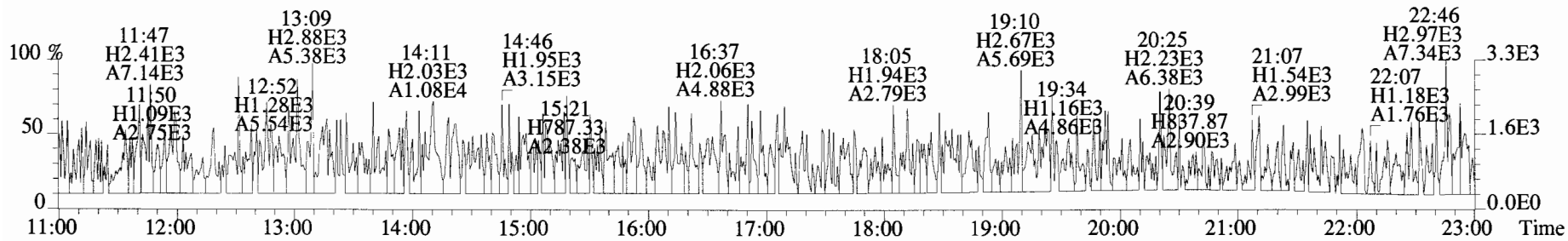

375.8364 BSUB(10000,15,-3.0) PKD(5,5,3,0.10%,100.0,0.00%,F,F)

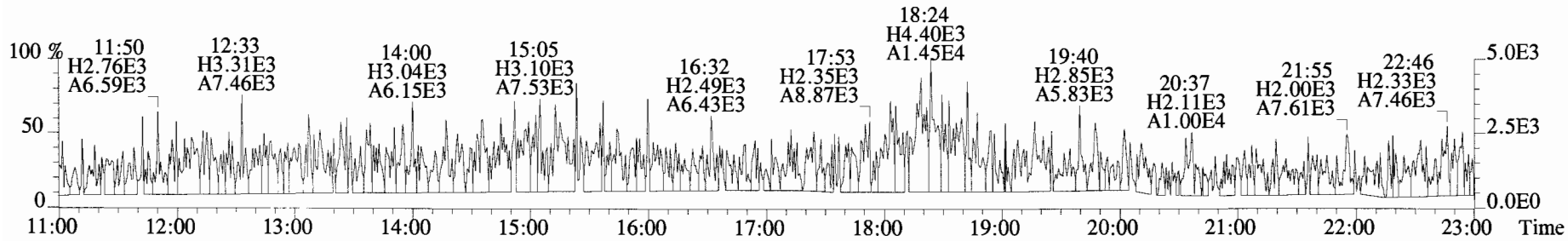

330.9792

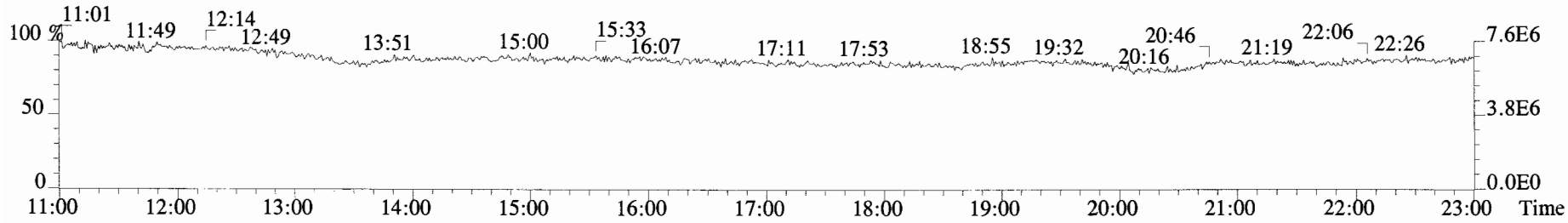

File:190530D1 #1-1682 Acq:30-MAY-2019 12:05:38 GC EI+ Voltage SIR Autospec-UltimaE
Sample#3 File Text:Vista_Analytical_Laboratory_VG7 Text:ST190530D1-1 1613 CS0 19C2201 Exp:TCDF_DB225
303.9016 S:3 BSUB(10000,15,-3.0) PKD(5,5,3,0.10%,100.0,0.00%,F,F)

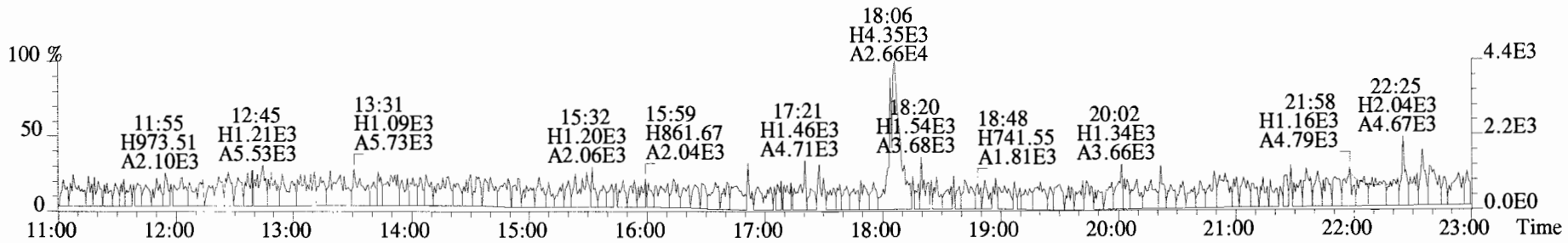

305.8987 S:3 BSUB(10000,15,-3.0) PKD(5,5,3,0.10%,100.0,0.00%,F,F)

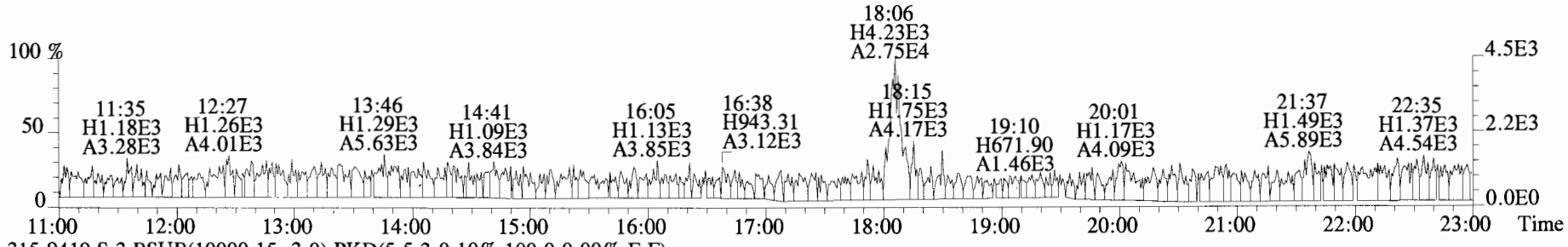

315.9419 S:3 BSUB(10000,15,-3.0) PKD(5,5,3,0.10%,100.0,0.00%,F,F)

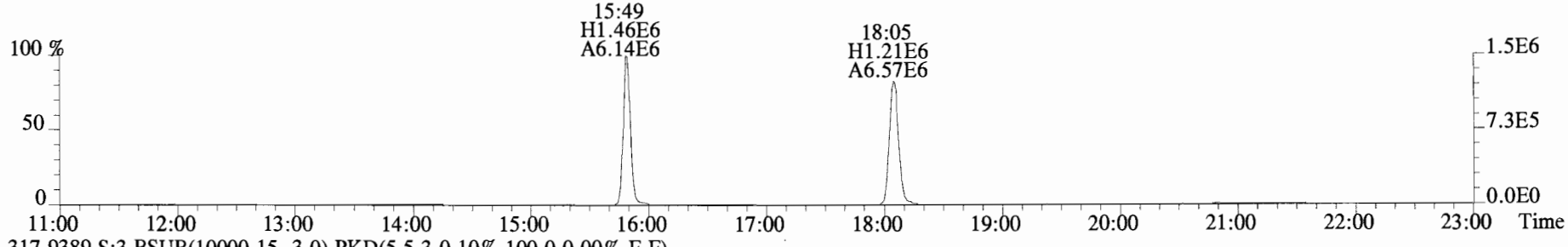

317.9389 S:3 BSUB(10000,15,-3.0) PKD(5,5,3,0.10%,100.0,0.00%,F,F)

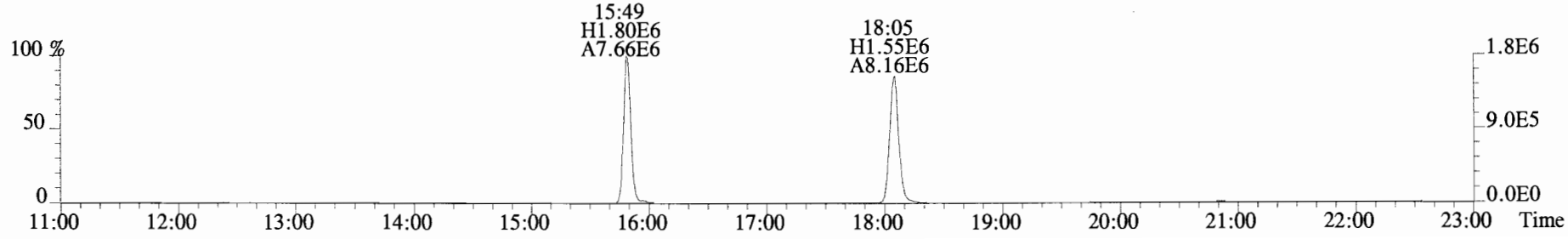

File:190530D1 #1-1682 Acq:30-MAY-2019 12:05:38 GC EI+ Voltage SIR Autospec-UltimaE
Sample#3 File Text:Vista_Analytical_Laboratory_VG7 Text:ST190530D1-1 1613 CS0 19C2201 Exp:TCDF_DB225
303.9016 S:3 BSUB(10000,15,-3.0) PKD(5,5,3,0.10%,100.0,0.00%,F,F)

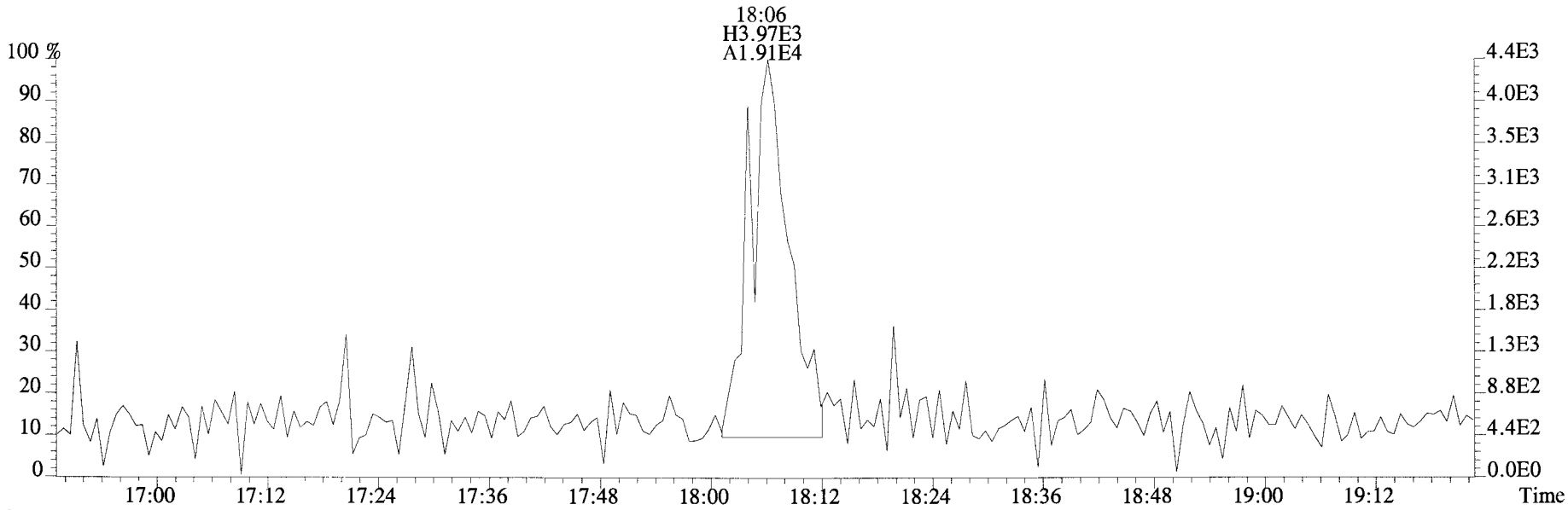

305.8987 S:3 BSUB(10000,15,-3.0) PKD(5,5,3,0.10%,100.0,0.00%,F,F)

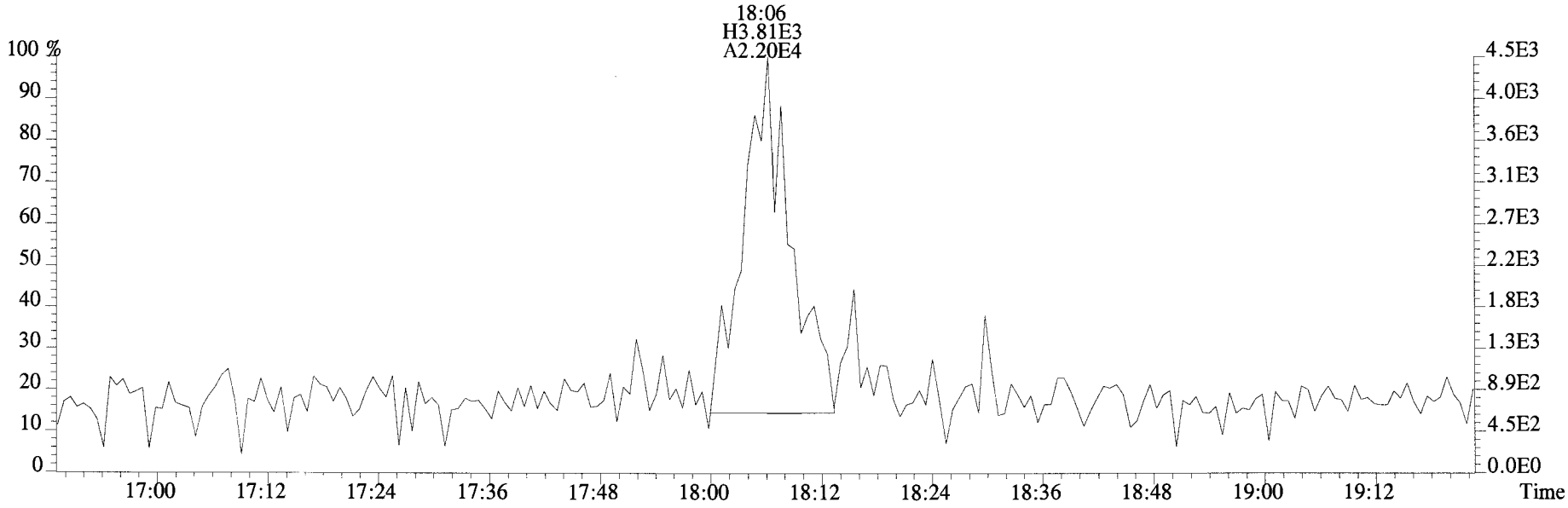

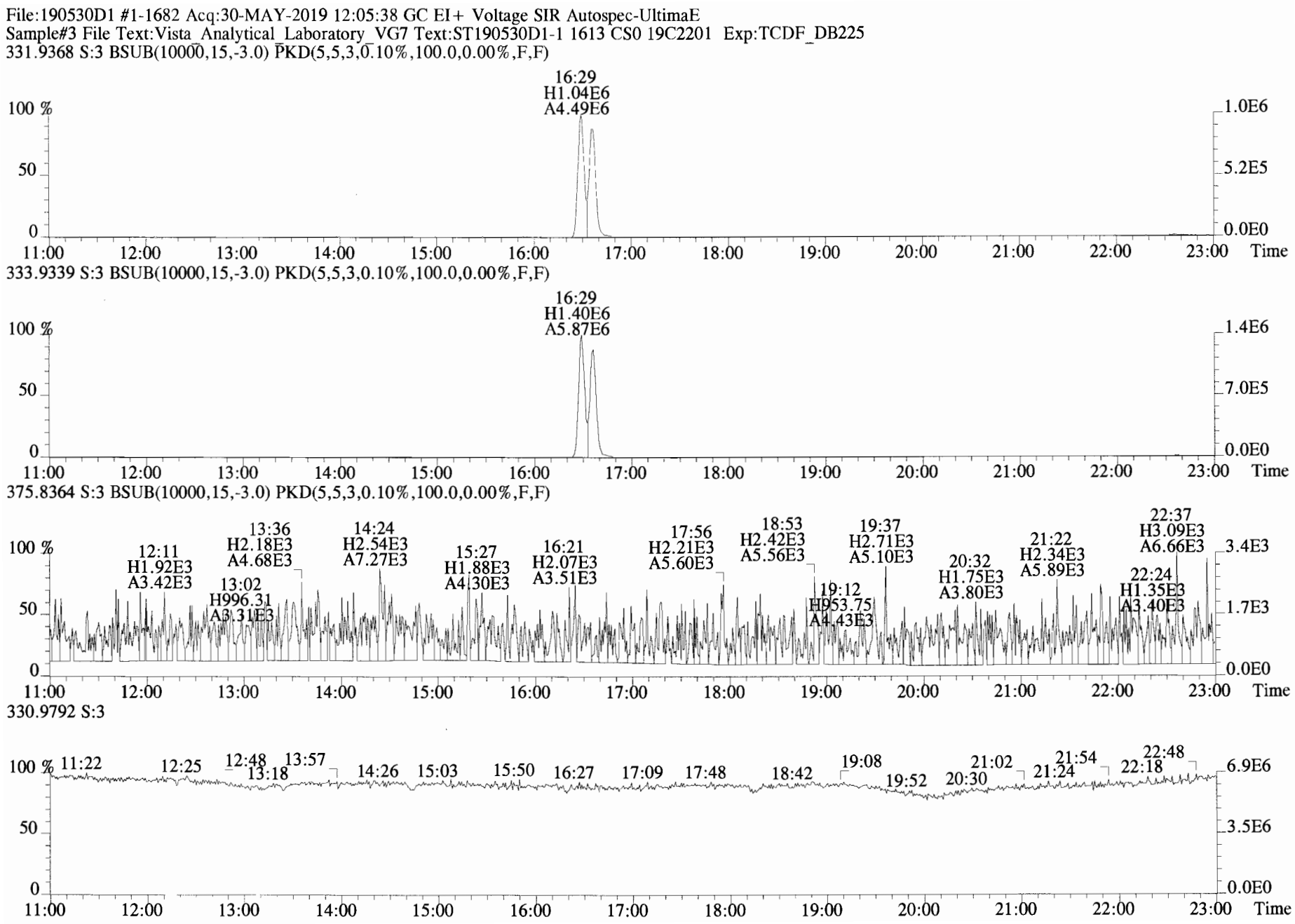
File:190530D1 #1-1682 Acq:30-MAY-2019 12:05:38 GC EI+ Voltage SIR Autospec-UltimaE
Sample#3 File Text:Vista_Analytical_Laboratory_VG7 Text:ST190530D1-1 1613 CS0 19C2201 Exp:TCDF_DB225
331.9368 S:3 BSUB(10000,15,-3.0) PKD(5,5,3,0.10%,100.0,0.00%,F,F)
16:29
H1.04E6
A4.49E6
333.9339 S:3 BSUB(10000,15,-3.0) PKD(5,5,3,0.10%,100.0,0.00%,F,F)
16:29
H1.40E6
A5.87E6
375.8364 S:3 BSUB(10000,15,-3.0) PKD(5,5,3,0.10%,100.0,0.00%,F,F)
12:11 H1.92E3 A3.42E3
13:02 H996.31 A3.31E3
13:36 H2.18E3 A4.68E3
14:24 H2.54E3 A7.27E3
15:27 H1.88E3 A4.30E3
16:21 H2.07E3 A3.51E3
17:56 H2.21E3 A5.60E3
18:53 H2.42E3 A5.56E3
19:12 H953.75 A4.43E3
19:37 H2.71E3 A5.10E3
20:32 H1.75E3 A3.80E3
21:22 H2.34E3 A5.89E3
22:24 H1.35E3 A3.40E3
22:37 H3.09E3 A6.66E3
330.9792 S:3
11:22 12:25 12:48 13:18 13:57 14:26 15:03 15:50 16:27 17:09 17:48 18:42 19:08 19:52 20:30 21:02 21:24 21:54 22:18 22:48
100 %
50
0
11:00 12:00 13:00 14:00 15:00 16:00 17:00 18:00 19:00 20:00 21:00 22:00 23:00 Time
1.0E6
5.2E5
0.0E0
1.4E6
7.0E5
3.4E3
1.7E3
6.9E6
3.5E6

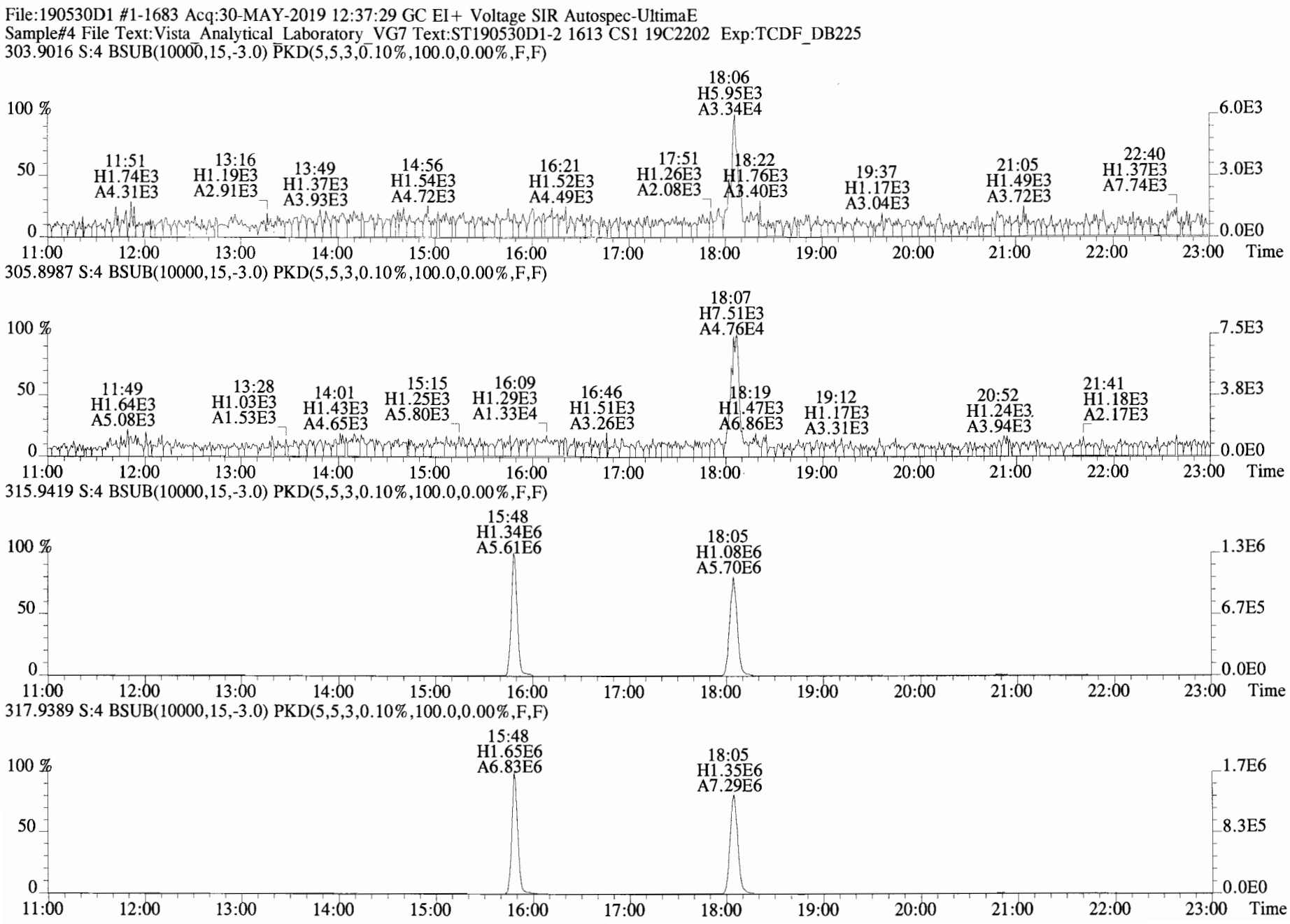
File:190530D1 #1-1683 Acq:30-MAY-2019 12:37:29 GC EI+ Voltage SIR Autospec-UltimaE
Sample#4 File Text:Vista_Analytical_Laboratory_VG7 Text:ST190530D1-2 1613 CS1 19C2202 Exp:TCDF_DB225
303.9016 S:4 BSUB(10000,15,-3.0) PKD(5,5,3,0.10%,100.0,0.00%,F,F)
18:06 H5.95E3 A3.34E4
11:51 H1.74E3 A4.31E3
13:16 H1.19E3 A2.91E3
13:49 H1.37E3 A3.93E3
14:56 H1.54E3 A4.72E3
16:21 H1.52E3 A4.49E3
17:51 H1.26E3 A2.08E3
18:22 H1.76E3 A3.40E3
19:37 H1.17E3 A3.04E3
21:05 H1.49E3 A3.72E3
22:40 H1.37E3 A7.74E3
305.8987 S:4 BSUB(10000,15,-3.0) PKD(5,5,3,0.10%,100.0,0.00%,F,F)
18:07 H7.51E3 A4.76E4
11:49 H1.64E3 A5.08E3
13:28 H1.03E3 A1.53E3
14:01 H1.43E3 A4.65E3
15:15 H1.25E3 A5.80E3
16:09 H1.29E3 A1.33E4
16:46 H1.51E3 A3.26E3
18:19 H1.47E3 A6.86E3
19:12 H1.17E3 A3.31E3
20:52 H1.24E3 A3.94E3
21:41 H1.18E3 A2.17E3
315.9419 S:4 BSUB(10000,15,-3.0) PKD(5,5,3,0.10%,100.0,0.00%,F,F)
15:48 H1.34E6 A5.61E6
18:05 H1.08E6 A5.70E6
317.9389 S:4 BSUB(10000,15,-3.0) PKD(5,5,3,0.10%,100.0,0.00%,F,F)
15:48 H1.65E6 A6.83E6
18:05 H1.35E6 A7.29E6
100 %
50
0
6.0E3
3.0E3
0.0E0
7.5E3
3.8E3
1.3E6
6.7E5
1.7E6
8.3E5
11:00
12:00
13:00
14:00
15:00
16:00
17:00
18:00
19:00
20:00
21:00
22:00
23:00
Time

File:190530D1 #1-1683 Acq:30-MAY-2019 12:37:29 GC EI+ Voltage SIR Autospec-UltimaE
Sample#4 File Text:Vista_Analytical_Laboratory_VG7 Text:ST190530D1-2 1613 CS1 19C2202 Exp:TCDF_DB225
303.9016 S:4 BSUB(10000,15,-3.0) PKD(5,5,3,0.10%,100.0,0.00%,F,F)

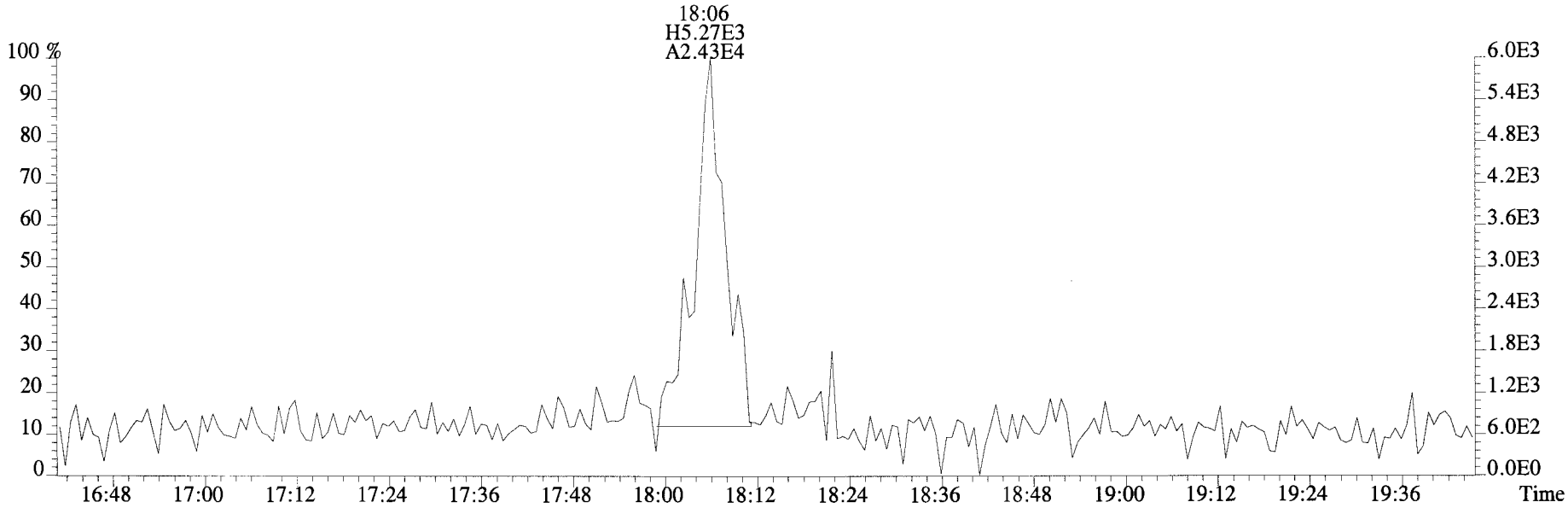

305.8987 S:4 BSUB(10000,15,-3.0) PKD(5,5,3,0.10%,100.0,0.00%,F,F)

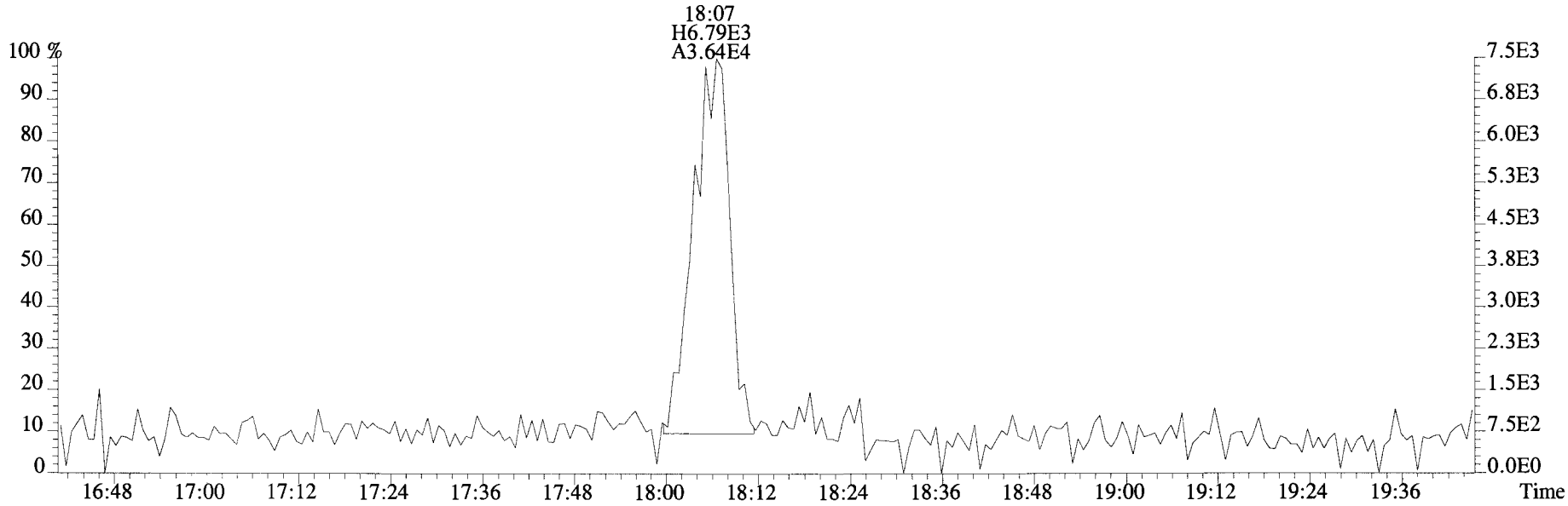

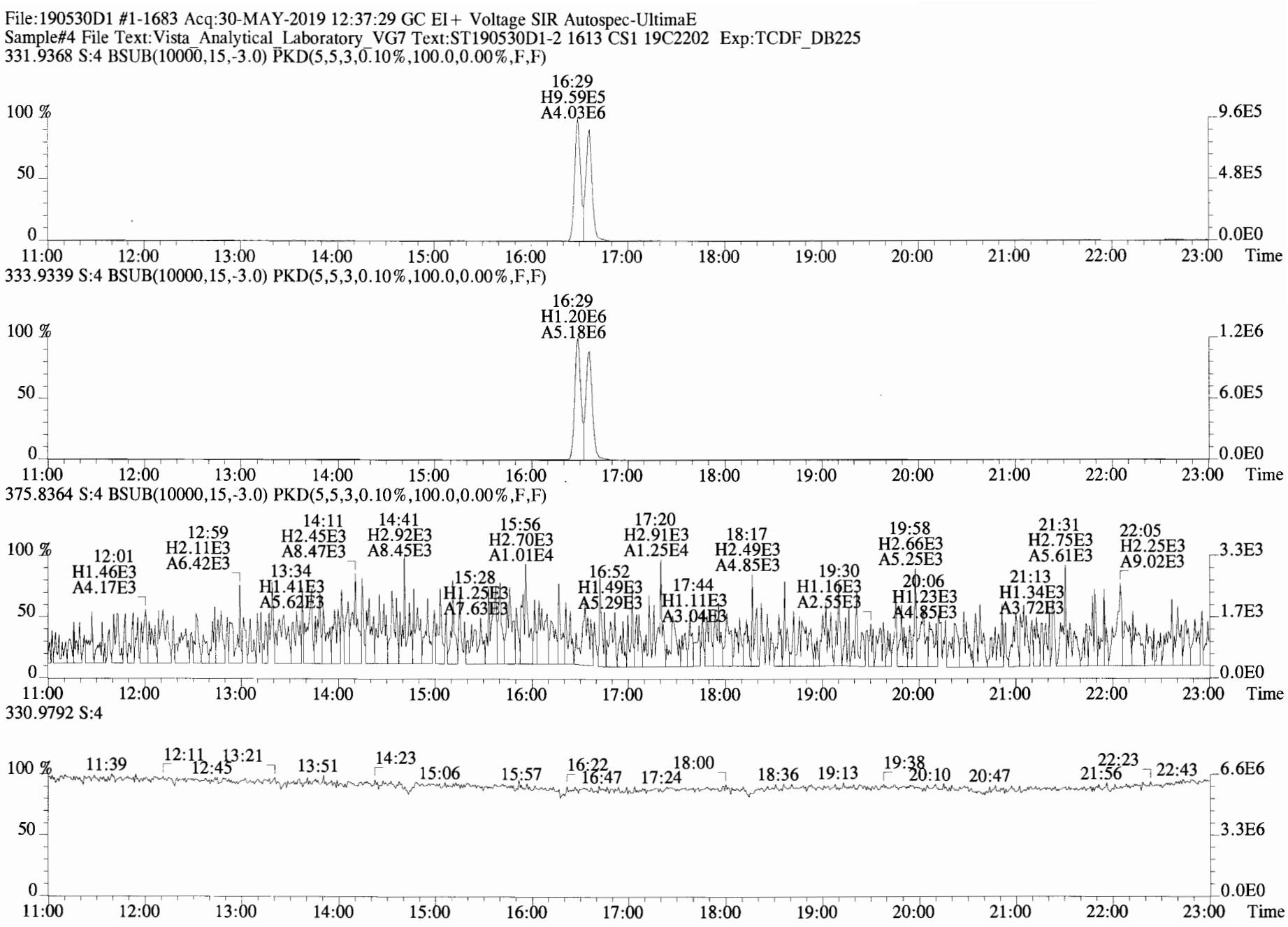
File:190530D1 #1-1683 Acq:30-MAY-2019 12:37:29 GC EI+ Voltage SIR Autospec-UltimaE
Sample#4 File Text:Vista_Analytical_Laboratory_VG7 Text:ST190530D1-2 1613 CS1 19C2202 Exp:TCDF_DB225
331.9368 S:4 BSUB(10000,15,-3.0) PKD(5,5,3,0.10%,100.0,0.00%,F,F)
16:29
H9.59E5
A4.03E6
9.6E5
4.8E5
0.0E0
333.9339 S:4 BSUB(10000,15,-3.0) PKD(5,5,3,0.10%,100.0,0.00%,F,F)
16:29
H1.20E6
A5.18E6
1.2E6
6.0E5
0.0E0
375.8364 S:4 BSUB(10000,15,-3.0) PKD(5,5,3,0.10%,100.0,0.00%,F,F)
12:01
H1.46E3
A4.17E3
12:59
H2.11E3
A6.42E3
13:34
H1.41E3
A5.62E3
14:11
H2.45E3
A8.47E3
14:41
H2.92E3
A8.45E3
15:28
H1.25E3
A7.63E3
15:56
H2.70E3
A1.01E4
16:52
H1.49E3
A5.29E3
17:20
H2.91E3
A1.25E4
17:44
H1.11E3
A3.04E3
18:17
H2.49E3
A4.85E3
19:30
H1.16E3
A2.55E3
19:58
H2.66E3
A5.25E3
20:06
H1.23E3
A4.85E3
21:13
H1.34E3
A3.72E3
21:31
H2.75E3
A5.61E3
22:05
H2.25E3
A9.02E3
3.3E3
1.7E3
0.0E0
330.9792 S:4
11:39
12:11
12:45
13:21
13:51
14:23
15:06
15:57
16:22
16:47
17:24
18:00
18:36
19:13
19:38
20:10
20:47
21:56
22:23
22:43
6.6E6
3.3E6
0.0E0
100 %
50
0
11:00
12:00
13:00
14:00
15:00
16:00
17:00
18:00
19:00
20:00
21:00
22:00
23:00
Time

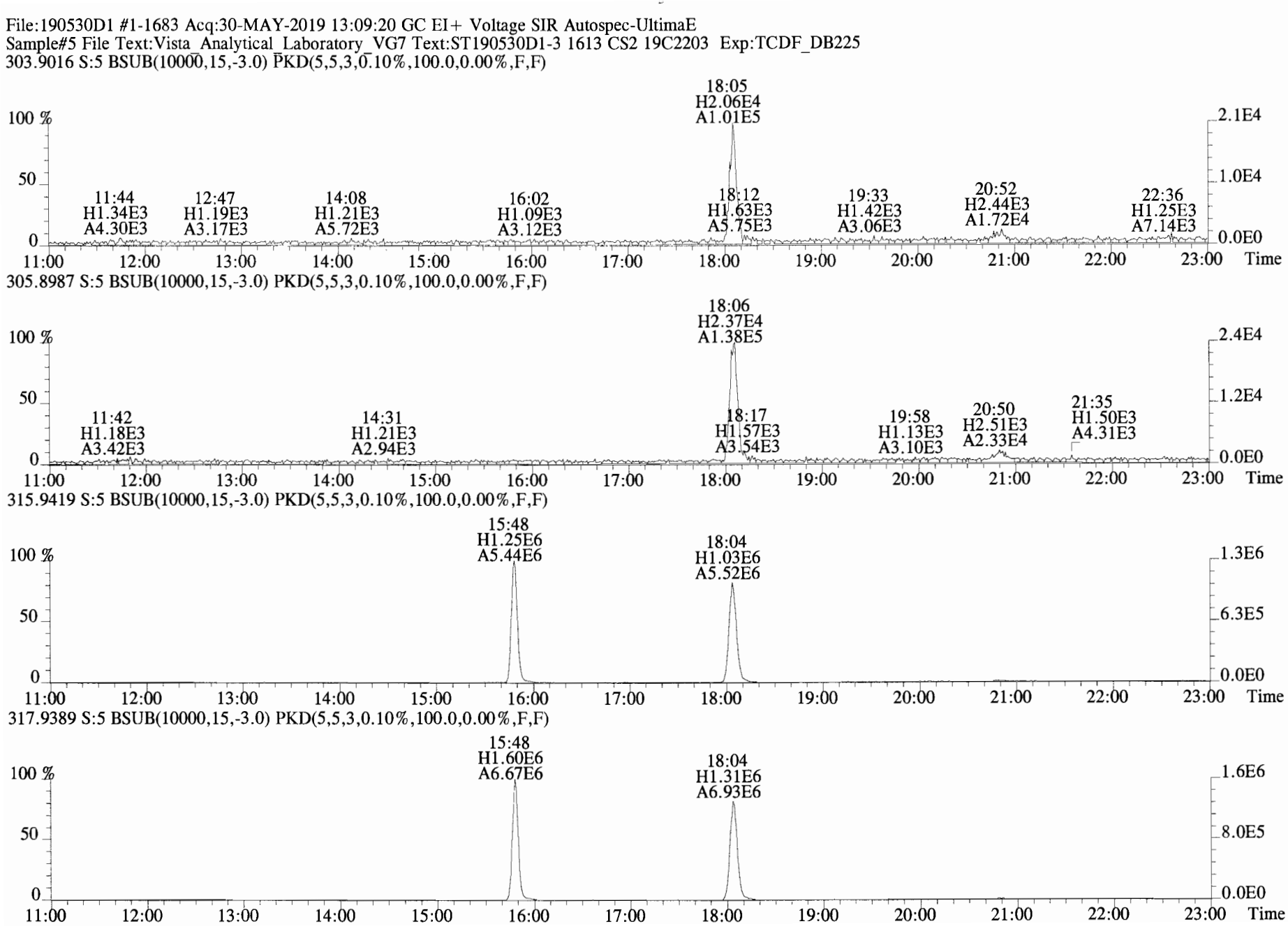
File:190530D1 #1-1683 Acq:30-MAY-2019 13:09:20 GC EI+ Voltage SIR Autospec-UltimaE
Sample#5 File Text:Vista_Analytical_Laboratory_VG7 Text:ST190530D1-3 1613 CS2 19C2203 Exp:TCDF_DB225
303.9016 S:5 BSUB(10000,15,-3.0) PKD(5,5,3,0.10%,100.0,0.00%,F,F)
18:05 H2.06E4 A1.01E5
11:44 H1.34E3 A4.30E3
12:47 H1.19E3 A3.17E3
14:08 H1.21E3 A5.72E3
16:02 H1.09E3 A3.12E3
18:12 H1.63E3 A5.75E3
19:33 H1.42E3 A3.06E3
20:52 H2.44E3 A1.72E4
22:36 H1.25E3 A7.14E3
305.8987 S:5 BSUB(10000,15,-3.0) PKD(5,5,3,0.10%,100.0,0.00%,F,F)
18:06 H2.37E4 A1.38E5
11:42 H1.18E3 A3.42E3
14:31 H1.21E3 A2.94E3
18:17 H1.57E3 A3.54E3
19:58 H1.13E3 A3.10E3
20:50 H2.51E3 A2.33E4
21:35 H1.50E3 A4.31E3
315.9419 S:5 BSUB(10000,15,-3.0) PKD(5,5,3,0.10%,100.0,0.00%,F,F)
15:48 H1.25E6 A5.44E6
18:04 H1.03E6 A5.52E6
317.9389 S:5 BSUB(10000,15,-3.0) PKD(5,5,3,0.10%,100.0,0.00%,F,F)
15:48 H1.60E6 A6.67E6
18:04 H1.31E6 A6.93E6
100 %
50
0
11:00
12:00
13:00
14:00
15:00
16:00
17:00
18:00
19:00
20:00
21:00
22:00
23:00
Time
2.1E4
1.0E4
0.0E0
2.4E4
1.2E4
1.3E6
6.3E5
1.6E6
8.0E5

File:190530D1 #1-1683 Acq:30-MAY-2019 13:09:20 GC EI+ Voltage SIR Autospec-UltimaE
Sample#5 File Text:Vista_Analytical_Laboratory_VG7 Text:ST190530D1-3 1613 CS2 19C2203 Exp:TCDF_DB225
303.9016 S:5 BSUB(10000,15,-3.0) PKD(5,5,3,0.10%,100.0,0.00%,F,F)

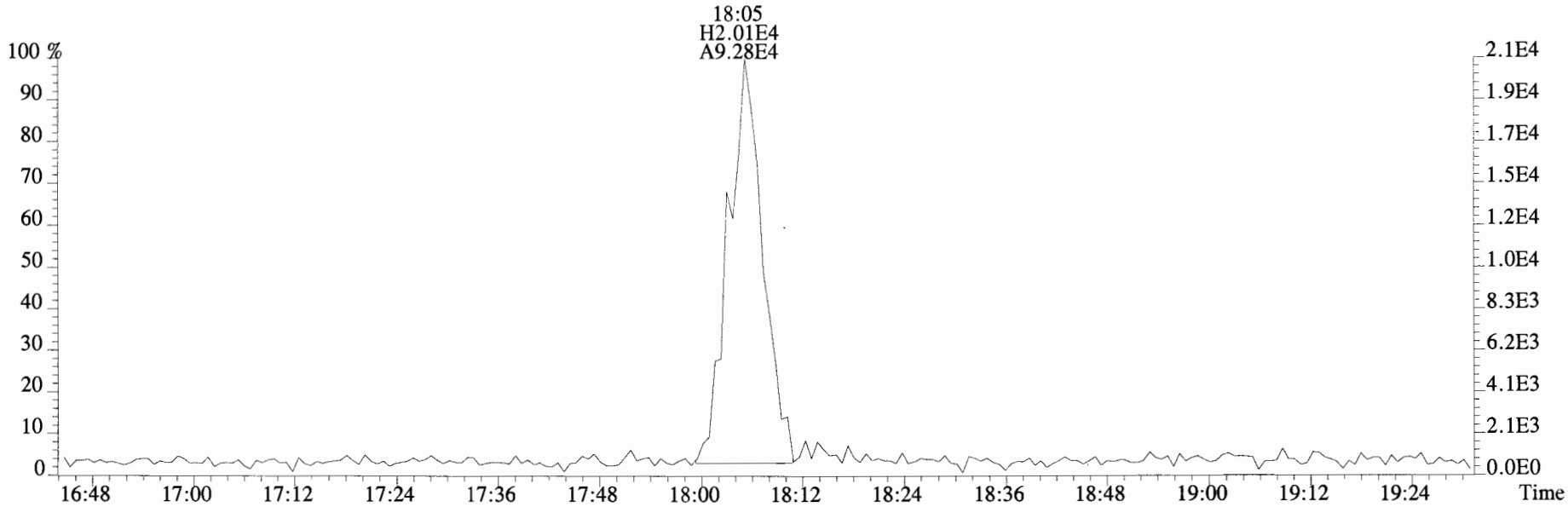

305.8987 S:5 BSUB(10000,15,-3.0) PKD(5,5,3,0.10%,100.0,0.00%,F,F)

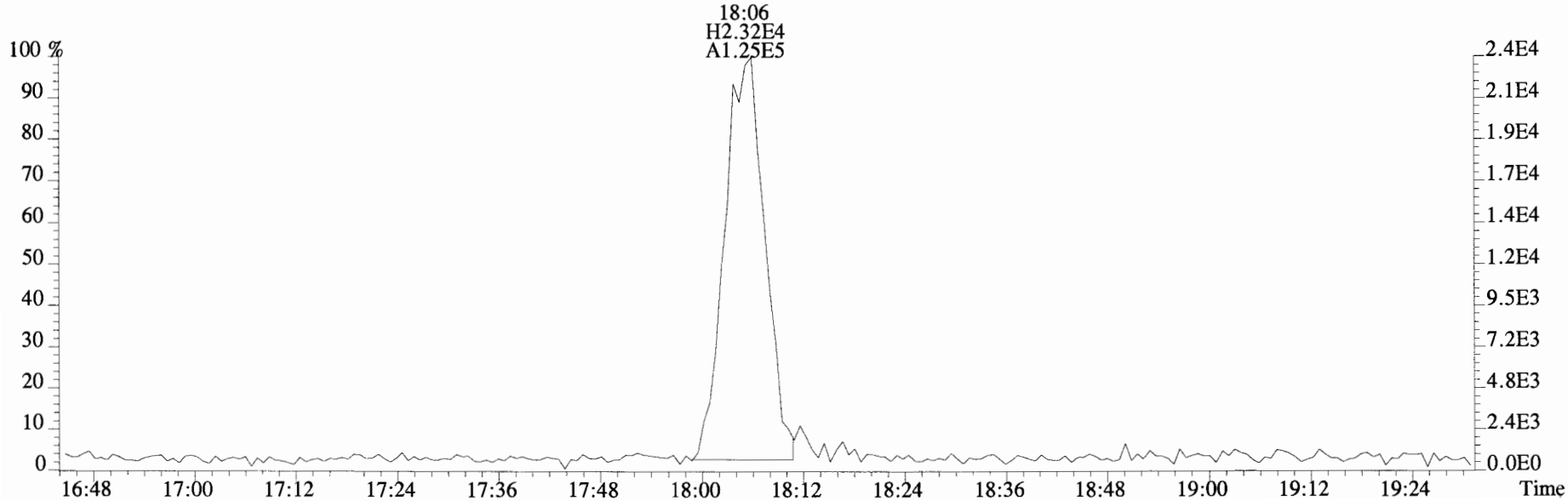

File:190530D1 #1-1683 Acq:30-MAY-2019 13:09:20 GC EI+ Voltage SIR Autospec-UltimaE
Sample#5 File Text:Vista_Analytical_Laboratory_VG7 Text:ST190530D1-3 1613 CS2 19C2203 Exp:TCDF_DB225
331.9368 S:5 BSUB(10000,15,-3.0) PKD(5,5,3,0.10%,100.0,0.00%,F,F)

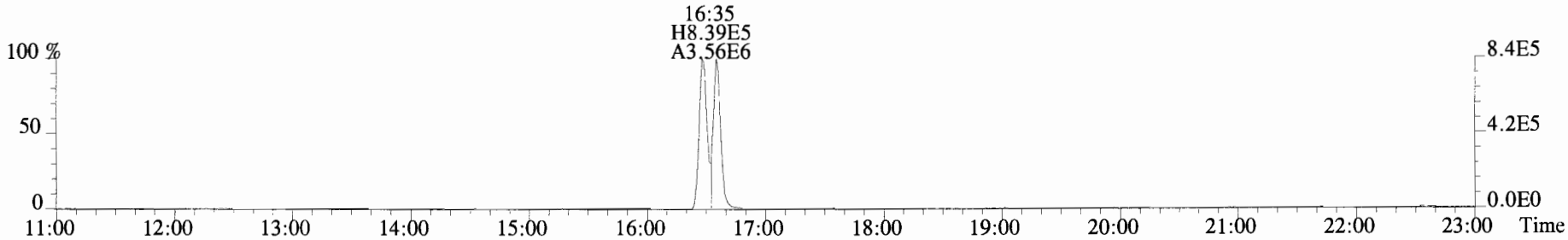

333.9339 S:5 BSUB(10000,15,-3.0) PKD(5,5,3,0.10%,100.0,0.00%,F,F)

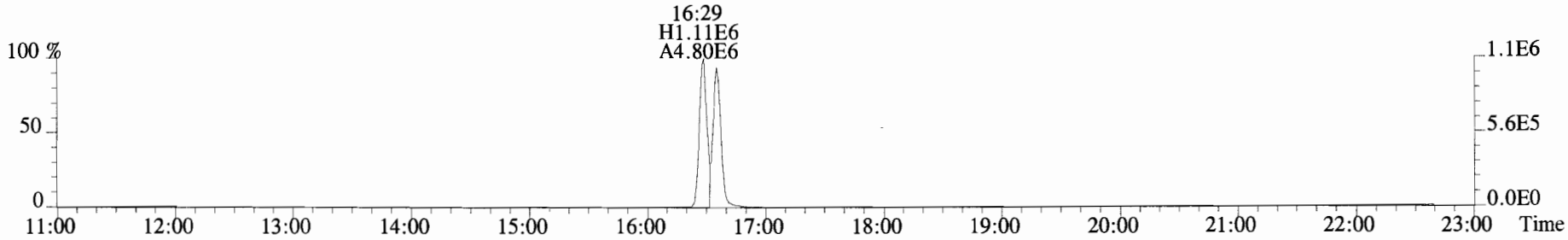

375.8364 S:5 BSUB(10000,15,-3.0) PKD(5,5,3,0.10%,100.0,0.00%,F,F)

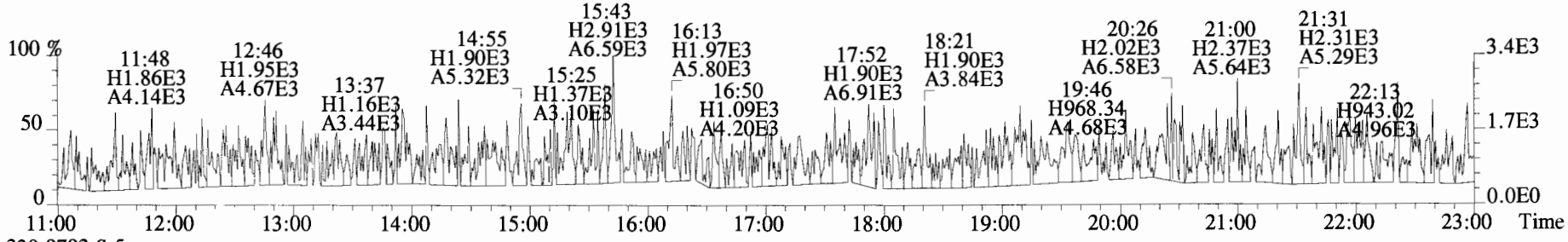

330.9792 S:5

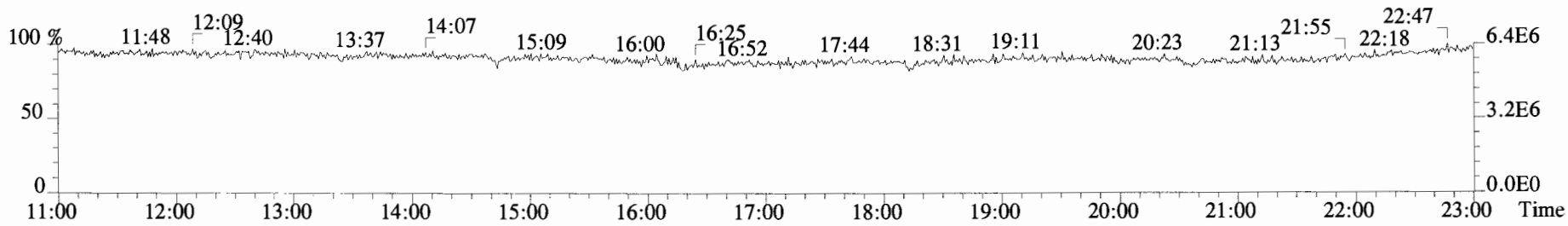

File:190530D1 #1-1682 Acq:30-MAY-2019 13:41:11 GC EI+ Voltage SIR Autospec-UltimaE
Sample#6 File Text:Vista_Analytical_Laboratory_VG7 Text:ST190530D1-4 1613 CS3 19C2204 Exp:TCDF_DB225
303.9016 S:6 BSUB(10000,15,-3.0) PKD(5,5,3,0.10%,100.0,0.00%,F,F)

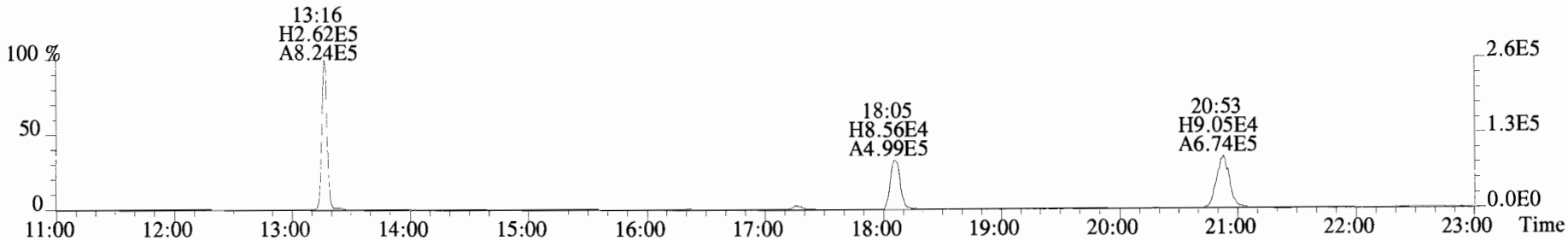

305.8987 S:6 BSUB(10000,15,-3.0) PKD(5,5,3,0.10%,100.0,0.00%,F,F)

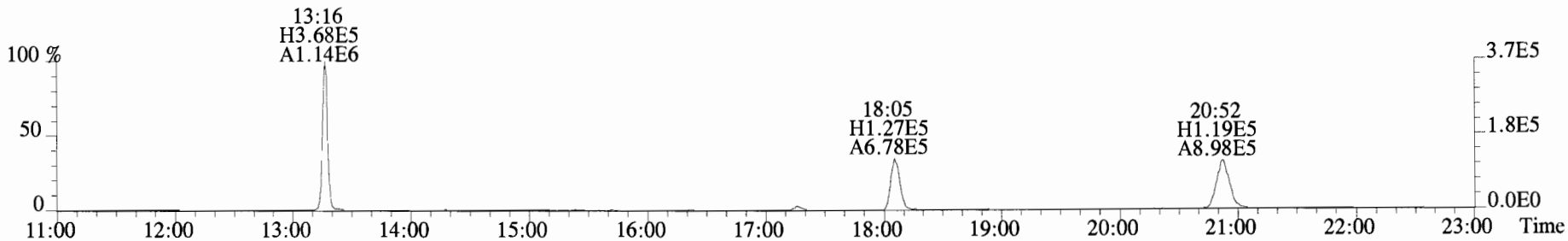

315.9419 S:6 BSUB(10000,15,-3.0) PKD(5,5,3,0.10%,100.0,0.00%,F,F)

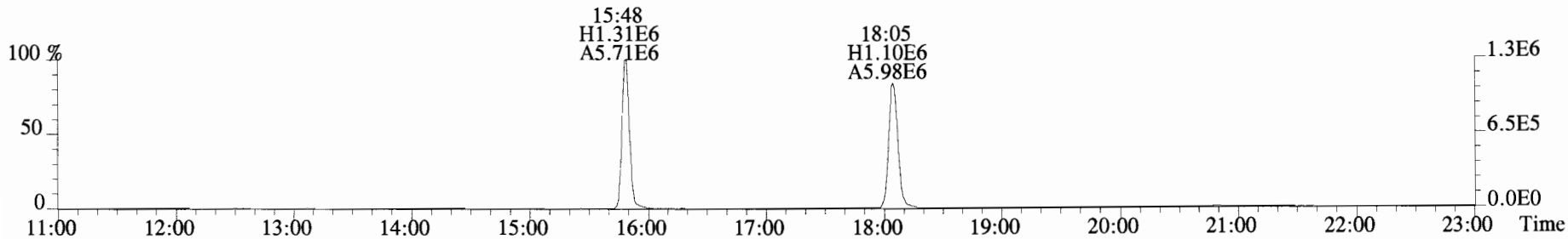

317.9389 S:6 BSUB(10000,15,-3.0) PKD(5,5,3,0.10%,100.0,0.00%,F,F)

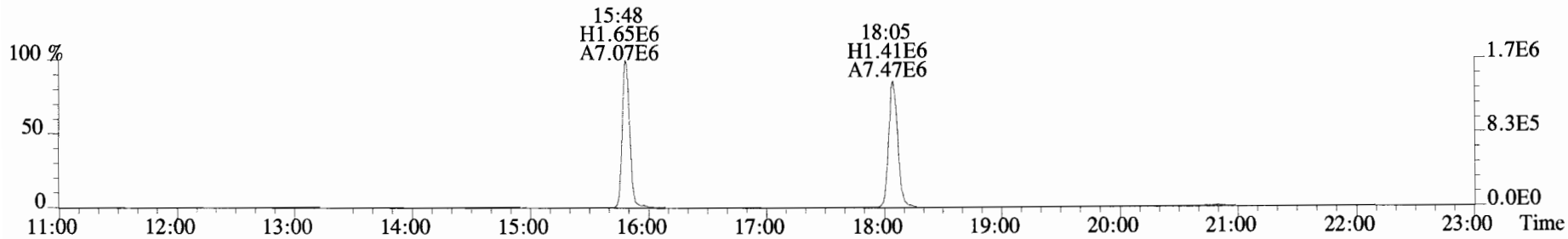

File:190530D1 #1-1682 Acq:30-MAY-2019 13:41:11 GC EI+ Voltage SIR Autospec-UltimaE
Sample#6 File Text:Vista_Analytical_Laboratory_VG7 Text:ST190530D1-4 1613 CS3 19C2204 Exp:TCDF_DB225
303.9016 S:6 BSUB(10000,15,-3.0) PKD(5,5,3,0.10%,100.0,0.00%,F,F)

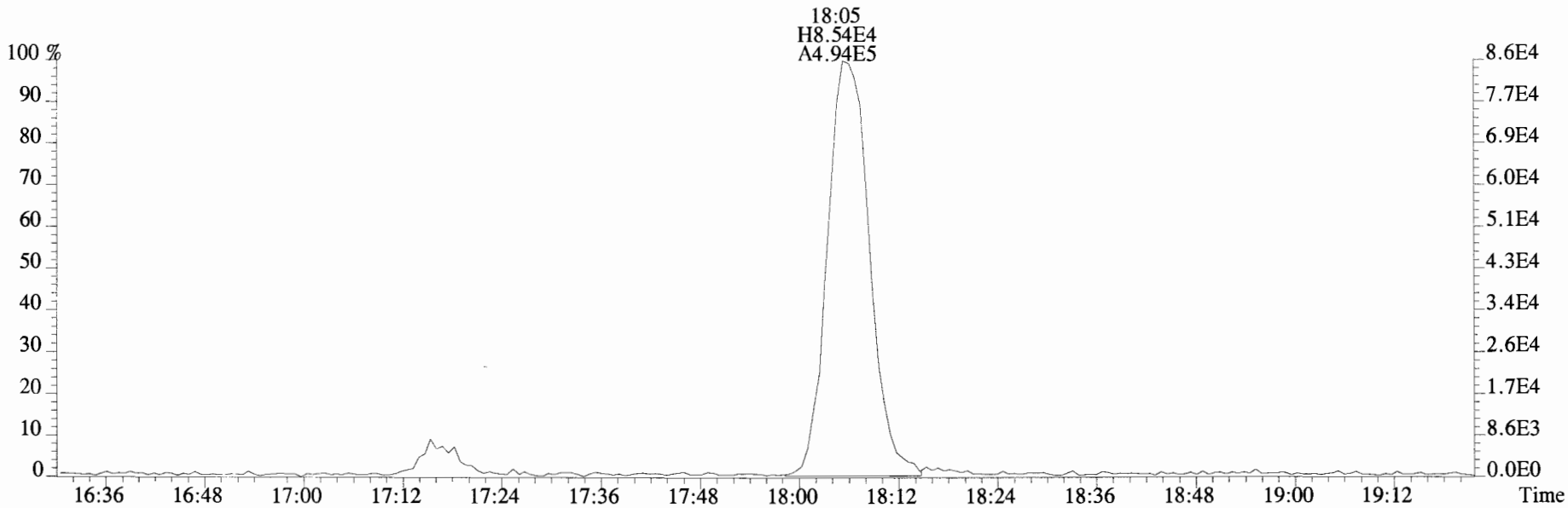

305.8987 S:6 BSUB(10000,15,-3.0) PKD(5,5,3,0.10%,100.0,0.00%,F,F)

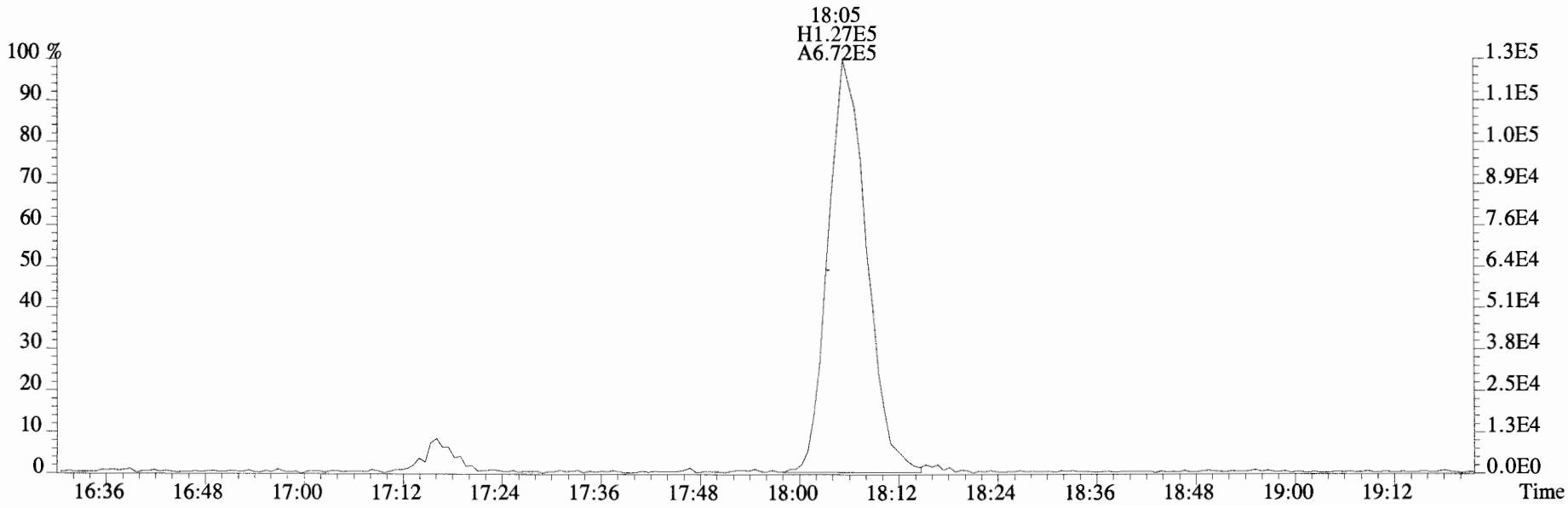

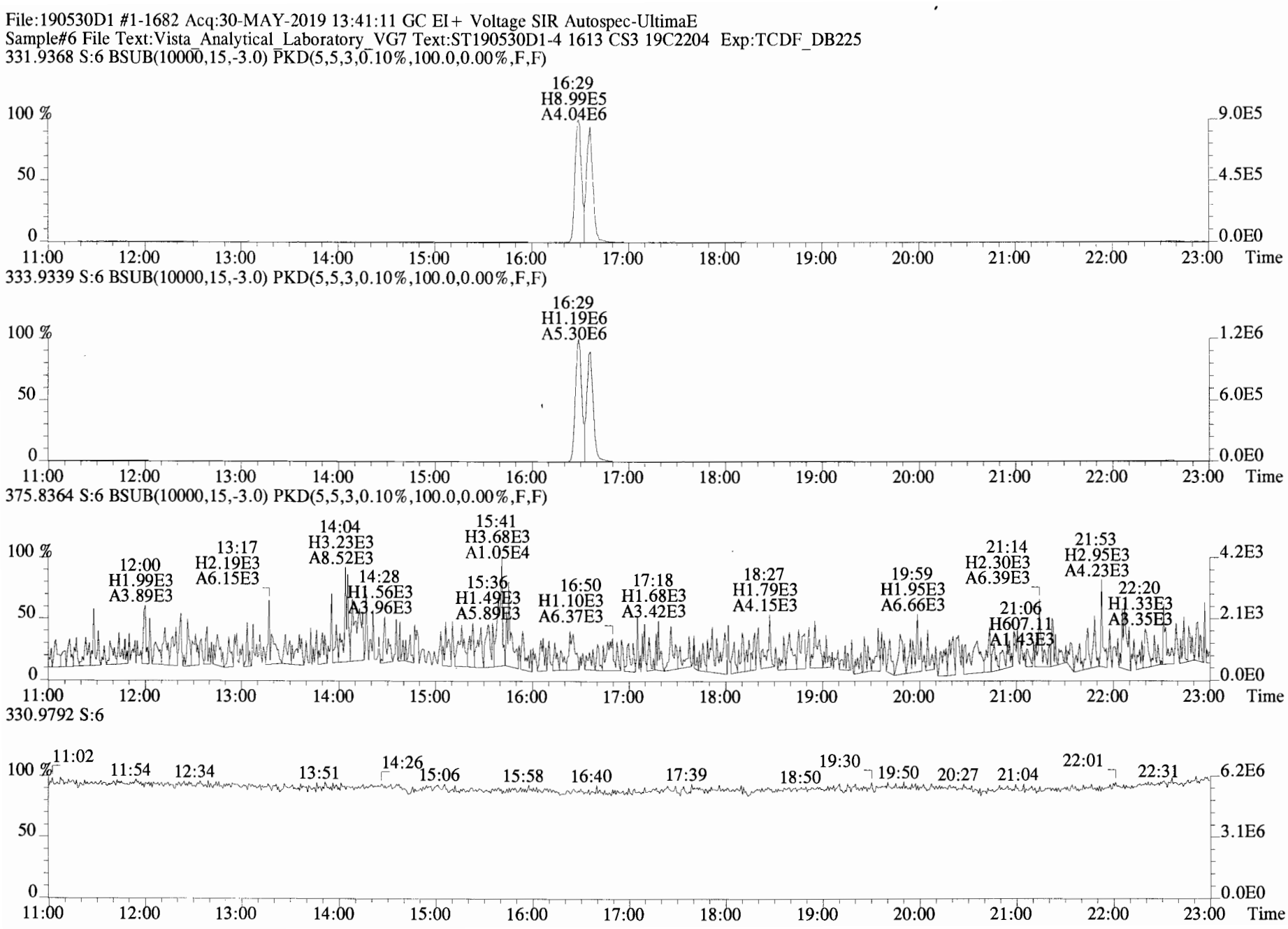
File:190530D1 #1-1682 Acq:30-MAY-2019 13:41:11 GC EI+ Voltage SIR Autospec-UltimaE
Sample#6 File Text:Vista_Analytical_Laboratory_VG7 Text:ST190530D1-4 1613 CS3 19C2204 Exp:TCDF_DB225
331.9368 S:6 BSUB(10000,15,-3.0) PKD(5,5,3,0.10%,100.0,0.00%,F,F)
16:29
H8.99E5
A4.04E6
100 %
50
0
9.0E5
4.5E5
0.0E0
11:00 12:00 13:00 14:00 15:00 16:00 17:00 18:00 19:00 20:00 21:00 22:00 23:00 Time
333.9339 S:6 BSUB(10000,15,-3.0) PKD(5,5,3,0.10%,100.0,0.00%,F,F)
16:29
H1.19E6
A5.30E6
100 %
50
0
1.2E6
6.0E5
0.0E0
11:00 12:00 13:00 14:00 15:00 16:00 17:00 18:00 19:00 20:00 21:00 22:00 23:00 Time
375.8364 S:6 BSUB(10000,15,-3.0) PKD(5,5,3,0.10%,100.0,0.00%,F,F)
12:00
H1.99E3
A3.89E3
13:17
H2.19E3
A6.15E3
14:04
H3.23E3
A8.52E3
14:28
H1.56E3
A3.96E3
15:36
H1.49E3
A5.89E3
15:41
H3.68E3
A1.05E4
16:50
H1.10E3
A6.37E3
17:18
H1.68E3
A3.42E3
18:27
H1.79E3
A4.15E3
19:59
H1.95E3
A6.66E3
21:06
H607.11
A1.43E3
21:14
H2.30E3
A6.39E3
21:53
H2.95E3
A4.23E3
22:20
H1.33E3
A3.35E3
100 %
50
0
4.2E3
2.1E3
0.0E0
11:00 12:00 13:00 14:00 15:00 16:00 17:00 18:00 19:00 20:00 21:00 22:00 23:00 Time
330.9792 S:6
11:02
11:54
12:34
13:51
14:26
15:06
15:58
16:40
17:39
18:50
19:30
19:50
20:27
21:04
22:01
22:31
100 %
50
0
6.2E6
3.1E6
0.0E0
11:00 12:00 13:00 14:00 15:00 16:00 17:00 18:00 19:00 20:00 21:00 22:00 23:00 Time

File:190530D1 #1-1682 Acq:30-MAY-2019 14:13:01 GC EI+ Voltage SIR Autospec-UltimaE
Sample#7 File Text:Vista_Analytical_Laboratory_VG7 Text:ST190530D1-5 1613 CS4 19C2205 Exp:TCDF_DB225
303.9016 S:7 BSUB(10000,15,-3.0) PKD(5,5,3,0.10%,100.0,0.00%,F,F)

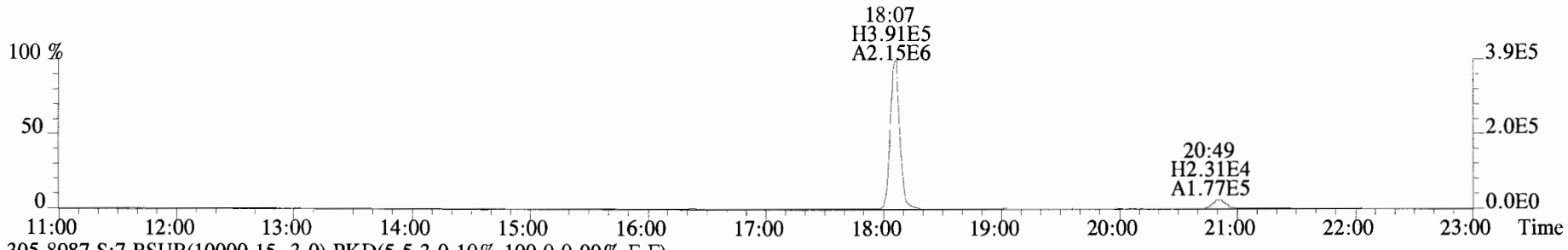

305.8987 S:7 BSUB(10000,15,-3.0) PKD(5,5,3,0.10%,100.0,0.00%,F,F)

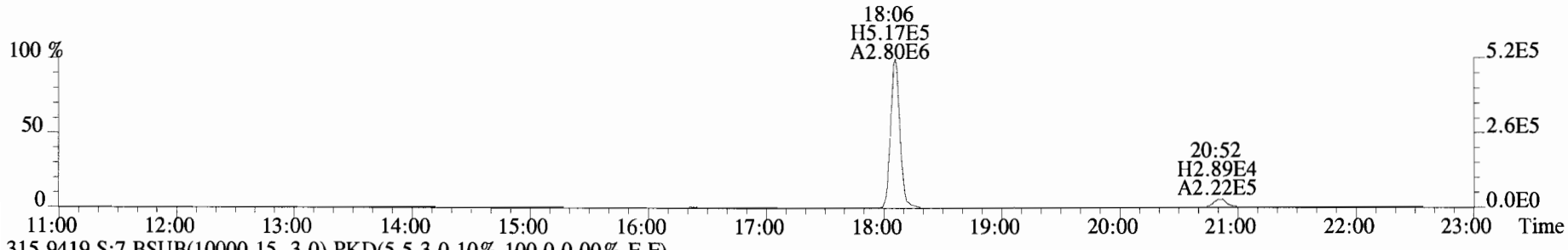

315.9419 S:7 BSUB(10000,15,-3.0) PKD(5,5,3,0.10%,100.0,0.00%,F,F)

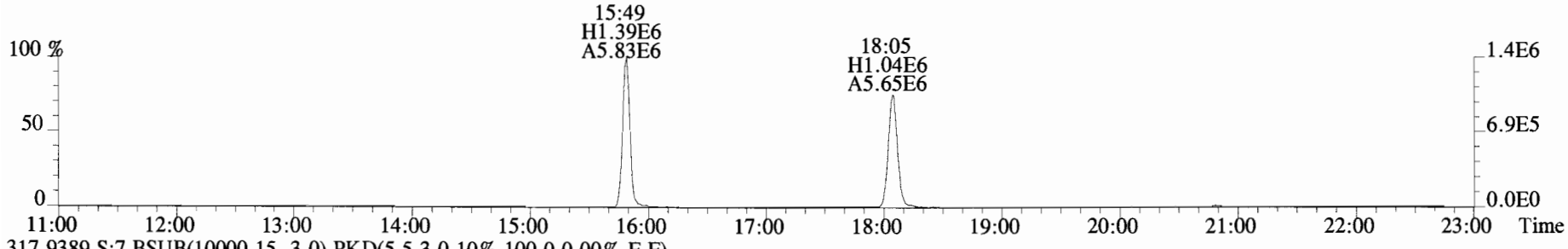

317.9389 S:7 BSUB(10000,15,-3.0) PKD(5,5,3,0.10%,100.0,0.00%,F,F)

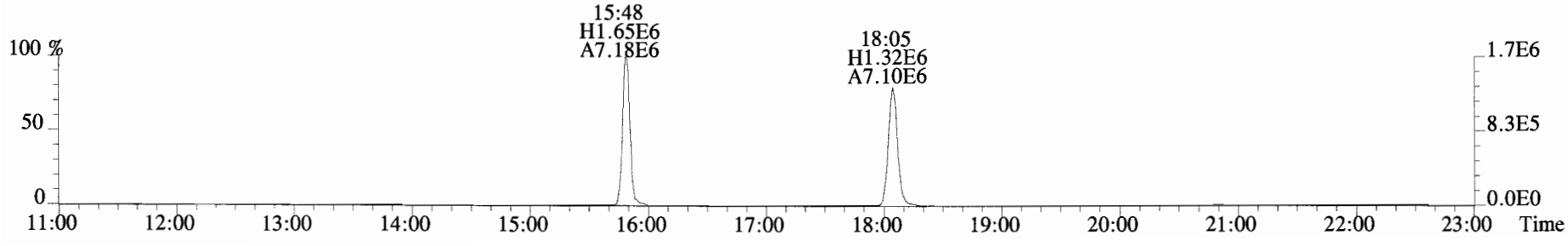

File:190530D1 #1-1682 Acq:30-MAY-2019 14:13:01 GC EI+ Voltage SIR Autospec-UltimaE
Sample#7 File Text:Vista_Analytical_Laboratory_VG7 Text:ST190530D1-5 1613 CS4 19C2205 Exp:TCDF_DB225
331.9368 S:7 BSUB(10000,15,-3.0) PKD(5,5,3,0.10%,100.0,0.00%,F,F)

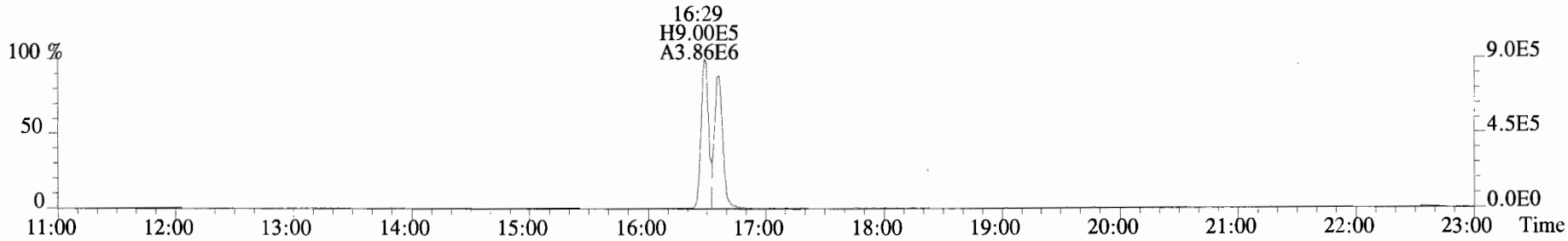

333.9339 S:7 BSUB(10000,15,-3.0) PKD(5,5,3,0.10%,100.0,0.00%,F,F)

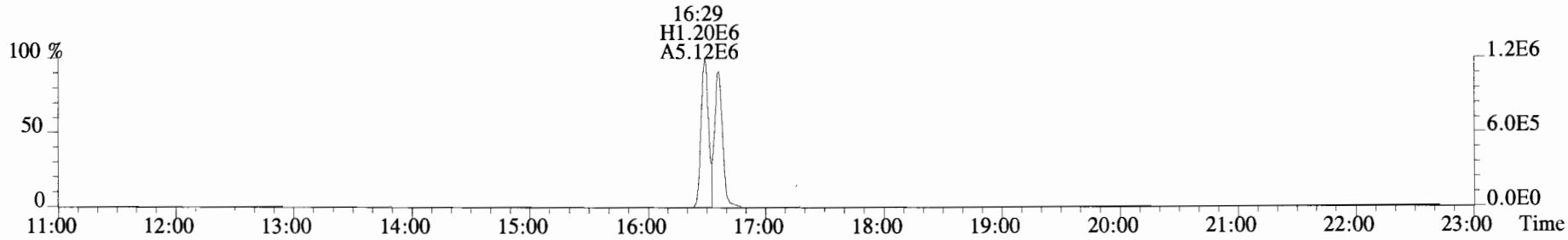

375.8364 S:7 BSUB(10000,15,-3.0) PKD(5,5,3,0.10%,100.0,0.00%,F,F)

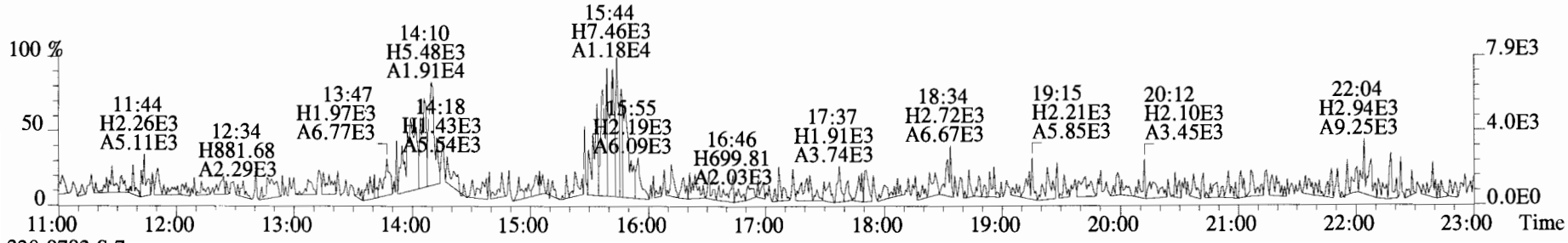

330.9792 S:7

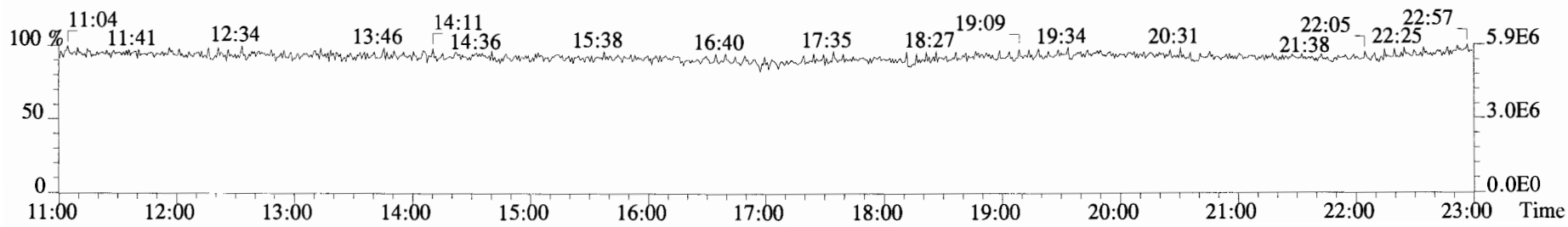

File:190530D1 #1-1682 Acq:30-MAY-2019 14:44:52 GC EI+ Voltage SIR Autospec-UltimaE
Sample#8 File Text:Vista_Analytical_Laboratory_VG7 Text:ST190530D1-6 1613 CS5 19C2206 Exp:TCDF_DB225
303.9016 S:8 BSUB(10000,15,-3.0) PKD(5,5,3,0.10%,100.0,0.00%,F,F)

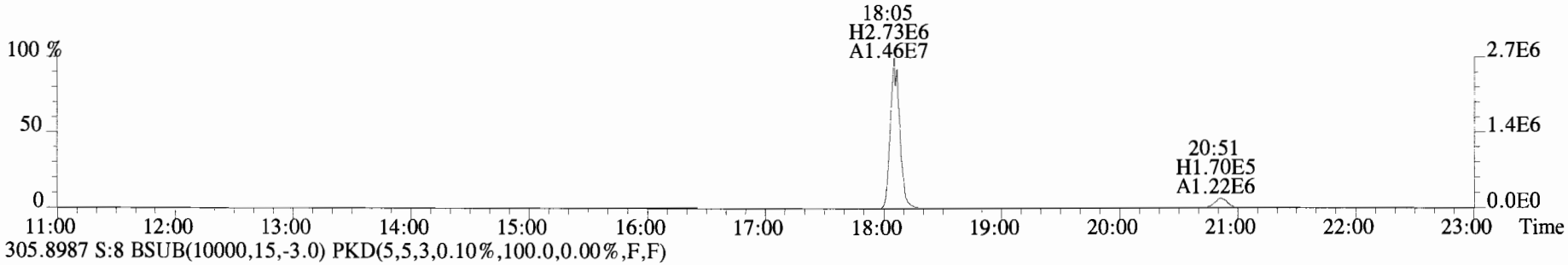

305.8987 S:8 BSUB(10000,15,-3.0) PKD(5,5,3,0.10%,100.0,0.00%,F,F)

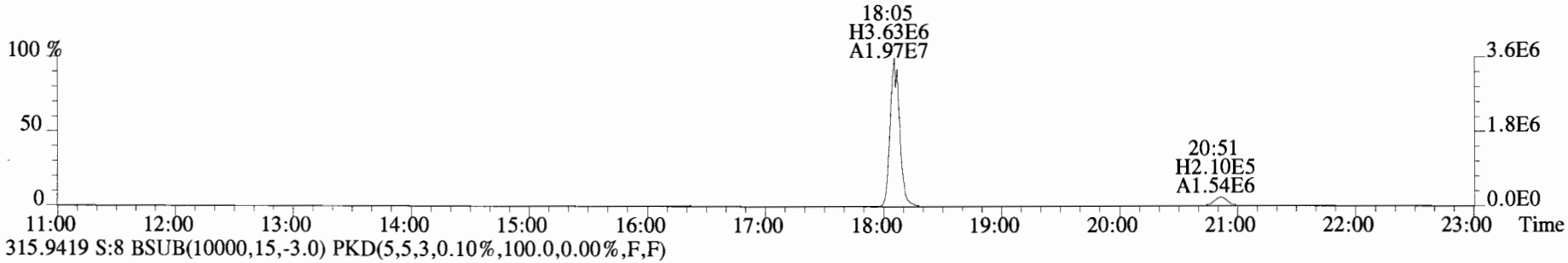

315.9419 S:8 BSUB(10000,15,-3.0) PKD(5,5,3,0.10%,100.0,0.00%,F,F)

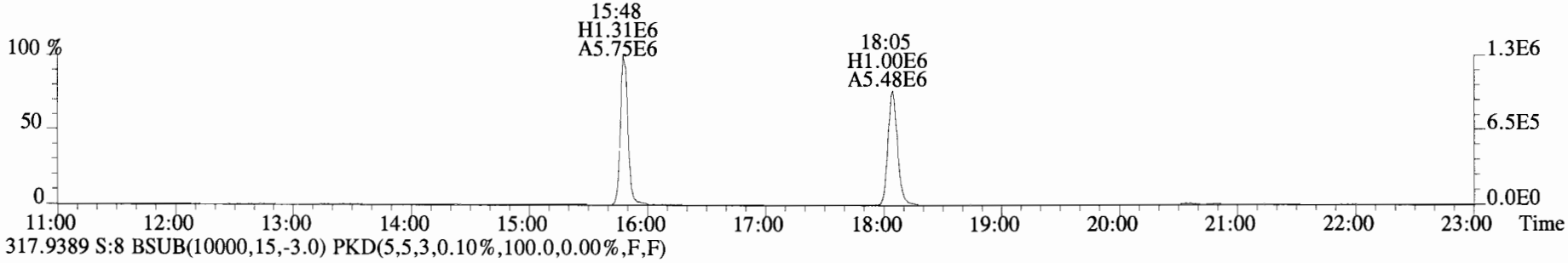

317.9389 S:8 BSUB(10000,15,-3.0) PKD(5,5,3,0.10%,100.0,0.00%,F,F)

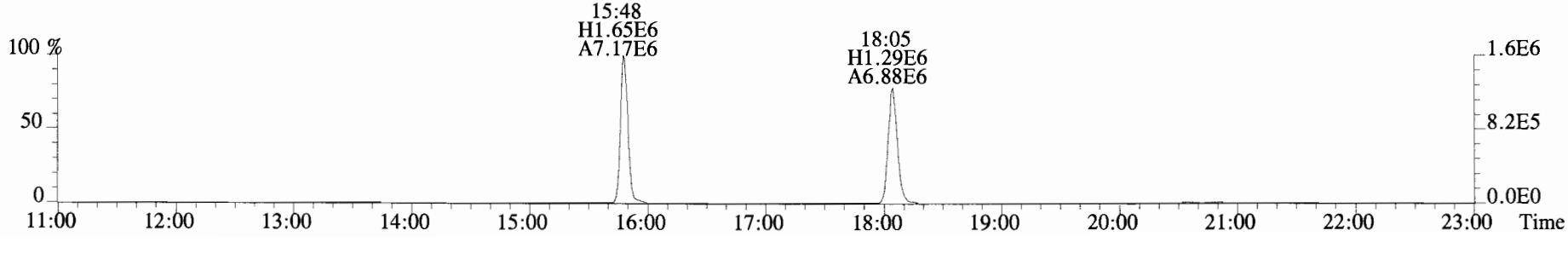

File:190530D1 #1-1682 Acq:30-MAY-2019 14:44:52 GC EI+ Voltage SIR Autospec-UltimaE
Sample#8 File Text:Vista_Analytical_Laboratory_VG7 Text:ST190530D1-6 1613 CS5 19C2206 Exp:TCDF_DB225
331.9368 S:8 BSUB(10000,15,-3.0) PKD(5,5,3,0.10%,100.0,0.00%,F,F)

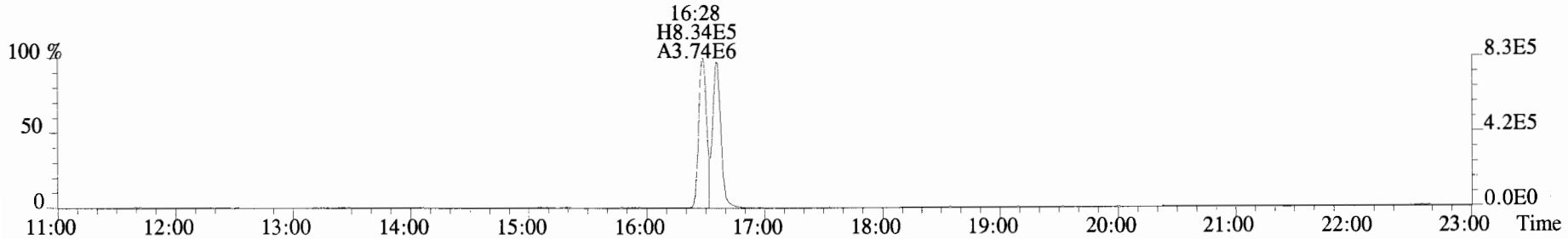

333.9339 S:8 BSUB(10000,15,-3.0) PKD(5,5,3,0.10%,100.0,0.00%,F,F)

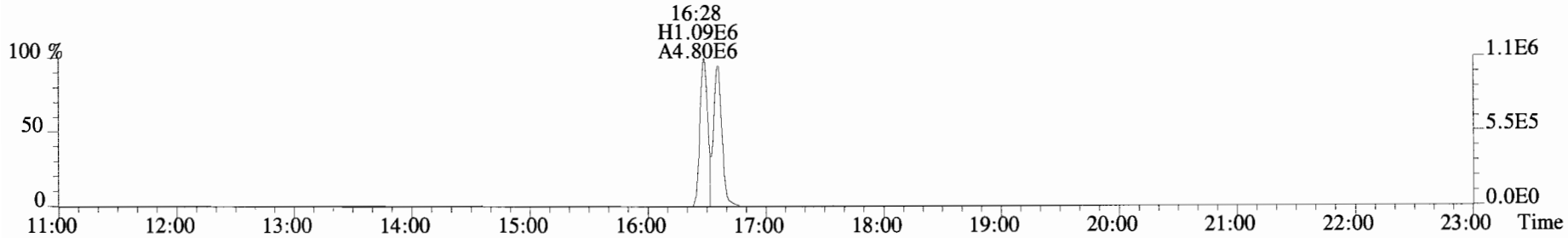

375.8364 S:8 BSUB(10000,15,-3.0) PKD(5,5,3,0.10%,100.0,0.00%,F,F)

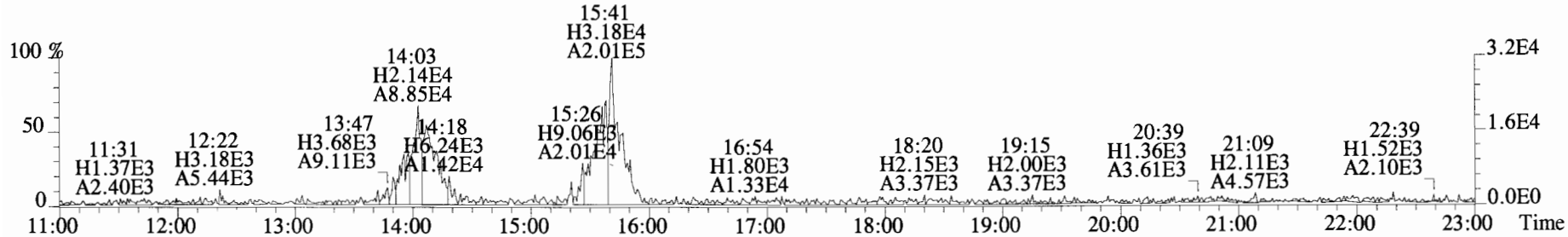

330.9792 S:8

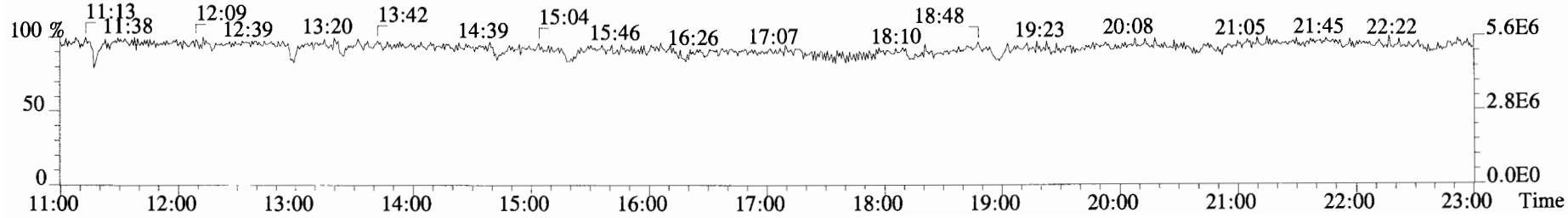

Peak Locate Examination:30-MAY-2019:19:09 File:RES_CHECK

Experiment:TCDF_DB225 Function:1 Reference:PFK

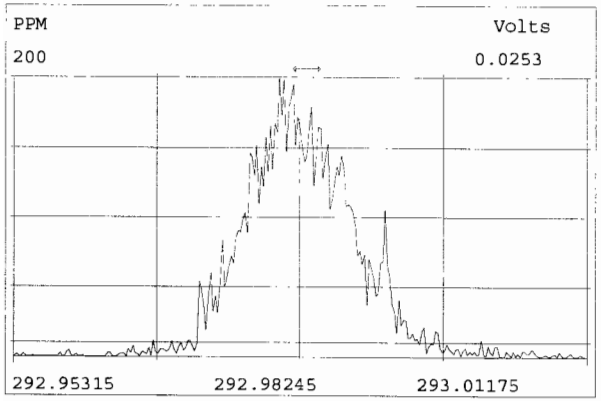

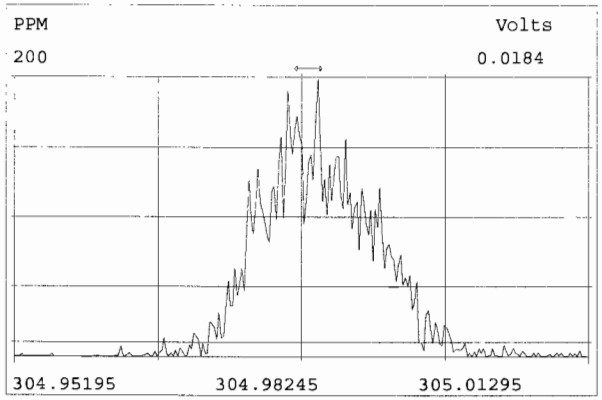

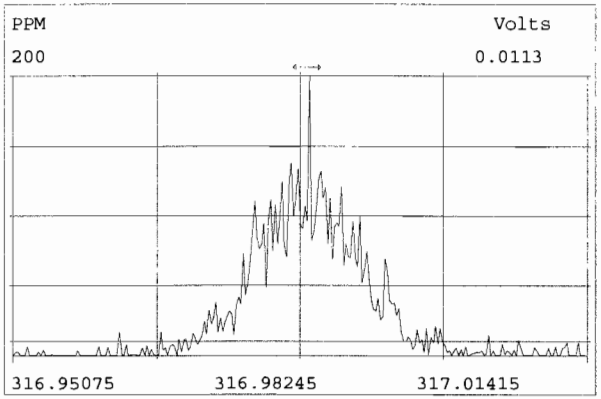

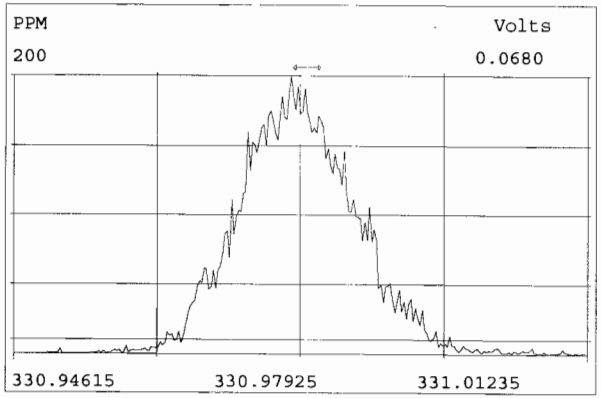

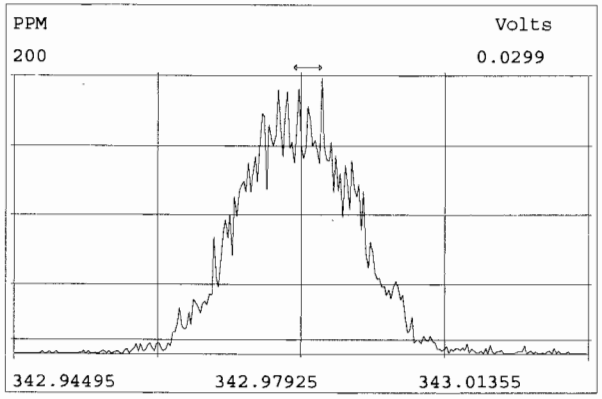

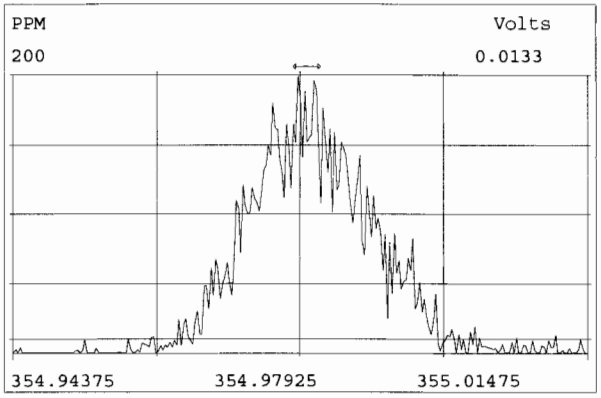

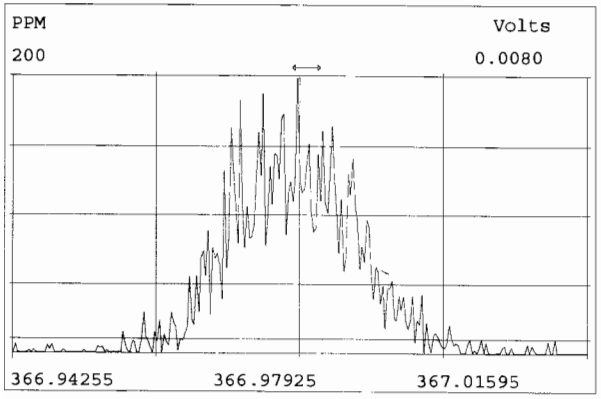

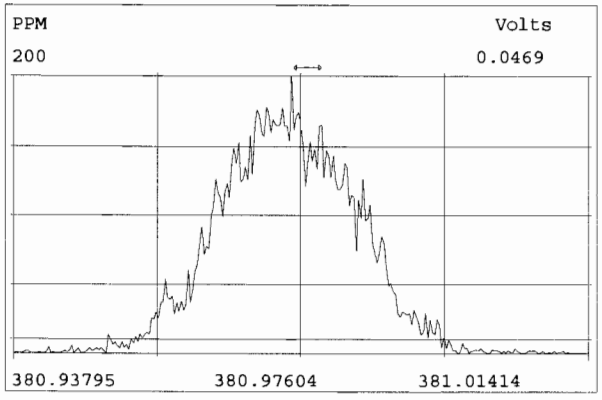

Client ID: 1613 SSS 19C2207 Filename: 190530D1 S:10 Acq:30-MAY-19 15:48:32 ConCal: ST190530D1-4
Lab ID: SS190528D1-1 GC Column ID: DB-225 ICal: 1613TCDFVG7-5-30-19 wt/vol: 1.000 EndCAL: NA

Name	Resp	RA	RT	RRF	Conc	Rec
13C-1,2,3,4-TCDF	1.15e+07	0.82 y	15:48	1.00	100.0	-
13C-2,3,7,8-TCDF	1.18e+07	0.80 y	18:04	1.02	100.0	100.0
2,3,7,8-TCDF	1.08e+06	0.74 y	18:05	0.95	9.628	

Integrations by Analyst: DB Date: 5/31/19

Reviewed by Analyst: CT Date: 05/31/19

File:190530D1 #1-1682 Acq:30-MAY-2019 15:48:32 GC EI+ Voltage SIR Autospec-UltimaE
Sample#10 File Text:Vista_Analytical_Laboratory_VG7 Text:SS190528D1-1 1613 SSS 19C2207 Exp:TCDF_DB225
303.9016 S:10 BSUB(10000,15,-3.0) PKD(5,5,3,0.10%,100.0,0.00%,F,F)

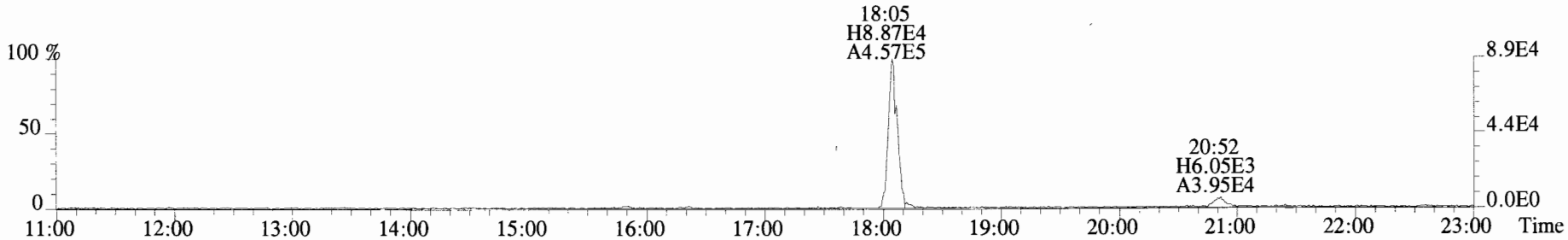

305.8987 S:10 BSUB(10000,15,-3.0) PKD(5,5,3,0.10%,100.0,0.00%,F,F)

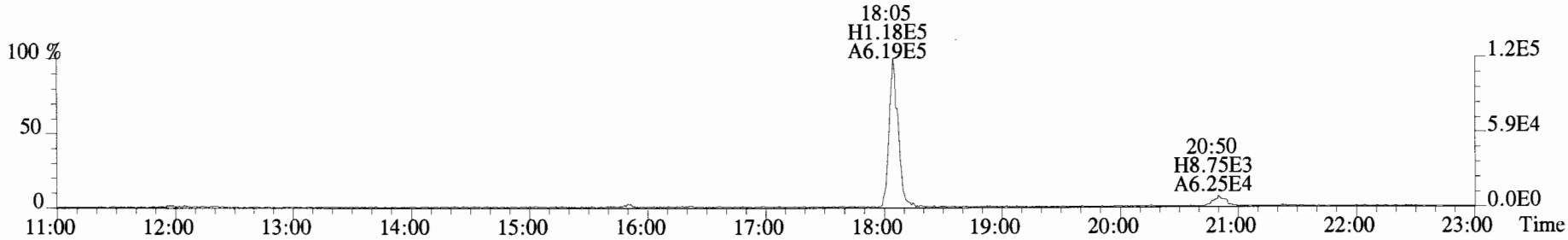

315.9419 S:10 BSUB(10000,15,-3.0) PKD(5,5,3,0.10%,100.0,0.00%,F,F)

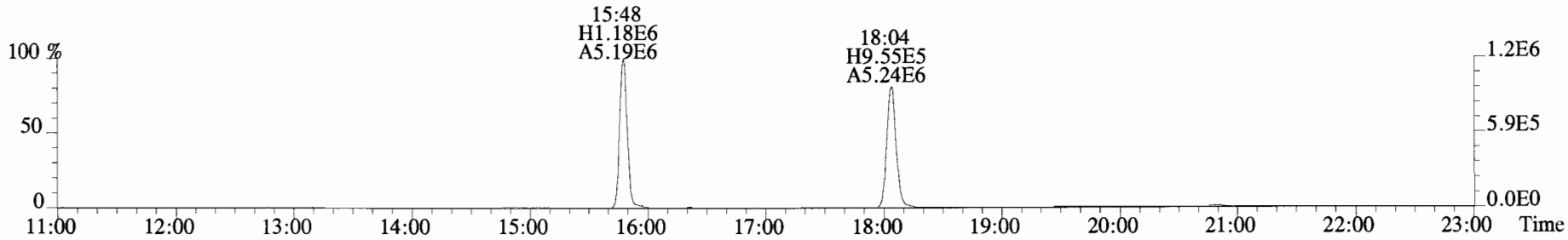

317.9389 S:10 BSUB(10000,15,-3.0) PKD(5,5,3,0.10%,100.0,0.00%,F,F)

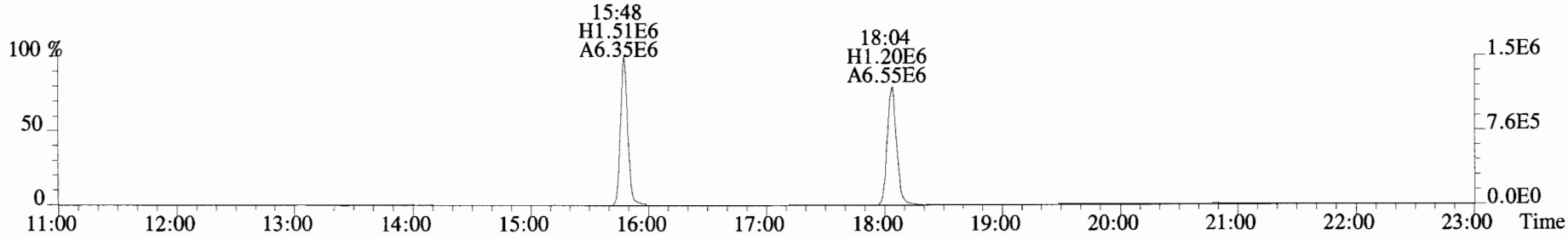

File:190530D1 #1-1682 Acq:30-MAY-2019 15:48:32 GC EI+ Voltage SIR Autospec-UltimaE
Sample#10 File Text:Vista_Analytical_Laboratory_VG7 Text:SS190528D1-1 1613 SSS 19C2207 Exp:TCDF_DB225
331.9368 S:10 BSUB(10000,15,-3.0) PKD(5,5,3,0.10%,100.0,0.00%,F,F)

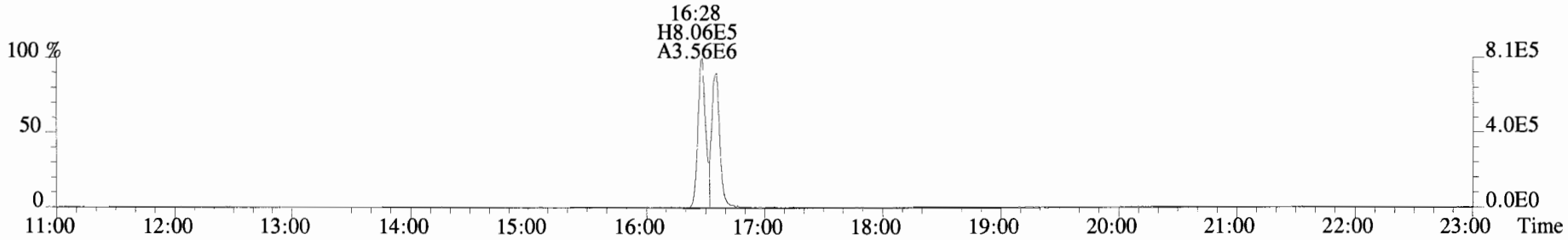

333.9339 S:10 BSUB(10000,15,-3.0) PKD(5,5,3,0.10%,100.0,0.00%,F,F)

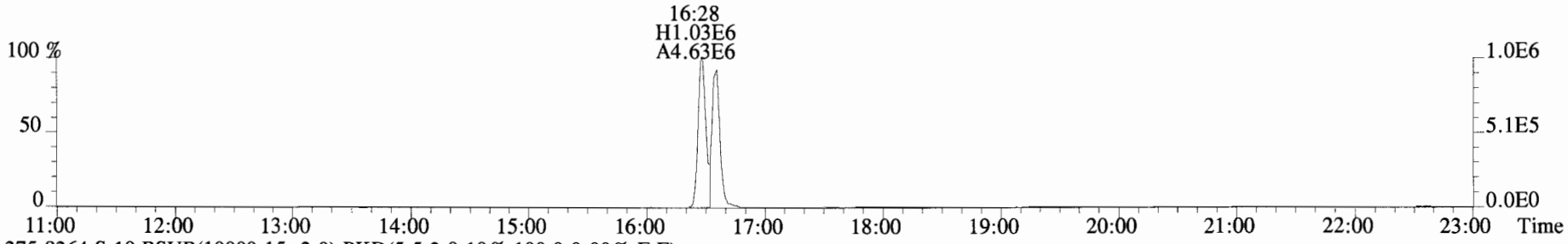

375.8364 S:10 BSUB(10000,15,-3.0) PKD(5,5,3,0.10%,100.0,0.00%,F,F)

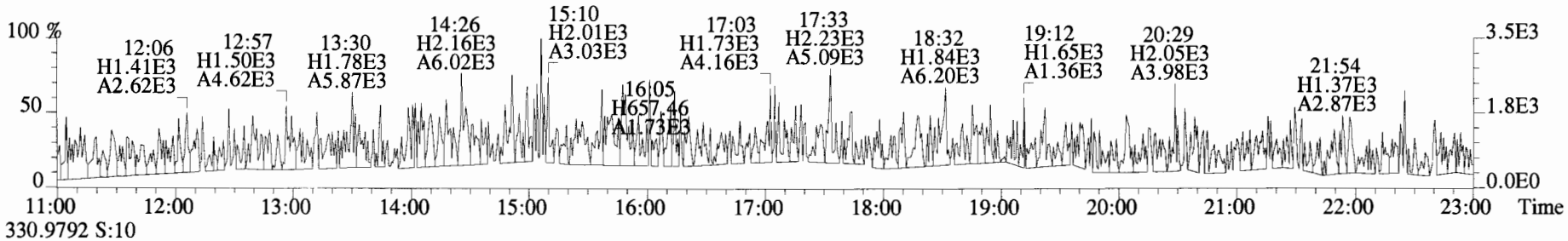

330.9792 S:10

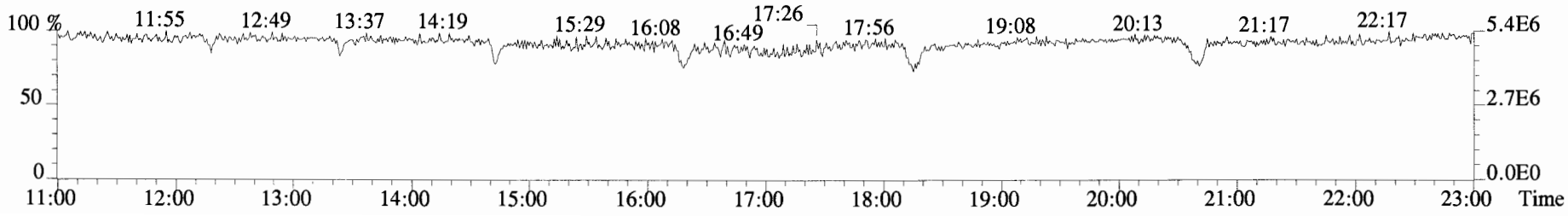

Vista Analytical Laboratory

Dataset: U:\VG11.PRO\Results\190628K2\190628K2-CRV.qld

Last Altered: Saturday, June 29, 2019 12:47:58 Pacific Daylight Time
Printed: Saturday, June 29, 2019 13:00:34 Pacific Daylight Time

HC 6-29-19

End res check had low PFK, so some peaks had ~~a~~ PFK leaks, bleeds and some did not centroid.
Small amount of PFK added, End Res check re-processed

MS 7/2/19

Method: U:\VG11.PRO\MethDB\PCB-209_ZB1_6-28-19.mdb 28 Jun 2019 14:45:02
Calibration: U:\VG11.PRO\CurveDB\db1_PCBvg11-6-28-19.cdb 29 Jun 2019 12:47:57

Compound name: PCB-1
Response Factor: 1.02059
RRF SD: 0.0608218, Relative SD: 5.95949
Response type: Internal Std (Ref 169), Area * (IS Conc. / IS Area)
Curve type: RF

	Name	Std. Conc	RA	n/y	RT	RRT	Resp	IS Resp	Conc.	%Dev	RRF	X = dropped
1	190628K2_1	0.250	2.92	NO	16.02	1.001	4.65e3	2.00e6	0.228	-8.7	0.932	bb
2	190628K2_2	1.00	3.15	NO	16.03	1.001	1.95e4	1.99e6	0.964	-3.6	0.984	bb
3	190628K2_3	2.50	3.07	NO	16.04	1.001	4.78e4	1.90e6	2.46	-1.5	1.00	bb
4	190628K2_4	400	3.13	NO	16.03	1.001	9.67e6	2.27e6	418	4.5	1.07	bb
5	190628K2_5	1000	3.11	NO	16.03	1.001	2.52e7	2.28e6	1080	8.0	1.10	bb
6	190628K2_6	50.0	3.17	NO	16.02	1.001	1.02e6	1.96e6	50.7	1.4	1.04	bb

Compound name: PCB-2
Response Factor: 1.00905
RRF SD: 0.0643807, Relative SD: 6.38035
Response type: Internal Std (Ref 170), Area * (IS Conc. / IS Area)
Curve type: RF

	Name	Std. Conc	RA	n/y	RT	RRT	Resp	IS Resp	Conc.	%Dev	RRF	X = dropped
1	190628K2_1	0.250	3.17	NO	18.47	0.988	4.61e3	2.02e6	0.226	-9.6	0.912	bb
2	190628K2_2	1.00	3.18	NO	18.48	0.988	1.94e4	1.99e6	0.966	-3.4	0.975	bb
3	190628K2_3	2.50	3.10	NO	18.50	0.989	4.79e4	1.92e6	2.47	-1.1	0.998	bb
4	190628K2_4	400	3.09	NO	18.48	0.988	9.78e6	2.30e6	422	5.4	1.06	bb
5	190628K2_5	1000	3.15	NO	18.48	0.988	2.56e7	2.34e6	1080	8.3	1.09	bb
6	190628K2_6	50.0	3.20	NO	18.47	0.988	1.01e6	1.99e6	50.2	0.4	1.01	bb

Dataset: U:\VG11.PRO\Results\190628K2\190628K2-CRV.qld

Last Altered: Saturday, June 29, 2019 12:47:58 Pacific Daylight Time
Printed: Saturday, June 29, 2019 13:00:34 Pacific Daylight Time

Compound name: PCB-3
Response Factor: 1.00697
RRF SD: 0.0623914, Relative SD: 6.19594
Response type: Internal Std (Ref 170), Area * (IS Conc. / IS Area)
Curve type: RF

	Name	Std. Conc	RA	n/y	RT	RRT	Resp	IS Resp	Conc.	%Dev	RRF	X = dropped
1	190628K2_1	0.250	3.03	NO	18.71	1.001	4.64e3	2.02e6	0.228	-8.7	0.919	MM
2	190628K2_2	1.00	3.14	NO	18.73	1.001	1.92e4	1.99e6	0.958	-4.2	0.965	bb
3	190628K2_3	2.50	3.23	NO	18.73	1.001	4.79e4	1.92e6	2.48	-1.0	0.997	bb
4	190628K2_4	400	3.11	NO	18.72	1.001	9.75e6	2.30e6	421	5.3	1.06	bb
5	190628K2_5	1000	3.13	NO	18.72	1.001	2.55e7	2.34e6	1080	8.3	1.09	bb
6	190628K2_6	50.0	3.16	NO	18.72	1.001	1.01e6	1.99e6	50.2	0.3	1.01	bb

Compound name: PCB-4/10
Response Factor: 1.27539
RRF SD: 0.0612282, Relative SD: 4.80075
Response type: Internal Std (Ref 171), Area * (IS Conc. / IS Area)
Curve type: RF

	Name	Std. Conc	RA	n/y	RT	RRT	Resp	IS Resp	Conc.	%Dev	RRF	X = dropped
1	190628K2_1	0.500	1.52	NO	20.16	1.004	7.26e3	1.18e6	0.484	-3.3	1.23	MM
2	190628K2_2	2.00	1.58	NO	20.18	1.005	2.81e4	1.17e6	1.88	-5.9	1.20	MM
3	190628K2_3	5.00	1.67	NO	20.18	1.004	7.00e4	1.13e6	4.88	-2.5	1.24	MM
4	190628K2_4	800	1.57	NO	20.17	1.004	1.42e7	1.35e6	830	3.7	1.32	MM
5	190628K2_5	2000	1.58	NO	20.17	1.004	3.73e7	1.37e6	2140	7.0	1.36	MM
6	190628K2_6	100	1.57	NO	20.16	1.004	1.52e6	1.18e6	101	0.9	1.29	MM

Compound name: PCB-7/9
Response Factor: 0.976133
RRF SD: 0.0665552, Relative SD: 6.81825
Response type: Internal Std (Ref 172), Area * (IS Conc. / IS Area)
Curve type: RF

	Name	Std. Conc	RA	n/y	RT	RRT	Resp	IS Resp	Conc.	%Dev	RRF	X = dropped
1	190628K2_1	0.500	1.54	NO	21.98	1.003	8.19e3	1.85e6	0.453	-9.3	0.885	MM
2	190628K2_2	2.00	1.51	NO	21.98	1.002	3.39e4	1.83e6	1.90	-5.1	0.926	bb

Dataset: U:\VG11.PRO\Results\190628K2\190628K2-CRV.qld

Last Altered: Saturday, June 29, 2019 12:47:58 Pacific Daylight Time
Printed: Saturday, June 29, 2019 13:00:34 Pacific Daylight Time

Compound name: PCB-7/9

	Name	Std. Conc	RA	n/y	RT	RRT	Resp	IS Resp	Conc.	%Dev	RRF	X = dropped
3	190628K2_3	5.00	1.58	NO	22.00	1.003	8.39e4	1.74e6	4.94	-1.2	0.964	bb
4	190628K2_4	800	1.55	NO	21.98	1.002	1.72e7	2.08e6	844	5.6	1.03	bb
5	190628K2_5	2000	1.56	NO	21.99	1.003	4.55e7	2.13e6	2190	9.3	1.07	bb
6	190628K2_6	100	1.56	NO	21.96	1.001	1.79e6	1.82e6	101	0.8	0.984	bb

Compound name: PCB-6
Response Factor: 1.01708
RRF SD: 0.0768011, Relative SD: 7.55113
Response type: Internal Std (Ref 172), Area * (IS Conc. / IS Area)
Curve type: RF

	Name	Std. Conc	RA	n/y	RT	RRT	Resp	IS Resp	Conc.	%Dev	RRF	X = dropped
1	190628K2_1	0.250	1.50	NO	22.64	1.033	4.20e3	1.85e6	0.223	-10.8	0.908	MM
2	190628K2_2	1.00	1.53	NO	22.65	1.032	1.78e4	1.83e6	0.954	-4.6	0.971	bb
3	190628K2_3	2.50	1.55	NO	22.67	1.033	4.32e4	1.74e6	2.44	-2.5	0.991	bb
4	190628K2_4	400	1.58	NO	22.65	1.033	9.02e6	2.08e6	426	6.4	1.08	bb
5	190628K2_5	1000	1.57	NO	22.65	1.033	2.38e7	2.13e6	1100	9.9	1.12	bb
6	190628K2_6	50.0	1.58	NO	22.64	1.033	9.40e5	1.82e6	50.8	1.6	1.03	bb

Compound name: PCB-5/8
Response Factor: 1.0111
RRF SD: 0.0691334, Relative SD: 6.83747
Response type: Internal Std (Ref 172), Area * (IS Conc. / IS Area)
Curve type: RF

	Name	Std. Conc	RA	n/y	RT	RRT	Resp	IS Resp	Conc.	%Dev	RRF	X = dropped
1	190628K2_1	0.500	1.42	NO	23.06	1.052	8.63e3	1.85e6	0.461	-7.7	0.933	MM
2	190628K2_2	2.00	1.63	NO	23.09	1.052	3.48e4	1.83e6	1.88	-6.0	0.950	bb
3	190628K2_3	5.00	1.56	NO	23.08	1.052	8.50e4	1.74e6	4.83	-3.4	0.976	bb
4	190628K2_4	800	1.55	NO	23.07	1.052	1.78e7	2.08e6	845	5.6	1.07	bb
5	190628K2_5	2000	1.56	NO	23.07	1.052	4.72e7	2.13e6	2190	9.5	1.11	bb
6	190628K2_6	100	1.57	NO	23.06	1.051	1.88e6	1.82e6	102	2.1	1.03	bb

Dataset: U:\VG11.PRO\Results\190628K2\190628K2-CRV.qld

Last Altered: Saturday, June 29, 2019 12:47:58 Pacific Daylight Time
Printed: Saturday, June 29, 2019 13:00:34 Pacific Daylight Time

Compound name: PCB-14
Response Factor: 1.03284
RRF SD: 0.0793435, Relative SD: 7.68206
Response type: Internal Std (Ref 173), Area * (IS Conc. / IS Area)
Curve type: RF

	Name	Std. Conc	RA	n/y	RT	RRT	Resp	IS Resp	Conc.	%Dev	RRF	X = dropped
1	190628K2_1	0.250	1.52	NO	24.20	0.952	4.28e3	1.80e6	0.231	-7.8	0.953	MM
2	190628K2_2	1.00	1.60	NO	24.22	0.953	1.64e4	1.77e6	0.897	-10.3	0.927	bd
3	190628K2_3	2.50	1.63	NO	24.22	0.952	4.33e4	1.68e6	2.49	-0.2	1.03	bd
4	190628K2_4	400	1.58	NO	24.21	0.952	9.11e6	2.06e6	429	7.2	1.11	bd
5	190628K2_5	1000	1.55	NO	24.21	0.952	2.40e7	2.15e6	1080	8.4	1.12	bd
6	190628K2_6	50.0	1.57	NO	24.20	0.952	9.30e5	1.75e6	51.3	2.7	1.06	bd

Compound name: PCB-11
Response Factor: 1.09599
RRF SD: 0.0981502, Relative SD: 8.9554
Response type: Internal Std (Ref 173), Area * (IS Conc. / IS Area)
Curve type: RF

	Name	Std. Conc	RA	n/y	RT	RRT	Resp	IS Resp	Conc.	%Dev	RRF	X = dropped
1	190628K2_1	0.250	1.73	NO	25.44	1.001	4.20e3	1.80e6	0.213	-14.8	0.934	MM
2	190628K2_2	1.00	1.49	NO	25.46	1.001	1.84e4	1.77e6	0.953	-4.7	1.04	bb
3	190628K2_3	2.50	1.60	NO	25.46	1.001	4.55e4	1.68e6	2.47	-1.1	1.08	db
4	190628K2_4	400	1.57	NO	25.45	1.001	9.69e6	2.06e6	430	7.5	1.18	db
5	190628K2_5	1000	1.57	NO	25.45	1.001	2.57e7	2.15e6	1090	9.3	1.20	db
6	190628K2_6	50.0	1.60	NO	25.44	1.001	9.97e5	1.75e6	51.9	3.8	1.14	db

Compound name: PCB-12/13
Response Factor: 1.03706
RRF SD: 0.0681119, Relative SD: 6.56777
Response type: Internal Std (Ref 173), Area * (IS Conc. / IS Area)
Curve type: RF

	Name	Std. Conc	RA	n/y	RT	RRT	Resp	IS Resp	Conc.	%Dev	RRF	X = dropped
1	190628K2_1	0.500	1.41	NO	25.82	1.016	8.77e3	1.80e6	0.471	-5.9	0.976	MM
2	190628K2_2	2.00	1.65	NO	25.89	1.018	3.41e4	1.77e6	1.86	-7.0	0.964	MM

Dataset: U:\VG11.PRO\Results\190628K2\190628K2-CRV.qld

Last Altered: Saturday, June 29, 2019 12:47:58 Pacific Daylight Time
Printed: Saturday, June 29, 2019 13:00:34 Pacific Daylight Time

Compound name: PCB-12/13

	Name	Std. Conc	RA	n/y	RT	RRT	Resp	IS Resp	Conc.	%Dev	RRF	X = dropped
3	190628K2_3	5.00	1.54	NO	25.89	1.018	8.38e4	1.68e6	4.81	-3.8	0.998	MM
4	190628K2_4	800	1.55	NO	25.82	1.015	1.81e7	2.06e6	850	6.2	1.10	MM
5	190628K2_5	2000	1.55	NO	25.82	1.015	4.84e7	2.15e6	2170	8.7	1.13	MM
6	190628K2_6	100	1.57	NO	25.82	1.016	1.85e6	1.75e6	102	1.8	1.06	MM

Compound name: PCB-15
Response Factor: 1.0284
RRF SD: 0.103835, Relative SD: 10.0967
Response type: Internal Std (Ref 173), Area * (IS Conc. / IS Area)
Curve type: RF

	Name	Std. Conc	RA	n/y	RT	RRT	Resp	IS Resp	Conc.	%Dev	RRF	X = dropped
1	190628K2_1	0.250	1.35	NO	26.17	1.030	4.02e3	1.80e6	0.217	-13.1	0.894	MM
2	190628K2_2	1.00	1.62	NO	26.18	1.030	1.64e4	1.77e6	0.903	-9.7	0.929	MM
3	190628K2_3	2.50	1.64	NO	26.18	1.029	4.24e4	1.68e6	2.46	-1.7	1.01	MM
4	190628K2_4	400	1.57	NO	26.17	1.029	9.30e6	2.06e6	440	9.9	1.13	MM
5	190628K2_5	1000	1.56	NO	26.18	1.030	2.46e7	2.15e6	1120	11.6	1.15	MM
6	190628K2_6	50.0	1.57	NO	26.17	1.030	9.28e5	1.75e6	51.5	3.0	1.06	MM

Compound name: PCB-19
Response Factor: 0.934219
RRF SD: 0.0568098, Relative SD: 6.08099
Response type: Internal Std (Ref 174), Area * (IS Conc. / IS Area)
Curve type: RF

	Name	Std. Conc	RA	n/y	RT	RRT	Resp	IS Resp	Conc.	%Dev	RRF	X = dropped
1	190628K2_1	0.250	1.03	NO	24.39	1.001	2.54e3	1.20e6	0.226	-9.5	0.845	bb
2	190628K2_2	1.00	0.96	NO	24.40	1.001	1.07e4	1.17e6	0.977	-2.3	0.913	bb
3	190628K2_3	2.50	1.02	NO	24.40	1.001	2.57e4	1.12e6	2.45	-2.1	0.915	bb
4	190628K2_4	400	0.97	NO	24.40	1.001	5.18e6	1.34e6	415	3.7	0.968	bb
5	190628K2_5	1000	0.96	NO	24.40	1.001	1.36e7	1.34e6	1080	8.2	1.01	bb
6	190628K2_6	50.0	0.99	NO	24.39	1.001	5.50e5	1.15e6	51.0	2.0	0.953	bb

Dataset: U:\VG11.PRO\Results\190628K2\190628K2-CRV.qld

Last Altered: Saturday, June 29, 2019 12:47:58 Pacific Daylight Time
Printed: Saturday, June 29, 2019 13:00:34 Pacific Daylight Time

Compound name: PCB-30
Response Factor: 1.48089
RRF SD: 0.0920808, Relative SD: 6.21795
Response type: Internal Std (Ref 174), Area * (IS Conc. / IS Area)
Curve type: RF

	Name	Std. Conc	RA	n/y	RT	RRT	Resp	IS Resp	Conc.	%Dev	RRF	X = dropped
1	190628K2_1	0.250	1.01	NO	25.32	1.039	4.16e3	1.20e6	0.234	-6.6	1.38	MM
2	190628K2_2	1.00	0.96	NO	25.33	1.039	1.65e4	1.17e6	0.952	-4.8	1.41	bb
3	190628K2_3	2.50	0.97	NO	25.33	1.039	4.02e4	1.12e6	2.42	-3.3	1.43	bb
4	190628K2_4	400	0.96	NO	25.32	1.038	8.23e6	1.34e6	415	3.8	1.54	bb
5	190628K2_5	1000	0.97	NO	25.32	1.038	2.19e7	1.34e6	1100	10.0	1.63	bb
6	190628K2_6	50.0	0.97	NO	25.32	1.039	8.62e5	1.15e6	50.4	0.8	1.49	bb

Compound name: PCB-18
Response Factor: 0.69301
RRF SD: 0.0348573, Relative SD: 5.02985
Response type: Internal Std (Ref 175), Area * (IS Conc. / IS Area)
Curve type: RF

	Name	Std. Conc	RA	n/y	RT	RRT	Resp	IS Resp	Conc.	%Dev	RRF	X = dropped
1	190628K2_1	0.250	0.98	NO	26.09	0.952	2.67e3	1.69e6	0.228	-8.8	0.632	bb
2	190628K2_2	1.00	0.95	NO	26.10	0.953	1.12e4	1.64e6	0.988	-1.2	0.684	bb
3	190628K2_3	2.50	0.99	NO	26.10	0.953	2.70e4	1.57e6	2.49	-0.5	0.689	bd
4	190628K2_4	400	0.96	NO	26.09	0.952	5.58e6	1.94e6	416	4.1	0.721	bd
5	190628K2_5	1000	0.96	NO	26.10	0.953	1.47e7	2.02e6	1050	5.5	0.731	bd
6	190628K2_6	50.0	0.98	NO	26.09	0.952	5.77e5	1.65e6	50.5	1.0	0.700	bd

Compound name: PCB-17
Response Factor: 0.666881
RRF SD: 0.0267585, Relative SD: 4.01249
Response type: Internal Std (Ref 175), Area * (IS Conc. / IS Area)
Curve type: RF

	Name	Std. Conc	RA	n/y	RT	RRT	Resp	IS Resp	Conc.	%Dev	RRF	X = dropped
1	190628K2_1	0.250	1.09	NO	26.27	0.959	2.93e3	1.69e6	0.261	4.3	0.695	bb
2	190628K2_2	1.00	1.01	NO	26.28	0.959	1.03e4	1.64e6	0.942	-5.8	0.628	bb

Dataset: U:\VG11.PRO\Results\190628K2\190628K2-CRV.qld

Last Altered: Saturday, June 29, 2019 12:47:58 Pacific Daylight Time
Printed: Saturday, June 29, 2019 13:00:34 Pacific Daylight Time

Compound name: PCB-17

	Name	Std. Conc	RA	n/y	RT	RRT	Resp	IS Resp	Conc.	%Dev	RRF	X = dropped
3	190628K2_3	2.50	0.96	NO	26.28	0.959	2.52e4	1.57e6	2.41	-3.5	0.643	db
4	190628K2_4	400	0.97	NO	26.27	0.959	5.27e6	1.94e6	409	2.1	0.681	db
5	190628K2_5	1000	0.96	NO	26.27	0.959	1.39e7	2.02e6	1030	3.4	0.689	db
6	190628K2_6	50.0	0.97	NO	26.26	0.959	5.47e5	1.65e6	49.8	-0.5	0.664	db

Compound name: PCB-24/27
Response Factor: 0.914605
RRF SD: 0.0431702, Relative SD: 4.7201
Response type: Internal Std (Ref 175), Area * (IS Conc. / IS Area)
Curve type: RF

	Name	Std. Conc	RA	n/y	RT	RRT	Resp	IS Resp	Conc.	%Dev	RRF	X = dropped
1	190628K2_1	0.500	0.90	NO	26.87	0.981	7.16e3	1.69e6	0.464	-7.1	0.850	MM
2	190628K2_2	2.00	0.96	NO	26.87	0.981	2.95e4	1.64e6	1.97	-1.5	0.901	bb
3	190628K2_3	5.00	0.95	NO	26.88	0.981	6.97e4	1.57e6	4.86	-2.9	0.888	bb
4	190628K2_4	800	0.98	NO	26.87	0.981	1.48e7	1.94e6	836	4.5	0.956	bb
5	190628K2_5	2000	0.97	NO	26.87	0.981	3.88e7	2.02e6	2100	5.2	0.962	bb
6	190628K2_6	100	0.97	NO	26.86	0.981	1.53e6	1.65e6	102	1.7	0.930	bb

Compound name: PCB-16/32
Response Factor: 0.792346
RRF SD: 0.0296842, Relative SD: 3.74637
Response type: Internal Std (Ref 175), Area * (IS Conc. / IS Area)
Curve type: RF

	Name	Std. Conc	RA	n/y	RT	RRT	Resp	IS Resp	Conc.	%Dev	RRF	X = dropped
1	190628K2_1	0.500	0.97	NO	27.41	1.001	6.44e3	1.69e6	0.482	-3.7	0.763	bb
2	190628K2_2	2.00	0.94	NO	27.42	1.001	2.49e4	1.64e6	1.92	-4.1	0.760	bb
3	190628K2_3	5.00	0.96	NO	27.42	1.001	6.11e4	1.57e6	4.91	-1.8	0.778	bb
4	190628K2_4	800	0.96	NO	27.41	1.001	1.28e7	1.94e6	832	4.0	0.824	bb
5	190628K2_5	2000	0.96	NO	27.41	1.000	3.34e7	2.02e6	2090	4.4	0.827	bb
6	190628K2_6	100	0.96	NO	27.41	1.001	1.32e6	1.65e6	101	1.2	0.802	bb

Dataset: U:\VG11.PRO\Results\190628K2\190628K2-CRV.qld

Last Altered: Saturday, June 29, 2019 12:47:58 Pacific Daylight Time
Printed: Saturday, June 29, 2019 13:00:34 Pacific Daylight Time

Compound name: PCB-34
Response Factor: 0.987386
RRF SD: 0.031487, Relative SD: 3.18892
Response type: Internal Std (Ref 176), Area * (IS Conc. / IS Area)
Curve type: RF

	Name	Std. Conc	RA	n/y	RT	RRT	Resp	IS Resp	Conc.	%Dev	RRF	X = dropped
1	190628K2_1	0.250	1.12	NO	28.24	0.960	3.83e3	1.52e6	0.255	1.8	1.01	bd
2	190628K2_2	1.00	0.97	NO	28.24	0.960	1.52e4	1.57e6	0.981	-1.9	0.968	bd
3	190628K2_3	2.50	1.04	NO	28.24	0.960	3.75e4	1.54e6	2.47	-1.2	0.975	bd
4	190628K2_4	400	1.02	NO	28.24	0.960	7.26e6	1.79e6	411	2.6	1.01	bd
5	190628K2_5	1000	1.03	NO	28.24	0.960	1.90e7	1.86e6	1040	3.5	1.02	bd
6	190628K2_6	50.0	1.04	NO	28.22	0.960	7.84e5	1.67e6	47.6	-4.8	0.940	bd

Compound name: PCB-23
Response Factor: 0.97397
RRF SD: 0.103081, Relative SD: 10.5836
Response type: Internal Std (Ref 176), Area * (IS Conc. / IS Area)
Curve type: RF

	Name	Std. Conc	RA	n/y	RT	RRT	Resp	IS Resp	Conc.	%Dev	RRF	X = dropped
1	190628K2_1	0.250	1.00	NO	28.31	0.963	3.62e3	1.52e6	0.244	-2.3	0.951	db
2	190628K2_2	1.00	1.10	NO	28.33	0.963	1.38e4	1.57e6	0.902	-9.8	0.878	db
3	190628K2_3	2.50	1.04	NO	28.33	0.963	3.41e4	1.54e6	2.28	-8.9	0.887	db
4	190628K2_4	400	1.05	NO	28.33	0.963	7.69e6	1.79e6	441	10.3	1.07	db
5	190628K2_5	1000	1.05	NO	28.33	0.963	2.10e7	1.86e6	1160	15.7	1.13	db
6	190628K2_6	50.0	1.05	NO	28.33	0.963	7.73e5	1.67e6	47.5	-4.9	0.926	db

Compound name: PCB-29
Response Factor: 0.953489
RRF SD: 0.0694569, Relative SD: 7.2845
Response type: Internal Std (Ref 176), Area * (IS Conc. / IS Area)
Curve type: RF

	Name	Std. Conc	RA	n/y	RT	RRT	Resp	IS Resp	Conc.	%Dev	RRF	X = dropped
1	190628K2_1	0.250	1.17	NO	28.57	0.971	3.72e3	1.52e6	0.256	2.5	0.977	bb
2	190628K2_2	1.00	1.02	NO	28.59	0.972	1.39e4	1.57e6	0.926	-7.4	0.882	bb

Dataset: U:\VG11.PRO\Results\190628K2\190628K2-CRV.qld

Last Altered: Saturday, June 29, 2019 12:47:58 Pacific Daylight Time
Printed: Saturday, June 29, 2019 13:00:34 Pacific Daylight Time

Compound name: PCB-29

	Name	Std. Conc	RA	n/y	RT	RRT	Resp	IS Resp	Conc.	%Dev	RRF	X = dropped
3	190628K2_3	2.50	1.06	NO	28.59	0.972	3.44e4	1.54e6	2.35	-6.1	0.895	bd
4	190628K2_4	400	1.04	NO	28.59	0.972	7.32e6	1.79e6	429	7.3	1.02	bd
5	190628K2_5	1000	1.03	NO	28.59	0.971	1.94e7	1.86e6	1090	9.2	1.04	bd
6	190628K2_6	50.0	1.04	NO	28.57	0.971	7.53e5	1.67e6	47.3	-5.4	0.902	bd

Compound name: PCB-26
Response Factor: 1.00101
RRF SD: 0.0777576, Relative SD: 7.76791
Response type: Internal Std (Ref 176), Area * (IS Conc. / IS Area)
Curve type: RF

	Name	Std. Conc	RA	n/y	RT	RRT	Resp	IS Resp	Conc.	%Dev	RRF	X = dropped
1	190628K2_1	0.250	1.17	NO	28.79	0.979	3.56e3	1.52e6	0.234	-6.5	0.936	bd
2	190628K2_2	1.00	1.00	NO	28.81	0.979	1.53e4	1.57e6	0.971	-2.9	0.972	bd
3	190628K2_3	2.50	1.05	NO	28.81	0.979	3.58e4	1.54e6	2.33	-6.9	0.932	dd
4	190628K2_4	400	1.04	NO	28.79	0.979	7.76e6	1.79e6	433	8.3	1.08	dd
5	190628K2_5	1000	1.04	NO	28.79	0.979	2.07e7	1.86e6	1110	11.2	1.11	dd
6	190628K2_6	50.0	1.03	NO	28.79	0.979	8.09e5	1.67e6	48.4	-3.1	0.970	dd

Compound name: PCB-25
Response Factor: 0.977946
RRF SD: 0.0922085, Relative SD: 9.4288
Response type: Internal Std (Ref 176), Area * (IS Conc. / IS Area)
Curve type: RF

	Name	Std. Conc	RA	n/y	RT	RRT	Resp	IS Resp	Conc.	%Dev	RRF	X = dropped
1	190628K2_1	0.250	0.95	NO	28.96	0.985	3.30e3	1.52e6	0.221	-11.5	0.865	db
2	190628K2_2	1.00	1.02	NO	28.98	0.985	1.46e4	1.57e6	0.949	-5.1	0.928	MM
3	190628K2_3	2.50	1.04	NO	28.98	0.985	3.65e4	1.54e6	2.43	-2.8	0.951	db
4	190628K2_4	400	1.04	NO	28.96	0.984	7.69e6	1.79e6	439	9.8	1.07	db
5	190628K2_5	1000	1.04	NO	28.96	0.984	2.06e7	1.86e6	1130	13.1	1.11	db
6	190628K2_6	50.0	1.05	NO	28.96	0.985	7.89e5	1.67e6	48.3	-3.4	0.945	db

Dataset: U:\VG11.PRO\Results\190628K2\190628K2-CRV.qld

Last Altered: Saturday, June 29, 2019 12:47:58 Pacific Daylight Time
Printed: Saturday, June 29, 2019 13:00:34 Pacific Daylight Time

Compound name: PCB-31
Response Factor: 1.12319
RRF SD: 0.0951643, Relative SD: 8.47271
Response type: Internal Std (Ref 176), Area * (IS Conc. / IS Area)
Curve type: RF

	Name	Std. Conc	RA	n/y	RT	RRT	Resp	IS Resp	Conc.	%Dev	RRF	X = dropped
1	190628K2_1	0.250	1.16	NO	29.33	0.997	4.08e3	1.52e6	0.239	-4.6	1.07	MM
2	190628K2_2	1.00	1.05	NO	29.33	0.997	1.62e4	1.57e6	0.919	-8.1	1.03	bd
3	190628K2_3	2.50	1.01	NO	29.35	0.997	4.02e4	1.54e6	2.33	-6.7	1.05	bd
4	190628K2_4	400	1.03	NO	29.33	0.997	8.82e6	1.79e6	439	9.7	1.23	bd
5	190628K2_5	1000	1.03	NO	29.33	0.997	2.33e7	1.86e6	1110	11.4	1.25	bd
6	190628K2_6	50.0	1.03	NO	29.33	0.997	9.21e5	1.67e6	49.1	-1.8	1.10	bd

Compound name: PCB-28
Response Factor: 1.10587
RRF SD: 0.0819508, Relative SD: 7.41051
Response type: Internal Std (Ref 176), Area * (IS Conc. / IS Area)
Curve type: RF

	Name	Std. Conc	RA	n/y	RT	RRT	Resp	IS Resp	Conc.	%Dev	RRF	X = dropped
1	190628K2_1	0.250	1.02	NO	29.44	1.001	3.86e3	1.52e6	0.229	-8.4	1.01	MM
2	190628K2_2	1.00	1.03	NO	29.44	1.001	1.74e4	1.57e6	1.00	0.3	1.11	db
3	190628K2_3	2.50	1.06	NO	29.44	1.001	4.19e4	1.54e6	2.46	-1.5	1.09	db
4	190628K2_4	400	1.04	NO	29.44	1.001	8.45e6	1.79e6	427	6.7	1.18	db
5	190628K2_5	1000	1.04	NO	29.44	1.001	2.27e7	1.86e6	1100	10.2	1.22	db
6	190628K2_6	50.0	1.03	NO	29.44	1.001	8.56e5	1.67e6	46.4	-7.3	1.03	db

Compound name: PCB-20/21/33
Response Factor: 1.00346
RRF SD: 0.0927839, Relative SD: 9.24643
Response type: Internal Std (Ref 176), Area * (IS Conc. / IS Area)
Curve type: RF

	Name	Std. Conc	RA	n/y	RT	RRT	Resp	IS Resp	Conc.	%Dev	RRF	X = dropped
1	190628K2_1	0.750	1.06	NO	30.08	1.023	1.08e4	1.52e6	0.706	-5.9	0.944	bb
2	190628K2_2	3.00	1.08	NO	30.08	1.022	4.39e4	1.57e6	2.79	-7.1	0.932	db

Dataset: U:\VG11.PRO\Results\190628K2\190628K2-CRV.qld

Last Altered: Saturday, June 29, 2019 12:47:58 Pacific Daylight Time
Printed: Saturday, June 29, 2019 13:00:34 Pacific Daylight Time

Compound name: PCB-20/21/33

	Name	Std. Conc	RA	n/y	RT	RRT	Resp	IS Resp	Conc.	%Dev	RRF	X = dropped
3	190628K2_3	7.50	1.07	NO	30.08	1.022	1.09e5	1.54e6	7.07	-5.8	0.945	MM
4	190628K2_4	1200	1.04	NO	30.08	1.022	2.37e7	1.79e6	1320	9.7	1.10	bb
5	190628K2_5	3000	1.04	NO	30.08	1.022	6.38e7	1.86e6	3410	13.8	1.14	bb
6	190628K2_6	150	1.03	NO	30.08	1.023	2.39e6	1.67e6	143	-4.7	0.956	bb

Compound name: PCB-22
Response Factor: 1.03295
RRF SD: 0.101221, Relative SD: 9.79924
Response type: Internal Std (Ref 176), Area * (IS Conc. / IS Area)
Curve type: RF

	Name	Std. Conc	RA	n/y	RT	RRT	Resp	IS Resp	Conc.	%Dev	RRF	X = dropped
1	190628K2_1	0.250	0.93	NO	30.54	1.039	3.49e3	1.52e6	0.221	-11.4	0.915	MM
2	190628K2_2	1.00	1.07	NO	30.54	1.038	1.53e4	1.57e6	0.944	-5.6	0.975	bb
3	190628K2_3	2.50	1.02	NO	30.54	1.038	3.75e4	1.54e6	2.36	-5.5	0.976	MM
4	190628K2_4	400	1.03	NO	30.54	1.038	8.17e6	1.79e6	442	10.4	1.14	bb
5	190628K2_5	1000	1.05	NO	30.54	1.038	2.18e7	1.86e6	1130	13.3	1.17	bb
6	190628K2_6	50.0	1.05	NO	30.54	1.039	8.52e5	1.67e6	49.4	-1.1	1.02	bb

Compound name: PCB-36
Response Factor: 1.17712
RRF SD: 0.0727198, Relative SD: 6.17776
Response type: Internal Std (Ref 177), Area * (IS Conc. / IS Area)
Curve type: RF

	Name	Std. Conc	RA	n/y	RT	RRT	Resp	IS Resp	Conc.	%Dev	RRF	X = dropped
1	190628K2_1	0.250	1.08	NO	31.18	0.933	4.28e3	1.43e6	0.254	1.5	1.19	MM
2	190628K2_2	1.00	0.97	NO	31.18	0.932	1.46e4	1.38e6	0.898	-10.2	1.06	bb
3	190628K2_3	2.50	0.99	NO	31.18	0.932	3.73e4	1.33e6	2.39	-4.4	1.13	MM
4	190628K2_4	400	1.04	NO	31.18	0.933	8.21e6	1.67e6	419	4.7	1.23	bb
5	190628K2_5	1000	1.03	NO	31.18	0.933	2.20e7	1.76e6	1060	6.2	1.25	MM
6	190628K2_6	50.0	1.03	NO	31.18	0.933	8.45e5	1.40e6	51.1	2.3	1.20	MM

Dataset: U:\VG11.PRO\Results\190628K2\190628K2-CRV.qld

Last Altered: Saturday, June 29, 2019 12:47:58 Pacific Daylight Time
Printed: Saturday, June 29, 2019 13:00:34 Pacific Daylight Time

Compound name: PCB-39
Response Factor: 1.08448
RRF SD: 0.0705883, Relative SD: 6.50897
Response type: Internal Std (Ref 177), Area * (IS Conc. / IS Area)
Curve type: RF

	Name	Std. Conc	RA	n/y	RT	RRT	Resp	IS Resp	Conc.	%Dev	RRF	X = dropped
1	190628K2_1	0.250	1.10	NO	31.66	0.947	3.55e3	1.43e6	0.228	-8.7	0.990	bb
2	190628K2_2	1.00	1.01	NO	31.68	0.947	1.45e4	1.38e6	0.965	-3.5	1.05	bb
3	190628K2_3	2.50	1.08	NO	31.68	0.947	3.44e4	1.33e6	2.39	-4.5	1.04	MM
4	190628K2_4	400	1.04	NO	31.66	0.947	7.60e6	1.67e6	421	5.2	1.14	bb
5	190628K2_5	1000	1.03	NO	31.66	0.947	2.06e7	1.76e6	1080	8.0	1.17	MM
6	190628K2_6	50.0	1.03	NO	31.66	0.947	7.88e5	1.40e6	51.8	3.5	1.12	MM

Compound name: PCB-38
Response Factor: 1.1287
RRF SD: 0.110832, Relative SD: 9.81944
Response type: Internal Std (Ref 177), Area * (IS Conc. / IS Area)
Curve type: RF

	Name	Std. Conc	RA	n/y	RT	RRT	Resp	IS Resp	Conc.	%Dev	RRF	X = dropped
1	190628K2_1	0.250	0.98	NO	32.46	0.971	3.29e3	1.43e6	0.203	-18.6	0.919	MM
2	190628K2_2	1.00	1.07	NO	32.48	0.971	1.55e4	1.38e6	0.991	-0.9	1.12	MM
3	190628K2_3	2.50	1.08	NO	32.48	0.971	3.76e4	1.33e6	2.51	0.4	1.13	dd
4	190628K2_4	400	1.05	NO	32.46	0.971	8.05e6	1.67e6	428	7.0	1.21	dd
5	190628K2_5	1000	1.03	NO	32.46	0.971	2.16e7	1.76e6	1090	8.6	1.23	bd
6	190628K2_6	50.0	1.04	NO	32.46	0.971	8.20e5	1.40e6	51.8	3.5	1.17	MM

Compound name: PCB-35
Response Factor: 1.13247
RRF SD: 0.0972119, Relative SD: 8.58404
Response type: Internal Std (Ref 177), Area * (IS Conc. / IS Area)
Curve type: RF

	Name	Std. Conc	RA	n/y	RT	RRT	Resp	IS Resp	Conc.	%Dev	RRF	X = dropped
1	190628K2_1	0.250	1.03	NO	33.00	0.987	3.61e3	1.43e6	0.222	-11.0	1.01	MM
2	190628K2_2	1.00	1.00	NO	33.02	0.987	1.44e4	1.38e6	0.922	-7.8	1.04	MM

Dataset: U:\VG11.PRO\Results\190628K2\190628K2-CRV.qld

Last Altered: Saturday, June 29, 2019 12:47:58 Pacific Daylight Time
Printed: Saturday, June 29, 2019 13:00:34 Pacific Daylight Time

Compound name: PCB-35

	Name	Std. Conc	RA	n/y	RT	RRT	Resp	IS Resp	Conc.	%Dev	RRF	X = dropped
3	190628K2_3	2.50	1.10	NO	33.02	0.987	3.72e4	1.33e6	2.48	-0.9	1.12	MM
4	190628K2_4	400	1.04	NO	33.00	0.987	8.16e6	1.67e6	433	8.2	1.23	db
5	190628K2_5	1000	1.03	NO	33.00	0.987	2.21e7	1.76e6	1110	10.9	1.26	MM
6	190628K2_6	50.0	1.03	NO	33.00	0.987	8.00e5	1.40e6	50.3	0.7	1.14	MM

Compound name: PCB-37
Response Factor: 1.10639
RRF SD: 0.0811027, Relative SD: 7.33041
Response type: Internal Std (Ref 177), Area * (IS Conc. / IS Area)
Curve type: RF

	Name	Std. Conc	RA	n/y	RT	RRT	Resp	IS Resp	Conc.	%Dev	RRF	X = dropped
1	190628K2_1	0.250	1.18	NO	33.45	1.001	3.59e3	1.43e6	0.226	-9.5	1.00	MM
2	190628K2_2	1.00	1.05	NO	33.47	1.001	1.43e4	1.38e6	0.934	-6.6	1.03	MM
3	190628K2_3	2.50	1.01	NO	33.46	1.001	3.61e4	1.33e6	2.46	-1.6	1.09	MM
4	190628K2_4	400	1.03	NO	33.45	1.001	7.82e6	1.67e6	424	6.1	1.17	MM
5	190628K2_5	1000	1.02	NO	33.47	1.001	2.13e7	1.76e6	1100	9.6	1.21	MM
6	190628K2_6	50.0	1.03	NO	33.45	1.000	7.92e5	1.40e6	51.0	2.0	1.13	MM

Compound name: PCB-54
Response Factor: 0.995679
RRF SD: 0.0664001, Relative SD: 6.66883
Response type: Internal Std (Ref 178), Area * (IS Conc. / IS Area)
Curve type: RF

	Name	Std. Conc	RA	n/y	RT	RRT	Resp	IS Resp	Conc.	%Dev	RRF	X = dropped
1	190628K2_1	0.250	0.79	NO	28.27	1.001	3.20e3	1.40e6	0.229	-8.4	0.912	bb
2	190628K2_2	1.00	0.74	NO	28.29	1.001	1.27e4	1.36e6	0.936	-6.4	0.932	bb
3	190628K2_3	2.50	0.79	NO	28.29	1.001	3.24e4	1.32e6	2.47	-1.1	0.984	bb
4	190628K2_4	400	0.74	NO	28.27	1.001	6.68e6	1.58e6	424	5.9	1.05	bb
5	190628K2_5	1000	0.74	NO	28.27	1.001	1.74e7	1.61e6	1080	8.4	1.08	bb
6	190628K2_6	50.0	0.73	NO	28.27	1.001	6.93e5	1.37e6	50.8	1.7	1.01	bb

Dataset: U:\VG11.PRO\Results\190628K2\190628K2-CRV.qld

Last Altered: Saturday, June 29, 2019 12:47:58 Pacific Daylight Time
Printed: Saturday, June 29, 2019 13:00:34 Pacific Daylight Time

Compound name: PCB-50
Response Factor: 0.781202
RRF SD: 0.0775047, Relative SD: 9.92121
Response type: Internal Std (Ref 178), Area * (IS Conc. / IS Area)
Curve type: RF

	Name	Std. Conc	RA	n/y	RT	RRT	Resp	IS Resp	Conc.	%Dev	RRF	X = dropped
1	190628K2_1	0.250	0.66	NO	29.48	1.043	2.28e3	1.40e6	0.208	-16.8	0.650	MM
2	190628K2_2	1.00	0.68	NO	29.50	1.044	1.05e4	1.36e6	0.989	-1.1	0.773	bb
3	190628K2_3	2.50	0.67	NO	29.50	1.044	2.49e4	1.32e6	2.42	-3.3	0.756	bb
4	190628K2_4	400	0.74	NO	29.48	1.043	5.33e6	1.58e6	431	7.6	0.841	bb
5	190628K2_5	1000	0.73	NO	29.48	1.043	1.41e7	1.61e6	1120	11.8	0.873	bb
6	190628K2_6	50.0	0.73	NO	29.48	1.043	5.43e5	1.37e6	50.8	1.6	0.794	bb

Compound name: PCB-53
Response Factor: 0.955008
RRF SD: 0.0614164, Relative SD: 6.43098
Response type: Internal Std (Ref 179), Area * (IS Conc. / IS Area)
Curve type: RF

	Name	Std. Conc	RA	n/y	RT	RRT	Resp	IS Resp	Conc.	%Dev	RRF	X = dropped
1	190628K2_1	0.250	0.73	NO	30.15	0.945	2.37e3	1.07e6	0.232	-7.3	0.885	bb
2	190628K2_2	1.00	0.76	NO	30.17	0.945	9.52e3	1.04e6	0.959	-4.1	0.916	bb
3	190628K2_3	2.50	0.68	NO	30.17	0.945	2.32e4	1.02e6	2.39	-4.2	0.915	bb
4	190628K2_4	400	0.74	NO	30.15	0.945	4.94e6	1.23e6	420	4.9	1.00	bb
5	190628K2_5	1000	0.73	NO	30.15	0.945	1.31e7	1.25e6	1100	9.6	1.05	bb
6	190628K2_6	50.0	0.74	NO	30.15	0.945	5.05e5	1.05e6	50.5	1.1	0.965	bb

Compound name: PCB-51
Response Factor: 1.02351
RRF SD: 0.0633167, Relative SD: 6.18623
Response type: Internal Std (Ref 179), Area * (IS Conc. / IS Area)
Curve type: RF

	Name	Std. Conc	RA	n/y	RT	RRT	Resp	IS Resp	Conc.	%Dev	RRF	X = dropped
1	190628K2_1	0.250	0.66	NO	30.51	0.956	2.48e3	1.07e6	0.227	-9.4	0.927	MM
2	190628K2_2	1.00	0.66	NO	30.52	0.956	1.04e4	1.04e6	0.981	-1.9	1.00	bb

Dataset: U:\VG11.PRO\Results\190628K2\190628K2-CRV.qld

Last Altered: Saturday, June 29, 2019 12:47:58 Pacific Daylight Time
Printed: Saturday, June 29, 2019 13:00:34 Pacific Daylight Time

Compound name: PCB-51

	Name	Std. Conc	RA	n/y	RT	RRT	Resp	IS Resp	Conc.	%Dev	RRF	X = dropped
3	190628K2_3	2.50	0.67	NO	30.52	0.956	2.52e4	1.02e6	2.42	-3.1	0.992	bb
4	190628K2_4	400	0.73	NO	30.51	0.956	5.22e6	1.23e6	413	3.4	1.06	bb
5	190628K2_5	1000	0.73	NO	30.51	0.956	1.39e7	1.25e6	1090	8.5	1.11	bb
6	190628K2_6	50.0	0.74	NO	30.51	0.956	5.49e5	1.05e6	51.2	2.5	1.05	bb

Compound name: PCB-45
Response Factor: 0.807911
RRF SD: 0.0407904, Relative SD: 5.04887
Response type: Internal Std (Ref 179), Area * (IS Conc. / IS Area)
Curve type: RF

	Name	Std. Conc	RA	n/y	RT	RRT	Resp	IS Resp	Conc.	%Dev	RRF	X = dropped
1	190628K2_1	0.250	0.66	NO	30.95	0.970	2.12e3	1.07e6	0.245	-2.1	0.791	MM
2	190628K2_2	1.00	0.73	NO	30.97	0.970	7.77e3	1.04e6	0.925	-7.5	0.748	bb
3	190628K2_3	2.50	0.75	NO	30.97	0.970	2.00e4	1.02e6	2.44	-2.5	0.788	bb
4	190628K2_4	400	0.74	NO	30.95	0.970	4.13e6	1.23e6	415	3.7	0.838	bb
5	190628K2_5	1000	0.73	NO	30.95	0.970	1.08e7	1.25e6	1070	6.6	0.862	bb
6	190628K2_6	50.0	0.73	NO	30.95	0.970	4.30e5	1.05e6	50.9	1.7	0.822	bb

Compound name: PCB-46
Response Factor: 0.753501
RRF SD: 0.0632692, Relative SD: 8.39669
Response type: Internal Std (Ref 179), Area * (IS Conc. / IS Area)
Curve type: RF

	Name	Std. Conc	RA	n/y	RT	RRT	Resp	IS Resp	Conc.	%Dev	RRF	X = dropped
1	190628K2_1	0.250	0.75	NO	31.45	0.985	1.71e3	1.07e6	0.212	-15.4	0.637	bb
2	190628K2_2	1.00	0.73	NO	31.47	0.985	7.76e3	1.04e6	0.991	-0.9	0.746	bb
3	190628K2_3	2.50	0.75	NO	31.47	0.985	1.90e4	1.02e6	2.49	-0.6	0.749	bb
4	190628K2_4	400	0.74	NO	31.47	0.986	3.91e6	1.23e6	421	5.3	0.794	bb
5	190628K2_5	1000	0.73	NO	31.47	0.986	1.02e7	1.25e6	1090	8.9	0.820	bb
6	190628K2_6	50.0	0.72	NO	31.45	0.985	4.05e5	1.05e6	51.4	2.7	0.774	bb

Dataset: U:\VG11.PRO\Results\190628K2\190628K2-CRV.qld

Last Altered: Saturday, June 29, 2019 12:47:58 Pacific Daylight Time
Printed: Saturday, June 29, 2019 13:00:34 Pacific Daylight Time

Compound name: PCB-52/69
Response Factor: 1.09173
RRF SD: 0.0899407, Relative SD: 8.23834
Response type: Internal Std (Ref 179), Area * (IS Conc. / IS Area)
Curve type: RF

	Name	Std. Conc	RA	n/y	RT	RRT	Resp	IS Resp	Conc.	%Dev	RRF	X = dropped
1	190628K2_1	0.500	0.75	NO	31.96	1.001	5.35e3	1.07e6	0.458	-8.5	0.999	bd
2	190628K2_2	2.00	0.77	NO	31.98	1.001	2.09e4	1.04e6	1.84	-7.9	1.01	bd
3	190628K2_3	5.00	0.71	NO	31.98	1.001	5.25e4	1.02e6	4.73	-5.3	1.03	bd
4	190628K2_4	800	0.74	NO	31.96	1.001	1.15e7	1.23e6	852	6.5	1.16	bd
5	190628K2_5	2000	0.73	NO	31.96	1.001	3.02e7	1.25e6	2210	10.7	1.21	bd
6	190628K2_6	100	0.73	NO	31.96	1.001	1.19e6	1.05e6	105	4.6	1.14	MM

Compound name: PCB-73
Response Factor: 1.2893
RRF SD: 0.068651, Relative SD: 5.32466
Response type: Internal Std (Ref 179), Area * (IS Conc. / IS Area)
Curve type: RF

	Name	Std. Conc	RA	n/y	RT	RRT	Resp	IS Resp	Conc.	%Dev	RRF	X = dropped
1	190628K2_1	0.250	0.73	NO	32.07	1.005	3.17e3	1.07e6	0.230	-8.0	1.19	dd
2	190628K2_2	1.00	0.73	NO	32.09	1.005	1.32e4	1.04e6	0.985	-1.5	1.27	dd
3	190628K2_3	2.50	0.72	NO	32.09	1.005	3.30e4	1.02e6	2.52	0.8	1.30	dd
4	190628K2_4	400	0.74	NO	32.09	1.005	6.50e6	1.23e6	409	2.3	1.32	dd
5	190628K2_5	1000	0.73	NO	32.09	1.005	1.74e7	1.25e6	1080	8.1	1.39	dd
6	190628K2_6	50.0	0.73	NO	32.07	1.005	6.64e5	1.05e6	49.2	-1.7	1.27	dd

Compound name: PCB-43/49
Response Factor: 0.940031
RRF SD: 0.058647, Relative SD: 6.23884
Response type: Internal Std (Ref 179), Area * (IS Conc. / IS Area)
Curve type: RF

	Name	Std. Conc	RA	n/y	RT	RRT	Resp	IS Resp	Conc.	%Dev	RRF	X = dropped
1	190628K2_1	0.500	0.67	NO	32.26	1.010	4.70e3	1.07e6	0.467	-6.6	0.878	MM
2	190628K2_2	2.00	0.68	NO	32.26	1.010	1.87e4	1.04e6	1.91	-4.4	0.899	dd

Dataset: U:\VG11.PRO\Results\190628K2\190628K2-CRV.qld

Last Altered: Saturday, June 29, 2019 12:47:58 Pacific Daylight Time
Printed: Saturday, June 29, 2019 13:00:34 Pacific Daylight Time

Compound name: PCB-43/49

	Name	Std. Conc	RA	n/y	RT	RRT	Resp	IS Resp	Conc.	%Dev	RRF	X = dropped
3	190628K2_3	5.00	0.73	NO	32.26	1.010	4.56e4	1.02e6	4.78	-4.5	0.898	dd
4	190628K2_4	800	0.73	NO	32.26	1.010	9.70e6	1.23e6	837	4.6	0.984	dd
5	190628K2_5	2000	0.72	NO	32.26	1.010	2.57e7	1.25e6	2190	9.4	1.03	db
6	190628K2_6	100	0.73	NO	32.26	1.010	9.97e5	1.05e6	101	1.3	0.953	dd

Compound name: PCB-47
Response Factor: 0.868678
RRF SD: 0.0634962, Relative SD: 7.30951
Response type: Internal Std (Ref 180), Area * (IS Conc. / IS Area)
Curve type: RF

	Name	Std. Conc	RA	n/y	RT	RRT	Resp	IS Resp	Conc.	%Dev	RRF	X = dropped
1	190628K2_1	0.250	0.67	NO	32.48	1.001	2.51e3	1.14e6	0.254	1.6	0.882	MM
2	190628K2_2	1.00	0.69	NO	32.48	1.001	8.63e3	1.09e6	0.910	-9.0	0.791	dd
3	190628K2_3	2.50	0.73	NO	32.48	1.001	2.07e4	1.05e6	2.26	-9.4	0.787	dd
4	190628K2_4	400	0.73	NO	32.46	1.001	4.78e6	1.31e6	422	5.5	0.916	dd
5	190628K2_5	1000	0.71	NO	32.48	1.001	1.26e7	1.37e6	1060	6.1	0.922	bd
6	190628K2_6	50.0	0.72	NO	32.46	1.001	5.03e5	1.10e6	52.6	5.3	0.914	dd

Compound name: PCB-48/75
Response Factor: 1.02436
RRF SD: 0.066255, Relative SD: 6.46797
Response type: Internal Std (Ref 180), Area * (IS Conc. / IS Area)
Curve type: RF

	Name	Std. Conc	RA	n/y	RT	RRT	Resp	IS Resp	Conc.	%Dev	RRF	X = dropped
1	190628K2_1	0.500	0.69	NO	32.57	1.004	5.30e3	1.14e6	0.454	-9.2	0.931	MM
2	190628K2_2	2.00	0.71	NO	32.59	1.004	2.10e4	1.09e6	1.88	-6.1	0.962	db
3	190628K2_3	5.00	0.70	NO	32.59	1.004	5.45e4	1.05e6	5.07	1.3	1.04	db
4	190628K2_4	800	0.73	NO	32.59	1.005	1.13e7	1.31e6	844	5.5	1.08	db
5	190628K2_5	2000	0.73	NO	32.59	1.005	3.01e7	1.37e6	2150	7.4	1.10	db
6	190628K2_6	100	0.73	NO	32.57	1.004	1.14e6	1.10e6	101	0.9	1.03	db

Dataset: U:\VG11.PRO\Results\190628K2\190628K2-CRV.qld

Last Altered: Saturday, June 29, 2019 12:47:58 Pacific Daylight Time
Printed: Saturday, June 29, 2019 13:00:34 Pacific Daylight Time

Compound name: PCB-65
Response Factor: 1.10841
RRF SD: 0.0667228, Relative SD: 6.01968
Response type: Internal Std (Ref 180), Area * (IS Conc. / IS Area)
Curve type: RF

	Name	Std. Conc	RA	n/y	RT	RRT	Resp	IS Resp	Conc.	%Dev	RRF	X = dropped
1	190628K2_1	0.250	0.75	NO	32.85	1.013	2.77e3	1.14e6	0.220	-12.1	0.975	bd
2	190628K2_2	1.00	0.76	NO	32.87	1.013	1.22e4	1.09e6	1.00	0.5	1.11	bd
3	190628K2_3	2.50	0.71	NO	32.87	1.013	3.00e4	1.05e6	2.57	2.9	1.14	bd
4	190628K2_4	400	0.74	NO	32.85	1.013	5.93e6	1.31e6	410	2.5	1.14	bd
5	190628K2_5	1000	0.74	NO	32.87	1.013	1.55e7	1.37e6	1020	2.2	1.13	bd
6	190628K2_6	50.0	0.72	NO	32.85	1.013	6.33e5	1.10e6	51.9	3.9	1.15	bd

Compound name: PCB-62
Response Factor: 1.06501
RRF SD: 0.0827847, Relative SD: 7.77311
Response type: Internal Std (Ref 180), Area * (IS Conc. / IS Area)
Curve type: RF

	Name	Std. Conc	RA	n/y	RT	RRT	Resp	IS Resp	Conc.	%Dev	RRF	X = dropped
1	190628K2_1	0.250	0.78	NO	32.96	1.016	2.82e3	1.14e6	0.233	-7.0	0.991	dd
2	190628K2_2	1.00	0.77	NO	32.98	1.016	1.11e4	1.09e6	0.953	-4.7	1.01	db
3	190628K2_3	2.50	0.74	NO	32.98	1.016	2.56e4	1.05e6	2.29	-8.3	0.977	dd
4	190628K2_4	400	0.74	NO	32.96	1.016	5.99e6	1.31e6	431	7.8	1.15	dd
5	190628K2_5	1000	0.74	NO	32.96	1.016	1.60e7	1.37e6	1100	9.8	1.17	dd
6	190628K2_6	50.0	0.73	NO	32.96	1.016	5.99e5	1.10e6	51.2	2.3	1.09	dd

Compound name: PCB-44
Response Factor: 0.760908
RRF SD: 0.0302402, Relative SD: 3.97423
Response type: Internal Std (Ref 180), Area * (IS Conc. / IS Area)
Curve type: RF

	Name	Std. Conc	RA	n/y	RT	RRT	Resp	IS Resp	Conc.	%Dev	RRF	X = dropped
1	190628K2_1	0.250	0.88	NO	33.30	1.026	2.12e3	1.14e6	0.244	-2.3	0.743	MM
2	190628K2_2	1.00	0.72	NO	33.30	1.026	7.80e3	1.09e6	0.940	-6.0	0.715	bb

Dataset: U:\VG11.PRO\Results\190628K2\190628K2-CRV.qld

Last Altered: Saturday, June 29, 2019 12:47:58 Pacific Daylight Time
Printed: Saturday, June 29, 2019 13:00:34 Pacific Daylight Time

Compound name: PCB-44

	Name	Std. Conc	RA	n/y	RT	RRT	Resp	IS Resp	Conc.	%Dev	RRF	X = dropped
3	190628K2_3	2.50	0.75	NO	33.30	1.026	1.97e4	1.05e6	2.47	-1.2	0.751	db
4	190628K2_4	400	0.74	NO	33.30	1.026	4.10e6	1.31e6	413	3.2	0.785	dd
5	190628K2_5	1000	0.74	NO	33.30	1.026	1.09e7	1.37e6	1050	4.8	0.797	dd
6	190628K2_6	50.0	0.73	NO	33.28	1.026	4.25e5	1.10e6	50.8	1.6	0.773	db

Compound name: PCB-42/59
Response Factor: 0.960007
RRF SD: 0.0903412, Relative SD: 9.41048
Response type: Internal Std (Ref 180), Area * (IS Conc. / IS Area)
Curve type: RF

	Name	Std. Conc	RA	n/y	RT	RRT	Resp	IS Resp	Conc.	%Dev	RRF	X = dropped
1	190628K2_1	0.500	0.75	NO	33.52	1.033	4.53e3	1.14e6	0.414	-17.2	0.795	db
2	190628K2_2	2.00	0.73	NO	33.54	1.033	2.05e4	1.09e6	1.96	-2.0	0.941	bb
3	190628K2_3	5.00	0.71	NO	33.54	1.033	5.05e4	1.05e6	5.01	0.2	0.962	bb
4	190628K2_4	800	0.74	NO	33.52	1.033	1.07e7	1.31e6	855	6.8	1.03	db
5	190628K2_5	2000	0.73	NO	33.52	1.033	2.87e7	1.37e6	2190	9.4	1.05	db
6	190628K2_6	100	0.72	NO	33.52	1.033	1.08e6	1.10e6	103	2.7	0.986	bb

Compound name: PCB-41/64/71/72
Response Factor: 1.08179
RRF SD: 0.0879965, Relative SD: 8.13432
Response type: Internal Std (Ref 180), Area * (IS Conc. / IS Area)
Curve type: RF

	Name	Std. Conc	RA	n/y	RT	RRT	Resp	IS Resp	Conc.	%Dev	RRF	X = dropped
1	190628K2_1	1.00	0.76	NO	34.13	1.052	1.07e4	1.14e6	0.871	-12.9	0.942	bd
2	190628K2_2	4.00	0.74	NO	34.13	1.052	4.46e4	1.09e6	3.78	-5.5	1.02	bd
3	190628K2_3	10.0	0.73	NO	34.13	1.052	1.14e5	1.05e6	10.0	0.1	1.08	bd
4	190628K2_4	1600	0.74	NO	34.13	1.052	2.42e7	1.31e6	1710	6.9	1.16	bb
5	190628K2_5	4000	0.73	NO	34.13	1.052	6.44e7	1.37e6	4360	9.0	1.18	bb
6	190628K2_6	200	0.74	NO	34.13	1.052	2.44e6	1.10e6	205	2.5	1.11	bd

Dataset: U:\VG11.PRO\Results\190628K2\190628K2-CRV.qld

Last Altered: Saturday, June 29, 2019 12:47:58 Pacific Daylight Time
Printed: Saturday, June 29, 2019 13:00:34 Pacific Daylight Time

Compound name: PCB-68
Response Factor: 1.10853
RRF SD: 0.0810855, Relative SD: 7.31468
Response type: Internal Std (Ref 180), Area * (IS Conc. / IS Area)
Curve type: RF

	Name	Std. Conc	RA	n/y	RT	RRT	Resp	IS Resp	Conc.	%Dev	RRF	X = dropped
1	190628K2_1	0.250	0.71	NO	34.40	1.060	2.79e3	1.14e6	0.221	-11.5	0.981	MM
2	190628K2_2	1.00	0.76	NO	34.41	1.060	1.17e4	1.09e6	0.966	-3.4	1.07	dd
3	190628K2_3	2.50	0.71	NO	34.41	1.060	2.81e4	1.05e6	2.42	-3.3	1.07	dd
4	190628K2_4	400	0.73	NO	34.40	1.060	6.17e6	1.31e6	426	6.6	1.18	bd
5	190628K2_5	1000	0.74	NO	34.40	1.060	1.62e7	1.37e6	1070	6.9	1.18	bd
6	190628K2_6	50.0	0.73	NO	34.40	1.060	6.38e5	1.10e6	52.4	4.7	1.16	dd

Compound name: PCB-40
Response Factor: 0.576632
RRF SD: 0.0227461, Relative SD: 3.94465
Response type: Internal Std (Ref 180), Area * (IS Conc. / IS Area)
Curve type: RF

	Name	Std. Conc	RA	n/y	RT	RRT	Resp	IS Resp	Conc.	%Dev	RRF	X = dropped
1	190628K2_1	0.250	0.70	NO	34.62	1.067	1.69e3	1.14e6	0.257	2.7	0.592	MM
2	190628K2_2	1.00	0.68	NO	34.64	1.067	5.79e3	1.09e6	0.921	-7.9	0.531	db
3	190628K2_3	2.50	0.74	NO	34.64	1.067	1.52e4	1.05e6	2.51	0.4	0.579	db
4	190628K2_4	400	0.73	NO	34.62	1.067	3.06e6	1.31e6	406	1.5	0.585	db
5	190628K2_5	1000	0.74	NO	34.62	1.067	8.01e6	1.37e6	1020	1.6	0.586	db
6	190628K2_6	50.0	0.73	NO	34.62	1.067	3.22e5	1.10e6	50.8	1.7	0.586	db

Compound name: PCB-57
Response Factor: 1.04788
RRF SD: 0.0809961, Relative SD: 7.72955
Response type: Internal Std (Ref 181), Area * (IS Conc. / IS Area)
Curve type: RF

	Name	Std. Conc	RA	n/y	RT	RRT	Resp	IS Resp	Conc.	%Dev	RRF	X = dropped
1	190628K2_1	0.250	0.71	NO	34.99	0.970	2.89e3	1.27e6	0.217	-13.0	0.911	bb
2	190628K2_2	1.00	0.75	NO	35.01	0.970	1.23e4	1.22e6	0.962	-3.8	1.01	bb

Dataset: U:\VG11.PRO\Results\190628K2\190628K2-CRV.qld

Last Altered: Saturday, June 29, 2019 12:47:58 Pacific Daylight Time
Printed: Saturday, June 29, 2019 13:00:34 Pacific Daylight Time

Compound name: PCB-57

	Name	Std. Conc	RA	n/y	RT	RRT	Resp	IS Resp	Conc.	%Dev	RRF	X = dropped
3	190628K2_3	2.50	0.73	NO	35.01	0.970	3.06e4	1.18e6	2.47	-1.3	1.03	bb
4	190628K2_4	400	0.74	NO	34.99	0.970	6.57e6	1.49e6	420	5.1	1.10	bb
5	190628K2_5	1000	0.74	NO	34.99	0.970	1.77e7	1.56e6	1080	7.8	1.13	bb
6	190628K2_6	50.0	0.72	NO	34.99	0.970	6.82e5	1.24e6	52.6	5.2	1.10	bb

Compound name: PCB-67
Response Factor: 0.992916
RRF SD: 0.0717571, Relative SD: 7.2269
Response type: Internal Std (Ref 181), Area * (IS Conc. / IS Area)
Curve type: RF

	Name	Std. Conc	RA	n/y	RT	RRT	Resp	IS Resp	Conc.	%Dev	RRF	X = dropped
1	190628K2_1	0.250	0.66	NO	35.31	0.978	2.75e3	1.27e6	0.218	-12.6	0.868	bd
2	190628K2_2	1.00	0.77	NO	35.33	0.979	1.20e4	1.22e6	0.993	-0.7	0.986	bd
3	190628K2_3	2.50	0.74	NO	35.33	0.978	2.97e4	1.18e6	2.52	1.0	1.00	bd
4	190628K2_4	400	0.73	NO	35.31	0.978	6.00e6	1.49e6	405	1.2	1.00	bd
5	190628K2_5	1000	0.73	NO	35.31	0.978	1.71e7	1.56e6	1100	9.9	1.09	bd
6	190628K2_6	50.0	0.72	NO	35.31	0.978	6.21e5	1.24e6	50.6	1.2	1.00	bd

Compound name: PCB-58
Response Factor: 1.11217
RRF SD: 0.0467973, Relative SD: 4.20775
Response type: Internal Std (Ref 181), Area * (IS Conc. / IS Area)
Curve type: RF

	Name	Std. Conc	RA	n/y	RT	RRT	Resp	IS Resp	Conc.	%Dev	RRF	X = dropped
1	190628K2_1	0.250	0.67	NO	35.44	0.982	3.49e3	1.27e6	0.248	-1.0	1.10	MM
2	190628K2_2	1.00	0.70	NO	35.44	0.982	1.25e4	1.22e6	0.925	-7.5	1.03	dd
3	190628K2_3	2.50	0.71	NO	35.44	0.981	3.31e4	1.18e6	2.51	0.5	1.12	dd
4	190628K2_4	400	0.74	NO	35.44	0.982	6.93e6	1.49e6	418	4.5	1.16	dd
5	190628K2_5	1000	0.74	NO	35.44	0.982	1.74e7	1.56e6	1000	0.2	1.11	dd
6	190628K2_6	50.0	0.74	NO	35.44	0.982	7.10e5	1.24e6	51.6	3.2	1.15	dd

Dataset: U:\VG11.PRO\Results\190628K2\190628K2-CRV.qld

Last Altered: Saturday, June 29, 2019 12:47:58 Pacific Daylight Time
Printed: Saturday, June 29, 2019 13:00:34 Pacific Daylight Time

Compound name: PCB-63
Response Factor: 0.961792
RRF SD: 0.0723112, Relative SD: 7.51838
Response type: Internal Std (Ref 181), Area * (IS Conc. / IS Area)
Curve type: RF

	Name	Std. Conc	RA	n/y	RT	RRT	Resp	IS Resp	Conc.	%Dev	RRF	X = dropped
1	190628K2_1	0.250	0.68	NO	35.59	0.986	2.72e3	1.27e6	0.224	-10.6	0.860	MM
2	190628K2_2	1.00	0.70	NO	35.60	0.987	1.09e4	1.22e6	0.934	-6.6	0.898	db
3	190628K2_3	2.50	0.74	NO	35.60	0.986	2.79e4	1.18e6	2.45	-1.9	0.944	dd
4	190628K2_4	400	0.74	NO	35.59	0.986	6.04e6	1.49e6	421	5.2	1.01	db
5	190628K2_5	1000	0.74	NO	35.59	0.986	1.61e7	1.56e6	1070	7.4	1.03	db
6	190628K2_6	50.0	0.72	NO	35.59	0.986	6.33e5	1.24e6	53.2	6.4	1.02	db

Compound name: PCB-74
Response Factor: 1.06583
RRF SD: 0.0816242, Relative SD: 7.65827
Response type: Internal Std (Ref 181), Area * (IS Conc. / IS Area)
Curve type: RF

	Name	Std. Conc	RA	n/y	RT	RRT	Resp	IS Resp	Conc.	%Dev	RRF	X = dropped
1	190628K2_1	0.250	0.71	NO	35.90	0.995	3.13e3	1.27e6	0.232	-7.3	0.988	bd
2	190628K2_2	1.00	0.83	NO	35.90	0.995	1.15e4	1.22e6	0.886	-11.4	0.944	MM
3	190628K2_3	2.50	0.76	NO	35.90	0.994	3.22e4	1.18e6	2.55	1.9	1.09	dd
4	190628K2_4	400	0.74	NO	35.88	0.994	6.70e6	1.49e6	422	5.4	1.12	bd
5	190628K2_5	1000	0.73	NO	35.88	0.994	1.80e7	1.56e6	1080	8.2	1.15	bd
6	190628K2_6	50.0	0.74	NO	35.88	0.994	6.80e5	1.24e6	51.6	3.2	1.10	bd

Compound name: PCB-61/70
Response Factor: 0.985643
RRF SD: 0.056601, Relative SD: 5.74254
Response type: Internal Std (Ref 181), Area * (IS Conc. / IS Area)
Curve type: RF

	Name	Std. Conc	RA	n/y	RT	RRT	Resp	IS Resp	Conc.	%Dev	RRF	X = dropped
1	190628K2_1	0.500	0.81	NO	36.11	1.000	5.61e3	1.27e6	0.449	-10.1	0.886	MM
2	190628K2_2	2.00	0.72	NO	36.13	1.001	2.35e4	1.22e6	1.95	-2.3	0.963	MM

Dataset: U:\VG11.PRO\Results\190628K2\190628K2-CRV.qld

Last Altered: Saturday, June 29, 2019 12:47:58 Pacific Daylight Time
Printed: Saturday, June 29, 2019 13:00:34 Pacific Daylight Time

Compound name: PCB-61/70

	Name	Std. Conc	RA	n/y	RT	RRT	Resp	IS Resp	Conc.	%Dev	RRF	X = dropped
3	190628K2_3	5.00	0.73	NO	36.13	1.001	5.82e4	1.18e6	4.99	-0.3	0.983	MM
4	190628K2_4	800	0.74	NO	36.03	0.998	1.22e7	1.49e6	831	3.9	1.02	MM
5	190628K2_5	2000	0.74	NO	36.03	0.998	3.26e7	1.56e6	2110	5.7	1.04	MM
6	190628K2_6	100	0.74	NO	36.11	1.000	1.26e6	1.24e6	103	3.1	1.02	MM

Compound name: PCB-76/66
Response Factor: 1.0661
RRF SD: 0.0763356, Relative SD: 7.16024
Response type: Internal Std (Ref 181), Area * (IS Conc. / IS Area)
Curve type: RF

	Name	Std. Conc	RA	n/y	RT	RRT	Resp	IS Resp	Conc.	%Dev	RRF	X = dropped
1	190628K2_1	0.500	0.83	NO	36.33	1.007	6.00e3	1.27e6	0.444	-11.1	0.948	MM
2	190628K2_2	2.00	0.73	NO	36.29	1.006	2.50e4	1.22e6	1.92	-3.9	1.02	dd
3	190628K2_3	5.00	0.76	NO	36.28	1.005	6.17e4	1.18e6	4.89	-2.2	1.04	dd
4	190628K2_4	800	0.74	NO	36.31	1.006	1.34e7	1.49e6	845	5.6	1.13	dd
5	190628K2_5	2000	0.73	NO	36.31	1.006	3.61e7	1.56e6	2170	8.4	1.16	dd
6	190628K2_6	100	0.74	NO	36.28	1.005	1.36e6	1.24e6	103	3.2	1.10	dd

Compound name: PCB-80
Response Factor: 1.08392
RRF SD: 0.0649364, Relative SD: 5.99086
Response type: Internal Std (Ref 182), Area * (IS Conc. / IS Area)
Curve type: RF

	Name	Std. Conc	RA	n/y	RT	RRT	Resp	IS Resp	Conc.	%Dev	RRF	X = dropped
1	190628K2_1	0.250	0.75	NO	36.55	1.000	3.23e3	1.31e6	0.227	-9.3	0.983	dd
2	190628K2_2	1.00	0.68	NO	36.55	1.001	1.33e4	1.25e6	0.981	-1.9	1.06	db
3	190628K2_3	2.50	0.76	NO	36.55	1.001	3.26e4	1.23e6	2.44	-2.5	1.06	dd
4	190628K2_4	400	0.74	NO	36.55	1.001	6.98e6	1.53e6	420	4.9	1.14	db
5	190628K2_5	1000	0.74	NO	36.55	1.000	1.88e7	1.61e6	1080	7.6	1.17	db
6	190628K2_6	50.0	0.75	NO	36.53	1.000	7.20e5	1.31e6	50.6	1.2	1.10	dd

Dataset: U:\VG11.PRO\Results\190628K2\190628K2-CRV.qld

Last Altered: Saturday, June 29, 2019 12:47:58 Pacific Daylight Time
Printed: Saturday, June 29, 2019 13:00:34 Pacific Daylight Time

Compound name: PCB-55
Response Factor: 1.06819
RRF SD: 0.100229, Relative SD: 9.38306
Response type: Internal Std (Ref 182), Area * (IS Conc. / IS Area)
Curve type: RF

	Name	Std. Conc	RA	n/y	RT	RRT	Resp	IS Resp	Conc.	%Dev	RRF	X = dropped
1	190628K2_1	0.250	0.86	NO	36.89	1.010	3.03e3	1.31e6	0.216	-13.6	0.922	MM
2	190628K2_2	1.00	0.72	NO	36.89	1.010	1.26e4	1.25e6	0.939	-6.1	1.00	MM
3	190628K2_3	2.50	0.77	NO	36.89	1.010	3.19e4	1.23e6	2.42	-3.1	1.04	dd
4	190628K2_4	400	0.73	NO	36.87	1.010	7.08e6	1.53e6	432	8.1	1.15	bb
5	190628K2_5	1000	0.73	NO	36.87	1.009	1.92e7	1.61e6	1120	11.5	1.19	bb
6	190628K2_6	50.0	0.75	NO	36.87	1.010	7.23e5	1.31e6	51.6	3.2	1.10	dd

Compound name: PCB-56/60
Response Factor: 0.934354
RRF SD: 0.0390998, Relative SD: 4.18469
Response type: Internal Std (Ref 182), Area * (IS Conc. / IS Area)
Curve type: RF

	Name	Std. Conc	RA	n/y	RT	RRT	Resp	IS Resp	Conc.	%Dev	RRF	X = dropped
1	190628K2_1	0.500	0.75	NO	37.39	1.023	5.86e3	1.31e6	0.478	-4.5	0.893	bb
2	190628K2_2	2.00	0.69	NO	37.39	1.023	2.28e4	1.25e6	1.95	-2.7	0.910	bb
3	190628K2_3	5.00	0.74	NO	37.39	1.023	5.58e4	1.23e6	4.84	-3.2	0.904	bd
4	190628K2_4	800	0.74	NO	37.39	1.024	1.19e7	1.53e6	831	3.8	0.970	bb
5	190628K2_5	2000	0.74	NO	37.39	1.023	3.19e7	1.61e6	2120	5.9	0.990	bb
6	190628K2_6	100	0.74	NO	37.39	1.024	1.23e6	1.31e6	101	0.6	0.940	bb

Compound name: PCB-79
Response Factor: 1.04488
RRF SD: 0.0597552, Relative SD: 5.71883
Response type: Internal Std (Ref 182), Area * (IS Conc. / IS Area)
Curve type: RF

	Name	Std. Conc	RA	n/y	RT	RRT	Resp	IS Resp	Conc.	%Dev	RRF	X = dropped
1	190628K2_1	0.250	0.87	NO	38.49	1.054	3.42e3	1.31e6	0.249	-0.4	1.04	MM
2	190628K2_2	1.00	0.73	NO	38.51	1.054	1.19e4	1.25e6	0.910	-9.0	0.951	bb

Dataset: U:\VG11.PRO\Results\190628K2\190628K2-CRV.qld

Last Altered: Saturday, June 29, 2019 12:47:58 Pacific Daylight Time
Printed: Saturday, June 29, 2019 13:00:34 Pacific Daylight Time

Compound name: PCB-79

	Name	Std. Conc	RA	n/y	RT	RRT	Resp	IS Resp	Conc.	%Dev	RRF	X = dropped
3	190628K2_3	2.50	0.71	NO	38.51	1.054	3.19e4	1.23e6	2.47	-1.1	1.03	MM
4	190628K2_4	400	0.74	NO	38.49	1.054	6.73e6	1.53e6	420	5.0	1.10	bb
5	190628K2_5	1000	0.75	NO	38.49	1.054	1.81e7	1.61e6	1070	7.3	1.12	MM
6	190628K2_6	50.0	0.74	NO	38.49	1.054	6.73e5	1.31e6	49.1	-1.8	1.03	MM

Compound name: PCB-78
Response Factor: 1.03197
RRF SD: 0.0850665, Relative SD: 8.24308
Response type: Internal Std (Ref 183), Area * (IS Conc. / IS Area)
Curve type: RF

	Name	Std. Conc	RA	n/y	RT	RRT	Resp	IS Resp	Conc.	%Dev	RRF	X = dropped
1	190628K2_1	0.250	0.75	NO	39.22	0.987	2.86e3	1.24e6	0.224	-10.6	0.923	MM
2	190628K2_2	1.00	0.74	NO	39.22	0.986	1.18e4	1.19e6	0.956	-4.4	0.986	db
3	190628K2_3	2.50	0.75	NO	39.22	0.987	2.77e4	1.14e6	2.36	-5.5	0.975	MM
4	190628K2_4	400	0.73	NO	39.22	0.987	6.50e6	1.46e6	432	8.0	1.12	MM
5	190628K2_5	1000	0.73	NO	39.22	0.987	1.74e7	1.53e6	1100	10.4	1.14	MM
6	190628K2_6	50.0	0.73	NO	39.22	0.987	6.47e5	1.23e6	51.0	2.0	1.05	MM

Compound name: PCB-81
Response Factor: 0.933105
RRF SD: 0.078076, Relative SD: 8.36733
Response type: Internal Std (Ref 183), Area * (IS Conc. / IS Area)
Curve type: RF

	Name	Std. Conc	RA	n/y	RT	RRT	Resp	IS Resp	Conc.	%Dev	RRF	X = dropped
1	190628K2_1	0.250	0.67	NO	39.75	1.000	2.71e3	1.24e6	0.235	-6.2	0.875	bd
2	190628K2_2	1.00	0.77	NO	39.77	1.000	1.01e4	1.19e6	0.909	-9.1	0.848	MM
3	190628K2_3	2.50	0.72	NO	39.77	1.001	2.55e4	1.14e6	2.41	-3.7	0.899	MM
4	190628K2_4	400	0.74	NO	39.75	1.000	5.92e6	1.46e6	435	8.7	1.01	MM
5	190628K2_5	1000	0.74	NO	39.75	1.000	1.59e7	1.53e6	1120	11.7	1.04	MM
6	190628K2_6	50.0	0.72	NO	39.76	1.000	5.65e5	1.23e6	49.3	-1.5	0.919	MM

Dataset: U:\VG11.PRO\Results\190628K2\190628K2-CRV.qld

Last Altered: Saturday, June 29, 2019 12:47:58 Pacific Daylight Time
Printed: Saturday, June 29, 2019 13:00:34 Pacific Daylight Time

Compound name: PCB-77
Response Factor: 1.03273
RRF SD: 0.0795206, Relative SD: 7.70007
Response type: Internal Std (Ref 184), Area * (IS Conc. / IS Area)
Curve type: RF

	Name	Std. Conc	RA	n/y	RT	RRT	Resp	IS Resp	Conc.	%Dev	RRF	X = dropped
1	190628K2_1	0.250	0.74	NO	40.37	1.000	2.73e3	1.21e6	0.219	-12.4	0.905	bb
2	190628K2_2	1.00	0.68	NO	40.39	1.000	1.15e4	1.13e6	0.986	-1.4	1.02	MM
3	190628K2_3	2.50	0.75	NO	40.39	1.000	2.73e4	1.11e6	2.39	-4.4	0.988	MM
4	190628K2_4	400	0.74	NO	40.37	1.000	6.32e6	1.44e6	425	6.1	1.10	MM
5	190628K2_5	1000	0.75	NO	40.37	1.000	1.70e7	1.52e6	1090	8.5	1.12	MM
6	190628K2_6	50.0	0.73	NO	40.37	1.000	6.31e5	1.18e6	51.7	3.5	1.07	MM

Compound name: PCB-104
Response Factor: 0.994572
RRF SD: 0.0359619, Relative SD: 3.61582
Response type: Internal Std (Ref 185), Area * (IS Conc. / IS Area)
Curve type: RF

	Name	Std. Conc	RA	n/y	RT	RRT	Resp	IS Resp	Conc.	%Dev	RRF	X = dropped
1	190628K2_1	0.250	1.34	NO	33.15	1.001	3.15e3	1.30e6	0.243	-2.7	0.967	MM
2	190628K2_2	1.00	1.52	NO	33.15	1.001	1.20e4	1.26e6	0.960	-4.0	0.955	bb
3	190628K2_3	2.50	1.54	NO	33.15	1.001	2.98e4	1.21e6	2.47	-1.2	0.983	bb
4	190628K2_4	400	1.51	NO	33.15	1.001	6.03e6	1.46e6	416	4.1	1.04	bb
5	190628K2_5	1000	1.49	NO	33.15	1.000	1.56e7	1.49e6	1050	4.8	1.04	bb
6	190628K2_6	50.0	1.52	NO	33.15	1.001	6.27e5	1.27e6	49.5	-1.0	0.985	bb

Compound name: PCB-96
Response Factor: 0.995734
RRF SD: 0.0461167, Relative SD: 4.63142
Response type: Internal Std (Ref 185), Area * (IS Conc. / IS Area)
Curve type: RF

	Name	Std. Conc	RA	n/y	RT	RRT	Resp	IS Resp	Conc.	%Dev	RRF	X = dropped
1	190628K2_1	0.250	1.55	NO	34.45	1.041	3.25e3	1.30e6	0.250	0.0	0.996	bb
2	190628K2_2	1.00	1.56	NO	34.45	1.040	1.17e4	1.26e6	0.931	-6.9	0.927	bb

Dataset: U:\VG11.PRO\Results\190628K2\190628K2-CRV.qld

Last Altered: Saturday, June 29, 2019 12:47:58 Pacific Daylight Time
Printed: Saturday, June 29, 2019 13:00:34 Pacific Daylight Time

Compound name: PCB-96

	Name	Std. Conc	RA	n/y	RT	RRT	Resp	IS Resp	Conc.	%Dev	RRF	X = dropped
3	190628K2_3	2.50	1.49	NO	34.45	1.040	3.00e4	1.21e6	2.48	-0.8	0.988	bb
4	190628K2_4	400	1.50	NO	34.45	1.041	6.04e6	1.46e6	417	4.2	1.04	bb
5	190628K2_5	1000	1.51	NO	34.45	1.040	1.58e7	1.49e6	1060	6.0	1.06	bb
6	190628K2_6	50.0	1.53	NO	34.45	1.041	6.18e5	1.27e6	48.8	-2.5	0.971	bb

Compound name: PCB-103
Response Factor: 0.774288
RRF SD: 0.0499129, Relative SD: 6.4463
Response type: Internal Std (Ref 185), Area * (IS Conc. / IS Area)
Curve type: RF

	Name	Std. Conc	RA	n/y	RT	RRT	Resp	IS Resp	Conc.	%Dev	RRF	X = dropped
1	190628K2_1	0.250	1.35	NO	35.01	1.057	2.37e3	1.30e6	0.235	-6.2	0.727	MM
2	190628K2_2	1.00	1.69	NO	35.03	1.057	9.21e3	1.26e6	0.945	-5.5	0.731	bb
3	190628K2_3	2.50	1.52	NO	35.03	1.057	2.28e4	1.21e6	2.43	-2.8	0.752	bb
4	190628K2_4	400	1.52	NO	35.01	1.057	4.78e6	1.46e6	424	5.9	0.820	bb
5	190628K2_5	1000	1.51	NO	35.01	1.057	1.27e7	1.49e6	1100	9.7	0.850	bb
6	190628K2_6	50.0	1.53	NO	35.01	1.057	4.88e5	1.27e6	49.4	-1.1	0.766	bb

Compound name: PCB-100
Response Factor: 0.777612
RRF SD: 0.0705535, Relative SD: 9.07309
Response type: Internal Std (Ref 185), Area * (IS Conc. / IS Area)
Curve type: RF

	Name	Std. Conc	RA	n/y	RT	RRT	Resp	IS Resp	Conc.	%Dev	RRF	X = dropped
1	190628K2_1	0.250	1.45	NO	35.38	1.069	2.18e3	1.30e6	0.215	-13.9	0.670	MM
2	190628K2_2	1.00	1.35	NO	35.38	1.068	9.30e3	1.26e6	0.950	-5.0	0.739	MM
3	190628K2_3	2.50	1.40	NO	35.38	1.068	2.34e4	1.21e6	2.47	-1.1	0.769	bb
4	190628K2_4	400	1.52	NO	35.38	1.069	4.88e6	1.46e6	431	7.7	0.838	bb
5	190628K2_5	1000	1.50	NO	35.38	1.068	1.30e7	1.49e6	1120	11.5	0.867	bb
6	190628K2_6	50.0	1.53	NO	35.38	1.069	4.99e5	1.27e6	50.4	0.7	0.783	bb

Dataset: U:\VG11.PRO\Results\190628K2\190628K2-CRV.qld

Last Altered: Saturday, June 29, 2019 12:47:58 Pacific Daylight Time
Printed: Saturday, June 29, 2019 13:00:34 Pacific Daylight Time

Compound name: PCB-94
Response Factor: 0.773443
RRF SD: 0.0605917, Relative SD: 7.83403
Response type: Internal Std (Ref 186), Area * (IS Conc. / IS Area)
Curve type: RF

	Name	Std. Conc	RA	n/y	RT	RRT	Resp	IS Resp	Conc.	%Dev	RRF	X = dropped
1	190628K2_1	0.250	1.33	NO	35.87	0.985	1.67e3	9.93e5	0.217	-13.2	0.671	MM
2	190628K2_2	1.00	1.46	NO	35.88	0.986	7.45e3	9.59e5	1.00	0.4	0.777	bb
3	190628K2_3	2.50	1.41	NO	35.87	0.985	1.74e4	9.46e5	2.38	-4.6	0.738	bb
4	190628K2_4	400	1.51	NO	35.87	0.985	3.77e6	1.15e6	424	6.1	0.821	bb
5	190628K2_5	1000	1.52	NO	35.87	0.985	1.01e7	1.21e6	1080	7.8	0.834	bb
6	190628K2_6	50.0	1.51	NO	35.87	0.986	3.89e5	9.73e5	51.7	3.5	0.800	bb

Compound name: PCB-95/98/102
Response Factor: 1.01472
RRF SD: 0.0444164, Relative SD: 4.37721
Response type: Internal Std (Ref 186), Area * (IS Conc. / IS Area)
Curve type: RF

	Name	Std. Conc	RA	n/y	RT	RRT	Resp	IS Resp	Conc.	%Dev	RRF	X = dropped
1	190628K2_1	0.750	1.45	NO	36.35	0.998	7.23e3	9.93e5	0.718	-4.3	0.971	MM
2	190628K2_2	3.00	1.52	NO	36.35	0.998	2.93e4	9.59e5	3.01	0.4	1.02	bd
3	190628K2_3	7.50	1.57	NO	36.37	0.999	6.75e4	9.46e5	7.04	-6.2	0.952	MM
4	190628K2_4	1200	1.51	NO	36.35	0.998	1.45e7	1.15e6	1250	3.8	1.05	bd
5	190628K2_5	3000	1.51	NO	36.35	0.998	3.85e7	1.21e6	3140	4.7	1.06	MM
6	190628K2_6	150	1.51	NO	36.35	0.999	1.50e6	9.73e5	152	1.6	1.03	bd

Compound name: PCB-93
Response Factor: 0.841043
RRF SD: 0.0741261, Relative SD: 8.81359
Response type: Internal Std (Ref 186), Area * (IS Conc. / IS Area)
Curve type: RF

	Name	Std. Conc	RA	n/y	RT	RRT	Resp	IS Resp	Conc.	%Dev	RRF	X = dropped
1	190628K2_1	0.250	1.67	NO	36.46	1.002	2.06e3	9.93e5	0.246	-1.5	0.828	MM
2	190628K2_2	1.00	1.72	NO	36.50	1.003	6.82e3	9.59e5	0.846	-15.4	0.712	db

Dataset: U:\VG11.PRO\Results\190628K2\190628K2-CRV.qld

Last Altered: Saturday, June 29, 2019 12:47:58 Pacific Daylight Time
Printed: Saturday, June 29, 2019 13:00:34 Pacific Daylight Time

Compound name: PCB-93

	Name	Std. Conc	RA	n/y	RT	RRT	Resp	IS Resp	Conc.	%Dev	RRF	X = dropped
3	190628K2_3	2.50	1.51	NO	36.46	1.002	2.14e4	9.46e5	2.70	7.9	0.907	MM
4	190628K2_4	400	1.52	NO	36.50	1.003	4.00e6	1.15e6	414	3.6	0.871	db
5	190628K2_5	1000	1.53	NO	36.50	1.003	1.10e7	1.21e6	1080	8.2	0.910	MM
6	190628K2_6	50.0	1.54	NO	36.50	1.003	3.98e5	9.73e5	48.6	-2.8	0.817	db

Compound name: PCB-88/91
Response Factor: 0.889596
RRF SD: 0.0370179, Relative SD: 4.1612
Response type: Internal Std (Ref 186), Area * (IS Conc. / IS Area)
Curve type: RF

	Name	Std. Conc	RA	n/y	RT	RRT	Resp	IS Resp	Conc.	%Dev	RRF	X = dropped
1	190628K2_1	0.500	1.43	NO	36.85	1.012	4.66e3	9.93e5	0.527	5.5	0.938	MM
2	190628K2_2	2.00	1.76	NO	36.83	1.012	1.58e4	9.59e5	1.85	-7.3	0.825	bd
3	190628K2_3	5.00	1.61	NO	36.85	1.012	4.25e4	9.46e5	5.05	1.0	0.898	dd
4	190628K2_4	800	1.51	NO	36.83	1.012	8.11e6	1.15e6	794	-0.8	0.883	bd
5	190628K2_5	2000	1.50	NO	36.83	1.012	2.16e7	1.21e6	2010	0.7	0.896	bd
6	190628K2_6	100	1.51	NO	36.83	1.012	8.74e5	9.73e5	101	0.9	0.898	bd

Compound name: PCB-121
Response Factor: 1.38597
RRF SD: 0.134648, Relative SD: 9.71511
Response type: Internal Std (Ref 186), Area * (IS Conc. / IS Area)
Curve type: RF

	Name	Std. Conc	RA	n/y	RT	RRT	Resp	IS Resp	Conc.	%Dev	RRF	X = dropped
1	190628K2_1	0.250	1.45	NO	36.93	1.014	3.03e3	9.93e5	0.220	-12.1	1.22	MM
2	190628K2_2	1.00	1.40	NO	36.93	1.014	1.26e4	9.59e5	0.951	-4.9	1.32	db
3	190628K2_3	2.50	1.53	NO	36.93	1.014	3.02e4	9.46e5	2.31	-7.7	1.28	db
4	190628K2_4	400	1.53	NO	36.93	1.014	6.96e6	1.15e6	437	9.3	1.52	db
5	190628K2_5	1000	1.53	NO	36.93	1.014	1.88e7	1.21e6	1120	12.1	1.55	db
6	190628K2_6	50.0	1.51	NO	36.93	1.015	6.96e5	9.73e5	51.6	3.2	1.43	db

Dataset: U:\VG11.PRO\Results\190628K2\190628K2-CRV.qld

Last Altered: Saturday, June 29, 2019 12:47:58 Pacific Daylight Time
Printed: Saturday, June 29, 2019 13:00:34 Pacific Daylight Time

Compound name: PCB-84/92
Response Factor: 0.878502
RRF SD: 0.0491541, Relative SD: 5.59522
Response type: Internal Std (Ref 187), Area * (IS Conc. / IS Area)
Curve type: RF

	Name	Std. Conc	RA	n/y	RT	RRT	Resp	IS Resp	Conc.	%Dev	RRF	X = dropped
1	190628K2_1	0.500	1.61	NO	37.78	0.990	3.92e3	9.69e5	0.460	-7.9	0.809	bd
2	190628K2_2	2.00	1.46	NO	37.78	0.990	1.59e4	9.17e5	1.97	-1.3	0.868	MM
3	190628K2_3	5.00	1.58	NO	37.78	0.990	3.80e4	8.90e5	4.86	-2.7	0.854	bd
4	190628K2_4	800	1.50	NO	37.78	0.990	7.95e6	1.08e6	836	4.4	0.918	bd
5	190628K2_5	2000	1.50	NO	37.78	0.990	2.15e7	1.13e6	2160	8.0	0.949	bd
6	190628K2_6	100	1.55	NO	37.76	0.990	8.29e5	9.49e5	99.4	-0.6	0.874	bd

Compound name: PCB-89
Response Factor: 0.959382
RRF SD: 0.0317425, Relative SD: 3.30865
Response type: Internal Std (Ref 187), Area * (IS Conc. / IS Area)
Curve type: RF

	Name	Std. Conc	RA	n/y	RT	RRT	Resp	IS Resp	Conc.	%Dev	RRF	X = dropped
1	190628K2_1	0.250	1.72	NO	37.97	0.995	2.23e3	9.69e5	0.240	-4.1	0.920	MM
2	190628K2_2	1.00	1.37	NO	37.97	0.995	8.81e3	9.17e5	1.00	0.2	0.961	MM
3	190628K2_3	2.50	1.47	NO	37.97	0.995	2.06e4	8.90e5	2.42	-3.4	0.927	dd
4	190628K2_4	400	1.50	NO	37.97	0.995	4.27e6	1.08e6	411	2.7	0.986	dd
5	190628K2_5	1000	1.50	NO	37.97	0.995	1.14e7	1.13e6	1040	4.4	1.00	dd
6	190628K2_6	50.0	1.54	NO	37.97	0.996	4.56e5	9.49e5	50.1	0.1	0.961	dd

Compound name: PCB-90/101
Response Factor: 0.943869
RRF SD: 0.0563686, Relative SD: 5.97208
Response type: Internal Std (Ref 187), Area * (IS Conc. / IS Area)
Curve type: RF

	Name	Std. Conc	RA	n/y	RT	RRT	Resp	IS Resp	Conc.	%Dev	RRF	X = dropped
1	190628K2_1	0.500	1.41	NO	38.15	1.000	4.07e3	9.69e5	0.446	-10.9	0.841	MM
2	190628K2_2	2.00	1.53	NO	38.17	1.000	1.76e4	9.17e5	2.03	1.4	0.957	MM

Dataset: U:\VG11.PRO\Results\190628K2\190628K2-CRV.qld

Last Altered: Saturday, June 29, 2019 12:47:58 Pacific Daylight Time
Printed: Saturday, June 29, 2019 13:00:34 Pacific Daylight Time

Compound name: PCB-90/101

	Name	Std. Conc	RA	n/y	RT	RRT	Resp	IS Resp	Conc.	%Dev	RRF	X = dropped
3	190628K2_3	5.00	1.54	NO	38.17	1.000	4.15e4	8.90e5	4.95	-1.0	0.934	db
4	190628K2_4	800	1.52	NO	38.15	1.000	8.52e6	1.08e6	834	4.2	0.984	dd
5	190628K2_5	2000	1.50	NO	38.15	1.000	2.27e7	1.13e6	2120	6.2	1.00	dd
6	190628K2_6	100	1.51	NO	38.15	1.000	8.97e5	9.49e5	100	0.1	0.944	dd

Compound name: PCB-113
Response Factor: 1.23044
RRF SD: 0.0526854, Relative SD: 4.28185
Response type: Internal Std (Ref 187), Area * (IS Conc. / IS Area)
Curve type: RF

	Name	Std. Conc	RA	n/y	RT	RRT	Resp	IS Resp	Conc.	%Dev	RRF	X = dropped
1	190628K2_1	0.250	1.41	NO	38.42	1.007	2.73e3	9.69e5	0.229	-8.4	1.13	MM
2	190628K2_2	1.00	1.50	NO	38.42	1.007	1.16e4	9.17e5	1.03	2.6	1.26	MM
3	190628K2_3	2.50	1.40	NO	38.42	1.007	2.82e4	8.90e5	2.58	3.2	1.27	bd
4	190628K2_4	400	1.51	NO	38.41	1.007	5.40e6	1.08e6	405	1.4	1.25	dd
5	190628K2_5	1000	1.50	NO	38.42	1.007	1.42e7	1.13e6	1020	1.5	1.25	MM
6	190628K2_6	50.0	1.52	NO	38.42	1.007	5.82e5	9.49e5	49.9	-0.3	1.23	dd

Compound name: PCB-99
Response Factor: 1.1188
RRF SD: 0.130741, Relative SD: 11.6858
Response type: Internal Std (Ref 187), Area * (IS Conc. / IS Area)
Curve type: RF

	Name	Std. Conc	RA	n/y	RT	RRT	Resp	IS Resp	Conc.	%Dev	RRF	X = dropped
1	190628K2_1	0.250	1.46	NO	38.51	1.009	2.31e3	9.69e5	0.213	-14.7	0.954	MM
2	190628K2_2	1.00	1.51	NO	38.51	1.009	9.80e3	9.17e5	0.956	-4.4	1.07	MM
3	190628K2_3	2.50	1.48	NO	38.51	1.009	2.27e4	8.90e5	2.29	-8.6	1.02	db
4	190628K2_4	400	1.53	NO	38.51	1.009	5.36e6	1.08e6	442	10.6	1.24	db
5	190628K2_5	1000	1.52	NO	38.51	1.009	1.47e7	1.13e6	1160	16.1	1.30	MM
6	190628K2_6	50.0	1.54	NO	38.51	1.010	5.37e5	9.49e5	50.5	1.1	1.13	db

Dataset: U:\VG11.PRO\Results\190628K2\190628K2-CRV.qld

Last Altered: Saturday, June 29, 2019 12:47:58 Pacific Daylight Time
Printed: Saturday, June 29, 2019 13:00:34 Pacific Daylight Time

Compound name: PCB-119
Response Factor: 1.47116
RRF SD: 0.10941, Relative SD: 7.43701
Response type: Internal Std (Ref 188), Area * (IS Conc. / IS Area)
Curve type: RF

	Name	Std. Conc	RA	n/y	RT	RRT	Resp	IS Resp	Conc.	%Dev	RRF	X = dropped
1	190628K2_1	0.250	1.75	NO	38.99	0.987	2.77e3	8.42e5	0.224	-10.5	1.32	bd
2	190628K2_2	1.00	1.60	NO	38.99	0.987	1.14e4	8.07e5	0.963	-3.7	1.42	bd
3	190628K2_3	2.50	1.55	NO	38.99	0.987	2.80e4	7.81e5	2.43	-2.7	1.43	bd
4	190628K2_4	400	1.49	NO	38.99	0.987	5.94e6	9.44e5	428	6.9	1.57	bd
5	190628K2_5	1000	1.50	NO	38.99	0.987	1.57e7	9.71e5	1100	9.9	1.62	bd
6	190628K2_6	50.0	1.54	NO	38.97	0.987	6.11e5	8.31e5	50.0	-0.1	1.47	bd

Compound name: PCB-108/112
Response Factor: 1.24929
RRF SD: 0.0742553, Relative SD: 5.9438
Response type: Internal Std (Ref 188), Area * (IS Conc. / IS Area)
Curve type: RF

	Name	Std. Conc	RA	n/y	RT	RRT	Resp	IS Resp	Conc.	%Dev	RRF	X = dropped
1	190628K2_1	0.500	1.49	NO	39.16	0.992	4.83e3	8.42e5	0.459	-8.1	1.15	dd
2	190628K2_2	2.00	1.53	NO	39.16	0.992	1.97e4	8.07e5	1.95	-2.5	1.22	dd
3	190628K2_3	5.00	1.53	NO	39.16	0.992	4.73e4	7.81e5	4.85	-3.0	1.21	dd
4	190628K2_4	800	1.50	NO	39.14	0.991	9.88e6	9.44e5	838	4.7	1.31	dd
5	190628K2_5	2000	1.50	NO	39.14	0.991	2.63e7	9.71e5	2170	8.5	1.36	dd
6	190628K2_6	100	1.50	NO	39.14	0.991	1.04e6	8.31e5	100	0.5	1.25	dd

Compound name: PCB-83
Response Factor: 1.54674
RRF SD: 0.0962831, Relative SD: 6.22492
Response type: Internal Std (Ref 188), Area * (IS Conc. / IS Area)
Curve type: RF

	Name	Std. Conc	RA	n/y	RT	RRT	Resp	IS Resp	Conc.	%Dev	RRF	X = dropped
1	190628K2_1	0.250	1.78	NO	39.31	0.995	3.33e3	8.42e5	0.256	2.2	1.58	dd
2	190628K2_2	1.00	1.44	NO	39.33	0.996	1.13e4	8.07e5	0.907	-9.3	1.40	dd

Dataset: U:\VG11.PRO\Results\190628K2\190628K2-CRV.qld

Last Altered: Saturday, June 29, 2019 12:47:58 Pacific Daylight Time
Printed: Saturday, June 29, 2019 13:00:34 Pacific Daylight Time

Compound name: PCB-83

	Name	Std. Conc	RA	n/y	RT	RRT	Resp	IS Resp	Conc.	%Dev	RRF	X = dropped
3	190628K2_3	2.50	1.61	NO	39.33	0.996	2.89e4	7.81e5	2.39	-4.4	1.48	dd
4	190628K2_4	400	1.51	NO	39.31	0.995	6.11e6	9.44e5	419	4.7	1.62	dd
5	190628K2_5	1000	1.50	NO	39.31	0.995	1.62e7	9.71e5	1080	7.7	1.67	dd
6	190628K2_6	50.0	1.50	NO	39.31	0.995	6.37e5	8.31e5	49.5	-0.9	1.53	dd

Compound name: PCB-97
Response Factor: 1.07496
RRF SD: 0.0594316, Relative SD: 5.52872
Response type: Internal Std (Ref 188), Area * (IS Conc. / IS Area)
Curve type: RF

	Name	Std. Conc	RA	n/y	RT	RRT	Resp	IS Resp	Conc.	%Dev	RRF	X = dropped
1	190628K2_1	0.250	1.65	NO	39.53	1.001	2.30e3	8.42e5	0.254	1.5	1.09	dd
2	190628K2_2	1.00	1.57	NO	39.53	1.001	7.88e3	8.07e5	0.908	-9.2	0.976	dd
3	190628K2_3	2.50	1.53	NO	39.53	1.001	2.05e4	7.81e5	2.44	-2.6	1.05	dd
4	190628K2_4	400	1.51	NO	39.51	1.000	4.23e6	9.44e5	417	4.2	1.12	dd
5	190628K2_5	1000	1.50	NO	39.51	1.000	1.11e7	9.71e5	1060	6.4	1.14	dd
6	190628K2_6	50.0	1.53	NO	39.51	1.000	4.45e5	8.31e5	49.9	-0.3	1.07	dd

Compound name: PCB-86
Response Factor: 0.995501
RRF SD: 0.0761026, Relative SD: 7.64465
Response type: Internal Std (Ref 188), Area * (IS Conc. / IS Area)
Curve type: RF

	Name	Std. Conc	RA	n/y	RT	RRT	Resp	IS Resp	Conc.	%Dev	RRF	X = dropped
1	190628K2_1	0.250	1.61	NO	39.68	1.005	2.02e3	8.42e5	0.241	-3.7	0.959	dd
2	190628K2_2	1.00	1.45	NO	39.68	1.005	7.62e3	8.07e5	0.948	-5.2	0.944	dd
3	190628K2_3	2.50	1.46	NO	39.68	1.005	1.91e4	7.81e5	2.46	-1.5	0.980	dd
4	190628K2_4	400	1.48	NO	39.68	1.005	4.11e6	9.44e5	438	9.4	1.09	dd
5	190628K2_5	1000	1.49	NO	39.68	1.005	1.06e7	9.71e5	1090	9.5	1.09	dd
6	190628K2_6	50.0	1.51	NO	39.66	1.004	3.79e5	8.31e5	45.8	-8.4	0.911	dd

Dataset: U:\VG11.PRO\Results\190628K2\190628K2-CRV.qld

Last Altered: Saturday, June 29, 2019 12:47:58 Pacific Daylight Time
Printed: Saturday, June 29, 2019 13:00:34 Pacific Daylight Time

Compound name: PCB-87/117/125
Response Factor: 1.33244
RRF SD: 0.110411, Relative SD: 8.28641
Response type: Internal Std (Ref 188), Area * (IS Conc. / IS Area)
Curve type: RF

	Name	Std. Conc	RA	n/y	RT	RRT	Resp	IS Resp	Conc.	%Dev	RRF	X = dropped
1	190628K2_1	0.750	1.48	NO	39.81	1.008	7.48e3	8.42e5	0.666	-11.2	1.18	dd
2	190628K2_2	3.00	1.46	NO	39.81	1.008	3.07e4	8.07e5	2.85	-4.9	1.27	dd
3	190628K2_3	7.50	1.53	NO	39.81	1.008	7.47e4	7.81e5	7.17	-4.4	1.27	dd
4	190628K2_4	1200	1.51	NO	39.81	1.008	1.61e7	9.44e5	1280	6.5	1.42	dd
5	190628K2_5	3000	1.51	NO	39.81	1.008	4.31e7	9.71e5	3340	11.2	1.48	dd
6	190628K2_6	150	1.52	NO	39.79	1.008	1.71e6	8.31e5	154	2.7	1.37	dd

Compound name: PCB-111/115
Response Factor: 1.60094
RRF SD: 0.126255, Relative SD: 7.88635
Response type: Internal Std (Ref 188), Area * (IS Conc. / IS Area)
Curve type: RF

	Name	Std. Conc	RA	n/y	RT	RRT	Resp	IS Resp	Conc.	%Dev	RRF	X = dropped
1	190628K2_1	0.500	1.76	NO	39.96	1.012	6.31e3	8.42e5	0.468	-6.4	1.50	dd
2	190628K2_2	2.00	1.56	NO	39.98	1.012	2.48e4	8.07e5	1.92	-4.2	1.53	dd
3	190628K2_3	5.00	1.52	NO	39.96	1.012	5.96e4	7.81e5	4.77	-4.6	1.53	dd
4	190628K2_4	800	1.50	NO	39.96	1.012	1.31e7	9.44e5	866	8.3	1.73	dd
5	190628K2_5	2000	1.51	NO	39.96	1.012	3.48e7	9.71e5	2240	11.8	1.79	dd
6	190628K2_6	100	1.52	NO	39.96	1.012	1.27e6	8.31e5	95.1	-4.9	1.52	dd

Compound name: PCB-85/116
Response Factor: 1.21579
RRF SD: 0.0616726, Relative SD: 5.07265
Response type: Internal Std (Ref 188), Area * (IS Conc. / IS Area)
Curve type: RF

	Name	Std. Conc	RA	n/y	RT	RRT	Resp	IS Resp	Conc.	%Dev	RRF	X = dropped
1	190628K2_1	0.500	1.34	NO	40.09	1.015	5.21e3	8.42e5	0.509	1.7	1.24	dd
2	190628K2_2	2.00	1.38	NO	40.09	1.015	1.79e4	8.07e5	1.82	-8.8	1.11	dd

Dataset: U:\VG11.PRO\Results\190628K2\190628K2-CRV.qld

Last Altered: Saturday, June 29, 2019 12:47:58 Pacific Daylight Time
Printed: Saturday, June 29, 2019 13:00:34 Pacific Daylight Time

Compound name: PCB-85/116

	Name	Std. Conc	RA	n/y	RT	RRT	Resp	IS Resp	Conc.	%Dev	RRF	X = dropped
3	190628K2_3	5.00	1.54	NO	40.09	1.015	4.61e4	7.81e5	4.86	-2.8	1.18	dd
4	190628K2_4	800	1.51	NO	40.09	1.015	9.34e6	9.44e5	814	1.8	1.24	dd
5	190628K2_5	2000	1.51	NO	40.09	1.015	2.49e7	9.71e5	2110	5.4	1.28	db
6	190628K2_6	100	1.54	NO	40.09	1.015	1.04e6	8.31e5	103	2.7	1.25	dd

Compound name: PCB-120
Response Factor: 1.6808
RRF SD: 0.123461, Relative SD: 7.34537
Response type: Internal Std (Ref 188), Area * (IS Conc. / IS Area)
Curve type: RF

	Name	Std. Conc	RA	n/y	RT	RRT	Resp	IS Resp	Conc.	%Dev	RRF	X = dropped
1	190628K2_1	0.250	1.33	NO	40.35	1.022	3.30e3	8.42e5	0.233	-6.6	1.57	MM
2	190628K2_2	1.00	1.57	NO	40.35	1.022	1.29e4	8.07e5	0.951	-4.9	1.60	dd
3	190628K2_3	2.50	1.48	NO	40.35	1.022	3.13e4	7.81e5	2.38	-4.6	1.60	dd
4	190628K2_4	400	1.50	NO	40.35	1.022	6.85e6	9.44e5	432	8.1	1.82	dd
5	190628K2_5	1000	1.50	NO	40.35	1.022	1.80e7	9.71e5	1100	10.5	1.86	bd
6	190628K2_6	50.0	1.49	NO	40.35	1.022	6.81e5	8.31e5	48.8	-2.4	1.64	dd

Compound name: PCB-110
Response Factor: 1.48569
RRF SD: 0.0734194, Relative SD: 4.94178
Response type: Internal Std (Ref 188), Area * (IS Conc. / IS Area)
Curve type: RF

	Name	Std. Conc	RA	n/y	RT	RRT	Resp	IS Resp	Conc.	%Dev	RRF	X = dropped
1	190628K2_1	0.250	1.60	NO	40.50	1.025	2.87e3	8.42e5	0.229	-8.4	1.36	MM
2	190628K2_2	1.00	1.48	NO	40.50	1.025	1.20e4	8.07e5	1.00	-0.0	1.49	db
3	190628K2_3	2.50	1.51	NO	40.50	1.025	2.86e4	7.81e5	2.46	-1.4	1.46	db
4	190628K2_4	400	1.51	NO	40.50	1.025	5.77e6	9.44e5	412	3.0	1.53	db
5	190628K2_5	1000	1.51	NO	40.50	1.025	1.53e7	9.71e5	1060	6.4	1.58	db
6	190628K2_6	50.0	1.52	NO	40.48	1.025	6.20e5	8.31e5	50.3	0.5	1.49	db

Dataset: U:\VG11.PRO\Results\190628K2\190628K2-CRV.qld

Last Altered: Saturday, June 29, 2019 12:47:58 Pacific Daylight Time
Printed: Saturday, June 29, 2019 13:00:34 Pacific Daylight Time

Compound name: PCB-82
Response Factor: 0.674454
RRF SD: 0.0425328, Relative SD: 6.30627
Response type: Internal Std (Ref 189), Area * (IS Conc. / IS Area)
Curve type: RF

	Name	Std. Conc	RA	n/y	RT	RRT	Resp	IS Resp	Conc.	%Dev	RRF	X = dropped
1	190628K2_1	0.250	1.53	NO	41.13	0.976	1.62e3	1.09e6	0.221	-11.6	0.597	MM
2	190628K2_2	1.00	1.45	NO	41.13	0.976	6.86e3	1.04e6	0.978	-2.2	0.660	db
3	190628K2_3	2.50	1.39	NO	41.15	0.976	1.71e4	1.01e6	2.52	0.6	0.679	db
4	190628K2_4	400	1.50	NO	41.13	0.976	3.49e6	1.24e6	419	4.7	0.706	bb
5	190628K2_5	1000	1.52	NO	41.13	0.976	9.13e6	1.28e6	1050	5.3	0.710	db
6	190628K2_6	50.0	1.50	NO	41.13	0.976	3.74e5	1.07e6	51.6	3.1	0.696	bd

Compound name: PCB-124
Response Factor: 1.16306
RRF SD: 0.0888184, Relative SD: 7.63659
Response type: Internal Std (Ref 189), Area * (IS Conc. / IS Area)
Curve type: RF

	Name	Std. Conc	RA	n/y	RT	RRT	Resp	IS Resp	Conc.	%Dev	RRF	X = dropped
1	190628K2_1	0.250	1.59	NO	41.86	0.993	2.84e3	1.09e6	0.224	-10.4	1.04	bd
2	190628K2_2	1.00	1.40	NO	41.86	0.993	1.16e4	1.04e6	0.956	-4.4	1.11	bd
3	190628K2_3	2.50	1.51	NO	41.86	0.993	2.90e4	1.01e6	2.48	-0.7	1.15	bd
4	190628K2_4	400	1.49	NO	41.84	0.993	6.18e6	1.24e6	430	7.5	1.25	bd
5	190628K2_5	1000	1.50	NO	41.84	0.993	1.65e7	1.28e6	1100	10.2	1.28	bd
6	190628K2_6	50.0	1.48	NO	41.84	0.993	6.12e5	1.07e6	49.0	-2.0	1.14	bd

Compound name: PCB-107/109
Response Factor: 1.16628
RRF SD: 0.0723123, Relative SD: 6.20027
Response type: Internal Std (Ref 189), Area * (IS Conc. / IS Area)
Curve type: RF

	Name	Std. Conc	RA	n/y	RT	RRT	Resp	IS Resp	Conc.	%Dev	RRF	X = dropped
1	190628K2_1	0.500	1.57	NO	42.01	0.997	5.97e3	1.09e6	0.470	-5.9	1.10	dd
2	190628K2_2	2.00	1.62	NO	42.01	0.996	2.25e4	1.04e6	1.85	-7.3	1.08	dd

Dataset: U:\VG11.PRO\Results\190628K2\190628K2-CRV.qld

Last Altered: Saturday, June 29, 2019 12:47:58 Pacific Daylight Time
Printed: Saturday, June 29, 2019 13:00:34 Pacific Daylight Time

Compound name: PCB-107/109

	Name	Std. Conc	RA	n/y	RT	RRT	Resp	IS Resp	Conc.	%Dev	RRF	X = dropped
3	190628K2_3	5.00	1.49	NO	42.01	0.996	5.76e4	1.01e6	4.91	-1.8	1.15	dd
4	190628K2_4	800	1.51	NO	41.99	0.996	1.21e7	1.24e6	837	4.6	1.22	dd
5	190628K2_5	2000	1.51	NO	41.99	0.996	3.26e7	1.28e6	2170	8.7	1.27	dd
6	190628K2_6	100	1.51	NO	41.99	0.997	1.28e6	1.07e6	102	1.8	1.19	dd

Compound name: PCB-123
Response Factor: 1.04116
RRF SD: 0.0529506, Relative SD: 5.08575
Response type: Internal Std (Ref 189), Area * (IS Conc. / IS Area)
Curve type: RF

	Name	Std. Conc	RA	n/y	RT	RRT	Resp	IS Resp	Conc.	%Dev	RRF	X = dropped
1	190628K2_1	0.250	1.34	NO	42.17	1.000	2.82e3	1.09e6	0.249	-0.6	1.04	MM
2	190628K2_2	1.00	1.49	NO	42.17	1.000	9.92e3	1.04e6	0.916	-8.4	0.954	dd
3	190628K2_3	2.50	1.52	NO	42.17	1.000	2.55e4	1.01e6	2.43	-2.6	1.01	dd
4	190628K2_4	400	1.52	NO	42.17	1.000	5.33e6	1.24e6	414	3.5	1.08	dd
5	190628K2_5	1000	1.50	NO	42.17	1.000	1.42e7	1.28e6	1060	5.9	1.10	dd
6	190628K2_6	50.0	1.50	NO	42.15	1.000	5.71e5	1.07e6	51.0	2.1	1.06	dd

Compound name: PCB-106/118
Response Factor: 1.06999
RRF SD: 0.0476503, Relative SD: 4.45333
Response type: Internal Std (Ref 190), Area * (IS Conc. / IS Area)
Curve type: RF

	Name	Std. Conc	RA	n/y	RT	RRT	Resp	IS Resp	Conc.	%Dev	RRF	X = dropped
1	190628K2_1	0.500	1.59	NO	42.40	1.001	5.61e3	1.14e6	0.459	-8.3	0.982	db
2	190628K2_2	2.00	1.41	NO	42.38	1.001	2.32e4	1.09e6	1.98	-1.0	1.06	MM
3	190628K2_3	5.00	1.52	NO	42.38	1.001	5.63e4	1.04e6	5.04	0.9	1.08	MM
4	190628K2_4	800	1.52	NO	42.38	1.001	1.17e7	1.35e6	814	1.8	1.09	MM
5	190628K2_5	2000	1.51	NO	42.38	1.001	3.10e7	1.38e6	2090	4.7	1.12	MM
6	190628K2_6	100	1.52	NO	42.38	1.001	1.22e6	1.12e6	102	1.9	1.09	MM

Dataset: U:\VG11.PRO\Results\190628K2\190628K2-CRV.qld

Last Altered: Saturday, June 29, 2019 12:47:58 Pacific Daylight Time
Printed: Saturday, June 29, 2019 13:00:34 Pacific Daylight Time

Compound name: PCB-114
Response Factor: 1.16158
RRF SD: 0.0858823, Relative SD: 7.39357
Response type: Internal Std (Ref 191), Area * (IS Conc. / IS Area)
Curve type: RF

	Name	Std. Conc	RA	n/y	RT	RRT	Resp	IS Resp	Conc.	%Dev	RRF	X = dropped
1	190628K2_1	0.250	1.49	NO	43.03	1.000	2.49e3	9.51e5	0.225	-10.0	1.05	bd
2	190628K2_2	1.00	1.57	NO	43.03	1.000	1.04e4	9.12e5	0.977	-2.3	1.13	MM
3	190628K2_3	2.50	1.60	NO	43.03	1.000	2.47e4	8.94e5	2.38	-4.6	1.11	MM
4	190628K2_4	400	1.57	NO	43.03	1.000	5.61e6	1.12e6	431	7.7	1.25	MM
5	190628K2_5	1000	1.57	NO	43.03	1.000	1.50e7	1.18e6	1090	9.4	1.27	MM
6	190628K2_6	50.0	1.55	NO	43.03	1.000	5.54e5	9.55e5	49.9	-0.2	1.16	MM

Compound name: PCB-122
Response Factor: 0.972565
RRF SD: 0.0815851, Relative SD: 8.38865
Response type: Internal Std (Ref 191), Area * (IS Conc. / IS Area)
Curve type: RF

	Name	Std. Conc	RA	n/y	RT	RRT	Resp	IS Resp	Conc.	%Dev	RRF	X = dropped
1	190628K2_1	0.250	1.43	NO	43.17	1.003	1.98e3	9.51e5	0.215	-14.1	0.835	dd
2	190628K2_2	1.00	1.52	NO	43.19	1.004	8.47e3	9.12e5	0.955	-4.5	0.929	MM
3	190628K2_3	2.50	1.47	NO	43.19	1.004	2.16e4	8.94e5	2.48	-0.6	0.967	MM
4	190628K2_4	400	1.56	NO	43.17	1.003	4.57e6	1.12e6	419	4.8	1.02	MM
5	190628K2_5	1000	1.57	NO	43.17	1.003	1.22e7	1.18e6	1060	5.9	1.03	MM
6	190628K2_6	50.0	1.58	NO	43.17	1.003	5.04e5	9.55e5	54.3	8.6	1.06	MM

Compound name: PCB-105
Response Factor: 1.10086
RRF SD: 0.0624074, Relative SD: 5.66896
Response type: Internal Std (Ref 192), Area * (IS Conc. / IS Area)
Curve type: RF

	Name	Std. Conc	RA	n/y	RT	RRT	Resp	IS Resp	Conc.	%Dev	RRF	X = dropped
1	190628K2_1	0.250	1.42	NO	43.93	1.000	2.69e3	1.01e6	0.242	-3.3	1.06	MM
2	190628K2_2	1.00	1.51	NO	43.93	1.000	9.88e3	9.63e5	0.932	-6.8	1.03	bd

Dataset: U:\VG11.PRO\Results\190628K2\190628K2-CRV.qld

Last Altered: Saturday, June 29, 2019 12:47:58 Pacific Daylight Time
Printed: Saturday, June 29, 2019 13:00:34 Pacific Daylight Time

Compound name: PCB-105

	Name	Std. Conc	RA	n/y	RT	RRT	Resp	IS Resp	Conc.	%Dev	RRF	X = dropped
3	190628K2_3	2.50	1.57	NO	43.93	1.000	2.45e4	9.24e5	2.41	-3.7	1.06	dd
4	190628K2_4	400	1.56	NO	43.92	1.000	5.32e6	1.15e6	420	5.1	1.16	bd
5	190628K2_5	1000	1.57	NO	43.93	1.000	1.43e7	1.21e6	1080	7.9	1.19	bd
6	190628K2_6	50.0	1.57	NO	43.93	1.000	5.59e5	1.01e6	50.4	0.8	1.11	bd

Compound name: PCB-127
Response Factor: 1.10828
RRF SD: 0.0850256, Relative SD: 7.67188
Response type: Internal Std (Ref 193), Area * (IS Conc. / IS Area)
Curve type: RF

	Name	Std. Conc	RA	n/y	RT	RRT	Resp	IS Resp	Conc.	%Dev	RRF	X = dropped
1	190628K2_1	0.250	1.51	NO	44.29	1.001	2.53e3	1.03e6	0.222	-11.2	0.984	db
2	190628K2_2	1.00	1.68	NO	44.29	1.000	1.05e4	1.00e6	0.943	-5.7	1.05	db
3	190628K2_3	2.50	1.51	NO	44.29	1.000	2.64e4	9.66e5	2.47	-1.3	1.09	db
4	190628K2_4	400	1.58	NO	44.27	1.000	5.52e6	1.16e6	428	6.9	1.19	db
5	190628K2_5	1000	1.58	NO	44.27	1.000	1.47e7	1.22e6	1090	9.0	1.21	db
6	190628K2_6	50.0	1.58	NO	44.27	1.000	5.84e5	1.03e6	51.2	2.3	1.13	db

Compound name: PCB-126
Response Factor: 1.21258
RRF SD: 0.0924719, Relative SD: 7.62603
Response type: Internal Std (Ref 194), Area * (IS Conc. / IS Area)
Curve type: RF

	Name	Std. Conc	RA	n/y	RT	RRT	Resp	IS Resp	Conc.	%Dev	RRF	X = dropped
1	190628K2_1	0.250	1.41	NO	46.24	1.000	2.55e3	9.10e5	0.231	-7.8	1.12	MM
2	190628K2_2	1.00	1.62	NO	46.24	1.000	9.65e3	8.64e5	0.921	-7.9	1.12	MM
3	190628K2_3	2.50	1.58	NO	46.24	1.000	2.48e4	8.49e5	2.41	-3.6	1.17	db
4	190628K2_4	400	1.57	NO	46.24	1.000	5.51e6	1.06e6	428	7.1	1.30	db
5	190628K2_5	1000	1.57	NO	46.24	1.000	1.48e7	1.11e6	1100	10.0	1.33	db
6	190628K2_6	50.0	1.59	NO	46.24	1.000	5.71e5	9.21e5	51.1	2.2	1.24	db

Dataset: U:\VG11.PRO\Results\190628K2\190628K2-CRV.qld

Last Altered: Saturday, June 29, 2019 12:47:58 Pacific Daylight Time
Printed: Saturday, June 29, 2019 13:00:34 Pacific Daylight Time

Compound name: PCB-155
Response Factor: 0.873733
RRF SD: 0.0386534, Relative SD: 4.42393
Response type: Internal Std (Ref 195), Area * (IS Conc. / IS Area)
Curve type: RF

	Name	Std. Conc	RA	n/y	RT	RRT	Resp	IS Resp	Conc.	%Dev	RRF	X = dropped
1	190628K2_1	0.250	1.23	NO	37.69	1.000	2.65e3	1.26e6	0.241	-3.6	0.842	bb
2	190628K2_2	1.00	1.29	NO	37.71	1.001	1.03e4	1.20e6	0.982	-1.8	0.858	bb
3	190628K2_3	2.50	1.37	NO	37.71	1.001	2.42e4	1.15e6	2.41	-3.5	0.843	bb
4	190628K2_4	400	1.26	NO	37.69	1.000	4.83e6	1.32e6	419	4.7	0.915	bb
5	190628K2_5	1000	1.25	NO	37.69	1.000	1.26e7	1.36e6	1060	6.5	0.930	bb
6	190628K2_6	50.0	1.30	NO	37.69	1.000	5.04e5	1.18e6	48.9	-2.3	0.854	bb

Compound name: PCB-150
Response Factor: 0.880705
RRF SD: 0.0753257, Relative SD: 8.55289
Response type: Internal Std (Ref 195), Area * (IS Conc. / IS Area)
Curve type: RF

	Name	Std. Conc	RA	n/y	RT	RRT	Resp	IS Resp	Conc.	%Dev	RRF	X = dropped
1	190628K2_1	0.250	1.10	NO	38.99	1.035	2.47e3	1.26e6	0.223	-10.9	0.785	MM
2	190628K2_2	1.00	1.24	NO	39.01	1.036	9.96e3	1.20e6	0.940	-6.0	0.828	bb
3	190628K2_3	2.50	1.30	NO	39.01	1.036	2.47e4	1.15e6	2.43	-2.7	0.857	bb
4	190628K2_4	400	1.25	NO	38.99	1.035	5.09e6	1.32e6	438	9.6	0.965	bb
5	190628K2_5	1000	1.25	NO	39.01	1.036	1.32e7	1.36e6	1110	10.6	0.974	bb
6	190628K2_6	50.0	1.25	NO	38.99	1.035	5.16e5	1.18e6	49.7	-0.6	0.875	bb

Compound name: PCB-152
Response Factor: 1.00442
RRF SD: 0.0676909, Relative SD: 6.73928
Response type: Internal Std (Ref 195), Area * (IS Conc. / IS Area)
Curve type: RF

	Name	Std. Conc	RA	n/y	RT	RRT	Resp	IS Resp	Conc.	%Dev	RRF	X = dropped
1	190628K2_1	0.250	1.28	NO	39.49	1.048	2.96e3	1.26e6	0.234	-6.3	0.941	bb
2	190628K2_2	1.00	1.18	NO	39.49	1.048	1.13e4	1.20e6	0.938	-6.2	0.942	bb

Dataset: U:\VG11.PRO\Results\190628K2\190628K2-CRV.qld

Last Altered: Saturday, June 29, 2019 12:47:58 Pacific Daylight Time
Printed: Saturday, June 29, 2019 13:00:34 Pacific Daylight Time

Compound name: PCB-152

	Name	Std. Conc	RA	n/y	RT	RRT	Resp	IS Resp	Conc.	%Dev	RRF	X = dropped
3	190628K2_3	2.50	1.18	NO	39.49	1.048	2.76e4	1.15e6	2.39	-4.5	0.959	bb
4	190628K2_4	400	1.27	NO	39.49	1.048	5.68e6	1.32e6	429	7.3	1.08	bb
5	190628K2_5	1000	1.25	NO	39.49	1.048	1.48e7	1.36e6	1090	8.6	1.09	bb
6	190628K2_6	50.0	1.27	NO	39.49	1.048	5.99e5	1.18e6	50.6	1.2	1.02	bb

Compound name: PCB-145
Response Factor: 0.999687
RRF SD: 0.0727756, Relative SD: 7.27984
Response type: Internal Std (Ref 195), Area * (IS Conc. / IS Area)
Curve type: RF

	Name	Std. Conc	RA	n/y	RT	RRT	Resp	IS Resp	Conc.	%Dev	RRF	X = dropped
1	190628K2_1	0.250	1.33	NO	39.96	1.061	3.03e3	1.26e6	0.241	-3.7	0.963	bb
2	190628K2_2	1.00	1.34	NO	39.96	1.061	1.11e4	1.20e6	0.925	-7.5	0.925	bb
3	190628K2_3	2.50	1.25	NO	39.96	1.061	2.71e4	1.15e6	2.36	-5.6	0.944	bb
4	190628K2_4	400	1.25	NO	39.96	1.061	5.73e6	1.32e6	435	8.7	1.09	bb
5	190628K2_5	1000	1.26	NO	39.96	1.061	1.48e7	1.36e6	1090	9.3	1.09	bb
6	190628K2_6	50.0	1.28	NO	39.94	1.060	5.83e5	1.18e6	49.4	-1.2	0.988	bb

Compound name: PCB-136
Response Factor: 0.843264
RRF SD: 0.0815883, Relative SD: 9.67531
Response type: Internal Std (Ref 195), Area * (IS Conc. / IS Area)
Curve type: RF

	Name	Std. Conc	RA	n/y	RT	RRT	Resp	IS Resp	Conc.	%Dev	RRF	X = dropped
1	190628K2_1	0.250	1.18	NO	40.29	1.070	2.35e3	1.26e6	0.221	-11.4	0.747	bd
2	190628K2_2	1.00	1.25	NO	40.29	1.070	9.38e3	1.20e6	0.924	-7.6	0.779	bd
3	190628K2_3	2.50	1.30	NO	40.29	1.070	2.39e4	1.15e6	2.47	-1.3	0.832	bd
4	190628K2_4	400	1.25	NO	40.29	1.070	4.93e6	1.32e6	443	10.9	0.935	bd
5	190628K2_5	1000	1.24	NO	40.29	1.070	1.29e7	1.36e6	1120	12.4	0.947	bd
6	190628K2_6	50.0	1.24	NO	40.28	1.069	4.83e5	1.18e6	48.6	-2.9	0.819	bd

Dataset: U:\VG11.PRO\Results\190628K2\190628K2-CRV.qld

Last Altered: Saturday, June 29, 2019 12:47:58 Pacific Daylight Time
Printed: Saturday, June 29, 2019 13:00:34 Pacific Daylight Time

Compound name: PCB-148
Response Factor: 0.693324
RRF SD: 0.0389325, Relative SD: 5.61534
Response type: Internal Std (Ref 195), Area * (IS Conc. / IS Area)
Curve type: RF

	Name	Std. Conc	RA	n/y	RT	RRT	Resp	IS Resp	Conc.	%Dev	RRF	X = dropped
1	190628K2_1	0.250	1.07	NO	40.41	1.073	2.10e3	1.26e6	0.241	-3.6	0.669	db
2	190628K2_2	1.00	1.30	NO	40.41	1.073	7.64e3	1.20e6	0.916	-8.4	0.635	db
3	190628K2_3	2.50	1.23	NO	40.41	1.073	1.96e4	1.15e6	2.45	-1.9	0.680	db
4	190628K2_4	400	1.27	NO	40.40	1.073	3.82e6	1.32e6	418	4.5	0.725	db
5	190628K2_5	1000	1.28	NO	40.41	1.073	1.00e7	1.36e6	1060	6.4	0.738	db
6	190628K2_6	50.0	1.30	NO	40.39	1.072	4.21e5	1.18e6	51.5	3.0	0.714	db

Compound name: PCB-154
Response Factor: 0.723934
RRF SD: 0.0397493, Relative SD: 5.49074
Response type: Internal Std (Ref 195), Area * (IS Conc. / IS Area)
Curve type: RF

	Name	Std. Conc	RA	n/y	RT	RRT	Resp	IS Resp	Conc.	%Dev	RRF	X = dropped
1	190628K2_1	0.250	1.33	NO	40.91	1.086	2.10e3	1.26e6	0.231	-7.6	0.669	bb
2	190628K2_2	1.00	1.15	NO	40.91	1.086	8.35e3	1.20e6	0.958	-4.2	0.694	bb
3	190628K2_3	2.50	1.34	NO	40.91	1.086	2.06e4	1.15e6	2.47	-1.2	0.715	bb
4	190628K2_4	400	1.25	NO	40.91	1.086	4.04e6	1.32e6	424	5.9	0.767	bb
5	190628K2_5	1000	1.25	NO	40.91	1.086	1.04e7	1.36e6	1060	6.1	0.768	bb
6	190628K2_6	50.0	1.25	NO	40.91	1.086	4.31e5	1.18e6	50.5	1.0	0.731	bb

Compound name: PCB-151
Response Factor: 0.632039
RRF SD: 0.0345567, Relative SD: 5.46749
Response type: Internal Std (Ref 195), Area * (IS Conc. / IS Area)
Curve type: RF

	Name	Std. Conc	RA	n/y	RT	RRT	Resp	IS Resp	Conc.	%Dev	RRF	X = dropped
1	190628K2_1	0.250	1.31	NO	41.58	1.104	2.01e3	1.26e6	0.252	0.8	0.637	bd
2	190628K2_2	1.00	1.36	NO	41.58	1.104	6.97e3	1.20e6	0.917	-8.3	0.579	bd

Dataset: U:\VG11.PRO\Results\190628K2\190628K2-CRV.qld

Last Altered: Saturday, June 29, 2019 12:47:58 Pacific Daylight Time
Printed: Saturday, June 29, 2019 13:00:34 Pacific Daylight Time

Compound name: PCB-151

	Name	Std. Conc	RA	n/y	RT	RRT	Resp	IS Resp	Conc.	%Dev	RRF	X = dropped
3	190628K2_3	2.50	1.28	NO	41.58	1.104	1.73e4	1.15e6	2.38	-4.7	0.602	bd
4	190628K2_4	400	1.25	NO	41.58	1.104	3.47e6	1.32e6	417	4.2	0.659	bd
5	190628K2_5	1000	1.25	NO	41.58	1.104	9.08e6	1.36e6	1060	5.9	0.669	bd
6	190628K2_6	50.0	1.27	NO	41.56	1.103	3.81e5	1.18e6	51.1	2.1	0.645	bd

Compound name: PCB-135
Response Factor: 0.715935
RRF SD: 0.0574656, Relative SD: 8.02666
Response type: Internal Std (Ref 195), Area * (IS Conc. / IS Area)
Curve type: RF

	Name	Std. Conc	RA	n/y	RT	RRT	Resp	IS Resp	Conc.	%Dev	RRF	X = dropped
1	190628K2_1	0.250	1.23	NO	41.80	1.110	2.07e3	1.26e6	0.230	-7.9	0.659	dd
2	190628K2_2	1.00	1.18	NO	41.80	1.110	8.09e3	1.20e6	0.939	-6.1	0.672	dd
3	190628K2_3	2.50	1.20	NO	41.80	1.110	1.98e4	1.15e6	2.40	-3.8	0.689	dd
4	190628K2_4	400	1.24	NO	41.80	1.110	4.09e6	1.32e6	433	8.3	0.776	dd
5	190628K2_5	1000	1.26	NO	41.80	1.110	1.08e7	1.36e6	1120	11.6	0.799	dd
6	190628K2_6	50.0	1.25	NO	41.78	1.109	4.13e5	1.18e6	49.0	-2.1	0.701	dd

Compound name: PCB-144
Response Factor: 0.666578
RRF SD: 0.0279019, Relative SD: 4.18584
Response type: Internal Std (Ref 195), Area * (IS Conc. / IS Area)
Curve type: RF

	Name	Std. Conc	RA	n/y	RT	RRT	Resp	IS Resp	Conc.	%Dev	RRF	X = dropped
1	190628K2_1	0.250	1.38	NO	41.91	1.113	2.12e3	1.26e6	0.253	1.1	0.674	MM
2	190628K2_2	1.00	1.39	NO	41.91	1.113	7.51e3	1.20e6	0.937	-6.3	0.624	dd
3	190628K2_3	2.50	1.24	NO	41.91	1.113	1.86e4	1.15e6	2.42	-3.2	0.645	dd
4	190628K2_4	400	1.26	NO	41.91	1.113	3.52e6	1.32e6	400	0.1	0.667	dd
5	190628K2_5	1000	1.29	NO	41.91	1.113	9.35e6	1.36e6	1030	3.4	0.689	dd
6	190628K2_6	50.0	1.25	NO	41.90	1.112	4.13e5	1.18e6	52.5	5.0	0.700	dd

Dataset: U:\VG11.PRO\Results\190628K2\190628K2-CRV.qld

Last Altered: Saturday, June 29, 2019 12:47:58 Pacific Daylight Time
Printed: Saturday, June 29, 2019 13:00:34 Pacific Daylight Time

Compound name: PCB-147
Response Factor: 0.660977
RRF SD: 0.0728265, Relative SD: 11.018
Response type: Internal Std (Ref 195), Area * (IS Conc. / IS Area)
Curve type: RF

	Name	Std. Conc	RA	n/y	RT	RRT	Resp	IS Resp	Conc.	%Dev	RRF	X = dropped
1	190628K2_1	0.250	1.25	NO	42.04	1.116	1.90e3	1.26e6	0.229	-8.6	0.604	db
2	190628K2_2	1.00	1.24	NO	42.04	1.116	7.38e3	1.20e6	0.928	-7.2	0.613	dd
3	190628K2_3	2.50	1.24	NO	42.04	1.116	1.68e4	1.15e6	2.20	-11.9	0.582	db
4	190628K2_4	400	1.26	NO	42.04	1.116	3.86e6	1.32e6	443	10.8	0.732	db
5	190628K2_5	1000	1.26	NO	42.04	1.116	1.03e7	1.36e6	1150	14.8	0.759	db
6	190628K2_6	50.0	1.29	NO	42.04	1.116	3.98e5	1.18e6	51.0	2.1	0.675	db

Compound name: PCB-139/149
Response Factor: 0.738277
RRF SD: 0.0604362, Relative SD: 8.18612
Response type: Internal Std (Ref 195), Area * (IS Conc. / IS Area)
Curve type: RF

	Name	Std. Conc	RA	n/y	RT	RRT	Resp	IS Resp	Conc.	%Dev	RRF	X = dropped
1	190628K2_1	0.500	1.30	NO	42.32	1.123	4.21e3	1.26e6	0.453	-9.3	0.669	bd
2	190628K2_2	2.00	1.25	NO	42.32	1.123	1.65e4	1.20e6	1.86	-7.0	0.687	dd
3	190628K2_3	5.00	1.22	NO	42.32	1.123	4.07e4	1.15e6	4.79	-4.1	0.708	bd
4	190628K2_4	800	1.25	NO	42.32	1.123	8.37e6	1.32e6	860	7.5	0.794	bd
5	190628K2_5	2000	1.24	NO	42.32	1.123	2.23e7	1.36e6	2220	11.1	0.820	bd
6	190628K2_6	100	1.25	NO	42.30	1.123	8.87e5	1.18e6	102	1.8	0.752	bd

Compound name: PCB-140
Response Factor: 0.627323
RRF SD: 0.0587009, Relative SD: 9.35736
Response type: Internal Std (Ref 195), Area * (IS Conc. / IS Area)
Curve type: RF

	Name	Std. Conc	RA	n/y	RT	RRT	Resp	IS Resp	Conc.	%Dev	RRF	X = dropped
1	190628K2_1	0.250	1.40	NO	42.51	1.128	1.65e3	1.26e6	0.209	-16.3	0.525	MM
2	190628K2_2	1.00	1.24	NO	42.51	1.128	7.28e3	1.20e6	0.964	-3.6	0.605	MM

Dataset: U:\VG11.PRO\Results\190628K2\190628K2-CRV.qld

Last Altered: Saturday, June 29, 2019 12:47:58 Pacific Daylight Time
Printed: Saturday, June 29, 2019 13:00:34 Pacific Daylight Time

Compound name: PCB-140

	Name	Std. Conc	RA	n/y	RT	RRT	Resp	IS Resp	Conc.	%Dev	RRF	X = dropped
3	190628K2_3	2.50	1.26	NO	42.51	1.128	1.83e4	1.15e6	2.53	1.3	0.636	db
4	190628K2_4	400	1.27	NO	42.51	1.128	3.51e6	1.32e6	425	6.1	0.666	db
5	190628K2_5	1000	1.25	NO	42.51	1.128	9.44e6	1.36e6	1110	10.9	0.696	db
6	190628K2_6	50.0	1.26	NO	42.51	1.128	3.75e5	1.18e6	50.8	1.5	0.637	db

Compound name: PCB-134/143
Response Factor: 0.733336
RRF SD: 0.0649184, Relative SD: 8.85247
Response type: Internal Std (Ref 196), Area * (IS Conc. / IS Area)
Curve type: RF

	Name	Std. Conc	RA	n/y	RT	RRT	Resp	IS Resp	Conc.	%Dev	RRF	X = dropped
1	190628K2_1	0.500	1.19	NO	42.96	0.975	2.92e3	9.27e5	0.430	-14.0	0.630	bb
2	190628K2_2	2.00	1.25	NO	42.96	0.975	1.27e4	8.81e5	1.96	-1.8	0.720	bb
3	190628K2_3	5.00	1.27	NO	42.96	0.975	3.02e4	8.55e5	4.82	-3.6	0.707	bd
4	190628K2_4	800	1.20	NO	42.96	0.975	6.36e6	1.01e6	858	7.3	0.787	bb
5	190628K2_5	2000	1.20	NO	42.96	0.975	1.69e7	1.04e6	2220	11.2	0.815	bb
6	190628K2_6	100	1.20	NO	42.96	0.975	6.70e5	9.04e5	101	1.0	0.741	bb

Compound name: PCB-131/133
Response Factor: 0.790167
RRF SD: 0.0625609, Relative SD: 7.91744
Response type: Internal Std (Ref 196), Area * (IS Conc. / IS Area)
Curve type: RF

	Name	Std. Conc	RA	n/y	RT	RRT	Resp	IS Resp	Conc.	%Dev	RRF	X = dropped
1	190628K2_1	0.500	1.39	NO	43.28	0.982	3.44e3	9.27e5	0.469	-6.1	0.742	bd
2	190628K2_2	2.00	1.13	NO	43.28	0.982	1.29e4	8.81e5	1.85	-7.3	0.732	bd
3	190628K2_3	5.00	1.18	NO	43.28	0.982	3.19e4	8.55e5	4.73	-5.4	0.747	dd
4	190628K2_4	800	1.20	NO	43.26	0.982	6.82e6	1.01e6	854	6.7	0.843	bd
5	190628K2_5	2000	1.20	NO	43.26	0.982	1.84e7	1.04e6	2240	12.1	0.886	bd
6	190628K2_6	100	1.21	NO	43.26	0.982	7.15e5	9.04e5	100	0.0	0.791	bd

Dataset: U:\VG11.PRO\Results\190628K2\190628K2-CRV.qld

Last Altered: Saturday, June 29, 2019 12:47:58 Pacific Daylight Time
Printed: Saturday, June 29, 2019 13:00:34 Pacific Daylight Time

Compound name: PCB-142
Response Factor: 0.70805
RRF SD: 0.0486153, Relative SD: 6.86609
Response type: Internal Std (Ref 196), Area * (IS Conc. / IS Area)
Curve type: RF

	Name	Std. Conc	RA	n/y	RT	RRT	Resp	IS Resp	Conc.	%Dev	RRF	X = dropped
1	190628K2_1	0.250	1.21	NO	43.43	0.985	1.49e3	9.27e5	0.227	-9.1	0.643	dd
2	190628K2_2	1.00	1.25	NO	43.43	0.985	5.88e3	8.81e5	0.943	-5.7	0.668	dd
3	190628K2_3	2.50	1.25	NO	43.43	0.985	1.50e4	8.55e5	2.47	-1.1	0.700	dd
4	190628K2_4	400	1.21	NO	43.43	0.985	3.02e6	1.01e6	422	5.6	0.748	dd
5	190628K2_5	1000	1.20	NO	43.43	0.985	8.03e6	1.04e6	1090	9.3	0.774	dd
6	190628K2_6	50.0	1.18	NO	43.43	0.986	3.23e5	9.04e5	50.5	1.0	0.715	dd

Compound name: PCB-146/165
Response Factor: 0.959441
RRF SD: 0.0771456, Relative SD: 8.04068
Response type: Internal Std (Ref 196), Area * (IS Conc. / IS Area)
Curve type: RF

	Name	Std. Conc	RA	n/y	RT	RRT	Resp	IS Resp	Conc.	%Dev	RRF	X = dropped
1	190628K2_1	0.500	1.06	NO	43.66	0.990	4.07e3	9.27e5	0.458	-8.5	0.878	dd
2	190628K2_2	2.00	1.28	NO	43.66	0.991	1.57e4	8.81e5	1.86	-7.2	0.890	dd
3	190628K2_3	5.00	1.19	NO	43.66	0.991	3.90e4	8.55e5	4.76	-4.8	0.914	dd
4	190628K2_4	800	1.18	NO	43.66	0.990	8.31e6	1.01e6	857	7.1	1.03	dd
5	190628K2_5	2000	1.19	NO	43.66	0.990	2.21e7	1.04e6	2220	11.0	1.06	dd
6	190628K2_6	100	1.20	NO	43.66	0.991	8.88e5	9.04e5	102	2.4	0.982	dd

Compound name: PCB-132/161
Response Factor: 0.974412
RRF SD: 0.073899, Relative SD: 7.58396
Response type: Internal Std (Ref 196), Area * (IS Conc. / IS Area)
Curve type: RF

	Name	Std. Conc	RA	n/y	RT	RRT	Resp	IS Resp	Conc.	%Dev	RRF	X = dropped
1	190628K2_1	0.500	1.28	NO	43.91	0.996	4.19e3	9.27e5	0.464	-7.2	0.904	dd
2	190628K2_2	2.00	1.15	NO	43.91	0.996	1.57e4	8.81e5	1.83	-8.6	0.891	dd

Dataset: U:\VG11.PRO\Results\190628K2\190628K2-CRV.qld

Last Altered: Saturday, June 29, 2019 12:47:58 Pacific Daylight Time
Printed: Saturday, June 29, 2019 13:00:34 Pacific Daylight Time

Compound name: PCB-132/161

	Name	Std. Conc	RA	n/y	RT	RRT	Resp	IS Resp	Conc.	%Dev	RRF	X = dropped
3	190628K2_3	5.00	1.24	NO	43.91	0.996	4.02e4	8.55e5	4.83	-3.4	0.941	dd
4	190628K2_4	800	1.20	NO	43.91	0.996	8.41e6	1.01e6	854	6.7	1.04	dd
5	190628K2_5	2000	1.20	NO	43.91	0.996	2.22e7	1.04e6	2200	9.9	1.07	dd
6	190628K2_6	100	1.19	NO	43.89	0.996	9.04e5	9.04e5	103	2.6	1.00	dd

Compound name: PCB-153
Response Factor: 1.01206
RRF SD: 0.0508241, Relative SD: 5.02183
Response type: Internal Std (Ref 196), Area * (IS Conc. / IS Area)
Curve type: RF

	Name	Std. Conc	RA	n/y	RT	RRT	Resp	IS Resp	Conc.	%Dev	RRF	X = dropped
1	190628K2_1	0.250	1.09	NO	44.10	1.000	2.16e3	9.27e5	0.230	-8.1	0.931	dd
2	190628K2_2	1.00	1.26	NO	44.10	1.000	8.66e3	8.81e5	0.972	-2.8	0.983	dd
3	190628K2_3	2.50	1.17	NO	44.10	1.000	2.18e4	8.55e5	2.51	0.6	1.02	dd
4	190628K2_4	400	1.19	NO	44.10	1.000	4.25e6	1.01e6	415	3.9	1.05	dd
5	190628K2_5	1000	1.21	NO	44.10	1.000	1.12e7	1.04e6	1060	6.1	1.07	dd
6	190628K2_6	50.0	1.21	NO	44.08	1.000	4.59e5	9.04e5	50.1	0.3	1.01	dd

Compound name: PCB-168
Response Factor: 1.01943
RRF SD: 0.0750741, Relative SD: 7.3643
Response type: Internal Std (Ref 196), Area * (IS Conc. / IS Area)
Curve type: RF

	Name	Std. Conc	RA	n/y	RT	RRT	Resp	IS Resp	Conc.	%Dev	RRF	X = dropped
1	190628K2_1	0.250	1.13	NO	44.32	1.006	2.20e3	9.27e5	0.233	-6.7	0.951	db
2	190628K2_2	1.00	1.19	NO	44.32	1.006	8.43e3	8.81e5	0.938	-6.2	0.956	db
3	190628K2_3	2.50	1.17	NO	44.32	1.006	2.06e4	8.55e5	2.37	-5.3	0.966	db
4	190628K2_4	400	1.19	NO	44.31	1.005	4.39e6	1.01e6	426	6.4	1.09	db
5	190628K2_5	1000	1.19	NO	44.31	1.005	1.17e7	1.04e6	1110	10.8	1.13	db
6	190628K2_6	50.0	1.21	NO	44.31	1.006	4.65e5	9.04e5	50.5	0.9	1.03	db

Dataset: U:\VG11.PRO\Results\190628K2\190628K2-CRV.qld

Last Altered: Saturday, June 29, 2019 12:47:58 Pacific Daylight Time
Printed: Saturday, June 29, 2019 13:00:34 Pacific Daylight Time

Compound name: PCB-141
Response Factor: 0.967037
RRF SD: 0.0609512, Relative SD: 6.30288
Response type: Internal Std (Ref 197), Area * (IS Conc. / IS Area)
Curve type: RF

	Name	Std. Conc	RA	n/y	RT	RRT	Resp	IS Resp	Conc.	%Dev	RRF	X = dropped
1	190628K2_1	0.250	1.24	NO	44.87	1.001	1.69e3	7.44e5	0.235	-6.2	0.907	MM
2	190628K2_2	1.00	1.13	NO	44.85	1.000	6.48e3	7.19e5	0.932	-6.8	0.901	bd
3	190628K2_3	2.50	1.14	NO	44.87	1.001	1.59e4	6.77e5	2.43	-2.8	0.940	MM
4	190628K2_4	400	1.19	NO	44.85	1.000	3.31e6	8.10e5	422	5.5	1.02	bd
5	190628K2_5	1000	1.19	NO	44.85	1.000	8.62e6	8.22e5	1090	8.5	1.05	MM
6	190628K2_6	50.0	1.21	NO	44.85	1.000	3.62e5	7.35e5	50.9	1.7	0.984	bd

Compound name: PCB-137
Response Factor: 0.987216
RRF SD: 0.0992612, Relative SD: 10.0547
Response type: Internal Std (Ref 197), Area * (IS Conc. / IS Area)
Curve type: RF

	Name	Std. Conc	RA	n/y	RT	RRT	Resp	IS Resp	Conc.	%Dev	RRF	X = dropped
1	190628K2_1	0.250	1.18	NO	45.25	1.009	1.71e3	7.44e5	0.233	-7.0	0.918	bd
2	190628K2_2	1.00	1.23	NO	45.25	1.009	6.29e3	7.19e5	0.887	-11.3	0.875	bd
3	190628K2_3	2.50	1.17	NO	45.25	1.009	1.62e4	6.77e5	2.43	-2.9	0.959	bd
4	190628K2_4	400	1.19	NO	45.25	1.009	3.52e6	8.10e5	440	10.1	1.09	bd
5	190628K2_5	1000	1.19	NO	45.25	1.009	9.28e6	8.22e5	1140	14.4	1.13	bd
6	190628K2_6	50.0	1.17	NO	45.25	1.009	3.51e5	7.35e5	48.4	-3.3	0.955	bd

Compound name: PCB-130
Response Factor: 0.840114
RRF SD: 0.0861451, Relative SD: 10.254
Response type: Internal Std (Ref 197), Area * (IS Conc. / IS Area)
Curve type: RF

	Name	Std. Conc	RA	n/y	RT	RRT	Resp	IS Resp	Conc.	%Dev	RRF	X = dropped
1	190628K2_1	0.250	1.28	NO	45.37	1.012	1.27e3	7.44e5	0.204	-18.4	0.685	MM
2	190628K2_2	1.00	1.29	NO	45.37	1.012	5.85e3	7.19e5	0.969	-3.1	0.814	MM

Dataset: U:\VG11.PRO\Results\190628K2\190628K2-CRV.qld

Last Altered: Saturday, June 29, 2019 12:47:58 Pacific Daylight Time
Printed: Saturday, June 29, 2019 13:00:34 Pacific Daylight Time

Compound name: PCB-130

	Name	Std. Conc	RA	n/y	RT	RRT	Resp	IS Resp	Conc.	%Dev	RRF	X = dropped
3	190628K2_3	2.50	1.24	NO	45.37	1.012	1.41e4	6.77e5	2.48	-0.6	0.835	MM
4	190628K2_4	400	1.21	NO	45.35	1.011	2.86e6	8.10e5	420	5.1	0.883	MM
5	190628K2_5	1000	1.20	NO	45.37	1.012	7.59e6	8.22e5	1100	9.9	0.924	MM
6	190628K2_6	50.0	1.19	NO	45.35	1.011	3.31e5	7.35e5	53.6	7.1	0.900	MM

Compound name: PCB-138/163/164
Response Factor: 1.2264
RRF SD: 0.0988535, Relative SD: 8.06047
Response type: Internal Std (Ref 198), Area * (IS Conc. / IS Area)
Curve type: RF

	Name	Std. Conc	RA	n/y	RT	RRT	Resp	IS Resp	Conc.	%Dev	RRF	X = dropped
1	190628K2_1	0.750	1.14	NO	45.74	1.001	6.33e3	7.59e5	0.680	-9.3	1.11	bd
2	190628K2_2	3.00	1.18	NO	45.76	1.001	2.49e4	7.22e5	2.82	-6.1	1.15	bd
3	190628K2_3	7.50	1.17	NO	45.76	1.001	6.23e4	7.06e5	7.20	-4.0	1.18	bd
4	190628K2_4	1200	1.20	NO	45.74	1.001	1.33e7	8.40e5	1290	7.7	1.32	bd
5	190628K2_5	3000	1.20	NO	45.74	1.001	3.57e7	8.73e5	3340	11.2	1.36	bd
6	190628K2_6	150	1.19	NO	45.74	1.001	1.41e6	7.59e5	151	0.6	1.23	bd

Compound name: PCB-158/160
Response Factor: 1.17823
RRF SD: 0.0898972, Relative SD: 7.62985
Response type: Internal Std (Ref 198), Area * (IS Conc. / IS Area)
Curve type: RF

	Name	Std. Conc	RA	n/y	RT	RRT	Resp	IS Resp	Conc.	%Dev	RRF	X = dropped
1	190628K2_1	0.500	1.13	NO	45.99	1.006	3.96e3	7.59e5	0.443	-11.3	1.04	dd
2	190628K2_2	2.00	1.17	NO	46.01	1.007	1.69e4	7.22e5	1.99	-0.6	1.17	dd
3	190628K2_3	5.00	1.20	NO	46.01	1.007	3.93e4	7.06e5	4.72	-5.5	1.11	dd
4	190628K2_4	800	1.20	NO	45.99	1.006	8.48e6	8.40e5	857	7.1	1.26	dd
5	190628K2_5	2000	1.20	NO	45.99	1.006	2.24e7	8.73e5	2180	8.8	1.28	dd
6	190628K2_6	100	1.21	NO	45.99	1.007	9.08e5	7.59e5	102	1.5	1.20	dd

Dataset: U:\VG11.PRO\Results\190628K2\190628K2-CRV.qld

Last Altered: Saturday, June 29, 2019 12:47:58 Pacific Daylight Time
Printed: Saturday, June 29, 2019 13:00:34 Pacific Daylight Time

Compound name: PCB-129
Response Factor: 0.819299
RRF SD: 0.0425482, Relative SD: 5.19325
Response type: Internal Std (Ref 198), Area * (IS Conc. / IS Area)
Curve type: RF

	Name	Std. Conc	RA	n/y	RT	RRT	Resp	IS Resp	Conc.	%Dev	RRF	X = dropped
1	190628K2_1	0.250	1.35	NO	46.24	1.012	1.53e3	7.59e5	0.245	-1.9	0.804	MM
2	190628K2_2	1.00	1.32	NO	46.26	1.012	5.61e3	7.22e5	0.948	-5.2	0.777	db
3	190628K2_3	2.50	1.16	NO	46.26	1.012	1.39e4	7.06e5	2.41	-3.7	0.789	db
4	190628K2_4	400	1.20	NO	46.24	1.012	2.91e6	8.40e5	423	5.6	0.866	db
5	190628K2_5	1000	1.20	NO	46.24	1.012	7.68e6	8.73e5	1070	7.4	0.880	db
6	190628K2_6	50.0	1.20	NO	46.24	1.012	3.04e5	7.59e5	48.9	-2.3	0.801	db

Compound name: PCB-166
Response Factor: 1.06912
RRF SD: 0.0702558, Relative SD: 6.57138
Response type: Internal Std (Ref 199), Area * (IS Conc. / IS Area)
Curve type: RF

	Name	Std. Conc	RA	n/y	RT	RRT	Resp	IS Resp	Conc.	%Dev	RRF	X = dropped
1	190628K2_1	0.250	1.31	NO	46.71	0.993	2.23e3	9.24e5	0.225	-9.9	0.964	MM
2	190628K2_2	1.00	1.31	NO	46.71	0.993	8.74e3	8.65e5	0.945	-5.5	1.01	MM
3	190628K2_3	2.50	1.17	NO	46.73	0.994	2.27e4	8.45e5	2.51	0.5	1.07	MM
4	190628K2_4	400	1.19	NO	46.71	0.993	4.64e6	1.03e6	423	5.7	1.13	MM
5	190628K2_5	1000	1.18	NO	46.71	0.993	1.24e7	1.08e6	1070	7.2	1.15	MM
6	190628K2_6	50.0	1.20	NO	46.71	0.993	5.04e5	9.24e5	51.0	2.0	1.09	MM

Compound name: PCB-159
Response Factor: 1.11915
RRF SD: 0.0803637, Relative SD: 7.18078
Response type: Internal Std (Ref 199), Area * (IS Conc. / IS Area)
Curve type: RF

	Name	Std. Conc	RA	n/y	RT	RRT	Resp	IS Resp	Conc.	%Dev	RRF	X = dropped
1	190628K2_1	0.250	1.19	NO	47.05	1.000	2.32e3	9.24e5	0.225	-10.2	1.01	MM
2	190628K2_2	1.00	1.21	NO	47.07	1.001	9.40e3	8.65e5	0.972	-2.8	1.09	MM

Dataset: U:\VG11.PRO\Results\190628K2\190628K2-CRV.qld

Last Altered: Saturday, June 29, 2019 12:47:58 Pacific Daylight Time
Printed: Saturday, June 29, 2019 13:00:34 Pacific Daylight Time

Compound name: PCB-159

	Name	Std. Conc	RA	n/y	RT	RRT	Resp	IS Resp	Conc.	%Dev	RRF	X = dropped
3	190628K2_3	2.50	1.21	NO	47.05	1.000	2.35e4	8.45e5	2.49	-0.4	1.11	MM
4	190628K2_4	400	1.17	NO	47.05	1.000	4.94e6	1.03e6	430	7.5	1.20	MM
5	190628K2_5	1000	1.20	NO	47.05	1.000	1.32e7	1.08e6	1090	9.0	1.22	MM
6	190628K2_6	50.0	1.20	NO	47.05	1.000	5.02e5	9.24e5	48.5	-3.0	1.09	MM

Compound name: PCB-128/162
Response Factor: 0.850603
RRF SD: 0.0565302, Relative SD: 6.6459
Response type: Internal Std (Ref 199), Area * (IS Conc. / IS Area)
Curve type: RF

	Name	Std. Conc	RA	n/y	RT	RRT	Resp	IS Resp	Conc.	%Dev	RRF	X = dropped
1	190628K2_1	0.500	1.38	NO	47.35	1.007	3.53e3	9.24e5	0.450	-10.0	0.765	MM
2	190628K2_2	2.00	1.25	NO	47.35	1.007	1.43e4	8.65e5	1.94	-2.8	0.827	MM
3	190628K2_3	5.00	1.18	NO	47.35	1.007	3.50e4	8.45e5	4.86	-2.7	0.828	MM
4	190628K2_4	800	1.19	NO	47.35	1.007	7.45e6	1.03e6	853	6.6	0.907	MM
5	190628K2_5	2000	1.20	NO	47.35	1.007	1.98e7	1.08e6	2150	7.7	0.917	MM
6	190628K2_6	100	1.16	NO	47.34	1.006	7.96e5	9.24e5	101	1.2	0.861	MM

Compound name: PCB-167
Response Factor: 1.04252
RRF SD: 0.0508137, Relative SD: 4.87414
Response type: Internal Std (Ref 200), Area * (IS Conc. / IS Area)
Curve type: RF

	Name	Std. Conc	RA	n/y	RT	RRT	Resp	IS Resp	Conc.	%Dev	RRF	X = dropped
1	190628K2_1	0.250	1.15	NO	47.75	1.000	2.26e3	9.22e5	0.235	-6.0	0.980	bb
2	190628K2_2	1.00	1.27	NO	47.75	1.000	8.71e3	8.60e5	0.972	-2.8	1.01	bb
3	190628K2_3	2.50	1.14	NO	47.75	1.000	2.16e4	8.45e5	2.45	-2.0	1.02	bb
4	190628K2_4	400	1.19	NO	47.75	1.000	4.42e6	1.01e6	419	4.8	1.09	bb
5	190628K2_5	1000	1.20	NO	47.75	1.000	1.19e7	1.07e6	1070	6.8	1.11	bb
6	190628K2_6	50.0	1.20	NO	47.75	1.000	4.76e5	9.21e5	49.6	-0.7	1.03	bb

Dataset: U:\VG11.PRO\Results\190628K2\190628K2-CRV.qld

Last Altered: Saturday, June 29, 2019 12:47:58 Pacific Daylight Time
Printed: Saturday, June 29, 2019 13:00:34 Pacific Daylight Time

Compound name: PCB-156
Response Factor: 1.05686
RRF SD: 0.0791886, Relative SD: 7.49284
Response type: Internal Std (Ref 201), Area * (IS Conc. / IS Area)
Curve type: RF

	Name	Std. Conc	RA	n/y	RT	RRT	Resp	IS Resp	Conc.	%Dev	RRF	X = dropped
1	190628K2_1	0.250	1.42	NO	49.10	1.001	2.18e3	8.89e5	0.232	-7.3	0.979	MM
2	190628K2_2	1.00	1.16	NO	49.10	1.000	8.12e3	8.48e5	0.906	-9.4	0.957	dd
3	190628K2_3	2.50	1.24	NO	49.10	1.000	2.13e4	8.22e5	2.45	-1.9	1.04	bd
4	190628K2_4	400	1.20	NO	49.08	1.000	4.55e6	1.01e6	427	6.8	1.13	bb
5	190628K2_5	1000	1.20	NO	49.08	1.000	1.23e7	1.07e6	1090	8.9	1.15	bb
6	190628K2_6	50.0	1.21	NO	49.08	1.000	4.83e5	8.87e5	51.5	3.1	1.09	bd

Compound name: PCB-157
Response Factor: 0.977804
RRF SD: 0.0504139, Relative SD: 5.15583
Response type: Internal Std (Ref 202), Area * (IS Conc. / IS Area)
Curve type: RF

	Name	Std. Conc	RA	n/y	RT	RRT	Resp	IS Resp	Conc.	%Dev	RRF	X = dropped
1	190628K2_1	0.250	1.40	NO	49.36	1.000	2.09e3	9.06e5	0.236	-5.5	0.924	bd
2	190628K2_2	1.00	1.25	NO	49.36	1.000	7.73e3	8.34e5	0.947	-5.3	0.926	dd
3	190628K2_3	2.50	1.20	NO	49.36	1.000	2.01e4	8.40e5	2.45	-1.9	0.959	dd
4	190628K2_4	400	1.21	NO	49.36	1.000	4.15e6	1.01e6	420	4.9	1.03	bd
5	190628K2_5	1000	1.19	NO	49.36	1.000	1.11e7	1.07e6	1070	6.7	1.04	bd
6	190628K2_6	50.0	1.21	NO	49.36	1.000	4.45e5	9.01e5	50.6	1.1	0.989	dd

Compound name: PCB-169
Response Factor: 1.10708
RRF SD: 0.0633689, Relative SD: 5.72399
Response type: Internal Std (Ref 203), Area * (IS Conc. / IS Area)
Curve type: RF

	Name	Std. Conc	RA	n/y	RT	RRT	Resp	IS Resp	Conc.	%Dev	RRF	X = dropped
1	190628K2_1	0.250	1.19	NO	51.64	1.000	2.38e3	8.71e5	0.247	-1.2	1.09	bb
2	190628K2_2	1.00	1.27	NO	51.64	1.000	8.19e3	8.00e5	0.926	-7.4	1.02	bb

Dataset: U:\VG11.PRO\Results\190628K2\190628K2-CRV.qld

Last Altered: Saturday, June 29, 2019 12:47:58 Pacific Daylight Time
Printed: Saturday, June 29, 2019 13:00:34 Pacific Daylight Time

Compound name: PCB-169

	Name	Std. Conc	RA	n/y	RT	RRT	Resp	IS Resp	Conc.	%Dev	RRF	X = dropped
3	190628K2_3	2.50	1.15	NO	51.64	1.000	2.10e4	7.92e5	2.39	-4.3	1.06	MM
4	190628K2_4	400	1.21	NO	51.64	1.000	4.54e6	9.82e5	417	4.3	1.15	bb
5	190628K2_5	1000	1.19	NO	51.64	1.000	1.23e7	1.02e6	1080	8.4	1.20	bb
6	190628K2_6	50.0	1.23	NO	51.64	1.000	4.75e5	8.55e5	50.2	0.3	1.11	bb

Compound name: PCB-188
Response Factor: 1.19315
RRF SD: 0.0897588, Relative SD: 7.52285
Response type: Internal Std (Ref 204), Area * (IS Conc. / IS Area)
Curve type: RF

	Name	Std. Conc	RA	n/y	RT	RRT	Resp	IS Resp	Conc.	%Dev	RRF	X = dropped
1	190628K2_1	0.250	1.12	NO	43.72	1.001	2.33e3	9.11e5	0.214	-14.3	1.02	bb
2	190628K2_2	1.00	0.98	NO	43.72	1.000	1.06e4	8.63e5	1.03	2.9	1.23	bb
3	190628K2_3	2.50	1.00	NO	43.72	1.000	2.44e4	8.36e5	2.45	-2.1	1.17	bb
4	190628K2_4	400	1.04	NO	43.72	1.001	5.06e6	1.01e6	420	4.9	1.25	bb
5	190628K2_5	1000	1.04	NO	43.72	1.001	1.34e7	1.06e6	1060	5.9	1.26	bb
6	190628K2_6	50.0	1.04	NO	43.70	1.000	5.37e5	8.78e5	51.3	2.6	1.22	bb

Compound name: PCB-184
Response Factor: 1.16671
RRF SD: 0.0410641, Relative SD: 3.51965
Response type: Internal Std (Ref 204), Area * (IS Conc. / IS Area)
Curve type: RF

	Name	Std. Conc	RA	n/y	RT	RRT	Resp	IS Resp	Conc.	%Dev	RRF	X = dropped
1	190628K2_1	0.250	0.97	NO	44.17	1.011	2.48e3	9.11e5	0.233	-6.8	1.09	bb
2	190628K2_2	1.00	1.07	NO	44.17	1.011	1.00e4	8.63e5	0.997	-0.3	1.16	bb
3	190628K2_3	2.50	1.00	NO	44.17	1.011	2.46e4	8.36e5	2.52	0.7	1.17	bd
4	190628K2_4	400	1.04	NO	44.17	1.011	4.82e6	1.01e6	409	2.2	1.19	bb
5	190628K2_5	1000	1.03	NO	44.17	1.011	1.26e7	1.06e6	1020	1.7	1.19	bb
6	190628K2_6	50.0	1.05	NO	44.17	1.011	5.26e5	8.78e5	51.3	2.6	1.20	bb

Dataset: U:\VG11.PRO\Results\190628K2\190628K2-CRV.qld

Last Altered: Saturday, June 29, 2019 12:47:58 Pacific Daylight Time
Printed: Saturday, June 29, 2019 13:00:34 Pacific Daylight Time

Compound name: PCB-179
Response Factor: 1.17611
RRF SD: 0.0248224, Relative SD: 2.11054
Response type: Internal Std (Ref 204), Area * (IS Conc. / IS Area)
Curve type: RF

	Name	Std. Conc	RA	n/y	RT	RRT	Resp	IS Resp	Conc.	%Dev	RRF	X = dropped
1	190628K2_1	0.250	1.09	NO	44.99	1.030	2.62e3	9.11e5	0.244	-2.2	1.15	bb
2	190628K2_2	1.00	1.13	NO	44.99	1.029	1.01e4	8.63e5	0.998	-0.2	1.17	bb
3	190628K2_3	2.50	1.04	NO	44.99	1.029	2.39e4	8.36e5	2.43	-2.7	1.14	bb
4	190628K2_4	400	1.03	NO	44.97	1.030	4.83e6	1.01e6	406	1.5	1.19	bb
5	190628K2_5	1000	1.04	NO	44.99	1.030	1.26e7	1.06e6	1010	1.1	1.19	bb
6	190628K2_6	50.0	1.03	NO	44.97	1.030	5.30e5	8.78e5	51.3	2.6	1.21	bb

Compound name: PCB-176
Response Factor: 1.15933
RRF SD: 0.0527895, Relative SD: 4.55344
Response type: Internal Std (Ref 204), Area * (IS Conc. / IS Area)
Curve type: RF

	Name	Std. Conc	RA	n/y	RT	RRT	Resp	IS Resp	Conc.	%Dev	RRF	X = dropped
1	190628K2_1	0.250	1.01	NO	45.46	1.041	2.46e3	9.11e5	0.233	-6.9	1.08	bb
2	190628K2_2	1.00	1.07	NO	45.46	1.040	9.59e3	8.63e5	0.958	-4.2	1.11	bb
3	190628K2_3	2.50	1.03	NO	45.46	1.040	2.44e4	8.36e5	2.52	0.6	1.17	bb
4	190628K2_4	400	1.04	NO	45.46	1.041	4.82e6	1.01e6	411	2.8	1.19	bb
5	190628K2_5	1000	1.04	NO	45.46	1.041	1.27e7	1.06e6	1030	3.4	1.20	bb
6	190628K2_6	50.0	1.05	NO	45.44	1.040	5.31e5	8.78e5	52.1	4.3	1.21	bb

Compound name: PCB-186
Response Factor: 1.21797
RRF SD: 0.075789, Relative SD: 6.22255
Response type: Internal Std (Ref 204), Area * (IS Conc. / IS Area)
Curve type: RF

	Name	Std. Conc	RA	n/y	RT	RRT	Resp	IS Resp	Conc.	%Dev	RRF	X = dropped
1	190628K2_1	0.250	1.12	NO	46.08	1.055	2.56e3	9.11e5	0.231	-7.7	1.12	MM
2	190628K2_2	1.00	1.10	NO	46.08	1.055	9.73e3	8.63e5	0.925	-7.5	1.13	bb

Dataset: U:\VG11.PRO\Results\190628K2\190628K2-CRV.qld

Last Altered: Saturday, June 29, 2019 12:47:58 Pacific Daylight Time
Printed: Saturday, June 29, 2019 13:00:34 Pacific Daylight Time

Compound name: PCB-186

	Name	Std. Conc	RA	n/y	RT	RRT	Resp	IS Resp	Conc.	%Dev	RRF	X = dropped
3	190628K2_3	2.50	1.08	NO	46.08	1.055	2.54e4	8.36e5	2.50	-0.1	1.22	bb
4	190628K2_4	400	1.04	NO	46.08	1.055	5.14e6	1.01e6	417	4.3	1.27	bb
5	190628K2_5	1000	1.03	NO	46.08	1.055	1.36e7	1.06e6	1050	5.2	1.28	bb
6	190628K2_6	50.0	1.01	NO	46.08	1.055	5.66e5	8.78e5	52.9	5.8	1.29	bb

Compound name: PCB-178
Response Factor: 0.830456
RRF SD: 0.0469064, Relative SD: 5.64827
Response type: Internal Std (Ref 204), Area * (IS Conc. / IS Area)
Curve type: RF

	Name	Std. Conc	RA	n/y	RT	RRT	Resp	IS Resp	Conc.	%Dev	RRF	X = dropped
1	190628K2_1	0.250	0.92	NO	46.60	1.067	1.68e3	9.11e5	0.222	-11.4	0.736	MM
2	190628K2_2	1.00	1.21	NO	46.60	1.066	7.27e3	8.63e5	1.01	1.4	0.842	MM
3	190628K2_3	2.50	1.00	NO	46.60	1.066	1.78e4	8.36e5	2.56	2.6	0.852	bb
4	190628K2_4	400	1.04	NO	46.60	1.067	3.40e6	1.01e6	405	1.2	0.840	bb
5	190628K2_5	1000	1.04	NO	46.60	1.067	9.03e6	1.06e6	1020	2.5	0.851	bb
6	190628K2_6	50.0	1.03	NO	46.60	1.067	3.78e5	8.78e5	51.9	3.7	0.861	bb

Compound name: PCB-175
Response Factor: 0.848562
RRF SD: 0.0513908, Relative SD: 6.05622
Response type: Internal Std (Ref 204), Area * (IS Conc. / IS Area)
Curve type: RF

	Name	Std. Conc	RA	n/y	RT	RRT	Resp	IS Resp	Conc.	%Dev	RRF	X = dropped
1	190628K2_1	0.250	1.17	NO	46.96	1.075	1.72e3	9.11e5	0.223	-10.8	0.757	MM
2	190628K2_2	1.00	1.10	NO	46.96	1.075	7.45e3	8.63e5	1.02	1.7	0.863	bd
3	190628K2_3	2.50	1.08	NO	46.96	1.075	1.72e4	8.36e5	2.43	-3.0	0.823	MM
4	190628K2_4	400	1.03	NO	46.96	1.075	3.52e6	1.01e6	410	2.5	0.869	bd
5	190628K2_5	1000	1.03	NO	46.96	1.075	9.34e6	1.06e6	1040	3.7	0.880	bd
6	190628K2_6	50.0	1.02	NO	46.94	1.075	3.95e5	8.78e5	53.0	5.9	0.899	bd

Vista Analytical Laboratory

Dataset: U:\VG11.PRO\Results\190628K2\190628K2-CRV.qld

Last Altered: Saturday, June 29, 2019 12:47:58 Pacific Daylight Time
Printed: Saturday, June 29, 2019 13:00:34 Pacific Daylight Time

Compound name: PCB-182/187
Response Factor: 0.960034
RRF SD: 0.0466108, Relative SD: 4.85512
Response type: Internal Std (Ref 204), Area * (IS Conc. / IS Area)
Curve type: RF

	Name	Std. Conc	RA	n/y	RT	RRT	Resp	IS Resp	Conc.	%Dev	RRF	X = dropped
1	190628K2_1	0.500	0.98	NO	47.13	1.079	3.99e3	9.11e5	0.456	-8.8	0.876	db
2	190628K2_2	2.00	1.03	NO	47.15	1.079	1.64e4	8.63e5	1.98	-0.8	0.952	db
3	190628K2_3	5.00	1.05	NO	47.15	1.079	3.98e4	8.36e5	4.96	-0.8	0.952	MM
4	190628K2_4	800	1.03	NO	47.13	1.079	8.00e6	1.01e6	824	3.0	0.989	db
5	190628K2_5	2000	1.02	NO	47.13	1.079	2.14e7	1.06e6	2100	5.0	1.01	db
6	190628K2_6	100	1.04	NO	47.13	1.079	8.63e5	8.78e5	102	2.4	0.983	db

Compound name: PCB-183
Response Factor: 0.956525
RRF SD: 0.0371861, Relative SD: 3.88763
Response type: Internal Std (Ref 204), Area * (IS Conc. / IS Area)
Curve type: RF

	Name	Std. Conc	RA	n/y	RT	RRT	Resp	IS Resp	Conc.	%Dev	RRF	X = dropped
1	190628K2_1	0.250	1.07	NO	47.47	1.087	2.14e3	9.11e5	0.246	-1.6	0.941	bb
2	190628K2_2	1.00	0.92	NO	47.47	1.086	7.78e3	8.63e5	0.943	-5.7	0.902	bb
3	190628K2_3	2.50	0.97	NO	47.47	1.086	1.95e4	8.36e5	2.44	-2.5	0.932	bb
4	190628K2_4	400	1.03	NO	47.45	1.086	4.00e6	1.01e6	414	3.4	0.989	bb
5	190628K2_5	1000	1.03	NO	47.45	1.086	1.05e7	1.06e6	1040	3.9	0.993	bb
6	190628K2_6	50.0	1.04	NO	47.45	1.086	4.31e5	8.78e5	51.3	2.6	0.982	bb

Compound name: PCB-185
Response Factor: 1.31957
RRF SD: 0.052132, Relative SD: 3.95067
Response type: Internal Std (Ref 205), Area * (IS Conc. / IS Area)
Curve type: RF

	Name	Std. Conc	RA	n/y	RT	RRT	Resp	IS Resp	Conc.	%Dev	RRF	X = dropped
1	190628K2_1	0.250	0.99	NO	48.15	0.955	1.90e3	5.87e5	0.245	-2.0	1.29	MM
2	190628K2_2	1.00	1.04	NO	48.13	0.955	6.71e3	5.46e5	0.932	-6.8	1.23	MM

Dataset: U:\VG11.PRO\Results\190628K2\190628K2-CRV.qld

Last Altered: Saturday, June 29, 2019 12:47:58 Pacific Daylight Time
Printed: Saturday, June 29, 2019 13:00:34 Pacific Daylight Time

Compound name: PCB-185

	Name	Std. Conc	RA	n/y	RT	RRT	Resp	IS Resp	Conc.	%Dev	RRF	X = dropped
3	190628K2_3	2.50	1.07	NO	48.15	0.955	1.78e4	5.34e5	2.53	1.2	1.34	bb
4	190628K2_4	400	1.01	NO	48.13	0.955	3.46e6	6.42e5	408	2.0	1.35	bb
5	190628K2_5	1000	1.04	NO	48.13	0.955	9.14e6	6.63e5	1050	4.5	1.38	bb
6	190628K2_6	50.0	1.04	NO	48.13	0.955	3.80e5	5.69e5	50.6	1.2	1.33	bb

Compound name: PCB-174
Response Factor: 1.2187
RRF SD: 0.0862611, Relative SD: 7.07815
Response type: Internal Std (Ref 205), Area * (IS Conc. / IS Area)
Curve type: RF

	Name	Std. Conc	RA	n/y	RT	RRT	Resp	IS Resp	Conc.	%Dev	RRF	X = dropped
1	190628K2_1	0.250	0.92	NO	48.53	0.963	1.59e3	5.87e5	0.222	-11.0	1.08	bd
2	190628K2_2	1.00	1.00	NO	48.51	0.962	6.82e3	5.46e5	1.02	2.5	1.25	bd
3	190628K2_3	2.50	1.03	NO	48.51	0.962	1.60e4	5.34e5	2.46	-1.6	1.20	bd
4	190628K2_4	400	1.02	NO	48.51	0.963	3.32e6	6.42e5	424	6.1	1.29	bd
5	190628K2_5	1000	1.03	NO	48.51	0.963	8.74e6	6.63e5	1080	8.2	1.32	bd
6	190628K2_6	50.0	1.02	NO	48.51	0.963	3.32e5	5.69e5	48.0	-4.1	1.17	MM

Compound name: PCB-181
Response Factor: 1.41444
RRF SD: 0.109219, Relative SD: 7.72171
Response type: Internal Std (Ref 205), Area * (IS Conc. / IS Area)
Curve type: RF

	Name	Std. Conc	RA	n/y	RT	RRT	Resp	IS Resp	Conc.	%Dev	RRF	X = dropped
1	190628K2_1	0.250	1.15	NO	48.62	0.965	1.84e3	5.87e5	0.221	-11.4	1.25	db
2	190628K2_2	1.00	0.97	NO	48.62	0.965	7.40e3	5.46e5	0.959	-4.1	1.36	dd
3	190628K2_3	2.50	1.05	NO	48.62	0.965	1.83e4	5.34e5	2.42	-3.2	1.37	dd
4	190628K2_4	400	1.03	NO	48.62	0.965	3.73e6	6.42e5	411	2.7	1.45	dd
5	190628K2_5	1000	1.05	NO	48.62	0.965	9.99e6	6.63e5	1070	6.6	1.51	dd
6	190628K2_6	50.0	1.04	NO	48.60	0.965	4.40e5	5.69e5	54.7	9.4	1.55	MM

Dataset: U:\VG11.PRO\Results\190628K2\190628K2-CRV.qld

Last Altered: Saturday, June 29, 2019 12:47:58 Pacific Daylight Time
Printed: Saturday, June 29, 2019 13:00:34 Pacific Daylight Time

Compound name: PCB-177
Response Factor: 1.24052
RRF SD: 0.0279876, Relative SD: 2.25612
Response type: Internal Std (Ref 205), Area * (IS Conc. / IS Area)
Curve type: RF

	Name	Std. Conc	RA	n/y	RT	RRT	Resp	IS Resp	Conc.	%Dev	RRF	X = dropped
1	190628K2_1	0.250	0.98	NO	48.79	0.968	1.76e3	5.87e5	0.241	-3.6	1.20	MM
2	190628K2_2	1.00	1.05	NO	48.81	0.968	6.85e3	5.46e5	1.01	1.1	1.25	dd
3	190628K2_3	2.50	1.02	NO	48.79	0.968	1.66e4	5.34e5	2.51	0.2	1.24	db
4	190628K2_4	400	1.04	NO	48.79	0.968	3.20e6	6.42e5	402	0.6	1.25	db
5	190628K2_5	1000	1.04	NO	48.79	0.968	8.47e6	6.63e5	1030	3.0	1.28	db
6	190628K2_6	50.0	1.06	NO	48.79	0.968	3.48e5	5.69e5	49.3	-1.4	1.22	db

Compound name: PCB-171
Response Factor: 1.24211
RRF SD: 0.0735445, Relative SD: 5.92093
Response type: Internal Std (Ref 205), Area * (IS Conc. / IS Area)
Curve type: RF

	Name	Std. Conc	RA	n/y	RT	RRT	Resp	IS Resp	Conc.	%Dev	RRF	X = dropped
1	190628K2_1	0.250	0.95	NO	49.10	0.974	1.75e3	5.87e5	0.240	-4.0	1.19	bb
2	190628K2_2	1.00	1.08	NO	49.10	0.974	6.36e3	5.46e5	0.937	-6.3	1.16	db
3	190628K2_3	2.50	1.04	NO	49.10	0.974	1.59e4	5.34e5	2.40	-4.1	1.19	bd
4	190628K2_4	400	1.03	NO	49.10	0.974	3.35e6	6.42e5	419	4.8	1.30	bd
5	190628K2_5	1000	1.03	NO	49.10	0.974	8.96e6	6.63e5	1090	8.9	1.35	bd
6	190628K2_6	50.0	1.05	NO	49.10	0.974	3.55e5	5.69e5	50.3	0.6	1.25	bd

Compound name: PCB-173
Response Factor: 1.14143
RRF SD: 0.0487352, Relative SD: 4.26968
Response type: Internal Std (Ref 205), Area * (IS Conc. / IS Area)
Curve type: RF

	Name	Std. Conc	RA	n/y	RT	RRT	Resp	IS Resp	Conc.	%Dev	RRF	X = dropped
1	190628K2_1	0.250	0.92	NO	49.53	0.983	1.66e3	5.87e5	0.248	-0.7	1.13	MM
2	190628K2_2	1.00	1.13	NO	49.53	0.983	5.79e3	5.46e5	0.929	-7.1	1.06	db

Dataset: U:\VG11.PRO\Results\190628K2\190628K2-CRV.qld

Last Altered: Saturday, June 29, 2019 12:47:58 Pacific Daylight Time
Printed: Saturday, June 29, 2019 13:00:34 Pacific Daylight Time

Compound name: PCB-173

	Name	Std. Conc	RA	n/y	RT	RRT	Resp	IS Resp	Conc.	%Dev	RRF	X = dropped
3	190628K2_3	2.50	0.98	NO	49.53	0.983	1.49e4	5.34e5	2.45	-2.0	1.12	bb
4	190628K2_4	400	1.03	NO	49.53	0.983	3.03e6	6.42e5	414	3.4	1.18	bb
5	190628K2_5	1000	1.03	NO	49.53	0.983	7.92e6	6.63e5	1050	4.8	1.20	bb
6	190628K2_6	50.0	1.04	NO	49.53	0.983	3.30e5	5.69e5	50.8	1.6	1.16	db

Compound name: PCB-172
Response Factor: 1.30718
RRF SD: 0.0890536, Relative SD: 6.81264
Response type: Internal Std (Ref 205), Area * (IS Conc. / IS Area)
Curve type: RF

	Name	Std. Conc	RA	n/y	RT	RRT	Resp	IS Resp	Conc.	%Dev	RRF	X = dropped
1	190628K2_1	0.250	0.92	NO	50.01	0.992	1.80e3	5.87e5	0.234	-6.5	1.22	MM
2	190628K2_2	1.00	1.04	NO	50.01	0.992	6.73e3	5.46e5	0.943	-5.7	1.23	dd
3	190628K2_3	2.50	1.02	NO	50.01	0.992	1.66e4	5.34e5	2.37	-5.2	1.24	MM
4	190628K2_4	400	1.02	NO	50.01	0.993	3.55e6	6.42e5	423	5.8	1.38	dd
5	190628K2_5	1000	1.04	NO	50.01	0.993	9.50e6	6.63e5	1100	9.7	1.43	MM
6	190628K2_6	50.0	1.02	NO	49.99	0.992	3.79e5	5.69e5	51.0	1.9	1.33	dd

Compound name: PCB-192
Response Factor: 1.70113
RRF SD: 0.146917, Relative SD: 8.63644
Response type: Internal Std (Ref 205), Area * (IS Conc. / IS Area)
Curve type: RF

	Name	Std. Conc	RA	n/y	RT	RRT	Resp	IS Resp	Conc.	%Dev	RRF	X = dropped
1	190628K2_1	0.250	1.13	NO	50.22	0.996	2.12e3	5.87e5	0.212	-15.3	1.44	bb
2	190628K2_2	1.00	1.00	NO	50.20	0.996	9.43e3	5.46e5	1.01	1.5	1.73	dd
3	190628K2_3	2.50	1.04	NO	50.22	0.996	2.20e4	5.34e5	2.42	-3.1	1.65	MM
4	190628K2_4	400	1.03	NO	50.20	0.996	4.59e6	6.42e5	420	5.0	1.79	dd
5	190628K2_5	1000	1.03	NO	50.20	0.996	1.24e7	6.63e5	1100	9.8	1.87	MM
6	190628K2_6	50.0	1.05	NO	50.20	0.996	4.94e5	5.69e5	51.1	2.2	1.74	dd

Dataset: U:\VG11.PRO\Results\190628K2\190628K2-CRV.qld

Last Altered: Saturday, June 29, 2019 12:47:58 Pacific Daylight Time
Printed: Saturday, June 29, 2019 13:00:34 Pacific Daylight Time

Compound name: PCB-180
Response Factor: 1.32008
RRF SD: 0.143324, Relative SD: 10.8572
Response type: Internal Std (Ref 205), Area * (IS Conc. / IS Area)
Curve type: RF

	Name	Std. Conc	RA	n/y	RT	RRT	Resp	IS Resp	Conc.	%Dev	RRF	X = dropped
1	190628K2_1	0.250	1.01	NO	50.40	1.000	1.53e3	5.87e5	0.197	-21.2	1.04	MM
2	190628K2_2	1.00	1.13	NO	50.42	1.000	7.42e3	5.46e5	1.03	3.0	1.36	dd
3	190628K2_3	2.50	0.95	NO	50.42	1.000	1.75e4	5.34e5	2.48	-0.7	1.31	MM
4	190628K2_4	400	1.03	NO	50.42	1.001	3.63e6	6.42e5	428	6.9	1.41	dd
5	190628K2_5	1000	1.02	NO	50.42	1.001	9.49e6	6.63e5	1080	8.5	1.43	MM
6	190628K2_6	50.0	1.04	NO	50.40	1.000	3.89e5	5.69e5	51.8	3.5	1.37	dd

Compound name: PCB-193
Response Factor: 1.5393
RRF SD: 0.092681, Relative SD: 6.02099
Response type: Internal Std (Ref 205), Area * (IS Conc. / IS Area)
Curve type: RF

	Name	Std. Conc	RA	n/y	RT	RRT	Resp	IS Resp	Conc.	%Dev	RRF	X = dropped
1	190628K2_1	0.250	1.05	NO	50.63	1.005	2.16e3	5.87e5	0.239	-4.4	1.47	bb
2	190628K2_2	1.00	1.15	NO	50.63	1.005	7.79e3	5.46e5	0.926	-7.4	1.43	db
3	190628K2_3	2.50	0.97	NO	50.63	1.005	1.99e4	5.34e5	2.42	-3.1	1.49	MM
4	190628K2_4	400	1.05	NO	50.61	1.005	4.11e6	6.42e5	416	3.9	1.60	db
5	190628K2_5	1000	1.03	NO	50.63	1.005	1.11e7	6.63e5	1090	8.8	1.68	MM
6	190628K2_6	50.0	1.04	NO	50.61	1.005	4.47e5	5.69e5	51.1	2.1	1.57	db

Compound name: PCB-191
Response Factor: 1.57344
RRF SD: 0.0924964, Relative SD: 5.87862
Response type: Internal Std (Ref 205), Area * (IS Conc. / IS Area)
Curve type: RF

	Name	Std. Conc	RA	n/y	RT	RRT	Resp	IS Resp	Conc.	%Dev	RRF	X = dropped
1	190628K2_1	0.250	1.09	NO	50.90	1.010	2.13e3	5.87e5	0.230	-7.8	1.45	bb
2	190628K2_2	1.00	0.94	NO	50.90	1.010	8.33e3	5.46e5	0.970	-3.0	1.53	bb

Dataset: U:\VG11.PRO\Results\190628K2\190628K2-CRV.qld

Last Altered: Saturday, June 29, 2019 12:47:58 Pacific Daylight Time
Printed: Saturday, June 29, 2019 13:00:34 Pacific Daylight Time

Compound name: PCB-191

	Name	Std. Conc	RA	n/y	RT	RRT	Resp	IS Resp	Conc.	%Dev	RRF	X = dropped
3	190628K2_3	2.50	1.05	NO	50.90	1.010	2.03e4	5.34e5	2.41	-3.5	1.52	bb
4	190628K2_4	400	1.03	NO	50.88	1.010	4.22e6	6.42e5	417	4.3	1.64	bb
5	190628K2_5	1000	1.04	NO	50.88	1.010	1.13e7	6.63e5	1080	8.3	1.70	bb
6	190628K2_6	50.0	1.04	NO	50.88	1.010	4.55e5	5.69e5	50.9	1.8	1.60	bb

Compound name: PCB-170
Response Factor: 1.36107
RRF SD: 0.0694859, Relative SD: 5.10523
Response type: Internal Std (Ref 206), Area * (IS Conc. / IS Area)
Curve type: RF

	Name	Std. Conc	RA	n/y	RT	RRT	Resp	IS Resp	Conc.	%Dev	RRF	X = dropped
1	190628K2_1	0.250	1.21	NO	52.09	1.001	1.71e3	4.96e5	0.254	1.6	1.38	MM
2	190628K2_2	1.00	1.09	NO	52.07	1.000	5.77e3	4.64e5	0.914	-8.6	1.24	bd
3	190628K2_3	2.50	1.02	NO	52.07	1.000	1.55e4	4.62e5	2.47	-1.3	1.34	bd
4	190628K2_4	400	1.03	NO	52.07	1.000	3.06e6	5.46e5	412	2.9	1.40	bd
5	190628K2_5	1000	1.02	NO	52.07	1.000	8.24e6	5.68e5	1070	6.5	1.45	bd
6	190628K2_6	50.0	1.02	NO	52.07	1.000	3.27e5	4.87e5	49.4	-1.2	1.35	bd

Compound name: PCB-190
Response Factor: 1.84214
RRF SD: 0.108036, Relative SD: 5.86473
Response type: Internal Std (Ref 206), Area * (IS Conc. / IS Area)
Curve type: RF

	Name	Std. Conc	RA	n/y	RT	RRT	Resp	IS Resp	Conc.	%Dev	RRF	X = dropped
1	190628K2_1	0.250	0.97	NO	52.28	1.004	2.23e3	4.96e5	0.245	-2.1	1.80	db
2	190628K2_2	1.00	0.95	NO	52.28	1.004	7.87e3	4.64e5	0.921	-7.9	1.70	db
3	190628K2_3	2.50	0.99	NO	52.28	1.004	2.05e4	4.62e5	2.41	-3.6	1.78	db
4	190628K2_4	400	1.04	NO	52.26	1.004	4.21e6	5.46e5	418	4.5	1.93	db
5	190628K2_5	1000	1.03	NO	52.26	1.004	1.13e7	5.68e5	1080	8.4	2.00	db
6	190628K2_6	50.0	1.05	NO	52.26	1.004	4.51e5	4.87e5	50.3	0.6	1.85	db

Dataset: U:\VG11.PRO\Results\190628K2\190628K2-CRV.qld

Last Altered: Saturday, June 29, 2019 12:47:58 Pacific Daylight Time
Printed: Saturday, June 29, 2019 13:00:34 Pacific Daylight Time

Compound name: PCB-189
Response Factor: 1.33264
RRF SD: 0.116005, Relative SD: 8.70494
Response type: Internal Std (Ref 207), Area * (IS Conc. / IS Area)
Curve type: RF

	Name	Std. Conc	RA	n/y	RT	RRT	Resp	IS Resp	Conc.	%Dev	RRF	X = dropped
1	190628K2_1	0.250	1.08	NO	53.76	1.000	1.94e3	6.83e5	0.213	-14.8	1.14	bb
2	190628K2_2	1.00	1.15	NO	53.76	1.000	7.89e3	6.20e5	0.955	-4.5	1.27	bb
3	190628K2_3	2.50	1.03	NO	53.76	1.000	2.05e4	6.19e5	2.49	-0.5	1.33	bb
4	190628K2_4	400	1.02	NO	53.74	1.000	4.34e6	7.60e5	428	7.1	1.43	bb
5	190628K2_5	1000	1.02	NO	53.74	1.000	1.17e7	8.09e5	1080	8.4	1.44	bb
6	190628K2_6	50.0	1.03	NO	53.74	1.000	4.59e5	6.60e5	52.2	4.4	1.39	bb

Compound name: PCB-202
Response Factor: 1.02408
RRF SD: 0.0539754, Relative SD: 5.27063
Response type: Internal Std (Ref 208), Area * (IS Conc. / IS Area)
Curve type: RF

	Name	Std. Conc	RA	n/y	RT	RRT	Resp	IS Resp	Conc.	%Dev	RRF	X = dropped
1	190628K2_1	0.250	0.98	NO	49.31	1.000	2.20e3	9.24e5	0.232	-7.2	0.950	bb
2	190628K2_2	1.00	0.92	NO	49.31	1.000	8.50e3	8.73e5	0.950	-5.0	0.973	bb
3	190628K2_3	2.50	0.98	NO	49.31	1.000	2.16e4	8.36e5	2.52	0.7	1.03	bb
4	190628K2_4	400	0.89	NO	49.31	1.000	4.17e6	9.80e5	416	3.9	1.06	bb
5	190628K2_5	1000	0.89	NO	49.31	1.000	1.09e7	9.96e5	1070	6.7	1.09	bb
6	190628K2_6	50.0	0.89	NO	49.31	1.001	4.61e5	8.93e5	50.4	0.9	1.03	bb

Compound name: PCB-201
Response Factor: 0.91513
RRF SD: 0.0768695, Relative SD: 8.39984
Response type: Internal Std (Ref 208), Area * (IS Conc. / IS Area)
Curve type: RF

	Name	Std. Conc	RA	n/y	RT	RRT	Resp	IS Resp	Conc.	%Dev	RRF	X = dropped
1	190628K2_1	0.250	0.76	NO	49.82	1.011	1.79e3	9.24e5	0.211	-15.6	0.773	MM
2	190628K2_2	1.00	0.88	NO	49.82	1.011	8.11e3	8.73e5	1.01	1.4	0.928	bd

Dataset: U:\VG11.PRO\Results\190628K2\190628K2-CRV.qld

Last Altered: Saturday, June 29, 2019 12:47:58 Pacific Daylight Time
Printed: Saturday, June 29, 2019 13:00:34 Pacific Daylight Time

Compound name: PCB-201

	Name	Std. Conc	RA	n/y	RT	RRT	Resp	IS Resp	Conc.	%Dev	RRF	X = dropped
3	190628K2_3	2.50	0.84	NO	49.82	1.011	1.89e4	8.36e5	2.46	-1.4	0.902	bd
4	190628K2_4	400	0.88	NO	49.80	1.010	3.74e6	9.80e5	418	4.4	0.955	bd
5	190628K2_5	1000	0.91	NO	49.80	1.010	9.94e6	9.96e5	1090	9.1	0.998	bd
6	190628K2_6	50.0	0.87	NO	49.80	1.011	4.17e5	8.93e5	51.1	2.1	0.935	bd

Compound name: PCB-204
Response Factor: 0.97894
RRF SD: 0.131215, Relative SD: 13.4037
Response type: Internal Std (Ref 208), Area * (IS Conc. / IS Area)
Curve type: RF

	Name	Std. Conc	RA	n/y	RT	RRT	Resp	IS Resp	Conc.	%Dev	RRF	X = dropped
1	190628K2_1	0.250	0.95	NO	49.97	1.014	1.71e3	9.24e5	0.189	-24.4	0.740	MM
2	190628K2_2	1.00	0.83	NO	49.97	1.014	8.25e3	8.73e5	0.964	-3.6	0.944	db
3	190628K2_3	2.50	0.86	NO	49.97	1.014	2.07e4	8.36e5	2.53	1.4	0.992	db
4	190628K2_4	400	0.89	NO	49.97	1.014	4.15e6	9.80e5	433	8.2	1.06	db
5	190628K2_5	1000	0.88	NO	49.97	1.014	1.11e7	9.96e5	1140	14.3	1.12	db
6	190628K2_6	50.0	0.89	NO	49.95	1.014	4.55e5	8.93e5	52.1	4.1	1.02	db

Compound name: PCB-197
Response Factor: 0.978959
RRF SD: 0.0841723, Relative SD: 8.59815
Response type: Internal Std (Ref 208), Area * (IS Conc. / IS Area)
Curve type: RF

	Name	Std. Conc	RA	n/y	RT	RRT	Resp	IS Resp	Conc.	%Dev	RRF	X = dropped
1	190628K2_1	0.250	0.79	NO	50.29	1.020	1.97e3	9.24e5	0.218	-12.9	0.853	bb
2	190628K2_2	1.00	0.94	NO	50.29	1.020	8.00e3	8.73e5	0.936	-6.4	0.916	bb
3	190628K2_3	2.50	0.93	NO	50.29	1.020	2.04e4	8.36e5	2.49	-0.5	0.974	bb
4	190628K2_4	400	0.90	NO	50.27	1.020	4.08e6	9.80e5	425	6.2	1.04	bb
5	190628K2_5	1000	0.89	NO	50.27	1.020	1.08e7	9.96e5	1110	10.7	1.08	bb
6	190628K2_6	50.0	0.88	NO	50.27	1.020	4.49e5	8.93e5	51.4	2.9	1.01	bb

Dataset: U:\VG11.PRO\Results\190628K2\190628K2-CRV.qld

Last Altered: Saturday, June 29, 2019 12:47:58 Pacific Daylight Time
Printed: Saturday, June 29, 2019 13:00:34 Pacific Daylight Time

Compound name: PCB-200
Response Factor: 0.954148
RRF SD: 0.0651579, Relative SD: 6.82891
Response type: Internal Std (Ref 208), Area * (IS Conc. / IS Area)
Curve type: RF

	Name	Std. Conc	RA	n/y	RT	RRT	Resp	IS Resp	Conc.	%Dev	RRF	X = dropped
1	190628K2_1	0.250	0.77	NO	51.22	1.039	2.02e3	9.24e5	0.230	-8.2	0.876	MM
2	190628K2_2	1.00	0.87	NO	51.22	1.039	7.70e3	8.73e5	0.924	-7.6	0.881	bb
3	190628K2_3	2.50	0.93	NO	51.22	1.039	2.02e4	8.36e5	2.53	1.3	0.967	bb
4	190628K2_4	400	0.89	NO	51.22	1.039	3.93e6	9.80e5	420	5.0	1.00	bb
5	190628K2_5	1000	0.89	NO	51.22	1.039	1.04e7	9.96e5	1090	9.0	1.04	bb
6	190628K2_6	50.0	0.90	NO	51.20	1.039	4.28e5	8.93e5	50.2	0.5	0.958	bb

Compound name: PCB-198
Response Factor: 0.74824
RRF SD: 0.0589173, Relative SD: 7.87412
Response type: Internal Std (Ref 208), Area * (IS Conc. / IS Area)
Curve type: RF

	Name	Std. Conc	RA	n/y	RT	RRT	Resp	IS Resp	Conc.	%Dev	RRF	X = dropped
1	190628K2_1	0.250	0.84	NO	52.75	1.070	1.72e3	9.24e5	0.249	-0.6	0.744	bd
2	190628K2_2	1.00	0.99	NO	52.75	1.070	5.76e3	8.73e5	0.882	-11.8	0.660	bd
3	190628K2_3	2.50	0.89	NO	52.75	1.070	1.50e4	8.36e5	2.39	-4.2	0.717	bd
4	190628K2_4	400	0.89	NO	52.75	1.070	3.14e6	9.80e5	428	7.0	0.800	bd
5	190628K2_5	1000	0.89	NO	52.75	1.070	8.21e6	9.96e5	1100	10.1	0.824	bd
6	190628K2_6	50.0	0.88	NO	52.74	1.070	3.32e5	8.93e5	49.8	-0.5	0.745	bd

Compound name: PCB-199
Response Factor: 0.70591
RRF SD: 0.0741558, Relative SD: 10.505
Response type: Internal Std (Ref 208), Area * (IS Conc. / IS Area)
Curve type: RF

	Name	Std. Conc	RA	n/y	RT	RRT	Resp	IS Resp	Conc.	%Dev	RRF	X = dropped
1	190628K2_1	0.250	0.77	NO	52.87	1.073	1.35e3	9.24e5	0.208	-17.0	0.586	MM
2	190628K2_2	1.00	0.96	NO	52.87	1.073	5.87e3	8.73e5	0.953	-4.7	0.672	db

Dataset: U:\VG11.PRO\Results\190628K2\190628K2-CRV.qld

Last Altered: Saturday, June 29, 2019 12:47:58 Pacific Daylight Time
Printed: Saturday, June 29, 2019 13:00:34 Pacific Daylight Time

Compound name: PCB-199

	Name	Std. Conc	RA	n/y	RT	RRT	Resp	IS Resp	Conc.	%Dev	RRF	X = dropped
3	190628K2_3	2.50	0.92	NO	52.87	1.073	1.50e4	8.36e5	2.53	1.4	0.716	db
4	190628K2_4	400	0.89	NO	52.87	1.073	3.02e6	9.80e5	436	9.0	0.769	db
5	190628K2_5	1000	0.89	NO	52.87	1.073	7.91e6	9.96e5	1130	12.6	0.795	db
6	190628K2_6	50.0	0.91	NO	52.87	1.073	3.11e5	8.93e5	49.4	-1.2	0.697	db

Compound name: PCB-196/203
Response Factor: 0.784758
RRF SD: 0.0626821, Relative SD: 7.98744
Response type: Internal Std (Ref 208), Area * (IS Conc. / IS Area)
Curve type: RF

	Name	Std. Conc	RA	n/y	RT	RRT	Resp	IS Resp	Conc.	%Dev	RRF	X = dropped
1	190628K2_1	0.500	0.85	NO	53.17	1.079	3.74e3	9.24e5	0.516	3.1	0.809	bb
2	190628K2_2	2.00	0.92	NO	53.17	1.079	1.21e4	8.73e5	1.77	-11.7	0.693	bd
3	190628K2_3	5.00	0.89	NO	53.17	1.079	3.13e4	8.36e5	4.77	-4.6	0.748	bb
4	190628K2_4	800	0.89	NO	53.17	1.079	6.49e6	9.80e5	843	5.4	0.827	bb
5	190628K2_5	2000	0.88	NO	53.17	1.079	1.73e7	9.96e5	2210	10.6	0.868	bb
6	190628K2_6	100	0.89	NO	53.17	1.079	6.81e5	8.93e5	97.2	-2.8	0.763	bb

Compound name: PCB-195
Response Factor: 1.03344
RRF SD: 0.0794335, Relative SD: 7.68633
Response type: Internal Std (Ref 209), Area * (IS Conc. / IS Area)
Curve type: RF

	Name	Std. Conc	RA	n/y	RT	RRT	Resp	IS Resp	Conc.	%Dev	RRF	X = dropped
1	190628K2_1	0.250	0.83	NO	54.43	0.984	1.35e3	5.94e5	0.220	-12.2	0.908	bb
2	190628K2_2	1.00	0.99	NO	54.45	0.984	5.39e3	5.44e5	0.959	-4.1	0.991	bd
3	190628K2_3	2.50	0.87	NO	54.45	0.984	1.42e4	5.50e5	2.49	-0.3	1.03	bd
4	190628K2_4	400	0.90	NO	54.43	0.984	2.95e6	6.70e5	426	6.4	1.10	bd
5	190628K2_5	1000	0.89	NO	54.43	0.984	7.97e6	7.05e5	1090	9.4	1.13	bd
6	190628K2_6	50.0	0.89	NO	54.43	0.984	3.10e5	5.96e5	50.4	0.8	1.04	bd

Dataset: U:\VG11.PRO\Results\190628K2\190628K2-CRV.qld

Last Altered: Saturday, June 29, 2019 12:47:58 Pacific Daylight Time
Printed: Saturday, June 29, 2019 13:00:34 Pacific Daylight Time

Compound name: PCB-194
Response Factor: 1.156
RRF SD: 0.0551277, Relative SD: 4.76883
Response type: Internal Std (Ref 209), Area * (IS Conc. / IS Area)
Curve type: RF

	Name	Std. Conc	RA	n/y	RT	RRT	Resp	IS Resp	Conc.	%Dev	RRF	X = dropped
1	190628K2_1	0.250	1.00	NO	55.34	1.000	1.69e3	5.94e5	0.247	-1.3	1.14	MM
2	190628K2_2	1.00	0.87	NO	55.34	1.000	5.94e3	5.44e5	0.945	-5.5	1.09	bb
3	190628K2_3	2.50	0.97	NO	55.34	1.000	1.54e4	5.50e5	2.42	-3.2	1.12	bb
4	190628K2_4	400	0.90	NO	55.34	1.000	3.27e6	6.70e5	422	5.5	1.22	bb
5	190628K2_5	1000	0.90	NO	55.34	1.000	8.64e6	7.05e5	1060	6.1	1.23	bb
6	190628K2_6	50.0	0.91	NO	55.34	1.000	3.39e5	5.96e5	49.2	-1.6	1.14	bb

Compound name: PCB-205
Response Factor: 1.40052
RRF SD: 0.143234, Relative SD: 10.2272
Response type: Internal Std (Ref 209), Area * (IS Conc. / IS Area)
Curve type: RF

	Name	Std. Conc	RA	n/y	RT	RRT	Resp	IS Resp	Conc.	%Dev	RRF	X = dropped
1	190628K2_1	0.250	0.78	NO	55.62	1.005	1.80e3	5.94e5	0.216	-13.5	1.21	MM
2	190628K2_2	1.00	0.93	NO	55.62	1.005	6.82e3	5.44e5	0.895	-10.5	1.25	bb
3	190628K2_3	2.50	0.86	NO	55.62	1.005	1.97e4	5.50e5	2.55	2.1	1.43	bb
4	190628K2_4	400	0.90	NO	55.62	1.005	4.09e6	6.70e5	436	8.9	1.53	bb
5	190628K2_5	1000	0.91	NO	55.62	1.005	1.11e7	7.05e5	1120	12.0	1.57	bb
6	190628K2_6	50.0	0.90	NO	55.60	1.005	4.21e5	5.96e5	50.5	1.0	1.41	bb

Compound name: PCB-208
Response Factor: 0.934251
RRF SD: 0.0412499, Relative SD: 4.41529
Response type: Internal Std (Ref 210), Area * (IS Conc. / IS Area)
Curve type: RF

	Name	Std. Conc	RA	n/y	RT	RRT	Resp	IS Resp	Conc.	%Dev	RRF	X = dropped
1	190628K2_1	0.250	1.38	NO	54.59	1.000	1.75e3	7.59e5	0.246	-1.5	0.920	bb
2	190628K2_2	1.00	1.31	NO	54.59	1.000	6.37e3	7.01e5	0.973	-2.7	0.909	bb

Dataset: U:\VG11.PRO\Results\190628K2\190628K2-CRV.qld

Last Altered: Saturday, June 29, 2019 12:47:58 Pacific Daylight Time
Printed: Saturday, June 29, 2019 13:00:34 Pacific Daylight Time

Compound name: PCB-208

	Name	Std. Conc	RA	n/y	RT	RRT	Resp	IS Resp	Conc.	%Dev	RRF	X = dropped
3	190628K2_3	2.50	1.26	NO	54.59	1.000	1.52e4	6.91e5	2.36	-5.7	0.881	bb
4	190628K2_4	400	1.30	NO	54.59	1.000	3.21e6	8.36e5	411	2.7	0.960	bb
5	190628K2_5	1000	1.30	NO	54.59	1.000	8.64e6	8.64e5	1070	7.0	0.999	bb
6	190628K2_6	50.0	1.33	NO	54.58	1.000	3.44e5	7.35e5	50.1	0.2	0.936	bb

Compound name: PCB-207
Response Factor: 0.912134
RRF SD: 0.0629456, Relative SD: 6.90091
Response type: Internal Std (Ref 210), Area * (IS Conc. / IS Area)
Curve type: RF

	Name	Std. Conc	RA	n/y	RT	RRT	Resp	IS Resp	Conc.	%Dev	RRF	X = dropped
1	190628K2_1	0.250	1.16	NO	54.92	1.006	1.55e3	7.59e5	0.224	-10.3	0.818	MM
2	190628K2_2	1.00	1.28	NO	54.92	1.006	6.24e3	7.01e5	0.976	-2.4	0.890	bb
3	190628K2_3	2.50	1.39	NO	54.92	1.006	1.53e4	6.91e5	2.43	-2.9	0.885	bb
4	190628K2_4	400	1.31	NO	54.92	1.006	3.22e6	8.36e5	422	5.4	0.962	bb
5	190628K2_5	1000	1.30	NO	54.92	1.006	8.62e6	8.64e5	1090	9.3	0.997	bb
6	190628K2_6	50.0	1.29	NO	54.92	1.007	3.38e5	7.35e5	50.5	0.9	0.921	bb

Compound name: PCB-206
Response Factor: 0.987493
RRF SD: 0.0524678, Relative SD: 5.31324
Response type: Internal Std (Ref 211), Area * (IS Conc. / IS Area)
Curve type: RF

	Name	Std. Conc	RA	n/y	RT	RRT	Resp	IS Resp	Conc.	%Dev	RRF	X = dropped
1	190628K2_1	0.250	1.47	NO	56.88	1.000	1.31e3	5.58e5	0.238	-4.8	0.940	bb
2	190628K2_2	1.00	1.35	NO	56.88	1.000	4.63e3	4.86e5	0.964	-3.6	0.952	bb
3	190628K2_3	2.50	1.30	NO	56.88	1.000	1.20e4	5.08e5	2.40	-4.2	0.946	bb
4	190628K2_4	400	1.31	NO	56.88	1.000	2.55e6	6.25e5	414	3.4	1.02	bb
5	190628K2_5	1000	1.30	NO	56.88	1.000	6.85e6	6.39e5	1090	8.7	1.07	bb
6	190628K2_6	50.0	1.33	NO	56.88	1.000	2.64e5	5.31e5	50.2	0.5	0.992	bd

Dataset: U:\VG11.PRO\Results\190628K2\190628K2-CRV.qld

Last Altered: Saturday, June 29, 2019 12:47:58 Pacific Daylight Time
Printed: Saturday, June 29, 2019 13:00:34 Pacific Daylight Time

Compound name: PCB-209
Response Factor: 0.942577
RRF SD: 0.0529671, Relative SD: 5.61939
Response type: Internal Std (Ref 212), Area * (IS Conc. / IS Area)
Curve type: RF

	Name	Std. Conc	RA	n/y	RT	RRT	Resp	IS Resp	Conc.	%Dev	RRF	X = dropped
1	190628K2_1	0.250	1.15	NO	58.09	1.000	1.49e3	6.89e5	0.229	-8.4	0.864	MM
2	190628K2_2	1.00	1.21	NO	58.09	1.000	5.65e3	5.90e5	1.02	1.7	0.959	bb
3	190628K2_3	2.50	1.16	NO	58.09	1.000	1.43e4	6.36e5	2.38	-5.0	0.896	bb
4	190628K2_4	400	1.17	NO	58.09	1.000	3.01e6	7.64e5	418	4.5	0.985	bb
5	190628K2_5	1000	1.19	NO	58.09	1.000	8.06e6	8.04e5	1060	6.3	1.00	bb
6	190628K2_6	50.0	1.19	NO	58.09	1.000	3.09e5	6.50e5	50.4	0.8	0.950	bb

Compound name: 13C-PCB-1
Response Factor: 1.0775
RRF SD: 0.0449431, Relative SD: 4.17105
Response type: Internal Std (Ref 213), Area * (IS Conc. / IS Area)
Curve type: RF

	Name	Std. Conc	RA	n/y	RT	RRT	Resp	IS Resp	Conc.	%Dev	RRF	X = dropped
1	190628K2_1	100	3.06	NO	16.00	0.612	2.00e6	1.81e6	102	2.2	1.10	bb
2	190628K2_2	100	3.05	NO	16.02	0.612	1.99e6	1.78e6	103	3.3	1.11	bb
3	190628K2_3	100	3.05	NO	16.02	0.612	1.90e6	1.70e6	104	3.7	1.12	bb
4	190628K2_4	100	3.05	NO	16.02	0.613	2.27e6	2.17e6	96.8	-3.2	1.04	bb
5	190628K2_5	100	3.02	NO	16.02	0.613	2.28e6	2.27e6	93.1	-6.9	1.00	bb
6	190628K2_6	100	3.04	NO	16.01	0.612	1.96e6	1.81e6	101	0.9	1.09	bb

Compound name: 13C-PCB-3
Response Factor: 1.09089
RRF SD: 0.0390643, Relative SD: 3.58095
Response type: Internal Std (Ref 213), Area * (IS Conc. / IS Area)
Curve type: RF

	Name	Std. Conc	RA	n/y	RT	RRT	Resp	IS Resp	Conc.	%Dev	RRF	X = dropped
1	190628K2_1	100	3.05	NO	18.70	0.715	2.02e6	1.81e6	102	2.2	1.11	bb
2	190628K2_2	100	3.05	NO	18.71	0.715	1.99e6	1.78e6	102	2.1	1.11	bb

Dataset: U:\VG11.PRO\Results\190628K2\190628K2-CRV.qld

Last Altered: Saturday, June 29, 2019 12:47:58 Pacific Daylight Time
Printed: Saturday, June 29, 2019 13:00:34 Pacific Daylight Time

Compound name: 13C-PCB-3

	Name	Std. Conc	RA	n/y	RT	RRT	Resp	IS Resp	Conc.	%Dev	RRF	X = dropped
3	190628K2_3	100	3.04	NO	18.71	0.715	1.92e6	1.70e6	103	3.4	1.13	bb
4	190628K2_4	100	3.04	NO	18.71	0.715	2.30e6	2.17e6	96.9	-3.1	1.06	bb
5	190628K2_5	100	3.03	NO	18.71	0.715	2.34e6	2.27e6	94.3	-5.7	1.03	bb
6	190628K2_6	100	3.04	NO	18.70	0.715	1.99e6	1.81e6	101	1.0	1.10	bb

Compound name: 13C-PCB-4
Response Factor: 0.639891
RRF SD: 0.0240256, Relative SD: 3.75464
Response type: Internal Std (Ref 213), Area * (IS Conc. / IS Area)
Curve type: RF

	Name	Std. Conc	RA	n/y	RT	RRT	Resp	IS Resp	Conc.	%Dev	RRF	X = dropped
1	190628K2_1	100	1.60	NO	20.08	0.768	1.18e6	1.81e6	102	1.5	0.650	bb
2	190628K2_2	100	1.62	NO	20.09	0.768	1.17e6	1.78e6	102	2.5	0.656	bb
3	190628K2_3	100	1.62	NO	20.10	0.768	1.13e6	1.70e6	103	3.3	0.661	bb
4	190628K2_4	100	1.59	NO	20.09	0.768	1.35e6	2.17e6	96.7	-3.3	0.619	bb
5	190628K2_5	100	1.60	NO	20.09	0.768	1.37e6	2.27e6	94.0	-6.0	0.601	bb
6	190628K2_6	100	1.64	NO	20.08	0.768	1.18e6	1.81e6	102	2.0	0.653	bb

Compound name: 13C-PCB-9
Response Factor: 0.99535
RRF SD: 0.0377122, Relative SD: 3.78884
Response type: Internal Std (Ref 213), Area * (IS Conc. / IS Area)
Curve type: RF

	Name	Std. Conc	RA	n/y	RT	RRT	Resp	IS Resp	Conc.	%Dev	RRF	X = dropped
1	190628K2_1	100	1.57	NO	21.92	0.838	1.85e6	1.81e6	103	2.5	1.02	bb
2	190628K2_2	100	1.58	NO	21.94	0.839	1.83e6	1.78e6	103	3.0	1.02	bb
3	190628K2_3	100	1.60	NO	21.94	0.839	1.74e6	1.70e6	103	2.8	1.02	bb
4	190628K2_4	100	1.60	NO	21.93	0.839	2.08e6	2.17e6	96.3	-3.7	0.958	bb
5	190628K2_5	100	1.61	NO	21.93	0.839	2.13e6	2.27e6	94.2	-5.8	0.938	bb
6	190628K2_6	100	1.58	NO	21.93	0.839	1.82e6	1.81e6	101	1.2	1.01	bb

Dataset: U:\VG11.PRO\Results\190628K2\190628K2-CRV.qld

Last Altered: Saturday, June 29, 2019 12:47:58 Pacific Daylight Time
Printed: Saturday, June 29, 2019 13:00:34 Pacific Daylight Time

Compound name: 13C-PCB-11
Response Factor: 0.971426
RRF SD: 0.0219408, Relative SD: 2.25862
Response type: Internal Std (Ref 213), Area * (IS Conc. / IS Area)
Curve type: RF

	Name	Std. Conc	RA	n/y	RT	RRT	Resp	IS Resp	Conc.	%Dev	RRF	X = dropped
1	190628K2_1	100	1.59	NO	25.42	0.972	1.80e6	1.81e6	102	2.1	0.992	bb
2	190628K2_2	100	1.59	NO	25.43	0.972	1.77e6	1.78e6	102	1.9	0.990	bd
3	190628K2_3	100	1.59	NO	25.44	0.972	1.68e6	1.70e6	102	1.6	0.987	bb
4	190628K2_4	100	1.59	NO	25.43	0.972	2.06e6	2.17e6	97.4	-2.6	0.946	bb
5	190628K2_5	100	1.59	NO	25.43	0.972	2.15e6	2.27e6	97.2	-2.8	0.944	bb
6	190628K2_6	100	1.60	NO	25.42	0.972	1.75e6	1.81e6	99.9	-0.1	0.971	bb

Compound name: 13C-PCB-19
Response Factor: 0.637272
RRF SD: 0.0290614, Relative SD: 4.56029
Response type: Internal Std (Ref 213), Area * (IS Conc. / IS Area)
Curve type: RF

	Name	Std. Conc	RA	n/y	RT	RRT	Resp	IS Resp	Conc.	%Dev	RRF	X = dropped
1	190628K2_1	100	1.02	NO	24.37	0.932	1.20e6	1.81e6	104	4.1	0.664	bb
2	190628K2_2	100	1.04	NO	24.38	0.932	1.17e6	1.78e6	103	2.7	0.655	bb
3	190628K2_3	100	1.03	NO	24.38	0.932	1.12e6	1.70e6	104	3.7	0.661	bb
4	190628K2_4	100	1.03	NO	24.38	0.932	1.34e6	2.17e6	96.6	-3.4	0.615	bb
5	190628K2_5	100	1.03	NO	24.38	0.932	1.34e6	2.27e6	92.6	-7.4	0.590	bb
6	190628K2_6	100	1.02	NO	24.37	0.932	1.15e6	1.81e6	100	0.3	0.639	bb

Compound name: 13C-PCB-32
Response Factor: 0.909913
RRF SD: 0.017557, Relative SD: 1.92952
Response type: Internal Std (Ref 213), Area * (IS Conc. / IS Area)
Curve type: RF

	Name	Std. Conc	RA	n/y	RT	RRT	Resp	IS Resp	Conc.	%Dev	RRF	X = dropped
1	190628K2_1	100	1.04	NO	27.39	1.047	1.69e6	1.81e6	102	2.3	0.931	bb
2	190628K2_2	100	1.05	NO	27.40	1.047	1.64e6	1.78e6	101	0.8	0.917	bb

Dataset: U:\VG11.PRO\Results\190628K2\190628K2-CRV.qld

Last Altered: Saturday, June 29, 2019 12:47:58 Pacific Daylight Time
Printed: Saturday, June 29, 2019 13:00:34 Pacific Daylight Time

Compound name: 13C-PCB-32

	Name	Std. Conc	RA	n/y	RT	RRT	Resp	IS Resp	Conc.	%Dev	RRF	X = dropped
3	190628K2_3	100	1.03	NO	27.40	1.047	1.57e6	1.70e6	101	1.3	0.922	bb
4	190628K2_4	100	1.05	NO	27.39	1.047	1.94e6	2.17e6	97.8	-2.2	0.890	bb
5	190628K2_5	100	1.05	NO	27.40	1.048	2.02e6	2.27e6	97.5	-2.5	0.887	bb
6	190628K2_6	100	1.03	NO	27.39	1.047	1.65e6	1.81e6	100	0.3	0.913	bb

Compound name: 13C-PCB-28
Response Factor: 1.06917
RRF SD: 0.0795995, Relative SD: 7.44496
Response type: Internal Std (Ref 214), Area * (IS Conc. / IS Area)
Curve type: RF

	Name	Std. Conc	RA	n/y	RT	RRT	Resp	IS Resp	Conc.	%Dev	RRF	X = dropped
1	190628K2_1	100	1.00	NO	29.41	1.003	1.52e6	1.53e6	93.0	-7.0	0.995	db
2	190628K2_2	100	0.98	NO	29.43	1.004	1.57e6	1.45e6	101	1.5	1.08	db
3	190628K2_3	100	0.97	NO	29.43	1.004	1.54e6	1.37e6	105	4.6	1.12	db
4	190628K2_4	100	0.98	NO	29.43	1.004	1.79e6	1.78e6	93.9	-6.1	1.00	db
5	190628K2_5	100	0.98	NO	29.43	1.004	1.86e6	1.83e6	95.1	-4.9	1.02	db
6	190628K2_6	100	0.98	NO	29.41	1.003	1.67e6	1.39e6	112	12.0	1.20	db

Compound name: 13C-PCB-37
Response Factor: 0.959494
RRF SD: 0.0266436, Relative SD: 2.77684
Response type: Internal Std (Ref 214), Area * (IS Conc. / IS Area)
Curve type: RF

	Name	Std. Conc	RA	n/y	RT	RRT	Resp	IS Resp	Conc.	%Dev	RRF	X = dropped
1	190628K2_1	100	0.99	NO	33.43	1.140	1.43e6	1.53e6	97.5	-2.5	0.935	bb
2	190628K2_2	100	0.98	NO	33.45	1.141	1.38e6	1.45e6	99.6	-0.4	0.955	bb
3	190628K2_3	100	0.99	NO	33.45	1.141	1.33e6	1.37e6	101	0.6	0.966	bb
4	190628K2_4	100	0.99	NO	33.43	1.140	1.67e6	1.78e6	97.3	-2.7	0.934	bb
5	190628K2_5	100	0.97	NO	33.43	1.140	1.76e6	1.83e6	100	-0.0	0.959	bb
6	190628K2_6	100	0.98	NO	33.43	1.140	1.40e6	1.39e6	105	5.0	1.01	bb

Dataset: U:\VG11.PRO\Results\190628K2\190628K2-CRV.qld

Last Altered: Saturday, June 29, 2019 12:47:58 Pacific Daylight Time
Printed: Saturday, June 29, 2019 13:00:34 Pacific Daylight Time

Compound name: 13C-PCB-54
Response Factor: 1.09828
RRF SD: 0.0339907, Relative SD: 3.09489
Response type: Internal Std (Ref 215), Area * (IS Conc. / IS Area)
Curve type: RF

	Name	Std. Conc	RA	n/y	RT	RRT	Resp	IS Resp	Conc.	%Dev	RRF	X = dropped
1	190628K2_1	100	0.77	NO	28.25	0.756	1.40e6	1.25e6	102	2.0	1.12	bb
2	190628K2_2	100	0.77	NO	28.25	0.756	1.36e6	1.22e6	102	2.2	1.12	bb
3	190628K2_3	100	0.77	NO	28.25	0.756	1.32e6	1.16e6	103	3.1	1.13	bb
4	190628K2_4	100	0.77	NO	28.25	0.756	1.58e6	1.47e6	97.8	-2.2	1.07	bb
5	190628K2_5	100	0.77	NO	28.25	0.756	1.61e6	1.55e6	95.0	-5.0	1.04	bb
6	190628K2_6	100	0.77	NO	28.25	0.756	1.37e6	1.25e6	99.9	-0.1	1.10	bb

Compound name: 13C-PCB-52
Response Factor: 0.844174
RRF SD: 0.022517, Relative SD: 2.66734
Response type: Internal Std (Ref 215), Area * (IS Conc. / IS Area)
Curve type: RF

	Name	Std. Conc	RA	n/y	RT	RRT	Resp	IS Resp	Conc.	%Dev	RRF	X = dropped
1	190628K2_1	100	0.77	NO	31.92	0.854	1.07e6	1.25e6	101	1.2	0.855	bb
2	190628K2_2	100	0.77	NO	31.94	0.855	1.04e6	1.22e6	101	1.2	0.855	bb
3	190628K2_3	100	0.76	NO	31.94	0.855	1.02e6	1.16e6	103	3.5	0.873	bb
4	190628K2_4	100	0.77	NO	31.92	0.854	1.23e6	1.47e6	99.0	-1.0	0.836	bb
5	190628K2_5	100	0.77	NO	31.92	0.854	1.25e6	1.55e6	95.6	-4.4	0.807	bd
6	190628K2_6	100	0.77	NO	31.92	0.854	1.05e6	1.25e6	99.4	-0.6	0.839	bb

Compound name: 13C-PCB-47
Response Factor: 0.893306
RRF SD: 0.0118289, Relative SD: 1.32417
Response type: Internal Std (Ref 215), Area * (IS Conc. / IS Area)
Curve type: RF

	Name	Std. Conc	RA	n/y	RT	RRT	Resp	IS Resp	Conc.	%Dev	RRF	X = dropped
1	190628K2_1	100	0.77	NO	32.44	0.868	1.14e6	1.25e6	102	1.8	0.910	bb
2	190628K2_2	100	0.77	NO	32.46	0.869	1.09e6	1.22e6	100	0.4	0.897	bb

Dataset: U:\VG11.PRO\Results\190628K2\190628K2-CRV.qld

Last Altered: Saturday, June 29, 2019 12:47:58 Pacific Daylight Time
Printed: Saturday, June 29, 2019 13:00:34 Pacific Daylight Time

Compound name: 13C-PCB-47

	Name	Std. Conc	RA	n/y	RT	RRT	Resp	IS Resp	Conc.	%Dev	RRF	X = dropped
3	190628K2_3	100	0.78	NO	32.46	0.869	1.05e6	1.16e6	101	1.1	0.903	bb
4	190628K2_4	100	0.76	NO	32.44	0.868	1.31e6	1.47e6	99.1	-0.9	0.885	bb
5	190628K2_5	100	0.75	NO	32.44	0.868	1.37e6	1.55e6	98.9	-1.1	0.883	bb
6	190628K2_6	100	0.76	NO	32.44	0.868	1.10e6	1.25e6	98.7	-1.3	0.881	bb

Compound name: 13C-PCB-70
Response Factor: 1.00762
RRF SD: 0.00962693, Relative SD: 0.955414
Response type: Internal Std (Ref 215), Area * (IS Conc. / IS Area)
Curve type: RF

	Name	Std. Conc	RA	n/y	RT	RRT	Resp	IS Resp	Conc.	%Dev	RRF	X = dropped
1	190628K2_1	100	0.77	NO	36.09	0.966	1.27e6	1.25e6	100	0.4	1.01	bb
2	190628K2_2	100	0.76	NO	36.09	0.966	1.22e6	1.22e6	99.5	-0.5	1.00	bb
3	190628K2_3	100	0.78	NO	36.11	0.966	1.18e6	1.16e6	101	1.1	1.02	bb
4	190628K2_4	100	0.77	NO	36.09	0.966	1.49e6	1.47e6	100	0.4	1.01	bb
5	190628K2_5	100	0.78	NO	36.09	0.966	1.56e6	1.55e6	100	0.2	1.01	bb
6	190628K2_6	100	0.77	NO	36.09	0.966	1.24e6	1.25e6	98.4	-1.6	0.991	bb

Compound name: 13C-PCB-80
Response Factor: 1.04583
RRF SD: 0.0107662, Relative SD: 1.02944
Response type: Internal Std (Ref 215), Area * (IS Conc. / IS Area)
Curve type: RF

	Name	Std. Conc	RA	n/y	RT	RRT	Resp	IS Resp	Conc.	%Dev	RRF	X = dropped
1	190628K2_1	100	0.76	NO	36.53	0.978	1.31e6	1.25e6	100	0.3	1.05	bb
2	190628K2_2	100	0.77	NO	36.53	0.978	1.25e6	1.22e6	98.5	-1.5	1.03	bb
3	190628K2_3	100	0.77	NO	36.53	0.978	1.23e6	1.16e6	101	1.5	1.06	bb
4	190628K2_4	100	0.79	NO	36.52	0.977	1.53e6	1.47e6	99.5	-0.5	1.04	bb
5	190628K2_5	100	0.77	NO	36.53	0.978	1.61e6	1.55e6	99.5	-0.5	1.04	bb
6	190628K2_6	100	0.78	NO	36.52	0.977	1.31e6	1.25e6	101	0.6	1.05	bb

Dataset: U:\VG11.PRO\Results\190628K2\190628K2-CRV.qld

Last Altered: Saturday, June 29, 2019 12:47:58 Pacific Daylight Time
Printed: Saturday, June 29, 2019 13:00:34 Pacific Daylight Time

Compound name: 13C-PCB-81
Response Factor: 0.984949
RRF SD: 0.00519456, Relative SD: 0.527394
Response type: Internal Std (Ref 215), Area * (IS Conc. / IS Area)
Curve type: RF

	Name	Std. Conc	RA	n/y	RT	RRT	Resp	IS Resp	Conc.	%Dev	RRF	X = dropped
1	190628K2_1	100	0.77	NO	39.74	1.063	1.24e6	1.25e6	101	0.5	0.990	dd
2	190628K2_2	100	0.77	NO	39.75	1.064	1.19e6	1.22e6	99.5	-0.5	0.980	dd
3	190628K2_3	100	0.77	NO	39.74	1.063	1.14e6	1.16e6	99.2	-0.8	0.977	bd
4	190628K2_4	100	0.76	NO	39.74	1.063	1.46e6	1.47e6	100	0.4	0.989	bd
5	190628K2_5	100	0.76	NO	39.74	1.063	1.53e6	1.55e6	100	0.2	0.987	bd
6	190628K2_6	100	0.78	NO	39.74	1.063	1.23e6	1.25e6	100	0.1	0.986	dd

Compound name: 13C-PCB-77
Response Factor: 0.958367
RRF SD: 0.0203246, Relative SD: 2.12075
Response type: Internal Std (Ref 215), Area * (IS Conc. / IS Area)
Curve type: RF

	Name	Std. Conc	RA	n/y	RT	RRT	Resp	IS Resp	Conc.	%Dev	RRF	X = dropped
1	190628K2_1	100	0.78	NO	40.35	1.080	1.21e6	1.25e6	101	0.7	0.965	bd
2	190628K2_2	100	0.79	NO	40.37	1.080	1.13e6	1.22e6	96.8	-3.2	0.928	bb
3	190628K2_3	100	0.78	NO	40.37	1.080	1.11e6	1.16e6	99.4	-0.6	0.952	bb
4	190628K2_4	100	0.79	NO	40.35	1.080	1.44e6	1.47e6	102	2.0	0.978	bb
5	190628K2_5	100	0.78	NO	40.35	1.080	1.52e6	1.55e6	102	2.4	0.982	bb
6	190628K2_6	100	0.78	NO	40.35	1.080	1.18e6	1.25e6	98.7	-1.3	0.946	bd

Compound name: 13C-PCB-104
Response Factor: 1.09695
RRF SD: 0.0312368, Relative SD: 2.8476
Response type: Internal Std (Ref 216), Area * (IS Conc. / IS Area)
Curve type: RF

	Name	Std. Conc	RA	n/y	RT	RRT	Resp	IS Resp	Conc.	%Dev	RRF	X = dropped
1	190628K2_1	100	1.59	NO	33.11	0.829	1.30e6	1.16e6	103	2.8	1.13	bb
2	190628K2_2	100	1.62	NO	33.13	0.829	1.26e6	1.13e6	101	1.2	1.11	bb

Dataset: U:\VG11.PRO\Results\190628K2\190628K2-CRV.qld

Last Altered: Saturday, June 29, 2019 12:47:58 Pacific Daylight Time
Printed: Saturday, June 29, 2019 13:00:34 Pacific Daylight Time

Compound name: 13C-PCB-104

	Name	Std. Conc	RA	n/y	RT	RRT	Resp	IS Resp	Conc.	%Dev	RRF	X = dropped
3	190628K2_3	100	1.56	NO	33.13	0.829	1.21e6	1.08e6	103	3.0	1.13	bb
4	190628K2_4	100	1.59	NO	33.11	0.829	1.46e6	1.37e6	96.7	-3.3	1.06	bb
5	190628K2_5	100	1.60	NO	33.13	0.830	1.49e6	1.41e6	96.6	-3.4	1.06	bb
6	190628K2_6	100	1.58	NO	33.11	0.829	1.27e6	1.17e6	99.7	-0.3	1.09	bb

Compound name: 13C-PCB-95
Response Factor: 0.852056
RRF SD: 0.016469, Relative SD: 1.93285
Response type: Internal Std (Ref 216), Area * (IS Conc. / IS Area)
Curve type: RF

	Name	Std. Conc	RA	n/y	RT	RRT	Resp	IS Resp	Conc.	%Dev	RRF	X = dropped
1	190628K2_1	100	1.61	NO	36.40	0.911	9.93e5	1.16e6	101	0.8	0.859	bb
2	190628K2_2	100	1.62	NO	36.40	0.911	9.59e5	1.13e6	99.3	-0.7	0.846	bb
3	190628K2_3	100	1.58	NO	36.40	0.911	9.46e5	1.08e6	103	3.2	0.879	bb
4	190628K2_4	100	1.59	NO	36.40	0.911	1.15e6	1.37e6	98.2	-1.8	0.837	bb
5	190628K2_5	100	1.62	NO	36.40	0.911	1.21e6	1.41e6	100	0.5	0.856	bb
6	190628K2_6	100	1.65	NO	36.39	0.911	9.73e5	1.17e6	98.1	-1.9	0.835	bb

Compound name: 13C-PCB-101
Response Factor: 0.813658
RRF SD: 0.0173621, Relative SD: 2.13384
Response type: Internal Std (Ref 216), Area * (IS Conc. / IS Area)
Curve type: RF

	Name	Std. Conc	RA	n/y	RT	RRT	Resp	IS Resp	Conc.	%Dev	RRF	X = dropped
1	190628K2_1	100	1.58	NO	38.15	0.955	9.69e5	1.16e6	103	3.0	0.838	bb
2	190628K2_2	100	1.62	NO	38.15	0.955	9.17e5	1.13e6	99.4	-0.6	0.809	bb
3	190628K2_3	100	1.62	NO	38.15	0.955	8.90e5	1.08e6	102	1.7	0.827	bb
4	190628K2_4	100	1.64	NO	38.15	0.955	1.08e6	1.37e6	97.0	-3.0	0.789	bb
5	190628K2_5	100	1.60	NO	38.15	0.955	1.13e6	1.41e6	98.8	-1.2	0.804	bb
6	190628K2_6	100	1.60	NO	38.14	0.955	9.49e5	1.17e6	100	0.1	0.815	bb

Dataset: U:\VG11.PRO\Results\190628K2\190628K2-CRV.qld

Last Altered: Saturday, June 29, 2019 12:47:58 Pacific Daylight Time
Printed: Saturday, June 29, 2019 13:00:34 Pacific Daylight Time

Compound name: 13C-PCB-97
Response Factor: 0.709353
RRF SD: 0.0178988, Relative SD: 2.52326
Response type: Internal Std (Ref 216), Area * (IS Conc. / IS Area)
Curve type: RF

	Name	Std. Conc	RA	n/y	RT	RRT	Resp	IS Resp	Conc.	%Dev	RRF	X = dropped
1	190628K2_1	100	1.63	NO	39.49	0.989	8.42e5	1.16e6	103	2.7	0.728	bb
2	190628K2_2	100	1.60	NO	39.49	0.989	8.07e5	1.13e6	100	0.4	0.712	bb
3	190628K2_3	100	1.61	NO	39.49	0.989	7.81e5	1.08e6	102	2.4	0.727	bb
4	190628K2_4	100	1.63	NO	39.49	0.989	9.44e5	1.37e6	96.9	-3.1	0.687	bb
5	190628K2_5	100	1.63	NO	39.49	0.989	9.71e5	1.41e6	97.0	-3.0	0.688	bb
6	190628K2_6	100	1.62	NO	39.49	0.989	8.31e5	1.17e6	101	0.5	0.713	bb

Compound name: 13C-PCB-123
Response Factor: 0.921605
RRF SD: 0.0152087, Relative SD: 1.65024
Response type: Internal Std (Ref 216), Area * (IS Conc. / IS Area)
Curve type: RF

	Name	Std. Conc	RA	n/y	RT	RRT	Resp	IS Resp	Conc.	%Dev	RRF	X = dropped
1	190628K2_1	100	1.60	NO	42.15	1.056	1.09e6	1.16e6	102	2.1	0.941	bd
2	190628K2_2	100	1.63	NO	42.15	1.055	1.04e6	1.13e6	99.6	-0.4	0.918	bd
3	190628K2_3	100	1.61	NO	42.15	1.055	1.01e6	1.08e6	102	1.6	0.936	bd
4	190628K2_4	100	1.57	NO	42.15	1.056	1.24e6	1.37e6	97.7	-2.3	0.901	bd
5	190628K2_5	100	1.58	NO	42.15	1.056	1.28e6	1.41e6	98.9	-1.1	0.911	bd
6	190628K2_6	100	1.62	NO	42.14	1.055	1.07e6	1.17e6	100	0.1	0.923	bd

Compound name: 13C-PCB-118
Response Factor: 0.974956
RRF SD: 0.0102057, Relative SD: 1.04679
Response type: Internal Std (Ref 216), Area * (IS Conc. / IS Area)
Curve type: RF

	Name	Std. Conc	RA	n/y	RT	RRT	Resp	IS Resp	Conc.	%Dev	RRF	X = dropped
1	190628K2_1	100	1.64	NO	42.34	1.060	1.14e6	1.16e6	101	1.4	0.989	db
2	190628K2_2	100	1.63	NO	42.34	1.060	1.09e6	1.13e6	99.0	-1.0	0.965	db

Dataset: U:\VG11.PRO\Results\190628K2\190628K2-CRV.qld

Last Altered: Saturday, June 29, 2019 12:47:58 Pacific Daylight Time
Printed: Saturday, June 29, 2019 13:00:34 Pacific Daylight Time

Compound name: 13C-PCB-118

	Name	Std. Conc	RA	n/y	RT	RRT	Resp	IS Resp	Conc.	%Dev	RRF	X = dropped
3	190628K2_3	100	1.61	NO	42.34	1.060	1.04e6	1.08e6	99.5	-0.5	0.970	db
4	190628K2_4	100	1.60	NO	42.34	1.060	1.35e6	1.37e6	101	0.7	0.981	db
5	190628K2_5	100	1.62	NO	42.34	1.060	1.38e6	1.41e6	101	0.6	0.981	db
6	190628K2_6	100	1.60	NO	42.32	1.060	1.12e6	1.17e6	98.9	-1.1	0.964	db

Compound name: 13C-PCB-114
Response Factor: 1.5194
RRF SD: 0.0421961, Relative SD: 2.77715
Response type: Internal Std (Ref 217), Area * (IS Conc. / IS Area)
Curve type: RF

	Name	Std. Conc	RA	n/y	RT	RRT	Resp	IS Resp	Conc.	%Dev	RRF	X = dropped
1	190628K2_1	100	1.57	NO	43.02	0.909	9.51e5	6.32e5	99.1	-0.9	1.51	bb
2	190628K2_2	100	1.55	NO	43.02	0.909	9.12e5	6.11e5	98.2	-1.8	1.49	bb
3	190628K2_3	100	1.54	NO	43.02	0.909	8.94e5	5.87e5	100	0.2	1.52	bb
4	190628K2_4	100	1.54	NO	43.02	0.909	1.12e6	7.19e5	103	2.6	1.56	bb
5	190628K2_5	100	1.54	NO	43.02	0.909	1.18e6	7.49e5	104	3.6	1.57	bb
6	190628K2_6	100	1.56	NO	43.02	0.910	9.55e5	6.54e5	96.2	-3.8	1.46	bd

Compound name: 13C-PCB-105
Response Factor: 1.58333
RRF SD: 0.0248304, Relative SD: 1.56824
Response type: Internal Std (Ref 217), Area * (IS Conc. / IS Area)
Curve type: RF

	Name	Std. Conc	RA	n/y	RT	RRT	Resp	IS Resp	Conc.	%Dev	RRF	X = dropped
1	190628K2_1	100	1.56	NO	43.91	0.928	1.01e6	6.32e5	101	1.1	1.60	dd
2	190628K2_2	100	1.55	NO	43.91	0.928	9.63e5	6.11e5	99.5	-0.5	1.58	dd
3	190628K2_3	100	1.57	NO	43.91	0.928	9.24e5	5.87e5	99.5	-0.5	1.57	dd
4	190628K2_4	100	1.56	NO	43.91	0.928	1.15e6	7.19e5	101	0.9	1.60	bd
5	190628K2_5	100	1.56	NO	43.91	0.928	1.21e6	7.49e5	102	1.7	1.61	bd
6	190628K2_6	100	1.53	NO	43.91	0.928	1.01e6	6.54e5	97.4	-2.6	1.54	bd

Dataset: U:\VG11.PRO\Results\190628K2\190628K2-CRV.qld

Last Altered: Saturday, June 29, 2019 12:47:58 Pacific Daylight Time
Printed: Saturday, June 29, 2019 13:00:34 Pacific Daylight Time

Compound name: 13C-PCB-127
Response Factor: 1.6216
RRF SD: 0.0248818, Relative SD: 1.5344
Response type: Internal Std (Ref 217), Area * (IS Conc. / IS Area)
Curve type: RF

	Name	Std. Conc	RA	n/y	RT	RRT	Resp	IS Resp	Conc.	%Dev	RRF	X = dropped
1	190628K2_1	100	1.54	NO	44.25	0.935	1.03e6	6.32e5	101	0.6	1.63	db
2	190628K2_2	100	1.56	NO	44.27	0.936	1.00e6	6.11e5	101	1.0	1.64	db
3	190628K2_3	100	1.57	NO	44.27	0.936	9.66e5	5.87e5	101	1.5	1.65	dd
4	190628K2_4	100	1.54	NO	44.25	0.935	1.16e6	7.19e5	99.8	-0.2	1.62	bb
5	190628K2_5	100	1.58	NO	44.25	0.935	1.22e6	7.49e5	100	0.0	1.62	bb
6	190628K2_6	100	1.53	NO	44.25	0.936	1.03e6	6.54e5	97.1	-2.9	1.58	bb

Compound name: 13C-PCB-126
Response Factor: 1.44528
RRF SD: 0.0309095, Relative SD: 2.13865
Response type: Internal Std (Ref 217), Area * (IS Conc. / IS Area)
Curve type: RF

	Name	Std. Conc	RA	n/y	RT	RRT	Resp	IS Resp	Conc.	%Dev	RRF	X = dropped
1	190628K2_1	100	1.55	NO	46.22	0.977	9.10e5	6.32e5	99.7	-0.3	1.44	bd
2	190628K2_2	100	1.57	NO	46.22	0.977	8.64e5	6.11e5	97.8	-2.2	1.41	bd
3	190628K2_3	100	1.57	NO	46.22	0.977	8.49e5	5.87e5	100	0.1	1.45	bd
4	190628K2_4	100	1.56	NO	46.22	0.977	1.06e6	7.19e5	102	2.1	1.48	bb
5	190628K2_5	100	1.55	NO	46.22	0.977	1.11e6	7.49e5	103	2.8	1.49	bb
6	190628K2_6	100	1.55	NO	46.22	0.977	9.21e5	6.54e5	97.5	-2.5	1.41	bd

Compound name: 13C-PCB-155
Response Factor: 1.02601
RRF SD: 0.055855, Relative SD: 5.44389
Response type: Internal Std (Ref 216), Area * (IS Conc. / IS Area)
Curve type: RF

	Name	Std. Conc	RA	n/y	RT	RRT	Resp	IS Resp	Conc.	%Dev	RRF	X = dropped
1	190628K2_1	100	1.25	NO	37.67	0.943	1.26e6	1.16e6	106	6.1	1.09	bb
2	190628K2_2	100	1.29	NO	37.67	0.943	1.20e6	1.13e6	103	3.5	1.06	bb

Dataset: U:\VG11.PRO\Results\190628K2\190628K2-CRV.qld

Last Altered: Saturday, June 29, 2019 12:47:58 Pacific Daylight Time
Printed: Saturday, June 29, 2019 13:00:34 Pacific Daylight Time

Compound name: 13C-PCB-155

	Name	Std. Conc	RA	n/y	RT	RRT	Resp	IS Resp	Conc.	%Dev	RRF	X = dropped
3	190628K2_3	100	1.28	NO	37.67	0.943	1.15e6	1.08e6	104	4.3	1.07	bb
4	190628K2_4	100	1.23	NO	37.67	0.943	1.32e6	1.37e6	93.6	-6.4	0.961	bb
5	190628K2_5	100	1.24	NO	37.67	0.943	1.36e6	1.41e6	93.8	-6.2	0.963	bb
6	190628K2_6	100	1.29	NO	37.67	0.943	1.18e6	1.17e6	98.7	-1.3	1.01	bb

Compound name: 13C-PCB-153
Response Factor: 1.42376
RRF SD: 0.0366483, Relative SD: 2.57404
Response type: Internal Std (Ref 217), Area * (IS Conc. / IS Area)
Curve type: RF

	Name	Std. Conc	RA	n/y	RT	RRT	Resp	IS Resp	Conc.	%Dev	RRF	X = dropped
1	190628K2_1	100	1.25	NO	44.08	0.932	9.27e5	6.32e5	103	3.1	1.47	bb
2	190628K2_2	100	1.27	NO	44.08	0.932	8.81e5	6.11e5	101	1.3	1.44	bb
3	190628K2_3	100	1.28	NO	44.08	0.932	8.55e5	5.87e5	102	2.3	1.46	bb
4	190628K2_4	100	1.28	NO	44.08	0.932	1.01e6	7.19e5	98.8	-1.2	1.41	bb
5	190628K2_5	100	1.27	NO	44.08	0.932	1.04e6	7.49e5	97.3	-2.7	1.39	bb
6	190628K2_6	100	1.24	NO	44.06	0.932	9.04e5	6.54e5	97.2	-2.8	1.38	bb

Compound name: 13C-PCB-141
Response Factor: 1.1427
RRF SD: 0.0320411, Relative SD: 2.80397
Response type: Internal Std (Ref 217), Area * (IS Conc. / IS Area)
Curve type: RF

	Name	Std. Conc	RA	n/y	RT	RRT	Resp	IS Resp	Conc.	%Dev	RRF	X = dropped
1	190628K2_1	100	1.28	NO	44.83	0.947	7.44e5	6.32e5	103	3.0	1.18	bb
2	190628K2_2	100	1.30	NO	44.83	0.948	7.19e5	6.11e5	103	3.0	1.18	bb
3	190628K2_3	100	1.28	NO	44.83	0.948	6.77e5	5.87e5	101	0.9	1.15	bb
4	190628K2_4	100	1.26	NO	44.83	0.947	8.10e5	7.19e5	98.6	-1.4	1.13	bb
5	190628K2_5	100	1.27	NO	44.83	0.947	8.22e5	7.49e5	96.0	-4.0	1.10	bb
6	190628K2_6	100	1.28	NO	44.83	0.948	7.35e5	6.54e5	98.5	-1.5	1.13	bb

Dataset: U:\VG11.PRO\Results\190628K2\190628K2-CRV.qld

Last Altered: Saturday, June 29, 2019 12:47:58 Pacific Daylight Time
Printed: Saturday, June 29, 2019 13:00:34 Pacific Daylight Time

Compound name: 13C-PCB-138
Response Factor: 1.18003
RRF SD: 0.0183162, Relative SD: 1.55219
Response type: Internal Std (Ref 217), Area * (IS Conc. / IS Area)
Curve type: RF

	Name	Std. Conc	RA	n/y	RT	RRT	Resp	IS Resp	Conc.	%Dev	RRF	X = dropped
1	190628K2_1	100	1.26	NO	45.71	0.966	7.59e5	6.32e5	102	1.8	1.20	bb
2	190628K2_2	100	1.28	NO	45.71	0.966	7.22e5	6.11e5	100	0.1	1.18	bb
3	190628K2_3	100	1.25	NO	45.71	0.966	7.06e5	5.87e5	102	1.9	1.20	bb
4	190628K2_4	100	1.25	NO	45.71	0.966	8.40e5	7.19e5	99.0	-1.0	1.17	bb
5	190628K2_5	100	1.28	NO	45.71	0.966	8.73e5	7.49e5	98.8	-1.2	1.17	bb
6	190628K2_6	100	1.25	NO	45.69	0.966	7.59e5	6.54e5	98.4	-1.6	1.16	bb

Compound name: 13C-PCB-159
Response Factor: 1.43334
RRF SD: 0.0182723, Relative SD: 1.2748
Response type: Internal Std (Ref 217), Area * (IS Conc. / IS Area)
Curve type: RF

	Name	Std. Conc	RA	n/y	RT	RRT	Resp	IS Resp	Conc.	%Dev	RRF	X = dropped
1	190628K2_1	100	1.26	NO	47.03	0.994	9.24e5	6.32e5	102	2.0	1.46	bd
2	190628K2_2	100	1.23	NO	47.03	0.994	8.65e5	6.11e5	98.7	-1.3	1.41	bb
3	190628K2_3	100	1.26	NO	47.03	0.994	8.45e5	5.87e5	100	0.4	1.44	bd
4	190628K2_4	100	1.26	NO	47.03	0.994	1.03e6	7.19e5	99.6	-0.4	1.43	bd
5	190628K2_5	100	1.27	NO	47.03	0.994	1.08e6	7.49e5	101	0.5	1.44	bd
6	190628K2_6	100	1.26	NO	47.03	0.994	9.24e5	6.54e5	98.7	-1.3	1.41	bd

Compound name: 13C-PCB-167
Response Factor: 1.42407
RRF SD: 0.0216388, Relative SD: 1.51951
Response type: Internal Std (Ref 217), Area * (IS Conc. / IS Area)
Curve type: RF

	Name	Std. Conc	RA	n/y	RT	RRT	Resp	IS Resp	Conc.	%Dev	RRF	X = dropped
1	190628K2_1	100	1.27	NO	47.73	1.009	9.22e5	6.32e5	103	2.5	1.46	bb
2	190628K2_2	100	1.28	NO	47.73	1.009	8.60e5	6.11e5	98.9	-1.1	1.41	bb

Dataset: U:\VG11.PRO\Results\190628K2\190628K2-CRV.qld

Last Altered: Saturday, June 29, 2019 12:47:58 Pacific Daylight Time
Printed: Saturday, June 29, 2019 13:00:34 Pacific Daylight Time

Compound name: 13C-PCB-167

	Name	Std. Conc	RA	n/y	RT	RRT	Resp	IS Resp	Conc.	%Dev	RRF	X = dropped
3	190628K2_3	100	1.26	NO	47.73	1.009	8.45e5	5.87e5	101	1.1	1.44	bb
4	190628K2_4	100	1.24	NO	47.73	1.009	1.01e6	7.19e5	98.8	-1.2	1.41	bb
5	190628K2_5	100	1.25	NO	47.73	1.009	1.07e6	7.49e5	99.8	-0.2	1.42	bb
6	190628K2_6	100	1.27	NO	47.73	1.009	9.21e5	6.54e5	98.9	-1.1	1.41	bb

Compound name: 13C-PCB-156
Response Factor: 1.39757
RRF SD: 0.0238831, Relative SD: 1.70891
Response type: Internal Std (Ref 217), Area * (IS Conc. / IS Area)
Curve type: RF

	Name	Std. Conc	RA	n/y	RT	RRT	Resp	IS Resp	Conc.	%Dev	RRF	X = dropped
1	190628K2_1	100	1.26	NO	49.06	1.037	8.89e5	6.32e5	101	0.8	1.41	bb
2	190628K2_2	100	1.27	NO	49.08	1.037	8.48e5	6.11e5	99.3	-0.7	1.39	bd
3	190628K2_3	100	1.26	NO	49.08	1.037	8.22e5	5.87e5	100	0.2	1.40	bd
4	190628K2_4	100	1.28	NO	49.06	1.037	1.01e6	7.19e5	100	0.3	1.40	bb
5	190628K2_5	100	1.27	NO	49.06	1.037	1.07e6	7.49e5	102	2.3	1.43	bb
6	190628K2_6	100	1.28	NO	49.06	1.037	8.87e5	6.54e5	97.1	-2.9	1.36	bd

Compound name: 13C-PCB-157
Response Factor: 1.40667
RRF SD: 0.0289658, Relative SD: 2.05919
Response type: Internal Std (Ref 217), Area * (IS Conc. / IS Area)
Curve type: RF

	Name	Std. Conc	RA	n/y	RT	RRT	Resp	IS Resp	Conc.	%Dev	RRF	X = dropped
1	190628K2_1	100	1.28	NO	49.34	1.043	9.06e5	6.32e5	102	2.0	1.44	bb
2	190628K2_2	100	1.28	NO	49.34	1.043	8.34e5	6.11e5	97.0	-3.0	1.36	db
3	190628K2_3	100	1.25	NO	49.34	1.043	8.40e5	5.87e5	102	1.7	1.43	db
4	190628K2_4	100	1.24	NO	49.34	1.043	1.01e6	7.19e5	100	0.1	1.41	bb
5	190628K2_5	100	1.27	NO	49.34	1.043	1.07e6	7.49e5	101	1.2	1.42	bb
6	190628K2_6	100	1.28	NO	49.34	1.043	9.01e5	6.54e5	98.0	-2.0	1.38	dd

Dataset: U:\VG11.PRO\Results\190628K2\190628K2-CRV.qld

Last Altered: Saturday, June 29, 2019 12:47:58 Pacific Daylight Time
Printed: Saturday, June 29, 2019 13:00:34 Pacific Daylight Time

Compound name: 13C-PCB-169
Response Factor: 1.34613
RRF SD: 0.0307594, Relative SD: 2.28501
Response type: Internal Std (Ref 217), Area * (IS Conc. / IS Area)
Curve type: RF

	Name	Std. Conc	RA	n/y	RT	RRT	Resp	IS Resp	Conc.	%Dev	RRF	X = dropped
1	190628K2_1	100	1.26	NO	51.62	1.091	8.71e5	6.32e5	102	2.4	1.38	bb
2	190628K2_2	100	1.25	NO	51.62	1.091	8.00e5	6.11e5	97.2	-2.8	1.31	bb
3	190628K2_3	100	1.28	NO	51.62	1.091	7.92e5	5.87e5	100	0.3	1.35	bd
4	190628K2_4	100	1.27	NO	51.62	1.091	9.82e5	7.19e5	101	1.5	1.37	bb
5	190628K2_5	100	1.27	NO	51.62	1.091	1.02e6	7.49e5	102	1.5	1.37	bb
6	190628K2_6	100	1.26	NO	51.62	1.091	8.55e5	6.54e5	97.2	-2.8	1.31	bb

Compound name: 13C-PCB-188
Response Factor: 1.46265
RRF SD: 0.0268105, Relative SD: 1.83302
Response type: Internal Std (Ref 218), Area * (IS Conc. / IS Area)
Curve type: RF

	Name	Std. Conc	RA	n/y	RT	RRT	Resp	IS Resp	Conc.	%Dev	RRF	X = dropped
1	190628K2_1	100	0.44	NO	43.68	0.927	9.11e5	6.10e5	102	2.1	1.49	bb
2	190628K2_2	100	0.45	NO	43.70	0.927	8.63e5	5.90e5	100	0.1	1.46	bb
3	190628K2_3	100	0.45	NO	43.70	0.927	8.36e5	5.65e5	101	1.2	1.48	bb
4	190628K2_4	100	0.44	NO	43.68	0.927	1.01e6	6.91e5	100	0.0	1.46	bb
5	190628K2_5	100	0.44	NO	43.68	0.927	1.06e6	7.27e5	99.9	-0.1	1.46	bb
6	190628K2_6	100	0.45	NO	43.68	0.927	8.78e5	6.21e5	96.7	-3.3	1.41	bb

Compound name: 13C-PCB-180
Response Factor: 0.931916
RRF SD: 0.019065, Relative SD: 2.04579
Response type: Internal Std (Ref 218), Area * (IS Conc. / IS Area)
Curve type: RF

	Name	Std. Conc	RA	n/y	RT	RRT	Resp	IS Resp	Conc.	%Dev	RRF	X = dropped
1	190628K2_1	100	0.45	NO	50.40	1.070	5.87e5	6.10e5	103	3.3	0.962	bb
2	190628K2_2	100	0.46	NO	50.40	1.070	5.46e5	5.90e5	99.4	-0.6	0.926	bb

Dataset: U:\VG11.PRO\Results\190628K2\190628K2-CRV.qld

Last Altered: Saturday, June 29, 2019 12:47:58 Pacific Daylight Time
Printed: Saturday, June 29, 2019 13:00:34 Pacific Daylight Time

Compound name: 13C-PCB-180

	Name	Std. Conc	RA	n/y	RT	RRT	Resp	IS Resp	Conc.	%Dev	RRF	X = dropped
3	190628K2_3	100	0.46	NO	50.40	1.070	5.34e5	5.65e5	102	1.5	0.946	bd
4	190628K2_4	100	0.44	NO	50.39	1.069	6.42e5	6.91e5	99.7	-0.3	0.929	bd
5	190628K2_5	100	0.46	NO	50.39	1.069	6.63e5	7.27e5	97.8	-2.2	0.912	bb
6	190628K2_6	100	0.44	NO	50.39	1.069	5.69e5	6.21e5	98.3	-1.7	0.916	bb

Compound name: 13C-PCB-170
Response Factor: 0.795673
RRF SD: 0.015612, Relative SD: 1.96211
Response type: Internal Std (Ref 218), Area * (IS Conc. / IS Area)
Curve type: RF

	Name	Std. Conc	RA	n/y	RT	RRT	Resp	IS Resp	Conc.	%Dev	RRF	X = dropped
1	190628K2_1	100	0.46	NO	52.05	1.105	4.96e5	6.10e5	102	2.0	0.812	bb
2	190628K2_2	100	0.47	NO	52.05	1.105	4.64e5	5.90e5	98.9	-1.1	0.787	bb
3	190628K2_3	100	0.46	NO	52.05	1.105	4.62e5	5.65e5	103	2.9	0.819	bb
4	190628K2_4	100	0.45	NO	52.05	1.105	5.46e5	6.91e5	99.4	-0.6	0.791	bb
5	190628K2_5	100	0.45	NO	52.05	1.105	5.68e5	7.27e5	98.3	-1.7	0.782	bb
6	190628K2_6	100	0.46	NO	52.05	1.105	4.87e5	6.21e5	98.6	-1.4	0.784	bb

Compound name: 13C-PCB-189
Response Factor: 1.09024
RRF SD: 0.02747, Relative SD: 2.51964
Response type: Internal Std (Ref 218), Area * (IS Conc. / IS Area)
Curve type: RF

	Name	Std. Conc	RA	n/y	RT	RRT	Resp	IS Resp	Conc.	%Dev	RRF	X = dropped
1	190628K2_1	100	0.45	NO	53.74	1.140	6.83e5	6.10e5	103	2.7	1.12	bb
2	190628K2_2	100	0.45	NO	53.74	1.140	6.20e5	5.90e5	96.4	-3.6	1.05	bb
3	190628K2_3	100	0.46	NO	53.74	1.140	6.19e5	5.65e5	100	0.5	1.10	bb
4	190628K2_4	100	0.45	NO	53.74	1.140	7.60e5	6.91e5	101	0.8	1.10	bb
5	190628K2_5	100	0.45	NO	53.74	1.140	8.09e5	7.27e5	102	2.1	1.11	bb
6	190628K2_6	100	0.44	NO	53.72	1.140	6.60e5	6.21e5	97.5	-2.5	1.06	bb

Dataset: U:\VG11.PRO\Results\190628K2\190628K2-CRV.qld

Last Altered: Saturday, June 29, 2019 12:47:58 Pacific Daylight Time
Printed: Saturday, June 29, 2019 13:00:34 Pacific Daylight Time

Compound name: 13C-PCB-202
Response Factor: 1.45045
RRF SD: 0.0520831, Relative SD: 3.59082
Response type: Internal Std (Ref 218), Area * (IS Conc. / IS Area)
Curve type: RF

	Name	Std. Conc	RA	n/y	RT	RRT	Resp	IS Resp	Conc.	%Dev	RRF	X = dropped
1	190628K2_1	100	0.93	NO	49.29	1.042	9.24e5	6.10e5	104	4.4	1.51	bb
2	190628K2_2	100	0.92	NO	49.29	1.042	8.73e5	5.90e5	102	2.1	1.48	bb
3	190628K2_3	100	0.93	NO	49.29	1.042	8.36e5	5.65e5	102	2.1	1.48	bb
4	190628K2_4	100	0.92	NO	49.29	1.042	9.80e5	6.91e5	97.8	-2.2	1.42	bb
5	190628K2_5	100	0.93	NO	49.29	1.042	9.96e5	7.27e5	94.5	-5.5	1.37	bb
6	190628K2_6	100	0.94	NO	49.27	1.042	8.93e5	6.21e5	99.1	-0.9	1.44	bb

Compound name: 13C-PCB-194
Response Factor: 0.713578
RRF SD: 0.0152843, Relative SD: 2.14192
Response type: Internal Std (Ref 219), Area * (IS Conc. / IS Area)
Curve type: RF

	Name	Std. Conc	RA	n/y	RT	RRT	Resp	IS Resp	Conc.	%Dev	RRF	X = dropped
1	190628K2_1	100	0.88	NO	55.33	0.995	5.94e5	8.28e5	100	0.5	0.717	bb
2	190628K2_2	100	0.89	NO	55.33	0.995	5.44e5	7.49e5	102	1.7	0.726	bb
3	190628K2_3	100	0.92	NO	55.34	0.995	5.50e5	7.62e5	101	1.1	0.721	bb
4	190628K2_4	100	0.90	NO	55.33	0.995	6.70e5	9.53e5	98.5	-1.5	0.703	bb
5	190628K2_5	100	0.90	NO	55.33	0.995	7.05e5	1.02e6	96.4	-3.6	0.688	bb
6	190628K2_6	100	0.90	NO	55.33	0.995	5.96e5	8.20e5	102	1.9	0.727	bb

Compound name: 13C-PCB-208
Response Factor: 0.896051
RRF SD: 0.031901, Relative SD: 3.56018
Response type: Internal Std (Ref 219), Area * (IS Conc. / IS Area)
Curve type: RF

	Name	Std. Conc	RA	n/y	RT	RRT	Resp	IS Resp	Conc.	%Dev	RRF	X = dropped
1	190628K2_1	100	0.78	NO	54.58	0.982	7.59e5	8.28e5	102	2.3	0.917	bb
2	190628K2_2	100	0.78	NO	54.58	0.982	7.01e5	7.49e5	104	4.3	0.935	bb

Dataset: U:\VG11.PRO\Results\190628K2\190628K2-CRV.qld

Last Altered: Saturday, June 29, 2019 12:47:58 Pacific Daylight Time
Printed: Saturday, June 29, 2019 13:00:34 Pacific Daylight Time

Compound name: 13C-PCB-208

	Name	Std. Conc	RA	n/y	RT	RRT	Resp	IS Resp	Conc.	%Dev	RRF	X = dropped
3	190628K2_3	100	0.77	NO	54.58	0.982	6.91e5	7.62e5	101	1.2	0.907	bb
4	190628K2_4	100	0.77	NO	54.58	0.982	8.36e5	9.53e5	97.9	-2.1	0.877	bb
5	190628K2_5	100	0.80	NO	54.58	0.982	8.64e5	1.02e6	94.2	-5.8	0.844	bb
6	190628K2_6	100	0.79	NO	54.56	0.982	7.35e5	8.20e5	100	0.1	0.897	bb

Compound name: 13C-PCB-206
Response Factor: 0.652605
RRF SD: 0.0173981, Relative SD: 2.66595
Response type: Internal Std (Ref 219), Area * (IS Conc. / IS Area)
Curve type: RF

	Name	Std. Conc	RA	n/y	RT	RRT	Resp	IS Resp	Conc.	%Dev	RRF	X = dropped
1	190628K2_1	100	0.78	NO	56.86	1.023	5.58e5	8.28e5	103	3.2	0.673	bb
2	190628K2_2	100	0.79	NO	56.86	1.023	4.86e5	7.49e5	99.4	-0.6	0.648	bb
3	190628K2_3	100	0.80	NO	56.86	1.023	5.08e5	7.62e5	102	2.1	0.666	bb
4	190628K2_4	100	0.78	NO	56.86	1.023	6.25e5	9.53e5	100	0.5	0.656	bb
5	190628K2_5	100	0.79	NO	56.86	1.023	6.39e5	1.02e6	95.6	-4.4	0.624	bb
6	190628K2_6	100	0.80	NO	56.86	1.023	5.31e5	8.20e5	99.3	-0.7	0.648	bb

Compound name: 13C-PCB-209
Response Factor: 0.805524
RRF SD: 0.0223175, Relative SD: 2.77056
Response type: Internal Std (Ref 219), Area * (IS Conc. / IS Area)
Curve type: RF

	Name	Std. Conc	RA	n/y	RT	RRT	Resp	IS Resp	Conc.	%Dev	RRF	X = dropped
1	190628K2_1	100	1.18	NO	58.08	1.044	6.89e5	8.28e5	103	3.3	0.832	bb
2	190628K2_2	100	1.23	NO	58.08	1.044	5.90e5	7.49e5	97.7	-2.3	0.787	bb
3	190628K2_3	100	1.20	NO	58.08	1.044	6.36e5	7.62e5	104	3.6	0.835	bb
4	190628K2_4	100	1.22	NO	58.08	1.044	7.64e5	9.53e5	99.6	-0.4	0.802	bb
5	190628K2_5	100	1.21	NO	58.08	1.044	8.04e5	1.02e6	97.5	-2.5	0.785	bb
6	190628K2_6	100	1.19	NO	58.08	1.045	6.50e5	8.20e5	98.4	-1.6	0.792	bb

Dataset: U:\VG11.PRO\Results\190628K2\190628K2-CRV.qld

Last Altered: Saturday, June 29, 2019 12:47:58 Pacific Daylight Time
Printed: Saturday, June 29, 2019 13:00:34 Pacific Daylight Time

Compound name: 13C-PCB-15
Response Factor: 1
RRF SD: 0, Relative SD: 0
Response type: Internal Std (Ref 213), Area * (IS Conc. / IS Area)
Curve type: RF

	Name	Std. Conc	RA	n/y	RT	RRT	Resp	IS Resp	Conc.	%Dev	RRF	X = dropped
1	190628K2_1	100	1.58	NO	26.15	0.000	1.81e6	1.81e6	100	0.0	1.00	bb
2	190628K2_2	100	1.61	NO	26.16	0.000	1.78e6	1.78e6	100	0.0	1.00	bb
3	190628K2_3	100	1.60	NO	26.16	0.000	1.70e6	1.70e6	100	0.0	1.00	bb
4	190628K2_4	100	1.58	NO	26.15	0.000	2.17e6	2.17e6	100	0.0	1.00	bb
5	190628K2_5	100	1.59	NO	26.15	0.000	2.27e6	2.27e6	100	0.0	1.00	bb
6	190628K2_6	100	1.59	NO	26.15	0.000	1.81e6	1.81e6	100	0.0	1.00	bb

Compound name: 13C-PCB-31
Response Factor: 1
RRF SD: 0, Relative SD: 0
Response type: Internal Std (Ref 214), Area * (IS Conc. / IS Area)
Curve type: RF

	Name	Std. Conc	RA	n/y	RT	RRT	Resp	IS Resp	Conc.	%Dev	RRF	X = dropped
1	190628K2_1	100	0.99	NO	29.32	0.000	1.53e6	1.53e6	100	0.0	1.00	bd
2	190628K2_2	100	0.98	NO	29.32	0.000	1.45e6	1.45e6	100	0.0	1.00	bd
3	190628K2_3	100	1.00	NO	29.32	0.000	1.37e6	1.37e6	100	0.0	1.00	bd
4	190628K2_4	100	0.98	NO	29.32	0.000	1.78e6	1.78e6	100	0.0	1.00	bd
5	190628K2_5	100	0.97	NO	29.32	0.000	1.83e6	1.83e6	100	0.0	1.00	bd
6	190628K2_6	100	0.97	NO	29.32	0.000	1.39e6	1.39e6	100	0.0	1.00	bd

Compound name: 13C-PCB-60
Response Factor: 1
RRF SD: 0, Relative SD: 0
Response type: Internal Std (Ref 215), Area * (IS Conc. / IS Area)
Curve type: RF

	Name	Std. Conc	RA	n/y	RT	RRT	Resp	IS Resp	Conc.	%Dev	RRF	X = dropped
1	190628K2_1	100	0.78	NO	37.37	0.000	1.25e6	1.25e6	100	0.0	1.00	bb
2	190628K2_2	100	0.78	NO	37.37	0.000	1.22e6	1.22e6	100	0.0	1.00	bb

Dataset: U:\VG11.PRO\Results\190628K2\190628K2-CRV.qld

Last Altered: Saturday, June 29, 2019 12:47:58 Pacific Daylight Time
Printed: Saturday, June 29, 2019 13:00:34 Pacific Daylight Time

Compound name: 13C-PCB-60

	Name	Std. Conc	RA	n/y	RT	RRT	Resp	IS Resp	Conc.	%Dev	RRF	X = dropped
3	190628K2_3	100	0.76	NO	37.37	0.000	1.16e6	1.16e6	100	0.0	1.00	bb
4	190628K2_4	100	0.77	NO	37.37	0.000	1.47e6	1.47e6	100	0.0	1.00	bb
5	190628K2_5	100	0.78	NO	37.37	0.000	1.55e6	1.55e6	100	0.0	1.00	bb
6	190628K2_6	100	0.77	NO	37.37	0.000	1.25e6	1.25e6	100	0.0	1.00	bb

Compound name: 13C-PCB-111
Response Factor: 1
RRF SD: 0, Relative SD: 0
Response type: Internal Std (Ref 216), Area * (IS Conc. / IS Area)
Curve type: RF

	Name	Std. Conc	RA	n/y	RT	RRT	Resp	IS Resp	Conc.	%Dev	RRF	X = dropped
1	190628K2_1	100	1.58	NO	39.94	0.000	1.16e6	1.16e6	100	0.0	1.00	bb
2	190628K2_2	100	1.56	NO	39.94	0.000	1.13e6	1.13e6	100	0.0	1.00	bb
3	190628K2_3	100	1.64	NO	39.94	0.000	1.08e6	1.08e6	100	0.0	1.00	bb
4	190628K2_4	100	1.62	NO	39.94	0.000	1.37e6	1.37e6	100	0.0	1.00	bb
5	190628K2_5	100	1.62	NO	39.94	0.000	1.41e6	1.41e6	100	0.0	1.00	bb
6	190628K2_6	100	1.61	NO	39.94	0.000	1.17e6	1.17e6	100	0.0	1.00	bb

Compound name: 13C-PCB-128
Response Factor: 1
RRF SD: 0, Relative SD: 0
Response type: Internal Std (Ref 217), Area * (IS Conc. / IS Area)
Curve type: RF

	Name	Std. Conc	RA	n/y	RT	RRT	Resp	IS Resp	Conc.	%Dev	RRF	X = dropped
1	190628K2_1	100	1.25	NO	47.32	0.000	6.32e5	6.32e5	100	0.0	1.00	db
2	190628K2_2	100	1.23	NO	47.32	0.000	6.11e5	6.11e5	100	0.0	1.00	bb
3	190628K2_3	100	1.26	NO	47.32	0.000	5.87e5	5.87e5	100	0.0	1.00	db
4	190628K2_4	100	1.27	NO	47.32	0.000	7.19e5	7.19e5	100	0.0	1.00	db
5	190628K2_5	100	1.26	NO	47.32	0.000	7.49e5	7.49e5	100	0.0	1.00	db
6	190628K2_6	100	1.28	NO	47.30	0.000	6.54e5	6.54e5	100	0.0	1.00	db

Dataset: U:\VG11.PRO\Results\190628K2\190628K2-CRV.qld

Last Altered: Saturday, June 29, 2019 12:47:58 Pacific Daylight Time
Printed: Saturday, June 29, 2019 13:00:34 Pacific Daylight Time

Compound name: 13C-PCB-182
Response Factor: 1
RRF SD: 0, Relative SD: 0
Response type: Internal Std (Ref 218), Area * (IS Conc. / IS Area)
Curve type: RF

	Name	Std. Conc	RA	n/y	RT	RRT	Resp	IS Resp	Conc.	%Dev	RRF	X = dropped
1	190628K2_1	100	0.44	NO	47.13	0.000	6.10e5	6.10e5	100	0.0	1.00	bb
2	190628K2_2	100	0.45	NO	47.13	0.000	5.90e5	5.90e5	100	0.0	1.00	bb
3	190628K2_3	100	0.45	NO	47.13	0.000	5.65e5	5.65e5	100	0.0	1.00	bb
4	190628K2_4	100	0.46	NO	47.13	0.000	6.91e5	6.91e5	100	0.0	1.00	bb
5	190628K2_5	100	0.46	NO	47.13	0.000	7.27e5	7.27e5	100	0.0	1.00	bb
6	190628K2_6	100	0.44	NO	47.13	0.000	6.21e5	6.21e5	100	0.0	1.00	bd

Compound name: 13C-PCB-205
Response Factor: 1
RRF SD: 0, Relative SD: 0
Response type: Internal Std (Ref 219), Area * (IS Conc. / IS Area)
Curve type: RF

	Name	Std. Conc	RA	n/y	RT	RRT	Resp	IS Resp	Conc.	%Dev	RRF	X = dropped
1	190628K2_1	100	0.91	NO	55.60	0.000	8.28e5	8.28e5	100	0.0	1.00	bb
2	190628K2_2	100	0.89	NO	55.60	0.000	7.49e5	7.49e5	100	0.0	1.00	bb
3	190628K2_3	100	0.90	NO	55.60	0.000	7.62e5	7.62e5	100	0.0	1.00	bb
4	190628K2_4	100	0.90	NO	55.60	0.000	9.53e5	9.53e5	100	0.0	1.00	bb
5	190628K2_5	100	0.90	NO	55.60	0.000	1.02e6	1.02e6	100	0.0	1.00	bb
6	190628K2_6	100	0.93	NO	55.59	0.000	8.20e5	8.20e5	100	0.0	1.00	bb

Compound name: 13C-PCB-79
Response Factor: 1.03196
RRF SD: 0.0189172, Relative SD: 1.83312
Response type: Internal Std (Ref 215), Area * (IS Conc. / IS Area)
Curve type: RF

	Name	Std. Conc	RA	n/y	RT	RRT	Resp	IS Resp	Conc.	%Dev	RRF	X = dropped
1	190628K2_1	100	0.77	NO	38.47	1.029	1.31e6	1.25e6	102	1.6	1.05	bd
2	190628K2_2	100	0.78	NO	38.47	1.029	1.22e6	1.22e6	97.2	-2.8	1.00	bb

Dataset: U:\VG11.PRO\Results\190628K2\190628K2-CRV.qld

Last Altered: Saturday, June 29, 2019 12:47:58 Pacific Daylight Time
Printed: Saturday, June 29, 2019 13:00:34 Pacific Daylight Time

Compound name: 13C-PCB-79

	Name	Std. Conc	RA	n/y	RT	RRT	Resp	IS Resp	Conc.	%Dev	RRF	X = dropped
3	190628K2_3	100	0.77	NO	38.49	1.030	1.19e6	1.16e6	98.9	-1.1	1.02	bb
4	190628K2_4	100	0.78	NO	38.47	1.029	1.52e6	1.47e6	99.6	-0.4	1.03	bb
5	190628K2_5	100	0.77	NO	38.47	1.029	1.63e6	1.55e6	102	2.2	1.05	bd
6	190628K2_6	100	0.77	NO	38.47	1.029	1.29e6	1.25e6	101	0.6	1.04	bb

Compound name: 13C-PCB-178
Response Factor: 0.874585
RRF SD: 0.0311096, Relative SD: 3.55707
Response type: Internal Std (Ref 217), Area * (IS Conc. / IS Area)
Curve type: RF

	Name	Std. Conc	RA	n/y	RT	RRT	Resp	IS Resp	Conc.	%Dev	RRF	X = dropped
1	190628K2_1	100	0.45	NO	46.58	0.988	5.82e5	6.32e5	105	5.4	0.922	bb
2	190628K2_2	100	0.46	NO	46.58	0.988	5.37e5	6.11e5	101	0.5	0.879	bb
3	190628K2_3	100	0.45	NO	46.58	0.988	5.26e5	5.87e5	102	2.4	0.896	bb
4	190628K2_4	100	0.46	NO	46.58	0.988	6.08e5	7.19e5	96.6	-3.4	0.845	bb
5	190628K2_5	100	0.45	NO	46.58	0.988	6.29e5	7.49e5	96.0	-4.0	0.840	bb
6	190628K2_6	100	0.46	NO	46.56	0.988	5.66e5	6.54e5	99.0	-1.0	0.866	bb

Compound name: 13C-PCB-79
Response Factor: 1.03196
RRF SD: 0.0189172, Relative SD: 1.83312
Response type: Internal Std (Ref 215), Area * (IS Conc. / IS Area)
Curve type: RF

	Name	Std. Conc	RA	n/y	RT	RRT	Resp	IS Resp	Conc.	%Dev	RRF	X = dropped
1	190628K2_1	100	0.76	NO	38.47	0.968	1.31e6	1.24e6	101	1.0	1.06	bb
2	190628K2_2	100	0.78	NO	38.47	0.968	1.22e6	1.19e6	97.9	-2.1	1.02	bb
3	190628K2_3	100	0.78	NO	38.49	0.969	1.18e6	1.14e6	99.2	-0.8	1.04	bb
4	190628K2_4	100	0.78	NO	38.47	0.968	1.52e6	1.46e6	99.6	-0.4	1.04	bb
5	190628K2_5	100	0.77	NO	38.47	0.968	1.63e6	1.53e6	102	2.1	1.07	bb
6	190628K2_6	100	0.78	NO	38.47	0.968	1.29e6	1.23e6	100	0.2	1.05	bb

Vista Analytical Laboratory

Dataset: U:\VG11.PRO\Results\190628K2\190628K2-CRV.qld

Last Altered: Saturday, June 29, 2019 12:47:58 Pacific Daylight Time
Printed: Saturday, June 29, 2019 13:00:34 Pacific Daylight Time

Compound name: 13C-PCB-178
Response Factor: 0.874585
RRF SD: 0.0311096, Relative SD: 3.55707
Response type: Internal Std (Ref 217), Area * (IS Conc. / IS Area)
Curve type: RF

	Name	Std. Conc.	RA	n/y	RT	RRT	Resp.	IS Resp.	Conc.	%Dev.	RRF	X = dropped
1	190628K2_1	100	0.45	NO	46.58	0.924	5.81e5	5.87e5	102	1.6	0.990	bb
2	190628K2_2	100	0.46	NO	46.58	0.924	5.37e5	5.46e5	101	0.9	0.984	bb
3	190628K2_3	100	0.45	NO	46.58	0.924	5.26e5	5.34e5	101	0.9	0.984	bb
4	190628K2_4	100	0.46	NO	46.58	0.924	6.08e5	6.42e5	97.1	-2.9	0.946	bb
5	190628K2_5	100	0.45	NO	46.58	0.924	6.29e5	6.63e5	97.4	-2.6	0.949	bb
6	190628K2_6	100	0.46	NO	46.56	0.924	5.66e5	5.69e5	102	2.1	0.996	bb

Vista Analytical Laboratory VG-11

Dataset: Untitled

Last Altered: Saturday, June 29, 2019 13:14:13 Pacific Daylight Time
Printed: Saturday, June 29, 2019 13:14:43 Pacific Daylight Time

Method: U:\VG11.PRO\MethDB\PCB-209_ZB1_6-28-19.mdb 28 Jun 2019 14:45:02
Calibration: U:\VG11.PRO\CurveDB\db1_PCBvg11-6-28-19.cdb 29 Jun 2019 12:47:57

Compound name: PCB-1

	Name	ID	Acq.Date	Acq.Time
1	190628K2_1	ST190628K2-1 PCB 209 CS0 19D0801	28-Jun-19	16:32:52
2	190628K2_2	ST190628K2-2 PCB 209 CS1 19C1104	28-Jun-19	17:34:41
3	190628K2_3	ST190628K2-3 PCB 209 CS2 19C1105	28-Jun-19	18:36:12
4	190628K2_4	ST190628K2-4 PCB 209 CS4 19C1107	28-Jun-19	19:38:24
5	190628K2_5	ST190628K2-5 PCB 209 CS5 19C1108	28-Jun-19	20:39:52
6	190628K2_6	ST190628K2-6 PCB 209 CS3 19C1106	28-Jun-19	21:41:21
7	190628K2_7	SS190628K2-1 PCB 209 SS 19C1113	28-Jun-19	22:43:59
8	190628K2_8	B9F0219-BS1 OPR 10	28-Jun-19	23:46:13
9	190628K2_9	B9F0204-BS1 OPR 5	29-Jun-19	00:48:37
10	190628K2_10	B9F0213-BS1 OPR 10	29-Jun-19	01:51:12
11	190628K2_11	B9F0214-BS1 OPR 10	29-Jun-19	02:53:17
12	190628K2_12	SOLVENT BLANK	29-Jun-19	03:54:43
13	190628K2_13	B9F0219-BLK1 Method Blank 10	29-Jun-19	04:56:11
14	190628K2_14	B9F0204-BLK1 Method Blank 5	29-Jun-19	05:58:35
15	190628K2_15	B9F0213-BLK1 Method Blank 10	29-Jun-19	07:00:56
16	190628K2_16	B9F0214-BLK1 Method Blank 10	29-Jun-19	08:02:46

(A) RT, shortage, sensitivity loss

(A) (A) (A)

File: Experiment: PCB_ZB1.exp Reference: pfk.ref Function: 1 @ 200 (ppm)

Printed: Friday, June 28, 2019 16:26:41 Pacific Daylight Time

M 168.9888 R 11163

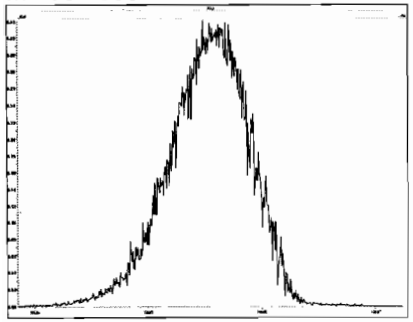

M 180.9888 R 10547

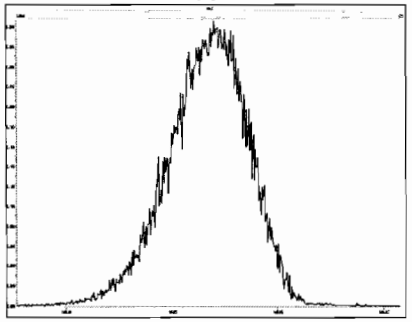

M 192.9888 R 10040

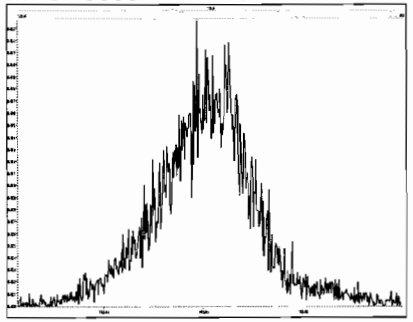

M 204.9888 R 10730

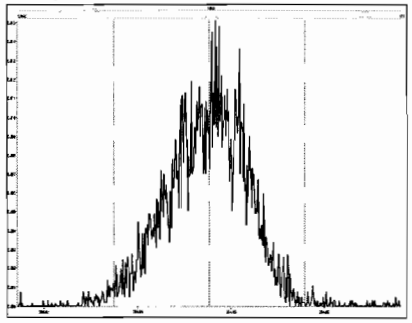

File: Experiment: PCB_ZB1.exp Reference: pfk.ref Function: 2 @ 200 (ppm)

Printed: Friday, June 28, 2019 16:27:09 Pacific Daylight Time

M 218.9856 R 10682

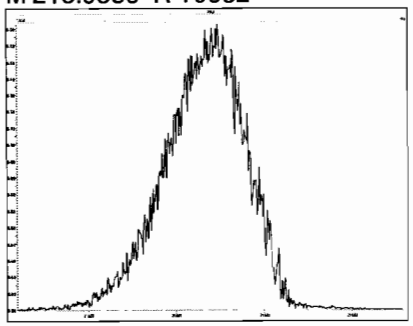

M 230.9856 R 10683

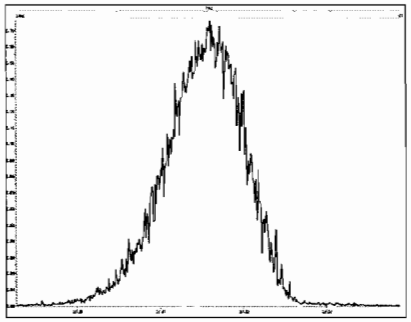

M 242.9856 R 11014

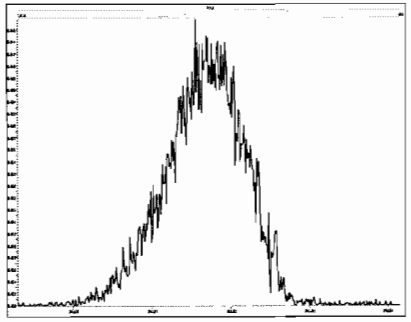

M 254.9856 R 11159

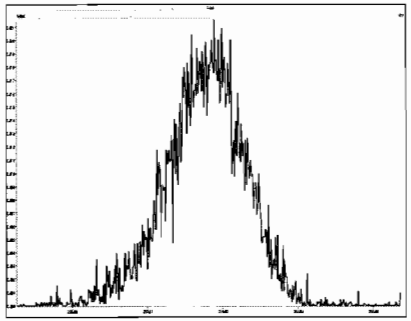

M 268.9824 R 10683

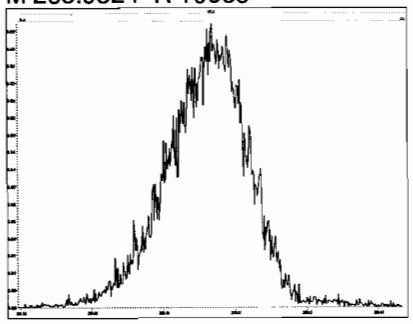

M 280.9824 R 10546

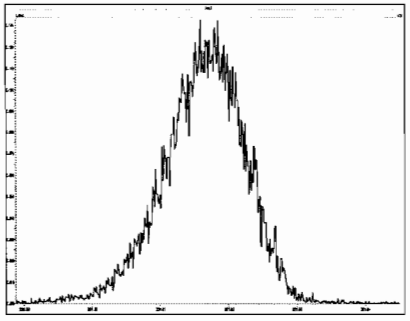

File: Experiment: PCB_ZB1.exp Reference: pfk.ref Function: 3 @ 200 (ppm)

Printed: Friday, June 28, 2019 16:29:37 Pacific Daylight Time

M 254.9856 R 12193

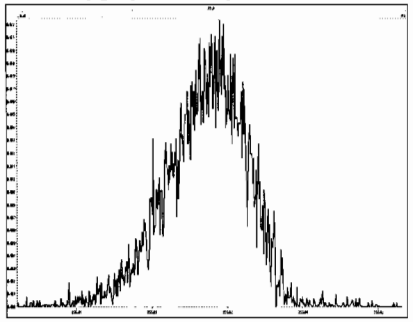

M 268.9824 R 11461

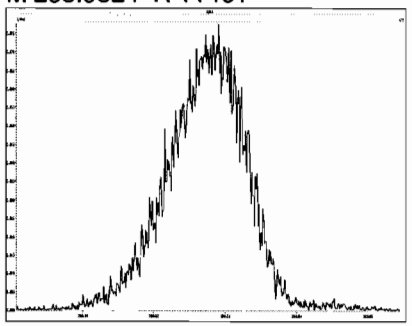

M 280.9824 R 10682

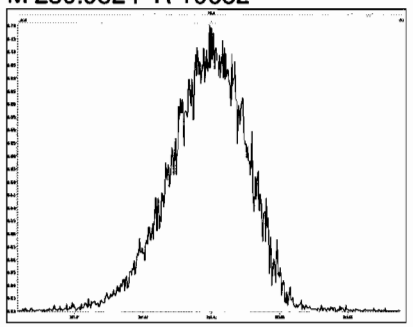

M 292.9824 R 11213

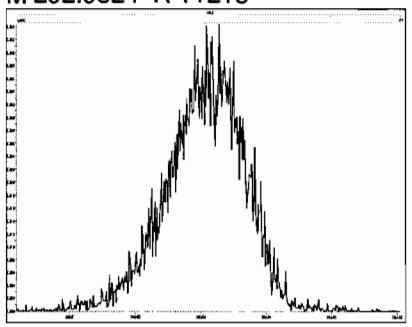

M 304.9824 R 11905

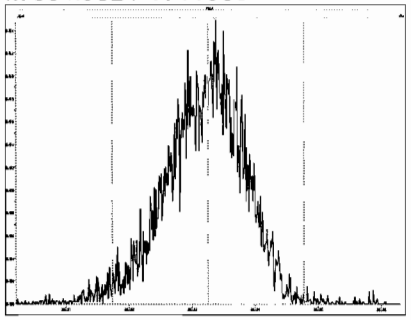

M 318.9792 R 10597

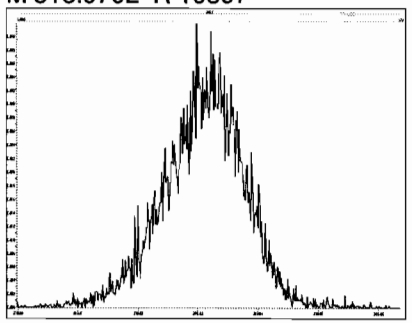

M 330.9792 R 10501

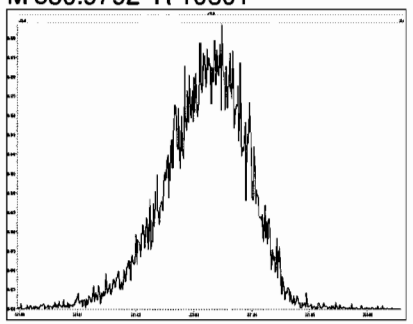

M 342.9792 R 11574

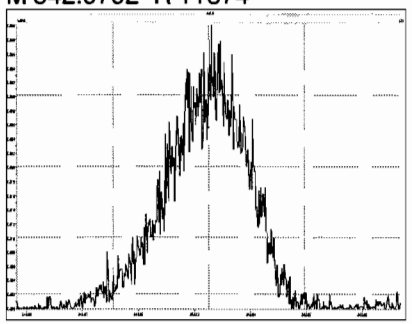

M 354.9792 R 12134

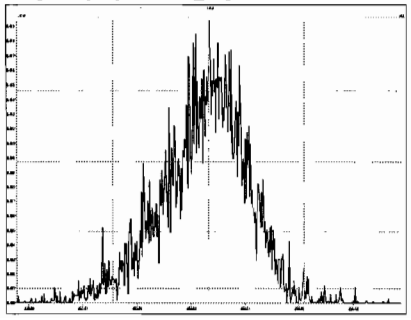

M 366.9792 R 13589

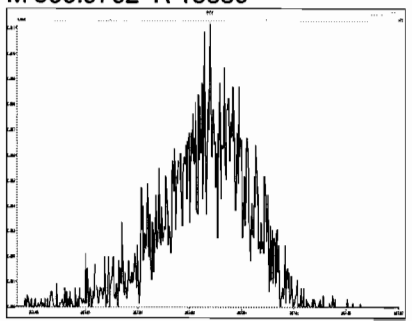

M 380.9760 R 10000

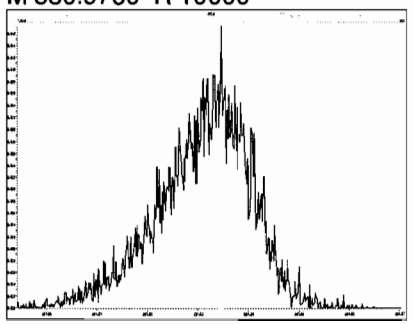

File: Experiment: PCB_ZB1.exp Reference: pfk.ref Function: 4 @ 200 (ppm)

Printed: Friday, June 28, 2019 16:30:23 Pacific Daylight Time

M 318.9792 R 11678

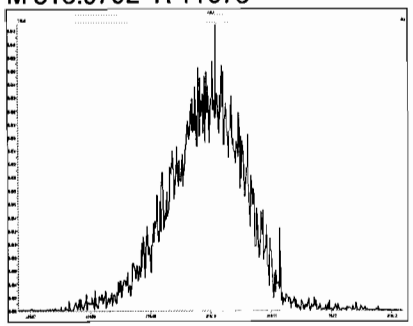

M 330.9792 R 12076

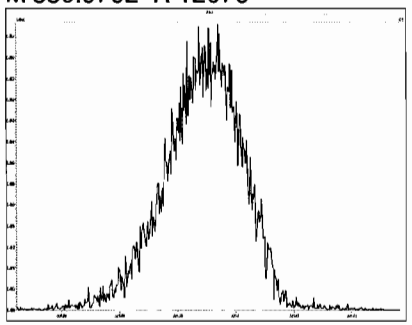

M 342.9792 R 11213

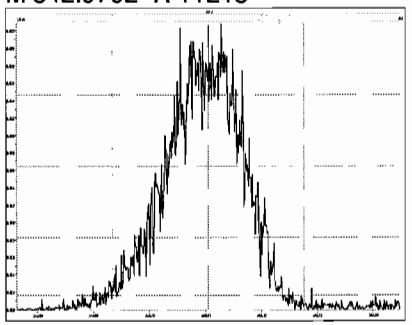

M 354.9792 R 13016

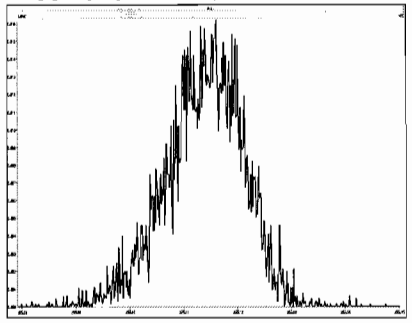

M 366.9792 R 13088

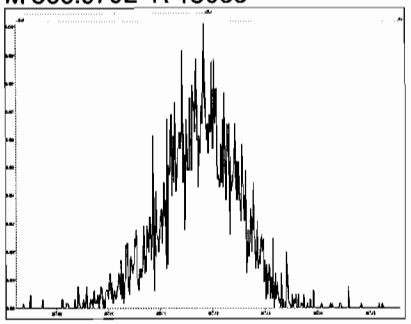

M 380.9760 R 11414

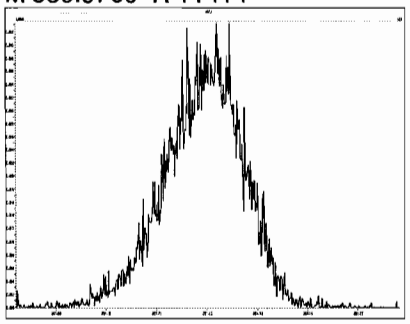

M 392.9760 R 10505

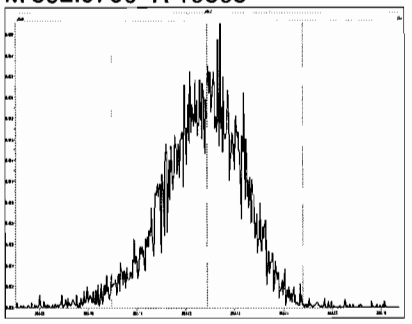

M 404.9760 R 12562

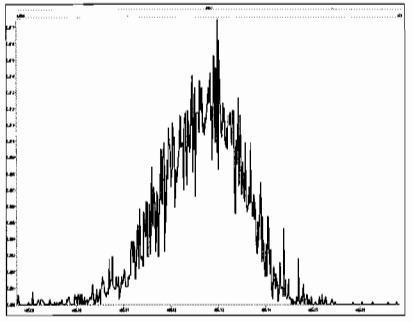

M 416.9760 R 13664

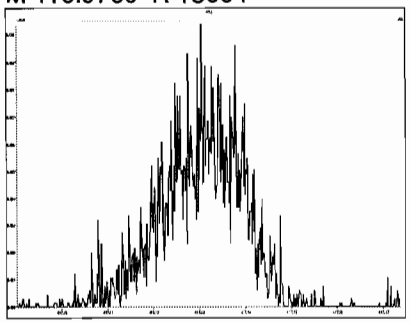

M 430.9728 R 10966

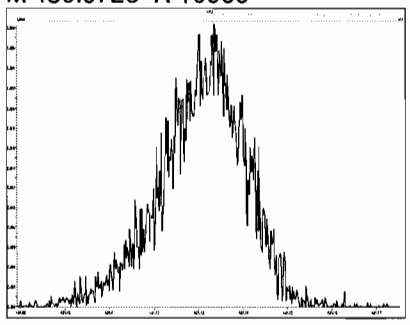

M 442.9728 R 12626

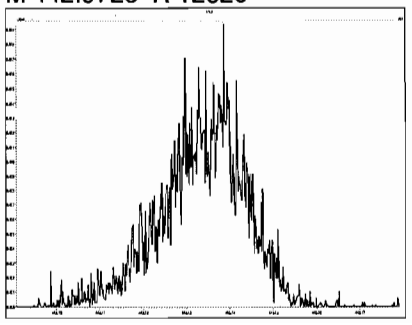

File: Experiment: PCB_ZB1.exp Reference: pfk.ref Function: 5 @ 200 (ppm)

Printed: Friday, June 28, 2019 16:31:07 Pacific Daylight Time

M 416.9760 R 13085

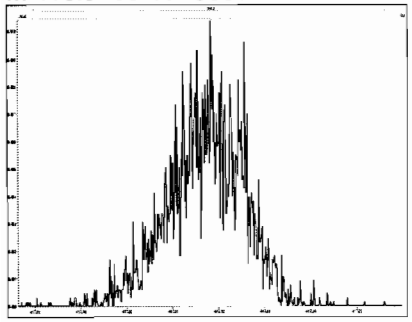

M 430.9728 R 11628

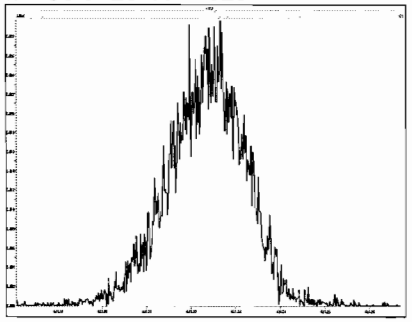

M 442.9728 R 11573

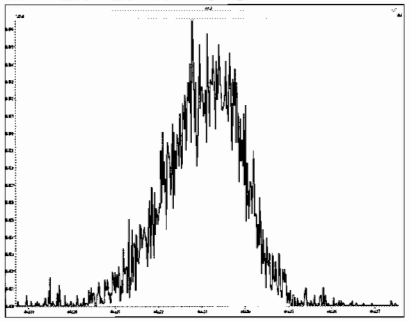

M 454.9728 R 11575

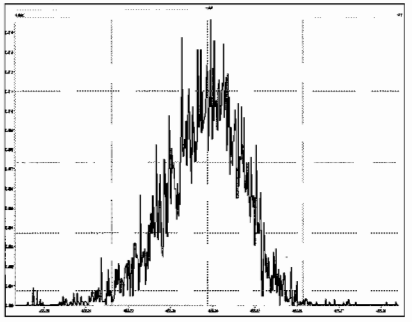

M 466.9728 R 13369

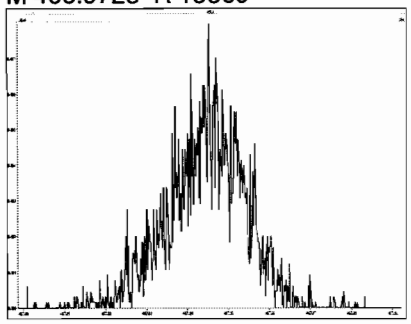

M 480.9696 R 11908

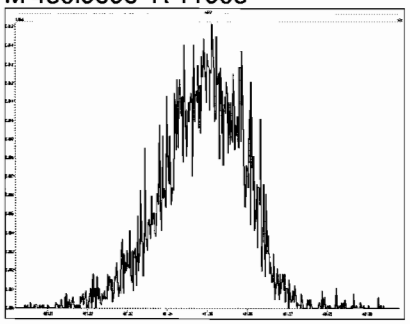

M 492.9696 R 12253

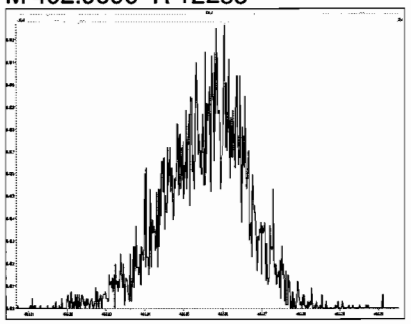

M 504.9696 R 12817

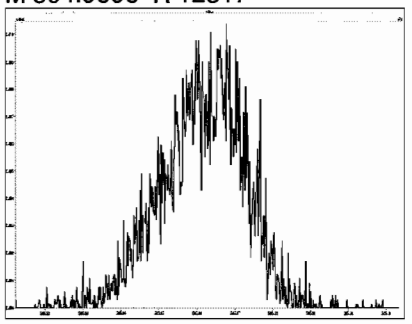

M 516.9697 R 17006

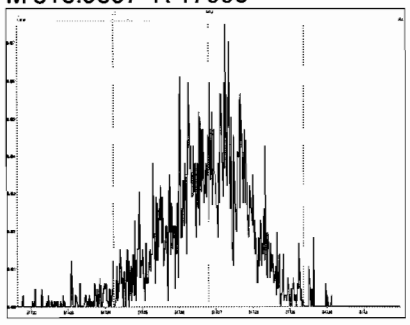

Dataset: Untitled

Last Altered: Saturday, June 29, 2019 12:04:52 Pacific Daylight Time
Printed: Saturday, June 29, 2019 12:05:15 Pacific Daylight Time

Method: U:\VG11.PRO\MethDB\PCB-209_ZB1_6-28-19.mdb 28 Jun 2019 14:45:02
Calibration: U:\VG11.PRO\CurveDB\db1_PCBvg11-6-28-19.cdb 29 Jun 2019 11:41:39

Name: 190628K2_1, Date: 28-Jun-2019, Time: 16:32:52, ID: ST190628K2-1 PCB 209 CS0 19D0801, Description: PCB 209 CS0 19D0801

PCB-1

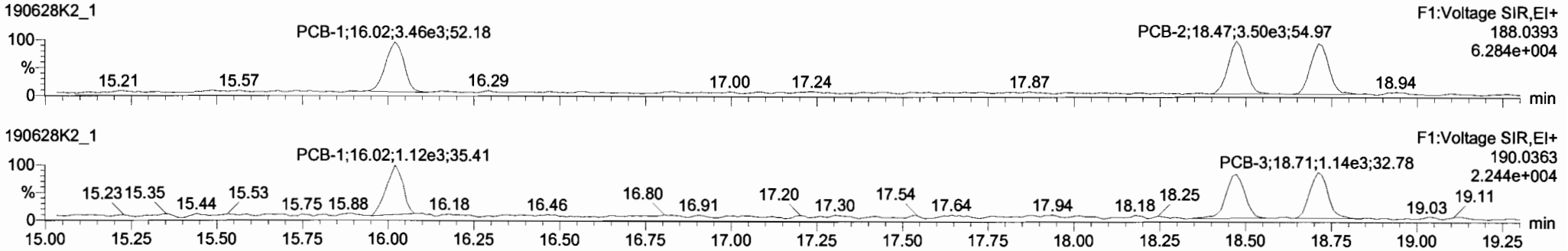

13C-PCB-1

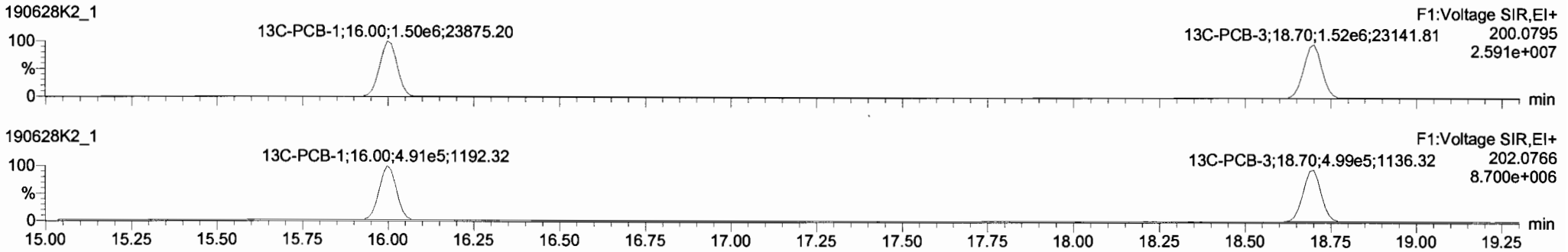

PFK1

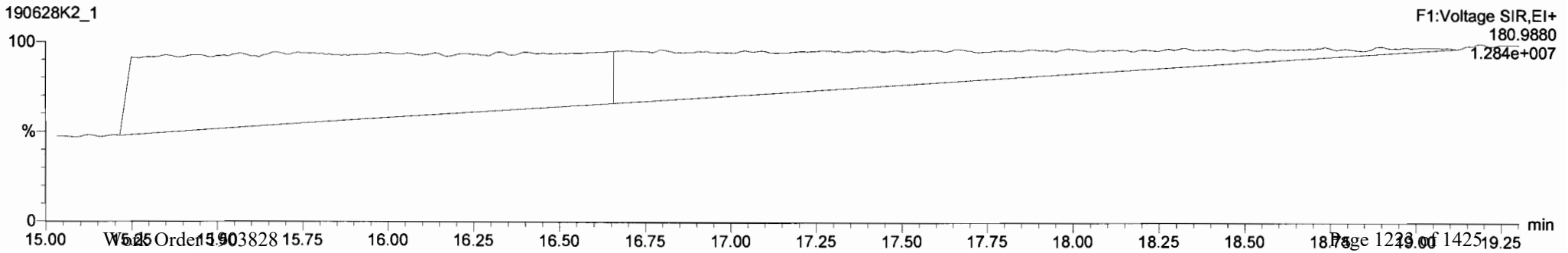

TargetLynx - 190628K2-CRV.qld - [Chromatogram]

File Edit View Display Processing Window Help

190628K2_1 - ST190628K2-1 PCB 209 CS0 19D0801 - PCB 209 CS0 19D0801

	#	Name	Resp	RA	n/y	RRF	wt/vol	Pred RT	RT	Pred R...	RRT	RRT Fail	Conc	%Rec	DL	EMPC
219	219	13C-PCB-205	8.26e5	0.91	NO	1.0000	1.000	55.60	55.60	1.000	0.000	NO	100.0	100	0.0453	
220	220	13C-PCB-79	1.31e6	0.77	NO	1.0320	1.000	38.47	38.47	1.029	1.029	NO	101.6	102	0.0590	
221	221	13C-PCB-178	5.82e5	0.45	NO	0.8746	1.000	46.58	46.58	0.988	0.988	NO	105.4	105	0.0722	
222	222	13C-PCB-79	1.31e6	0.76	NO	1.0454	1.000	38.46	38.47	0.968	0.968	NO	101.0	101	0.0612	
223	223	13C-PCB-178	5.81e5	0.45	NO	0.9749	1.000	46.59	46.58	0.924	0.924	NO	101.6	102	0.0718	
224	224	Total Mono-PCBs				1.0122	1.000	0.00		0.000		NO	0.6823		0.0291	0.6820
225	225	Total Di-PCBs				1.0599	1.000	0.00		0.000		NO	2.759		0.170	2.759
226	226	2nd Function Tri-PCBs				0.9137	1.000	0.00		0.000		NO	1.895		0.0699	1.895
227	227	3rd Function Tri-PCBs				1.0566	1.000	0.00		0.000		NO	3.738		0.197	3.738
228	228	Total Tetra-PCBs				0.9859	1.000	0.00		0.000		NO	9.552		0.358	9.552
229	229	3rd Function Penta-PCBs				1.1154	1.000	0.00		0.000		NO	9.622		0.418	9.622
230	230	4th Function Penta-PCBs				1.1128	1.000	0.00		0.000		NO	1.142		0.0808	1.142
231	231	3rd Function Hexa-PCBs				0.7740	1.000	0.00		0.000		NO	3.261		0.0621	3.261
232	232	4th Function Hexa-PCBs				0.9712	1.000	0.00		0.000		NO	6.404		0.202	6.404
233	233	Total Hepta-PCBs				1.2638	1.000	0.00		0.000		NO	5.554		0.637	5.554

	#	Name	Pred RT	RT	m1 Resp	m2 Resp	1° Ratio (Pred)	RA	n/y	EMPC	Conc
1	3	PCB-3	18.71	18.71	3.490e3	1.152e3	3.130	3.03	NO	0.22600	0.22614
2	2	PCB-2	18.48	18.47	3.501e3	1.106e3	3.130	3.17	NO	0.22600	0.22595
3	1	PCB-1	16.01	16.02	3.462e3	1.185e3	3.130	2.92	NO	0.22600	0.22620

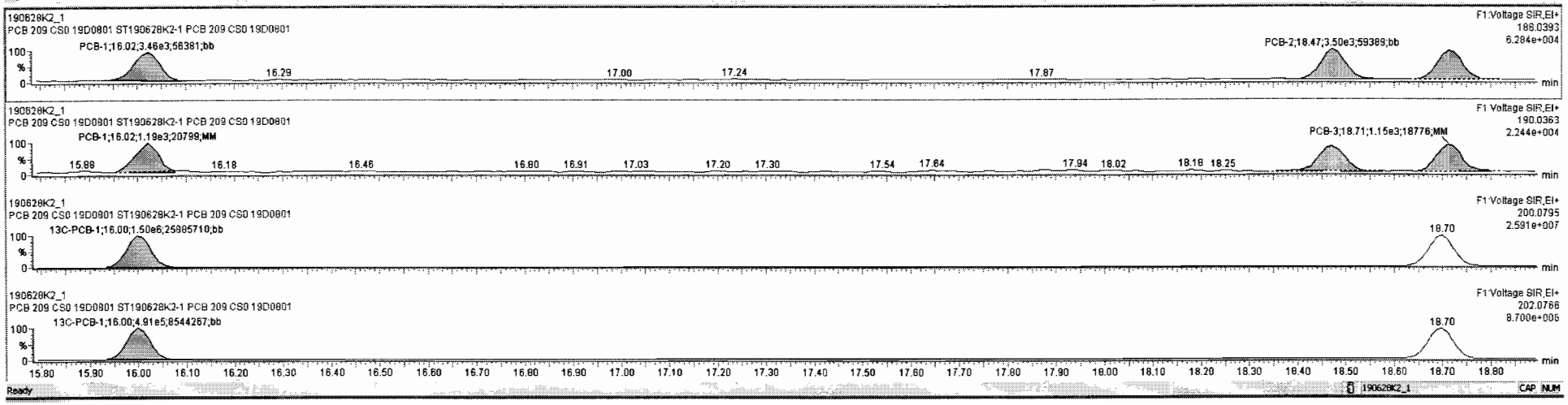

Ready 190628K2_1 CAP NUM

Dataset: Untitled

Last Altered: Saturday, June 29, 2019 12:04:52 Pacific Daylight Time
Printed: Saturday, June 29, 2019 12:05:15 Pacific Daylight Time

Name: 190628K2_1, Date: 28-Jun-2019, Time: 16:32:52, ID: ST190628K2-1 PCB 209 CS0 19D0801, Description: PCB 209 CS0 19D0801

PCB-4/10

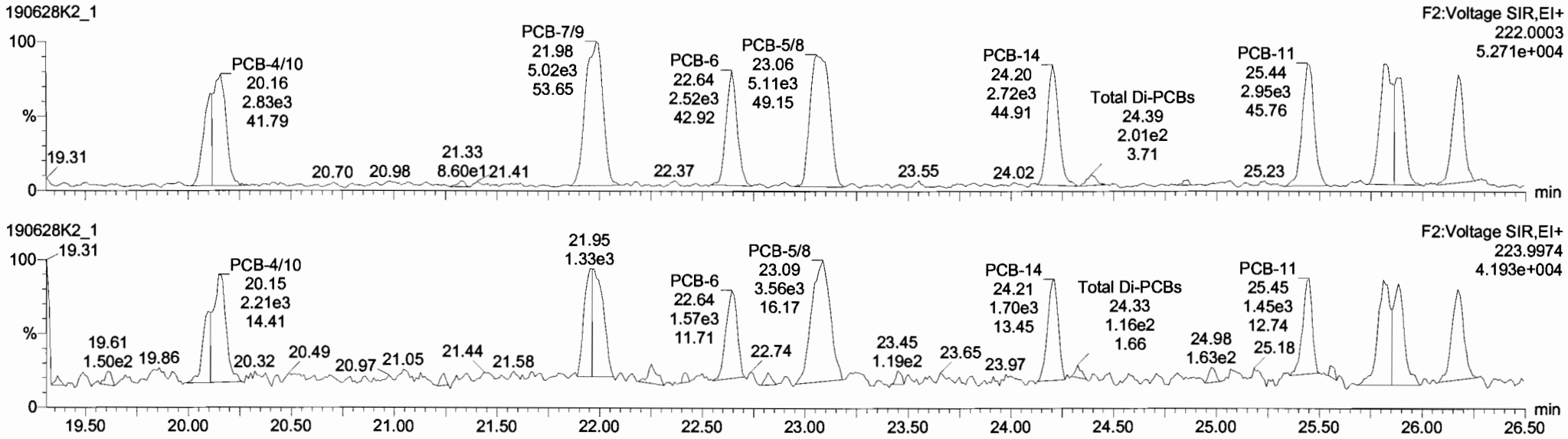

13C-PCB-4

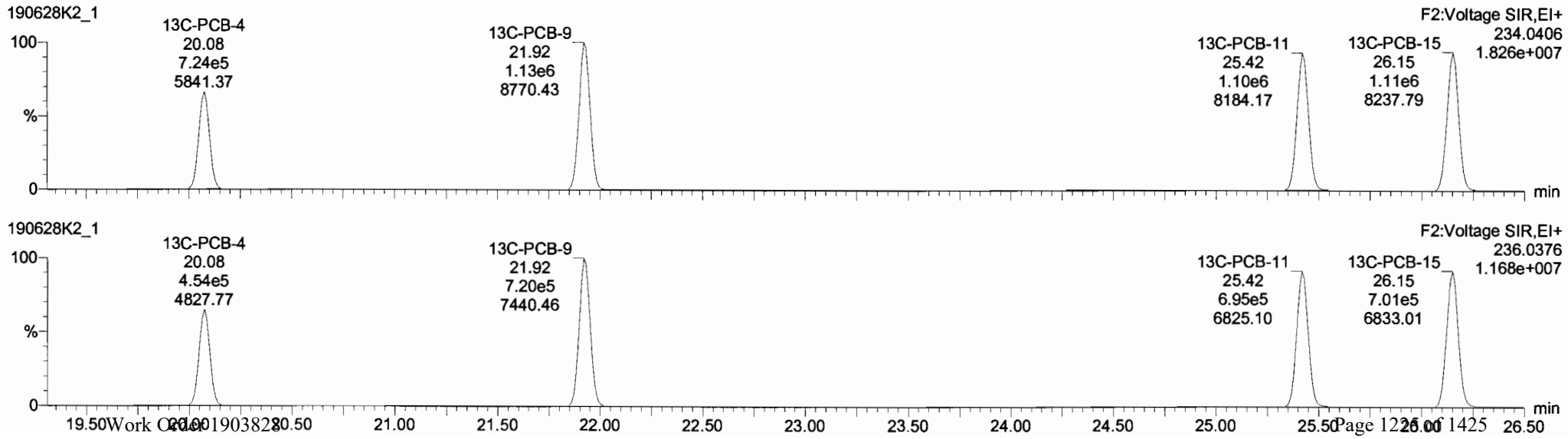

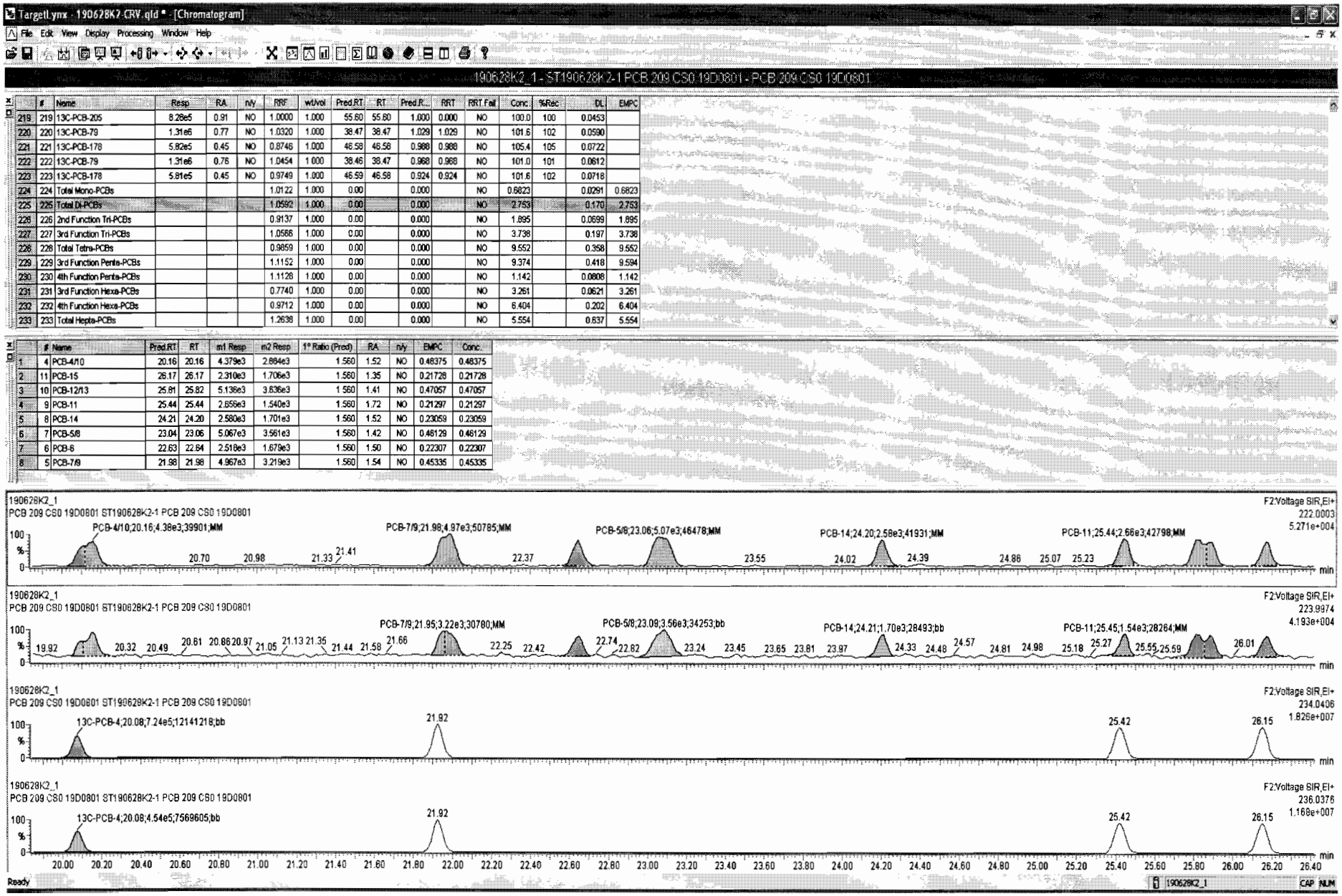

	#	Name	Resp	RA	n/y	RRF	wt/vol	Pred.RT	RT	Pred.R...	RRT	RRT Fail	Conc	%Rec	DL	EMPC
219	219	13C-PCB-205	8.26e5	0.91	NO	1.0000	1.000	55.60	55.60	1.000	0.000	NO	100.0	100	0.0453	
220	220	13C-PCB-79	1.31e6	0.77	NO	1.0320	1.000	38.47	38.47	1.029	1.029	NO	101.6	102	0.0590	
221	221	13C-PCB-178	5.82e5	0.45	NO	0.8746	1.000	46.58	46.58	0.988	0.988	NO	105.4	105	0.0722	
222	222	13C-PCB-79	1.31e6	0.76	NO	1.0454	1.000	38.46	38.47	0.968	0.968	NO	101.0	101	0.0612	
223	223	13C-PCB-178	5.81e5	0.45	NO	0.9749	1.000	46.59	46.58	0.924	0.924	NO	101.6	102	0.0718	
224	224	Total Mono-PCBs				1.0122	1.000	0.00		0.000		NO	0.6823		0.0291	0.6823
225	225	Total Di-PCBs				1.0592	1.000	0.00		0.000		NO	2.753		0.170	2.753
226	226	2nd Function Tri-PCBs				0.9137	1.000	0.00		0.000		NO	1.895		0.0699	1.895
227	227	3rd Function Tri-PCBs				1.0586	1.000	0.00		0.000		NO	3.738		0.197	3.738
228	228	Total Tetra-PCBs				0.9859	1.000	0.00		0.000		NO	9.552		0.358	9.552
229	229	3rd Function Penta-PCBs				1.1152	1.000	0.00		0.000		NO	9.374		0.418	9.594
230	230	4th Function Penta-PCBs				1.1126	1.000	0.00		0.000		NO	1.142		0.0808	1.142
231	231	3rd Function Hexa-PCBs				0.7740	1.000	0.00		0.000		NO	3.261		0.0621	3.261
232	232	4th Function Hexa-PCBs				0.9712	1.000	0.00		0.000		NO	6.404		0.202	6.404
233	233	Total Hepta-PCBs				1.2638	1.000	0.00		0.000		NO	5.554		0.637	5.554

	#	Name	Pred.RT	RT	m1 Resp	m2 Resp	1° Ratio (Pred)	RA	n/y	EMPC	Conc.
1	4	PCB-4/10	20.16	20.16	4.379e3	2.884e3	1.560	1.52	NO	0.48375	0.48375
2	11	PCB-15	26.17	26.17	2.310e3	1.706e3	1.560	1.35	NO	0.21728	0.21728
3	10	PCB-12/13	25.81	25.82	5.136e3	3.636e3	1.560	1.41	NO	0.47057	0.47057
4	9	PCB-11	25.44	25.44	2.656e3	1.540e3	1.560	1.72	NO	0.21297	0.21297
5	8	PCB-14	24.21	24.20	2.580e3	1.701e3	1.560	1.52	NO	0.23059	0.23059
6	7	PCB-5/8	23.04	23.06	5.067e3	3.561e3	1.560	1.42	NO	0.46129	0.46129
7	6	PCB-6	22.63	22.64	2.518e3	1.679e3	1.560	1.50	NO	0.22307	0.22307
8	5	PCB-7/9	21.98	21.98	4.967e3	3.219e3	1.560	1.54	NO	0.45335	0.45335

Dataset: Untitled

Last Altered: Saturday, June 29, 2019 12:04:52 Pacific Daylight Time
Printed: Saturday, June 29, 2019 12:05:15 Pacific Daylight Time

Name: 190628K2_1, Date: 28-Jun-2019, Time: 16:32:52, ID: ST190628K2-1 PCB 209 CS0 19D0801, Description: PCB 209 CS0 19D0801

PCB-19

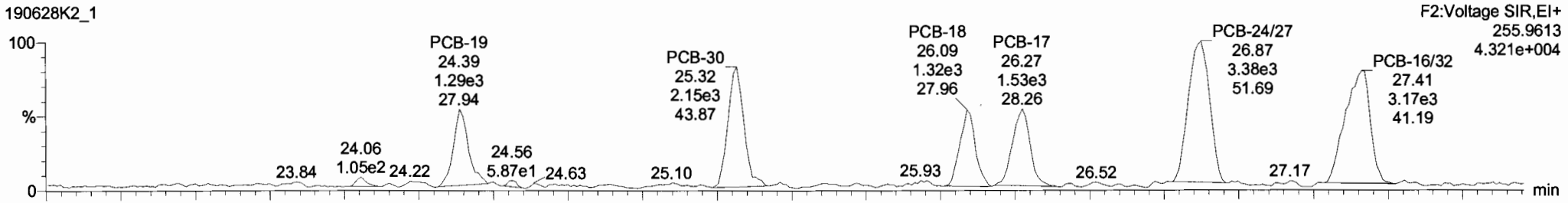

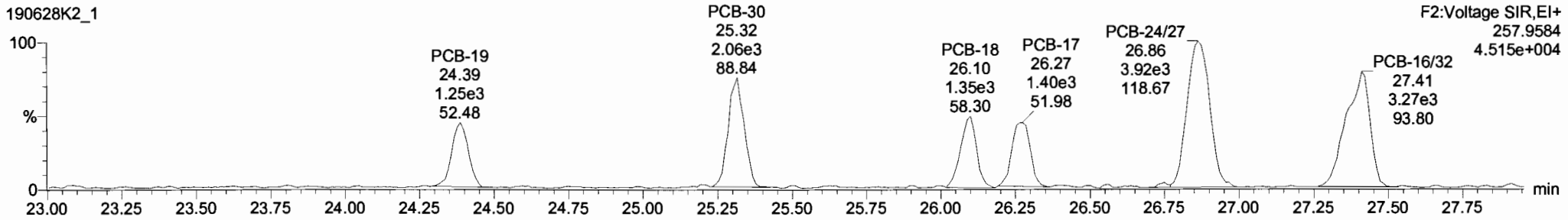

13C-PCB-19

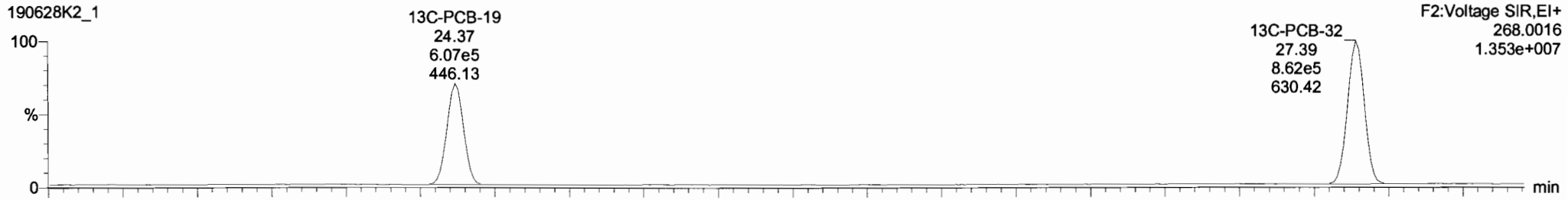

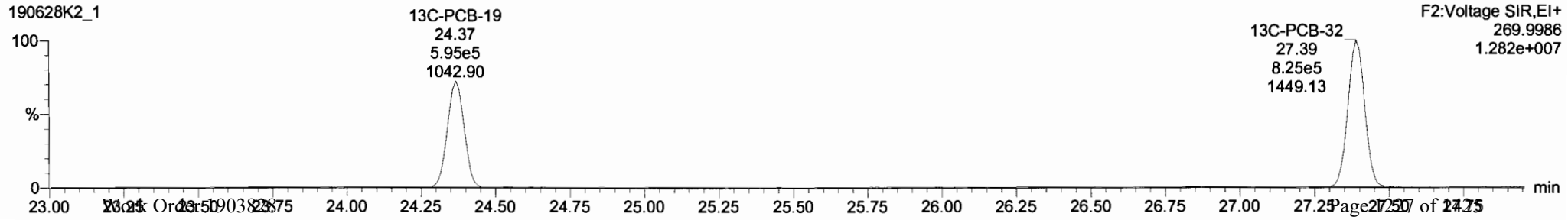

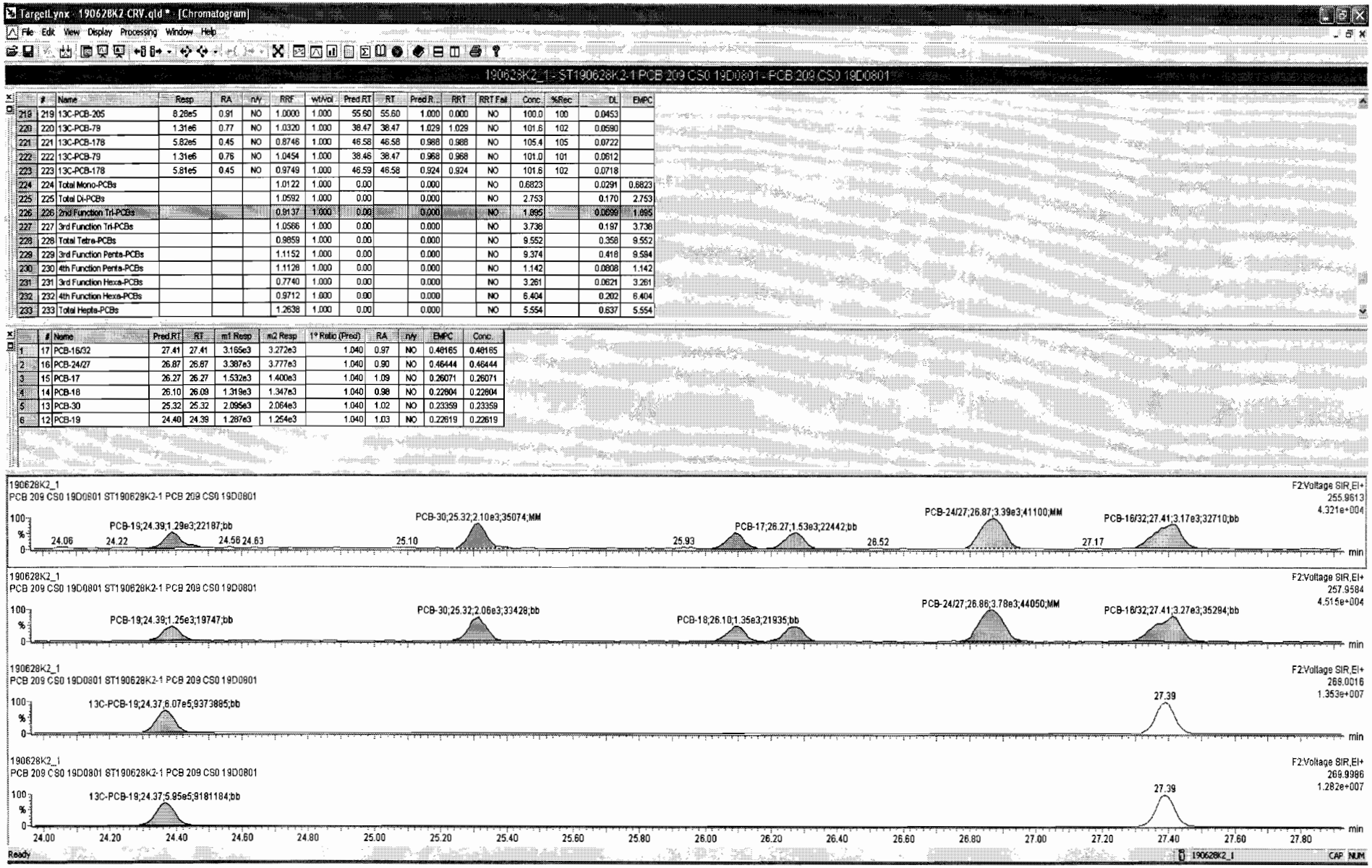

	#	Name	Resp	RA	n/y	RRF	wt/vol	Pred RT	RT	Pred R...	RRT	RRT Fail	Conc	%Rec	DL	EMPC
219	219	13C-PCB-205	8.28e5	0.91	NO	1.0000	1.000	55.60	55.60	1.000	0.000	NO	100.0	100	0.0453	
220	220	13C-PCB-79	1.31e6	0.77	NO	1.0320	1.000	38.47	38.47	1.029	1.029	NO	101.6	102	0.0590	
221	221	13C-PCB-178	5.82e5	0.45	NO	0.8746	1.000	46.58	46.58	0.988	0.988	NO	105.4	105	0.0722	
222	222	13C-PCB-79	1.31e6	0.76	NO	1.0454	1.000	38.46	38.47	0.968	0.968	NO	101.0	101	0.0612	
223	223	13C-PCB-178	5.81e5	0.45	NO	0.9749	1.000	46.59	46.58	0.924	0.924	NO	101.6	102	0.0718	
224	224	Total Mono-PCBs				1.0122	1.000	0.00		0.000		NO	0.6823		0.0291	0.6823
225	225	Total Di-PCBs				1.0592	1.000	0.00		0.000		NO	2.753		0.170	2.753
226	226	2nd Function Tri-PCBs				0.9137	1.000	0.00		0.000		NO	1.895		0.0699	1.895
227	227	3rd Function Tri-PCBs				1.0586	1.000	0.00		0.000		NO	3.738		0.197	3.738
228	228	Total Tetra-PCBs				0.9859	1.000	0.00		0.000		NO	9.552		0.358	9.552
229	229	3rd Function Penta-PCBs				1.1152	1.000	0.00		0.000		NO	9.374		0.418	9.594
230	230	4th Function Penta-PCBs				1.1128	1.000	0.00		0.000		NO	1.142		0.0808	1.142
231	231	3rd Function Hexa-PCBs				0.7740	1.000	0.00		0.000		NO	3.261		0.0621	3.261
232	232	4th Function Hexa-PCBs				0.9712	1.000	0.00		0.000		NO	6.404		0.202	6.404
233	233	Total Hepta-PCBs				1.2638	1.000	0.00		0.000		NO	5.554		0.637	5.554

	#	Name	Pred RT	RT	m1 Resp	m2 Resp	1° Ratio (Pred)	RA	n/y	EMPC	Conc.
1	17	PCB-16/32	27.41	27.41	3.165e3	3.272e3	1.040	0.97	NO	0.46165	0.46165
2	16	PCB-24/27	26.87	26.87	3.387e3	3.777e3	1.040	0.90	NO	0.46444	0.46444
3	15	PCB-17	26.27	26.27	1.532e3	1.400e3	1.040	1.09	NO	0.26071	0.26071
4	14	PCB-18	26.10	26.09	1.319e3	1.347e3	1.040	0.98	NO	0.22804	0.22804
5	13	PCB-30	25.32	25.32	2.095e3	2.064e3	1.040	1.02	NO	0.23359	0.23359
6	12	PCB-19	24.40	24.39	1.287e3	1.254e3	1.040	1.03	NO	0.22619	0.22619

Dataset: Untitled

Last Altered: Saturday, June 29, 2019 12:04:52 Pacific Daylight Time
Printed: Saturday, June 29, 2019 12:05:15 Pacific Daylight Time

Name: 190628K2_1, Date: 28-Jun-2019, Time: 16:32:52, ID: ST190628K2-1 PCB 209 CS0 19D0801, Description: PCB 209 CS0 19D0801

PCB-34

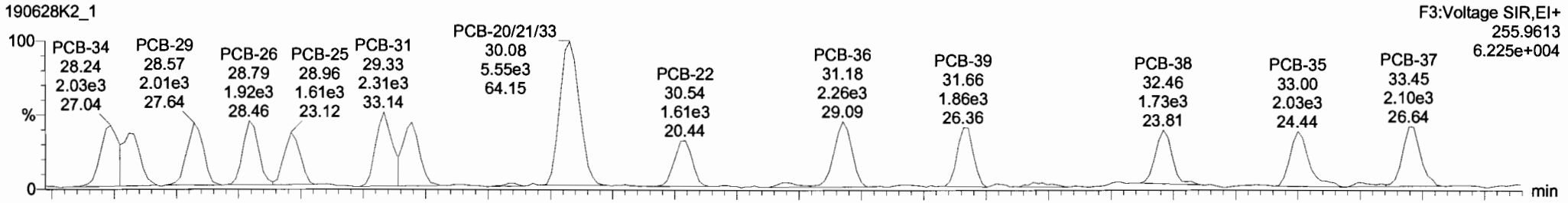

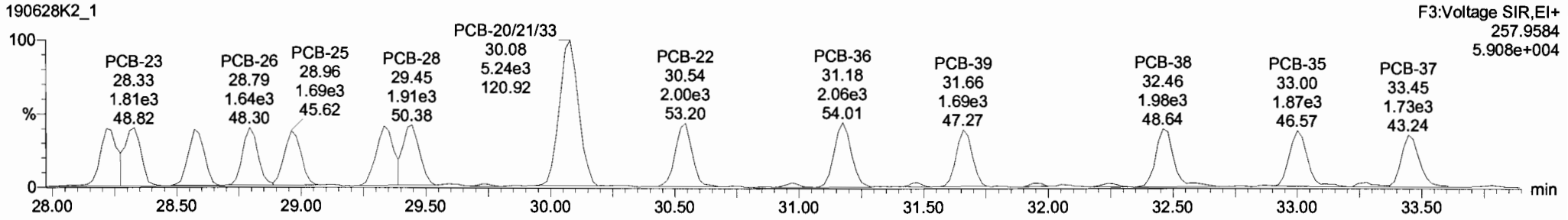

13C-PCB-28

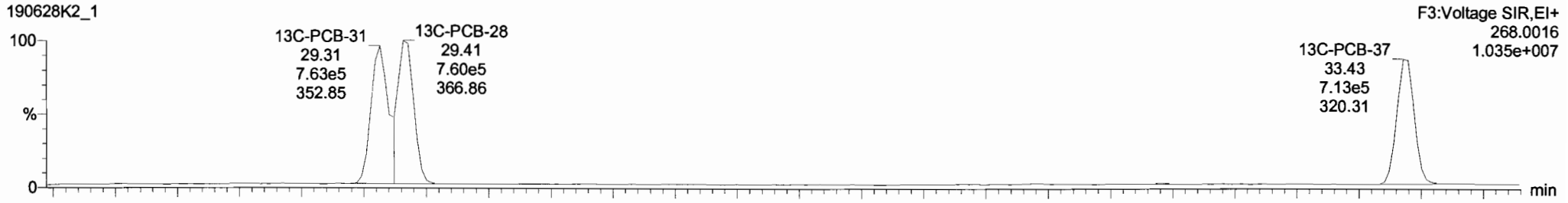

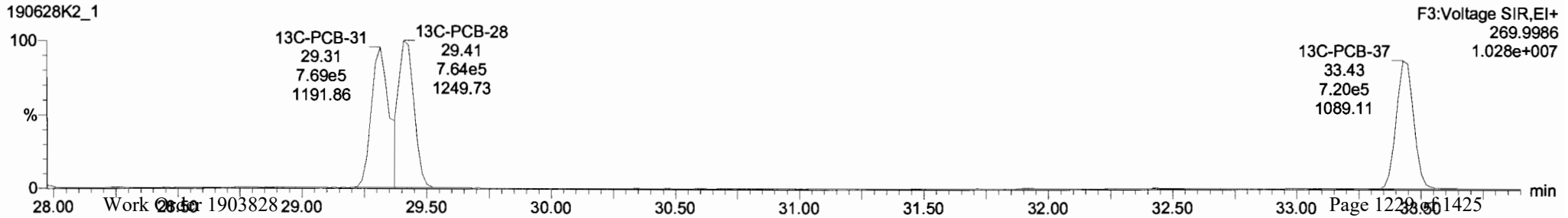

TargetLynx - 190628K2-CRV.qld * - [Chromatogram]

File Edit View Display Processing Window Help

190628K2_1 - ST190628K2-1 PCB 209 CS0 19D0801 - PCB 209 CS0 19D0801

	#	Name	Resp	RA	n/y	RRF	wt/vol	Pred.RT	RT	Pred.R...	RRT	RRT Fail	Conc.	%Rec	DL	EMPC
219	219	13C-PCB-205	8.26e5	0.91	NO	1.0000	1.000	55.60	55.60	1.000	0.000	NO	100.0	100	0.0453	
220	220	13C-PCB-79	1.31e6	0.77	NO	1.0320	1.000	38.47	38.47	1.029	1.029	NO	101.6	102	0.0590	
221	221	13C-PCB-178	5.82e5	0.45	NO	0.8746	1.000	46.58	46.58	0.988	0.988	NO	105.4	105	0.0722	
222	222	13C-PCB-79	1.31e6	0.76	NO	1.0454	1.000	38.46	38.47	0.968	0.968	NO	101.0	101	0.0612	
223	223	13C-PCB-178	5.81e5	0.45	NO	0.9749	1.000	46.59	46.58	0.924	0.924	NO	101.6	102	0.0718	
224	224	Total Mono-PCBs				1.0122	1.000	0.00		0.000		NO	0.6823		0.0291	0.6823
225	225	Total Di-PCBs				1.0592	1.000	0.00		0.000		NO	2.753		0.170	2.753
226	226	2nd Function Tri-PCBs				0.9137	1.000	0.00		0.000		NO	1.895		0.0699	1.895
227	227	3rd Function Tri-PCBs				1.0586	1.000	0.00		0.000		NO	3.738		0.197	3.738
228	228	Total Tetra-PCBs				0.9659	1.000	0.00		0.000		NO	9.552		0.358	9.552
229	229	3rd Function Penta-PCBs				1.1152	1.000	0.00		0.000		NO	9.374		0.418	9.594
230	230	4th Function Penta-PCBs				1.1128	1.000	0.00		0.000		NO	1.142		0.0808	1.142
231	231	3rd Function Hexa-PCBs				0.7740	1.000	0.00		0.000		NO	3.261		0.0621	3.261
232	232	4th Function Hexa-PCBs				0.9712	1.000	0.00		0.000		NO	6.404		0.202	6.404
233	233	Total Hepta-PCBs				1.2638	1.000	0.00		0.000		NO	5.554		0.637	5.554

	#	Name	Pred.RT	RT	m1 Resp	m2 Resp	1° Ratio (Pred)	RA	n/y	EMPC	Conc.
1	22	PCB-25	28.96	28.96	1.606e3	1.690e3	1.040	0.95	NO	0.22115	0.22115
2	21	PCB-26	28.79	28.79	1.925e3	1.640e3	1.040	1.17	NO	0.23367	0.23367
3	20	PCB-29	28.57	28.57	2.009e3	1.714e3	1.040	1.17	NO	0.25619	0.25619
4	19	PCB-23	28.31	28.31	1.813e3	1.812e3	1.040	1.00	NO	0.24419	0.24419
5	18	PCB-34	28.22	28.24	2.026e3	1.804e3	1.040	1.12	NO	0.25451	0.25451
6	31	PCB-37	33.46	33.45	1.941e3	1.647e3	1.040	1.18	NO	0.22543	0.22543
7	30	PCB-35	33.00	33.00	1.828e3	1.781e3	1.040	1.03	NO	0.22240	0.22240
8	29	PCB-38	32.46	32.46	1.630e3	1.661e3	1.040	0.98	NO	0.20349	0.20349
9	26	PCB-39	31.65	31.66	1.860e3	1.687e3	1.040	1.10	NO	0.22823	0.22823

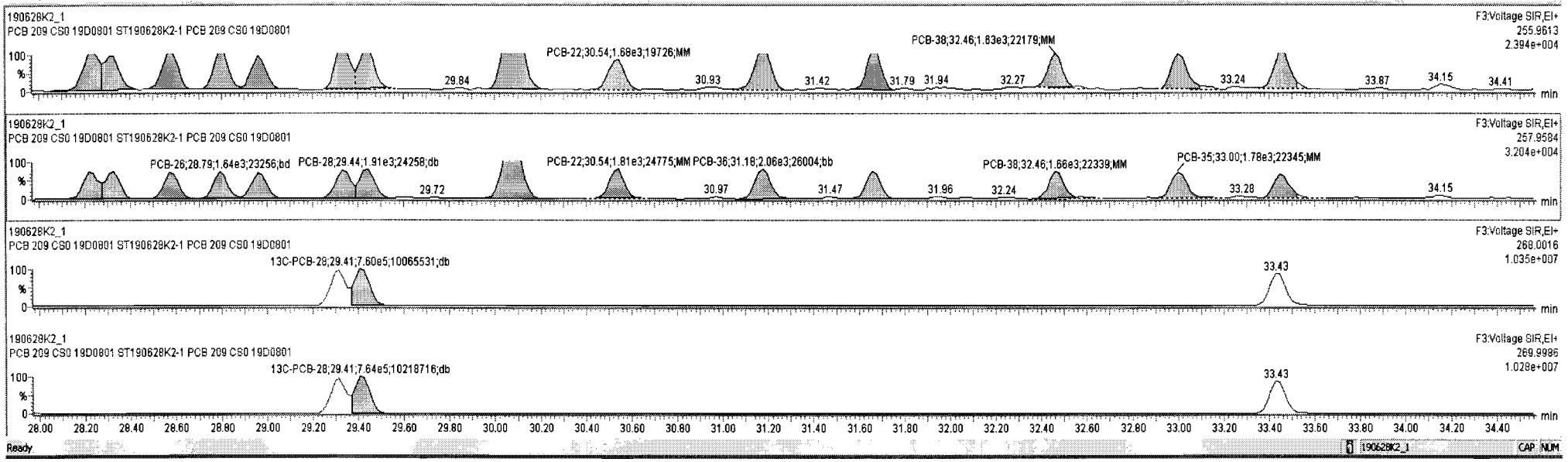

Dataset: Untitled

Last Altered: Saturday, June 29, 2019 12:04:52 Pacific Daylight Time
Printed: Saturday, June 29, 2019 12:05:15 Pacific Daylight Time

Name: 190628K2_1, Date: 28-Jun-2019, Time: 16:32:52, ID: ST190628K2-1 PCB 209 CS0 19D0801, Description: PCB 209 CS0 19D0801

PCB-54

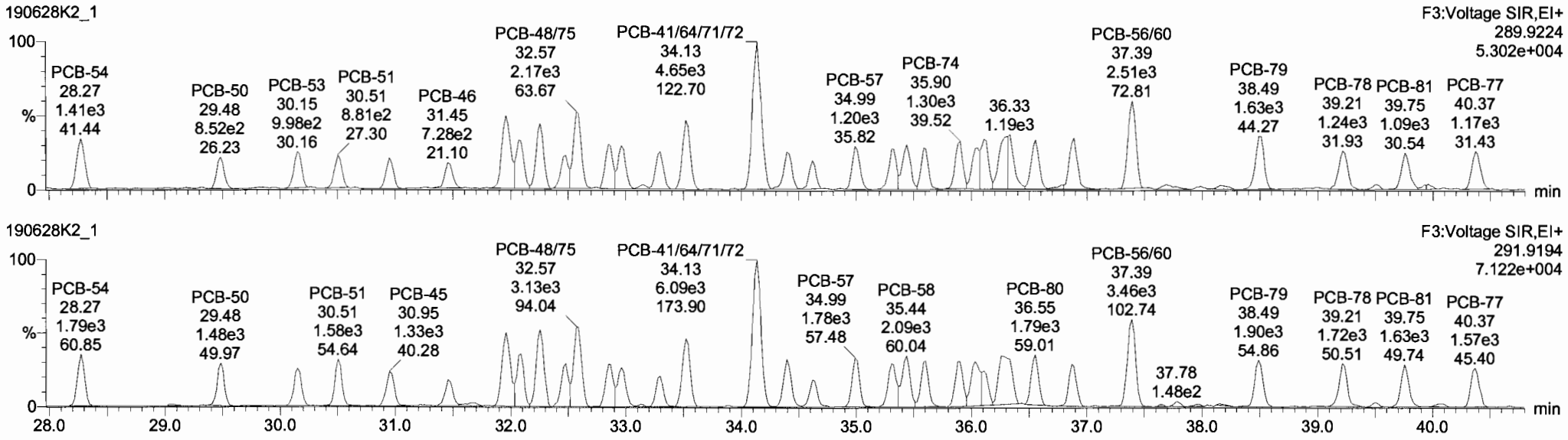

13C-PCB-54

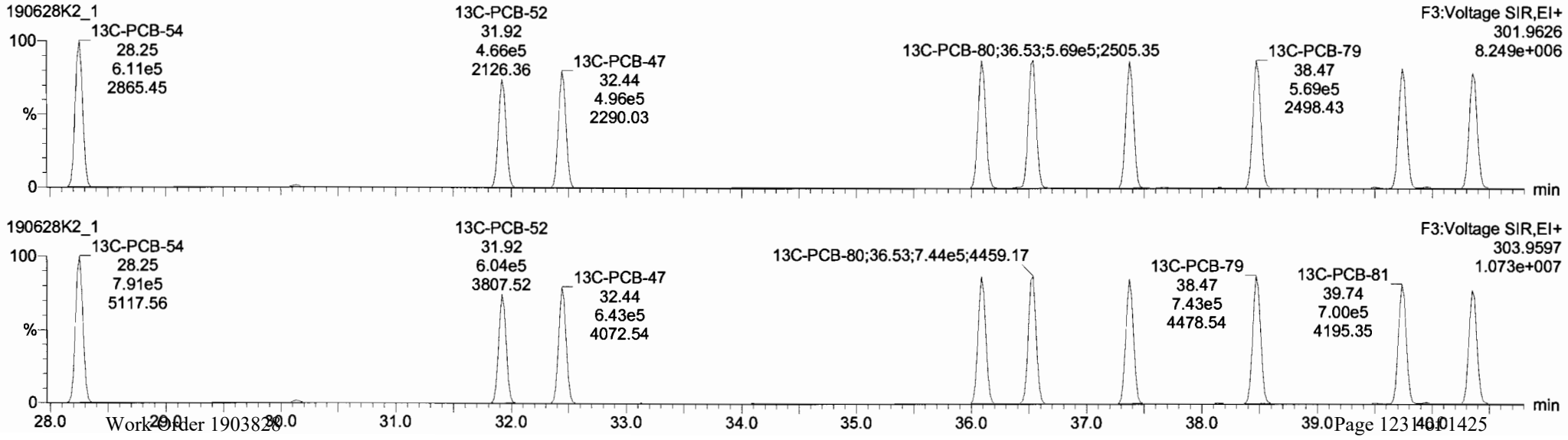

Dataset: Untitled

Last Altered: Saturday, June 29, 2019 12:04:52 Pacific Daylight Time
Printed: Saturday, June 29, 2019 12:05:15 Pacific Daylight Time

Name: 190628K2_1, Date: 28-Jun-2019, Time: 16:32:52, ID: ST190628K2-1 PCB 209 CS0 19D0801, Description: PCB 209 CS0 19D0801

PCB-50

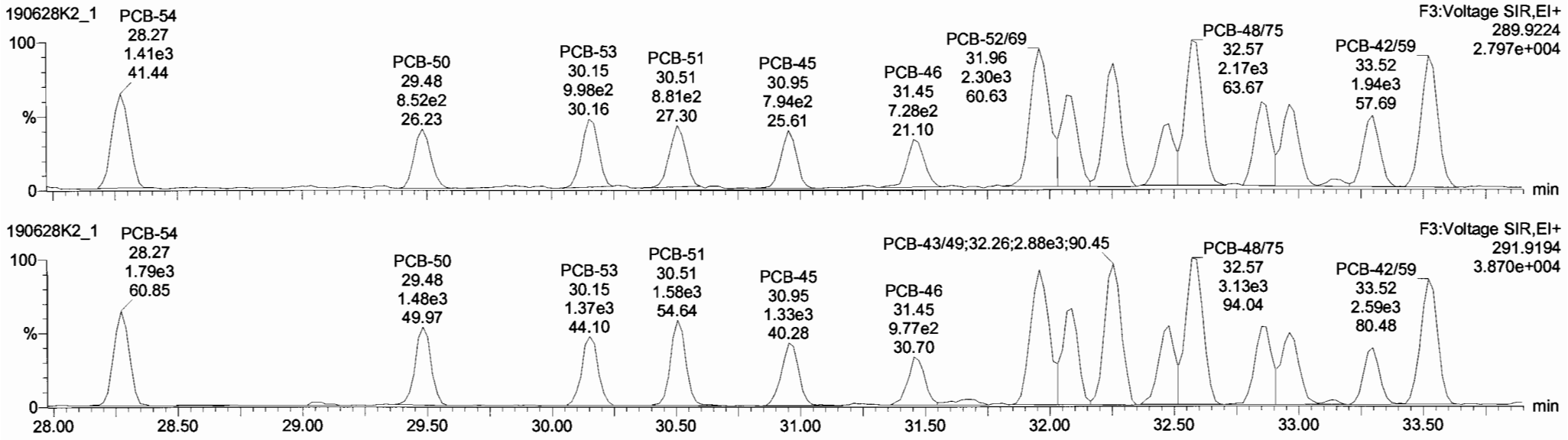

13C-PCB-52

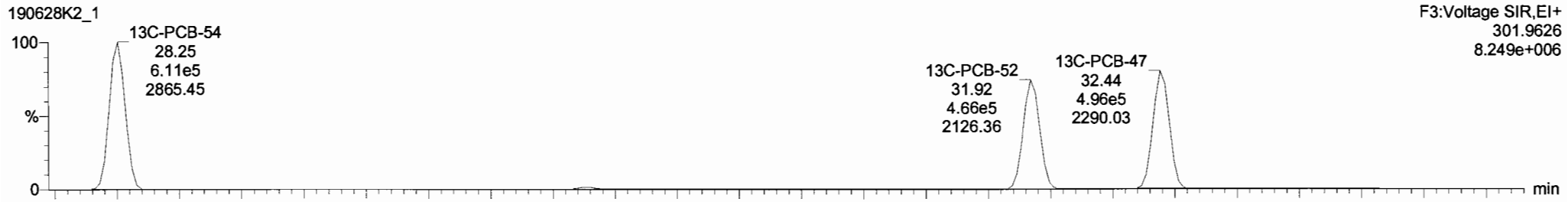

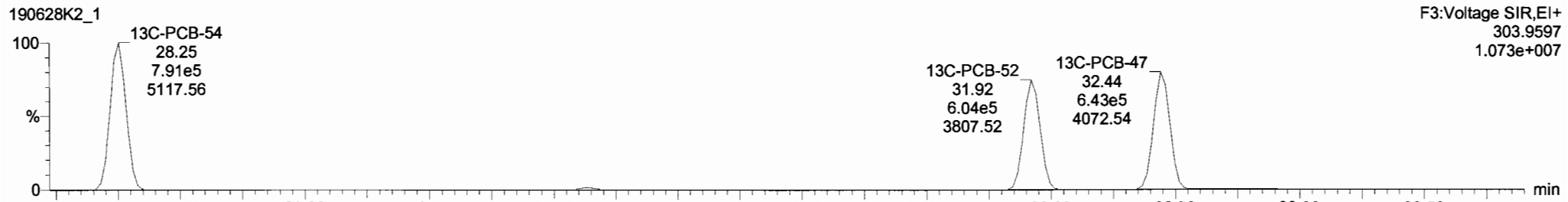

TargetLynx - 190628K2-CRV.qld * - [Chromatogram]

File Edit View Display Processing Window Help

190628K2_1 - ST190628K2-1 PCB 209 CS0 19D0801 - PCB 209 CS0 19D0801

	#	Name	Resp	RA	n/y	RRF	wt/vol	Pred.RT	RT	Pred.R...	RRT	RRT Fail	Conc.	%Rec	DL	EMPC
219	219	13C-PCB-205	8.28e5	0.91	NO	1.0000	1.000	55.60	55.60	1.000	0.000	NO	100.0	100	0.0453	
220	220	13C-PCB-79	1.31e6	0.77	NO	1.0320	1.000	38.47	38.47	1.029	1.029	NO	101.6	102	0.0590	
221	221	13C-PCB-178	5.82e5	0.45	NO	0.8746	1.000	46.58	46.58	0.988	0.988	NO	105.4	105	0.0722	
222	222	13C-PCB-79	1.31e6	0.76	NO	1.0454	1.000	38.46	38.47	0.968	0.968	NO	101.0	101	0.0612	
223	223	13C-PCB-178	5.81e5	0.45	NO	0.9749	1.000	46.59	46.58	0.924	0.924	NO	101.6	102	0.0718	
224	224	Total Mono-PCBs				1.0122	1.000	0.00		0.000		NO	0.6823		0.0291	0.6823
225	225	Total Di-PCBs				1.0592	1.000	0.00		0.000		NO	2.753		0.170	2.753
226	226	2nd Function Tri-PCBs				0.9137	1.000	0.00		0.000		NO	1.895		0.0699	1.895
227	227	3rd Function Tri-PCBs				1.0566	1.000	0.00		0.000		NO	3.738		0.197	3.738
228	228	Total Tetra-PCBs				0.9859	1.000	0.00		0.000		NO	9.552		0.358	9.552
229	229	3rd Function Penta-PCBs				1.1152	1.000	0.00		0.000		NO	9.374		0.418	9.594
230	230	4th Function Penta-PCBs				1.1128	1.000	0.00		0.000		NO	1.142		0.0808	1.142
231	231	3rd Function Hexa-PCBs				0.7740	1.000	0.00		0.000		NO	3.261		0.0621	3.261
232	232	4th Function Hexa-PCBs				0.9712	1.000	0.00		0.000		NO	6.404		0.202	6.404
233	233	Total Hepta-PCBs				1.2638	1.000	0.00		0.000		NO	5.554		0.637	5.554

	#	Name	Pred.RT	RT	m1 Resp	m2 Resp	1° Ratio (Pred)	RA	n/y	EMPC	Conc.
1	45	PCB-44	33.28	33.30	9.876e2	1.128e3	0.770	0.88	NO	0.24417	0.24417
2	44	PCB-62	32.96	32.96	1.240e3	1.581e3	0.770	0.78	NO	0.23258	0.23258
3	43	PCB-65	32.85	32.85	1.188e3	1.587e3	0.770	0.75	NO	0.21980	0.21980
4	42	PCB-48/75	32.57	32.57	2.170e3	3.129e3	0.770	0.69	NO	0.45422	0.45422
5	41	PCB-47	32.45	32.48	1.005e3	1.507e3	0.770	0.67	NO	0.25389	0.25389
6	40	PCB-43/49	32.26	32.26	1.878e3	2.821e3	0.770	0.67	NO	0.46722	0.46722
7	39	PCB-73	32.07	32.07	1.341e3	1.830e3	0.770	0.73	NO	0.22992	0.22992
8	38	PCB-52/69	31.96	31.96	2.295e3	3.051e3	0.770	0.75	NO	0.45772	0.45772
9	37	PCB-46	31.45	31.45	7.278e2	9.773e2	0.770	0.74	NO	0.21151	0.21151

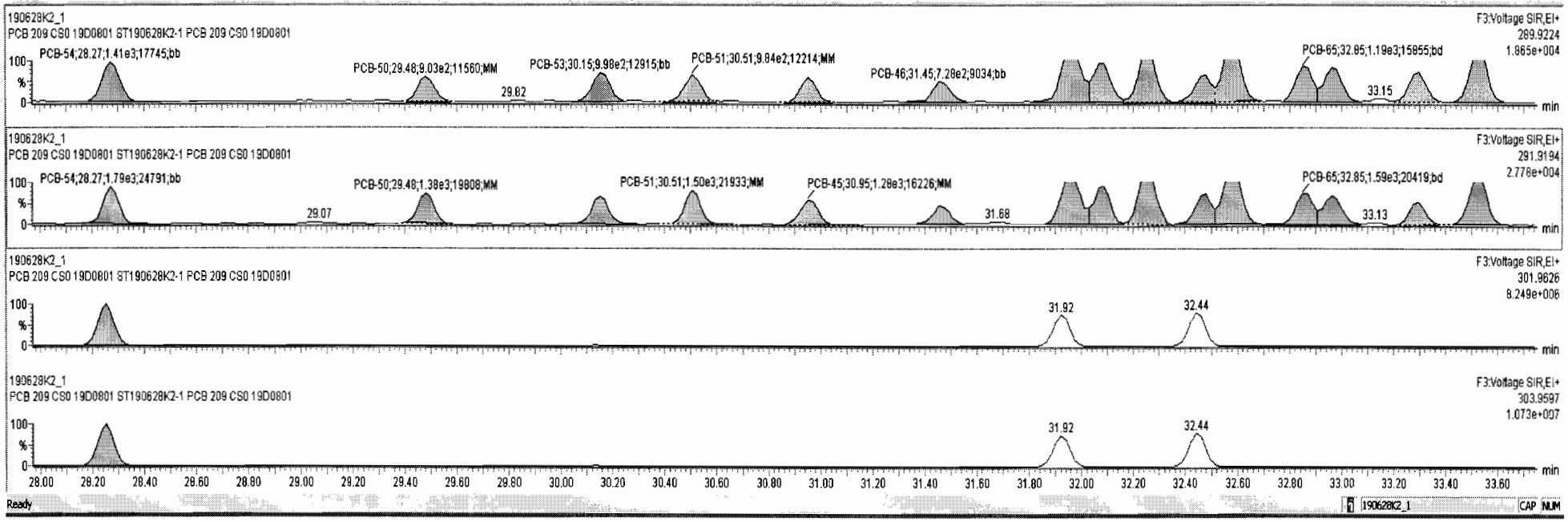

Dataset: Untitled

Last Altered: Saturday, June 29, 2019 12:04:52 Pacific Daylight Time
Printed: Saturday, June 29, 2019 12:05:15 Pacific Daylight Time

Name: 190628K2_1, Date: 28-Jun-2019, Time: 16:32:52, ID: ST190628K2-1 PCB 209 CS0 19D0801, Description: PCB 209 CS0 19D0801

PCB-68

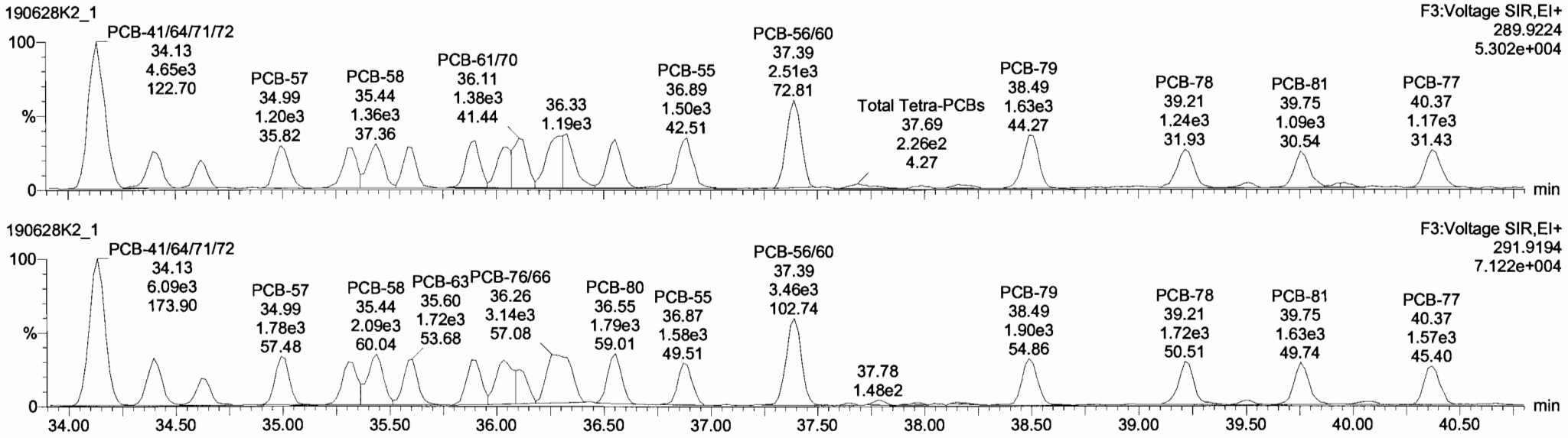

13C-PCB-60

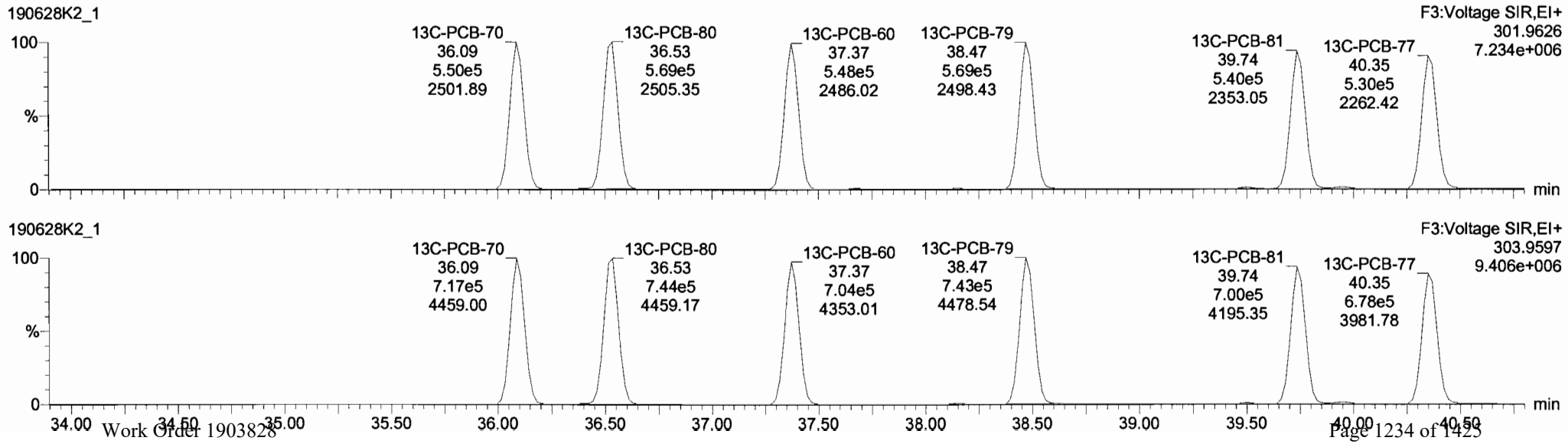

TargetLynx - 190628K2-CRV.qld * - [Chromatogram]

File Edit View Display Processing Window Help

190628K2_1 - ST190628K2-1 PCB 209 CS0 19D0801 - PCB 209 CS0 19D0801

	#	Name	Resp	RA	n/y	RRF	wt/Vol	Pred RT	RT	Pred R...	RRT	RRT Fail	Conc.	%Rec	DL	EMPC
219	219	13C-PCB-205	8.28e5	0.91	NO	1.0000	1.000	55.60	55.60	1.000	0.000	NO	100.0	100	0.0453	
220	220	13C-PCB-79	1.31e6	0.77	NO	1.0320	1.000	38.47	38.47	1.029	1.029	NO	101.6	102	0.0590	
221	221	13C-PCB-178	5.82e5	0.45	NO	0.8746	1.000	46.58	46.58	0.988	0.988	NO	105.4	105	0.0722	
222	222	13C-PCB-79	1.31e6	0.76	NO	1.0454	1.000	38.46	38.47	0.968	0.968	NO	101.0	101	0.0612	
223	223	13C-PCB-178	5.81e5	0.45	NO	0.9749	1.000	46.59	46.58	0.924	0.924	NO	101.6	102	0.0718	
224	224	Total Mono-PCBs				1.0122	1.000	0.00		0.000		NO	0.6823		0.0291	0.6823
225	225	Total Di-PCBs				1.0592	1.000	0.00		0.000		NO	2.753		0.170	2.753
226	226	2nd Function Tri-PCBs				0.9137	1.000	0.00		0.000		NO	1.895		0.0699	1.895
227	227	3rd Function Tri-PCBs				1.0566	1.000	0.00		0.000		NO	3.738		0.197	3.738
228	228	Total Tetra-PCBs				0.9861	1.000	0.00		0.000		NO	9.554		0.358	9.554
229	229	3rd Function Penta-PCBs				1.1152	1.000	0.00		0.000		NO	9.374		0.418	9.594
230	230	4th Function Penta-PCBs				1.1128	1.000	0.00		0.000		NO	1.142		0.0808	1.142
231	231	3rd Function Hexa-PCBs				0.7740	1.000	0.00		0.000		NO	3.261		0.0621	3.261
232	232	4th Function Hexa-PCBs				0.9712	1.000	0.00		0.000		NO	6.404		0.202	6.404
233	233	Total Hepta-PCBs				1.2638	1.000	0.00		0.000		NO	5.554		0.637	5.554

	#	Name	Pred RT	RT	m1 Resp	m2 Resp	1° Ratio (Pred)	RA	n/y	EMPC	Conc.
1	45	PCB-44	33.28	33.30	9.876e2	1.128e3	0.770	0.88	NO	0.24417	0.24417
2	44	PCB-62	32.96	32.96	1.240e3	1.581e3	0.770	0.78	NO	0.23258	0.23258
3	43	PCB-65	32.85	32.85	1.188e3	1.587e3	0.770	0.75	NO	0.21980	0.21980
4	42	PCB-48/75	32.57	32.57	2.170e3	3.129e3	0.770	0.69	NO	0.45422	0.45422
5	41	PCB-47	32.45	32.48	1.005e3	1.507e3	0.770	0.67	NO	0.25389	0.25389
6	40	PCB-43/49	32.26	32.26	1.878e3	2.821e3	0.770	0.67	NO	0.46722	0.46722
7	39	PCB-73	32.07	32.07	1.341e3	1.630e3	0.770	0.73	NO	0.22992	0.22992
8	38	PCB-52/69	31.96	31.96	2.295e3	3.051e3	0.770	0.75	NO	0.45772	0.45772
9	37	PCB-46	31.45	31.45	7.278e2	9.773e2	0.770	0.74	NO	0.21151	0.21151

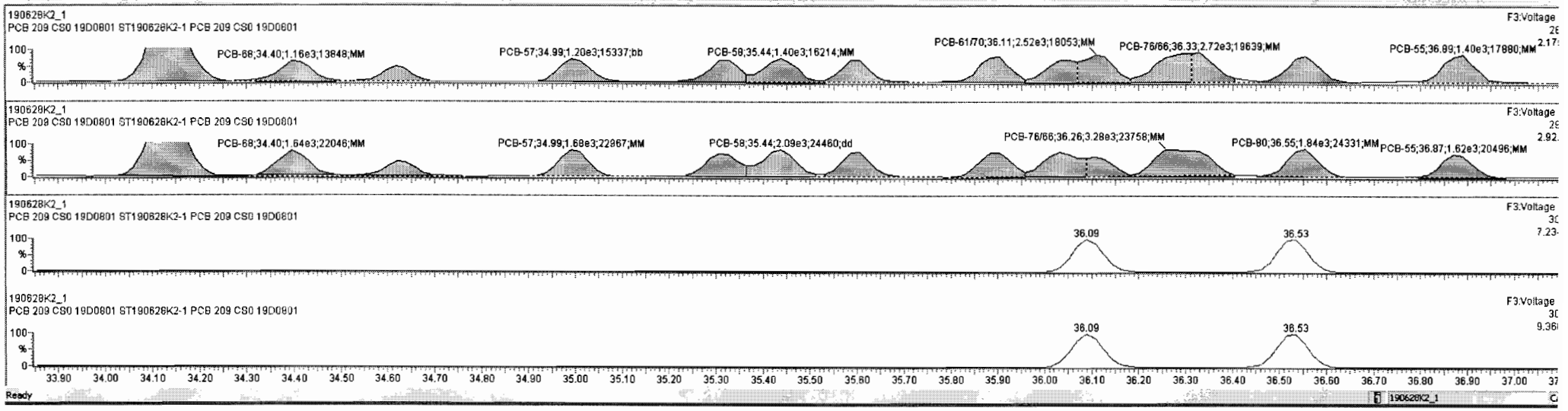

TargetLynx - 190628K2-CRV.qld * - [Chromatogram]

File Edit View Display Processing Window Help

190628K2_1 - ST190628K2-1 PCB 209 CS0 19D0801 - PCB 209 CS0 19D0801

	#	Name	Resp	RA	n/y	RRF	wt/vol	Pred.RT	RT	Pred.R...	RRT	RRT Fail	Conc.	%Rec	DL	EMPC
219	219	13C-PCB-205	8.28e5	0.91	NO	1.0000	1.000	55.60	55.60	1.000	0.000	NO	100.0	100	0.0453	
220	220	13C-PCB-79	1.31e6	0.77	NO	1.0320	1.000	38.47	38.47	1.029	1.029	NO	101.6	102	0.0590	
221	221	13C-PCB-178	5.82e5	0.45	NO	0.8746	1.000	46.58	46.58	0.988	0.988	NO	105.4	105	0.0722	
222	222	13C-PCB-79	1.31e6	0.76	NO	1.0454	1.000	38.46	38.47	0.968	0.968	NO	101.0	101	0.0612	
223	223	13C-PCB-178	5.81e5	0.45	NO	0.9749	1.000	46.59	46.58	0.924	0.924	NO	101.6	102	0.0718	
224	224	Total Mono-PCBs				1.0122	1.000	0.00		0.000		NO	0.6823		0.0291	0.6823
225	225	Total Di-PCBs				1.0592	1.000	0.00		0.000		NO	2.753		0.170	2.753
226	226	2nd Function Tri-PCBs				0.9137	1.000	0.00		0.000		NO	1.895		0.0699	1.895
227	227	3rd Function Tri-PCBs				1.0566	1.000	0.00		0.000		NO	3.738		0.197	3.738
228	228	Total Tetra-PCBs				0.9061	1.000	0.00		0.000		NO	9.554		0.358	9.554
229	229	3rd Function Penta-PCBs				1.1152	1.000	0.00		0.000		NO	9.374		0.418	9.594
230	230	4th Function Penta-PCBs				1.1128	1.000	0.00		0.000		NO	1.142		0.0808	1.142
231	231	3rd Function Hexa-PCBs				0.7740	1.000	0.00		0.000		NO	3.261		0.0621	3.261
232	232	4th Function Hexa-PCBs				0.9712	1.000	0.00		0.000		NO	6.404		0.202	6.404
233	233	Total Hepta-PCBs				1.2638	1.000	0.00		0.000		NO	5.554		0.837	5.554

	#	Name	Pred.RT	RT	m1 Resp	m2 Resp	1° Ratio (Pred)	RA	n/y	EMPC	Conc.
1	45	PCB-44	33.28	33.30	9.876e2	1.128e3	0.770	0.88	NO	0.24417	0.24417
2	44	PCB-62	32.96	32.96	1.240e3	1.581e3	0.770	0.78	NO	0.23258	0.23258
3	43	PCB-65	32.85	32.85	1.188e3	1.587e3	0.770	0.75	NO	0.21980	0.21980
4	42	PCB-48/75	32.57	32.57	2.170e3	3.129e3	0.770	0.69	NO	0.45422	0.45422
5	41	PCB-47	32.45	32.48	1.005e3	1.507e3	0.770	0.67	NO	0.25389	0.25389
6	40	PCB-43/49	32.26	32.26	1.878e3	2.821e3	0.770	0.67	NO	0.46722	0.46722
7	39	PCB-73	32.07	32.07	1.341e3	1.830e3	0.770	0.73	NO	0.22992	0.22992
8	38	PCB-52/69	31.96	31.96	2.295e3	3.051e3	0.770	0.75	NO	0.45772	0.45772
9	37	PCB-46	31.45	31.45	7.278e2	9.773e2	0.770	0.74	NO	0.21151	0.21151

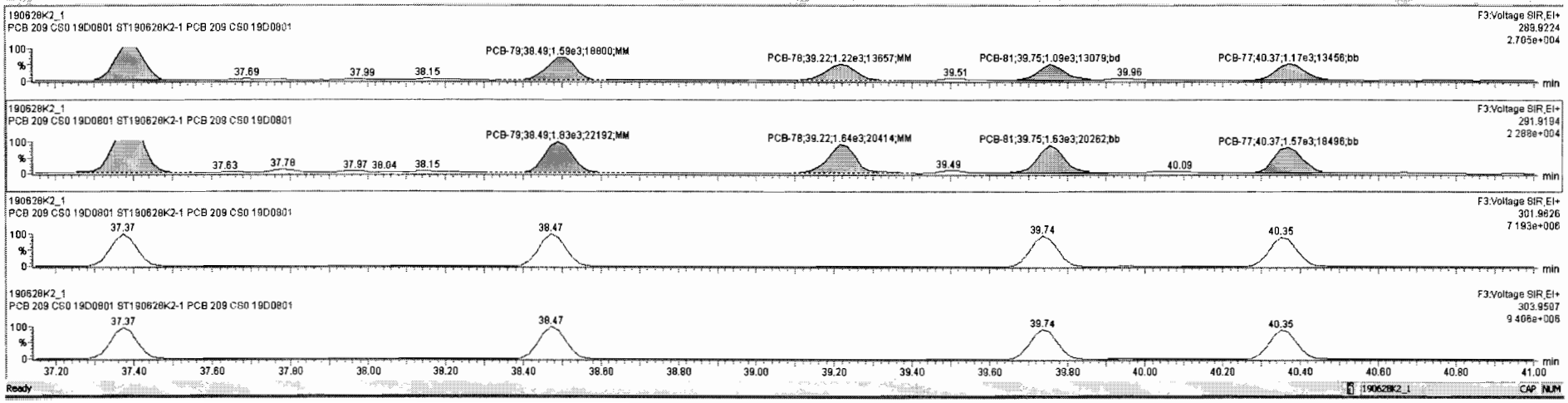

Ready 190628K2_1 CAP NUM

Dataset: Untitled

Last Altered: Saturday, June 29, 2019 12:04:52 Pacific Daylight Time
Printed: Saturday, June 29, 2019 12:05:15 Pacific Daylight Time

Name: 190628K2_1, Date: 28-Jun-2019, Time: 16:32:52, ID: ST190628K2-1 PCB 209 CS0 19D0801, Description: PCB 209 CS0 19D0801

PCB-104

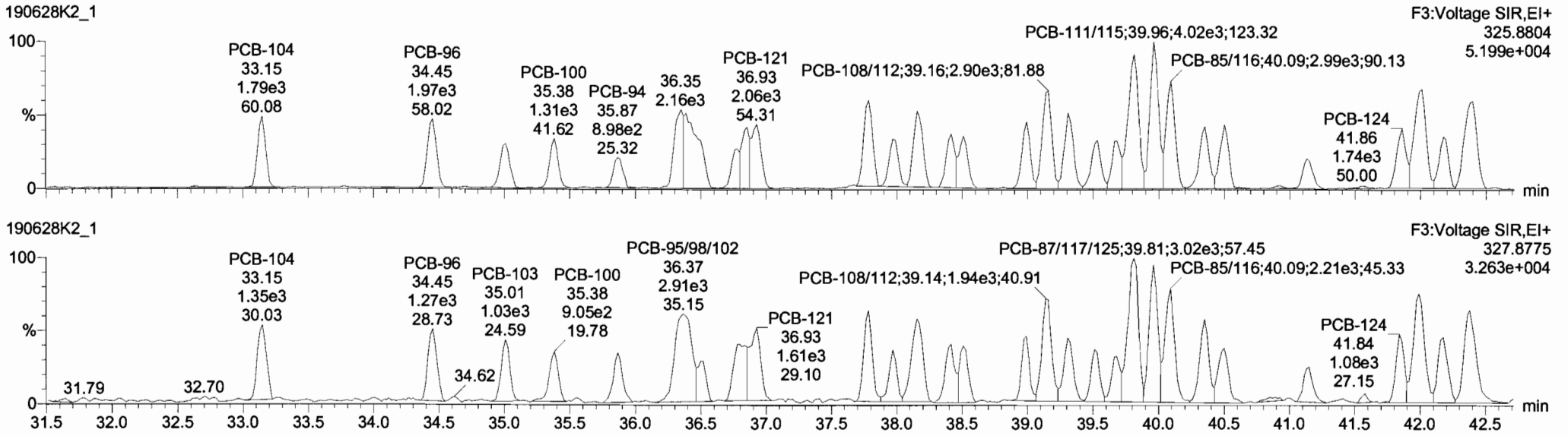

13C-PCB-104

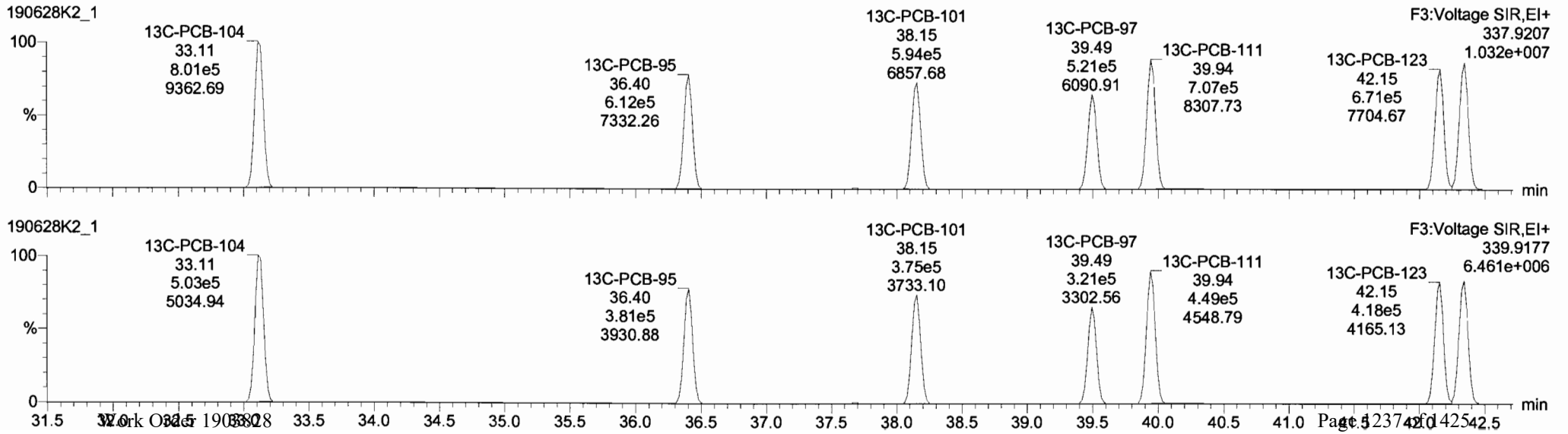

Dataset: Untitled

Last Altered: Saturday, June 29, 2019 12:04:52 Pacific Daylight Time
Printed: Saturday, June 29, 2019 12:05:15 Pacific Daylight Time

Name: 190628K2_1, Date: 28-Jun-2019, Time: 16:32:52, ID: ST190628K2-1 PCB 209 CS0 19D0801, Description: PCB 209 CS0 19D0801

PCB-96

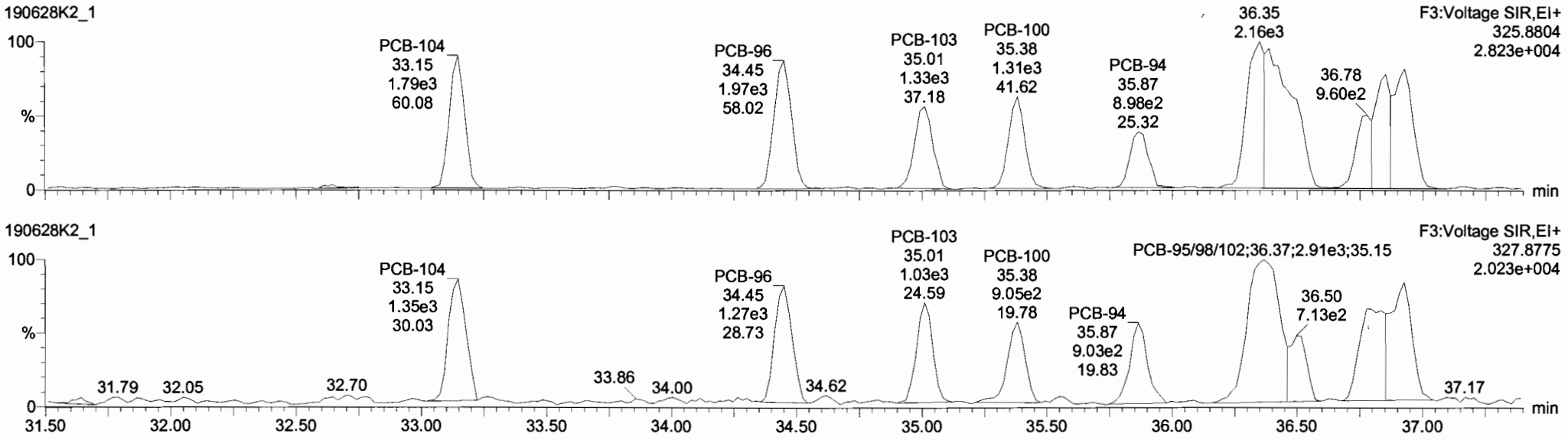

13C-PCB-95

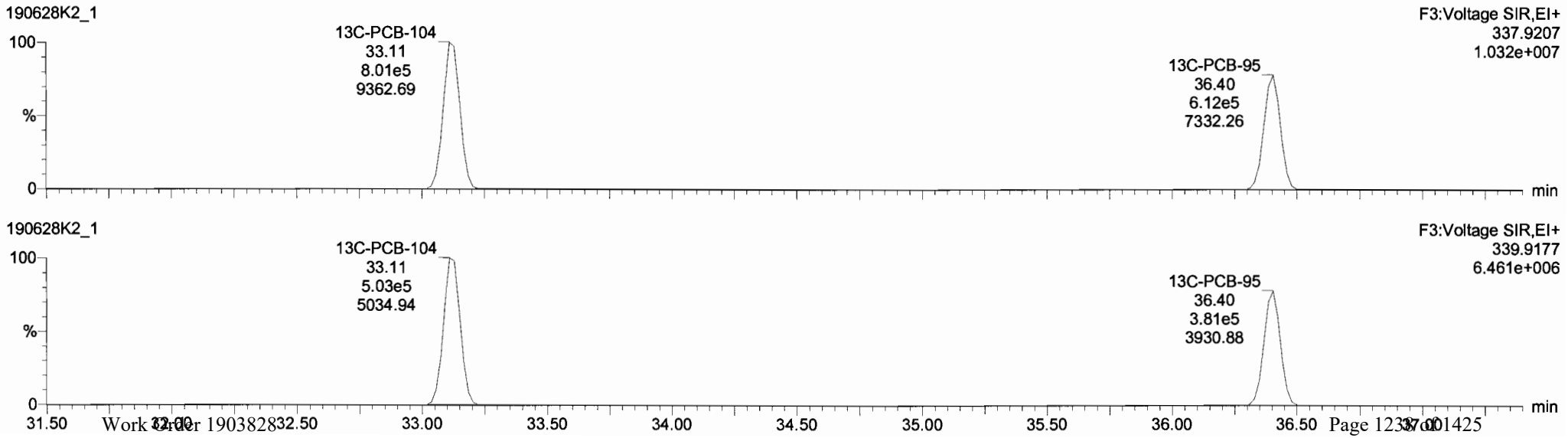

TargetLynx - 190628K2 CRV.qld * - [Chromatogram]

File Edit View Display Processing Window Help

190628K2_1 - ST190628K2-1 PCB 209 CS0 19D0801 - PCB 209 CS0 19D0801

	#	Name	Resp	RA	n/y	RRF	wt/vol	Pred.RT	RT	Pred.R...	RRT	RRT Fail	Conc.	%Rec	DL	EMPC
219	219	13C-PCB-205	8.28e5	0.91	NO	1.0000	1.000	55.60	55.60	1.000	0.000	NO	100.0	100	0.0453	
220	220	13C-PCB-79	1.31e6	0.77	NO	1.0320	1.000	38.47	38.47	1.029	1.029	NO	101.6	102	0.0590	
221	221	13C-PCB-178	5.82e5	0.45	NO	0.8746	1.000	46.58	46.58	0.988	0.988	NO	105.4	105	0.0722	
222	222	13C-PCB-79	1.31e6	0.76	NO	1.0454	1.000	38.46	38.47	0.968	0.968	NO	101.0	101	0.0612	
223	223	13C-PCB-178	5.81e5	0.45	NO	0.9749	1.000	46.59	46.58	0.924	0.924	NO	101.6	102	0.0718	
224	224	Total Mono-PCBs				1.0122	1.000	0.00		0.000		NO	0.6823		0.0291	0.6823
225	225	Total Di-PCBs				1.0592	1.000	0.00		0.000		NO	2.753		0.170	2.753
226	226	2nd Function Tri-PCBs				0.9137	1.000	0.00		0.000		NO	1.895		0.0699	1.895
227	227	3rd Function Tri-PCBs				1.0566	1.000	0.00		0.000		NO	3.738		0.197	3.738
228	228	Total Tetra-PCBs				0.9861	1.000	0.00		0.000		NO	9.554		0.358	9.554
229	229	3rd Function Penta-PCBs				1.1152	1.000	0.00		0.000		NO	9.374		0.418	9.594
230	230	4th Function Penta-PCBs				1.1128	1.000	0.00		0.000		NO	1.142		0.0808	1.142
231	231	3rd Function Hexa-PCBs				0.7740	1.000	0.00		0.000		NO	3.261		0.0621	3.261
232	232	4th Function Hexa-PCBs				0.9712	1.000	0.00		0.000		NO	6.404		0.202	6.404
233	233	Total Hepta-PCBs				1.2638	1.000	0.00		0.000		NO	5.554		0.637	5.554

	#	Name	Pred.RT	RT	m1 Resp	m2 Resp	1° Ratio (Pred)	RA	n/y	EMPC	Conc.
1	69	PCB-95/98/102	36.38	36.35	4.283e3	2.951e3	1.560	1.45	NO	0.71789	0.71789
2	68	PCB-94	35.89	35.87	9.508e2	7.155e2	1.560	1.33	NO	0.21694	0.21694
3	67	PCB-100	35.38	35.38	1.290e3	8.921e2	1.560	1.45	NO	0.21527	0.21527
4	66	PCB-103	35.01	35.01	1.362e3	1.006e3	1.560	1.35	NO	0.23458	0.23458
5	65	PCB-96	34.45	34.45	1.971e3	1.274e3	1.560	1.55	NO	0.25002	0.25002
6	64	PCB-104	33.13	33.15	1.807e3	1.345e3	1.560	1.34	NO	0.24314	0.24314
7	84	PCB-111/115	39.96	39.96	4.025e3	2.288e3	1.560	1.76	NO	0.46814	0.46814
8	83	PCB-87/117/125	39.79	39.81	4.456e3	3.021e3	1.560	1.48	NO	0.66616	0.66616
9	82	PCB-86	39.66	39.68	1.246e3	7.727e2	1.560	1.61	NO	0.24072	0.24072

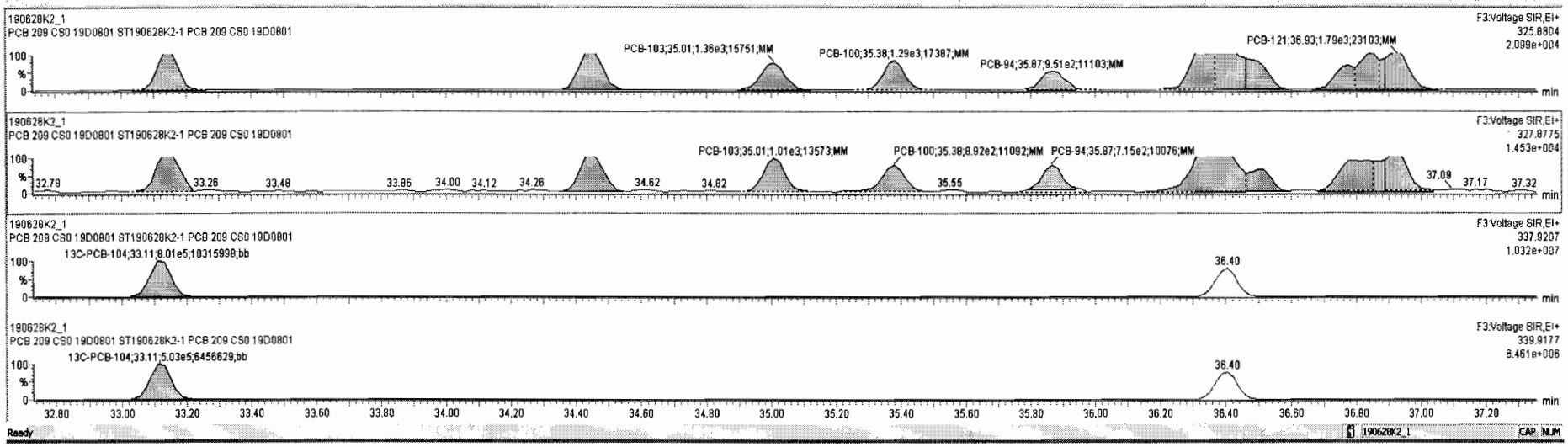

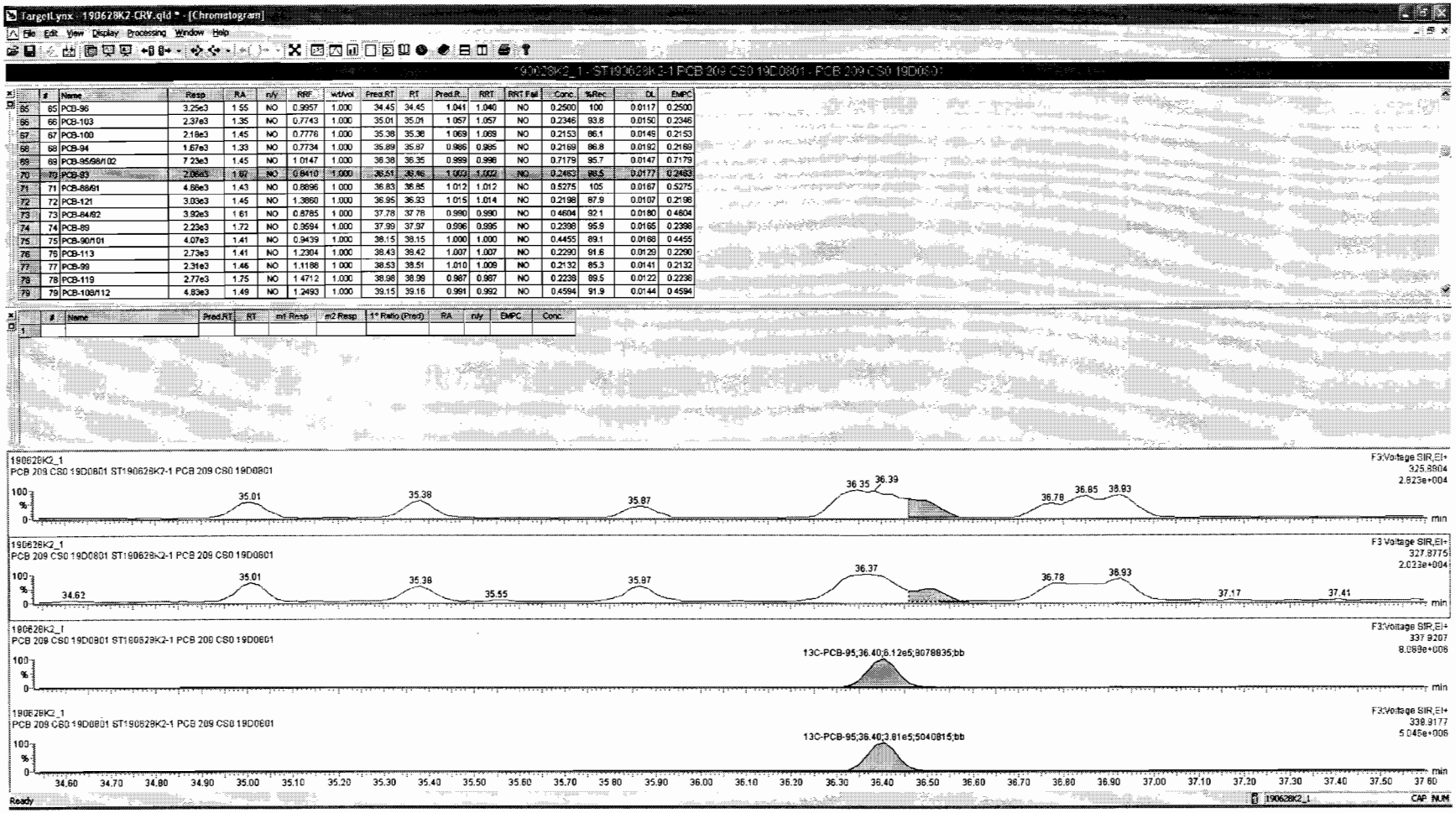

#	Name	Resp	RA	n/y	RRF	wt/vol	Pred.RT	RT	Pred.R...	RRT	RRT Fail	Conc.	%Rec	DL	EMPC
65	65 PCB-96	3.25e3	1.55	NO	0.9957	1.000	34.45	34.45	1.041	1.040	NO	0.2500	100	0.0117	0.2500
66	66 PCB-103	2.37e3	1.35	NO	0.7743	1.000	35.01	35.01	1.057	1.057	NO	0.2346	93.8	0.0150	0.2346
67	67 PCB-100	2.18e3	1.45	NO	0.7776	1.000	35.38	35.38	1.069	1.069	NO	0.2153	86.1	0.0149	0.2153
68	68 PCB-94	1.67e3	1.33	NO	0.7734	1.000	35.89	35.87	0.986	0.985	NO	0.2169	86.8	0.0192	0.2169
69	69 PCB-95/98/102	7.23e3	1.45	NO	1.0147	1.000	36.38	36.35	0.999	0.998	NO	0.7179	95.7	0.0147	0.7179
70	70 PCB-93	2.06e3	1.67	NO	0.8410	1.000	36.51	36.46	1.003	1.002	NO	0.2483	88.5	0.0177	0.2483
71	71 PCB-88/91	4.86e3	1.43	NO	0.8896	1.000	36.83	36.85	1.012	1.012	NO	0.5275	105	0.0167	0.5275
72	72 PCB-121	3.03e3	1.45	NO	1.3860	1.000	36.95	36.93	1.015	1.014	NO	0.2198	87.9	0.0107	0.2198
73	73 PCB-84/92	3.92e3	1.61	NO	0.8785	1.000	37.78	37.78	0.990	0.990	NO	0.4604	92.1	0.0180	0.4604
74	74 PCB-89	2.23e3	1.72	NO	0.3694	1.000	37.99	37.97	0.996	0.995	NO	0.2398	95.9	0.0165	0.2398
75	75 PCB-90/101	4.07e3	1.41	NO	0.9439	1.000	38.15	38.15	1.000	1.000	NO	0.4455	89.1	0.0188	0.4455
76	76 PCB-113	2.73e3	1.41	NO	1.2304	1.000	38.43	38.42	1.007	1.007	NO	0.2290	91.6	0.0129	0.2290
77	77 PCB-99	2.31e3	1.46	NO	1.1186	1.000	38.53	38.51	1.010	1.009	NO	0.2132	85.3	0.0141	0.2132
78	78 PCB-119	2.77e3	1.75	NO	1.4712	1.000	38.98	38.99	0.987	0.987	NO	0.2238	89.5	0.0122	0.2238
79	79 PCB-108/112	4.83e3	1.49	NO	1.2493	1.000	39.15	39.16	0.991	0.992	NO	0.4594	91.9	0.0144	0.4594

#	Name	Pred.RT	RT	m1 Resp	m2 Resp	1° Ratio (Pred)	RA	n/y	EMPC	Conc.
1										

Dataset: Untitled

Last Altered: Saturday, June 29, 2019 12:04:52 Pacific Daylight Time
Printed: Saturday, June 29, 2019 12:05:15 Pacific Daylight Time

Name: 190628K2_1, Date: 28-Jun-2019, Time: 16:32:52, ID: ST190628K2-1 PCB 209 CS0 19D0801, Description: PCB 209 CS0 19D0801

PCB-119

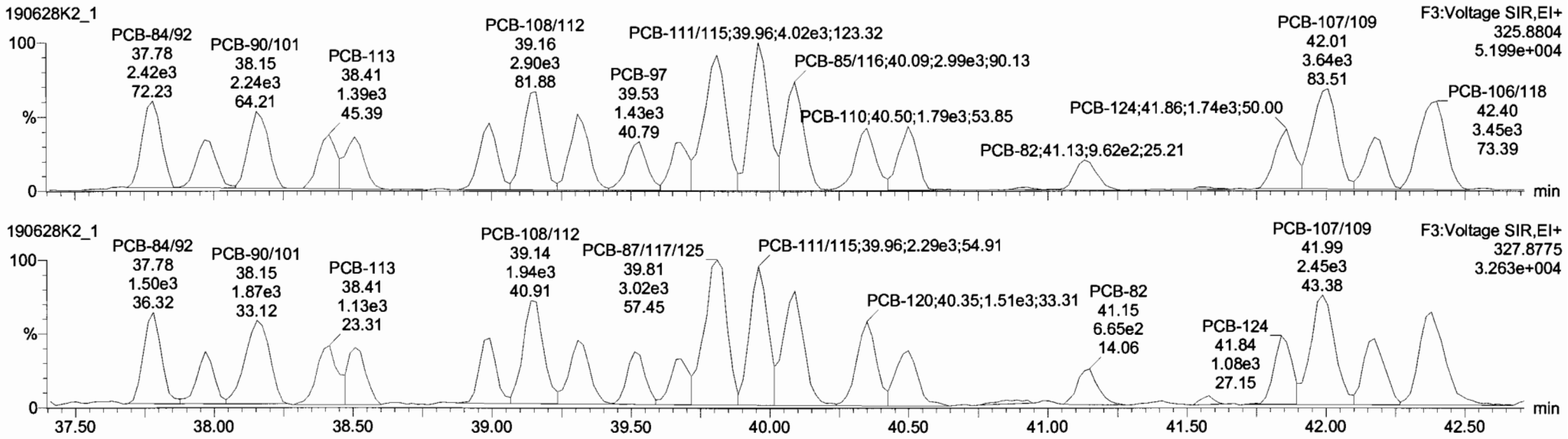

13C-PCB-111

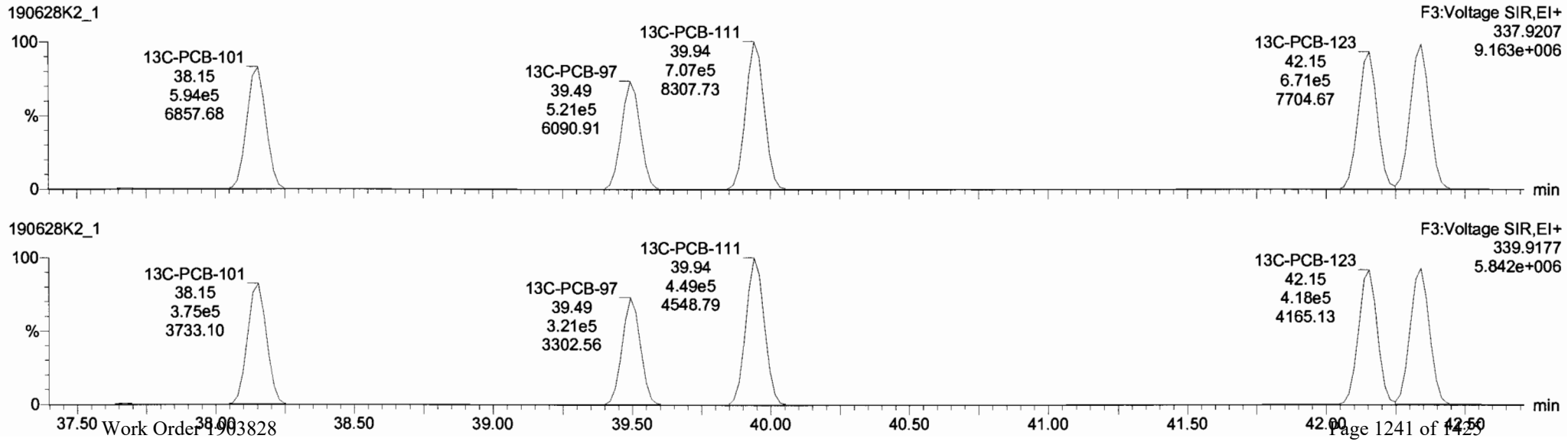

TargetLynx - 190628K2-CRV.qld * - [Chromatogram]

File Edit View Display Processing Window Help

190628K2_1 - ST190628K2-1 PCB 209 CS0 19D0801 - PCB 209 CS0 19D0801

	#	Name	Resp	RA	n/y	RRF	wt/vol	Pred RT	RT	Pred R...	RRT	RRT Fail	Conc.	%Rec	DL	EMPC
219	219	13C-PCB-205	8.28e5	0.91	NO	1.0000	1.000	55.60	55.60	1.000	0.000	NO	100.0	100	0.0453	
220	220	13C-PCB-79	1.31e6	0.77	NO	1.0320	1.000	38.47	38.47	1.029	1.029	NO	101.6	102	0.0590	
221	221	13C-PCB-178	5.82e5	0.45	NO	0.8746	1.000	46.58	46.58	0.988	0.988	NO	105.4	105	0.0722	
222	222	13C-PCB-79	1.31e6	0.76	NO	1.0454	1.000	38.46	38.47	0.968	0.968	NO	101.0	101	0.0612	
223	223	13C-PCB-178	5.81e5	0.45	NO	0.9749	1.000	46.59	46.58	0.924	0.924	NO	101.6	102	0.0718	
224	224	Total Mono-PCBs				1.0122	1.000	0.00		0.000		NO	0.6823		0.0291	0.6823
225	225	Total Di-PCBs				1.0592	1.000	0.00		0.000		NO	2.753		0.170	2.753
226	226	2nd Function Tri-PCBs				0.9137	1.000	0.00		0.000		NO	1.895		0.0699	1.895
227	227	3rd Function Tri-PCBs				1.0566	1.000	0.00		0.000		NO	3.738		0.197	3.738
228	228	Total Tetra-PCBs				0.9861	1.000	0.00		0.000		NO	9.554		0.358	9.554
229	229	3rd Function Penta-PCBs				1.1152	1.000	0.00		0.000		NO	9.374		0.418	9.584
230	230	4th Function Penta-PCBs				1.1128	1.000	0.00		0.000		NO	1.142		0.0808	1.142
231	231	3rd Function Hexa-PCBs				0.7740	1.000	0.00		0.000		NO	3.261		0.0621	3.261
232	232	4th Function Hexa-PCBs				0.9712	1.000	0.00		0.000		NO	6.404		0.202	6.404
233	233	Total Hepta-PCBs				1.2638	1.000	0.00		0.000		NO	5.554		0.637	5.554

	#	Name	Pred RT	RT	m1 Resp.	m2 Resp	1st Ratio (Pred)	RA	n/y	EMPC	Conc.
1	69	PCB-95/98/102	36.38	36.35	4.283e3	2.951e3	1.560	1.45	NO	0.71789	0.71789
2	68	PCB-94	35.89	35.87	9.508e2	7.155e2	1.560	1.33	NO	0.21694	0.21694
3	67	PCB-100	35.38	35.38	1.290e3	8.921e2	1.560	1.45	NO	0.21527	0.21527
4	66	PCB-103	35.01	35.01	1.362e3	1.006e3	1.560	1.35	NO	0.23458	0.23458
5	65	PCB-96	34.45	34.45	1.971e3	1.274e3	1.560	1.55	NO	0.25002	0.25002
6	64	PCB-104	33.13	33.15	1.807e3	1.345e3	1.560	1.34	NO	0.24314	0.24314
7	84	PCB-111/115	39.96	39.96	4.025e3	2.288e3	1.560	1.76	NO	0.46814	0.46814
8	83	PCB-87/117/125	39.79	39.81	4.456e3	3.021e3	1.560	1.48	NO	0.66616	0.66616
9	82	PCB-86	39.66	39.68	1.246e3	7.727e2	1.560	1.61	NO	0.24072	0.24072

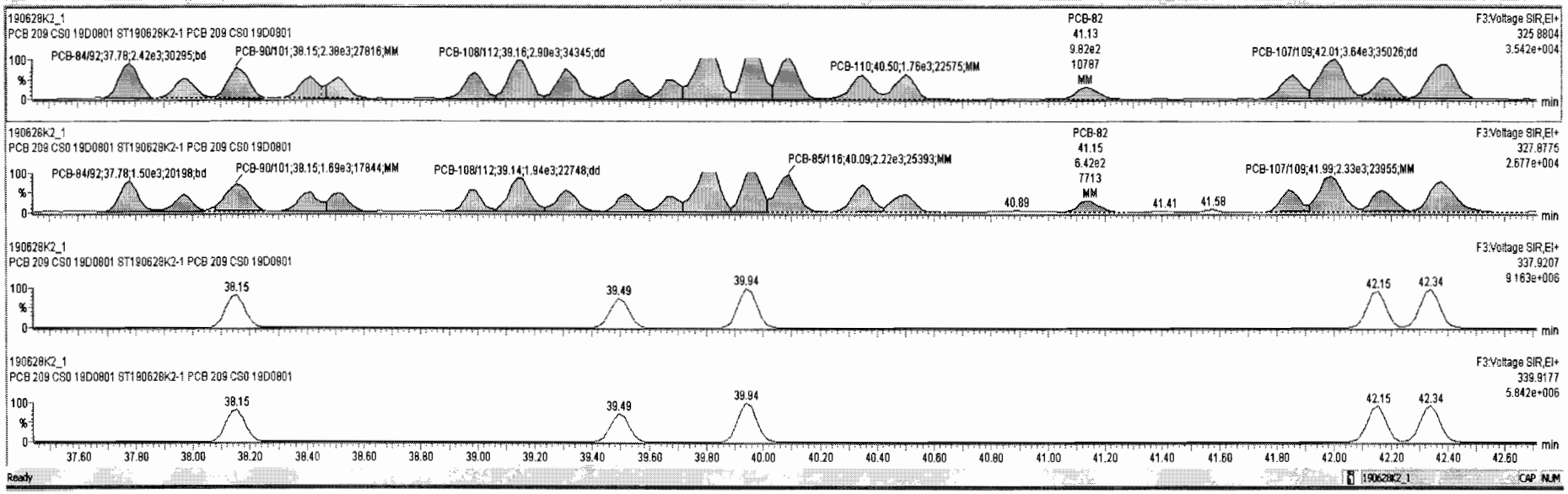

Ready 190628K2_1 CAP NUM

Dataset: Untitled

Last Altered: Saturday, June 29, 2019 12:04:52 Pacific Daylight Time
Printed: Saturday, June 29, 2019 12:05:15 Pacific Daylight Time

Name: 190628K2_1, Date: 28-Jun-2019, Time: 16:32:52, ID: ST190628K2-1 PCB 209 CS0 19D0801, Description: PCB 209 CS0 19D0801

PCB-114

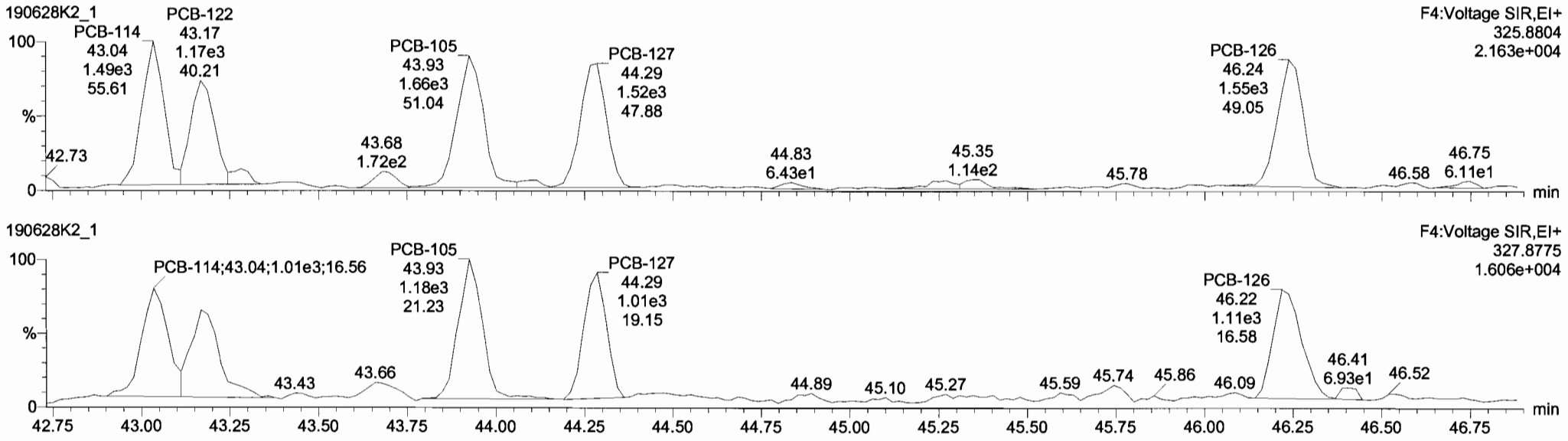

13C-PCB-114

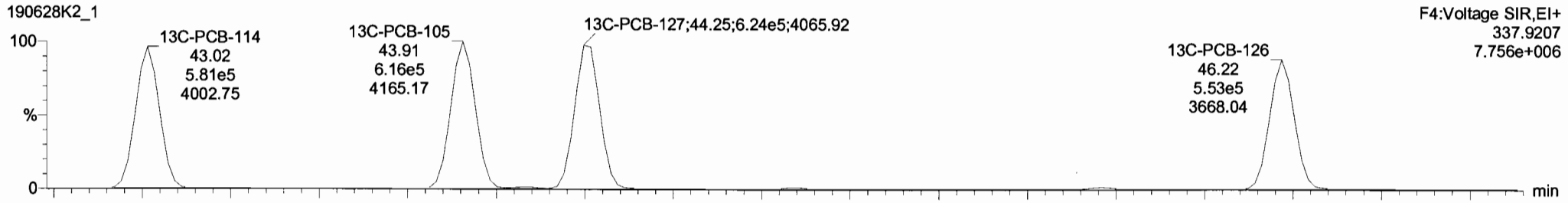

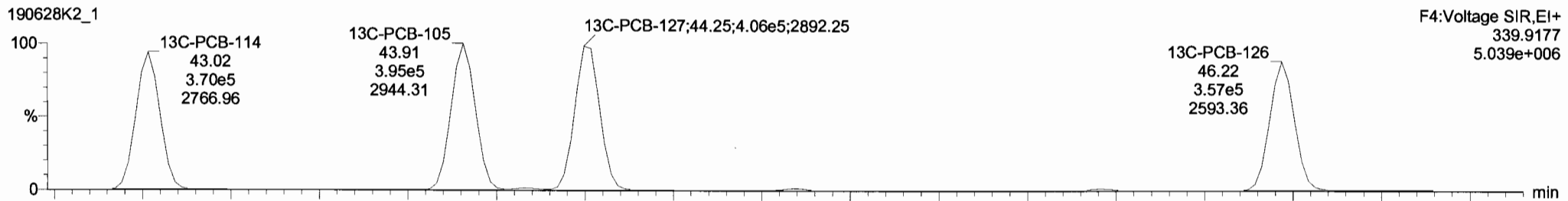

TargetLynx - 190628K2-CRV.qld * - [Chromatogram]

File Edit View Display Processing Window Help

190628K2_1 - ST190628K2-1 PCB 209 CS0 19D0801 - PCB 209 CS0 19D0801

	#	Name	Resp	RA	n/y	RRF	wt/vol	Pred.RT	RT	Pred.R...	RRT	RRT Fail	Conc.	%Rec	DL	EMPC
219	219	13C-PCB-205	8.28e5	0.91	NO	1.0000	1.000	55.60	55.60	1.000	0.000	NO	100.0	100	0.0453	
220	220	13C-PCB-79	1.31e6	0.77	NO	1.0320	1.000	38.47	38.47	1.029	1.029	NO	101.6	102	0.0590	
221	221	13C-PCB-178	5.82e5	0.45	NO	0.8746	1.000	46.58	46.58	0.988	0.988	NO	105.4	105	0.0722	
222	222	13C-PCB-79	1.31e6	0.76	NO	1.0454	1.000	38.46	38.47	0.968	0.968	NO	101.0	101	0.0612	
223	223	13C-PCB-178	5.81e5	0.45	NO	0.9749	1.000	46.59	46.58	0.924	0.924	NO	101.6	102	0.0718	
224	224	Total Mono-PCBs				1.0122	1.000	0.00		0.000		NO	0.6823		0.0291	0.6823
225	225	Total Di-PCBs				1.0592	1.000	0.00		0.000		NO	2.753		0.170	2.753
226	226	2nd Function Tri-PCBs				0.9137	1.000	0.00		0.000		NO	1.895		0.0699	1.895
227	227	3rd Function Tri-PCBs				1.0566	1.000	0.00		0.000		NO	3.738		0.197	3.738
228	228	Total Tetra-PCBs				0.9861	1.000	0.00		0.000		NO	9.554		0.358	9.554
229	229	3rd Function Penta-PCBs				1.1152	1.000	0.00		0.000		NO	9.374		0.418	9.594
230	230	4th Function Penta-PCBs				1.1112	1.000	0.00		0.000		NO	1.134		0.0609	1.134
231	231	3rd Function Hexa-PCBs				0.7740	1.000	0.00		0.000		NO	3.261		0.0621	3.261
232	232	4th Function Hexa-PCBs				0.9712	1.000	0.00		0.000		NO	6.404		0.202	6.404
233	233	Total Hepta-PCBs				1.2638	1.000	0.00		0.000		NO	5.554		0.637	5.554

	#	Name	Pred.RT	RT	m1 Resp	m2 Resp	1° Ratio (Pred)	RA	n/y	EMPC	Conc.
1	97	PCB-126	46.24	46.24	1.489e3	1.056e3	1.560	1.41	NO	0.23061	0.23061
2	96	PCB-127	44.27	44.29	1.524e3	1.010e3	1.560	1.51	NO	0.22193	0.22193
3	95	PCB-105	43.92	43.93	1.579e3	1.111e3	1.550	1.42	NO	0.24164	0.24164
4	94	PCB-122	43.17	43.17	1.167e3	8.175e2	1.560	1.43	NO	0.21463	0.21463
5	93	PCB-114	43.04	43.03	1.487e3	9.998e2	1.560	1.49	NO	0.22512	0.22512

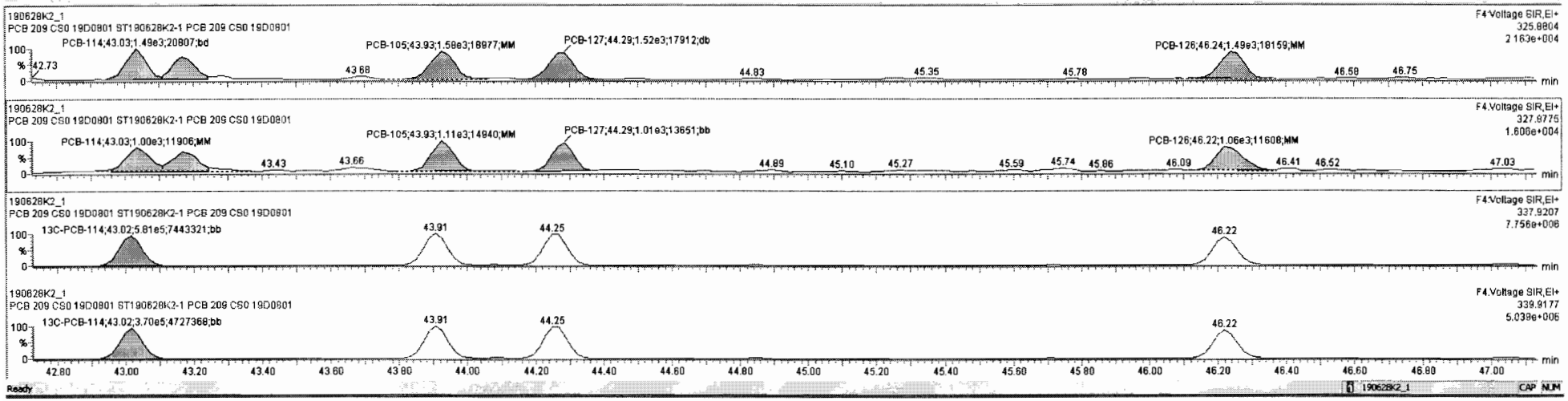

Ready 190628K2_1 CAP NUM

Vista Analytical Laboratory VG-11

Dataset: Untitled

Last Altered: Saturday, June 29, 2019 12:04:52 Pacific Daylight Time
Printed: Saturday, June 29, 2019 12:05:15 Pacific Daylight Time

Name: 190628K2_1, Date: 28-Jun-2019, Time: 16:32:52, ID: ST190628K2-1 PCB 209 CS0 19D0801, Description: PCB 209 CS0 19D0801

PCB-155

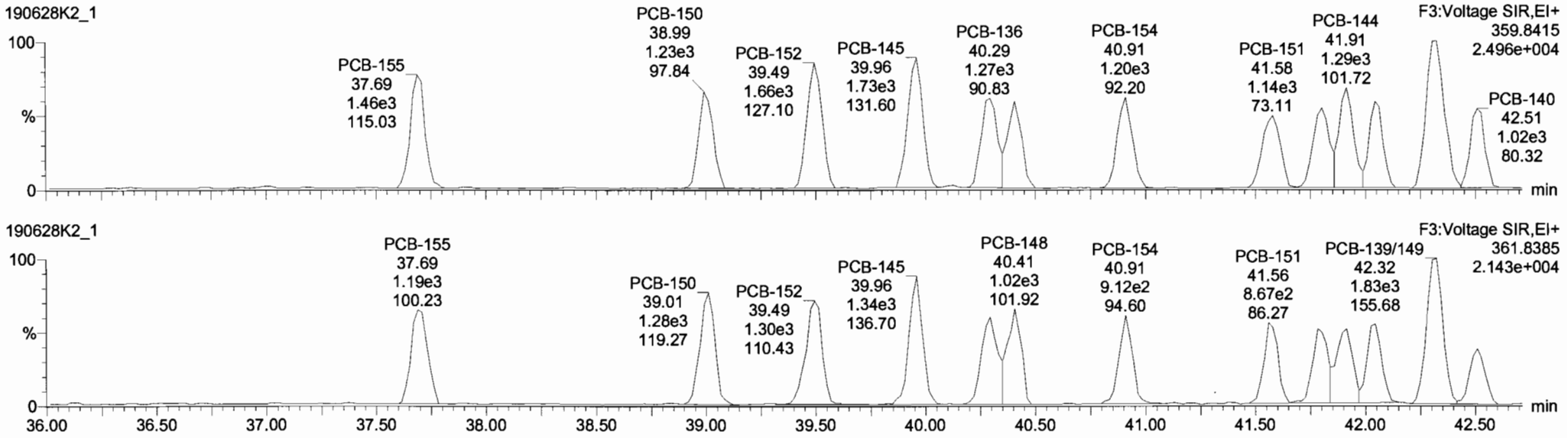

13C-PCB-155

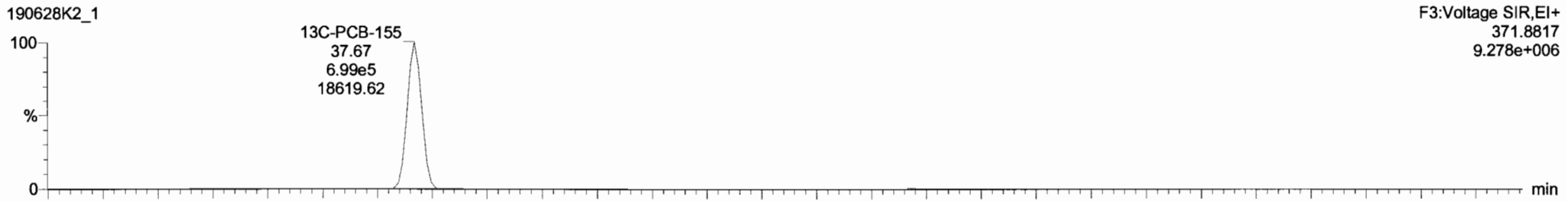

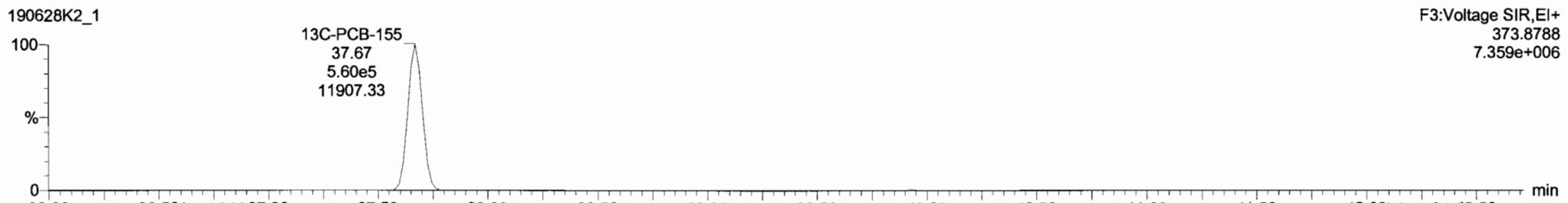

TargetLynx - 190628K2-CRV.qld * - [Chromatogram]

File Edit View Display Processing Window Help

190628K2_1 - ST190628K2-1 PCB 209 CS0 19D0801 - PCB 209 CS0 19D0801

	#	Name	Resp	RA	n/y	RRF	wt/vol	Pred RT	RT	Pred R	RRT	RRT Fail	Conc	%Rec	DL	EMPC
219	219	13C-PCB-205	8.26e5	0.91	NO	1.0000	1.000	55.60	55.60	1.000	0.000	NO	100.0	100	0.0453	
220	220	13C-PCB-79	1.31e6	0.77	NO	1.0320	1.000	38.47	38.47	1.029	1.029	NO	101.6	102	0.0590	
221	221	13C-PCB-178	5.82e5	0.45	NO	0.8746	1.000	46.58	46.58	0.988	0.988	NO	105.4	105	0.0722	
222	222	13C-PCB-79	1.31e6	0.76	NO	1.0454	1.000	38.46	38.47	0.968	0.968	NO	101.0	101	0.0612	
223	223	13C-PCB-178	5.81e5	0.45	NO	0.9749	1.000	46.59	46.58	0.924	0.924	NO	101.6	102	0.0718	
224	224	Total Mono-PCBs				1.0122	1.000	0.00		0.000		NO	0.6823		0.0291	0.6823
225	225	Total Di-PCBs				1.0592	1.000	0.00		0.000		NO	2.753		0.170	2.753
226	226	2nd Function Tri-PCBs				0.9137	1.000	0.00		0.000		NO	1.895		0.0699	1.895
227	227	3rd Function Tri-PCBs				1.0566	1.000	0.00		0.000		NO	3.738		0.197	3.738
228	228	Total Tetra-PCBs				0.9861	1.000	0.00		0.000		NO	9.554		0.358	9.554
229	229	3rd Function Penta-PCBs				1.1152	1.000	0.00		0.000		NO	9.374		0.418	9.594
230	230	4th Function Penta-PCBs				1.1112	1.000	0.00		0.000		NO	1.134		0.0809	1.134
231	231	3rd Function Hexa-PCBs				0.7739	1.000	0.00		0.000		NO	3.259		0.0622	3.259
232	232	4th Function Hexa-PCBs				0.9712	1.000	0.00		0.000		NO	6.404		0.202	6.404
233	233	Total Hepta-PCBs				1.2638	1.000	0.00		0.000		NO	5.554		0.637	5.554

	#	Name	Pred RT	RT	m1 Resp	m2 Resp	1° Ratio (Pred)	RA	n/y	EMPC	Conc.
1	98	PCB-155	37.69	37.69	1.460e3	1.191e3	1.240	1.23	NO	0.24106	0.24106
2	99	PCB-150	38.98	38.99	1.296e3	1.174e3	1.240	1.10	NO	0.22277	0.22277
3	100	PCB-152	39.48	39.49	1.663e3	1.297e3	1.240	1.28	NO	0.23416	0.23416
4	101	PCB-145	39.95	39.96	1.728e3	1.302e3	1.240	1.33	NO	0.24074	0.24074
5	102	PCB-136	40.28	40.29	1.270e3	1.081e3	1.240	1.18	NO	0.22150	0.22150
6	103	PCB-148	40.39	40.41	1.088e3	1.015e3	1.240	1.07	NO	0.24106	0.24106
7	104	PCB-154	40.90	40.91	1.200e3	9.049e2	1.240	1.33	NO	0.23093	0.23093
8	105	PCB-151	41.58	41.58	1.138e3	8.672e2	1.240	1.31	NO	0.25209	0.25209
9	106	PCB-135	41.80	41.80	1.142e3	9.323e2	1.240	1.23	NO	0.23018	0.23018

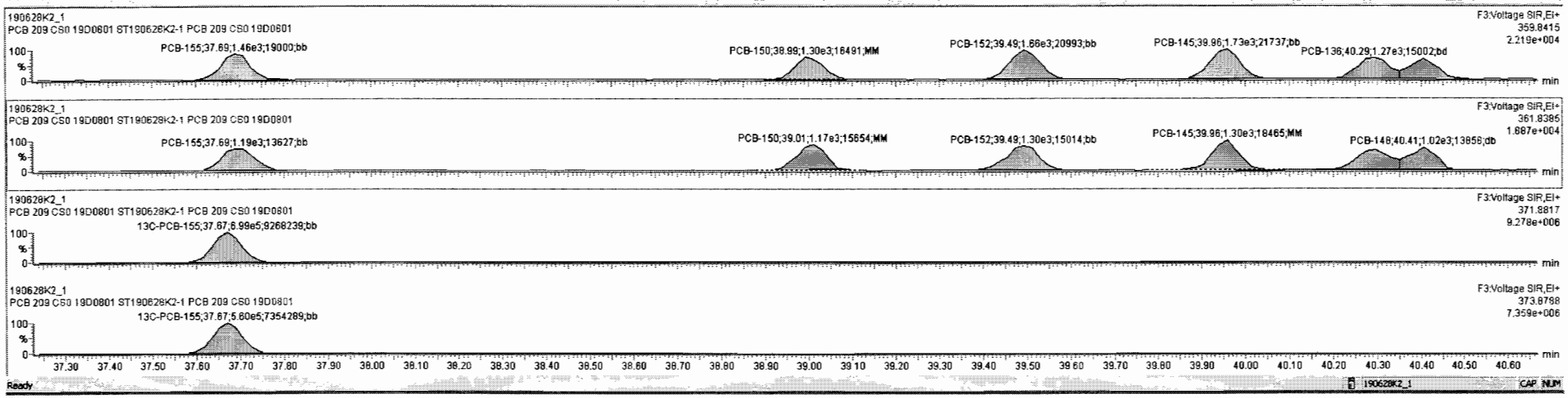

TargetLynx - 190628K2.CRV.qld * - [Chromatogram]

File Edit View Display Processing Window Help

190628K2_1 - ST190628K2-1 PCB 209 CS0 19D0801 - PCB 209 CS0 19D0801

	#	Name	Resp	RA	n/y	RRF	wt/Vol	Pred.RT	RT	Pred.R...	RRT	RRT Fail	Conc.	%Rec	DL	EMPC
219	219	13C-PCB-205	8.26e5	0.91	NO	1.0000	1.000	55.60	55.60	1.000	0.000	NO	100.0	100	0.0453	
220	220	13C-PCB-79	1.31e6	0.77	NO	1.0320	1.000	38.47	38.47	1.029	1.029	NO	101.6	102	0.0590	
221	221	13C-PCB-178	5.82e5	0.45	NO	0.8746	1.000	46.58	46.58	0.988	0.988	NO	105.4	105	0.0722	
222	222	13C-PCB-79	1.31e6	0.76	NO	1.0454	1.000	38.46	38.47	0.968	0.968	NO	101.0	101	0.0612	
223	223	13C-PCB-178	5.81e5	0.45	NO	0.9749	1.000	46.59	46.58	0.924	0.924	NO	101.6	102	0.0718	
224	224	Total Mono-PCBs				1.0122	1.000	0.00		0.000		NO	0.6823		0.0291	0.6823
225	225	Total Di-PCBs				1.0592	1.000	0.00		0.000		NO	2.753		0.170	2.753
226	226	2nd Function Tri-PCBs				0.9137	1.000	0.00		0.000		NO	1.895		0.0699	1.895
227	227	3rd Function Tri-PCBs				1.0566	1.000	0.00		0.000		NO	3.738		0.197	3.738
228	228	Total Tetra-PCBs				0.9661	1.000	0.00		0.000		NO	9.554		0.358	9.554
229	229	3rd Function Penta-PCBs				1.1152	1.000	0.00		0.000		NO	9.374		0.418	9.594
230	230	4th Function Penta-PCBs				1.1112	1.000	0.00		0.000		NO	1.134		0.0809	1.134
231	231	3rd Function Hexa-PCBs				0.7739	1.000	0.00		0.000		NO	3.259		0.0622	3.259
232	232	4th Function Hexa-PCBs				0.9712	1.000	0.00		0.000		NO	6.404		0.202	6.404
233	233	Total Hepta-PCBs				1.2636	1.000	0.00		0.000		NO	5.554		0.637	5.554

	#	Name	Pred.RT	RT	m1 Resp	m2 Resp	1° Ratio (Pred)	RA	n/y	EMPC	Conc.
1	98	PCB-155	37.69	37.69	1.460e3	1.191e3	1.240	1.23	NO	0.24106	0.24106
2	99	PCB-150	38.98	38.99	1.296e3	1.174e3	1.240	1.10	NO	0.22277	0.22277
3	100	PCB-152	39.48	39.49	1.663e3	1.297e3	1.240	1.28	NO	0.23416	0.23416
4	101	PCB-145	39.95	39.96	1.726e3	1.302e3	1.240	1.33	NO	0.24074	0.24074
5	102	PCB-136	40.28	40.29	1.270e3	1.081e3	1.240	1.18	NO	0.22150	0.22150
6	103	PCB-148	40.39	40.41	1.088e3	1.015e3	1.240	1.07	NO	0.24106	0.24106
7	104	PCB-154	40.90	40.91	1.200e3	9.049e2	1.240	1.33	NO	0.23093	0.23093
8	105	PCB-151	41.58	41.58	1.138e3	8.672e2	1.240	1.31	NO	0.25209	0.25209
9	106	PCB-135	41.80	41.80	1.142e3	9.323e2	1.240	1.23	NO	0.23018	0.23018

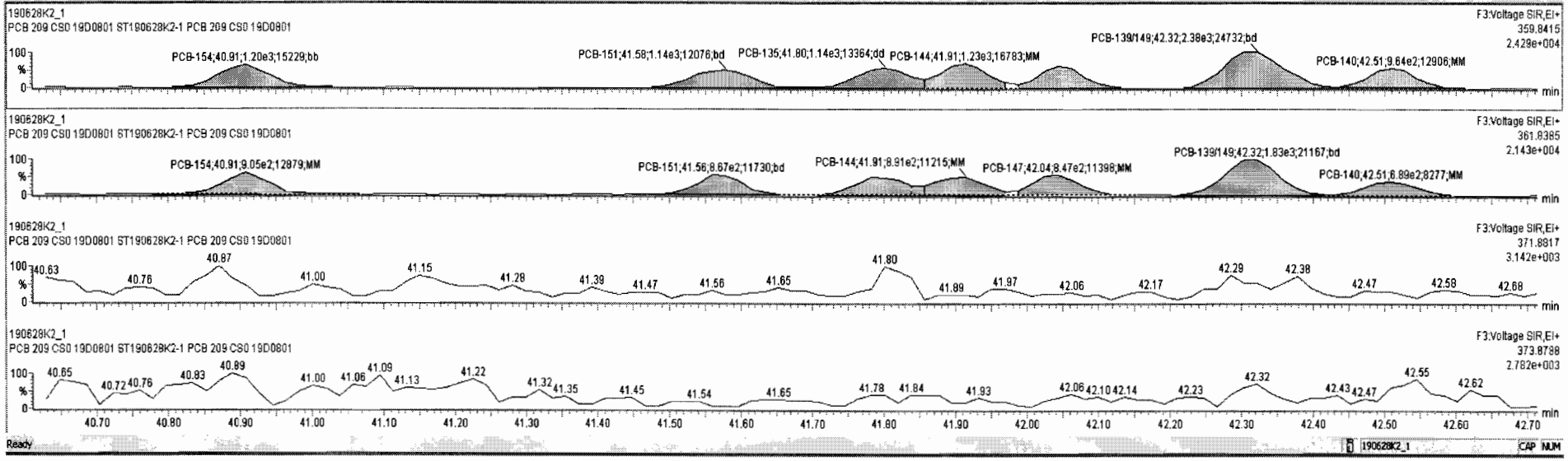

Dataset: Untitled

Last Altered: Saturday, June 29, 2019 12:04:52 Pacific Daylight Time
Printed: Saturday, June 29, 2019 12:05:15 Pacific Daylight Time

Name: 190628K2_1, Date: 28-Jun-2019, Time: 16:32:52, ID: ST190628K2-1 PCB 209 CS0 19D0801, Description: PCB 209 CS0 19D0801

PCB-134/143

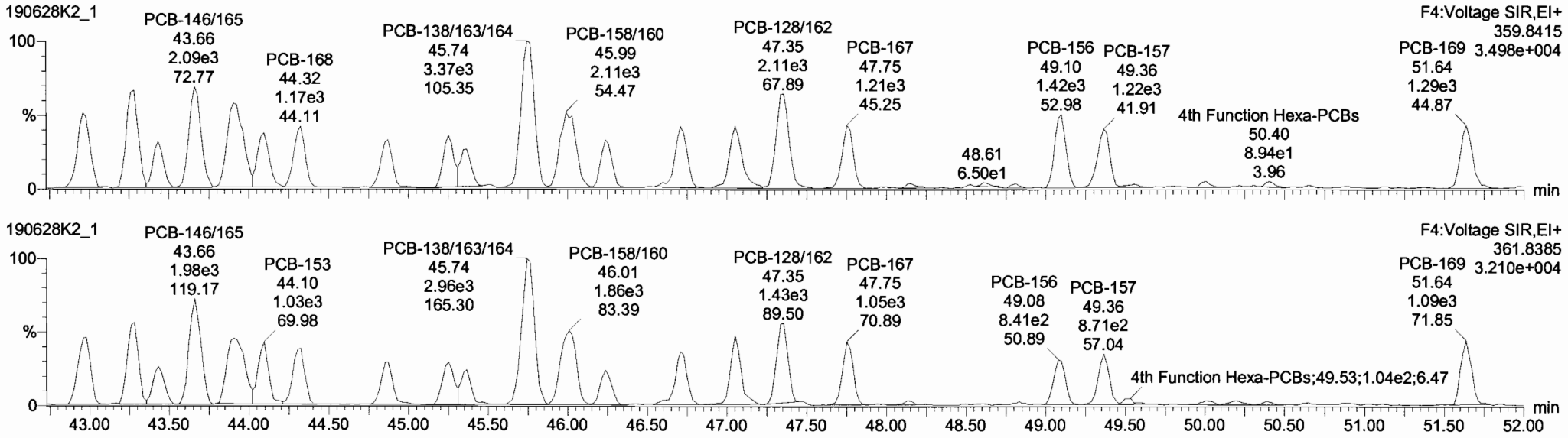

13C-PCB-153

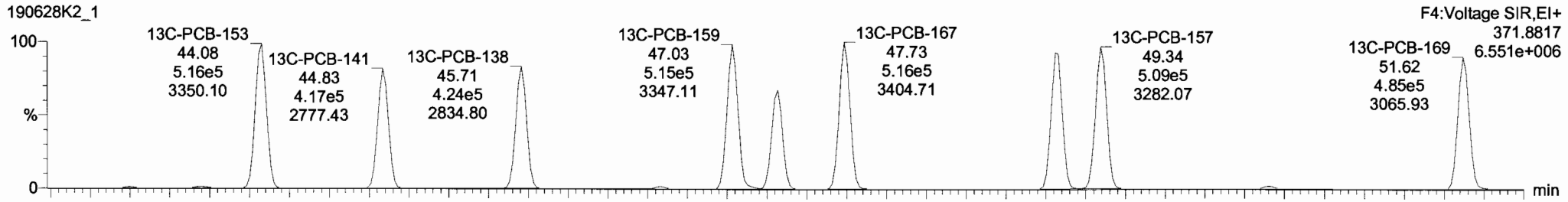

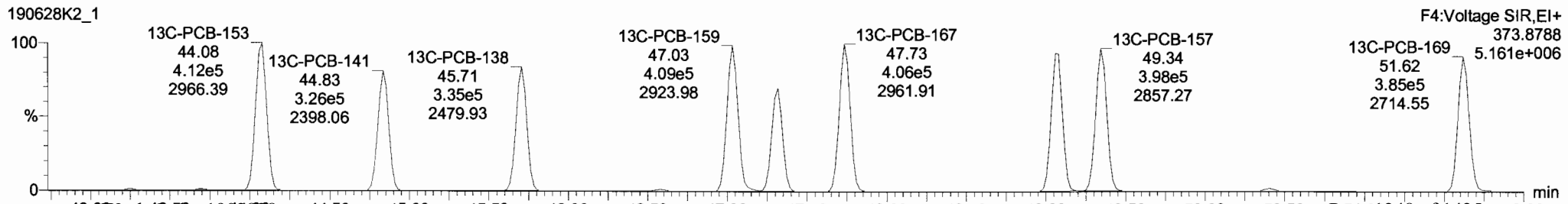

TargetLynx - 190628K2-CRV.qld * - [Chromatogram]

File Edit View Display Processing Window Help

190628K2_1 - ST190628K2-1 PCB 209 CS0 19D0801 - PCB 209 CS0 19D0801

	#	Name	Resp	RA	n/y	RRF	wt/vol	Pred.RT	RT	Pred R...	RRT	RRT Fail	Conc.	%Rec	DL	EMPC
219	219	13C-PCB-205	8.26e5	0.91	NO	1.0000	1.000	55.60	55.60	1.000	0.000	NO	100.0	100	0.0453	
220	220	13C-PCB-79	1.31e6	0.77	NO	1.0320	1.000	38.47	38.47	1.029	1.029	NO	101.6	102	0.0590	
221	221	13C-PCB-178	5.82e5	0.45	NO	0.8746	1.000	46.58	46.58	0.988	0.988	NO	105.4	105	0.0722	
222	222	13C-PCB-79	1.31e6	0.76	NO	1.0454	1.000	38.46	38.47	0.968	0.968	NO	101.0	101	0.0612	
223	223	13C-PCB-178	5.81e5	0.45	NO	0.9749	1.000	46.59	46.58	0.924	0.924	NO	101.6	102	0.0718	
224	224	Total Mono-PCBs				1.0122	1.000	0.00		0.000		NO	0.6823		0.0291	0.6823
225	225	Total Di-PCBs				1.0592	1.000	0.00		0.000		NO	2.753		0.170	2.753
226	226	2nd Function Tri-PCBs				0.9137	1.000	0.00		0.000		NO	1.895		0.0698	1.895
227	227	3rd Function Tri-PCBs				1.0566	1.000	0.00		0.000		NO	3.738		0.197	3.738
228	228	Total Tetra-PCBs				0.9861	1.000	0.00		0.000		NO	9.554		0.358	9.554
229	229	3rd Function Penta-PCBs				1.1152	1.000	0.00		0.000		NO	9.374		0.416	9.594
230	230	4th Function Penta-PCBs				1.1112	1.000	0.00		0.000		NO	1.134		0.0809	1.134
231	231	3rd Function Hexa-PCBs				0.7739	1.000	0.00		0.000		NO	3.259		0.0622	3.259
232	232	4th Function Hexa-PCBs				0.9712	1.000	0.00		0.000		NO	6.404		0.202	6.404
233	233	Total Hepta-PCBs				1.2638	1.000	0.00		0.000		NO	5.554		0.637	5.554

	#	Name	Pred.RT	RT	m1 Resp	m2 Resp	1° Ratio (Pred)	RA	n/y	EMPC	Conc.
1	111	PCB-134/143	42.96	42.96	1.589e3	1.334e3	1.240	1.19	NO	0.42983	0.42983
2	112	PCB-131/133	43.26	43.28	1.999e3	1.441e3	1.240	1.39	NO	0.46939	0.46939
3	113	PCB-142	43.45	43.43	8.165e2	6.754e2	1.240	1.21	NO	0.22717	0.22717
4	114	PCB-146/165	43.66	43.66	2.095e3	1.978e3	1.240	1.06	NO	0.45767	0.45767
5	115	PCB-132/161	43.91	43.91	2.352e3	1.840e3	1.240	1.28	NO	0.46576	0.46576
6	116	PCB-153	44.09	44.10	1.125e3	1.033e3	1.240	1.09	NO	0.23112	0.23112
7	117	PCB-168	44.30	44.32	1.170e3	1.034e3	1.240	1.13	NO	0.23427	0.23427
8	118	PCB-141	44.88	44.87	9.351e2	7.519e2	1.240	1.24	NO	0.23455	0.23455
9	119	PCB-137	45.25	45.25	9.249e2	7.825e2	1.240	1.18	NO	0.23252	0.23252

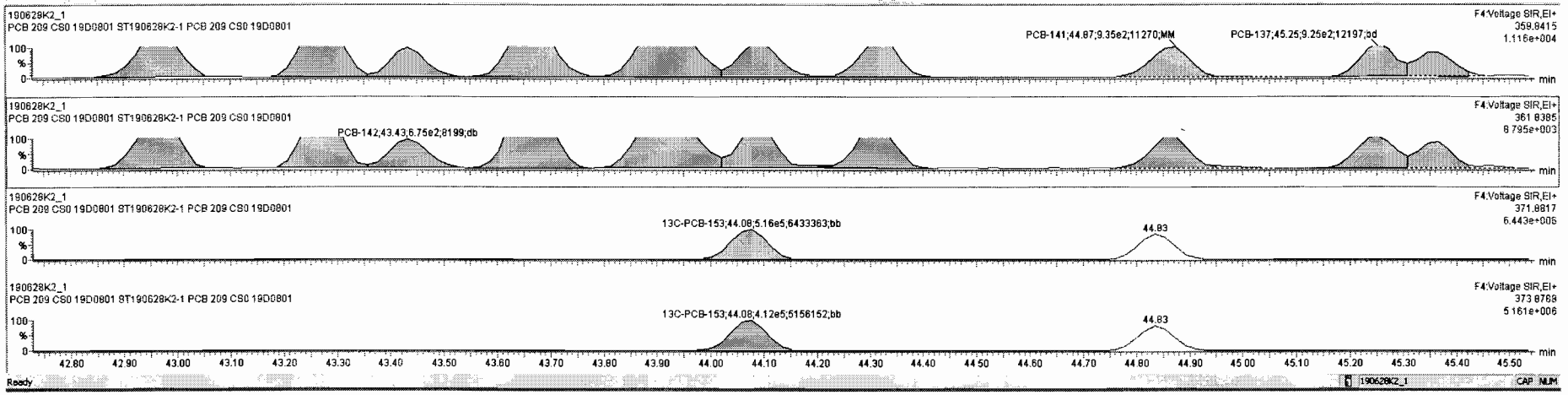

TargetLynx - 190628K2-CRV.qld * [Chromatogram]

File Edit View Display Processing Window Help

190628K2_1 - ST190628K2-1 PCB 209 CS0 19D0801 - PCB 209 CS0 19D0801

	#	Name	Resp	RA	n/y	RRF	wt/vol	Pred.RT	RT	Pred.R...	RRT	RRT Fail	Conc.	%Rec	DL	EMPC
219	219	13C-PCB-205	8.28e5	0.91	NO	1.0000	1.000	55.60	55.60	1.000	0.000	NO	100.0	100	0.0453	
220	220	13C-PCB-79	1.31e6	0.77	NO	1.0320	1.000	38.47	38.47	1.029	1.029	NO	101.6	102	0.0590	
221	221	13C-PCB-178	5.82e5	0.45	NO	0.8746	1.000	46.58	46.58	0.988	0.988	NO	105.4	105	0.0722	
222	222	13C-PCB-79	1.31e6	0.76	NO	1.0454	1.000	38.46	38.47	0.968	0.968	NO	101.0	101	0.0612	
223	223	13C-PCB-178	5.81e5	0.45	NO	0.9749	1.000	46.59	46.58	0.924	0.924	NO	101.6	102	0.0718	
224	224	Total Mono-PCBs				1.0122	1.000	0.00		0.000		NO	0.6823		0.0291	0.6823
225	225	Total Di-PCBs				1.0592	1.000	0.00		0.000		NO	2.753		0.170	2.753
226	226	2nd Function Tri-PCBs				0.9137	1.000	0.00		0.000		NO	1.895		0.0699	1.895
227	227	3rd Function Tri-PCBs				1.0566	1.000	0.00		0.000		NO	3.738		0.197	3.738
228	228	Total Tetra-PCBs				0.9861	1.000	0.00		0.000		NO	9.554		0.358	9.554
229	229	3rd Function Penta-PCBs				1.1152	1.000	0.00		0.000		NO	9.374		0.418	9.594
230	230	4th Function Penta-PCBs				1.1112	1.000	0.00		0.000		NO	1.134		0.0809	1.134
231	231	3rd Function Hexa-PCBs				0.7739	1.000	0.00		0.000		NO	3.259		0.0622	3.259
232	232	4th Function Hexa-PCBs				0.9712	1.000	0.00		0.000		NO	6.404		0.202	6.404
233	233	Total Hepta-PCBs				1.2638	1.000	0.00		0.000		NO	5.554		0.637	5.554

	#	Name	Pred.RT	RT	m1 Resp	m2 Resp	1* Ratio (Pred)	RA	n/y	EMPC	Conc.
1	111	PCB-134/143	42.96	42.96	1.589e3	1.334e3	1.240	1.19	NO	0.42983	0.42983
2	112	PCB-131/133	43.26	43.28	1.999e3	1.441e3	1.240	1.39	NO	0.46939	0.46939
3	113	PCB-142	43.45	43.43	8.165e2	6.754e2	1.240	1.21	NO	0.22717	0.22717
4	114	PCB-146/165	43.66	43.66	2.095e3	1.978e3	1.240	1.06	NO	0.45767	0.45767
5	115	PCB-132/161	43.91	43.91	2.352e3	1.640e3	1.240	1.28	NO	0.46576	0.46576
6	116	PCB-153	44.09	44.10	1.125e3	1.033e3	1.240	1.09	NO	0.23112	0.23112
7	117	PCB-168	44.30	44.32	1.170e3	1.034e3	1.240	1.13	NO	0.23427	0.23427
8	118	PCB-141	44.88	44.87	9.351e2	7.519e2	1.240	1.24	NO	0.23455	0.23455
9	119	PCB-137	45.25	45.25	9.249e2	7.825e2	1.240	1.18	NO	0.23252	0.23252

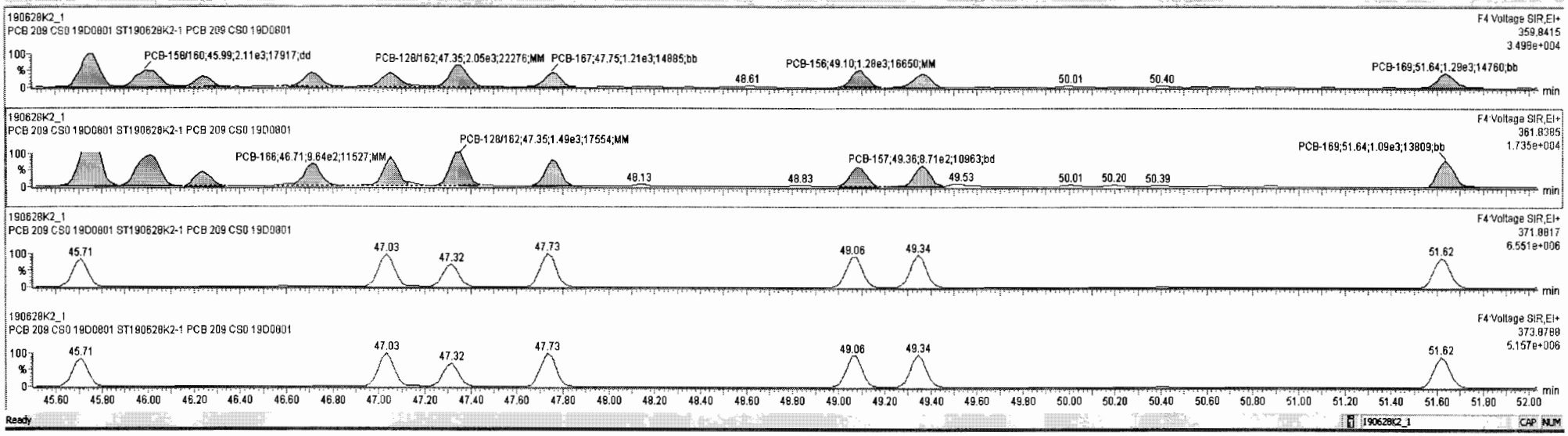

Ready

190628K2_1 CAP NUM

Dataset: Untitled

Last Altered: Saturday, June 29, 2019 12:04:52 Pacific Daylight Time
Printed: Saturday, June 29, 2019 12:05:15 Pacific Daylight Time

Name: 190628K2_1, Date: 28-Jun-2019, Time: 16:32:52, ID: ST190628K2-1 PCB 209 CS0 19D0801, Description: PCB 209 CS0 19D0801

PCB-188

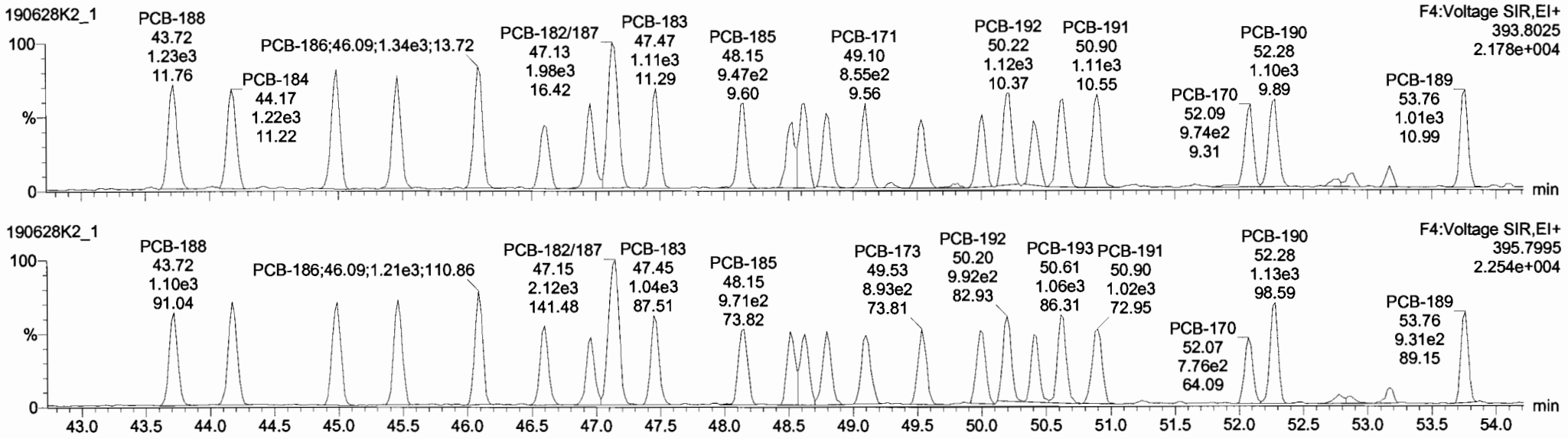

13C-PCB-188

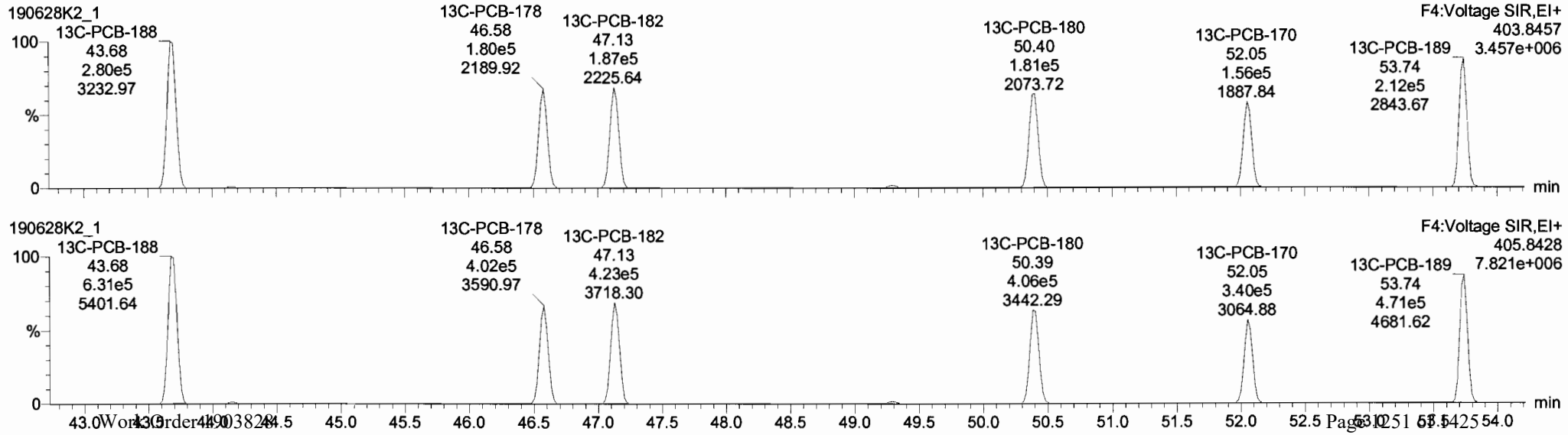

TargetLynx - 190628K2 CRV.qld * - [Chromatogram]

File Edit View Display Processing Window Help

190628K2_1 - ST190628K2-1 PCB 209 CS0 19D0801 - PCB 209 CS0 19D0801

	#	Name	Resp	RA	n/y	RRF	wtAvg	Pred RT	RT	Pred R	RRT	RRT Fail	Conc	%Rec	DL	EMPC
219	219	13C-PCB-205	8.28e5	0.91	NO	1.0000	1.000	55.60	55.60	1.000	0.000	NO	100.0	100	0.0453	
220	220	13C-PCB-79	1.31e6	0.77	NO	1.0320	1.000	38.47	38.47	1.029	1.029	NO	101.6	102	0.0590	
221	221	13C-PCB-178	5.82e5	0.45	NO	0.8746	1.000	46.58	46.58	0.988	0.988	NO	105.4	105	0.0722	
222	222	13C-PCB-79	1.31e6	0.76	NO	1.0454	1.000	38.46	38.47	0.968	0.968	NO	101.0	101	0.0612	
223	223	13C-PCB-178	5.81e5	0.45	NO	0.9749	1.000	46.59	46.58	0.924	0.924	NO	101.6	102	0.0718	
224	224	Total Mono-PCBs				1.0122	1.000	0.00		0.000		NO	0.6823		0.0291	0.6823
225	225	Total Di-PCBs				1.0592	1.000	0.00		0.000		NO	2.753		0.170	2.753
226	226	2nd Function Tri-PCBs				0.9137	1.000	0.00		0.000		NO	1.895		0.0699	1.895
227	227	3rd Function Tri-PCBs				1.0566	1.000	0.00		0.000		NO	3.738		0.197	3.738
228	228	Total Tetra-PCBs				0.9861	1.000	0.00		0.000		NO	9.554		0.358	9.554
229	229	3rd Function Penta-PCBs				1.1152	1.000	0.00		0.000		NO	9.374		0.418	9.594
230	230	4th Function Penta-PCBs				1.1112	1.000	0.00		0.000		NO	1.134		0.0809	1.134
231	231	3rd Function Hexa-PCBs				0.7739	1.000	0.00		0.000		NO	3.259		0.0622	3.259
232	232	4th Function Hexa-PCBs				0.9712	1.000	0.00		0.000		NO	6.404		0.202	6.404
233	233	Total Hepta-PCBs				1.2636	1.000	0.00		0.000		NO	5.544		0.637	5.544

	#	Name	Pred RT	RT	m1 Resp	m2 Resp	1° Ratio (Pred)	RA	n/y	EMPC	Conc
15	145	PCB-173	49.56	49.53	7.985e2	8.654e2	1.050	0.92	NO	0.24820	0.24820
16	146	PCB-172	50.02	50.01	8.589e2	9.364e2	1.050	0.92	NO	0.23385	0.23385
17	147	PCB-192	50.22	50.22	1.124e3	9.915e2	1.050	1.13	NO	0.21172	0.21172
18	148	PCB-180	50.43	50.40	7.693e2	7.588e2	1.050	1.01	NO	0.19709	0.19709
19	149	PCB-193	50.64	50.63	1.105e3	1.057e3	1.050	1.05	NO	0.23910	0.23910
20	150	PCB-191	50.90	50.90	1.108e3	1.021e3	1.050	1.09	NO	0.23038	0.23038
21	151	PCB-170	52.07	52.09	9.365e2	7.765e2	1.050	1.21	NO	0.25399	0.25399
22	152	PCB-190	52.26	52.28	1.102e3	1.133e3	1.050	0.97	NO	0.24484	0.24484
23	153	PCB-189	53.76	53.76	1.008e3	9.308e2	1.050	1.08	NO	0.21302	0.21302

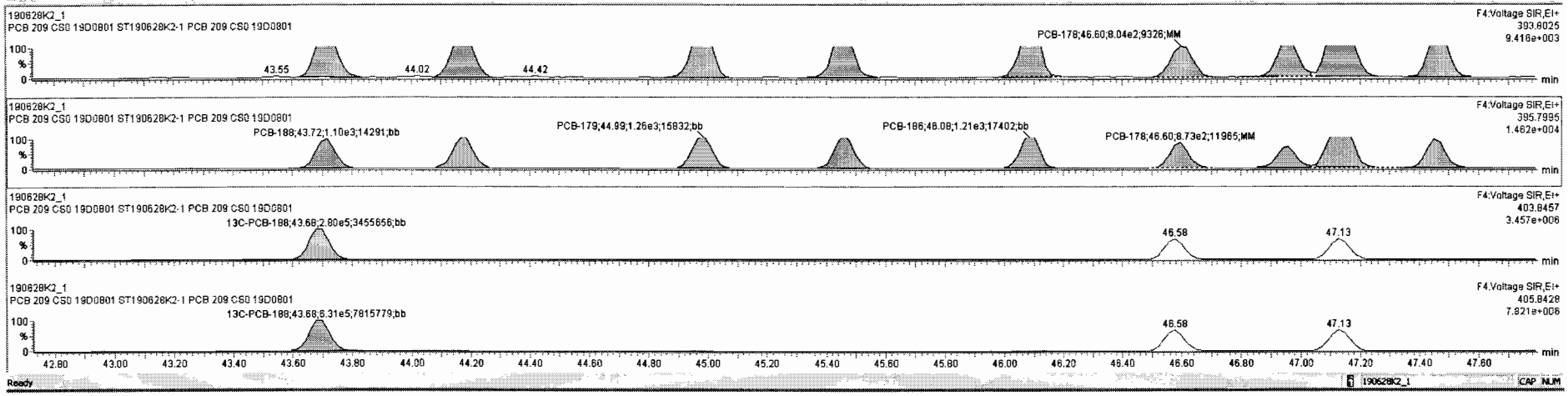

Ready 190628K2_1 CAP NUM

TargetLynx - 190628K2-CRV.qld * - [Chromatogram]

File Edit View Display Processing Window Help

190628K2_1 - ST190628K2-1 PCB 209 CS0 19D0801 - PCB 209 CS0 19D0801

	#	Name	Resp	RA	n/y	RRF	wtVol	Pred.RT	RT	Pred.R...	RRT	RRT Fail	Conc.	%Rec	DL	EMPC
219	219	13C-PCB-205	8.29e5	0.91	NO	1.0000	1.000	55.60	55.60	1.000	0.000	NO	100.0	100	0.0453	
220	220	13C-PCB-79	1.31e6	0.77	NO	1.0320	1.000	38.47	38.47	1.029	1.029	NO	101.6	102	0.0590	
221	221	13C-PCB-178	5.82e5	0.45	NO	0.8746	1.000	46.58	46.58	0.988	0.988	NO	105.4	105	0.0722	
222	222	13C-PCB-79	1.31e6	0.76	NO	1.0454	1.000	38.46	38.47	0.968	0.968	NO	101.0	101	0.0612	
223	223	13C-PCB-178	5.81e5	0.45	NO	0.9749	1.000	46.59	46.58	0.924	0.924	NO	101.6	102	0.0718	
224	224	Total Mono-PCBs				1.0122	1.000	0.00		0.000		NO	0.6823		0.0291	0.6823
225	225	Total Di-PCBs				1.0592	1.000	0.00		0.000		NO	2.753		0.170	2.753
226	226	2nd Function Tri-PCBs				0.9137	1.000	0.00		0.000		NO	1.895		0.0699	1.895
227	227	3rd Function Tri-PCBs				1.0566	1.000	0.00		0.000		NO	3.738		0.197	3.738
228	228	Total Tetra-PCBs				0.9861	1.000	0.00		0.000		NO	9.554		0.358	9.554
229	229	3rd Function Penta-PCBs				1.1152	1.000	0.00		0.000		NO	9.374		0.418	9.594
230	230	4th Function Penta-PCBs				1.1112	1.000	0.00		0.000		NO	1.134		0.0809	1.134
231	231	3rd Function Hexa-PCBs				0.7739	1.000	0.00		0.000		NO	3.259		0.0622	3.259
232	232	4th Function Hexa-PCBs				0.9712	1.000	0.00		0.000		NO	6.404		0.202	6.404
233	233	Total Hepta-PCBs				1.2636	1.000	0.00		0.000		NO	5.544		0.637	5.544

	#	Name	Pred.RT	RT	m1 Resp	m2 Resp	1° Ratio (Pred)	RA	n/y	EMPC	Conc.
15	145	PCB-173	49.56	49.53	7.985e2	8.654e2	1.050	0.92	NO	0.24820	0.24820
16	146	PCB-172	50.02	50.01	8.589e2	9.364e2	1.050	0.92	NO	0.23385	0.23385
17	147	PCB-192	50.22	50.22	1.124e3	9.915e2	1.050	1.13	NO	0.21172	0.21172
18	148	PCB-180	50.43	50.40	7.693e2	7.588e2	1.050	1.01	NO	0.19709	0.19709
19	149	PCB-193	50.64	50.63	1.105e3	1.057e3	1.050	1.05	NO	0.23910	0.23910
20	150	PCB-191	50.90	50.90	1.108e3	1.021e3	1.050	1.09	NO	0.23038	0.23038
21	151	PCB-170	52.07	52.09	9.365e2	7.765e2	1.050	1.21	NO	0.25399	0.25399
22	152	PCB-190	52.26	52.28	1.102e3	1.133e3	1.050	0.97	NO	0.24484	0.24484
23	153	PCB-189	53.76	53.76	1.008e3	9.308e2	1.050	1.08	NO	0.21302	0.21302

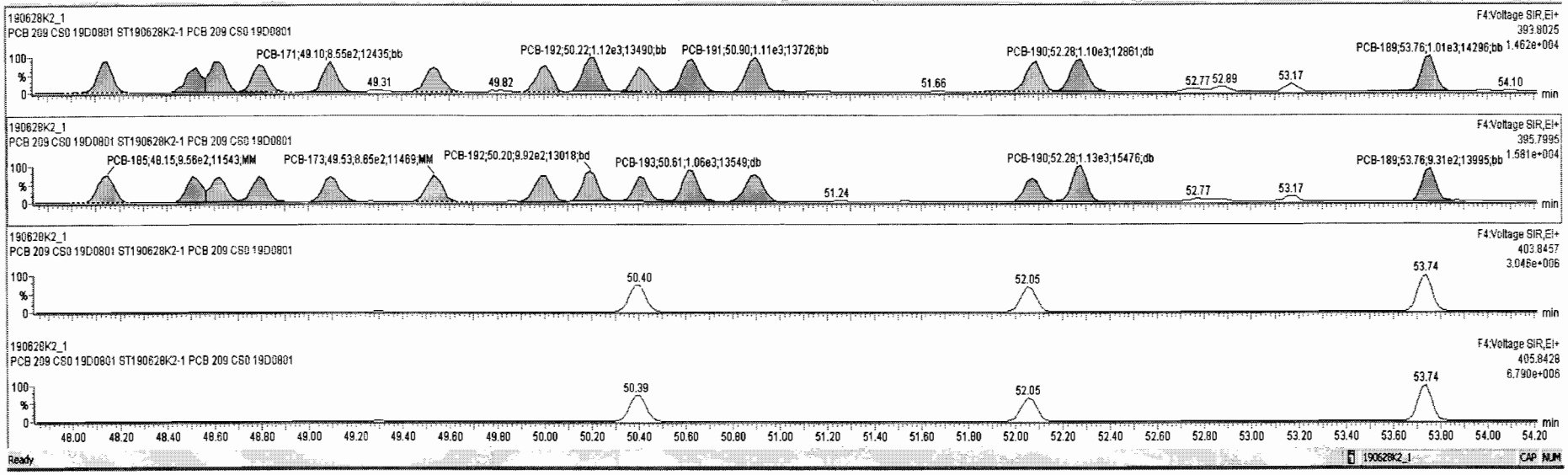

Ready 190628K2_1 CAP NUM

Dataset: Untitled

Last Altered: Saturday, June 29, 2019 12:04:52 Pacific Daylight Time
Printed: Saturday, June 29, 2019 12:05:15 Pacific Daylight Time

Name: 190628K2_1, Date: 28-Jun-2019, Time: 16:32:52, ID: ST190628K2-1 PCB 209 CS0 19D0801, Description: PCB 209 CS0 19D0801

PCB-202

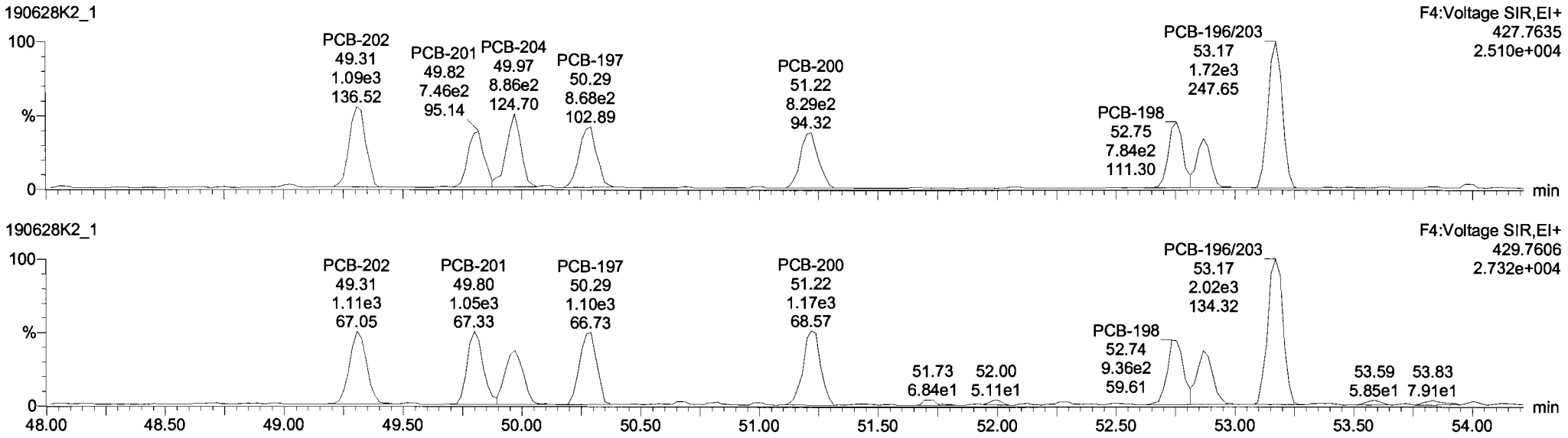

13C-PCB-202

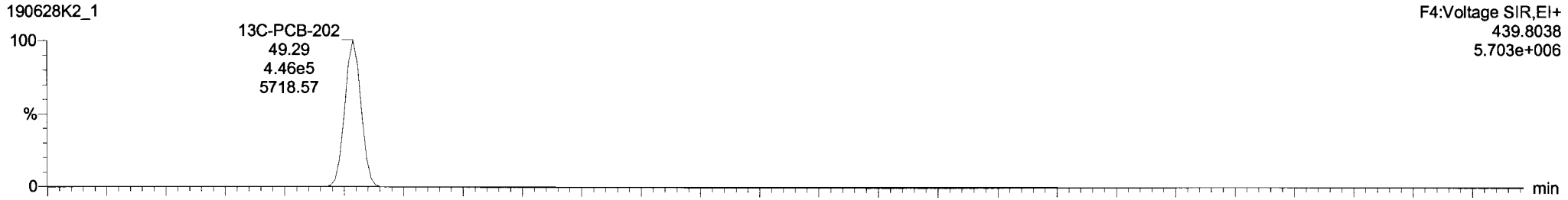

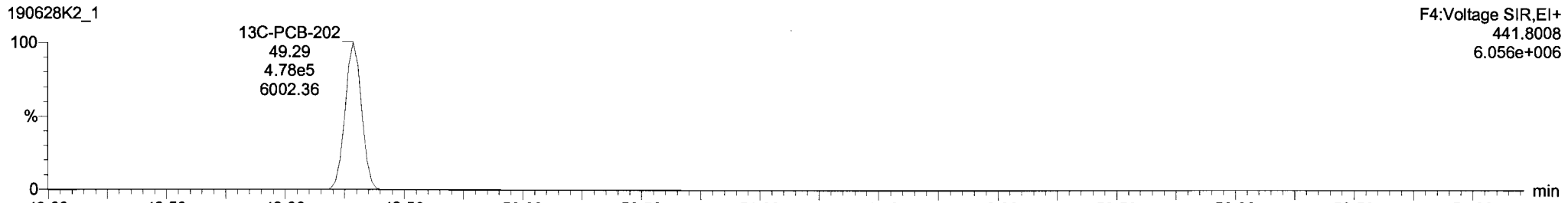

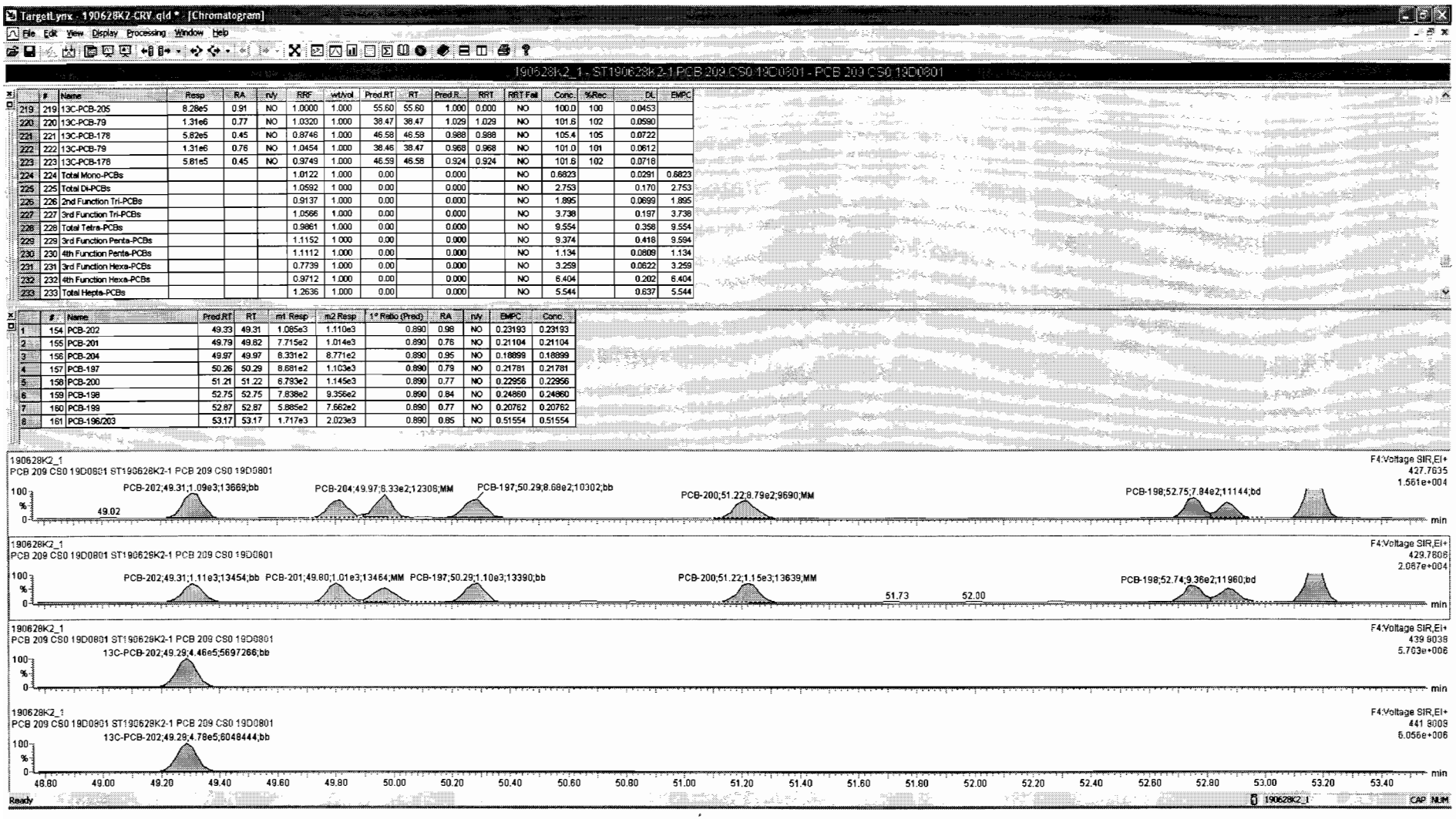

	#	Name	Resp	RA	n/y	RRF	wt/vol	Pred RT	RT	Pred R...	RRT	RRT Fail	Conc	%Rec	DL	EMPC
219	219	13C-PCB-205	8.28e5	0.91	NO	1.0000	1.000	55.60	55.60	1.000	0.000	NO	100.0	100	0.0453	
220	220	13C-PCB-79	1.31e6	0.77	NO	1.0320	1.000	38.47	38.47	1.029	1.029	NO	101.6	102	0.0590	
221	221	13C-PCB-178	5.82e5	0.45	NO	0.9746	1.000	46.58	46.58	0.988	0.988	NO	105.4	105	0.0722	
222	222	13C-PCB-79	1.31e6	0.76	NO	1.0454	1.000	38.46	38.47	0.968	0.968	NO	101.0	101	0.0612	
223	223	13C-PCB-178	5.81e5	0.45	NO	0.9749	1.000	46.59	46.58	0.924	0.924	NO	101.6	102	0.0718	
224	224	Total Mono-PCBs				1.0122	1.000	0.00		0.000		NO	0.6823		0.0291	0.6823
225	225	Total Di-PCBs				1.0592	1.000	0.00		0.000		NO	2.753		0.170	2.753
226	226	2nd Function Tri-PCBs				0.9137	1.000	0.00		0.000		NO	1.895		0.0699	1.895
227	227	3rd Function Tri-PCBs				1.0566	1.000	0.00		0.000		NO	3.738		0.197	3.738
228	228	Total Tetra-PCBs				0.9861	1.000	0.00		0.000		NO	9.554		0.358	9.554
229	229	3rd Function Penta-PCBs				1.1152	1.000	0.00		0.000		NO	9.374		0.418	9.594
230	230	4th Function Penta-PCBs				1.1112	1.000	0.00		0.000		NO	1.134		0.0809	1.134
231	231	3rd Function Hexa-PCBs				0.7739	1.000	0.00		0.000		NO	3.259		0.0622	3.259
232	232	4th Function Hexa-PCBs				0.9712	1.000	0.00		0.000		NO	6.404		0.202	6.404
233	233	Total Hepta-PCBs				1.2636	1.000	0.00		0.000		NO	5.544		0.637	5.544

	#	Name	Pred RT	RT	m1 Resp	m2 Resp	1° Ratio (Pred)	RA	n/y	EMPC	Conc.
1	154	PCB-202	49.33	49.31	1.085e3	1.110e3	0.890	0.98	NO	0.23193	0.23193
2	155	PCB-201	49.79	49.82	7.715e2	1.014e3	0.890	0.76	NO	0.21104	0.21104
3	156	PCB-204	49.97	49.97	8.331e2	8.771e2	0.890	0.95	NO	0.18899	0.18899
4	157	PCB-197	50.26	50.29	8.681e2	1.103e3	0.890	0.79	NO	0.21781	0.21781
5	158	PCB-200	51.21	51.22	8.793e2	1.145e3	0.890	0.77	NO	0.22956	0.22956
6	159	PCB-198	52.75	52.75	7.838e2	9.356e2	0.890	0.84	NO	0.24860	0.24860
7	160	PCB-199	52.87	52.87	5.885e2	7.662e2	0.890	0.77	NO	0.20762	0.20762
8	161	PCB-196/203	53.17	53.17	1.717e3	2.023e3	0.890	0.85	NO	0.51554	0.51554

Dataset: Untitled

Last Altered: Saturday, June 29, 2019 12:04:52 Pacific Daylight Time
Printed: Saturday, June 29, 2019 12:05:15 Pacific Daylight Time

Name: 190628K2_1, Date: 28-Jun-2019, Time: 16:32:52, ID: ST190628K2-1 PCB 209 CS0 19D0801, Description: PCB 209 CS0 19D0801

PCB-195

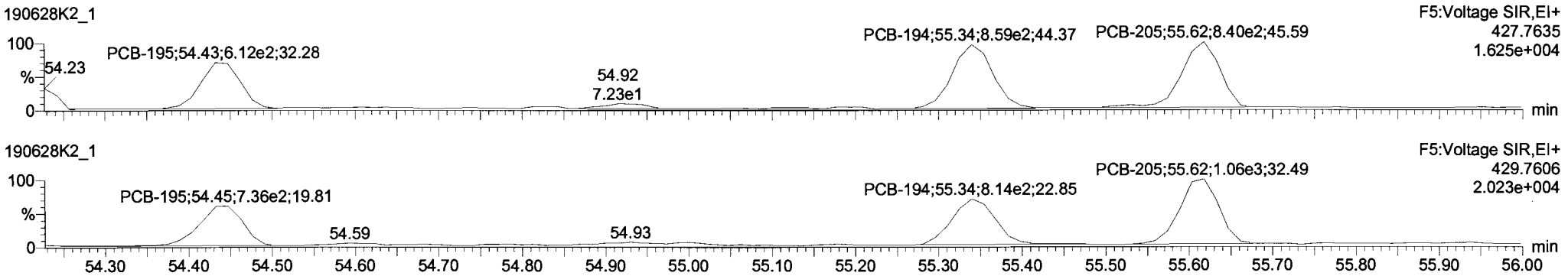

13C-PCB-194

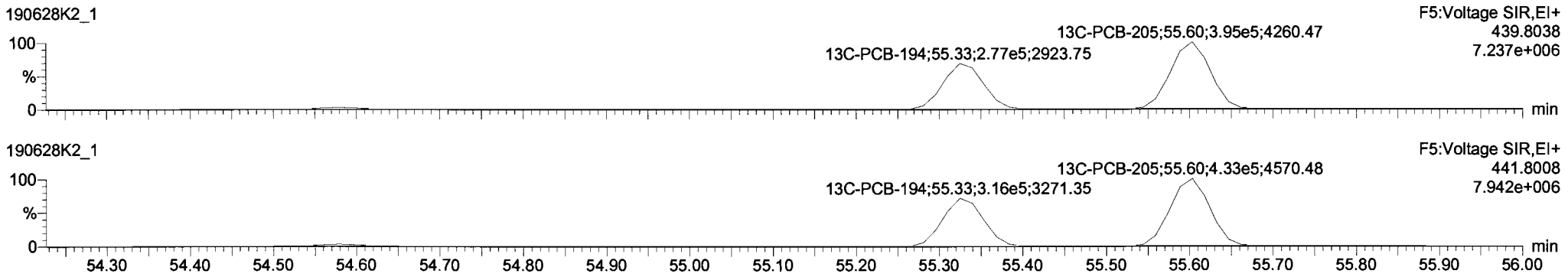

PFK5

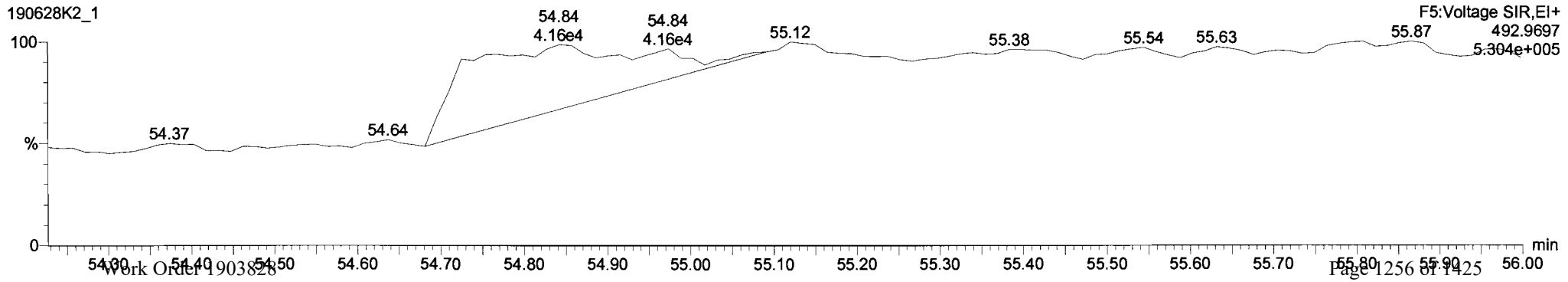

TargetLynx - 190628K2-CRV.qld * - [Chromatogram]

File Edit View Display Processing Window Help

190628K2_1 - ST190628K2-1 PCB 209 CS0 19D0801 - PCB 209 CS0 19D0801

	#	Name	Resp	RA	n/y	RRF	wt/vol	Pred.RT	RT	Pred.R...	RRT	RRT Fail	Conc.	%Rec	DL	EMPC
235	235	9th Function Octa-PCBs				1.1967	1.000	0.00		0.000		NO	0.6826		0.0454	0.6826
236	236	Total Nona-PCBs				0.9446	1.000	0.00		0.000		NO	0.7083		0.0179	0.7083
237	237	Deca-CB				0.9426	1.000	0.00		0.000		NO	0.2291		0.00306	0.2291
238	238	Total PCBs														
239	239	Total Mono-Isotopes														
240	240	Total Di-Isotopes														
241	241	2nd Function Tri-Isotopes														
242	242	3rd Function Tri-Isotopes														
243	243	Tetra-Isotopes				0.9849	1.000	0.00		1.000		NO	908.5		0.560	0.0000
244	244	3rd Function Penta-Isotopes				0.9098	1.000	0.00		0.000		NO	712.8		0.250	0.0000
245	245	4th Function Penta-Isotopes				1.5424	1.000	0.00		0.000		NO	400.5		0.233	0.0000
246	246	4th Function Hexa-Isotopes				1.3060	1.000	0.00		0.000		NO	917.7		0.642	0.0000
247	247	Hepta-Isotopes														
248	248	5th Function Octa-Isotopes				0.8568	1.000	0.00		0.000		NO	200.5		0.109	0.0000
249	249	Nona-Isotopes														

	#	Name	Pred.RT	RT	m1 Resp	m2 Resp	1° Ratio (Pred)	RA	n/y	EMPC	Conc.
1	162	PCB-195	54.45	54.43	6.117e2	7.355e2	0.890	0.83	NO	0.21958	0.21958
2	163	PCB-194	55.34	55.34	8.467e2	8.476e2	0.890	1.00	NO	0.24686	0.24686
3	164	PCB-205	55.61	55.62	7.898e2	1.008e3	0.890	0.78	NO	0.21619	0.21619

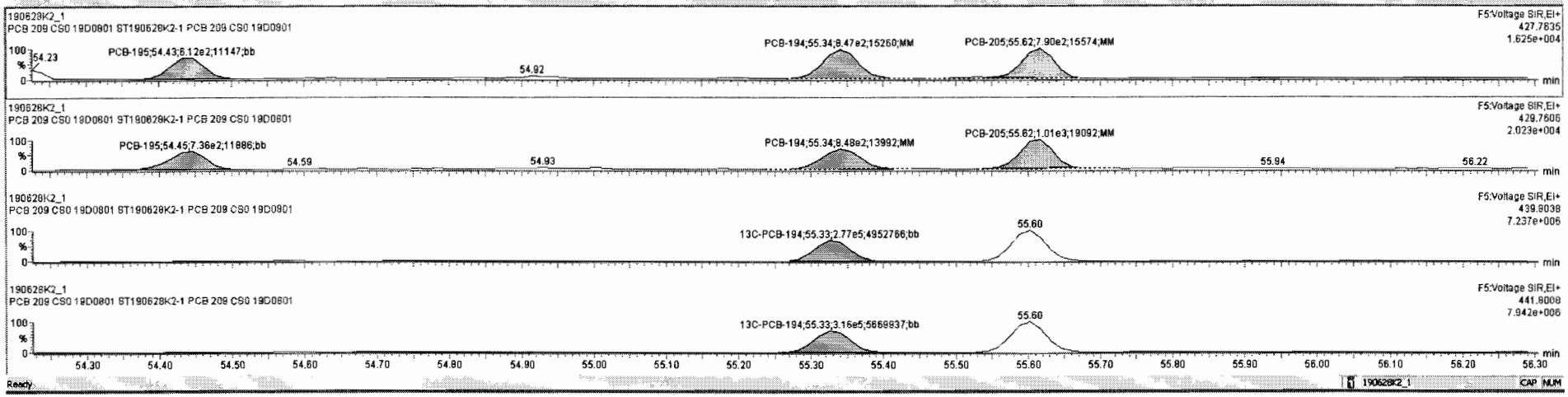

Dataset: Untitled

Last Altered: Saturday, June 29, 2019 12:04:52 Pacific Daylight Time
Printed: Saturday, June 29, 2019 12:05:15 Pacific Daylight Time

Name: 190628K2_1, Date: 28-Jun-2019, Time: 16:32:52, ID: ST190628K2-1 PCB 209 CS0 19D0801, Description: PCB 209 CS0 19D0801

PCB-208

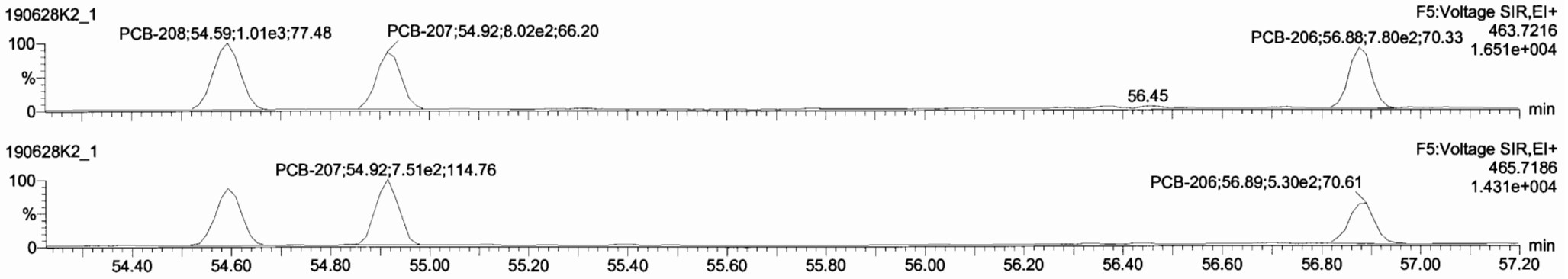

13C-PCB-208

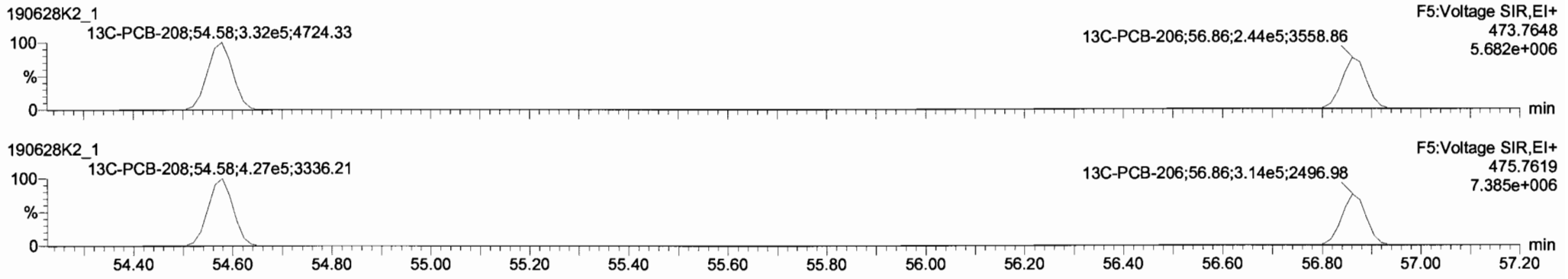

PFK5

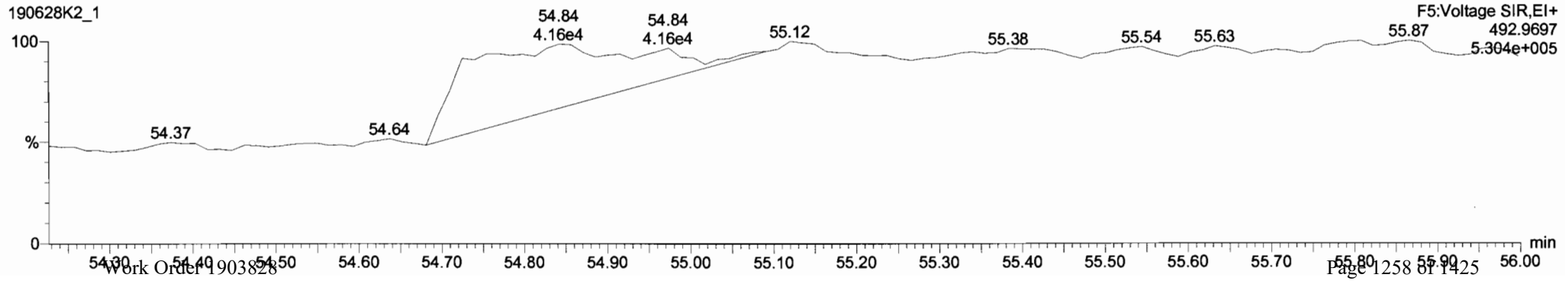

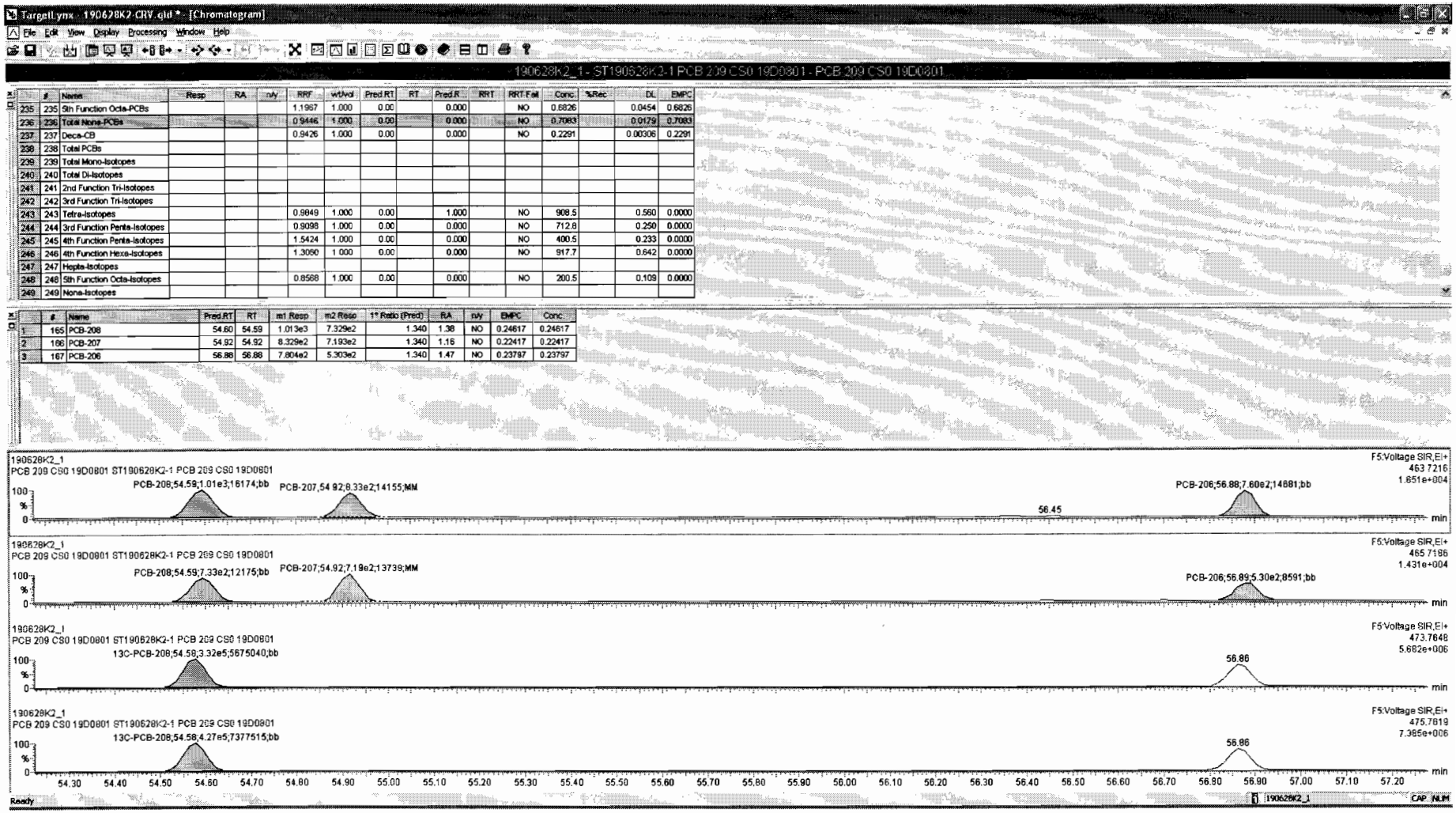

	#	Name	Resp	RA	n/y	RRF	wt/Vol	Pred.RT	RT	Pred.R	RRT	RRT Fail	Conc	%Rec	DL	EMPC
235	235	5th Function Octa-PCBs				1.1987	1.000	0.00		0.000		NO	0.6826		0.0454	0.6826
236	236	Total Nona-PCBs				0.9446	1.000	0.00		0.000		NO	0.7083		0.0179	0.7083
237	237	Deca-CB				0.9426	1.000	0.00		0.000		NO	0.2291		0.00306	0.2291
238	238	Total PCBs														
239	239	Total Mono-Isotopes														
240	240	Total Di-Isotopes														
241	241	2nd Function Tri-Isotopes														
242	242	3rd Function Tri-Isotopes														
243	243	Tetra-Isotopes				0.9849	1.000	0.00		1.000		NO	908.5		0.560	0.0000
244	244	3rd Function Penta-Isotopes				0.9098	1.000	0.00		0.000		NO	712.8		0.250	0.0000
245	245	4th Function Penta-Isotopes				1.5424	1.000	0.00		0.000		NO	400.5		0.233	0.0000
246	246	4th Function Hexa-Isotopes				1.3050	1.000	0.00		0.000		NO	917.7		0.642	0.0000
247	247	Hepta-Isotopes														
248	248	5th Function Octa-Isotopes				0.8568	1.000	0.00		0.000		NO	200.5		0.109	0.0000
249	249	Nona-Isotopes														

	#	Name	Pred.RT	RT	m1 Resp	m2 Resp	1° Ratio (Pred)	RA	n/y	EMPC	Conc
1	165	PCB-208	54.60	54.59	1.013e3	7.329e2	1.340	1.38	NO	0.24617	0.24617
2	166	PCB-207	54.92	54.92	8.329e2	7.193e2	1.340	1.16	NO	0.22417	0.22417
3	167	PCB-206	56.88	56.88	7.804e2	5.303e2	1.340	1.47	NO	0.23797	0.23797

Dataset: Untitled

Last Altered: Saturday, June 29, 2019 12:04:52 Pacific Daylight Time
Printed: Saturday, June 29, 2019 12:05:15 Pacific Daylight Time

Name: 190628K2_1, Date: 28-Jun-2019, Time: 16:32:52, ID: ST190628K2-1 PCB 209 CS0 19D0801, Description: PCB 209 CS0 19D0801

PCB-209

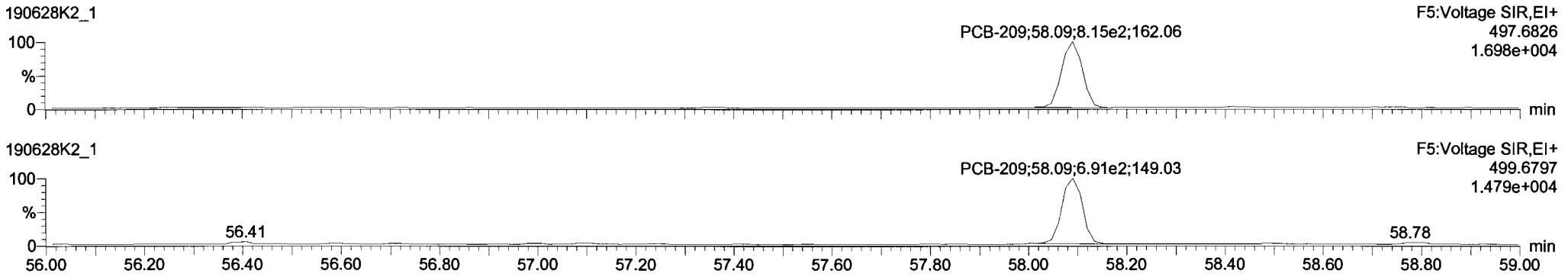

13C-PCB-209

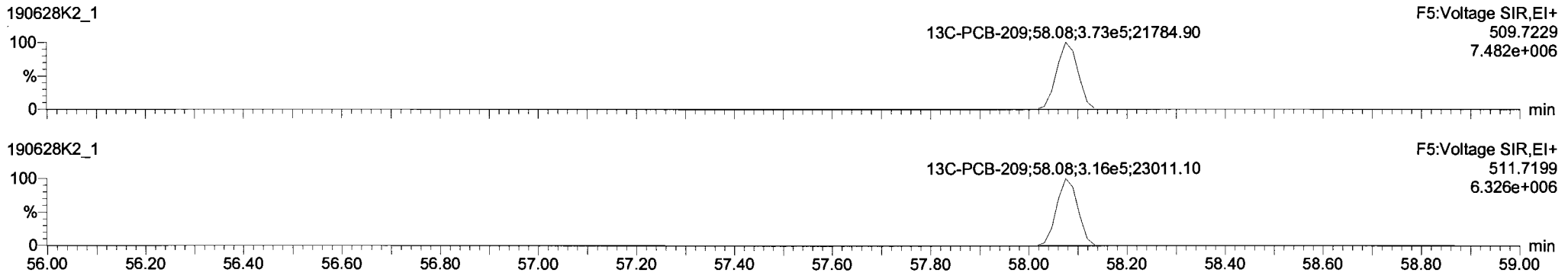

PFK5

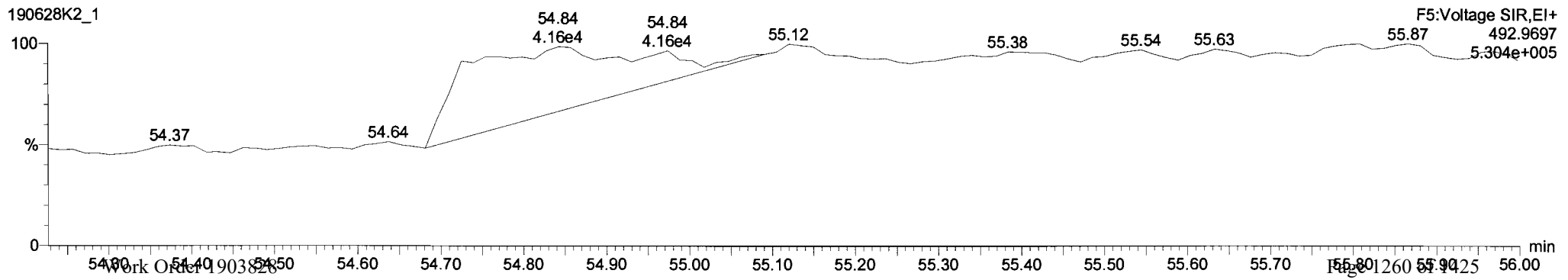

TargetLynx - 190628K2 CRV.qld * - [Chromatogram]

File Edit View Display Processing Window Help

190628K2_1 - ST190628K2-1 PCB 209 CS0 19D0801 - PCB 209 CS0 19D0801

	#	Name	Resp	RA	n/y	RRF	wt/vol	Pred.RT	RT	Pred.R...	RRT	RRT Fail	Conc.	%Rec	DL	EMPC
235	235	5th Function Octa-PCBs				1.1967	1.000	0.00		0.000		NO	0.6826		0.0454	0.6826
236	236	Total Nona-PCBs				0.9446	1.000	0.00		0.000		NO	0.7083		0.0179	0.7083
237	237	Deca-CB				0.9426	1.000	0.00		0.000		NO	0.2291		0.00306	0.2291
238	238	Total PCBs														
239	239	Total Mono-Isotopes														
240	240	Total Di-Isotopes														
241	241	2nd Function Tri-Isotopes														
242	242	3rd Function Tri-Isotopes														
243	243	Tetra-Isotopes				0.9649	1.000	0.00		1.000		NO	908.5		0.580	0.0000
244	244	3rd Function Penta-Isotopes				0.9098	1.000	0.00		0.000		NO	712.8		0.250	0.0000
245	245	4th Function Penta-Isotopes				1.5424	1.000	0.00		0.000		NO	400.5		0.233	0.0000
246	246	4th Function Hexa-Isotopes				1.3060	1.000	0.00		0.000		NO	917.7		0.642	0.0000
247	247	Hepta-Isotopes														
248	248	5th Function Octa-Isotopes				0.8568	1.000	0.00		0.000		NO	200.5		0.109	0.0000
249	249	Nona-Isotopes														

	#	Name	Pred.RT	RT	m1 Resp	m2 Resp	1° Ratio (Pred)	RA	n/y	EMPC	Conc.
1	168	PCB-209	58.08	58.09	7.968e2	6.911e2	1.170	1.15	NO	0.22911	0.22911

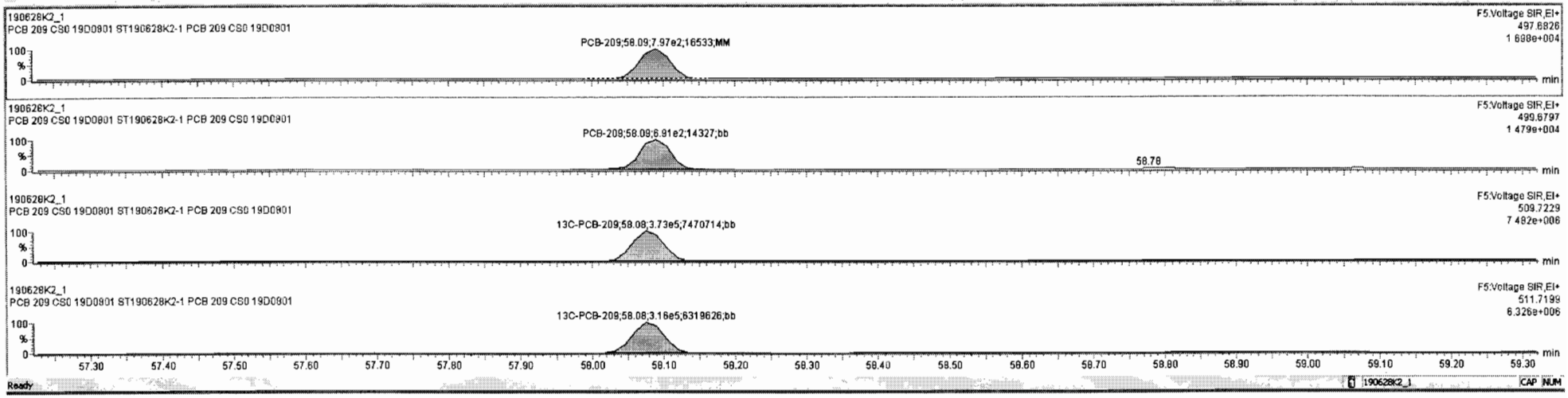

Dataset: Untitled

Last Altered: Saturday, June 29, 2019 12:04:52 Pacific Daylight Time
Printed: Saturday, June 29, 2019 12:05:15 Pacific Daylight Time

Name: 190628K2_2, Date: 28-Jun-2019, Time: 17:34:41, ID: ST190628K2-2 PCB 209 CS1 19C1104, Description: PCB 209 CS1 19C1104

PCB-1

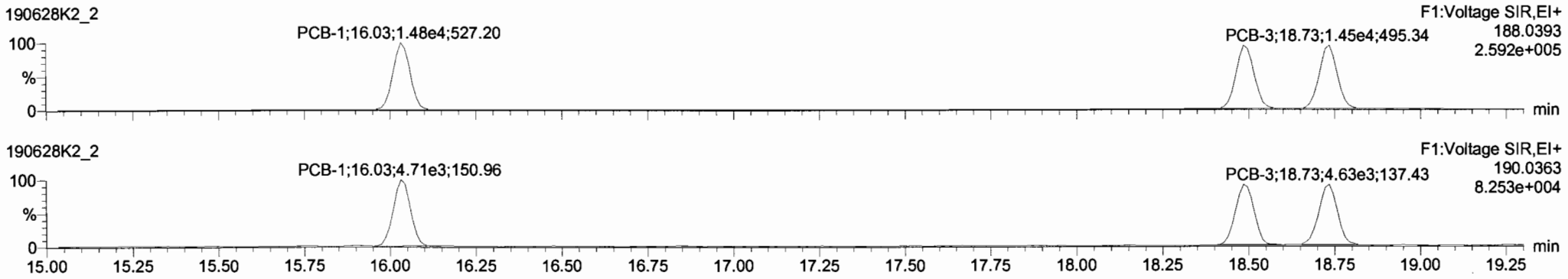

13C-PCB-1

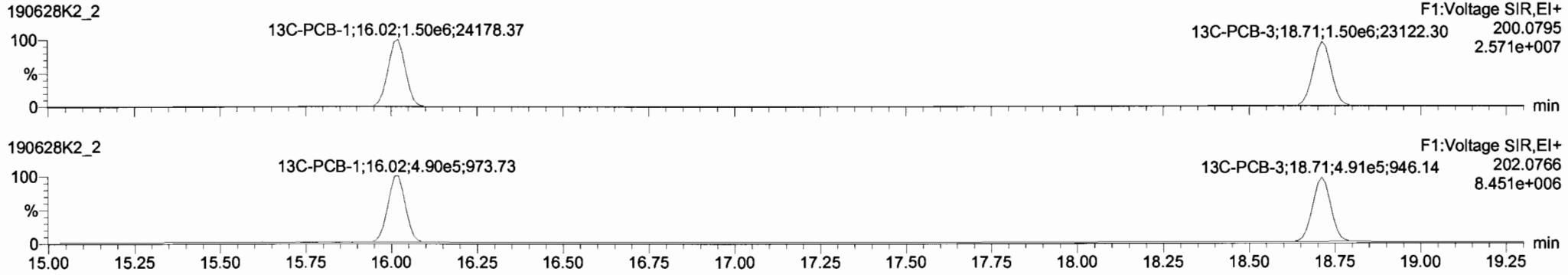

PFK1

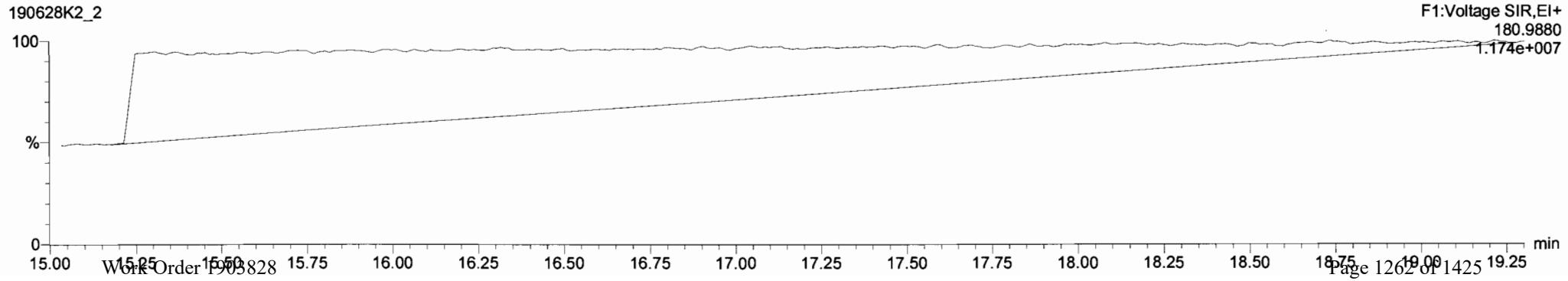

Dataset: Untitled

Last Altered: Saturday, June 29, 2019 12:04:52 Pacific Daylight Time
Printed: Saturday, June 29, 2019 12:05:15 Pacific Daylight Time

Name: 190628K2_2, Date: 28-Jun-2019, Time: 17:34:41, ID: ST190628K2-2 PCB 209 CS1 19C1104, Description: PCB 209 CS1 19C1104

PCB-4/10

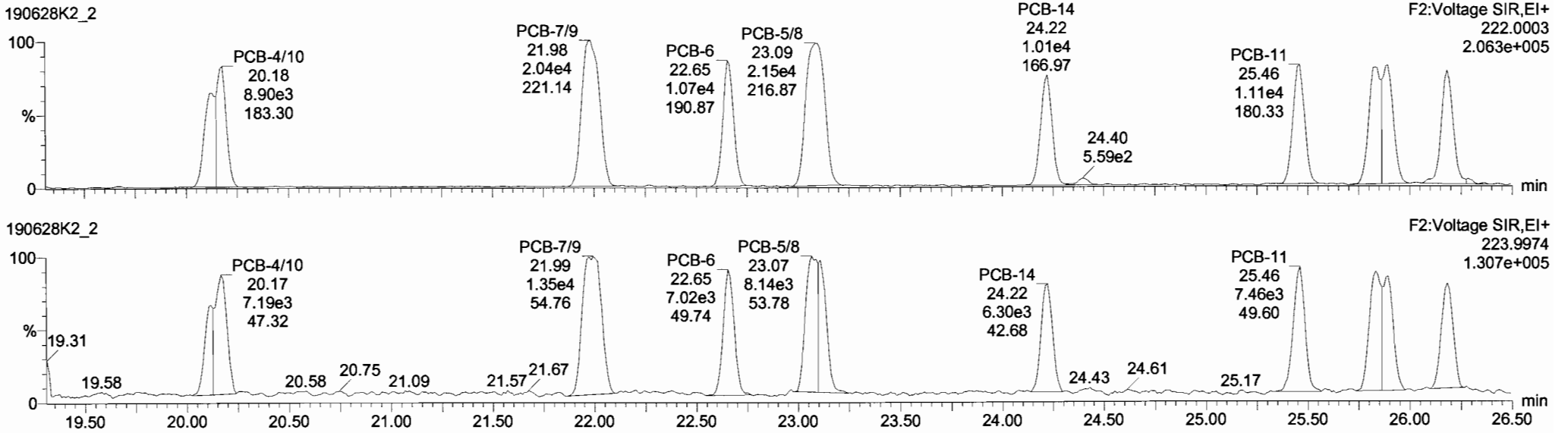

13C-PCB-4

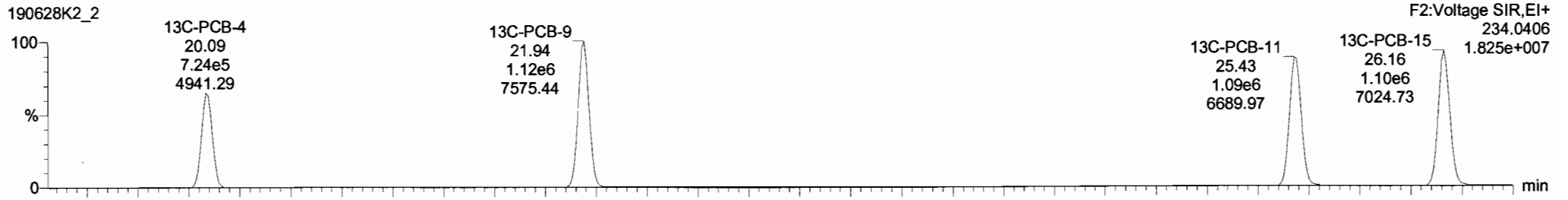

TargetLynx - 190628K2 CRV.qld - [Chromatogram]

File Edit View Display Processing Window Help

190628K2_2 - ST190628K2-2 PCB 209 CS1 19C1104 - PCB 209 CS1 19C1104

	#	Name	Resp	RA	n/y	RRT	wt/vol	Pred.RT	RT	Pred.R...	RRT	RRT Fail	Conc.	%Rec	DL	EMPC
217	217	13C-PCB-128	6.11e5	1.23	NO	1.0000	1.000	47.32	47.32	1.000	0.000	NO	100.0	100	0.0896	
218	218	13C-PCB-182	5.90e5	0.46	NO	1.0000	1.000	47.13	47.13	0.000	0.000	NO	100.0	100	0.0546	
219	219	13C-PCB-205	7.49e5	0.89	NO	1.0000	1.000	55.60	55.60	1.000	0.000	NO	100.0	100	0.0506	
220	220	13C-PCB-79	1.22e6	0.78	NO	1.0320	1.000	38.47	38.47	1.029	1.029	NO	97.19	97.2	0.0754	
221	221	13C-PCB-178	5.37e5	0.46	NO	0.8746	1.000	46.58	46.58	0.988	0.988	NO	100.5	101	0.0616	
222	222	13C-PCB-79	1.22e6	0.78	NO	1.0454	1.000	38.48	38.47	0.968	0.968	NO	97.92	97.9	0.0773	
223	223	13C-PCB-178	5.37e5	0.46	NO	0.9749	1.000	46.59	46.58	0.924	0.924	NO	100.9	101	0.0625	
224	224	Total Mono-PCBs				1.0122	1.000	0.00		0.000		NO	2.888		0.0184	2.889
225	225	Total Di-PCBs				1.0592	1.000	0.00		0.000		NO	11.23		0.183	11.23
226	226	2nd Function Tri-PCBs				0.9137	1.000	0.00		0.000		NO	7.746		0.0647	7.745
227	227	3rd Function Tri-PCBs				1.0566	1.000	0.00		0.000		NO	15.09		0.234	15.09
228	228	Total Tetra-PCBs				0.9861	1.000	0.00		0.000		NO	40.04		1.06	40.03
229	229	3rd Function Penta-PCBs				1.1154	1.000	0.00		0.000		NO	39.34		0.435	39.34
230	230	4th Function Penta-PCBs				1.1112	1.000	0.00		0.000		NO	4.729		0.0923	4.728
231	231	3rd Function Hexa-PCBs				0.7739	1.000	0.00		0.000		NO	13.13		0.0560	13.13

	#	Name	Pred.RT	RT	m1 Resp	m2 Resp	1° Ratio (Pred)	RA	n/y	EMPC	Conc.
1	4	PCB-4/10	20.17	20.18	1.721e4	1.088e4	1.560	1.58	NO	1.8820	1.8820
2	5	PCB-7/9	22.00	21.98	2.040e4	1.350e4	1.560	1.51	NO	1.8980	1.8983
3	6	PCB-6	22.65	22.65	1.073e4	7.025e3	1.560	1.53	NO	0.95900	0.95449
4	7	PCB-5/8	23.07	23.09	2.155e4	1.322e4	1.560	1.63	NO	1.8800	1.8800
5	8	PCB-14	24.22	24.22	1.007e4	6.298e3	1.560	1.60	NO	0.89800	0.89720
6	9	PCB-11	25.45	25.46	1.105e4	7.395e3	1.560	1.50	NO	0.95300	0.95286
7	10	PCB-12/13	25.82	25.89	2.118e4	1.287e4	1.560	1.64	NO	1.8590	1.8590
8	11	PCB-15	26.18	26.18	1.014e4	6.264e3	1.560	1.62	NO	0.90300	0.90312

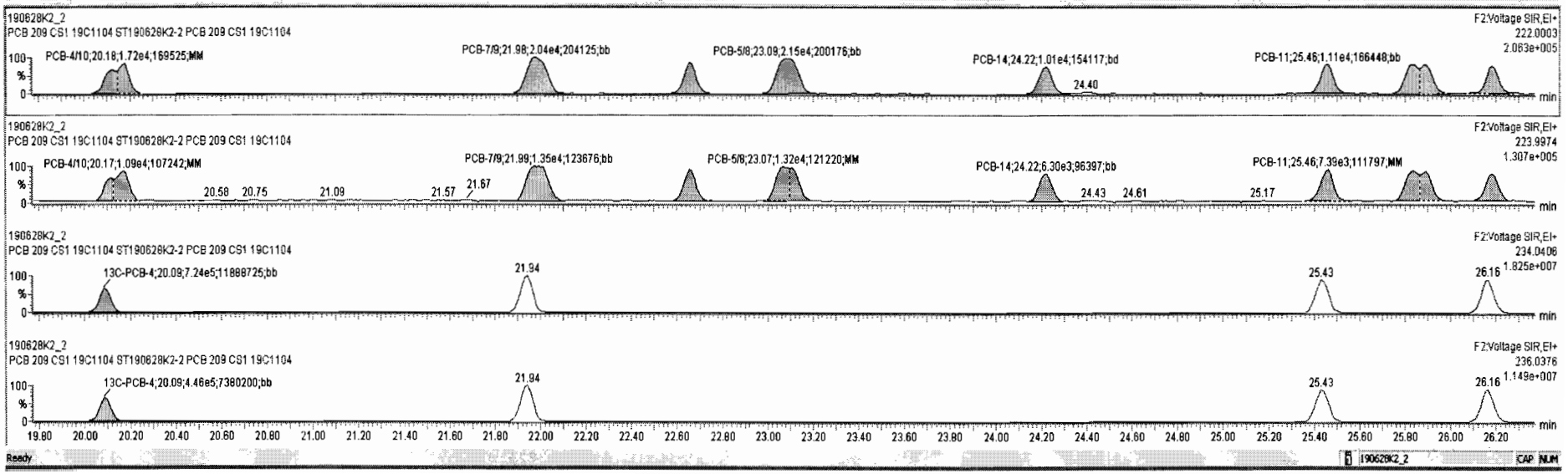

Ready

Dataset: Untitled

Last Altered: Saturday, June 29, 2019 12:04:52 Pacific Daylight Time
Printed: Saturday, June 29, 2019 12:05:15 Pacific Daylight Time

Name: 190628K2_2, Date: 28-Jun-2019, Time: 17:34:41, ID: ST190628K2-2 PCB 209 CS1 19C1104, Description: PCB 209 CS1 19C1104

PCB-19

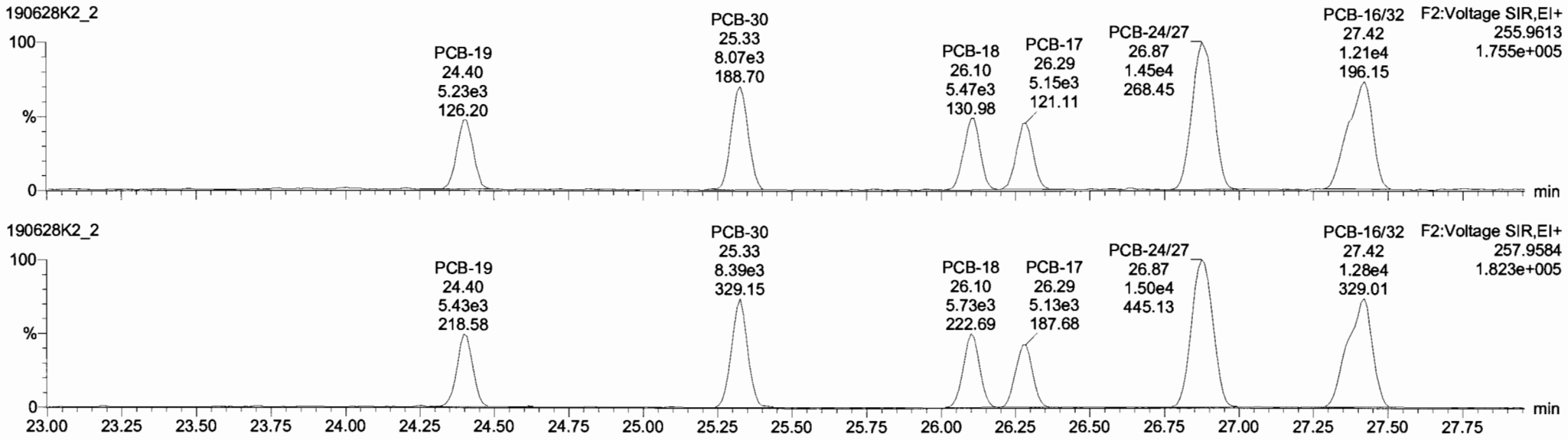

13C-PCB-19

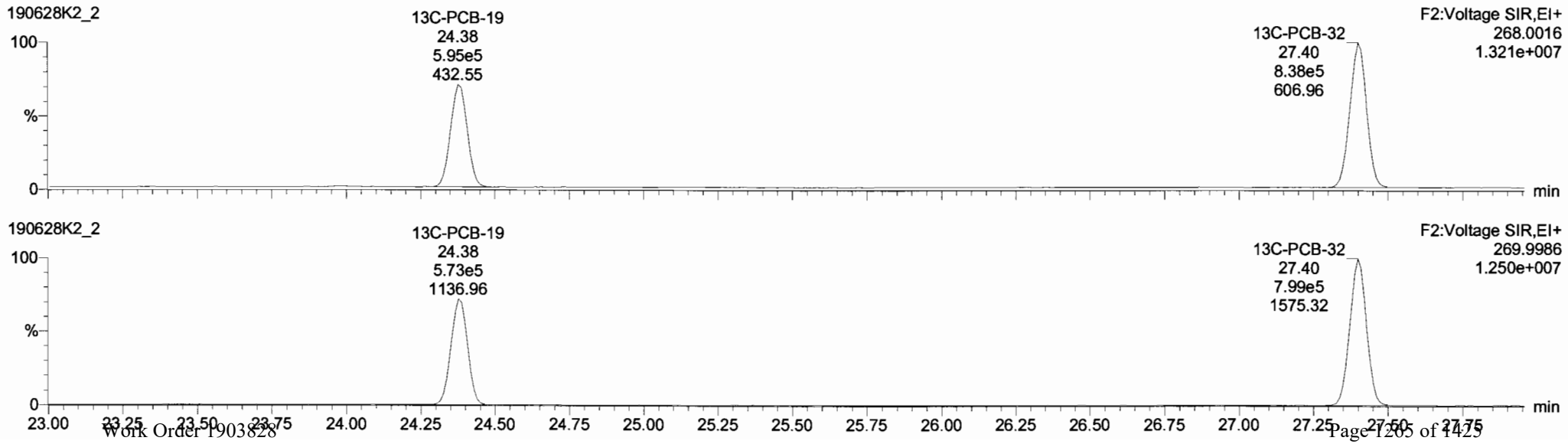

Dataset: Untitled

Last Altered: Saturday, June 29, 2019 12:04:52 Pacific Daylight Time
Printed: Saturday, June 29, 2019 12:05:15 Pacific Daylight Time

Name: 190628K2_2, Date: 28-Jun-2019, Time: 17:34:41, ID: ST190628K2-2 PCB 209 CS1 19C1104, Description: PCB 209 CS1 19C1104

PCB-34

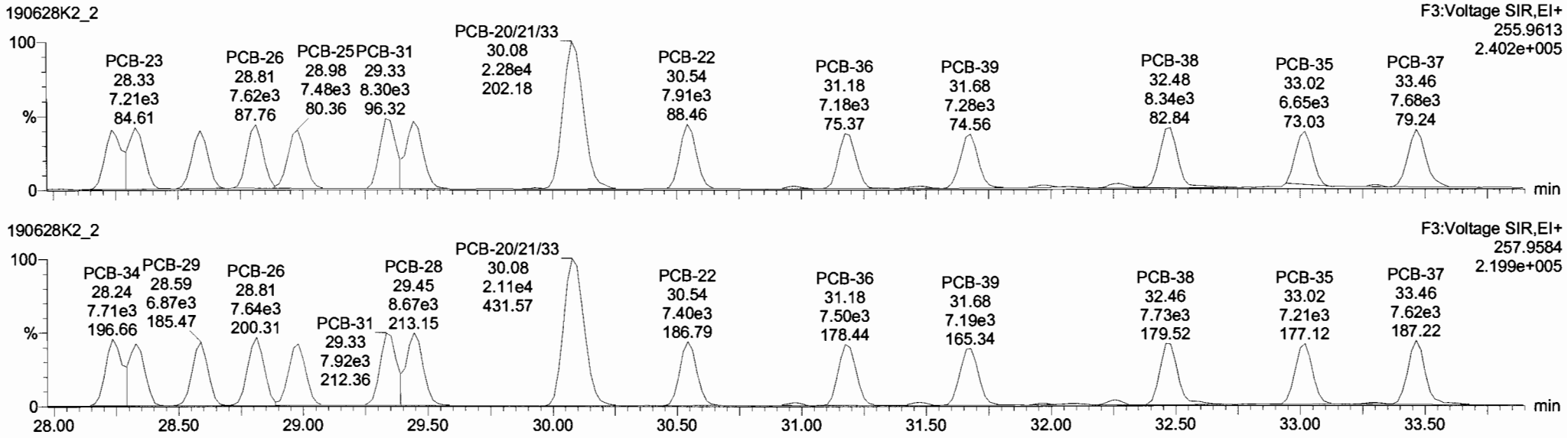

13C-PCB-28

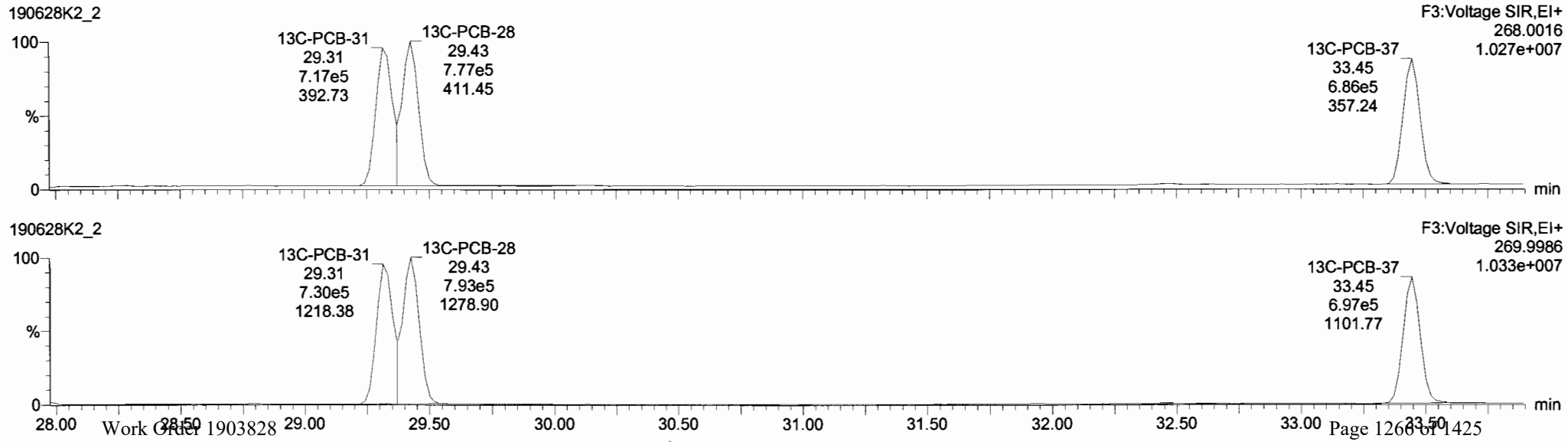

TargetLynx - 190628K2-CRV.qld - [Chromatogram]

File Edit View Display Processing Window Help

190628K2_2 - ST190628K2-2 PCB 209 CS1 19C1104 - PCB 209 CS1 19C1104

	#	Name	Resp	RA	nAy	RRF	wt/vol	Pred.RT	RT	Pred.R...	RRT	RRT Fail	Conc.	%Rec	DL	EMPC
217	217	13C-PCB-128	6.11e5	1.23	NO	1.0000	1.000	47.32	47.32	1.000	0.000	NO	100.0	100	0.0896	
218	218	13C-PCB-182	5.90e5	0.46	NO	1.0000	1.000	47.13	47.13	0.000	0.000	NO	100.0	100	0.0546	
219	219	13C-PCB-205	7.49e5	0.89	NO	1.0000	1.000	55.60	55.60	1.000	0.000	NO	100.0	100	0.0506	
220	220	13C-PCB-79	1.22e6	0.78	NO	1.0320	1.000	38.47	38.47	1.029	1.029	NO	97.19	97.2	0.0754	
221	221	13C-PCB-178	5.37e5	0.46	NO	0.8746	1.000	46.58	46.58	0.988	0.988	NO	100.5	101	0.0616	
222	222	13C-PCB-79	1.22e6	0.78	NO	1.0454	1.000	38.48	38.47	0.968	0.968	NO	97.92	97.9	0.0773	
223	223	13C-PCB-178	5.37e5	0.46	NO	0.9749	1.000	46.59	46.58	0.924	0.924	NO	100.9	101	0.0625	
224	224	Total Mono-PCBs				1.0122	1.000	0.00		0.000		NO	2.888		0.0184	2.889
225	225	Total Di-PCBs				1.0592	1.000	0.00		0.000		NO	11.23		0.183	11.23
226	226	2nd Function Tri-PCBs				0.9137	1.000	0.00		0.000		NO	7.746		0.0647	7.745
227	227	3rd Function Tri-PCBs				1.0566	1.000	0.00		0.000		NO	15.09		0.234	15.09
228	228	Total Tetra-PCBs				0.9861	1.000	0.00		0.000		NO	40.04		1.06	40.03
229	229	3rd Function Penta-PCBs				1.1154	1.000	0.00		0.000		NO	39.34		0.435	39.34
230	230	4th Function Penta-PCBs				1.1112	1.000	0.00		0.000		NO	4.729		0.0923	4.728
231	231	3rd Function Hexa-PCBs				0.7739	1.000	0.00		0.000		NO	13.13		0.0560	13.13

	#	Name	Pred.RT	RT	m1 Resp	m2 Resp	1° Ratio (Pred)	RA	nAy	EMPC	Conc.
1	18	PCB-34	28.24	28.24	7.493e3	7.711e3	1.040	0.97	NO	0.98000	0.98085
2	19	PCB-23	28.33	28.33	7.212e3	6.573e3	1.040	1.10	NO	0.90100	0.90151
3	20	PCB-29	28.59	28.59	6.987e3	6.866e3	1.040	1.02	NO	0.92500	0.92550
4	21	PCB-26	28.81	28.81	7.620e3	7.536e3	1.040	1.00	NO	0.97100	0.97082
5	22	PCB-25	28.98	28.98	7.371e3	7.195e3	1.040	1.02	NO	0.94900	0.94876
6	23	PCB-31	29.33	29.33	8.296e3	7.915e3	1.040	1.05	NO	0.92000	0.91939
7	24	PCB-28	29.44	29.44	8.850e3	8.562e3	1.040	1.03	NO	1.0030	1.0029
8	25	PCB-20/21/33	30.07	30.08	2.279e4	2.110e4	1.040	1.08	NO	2.7860	2.7862
9	26	PCB-22	30.53	30.54	7.909e3	7.395e3	1.040	1.07	NO	0.94400	0.94373

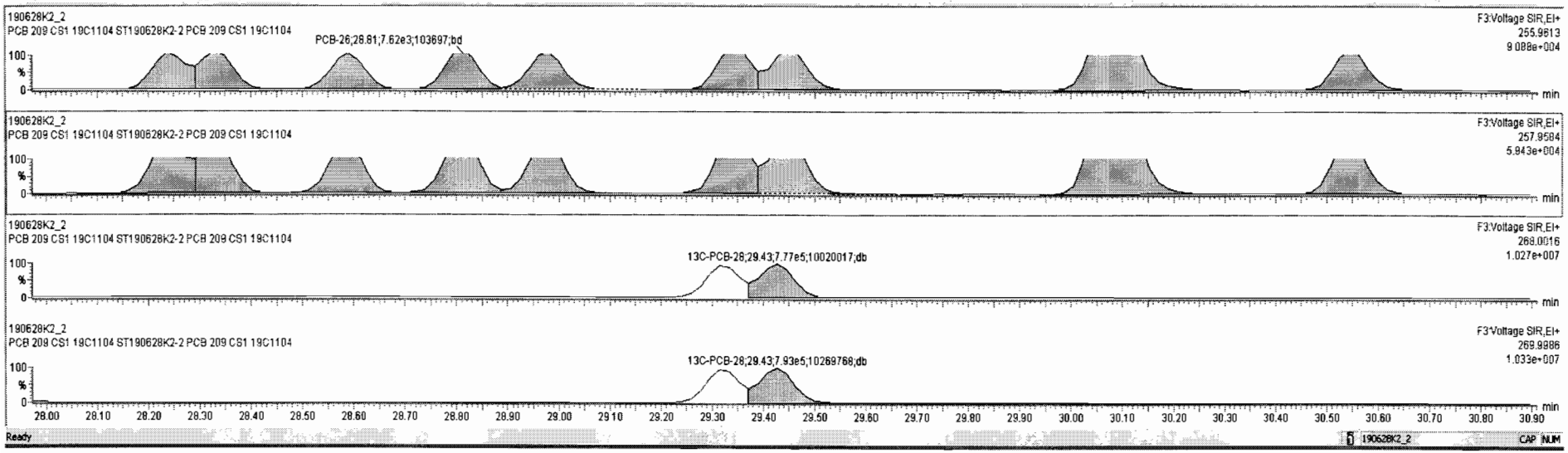

TargetLynx - 190628K2-CRV.qld - [Chromatogram]

File Edit View Display Processing Window Help

190628K2_2 - ST190628K2-2 PCB 209 CS1 19C1104 - PCB 209 CS1 19C1104

	#	Name	Resp	RA	n/y	RRF	wt/vol	Pred.RT	RT	Pred.R...	RRT	RRT Fail	Conc.	%Rec	DL	EMPC
217	217	13C-PCB-126	6.11e5	1.23	NO	1.0000	1.000	47.32	47.32	1.000	0.000	NO	100.0	100	0.0896	
218	218	13C-PCB-182	5.90e5	0.46	NO	1.0000	1.000	47.13	47.13	0.000	0.000	NO	100.0	100	0.0546	
219	219	13C-PCB-205	7.49e5	0.89	NO	1.0000	1.000	55.60	55.60	1.000	0.000	NO	100.0	100	0.0506	
220	220	13C-PCB-79	1.22e6	0.78	NO	1.0320	1.000	38.47	38.47	1.029	1.029	NO	97.19	97.2	0.0754	
221	221	13C-PCB-178	5.37e5	0.46	NO	0.8746	1.000	46.58	46.58	0.988	0.988	NO	100.5	101	0.0616	
222	222	13C-PCB-79	1.22e6	0.78	NO	1.0454	1.000	38.48	38.47	0.968	0.968	NO	97.92	97.9	0.0773	
223	223	13C-PCB-178	5.37e5	0.46	NO	0.9749	1.000	46.59	46.58	0.924	0.924	NO	100.9	101	0.0625	
224	224	Total Mono-PCBs				1.0122	1.000	0.00		0.000		NO	2.888		0.0184	2.889
225	225	Total Di-PCBs				1.0592	1.000	0.00		0.000		NO	11.23		0.183	11.23
226	226	2nd Function Tri-PCBs				0.9137	1.000	0.00		0.000		NO	7.746		0.0647	7.745
227	227	3rd Function Tri-PCBs				1.0566	1.000	0.00		0.000		NO	15.09		0.234	15.09
228	228	Total Tetra-PCBs				0.9861	1.000	0.00		0.000		NO	40.04		1.06	40.03
229	229	3rd Function Penta-PCBs				1.1154	1.000	0.00		0.000		NO	39.34		0.435	39.34
230	230	4th Function Penta-PCBs				1.1112	1.000	0.00		0.000		NO	4.729		0.0923	4.728
231	231	3rd Function Hexa-PCBs				0.7739	1.000	0.00		0.000		NO	13.13		0.0560	13.13

	#	Name	Pred.RT	RT	m1 Resp	m2 Resp	1° Ratio (Pred)	RA	n/y	EMPC	Conc
1	18	PCB-34	28.24	28.24	7.493e3	7.711e3	1.040	0.97	NO	0.98000	0.98085
2	19	PCB-23	28.33	28.33	7.212e3	6.573e3	1.040	1.10	NO	0.90100	0.90151
3	20	PCB-29	28.59	28.59	6.987e3	6.866e3	1.040	1.02	NO	0.92500	0.92550
4	21	PCB-26	28.81	28.81	7.620e3	7.636e3	1.040	1.00	NO	0.97100	0.97082
5	22	PCB-25	28.98	28.98	7.371e3	7.195e3	1.040	1.02	NO	0.94900	0.94876
6	23	PCB-31	29.33	29.33	8.296e3	7.915e3	1.040	1.05	NO	0.92000	0.91939
7	24	PCB-28	29.44	29.44	8.850e3	8.562e3	1.040	1.03	NO	1.0030	1.0029
8	25	PCB-20/21/33	30.07	30.08	2.279e4	2.110e4	1.040	1.08	NO	2.7860	2.7862
9	26	PCB-22	30.53	30.54	7.909e3	7.395e3	1.040	1.07	NO	0.94400	0.94373

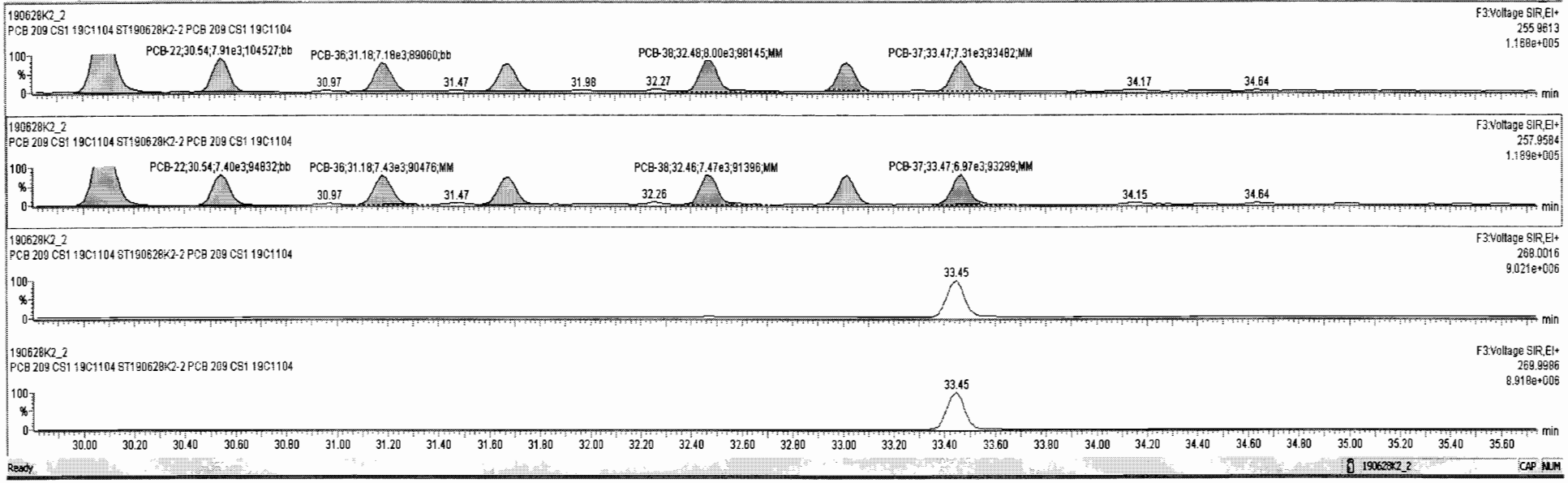

Ready 190628K2_2 CAP NUM

Dataset: Untitled

Last Altered: Saturday, June 29, 2019 12:04:52 Pacific Daylight Time
Printed: Saturday, June 29, 2019 12:05:15 Pacific Daylight Time

Name: 190628K2_2, Date: 28-Jun-2019, Time: 17:34:41, ID: ST190628K2-2 PCB 209 CS1 19C1104, Description: PCB 209 CS1 19C1104

PCB-54

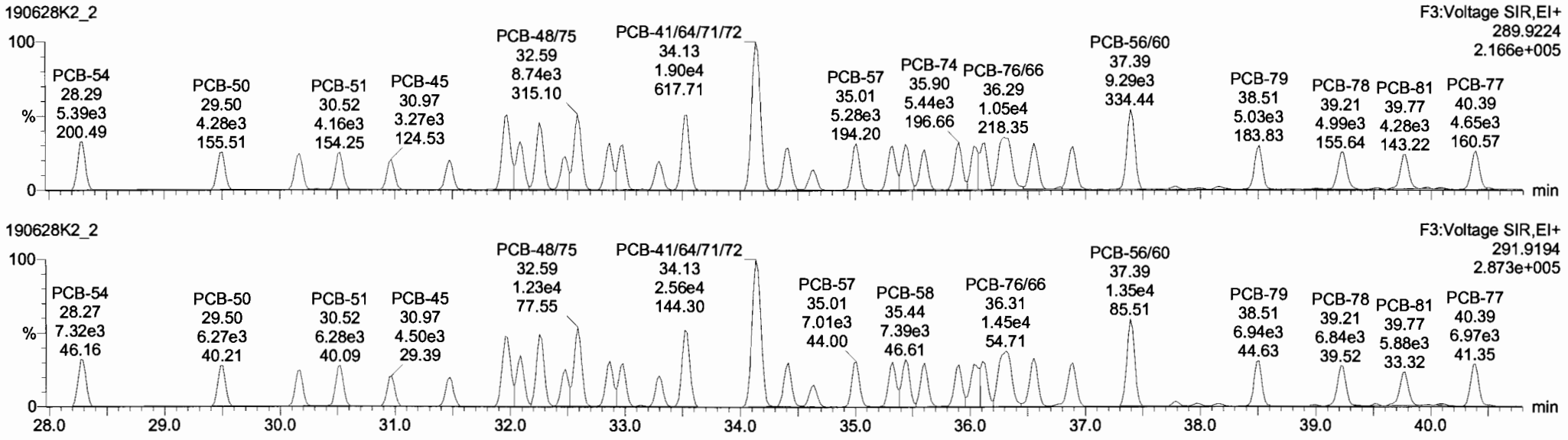

13C-PCB-54

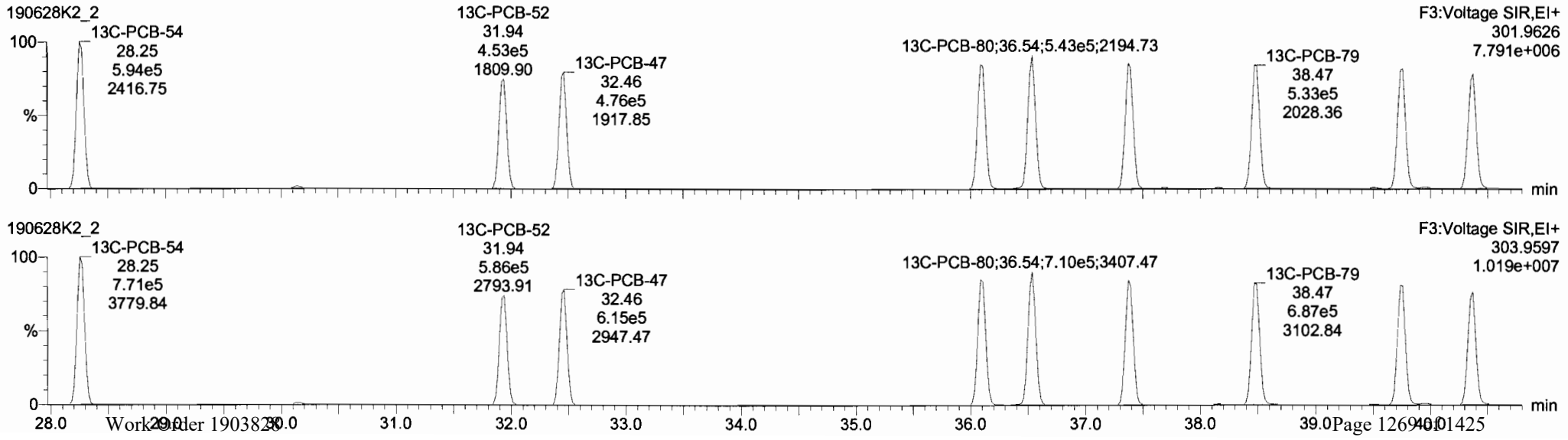

Dataset: Untitled

Last Altered: Saturday, June 29, 2019 12:04:52 Pacific Daylight Time
Printed: Saturday, June 29, 2019 12:05:15 Pacific Daylight Time

Name: 190628K2_2, Date: 28-Jun-2019, Time: 17:34:41, ID: ST190628K2-2 PCB 209 CS1 19C1104, Description: PCB 209 CS1 19C1104

PCB-50

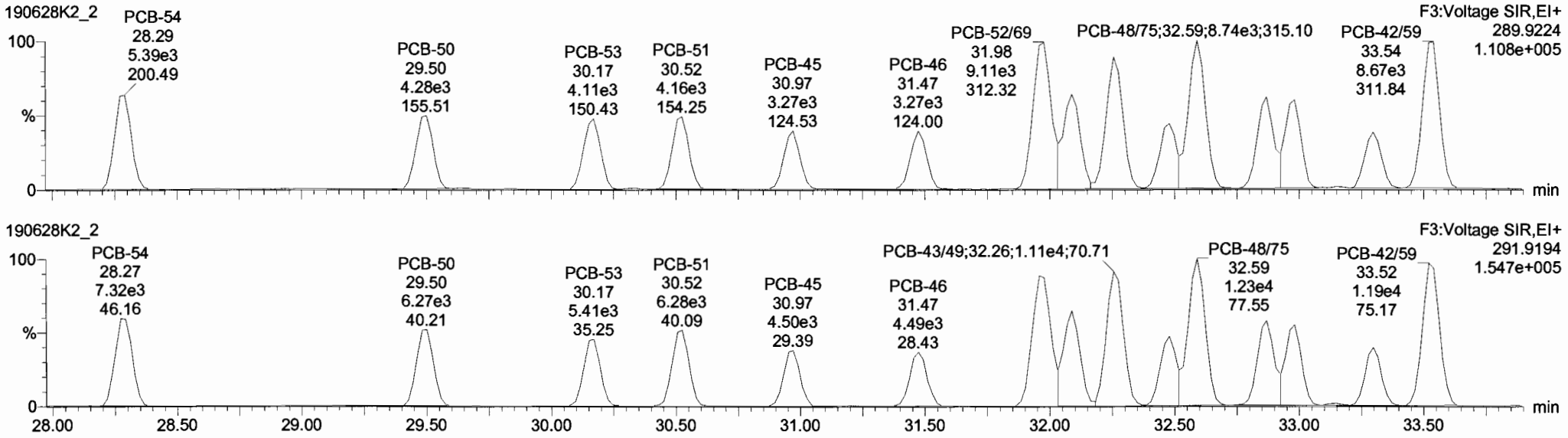

13C-PCB-52

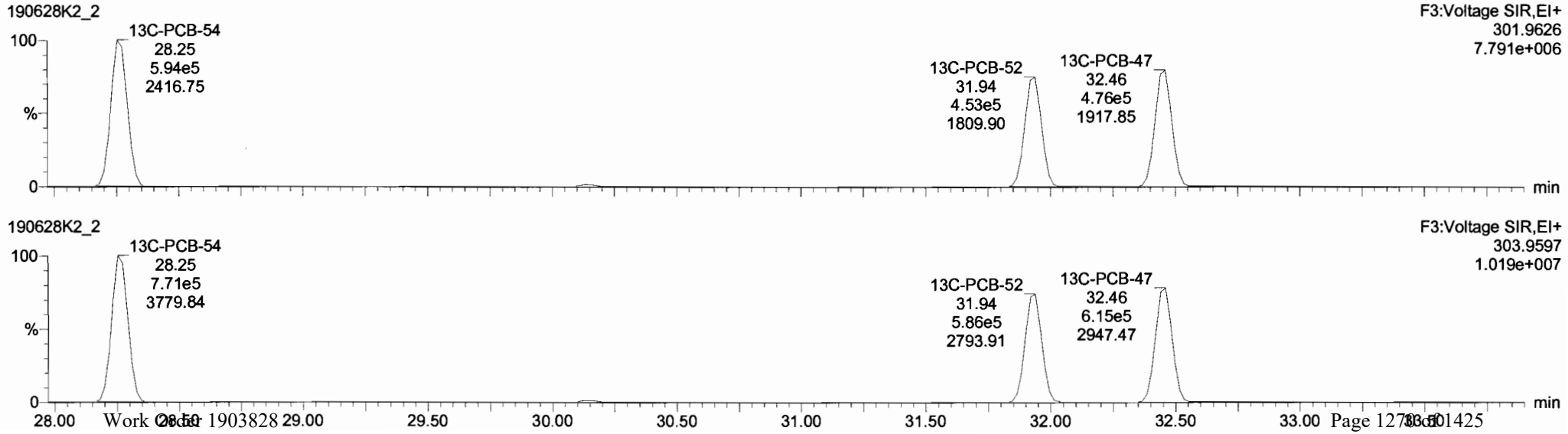

Dataset: Untitled

Last Altered: Saturday, June 29, 2019 12:04:52 Pacific Daylight Time
Printed: Saturday, June 29, 2019 12:05:15 Pacific Daylight Time

Name: 190628K2_2, Date: 28-Jun-2019, Time: 17:34:41, ID: ST190628K2-2 PCB 209 CS1 19C1104, Description: PCB 209 CS1 19C1104

PCB-68

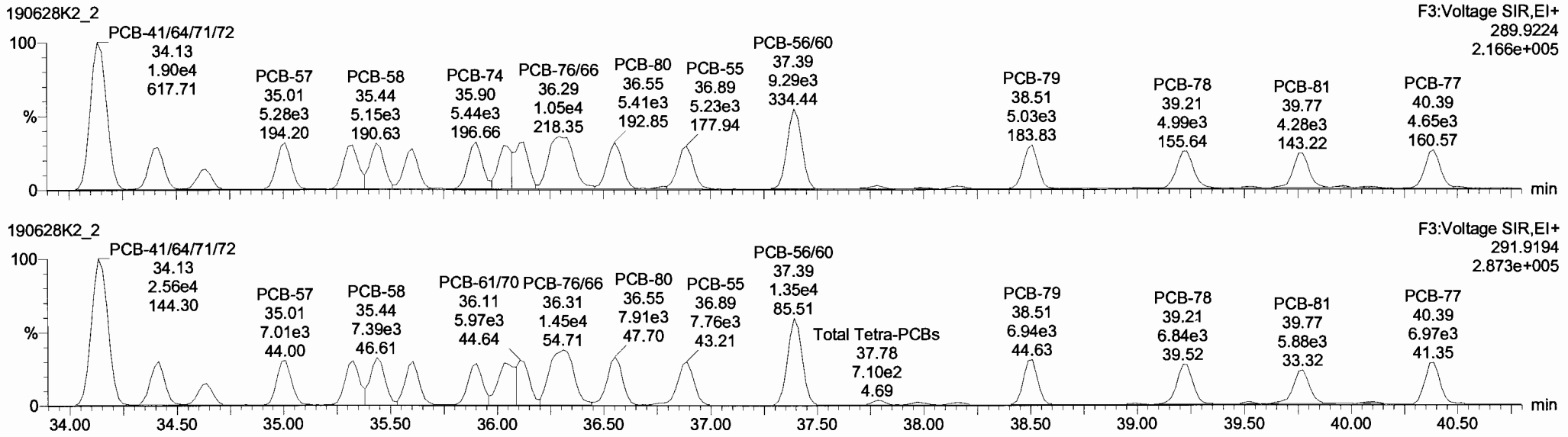

13C-PCB-60

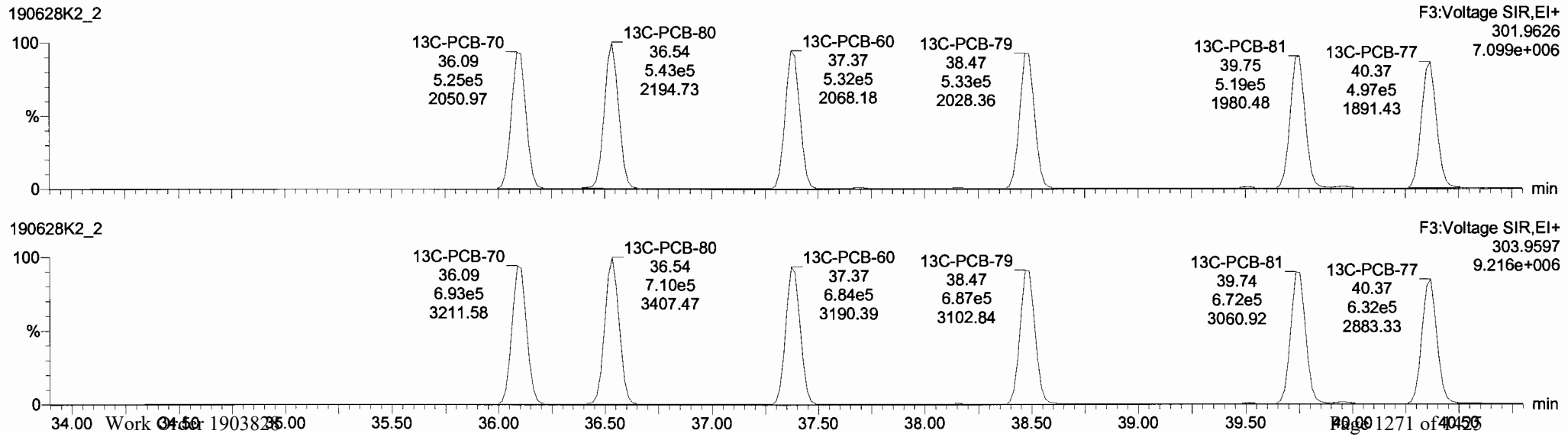

TargetLynx - 190628K2-CRV.qld - [Chromatogram]

File Edit View Display Processing Window Help

190628K2_2 - ST190628K2-2 PCB 209 CS1 19C1104 - PCB 209 CS1 19C1104

	#	Name	Resp	RA	n/y	RRF	wt/vol	Pred.RT	RT	Pred.R...	RRT	RRT Fail	Conc.	%Rec	DL	EMPC
217	217	13C-PCB-128	6.11e5	1.23	NO	1.0000	1.000	47.32	47.32	1.000	0.000	NO	100.0	100	0.0896	
218	218	13C-PCB-182	5.90e5	0.46	NO	1.0000	1.000	47.13	47.13	0.000	0.000	NO	100.0	100	0.0546	
219	219	13C-PCB-205	7.49e5	0.89	NO	1.0000	1.000	55.60	55.60	1.000	0.000	NO	100.0	100	0.0506	
220	220	13C-PCB-79	1.22e6	0.78	NO	1.0320	1.000	38.47	38.47	1.029	1.029	NO	97.19	97.2	0.0754	
221	221	13C-PCB-178	5.37e5	0.46	NO	0.8746	1.000	46.58	46.58	0.988	0.988	NO	100.5	101	0.0616	
222	222	13C-PCB-79	1.22e6	0.78	NO	1.0454	1.000	38.48	38.47	0.968	0.968	NO	97.92	97.9	0.0773	
223	223	13C-PCB-178	5.37e5	0.46	NO	0.9749	1.000	46.59	46.58	0.924	0.924	NO	100.9	101	0.0625	
224	224	Total Mono-PCBs				1.0122	1.000	0.00		0.000		NO	2.888		0.0184	2.889
225	225	Total Di-PCBs				1.0592	1.000	0.00		0.000		NO	11.23		0.183	11.23
226	226	2nd Function Tri-PCBs				0.9137	1.000	0.00		0.000		NO	7.746		0.0647	7.745
227	227	3rd Function Tri-PCBs				1.0586	1.000	0.00		0.000		NO	15.09		0.234	15.09
228	228	Total Tetra-PCBs				0.9861	1.000	0.00		0.000		NO	40.04		1.06	40.03
229	229	3rd Function Penta-PCBs				1.1154	1.000	0.00		0.000		NO	39.34		0.435	39.34

	#	Name	Pred.RT	RT	m1 Resp	m2 Resp	1° Ratio (Pred)	RA	n/y	EMPC	Conc.
1	32	PCB-54	28.27	28.29	5.394e3	7.318e3	0.770	0.74	NO	0.93600	0.93570
2	33	PCB-50	29.49	29.50	4.278e3	6.268e3	0.770	0.68	NO	0.99000	0.98938
3	34	PCB-53	30.18	30.17	4.108e3	5.414e3	0.770	0.76	NO	0.95900	0.95934
4	35	PCB-51	30.53	30.52	4.155e3	6.262e3	0.770	0.66	NO	0.98100	0.98112
5	36	PCB-45	30.97	30.97	3.269e3	4.501e3	0.770	0.73	NO	0.92600	0.92527
6	37	PCB-46	31.47	31.47	3.272e3	4.487e3	0.770	0.73	NO	0.99000	0.99071
7	38	PCB-52/69	31.98	31.98	9.107e3	1.179e4	0.770	0.77	NO	1.8410	1.8413

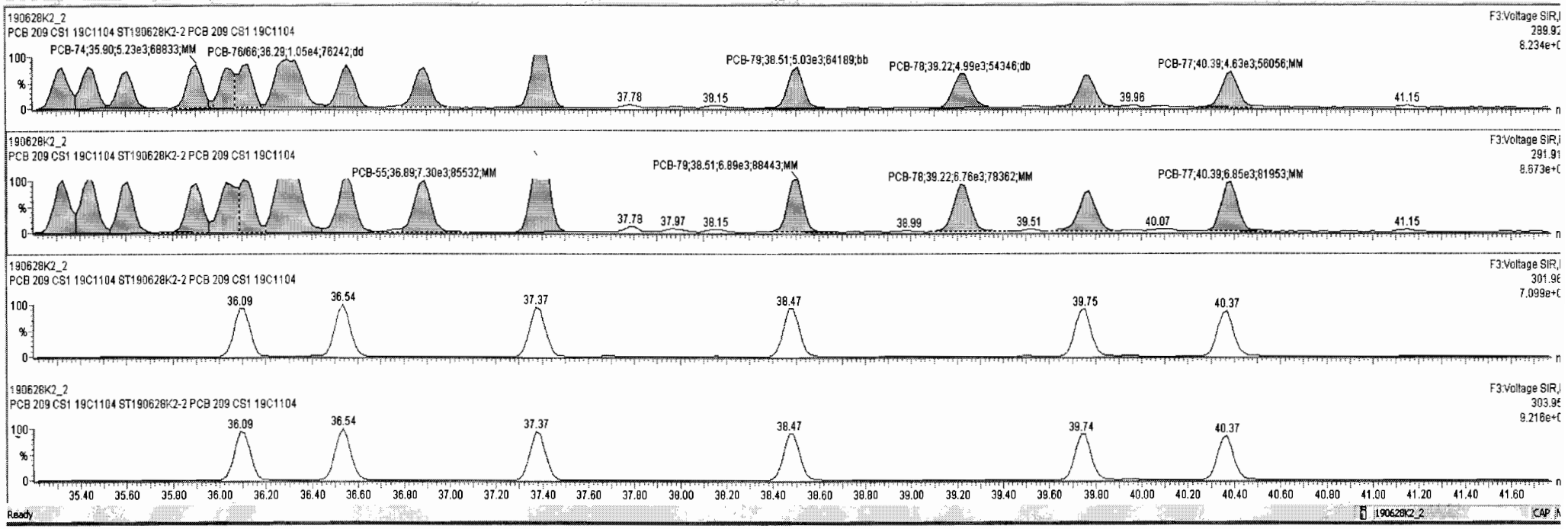

Dataset: Untitled

Last Altered: Saturday, June 29, 2019 12:04:52 Pacific Daylight Time
Printed: Saturday, June 29, 2019 12:05:15 Pacific Daylight Time

Name: 190628K2_2, Date: 28-Jun-2019, Time: 17:34:41, ID: ST190628K2-2 PCB 209 CS1 19C1104, Description: PCB 209 CS1 19C1104

PCB-104

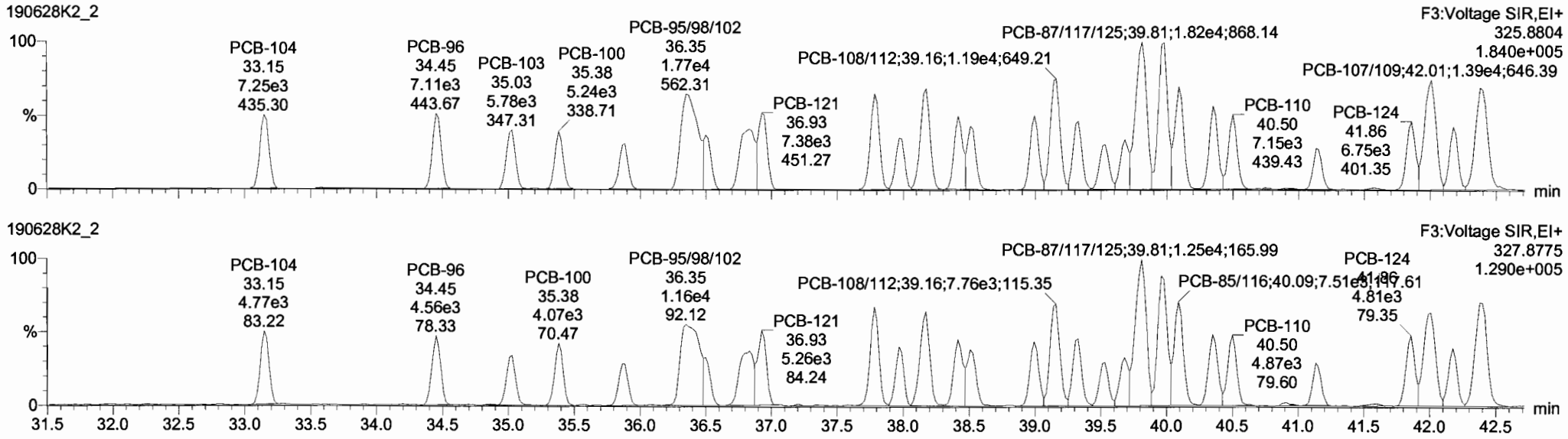

13C-PCB-104

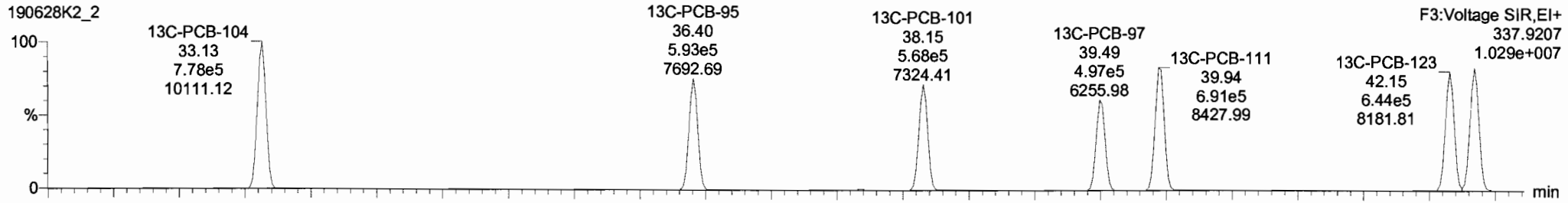

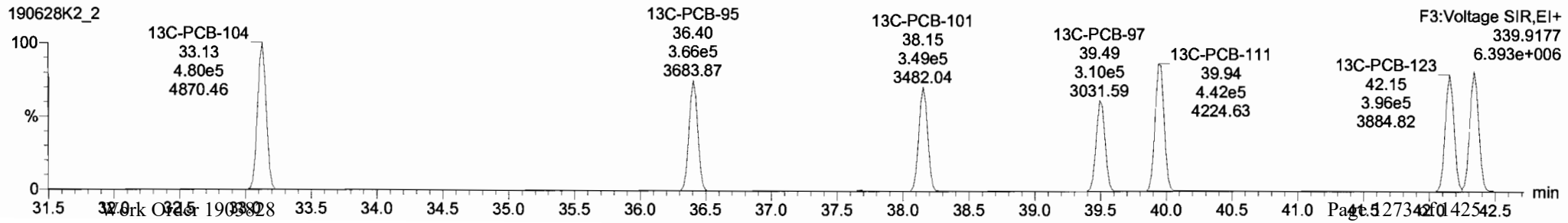

Dataset: Untitled

Last Altered: Saturday, June 29, 2019 12:04:52 Pacific Daylight Time
Printed: Saturday, June 29, 2019 12:05:15 Pacific Daylight Time

Name: 190628K2_2, Date: 28-Jun-2019, Time: 17:34:41, ID: ST190628K2-2 PCB 209 CS1 19C1104, Description: PCB 209 CS1 19C1104

PCB-96

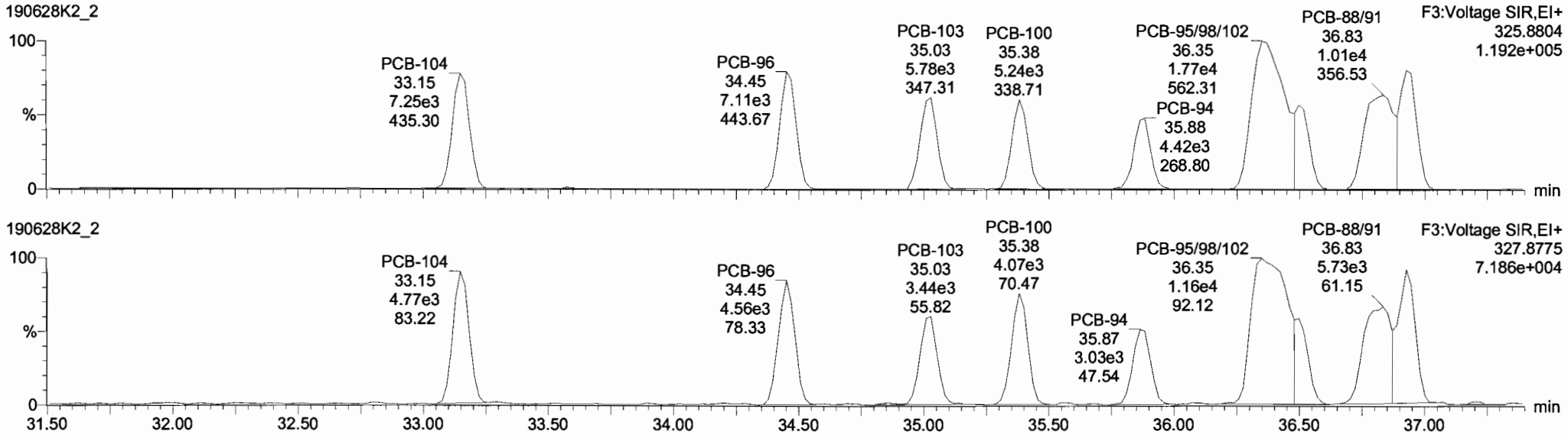

13C-PCB-95

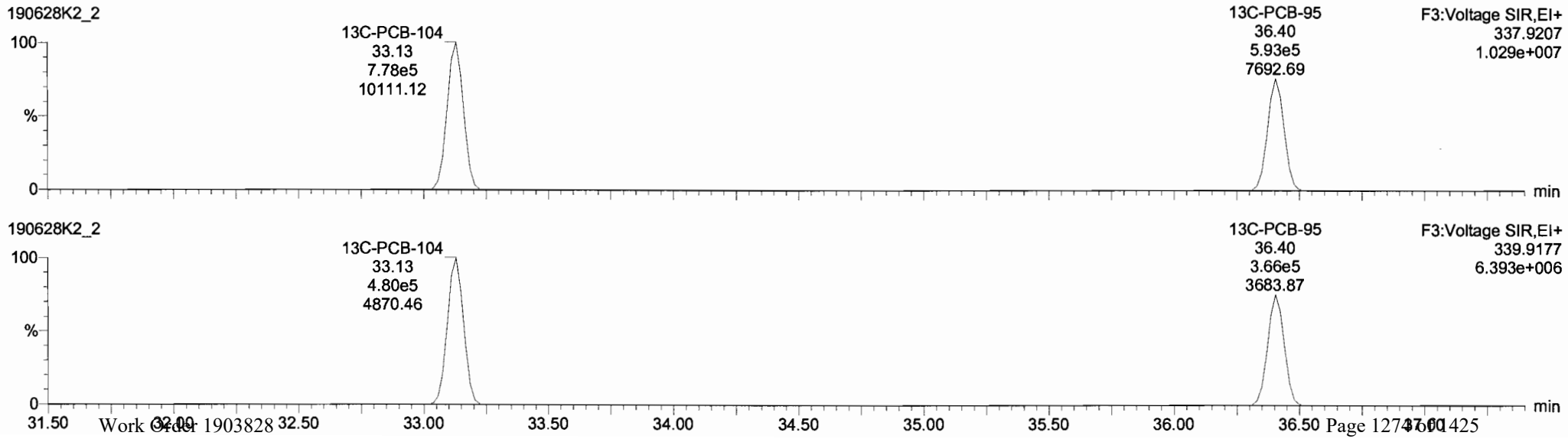

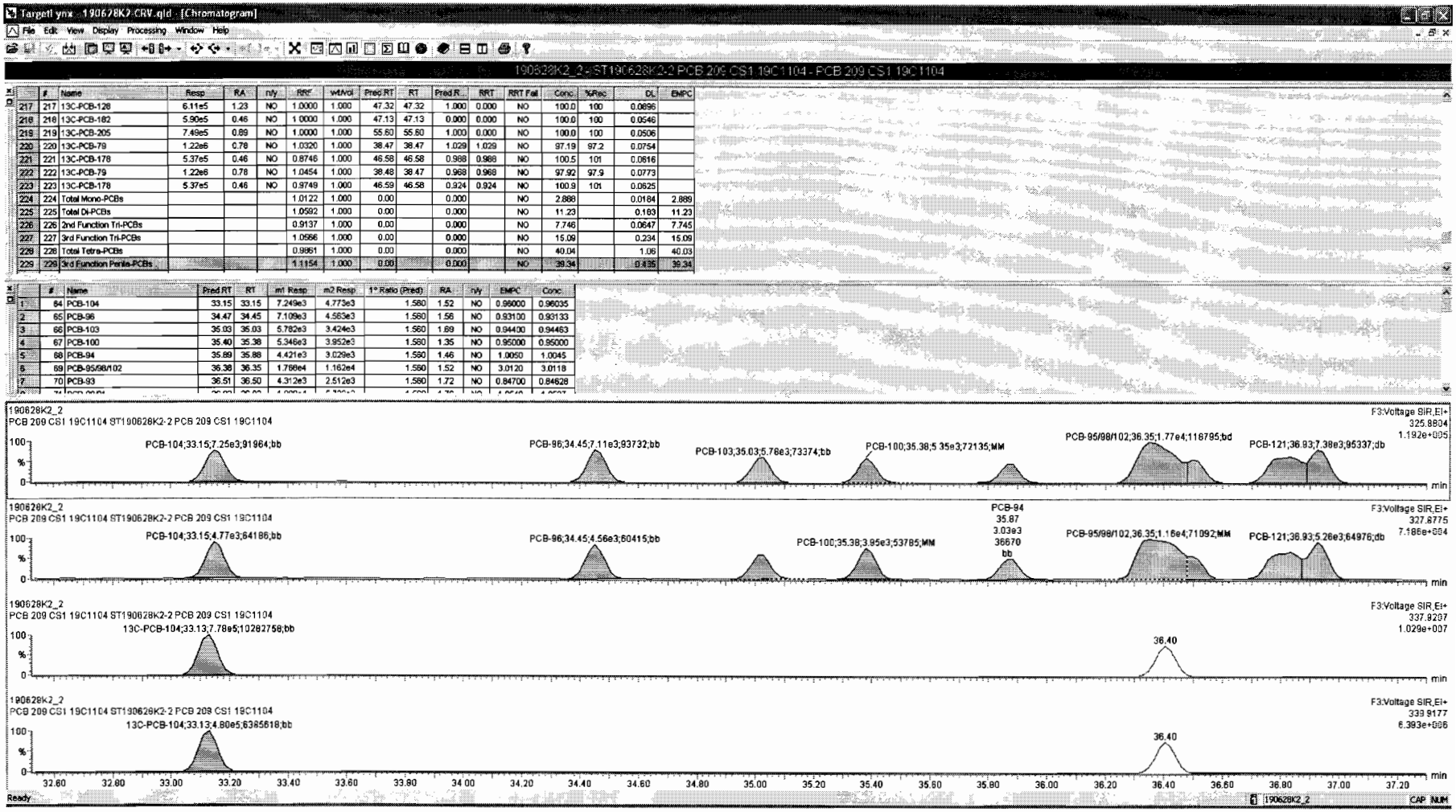

	#	Name	Resp	RA	n/y	RRF	wtVol	Pred RT	RT	Pred R...	RRT	RRT Fail	Conc.	%Rec	DL	EMPC
217	217	13C-PCB-126	6.11e5	1.23	NO	1.0000	1.000	47.32	47.32	1.000	0.000	NO	100.0	100	0.0696	
218	218	13C-PCB-182	5.90e5	0.46	NO	1.0000	1.000	47.13	47.13	0.000	0.000	NO	100.0	100	0.0546	
219	219	13C-PCB-205	7.49e5	0.89	NO	1.0000	1.000	55.80	55.80	1.000	0.000	NO	100.0	100	0.0506	
220	220	13C-PCB-79	1.22e6	0.78	NO	1.0320	1.000	38.47	38.47	1.029	1.029	NO	97.19	97.2	0.0754	
221	221	13C-PCB-178	5.37e5	0.46	NO	0.8746	1.000	46.58	46.58	0.988	0.988	NO	100.5	101	0.0616	
222	222	13C-PCB-79	1.22e6	0.78	NO	1.0454	1.000	38.48	38.47	0.968	0.968	NO	97.92	97.9	0.0773	
223	223	13C-PCB-178	5.37e5	0.46	NO	0.9749	1.000	46.59	46.58	0.924	0.924	NO	100.9	101	0.0625	
224	224	Total Mono-PCBs				1.0122	1.000	0.00		0.000		NO	2.888		0.0184	2.889
225	225	Total Di-PCBs				1.0592	1.000	0.00		0.000		NO	11.23		0.163	11.23
226	226	2nd Function Tri-PCBs				0.9137	1.000	0.00		0.000		NO	7.746		0.0647	7.745
227	227	3rd Function Tri-PCBs				1.0566	1.000	0.00		0.000		NO	15.09		0.234	15.09
228	228	Total Tetra-PCBs				0.9861	1.000	0.00		0.000		NO	40.04		1.06	40.03
229	229	3rd Function Penta-PCBs				1.1154	1.000	0.00		0.000		NO	39.34		0.435	39.34

	#	Name	Pred RT	RT	m1 Resp	m2 Resp	1° Ratio (Pred)	RA	n/y	EMPC	Conc
1	64	PCB-104	33.15	33.15	7.249e3	4.773e3	1.560	1.52	NO	0.96000	0.96035
2	65	PCB-96	34.47	34.45	7.109e3	4.583e3	1.560	1.56	NO	0.93100	0.93133
3	66	PCB-103	35.03	35.03	5.782e3	3.424e3	1.560	1.69	NO	0.94400	0.94463
4	67	PCB-100	35.40	35.38	5.346e3	3.952e3	1.560	1.35	NO	0.95000	0.95000
5	68	PCB-94	35.89	35.88	4.421e3	3.029e3	1.560	1.46	NO	1.0050	1.0045
6	69	PCB-95/98/102	36.38	36.35	1.766e4	1.162e4	1.560	1.52	NO	3.0120	3.0118
7	70	PCB-93	36.51	36.50	4.312e3	2.512e3	1.560	1.72	NO	0.84700	0.84628

Dataset: Untitled

Last Altered: Saturday, June 29, 2019 12:04:52 Pacific Daylight Time
Printed: Saturday, June 29, 2019 12:05:15 Pacific Daylight Time

Name: 190628K2_2, Date: 28-Jun-2019, Time: 17:34:41, ID: ST190628K2-2 PCB 209 CS1 19C1104, Description: PCB 209 CS1 19C1104

PCB-119

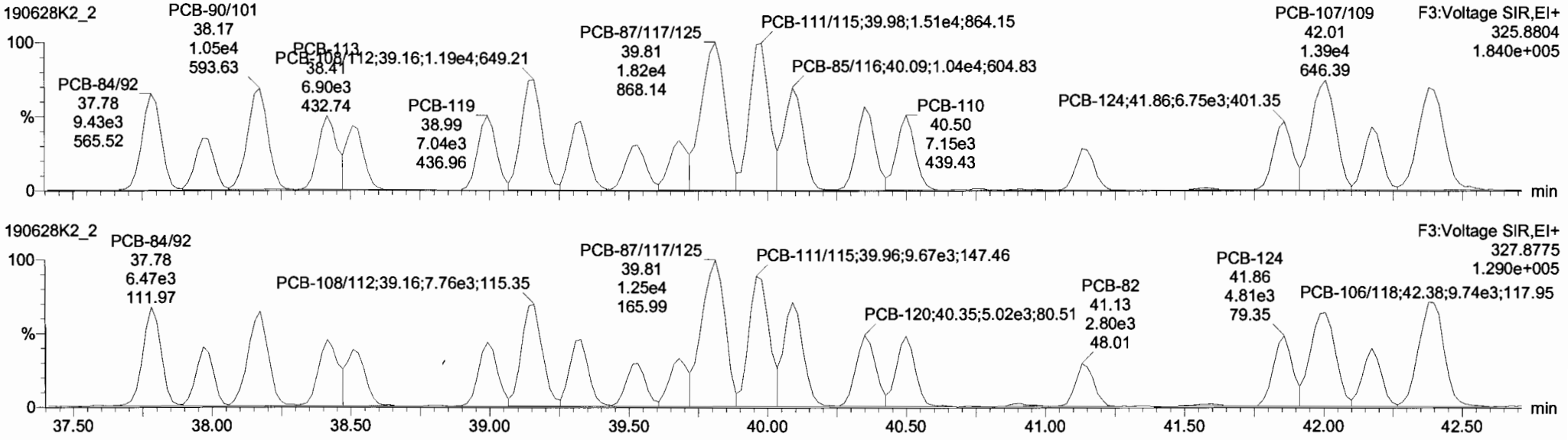

13C-PCB-111

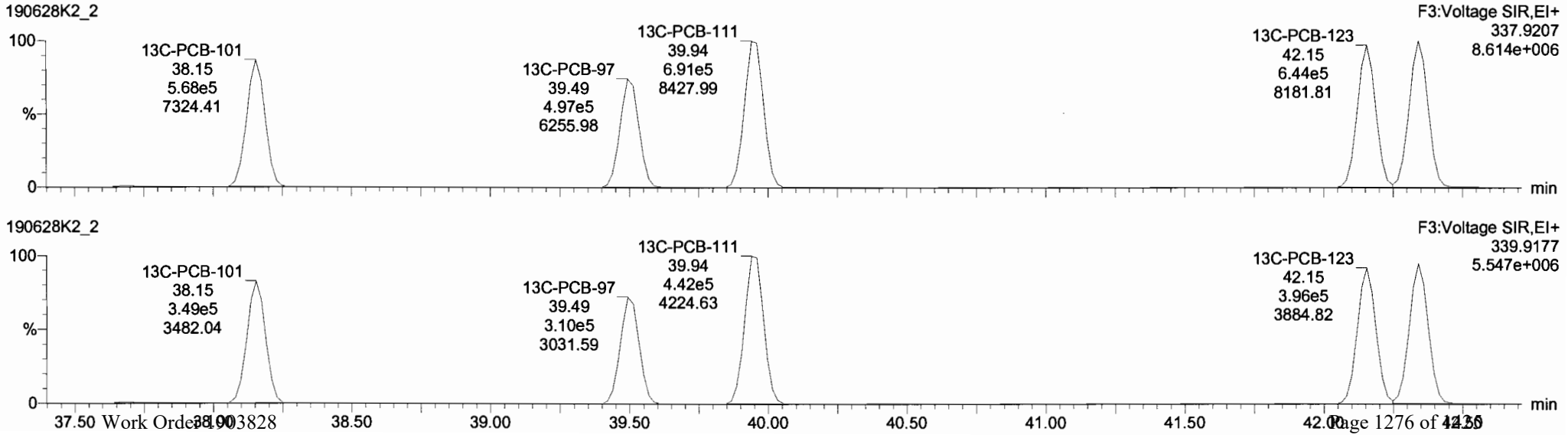

Vista Analytical Laboratory VG-11

Dataset: Untitled

Last Altered: Saturday, June 29, 2019 12:04:52 Pacific Daylight Time
Printed: Saturday, June 29, 2019 12:05:15 Pacific Daylight Time

Name: 190628K2_2, Date: 28-Jun-2019, Time: 17:34:41, ID: ST190628K2-2 PCB 209 CS1 19C1104, Description: PCB 209 CS1 19C1104

PCB-114

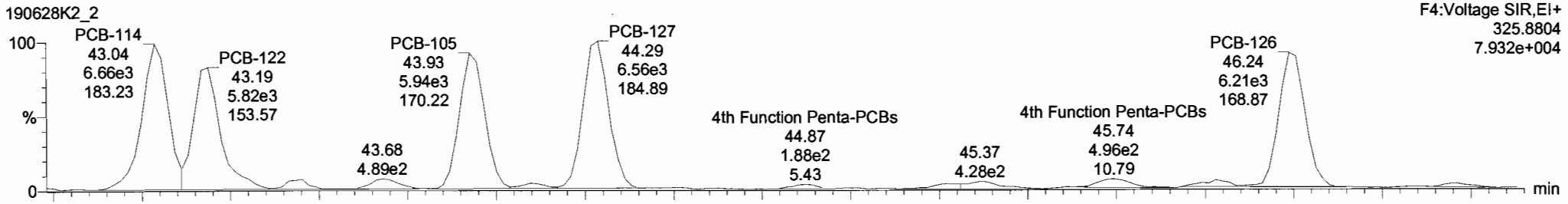

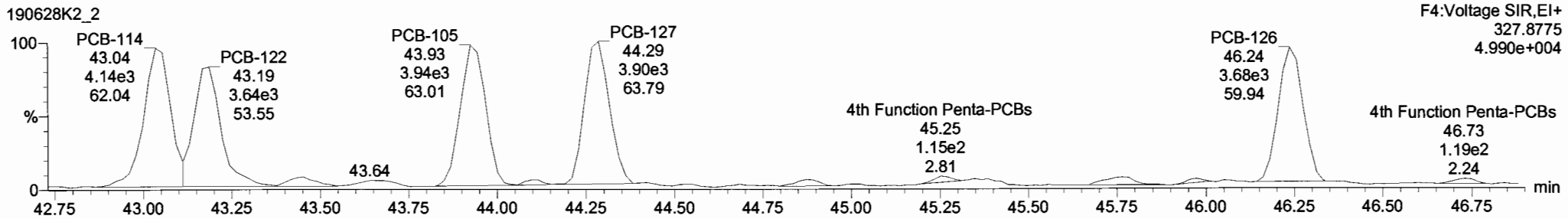

13C-PCB-114

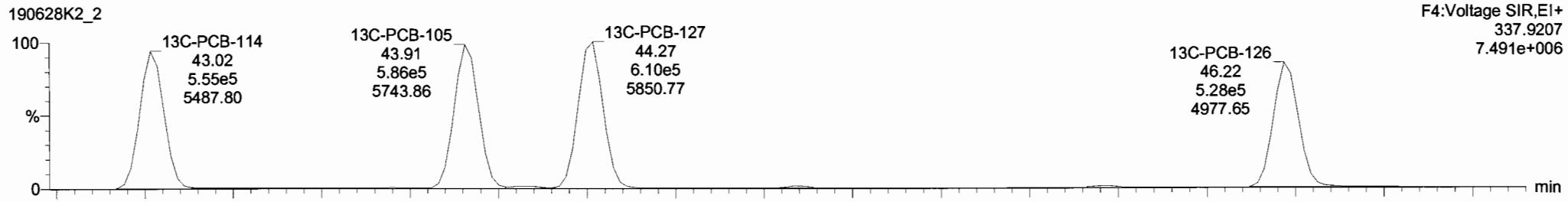

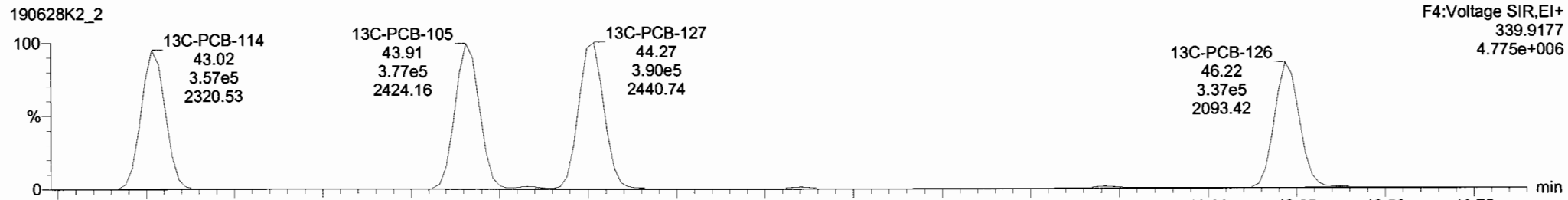

Dataset: Untitled

Last Altered: Saturday, June 29, 2019 12:04:52 Pacific Daylight Time
Printed: Saturday, June 29, 2019 12:05:15 Pacific Daylight Time

Name: 190628K2_2, Date: 28-Jun-2019, Time: 17:34:41, ID: ST190628K2-2 PCB 209 CS1 19C1104, Description: PCB 209 CS1 19C1104

PCB-155

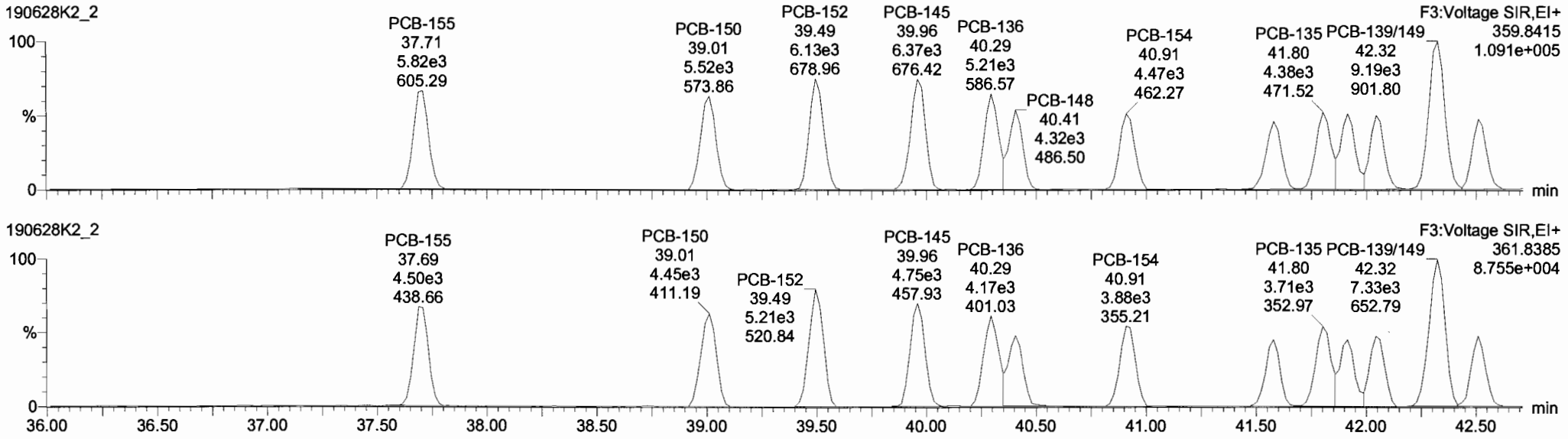

13C-PCB-155

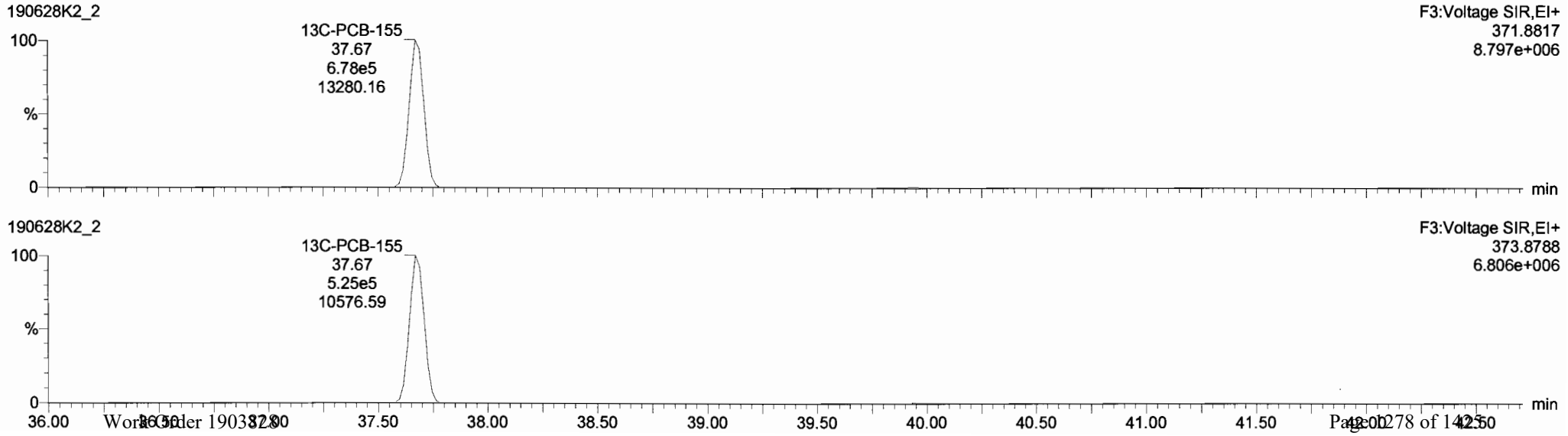

TargetLynx - 190628K2-CRV.qld - [Chromatogram]

File Edit View Display Processing Window Help

190628K2_2 - ST190628K2-2 PCB 209 CS1 19C1104 - PCB 209 CS1 19C1104

	#	Name	Resp	RA	n/y	RRF	wt/vol	Pred.RT	RT	Pred.R...	RRT	RRT Fail	Conc.	%Rec	DL	EMPC
217	217	13C-PCB-128	6.11e5	1.23	NO	1.0000	1.000	47.32	47.32	1.000	0.000	NO	100.0	100	0.0896	
218	218	13C-PCB-162	5.90e5	0.46	NO	1.0000	1.000	47.13	47.13	0.000	0.000	NO	100.0	100	0.0546	
219	219	13C-PCB-205	7.49e5	0.89	NO	1.0000	1.000	55.60	55.60	1.000	0.000	NO	100.0	100	0.0506	
220	220	13C-PCB-79	1.22e6	0.78	NO	1.0320	1.000	38.47	38.47	1.029	1.029	NO	97.19	97.2	0.0754	
221	221	13C-PCB-178	5.37e5	0.46	NO	0.8746	1.000	46.58	46.58	0.988	0.988	NO	100.5	101	0.0616	
222	222	13C-PCB-79	1.22e6	0.78	NO	1.0454	1.000	38.48	38.47	0.968	0.968	NO	97.92	97.9	0.0773	
223	223	13C-PCB-178	5.37e5	0.46	NO	0.9749	1.000	46.59	46.58	0.924	0.924	NO	100.9	101	0.0625	
224	224	Total Mono-PCBs				1.0122	1.000	0.00		0.000		NO	2.888		0.0184	2.889
225	225	Total Di-PCBs				1.0592	1.000	0.00		0.000		NO	11.23		0.183	11.23
226	226	2nd Function Tri-PCBs				0.9137	1.000	0.00		0.000		NO	7.746		0.0647	7.745
227	227	3rd Function Tri-PCBs				1.0566	1.000	0.00		0.000		NO	15.09		0.234	15.09
228	228	Total Tetra-PCBs				0.9861	1.000	0.00		0.000		NO	40.04		1.06	40.03
229	229	3rd Function Penta-PCBs				1.1154	1.000	0.00		0.000		NO	39.34		0.435	39.34

	#	Name	Pred.RT	RT	m1 Resp	m2 Resp	1° Ratio (Pred)	RA	n/y	EMPC	Conc.
1	93	PCB-114	43.04	43.03	6.317e3	4.033e3	1.560	1.57	NO	0.97700	0.97702
2	94	PCB-122	43.17	43.19	5.113e3	3.359e3	1.560	1.52	NO	0.95500	0.95505
3	95	PCB-105	43.92	43.93	5.940e3	3.943e3	1.550	1.51	NO	0.93200	0.93241
4	96	PCB-127	44.28	44.29	6.559e3	3.900e3	1.560	1.68	NO	0.94300	0.94322
5	97	PCB-126	46.24	46.24	5.965e3	3.685e3	1.560	1.62	NO	0.92100	0.92097

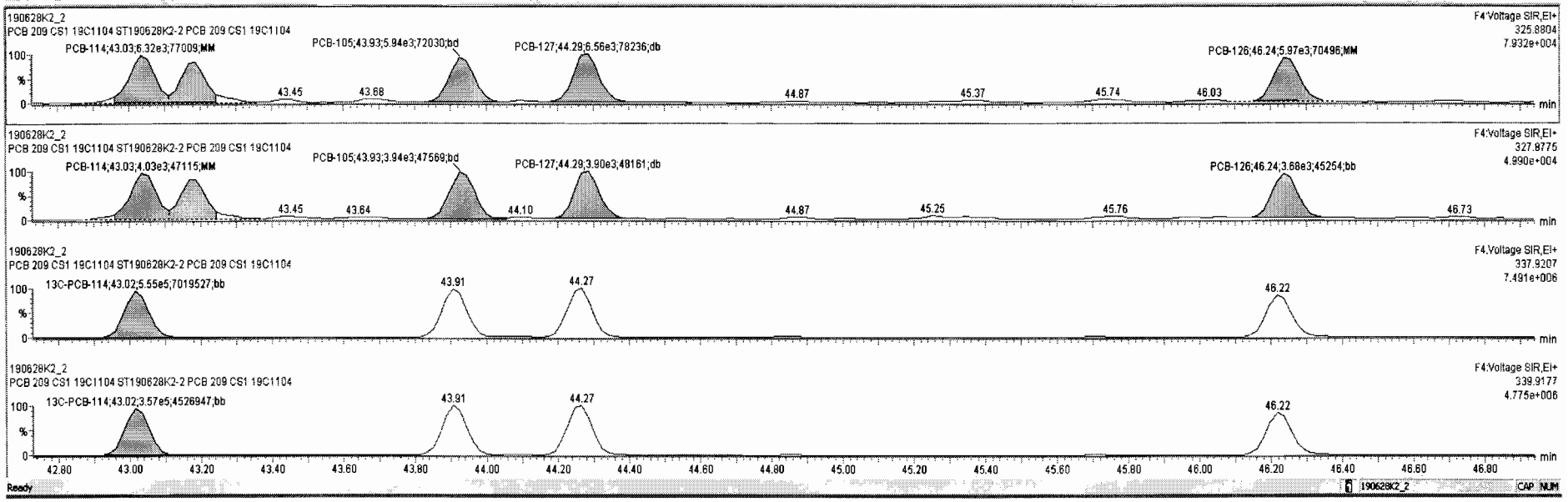

Dataset: Untitled

Last Altered: Saturday, June 29, 2019 12:04:52 Pacific Daylight Time
Printed: Saturday, June 29, 2019 12:05:15 Pacific Daylight Time

Name: 190628K2_2, Date: 28-Jun-2019, Time: 17:34:41, ID: ST190628K2-2 PCB 209 CS1 19C1104, Description: PCB 209 CS1 19C1104

PCB-134/143

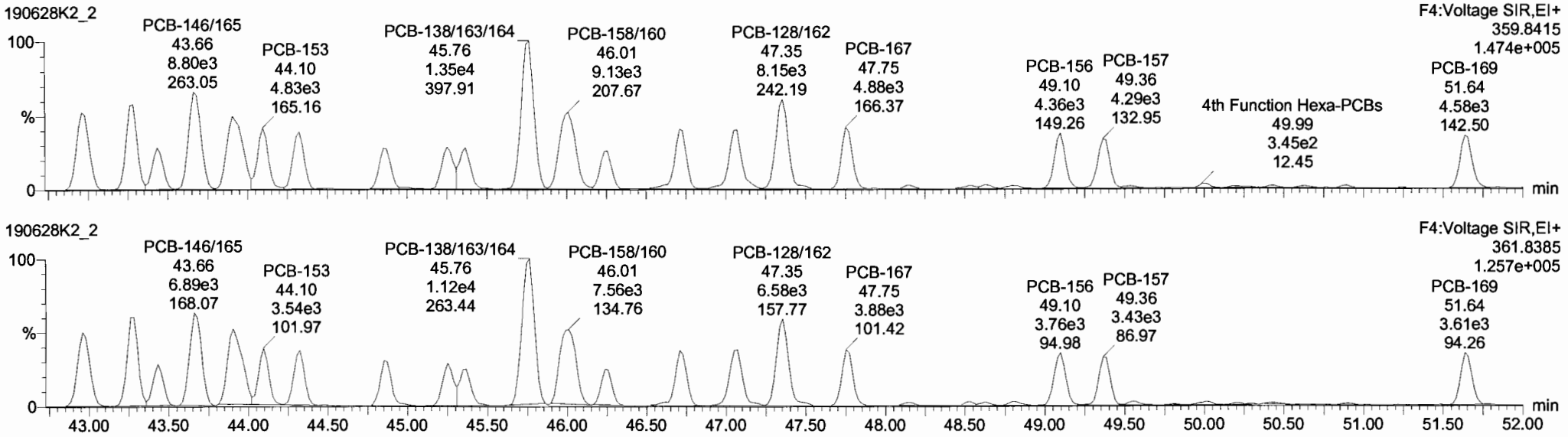

13C-PCB-153

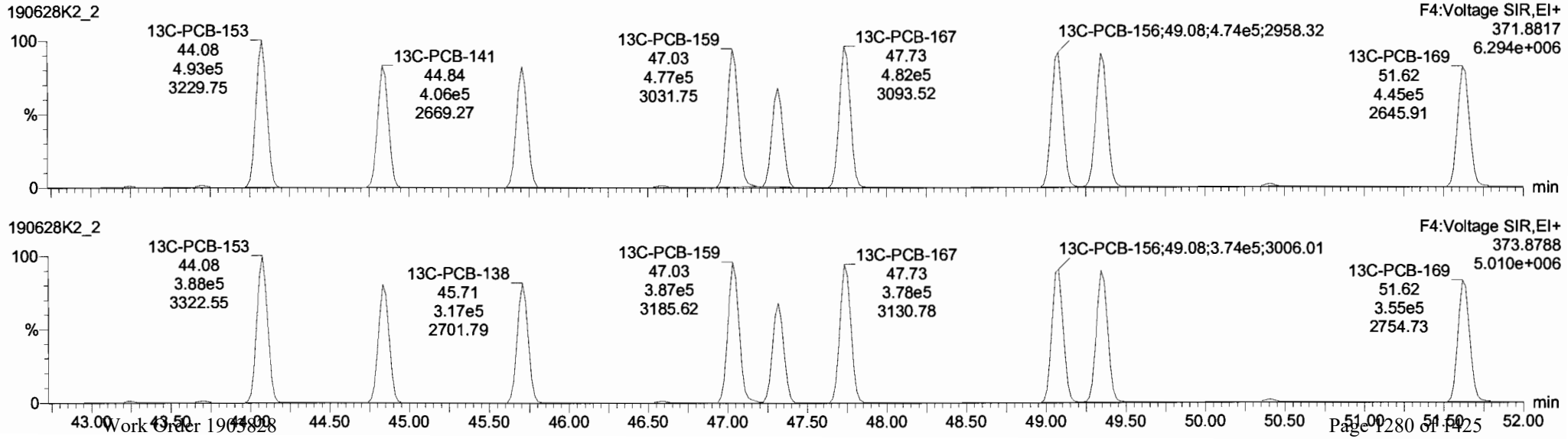

TargetLynx - 190628K2-CRV.qld - [Chromatogram]

File Edit View Display Processing Window Help

190628K2_2 - ST190628K2-2 PCB 209 CS1 19C1104 - PCB 209 CS1 19C1104

	#	Name	Resp	RA	n/y	RRF	wt/vol	Pred.RT	RT	Pred.R...	RRT	RRT Fail	Conc.	%Rec	DL	EMPC
231	231	3rd Function Hexa-PCBs				0.7739	1.000	0.00		0.000		NO	13.13		0.9560	13.13
232	232	4th Function Hexa-PCBs				0.9712	1.000	0.00		0.000		NO	26.41		0.343	26.41
233	233	Total Hepta-PCBs				1.2636	1.000	0.00		0.000		NO	23.33		0.252	23.33
234	234	4th Function Octa-PCBs				0.8863	1.000	0.00		0.000		NO	8.388		0.0624	8.388
235	235	5th Function Octa-PCBs				1.1967	1.000	0.00		0.000		NO	2.798		0.0428	2.798
236	236	Total Nona-PCBs				0.9446	1.000	0.00		0.000		NO	2.913		0.0171	2.913
237	237	Deca-CB				0.9426	1.000	0.00		0.000		NO	1.017		0.00426	1.017
238	238	Total PCBs														
239	239	Total Mono-Isotopes														
240	240	Total Di-Isotopes														
241	241	2nd Function Tri-Isotopes														
242	242	3rd Function Tri-Isotopes														
243	243	Tetra-Isotopes				0.9849	1.000	0.00		1.000		NO	895.3		0.715	0.0000

	#	Name	Pred.RT	RT	m1 Resp	m2 Resp	1° Ratio (Pred)	RA	n/y	EMPC	Conc.
1	98	PCB-155	37.69	37.71	5.821e3	4.501e3	1.240	1.29	NO	0.98200	0.98172
2	99	PCB-150	38.99	39.01	5.516e3	4.445e3	1.240	1.24	NO	0.94000	0.93990
3	100	PCB-152	39.48	39.49	6.130e3	5.211e3	1.240	1.18	NO	0.93800	0.93826
4	101	PCB-145	39.95	39.96	6.375e3	4.752e3	1.240	1.34	NO	0.92500	0.92490
5	102	PCB-136	40.28	40.29	5.210e3	4.167e3	1.240	1.25	NO	0.92400	0.92407
6	103	PCB-148	40.39	40.41	4.316e3	3.323e3	1.240	1.30	NO	0.91600	0.91559
7	104	PCB-154	40.90	40.91	4.466e3	3.880e3	1.240	1.15	NO	0.95900	0.95798

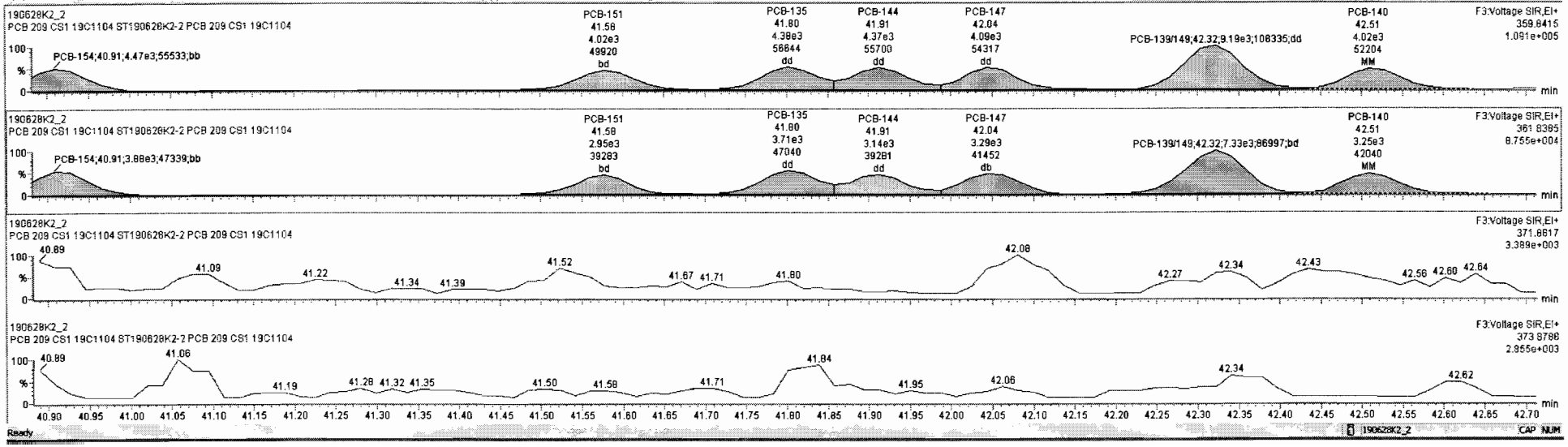

Ready

190628K2_2 CAP NUM

TargetLynx - 190628K2-CRV.qld * - [Chromatogram]

File Edit View Display Processing Window Help

190628K2_2 - ST190628K2-2 PCB 209 CS1 19C1104 - PCB 209 CS1 19C1104

	#	Name	Resp	RA	n/y	RRF	wt/vol	Pred.RT	RT	Pred.R...	RRT	RRT Fail	Conc.	%Rec	DL	EMPC
231	231	3rd Function Hexa-PCBs				0.7739	1.000	0.00		0.000		NO	13.13		0.0560	13.13
232	232	4th Function Hexa-PCBs				0.9719	1.000	0.00		0.000		NO	26.50		0.343	26.50
233	233	Total Hepta-PCBs				1.2636	1.000	0.00		0.000		NO	23.33		0.252	23.33
234	234	4th Function Octa-PCBs				0.8863	1.000	0.00		0.000		NO	8.388		0.0624	8.388
235	235	5th Function Octa-PCBs				1.1967	1.000	0.00		0.000		NO	2.798		0.0428	2.798
236	236	Total Nona-PCBs				0.9446	1.000	0.00		0.000		NO	2.913		0.0171	2.913
237	237	Deca-CB				0.9426	1.000	0.00		0.000		NO	1.017		0.00426	1.017
238	238	Total PCBs														
239	239	Total Mono-Isotopes														
240	240	Total Di-Isotopes														
241	241	2nd Function Tri-Isotopes														
242	242	3rd Function Tri-Isotopes														
243	243	Tetra-Isotopes				0.9849	1.000	0.00		1.000		NO	895.3		0.715	0.0000

	#	Name	Pred.RT	RT	m1 Resp	m2 Resp	t* Ratio (Pred)	RA	n/y	EMPC	Conc.
1	111	PCB-134/143	42.96	42.96	7.044e3	5.644e3	1.240	1.25	NO	1.9635	1.9635
2	112	PCB-131/133	43.26	43.28	6.844e3	6.059e3	1.240	1.13	NO	1.8532	1.8532
3	113	PCB-142	43.45	43.43	3.266e3	2.618e3	1.240	1.25	NO	0.94301	0.94301
4	114	PCB-146/165	43.66	43.66	8.798e3	6.891e3	1.240	1.28	NO	1.8557	1.8557
5	115	PCB-132/161	43.91	43.91	8.409e3	7.294e3	1.240	1.15	NO	1.8289	1.8289
6	116	PCB-153	44.09	44.10	4.830e3	3.835e3	1.240	1.26	NO	0.97162	0.97162
7	117	PCB-168	44.30	44.32	4.586e3	3.839e3	1.240	1.19	NO	0.93794	0.93794

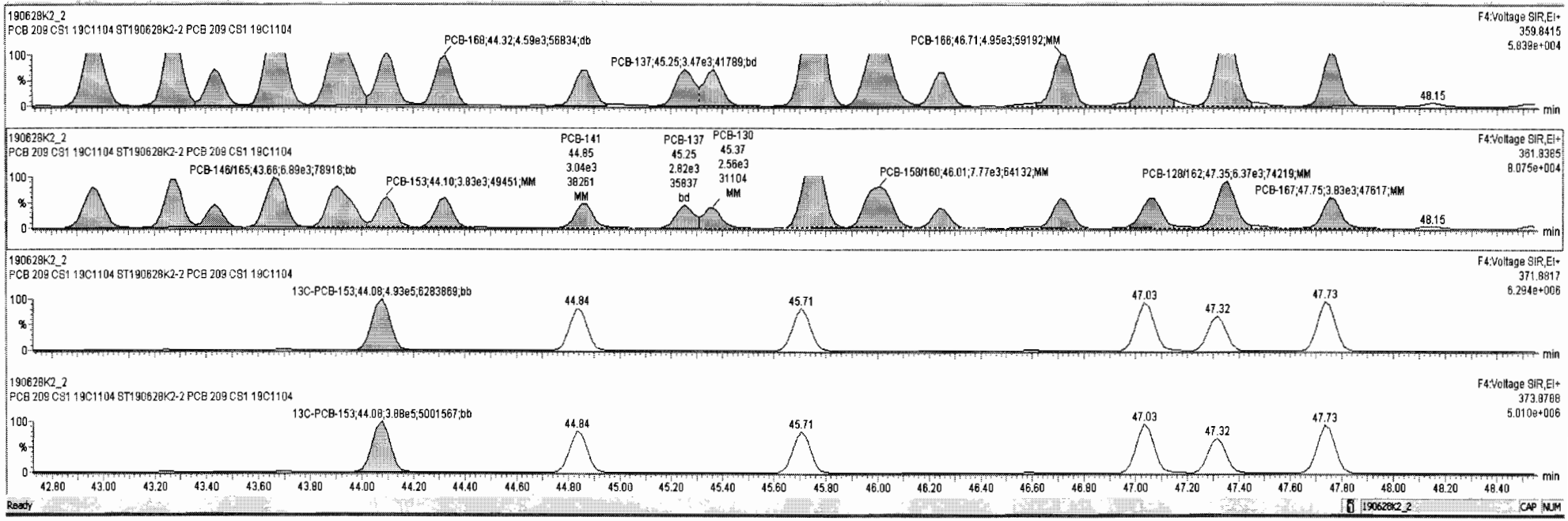

Dataset: Untitled

Last Altered: Saturday, June 29, 2019 12:04:52 Pacific Daylight Time
Printed: Saturday, June 29, 2019 12:05:15 Pacific Daylight Time

Name: 190628K2_2, Date: 28-Jun-2019, Time: 17:34:41, ID: ST190628K2-2 PCB 209 CS1 19C1104, Description: PCB 209 CS1 19C1104

PCB-188

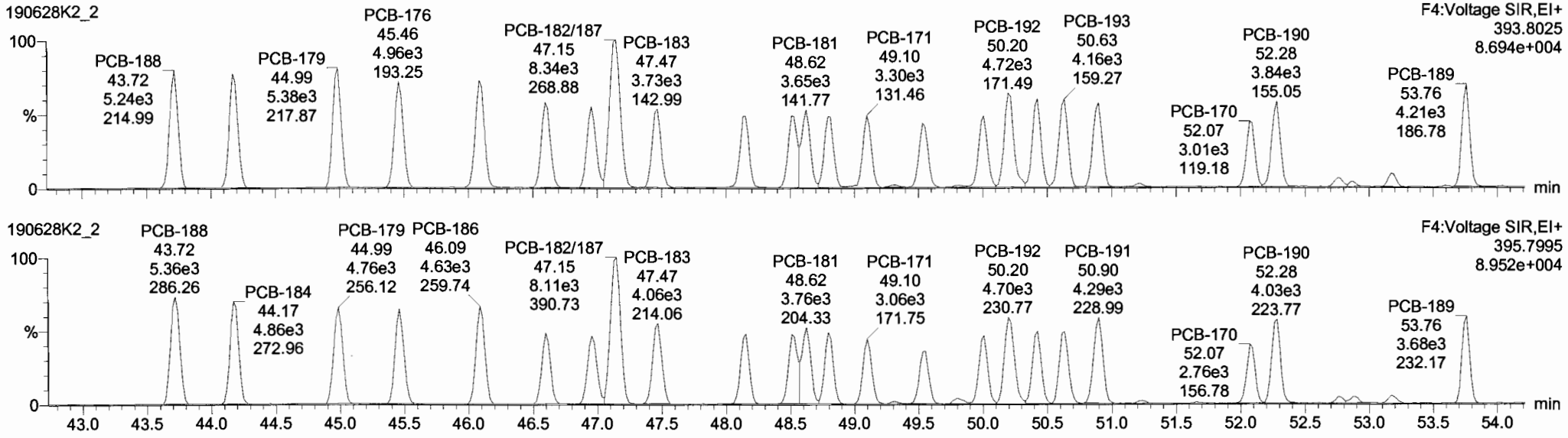

13C-PCB-188

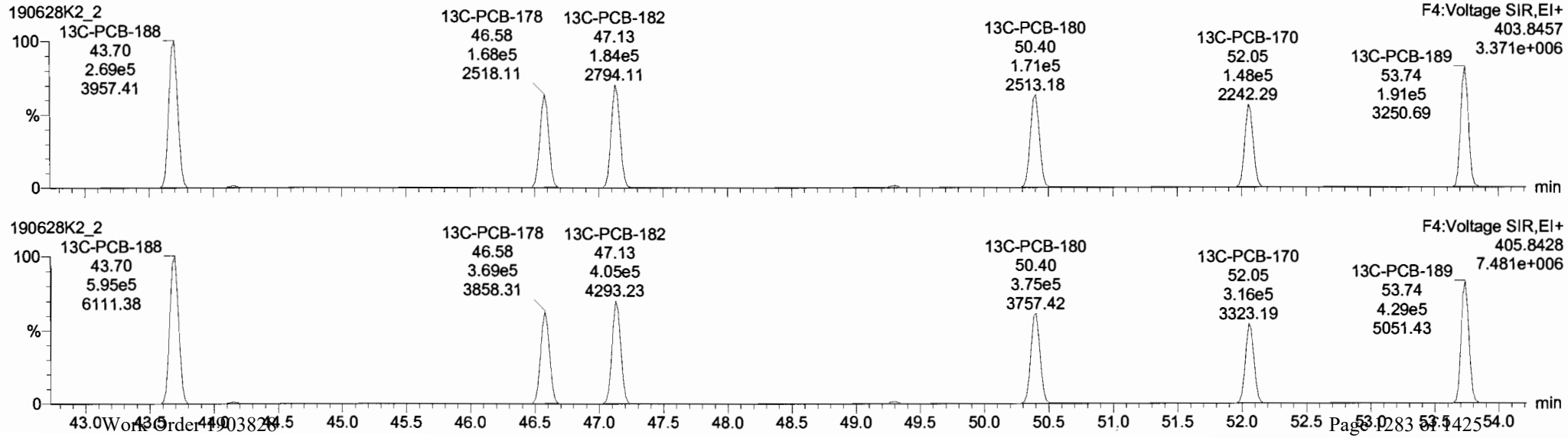

TargetLynx - 190628K2-CRV.qld - [Chromatogram]

File Edit View Display Processing Window Help

190628K2_2 - ST190628K2-2 PCB 209 CS1 19C1104 - PCB 209 CS1 19C1104

	#	Name	Resp	RA	n/y	RRF	wt/vol	Pred.RT	RT	Pred.R...	RRT	RRT Fail	Conc	%Rec	DL	EMPC
231	231	3rd Function Hexa-PCBs				0.7739	1.000	0.00		0.000		NO	13.13		0.0560	13.13
232	232	4th Function Hexa-PCBs				0.9719	1.000	0.00		0.000		NO	26.50		0.343	26.50
233	233	Total Hepta-PCBs				1.2636	1.000	0.00		0.000		NO	23.33		0.252	23.33
234	234	4th Function Octa-PCBs				0.8863	1.000	0.00		0.000		NO	8.388		0.0624	8.388
235	235	5th Function Octa-PCBs				1.1967	1.000	0.00		0.000		NO	2.798		0.0428	2.798
236	236	Total Nona-PCBs				0.9446	1.000	0.00		0.000		NO	2.913		0.0171	2.913
237	237	Deca-CB				0.9426	1.000	0.00		0.000		NO	1.017		0.00426	1.017
238	238	Total PCBs														
239	239	Total Mono-Isotopes														
240	240	Total Di-Isotopes														
241	241	2nd Function Tri-Isotopes														
242	242	3rd Function Tri-Isotopes														
243	243	Tetra-Isotopes				0.9849	1.000	0.00		1.000		NO	895.3		0.715	0.0000

	#	Name	Pred.RT	RT	m1 Resp	m2 Resp	1° Ratio (Pred)	RA	n/y	EMPC	Conc
1	131	PCB-188	43.74	43.72	5.243e3	5.363e3	1.050	0.98	NO	1.0294	1.0294
2	132	PCB-184	44.19	44.17	5.179e3	4.861e3	1.050	1.07	NO	0.99657	0.99657
3	133	PCB-179	44.98	44.99	5.377e3	4.763e3	1.050	1.13	NO	0.99846	0.99846
4	134	PCB-176	45.47	45.46	4.959e3	4.636e3	1.050	1.07	NO	0.95841	0.95841
5	135	PCB-186	46.09	46.08	5.095e3	4.633e3	1.050	1.10	NO	0.92501	0.92501
6	136	PCB-178	46.61	46.60	3.976e3	3.298e3	1.050	1.21	NO	1.0144	1.0144
7	137	PCB-175	46.97	46.96	3.898e3	3.555e3	1.050	1.10	NO	1.0171	1.0171

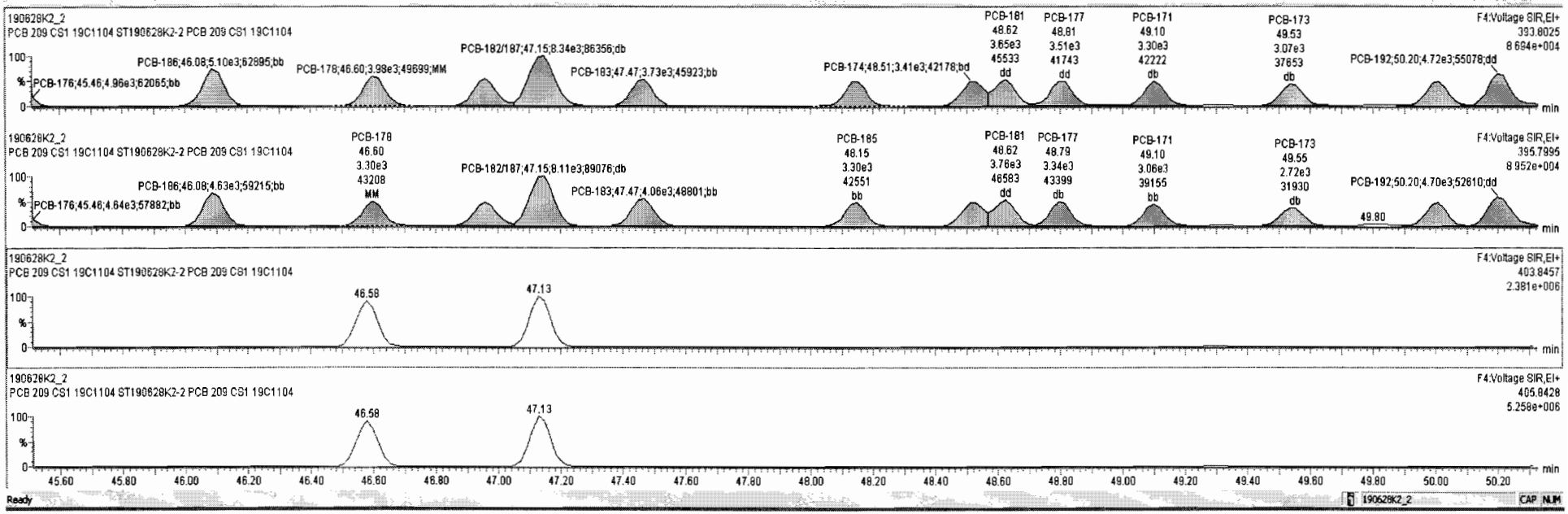

Dataset: Untitled

Last Altered: Saturday, June 29, 2019 12:04:52 Pacific Daylight Time
Printed: Saturday, June 29, 2019 12:05:15 Pacific Daylight Time

Name: 190628K2_2, Date: 28-Jun-2019, Time: 17:34:41, ID: ST190628K2-2 PCB 209 CS1 19C1104, Description: PCB 209 CS1 19C1104

PCB-202

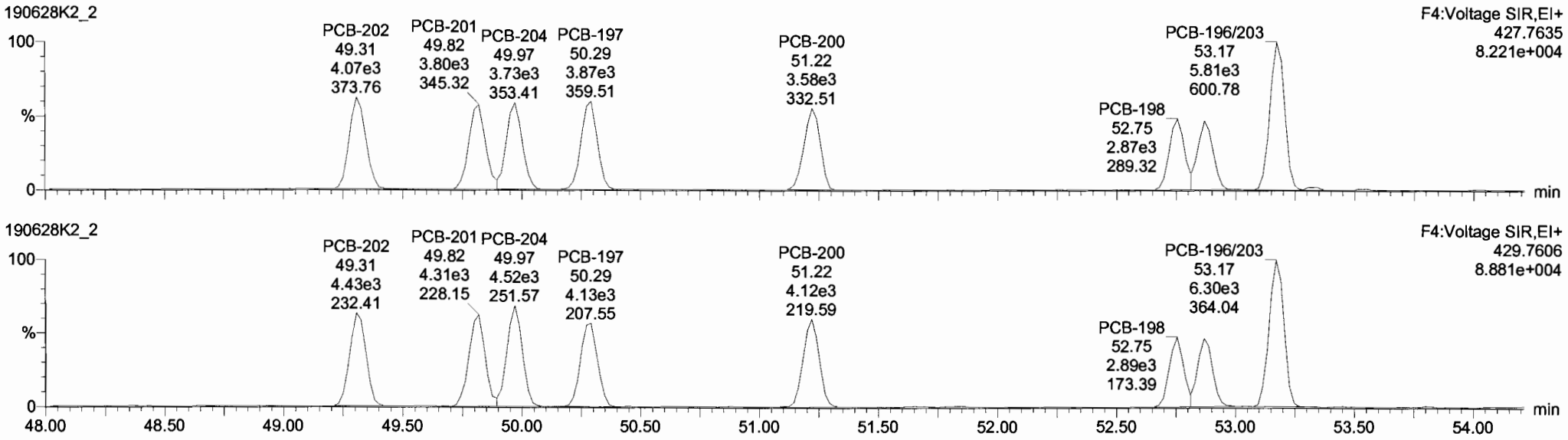

13C-PCB-202

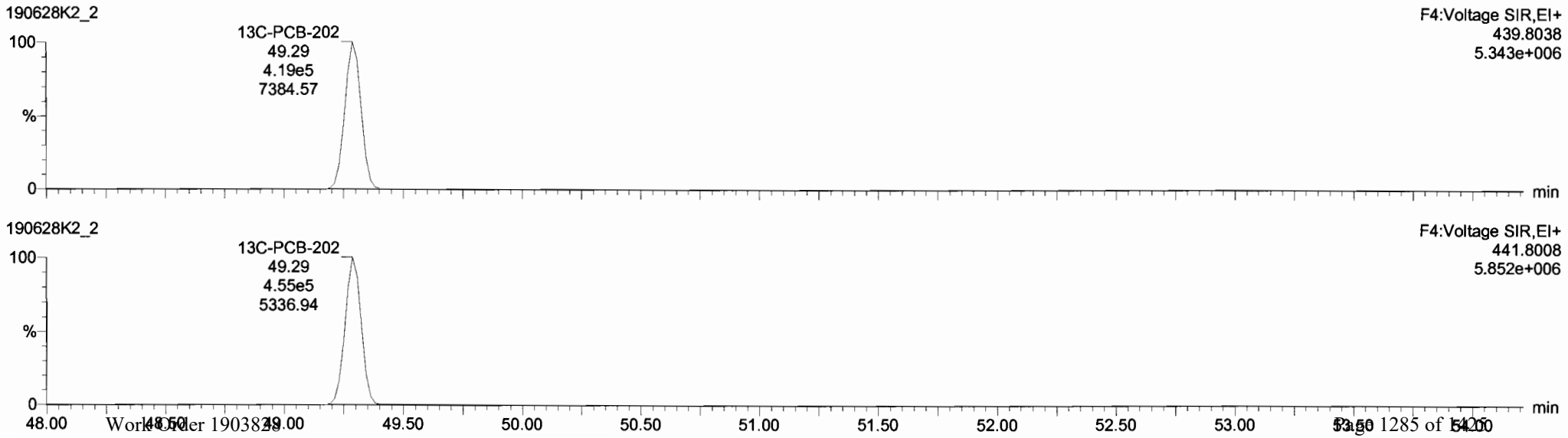

Dataset: Untitled

Last Altered: Saturday, June 29, 2019 12:04:52 Pacific Daylight Time
Printed: Saturday, June 29, 2019 12:05:15 Pacific Daylight Time

Name: 190628K2_2, Date: 28-Jun-2019, Time: 17:34:41, ID: ST190628K2-2 PCB 209 CS1 19C1104, Description: PCB 209 CS1 19C1104

PCB-195

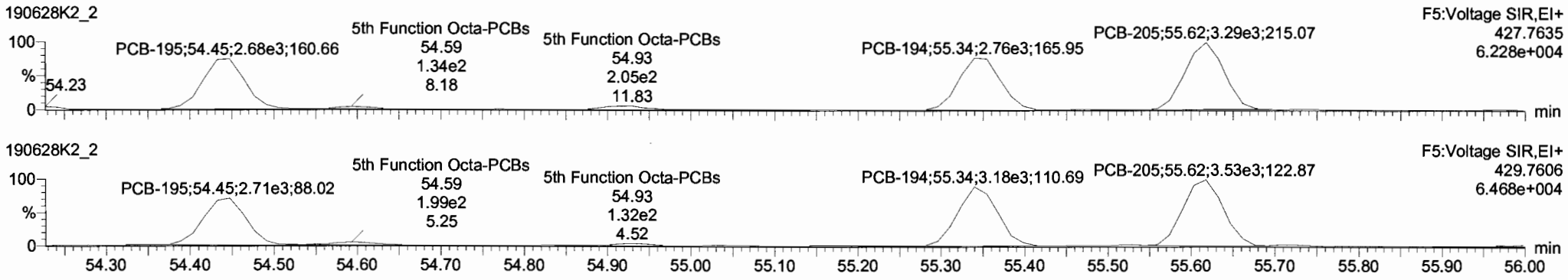

13C-PCB-194

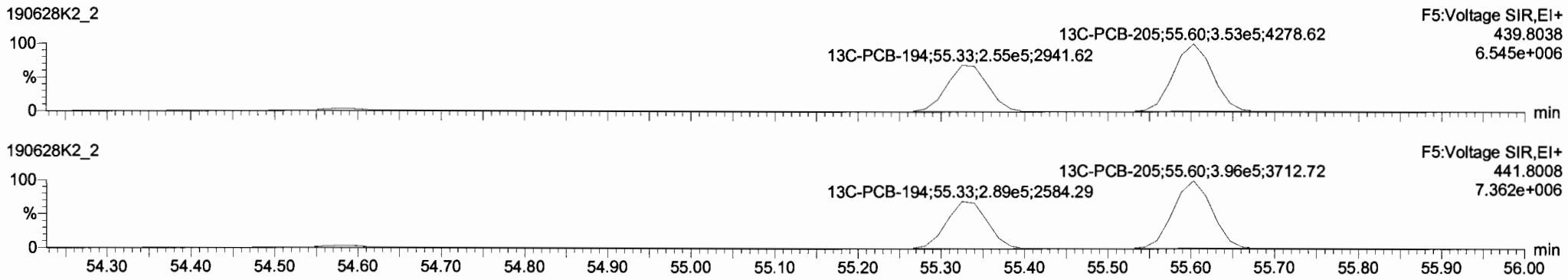

PFK5

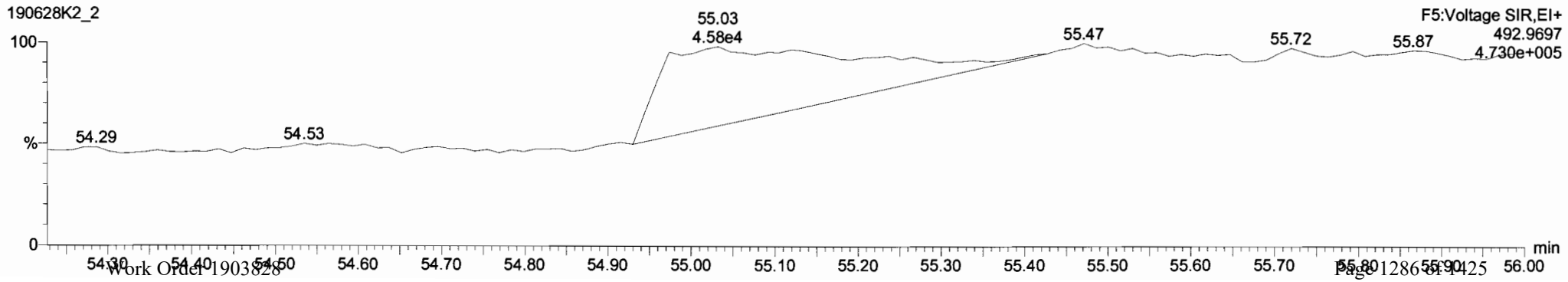

Dataset: Untitled

Last Altered: Saturday, June 29, 2019 12:04:52 Pacific Daylight Time
Printed: Saturday, June 29, 2019 12:05:15 Pacific Daylight Time

Name: 190628K2_2, Date: 28-Jun-2019, Time: 17:34:41, ID: ST190628K2-2 PCB 209 CS1 19C1104, Description: PCB 209 CS1 19C1104

PCB-208

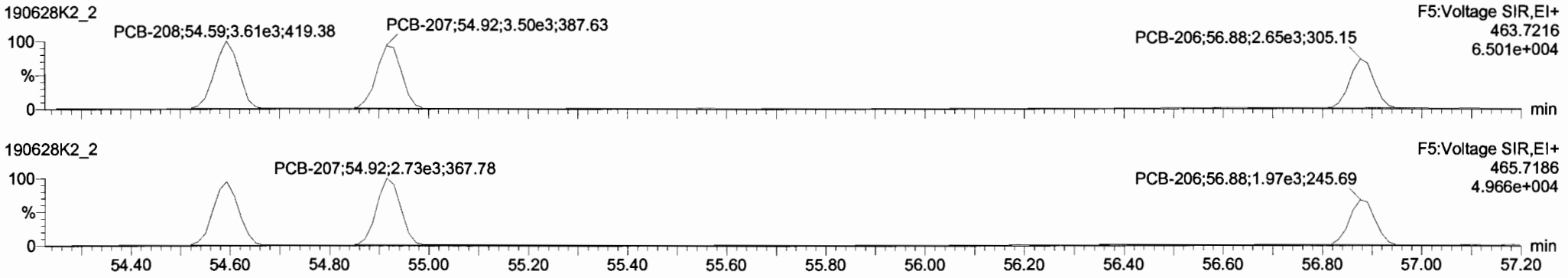

13C-PCB-208

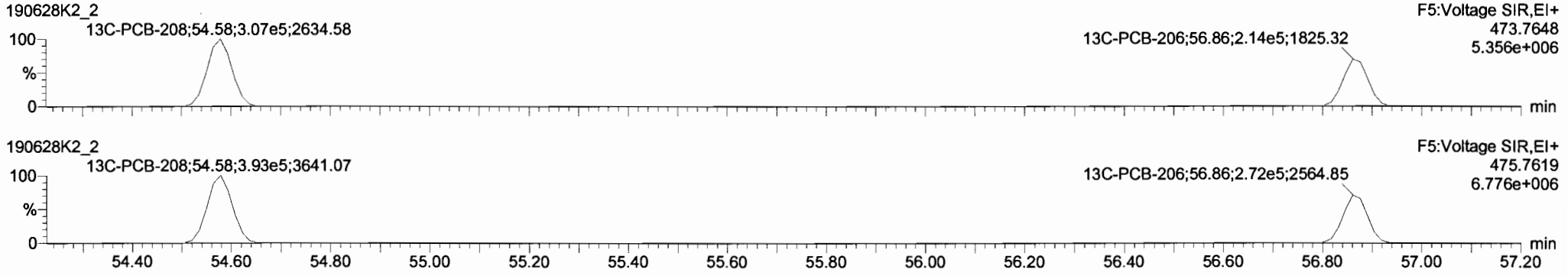

PFK5

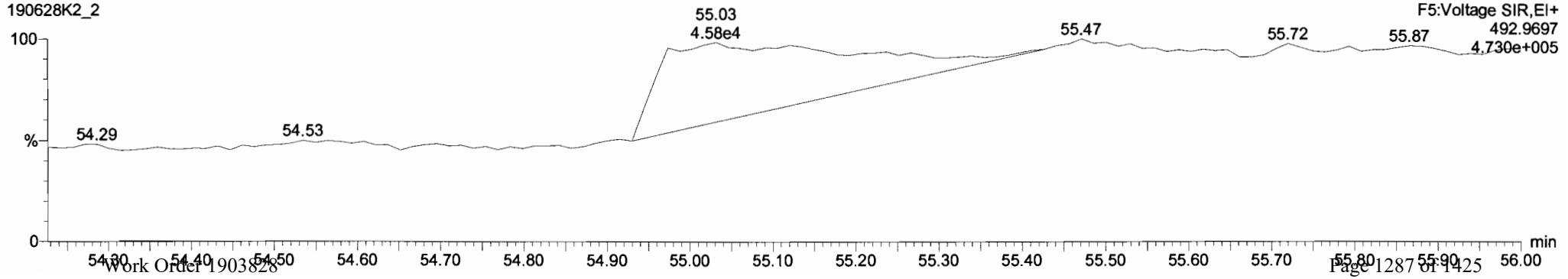

Dataset: Untitled

Last Altered: Saturday, June 29, 2019 12:04:52 Pacific Daylight Time
Printed: Saturday, June 29, 2019 12:05:15 Pacific Daylight Time

Name: 190628K2_2, Date: 28-Jun-2019, Time: 17:34:41, ID: ST190628K2-2 PCB 209 CS1 19C1104, Description: PCB 209 CS1 19C1104

PCB-209

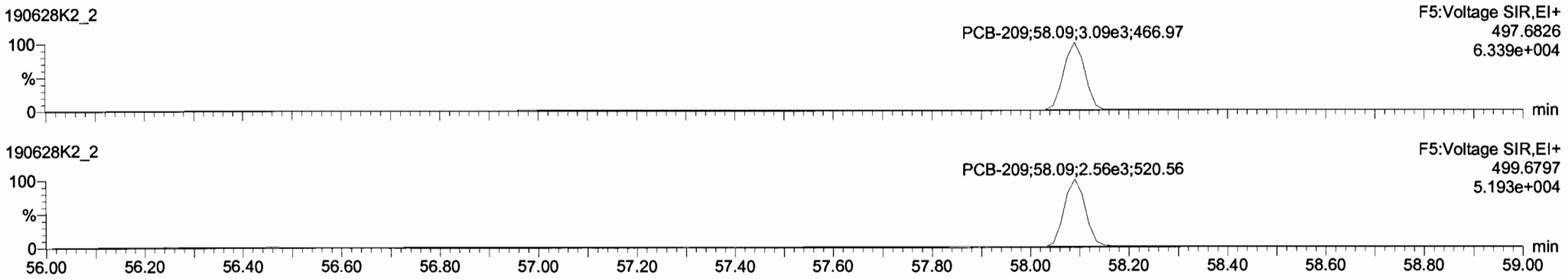

13C-PCB-209

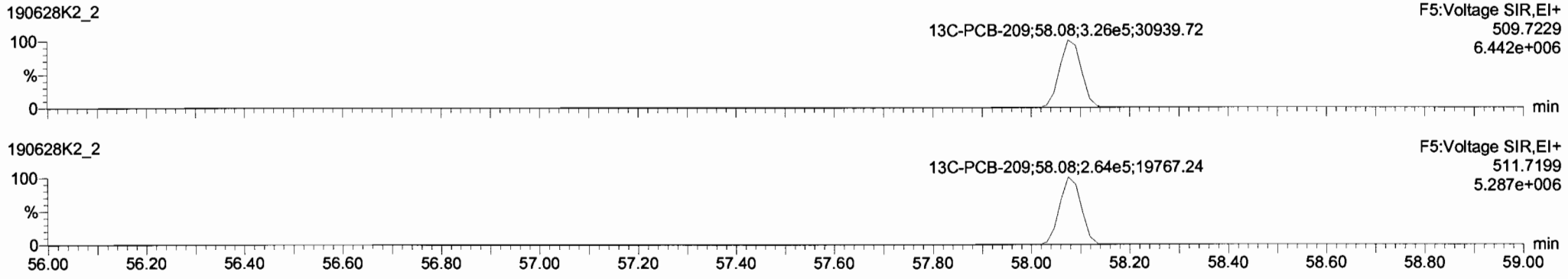

PFK5

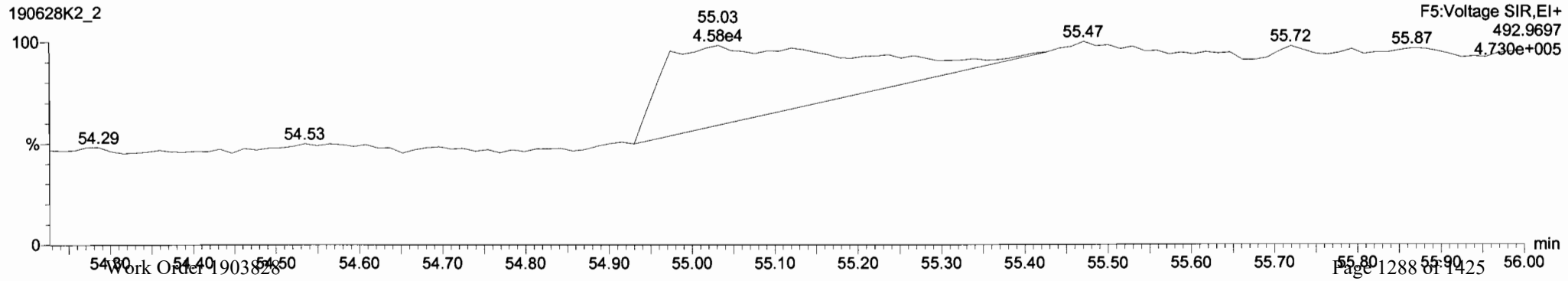

Dataset: Untitled

Last Altered: Saturday, June 29, 2019 12:04:52 Pacific Daylight Time
Printed: Saturday, June 29, 2019 12:05:15 Pacific Daylight Time

Name: 190628K2_3, Date: 28-Jun-2019, Time: 18:36:12, ID: ST190628K2-3 PCB 209 CS2 19C1105, Description: PCB 209 CS2 19C1105

PCB-1

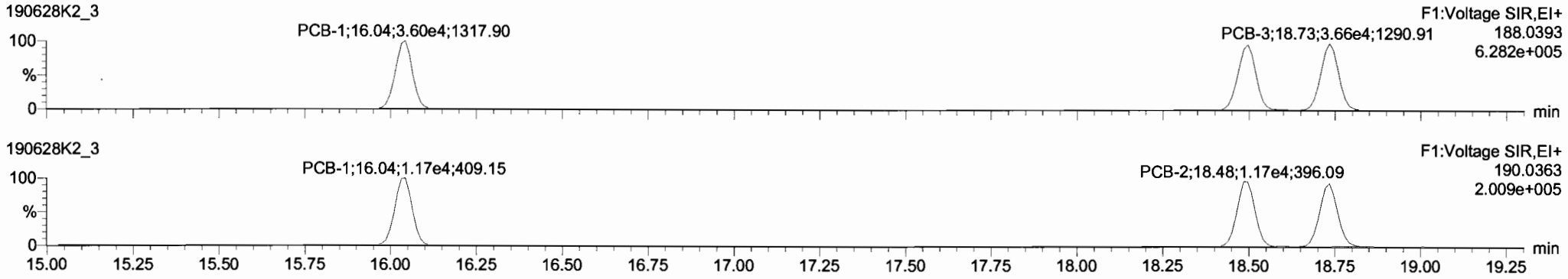

13C-PCB-1

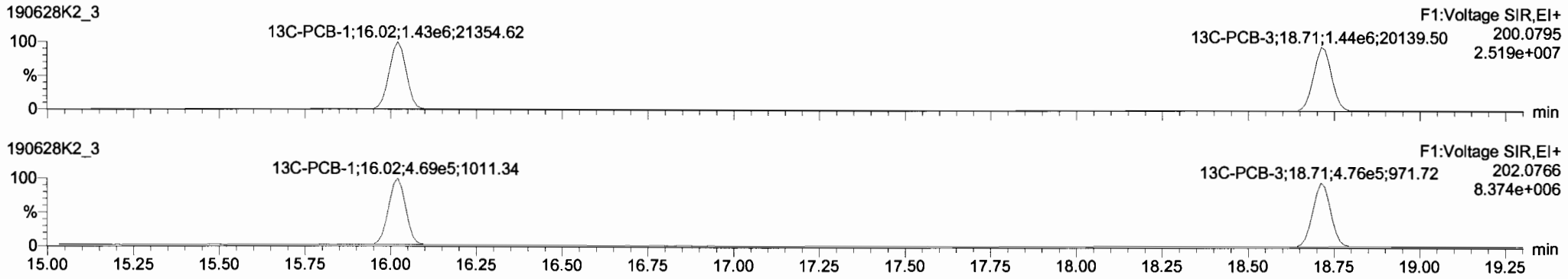

PFK1

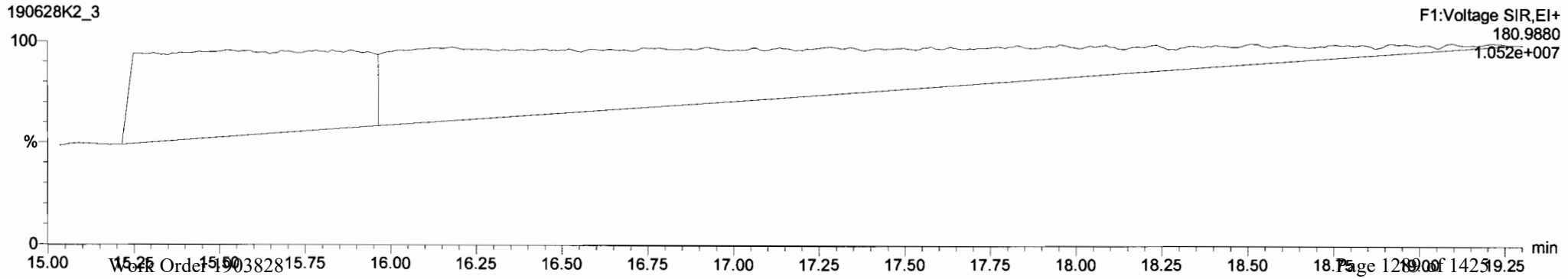

Dataset: Untitled

Last Altered: Saturday, June 29, 2019 12:04:52 Pacific Daylight Time
Printed: Saturday, June 29, 2019 12:05:15 Pacific Daylight Time

Name: 190628K2_3, Date: 28-Jun-2019, Time: 18:36:12, ID: ST190628K2-3 PCB 209 CS2 19C1105, Description: PCB 209 CS2 19C1105

PCB-4/10

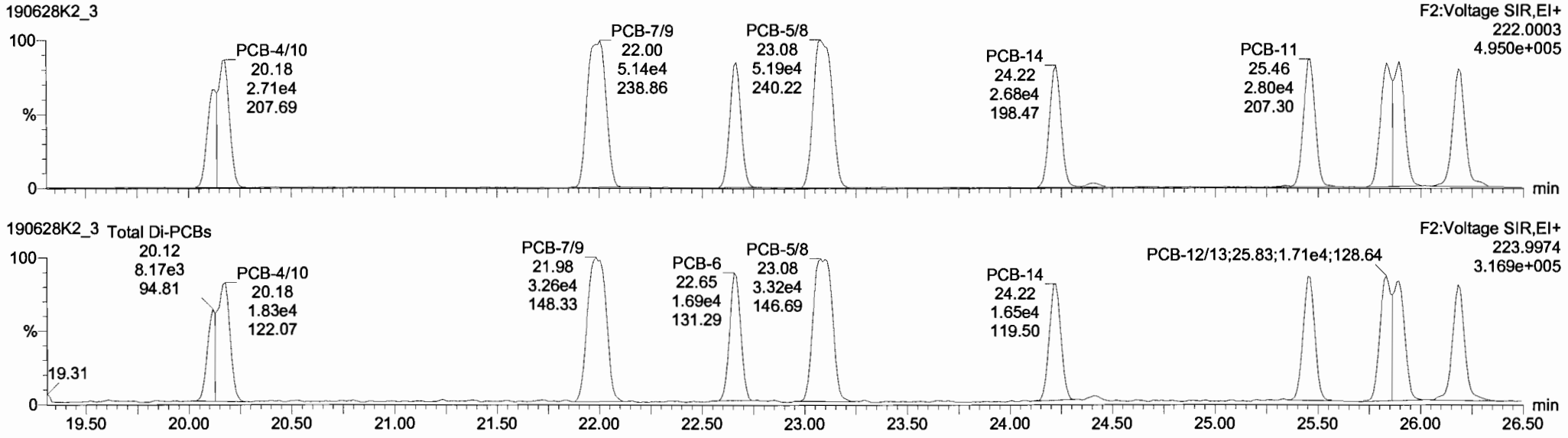

13C-PCB-4

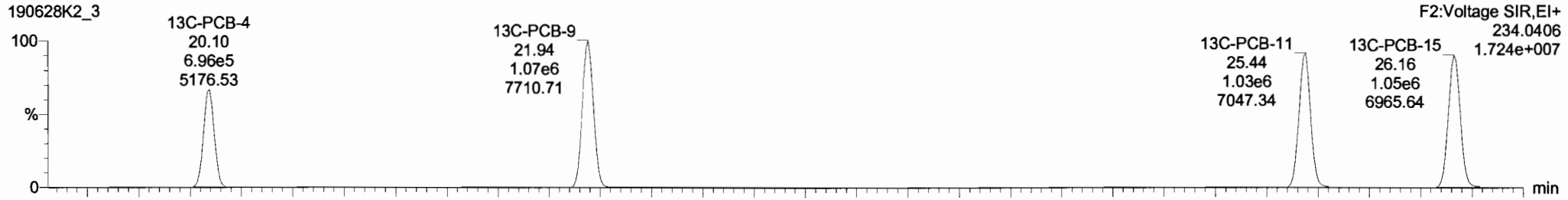

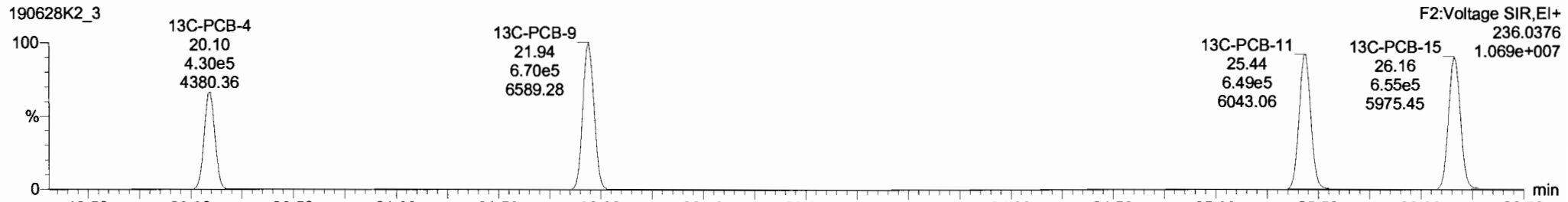

TargetLynx - 190628K2-CRV.qld - [Chromatogram]

File Edit View Display Processing Window Help

190628K2_3 - ST190628K2-3 PCB 209 CS2 19C1105 - PCB 209 CS2 19C1105

	#	Name	Resp	RA	n/y	RRF	wt/vol	Pred.RT	RT	Pred.R...	RRT	RRT.Fail	Conc.	%Rec	DL	EMPC
218	218	13C-PCB-182	5.65e5	0.44	NO	1.0000	1.000	47.13	47.13	0.000	0.000	NO	100.0	100	0.0608	
219	219	13C-PCB-205	7.62e5	0.90	NO	1.0000	1.000	55.60	55.60	1.000	0.000	NO	100.0	100	0.0533	
220	220	13C-PCB-79	1.19e6	0.77	NO	1.0320	1.000	38.47	38.49	1.029	1.030	NO	98.88	98.9	0.0795	
221	221	13C-PCB-178	5.26e5	0.45	NO	0.8746	1.000	46.58	46.58	0.988	0.988	NO	102.4	102	0.0668	
222	222	13C-PCB-79	1.18e6	0.78	NO	1.0454	1.000	38.46	38.49	0.968	0.969	NO	99.25	99.2	0.0831	
223	223	13C-PCB-178	5.26e5	0.45	NO	0.9749	1.000	46.59	46.58	0.924	0.924	NO	100.9	101	0.0669	
224	224	Total Mono-PCBs				1.0122	1.000	0.00		0.000		NO	7.411		0.0178	7.410
225	225	Total Di-PCBs				1.0592	1.000	0.00		0.000		NO	29.32		0.247	29.32
226	226	2nd Function Tri-PCBs				0.9137	1.000	0.00		0.000		NO	19.53		0.0708	19.53
227	227	3rd Function Tri-PCBs				1.0566	1.000	0.00		0.000		NO	38.35		0.282	38.35
228	228	Total Tetra-PCBs				0.9861	1.000	0.00		0.000		NO	103.0		0.434	103.0
229	229	3rd Function Penta-PCBs				1.1154	1.000	0.00		0.000		NO	100.0		0.342	100.0
230	230	4th Function Penta-PCBs				1.1112	1.000	0.00		0.000		NO	12.15		0.101	12.15

	#	Name	Pred.RT	RT	m1 Resp	m2 Resp	1° Ratio (Pred)	RA	n/y	EMPC	Conc.
1	4	PCB-4/10	20.18	20.18	4.382e4	2.618e4	1.560	1.67	NO	4.8770	4.8768
2	5	PCB-7/9	22.00	22.00	5.135e4	3.258e4	1.560	1.58	NO	4.9379	4.9377
3	6	PCB-6	22.65	22.67	2.621e4	1.694e4	1.560	1.55	NO	2.4364	2.4363
4	7	PCB-5/8	23.07	23.08	5.185e4	3.316e4	1.560	1.56	NO	4.8284	4.8280
5	8	PCB-14	24.23	24.22	2.682e4	1.645e4	1.560	1.63	NO	2.4951	2.4949
6	9	PCB-11	25.46	25.46	2.800e4	1.751e4	1.560	1.60	NO	2.4727	2.4724
7	10	PCB-12/13	25.83	25.89	5.082e4	3.298e4	1.560	1.54	NO	4.8117	4.8118

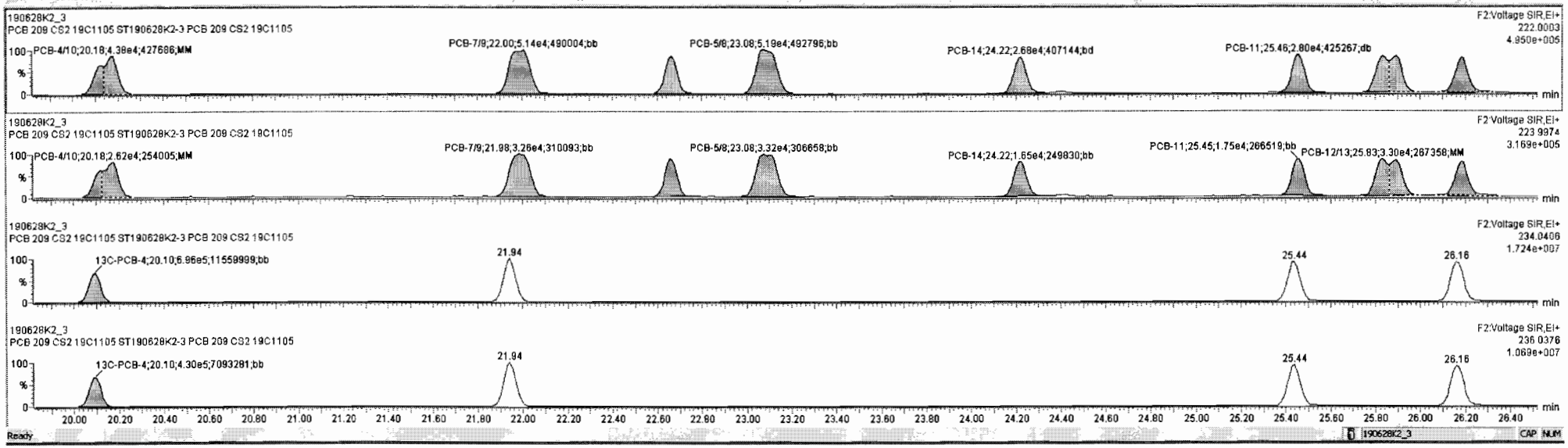

Ready

190628K2_3 CAP NUM

Dataset: Untitled

Last Altered: Saturday, June 29, 2019 12:04:52 Pacific Daylight Time
Printed: Saturday, June 29, 2019 12:05:15 Pacific Daylight Time

Name: 190628K2_3, Date: 28-Jun-2019, Time: 18:36:12, ID: ST190628K2-3 PCB 209 CS2 19C1105, Description: PCB 209 CS2 19C1105

PCB-19

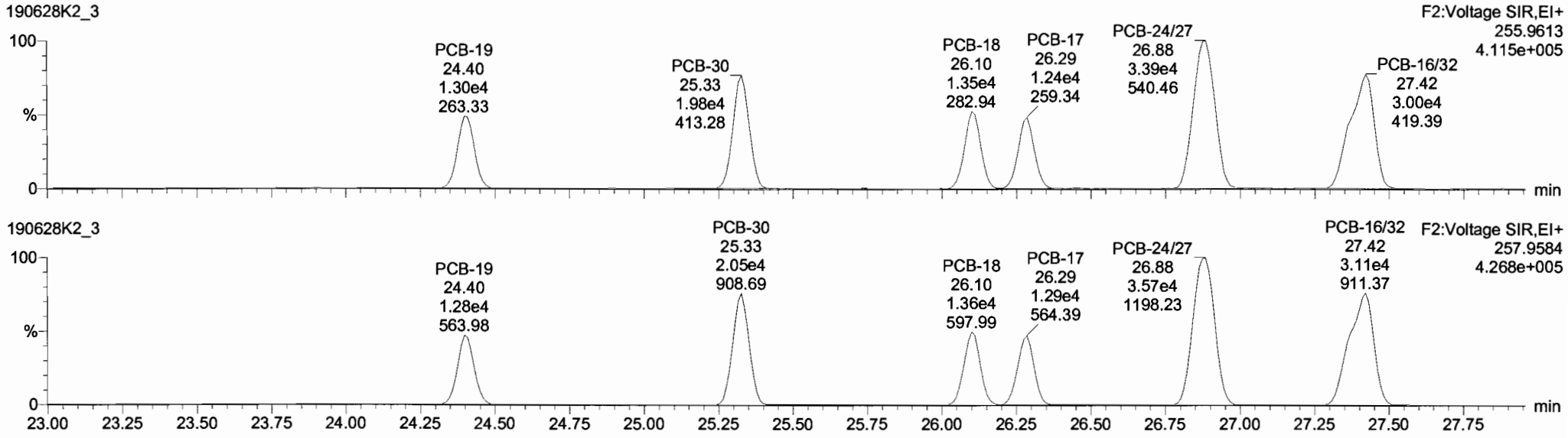

13C-PCB-19

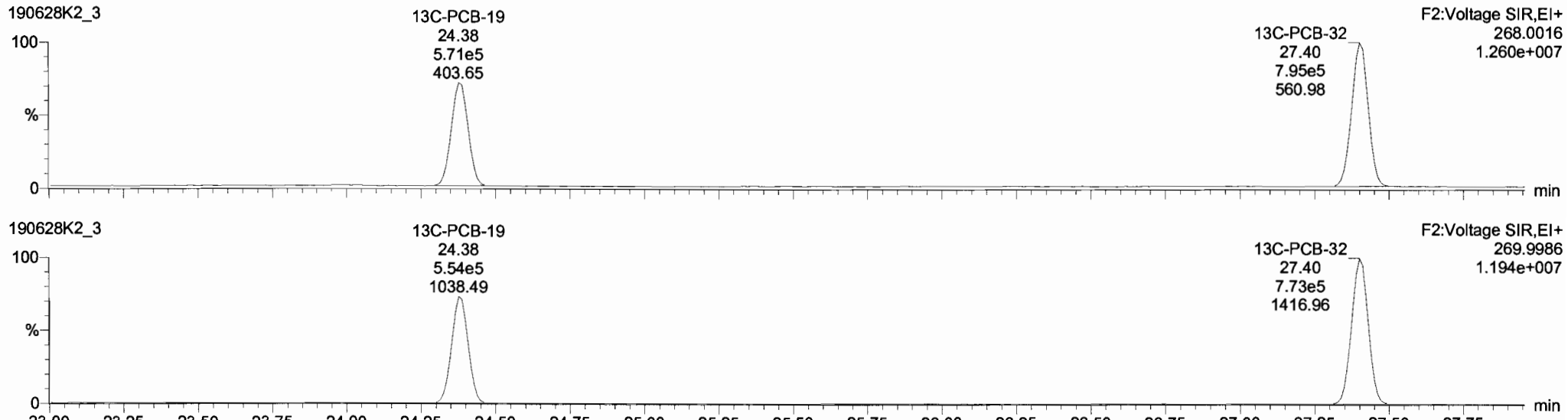

Dataset: Untitled

Last Altered: Saturday, June 29, 2019 12:04:52 Pacific Daylight Time
Printed: Saturday, June 29, 2019 12:05:15 Pacific Daylight Time

Name: 190628K2_3, Date: 28-Jun-2019, Time: 18:36:12, ID: ST190628K2-3 PCB 209 CS2 19C1105, Description: PCB 209 CS2 19C1105

PCB-34

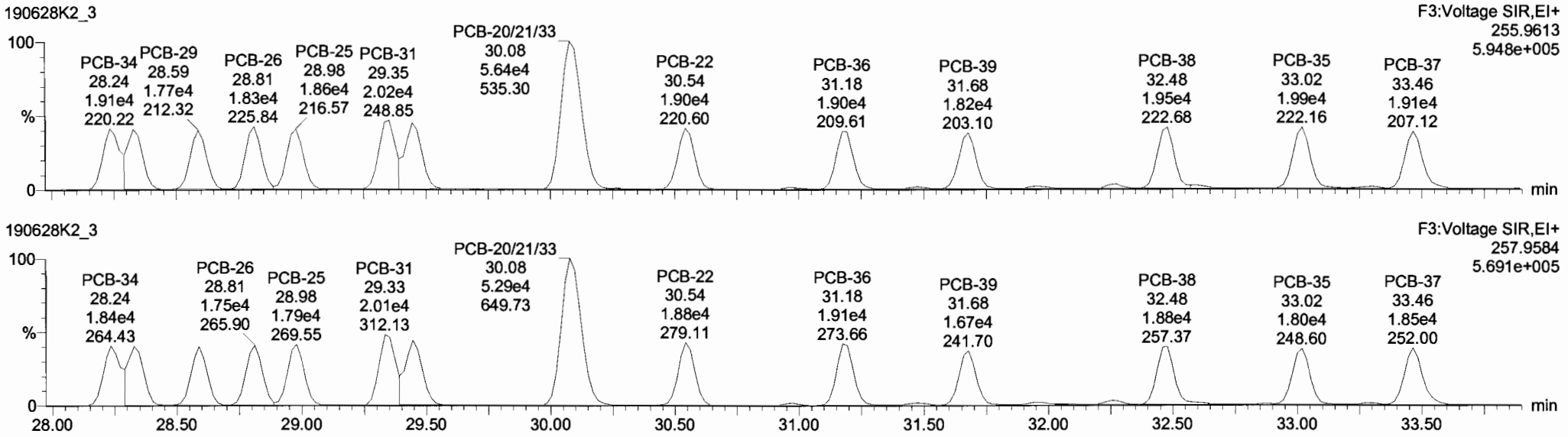

13C-PCB-28

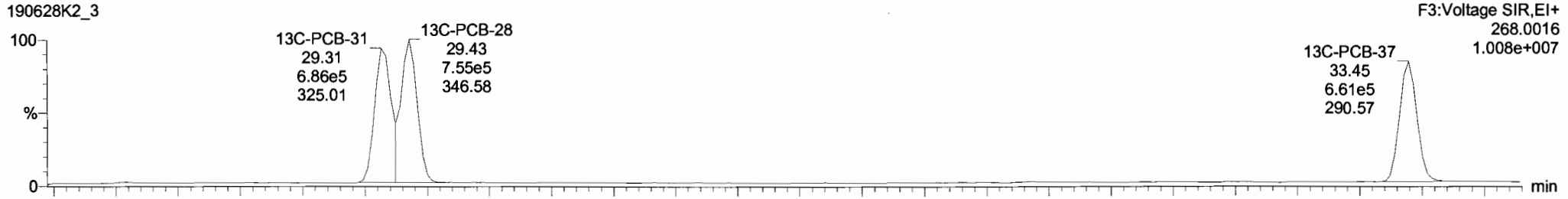

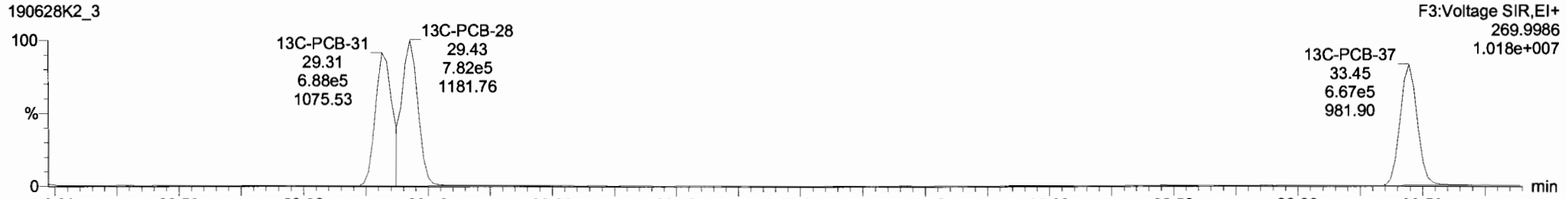

TargetLynx - 190628K2-CRV.qld * - [Chromatogram]

File Edit View Display Processing Window Help

190628K2_3 - ST190628K2-3 PCB 209 CS2 19C1105 - PCB 209 CS2 19C1105

	#	Name	Resp	RA	n/y	RRF	wt/vol	Pred.RT	RT	Pred.R...	RRT	RRT Fail	Conc	%Rec	DL	EMPC
218	218	13C-PCB-182	5.65e5	0.45	NO	1.0000	1.000	47.13	47.13	0.000	0.000	NO	100.0	100	0.0608	
219	219	13C-PCB-205	7.62e5	0.90	NO	1.0000	1.000	55.60	55.60	1.000	0.000	NO	100.0	100	0.0533	
220	220	13C-PCB-79	1.19e6	0.77	NO	1.0320	1.000	38.47	38.49	1.029	1.030	NO	98.88	98.9	0.0785	
221	221	13C-PCB-178	5.26e5	0.45	NO	0.8746	1.000	46.58	46.58	0.988	0.988	NO	102.4	102	0.0668	
222	222	13C-PCB-79	1.18e6	0.78	NO	1.0454	1.000	38.46	38.49	0.968	0.969	NO	99.25	99.2	0.0831	
223	223	13C-PCB-178	5.26e5	0.45	NO	0.9749	1.000	46.59	46.58	0.924	0.924	NO	100.9	101	0.0669	
224	224	Total Mono-PCBs				1.0122	1.000	0.00		0.000		NO	7.411		0.0178	7.411
225	225	Total Di-PCBs				1.0592	1.000	0.00		0.000		NO	29.32		0.247	29.32
226	226	2nd Function Tri-PCBs				0.9137	1.000	0.00		0.000		NO	19.53		0.0708	19.53
227	227	3rd Function Tri-PCBs				1.0563	1.000	0.00		0.000		NO	38.30		0.262	38.30
228	228	Total Tetra-PCBs				0.9861	1.000	0.00		0.000		NO	103.0		0.434	103.0
229	229	3rd Function Penta-PCBs				1.1154	1.000	0.00		0.000		NO	100.0		0.342	100.0
230	230	4th Function Penta-PCBs				1.1112	1.000	0.00		0.000		NO	12.15		0.101	12.15

	#	Name	Pred.RT	RT	m1 Resp	m2 Resp	1° Ratio (Pred)	RA	n/y	EMPC	Conc
8	25	PCB-20/21/33	30.07	30.08	5.635e4	5.262e4	1.040	1.07	NO	7.0657	7.0657
9	26	PCB-22	30.53	30.54	1.896e4	1.853e4	1.040	1.02	NO	2.3617	2.3617
10	27	PCB-36	31.19	31.18	1.857e4	1.878e4	1.040	0.99	NO	2.3899	2.3899
11	28	PCB-39	31.66	31.68	1.786e4	1.650e4	1.040	1.08	NO	2.3865	2.3865
12	29	PCB-38	32.48	32.48	1.954e4	1.806e4	1.040	1.08	NO	2.5095	2.5095
13	30	PCB-35	33.02	33.02	1.948e4	1.775e4	1.040	1.10	NO	2.4769	2.4769
14	31	PCB-37	33.48	33.46	1.817e4	1.796e4	1.040	1.01	NO	2.4604	2.4604

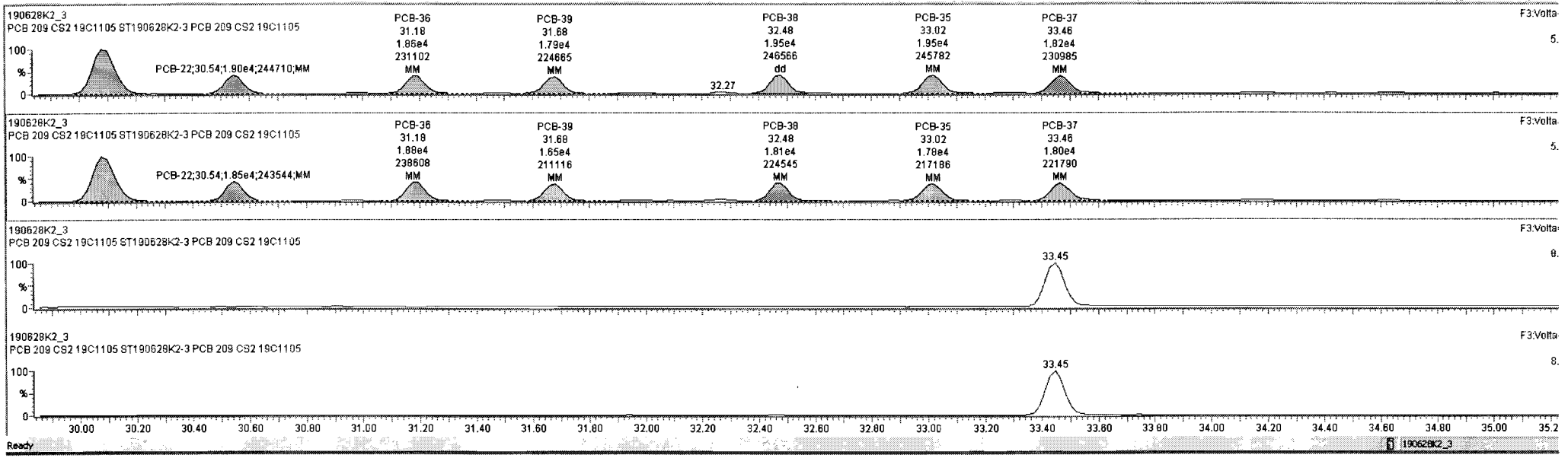

Dataset: Untitled

Last Altered: Saturday, June 29, 2019 12:04:52 Pacific Daylight Time
Printed: Saturday, June 29, 2019 12:05:15 Pacific Daylight Time

Name: 190628K2_3, Date: 28-Jun-2019, Time: 18:36:12, ID: ST190628K2-3 PCB 209 CS2 19C1105, Description: PCB 209 CS2 19C1105

PCB-54

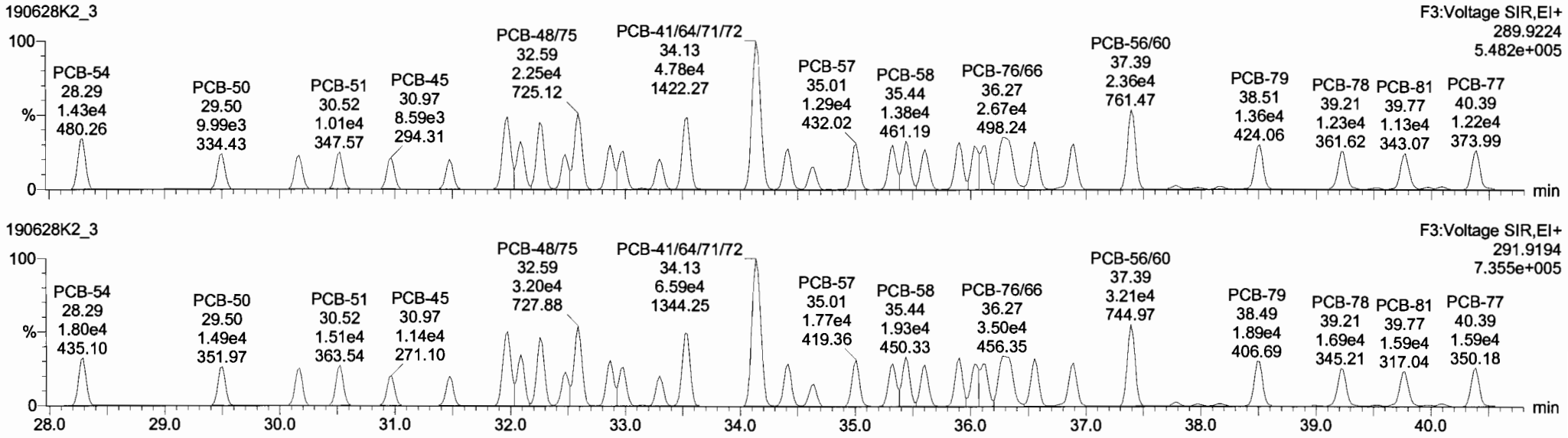

13C-PCB-54

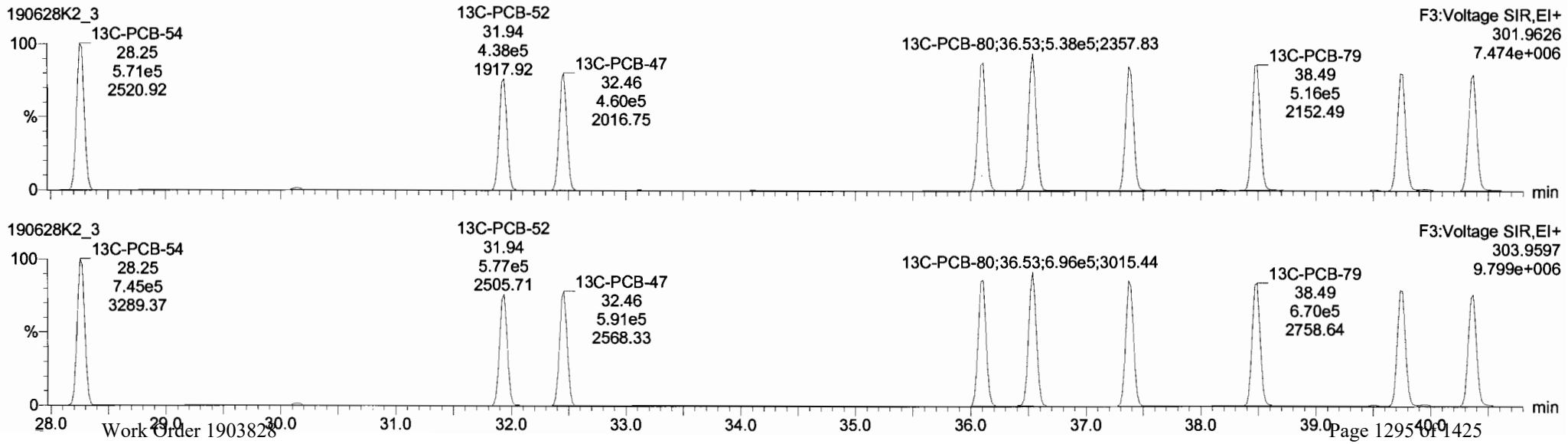

Dataset: Untitled

Last Altered: Saturday, June 29, 2019 12:04:52 Pacific Daylight Time
Printed: Saturday, June 29, 2019 12:05:15 Pacific Daylight Time

Name: 190628K2_3, Date: 28-Jun-2019, Time: 18:36:12, ID: ST190628K2-3 PCB 209 CS2 19C1105, Description: PCB 209 CS2 19C1105

PCB-50

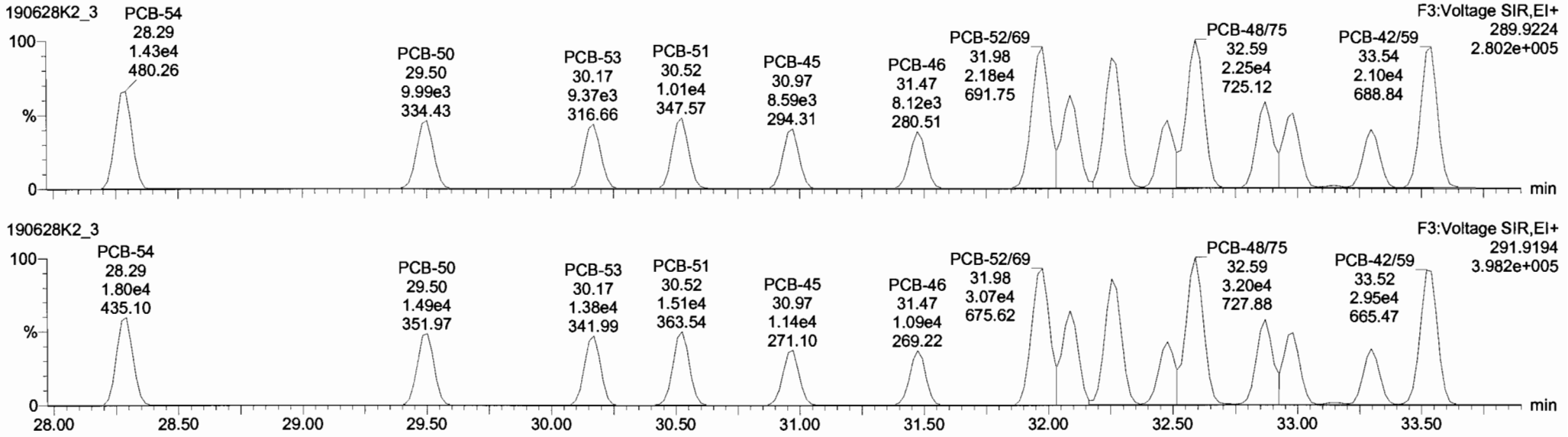

13C-PCB-52

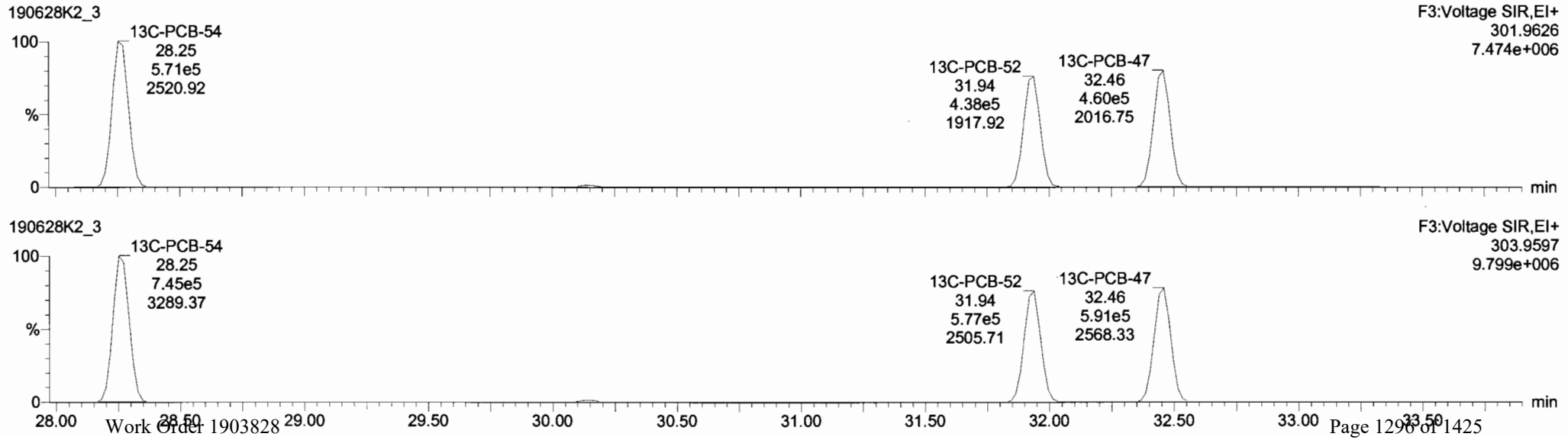

Dataset: Untitled

Last Altered: Saturday, June 29, 2019 12:04:52 Pacific Daylight Time
Printed: Saturday, June 29, 2019 12:05:15 Pacific Daylight Time

Name: 190628K2_3, Date: 28-Jun-2019, Time: 18:36:12, ID: ST190628K2-3 PCB 209 CS2 19C1105, Description: PCB 209 CS2 19C1105

PCB-68

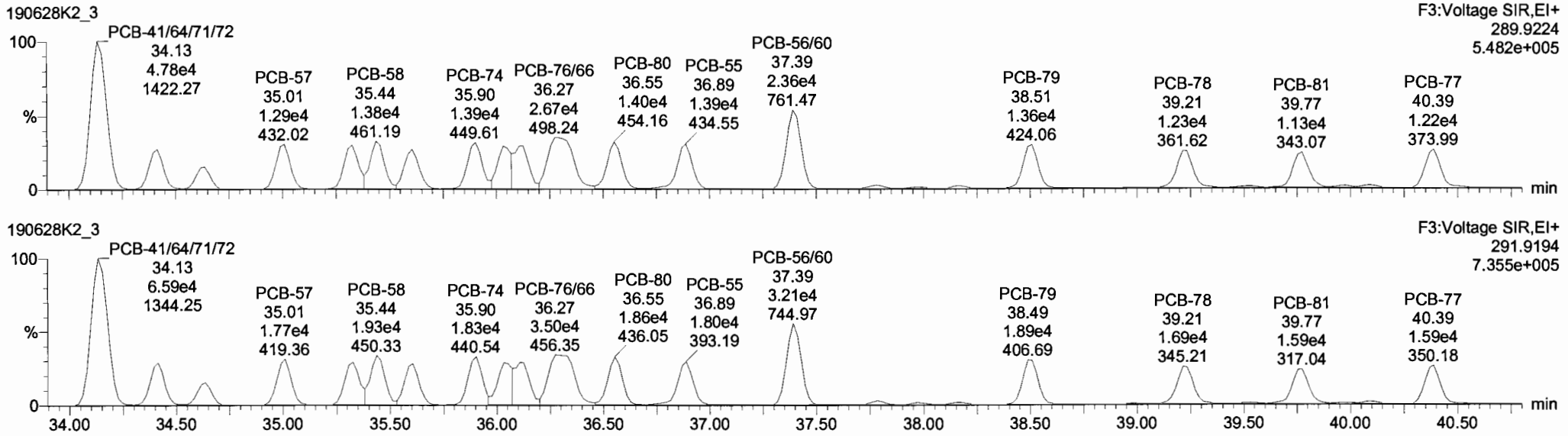

13C-PCB-60

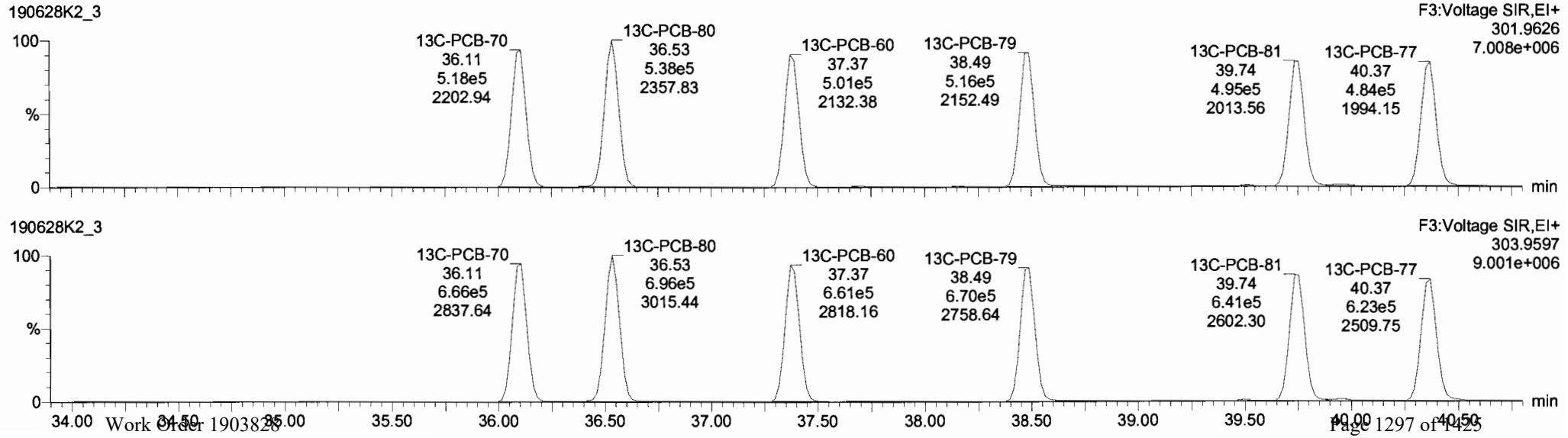

TargetLynx - 190628K2-CRV.qld * - [Chromatogram]

File Edit View Display Processing Window Help

190628K2_3 - ST190628K2-3 PCB 209 CS2 19C1105 - PCB 209 CS2 19C1105

	#	Name	Resp	RA	n/y	RRF	wt/vol	Pred.RT	RT	Pred.R...	RRT	RRT Fail	Conc	%Rec	DL	EMPC
218	218	13C-PCB-182	5.85e5	0.45	NO	1.0000	1.000	47.13	47.13	0.000	0.000	NO	100.0	100	0.0608	
219	219	13C-PCB-205	7.62e5	0.90	NO	1.0000	1.000	55.60	55.60	1.000	0.000	NO	100.0	100	0.0533	
220	220	13C-PCB-79	1.19e6	0.77	NO	1.0320	1.000	38.47	38.49	1.029	1.030	NO	98.88	98.9	0.0785	
221	221	13C-PCB-178	5.26e5	0.45	NO	0.8746	1.000	46.58	46.58	0.988	0.988	NO	102.4	102	0.0668	
222	222	13C-PCB-79	1.18e6	0.78	NO	1.0454	1.000	38.46	38.49	0.968	0.969	NO	99.25	99.2	0.0831	
223	223	13C-PCB-178	5.26e5	0.45	NO	0.9749	1.000	46.59	46.58	0.924	0.924	NO	100.9	101	0.0669	
224	224	Total Mono-PCBs				1.0122	1.000	0.00		0.000		NO	7.411		0.0178	7.411
225	225	Total Di-PCBs				1.0592	1.000	0.00		0.000		NO	29.32		0.247	29.32
226	226	2nd Function Tri-PCBs				0.9137	1.000	0.00		0.000		NO	19.53		0.0708	19.53
227	227	3rd Function Tri-PCBs				1.0563	1.000	0.00		0.000		NO	38.30		0.282	38.30
228	228	Total Tetra-PCBs				0.9861	1.000	0.00		0.000		NO	103.0		0.434	103.0
229	229	3rd Function Penta-PCBs				1.1154	1.000	0.00		0.000		NO	100.0		0.342	100.0
230	230	4th Function Penta-PCBs				1.1112	1.000	0.00		0.000		NO	12.15		0.101	12.15

	#	Name	Pred.RT	RT	m1 Resp	m2 Resp	1° Ratio (Pred)	RA	n/y	EMPC	Conc.
1	32	PCB-54	28.27	28.29	1.435e4	1.805e4	0.770	0.79	NO	2.4715	2.4715
2	33	PCB-50	29.49	29.50	9.985e3	1.489e4	0.770	0.67	NO	2.4187	2.4187
3	34	PCB-53	30.18	30.17	9.368e3	1.384e4	0.770	0.68	NO	2.3940	2.3940
4	35	PCB-51	30.53	30.52	1.010e4	1.507e4	0.770	0.67	NO	2.4225	2.4225
5	36	PCB-45	30.97	30.97	8.595e3	1.140e4	0.770	0.75	NO	2.4379	2.4379
6	37	PCB-46	31.47	31.47	8.118e3	1.090e4	0.770	0.75	NO	2.4858	2.4858
7	38	PCB-52/69	31.98	31.98	2.177e4	3.070e4	0.770	0.71	NO	4.7341	4.7341

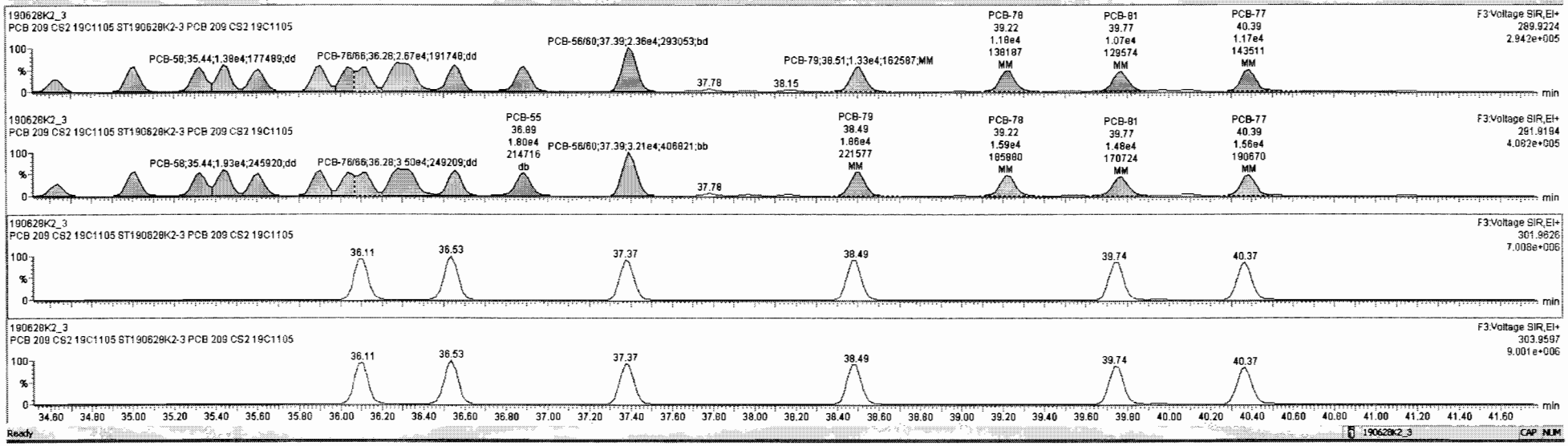

Ready

190628K2_3

CAP NUM

Dataset: Untitled

Last Altered: Saturday, June 29, 2019 12:04:52 Pacific Daylight Time
Printed: Saturday, June 29, 2019 12:05:15 Pacific Daylight Time

Name: 190628K2_3, Date: 28-Jun-2019, Time: 18:36:12, ID: ST190628K2-3 PCB 209 CS2 19C1105, Description: PCB 209 CS2 19C1105

PCB-104

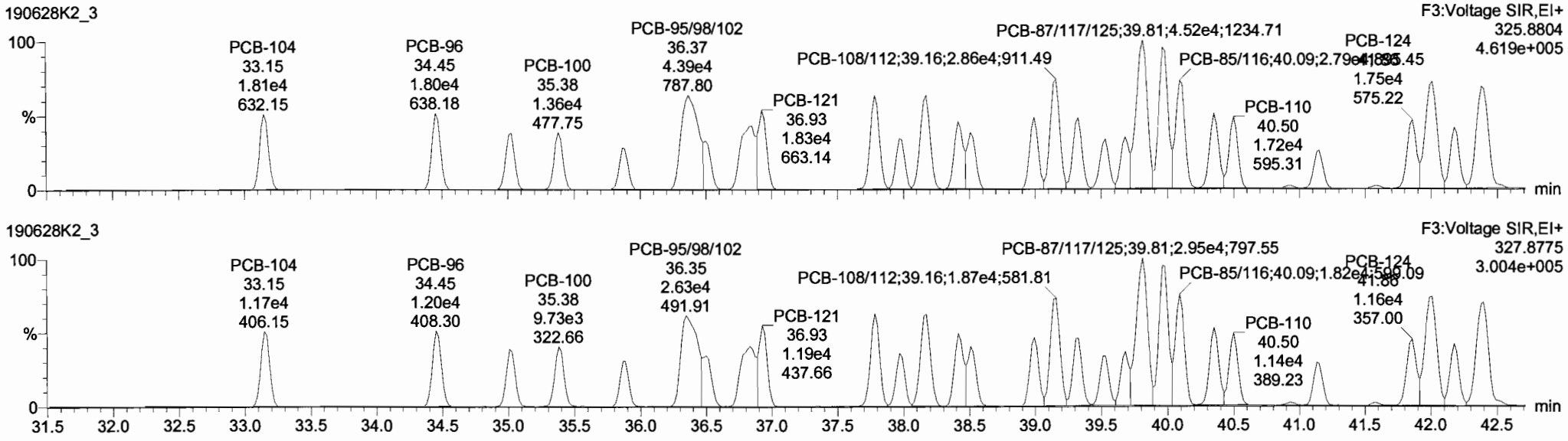

13C-PCB-104

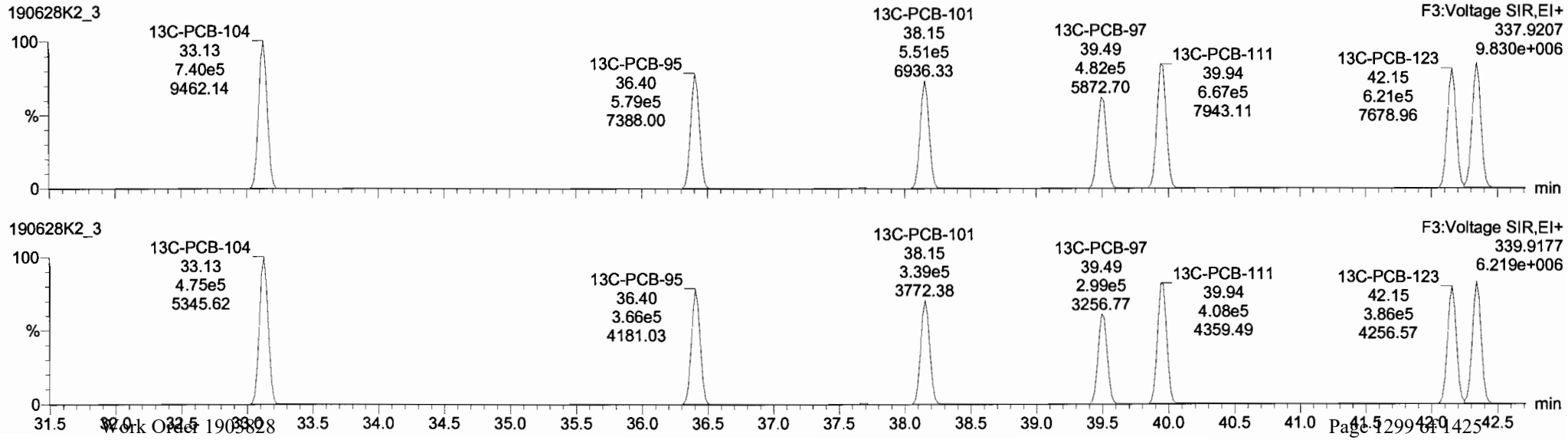

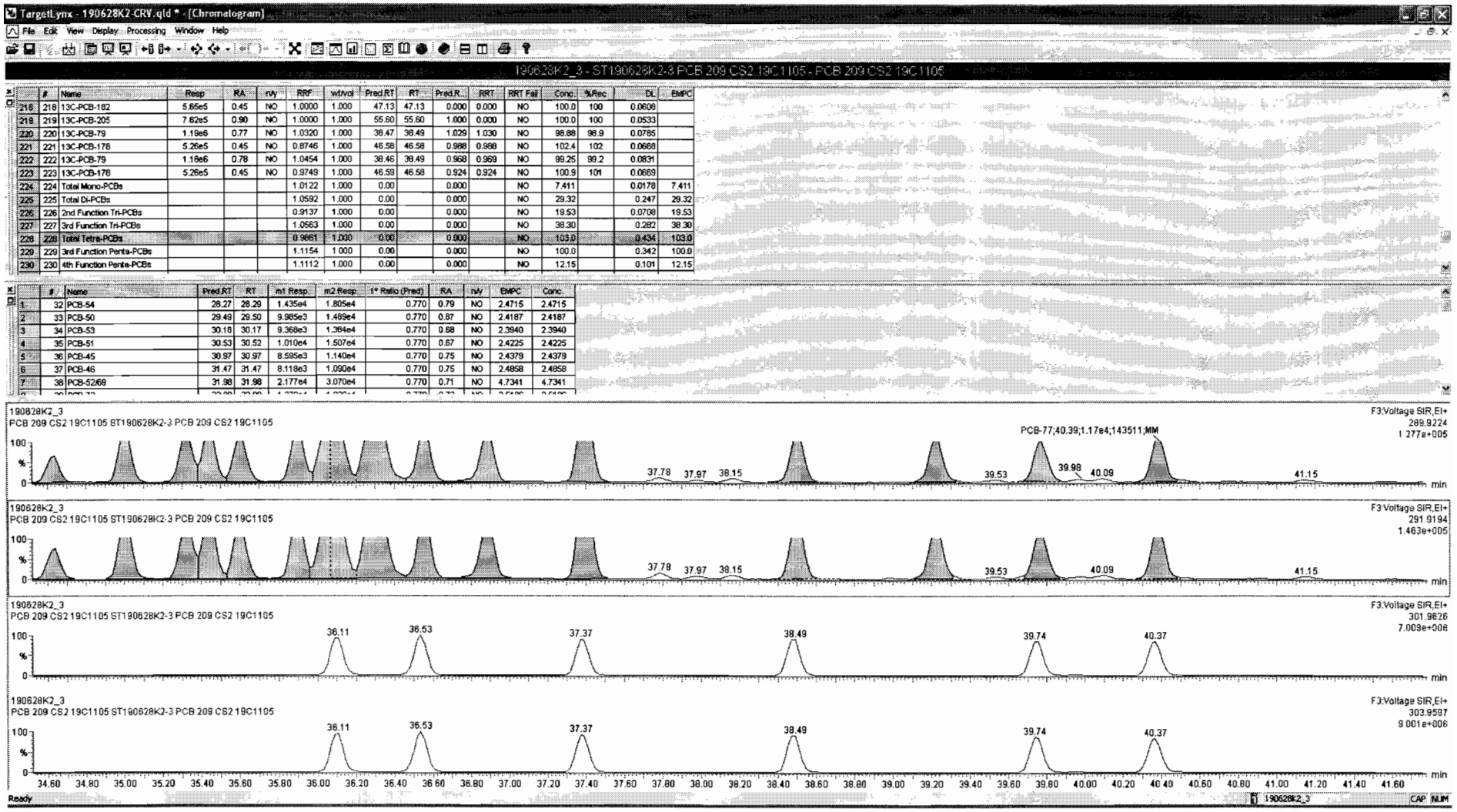

	#	Name	Resp	RA	nAy	RRF	wt/vol	Pred.RT	RT	Pred.R...	RRT	RRT Fail	Conc.	%Rec	DL	EMPC
218	218	13C-PCB-182	5.65e5	0.45	NO	1.0000	1.000	47.13	47.13	0.000	0.000	NO	100.0	100	0.0606	
219	219	13C-PCB-205	7.62e5	0.90	NO	1.0000	1.000	55.60	55.60	1.000	0.000	NO	100.0	100	0.0533	
220	220	13C-PCB-79	1.19e6	0.77	NO	1.0320	1.000	38.47	38.49	1.029	1.030	NO	98.88	98.9	0.0785	
221	221	13C-PCB-178	5.26e5	0.45	NO	0.8746	1.000	46.58	46.58	0.988	0.988	NO	102.4	102	0.0668	
222	222	13C-PCB-79	1.18e6	0.78	NO	1.0454	1.000	38.46	38.49	0.968	0.969	NO	99.25	99.2	0.0831	
223	223	13C-PCB-178	5.26e5	0.45	NO	0.9749	1.000	46.59	46.58	0.924	0.924	NO	100.9	101	0.0669	
224	224	Total Mono-PCBs				1.0122	1.000	0.00		0.000		NO	7.411		0.0178	7.411
225	225	Total Di-PCBs				1.0592	1.000	0.00		0.000		NO	29.32		0.247	29.32
226	226	2nd Function Tri-PCBs				0.9137	1.000	0.00		0.000		NO	19.53		0.0708	19.53
227	227	3rd Function Tri-PCBs				1.0563	1.000	0.00		0.000		NO	38.30		0.282	38.30
228	228	Total Tetra-PCBs				0.9861	1.000	0.00		0.000		NO	103.0		0.434	103.0
229	229	3rd Function Penta-PCBs				1.1154	1.000	0.00		0.000		NO	100.0		0.342	100.0
230	230	4th Function Penta-PCBs				1.1112	1.000	0.00		0.000		NO	12.15		0.101	12.15

	#	Name	Pred.RT	RT	m1 Resp.	m2 Resp.	1° Ratio (Pred)	RA	nAy	EMPC	Conc.
1	32	PCB-54	28.27	28.29	1.435e4	1.805e4	0.770	0.79	NO	2.4715	2.4715
2	33	PCB-50	29.49	29.50	9.985e3	1.489e4	0.770	0.67	NO	2.4187	2.4187
3	34	PCB-53	30.18	30.17	9.368e3	1.364e4	0.770	0.68	NO	2.3940	2.3940
4	35	PCB-51	30.53	30.52	1.010e4	1.507e4	0.770	0.67	NO	2.4225	2.4225
5	36	PCB-45	30.97	30.97	8.595e3	1.140e4	0.770	0.75	NO	2.4379	2.4379
6	37	PCB-46	31.47	31.47	8.118e3	1.090e4	0.770	0.75	NO	2.4858	2.4858
7	38	PCB-52/69	31.98	31.98	2.177e4	3.070e4	0.770	0.71	NO	4.7341	4.7341

Dataset: Untitled

Last Altered: Saturday, June 29, 2019 12:04:52 Pacific Daylight Time
Printed: Saturday, June 29, 2019 12:05:15 Pacific Daylight Time

Name: 190628K2_3, Date: 28-Jun-2019, Time: 18:36:12, ID: ST190628K2-3 PCB 209 CS2 19C1105, Description: PCB 209 CS2 19C1105

PCB-96

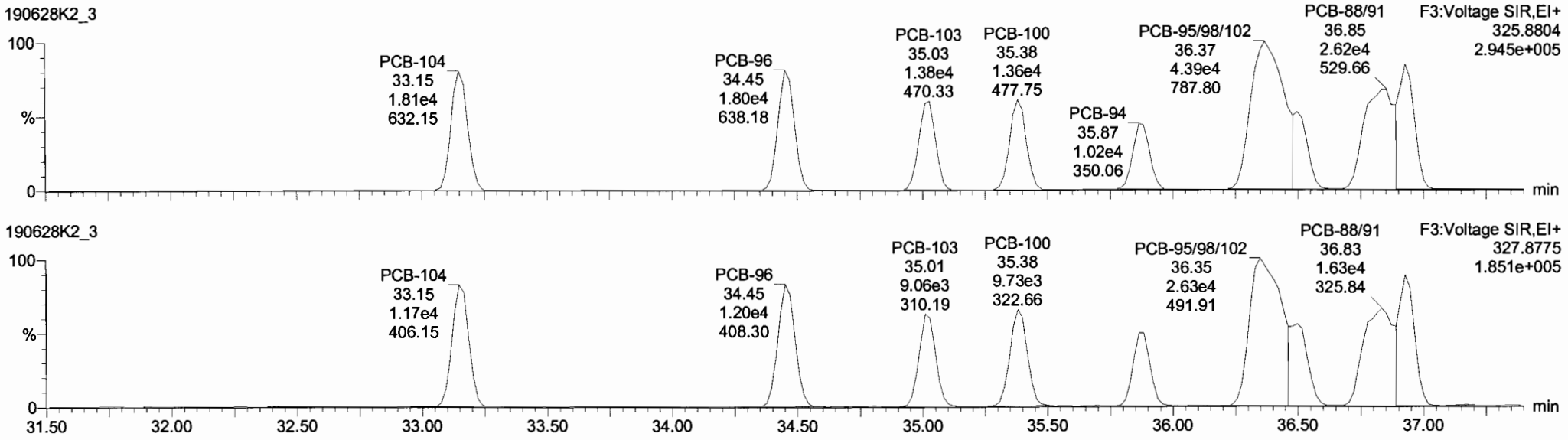

13C-PCB-95

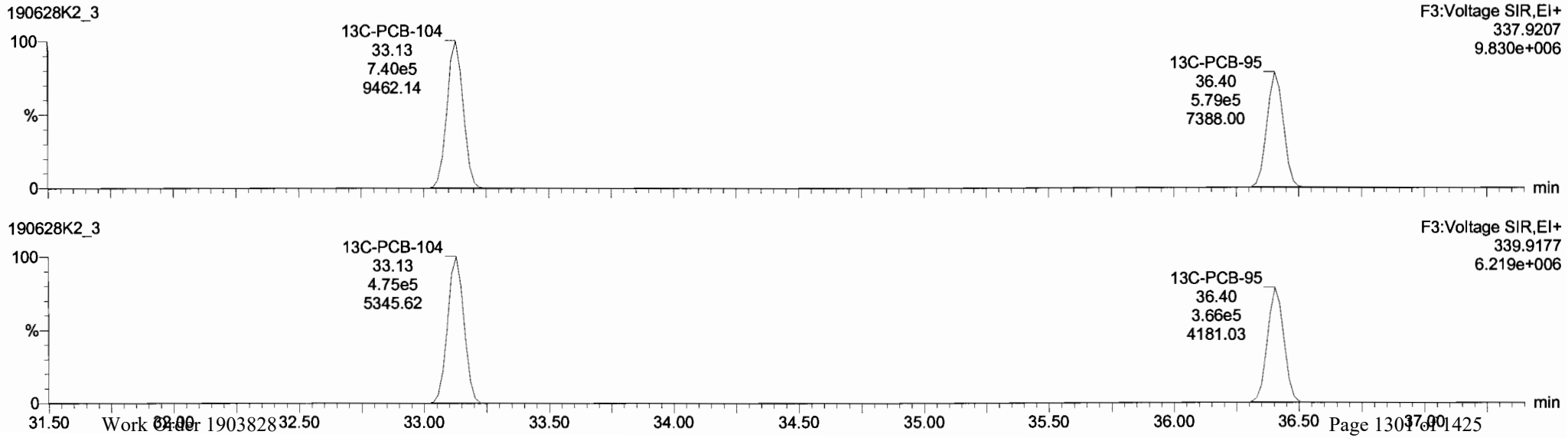

Dataset: Untitled

Last Altered: Saturday, June 29, 2019 12:04:52 Pacific Daylight Time
Printed: Saturday, June 29, 2019 12:05:15 Pacific Daylight Time

Name: 190628K2_3, Date: 28-Jun-2019, Time: 18:36:12, ID: ST190628K2-3 PCB 209 CS2 19C1105, Description: PCB 209 CS2 19C1105

PCB-119

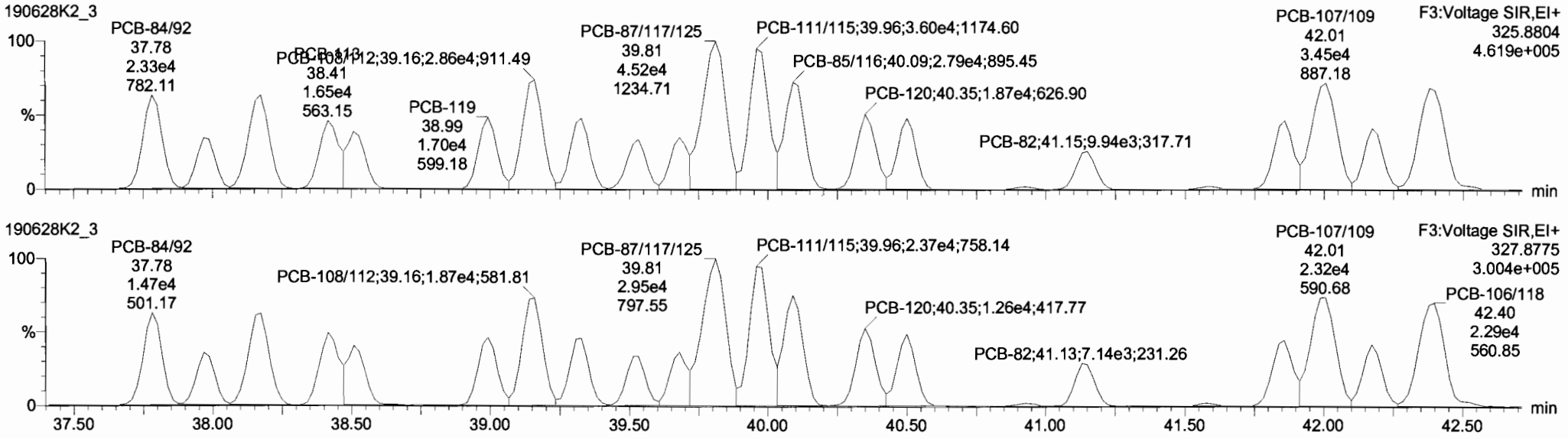

13C-PCB-111

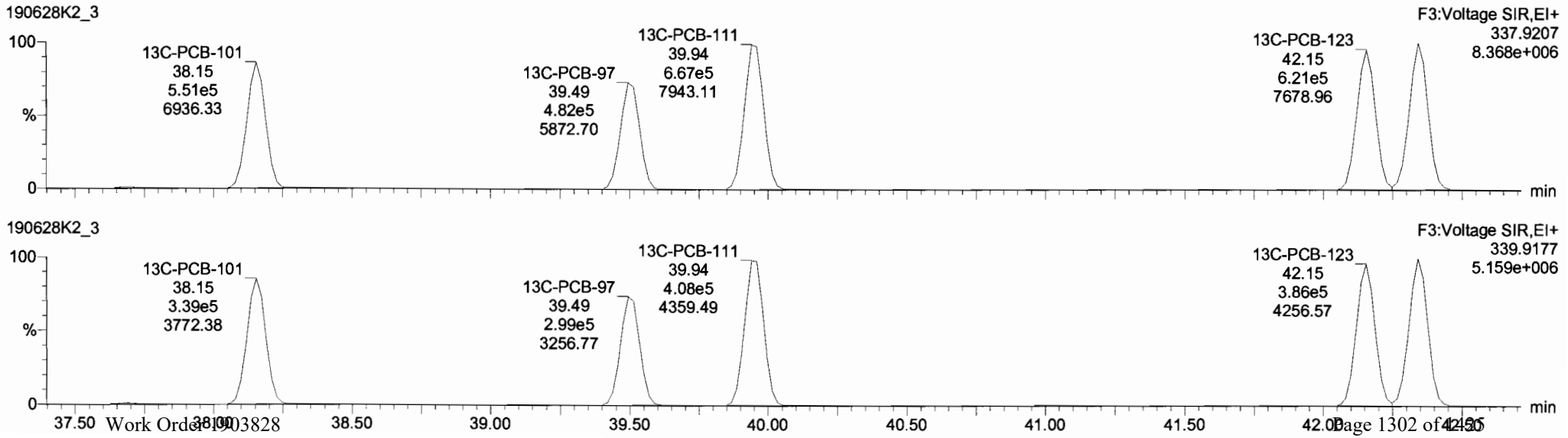

TargetLynx - 190628K2-CRV.qld * - [Chromatogram]

File Edit View Display Processing Window Help

190628K2_3 - ST190628K2-3 PCB 209 CS2 19C1105 - PCB 209 CS2 19C1105

	#	Name	Resp	RA	n/y	RRF	wt/vol	Pred.RT	RT	Pred.R...	RRT	RRT Fail	Conc.	%Rec	DL	EMPC
218	218	13C-PCB-182	5.65e5	0.45	NO	1.0000	1.000	47.13	47.13	0.000	0.000	NO	100.0	100	0.0808	
219	219	13C-PCB-205	7.62e5	0.90	NO	1.0000	1.000	55.60	55.60	1.000	0.000	NO	100.0	100	0.0533	
220	220	13C-PCB-79	1.19e6	0.77	NO	1.0320	1.000	38.47	38.49	1.029	1.030	NO	98.88	98.9	0.0785	
221	221	13C-PCB-178	5.26e5	0.45	NO	0.8746	1.000	46.58	46.58	0.988	0.988	NO	102.4	102	0.0668	
222	222	13C-PCB-79	1.18e6	0.78	NO	1.0454	1.000	38.46	38.49	0.968	0.969	NO	99.25	99.2	0.0831	
223	223	13C-PCB-178	5.26e5	0.45	NO	0.9749	1.000	46.59	46.58	0.924	0.924	NO	100.9	101	0.0669	
224	224	Total Mono-PCBs				1.0122	1.000	0.00		0.000		NO	7.411		0.0178	7.411
225	225	Total Di-PCBs				1.0592	1.000	0.00		0.000		NO	29.32		0.247	29.32
226	226	2nd Function Tri-PCBs				0.9137	1.000	0.00		0.000		NO	19.53		0.0708	19.53
227	227	3rd Function Tri-PCBs				1.0583	1.000	0.00		0.000		NO	38.30		0.262	38.30
228	228	Total Tetra-PCBs				0.9861	1.000	0.00		0.000		NO	103.0		0.434	103.0
229	229	3rd Function Penta-PCBs				1.1154	1.000	0.00		0.000		NO	100.0		0.342	100.0
230	230	4th Function Penta-PCBs				1.1112	1.000	0.00		0.000		NO	12.15		0.101	12.15

	#	Name	Pred.RT	RT	m1 Resp	m2 Resp	1° Ratio (Pred)	RA	n/y	EMPC	Conc.
1	64	PCB-104	33.15	33.15	1.810e4	1.174e4	1.560	1.54	NO	2.4699	2.4699
2	65	PCB-96	34.47	34.45	1.795e4	1.204e4	1.560	1.49	NO	2.4799	2.4799
3	66	PCB-103	35.03	35.03	1.379e4	9.059e3	1.560	1.52	NO	2.4289	2.4289
4	67	PCB-100	35.40	35.38	1.364e4	9.729e3	1.560	1.40	NO	2.4736	2.4736
5	68	PCB-94	35.89	35.87	1.021e4	7.233e3	1.560	1.41	NO	2.3845	2.3845
6	69	PCB-95/98/102	36.38	36.37	4.124e4	2.627e4	1.560	1.57	NO	7.0362	7.0362
7	70	PCB-93	36.51	36.48	1.289e4	8.560e3	1.560	1.51	NO	2.8971	2.8971

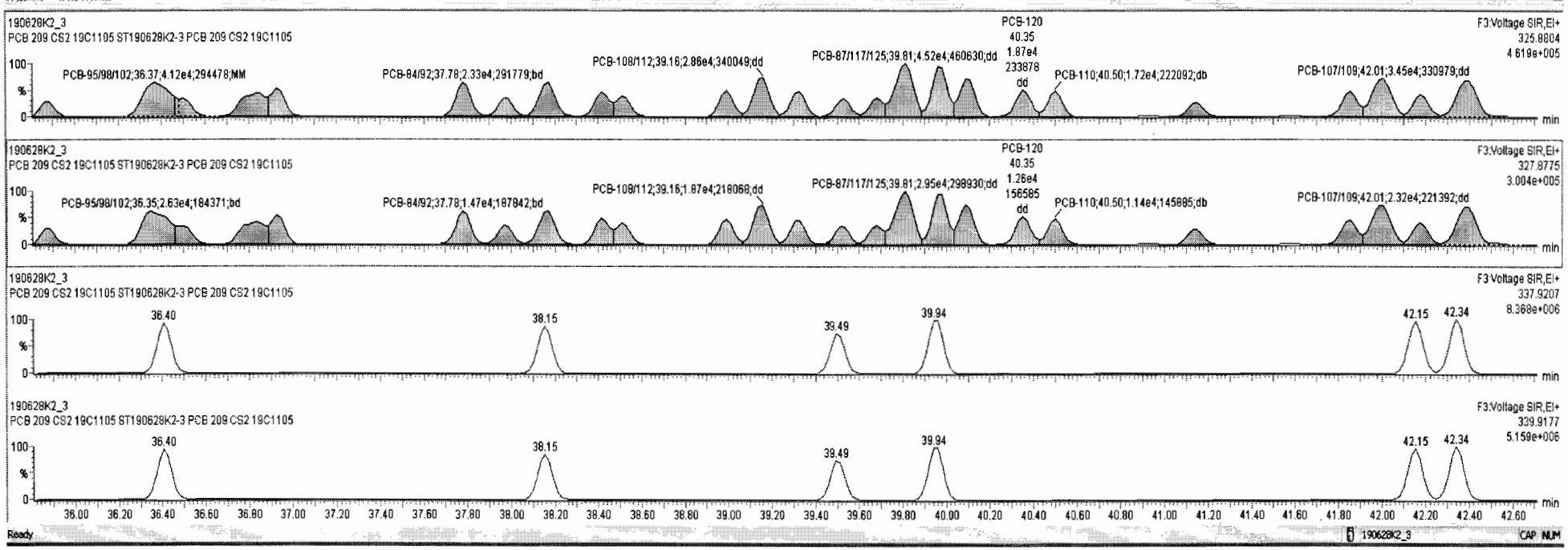

Ready

190628K2_3

CAP NUM

Dataset: Untitled

Last Altered: Saturday, June 29, 2019 12:04:52 Pacific Daylight Time
Printed: Saturday, June 29, 2019 12:05:15 Pacific Daylight Time

Name: 190628K2_3, Date: 28-Jun-2019, Time: 18:36:12, ID: ST190628K2-3 PCB 209 CS2 19C1105, Description: PCB 209 CS2 19C1105

PCB-114

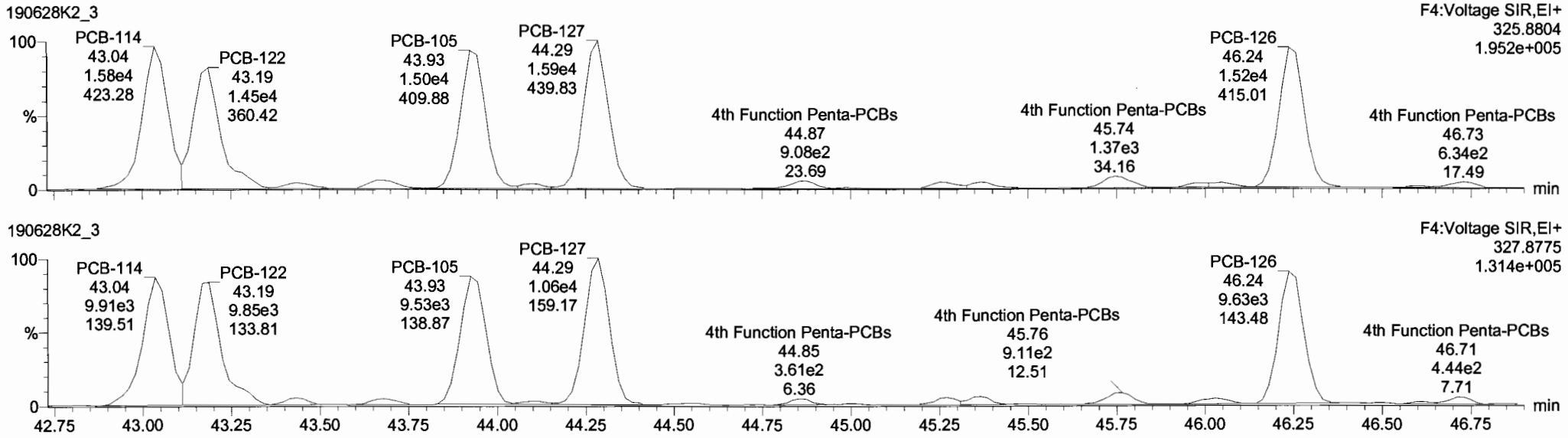

13C-PCB-114

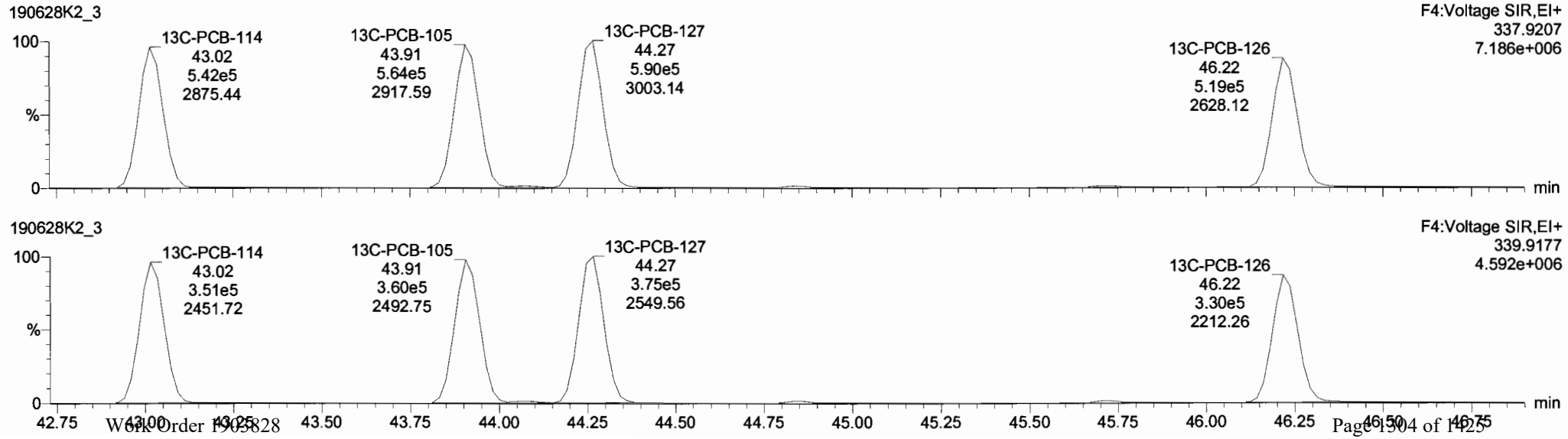

TargetLynx - 190628K2-CRV.qld * - [Chromatogram]

File Edit View Display Processing Window Help

190628K2_3 - ST190628K2-3 PCB 209 CS2 19C1105 - PCB 209 CS2 19C1105

	#	Name	Resp	RA	n/y	RRF	wt/Vol	Pred RT	RT	Pred R...	RRT	RRT Fail	Conc.	%Rec	DL	EMPC
218	218	13C-PCB-182	5.85e5	0.45	NO	1.0000	1.000	47.13	47.13	0.000	0.000	NO	100.0	100	0.0608	
219	219	13C-PCB-205	7.62e5	0.90	NO	1.0000	1.000	55.60	55.60	1.000	0.000	NO	100.0	100	0.0533	
220	220	13C-PCB-79	1.19e6	0.77	NO	1.0320	1.000	38.47	38.49	1.029	1.030	NO	98.88	98.9	0.0785	
221	221	13C-PCB-178	5.26e5	0.45	NO	0.8746	1.000	46.58	46.58	0.988	0.988	NO	102.4	102	0.0668	
222	222	13C-PCB-79	1.18e6	0.78	NO	1.0454	1.000	38.45	38.49	0.968	0.969	NO	99.25	99.2	0.0831	
223	223	13C-PCB-178	5.26e5	0.45	NO	0.9749	1.000	46.59	46.58	0.924	0.924	NO	100.9	101	0.0669	
224	224	Total Mono-PCBs				1.0122	1.000	0.00		0.000		NO	7.411		0.0178	7.411
225	225	Total Di-PCBs				1.0592	1.000	0.00		0.000		NO	29.32		0.247	29.32
226	226	2nd Function Tri-PCBs				0.9137	1.000	0.00		0.000		NO	19.53		0.0708	19.53
227	227	3rd Function Tri-PCBs				1.0563	1.000	0.00		0.000		NO	38.30		0.262	38.30
228	228	Total Tetra-PCBs				0.9861	1.000	0.00		0.000		NO	103.0		0.434	103.0
229	229	3rd Function Penta-PCBs				1.1154	1.000	0.00		0.000		NO	100.0		0.342	100.0
230	230	4th Function Penta-PCBs				1.1112	1.000	0.00		0.000		NO	12.15		0.101	12.15

	#	Name	Pred RT	RT	m1 Resp	m2 Resp	1° Ratio (Pred)	RA	n/y	EMPC	Conc.
1	93	PCB-114	43.04	43.03	1.523e4	9.510e3	1.560	1.60	NO	2.3840	2.3840
2	94	PCB-122	43.17	43.19	1.265e4	8.739e3	1.560	1.47	NO	2.4848	2.4848
3	95	PCB-105	43.92	43.93	1.496e4	9.530e3	1.550	1.57	NO	2.4067	2.4067
4	96	PCB-127	44.28	44.29	1.590e4	1.051e4	1.560	1.51	NO	2.4667	2.4667
5	97	PCB-126	46.24	46.24	1.518e4	9.627e3	1.560	1.58	NO	2.4092	2.4092

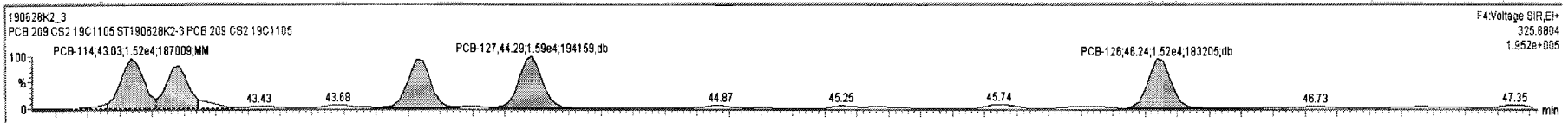

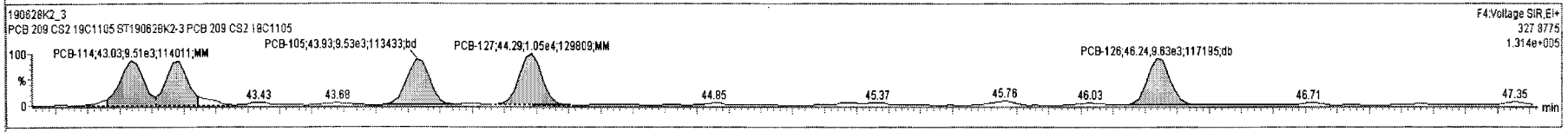

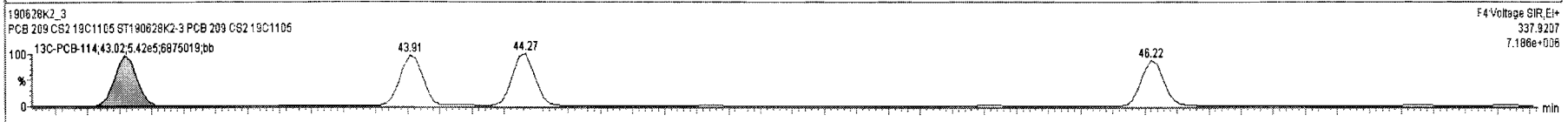

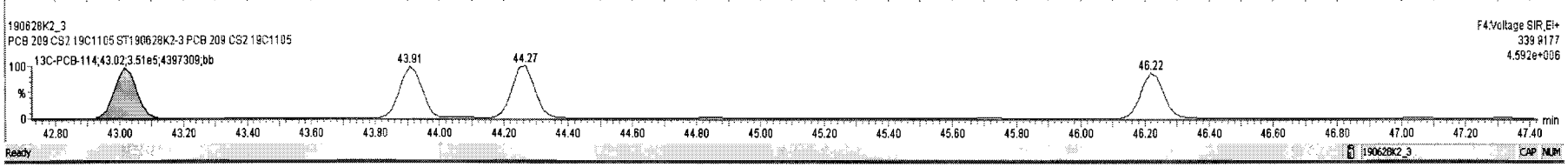

Ready 190628K2_3 CAP NUM

Dataset: Untitled

Last Altered: Saturday, June 29, 2019 12:04:52 Pacific Daylight Time
Printed: Saturday, June 29, 2019 12:05:15 Pacific Daylight Time

Name: 190628K2_3, Date: 28-Jun-2019, Time: 18:36:12, ID: ST190628K2-3 PCB 209 CS2 19C1105, Description: PCB 209 CS2 19C1105

PCB-155

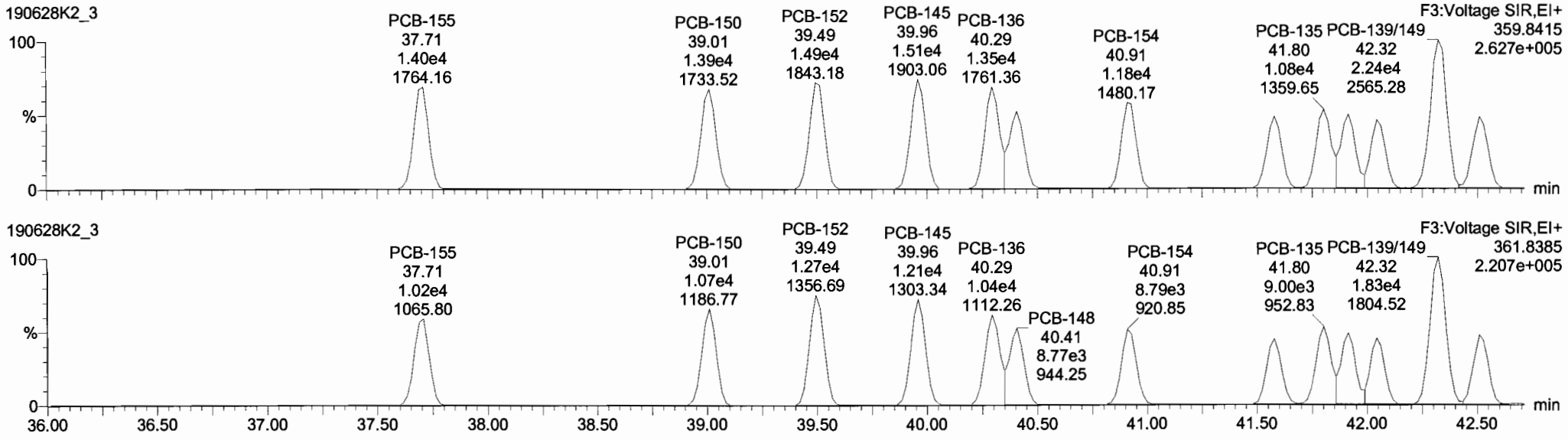

13C-PCB-155

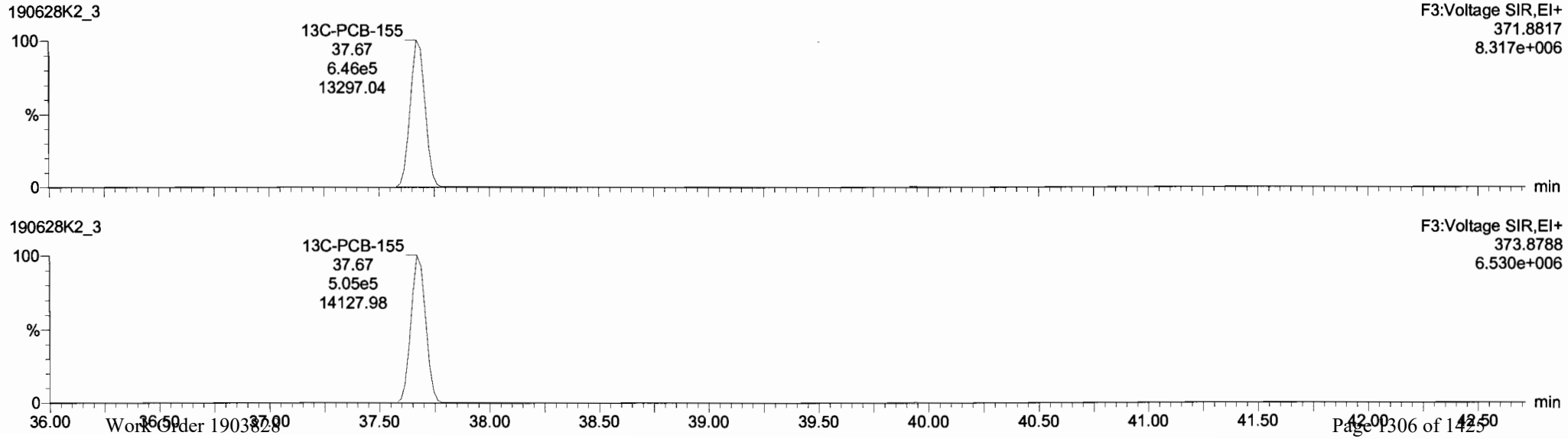

TargetLynx - 190628K2-CRV.qld * - [Chromatogram]

File Edit View Display Processing Window Help

190628K2_3 - ST190628K2-3 PCB 209 CS2 19C1105 - PCB 209 CS2 19C1105

	#	Name	Resp	RA	n/y	RRF	wt/vol	Pred.RT	RT	Pred.R...	RRT	RRT Fail	Conc.	%Rec	DL	EMPC
232	232	4th Function Hexa-PCBs				0.9719	1.000	0.00		0.000		NO	67.76		0.331	67.76
233	233	Total Hepta-PCBs				1.2636	1.000	0.00		0.000		NO	59.03		0.217	59.03
234	234	4th Function Octa-PCBs				0.8863	1.000	0.00		0.000		NO	22.23		0.0651	22.23
235	235	5th Function Octa-PCBs				1.1967	1.000	0.00		0.000		NO	7.464		0.0370	7.464
236	236	Total Nona-PCBs				0.9446	1.000	0.00		0.000		NO	7.182		0.0277	7.182
237	237	Deca-CB				0.9426	1.000	0.00		0.000		NO	2.376		0.00291	2.376
238	238	Total PCBs														
239	239	Total Mono-Isotopes														
240	240	Total Di-Isotopes														
241	241	2nd Function Tri-Isotopes														
242	242	3rd Function Tri-Isotopes														
243	243	Tetra-Isotopes				0.9849	1.000	0.00		1.000		NO	907.8		0.745	0.0000
244	244	3rd Function Penta-Isotopes				0.9098	1.000	0.00		0.000		NO	711.3		0.260	0.0000

	#	Name	Pred.RT	RT	m1 Resp	m2 Resp	1° Ratio (Pred)	RA	n/y	EMPC	Conc.
1	111	PCB-134/143	42.96	42.96	1.693e4	1.330e4	1.240	1.27	NO	4.8218	4.8218
2	112	PCB-131/133	43.26	43.28	1.726e4	1.467e4	1.240	1.18	NO	4.7282	4.7282
3	113	PCB-142	43.45	43.43	8.306e3	6.659e3	1.240	1.25	NO	2.4728	2.4728
4	114	PCB-146/165	43.66	43.66	2.122e4	1.782e4	1.240	1.19	NO	4.7617	4.7617
5	115	PCB-132/161	43.91	43.91	2.224e4	1.797e4	1.240	1.24	NO	4.8287	4.8287
6	116	PCB-153	44.09	44.10	1.174e4	1.001e4	1.240	1.17	NO	2.5148	2.5148
7	117	PCB-168	44.30	44.32	1.111e4	9.523e3	1.240	1.17	NO	2.3685	2.3685

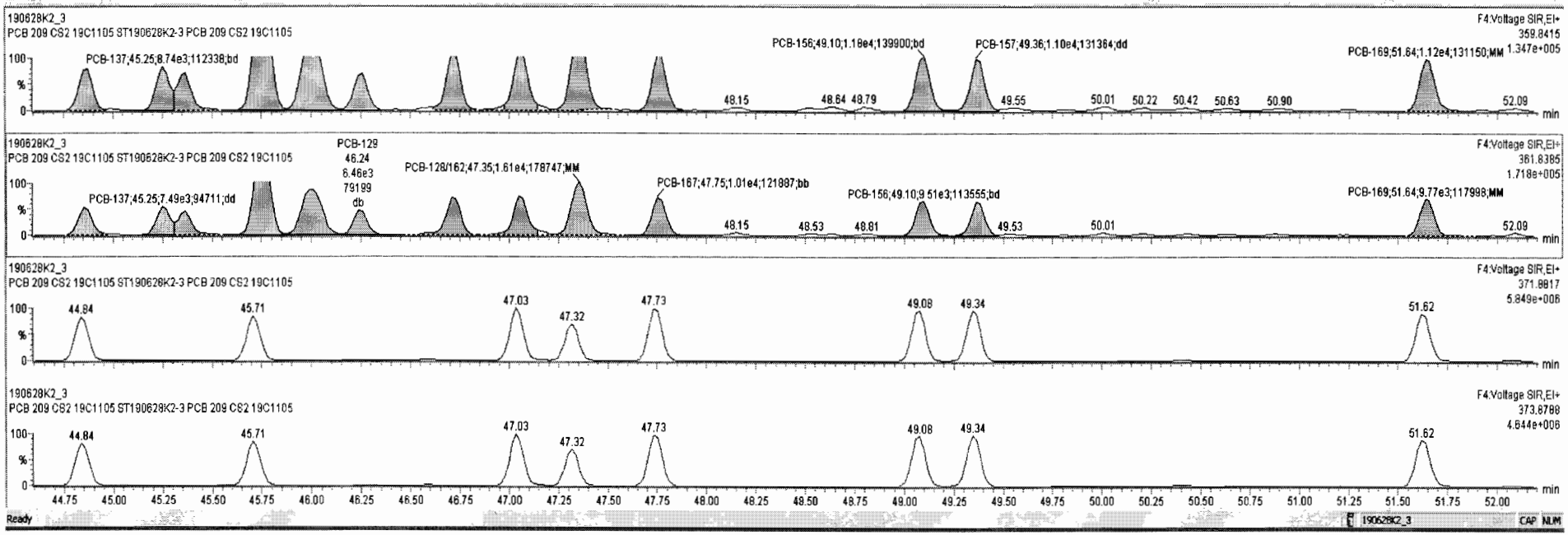

Vista Analytical Laboratory VG-11

Dataset: Untitled

Last Altered: Saturday, June 29, 2019 12:04:52 Pacific Daylight Time
Printed: Saturday, June 29, 2019 12:05:15 Pacific Daylight Time

Name: 190628K2_3, Date: 28-Jun-2019, Time: 18:36:12, ID: ST190628K2-3 PCB 209 CS2 19C1105, Description: PCB 209 CS2 19C1105

PCB-134/143

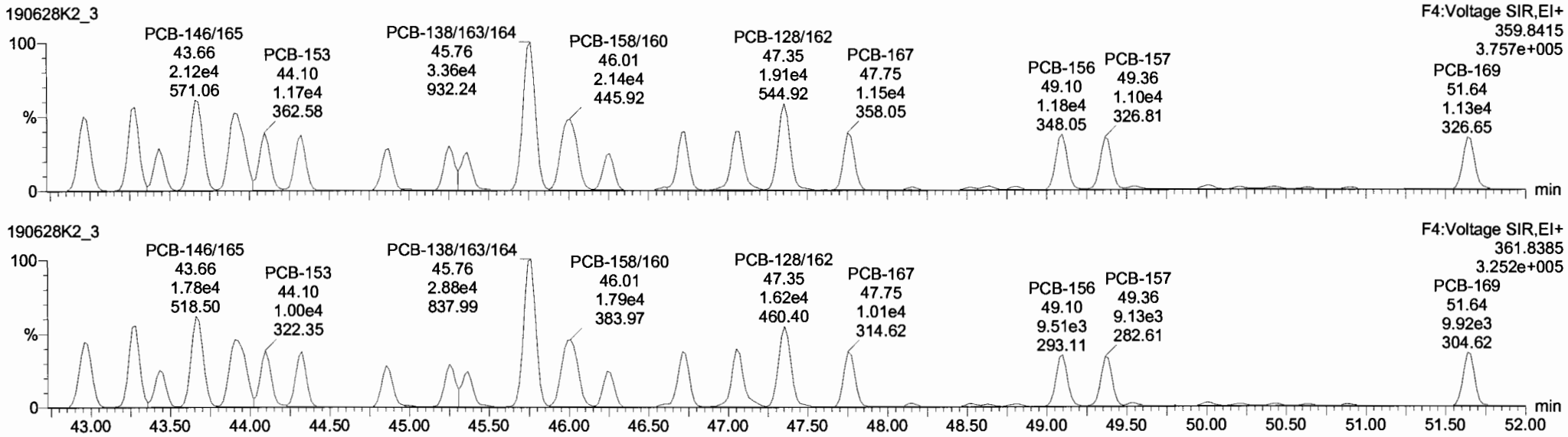

13C-PCB-153

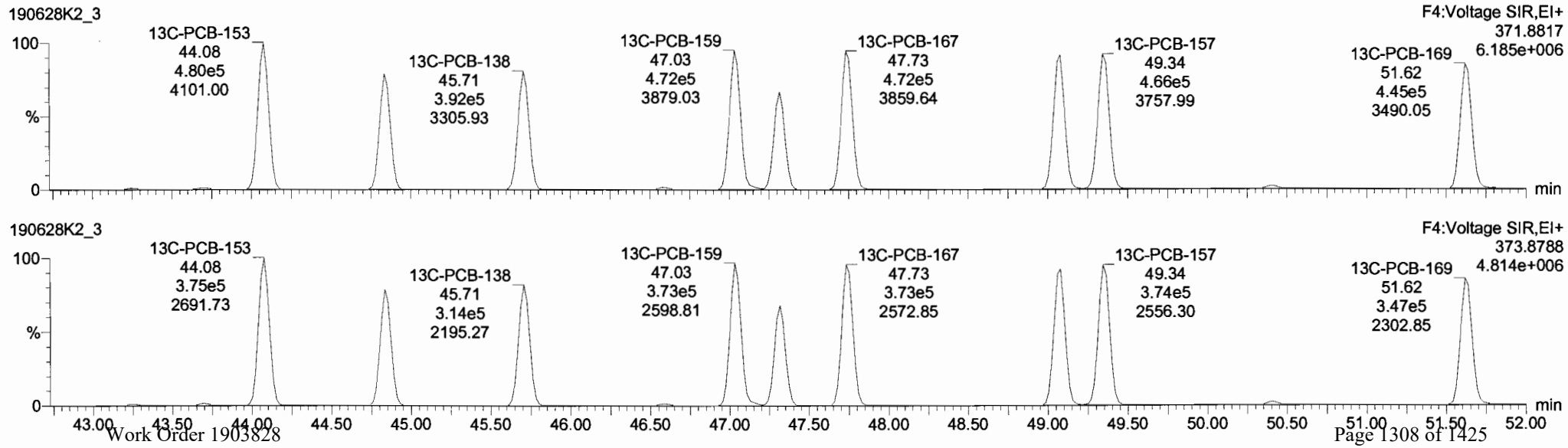

Dataset: Untitled

Last Altered: Saturday, June 29, 2019 12:04:52 Pacific Daylight Time
Printed: Saturday, June 29, 2019 12:05:15 Pacific Daylight Time

Name: 190628K2_3, Date: 28-Jun-2019, Time: 18:36:12, ID: ST190628K2-3 PCB 209 CS2 19C1105, Description: PCB 209 CS2 19C1105

PCB-188

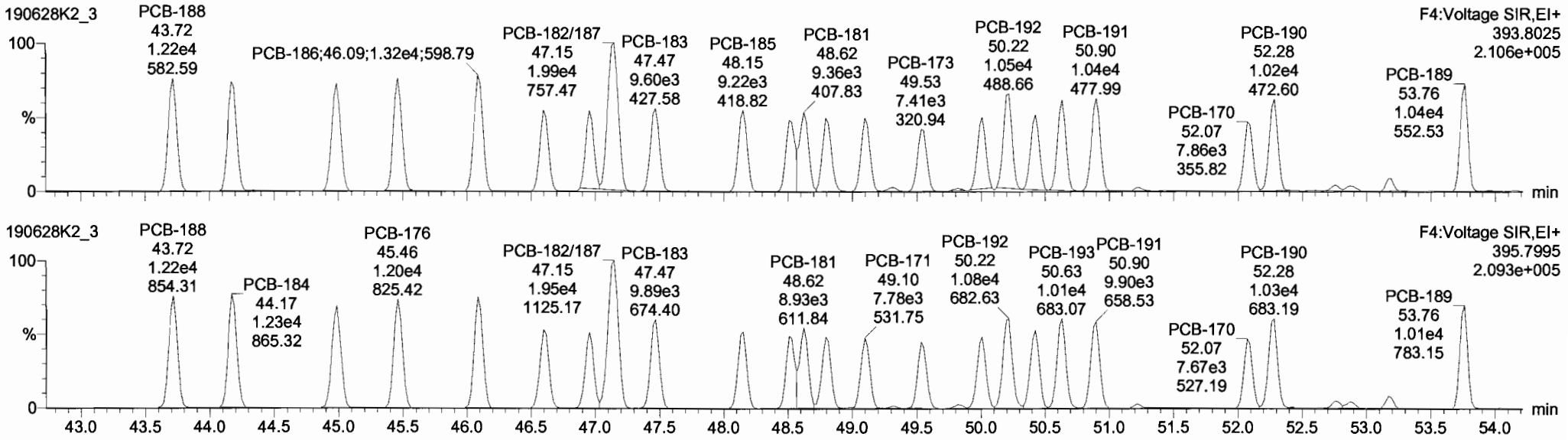

13C-PCB-188

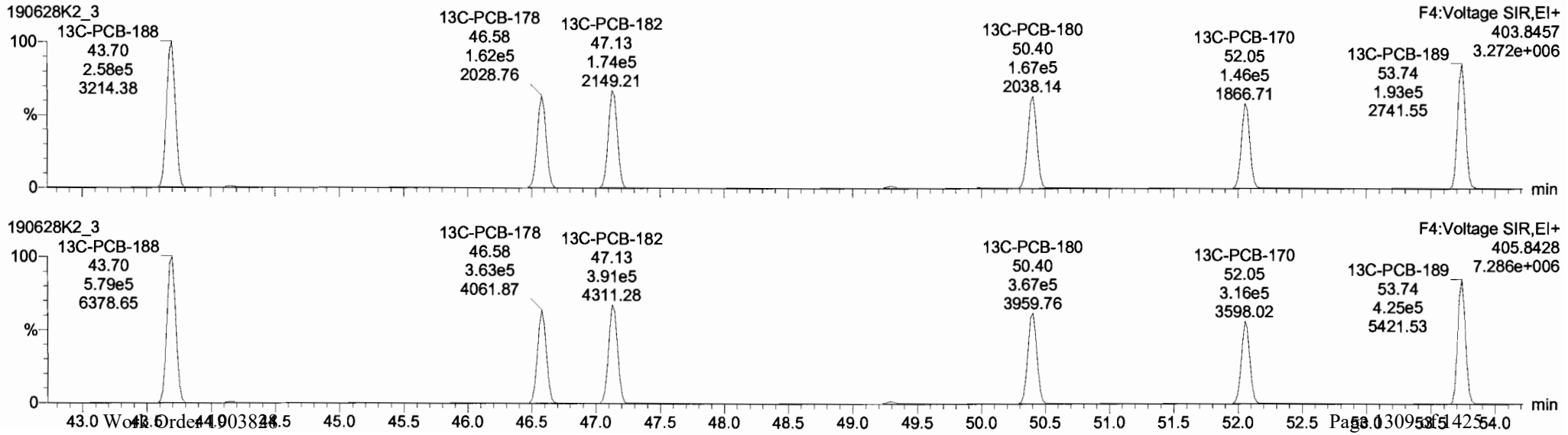

TargetLynx - 190628K2-CRV.qld * - [Chromatogram]

File Edit View Display Processing Window Help

190628K2_3 - ST190628K2-3 PCB 209 CS2 19C1105 - PCB 209 CS2 19C1105

	#	Name	Resp	RA	n/y	RRF	wt/vol	Pred.RT	RT	Pred.R...	RRT	RRT Fail	Conc.	%Rec	DL	EMPC
232	232	4th Function Hexa-PCBs				0.9719	1.000	0.00		0.000		NO	67.78		0.331	67.78
233	233	Total Hepta-PCBs				1.2636	1.000	0.00		0.000		NO	59.03		0.217	59.03
234	234	4th Function Octa-PCBs				0.8663	1.000	0.00		0.000		NO	22.23		0.0651	22.23
235	235	5th Function Octa-PCBs				1.1967	1.000	0.00		0.000		NO	7.464		0.0370	7.464
236	236	Total Nona-PCBs				0.9446	1.000	0.00		0.000		NO	7.182		0.0277	7.182
237	237	Deca-CB				0.9426	1.000	0.00		0.000		NO	2.376		0.00291	2.376
238	238	Total PCBs														
239	239	Total Mono-Isotopes														
240	240	Total Di-Isotopes														
241	241	2nd Function Tri-Isotopes														
242	242	3rd Function Tri-Isotopes														
243	243	Tetra-Isotopes				0.9849	1.000	0.00		1.000		NO	907.8		0.745	0.0000
244	244	3rd Function Penta-Isotopes				0.9098	1.000	0.00		0.000		NO	711.3		0.260	0.0000

	#	Name	Pred.RT	RT	m1 Resp	m2 Resp	1° Ratio (Pred)	RA	n/y	EMPC	Conc.
1	131	PCB-188	43.74	43.72	1.224e4	1.219e4	1.050	1.00	NO	2.4480	2.4480
2	132	PCB-184	44.19	44.17	1.230e4	1.225e4	1.050	1.00	NO	2.5166	2.5166
3	133	PCB-179	44.98	44.99	1.222e4	1.170e4	1.050	1.04	NO	2.4325	2.4325
4	134	PCB-176	45.47	45.46	1.234e4	1.204e4	1.050	1.03	NO	2.5151	2.5151
5	135	PCB-188	46.09	46.08	1.322e4	1.222e4	1.050	1.08	NO	2.4972	2.4972
6	136	PCB-178	46.61	46.60	8.896e3	8.916e3	1.050	1.00	NO	2.5649	2.5649
7	137	PCB-175	46.97	46.96	8.918e3	8.290e3	1.050	1.08	NO	2.4250	2.4250

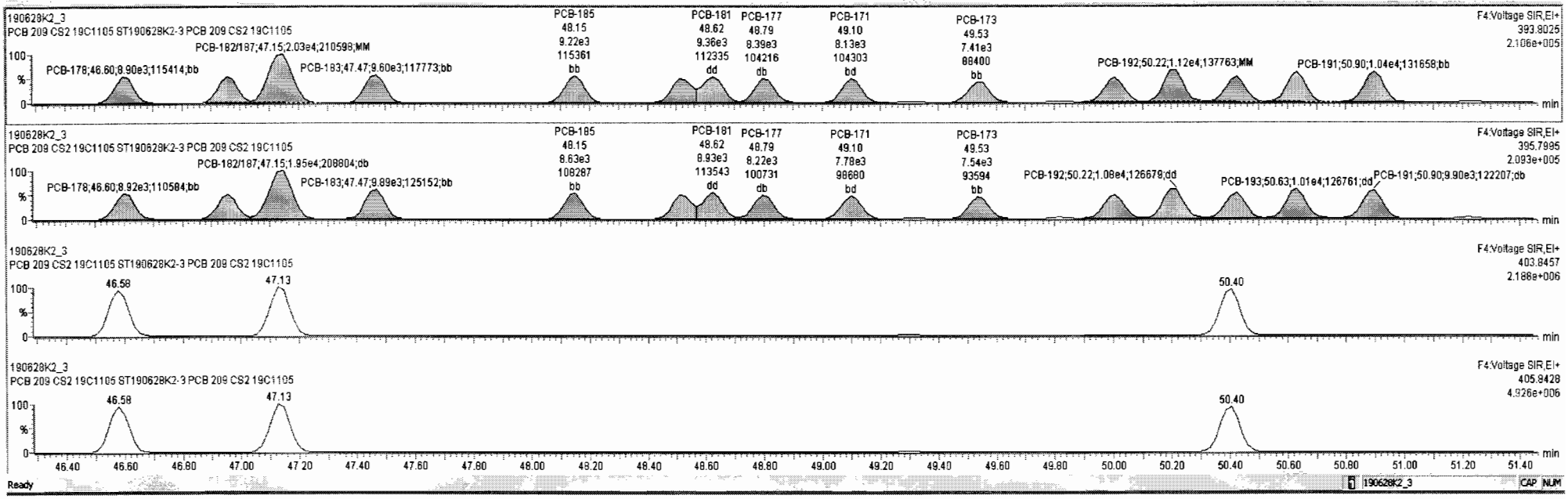

Dataset: Untitled

Last Altered: Saturday, June 29, 2019 12:04:52 Pacific Daylight Time
Printed: Saturday, June 29, 2019 12:05:15 Pacific Daylight Time

Name: 190628K2_3, Date: 28-Jun-2019, Time: 18:36:12, ID: ST190628K2-3 PCB 209 CS2 19C1105, Description: PCB 209 CS2 19C1105

PCB-202

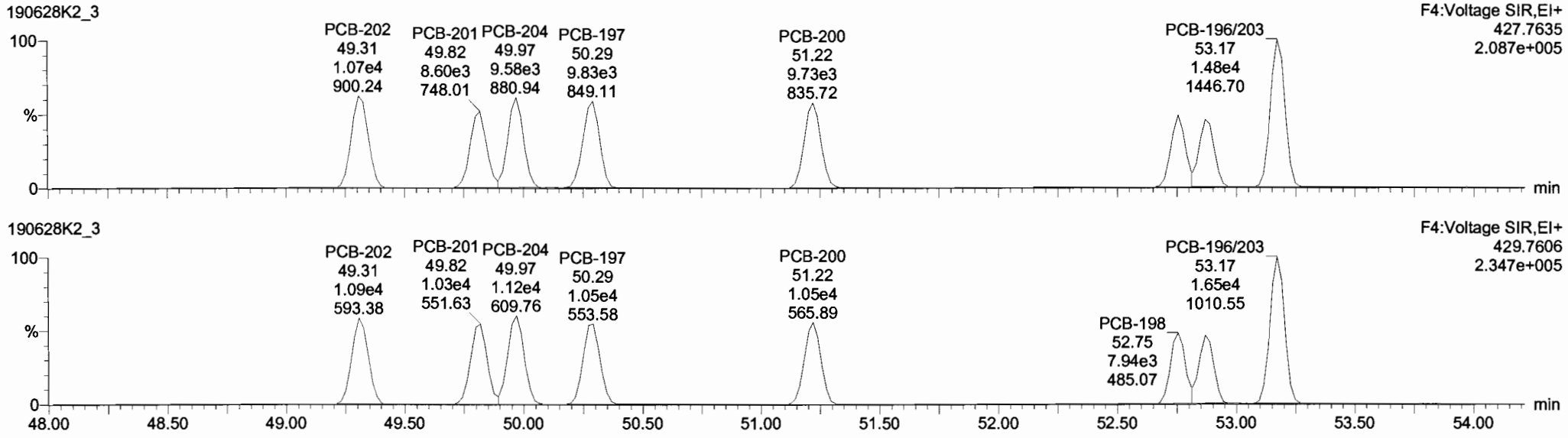

13C-PCB-202

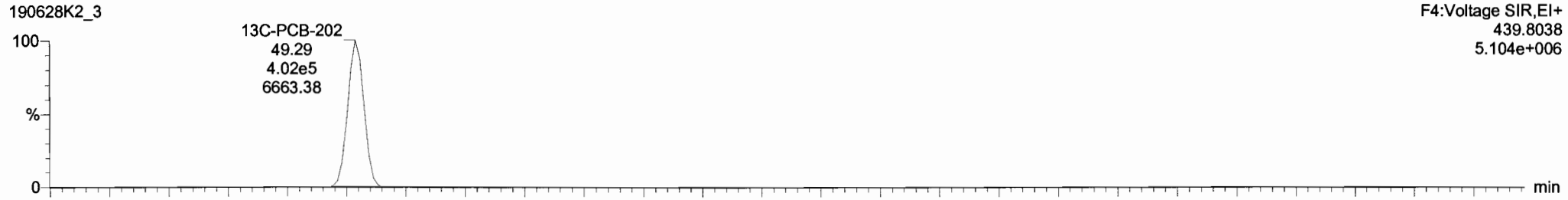

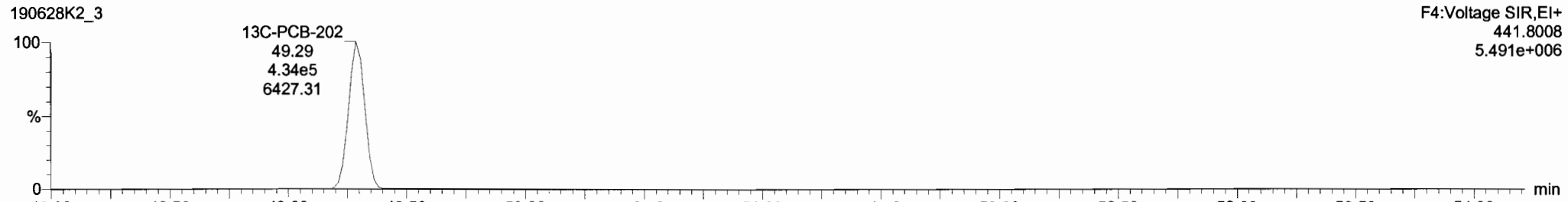

Dataset: Untitled

Last Altered: Saturday, June 29, 2019 12:04:52 Pacific Daylight Time
Printed: Saturday, June 29, 2019 12:05:15 Pacific Daylight Time

Name: 190628K2_3, Date: 28-Jun-2019, Time: 18:36:12, ID: ST190628K2-3 PCB 209 CS2 19C1105, Description: PCB 209 CS2 19C1105

PCB-195



13C-PCB-194

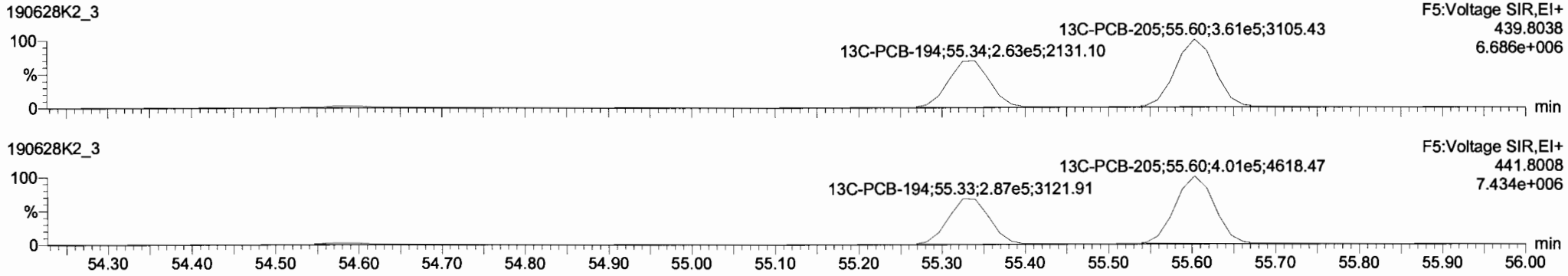

PFK5

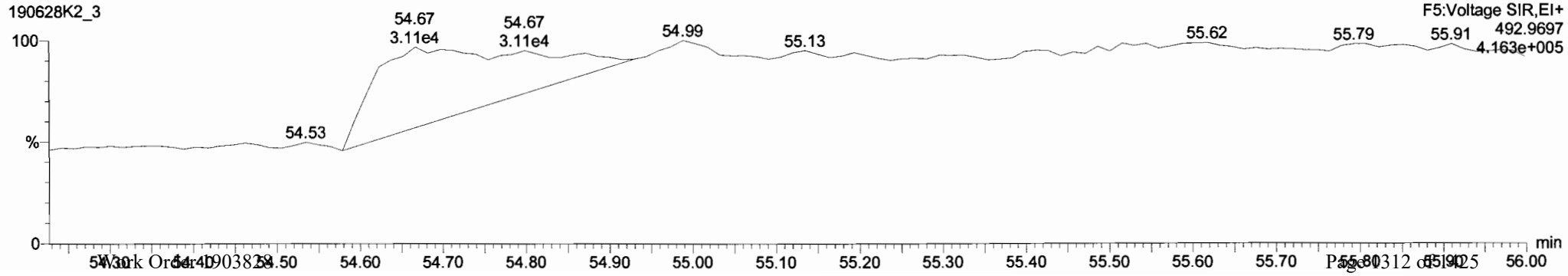

Dataset: Untitled

Last Altered: Saturday, June 29, 2019 12:04:52 Pacific Daylight Time
Printed: Saturday, June 29, 2019 12:05:15 Pacific Daylight Time

Name: 190628K2_3, Date: 28-Jun-2019, Time: 18:36:12, ID: ST190628K2-3 PCB 209 CS2 19C1105, Description: PCB 209 CS2 19C1105

PCB-208

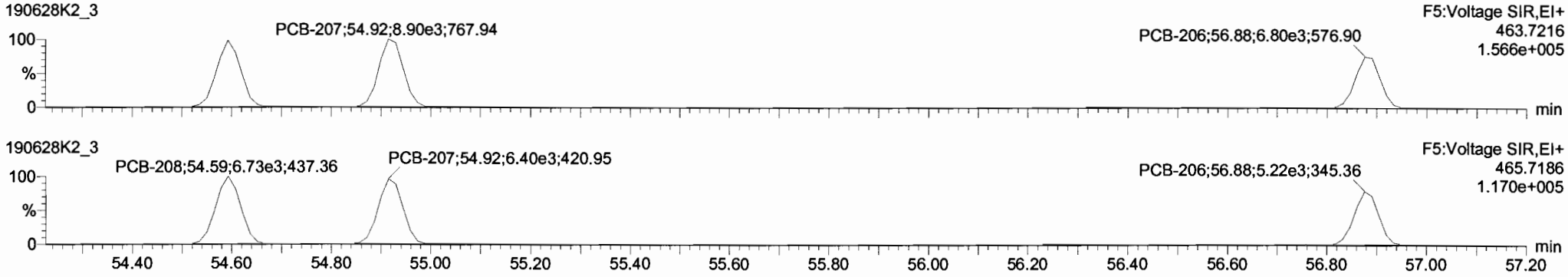

13C-PCB-208

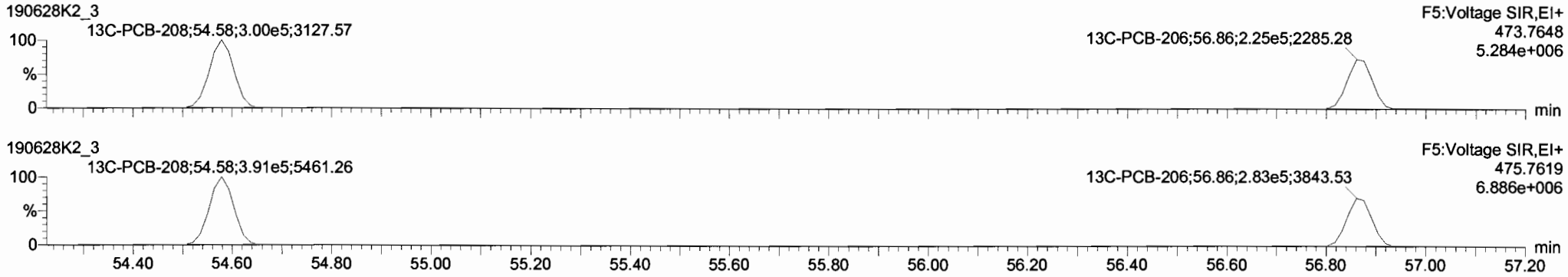

PFK5

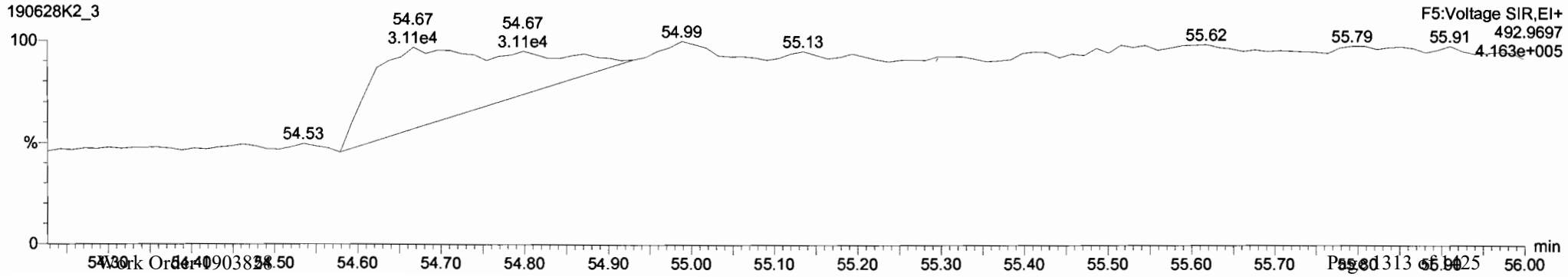

Dataset: Untitled

Last Altered: Saturday, June 29, 2019 12:04:52 Pacific Daylight Time
Printed: Saturday, June 29, 2019 12:05:15 Pacific Daylight Time

Name: 190628K2_3, Date: 28-Jun-2019, Time: 18:36:12, ID: ST190628K2-3 PCB 209 CS2 19C1105, Description: PCB 209 CS2 19C1105

PCB-209

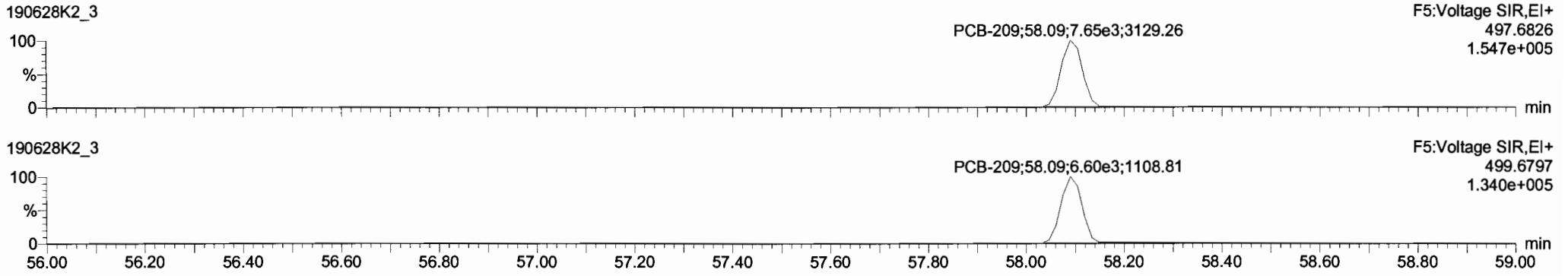

13C-PCB-209

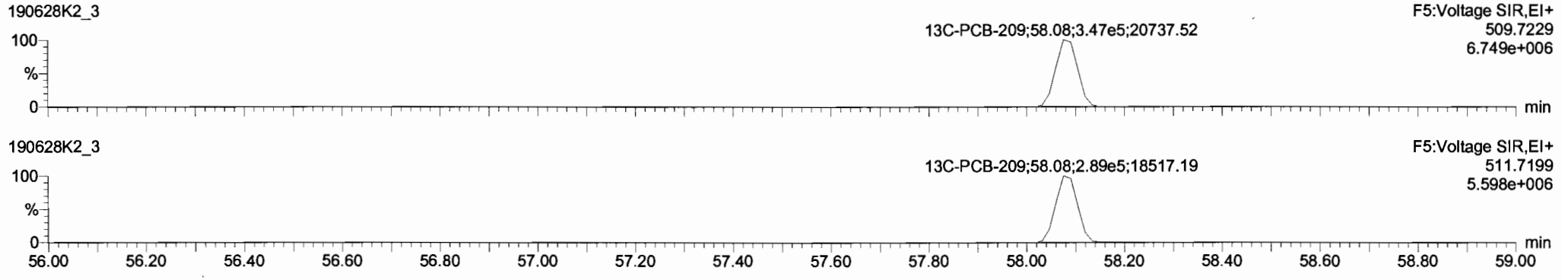

PFK5

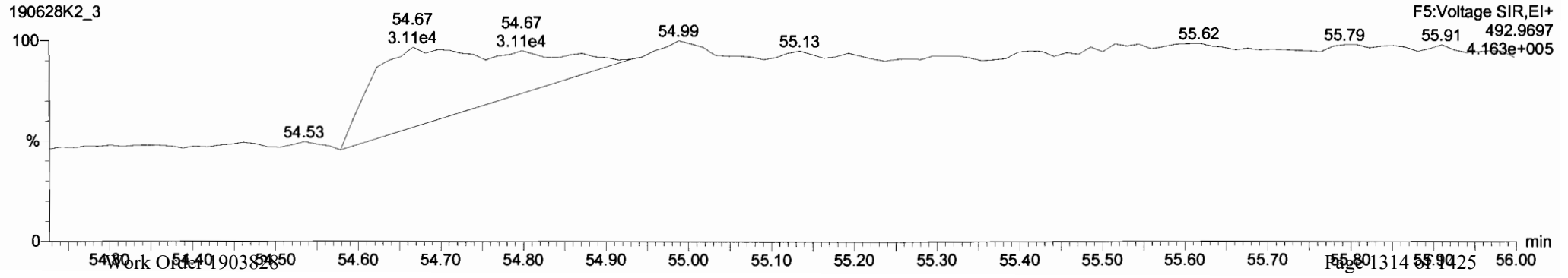

Dataset: Untitled

Last Altered: Saturday, June 29, 2019 12:04:52 Pacific Daylight Time
Printed: Saturday, June 29, 2019 12:05:15 Pacific Daylight Time

Name: 190628K2_6, Date: 28-Jun-2019, Time: 21:41:21, ID: ST190628K2-6 PCB 209 CS3 19C1106, Description: PCB 209 CS3 19C1106

PCB-1

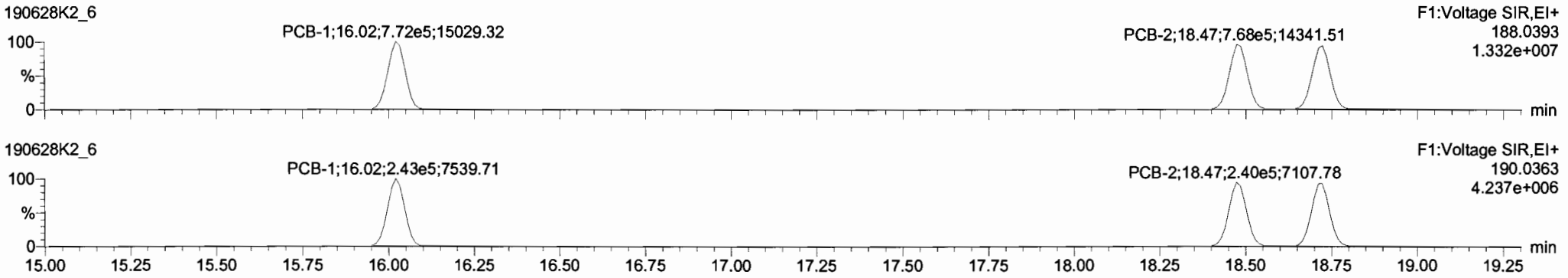

13C-PCB-1

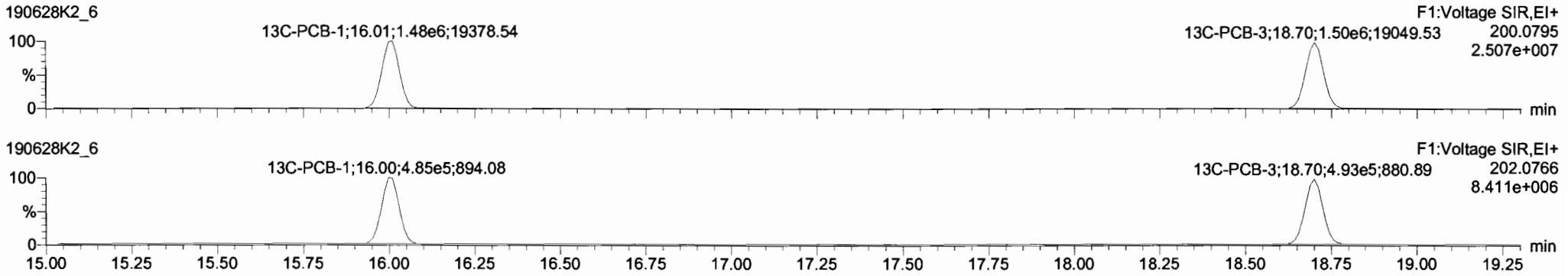

PFK1

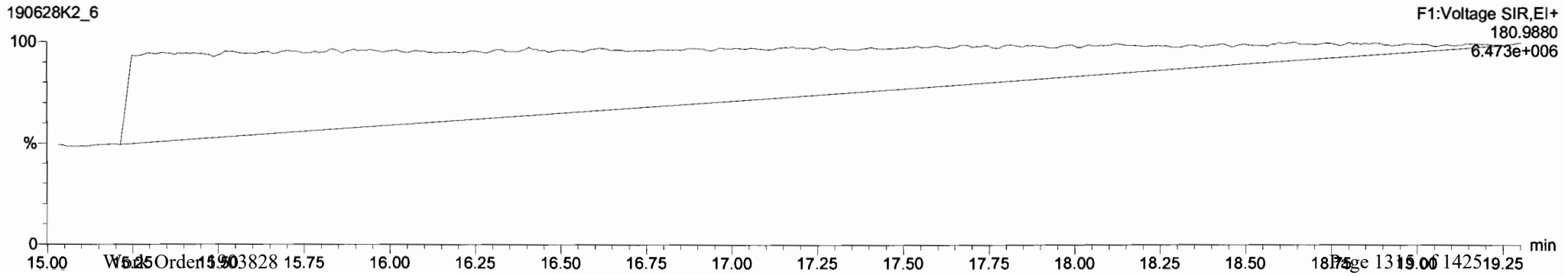

Dataset: Untitled

Last Altered: Saturday, June 29, 2019 12:04:52 Pacific Daylight Time
Printed: Saturday, June 29, 2019 12:05:15 Pacific Daylight Time

Name: 190628K2_6, Date: 28-Jun-2019, Time: 21:41:21, ID: ST190628K2-6 PCB 209 CS3 19C1106, Description: PCB 209 CS3 19C1106

PCB-4/10

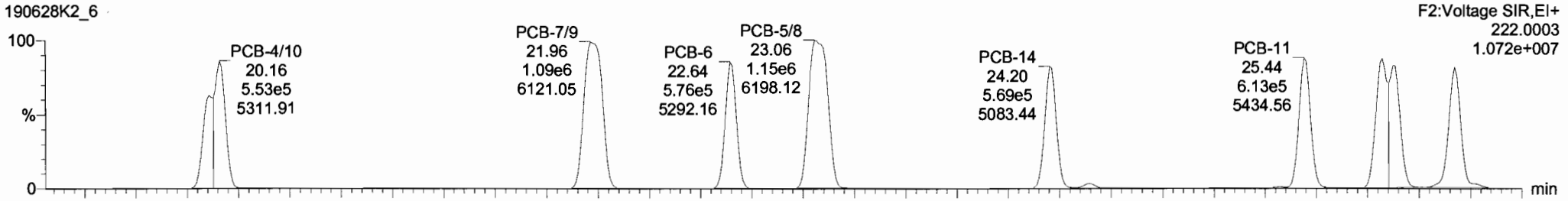

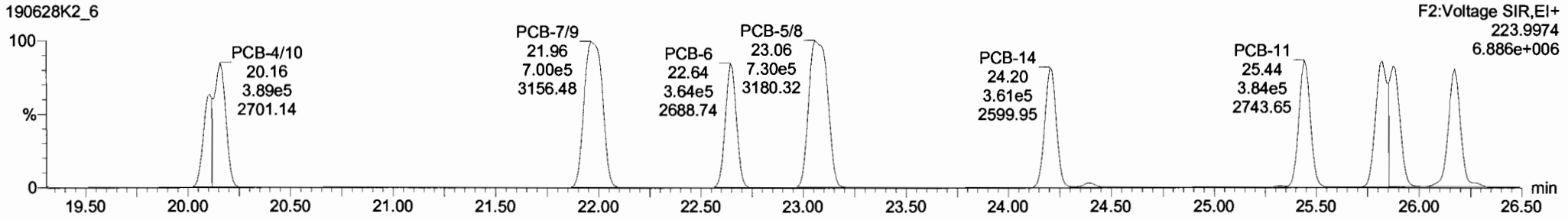

13C-PCB-4

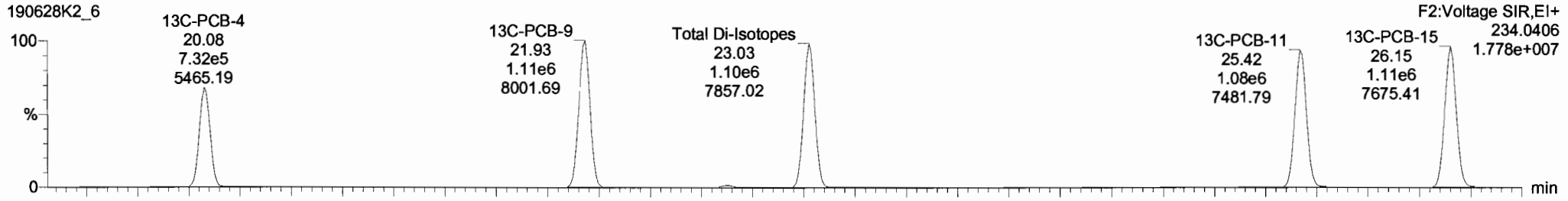

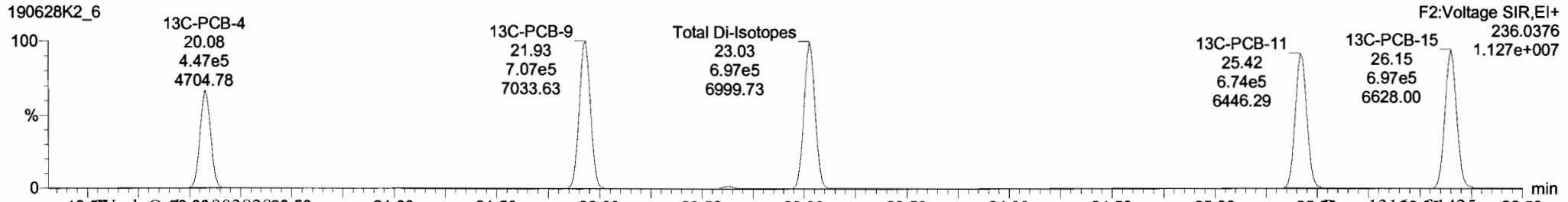

TargetLynx - 190628K2.CRV.qld - [Chromatogram]

File Edit View Display Processing Window Help

190628K2_6 - ST190628K2-6 PCB 209 CS3 19C1106 - PCB 209 CS3 19C1106

	#	Name	Resp	RA	n/y	RRF	wt/vol	Pred.RT	RT	Pred.R...	RRT	RRT Fail	Conc	%Rec	DL	EMPC
223	223	13C-PCB-178	5.66e5	0.46	NO	0.9749	1.000	46.58	46.56	0.924	0.924	NO	102.1	102	0.0730	
224	224	Total Mono-PCBs				1.0122	1.000	0.00		0.000		NO	151.1		0.0261	151.1
225	225	Total Di-PCBs				1.0592	1.000	0.00		0.000		NO	611.1		0.222	611.1
226	226	2nd Function Tri-PCBs				0.9137	1.000	0.00		0.000		NO	404.6		0.0967	404.6
227	227	3rd Function Tri-PCBs				1.0563	1.000	0.00		0.000		NO	783.0		0.451	783.0
228	228	Total Tetra-PCBs				0.9861	1.000	0.00		0.000		NO	2149		0.998	2149
229	229	3rd Function Penta-PCBs				1.1154	1.000	0.00		0.000		NO	2055		0.757	2055
230	230	4th Function Penta-PCBs				1.1112	1.000	0.00		0.000		NO	256.8		0.173	256.8
231	231	3rd Function Hexa-PCBs				0.7739	1.000	0.00		0.000		NO	705.2		0.281	705.3
232	232	4th Function Hexa-PCBs				0.9719	1.000	0.00		0.000		NO	1414		1.33	1414
233	233	Total Hepta-PCBs				1.2636	1.000	0.00		0.000		NO	1229		0.858	1229
234	234	4th Function Octa-PCBs				0.8863	1.000	0.00		0.000		NO	451.8		0.214	451.8
235	235	5th Function Octa-PCBs				1.1967	1.000	0.00		0.000		NO	150.1		0.0869	150.1

	#	Name	Pred.RT	RT	m1 Resp	m2 Resp	1° Ratio (Pred)	RA	n/y	EMPC	Conc.
1	4	PCB-4/10	20.16	20.16	9.252e5	5.913e5	1.560	1.57	NO	100.88	100.88
2	5	PCB-7/9	21.98	21.96	1.090e6	7.004e5	1.560	1.56	NO	100.81	100.81
3	6	PCB-6	22.64	22.64	5.755e5	3.640e5	1.560	1.58	NO	50.777	50.777
4	7	PCB-5/8	23.06	23.06	1.148e6	7.301e5	1.560	1.57	NO	102.09	102.09
5	8	PCB-14	24.21	24.20	5.685e5	3.811e5	1.560	1.57	NO	51.341	51.341
6	9	PCB-11	25.44	25.44	6.133e5	3.836e5	1.560	1.60	NO	51.879	51.879
7	10	PCB-12/13	25.81	25.82	1.131e6	7.197e5	1.560	1.57	NO	101.81	101.81

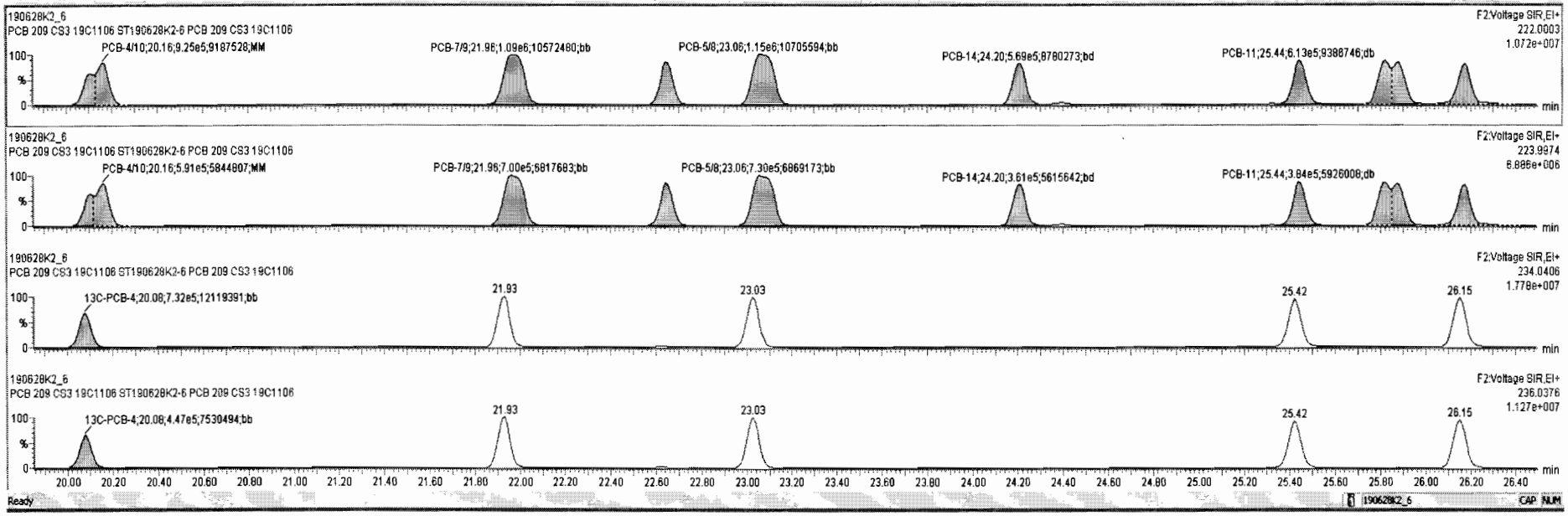

Ready 190628K2_6 CAP NUM

Dataset: Untitled

Last Altered: Saturday, June 29, 2019 12:04:52 Pacific Daylight Time
Printed: Saturday, June 29, 2019 12:05:15 Pacific Daylight Time

Name: 190628K2_6, Date: 28-Jun-2019, Time: 21:41:21, ID: ST190628K2-6 PCB 209 CS3 19C1106, Description: PCB 209 CS3 19C1106

PCB-19

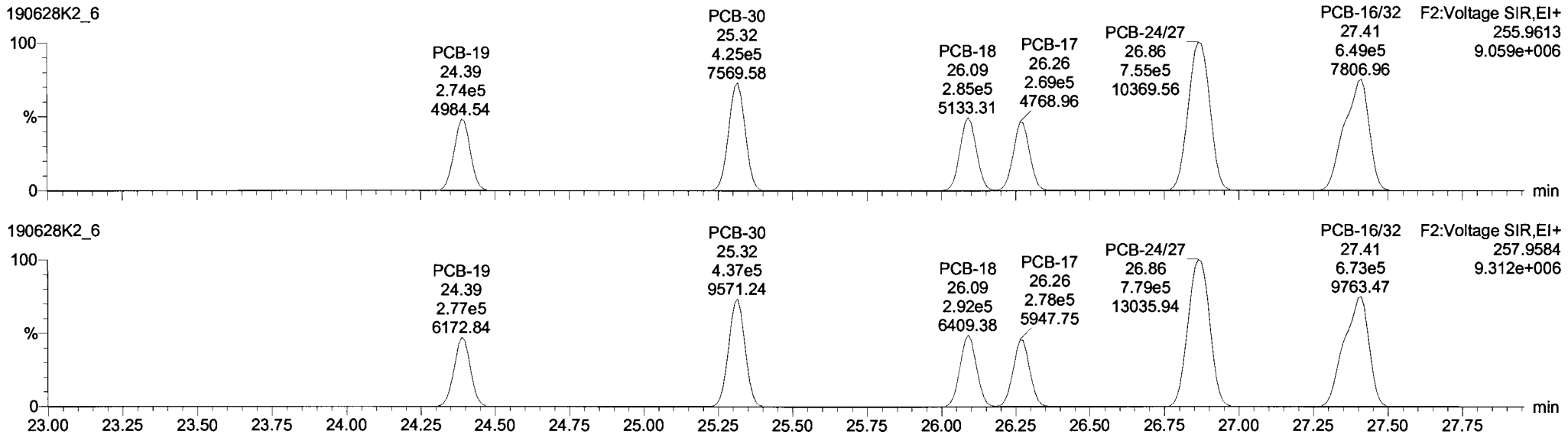

13C-PCB-19

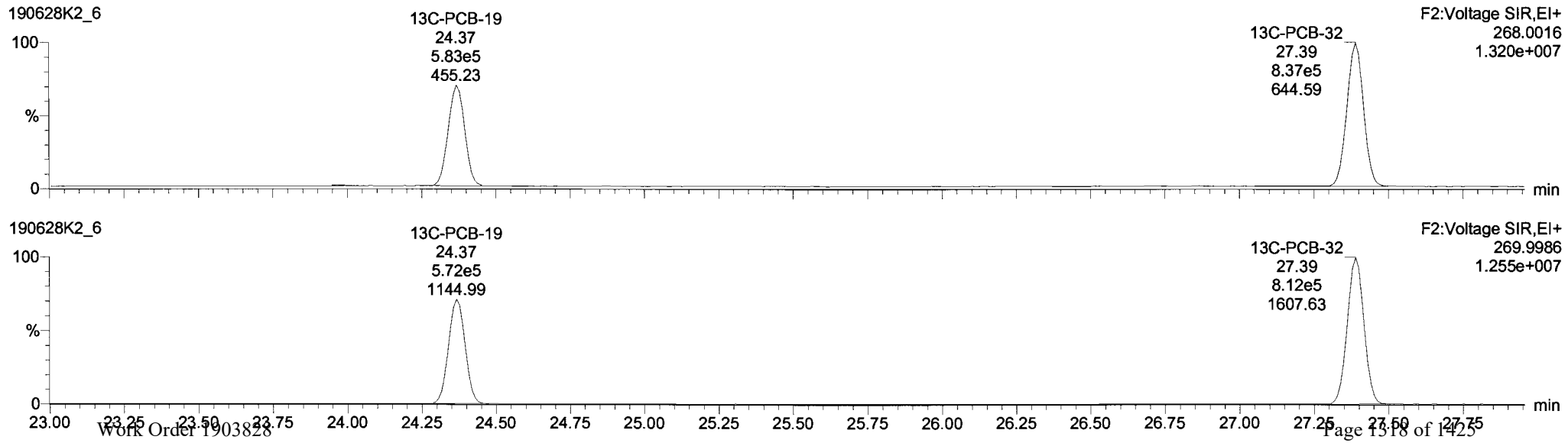

Dataset: Untitled

Last Altered: Saturday, June 29, 2019 12:04:52 Pacific Daylight Time
Printed: Saturday, June 29, 2019 12:05:15 Pacific Daylight Time

Name: 190628K2_6, Date: 28-Jun-2019, Time: 21:41:21, ID: ST190628K2-6 PCB 209 CS3 19C1106, Description: PCB 209 CS3 19C1106

PCB-34

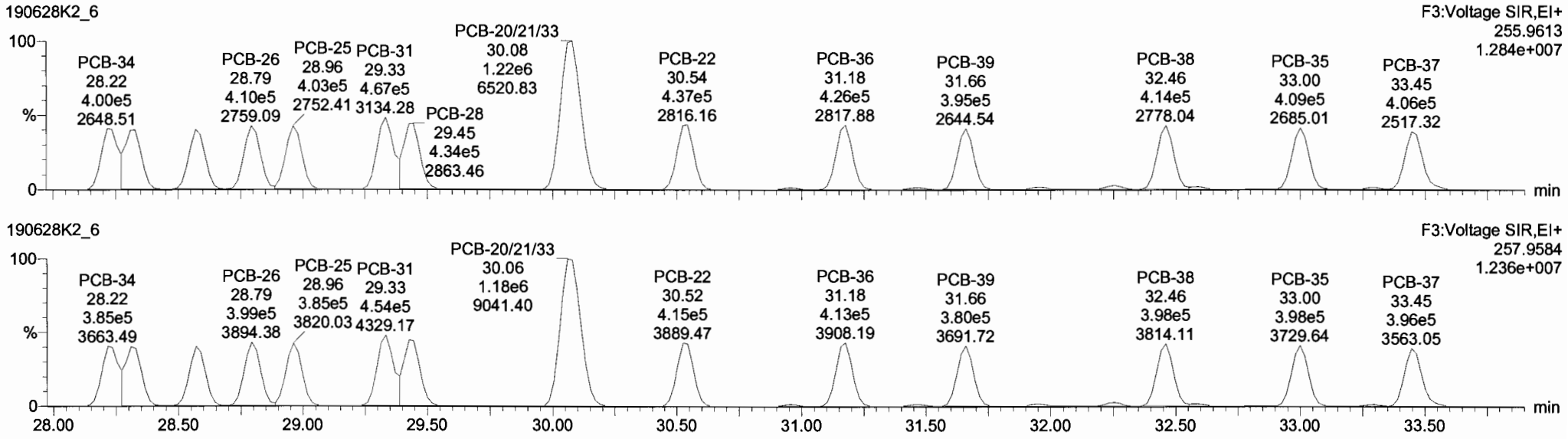

13C-PCB-28

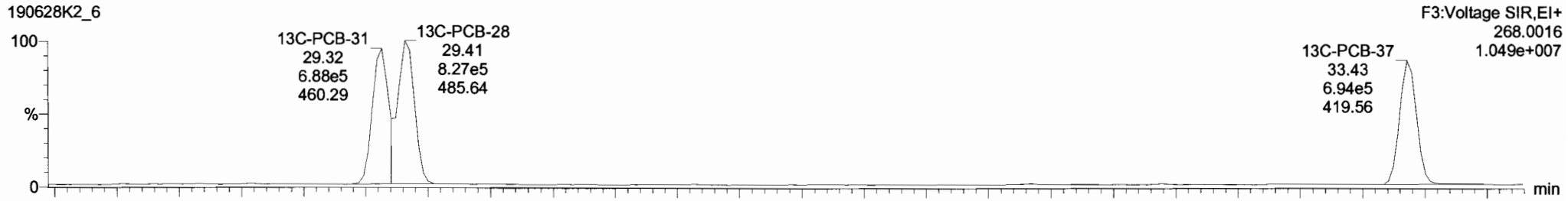

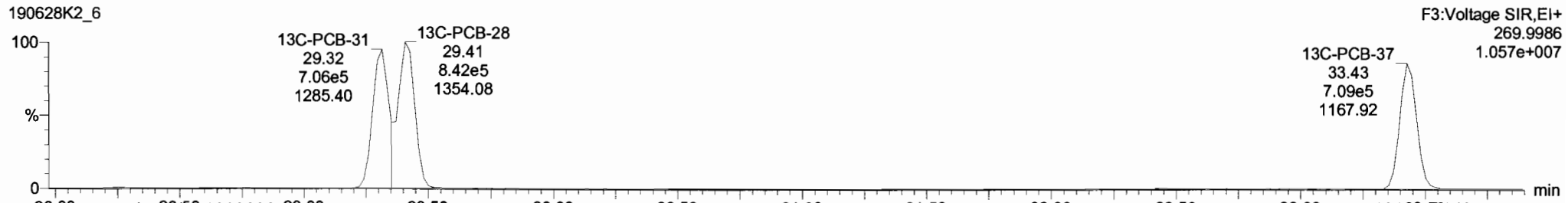

TargetLynx - 190628K2-CRV.qld - [Chromatogram]

File Edit View Display Processing Window Help

190628K2_6 - ST190628K2-6 PCB 209 CS3 19C1106 - PCB 209 CS3 19C1106

	#	Name	Resp	RA	n/y	RRF	wt/vol	Pred.RT	RT	Pred.R	RRT	RRT Fail	Conc.	%Rec	DL	EMPC
223	223	13C-PCB-178	5.66e5	0.46	NO	0.9749	1.000	46.58	46.56	0.924	0.924	NO	102.1	102	0.0730	
224	224	Total Mono-PCBs				1.0122	1.000	0.00		0.000		NO	151.1		0.0261	151.1
225	225	Total Di-PCBs				1.0592	1.000	0.00		0.000		NO	611.1		0.222	611.1
226	226	2nd Function Tri-PCBs				0.9137	1.000	0.00		0.000		NO	404.6		0.0967	404.6
227	227	3rd Function Tri-PCBs				1.0563	1.000	0.00		0.000		NO	783.0		0.451	783.0
228	228	Total Tetra-PCBs				0.9861	1.000	0.00		0.000		NO	2149		0.998	2149
229	229	3rd Function Penta-PCBs				1.1154	1.000	0.00		0.000		NO	2055		0.757	2055
230	230	4th Function Penta-PCBs				1.1112	1.000	0.00		0.000		NO	256.8		0.173	256.8
231	231	3rd Function Hexa-PCBs				0.7739	1.000	0.00		0.000		NO	705.2		0.261	705.3
232	232	4th Function Hexa-PCBs				0.9719	1.000	0.00		0.000		NO	1414		1.33	1414
233	233	Total Hepta-PCBs				1.2636	1.000	0.00		0.000		NO	1229		0.858	1229
234	234	4th Function Octa-PCBs				0.8863	1.000	0.00		0.000		NO	451.6		0.214	451.6
235	235	5th Function Octa-PCBs				1.1967	1.000	0.00		0.000		NO	150.1		0.0869	150.1

	#	Name	Pred.RT	RT	m1 Resp	m2 Resp	1° Ratio (Pred)	RA	n/y	EMPC	Conc.
1	18	PCB-34	28.22	28.22	3.996e5	3.849e5	1.040	1.04	NO	47.599	47.599
2	19	PCB-23	28.31	28.33	3.966e5	3.761e5	1.040	1.05	NO	47.531	47.532
3	20	PCB-29	28.57	28.57	3.833e5	3.697e5	1.040	1.04	NO	47.318	47.317
4	21	PCB-26	28.79	28.79	4.103e5	3.989e5	1.040	1.03	NO	48.430	48.430
5	22	PCB-25	28.96	28.96	4.032e5	3.855e5	1.040	1.05	NO	48.314	48.314
6	23	PCB-31	29.31	29.33	4.671e5	4.538e5	1.040	1.03	NO	49.119	49.119
7	24	PCB-28	29.43	29.44	4.343e5	4.216e5	1.040	1.03	NO	46.367	46.367

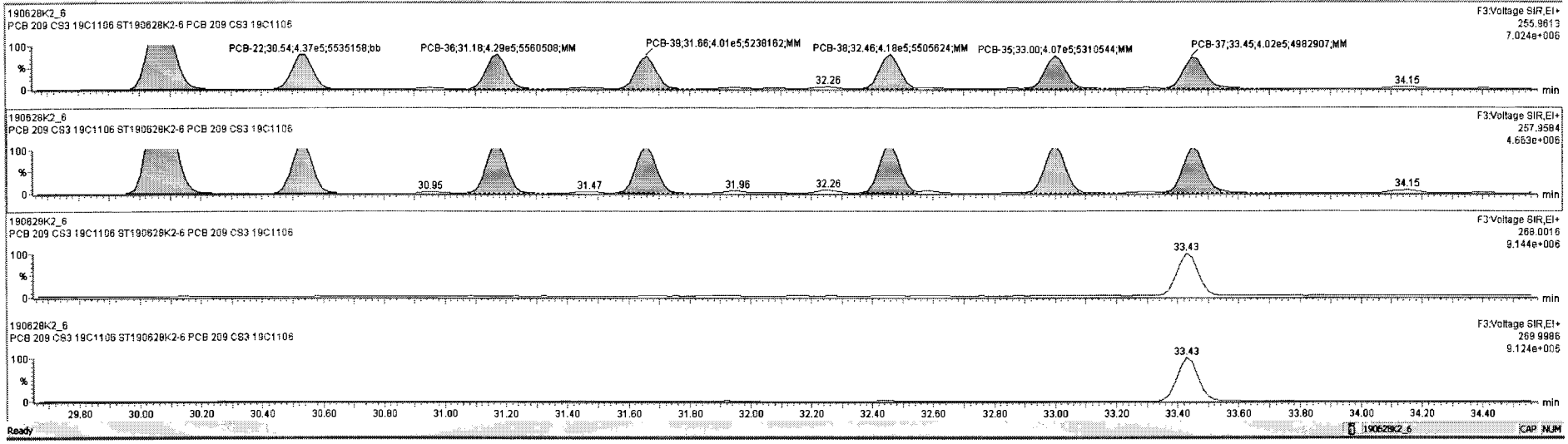

Ready 190628K2_6 CAP NUM

Dataset: Untitled

Last Altered: Saturday, June 29, 2019 12:04:52 Pacific Daylight Time
Printed: Saturday, June 29, 2019 12:05:15 Pacific Daylight Time

Name: 190628K2_6, Date: 28-Jun-2019, Time: 21:41:21, ID: ST190628K2-6 PCB 209 CS3 19C1106, Description: PCB 209 CS3 19C1106

PCB-54

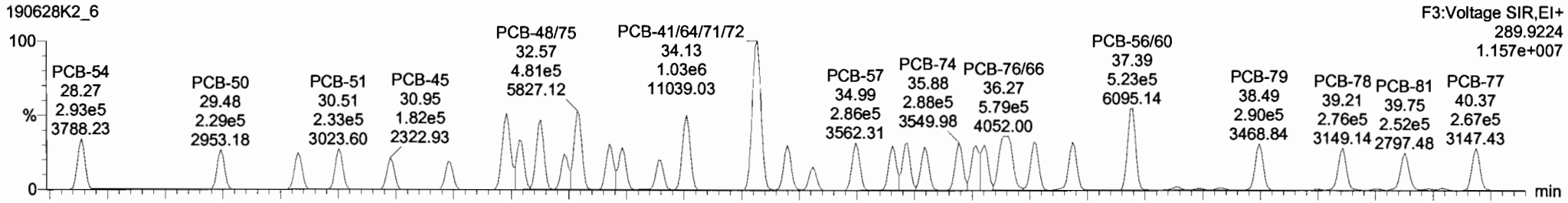

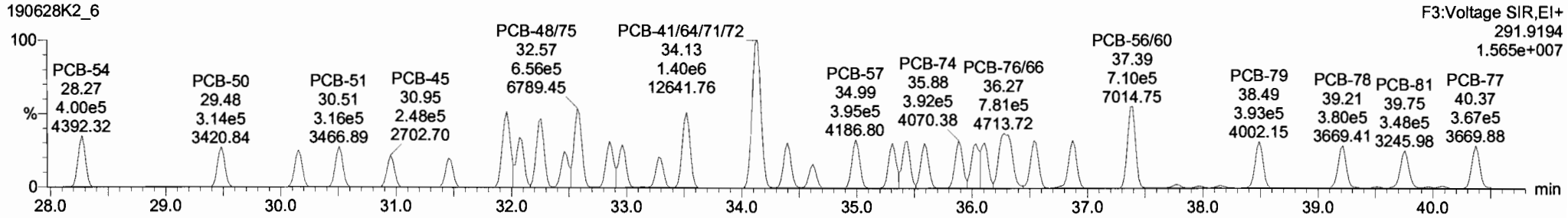

13C-PCB-54

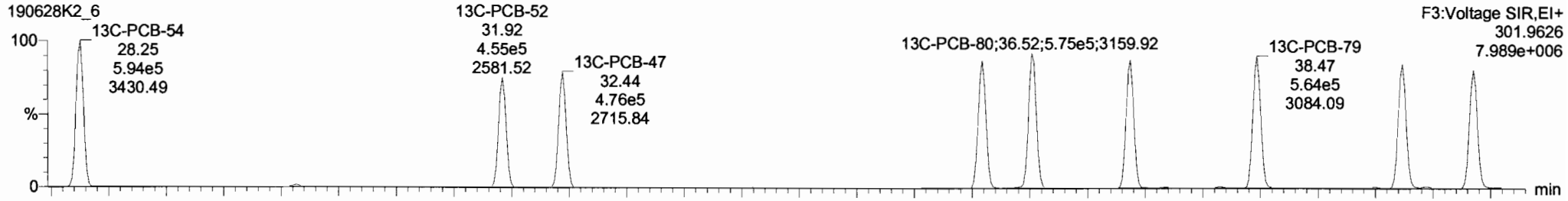

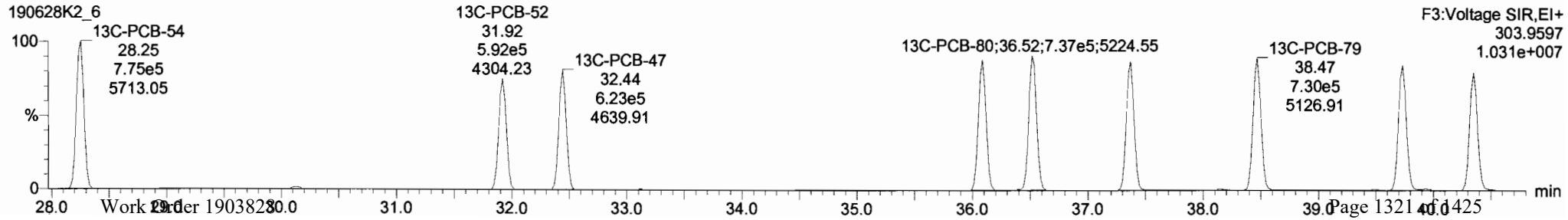

Dataset: Untitled

Last Altered: Saturday, June 29, 2019 12:04:52 Pacific Daylight Time
Printed: Saturday, June 29, 2019 12:05:15 Pacific Daylight Time

Name: 190628K2_6, Date: 28-Jun-2019, Time: 21:41:21, ID: ST190628K2-6 PCB 209 CS3 19C1106, Description: PCB 209 CS3 19C1106

PCB-50

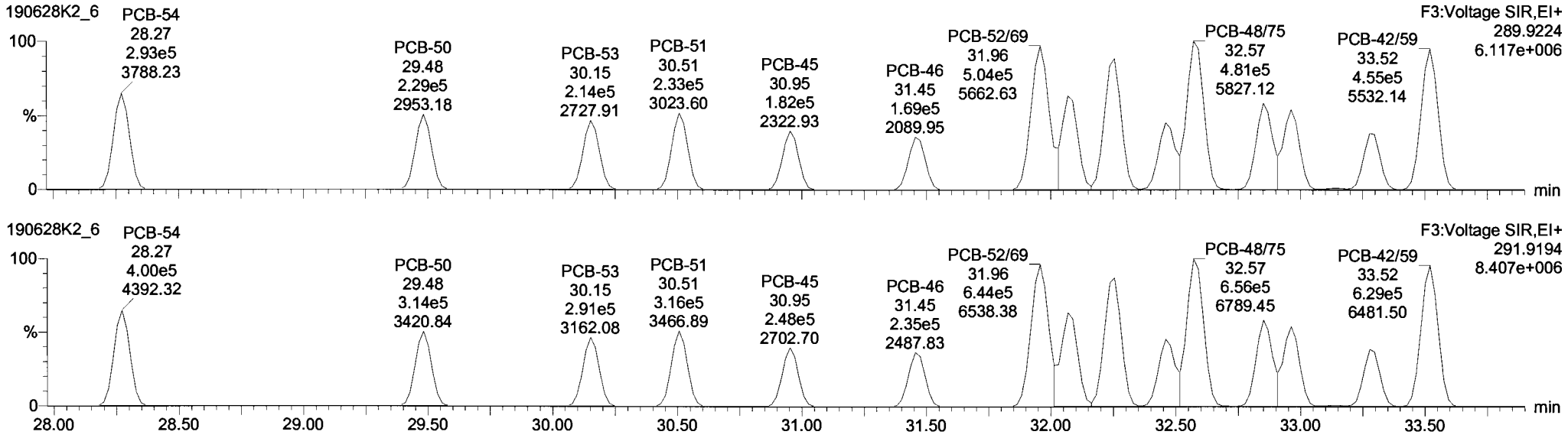

13C-PCB-52

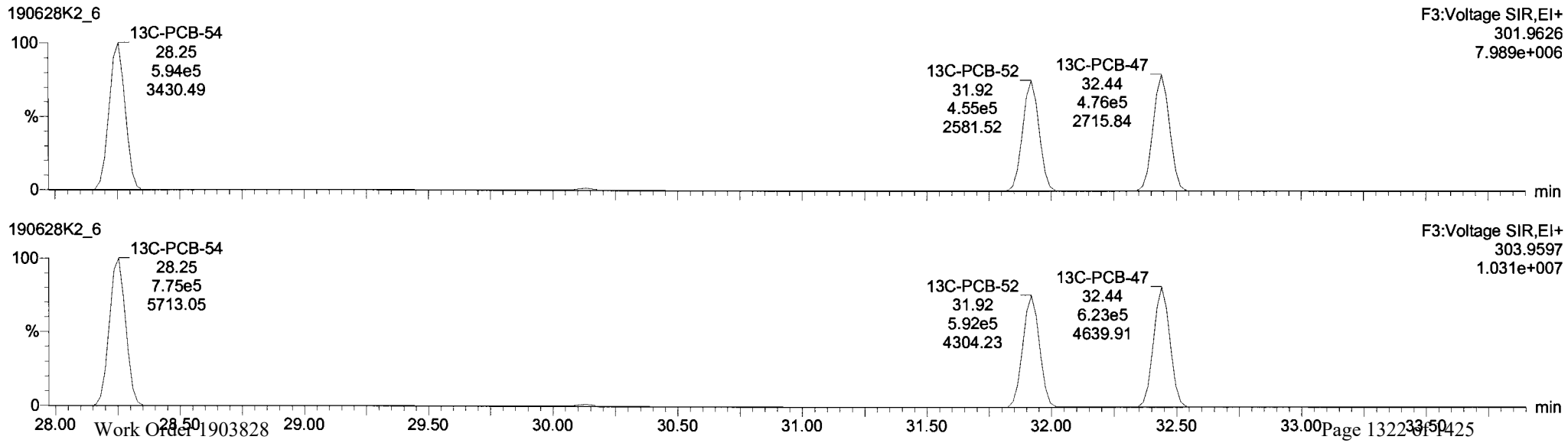

TargetLynx - 190628K2-CRV.qld - [Chromatogram]

File Edit View Display Processing Window Help

190628K2_6 - ST190628k2-6 PCB 209 CS3 19C1106 - PCB 209 CS3 19C1106

	#	Name	Resp	RA	n/y	RRF	wt/vol	Pred.RT	RT	Pred.R...	RRT	RRT Fail	Conc.	%Rec	DL	EMPC
223	223	13C-PCB-178	5.66e5	0.46	NO	0.9749	1.000	46.58	46.56	0.924	0.924	NO	102.1	102	0.0730	
224	224	Total Mono-PCBs				1.0122	1.000	0.00		0.000		NO	151.1		0.0261	151.1
225	225	Total Di-PCBs				1.0592	1.000	0.00		0.000		NO	611.1		0.222	611.1
226	226	2nd Function Tri-PCBs				0.9137	1.000	0.00		0.000		NO	404.6		0.0967	404.6
227	227	3rd Function Tri-PCBs				1.0563	1.000	0.00		0.000		NO	783.0		0.451	783.0
228	228	Total Tetra-PCBs				0.9861	1.000	0.00		0.000		NO	2149		0.998	2149
229	229	3rd Function Penta-PCBs				1.1154	1.000	0.00		0.000		NO	2055		0.757	2055
230	230	4th Function Penta-PCBs				1.1112	1.000	0.00		0.000		NO	256.8		0.173	256.8
231	231	3rd Function Hexa-PCBs				0.7739	1.000	0.00		0.000		NO	705.2		0.281	705.3
232	232	4th Function Hexa-PCBs				0.9719	1.000	0.00		0.000		NO	1414		1.33	1414
233	233	Total Hepta-PCBs				1.2636	1.000	0.00		0.000		NO	1229		0.858	1229
234	234	4th Function Octa-PCBs				0.8863	1.000	0.00		0.000		NO	451.6		0.214	451.6
235	235	5th Function Octa-PCBs				1.1967	1.000	0.00		0.000		NO	150.1		0.0869	150.1

	#	Name	Pred.RT	RT	m1 Resp	m2 Resp	1° Ratio (Pred)	RA	n/y	EMPC	Conc.
1	32	PCB-54	28.27	28.27	2.928e5	3.999e5	0.770	0.73	NO	50.838	50.837
2	33	PCB-50	29.49	29.48	2.292e5	3.141e5	0.770	0.73	NO	50.822	50.822
3	34	PCB-53	30.16	30.15	2.143e5	2.907e5	0.770	0.74	NO	50.527	50.528
4	35	PCB-51	30.52	30.51	2.330e5	3.160e5	0.770	0.74	NO	51.248	51.248
5	36	PCB-45	30.96	30.95	1.820e5	2.481e5	0.770	0.73	NO	50.871	50.870
6	37	PCB-46	31.45	31.45	1.695e5	2.355e5	0.770	0.72	NO	51.351	51.351
7	38	PCB-52/69	31.98	31.96	5.057e5	6.892e5	0.770	0.73	NO	104.58	104.58

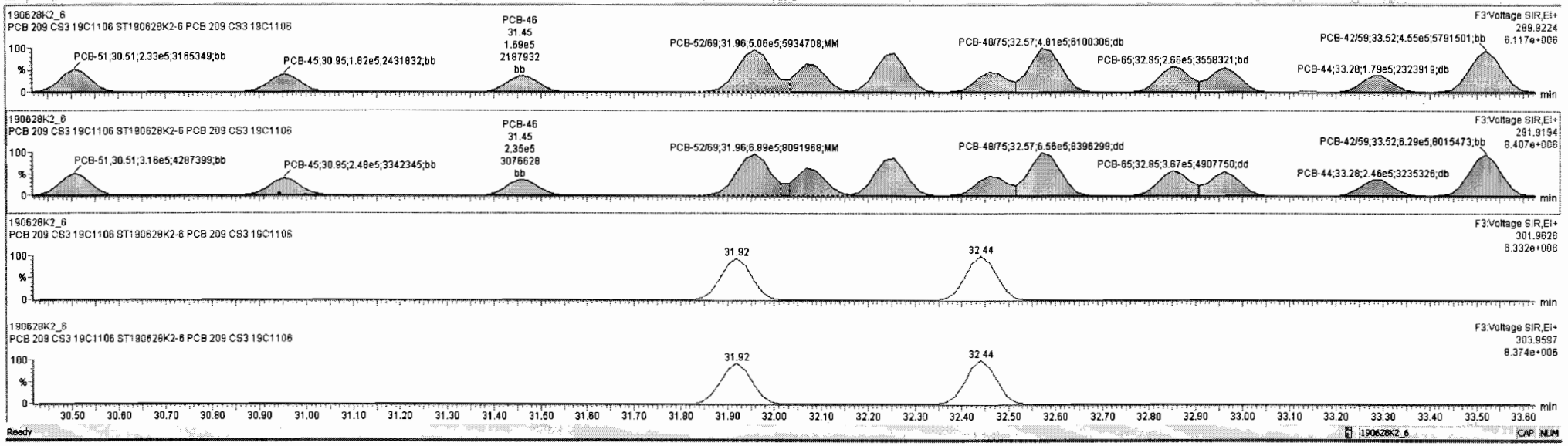

Ready 190628K2_6 CAP NUM

Dataset: Untitled

Last Altered: Saturday, June 29, 2019 12:04:52 Pacific Daylight Time
Printed: Saturday, June 29, 2019 12:05:15 Pacific Daylight Time

Name: 190628K2_6, Date: 28-Jun-2019, Time: 21:41:21, ID: ST190628K2-6 PCB 209 CS3 19C1106, Description: PCB 209 CS3 19C1106

PCB-68

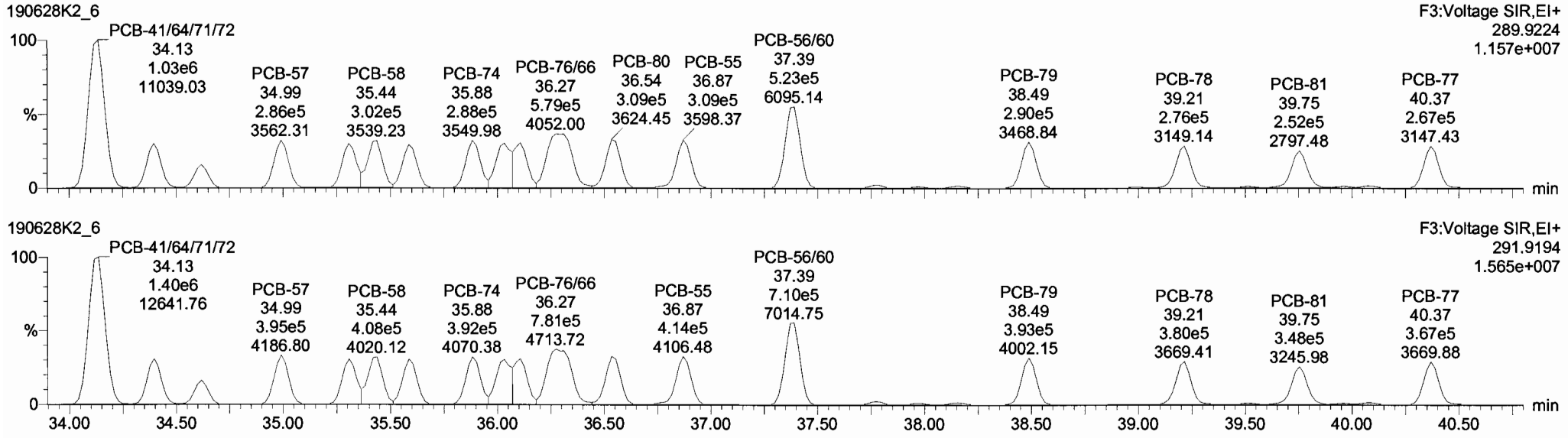

13C-PCB-60

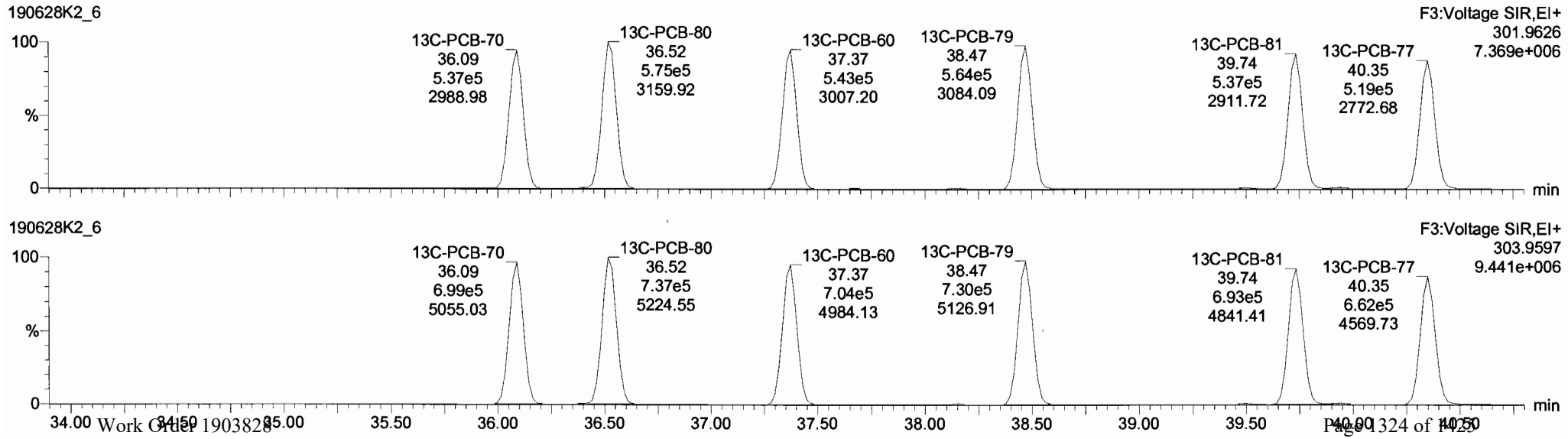

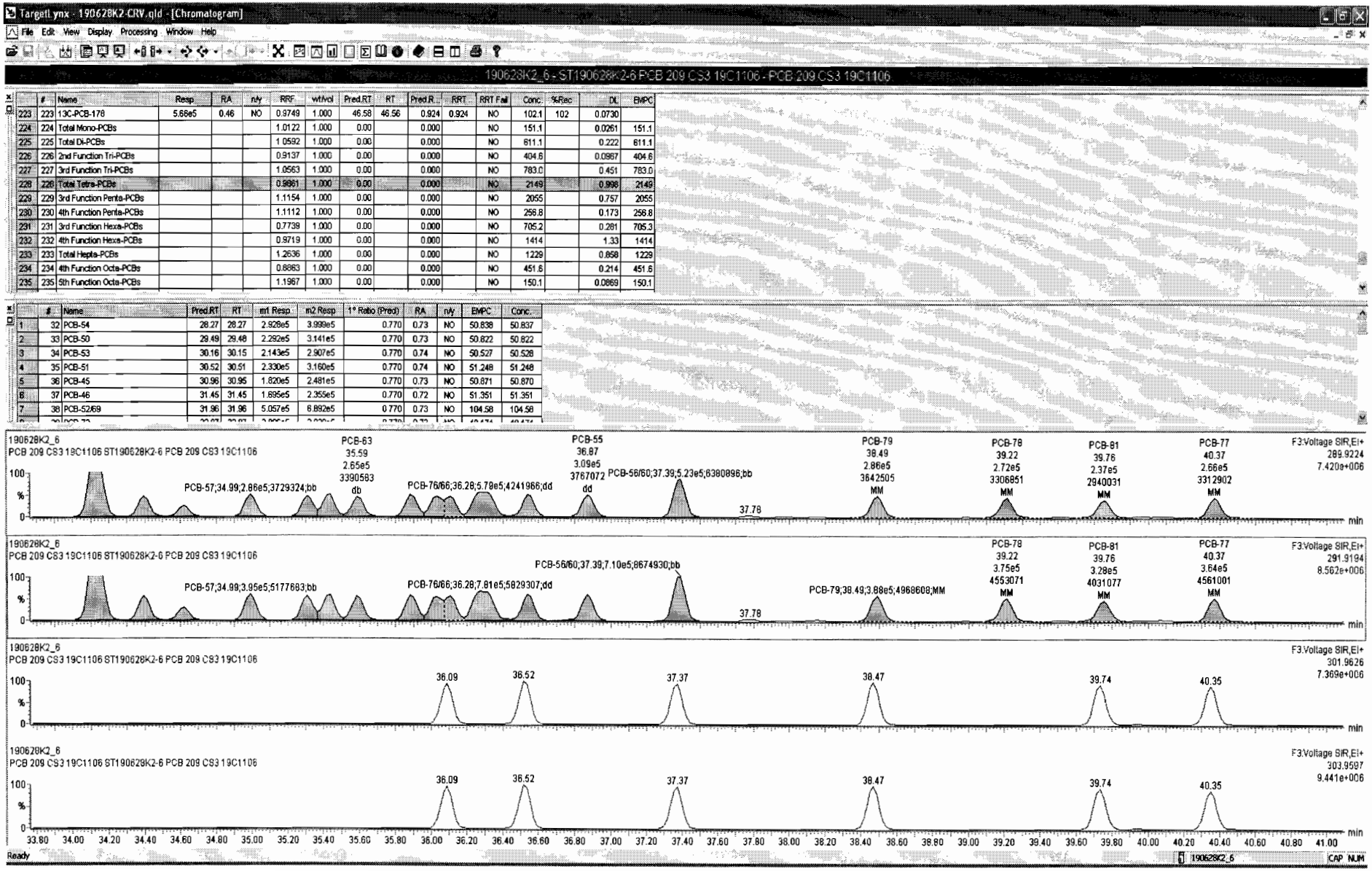

	#	Name	Resp	RA	n/y	RRF	wt/vol	Pred.RT	RT	Pred.R...	RRT	RRT Fail	Conc	%Rec	DL	EMPC
223	223	13C-PCB-178	5.68e5	0.46	NO	0.9749	1.000	46.58	46.56	0.924	0.924	NO	102.1	102	0.0730	
224	224	Total Mono-PCBs				1.0122	1.000	0.00		0.000		NO	151.1		0.0261	151.1
225	225	Total Di-PCBs				1.0592	1.000	0.00		0.000		NO	611.1		0.222	611.1
226	226	2nd Function Tri-PCBs				0.9137	1.000	0.00		0.000		NO	404.6		0.0967	404.6
227	227	3rd Function Tri-PCBs				1.0563	1.000	0.00		0.000		NO	783.0		0.451	783.0
228	228	Total Tetra-PCBs				0.9861	1.000	0.00		0.000		NO	2149		0.998	2149
229	229	3rd Function Penta-PCBs				1.1154	1.000	0.00		0.000		NO	2055		0.757	2055
230	230	4th Function Penta-PCBs				1.1112	1.000	0.00		0.000		NO	256.8		0.173	256.8
231	231	3rd Function Hexa-PCBs				0.7739	1.000	0.00		0.000		NO	705.2		0.281	705.3
232	232	4th Function Hexa-PCBs				0.9719	1.000	0.00		0.000		NO	1414		1.33	1414
233	233	Total Hepta-PCBs				1.2636	1.000	0.00		0.000		NO	1229		0.858	1229
234	234	4th Function Octa-PCBs				0.8863	1.000	0.00		0.000		NO	451.6		0.214	451.6
235	235	5th Function Octa-PCBs				1.1967	1.000	0.00		0.000		NO	150.1		0.0869	150.1

	#	Name	Pred.RT	RT	m1 Resp	m2 Resp	1° Ratio (Pred)	RA	n/y	EMPC	Conc.
1	32	PCB-54	28.27	28.27	2.928e5	3.999e5	0.770	0.73	NO	50.838	50.837
2	33	PCB-50	29.49	29.48	2.292e5	3.141e5	0.770	0.73	NO	50.822	50.822
3	34	PCB-53	30.16	30.15	2.143e5	2.907e5	0.770	0.74	NO	50.527	50.528
4	35	PCB-51	30.52	30.51	2.330e5	3.160e5	0.770	0.74	NO	51.248	51.248
5	36	PCB-45	30.98	30.95	1.820e5	2.481e5	0.770	0.73	NO	50.871	50.870
6	37	PCB-46	31.45	31.45	1.695e5	2.355e5	0.770	0.72	NO	51.351	51.351
7	38	PCB-52/69	31.96	31.96	5.057e5	6.892e5	0.770	0.73	NO	104.58	104.58

Dataset: Untitled

Last Altered: Saturday, June 29, 2019 12:04:52 Pacific Daylight Time
Printed: Saturday, June 29, 2019 12:05:15 Pacific Daylight Time

Name: 190628K2_6, Date: 28-Jun-2019, Time: 21:41:21, ID: ST190628K2-6 PCB 209 CS3 19C1106, Description: PCB 209 CS3 19C1106

PCB-104

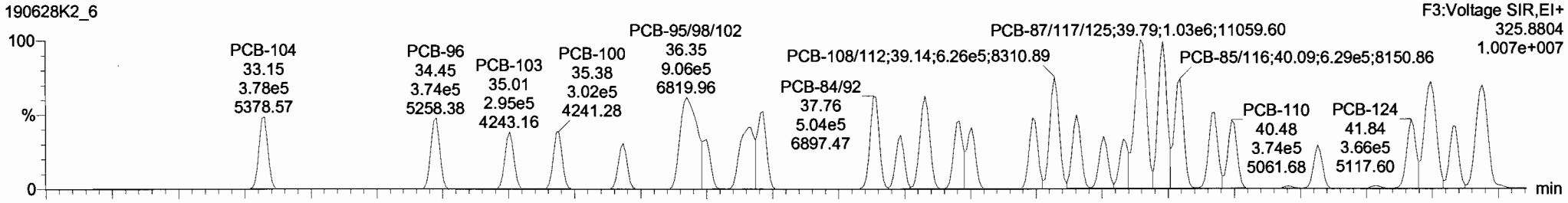

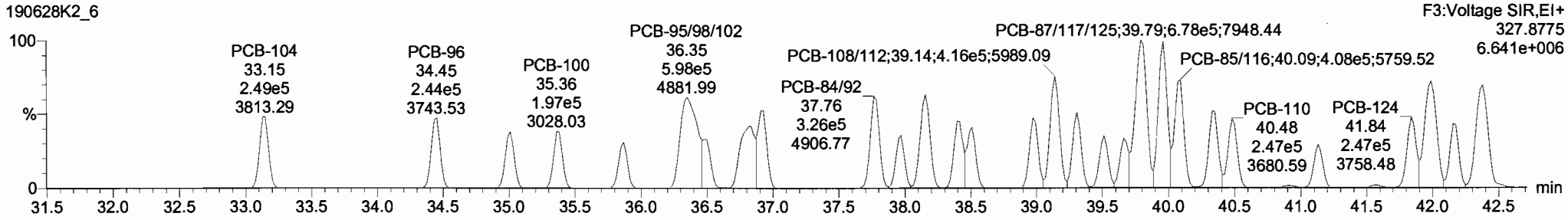

13C-PCB-104

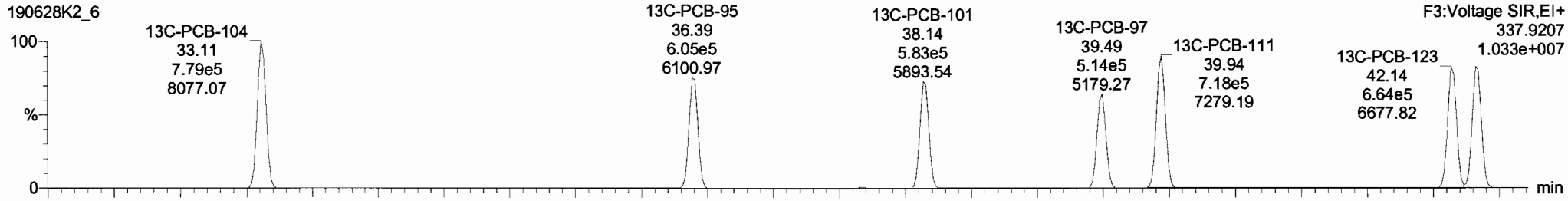

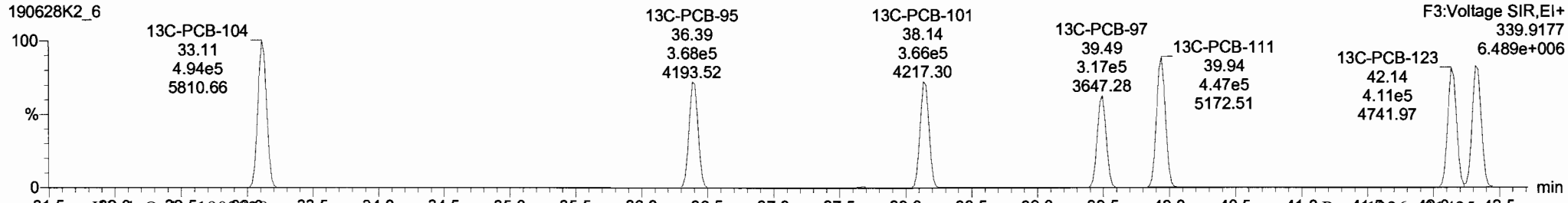

TargetLynx - 190628K2-CRV.qld - [Chromatogram]

File Edit View Display Processing Window Help

190628K2_6 - ST190628K2-6 PCB 209 CS3 19C1106 - PCB 209 CS3 19C1106

	#	Name	Resp	RA	n/y	RRF	wt/vol	Pred.RT	RT	Pred.R..	RRT	RRT Fail	Conc.	%Rec	DL	EMPC
223	223	13C-PCB-178	5.66e5	0.46	NO	0.9749	1.000	46.58	46.56	0.924	0.924	NO	102.1	102	0.0730	
224	224	Total Mono-PCBs				1.0122	1.000	0.00		0.000		NO	151.1		0.0261	151.1
225	225	Total Di-PCBs				1.0592	1.000	0.00		0.000		NO	611.1		0.222	611.1
226	226	2nd Function Tri-PCBs				0.9137	1.000	0.00		0.000		NO	404.6		0.0967	404.6
227	227	3rd Function Tri-PCBs				1.0563	1.000	0.00		0.000		NO	783.0		0.451	783.0
228	228	Total Tetra-PCBs				0.9861	1.000	0.00		0.000		NO	2149		0.998	2149
229	229	3rd Function Penta-PCBs				1.1154	1.000	0.00		0.000		NO	2055		0.757	2055
230	230	4th Function Penta-PCBs				1.1112	1.000	0.00		0.000		NO	256.8		0.173	256.8
231	231	3rd Function Hexa-PCBs				0.7739	1.000	0.00		0.000		NO	705.2		0.281	705.3
232	232	4th Function Hexa-PCBs				0.9719	1.000	0.00		0.000		NO	1414		1.33	1414
233	233	Total Hepta-PCBs				1.2636	1.000	0.00		0.000		NO	1229		0.858	1229
234	234	4th Function Octa-PCBs				0.8863	1.000	0.00		0.000		NO	451.6		0.214	451.6
235	235	5th Function Octa-PCBs				1.1967	1.000	0.00		0.000		NO	150.1		0.0869	150.1

	#	Name	Pred RT	RT	m1 Resp	m2 Resp	1° Ratio (Pred)	RA	n/y	EMPC	Conc.
1	64	PCB-104	33.13	33.15	3.781e5	2.491e5	1.560	1.52	NO	49.515	49.514
2	65	PCB-96	34.45	34.45	3.738e5	2.445e5	1.560	1.53	NO	48.755	48.755
3	66	PCB-103	35.01	35.01	2.950e5	1.926e5	1.560	1.53	NO	49.443	49.443
4	67	PCB-100	35.38	35.38	3.019e5	1.968e5	1.560	1.53	NO	50.359	50.359
5	68	PCB-94	35.87	35.87	2.342e5	1.553e5	1.560	1.51	NO	51.739	51.739
6	69	PCB-95/98/102	36.36	36.35	9.063e5	5.984e5	1.560	1.51	NO	152.36	152.36
7	70	PCB-93	36.49	36.50	2.414e5	1.584e5	1.560	1.54	NO	48.600	48.600

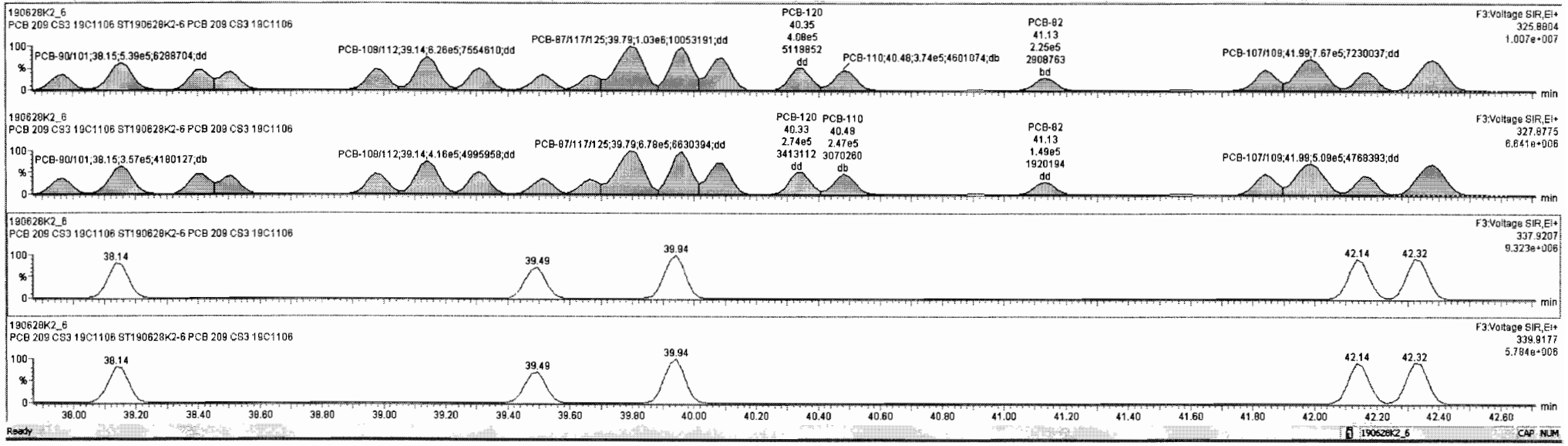

Dataset: Untitled

Last Altered: Saturday, June 29, 2019 12:04:52 Pacific Daylight Time
Printed: Saturday, June 29, 2019 12:05:15 Pacific Daylight Time

Name: 190628K2_6, Date: 28-Jun-2019, Time: 21:41:21, ID: ST190628K2-6 PCB 209 CS3 19C1106, Description: PCB 209 CS3 19C1106

PCB-96

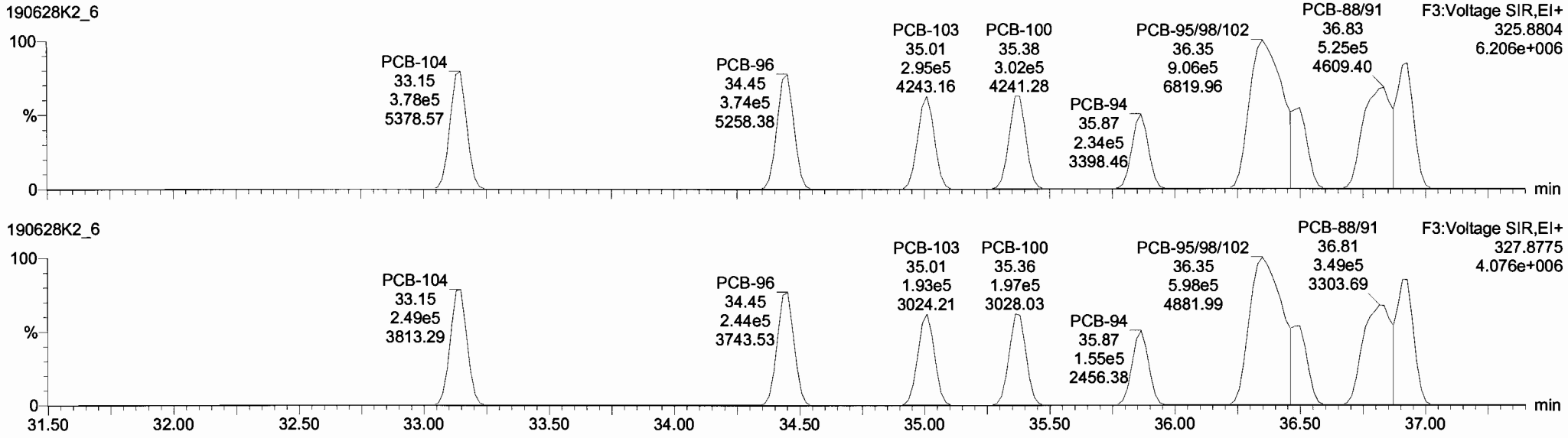

13C-PCB-95

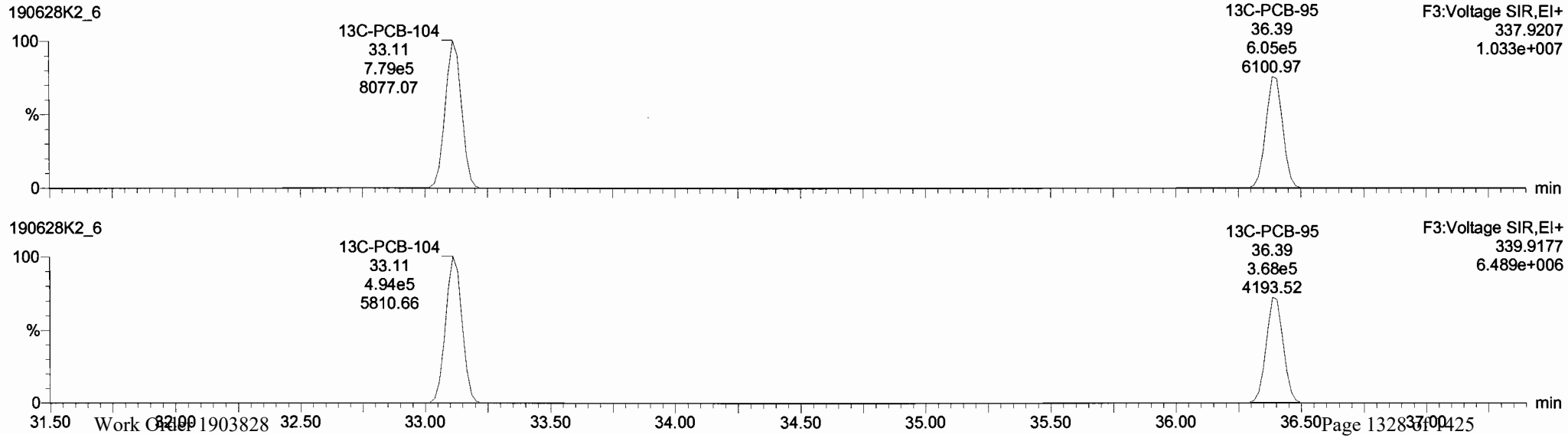

Dataset: Untitled

Last Altered: Saturday, June 29, 2019 12:04:52 Pacific Daylight Time
Printed: Saturday, June 29, 2019 12:05:15 Pacific Daylight Time

Name: 190628K2_6, Date: 28-Jun-2019, Time: 21:41:21, ID: ST190628K2-6 PCB 209 CS3 19C1106, Description: PCB 209 CS3 19C1106

PCB-119

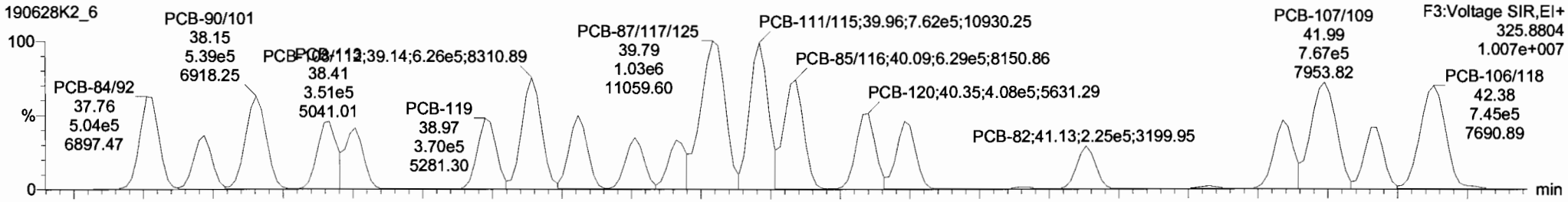

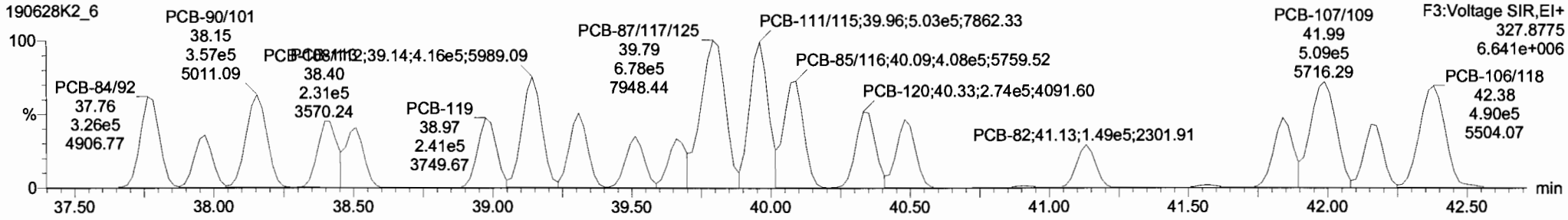

13C-PCB-111

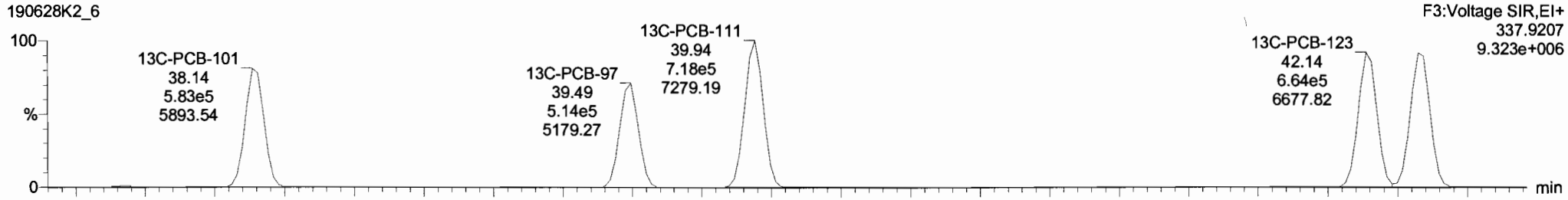

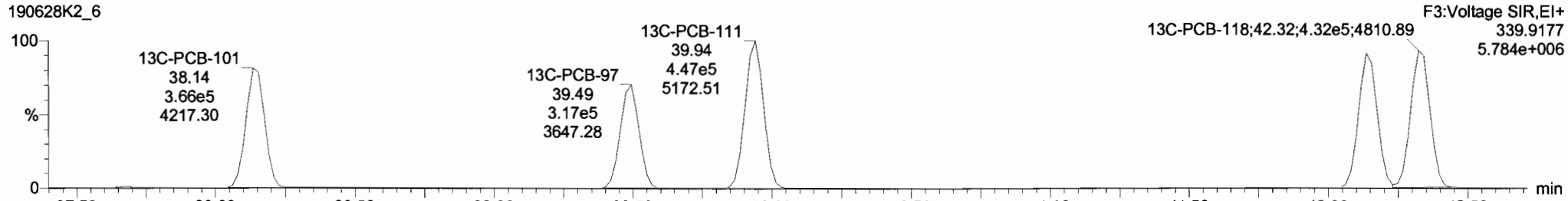

Dataset: Untitled

Last Altered: Saturday, June 29, 2019 12:04:52 Pacific Daylight Time
Printed: Saturday, June 29, 2019 12:05:15 Pacific Daylight Time

Name: 190628K2_6, Date: 28-Jun-2019, Time: 21:41:21, ID: ST190628K2-6 PCB 209 CS3 19C1106, Description: PCB 209 CS3 19C1106

PCB-114

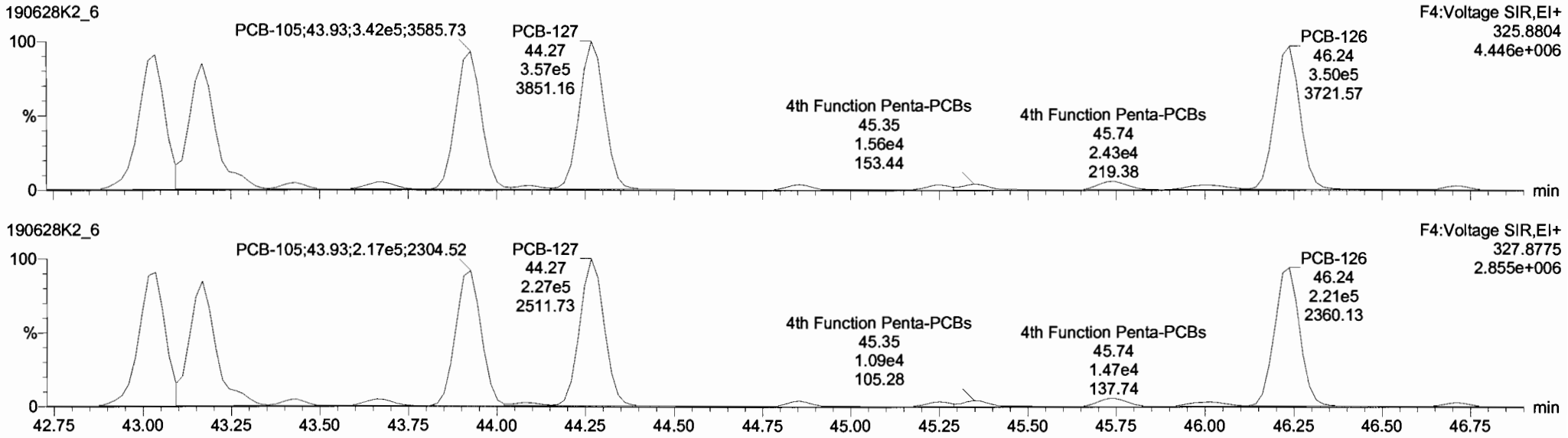

13C-PCB-114

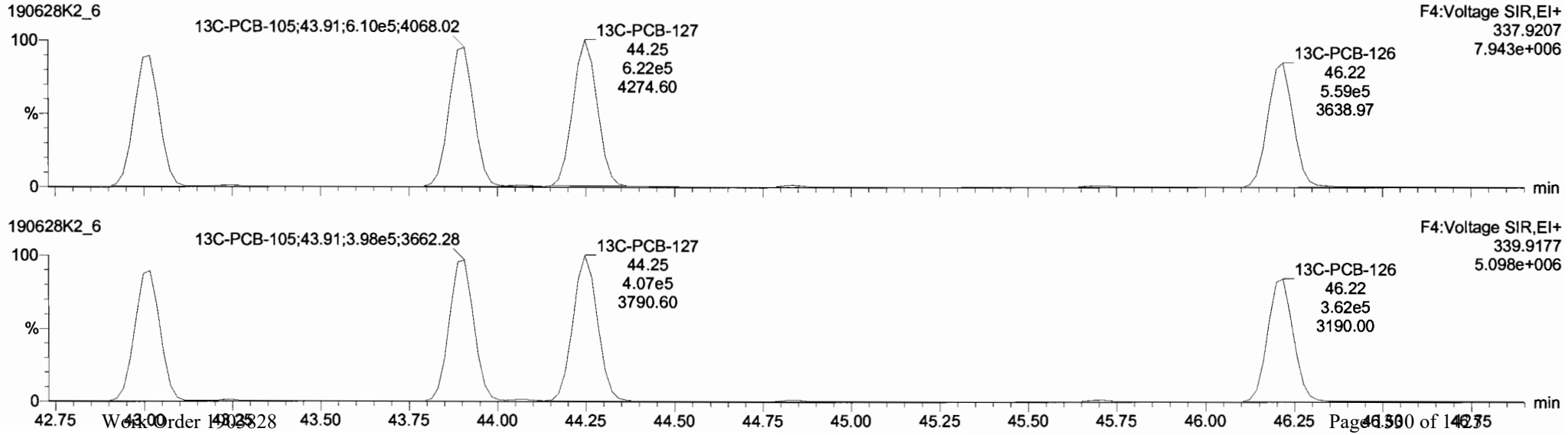

TargetLynx - 190628K2-CRV.qld - [Chromatogram]

File Edit View Display Processing Window Help

190628K2_6 - ST190628K2-6 PCB 209 CS3 19C1106 - PCB 209 CS3 19C1106

	#	Name	Resp	RA	n/y	RRF	wt/vol	Pred.RT	RT	Pred.R.	RRT	RRT Fail	Conc.	%Rec	DL	EMPC
223	223	13C-PCB-178	5.66e5	0.46	NO	0.9749	1.000	46.58	46.56	0.924	0.924	NO	102.1	102	0.0730	
224	224	Total Mono-PCBs				1.0122	1.000	0.00		0.000		NO	151.1		0.0261	151.1
225	225	Total Di-PCBs				1.0592	1.000	0.00		0.000		NO	611.1		0.222	611.1
226	226	2nd Function Tri-PCBs				0.9137	1.000	0.00		0.000		NO	404.6		0.0967	404.6
227	227	3rd Function Tri-PCBs				1.0583	1.000	0.00		0.000		NO	783.0		0.451	783.0
228	228	Total Tetra-PCBs				0.9661	1.000	0.00		0.000		NO	2149		0.998	2149
229	229	3rd Function Penta-PCBs				1.1154	1.000	0.00		0.000		NO	2055		0.757	2055
230	230	4th Function Penta-PCBs				1.1112	1.000	0.00		0.000		NO	256.8		0.173	256.8
231	231	3rd Function Hexa-PCBs				0.7739	1.000	0.00		0.000		NO	705.2		0.281	705.3
232	232	4th Function Hexa-PCBs				0.9719	1.000	0.00		0.000		NO	1414		1.33	1414
233	233	Total Hepta-PCBs				1.2636	1.000	0.00		0.000		NO	1229		0.858	1229
234	234	4th Function Octa-PCBs				0.8863	1.000	0.00		0.000		NO	451.6		0.214	451.6
235	235	5th Function Octa-PCBs				1.1967	1.000	0.00		0.000		NO	150.1		0.0869	150.1

	#	Name	Pred.RT	RT	m1 Resp	m2 Resp	1° Ratio (Pred)	RA	n/y	EMPC	Conc.
1	93	PCB-114	43.04	43.03	3.365e5	2.173e5	1.560	1.55	NO	49.903	49.902
2	94	PCB-122	43.17	43.17	3.088e5	1.956e5	1.560	1.58	NO	54.279	54.279
3	95	PCB-105	43.92	43.93	3.417e5	2.172e5	1.550	1.57	NO	50.386	50.386
4	96	PCB-127	44.27	44.27	3.571e5	2.266e5	1.560	1.58	NO	51.159	51.159
5	97	PCB-126	46.24	46.24	3.501e5	2.208e5	1.560	1.59	NO	51.112	51.112

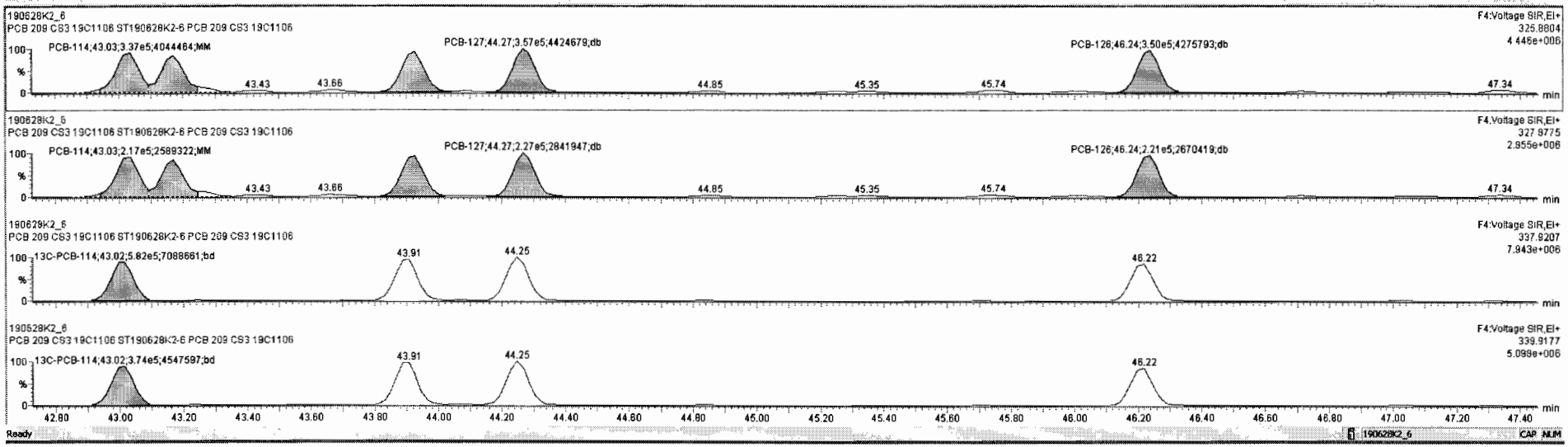

Vista Analytical Laboratory VG-11

Dataset: Untitled

Last Altered: Saturday, June 29, 2019 12:04:52 Pacific Daylight Time
Printed: Saturday, June 29, 2019 12:05:15 Pacific Daylight Time

Name: 190628K2_6, Date: 28-Jun-2019, Time: 21:41:21, ID: ST190628K2-6 PCB 209 CS3 19C1106, Description: PCB 209 CS3 19C1106

PCB-155

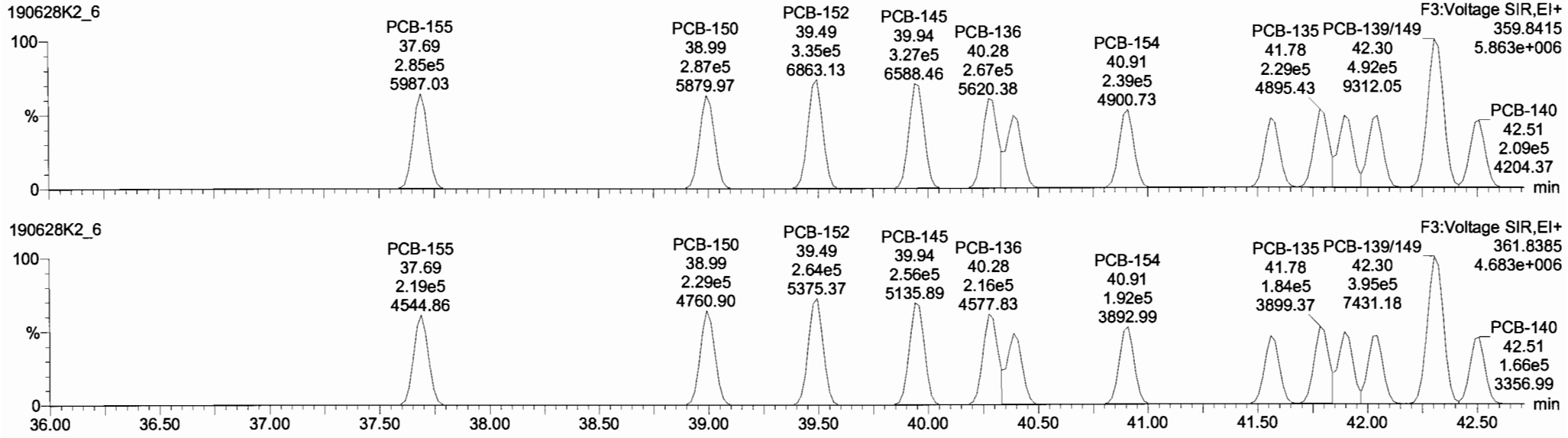

13C-PCB-155



Dataset: Untitled

Last Altered: Saturday, June 29, 2019 12:04:52 Pacific Daylight Time
Printed: Saturday, June 29, 2019 12:05:15 Pacific Daylight Time

Name: 190628K2_6, Date: 28-Jun-2019, Time: 21:41:21, ID: ST190628K2-6 PCB 209 CS3 19C1106, Description: PCB 209 CS3 19C1106

PCB-134/143

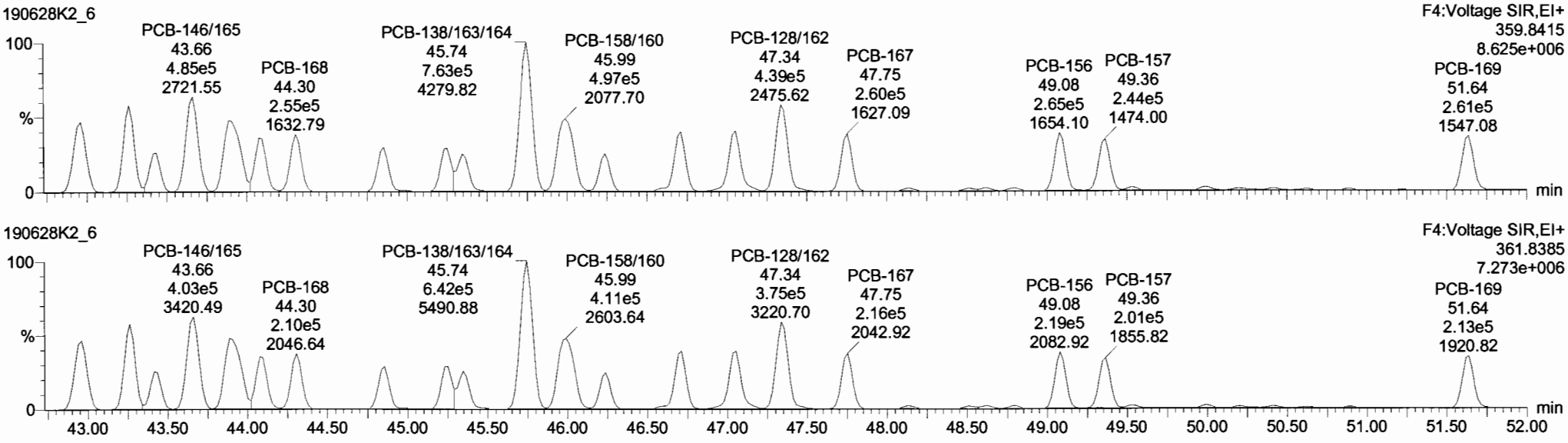

13C-PCB-153

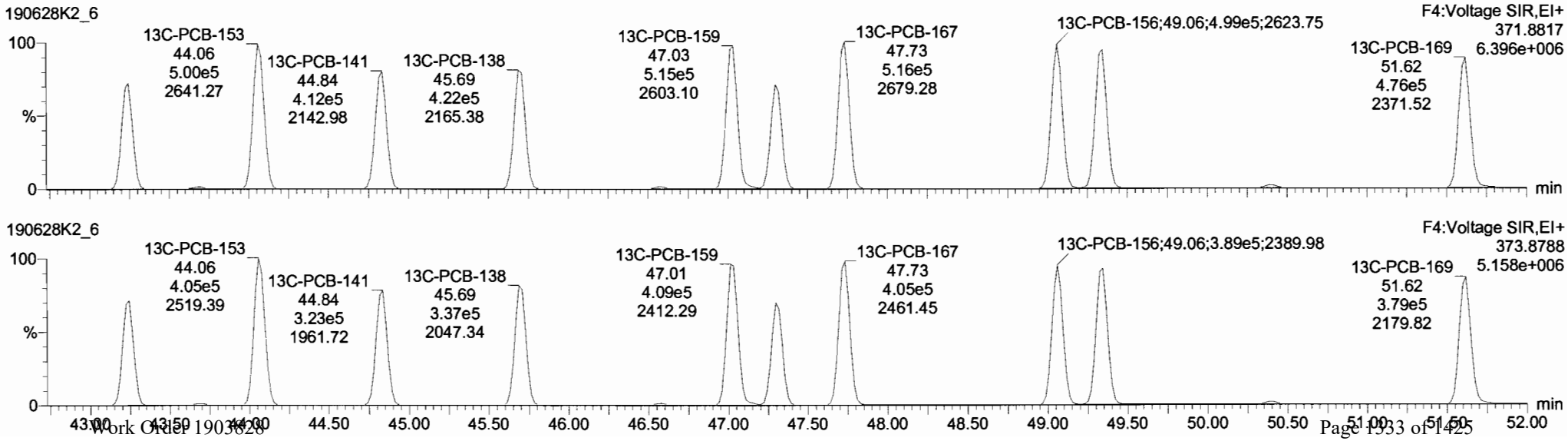

TargetLynx - 190628K2-CRV.qld - [Chromatogram]

File Edit View Display Processing Window Help

190628K2_6 - ST190628K2-6 PCB 209 CS3 19C1106 - PCB 209 CS3 19C1106

	#	Name	Resp	RA	n/y	RRF	wt/vol	Pred.RT	RT	Pred.R...	RRT	RRT Fail	Conc.	%Rec	DL	EMPC
223	223	13C-PCB-178	5.66e5	0.46	NO	0.9749	1.000	46.58	46.56	0.924	0.924	NO	102.1	102	0.0730	
224	224	Total Mono-PCBs				1.0122	1.000	0.00		0.000		NO	151.1		0.0261	151.1
225	225	Total Di-PCBs				1.0592	1.000	0.00		0.000		NO	611.1		0.222	611.1
226	226	2nd Function Tri-PCBs				0.9137	1.000	0.00		0.000		NO	404.6		0.0967	404.6
227	227	3rd Function Tri-PCBs				1.0563	1.000	0.00		0.000		NO	783.0		0.451	783.0
228	228	Total Tetra-PCBs				0.9861	1.000	0.00		0.000		NO	2149		0.998	2149
229	229	3rd Function Penta-PCBs				1.1154	1.000	0.00		0.000		NO	2055		0.757	2055
230	230	4th Function Penta-PCBs				1.1112	1.000	0.00		0.000		NO	256.8		0.173	256.8
231	231	3rd Function Hexa-PCBs				0.7739	1.000	0.00		0.000		NO	705.2		0.281	705.3
232	232	4th Function Hexa-PCBs				0.9719	1.000	0.00		0.000		NO	1414		1.33	1414
233	233	Total Hepta-PCBs				1.2636	1.000	0.00		0.000		NO	1229		0.858	1229
234	234	4th Function Octa-PCBs				0.8863	1.000	0.00		0.000		NO	451.6		0.214	451.6
235	235	5th Function Octa-PCBs				1.1967	1.000	0.00		0.000		NO	150.1		0.0869	150.1

	#	Name	Pred.RT	RT	m1 Resp	m2 Resp	1° Ratio (Pred)	RA	n/y	EMPC	Conc.
1	111	PCB-134/143	42.94	42.96	3.648e5	3.050e5	1.240	1.20	NO	100.98	100.98
2	112	PCB-131/133	43.24	43.26	3.915e5	3.235e5	1.240	1.21	NO	100.05	100.05
3	113	PCB-142	43.43	43.43	1.749e5	1.486e5	1.240	1.18	NO	50.515	50.515
4	114	PCB-146/165	43.64	43.66	4.850e5	4.032e5	1.240	1.20	NO	102.35	102.35
5	115	PCB-132/161	43.89	43.89	4.905e5	4.136e5	1.240	1.19	NO	102.58	102.58
6	116	PCB-153	44.08	44.08	2.508e5	2.082e5	1.240	1.21	NO	50.140	50.140
7	117	PCB-168	44.26	44.31	2.550e5	2.104e5	1.240	1.21	NO	50.470	50.470

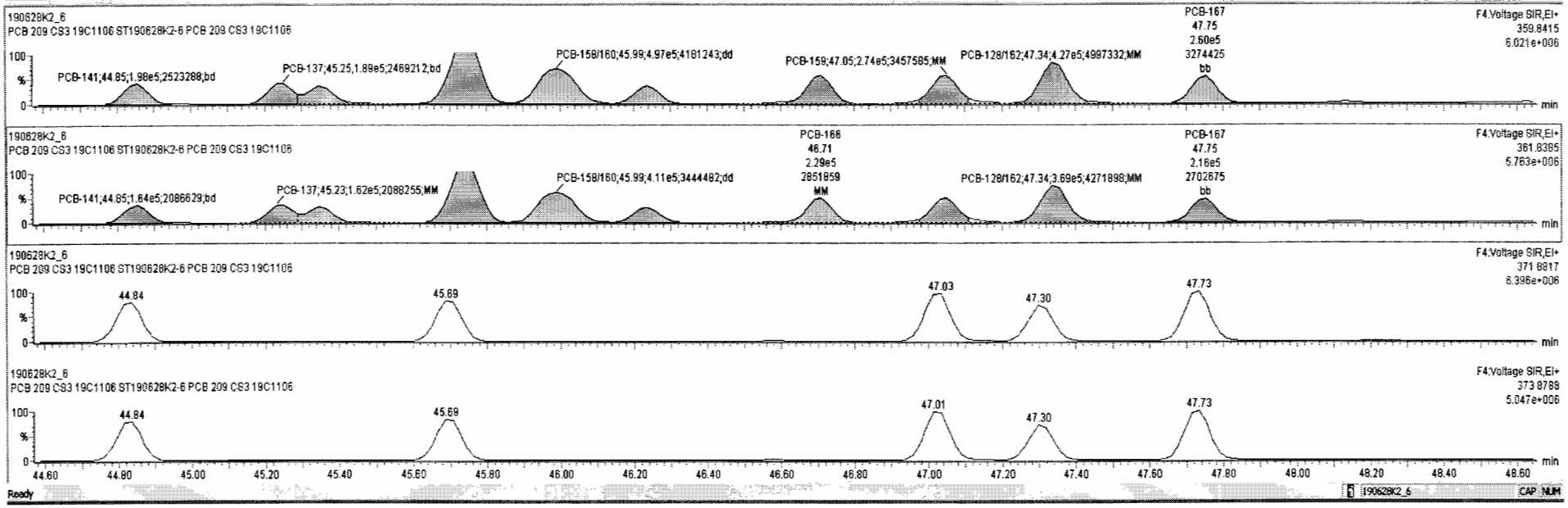

Dataset: Untitled

Last Altered: Saturday, June 29, 2019 12:04:52 Pacific Daylight Time
Printed: Saturday, June 29, 2019 12:05:15 Pacific Daylight Time

Name: 190628K2_6, Date: 28-Jun-2019, Time: 21:41:21, ID: ST190628K2-6 PCB 209 CS3 19C1106, Description: PCB 209 CS3 19C1106

PCB-188

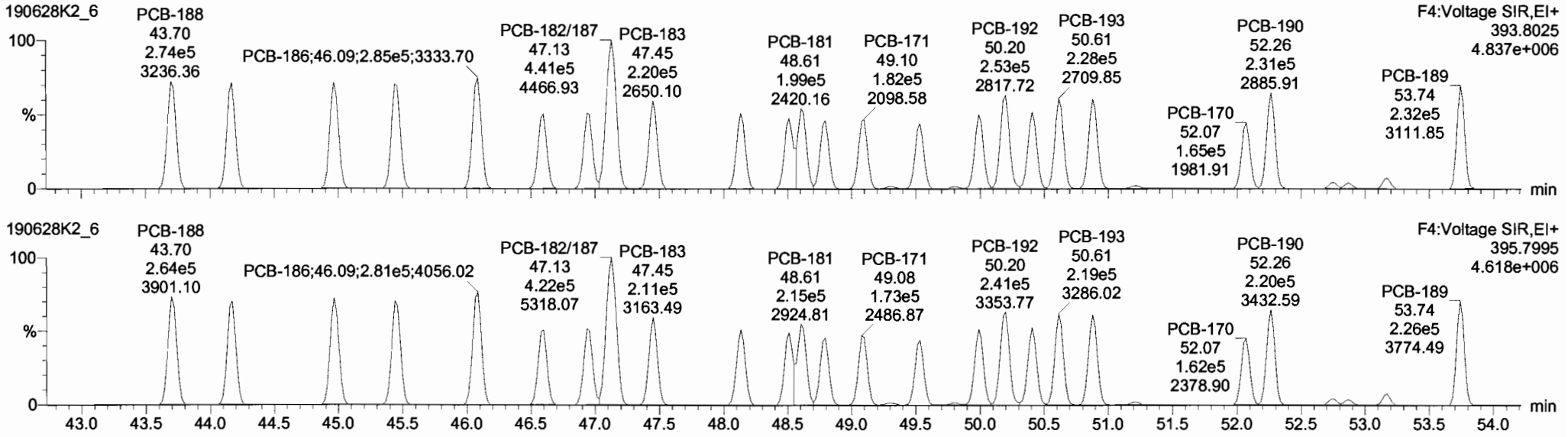

13C-PCB-188

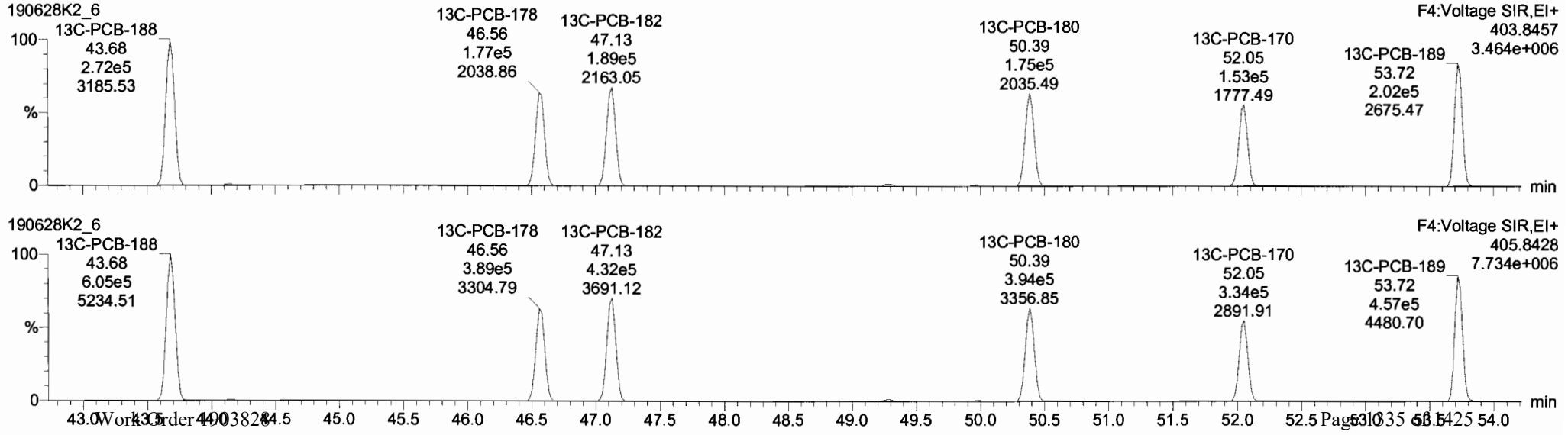

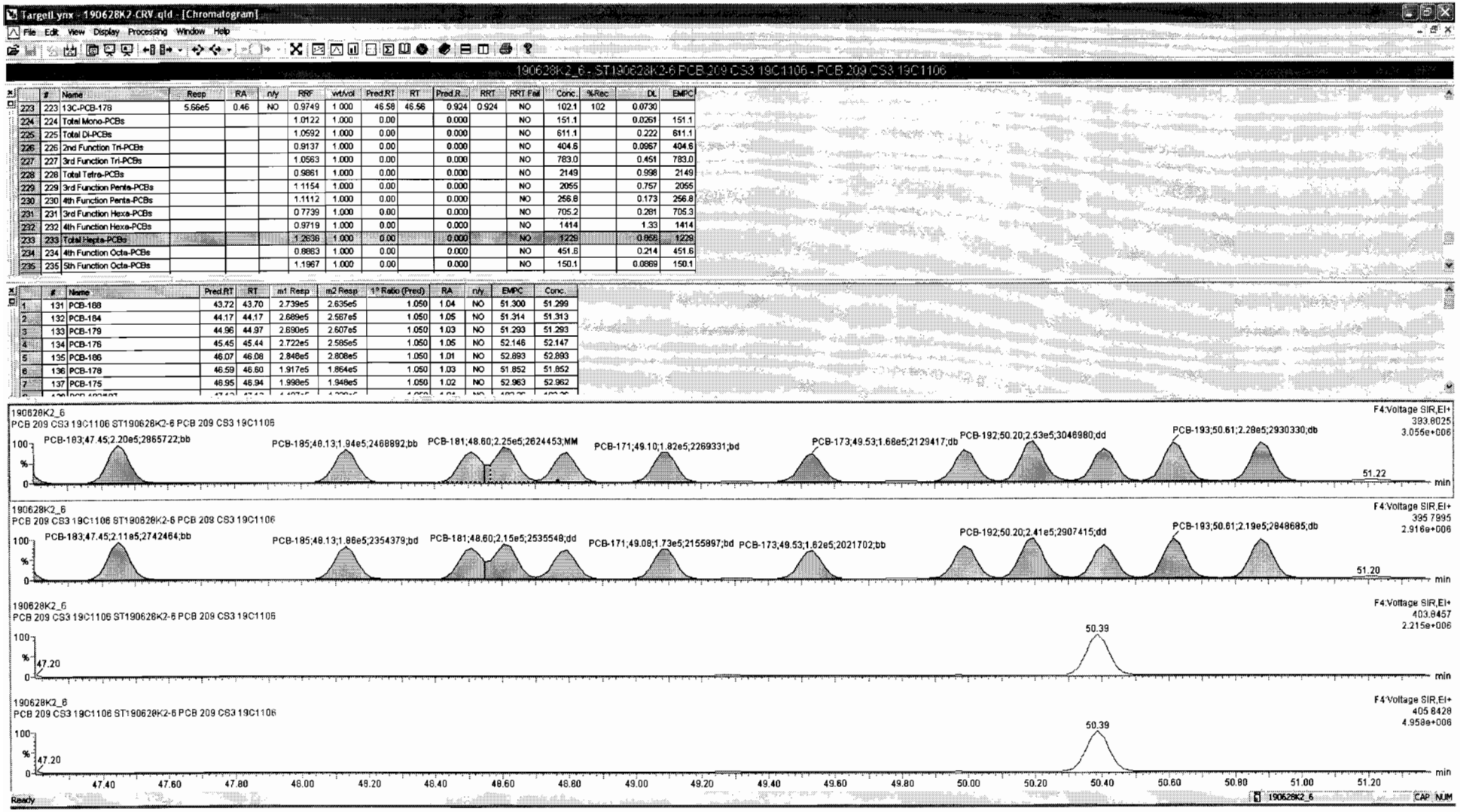

	#	Name	Resp	RA	n/y	RRF	wt/vol	Pred.RT	RT	Pred.R...	RRT	RRT Fail	Conc.	%Rec	DL	EMPC
223	223	13C-PCB-178	5.66e5	0.46	NO	0.9749	1.000	46.58	46.56	0.924	0.924	NO	102.1	102	0.0730	
224	224	Total Mono-PCBs				1.0122	1.000	0.00		0.000		NO	151.1		0.0261	151.1
225	225	Total Di-PCBs				1.0592	1.000	0.00		0.000		NO	611.1		0.222	611.1
226	226	2nd Function Tri-PCBs				0.9137	1.000	0.00		0.000		NO	404.6		0.0967	404.6
227	227	3rd Function Tri-PCBs				1.0563	1.000	0.00		0.000		NO	783.0		0.451	783.0
228	228	Total Tetra-PCBs				0.9861	1.000	0.00		0.000		NO	2149		0.998	2149
229	229	3rd Function Penta-PCBs				1.1154	1.000	0.00		0.000		NO	2055		0.757	2055
230	230	4th Function Penta-PCBs				1.1112	1.000	0.00		0.000		NO	256.8		0.173	256.8
231	231	3rd Function Hexa-PCBs				0.7739	1.000	0.00		0.000		NO	705.2		0.281	705.3
232	232	4th Function Hexa-PCBs				0.9719	1.000	0.00		0.000		NO	1414		1.33	1414
233	233	Total Hepta-PCBs				1.2636	1.000	0.00		0.000		NO	1229		0.858	1229
234	234	4th Function Octa-PCBs				0.8863	1.000	0.00		0.000		NO	451.6		0.214	451.6
235	235	5th Function Octa-PCBs				1.1967	1.000	0.00		0.000		NO	150.1		0.0889	150.1

	#	Name	Pred.RT	RT	m1 Resp	m2 Resp	1° Ratio (Pred)	RA	n/y	EMPC	Conc.
1	131	PCB-168	43.72	43.70	2.739e5	2.635e5	1.050	1.04	NO	51.300	51.299
2	132	PCB-184	44.17	44.17	2.689e5	2.587e5	1.050	1.05	NO	51.314	51.313
3	133	PCB-179	44.96	44.97	2.690e5	2.607e5	1.050	1.03	NO	51.293	51.293
4	134	PCB-176	45.45	45.44	2.722e5	2.585e5	1.050	1.05	NO	52.148	52.147
5	135	PCB-186	46.07	46.08	2.848e5	2.808e5	1.050	1.01	NO	52.893	52.893
6	136	PCB-178	46.59	46.60	1.917e5	1.864e5	1.050	1.03	NO	51.852	51.852
7	137	PCB-175	46.95	46.94	1.998e5	1.948e5	1.050	1.02	NO	52.963	52.962

Dataset: Untitled

Last Altered: Saturday, June 29, 2019 12:04:52 Pacific Daylight Time
Printed: Saturday, June 29, 2019 12:05:15 Pacific Daylight Time

Name: 190628K2_6, Date: 28-Jun-2019, Time: 21:41:21, ID: ST190628K2-6 PCB 209 CS3 19C1106, Description: PCB 209 CS3 19C1106

PCB-202

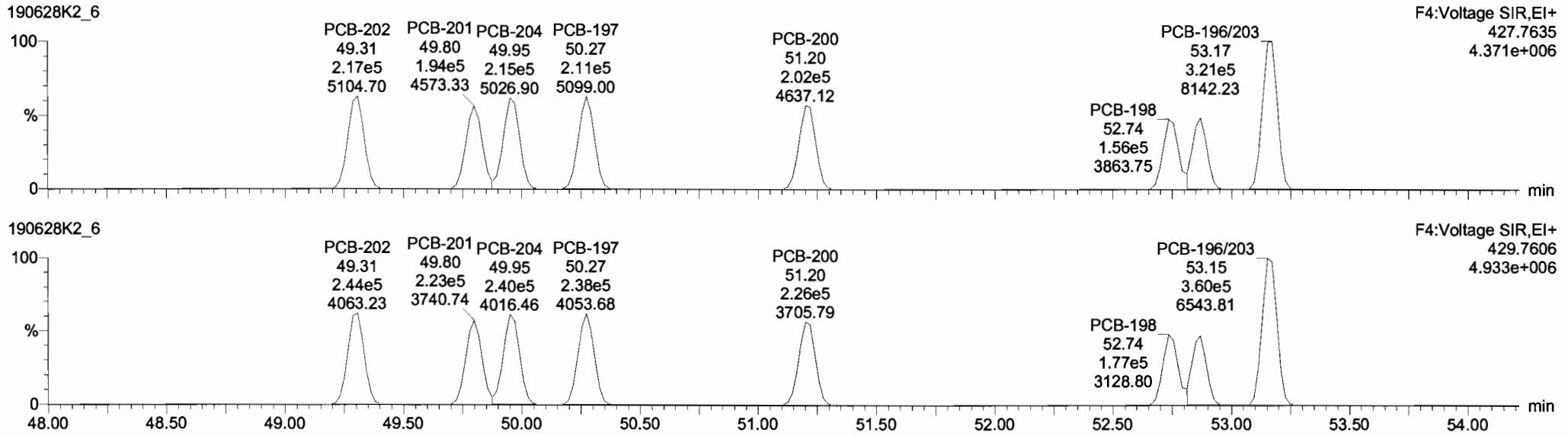

13C-PCB-202

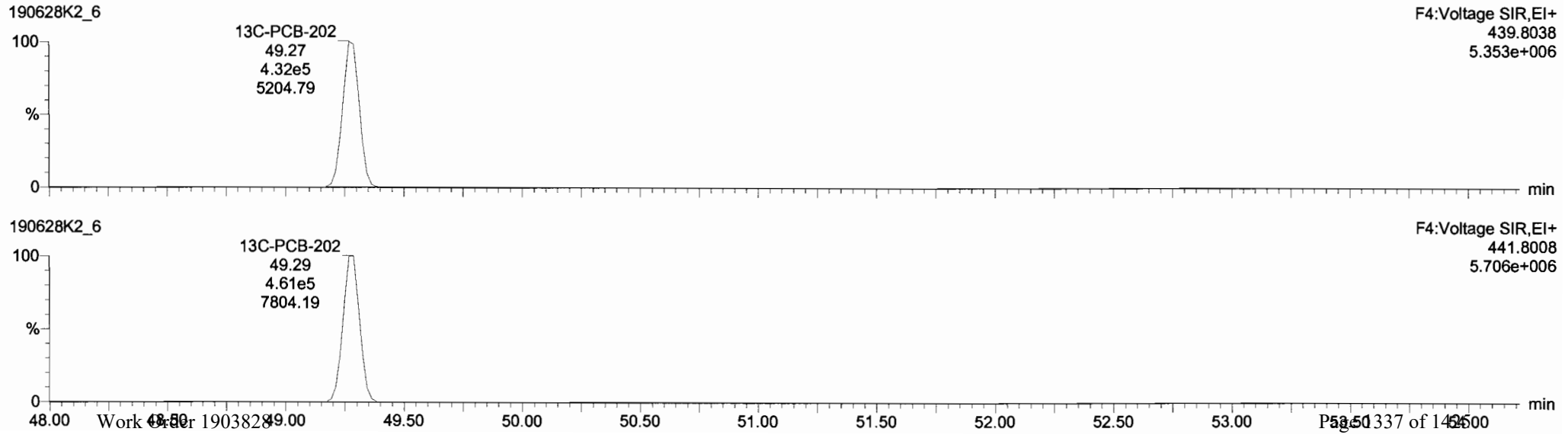

Dataset: Untitled

Last Altered: Saturday, June 29, 2019 12:04:52 Pacific Daylight Time
Printed: Saturday, June 29, 2019 12:05:15 Pacific Daylight Time

Name: 190628K2_6, Date: 28-Jun-2019, Time: 21:41:21, ID: ST190628K2-6 PCB 209 CS3 19C1106, Description: PCB 209 CS3 19C1106

PCB-195

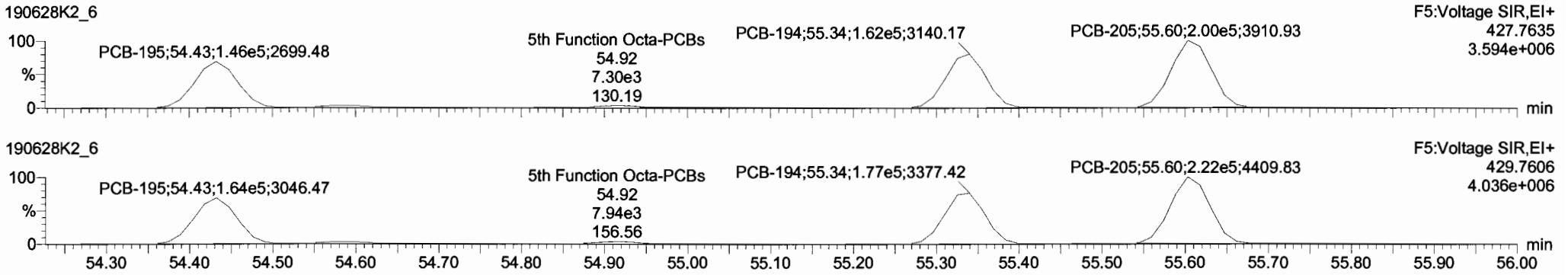

13C-PCB-194

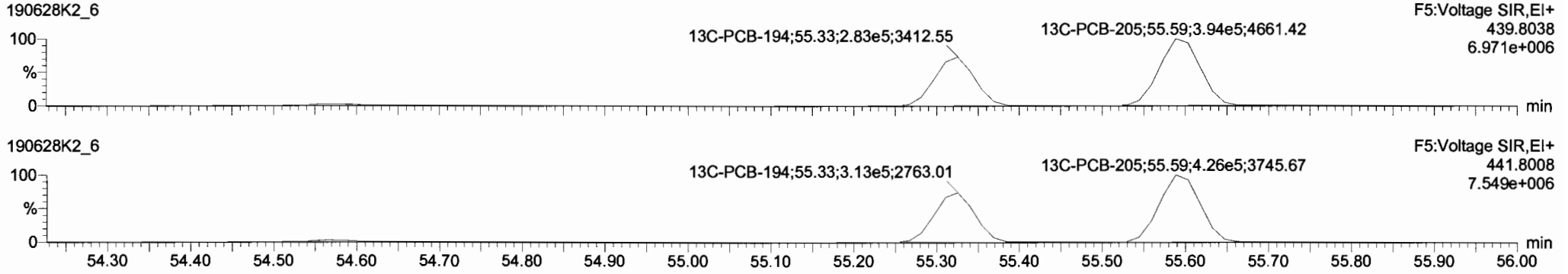

PFK5

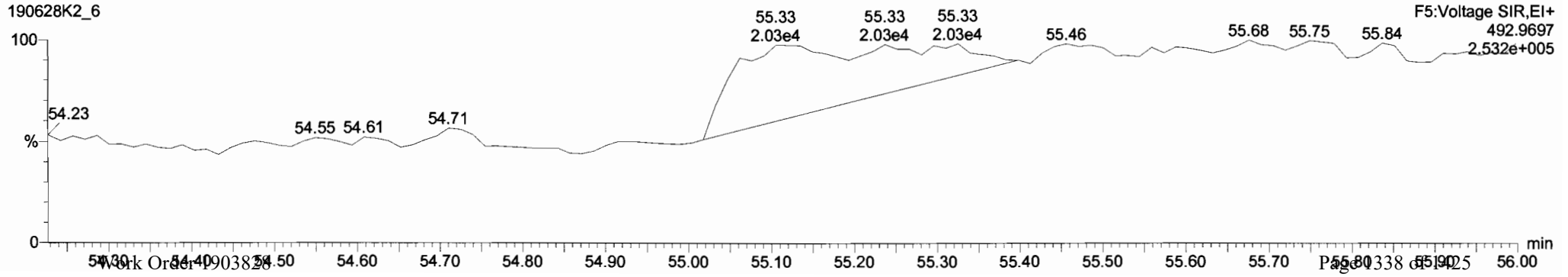

Dataset: Untitled

Last Altered: Saturday, June 29, 2019 12:04:52 Pacific Daylight Time
Printed: Saturday, June 29, 2019 12:05:15 Pacific Daylight Time

Name: 190628K2_6, Date: 28-Jun-2019, Time: 21:41:21, ID: ST190628K2-6 PCB 209 CS3 19C1106, Description: PCB 209 CS3 19C1106

PCB-208

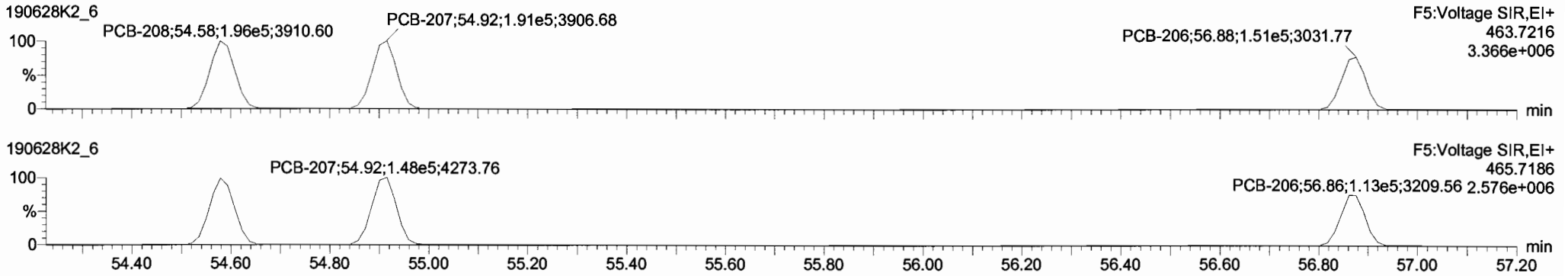

13C-PCB-208

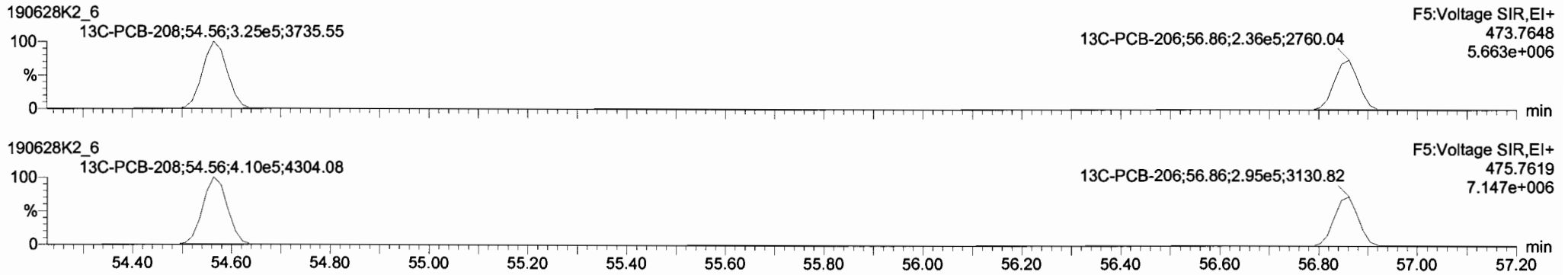

PFK5

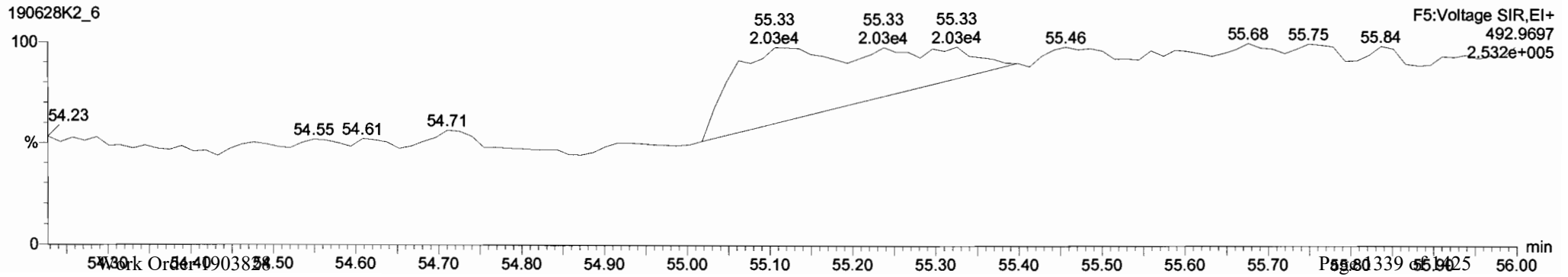

Dataset: Untitled

Last Altered: Saturday, June 29, 2019 12:04:52 Pacific Daylight Time
Printed: Saturday, June 29, 2019 12:05:15 Pacific Daylight Time

Name: 190628K2_6, Date: 28-Jun-2019, Time: 21:41:21, ID: ST190628K2-6 PCB 209 CS3 19C1106, Description: PCB 209 CS3 19C1106

PCB-209

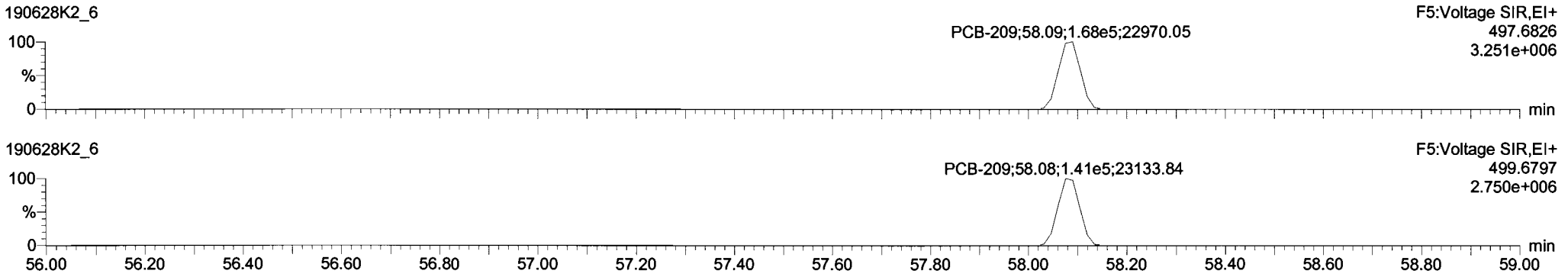

13C-PCB-209

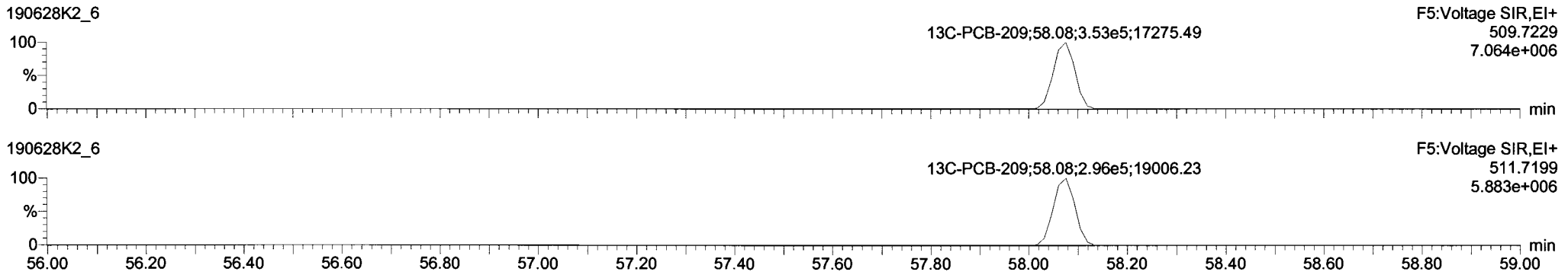

PFK5

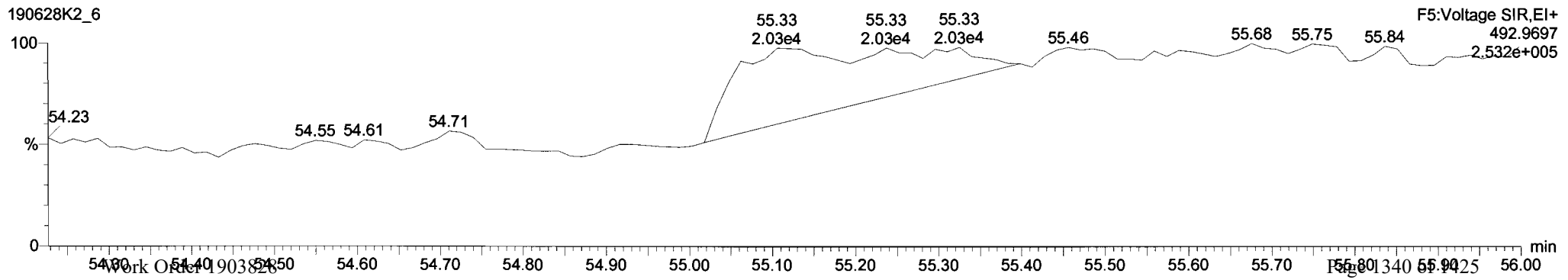

Dataset: Untitled

Last Altered: Saturday, June 29, 2019 12:04:52 Pacific Daylight Time
Printed: Saturday, June 29, 2019 12:05:15 Pacific Daylight Time

Name: 190628K2_4, Date: 28-Jun-2019, Time: 19:38:24, ID: ST190628K2-4 PCB 209 CS4 19C1107, Description: PCB 209 CS4 19C1107

PCB-1

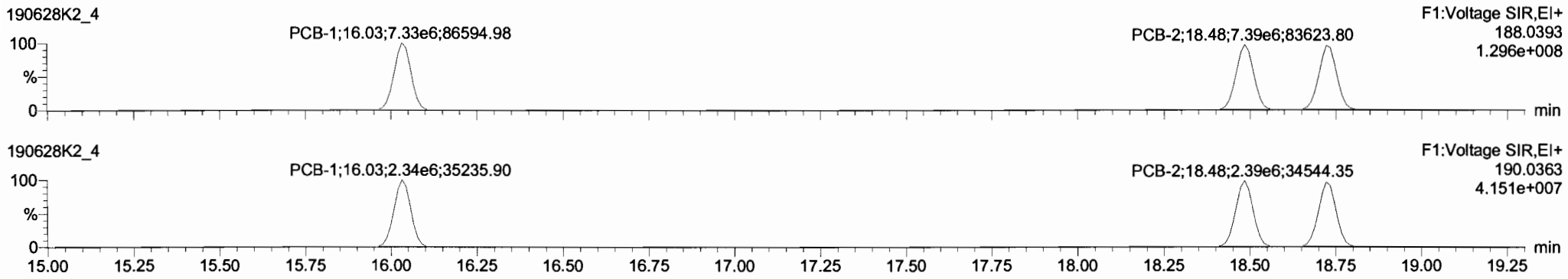

13C-PCB-1

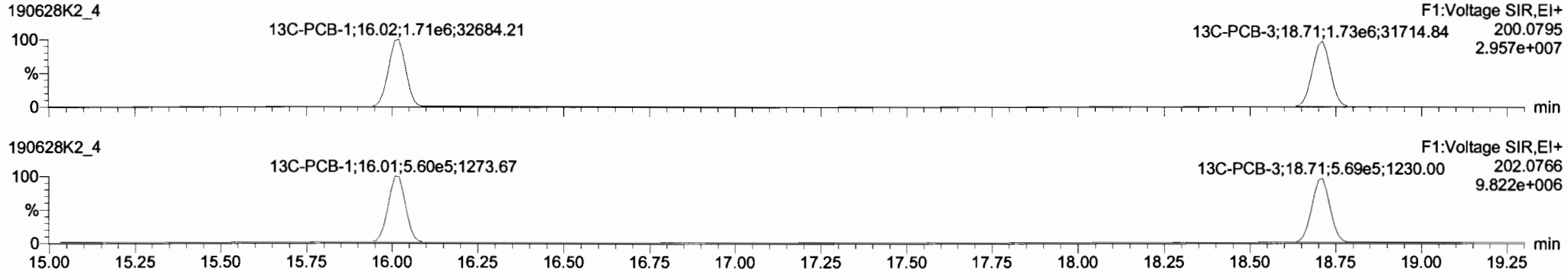

PFK1

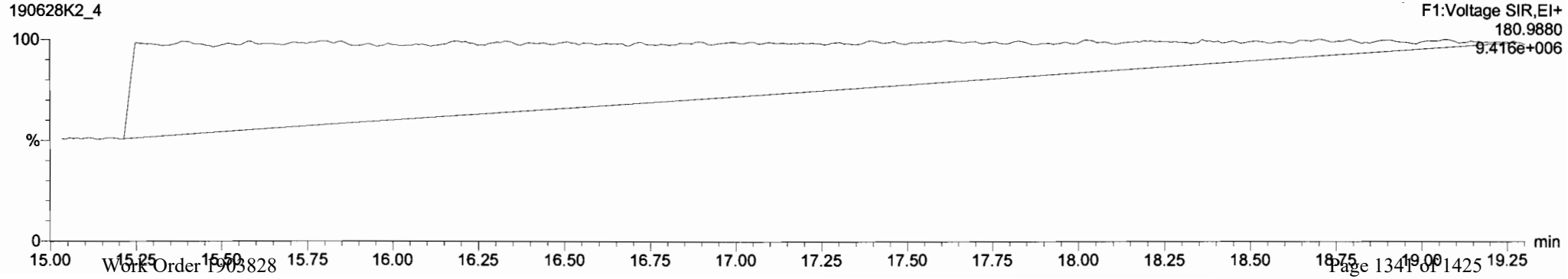

Dataset: Untitled

Last Altered: Saturday, June 29, 2019 12:04:52 Pacific Daylight Time
Printed: Saturday, June 29, 2019 12:05:15 Pacific Daylight Time

Name: 190628K2_4, Date: 28-Jun-2019, Time: 19:38:24, ID: ST190628K2-4 PCB 209 CS4 19C1107, Description: PCB 209 CS4 19C1107

PCB-4/10

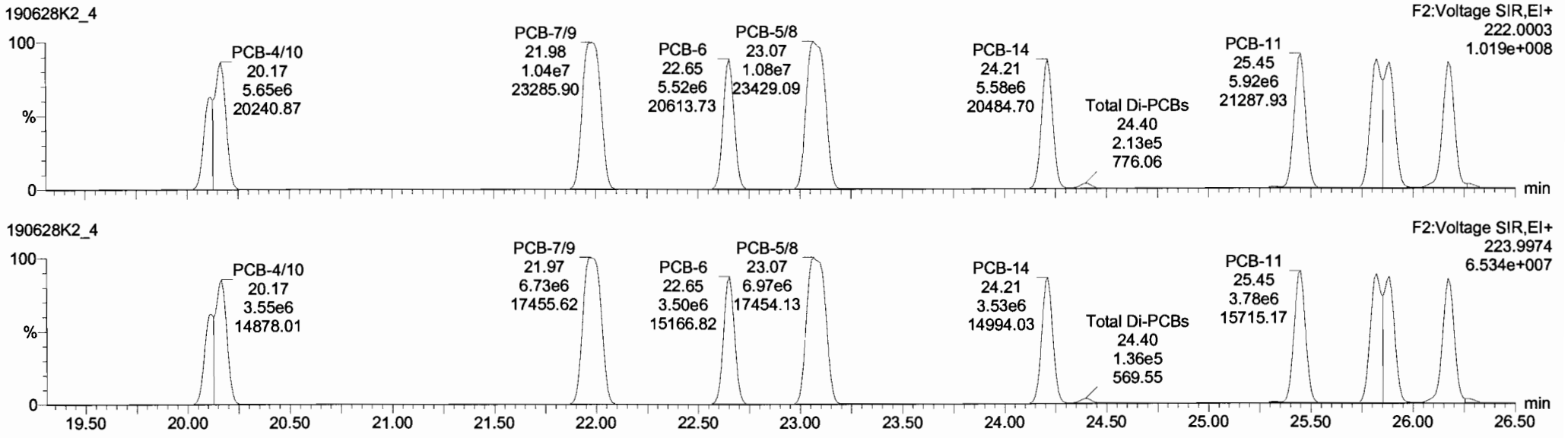

13C-PCB-4

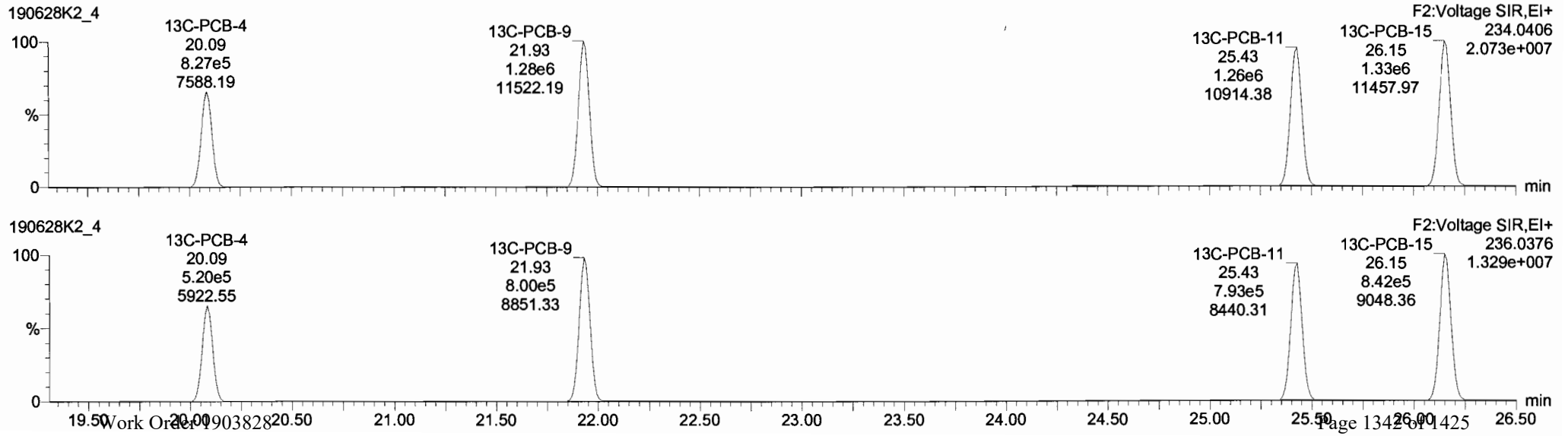

TargetLynx - 190628K2-CRV.qld - [Chromatogram]

File Edit View Display Processing Window Help

190628K2_4 - ST190628K2-4 PCB 209 CS4 19C1107 - PCB 209 CS4 19C1107

	#	Name	Resp	RA	n/y	RRF	wt/vol	Pred.RT	RT	Pred.R...	RRT	RRT Fail	Conc.	%Rec	DL	EMPC
222	222	13C-PCB-79	1.52e6	0.78	NO	1.0454	1.000	38.46	38.47	0.968	0.968	NO	99.56	99.6	0.0537	
223	223	13C-PCB-178	6.08e5	0.46	NO	0.9749	1.000	46.58	46.58	0.924	0.924	NO	97.07	97.1	0.0672	
224	224	Total Mono-PCBs				1.0122	1.000	0.00		0.000		NO	1261		0.0412	1261
225	225	Total Di-PCBs				1.0592	1.000	0.00		0.000		NO	5092		0.394	5092
226	226	2nd Function Tri-PCBs				0.9137	1.000	0.00		0.000		NO	3323		0.104	3323
227	227	3rd Function Tri-PCBs				1.0563	1.000	0.00		0.000		NO	6901		0.905	6901
228	228	Total Tetra-PCBs				0.9861	1.000	0.00		0.000		NO	17700		1.87	17700
229	229	3rd Function Penta-PCBs				1.1154	1.000	0.00		0.000		NO	17190		0.903	17190
230	230	4th Function Penta-PCBs				1.1112	1.000	0.00		0.000		NO	2126		0.324	2126
231	231	3rd Function Hexa-PCBs				0.7739	1.000	0.00		0.000		NO	5984		0.201	5984
232	232	4th Function Hexa-PCBs				0.9719	1.000	0.00		0.000		NO	11930		2.12	11930
233	233	Total Hepta-PCBs				1.2636	1.000	0.00		0.000		NO	9955		2.30	9955
234	234	4th Function Octa-PCBs				0.8863	1.000	0.00		0.000		NO	3818		0.302	3818

	#	Name	Pred.RT	RT	m1 Resp	m2 Resp	1* Ratio (Pred)	RA	n/y	EMPC	Conc.
1	4	PCB-4/10	20.17	20.17	8.701e6	5.544e6	1.560	1.57	NO	829.76	829.76
2	5	PCB-7/9	21.99	21.98	1.044e7	6.733e6	1.560	1.55	NO	844.46	844.46
3	6	PCB-6	22.64	22.65	5.517e6	3.499e6	1.560	1.58	NO	425.56	425.56
4	7	PCB-5/8	23.06	23.07	1.082e7	6.972e8	1.560	1.55	NO	844.60	844.60
5	8	PCB-14	24.22	24.21	5.578e6	3.530e6	1.560	1.58	NO	428.85	428.85
6	9	PCB-11	25.45	25.45	5.917e6	3.777e6	1.560	1.57	NO	430.09	430.09
7	10	PCB-12/13	25.82	25.82	1.100e7	7.114e6	1.560	1.55	NO	849.52	849.52

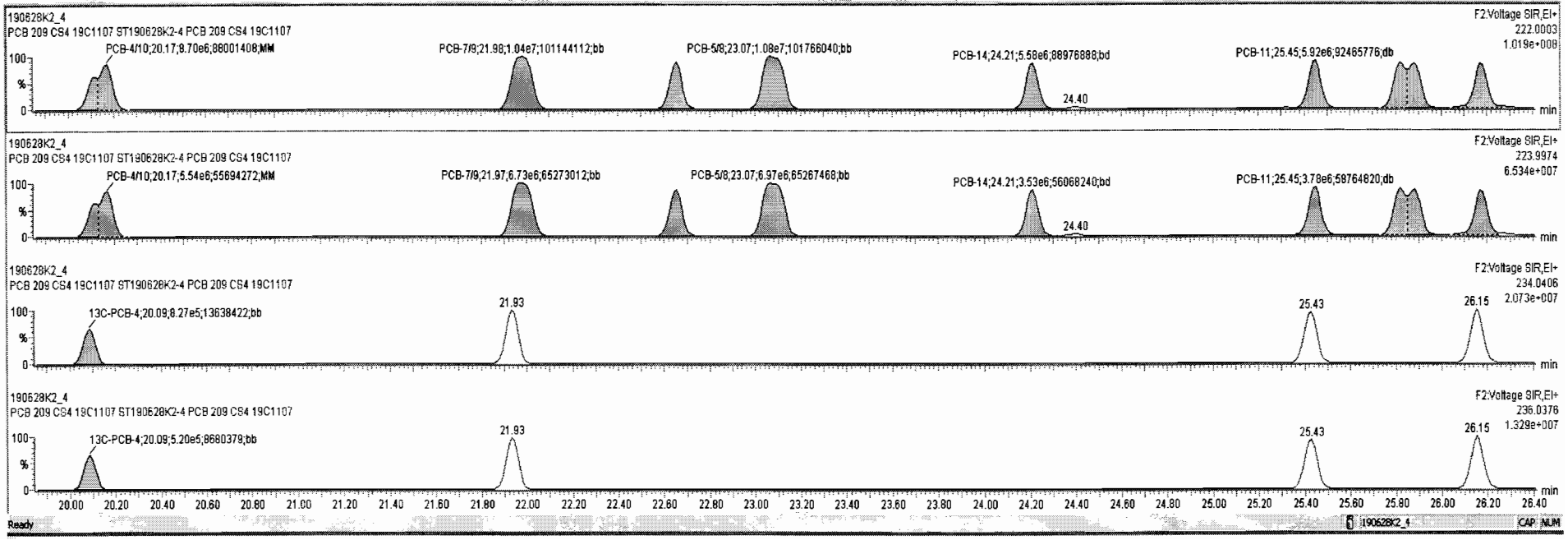

Dataset: Untitled

Last Altered: Saturday, June 29, 2019 12:04:52 Pacific Daylight Time
Printed: Saturday, June 29, 2019 12:05:15 Pacific Daylight Time

Name: 190628K2_4, Date: 28-Jun-2019, Time: 19:38:24, ID: ST190628K2-4 PCB 209 CS4 19C1107, Description: PCB 209 CS4 19C1107

PCB-19

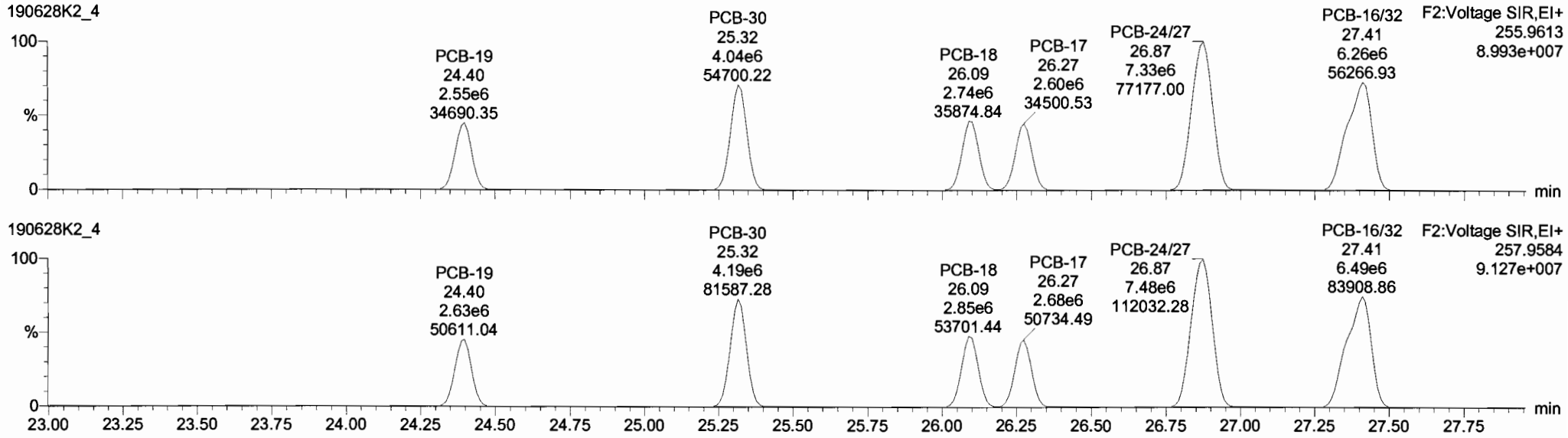

13C-PCB-19

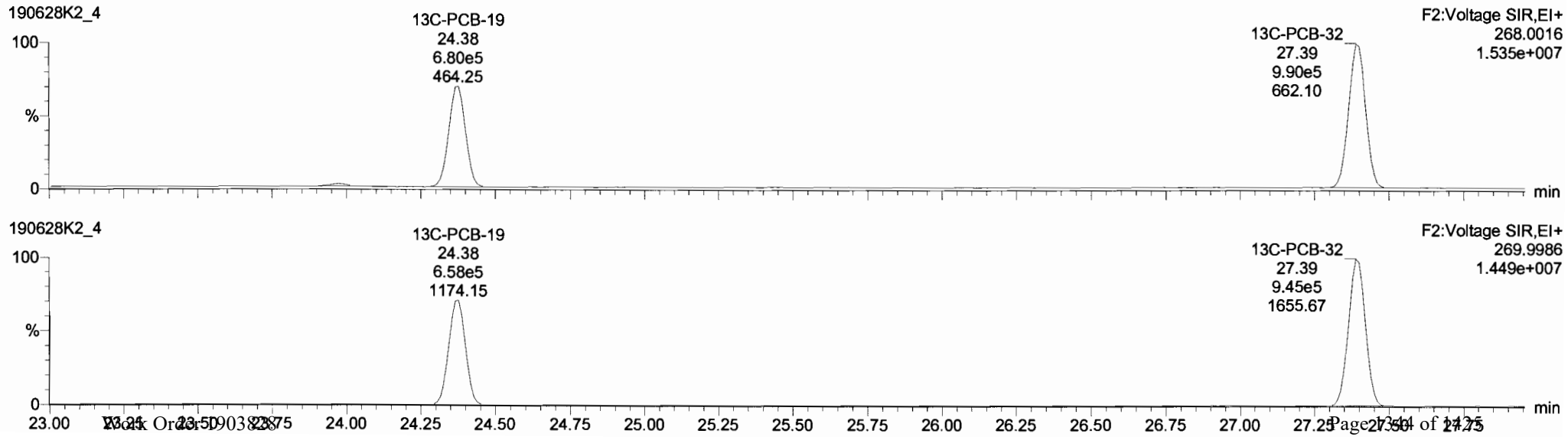

Vista Analytical Laboratory VG-11

Dataset: Untitled

Last Altered: Saturday, June 29, 2019 12:04:52 Pacific Daylight Time
Printed: Saturday, June 29, 2019 12:05:15 Pacific Daylight Time

Name: 190628K2_4, Date: 28-Jun-2019, Time: 19:38:24, ID: ST190628K2-4 PCB 209 CS4 19C1107, Description: PCB 209 CS4 19C1107

PCB-34

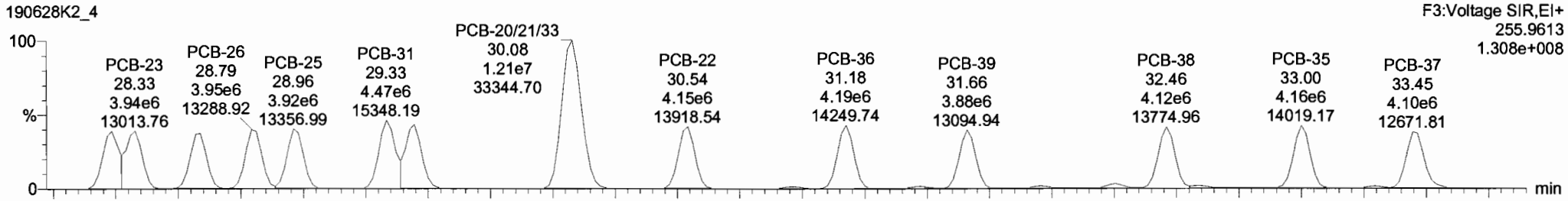

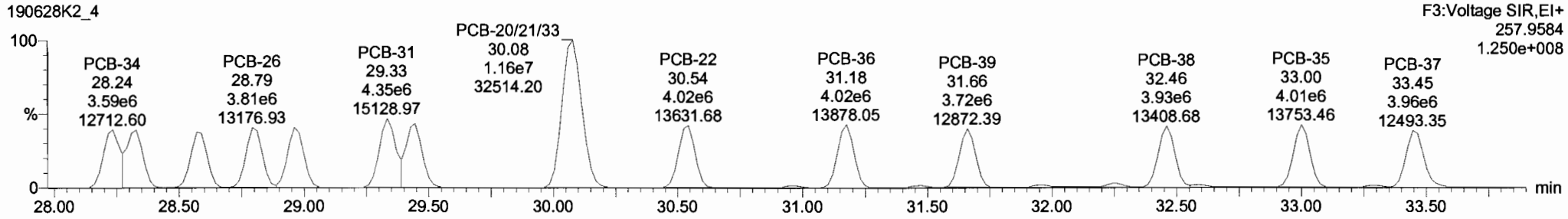

13C-PCB-28

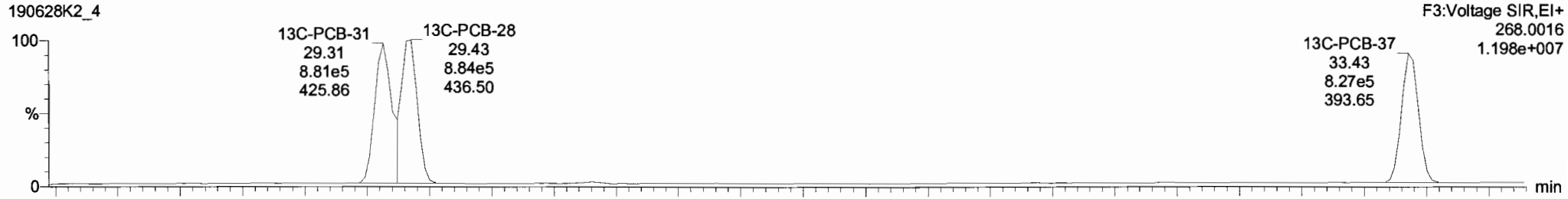

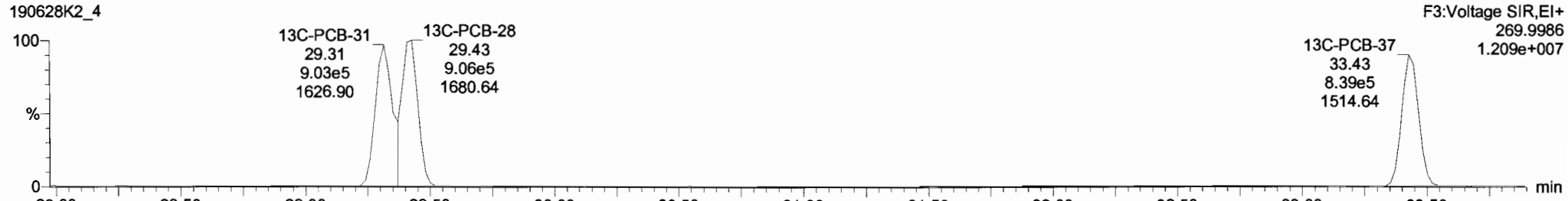

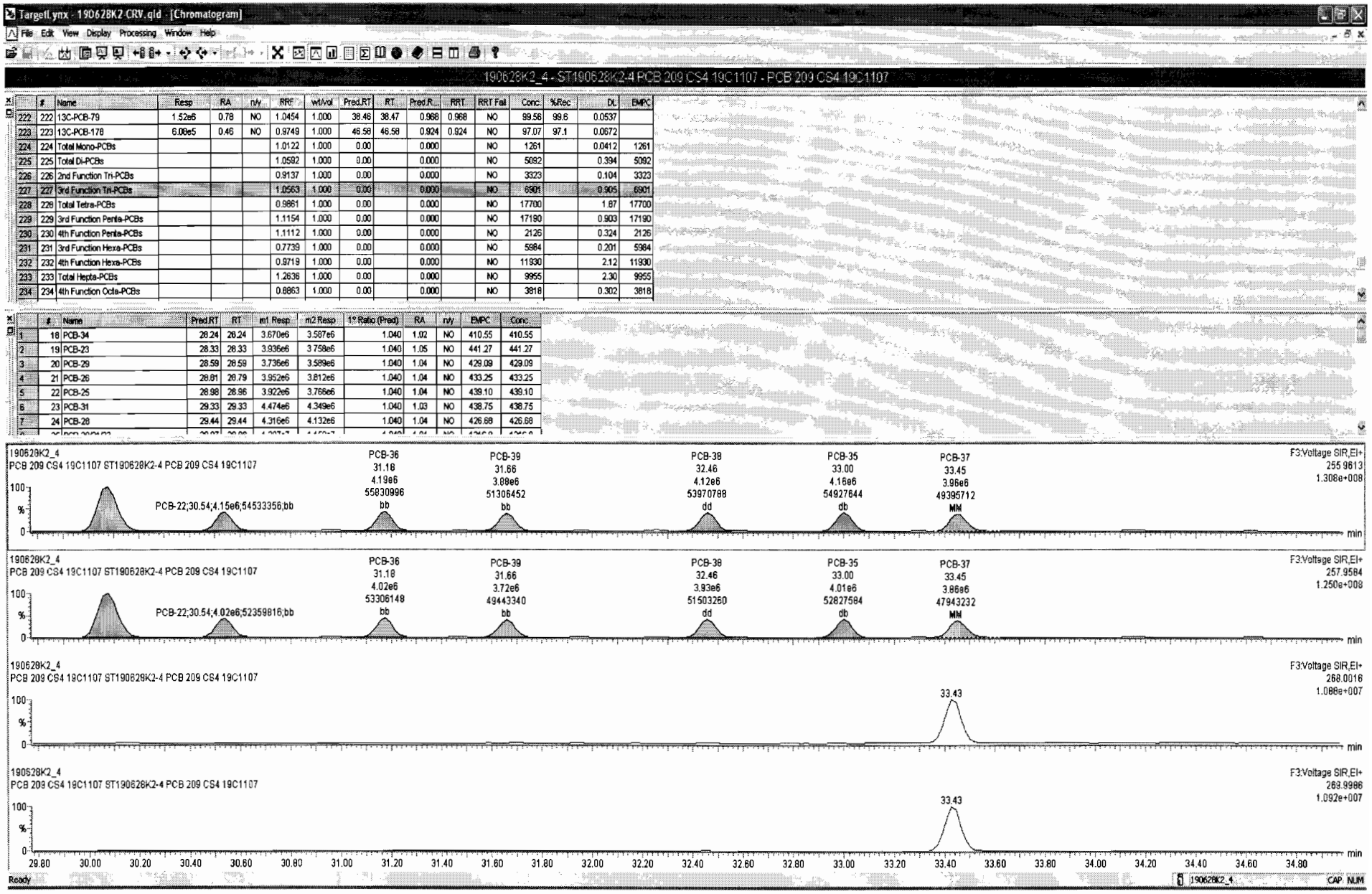

	#	Name	Resp	RA	n/y	RRF	wt/vol	Pred.RT	RT	Pred.R...	RRT	RRT Fail	Conc.	%Rec	DL	EMPC
222	222	13C-PCB-79	1.52e6	0.78	NO	1.0454	1.000	38.46	38.47	0.968	0.968	NO	99.56	99.6	0.0537	
223	223	13C-PCB-178	6.08e5	0.46	NO	0.9749	1.000	46.58	46.58	0.924	0.924	NO	97.07	97.1	0.0672	
224	224	Total Mono-PCBs				1.0122	1.000	0.00		0.000		NO	1261		0.0412	1261
225	225	Total Di-PCBs				1.0592	1.000	0.00		0.000		NO	5092		0.394	5092
226	226	2nd Function Tri-PCBs				0.9137	1.000	0.00		0.000		NO	3323		0.104	3323
227	227	3rd Function Tri-PCBs				1.0563	1.000	0.00		0.000		NO	6901		0.905	6901
228	228	Total Tetra-PCBs				0.9861	1.000	0.00		0.000		NO	17700		1.87	17700
229	229	3rd Function Penta-PCBs				1.1154	1.000	0.00		0.000		NO	17190		0.903	17190
230	230	4th Function Penta-PCBs				1.1112	1.000	0.00		0.000		NO	2126		0.324	2126
231	231	3rd Function Hexa-PCBs				0.7739	1.000	0.00		0.000		NO	5984		0.201	5984
232	232	4th Function Hexa-PCBs				0.9719	1.000	0.00		0.000		NO	11930		2.12	11930
233	233	Total Hepta-PCBs				1.2636	1.000	0.00		0.000		NO	9955		2.30	9955
234	234	4th Function Octa-PCBs				0.8863	1.000	0.00		0.000		NO	3818		0.302	3818

	#	Name	Pred.RT	RT	m1 Resp.	m2 Resp.	1º Ratio (Pred)	RA	n/y	EMPC	Conc.
1	18	PCB-34	28.24	28.24	3.670e6	3.587e6	1.040	1.02	NO	410.55	410.55
2	19	PCB-23	28.33	28.33	3.936e6	3.758e6	1.040	1.05	NO	441.27	441.27
3	20	PCB-29	28.59	28.59	3.736e6	3.589e6	1.040	1.04	NO	429.09	429.09
4	21	PCB-26	28.81	28.79	3.952e6	3.812e6	1.040	1.04	NO	433.25	433.25
5	22	PCB-25	28.98	28.96	3.922e6	3.766e6	1.040	1.04	NO	439.10	439.10
6	23	PCB-31	29.33	29.33	4.474e6	4.349e6	1.040	1.03	NO	438.75	438.75
7	24	PCB-28	29.44	29.44	4.316e6	4.132e6	1.040	1.04	NO	426.68	426.68

Dataset: Untitled

Last Altered: Saturday, June 29, 2019 12:04:52 Pacific Daylight Time
Printed: Saturday, June 29, 2019 12:05:15 Pacific Daylight Time

Name: 190628K2_4, Date: 28-Jun-2019, Time: 19:38:24, ID: ST190628K2-4 PCB 209 CS4 19C1107, Description: PCB 209 CS4 19C1107

PCB-54

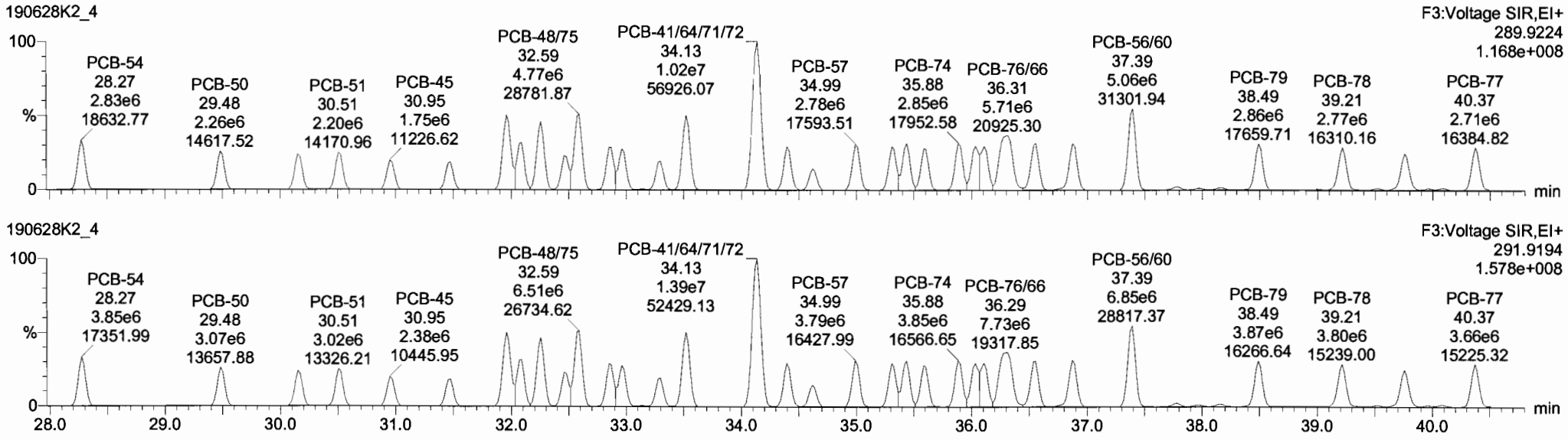

13C-PCB-54

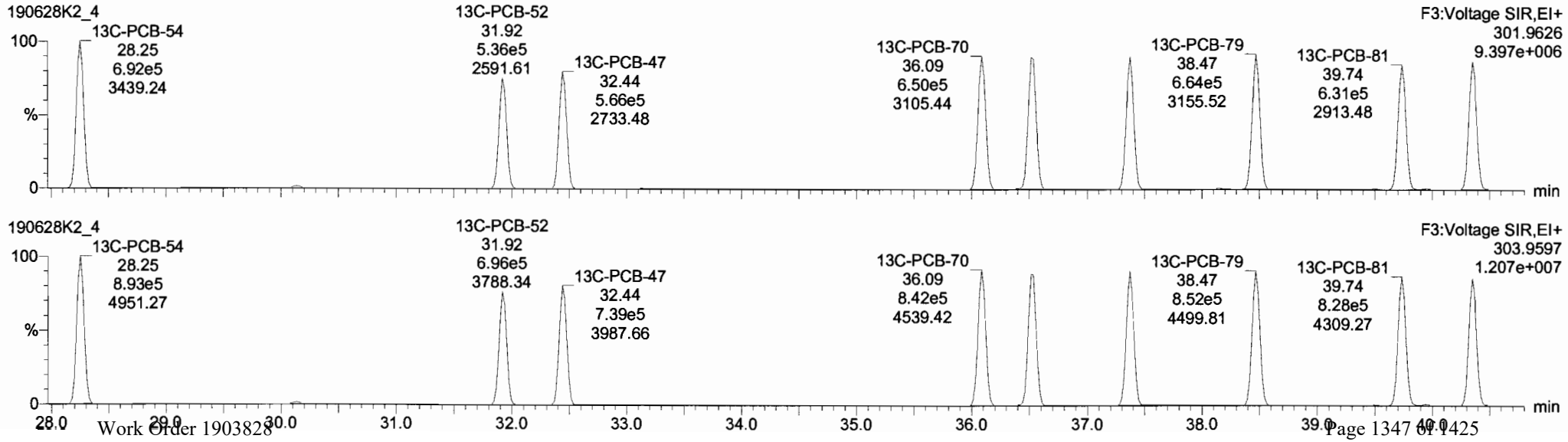

Dataset: Untitled

Last Altered: Saturday, June 29, 2019 12:04:52 Pacific Daylight Time
Printed: Saturday, June 29, 2019 12:05:15 Pacific Daylight Time

Name: 190628K2_4, Date: 28-Jun-2019, Time: 19:38:24, ID: ST190628K2-4 PCB 209 CS4 19C1107, Description: PCB 209 CS4 19C1107

PCB-50

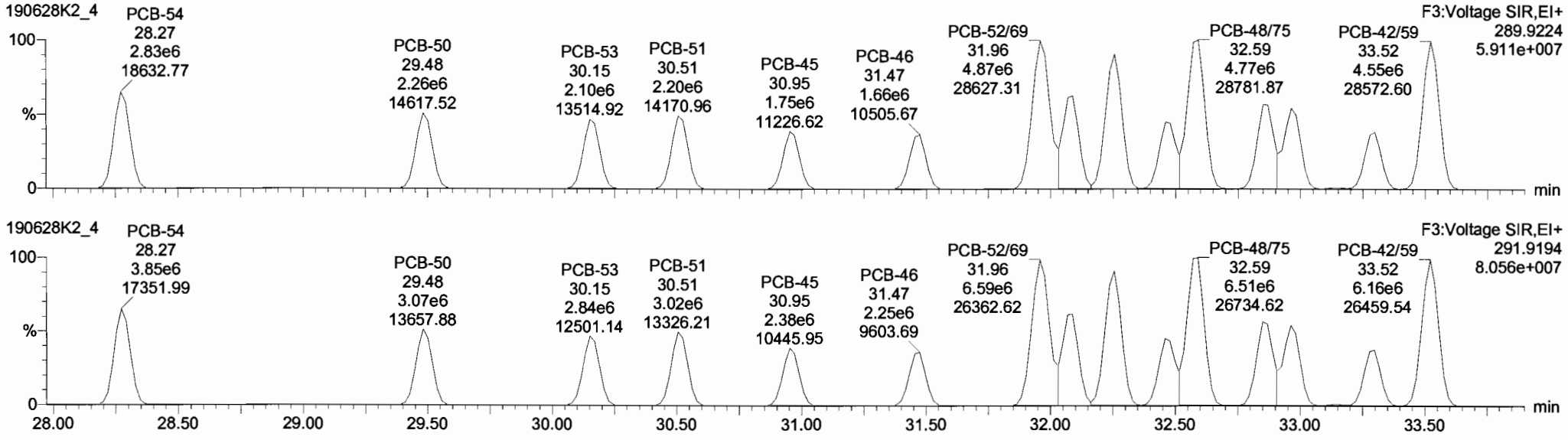

13C-PCB-52

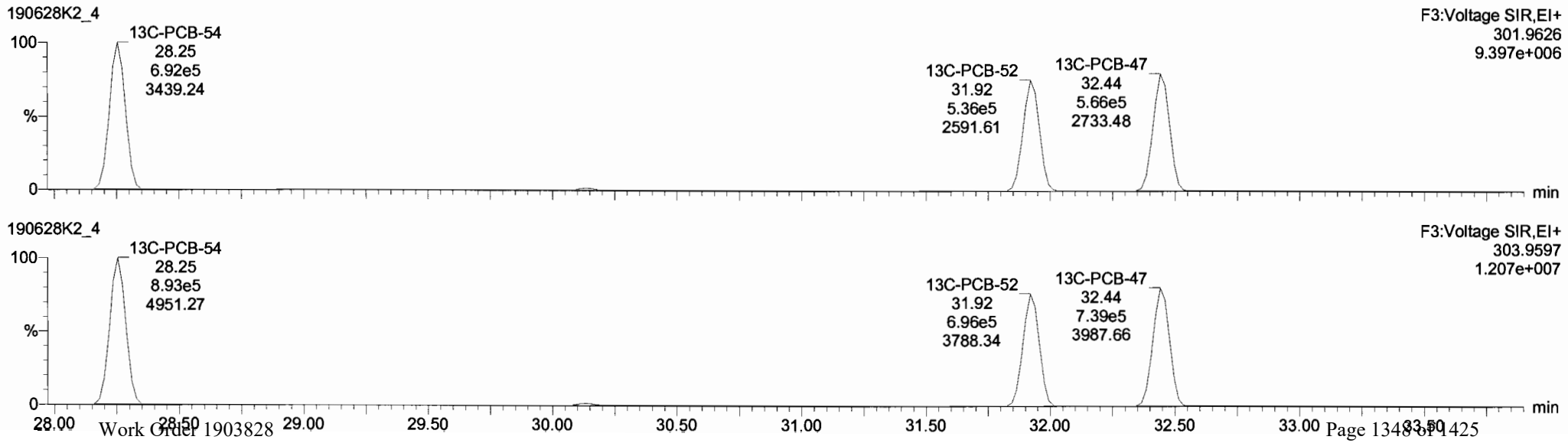

Vista Analytical Laboratory VG-11

Dataset: Untitled

Last Altered: Saturday, June 29, 2019 12:04:52 Pacific Daylight Time
Printed: Saturday, June 29, 2019 12:05:15 Pacific Daylight Time

Name: 190628K2_4, Date: 28-Jun-2019, Time: 19:38:24, ID: ST190628K2-4 PCB 209 CS4 19C1107, Description: PCB 209 CS4 19C1107

PCB-68

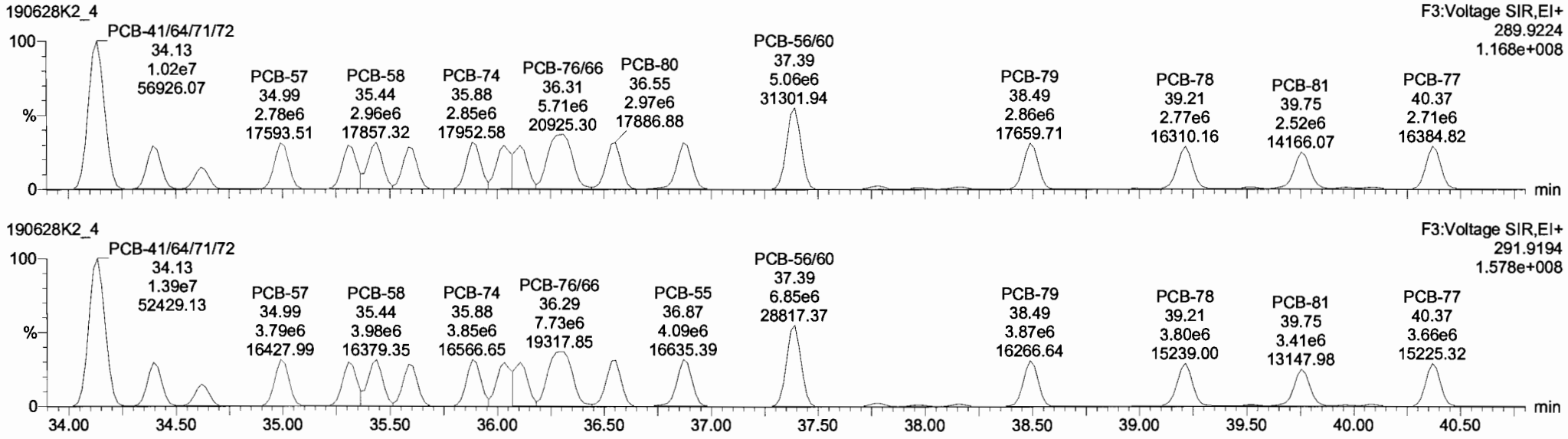

13C-PCB-60

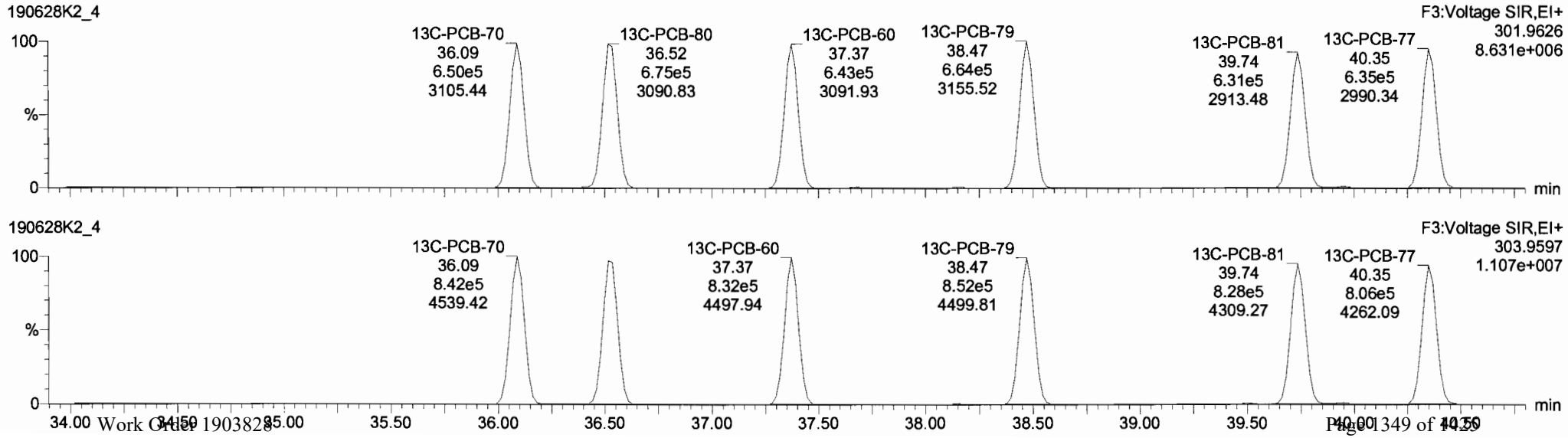

TargetLynx - 190628K2-CRV.qld - [Chromatogram]

File Edit View Display Processing Window Help

190628K2_4 - ST190628K2-4 PCB 209 CS4 19C1107 - PCB 209 CS4 19C1107

	#	Name	Resp	RA	n/y	RRF	wt/vol	Pred.RT	RT	Pred.R...	RRT	RRT Fail	Conc.	%Rec	DL	EMPC
222	222	13C-PCB-79	1.52e6	0.78	NO	1.0454	1.000	38.46	38.47	0.968	0.968	NO	99.56	99.6	0.0537	
223	223	13C-PCB-178	6.08e5	0.46	NO	0.9749	1.000	46.58	46.58	0.924	0.924	NO	97.07	97.1	0.0672	
224	224	Total Mono-PCBs				1.0122	1.000	0.00		0.000		NO	1261		0.0412	1261
225	225	Total Di-PCBs				1.0592	1.000	0.00		0.000		NO	5092		0.394	5092
226	226	2nd Function Tri-PCBs				0.9137	1.000	0.00		0.000		NO	3323		0.104	3323
227	227	3rd Function Tri-PCBs				1.0563	1.000	0.00		0.000		NO	6901		0.905	6901
228	228	Total Tetra-PCBs				0.9861	1.000	0.00		0.000		NO	17700		1.87	17700
229	229	3rd Function Penta-PCBs				1.1154	1.000	0.00		0.000		NO	17190		0.903	17190
230	230	4th Function Penta-PCBs				1.1112	1.000	0.00		0.000		NO	2126		0.324	2126
231	231	3rd Function Hexa-PCBs				0.7739	1.000	0.00		0.000		NO	5984		0.201	5984
232	232	4th Function Hexa-PCBs				0.9719	1.000	0.00		0.000		NO	11930		2.12	11930
233	233	Total Hepta-PCBs				1.2636	1.000	0.00		0.000		NO	9955		2.30	9955
234	234	4th Function Octa-PCBs				0.8863	1.000	0.00		0.000		NO	3818		0.302	3818

	#	Name	Pred.RT	RT	m1 Resp	m2 Resp	1° Ratio (Pred)	RA	n/y	EMPC	Conc.
1	32	PCB-54	28.27	28.27	2.834e6	3.847e6	0.770	0.74	NO	423.54	423.54
2	33	PCB-50	29.49	29.48	2.257e6	3.071e6	0.770	0.74	NO	430.53	430.53
3	34	PCB-53	30.16	30.15	2.101e6	2.841e6	0.770	0.74	NO	419.78	419.78
4	35	PCB-51	30.52	30.51	2.201e6	3.016e6	0.770	0.73	NO	413.47	413.47
5	36	PCB-45	30.96	30.95	1.755e6	2.376e6	0.770	0.74	NO	414.79	414.79
6	37	PCB-46	31.45	31.47	1.662e6	2.251e6	0.770	0.74	NO	421.33	421.33
7	38	PCB-52/69	31.96	31.96	4.868e6	6.594e6	0.770	0.74	NO	851.65	851.65

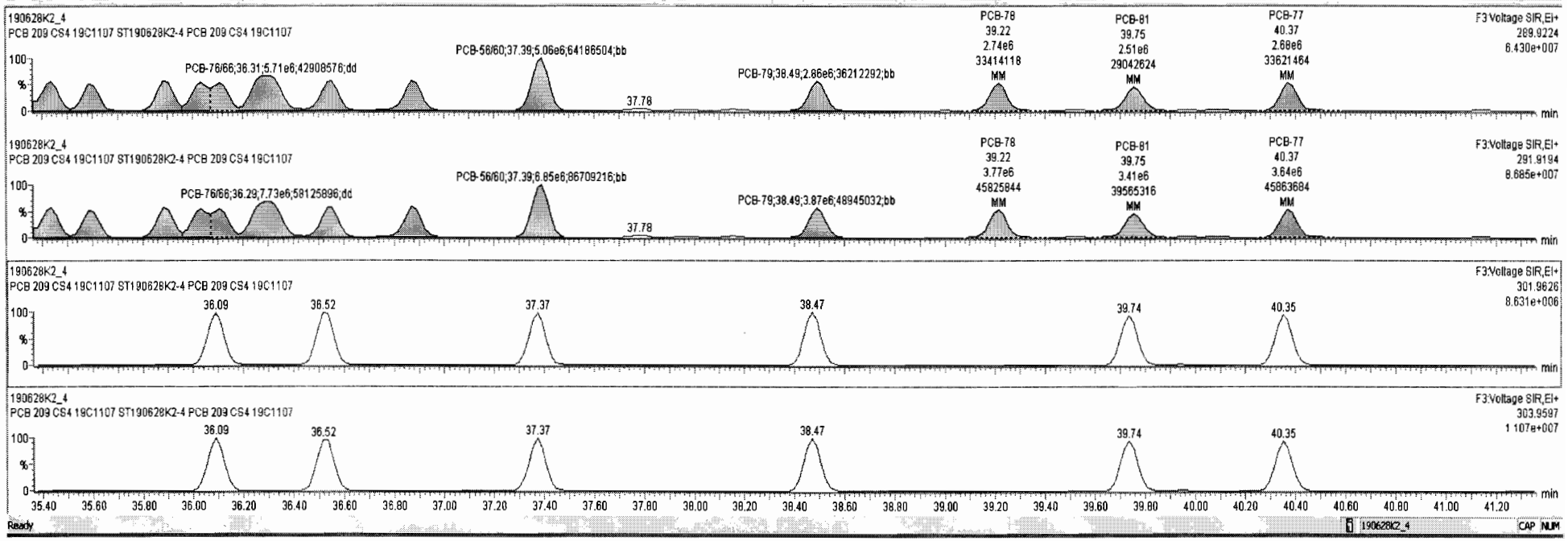

Dataset: Untitled

Last Altered: Saturday, June 29, 2019 12:04:52 Pacific Daylight Time
Printed: Saturday, June 29, 2019 12:05:15 Pacific Daylight Time

Name: 190628K2_4, Date: 28-Jun-2019, Time: 19:38:24, ID: ST190628K2-4 PCB 209 CS4 19C1107, Description: PCB 209 CS4 19C1107

PCB-104

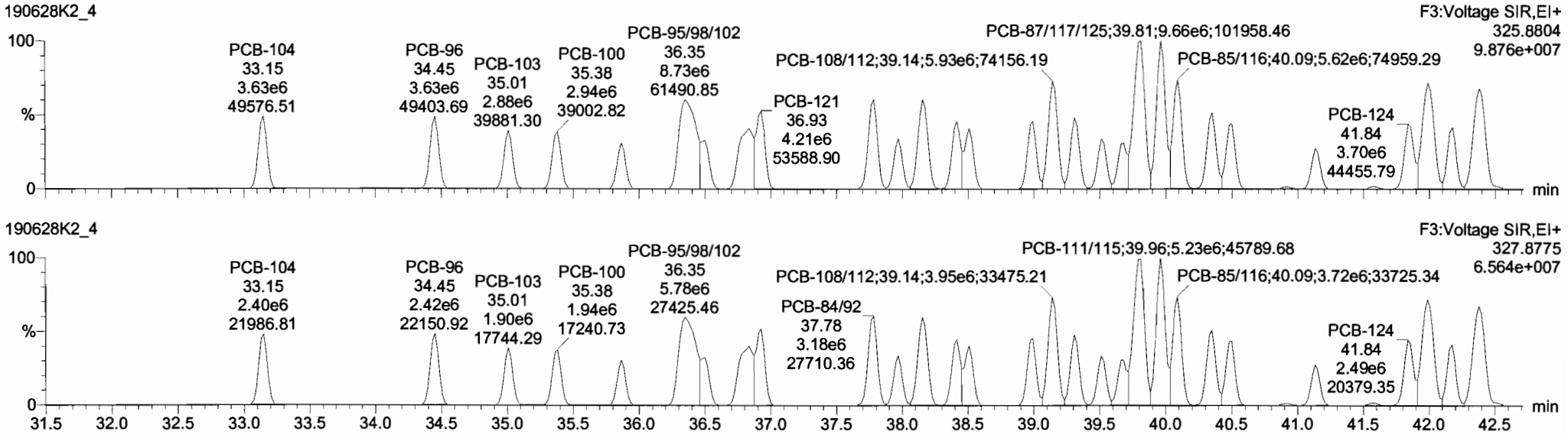

13C-PCB-104

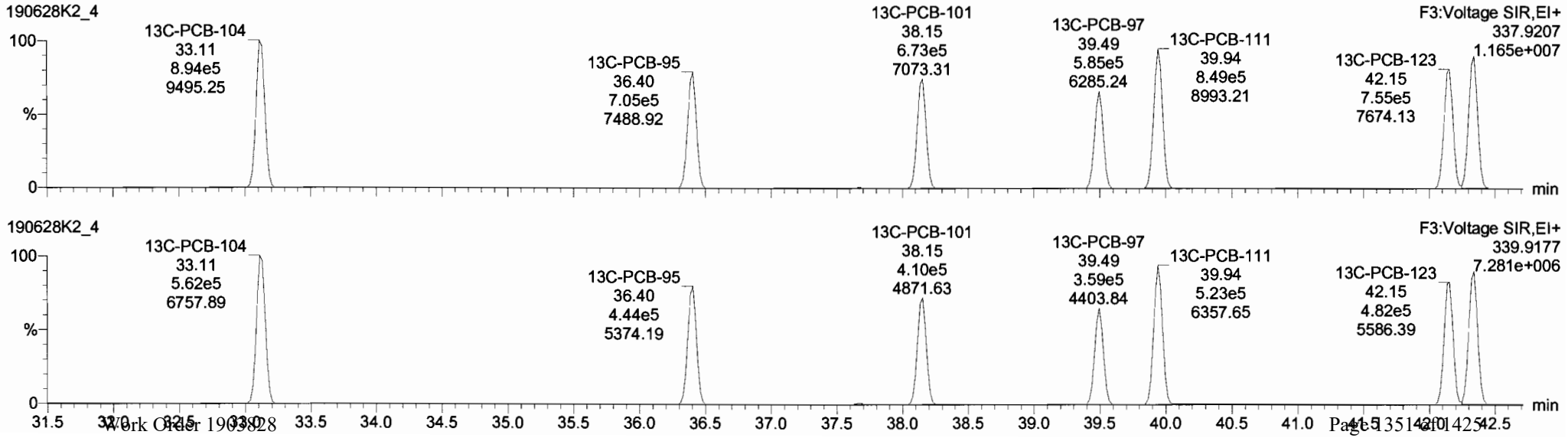

Dataset: Untitled

Last Altered: Saturday, June 29, 2019 12:04:52 Pacific Daylight Time
Printed: Saturday, June 29, 2019 12:05:15 Pacific Daylight Time

Name: 190628K2_4, Date: 28-Jun-2019, Time: 19:38:24, ID: ST190628K2-4 PCB 209 CS4 19C1107, Description: PCB 209 CS4 19C1107

PCB-96

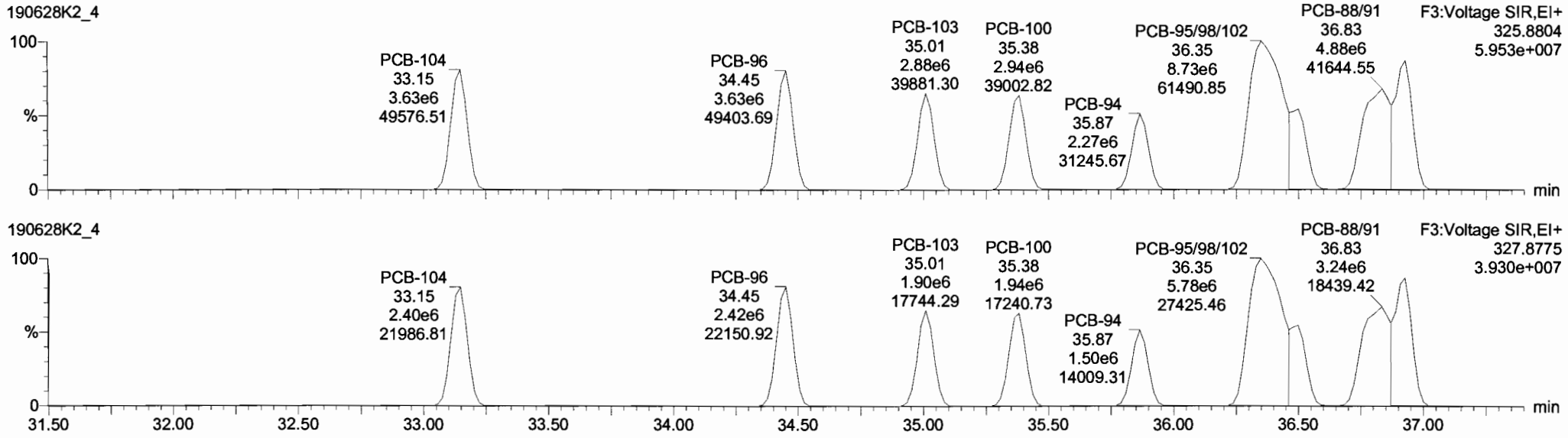

13C-PCB-95

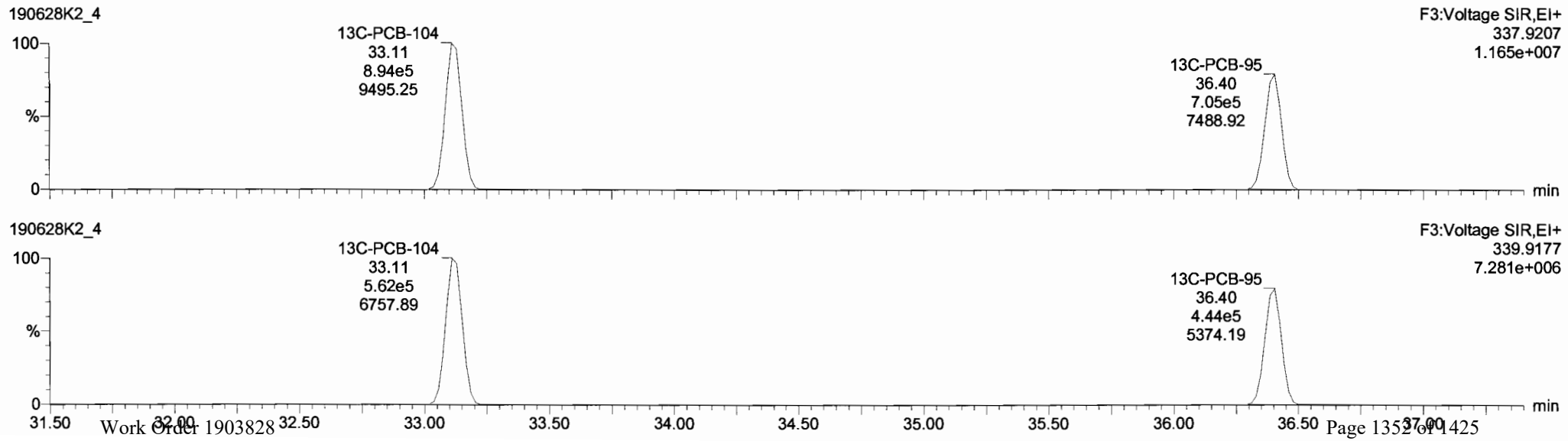

Dataset: Untitled

Last Altered: Saturday, June 29, 2019 12:04:52 Pacific Daylight Time
Printed: Saturday, June 29, 2019 12:05:15 Pacific Daylight Time

Name: 190628K2_4, Date: 28-Jun-2019, Time: 19:38:24, ID: ST190628K2-4 PCB 209 CS4 19C1107, Description: PCB 209 CS4 19C1107

PCB-119

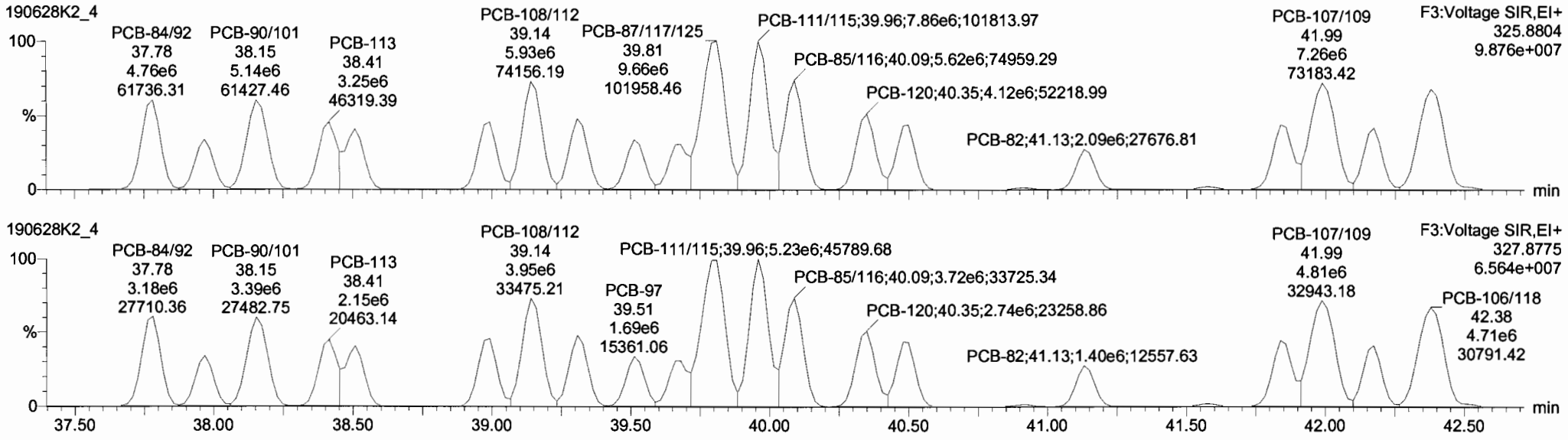

13C-PCB-111

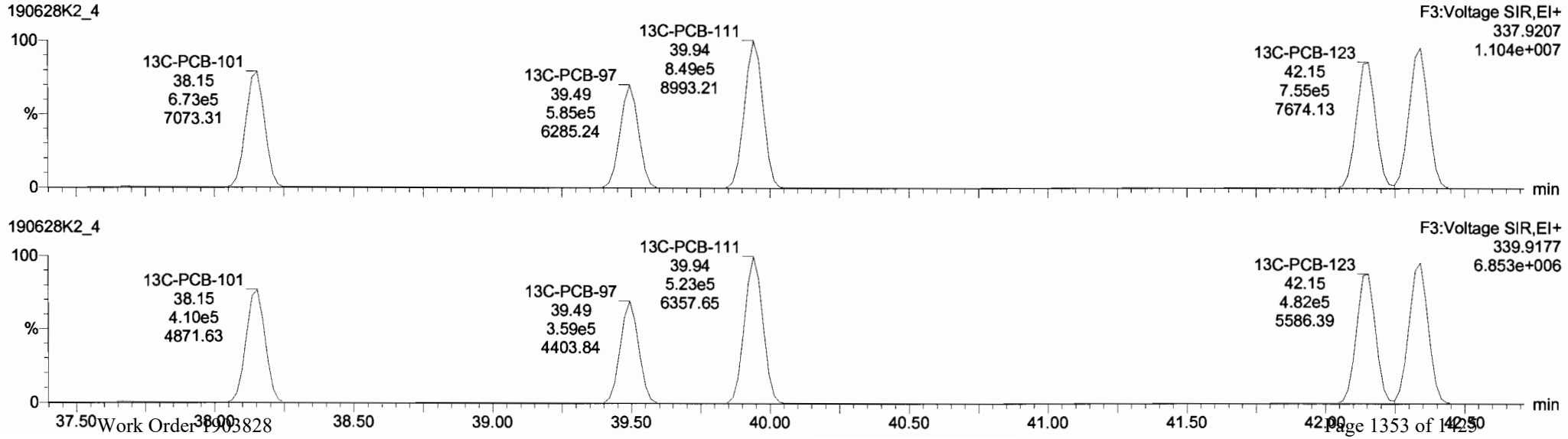

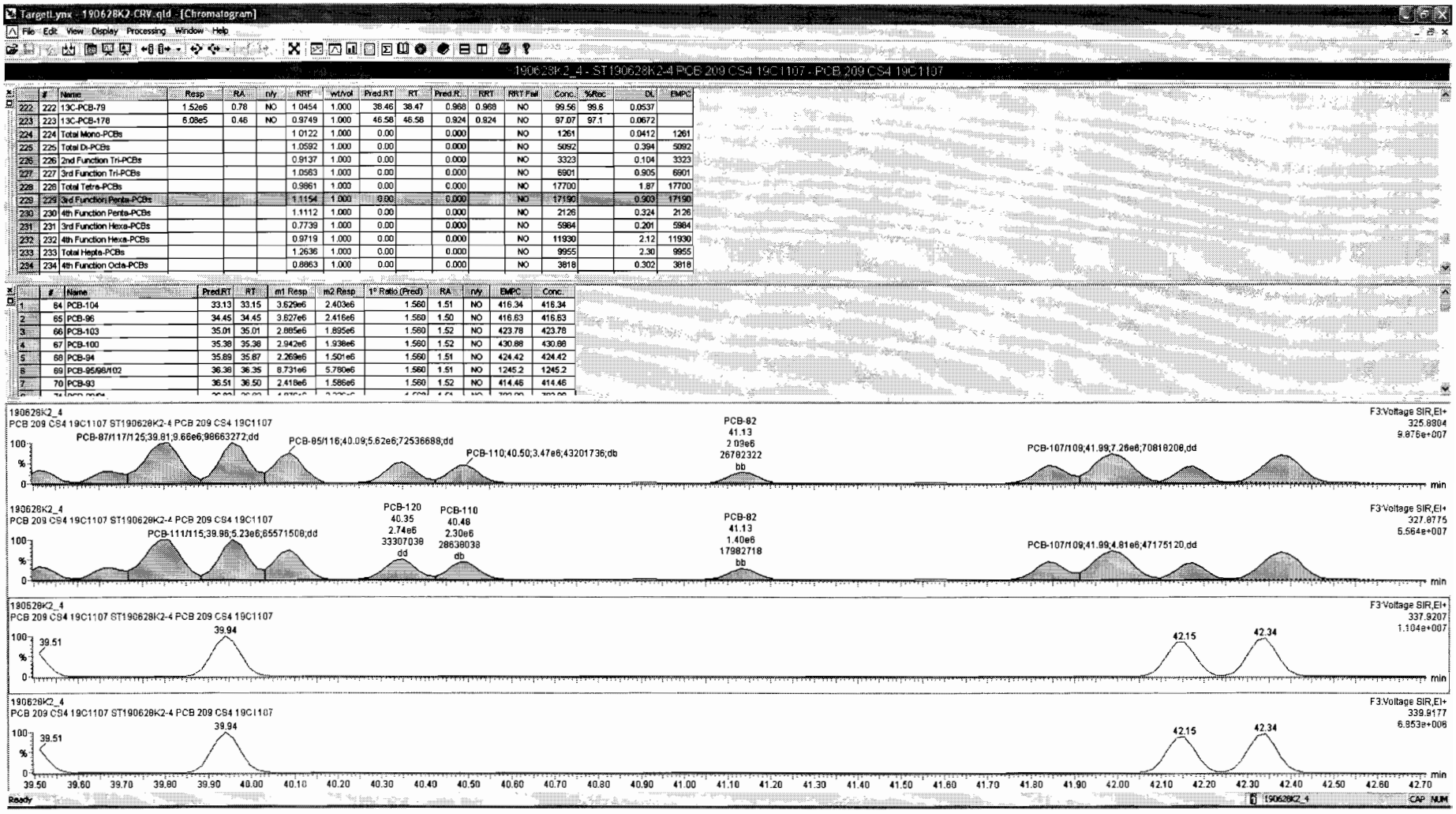

#	Name	Resp	RA	n/y	RRF	wt/vol	Pred.RT	RT	Pred.R...	RRT	RRT Fail	Conc.	%Rec	DL	EMPC
222	13C-PCB-79	1.52e6	0.78	NO	1.0454	1.000	38.46	38.47	0.968	0.968	NO	99.56	99.6	0.0537	
223	13C-PCB-178	6.08e5	0.46	NO	0.9749	1.000	46.58	46.58	0.924	0.924	NO	97.07	97.1	0.0672	
224	Total Mono-PCBs				1.0122	1.000	0.00		0.000		NO	1261		0.0412	1261
225	Total Di-PCBs				1.0592	1.000	0.00		0.000		NO	5092		0.394	5092
226	2nd Function Tri-PCBs				0.9137	1.000	0.00		0.000		NO	3323		0.104	3323
227	3rd Function Tri-PCBs				1.0563	1.000	0.00		0.000		NO	6901		0.905	6901
228	Total Tetra-PCBs				0.9861	1.000	0.00		0.000		NO	17700		1.87	17700
229	3rd Function Penta-PCBs				1.1154	1.000	0.00		0.000		NO	17190		0.903	17190
230	4th Function Penta-PCBs				1.1112	1.000	0.00		0.000		NO	2126		0.324	2126
231	3rd Function Hexa-PCBs				0.7739	1.000	0.00		0.000		NO	5984		0.201	5984
232	4th Function Hexa-PCBs				0.9719	1.000	0.00		0.000		NO	11930		2.12	11930
233	Total Hepta-PCBs				1.2636	1.000	0.00		0.000		NO	9955		2.30	9955
234	4th Function Octa-PCBs				0.8863	1.000	0.00		0.000		NO	3818		0.302	3818

#	Name	Pred.RT	RT	m1 Resp	m2 Resp	1° Ratio (Pred)	RA	n/y	EMPC	Conc.
64	PCB-104	33.13	33.15	3.629e6	2.403e6	1.560	1.51	NO	416.34	416.34
65	PCB-96	34.45	34.45	3.627e6	2.416e6	1.560	1.50	NO	416.63	416.63
66	PCB-103	35.01	35.01	2.885e6	1.895e6	1.560	1.52	NO	423.78	423.78
67	PCB-100	35.38	35.38	2.942e6	1.938e6	1.560	1.52	NO	430.88	430.88
68	PCB-94	35.89	35.87	2.269e6	1.501e6	1.560	1.51	NO	424.42	424.42
69	PCB-95/98/102	36.38	36.35	8.731e6	5.780e6	1.560	1.51	NO	1245.2	1245.2
70	PCB-93	36.51	36.50	2.418e6	1.586e6	1.560	1.52	NO	414.46	414.46

Dataset: Untitled

Last Altered: Saturday, June 29, 2019 12:04:52 Pacific Daylight Time
Printed: Saturday, June 29, 2019 12:05:15 Pacific Daylight Time

Name: 190628K2_4, Date: 28-Jun-2019, Time: 19:38:24, ID: ST190628K2-4 PCB 209 CS4 19C1107, Description: PCB 209 CS4 19C1107

PCB-114

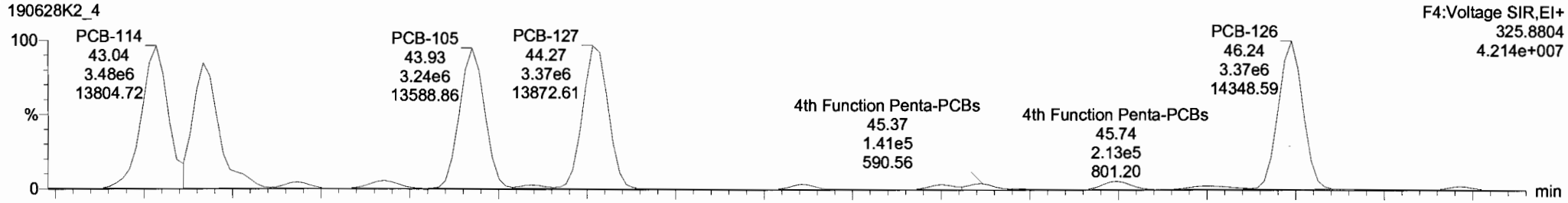

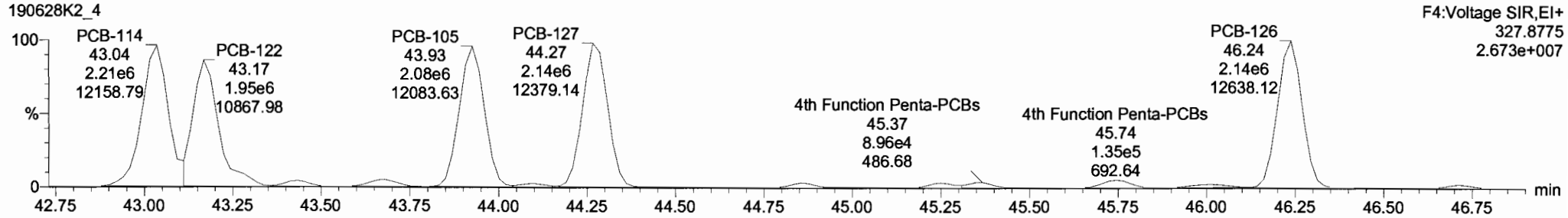

13C-PCB-114

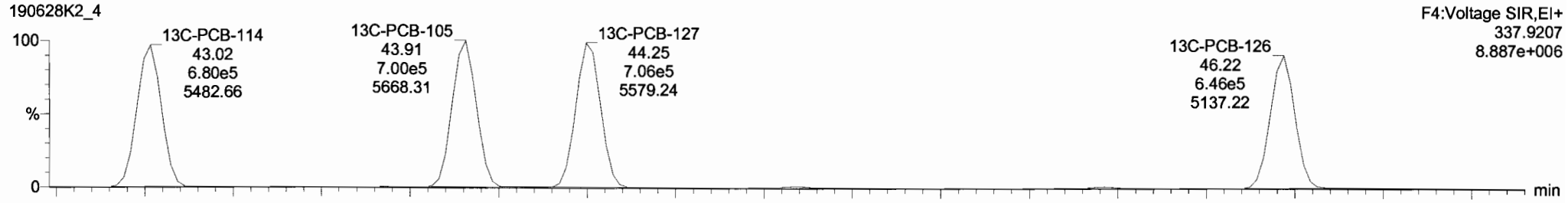

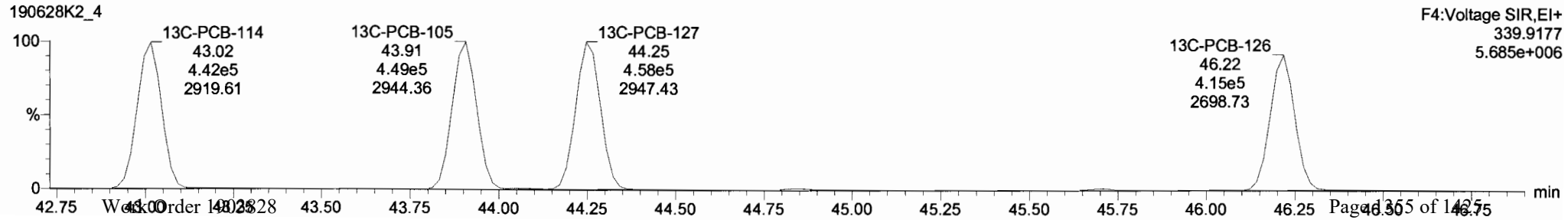

TargetLynx - 190628K2-CRV.qld - [Chromatogram]

File Edit View Display Processing Window Help

190628K2_4 - ST190628K2-4 PCB 209 CS4 19C1107 - PCB 209 CS4 19C1107

	#	Name	Resp	RA	n/y	RRF	wt/vol	Pred.RT	RT	Pred.R...	RRT	RRT Fail	Conc.	%Rec	DL	EMPC
222	222	13C-PCB-79	1.52e6	0.78	NO	1.0454	1.000	38.46	38.47	0.968	0.968	NO	99.56	99.6	0.0537	
223	223	13C-PCB-178	6.08e5	0.46	NO	0.9749	1.000	46.58	46.58	0.924	0.924	NO	97.07	97.1	0.0672	
224	224	Total Mono-PCBs				1.0122	1.000	0.00		0.000		NO	1261		0.0412	1261
225	225	Total Di-PCBs				1.0592	1.000	0.00		0.000		NO	5092		0.394	5092
226	226	2nd Function Tri-PCBs				0.9137	1.000	0.00		0.000		NO	3323		0.104	3323
227	227	3rd Function Tri-PCBs				1.0563	1.000	0.00		0.000		NO	6901		0.905	6901
228	228	Total Tetra-PCBs				0.9861	1.000	0.00		0.000		NO	17700		1.87	17700
229	229	3rd Function Penta-PCBs				1.1154	1.000	0.00		0.000		NO	17190		0.903	17190
230	230	4th Function Penta-PCBs				1.1112	1.000	0.00		0.000		NO	2126		0.324	2126
231	231	3rd Function Hexa-PCBs				0.7739	1.000	0.00		0.000		NO	5984		0.201	5984
232	232	4th Function Hexa-PCBs				0.9719	1.000	0.00		0.000		NO	11930		2.12	11930
233	233	Total Hepta-PCBs				1.2636	1.000	0.00		0.000		NO	9955		2.30	9955
234	234	4th Function Octa-PCBs				0.8863	1.000	0.00		0.000		NO	3818		0.302	3818

	#	Name	Pred.RT	RT	m1 Resp	m2 Resp	1° Ratio (Pred)	RA	n/y	EMPC	Conc.
1	93	PCB-114	43.04	43.03	3.428e6	2.181e6	1.560	1.57	NO	430.65	430.65
2	94	PCB-122	43.17	43.17	2.786e6	1.785e6	1.560	1.56	NO	419.12	419.12
3	95	PCB-105	43.92	43.92	3.242e6	2.075e6	1.550	1.56	NO	420.49	420.49
4	96	PCB-127	44.27	44.27	3.374e6	2.141e6	1.560	1.58	NO	427.75	427.75
5	97	PCB-126	46.24	46.24	3.366e6	2.143e6	1.560	1.57	NO	428.28	428.28

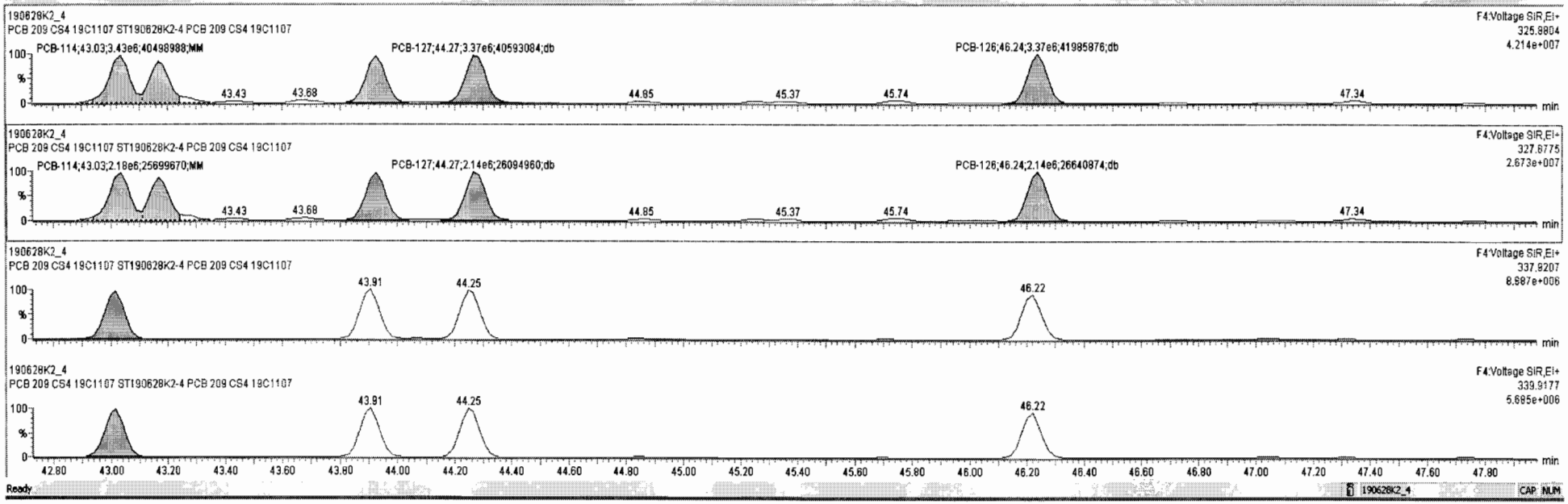

Ready 190628K2_4 CAP NUM

Dataset: Untitled

Last Altered: Saturday, June 29, 2019 12:04:52 Pacific Daylight Time
Printed: Saturday, June 29, 2019 12:05:15 Pacific Daylight Time

Name: 190628K2_4, Date: 28-Jun-2019, Time: 19:38:24, ID: ST190628K2-4 PCB 209 CS4 19C1107, Description: PCB 209 CS4 19C1107

PCB-155

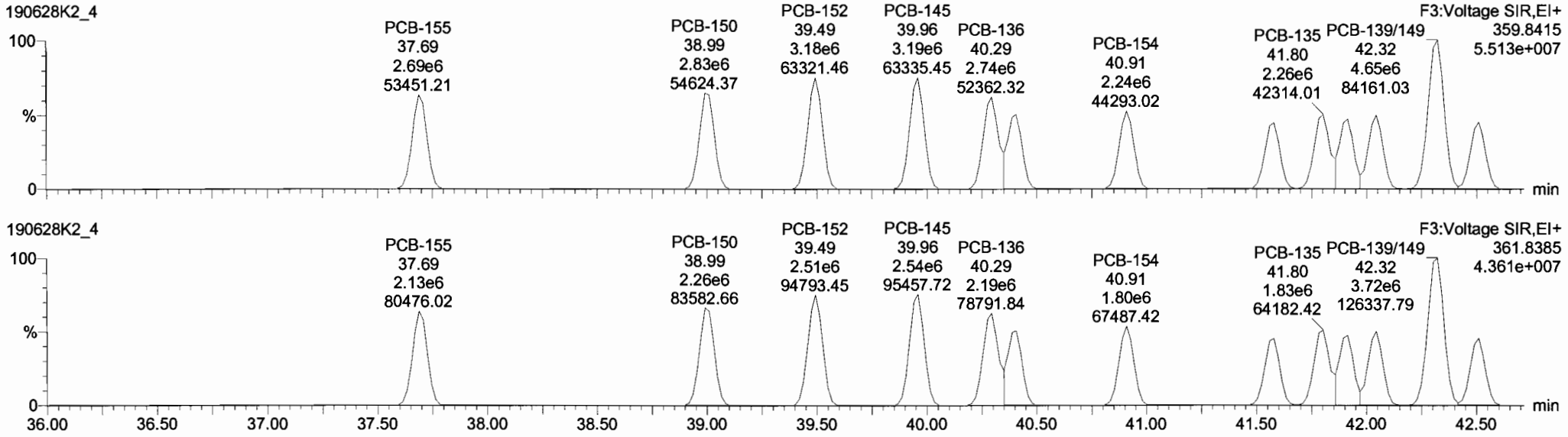

13C-PCB-155

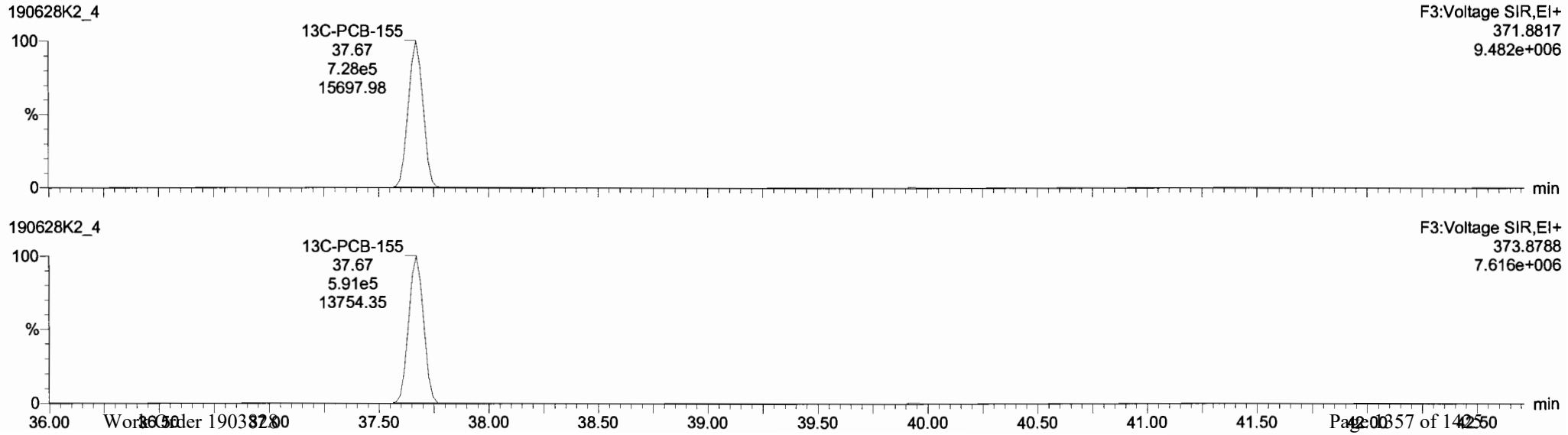

Vista Analytical Laboratory VG-11

Dataset: Untitled

Last Altered: Saturday, June 29, 2019 12:04:52 Pacific Daylight Time
Printed: Saturday, June 29, 2019 12:05:15 Pacific Daylight Time

Name: 190628K2_4, Date: 28-Jun-2019, Time: 19:38:24, ID: ST190628K2-4 PCB 209 CS4 19C1107, Description: PCB 209 CS4 19C1107

PCB-134/143

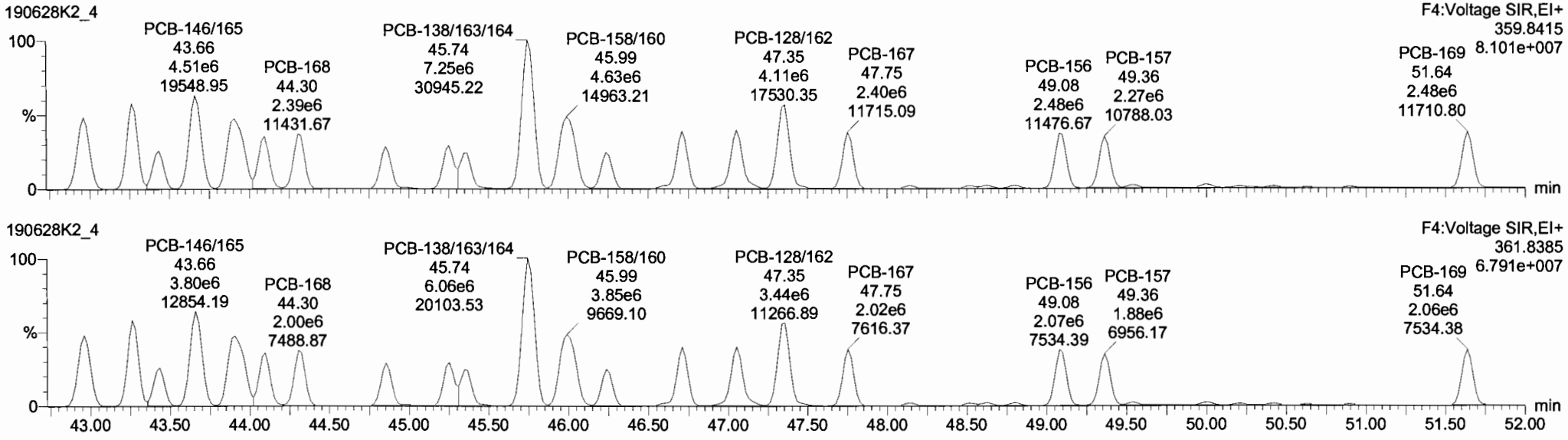

13C-PCB-153

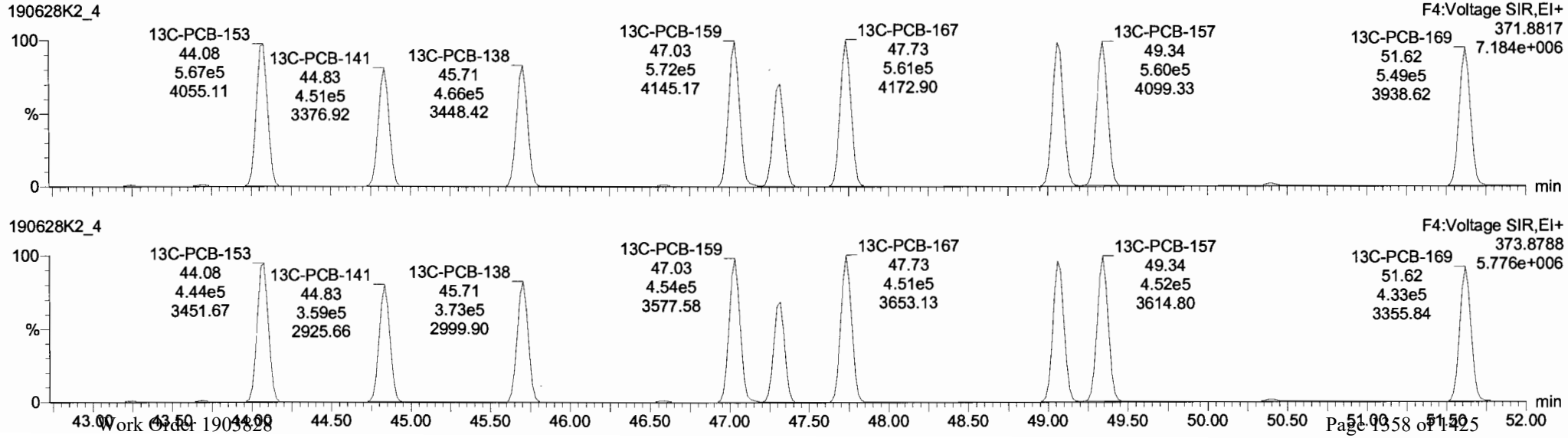

TargetLynx - 190628K2-CRV.qld - [Chromatogram]

File Edit View Display Processing Window Help

190628K2_4 - ST190628K2-4 PCB 209 CS4 19C1107 - PCB 209 CS4 19C1107

	#	Name	Resp	RA	n/y	RRF	wt/vol	Pred.RT	RT	Pred.R..	RRT	RRT Fail	Conc.	%Rec	DL	EMPC
222	222	13C-PCB-79	1.52e6	0.78	NO	1.0454	1.000	38.46	38.47	0.968	0.968	NO	99.56	99.6	0.0537	
223	223	13C-PCB-178	6.08e5	0.46	NO	0.9748	1.000	46.58	46.58	0.924	0.924	NO	97.07	97.1	0.0672	
224	224	Total Mono-PCBs				1.0122	1.000	0.00		0.000		NO	1261		0.0412	1261
225	225	Total Di-PCBs				1.0592	1.000	0.00		0.000		NO	5092		0.394	5092
226	226	2nd Function Tri-PCBs				0.9137	1.000	0.00		0.000		NO	3323		0.104	3323
227	227	3rd Function Tri-PCBs				1.0563	1.000	0.00		0.000		NO	6901		0.905	6901
228	228	Total Tetra-PCBs				0.9861	1.000	0.00		0.000		NO	17700		1.87	17700
229	229	3rd Function Penta-PCBs				1.1154	1.000	0.00		0.000		NO	17190		0.903	17190
230	230	4th Function Penta-PCBs				1.1112	1.000	0.00		0.000		NO	2126		0.324	2126
231	231	3rd Function Hexa-PCBs				0.7739	1.000	0.00		0.000		NO	5984		0.201	5984
232	232	4th Function Hexa-PCBs				0.9719	1.000	0.00		0.000		NO	11930		2.12	11930
233	233	Total Hepta-PCBs				1.2636	1.000	0.00		0.000		NO	9955		2.30	9955
234	234	4th Function Octa-PCBs				0.8863	1.000	0.00		0.000		NO	3818		0.302	3818

	#	Name	Pred.RT	RT	m1 Resp	m2 Resp	1° Ratio (Pred)	RA	n/y	EMPC	Conc.
1	111	PCB-134/143	42.96	42.96	3.475e6	2.888e6	1.240	1.20	NO	858.07	858.07
2	112	PCB-131/133	43.26	43.26	3.713e6	3.108e6	1.240	1.20	NO	853.66	853.66
3	113	PCB-142	43.45	43.43	1.653e6	1.372e6	1.240	1.21	NO	422.47	422.47
4	114	PCB-146/165	43.66	43.66	4.509e6	3.805e6	1.240	1.18	NO	856.86	856.86
5	115	PCB-132/161	43.91	43.91	4.584e6	3.826e6	1.240	1.20	NO	853.51	853.51
6	116	PCB-153	44.10	44.10	2.313e6	1.940e6	1.240	1.19	NO	415.50	415.50
7	117	PCB-168	44.30	44.31	2.368e6	2.001e6	1.240	1.19	NO	425.76	425.76

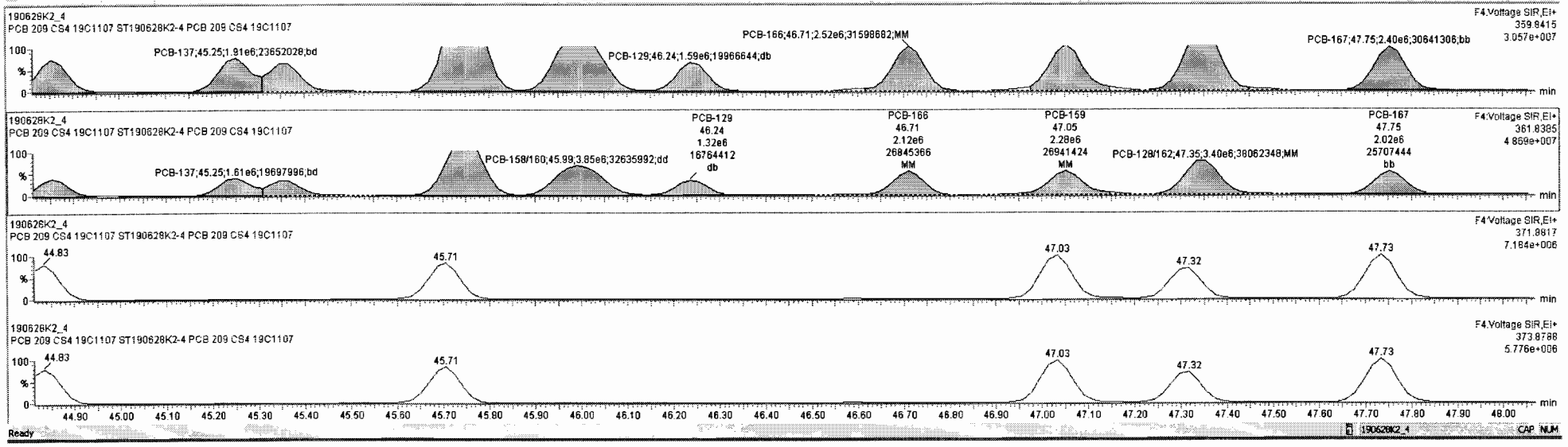

Dataset: Untitled

Last Altered: Saturday, June 29, 2019 12:04:52 Pacific Daylight Time
Printed: Saturday, June 29, 2019 12:05:15 Pacific Daylight Time

Name: 190628K2_4, Date: 28-Jun-2019, Time: 19:38:24, ID: ST190628K2-4 PCB 209 CS4 19C1107, Description: PCB 209 CS4 19C1107

PCB-188

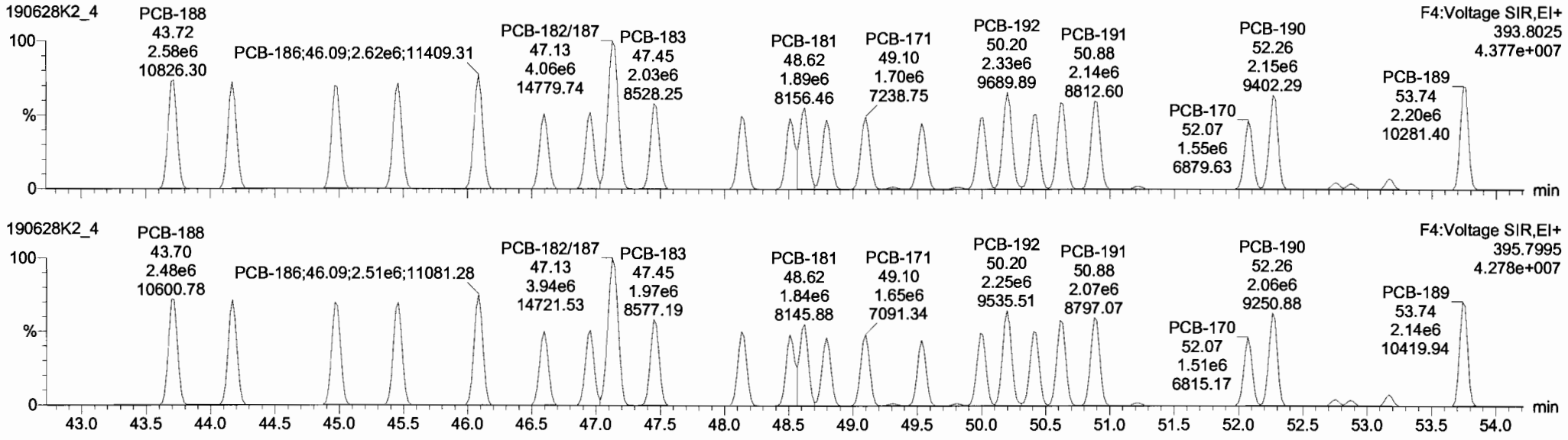

13C-PCB-188

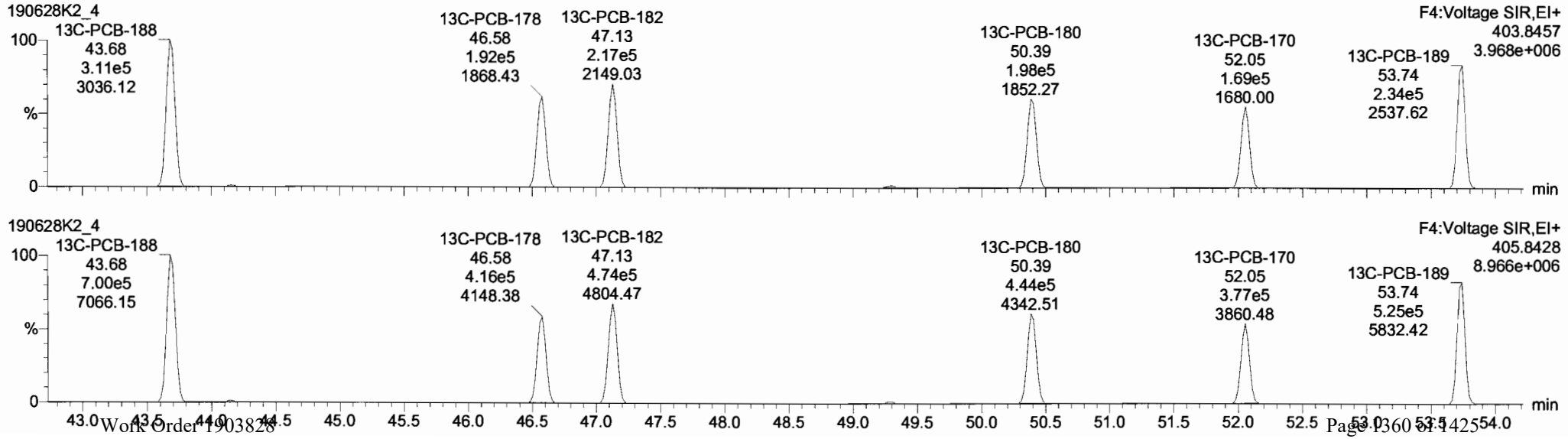

Dataset: Untitled

Last Altered: Saturday, June 29, 2019 12:04:52 Pacific Daylight Time
Printed: Saturday, June 29, 2019 12:05:15 Pacific Daylight Time

Name: 190628K2_4, Date: 28-Jun-2019, Time: 19:38:24, ID: ST190628K2-4 PCB 209 CS4 19C1107, Description: PCB 209 CS4 19C1107

PCB-202

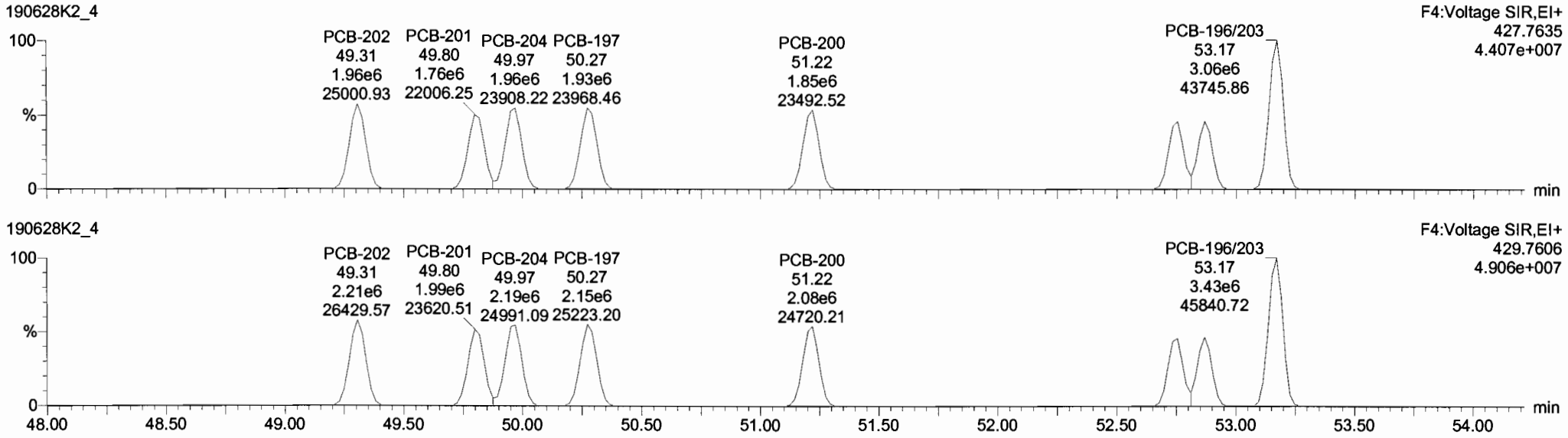

13C-PCB-202

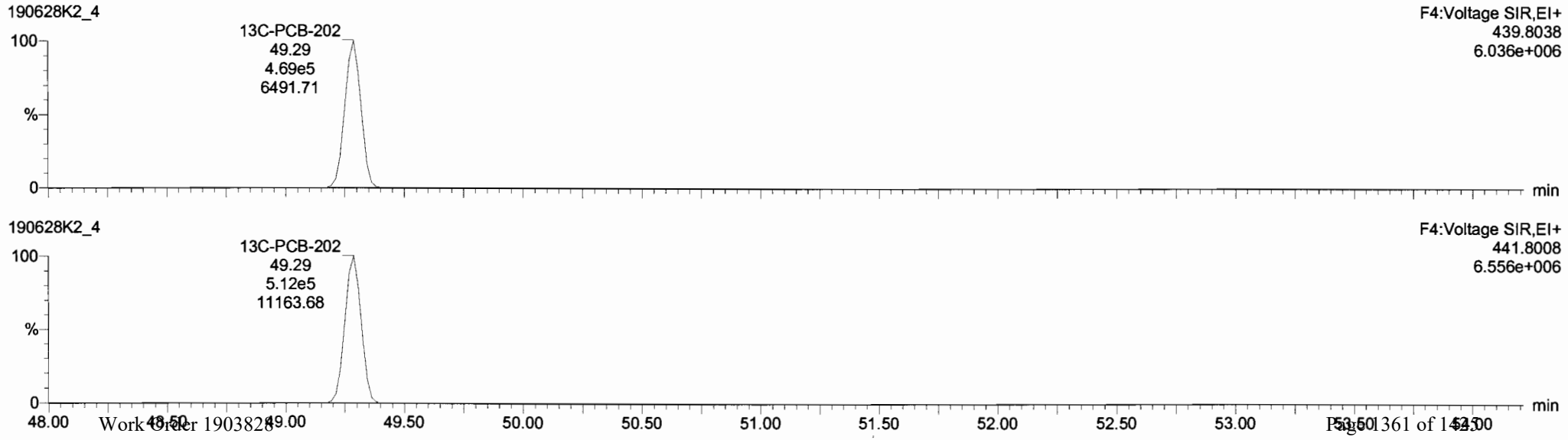

Vista Analytical Laboratory VG-11

Dataset: Untitled

Last Altered: Saturday, June 29, 2019 12:04:52 Pacific Daylight Time
Printed: Saturday, June 29, 2019 12:05:15 Pacific Daylight Time

Name: 190628K2_4, Date: 28-Jun-2019, Time: 19:38:24, ID: ST190628K2-4 PCB 209 CS4 19C1107, Description: PCB 209 CS4 19C1107

PCB-195

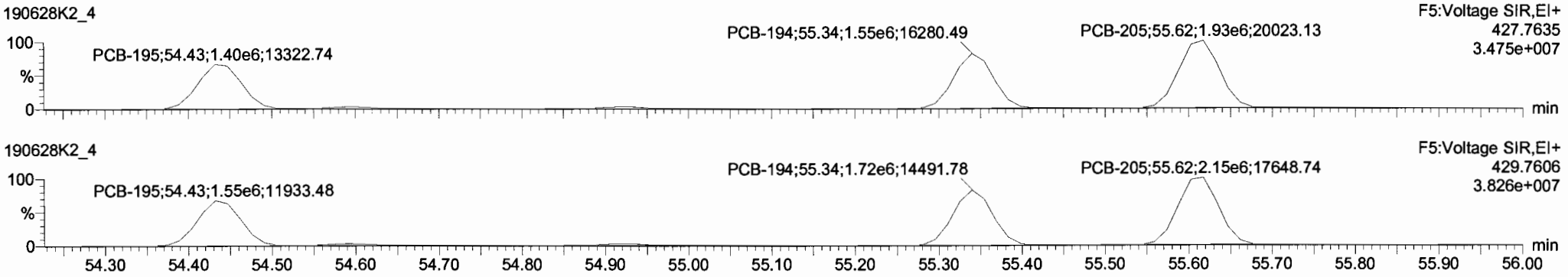

13C-PCB-194

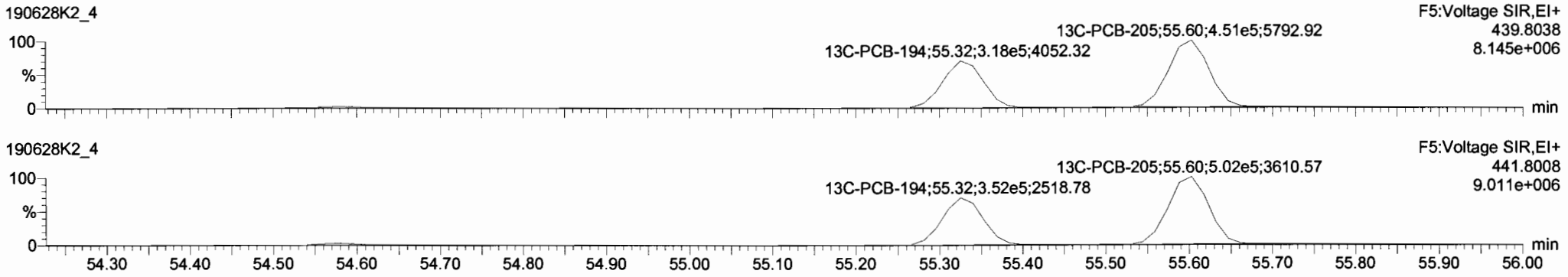

PFK5

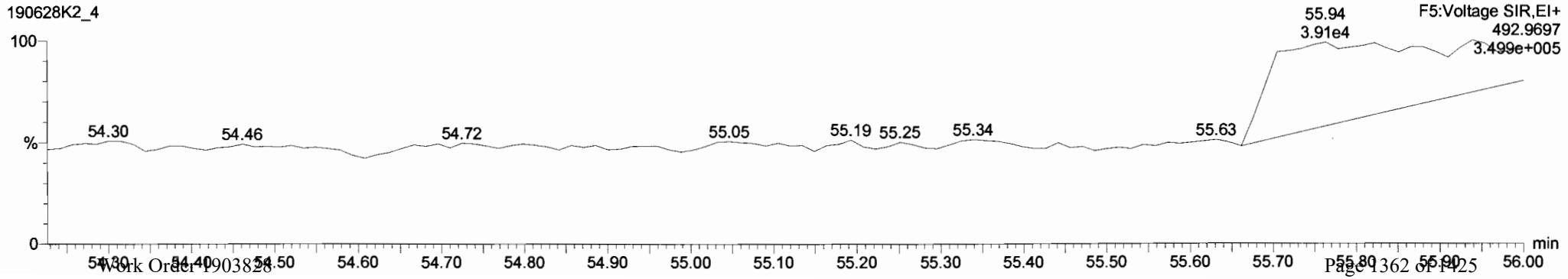

Dataset: Untitled

Last Altered: Saturday, June 29, 2019 12:04:52 Pacific Daylight Time
Printed: Saturday, June 29, 2019 12:05:15 Pacific Daylight Time

Name: 190628K2_4, Date: 28-Jun-2019, Time: 19:38:24, ID: ST190628K2-4 PCB 209 CS4 19C1107, Description: PCB 209 CS4 19C1107

PCB-208

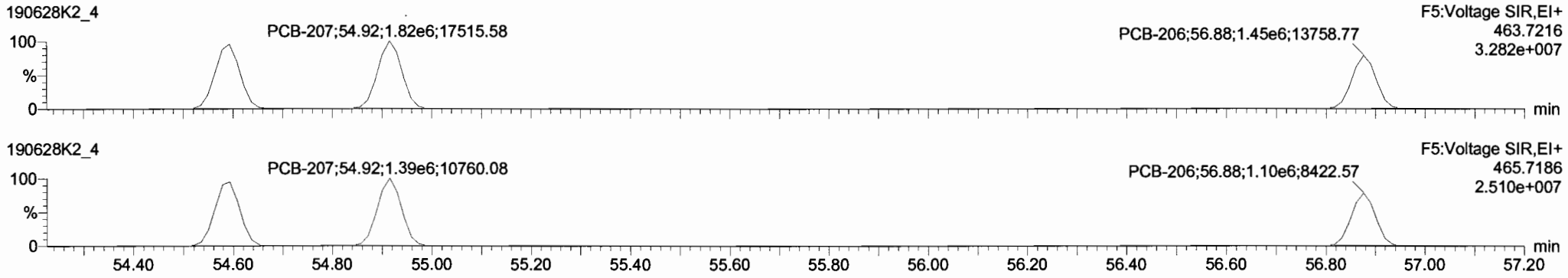

13C-PCB-208

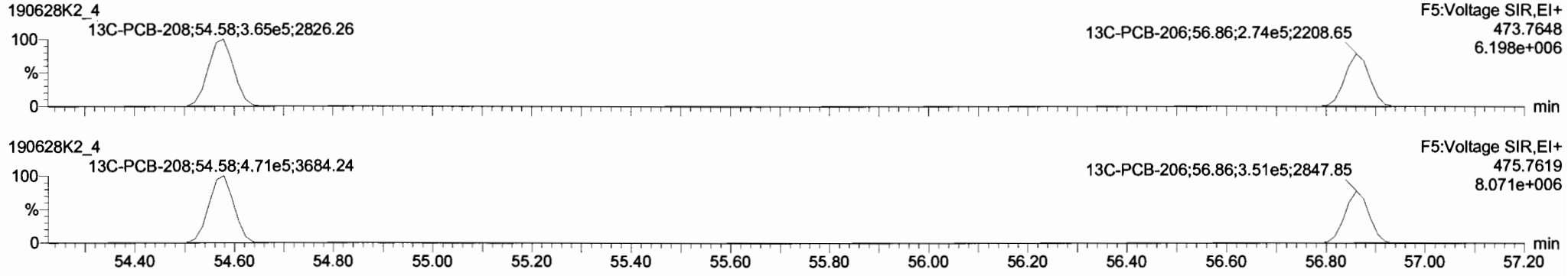

PFK5

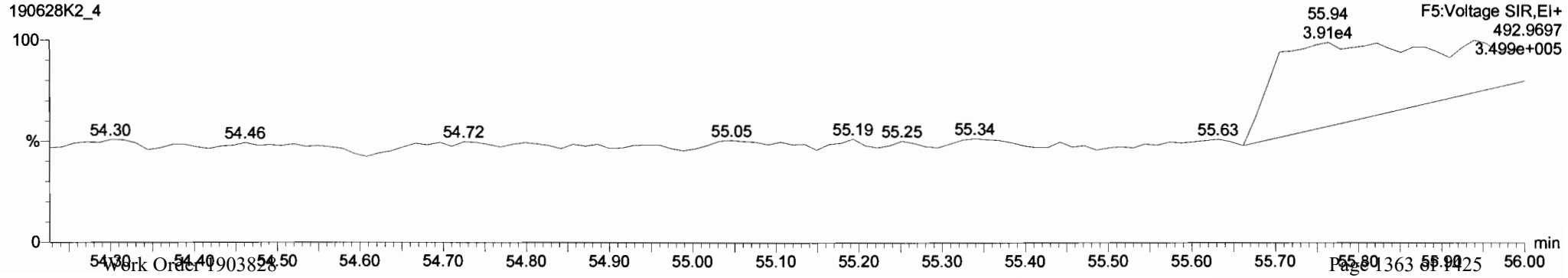

Dataset: Untitled

Last Altered: Saturday, June 29, 2019 12:04:52 Pacific Daylight Time
Printed: Saturday, June 29, 2019 12:05:15 Pacific Daylight Time

Name: 190628K2_4, Date: 28-Jun-2019, Time: 19:38:24, ID: ST190628K2-4 PCB 209 CS4 19C1107, Description: PCB 209 CS4 19C1107

PCB-209

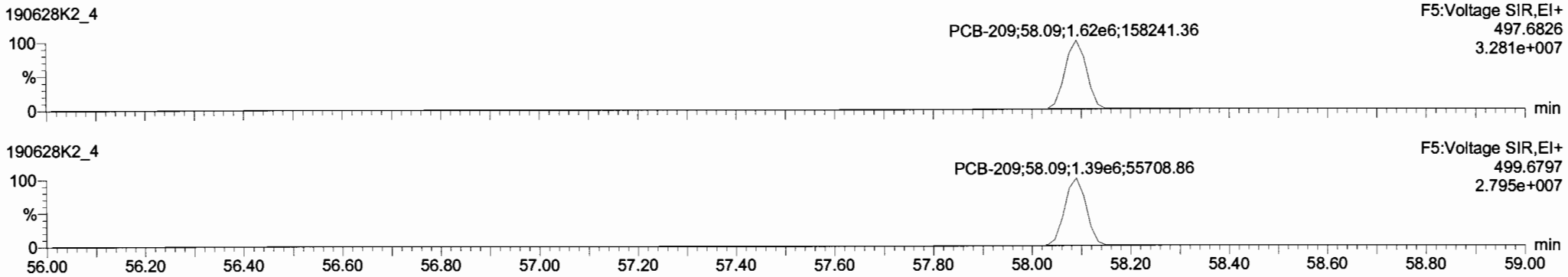

13C-PCB-209

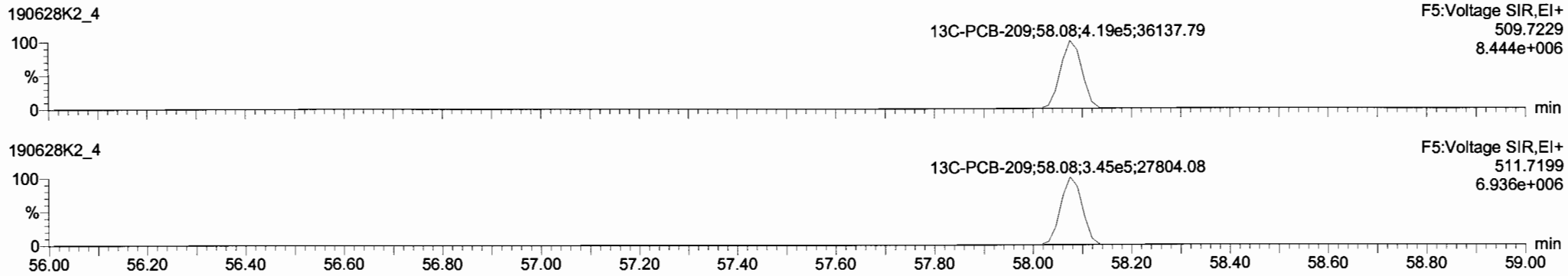

PFK5

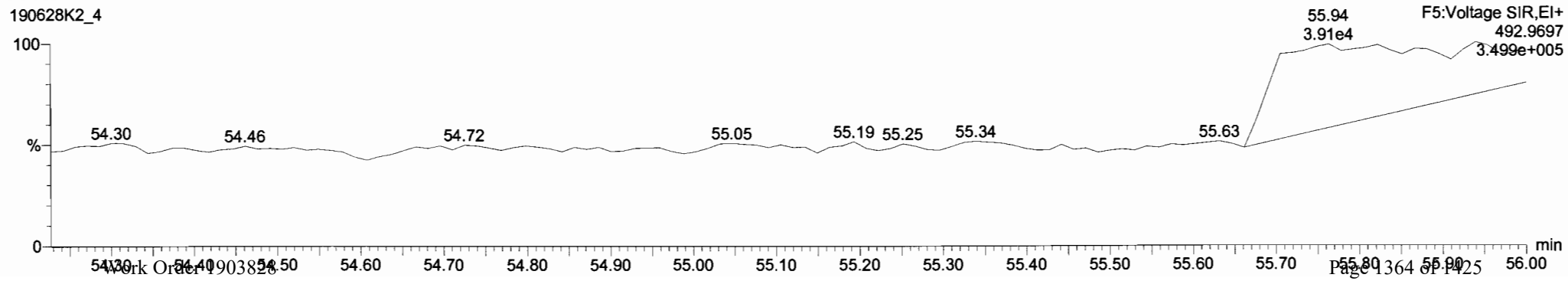

Vista Analytical Laboratory VG-11

Dataset: Untitled

Last Altered: Saturday, June 29, 2019 12:04:52 Pacific Daylight Time
Printed: Saturday, June 29, 2019 12:05:15 Pacific Daylight Time

Name: 190628K2_5, Date: 28-Jun-2019, Time: 20:39:52, ID: ST190628K2-5 PCB 209 CS5 19C1108, Description: PCB 209 CS5 19C1108

PCB-1

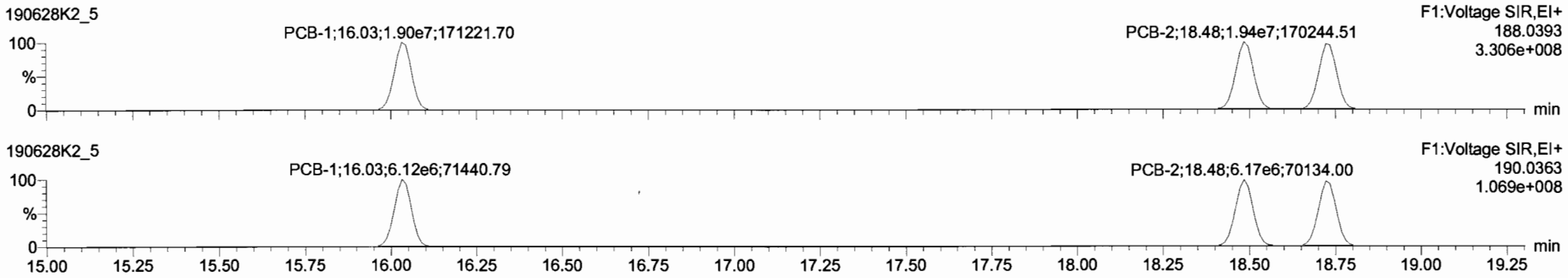

13C-PCB-1

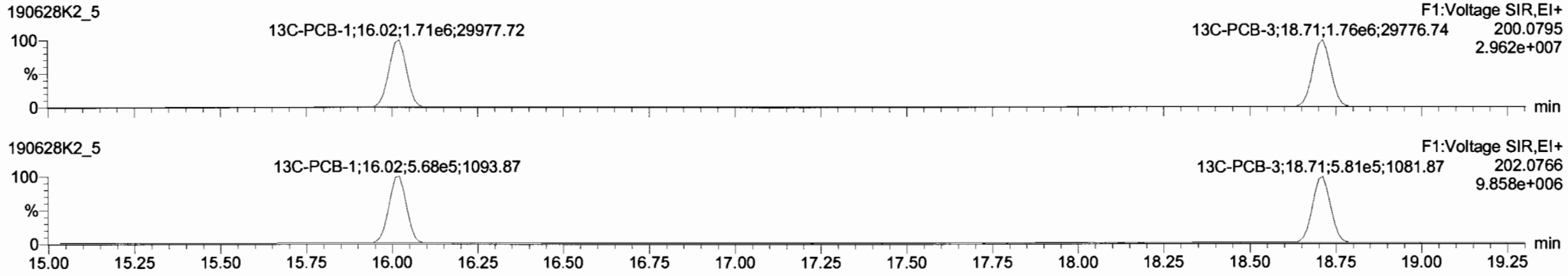

PFK1

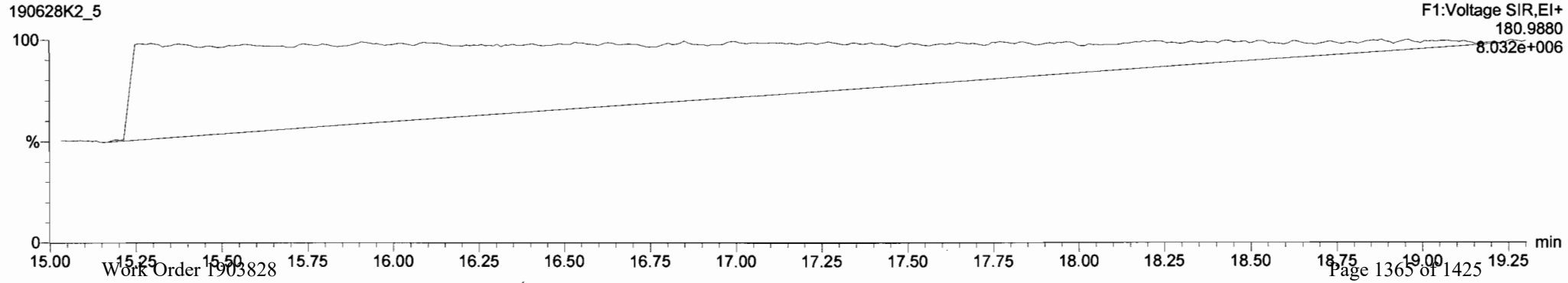

Dataset: Untitled

Last Altered: Saturday, June 29, 2019 12:04:52 Pacific Daylight Time
Printed: Saturday, June 29, 2019 12:05:15 Pacific Daylight Time

Name: 190628K2_5, Date: 28-Jun-2019, Time: 20:39:52, ID: ST190628K2-5 PCB 209 CS5 19C1108, Description: PCB 209 CS5 19C1108

PCB-4/10

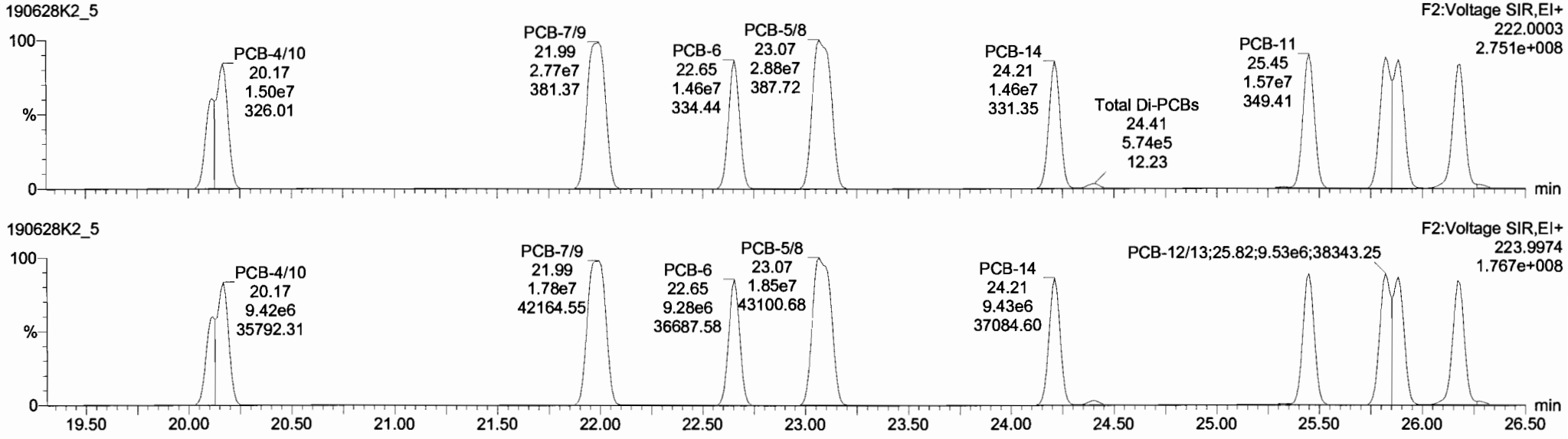

13C-PCB-4

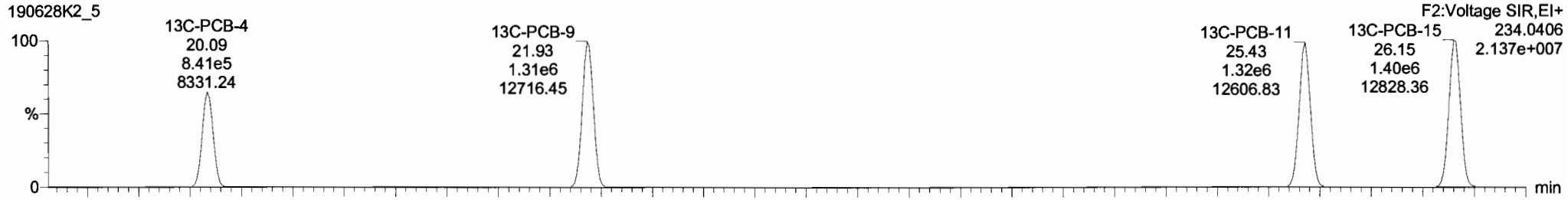

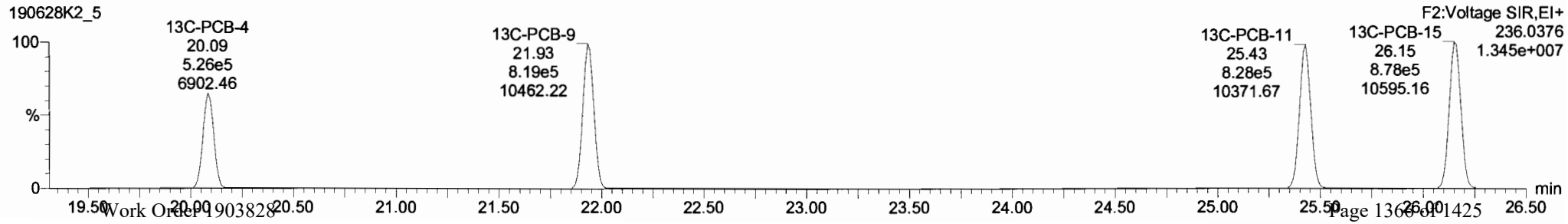

TargetLynx - 190628K2-CRV.qld - [Chromatogram]

File Edit View Display Processing Window Help

190628K2_5 - ST190628K2-5 PCB 209 CS5 19C1108 - PCB 209 CS5 19C1108

#	Name	Resp	RA	rvly	RRF	wtAvg	Pred RT	RT	Pred R...	RRT	RRT Fail	Conc	%Rec	DL	EMPC
224	Total Mono-PCBs				1.0122	1.000	0.00		0.000		NO	3246		0.0518	3246
225	Total Di-PCBs				1.0592	1.000	0.00		0.000		NO	13080		33.3	13080
226	2nd Function Tri-PCBs				0.9137	1.000	0.00		0.000		NO	8463		0.123	8463
227	3rd Function Tri-PCBs				1.0563	1.000	0.00		0.000		NO	17720		1.06	17720
228	Total Tetra-PCBs				0.9861	1.000	0.00		0.000		NO	45340		1.51	45340
229	3rd Function Penta-PCBs				1.1154	1.000	0.00		0.000		NO	44100		0.595	44100
230	4th Function Penta-PCBs				1.1112	1.000	0.00		0.000		NO	5423		0.369	5423
231	3rd Function Hexa-PCBs				0.7739	1.000	0.00		0.000		NO	15290		0.287	15290
232	4th Function Hexa-PCBs				0.9719	1.000	0.00		0.000		NO	30690		2.46	30690
233	Total Hepta-PCBs				1.2636	1.000	0.00		0.000		NO	25420		4.36	25420
234	4th Function Octa-PCBs				0.8863	1.000	0.00		0.000		NO	9938		0.572	9938
235	5th Function Octa-PCBs				1.1967	1.000	0.00		0.000		NO	3276		0.241	3276
236	Total Nona-PCBs				0.9446	1.000	0.00		0.000		NO	3250		0.351	3250

#	Name	Pred RT	RT	m1 Resp	m2 Resp	1° Ratio (Pred)	RA	rvly	EMPC	Conc
1	4 PCB-4/10	20.17	20.17	2.284e7	1.448e7	1.560	1.58	NO	2140.3	2140.3
2	5 PCB-7/9	21.99	21.99	2.771e7	1.780e7	1.560	1.56	NO	2185.9	2185.9
3	6 PCB-6	22.84	22.85	1.457e7	9.281e6	1.560	1.57	NO	1099.3	1099.3
4	7 PCB-5/8	23.06	23.07	2.877e7	1.847e7	1.560	1.56	NO	2190.4	2190.4
5	8 PCB-14	24.22	24.21	1.459e7	9.427e6	1.560	1.55	NO	1083.6	1083.6
6	9 PCB-11	25.45	25.45	1.572e7	9.997e6	1.560	1.57	NO	1093.5	1093.5
7	10 PCB-12/13	25.82	25.82	2.943e7	1.895e7	1.560	1.55	NO	2173.9	2173.9

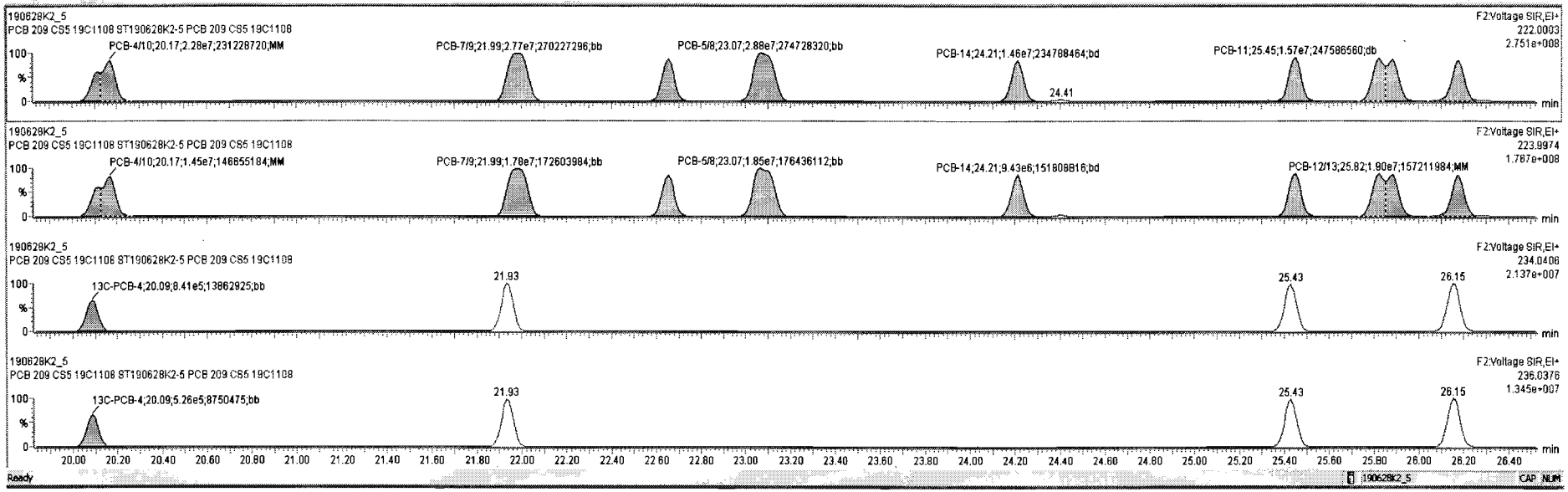

Dataset: Untitled

Last Altered: Saturday, June 29, 2019 12:04:52 Pacific Daylight Time
Printed: Saturday, June 29, 2019 12:05:15 Pacific Daylight Time

Name: 190628K2_5, Date: 28-Jun-2019, Time: 20:39:52, ID: ST190628K2-5 PCB 209 CS5 19C1108, Description: PCB 209 CS5 19C1108

PCB-19

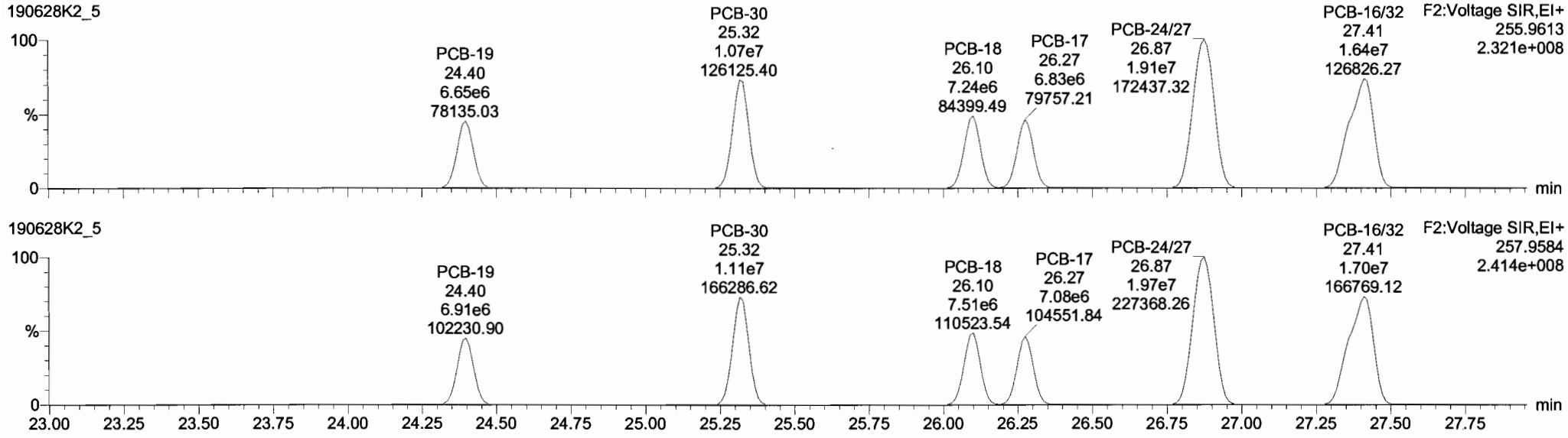

13C-PCB-19

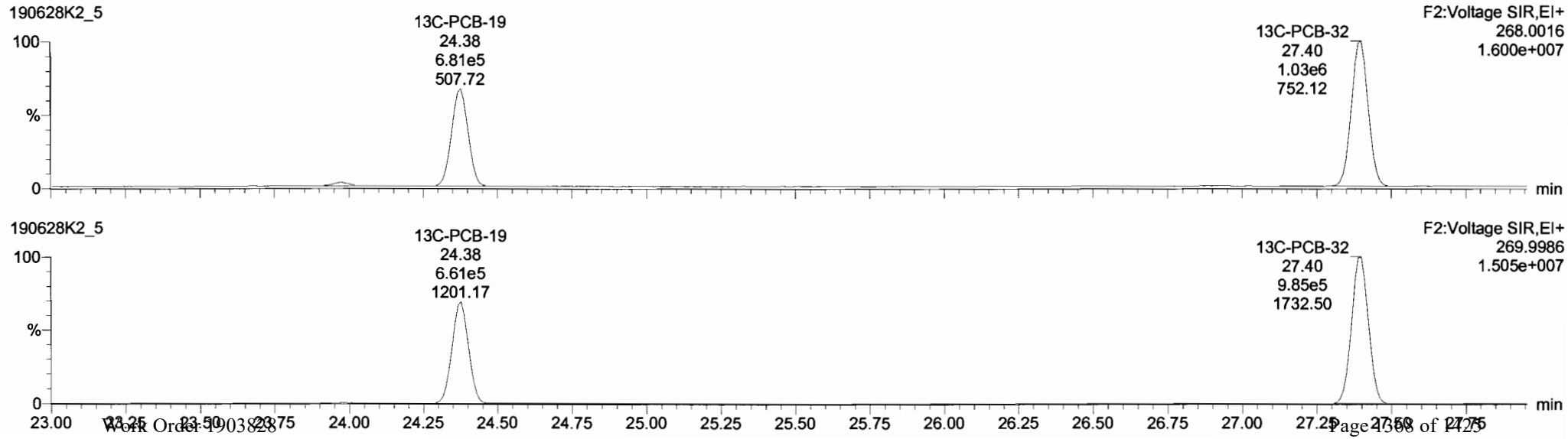

Dataset: Untitled

Last Altered: Saturday, June 29, 2019 12:04:52 Pacific Daylight Time
Printed: Saturday, June 29, 2019 12:05:15 Pacific Daylight Time

Name: 190628K2_5, Date: 28-Jun-2019, Time: 20:39:52, ID: ST190628K2-5 PCB 209 CS5 19C1108, Description: PCB 209 CS5 19C1108

PCB-34

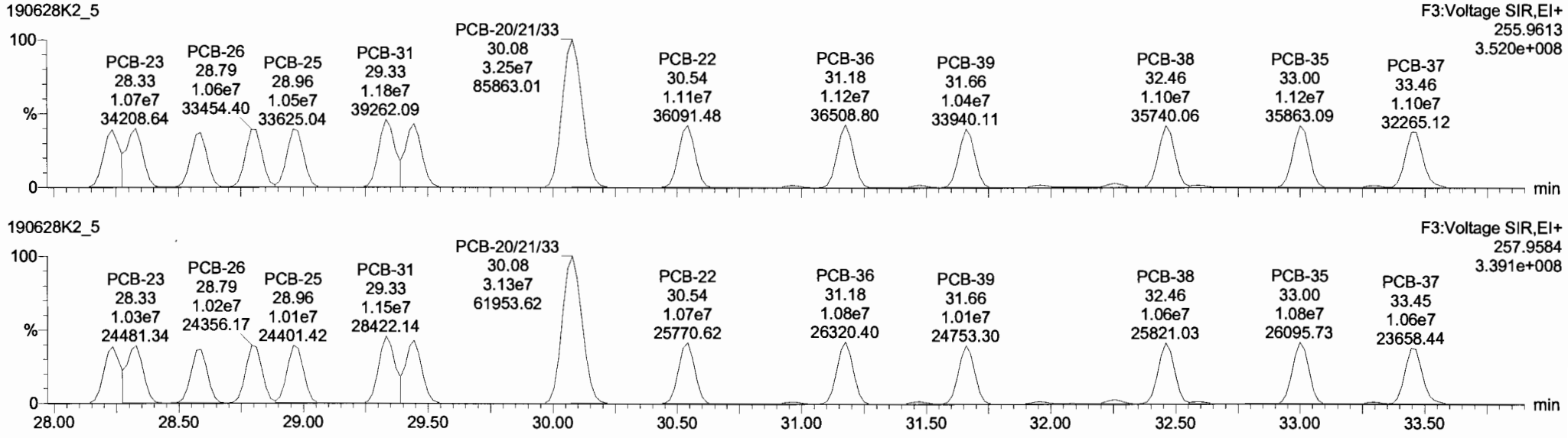

13C-PCB-28

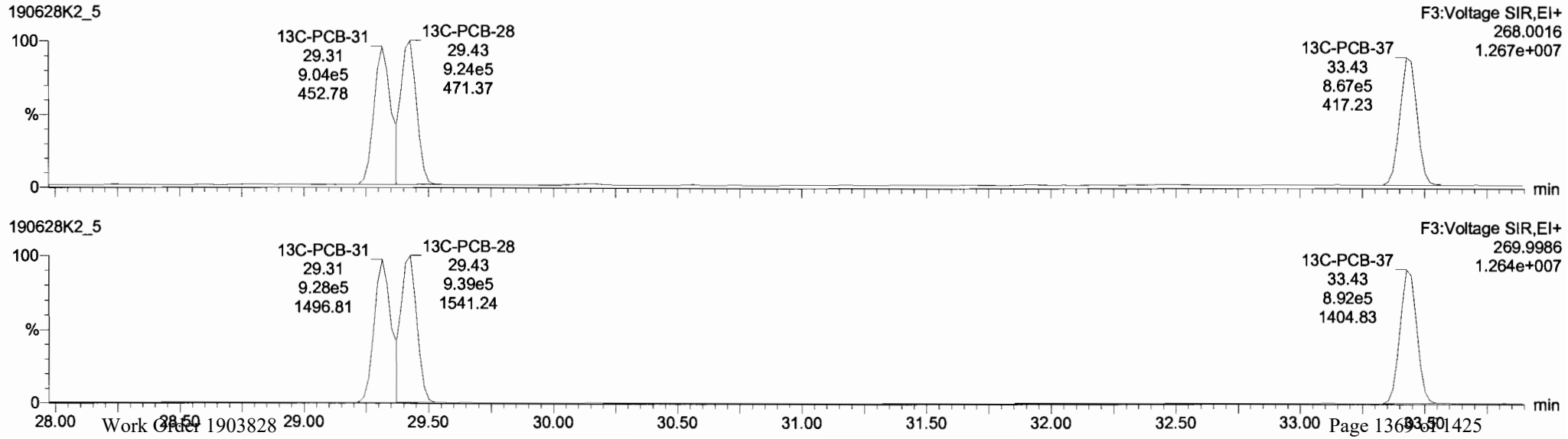

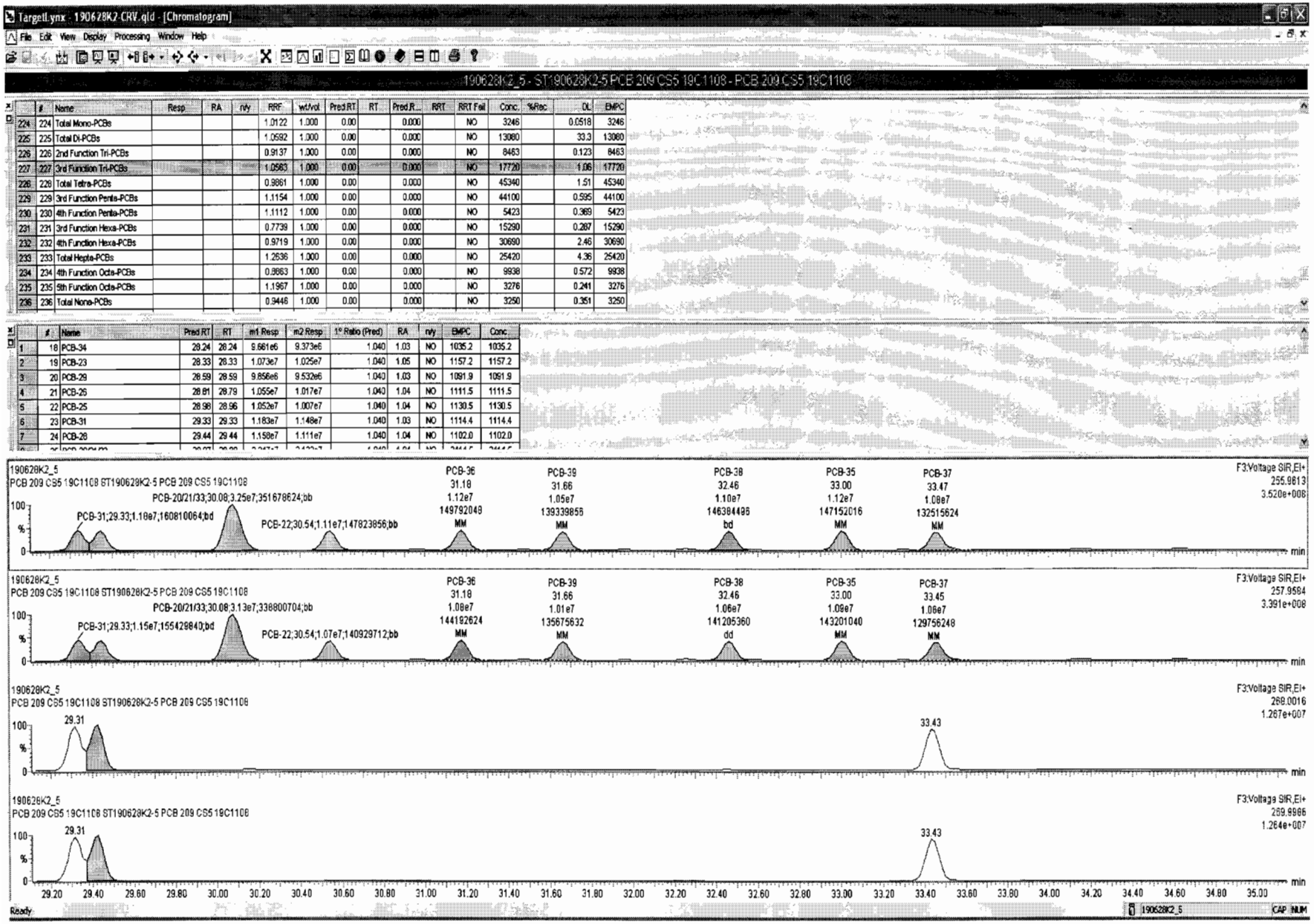

	#	Name	Resp	RA	rvy	RRF	wt/vol	Pred RT	RT	Pred R...	RRT	RRT Fail	Conc.	%Rec	DL	EMPC
224	224	Total Mono-PCBs				1.0122	1.000	0.00		0.000		NO	3246		0.0518	3246
225	225	Total Di-PCBs				1.0592	1.000	0.00		0.000		NO	13080		33.3	13080
226	226	2nd Function Tri-PCBs				0.9137	1.000	0.00		0.000		NO	8463		0.123	8463
227	227	3rd Function Tri-PCBs				1.0583	1.000	0.00		0.000		NO	17720		1.06	17720
228	228	Total Tetra-PCBs				0.9861	1.000	0.00		0.000		NO	45340		1.51	45340
229	229	3rd Function Penta-PCBs				1.1154	1.000	0.00		0.000		NO	44100		0.595	44100
230	230	4th Function Penta-PCBs				1.1112	1.000	0.00		0.000		NO	5423		0.369	5423
231	231	3rd Function Hexa-PCBs				0.7739	1.000	0.00		0.000		NO	15290		0.287	15290
232	232	4th Function Hexa-PCBs				0.9719	1.000	0.00		0.000		NO	30690		2.46	30690
233	233	Total Hepta-PCBs				1.2636	1.000	0.00		0.000		NO	25420		4.36	25420
234	234	4th Function Octa-PCBs				0.8863	1.000	0.00		0.000		NO	9938		0.572	9938
235	235	5th Function Octa-PCBs				1.1967	1.000	0.00		0.000		NO	3276		0.241	3276
236	236	Total Nona-PCBs				0.9446	1.000	0.00		0.000		NO	3250		0.351	3250

	#	Name	Pred RT	RT	m1 Resp	m2 Resp	1° Ratio (Pred)	RA	rvy	EMPC	Conc.
1	18	PCB-34	28.24	28.24	9.661e6	9.373e6	1.040	1.03	NO	1035.2	1035.2
2	19	PCB-23	28.33	28.33	1.073e7	1.025e7	1.040	1.05	NO	1157.2	1157.2
3	20	PCB-29	28.59	28.59	9.856e6	9.532e6	1.040	1.03	NO	1091.9	1091.9
4	21	PCB-26	28.81	28.79	1.055e7	1.017e7	1.040	1.04	NO	1111.5	1111.5
5	22	PCB-25	28.98	28.96	1.052e7	1.007e7	1.040	1.04	NO	1130.5	1130.5
6	23	PCB-31	29.33	29.33	1.183e7	1.148e7	1.040	1.03	NO	1114.4	1114.4
7	24	PCB-28	29.44	29.44	1.158e7	1.111e7	1.040	1.04	NO	1102.0	1102.0

Dataset: Untitled

Last Altered: Saturday, June 29, 2019 12:04:52 Pacific Daylight Time
Printed: Saturday, June 29, 2019 12:05:15 Pacific Daylight Time

Name: 190628K2_5, Date: 28-Jun-2019, Time: 20:39:52, ID: ST190628K2-5 PCB 209 CS5 19C1108, Description: PCB 209 CS5 19C1108

PCB-54

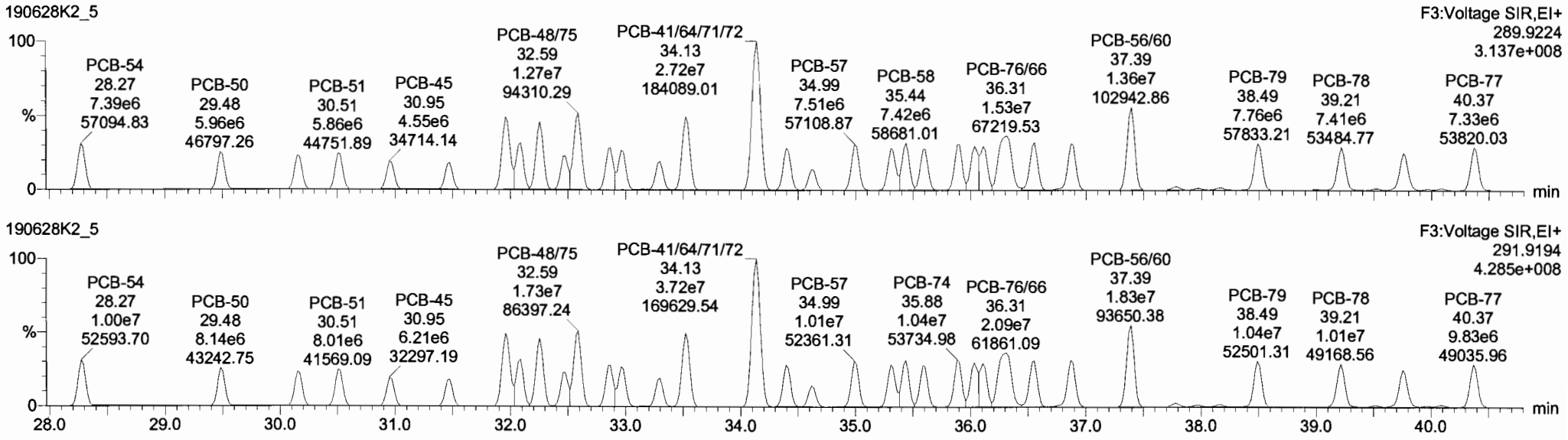

13C-PCB-54

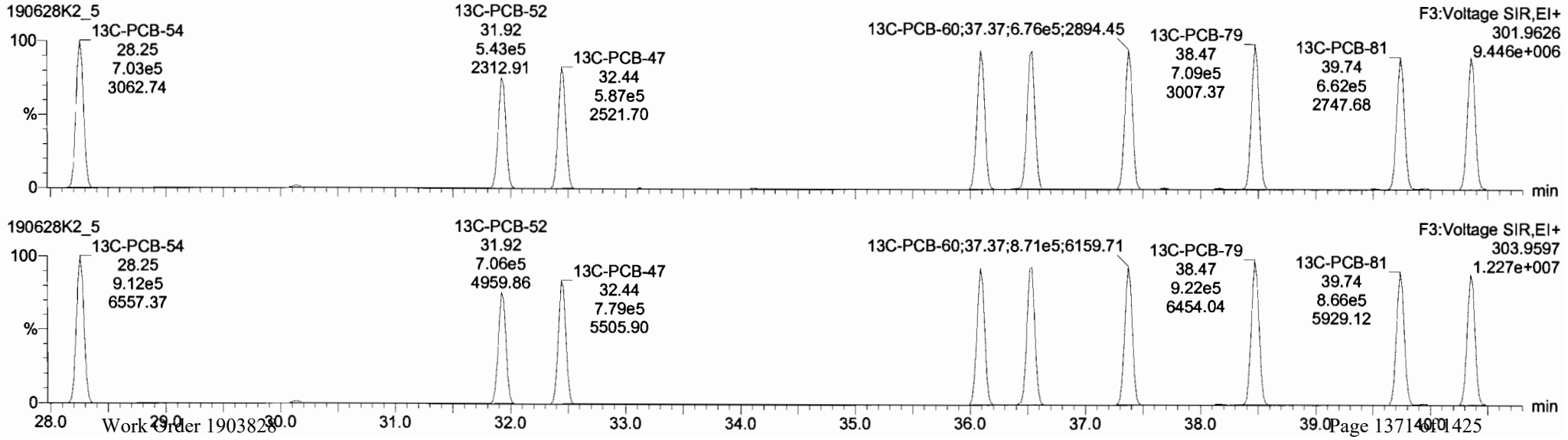

Dataset: Untitled

Last Altered: Saturday, June 29, 2019 12:04:52 Pacific Daylight Time
Printed: Saturday, June 29, 2019 12:05:15 Pacific Daylight Time

Name: 190628K2_5, Date: 28-Jun-2019, Time: 20:39:52, ID: ST190628K2-5 PCB 209 CS5 19C1108, Description: PCB 209 CS5 19C1108

PCB-50

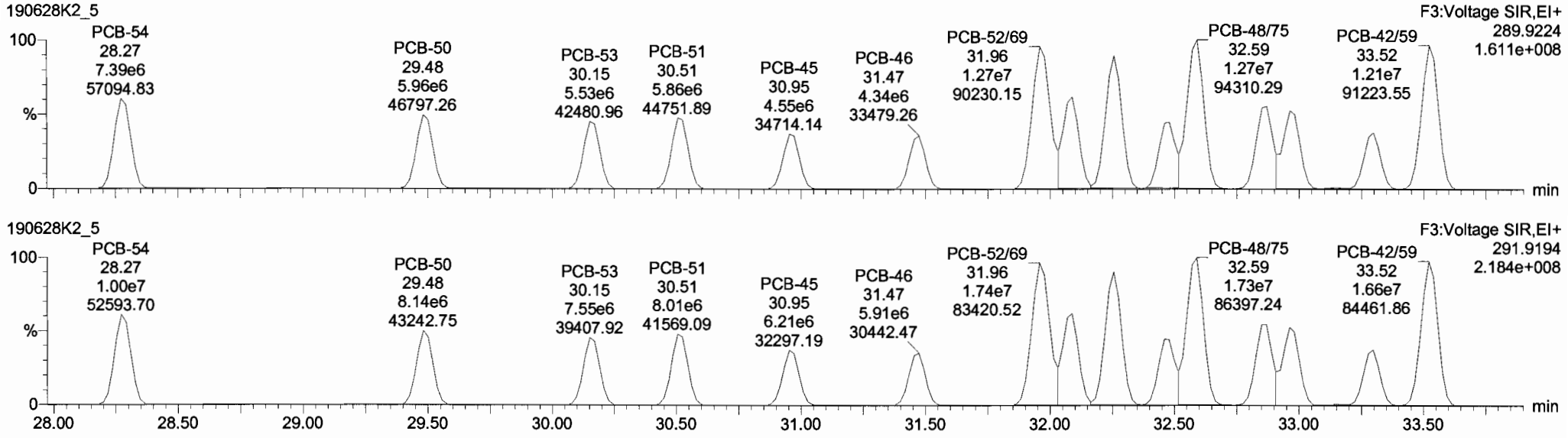

13C-PCB-52

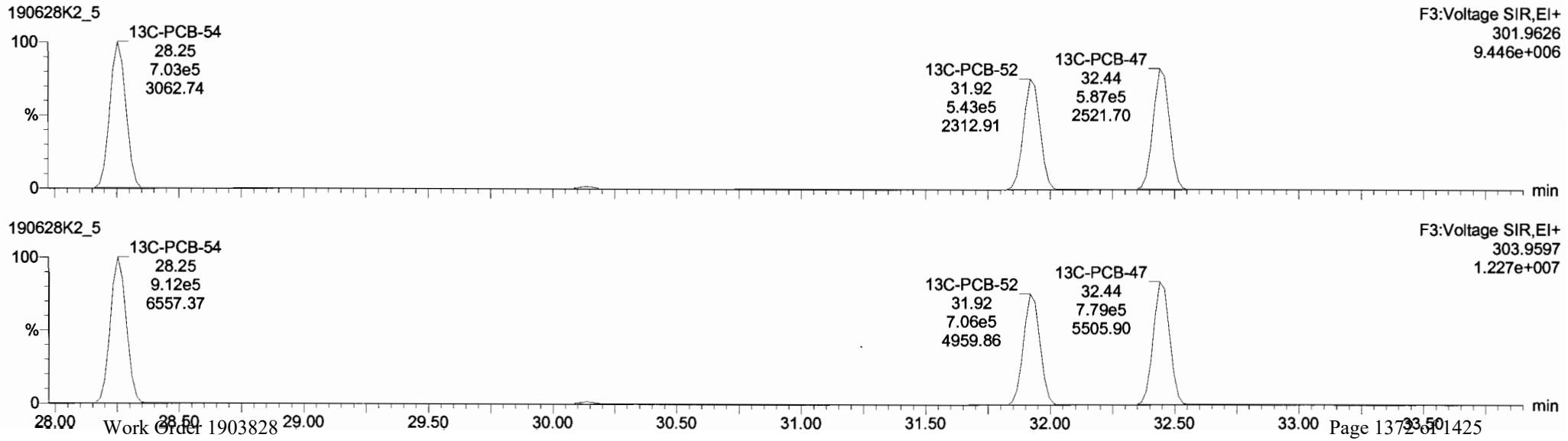

Dataset: Untitled

Last Altered: Saturday, June 29, 2019 12:04:52 Pacific Daylight Time
Printed: Saturday, June 29, 2019 12:05:15 Pacific Daylight Time

Name: 190628K2_5, Date: 28-Jun-2019, Time: 20:39:52, ID: ST190628K2-5 PCB 209 CS5 19C1108, Description: PCB 209 CS5 19C1108

PCB-68

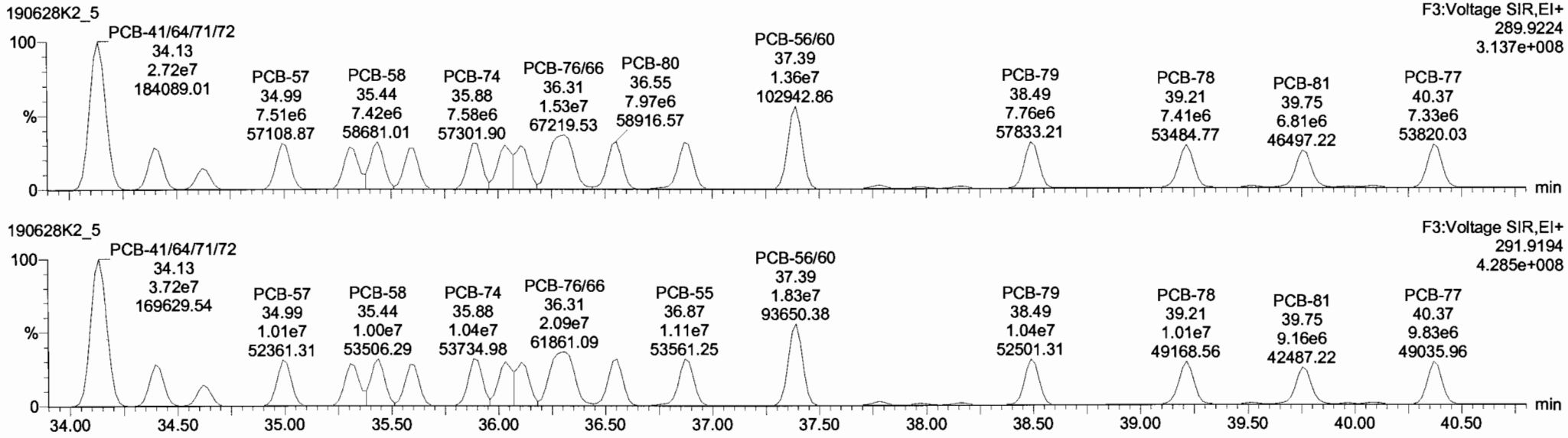

13C-PCB-60

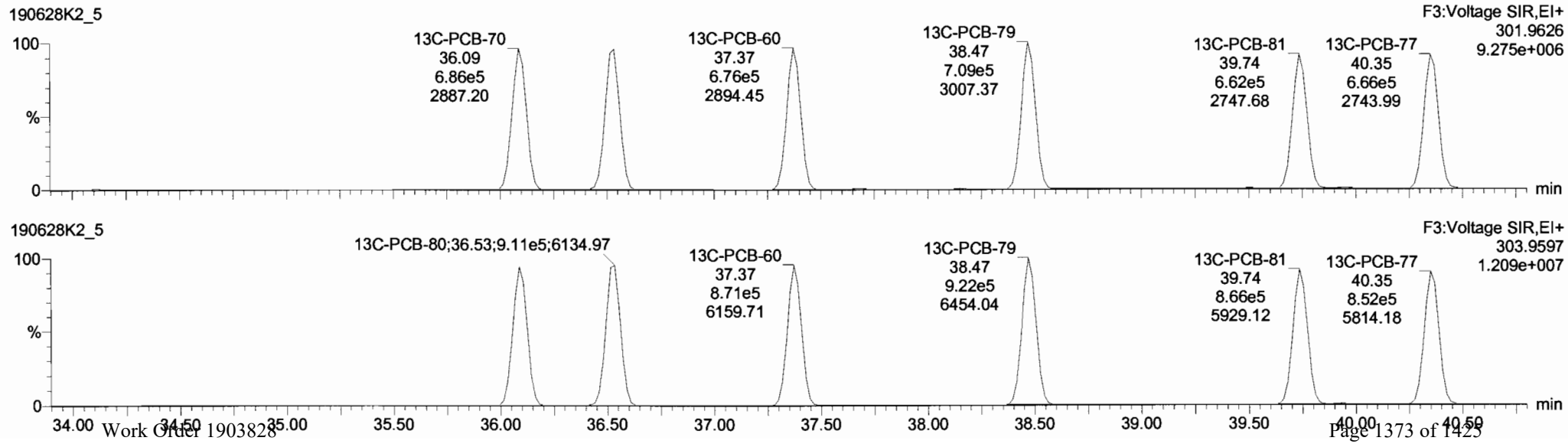

TargetLynx - 190628K2-CRV.qld - [Chromatogram]

File Edit View Display Processing Window Help

190628K2_5 - ST190628K2-5 PCB 209 CS5 19C1108 - PCB 209 CS5 19C1108

	#	Name	Resp	RA	n/y	RRF	wt/vol	Pred.RT	RT	Pred.R...	RRT	RRT Fail	Conc.	%Rec	DL	EMPC
224	224	Total Mono-PCBs				1.0122	1.000	0.00		0.000		NO	3246		0.0518	3246
225	225	Total Di-PCBs				1.0592	1.000	0.00		0.000		NO	13080		33.3	13080
226	226	2nd Function Tri-PCBs				0.9137	1.000	0.00		0.000		NO	8463		0.123	8463
227	227	3rd Function Tri-PCBs				1.0563	1.000	0.00		0.000		NO	17720		1.06	17720
228	228	Total Tetra-PCBs				0.9861	1.000	0.00		0.000		NO	45340		1.51	45340
229	229	3rd Function Penta-PCBs				1.1154	1.000	0.00		0.000		NO	44100		0.595	44100
230	230	4th Function Penta-PCBs				1.1112	1.000	0.00		0.000		NO	5423		0.369	5423
231	231	3rd Function Hexa-PCBs				0.7739	1.000	0.00		0.000		NO	15290		0.287	15290
232	232	4th Function Hexa-PCBs				0.9719	1.000	0.00		0.000		NO	30690		2.46	30680
233	233	Total Hepta-PCBs				1.2636	1.000	0.00		0.000		NO	25420		4.36	25420
234	234	4th Function Octa-PCBs				0.8863	1.000	0.00		0.000		NO	9938		0.572	9938
235	235	5th Function Octa-PCBs				1.1967	1.000	0.00		0.000		NO	3276		0.241	3276
236	236	Total Nona-PCBs				0.9446	1.000	0.00		0.000		NO	3250		0.351	3250

	#	Name	Pred.RT	RT	m1 Resp	m2 Resp	1° Ratio (Pred)	RA	n/y	EMPC	Conc.
1	32	PCB-54	28.27	28.27	7.392e6	1.004e7	0.770	0.74	NO	1084.4	1084.4
2	33	PCB-50	29.49	29.48	5.958e6	8.141e6	0.770	0.73	NO	1117.9	1117.9
3	34	PCB-53	30.16	30.15	5.527e6	7.549e6	0.770	0.73	NO	1096.4	1096.4
4	35	PCB-51	30.52	30.51	5.862e6	8.007e6	0.770	0.73	NO	1085.1	1085.1
5	36	PCB-45	30.96	30.95	4.548e6	6.211e6	0.770	0.73	NO	1086.5	1086.5
6	37	PCB-46	31.45	31.47	4.337e6	5.907e6	0.770	0.73	NO	1088.6	1088.6
7	38	PCB-52/69	31.96	31.96	1.273e7	1.745e7	0.770	0.73	NO	2213.5	2213.5

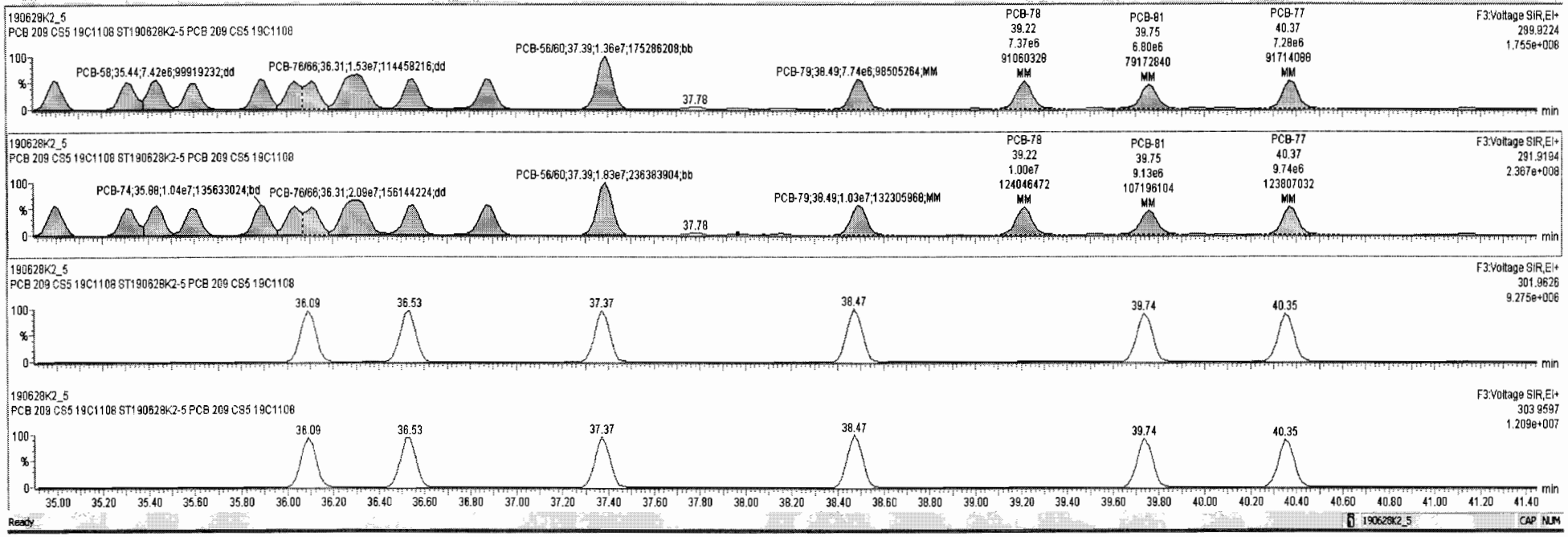

Ready

Dataset: Untitled

Last Altered: Saturday, June 29, 2019 12:04:52 Pacific Daylight Time
Printed: Saturday, June 29, 2019 12:05:15 Pacific Daylight Time

Name: 190628K2_5, Date: 28-Jun-2019, Time: 20:39:52, ID: ST190628K2-5 PCB 209 CS5 19C1108, Description: PCB 209 CS5 19C1108

PCB-104

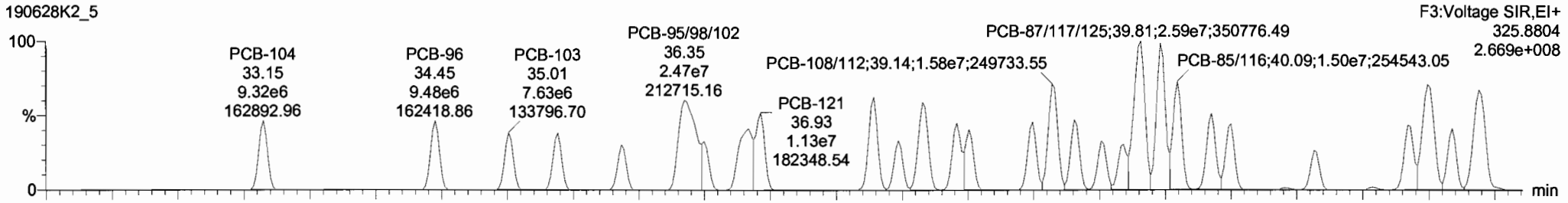

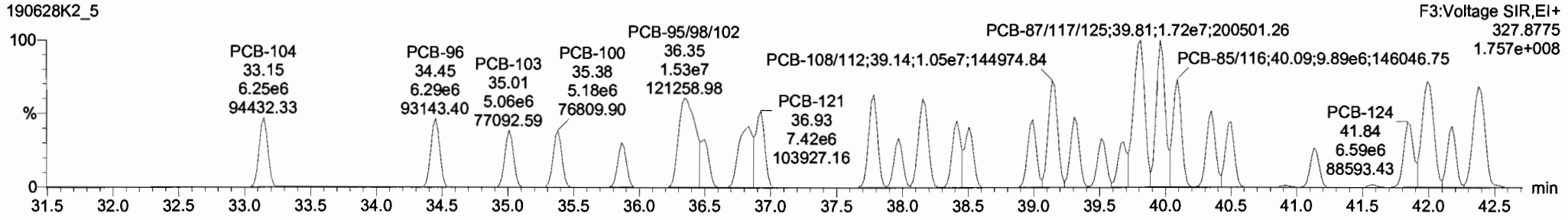

13C-PCB-104

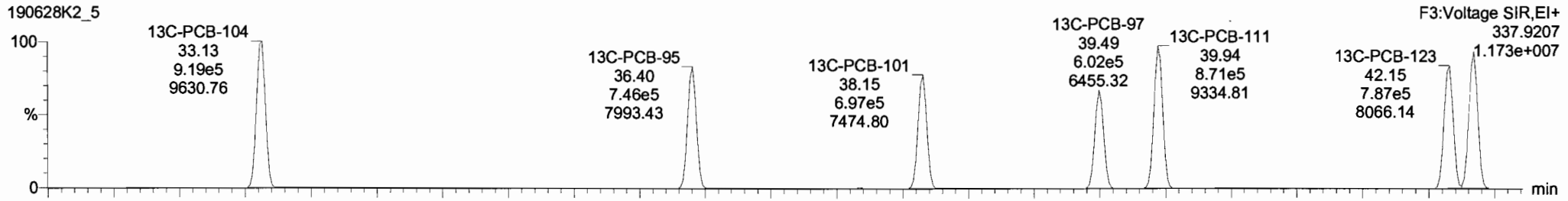

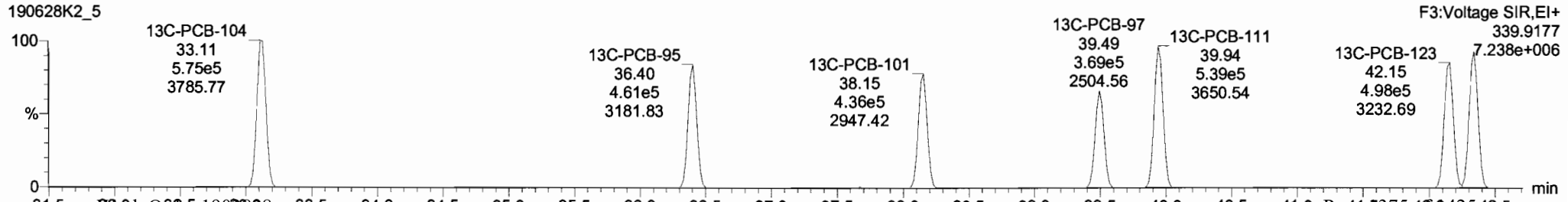

TargetLynx - 190628K2-CRV.qld - [Chromatogram]

File Edit View Display Processing Window Help

190628K2_5 - ST190628K2-5 PCB 209 CS5 19C1108 - PCB 209 CS5 19C1108

	#	Name	Resp	RA	n/y	RRF	wt/vol	Pred.RT	RT	Pred.R...	RRT	RRT Fail	Conc.	%Rec	DL	EMPC
224	224	Total Mono-PCBs				1.0122	1.000	0.00		0.000		NO	3246		0.0518	3246
225	225	Total Di-PCBs				1.0592	1.000	0.00		0.000		NO	13080		33.3	13080
226	226	2nd Function Tri-PCBs				0.9137	1.000	0.00		0.000		NO	8463		0.123	8463
227	227	3rd Function Tri-PCBs				1.0563	1.000	0.00		0.000		NO	17720		1.06	17720
228	228	Total Tetra-PCBs				0.9861	1.000	0.00		0.000		NO	45340		1.51	45340
229	229	3rd Function Penta-PCBs				1.1154	1.000	0.00		0.000		NO	44100		0.595	44100
230	230	4th Function Penta-PCBs				1.1112	1.000	0.00		0.000		NO	5423		0.369	5423
231	231	3rd Function Hexa-PCBs				0.7739	1.000	0.00		0.000		NO	15290		0.287	15290
232	232	4th Function Hexa-PCBs				0.9719	1.000	0.00		0.000		NO	30690		2.46	30690
233	233	Total Hepta-PCBs				1.2636	1.000	0.00		0.000		NO	25420		4.36	25420
234	234	4th Function Octa-PCBs				0.8883	1.000	0.00		0.000		NO	9938		0.572	9938
235	235	5th Function Octa-PCBs				1.1967	1.000	0.00		0.000		NO	3276		0.241	3276
236	236	Total Nona-PCBs				0.9446	1.000	0.00		0.000		NO	3250		0.351	3250

	#	Name	Pred.RT	RT	m1 Resp	m2 Resp	1° Ratio (Pred)	RA	n/y	EMPC	Conc.
1	64	PCB-104	33.15	33.15	9.324e6	6.249e6	1.560	1.49	NO	1048.0	1048.0
2	65	PCB-96	34.47	34.45	9.481e6	6.289e6	1.560	1.51	NO	1060.0	1060.0
3	66	PCB-103	35.03	35.01	7.633e6	5.060e6	1.560	1.51	NO	1097.2	1097.2
4	67	PCB-100	35.40	35.38	7.774e6	5.181e6	1.560	1.50	NO	1115.1	1115.1
5	68	PCB-94	35.89	35.87	6.072e6	3.993e6	1.560	1.52	NO	1078.1	1078.1
6	69	PCB-95/98/102	36.38	36.35	2.316e7	1.533e7	1.560	1.51	NO	3142.1	3142.1
7	70	PCB-93	36.51	36.50	6.642e6	4.339e6	1.560	1.53	NO	1081.7	1081.7

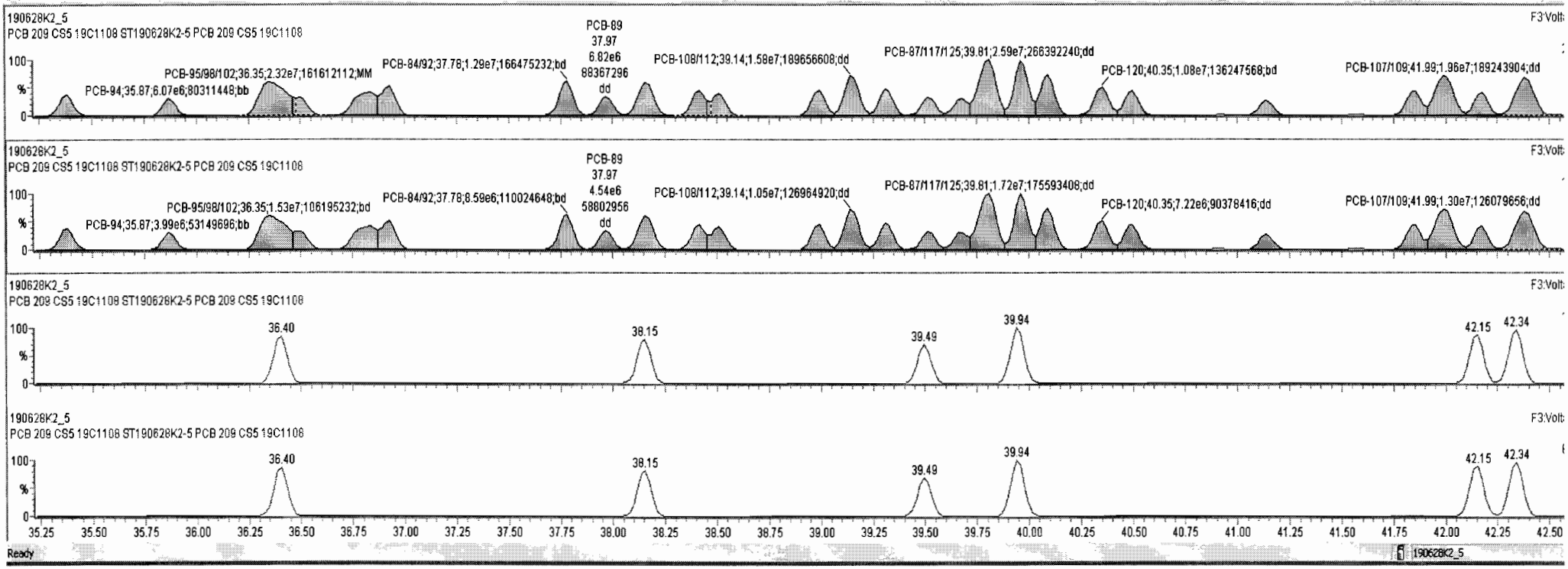

Dataset: Untitled

Last Altered: Saturday, June 29, 2019 12:04:52 Pacific Daylight Time
Printed: Saturday, June 29, 2019 12:05:15 Pacific Daylight Time

Name: 190628K2_5, Date: 28-Jun-2019, Time: 20:39:52, ID: ST190628K2-5 PCB 209 CS5 19C1108, Description: PCB 209 CS5 19C1108

PCB-96

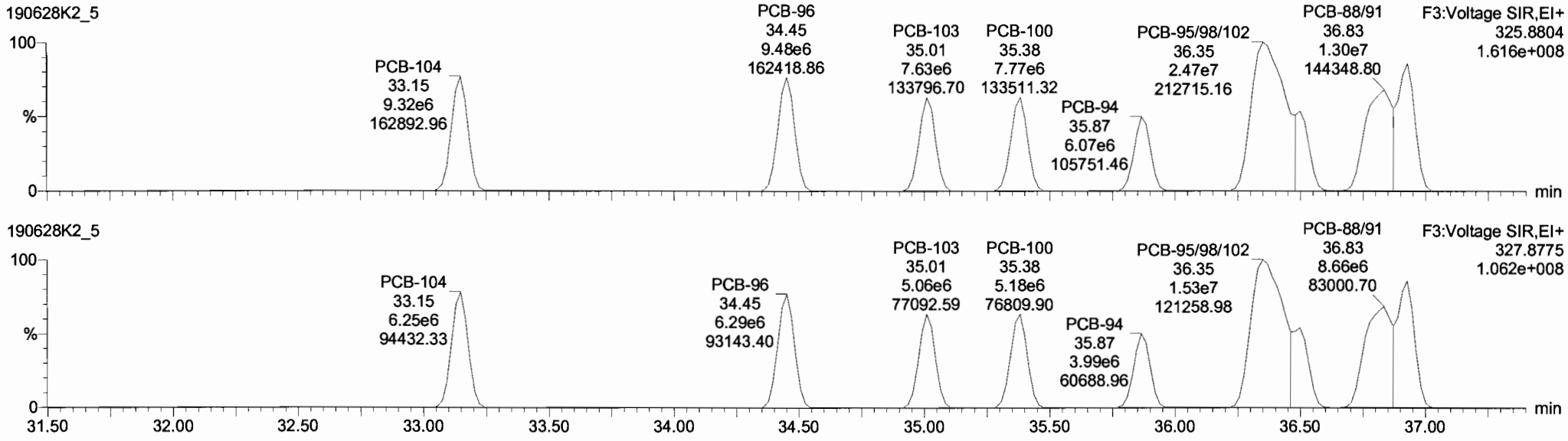

13C-PCB-95

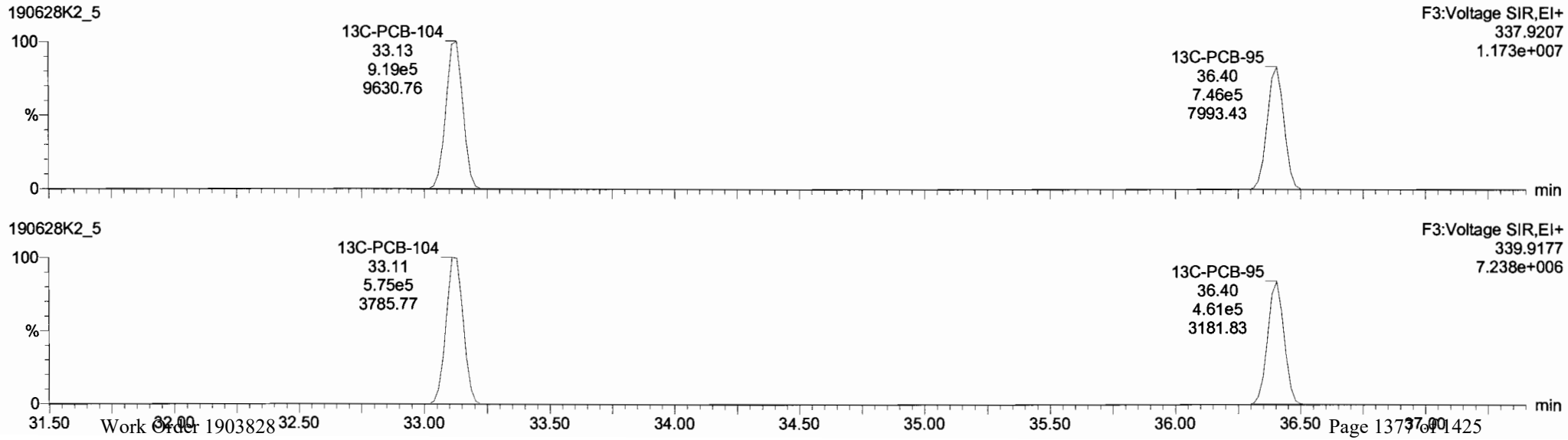

Dataset: Untitled

Last Altered: Saturday, June 29, 2019 12:04:52 Pacific Daylight Time
Printed: Saturday, June 29, 2019 12:05:15 Pacific Daylight Time

Name: 190628K2_5, Date: 28-Jun-2019, Time: 20:39:52, ID: ST190628K2-5 PCB 209 CS5 19C1108, Description: PCB 209 CS5 19C1108

PCB-119

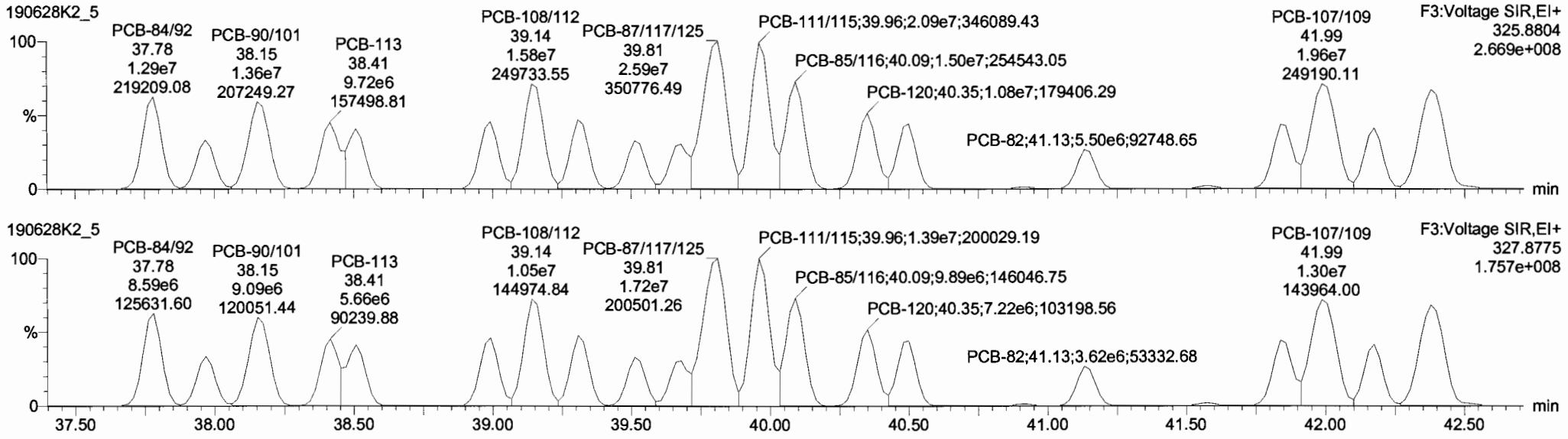

13C-PCB-111

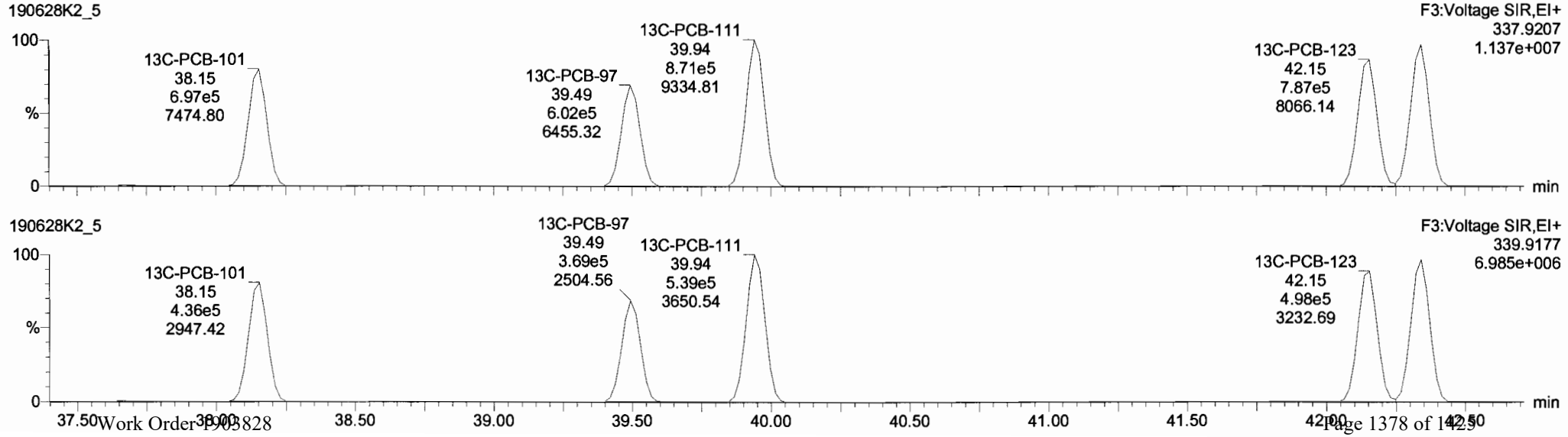

Dataset: Untitled

Last Altered: Saturday, June 29, 2019 12:04:52 Pacific Daylight Time
Printed: Saturday, June 29, 2019 12:05:15 Pacific Daylight Time

Name: 190628K2_5, Date: 28-Jun-2019, Time: 20:39:52, ID: ST190628K2-5 PCB 209 CS5 19C1108, Description: PCB 209 CS5 19C1108

PCB-114

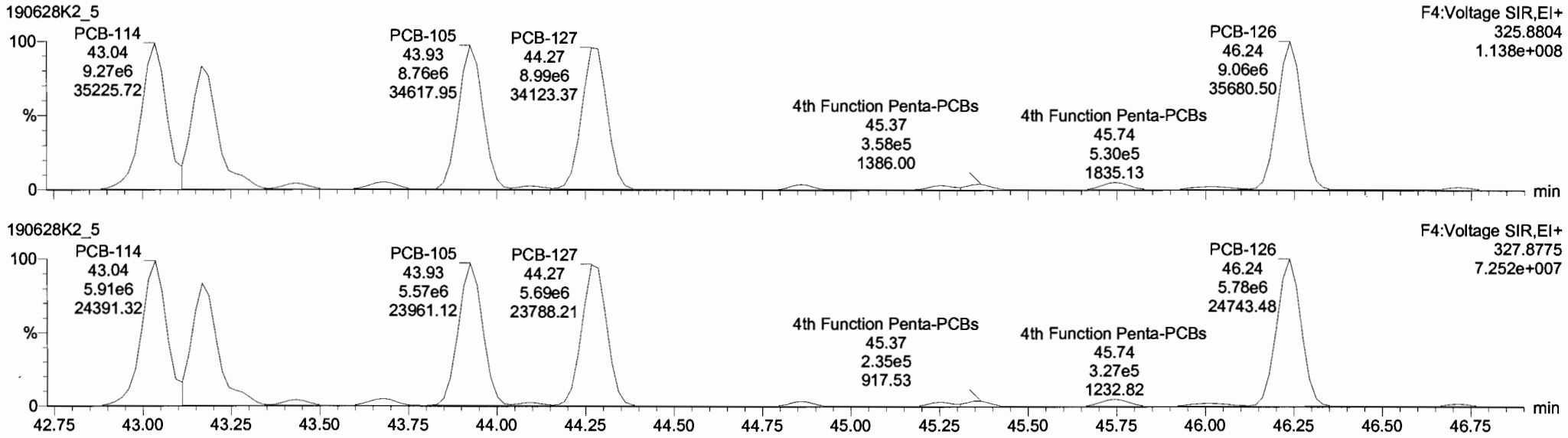

13C-PCB-114

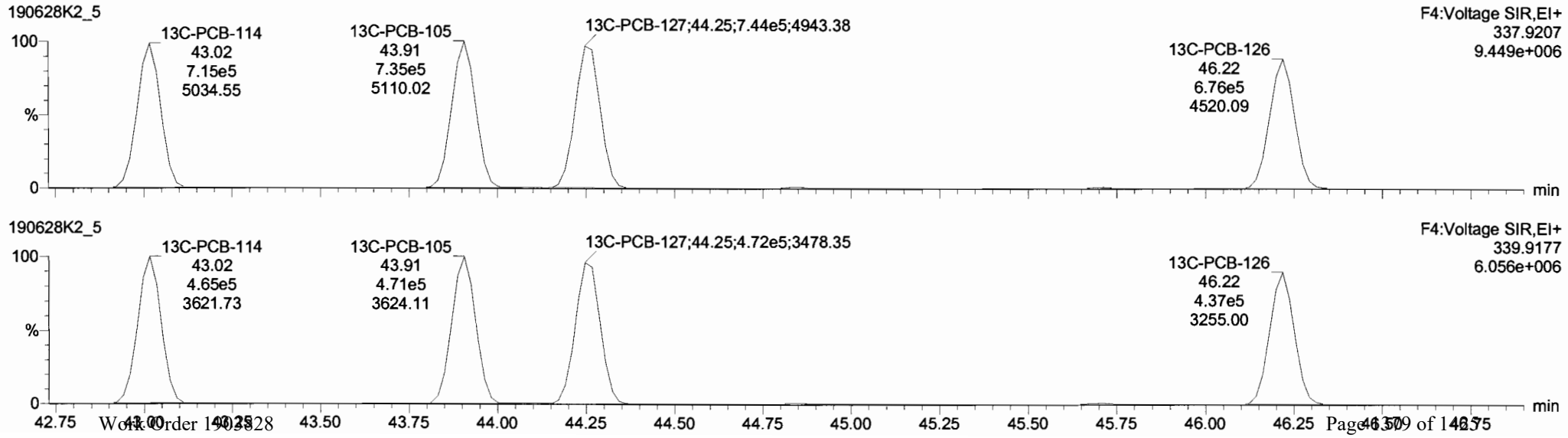

TargetLynx - 190628K2-CRV.qld [Chromatogram]

File Edit View Display Processing Window Help

190628K2_5 - ST190628K2-5 PCB 209 CS5 19C1108 - PCB 209 CS5 19C1108

	#	Name	Resp	RA	n/y	RRF	wt/vol	Pred.RT	RT	Pred.R...	RRT	RRT Fail	Conc.	%Rec	DL	EMPC
224	224	Total Mono-PCBs				1.0122	1.000	0.00		0.000		NO	3246		0.0518	3246
225	225	Total Di-PCBs				1.0592	1.000	0.00		0.000		NO	13080		33.3	13080
226	226	2nd Function Tri-PCBs				0.9137	1.000	0.00		0.000		NO	8463		0.123	8463
227	227	3rd Function Tri-PCBs				1.0563	1.000	0.00		0.000		NO	17720		1.06	17720
228	228	Total Tetra-PCBs				0.9861	1.000	0.00		0.000		NO	45340		1.51	45340
229	229	3rd Function Penta-PCBs				1.1154	1.000	0.00		0.000		NO	44100		0.595	44100
230	230	4th Function Penta-PCBs				1.1112	1.000	0.00		0.000		NO	5423		0.369	5423
231	231	3rd Function Hexa-PCBs				0.7739	1.000	0.00		0.000		NO	15290		0.287	15290
232	232	4th Function Hexa-PCBs				0.9719	1.000	0.00		0.000		NO	30690		2.46	30690
233	233	Total Hepta-PCBs				1.2636	1.000	0.00		0.000		NO	25420		4.36	25420
234	234	4th Function Octa-PCBs				0.8863	1.000	0.00		0.000		NO	9938		0.572	9938
235	235	5th Function Octa-PCBs				1.1967	1.000	0.00		0.000		NO	3276		0.241	3276
236	236	Total Nona-PCBs				0.9446	1.000	0.00		0.000		NO	3250		0.351	3250

	#	Name	Pred.RT	RT	m1 Resp	m2 Resp	1° Ratio (Pred)	RA	n/y	EMPC	Conc.
1	93	PCB-114	43.04	43.03	9.156e6	5.840e6	1.560	1.57	NO	1094.2	1094.2
2	94	PCB-122	43.17	43.17	7.429e6	4.724e6	1.560	1.57	NO	1059.1	1059.1
3	95	PCB-105	43.92	43.93	8.763e6	5.570e6	1.550	1.57	NO	1079.4	1079.4
4	96	PCB-127	44.27	44.27	8.988e6	5.693e6	1.580	1.58	NO	1089.8	1089.8
5	97	PCB-126	46.24	46.24	9.058e6	5.784e6	1.560	1.57	NO	1100.0	1100.0

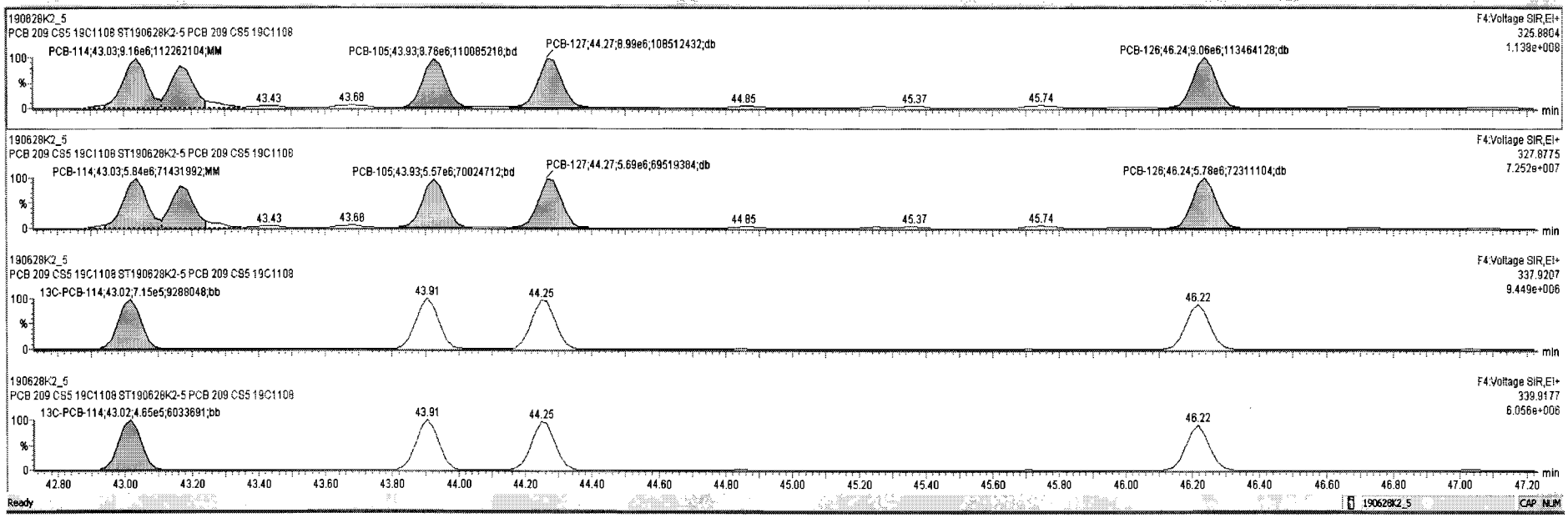

Dataset: Untitled

Last Altered: Saturday, June 29, 2019 12:04:52 Pacific Daylight Time
Printed: Saturday, June 29, 2019 12:05:15 Pacific Daylight Time

Name: 190628K2_5, Date: 28-Jun-2019, Time: 20:39:52, ID: ST190628K2-5 PCB 209 CS5 19C1108, Description: PCB 209 CS5 19C1108

PCB-155

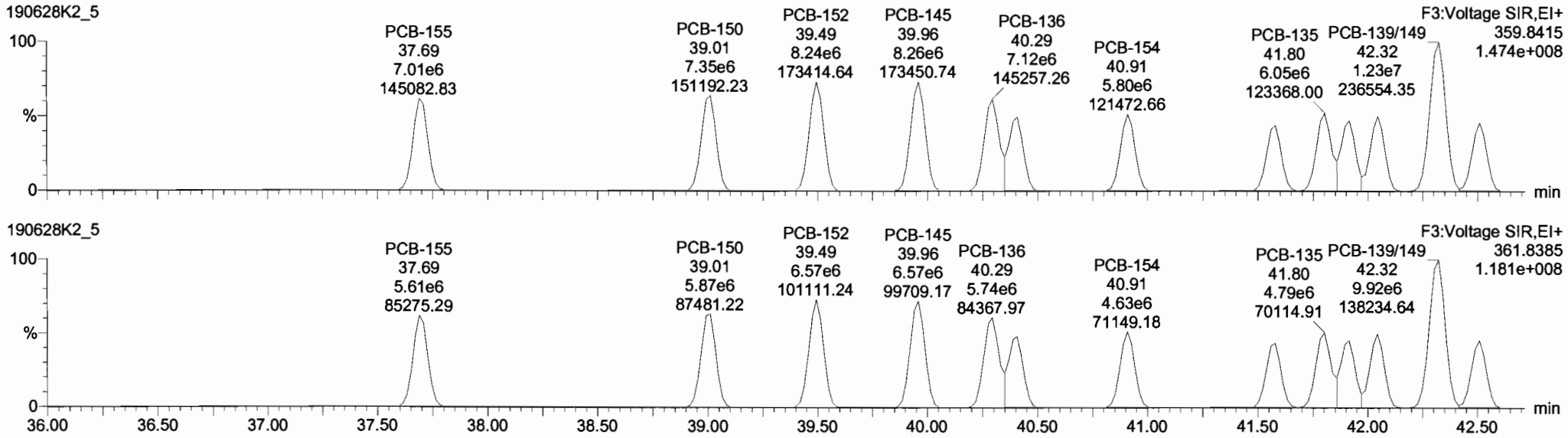

13C-PCB-155



Dataset: Untitled

Last Altered: Saturday, June 29, 2019 12:04:52 Pacific Daylight Time
Printed: Saturday, June 29, 2019 12:05:15 Pacific Daylight Time

Name: 190628K2_5, Date: 28-Jun-2019, Time: 20:39:52, ID: ST190628K2-5 PCB 209 CS5 19C1108, Description: PCB 209 CS5 19C1108

PCB-134/143

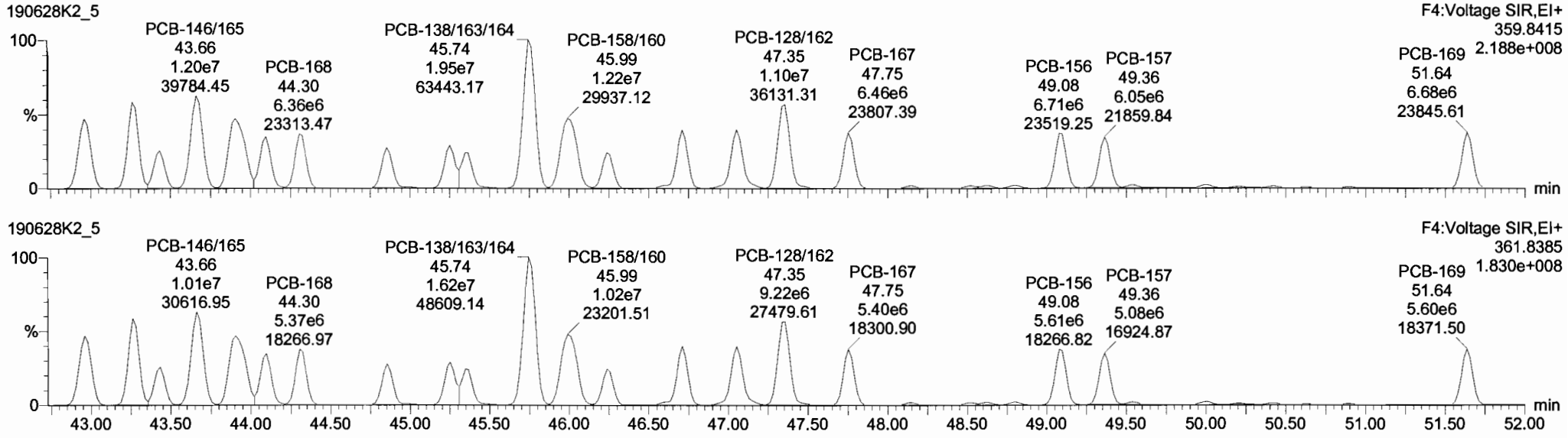

13C-PCB-153

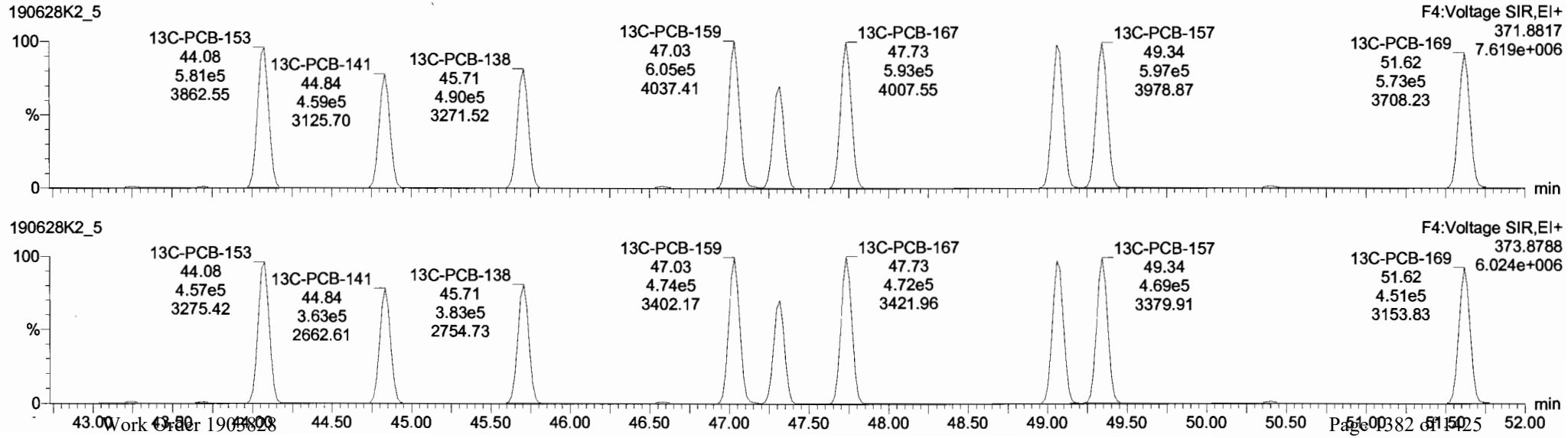

TargetLynx - 190628K2-CRV.qld - [Chromatogram]

File Edit View Display Processing Window Help

190628K2_5 - ST190628K2-5 PCB 209 CS5 19C1108 - PCB 209 CS5 19C1108

	#	Name	Resp	RA	n/y	RRF	wt/vol	Pred.RT	RT	Pred.R...	RRT	RRT Fail	Conc.	%Rec.	DL	EMPC
224	224	Total Mono-PCBs				1.0122	1.000	0.00		0.000		NO	3246		0.0518	3246
225	225	Total Di-PCBs				1.0592	1.000	0.00		0.000		NO	13080		33.3	13080
226	226	2nd Function Tri-PCBs				0.9137	1.000	0.00		0.000		NO	8463		0.123	8463
227	227	3rd Function Tri-PCBs				1.0563	1.000	0.00		0.000		NO	17720		1.06	17720
228	228	Total Tetra-PCBs				0.9861	1.000	0.00		0.000		NO	45340		1.51	45340
229	229	3rd Function Penta-PCBs				1.1154	1.000	0.00		0.000		NO	44100		0.595	44100
230	230	4th Function Penta-PCBs				1.1112	1.000	0.00		0.000		NO	5423		0.369	5423
231	231	3rd Function Hexa-PCBs				0.7739	1.000	0.00		0.000		NO	15290		0.287	15290
232	232	4th Function Hexa-PCBs				0.9219	1.000	0.00		0.000		NO	30690		2.46	30690
233	233	Total Hepta-PCBs				1.2636	1.000	0.00		0.000		NO	25420		4.36	25420
234	234	4th Function Octa-PCBs				0.8863	1.000	0.00		0.000		NO	9938		0.572	9938
235	235	5th Function Octa-PCBs				1.1967	1.000	0.00		0.000		NO	3276		0.241	3276
236	236	Total Nona-PCBs				0.9446	1.000	0.00		0.000		NO	3250		0.351	3250

	#	Name	Pred.RT	RT	m1 Resp	m2 Resp	1° Ratio (Pred)	RA	n/y	EMPC	Conc.
1	111	PCB-134/143	42.96	42.96	9.238e6	7.695e6	1.240	1.20	NO	2223.8	2223.8
2	112	PCB-131/133	43.26	43.26	1.004e7	8.359e6	1.240	1.20	NO	2242.9	2242.9
3	113	PCB-142	43.45	43.43	4.376e6	3.658e6	1.240	1.20	NO	1092.7	1092.7
4	114	PCB-146/165	43.66	43.66	1.203e7	1.006e7	1.240	1.19	NO	2219.8	2219.8
5	115	PCB-132/161	43.91	43.91	1.214e7	1.010e7	1.240	1.20	NO	2198.9	2198.9
6	116	PCB-153	44.10	44.10	6.098e6	5.056e6	1.240	1.21	NO	1061.4	1061.4
7	117	PCB-168	44.30	44.31	6.364e6	5.367e6	1.240	1.19	NO	1108.2	1108.2

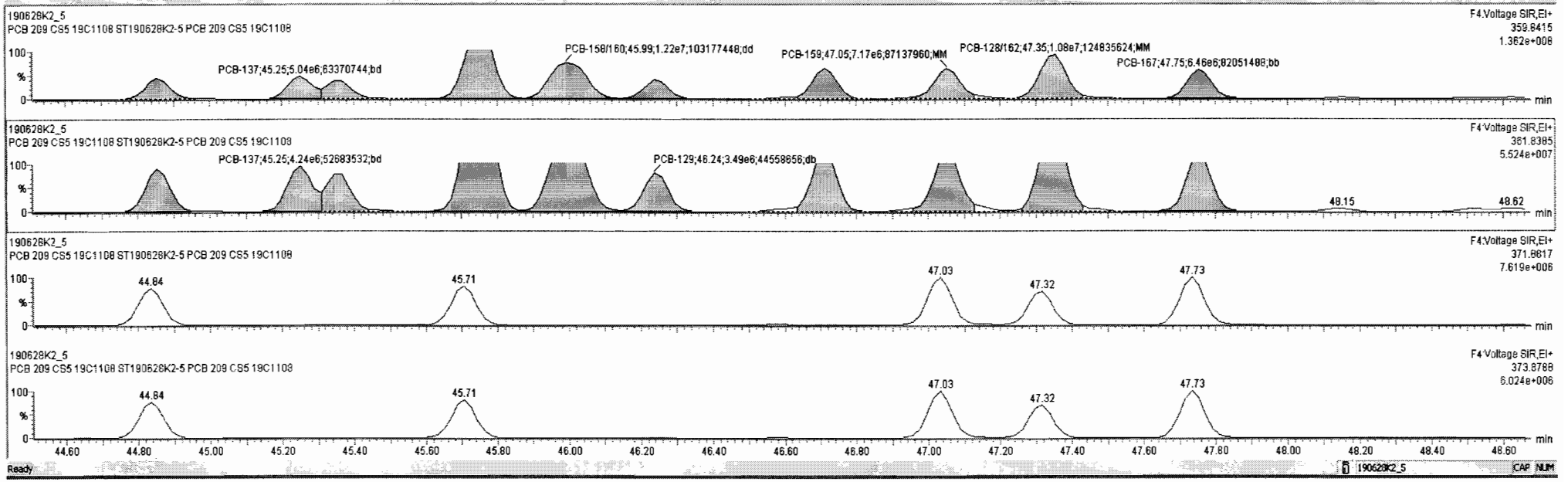

Ready 190628K2_5 CAP NUM

Dataset: Untitled

Last Altered: Saturday, June 29, 2019 12:04:52 Pacific Daylight Time
Printed: Saturday, June 29, 2019 12:05:15 Pacific Daylight Time

Name: 190628K2_5, Date: 28-Jun-2019, Time: 20:39:52, ID: ST190628K2-5 PCB 209 CS5 19C1108, Description: PCB 209 CS5 19C1108

PCB-188

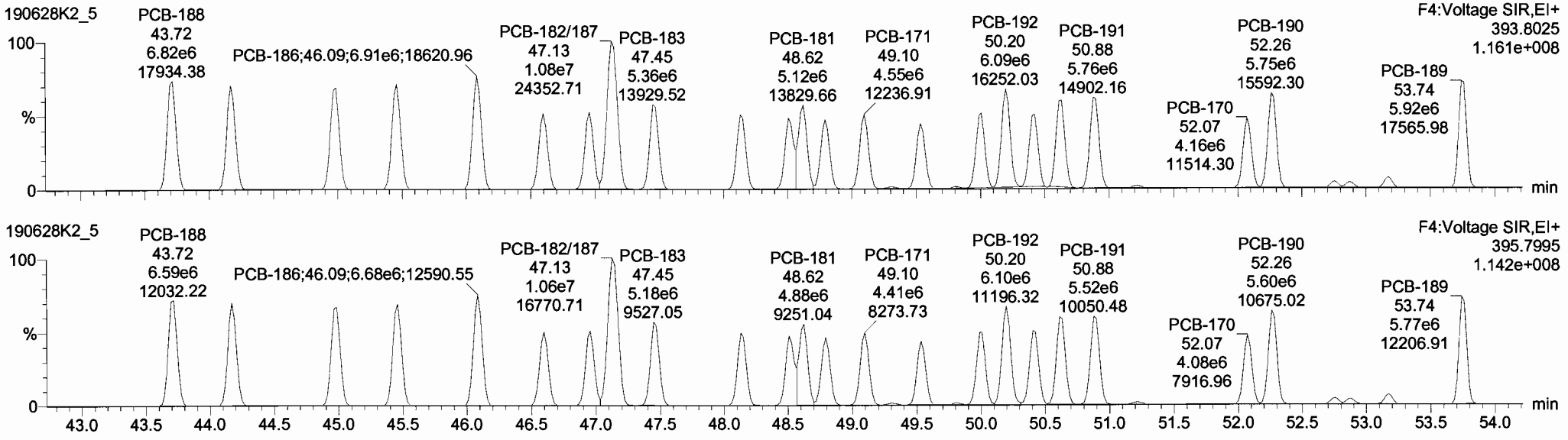

13C-PCB-188

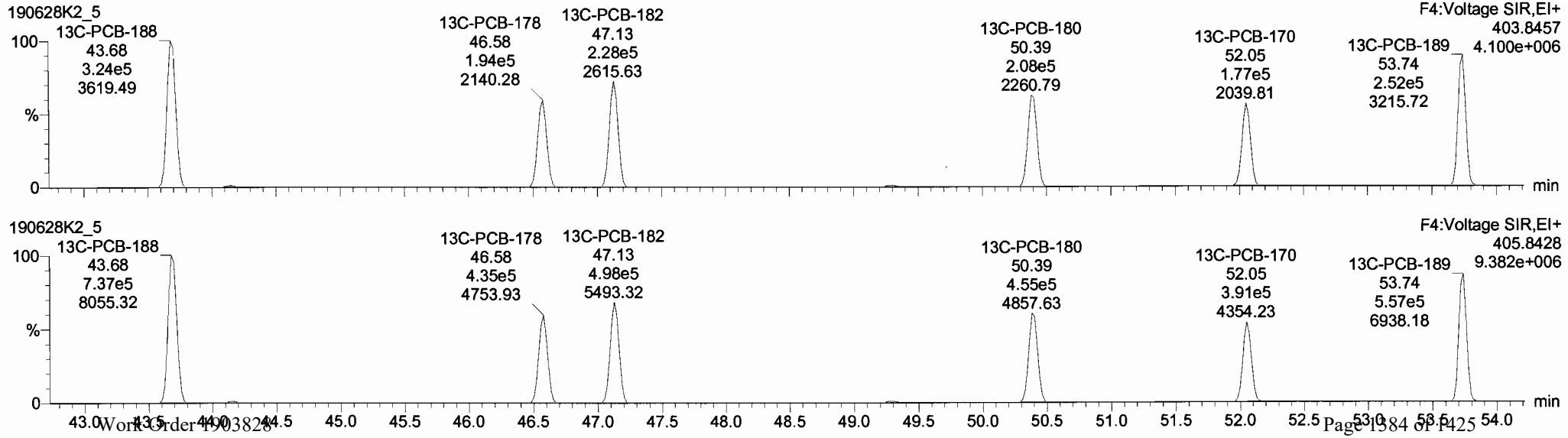

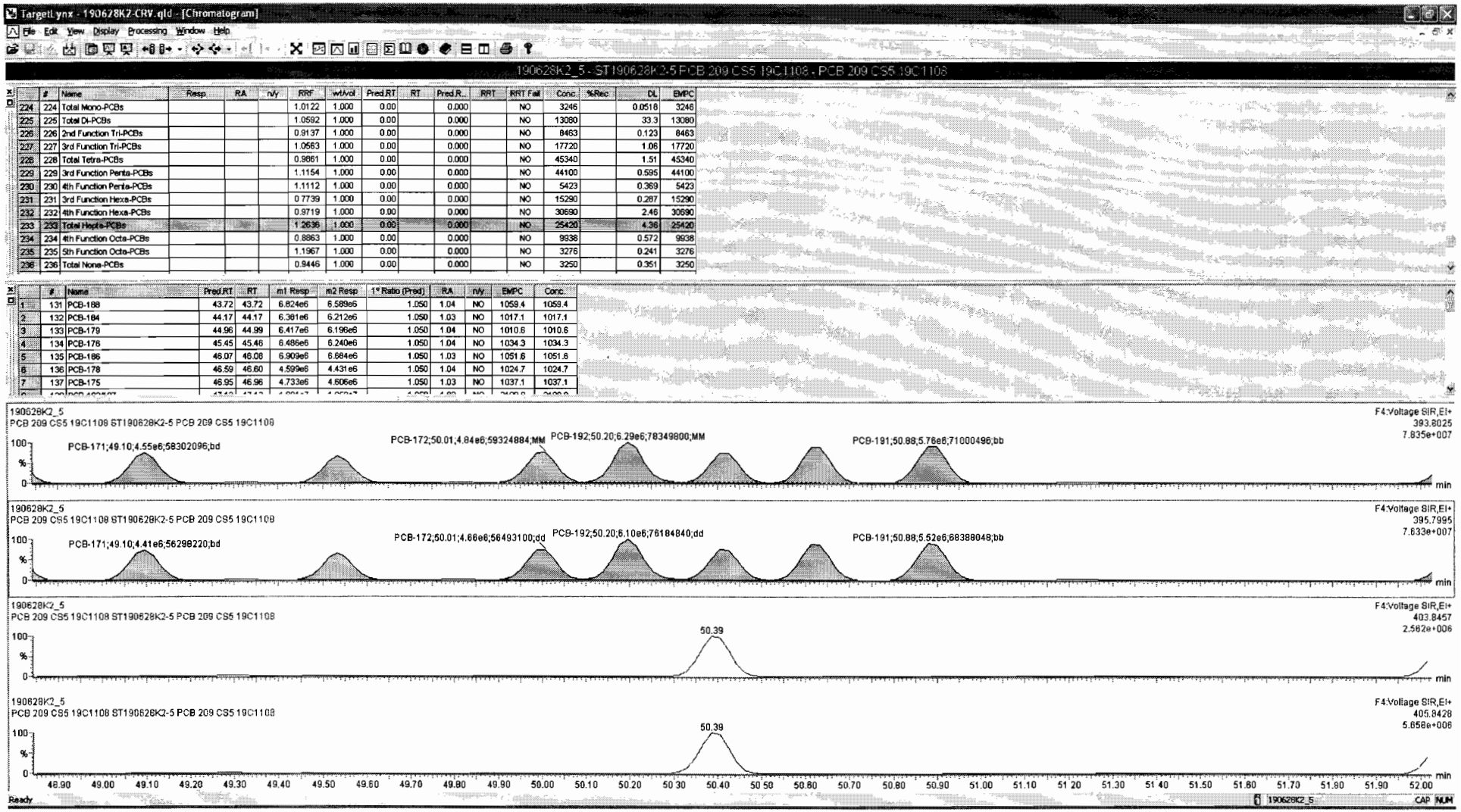
TargetLynx - 190628K2-CRV.qld - [Chromatogram]
File Edit View Display Processing Window Help
190628K2_5 - ST190628K2-5 PCB 209 CS5 19C1108 - PCB 209 CS5 19C1108
Name Resp. RA n/y RRF wt/vol Pred.RT RT Pred.R... RRT RRT Fail Conc. %Rec DL EMPC
224 224 Total Mono-PCBs 1.0122 1.000 0.00 0.000 NO 3246 0.0516 3246
225 225 Total Di-PCBs 1.0592 1.000 0.00 0.000 NO 13080 33.3 13080
226 226 2nd Function Tri-PCBs 0.9137 1.000 0.00 0.000 NO 8463 0.123 8463
227 227 3rd Function Tri-PCBs 1.0563 1.000 0.00 0.000 NO 17720 1.06 17720
228 228 Total Tetra-PCBs 0.9861 1.000 0.00 0.000 NO 45340 1.51 45340
229 229 3rd Function Penta-PCBs 1.1154 1.000 0.00 0.000 NO 44100 0.595 44100
230 230 4th Function Penta-PCBs 1.1112 1.000 0.00 0.000 NO 5423 0.369 5423
231 231 3rd Function Hexa-PCBs 0.7739 1.000 0.00 0.000 NO 15290 0.287 15290
232 232 4th Function Hexa-PCBs 0.9719 1.000 0.00 0.000 NO 30690 2.46 30690
233 233 Total Hepta-PCBs 1.2636 1.000 0.00 0.000 NO 25420 4.36 25420
234 234 4th Function Octa-PCBs 0.8863 1.000 0.00 0.000 NO 9938 0.572 9938
235 235 5th Function Octa-PCBs 1.1967 1.000 0.00 0.000 NO 3276 0.241 3276
236 236 Total Nona-PCBs 0.9446 1.000 0.00 0.000 NO 3250 0.351 3250
Name Pred.RT RT m1 Resp m2 Resp 1° Ratio (Pred) RA n/y EMPC Conc.
1 131 PCB-188 43.72 43.72 6.824e6 6.589e6 1.050 1.04 NO 1059.4 1059.4
2 132 PCB-184 44.17 44.17 6.381e6 6.212e6 1.050 1.03 NO 1017.1 1017.1
3 133 PCB-179 44.96 44.99 6.417e6 6.196e6 1.050 1.04 NO 1010.6 1010.6
4 134 PCB-176 45.45 45.46 6.486e6 6.240e6 1.050 1.04 NO 1034.3 1034.3
5 135 PCB-186 46.07 46.08 6.909e6 6.684e6 1.050 1.03 NO 1051.6 1051.6
6 136 PCB-178 46.59 46.60 4.599e6 4.431e6 1.050 1.04 NO 1024.7 1024.7
7 137 PCB-175 46.95 46.96 4.733e6 4.606e6 1.050 1.03 NO 1037.1 1037.1
190628K2_5
PCB 209 CS5 19C1108 ST190628K2-5 PCB 209 CS5 19C1108
F4:Voltage SIR,EI+
393.8025
7.835e+007
PCB-171;49.10;4.55e6;58302096;bd
PCB-172;50.01;4.84e6;59324884;MM
PCB-192;50.20;6.29e6;78349800;MM
PCB-191;50.88;5.76e6;71000496;bb
100
%
0
min
190628K2_5
PCB 209 CS5 19C1108 ST190628K2-5 PCB 209 CS5 19C1108
F4:Voltage SIR,EI+
395.7995
7.633e+007
PCB-171;49.10;4.41e6;56298220;bd
PCB-172;50.01;4.66e6;56493100;dd
PCB-192;50.20;6.10e6;76184840;dd
PCB-191;50.88;5.52e6;68388048;bb
100
%
0
min
190628K2_5
PCB 209 CS5 19C1108 ST190628K2-5 PCB 209 CS5 19C1108
F4:Voltage SIR,EI+
403.8457
2.562e+006
50.39
100
%
0
min
190628K2_5
PCB 209 CS5 19C1108 ST190628K2-5 PCB 209 CS5 19C1108
F4:Voltage SIR,EI+
405.8428
5.658e+006
50.39
100
%
0
min
48.90 49.00 49.10 49.20 49.30 49.40 49.50 49.60 49.70 49.80 49.90 50.00 50.10 50.20 50.30 50.40 50.50 50.60 50.70 50.80 50.90 51.00 51.10 51.20 51.30 51.40 51.50 51.60 51.70 51.80 51.90 52.00
Ready
190628K2_5
CAP NUM

Vista Analytical Laboratory VG-11

Dataset: Untitled

Last Altered: Saturday, June 29, 2019 12:04:52 Pacific Daylight Time
Printed: Saturday, June 29, 2019 12:05:15 Pacific Daylight Time

Name: 190628K2_5, Date: 28-Jun-2019, Time: 20:39:52, ID: ST190628K2-5 PCB 209 CS5 19C1108, Description: PCB 209 CS5 19C1108

PCB-202

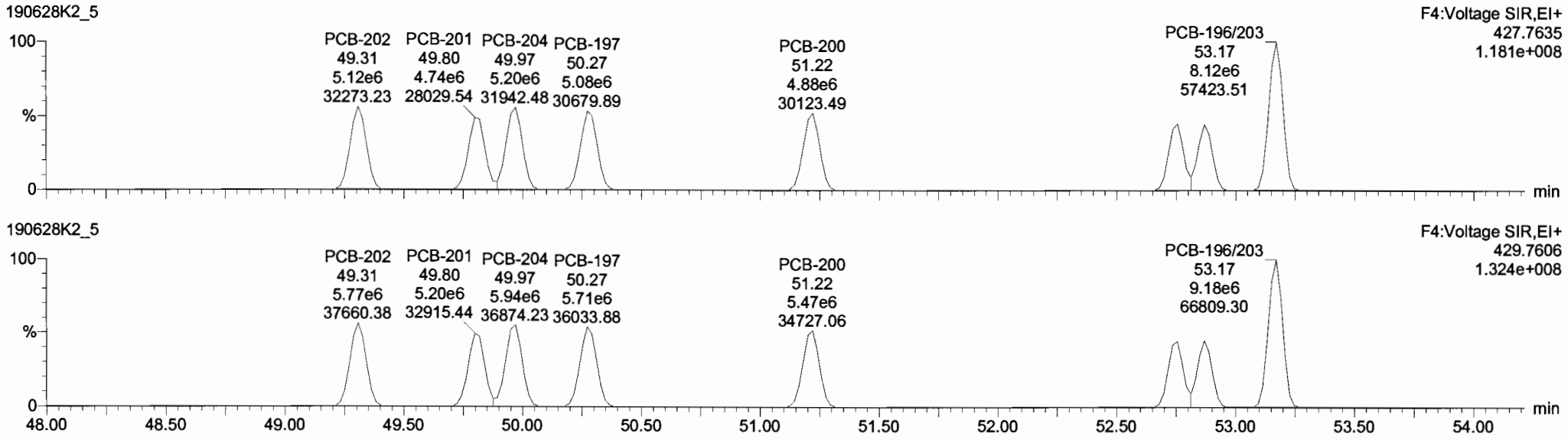

13C-PCB-202

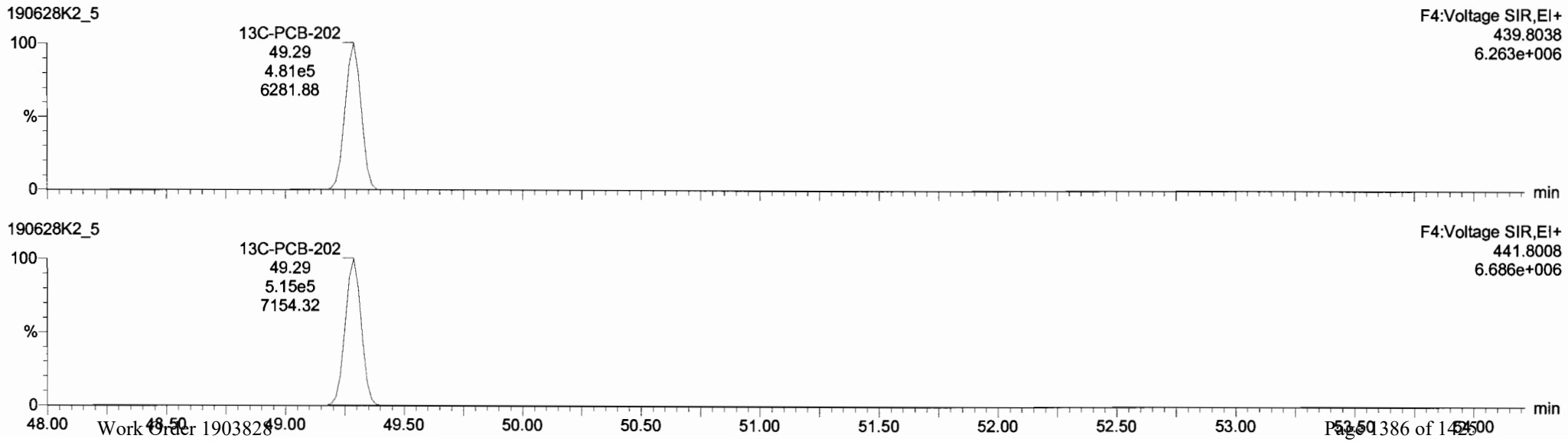

Dataset: Untitled

Last Altered: Saturday, June 29, 2019 12:04:52 Pacific Daylight Time
Printed: Saturday, June 29, 2019 12:05:15 Pacific Daylight Time

Name: 190628K2_5, Date: 28-Jun-2019, Time: 20:39:52, ID: ST190628K2-5 PCB 209 CS5 19C1108, Description: PCB 209 CS5 19C1108

PCB-195

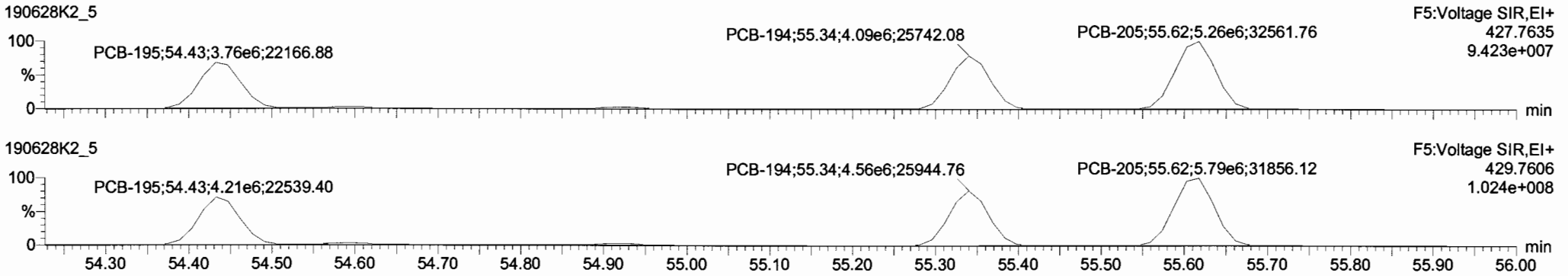

13C-PCB-194

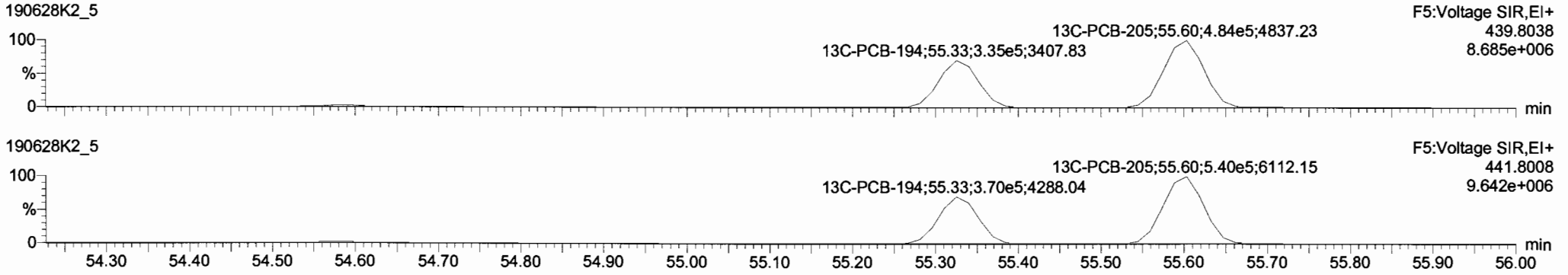

PFK5

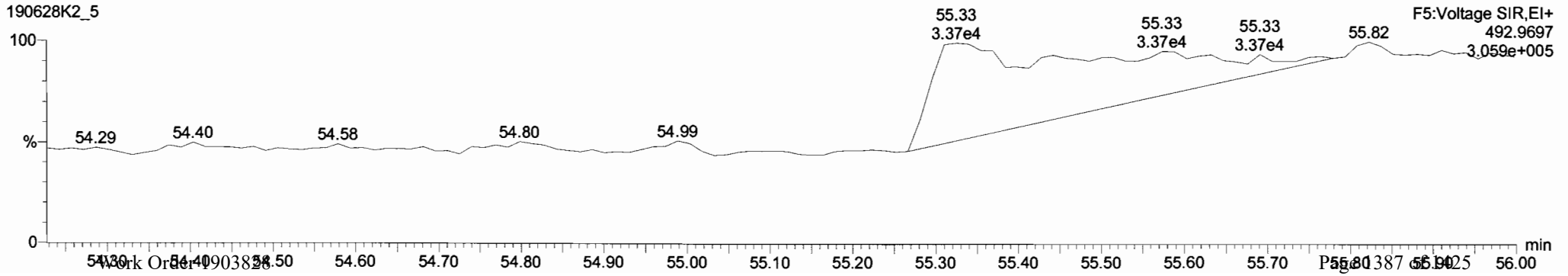

Dataset: Untitled

Last Altered: Saturday, June 29, 2019 12:04:52 Pacific Daylight Time
Printed: Saturday, June 29, 2019 12:05:15 Pacific Daylight Time

Name: 190628K2_5, Date: 28-Jun-2019, Time: 20:39:52, ID: ST190628K2-5 PCB 209 CS5 19C1108, Description: PCB 209 CS5 19C1108

PCB-208

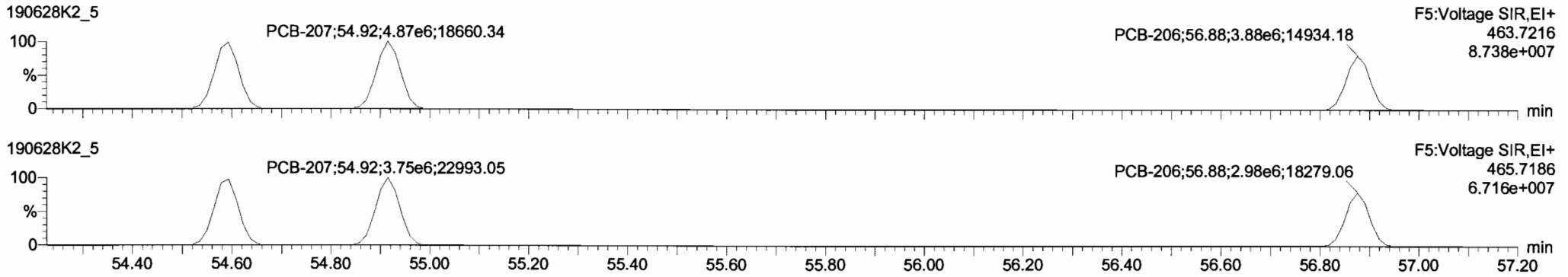

13C-PCB-208

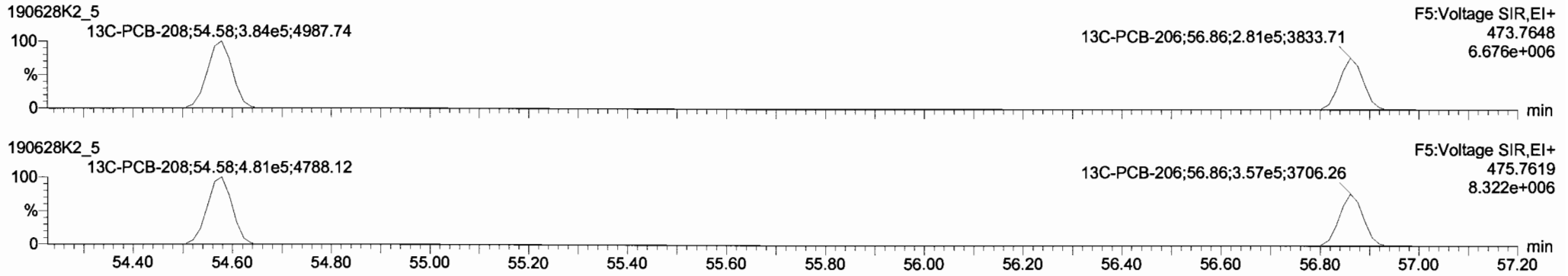

PFK5

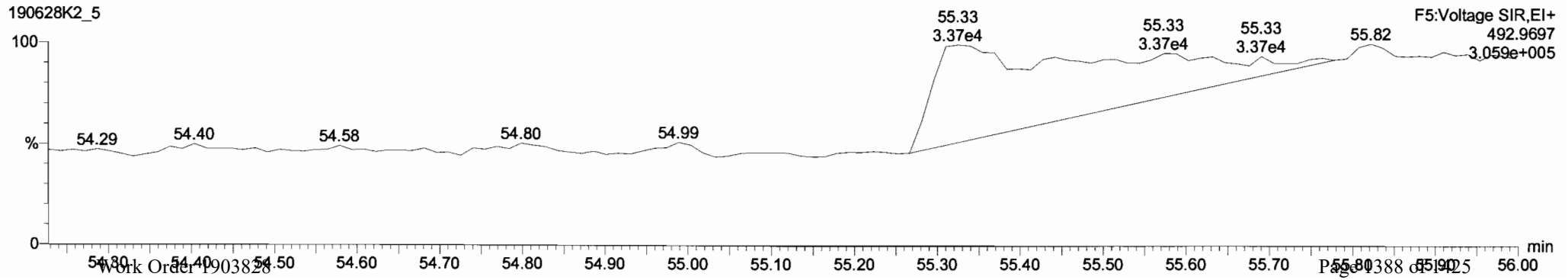

Dataset: Untitled

Last Altered: Saturday, June 29, 2019 12:04:52 Pacific Daylight Time
Printed: Saturday, June 29, 2019 12:05:15 Pacific Daylight Time

Name: 190628K2_5, Date: 28-Jun-2019, Time: 20:39:52, ID: ST190628K2-5 PCB 209 CS5 19C1108, Description: PCB 209 CS5 19C1108

PCB-209

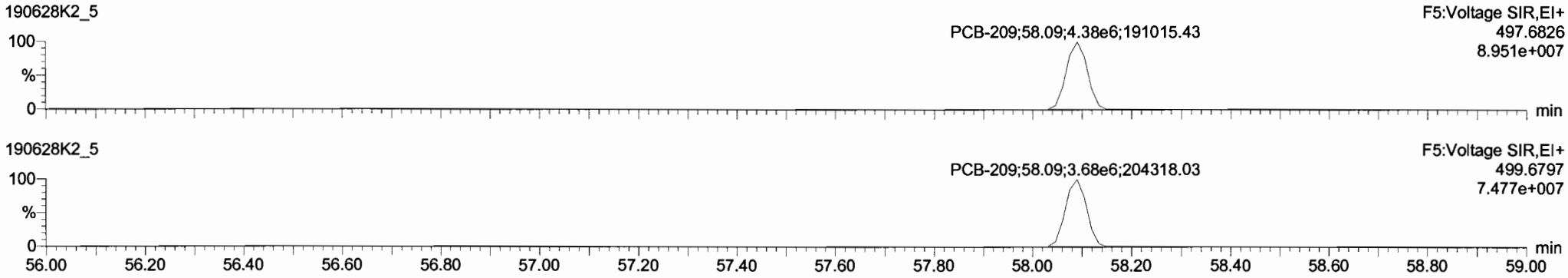

13C-PCB-209

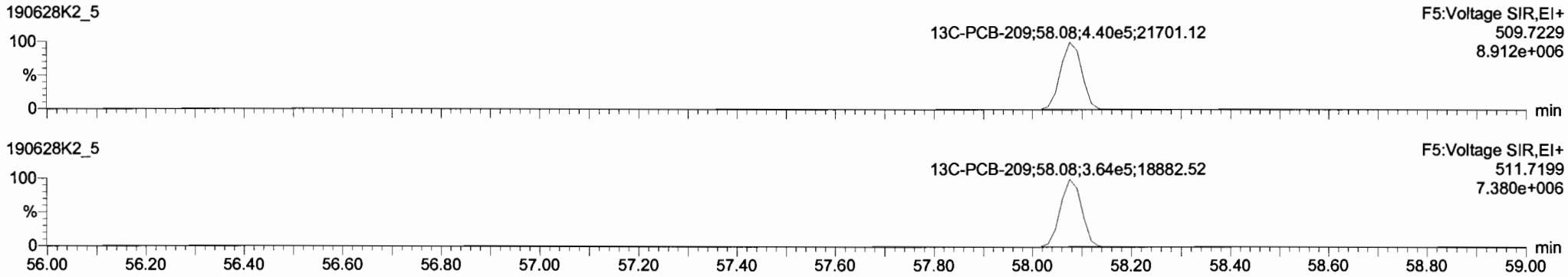

PFK5

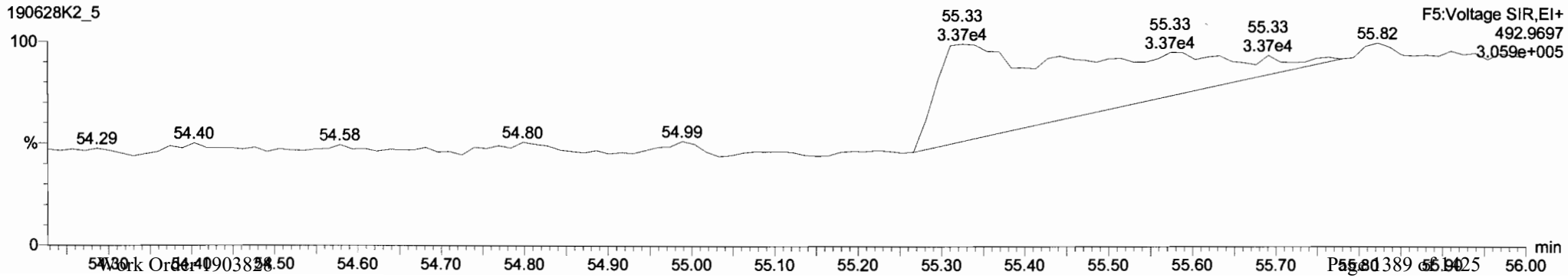

Printed: Saturday, June 29, 2019 09:12:47 Pacific Daylight Time

low PFK

M 168.9888 R 11215

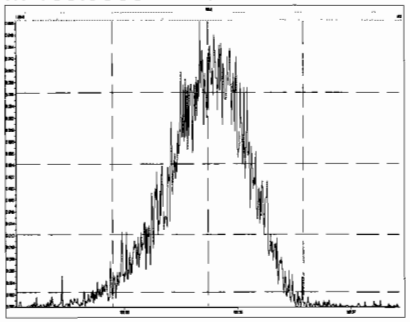

M 180.9888 R 7962

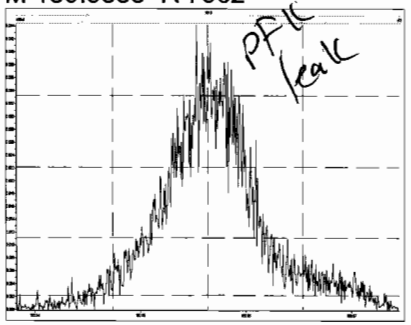

M 192.9888 R 0

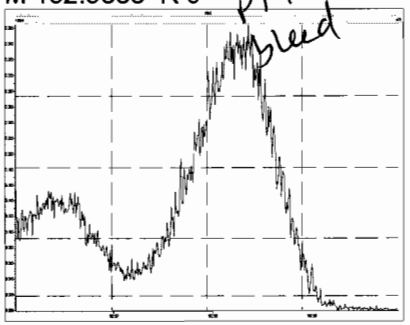

M 204.9888 R 56205

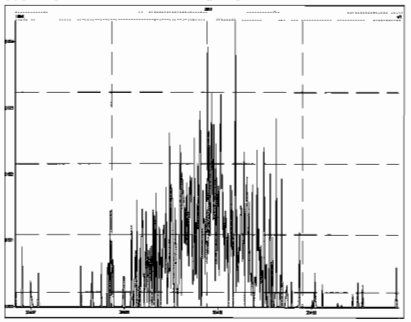

M 218.9856 R 35665

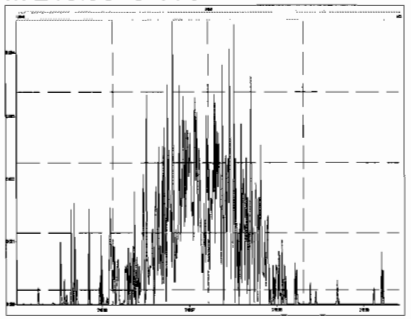

M 230.9856 R 11306

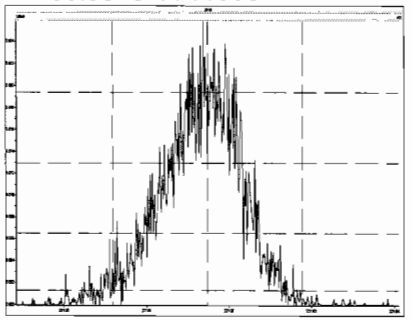

M 242.9856 R 161713

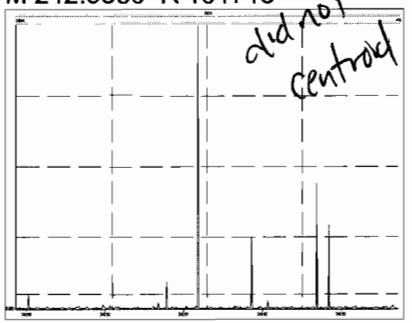

M 254.9856 R 29574

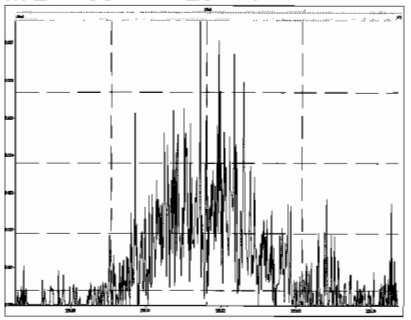

M 268.9824 R 7763

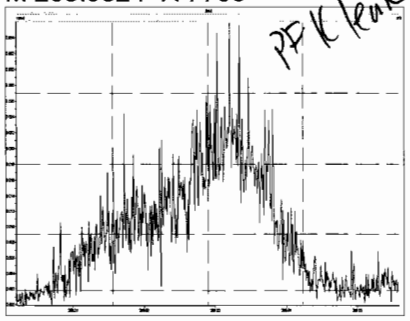

M 280.9824 R 491065

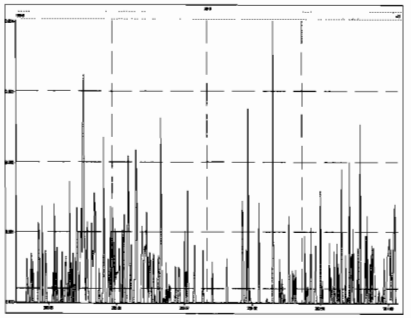

M 254.9856 R 17152

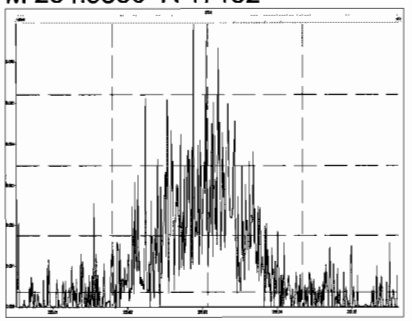

M 268.9824 R 292205

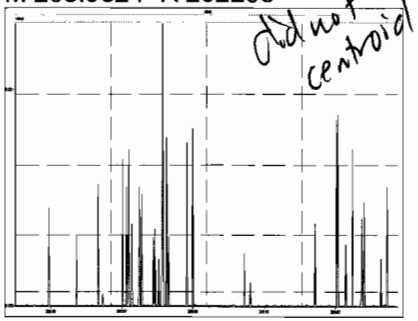

M 280.9824 R 238094

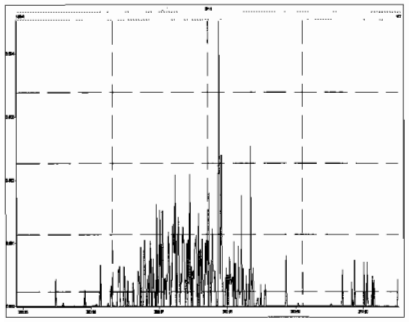

M 292.9824 R 16981

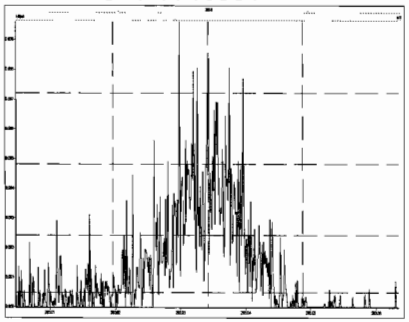

M 304.9824 R 43114

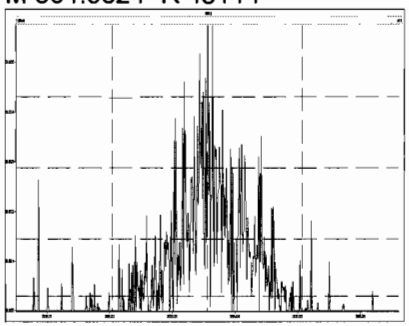

M 318.9792 R 295143

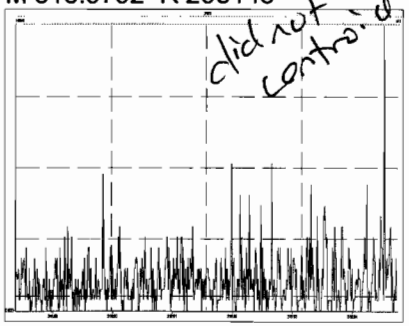

M 330.9792 R 14914

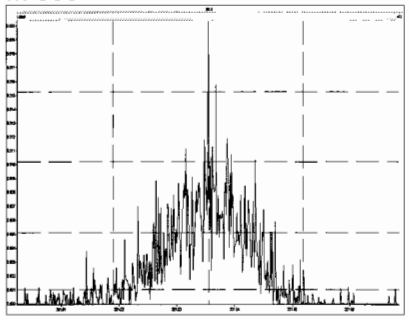

M 342.9792 R 277783

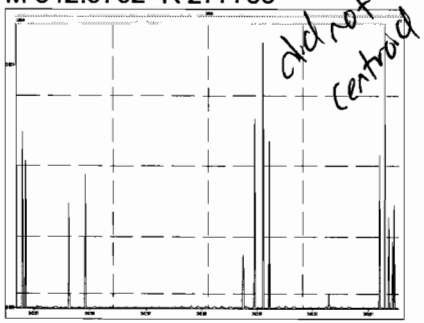

M 354.9792 R 202920

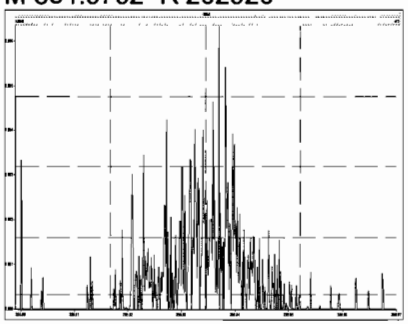

M 366.9792 R 781272

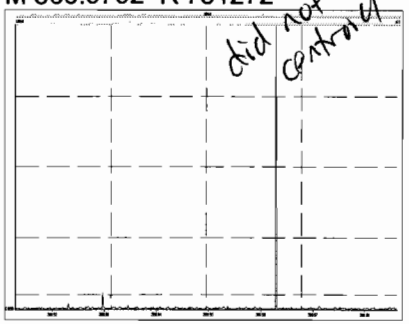

M 380.9760 R 27575

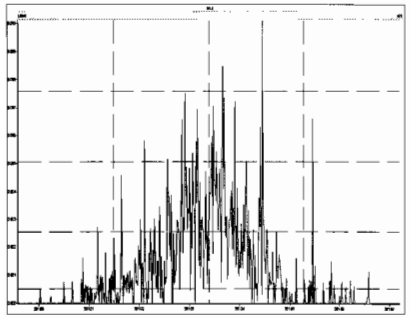

M 318.9792 R 17636

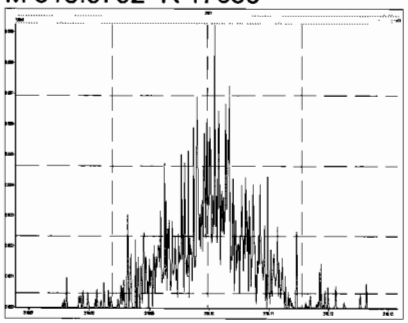

M 330.9792 R 14116

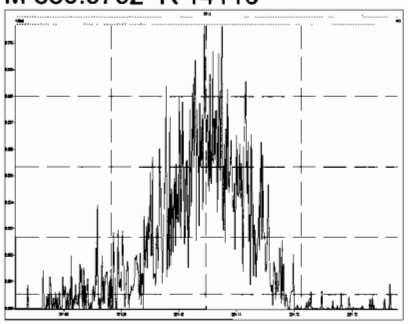

M 342.9792 R 89095

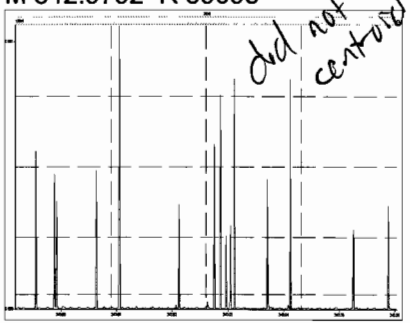

M 354.9792 R 84595

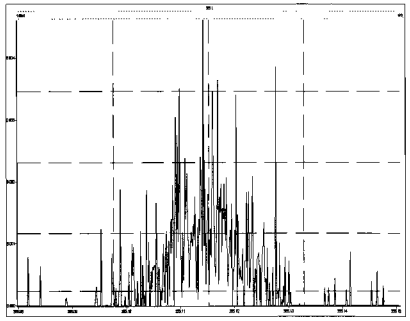

M 366.9792 R 344550

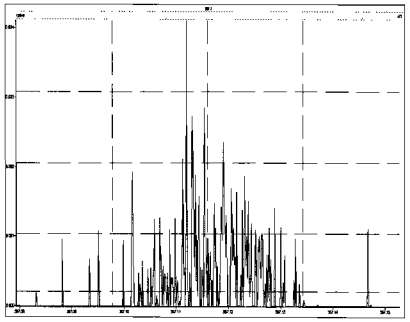

M 380.9760 R 22281

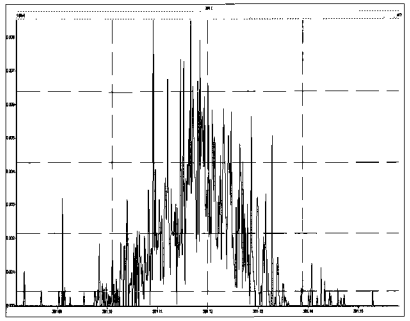

M 392.9760 R 56662

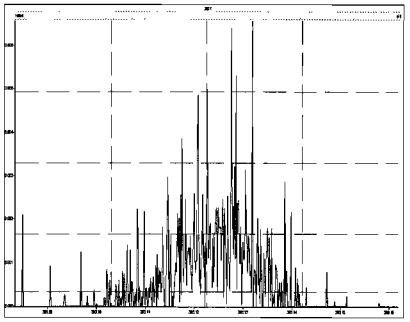

M 404.9760 R 227273

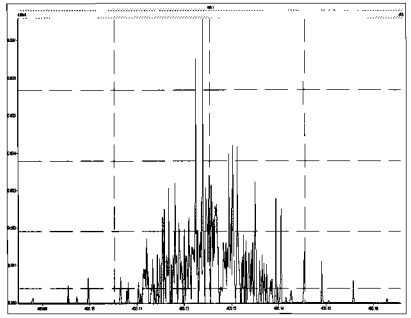

M 416.9760 R 133056

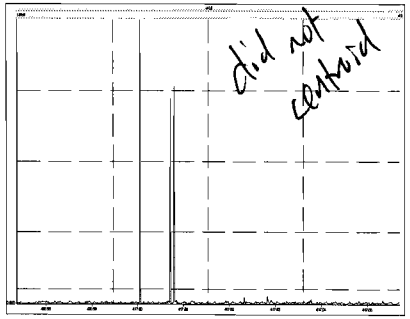

M 430.9728 R 100378

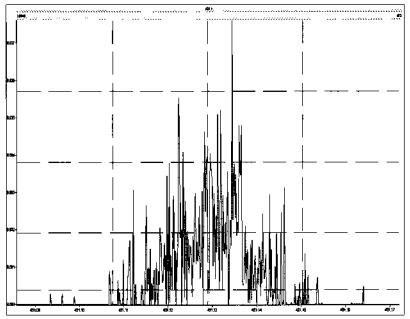

M 442.9728 R 426586

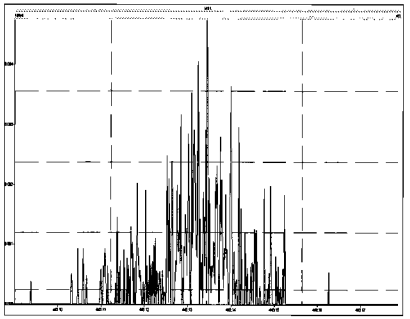

M 416.9760 R 97568

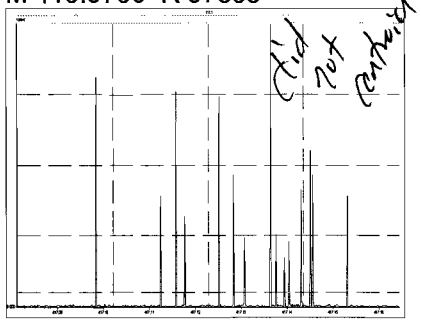

M 430.9728 R 24815

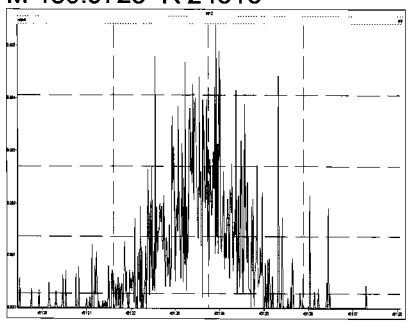

M 442.9728 R 221672

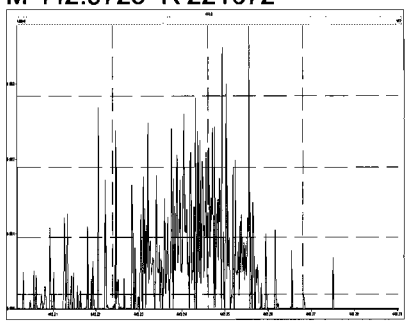

M 454.9728 R 572914

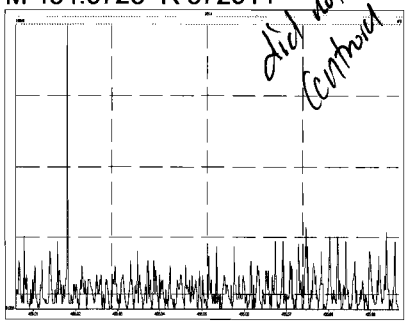

M 466.9728 R 458333

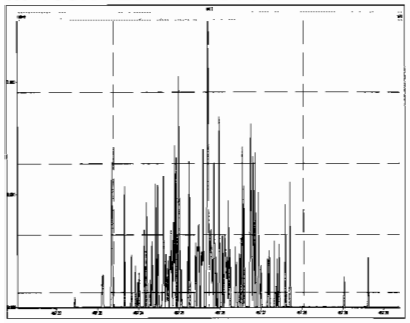

M 480.9696 R 129677

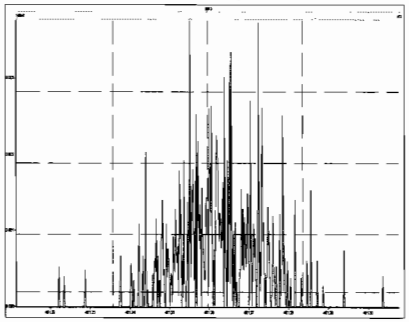

M 492.9696 R 196177

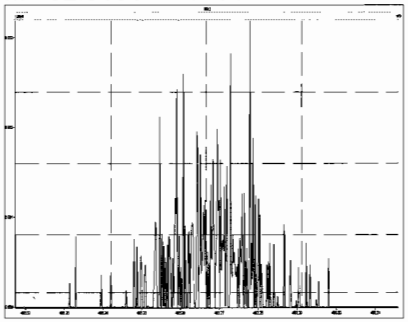

M 504.9696 R 1250001

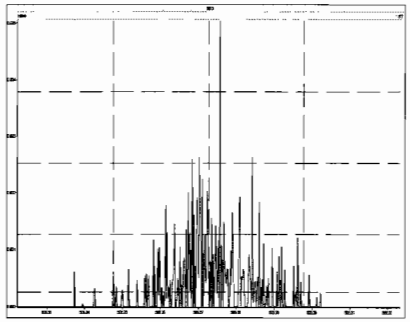

M 516.9697 R 123396

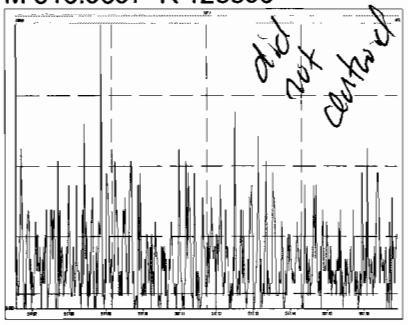

M 168.9888 R 10122

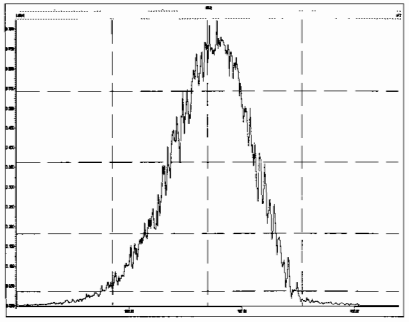

M 180.9888 R 10336

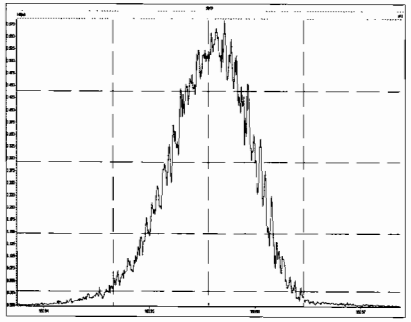

M 192.9888 R 9536

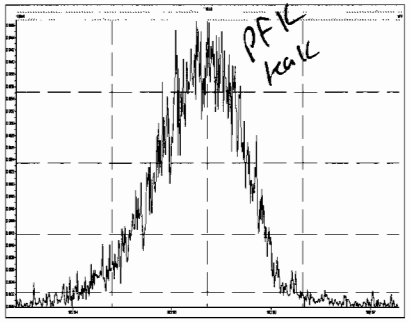

M 204.9888 R 12191

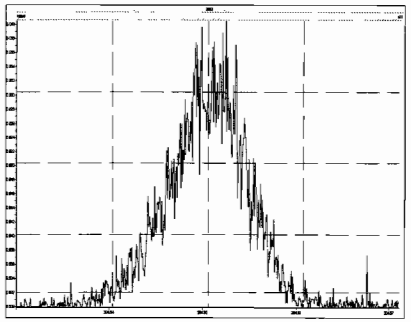

M 218.9856 R 10373

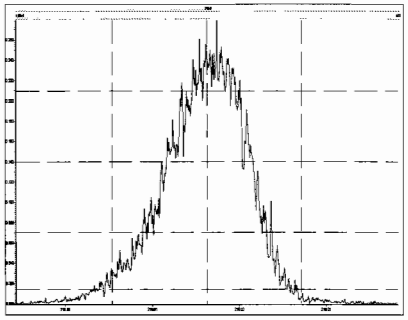

M 230.9856 R 10483

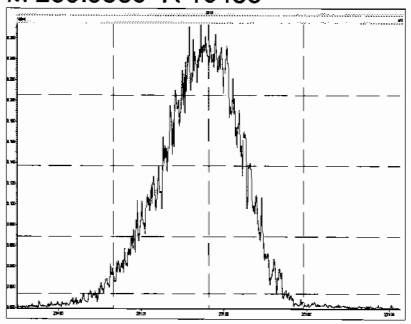

M 242.9856 R 11605

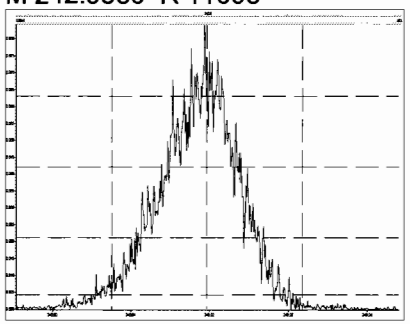

M 254.9856 R 11340

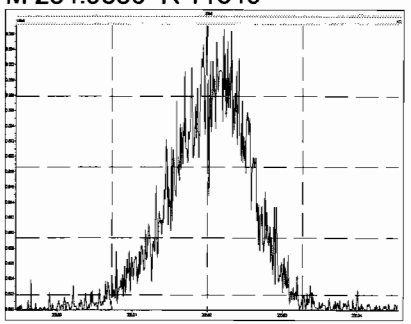

M 268.9824 R 11067

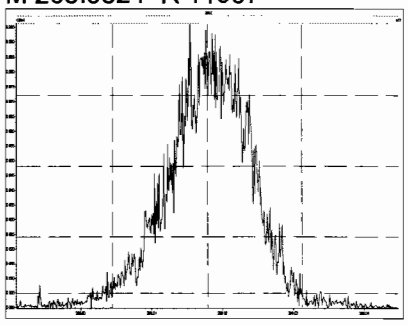

M 280.9824 R 10464

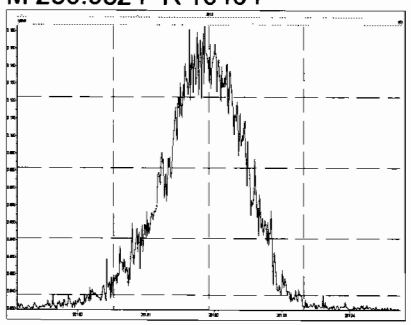

M 254.9856 R 11142

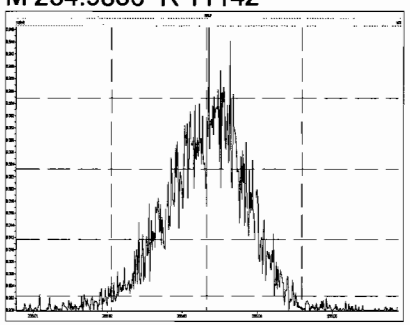

M 268.9824 R 0

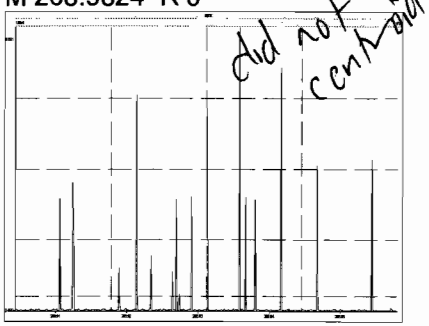

Printed: Saturday, June 29, 2019 10:19:54 Pacific Daylight Time

M 280.9824 R 10804

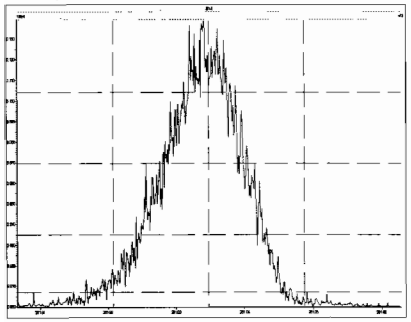

M 292.9824 R 11369

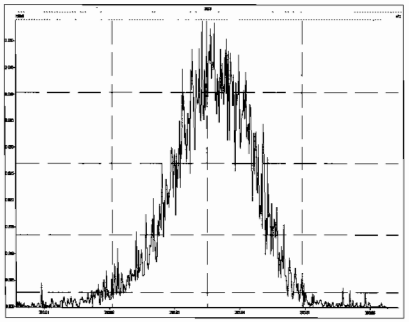

M 304.9824 R 274728

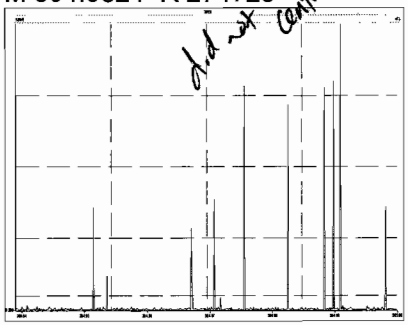

M 318.9792 R 11574

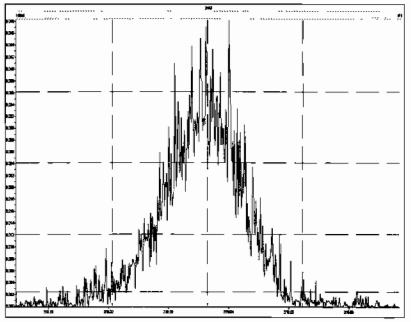

M 330.9792 R 10801

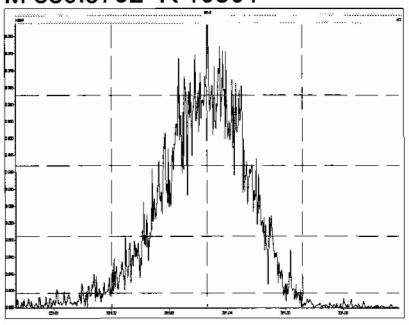

M 342.9792 R 10940

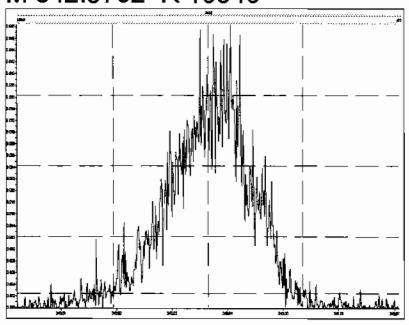

M 354.9792 R 12830

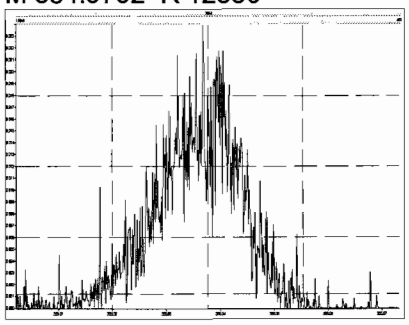

M 366.9792 R 13832

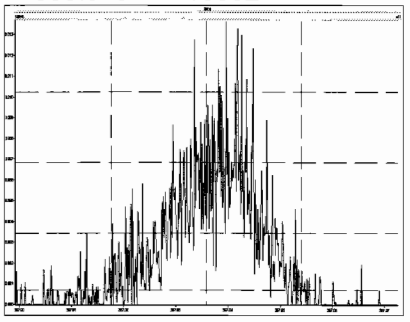

M 380.9760 R 11602

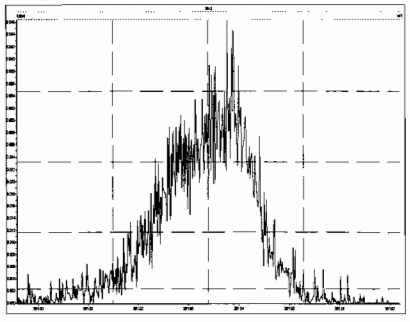

M 318.9792 R 11906

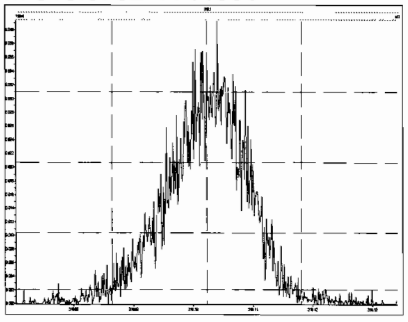

M 330.9792 R 10710

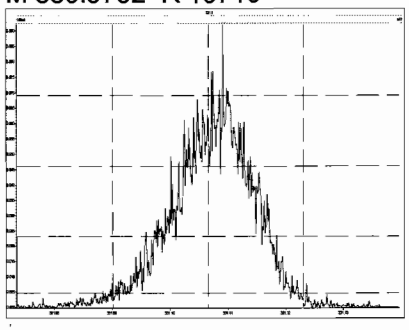

M 342.9792 R 12167

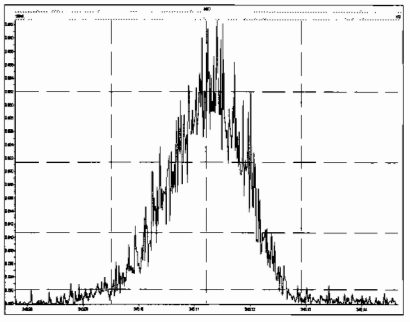

M 354.9792 R 12408

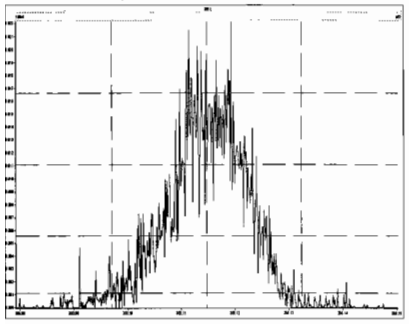

M 366.9792 R 14559

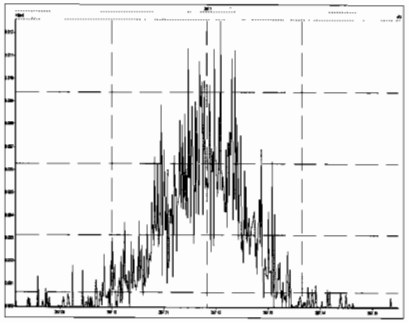

M 380.9760 R 11160

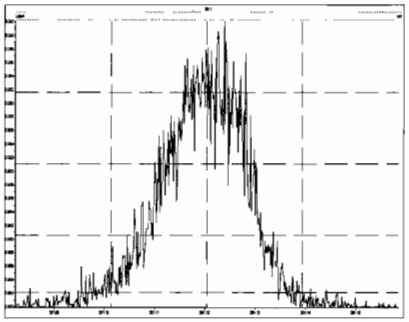

M 392.9760 R 12898

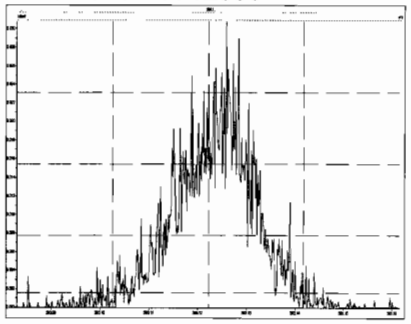

M 404.9760 R 16128

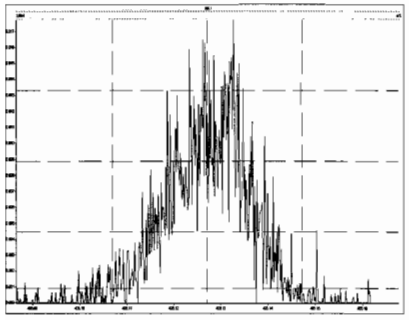

M 416.9760 R 15542

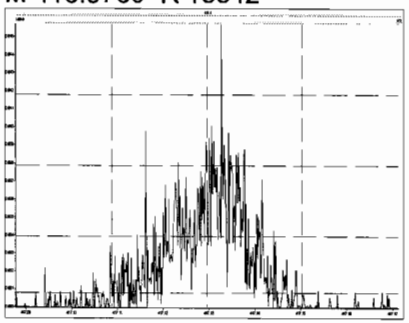

M 430.9728 R 12118

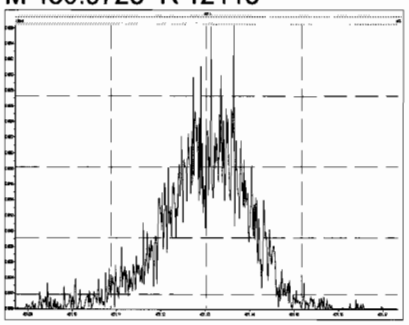

M 442.9728 R 13271

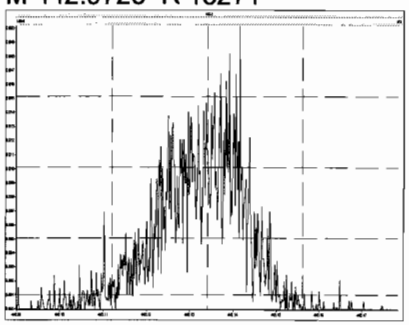

M 416.9760 R 17301

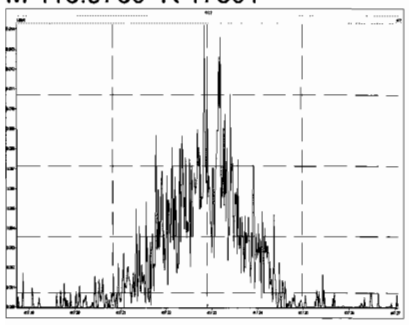

M 430.9728 R 13178

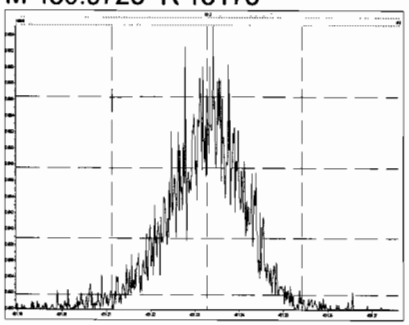

M 442.9728 R 13644

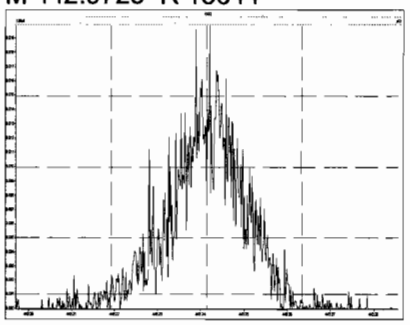

M 454.9728 R 13657

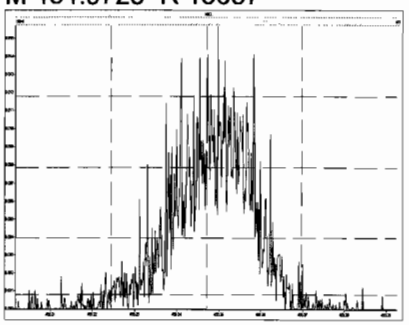

M 466.9728 R 19763

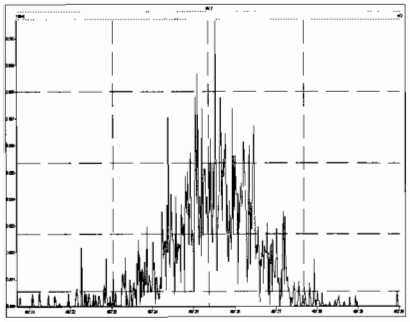

M 480.9696 R 13382

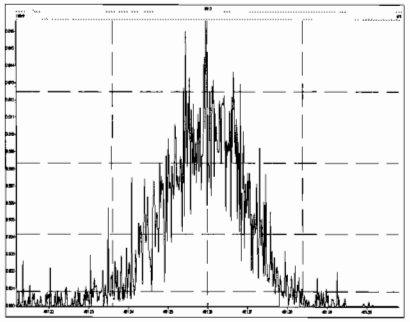

M 492.9696 R 13097

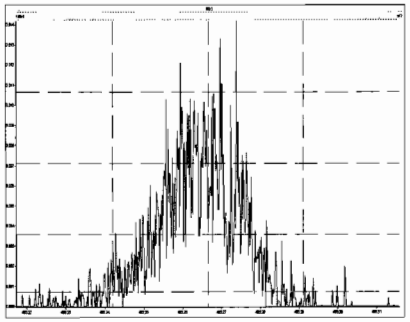

M 504.9696 R 16155

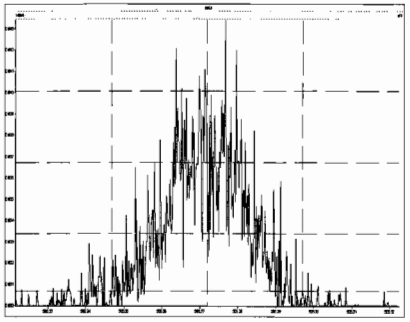

M 516.9697 R 22432

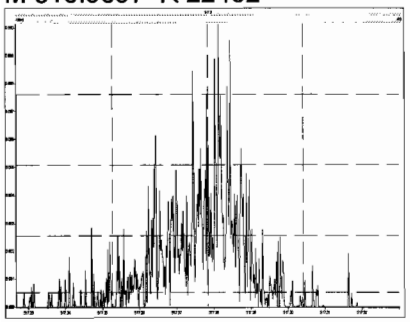

Vista Analytical Laboratory

Dataset: U:\VG11.PRO\Results\190628K2\190628K2-7.qld

Last Altered: Saturday, June 29, 2019 13:37:23 Pacific Daylight Time
Printed: Saturday, June 29, 2019 13:37:39 Pacific Daylight Time

HL 6.29.19

Method: U:\VG11.PRO\MethDB\PCB-209_ZB1_6-28-19.mdb 28 Jun 2019 14:45:02
Calibration: U:\VG11.PRO\CurveDB\db1_PCBvg11-6-28-19.cdb 29 Jun 2019 12:47:57

Name: 190628K2_7, Date: 28-Jun-2019, Time: 22:43:59, ID: SS190628K2-1 PCB 209 SS 19C1113, Description: PCB 209 SS 19C1113

	#	Name	Resp	RA	n/y	RRF	wt/vol	Pred.RT	RT	Pred.RRT	RRT	Check RRT	Conc.	%Rec	DL	EMPC
1	1	PCB-1	1.98e6	3.15	NO	1.02	1.000	16.01	16.02	1.001	1.001	NO	98.99	70-130	0.00903	98.99
2	2	PCB-2			NO	1.01	1.000	18.46		0.988		YES			0.00959	
3	3	PCB-3	2.04e6	3.09	NO	1.01	1.000	18.70	18.71	1.001	1.001	NO	100.8	70-130	0.00961	100.8
4	4	PCB-4/10	3.04e6	1.58	NO	1.28	1.000	20.16	20.16	1.004	1.004	NO	201.9	112.5-225	0.0257	201.9
5	5	PCB-7/9	1.83e6	1.57	NO	0.976	1.000	21.98	21.94	1.003	1.001	NO	103.3	70-130	0.0224	103.3
6	6	PCB-6			NO	1.02	1.000	22.63		1.032		YES			0.0215	
7	7	PCB-5/8	1.88e6	1.57	NO	1.01	1.000	23.04	23.05	1.051	1.051	NO	102.8	70-130	0.0216	102.8
8	8	PCB-14			NO	1.03	1.000	24.20		0.953		YES			0.0231	
9	9	PCB-11	1.80e6	1.58	NO	1.10	1.000	25.43	25.44	1.001	1.001	NO	93.04	70-130	0.0218	93.04
10	10	PCB-12/13	1.72e6	1.56	NO	1.04	1.000	25.80	25.87	1.015	1.018	NO	93.88		0.0230	93.88
11	11	PCB-15	1.87e6	1.57	NO	1.03	1.000	26.16	26.16	1.030	1.030	NO	102.8		0.0232	102.8
12	12	PCB-19	5.20e5	0.96	NO	0.934	1.000	24.39	24.39	1.001	1.001	NO	47.83	35-65	0.0146	47.83
13	13	PCB-30			NO	1.48	1.000	25.31		1.039		YES			0.00921	
14	14	PCB-18	5.27e5	0.96	NO	0.693	1.000	26.09	26.08	0.953	0.953	NO	46.71		0.0142	46.71
15	15	PCB-17			NO	0.667	1.000	26.26		0.959		YES			0.0148	
16	16	PCB-24/27			NO	0.915	1.000	26.86		0.981		YES			0.0108	
17	17	PCB-16/32			NO	0.792	1.000	27.40		1.001		YES			0.0124	
18	18	PCB-34			NO	0.987	1.000	28.22		0.960		YES			0.0251	
19	19	PCB-23			NO	0.974	1.000	28.31		0.963		YES			0.0254	
20	20	PCB-29			NO	0.953	1.000	28.57		0.972		YES			0.0260	
21	21	PCB-26			NO	1.00	1.000	28.79		0.979		YES			0.0248	
22	22	PCB-25			NO	0.978	1.000	28.96		0.985		YES			0.0253	
23	23	PCB-31	7.84e5	1.03	NO	1.12	1.000	29.31	29.31	0.997	0.997	NO	43.20		0.0221	43.20
24	24	PCB-28	8.35e5	1.04	NO	1.11	1.000	29.43	29.43	1.001	1.001	NO	46.72		0.0224	46.72
25	25	PCB-20/21/33	7.50e5	1.04	NO	1.00	1.000	30.05	30.10	1.022	1.023	NO	46.25	~~46.2~~ 35-65	0.0247	46.25
26	26	PCB-22			NO	1.03	1.000	30.51		1.038		YES			0.0240	
27	27	PCB-36			NO	1.18	1.000	31.17		0.932		YES			0.0242	
28	28	PCB-39			NO	1.08	1.000	31.65		0.947		YES			0.0262	
29	29	PCB-38	7.01e5	1.04	NO	1.13	1.000	32.46	32.44	0.971	0.970	NO	43.26	35-65	0.0252	43.26
30	30	PCB-35	7.22e5	1.04	NO	1.13	1.000	33.00	33.00	0.987	0.987	NO	44.38		0.0251	44.38
31	31	PCB-37	7.69e5	1.04	NO	1.11	1.000	33.46	33.45	1.001	1.001	NO	48.42		0.0257	48.42
32	32	PCB-54	6.50e5	0.72	NO	0.996	1.000	28.26	28.27	1.001	1.001	NO	48.04		0.0251	48.04

Dataset: U:\VG11.PRO\Results\190628K2\190628K2-7.qld

Last Altered: Saturday, June 29, 2019 13:37:23 Pacific Daylight Time
Printed: Saturday, June 29, 2019 13:37:39 Pacific Daylight Time

Name: 190628K2_7, Date: 28-Jun-2019, Time: 22:43:59, ID: SS190628K2-1 PCB 209 SS 19C1113, Description: PCB 209 SS 19C1113

	#	Name	Resp	RA	n/y	RRF	wt/vol	Pred.RT	RT	Pred.RRT	RRT	Check RRT	Conc.	%Rec	DL	EMPC
33	33	PCB-50			NO	0.781	1.000	29.47		1.044		YES		35-65	0.0320	
34	34	PCB-53			NO	0.955	1.000	30.16		0.945		YES			0.0347	
35	35	PCB-51			NO	1.02	1.000	30.52		0.956		YES			0.0324	
36	36	PCB-45			NO	0.808	1.000	30.96		0.970		YES			0.0411	
37	37	PCB-46			NO	0.754	1.000	31.45		0.985		YES			0.0440	
38	38	PCB-52/69	5.31e5	0.73	NO	1.09	1.000	31.96	31.94	1.001	1.001	NO	45.67		0.0304	45.67
39	39	PCB-73			NO	1.29	1.000	32.07		1.005		YES			0.0257	
40	40	PCB-43/49	4.83e5	0.74	NO	0.940	1.000	32.26	32.26	1.011	1.010	NO	48.22		0.0353	48.22
41	41	PCB-47			NO	0.869	1.000	32.45		1.000		YES			0.0359	
42	42	PCB-48/75			NO	1.02	1.000	32.57		1.004		YES			0.0305	
43	43	PCB-65			NO	1.11	1.000	32.85		1.013		YES			0.0282	
44	44	PCB-62			NO	1.07	1.000	32.96		1.016		YES			0.0293	
45	45	PCB-44	4.15e5	0.75	NO	0.761	1.000	33.28	33.28	1.026	1.026	NO	49.06		0.0410	49.06
46	46	PCB-42/59			NO	0.960	1.000	33.51		1.033		YES			0.0325	
47	47	PCB-41/64/71/72			NO	1.08	1.000	34.10		1.051		YES			0.0289	
48	48	PCB-68			NO	1.11	1.000	34.38		1.060		YES			0.0282	
49	49	PCB-40			NO	0.577	1.000	34.61		1.067		YES			0.0542	
50	50	PCB-57	5.94e5	0.73	NO	1.05	1.000	34.97	34.99	0.970	0.970	NO	45.11		0.0274	45.11
51	51	PCB-67			NO	0.993	1.000	35.29		0.979		YES			0.0289	
52	52	PCB-58			NO	1.11	1.000	35.40		0.982		YES			0.0258	
53	53	PCB-63			NO	0.962	1.000	35.57		0.986		YES			0.0299	
54	54	PCB-74	6.18e5	0.73	NO	1.07	1.000	35.86	35.88	0.994	0.995	NO	46.19		0.0270	46.19
55	55	PCB-61/70	6.36e5	0.73	NO	0.986	1.000	36.09	36.11	1.000	1.001	NO	51.40		0.0292	51.40
56	56	PCB-76/66	6.25e5	0.73	NO	1.07	1.000	36.29	36.31	1.006	1.007	NO	46.69		0.0270	46.69
57	57	PCB-80			NO	1.08	1.000	36.54		1.001		YES			0.0244	
58	58	PCB-55			NO	1.07	1.000	36.86		1.010		YES			0.0247	
59	59	PCB-56/60			NO	0.934	1.000	37.39		1.024		YES			0.0283	
60	60	PCB-79	6.23e5	0.75	NO	1.04	1.000	38.48	38.49	1.054	1.054	NO	45.44		0.0253	45.44
61	61	PCB-78	5.44e5	0.73	NO	1.03	1.000	39.20	39.20	0.987	0.987	NO	42.39		0.0286	42.39
62	62	PCB-81	6.21e5	0.72	NO	0.933	1.000	39.73	39.75	1.000	1.001	NO	53.50		0.0317	53.50
63	63	PCB-77	5.96e5	0.73	NO	1.03	1.000	40.37	40.37	1.000	1.000	NO	47.72		0.0301	47.72
64	64	PCB-104	6.58e5	1.50	NO	0.995	1.000	33.13	33.13	1.001	1.001	NO	51.39		0.0165	51.39
65	65	PCB-96			NO	0.996	1.000	34.45		1.041		YES			0.0164	
66	66	PCB-103			NO	0.774	1.000	35.01		1.057		YES			0.0211	
67	67	PCB-100			NO	0.778	1.000	35.38		1.069		YES			0.0211	
68	68	PCB-94			NO	0.773	1.000	35.87		0.986		YES			0.0275	

Dataset: U:\VG11.PRO\Results\190628K2\190628K2-7.qld

Last Altered: Saturday, June 29, 2019 13:37:23 Pacific Daylight Time
Printed: Saturday, June 29, 2019 13:37:39 Pacific Daylight Time

Name: 190628K2_7, Date: 28-Jun-2019, Time: 22:43:59, ID: SS190628K2-1 PCB 209 SS 19C1113, Description: PCB 209 SS 19C1113

	#	Name	Resp	RA	n/y	RRF	wt/vol	Pred.RT	RT	Pred.RRT	RRT	Check RRT	Conc.	%Rec	DL	EMPC
69	69	PCB-95/98/102	4.58e5	1.50	NO	1.01	1.000	36.36	36.40	0.999	1.001	NO	45.45	~~45.4~~ 35-65	0.0210	45.45
70	70	PCB-93			NO	0.841	1.000	36.49		1.003		YES			0.0253	
71	71	PCB-88/91			NO	0.890	1.000	36.82		1.012		YES			0.0239	
72	72	PCB-121			NO	1.39	1.000	36.94		1.015		YES			0.0154	
73	73	PCB-84/92			NO	0.879	1.000	37.77		0.990		YES			0.0252	
74	74	PCB-89			NO	0.959	1.000	37.98		0.996		YES			0.0231	
75	75	PCB-90/101	4.91e5	1.51	NO	0.944	1.000	38.14	38.15	1.000	1.000	NO	53.94		0.0234	53.94
76	76	PCB-113			NO	1.23	1.000	38.41		1.007		YES			0.0180	
77	77	PCB-99	4.95e5	1.51	NO	1.12	1.000	38.51	38.49	1.010	1.009	NO	45.83		0.0198	45.83
78	78	PCB-119			NO	1.47	1.000	38.96		0.987		YES			0.0178	
79	79	PCB-108/112			NO	1.25	1.000	39.13		0.991		YES			0.0210	
80	80	PCB-83			NO	1.55	1.000	39.30		0.996		YES			0.0170	
81	81	PCB-97			NO	1.07	1.000	39.51		1.001		YES			0.0244	
82	82	PCB-86			NO	0.996	1.000	39.64		1.004		YES			0.0264	
83	83	PCB-87/117/125	4.15e5	1.52	NO	1.33	1.000	39.78	39.79	1.008	1.008	NO	37.15	~~37.1~~	0.0197	37.15
84	84	PCB-111/115	5.95e5	1.53	NO	1.60	1.000	39.94	39.96	1.012	1.012	NO	44.34		0.0164	44.34
85	85	PCB-85/116			NO	1.22	1.000	40.07		1.015		YES			0.0216	
86	86	PCB-120			NO	1.68	1.000	40.33		1.022		YES			0.0156	
87	87	PCB-110	5.89e5	1.52	NO	1.49	1.000	40.46	40.48	1.025	1.025	NO	47.34		0.0177	47.34
88	88	PCB-82			NO	0.674	1.000	41.14		0.976		YES			0.0299	
89	89	PCB-124			NO	1.16	1.000	41.85		0.993		YES			0.0173	
90	90	PCB-107/109	5.75e5	1.49	NO	1.17	1.000	42.00	42.15	0.997	1.000	YES	45.67		0.0173	45.67
91	91	PCB-123			NO	1.04	1.000	42.16		1.000		YES			0.0194	
92	92	PCB-106/118	6.17e5	1.52	NO	1.07	1.000	42.36	42.34	1.001	1.000	NO	50.56		0.0181	50.56
93	93	PCB-114	5.16e5	1.58	NO	1.16	1.000	43.02	43.02	1.000	1.000	NO	46.05		0.0229	46.05
94	94	PCB-122			NO	0.973	1.000	43.15		1.003		YES			0.0274	
95	95	PCB-105	5.49e5	1.57	NO	1.10	1.000	43.91	43.91	1.000	1.000	NO	49.49		0.0237	49.49
96	96	PCB-127			NO	1.11	1.000	44.27		1.000		YES			0.0233	
97	97	PCB-126	5.54e5	1.59	NO	1.21	1.000	46.22	46.22	1.000	1.000	NO	48.91		0.0239	48.91
98	98	PCB-155	5.95e5	1.27	NO	0.874	1.000	37.67	37.69	1.000	1.001	NO	56.75		0.0120	56.75
99	99	PCB-150			NO	0.881	1.000	38.97		1.035		YES			0.0119	
100	1...	PCB-152			NO	1.00	1.000	39.46		1.048		YES			0.0104	
101	1...	PCB-145			NO	1.00	1.000	39.93		1.061		YES			0.0105	
102	1...	PCB-136			NO	0.843	1.000	40.26		1.069		YES			0.0124	
103	1...	PCB-148			NO	0.693	1.000	40.37		1.072		YES			0.0151	
104	1...	PCB-154			NO	0.724	1.000	40.88		1.086		YES			0.0145	

Dataset: U:\VG11.PRO\Results\190628K2\190628K2-7.qld

Last Altered: Saturday, June 29, 2019 13:37:23 Pacific Daylight Time
Printed: Saturday, June 29, 2019 13:37:39 Pacific Daylight Time

Name: 190628K2_7, Date: 28-Jun-2019, Time: 22:43:59, ID: SS190628K2-1 PCB 209 SS 19C1113, Description: PCB 209 SS 19C1113

	#	Name	Resp	RA	n/y	RRF	wt/vol	Pred.RT	RT	Pred.RRT	RRT	Check RRT	Conc.	%Rec	DL	EMPC
105	1	PCB-151			NO	0.632	1.000	41.56		1.104		YES		35-65	0.0166	
106	1	PCB-135			NO	0.716	1.000	41.78		1.110		YES			0.0146	
107	1	PCB-144			NO	0.667	1.000	41.87		1.112		YES			0.0157	
108	1	PCB-147			NO	0.661	1.000	42.02		1.116		YES			0.0158	
109	1	PCB-139/149	4.11e5	1.26	NO	0.738	1.000	42.28	42.29	1.123	1.123	NO	46.32		0.0142	46.32
110	1	PCB-140			NO	0.627	1.000	42.49		1.128		YES			0.0167	
111	1	PCB-134/143			NO	0.733	1.000	42.94		0.975		YES			0.0388	
112	1	PCB-131/133			NO	0.790	1.000	43.24		0.982		YES			0.0360	
113	1	PCB-142			NO	0.708	1.000	43.43		0.986		YES			0.0402	
114	1	PCB-146/165			NO	0.959	1.000	43.64		0.990		YES			0.0297	
115	1	PCB-132/161			NO	0.974	1.000	43.89		0.996		YES			0.0292	
116	1	PCB-153	4.28e5	1.21	NO	1.01	1.000	44.08	44.08	1.000	1.000	NO	45.74		0.0281	45.74
117	1	PCB-168			NO	1.02	1.000	44.28		1.005		YES			0.0279	
118	1	PCB-141			NO	0.967	1.000	44.86		1.001		YES			0.0370	
119	1	PCB-137			NO	0.987	1.000	45.23		1.009		YES			0.0363	
120	1	PCB-130			NO	0.840	1.000	45.34		1.012		YES			0.0426	
121	1	PCB-138/163/164	3.71e5	1.19	NO	1.23	1.000	45.72	45.71	1.001	1.000	NO	39.00	~~39.0~~	0.0281	39.00
122	1	PCB-158/160			NO	1.18	1.000	45.98		1.006		YES			0.0293	
123	1	PCB-129			NO	0.819	1.000	46.23		1.012		YES			0.0421	
124	1	PCB-166			NO	1.07	1.000	46.69		0.993		YES			0.0274	
125	1	PCB-159			NO	1.12	1.000	47.03		1.000		YES			0.0262	
126	1	PCB-128/162	4.56e5	1.21	NO	0.851	1.000	47.32	47.34	1.007	1.007	NO	57.57		0.0344	57.57
127	1	PCB-167	5.02e5	1.19	NO	1.04	1.000	47.73	47.73	1.000	1.000	NO	51.80		0.0287	51.80
128	1	PCB-156	4.50e5	1.21	NO	1.06	1.000	49.08	49.08	1.000	1.000	NO	46.22		0.0285	46.22
129	1	PCB-157	5.10e5	1.19	NO	0.978	1.000	49.36	49.34	1.001	1.000	NO	56.38		0.0300	56.38
130	1	PCB-169	4.53e5	1.19	NO	1.11	1.000	51.62	51.62	1.000	1.000	NO	45.69		0.0288	45.69
131	1	PCB-188	5.49e5	1.03	NO	1.19	1.000	43.72	43.70	1.001	1.000	NO	52.22		0.0289	52.22
132	1	PCB-184			NO	1.17	1.000	44.17		1.011		YES			0.0295	
133	1	PCB-179			NO	1.18	1.000	44.96		1.029		YES			0.0293	
134	1	PCB-176			NO	1.16	1.000	45.45		1.041		YES			0.0297	
135	1	PCB-186			NO	1.22	1.000	46.07		1.055		YES			0.0283	
136	1	PCB-178	3.71e5	1.03	NO	0.830	1.000	46.59	46.58	1.067	1.066	NO	50.70		0.0415	50.70
137	1	PCB-175			NO	0.849	1.000	46.95		1.075		YES			0.0406	
138	1	PCB-182/187	4.09e5	1.05	NO	0.960	1.000	47.12	47.11	1.079	1.079	NO	48.37		0.0359	48.37
139	1	PCB-183			NO	0.957	1.000	47.44		1.086		YES			0.0360	
140	1	PCB-185			NO	1.32	1.000	48.14		0.956		YES			0.0413	

Dataset: U:\VG11.PRO\Results\190628K2\190628K2-7.qld

Last Altered: Saturday, June 29, 2019 13:37:23 Pacific Daylight Time
Printed: Saturday, June 29, 2019 13:37:39 Pacific Daylight Time

7/2/19
DB FOR HC

Name: 190628K2_7, Date: 28-Jun-2019, Time: 22:43:59, ID: SS190628K2-1 PCB 209 SS 19C1113, Description: PCB 209 SS 19C1113

	#	Name	Resp	RA	n/y	RRF	wt/vol	Pred.RT	RT	Pred.RRT	RRT	Check RRT	Conc.	%Rec	DL	EMPC
141	1...	PCB-174	3.54e5	1.02	NO	1.22	1.000	48.52	48.51	0.963	0.963	NO	48.94	75/65	0.0448	48.94
142	1...	PCB-181			NO	1.41	1.000	48.63		0.965		YES			0.0386	
143	1...	PCB-177			NO	1.24	1.000	48.80		0.969		YES			0.0440	
144	1...	PCB-171			NO	1.24	1.000	49.11		0.975		YES			0.0439	
145	1...	PCB-173			NO	1.14	1.000	49.54		0.983		YES			0.0478	
146	1...	PCB-172			NO	1.31	1.000	50.00		0.992		YES			0.0417	
147	1...	PCB-192			NO	1.70	1.000	50.20		0.996		YES			0.0321	
148	1...	PCB-180	4.20e5	1.04	NO	1.32	1.000	50.41	50.40	1.000	1.000	NO	53.57		0.0413	53.57
149	1...	PCB-193			NO	1.54	1.000	50.62		1.005		YES			0.0354	
150	1...	PCB-191			NO	1.57	1.000	50.88		1.010		YES			0.0347	
151	1...	PCB-170	3.41e5	1.03	NO	1.36	1.000	52.06	52.05	1.000	1.000	NO	49.08		0.0437	49.08
152	1...	PCB-190			NO	1.84	1.000	52.24		1.004		YES			0.0323	
153	1...	PCB-189	4.62e5	1.05	NO	1.33	1.000	53.74	53.74	1.000	1.000	NO	49.88		0.0293	49.88
154	1...	PCB-202	4.71e5	0.88	NO	1.02	1.000	49.31	49.29	1.001	1.000	NO	51.01		0.0120	51.01
155	1...	PCB-201			NO	0.915	1.000	49.78		1.010		YES			0.0135	
156	1...	PCB-204			NO	0.979	1.000	49.95		1.014		YES			0.0126	
157	1...	PCB-197			NO	0.979	1.000	50.24		1.020		YES			0.0126	
158	1...	PCB-200	4.31e5	0.89	NO	0.954	1.000	51.19	51.20	1.039	1.039	NO	50.08		0.0129	50.08
159	1...	PCB-198			NO	0.748	1.000	52.73		1.070		YES			0.0165	
160	1...	PCB-199			NO	0.706	1.000	52.85		1.073		YES			0.0174	
161	1...	PCB-196/203	3.40e5	0.90	NO	0.785	1.000	53.15	53.15	1.079	1.079	NO	48.11		0.0157	48.11
162	1...	PCB-195	3.16e5	0.89	NO	1.03	1.000	54.43	54.42	0.984	0.984	NO	50.55		0.0291	50.55
163	1...	PCB-194	3.30e5	0.90	NO	1.16	1.000	55.33	55.33	1.000	1.000	NO	47.12		0.0260	47.12
164	1...	PCB-205	4.27e5	0.89	NO	1.40	1.000	55.59	55.60	1.005	1.005	NO	50.40		0.0214	50.40
165	1...	PCB-208	3.53e5	1.33	NO	0.934	1.000	54.58	54.58	1.000	1.000	NO	48.48		0.0226	48.48
166	1...	PCB-207			NO	0.912	1.000	54.90		1.006		YES			0.0231	
167	1...	PCB-206	2.62e5	1.30	NO	0.987	1.000	56.86	56.86	1.000	1.000	NO	47.02		0.0285	47.02
168	1...	PCB-209	3.46e5	1.18	NO	0.943	1.000	58.06	58.08	1.000	1.000	NO	51.82		0.00500	51.82
169	1...	13C-PCB-1	1.96e6	3.06	NO	1.08	1.000	15.99	16.00	0.612	0.612	NO	98.48	98.5	0.0563	
170	1...	13C-PCB-3	2.01e6	3.04	NO	1.09	1.000	18.69	18.69	0.715	0.715	NO	99.62	99.6	0.0556	
171	1...	13C-PCB-4	1.18e6	1.59	NO	0.640	1.000	20.07	20.08	0.768	0.768	NO	99.76	99.8	0.0380	
172	1...	13C-PCB-9	1.81e6	1.60	NO	0.995	1.000	21.92	21.92	0.839	0.839	NO	98.50	98.5	0.0245	
173	1...	13C-PCB-11	1.77e6	1.61	NO	0.971	1.000	25.42	25.41	0.973	0.972	NO	98.49	98.5	0.0251	
174	1...	13C-PCB-19	1.16e6	1.03	NO	0.637	1.000	24.36	24.36	0.932	0.932	NO	98.74	98.7	0.314	
175	1...	13C-PCB-32	1.63e6	1.03	NO	0.910	1.000	27.38	27.38	1.047	1.047	NO	96.77	96.8	0.220	
176	1...	13C-PCB-28	1.62e6	0.99	NO	1.07	1.000	29.41	29.41	1.004	1.004	NO	102.4	102	0.281	

Dataset: U:\VG11.PRO\Results\190628K2\190628K2-7.qld

Last Altered: Saturday, June 29, 2019 13:37:23 Pacific Daylight Time
Printed: Saturday, June 29, 2019 13:37:39 Pacific Daylight Time

Name: 190628K2_7, Date: 28-Jun-2019, Time: 22:43:59, ID: SS190628K2-1 PCB 209 SS 19C1113, Description: PCB 209 SS 19C1113

	#	Name	Resp	RA	n/y	RRF	wt/vol	Pred.RT	RT	Pred.RRT	RRT	Check RRT	Conc.	%Rec	DL	EMPC
177	1...	13C-PCB-37	1.44e6	1.00	NO	0.959	1.000	33.43	33.43	1.141	1.141	NO	101.4	101	0.313	
178	1...	13C-PCB-54	1.36e6	0.75	NO	1.10	1.000	28.23	28.24	0.756	0.756	NO	98.57	98.6	0.0541	
179	1...	13C-PCB-52	1.06e6	0.78	NO	0.844	1.000	31.91	31.92	0.854	0.855	NO	100.4	100	0.0704	
180	1...	13C-PCB-47	1.11e6	0.78	NO	0.893	1.000	32.43	32.44	0.868	0.868	NO	99.14	99.1	0.0665	
181	1...	13C-PCB-70	1.26e6	0.78	NO	1.01	1.000	36.07	36.07	0.966	0.966	NO	99.23	99.2	0.0590	
182	1...	13C-PCB-80	1.31e6	0.77	NO	1.05	1.000	36.51	36.52	0.977	0.978	NO	99.87	99.9	0.0568	
183	1...	13C-PCB-81	1.24e6	0.77	NO	0.985	1.000	39.72	39.72	1.063	1.063	NO	100.6	101	0.0603	
184	1...	13C-PCB-77	1.21e6	0.81	NO	0.958	1.000	40.33	40.35	1.080	1.080	NO	100.4	100	0.0620	
185	1...	13C-PCB-104	1.29e6	1.60	NO	1.10	1.000	33.10	33.11	0.829	0.829	NO	99.39	99.4	0.0288	
186	1...	13C-PCB-95	9.93e5	1.62	NO	0.852	1.000	36.37	36.39	0.911	0.911	NO	98.70	98.7	0.0370	
187	1...	13C-PCB-101	9.65e5	1.61	NO	0.814	1.000	38.12	38.14	0.955	0.955	NO	100.4	100	0.0388	
188	1...	13C-PCB-97	8.38e5	1.60	NO	0.709	1.000	39.47	39.48	0.989	0.989	NO	100.0	100	0.0445	
189	1...	13C-PCB-123	1.08e6	1.61	NO	0.922	1.000	42.12	42.14	1.055	1.055	NO	99.15	99.1	0.0342	
190	1...	13C-PCB-118	1.14e6	1.58	NO	0.975	1.000	42.32	42.32	1.060	1.060	NO	99.01	99.0	0.0324	
191	1...	13C-PCB-114	9.64e5	1.57	NO	1.52	1.000	43.02	43.00	0.910	0.909	NO	95.80	95.8	0.0533	
192	1...	13C-PCB-105	1.01e6	1.55	NO	1.58	1.000	43.89	43.89	0.928	0.928	NO	96.05	96.0	0.0512	
193	1...	13C-PCB-127	1.03e6	1.56	NO	1.62	1.000	44.23	44.25	0.935	0.936	NO	95.77	95.8	0.0500	
194	1...	13C-PCB-126	9.34e5	1.57	NO	1.45	1.000	46.20	46.20	0.977	0.977	NO	97.55	97.5	0.0561	
195	1...	13C-PCB-155	1.20e6	1.28	NO	1.03	1.000	37.65	37.65	0.943	0.943	NO	99.08	99.1	0.0115	
196	1...	13C-PCB-153	9.25e5	1.24	NO	1.42	1.000	44.04	44.06	0.931	0.932	NO	98.14	98.1	0.0601	
197	1...	13C-PCB-141	7.48e5	1.25	NO	1.14	1.000	44.81	44.82	0.947	0.948	NO	98.89	98.9	0.0749	
198	1...	13C-PCB-138	7.77e5	1.24	NO	1.18	1.000	45.69	45.69	0.966	0.966	NO	99.38	99.4	0.0726	
199	1...	13C-PCB-159	9.32e5	1.25	NO	1.43	1.000	47.01	47.01	0.994	0.994	NO	98.19	98.2	0.0597	
200	2...	13C-PCB-167	9.29e5	1.27	NO	1.42	1.000	47.71	47.71	1.009	1.009	NO	98.54	98.5	0.0601	
201	2...	13C-PCB-156	9.22e5	1.28	NO	1.40	1.000	49.04	49.06	1.037	1.037	NO	99.60	99.6	0.0613	
202	2...	13C-PCB-157	9.26e5	1.31	NO	1.41	1.000	49.32	49.33	1.043	1.043	NO	99.38	99.4	0.0609	
203	2...	13C-PCB-169	8.95e5	1.25	NO	1.35	1.000	51.60	51.60	1.091	1.091	NO	100.4	100	0.0636	
204	2...	13C-PCB-188	8.81e5	0.46	NO	1.46	1.000	43.66	43.68	0.927	0.927	NO	94.37	94.4	0.0454	
205	2...	13C-PCB-180	5.93e5	0.46	NO	0.932	1.000	50.37	50.39	1.069	1.070	NO	99.77	99.8	0.0712	
206	2...	13C-PCB-170	5.11e5	0.45	NO	0.796	1.000	52.03	52.03	1.104	1.105	NO	100.6	101	0.0834	
207	2...	13C-PCB-189	6.95e5	0.44	NO	1.09	1.000	53.72	53.72	1.140	1.140	NO	99.84	99.8	0.0609	
208	2...	13C-PCB-202	9.02e5	0.96	NO	1.45	1.000	49.27	49.27	1.042	1.042	NO	97.44	97.4	0.0319	
209	2...	13C-PCB-194	6.05e5	0.86	NO	0.714	1.000	55.31	55.31	0.995	0.995	NO	96.92	96.9	0.0485	
210	2...	13C-PCB-208	7.80e5	0.76	NO	0.896	1.000	54.57	54.56	0.982	0.982	NO	99.51	99.5	0.0437	
211	2...	13C-PCB-206	5.65e5	0.80	NO	0.653	1.000	56.85	56.85	1.023	1.023	NO	98.96	99.0	0.0600	
212	2...	13C-PCB-209	7.07e5	1.19	NO	0.806	1.000	58.07	58.06	1.045	1.044	NO	100.4	100	0.00637	

Dataset: U:\VG11.PRO\Results\190628K2\190628K2-7.qld

Last Altered: Saturday, June 29, 2019 13:37:23 Pacific Daylight Time
Printed: Saturday, June 29, 2019 13:37:39 Pacific Daylight Time

Name: 190628K2_7, Date: 28-Jun-2019, Time: 22:43:59, ID: SS190628K2-1 PCB 209 SS 19C1113, Description: PCB 209 SS 19C1113

	#	Name	Resp	RA	n/y	RRF	wt/vol	Pred.RT	RT	Pred.RRT	RRT	Check RRT	Conc.	%Rec	DL	EMPC
213	2...	13C-PCB-15	1.85e6	1.59	NO	1.00	1.000	26.14	26.14	1.000	0.000	NO	100.0	100	0.0243	
214	2...	13C-PCB-31	1.48e6	0.97	NO	1.00	1.000	29.30	29.30	1.000	0.000	NO	100.0	100	0.300	
215	2...	13C-PCB-60	1.26e6	0.76	NO	1.00	1.000	37.37	37.35	1.000	0.000	NO	100.0	100	0.0594	
216	2...	13C-PCB-111	1.18e6	1.61	NO	1.00	1.000	39.94	39.92	1.000	0.000	NO	100.0	100	0.0316	
217	2...	13C-PCB-128	6.62e5	1.26	NO	1.00	1.000	47.32	47.30	1.000	0.000	NO	100.0	100	0.0856	
218	2...	13C-PCB-182	6.38e5	0.45	NO	1.00	1.000	47.13	47.11	0.000	0.000	NO	100.0	100	0.0664	
219	2...	13C-PCB-205	8.75e5	0.91	NO	1.00	1.000	55.60	55.59	1.000	0.000	NO	100.0	100	0.0346	
220	2...	13C-PCB-79	1.34e6	0.76	NO	1.03	1.000	38.45	38.45	1.029	1.029	NO	103.2	103	0.0576	
221	2...	13C-PCB-178	5.92e5	0.45	NO	0.875	1.000	46.56	46.56	0.988	0.988	NO	102.2	102	0.0727	
222	2...	13C-PCB-79	1.34e6	0.76	NO	1.05	1.000	38.45	38.45	0.968	0.968	NO	102.9	103	0.0588	
223	2...	13C-PCB-178	5.92e5	0.45	NO	0.975	1.000	46.58	46.56	0.924	0.924	NO	102.4	102	0.0765	

Vista Analytical Laboratory VG-11

Dataset: Untitled

Last Altered: Saturday, June 29, 2019 13:14:13 Pacific Daylight Time
Printed: Saturday, June 29, 2019 13:19:29 Pacific Daylight Time

Method: U:\VG11.PRO\MethDB\PCB-209_ZB1_6-28-19.mdb 28 Jun 2019 14:45:02
Calibration: U:\VG11.PRO\CurveDB\db1_PCBvg11-6-28-19.cdb 29 Jun 2019 12:47:57

Name: 190628K2_7, Date: 28-Jun-2019, Time: 22:43:59, ID: SS190628K2-1 PCB 209 SS 19C1113, Description: PCB 209 SS 19C1113

PCB-1

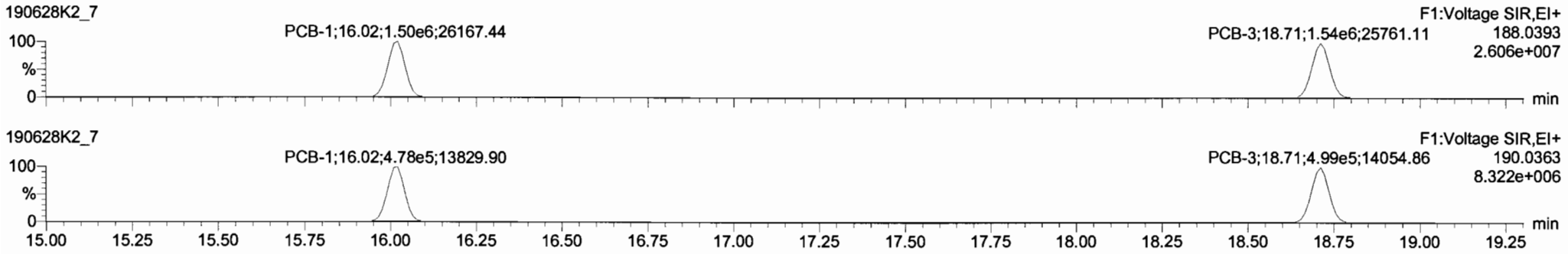

13C-PCB-1

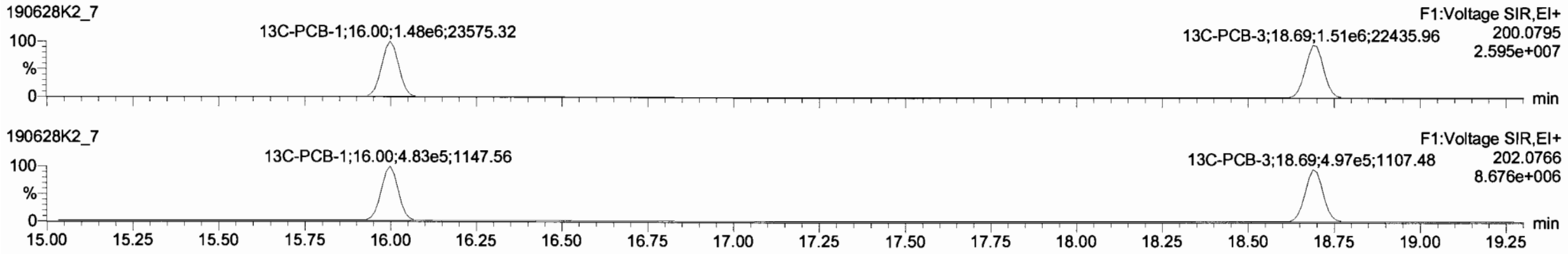

PFK1

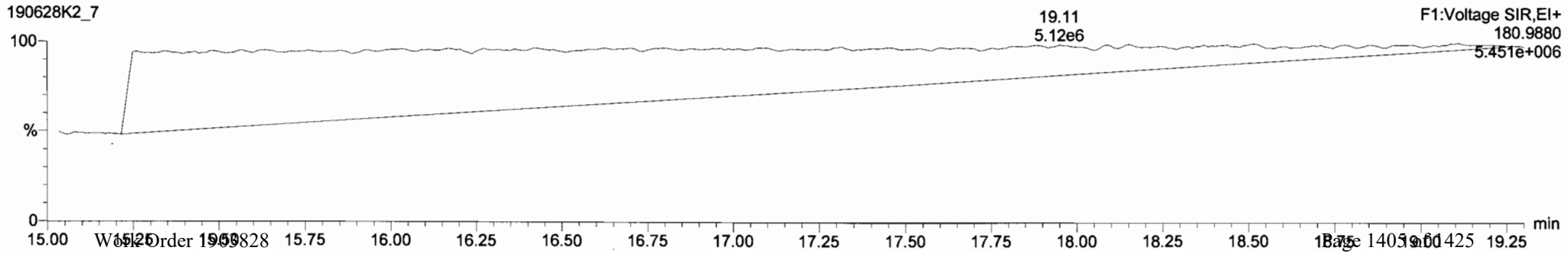

Dataset: Untitled

Last Altered: Saturday, June 29, 2019 13:14:13 Pacific Daylight Time
Printed: Saturday, June 29, 2019 13:19:29 Pacific Daylight Time

Name: 190628K2_7, Date: 28-Jun-2019, Time: 22:43:59, ID: SS190628K2-1 PCB 209 SS 19C1113, Description: PCB 209 SS 19C1113

PCB-4/10

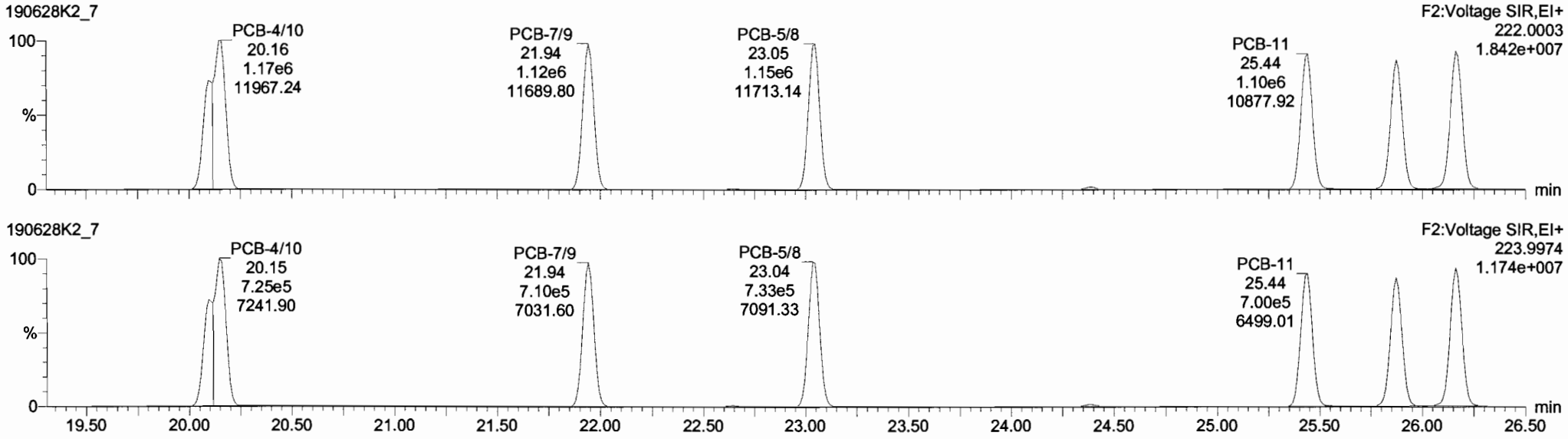

13C-PCB-4

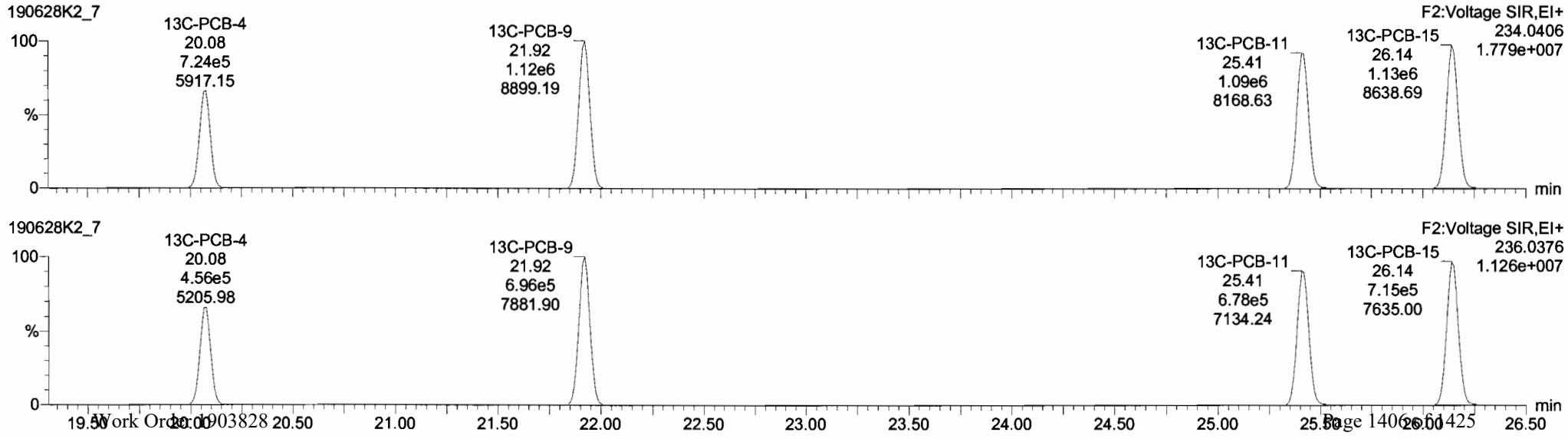

TargetLynx - 190628K2_7.qld * - [Chromatogram]

File Edit View Display Processing Window Help

190628K2_7 - SS190628K2-1 PCB 209 SS 19C1113 - PCB 209 SS 19C1113

	#	Name	Resp	RA	n/y	RRF	wt/vol	Pred.RT	RT	Pred.R...	RRT	RRT Fail	Conc.	%Rec	DL	EMPC
221	221	13C-PCB-178	5.92e5	0.45	NO	0.8746	1.000	46.56	46.56	0.988	0.988	NO	102.2	102	0.0727	
222	222	13C-PCB-79	1.34e6	0.76	NO	1.0454	1.000	38.45	38.45	0.968	0.968	NO	102.9	103	0.0588	
223	223	13C-PCB-178	5.92e5	0.45	NO	0.9749	1.000	46.58	46.56	0.924	0.924	NO	102.4	102	0.0765	
224	224	Total Mono-PCBs				1.0122	1.000	0.00		0.000		NO	199.8		0.0262	199.8
225	225	Total Di-PCBs				1.0592	1.000	0.00		0.000		NO	697.7		0.182	697.7
226	226	2nd Function Tri-PCBs				0.9137	1.000	0.00		0.000		NO	94.54		0.0760	94.56
227	227	3rd Function Tri-PCBs				1.0563	1.000	0.00		0.000		NO	273.8		0.346	273.8
228	228	Total Tetra-PCBs				0.9861	1.000	0.00		0.000		NO	572.7		0.998	572.9
229	229	3rd Function Penta-PCBs				1.1154	1.000	0.00		0.000		NO	426.7		0.597	426.8
230	230	4th Function Penta-PCBs				1.1112	1.000	0.00		0.000		NO	144.7		0.121	144.7
231	231	3rd Function Hexa-PCBs				0.7739	1.000	0.00		0.000		NO	103.2		0.180	103.4

	#	Name	Pred.RT	RT	m1 Resp	m2 Resp	1° Ratio (Pred)	RA	n/y	EMPC	Conc.
1	4	PCB-4/10	20.16	20.16	1.862e6	1.176e6	1.560	1.58	NO	201.92	201.92
2	5	PCB-7/9	21.98	21.94	1.117e6	7.095e5	1.560	1.57	NO	103.27	103.27
3	7	PCB-5/8	23.04	23.05	1.151e6	7.334e5	1.560	1.57	NO	102.84	102.84
4	9	PCB-11	25.43	25.44	1.103e6	6.997e5	1.560	1.58	NO	93.039	93.039
5	10	PCB-12/13	25.80	25.87	1.050e6	6.717e5	1.560	1.56	NO	93.880	93.880
6	11	PCB-15	26.16	26.16	1.141e6	7.272e5	1.560	1.57	NO	102.75	102.75

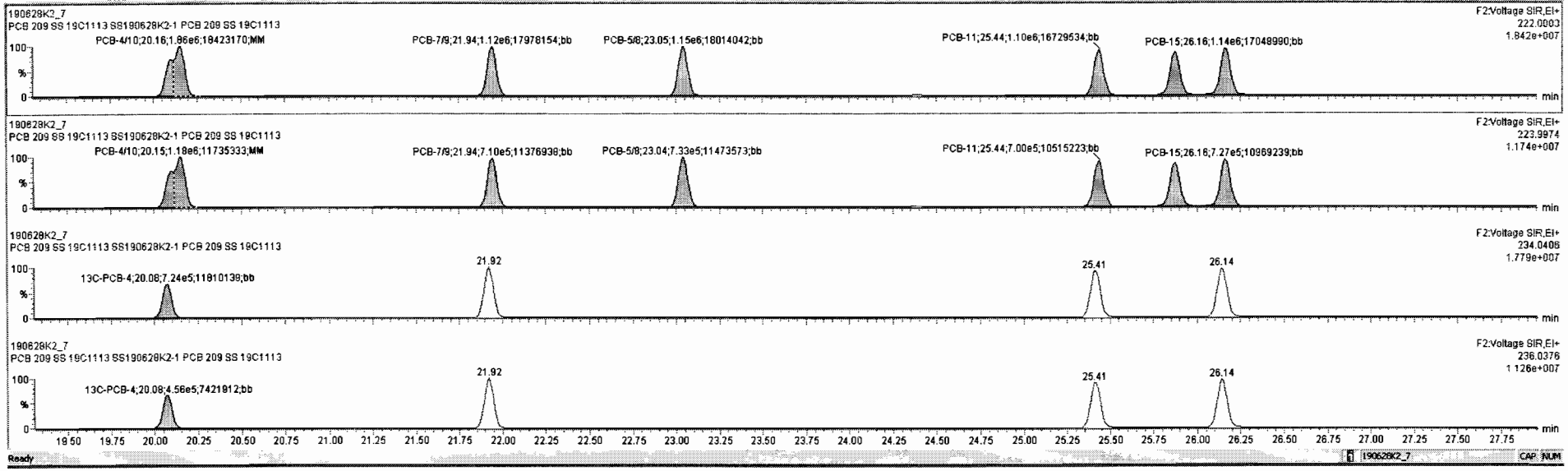

Ready 190628K2_7 CAP NUM

Dataset: Untitled

Last Altered: Saturday, June 29, 2019 13:14:13 Pacific Daylight Time
Printed: Saturday, June 29, 2019 13:19:29 Pacific Daylight Time

Name: 190628K2_7, Date: 28-Jun-2019, Time: 22:43:59, ID: SS190628K2-1 PCB 209 SS 19C1113, Description: PCB 209 SS 19C1113

PCB-19

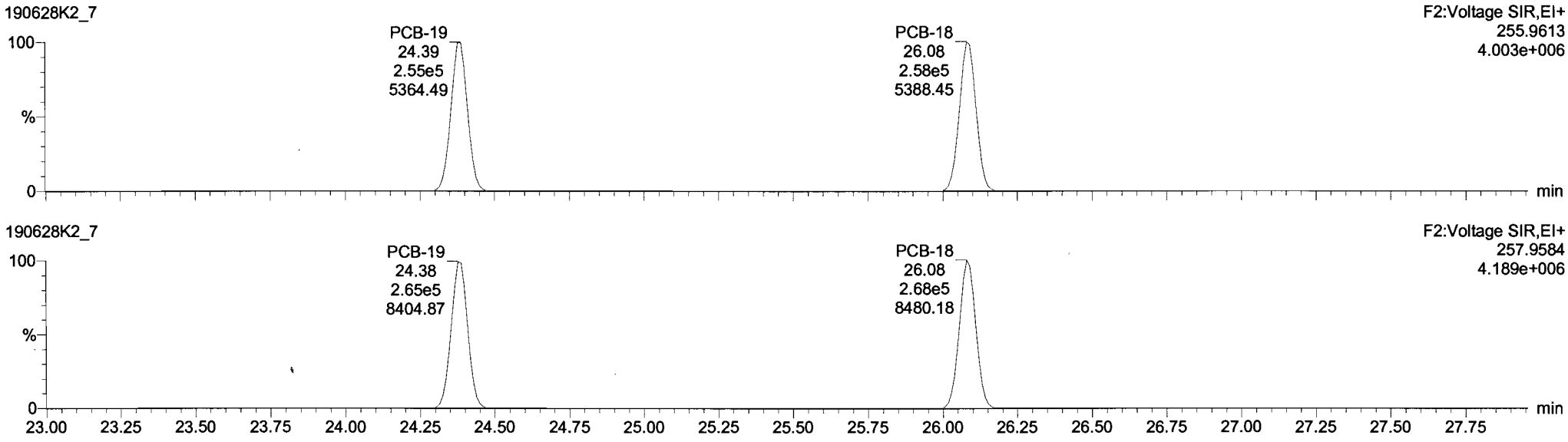

13C-PCB-19

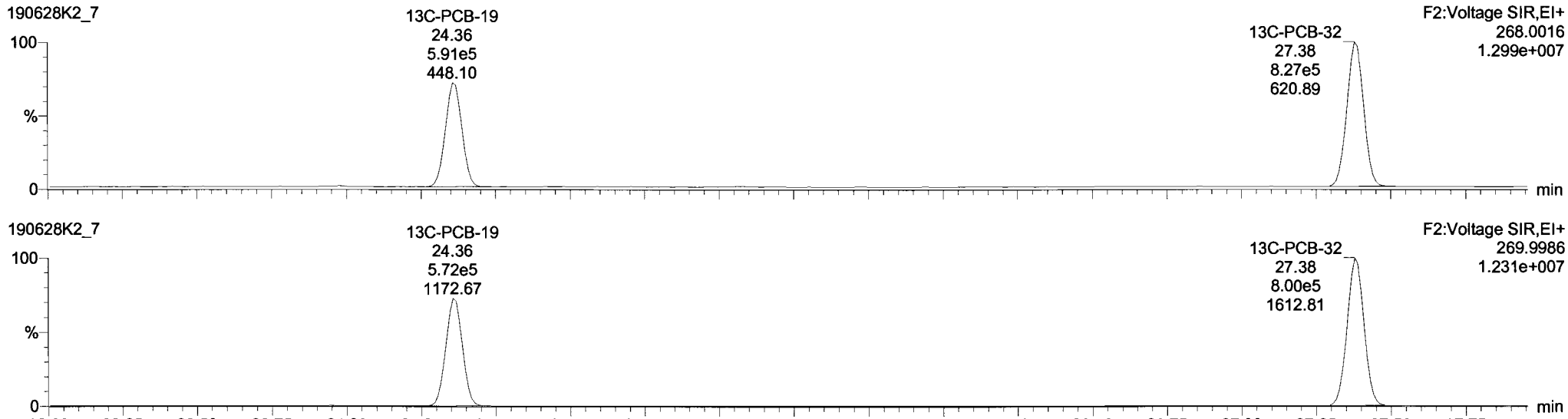

Dataset: Untitled

Last Altered: Saturday, June 29, 2019 13:14:13 Pacific Daylight Time
Printed: Saturday, June 29, 2019 13:19:29 Pacific Daylight Time

Name: 190628K2_7, Date: 28-Jun-2019, Time: 22:43:59, ID: SS190628K2-1 PCB 209 SS 19C1113, Description: PCB 209 SS 19C1113

PCB-34

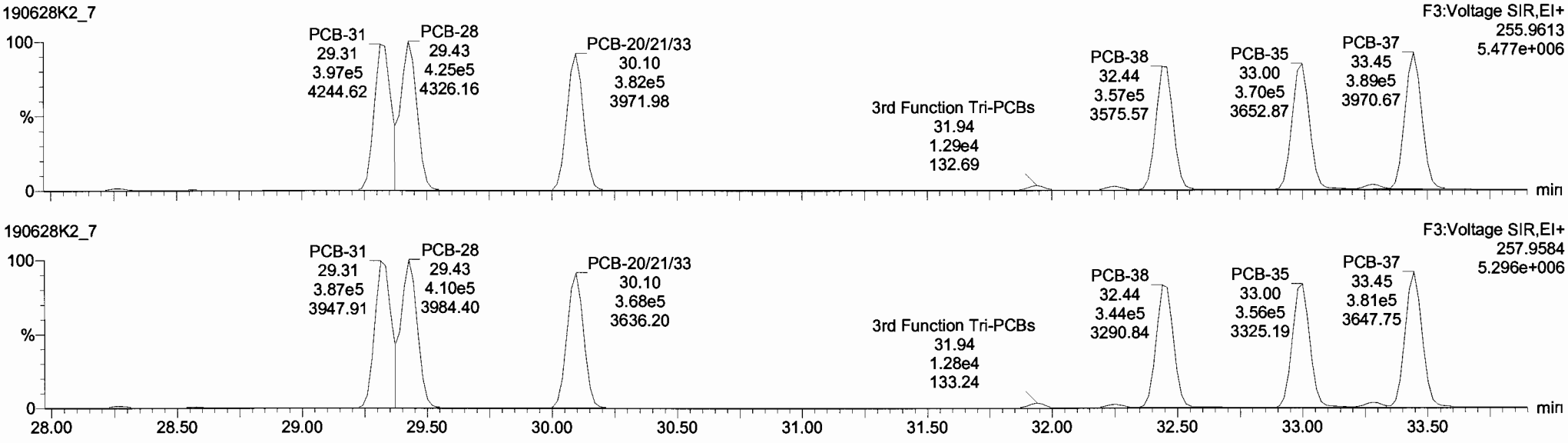

13C-PCB-28

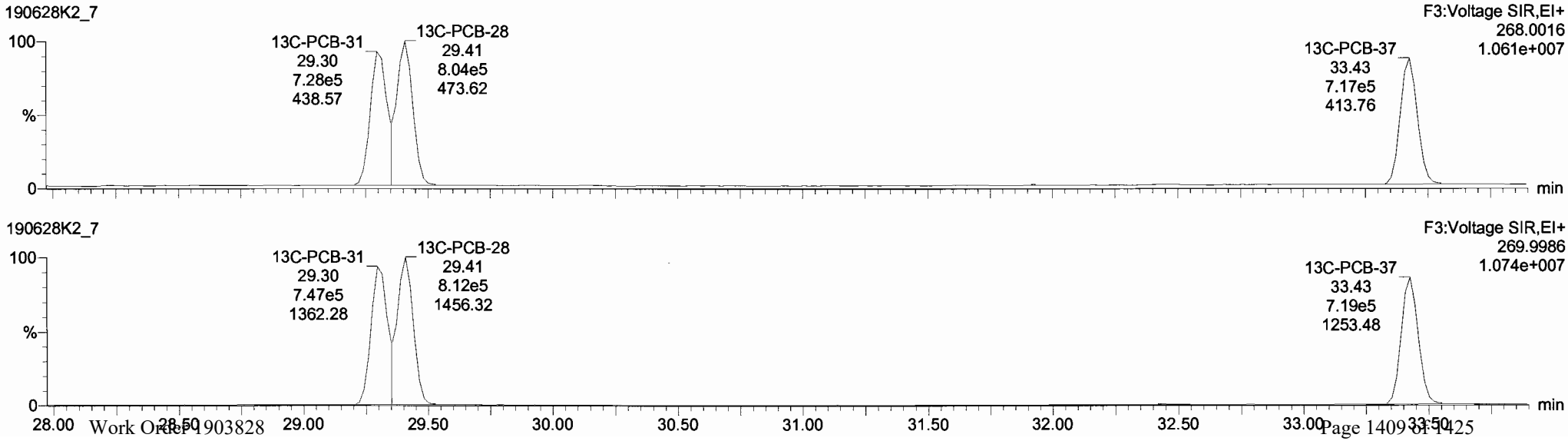

Target1.ynx - 190628K2-7.qld * - [Chromatogram]

File Edit View Display Processing Window Help

190628K2_7 - SS190628K2-1 PCB 209 SS 19C1113 - PCB 209 SS 19C1113

	#	Name	Resp	RA	n/y	RRF	wt/vol	Pred RT	RT	Pred R...	RRT	RRT Fail	Conc	%Rec	DL	EMPC
221	221	13C-PCB-178	5.92e5	0.45	NO	0.8746	1.000	46.56	46.56	0.988	0.988	NO	102.2	102	0.0727	
222	222	13C-PCB-79	1.34e6	0.76	NO	1.0454	1.000	36.45	36.45	0.968	0.968	NO	102.9	103	0.0568	
223	223	13C-PCB-178	5.92e5	0.45	NO	0.9749	1.000	46.56	46.56	0.924	0.924	NO	102.4	102	0.0765	
224	224	Total Mono-PCBs				1.0122	1.000	0.00		0.000		NO	199.8		0.0262	199.8
225	225	Total Di-PCBs				1.0592	1.000	0.00		0.000		NO	697.7		0.182	697.7
226	226	2nd Function Tri-PCBs				0.9137	1.000	0.00		0.000		NO	94.54		0.0760	94.54
227	227	3rd Function Tri-PCBs				1.0563	1.000	0.00		0.000		NO	272.2		0.346	272.2
228	228	Total Tetra-PCBs				0.9861	1.000	0.00		0.000		NO	572.7		0.998	572.9
229	229	3rd Function Penta-PCBs				1.1154	1.000	0.00		0.000		NO	428.7		0.597	428.8
230	230	4th Function Penta-PCBs				1.1112	1.000	0.00		0.000		NO	144.7		0.121	144.7
231	231	3rd Function Hexa-PCBs				0.7739	1.000	0.00		0.000		NO	103.2		0.180	103.4

	#	Name	Pred RT	RT	m1 Resp	m2 Resp	1st Ratio (Pred)	RA	n/y	EMPC	Conc
1	23	PCB-31	29.31	29.31	3.972e5	3.867e5	1.040	1.03	NO	43.205	43.205
2	24	PCB-28	29.43	29.43	4.250e5	4.097e5	1.040	1.04	NO	46.723	46.723
3	25	PCB-20/21/33	30.05	30.10	3.816e5	3.681e5	1.040	1.04	NO	46.246	46.246
4	29	PCB-36	32.46	32.44	3.574e5	3.439e5	1.040	1.04	NO	43.258	43.258
5	30	PCB-35	33.00	33.00	3.685e5	3.534e5	1.040	1.04	NO	44.382	44.382
6	31	PCB-37	33.46	33.45	3.920e5	3.774e5	1.040	1.04	NO	46.420	46.420

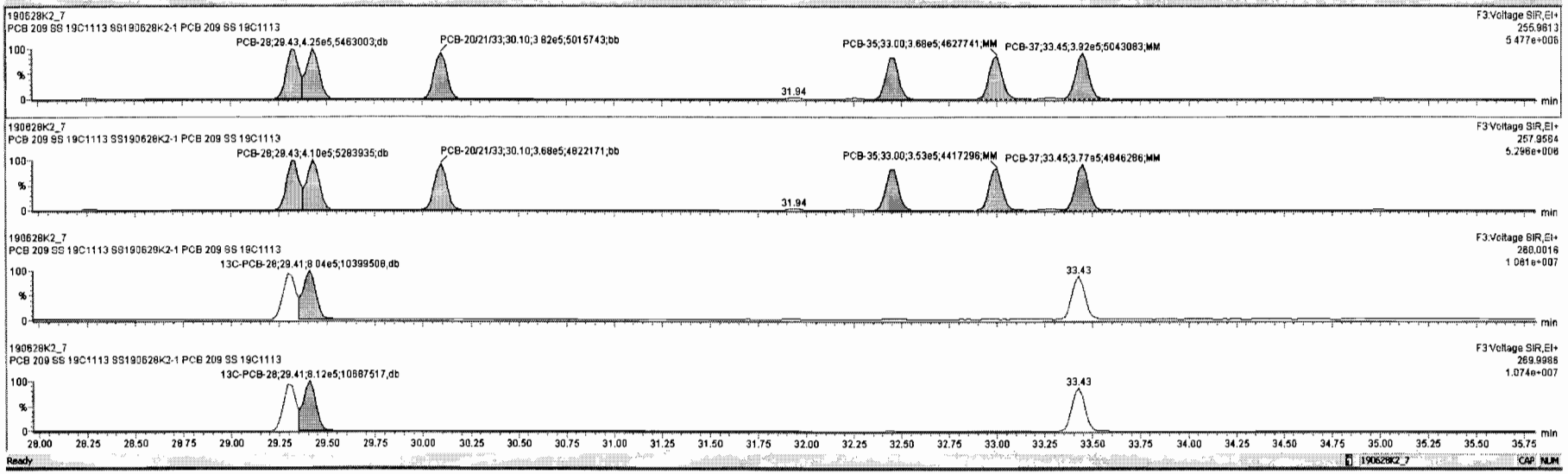

Ready 190628K2_7 CAP NUM

Dataset: Untitled

Last Altered: Saturday, June 29, 2019 13:14:13 Pacific Daylight Time
Printed: Saturday, June 29, 2019 13:19:29 Pacific Daylight Time

Name: 190628K2_7, Date: 28-Jun-2019, Time: 22:43:59, ID: SS190628K2-1 PCB 209 SS 19C1113, Description: PCB 209 SS 19C1113

PCB-54

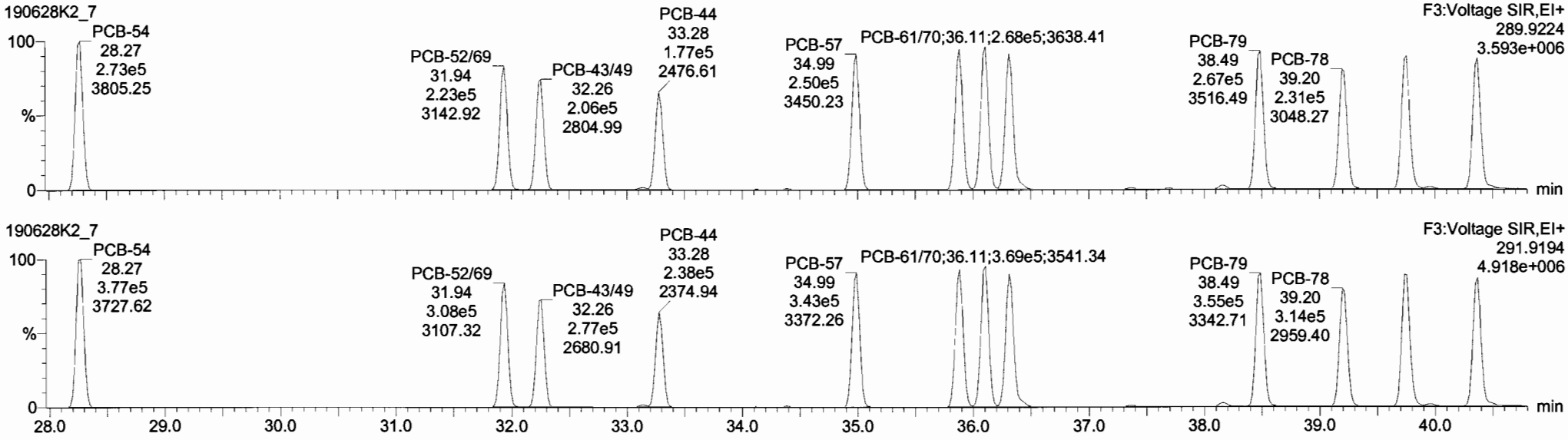

13C-PCB-54

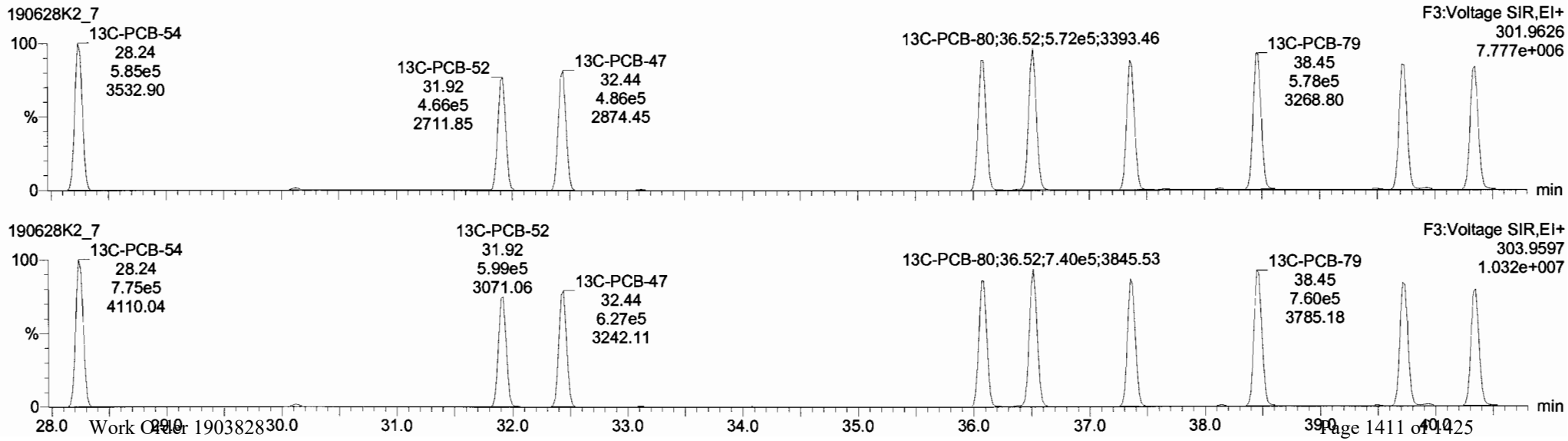

Dataset: Untitled

Last Altered: Saturday, June 29, 2019 13:14:13 Pacific Daylight Time
Printed: Saturday, June 29, 2019 13:19:29 Pacific Daylight Time

Name: 190628K2_7, Date: 28-Jun-2019, Time: 22:43:59, ID: SS190628K2-1 PCB 209 SS 19C1113, Description: PCB 209 SS 19C1113

PCB-50

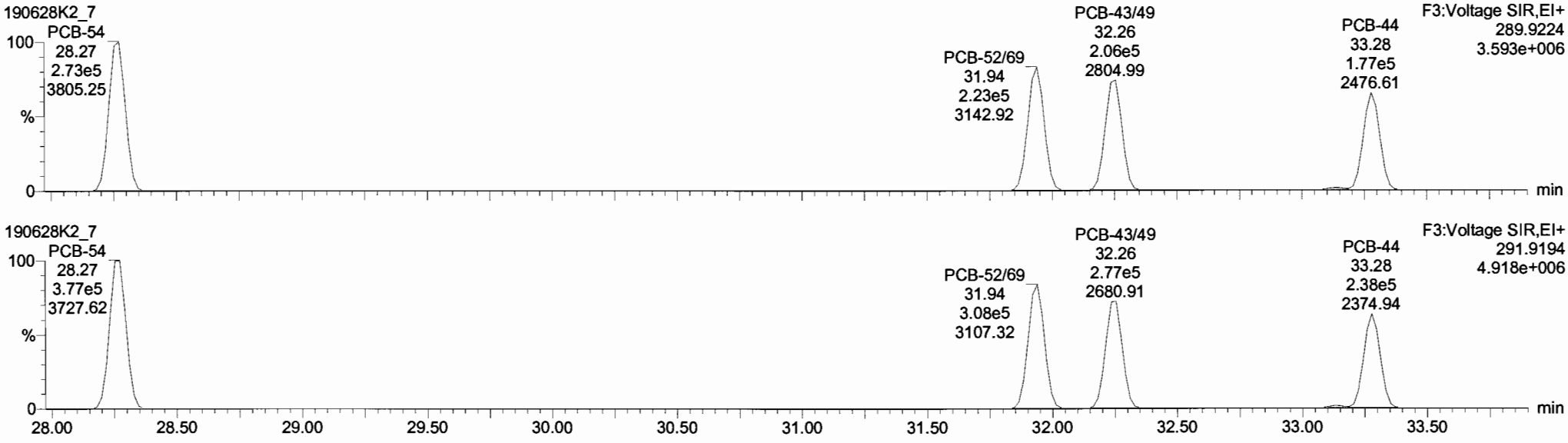

13C-PCB-52

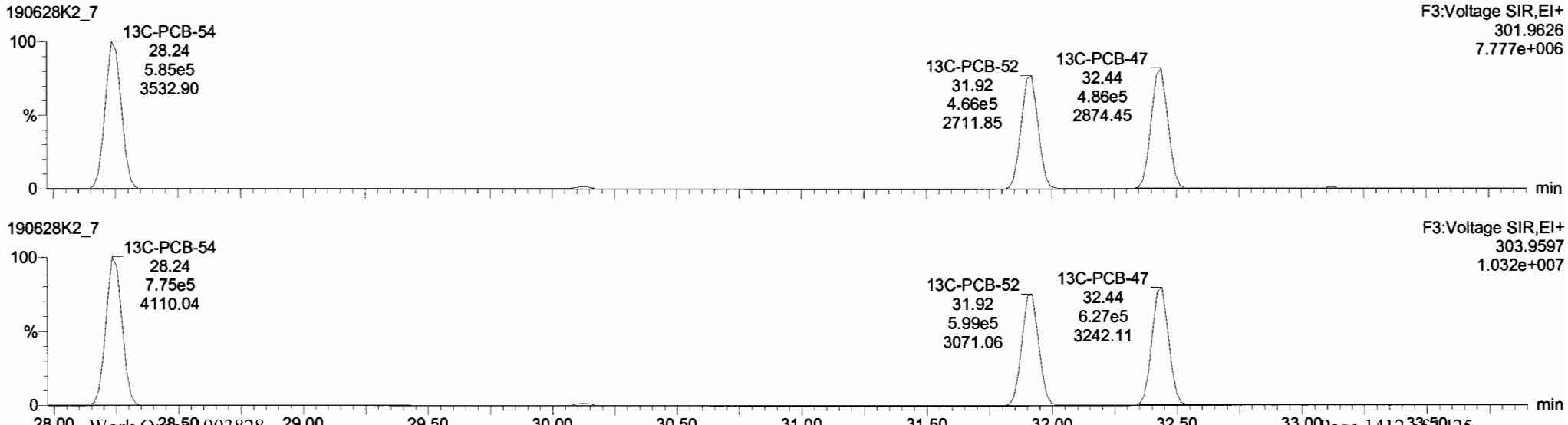

Dataset: Untitled

Last Altered: Saturday, June 29, 2019 13:14:13 Pacific Daylight Time
Printed: Saturday, June 29, 2019 13:19:29 Pacific Daylight Time

Name: 190628K2_7, Date: 28-Jun-2019, Time: 22:43:59, ID: SS190628K2-1 PCB 209 SS 19C1113, Description: PCB 209 SS 19C1113

PCB-68

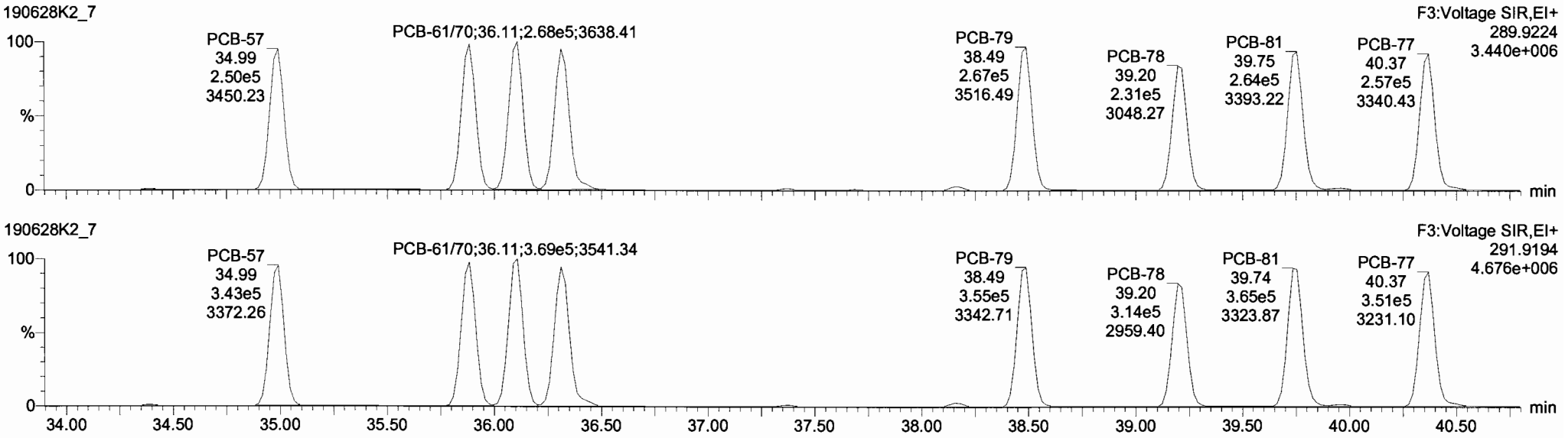

13C-PCB-60

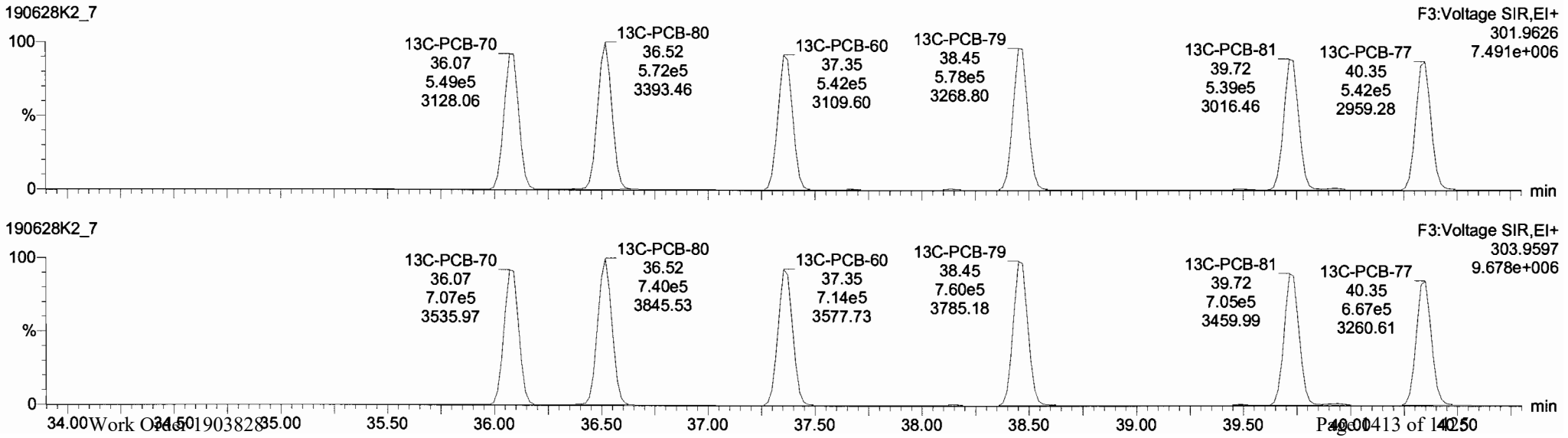

TargetLynx - 190628K2_7.qld * - [Chromatogram]

File Edit View Display Processing Window Help

190628K2_7 - SS190628K2-1 PCB 209 SS 19C1113 - PCB 209 SS 19C1113

	#	Name	Resp	RA	n/y	RRF	wt/vol	Pred.RT	RT	Pred.R	RRT	RRT Fail	Conc	%Rec	DL	EMPC
221	221	13C-PCB-178	5.92e5	0.45	NO	0.8746	1.000	46.56	46.56	0.988	0.988	NO	102.2	102	0.0727	
222	222	13C-PCB-79	1.34e6	0.76	NO	1.0454	1.000	38.45	38.45	0.968	0.968	NO	102.9	103	0.0588	
223	223	13C-PCB-178	5.92e5	0.45	NO	0.9749	1.000	46.58	46.56	0.924	0.924	NO	102.4	102	0.0765	
224	224	Total Mono-PCBs				1.0122	1.000	0.00		0.000		NO	199.8		0.0282	199.8
225	225	Total Di-PCBs				1.0592	1.000	0.00		0.000		NO	697.7		0.182	697.7
226	226	2nd Function Tri-PCBs				0.9137	1.000	0.00		0.000		NO	94.54		0.0760	94.54
227	227	3rd Function Tri-PCBs				1.0563	1.000	0.00		0.000		NO	272.2		0.346	272.2
228	228	Total Tetra-PCBs				0.9861	1.000	0.00		0.000		NO	569.4		0.999	569.4
229	229	3rd Function Penta-PCBs				1.1154	1.000	0.00		0.000		NO	428.7		0.597	428.8
230	230	4th Function Penta-PCBs				1.1112	1.000	0.00		0.000		NO	144.7		0.121	144.7
231	231	3rd Function Hexa-PCBs				0.7739	1.000	0.00		0.000		NO	103.2		0.180	103.4

	#	Name	Pred.RT	RT	m1 Resp	m2 Resp	1° Ratio (Pred)	RA	n/y	EMPC	Conc.
6	54	PCB-74	35.86	35.88	2.619e5	3.563e5	0.770	0.73	NO	46.188	46.188
7	55	PCB-61/70	36.09	36.11	2.675e5	3.687e5	0.770	0.73	NO	51.400	51.400
8	56	PCB-76/66	36.29	36.31	2.629e5	3.623e5	0.770	0.73	NO	46.689	46.689
9	60	PCB-79	38.48	38.49	2.674e5	3.554e5	0.770	0.75	NO	45.436	45.436
10	61	PCB-78	39.20	39.20	2.303e5	3.138e5	0.770	0.73	NO	42.386	42.386
11	62	PCB-81	39.73	39.75	2.610e5	3.600e5	0.770	0.72	NO	53.498	53.498
12	63	PCB-77	40.37	40.37	2.515e5	3.441e5	0.770	0.73	NO	47.720	47.720

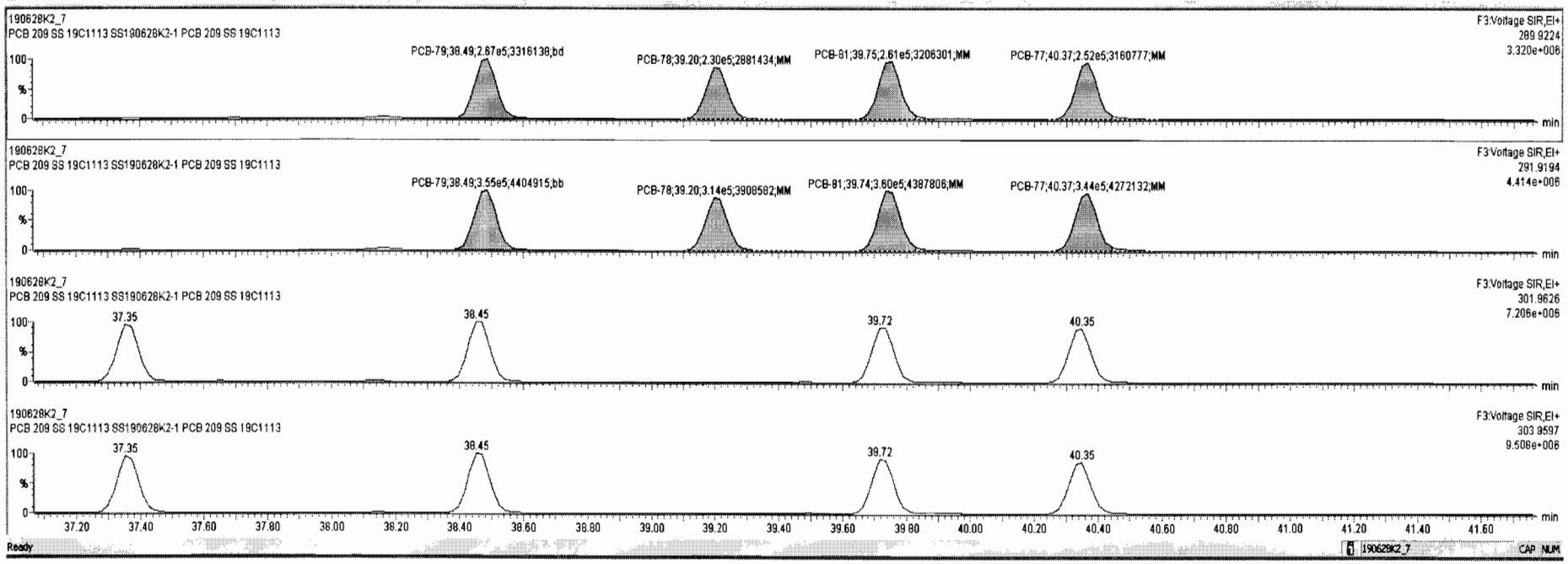

Dataset: Untitled

Last Altered: Saturday, June 29, 2019 13:14:13 Pacific Daylight Time
Printed: Saturday, June 29, 2019 13:19:29 Pacific Daylight Time

Name: 190628K2_7, Date: 28-Jun-2019, Time: 22:43:59, ID: SS190628K2-1 PCB 209 SS 19C1113, Description: PCB 209 SS 19C1113

PCB-104

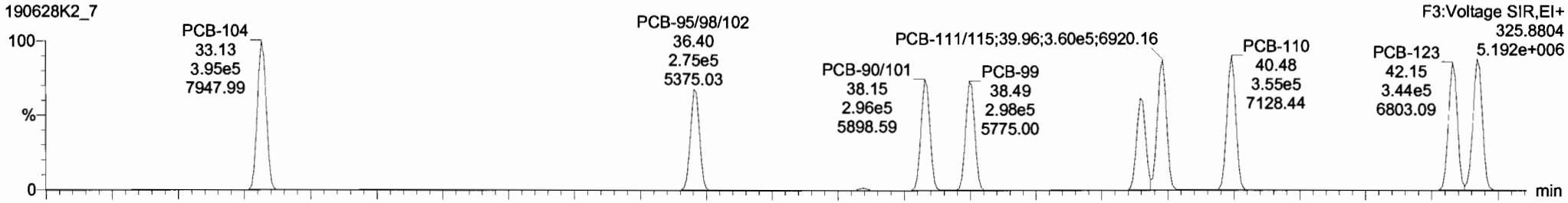

13C-PCB-104

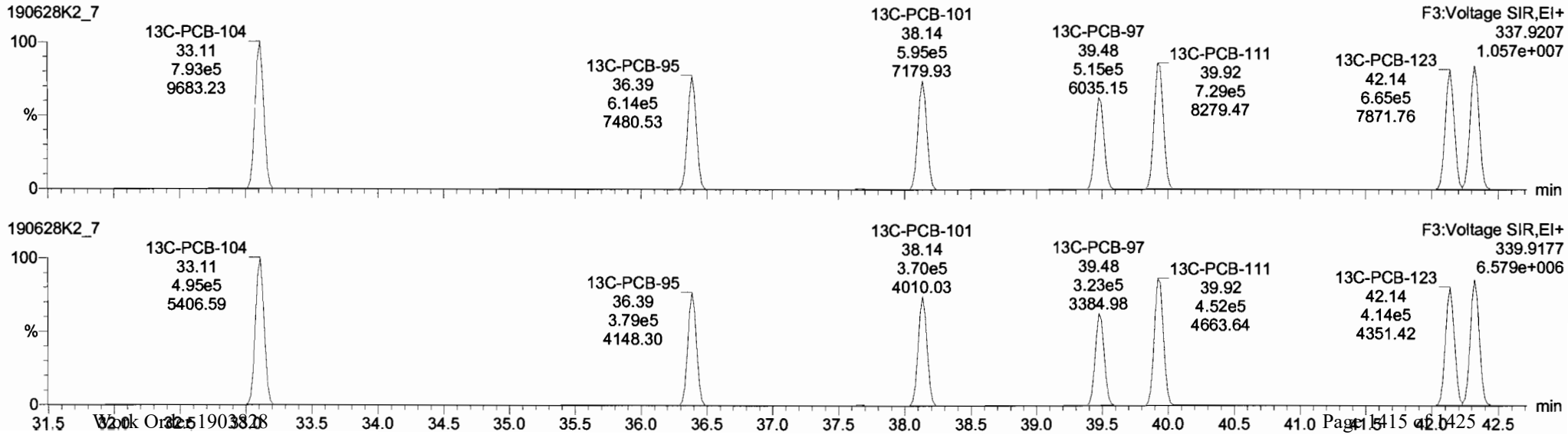

Dataset: Untitled

Last Altered: Saturday, June 29, 2019 13:14:13 Pacific Daylight Time
Printed: Saturday, June 29, 2019 13:19:29 Pacific Daylight Time

Name: 190628K2_7, Date: 28-Jun-2019, Time: 22:43:59, ID: SS190628K2-1 PCB 209 SS 19C1113, Description: PCB 209 SS 19C1113

PCB-96

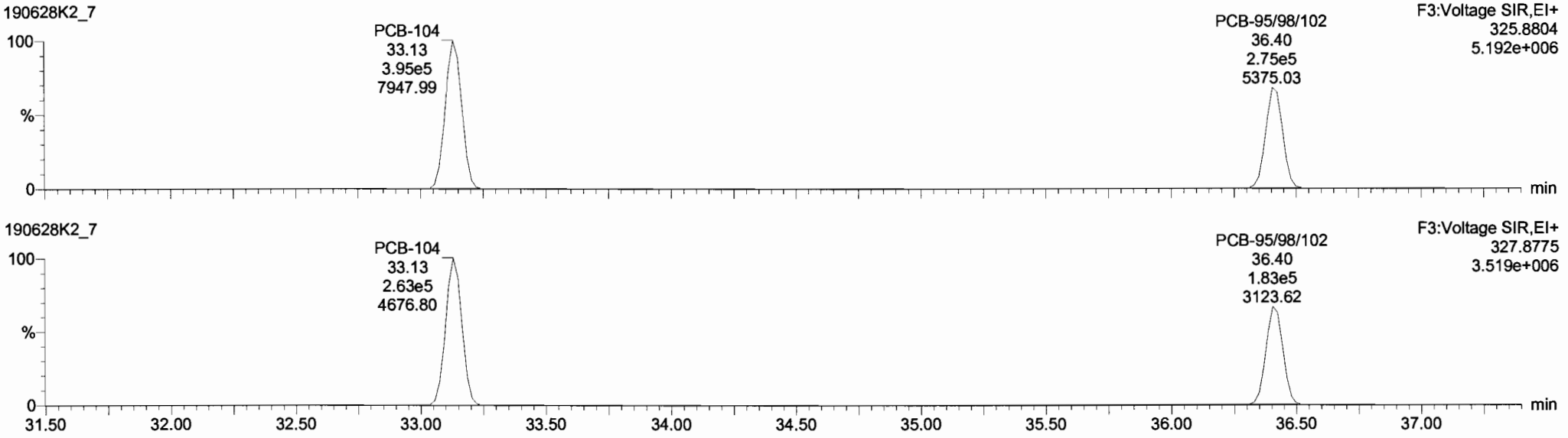

13C-PCB-95



Dataset: Untitled

Last Altered: Saturday, June 29, 2019 13:14:13 Pacific Daylight Time
Printed: Saturday, June 29, 2019 13:19:29 Pacific Daylight Time

Name: 190628K2_7, Date: 28-Jun-2019, Time: 22:43:59, ID: SS190628K2-1 PCB 209 SS 19C1113, Description: PCB 209 SS 19C1113

PCB-119

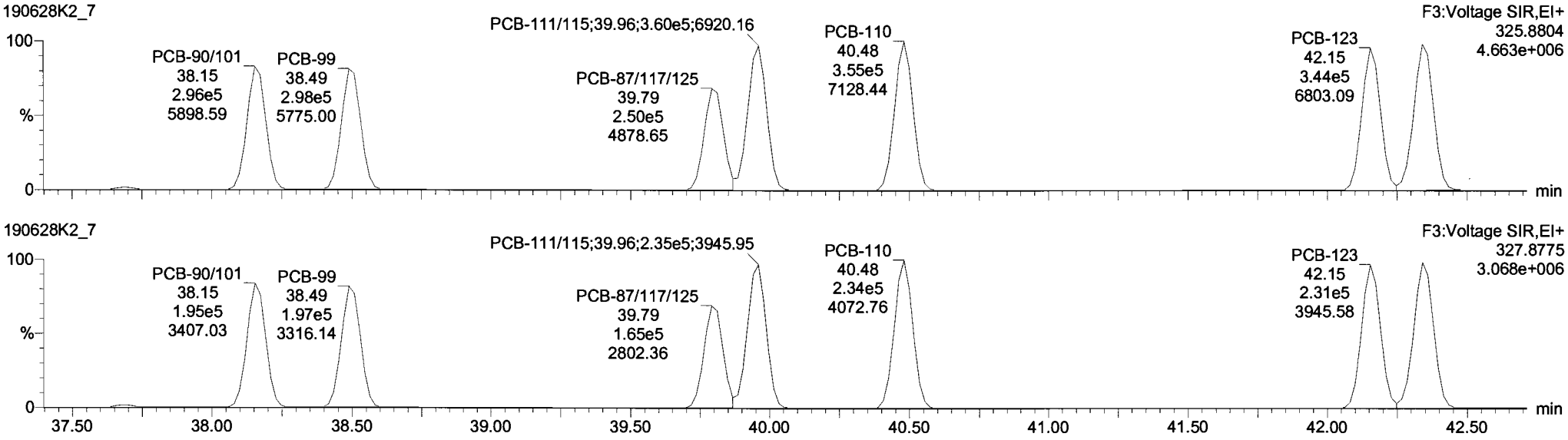

13C-PCB-111

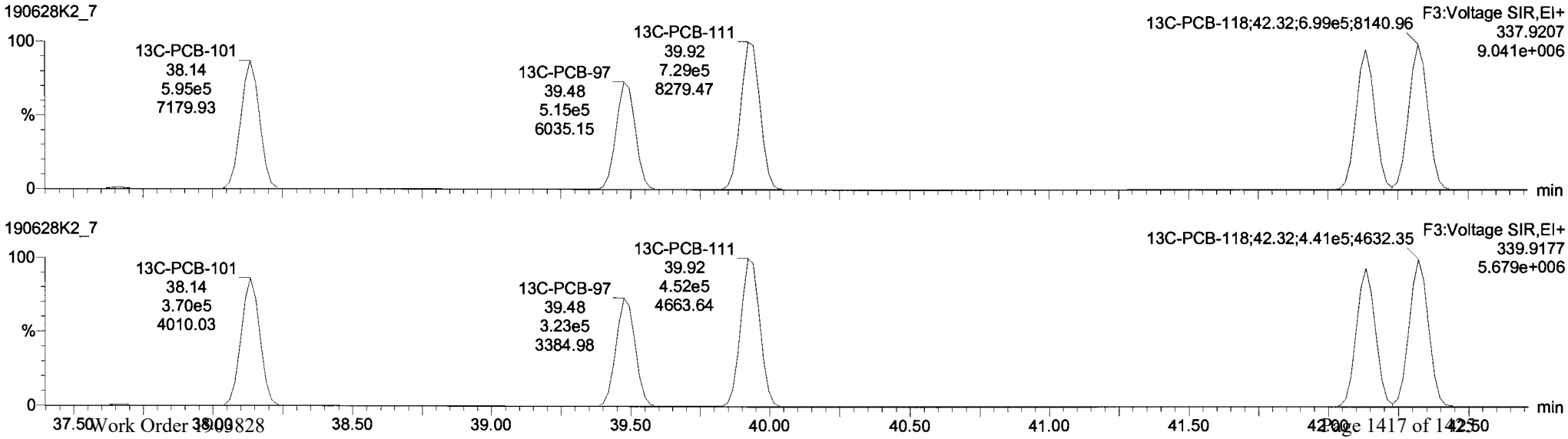

Dataset: Untitled

Last Altered: Saturday, June 29, 2019 13:14:13 Pacific Daylight Time
Printed: Saturday, June 29, 2019 13:19:29 Pacific Daylight Time

Name: 190628K2_7, Date: 28-Jun-2019, Time: 22:43:59, ID: SS190628K2-1 PCB 209 SS 19C1113, Description: PCB 209 SS 19C1113

PCB-114

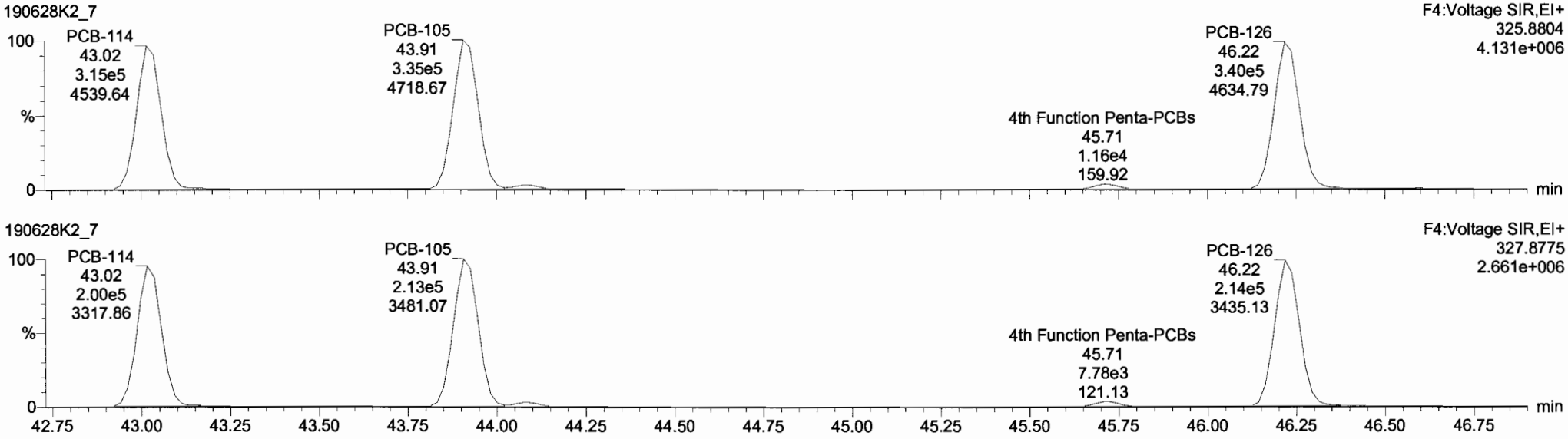

13C-PCB-114

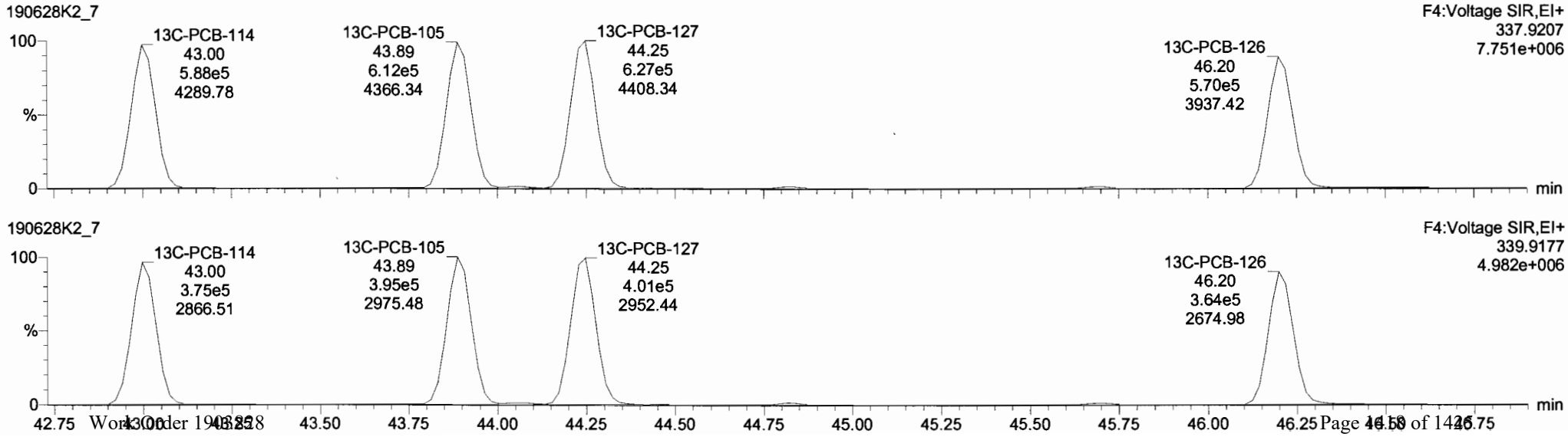

Dataset: Untitled

Last Altered: Saturday, June 29, 2019 13:14:13 Pacific Daylight Time
Printed: Saturday, June 29, 2019 13:19:29 Pacific Daylight Time

Name: 190628K2_7, Date: 28-Jun-2019, Time: 22:43:59, ID: SS190628K2-1 PCB 209 SS 19C1113, Description: PCB 209 SS 19C1113

PCB-155

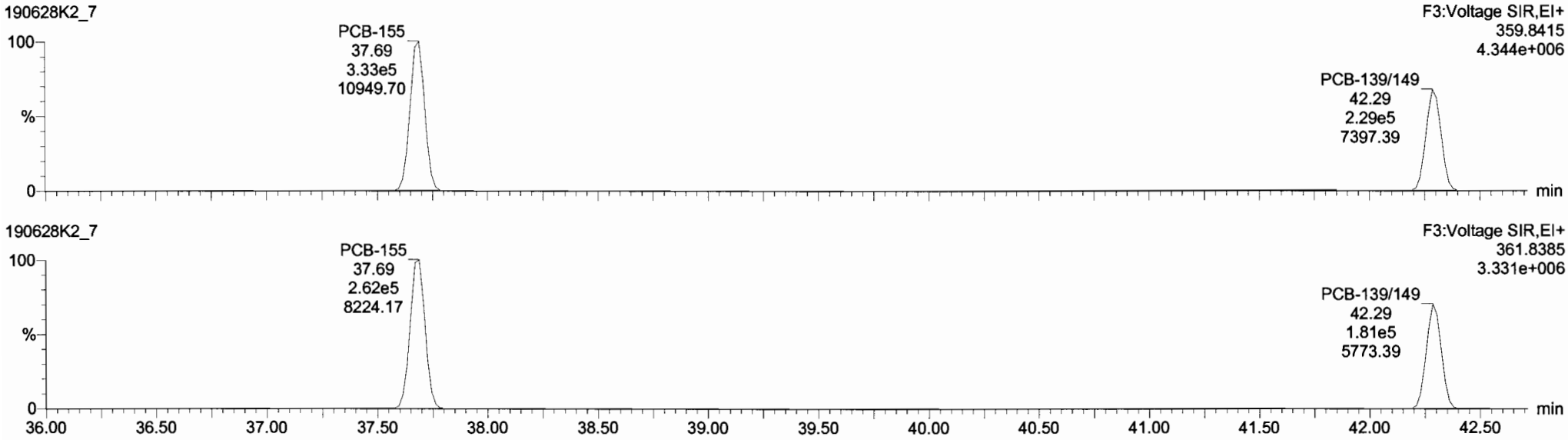

13C-PCB-155

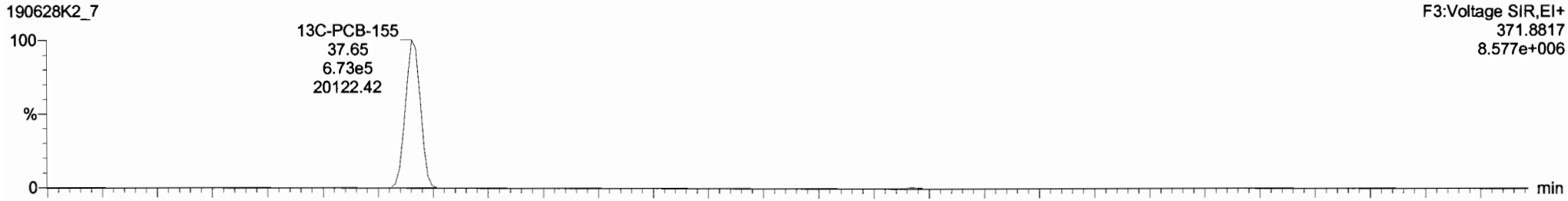

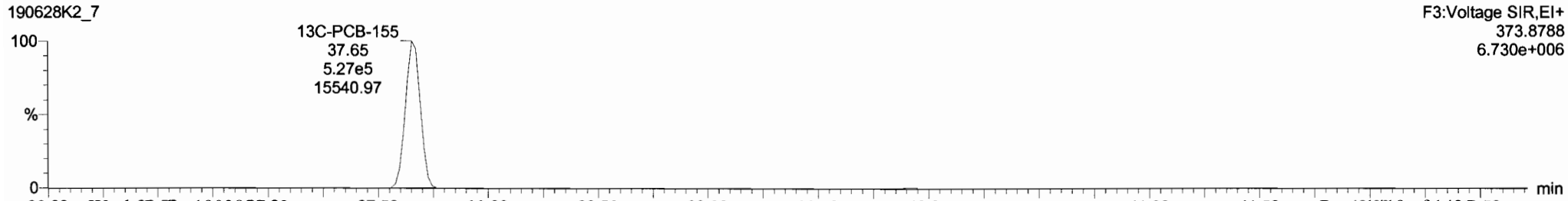

Dataset: Untitled

Last Altered: Saturday, June 29, 2019 13:14:13 Pacific Daylight Time
Printed: Saturday, June 29, 2019 13:19:29 Pacific Daylight Time

Name: 190628K2_7, Date: 28-Jun-2019, Time: 22:43:59, ID: SS190628K2-1 PCB 209 SS 19C1113, Description: PCB 209 SS 19C1113

PCB-134/143

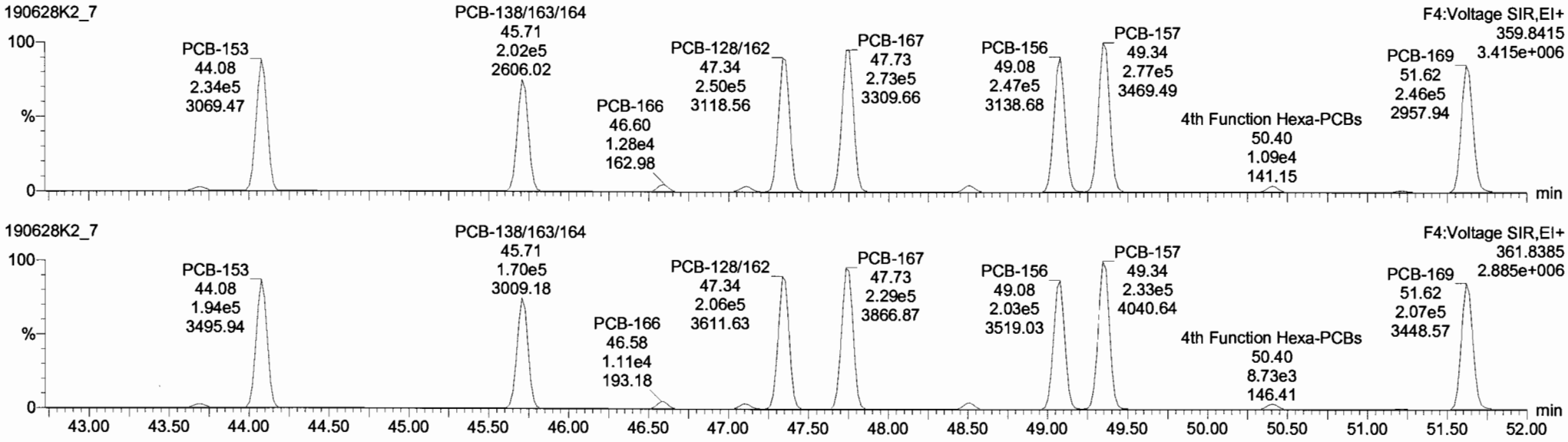

13C-PCB-153

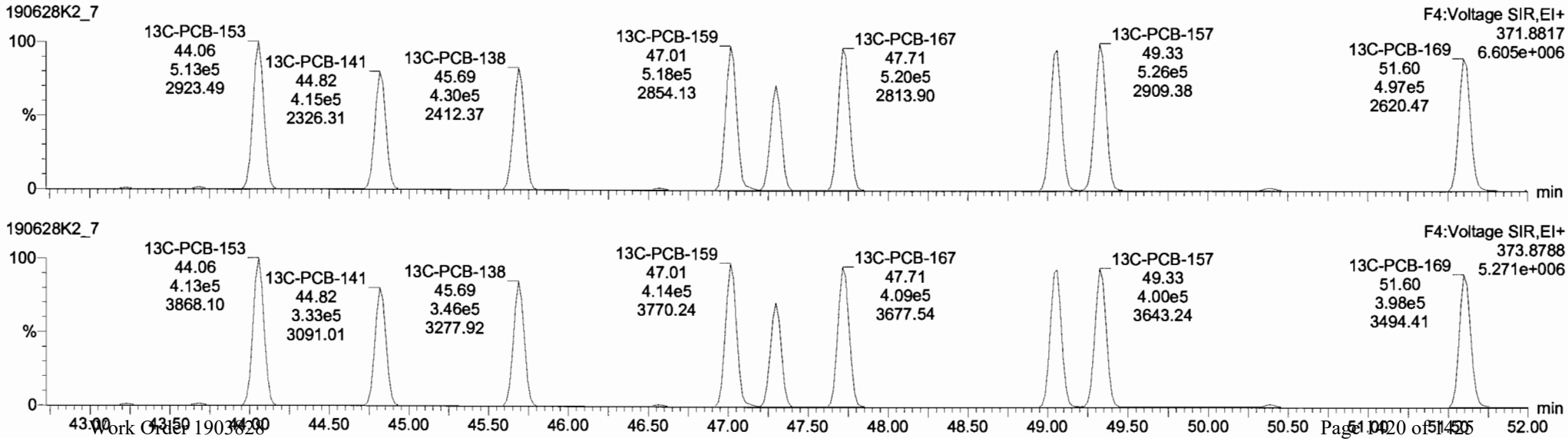

Dataset: Untitled

Last Altered: Saturday, June 29, 2019 13:14:13 Pacific Daylight Time
Printed: Saturday, June 29, 2019 13:19:29 Pacific Daylight Time

Name: 190628K2_7, Date: 28-Jun-2019, Time: 22:43:59, ID: SS190628K2-1 PCB 209 SS 19C1113, Description: PCB 209 SS 19C1113

PCB-188

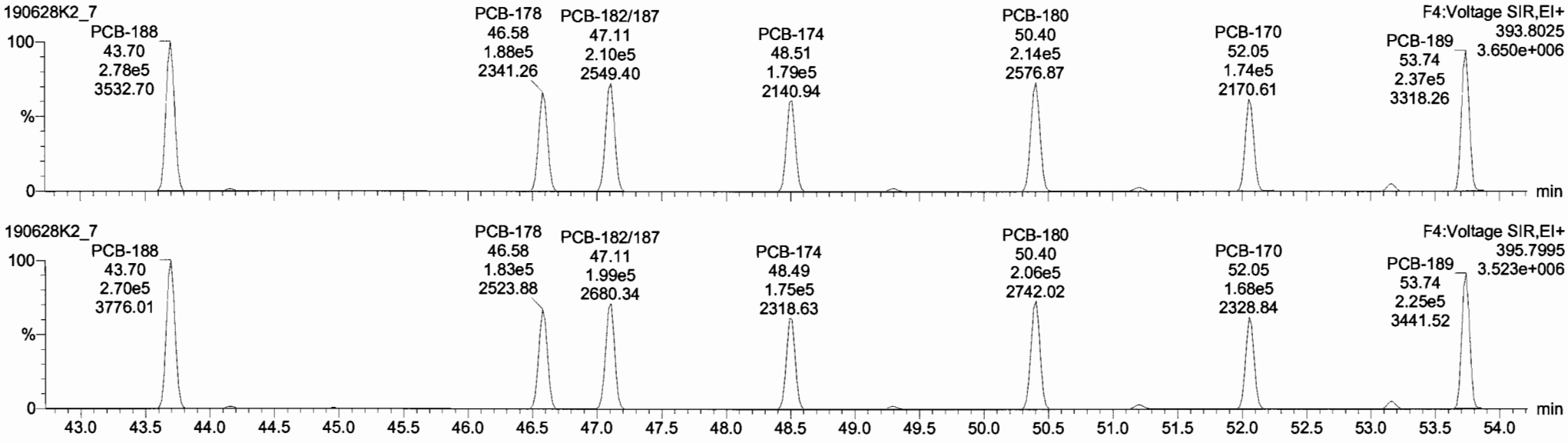

13C-PCB-188

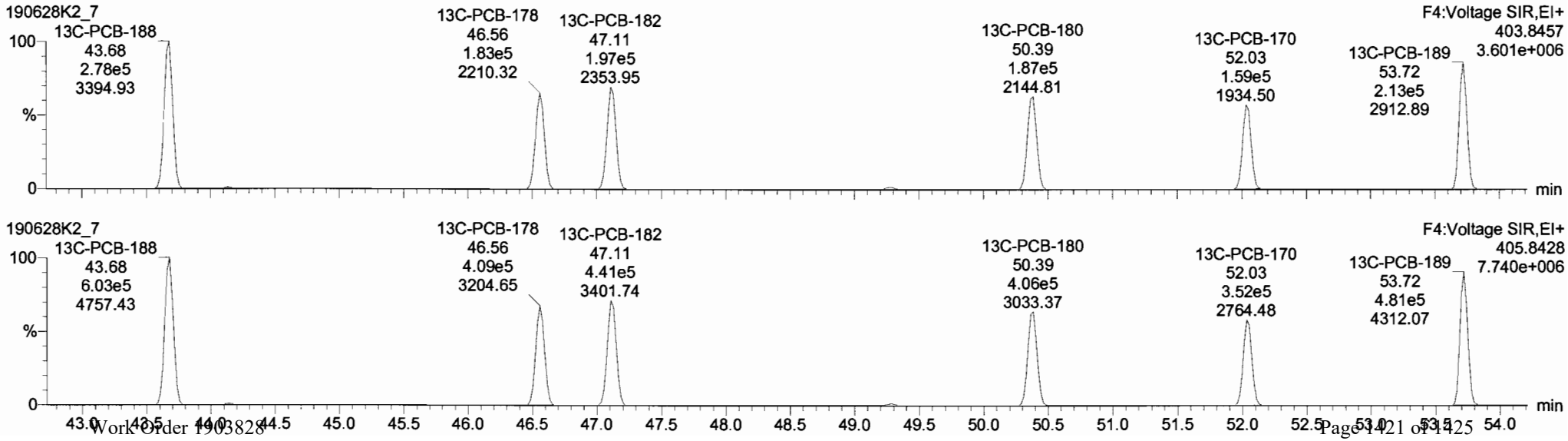

Dataset: Untitled

Last Altered: Saturday, June 29, 2019 13:14:13 Pacific Daylight Time
Printed: Saturday, June 29, 2019 13:19:29 Pacific Daylight Time

Name: 190628K2_7, Date: 28-Jun-2019, Time: 22:43:59, ID: SS190628K2-1 PCB 209 SS 19C1113, Description: PCB 209 SS 19C1113

PCB-202

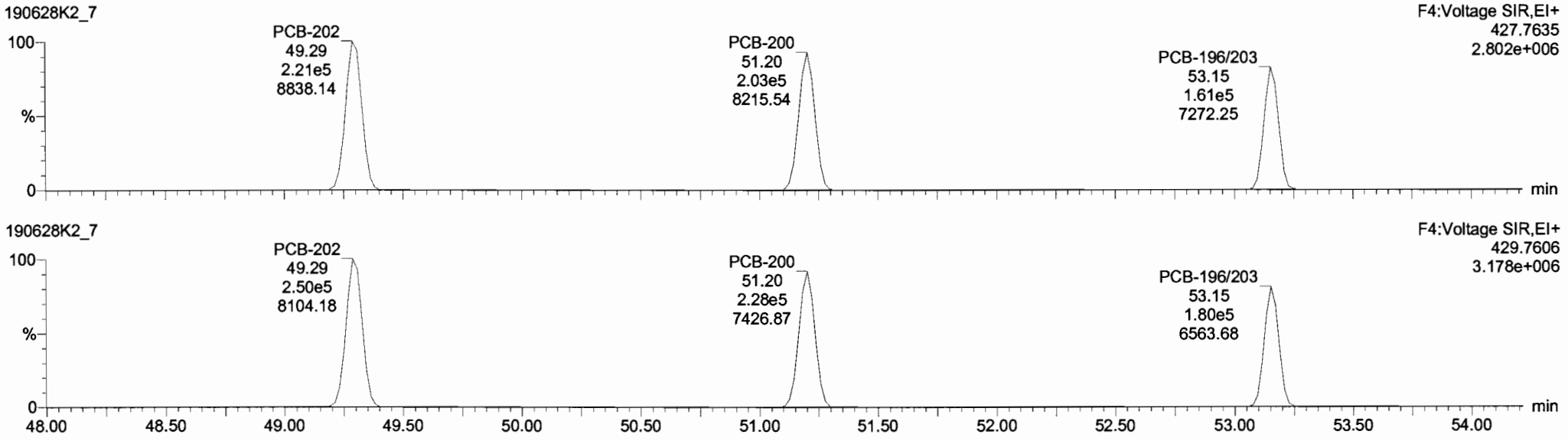

13C-PCB-202

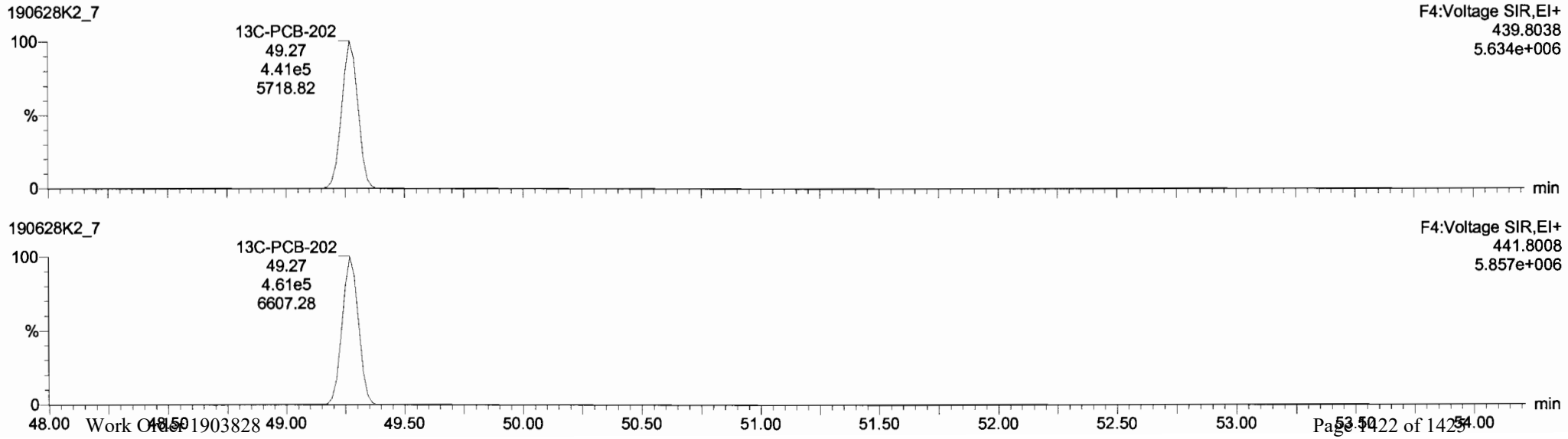

Dataset: Untitled

Last Altered: Saturday, June 29, 2019 13:14:13 Pacific Daylight Time
Printed: Saturday, June 29, 2019 13:19:29 Pacific Daylight Time

Name: 190628K2_7, Date: 28-Jun-2019, Time: 22:43:59, ID: SS190628K2-1 PCB 209 SS 19C1113, Description: PCB 209 SS 19C1113

PCB-195

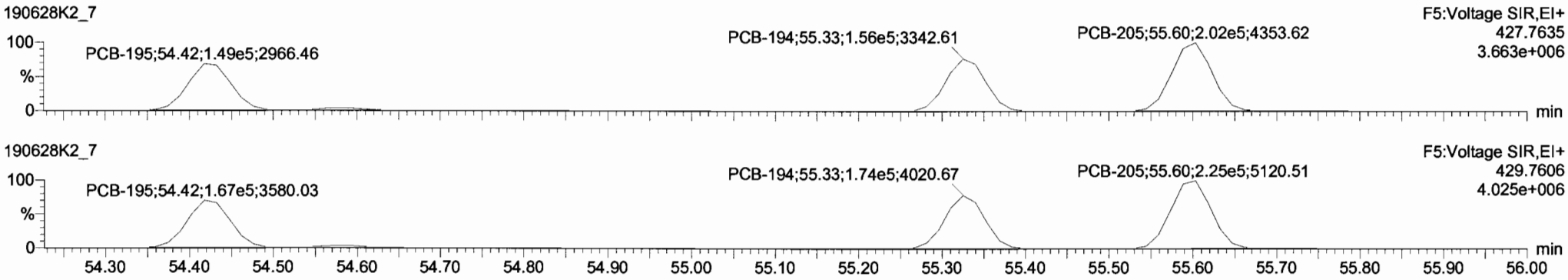

13C-PCB-194

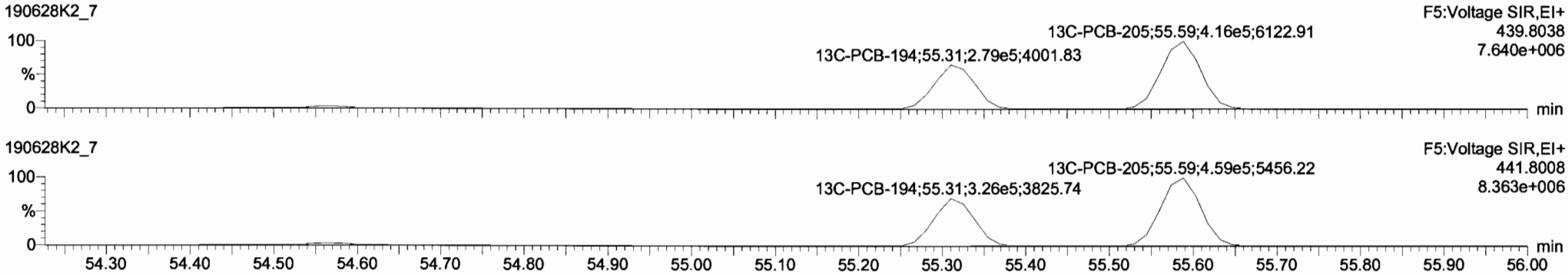

PFK5

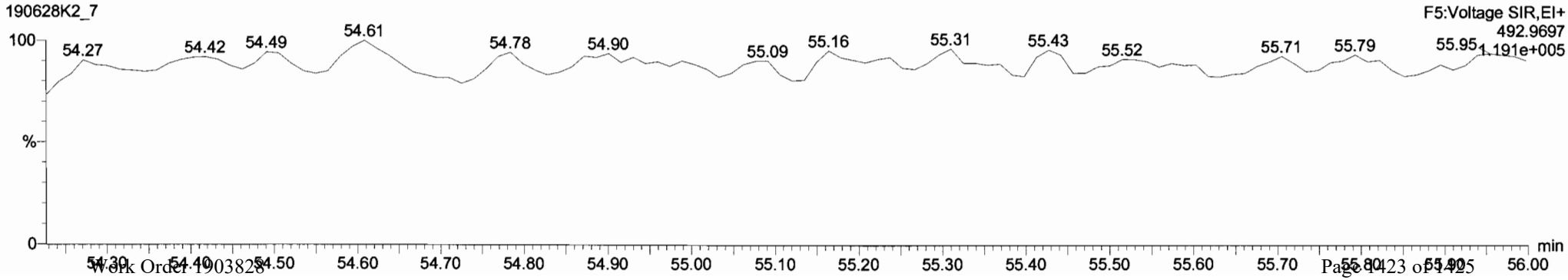

Dataset: Untitled

Last Altered: Saturday, June 29, 2019 13:14:13 Pacific Daylight Time
Printed: Saturday, June 29, 2019 13:19:29 Pacific Daylight Time

Name: 190628K2_7, Date: 28-Jun-2019, Time: 22:43:59, ID: SS190628K2-1 PCB 209 SS 19C1113, Description: PCB 209 SS 19C1113

PCB-208

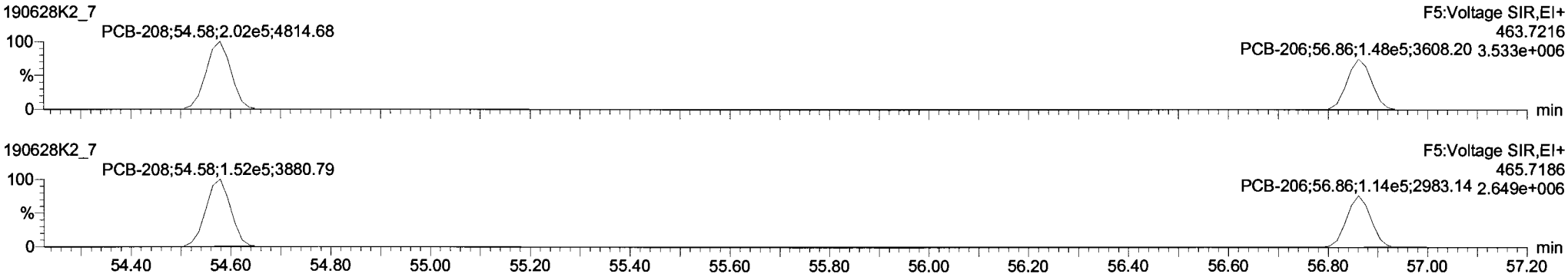

13C-PCB-208

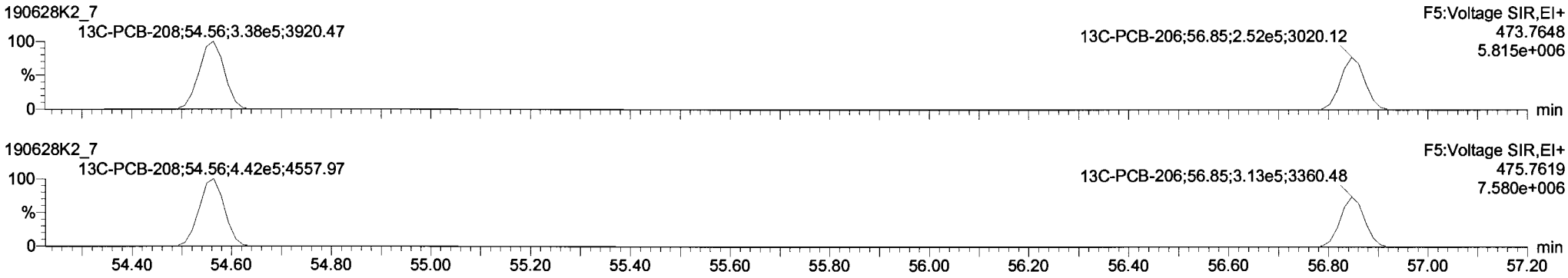

PFK5

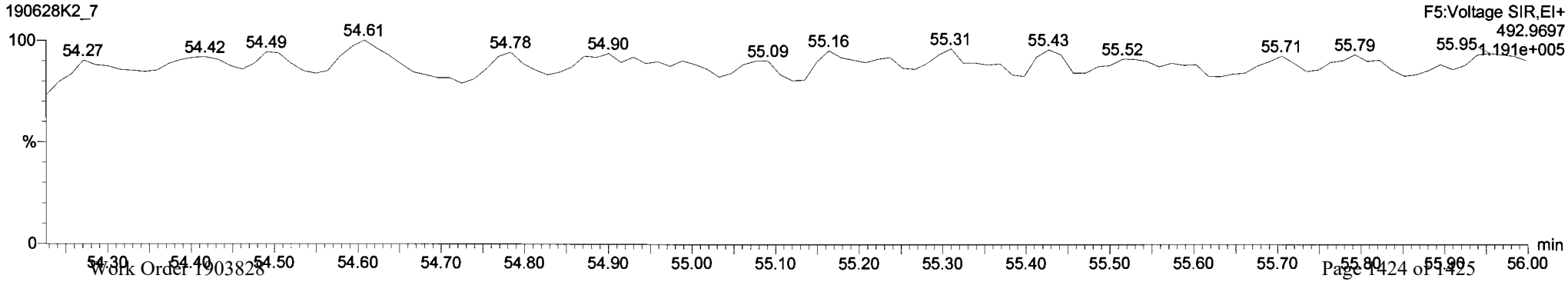

Dataset: Untitled

Last Altered: Saturday, June 29, 2019 13:14:13 Pacific Daylight Time
Printed: Saturday, June 29, 2019 13:19:29 Pacific Daylight Time

Name: 190628K2_7, Date: 28-Jun-2019, Time: 22:43:59, ID: SS190628K2-1 PCB 209 SS 19C1113, Description: PCB 209 SS 19C1113

PCB-209

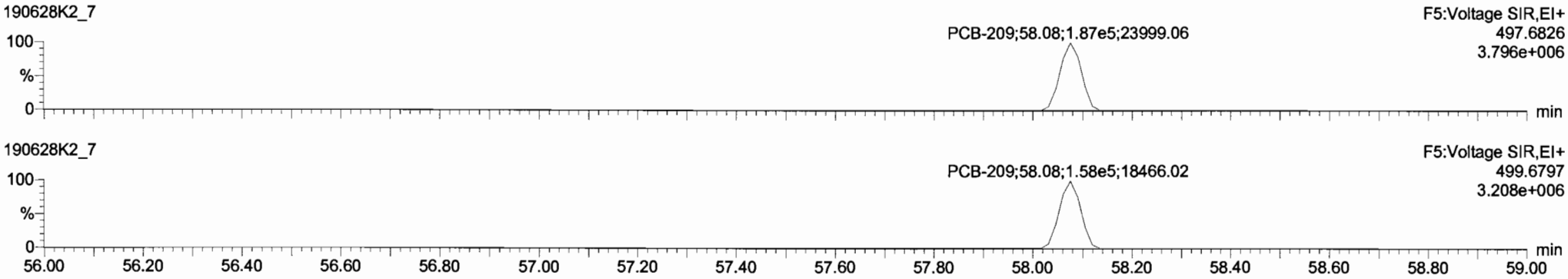

13C-PCB-209

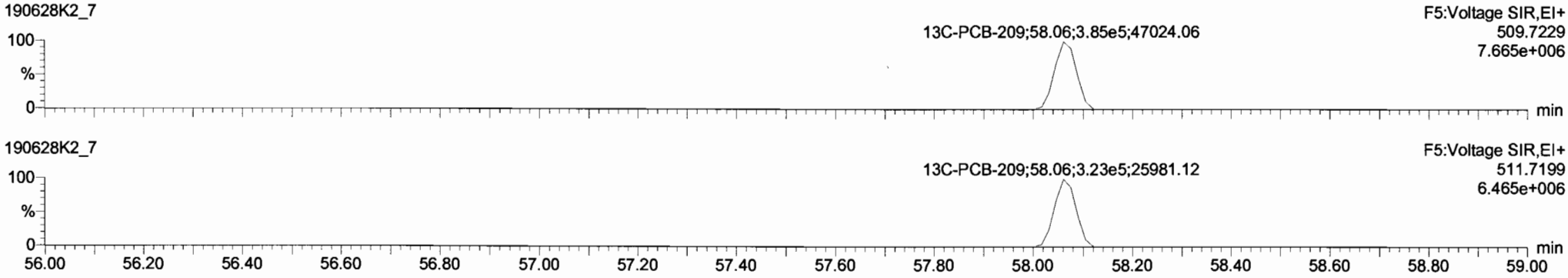
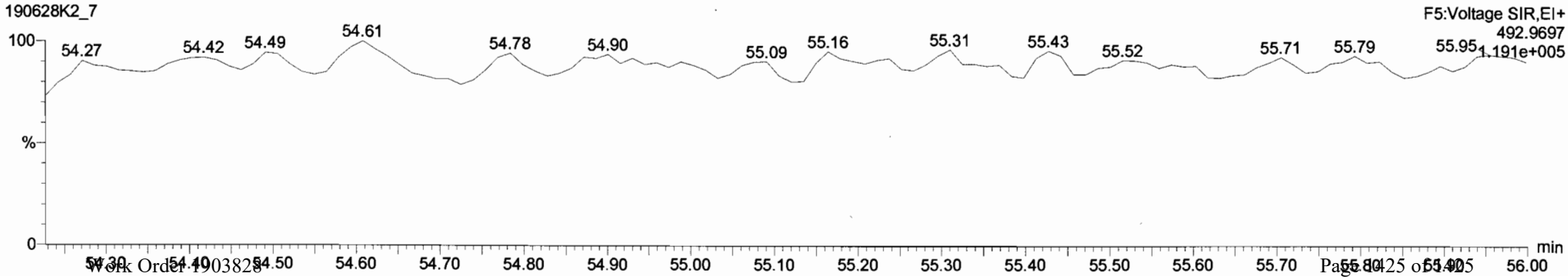
PFK5