

January 09, 2020

Vista Work Order No. 1903742

Ms. Delaney Peterson
Anchor QEA, LLC
720 Olive Way, Suite 1900
Seattle, WA 98101

Dear Ms. Peterson,

Enclosed are the results for the sample set received at Vista Analytical Laboratory on October 18, 2019 under your Project Name 'Gasco PDI'.

Vista Analytical Laboratory is committed to serving you effectively. If you require additional information, please contact me at 916-673-1520 or by email at mmaier@vista-analytical.com.

Thank you for choosing Vista as part of your analytical support team.

Sincerely,

Martha Maier
Laboratory Director



Vista Analytical Laboratory certifies that the report herein meets all the requirements set forth by NELAP for those applicable test methods. Results relate only to the samples as received by the laboratory. This report should not be reproduced except in full without the written approval of Vista.

Vista Work Order No. 1903742

Case Narrative

Sample Condition on Receipt:

Seven sediment samples were received in good condition and within the method temperature requirements. The samples were received and stored securely in accordance with Vista standard operating procedures and EPA methodology. Samples "PDI-022SC-A-11-12-191016" and "PDI-022SC-A-12-13.1-191016" were received but crossed off the Chain of Custody. The client requested to log-in the samples for Dioxin/Furans on October 22, 2019.

Analytical Notes:

EPA Method 1613B

These samples were extracted and analyzed for tetra-through-octa chlorinated dioxins and furans by EPA Method 1613B using a ZB-5MS GC column.

Holding Times

These samples were extracted and analyzed within the method hold times.

Quality Control

The Initial Calibration and Continuing Calibration Verifications met the method acceptance criteria.

A Method Blank and Ongoing Precision and Recovery (OPR) sample were extracted and analyzed with each preparation batch. No analytes were detected in the Method Blanks. The OPR recoveries were within the method acceptance criteria.

As requested, a Duplicate was performed on sample "PDI-069SC-A-12-13-191016". The RPD was out of the acceptance criteria for OCDD.

Labeled standard recoveries for all QC and field samples were within method acceptance criteria.

TABLE OF CONTENTS

Case Narrative.....	1
Table of Contents.....	3
Sample Inventory.....	4
Analytical Results.....	5
Qualifies.....	19
Certifications.....	20
Sample Receipt.....	23
Extraction Information.....	28
Sample Data - EPA Method 1613.....	37
Continuing Calibration.....	317
Initial Calibration.....	451

Sample Inventory Report

Vista Sample ID	Client Sample ID	Sampled	Received	Components/Containers
1903742-01	PDI-059SC-A-13-14-191016	16-Oct-19 07:55	18-Oct-19 08:59	Amber Glass, 120 mL
1903742-02	PDI-059SC-A-14-15.3-191016	16-Oct-19 07:55	18-Oct-19 08:59	Amber Glass, 120 mL
1903742-03	PDI-069SC-A-12-13-191016	Dup16-Oct-19 10:35	18-Oct-19 08:59	Amber Glass, 120 mL Amber Glass, 120 mL
1903742-04	PDI-069SC-A-13-14.3-191016	16-Oct-19 10:35	18-Oct-19 08:59	Amber Glass, 120 mL
1903742-05	PDI-1069SC-A-13-14.3-191016	16-Oct-19 00:00	18-Oct-19 08:59	Amber Glass, 120 mL
1903742-06	PDI-022SC-A-11-12-191016	16-Oct-19 13:39	18-Oct-19 08:59	Amber Glass, 120 mL
1903742-07	PDI-022SC-A-12-13.1-191016	16-Oct-19 13:52	18-Oct-19 08:59	Amber Glass, 120 mL

ANALYTICAL RESULTS

Sample ID: Method Blank					EPA Method 1613B				
Matrix: Solid Sample Size: 10.0 g		QC Batch: B9K0154 Date Extracted: 18-Nov-2019 9:02		Lab Sample: B9K0154-BLK1 Date Analyzed: 14-Dec-19 22:21 Column: ZB-5MS					
Analyte	Conc. (pg/g)	DL	EMPC	Qualifiers	Labeled Standard	%R	LCL-UCL	Qualifiers	
2,3,7,8-TCDD	ND	0.0828			IS 13C-2,3,7,8-TCDD	97.2	25 - 164		
1,2,3,7,8-PeCDD	ND	0.0569			13C-1,2,3,7,8-PeCDD	108	25 - 181		
1,2,3,4,7,8-HxCDD	ND	0.0587			13C-1,2,3,4,7,8-HxCDD	85.3	32 - 141		
1,2,3,6,7,8-HxCDD	ND	0.0608			13C-1,2,3,6,7,8-HxCDD	82.8	28 - 130		
1,2,3,7,8,9-HxCDD	ND	0.0634			13C-1,2,3,7,8,9-HxCDD	92.6	32 - 141		
1,2,3,4,6,7,8-HpCDD	ND	0.0856			13C-1,2,3,4,6,7,8-HpCDD	89.3	23 - 140		
OCDD	ND	0.127			13C-OCDD	71.2	17 - 157		
2,3,7,8-TCDF	ND	0.0467			13C-2,3,7,8-TCDF	94.4	24 - 169		
1,2,3,7,8-PeCDF	ND	0.0466			13C-1,2,3,7,8-PeCDF	98.1	24 - 185		
2,3,4,7,8-PeCDF	ND	0.0446			13C-2,3,4,7,8-PeCDF	98.1	21 - 178		
1,2,3,4,7,8-HxCDF	ND	0.0289			13C-1,2,3,4,7,8-HxCDF	93.0	26 - 152		
1,2,3,6,7,8-HxCDF	ND	0.0301			13C-1,2,3,6,7,8-HxCDF	89.9	26 - 123		
2,3,4,6,7,8-HxCDF	ND	0.0321			13C-2,3,4,6,7,8-HxCDF	92.6	28 - 136		
1,2,3,7,8,9-HxCDF	ND	0.0424			13C-1,2,3,7,8,9-HxCDF	98.2	29 - 147		
1,2,3,4,6,7,8-HpCDF	ND	0.0319			13C-1,2,3,4,6,7,8-HpCDF	98.9	28 - 143		
1,2,3,4,7,8,9-HpCDF	ND	0.0398			13C-1,2,3,4,7,8,9-HpCDF	87.5	26 - 138		
OCDF	ND	0.0873			13C-OCDF	74.7	17 - 157		
					CRS 37Cl-2,3,7,8-TCDD	103	35 - 197		
					Toxic Equivalent Quotient (TEQ) Data (pg/g dry wt)				
					TEQMinWHO2005Dioxin		0.00		
TOTALS									
Total TCDD	ND	0.0828							
Total PeCDD	ND	0.0569							
Total HxCDD	ND	0.0634							
Total HpCDD	ND	0.0856							
Total TCDF	ND	0.0467							
Total PeCDF	ND	0.0466							
Total HxCDF	ND	0.0424							
Total HpCDF	ND	0.0398							

DL - Sample specific estimated detection limit

EMPC - Estimated maximum possible concentration

LCL-UCL- Lower control limit - upper control limit

The results are reported in dry weight. The sample size is reported in wet weight.

Min-The TEQ is calculated using zero for the concentration of congeners that are not detected.

Sample ID: OPR					EPA Method 1613B		
Matrix: Solid	QC Batch: B9K0154	Lab Sample: B9K0154-BS1					
Sample Size: 10.0 g	Date Extracted: 18-Nov-2019 9:02	Date Analyzed: 14-Dec-19 19:55	Column: ZB-5MS				
Analyte	Amt Found (pg/g)	Spike Amt	%R	Limits	Labeled Standard	%R	LCL-UCL
2,3,7,8-TCDD	20.2	20.0	101	67 - 158	IS 13C-2,3,7,8-TCDD	98.5	20 - 175
1,2,3,7,8-PeCDD	103	100	103	70 - 142	13C-1,2,3,7,8-PeCDD	101	21 - 227
1,2,3,4,7,8-HxCDD	104	100	104	70 - 164	13C-1,2,3,4,7,8-HxCDD	82.6	21 - 193
1,2,3,6,7,8-HxCDD	106	100	106	76 - 134	13C-1,2,3,6,7,8-HxCDD	81.7	25 - 163
1,2,3,7,8,9-HxCDD	104	100	104	64 - 162	13C-1,2,3,7,8,9-HxCDD	88.3	21 - 193
1,2,3,4,6,7,8-HpCDD	104	100	104	70 - 140	13C-1,2,3,4,6,7,8-HpCDD	77.3	26 - 166
OCDD	212	200	106	78 - 144	13C-OCDD	70.8	13 - 199
2,3,7,8-TCDF	20.9	20.0	104	75 - 158	13C-2,3,7,8-TCDF	95.1	22 - 152
1,2,3,7,8-PeCDF	104	100	104	80 - 134	13C-1,2,3,7,8-PeCDF	88.8	21 - 192
2,3,4,7,8-PeCDF	105	100	105	68 - 160	13C-2,3,4,7,8-PeCDF	88.2	13 - 328
1,2,3,4,7,8-HxCDF	103	100	103	72 - 134	13C-1,2,3,4,7,8-HxCDF	91.6	19 - 202
1,2,3,6,7,8-HxCDF	108	100	108	84 - 130	13C-1,2,3,6,7,8-HxCDF	88.0	21 - 159
2,3,4,6,7,8-HxCDF	108	100	108	70 - 156	13C-2,3,4,6,7,8-HxCDF	88.9	22 - 176
1,2,3,7,8,9-HxCDF	105	100	105	78 - 130	13C-1,2,3,7,8,9-HxCDF	95.0	17 - 205
1,2,3,4,6,7,8-HpCDF	108	100	108	82 - 122	13C-1,2,3,4,6,7,8-HpCDF	87.3	21 - 158
1,2,3,4,7,8,9-HpCDF	105	100	105	78 - 138	13C-1,2,3,4,7,8,9-HpCDF	80.3	20 - 186
OCDF	191	200	95.4	63 - 170	13C-OCDF	74.1	13 - 199
					CRS 37Cl-2,3,7,8-TCDD	106	31 - 191

LCL-UCL - Lower control limit - upper control limit

Sample ID: Method Blank					EPA Method 1613B				
Matrix: Solid Sample Size: 10.0 g		QC Batch: B9L0251 Date Extracted: 26-Dec-2019 6:05		Lab Sample: B9L0251-BLK1 Date Analyzed : 08-Jan-20 02:30 Column: ZB-5MS					
Analyte	Conc. (pg/g)	DL	EMPC	Qualifiers	Labeled Standard	%R	LCL-UCL	Qualifiers	
2,3,7,8-TCDD	ND	0.0390			IS 13C-2,3,7,8-TCDD	105	25 - 164		
1,2,3,7,8-PeCDD	ND	0.0683			13C-1,2,3,7,8-PeCDD	96.2	25 - 181		
1,2,3,4,7,8-HxCDD	ND	0.0976			13C-1,2,3,4,7,8-HxCDD	94.3	32 - 141		
1,2,3,6,7,8-HxCDD	ND	0.105			13C-1,2,3,6,7,8-HxCDD	81.9	28 - 130		
1,2,3,7,8,9-HxCDD	ND	0.110			13C-1,2,3,7,8,9-HxCDD	88.0	32 - 141		
1,2,3,4,6,7,8-HpCDD	ND	0.0755			13C-1,2,3,4,6,7,8-HpCDD	93.8	23 - 140		
OCDD	ND	0.113			13C-OCDD	82.8	17 - 157		
2,3,7,8-TCDF	ND	0.0300			13C-2,3,7,8-TCDF	97.3	24 - 169		
1,2,3,7,8-PeCDF	ND	0.0711			13C-1,2,3,7,8-PeCDF	95.0	24 - 185		
2,3,4,7,8-PeCDF	ND	0.0717			13C-2,3,4,7,8-PeCDF	94.1	21 - 178		
1,2,3,4,7,8-HxCDF	ND	0.0304			13C-1,2,3,4,7,8-HxCDF	109	26 - 152		
1,2,3,6,7,8-HxCDF	ND	0.0311			13C-1,2,3,6,7,8-HxCDF	99.2	26 - 123		
2,3,4,6,7,8-HxCDF	ND	0.0338			13C-2,3,4,6,7,8-HxCDF	98.7	28 - 136		
1,2,3,7,8,9-HxCDF	ND	0.0489			13C-1,2,3,7,8,9-HxCDF	100	29 - 147		
1,2,3,4,6,7,8-HpCDF	ND	0.0368			13C-1,2,3,4,6,7,8-HpCDF	99.4	28 - 143		
1,2,3,4,7,8,9-HpCDF	ND	0.0359			13C-1,2,3,4,7,8,9-HpCDF	103	26 - 138		
OCDF	ND	0.0820			13C-OCDF	94.1	17 - 157		
					CRS 37Cl-2,3,7,8-TCDD	99.5	35 - 197		
					Toxic Equivalent Quotient (TEQ) Data (pg/g dry wt)				
					TEQMinWHO2005Dioxin		0.00		
TOTALS									
Total TCDD	ND	0.0390							
Total PeCDD	ND	0.0683							
Total HxCDD	ND	0.104							
Total HpCDD	ND	0.0755							
Total TCDF	ND	0.0300							
Total PeCDF	ND	0.0714							
Total HxCDF	ND	0.0355							
Total HpCDF	ND	0.0364							

DL - Sample specific estimated detection limit

EMPC - Estimated maximum possible concentration

LCL-UCL- Lower control limit - upper control limit

The results are reported in dry weight. The sample size is reported in wet weight.

Min-The TEQ is calculated using zero for the concentration of congeners that are not detected.

Sample ID: OPR					EPA Method 1613B		
Matrix: Solid Sample Size: 10.0 g		QC Batch: B9L0251 Date Extracted: 26-Dec-2019 6:05		Lab Sample: B9L0251-BS1 Date Analyzed: 08-Jan-20 00:07 Column: ZB-5MS			
Analyte	Amt Found (pg/g)	Spike Amt	%R	Limits	Labeled Standard	%R	LCL-UCL
2,3,7,8-TCDD	21.8	20.0	109	67 - 158	IS 13C-2,3,7,8-TCDD	102	20 - 175
1,2,3,7,8-PeCDD	111	100	111	70 - 142	13C-1,2,3,7,8-PeCDD	96.3	21 - 227
1,2,3,4,7,8-HxCDD	108	100	108	70 - 164	13C-1,2,3,4,7,8-HxCDD	94.2	21 - 193
1,2,3,6,7,8-HxCDD	106	100	106	76 - 134	13C-1,2,3,6,7,8-HxCDD	85.2	25 - 163
1,2,3,7,8,9-HxCDD	108	100	108	64 - 162	13C-1,2,3,7,8,9-HxCDD	87.9	21 - 193
1,2,3,4,6,7,8-HpCDD	106	100	106	70 - 140	13C-1,2,3,4,6,7,8-HpCDD	95.1	26 - 166
OCDD	213	200	106	78 - 144	13C-OCDD	88.3	13 - 199
2,3,7,8-TCDF	19.8	20.0	99.1	75 - 158	13C-2,3,7,8-TCDF	96.7	22 - 152
1,2,3,7,8-PeCDF	109	100	109	80 - 134	13C-1,2,3,7,8-PeCDF	96.9	21 - 192
2,3,4,7,8-PeCDF	107	100	107	68 - 160	13C-2,3,4,7,8-PeCDF	93.8	13 - 328
1,2,3,4,7,8-HxCDF	99.0	100	99.0	72 - 134	13C-1,2,3,4,7,8-HxCDF	110	19 - 202
1,2,3,6,7,8-HxCDF	97.9	100	97.9	84 - 130	13C-1,2,3,6,7,8-HxCDF	101	21 - 159
2,3,4,6,7,8-HxCDF	103	100	103	70 - 156	13C-2,3,4,6,7,8-HxCDF	97.8	22 - 176
1,2,3,7,8,9-HxCDF	99.1	100	99.1	78 - 130	13C-1,2,3,7,8,9-HxCDF	105	17 - 205
1,2,3,4,6,7,8-HpCDF	96.1	100	96.1	82 - 122	13C-1,2,3,4,6,7,8-HpCDF	98.3	21 - 158
1,2,3,4,7,8,9-HpCDF	93.9	100	93.9	78 - 138	13C-1,2,3,4,7,8,9-HpCDF	106	20 - 186
OCDF	198	200	99.0	63 - 170	13C-OCDF	97.8	13 - 199
					CRS 37Cl-2,3,7,8-TCDD	102	31 - 191

LCL-UCL - Lower control limit - upper control limit

Sample ID: PDI-059SC-A-13-14-191016 **EPA Method 1613B**

Client Data	Sample Data	Laboratory Data
Name: Anchor QEA, LLC	Matrix: Sediment	Lab Sample: 1903742-01 Date Received: 18-Oct-2019 8:59
Project: Gasco PDI	Sample Size: 13.9 g	QC Batch: B9K0154 Date Extracted: 18-Nov-2019 9:02
Date Collected: 16-Oct-2019 7:55	% Solids: 72.2	Date Analyzed: 15-Dec-19 16:59 Column: ZB-5MS

Analyte	Conc. (pg/g)	DL	EMPC	Qualifiers	Labeled Standard	%R	LCL-UCL	Qualifiers
2,3,7,8-TCDD	ND	0.104			IS 13C-2,3,7,8-TCDD	105	25 - 164	
1,2,3,7,8-PeCDD	ND	0.217			13C-1,2,3,7,8-PeCDD	114	25 - 181	
1,2,3,4,7,8-HxCDD	ND	0.197			13C-1,2,3,4,7,8-HxCDD	75.3	32 - 141	
1,2,3,6,7,8-HxCDD	ND	0.212			13C-1,2,3,6,7,8-HxCDD	77.5	28 - 130	
1,2,3,7,8,9-HxCDD	ND	0.252			13C-1,2,3,7,8,9-HxCDD	76.6	32 - 141	
1,2,3,4,6,7,8-HpCDD	ND	0.258			13C-1,2,3,4,6,7,8-HpCDD	60.9	23 - 140	
OCDD	0.881			J	13C-OCDD	66.6	17 - 157	
2,3,7,8-TCDF	ND	0.0587			13C-2,3,7,8-TCDF	87.0	24 - 169	
1,2,3,7,8-PeCDF	ND	0.0558			13C-1,2,3,7,8-PeCDF	96.2	24 - 185	
2,3,4,7,8-PeCDF	ND	0.0440			13C-2,3,4,7,8-PeCDF	104	21 - 178	
1,2,3,4,7,8-HxCDF	ND	0.0574			13C-1,2,3,4,7,8-HxCDF	86.7	26 - 152	
1,2,3,6,7,8-HxCDF	ND	0.0558			13C-1,2,3,6,7,8-HxCDF	94.7	26 - 123	
2,3,4,6,7,8-HxCDF	ND	0.0622			13C-2,3,4,6,7,8-HxCDF	90.4	28 - 136	
1,2,3,7,8,9-HxCDF	ND	0.0865			13C-1,2,3,7,8,9-HxCDF	92.2	29 - 147	
1,2,3,4,6,7,8-HpCDF	ND	0.0526			13C-1,2,3,4,6,7,8-HpCDF	63.8	28 - 143	
1,2,3,4,7,8,9-HpCDF	ND	0.0617			13C-1,2,3,4,7,8,9-HpCDF	66.2	26 - 138	
OCDF	ND	0.0968			13C-OCDF	73.4	17 - 157	
					CRS 37Cl-2,3,7,8-TCDD	103	35 - 197	

Toxic Equivalent Quotient (TEQ) Data (pg/g dry wt)

TEQMinWHO2005Dioxin 0.000264

TOTALS								
Total TCDD	ND	0.104						
Total PeCDD	ND	0.217						
Total HxCDD	0.139							
Total HpCDD	ND		0.835					
Total TCDF	ND	0.0587						
Total PeCDF	ND	0.0558						
Total HxCDF	ND	0.0865						
Total HpCDF	ND	0.0617						

DL - Sample specific estimated detection limit
EMPC - Estimated maximum possible concentration

LCL-UCL- Lower control limit - upper control limit
The results are reported in dry weight. The sample size is reported in wet weight.
Min-The TEQ is calculated using zero for the concentration of congeners that are not detected.

Sample ID: PDI-059SC-A-14-15.3-191016 **EPA Method 1613B**

Client Data	Sample Data	Laboratory Data
Name: Anchor QEA, LLC	Matrix: Sediment	Lab Sample: 1903742-02 Date Received: 18-Oct-2019 8:59
Project: Gasco PDI	Sample Size: 14.9 g	QC Batch: B9K0154 Date Extracted: 18-Nov-2019 9:02
Date Collected: 16-Oct-2019 7:55	% Solids: 67.1	Date Analyzed: 15-Dec-19 17:47 Column: ZB-5MS

Analyte	Conc. (pg/g)	DL	EMPC	Qualifiers	Labeled Standard	%R	LCL-UCL	Qualifiers
2,3,7,8-TCDD	ND	0.127			IS 13C-2,3,7,8-TCDD	105	25 - 164	
1,2,3,7,8-PeCDD	ND	0.167			13C-1,2,3,7,8-PeCDD	133	25 - 181	
1,2,3,4,7,8-HxCDD	ND	0.195			13C-1,2,3,4,7,8-HxCDD	79.7	32 - 141	
1,2,3,6,7,8-HxCDD	ND	0.211			13C-1,2,3,6,7,8-HxCDD	84.8	28 - 130	
1,2,3,7,8,9-HxCDD	ND	0.243			13C-1,2,3,7,8,9-HxCDD	87.8	32 - 141	
1,2,3,4,6,7,8-HpCDD	ND		0.907		13C-1,2,3,4,6,7,8-HpCDD	63.4	23 - 140	
OCDD	12.1				13C-OCDD	62.8	17 - 157	
2,3,7,8-TCDF	ND	0.0952			13C-2,3,7,8-TCDF	88.4	24 - 169	
1,2,3,7,8-PeCDF	ND	0.0500			13C-1,2,3,7,8-PeCDF	110	24 - 185	
2,3,4,7,8-PeCDF	ND	0.0371			13C-2,3,4,7,8-PeCDF	127	21 - 178	
1,2,3,4,7,8-HxCDF	ND	0.0504			13C-1,2,3,4,7,8-HxCDF	89.3	26 - 152	
1,2,3,6,7,8-HxCDF	ND	0.0499			13C-1,2,3,6,7,8-HxCDF	98.9	26 - 123	
2,3,4,6,7,8-HxCDF	ND	0.0537			13C-2,3,4,6,7,8-HxCDF	91.8	28 - 136	
1,2,3,7,8,9-HxCDF	ND	0.0773			13C-1,2,3,7,8,9-HxCDF	94.2	29 - 147	
1,2,3,4,6,7,8-HpCDF	ND	0.0478			13C-1,2,3,4,6,7,8-HpCDF	72.0	28 - 143	
1,2,3,4,7,8,9-HpCDF	ND	0.0548			13C-1,2,3,4,7,8,9-HpCDF	70.6	26 - 138	
OCDF	ND	0.109			13C-OCDF	74.6	17 - 157	
					CRS 37Cl-2,3,7,8-TCDD	111	35 - 197	

Toxic Equivalent Quotient (TEQ) Data (pg/g dry wt)

TEQMinWHO2005Dioxin	0.00363
---------------------	---------

TOTALS								
Total TCDD	0.790							
Total PeCDD	ND		0.235					
Total HxCDD	1.59		2.36					
Total HpCDD	ND		3.35					
Total TCDF	ND		0.192					
Total PeCDF	ND	0.0500						
Total HxCDF	ND	0.0773						
Total HpCDF	ND	0.0548						

DL - Sample specific estimated detection limit
EMPC - Estimated maximum possible concentration

LCL-UCL- Lower control limit - upper control limit
The results are reported in dry weight. The sample size is reported in wet weight.
Min-The TEQ is calculated using zero for the concentration of congeners that are not detected.

Sample ID: PDI-069SC-A-12-13-191016 **EPA Method 1613B**

Client Data	Sample Data	Laboratory Data
Name: Anchor QEA, LLC	Matrix: Sediment	Lab Sample: 1903742-03 Date Received: 18-Oct-2019 8:59
Project: Gasco PDI	Sample Size: 16.3 g	QC Batch: B9K0154 Date Extracted: 18-Nov-2019 9:02
Date Collected: 16-Oct-2019 10:35	% Solids: 61.4	Date Analyzed: 15-Dec-19 18:37 Column: ZB-5MS

Analyte	Conc. (pg/g)	DL	EMPC	Qualifiers	Labeled Standard	%R	LCL-UCL	Qualifiers
2,3,7,8-TCDD	ND	0.103			IS 13C-2,3,7,8-TCDD	107	25 - 164	
1,2,3,7,8-PeCDD	ND	0.199			13C-1,2,3,7,8-PeCDD	103	25 - 181	
1,2,3,4,7,8-HxCDD	ND	0.246			13C-1,2,3,4,7,8-HxCDD	75.8	32 - 141	
1,2,3,6,7,8-HxCDD	ND	0.231			13C-1,2,3,6,7,8-HxCDD	81.8	28 - 130	
1,2,3,7,8,9-HxCDD	ND	0.284			13C-1,2,3,7,8,9-HxCDD	80.0	32 - 141	
1,2,3,4,6,7,8-HpCDD	ND		0.504		13C-1,2,3,4,6,7,8-HpCDD	53.7	23 - 140	
OCDD	3.70			J	13C-OCDD	45.4	17 - 157	
2,3,7,8-TCDF	ND	0.171			13C-2,3,7,8-TCDF	90.9	24 - 169	
1,2,3,7,8-PeCDF	ND	0.0989			13C-1,2,3,7,8-PeCDF	99.4	24 - 185	
2,3,4,7,8-PeCDF	ND	0.0775			13C-2,3,4,7,8-PeCDF	113	21 - 178	
1,2,3,4,7,8-HxCDF	ND	0.0704			13C-1,2,3,4,7,8-HxCDF	80.2	26 - 152	
1,2,3,6,7,8-HxCDF	ND	0.0742			13C-1,2,3,6,7,8-HxCDF	84.6	26 - 123	
2,3,4,6,7,8-HxCDF	ND	0.0702			13C-2,3,4,6,7,8-HxCDF	88.0	28 - 136	
1,2,3,7,8,9-HxCDF	ND	0.0966			13C-1,2,3,7,8,9-HxCDF	94.3	29 - 147	
1,2,3,4,6,7,8-HpCDF	ND	0.0914			13C-1,2,3,4,6,7,8-HpCDF	66.8	28 - 143	
1,2,3,4,7,8,9-HpCDF	ND	0.129			13C-1,2,3,4,7,8,9-HpCDF	59.4	26 - 138	
OCDF	ND	0.0835			13C-OCDF	56.3	17 - 157	
					CRS 37Cl-2,3,7,8-TCDD	109	35 - 197	

Toxic Equivalent Quotient (TEQ) Data (pg/g dry wt)

TEQMinWHO2005Dioxin 0.00111

TOTALS			
Total TCDD	0.125		
Total PeCDD	ND	0.199	
Total HxCDD	ND	0.284	
Total HpCDD	1.11		1.62
Total TCDF	0.740		
Total PeCDF	ND	0.0989	
Total HxCDF	ND	0.0966	
Total HpCDF	ND	0.129	

DL - Sample specific estimated detection limit
EMPC - Estimated maximum possible concentration

LCL-UCL- Lower control limit - upper control limit
The results are reported in dry weight. The sample size is reported in wet weight.
Min-The TEQ is calculated using zero for the concentration of congeners that are not detected.

Sample ID: Duplicate					EPA Method 1613B			
Source Client ID: PDI-069SC-A-12-13-191016		QC Batch: B9K0154		Lab Sample: B9K0154-DUP1				
Source LabNumber: 1903742-03		Date Extracted: 18-Nov-2019 9:02		Date Analyzed: 15-Dec-19 16:11 Column: ZB-5MS				
Matrix: Solid								
Sample Size: 16.3 g								
Analyte	Conc. (pg/g)	DL	EMPC	Qualifiers	Labeled Standard	%R	LCL-UCL	Qualifiers
2,3,7,8-TCDD	ND		0.0900		IS 13C-2,3,7,8-TCDD	83.2	25 - 164	
1,2,3,7,8-PeCDD	ND	0.170			13C-1,2,3,7,8-PeCDD	73.6	25 - 181	
1,2,3,4,7,8-HxCDD	ND	0.317			13C-1,2,3,4,7,8-HxCDD	58.0	32 - 141	
1,2,3,6,7,8-HxCDD	ND	0.316			13C-1,2,3,6,7,8-HxCDD	58.9	28 - 130	
1,2,3,7,8,9-HxCDD	ND		0.290		13C-1,2,3,7,8,9-HxCDD	60.7	32 - 141	
1,2,3,4,6,7,8-HpCDD	1.85			J	13C-1,2,3,4,6,7,8-HpCDD	38.0	23 - 140	
OCDD	14.7				13C-OCDD	21.3	17 - 157	
2,3,7,8-TCDF	ND	0.224			13C-2,3,7,8-TCDF	71.6	24 - 169	
1,2,3,7,8-PeCDF	ND	0.161			13C-1,2,3,7,8-PeCDF	65.1	24 - 185	
2,3,4,7,8-PeCDF	ND	0.156			13C-2,3,4,7,8-PeCDF	64.6	21 - 178	
1,2,3,4,7,8-HxCDF	ND	0.0884			13C-1,2,3,4,7,8-HxCDF	66.3	26 - 152	
1,2,3,6,7,8-HxCDF	ND	0.0945			13C-1,2,3,6,7,8-HxCDF	68.5	26 - 123	
2,3,4,6,7,8-HxCDF	ND	0.0976			13C-2,3,4,6,7,8-HxCDF	63.5	28 - 136	
1,2,3,7,8,9-HxCDF	ND	0.150			13C-1,2,3,7,8,9-HxCDF	70.0	29 - 147	
1,2,3,4,6,7,8-HpCDF	ND	0.179			13C-1,2,3,4,6,7,8-HpCDF	47.8	28 - 143	
1,2,3,4,7,8,9-HpCDF	ND	0.223			13C-1,2,3,4,7,8,9-HpCDF	40.3	26 - 138	
OCDF	ND		0.325		13C-OCDF	30.9	17 - 157	
					CRS 37Cl-2,3,7,8-TCDD	83.0	35 - 197	
					Toxic Equivalent Quotient (TEQ) Data (pg/g dry wt)			
					TEQMinWHO2005Dioxin 0.0229			
TOTALS								
Total TCDD	0.398		1.22					
Total PeCDD	ND		0.166					
Total HxCDD	1.42		2.45					
Total HpCDD	1.85		4.65					
Total TCDF	1.80							
Total PeCDF	0.259		0.490					
Total HxCDF	ND		0.152					
Total HpCDF	ND	0.223						

DL - Sample specific estimated detection limit

EMPC - Estimated maximum possible concentration

LCL-UCL - Lower control limit - upper control limit

The results are reported in dry weight.

The sample size is reported in wet weight.

Sample ID: Duplicate					EPA Method 1613B				
Source Client ID: PDI-069SC-A-12-13-191016					Duplicate Lab Sample: B9K0154-DUP1				
Source LabNumber: 1903742-03									
Matrix: Solid									
Analyte	Dup Conc. (pg/g)	Source Conc.	RPD	RPD Limits	Labeled Standard	Dup %R	Source %R	LCL-UCL	
2,3,7,8-TCDD	ND	ND	NA	25	IS 13C-2,3,7,8-TCDD	83.2	107	25 - 164	
1,2,3,7,8-PeCDD	ND	ND	NA	25	13C-1,2,3,7,8-PeCDD	73.6	103	25 - 181	
1,2,3,4,7,8-HxCDD	ND	ND	NA	25	13C-1,2,3,4,7,8-HxCDD	58.0	75.8	32 - 141	
1,2,3,6,7,8-HxCDD	ND	ND	NA	25	13C-1,2,3,6,7,8-HxCDD	58.9	81.8	28 - 130	
1,2,3,7,8,9-HxCDD	ND	ND	NA	25	13C-1,2,3,7,8,9-HxCDD	60.7	80.0	32 - 141	
1,2,3,4,6,7,8-HpCDD	1.85	ND	#	25	13C-1,2,3,4,6,7,8-HpCDD	38.0	53.7	23 - 140	
OCDD	14.7	3.70	120	25	13C-OCDD	21.3	45.4	17 - 157	
2,3,7,8-TCDF	ND	ND	NA	25	13C-2,3,7,8-TCDF	71.6	90.9	24 - 169	
1,2,3,7,8-PeCDF	ND	ND	NA	25	13C-1,2,3,7,8-PeCDF	65.1	99.4	24 - 185	
2,3,4,7,8-PeCDF	ND	ND	NA	25	13C-2,3,4,7,8-PeCDF	64.6	113	21 - 178	
1,2,3,4,7,8-HxCDF	ND	ND	NA	25	13C-1,2,3,4,7,8-HxCDF	66.3	80.2	26 - 152	
1,2,3,6,7,8-HxCDF	ND	ND	NA	25	13C-1,2,3,6,7,8-HxCDF	68.5	84.6	26 - 123	
2,3,4,6,7,8-HxCDF	ND	ND	NA	25	13C-2,3,4,6,7,8-HxCDF	63.5	88.0	28 - 136	
1,2,3,7,8,9-HxCDF	ND	ND	NA	25	13C-1,2,3,7,8,9-HxCDF	70.0	94.3	29 - 147	
1,2,3,4,6,7,8-HpCDF	ND	ND	NA	25	13C-1,2,3,4,6,7,8-HpCDF	47.8	66.8	28 - 143	
1,2,3,4,7,8,9-HpCDF	ND	ND	NA	25	13C-1,2,3,4,7,8,9-HpCDF	40.3	59.4	26 - 138	
OCDF	ND	ND	NA	25	13C-OCDF	30.9	56.3	17 - 157	
					CRS 37Cl-2,3,7,8-TCDD	83.0	109	35 - 197	

LCL-UCL - Lower control limit - upper control limit
The results are reported in dry weight.
The sample size is reported in wet weight. Results reported to the MDL

Sample ID: PDI-069SC-A-13-14.3-191016 **EPA Method 1613B**

Client Data	Sample Data	Laboratory Data
Name: Anchor QEA, LLC	Matrix: Sediment	Lab Sample: 1903742-04 Date Received: 18-Oct-2019 8:59
Project: Gasco PDI	Sample Size: 14.9 g	QC Batch: B9L0251 Date Extracted: 26-Dec-2019 6:05
Date Collected: 16-Oct-2019 10:35	% Solids: 68.4	Date Analyzed: 08-Jan-20 08:06 Column: ZB-5MS

Analyte	Conc. (pg/g)	DL	EMPC	Qualifiers	Labeled Standard	%R	LCL-UCL	Qualifiers
2,3,7,8-TCDD	ND	0.0480			IS 13C-2,3,7,8-TCDD	106	25 - 164	
1,2,3,7,8-PeCDD	ND	0.0661			13C-1,2,3,7,8-PeCDD	97.9	25 - 181	
1,2,3,4,7,8-HxCDD	ND	0.0877			13C-1,2,3,4,7,8-HxCDD	95.5	32 - 141	
1,2,3,6,7,8-HxCDD	0.207			J	13C-1,2,3,6,7,8-HxCDD	81.5	28 - 130	
1,2,3,7,8,9-HxCDD	0.274			J	13C-1,2,3,7,8,9-HxCDD	86.5	32 - 141	
1,2,3,4,6,7,8-HpCDD	1.73			J	13C-1,2,3,4,6,7,8-HpCDD	89.9	23 - 140	
OCDD	12.6				13C-OCDD	79.1	17 - 157	
2,3,7,8-TCDF	0.254			J	13C-2,3,7,8-TCDF	97.0	24 - 169	
1,2,3,7,8-PeCDF	ND		0.104		13C-1,2,3,7,8-PeCDF	96.4	24 - 185	
2,3,4,7,8-PeCDF	ND	0.0718			13C-2,3,4,7,8-PeCDF	95.3	21 - 178	
1,2,3,4,7,8-HxCDF	0.168			J	13C-1,2,3,4,7,8-HxCDF	106	26 - 152	
1,2,3,6,7,8-HxCDF	ND	0.0443			13C-1,2,3,6,7,8-HxCDF	96.4	26 - 123	
2,3,4,6,7,8-HxCDF	0.0483			J	13C-2,3,4,6,7,8-HxCDF	97.5	28 - 136	
1,2,3,7,8,9-HxCDF	ND	0.0652			13C-1,2,3,7,8,9-HxCDF	98.2	29 - 147	
1,2,3,4,6,7,8-HpCDF	ND		0.187		13C-1,2,3,4,6,7,8-HpCDF	96.0	28 - 143	
1,2,3,4,7,8,9-HpCDF	ND	0.0684			13C-1,2,3,4,7,8,9-HpCDF	98.7	26 - 138	
OCDF	0.364			J	13C-OCDF	89.4	17 - 157	
					CRS 37Cl-2,3,7,8-TCDD	99.0	35 - 197	

Toxic Equivalent Quotient (TEQ) Data (pg/g dry wt)

TEQMinWHO2005Dioxin 0.116

TOTALS		
Total TCDD	0.628	0.802
Total PeCDD	ND	0.468
Total HxCDD	2.58	
Total HpCDD	4.39	
Total TCDF	1.49	1.65
Total PeCDF	ND	0.193
Total HxCDF	0.371	
Total HpCDF	ND	0.187

DL - Sample specific estimated detection limit
EMPC - Estimated maximum possible concentration

LCL-UCL- Lower control limit - upper control limit
The results are reported in dry weight. The sample size is reported in wet weight.
Min-The TEQ is calculated using zero for the concentration of congeners that are not detected.

Sample ID: PDI-1069SC-A-13-14.3-191016 **EPA Method 1613B**

Client Data	Sample Data	Laboratory Data
Name: Anchor QEA, LLC	Matrix: Sediment	Lab Sample: 1903742-05 Date Received: 18-Oct-2019 8:59
Project: Gasco PDI	Sample Size: 15.6 g	QC Batch: B9L0251 Date Extracted: 26-Dec-2019 6:05
Date Collected: 16-Oct-2019 0:00	% Solids: 68.3	Date Analyzed : 08-Jan-20 08:54 Column: ZB-5MS

Analyte	Conc. (pg/g)	DL	EMPC	Qualifiers	Labeled Standard	%R	LCL-UCL	Qualifiers
2,3,7,8-TCDD	ND	0.0339			IS 13C-2,3,7,8-TCDD	109	25 - 164	
1,2,3,7,8-PeCDD	ND	0.0871			13C-1,2,3,7,8-PeCDD	101	25 - 181	
1,2,3,4,7,8-HxCDD	ND	0.0870			13C-1,2,3,4,7,8-HxCDD	102	32 - 141	
1,2,3,6,7,8-HxCDD	ND		0.135		13C-1,2,3,6,7,8-HxCDD	87.8	28 - 130	
1,2,3,7,8,9-HxCDD	ND		0.154		13C-1,2,3,7,8,9-HxCDD	92.0	32 - 141	
1,2,3,4,6,7,8-HpCDD	2.01			J	13C-1,2,3,4,6,7,8-HpCDD	96.0	23 - 140	
OCDD	15.5				13C-OCDD	84.9	17 - 157	
2,3,7,8-TCDF	0.166			J	13C-2,3,7,8-TCDF	107	24 - 169	
1,2,3,7,8-PeCDF	ND		0.120		13C-1,2,3,7,8-PeCDF	106	24 - 185	
2,3,4,7,8-PeCDF	0.0896			J	13C-2,3,4,7,8-PeCDF	105	21 - 178	
1,2,3,4,7,8-HxCDF	ND		0.0826		13C-1,2,3,4,7,8-HxCDF	112	26 - 152	
1,2,3,6,7,8-HxCDF	ND		0.0908		13C-1,2,3,6,7,8-HxCDF	101	26 - 123	
2,3,4,6,7,8-HxCDF	ND		0.0456		13C-2,3,4,6,7,8-HxCDF	102	28 - 136	
1,2,3,7,8,9-HxCDF	ND	0.0616			13C-1,2,3,7,8,9-HxCDF	103	29 - 147	
1,2,3,4,6,7,8-HpCDF	0.188			J	13C-1,2,3,4,6,7,8-HpCDF	101	28 - 143	
1,2,3,4,7,8,9-HpCDF	ND	0.0664			13C-1,2,3,4,7,8,9-HpCDF	103	26 - 138	
OCDF	0.331			J	13C-OCDF	93.2	17 - 157	
					CRS 37Cl-2,3,7,8-TCDD	99.9	35 - 197	

Toxic Equivalent Quotient (TEQ) Data (pg/g dry wt)

TEQMinWHO2005Dioxin 0.0702

TOTALS		
Total TCDD	0.641	0.810
Total PeCDD	0.218	0.368
Total HxCDD	1.73	2.23
Total HpCDD	4.74	
Total TCDF	1.24	1.37
Total PeCDF	0.355	0.476
Total HxCDF	ND	0.324
Total HpCDF	0.188	

DL - Sample specific estimated detection limit
EMPC - Estimated maximum possible concentration

LCL-UCL- Lower control limit - upper control limit
The results are reported in dry weight. The sample size is reported in wet weight.
Min-The TEQ is calculated using zero for the concentration of congeners that are not detected.

Sample ID: PDI-022SC-A-11-12-191016 **EPA Method 1613B**

Client Data	Sample Data	Laboratory Data
Name: Anchor QEA, LLC	Matrix: Sediment	Lab Sample: 1903742-06 Date Received: 18-Oct-2019 8:59
Project: Gasco PDI	Sample Size: 11.4 g	QC Batch: B9K0154 Date Extracted: 18-Nov-2019 9:02
Date Collected: 16-Oct-2019 13:39	% Solids: 87.6	Date Analyzed: 17-Dec-19 17:53 Column: ZB-5MS

Analyte	Conc. (pg/g)	DL	EMPC	Qualifiers	Labeled Standard	%R	LCL-UCL	Qualifiers
2,3,7,8-TCDD	ND	0.161			IS 13C-2,3,7,8-TCDD	88.9	25 - 164	
1,2,3,7,8-PeCDD	ND	0.0888			13C-1,2,3,7,8-PeCDD	100	25 - 181	
1,2,3,4,7,8-HxCDD	ND	0.114			13C-1,2,3,4,7,8-HxCDD	83.2	32 - 141	
1,2,3,6,7,8-HxCDD	ND	0.118			13C-1,2,3,6,7,8-HxCDD	82.8	28 - 130	
1,2,3,7,8,9-HxCDD	ND	0.126			13C-1,2,3,7,8,9-HxCDD	91.6	32 - 141	
1,2,3,4,6,7,8-HpCDD	ND	0.146			13C-1,2,3,4,6,7,8-HpCDD	91.6	23 - 140	
OCDD	0.601			J	13C-OCDD	86.3	17 - 157	
2,3,7,8-TCDF	ND	0.0904			13C-2,3,7,8-TCDF	81.4	24 - 169	
1,2,3,7,8-PeCDF	ND	0.0379			13C-1,2,3,7,8-PeCDF	92.9	24 - 185	
2,3,4,7,8-PeCDF	ND	0.0411			13C-2,3,4,7,8-PeCDF	89.7	21 - 178	
1,2,3,4,7,8-HxCDF	ND	0.0380			13C-1,2,3,4,7,8-HxCDF	90.9	26 - 152	
1,2,3,6,7,8-HxCDF	ND	0.0402			13C-1,2,3,6,7,8-HxCDF	86.0	26 - 123	
2,3,4,6,7,8-HxCDF	ND	0.0380			13C-2,3,4,6,7,8-HxCDF	94.0	28 - 136	
1,2,3,7,8,9-HxCDF	ND	0.0532			13C-1,2,3,7,8,9-HxCDF	100	29 - 147	
1,2,3,4,6,7,8-HpCDF	ND	0.0481			13C-1,2,3,4,6,7,8-HpCDF	89.0	28 - 143	
1,2,3,4,7,8,9-HpCDF	ND	0.0625			13C-1,2,3,4,7,8,9-HpCDF	89.9	26 - 138	
OCDF	ND	0.140			13C-OCDF	91.8	17 - 157	
					CRS 37Cl-2,3,7,8-TCDD	87.5	35 - 197	

Toxic Equivalent Quotient (TEQ) Data (pg/g dry wt)
 TEQMinWHO2005Dioxin 0.000180

TOTALS			
Total TCDD	ND	0.161	
Total PeCDD	ND	0.0888	
Total HxCDD	0.143		0.238
Total HpCDD	ND	0.146	
Total TCDF	ND	0.0904	
Total PeCDF	ND	0.0411	
Total HxCDF	ND	0.0532	
Total HpCDF	ND	0.0625	

DL - Sample specific estimated detection limit
 EMPC - Estimated maximum possible concentration

LCL-UCL- Lower control limit - upper control limit
 The results are reported in dry weight. The sample size is reported in wet weight.
 Min-The TEQ is calculated using zero for the concentration of congeners that are not detected.

Sample ID: PDI-022SC-A-12-13.1-191016 **EPA Method 1613B**

Client Data	Sample Data	Laboratory Data
Name: Anchor QEA, LLC	Matrix: Sediment	Lab Sample: 1903742-07 Date Received: 18-Oct-2019 8:59
Project: Gasco PDI	Sample Size: 13.2 g	QC Batch: B9L0251 Date Extracted: 26-Dec-2019 6:05
Date Collected: 16-Oct-2019 13:52	% Solids: 76.2	Date Analyzed : 08-Jan-20 09:42 Column: ZB-5MS

Analyte	Conc. (pg/g)	DL	EMPC	Qualifiers	Labeled Standard	%R	LCL-UCL	Qualifiers
2,3,7,8-TCDD	ND	0.0404			IS 13C-2,3,7,8-TCDD	108	25 - 164	
1,2,3,7,8-PeCDD	ND	0.0621			13C-1,2,3,7,8-PeCDD	99.0	25 - 181	
1,2,3,4,7,8-HxCDD	ND	0.0947			13C-1,2,3,4,7,8-HxCDD	99.8	32 - 141	
1,2,3,6,7,8-HxCDD	ND		0.124		13C-1,2,3,6,7,8-HxCDD	89.6	28 - 130	
1,2,3,7,8,9-HxCDD	ND	0.105			13C-1,2,3,7,8,9-HxCDD	90.9	32 - 141	
1,2,3,4,6,7,8-HpCDD	0.974			J	13C-1,2,3,4,6,7,8-HpCDD	99.0	23 - 140	
OCDD	11.5				13C-OCDD	86.0	17 - 157	
2,3,7,8-TCDF	ND	0.0283			13C-2,3,7,8-TCDF	103	24 - 169	
1,2,3,7,8-PeCDF	ND	0.0527			13C-1,2,3,7,8-PeCDF	100	24 - 185	
2,3,4,7,8-PeCDF	ND	0.0527			13C-2,3,4,7,8-PeCDF	98.8	21 - 178	
1,2,3,4,7,8-HxCDF	ND	0.0355			13C-1,2,3,4,7,8-HxCDF	113	26 - 152	
1,2,3,6,7,8-HxCDF	ND	0.0356			13C-1,2,3,6,7,8-HxCDF	103	26 - 123	
2,3,4,6,7,8-HxCDF	ND	0.0418			13C-2,3,4,6,7,8-HxCDF	102	28 - 136	
1,2,3,7,8,9-HxCDF	ND	0.0573			13C-1,2,3,7,8,9-HxCDF	99.0	29 - 147	
1,2,3,4,6,7,8-HpCDF	ND	0.0568			13C-1,2,3,4,6,7,8-HpCDF	102	28 - 143	
1,2,3,4,7,8,9-HpCDF	ND	0.0570			13C-1,2,3,4,7,8,9-HpCDF	102	26 - 138	
OCDF	ND	0.0926			13C-OCDF	95.8	17 - 157	
					CRS 37Cl-2,3,7,8-TCDD	100	35 - 197	

Toxic Equivalent Quotient (TEQ) Data (pg/g dry wt)

TEQMinWHO2005Dioxin 0.0132

TOTALS				
Total TCDD	0.260			
Total PeCDD	ND	0.0621		
Total HxCDD	ND		1.21	
Total HpCDD	2.75			
Total TCDF	ND	0.0283		
Total PeCDF	ND	0.0527		
Total HxCDF	ND		0.0592	
Total HpCDF	ND	0.0569		

DL - Sample specific estimated detection limit
EMPC - Estimated maximum possible concentration

LCL-UCL- Lower control limit - upper control limit
The results are reported in dry weight. The sample size is reported in wet weight.
Min-The TEQ is calculated using zero for the concentration of congeners that are not detected.

DATA QUALIFIERS & ABBREVIATIONS

B	This compound was also detected in the method blank
Conc.	Concentration
CRS	Cleanup Recovery Standard
D	Dilution
DL	Detection limit
E	The associated compound concentration exceeded the calibration range of the instrument
H	Recovery and/or RPD was outside laboratory acceptance limits
I	Chemical Interference
IS	Internal Standard
J	The amount detected is below the Reporting Limit/LOQ
LOD	Limit of Detection
LOQ	Limit of Quantitation
M	Estimated Maximum Possible Concentration (CA Region 2 projects only)
NA	Not applicable
ND	Not Detected
OPR	Ongoing Precision and Recovery sample
P	The reported concentration may include contribution from chlorinated diphenyl ether(s).
Q	The ion transition ratio is outside of the acceptance criteria.
RL	Reporting Limit
TEQ	Toxic Equivalency
U	Not Detected (specific projects only)
*	See Cover Letter

Unless otherwise noted, solid sample results are reported in dry weight. Tissue samples are reported in wet weight.

Vista Analytical Laboratory Certifications

Accrediting Authority	Certificate Number
Alaska Department of Environmental Conservation	17-013
Arkansas Department of Environmental Quality	19-013-0
California Department of Health – ELAP	2892
DoD ELAP - A2LA Accredited - ISO/IEC 17025:2005	3091.01
Florida Department of Health	E87777-23
Hawaii Department of Health	N/A
Louisiana Department of Environmental Quality	01977
Maine Department of Health	2018017
Massachusetts Department of Environmental Protection	N/A
Michigan Department of Environmental Quality	9932
Minnesota Department of Health	1521520
New Hampshire Environmental Accreditation Program	207718-B
New Jersey Department of Environmental Protection	190001
New York Department of Health	11411
Oregon Laboratory Accreditation Program	4042-010
Pennsylvania Department of Environmental Protection	016
Texas Commission on Environmental Quality	T104704189-19-10
Vermont Department of Health	VT-4042
Virginia Department of General Services	10272
Washington Department of Ecology	C584-19
Wisconsin Department of Natural Resources	998036160

Current certificates and lists of licensed parameters are located in the Quality Assurance office and are available upon request.

NELAP Accredited Test Methods

MATRIX: Air	
Description of Test	Method
Determination of Polychlorinated p-Dioxins & Polychlorinated Dibenzofurans	EPA 23
Determination of Polychlorinated p-Dioxins & Polychlorinated Dibenzofurans	EPA TO-9A

MATRIX: Biological Tissue	
Description of Test	Method
Tetra- through Octa-Chlorinated Dioxins and Furans by Isotope Dilution GC/HRMS	EPA 1613B
Brominated Diphenyl Ethers by HRGC/HRMS	EPA 1614A
Chlorinated Biphenyl Congeners in Water, Soil, Sediment, and Tissue by GC/HRMS	EPA 1668A/C
Pesticides in Water, Soil, Sediment, Biosolids, and Tissue by HRGC/HRMS	EPA 1699
Perfluorinated Alkyl Acids in Drinking Water by SPE and LC/MS/MS	EPA 537
Polychlorinated Dibenzo-p-Dioxins and Polychlorinated Dibenzofurans by GC/HRMS	EPA 8280A/B
Polychlorinated Dibenzodioxins (PCDDs) and Polychlorinated Dibenzofurans (PCDFs) by GC/HRMS	EPA 8290/8290A

MATRIX: Drinking Water	
Description of Test	Method
2,3,7,8-Tetrachlorodibenzo- p-dioxin (2,3,7,8-TCDD) GC/HRMS	EPA 1613/1613B
1,4-Dioxane (1,4-Diethyleneoxide) analysis by GC/HRMS	EPA 522
Perfluorinated Alkyl Acids in Drinking Water by SPE and LC/MS/MS	EPA 537
Perfluorinated Alkyl Acids in Drinking Water by SPE and LC/MS/MS	ISO 25101 2009

MATRIX: Non-Potable Water	
Description of Test	Method
Tetra- through Octa-Chlorinated Dioxins and Furans by Isotope Dilution GC/HRMS	EPA 1613B
Brominated Diphenyl Ethers by HRGC/HRMS	EPA 1614A
Chlorinated Biphenyl Congeners in Water, Soil, Sediment, and Tissue by GC/HRMS	EPA 1668A/C
Pesticides in Water, Soil, Sediment, Biosolids, and Tissue by HRGC/HRMS	EPA 1699
Perfluorinated Alkyl Acids in Drinking Water by SPE and LC/MS/MS	EPA 537
Dioxin by GC/HRMS	EPA 613
Polychlorinated Dibenzo-p-Dioxins and Polychlorinated Dibenzofurans by GC/HRMS	EPA 8280A/B
Polychlorinated Dibenzodioxins (PCDDs) and Polychlorinated Dibenzofurans (PCDFs) by GC/HRMS	EPA 8290/8290A

MATRIX: Solids	
Description of Test	Method
Tetra-Octa Chlorinated Dioxins and Furans by Isotope Dilution GC/HRMS	EPA 1613
Tetra- through Octa-Chlorinated Dioxins and Furans by Isotope Dilution GC/HRMS	EPA 1613B
Brominated Diphenyl Ethers by HRGC/HRMS	EPA 1614A
Chlorinated Biphenyl Congeners in Water, Soil, Sediment, and Tissue by GC/HRMS	EPA 1668A/C
Pesticides in Water, Soil, Sediment, Biosolids, and Tissue by HRGC/HRMS	EPA 1699
Perfluorinated Alkyl Acids in Drinking Water by SPE and LC/MS/MS	EPA 537
Polychlorinated Dibenzo-p-Dioxins and Polychlorinated Dibenzofurans by GC/HRMS	EPA 8280A/B
Polychlorinated Dibenzodioxins (PCDDs) and Polychlorinated Dibenzofurans (PCDFs) by GC/HRMS	EPA 8290/8290A

ENVIRONMENTAL SAMPLE CHAIN OF CUSTODY

POC: # Delaney Peterson (360-715-2707)
1605 Cornwall Avenue, Bellingham, WA 98225

Project: Gasco PDI
Client: NW Natural

1903742 3.6°C, 1.4°C

COC ID: VISTA-20191016-143858
Sample Custodian: CO, SN, BJ, DL
Lab: VISTA

COC Sample Number	Field Sample ID	Sample Type	Matrix	Collected Date	Time	Containers #	Lab QC*	Test Request	Method	TAT**	Preservative
001	PDI-022SC-A-11-12-191016	N	SE	10/16/2019	13:39	1	<input type="checkbox"/>	Dioxin/Furans Total solids (VISTA)	E1613B SM2540G	30 30	4°C 4°C
002	PDI-022SC-A-12-13.1-191016	N	SE	10/16/2019	13:52	1	<input type="checkbox"/>	Dioxin/Furans Total solids (VISTA)	E1613B SM2540G	30 30	4°C 4°C
003	PDI-059SC-A-13-14-191016	N	SE	10/16/2019	7:55	1	<input type="checkbox"/>	Dioxin/Furans Total solids (VISTA)	E1613B SM2540G	30 30	4°C 4°C
004	PDI-059SC-A-14-15.3-191016	N	SE	10/16/2019	7:55	1	<input type="checkbox"/>	Dioxin/Furans Total solids (VISTA)	E1613B SM2540G	30 30	4°C 4°C
005	PDI-069SC-A-12-13-191016	N	SE	10/16/2019	10:35	2	<input checked="" type="checkbox"/>	Dioxin/Furans Total solids (VISTA)	E1613B SM2540G	30 30	4°C 4°C
006	PDI-069SC-A-13-14.3-191016	N	SE	10/16/2019	10:35	1	<input type="checkbox"/>	Dioxin/Furans Total solids (VISTA)	E1613B SM2540G	30 30	4°C 4°C
007	PDI-1069SC-A-13-14.3-191016	FD	SE	10/16/2019		1	<input type="checkbox"/>	Dioxin/Furans Total solids (VISTA)	E1613B SM2540G	30 30	4°C 4°C

Comment:

Relinquished By:	Received By:	Relinquished By:	Received By:	Relinquished By:	Received By:
Signature: <i>[Signature]</i>	Signature: <i>[Signature]</i>	Signature:	Signature:	Signature:	Signature:
Print Name: C. OREIRO	Print Name: Ashley Mason	Print Name:	Print Name:	Print Name:	Print Name:
Company: AQ	Company: VAL	Company:	Company:	Company:	Company:
Date/Time: 10/17/19 1355	Date/Time: 10/18/19 0859	Date/Time:	Date/Time:	Date/Time:	Date/Time:

* Lab QC Requested for sample when box is checked ** TAT = Turn Around Time in DAYS # POC = Project Point of Contact

Sample Log-In Checklist

Page # 1 of 1

Vista Work Order #: 1903742

TAT std

Samples Arrival:	Date/Time <u>10/18/19 0859</u>	Initials: <u>WWS</u>	Location: <u>WR-2</u>
			Shelf/Rack: <u>N/A</u>
Delivered By:	<input checked="" type="radio"/> FedEx	<input type="radio"/> UPS	<input type="radio"/> On Trac
		<input type="radio"/> GSO	<input type="radio"/> DHL
			<input type="radio"/> Hand Delivered
			<input type="radio"/> Other
Preservation:	<input checked="" type="radio"/> Ice	<input type="radio"/> Blue Ice	<input type="radio"/> Dry Ice
			<input type="radio"/> None
Temp °C:	<u>3.6</u> (uncorrected)	Probe used: Y / <input checked="" type="radio"/> N	
Temp °C:	<u>3.6</u> (corrected)		
		Thermometer ID: <u>IR-3</u>	

	YES	NO	NA
Shipping Container(s) Intact?	<input checked="" type="checkbox"/>	<input type="checkbox"/>	<input type="checkbox"/>
Shipping Custody Seals Intact?	<input checked="" type="checkbox"/>	<input type="checkbox"/>	<input type="checkbox"/>
Airbill <u>1 of 2</u> Trk # <u>7767 5105 6110</u>	<input checked="" type="checkbox"/>	<input type="checkbox"/>	<input type="checkbox"/>
Shipping Documentation Present?	<input checked="" type="checkbox"/>	<input type="checkbox"/>	<input type="checkbox"/>
Shipping Container	<input type="checkbox"/> Vista	<input checked="" type="checkbox"/> Client	<input type="checkbox"/> Retain
			<input checked="" type="checkbox"/> Return
		<input type="checkbox"/> Dispose	
Chain of Custody / Sample Documentation Present?	<input type="checkbox"/>	<input checked="" type="checkbox"/>	<input checked="" type="checkbox"/>
Chain of Custody / Sample Documentation Complete?	<input type="checkbox"/>	<input checked="" type="checkbox"/>	<input checked="" type="checkbox"/>
Holding Time Acceptable?	<input checked="" type="checkbox"/>	<input type="checkbox"/>	<input type="checkbox"/>
Logged In:	Date/Time <u>10/21/19 1528</u>	Initials: <u>WWS</u>	Location: <u>WR-2</u>
			Shelf/Rack: <u>2-1</u>
COC Anomaly/Sample Acceptance Form completed?		<input checked="" type="checkbox"/>	<input checked="" type="checkbox"/>

Comments:

WWS 10/22/19

Sample Log-In Checklist

Page # 1 of 1

Vista Work Order #: 1903742

TAT std

Samples Arrival:	Date/Time: 10/18/19 0859	Initials: ajm	Location: WR-2
			Shelf/Rack: N/A
Delivered By:	<input checked="" type="checkbox"/> FedEx	<input type="checkbox"/> UPS	<input type="checkbox"/> On Trac
		<input type="checkbox"/> GSO	<input type="checkbox"/> DHL
		<input type="checkbox"/> Hand Delivered	<input type="checkbox"/> Other
Preservation:	<input checked="" type="checkbox"/> Ice	<input type="checkbox"/> Blue Ice	<input type="checkbox"/> Dry Ice
	<input type="checkbox"/> None		
Temp °C: 1.4 (uncorrected)	Probe used: Y <input checked="" type="checkbox"/> N		Thermometer ID: IR-3
Temp °C: 1.4 (corrected)			

	YES	NO	NA
Shipping Container(s) Intact?	<input checked="" type="checkbox"/>	<input type="checkbox"/>	<input type="checkbox"/>
Shipping Custody Seals Intact?	<input checked="" type="checkbox"/>	<input type="checkbox"/>	<input type="checkbox"/>
Airbill <u>2 of 2</u> Trk # <u>7767 5105 6371</u>	<input checked="" type="checkbox"/>	<input type="checkbox"/>	<input type="checkbox"/>
Shipping Documentation Present?	<input checked="" type="checkbox"/>	<input type="checkbox"/>	<input type="checkbox"/>
Shipping Container	<input checked="" type="checkbox"/> Vista	<input type="checkbox"/> Client	<input checked="" type="checkbox"/> Retain
	<input type="checkbox"/> Return	<input type="checkbox"/> Dispose	
Chain of Custody / Sample Documentation Present?	<input checked="" type="checkbox"/>	<input type="checkbox"/>	<input type="checkbox"/>
Chain of Custody / Sample Documentation Complete?	<input checked="" type="checkbox"/>	<input type="checkbox"/>	<input type="checkbox"/>
Holding Time Acceptable?	<input checked="" type="checkbox"/>	<input type="checkbox"/>	<input type="checkbox"/>

Logged In:	Date/Time: 10/21/19 1528	Initials: WWS	Location: WR-2
			Shelf/Rack: 2-1
COC Anomaly/Sample Acceptance Form completed?			<input checked="" type="checkbox"/> <input checked="" type="checkbox"/>

Comments:

WWS 10/22/19

CoC/Label Reconciliation Report WO# 1903742

LabNumber	CoC Sample ID	Label ID matches COCID	Label ID doesn't match COCID	SampleAlias	Sampled	Label Sampled matches	Sampled doesn't match	Container	Container Correct	BaseMatrix	Sample Comments
1903742-01	A PDI-059SC-A-13-14-191016	<input checked="" type="checkbox"/>	B	003	16-Oct-19 07:55	<input checked="" type="checkbox"/>		Amber Glass, 120 mL	<input checked="" type="checkbox"/>	Solid	
1903742-02	A PDI-059SC-A-14-15.3-191016	<input checked="" type="checkbox"/>	B	004	16-Oct-19 07:55	<input checked="" type="checkbox"/>		Amber Glass, 120 mL	<input checked="" type="checkbox"/>	Solid	
1903742-03	A PDI-069SC-A-12-13-191016	<input checked="" type="checkbox"/>	A	005	16-Oct-19 10:35	<input checked="" type="checkbox"/>		Amber Glass, 120 mL	<input checked="" type="checkbox"/>	Solid	Dup
1903742-03	B PDI-069SC-A-12-13-191016	<input checked="" type="checkbox"/>	A	005	16-Oct-19 10:35	<input checked="" type="checkbox"/>		Amber Glass, 120 mL	<input checked="" type="checkbox"/>	Solid	Dup
1903742-04	A PDI-069SC-A-13-14.3-191016	<input checked="" type="checkbox"/>	A	006	16-Oct-19 10:35	<input checked="" type="checkbox"/>		Amber Glass, 120 mL	<input checked="" type="checkbox"/>	Solid	
1903742-05	A PDI-1069SC-A-13-14.3-191016	<input checked="" type="checkbox"/>	A	007	16-Oct-19 00:00	<input type="checkbox"/>	C	Amber Glass, 120 mL	<input checked="" type="checkbox"/>	Solid	

06 A PDI-022SC-A-11-12-191016 ✓
 07 A PDI-022SC-A-12-13.1-191016 ✓

	Yes	No	NA
Sample Container Intact?	<input checked="" type="checkbox"/>		
Sample Custody Seals Intact?			<input checked="" type="checkbox"/>
Adequate Sample Volume?	<input checked="" type="checkbox"/>		
Preservation Documented: Na2S2O3 Trizma <u>None</u> Other			<input checked="" type="checkbox"/>
If Chlorinated or Drinking Water Samples, Acceptable Preservation?			<input checked="" type="checkbox"/>

Comments:

A - cooler #1
C - time on client label is 10:36

B - cooler #2

Verified by/Date: SC 10/21/19

* not listed on any CoC's associated to the two coolers in shipment.

KE 10/22/19
ADD TWO 10's: LABELED BOTH SAMPLES PER CLIENT REQUEST.

* received 2 120 mL amber jars with @ Sample IDs: PDI-022SC-A-11-12-191016
#6) → Date - 10/16/19
Time - 13:39

PDI-022SC-A-12-13.1-191016
#7) → Date - 10/16/19
Time - 13:52

Chain of Custody Anomaly/Sample Acceptance Form



Client: Anchor QEA, LLC
Contact: Delaney Peterson
Email: dpeterson@anchorqea.com
Phone:

Workorder Number: 1903742
Date Received: 18-Oct-19 08:59
Documented by/date: MSparks/10-22-19

Please review the following information and complete the Client Authorization section. To comply with NELAC regulations, we must receive authorization before proceeding with sample analysis.

- Sample Collection Date and/or Time not provided
- Temperature outside Method Requirement (WI-PHT)
Temperature _____ °C Ice Present? Yes No Melted
- Sample ID Not Reconcilable
- Sample Holding Time Missed
- Insufficient Sample Size
- All Sample Container(s) Broken
- Drinking Water Incorrect Container Type
- Chain-of-Custody not received, illegible or destroyed
- Other: see comments

Comments/Samples Affected:

Received 2- 120mL amber jars with the following information:

Jar 1:
Sample ID- PDI-022SC-A-11-12-191016
Collection date/time- 10/16/19 1339

Jar 2:
Sample ID- PDI-022SC-A-12-13.1-191016
Collection date/time- 10/16/19 1352

Client Authorization

Proceed with Analysis: YES NO

Signature and Date *Delaney Peterson* 11/13/19

Client Comments/Instructions Per Delaney Peterson via email on 10/22/19, okay to analyze.

EXTRACTION INFORMATION

Process Sheet
Workorder: 1903742

Prep Expiration: 2020-10-15
 Client: Anchor QEA, LLC

Workorder Due: 15-Nov-19 00:00

TAT: 28

Method: **1613 Full List**
 Matrix: **Solid**
 Client Matrix: **Sediment**
 Also run: **Percent Solids**

Prep Batch: B9K0154

Prep Data Entered: TL 11/20/19
Date and Initials

Initial Sequence: S9L0038

LabSampleID	Recon	ClientSampleID	Date Received	Location	Comments
1903742-01 A	<input checked="" type="checkbox"/>	PDI-059SC-A-13-14-191016	18-Oct-19 08:59	WR-2 A-1	
1903742-02	<input checked="" type="checkbox"/>	PDI-059SC-A-14-15.3-191016	18-Oct-19 08:59	WR-2 A-1	
1903742-03	<input checked="" type="checkbox"/>	PDI-069SC-A-12-13-191016	18-Oct-19 08:59	WR-2 A-1	Dup
1903742-04	<input checked="" type="checkbox"/>	PDI-069SC-A-13-14.3-191016	18-Oct-19 08:59	WR-2 A-1	
1903742-05	<input checked="" type="checkbox"/>	PDI-1069SC-A-13-14.3-191016	18-Oct-19 08:59	WR-2 A-1	
1903742-06	<input checked="" type="checkbox"/>	PDI-022SC-A-11-12-191016	18-Oct-19 08:59	WR-2 F-3	
1903742-07	<input checked="" type="checkbox"/>	PDI-022SC-A-12-13.1-191016	18-Oct-19 08:59	WR-2 F-3	

WO Comments: ~~Pest - 1g extraction (dry weight)~~
Dioxin - 10g (dry weight)
~~RCP - 5g extraction (dry weight)~~

Pre-Prep Check Out: TL 11/13/19
 Pre-Prep Check In: TL 11/13/19

Prep Check Out: TL 11/18/19
 Prep Check In: TL 11/18/19

Prep Reconciled Initials/Date: TL 11/13/19
 Spike Reconciled Initials/Date: TL 11/18/19
 VialBoxID: 8

PREPARATION BENCH SHEET

Matrix: Solid

B9K0154

Chemist: TL

Method: 1613 Full List

Prepared using: HRMS - Soxhlet

Prep Date/Time: 18-Nov-19 09:02

C	VISTA Sample ID	G Eqv	Sample Amt. (g)	IS/NS CHEM/WIT DATE	CRS CHEM/WIT DATE	AP CHEM/ DATE	ABSG CHEM/ DATE	AA CHEM/ DATE	Florisil CHEM/ DATE	RS CHEM/WIT DATE
<input type="checkbox"/>	B9K0154-BLKI	NA	(10.00)	TL 11/18/19	AZ 11/19/19	NA	TL 11/19/19	TL 11/19/19	TL 11/19/19	TL 11/19/19
<input type="checkbox"/>	B9K0154-BSI	NA	(10.00)							
<input type="checkbox"/>	B9K0154-DUP1 1903742-03 (B)	16.28	16.33							
<input type="checkbox"/>	1903742-01	13.84	13.92							
<input type="checkbox"/>	1903742-02	14.91	14.92							
<input type="checkbox"/>	1903742-03 (A) (C)	16.28	16.32							
<input type="checkbox"/>	1903742-04	14.62	14.69							
<input type="checkbox"/>	1903742-05	14.64	14.65							
<input type="checkbox"/>	1903742-06	11.41	11.41							
<input type="checkbox"/>	1903742-07	13.13	13.22							

- (A) sample was orange after extraction TL 11/19/19
- (B) sample was red after extraction TL 11/19/19
- (C) turned the 44% in volume back TL 11/19/19

IS Name	NS Name	CRS Name	RS Name	Cycle Time	APP: SEFUN SOX (SDS)	Check Out:
PCDD/F 19L1902 10uL	PCDD/F 18F1913 10uL	PCDD/F 19I1602, 10uL	PCDD/F 19I1603, 10uL	Start Date/Time 11/18/19 15:05	SOLV: Toluene	Chemist/Date: TL 11/18/19
PCB	PCB	PCB	PCB	Stop Date/Time 11/19/19 2:05	Other: NA	Check In: Chemist/Date: TL 11/18/19
PAH	PAH	PAH	PAH	Final Volume(s): 64 20uL		Balance ID: HRMS-8

Comments:

- 1 = Sample approached dryness on rotovap
- 2 = Sample bumped on rotovap; lost < 5%
- 3 = Sample poured through Na2SO4 to remove water
- 4 = Precipitate present at Final Volume
- 5 = Sample homogenized in secondary container
- 6 = Sample clogged during extraction; pipetted and used Nitrogen to assist

Batch: B9K0154

Matrix: Solid

LabNumber	WetWeight (Initial)	% Solids (Extraction Solids)	DryWeight	Final	Extracted	Ext By	Spike	SpikeAmount	ClientMatrix	Analysis
1903742-01	13.92	72.23618	10.0553	20	18-Nov-19 09:02	TL			Sediment	1613 Full List
1903742-02	14.92	67.07022	10.0069	20	18-Nov-19 09:02	TL			Sediment	1613 Full List
1903742-03	16.32	61.43079	10.0255	20	18-Nov-19 09:02	TL			Sediment	1613 Full List
1903742-04	14.69	68.40391	10.0485	20	18-Nov-19 09:02	TL			Sediment	1613 Full List
1903742-05	14.65	68.30709	10.0070	20	18-Nov-19 09:02	TL			Sediment	1613 Full List
1903742-06	11.41	87.61063	9.9964	20	18-Nov-19 09:02	TL			Sediment	1613 Full List
1903742-07	13.22	76.16279	10.0687	20	18-Nov-19 09:02	TL			Sediment	1613 Full List
B9K0154-BLK1	10			20	18-Nov-19 09:02	TL				QC
B9K0154-BS1	10			20	18-Nov-19 09:02	TL	18F1913	10		QC
B9K0154-DUP1	16.33	<i>61.43079</i>	<i>10.031648</i>	20	18-Nov-19 09:02	TL				QC

All bolded data on report verified against written benchsheet by (initial/date) TL 11/20/19

ANCHOR

Process Sheet
Workorder: **1903742**

RX

Ⓜ for the 12/20/19

Prep Expiration: 2020-10-15
Client: Anchor QEA, LLC

Workorder Due: 15-Nov-19 00:00

TAT: 28

Method: 1613 Full List
Matrix: Solid
Client Matrix: Sediment
Also run: Percent Solids

Prep Batch: B910281

Prep Data Entered: π 01/03/19
Date and Initials

Initial Sequence: SOA001

LabSampleID	Recon	ClientSampleID	Date Received	Location	Comments
1903742-01	<input type="checkbox"/>	1903742-01	18-Oct-19 08:59	WR-2 A-1	
1903742-02	<input type="checkbox"/>	1903742-02	18-Oct-19 08:59	WR-2 A-1	
1903742-03	<input type="checkbox"/>	1903742-03	18-Oct-19 08:59	WR-2 A-1	Dup
1903742-04	<input checked="" type="checkbox"/>	PDI-069SC-A-13-14.3-191016	18-Oct-19 08:59	WR-2 A-1	
1903742-05	<input checked="" type="checkbox"/>	PDI-1069SC-A-13-14.3-191016	18-Oct-19 08:59	WR-2 A-1	
1903742-06	<input type="checkbox"/>	1903742-06	18-Oct-19 08:59	WR-2 F-3	
1903742-07	<input checked="" type="checkbox"/>	PDI-022SC-A-12-13.1-191016	18-Oct-19 08:59	WR-2 F-3	

**WO Comments: Pest - 1g extraction (dry weight)
Dioxin - 10g (dry weight)
PCB - 5g extraction (dry weight)**

Pre-Prep Check Out: NA
Pre-Prep Check In: NA

Prep Check Out: AO 12/26/19
Prep Check In: AO 12/26/19

Prep Reconciled Initials/Date: AO 12/26/19
Spike Reconciled Initials/Date: RR 12/26/19
VialBoxID: Cherry sprite

PREPARATION BENCH SHEET

Matrix: Solid

B9L0251

Chemist: AO

Method: 1613 Full List

Prepared using: HRMS - Soxhlet

Prep Date/Time: 26-Dec-19 06:05

C	VISTA Sample ID	G Eqv	Sample Amt. (g)	IS/NS CHEM/WIT DATE	CRS CHEM/WIT DATE	AP CHEM/ DATE	ABSG CHEM/ DATE	AA CHEM/ DATE	Florisil CHEM/ DATE	RS CHEM/WIT DATE
<input type="checkbox"/>	B9L0251-BLK1	NA	(10.00)	AO HW 12/26/19	TL 12/11/2020	11/2/2020	11/2/2020	11/2/2020	11/13/20	11/3/20
<input type="checkbox"/>	B9L0251-BS1	J	(10.00)							
<input type="checkbox"/>	1903461-13RE2	16.53	16.58							
<input type="checkbox"/>	1903461-14RE2	14.01	14.59							
<input type="checkbox"/>	1903461-15RE2	14.03	14.57							
<input type="checkbox"/>	1903461-16RE2	13.14	13.57			NA				
<input type="checkbox"/>	1903461-17RE2	13.44	13.57							
<input type="checkbox"/>	1903742-04RE1	14.62	14.85							
<input type="checkbox"/>	1903742-05RE1	14.64	15.61							
<input type="checkbox"/>	1903742-07RE1	13.13	13.21							

ⓐ didn't have a boiling chip in it on sox 12/01/2020

IS Name <u>V1</u>	NS Name <u>V5</u>	CRS Name <u>V5</u>	RS Name <u>V5</u>	Cycle Time	APP: SEFUN SOX <u>SDS</u>	Check Out: <u>AO 12/26/19</u>
PCDD/F <u>19C1902, 10ML</u>	PCDD/F <u>18F1913, 10ML</u>	PCDD/F <u>19I1602, 10ML</u>	PCDD/F <u>19I1603, 10ML</u>	Start Date/Time <u>12/19/1343</u>	SOLV: <u>Toluene</u>	Chemist/Date: <u>AO 12/26/19</u>
PCB _____	PCB _____	PCB _____	PCB _____	Stop Date/Time <u>12/19 554</u>	Other <u>NA</u>	Check In: <u>AO 12/26/19</u>
PAH _____	PAH _____	PAH _____	PAH _____	Final Volume(s) <u>C14 20ML</u>		Balance ID: <u>HRMS8</u>

Comments:

- 1 = Sample approached dryness on rotovap
- 2 = Sample bumped on rotovap; lost < 5%
- 3 = Sample poured through Na2SO4 to remove water
- 4 = Precipitate present at Final Volume
- 5 = Sample homogenized in secondary container
- 6 = Sample clogged during extraction; pipetted and used Nitrogen to assist

Batch: B9L0251

Matrix: Solid

LabNumber	WetWeight (Initial)	% Solids (Extraction Solids)	DryWeight	Final	Extracted	Ext By	Spike	SpikeAmount	ClientMatrix	Analysis
1903461-13RE2	16.58 ✓	60.49383	10.0299	20	26-Dec-19 06:05	ACO			Sediment	1613 Full List
1903461-14RE2	14.59 ✓	71.36929	10.4128	20	26-Dec-19 06:05	ACO			Sediment	1613 Full List
1903461-15RE2	14.57 ✓	71.2963	10.3879	20	26-Dec-19 06:05	ACO			Sediment	1613 Full List
1903461-16RE2	13.57 ✓	76.08318	10.3245	20	26-Dec-19 06:05	ACO			Sediment	1613 Full List
1903461-17RE2	13.57 ✓	74.39294	10.0951	20	26-Dec-19 06:05	ACO			Sediment	1613 Full List
1903742-04RE1	14.85 ✓	68.40391	10.1580	20	26-Dec-19 06:05	ACO			Sediment	1613 Full List
1903742-05RE1	15.61 ✓	68.30709	10.6627	20	26-Dec-19 06:05	ACO			Sediment	1613 Full List
1903742-07RE1	13.21 ✓	76.16279	10.0611	20	26-Dec-19 06:05	ACO			Sediment	1613 Full List
B9L0251-BLK1	10			20	26-Dec-19 06:05	ACO				QC
B9L0251-BS1	10			20	26-Dec-19 06:05	ACO	18F1913 ✓	10 ✓		QC

All bolded data on report verified against written benchsheet by (initial/date) *W* 01/03/20

SAMPLE DATA – EPA METHOD 1613

Dataset: U:\VG11.PRO\Results\191214K2\191214K2-6.qld

Last Altered: Tuesday, December 17, 2019 08:29:17 Pacific Standard Time

Printed: Tuesday, December 17, 2019 08:34:49 Pacific Standard Time

Hz 12-17-19 Ct 12/20/19

Method: U:\VG11.PRO\MethDB\1613_rrt-12-7-19.mdb 08 Dec 2019 15:38:47

Calibration: U:\VG11.PRO\CurveDB\db5_1613vg11-5-7-19.cdb 08 May 2019 06:55:45

Name: 191214K2_6, Date: 14-Dec-2019, Time: 22:21:42, ID: B9K0154-BLK1 Method Blank 10, Description: Method Blank

#	Name	Resp	RA	n/y	RRF	w/vol	Prod.RT	RT	Prod.RRT	RRT	Conc.	%Rec	DL	EMPC
1	2,3,7,8-TCDD			NO	0.925	10.000	26.184		1.001				0.0828	
2	1,2,3,7,8-PeCDD			NO	0.905	10.000	31.291		1.001				0.0569	
3	1,2,3,4,7,8-HxCDD			NO	1.07	10.000	34.603		1.000				0.0587	
4	1,2,3,6,7,8-HxCDD			NO	0.967	10.000	34.691		1.000				0.0608	
5	1,2,3,7,8,9-HxCDD			NO	0.978	10.000	35.000		1.001				0.0634	
6	1,2,3,4,6,7,8-HpCDD			NO	1.04	10.000	38.466		1.000				0.0856	
7	OCDD			NO	0.972	10.000	41.637		1.000				0.127	
8	2,3,7,8-TCDF			NO	0.938	10.000	25.215		1.001				0.0467	
9	1,2,3,7,8-PeCDF			NO	0.976	10.000	30.002		1.001				0.0466	
10	2,3,4,7,8-PeCDF			NO	1.00	10.000	30.998		1.001				0.0446	
11	1,2,3,4,7,8-HxCDF			NO	1.24	10.000	33.736		1.000				0.0289	
12	1,2,3,6,7,8-HxCDF			NO	1.10	10.000	33.867		1.000				0.0301	
13	2,3,4,6,7,8-HxCDF			NO	1.18	10.000	34.462		1.001				0.0321	
14	1,2,3,7,8,9-HxCDF			NO	1.07	10.000	35.305		1.000				0.0424	
15	1,2,3,4,6,7,8-HpCDF			NO	1.13	10.000	37.076		1.001				0.0319	
16	1,2,3,4,7,8,9-HpCDF			NO	1.26	10.000	39.047		1.000				0.0398	
17	OCDF			NO	1.10	10.000	41.834		1.000				0.0873	
18	13C-2,3,7,8-TCDD	5.17e5	0.78	NO	1.05	10.000	26.162	26.15	1.027	1.027	194.46	97.2	0.306	
19	13C-1,2,3,7,8-PeCDD	4.07e5	0.62	NO	0.743	10.000	31.176	31.27	1.224	1.228	216.06	108	0.551	
20	13C-1,2,3,4,7,8-HxCDD	2.92e5	1.24	NO	0.646	10.000	34.591	34.59	1.014	1.014	170.89	85.3	0.769	
21	13C-1,2,3,6,7,8-HxCDD	3.40e5	1.22	NO	0.777	10.000	34.690	34.69	1.017	1.017	165.51	82.8	0.640	
22	13C-1,2,3,7,8,9-HxCDD	3.23e5	1.23	NO	0.659	10.000	34.963	34.97	1.025	1.025	185.16	92.6	0.753	
23	13C-1,2,3,4,6,7,8-HpCDD	2.52e5	1.05	NO	0.534	10.000	38.457	38.45	1.127	1.127	178.59	89.3	0.606	
24	13C-OCDD	3.54e5	0.88	NO	0.470	10.000	41.634	41.64	1.220	1.220	284.67	71.2	0.726	
25	13C-2,3,7,8-TCDF	7.10e5	0.73	NO	0.977	10.000	25.235	25.19	0.991	0.989	188.74	94.4	0.397	
26	13C-1,2,3,7,8-PeCDF	5.87e5	1.50	NO	0.778	10.000	29.888	29.98	1.174	1.177	196.10	98.1	1.17	
27	13C-2,3,4,7,8-PeCDF	5.66e5	1.54	NO	0.750	10.000	30.896	30.97	1.213	1.216	196.11	98.1	1.21	
28	13C-1,2,3,4,7,8-HxCDF	4.16e5	0.52	NO	0.845	10.000	33.731	33.74	0.989	0.989	186.05	93.0	0.984	
29	13C-1,2,3,6,7,8-HxCDF	4.88e5	0.53	NO	1.03	10.000	33.847	33.86	0.992	0.992	179.79	89.9	0.810	
30	13C-2,3,4,6,7,8-HxCDF	4.37e5	0.53	NO	0.893	10.000	34.421	34.43	1.009	1.009	185.21	92.6	0.931	
31	13C-1,2,3,7,8,9-HxCDF	3.81e5	0.55	NO	0.734	10.000	35.321	35.31	1.035	1.035	196.49	98.2	1.13	

Dataset: U:\VG11.PRO\Results\191214K2\191214K2-6.qld

Last Altered: Tuesday, December 17, 2019 08:29:17 Pacific Standard Time

Printed: Tuesday, December 17, 2019 08:34:49 Pacific Standard Time

Name: 191214K2_6, Date: 14-Dec-2019, Time: 22:21:42, ID: B9K0154-BLK1 Method Blank 10, Description: Method Blank

#	Name	Resp	RA	ny	RRF	wVol	Pred RT	RT	Pred RRT	RRT	Conc	%Rec	DL	EMPC
32	13C-1,2,3,4,6,7,8-HpCDF	3.94e5	0.46	NO	0.754	10.000	37.034	37.04	1.085	1.086	197.81	98.9	0.602	
33	13C-1,2,3,4,7,8,9-HpCDF	2.49e5	0.48	NO	0.539	10.000	39.058	39.05	1.145	1.144	174.96	87.5	0.842	
34	13C-OCDF	4.68e5	0.88	NO	0.593	10.000	41.845	41.83	1.226	1.226	298.87	74.7	0.640	
35	37Cl-2,3,7,8-TCDD	2.23e5			1.07	10.000	26.183	26.18	1.028	1.028	82.256	103	0.0909	
36	13C-1,2,3,4-TCDD	5.07e5	0.79	NO	1.00	10.000	25.500	25.46	1.000	1.000	200.00	100	0.321	
37	13C-1,2,3,4-TCDF	7.70e5	0.75	NO	1.00	10.000	23.680	23.60	1.000	1.000	200.00	100	0.388	
38	13C-1,2,3,4,6,9-HxCDF	5.29e5	0.54	NO	1.00	10.000	34.060	34.12	1.000	1.000	200.00	100	0.832	
39	Total Tetra-Dioxins				0.925	10.000	24.620		0.000				0.0376	
40	Total Penta-Dioxins				0.905	10.000	29.960		0.000				0.0250	
41	Total Hexa-Dioxins				0.967	10.000	33.635		0.000				0.0265	
42	Total Hepta-Dioxins				1.04	10.000	38.800		0.000				0.0447	
43	Total Tetra-Furans				0.938	10.000	23.610		0.000				0.0228	
44	1st Func. Penta-Furans				0.976	10.000	27.040		0.000				0.0139	
45	Total Penta-Furans				0.976	10.000	29.275		0.000				0.0222	
46	Total Hexa-Furans				1.18	10.000	33.555		0.000				0.0179	
47	Total Hepta-Furans				1.13	10.000	37.835		0.000				0.0194	

Dataset: U:\VG11.PRO\Results\191214K2\191214K2-6.qld

Last Altered: Tuesday, December 17, 2019 08:29:17 Pacific Standard Time

Printed: Tuesday, December 17, 2019 08:34:49 Pacific Standard Time

Method: U:\VG11.PRO\MethDB\1613_rrt-12-7-19.mdb 08 Dec 2019 15:38:47

Calibration: U:\VG11.PRO\CurveDB\db5_1613vg11-5-7-19.cdb 08 May 2019 06:55:45

Name: 191214K2_6, Date: 14-Dec-2019, Time: 22:21:42, ID: B9K0154-BLK1 Method Blank 10, Description: Method Blank

Tetra-Dioxins

Name	RT	m1 Height	m2 Height	m1 Resp	m2 Resp	RA	n/y	Resp	Conc	EMPC	DL
------	----	-----------	-----------	---------	---------	----	-----	------	------	------	----

Penta-Dioxins

Name	RT	m1 Height	m2 Height	m1 Resp	m2 Resp	RA	n/y	Resp	Conc	EMPC	DL
------	----	-----------	-----------	---------	---------	----	-----	------	------	------	----

Hexa-Dioxins

Name	RT	m1 Height	m2 Height	m1 Resp	m2 Resp	RA	n/y	Resp	Conc	EMPC	DL
------	----	-----------	-----------	---------	---------	----	-----	------	------	------	----

Hepta-Dioxins

Name	RT	m1 Height	m2 Height	m1 Resp	m2 Resp	RA	n/y	Resp	Conc	EMPC	DL
------	----	-----------	-----------	---------	---------	----	-----	------	------	------	----

Tetra-Furans

Name	RT	m1 Height	m2 Height	m1 Resp	m2 Resp	RA	n/y	Resp	Conc	EMPC	DL
------	----	-----------	-----------	---------	---------	----	-----	------	------	------	----

Penta-Furans function 1

Name	RT	m1 Height	m2 Height	m1 Resp	m2 Resp	RA	n/y	Resp	Conc	EMPC	DL
------	----	-----------	-----------	---------	---------	----	-----	------	------	------	----

Dataset: U:\VG11.PRO\Results\191214K2\191214K2-6.qld

Last Altered: Tuesday, December 17, 2019 08:29:17 Pacific Standard Time

Printed: Tuesday, December 17, 2019 08:34:49 Pacific Standard Time

Name: 191214K2_6, Date: 14-Dec-2019, Time: 22:21:42, ID: B9K0154-BLK1 Method Blank 10, Description: Method Blank

Penta-Furans

Name	RT	m1 Height	m2 Height	m1 Resp	m2 Resp	RA	n/y	Resp	Conc	EMPC	DL
------	----	-----------	-----------	---------	---------	----	-----	------	------	------	----

Hexa-Furans

Name	RT	m1 Height	m2 Height	m1 Resp	m2 Resp	RA	n/y	Resp	Conc	EMPC	DL
------	----	-----------	-----------	---------	---------	----	-----	------	------	------	----

Hepta-Furans

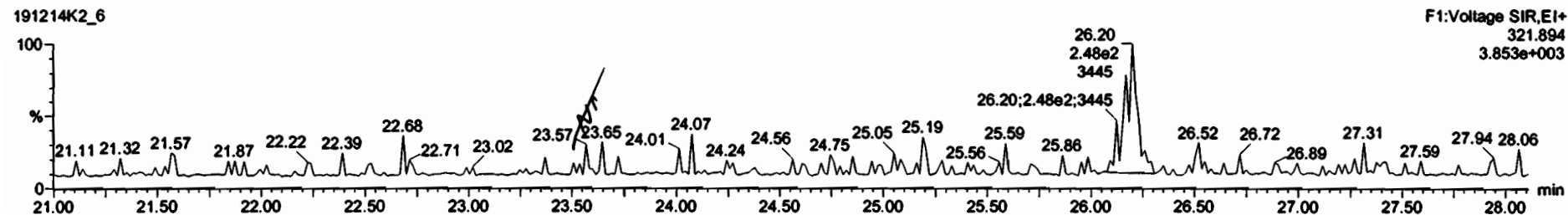
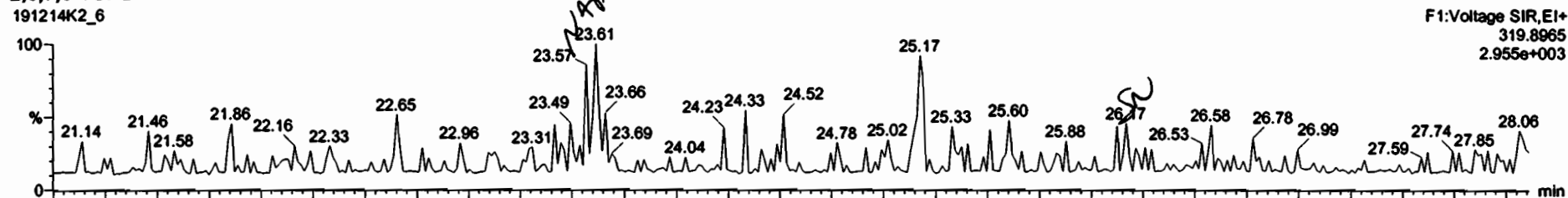
Name	RT	m1 Height	m2 Height	m1 Resp	m2 Resp	RA	n/y	Resp	Conc	EMPC	DL
------	----	-----------	-----------	---------	---------	----	-----	------	------	------	----

Dataset: Untitled

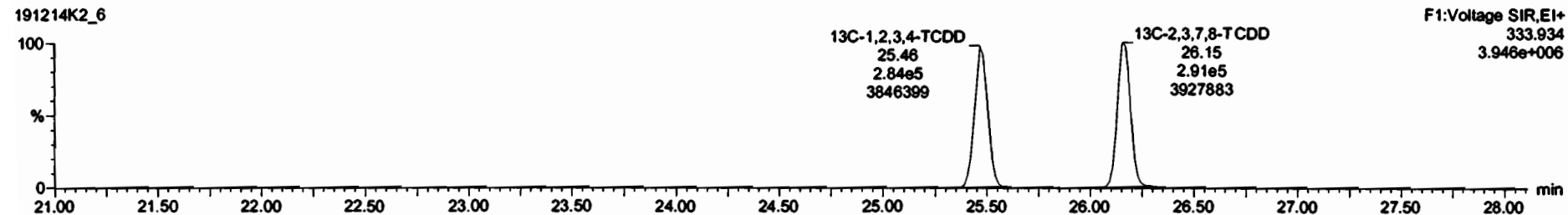

Last Altered: Monday, December 16, 2019 09:25:38 Pacific Standard Time
Printed: Monday, December 16, 2019 09:28:02 Pacific Standard Time

Name: 191214K2_6, Date: 14-Dec-2019, Time: 22:21:42, ID: B9K0154-BLK1 Method Blank 10, Description: Method Blank

2,3,7,8-TCDD



13C-2,3,7,8-TCDD



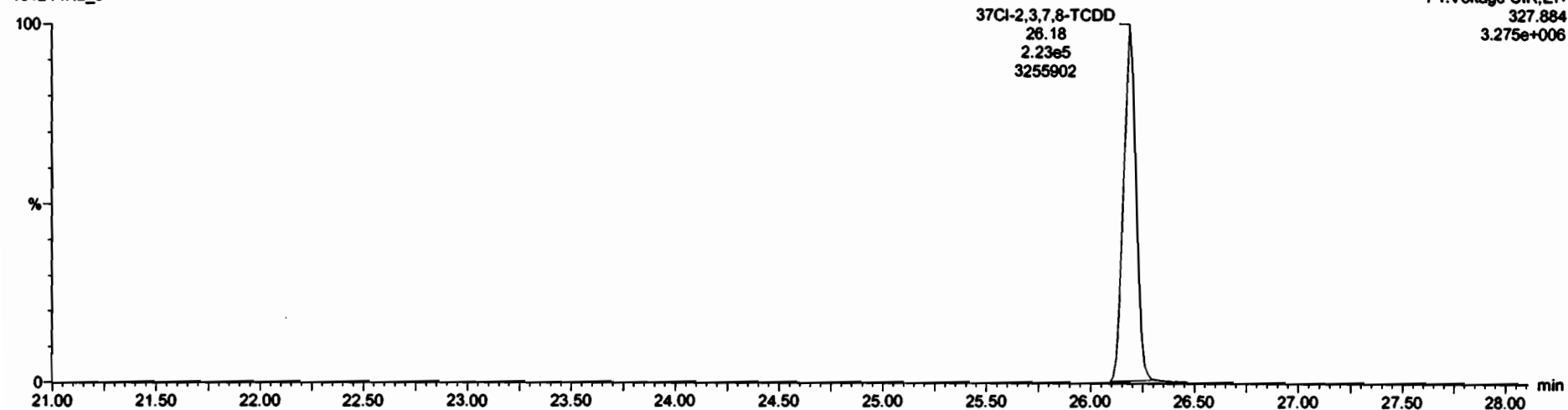
Dataset: Untitled

Last Altered: Monday, December 16, 2019 09:25:38 Pacific Standard Time
Printed: Monday, December 16, 2019 09:28:02 Pacific Standard Time

Name: 191214K2_6, Date: 14-Dec-2019, Time: 22:21:42, ID: B9K0154-BLK1 Method Blank 10, Description: Method Blank

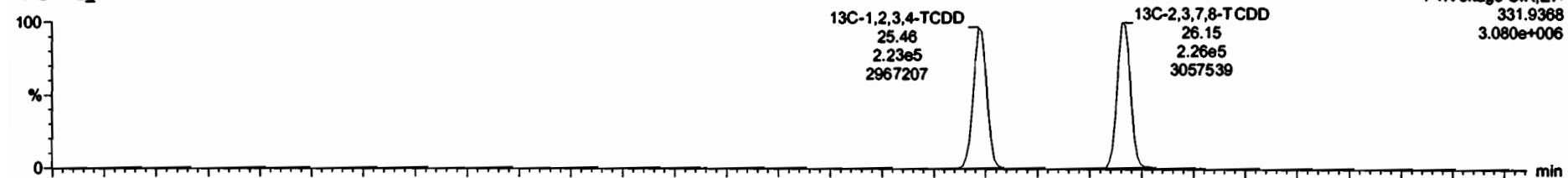
37Cl-2,3,7,8-TCDD

191214K2_6

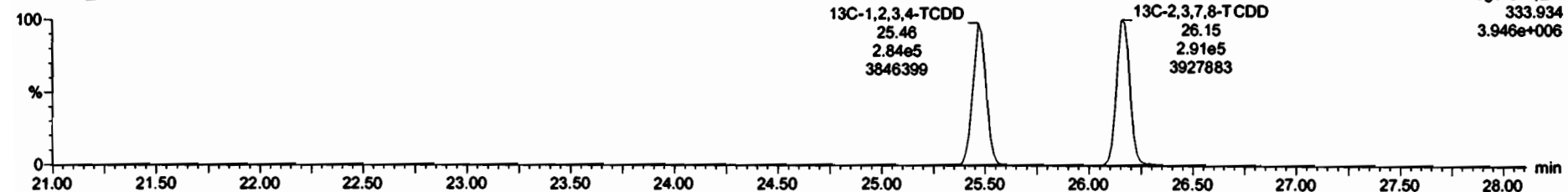


13C-1,2,3,4-TCDD

191214K2_6



191214K2_6



Dataset: Untitled

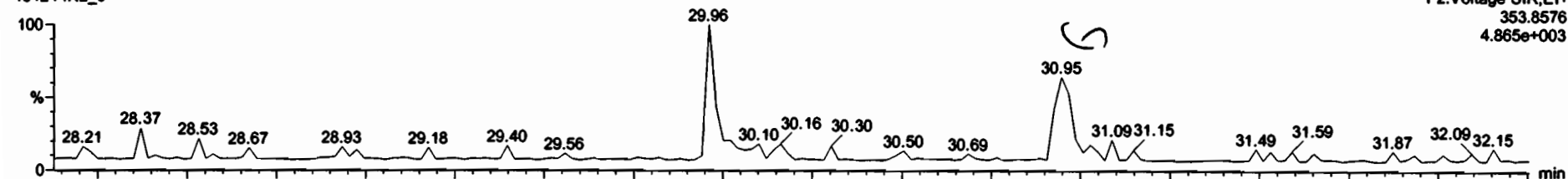
Last Altered: Monday, December 16, 2019 09:25:38 Pacific Standard Time

Printed: Monday, December 16, 2019 09:28:02 Pacific Standard Time


Name: 191214K2_6, Date: 14-Dec-2019, Time: 22:21:42, ID: B9K0154-BLK1 Method Blank 10, Description: Method Blank

1,2,3,7,8-PeCDD

191214K2_6

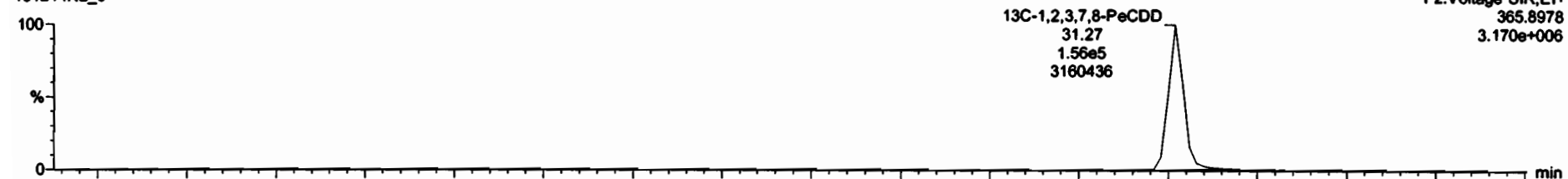


191214K2_6

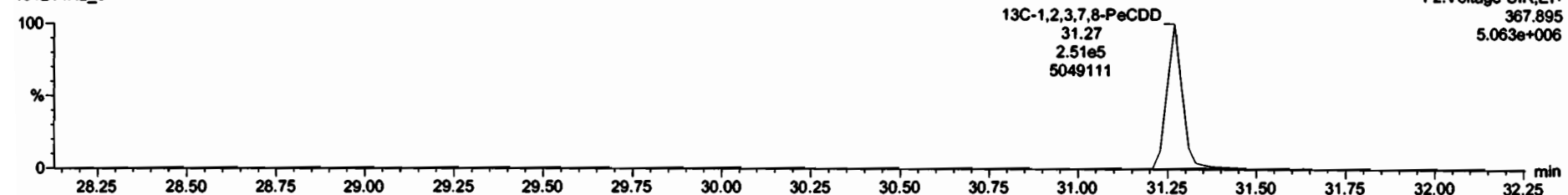


13C-1,2,3,7,8-PeCDD

191214K2_6



191214K2_6


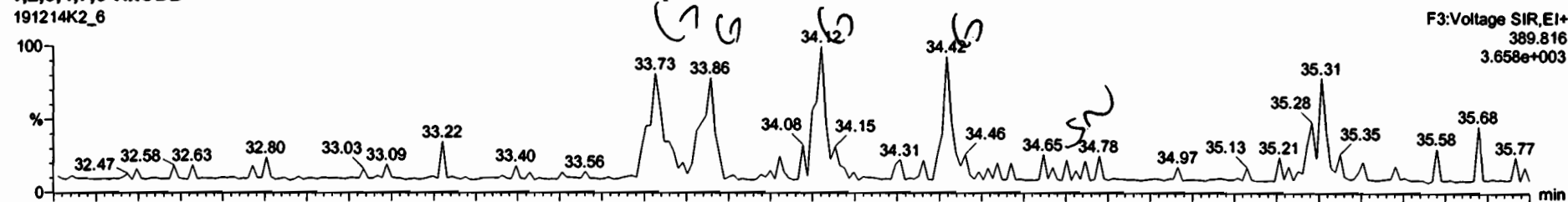


Dataset: Untitled

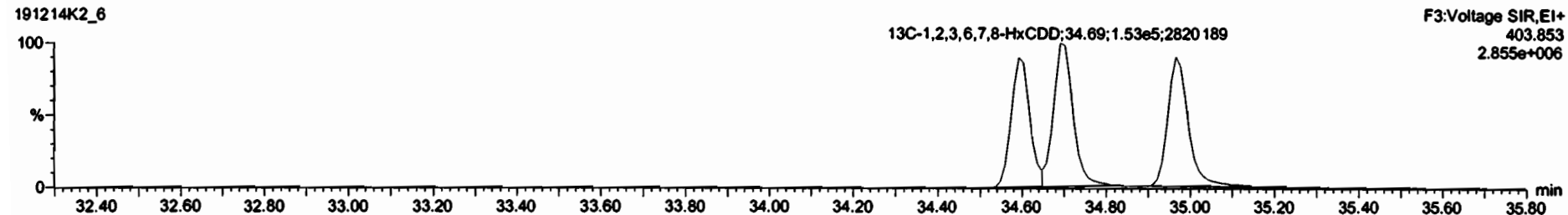

Last Altered: Monday, December 16, 2019 09:25:38 Pacific Standard Time
Printed: Monday, December 16, 2019 09:28:02 Pacific Standard Time

Name: 191214K2_6, Date: 14-Dec-2019, Time: 22:21:42, ID: B9K0154-BLK1 Method Blank 10, Description: Method Blank

1,2,3,4,7,8-HxCDD



13C-1,2,3,4,7,8-HxCDD

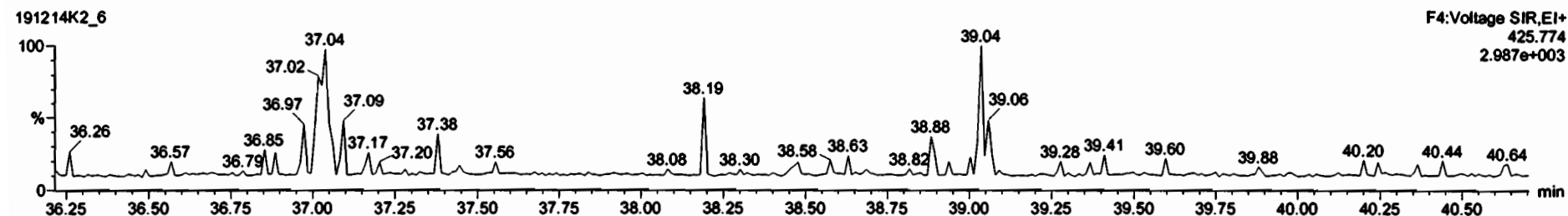
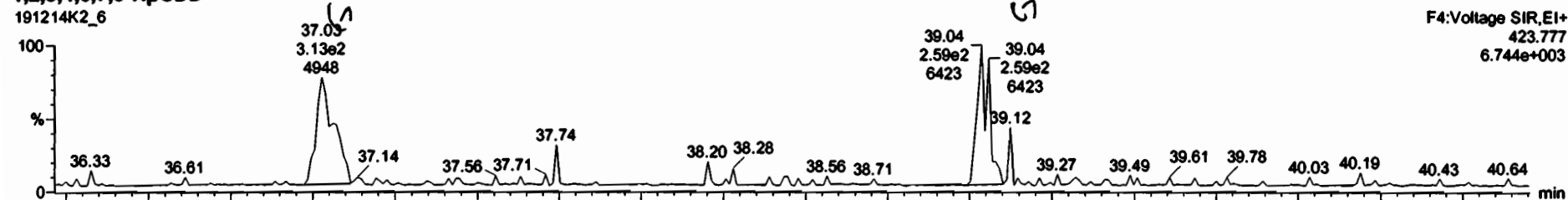


Dataset: Untitled

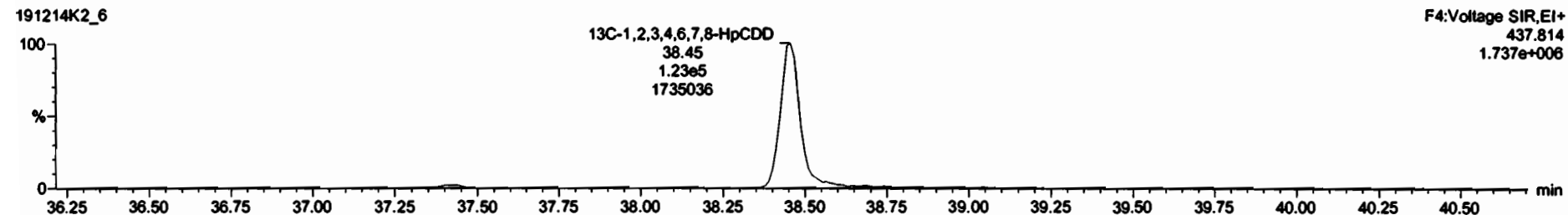
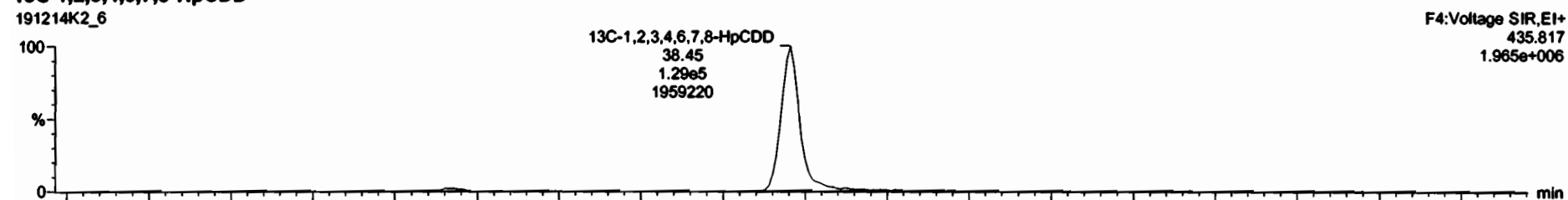
Last Altered: Monday, December 16, 2019 09:25:38 Pacific Standard Time
Printed: Monday, December 16, 2019 09:28:02 Pacific Standard Time

Name: 191214K2_6, Date: 14-Dec-2019, Time: 22:21:42, ID: B9K0154-BLK1 Method Blank 10, Description: Method Blank

1,2,3,4,6,7,8-HpCDD



13C-1,2,3,4,6,7,8-HpCDD



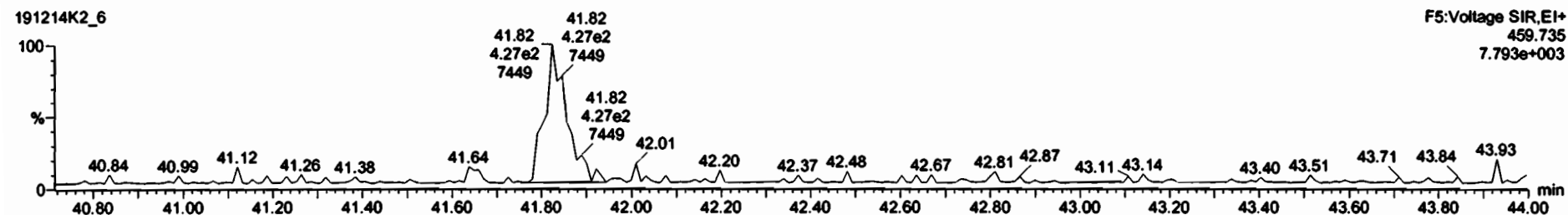
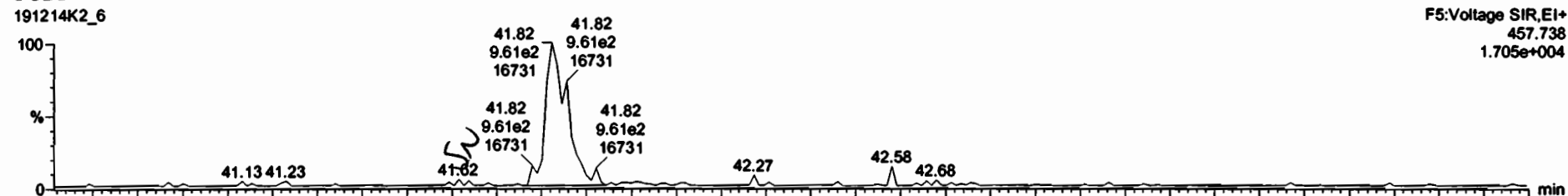
Dataset: Untitled

Last Altered: Monday, December 16, 2019 09:25:38 Pacific Standard Time

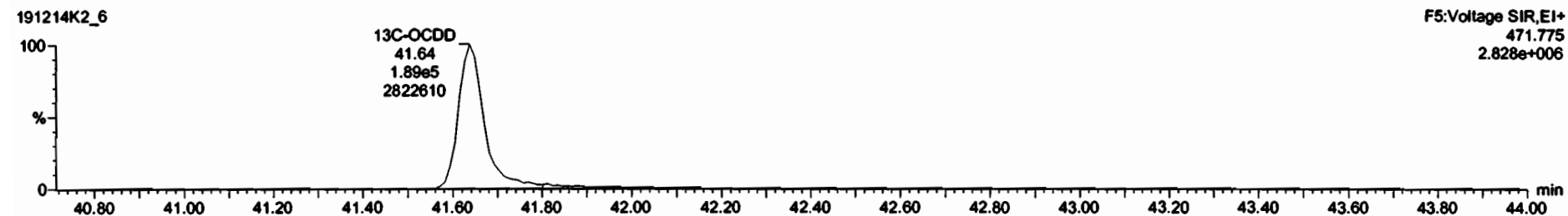
Printed: Monday, December 16, 2019 09:28:02 Pacific Standard Time

Name: 191214K2_6, Date: 14-Dec-2019, Time: 22:21:42, ID: B9K0154-BLK1 Method Blank 10, Description: Method Blank

OCDD



13C-OCDD

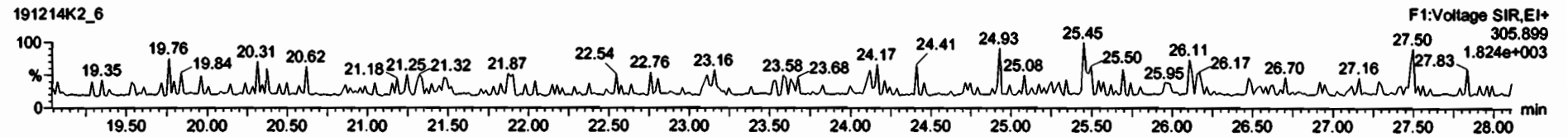
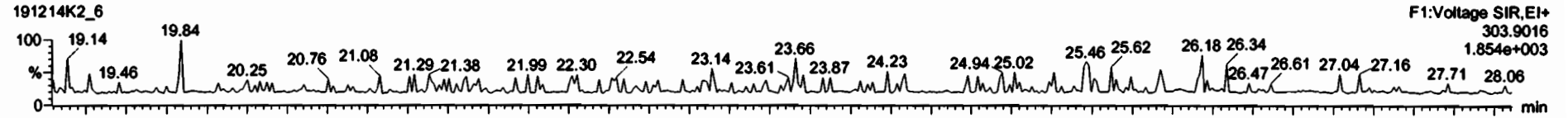


Dataset: Untitled

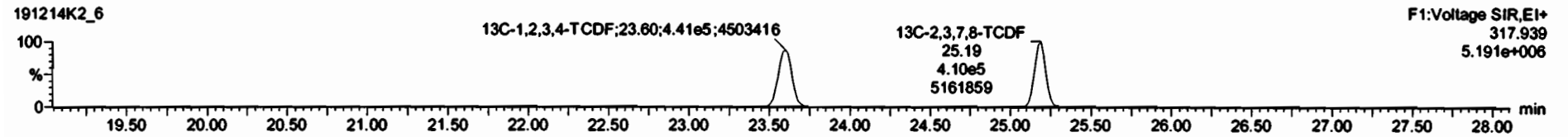
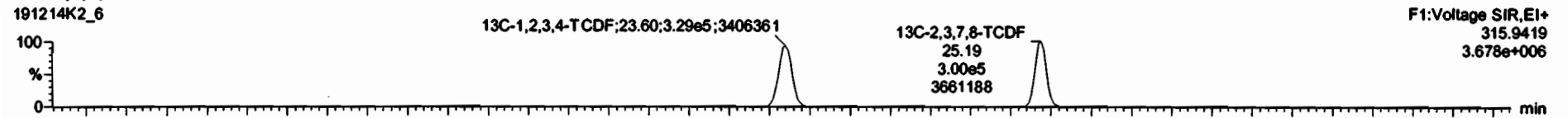
Last Altered: Monday, December 16, 2019 09:25:38 Pacific Standard Time
Printed: Monday, December 16, 2019 09:28:02 Pacific Standard Time

Name: 191214K2_6, Date: 14-Dec-2019, Time: 22:21:42, ID: B9K0154-BLK1 Method Blank 10, Description: Method Blank

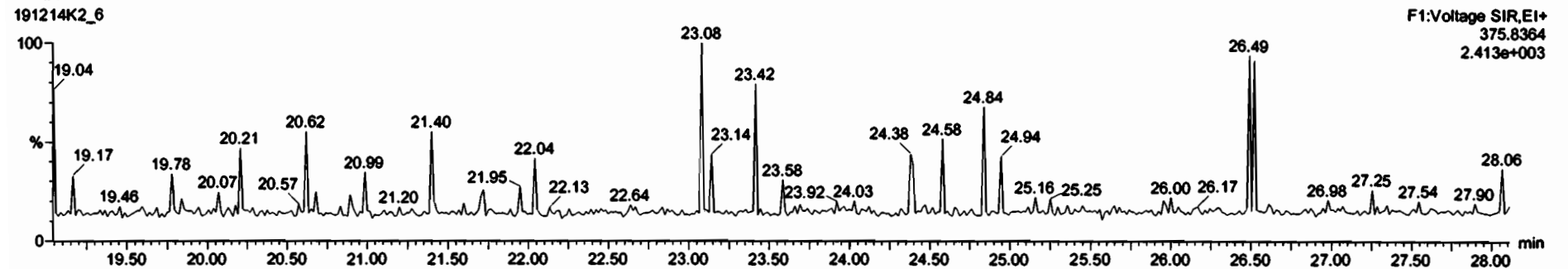
2,3,7,8-TCDF



13C-2,3,7,8-TCDF



DPE1



Dataset: Untitled

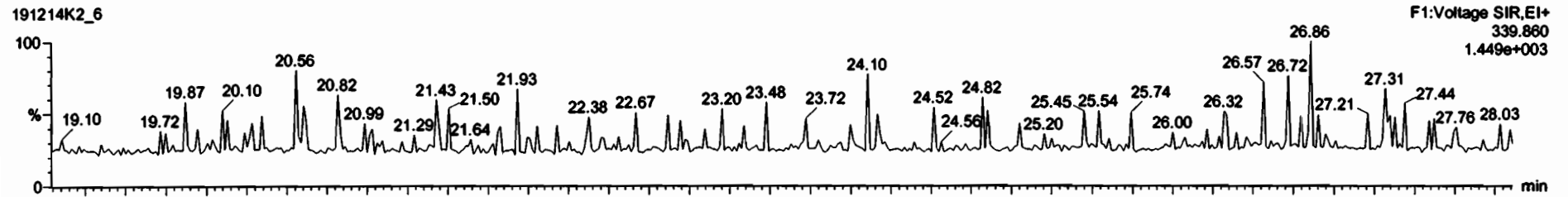
Last Altered: Monday, December 16, 2019 09:25:38 Pacific Standard Time

Printed: Monday, December 16, 2019 09:28:02 Pacific Standard Time

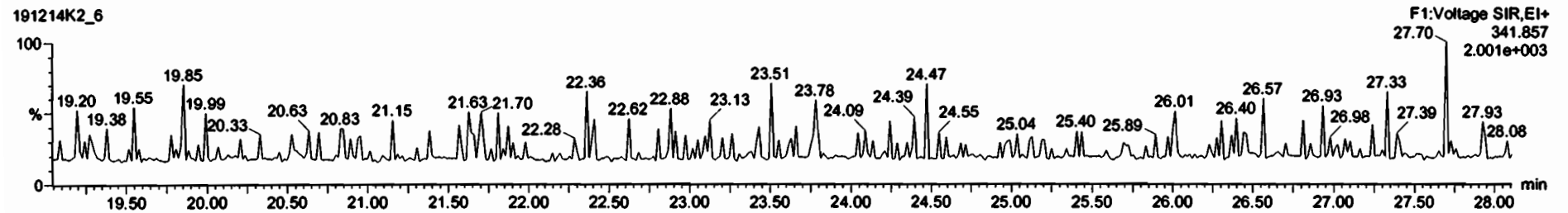
Name: 191214K2_6, Date: 14-Dec-2019, Time: 22:21:42, ID: B9K0154-BLK1 Method Blank 10, Description: Method Blank

1st Func. Penta-Furans

191214K2_6

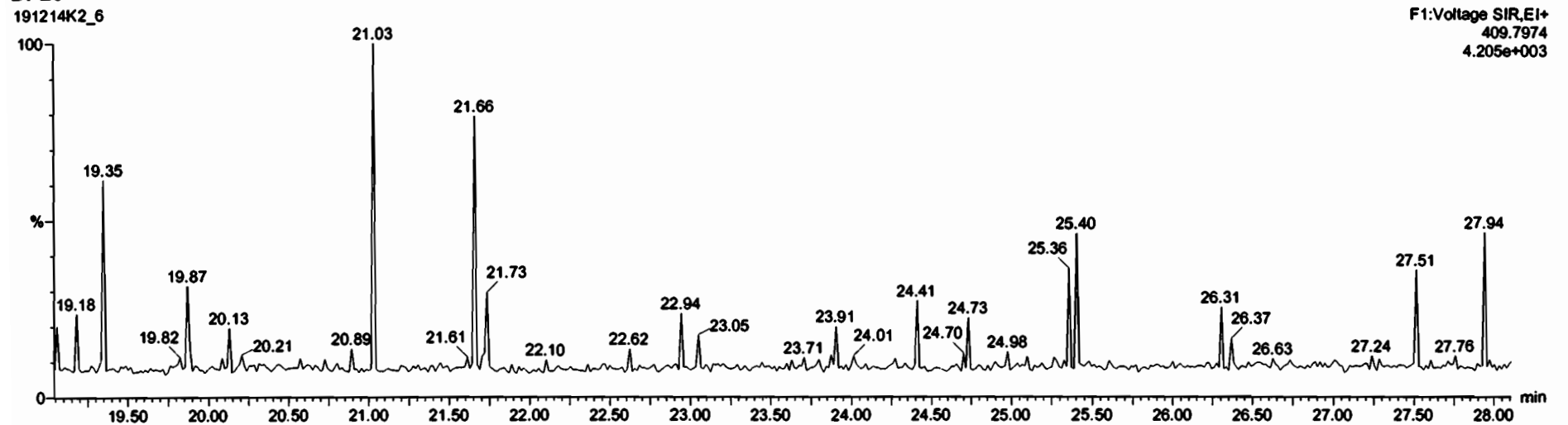


191214K2_6



DPE6

191214K2_6



Dataset: Untitled


Last Altered: Monday, December 16, 2019 09:25:38 Pacific Standard Time

Printed: Monday, December 16, 2019 09:28:02 Pacific Standard Time

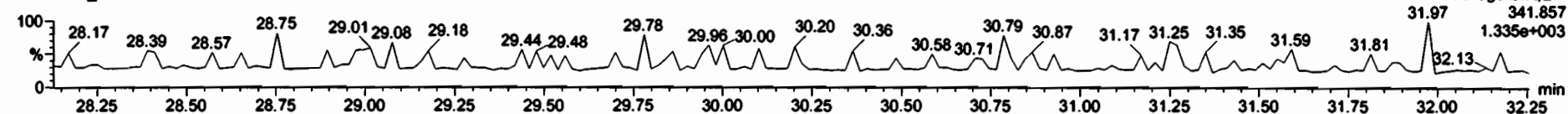
Name: 191214K2_6, Date: 14-Dec-2019, Time: 22:21:42, ID: B9K0154-BLK1 Method Blank 10, Description: Method Blank

1,2,3,7,8-PeCDF

191214K2_6




191214K2_6

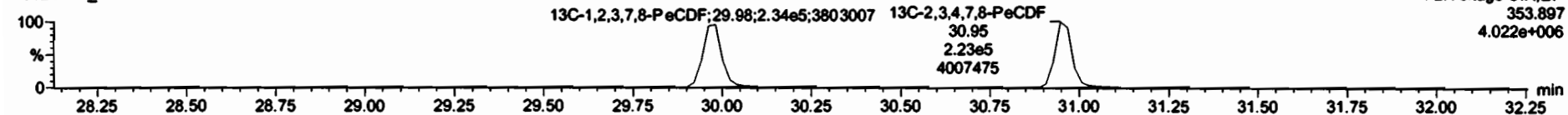


13C-1,2,3,7,8-PeCDF

191214K2_6

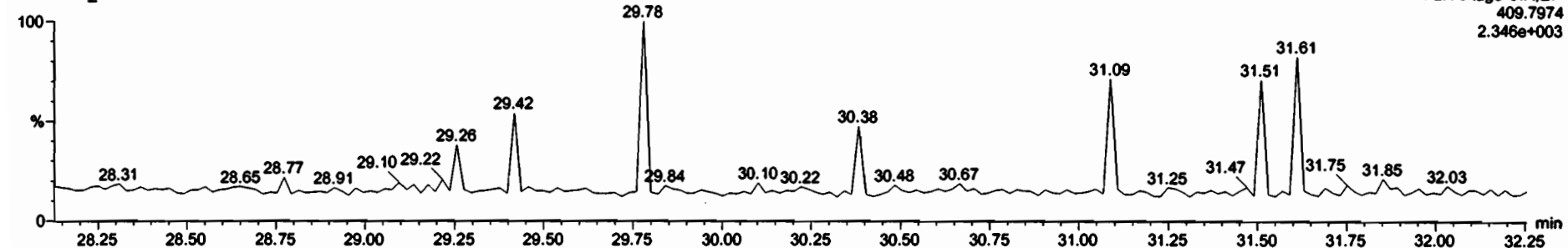


191214K2_6



DPE2

191214K2_6



Dataset: Untitled


Last Altered: Monday, December 16, 2019 09:25:38 Pacific Standard Time

Printed: Monday, December 16, 2019 09:28:02 Pacific Standard Time

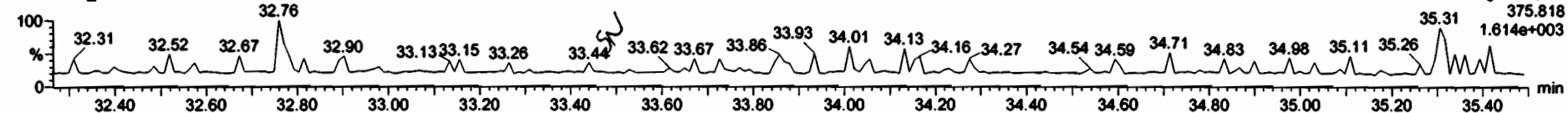
Name: 191214K2_6, Date: 14-Dec-2019, Time: 22:21:42, ID: B9K0154-BLK1 Method Blank 10, Description: Method Blank

1,2,3,4,7,8-HxCDF

191214K2_6

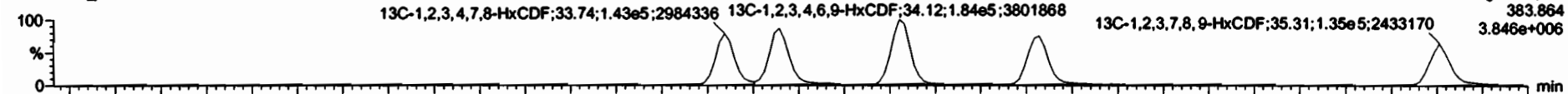


191214K2_6

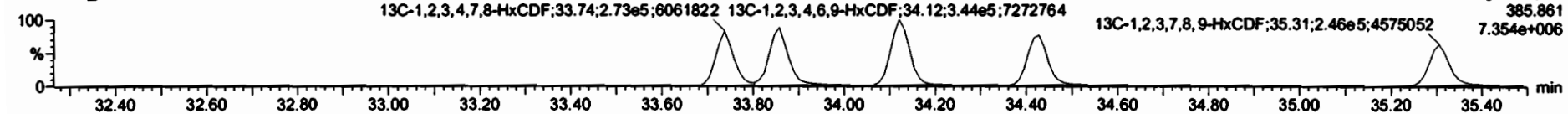


13C-1,2,3,4,7,8-HxCDF

191214K2_6

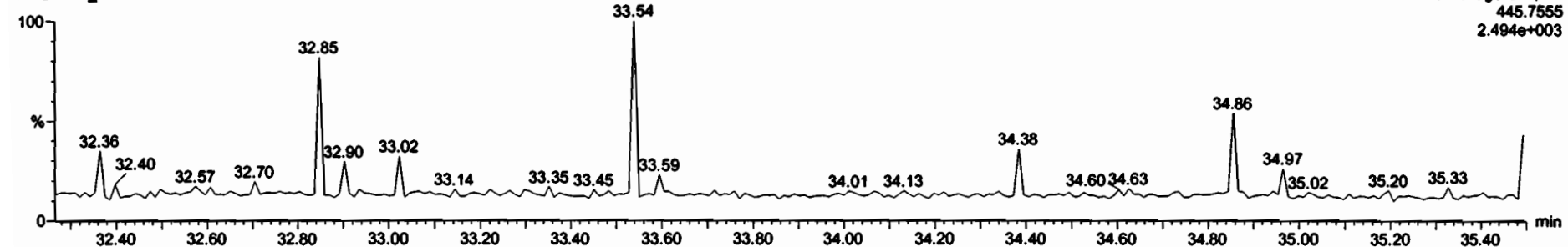


191214K2_6



DPE3

191214K2_6

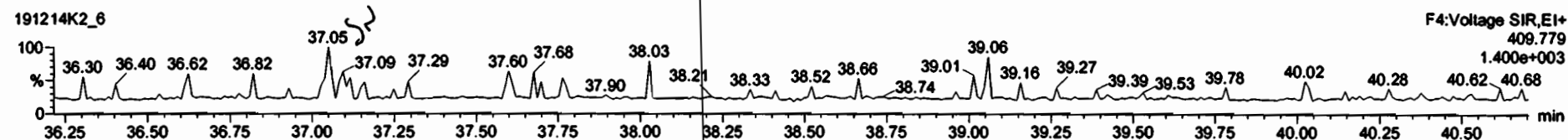
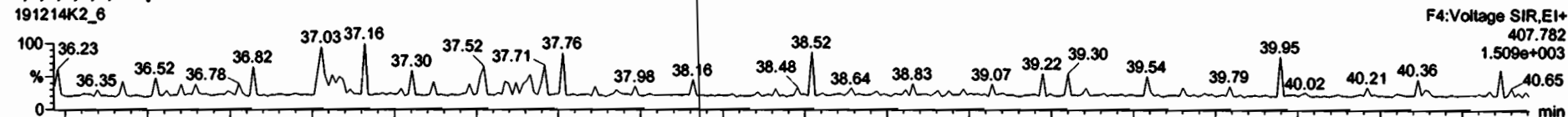


Dataset: Untitled

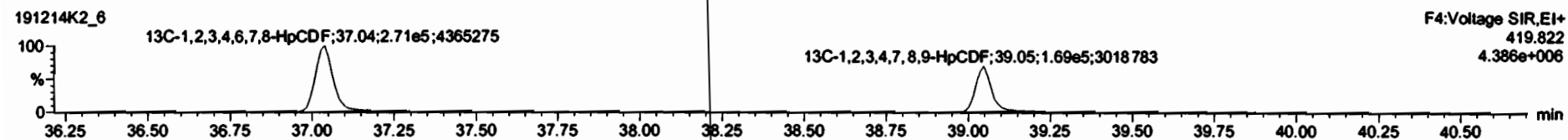

Last Altered: Monday, December 16, 2019 09:25:38 Pacific Standard Time
Printed: Monday, December 16, 2019 09:28:02 Pacific Standard Time

Name: 191214K2_6, Date: 14-Dec-2019, Time: 22:21:42, ID: B9K0154-BLK1 Method Blank 10, Description: Method Blank

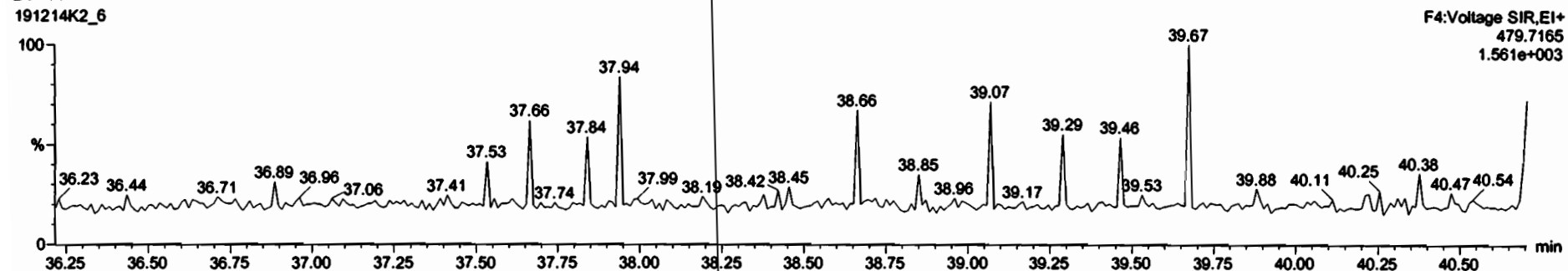
1,2,3,4,6,7,8-HpCDF



13C-1,2,3,4,6,7,8-HpCDF



DPE4

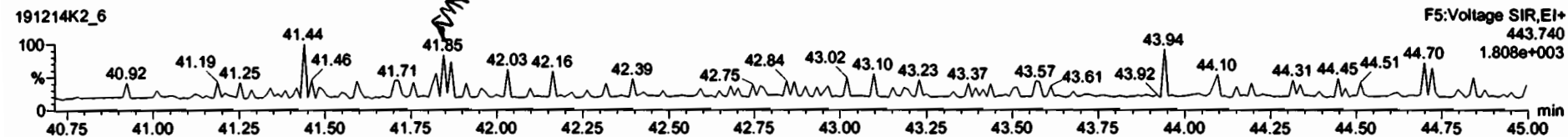
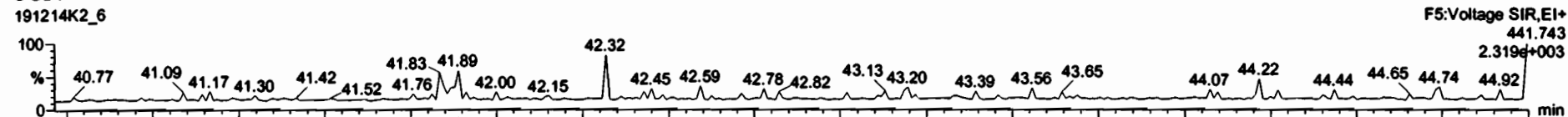


Dataset: Untitled

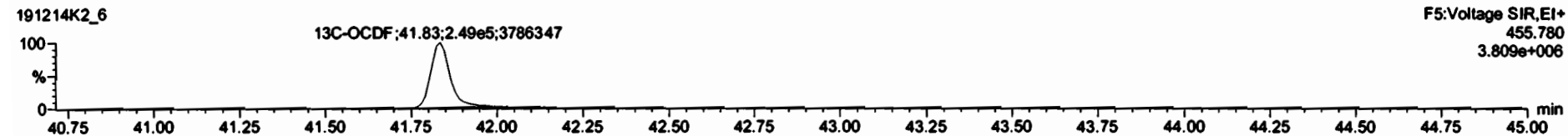

Last Altered: Monday, December 16, 2019 09:25:38 Pacific Standard Time
Printed: Monday, December 16, 2019 09:28:02 Pacific Standard Time

Name: 191214K2_6, Date: 14-Dec-2019, Time: 22:21:42, ID: B9K0154-BLK1 Method Blank 10, Description: Method Blank

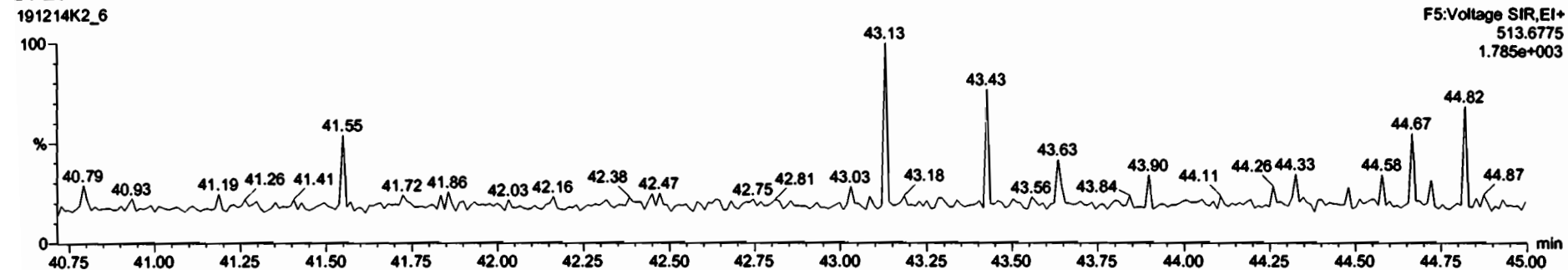
OCDF



13C-OCDF



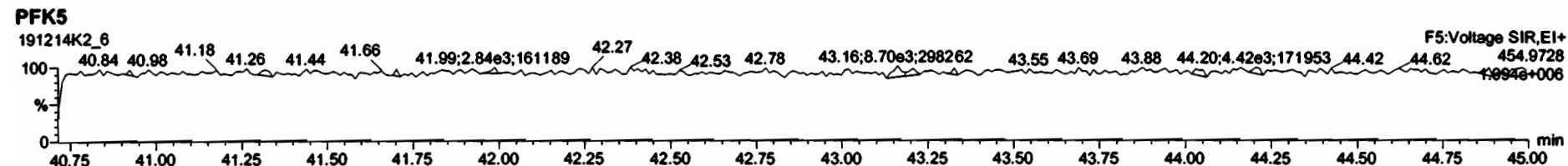
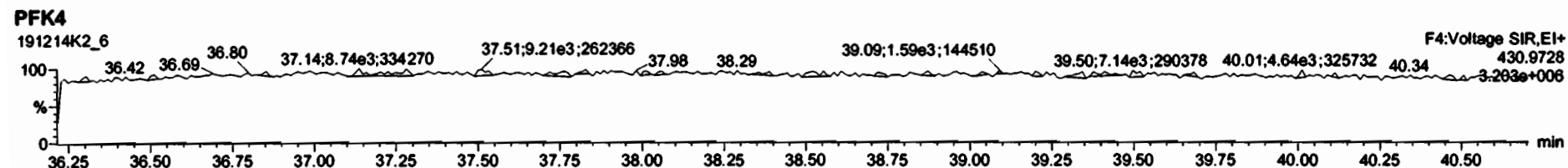
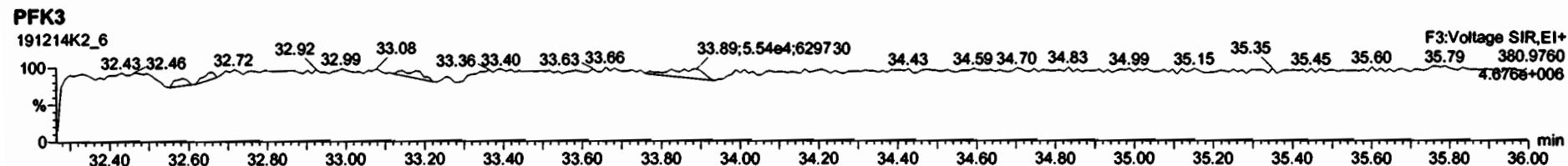
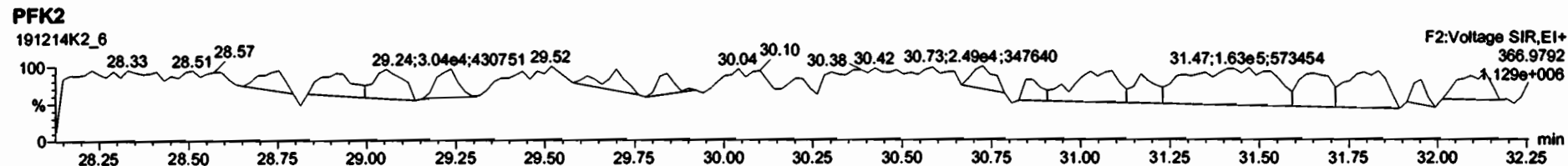
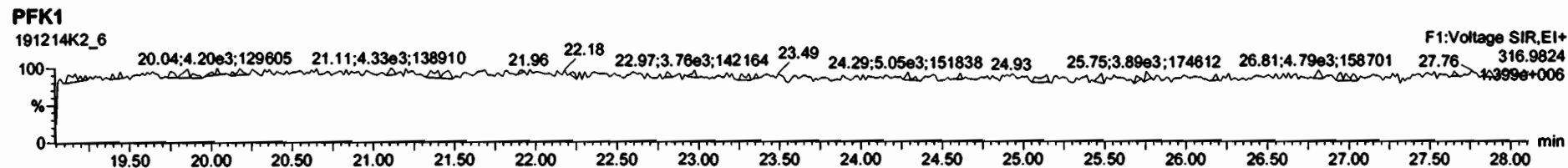
DPES



Dataset: Untitled

Last Altered: Monday, December 16, 2019 09:25:38 Pacific Standard Time
Printed: Monday, December 16, 2019 09:28:02 Pacific Standard Time

Name: 191214K2_6, Date: 14-Dec-2019, Time: 22:21:42, ID: B9K0154-BLK1 Method Blank 10, Description: Method Blank



Dataset: U:\VG11.PRO\Results\191214K2\191214K2-3.qld

Last Altered: Tuesday, December 17, 2019 08:20:45 Pacific Standard Time
Printed: Tuesday, December 17, 2019 08:21:15 Pacific Standard Time

HL 12-17-19 01/2/26/19

Method: U:\VG11.PRO\MethDB\1613_rtt-12-7-19.mdb 08 Dec 2019 15:38:47
Calibration: U:\VG11.PRO\CurveDB\db5_1613vg11-5-7-19.cdb 08 May 2019 06:55:45

Name: 191214K2_3, Date: 14-Dec-2019, Time: 19:55:41, ID: B9K0154-BS1 OPR 10, Description: OPR

#	Name	Resp	RA	n/y	RRF	wt/vol	Pred:RT	RT	Pred:RRT	RRT	Conc.	%Rec	DL	EMPC
1	2,3,7,8-TCDD	5.56e4	0.79	NO	0.925	10.000	26.199	26.18	1.001	1.001	20.195		0.0865	20.2
2	1,2,3,7,8-PeCDD	2.02e5	0.62	NO	0.905	10.000	31.291	31.29	1.001	1.001	103.20		0.143	103
3	1,2,3,4,7,8-HxCDD	1.81e5	1.24	NO	1.07	10.000	34.614	34.61	1.000	1.000	104.31		0.311	104
4	1,2,3,6,7,8-HxCDD	1.99e5	1.24	NO	0.967	10.000	34.702	34.71	1.000	1.000	106.33		0.300	106
5	1,2,3,7,8,9-HxCDD	1.79e5	1.26	NO	0.978	10.000	35.011	34.99	1.001	1.000	103.52		0.312	104
6	1,2,3,4,6,7,8-HpCDD	1.35e5	1.05	NO	1.04	10.000	38.466	38.47	1.000	1.000	103.95		0.320	104
7	OCDD	2.08e5	0.90	NO	0.972	10.000	41.637	41.66	1.000	1.001	211.66		0.524	212
8	2,3,7,8-TCDF	8.22e4	0.77	NO	0.938	10.000	25.215	25.22	1.001	1.001	20.862		0.0698	20.9
9	1,2,3,7,8-PeCDF	3.17e5	1.56	NO	0.976	10.000	30.002	29.98	1.001	1.000	104.06		0.198	104
10	2,3,4,7,8-PeCDF	3.14e5	1.58	NO	1.00	10.000	30.998	30.97	1.001	1.000	104.50		0.196	105
11	1,2,3,4,7,8-HxCDF	3.01e5	1.26	NO	1.24	10.000	33.736	33.76	1.000	1.001	102.75		0.325	103
12	1,2,3,6,7,8-HxCDF	3.26e5	1.19	NO	1.10	10.000	33.867	33.87	1.000	1.000	108.38		0.307	108
13	1,2,3,4,6,7,8-HxCDF	3.07e5	1.25	NO	1.18	10.000	34.462	34.44	1.001	1.000	107.82		0.322	108
14	1,2,3,7,8,9-HxCDF	2.38e5	1.28	NO	1.07	10.000	35.305	35.33	1.000	1.001	104.77		0.470	105
15	1,2,3,4,6,7,8-HpCDF	2.44e5	1.06	NO	1.13	10.000	37.076	37.05	1.001	1.000	107.74		0.354	108
16	1,2,3,4,7,8,9-HpCDF	1.74e5	1.04	NO	1.26	10.000	39.047	39.06	1.000	1.000	104.53		0.431	105
17	OCDF	2.81e5	0.92	NO	1.10	10.000	41.834	41.85	1.000	1.000	190.78		0.335	191
18	13C-2,3,7,8-TCDD	5.95e5	0.79	NO	1.05	10.000	26.178	26.17	1.027	1.027	196.90	98.5	0.324	
19	13C-1,2,3,7,8-PeCDD	4.33e5	0.62	NO	0.743	10.000	31.195	31.27	1.224	1.227	202.33	101	0.452	
20	13C-1,2,3,4,7,8-HxCDD	3.25e5	1.27	NO	0.646	10.000	34.602	34.60	1.014	1.014	165.16	82.6	0.599	
21	13C-1,2,3,6,7,8-HxCDD	3.86e5	1.26	NO	0.777	10.000	34.701	34.70	1.017	1.017	163.49	81.7	0.498	
22	13C-1,2,3,7,8,9-HxCDD	3.54e5	1.24	NO	0.659	10.000	34.974	34.98	1.025	1.025	176.63	88.3	0.587	
23	13C-1,2,3,4,6,7,8-HpCDD	2.51e5	1.05	NO	0.534	10.000	38.469	38.45	1.127	1.127	154.58	77.3	0.509	
24	13C-OCDD	4.05e5	0.91	NO	0.470	10.000	41.647	41.64	1.220	1.220	283.10	70.8	0.596	
25	13C-2,3,7,8-TCDF	8.41e5	0.74	NO	0.977	10.000	25.250	25.19	0.991	0.989	190.16	95.1	0.343	
26	13C-1,2,3,7,8-PeCDF	6.25e5	1.54	NO	0.778	10.000	29.905	29.98	1.174	1.177	177.58	88.8	0.591	
27	13C-2,3,4,7,8-PeCDF	5.99e5	1.49	NO	0.750	10.000	30.914	30.97	1.213	1.215	176.48	88.2	0.613	
28	13C-1,2,3,4,7,8-HxCDF	4.71e5	0.54	NO	0.845	10.000	33.742	33.74	0.989	0.988	183.21	91.6	0.748	
29	13C-1,2,3,6,7,8-HxCDF	5.50e5	0.54	NO	1.03	10.000	33.858	33.86	0.992	0.992	176.01	88.0	0.616	
30	13C-2,3,4,6,7,8-HxCDF	4.83e5	0.53	NO	0.893	10.000	34.432	34.43	1.009	1.009	177.79	88.9	0.708	
31	13C-1,2,3,7,8,9-HxCDF	4.24e5	0.52	NO	0.734	10.000	35.333	35.31	1.035	1.034	189.92	95.0	0.861	

Dataset: U:\VG11.PRO\Results\191214K2\191214K2-3.qld

Last Altered: Tuesday, December 17, 2019 08:20:45 Pacific Standard Time
Printed: Tuesday, December 17, 2019 08:21:15 Pacific Standard Time

Name: 191214K2_3, Date: 14-Dec-2019, Time: 19:55:41, ID: B9K0154-BS1 OPR 10, Description: OPR

#	Name	Resp	RA	ny	RRF	w/vol	Pred.RT	RT	Pred.RRT	RRT	Conc	%Rec	DL	EMPC
32	13C-1,2,3,4,6,7,8-HpCDF	4.01e5	0.45	NO	0.754	10.000	37.046	37.04	1.085	1.085	174.66	87.3	0.554	
33	13C-1,2,3,4,7,8,9-HpCDF	2.64e5	0.44	NO	0.539	10.000	39.070	39.05	1.145	1.144	160.68	80.3	0.775	
34	13C-OCDF	5.34e5	0.90	NO	0.593	10.000	41.859	41.83	1.226	1.226	296.35	74.1	0.528	
35	37Cl-2,3,7,8-TCDD	2.62e5			1.07	10.000	26.198	26.18	1.028	1.028	85.088	106	0.0699	
36	13C-1,2,3,4-TCDD	5.76e5	0.80	NO	1.00	10.000	25.500	25.48	1.000	1.000	200.00	100	0.340	
37	13C-1,2,3,4-TCDF	9.05e5	0.75	NO	1.00	10.000	23.680	23.60	1.000	1.000	200.00	100	0.335	
38	13C-1,2,3,4,6,9-HxCDF	6.09e5	0.53	NO	1.00	10.000	34.060	34.13	1.000	1.000	200.00	100	0.632	

Dataset: Untitled

Last Altered: Monday, December 16, 2019 09:25:38 Pacific Standard Time
Printed: Monday, December 16, 2019 09:28:02 Pacific Standard Time

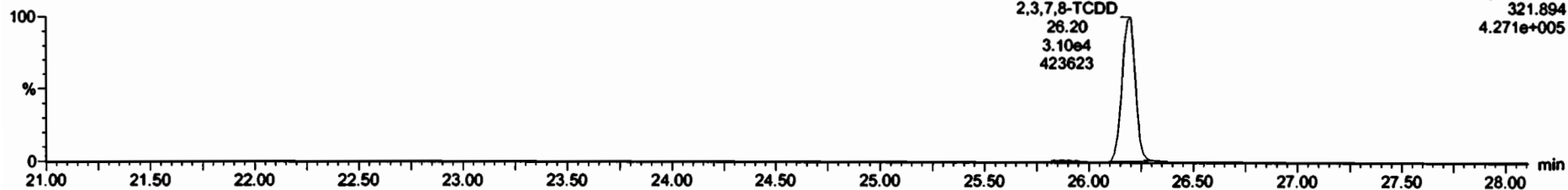
Name: 191214K2_3, Date: 14-Dec-2019, Time: 19:55:41, ID: B9K0154-BS1 OPR 10, Description: OPR

2,3,7,8-TCDD

191214K2_3

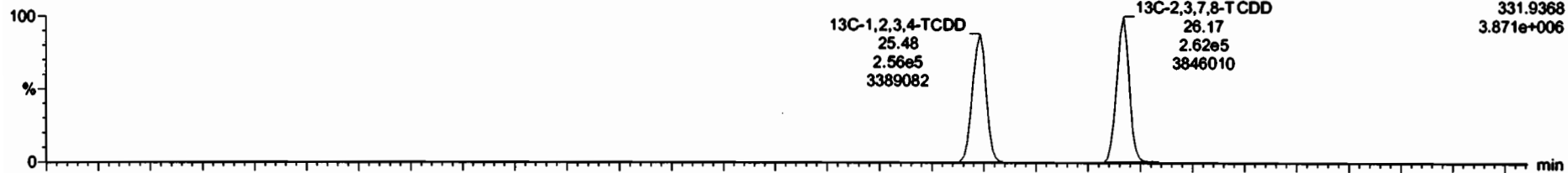


191214K2_3

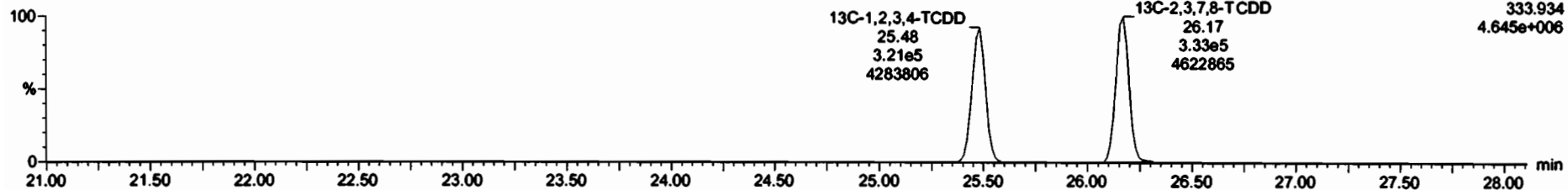


13C-2,3,7,8-TCDD

191214K2_3



191214K2_3



Dataset: Untitled

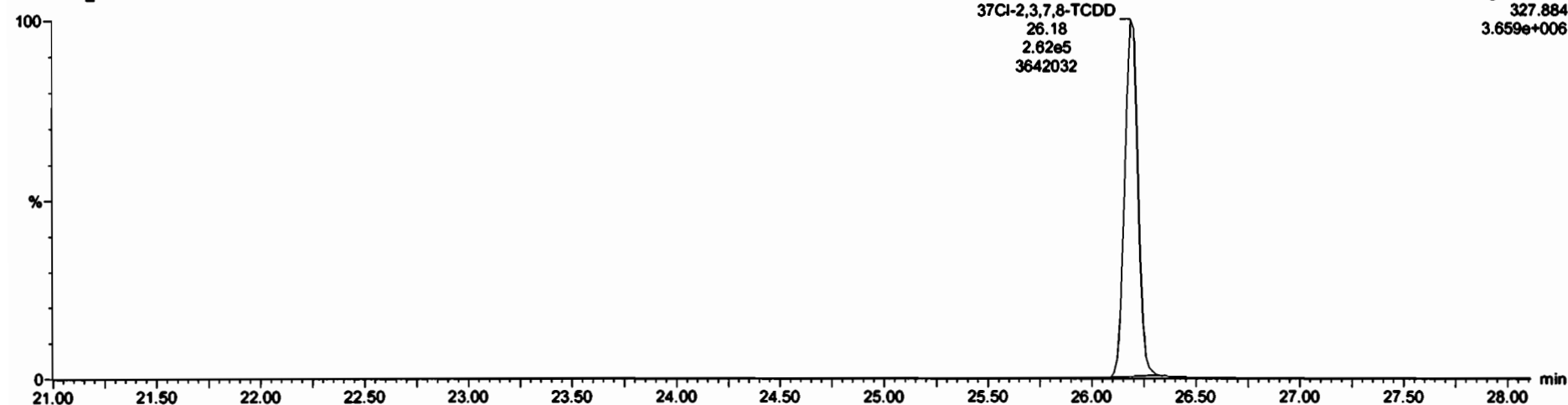
Last Altered: Monday, December 16, 2019 09:25:38 Pacific Standard Time

Printed: Monday, December 16, 2019 09:28:02 Pacific Standard Time

Name: 191214K2_3, Date: 14-Dec-2019, Time: 19:55:41, ID: B9K0154-BS1 OPR 10, Description: OPR

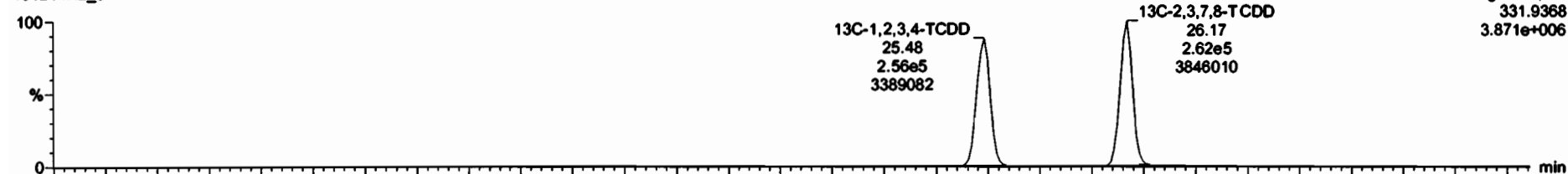
37Cl-2,3,7,8-TCDD

191214K2_3

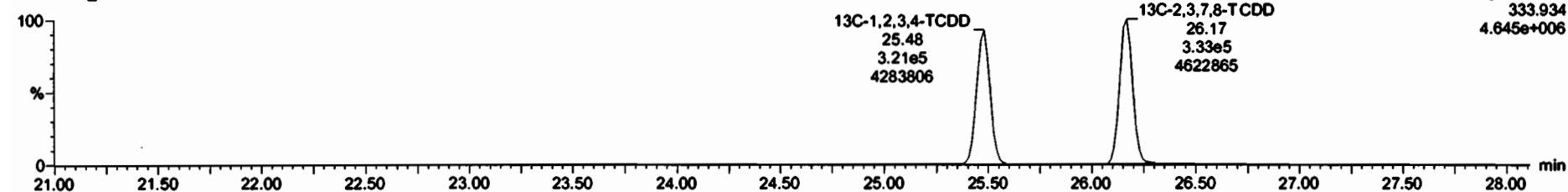


13C-1,2,3,4-TCDD

191214K2_3



191214K2_3



Dataset: Untitled

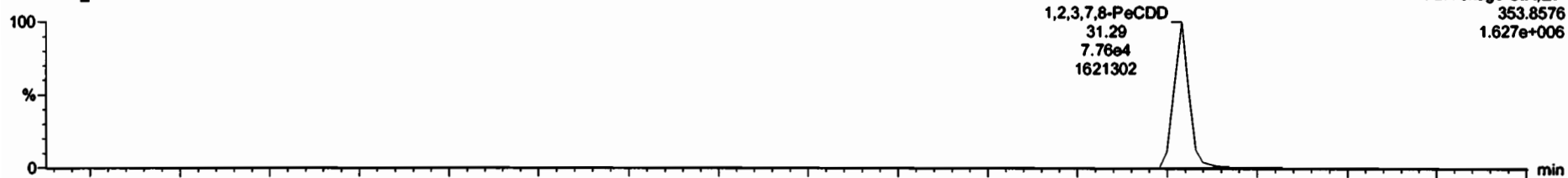
Last Altered: Monday, December 16, 2019 09:25:38 Pacific Standard Time

Printed: Monday, December 16, 2019 09:28:02 Pacific Standard Time

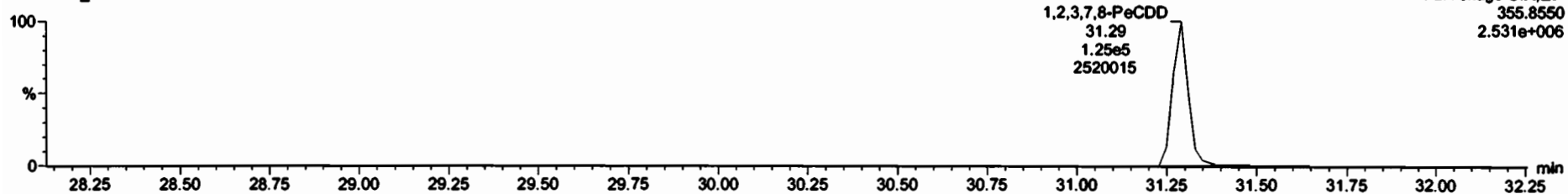
Name: 191214K2_3, Date: 14-Dec-2019, Time: 19:55:41, ID: B9K0154-BS1 OPR 10, Description: OPR

1,2,3,7,8-PeCDD

191214K2_3

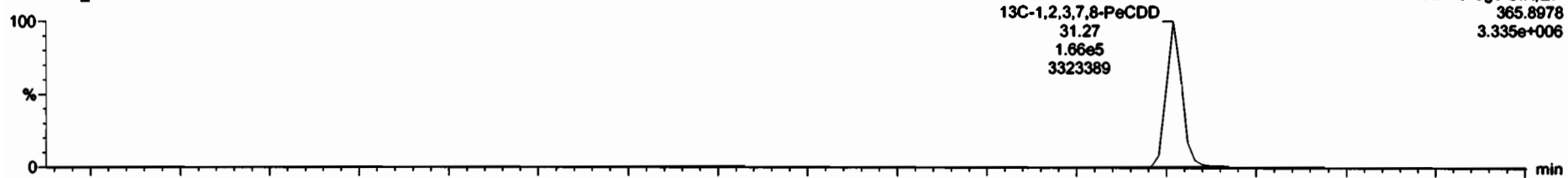


191214K2_3

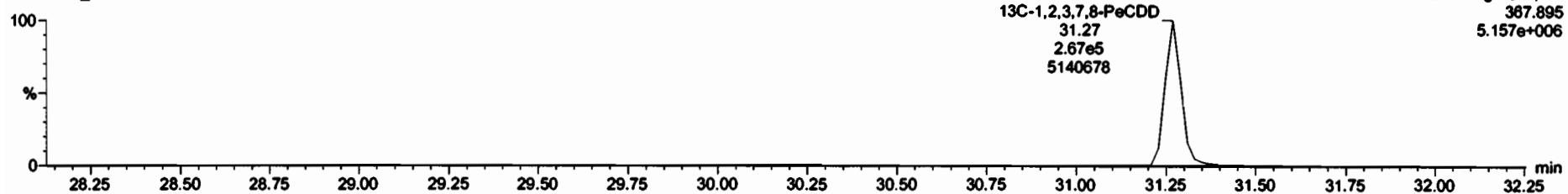


13C-1,2,3,7,8-PeCDD

191214K2_3



191214K2_3



Dataset: Untitled

Last Altered: Monday, December 16, 2019 09:25:38 Pacific Standard Time

Printed: Monday, December 16, 2019 09:28:02 Pacific Standard Time

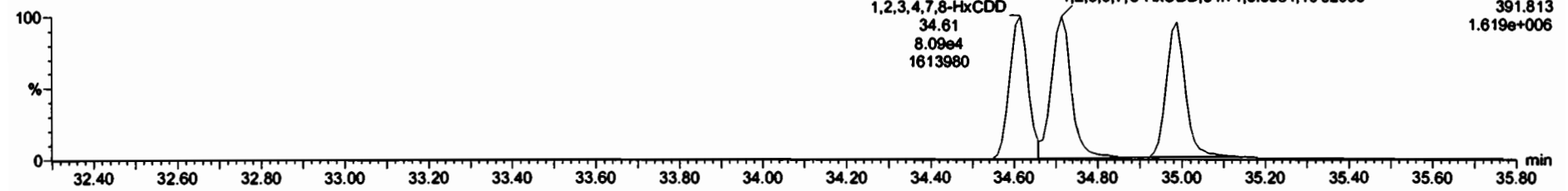
Name: 191214K2_3, Date: 14-Dec-2019, Time: 19:55:41, ID: B9K0154-BS1 OPR 10, Description: OPR

1,2,3,4,7,8-HxCDD

191214K2_3



191214K2_3

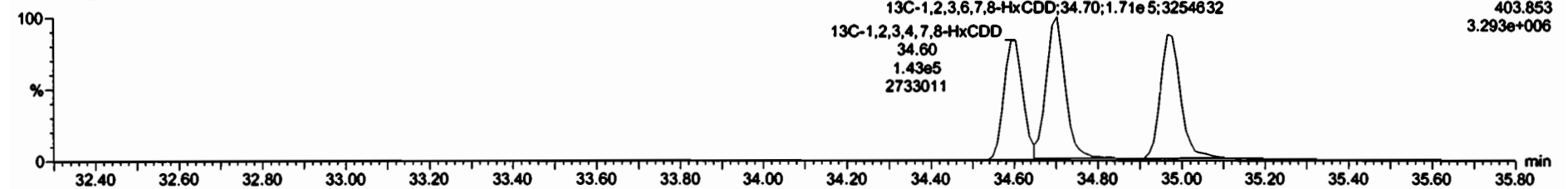


13C-1,2,3,4,7,8-HxCDD

191214K2_3



191214K2_3



Dataset: Untitled

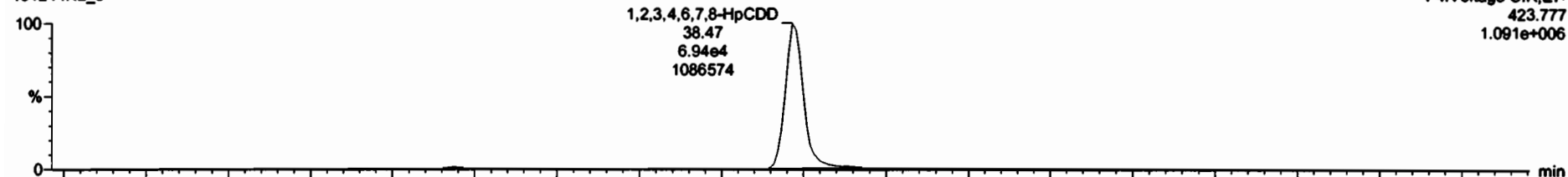
Last Altered: Monday, December 16, 2019 09:25:38 Pacific Standard Time

Printed: Monday, December 16, 2019 09:28:02 Pacific Standard Time

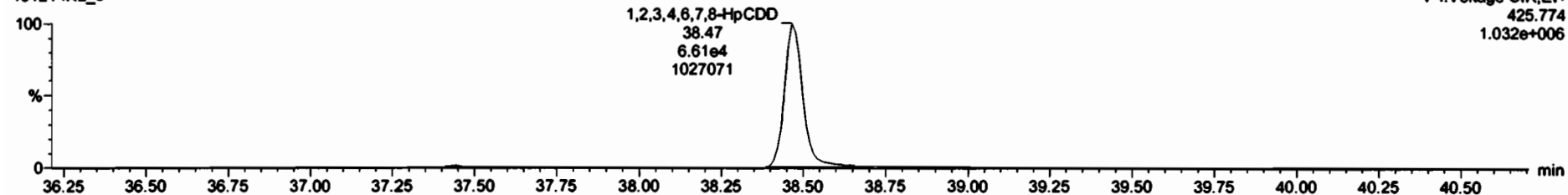
Name: 191214K2_3, Date: 14-Dec-2019, Time: 19:55:41, ID: B9K0154-BS1 OPR 10, Description: OPR

1,2,3,4,6,7,8-HpCDD

191214K2_3

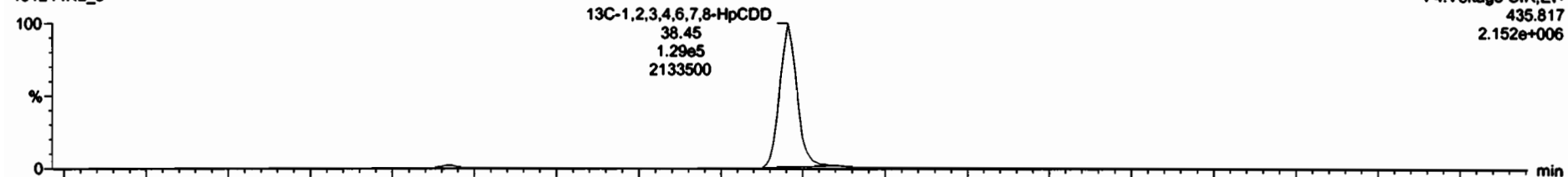


191214K2_3

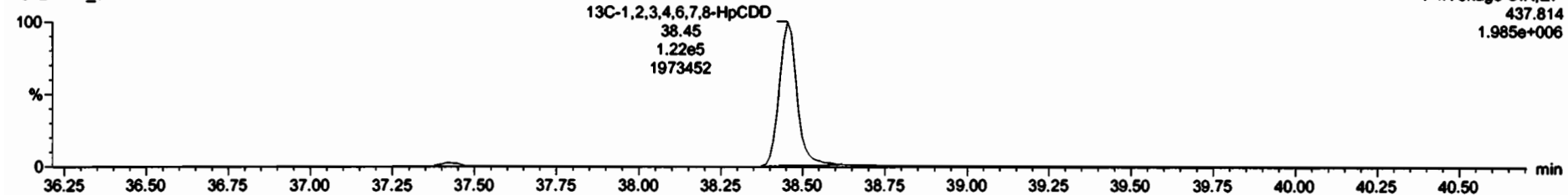


13C-1,2,3,4,6,7,8-HpCDD

191214K2_3



191214K2_3



Dataset: Untitled

Last Altered: Monday, December 16, 2019 09:25:38 Pacific Standard Time

Printed: Monday, December 16, 2019 09:28:02 Pacific Standard Time

Name: 191214K2_3, Date: 14-Dec-2019, Time: 19:55:41, ID: B9K0154-BS1 OPR 10, Description: OPR

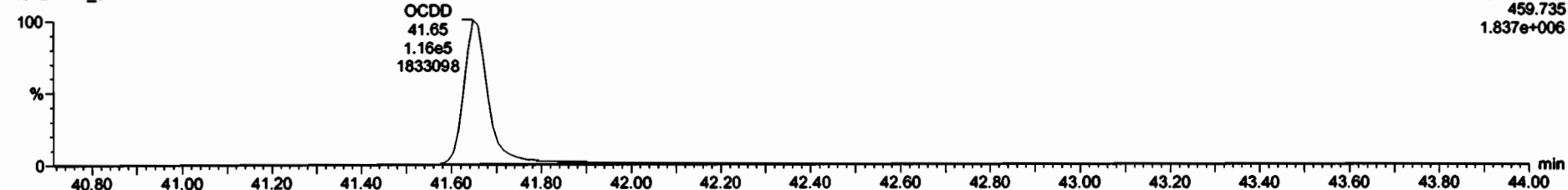
OCDD

191214K2_3



F5:Voltage SIR,EI+
457.738
1.613e+006

191214K2_3



F5:Voltage SIR,EI+
459.735
1.837e+006

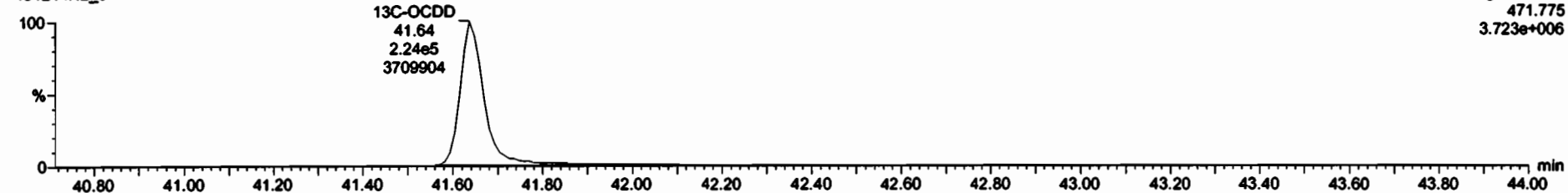
13C-OCDD

191214K2_3




F5:Voltage SIR,EI+
469.778
3.315e+006

191214K2_3



F5:Voltage SIR,EI+
471.775
3.723e+006

Peak	RetTime	Area	Height	Width	Height	Area	Height	Width	Height	Area	Height	Width	Height	Area	Height	Width	Height
1	2.27	5.88e4	0.78	NO	0.8048	10.000	28.19	1.001	20.2		0.0085	20.2					
2	1.2,3,7	2.02e6	0.82	NO	0.8048	10.000	31.28	1.001	103		0.143	103					
3	1.2,3,6,7	1.81e5	1.24	NO	1.0891	10.000	34.81	1.000	104		0.311	104					
4	1.2,3,6,7	1.88e5	1.24	NO	0.8875	10.000	34.71	1.000	108		0.300	108					
5	1.2,3,7	1.78e5	1.28	NO	0.9778	10.000	34.88	1.000	104		0.312	104					
6	1.2,3,6,7	1.39e5	1.05	NO	1.0375	10.000	38.47	1.000	104		0.320	104					
7	2.2,7	0.22e4	0.77	NO	0.8376	10.000	25.22	1.001	20.9		0.0888	20.9					
8	1.2,3,7	3.17e5	1.98	NO	0.9782	10.000	28.98	1.000	104		0.188	104					
9	1.2,3,6,7	3.14e5	1.88	NO	1.0049	10.000	30.97	1.000	105		0.188	105					
10	1.2,3,6,7	3.01e5	1.28	NO	1.2434	10.000	33.78	1.001	103		0.325	103					
11	1.2,3,6,7	3.28e5	1.18	NO	1.0850	10.000	33.87	1.000	108		0.307	108					
12	1.2,3,6,7	3.87e5	1.28	NO	1.1808	10.000	34.44	1.000	108		0.322	108					
13	1.2,3,7	2.38e5	1.28	NO	1.0728	10.000	35.33	1.001	105		0.470	105					
14	1.2,3,6,7	2.44e5	1.08	NO	1.1300	10.000	37.85	1.000	108		0.384	108					
15	1.2,3,6,7	1.74e5	1.04	NO	1.3809	10.000	38.58	1.000	105		0.431	105					
16	1.2,3,6,7	2.84e5	0.93	NO	1.1025	10.000	41.85	1.000	108		0.332	108					



Dataset: Untitled

Last Altered: Monday, December 16, 2019 09:25:38 Pacific Standard Time
Printed: Monday, December 16, 2019 09:28:02 Pacific Standard Time


Name: 191214K2_3, Date: 14-Dec-2019, Time: 19:55:41, ID: B9K0154-BS1 OPR 10, Description: OPR

2,3,7,8-TCDF

191214K2_3

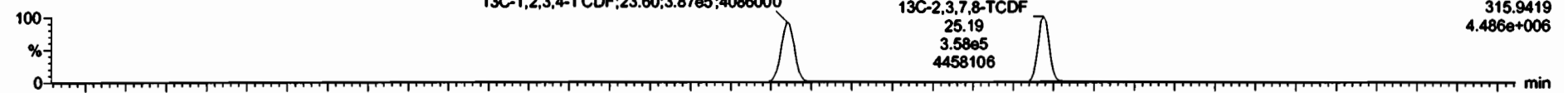


191214K2_3

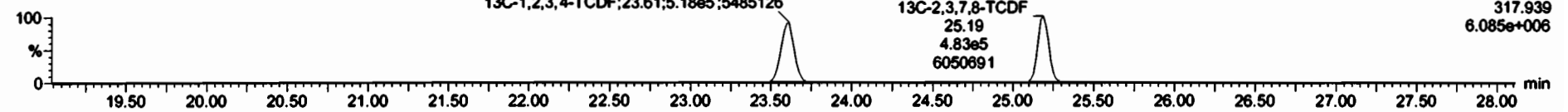


13C-2,3,7,8-TCDF

191214K2_3

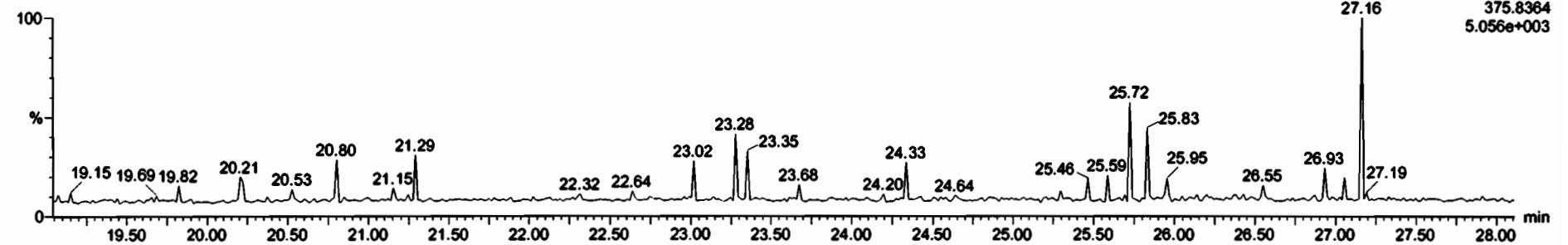


191214K2_3



DPE1

191214K2_3



Dataset: Untitled

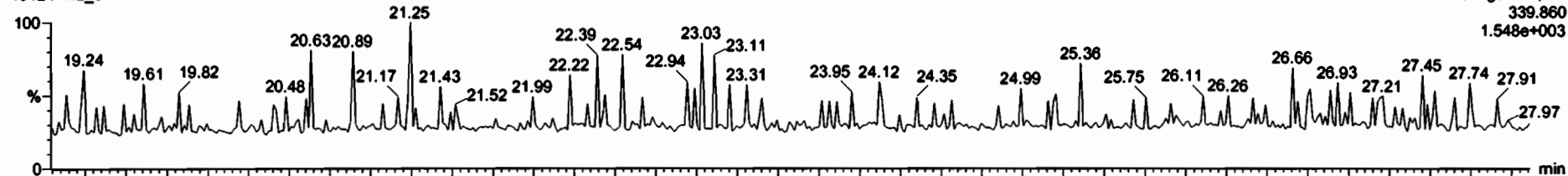
Last Altered: Monday, December 16, 2019 09:25:38 Pacific Standard Time

Printed: Monday, December 16, 2019 09:28:02 Pacific Standard Time

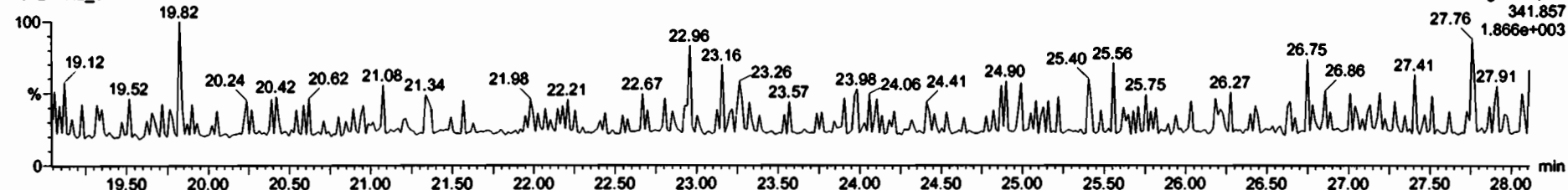
Name: 191214K2_3, Date: 14-Dec-2019, Time: 19:55:41, ID: B9K0154-BS1 OPR 10, Description: OPR

1st Func. Penta-Furans

191214K2_3

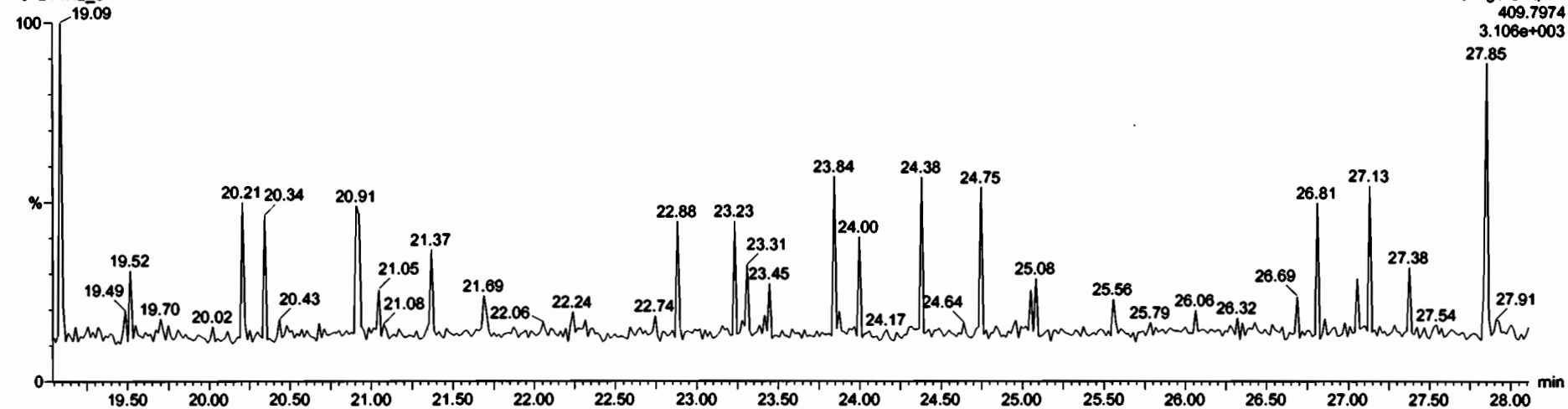


191214K2_3



DPE6

191214K2_3



Dataset: Untitled


Last Altered: Monday, December 16, 2019 09:25:38 Pacific Standard Time

Printed: Monday, December 16, 2019 09:28:02 Pacific Standard Time

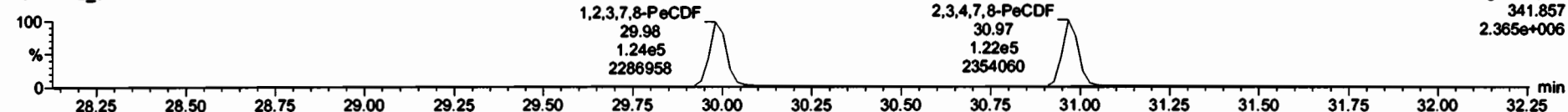
Name: 191214K2_3, Date: 14-Dec-2019, Time: 19:55:41, ID: B9K0154-BS1 OPR 10, Description: OPR

1,2,3,7,8-PeCDF

191214K2_3

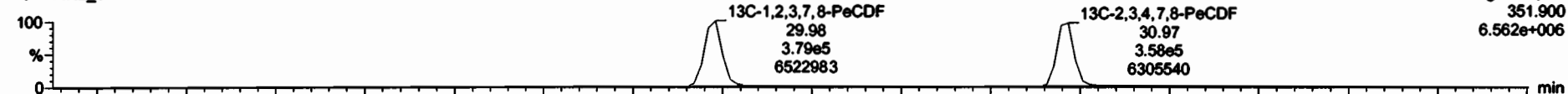


191214K2_3

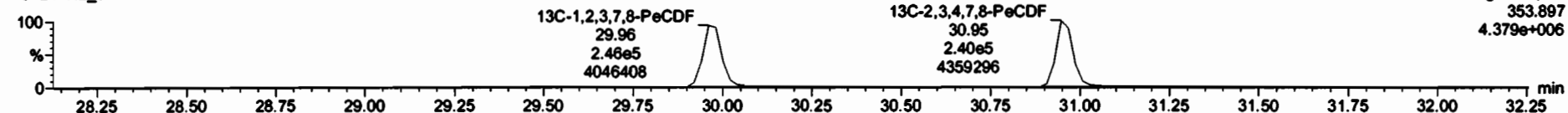


13C-1,2,3,7,8-PeCDF

191214K2_3

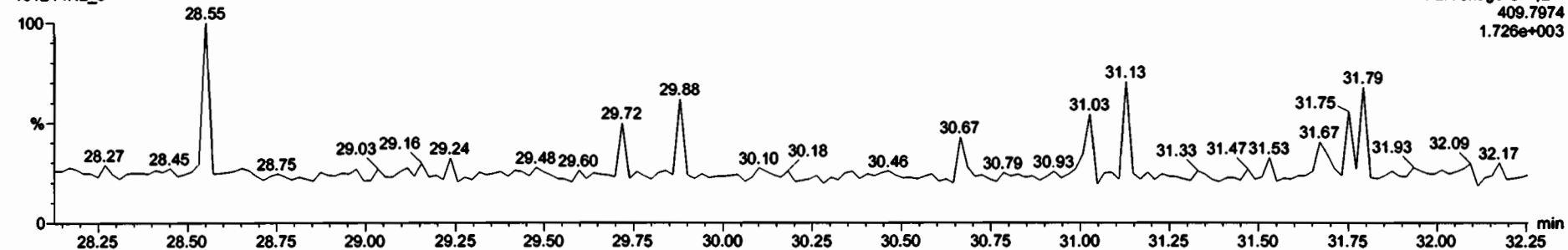


191214K2_3



DPE2

191214K2_3

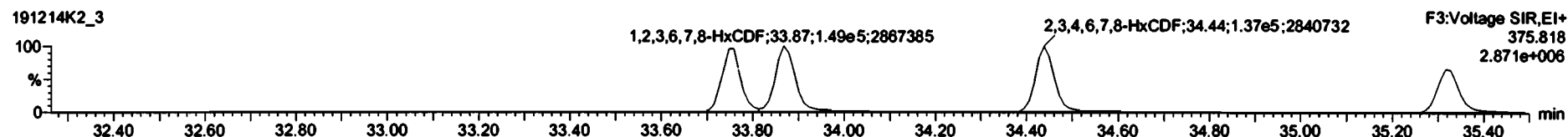
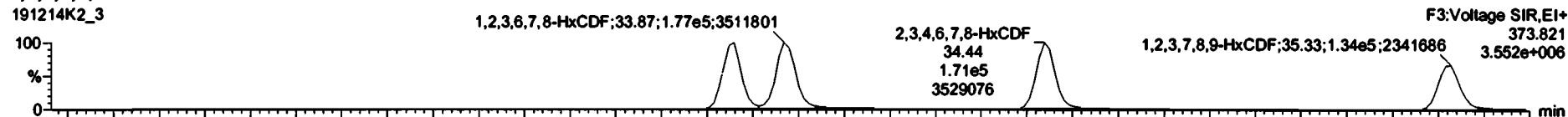


Dataset: Untitled

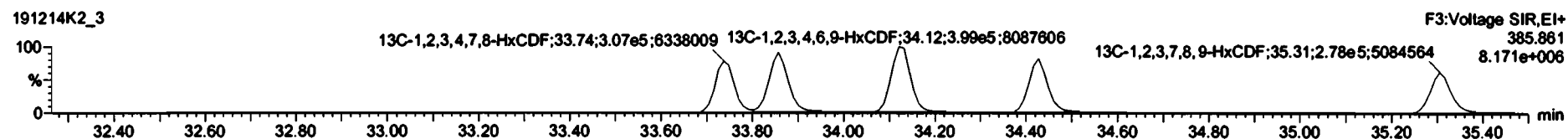
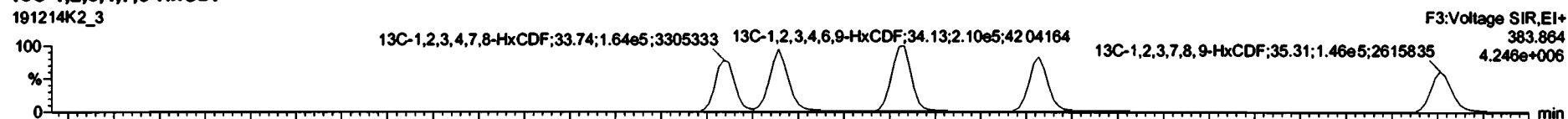
Last Altered: Monday, December 16, 2019 09:25:38 Pacific Standard Time
Printed: Monday, December 16, 2019 09:28:02 Pacific Standard Time

Name: 191214K2_3, Date: 14-Dec-2019, Time: 19:55:41, ID: B9K0154-BS1 OPR 10, Description: OPR

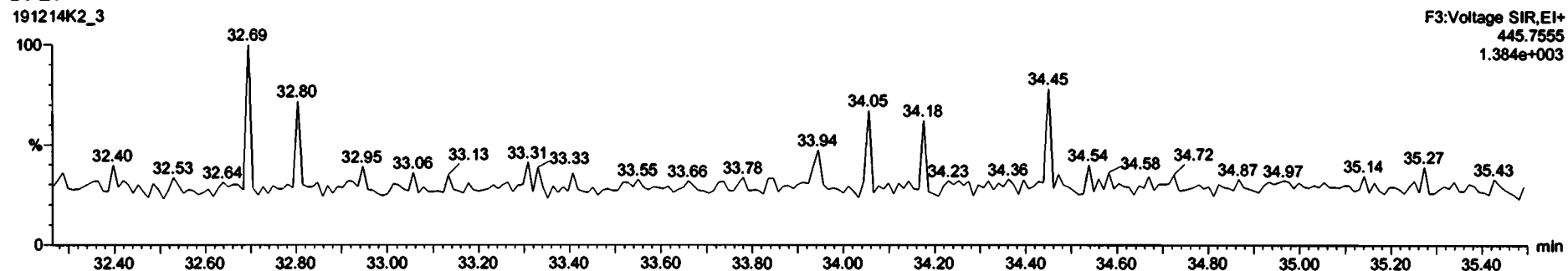
1,2,3,4,7,8-HxCDF



13C-1,2,3,4,7,8-HxCDF



DPE3



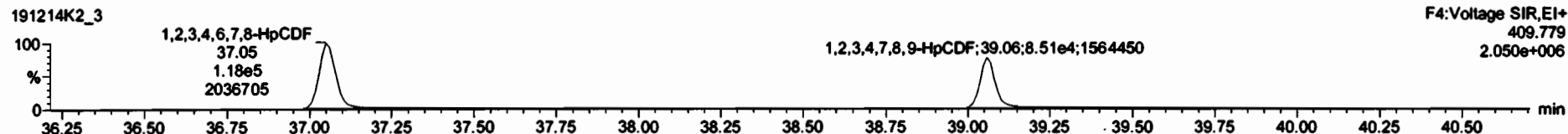

Dataset: Untitled

Last Altered: Monday, December 16, 2019 09:25:38 Pacific Standard Time

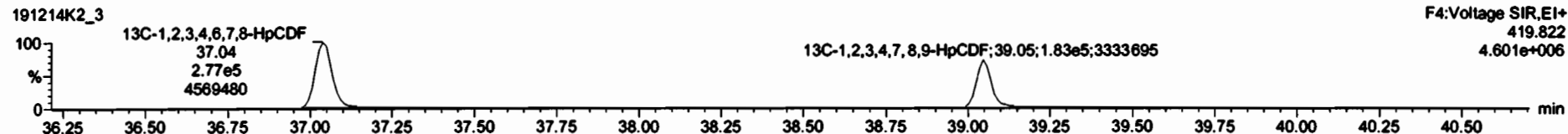
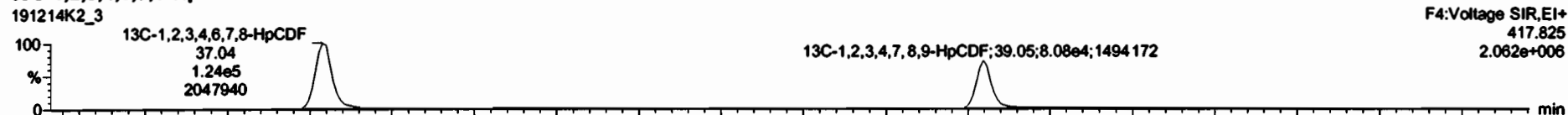
Printed: Monday, December 16, 2019 09:28:02 Pacific Standard Time

Name: 191214K2_3, Date: 14-Dec-2019, Time: 19:55:41, ID: B9K0154-BS1 OPR 10, Description: OPR

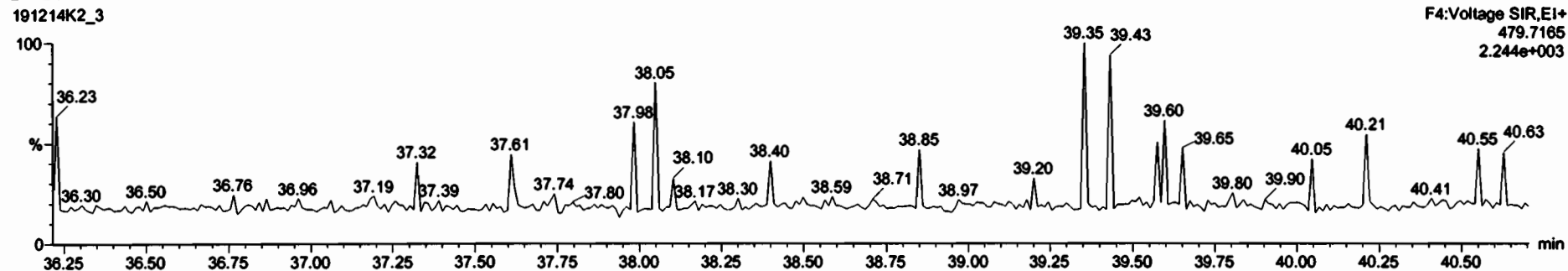
1,2,3,4,6,7,8-HpCDF



13C-1,2,3,4,6,7,8-HpCDF



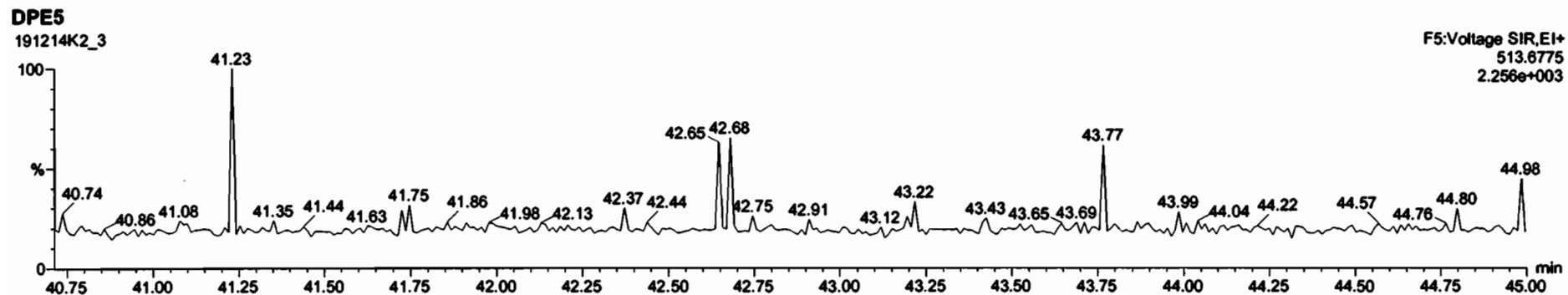
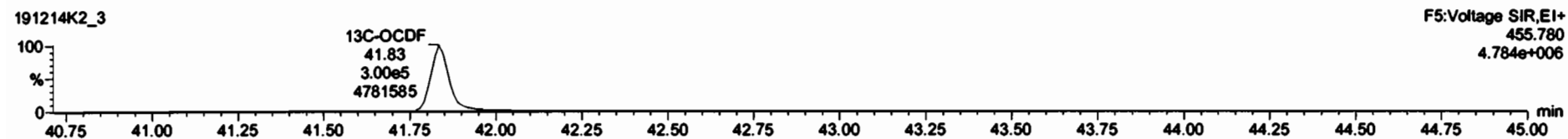

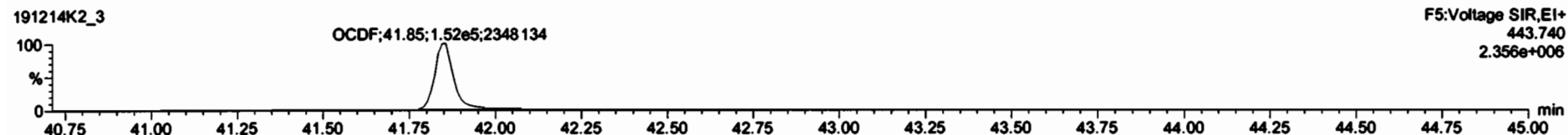

DPE4



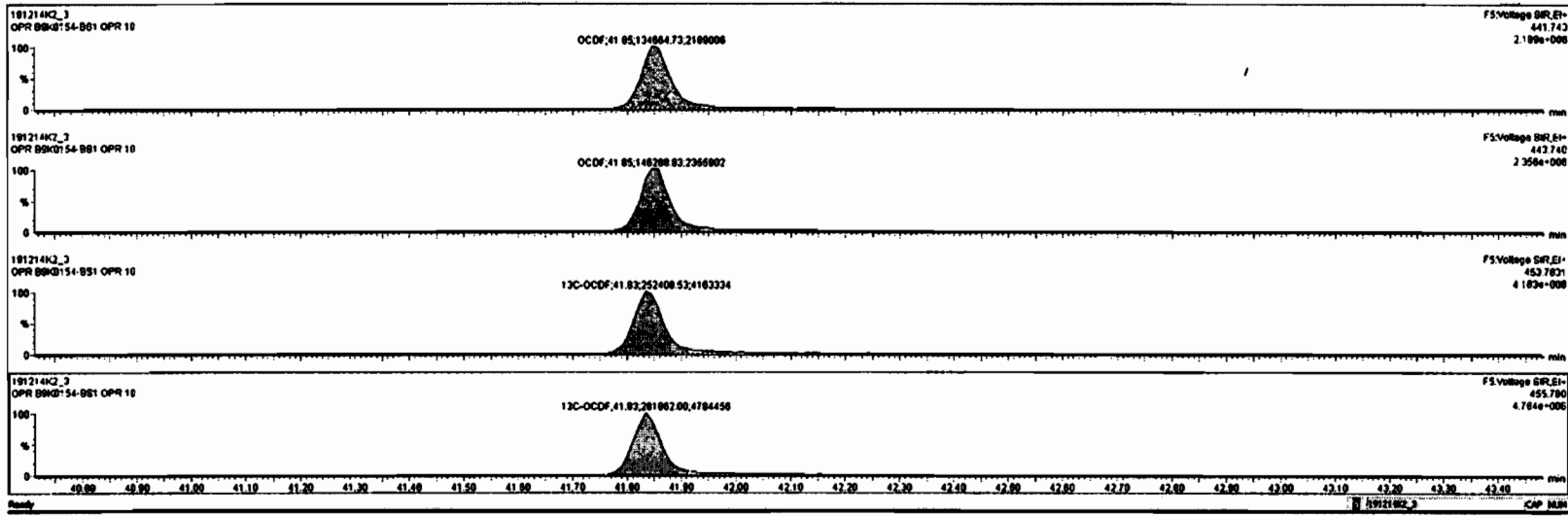
Dataset: Untitled

Last Altered: Monday, December 16, 2019 09:25:38 Pacific Standard Time
Printed: Monday, December 16, 2019 09:28:02 Pacific Standard Time

Name: 191214K2_3, Date: 14-Dec-2019, Time: 19:55:41, ID: B9K0154-BS1 OPR 10, Description: OPR



Peak	Retention Time	Area	Height	Width	Height	Area	Height	Width	Height	Area	Height	Width	Height	Area	Height	Width	Height
1	2.57	8.26e4	0.79	NO	0.8240	10.000	26.16	1.001	20.2	0.8985	20.2						
2	1.237	2.25e5	0.82	NO	0.8940	10.000	31.28	1.001	102	0.143	102						
3	1.237	1.81e5	1.24	NO	1.2891	10.000	34.81	1.000	104	0.211	104						
4	1.237	1.98e5	1.24	NO	0.8876	10.000	34.71	1.000	108	0.280	108						
5	1.237	1.79e5	1.28	NO	0.9779	10.000	34.88	1.000	104	0.212	104						
6	1.237	1.38e5	1.06	NO	1.8376	10.000	36.47	1.000	104	0.200	104						
7	OCDF	7.08e5	0.80	NO	0.8718	10.000	41.88	1.001	212	0.524	212						
8	2.57	8.22e4	0.77	NO	0.8376	10.000	26.22	1.001	20.8	0.8980	20.8						
9	1.237	3.17e5	1.28	NO	0.8782	10.000	28.98	1.000	104	0.198	104						
10	1.237	3.14e5	1.28	NO	1.0040	10.000	28.97	1.000	108	0.198	108						
11	1.237	3.89e5	1.28	NO	1.2634	10.000	22.76	1.001	102	0.258	102						
12	1.237	3.28e5	1.19	NO	1.0800	10.000	22.87	1.000	108	0.207	108						
13	1.237	3.07e5	1.25	NO	1.1888	10.000	24.44	1.000	108	0.222	108						
14	1.237	2.28e5	1.28	NO	1.0728	10.000	26.33	1.001	108	0.470	108						
15	1.237	2.44e5	1.08	NO	1.1380	10.000	27.05	1.000	108	0.264	108						
16	1.237	1.74e5	1.04	NO	1.2888	10.000	28.08	1.000	108	0.424	108						

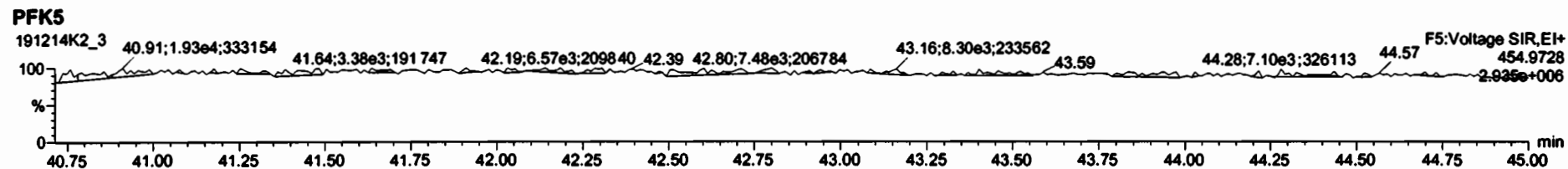
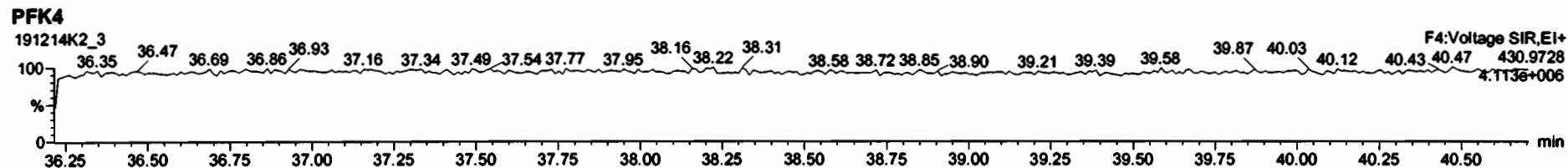
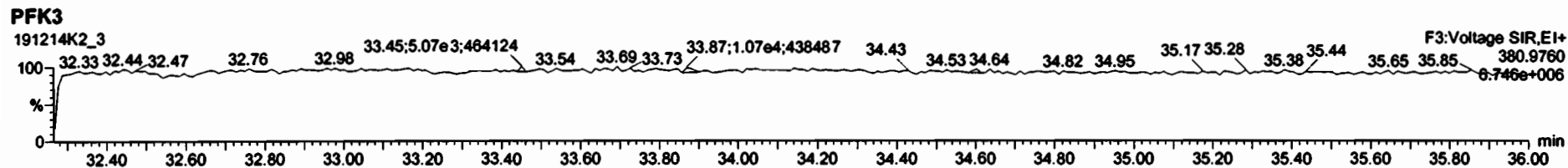
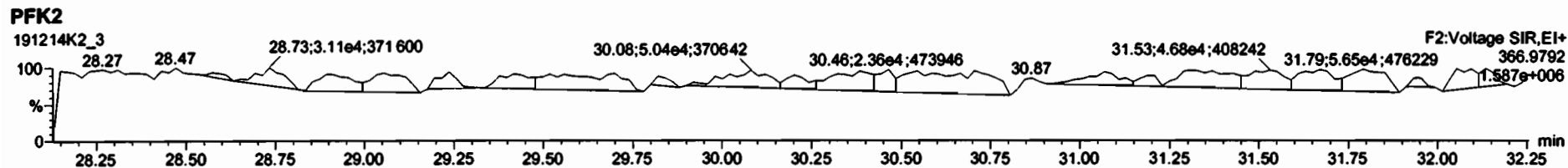
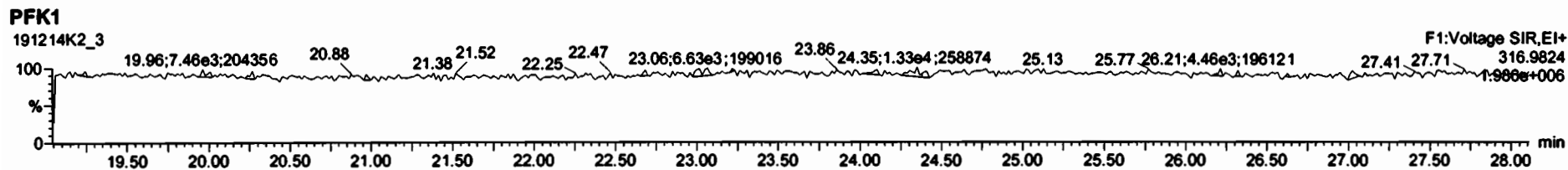


Dataset: Untitled

Last Altered: Monday, December 16, 2019 09:25:38 Pacific Standard Time

Printed: Monday, December 16, 2019 09:28:02 Pacific Standard Time

Name: 191214K2_3, Date: 14-Dec-2019, Time: 19:55:41, ID: B9K0154-BS1 OPR 10, Description: OPR



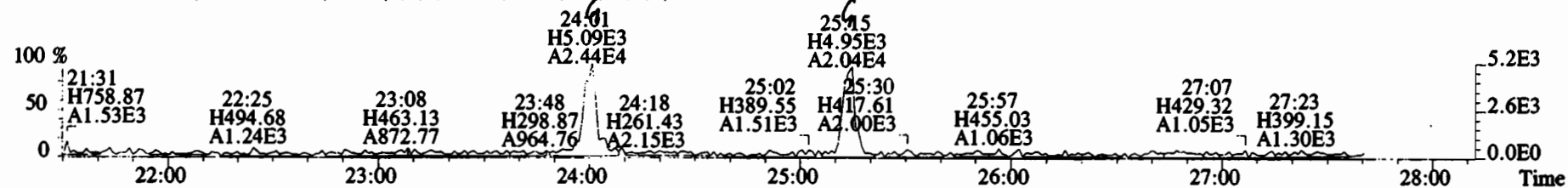
Client ID: Method Blank
 Lab ID: B9L0251-BLK1

Filename: 200107D2 S:6 Acq: 8-JAN-20 02:30:42
 GC Column ID: ZB-5MS ICAL: 1613VG7-10-9-19 wt/vol:10.000

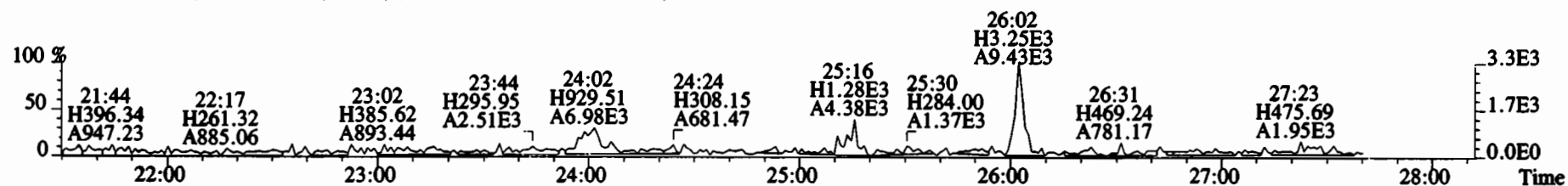
ConCal: ST200107D2-1
 EndCAL: NA

Name	Resp	RA	RRF	RT	Conc	Qual	noise	Fac	DL	Name	Conc	EMPC	Qual	noise	DL
2,3,7,8-TCDD	*	* n	0.91	Not F η	*		142	2.5	0.0390	Total Tetra-Dioxins	*	*		142	0.0390
1,2,3,7,8-PeCDD	*	* n	0.90	Not F η	*		219	2.5	0.0683	Total Penta-Dioxins	*	*		219	0.0683
1,2,3,4,7,8-HxCDD	*	* n	1.10	Not F η	*		228	2.5	0.0976	Total Hexa-Dioxins	*	*		228	0.104
1,2,3,6,7,8-HxCDD	*	* n	0.94	Not F η	*		228	2.5	0.105	Total Hepta-Dioxins	*	*		164	0.0755
1,2,3,7,8,9-HxCDD	*	* n	0.96	Not F η	*		228	2.5	0.110	Total Tetra-Furans	*	*		161	0.0300
1,2,3,4,6,7,8-HpCDD	*	* n	0.98	Not F η	*		164	2.5	0.0755	Total Penta-Furans	0.0000	0.0000		284	0.0714
OCDD	*	* n	0.96	Not F η	*		165	2.5	0.113	Total Hexa-Furans	*	*		174	0.0355
										Total Hepta-Furans	*	*		124	0.0364
2,3,7,8-TCDF	*	* n	0.95	Not F η	*		161	2.5	0.0300						
1,2,3,7,8-PeCDF	*	* n	0.96	Not F η	*		284	2.5	0.0711						
2,3,4,7,8-PeCDF	*	* n	1.01	Not F η	*		284	2.5	0.0717						
1,2,3,4,7,8-HxCDF	*	* n	1.18	Not F η	*		174	2.5	0.0304						
1,2,3,6,7,8-HxCDF	*	* n	1.07	Not F η	*		174	2.5	0.0311						
2,3,4,6,7,8-HxCDF	*	* n	1.11	Not F η	*		174	2.5	0.0338						
1,2,3,7,8,9-HxCDF	*	* n	1.06	Not F η	*		174	2.5	0.0489						
1,2,3,4,6,7,8-HpCDF	*	* n	1.13	Not F η	*		124	2.5	0.0368						
1,2,3,4,7,8,9-HpCDF	*	* n	1.28	Not F η	*		124	2.5	0.0359						
OCDF	*	* n	0.95	Not F η	*		163	2.5	0.0820						
IS	13C-2,3,7,8-TCDD	1.35e+07	0.79 y	1.10	26:01	210.28				Rec					
IS	13C-1,2,3,7,8-PeCDD	9.94e+06	0.66 y	0.88	30:35	192.34				105					
IS	13C-1,2,3,4,7,8-HxCDD	8.56e+06	1.29 y	0.64	33:53	188.60				96.2					
IS	13C-1,2,3,6,7,8-HxCDD	9.91e+06	1.26 y	0.86	33:60	163.80				94.3					
IS	13C-1,2,3,7,8,9-HxCDD	1.00e+07	1.26 y	0.81	34:18	175.94				81.9					
IS	13C-1,2,3,4,6,7,8-HpCDD	8.67e+06	1.03 y	0.65	37:46	187.55				88.0					
IS	13C-OCDD	1.36e+07	0.91 y	0.58	41:02	331.30				93.8					
IS	13C-2,3,7,8-TCDF	2.03e+07	0.80 y	1.03	25:15	194.69				82.8					
IS	13C-1,2,3,7,8-PeCDF	1.63e+07	1.58 y	0.85	29:24	190.01				97.3					
IS	13C-2,3,4,7,8-PeCDF	1.60e+07	1.58 y	0.85	30:18	188.20				95.0					
IS	13C-1,2,3,4,7,8-HxCDF	1.28e+07	0.51 y	0.83	33:00	217.03				94.1					
IS	13C-1,2,3,6,7,8-HxCDF	1.45e+07	0.52 y	1.03	33:08	198.33				109					
IS	13C-2,3,4,6,7,8-HxCDF	1.33e+07	0.52 y	0.95	33:44	197.32				99.2					
IS	13C-1,2,3,7,8,9-HxCDF	1.17e+07	0.53 y	0.83	34:41	200.54				98.7					
IS	13C-1,2,3,4,6,7,8-HpCDF	1.06e+07	0.44 y	0.76	36:31	198.72				100					
IS	13C-1,2,3,4,7,8,9-HpCDF	8.45e+06	0.44 y	0.58	38:18	205.69				99.4					
IS	13C-OCDF	1.83e+07	0.90 y	0.69	41:15	376.40				103					
C/Up	37C1-2,3,7,8-TCDD	5.59e+06		1.20	26:03	79.569				99.5					
RS/RT	13C-1,2,3,4-TCDD	1.17e+07	0.83 y	1.00	25:28	200.00					Integrations		Reviewed		
RS	13C-1,2,3,4-TCDF	2.01e+07	0.80 y	1.00	24:01	200.00					by		by		
RS/RT	13C-1,2,3,4,6,9-HxCDF	1.41e+07	0.51 y	1.00	33:25	200.00					Analyst: <u>DB</u>		Analyst: <u>CT</u>		
											Date: <u>1/8/20</u>		Date: <u>01/09/2000</u>		

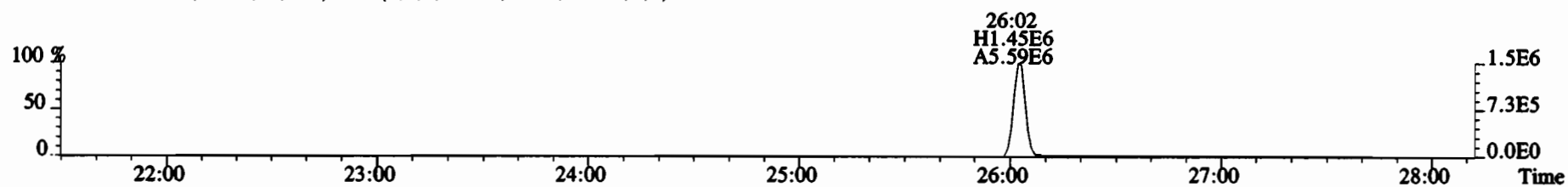
File:200107D2 #1-492 Acq: 8-JAN-2020 02:30:42 GC EI+ Voltage SIR Autospec-UltimaE
 Sample#6 File Text: Vista Analytical Laboratory VG7 Text:B9L0251-BLK1 Method Blank 10 Exp:OCDD_DB5
 319.8965 S:6 BSUB(10000,15,-3.0) PKD(5,5,3,0.10%,100.0,0.00%,F,F)



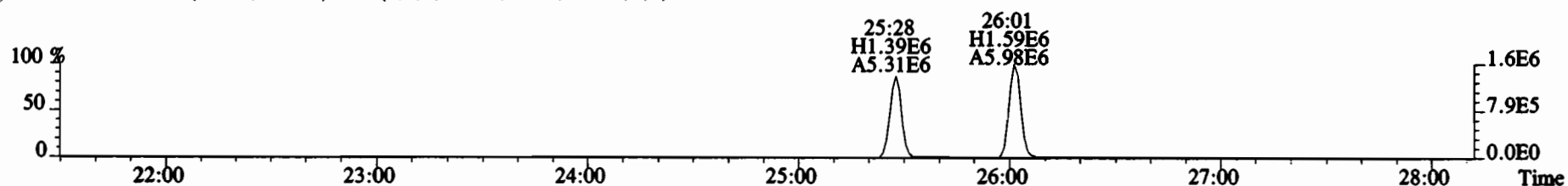
321.8936 S:6 BSUB(10000,15,-3.0) PKD(5,5,3,0.10%,100.0,0.00%,F,F)



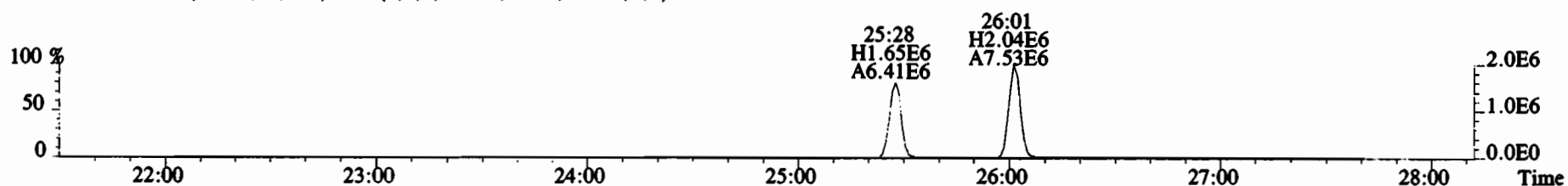
327.8847 S:6 BSUB(10000,15,-3.0) PKD(5,5,3,0.10%,100.0,0.00%,F,F)



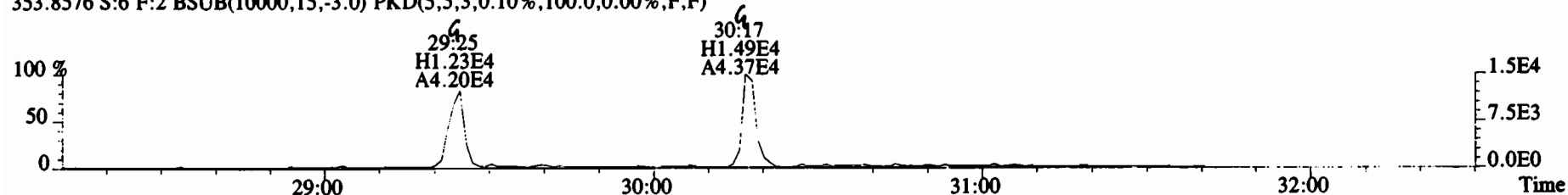
331.9368 S:6 BSUB(10000,15,-3.0) PKD(5,5,3,0.10%,100.0,0.00%,F,F)



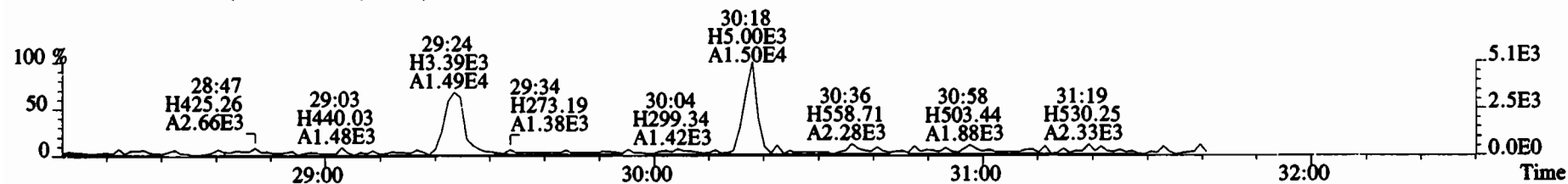
333.9339 S:6 BSUB(10000,15,-3.0) PKD(5,5,3,0.10%,100.0,0.00%,F,F)



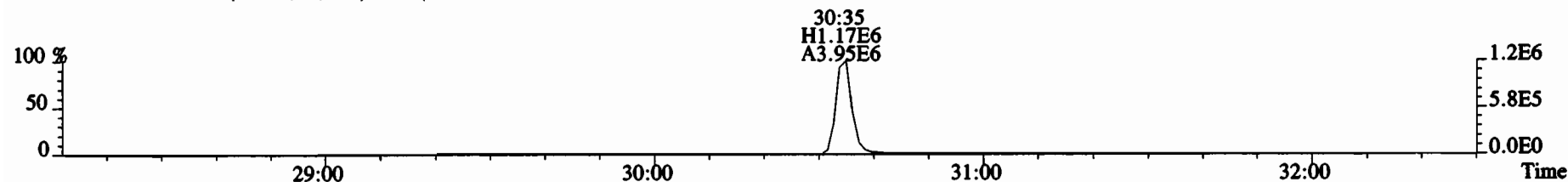
File:200107D2 #1-211 Acq: 8-JAN-2020 02:30:42 GC EI+ Voltage SIR Autospec-UltimaE
Sample#6 File Text: Vista Analytical Laboratory VG7 Text: B9L0251-BLK1 Method Blank 10 Exp: OCDD_DB5
353.8576 S:6 F:2 BSUB(10000,15,-3.0) PKD(5,5,3,0.10%,100.0,0.00%,F,F)



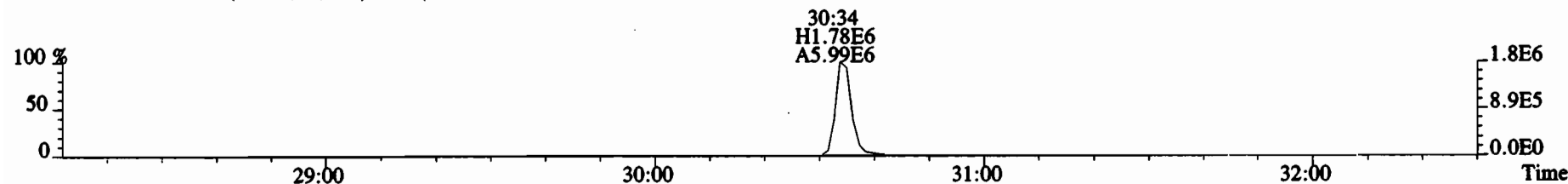
355.8546 S:6 F:2 BSUB(10000,15,-3.0) PKD(5,5,3,0.10%,100.0,0.00%,F,F)



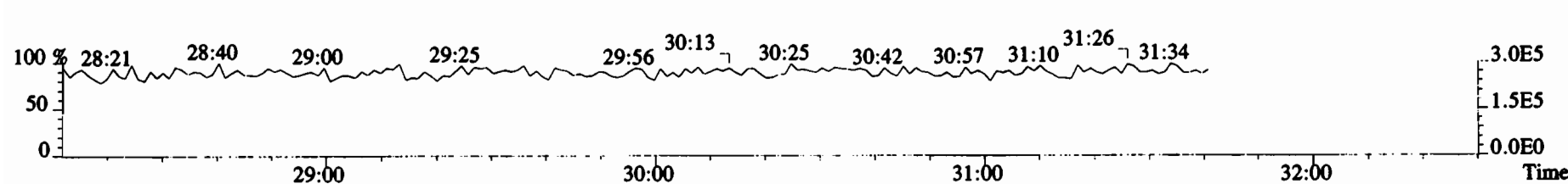
365.8978 S:6 F:2 BSUB(10000,15,-3.0) PKD(5,5,3,0.10%,100.0,0.00%,F,F)



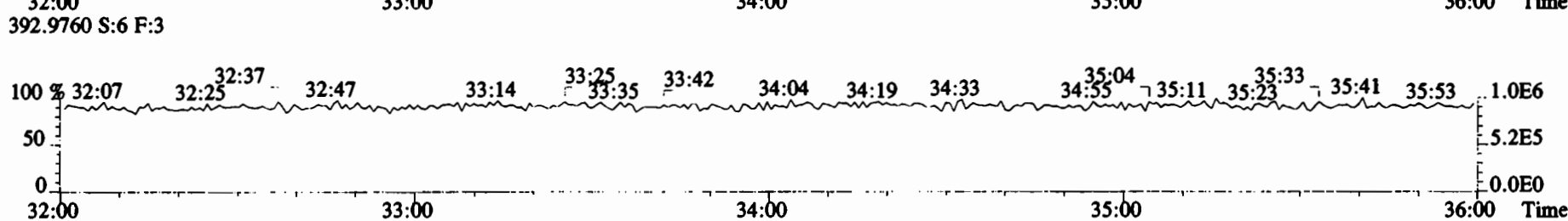
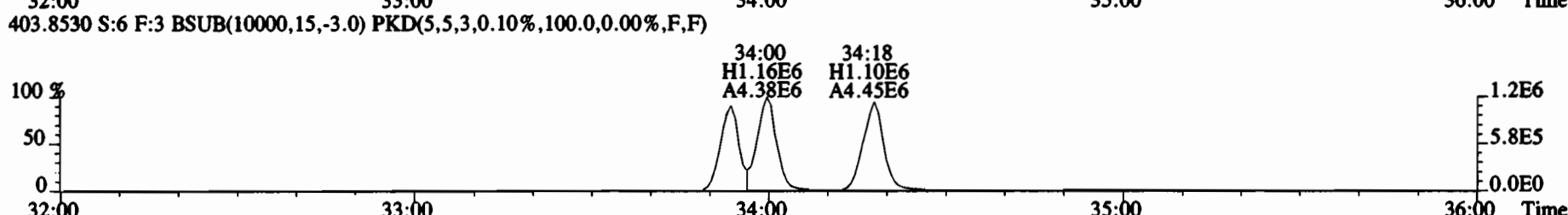
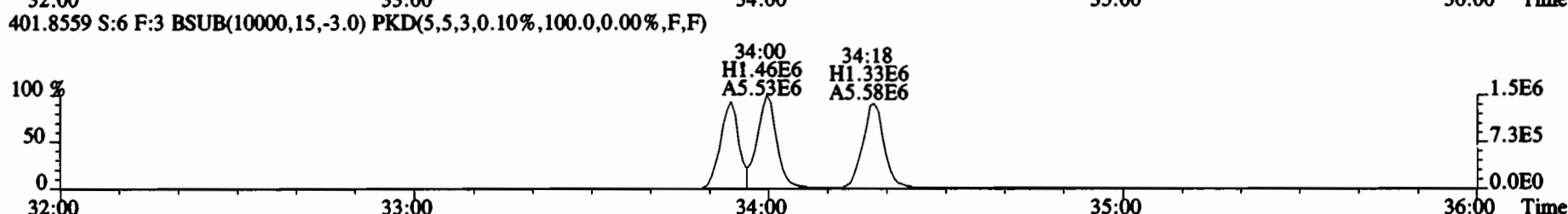
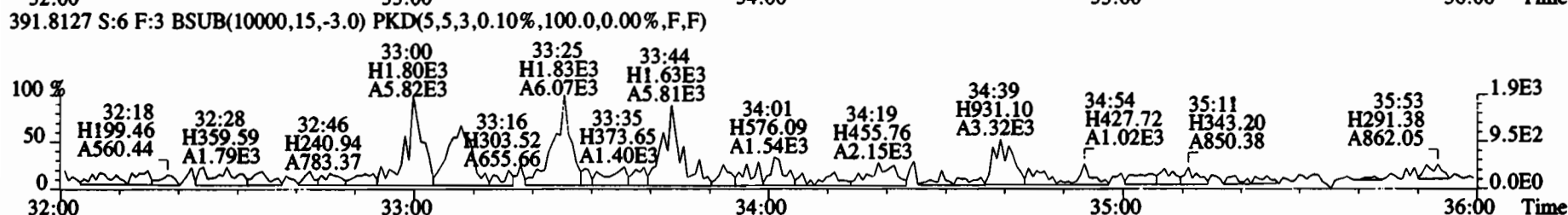
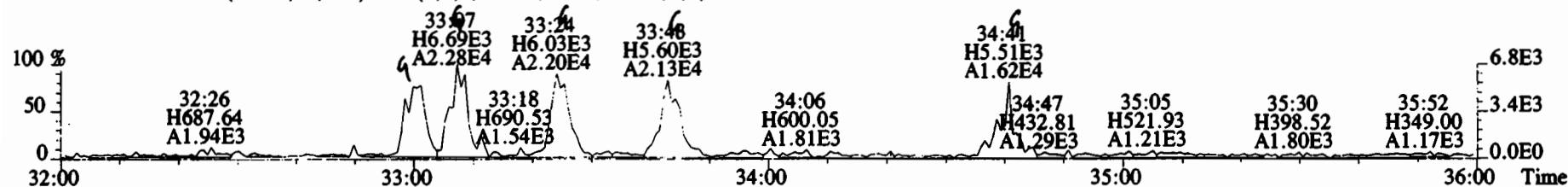
367.8949 S:6 F:2 BSUB(10000,15,-3.0) PKD(5,5,3,0.10%,100.0,0.00%,F,F)



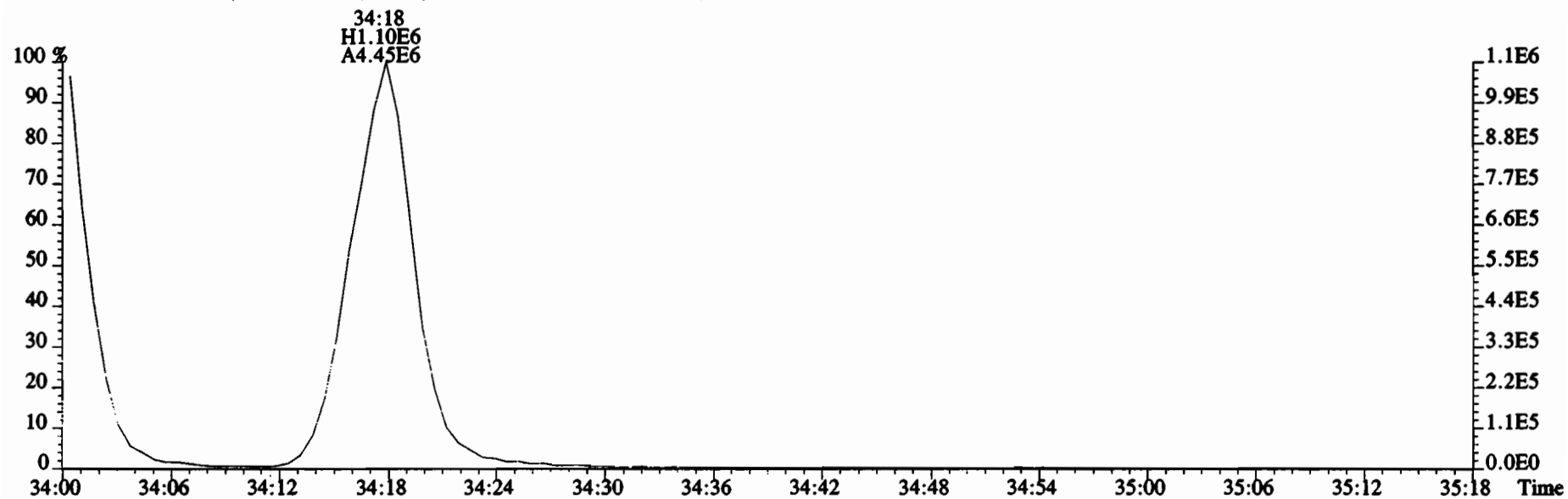
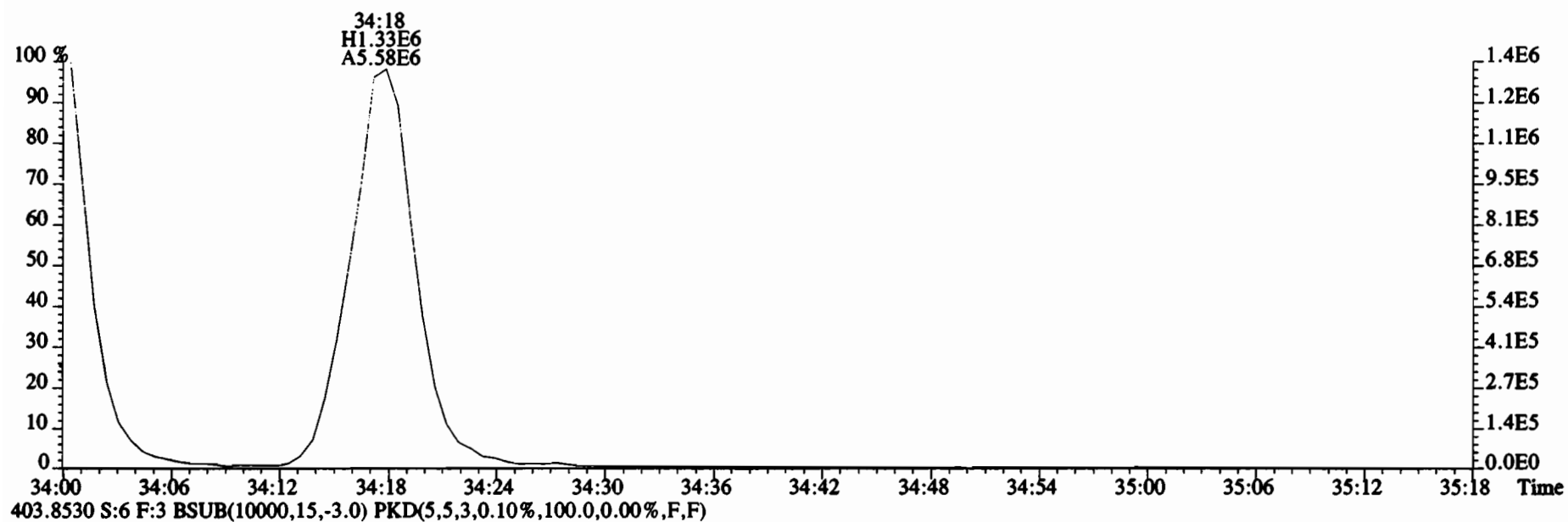
366.9792 S:6 F:2



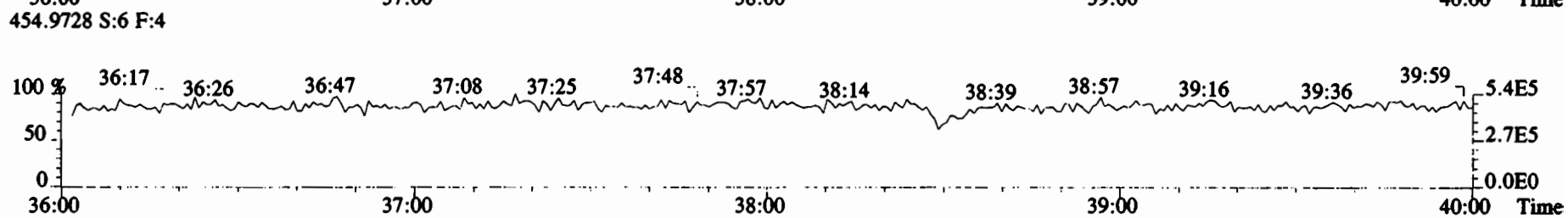
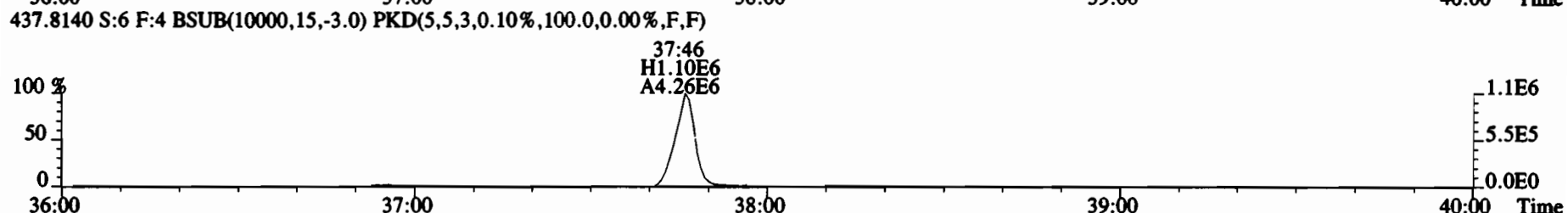
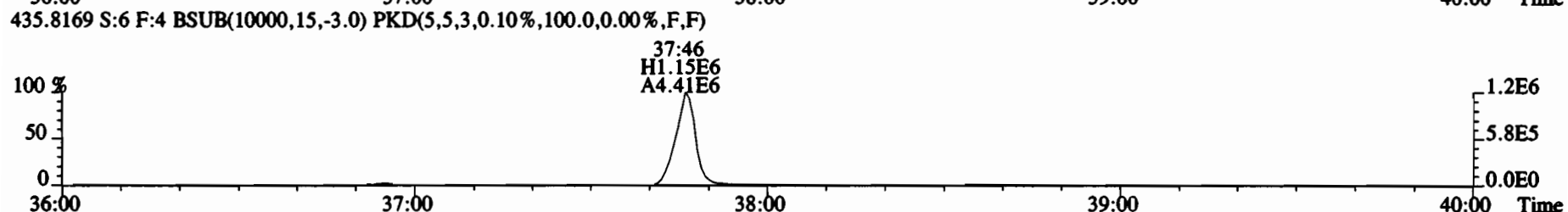
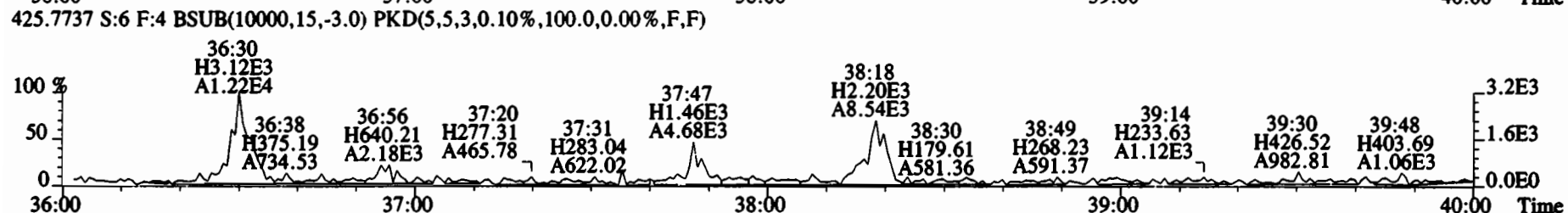
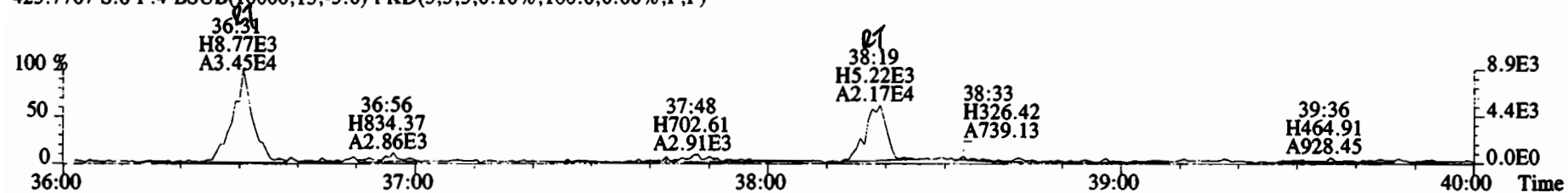
File:200107D2 #1-384 Acq: 8-JAN-2020 02:30:42 GC EI+ Voltage SIR Autospec-UltimaE
 Sample#6 File Text:Vista Analytical Laboratory VG7 Text:B9L0251-BLK1 Method Blank 10 Exp:OCDD_DB5
 389.8156 S:6 F:3 BSUB(10000,15,-3.0) PKD(5,5,3,0.10%,100.0,0.00%,F,F)



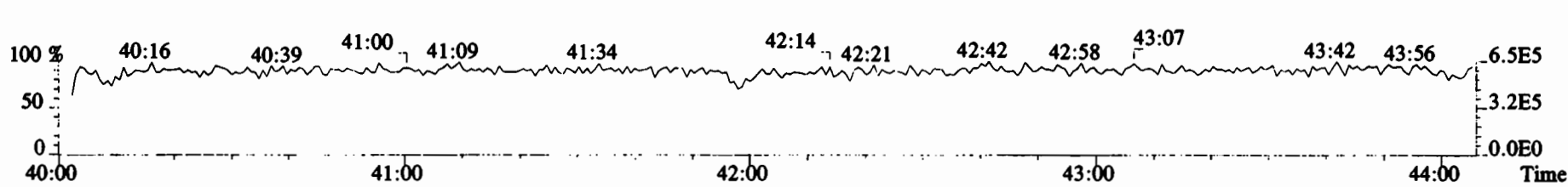
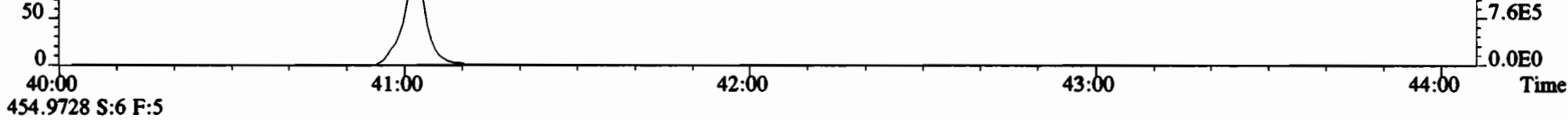
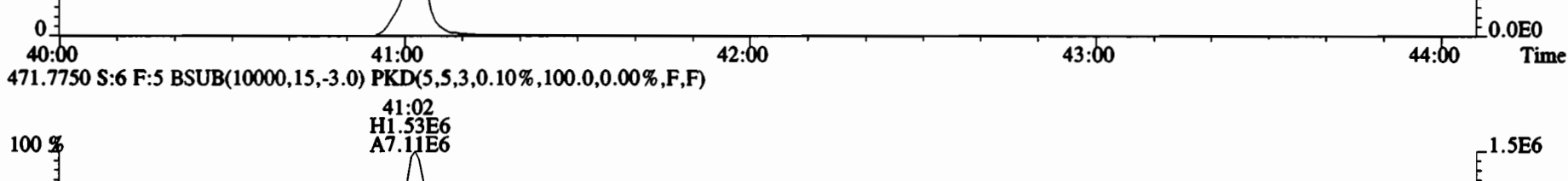
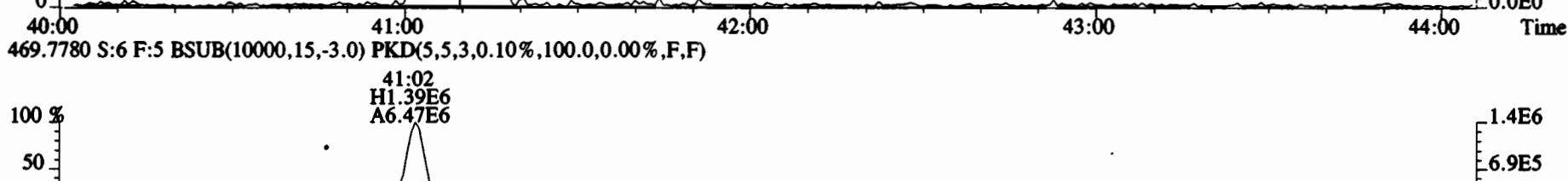
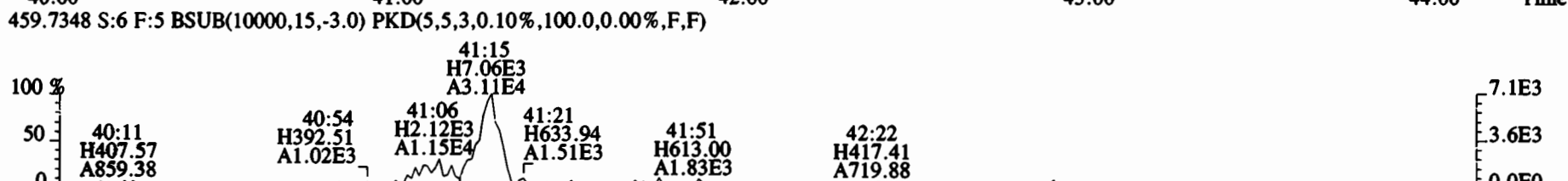

File:200107D2 #1-384 Acq: 8-JAN-2020 02:30:42 GC EI+ Voltage SIR Autospec-UltimaE
Sample#6 File Text:Vista Analytical Laboratory VG7 Text:B9L0251-BLK1 Method Blank 10 Exp:OCDD_DB5
401.8559 S:6 F:3 BSUB(10000,15,-3.0) PKD(5,5,3,0.10%,100.0,0.00%,F,F)



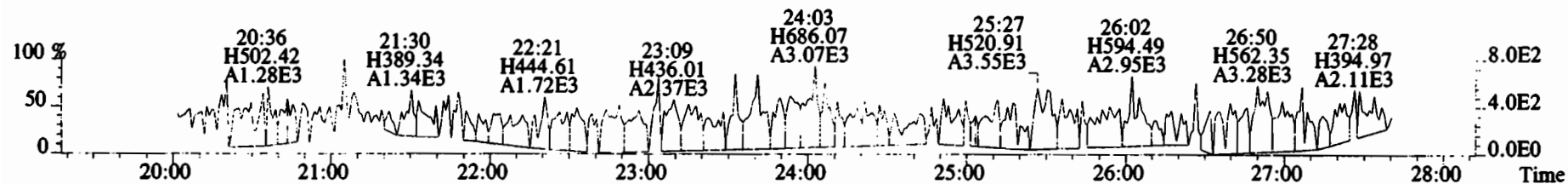
File:200107D2 #1-356 Acq: 8-JAN-2020 02:30:42 GC EI+ Voltage SIR Autospec-UltimaE
 Sample#6 File Text:Vista_Analytical_Laboratory_VG7 Text:B9L0251-BLK1 Method Blank 10 Exp:OCDD_DB5
 423.7767 S:6 F:4 BSUB(10000,15,-3.0) PKD(5,5,3,0.10%,100.0,0.00%,F,F)



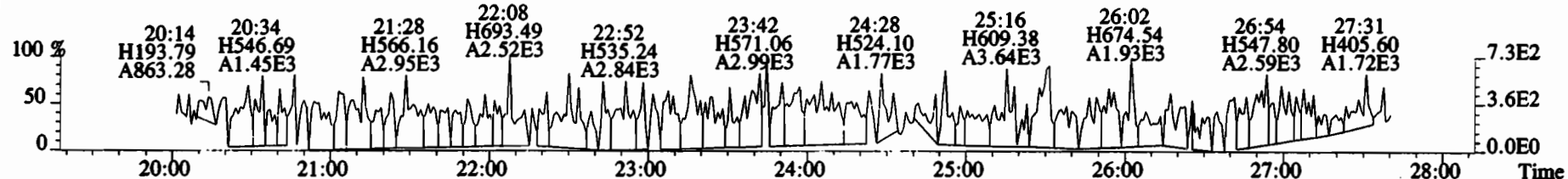
File:200107D2 #1-431 Acq: 8-JAN-2020 02:30:42 GC EI+ Voltage SIR Autospec-UltimaE
Sample#6 File Text:Vista Analytical Laboratory VG7 Text:B9L0251-BLK1 Method Blank 10 Exp:OCDD_DB5
457.7377 S:6 F:5 BSUB(10000,15,-3.0) PKD(5,5,3,0.10%,100.0,0.00%,F,F)



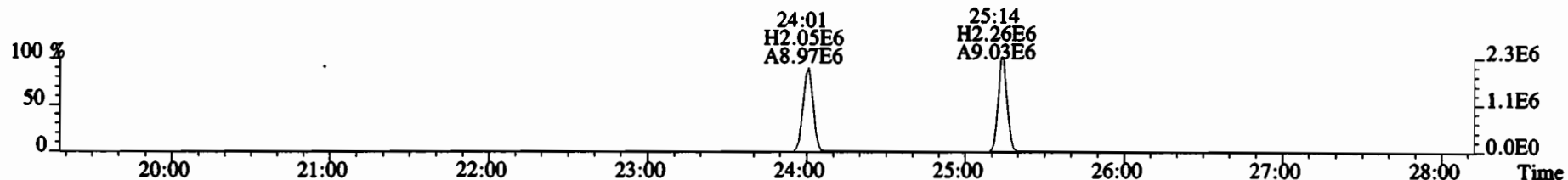
File:200107D2 #1-492 Acq: 8-JAN-2020 02:30:42 GC EI+ Voltage SIR Autospec-UltimaE
 Sample#6 File Text:Vista_Analytical_Laboratory_VG7 Text:B9L0251-BLK1 Method Blank 10 Exp:OCDD_DB5
 303.9016 S:6 BSUB(10000,15,-3.0) PKD(5,5,3,0.10%,100.0,0.00%,F,F)



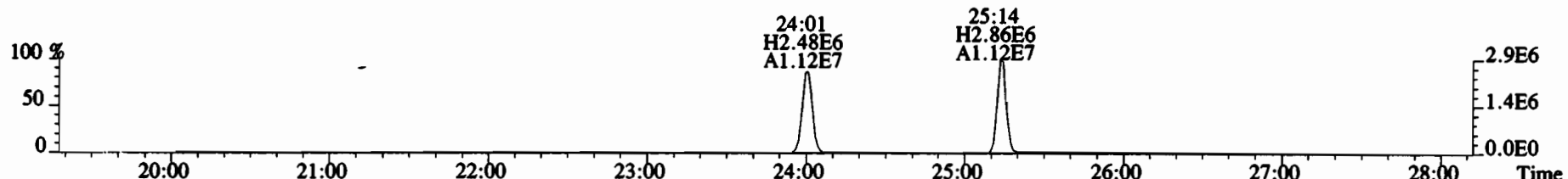
305.8987 S:6 BSUB(10000,15,-3.0) PKD(5,5,3,0.10%,100.0,0.00%,F,F)



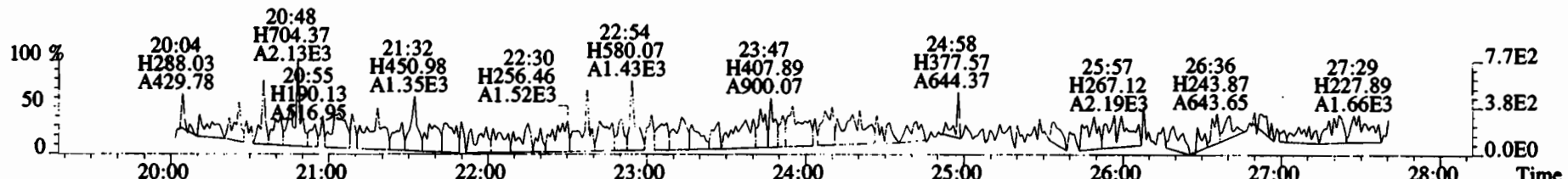
315.9419 S:6 BSUB(10000,15,-3.0) PKD(5,5,3,0.10%,100.0,0.00%,F,F)



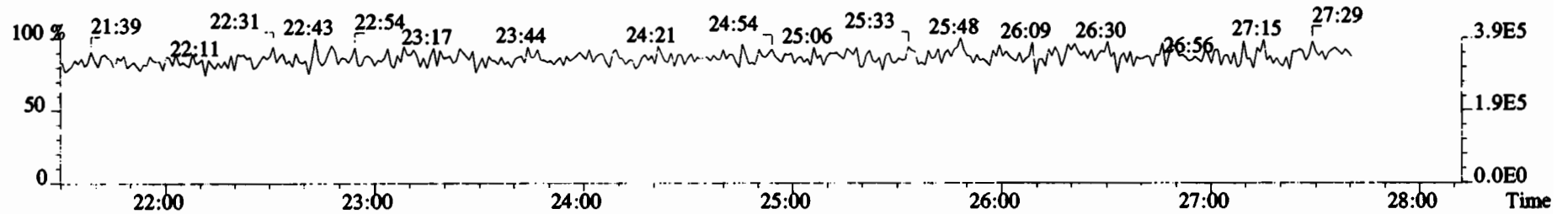
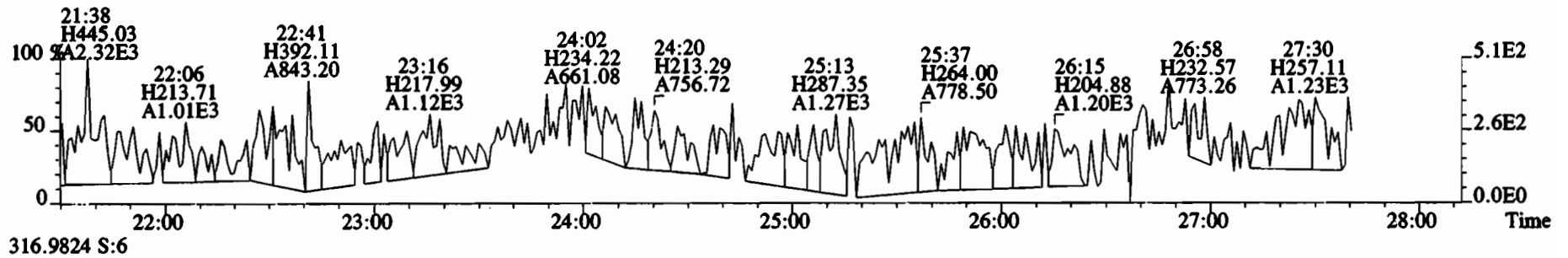
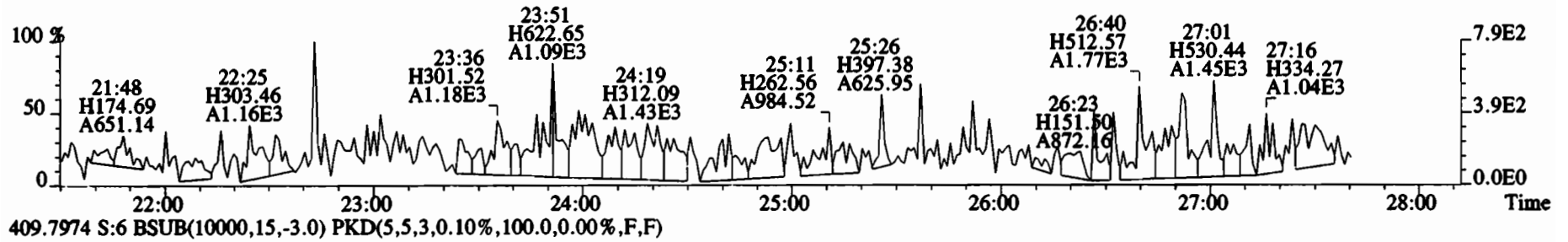
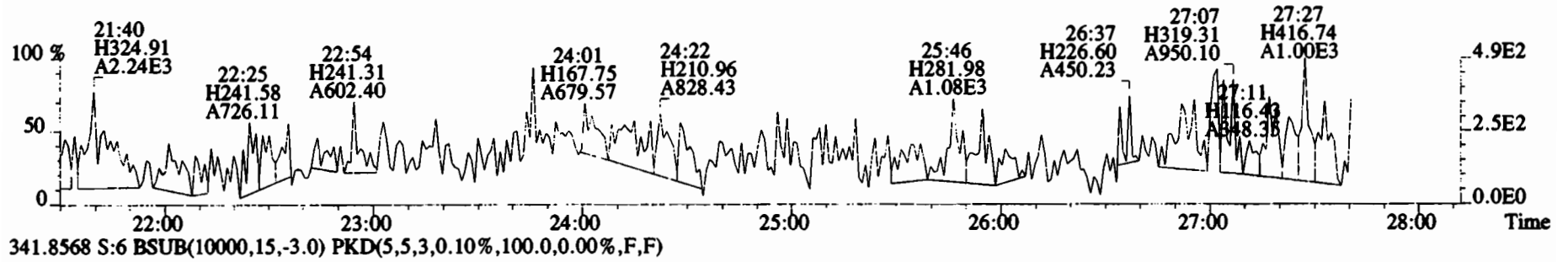
317.9389 S:6 BSUB(10000,15,-3.0) PKD(5,5,3,0.10%,100.0,0.00%,F,F)



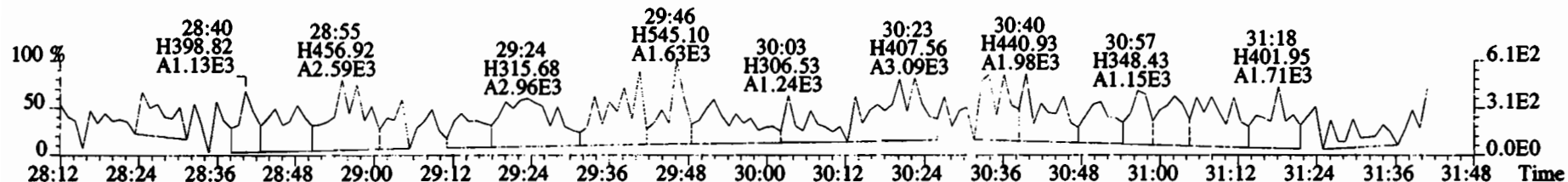
375.8364 S:6 BSUB(10000,15,-3.0) PKD(5,5,3,0.10%,100.0,0.00%,F,F)



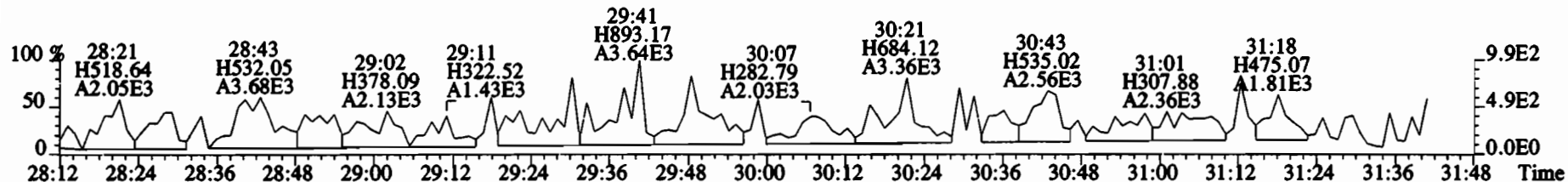
File:200107D2 #1-492 Acq: 8-JAN-2020 02:30:42 GC EI+ Voltage SIR Autospec-UltimaE
 Sample#6 File Text:Vista Analytical Laboratory VG7 Text:B9L0251-BLK1 Method Blank 10 Exp:OCDD_DB5
 339.8597 S:6 BSUB(10000,15,-3.0) PKD(5,5,3,0.10%,100.0,0.00%,F,F)



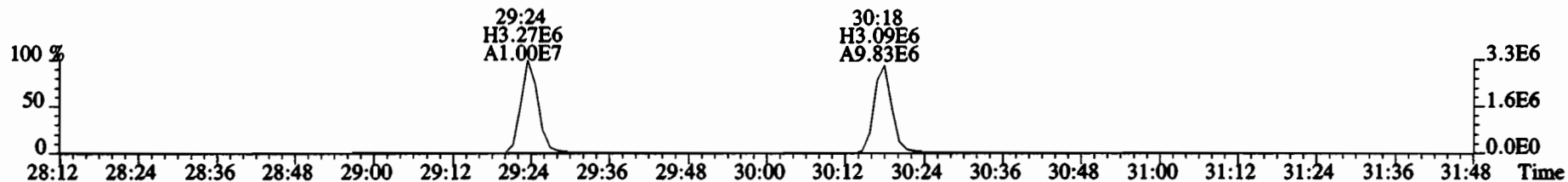
File:200107D2 #1-211 Acq: 8-JAN-2020 02:30:42 GC EI+ Voltage SIR Autospec-UltimaE
 Sample#6 File Text:Vista Analytical Laboratory VG7 Text:B9L0251-BLK1 Method Blank 10 Exp:OCDD_DB5
 339.8597 S:6 F:2 BSUB(10000,15,-3.0) PKD(5,5,3,0.10%,100.0,0.00%,F,F)



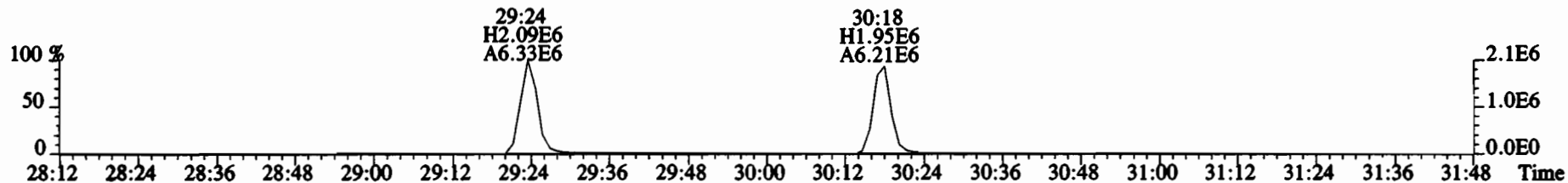
341.8568 S:6 F:2 BSUB(10000,15,-3.0) PKD(5,5,3,0.10%,100.0,0.00%,F,F)



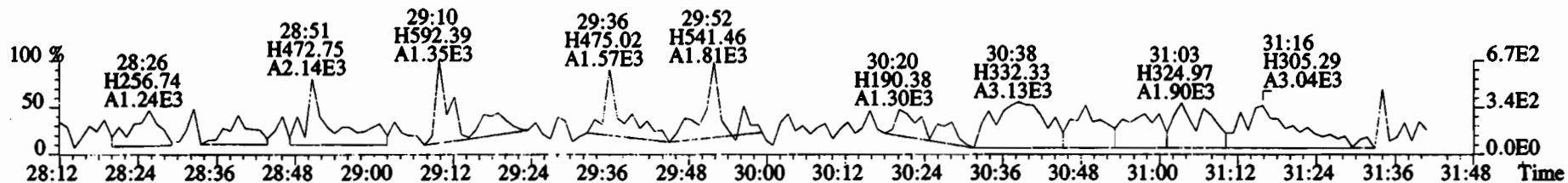
351.9000 S:6 F:2 BSUB(10000,15,-3.0) PKD(5,5,3,0.10%,100.0,0.00%,F,F)



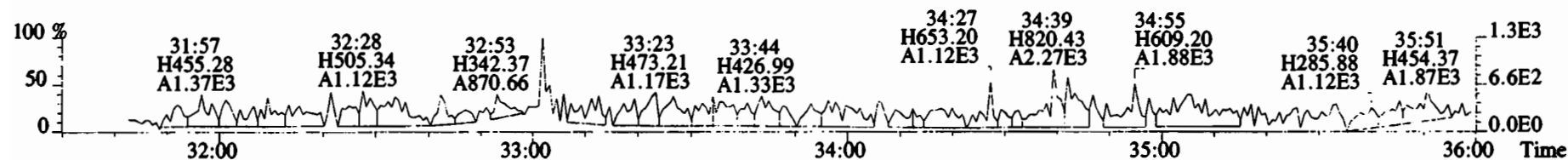
353.8970 S:6 F:2 BSUB(10000,15,-3.0) PKD(5,5,3,0.10%,100.0,0.00%,F,F)




409.7974 S:6 F:2 BSUB(10000,15,-3.0) PKD(5,5,3,0.10%,100.0,0.00%,F,F)



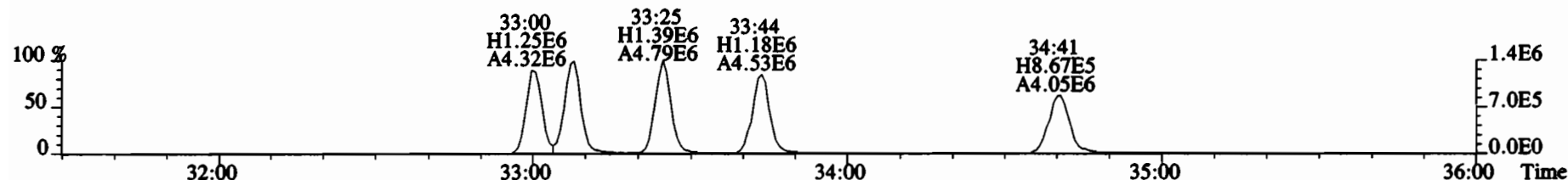
File:200107D2 #1-384 Acq: 8-JAN-2020 02:30:42 GC EI+ Voltage SIR Autospec-UltimaE
 Sample#6 File Text:Vista Analytical Laboratory VG7 Text:B9L0251-BLK1 Method Blank 10 Exp:OCDD_DB5
 373.8207 S:6 F:3 BSUB(10000,15,-3.0) PKD(5,5,3,0.10%,100.0,0.00%,F,F)



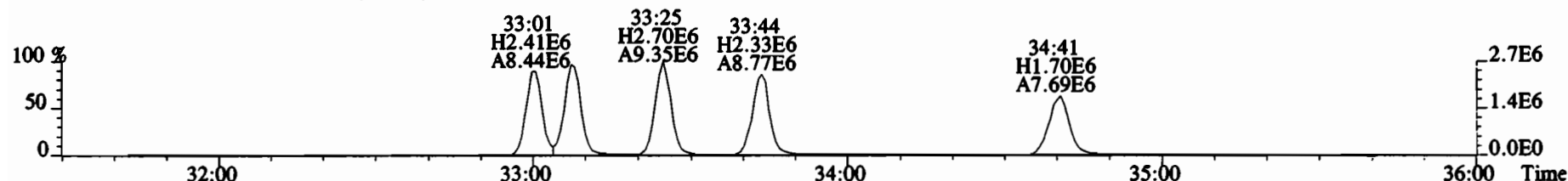
375.8178 S:6 F:3 BSUB(10000,15,-3.0) PKD(5,5,3,0.10%,100.0,0.00%,F,F)



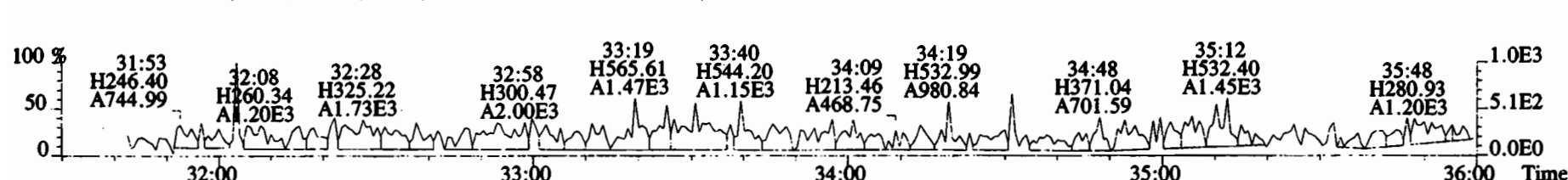
383.8639 S:6 F:3 BSUB(10000,15,-3.0) PKD(5,5,3,0.10%,100.0,0.00%,F,F)



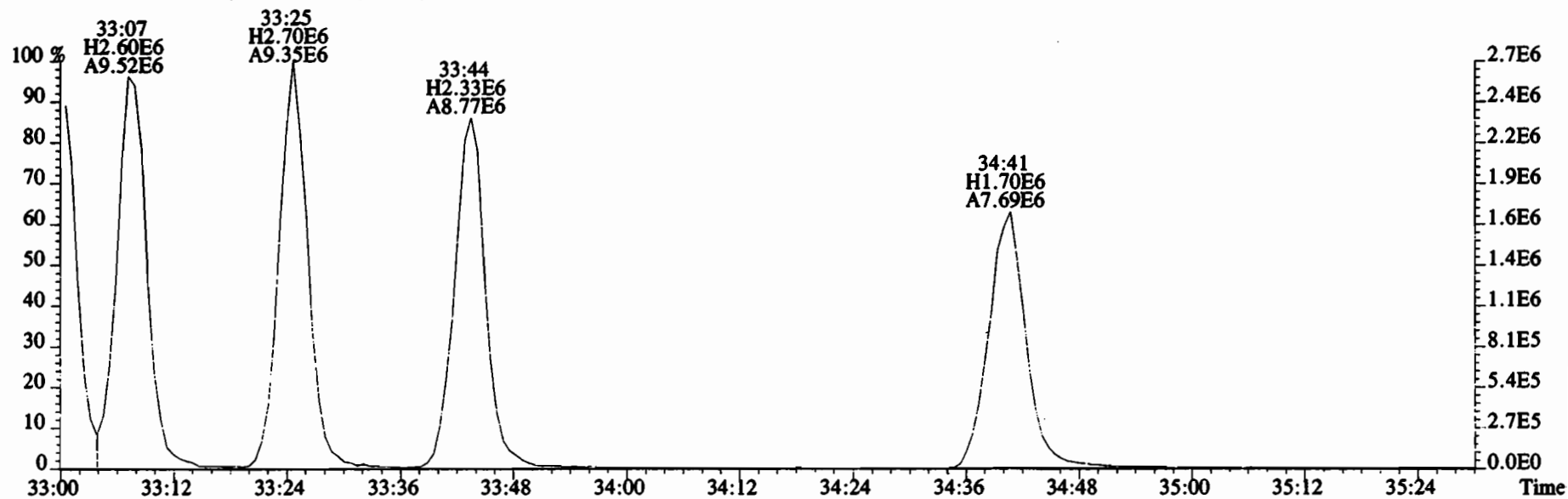
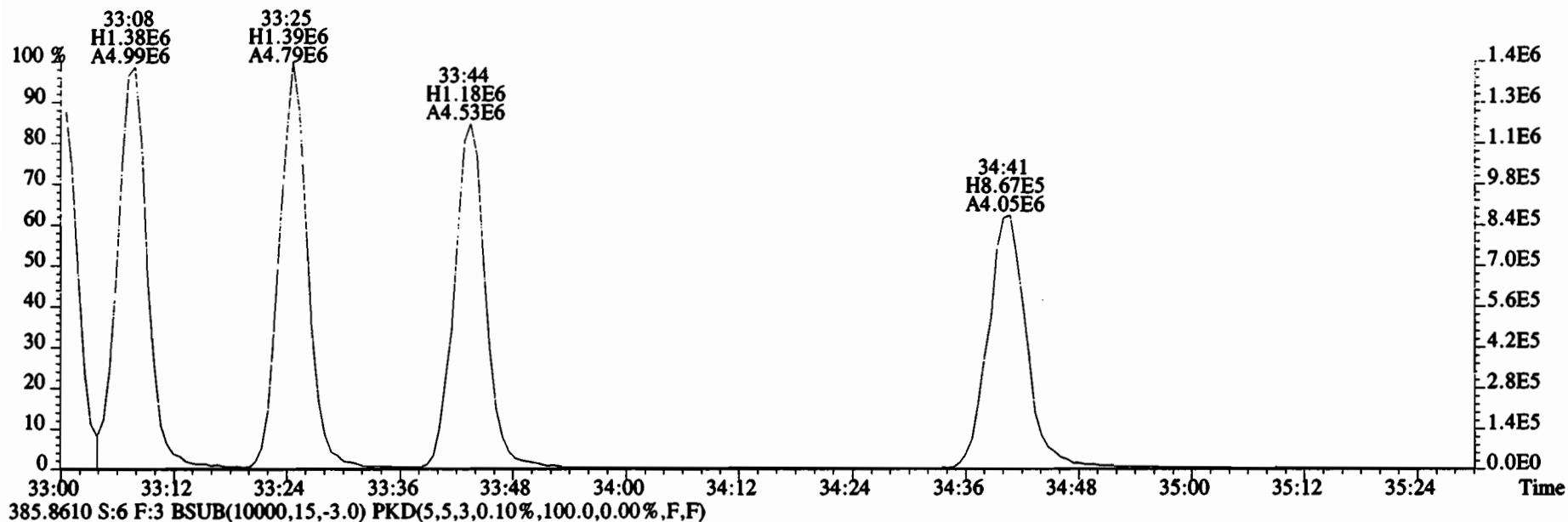
385.8610 S:6 F:3 BSUB(10000,15,-3.0) PKD(5,5,3,0.10%,100.0,0.00%,F,F)



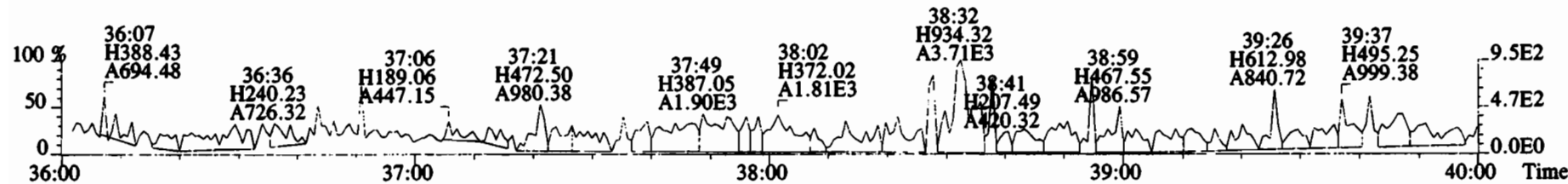
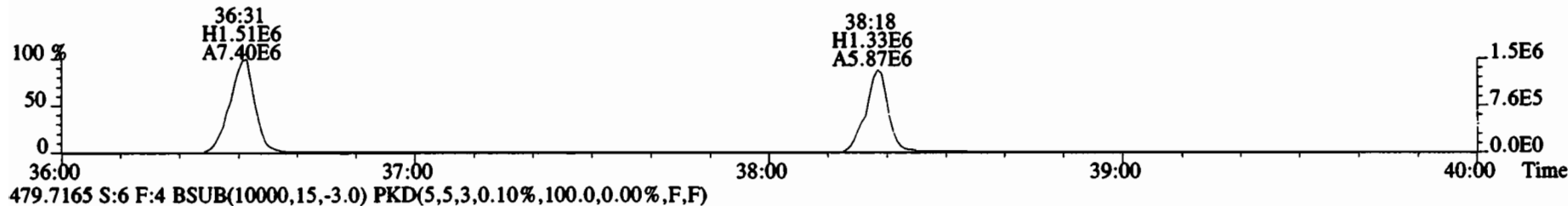
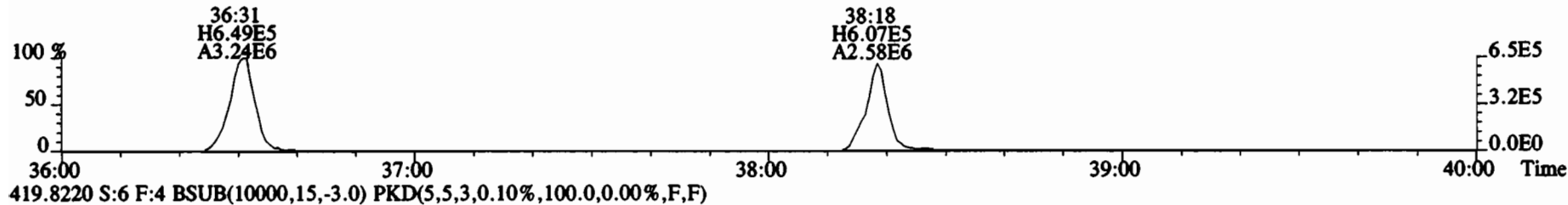
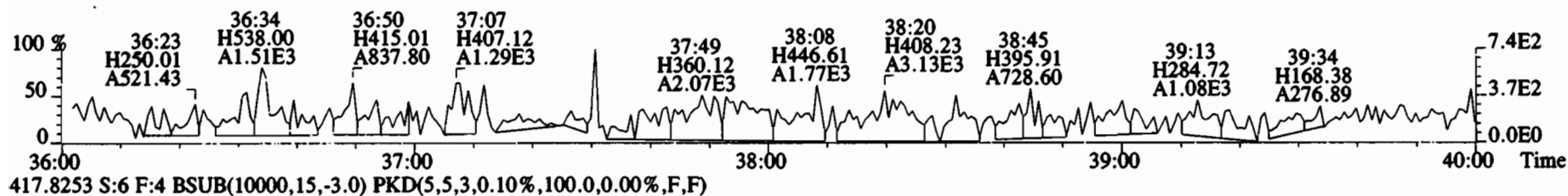
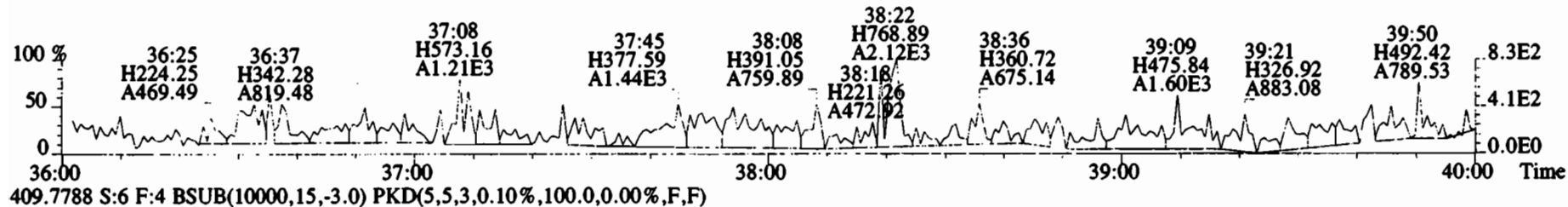
445.7555 S:6 F:3 BSUB(10000,15,-3.0) PKD(5,5,3,0.10%,100.0,0.00%,F,F)



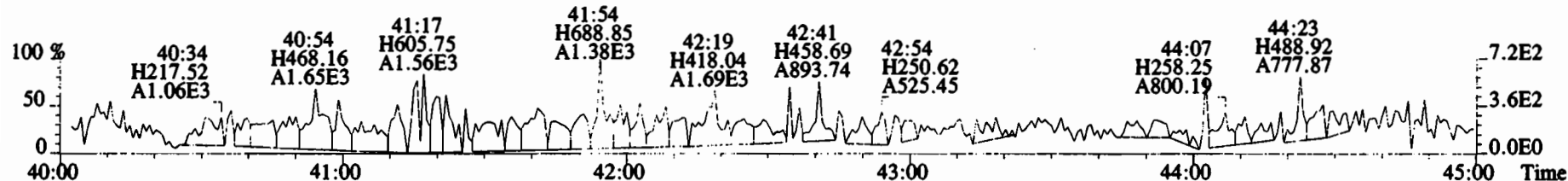
File:200107D2 #1-384 Acq: 8-JAN-2020 02:30:42 GC EI+ Voltage SIR Autospec-UltimaE
Sample#6 File Text:Vista Analytical Laboratory VG7 Text:B9L0251-BLK1 Method Blank 10 Exp:OCDD_DB5
383.8639 S:6 F:3 BSUB(10000,15,-3.0) PKD(5,5,3,0.10%,100.0,0.00%,F,F)




File:200107D2 #1-356 Acq: 8-JAN-2020 02:30:42 GC EI+ Voltage SIR Autospec-UltimaE
 Sample#6 File Text:Vista_Analytical_Laboratory_VG7 Text:B9L0251-BLK1 Method Blank 10 Exp:OCDD_DB5
 407.7818 S:6 F:4 BSUB(10000,15,-3.0) PKD(5,5,3,0.10%,100.0,0.00%,F,F)



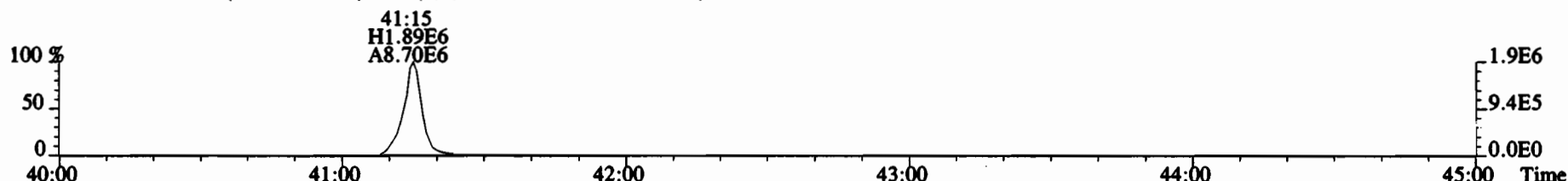
File:200107D2 #1-431 Acq: 8-JAN-2020 02:30:42 GC EI+ Voltage SIR Autospec-UltimaE
 Sample#6 File Text:Vista Analytical Laboratory VG7 Text:B9L0251-BLK1 Method Blank 10 Exp:OCDD_DB5
 441.7428 S:6 F:5 BSUB(10000,15,-3.0) PKD(5,5,3,0.10%,100.0,0.00%,F,F)



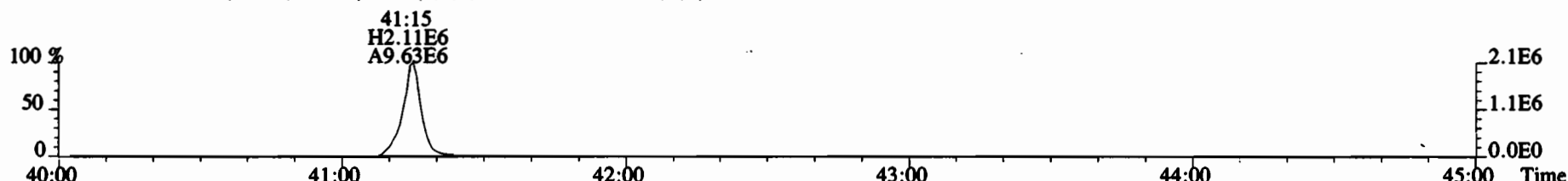
443.7398 S:6 F:5 BSUB(10000,15,-3.0) PKD(5,5,3,0.10%,100.0,0.00%,F,F)



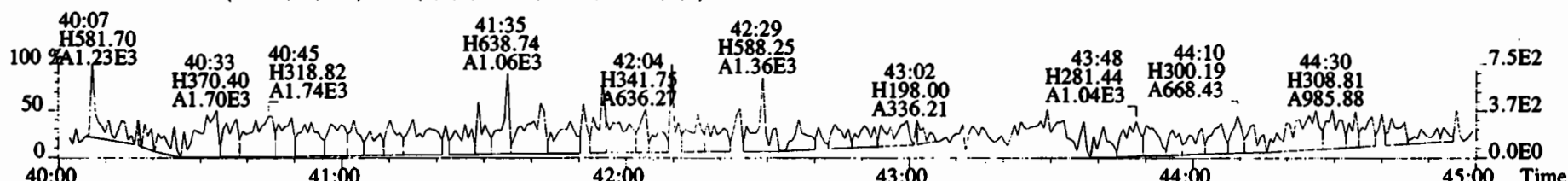
453.7831 S:6 F:5 BSUB(10000,15,-3.0) PKD(5,5,3,0.10%,100.0,0.00%,F,F)



455.7801 S:6 F:5 BSUB(10000,15,-3.0) PKD(5,5,3,0.10%,100.0,0.00%,F,F)



513.6775 S:6 F:5 BSUB(10000,15,-3.0) PKD(5,5,3,0.10%,100.0,0.00%,F,F)



FORM 8A
PCDD/PCDF ONGOING PRECISION AND RECOVERY (OPR)

Lab Name: Vista Analytical Laboratory Extraction Batch: B9L0251-BS1

Contract No.: SAS No.:

Matrix (aqueous/solid/leachate): SOLID OPR Data Filename: 200107D2-3

Ext. Date: Shift: Day Analysis Date: 8-JAN-20 Time: 00:07:13

ALL CONCENTRATIONS REPORTED ON THIS FORM ARE CONCENTRATIONS IN EXTRACT.

NATIVE ANALYTES	SPIKE CONC. (ng/mL)	CONC. FOUND (ng/mL)	OPR CONC. LIMITS (1) (ng/mL)
2,3,7,8-TCDD	10	10.9	6.7 - 15.8 7.3 - 14.6 (2)
1,2,3,7,8-PeCDD	50	55.4	35.0 - 71.0
1,2,3,4,7,8-HxCDD	50	53.8	35.0 - 82.0
1,2,3,6,7,8-HxCDD	50	52.8	38.0 - 67.0
1,2,3,7,8,9-HxCDD	50	54.0	32.0 - 81.0
1,2,3,4,6,7,8-HpCDD	50	53.0	35.0 - 70.0
OCDD	100	106	78.0 - 144.0
2,3,7,8-TCDF	10	9.91	7.5 - 15.8 8.0 - 14.7 (2)
1,2,3,7,8-PeCDF	50	54.6	40.0 - 67.0
2,3,4,7,8-PeCDF	50	53.4	34.0 - 80.0
1,2,3,4,7,8-HxCDF	50	49.5	36.0 - 67.0
1,2,3,6,7,8-HxCDF	50	49.0	42.0 - 65.0
2,3,4,6,7,8-HxCDF	50	51.4	35.0 - 78.0
1,2,3,7,8,9-HxCDF	50	49.6	39.0 - 65.0
1,2,3,4,6,7,8-HpCDF	50	48.1	41.0 - 61.0
1,2,3,4,7,8,9-HpCDF	50	47.0	39.0 - 69.0
OCDF	100	99.0	63.0 - 170.0

(1) Contract-required concentration limits for OPR
as specified in Table 6, Method 1613. 10/94

(2) Contract-required concentration limits for OPR
as specified in Table 6a, Method 1613. 10/94

Analyst: DB

Date: 1/8/20

FORM 8B
PCDD/PCDF ONGOING PRECISION AND RECOVERY (OPR)

Lab Name: Vista Analytical Laboratory Extraction Batch: B9L0251-BS1

Contract No.: SAS No.:

Matrix (aqueous/solid/leachate): SOLID OPR Data Filename: 200107D2-3

Ext. Date: Shift: Day Analysis Date: 8-JAN-20 Time: 00:07:13

ALL CONCENTRATIONS REPORTED ON THIS FORM ARE CONCENTRATIONS IN EXTRACT.

LABELLED COMPOUNDS	SPIKE CONC. (ng/mL)	CONC. FOUND (ng/mL)	OPR CONC. LIMITS (1) (ng/mL)
13C-2,3,7,8-TCDD	100	102	20.0 - 175.0 25.0 - 141.0 (2)
13C-1,2,3,7,8-PeCDD	100	96.3	21.0 - 227.0
13C-1,2,3,4,7,8-HxCDD	100	94.2	21.0 - 193.0
13C-1,2,3,6,7,8-HxCDD	100	85.2	25.0 - 163.0
13C-1,2,3,7,8,9-HxCDD	100	87.9	21.0 - 193.0
13C-1,2,3,4,6,7,8-HpCDD	100	95.1	26.0 - 166.0
13C-OCDD	200	177	26.0 - 397.0
13C-2,3,7,8-TCDF	100	96.7	22.0 - 152.0 26.0 - 126.0 (2)
13C-1,2,3,7,8-PeCDF	100	96.9	21.0 - 192.0
13C-2,3,4,7,8-PeCDF	100	93.8	13.0 - 328.0
13C-1,2,3,4,7,8-HxCDF	100	110	19.0 - 202.0
13C-1,2,3,6,7,8-HxCDF	100	101	21.0 - 159.0
13C-2,3,4,6,7,8-HxCDF	100	97.8	22.0 - 176.0
13C-1,2,3,7,8,9-HxCDF	100	105	17.0 - 205.0
13C-1,2,3,4,6,7,8-HpCDF	100	98.3	21.0 - 158.0
13C-1,2,3,4,7,8,9-HpCDF	100	106	20.0 - 186.0
13C-OCDF	200	196	26.0 - 397.0
CLEANUP STANDARD			
37Cl-2,3,7,8-TCDD	40	40.9	12.4 - 76.4

(1) Contract-required concentration limits for OPR
as specified in Table 6, Method 1613. 10/94

(2) Contract-required concentration limits for OPR
as specified in Table 6a, Method 1613. 10/94

Analyst: DB

Date: 1/8/20

Client ID: OPR
Lab ID: B9L0251-BS1

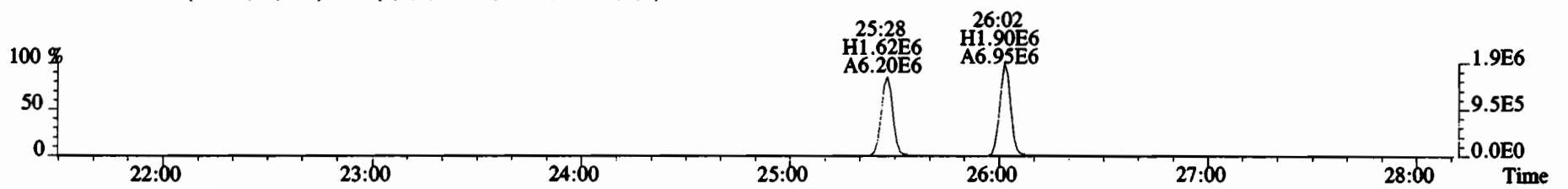
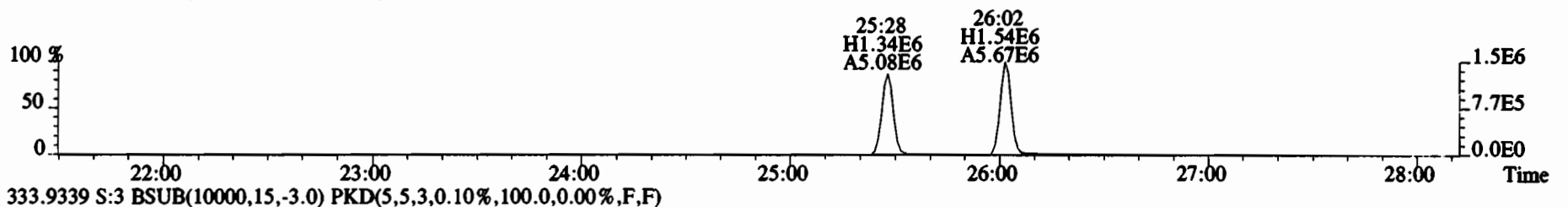
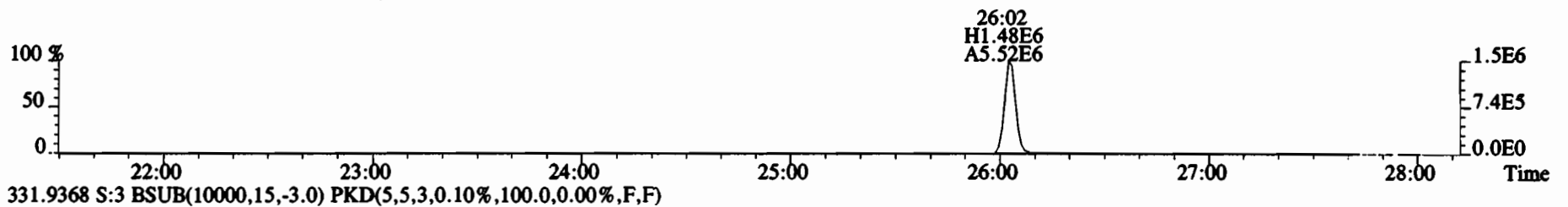
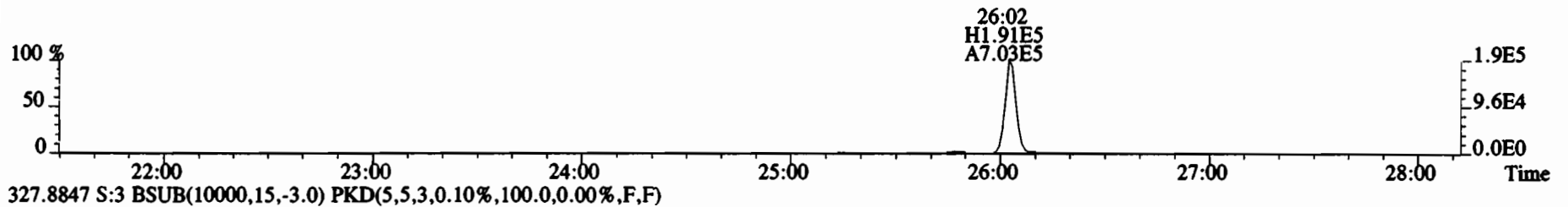
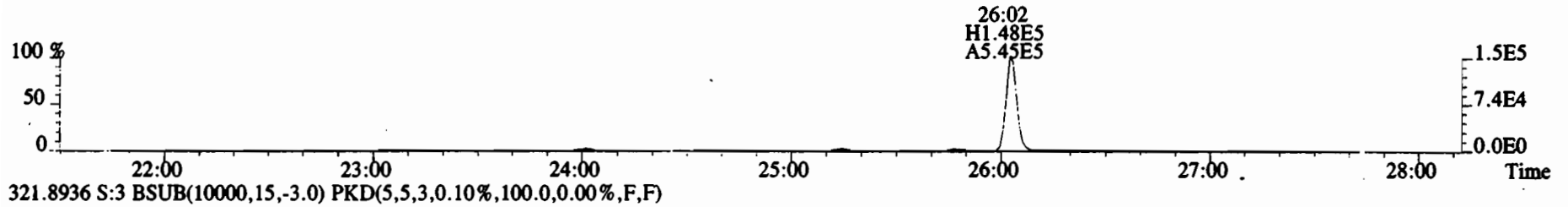
Filename: 200107D2 S:3 Acq: 8-JAN-20 00:07:13
GC Column ID: ZB-5MS ICAL: 1613VG7-10-9-19 wt/vol: 1.000

ConCal: ST200107D2-1
EndCAL: NA

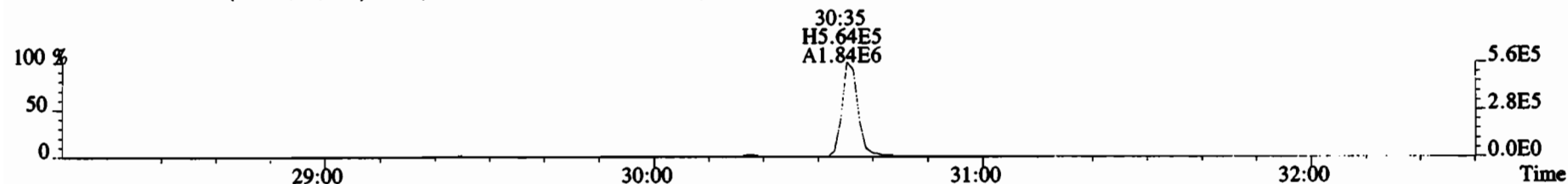
Name	Resp	RA	RRF	RT	Conc	Qual	noise	Fac	DL	Name	Conc	EMPC	Qual	noise	DL
2,3,7,8-TCDD	1.25e+06	0.78 y	0.91	26:03	10.920			* 2.5	*	Total Tetra-Dioxins	11.1	12.0		*	*
1,2,3,7,8-PeCDD	4.79e+06	0.63 y	0.90	30:36	55.406			* 2.5	*	Total Penta-Dioxins	55.4	56.0		*	*
1,2,3,4,7,8-HxCDD	4.78e+06	1.24 y	1.10	33:54	53.785			* 2.5	*	Total Hexa-Dioxins	161	161		*	*
1,2,3,6,7,8-HxCDD	4.81e+06	1.25 y	0.94	34:01	52.776			* 2.5	*	Total Hepta-Dioxins	53.6	54.7		*	*
1,2,3,7,8,9-HxCDD	4.91e+06	1.25 y	0.96	34:18	53.956			* 2.5	*	Total Tetra-Furans	10.2	10.9		*	*
1,2,3,4,6,7,8-HpCDD	4.30e+06	1.04 y	0.98	37:47	52.983			* 2.5	*	Total Penta-Furans	108.41	109.73		*	*
OCDD	6.96e+06	0.90 y	0.96	41:02	106.37			* 2.5	*	Total Hexa-Furans	200	200		*	*
										Total Hepta-Furans	95.2	96.8		*	*
2,3,7,8-TCDF	1.79e+06	0.78 y	0.95	25:16	9.9066			* 2.5	*						
1,2,3,7,8-PeCDF	8.27e+06	1.64 y	0.96	29:25	54.579			* 2.5	*						
2,3,4,7,8-PeCDF	8.20e+06	1.60 y	1.01	30:19	53.382			* 2.5	*						
1,2,3,4,7,8-HxCDF	7.11e+06	1.25 y	1.18	33:01	49.523			* 2.5	*						
1,2,3,6,7,8-HxCDF	7.27e+06	1.21 y	1.07	33:08	48.964			* 2.5	*						
2,3,4,6,7,8-HxCDF	7.12e+06	1.23 y	1.11	33:44	51.383			* 2.5	*						
1,2,3,7,8,9-HxCDF	6.08e+06	1.24 y	1.06	34:41	49.550			* 2.5	*						
1,2,3,4,6,7,8-HpCDF	5.38e+06	1.02 y	1.13	36:31	48.075			* 2.5	*						
1,2,3,4,7,8,9-HpCDF	4.95e+06	1.00 y	1.28	38:19	46.965			* 2.5	*						
OCDF	8.43e+06	0.91 y	0.95	41:16	99.031			* 2.5	*						
IS	13C-2,3,7,8-TCDD	1.26e+07	0.82 y	1.10	26:02	102.11				Rec					
IS	13C-1,2,3,7,8-PeCDD	9.58e+06	0.63 y	0.88	30:35	96.293				102					
IS	13C-1,2,3,4,7,8-HxCDD	8.07e+06	1.26 y	0.64	33:53	94.242				96.3					
IS	13C-1,2,3,6,7,8-HxCDD	9.71e+06	1.26 y	0.86	33:60	85.159				94.2					
IS	13C-1,2,3,7,8,9-HxCDD	9.46e+06	1.23 y	0.81	34:18	87.937				85.2					
IS	13C-1,2,3,4,6,7,8-HpCDD	8.29e+06	1.05 y	0.65	37:46	95.097				87.9					
IS	13C-OCDD	1.36e+07	0.89 y	0.58	41:02	176.56				95.1					
IS	13C-2,3,7,8-TCDF	1.91e+07	0.77 y	1.03	25:15	96.659				88.3					
IS	13C-1,2,3,7,8-PeCDF	1.58e+07	1.60 y	0.85	29:24	96.915				96.7					
IS	13C-2,3,4,7,8-PeCDF	1.51e+07	1.58 y	0.85	30:18	93.844				96.9					
IS	13C-1,2,3,4,7,8-HxCDF	1.22e+07	0.51 y	0.83	33:00	110.08				93.8					
IS	13C-1,2,3,6,7,8-HxCDF	1.39e+07	0.51 y	1.03	33:08	100.78				110					
IS	13C-2,3,4,6,7,8-HxCDF	1.24e+07	0.52 y	0.95	33:43	97.847				101					
IS	13C-1,2,3,7,8,9-HxCDF	1.16e+07	0.51 y	0.83	34:41	104.80				97.8					
IS	13C-1,2,3,4,6,7,8-HpCDF	9.93e+06	0.44 y	0.76	36:31	98.329				105					
IS	13C-1,2,3,4,7,8,9-HpCDF	8.23e+06	0.44 y	0.58	38:18	106.25				98.3					
IS	13C-OCDF	1.80e+07	0.90 y	0.69	41:15	195.59				106					
C/Up	37C1-2,3,7,8-TCDD	5.52e+06		1.20	26:03	40.864				97.8					
RS/RT	13C-1,2,3,4-TCDD	1.13e+07	0.82 y	1.00	25:28	100.00				102					
RS	13C-1,2,3,4-TCDF	1.90e+07	0.80 y	1.00	24:01	100.00									
RS/RT	13C-1,2,3,4,6,9-RxCDF	1.33e+07	0.51 y	1.00	33:25	100.00									

Integrations
by DB
Analyst: DB
Date: 1/8/20
Reviewed
by CT
Analyst: CT
Date: 01/09/2020

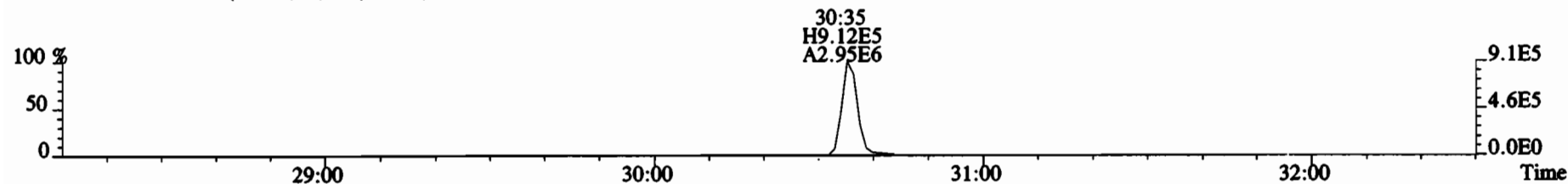
File:200107D2 #1-492 Acq: 8-JAN-2020 00:07:13 GC EI+ Voltage SIR Autospec-UltimaE
Sample#3 File Text:Vista_Analytical_Laboratory_VG7 Text:B9L0251-BS1 OPR 10 Exp:OCDD_DB5
319.8965 S:3 BSUB(10000,15,-3.0) PKD(5,5,3,0.10%,100.0,0.00%,F,F)



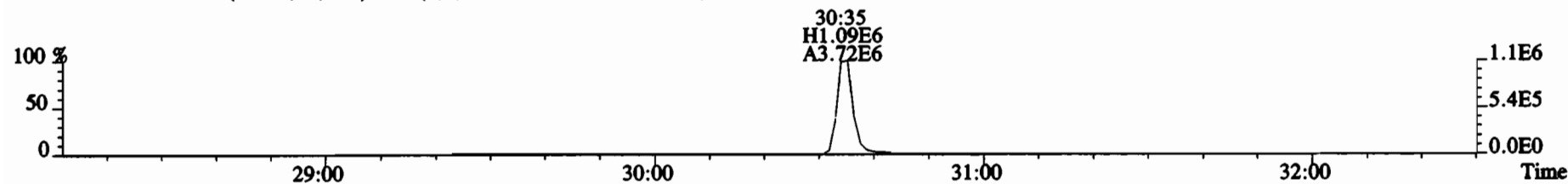
File:200107D2 #1-210 Acq: 8-JAN-2020 00:07:13 GC EI+ Voltage SIR Autospec-UltimaE
Sample#3 File Text:Vista_Analytical_Laboratory_VG7 Text:B9L0251-BS1 OPR 10 Exp:OCDD_DB5
353.8576 S:3 F:2 BSUB(10000,15,-3.0) PKD(5,5,3,0.10%,100.0,0.00%,F,F)



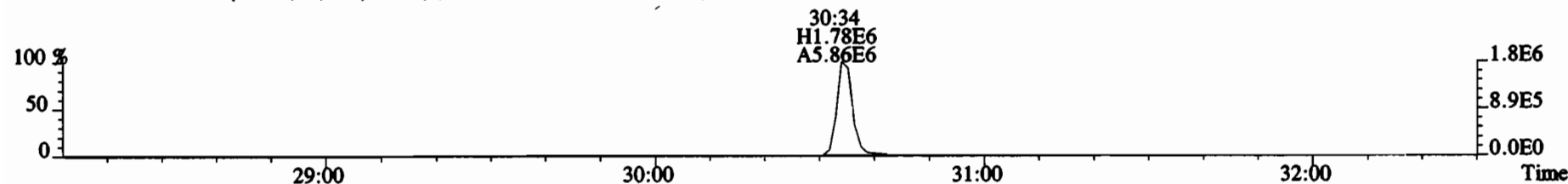
355.8546 S:3 F:2 BSUB(10000,15,-3.0) PKD(5,5,3,0.10%,100.0,0.00%,F,F)



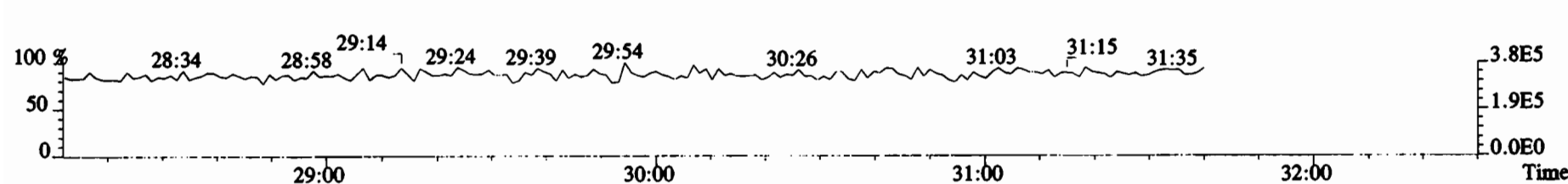
365.8978 S:3 F:2 BSUB(10000,15,-3.0) PKD(5,5,3,0.10%,100.0,0.00%,F,F)



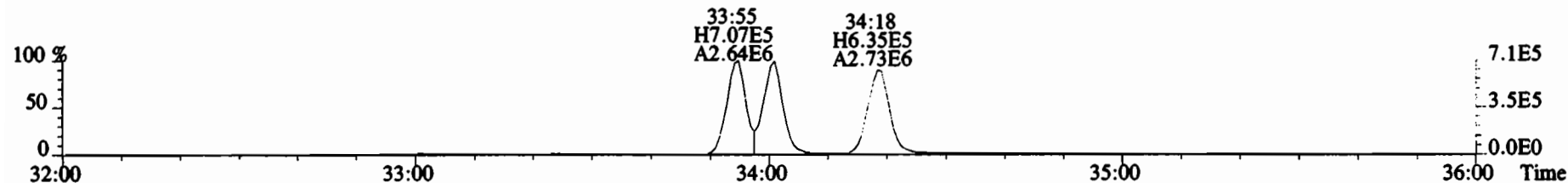
367.8949 S:3 F:2 BSUB(10000,15,-3.0) PKD(5,5,3,0.10%,100.0,0.00%,F,F)



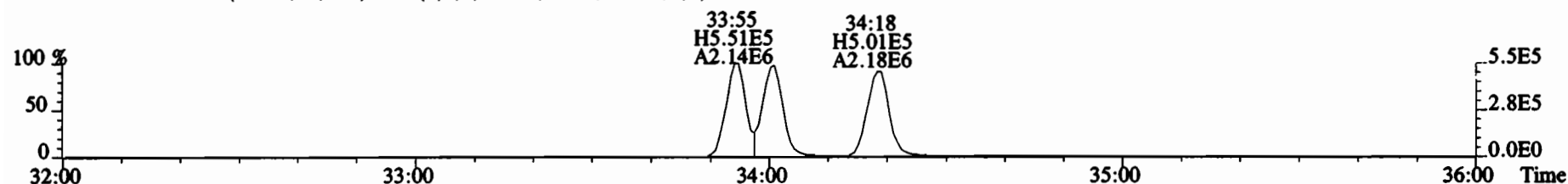
366.9792 S:3 F:2



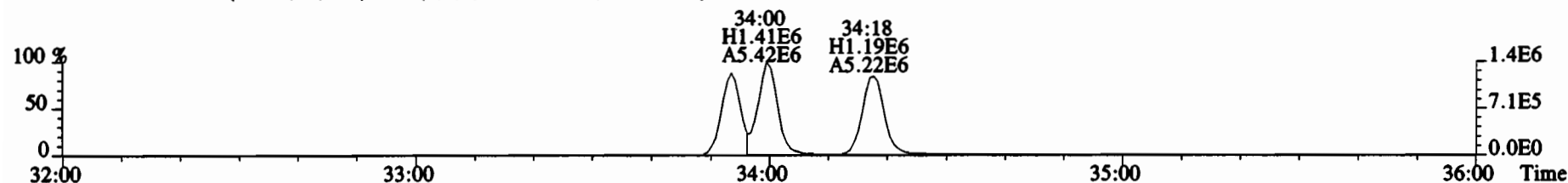
File:200107D2 #1-386 Acq: 8-JAN-2020 00:07:13 GC EI+ Voltage SIR Autospec-UltimaE
 Sample#3 File Text:Vista Analytical Laboratory VG7 Text:B9L0251-BS1 OPR 10 Exp:OCDD_DB5
 389.8156 S:3 F:3 BSUB(10000,15,-3.0) PKD(5,5,3,0.10%,100.0,0.00%,F,F)



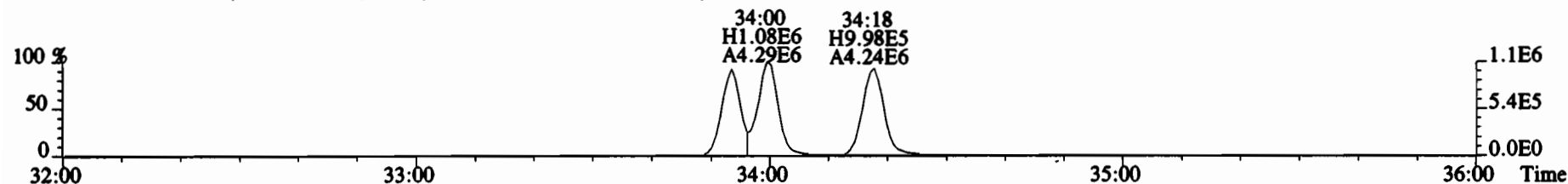
391.8127 S:3 F:3 BSUB(10000,15,-3.0) PKD(5,5,3,0.10%,100.0,0.00%,F,F)



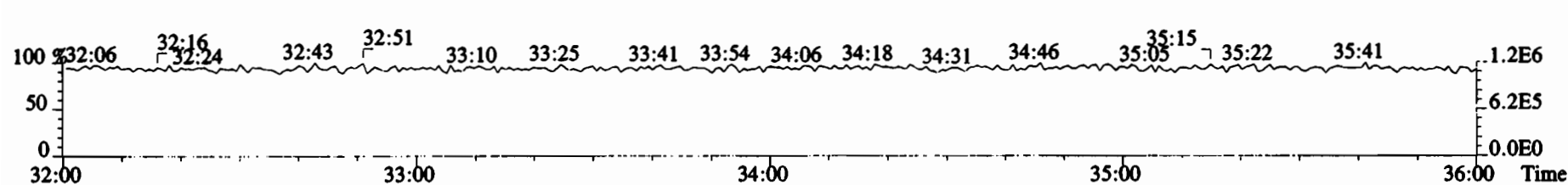
401.8559 S:3 F:3 BSUB(10000,15,-3.0) PKD(5,5,3,0.10%,100.0,0.00%,F,F)



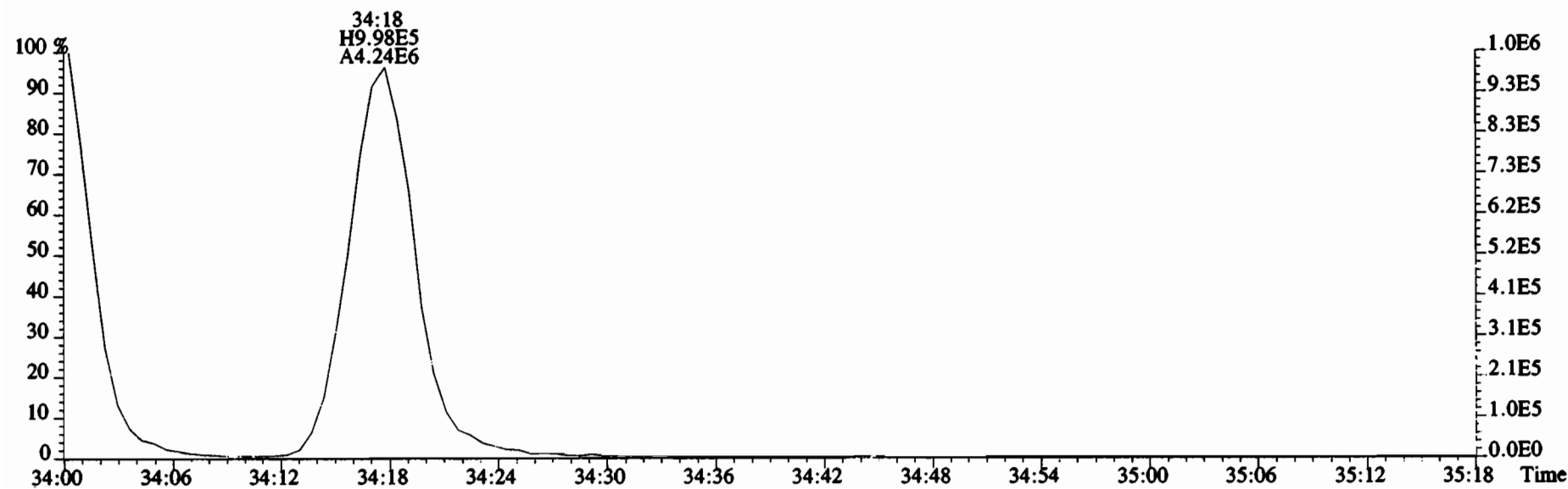
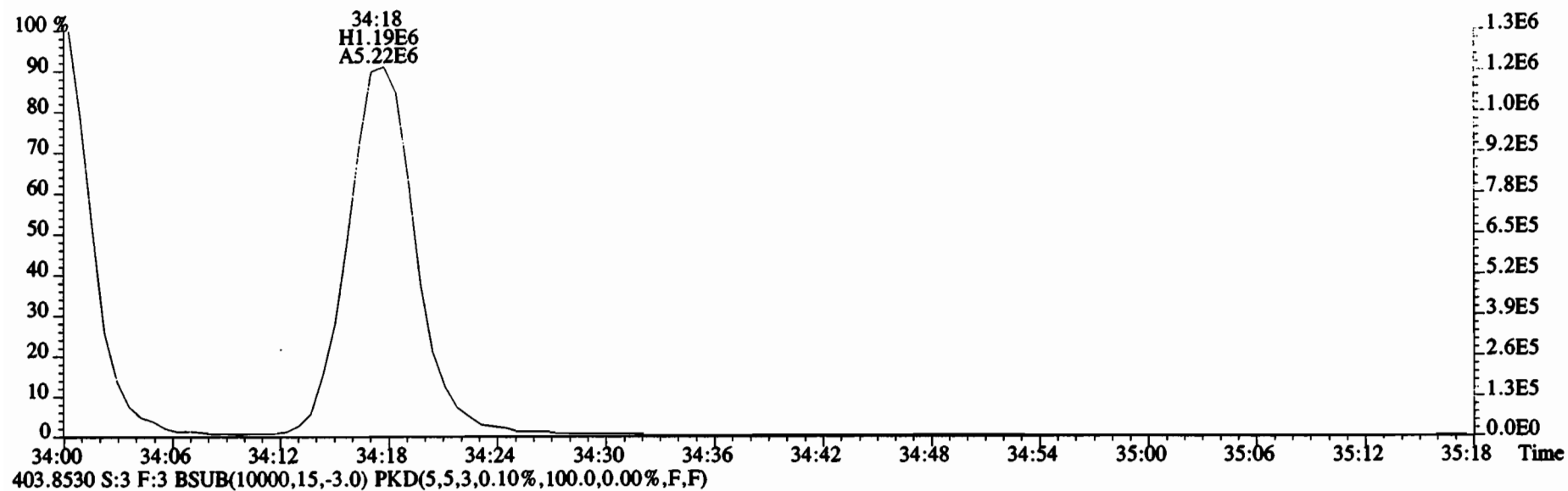
403.8530 S:3 F:3 BSUB(10000,15,-3.0) PKD(5,5,3,0.10%,100.0,0.00%,F,F)



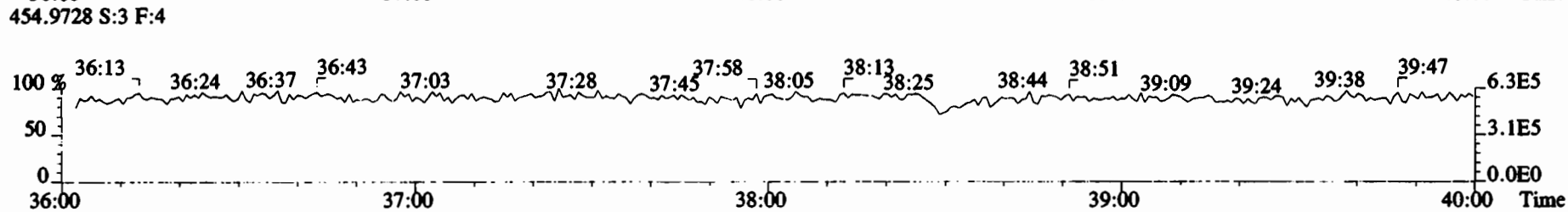
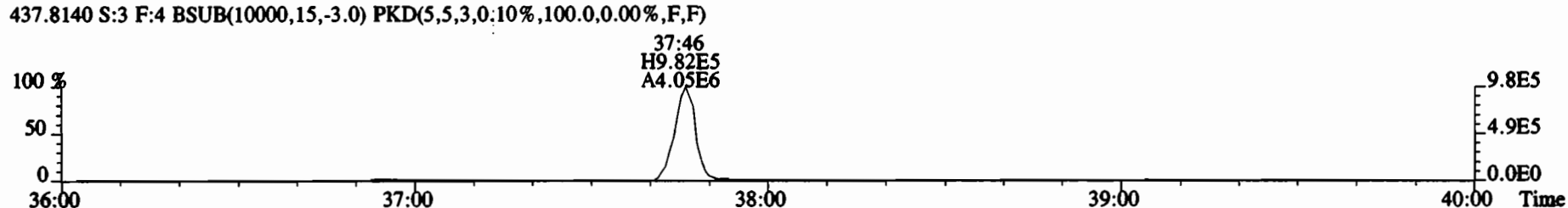
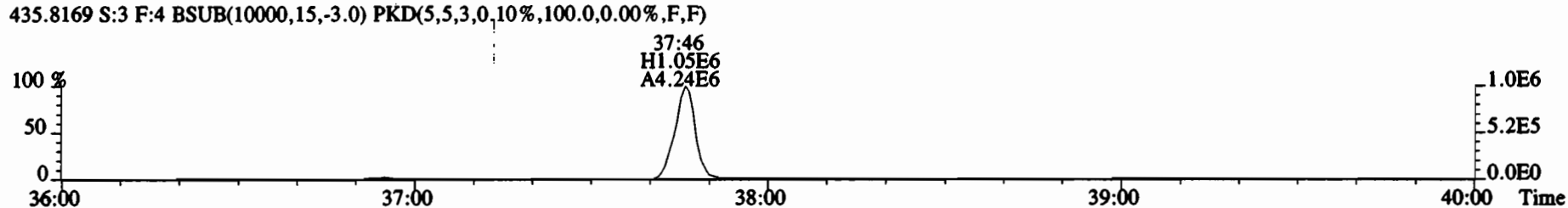
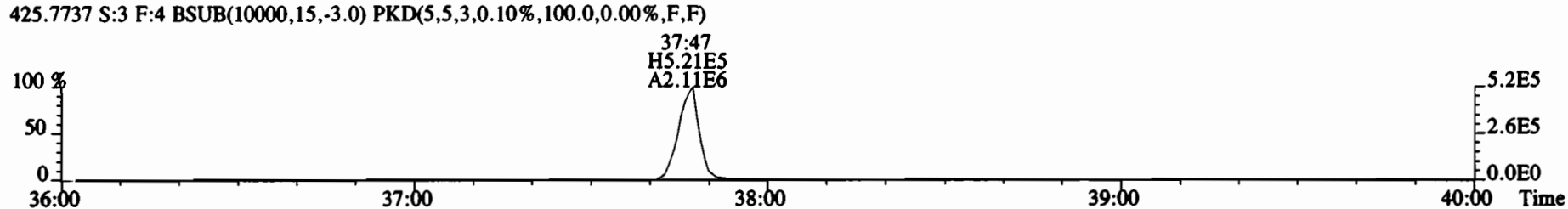
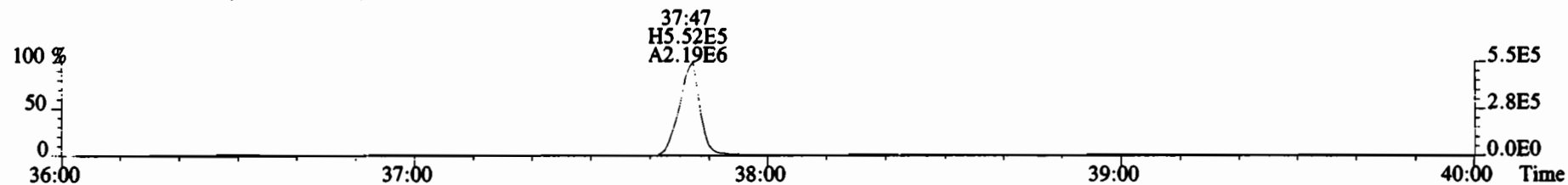
392.9760 S:3 F:3



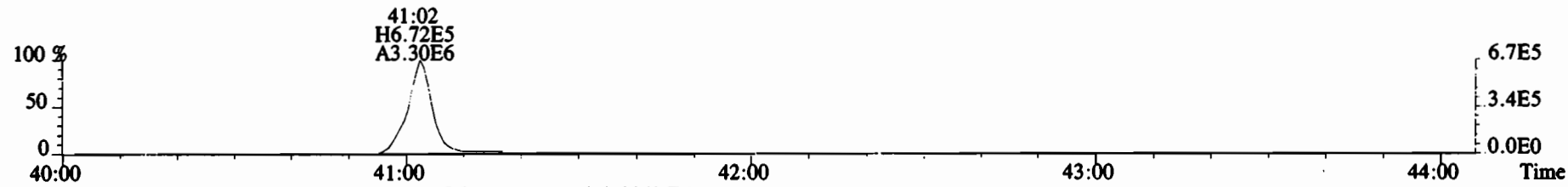
File:200107D2 #1-386 Acq: 8-JAN-2020 00:07:13 GC EI+ Voltage SIR Autospec-UltimaE
Sample#3 File Text: Vista Analytical Laboratory VG7 Text: B9L0251-BS1 OPR 10 Exp: OCDD_DB5
401.8559 S:3 F:3 BSUB(10000,15,-3.0) PKD(5,5,3,0.10%,100.0,0.00%,F,F)



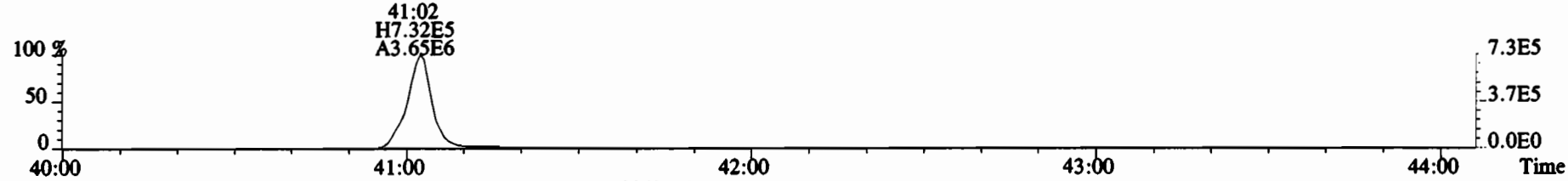
File:200107D2 #1-355 Acq: 8-JAN-2020 00:07:13 GC EI+ Voltage SIR Autospec-UltimaE
Sample#3 File Text:Vista Analytical Laboratory VG7 Text:B9L0251-BS1 OPR 10 Exp:OCDD_DB5
423.7767 S:3 F:4 BSUB(10000,15,-3.0) PKD(5,5,3,0.10%,100.0,0.00%,F,F)



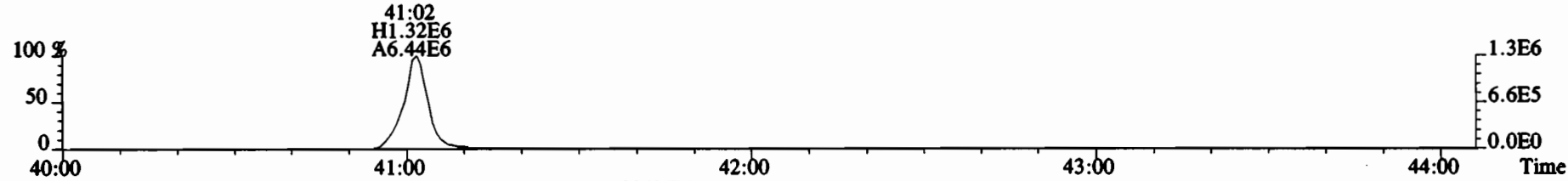
File:200107D2 #1-432 Acq: 8-JAN-2020 00:07:13 GC EI+ Voltage SIR Autospec-UltimaE
Sample#3 File Text:Vista_Analytical_Laboratory_VG7 Text:B9L0251-BS1 OPR 10 Exp:OCDD_DB5
457.7377 S:3 F:5 BSUB(10000,15,-3.0) PKD(5,5,3,0.10%,100.0,0.00%,F,F)



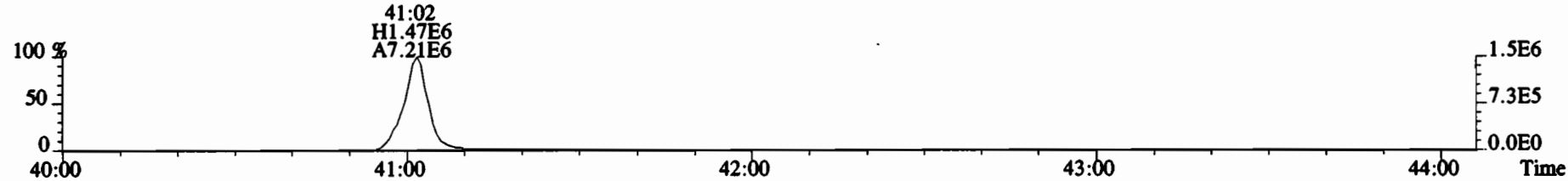
459.7348 S:3 F:5 BSUB(10000,15,-3.0) PKD(5,5,3,0.10%,100.0,0.00%,F,F)



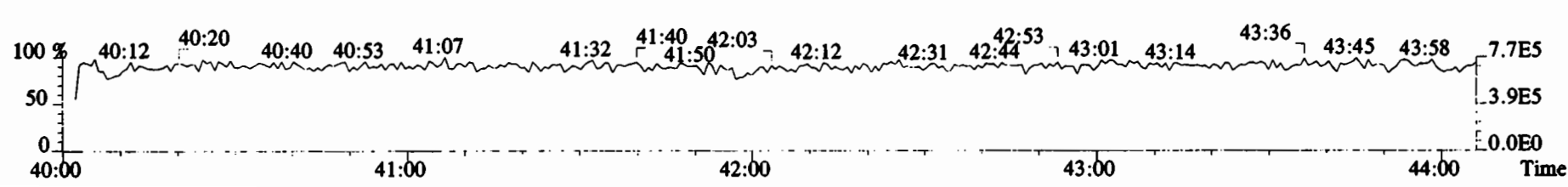
469.7780 S:3 F:5 BSUB(10000,15,-3.0) PKD(5,5,3,0.10%,100.0,0.00%,F,F)



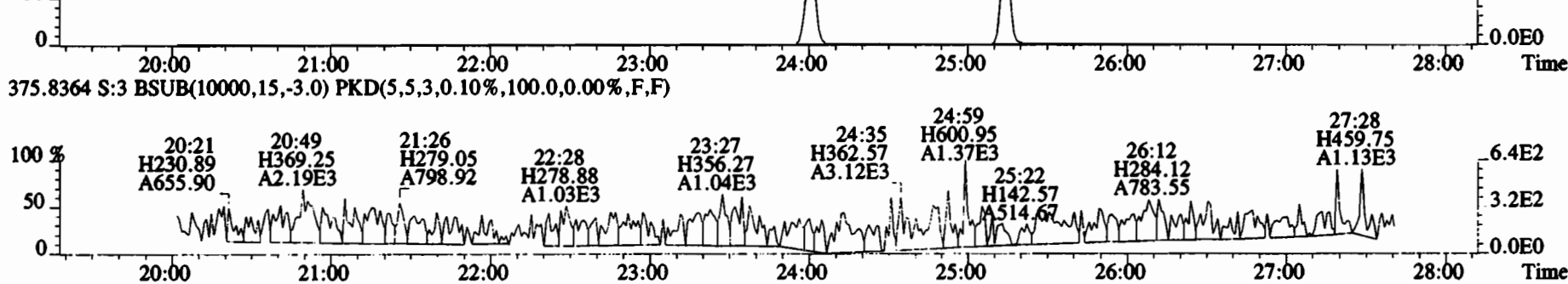
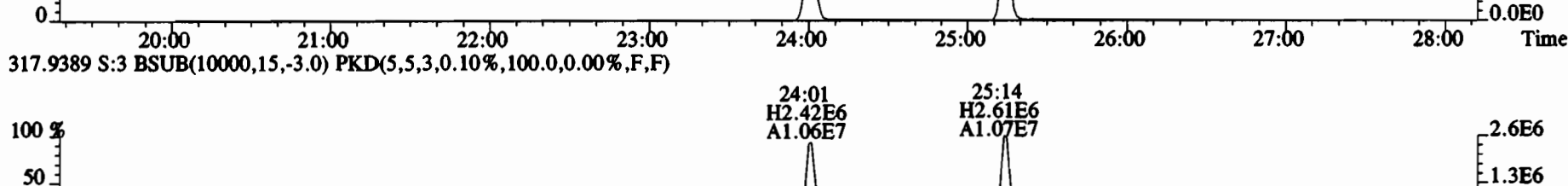
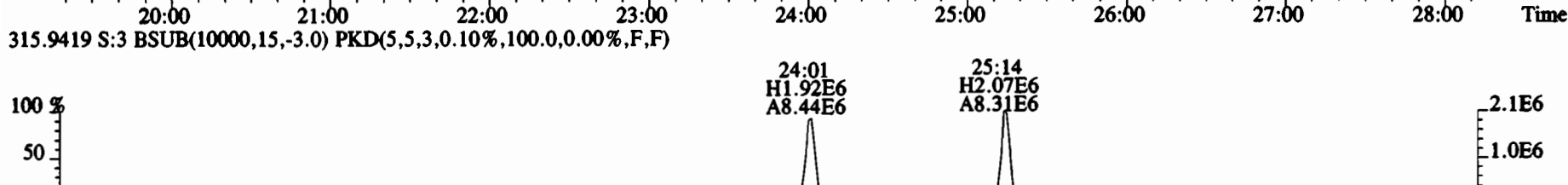
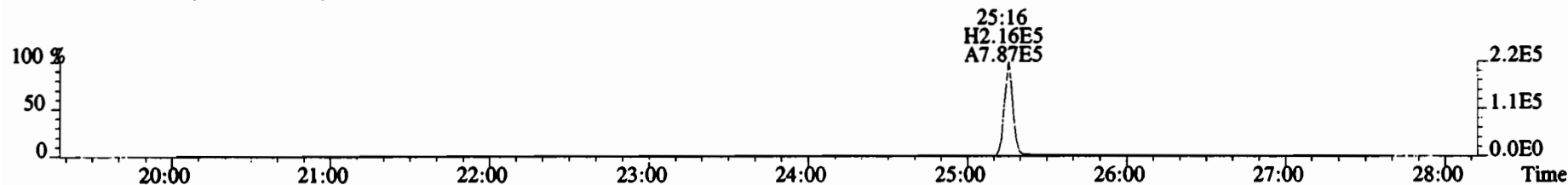
471.7750 S:3 F:5 BSUB(10000,15,-3.0) PKD(5,5,3,0.10%,100.0,0.00%,F,F)



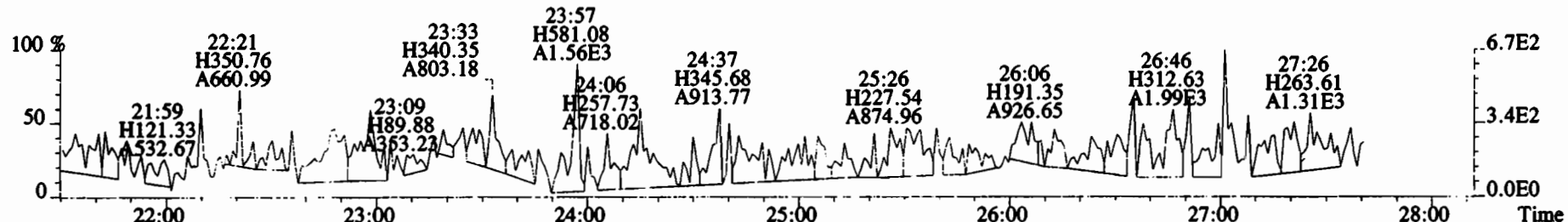
454.9728 S:3 F:5



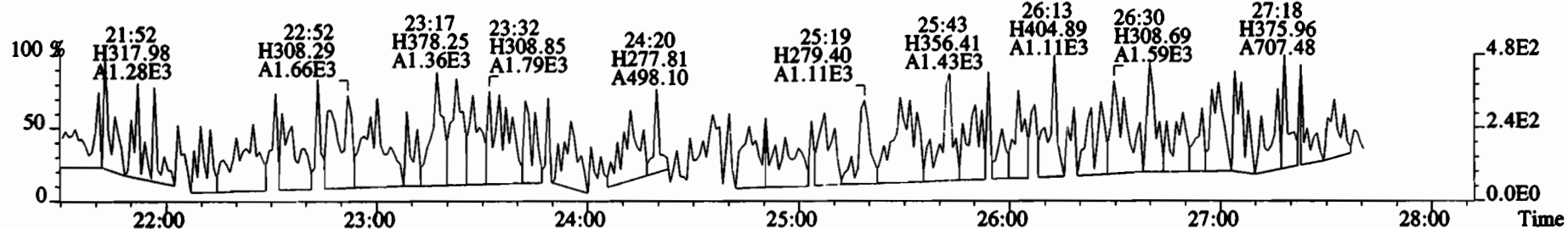
File:200107D2 #1-492 Acq: 8-JAN-2020 00:07:13 GC EI+ Voltage SIR Autospec-UltimaE
 Sample#3 File Text:Vista Analytical Laboratory_VG7 Text:B9L0251-BS1 OPR 10 Exp:OCDD_DB5
 303.9016 S:3 BSUB(10000,15,-3.0) PKD(5,5,3,0.10%,100.0,0.00%,F,F)



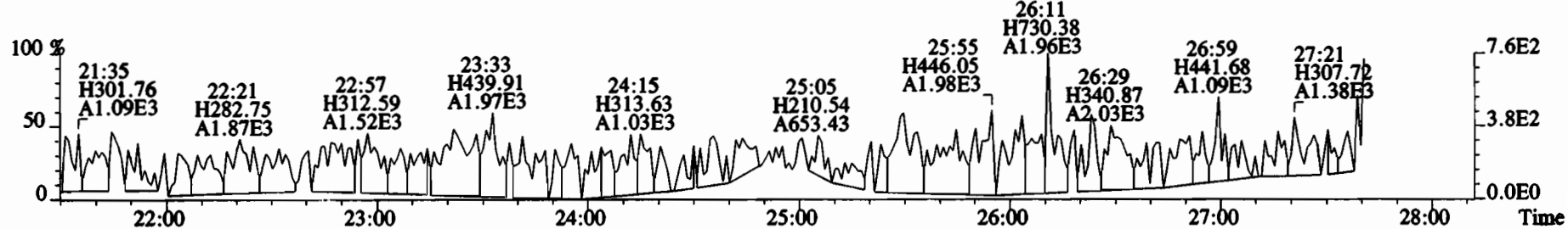
File:200107D2 #1-492 Acq: 8-JAN-2020 00:07:13 GC EI+ Voltage SIR Autospec-UltimaE
 Sample#3 File Text:Vista Analytical Laboratory VG7 Text:B9L0251-BS1 OPR 10 Exp:OCDD_DB5
 339.8597 S:3 BSUB(10000,15,-3.0) PKD(5,5,3,0.10%,100.0,0.00%,F,F)



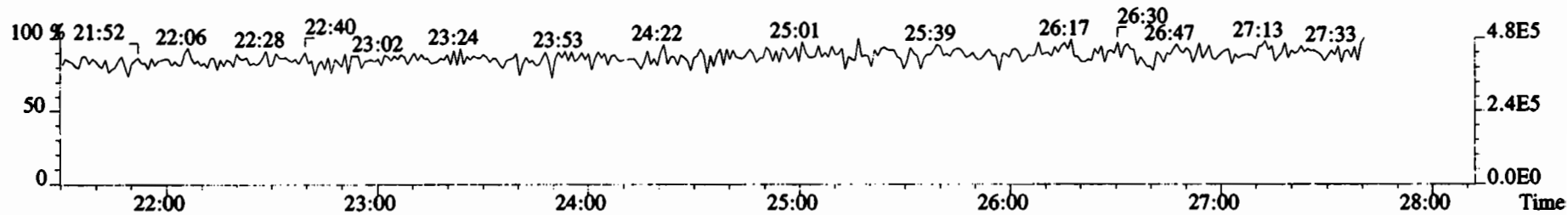
341.8568 S:3 BSUB(10000,15,-3.0) PKD(5,5,3,0.10%,100.0,0.00%,F,F)



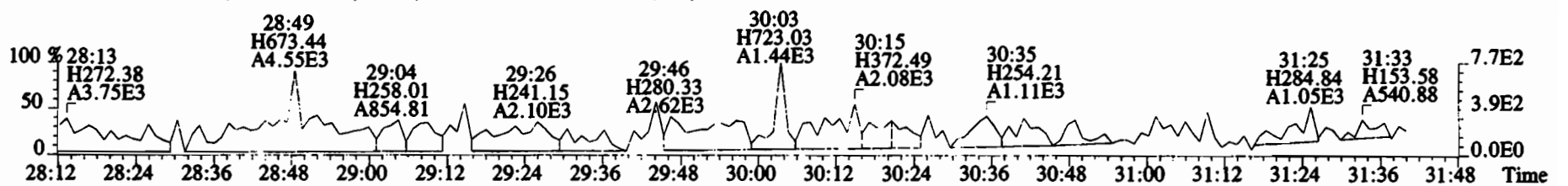
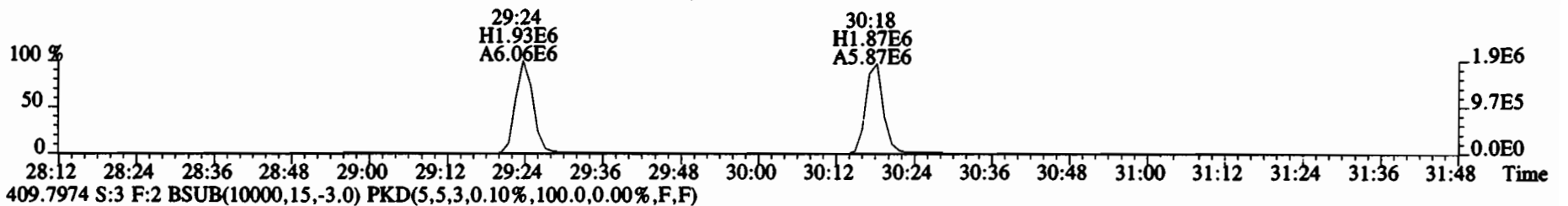
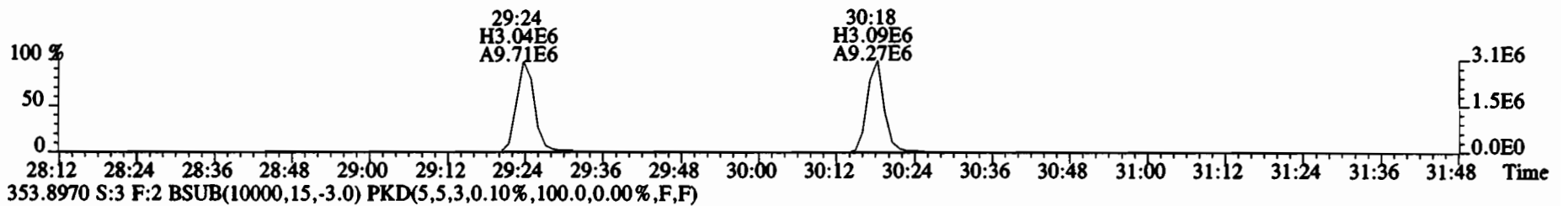
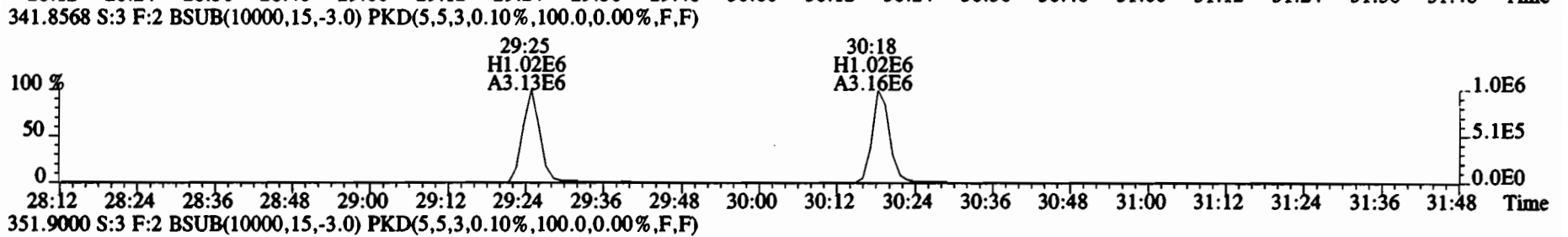
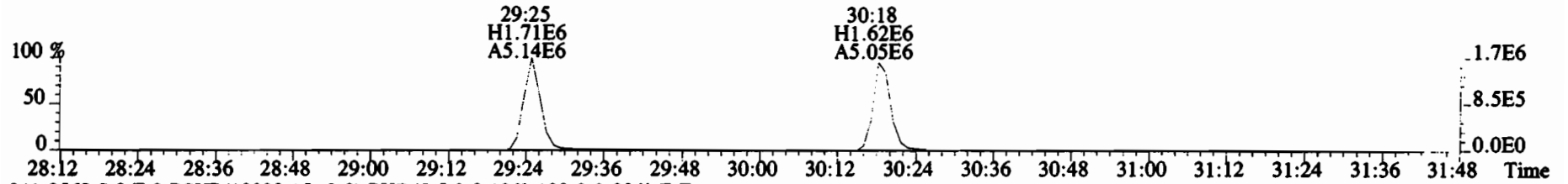
409.7974 S:3 BSUB(10000,15,-3.0) PKD(5,5,3,0.10%,100.0,0.00%,F,F)



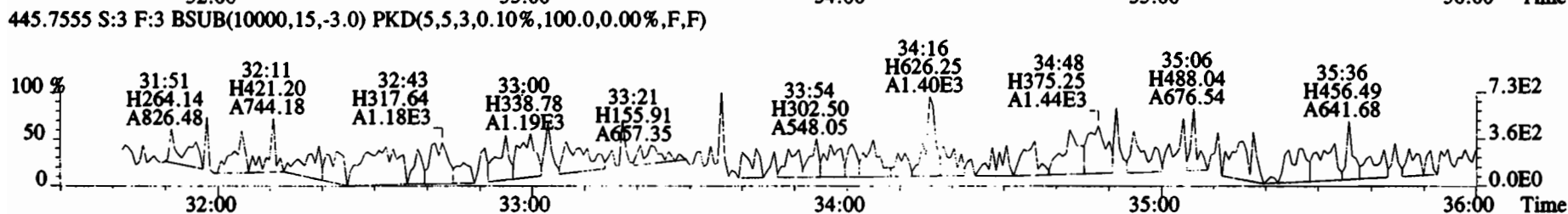
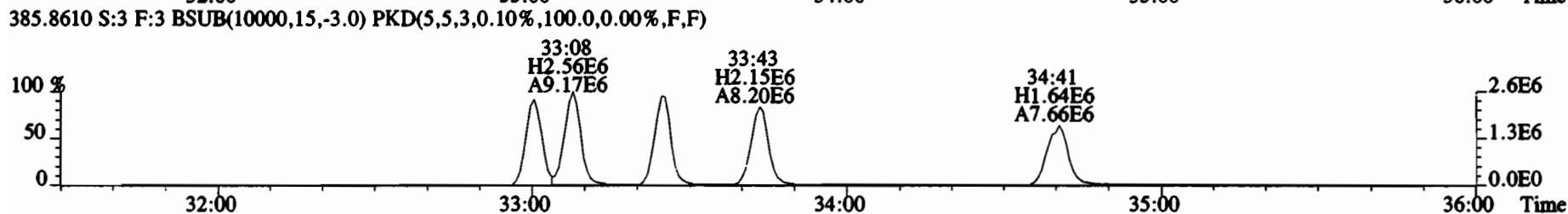
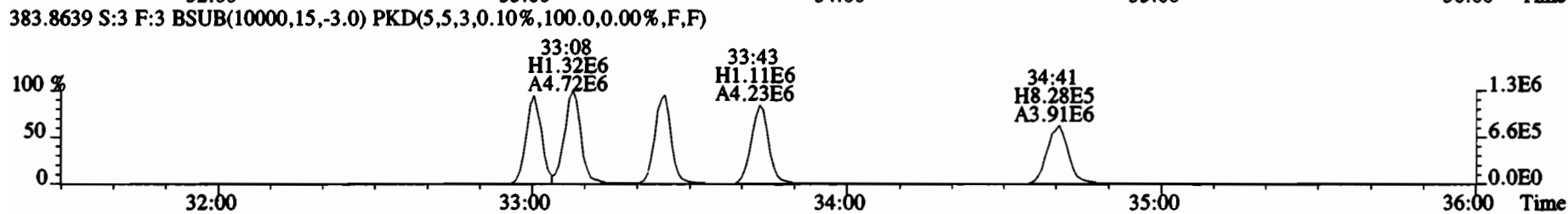
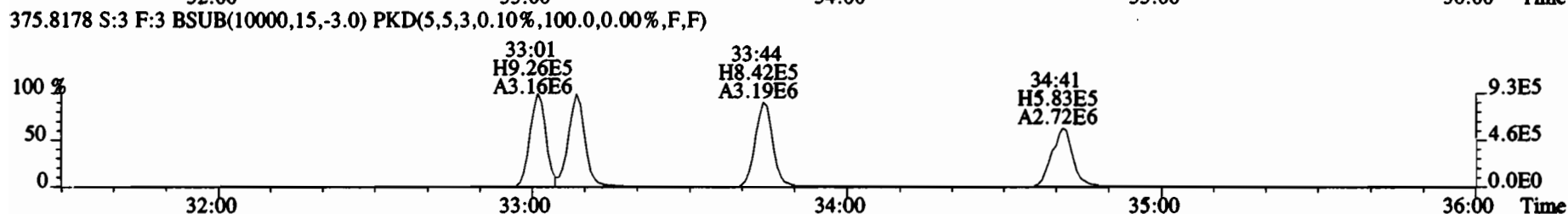
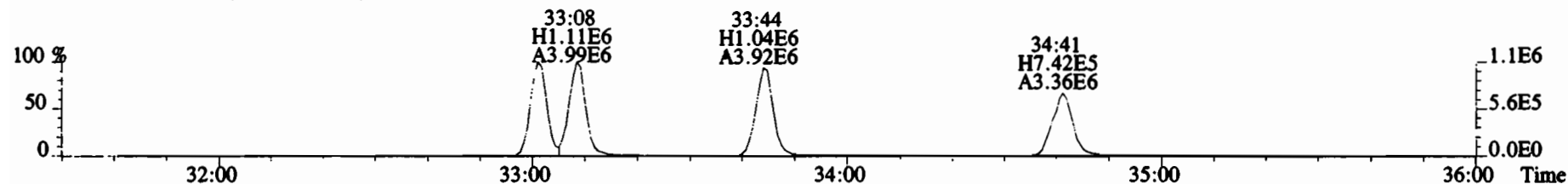
316.9824 S:3



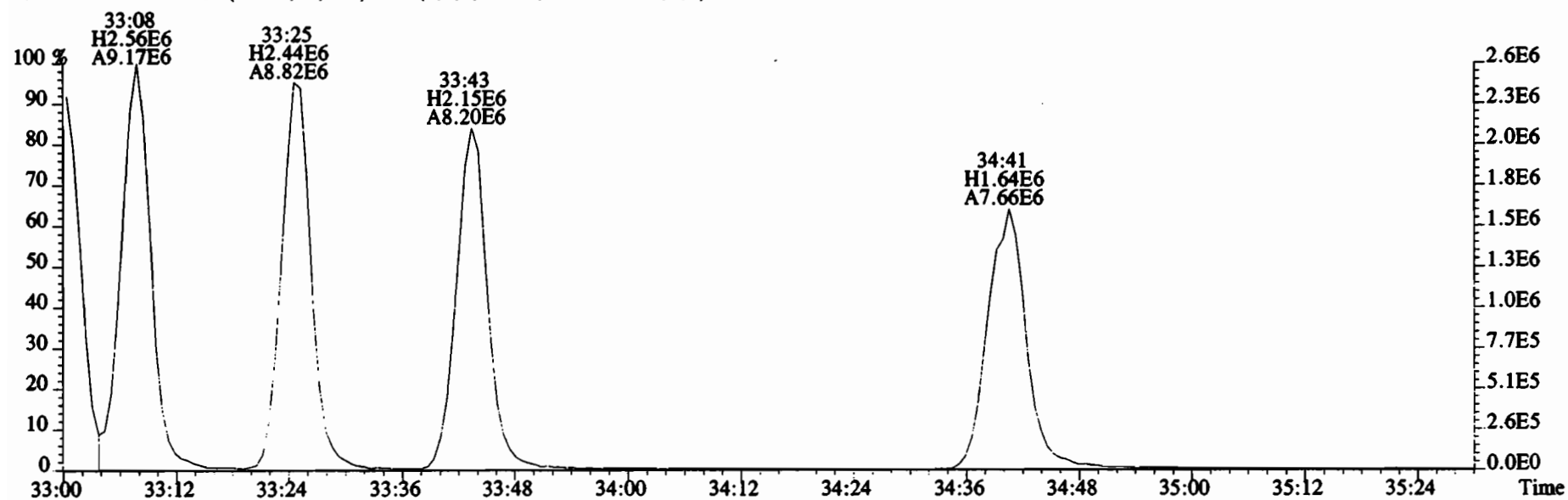
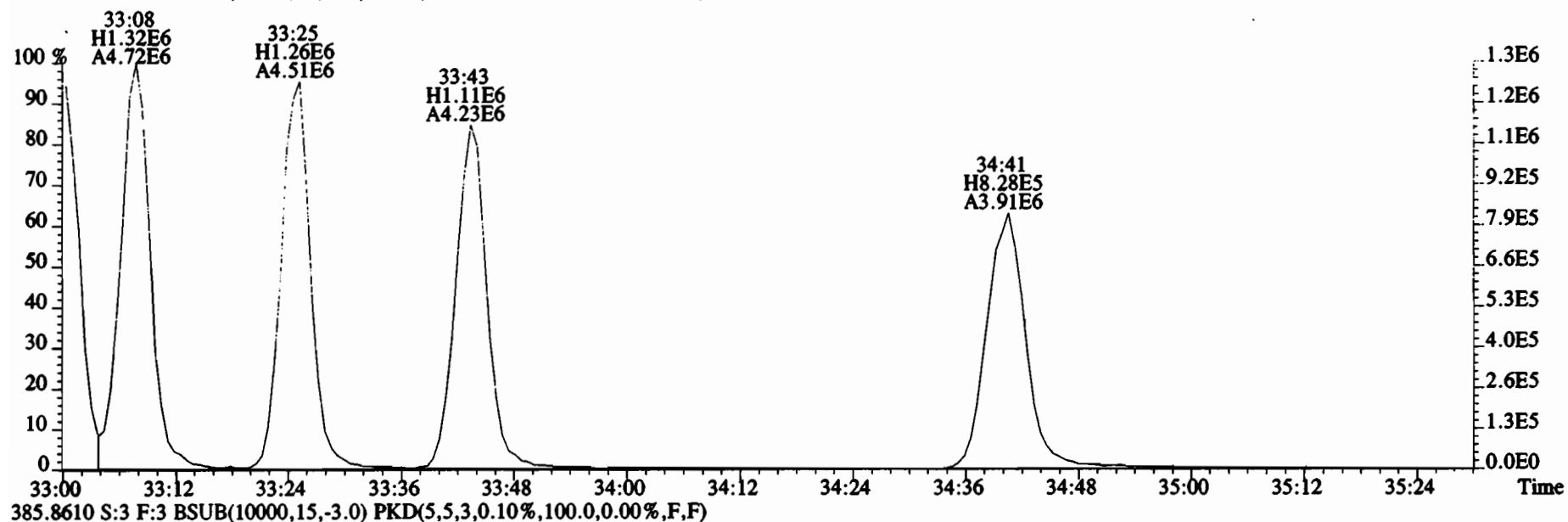
File:200107D2 #1-210 Acq: 8-JAN-2020 00:07:13 GC EI+ Voltage SIR Autospec-UltimaE
 Sample#3 File Text:Vista_Analytical_Laboratory_VG7 Text:B9L0251-BS1 OPR 10 Exp:OCDD_DB5
 339.8597 S:3 F:2 BSUB(10000,15,-3.0) PKD(5,5,3,0.10%,100.0,0.00%,F,F)



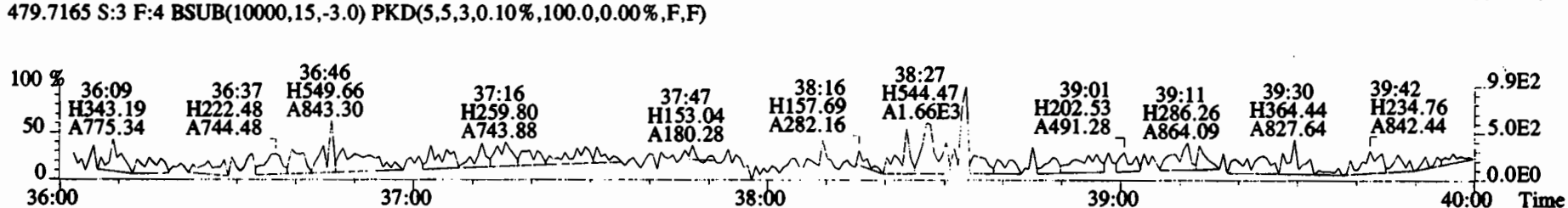
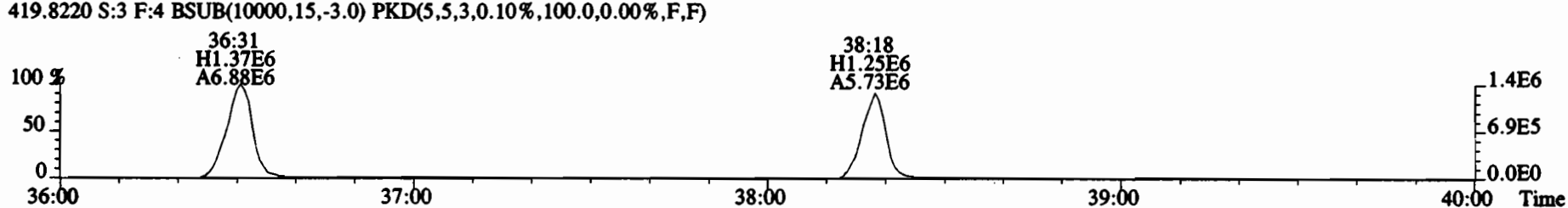
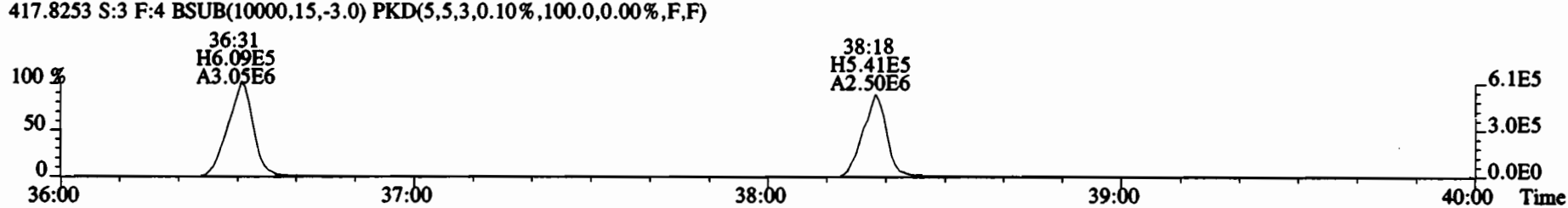
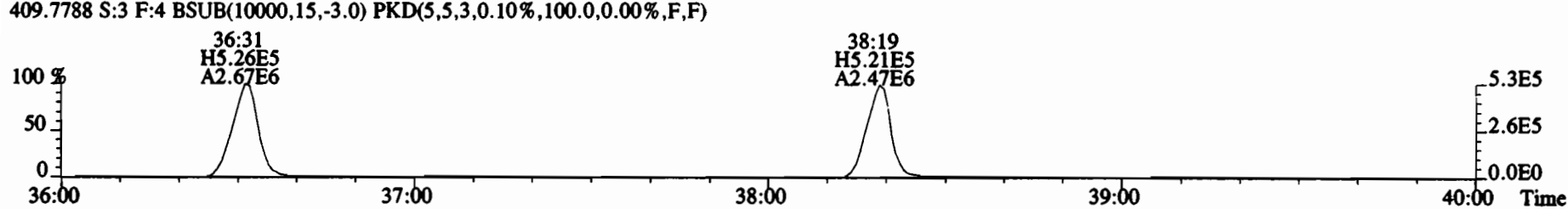
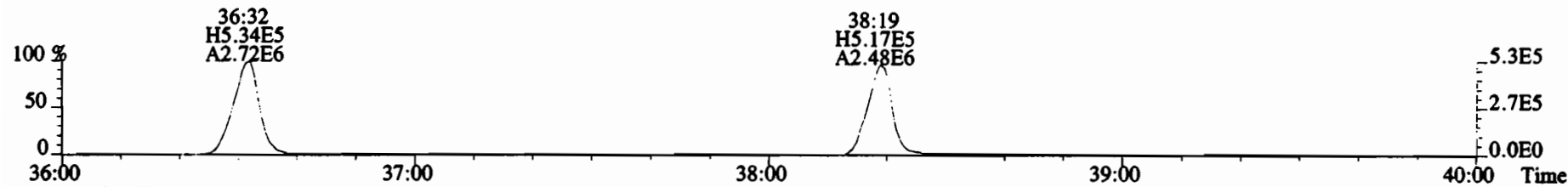
File:200107D2 #1-386 Acq: 8-JAN-2020 00:07:13 GC EI+ Voltage SIR Autospec-UltimaE
 Sample#3 File Text:Vista Analytical Laboratory_VG7 Text:B9L0251-BS1 OPR 10 Exp:OCDD_DB5
 373.8207 S:3 F:3 BSUB(10000,15,-3.0) PKD(5,5,3,0.10%,100.0,0.00%,F,F)



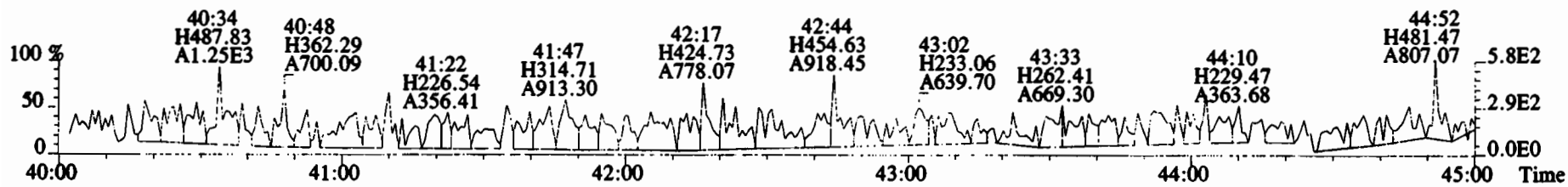
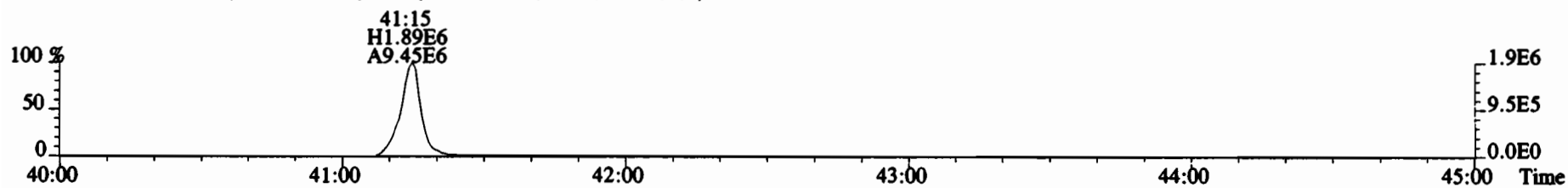
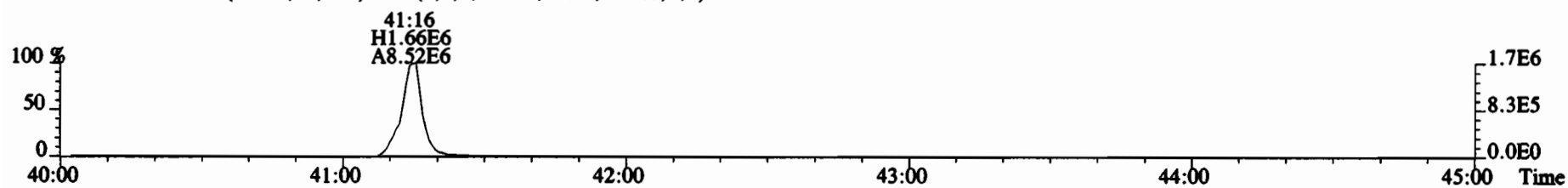
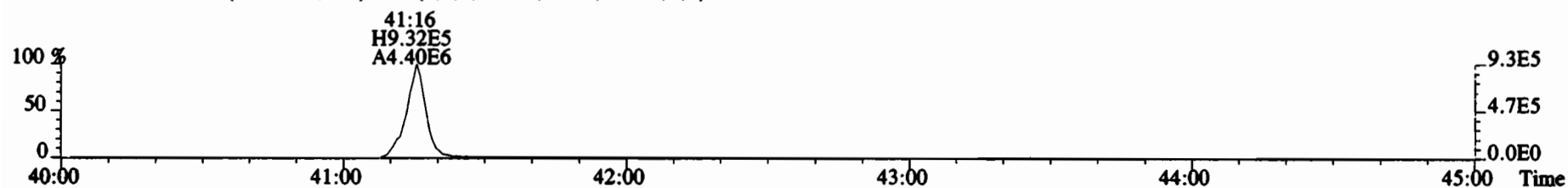
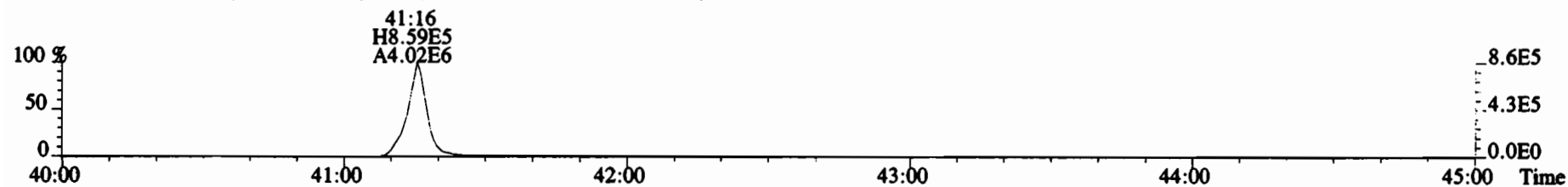
File:200107D2 #1-386 Acq: 8-JAN-2020 00:07:13 GC EI+ Voltage SIR Autospec-UltimaE
Sample#3 File Text:Vista Analytical Laboratory VG7 Text:B9L0251-BS1 OPR 10 Exp:OCDD_DB5
383.8639 S:3 F:3 BSUB(10000,15,-3.0) PKD(5,5,3,0.10%,100.0,0.00%,F,F)



File:200107D2 #1-355 Acq: 8-JAN-2020 00:07:13 GC EI+ Voltage SIR Autospec-UltimaE
 Sample#3 File Text:Vista_Analytical_Laboratory_VG7 Text:B9L0251-BS1 OPR 10 Exp:OCDD_DB5
 407.7818 S:3 F:4 BSUB(10000,15,-3.0) PKD(5,5,3,0.10%,100.0,0.00%,F,F)



File:200107D2 #1-432 Acq: 8-JAN-2020 00:07:13 GC EI+ Voltage SIR Autospec-UltimaE
Sample#3 File Text: Vista_Analytical_Laboratory_VG7 Text:B9L0251-BS1 OPR 10 Exp:OCDD_DB5
441.7428 S:3 F:5 BSUB(10000,15,-3.0) PKD(5,5,3,0.10%,100.0,0.00%,F,F)



Dataset: U:\VG11.PRO\Results\191214K3\191214K3-14.qld

Last Altered: Thursday, December 26, 2019 16:39:14 Pacific Standard Time

Printed: Thursday, December 26, 2019 17:28:46 Pacific Standard Time

EL 12/26/19

G1 12/27/19

Method: U:\VG11.PRO\MethDB\1613_rrt-12-7-19.mdb 08 Dec 2019 15:38:47

Calibration: U:\VG11.PRO\CurveDB\db5_1613vg11-5-7-19.cdb 08 May 2019 06:55:45

Name: 191214K3_14, Date: 15-Dec-2019, Time: 16:59:27, ID: 1903742-01 PDI-059SC-A-13-14-191016 13.92, Description: PDI-059SC-A-13-14-191016

Peak	Name	Abs	Reop	FA	WV	RBF	UL/Vol	Pred_RT	RT	Area	RT	RT	Check	Area	Area	Area
1	2,3,7,8-TCDD					0.925	10.055	26.15		1.00			YES			0.104
2	1,2,3,7,8-PeCDD					0.905	10.055	31.27		1.00			YES			0.217
3	1,2,3,4,7,8-HxCDD					1.07	10.055	34.58		1.00			YES			0.197
4	1,2,3,6,7,8-HxCDD					0.967	10.055	34.68		1.00			YES			0.212
5	1,2,3,7,8,9-HxCDD					0.978	10.055	34.98		1.00			YES			0.252
6	1,2,3,4,6,7,8-HpCDD					1.04	10.055	38.43		1.00			YES			0.258
7	OCDD	449.408	0.951	NO		0.972	10.055	41.62	41.63	1.00	1.00		NO	0.8807		0.283
8	2,3,7,8-TCDF					0.938	10.055	25.18		1.00			YES			0.0587
9	1,2,3,7,8-PeCDF					0.976	10.055	29.96		1.00			YES			0.0558
10	2,3,4,7,8-PeCDF					1.00	10.055	30.96		1.00			YES			0.0440
11	1,2,3,4,7,8-HxCDF					1.24	10.055	33.71		1.00			YES			0.0574
12	1,2,3,6,7,8-HxCDF					1.10	10.055	33.85		1.00			YES			0.0558
13	2,3,4,6,7,8-HxCDF					1.18	10.055	34.43		1.00			YES			0.0622
14	1,2,3,7,8,9-HxCDF					1.07	10.055	35.28		1.00			YES			0.0865
15	1,2,3,4,6,7,8-HpCDF					1.13	10.055	37.04		1.00			YES			0.0526
16	1,2,3,4,7,8,9-HpCDF					1.26	10.055	39.03		1.00			YES			0.0617
17	OCDF					1.10	10.055	41.81		1.00			YES			0.0968
18	13C-2,3,7,8-TCDD	274045.383	0.783	NO		1.05	10.055	26.13	26.12	1.03	1.03		NO	209.0	105	0.541
19	13C-1,2,3,7,8-PeCDD	211261.289	0.632	NO		0.743	10.055	31.14	31.25	1.22	1.23		NO	227.5	114	1.53
20	13C-1,2,3,4,7,8-HxCDD	162197.391	1.351	NO		0.646	10.055	34.57	34.57	1.01	1.01		NO	149.8	75.3	1.07
21	13C-1,2,3,6,7,8-HxCDD	200675.649	1.305	NO		0.777	10.055	34.67	34.68	1.02	1.02		NO	154.2	77.5	0.888
22	13C-1,2,3,7,8,9-HxCDD	168477.711	1.367	NO		0.659	10.055	34.94	34.94	1.02	1.02		NO	152.4	76.6	1.05
23	13C-1,2,3,4,6,7,8-HpCDD	108463.203	1.130	NO		0.534	10.055	38.43	38.42	1.13	1.13		NO	121.2	60.9	1.00
24	13C-OCDD	208904.492	0.890	NO		0.470	10.055	41.61	41.62	1.22	1.22		NO	265.0	66.6	1.42
25	13C-2,3,7,8-TCDF	393468.078	0.763	NO		0.977	10.055	25.21	25.16	0.99	0.99		NO	173.0	87.0	0.399
26	13C-1,2,3,7,8-PeCDF	346489.485	1.507	NO		0.778	10.055	29.85	29.94	1.17	1.18		NO	191.4	96.2	1.15
27	13C-2,3,4,7,8-PeCDF	360442.032	1.589	NO		0.750	10.055	30.86	30.93	1.21	1.22		NO	206.5	104	1.20
28	13C-1,2,3,4,7,8-HxCDF	244385.735	0.528	NO		0.845	10.055	33.71	33.71	0.99	0.99		NO	172.5	86.7	0.969
29	13C-1,2,3,6,7,8-HxCDF	324130.516	0.518	NO		1.03	10.055	33.83	33.83	0.99	0.99		NO	188.4	94.7	0.798
30	13C-2,3,4,6,7,8-HxCDF	269070.000	0.530	NO		0.893	10.055	34.40	34.40	1.01	1.01		NO	179.8	90.4	0.918

Dataset: U:\VG11.PRO\Results\191214K3\191214K3-14.qld

Last Altered: Thursday, December 26, 2019 16:39:14 Pacific Standard Time
Printed: Thursday, December 26, 2019 17:28:46 Pacific Standard Time

Name: 191214K3_14, Date: 15-Dec-2019, Time: 16:59:27, ID: 1903742-01 PDI-059SC-A-13-14-191016 13.92, Description: PDI-059SC-A-13-14-191016

Peak	Name	Abs Resp	RA	Y/N	RBE	LN	Pred RT	RT	Pred RR	RR	Y/N	Conc	Conc	EMPC
31	13C-1,2,3,7,8,9-HxCDF	225567.633	0.523	NO	0.734	10.055	35.30	35.28	1.04	1.03	NO	183.3	92.2	1.12
32	13C-1,2,3,4,6,7,8-HpCDF	160499.844	0.448	NO	0.754	10.055	37.01	37.01	1.09	1.09	NO	127.0	63.8	1.15
33	13C-1,2,3,4,7,8,9-HpCDF	118859.579	0.475	NO	0.539	10.055	39.03	39.03	1.14	1.14	NO	131.6	66.2	1.60
34	13C-OCDF	289780.500	0.952	NO	0.593	10.055	41.82	41.81	1.23	1.23	NO	291.8	73.4	1.13
35	37Cl-2,3,7,8-TCDD	109911.195			1.07	10.055	26.15	26.15	1.03	1.03	NO	82.22	103	0.168
36	13C-1,2,3,4-TCDD	248617.203	0.805	NO	1.00	10.055	25.50	25.43	1.00	1.00	NO	198.9	100	0.568
37	13C-1,2,3,4-TCDF	462870.219	0.786	NO	1.00	10.055	23.68	23.55	1.00	1.00	YES	198.9	100	0.390
38	13C-1,2,3,4,6,9-HxCDF	333339.461	0.518	NO	1.00	10.055	34.06	34.10	1.00	1.00	NO	198.9	100	0.819
39	Total Tetra-Dioxins				0.925	10.055	24.62		0.00		NO			0.0550
40	Total Penta-Dioxins				0.905	10.055	29.96		0.00		NO			0.142
41	Total Hexa-Dioxins				0.967	10.055	33.63		0.00		NO	0.1387		0.159
42	Total Hepta-Dioxins				1.04	10.055	38.80		0.00		NO	0.0000		0.174
43	Total Tetra-Furans				0.938	10.055	23.61		0.00		NO			0.0272
44	1st Func. Penta-Furans				0.976	10.055	27.04		0.00		NO			0.0172
45	Total Penta-Furans				0.976	10.055	29.27		0.00		NO			0.0203
46	Total Hexa-Furans				1.18	10.055	33.56		0.00		NO			0.0375
47	Total Hepta-Furans				1.13	10.055	37.83		0.00		NO			0.0357

Vista Analytical Laboratory

Dataset: U:\VG11.PRO\Results\191214K3\191214K3-14.qld

Last Altered: Thursday, December 26, 2019 16:39:14 Pacific Standard Time

Printed: Thursday, December 26, 2019 17:28:54 Pacific Standard Time

Method: U:\VG11.PRO\MethDB\1613_rrt-12-7-19.mdb 08 Dec 2019 15:38:47

Calibration: U:\VG11.PRO\CurveDB\db5_1613vg11-5-7-19.cdb 08 May 2019 06:55:45

Name: 191214K3_14, Date: 15-Dec-2019, Time: 16:59:27, ID: 1903742-01 PDI-059SC-A-13-14-191016 13.92, Description: PDI-059SC-A-13-14-191016

Tetra-Dioxins

Peak	Area	Height	Retention	Y/N	Conc	EMPC

Penta-Dioxins

Peak	Area	Height	Retention	Y/N	Conc	EMPC

Hexa-Dioxins

Peak	Area	Height	Retention	Y/N	Conc	EMPC
41 Total Hexa-Dioxins	1.20e2	0.00e0	1.267	NO	33.63	33.13
					0.1387	0.1390

Hepta-Dioxins

Peak	Area	Height	Retention	Y/N	Conc	EMPC
42 Total Hepta-Dioxins	0.00e0	1.08e5	2.749	YES	38.80	37.00
42 Total Hepta-Dioxins	0.00e0	1.08e5	0.818	YES	38.80	37.40
					0.0000	0.4960
					0.0000	0.3390

Tetra-Furans

Peak	Area	Height	Retention	Y/N	Conc	EMPC

Penta-Furans function 1

Peak	Area	Height	Retention	Y/N	Conc	EMPC

Dataset: U:\VG11.PRO\Results\191214K3\191214K3-14.qld

Last Altered: Thursday, December 26, 2019 16:39:14 Pacific Standard Time

Printed: Thursday, December 26, 2019 17:28:54 Pacific Standard Time

Name: 191214K3_14, Date: 15-Dec-2019, Time: 16:59:27, ID: 1903742-01 PDI-059SC-A-13-14-191016 13.92, Description: PDI-059SC-A-13-14-191016

Penta-Furans

Name	Area	SA	RA	Y/N	Pre-RT	RT	Conc	ENR

Hexa-Furans

Name	Area	SA	RA	Y/N	Pre-RT	RT	Conc	ENR

Hepta-Furans

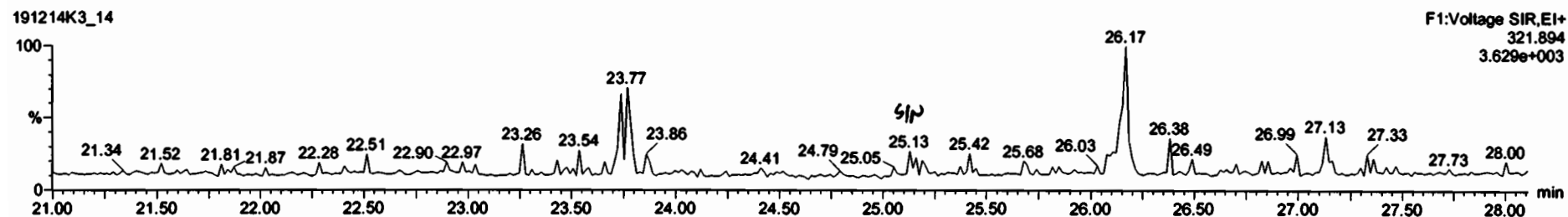
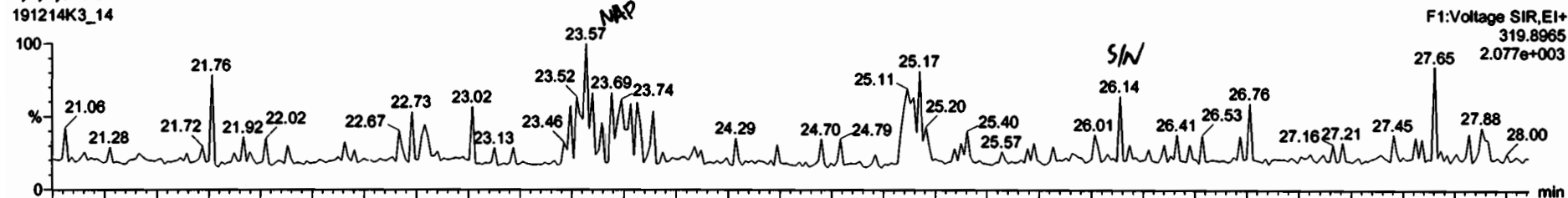
Name	Area	SA	RA	Y/N	Pre-RT	RT	Conc	ENR

Dataset: Untitled


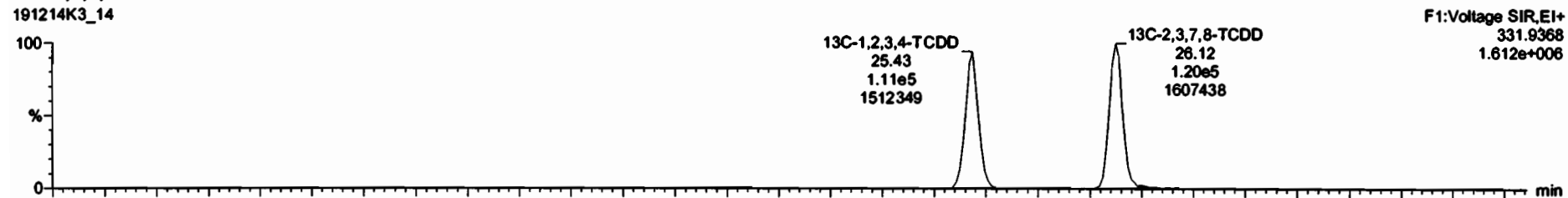
Last Altered: Monday, December 16, 2019 09:38:26 Pacific Standard Time
Printed: Monday, December 16, 2019 09:39:01 Pacific Standard Time

Name: 191214K3_14, Date: 15-Dec-2019, Time: 16:59:27, ID: 1903742-01 PDI-059SC-A-13-14-191016 13.92, Description: PDI-059SC-A-13-14-191016

2,3,7,8-TCDD



13C-2,3,7,8-TCDD



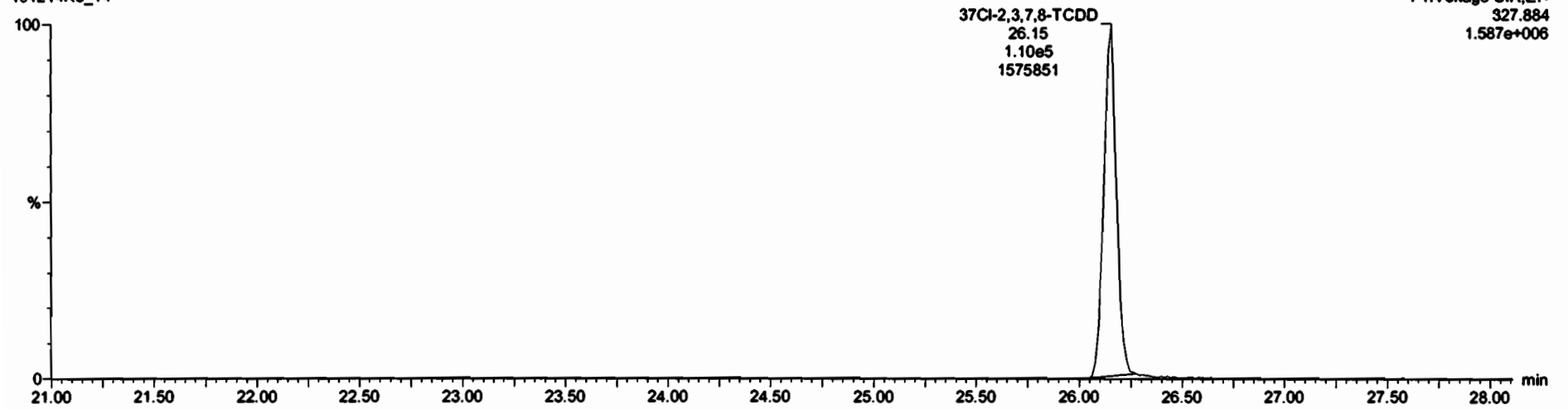
Dataset: Untitled

Last Altered: Monday, December 16, 2019 09:38:26 Pacific Standard Time
Printed: Monday, December 16, 2019 09:39:01 Pacific Standard Time

Name: 191214K3_14, Date: 15-Dec-2019, Time: 16:59:27, ID: 1903742-01 PDI-059SC-A-13-14-191016 13.92, Description: PDI-059SC-A-13-14-191016

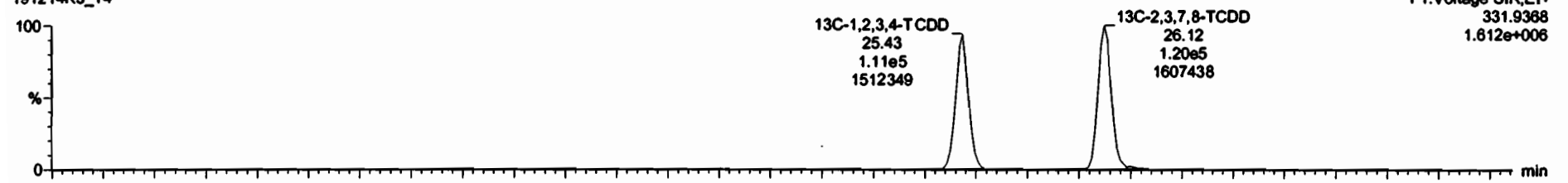
37Cl-2,3,7,8-TCDD

191214K3_14

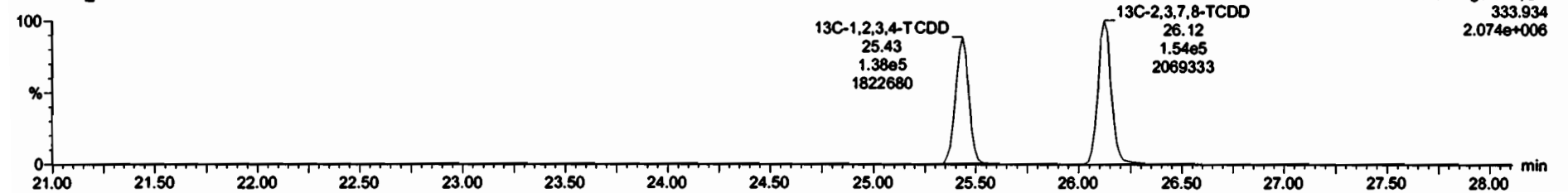


13C-1,2,3,4-TCDD

191214K3_14



191214K3_14



Dataset: Untitled

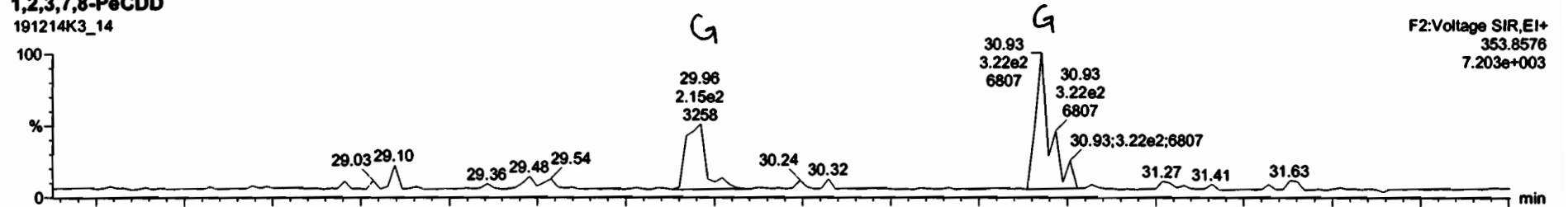
Last Altered: Monday, December 16, 2019 09:38:26 Pacific Standard Time

Printed: Monday, December 16, 2019 09:39:01 Pacific Standard Time

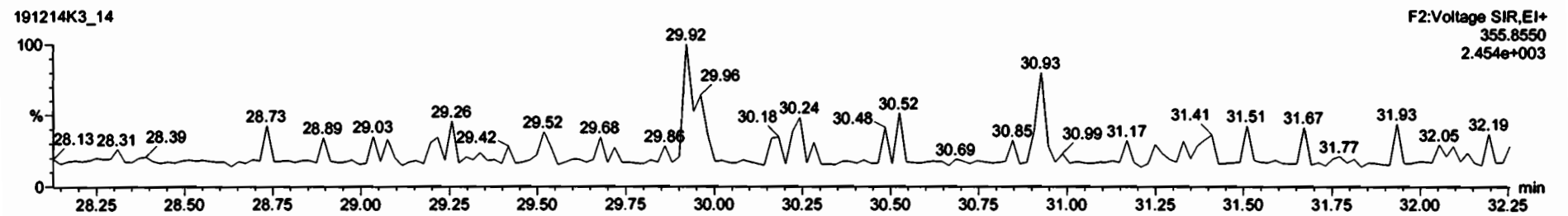
Name: 191214K3_14, Date: 15-Dec-2019, Time: 16:59:27, ID: 1903742-01 PDI-059SC-A-13-14-191016 13.92, Description: PDI-059SC-A-13-14-191016

1,2,3,7,8-PeCDD

191214K3_14

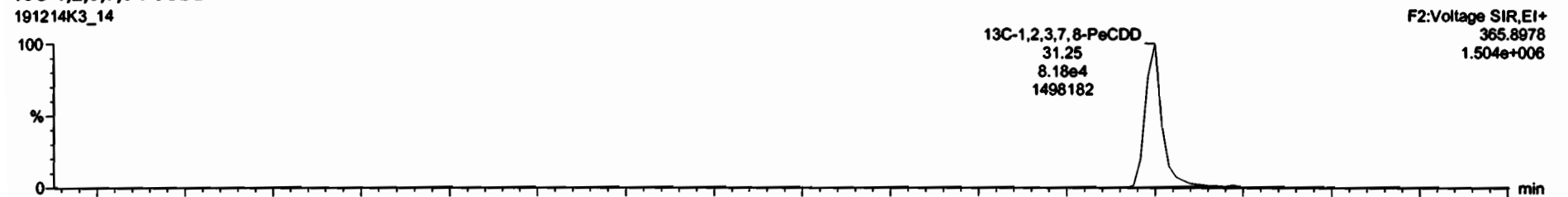


191214K3_14

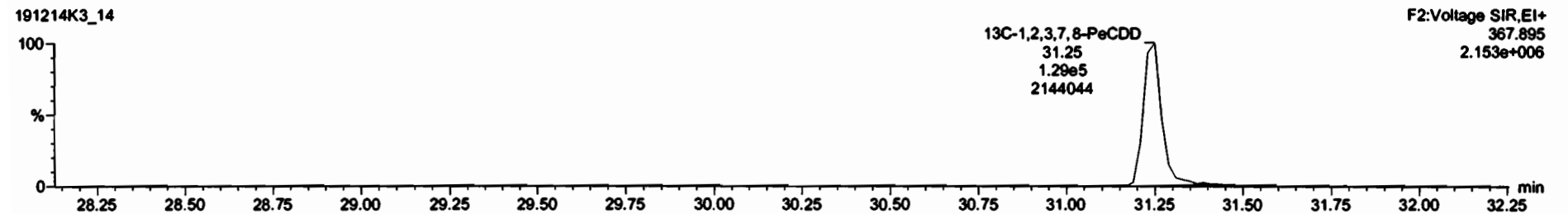


13C-1,2,3,7,8-PeCDD

191214K3_14



191214K3_14



Dataset: Untitled

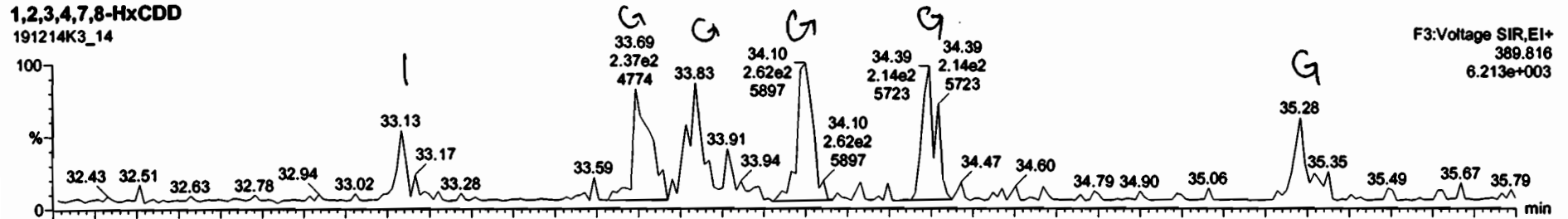
Last Altered: Monday, December 16, 2019 09:38:26 Pacific Standard Time

Printed: Monday, December 16, 2019 09:39:01 Pacific Standard Time

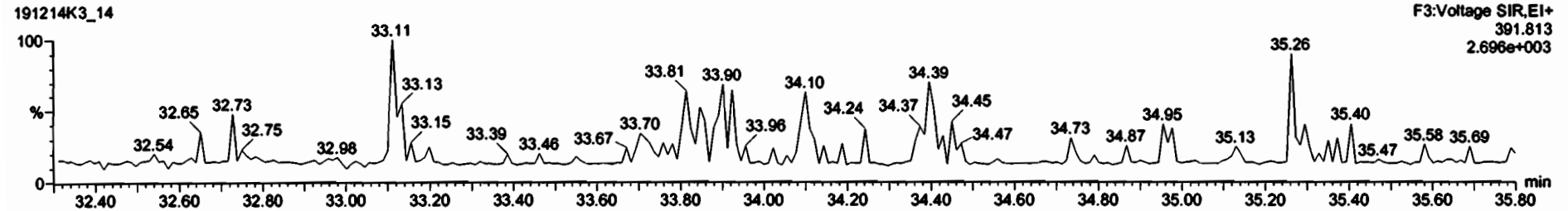
Name: 191214K3_14, Date: 15-Dec-2019, Time: 16:59:27, ID: 1903742-01 PDI-059SC-A-13-14-191016 13.92, Description: PDI-059SC-A-13-14-191016

1,2,3,4,7,8-HxCDD

191214K3_14




191214K3_14

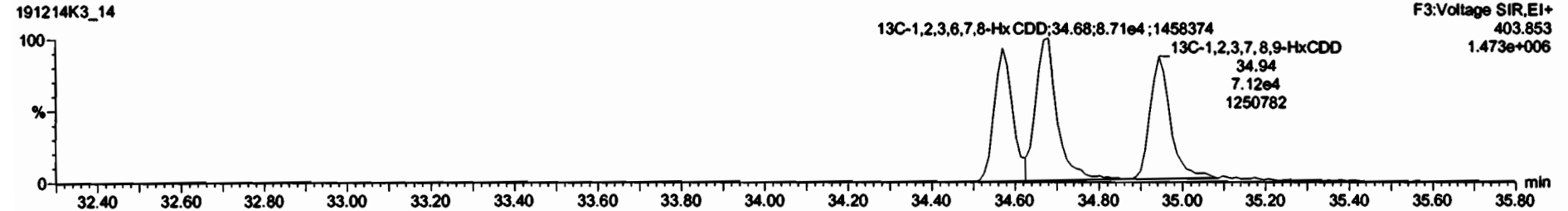


13C-1,2,3,4,7,8-HxCDD

191214K3_14



191214K3_14

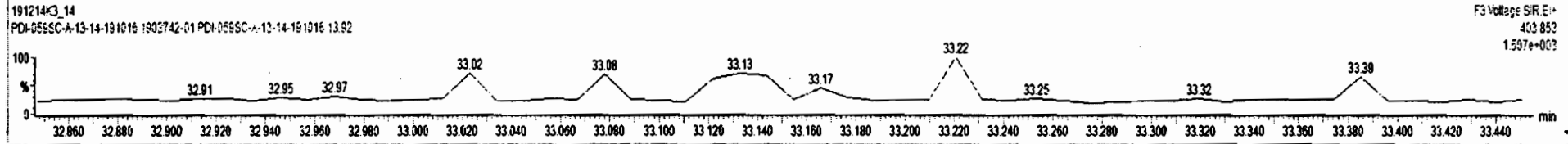


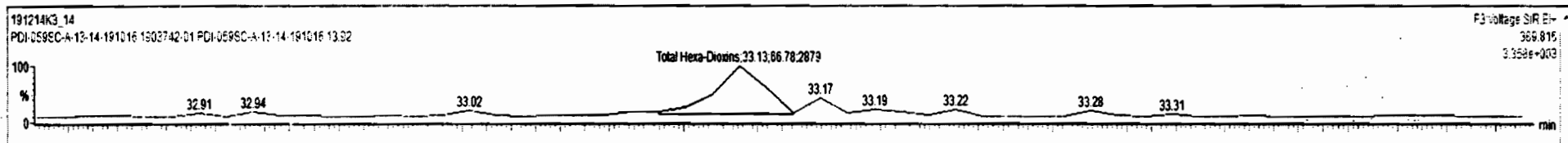




191214K3-14-191016-1903742-01 PDI-059SC-A-13-14-191016-13.92

#	Name	Resp	RA	aly	RRF	rt/rtol	Prod.RT	RT	Prod.R.	RRT	RRT Fail	Conc.	%Rec	DL	EMPC
34	13C-OCDF	2.90e5	0.95	NO	0.5925	10.055	41.82	41.81	1.226	1.226	NO	261.8	73.4	1.13	
35	37C1,2,3,7,9-TCDD	1.10e5			1.0695	10.055	26.15	26.15	1.028	1.028	NO	82.22	103	0.168	
36	13C-1,2,3,4-TCDD	2.49e5	0.83	NO	1.0090	10.055	25.50	25.43	1.000	1.000	NO	198.9	100	0.568	
37	13C-1,2,3,4-TCDF	4.63e5	0.79	NO	1.0090	10.055	23.56	23.55	1.006	1.000	YES	198.9	100	0.290	
38	13C-1,2,3,4,6,9-HxCDF	3.33e5	0.52	NO	1.0090	10.055	34.06	34.10	1.000	1.000	NO	198.9	100	0.819	
39	Total Tetra-Dioxins				0.9249	10.055	24.62		0.000		NO			0.0550	
40	Total Penta-Dioxins				0.9046	10.055	29.96		0.000		NO			0.142	
41	Total Hexa-Dioxins				0.9075	10.055	33.63		0.000		NO	0.1387		0.1387	0.1387
42	Total Hepta-Dioxins				1.0375	10.055	36.80		0.000		NO			0.174	
43	Total Tetra-Furans				0.9276	10.055	23.61		0.000		NO			0.0272	
44	1st Func. Penta-Furans				0.9762	10.055	27.94		0.000		NO			0.0172	
45	Total Penta-Furans				0.9762	10.055	29.27		0.000		NO			0.0203	
46	Total Hexa-Furans				1.1806	10.055	33.56		0.000		NO			0.0375	

#	Name	Prod.RT	RT	rt Resp	rt2 Resp	% Ratio (Prod)	RA	aly	EMPC	Conc.
1	41 Total Hexa-Dioxins	33.63	33.13	6.678e1	5.272e1	1.240	1.27	NO	0.13872	0.13872



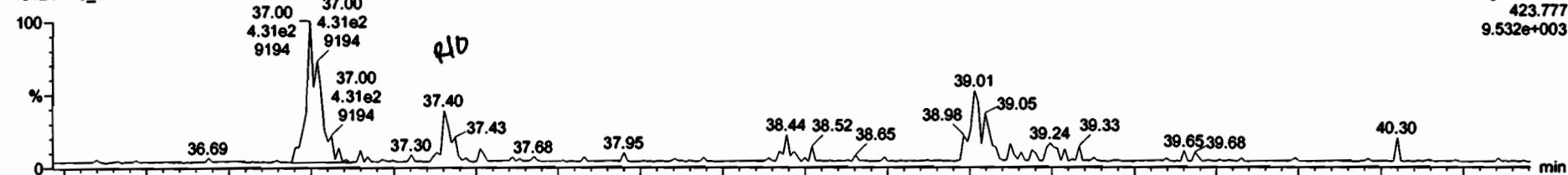
Dataset: Untitled

Last Altered: Monday, December 16, 2019 09:38:26 Pacific Standard Time
Printed: Monday, December 16, 2019 09:39:01 Pacific Standard Time

Name: 191214K3_14, Date: 15-Dec-2019, Time: 16:59:27, ID: 1903742-01 PDI-059SC-A-13-14-191016 13.92, Description: PDI-059SC-A-13-14-191016

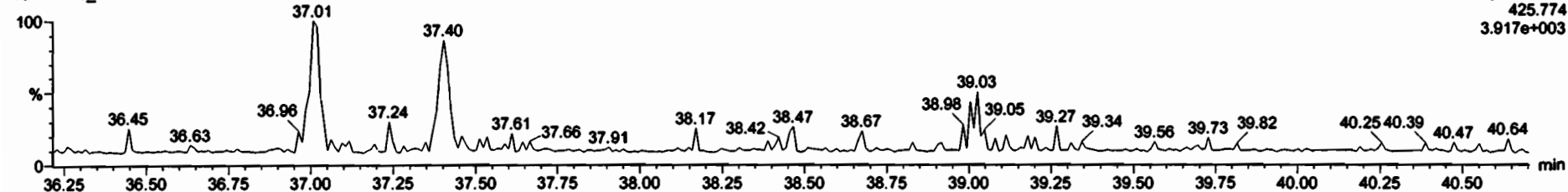
1,2,3,4,6,7,8-HpCDD

191214K3_14



F4:Voltage SIR,EI+
423.777
9.532e+003

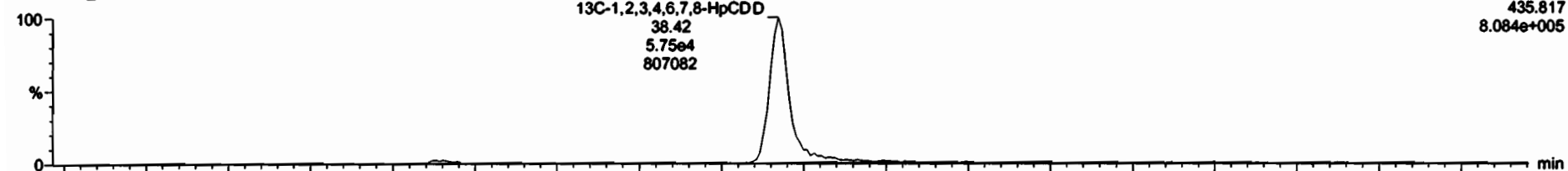
191214K3_14



F4:Voltage SIR,EI+
425.774
3.917e+003

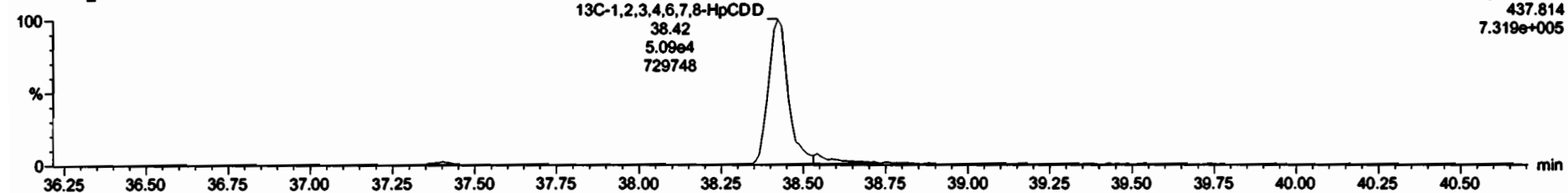
13C-1,2,3,4,6,7,8-HpCDD

191214K3_14



F4:Voltage SIR,EI+
435.817
8.084e+005

191214K3_14

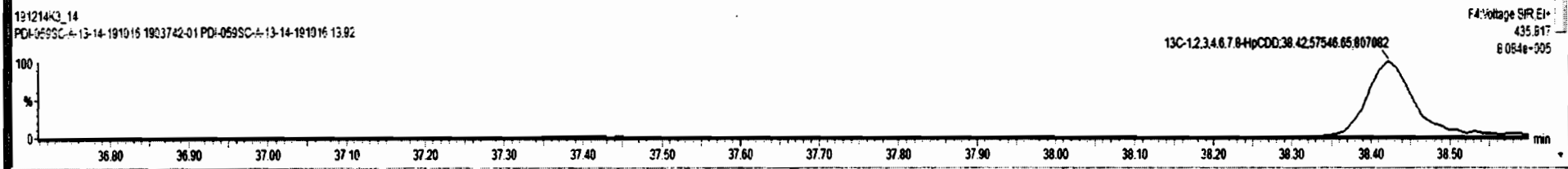
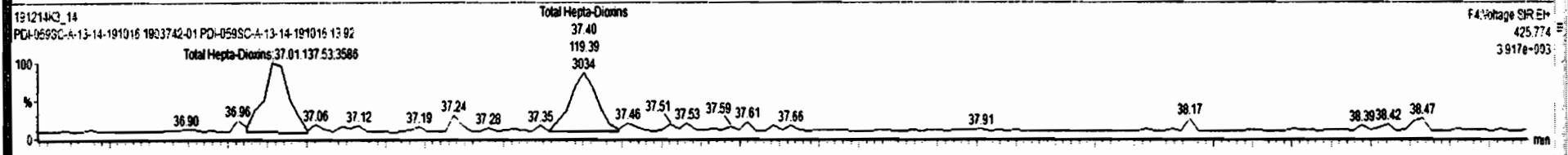
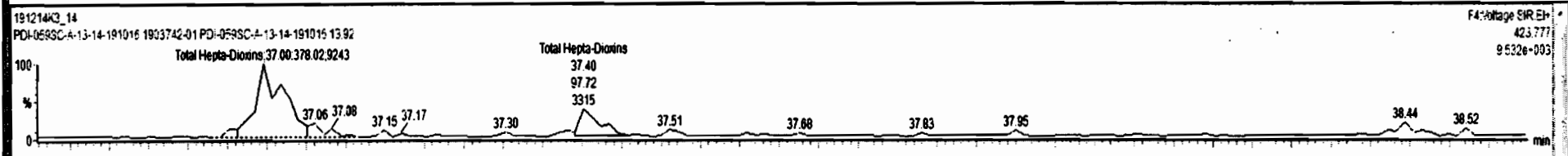


F4:Voltage SIR,EI+
437.814
7.319e+005

191214K3-14-191016-1903742-01 PDI-059SC-A-13-14-191016-13.92

#	Name	Resp	IS Resp	El	RA	nly	RRF	wtVal	Pred RT	RT	RRT	Pred.RRT	Check RRT	Conc.	%Rec	DL	EMPC
37	13C-1,2,3,4-TCDF	4.63e5	4.63e5	37	0.75	NO		10.055	23.68	23.55	1.000	1.000	YES	196.9	100	0.390	
38	13C-1,2,3,4,6,9-HxCDF	3.33e5	3.33e5	38	0.52	NO		10.055	34.06	34.16	1.000	1.000	NO	196.8	100	0.819	
39	Total Tetra-Dioxins		2.74e5					10.055	24.62			0.000	NO			0.0550	
40	Total Penta-Dioxins		2.11e5					10.055	29.96			0.000	NO			0.142	
41	Total Hexa-Dioxins		6.00e0					10.055	33.63			0.000	NO	0.1387		0.159	
42	Total Hepta-Dioxins		1.80e5					10.055	36.08			0.000	NO	0.3008		0.174	
43	Total Tetra-Furans		3.93e5					10.055	23.61			0.000	NO			0.0272	
44	Total Func. Penta-Furans		6.00e0					10.055	27.04			0.000	NO			0.0172	
45	Total Penta-Furans		6.00e0					10.055	29.27			0.000	NO			0.0233	
46	Total Hexa-Furans		6.00e0					10.055	33.56			0.000	NO			0.0375	
47	Total Hepta-Furans		6.00e0					10.055	37.83			0.000	NO			0.0557	
48	PFK1																
49	PFK2																

#	Name	Pred.RT	RT	m1 Resp	m2 Resp	Pred RA	RA	nly	EMPC	Conc.
1	42 Total Hepta-Dioxins	38.80	37.00	3.780e2	1.375e2	1.040	2.75	YES	0.49592	0.00000
2	42 Total Hepta-Dioxins	38.80	37.43	9.772e1	1.194e2	1.040	6.82	YES	0.33880	0.00000



Dataset: Untitled


Last Altered: Monday, December 16, 2019 09:38:26 Pacific Standard Time

Printed: Monday, December 16, 2019 09:39:01 Pacific Standard Time

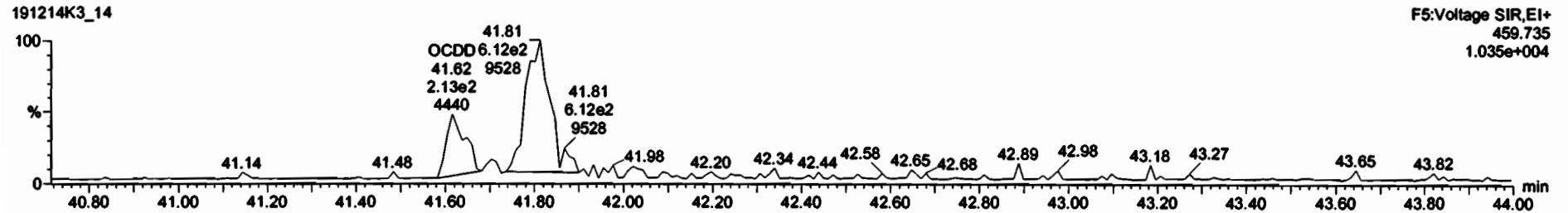
Name: 191214K3_14, Date: 15-Dec-2019, Time: 16:59:27, ID: 1903742-01 PDI-059SC-A-13-14-191016 13.92, Description: PDI-059SC-A-13-14-191016

OCDD

191214K3_14



191214K3_14

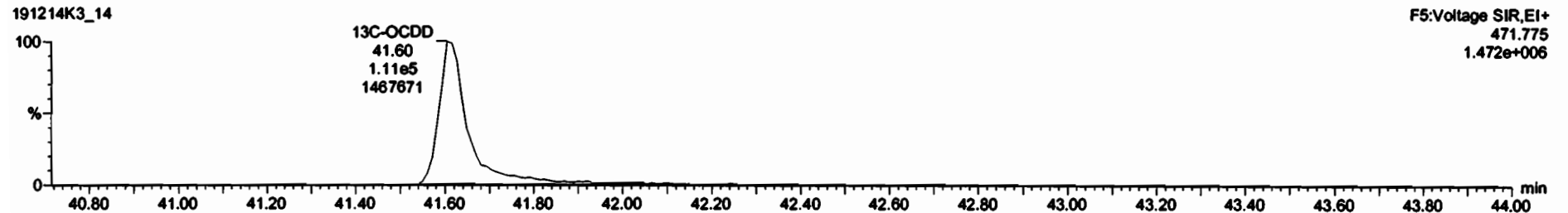


13C-OCDD

191214K3_14

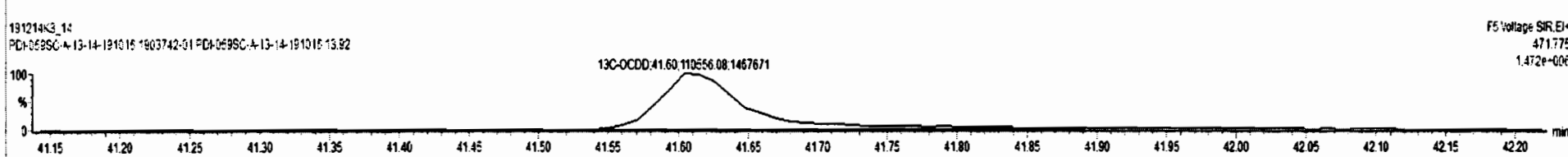
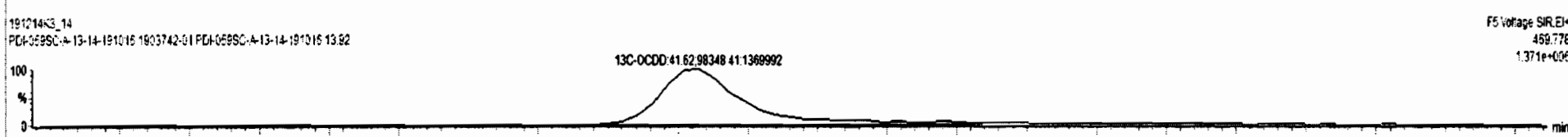
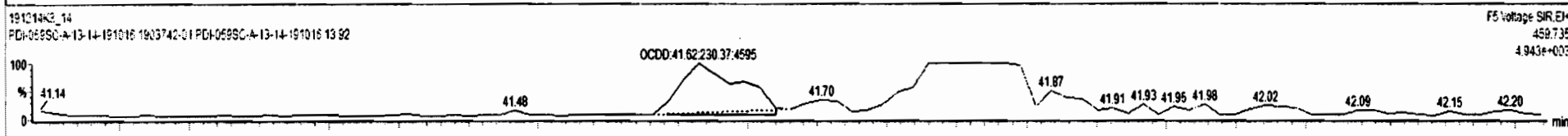



191214K3_14



#	Name	Resp	IS Resp	IS#	RA	nly	RRF	ndvol	Prod RT	RT	RRT	Prod.RRT	Check RRT	Conc	%Rec	DL	EMPC
1	1,2,3,7,8-TCDD		2.74e5	18				10.955	26.15			1.001	YES			0.194	
2	1,2,3,7,8-PeCDD		2.11e5	19				10.955	31.27			1.001	YES			0.217	
3	1,2,3,4,7,8-HxCDD		1.62e5	20				10.955	34.50			1.000	YES			0.197	
4	1,2,3,6,7,8-HxCDD		2.01e5	21				10.955	34.68			1.000	YES			0.212	
5	1,2,3,7,8,9-HxCDD		1.68e5	22				10.955	34.98			1.001	YES			0.252	
6	1,2,3,4,6,7,8-HpCDD		1.08e5	23				10.955	38.43			1.000	YES			0.258	
7	OCDD	Label	2.80e5	24	0.95	NO		10.955	41.82	41.83	1.000	1.000	NO	0.8897		0.283	0.0097
8	1,2,3,7,8-TCDF		3.93e5	25				10.955	25.18			1.001	YES			0.0587	
9	1,2,3,7,8-PeCDF		3.46e5	26				10.955	29.96			1.001	YES			0.0558	
10	1,2,3,4,7,8-PeCDF		3.68e5	27				10.955	30.96			1.001	YES			0.0440	
11	1,2,3,4,7,8-HxCDF		2.44e5	28				10.955	33.71			1.000	YES			0.0574	
12	1,2,3,6,7,8-HxCDF		3.74e5	29				10.955	33.85			1.000	YES			0.0558	
13	1,2,3,4,6,7,8-HpCDF		2.69e5	30				10.955	34.43			1.001	YES			0.0522	

#	Name	Prod.RT	RT	m1 Resp	m2 Resp	Prod RA	RA	nly	EMPC	Conc.
1										

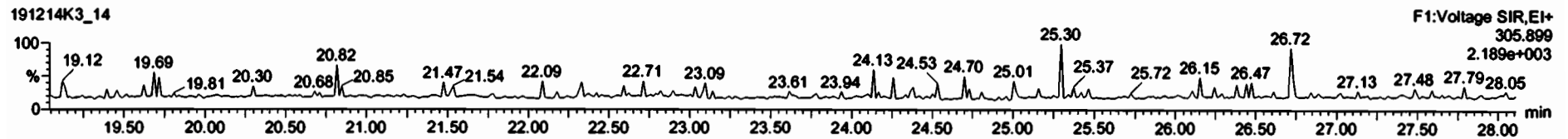



Dataset: Untitled

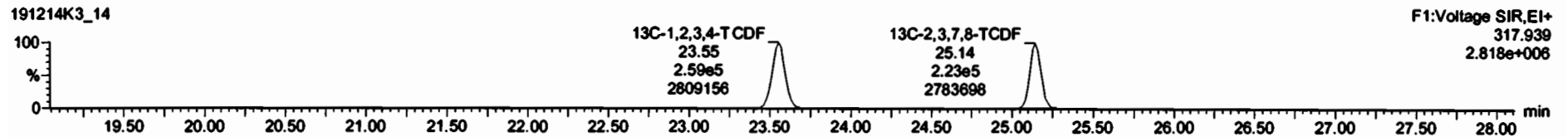
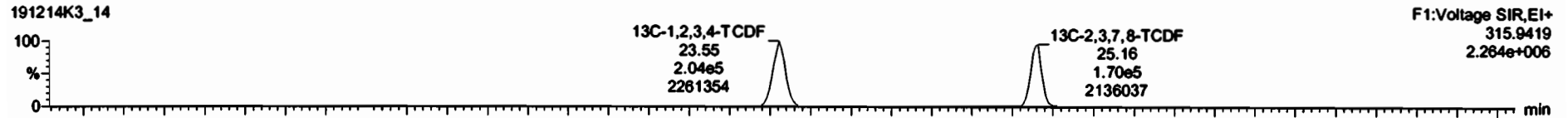
Last Altered: Monday, December 16, 2019 09:38:26 Pacific Standard Time
Printed: Monday, December 16, 2019 09:39:01 Pacific Standard Time

Name: 191214K3_14, Date: 15-Dec-2019, Time: 16:59:27, ID: 1903742-01 PDI-059SC-A-13-14-191016 13.92, Description: PDI-059SC-A-13-14-191016

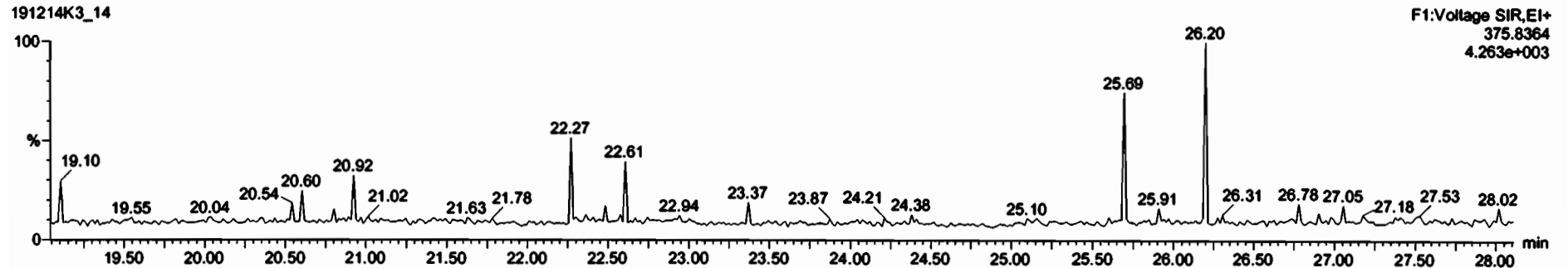
2,3,7,8-TCDF



13C-2,3,7,8-TCDF



DPE1



Dataset: Untitled

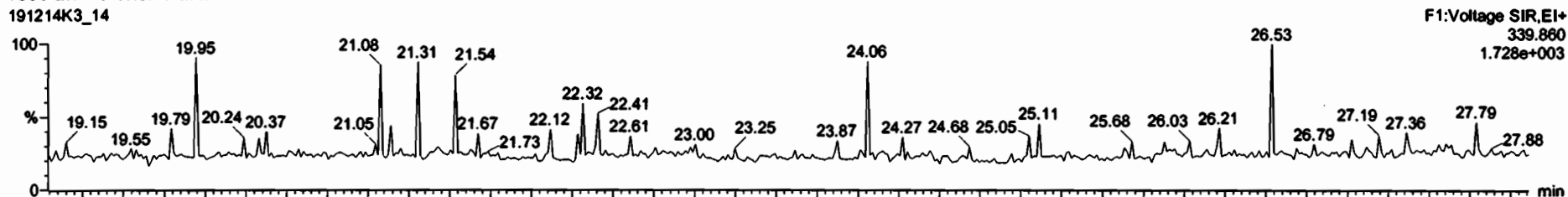
Last Altered: Monday, December 16, 2019 09:38:26 Pacific Standard Time

Printed: Monday, December 16, 2019 09:39:01 Pacific Standard Time

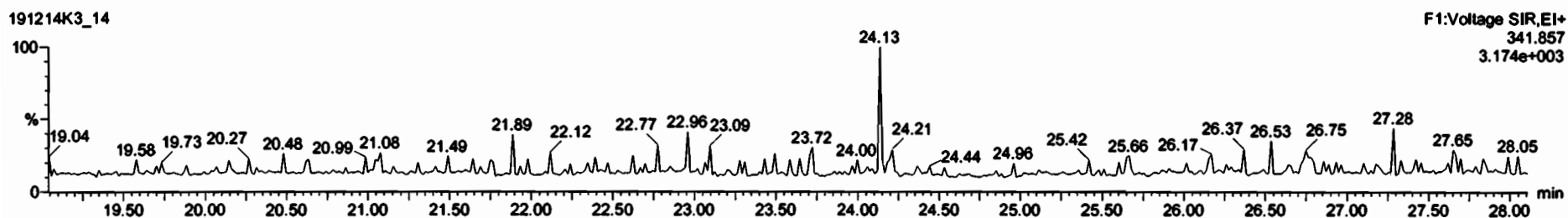
Name: 191214K3_14, Date: 15-Dec-2019, Time: 16:59:27, ID: 1903742-01 PDI-059SC-A-13-14-191016 13.92, Description: PDI-059SC-A-13-14-191016

1st Func. Penta-Furans

191214K3_14

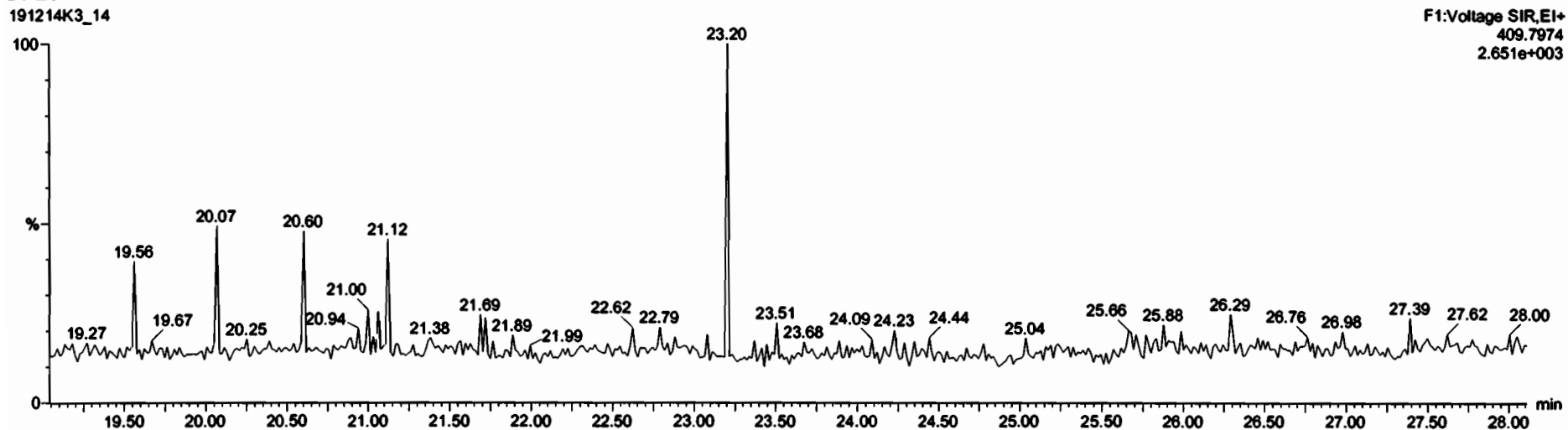


191214K3_14



DPE6

191214K3_14

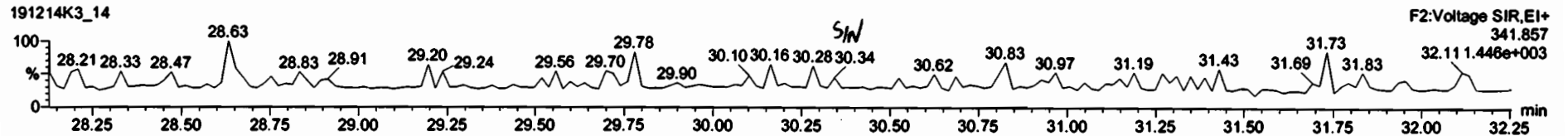



Dataset: Untitled

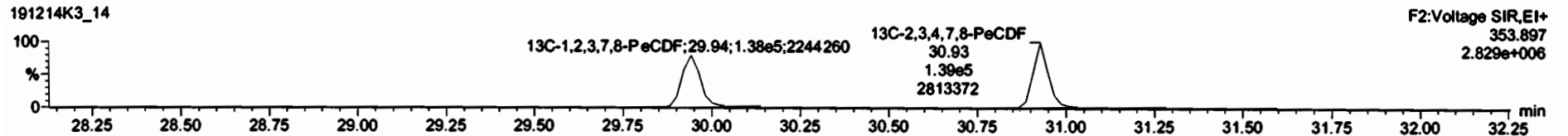

Last Altered: Monday, December 16, 2019 09:38:26 Pacific Standard Time
Printed: Monday, December 16, 2019 09:39:01 Pacific Standard Time

Name: 191214K3_14, Date: 15-Dec-2019, Time: 16:59:27, ID: 1903742-01 PDI-059SC-A-13-14-191016 13.92, Description: PDI-059SC-A-13-14-191016

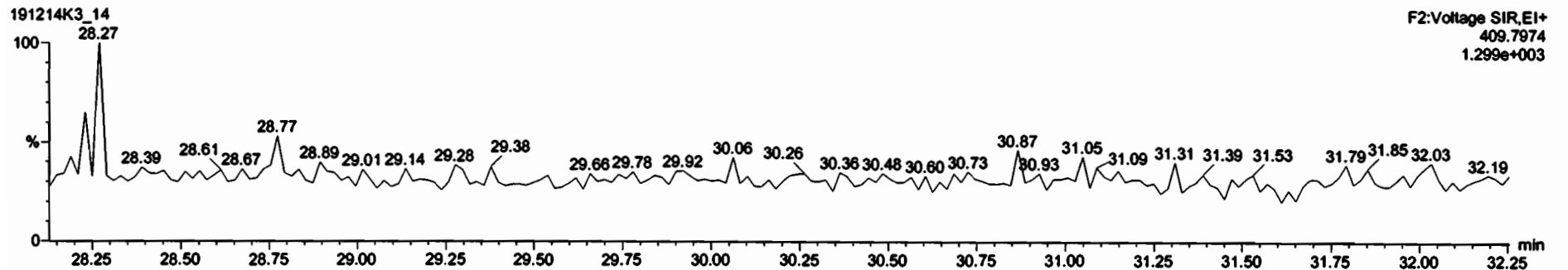
1,2,3,7,8-PeCDF



13C-1,2,3,7,8-PeCDF



DPE2




Dataset: Untitled

Last Altered: Monday, December 16, 2019 09:38:26 Pacific Standard Time
Printed: Monday, December 16, 2019 09:39:01 Pacific Standard Time

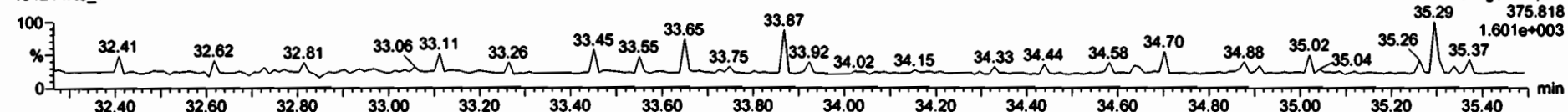
Name: 191214K3_14, Date: 15-Dec-2019, Time: 16:59:27, ID: 1903742-01 PDI-059SC-A-13-14-191016 13.92, Description: PDI-059SC-A-13-14-191016

1,2,3,4,7,8-HxCDF

191214K3_14

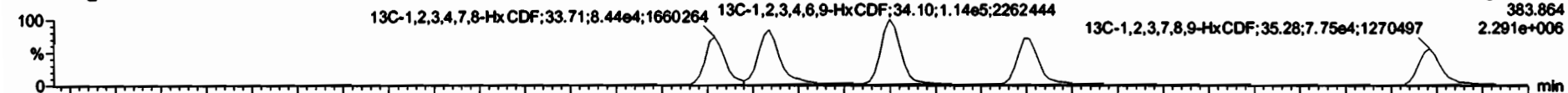


191214K3_14

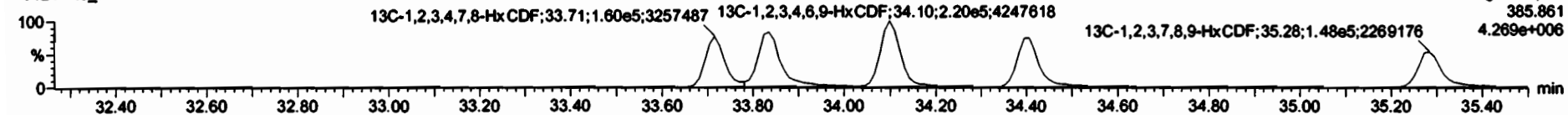


13C-1,2,3,4,7,8-HxCDF

191214K3_14

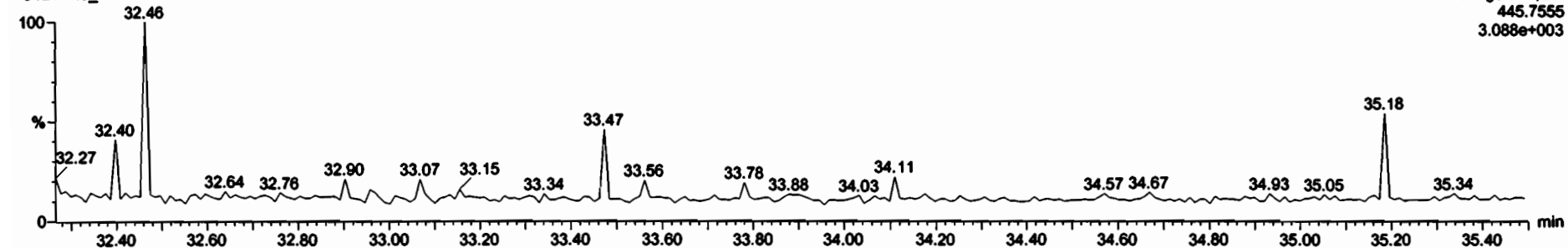


191214K3_14



DPE3

191214K3_14


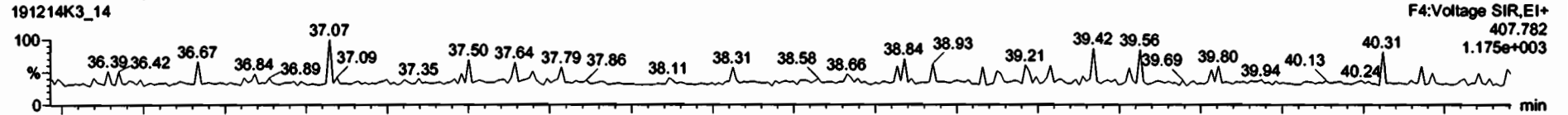


Dataset: Untitled

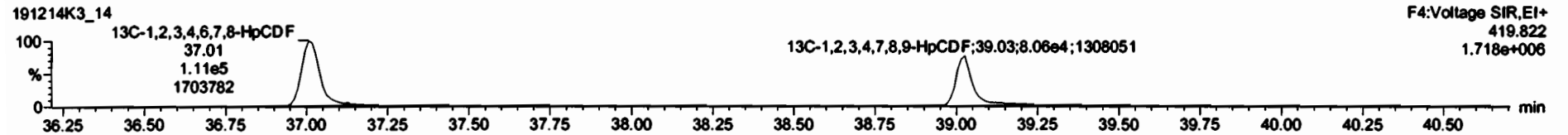

Last Altered: Monday, December 16, 2019 09:38:26 Pacific Standard Time
Printed: Monday, December 16, 2019 09:39:01 Pacific Standard Time

Name: 191214K3_14, Date: 15-Dec-2019, Time: 16:59:27, ID: 1903742-01 PDI-059SC-A-13-14-191016 13.92, Description: PDI-059SC-A-13-14-191016

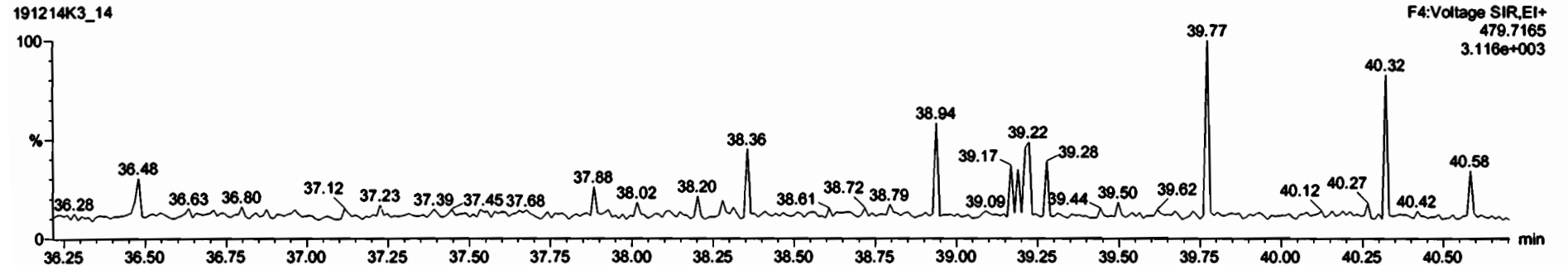
1,2,3,4,6,7,8-HpCDF



13C-1,2,3,4,6,7,8-HpCDF



DPE4

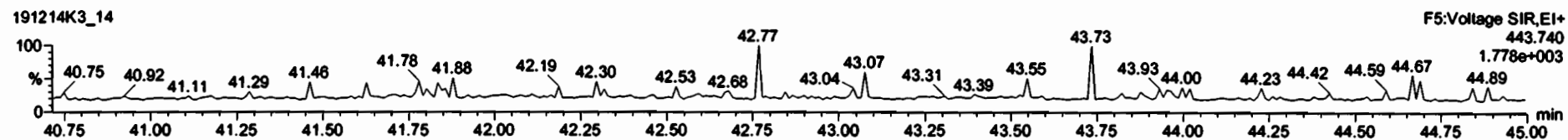



Dataset: Untitled

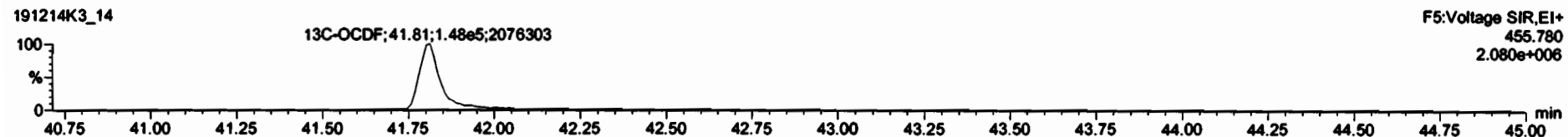

Last Altered: Monday, December 16, 2019 09:38:26 Pacific Standard Time
Printed: Monday, December 16, 2019 09:39:01 Pacific Standard Time

Name: 191214K3_14, Date: 15-Dec-2019, Time: 16:59:27, ID: 1903742-01 PDI-059SC-A-13-14-191016 13.92, Description: PDI-059SC-A-13-14-191016

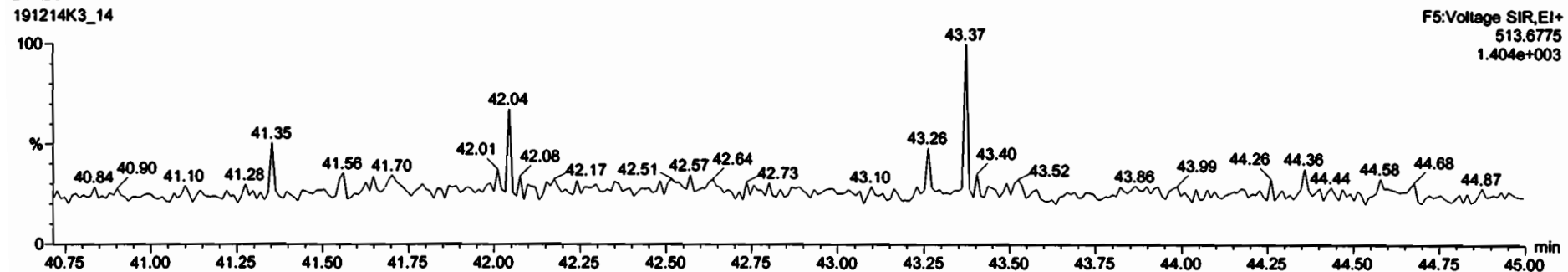
OCDF



13C-OCDF



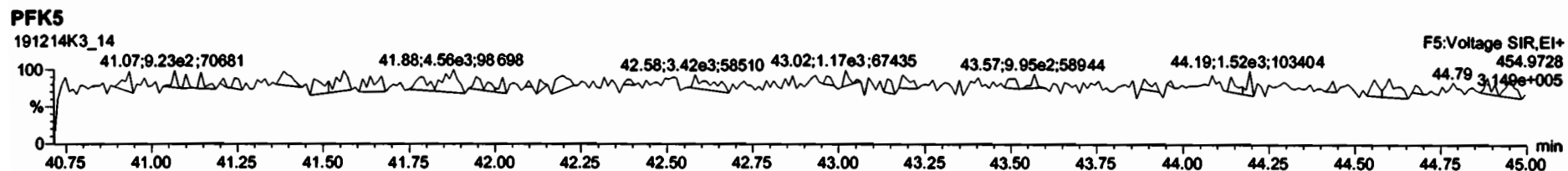
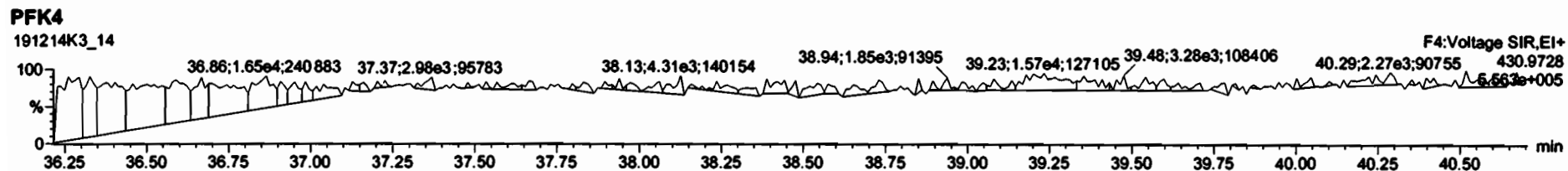
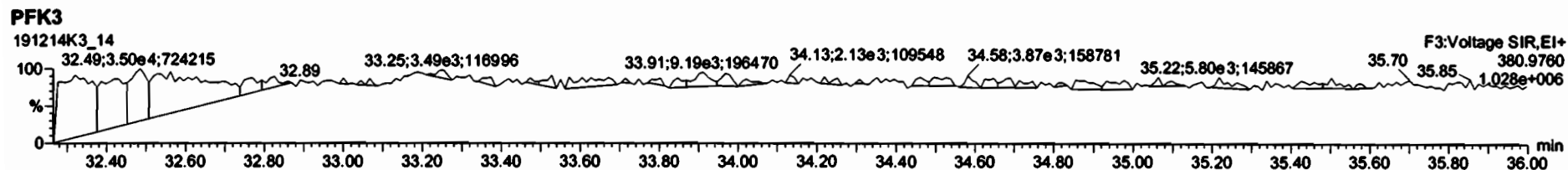
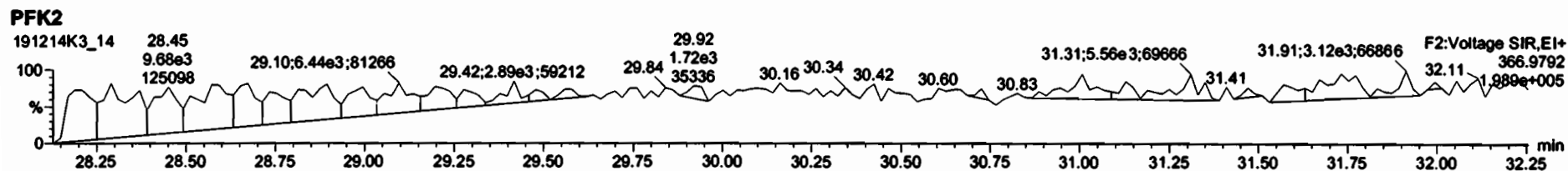
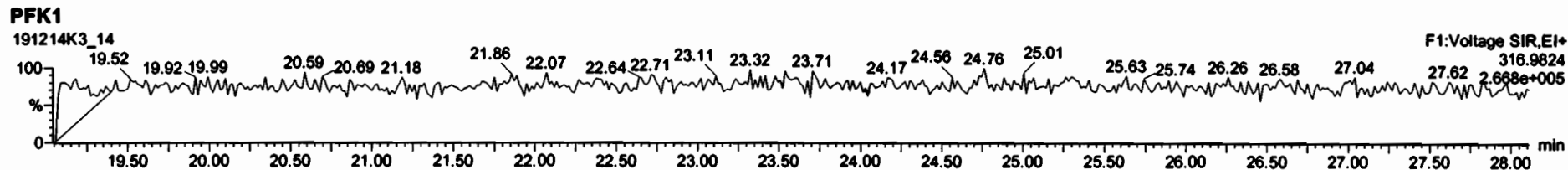
DPE5



Dataset: Untitled

Last Altered: Monday, December 16, 2019 09:38:26 Pacific Standard Time
Printed: Monday, December 16, 2019 09:39:01 Pacific Standard Time

Name: 191214K3_14, Date: 15-Dec-2019, Time: 16:59:27, ID: 1903742-01 PDI-059SC-A-13-14-191016 13.92, Description: PDI-059SC-A-13-14-191016



Dataset: U:\VG11.PRO\Results\191214K3\191214K3-15.qld

Last Altered: Thursday, December 19, 2019 15:11:46 Pacific Standard Time

Printed: Thursday, December 19, 2019 15:12:53 Pacific Standard Time

Handwritten: 12/19/19 C112/200/19

Method: U:\VG11.PRO\MethDB\1613_rrt-12-7-19.mdb 08 Dec 2019 15:38:47

Calibration: U:\VG11.PRO\CurveDB\vb5_1613vg11-5-7-19.cdb 08 May 2019 06:55:45

Name: 191214K3_15, Date: 15-Dec-2019, Time: 17:47:43, ID: 1903742-02 PDI-059SC-A-14-15.3-191016 14.92, Description: PDI-059SC-A-14-15.3-191016

#	Name	Resp	RA	n/y	RRF	w/w0	Pred RT	RT	Pred RRT	GRT	Conc	%Rec	DL	EMPC
1	2,3,7,8-TCDD			NO	0.925	10.007	26.153		1.001				0.127	
2	1,2,3,7,8-PeCDD			NO	0.905	10.007	31.251		1.001				0.167	
3	1,2,3,4,7,8-HxCDD			NO	1.07	10.007	34.569		1.000				0.195	
4	1,2,3,6,7,8-HxCDD			NO	0.967	10.007	34.658		1.000				0.211	
5	1,2,3,7,8,9-HxCDD			NO	0.978	10.007	34.967		1.001				0.243	
6	1,2,3,4,6,7,8-HpCDD	5.61e2	1.33	YES	1.04	10.007	38.423	38.43	1.000	1.001	1.0238		0.390	0.907
7	OCDD	5.35e3	0.91	NO	0.972	10.007	41.604	41.62	1.000	1.000	12.069		0.666	12.1
8	2,3,7,8-TCDF			NO	0.938	10.007	25.168		1.001				0.0952	
9	1,2,3,7,8-PeCDF			NO	0.976	10.007	29.941		1.001				0.0500	
10	2,3,4,7,8-PeCDF			NO	1.00	10.007	30.958		1.001				0.0371	
11	1,2,3,4,7,8-HxCDF			NO	1.24	10.007	33.703		1.000				0.0504	
12	1,2,3,6,7,8-HxCDF			NO	1.10	10.007	33.834		1.000				0.0499	
13	2,3,4,6,7,8-HxCDF			NO	1.18	10.007	34.429		1.001				0.0537	
14	1,2,3,7,8,9-HxCDF			NO	1.07	10.007	35.272		1.000				0.0773	
15	1,2,3,4,6,7,8-HpCDF			NO	1.13	10.007	37.032		1.001				0.0478	
16	1,2,3,4,7,8,9-HpCDF			NO	1.26	10.007	39.014		1.000				0.0548	
17	OCDF			NO	1.10	10.007	41.802		1.000				0.109	
18	13C-2,3,7,8-TCDD	2.59e5	0.80	NO	1.05	10.007	26.131	26.12	1.027	1.027	209.10	105	0.432	
19	13C-1,2,3,7,8-PeCDD	2.34e5	0.66	NO	0.743	10.007	31.139	31.23	1.224	1.228	266.65	133	1.01	
20	13C-1,2,3,4,7,8-HxCDD	1.59e5	1.29	NO	0.646	10.007	34.558	34.56	1.014	1.014	159.27	79.7	1.09	
21	13C-1,2,3,6,7,8-HxCDD	2.03e5	1.29	NO	0.777	10.007	34.657	34.66	1.017	1.017	169.54	84.8	0.911	
22	13C-1,2,3,7,8,9-HxCDD	1.79e5	1.27	NO	0.659	10.007	34.930	34.93	1.025	1.025	175.51	87.8	1.07	
23	13C-1,2,3,4,6,7,8-HpCDD	1.04e5	1.06	NO	0.534	10.007	38.421	38.41	1.127	1.127	126.71	63.4	0.953	
24	13C-OCDD	1.82e5	0.92	NO	0.470	10.007	41.594	41.60	1.220	1.220	250.92	62.8	1.39	
25	13C-2,3,7,8-TCDF	3.88e5	0.78	NO	0.977	10.007	25.205	25.14	0.991	0.989	176.76	88.4	0.399	
26	13C-1,2,3,7,8-PeCDF	3.84e5	1.56	NO	0.778	10.007	29.852	29.92	1.174	1.176	219.69	110	1.43	
27	13C-2,3,4,7,8-PeCDF	4.26e5	1.56	NO	0.750	10.007	30.859	30.93	1.213	1.216	253.04	127	1.48	
28	13C-1,2,3,4,7,8-HxCDF	2.33e5	0.54	NO	0.845	10.007	33.699	33.70	0.989	0.989	178.46	89.3	1.45	
29	13C-1,2,3,6,7,8-HxCDF	3.13e5	0.56	NO	1.03	10.007	33.815	33.82	0.992	0.992	197.75	98.9	1.19	
30	13C-2,3,4,6,7,8-HxCDF	2.53e5	0.52	NO	0.893	10.007	34.388	34.40	1.009	1.009	183.56	91.8	1.37	
31	13C-1,2,3,7,8,9-HxCDF	2.14e5	0.52	NO	0.734	10.007	35.288	35.27	1.035	1.035	188.36	94.2	1.67	

Dataset: U:\VG11.PRO\Results\191214K3\191214K3-15.qld

Last Altered: Thursday, December 19, 2019 15:11:46 Pacific Standard Time
Printed: Thursday, December 19, 2019 15:12:53 Pacific Standard Time

Name: 191214K3_15, Date: 15-Dec-2019, Time: 17:47:43, ID: 1903742-02 PDI-059SC-A-14-15.3-191016 14.92, Description: PDI-059SC-A-14-15.3-191016

#	Name	Resp	RA	rvy	RRF	w/wo	Pred RT	RT	Pred RRT	RRT	Conv	% Rec	DU	EMPC
32	32 13C-1,2,3,4,6,7,8-HpCDF	1.68e5	0.45	NO	0.754	10.007	36.999	36.99	1.085	1.085	143.98	72.0	1.35	
33	33 13C-1,2,3,4,7,8,9-HpCDF	1.17e5	0.45	NO	0.539	10.007	39.021	39.01	1.145	1.145	141.19	70.6	1.89	
34	34 13C-OCDF	2.73e5	0.92	NO	0.593	10.007	41.806	41.80	1.226	1.226	298.26	74.6	0.962	
35	35 37Cl-2,3,7,8-TCDD	1.12e5			1.07	10.007	26.151	26.15	1.028	1.028	88.752	111	0.183	
36	36 13C-1,2,3,4-TCDD	2.36e5	0.78	NO	1.00	10.007	25.500	25.43	1.000	1.000	199.86	100	0.453	
37	37 13C-1,2,3,4-TCDF	4.49e5	0.78	NO	1.00	10.007	23.680	23.57	1.000	1.000	199.86	100	0.390	
38	38 13C-1,2,3,4,6,9-HxCDF	3.09e5	0.55	NO	1.00	10.007	34.060	34.09	1.000	1.000	199.86	100	1.23	
39	39 Total Tetra-Dioxins				0.925	10.007	24.620		0.000		0.79043		0.127	0.790
40	40 Total Penta-Dioxins				0.905	10.007	29.960		0.000		0.00000		0.0637	0.235
41	41 Total Hexa-Dioxins				0.967	10.007	33.635		0.000		1.5939		0.224	2.36
42	42 Total Hepta-Dioxins				1.04	10.007	38.800		0.000		0.00000		0.210	3.35
43	43 Total Tetra-Furans				0.938	10.007	23.610		0.000		0.00000		0.0419	0.192
44	44 1st Func. Penta-Furans				0.976	10.007	27.040		0.000				0.0140	
45	45 Total Penta-Furans				0.976	10.007	29.275		0.000				0.0199	
46	46 Total Hexa-Furans				1.18	10.007	33.555		0.000				0.0291	
47	47 Total Hepta-Furans				1.13	10.007	37.835		0.000				0.0387	

Dataset: U:\VG11.PRO\Results\191214K3\191214K3-15.qld

Last Altered: Thursday, December 19, 2019 15:11:46 Pacific Standard Time
 Printed: Thursday, December 19, 2019 15:12:53 Pacific Standard Time

Method: U:\VG11.PRO\MethDB\1613_rrt-12-7-19.mdb 08 Dec 2019 15:38:47
 Calibration: U:\VG11.PRO\CurveDB\db5_1613vg11-5-7-19.cdb 08 May 2019 06:55:45

Name: 191214K3_15, Date: 15-Dec-2019, Time: 17:47:43, ID: 1903742-02 PDI-059SC-A-14-15.3-191016 14.92, Description: PDI-059SC-A-14-15.3-191016

Tetra-Dioxins

Name	RT	m1 Height	m2 Height	m1 Resp	m2 Resp	RA	n/y	Resp	Conc	EMPC	DL
1 Total Tetra-Dioxins	23.80	4.880e3	5.803e3	4.307e2	5.154e2	0.84	NO	9.461e2	0.79043	0.79043	0.127

Penta-Dioxins

Name	RT	m1 Height	m2 Height	m1 Resp	m2 Resp	RA	n/y	Resp	Conc	EMPC	DL
1 Total Penta-Dioxins	29.48	2.586e3	2.013e3	1.598e2	1.522e2	1.05	YES	0.000e0	0.00000	0.23467	0.0637

Hexa-Dioxins

Name	RT	m1 Height	m2 Height	m1 Resp	m2 Resp	RA	n/y	Resp	Conc	EMPC	DL
1 Total Hexa-Dioxins	33.11	1.561e4	1.461e4	7.414e2	6.497e2	1.14	NO	1.391e3	1.5939	1.5939	0.224
2 Total Hexa-Dioxins	33.92	9.764e3	5.058e3	4.687e2	2.975e2	1.58	YES	0.000e0	0.00000	0.76348	0.224

Hepta-Dioxins

Name	RT	m1 Height	m2 Height	m1 Resp	m2 Resp	RA	n/y	Resp	Conc	EMPC	DL
1 Total Hepta-Dioxins	37.39	1.447e4	1.182e4	8.418e2	6.499e2	1.30	YES	0.000e0	0.00000	2.4441	0.399
2 1,2,3,4,6,7,8-HpCDD	38.43	6.834e3	6.571e3	3.197e2	2.411e2	1.33	YES	5.608e2	0.00000	0.90660	0.399

Tetra-Furans

Name	RT	m1 Height	m2 Height	m1 Resp	m2 Resp	RA	n/y	Resp	Conc	EMPC	DL
1 Total Tetra-Furans	20.89	2.474e3	2.879e3	1.519e2	2.343e2	0.65	YES	0.000e0	0.00000	0.19192	0.0419

Penta-Furans function 1

Name	RT	m1 Height	m2 Height	m1 Resp	m2 Resp	RA	n/y	Resp	Conc	EMPC	DL
1											

Dataset: U:\VG11.PRO\Results\191214K3\191214K3-15.qld

Last Altered: Thursday, December 19, 2019 15:11:46 Pacific Standard Time
Printed: Thursday, December 19, 2019 15:12:53 Pacific Standard Time

Name: 191214K3_15, Date: 15-Dec-2019, Time: 17:47:43, ID: 1903742-02 PDI-059SC-A-14-15.3-191016 14.92, Description: PDI-059SC-A-14-15.3-191016

Penta-Furans

Name	RT	m1 Height	m2 Height	m1 Resp	m2 Resp	RA	n/y	Resp	Conc	EMPC	DL

Hexa-Furans

Name	RT	m1 Height	m2 Height	m1 Resp	m2 Resp	RA	n/y	Resp	Conc	EMPC	DL

Hepta-Furans

Name	RT	m1 Height	m2 Height	m1 Resp	m2 Resp	RA	n/y	Resp	Conc	EMPC	DL

Dataset: Untitled

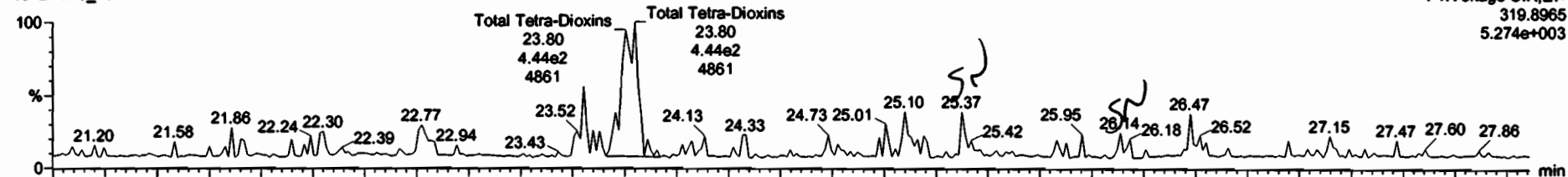
Last Altered: Monday, December 16, 2019 09:38:26 Pacific Standard Time

Printed: Monday, December 16, 2019 09:39:01 Pacific Standard Time

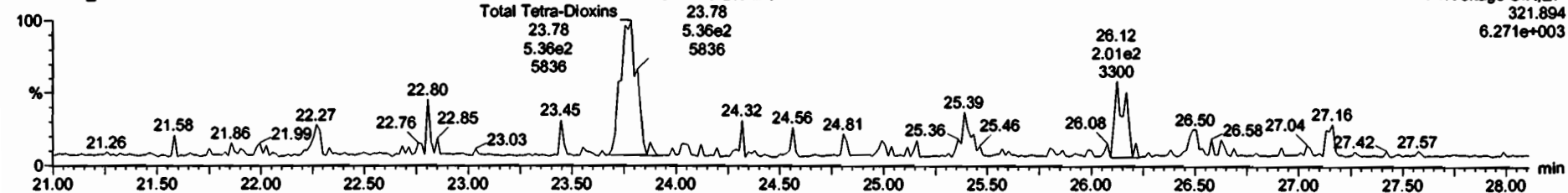
Name: 191214K3_15, Date: 15-Dec-2019, Time: 17:47:43, ID: 1903742-02 PDI-059SC-A-14-15.3-191016 14.92, Description: PDI-059SC-A-14-15.3-191016

2,3,7,8-TCDD

191214K3_15

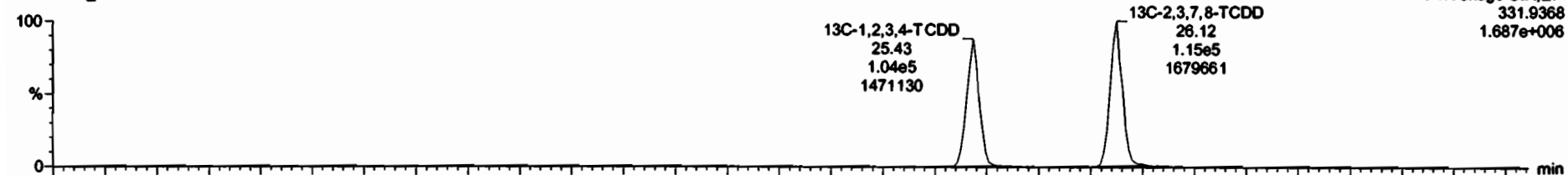


191214K3_15

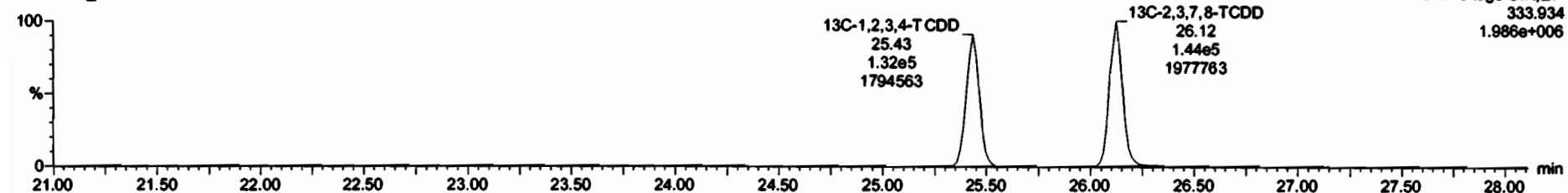


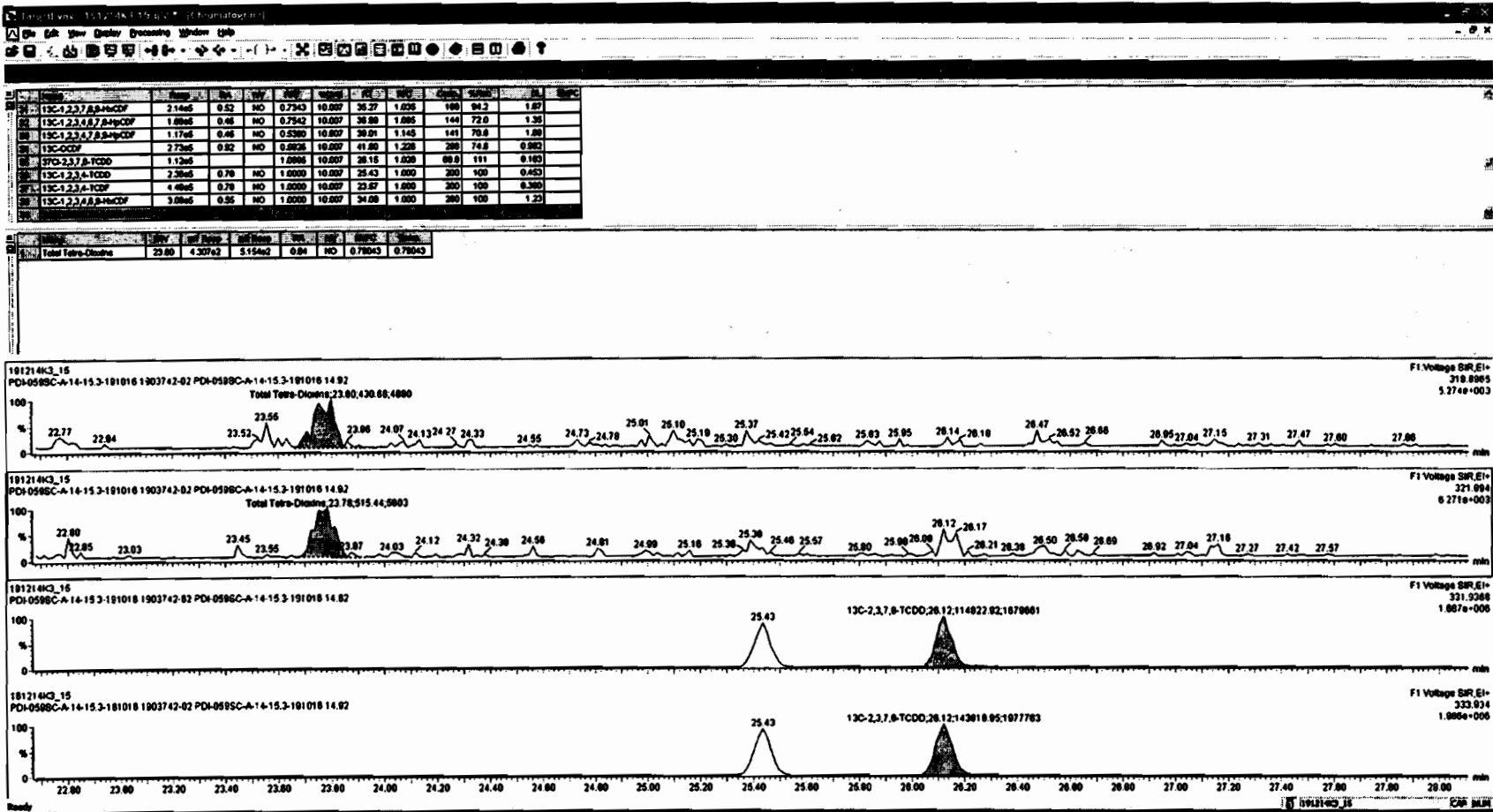
13C-2,3,7,8-TCDD

191214K3_15



191214K3_15





Dataset: Untitled

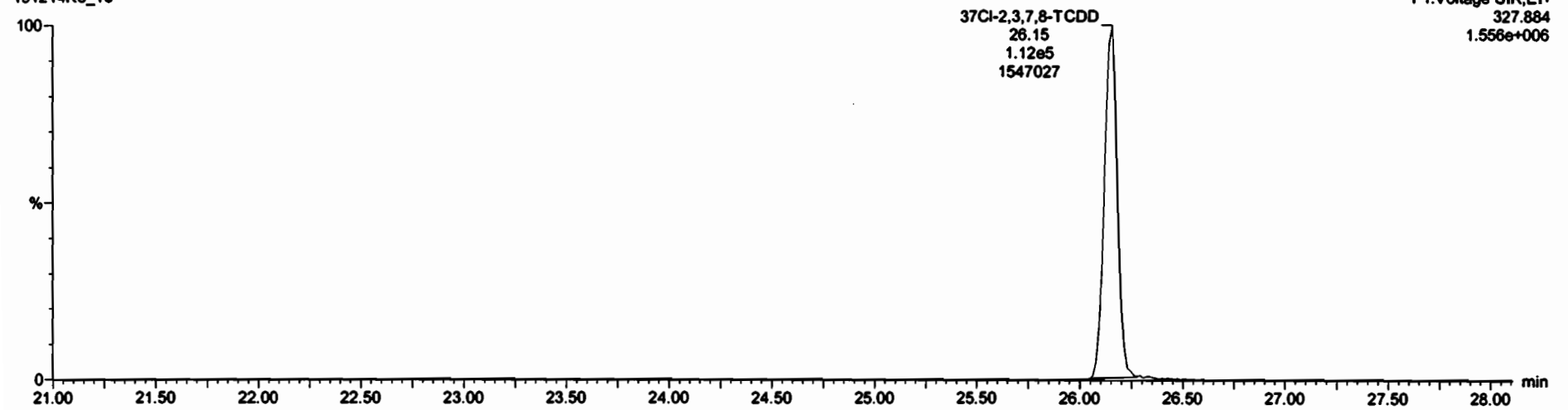
Last Altered: Monday, December 16, 2019 09:38:26 Pacific Standard Time

Printed: Monday, December 16, 2019 09:39:01 Pacific Standard Time

Name: 191214K3_15, Date: 15-Dec-2019, Time: 17:47:43, ID: 1903742-02 PDI-059SC-A-14-15.3-191016 14.92, Description: PDI-059SC-A-14-15.3-191016

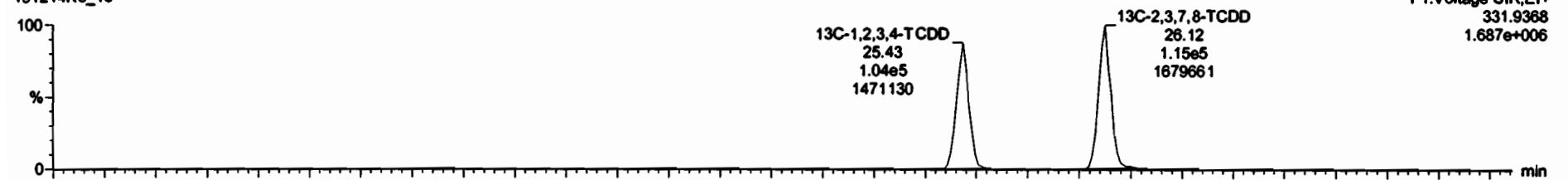
37Cl-2,3,7,8-TCDD

191214K3_15

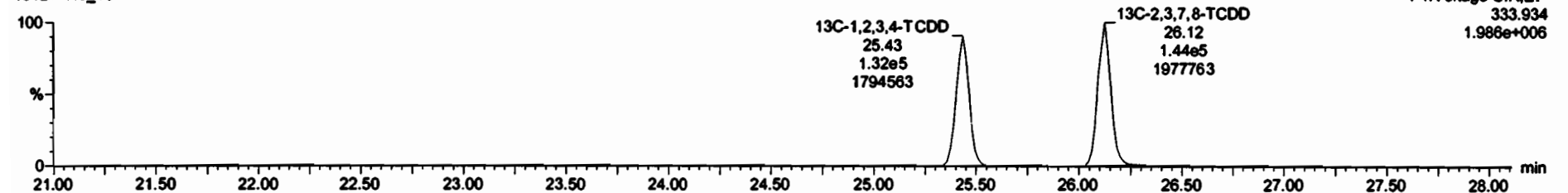


13C-1,2,3,4-TCDD

191214K3_15



191214K3_15



Dataset: Untitled


Last Altered: Monday, December 16, 2019 09:38:26 Pacific Standard Time

Printed: Monday, December 16, 2019 09:39:01 Pacific Standard Time

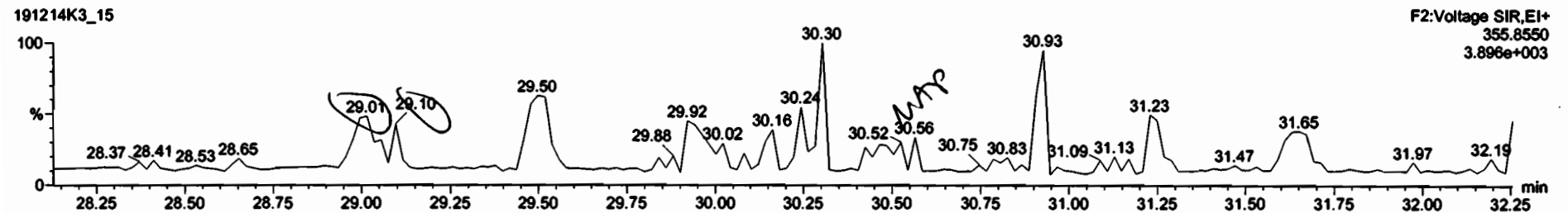
Name: 191214K3_15, Date: 15-Dec-2019, Time: 17:47:43, ID: 1903742-02 PDI-059SC-A-14-15.3-191016 14.92, Description: PDI-059SC-A-14-15.3-191016

1,2,3,7,8-PeCDD

191214K3_15

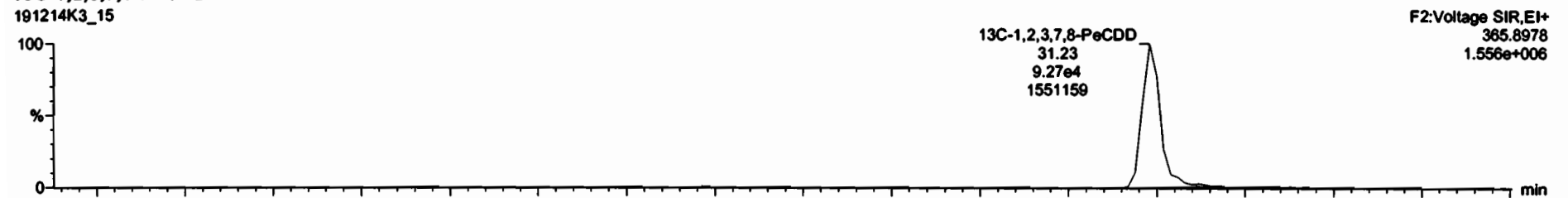


191214K3_15

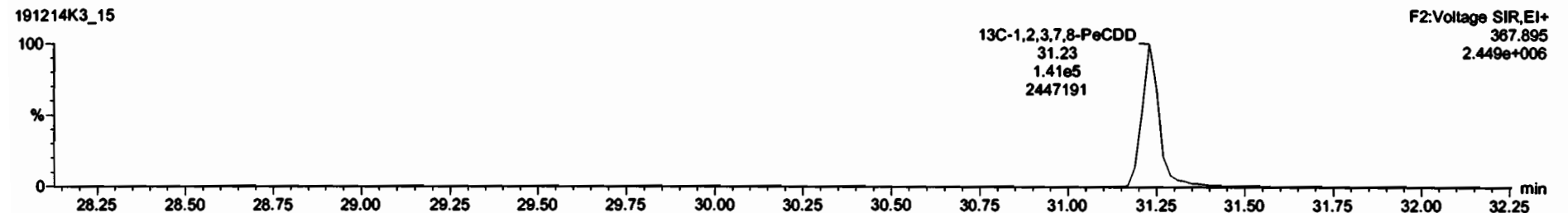


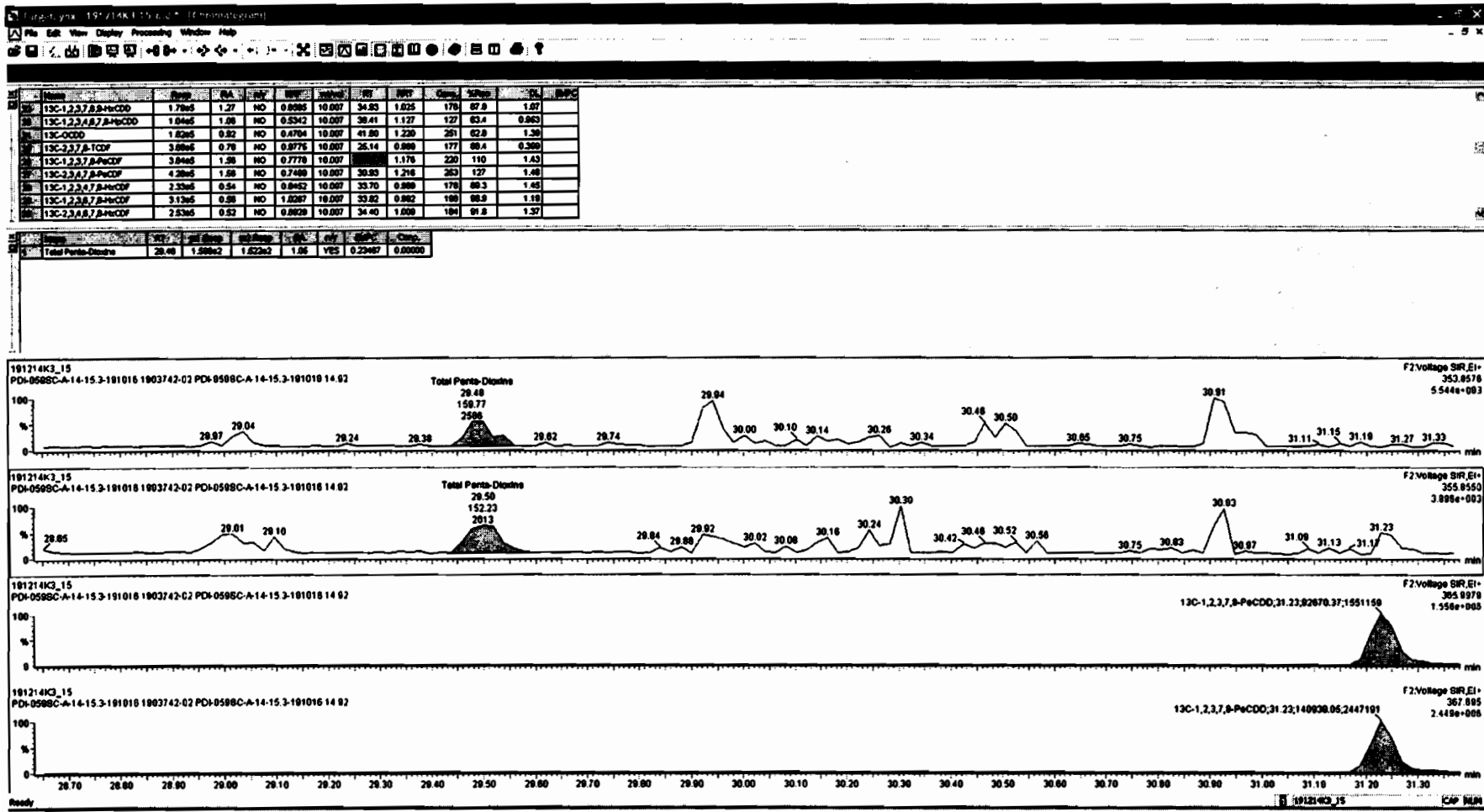
13C-1,2,3,7,8-PeCDD

191214K3_15



191214K3_15



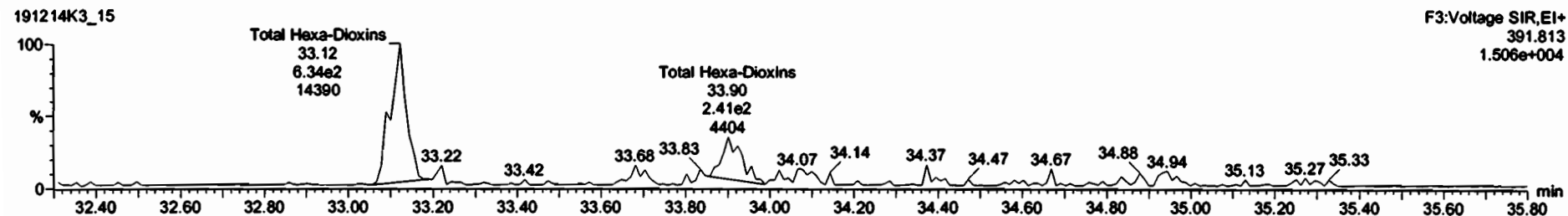
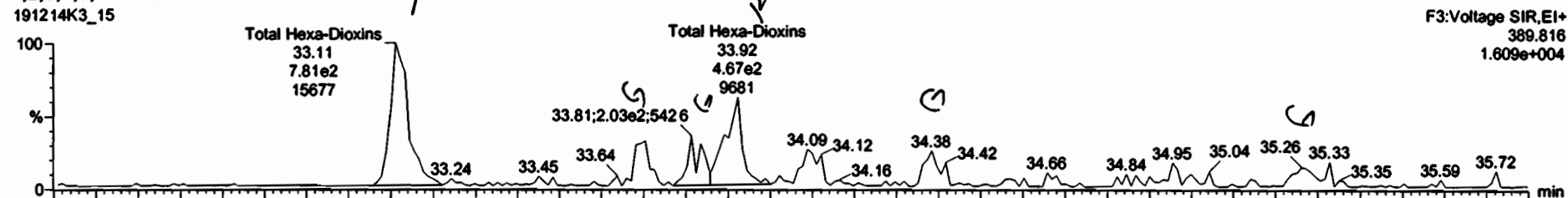


Dataset: Untitled

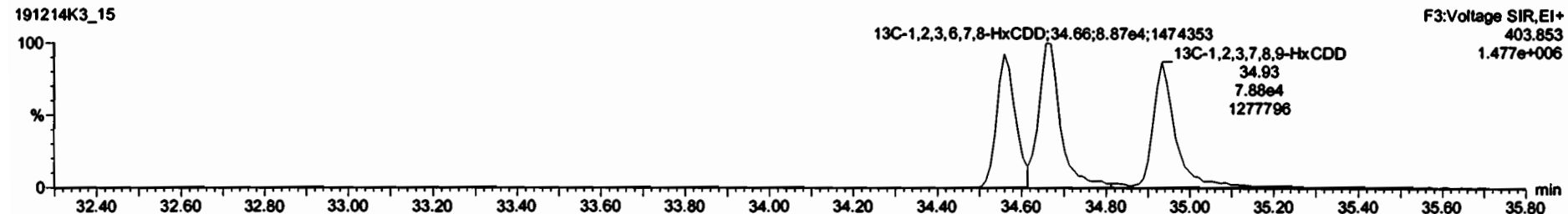

Last Altered: Monday, December 16, 2019 09:38:26 Pacific Standard Time
Printed: Monday, December 16, 2019 09:39:01 Pacific Standard Time

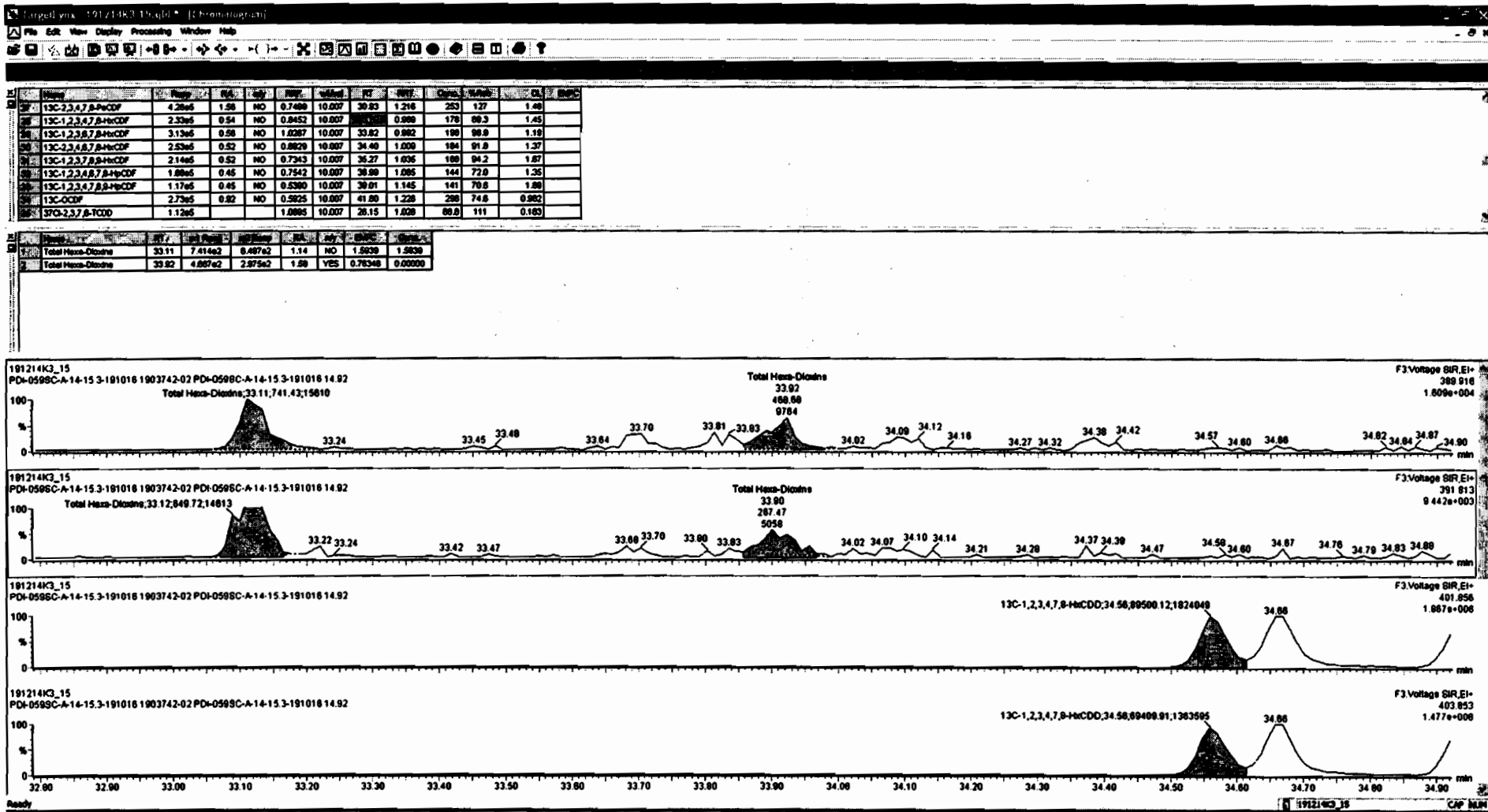
Name: 191214K3_15, Date: 15-Dec-2019, Time: 17:47:43, ID: 1903742-02 PDI-059SC-A-14-15.3-191016 14.92, Description: PDI-059SC-A-14-15.3-191016

1,2,3,4,7,8-HxCDD



13C-1,2,3,4,7,8-HxCDD





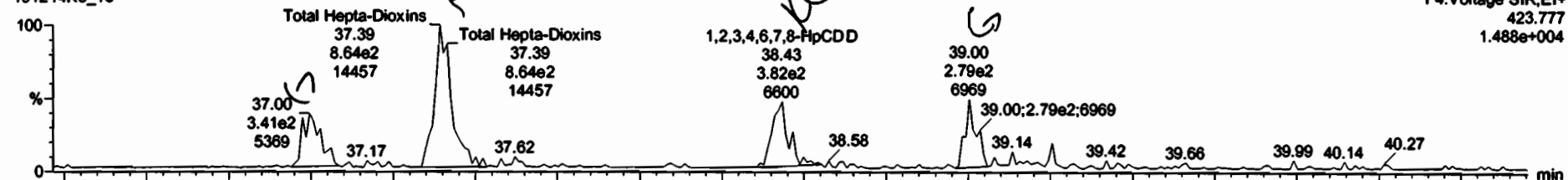
Dataset: Untitled

Last Altered: Monday, December 16, 2019 09:38:26 Pacific Standard Time
Printed: Monday, December 16, 2019 09:39:01 Pacific Standard Time

Name: 191214K3_15, Date: 15-Dec-2019, Time: 17:47:43, ID: 1903742-02 PDI-059SC-A-14-15.3-191016 14.92, Description: PDI-059SC-A-14-15.3-191016

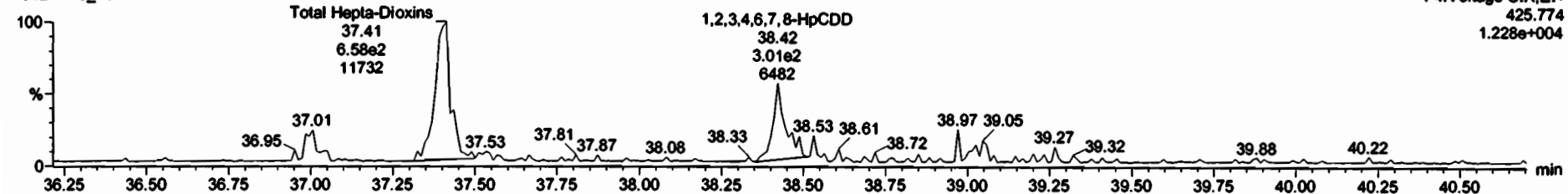
1,2,3,4,6,7,8-HpCDD

191214K3_15



F4:Voltage SIR,EI+
423.777
1.488e+004

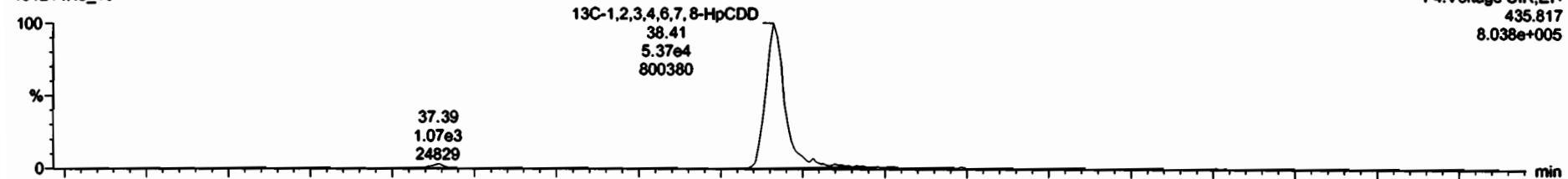
191214K3_15



F4:Voltage SIR,EI+
425.774
1.228e+004

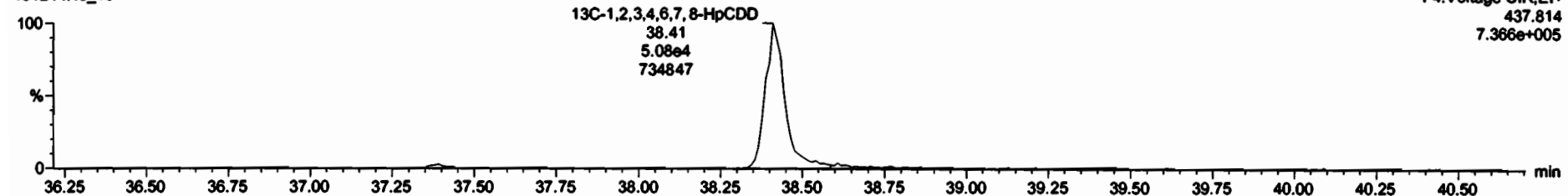
13C-1,2,3,4,6,7,8-HpCDD

191214K3_15

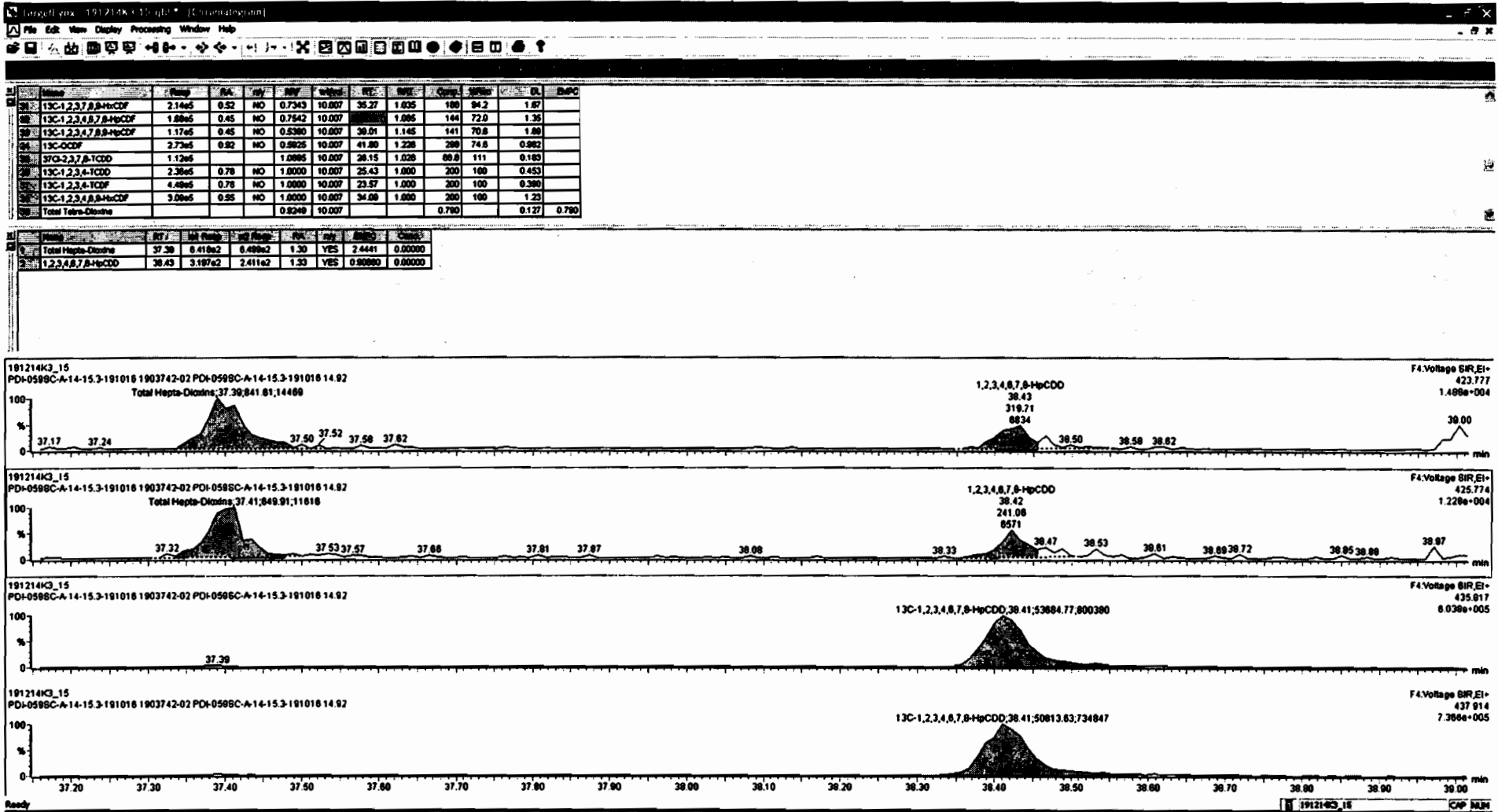


F4:Voltage SIR,EI+
435.817
8.038e+005

191214K3_15



F4:Voltage SIR,EI+
437.814
7.366e+005



Dataset: Untitled

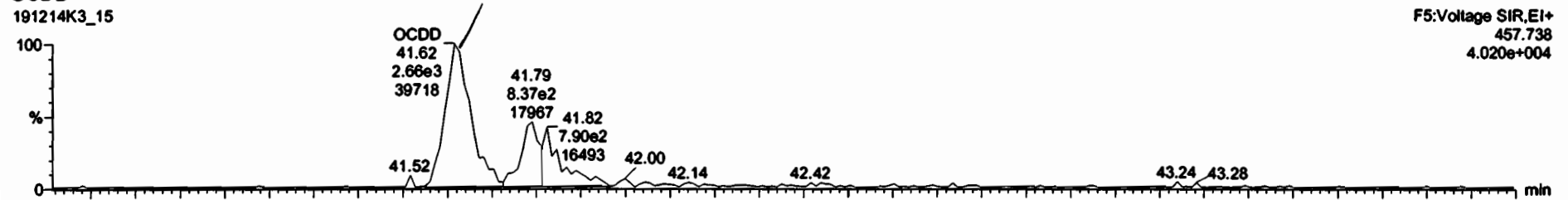
Last Altered: Monday, December 16, 2019 09:38:26 Pacific Standard Time

Printed: Monday, December 16, 2019 09:39:01 Pacific Standard Time

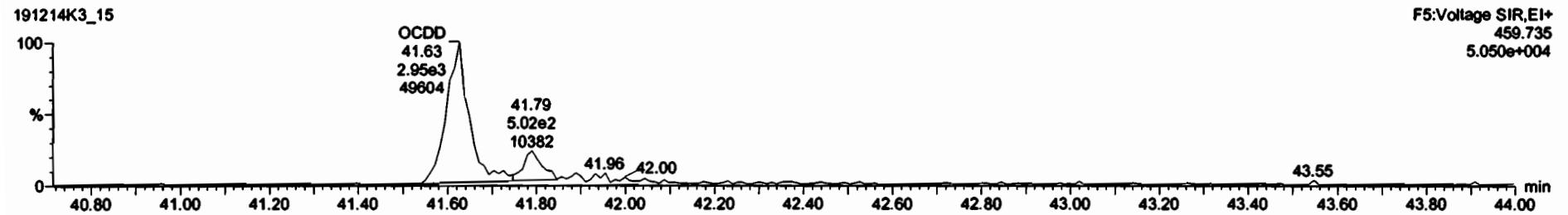
Name: 191214K3_15, Date: 15-Dec-2019, Time: 17:47:43, ID: 1903742-02 PDI-059SC-A-14-15.3-191016 14.92, Description: PDI-059SC-A-14-15.3-191016

OCDD

191214K3_15



191214K3_15

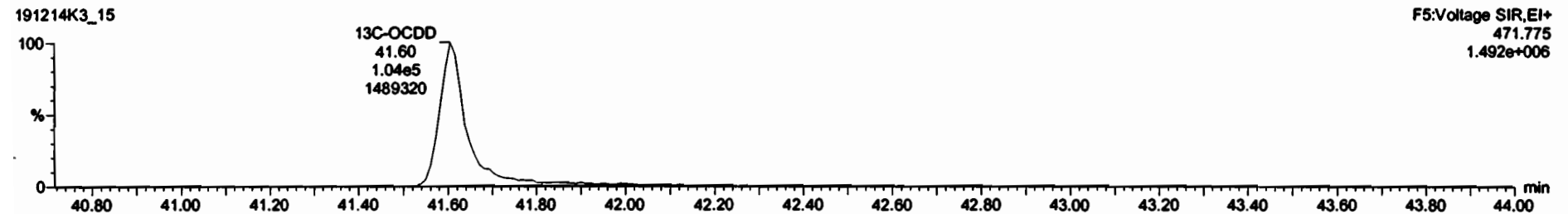


13C-OCDD

191214K3_15



191214K3_15



Dataset: Untitled


Last Altered: Monday, December 16, 2019 09:38:26 Pacific Standard Time

Printed: Monday, December 16, 2019 09:39:01 Pacific Standard Time

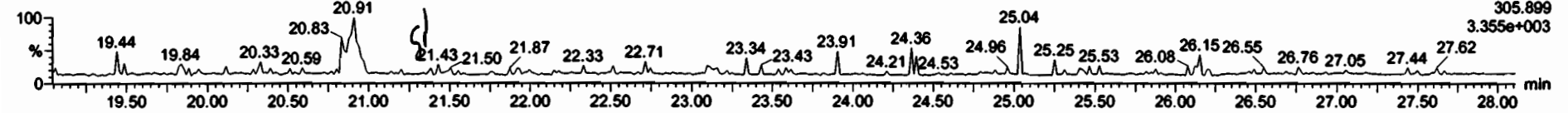
Name: 191214K3_15, Date: 15-Dec-2019, Time: 17:47:43, ID: 1903742-02 PDI-059SC-A-14-15.3-191016 14.92, Description: PDI-059SC-A-14-15.3-191016

2,3,7,8-TCDF

191214K3_15

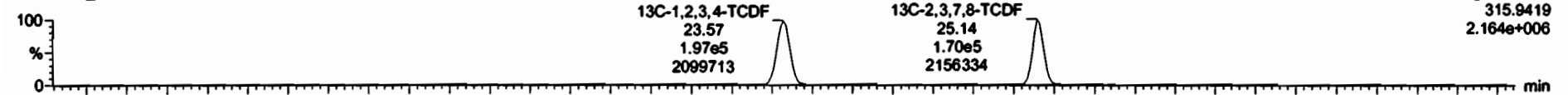


191214K3_15

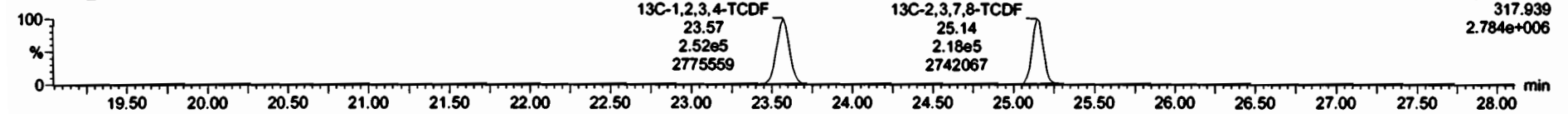


13C-2,3,7,8-TCDF

191214K3_15

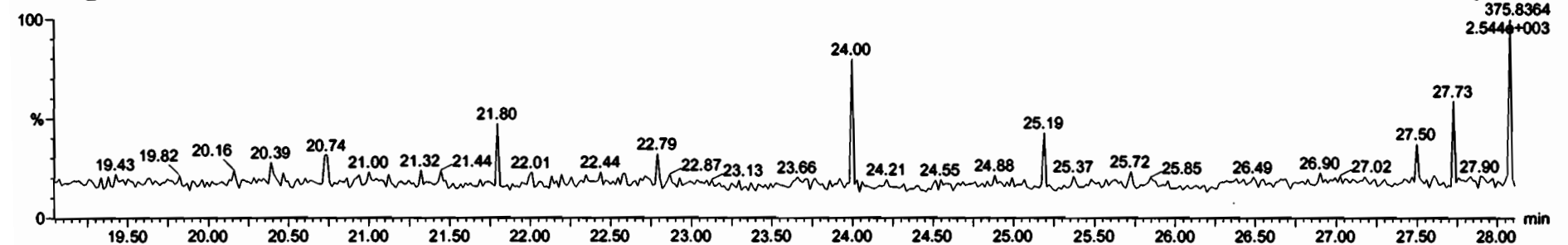


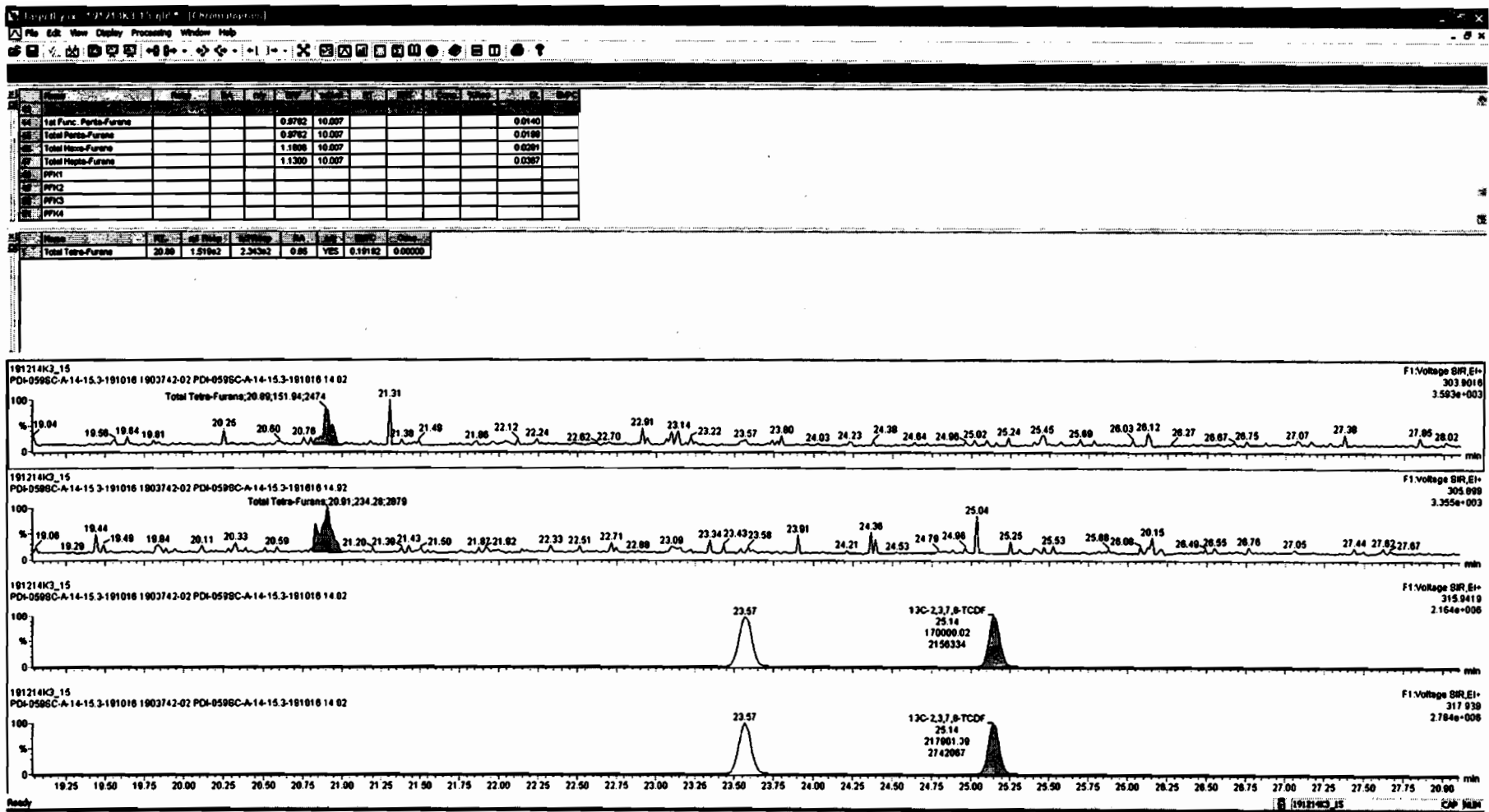
191214K3_15



DPE1

191214K3_15





Dataset: Untitled

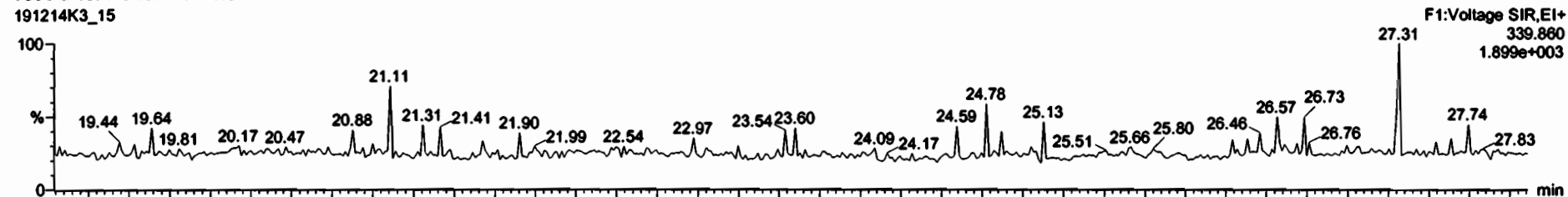
Last Altered: Monday, December 16, 2019 09:38:26 Pacific Standard Time

Printed: Monday, December 16, 2019 09:39:01 Pacific Standard Time

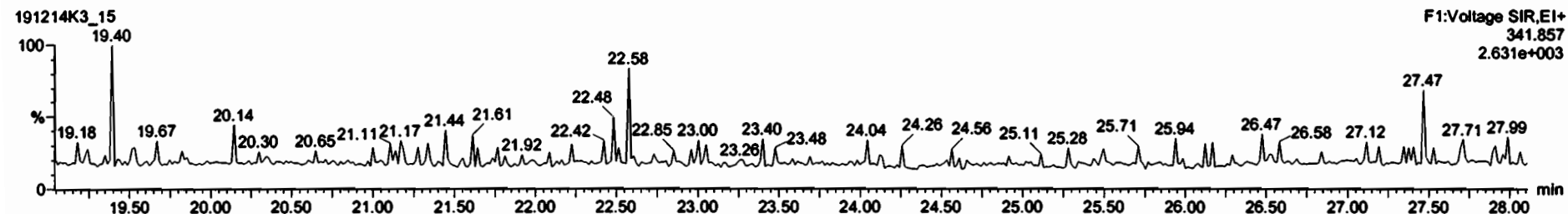
Name: 191214K3_15, Date: 15-Dec-2019, Time: 17:47:43, ID: 1903742-02 PDI-059SC-A-14-15.3-191016 14.92, Description: PDI-059SC-A-14-15.3-191016

1st Func. Penta-Furans

191214K3_15

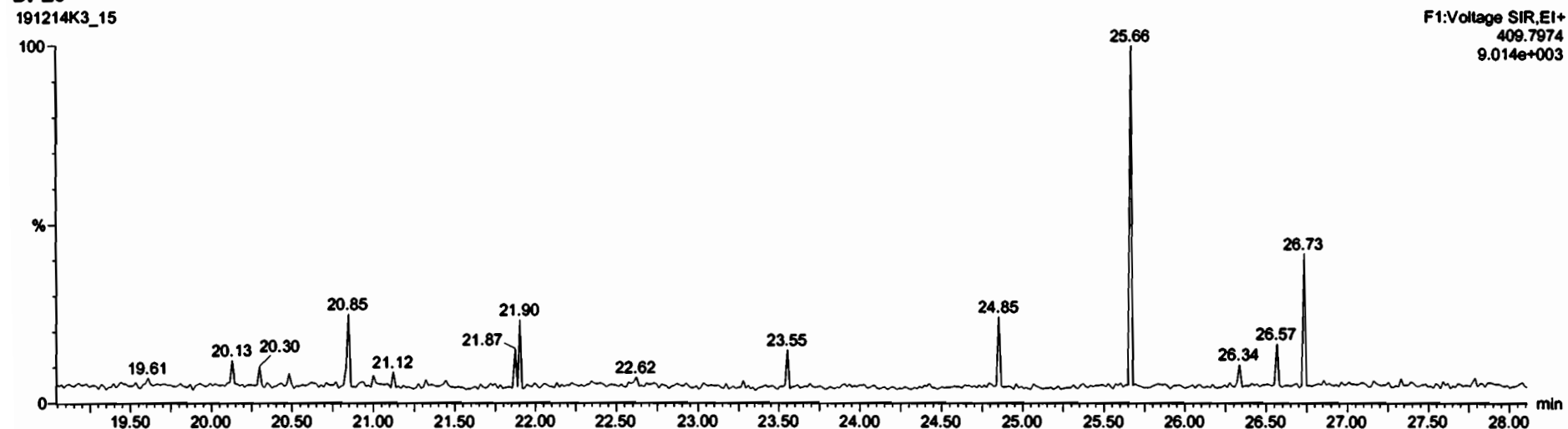


191214K3_15



DPE6

191214K3_15

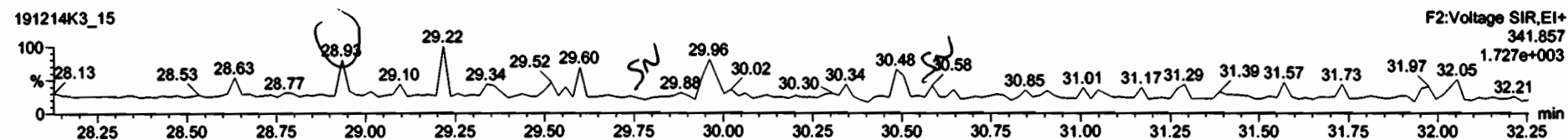



Dataset: Untitled

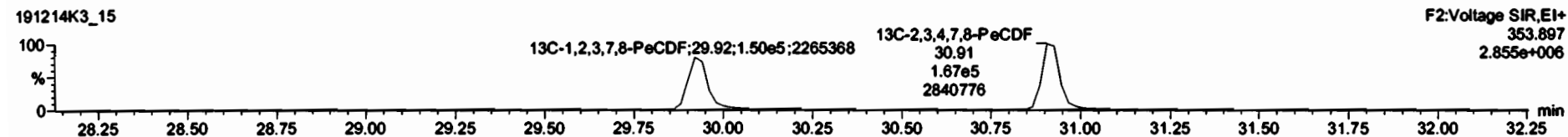
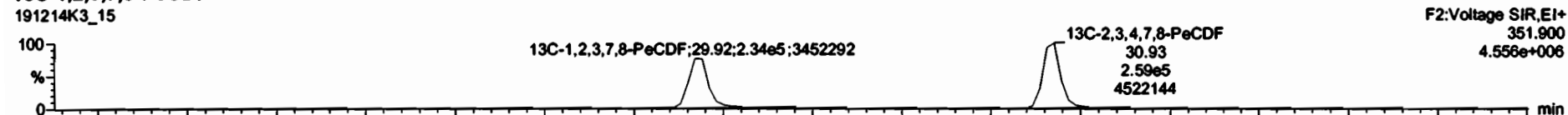
Last Altered: Monday, December 16, 2019 09:38:26 Pacific Standard Time
Printed: Monday, December 16, 2019 09:39:01 Pacific Standard Time

Name: 191214K3_15, Date: 15-Dec-2019, Time: 17:47:43, ID: 1903742-02 PDI-059SC-A-14-15.3-191016 14.92, Description: PDI-059SC-A-14-15.3-191016

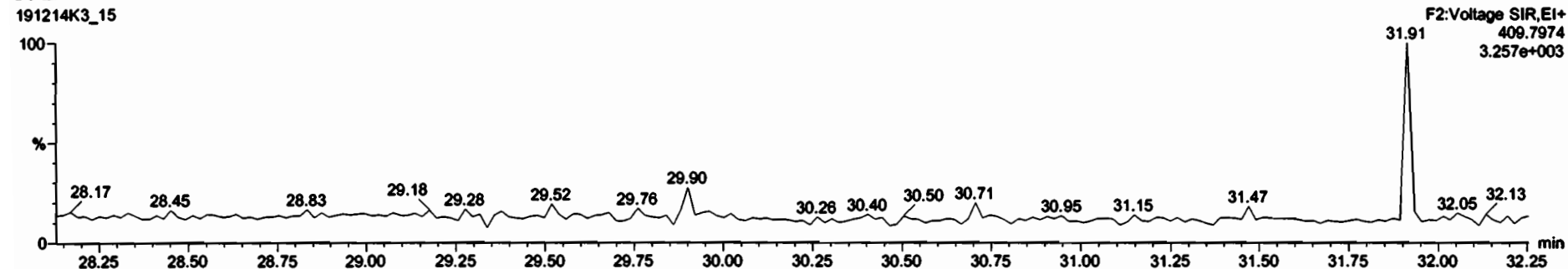
1,2,3,7,8-PeCDF



13C-1,2,3,7,8-PeCDF



DPE2

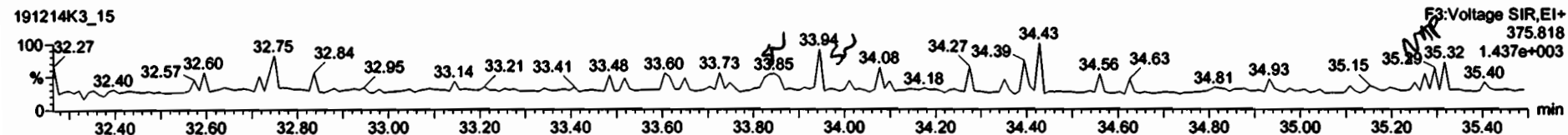



Dataset: Untitled

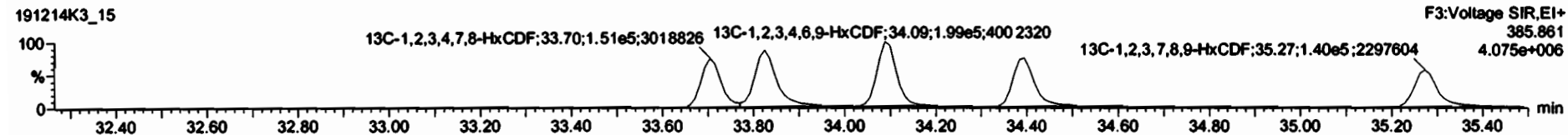
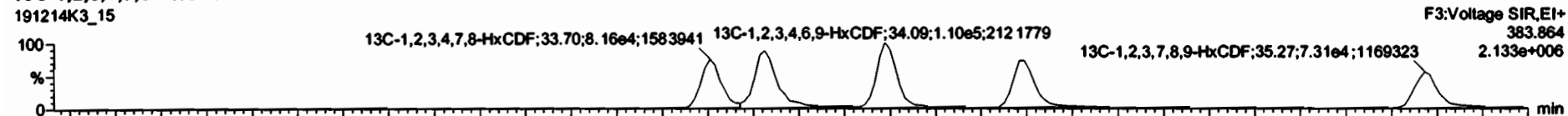
Last Altered: Monday, December 16, 2019 09:38:26 Pacific Standard Time
Printed: Monday, December 16, 2019 09:39:01 Pacific Standard Time

Name: 191214K3_15, Date: 15-Dec-2019, Time: 17:47:43, ID: 1903742-02 PDI-059SC-A-14-15.3-191016 14.92, Description: PDI-059SC-A-14-15.3-191016

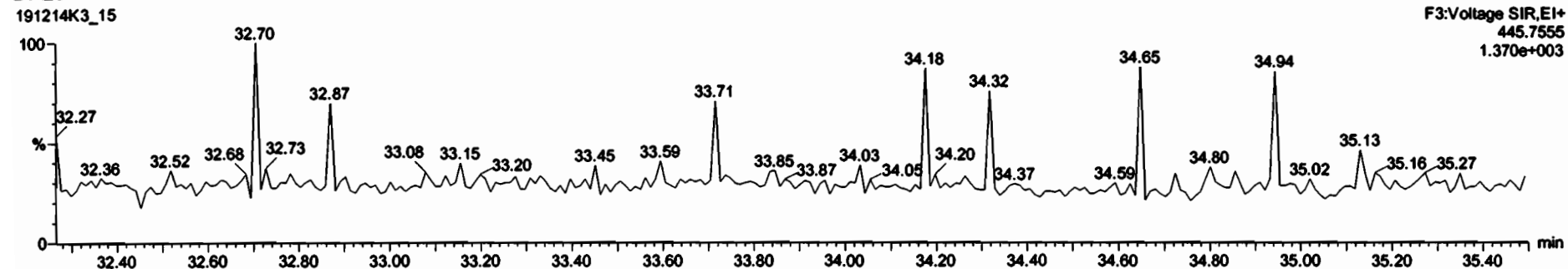
1,2,3,4,7,8-HxCDF



13C-1,2,3,4,7,8-HxCDF



DPE3




Dataset: Untitled

Last Altered: Monday, December 16, 2019 09:38:26 Pacific Standard Time
Printed: Monday, December 16, 2019 09:39:01 Pacific Standard Time

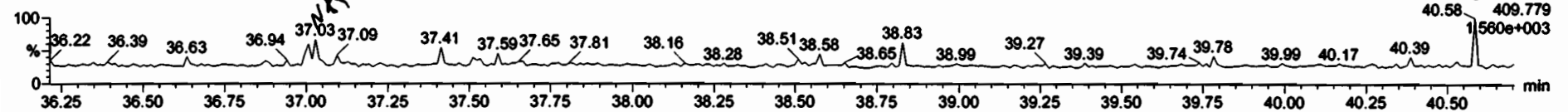
Name: 191214K3_15, Date: 15-Dec-2019, Time: 17:47:43, ID: 1903742-02 PDI-059SC-A-14-15.3-191016 14.92, Description: PDI-059SC-A-14-15.3-191016

1,2,3,4,6,7,8-HpCDF

191214K3_15




191214K3_15

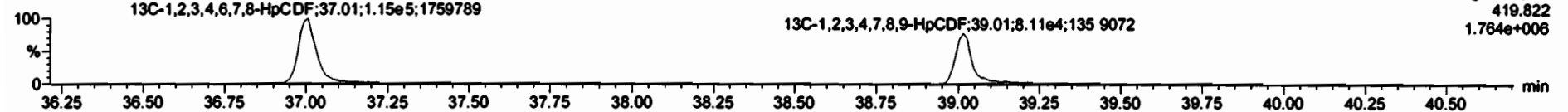


13C-1,2,3,4,6,7,8-HpCDF

191214K3_15

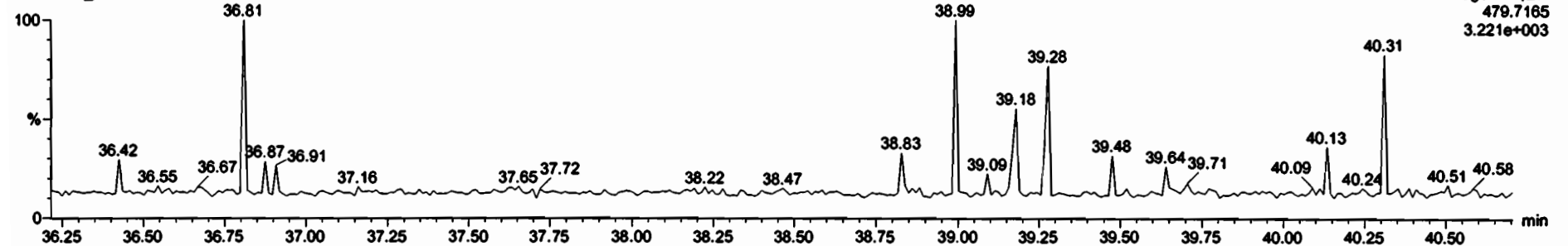


191214K3_15



DPE4

191214K3_15



Dataset: Untitled


Last Altered: Monday, December 16, 2019 09:38:26 Pacific Standard Time

Printed: Monday, December 16, 2019 09:39:01 Pacific Standard Time

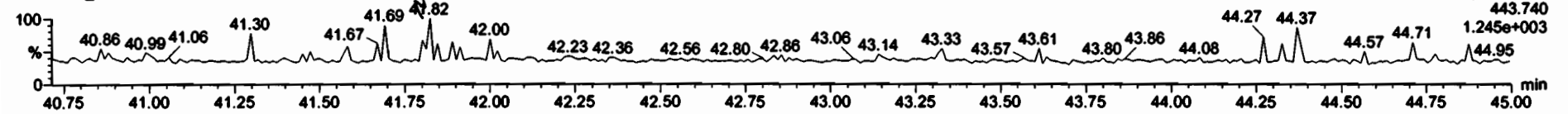
Name: 191214K3_15, Date: 15-Dec-2019, Time: 17:47:43, ID: 1903742-02 PDI-059SC-A-14-15.3-191016 14.92, Description: PDI-059SC-A-14-15.3-191016

OCDF

191214K3_15




191214K3_15




13C-OCDF

191214K3_15

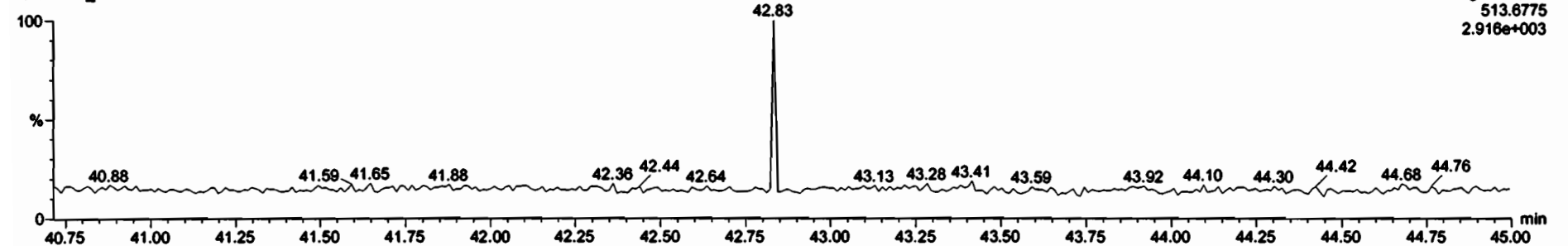


191214K3_15



DPE5

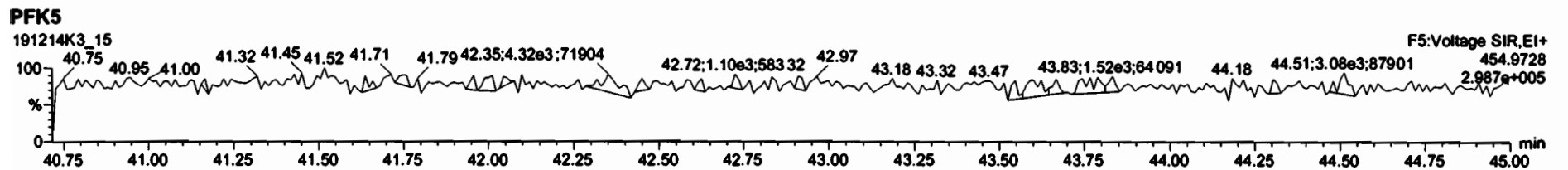
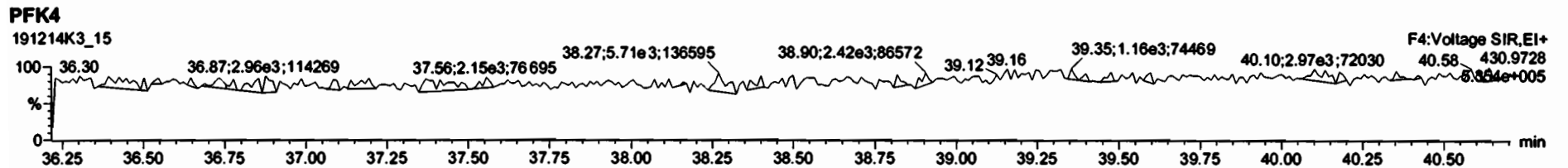
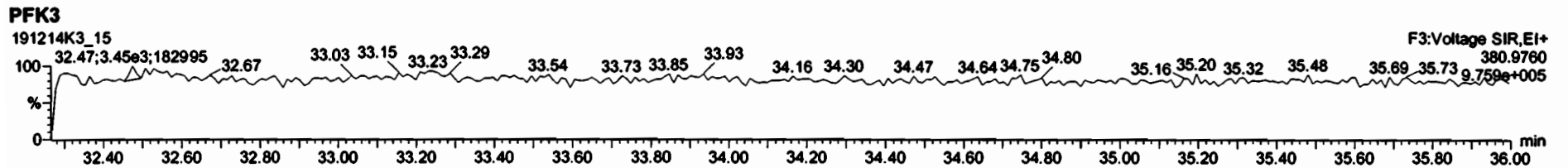
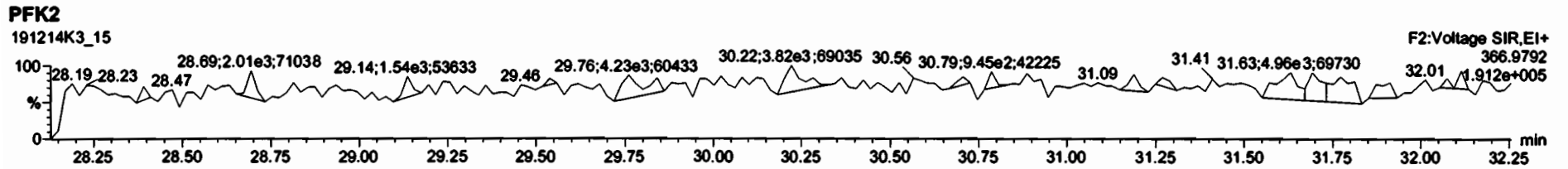
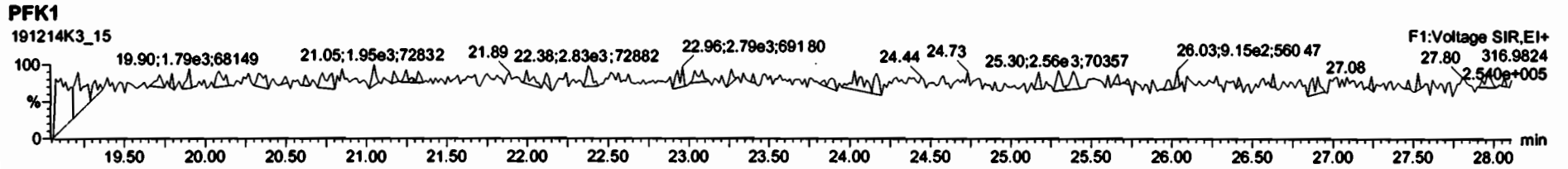
191214K3_15



Dataset: Untitled

Last Altered: Monday, December 16, 2019 09:38:26 Pacific Standard Time
Printed: Monday, December 16, 2019 09:39:01 Pacific Standard Time

Name: 191214K3_15, Date: 15-Dec-2019, Time: 17:47:43, ID: 1903742-02 PDI-059SC-A-14-15.3-191016 14.92, Description: PDI-059SC-A-14-15.3-191016



Dataset: U:\VG11.PRO\Results\191214K3\191214K3-16.qld

Last Altered: Thursday, December 19, 2019 15:23:12 Pacific Standard Time

Printed: Thursday, December 19, 2019 15:24:45 Pacific Standard Time

Hc 12.19.19

07/26/19

Method: U:\VG11.PRO\MethDB\1613_rrt-12-7-19.mdb 08 Dec 2019 15:38:47

Calibration: U:\VG11.PRO\CurveDB\db5_1613vg11-5-7-19.cdb 08 May 2019 06:55:45

Name: 191214K3_16, Date: 15-Dec-2019, Time: 18:37:18, ID: 1903742-03 PDI-069SC-A-12-13-191016 16.32, Description: PDI-069SC-A-12-13-191016

#	Name	Resp	RA	n/y	RRF	w/wol	Pred RT	RT	Pred RRT	RRT	Conc	%Rec	DL	EMPC
1	2,3,7,8-TCDD			NO	0.925	10.026	26.138		1.001				0.103	
2	1,2,3,7,8-PeCDD			NO	0.905	10.026	31.251		1.001				0.199	
3	1,2,3,4,7,8-HxCDD			NO	1.07	10.026	34.569		1.000				0.246	
4	1,2,3,6,7,8-HxCDD			NO	0.967	10.026	34.669		1.000				0.231	
5	1,2,3,7,8,9-HxCDD			NO	0.978	10.026	34.967		1.001				0.284	
6	1,2,3,4,6,7,8-HpCDD	2.96e2	1.56	YES	1.04	10.026	38.422	38.44	1.000	1.001	0.63229		0.514	0.504
7	OCDD	1.21e3	1.02	NO	0.972	10.026	41.604	41.63	1.000	1.001	3.6967		0.490	3.70
8	2,3,7,8-TCDF			NO	0.938	10.026	25.153		1.001				0.171	
9	1,2,3,7,8-PeCDF			NO	0.976	10.026	29.962		1.001				0.0989	
10	2,3,4,7,8-PeCDF			NO	1.00	10.026	30.958		1.001				0.0775	
11	1,2,3,4,7,8-HxCDF			NO	1.24	10.026	33.703		1.000				0.0704	
12	1,2,3,6,7,8-HxCDF			NO	1.10	10.026	33.834		1.000				0.0742	
13	2,3,4,6,7,8-HxCDF			NO	1.18	10.026	34.429		1.001				0.0702	
14	1,2,3,7,8,9-HxCDF			NO	1.07	10.026	35.272		1.000				0.0966	
15	1,2,3,4,6,7,8-HpCDF			NO	1.13	10.026	37.043		1.001				0.0914	
16	1,2,3,4,7,8,9-HpCDF			NO	1.26	10.026	39.014		1.000				0.129	
17	OCDF			NO	1.10	10.026	41.791		1.000				0.0835	
18	13C-2,3,7,8-TCDD	2.78e5	0.77	NO	1.05	10.026	26.115	26.11	1.027	1.027	214.13	107	0.494	
19	13C-1,2,3,7,8-PeCDD	1.89e5	0.67	NO	0.743	10.026	31.120	31.23	1.224	1.229	205.71	103	1.14	
20	13C-1,2,3,4,7,8-HxCDD	1.54e5	1.20	NO	0.646	10.026	34.569	34.56	1.014	1.014	151.23	75.8	0.855	
21	13C-1,2,3,6,7,8-HxCDD	2.00e5	1.19	NO	0.777	10.026	34.667	34.67	1.017	1.017	163.27	81.8	0.711	
22	13C-1,2,3,7,8,9-HxCDD	1.66e5	1.19	NO	0.659	10.026	34.940	34.93	1.025	1.024	159.50	80.0	0.838	
23	13C-1,2,3,4,6,7,8-HpCDD	9.01e4	1.05	NO	0.534	10.026	38.432	38.41	1.127	1.126	107.18	53.7	0.830	
24	13C-OCDD	1.34e5	0.92	NO	0.470	10.026	41.606	41.60	1.220	1.220	181.25	45.4	1.29	
25	13C-2,3,7,8-TCDF	3.79e5	0.77	NO	0.977	10.026	25.190	25.13	0.991	0.989	181.34	90.9	0.374	
26	13C-1,2,3,7,8-PeCDF	3.30e5	1.66	NO	0.778	10.026	29.834	29.94	1.174	1.178	198.23	99.4	1.57	
27	13C-2,3,4,7,8-PeCDF	3.62e5	1.63	NO	0.750	10.026	30.841	30.93	1.213	1.217	225.73	113	1.63	
28	13C-1,2,3,4,7,8-HxCDF	2.13e5	0.54	NO	0.845	10.026	33.709	33.70	0.989	0.988	160.07	80.2	1.52	
29	13C-1,2,3,6,7,8-HxCDF	2.73e5	0.53	NO	1.03	10.026	33.825	33.82	0.992	0.992	168.71	84.6	1.25	
30	13C-2,3,4,6,7,8-HxCDF	2.47e5	0.55	NO	0.893	10.026	34.398	34.40	1.009	1.009	175.65	88.0	1.44	
31	13C-1,2,3,7,8,9-HxCDF	2.17e5	0.50	NO	0.734	10.026	35.298	35.27	1.035	1.034	188.09	94.3	1.75	

Dataset: U:\VG11.PRO\Results\191214K3\191214K3-16.qld

Last Altered: Thursday, December 19, 2019 15:23:12 Pacific Standard Time

Printed: Thursday, December 19, 2019 15:24:45 Pacific Standard Time

Name: 191214K3_16, Date: 15-Dec-2019, Time: 18:37:18, ID: 1903742-03 PDI-069SC-A-12-13-191016 16.32, Description: PDI-069SC-A-12-13-191016

#	Name	Resp	RA	n/y	RRF	w/wd	Pred RT	RT	Pred RRF	RRF	Conc	% Rec	DU	EMPC
32	13C-1,2,3,4,6,7,8-HpCDF	1.58e5	0.49	NO	0.754	10.026	37.010	37.01	1.085	1.085	133.21	66.8	0.795	
33	13C-1,2,3,4,7,8,9-HpCDF	1.01e5	0.47	NO	0.539	10.026	39.032	39.01	1.145	1.144	118.58	59.4	1.11	
34	13C-OCDF	2.10e5	0.91	NO	0.593	10.026	41.818	41.79	1.226	1.226	224.70	56.3	0.924	
35	37Cl-2,3,7,8-TCDD	1.15e5			1.07	10.026	26.136	26.14	1.028	1.028	86.611	109	0.160	
36	13C-1,2,3,4-TCDD	2.47e5	0.80	NO	1.00	10.026	25.500	25.42	1.000	1.000	199.49	100	0.518	
37	13C-1,2,3,4-TCDF	4.27e5	0.76	NO	1.00	10.026	23.680	23.54	1.000	1.000	199.49	100	0.366	
38	13C-1,2,3,4,6,9-HxCDF	3.14e5	0.52	NO	1.00	10.026	34.060	34.10	1.000	1.000	199.49	100	1.29	
39	Total Tetra-Dioxins				0.925	10.026	24.620		0.000		0.12546		0.0571	0.125
40	Total Penta-Dioxins				0.905	10.026	29.960		0.000				0.128	
41	Total Hexa-Dioxins				0.967	10.026	33.635		0.000				0.141	
42	Total Hepta-Dioxins				1.04	10.026	38.800		0.000		1.1144		0.514	1.62
43	Total Tetra-Furans				0.938	10.026	23.610		0.000		0.74032		0.171	0.740
44	1st Func. Penta-Furans				0.976	10.026	27.040		0.000				0.0152	
45	Total Penta-Furans				0.976	10.026	29.275		0.000				0.0432	
46	Total Hexa-Furans				1.18	10.026	33.555		0.000				0.0392	
47	Total Hepta-Furans				1.13	10.026	37.835		0.000				0.0498	

Dataset: U:\VG11.PRO\Results\191214K3\191214K3-16.qld

Last Altered: Thursday, December 19, 2019 15:23:12 Pacific Standard Time
 Printed: Thursday, December 19, 2019 15:24:45 Pacific Standard Time

Method: U:\VG11.PRO\MethDB\1613_rrt-12-7-19.mdb 08 Dec 2019 15:38:47
 Calibration: U:\VG11.PRO\CurveDB\db5_1613vg11-5-7-19.cdb 08 May 2019 06:55:45

Name: 191214K3_16, Date: 15-Dec-2019, Time: 18:37:18, ID: 1903742-03 PDI-069SC-A-12-13-191016 16.32, Description: PDI-069SC-A-12-13-191016

Tetra-Dioxins

Name	RT	m1 Height	m2 Height	m1 Resp	m2 Resp	RA	n/y	Resp	Conc	EMPC	DL
Total Tetra-Dioxins	21.84	2.219e3	1.626e3	6.982e1	9.202e1	0.76	NO	1.618e2	0.12546	0.12546	0.0571

Penta-Dioxins

Name	RT	m1 Height	m2 Height	m1 Resp	m2 Resp	RA	n/y	Resp	Conc	EMPC	DL

Hexa-Dioxins

Name	RT	m1 Height	m2 Height	m1 Resp	m2 Resp	RA	n/y	Resp	Conc	EMPC	DL

Hepta-Dioxins

Name	RT	m1 Height	m2 Height	m1 Resp	m2 Resp	RA	n/y	Resp	Conc	EMPC	DL
Total Hepta-Dioxins	37.41	5.435e3	7.283e3	2.817e2	2.406e2	1.17	NO	5.222e2	1.1144	1.1144	0.514
1,2,3,4,6,7,8-HpCDD	38.44	3.941e3	2.297e3	1.805e2	1.158e2	1.56	YES	2.963e2	0.00000	0.50407	0.514

Tetra-Furans

Name	RT	m1 Height	m2 Height	m1 Resp	m2 Resp	RA	n/y	Resp	Conc	EMPC	DL
Total Tetra-Furans	19.79	2.333e3	3.732e3	1.729e2	2.319e2	0.75	NO	4.048e2	0.22710	0.22710	0.171
Total Tetra-Furans	20.89	6.160e3	9.566e3	4.018e2	5.131e2	0.78	NO	9.149e2	0.51322	0.51322	0.171

Penta-Furans function 1

Name	RT	m1 Height	m2 Height	m1 Resp	m2 Resp	RA	n/y	Resp	Conc	EMPC	DL

Dataset: U:\VG11.PRO\Results\191214K3\191214K3-16.qld

Last Altered: Thursday, December 19, 2019 15:23:12 Pacific Standard Time

Printed: Thursday, December 19, 2019 15:24:45 Pacific Standard Time

Name: 191214K3_16, Date: 15-Dec-2019, Time: 18:37:18, ID: 1903742-03 PDI-069SC-A-12-13-191016 16.32, Description: PDI-069SC-A-12-13-191016

Penta-Furans

Name	RT	m1 Height	m2 Height	m1 Resp	m2 Resp	RA	n/y	Resp	Conc	EMPC	DL
1											

Hexa-Furans

Name	RT	m1 Height	m2 Height	m1 Resp	m2 Resp	RA	n/y	Resp	Conc	EMPC	DL
1											

Hepta-Furans

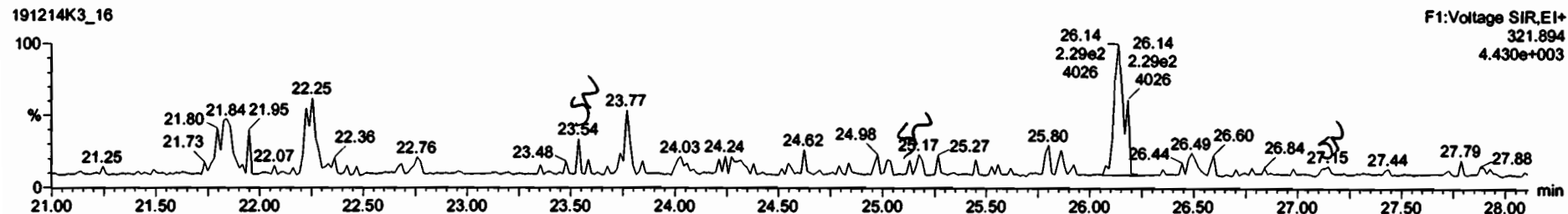

Name	RT	m1 Height	m2 Height	m1 Resp	m2 Resp	RA	n/y	Resp	Conc	EMPC	DL
1											

Dataset: Untitled

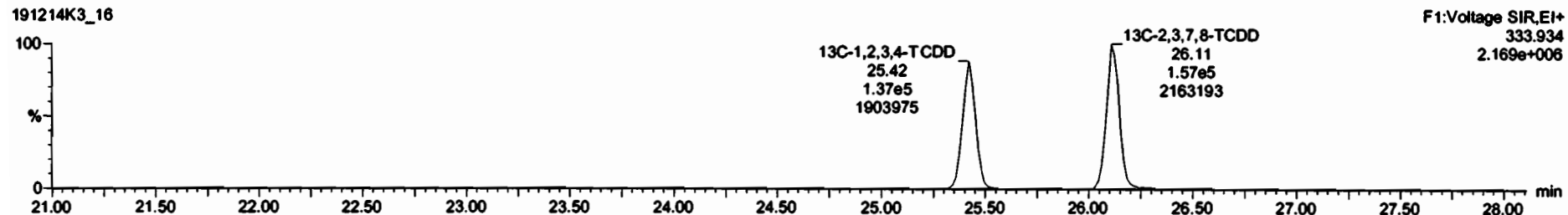

Last Altered: Monday, December 16, 2019 09:38:26 Pacific Standard Time
Printed: Monday, December 16, 2019 09:39:01 Pacific Standard Time

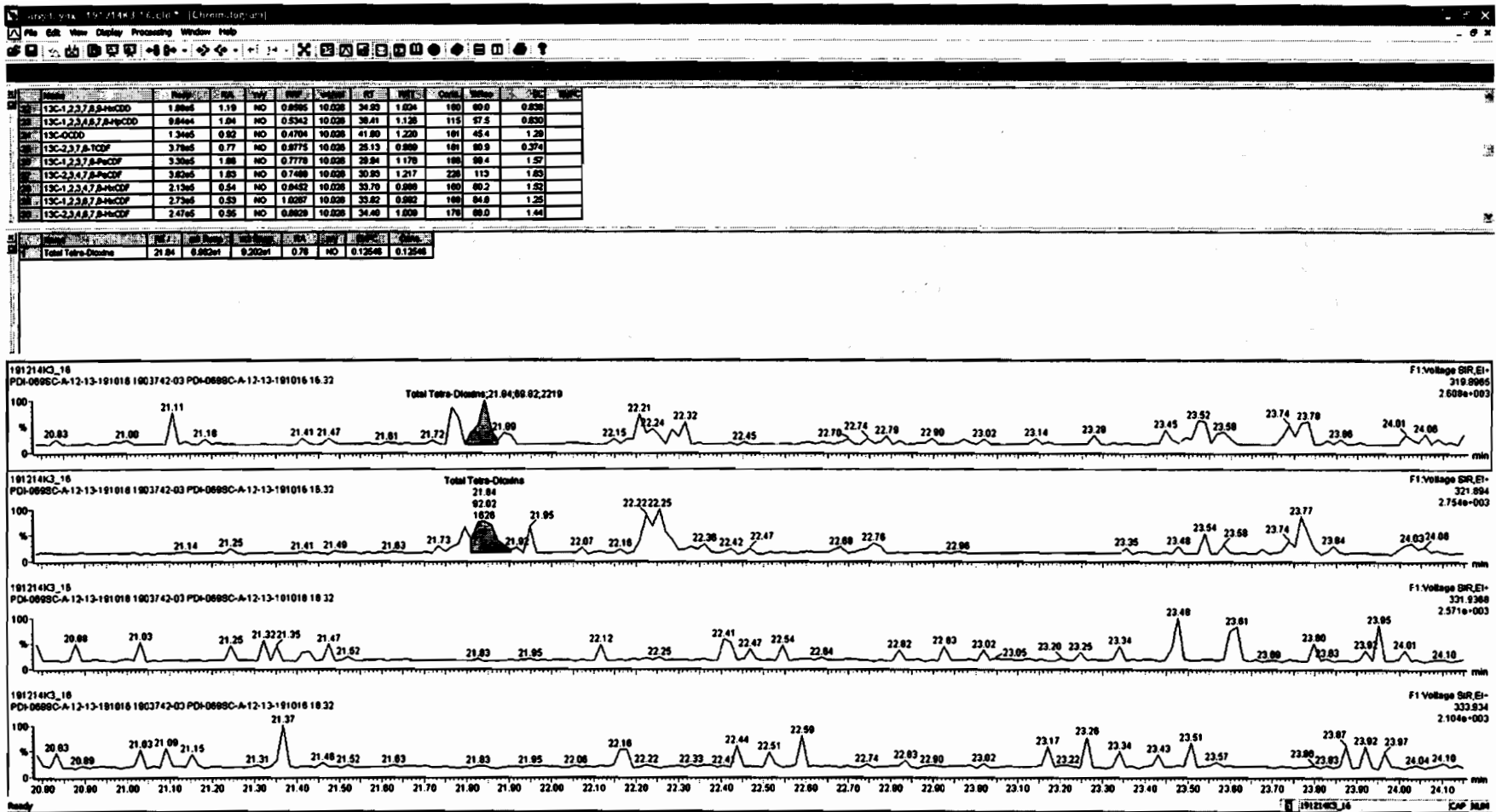
Name: 191214K3_16, Date: 15-Dec-2019, Time: 18:37:18, ID: 1903742-03 PDI-069SC-A-12-13-191016 16.32, Description: PDI-069SC-A-12-13-191016

2,3,7,8-TCDD



13C-2,3,7,8-TCDD





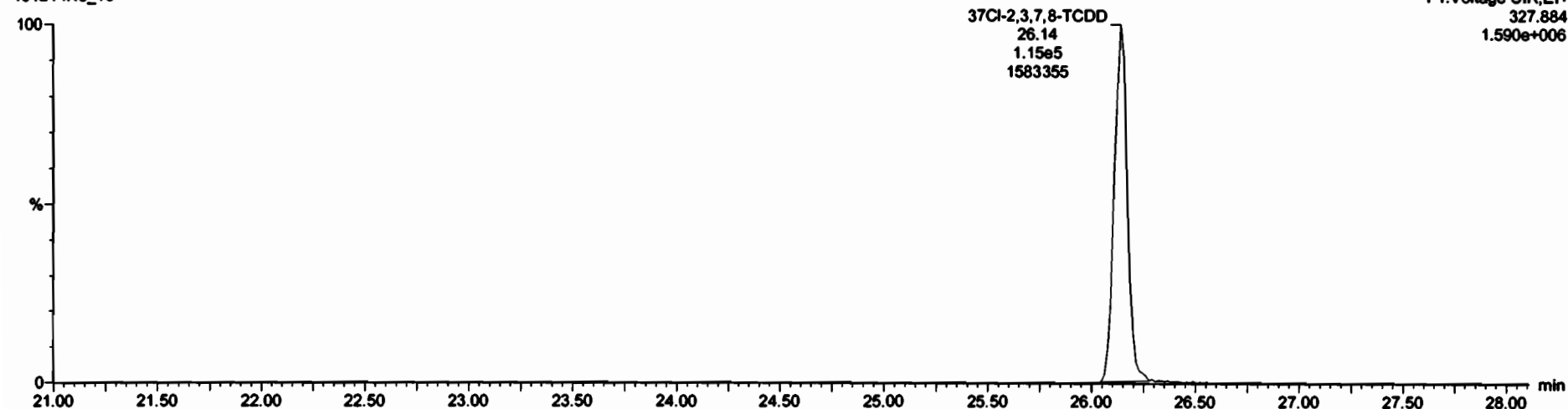
Dataset: Untitled

Last Altered: Monday, December 16, 2019 09:38:26 Pacific Standard Time
Printed: Monday, December 16, 2019 09:39:01 Pacific Standard Time

Name: 191214K3_16, Date: 15-Dec-2019, Time: 18:37:18, ID: 1903742-03 PDI-069SC-A-12-13-191016 16.32, Description: PDI-069SC-A-12-13-191016


37Cl-2,3,7,8-TCDD

191214K3_16

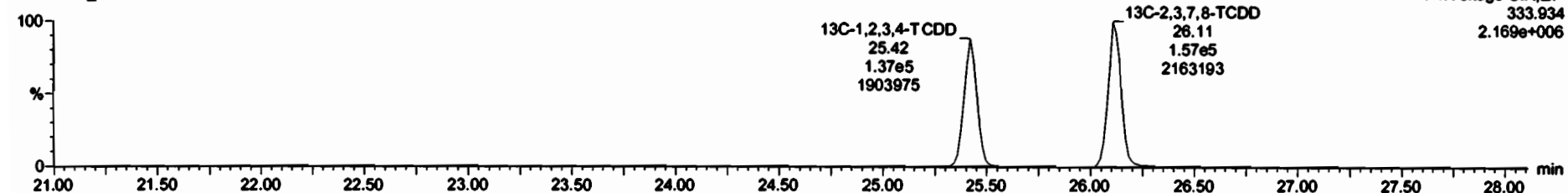


13C-1,2,3,4-TCDD

191214K3_16



191214K3_16



Dataset: Untitled

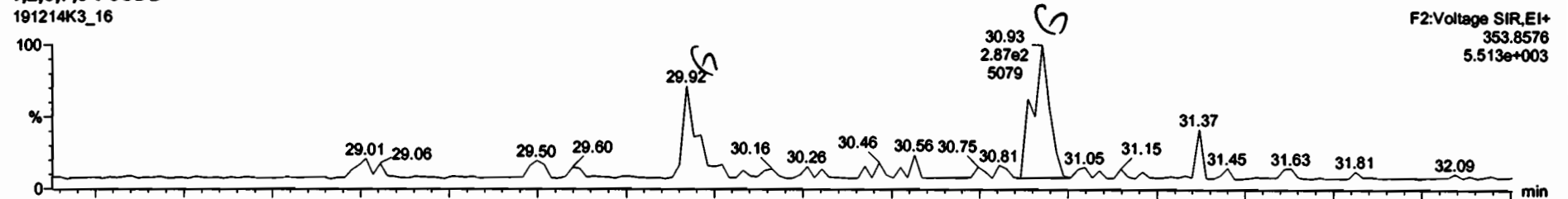
Last Altered: Monday, December 16, 2019 09:38:26 Pacific Standard Time

Printed: Monday, December 16, 2019 09:39:01 Pacific Standard Time

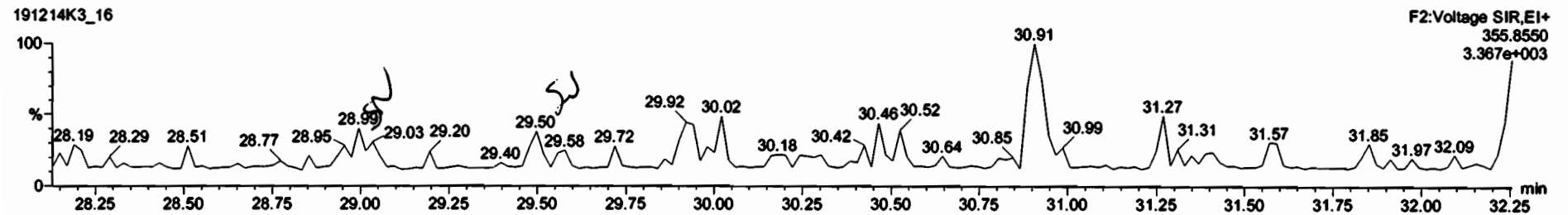
Name: 191214K3_16, Date: 15-Dec-2019, Time: 18:37:18, ID: 1903742-03 PDI-069SC-A-12-13-191016 16.32, Description: PDI-069SC-A-12-13-191016

1,2,3,7,8-PeCDD

191214K3_16

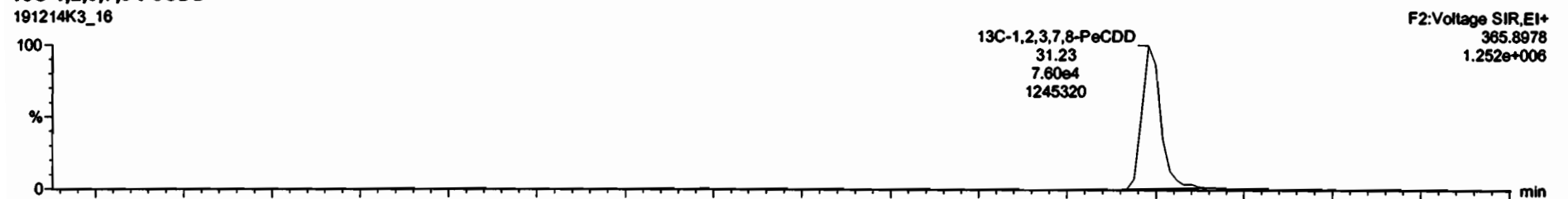


191214K3_16

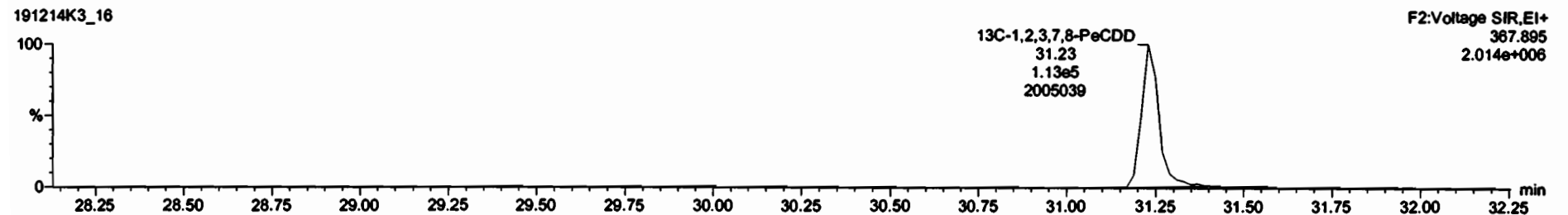


13C-1,2,3,7,8-PeCDD

191214K3_16



191214K3_16

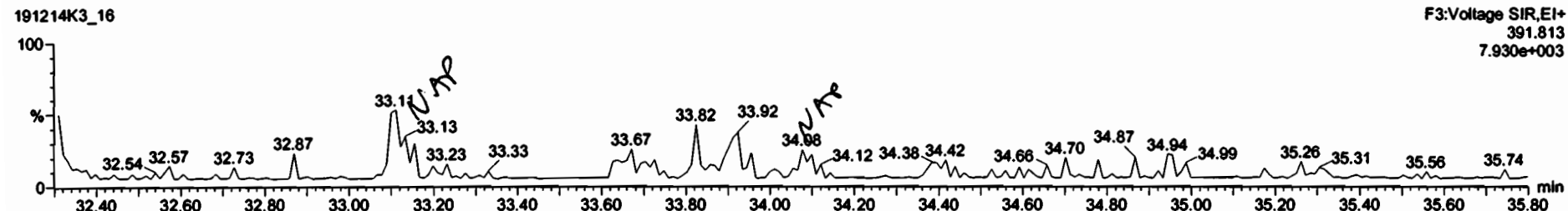
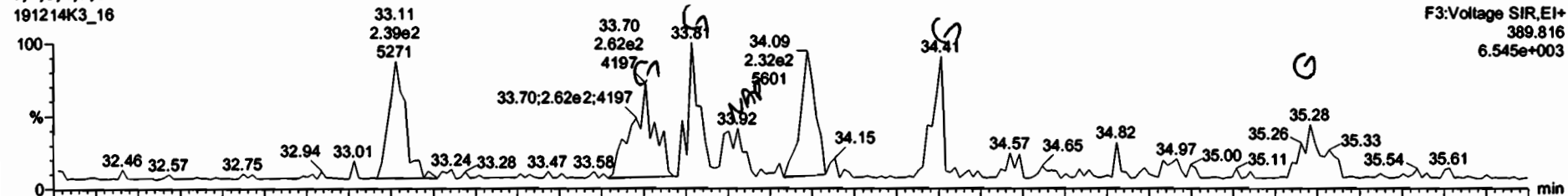


Dataset: Untitled

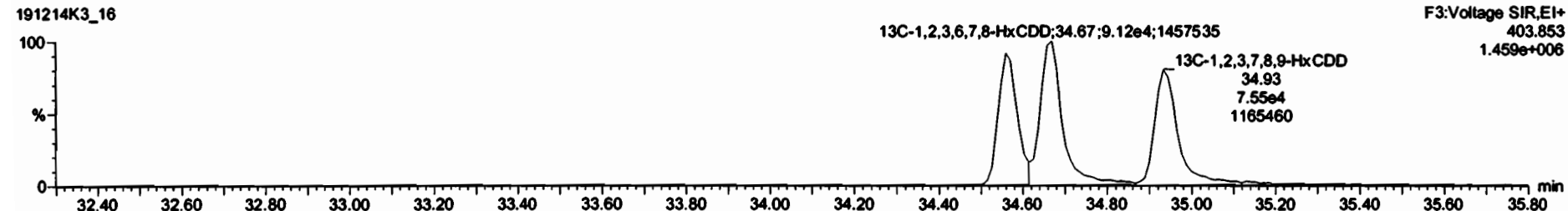
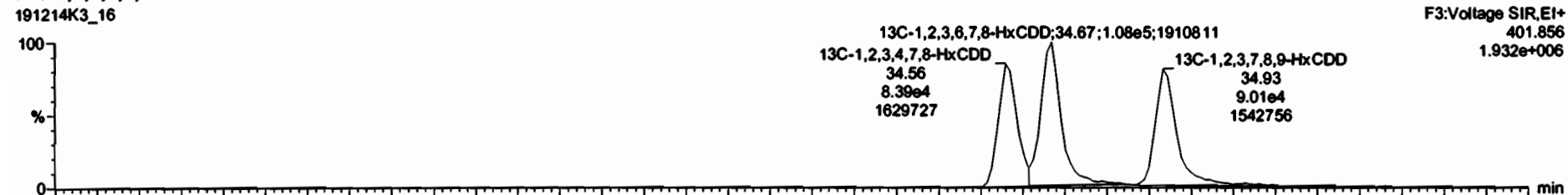
Last Altered: Monday, December 16, 2019 09:38:26 Pacific Standard Time
Printed: Monday, December 16, 2019 09:39:01 Pacific Standard Time

Name: 191214K3_16, Date: 15-Dec-2019, Time: 18:37:18, ID: 1903742-03 PDI-069SC-A-12-13-191016 16.32, Description: PDI-069SC-A-12-13-191016

1,2,3,4,7,8-HxCDD



13C-1,2,3,4,7,8-HxCDD

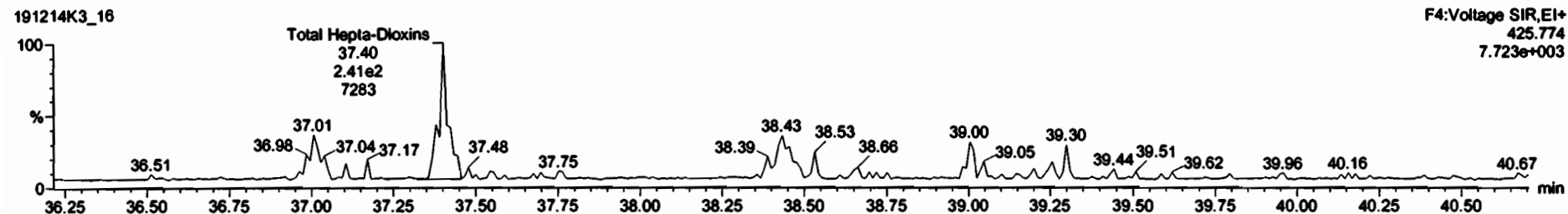
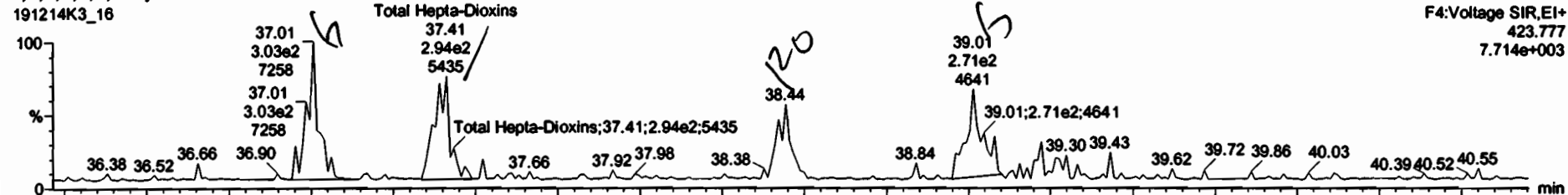


Dataset: Untitled

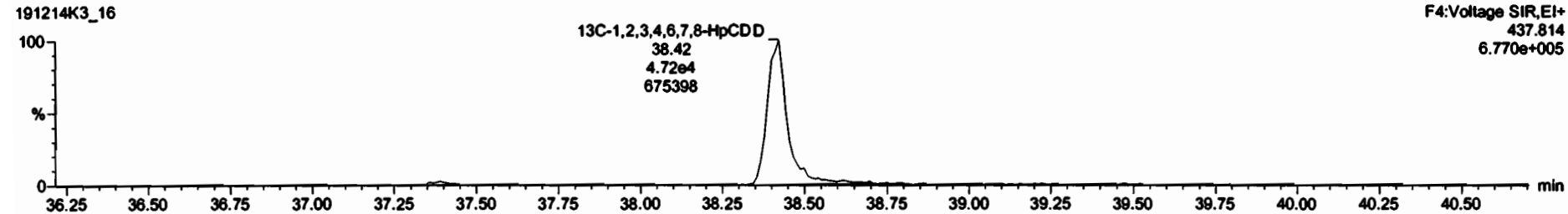
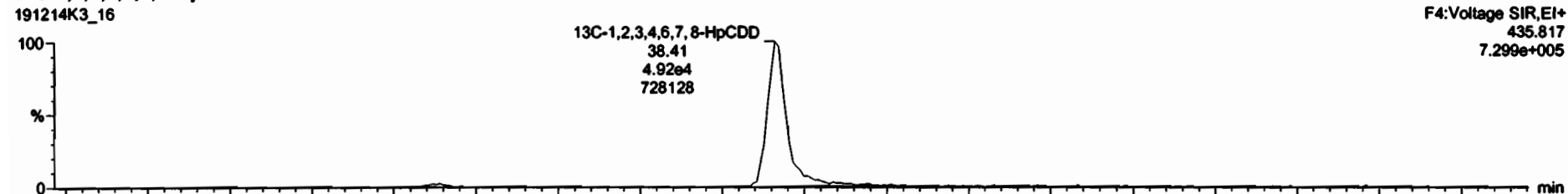
Last Altered: Monday, December 16, 2019 09:38:26 Pacific Standard Time
Printed: Monday, December 16, 2019 09:39:01 Pacific Standard Time

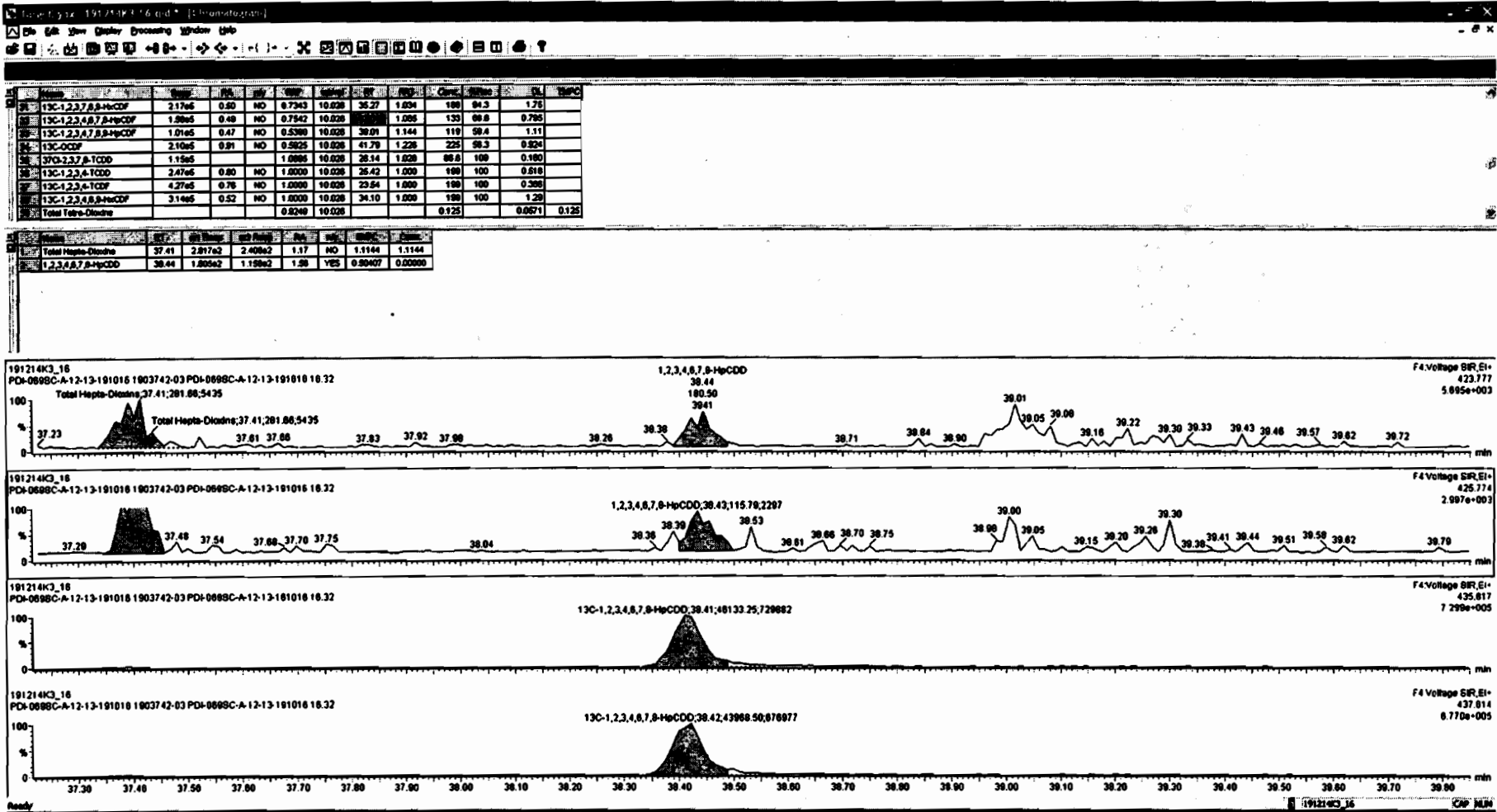
Name: 191214K3_16, Date: 15-Dec-2019, Time: 18:37:18, ID: 1903742-03 PDI-069SC-A-12-13-191016 16.32, Description: PDI-069SC-A-12-13-191016

1,2,3,4,6,7,8-HpCDD



13C-1,2,3,4,6,7,8-HpCDD





Dataset: Untitled

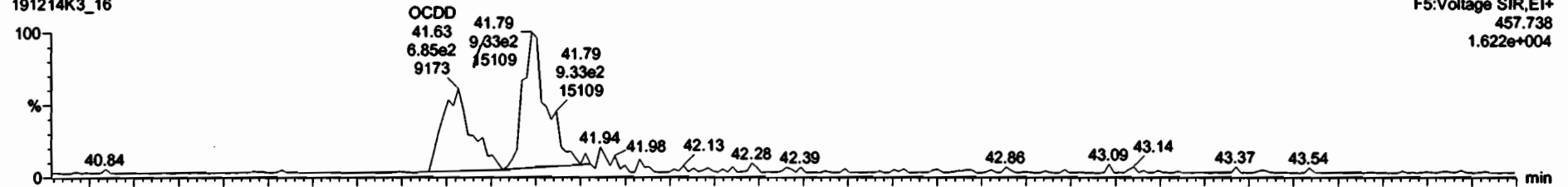
Last Altered: Monday, December 16, 2019 09:38:26 Pacific Standard Time

Printed: Monday, December 16, 2019 09:39:01 Pacific Standard Time

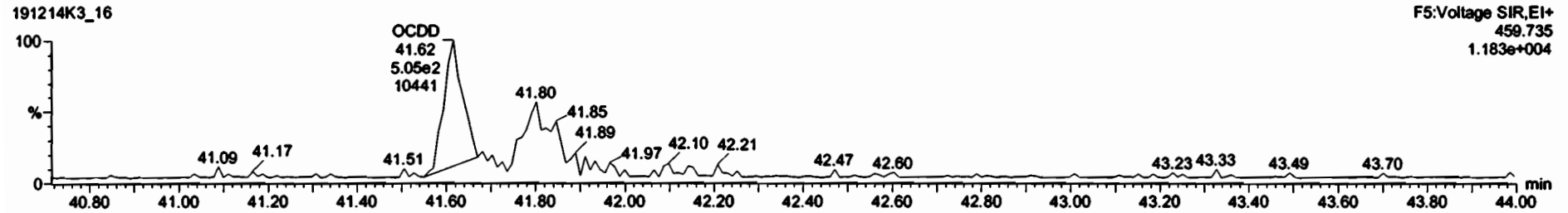
Name: 191214K3_16, Date: 15-Dec-2019, Time: 18:37:18, ID: 1903742-03 PDI-069SC-A-12-13-191016 16.32, Description: PDI-069SC-A-12-13-191016

OCDD

191214K3_16



191214K3_16

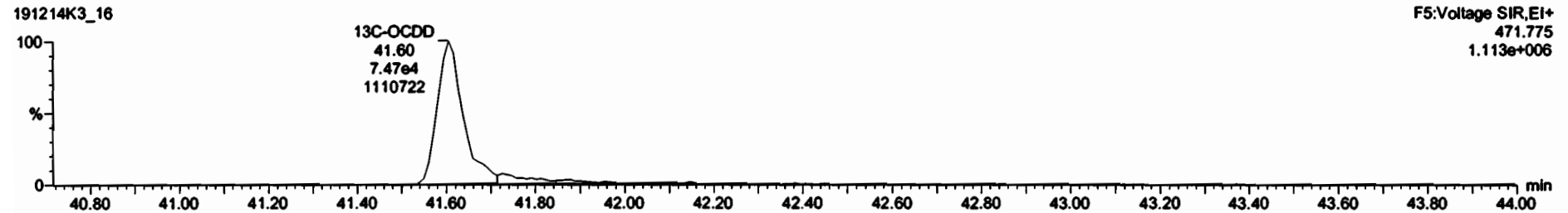


13C-OCDD

191214K3_16






191214K3_16



Name	Prop	SA	NY	WV	Vol	FW	RT	Comp	Area	CL	SPC
1,2,3,7,8-TCDD			NO	0.8248	10.028					0.103	
1,2,3,7,8-PeCDD			NO	0.8046	10.028					0.198	
1,2,3,4,7,8-HxCDD			NO	1.0091	10.028					0.246	
1,2,3,6,7,8-HxCDD			NO	0.8675	10.028					0.231	
1,2,3,7,8,9-HxCDD			NO	0.8776	10.028					0.284	
1,2,3,4,6,7,8-HpCDD			NO	1.0375	10.028					0.514	
1,2,3,7,8-TCDF			NO	0.8376	10.028					0.171	
1,2,3,7,8-PeCDF			NO	0.8782	10.028					0.0899	

Name	RT	Int Name	Sub Name	SA	NY	WV	Comp

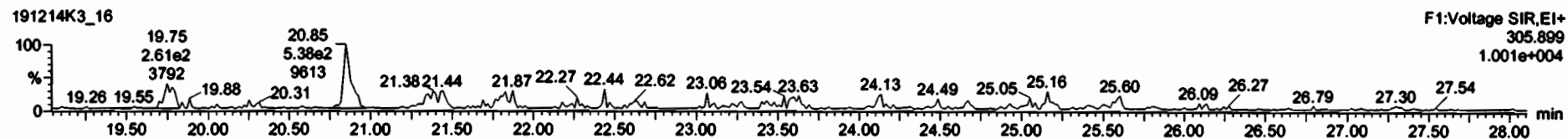
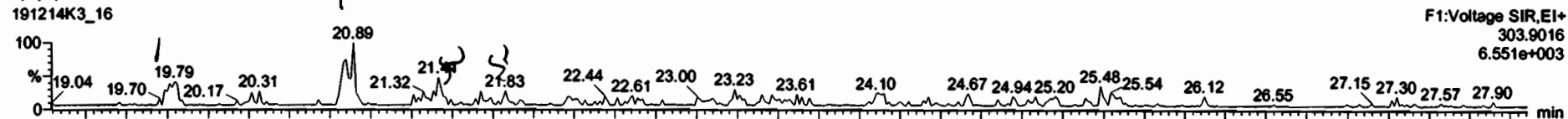


Dataset: Untitled

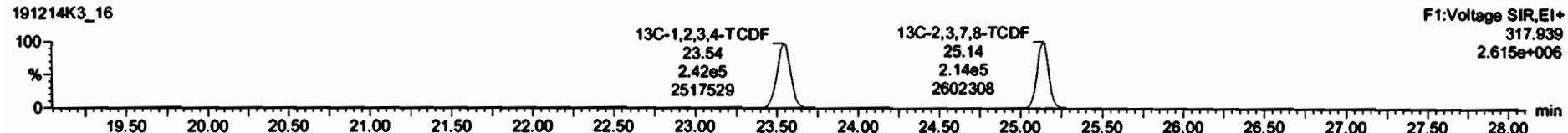
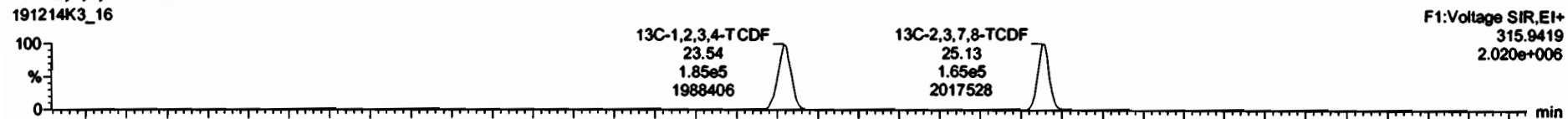
Last Altered: Monday, December 16, 2019 09:38:26 Pacific Standard Time
Printed: Monday, December 16, 2019 09:39:01 Pacific Standard Time

Name: 191214K3_16, Date: 15-Dec-2019, Time: 18:37:18, ID: 1903742-03 PDI-069SC-A-12-13-191016 16.32, Description: PDI-069SC-A-12-13-191016

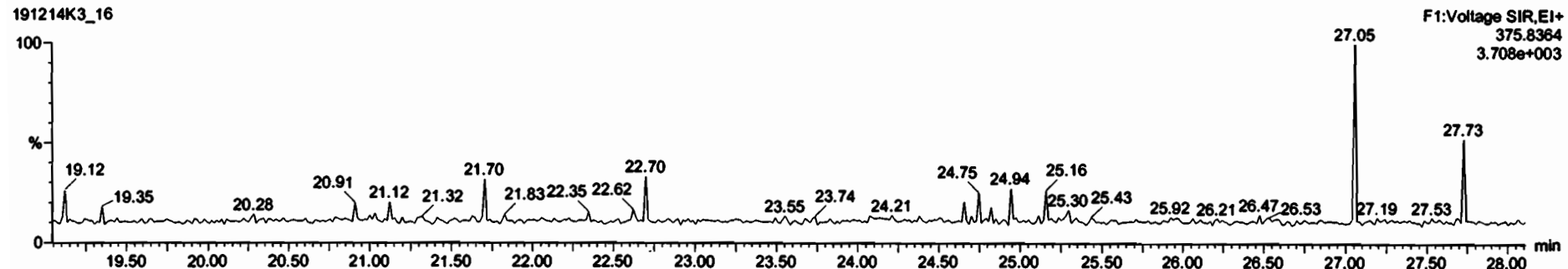
2,3,7,8-TCDF



13C-2,3,7,8-TCDF



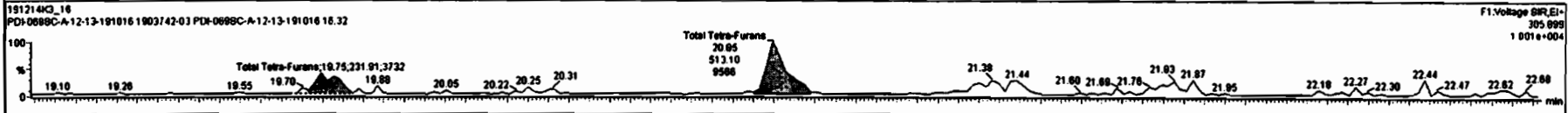
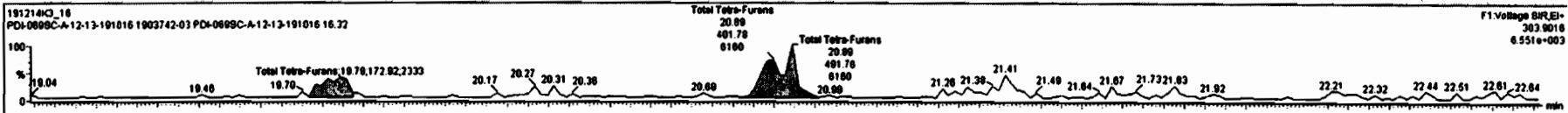


DPE1



Peak	Time	Area	Height	Width	Height	Area	Height	Width	Height	Area	Height	Width	Height
1	19.04	0.8782	10.028							0.0432			
2	19.48	0.8782	10.028							0.0432			
3	19.70	1.1608	10.028							0.0282			
4	19.70	1.1300	10.028							0.0480			
5	19.70												
6	19.70												
7	19.70												
8	19.70												
9	19.70												
10	19.70												

Peak	Time	Area	Height	Width	Height	Area	Height	Width	Height
1	19.70	1.728e2	2.318e2	0.75	MO	0.22710	0.22710		
2	20.80	4.018e2	5.131e2	0.78	MO	0.51322	0.51322		



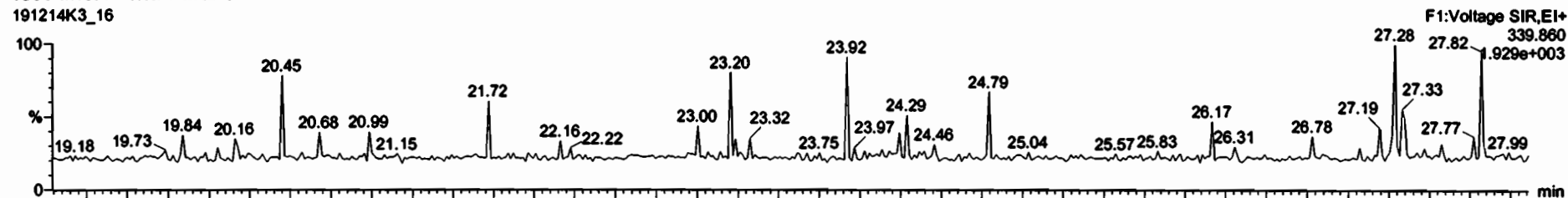
Dataset: Untitled

Last Altered: Monday, December 16, 2019 09:38:26 Pacific Standard Time
Printed: Monday, December 16, 2019 09:39:01 Pacific Standard Time

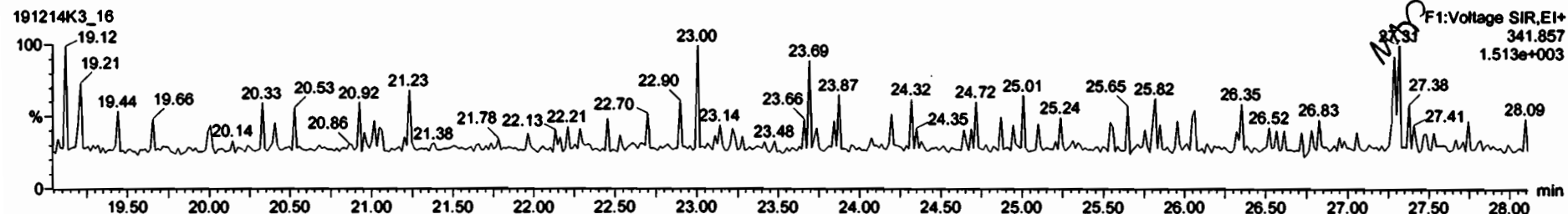
Name: 191214K3_16, Date: 15-Dec-2019, Time: 18:37:18, ID: 1903742-03 PDI-069SC-A-12-13-191016 16.32, Description: PDI-069SC-A-12-13-191016

1st Func. Penta-Furans

191214K3_16

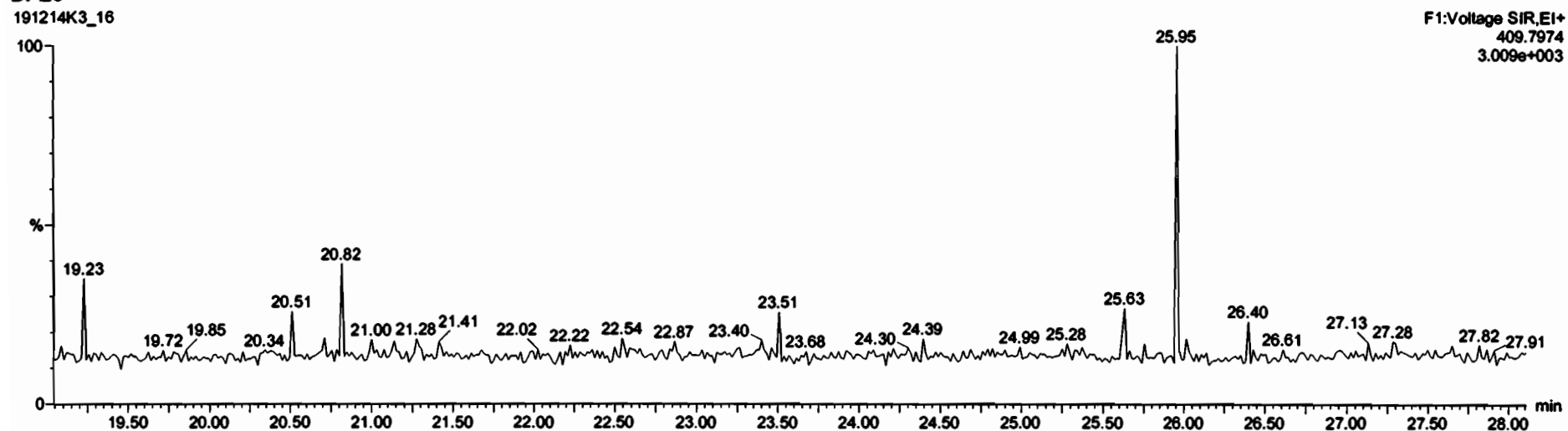


191214K3_16



DPE6

191214K3_16



Dataset: Untitled

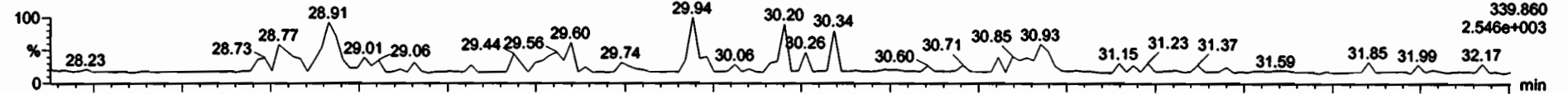
Last Altered: Monday, December 16, 2019 09:38:26 Pacific Standard Time

Printed: Monday, December 16, 2019 09:39:01 Pacific Standard Time


Name: 191214K3_16, Date: 15-Dec-2019, Time: 18:37:18, ID: 1903742-03 PDI-069SC-A-12-13-191016 16.32, Description: PDI-069SC-A-12-13-191016

1,2,3,7,8-PeCDF

191214K3_16




191214K3_16




13C-1,2,3,7,8-PeCDF

191214K3_16

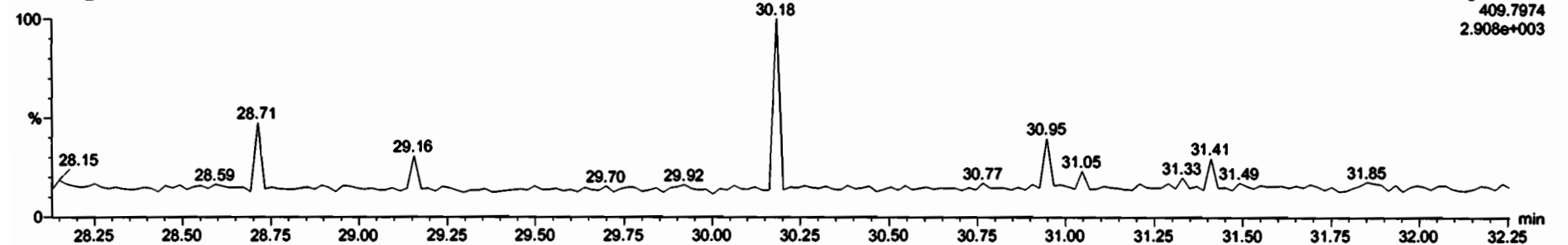


191214K3_16



DPE2

191214K3_16





Dataset: Untitled

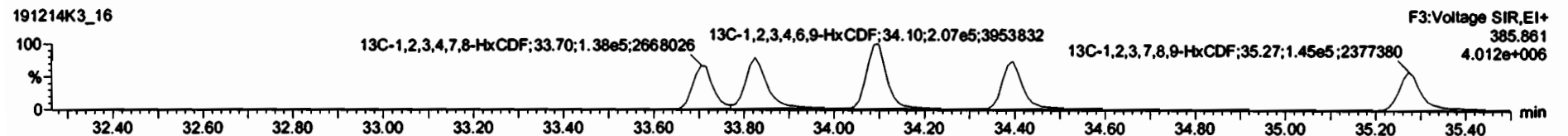
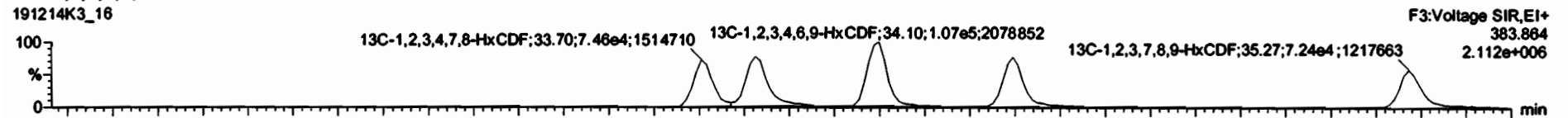
Last Altered: Monday, December 16, 2019 09:38:26 Pacific Standard Time
Printed: Monday, December 16, 2019 09:39:01 Pacific Standard Time

Name: 191214K3_16, Date: 15-Dec-2019, Time: 18:37:18, ID: 1903742-03 PDI-069SC-A-12-13-191016 16.32, Description: PDI-069SC-A-12-13-191016

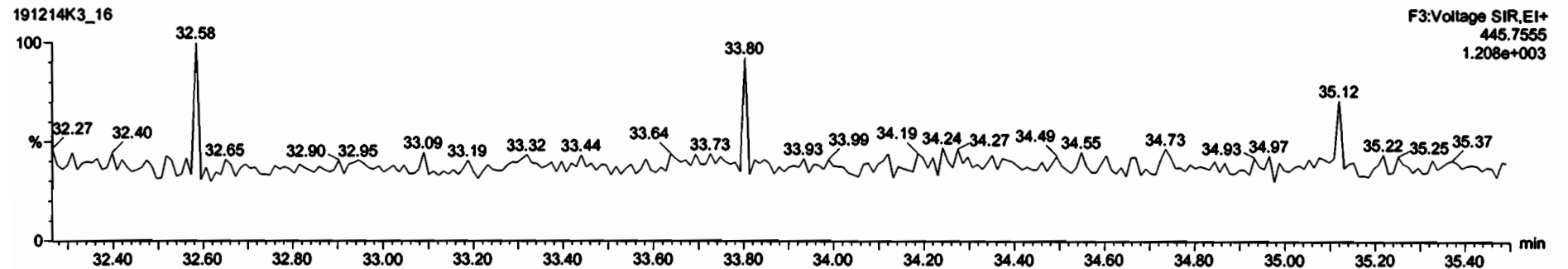
1,2,3,4,7,8-HxCDF



13C-1,2,3,4,7,8-HxCDF



DPE3



Dataset: Untitled


Last Altered: Monday, December 16, 2019 09:38:26 Pacific Standard Time

Printed: Monday, December 16, 2019 09:39:01 Pacific Standard Time


Name: 191214K3_16, Date: 15-Dec-2019, Time: 18:37:18, ID: 1903742-03 PDI-069SC-A-12-13-191016 16.32, Description: PDI-069SC-A-12-13-191016

1,2,3,4,6,7,8-HpCDF

191214K3_16




191214K3_16

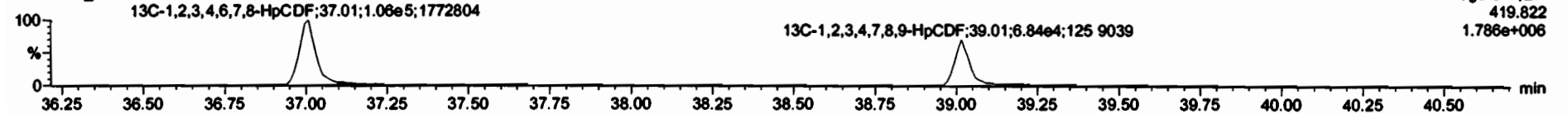


13C-1,2,3,4,6,7,8-HpCDF

191214K3_16

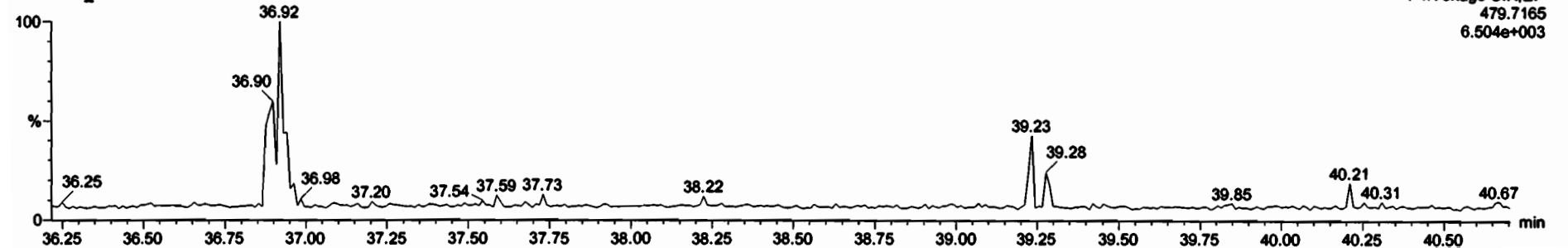


191214K3_16



DPE4

191214K3_16

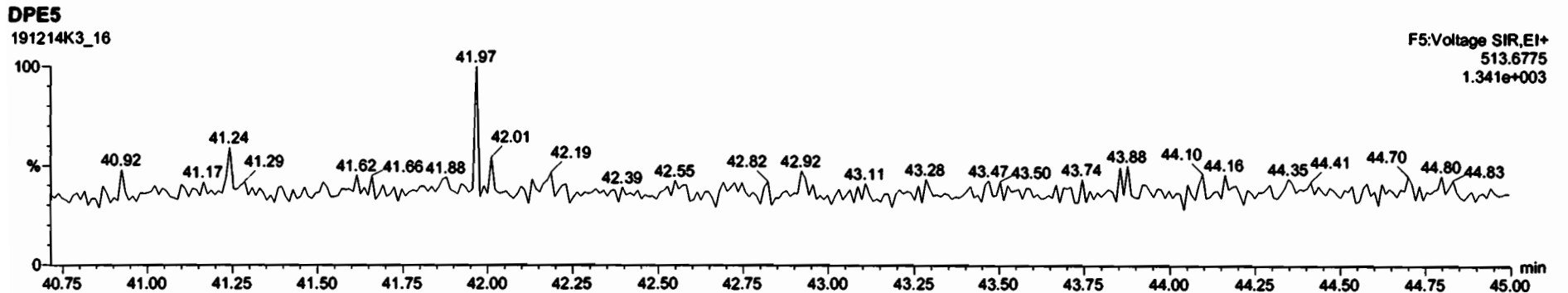
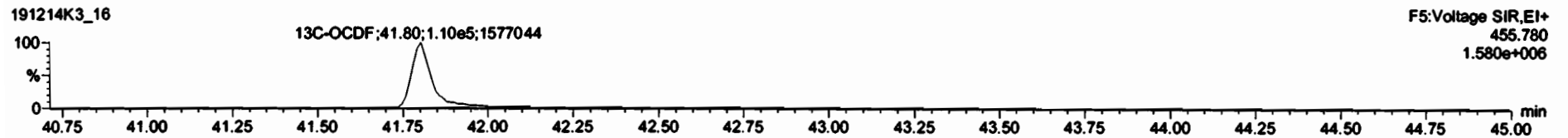
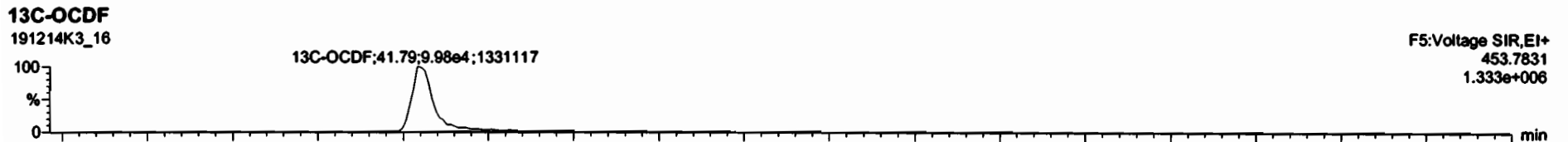
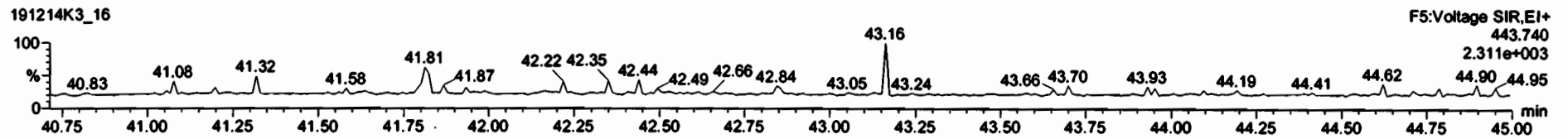



Dataset: Untitled

Last Altered: Monday, December 16, 2019 09:38:26 Pacific Standard Time

Printed: Monday, December 16, 2019 09:39:01 Pacific Standard Time

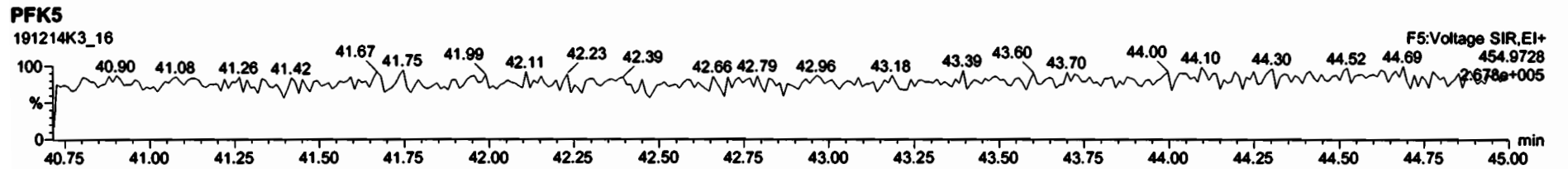
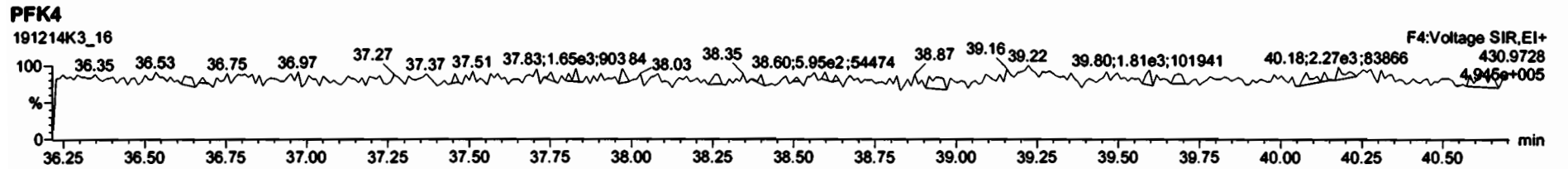
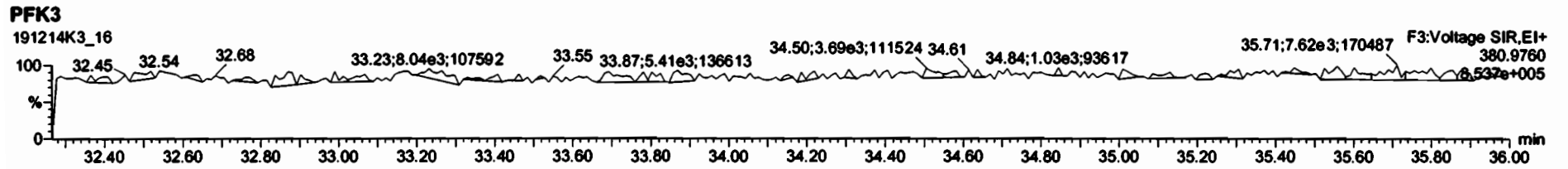
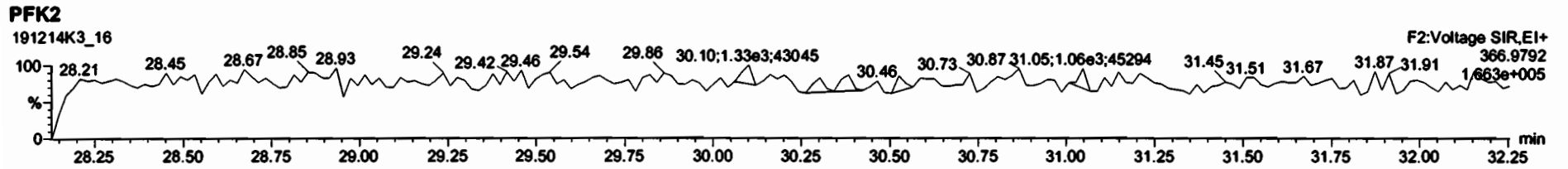
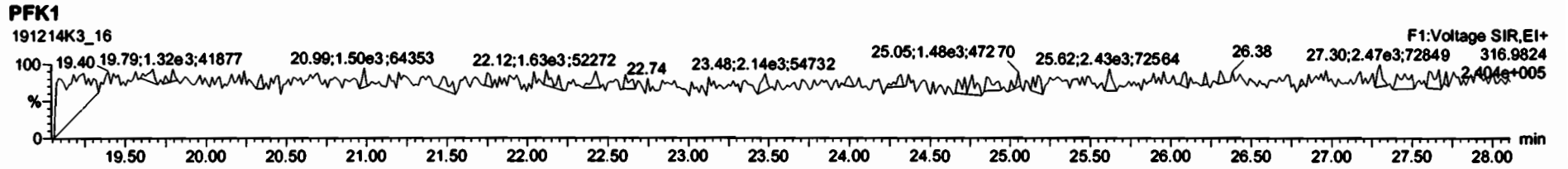
Name: 191214K3_16, Date: 15-Dec-2019, Time: 18:37:18, ID: 1903742-03 PDI-069SC-A-12-13-191016 16.32, Description: PDI-069SC-A-12-13-191016



Dataset: Untitled

Last Altered: Monday, December 16, 2019 09:38:26 Pacific Standard Time
Printed: Monday, December 16, 2019 09:39:01 Pacific Standard Time

Name: 191214K3_16, Date: 15-Dec-2019, Time: 18:37:18, ID: 1903742-03 PDI-069SC-A-12-13-191016 16.32, Description: PDI-069SC-A-12-13-191016



Dataset: U:\VG11.PRO\Results\191214K3\191214K3-13.qld

Last Altered: Thursday, December 19, 2019 15:04:34 Pacific Standard Time
Printed: Thursday, December 19, 2019 15:05:12 Pacific Standard Time

HL 12-19-19 C7 12/20/19

Method: U:\VG11.PRO\MethDB\1613_rrt-12-7-19.mdb 08 Dec 2019 15:38:47
Calibration: U:\VG11.PRO\CurveDB\db5_1613vg11-5-7-19.cdb 08 May 2019 06:55:45

Name: 191214K3_13, Date: 15-Dec-2019, Time: 16:11:10, ID: B9K0154-DUP1 Duplicate 16.33, Description: Duplicate

#	Name	Resp	RA	iny	RRF	WVol	Pred RT	RT	Pred RRT	RRT	Conc	%Rec	DL	EMPC
1	2,3,7,8-TCDD	1.65e2	0.38	YES	0.925	10.032	26.153	26.14	1.001	1.001	0.14631		0.173	0.0904
2	1,2,3,7,8-PeCDD			NO	0.905	10.032	31.271		1.001				0.170	
3	1,2,3,4,7,8-HxCDD			NO	1.07	10.032	34.580		1.000				0.317	
4	1,2,3,6,7,8-HxCDD			NO	0.967	10.032	34.669		1.000				0.316	
5	1,2,3,7,8,9-HxCDD	2.09e2	0.97	YES	0.978	10.032	34.978	34.94	1.001	1.000	0.32633		0.410	0.290
6	1,2,3,4,6,7,8-HpCDD	6.39e2	1.00	NO	1.04	10.032	38.434	38.43	1.000	1.000	1.8521		0.400	1.85
7	OCDD	2.34e3	0.93	NO	0.972	10.032	41.615	41.63	1.000	1.000	14.709		0.752	14.7
8	2,3,7,8-TCDF			NO	0.938	10.032	25.168		1.001				0.224	
9	1,2,3,7,8-PeCDF			NO	0.976	10.032	29.962		1.001				0.161	
10	2,3,4,7,8-PeCDF			NO	1.00	10.032	30.958		1.001				0.156	
11	1,2,3,4,7,8-HxCDF			NO	1.24	10.032	33.714		1.000				0.0884	
12	1,2,3,6,7,8-HxCDF			NO	1.10	10.032	33.834		1.000				0.0945	
13	2,3,4,6,7,8-HxCDF			NO	1.18	10.032	34.429		1.001				0.0976	
14	1,2,3,7,8,9-HxCDF			NO	1.07	10.032	35.272		1.000				0.150	
15	1,2,3,4,6,7,8-HpCDF			NO	1.13	10.032	37.043		1.001				0.179	
16	1,2,3,4,7,8,9-HpCDF			NO	1.26	10.032	39.014		1.000				0.223	
17	OCDF	1.20e2	1.11	YES	1.10	10.032	41.802	41.80	1.000	1.000	0.36648		0.232	0.325
18	13C-2,3,7,8-TCDD	2.48e5	0.80	NO	1.05	10.032	26.131	26.12	1.027	1.027	165.84	83.2	0.362	
19	13C-1,2,3,7,8-PeCDD	1.55e5	0.66	NO	0.743	10.032	31.139	31.25	1.224	1.229	146.64	73.6	0.537	
20	13C-1,2,3,4,7,8-HxCDD	1.22e5	1.29	NO	0.646	10.032	34.569	34.57	1.014	1.014	115.60	58.0	1.02	
21	13C-1,2,3,6,7,8-HxCDD	1.49e5	1.37	NO	0.777	10.032	34.667	34.67	1.017	1.017	117.40	58.9	0.850	
22	13C-1,2,3,7,8,9-HxCDD	1.31e5	1.39	NO	0.659	10.032	34.940	34.94	1.025	1.025	121.02	60.7	1.00	
23	13C-1,2,3,4,6,7,8-HpCDD	6.63e4	1.10	NO	0.534	10.032	38.432	38.42	1.127	1.127	75.702	38.0	0.681	
24	13C-OCDD	6.53e4	0.91	NO	0.470	10.032	41.606	41.62	1.220	1.220	84.760	21.3	0.744	
25	13C-2,3,7,8-TCDF	3.60e5	0.77	NO	0.977	10.032	25.205	25.14	0.991	0.989	142.79	71.6	0.350	
26	13C-1,2,3,7,8-PeCDF	2.61e5	1.52	NO	0.778	10.032	29.852	29.94	1.174	1.177	129.82	65.1	1.00	
27	13C-2,3,4,7,8-PeCDF	2.49e5	1.74	NO	0.750	10.032	30.859	30.93	1.213	1.216	128.80	64.6	1.04	
28	13C-1,2,3,4,7,8-HxCDF	1.83e5	0.54	NO	0.845	10.032	33.709	33.71	0.989	0.989	132.18	66.3	1.25	
29	13C-1,2,3,6,7,8-HxCDF	2.30e5	0.53	NO	1.03	10.032	33.825	33.82	0.992	0.992	136.61	68.5	1.03	
30	13C-2,3,4,6,7,8-HxCDF	1.85e5	0.52	NO	0.893	10.032	34.398	34.40	1.009	1.009	126.56	63.5	1.18	
31	13C-1,2,3,7,8,9-HxCDF	1.68e5	0.56	NO	0.734	10.032	35.298	35.27	1.035	1.034	139.54	70.0	1.43	

Dataset: U:\VG11.PRO\Results\191214K3\191214K3-13.qld

Last Altered: Thursday, December 19, 2019 15:04:34 Pacific Standard Time
Printed: Thursday, December 19, 2019 15:05:12 Pacific Standard Time

Name: 191214K3_13, Date: 15-Dec-2019, Time: 16:11:10, ID: B9K0154-DUP1 Duplicate 16.33, Description: Duplicate

#	Name	Resp	RA	ny	RRF	w/vol	Pred.RT	RT	Pred.RRT	RRT	Conc	% Rec	% DL	EMPC
32	13C-1,2,3,4,6,7,8-HpCDF	1.18e5	0.48	NO	0.754	10.032	37.010	37.01	1.085	1.085	95.234	47.8	0.816	
33	13C-1,2,3,4,7,8,9-HpCDF	7.10e4	0.43	NO	0.539	10.032	39.032	39.01	1.145	1.144	80.349	40.3	1.14	
34	13C-OCDF	1.20e5	0.91	NO	0.593	10.032	41.818	41.80	1.226	1.226	123.26	30.9	0.626	
35	37Cl-2,3,7,8-TCDD	1.01e5			1.07	10.032	26.151	26.15	1.028	1.028	66.157	83.0	0.0938	
36	13C-1,2,3,4-TCDD	2.84e5	0.79	NO	1.00	10.032	25.500	25.43	1.000	1.000	199.37	100	0.380	
37	13C-1,2,3,4-TCDF	5.14e5	0.78	NO	1.00	10.032	23.680	23.55	1.000	1.000	199.37	100	0.342	
38	13C-1,2,3,4,6,9-HxCDF	3.27e5	0.54	NO	1.00	10.032	34.060	34.10	1.000	1.000	199.37	100	1.05	
39	Total Tetra-Dioxins				0.925	10.032	24.620		0.000		0.39783		0.173	1.22
40	Total Penta-Dioxins				0.905	10.032	29.960		0.000		0.00000		0.0835	0.166
41	Total Hexa-Dioxins				0.967	10.032	33.635		0.000		1.4230		0.358	2.45
42	Total Hepta-Dioxins				1.04	10.032	38.800		0.000		1.8521		0.400	4.65
43	Total Tetra-Furans				0.938	10.032	23.610		0.000		1.7957		0.224	1.80
44	1st Func. Penta-Furans				0.976	10.032	27.040		0.000				0.0268	
45	Total Penta-Furans				0.976	10.032	29.275		0.000		0.25892		0.0936	0.490
46	Total Hexa-Furans				1.18	10.032	33.555		0.000		0.00000		0.0521	0.152
47	Total Hepta-Furans				1.13	10.032	37.835		0.000				0.0969	

Dataset: U:\VG11.PRO\Results\191214K3\191214K3-13.qld

Last Altered: Thursday, December 19, 2019 15:04:34 Pacific Standard Time
Printed: Thursday, December 19, 2019 15:05:12 Pacific Standard Time

Method: U:\VG11.PRO\MethDB\1613_rrt-12-7-19.mdb 08 Dec 2019 15:38:47
Calibration: U:\VG11.PRO\CurveDB\db5_1613vg11-5-7-19.cdb 08 May 2019 06:55:45

Name: 191214K3_13, Date: 15-Dec-2019, Time: 16:11:10, ID: B9K0154-DUP1 Duplicate 16.33, Description: Duplicate

Tetra-Dioxins

Name	RT	m1 Height	m2 Height	m1 Resp	m2 Resp	RA	n/y	Resp	Conc	EMPC	DL
1 Total Tetra-Dioxins	21.81	3.279e3	3.396e3	2.340e2	2.504e2	0.93	YES	0.000e0	0.00000	0.38504	0.173
2 Total Tetra-Dioxins	22.25	3.111e3	3.441e3	2.126e2	2.226e2	0.96	YES	0.000e0	0.00000	0.34227	0.173
3 Total Tetra-Dioxins	23.75	2.951e3	3.524e3	2.057e2	2.522e2	0.82	NO	4.579e2	0.39783	0.39783	0.173
4 2,3,7,8-TCDD	26.14	1.143e3	2.131e3	4.528e1	1.197e2	0.38	YES	1.650e2	0.00000	0.090438	0.173

Penta-Dioxins

Name	RT	m1 Height	m2 Height	m1 Resp	m2 Resp	RA	n/y	Resp	Conc	EMPC	DL
1 Total Penta-Dioxins	29.50	1.269e3	1.326e3	6.293e1	7.174e1	0.88	YES	0.000e0	0.00000	0.16585	0.0835

Hexa-Dioxins

Name	RT	m1 Height	m2 Height	m1 Resp	m2 Resp	RA	n/y	Resp	Conc	EMPC	DL
1 Total Hexa-Dioxins	33.12	1.108e4	7.666e3	5.364e2	3.903e2	1.37	NO	9.267e2	1.4230	1.4230	0.358
2 Total Hexa-Dioxins	33.90	6.704e3	3.658e3	3.514e2	2.145e2	1.64	YES	0.000e0	0.00000	0.73777	0.358
3 1,2,3,7,8,9-HxCDD	34.94	2.469e3	2.691e3	1.031e2	1.062e2	0.97	YES	2.093e2	0.00000	0.29038	0.410

Hepta-Dioxins

Name	RT	m1 Height	m2 Height	m1 Resp	m2 Resp	RA	n/y	Resp	Conc	EMPC	DL
1 Total Hepta-Dioxins	37.40	1.173e4	9.216e3	6.523e2	4.733e2	1.38	YES	0.000e0	0.00000	2.8001	0.400
2 1,2,3,4,6,7,8-HpCDD	38.43	5.173e3	4.528e3	3.199e2	3.187e2	1.00	NO	6.386e2	1.8521	1.8521	0.400

Tetra-Furans

Name	RT	m1 Height	m2 Height	m1 Resp	m2 Resp	RA	n/y	Resp	Conc	EMPC	DL
1 Total Tetra-Furans	19.76	5.968e3	8.075e3	3.897e2	5.855e2	0.67	NO	9.752e2	0.57571	0.57571	0.224
2 Total Tetra-Furans	20.86	1.091e4	9.581e3	6.921e2	8.089e2	0.86	NO	1.501e3	0.88621	0.88621	0.224
3 Total Tetra-Furans	24.15	2.544e3	4.609e3	2.313e2	3.341e2	0.69	NO	5.654e2	0.33382	0.33382	0.224

Dataset: U:\VG11.PRO\Results\191214K3\191214K3-13.qld

Last Altered: Thursday, December 19, 2019 15:04:34 Pacific Standard Time
Printed: Thursday, December 19, 2019 15:05:12 Pacific Standard Time

Name: 191214K3_13, Date: 15-Dec-2019, Time: 16:11:10, ID: B9K0154-DUP1 Duplicate 16.33, Description: Duplicate

Penta-Furans function 1

Name	RT	m1 Height	m2 Height	m1 Resp	m2 Resp	RA	n/y	Resp	Conc	EMPC	DL
------	----	-----------	-----------	---------	---------	----	-----	------	------	------	----

Penta-Furans

Name	RT	m1 Height	m2 Height	m1 Resp	m2 Resp	RA	n/y	Resp	Conc	EMPC	DL
Total Penta-Furans	28.79	2.358e3	2.498e3	1.902e2	1.329e2	1.43	NO	3.232e2	0.25892	0.25892	0.0936
Total Penta-Furans	28.93	3.006e3	2.096e3	1.755e2	1.409e2	1.25	YES	0.000e0	0.00000	0.23129	0.0936

Hexa-Furans

Name	RT	m1 Height	m2 Height	m1 Resp	m2 Resp	RA	n/y	Resp	Conc	EMPC	DL
Total Hexa-Furans	32.74	3.660e3	1.516e3	1.480e2	7.714e1	1.92	YES	0.000e0	0.00000	0.15240	0.0521

Hepta-Furans

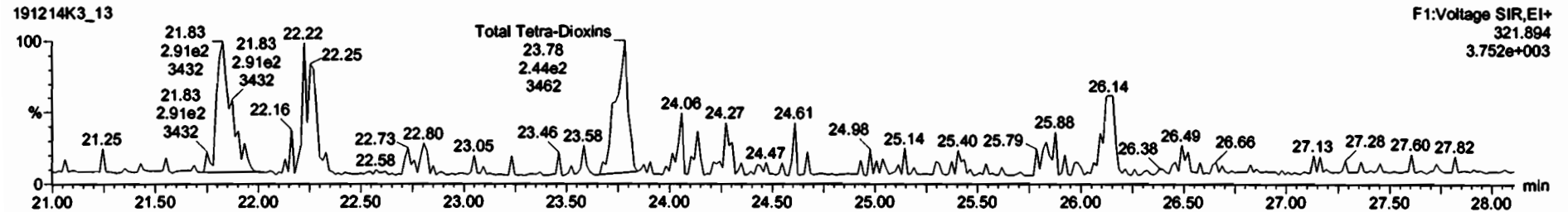
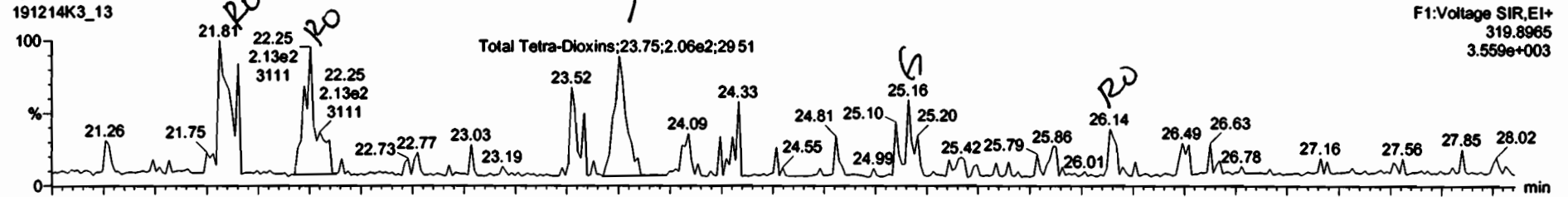
Name	RT	m1 Height	m2 Height	m1 Resp	m2 Resp	RA	n/y	Resp	Conc	EMPC	DL
------	----	-----------	-----------	---------	---------	----	-----	------	------	------	----

Dataset: Untitled

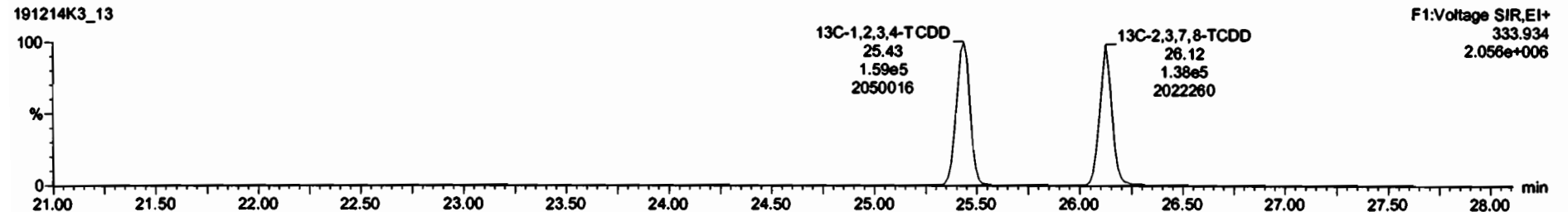

Last Altered: Monday, December 16, 2019 09:38:26 Pacific Standard Time
Printed: Monday, December 16, 2019 09:39:01 Pacific Standard Time

Name: 191214K3_13, Date: 15-Dec-2019, Time: 16:11:10, ID: B9K0154-DUP1 Duplicate 16.33, Description: Duplicate

2,3,7,8-TCDD

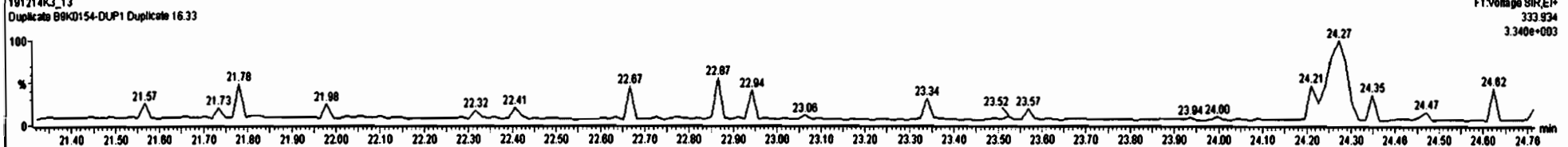





13C-2,3,7,8-TCDD



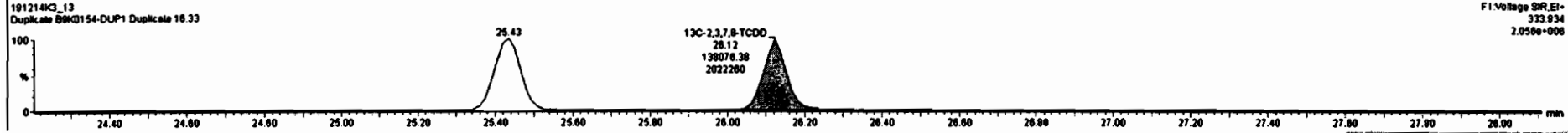


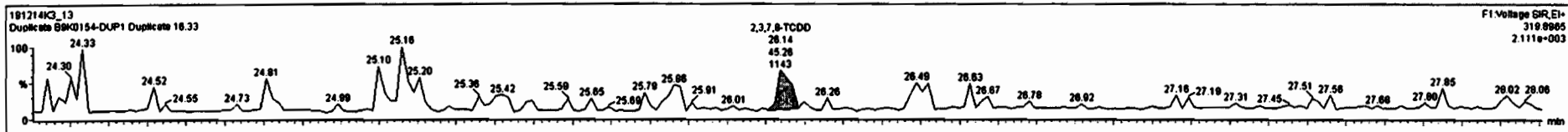
Peak	Area	Height	Width	Retention Time	Integration	Integration	Integration	Integration	Integration	Integration	Integration
13C-1,2,3,4,7,8-HpCDF	1.18e5	0.48	NO	0.7542	10.032	37.01	1.085	95.2	47.8	0.818	
13C-1,2,3,4,7,8,9-HpCDF	7.10e4	0.43	NO	0.5390	10.032	39.01	1.144	80.3	40.3	1.14	
13C-OCDF	1.20e5	0.91	NO	0.5825	10.032	41.80	1.228	123	30.9	0.828	
37Cl-2,3,7,8-TCDF	1.01e5			1.0895	10.032	28.15	1.028	86.2	83.0	0.0638	
13C-1,2,3,4-TCDF	2.84e5	0.78	NO	1.0000	10.032	25.43	1.000	190	100	0.360	
13C-1,2,3,4-TCDF	5.14e5	0.78	NO	1.0000	10.032	23.55	1.000	190	100	0.342	

Peak	Area	Height	Width	Retention Time	Integration	Integration	Integration	Integration	Integration	Integration
Total Tetra-Dioxins	21.81	2.340e2	2.504e2	0.93	YES	0.36904	0.00000			
Total Tetra-Dioxins	22.25	2.128e2	2.228e2	0.98	YES	0.34227	0.00000			
Total Tetra-Dioxins	23.75	2.057e2	2.522e2	0.82	NO	0.38783	0.38783			
2,3,7,8-TCDF	28.14	4.528e1	1.187e2	0.38	YES	0.080438	0.00000			



Peak	Ret	RA	Int	Area	Height	Width	Area%	Height%
13C-1,2,3,4,7,8-HxCDF	1.18e5	0.40	NO	0.7542	10.032	37.01	1.086	95.2 47.8 0.916
13C-1,2,3,4,7,8-HxCDF	7.10e4	0.43	NO	0.5380	10.032	38.01	1.144	80.3 40.3 1.14
13C-OCDF	1.20e5	0.91	NO	0.5825	10.032	41.80	1.228	123 30.9 0.628
2,3,7,8-TCDD	1.01e5			1.0896	10.032	26.15	1.028	88.2 83.0 0.0038
13C-1,2,3,4-TCDF	2.84e5	0.79	NO	1.0000	10.032	25.43	1.600	199 100 0.380
13C-1,2,3,4-TCDF	5.14e5	0.79	NO	1.0000	10.032	25.55	1.600	199 100 0.342
13C-1,2,3,4,6,7,8-HxCDF	1.77e5	0.64	NO	1.0000	10.032	24.16	1.000	100 100 1.000

Peak	Ret	Int	Area	RA	Int	Area	Int	Area
Total Tetra-Chloro	21.81	2.340e2	2.504e2	0.83	YES	0.36604	0.00000	
Total Tetra-Chloro	22.25	2.128e2	2.228e2	0.96	YES	0.34227	0.00000	
Total Tetra-Chloro	23.75	2.057e2	2.522e2	0.82	NO	0.36783	0.38783	
2,3,7,8-TCDD	26.14	4.528e1	1.197e2	0.38	YES	0.080438	0.00000	



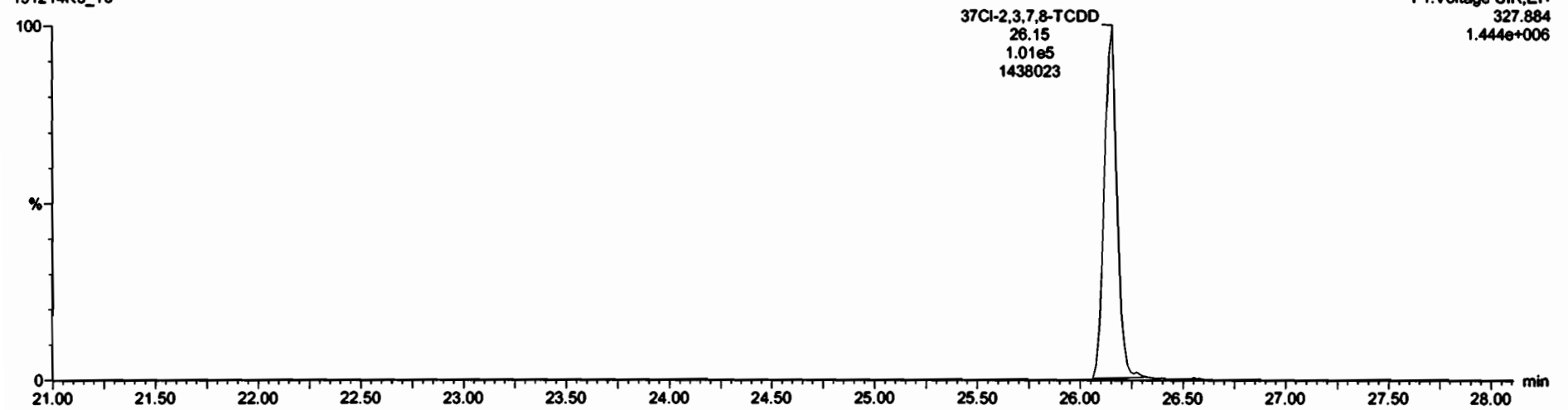
Dataset: Untitled

Last Altered: Monday, December 16, 2019 09:38:26 Pacific Standard Time
Printed: Monday, December 16, 2019 09:39:01 Pacific Standard Time

Name: 191214K3_13, Date: 15-Dec-2019, Time: 16:11:10, ID: B9K0154-DUP1 Duplicate 16.33, Description: Duplicate


37Cl-2,3,7,8-TCDD

191214K3_13

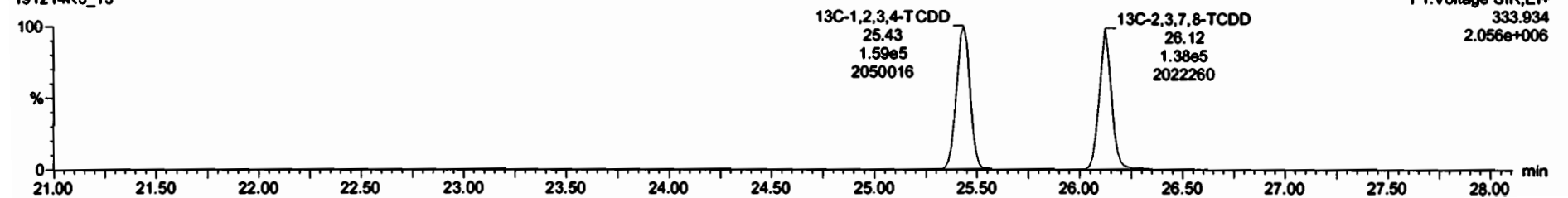


13C-1,2,3,4-TCDD

191214K3_13



191214K3_13



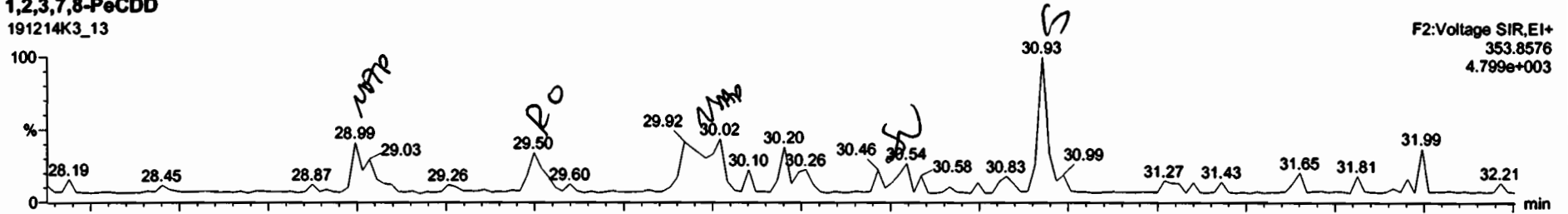
Dataset: Untitled

Last Altered: Monday, December 16, 2019 09:38:26 Pacific Standard Time
Printed: Monday, December 16, 2019 09:39:01 Pacific Standard Time

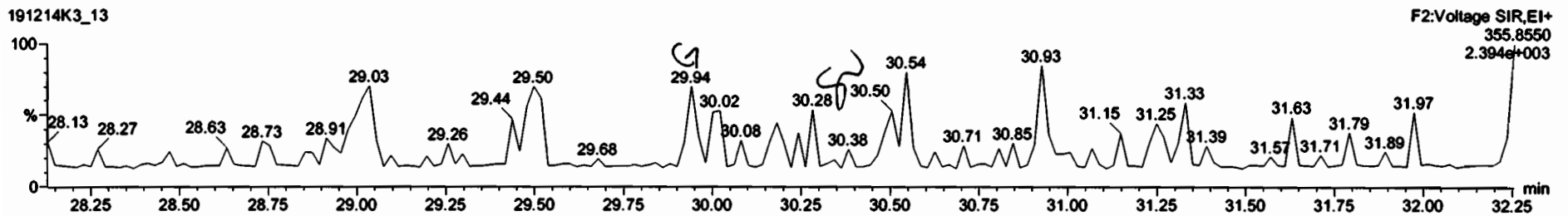
Name: 191214K3_13, Date: 15-Dec-2019, Time: 16:11:10, ID: B9K0154-DUP1 Duplicate 16.33, Description: Duplicate

1,2,3,7,8-PeCDD

191214K3_13

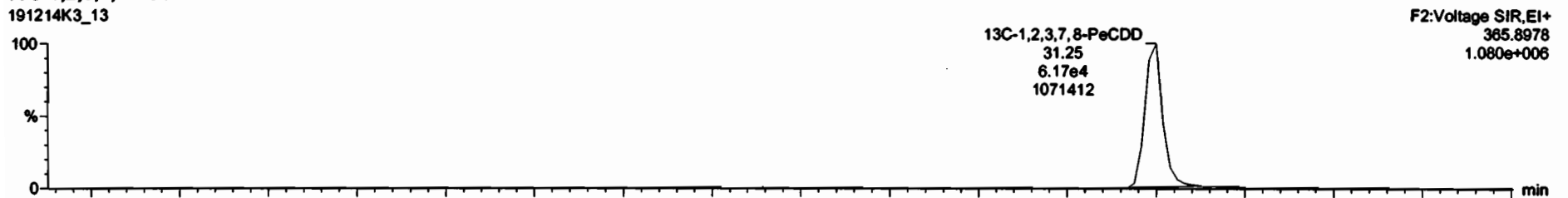


191214K3_13

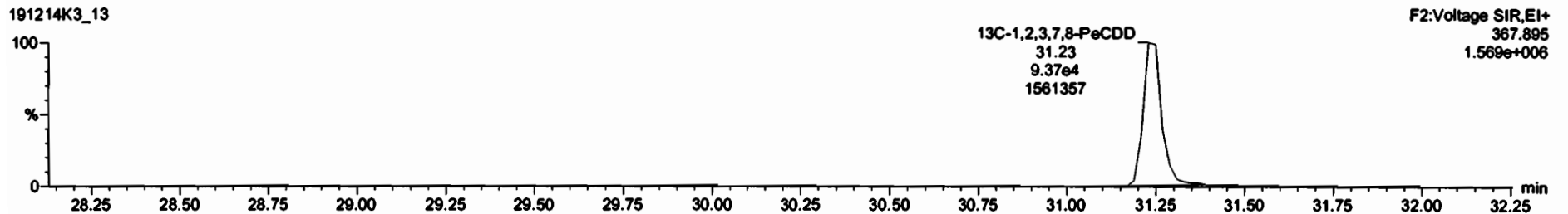


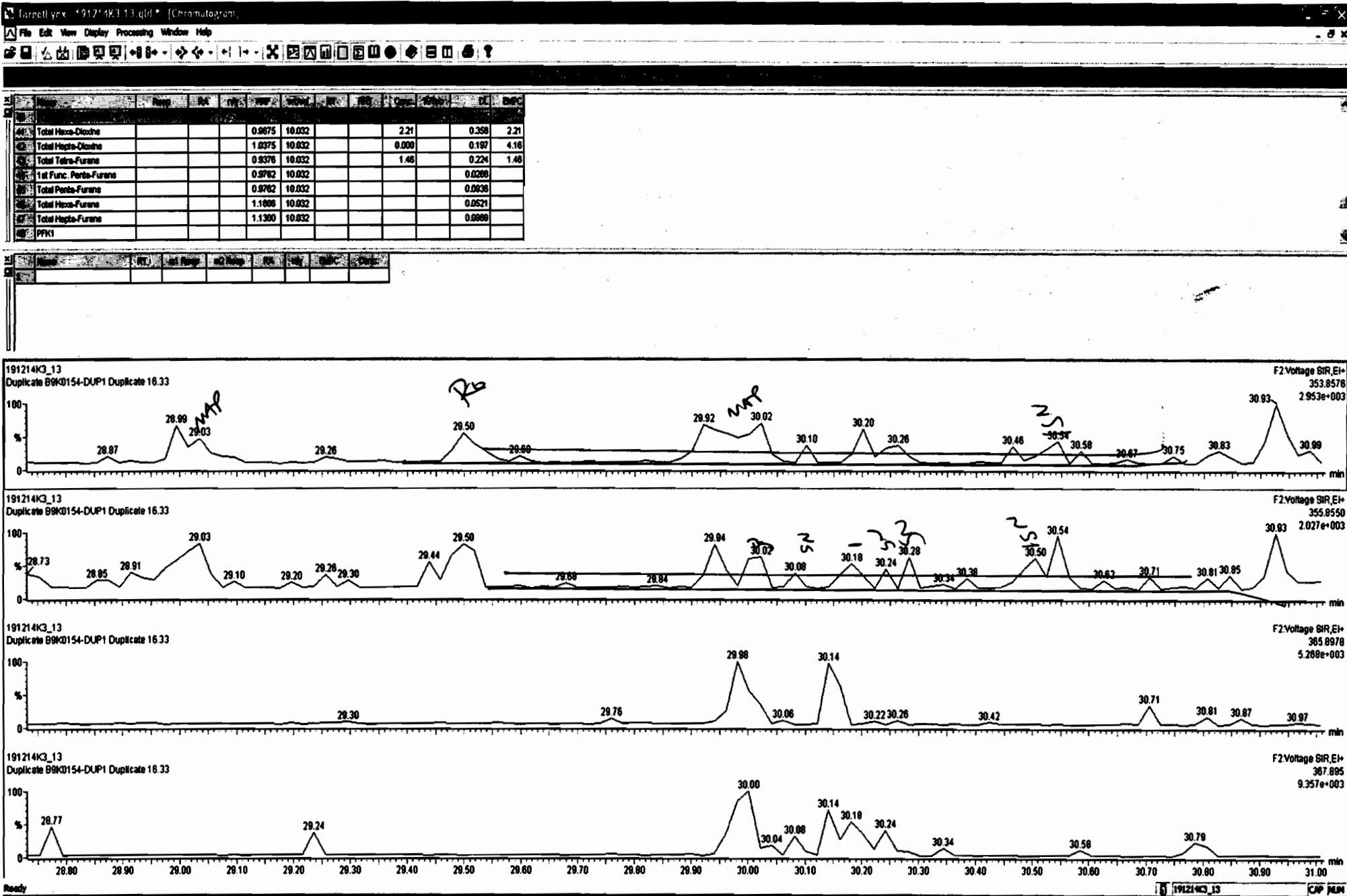
13C-1,2,3,7,8-PeCDD

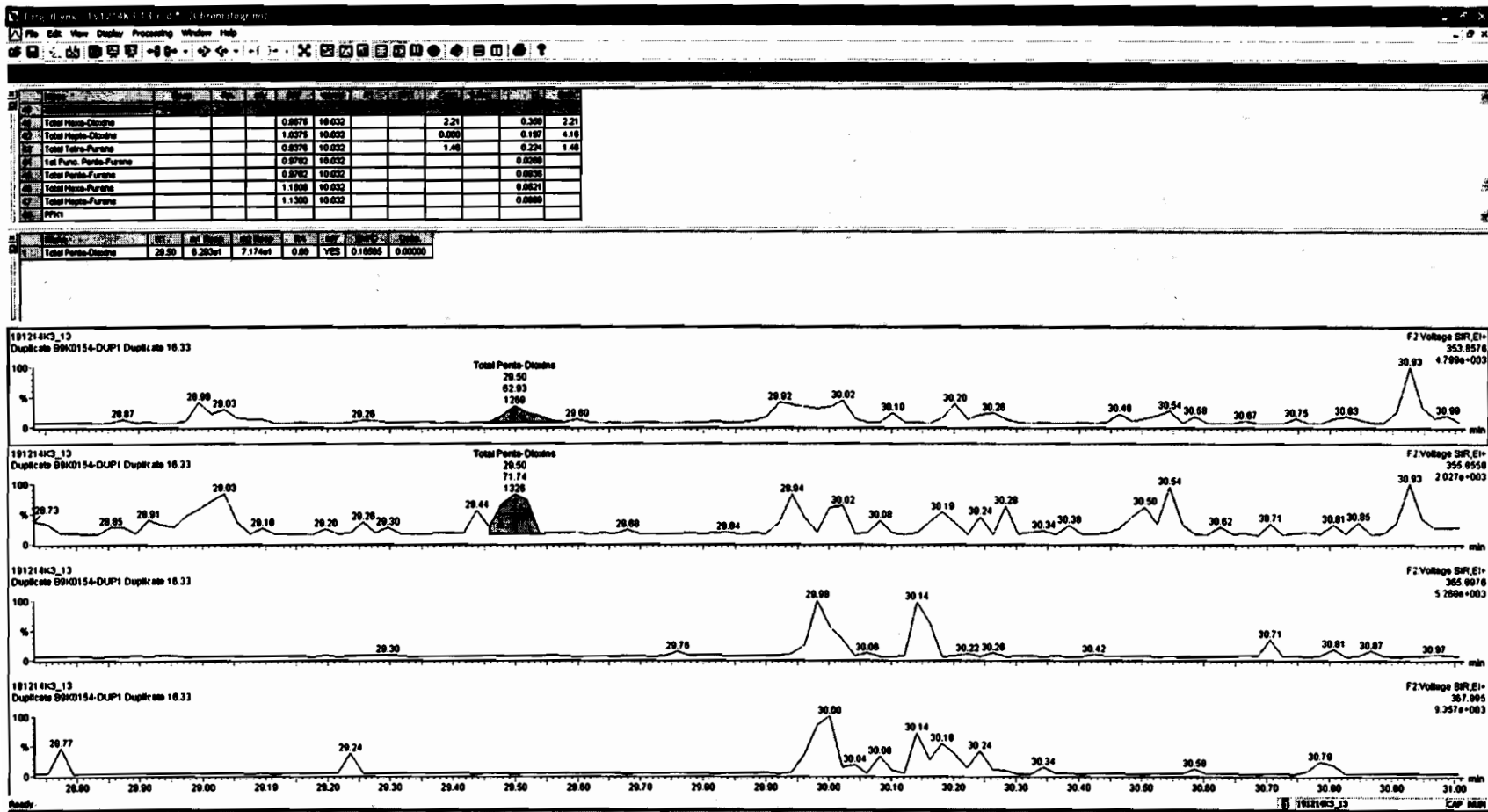
191214K3_13



191214K3_13







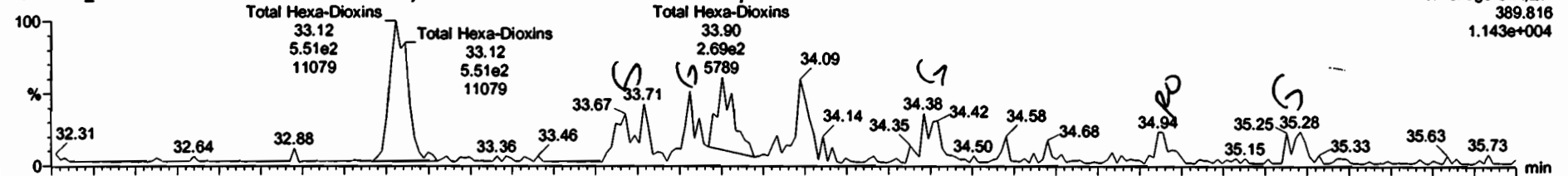
Dataset: Untitled

Last Altered: Monday, December 16, 2019 09:38:26 Pacific Standard Time
Printed: Monday, December 16, 2019 09:39:01 Pacific Standard Time

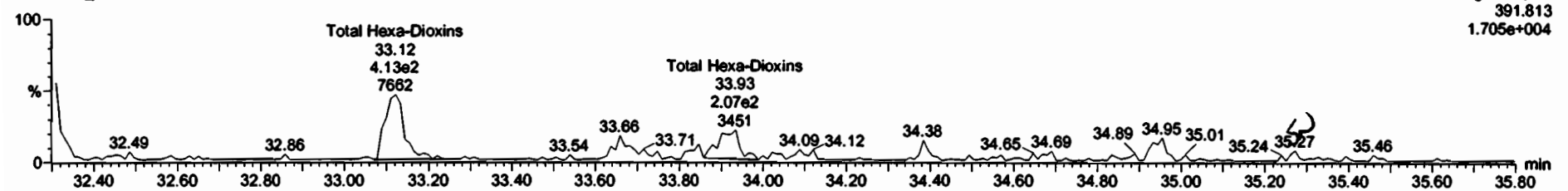
Name: 191214K3_13, Date: 15-Dec-2019, Time: 16:11:10, ID: B9K0154-DUP1 Duplicate 16.33, Description: Duplicate

1,2,3,4,7,8-HxCDD

191214K3_13




191214K3_13

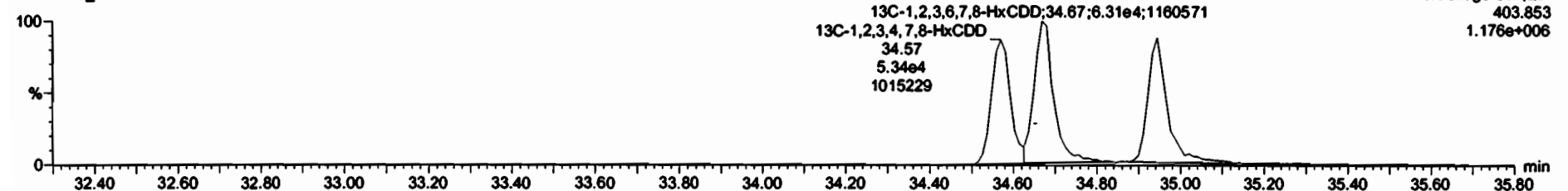


13C-1,2,3,4,7,8-HxCDD

191214K3_13

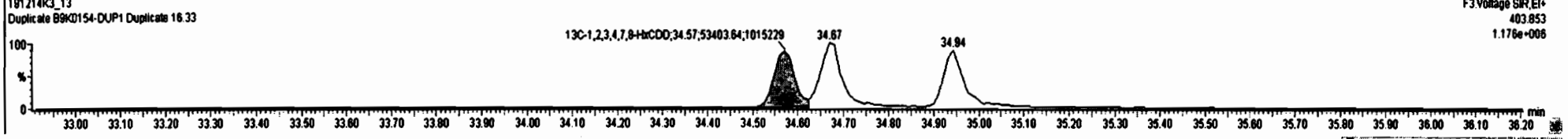
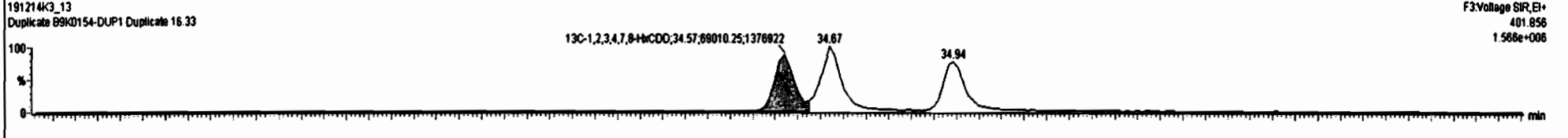
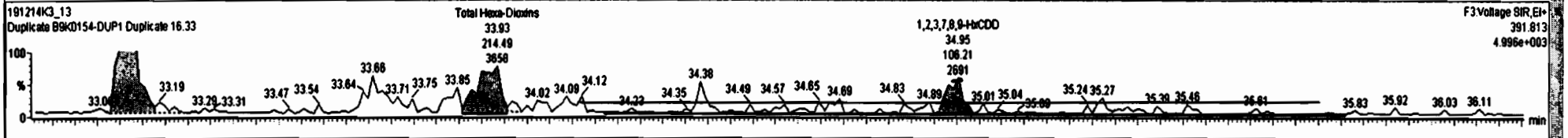
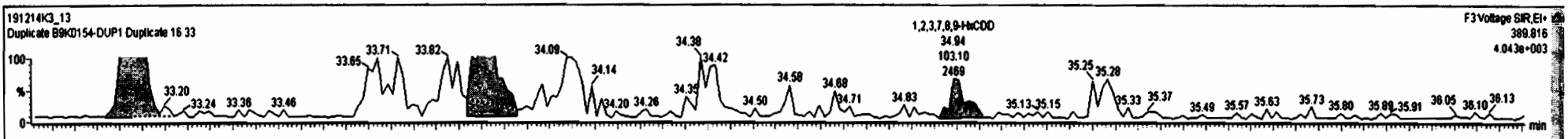


191214K3_13



Peak	RT	Area	PA	RF	WT	WT	WT	Comp	Score	DL	ELPC
13C-2,3,4,7,8-PeCDF	2.49e5	1.74	NO	0.7499	10.032	30.83	1.216	129	84.6	1.04	
13C-1,2,3,4,7,8-HxCDF	1.83e5	0.54	NO	0.8452	10.032		0.989	132	86.3	1.25	
13C-1,2,3,6,7,8-HxCDF	2.30e5	0.53	NO	1.0267	10.032	33.82	0.982	137	88.5	1.03	
13C-2,3,4,6,7,8-HxCDF	1.85e5	0.52	NO	0.8829	10.032	34.40	1.009	127	83.5	1.18	
13C-1,2,3,7,8,9-HxCDF	1.88e5	0.58	NO	0.7343	10.032	35.27	1.034	140	70.0	1.43	
13C-1,2,3,4,6,7,8-HpCDF	1.18e5	0.46	NO	0.7542	10.032	37.01	1.085	95.2	47.8	0.816	
13C-1,2,3,4,7,8,9-HpCDF	7.10e4	0.43	NO	0.5380	10.032	39.01	1.144	80.3	40.3	1.14	
13C-OCDF	1.20e5	0.91	NO	0.5825	10.032	41.80	1.226	123	30.9	0.626	
37Q-2,3,7,8-TCDD	1.01e5			1.0895	10.032	26.15	1.028	66.2	83.0	0.8936	

Peak	RT	Area	PA	RF	ELPC	Calc.
Total Hexa-Dioxins	33.12	5.384e2	3.903e2	1.37	NO	1.4230
Total Hexa-Dioxins	33.90	3.514e2	2.145e2	1.84	YES	0.73777
1,2,3,7,8,9-HxCDD	34.94	1.031e2	1.062e2	0.97	YES	0.28036

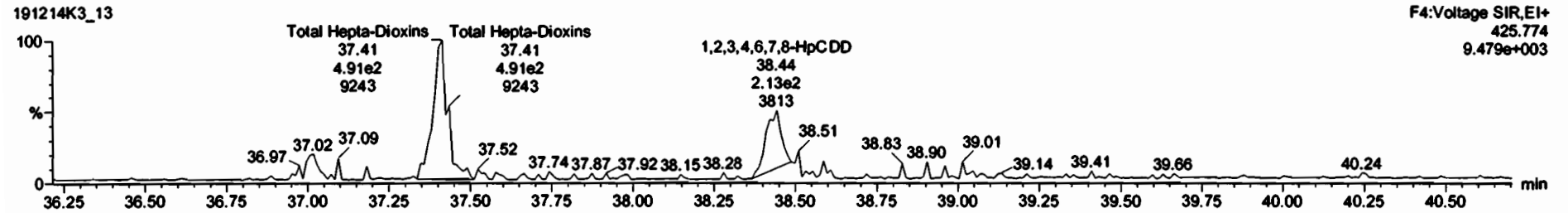
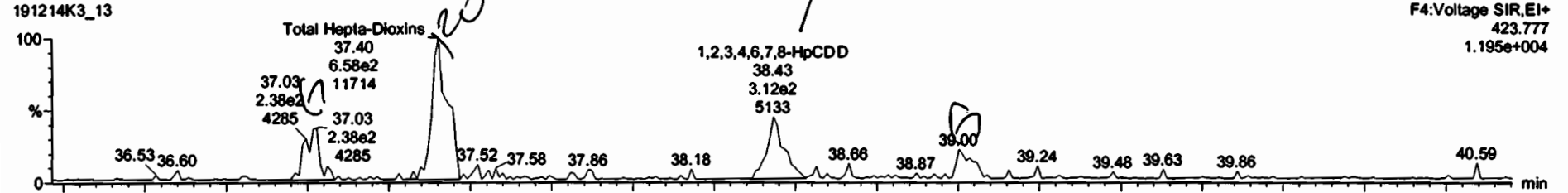


Dataset: Untitled

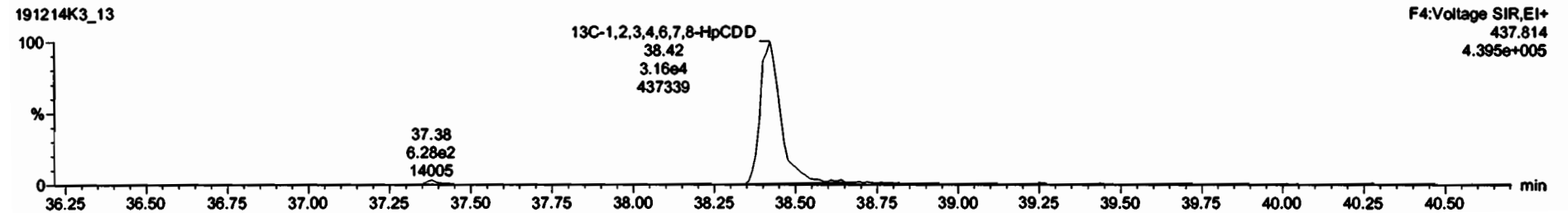
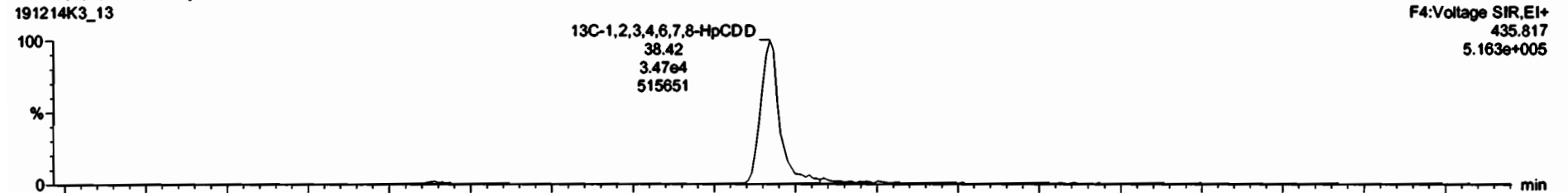
Last Altered: Monday, December 16, 2019 09:38:26 Pacific Standard Time
Printed: Monday, December 16, 2019 09:39:01 Pacific Standard Time

Name: 191214K3_13, Date: 15-Dec-2019, Time: 16:11:10, ID: B9K0154-DUP1 Duplicate 16.33, Description: Duplicate

1,2,3,4,6,7,8-HpCDD

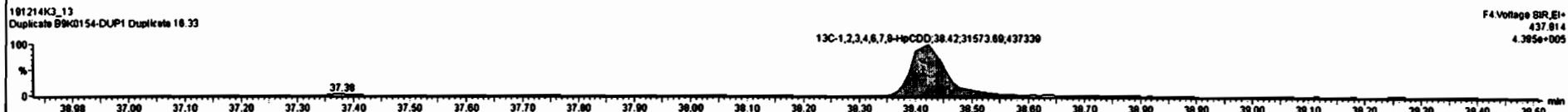
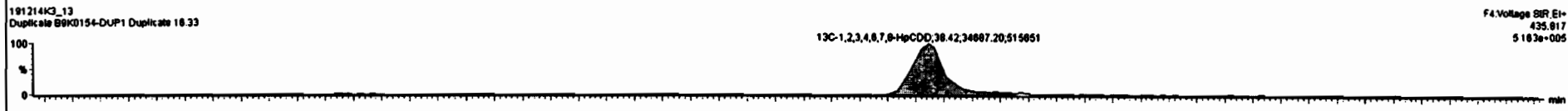




13C-1,2,3,4,6,7,8-HpCDD



Total Furo-Furans	0.5376	10.032	1.46	0.224	1.46
1st Func. Furans	0.9762	10.032		0.0286	
Total Furans	0.9762	10.032		0.0286	
Total Hexa-Furans	1.1808	10.032		0.0521	
Total Hepta-Furans	1.1300	10.032		0.0089	
PP1					
PP2					
PP3					

Mass	RT	Area	Height	SN	Int	Comp
Total Hepta-Dioxine	37.40	6.523e2	4.723e2	1.38	YES	2.8001 0.00000
1,2,3,4,6,7,8-HpCDD	38.43	3.189e2	3.187e2	1.00	NO	1.8521 1.8521



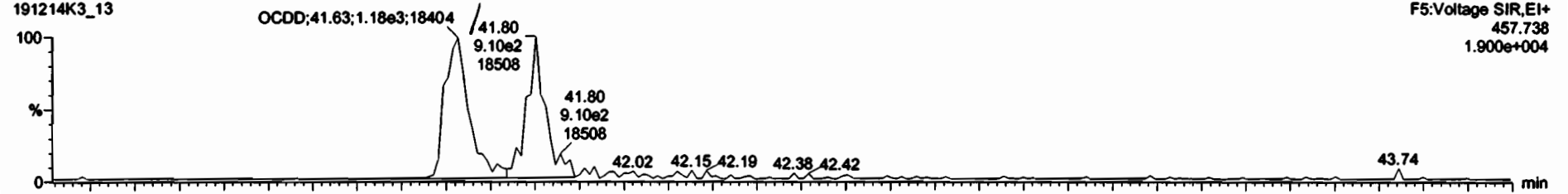
Dataset: Untitled

Last Altered: Monday, December 16, 2019 09:38:26 Pacific Standard Time
Printed: Monday, December 16, 2019 09:39:01 Pacific Standard Time

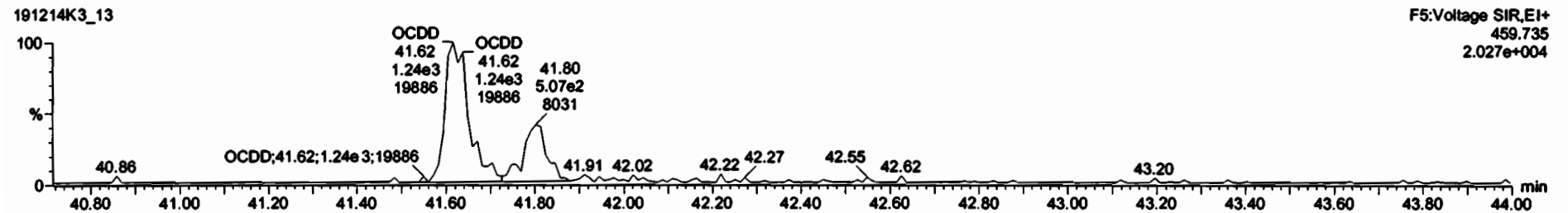
Name: 191214K3_13, Date: 15-Dec-2019, Time: 16:11:10, ID: B9K0154-DUP1 Duplicate 16.33, Description: Duplicate

OCDD

191214K3_13



191214K3_13

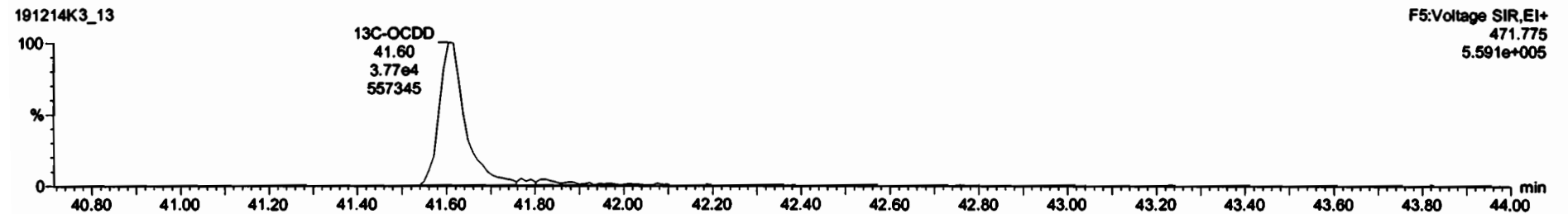


13C-OCDD

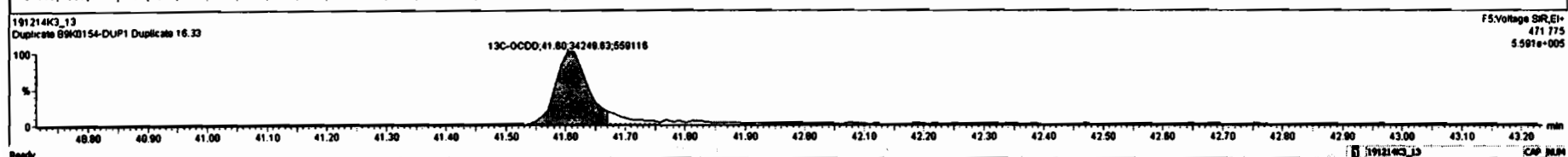

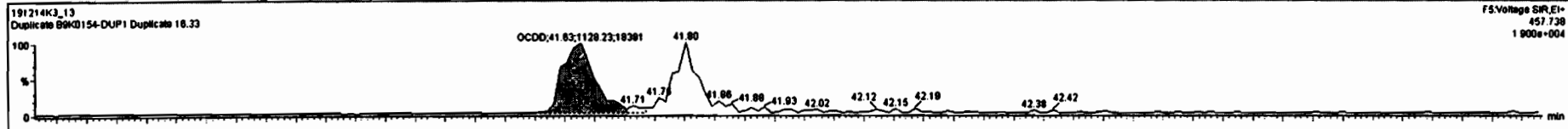
191214K3_13



191214K3_13



Peak	Name	Ret	Area	Height	W	Area%	Height%	Int	Comp	Library	PA	Off
1	2,3,7,8-TCDD		NO	0.8249	10.032						0.173	
2	1,2,3,7,8-PeCDD		NO	0.8046	10.032						0.170	
3	1,2,3,4,7,8-HxCDD		NO	1.0091	10.032						0.317	
4	1,2,3,6,7,8-HxCDD		NO	0.8675	10.032						0.316	
5	1,2,3,7,8,9-HxCDD		NO	0.8776	10.032						0.410	
6	1,2,3,4,6,7,8-HpCDD	5.24e2	1.48	YES	1.0375	10.032	38.43	1.000	1.52		0.400	1.26
7	2,3,7,8-TCDF		NO	0.8376	10.032						0.224	
8	1,2,3,7,8-PeCDF		NO	0.8782	10.032						0.181	
9	2,3,4,7,8-PeCDF		NO	1.0048	10.032						0.188	
10	1,2,3,4,7,8-HxCDF		NO	1.3434	10.032						0.0884	
11	1,2,3,6,7,8-HxCDF		NO	1.0080	10.032						0.0945	
12	2,3,4,6,7,8-HpCDF		NO	1.1808	10.032						0.0876	
13	1,2,3,7,8,9-HxCDF		NO	1.0728	10.032						0.150	

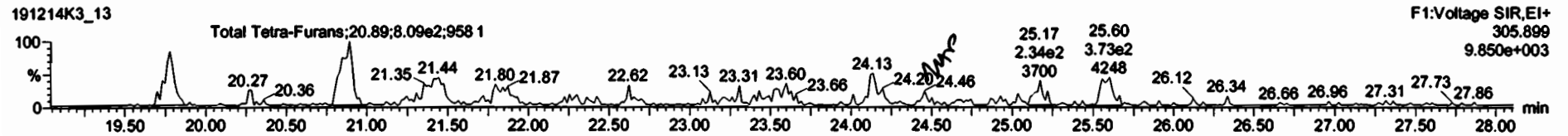



Dataset: Untitled

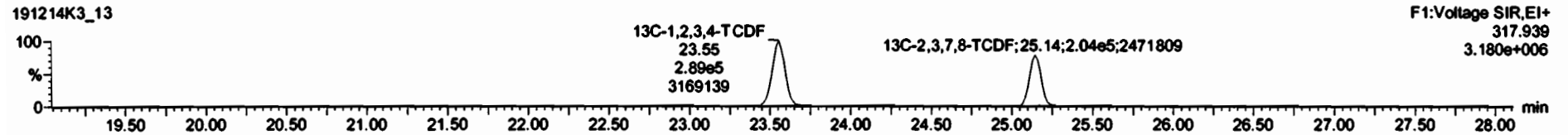
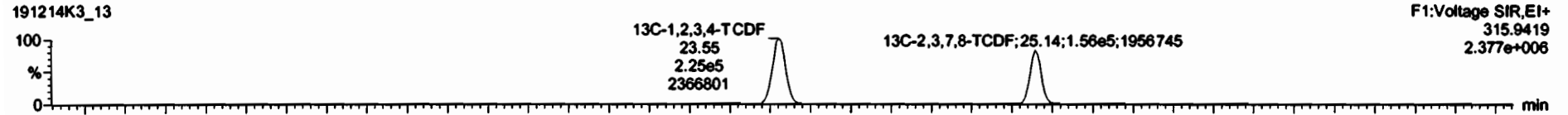
Last Altered: Monday, December 16, 2019 09:38:26 Pacific Standard Time
Printed: Monday, December 16, 2019 09:39:01 Pacific Standard Time

Name: 191214K3_13, Date: 15-Dec-2019, Time: 16:11:10, ID: B9K0154-DUP1 Duplicate 16.33, Description: Duplicate

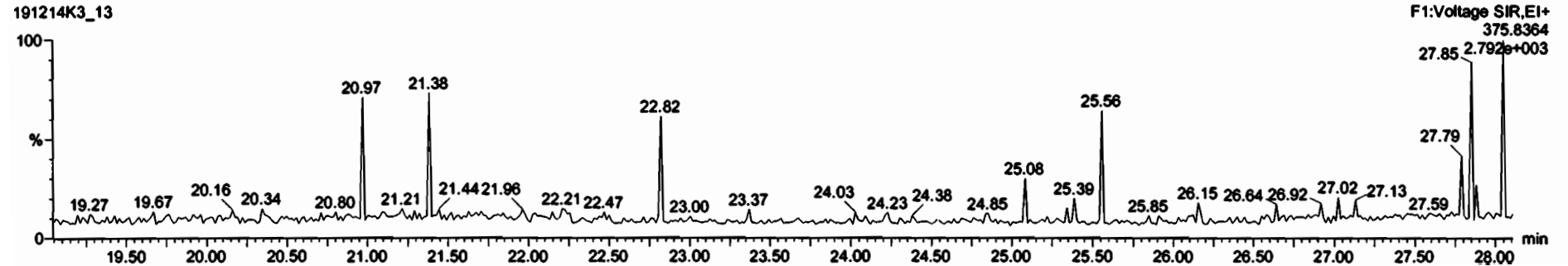
2,3,7,8-TCDF



13C-2,3,7,8-TCDF



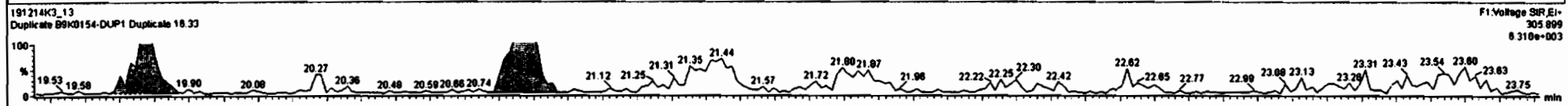



DPE1



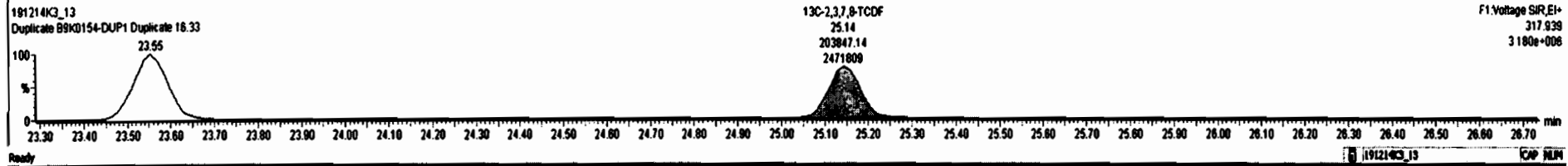
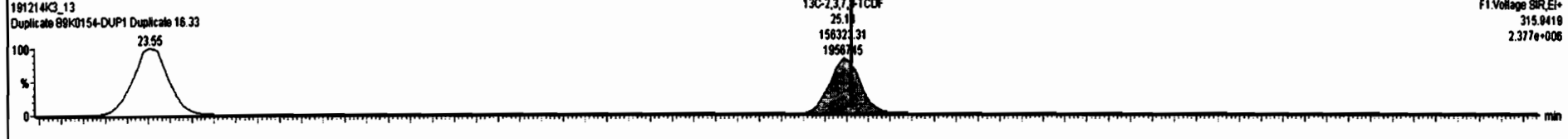

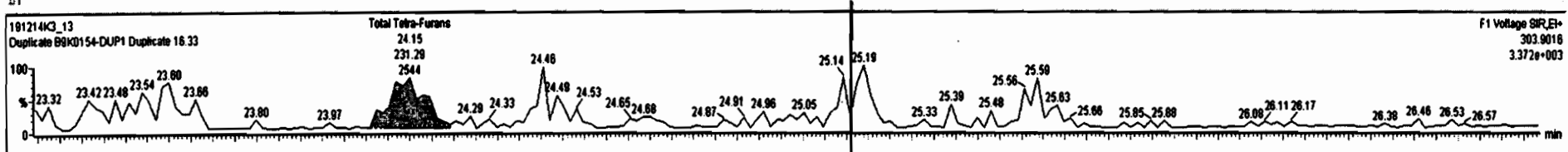
Area	Area	Area	Area	Area	Area	Area	Area	Area	Area	
42	Total Hapto-Dioxine			1.0375	10.032			1.85	0.400	4.05
43	1st Func. Penta-Furane			0.9782	10.032				0.0286	
45	Total Penta-Furane			0.9782	10.032				0.0830	
46	Total Hexa-Furane			1.1806	10.032				0.0521	
47	Total Hapto-Furane			1.1300	10.032				0.0668	
48	PPK1									
49	PPK2									
50	PPK3									

Area	Area	Area	Area	Area	Area	Area	Area	
1	Total Tetra-Furane	19.78	3.067e2	6.855e2	0.87	NO	0.57571	0.57571
2	Total Tetra-Furane	20.88	6.821e2	6.089e2	0.88	NO	0.88621	0.88621
3	Total Tetra-Furane	24.15	2.513e2	3.341e2	0.88	NO	0.33382	0.33382



Name	Range	Area	Height	Width	Area	Height	Width	Area	Height	Width
Total Hecto-Furans		1.0375	10.032		1.85		0.400	4.85		
1st Func. Penta-Furans		0.9782	10.032				0.0289			
Total Penta-Furans		0.9782	10.032				0.0936			
Total Hizo-Furans		1.1806	10.032				0.0521			
Total Hecto-Furans		1.1300	10.032				0.0989			
PFK1										
PFK2										
PFK3										

Name	Area	Height	Width	Area	Height	Width	Area	Height	Width
Total Tetra-Furans	19.78	3.897e2	5.855e2	0.87	NO	0.57571	0.57571		
Total Tetra-Furans	20.86	6.821e2	0.089e2	0.86	NO	0.89621	0.89621		
Total Tetra-Furans	24.15	2.313e2	3.341e2	0.89	NO	0.33382	0.33382		



Dataset: Untitled

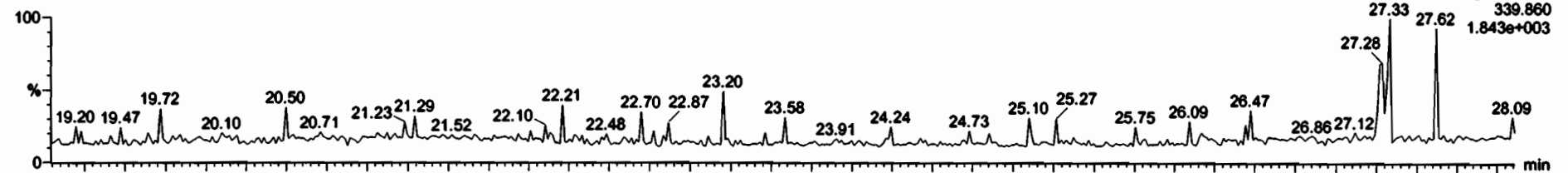
Last Altered: Monday, December 16, 2019 09:38:26 Pacific Standard Time

Printed: Monday, December 16, 2019 09:39:01 Pacific Standard Time

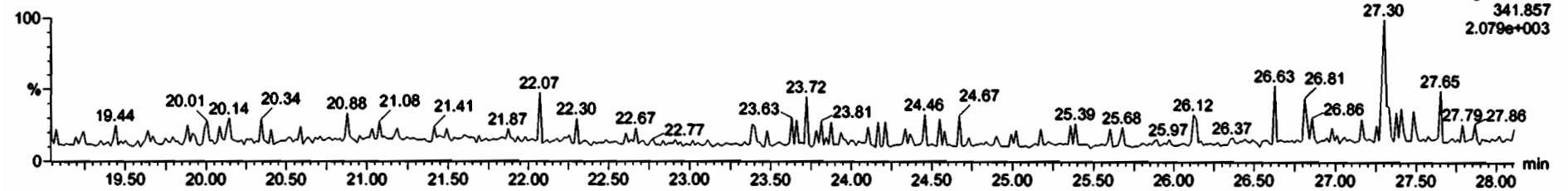
Name: 191214K3_13, Date: 15-Dec-2019, Time: 16:11:10, ID: B9K0154-DUP1 Duplicate 16.33, Description: Duplicate

1st Func. Penta-Furans

191214K3_13

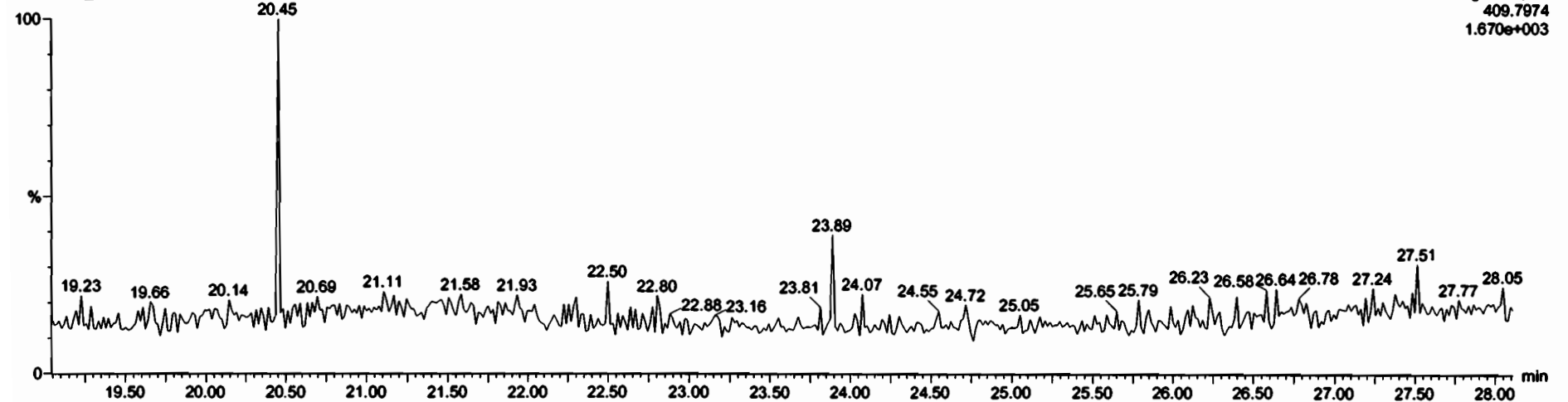


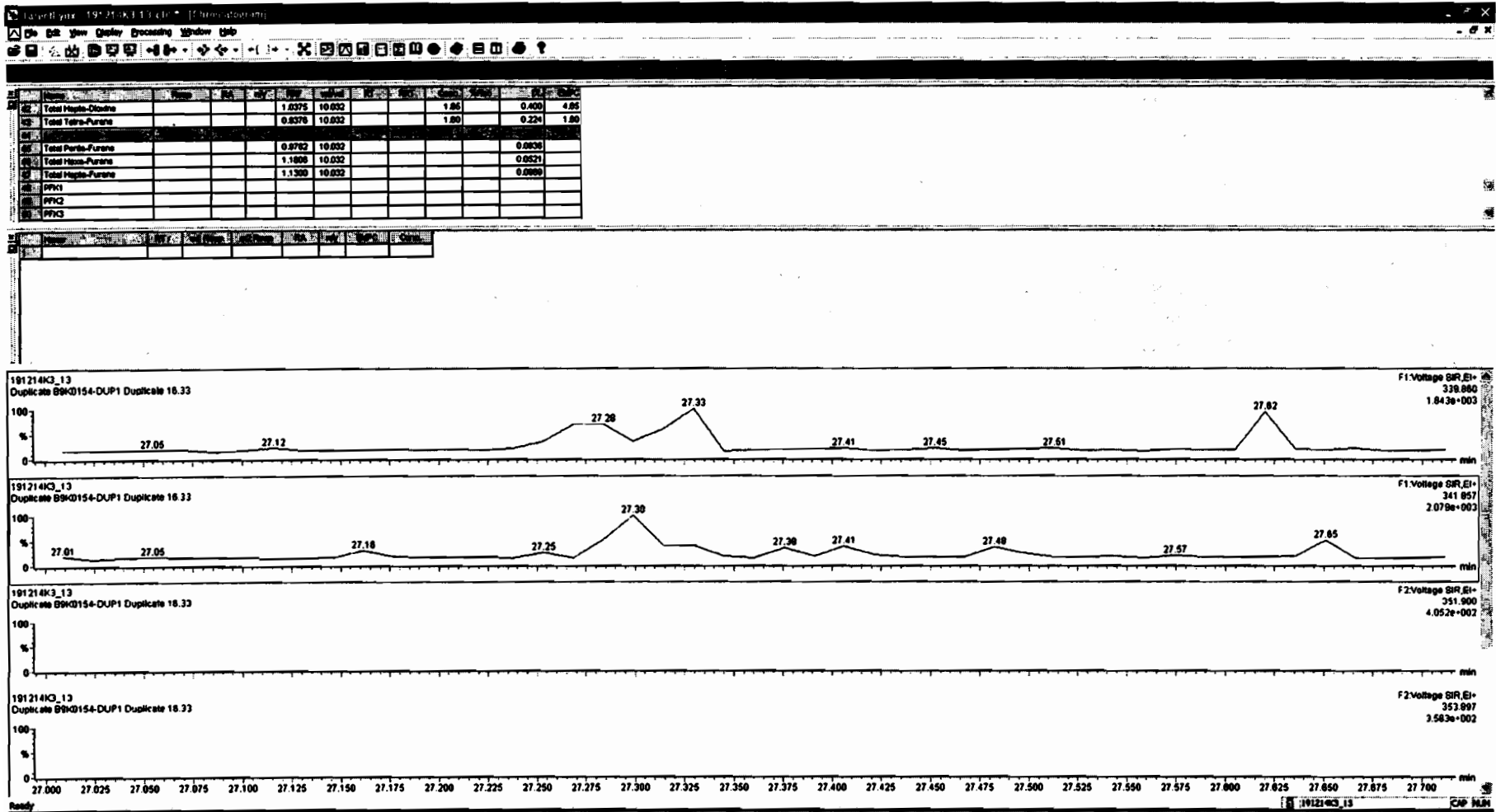
191214K3_13



DPE6

191214K3_13






Dataset: Untitled


Last Altered: Monday, December 16, 2019 09:38:26 Pacific Standard Time
Printed: Monday, December 16, 2019 09:39:01 Pacific Standard Time

Name: 191214K3_13, Date: 15-Dec-2019, Time: 16:11:10, ID: B9K0154-DUP1 Duplicate 16.33, Description: Duplicate


1,2,3,7,8-PeCDF
191214K3_13



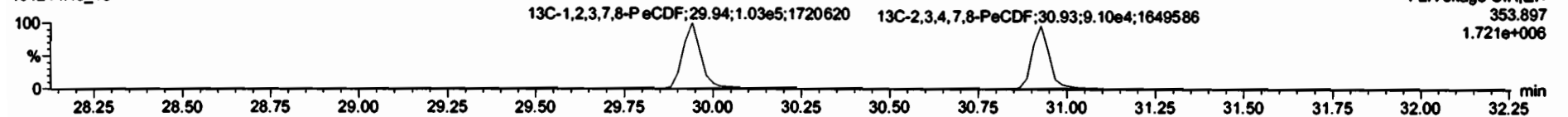
191214K3_13



13C-1,2,3,7,8-PeCDF
191214K3_13

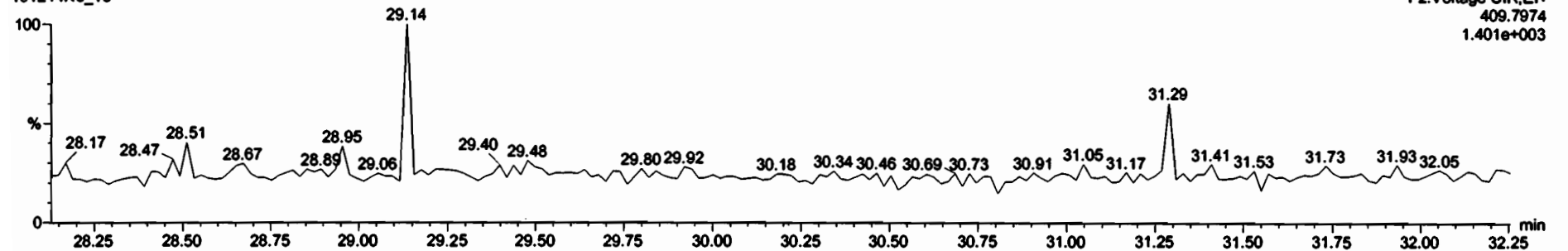


191214K3_13




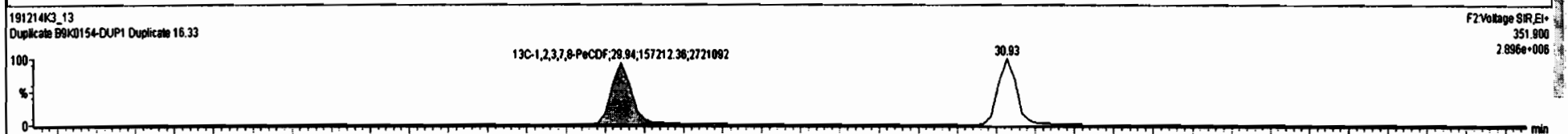

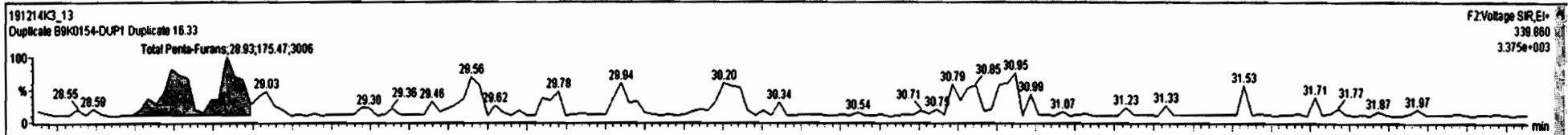
DPE2

191214K3_13



Peak	Name	Area	Height	Width	RT	FWHM	Area%	Height%	Width%
62	Total Hapto-Dioxins	1.0375	10.032				1.85	0.400	4.85
63	Total Tetra-Furans	0.8376	10.032				1.80	0.224	1.80
64	1st Func. Penta-Furans	0.9762	10.032					0.0288	
65	Total Hexa-Furans	1.1806	10.032					0.0521	
67	Total Hapto-Furans	1.1300	10.032					0.0689	
68	PFK1								
69	PFK2								
70	PFK3								

Peak	Name	RT	Area	Height	Width	Area%	Height%	Width%
1	Total Penta-Furans	28.79	1.902e2	1.329e2	1.43	NO	0.25882	0.25882
2	Total Penta-Furans	28.93	1.755e2	1.409e2	1.25	YES	0.23129	0.00000




Dataset: Untitled

Last Altered: Monday, December 16, 2019 09:38:26 Pacific Standard Time
Printed: Monday, December 16, 2019 09:39:01 Pacific Standard Time

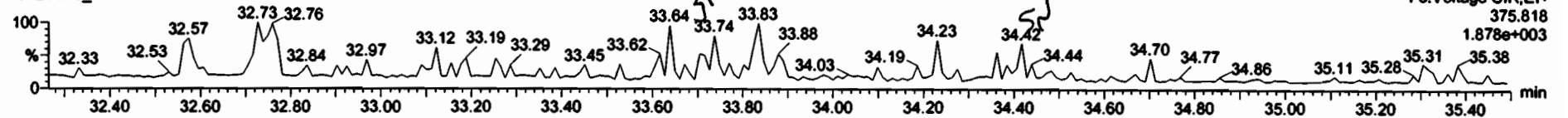
Name: 191214K3_13, Date: 15-Dec-2019, Time: 16:11:10, ID: B9K0154-DUP1 Duplicate 16.33, Description: Duplicate

1,2,3,4,7,8-HxCDF

191214K3_13

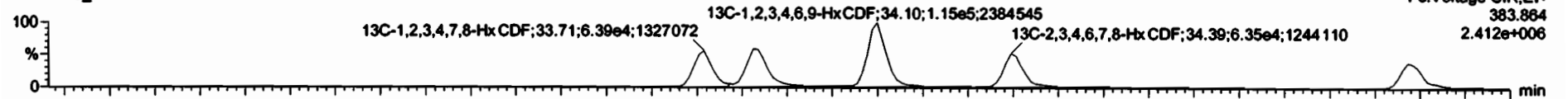


191214K3_13

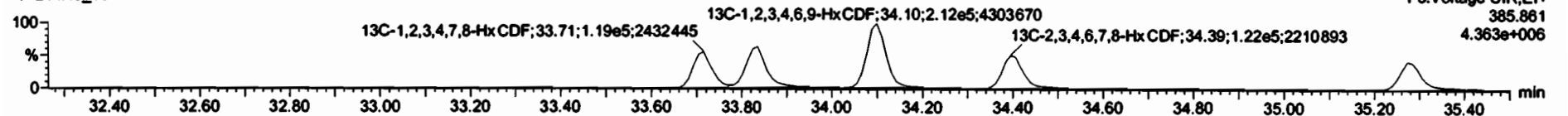


13C-1,2,3,4,7,8-HxCDF

191214K3_13

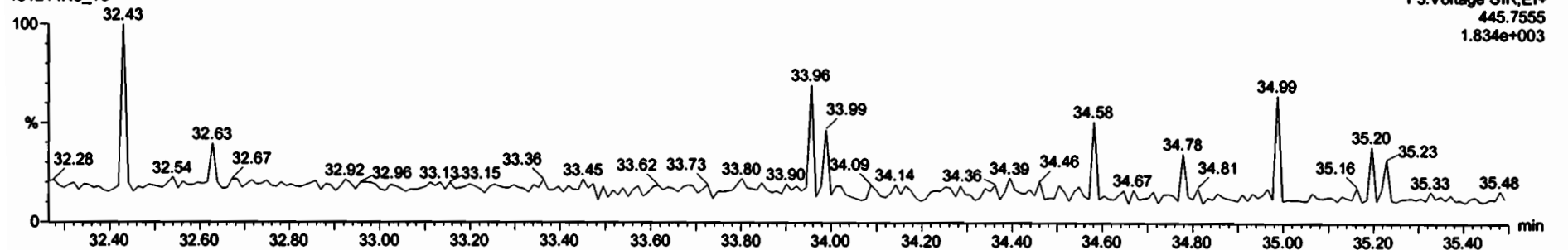


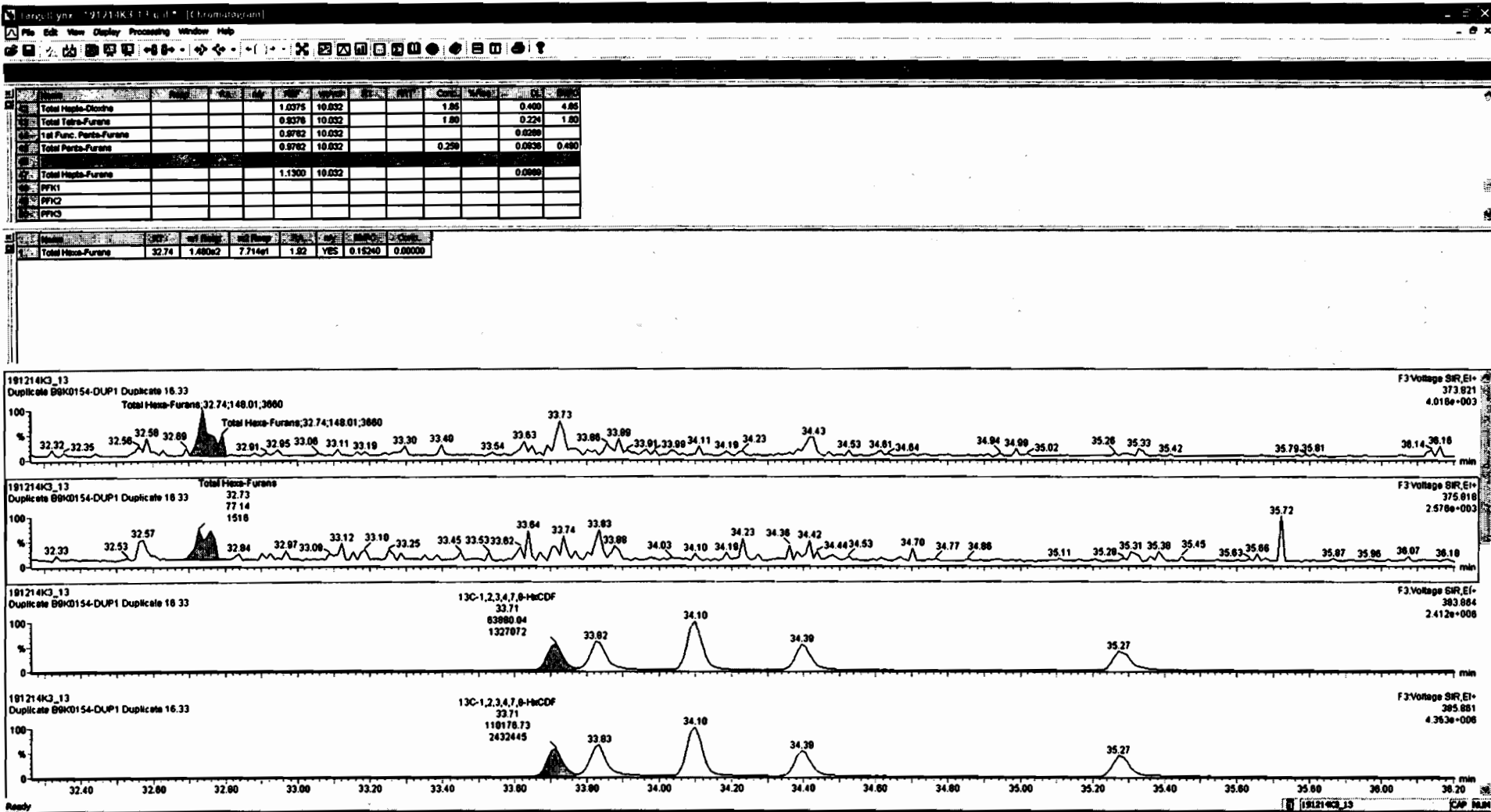
191214K3_13



DPE3

191214K3_13



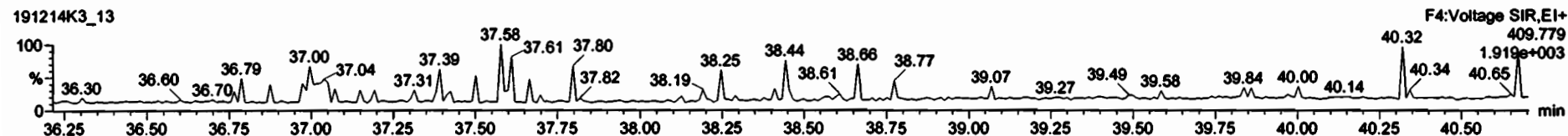



Dataset: Untitled


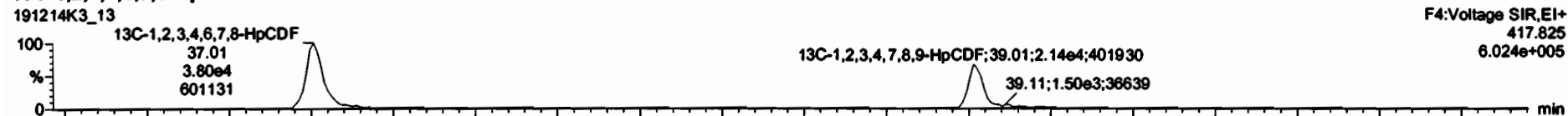
Last Altered: Monday, December 16, 2019 09:38:26 Pacific Standard Time
Printed: Monday, December 16, 2019 09:39:01 Pacific Standard Time

Name: 191214K3_13, Date: 15-Dec-2019, Time: 16:11:10, ID: B9K0154-DUP1 Duplicate 16.33, Description: Duplicate

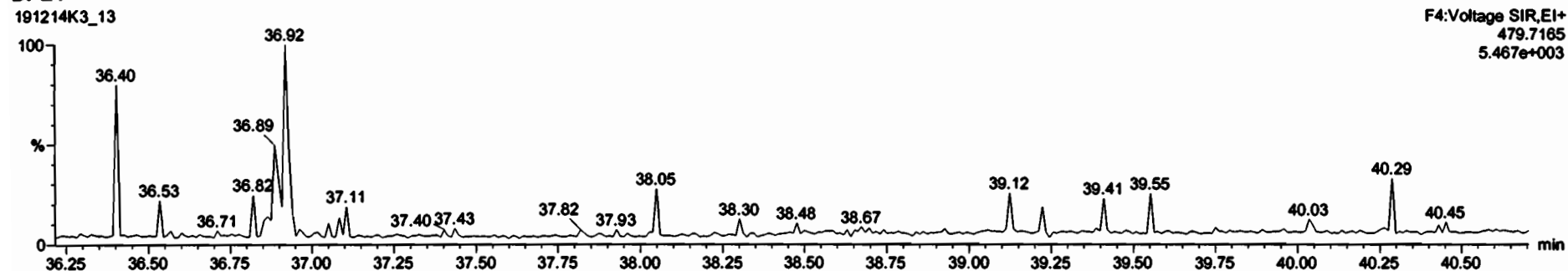
1,2,3,4,6,7,8-HpCDF



13C-1,2,3,4,6,7,8-HpCDF



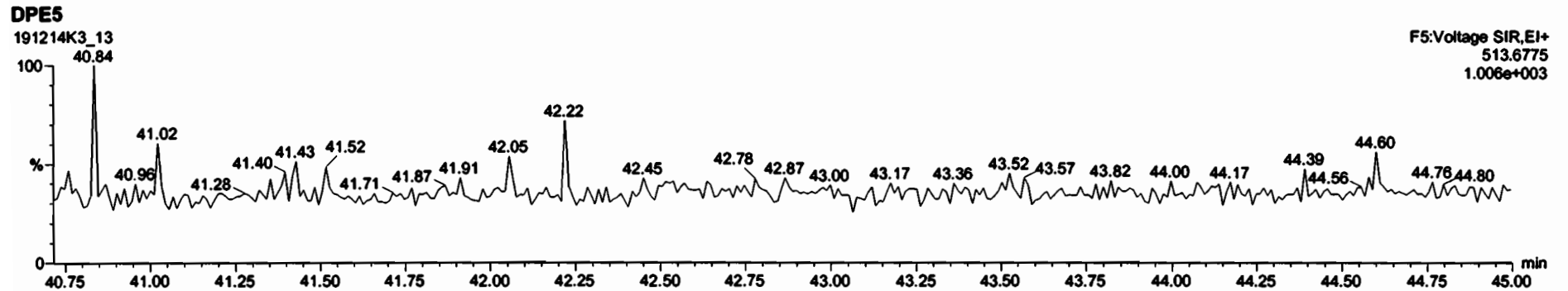
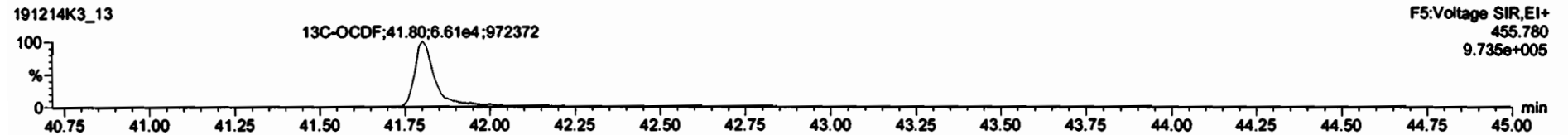

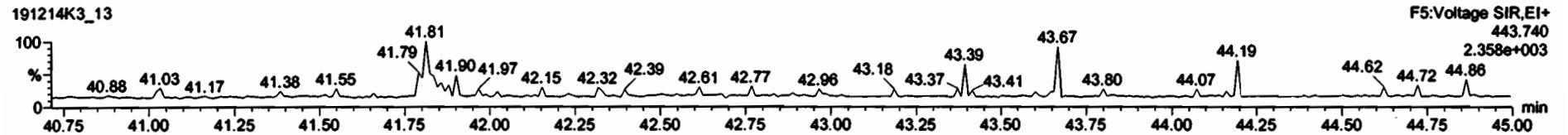

DPE4



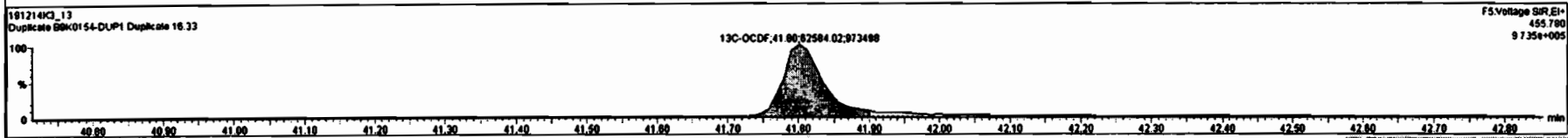
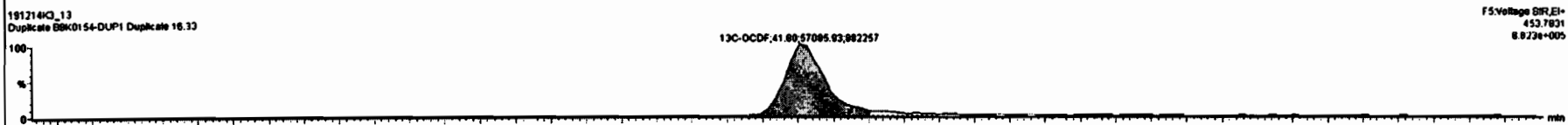
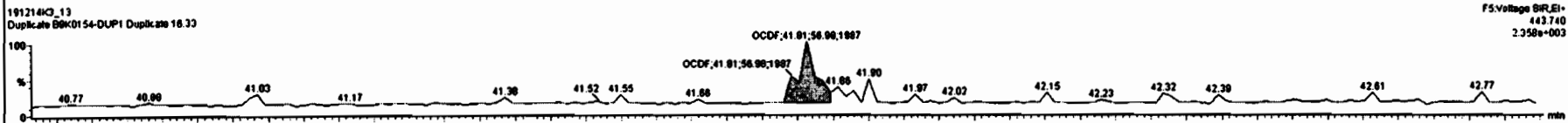
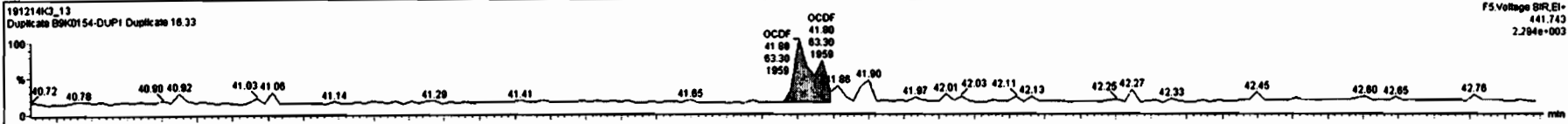
Dataset: Untitled

Last Altered: Monday, December 16, 2019 09:38:26 Pacific Standard Time
Printed: Monday, December 16, 2019 09:39:01 Pacific Standard Time

Name: 191214K3_13, Date: 15-Dec-2019, Time: 16:11:10, ID: B9K0154-DUP1 Duplicate 16.33, Description: Duplicate



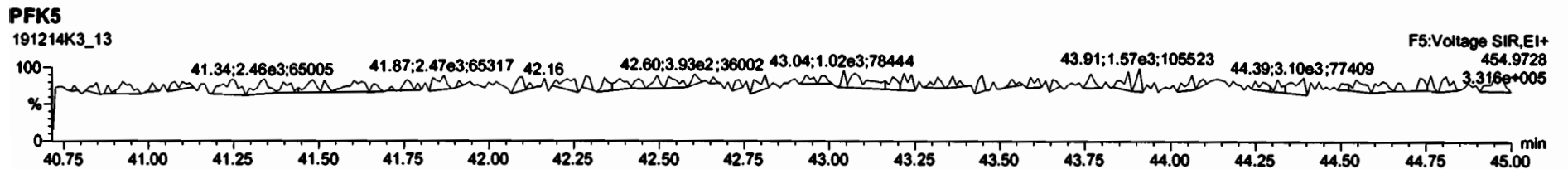
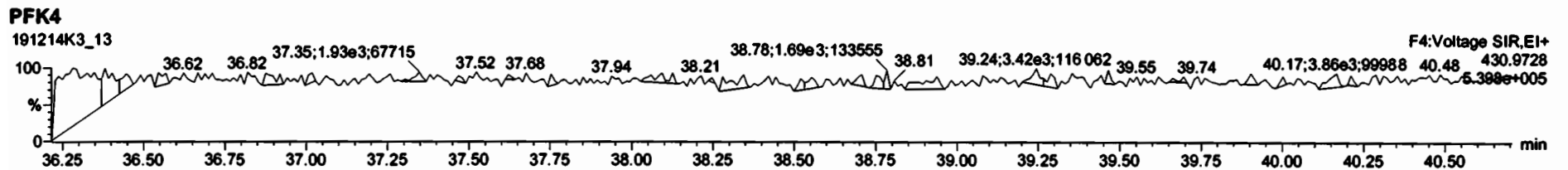
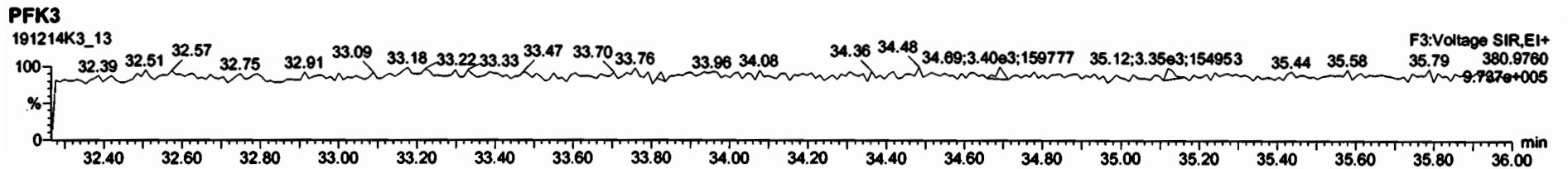
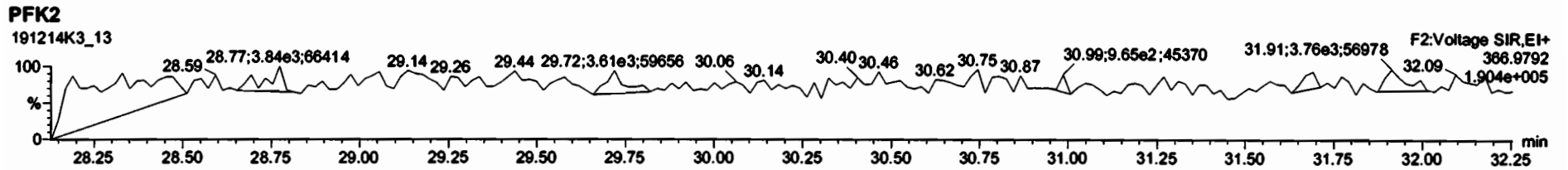
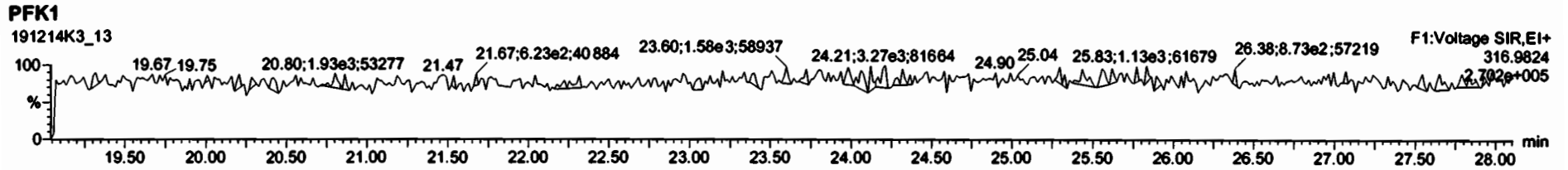
Peak	Retention	Height	Area	Height	Area	Height	Area	Height	Area	Height	Area
OCDF	2.34e3	0.83	NO	0.9718	10.032	41.83	1.000	14.7		0.752	14.7
1,2,3,7,8-TCDF			NO	0.9376	10.032					0.724	
1,2,3,7,8-PeCDF			NO	0.9702	10.032					0.761	
1,2,3,4,7,8-PeCDF			NO	1.0040	10.032					0.790	
1,2,3,4,7,8-HxCDF			NO	1.2434	10.032					0.884	
1,2,3,6,7,8-HxCDF			NO	1.0659	10.032					0.804	
1,2,3,6,7,8-HxCDF			NO	1.1806	10.032					0.876	
1,2,3,7,8,9-HxCDF			NO	1.0720	10.032					0.790	
1,2,3,4,6,7,8-HxCDF			NO	1.1360	10.032					0.778	
1,2,3,4,7,8,9-HxCDF			NO	1.2600	10.032					0.923	
13C-1,2,3,7,8-TCDF	2.40e6	0.80	NO	1.0400	10.032	28.12	1.027	106	89.2	0.362	
13C-1,2,3,7,8-PeCDF	1.35e6	0.86	NO	0.7420	10.032	31.26	1.220	147	73.8	0.527	
13C-1,2,3,4,7,8-PeCDF	1.22e6	1.28	NO	0.8403	10.032	34.57	1.014	116	99.0	1.02	



Dataset: Untitled

Last Altered: Monday, December 16, 2019 09:38:26 Pacific Standard Time
Printed: Monday, December 16, 2019 09:39:01 Pacific Standard Time

Name: 191214K3_13, Date: 15-Dec-2019, Time: 16:11:10, ID: B9K0154-DUP1 Duplicate 16.33, Description: Duplicate



	Name	Resp	RA	RRF	RT	Conc	Qual	noise	Fac	DL
	2,3,7,8-TCDD	*	* n	0.91	Not F _n	*		165	2.5	0.0480
	1,2,3,7,8-PeCDD	*	* n	0.90	Not F _n	*		206	2.5	0.0661
	1,2,3,4,7,8-HxCDD	*	* n	1.10	Not F _n	*		183	2.5	0.0877
	1,2,3,6,7,8-HxCDD	8.58e+03	1.25 y	0.94	34:00	0.20709		*	2.5	*
	1,2,3,7,8,9-HxCDD	1.16e+04	1.26 y	0.96	34:18	0.27360		*	2.5	*
	1,2,3,4,6,7,8-HpCDD	6.32e+04	1.04 y	0.98	37:47	1.7315		*	2.5	*
	OCDD	3.51e+05	0.90 y	0.96	41:02	12.604		*	2.5	*
	2,3,7,8-TCDF	2.14e+04	0.75 y	0.95	25:16	0.25385		*	2.5	*
	1,2,3,7,8-PeCDF	7.26e+03	0.91 n	0.96	29:25	0.10374		*	2.5	*
	2,3,4,7,8-PeCDF	*	* n	1.01	Not F _n	*		267	2.5	0.0718
	1,2,3,4,7,8-HxCDF	1.11e+04	1.10 y	1.18	33:01	0.16821		*	2.5	*
	1,2,3,6,7,8-HxCDF	*	* n	1.07	Not F _n	*		216	2.5	0.0443
	2,3,4,6,7,8-HxCDF	3.17e+03	1.26 y	1.11	33:43	0.048292		*	2.5	*
	1,2,3,7,8,9-HxCDF	*	* n	1.06	Not F _n	*		216	2.5	0.0652
	1,2,3,4,6,7,8-HpCDF	9.70e+03	0.74 n	1.13	36:32	0.18662		*	2.5	*
	1,2,3,4,7,8,9-HpCDF	*	* n	1.28	Not F _n	*		204	2.5	0.0684
	OCDF	1.35e+04	0.94 y	0.95	41:15	0.36440		*	2.5	*
IS	13C-2,3,7,8-TCDD	1.20e+07	0.80 y	1.10	26:01	208.45				
IS	13C-1,2,3,7,8-PeCDD	8.95e+06	0.64 y	0.88	30:35	192.70				
IS	13C-1,2,3,4,7,8-HxCDD	7.65e+06	1.26 y	0.64	33:53	188.01				
IS	13C-1,2,3,6,7,8-HxCDD	8.69e+06	1.25 y	0.86	33:60	160.38				
IS	13C-1,2,3,7,8,9-HxCDD	8.71e+06	1.25 y	0.81	34:18	170.33				
IS	13C-1,2,3,4,6,7,8-HpCDD	7.33e+06	1.06 y	0.65	37:46	176.98				
IS	13C-OCDD	1.14e+07	0.91 y	0.58	41:02	311.35				
IS	13C-2,3,7,8-TCDF	1.75e+07	0.76 y	1.03	25:14	191.00				
IS	13C-1,2,3,7,8-PeCDF	1.43e+07	1.62 y	0.85	29:24	189.71				
IS	13C-2,3,4,7,8-PeCDF	1.41e+07	1.62 y	0.85	30:18	187.71				
IS	13C-1,2,3,4,7,8-HxCDF	1.10e+07	0.51 y	0.83	33:00	209.35				
IS	13C-1,2,3,6,7,8-HxCDF	1.24e+07	0.52 y	1.03	33:08	189.83				
IS	13C-2,3,4,6,7,8-HxCDF	1.16e+07	0.51 y	0.95	33:43	192.05				
IS	13C-1,2,3,7,8,9-HxCDF	1.01e+07	0.51 y	0.83	34:40	193.30				
IS	13C-1,2,3,4,6,7,8-HpCDF	9.07e+06	0.44 y	0.76	36:30	189.02				
IS	13C-1,2,3,4,7,8,9-HpCDF	7.15e+06	0.45 y	0.58	38:18	194.26				
IS	13C-OCDF	1.54e+07	0.90 y	0.69	41:15	352.05				
C/Up	37Cl-2,3,7,8-TCDD	4.92e+06		1.20	26:03	77.946				
RS/RT	13C-1,2,3,4-TCDD	1.04e+07	0.79 y	1.00	25:28	196.89				
RS	13C-1,2,3,4-TCDF	1.74e+07	0.81 y	1.00	24:01	196.89				
RS/RT	13C-1,2,3,4,6,9-HxCDF	1.25e+07	0.51 y	1.00	33:25	196.89				

Name	Conc	EMPC	Qual	noise	DL
Total Tetra-Dioxins	0.628	0.802	*	*	*
Total Penta-Dioxins	*	0.468	*	*	*
Total Hexa-Dioxins	2.58	2.58	*	*	*
Total Hepta-Dioxins	4.39	4.39	*	*	*
Total Tetra-Furans	1.49	1.65	*	*	*
Total Penta-Furans	0.0000	0.19323	*	*	*
Total Hexa-Furans	0.371	0.371	*	*	*
Total Hepta-Furans	*	0.187	*	*	*

Rec Qual

106
 97.9
 95.5
 81.5
 86.5
 89.9
 79.1
 97.0
 96.4
 95.3
 106
 96.4
 97.5
 98.2
 96.0
 98.7
 89.4

Integrations
 by
 Analyst: DB

Reviewed
 by
 Analyst: CT

Date: 1/8/20

Date: 01/09/2020

Totals class: TCDD EMPC

Entry #: 19

Run: 18

File: 200107D2

S: 13 I: 1 F: 1

Acquired: 8-JAN-20 08:06:14

Processed: 8-JAN-20 10:10:07

Total Concentration: 0.80171

Unnamed Concentration: 0.802

RT	m1 Resp	m2 Resp	RA	Resp Concentration	Name
22:35	6.890e+03	1.012e+04	0.68 y	1.701e+04	0.30760
22:58	6.785e+03	5.417e+03	1.25 n	9.588e+03	0.17340
24:08	8.276e+03	9.458e+03	0.88 y	1.773e+04	0.32071

Totals class: PeCDD EMPC

Entry #: 21

Run: 18

File: 200107D2

S: 13 I: 1 F: 2

Acquired: 8-JAN-20 08:06:14

Processed: 8-JAN-20 10:10:07

Total Concentration: 0.46802

Unnamed Concentration: 0.468

RT	m1 Resp	m2 Resp	RA		Resp Concentration	Name
28:31	6.963e+03	8.443e+03	0.82	n	1.376e+04	0.33554
29:41	4.033e+03	3.333e+03	1.21	n	5.433e+03	0.13248

Totals class: HxCDD EMPC

Entry #: 23

Run: 18

File: 200107D2

S: 13 I: 1 F: 3

Acquired: 8-JAN-20 08:06:14

Processed: 8-JAN-20 10:10:07

Total Concentration: 2.5779

Unnamed Concentration: 2.097

RT	m1 Resp	m2 Resp	RA	Resp Concentration	Resp Concentration	Name
32:22	2.221e+04	2.065e+04	1.08 y	4.286e+04	1.0190	
32:56	1.291e+04	9.061e+03	1.42 y	2.197e+04	0.52237	
33:13	1.348e+04	9.898e+03	1.36 y	2.338e+04	0.55581	
34:00	4.768e+03	3.814e+03	1.25 y	8.583e+03	0.20709	1,2,3,6,7,8-HxCDD
34:18	6.476e+03	5.154e+03	1.26 y	1.163e+04	0.27360	1,2,3,7,8,9-HxCDD

Totals class: HpCDD EMPC

Entry #: 25

Run: 18

File: 200107D2

S: 13 I: 1 F: 4

Acquired: 8-JAN-20 08:06:14

Processed: 8-JAN-20 10:10:07

Total Concentration: 4.3850

Unnamed Concentration: 2.654

RT	m1 Resp	m2 Resp	RA	Resp Concentration	Name
36:55	4.753e+04	4.927e+04	0.96 y	9.679e+04	2.6535
37:47	3.215e+04	3.101e+04	1.04 y	6.316e+04	1.7315 1,2,3,4,6,7,8-HpCDD

Totals class: TCDF EMPC

Entry #: 27

Run: 18 File: 200107D2 S: 13 I: 1 F: 1
Acquired: 8-JAN-20 08:06:14 Processed: 8-JAN-20 10:10:07

Total Concentration: 1.6459

Unnamed Concentration: 1.392

RT	m1 Resp	m2 Resp	RA		Resp Concentration	Name
20:27	5.561e+03	7.133e+03	0.78	y	1.269e+04	0.15039
21:38	1.780e+04	2.218e+04	0.80	y	3.998e+04	0.47367
22:13	1.087e+04	1.407e+04	0.77	y	2.493e+04	0.29542
24:01	6.673e+03	8.435e+03	0.79	y	1.511e+04	0.17900
24:26	5.567e+03	1.123e+04	0.50	n	1.280e+04	0.15162
25:16	9.160e+03	1.227e+04	0.75	y	2.143e+04	0.25385
25:35	5.305e+03	6.674e+03	0.79	y	1.198e+04	0.14193

2,3,7,8-TCDF

Totals class: 1st Func. PeCDF EMPC Entry #: 29

Run: 18 File: 200107D2 S: 13 I: 1 F: 1
Acquired: 8-JAN-20 08:06:14 Processed: 8-JAN-20 10:10:07

Total Concentration: 0.089486 Unnamed Concentration: 0.089

RT	m1 Resp	m2 Resp	RA	Resp Concentration	Name
27:02	3.875e+03	3.338e+03	1.16 n	6.375e+03	0.089486

Totals class: PeCDF EMPC

Entry #: 31

Run: 18 File: 200107D2 S: 13 I: 1 F: 2

Acquired: 8-JAN-20 08:06:14 Processed: 8-JAN-20 10:10:07

Total Concentration: 0.10373

Unnamed Concentration: *

RT	m1 Resp	m2 Resp	RA	Resp Concentration	Name	
29:25	4.410e+03	4.868e+03	0.91 n	7.255e+03	0.10373	1,2,3,7,8-PeCDF

Totals class: HxCDF EMPC

Entry #: 33

Run: 18 File: 200107D2 S: 13 I: 1 F: 3
Acquired: 8-JAN-20 08:06:14 Processed: 8-JAN-20 10:10:07

Total Concentration: 0.37071 Unnamed Concentration: 0.154

RT	m1 Resp	m2 Resp	RA		Resp Concentration	Name
32:00	5.076e+03	4.691e+03	1.08	y	9.768e+03	0.15421
33:01	5.798e+03	5.294e+03	1.10	y	1.109e+04	0.16821 1,2,3,4,7,8-HxCDF
33:43	1.766e+03	1.403e+03	1.26	y	3.168e+03	0.048292 2,3,4,6,7,8-HxCDF

Totals class: HpCDF EMPC

Entry #: 35

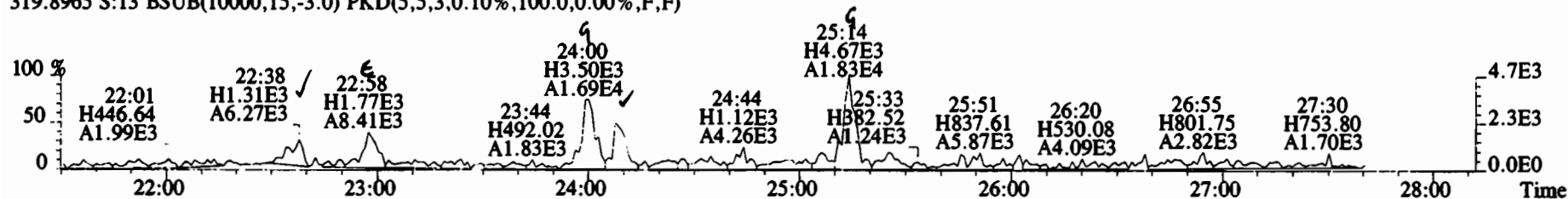
Run: 18 File: 200107D2 S: 13 I: 1 F: 4
Acquired: 8-JAN-20 08:06:14 Processed: 8-JAN-20 10:10:07

Total Concentration: 0.18662

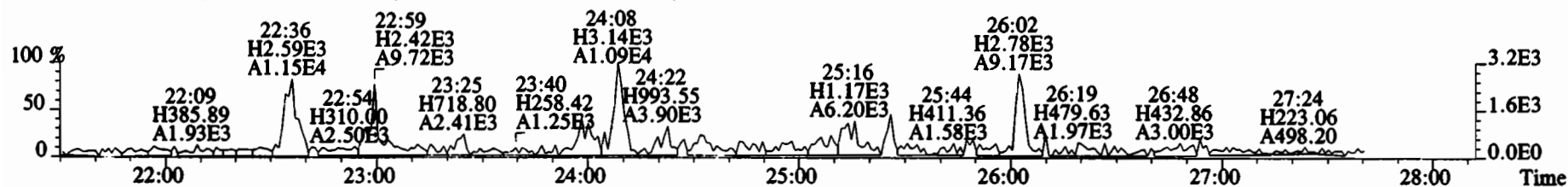
Unnamed Concentration: *

RT	m1 Resp	m2 Resp	RA	Resp Concentration	Name	
36:32	4.943e+03	6.636e+03	0.74 n	9.696e+03	0.18662	1,2,3,4,6,7,8-HpCDF

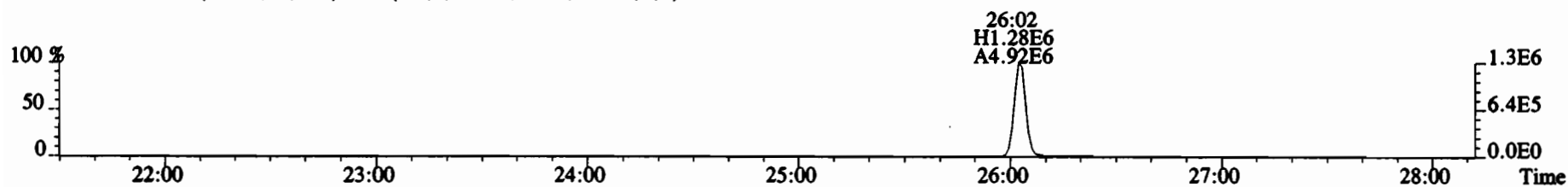
File:200107D2 #1-493 Acq: 8-JAN-2020 08:06:14 GC EI+ Voltage SIR Autospec-UltimaE
 Sample#13 File Text:Vista Analytical Laboratory_VG7 Text:1903742-04RE1 PDI-069SC-A-13-14.3-191016 14.85 Exp:OCDD_DB5
 319.8965 S:13 BSUB(10000,15,-3.0) PKD(5,5,3,0.10%,100.0,0.00%,F,F)



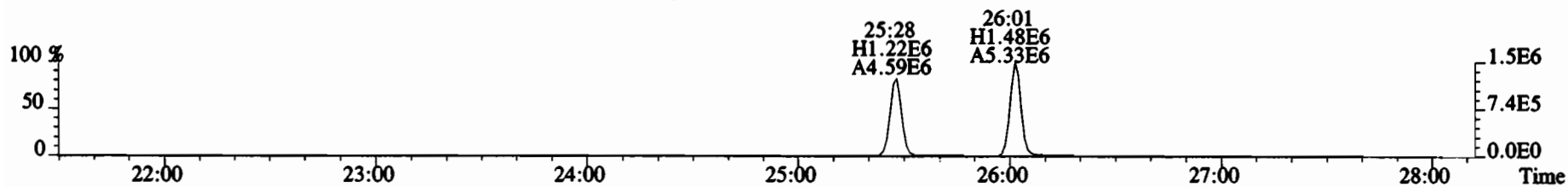
321.8936 S:13 BSUB(10000,15,-3.0) PKD(5,5,3,0.10%,100.0,0.00%,F,F)



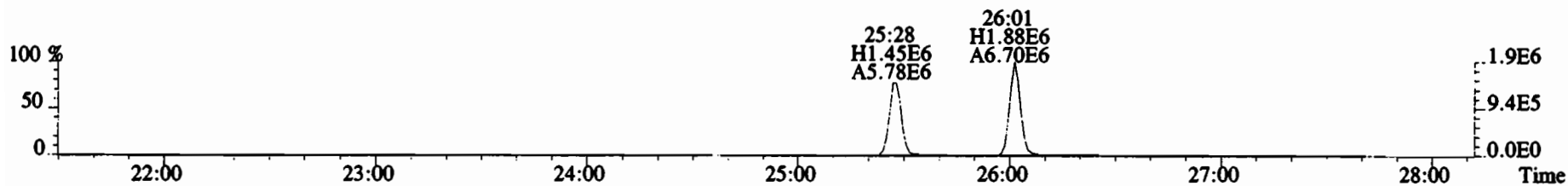
327.8847 S:13 BSUB(10000,15,-3.0) PKD(5,5,3,0.10%,100.0,0.00%,F,F)



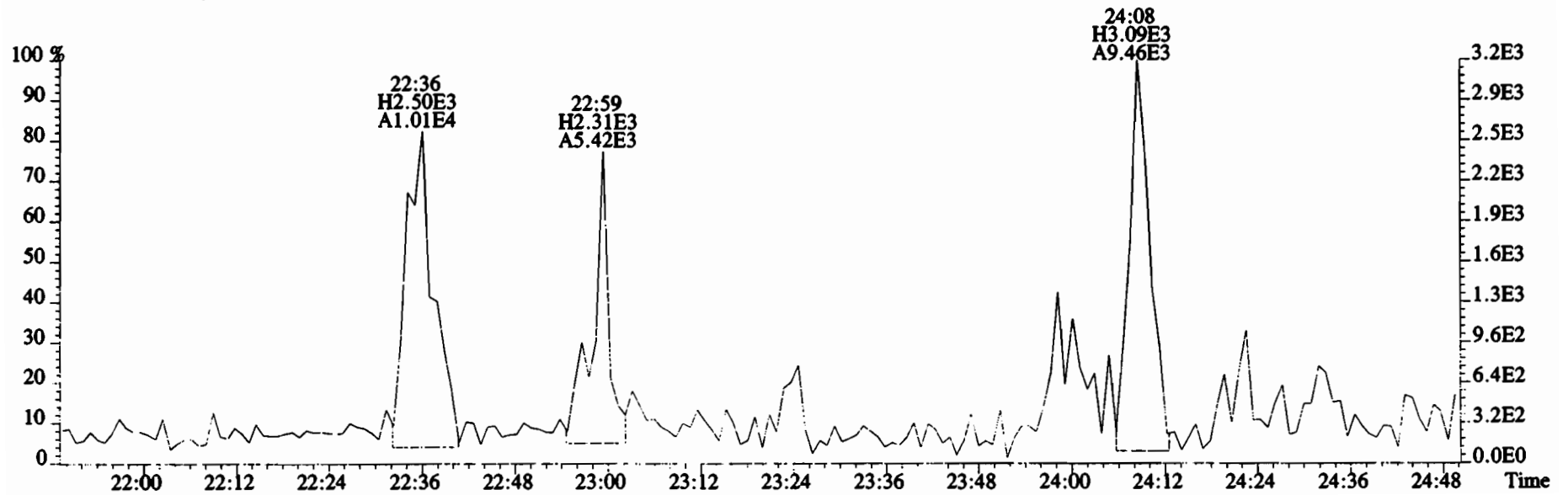
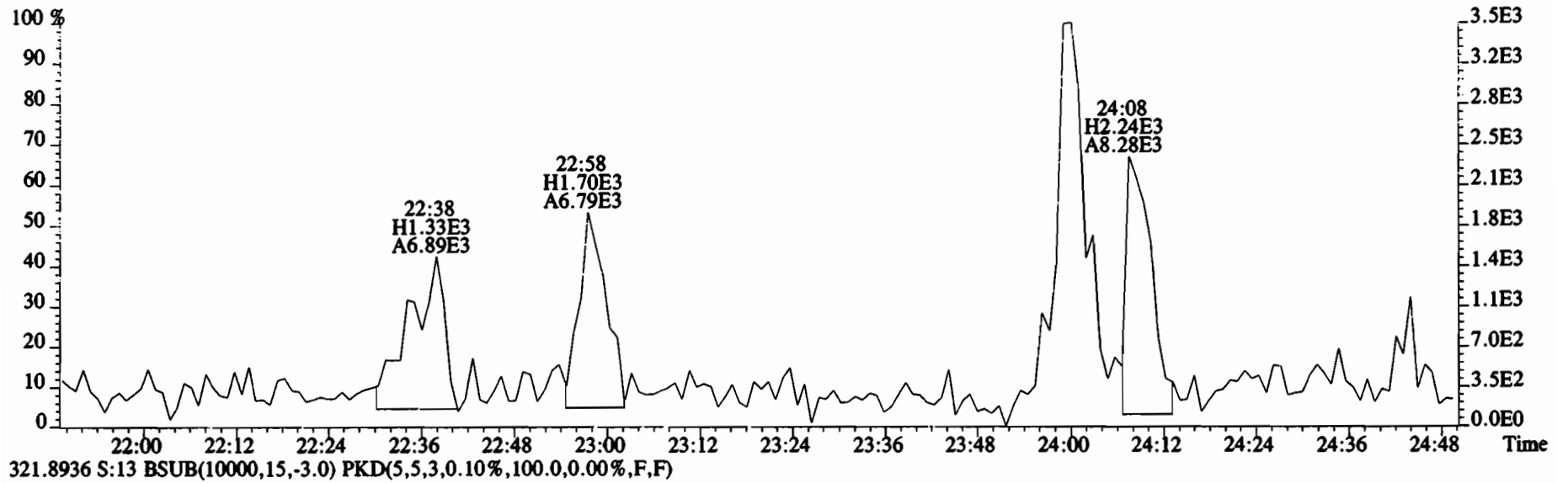
331.9368 S:13 BSUB(10000,15,-3.0) PKD(5,5,3,0.10%,100.0,0.00%,F,F)



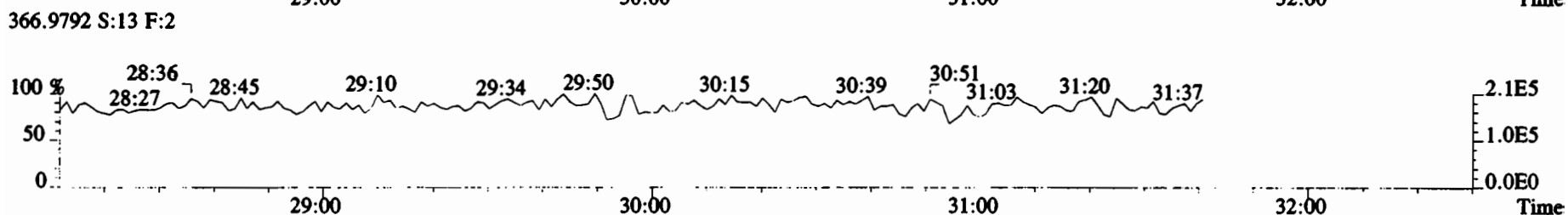
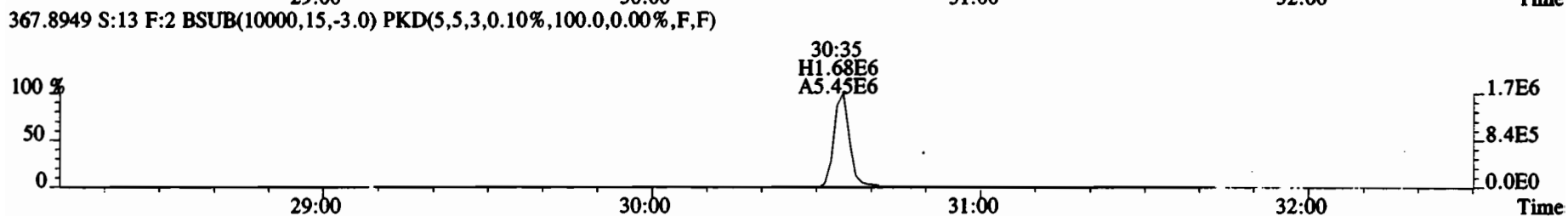
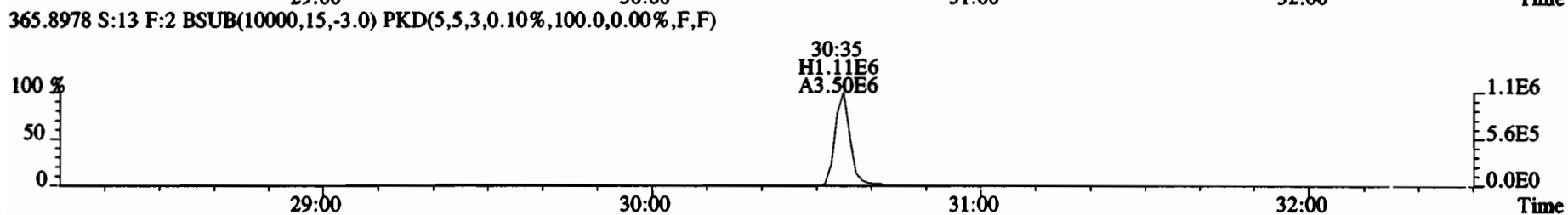
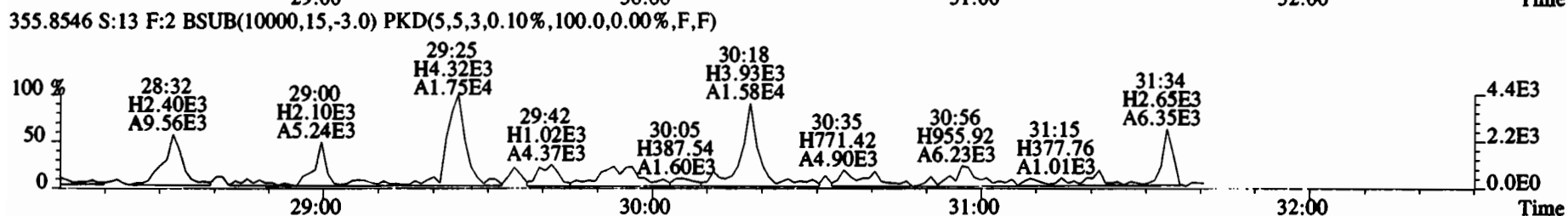
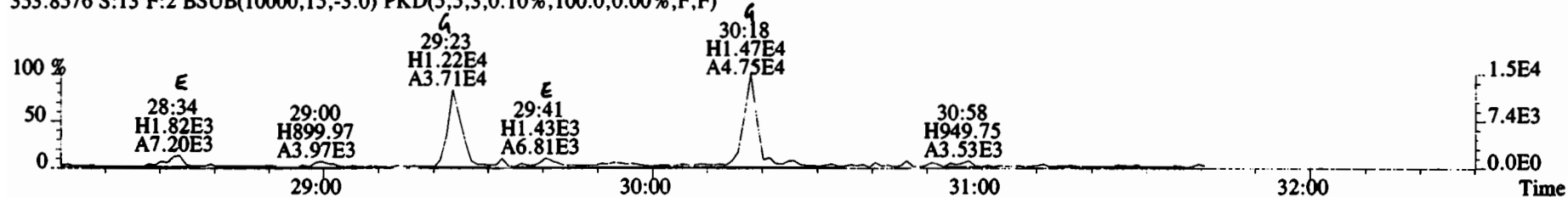
333.9339 S:13 BSUB(10000,15,-3.0) PKD(5,5,3,0.10%,100.0,0.00%,F,F)



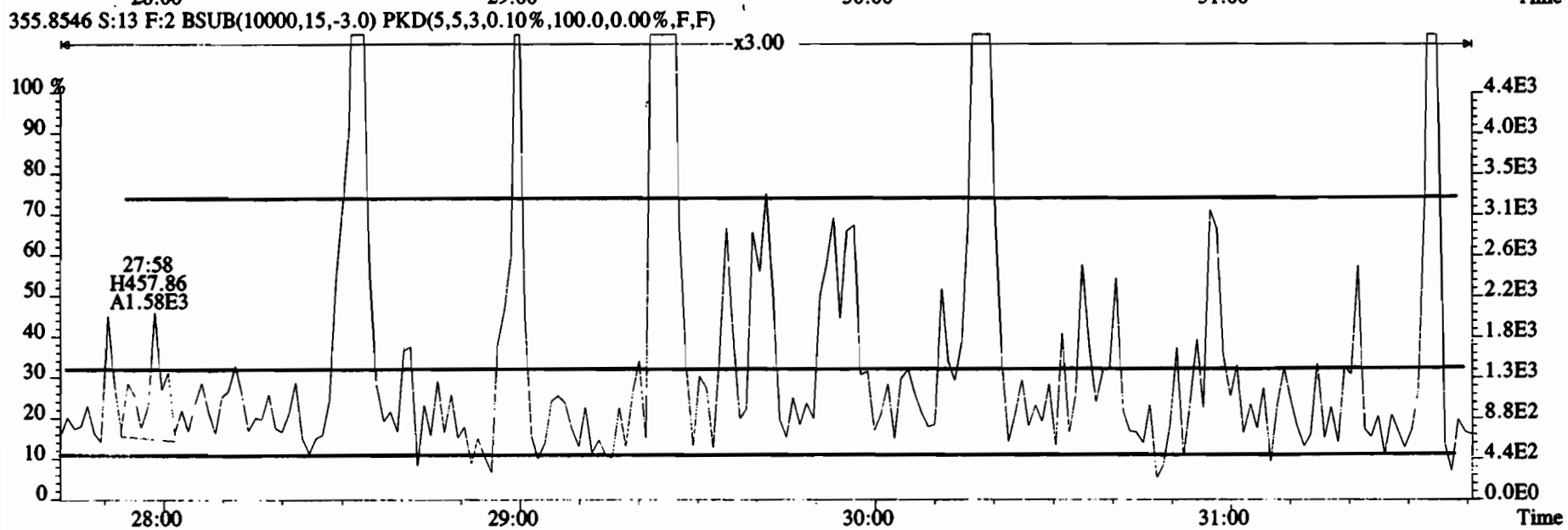
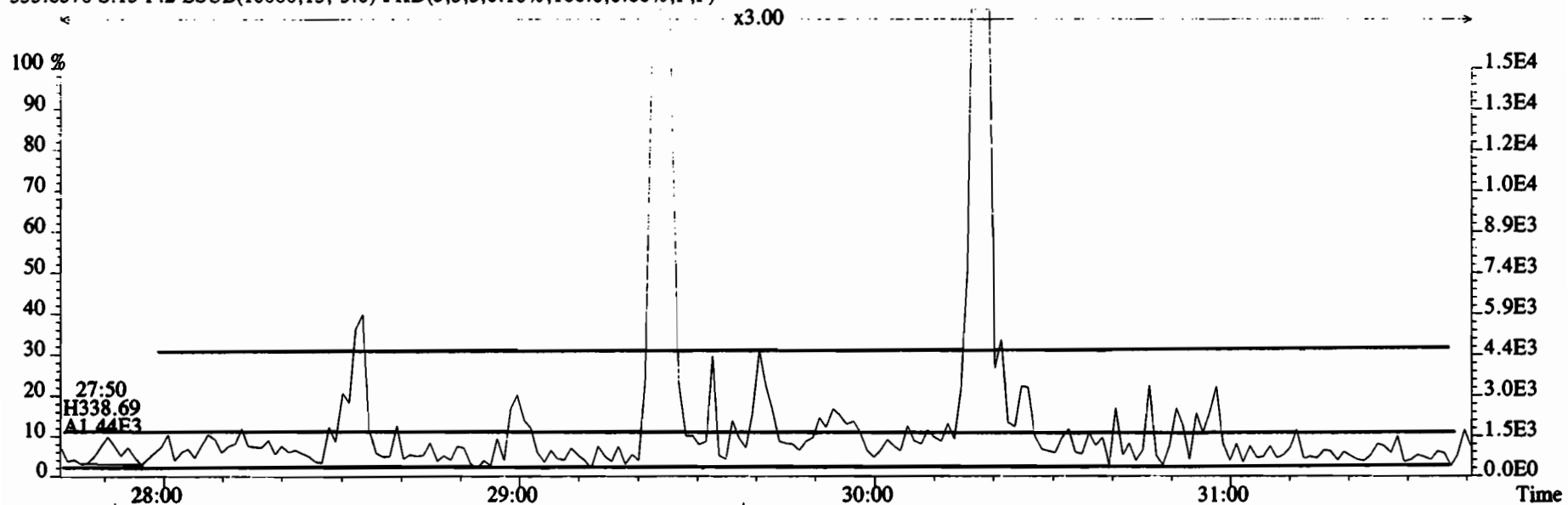
File:200107D2 #1-493 Acq: 8-JAN-2020 08:06:14 GC EI+ Voltage SIR Autospec-UltimaE
Sample#13 File Text: Vista Analytical Laboratory VG7 Text:1903742-04RE1 PDI-069SC-A-13-14.3-191016 14.85 Exp:OCDD_DB5
319.8965 S:13 BSUB(10000,15,-3.0) PKD(5,5,3,0.10%,100.0,0.00%,F,F)



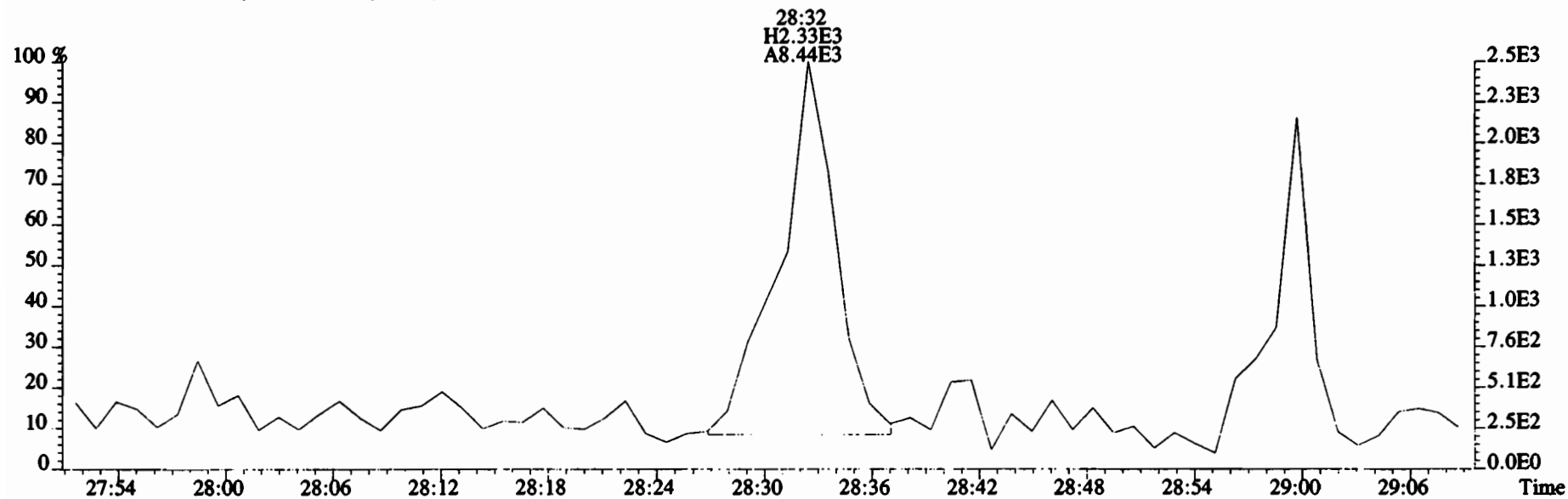
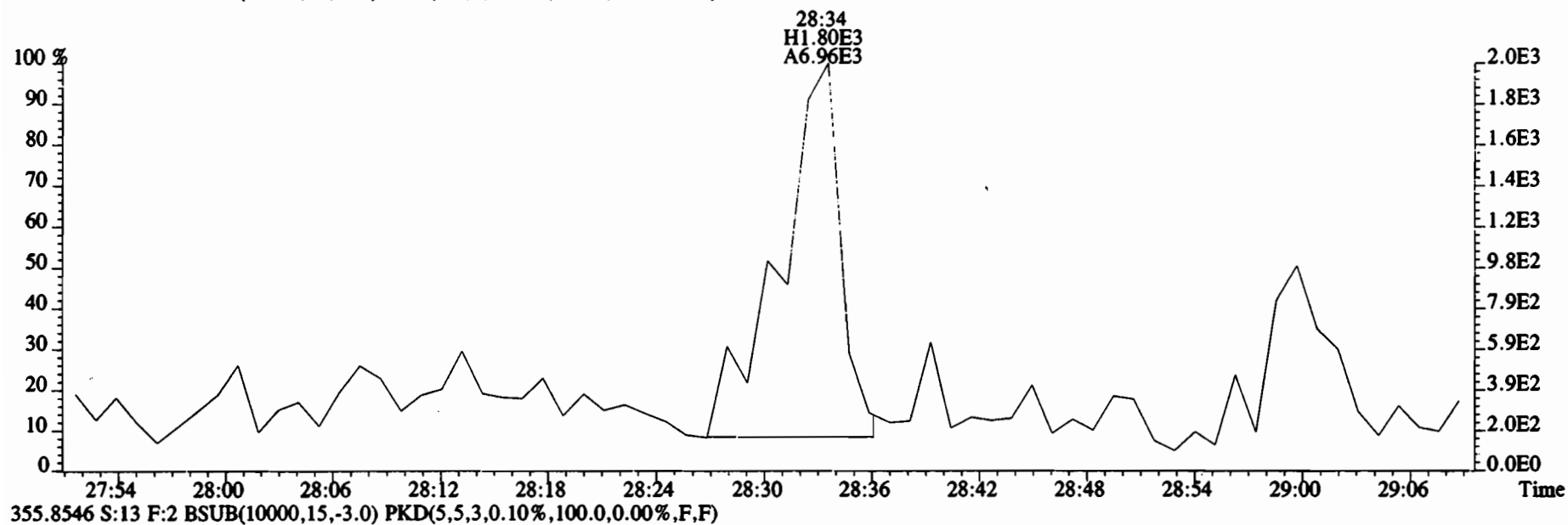
File:200107D2 #1-211 Acq: 8-JAN-2020 08:06:14 GC EI+ Voltage SIR Autospec-UltimaE
 Sample#13 File Text:Vista Analytical Laboratory VG7 Text:1903742-04RE1 PDI-069SC-A-13-14.3-191016 14.85 Exp:OCDD_DB5
 353.8576 S:13 F:2 BSUB(10000,15,-3.0) PKD(5,5,3,0.10%,100.0,0.00%,F,F)



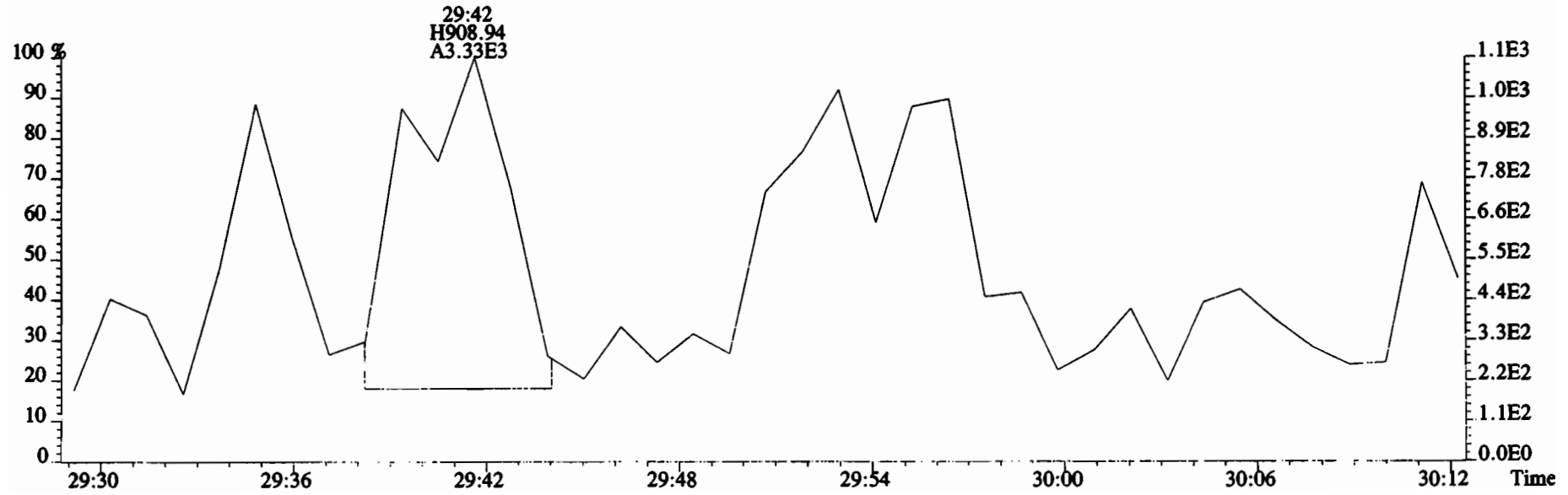
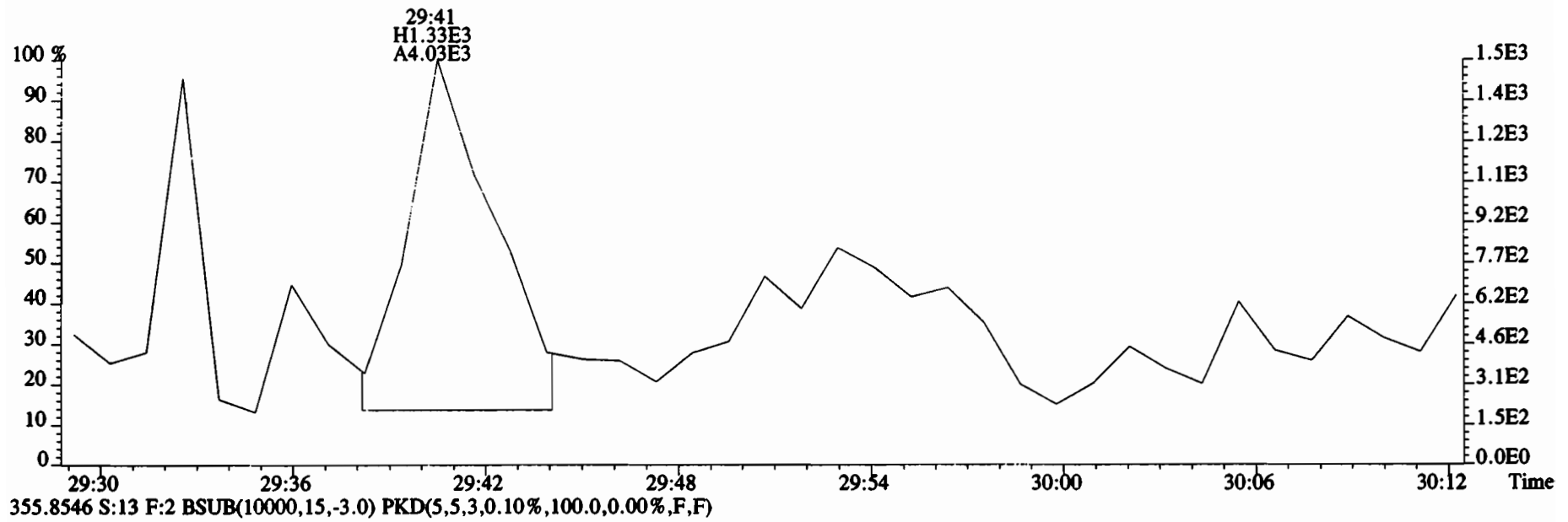
File:200107D2 #1-211 Acq: 8-JAN-2020 08:06:14 GC EI+ Voltage SIR Autospec-UltimaE
Sample#13 File Text:Vista Analytical Laboratory VG7 Text:1903742-04RE1 PDI-069SC-A-13-14.3-191016 14.85 Exp:OCDD_DB5
353.8576 S:13 F:2 BSUB(10000,15,-3.0) PKD(5,5,3,0.10%,100.0,0.00%,F,F)



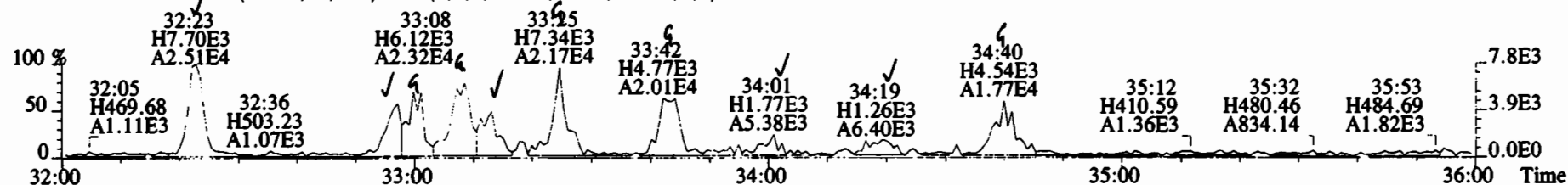
File:200107D2 #1-211 Acq: 8-JAN-2020 08:06:14 GC EI+ Voltage SIR Autospec-UltimaE
Sample#13 File Text:Vista Analytical Laboratory VG7 Text:1903742-04RE1 PDI-069SC-A-13-14.3-191016 14.85 Exp:OCDD_DB5
353.8576 S:13 F:2 BSUB(10000,15,-3.0) PKD(5,5,3,0.10%,100.0,0.00%,F,F)



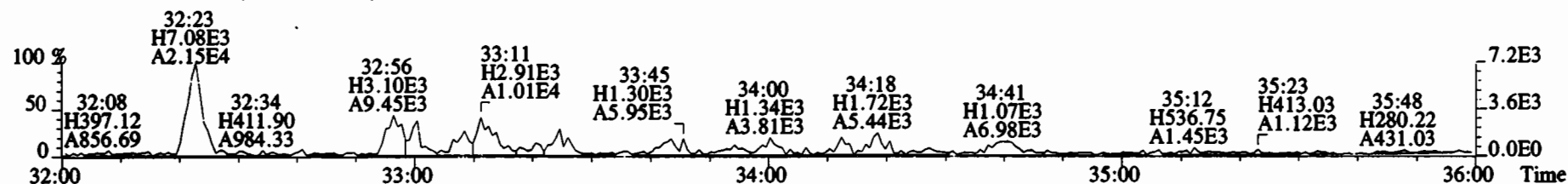
File:200107D2 #1-211 Acq: 8-JAN-2020 08:06:14 GC EI+ Voltage SIR Autospec-UltimaE
Sample#13 File Text:Vista Analytical Laboratory VG7 Text:1903742-04RE1 PDI-069SC-A-13-14.3-191016 14.85 Exp:OCDD_DB5
353.8576 S:13 F:2 BSUB(10000,15,-3.0) PKD(5,5,3,0.10%,100.0,0.00%,F,F)



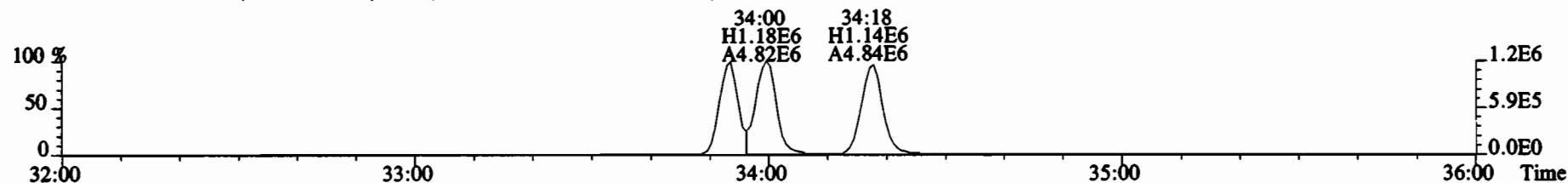
File:200107D2 #1-384 Acq: 8-JAN-2020 08:06:14 GC EI+ Voltage SIR Autospec-UltimaE
 Sample#13 File Text:Vista Analytical Laboratory VG7 Text:1903742-04RE1 PDI-069SC-A-13-14.3-191016 14.85 Exp:OCDD_DB5
 389.8156 S:13 F:3 BSUB(10000,15,-3.0) PKD(5,5,3,0.10%,100.0,0.00%,F,F)



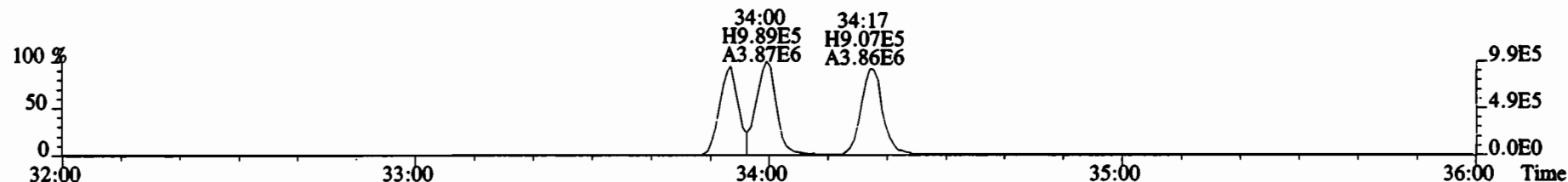
391.8127 S:13 F:3 BSUB(10000,15,-3.0) PKD(5,5,3,0.10%,100.0,0.00%,F,F)



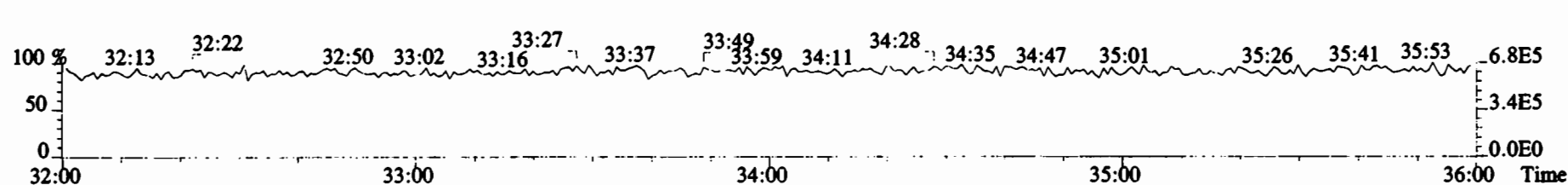
401.8559 S:13 F:3 BSUB(10000,15,-3.0) PKD(5,5,3,0.10%,100.0,0.00%,F,F)



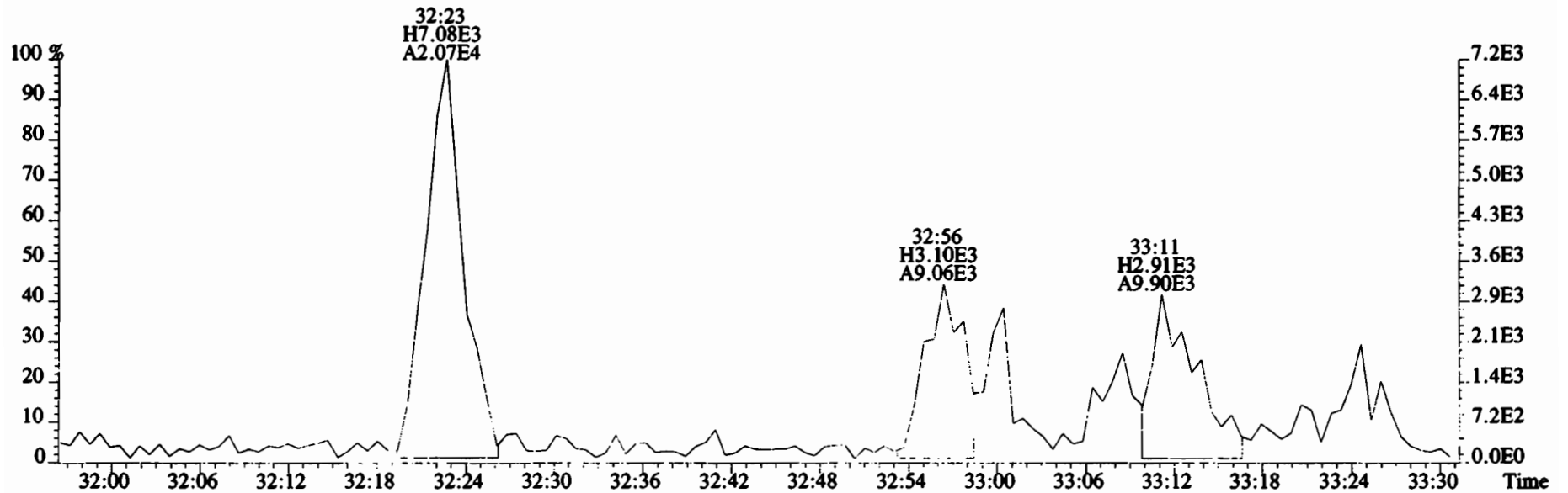
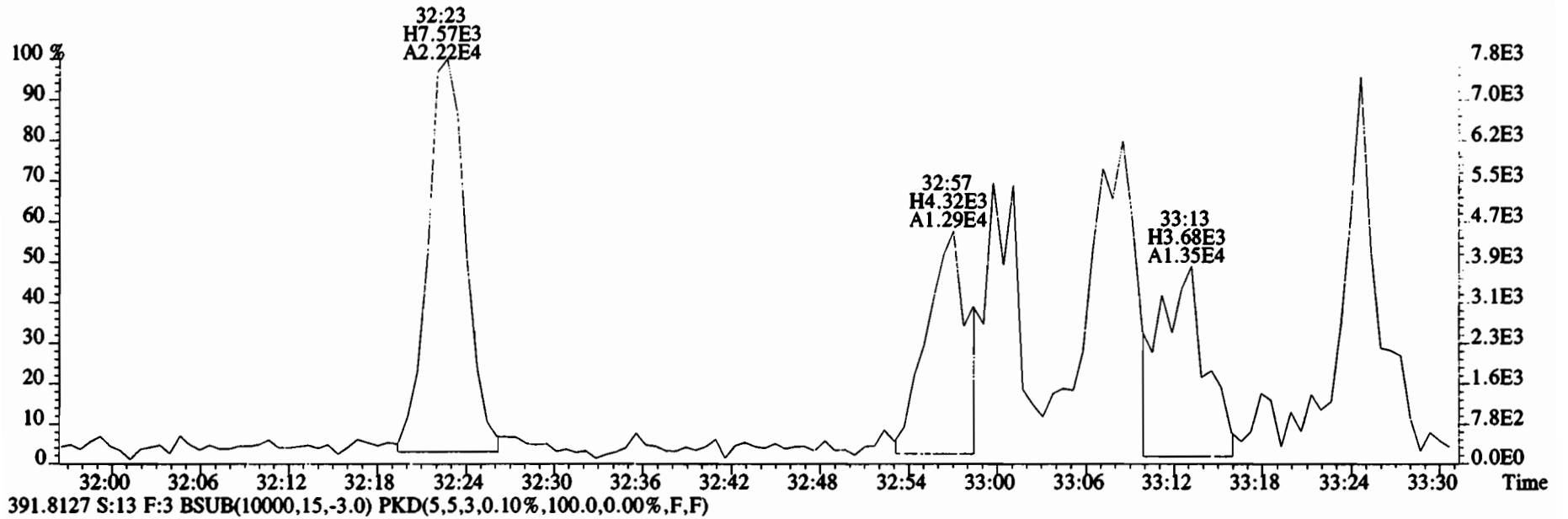
403.8530 S:13 F:3 BSUB(10000,15,-3.0) PKD(5,5,3,0.10%,100.0,0.00%,F,F)



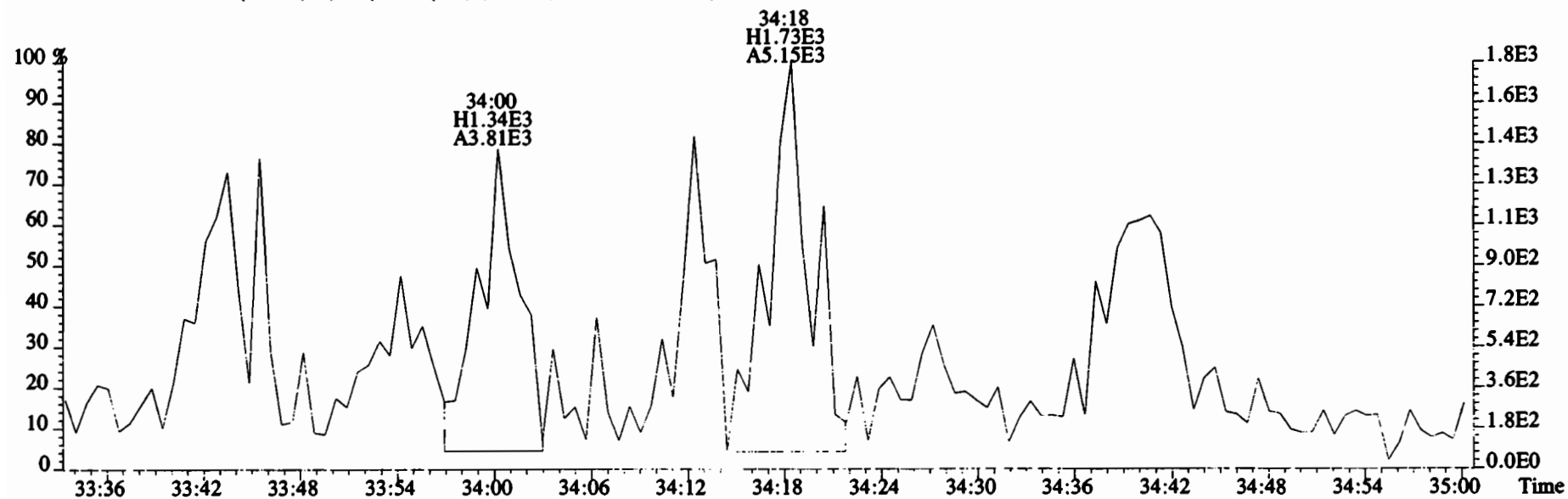
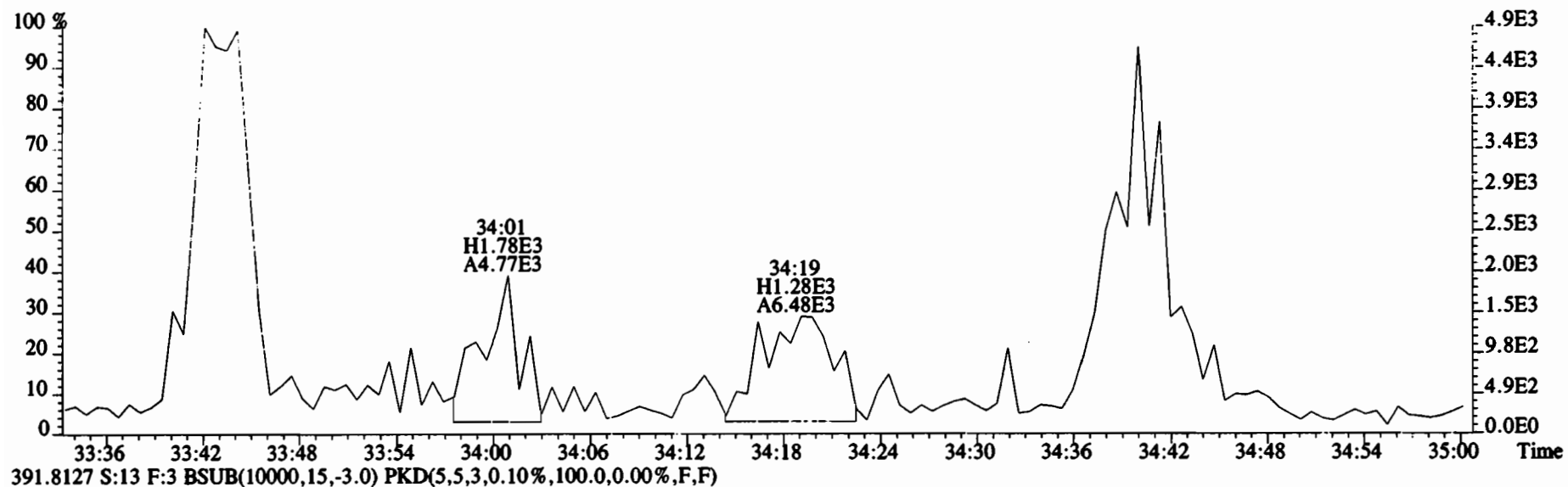
392.9760 S:13 F:3



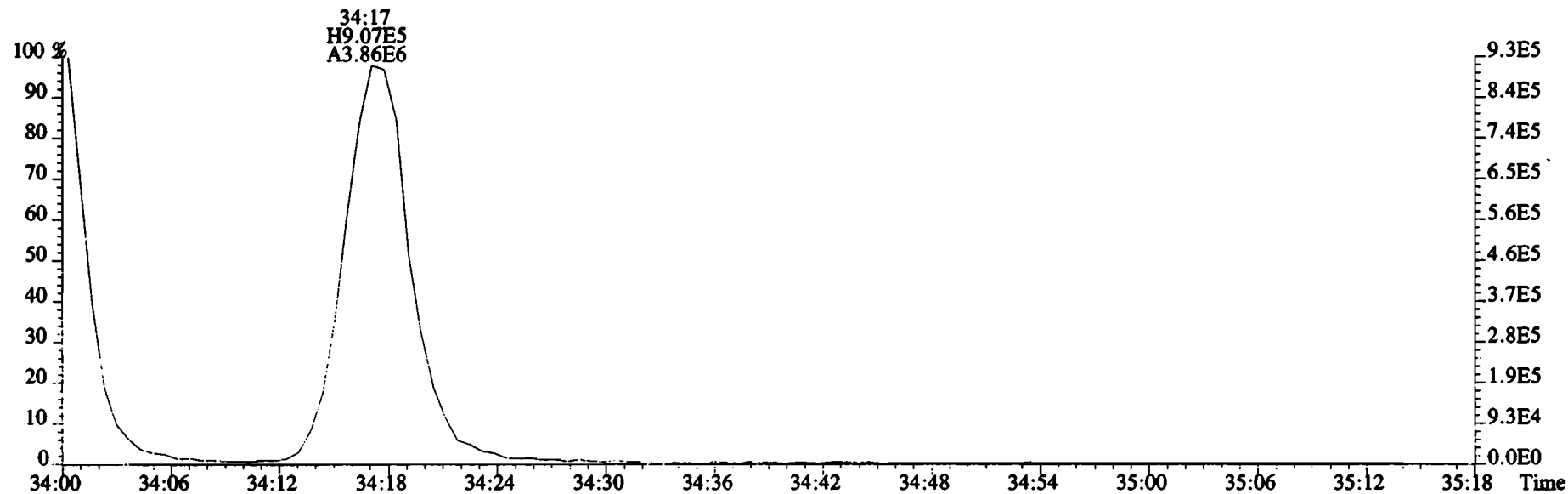
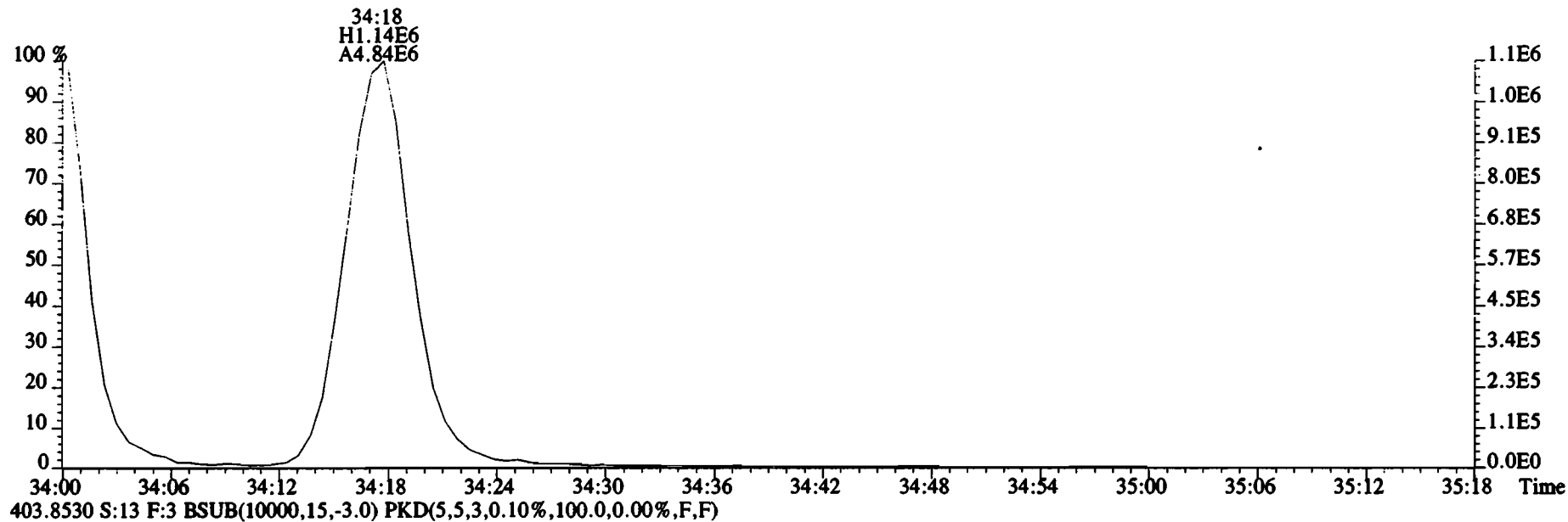
File:200107D2 #1-384 Acq: 8-JAN-2020 08:06:14 GC EI+ Voltage SIR Autospec-UltimaE
Sample#13 File Text:Vista Analytical Laboratory VG7 Text:1903742-04RE1 PDI-069SC-A-13-14.3-191016 14.85 Exp:OCDD_DB5
389.8156 S:13 F:3 BSUB(10000,15,-3.0) PKD(5,5,3,0.10%,100.0,0.00%,F,F)



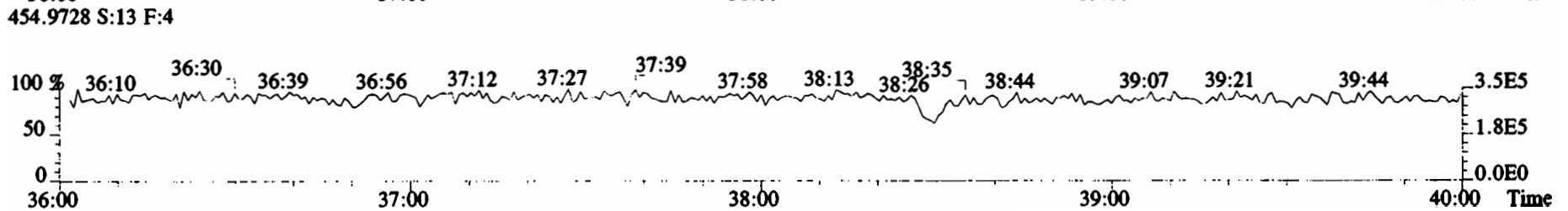
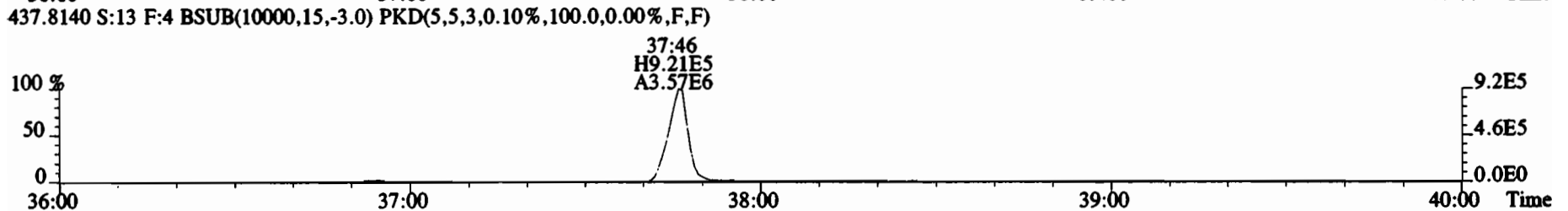
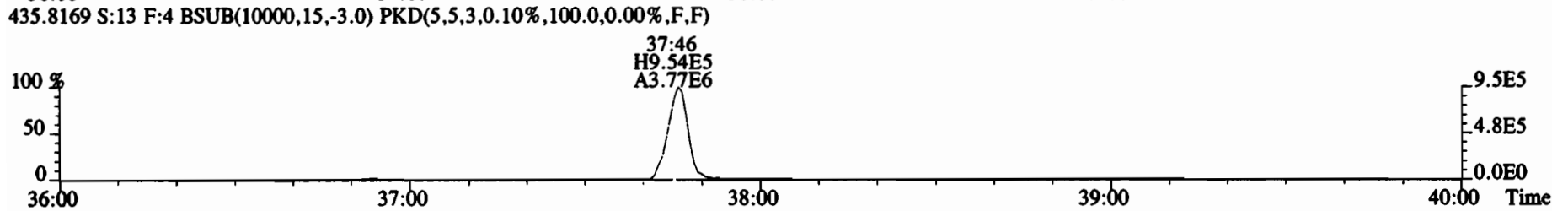
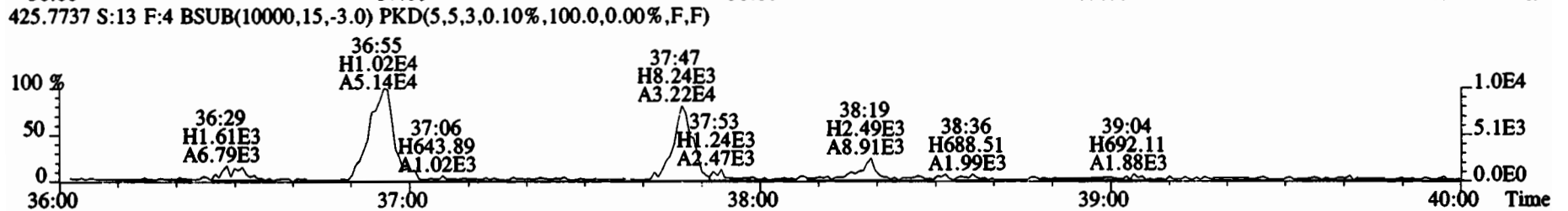
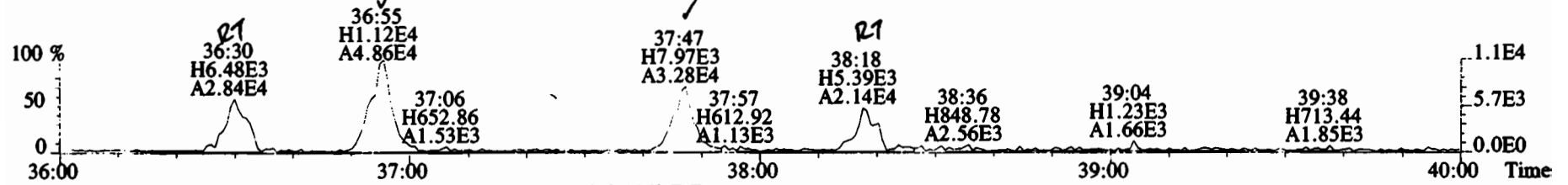
File:200107D2 #1-384 Acq: 8-JAN-2020 08:06:14 GC EI+ Voltage SIR Autospec-UltimaE
Sample#13 File Text: Vista Analytical Laboratory VG7 Text:1903742-04RE1 PDI-069SC-A-13-14.3-191016 14.85 Exp:OCDD_DB5
389.8156 S:13 F:3 BSUB(10000,15,-3.0) PKD(5,5,3,0.10%,100.0,0.00%,F,F)



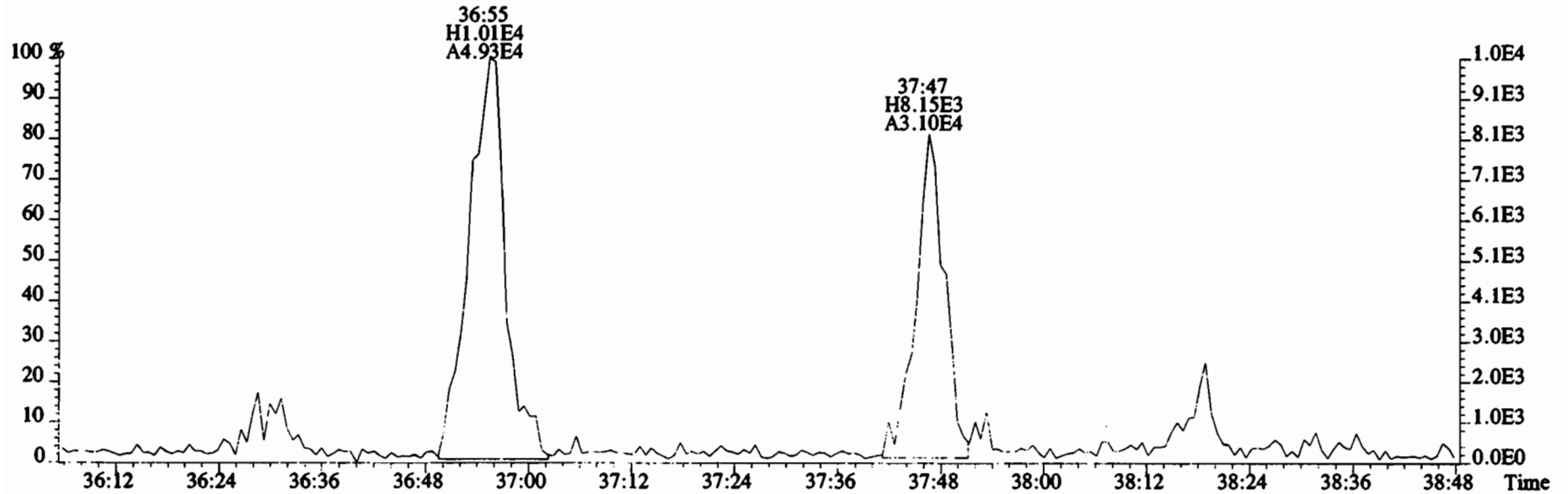
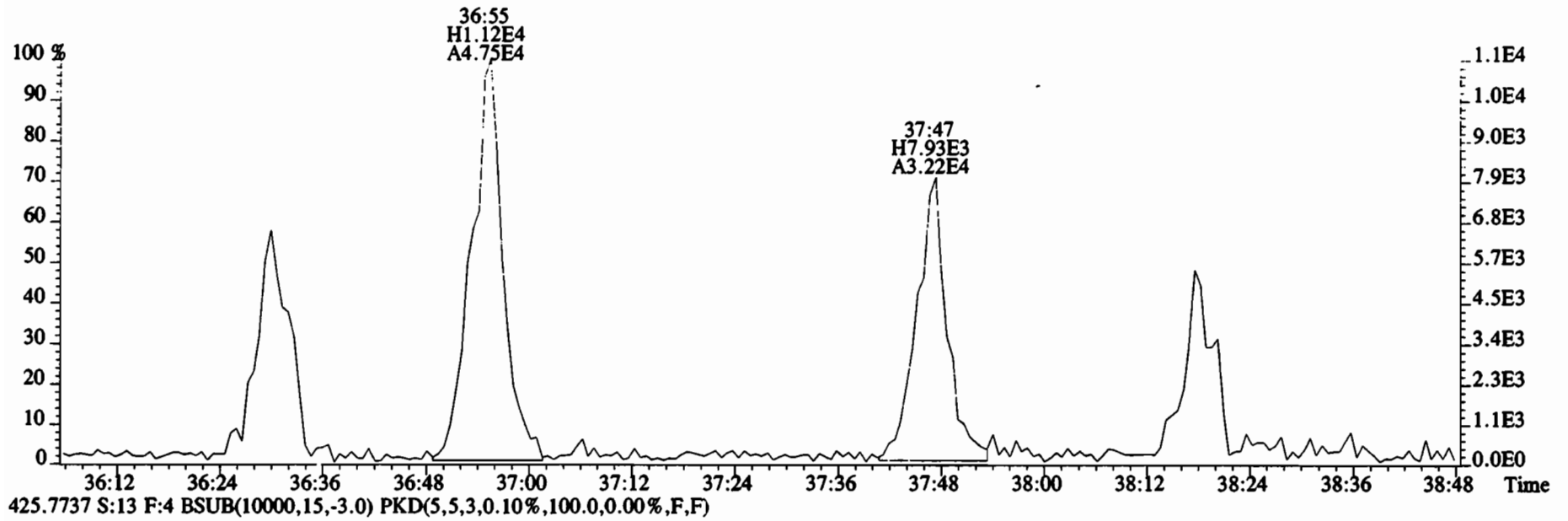
File:200107D2 #1-384 Acq: 8-JAN-2020 08:06:14 GC EI+ Voltage SIR Autospec-UltimaE
Sample#13 File Text:Vista Analytical Laboratory VG7 Text:1903742-04RE1 PDI-069SC-A-13-14.3-191016 14.85 Exp:OCDD_DB5
401.8559 S:13 F:3 BSUB(10000,15,-3.0) PKD(5,5,3,0.10%,100.0,0.00%,F,F)




File:200107D2 #1-356 Acq: 8-JAN-2020 08:06:14 GC EI+ Voltage SIR Autospec-UltimaE
Sample#13 File Text:Vista Analytical Laboratory VG7 Text:1903742-04RE1 PDI-069SC-A-13-14.3-191016 14.85 Exp:OCDD_DB5
423.7767 S:13 F:4 BSUB(10000,15,-3.0) PKD(5,5,3,0.10%,100.0,0.00%,F,F)




File:200107D2 #1-356 Acq: 8-JAN-2020 08:06:14 GC EI+ Voltage SIR Autospec-UltimaE
Sample#13 File Text: Vista Analytical Laboratory VG7 Text:1903742-04RE1 PDI-069SC-A-13-14.3-191016 14.85 Exp:OCDD_DB5
423.7767 S:13 F:4 BSUB(10000,15,-3.0) PKD(5,5,3,0.10%,100.0,0.00%,F,F)



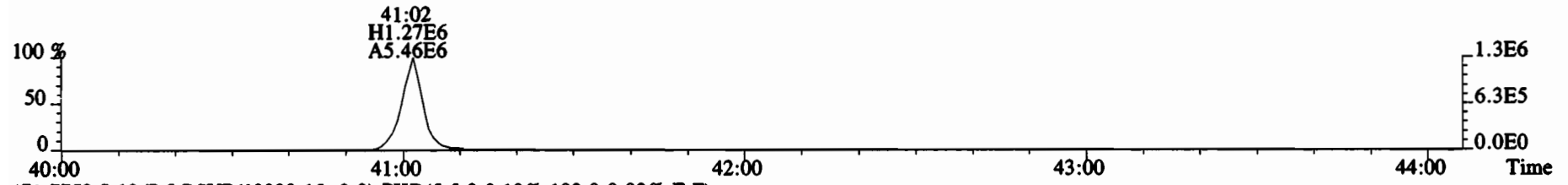
File:200107D2 #1-431 Acq: 8-JAN-2020 08:06:14 GC EI+ Voltage SIR Autospec-UltimaE
Sample#13 File Text:Vista_Analytical_Laboratory_VG7 Text:1903742-04RE1 PDI-069SC-A-13-14.3-191016 14.85 Exp:OCDD_DB5
457.7377 S:13 F:5 BSUB(10000,15,-3.0) PKD(5,5,3,0.10%,100.0,0.00%,F,F)



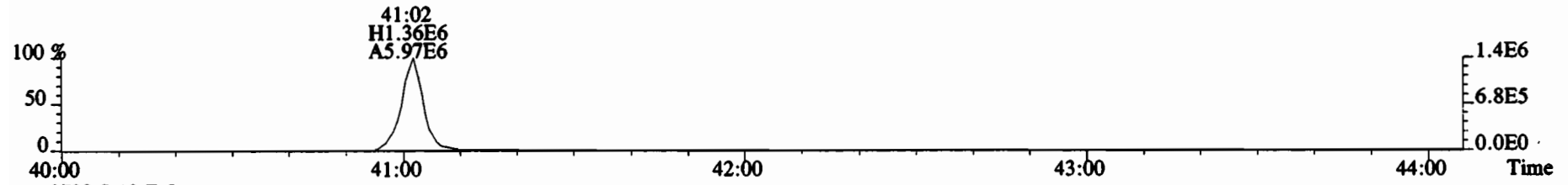
459.7348 S:13 F:5 BSUB(10000,15,-3.0) PKD(5,5,3,0.10%,100.0,0.00%,F,F)



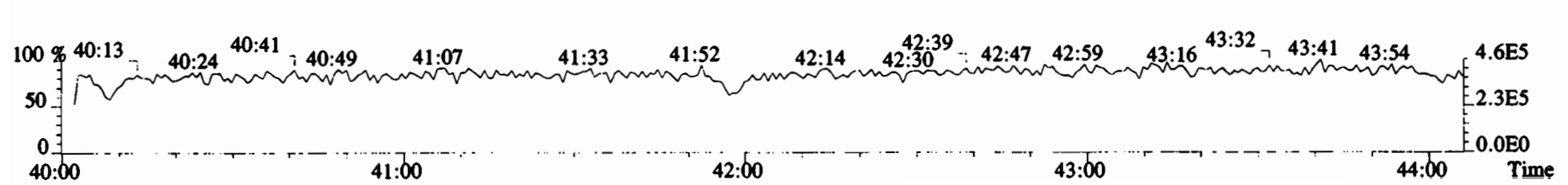
469.7780 S:13 F:5 BSUB(10000,15,-3.0) PKD(5,5,3,0.10%,100.0,0.00%,F,F)



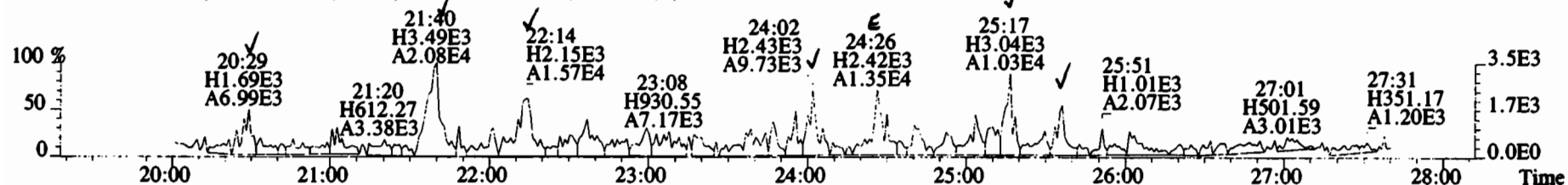
471.7750 S:13 F:5 BSUB(10000,15,-3.0) PKD(5,5,3,0.10%,100.0,0.00%,F,F)



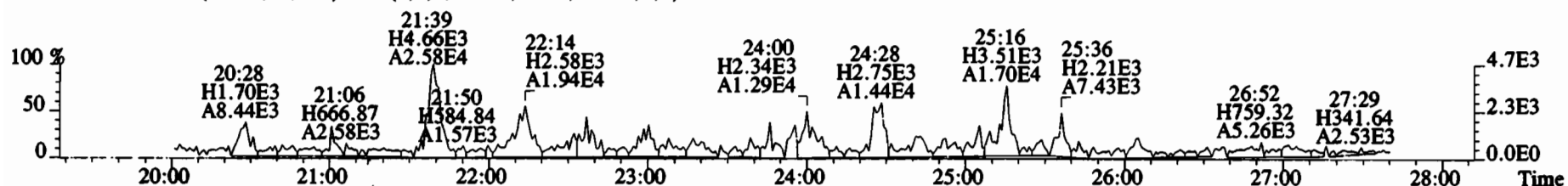
454.9728 S:13 F:5



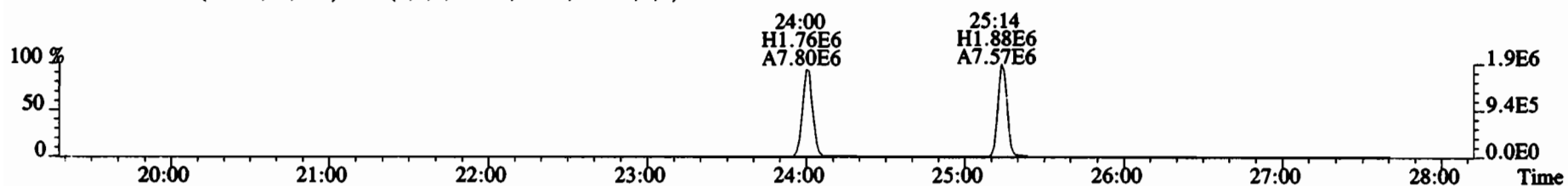
File:200107D2 #1-493 Acq: 8-JAN-2020 08:06:14 GC EI+ Voltage SIR Autospec-UltimaE
 Sample#13 File Text:Vista Analytical Laboratory_VG7 Text:1903742-04RE1 PDI-069SC-A-13-14.3-191016 14.85 Exp:OCDD_DB5
 303.9016 S:13 BSUB(10000,15,-3.0) PKD(5,5,3,0.10%,100.0,0.00%,F,F)



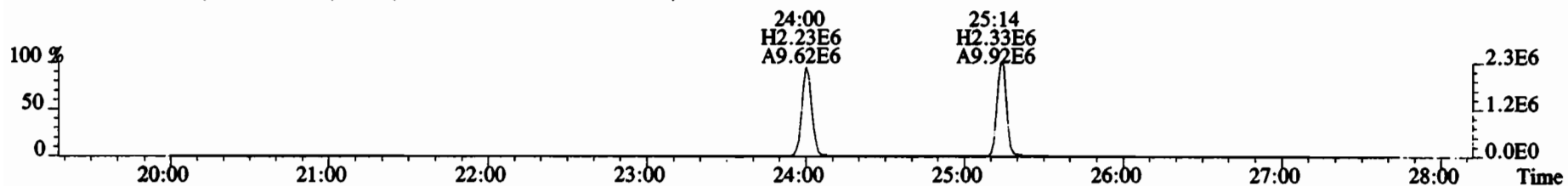
305.8987 S:13 BSUB(10000,15,-3.0) PKD(5,5,3,0.10%,100.0,0.00%,F,F)



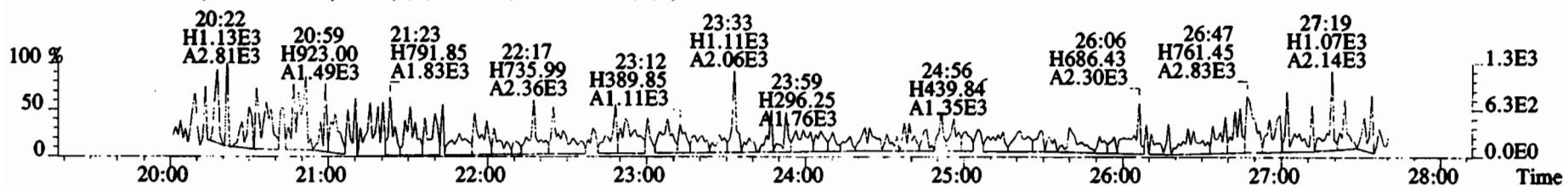
315.9419 S:13 BSUB(10000,15,-3.0) PKD(5,5,3,0.10%,100.0,0.00%,F,F)



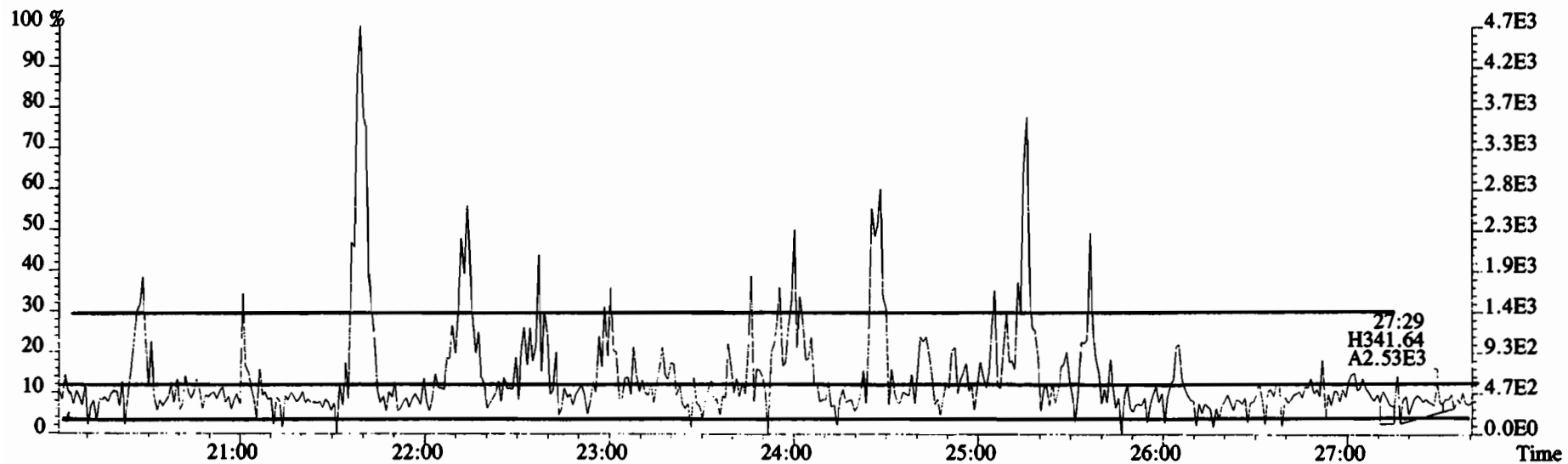
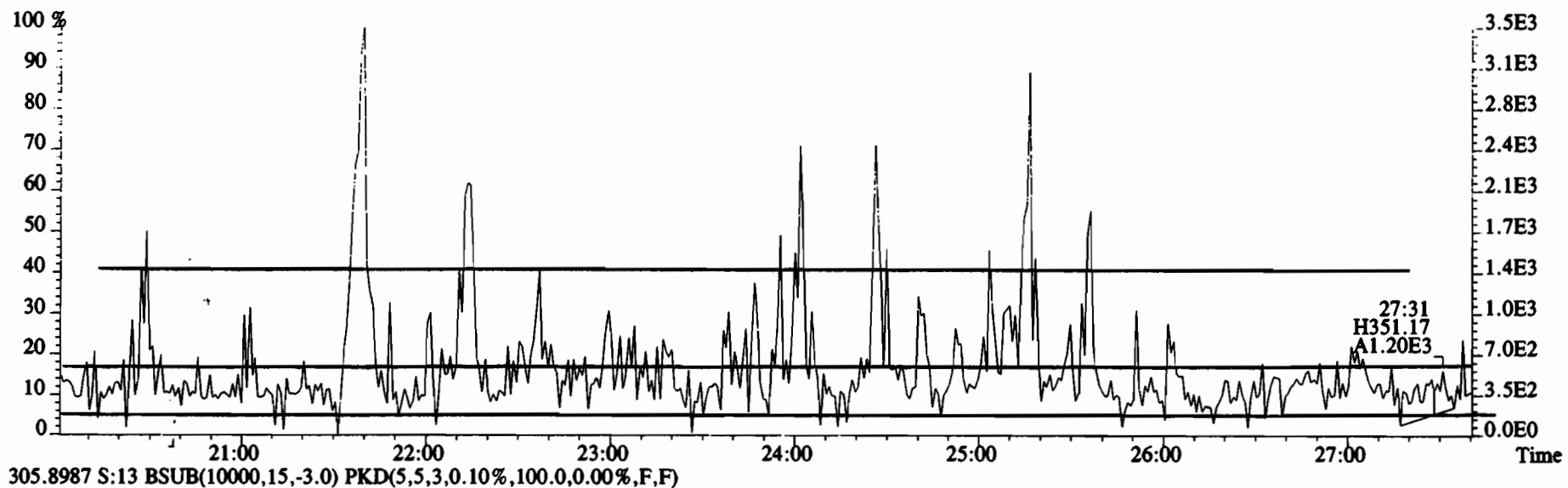
317.9389 S:13 BSUB(10000,15,-3.0) PKD(5,5,3,0.10%,100.0,0.00%,F,F)



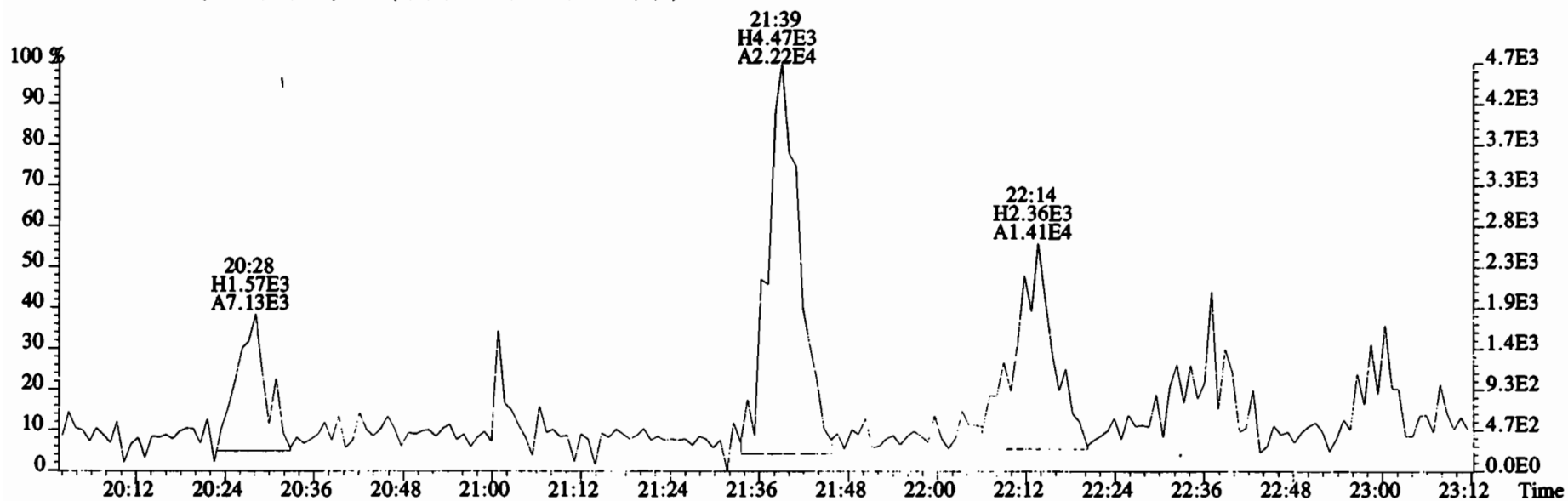
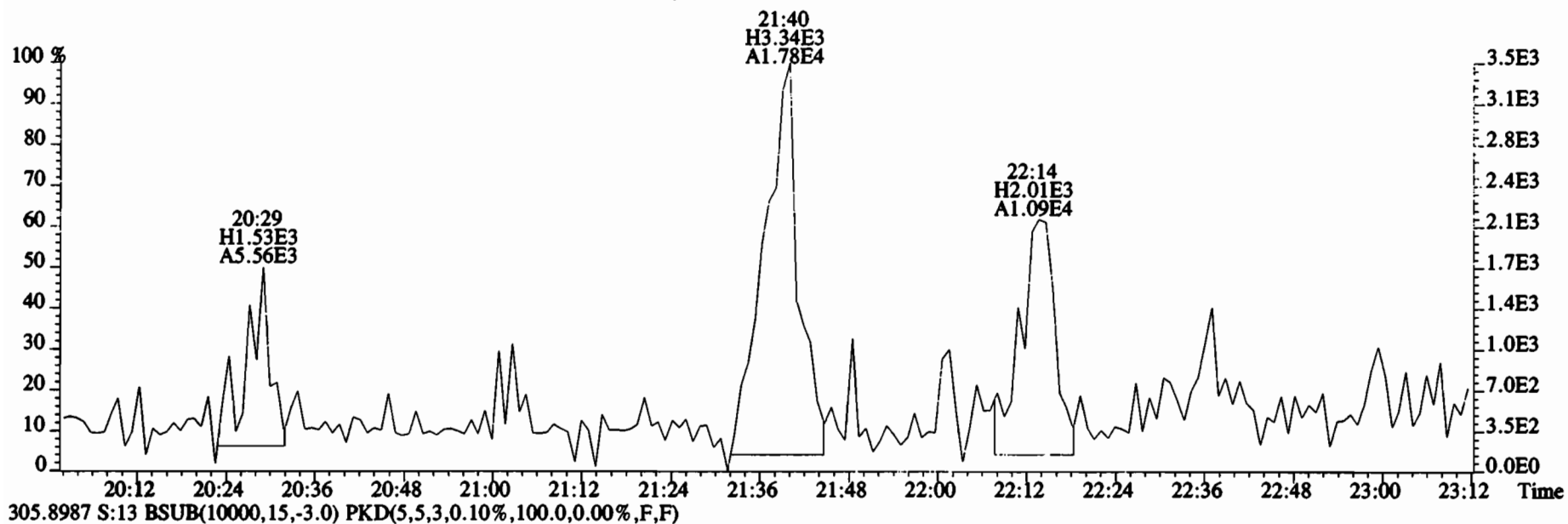
375.8364 S:13 BSUB(10000,15,-3.0) PKD(5,5,3,0.10%,100.0,0.00%,F,F)



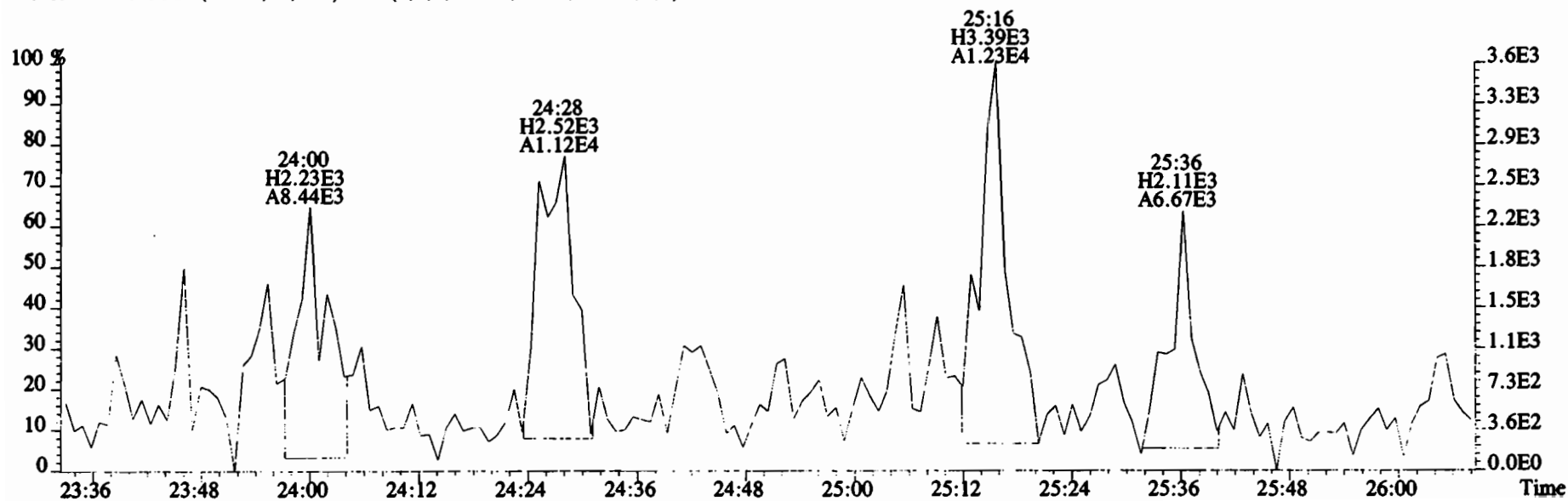
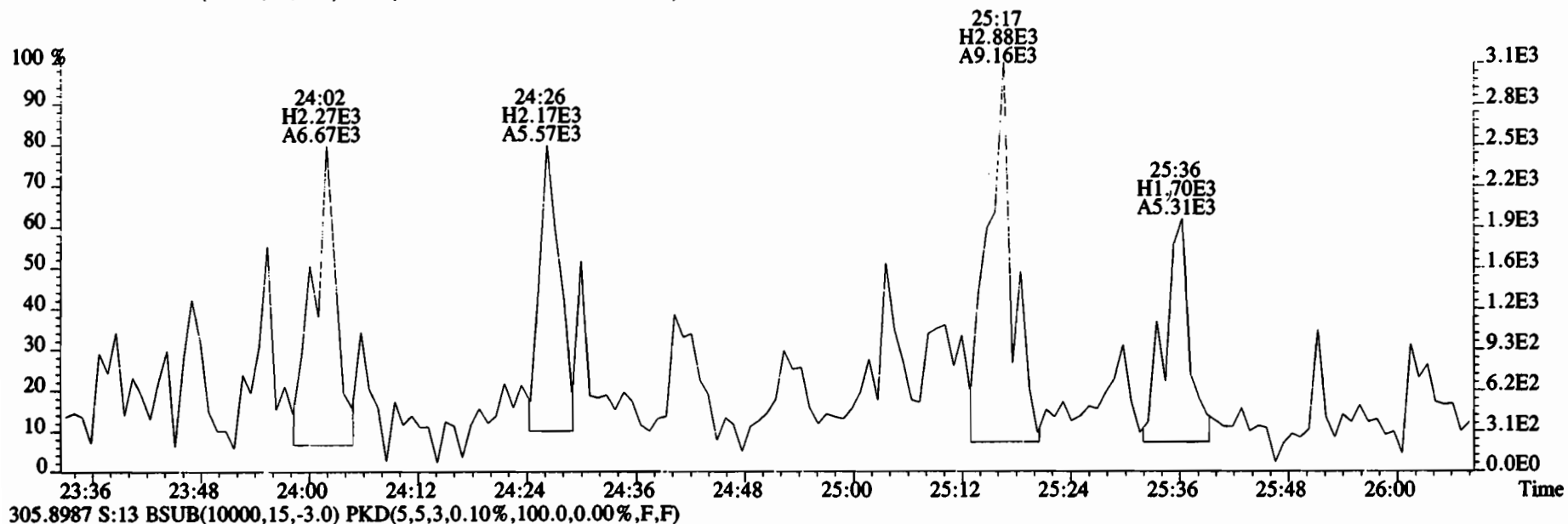
File:200107D2 #1-493 Acq: 8-JAN-2020 08:06:14 GC EI+ Voltage SIR Autospec-UltimaE
Sample#13 File Text:Vista Analytical Laboratory VG7 Text:1903742-04RE1 PDI-069SC-A-13-14.3-191016 14.85 Exp:OCDD_DB5
303.9016 S:13 BSUB(10000,15,-3.0) PKD(5,5,3,0.10%,100.0,0.00%,F,F)



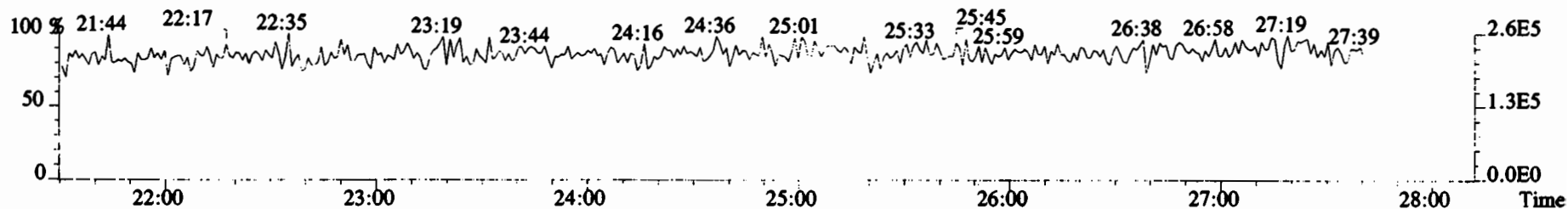
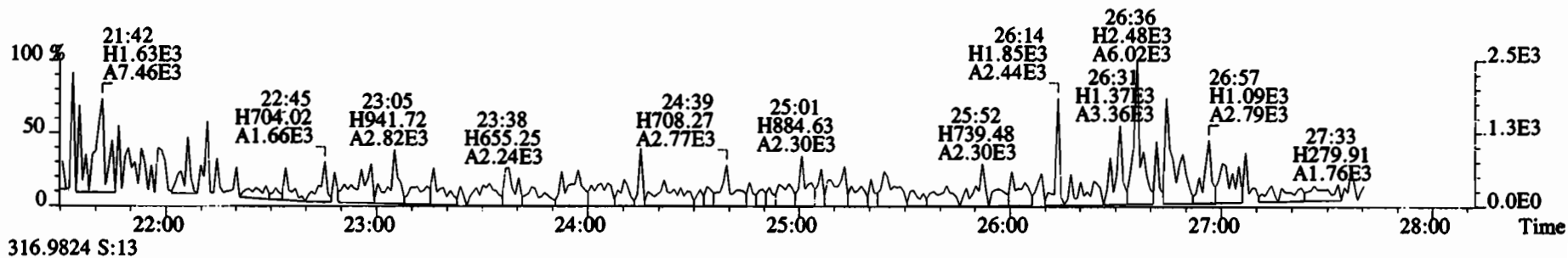
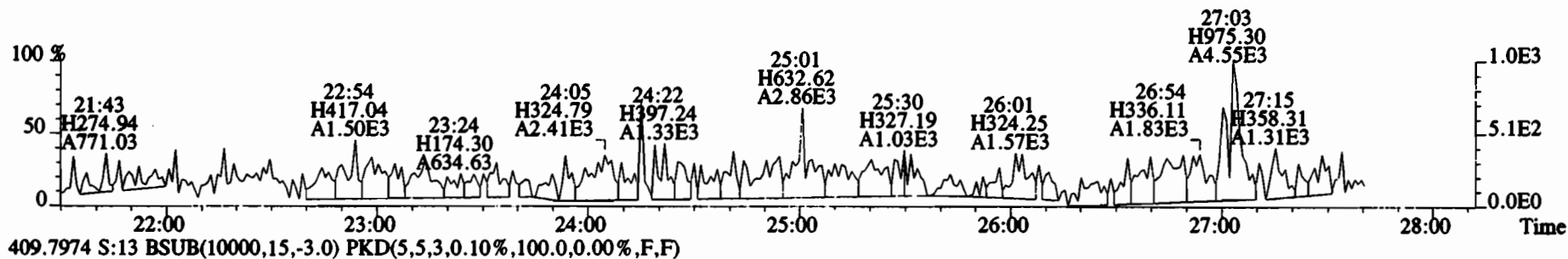
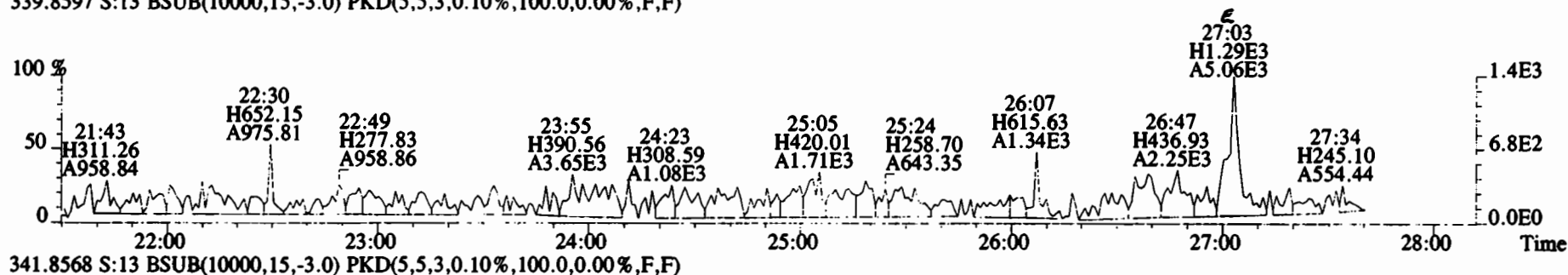
File:200107D2 #1-493 Acq: 8-JAN-2020 08:06:14 GC EI+ Voltage SIR Autospec-UltimaE
Sample#13 File Text:Vista Analytical Laboratory VG7 Text:1903742-04RE1 PDI-069SC-A-13-14.3-191016 14.85 Exp:OCDD_DB5
303.9016 S:13 BSUB(10000,15,-3.0) PKD(5,5,3,0.10%,100.0,0.00%,F,F)



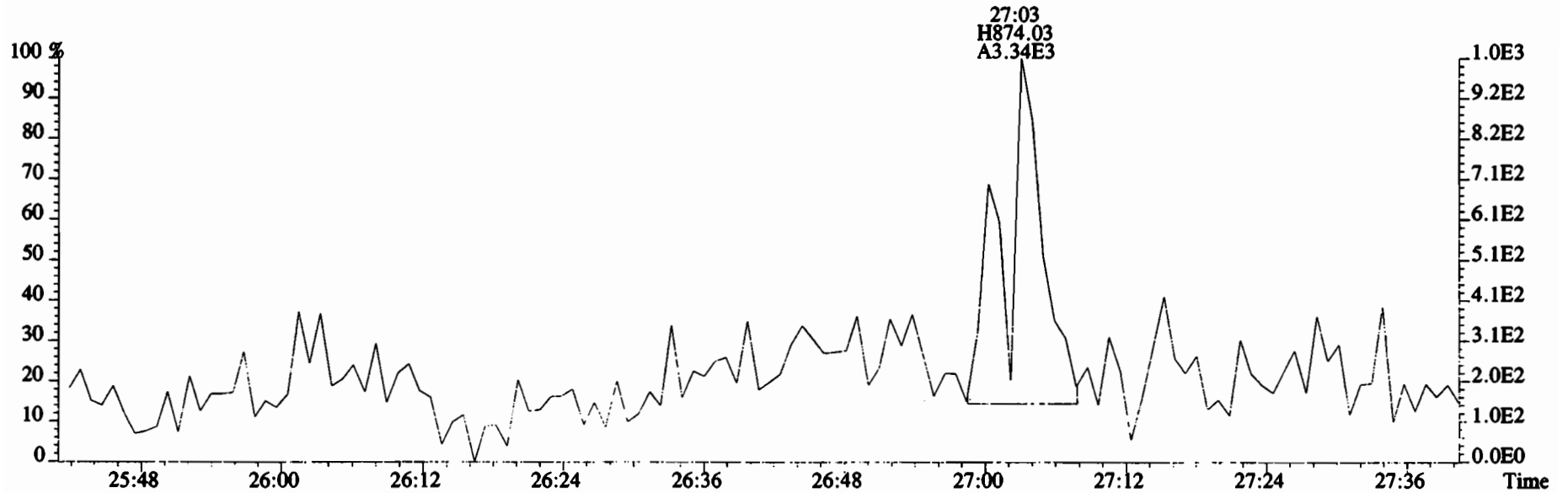
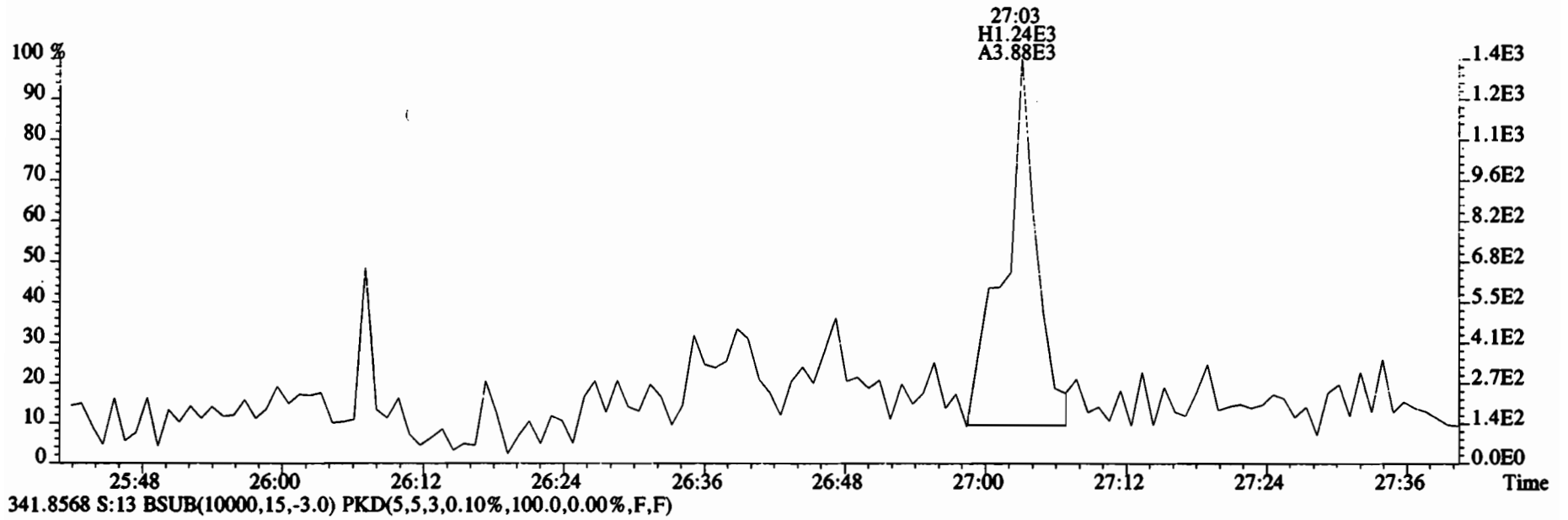
File:200107D2 #1-493 Acq: 8-JAN-2020 08:06:14 GC EI+ Voltage SIR Autospec-UltimaE
Sample#13 File Text:Vista Analytical Laboratory VG7 Text:1903742-04RE1 PDI-069SC-A-13-14.3-191016 14.85 Exp:OCDD_DB5
303.9016 S:13 BSUB(10000,15,-3.0) PKD(5,5,3,0.10%,100.0,0.00%,F,F)



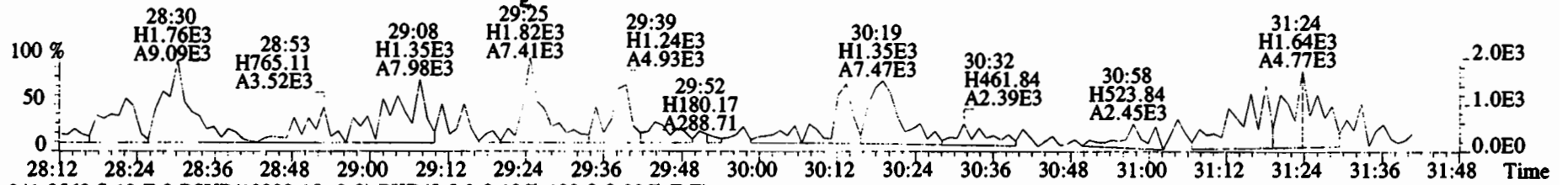
File:200107D2 #1-493 Acq: 8-JAN-2020 08:06:14 GC EI+ Voltage SIR Autospec-UltimaE
 Sample#13 File Text:Vista Analytical Laboratory VG7 Text:1903742-04RE1 PDI-069SC-A-13-14.3-191016 14.85 Exp:OCDD_DB5
 339.8597 S:13 BSUB(10000,15,-3.0) PKD(5,5,3,0.10%,100.0,0.00%,F,F)



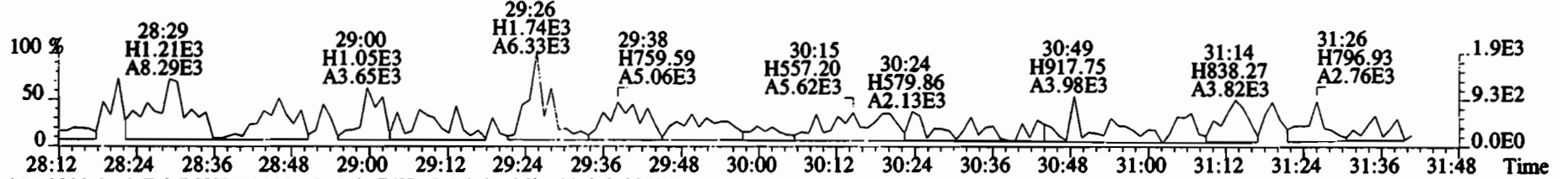
File:200107D2 #1-493 Acq: 8-JAN-2020 08:06:14 GC EI+ Voltage SIR Autospec-UltimaE
Sample#13 File Text:Vista Analytical Laboratory VG7 Text:1903742-04RE1 PDI-069SC-A-13-14.3-191016 14.85 Exp:OCDD_DB5
339.8597 S:13 BSUB(10000,15,-3.0) PKD(5,5,3,0.10%,100.0,0.00%,F,F)



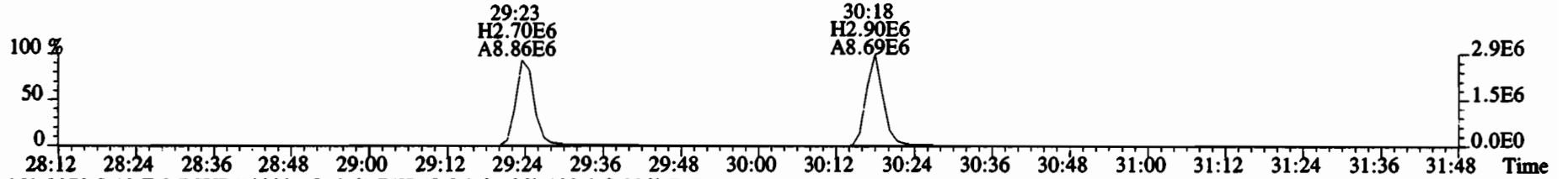
File:200107D2 #1-211 Acq: 8-JAN-2020 08:06:14 GC EI+ Voltage SIR Autospec-UltimaE
 Sample#13 File Text:Vista Analytical Laboratory VG7 Text:1903742-04RE1 PDI-069SC-A-13-14.3-191016 14.85 Exp:OCDD_DB5
 339.8597 S:13 F:2 BSUB(10000,15,-3.0) PKD(5,5,3,0.10%,100.0,0.00%,F,F)



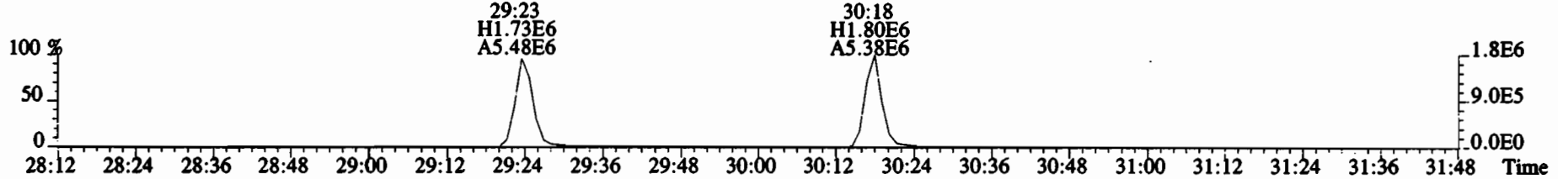
341.8568 S:13 F:2 BSUB(10000,15,-3.0) PKD(5,5,3,0.10%,100.0,0.00%,F,F)



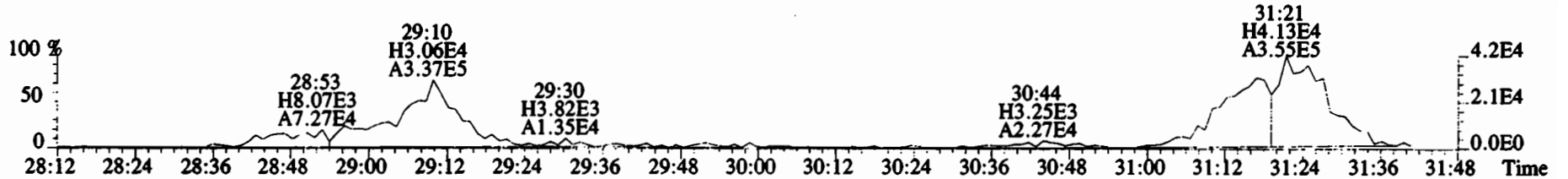
351.9000 S:13 F:2 BSUB(10000,15,-3.0) PKD(5,5,3,0.10%,100.0,0.00%,F,F)



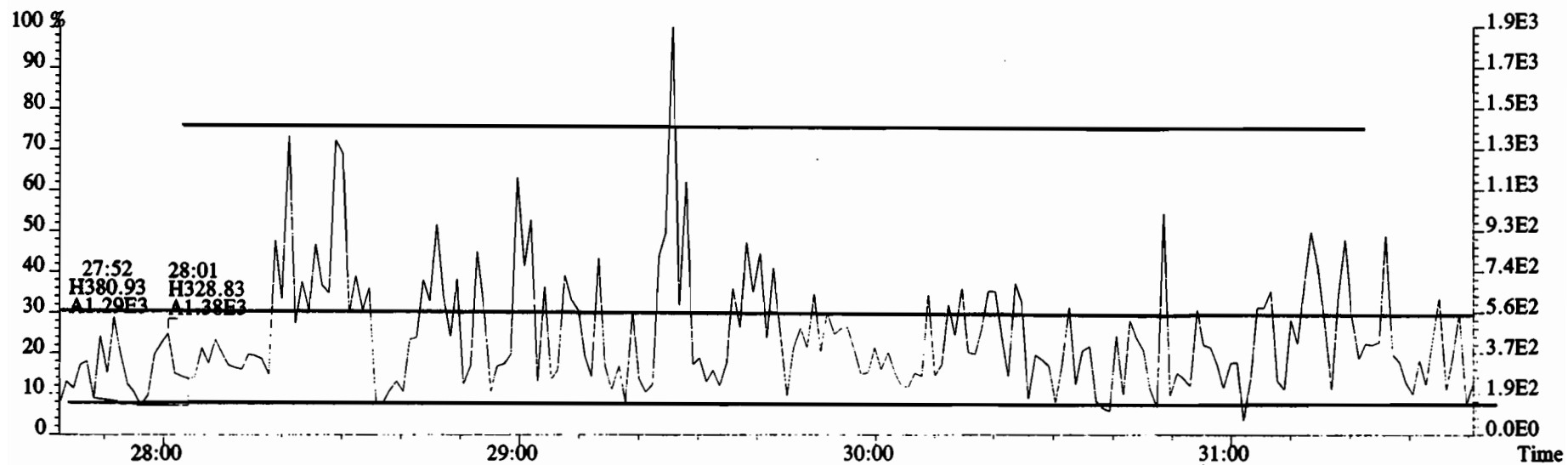
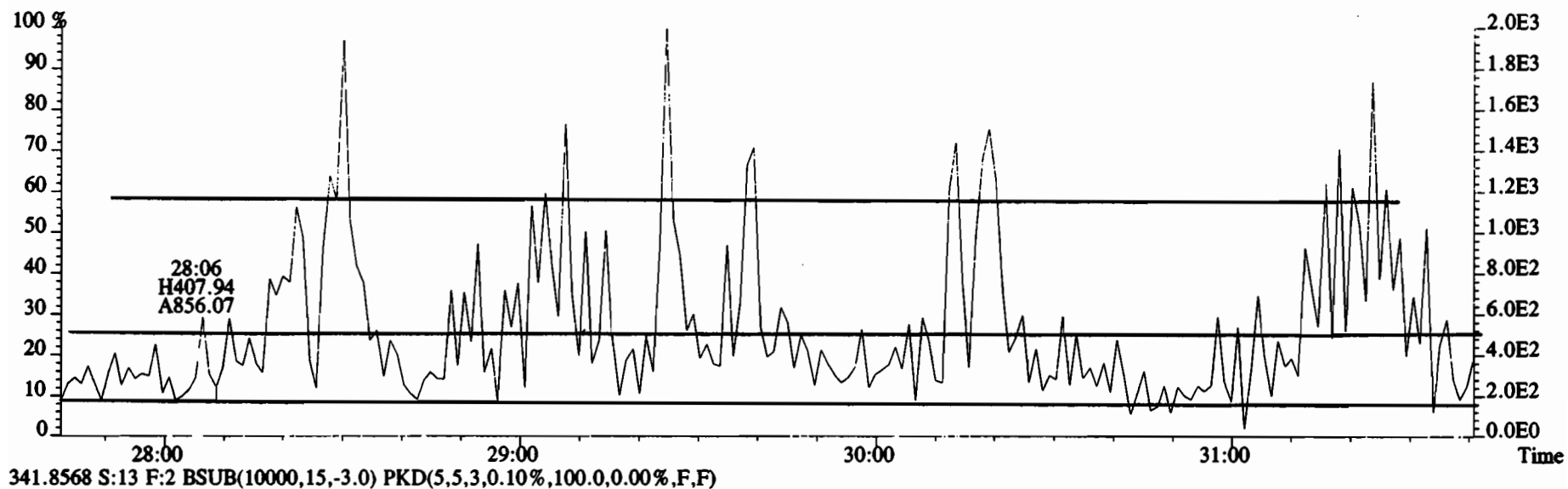
353.8970 S:13 F:2 BSUB(10000,15,-3.0) PKD(5,5,3,0.10%,100.0,0.00%,F,F)



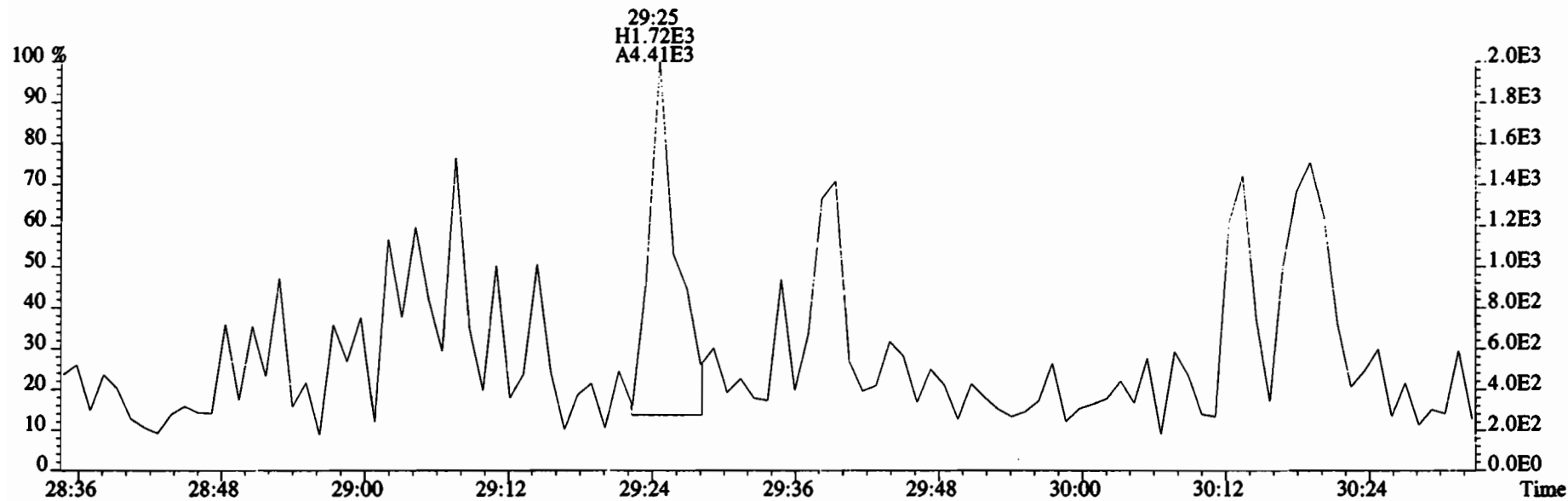
409.7974 S:13 F:2 BSUB(10000,15,-3.0) PKD(5,5,3,0.10%,100.0,0.00%,F,F)



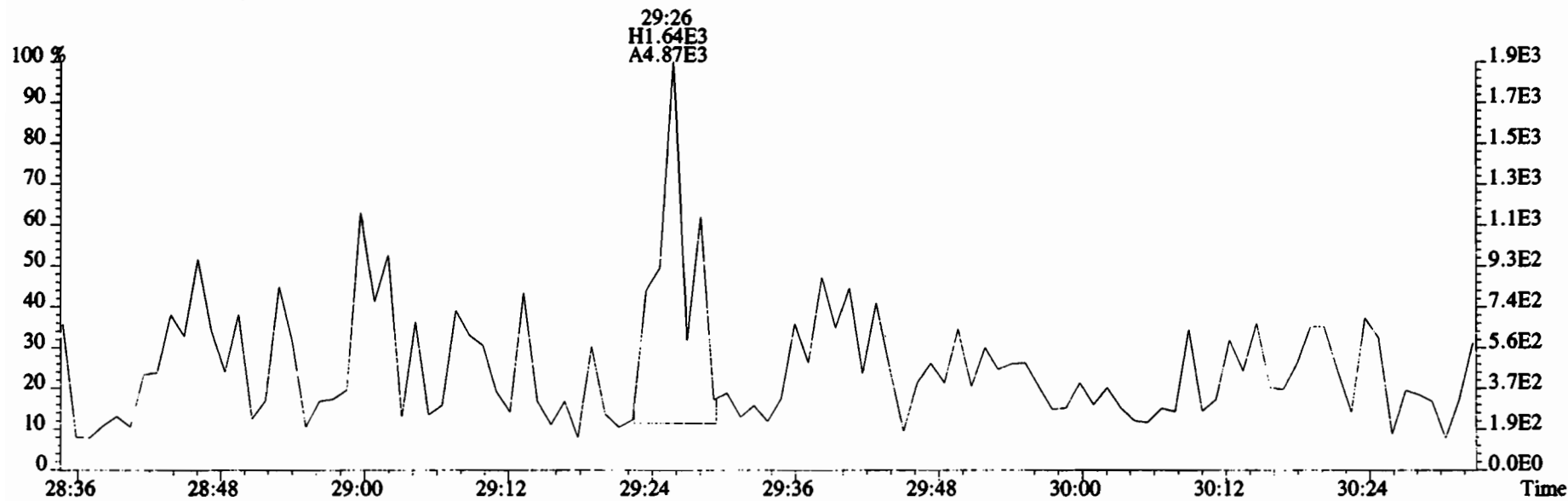
File:200107D2 #1-211 Acq: 8-JAN-2020 08:06:14 GC EI+ Voltage SIR Autospec-UltimaE
Sample#13 File Text:Vista Analytical Laboratory VG7 Text:1903742-04RE1 PDI-069SC-A-13-14.3-191016 14.85 Exp:OCDD_DB5
339.8597 S:13 F:2 BSUB(10000,15,-3.0) PKD(5,5,3,0.10%,100.0,0.00%,F,F)



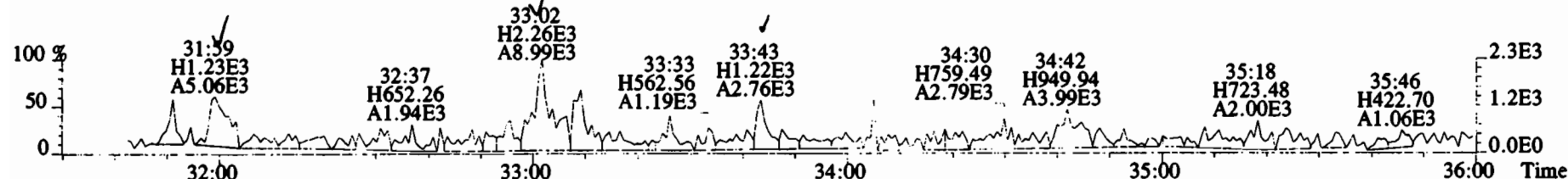
File:200107D2 #1-211 Acq: 8-JAN-2020 08:06:14 GC EI+ Voltage SIR Autospec-UltimaE
Sample#13 File Text:Vista Analytical Laboratory VG7 Text:1903742-04RE1 PDI-069SC-A-13-14.3-191016 14.85 Exp:OCDD_DB5
339.8597 S:13 F:2 BSUB(10000,15,-3.0) PKD(5,5,3,0.10%,100.0,0.00%,F,F)



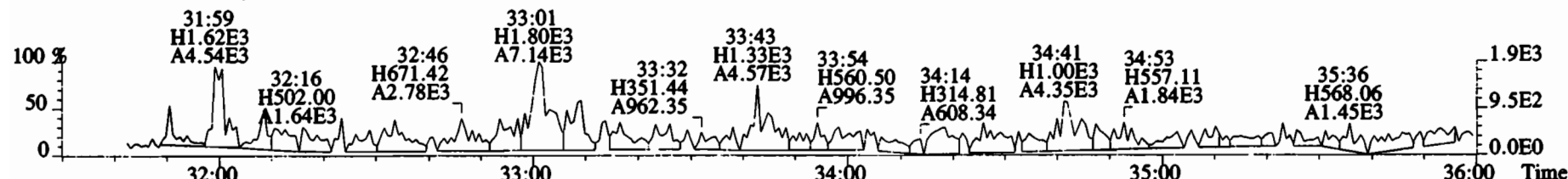
341.8568 S:13 F:2 BSUB(10000,15,-3.0) PKD(5,5,3,0.10%,100.0,0.00%,F,F)



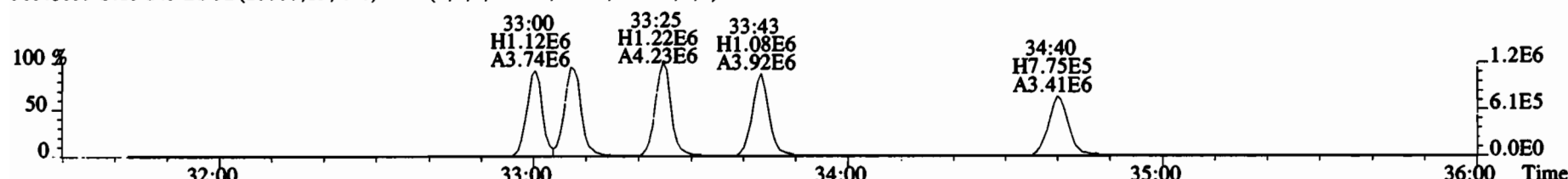
File:200107D2 #1-384 Acq: 8-JAN-2020 08:06:14 GC EI+ Voltage SIR Autospec-UltimaE
 Sample#13 File Text:Vista_Analytical_Laboratory_VG7 Text:1903742-04RE1 PDI-069SC-A-13-14.3-191016 14.85 Exp:OCDD_DB5
 373.8207 S:13 F:3 BSUB(10000,15,-3.0) PKD(5,5,3,0.10%,100.0,0.00%,F,F)



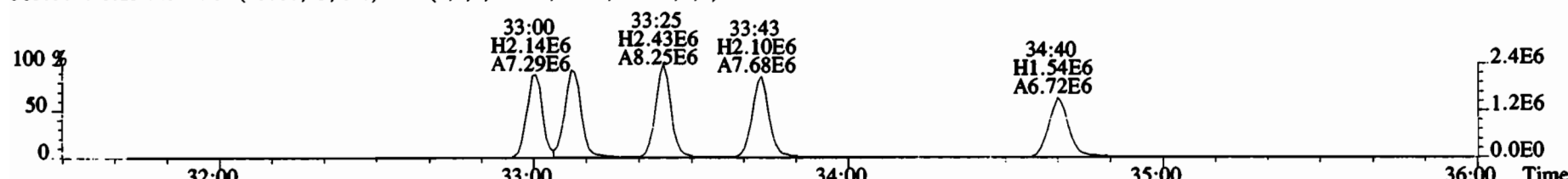
375.8178 S:13 F:3 BSUB(10000,15,-3.0) PKD(5,5,3,0.10%,100.0,0.00%,F,F)



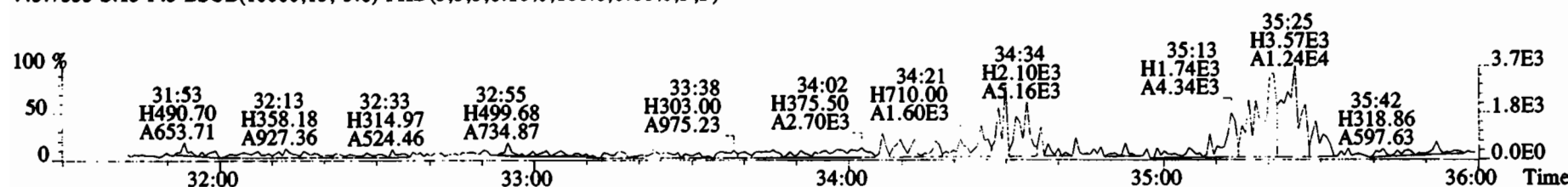
383.8639 S:13 F:3 BSUB(10000,15,-3.0) PKD(5,5,3,0.10%,100.0,0.00%,F,F)



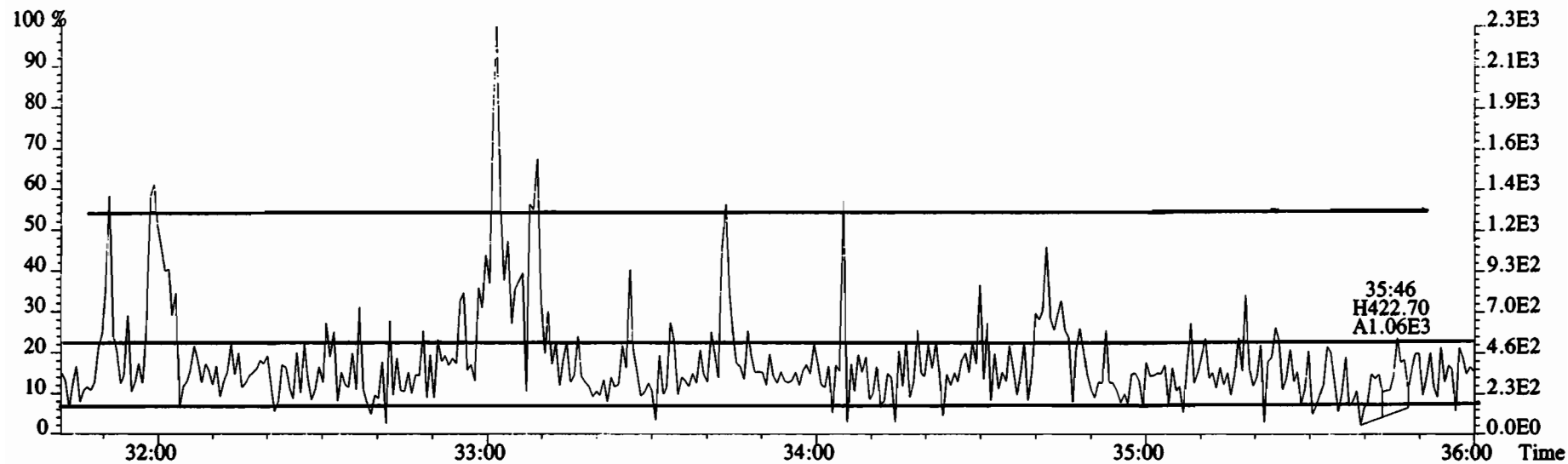
385.8610 S:13 F:3 BSUB(10000,15,-3.0) PKD(5,5,3,0.10%,100.0,0.00%,F,F)



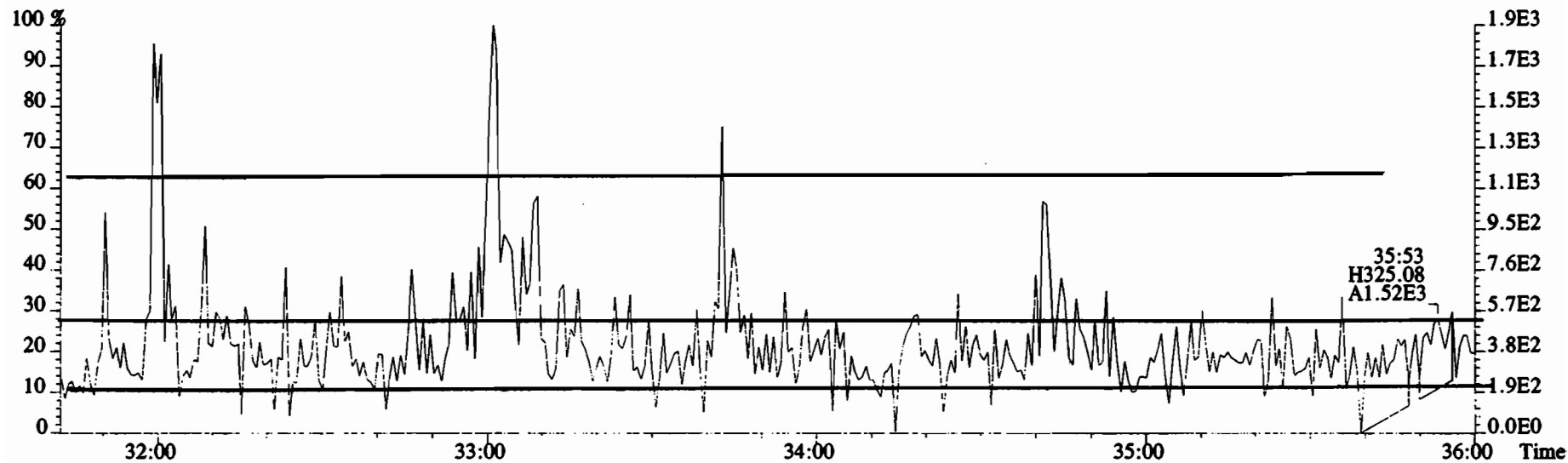
445.7555 S:13 F:3 BSUB(10000,15,-3.0) PKD(5,5,3,0.10%,100.0,0.00%,F,F)



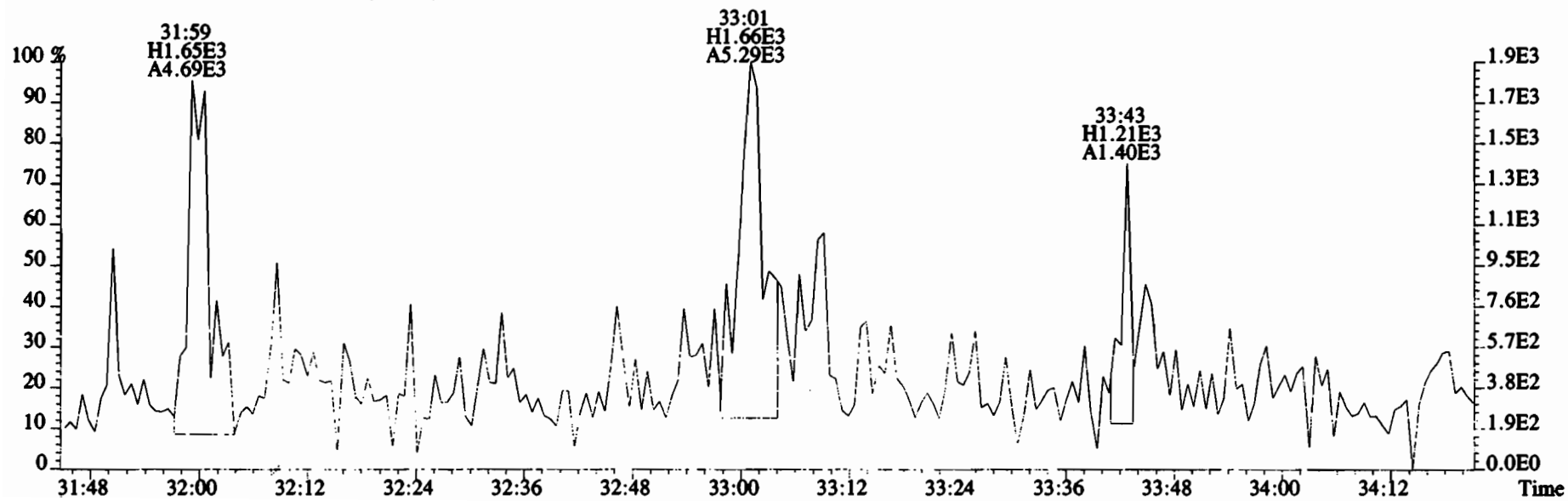
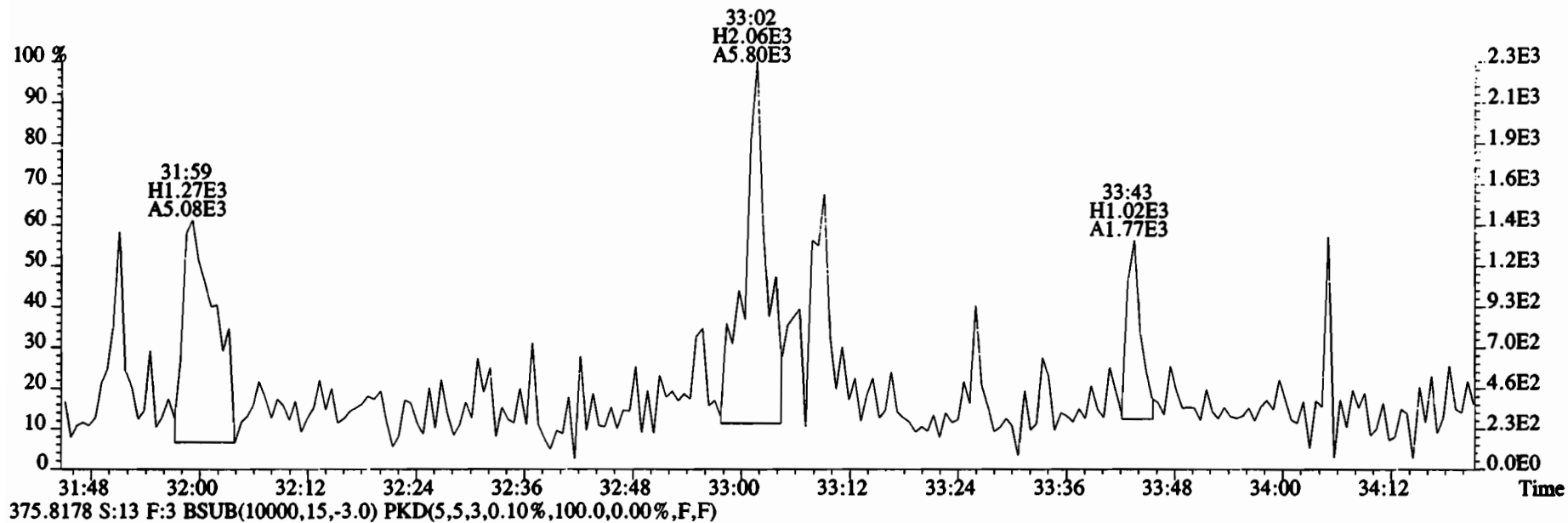
File:200107D2 #1-384 Acq: 8-JAN-2020 08:06:14 GC EI+ Voltage SIR Autospec-UltimaE
Sample#13 File Text:Vista Analytical Laboratory VG7 Text:1903742-04RE1 PDI-069SC-A-13-14.3-191016 14.85 Exp:OCDD_DB5
373.8207 S:13 F:3 BSUB(10000,15,-3.0) PKD(5,5,3,0.10%,100.0,0.00%,F,F)



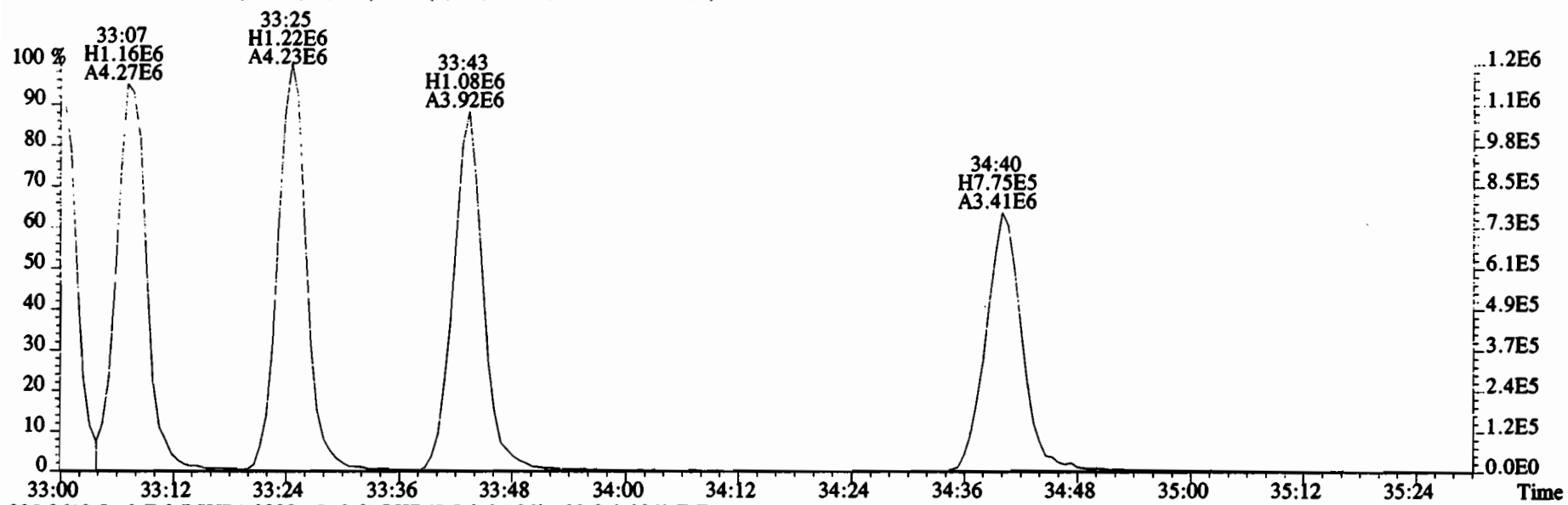
375.8178 S:13 F:3 BSUB(10000,15,-3.0) PKD(5,5,3,0.10%,100.0,0.00%,F,F)



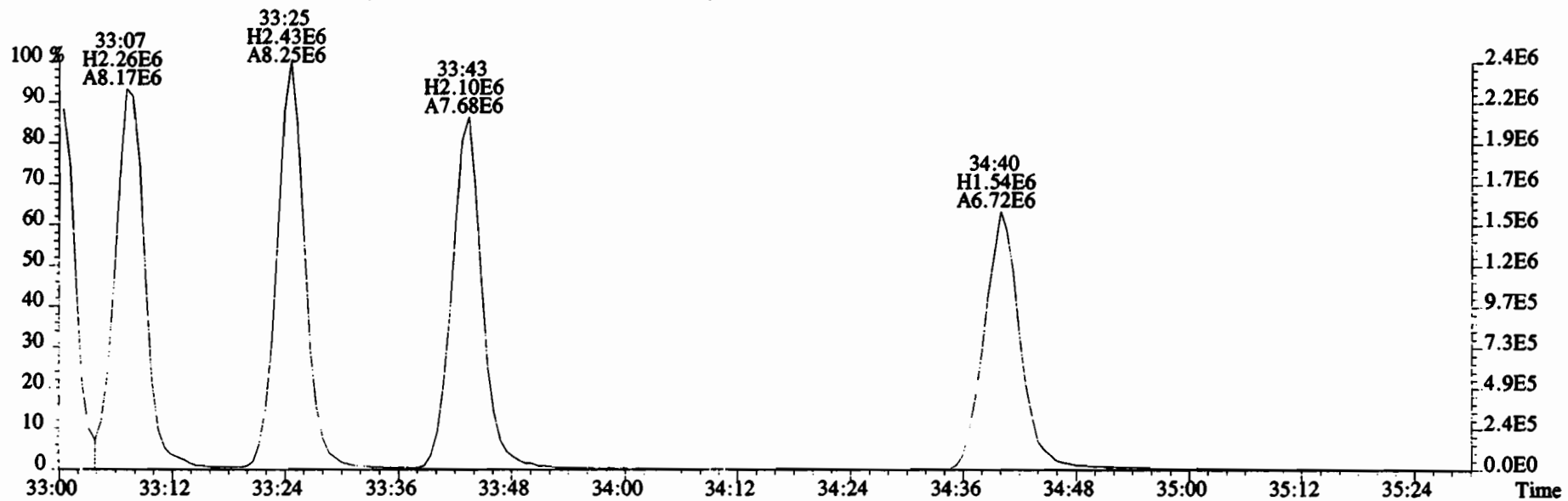
File:200107D2 #1-384 Acq: 8-JAN-2020 08:06:14 GC EI+ Voltage SIR Autospec-UltimaE
Sample#13 File Text:Vista Analytical Laboratory VG7 Text:1903742-04RE1 PDI-069SC-A-13-14.3-191016 14.85 Exp:OCDD_DB5
373.8207 S:13 F:3 BSUB(10000,15,-3.0) PKD(5,5,3,0.10%,100.0,0.00%,F,F)



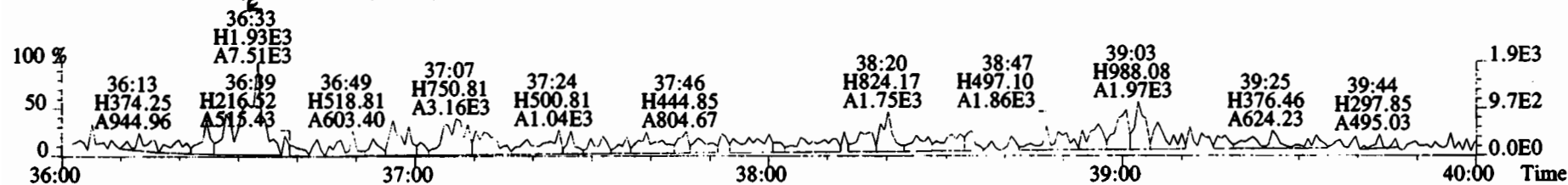
File:200107D2 #1-384 Acq: 8-JAN-2020 08:06:14 GC EI+ Voltage SIR Autospec-UltimaE
Sample#13 File Text:Vista Analytical Laboratory VG7 Text:1903742-04RE1 PDI-069SC-A-13-14.3-191016 14.85 Exp:OCDD_DB5
383.8639 S:13 F:3 BSUB(10000,15,-3.0) PKD(5,5,3,0.10%,100.0,0.00%,F,F)



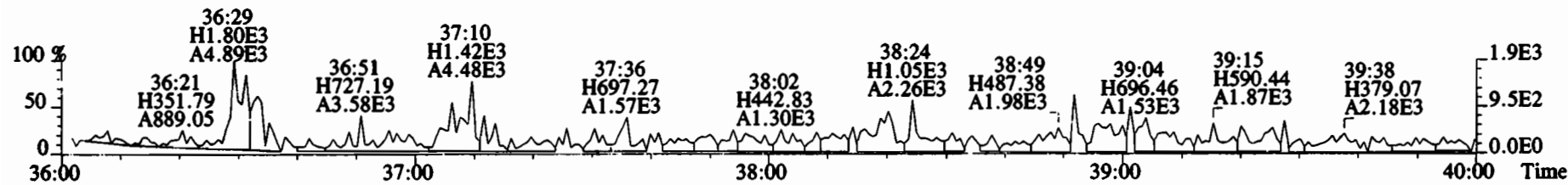
385.8610 S:13 F:3 BSUB(10000,15,-3.0) PKD(5,5,3,0.10%,100.0,0.00%,F,F)



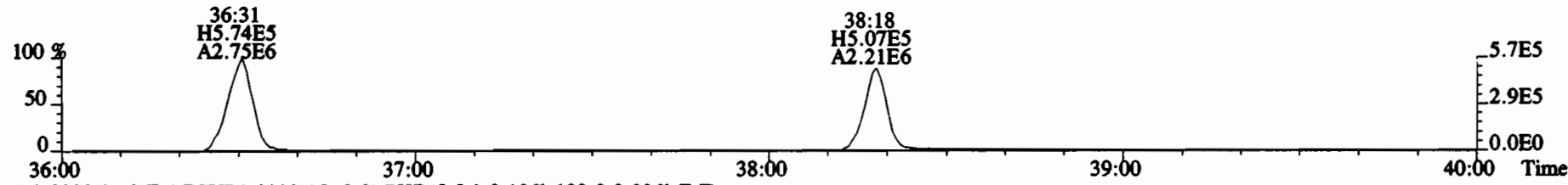
File:200107D2 #1-356 Acq: 8-JAN-2020 08:06:14 GC EI+ Voltage SIR Autospec-UltimaE
 Sample#13 File Text:Vista Analytical Laboratory VG7 Text:1903742-04RE1 PDI-069SC-A-13-14.3-191016 14.85 Exp:OCDD_DB5
 407.7818 S:13 F:4 BSUB(10000,15,-3.0) PKD(5,5,3,0.10%,100.0,0.00%,F,F)



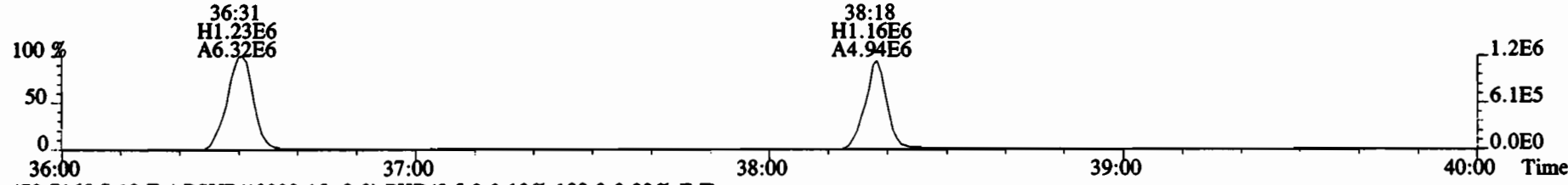
409.7788 S:13 F:4 BSUB(10000,15,-3.0) PKD(5,5,3,0.10%,100.0,0.00%,F,F)



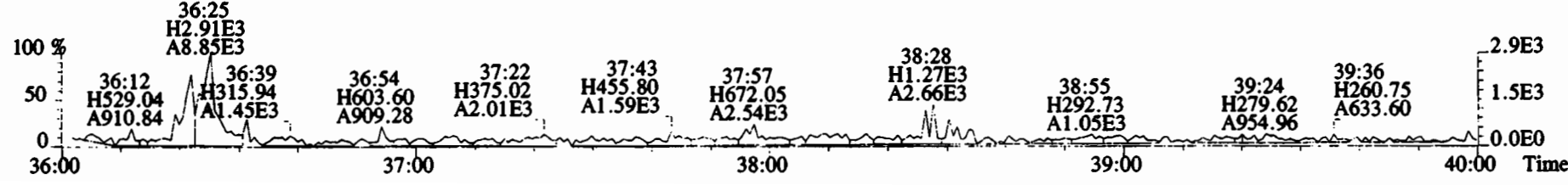
417.8253 S:13 F:4 BSUB(10000,15,-3.0) PKD(5,5,3,0.10%,100.0,0.00%,F,F)



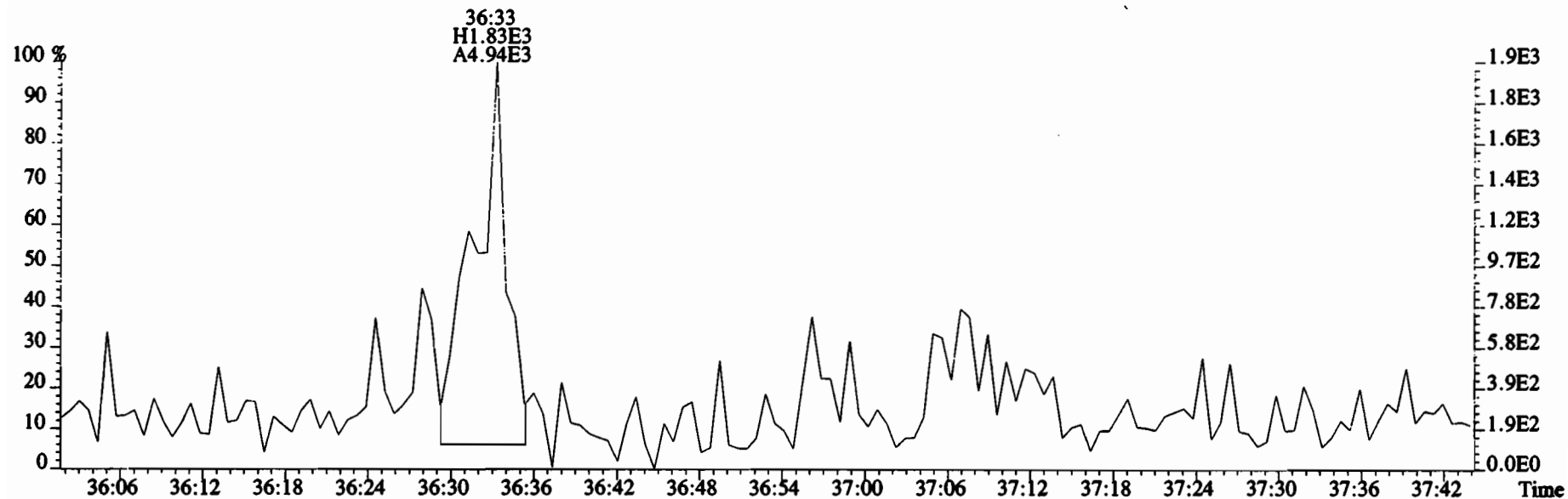
419.8220 S:13 F:4 BSUB(10000,15,-3.0) PKD(5,5,3,0.10%,100.0,0.00%,F,F)



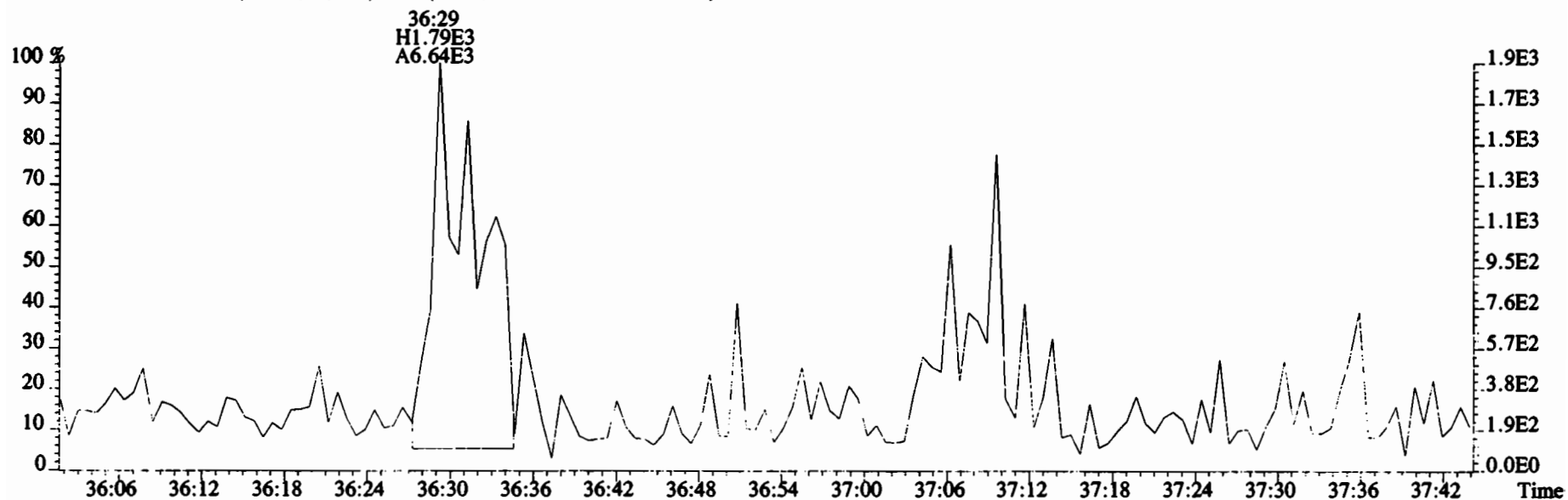
479.7165 S:13 F:4 BSUB(10000,15,-3.0) PKD(5,5,3,0.10%,100.0,0.00%,F,F)



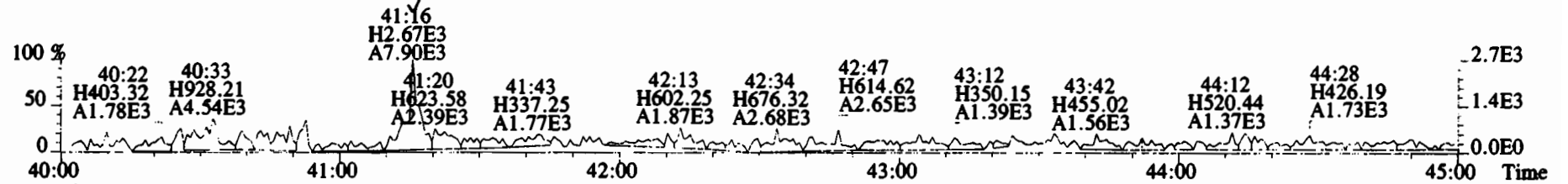
File:200107D2 #1-356 Acq: 8-JAN-2020 08:06:14 GC EI+ Voltage SIR Autospec-UltimaE
Sample#13 File Text:Vista Analytical Laboratory VG7 Text:1903742-04RE1 PDI-069SC-A-13-14.3-191016 14.85 Exp:OCDD_DB5
407.7818 S:13 F:4 BSUB(10000,15,-3.0) PKD(5,5,3,0.10%,100.0,0.00%,F,F)



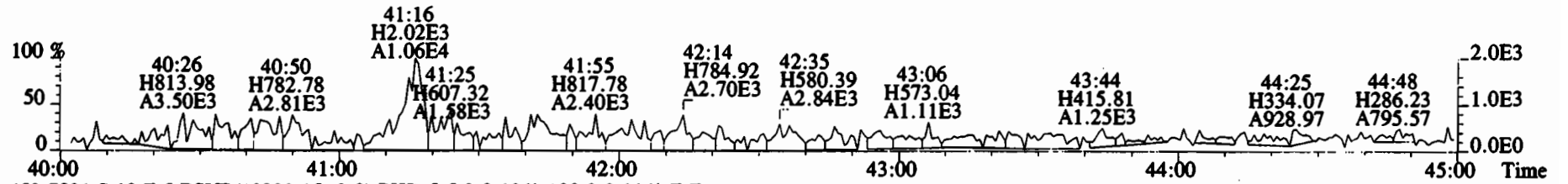
409.7788 S:13 F:4 BSUB(10000,15,-3.0) PKD(5,5,3,0.10%,100.0,0.00%,F,F)




File:200107D2 #1-431 Acq: 8-JAN-2020 08:06:14 GC EI+ Voltage SIR Autospec-UltimaE
 Sample#13 File Text:Vista Analytical Laboratory VG7 Text:1903742-04RE1 PDI-069SC-A-13-14.3-191016 14.85 Exp:OCDD_DB5
 441.7428 S:13 F:5 BSUB(10000,15,-3.0) PKD(5,5,3,0.10%,100.0,0.00%,F,F)




443.7398 S:13 F:5 BSUB(10000,15,-3.0) PKD(5,5,3,0.10%,100.0,0.00%,F,F)



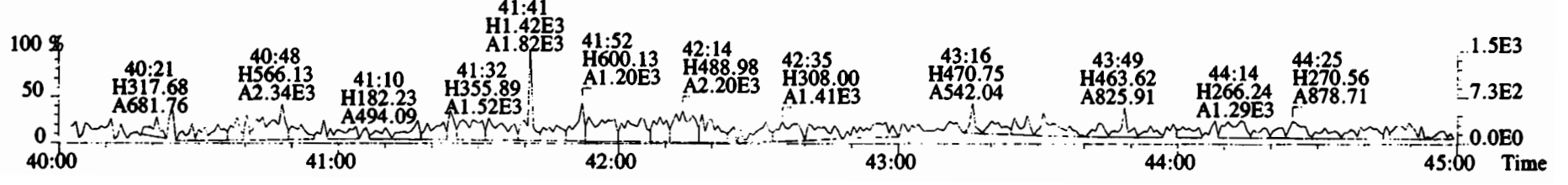
453.7831 S:13 F:5 BSUB(10000,15,-3.0) PKD(5,5,3,0.10%,100.0,0.00%,F,F)



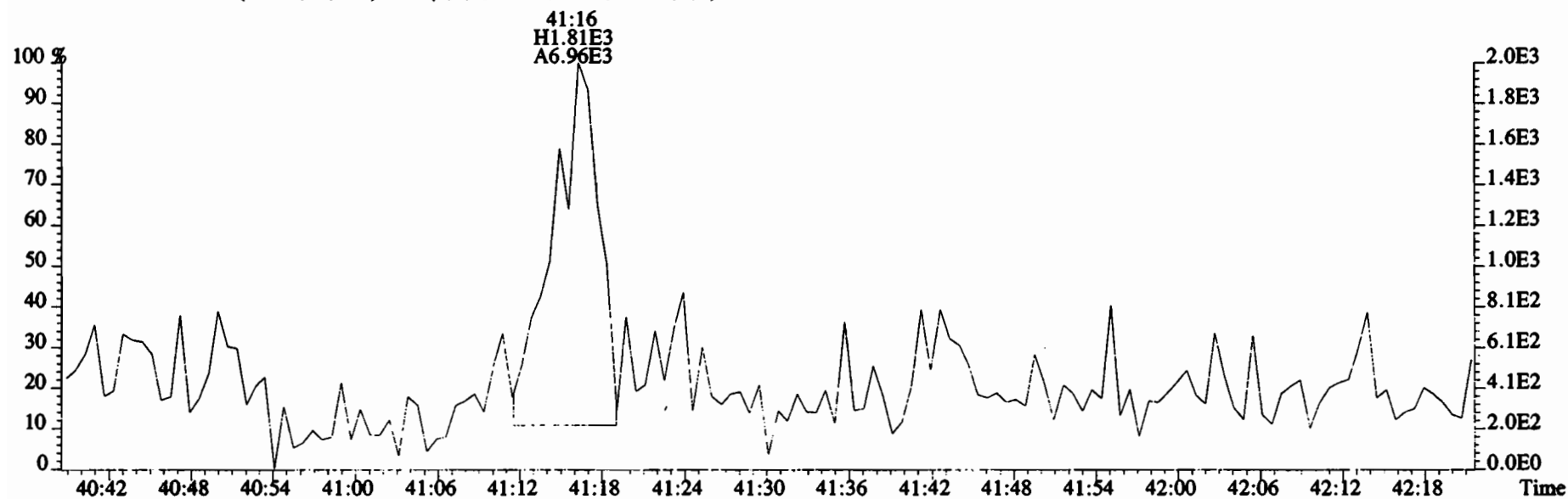
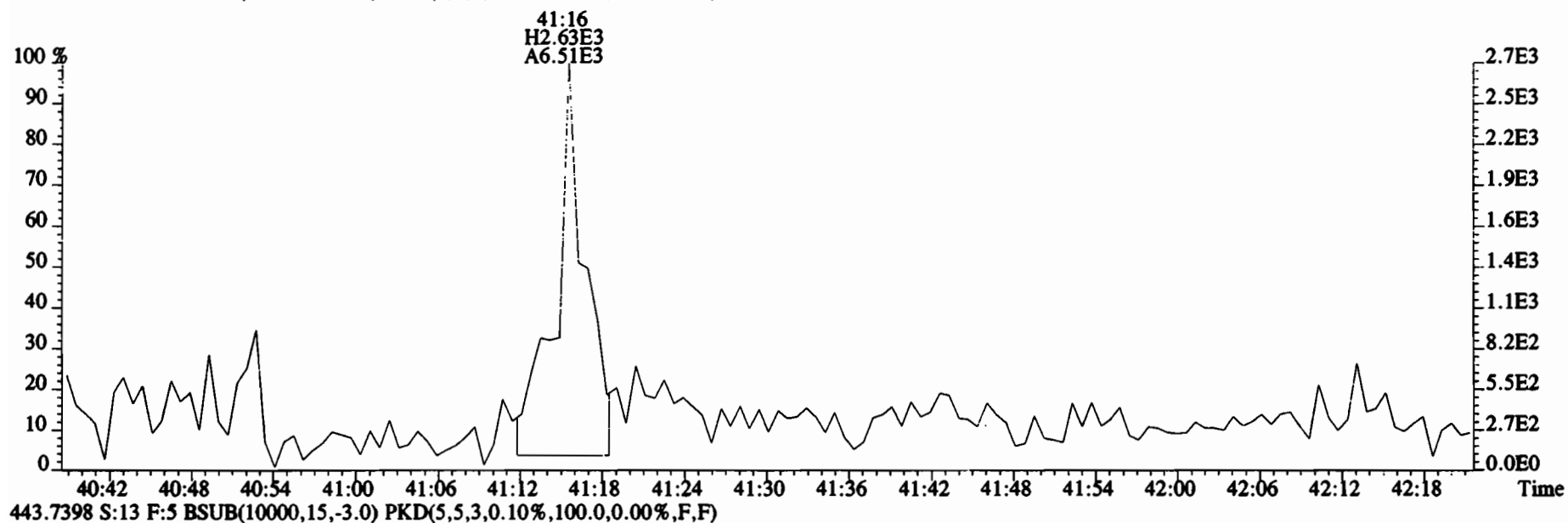
455.7801 S:13 F:5 BSUB(10000,15,-3.0) PKD(5,5,3,0.10%,100.0,0.00%,F,F)



513.6775 S:13 F:5 BSUB(10000,15,-3.0) PKD(5,5,3,0.10%,100.0,0.00%,F,F)



File:200107D2 #1-431 Acq: 8-JAN-2020 08:06:14 GC EI+ Voltage SIR Autospec-UltimaE
Sample#13 File Text:Vista Analytical Laboratory VG7 Text:1903742-04RE1 PDI-069SC-A-13-14.3-191016 14.85 Exp:OCDD_DB5
441.7428 S:13 F:5 BSUB(10000,15,-3.0) PKD(5,5,3,0.10%,100.0,0.00%,F,F)



Name	Resp	RA	RRF	RT	Conc	Qual	noise	Fac	DL	Name	Conc	EMPC	Qual	noise	DL
2,3,7,8-TCDD	*	* n	0.91	NotFη	*		124	2.5	0.0339	Total Tetra-Dioxins	0.641	0.810	*	*	
1,2,3,7,8-PeCDD	*	* n	0.90	NotFη	*		284	2.5	0.0871	Total Penta-Dioxins	0.218	0.368	*	*	
1,2,3,4,7,8-HxCDD	*	* n	1.10	NotFη	*		190	2.5	0.0870	Total Hexa-Dioxins	1.73	2.23	*	*	
1,2,3,6,7,8-HxCDD	6.30e+03	1.92 n	0.94	34:00	0.13517		*	2.5	*	Total Hepta-Dioxins	4.74	4.74	*	*	
1,2,3,7,8,9-HxCDD	7.25e+03	1.60 n	0.96	34:18	0.15392		*	2.5	*	Total Tetra-Furans	1.24	1.37	*	*	
1,2,3,4,6,7,8-HpCDD	8.15e+04	1.04 y	0.98	37:46	2.0056		*	2.5	*	Total Penta-Furans	0.35533	0.47575	*	*	
OCDD	4.84e+05	0.90 y	0.96	41:02	15.542		*	2.5	*	Total Hexa-Furans	*	0.324	*	*	
2,3,7,8-TCDF	1.60e+04	0.73 y	0.95	25:15	0.16631		*	2.5	*	Total Hepta-Furans	0.188	0.188	*	*	
1,2,3,7,8-PeCDF	9.62e+03	1.03 n	0.96	29:23	0.12042		*	2.5	*						
2,3,4,7,8-PeCDF	7.42e+03	1.52 y	1.01	30:18	0.089564		*	2.5	*						
1,2,3,4,7,8-HxCDF	5.97e+03	0.99 n	1.18	33:02	0.082560		*	2.5	*						
1,2,3,6,7,8-HxCDF	6.72e+03	0.99 n	1.07	33:08	0.090781		*	2.5	*						
2,3,4,6,7,8-HxCDF	3.25e+03	1.66 n	1.11	33:43	0.045558		*	2.5	*						
1,2,3,7,8,9-HxCDF	*	* n	1.06	NotFη	*		205	2.5	0.0616						
1,2,3,4,6,7,8-HpCDF	1.07e+04	1.00 y	1.13	36:31	0.18793		*	2.5	*						
1,2,3,4,7,8,9-HpCDF	*	* n	1.28	NotFη	*		198	2.5	0.0664						
OCDF	1.33e+04	0.77 y	0.95	41:15	0.33117		*	2.5	*						
IS	13C-2,3,7,8-TCDD	1.26e+07	0.82 y	1.10	26:01	204.33				Rec					
IS	13C-1,2,3,7,8-PeCDD	9.39e+06	0.66 y	0.88	30:35	189.87				109					
IS	13C-1,2,3,4,7,8-HxCDD	8.15e+06	1.27 y	0.64	33:53	192.06				101					
IS	13C-1,2,3,6,7,8-HxCDD	9.31e+06	1.29 y	0.86	33:59	164.59				102					
IS	13C-1,2,3,7,8,9-HxCDD	9.20e+06	1.25 y	0.81	34:17	172.47				87.8					
IS	13C-1,2,3,4,6,7,8-HpCDD	7.78e+06	1.05 y	0.65	37:46	180.07				92.0					
IS	13C-OCDD	1.22e+07	0.90 y	0.58	41:01	318.38				96.0					
IS	13C-2,3,7,8-TCDF	1.90e+07	0.79 y	1.03	25:14	199.87				84.9					
IS	13C-1,2,3,7,8-PeCDF	1.56e+07	1.58 y	0.85	29:23	199.03				107					
IS	13C-2,3,4,7,8-PeCDF	1.53e+07	1.60 y	0.85	30:18	196.90				106					
IS	13C-1,2,3,4,7,8-HxCDF	1.15e+07	0.50 y	0.83	32:60	209.56				105					
IS	13C-1,2,3,6,7,8-HxCDF	1.30e+07	0.52 y	1.03	33:07	190.05				112					
IS	13C-2,3,4,6,7,8-HxCDF	1.20e+07	0.51 y	0.95	33:43	190.43				101					
IS	13C-1,2,3,7,8,9-HxCDF	1.06e+07	0.51 y	0.83	34:40	193.39				102					
IS	13C-1,2,3,4,6,7,8-HpCDF	9.45e+06	0.44 y	0.76	36:30	188.71				103					
IS	13C-1,2,3,4,7,8,9-HpCDF	7.39e+06	0.44 y	0.58	38:18	192.33				101					
IS	13C-OCDF	1.59e+07	0.89 y	0.69	41:15	349.52				103					
										93.2					
C/Up	37C1-2,3,7,8-TCDD	5.04e+06		1.20	26:02	74.940				99.9					
RS/RT	13C-1,2,3,4-TCDD	1.05e+07	0.83 y	1.00	25:27	187.57									
RS	13C-1,2,3,4-TCDF	1.72e+07	0.81 y	1.00	23:60	187.57									
RS/RT	13C-1,2,3,4,6,9-HxCDF	1.24e+07	0.52 y	1.00	33:24	187.57									

Integrations
 by DB
 Analyst: DB
 Date: 1/8/20

Reviewed
 by CT
 Analyst: CT
 Date: 01/09/2020

Totals class: TCDD EMPC

Entry #: 19

Run: 19 File: 200107D2 S: 14 I: 1 F: 1
Acquired: 8-JAN-20 08:54:09 Processed: 8-JAN-20 10:10:08

Total Concentration: 0.81049

Unnamed Concentration: 0.810

RT	m1 Resp	m2 Resp	RA		Resp Concentration	Name
22:36	8.602e+03	1.120e+04	0.77	y	1.980e+04	0.32678
22:57	5.716e+03	5.802e+03	0.99	n	1.027e+04	0.16946
24:08	8.699e+03	1.035e+04	0.84	y	1.904e+04	0.31425

1

Totals class: PeCDD EMPC

Entry #: 21

Run: 19

File: 200107D2

S: 14 I: 1 F: 2

Acquired: 8-JAN-20 08:54:09

Processed: 8-JAN-20 10:10:08

Total Concentration: 0.36793

Unnamed Concentration: 0.368

RT	m1 Resp	m2 Resp	RA		Resp Concentration	Name
28:32	4.043e+03	5.814e+03	0.70	y	9.857e+03	0.21813
28:58	3.387e+03	4.153e+03	0.82	n	6.769e+03	0.14980

Totals class: HxCDD EMPC

Entry #: 23

Run: 19 File: 200107D2 S: 14 I: 1 F: 3
Acquired: 8-JAN-20 08:54:09 Processed: 8-JAN-20 10:10:08

Total Concentration: 2.2309

Unnamed Concentration: 1.942

RT	m1 Resp	m2 Resp	RA		Resp Concentration	Name
32:22	2.952e+04	2.116e+04	1.39	y	5.068e+04	1.0789
32:56	1.010e+04	4.441e+03	2.27	n	9.948e+03	0.21177
33:11	1.655e+04	1.404e+04	1.18	y	3.059e+04	0.65114
34:00	5.402e+03	2.810e+03	1.92	n	6.295e+03	0.13517
34:18	5.186e+03	3.238e+03	1.60	n	7.254e+03	0.15392

Totals class: HpCDD EMPC

Entry #: 25

Run: 19 File: 200107D2 S: 14 I: 1 F: 4
Acquired: 8-JAN-20 08:54:09 Processed: 8-JAN-20 10:10:08

Total Concentration: 4.7366

Unnamed Concentration: 2.731

RT	m1 Resp	m2 Resp	RA	Resp Concentration	Name
36:55	5.749e+04	5.350e+04	1.07 y	1.110e+05	2.7311
37:46	4.155e+04	3.996e+04	1.04 y	8.150e+04	2.0056 1,2,3,4,6,7,8-HpCDD

Totals class: TCDF EMPC

Entry #: 27

Run: 19

File: 200107D2

S: 14 I: 1 F: 1

Acquired: 8-JAN-20 08:54:09

Processed: 8-JAN-20 10:10:08

Total Concentration: 1.3735

Unnamed Concentration: 1.207

RT	m1 Resp	m2 Resp	RA		Resp Concentration	Name
20:27	5.337e+03	6.737e+03	0.79	y	1.207e+04	0.12550
21:38	1.825e+04	2.083e+04	0.88	y	3.907e+04	0.40616
22:14	7.119e+03	1.022e+04	0.70	y	1.734e+04	0.18020
24:01	7.457e+03	7.010e+03	1.06	n	1.241e+04	0.12897
24:26	9.878e+03	1.198e+04	0.82	y	2.186e+04	0.22719
25:15	6.726e+03	9.275e+03	0.73	y	1.600e+04	0.16631
25:35	5.315e+03	8.074e+03	0.66	y	1.339e+04	0.13917

2,3,7,8-TCDF

Totals class: 1st Func. PeCDF EMPC Entry #: 29

Run: 19 File: 200107D2 S: 14 I: 1 F: 1
Acquired: 8-JAN-20 08:54:09 Processed: 8-JAN-20 10:10:08

Total Concentration: 0.10230 Unnamed Concentration: 0.102

RT	m1 Resp	m2 Resp	RA	Resp Concentration	Name
27:02	4.891e+03	3.437e+03	1.42 y	8.328e+03	0.10230

Totals class: PeCDF EMPC

Entry #: 31

Run: 19

File: 200107D2

S: 14 I: 1 F: 2

Acquired: 8-JAN-20 08:54:09

Processed: 8-JAN-20 10:10:08

Total Concentration: 0.37344

Unnamed Concentration: 0.163

RT	m1 Resp	m2 Resp	RA		Resp Concentration	Name
28:28	8.020e+03	5.286e+03	1.52 y	1.331e+04	0.16346	
29:23	5.850e+03	5.695e+03	1.03 n	9.624e+03	0.12042	1,2,3,7,8-PeCDF
30:18	4.475e+03	2.946e+03	1.52 y	7.421e+03	0.089564	2,3,4,7,8-PeCDF

Totals class: HxCDF EMPC

Entry #: 33

Run: 19 File: 200107D2 S: 14 I: 1 F: 3
 Acquired: 8-JAN-20 08:54:09 Processed: 8-JAN-20 10:10:08

Total Concentration: 0.32386 Unnamed Concentration: 0.105

RT	m1 Resp	m2 Resp	RA		Resp Concentration	Name
32:00	5.026e+03	3.245e+03	1.55	n	7.269e+03	0.10497
33:02	3.303e+03	3.351e+03	0.99	n	5.967e+03	0.082560 1,2,3,4,7,8-HxCDF
33:08	3.721e+03	3.750e+03	0.99	n	6.723e+03	0.090781 1,2,3,6,7,8-HxCDF
33:43	2.403e+03	1.449e+03	1.66	n	3.245e+03	0.045558 2,3,4,6,7,8-HxCDF

Totals class: HpCDF EMPC

Entry #: 35

Run: 19

File: 200107D2

S: 14 I: 1 F: 4

Acquired: 8-JAN-20 08:54:09

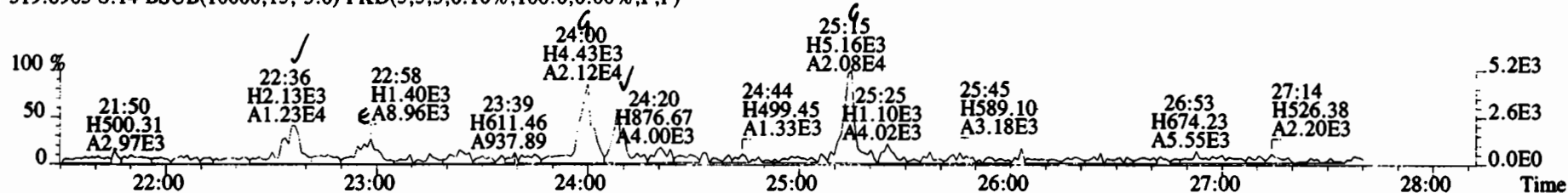
Processed: 8-JAN-20 10:10:08

Total Concentration: 0.18793

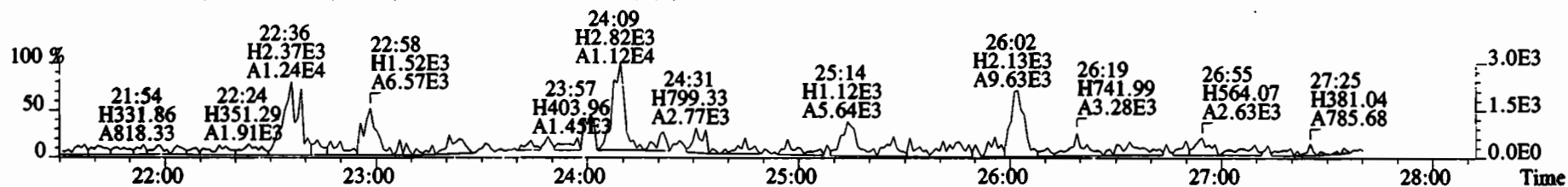
Unnamed Concentration: *

RT	m1 Resp	m2 Resp	RA		Resp Concentration	Name	
36:31	5.344e+03	5.330e+03	1.00	y	1.067e+04	0.18793	1,2,3,4,6,7,8-HpCDF

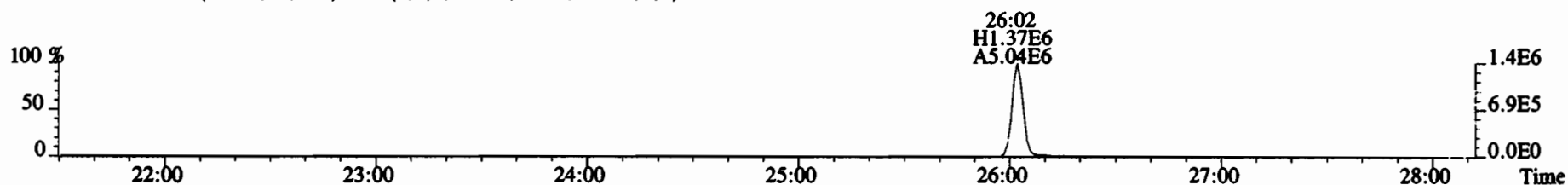
File:200107D2 #1-493 Acq: 8-JAN-2020 08:54:09 GC EI+ Voltage SIR Autospec-UltimaE
 Sample#14 File Text:Vista_Analytical_Laboratory_VG7 Text:1903742-05RE1 PDI-1069SC-A-13-14.3-191016 15.61 Exp:OCDD_DB5
 319.8965 S:14 BSUB(10000,15,-3.0) PKD(5,5,3,0.10%,100.0,0.00%,F,F)



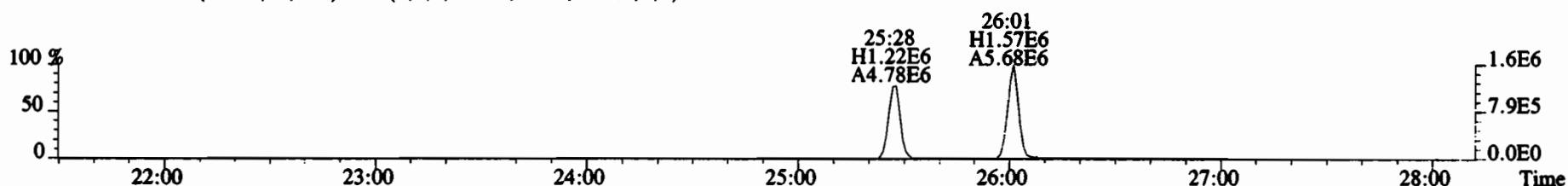
321.8936 S:14 BSUB(10000,15,-3.0) PKD(5,5,3,0.10%,100.0,0.00%,F,F)



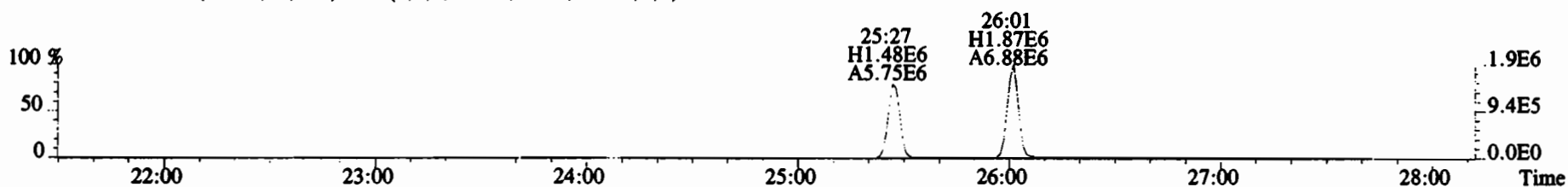
327.8847 S:14 BSUB(10000,15,-3.0) PKD(5,5,3,0.10%,100.0,0.00%,F,F)



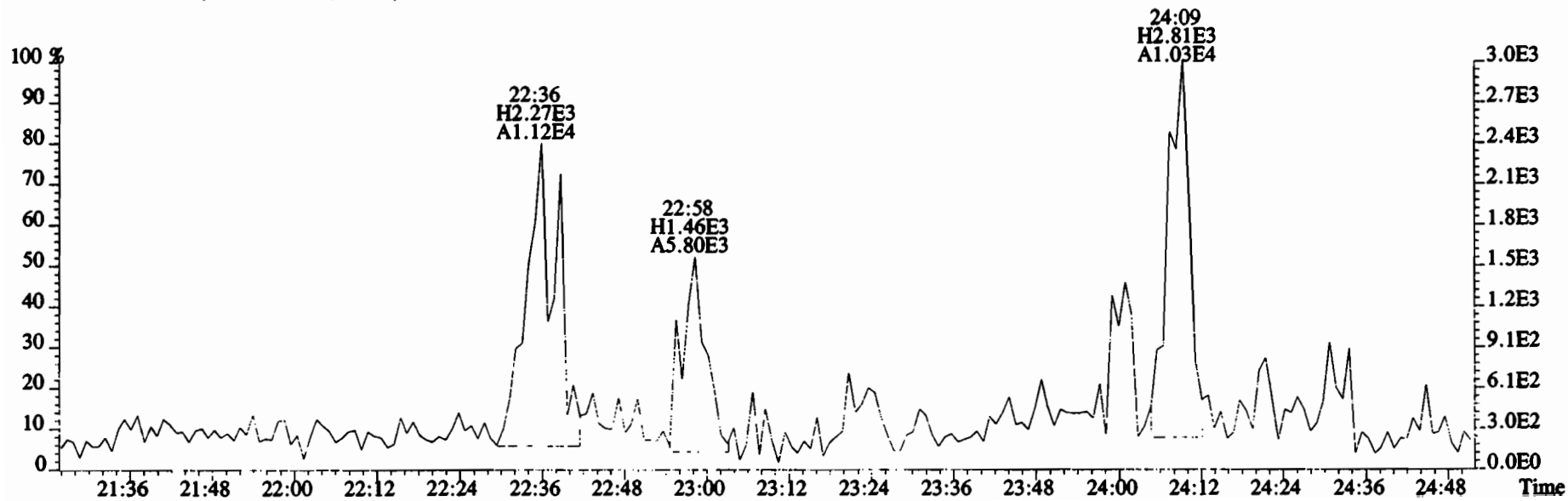
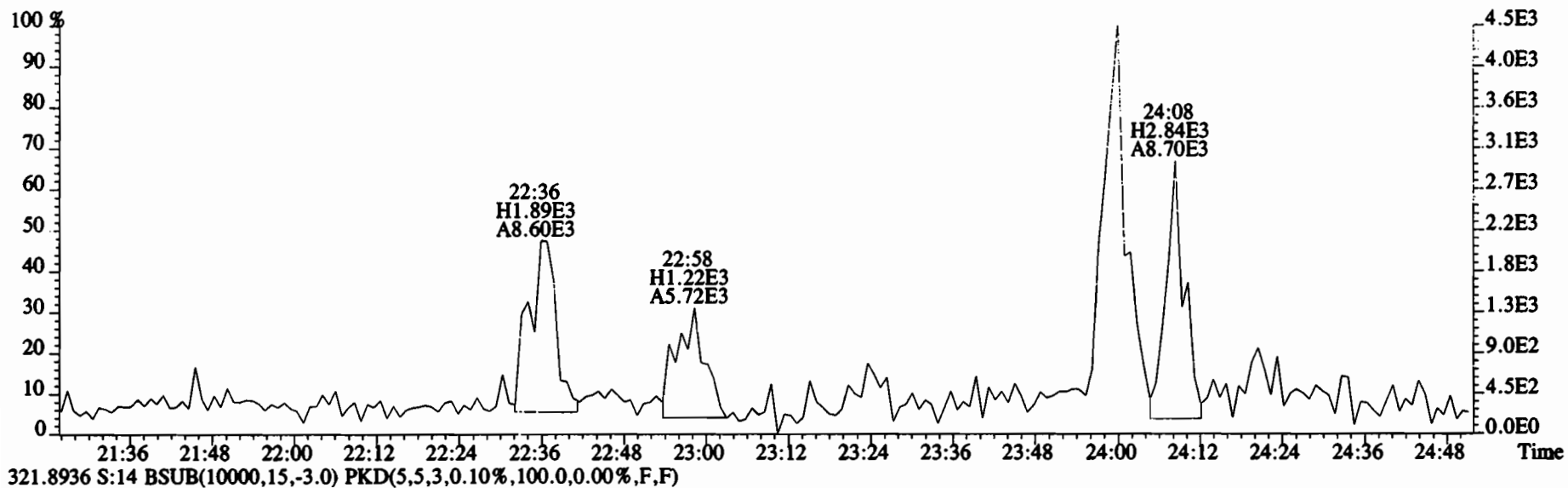
331.9368 S:14 BSUB(10000,15,-3.0) PKD(5,5,3,0.10%,100.0,0.00%,F,F)



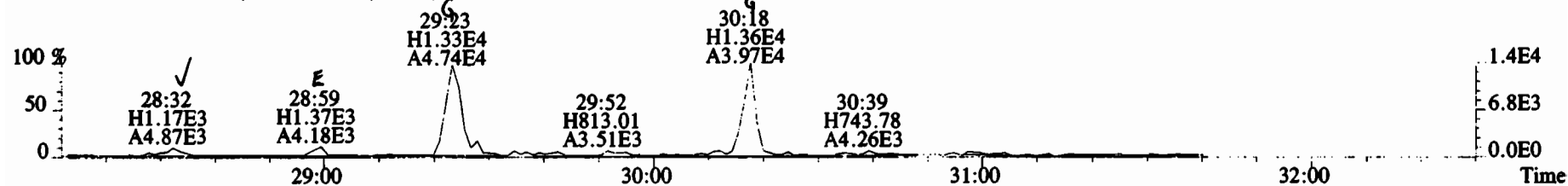
333.9339 S:14 BSUB(10000,15,-3.0) PKD(5,5,3,0.10%,100.0,0.00%,F,F)



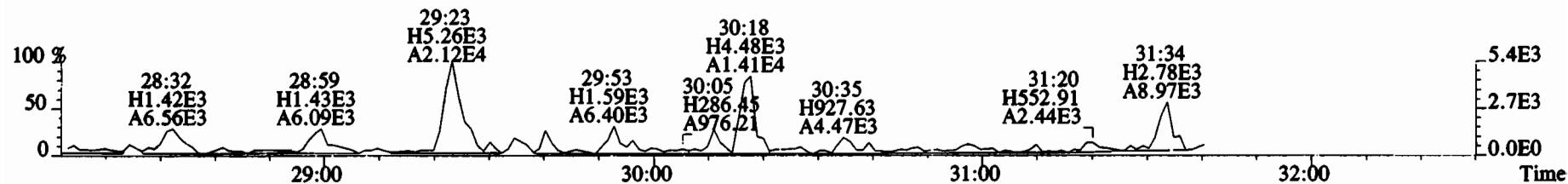
File:200107D2 #1-493 Acq: 8-JAN-2020 08:54:09 GC EI+ Voltage SIR Autospec-UltimaE
Sample#14 File Text:Vista Analytical Laboratory VG7 Text:1903742-05RE1 PDI-1069SC-A-13-14.3-191016 15.61 Exp:OCDD_DB5
319.8965 S:14 BSUB(10000,15,-3.0) PKD(5,5,3,0.10%,100.0,0.00%,F,F)



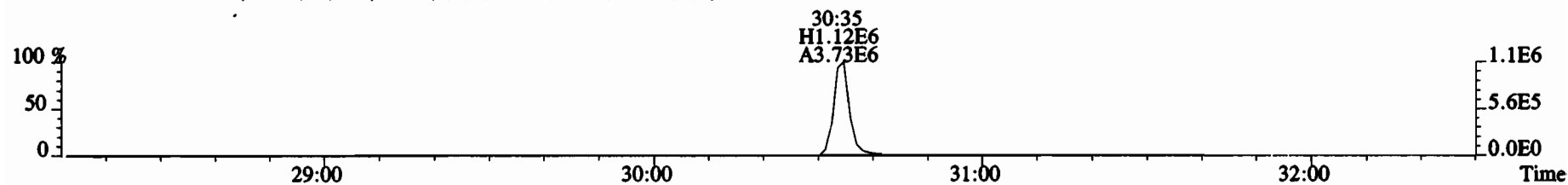
File:200107D2 #1-211 Acq: 8-JAN-2020 08:54:09 GC EI+ Voltage SIR Autospec-UltimaE
 Sample#14 File Text:Vista_Analytical_Laboratory_VG7 Text:1903742-05RE1 PDI-1069SC-A-13-14.3-191016 15.61 Exp:OCDD_DB5
 353.8576 S:14 F:2 BSUB(10000,15,-3.0) PKD(5,5,3,0.10%,100.0,0.00%,F,F)



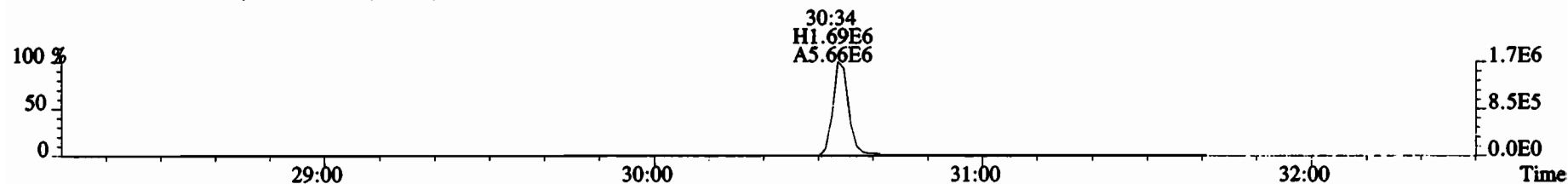
355.8546 S:14 F:2 BSUB(10000,15,-3.0) PKD(5,5,3,0.10%,100.0,0.00%,F,F)



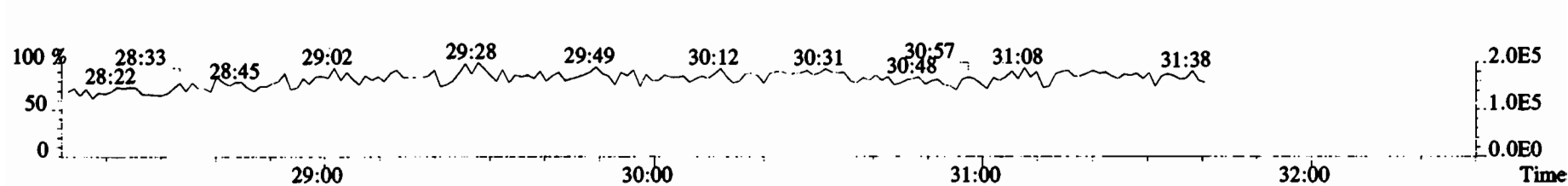
365.8978 S:14 F:2 BSUB(10000,15,-3.0) PKD(5,5,3,0.10%,100.0,0.00%,F,F)



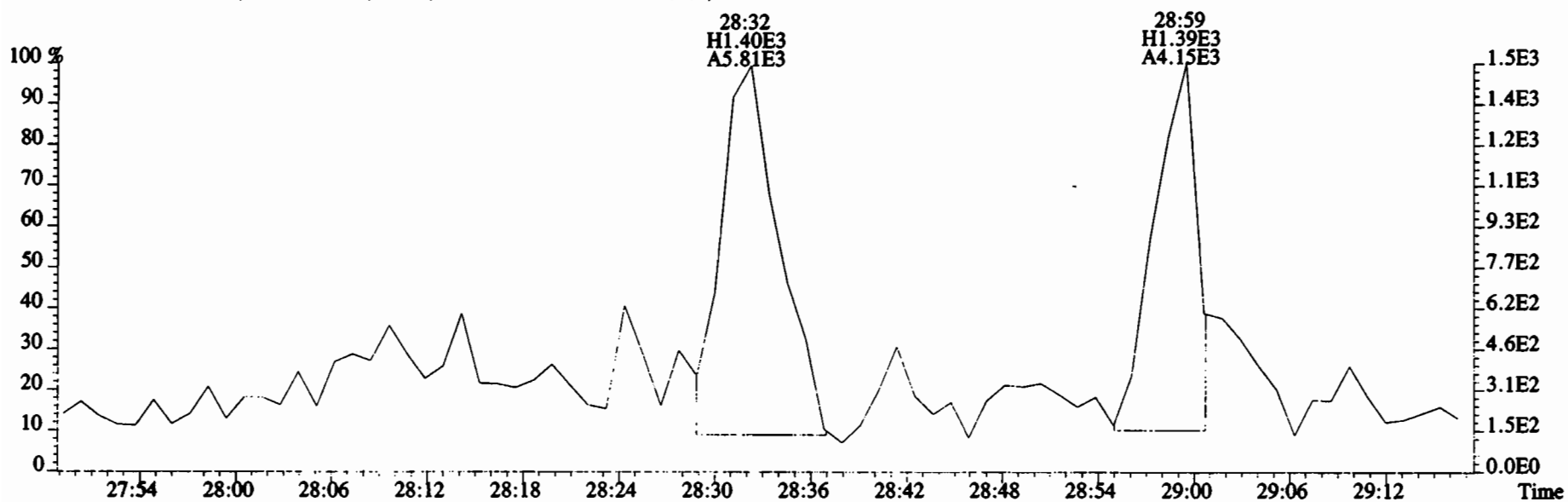
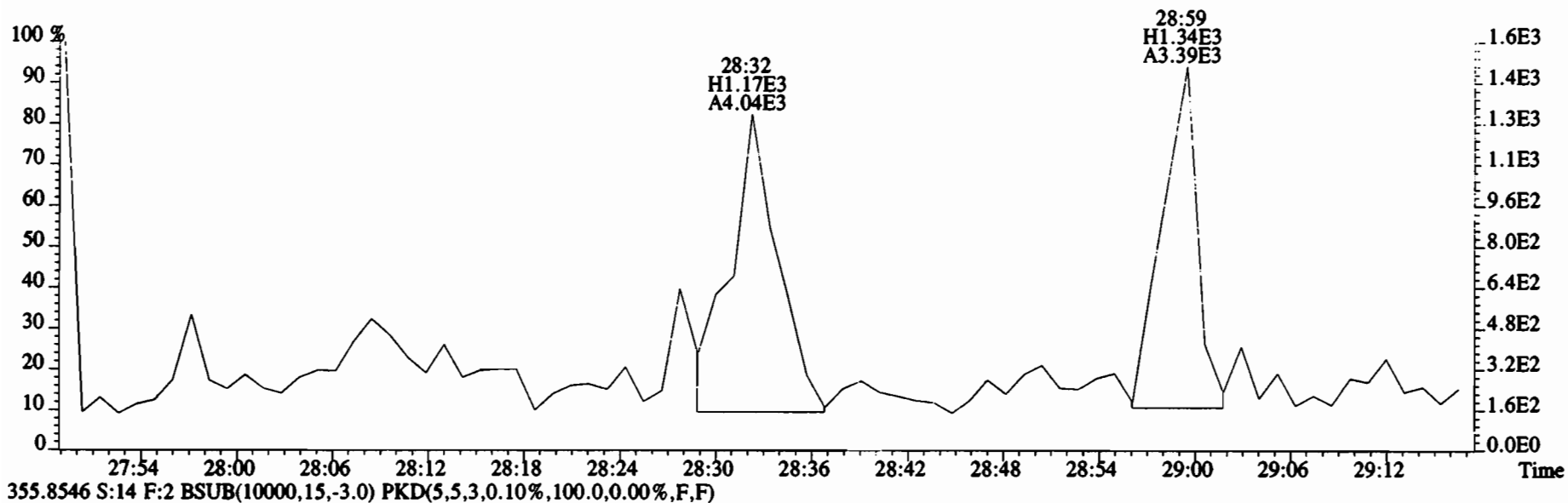
367.8949 S:14 F:2 BSUB(10000,15,-3.0) PKD(5,5,3,0.10%,100.0,0.00%,F,F)



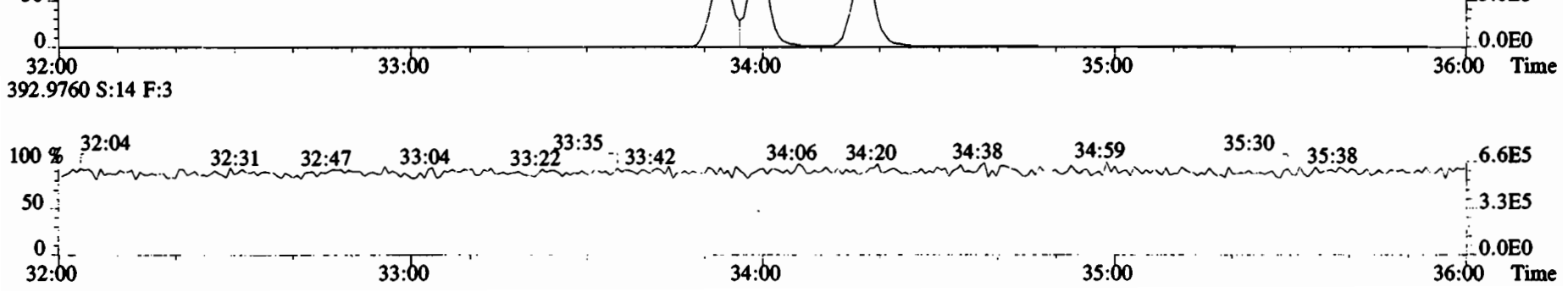
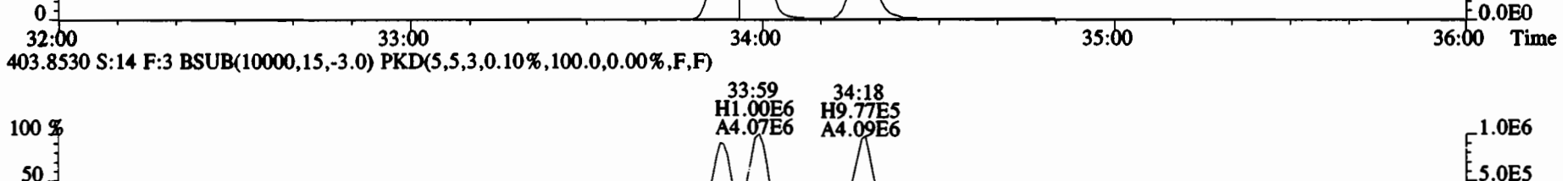
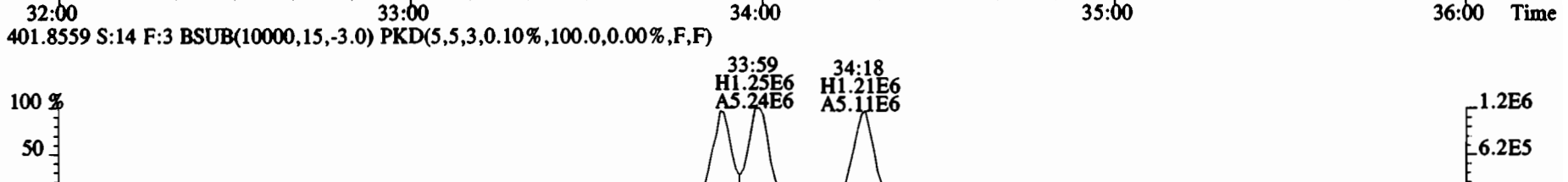
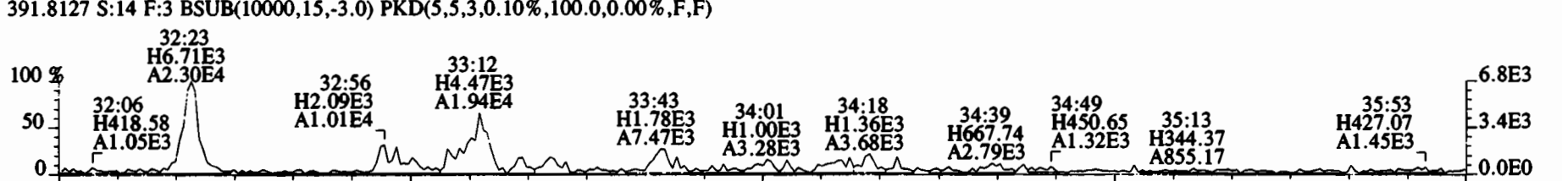
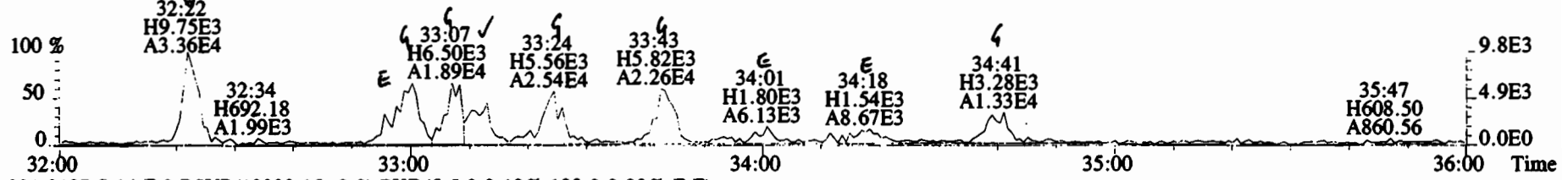
366.9792 S:14 F:2



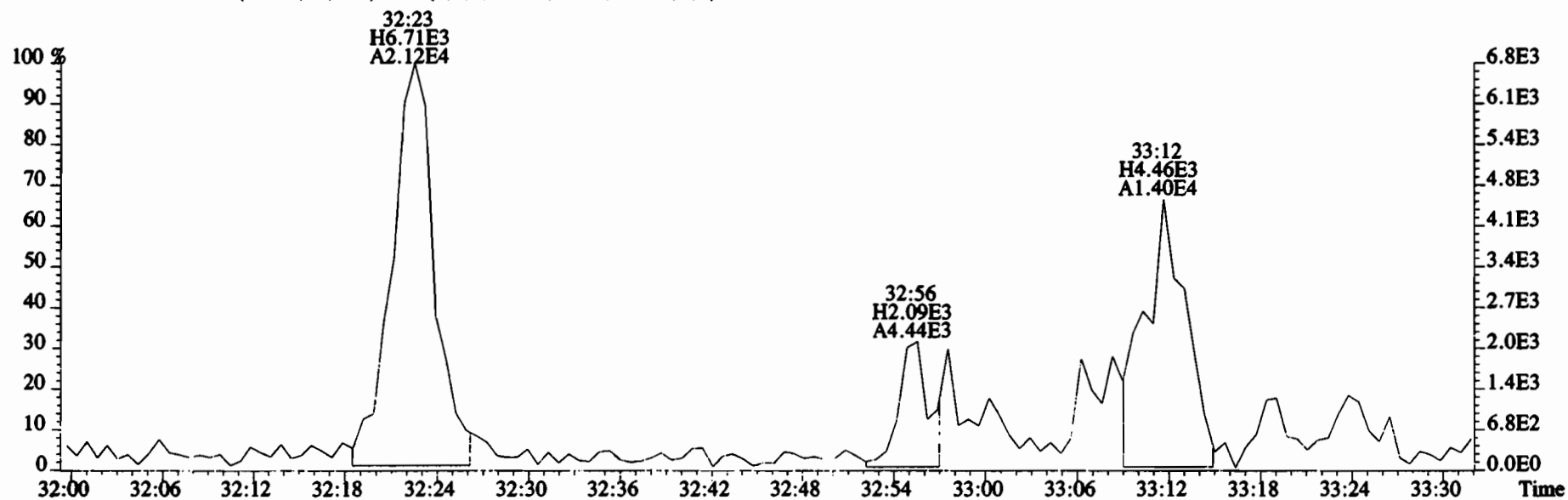
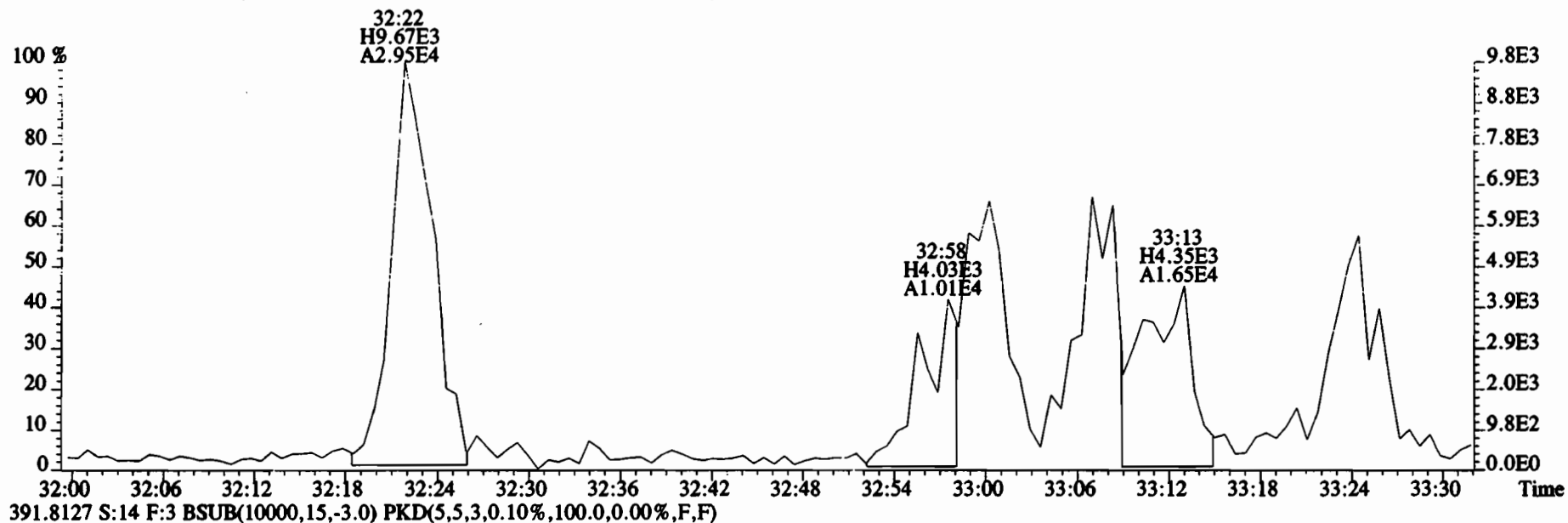
File:200107D2 #1-211 Acq: 8-JAN-2020 08:54:09 GC EI+ Voltage SIR Autospec-UltimaE
Sample#14 File Text: Vista Analytical Laboratory VG7 Text:1903742-05RE1 PDI-1069SC-A-13-14.3-191016 15.61 Exp:OCDD_DB5
353.8576 S:14 F:2 BSUB(10000,15,-3.0) PKD(5,5,3,0.10%,100.0,0.00%,F,F)



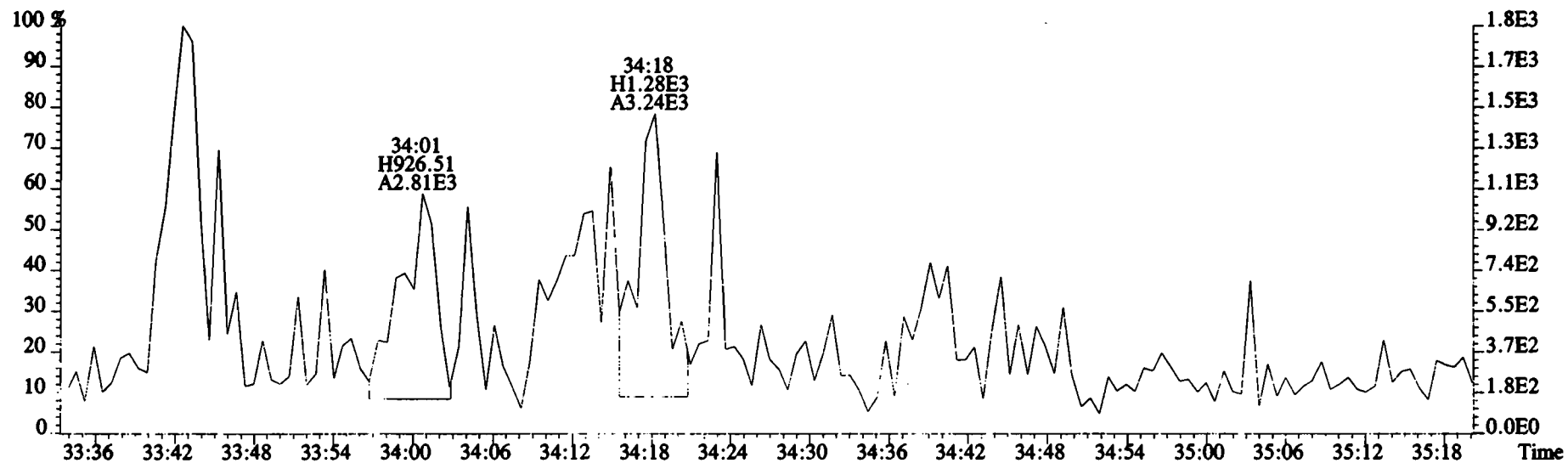
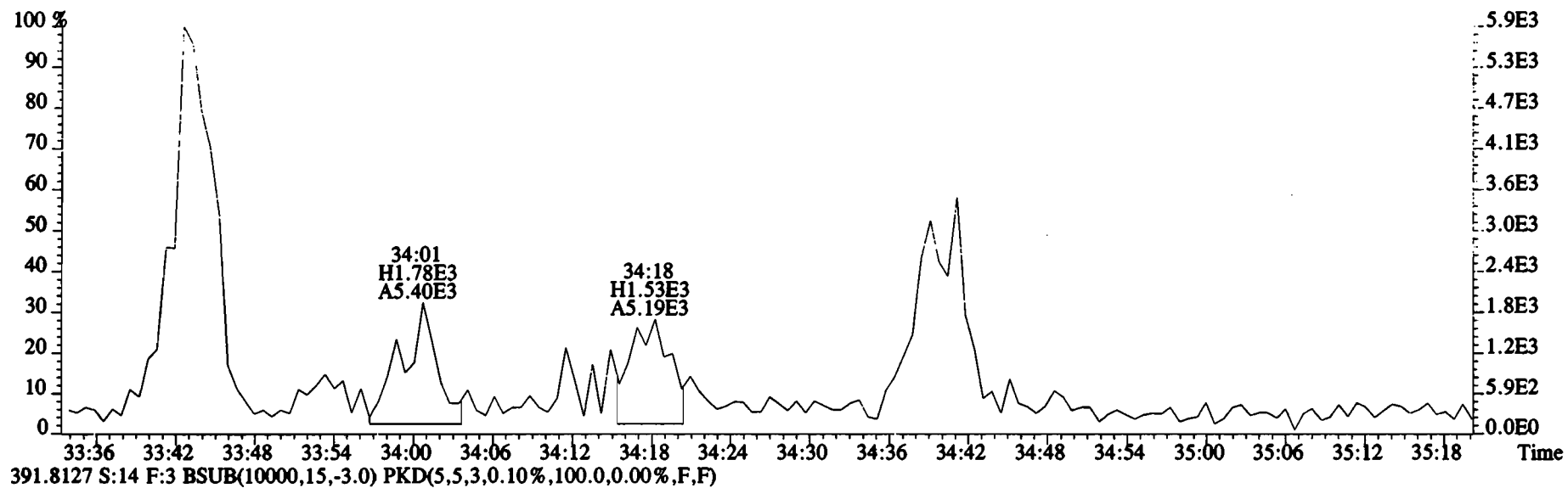
File:200107D2 #1-385 Acq: 8-JAN-2020 08:54:09 GC EI+ Voltage SIR Autospec-UltimaE
 Sample#14 File Text: Vista Analytical Laboratory VG7 Text:1903742-05RE1 PDI-1069SC-A-13-14.3-191016 15.61 Exp:OCDD_DB5
 389.8156 S:14 F:3 BSUB(10000,15,-3.0) PKD(5,5,3,0.10%,100.0,0.00%,F,F)



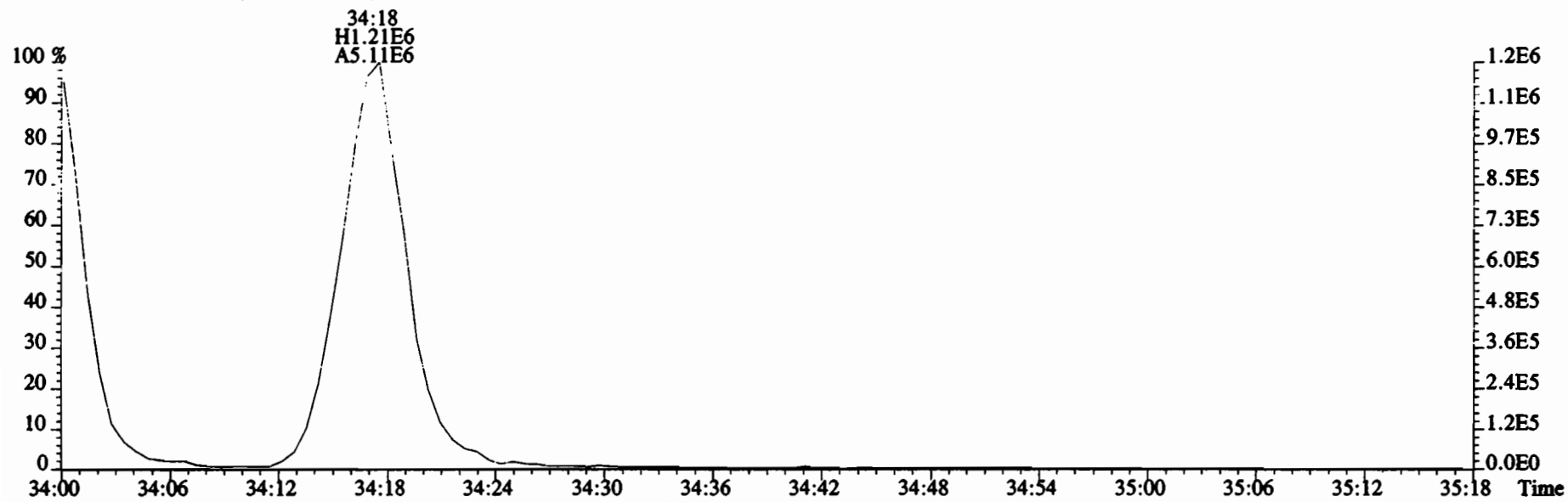
File:200107D2 #1-385 Acq: 8-JAN-2020 08:54:09 GC EI+ Voltage SIR Autospec-UltimaE
Sample#14 File Text:Vista Analytical Laboratory VG7 Text:1903742-05RE1 PDI-1069SC-A-13-14.3-191016 15.61 Exp:OCDD_DB5
389.8156 S:14 F:3 BSUB(10000,15,-3.0) PKD(5,5,3,0.10%,100.0,0.00%,F,F)



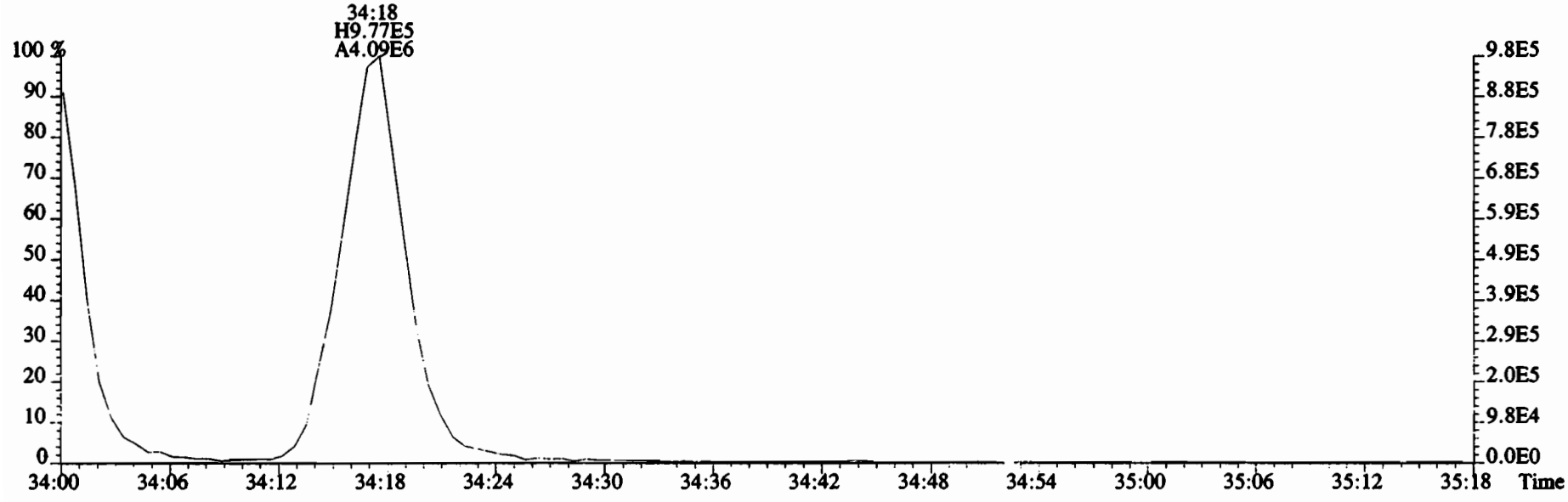
File:200107D2 #1-385 Acq: 8-JAN-2020 08:54:09 GC EI+ Voltage SIR Autospec-UltimaE
Sample#14 File Text:Vista Analytical Laboratory VG7 Text:1903742-05RE1 PDI-1069SC-A-13-14.3-191016 15.61 Exp:OCDD_DB5
389.8156 S:14 F:3 BSUB(10000,15,-3.0) PKD(5,5,3,0.10%,100.0,0.00%,F,F)



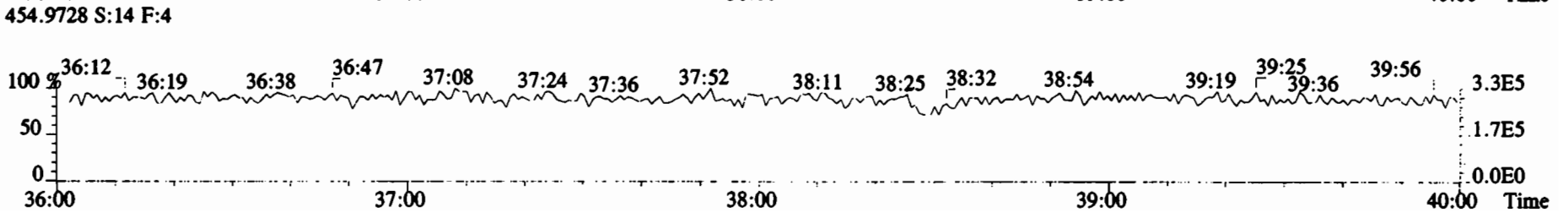
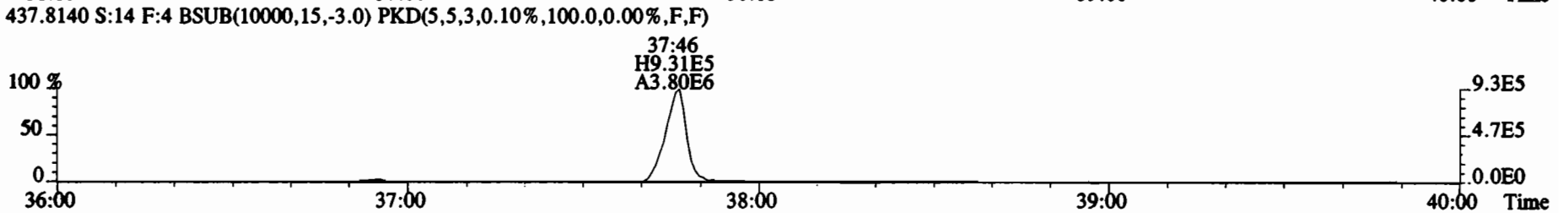
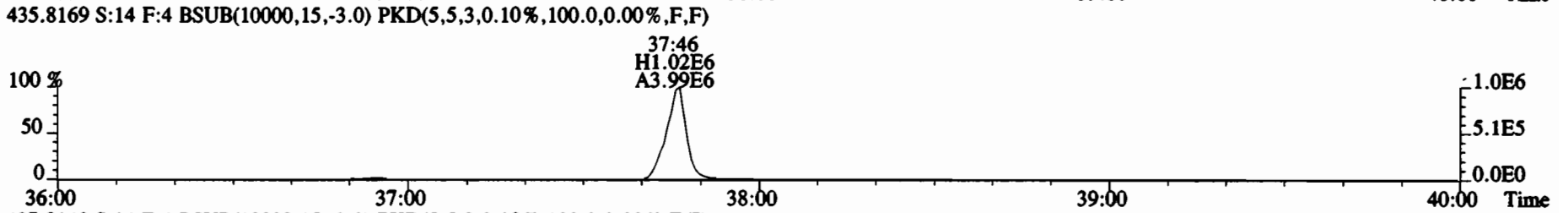
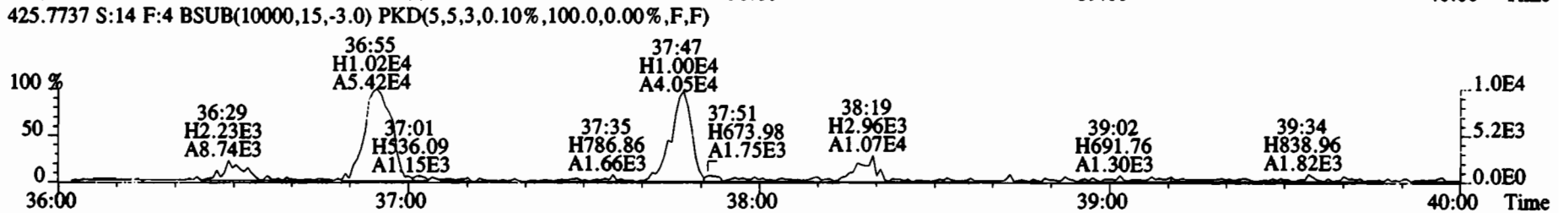
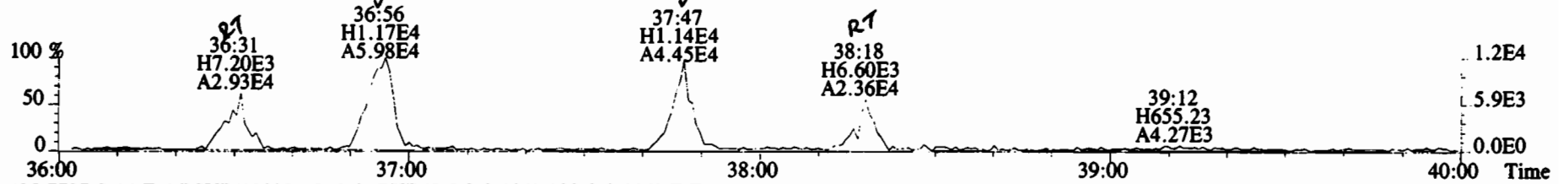
File:200107D2 #1-385 Acq: 8-JAN-2020 08:54:09 GC EI+ Voltage SIR Autospec-UltimaE
Sample#14 File Text:Vista Analytical Laboratory VG7 Text:1903742-05RE1 PDI-1069SC-A-13-14.3-191016 15.61 Exp:OCDD_DB5
401.8559 S:14 F:3 BSUB(10000,15,-3.0) PKD(5,5,3,0.10%,100.0,0.00%,F,F)



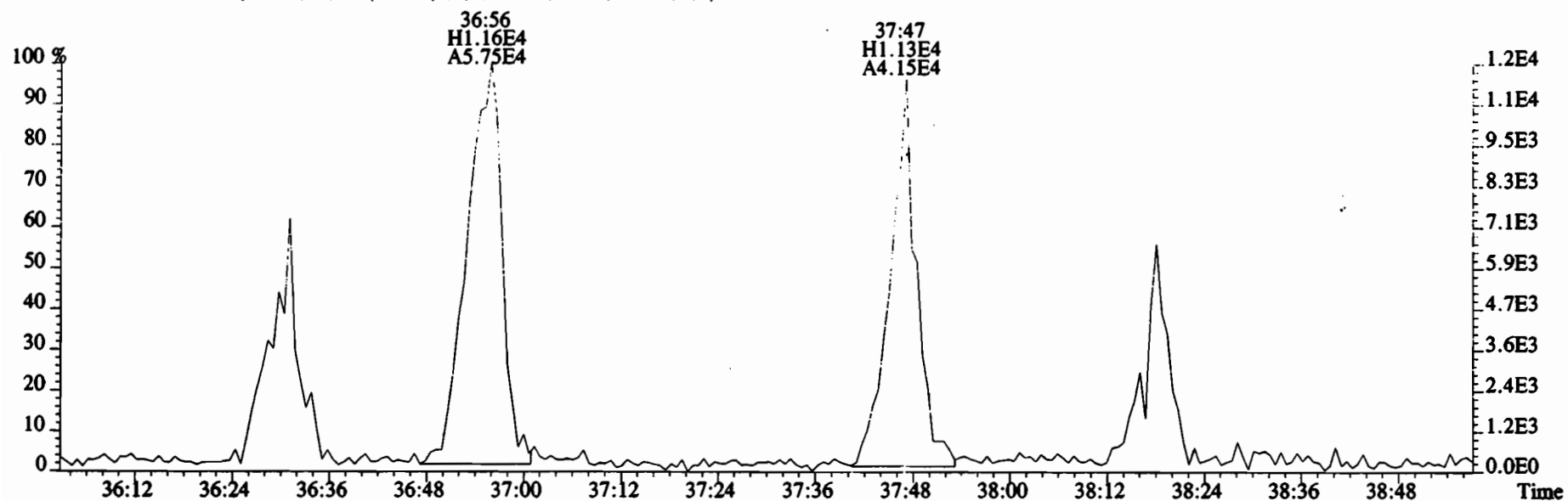
403.8530 S:14 F:3 BSUB(10000,15,-3.0) PKD(5,5,3,0.10%,100.0,0.00%,F,F)



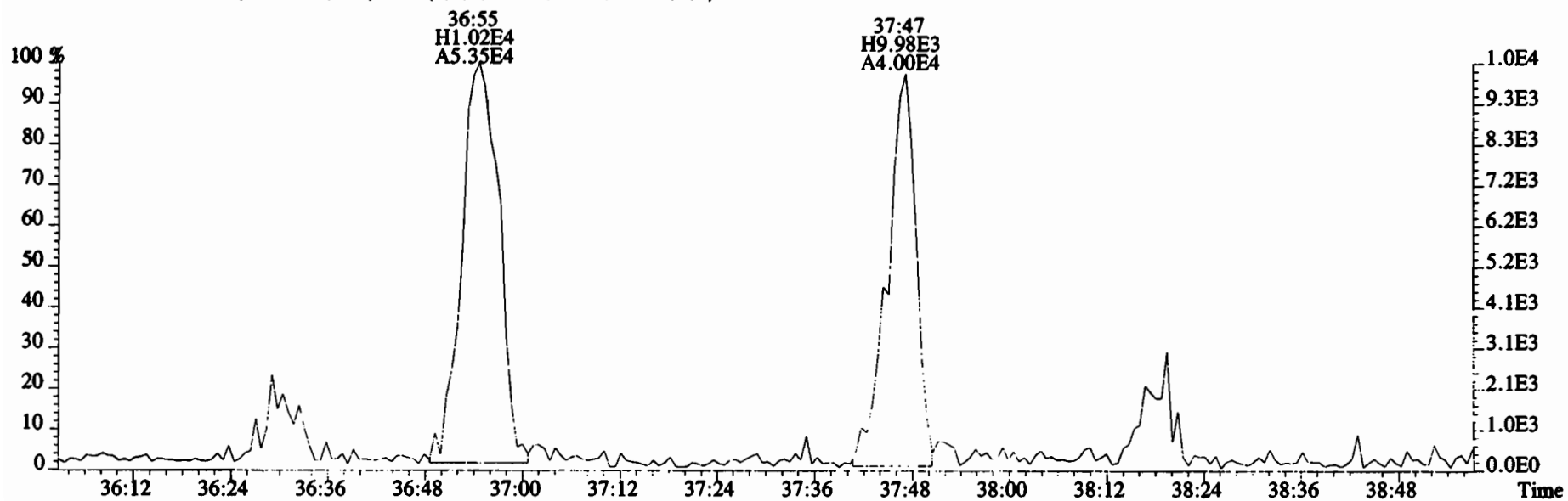
File:200107D2 #1-355 Acq: 8-JAN-2020 08:54:09 GC EI+ Voltage SIR Autospec-UltimaE
 Sample#14 File Text:Vista Analytical Laboratory_VG7 Text:1903742-05RE1 PDI-1069SC-A-13-14.3-191016 15.61 Exp:OCDD_DB5
 423.7767 S:14 F:4 BSUB(10000,15,-3.0) PKD(5,5,3,0.10%,100.0,0.00%,F,F)



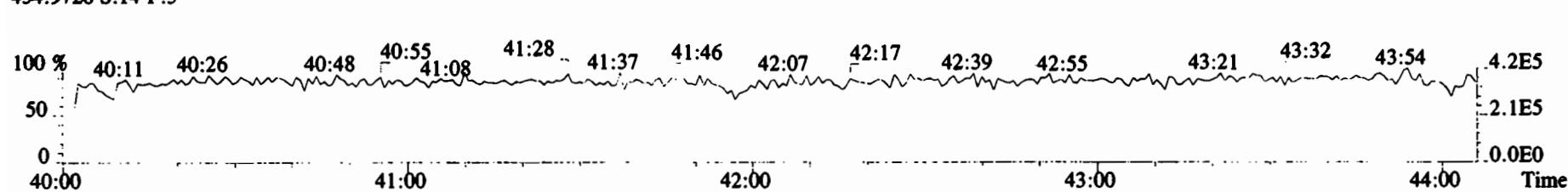
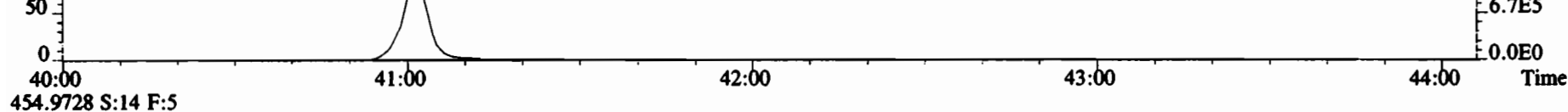
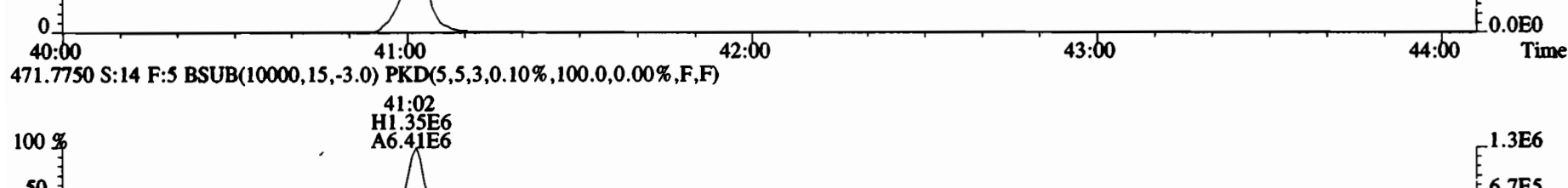
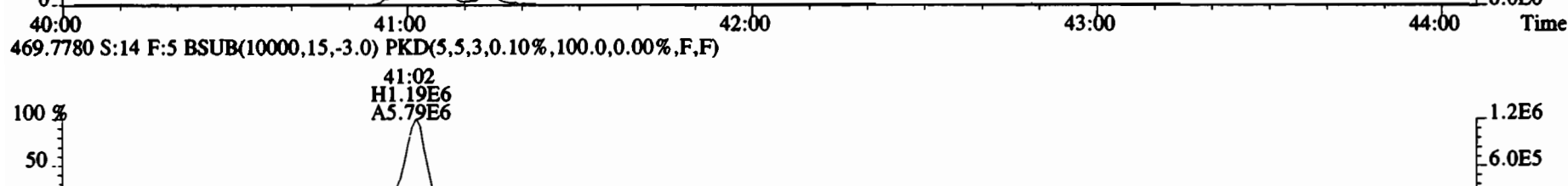


File:200107D2 #1-355 Acq: 8-JAN-2020 08:54:09 GC EI+ Voltage SIR Autospec-UltimaE
Sample#14 File Text:Vista Analytical Laboratory VG7 Text:1903742-05RE1 PDI-1069SC-A-13-14.3-191016 15.61 Exp:OCDD_DB5
423.7767 S:14 F:4 BSUB(10000,15,-3.0) PKD(5,5,3,0.10%,100.0,0.00%,F,F)



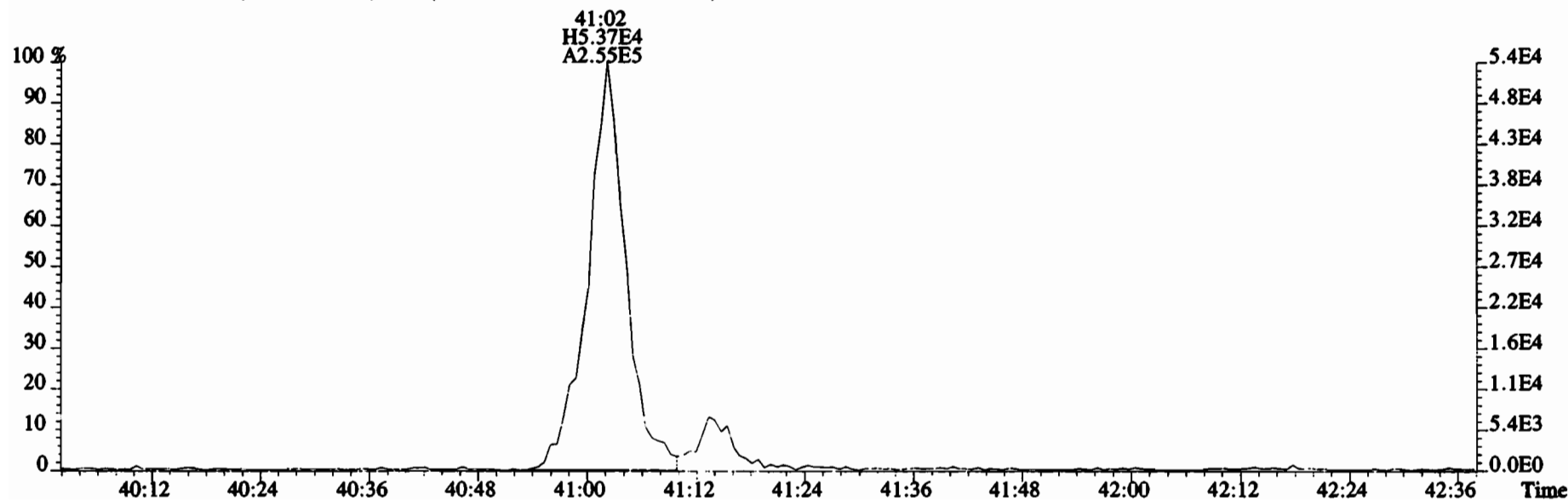
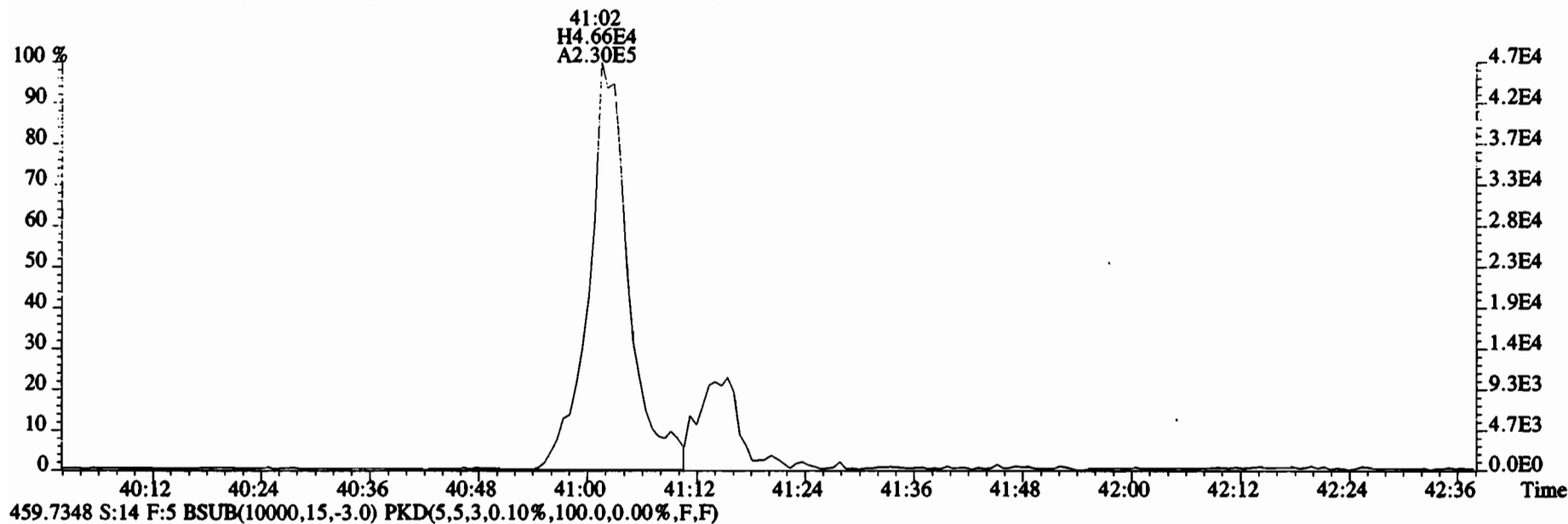
425.7737 S:14 F:4 BSUB(10000,15,-3.0) PKD(5,5,3,0.10%,100.0,0.00%,F,F)



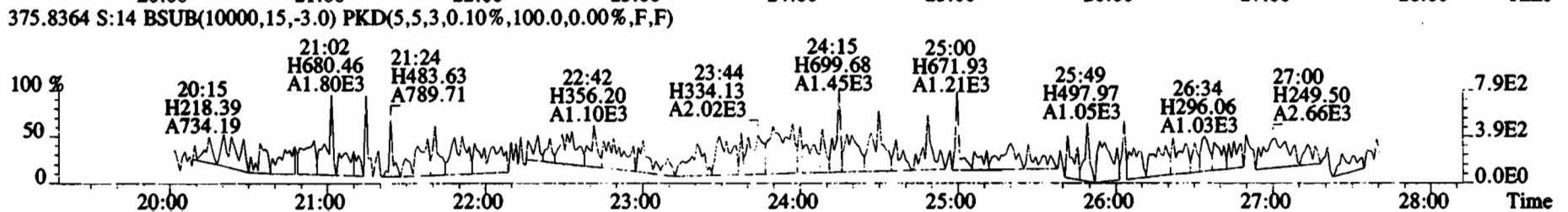
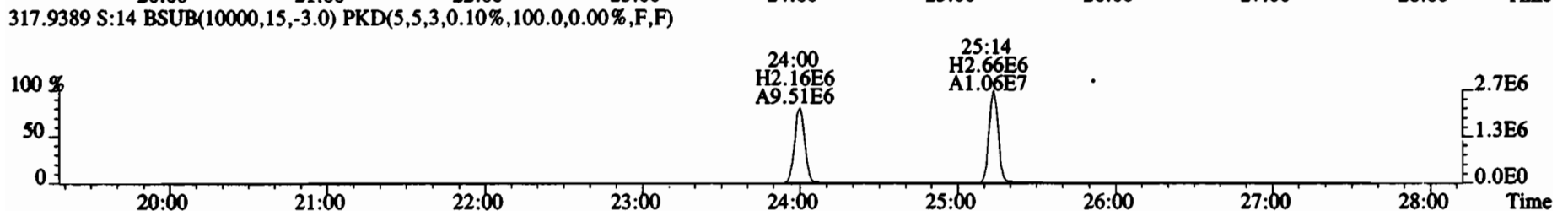
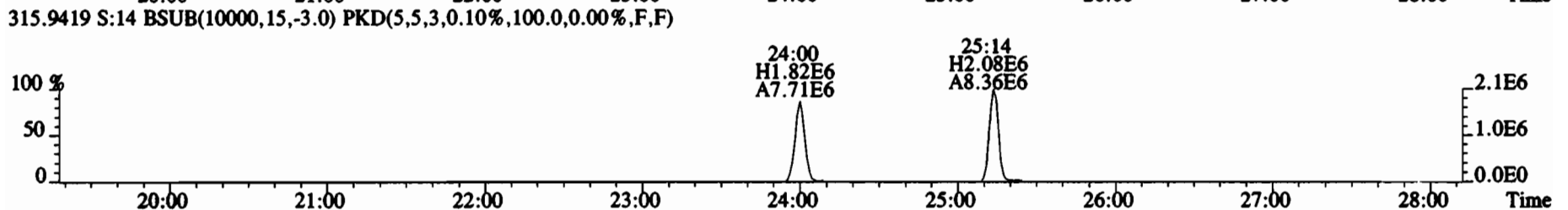
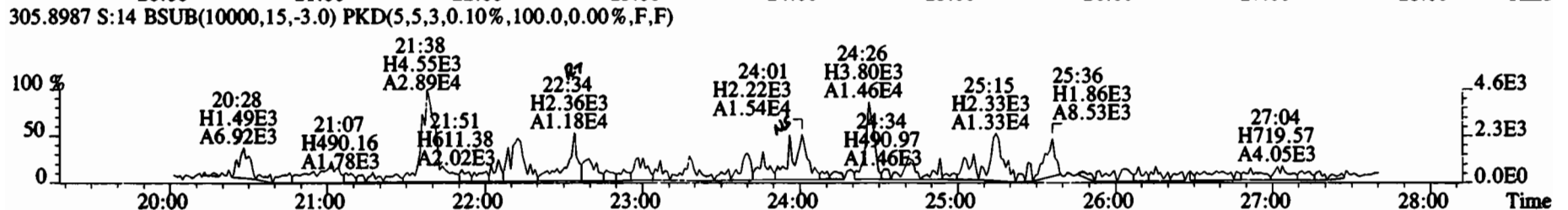
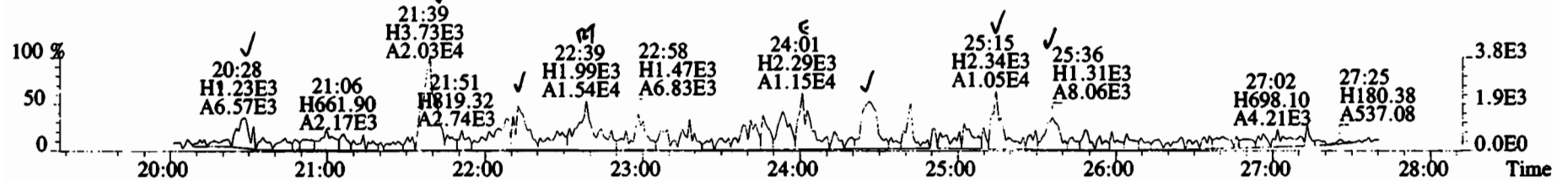
File:200107D2 #1-432 Acq: 8-JAN-2020 08:54:09 GC EI+ Voltage SIR Autospec-UltimaE
Sample#14 File Text:Vista Analytical Laboratory_VG7 Text:1903742-05RE1 PDI-1069SC-A-13-14.3-191016 15.61 Exp:OCDD_DB5
457.7377 S:14 F:5 BSUB(10000,15,-3.0) PKD(5,5,3,0.10%,100.0,0.00%,F,F)



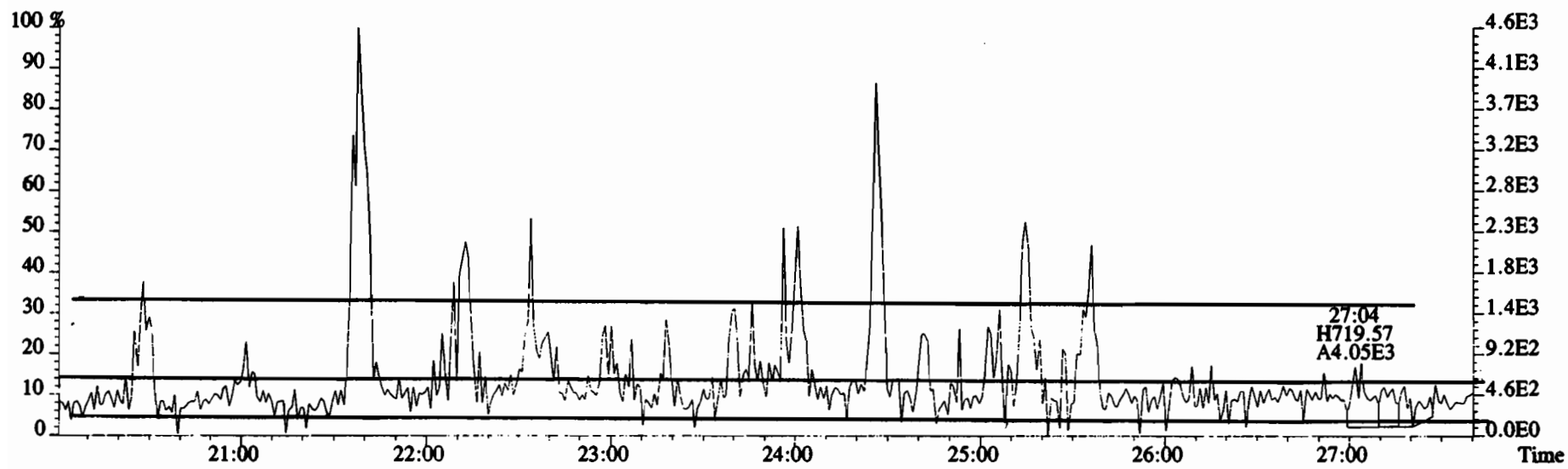
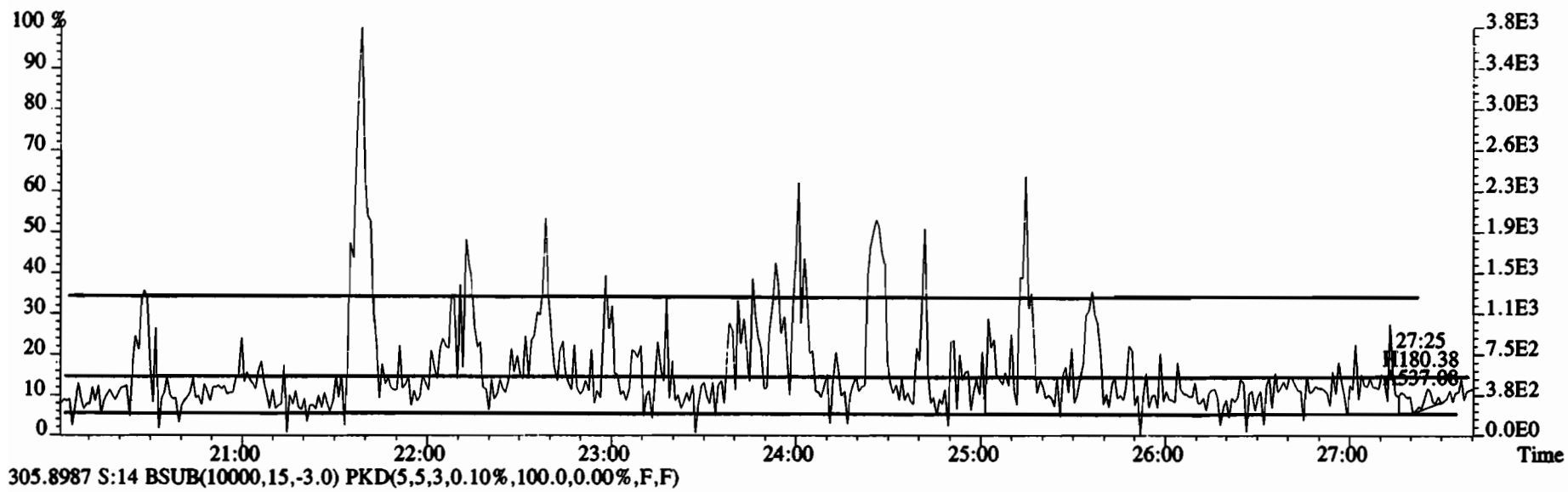
File:200107D2 #1-432 Acq: 8-JAN-2020 08:54:09 GC EI+ Voltage SIR Autospec-UltimaE
Sample#14 File Text:Vista Analytical Laboratory VG7 Text:1903742-05RE1 PDI-1069SC-A-13-14.3-191016 15.61 Exp:OCDD_DB5
457.7377 S:14 F:5 BSUB(T0000,15,-3.0) PKD(5,5,3,0.10%,100.0,0.00%,F,F)



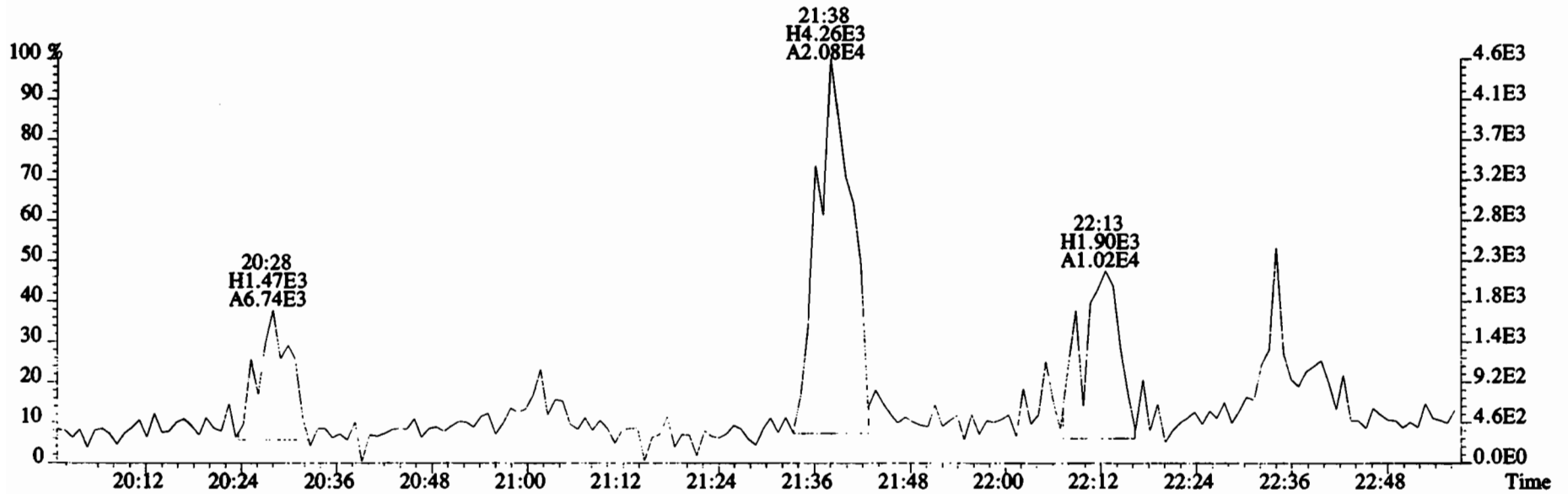
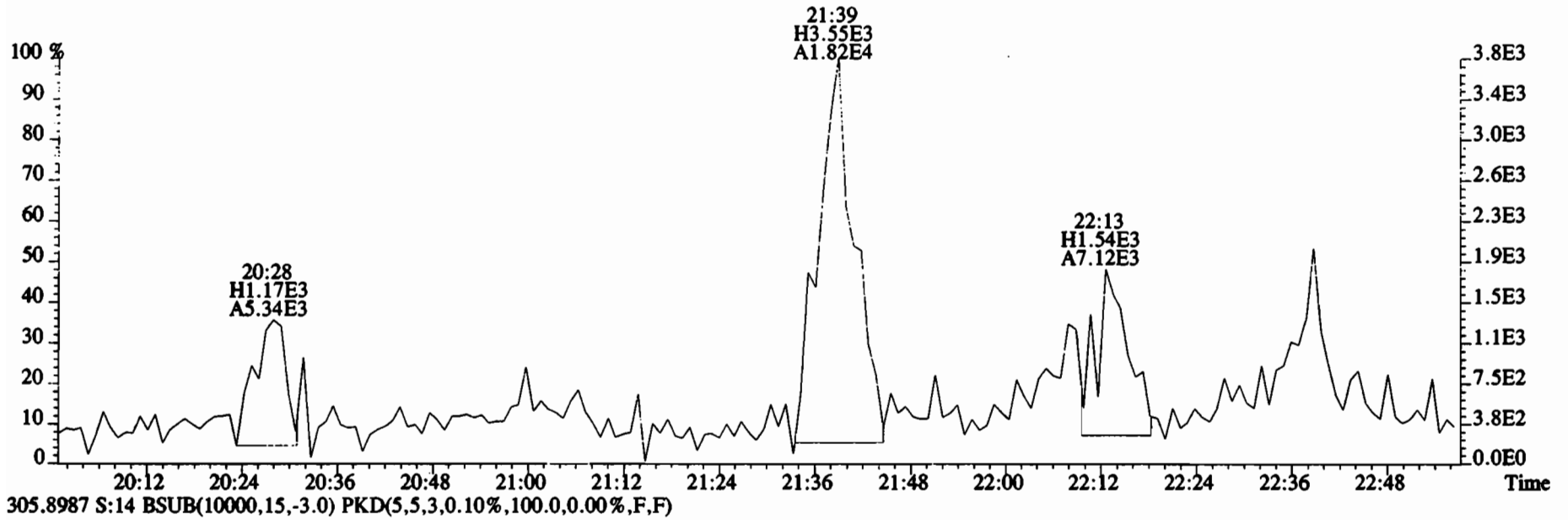
File:200107D2 #1-493 Acq: 8-JAN-2020 08:54:09 GC EI+ Voltage SIR Autospec-UltimaE
 Sample#14 File Text:Vista Analytical Laboratory VG7 Text:1903742-05RE1 PDI-1069SC-A-13-14.3-191016 15.61 Exp:OCDD_DB5
 303.9016 S:14 BSUB(10000,15,-3.0) PKD(5,5,3,0.10%,100.0,0.00%,F,F)



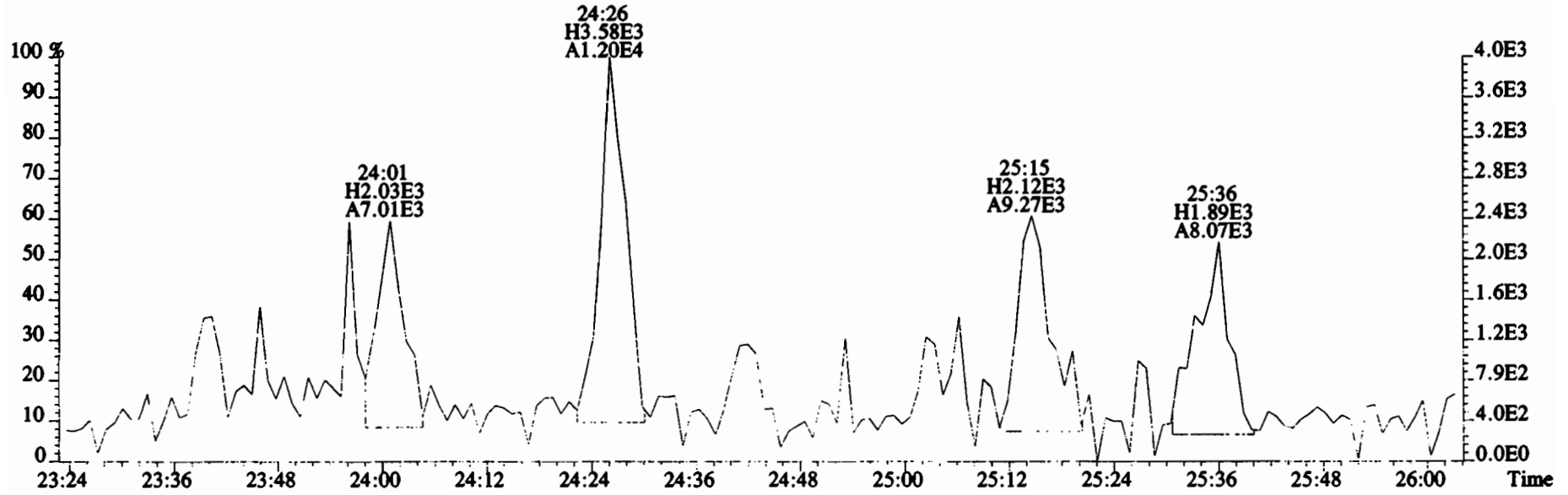
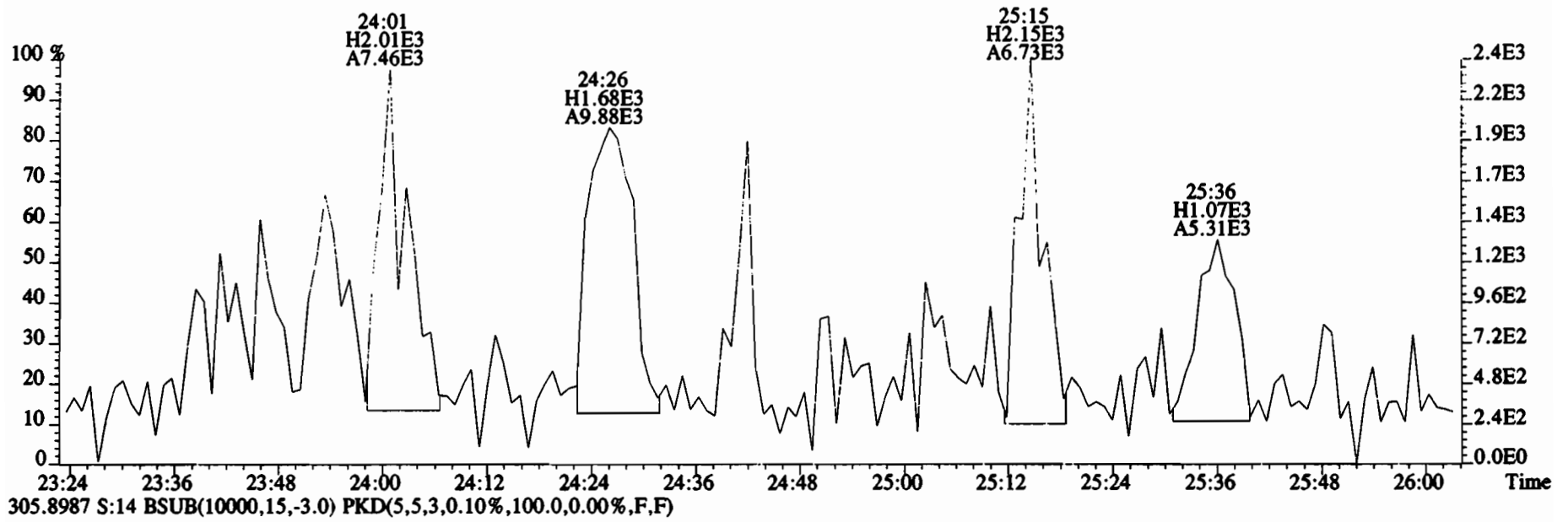
File:200107D2 #1-493 Acq: 8-JAN-2020 08:54:09 GC EI+ Voltage SIR Autospec-UltimaE
Sample#14 File Text:Vista Analytical Laboratory VG7 Text:1903742-05RE1 PDI-1069SC-A-13-14.3-191016 15.61 Exp:OCDD_DB5
303.9016 S:14 BSUB(10000,15,-3.0) PKD(5,5,3,0.10%,100.0,0.00%,F,F)



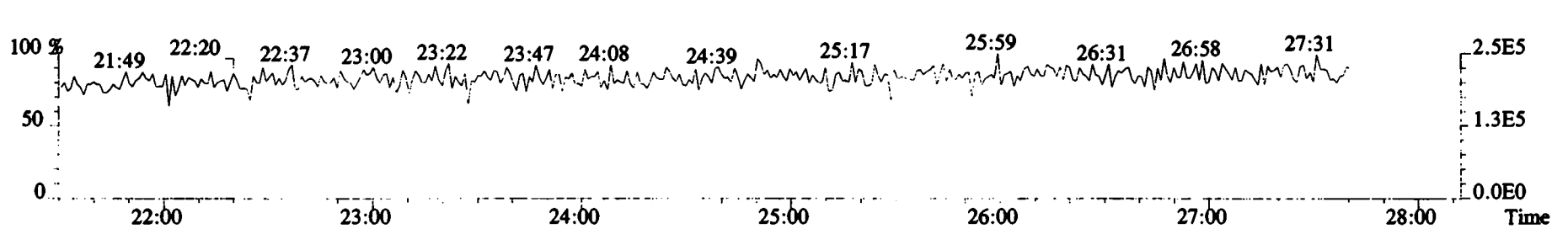
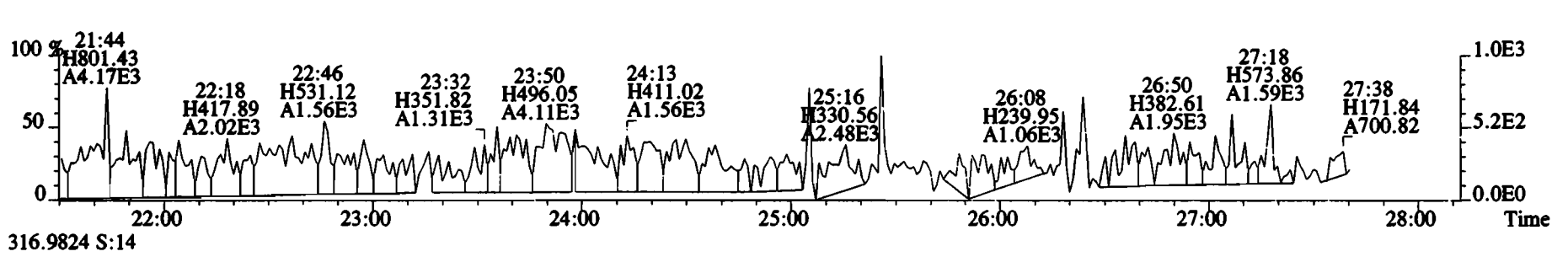
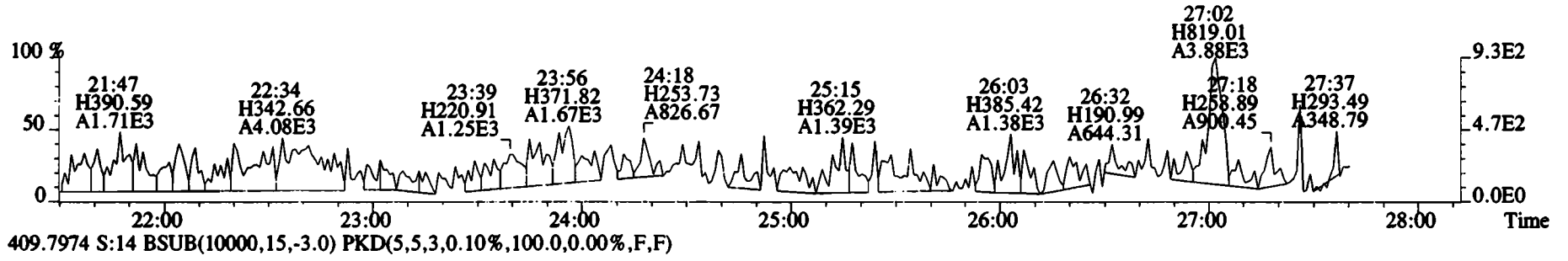
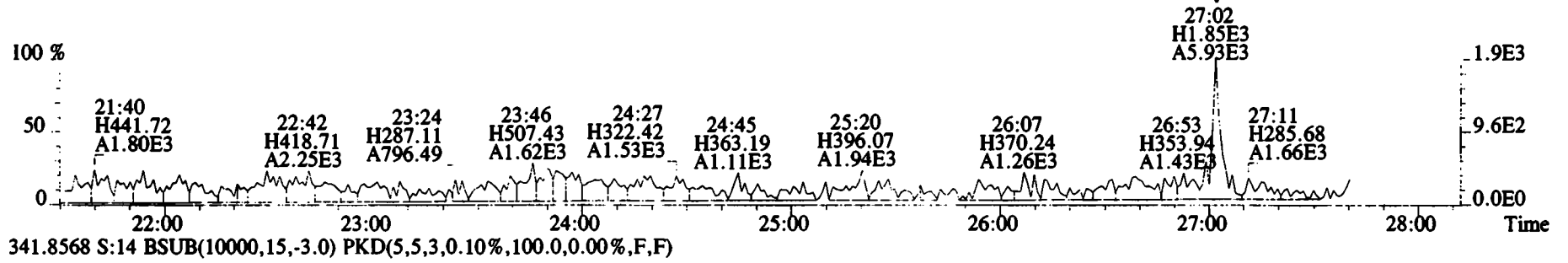
File:200107D2 #1-493 Acq: 8-JAN-2020 08:54:09 GC EI+ Voltage SIR Autospec-UltimaE
Sample#14 File Text:Vista Analytical Laboratory VG7 Text:1903742-05RE1 PDI-1069SC-A-13-14.3-191016 15.61 Exp:OCDD_DB5
303.9016 S:14 BSUB(10000,15,-3.0) PKD(5,5,3,0.10%,100.0,0.00%,F,F)



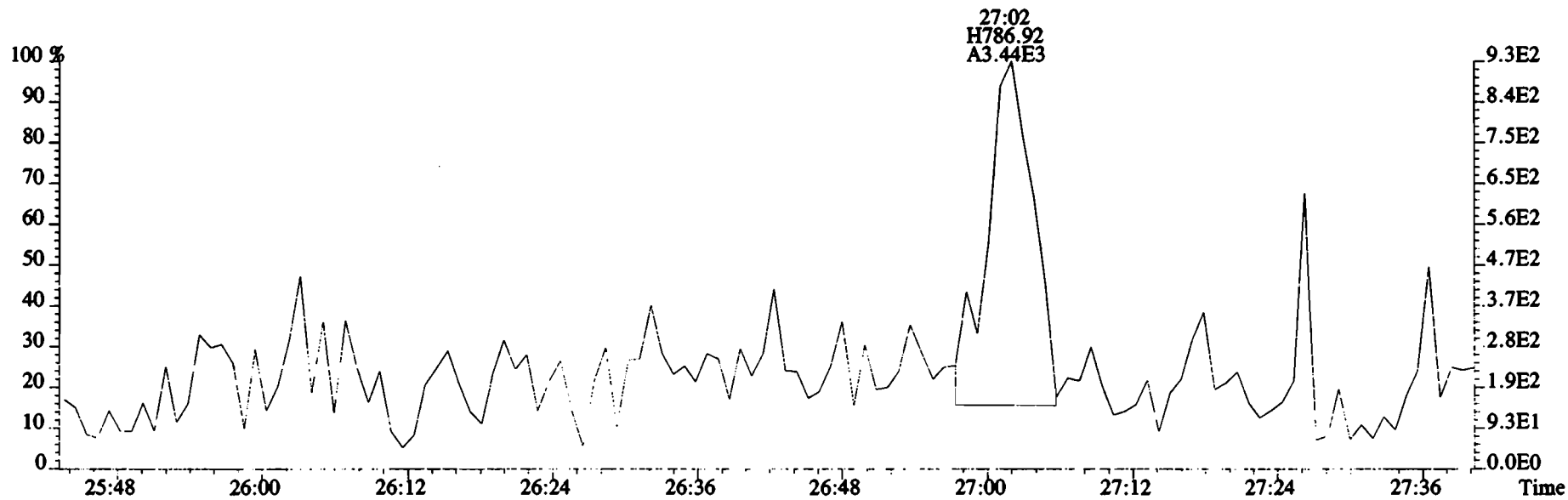
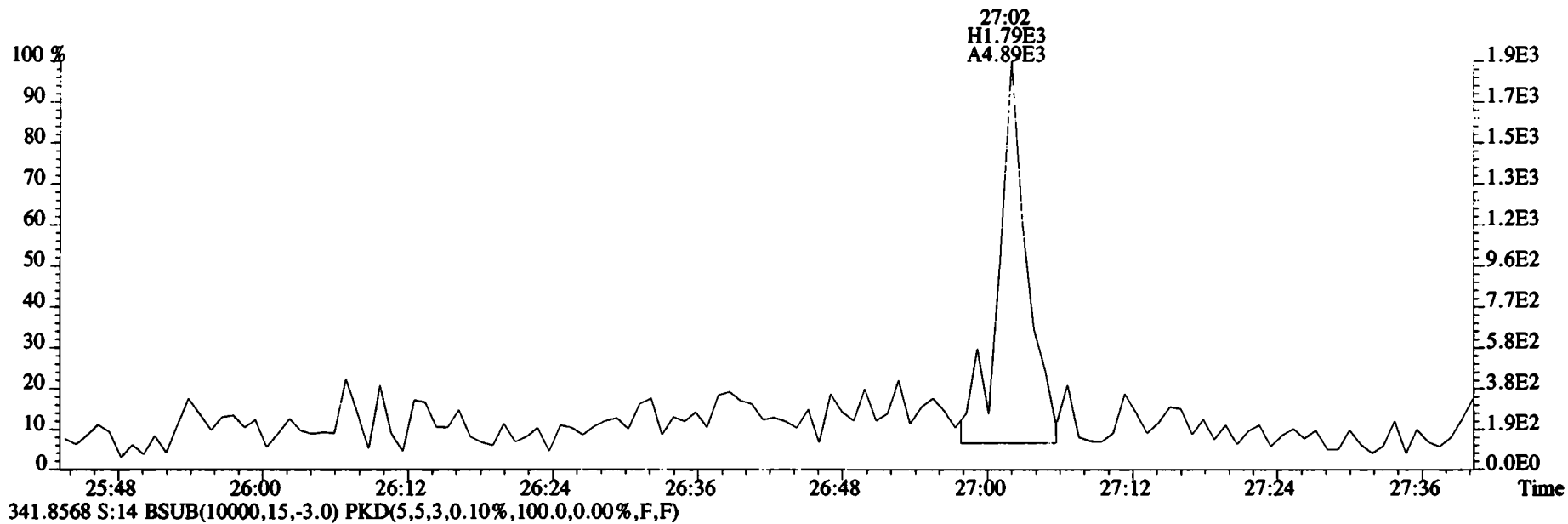
File:200107D2 #1-493 Acq: 8-JAN-2020 08:54:09 GC EI+ Voltage SIR Autospec-UltimaE
 Sample#14 File Text:Vista Analytical Laboratory VG7 Text:1903742-05RE1 PDI-1069SC-A-13-14.3-191016 15.61 Exp:OCDD_DB5
 303.9016 S:14 BSUB(10000,15,-3.0) PKD(5,5,3,0.10%,100.0,0.00%,F,F)



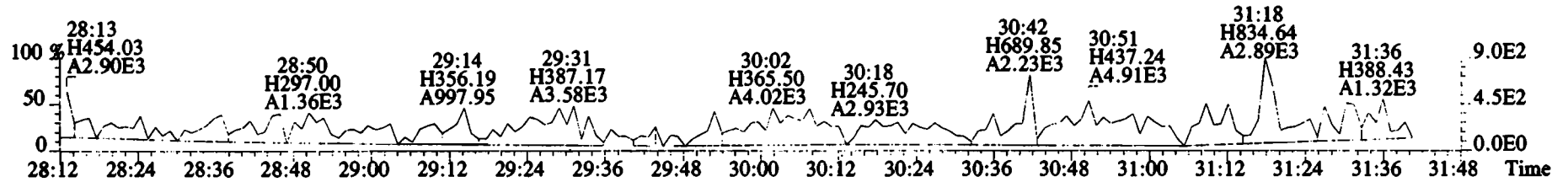
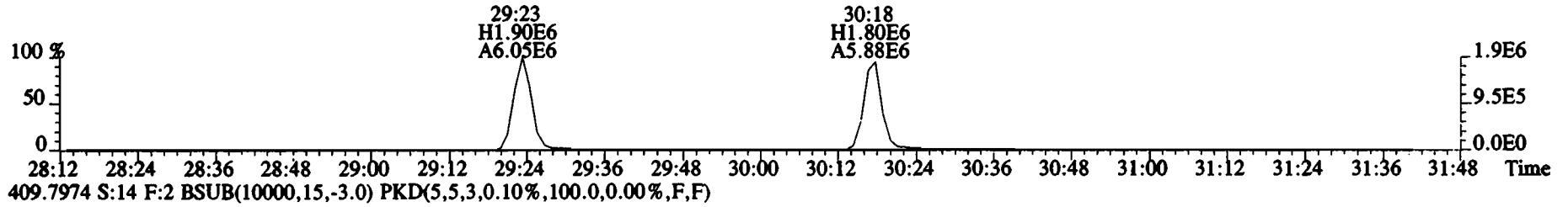
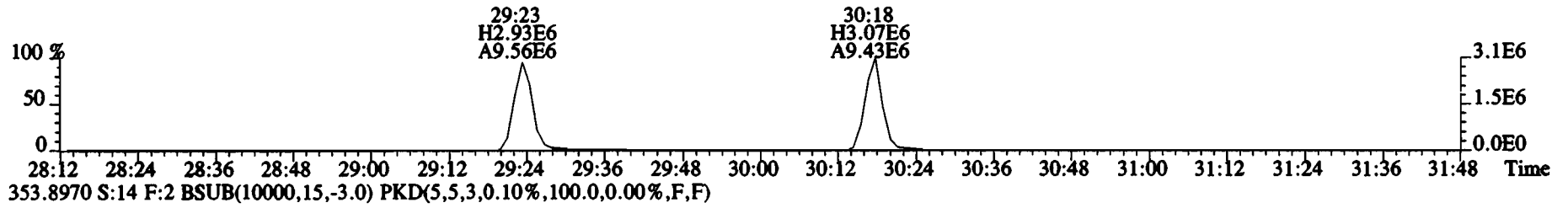
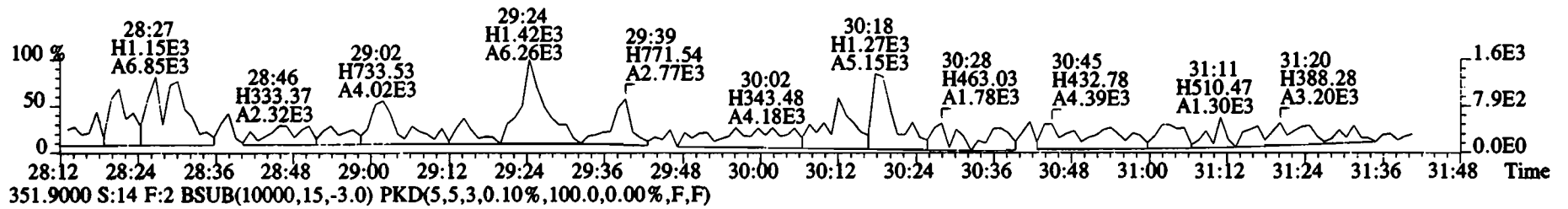
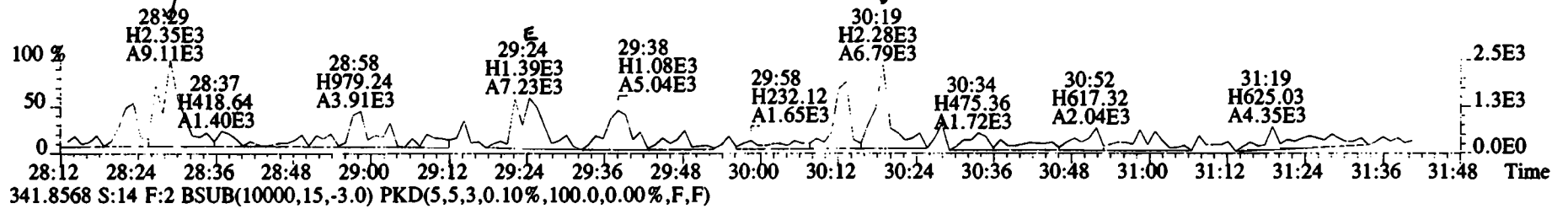
File:200107D2 #1-493 Acq: 8-JAN-2020 08:54:09 GC EI+ Voltage SIR Autospec-UltimaE
 Sample#14 File Text:Vista Analytical Laboratory VG7 Text:1903742-05RE1 PDI-1069SC-A-13-14.3-191016 15.61 Exp:OCDD_DB5
 339.8597 S:14 BSUB(10000,15,-3.0) PKD(5,5,3,0.10%,100.0,0.00%,F,F)



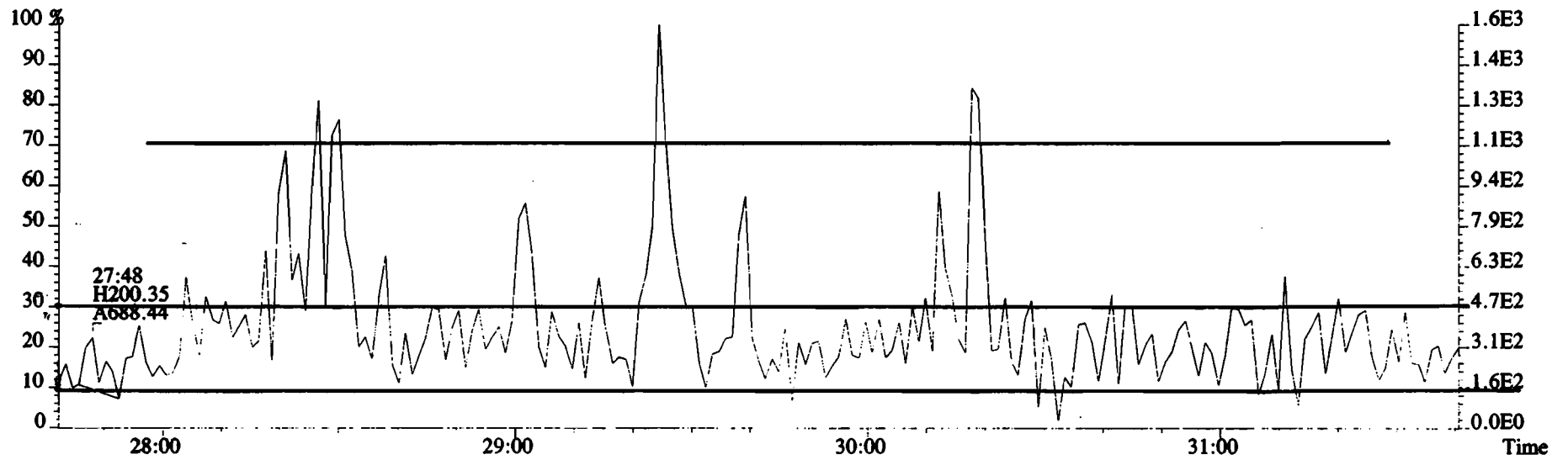
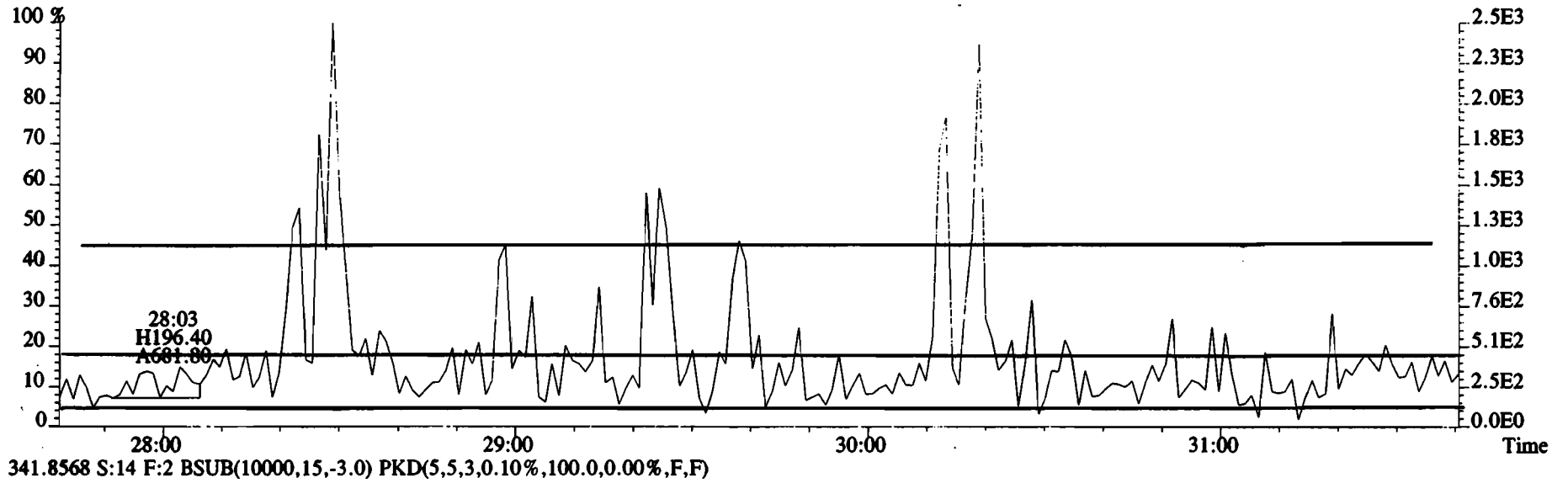
File:200107D2 #1-493 Acq: 8-JAN-2020 08:54:09 GC EI+ Voltage SIR Autospec-UltimaE
Sample#14 File Text:Vista Analytical Laboratory_VG7 Text:1903742-05RE1 PDI-1069SC-A-13-14.3-191016 15.61 Exp:OCDD_DB5
339.8597 S:14 BSUB(10000,15,-3.0) PKD(5,5,3,0.10%,100.0,0.00%,F,F)



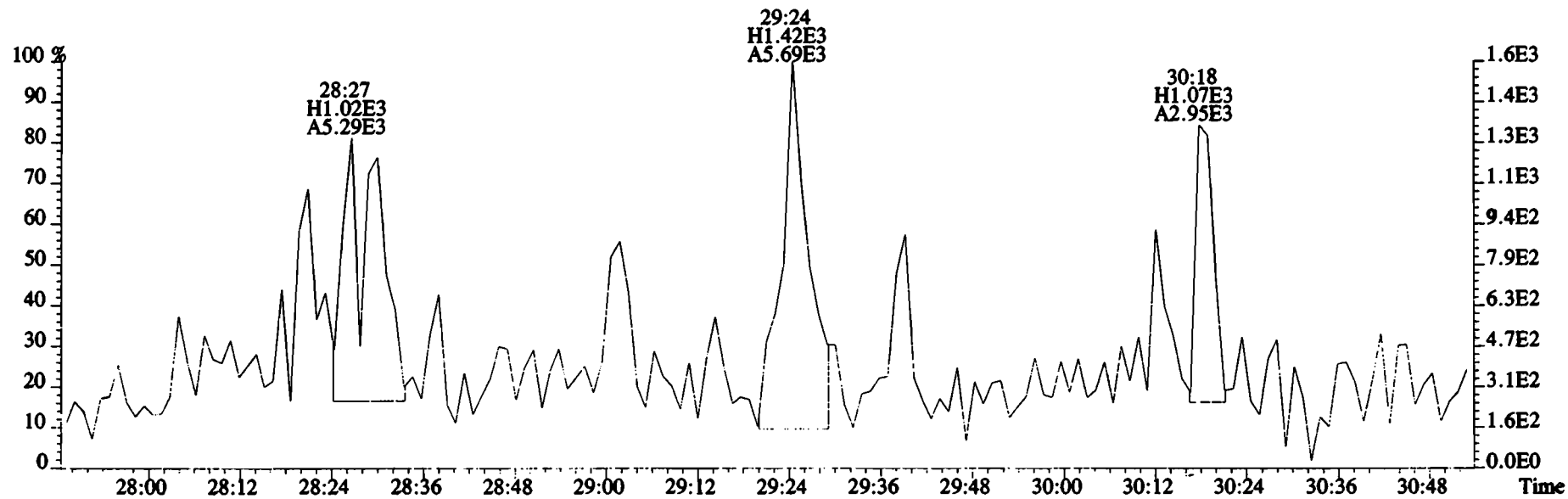
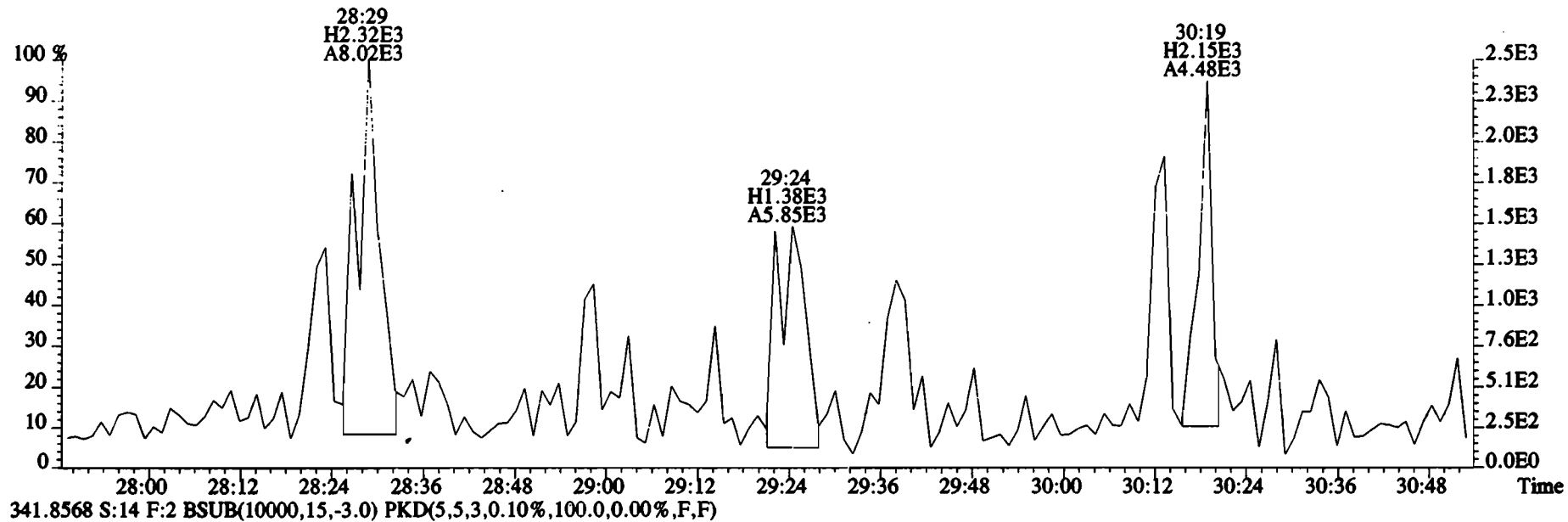
File:200107D2 #1-211 Acq: 8-JAN-2020 08:54:09 GC EI+ Voltage SIR Autospec-UltimaE
 Sample#14 File Text:Vista_Analytical_Laboratory_VG7 Text:1903742-05RE1 PDI-1069SC-A-13-14.3-191016 15.61 Exp:OCDD_DB5
 339.8597 S:14 F:2 BSUB(10000,15,-3.0) PKD(5,5,3,0.10%,100.0,0.00%,F,F)



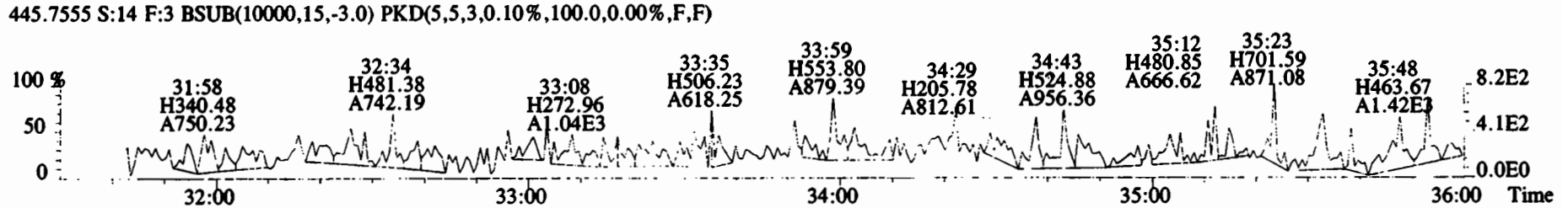
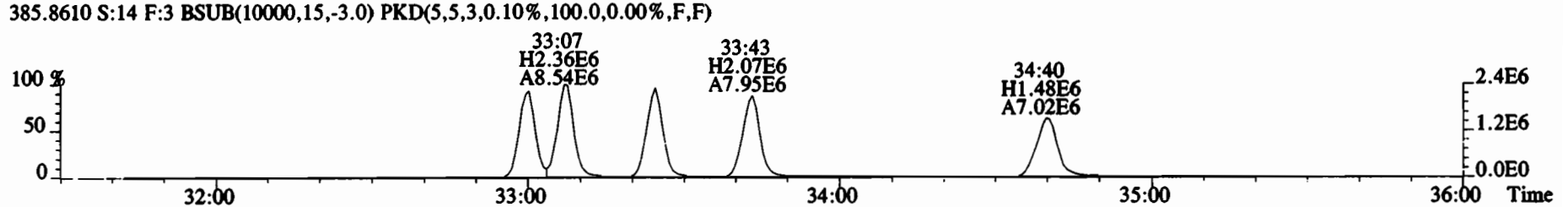
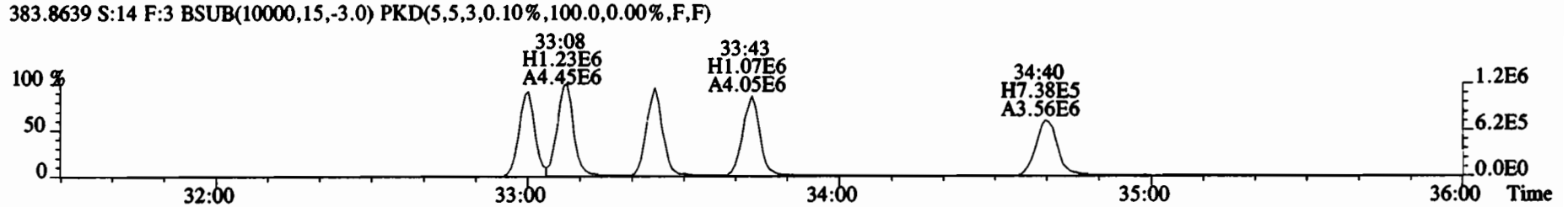
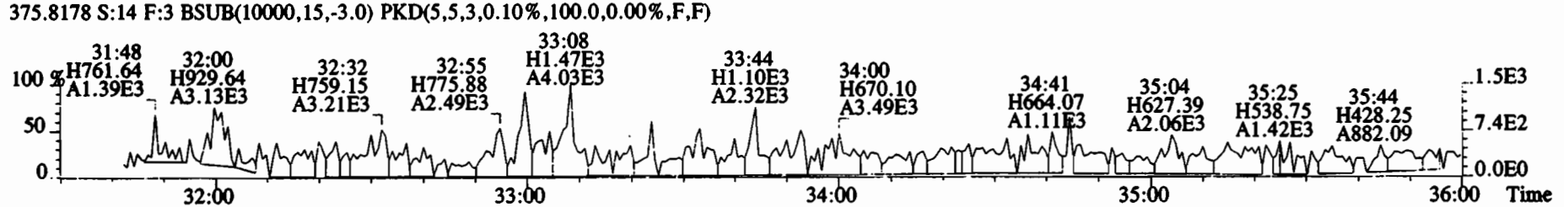
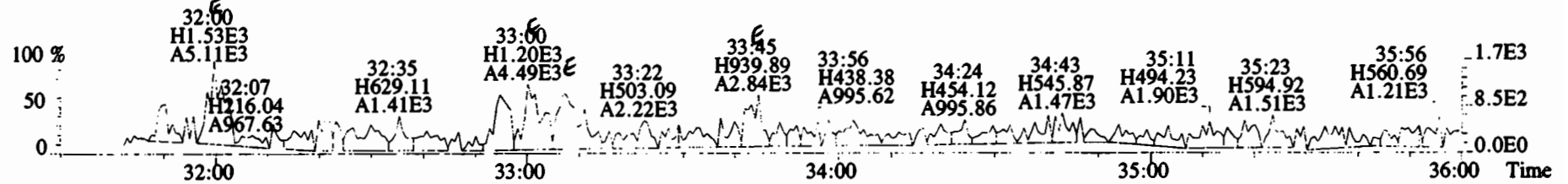
File:200107D2 #1-211 Acq: 8-JAN-2020 08:54:09 GC EI+ Voltage SIR Autospec-UltimaE
Sample#14 File Text:Vista Analytical Laboratory VG7 Text:1903742-05RE1 PDI-1069SC-A-13-14.3-191016 15.61 Exp:OCDD_DB5
339.8597 S:14 F:2 BSUB(10000,15,-3.0) PKD(5,5,3,0.10%,100.0,0.00%,F,F)



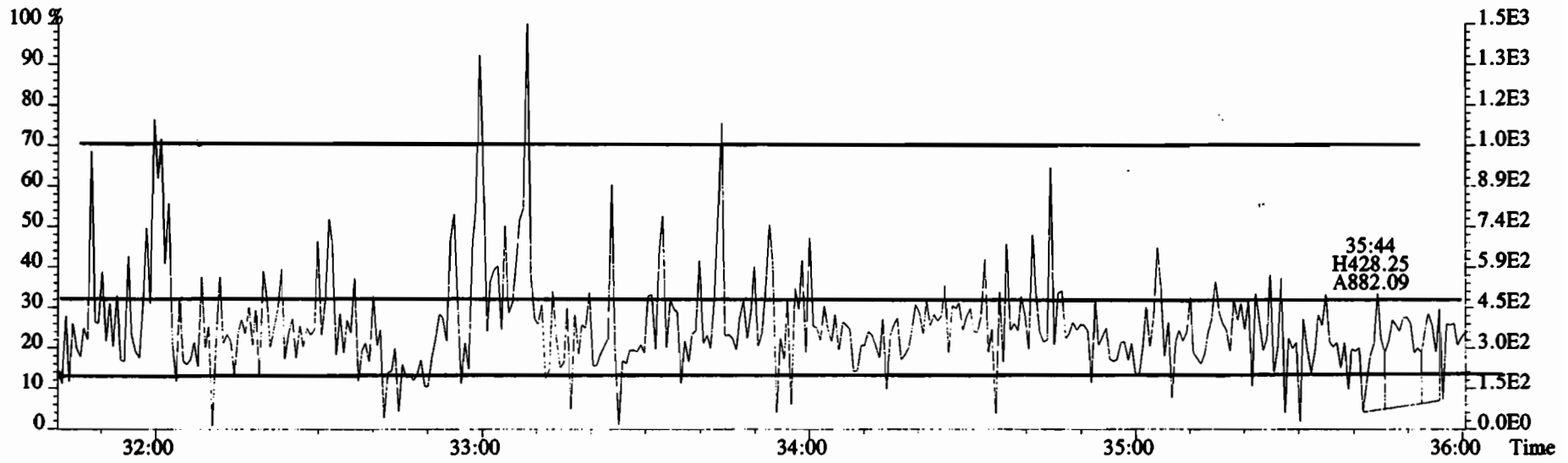
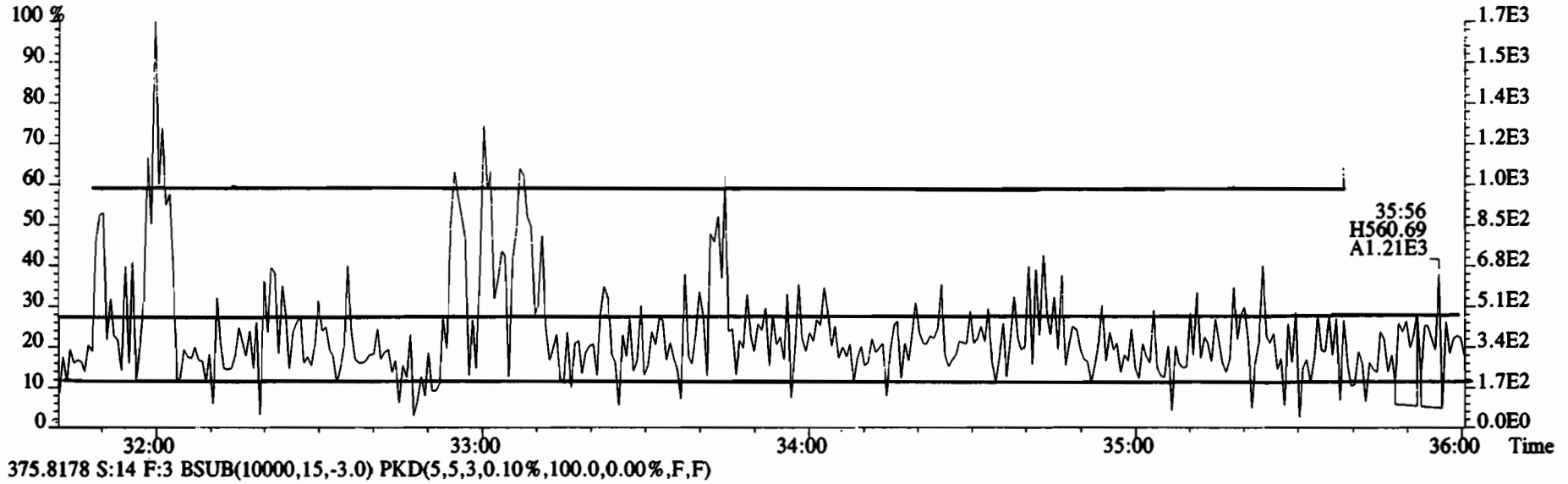
File:200107D2 #1-211 Acq: 8-JAN-2020 08:54:09 GC EI+ Voltage SIR Autospec-UltimaE
Sample#14 File Text:Vista Analytical Laboratory VG7 Text:1903742-05RE1 PDI-1069SC-A-13-14.3-191016 15.61 Exp:OCDD_DB5
339.8597 S:14 F:2 BSUB(10000,15,-3.0) PKD(5,5,3,0.10%,100.0,0.00%,F,F)



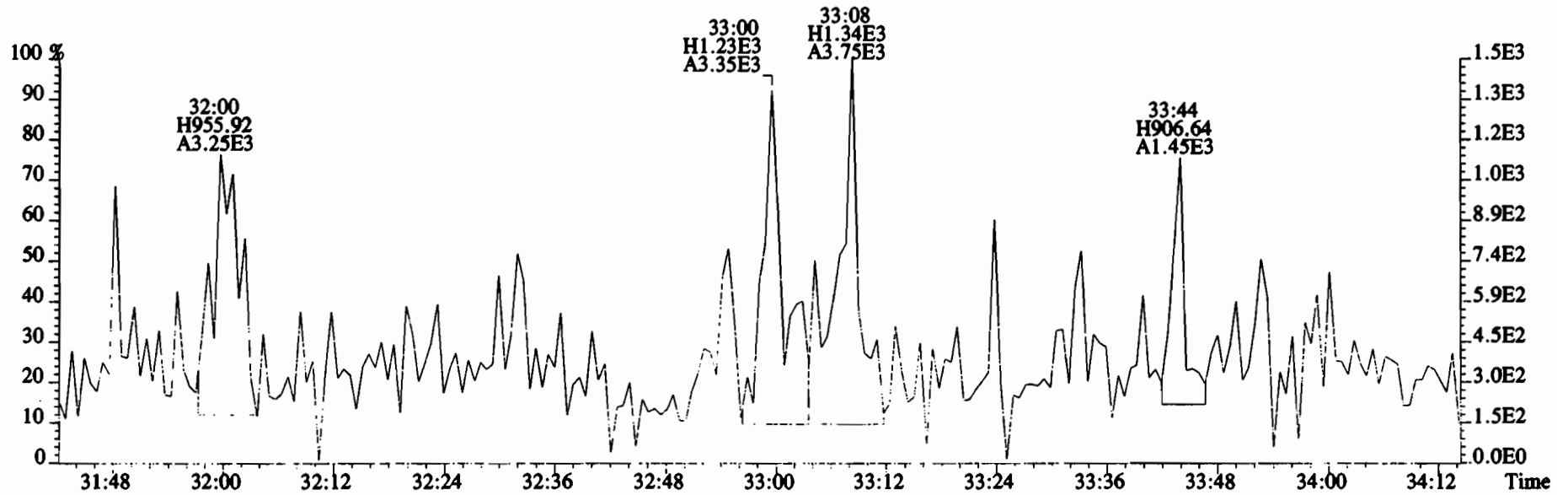
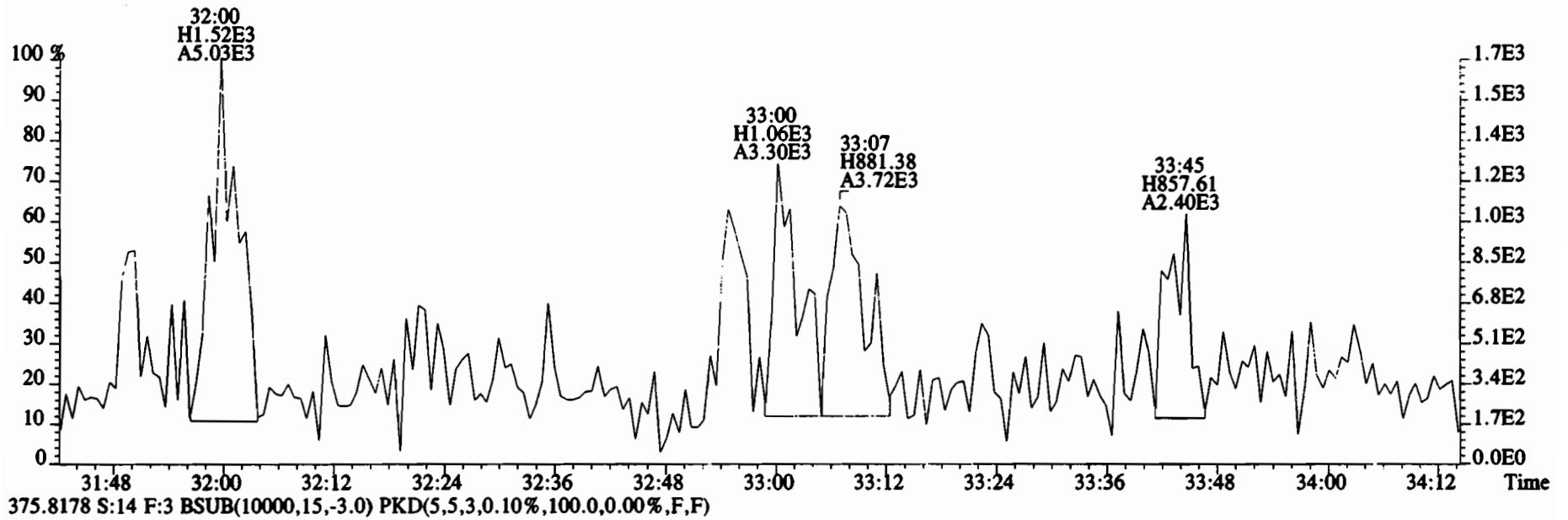
File:200107D2 #1-385 Acq: 8-JAN-2020 08:54:09 GC EI+ Voltage SIR Autospec-UltimaE
 Sample#14 File Text:Vista Analytical Laboratory VG7 Text:1903742-05RE1 PDI-1069SC-A-13-14.3-191016 15.61 Exp:OCDD_DB5
 373.8207 S:14 F:3 BSUB(10000,15,-3.0) PKD(5,5,3,0.10%,100.0,0.00%,F,F)



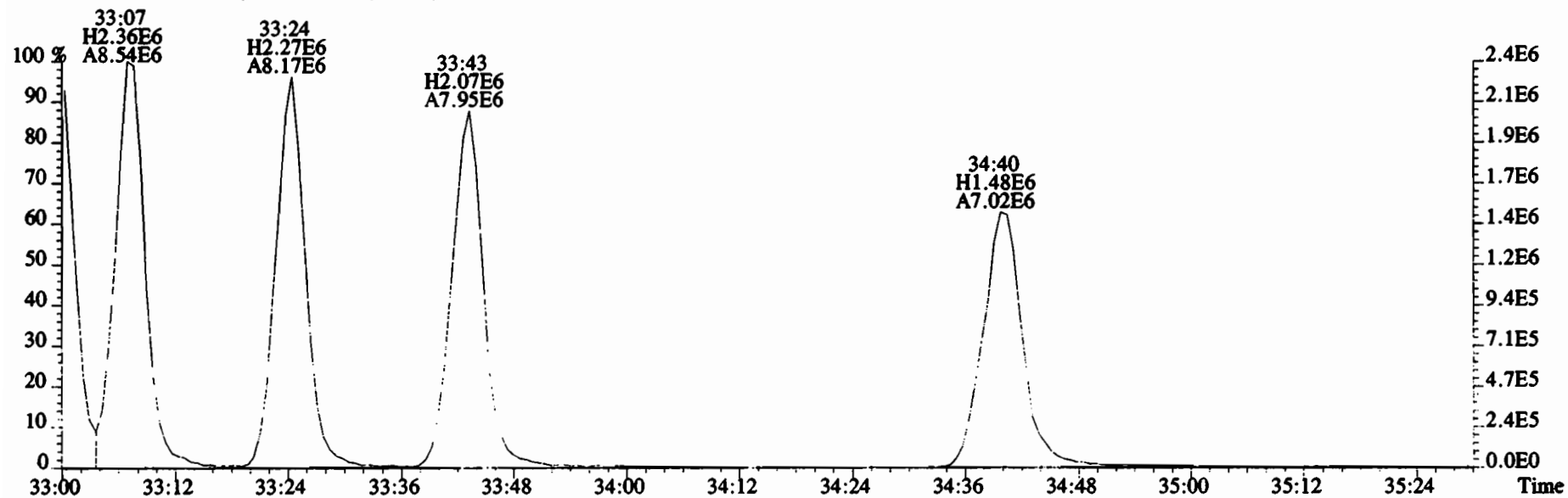
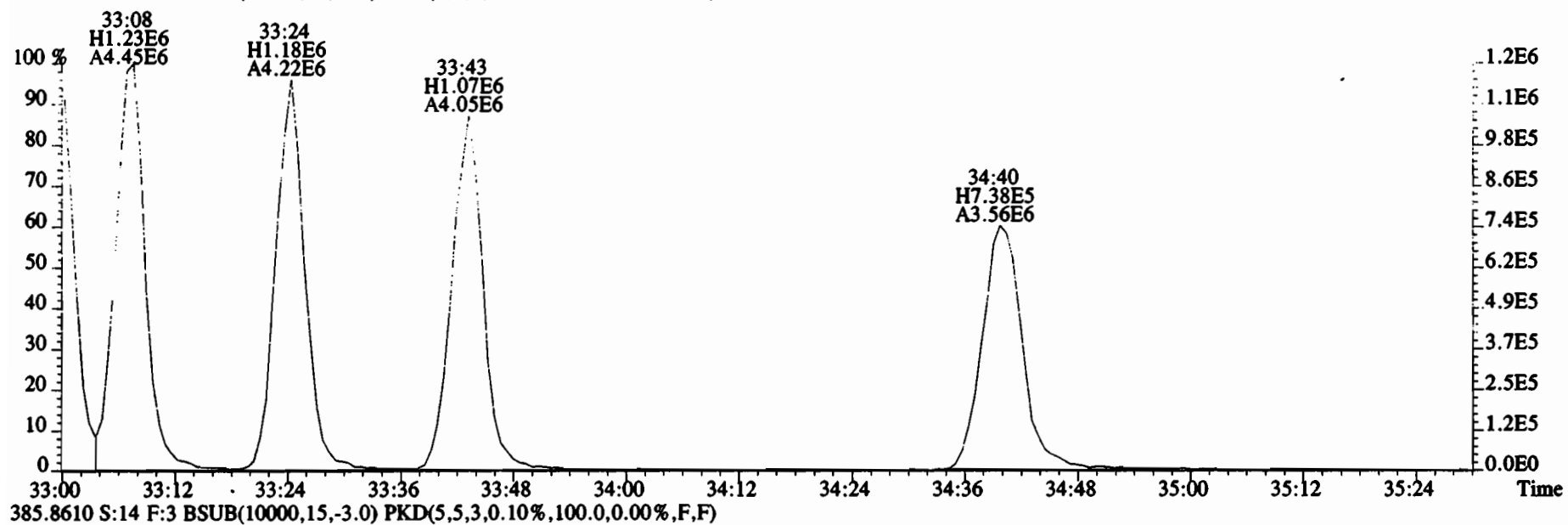
File:200107D2 #1-385 Acq: 8-JAN-2020 08:54:09 GC EI+ Voltage SIR Autospec-UltimaE
Sample#14 File Text:Vista Analytical Laboratory VG7 Text:1903742-05RE1 PDI-1069SC-A-13-14.3-191016 15.61 Exp:OCDD_DB5
373.8207 S:14 F:3 BSUB(10000,15,-3.0) PKD(5,5,3,0.10%,100.0,0.00%,F,F)



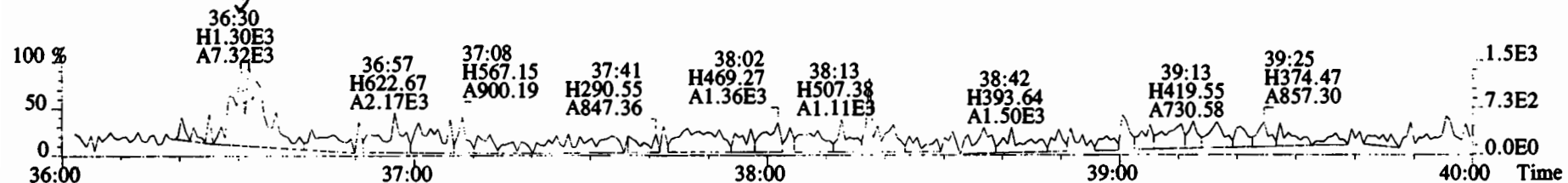
File:200107D2 #1-385 Acq: 8-JAN-2020 08:54:09 GC EI+ Voltage SIR Autospec-UltimaE
Sample#14 File Text:Vista Analytical Laboratory VG7 Text:1903742-05RE1 PDI-1069SC-A-13-14.3-191016 15.61 Exp:OCDD_DB5
373.8207 S:14 F:3 BSUB(10000,15,-3.0) PKD(5,5,3,0.10%,100.0,0.00%,F,F)



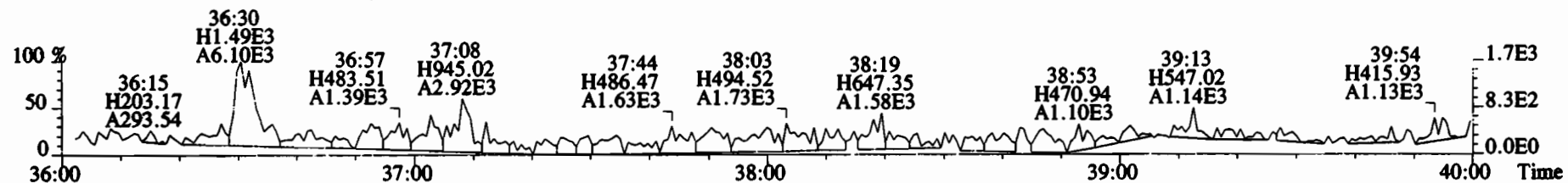
File:200107D2 #1-385 Acq: 8-JAN-2020 08:54:09 GC EI+ Voltage SIR Autospec-UltimaE
Sample#14 File Text:Vista Analytical Laboratory VG7 Text:1903742-05RE1 PDI-1069SC-A-13-14.3-191016 15.61 Exp:OCDD_DB5
383.8639 S:14 F:3 BSUB(10000,15,-3.0) PKD(5,5,3,0.10%,100.0,0.00%,F,F)



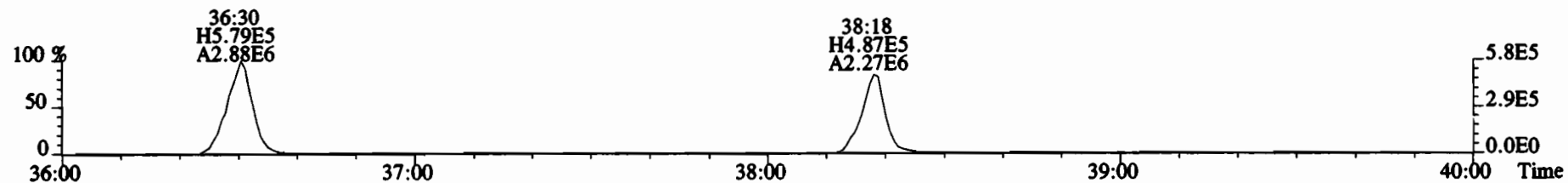
File:200107D2 #1-355 Acq: 8-JAN-2020 08:54:09 GC EI+ Voltage SIR Autospec-UltimaE
 Sample#14 File Text:Vista Analytical Laboratory VG7 Text:1903742-05RE1 PDI-1069SC-A-13-14.3-191016 15.61 Exp:OCDD_DB5
 407.7818 S:14 F:4 BSUB(10000,15,-3.0) PKD(5,5,3,0.10%,100.0,0.00%,F,F)



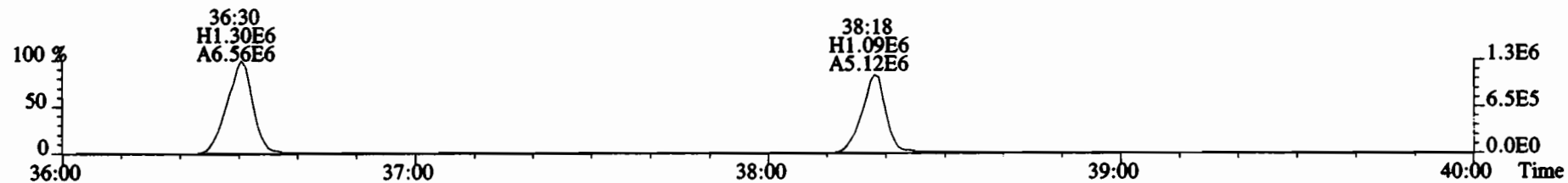
409.7788 S:14 F:4 BSUB(10000,15,-3.0) PKD(5,5,3,0.10%,100.0,0.00%,F,F)



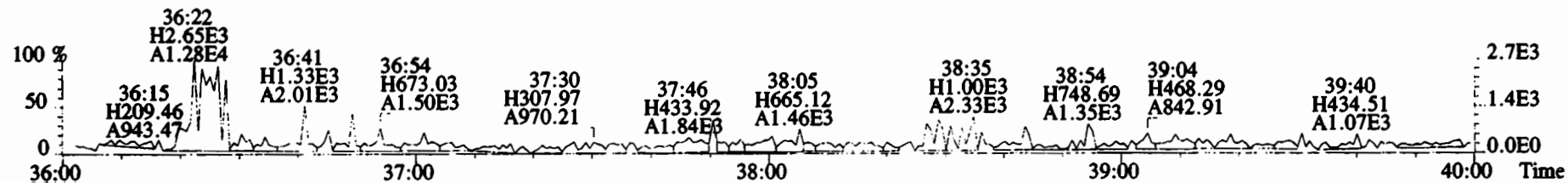
417.8253 S:14 F:4 BSUB(10000,15,-3.0) PKD(5,5,3,0.10%,100.0,0.00%,F,F)



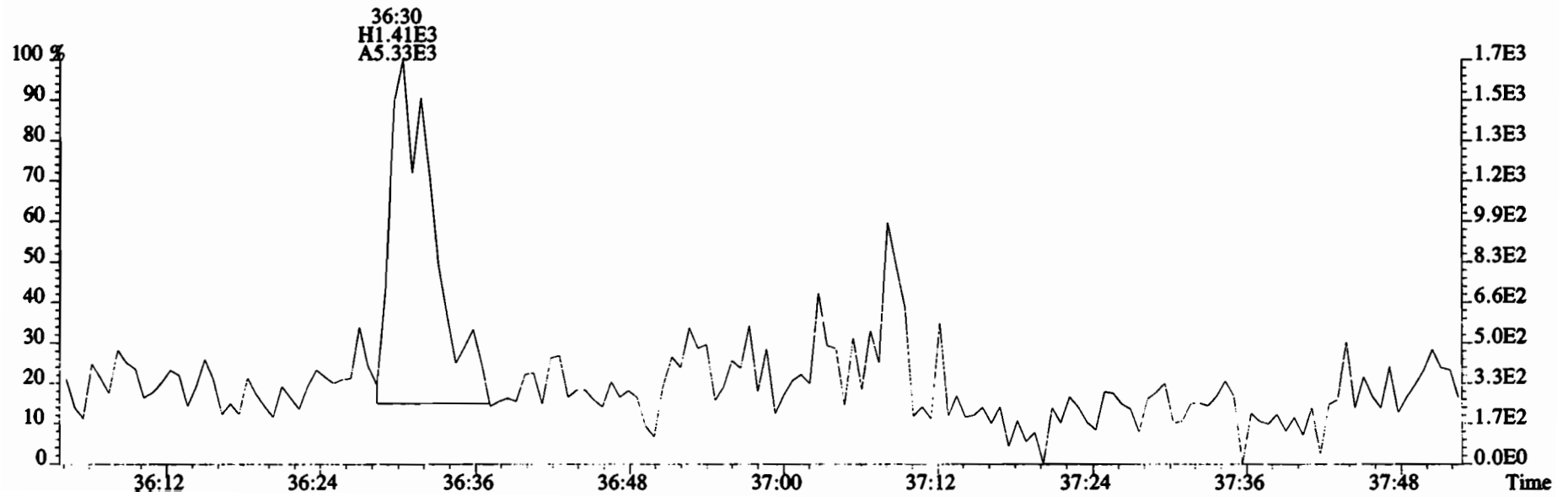
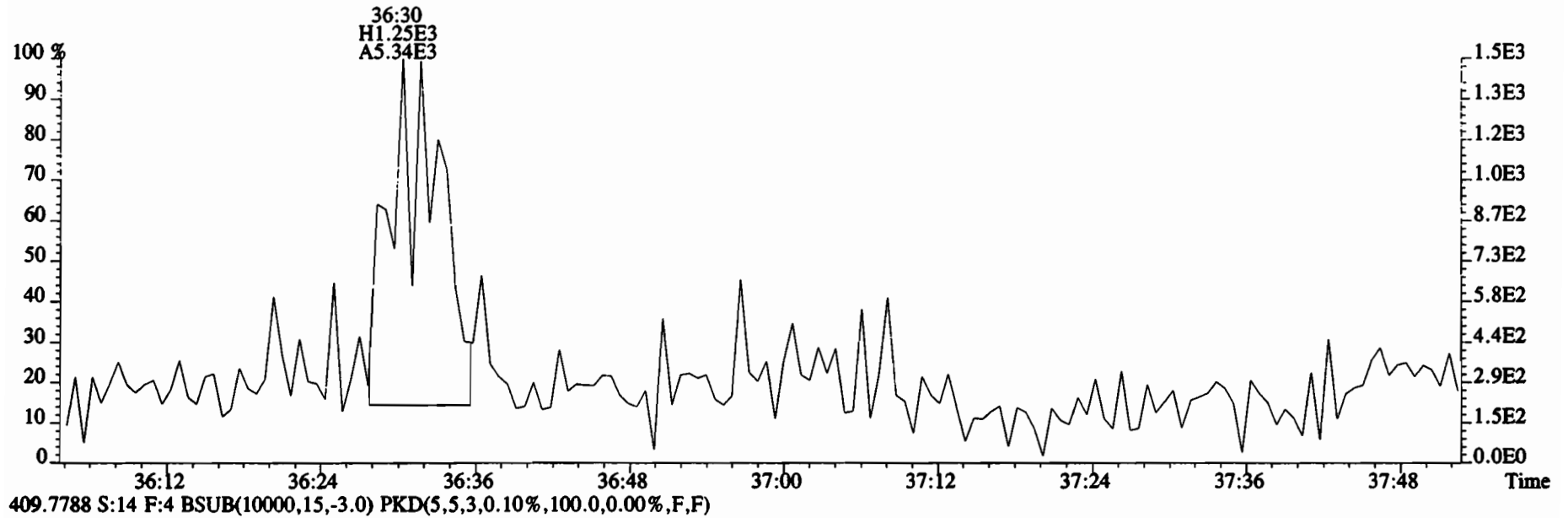
419.8220 S:14 F:4 BSUB(10000,15,-3.0) PKD(5,5,3,0.10%,100.0,0.00%,F,F)




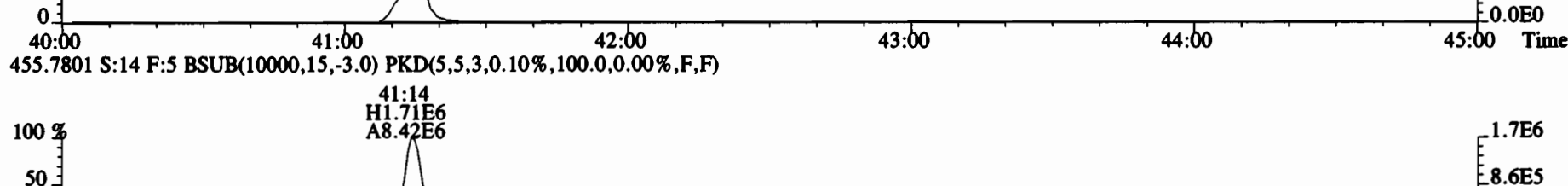

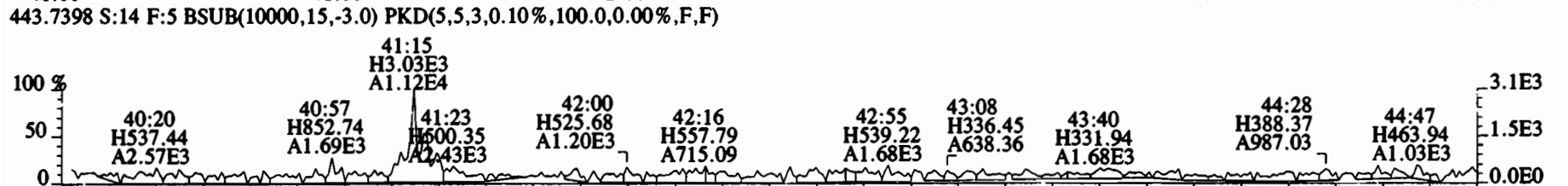

479.7165 S:14 F:4 BSUB(10000,15,-3.0) PKD(5,5,3,0.10%,100.0,0.00%,F,F)



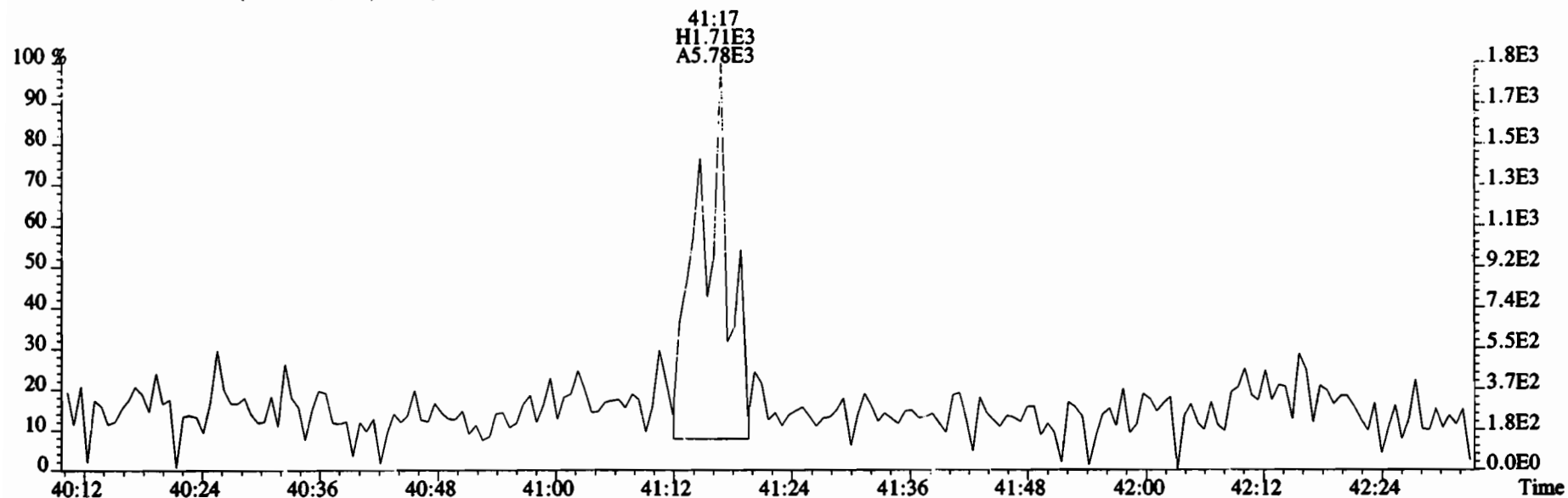
File:200107D2 #1-355 Acq: 8-JAN-2020 08:54:09 GC EI+ Voltage SIR Autospec-UltimaE
Sample#14 File Text:Vista Analytical Laboratory VG7 Text:1903742-05RE1 PDI-1069SC-A-13-14.3-191016 15.61 Exp:OCDD_DB5
407.7818 S:14 F:4 BSUB(10000,15,-3.0) PKD(5,5,3,0.10%,100.0,0.00%,F,F)



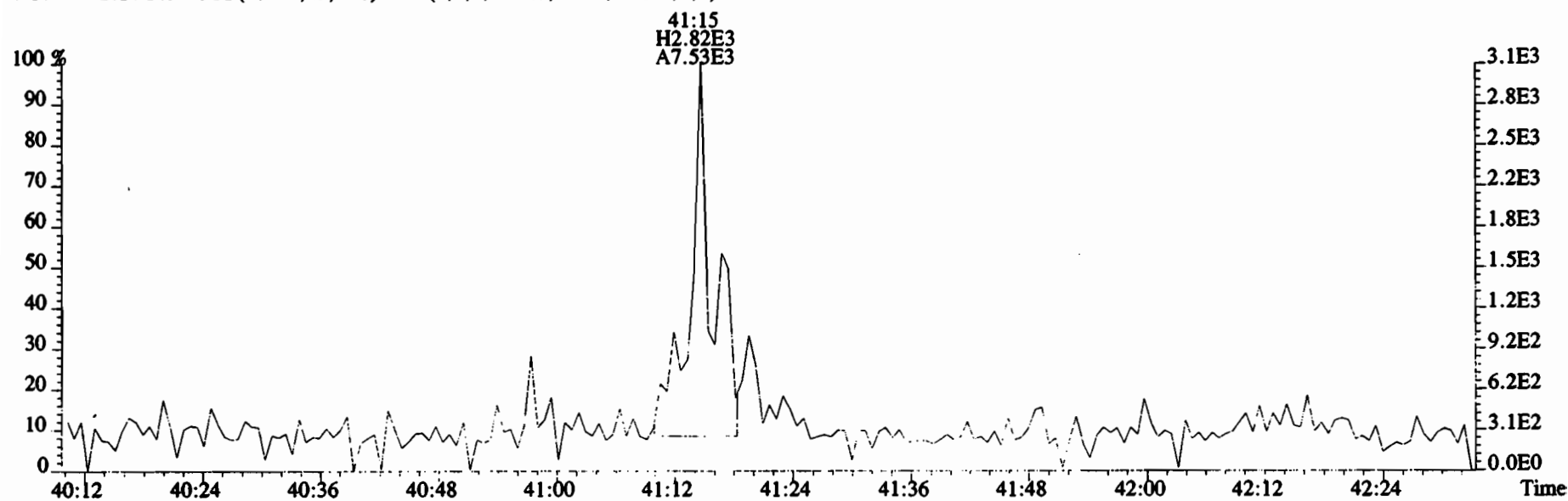
File:200107D2 #1-432 Acq: 8-JAN-2020 08:54:09 GC EI+ Voltage SIR Autospec-UltimaE
 Sample#14 File Text:Vista Analytical Laboratory VG7 Text:1903742-05RE1 PDI-1069SC-A-13-14.3-191016 15.61 Exp:OCDD_DB5
 441.7428 S:14 F:5 BSUB(10000,15,-3.0) PKD(5,5,3,0.10%,100.0,0.00%,F,F)



File:200107D2 #1-432 Acq: 8-JAN-2020 08:54:09 GC EI+ Voltage SIR Autospec-UltimaE
Sample#14 File Text:Vista Analytical Laboratory VG7 Text:1903742-05RE1 PDI-1069SC-A-13-14.3-191016 15.61 Exp:OCDD_DB5
441.7428 S:14 F:5 BSUB(10000,15,-3.0) PKD(5,5,3,0.10%,100.0,0.00%,F,F)



443.7398 S:14 F:5 BSUB(10000,15,-3.0) PKD(5,5,3,0.10%,100.0,0.00%,F,F)



Dataset: U:\VG11.PRO\Results\191217K2\191217K2-6.qld

Last Altered: Thursday, December 19, 2019 15:33:56 Pacific Standard Time
Printed: Thursday, December 19, 2019 15:35:49 Pacific Standard Time

ht 12-19-19 C7/12/20/19

Method: U:\VG11.PRO\MethDB\1613_rrt-12-17-19.mdb 17 Dec 2019 14:52:57
Calibration: U:\VG11.PRO\CurveDB\db5_1613vg11-5-7-19.cdb 08 May 2019 06:55:45

Name: 191217K2_6, Date: 17-Dec-2019, Time: 17:53:02, ID: 1903742-06 PDI-022SC-A-11-12-191016 11.41, Description: PDI-022SC-A-11-12-191016

#	Name	Resp	RA	n/y	RRF	w/vol	Pred RT	RT	Pred RRT	RRT	Conc	%Rec	DL	EMPC
1	2,3,7,8-TCDD			NO	0.925	9.996	26.184		1.001				0.161	
2	1,2,3,7,8-PeCDD			NO	0.905	9.996	31.311		1.001				0.0888	
3	1,2,3,4,7,8-HxCDD			NO	1.07	9.996	34.657		1.000				0.114	
4	1,2,3,6,7,8-HxCDD			NO	0.967	9.996	34.746		1.000				0.118	
5	1,2,3,7,8,9-HxCDD			NO	0.978	9.996	35.055		1.001				0.126	
6	1,2,3,4,6,7,8-HpCDD			NO	1.04	9.996	38.544		1.000				0.146	
7	OCDD	6.37e2	0.95	NO	0.972	9.996	41.802	41.83	1.000	1.001	0.60090		0.244	0.601
8	2,3,7,8-TCDF			NO	0.938	9.996	25.199		1.001				0.0904	
9	1,2,3,7,8-PeCDF			NO	0.976	9.996	30.002		1.001				0.0379	
10	2,3,4,7,8-PeCDF			NO	1.00	9.996	30.998		1.001				0.0411	
11	1,2,3,4,7,8-HxCDF			NO	1.24	9.996	33.780		1.000				0.0380	
12	1,2,3,6,7,8-HxCDF			NO	1.10	9.996	33.911		1.000				0.0402	
13	2,3,4,6,7,8-HxCDF			NO	1.18	9.996	34.506		1.001				0.0380	
14	1,2,3,7,8,9-HxCDF			NO	1.07	9.996	35.349		1.000				0.0532	
15	1,2,3,4,6,7,8-HpCDF			NO	1.13	9.996	37.131		1.001				0.0481	
16	1,2,3,4,7,8,9-HpCDF			NO	1.26	9.996	39.135		1.000				0.0625	
17	OCDF			NO	1.10	9.996	41.988		1.000				0.140	
18	13C-2,3,7,8-TCDD	4.68e5	0.80	NO	1.05	9.996	26.146	26.15	1.027	1.028	177.84	88.9	0.542	
19	13C-1,2,3,7,8-PeCDD	3.73e5	0.60	NO	0.743	9.996	31.290	31.29	1.230	1.229	200.20	100	0.672	
20	13C-1,2,3,4,7,8-HxCDD	2.89e5	1.26	NO	0.646	9.996	34.635	34.65	1.014	1.014	166.49	83.2	0.607	
21	13C-1,2,3,6,7,8-HxCDD	3.46e5	1.24	NO	0.777	9.996	34.735	34.75	1.017	1.017	165.69	82.8	0.505	
22	13C-1,2,3,7,8,9-HxCDD	3.25e5	1.15	NO	0.659	9.996	35.008	35.02	1.025	1.025	183.20	91.6	0.595	
23	13C-1,2,3,4,6,7,8-HpCDD	2.63e5	1.16	NO	0.534	9.996	38.506	38.53	1.127	1.128	183.35	91.6	0.724	
24	13C-OCDD	4.36e5	0.88	NO	0.470	9.996	41.786	41.80	1.223	1.224	345.41	86.3	0.955	
25	13C-2,3,7,8-TCDF	6.24e5	0.71	NO	0.977	9.996	25.159	25.17	0.989	0.989	162.76	81.4	0.667	
26	13C-1,2,3,7,8-PeCDF	5.67e5	1.52	NO	0.778	9.996	29.979	29.98	1.178	1.178	185.92	92.9	0.884	
27	13C-2,3,4,7,8-PeCDF	5.28e5	1.52	NO	0.750	9.996	30.969	30.97	1.217	1.217	179.45	89.7	0.917	
28	13C-1,2,3,4,7,8-HxCDF	4.13e5	0.52	NO	0.845	9.996	33.775	33.78	0.989	0.989	181.96	90.9	1.10	
29	13C-1,2,3,6,7,8-HxCDF	4.75e5	0.52	NO	1.03	9.996	33.891	33.90	0.992	0.992	172.10	86.0	0.904	
30	13C-2,3,4,6,7,8-HxCDF	4.51e5	0.52	NO	0.893	9.996	34.465	34.47	1.009	1.009	188.06	94.0	1.04	
31	13C-1,2,3,7,8,9-HxCDF	3.96e5	0.51	NO	0.734	9.996	35.367	35.35	1.035	1.035	200.81	100	1.26	

Dataset: U:\VG11.PRO\Results\191217K2\191217K2-6.qld

Last Altered: Thursday, December 19, 2019 15:33:56 Pacific Standard Time

Printed: Thursday, December 19, 2019 15:35:49 Pacific Standard Time

Name: 191217K2_6, Date: 17-Dec-2019, Time: 17:53:02, ID: 1903742-06 PDI-022SC-A-11-12-191016 11.41, Description: PDI-022SC-A-11-12-191016

#	Name	Resp	RA	ny	RRF	Wt/ol	Pred RT	RT	Pred RRT	RRT	Comp	% Rec	DI	EMPC
32	13C-1,2,3,4,6,7,8-HpCDF	3.61e5	0.44	NO	0.754	9.996	37.082	37.09	1.085	1.086	178.16	89.0	0.737	
33	13C-1,2,3,4,7,8,9-HpCDF	2.60e5	0.44	NO	0.539	9.996	39.108	39.13	1.145	1.146	179.91	89.9	1.03	
34	13C-OCDF	5.85e5	0.88	NO	0.593	9.996	41.974	41.99	1.229	1.229	367.25	91.8	0.713	
35	37Cl-2,3,7,8-TCDD	1.88e5			1.07	9.996	26.167	26.18	1.028	1.029	70.062	87.5	0.111	
36	13C-1,2,3,4-TCDD	5.02e5	0.80	NO	1.00	9.996	25.450	25.45	1.000	1.000	200.07	100	0.568	
37	13C-1,2,3,4-TCDF	7.85e5	0.72	NO	1.00	9.996	23.550	23.57	1.000	1.000	200.07	100	0.652	
38	13C-1,2,3,4,6,9-HxCDF	5.37e5	0.51	NO	1.00	9.996	34.160	34.16	1.000	1.000	200.07	100	0.928	
39	Total Tetra-Dioxins				0.925	9.996	24.620		0.000				0.102	
40	Total Penta-Dioxins				0.905	9.996	29.960		0.000				0.0289	
41	Total Hexa-Dioxins				0.967	9.996	33.635		0.000		0.14327		0.0739	0.238
42	Total Hepta-Dioxins				1.04	9.996	38.800		0.000				0.0773	
43	Total Tetra-Furans				0.938	9.996	23.610		0.000				0.0366	
44	1st Func. Penta-Furans				0.976	9.996	27.040		0.000				0.0175	
45	Total Penta-Furans				0.976	9.996	29.275		0.000				0.0178	
46	Total Hexa-Furans				1.18	9.996	33.555		0.000				0.0222	
47	Total Hepta-Furans				1.13	9.996	37.835		0.000				0.0314	

Dataset: U:\VG11.PRO\Results\191217K2\191217K2-6.qld
 Last Altered: Thursday, December 19, 2019 15:33:56 Pacific Standard Time
 Printed: Thursday, December 19, 2019 15:35:49 Pacific Standard Time

Method: U:\VG11.PRO\MethDB\1613_rrt-12-17-19.mdb 17 Dec 2019 14:52:57
 Calibration: U:\VG11.PRO\CurveDB\db5_1613vg11-5-7-19.cdb 08 May 2019 06:55:45

Name: 191217K2_6, Date: 17-Dec-2019, Time: 17:53:02, ID: 1903742-06 PDI-022SC-A-11-12-191016 11.41, Description: PDI-022SC-A-11-12-191016

Tetra-Dioxins

Name	RT	m1 Height	m2 Height	m1 Resp	m2 Resp	RA	n/y	Resp	Conc	EMPC	DL
1											

Penta-Dioxins

Name	RT	m1 Height	m2 Height	m1 Resp	m2 Resp	RA	n/y	Resp	Conc	EMPC	DL
1											

Hexa-Dioxins

Name	RT	m1 Height	m2 Height	m1 Resp	m2 Resp	RA	n/y	Resp	Conc	EMPC	DL
1	33.19	2.988e3	2.530e3	1.267e2	9.485e1	1.34	NO	2.215e2	0.14327	0.14327	0.0739
2	34.16	5.345e3	2.649e3	1.683e2	6.516e1	2.58	YES	0.000e0	0.00000	0.094402	0.0739

Hepta-Dioxins

Name	RT	m1 Height	m2 Height	m1 Resp	m2 Resp	RA	n/y	Resp	Conc	EMPC	DL
1											

Tetra-Furans

Name	RT	m1 Height	m2 Height	m1 Resp	m2 Resp	RA	n/y	Resp	Conc	EMPC	DL
1											

Penta-Furans function 1

Name	RT	m1 Height	m2 Height	m1 Resp	m2 Resp	RA	n/y	Resp	Conc	EMPC	DL
1											

Dataset: U:\VG11.PRO\Results\191217K2\191217K2-6.qld

Last Altered: Thursday, December 19, 2019 15:33:56 Pacific Standard Time
Printed: Thursday, December 19, 2019 15:35:49 Pacific Standard Time

Name: 191217K2_6, Date: 17-Dec-2019, Time: 17:53:02, ID: 1903742-06 PDI-022SC-A-11-12-191016 11.41, Description: PDI-022SC-A-11-12-191016

Penta-Furans

Name	RT	m1 Height	m2 Height	m1 Resp	m2 Resp	RA	n/y	Resp	Conc	EMPC	DL
------	----	-----------	-----------	---------	---------	----	-----	------	------	------	----

Hexa-Furans

Name	RT	m1 Height	m2 Height	m1 Resp	m2 Resp	RA	n/y	Resp	Conc	EMPC	DL
------	----	-----------	-----------	---------	---------	----	-----	------	------	------	----

Hepta-Furans

Name	RT	m1 Height	m2 Height	m1 Resp	m2 Resp	RA	n/y	Resp	Conc	EMPC	DL
------	----	-----------	-----------	---------	---------	----	-----	------	------	------	----

Dataset: Untitled

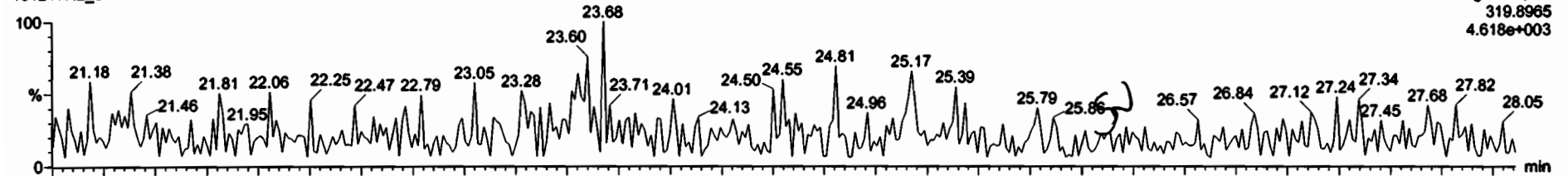
Last Altered: Wednesday, December 18, 2019 18:00:06 Pacific Standard Time

Printed: Wednesday, December 18, 2019 18:00:55 Pacific Standard Time

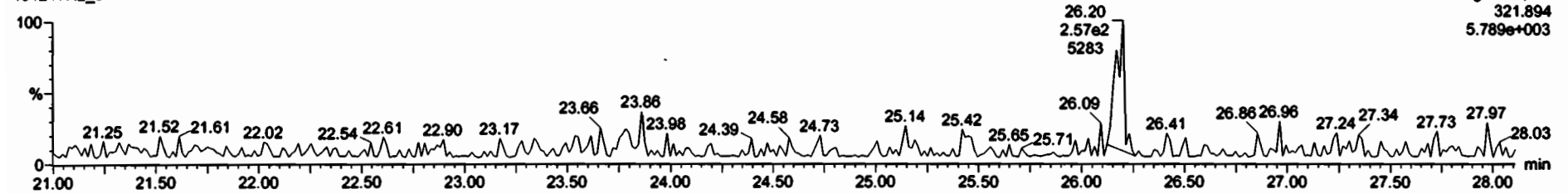
Name: 191217K2_6, Date: 17-Dec-2019, Time: 17:53:02, ID: 1903742-06 PDI-022SC-A-11-12-191016 11.41, Description: PDI-022SC-A-11-12-191016

2,3,7,8-TCDD

191217K2_6

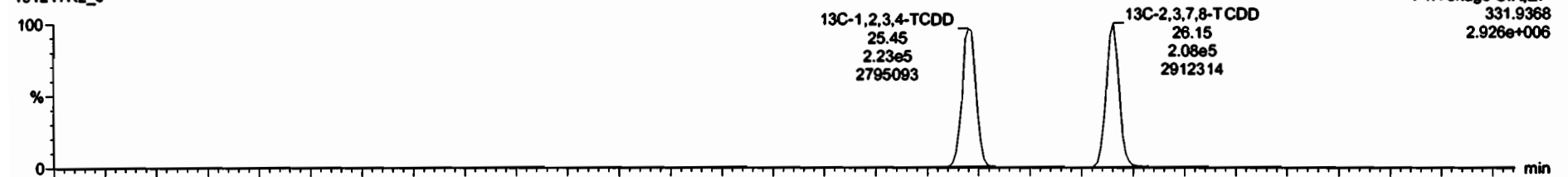


191217K2_6

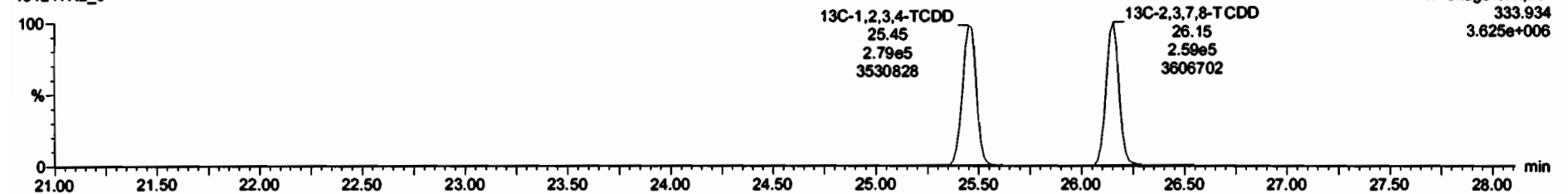


13C-2,3,7,8-TCDD

191217K2_6



191217K2_6



Dataset: Untitled

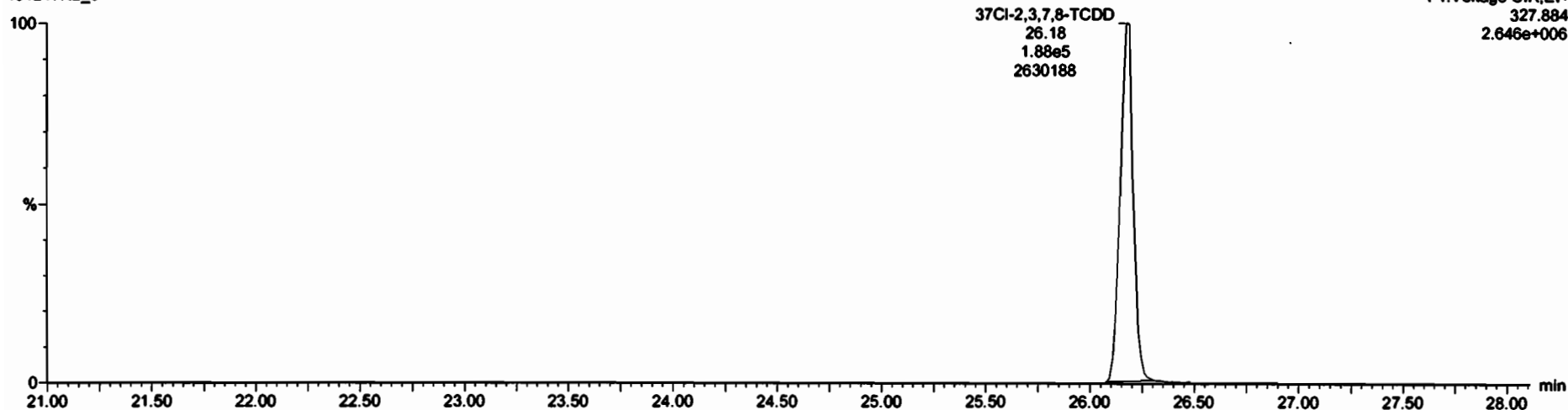
Last Altered: Wednesday, December 18, 2019 18:00:06 Pacific Standard Time

Printed: Wednesday, December 18, 2019 18:00:55 Pacific Standard Time

Name: 191217K2_6, Date: 17-Dec-2019, Time: 17:53:02, ID: 1903742-06 PDI-022SC-A-11-12-191016 11.41, Description: PDI-022SC-A-11-12-191016

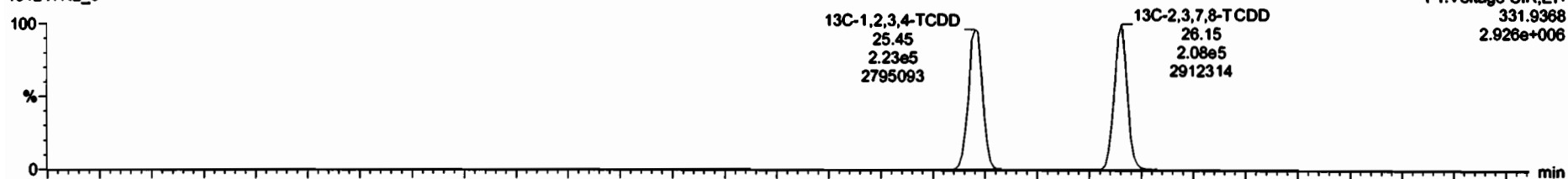
37Cl-2,3,7,8-TCDD

191217K2_6

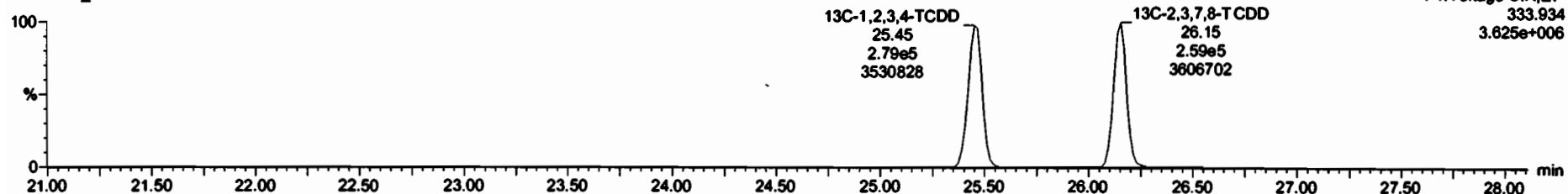


13C-1,2,3,4-TCDD

191217K2_6



191217K2_6



Dataset: Untitled

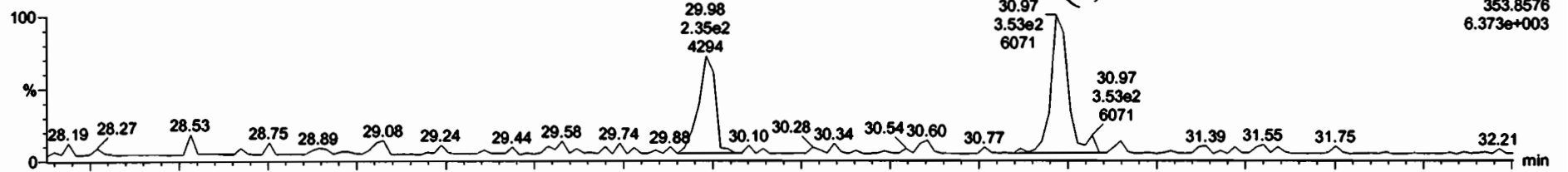
Last Altered: Wednesday, December 18, 2019 18:00:06 Pacific Standard Time

Printed: Wednesday, December 18, 2019 18:00:55 Pacific Standard Time

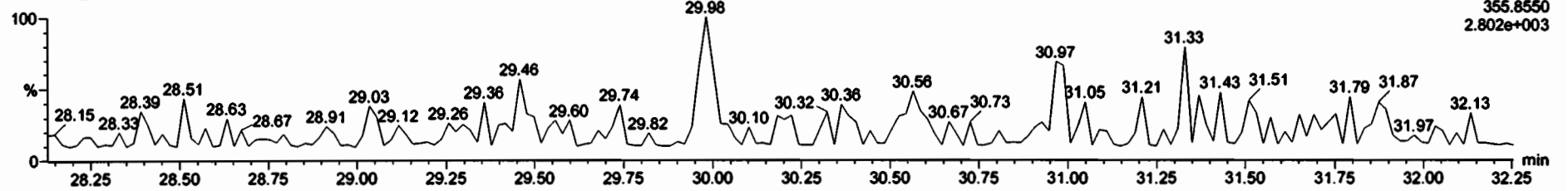
Name: 191217K2_6, Date: 17-Dec-2019, Time: 17:53:02, ID: 1903742-06 PDI-022SC-A-11-12-191016 11.41, Description: PDI-022SC-A-11-12-191016

1,2,3,7,8-PeCDD

191217K2_6

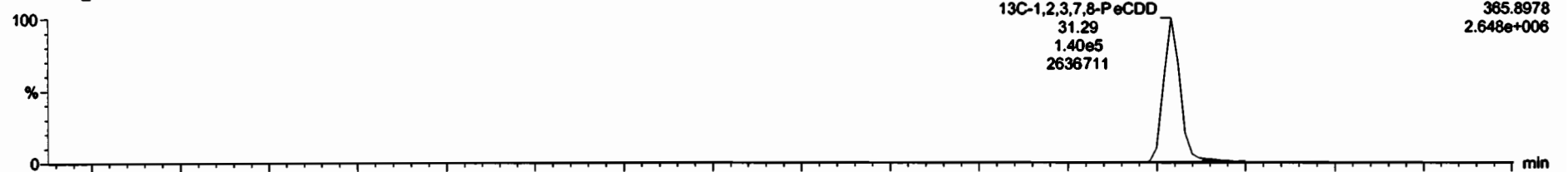


191217K2_6

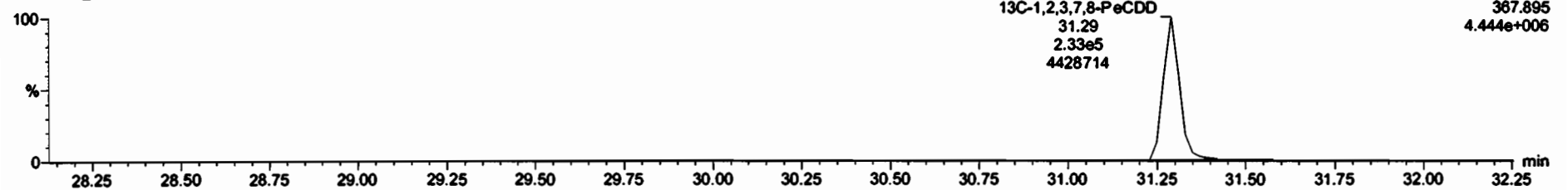


13C-1,2,3,7,8-PeCDD

191217K2_6



191217K2_6



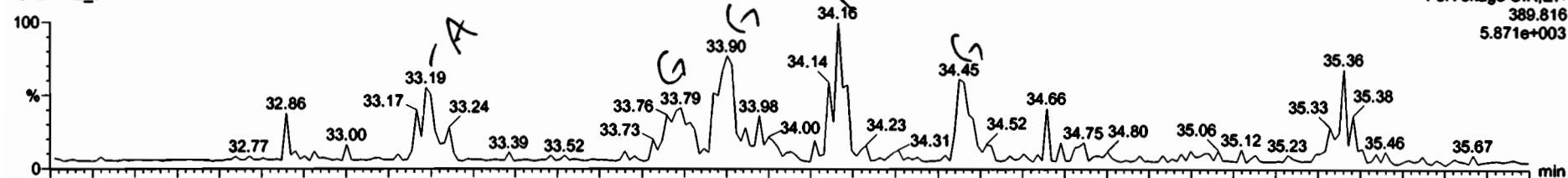
Dataset: Untitled

Last Altered: Wednesday, December 18, 2019 18:00:06 Pacific Standard Time
Printed: Wednesday, December 18, 2019 18:00:55 Pacific Standard Time

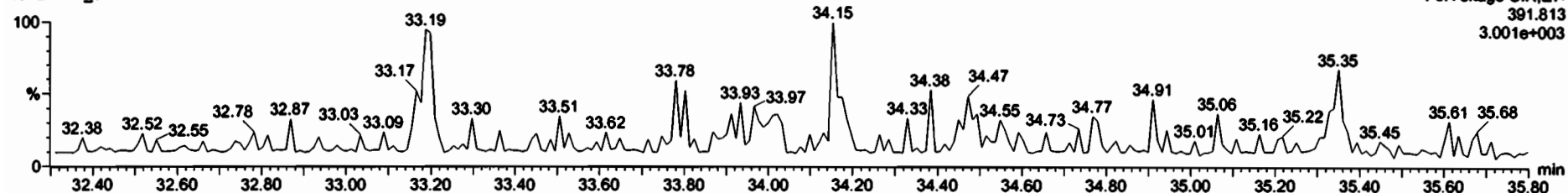
Name: 191217K2_6, Date: 17-Dec-2019, Time: 17:53:02, ID: 1903742-06 PDI-022SC-A-11-12-191016 11.41, Description: PDI-022SC-A-11-12-191016

1,2,3,4,7,8-HxCDD

191217K2_6



191217K2_6

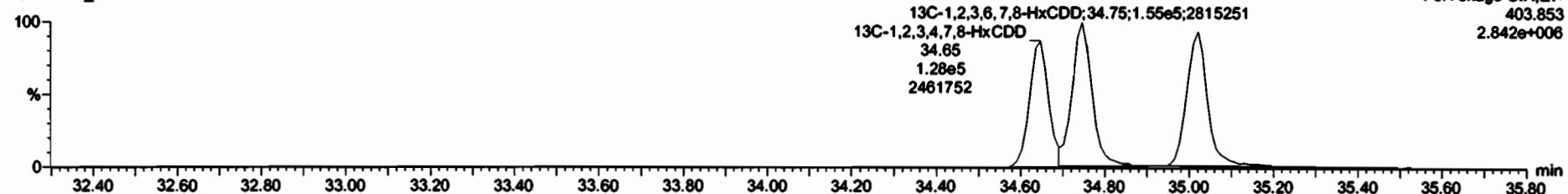


13C-1,2,3,4,7,8-HxCDD

191217K2_6

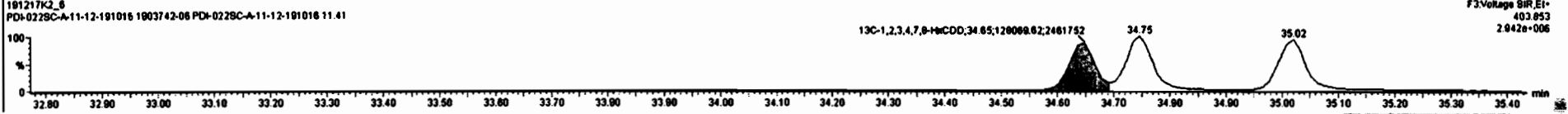

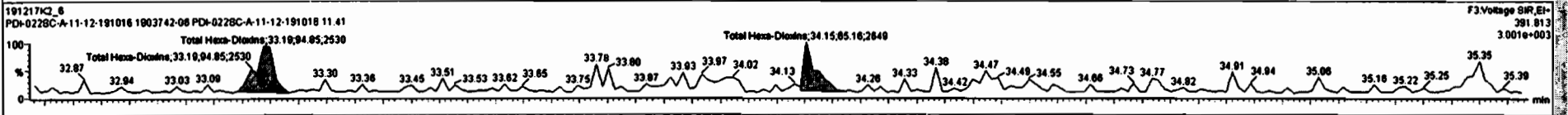



191217K2_6



Name	Resp.	RA	IP	RP	VolVol	RT	Area	Conc	PU	Sum
13C-1,2,3,7,8-PeCDF	5.87e5	1.52	NO	0.7778	0.208	29.88	1.178	188	82.9	0.894
13C-2,3,4,7,8-PeCDF	5.28e5	1.52	NO	0.7488	0.208	30.87	1.217	178	88.7	0.917
13C-1,2,3,4,7,8-HxCDF	4.13e5	0.52	NO	0.8452	0.208		0.289	182	90.9	1.10
13C-1,2,3,6,7,8-HxCDF	4.75e5	0.52	NO	1.0287	0.208	33.80	0.282	172	86.0	0.904
13C-2,3,4,6,7,8-HxCDF	4.51e5	0.52	NO	0.8829	0.208	34.47	1.000	188	94.0	1.04
13C-1,2,3,7,8-HxCDF	3.98e5	0.91	NO	0.7343	0.208	35.35	1.035	201	100	1.28
13C-1,2,3,4,6,7,8-HpCDF	3.81e5	0.44	NO	0.7542	0.208	37.08	1.088	178	88.0	0.737
13C-1,2,3,4,7,8,9-HpCDF	2.80e5	0.44	NO	0.5380	0.208	38.13	1.148	180	88.8	1.03
13C-OCDF	5.85e5	0.88	NO	0.9825	0.208	41.88	1.228	387	91.8	0.713

Name	Area	Vol	RA	IP	RP	Conc	
Total Hexa-Dioxins	33.19	1.267e2	9.485e1	1.34	NO	0.14327	0.14327
Total Hexa-Dioxins	34.18	1.683e2	6.518e1	2.59	YES	0.88402	0.88000



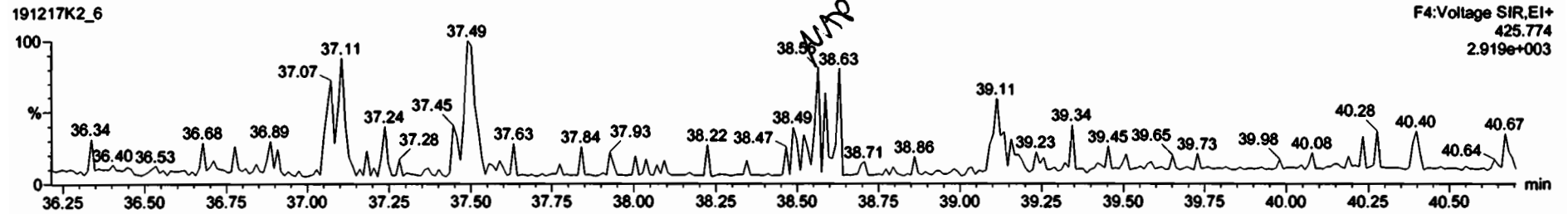
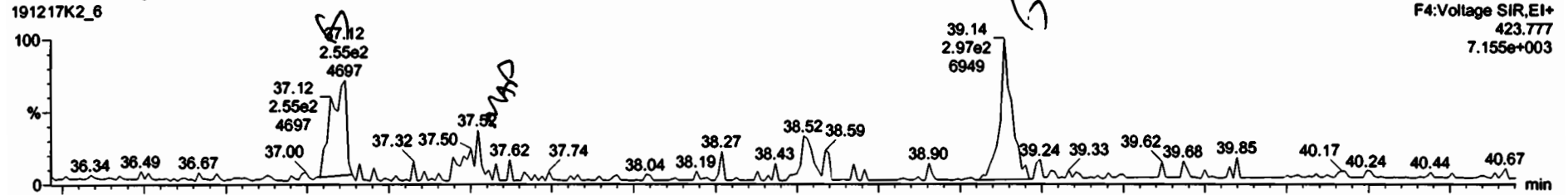
Dataset: Untitled

Last Altered: Wednesday, December 18, 2019 18:00:06 Pacific Standard Time

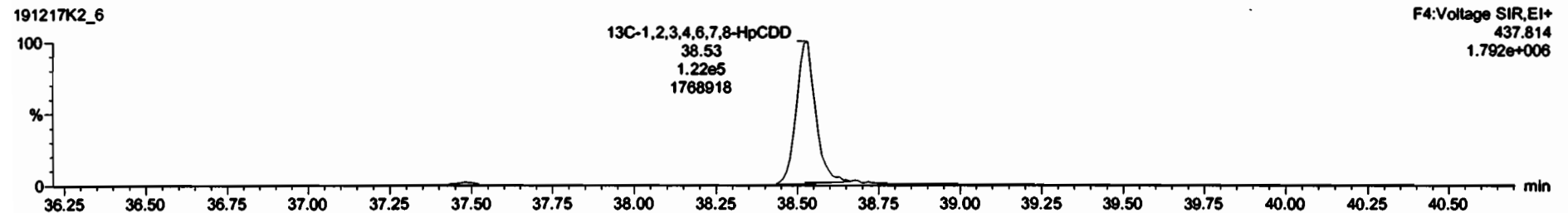
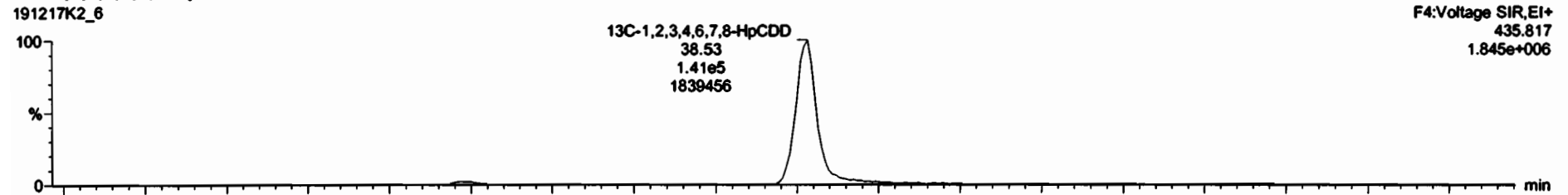
Printed: Wednesday, December 18, 2019 18:00:55 Pacific Standard Time

Name: 191217K2_6, Date: 17-Dec-2019, Time: 17:53:02, ID: 1903742-06 PDI-022SC-A-11-12-191016 11.41, Description: PDI-022SC-A-11-12-191016

1,2,3,4,6,7,8-HpCDD



13C-1,2,3,4,6,7,8-HpCDD



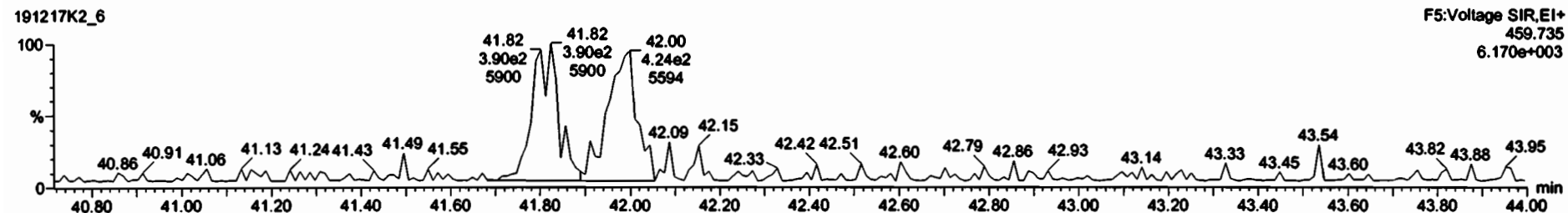
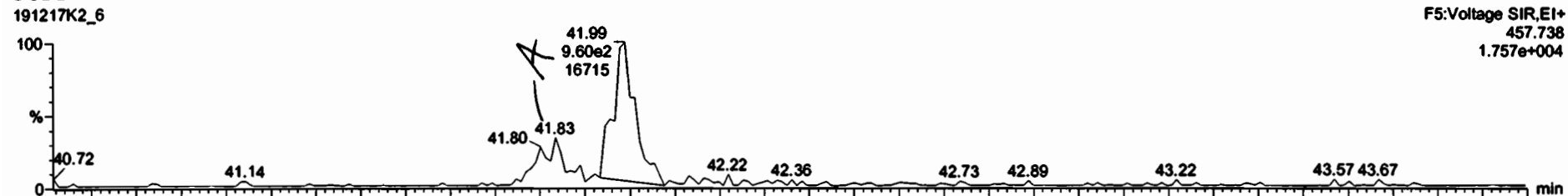
Dataset: Untitled

Last Altered: Wednesday, December 18, 2019 18:00:06 Pacific Standard Time

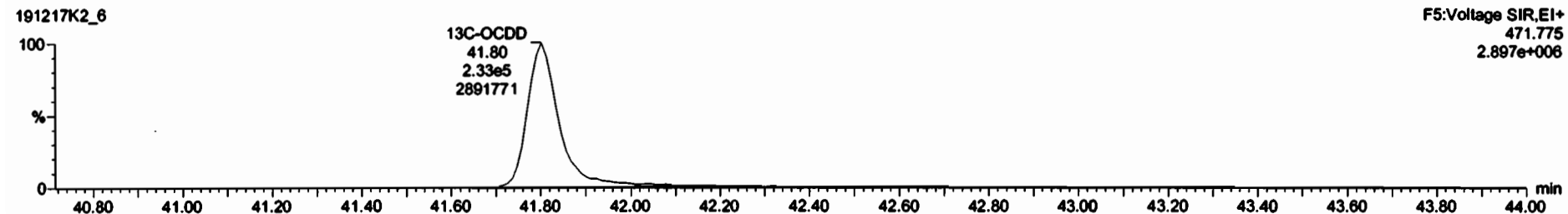
Printed: Wednesday, December 18, 2019 18:00:55 Pacific Standard Time

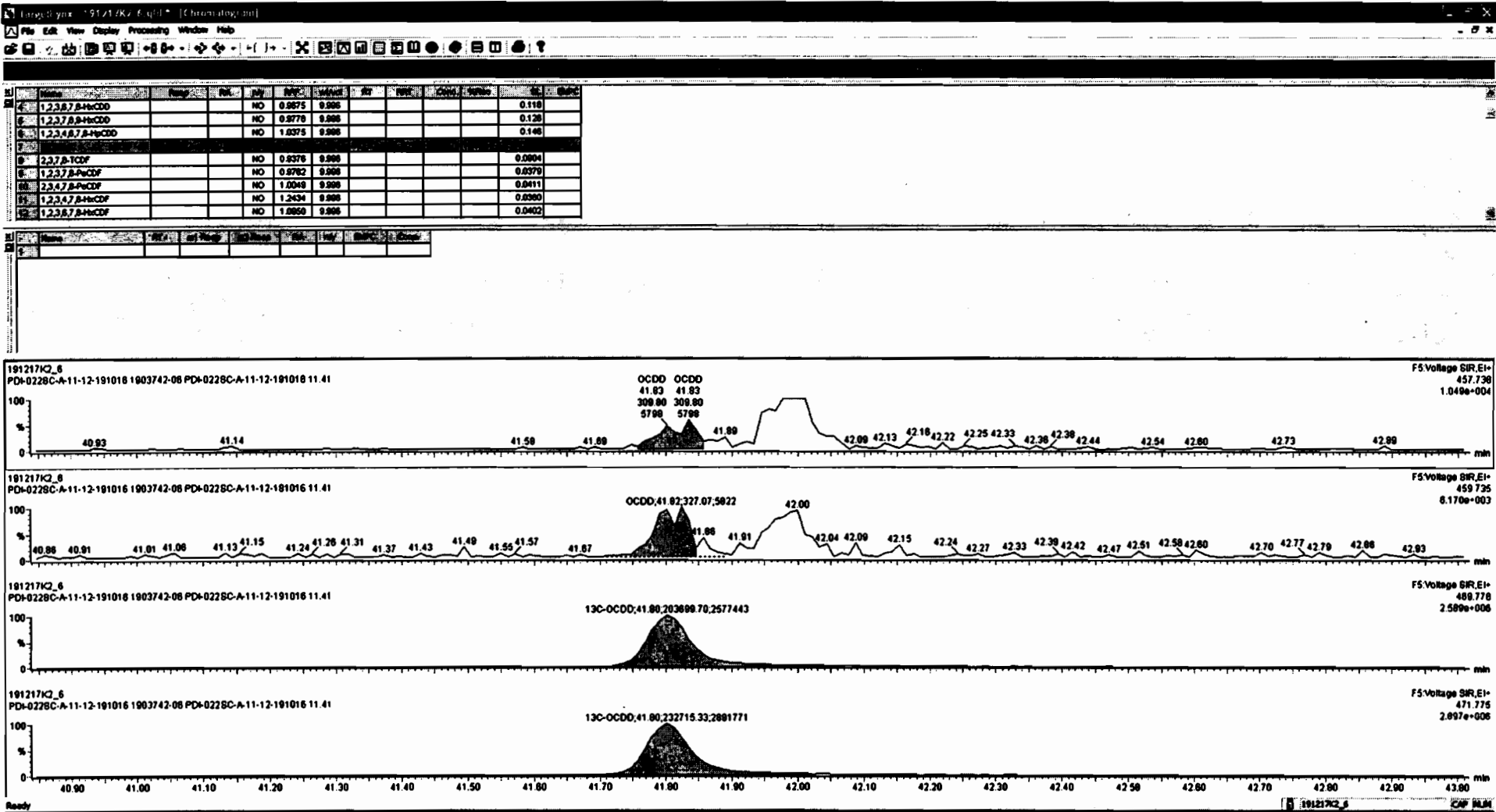
Name: 191217K2_6, Date: 17-Dec-2019, Time: 17:53:02, ID: 1903742-06 PDI-022SC-A-11-12-191016 11.41, Description: PDI-022SC-A-11-12-191016

OCDD



13C-OCDD



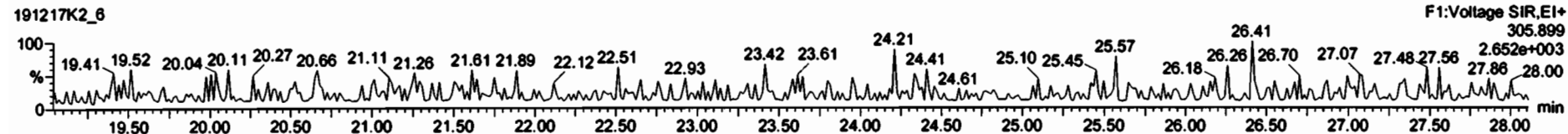



Dataset: Untitled

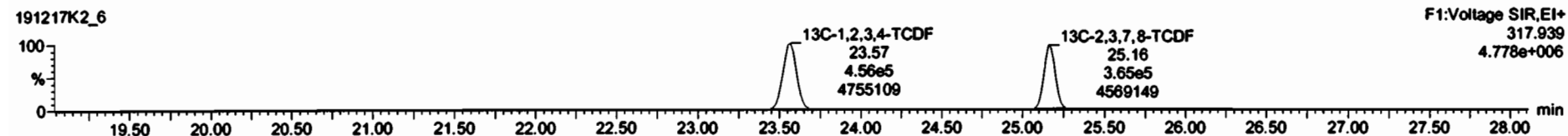
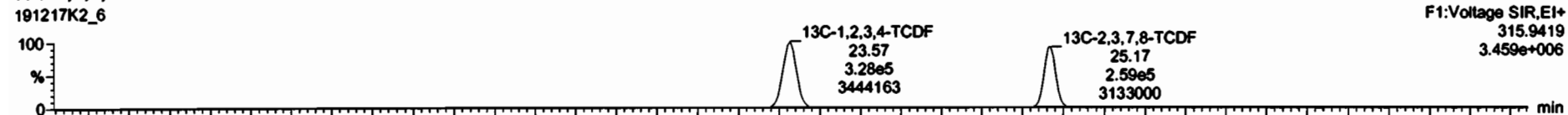
Last Altered: Wednesday, December 18, 2019 18:00:06 Pacific Standard Time
Printed: Wednesday, December 18, 2019 18:00:55 Pacific Standard Time

Name: 191217K2_6, Date: 17-Dec-2019, Time: 17:53:02, ID: 1903742-06 PDI-022SC-A-11-12-191016 11.41, Description: PDI-022SC-A-11-12-191016

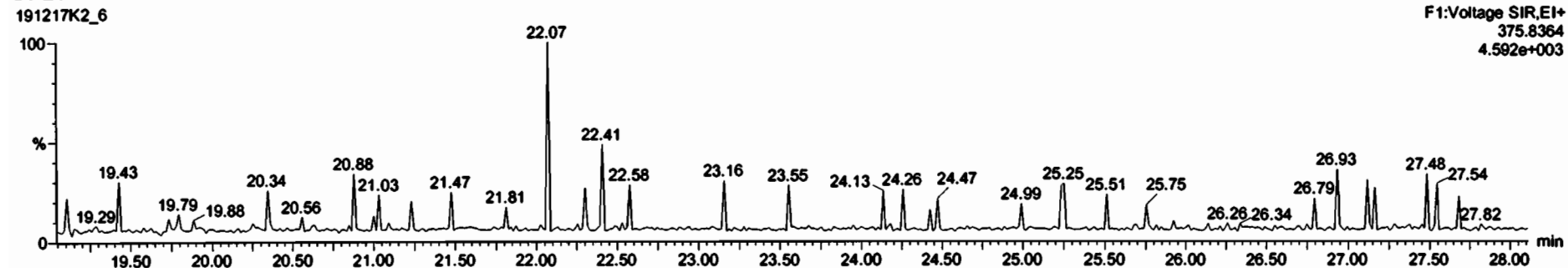
2,3,7,8-TCDF



13C-2,3,7,8-TCDF



DPE1




Dataset: Untitled

Last Altered: Wednesday, December 18, 2019 18:00:06 Pacific Standard Time
Printed: Wednesday, December 18, 2019 18:00:55 Pacific Standard Time

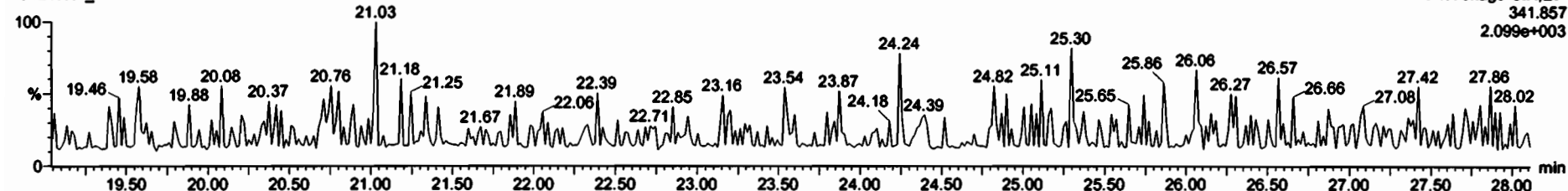
Name: 191217K2_6, Date: 17-Dec-2019, Time: 17:53:02, ID: 1903742-06 PDI-022SC-A-11-12-191016 11.41, Description: PDI-022SC-A-11-12-191016

1st Func. Penta-Furans

191217K2_6

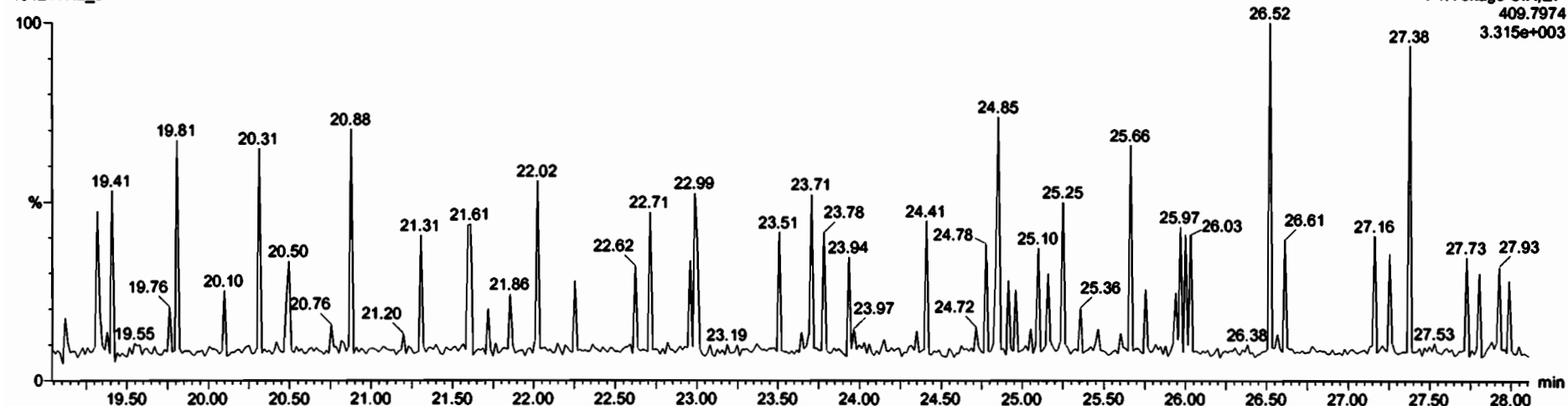


191217K2_6



DPE6

191217K2_6

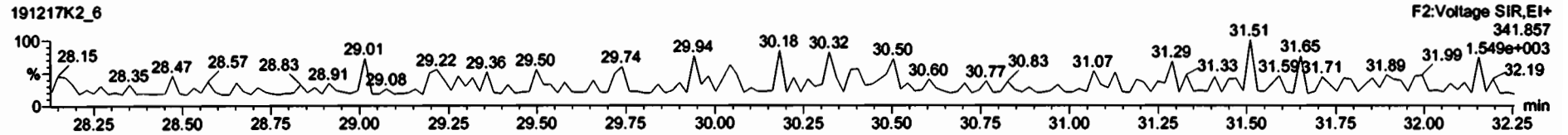
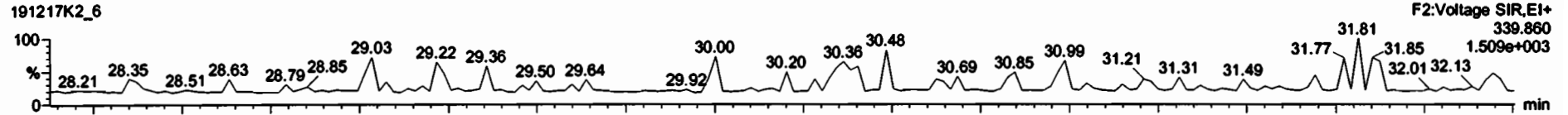


Dataset: Untitled

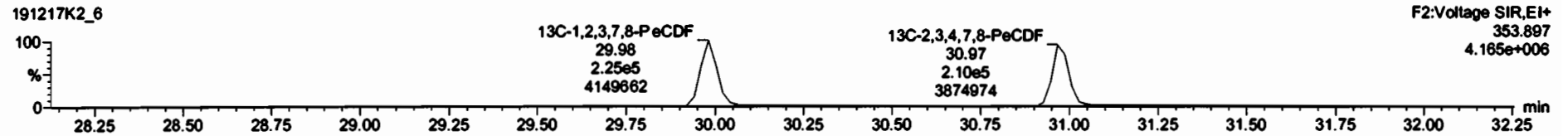
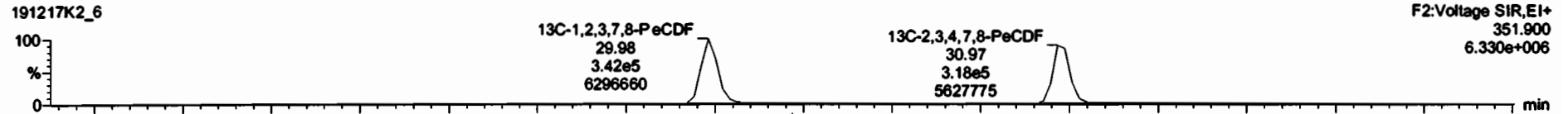
Last Altered: Wednesday, December 18, 2019 18:00:06 Pacific Standard Time
Printed: Wednesday, December 18, 2019 18:00:55 Pacific Standard Time

Name: 191217K2_6, Date: 17-Dec-2019, Time: 17:53:02, ID: 1903742-06 PDI-022SC-A-11-12-191016 11.41, Description: PDI-022SC-A-11-12-191016

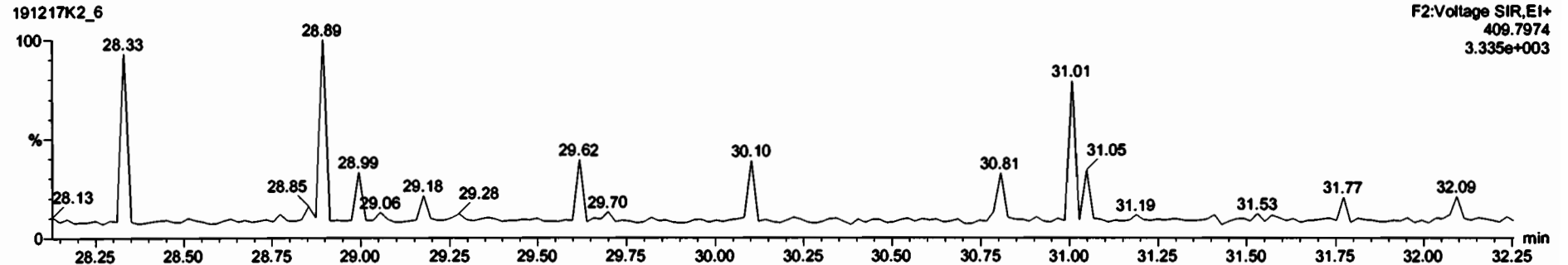
1,2,3,7,8-PeCDF



13C-1,2,3,7,8-PeCDF



DPE2


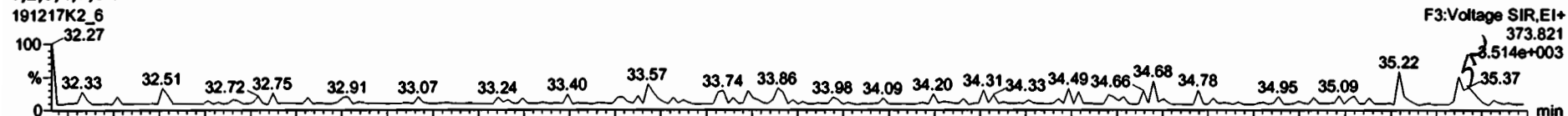


Dataset: Untitled

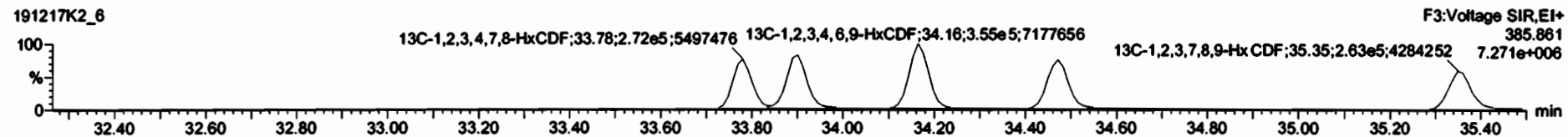
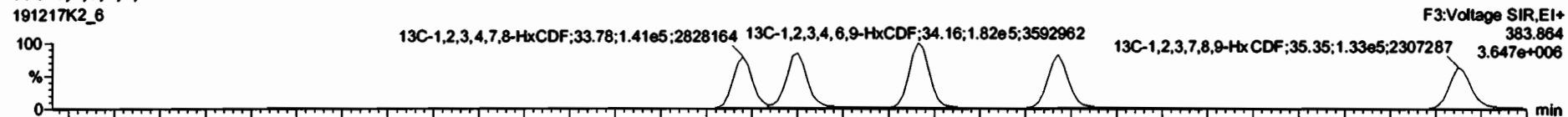
Last Altered: Wednesday, December 18, 2019 18:00:06 Pacific Standard Time
Printed: Wednesday, December 18, 2019 18:00:55 Pacific Standard Time

Name: 191217K2_6, Date: 17-Dec-2019, Time: 17:53:02, ID: 1903742-06 PDI-022SC-A-11-12-191016 11.41, Description: PDI-022SC-A-11-12-191016

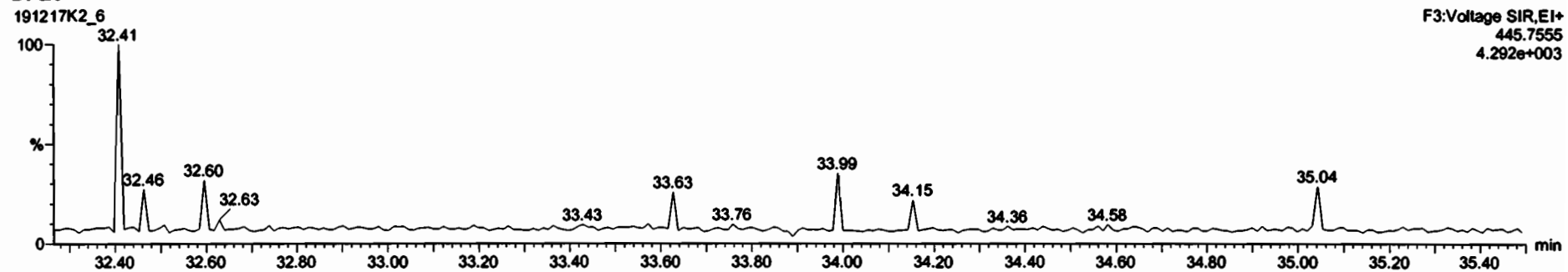
1,2,3,4,7,8-HxCDF



13C-1,2,3,4,7,8-HxCDF



DPE3

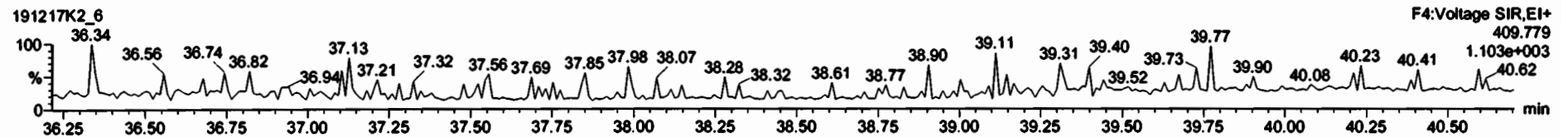
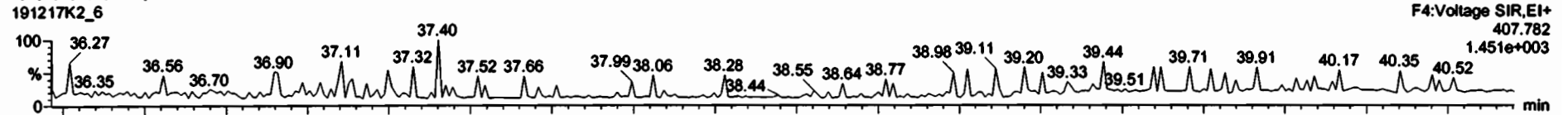


Dataset: Untitled

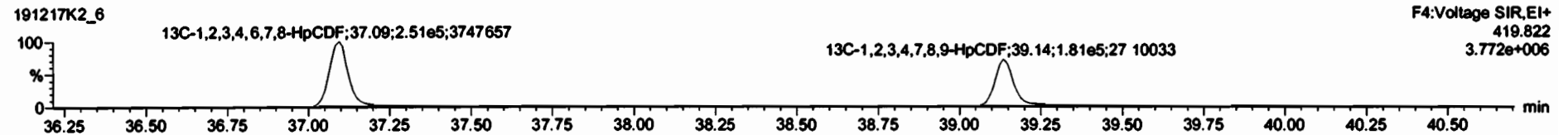

Last Altered: Wednesday, December 18, 2019 18:00:06 Pacific Standard Time
Printed: Wednesday, December 18, 2019 18:00:55 Pacific Standard Time

Name: 191217K2_6, Date: 17-Dec-2019, Time: 17:53:02, ID: 1903742-06 PDI-022SC-A-11-12-191016 11.41, Description: PDI-022SC-A-11-12-191016

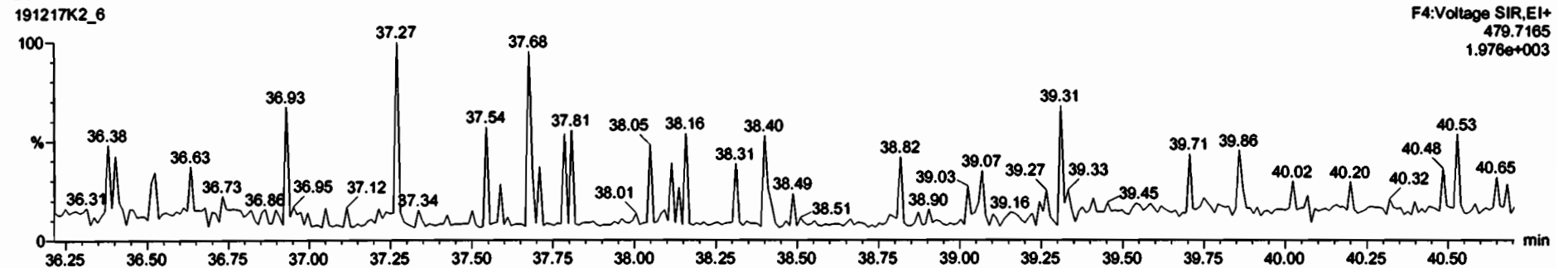
1,2,3,4,6,7,8-HpCDF



13C-1,2,3,4,6,7,8-HpCDF



DPE4

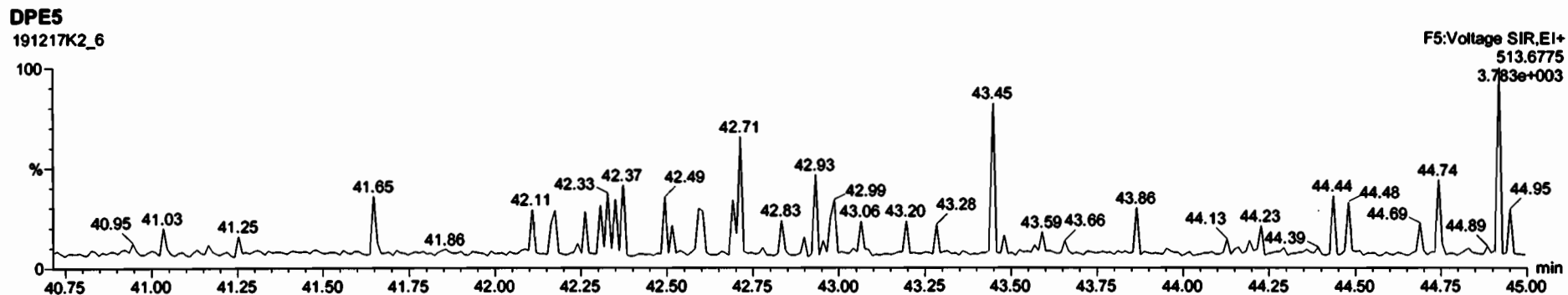
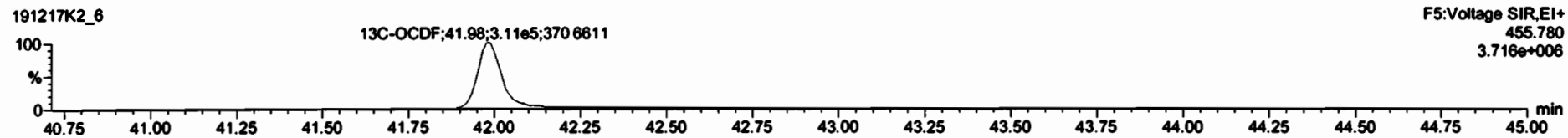
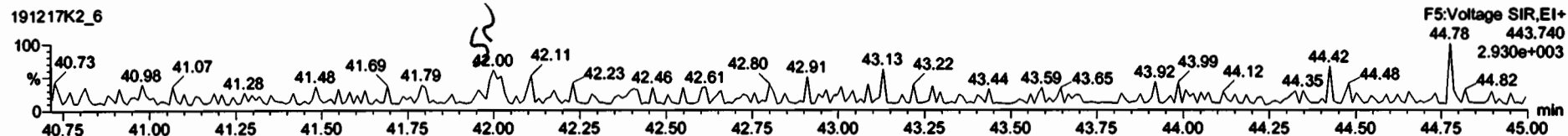
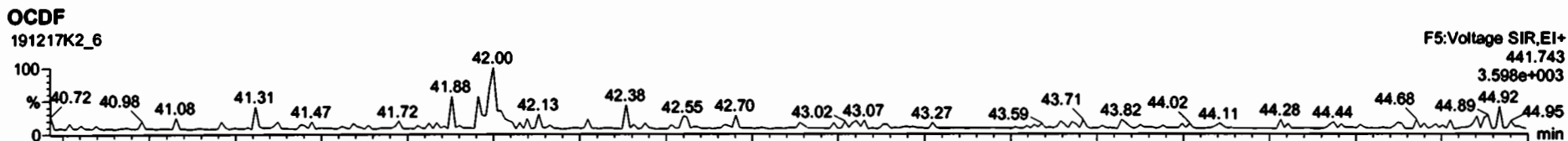


Dataset: Untitled

Last Altered: Wednesday, December 18, 2019 18:00:06 Pacific Standard Time

Printed: Wednesday, December 18, 2019 18:00:55 Pacific Standard Time

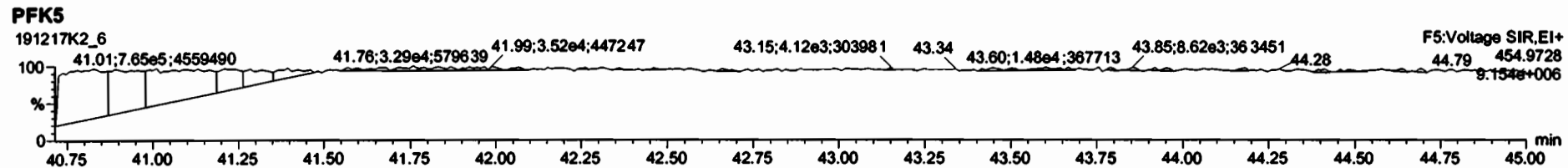
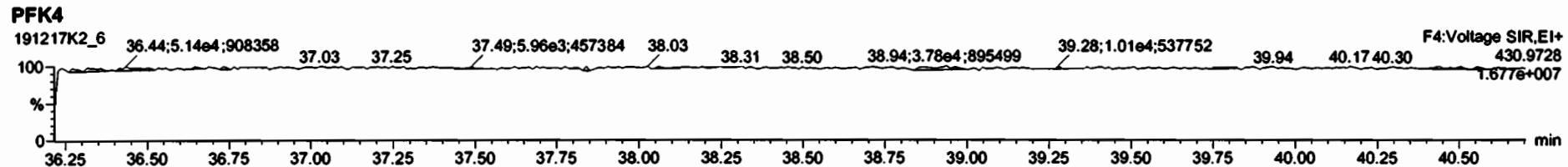
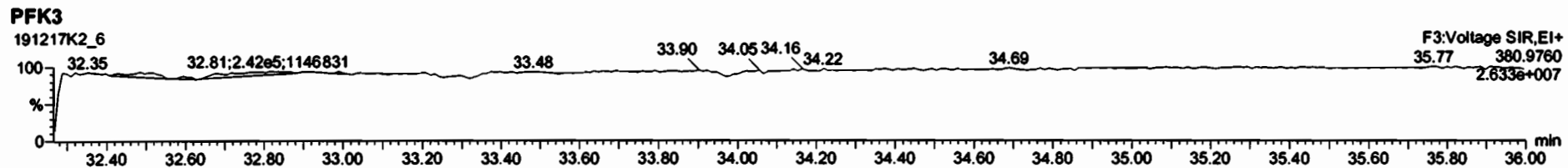
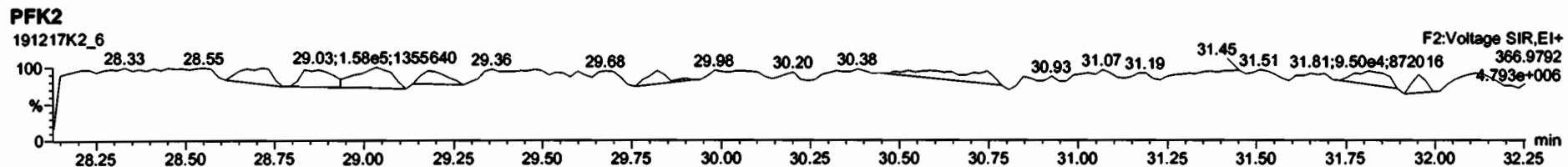
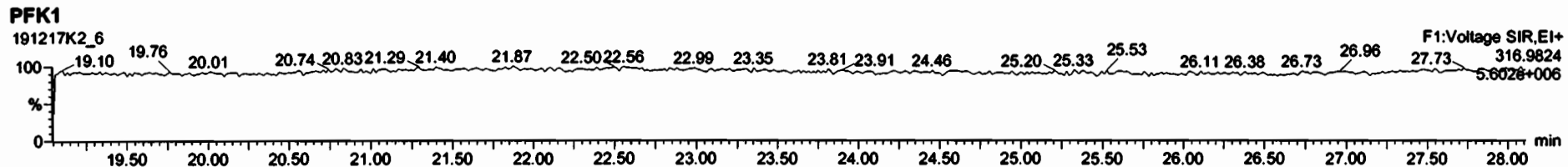
Name: 191217K2_6, Date: 17-Dec-2019, Time: 17:53:02, ID: 1903742-06 PDI-022SC-A-11-12-191016 11.41, Description: PDI-022SC-A-11-12-191016



Dataset: Untitled

Last Altered: Wednesday, December 18, 2019 18:00:06 Pacific Standard Time
Printed: Wednesday, December 18, 2019 18:00:55 Pacific Standard Time

Name: 191217K2_6, Date: 17-Dec-2019, Time: 17:53:02, ID: 1903742-06 PDI-022SC-A-11-12-191016 11.41, Description: PDI-022SC-A-11-12-191016



Name	Resp	RA	RRF	RT	Conc	Qual	noise	Fac	DL	Name	Conc	EMPC	Qual	noise	DL
2,3,7,8-TCDD	*	* n	0.91	Not Fη	*		145	2.5	0.0404	Total Tetra-Dioxins	0.260	0.260	*	*	
1,2,3,7,8-PeCDD	*	* n	0.90	Not Fη	*		213	2.5	0.0621	Total Penta-Dioxins	*	*		213	0.0621
1,2,3,4,7,8-HxCDD	*	* n	1.10	Not Fη	*		204	2.5	0.0947	Total Hexa-Dioxins	*	1.21	*	*	
1,2,3,6,7,8-HxCDD	5.73e+03	1.44 n	0.94	34:00	0.12436		*	2.5	*	Total Hepta-Dioxins	2.75	2.75	*	*	
1,2,3,7,8,9-HxCDD	*	* n	0.96	Not Fη	*		204	2.5	0.105	Total Tetra-Furans	*	*		153	0.0283
1,2,3,4,6,7,8-HpCDD	3.96e+04	0.98 y	0.98	37:46	0.97437		*	2.5	*	Total Penta-Furans	0.0000	0.0000		199	0.0527
OCDD	3.51e+05	0.92 y	0.96	41:02	11.453		*	2.5	*	Total Hexa-Furans	*	0.0592	*	*	
										Total Hepta-Furans	*	*		178	0.0569
2,3,7,8-TCDF	*	* n	0.95	Not Fη	*		153	2.5	0.0283						
1,2,3,7,8-PeCDF	*	* n	0.96	Not Fη	*		199	2.5	0.0527						
2,3,4,7,8-PeCDF	*	* n	1.01	Not Fη	*		199	2.5	0.0527						
1,2,3,4,7,8-HxCDF	*	* n	1.18	Not Fη	*		197	2.5	0.0355						
1,2,3,6,7,8-HxCDF	*	* n	1.07	Not Fη	*		197	2.5	0.0356						
2,3,4,6,7,8-HxCDF	*	* n	1.11	Not Fη	*		197	2.5	0.0418						
1,2,3,7,8,9-HxCDF	*	* n	1.06	Not Fη	*		197	2.5	0.0573						
1,2,3,4,6,7,8-HpCDF	*	* n	1.13	Not Fη	*		178	2.5	0.0568						
1,2,3,4,7,8,9-HpCDF	*	* n	1.28	Not Fη	*		178	2.5	0.0570						
OCDF	*	* n	0.95	Not Fη	*		171	2.5	0.0926						
IS	13C-2,3,7,8-TCDD	1.32e+07	0.81 y	1.10	26:01	215.31				Rec					
IS	13C-1,2,3,7,8-PeCDD	9.70e+06	0.63 y	0.88	30:34	196.82				108					
IS	13C-1,2,3,4,7,8-HxCDD	8.16e+06	1.34 y	0.64	33:53	198.38				99.0					
IS	13C-1,2,3,6,7,8-HxCDD	9.76e+06	1.22 y	0.86	33:59	178.11				99.8					
IS	13C-1,2,3,7,8,9-HxCDD	9.33e+06	1.25 y	0.81	34:17	180.64				89.6					
IS	13C-1,2,3,4,6,7,8-HpCDD	8.25e+06	1.05 y	0.65	37:46	196.82				90.9					
IS	13C-OCDD	1.27e+07	0.90 y	0.58	41:01	341.83				99.0					
IS	13C-2,3,7,8-TCDF	1.99e+07	0.78 y	1.03	25:13	204.76				86.0					
IS	13C-1,2,3,7,8-PeCDF	1.59e+07	1.57 y	0.85	29:23	198.84				103					
IS	13C-2,3,4,7,8-PeCDF	1.56e+07	1.57 y	0.85	30:17	196.48				100					
IS	13C-1,2,3,4,7,8-HxCDF	1.19e+07	0.51 y	0.83	32:60	224.02				98.8					
IS	13C-1,2,3,6,7,8-HxCDF	1.36e+07	0.50 y	1.03	33:07	205.05				113					
IS	13C-2,3,4,6,7,8-HxCDF	1.24e+07	0.52 y	0.95	33:43	202.41				103					
IS	13C-1,2,3,7,8,9-HxCDF	1.04e+07	0.51 y	0.83	34:40	196.71				102					
IS	13C-1,2,3,4,6,7,8-HpCDF	9.81e+06	0.43 y	0.76	36:30	202.19				99.0					
IS	13C-1,2,3,4,7,8,9-HpCDF	7.59e+06	0.43 y	0.58	38:18	203.74				102					
IS	13C-OCDF	1.68e+07	0.88 y	0.69	41:14	380.92				95.8					
C/Up	37C1-2,3,7,8-TCDD	5.32e+06		1.20	26:02	79.512				100.0					
RS/RT	13C-1,2,3,4-TCDD	1.11e+07	0.82 y	1.00	25:27	198.79									
RS	13C-1,2,3,4-TCDF	1.86e+07	0.80 y	1.00	23:59	198.79									
RS/RT	13C-1,2,3,4,6,9-HxCDF	1.27e+07	0.52 y	1.00	33:24	198.79									

Integrations
 by DB
 Analyst: DB
 Date: 1/8/20

Reviewed
 by CT
 Analyst: CT
 Date: 01/09/2020

Totals class: TCDD EMPC

Entry #: 19

Run: 20

File: 200107D2

S: 15 I: 1 F: 1

Acquired: 8-JAN-20 09:42:05

Processed: 8-JAN-20 10:45:47

Total Concentration: 0.25961

Unnamed Concentration: 0.260

RT	m1 Resp	m2 Resp	RA	Resp Concentration	Name
24:07	6.626e+03	8.959e+03	0.74 y	1.558e+04	0.25961

Totals class: HxCDD EMPC

Entry #: 23

Run: 20 File: 200107D2 S: 15 I: 1 F: 3
 Acquired: 8-JAN-20 09:42:05 Processed: 8-JAN-20 10:45:47

Total Concentration: 1.2065 Unnamed Concentration: 1.082

RT	m1 Resp	m2 Resp	RA		Resp Concentration		Name
32:22	2.035e+04	1.376e+04	1.48	n	3.082e+04	0.67984	
32:56	3.160e+03	2.000e+03	1.58	n	4.479e+03	0.098812	
33:12	9.808e+03	6.142e+03	1.60	n	1.376e+04	0.30351	
34:00	3.674e+03	2.559e+03	1.44	n	5.732e+03	0.12436	1,2,3,6,7,8-HxCDD

Totals class: HpCDD EMPC

Entry #: 25

Run: 20

File: 200107D2

S: 15 I: 1 F: 4

Acquired: 8-JAN-20 09:42:05

Processed: 8-JAN-20 10:45:47

Total Concentration: 2.7542

Unnamed Concentration: 1.780

RT	m1 Resp	m2 Resp	RA		Resp Concentration	Name
36:54	3.835e+04	3.396e+04	1.13 y		7.231e+04	1.7799
37:46	1.958e+04	2.001e+04	0.98 y		3.958e+04	0.97437 1,2,3,4,6,7,8-HpCDD

Totals class: HxCDF EMPC

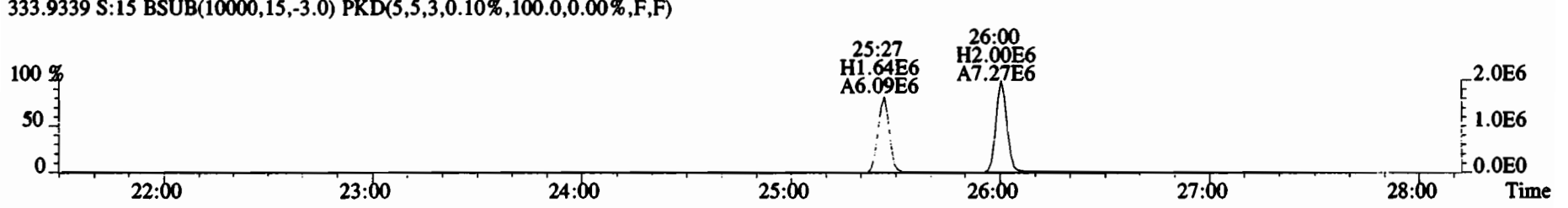
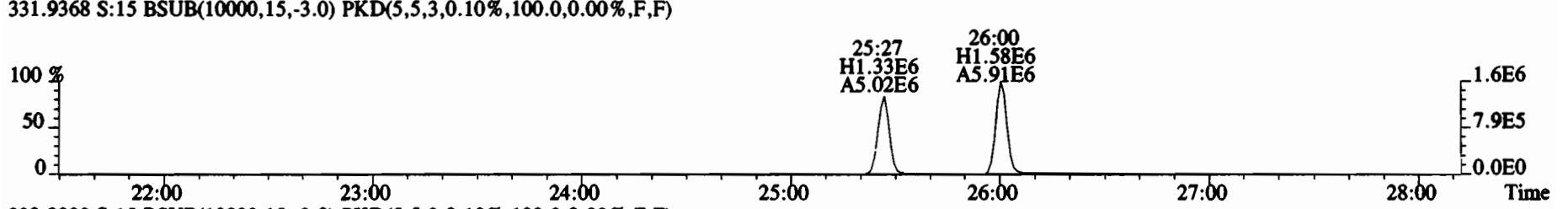
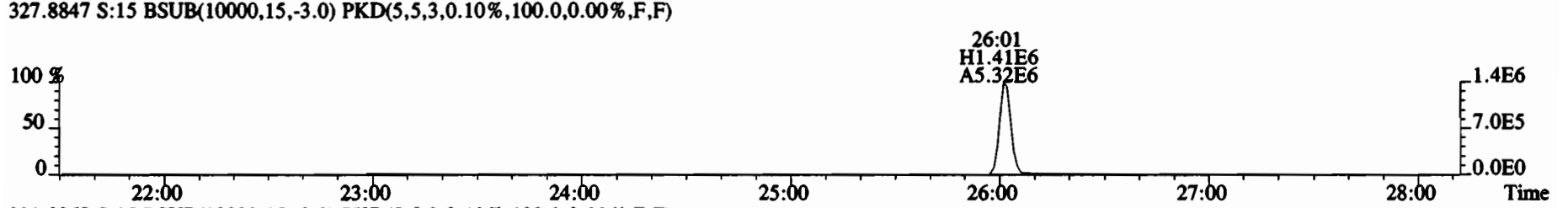
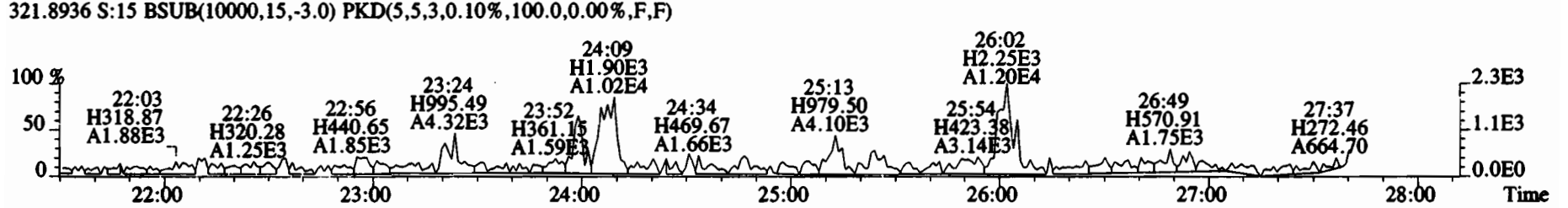
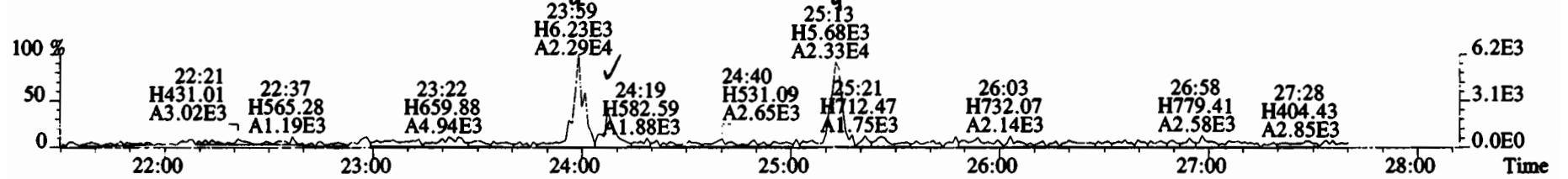
Entry #: 33

Run: 20 File: 200107D2 S: 15 I: 1 F: 3
Acquired: 8-JAN-20 09:42:05 Processed: 8-JAN-20 10:45:47

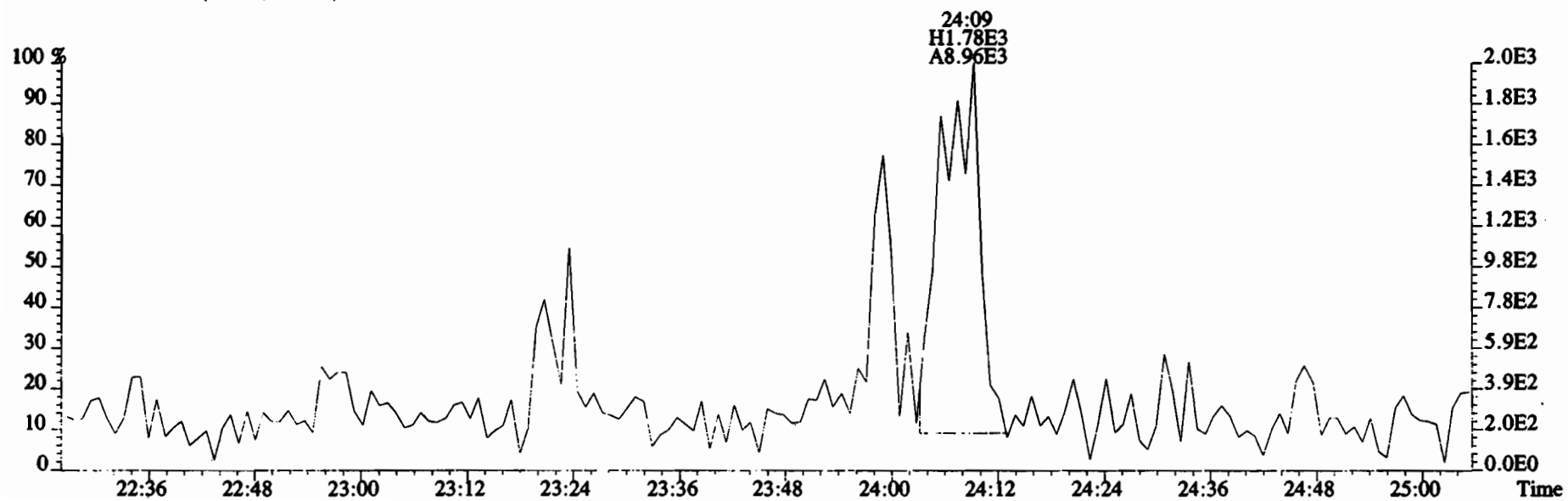
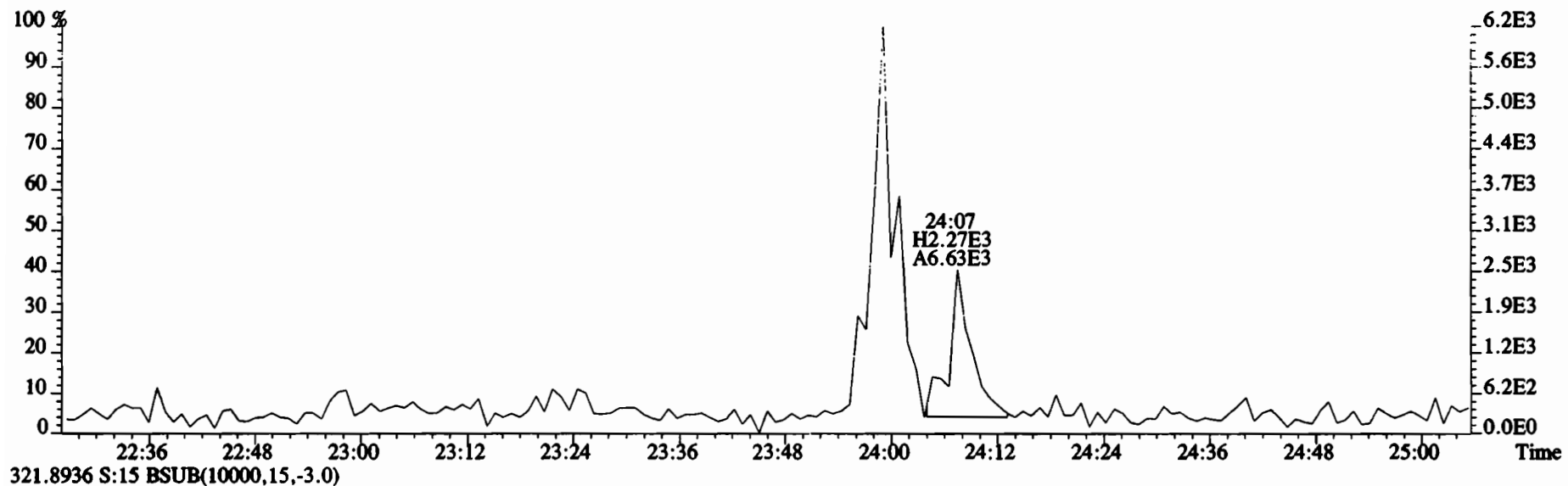
Total Concentration: 0.059168 Unnamed Concentration: 0.059

RT	m1 Resp	m2 Resp	RA	Resp Concentration	Name
33:59	2.196e+03	2.392e+03	0.92 n	3.967e+03	0.059168

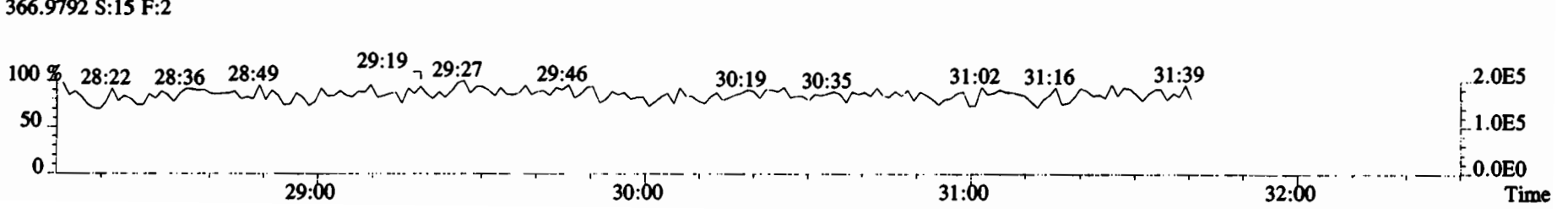
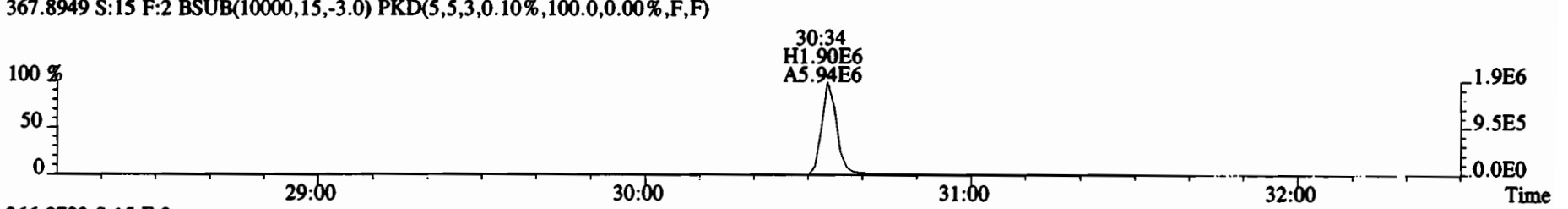
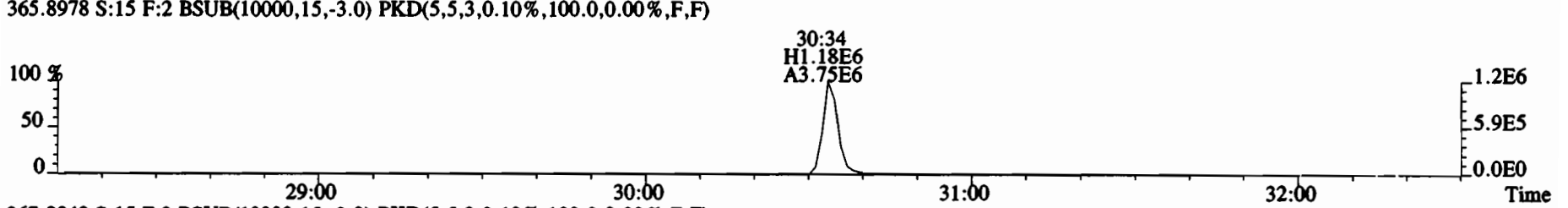
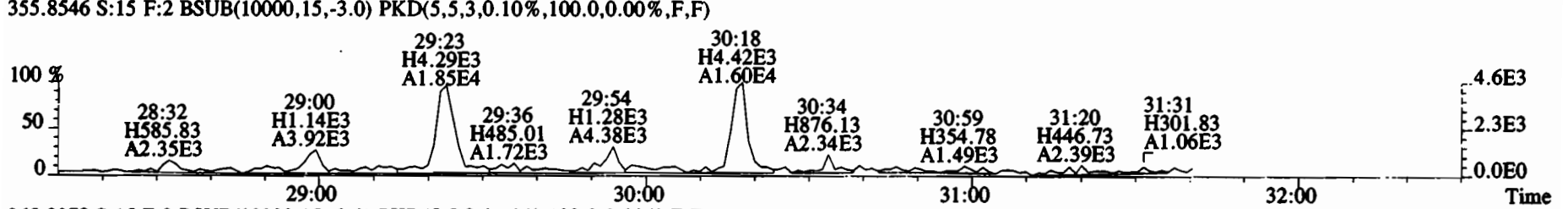
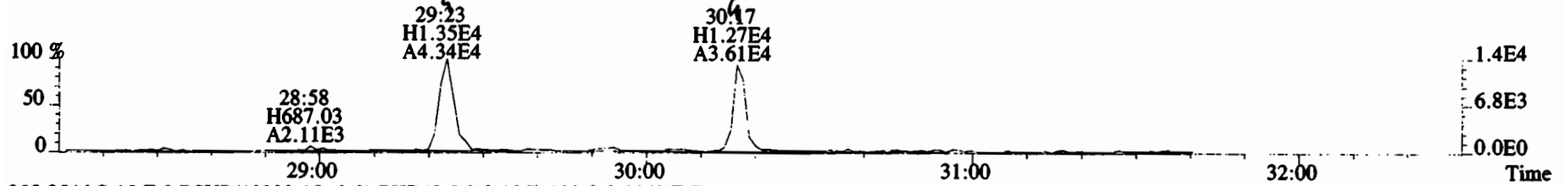
File:200107D2 #1-493 Acq: 8-JAN-2020 09:42:05 GC EI+ Voltage SIR Autospec-UltimaE
 Sample#15 File Text:Vista_Analytical_Laboratory_VG7 Text:1903742-07RE1 PDI-022SC-A-12-13.1-191016 13.21 Exp:OCDD_DB5
 319.8965 S:15 BSUB(10000,15,-3.0) PKD(5,5,3,0.10%,100.0,0.00%,F,F)



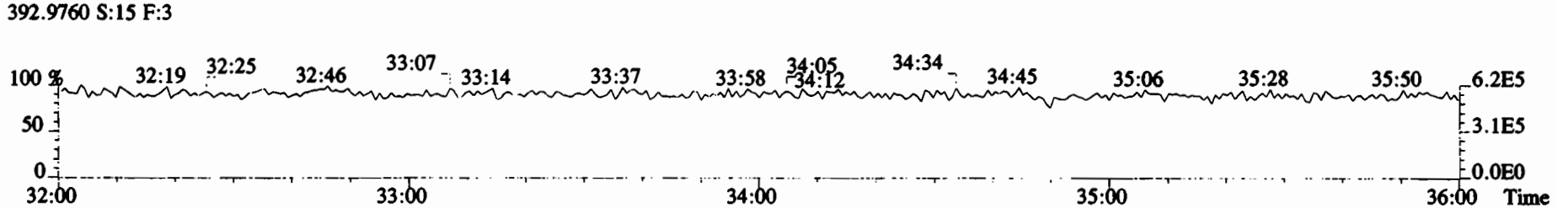
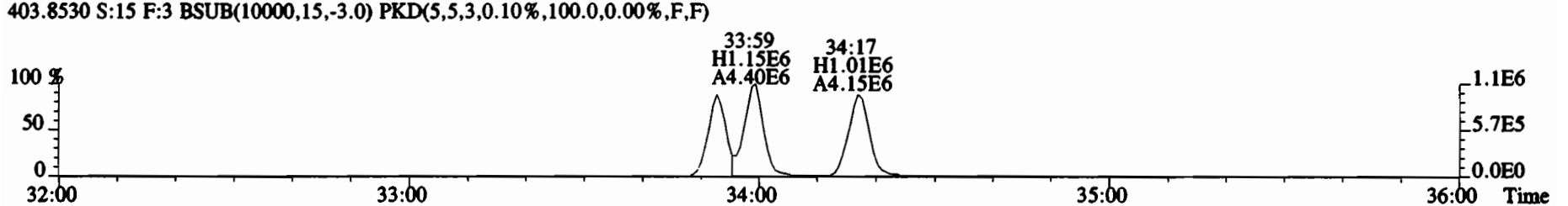
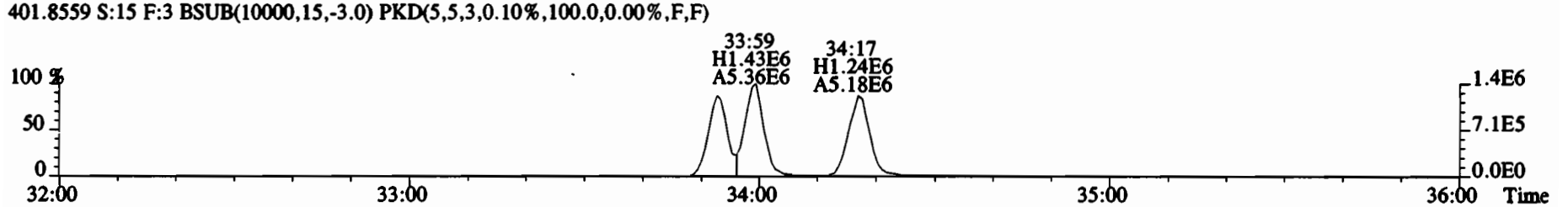
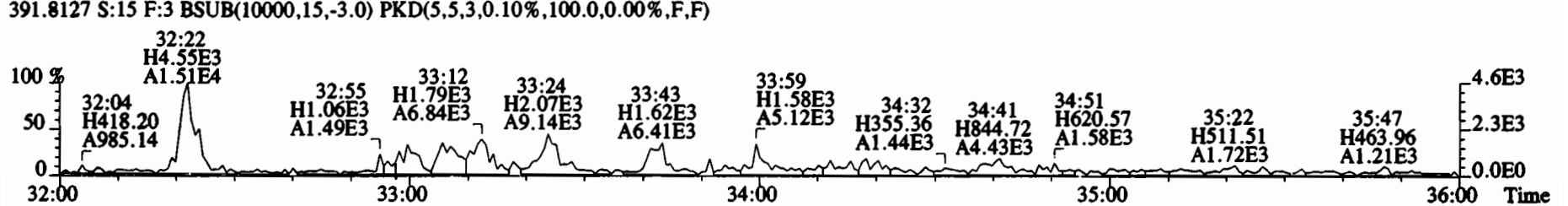
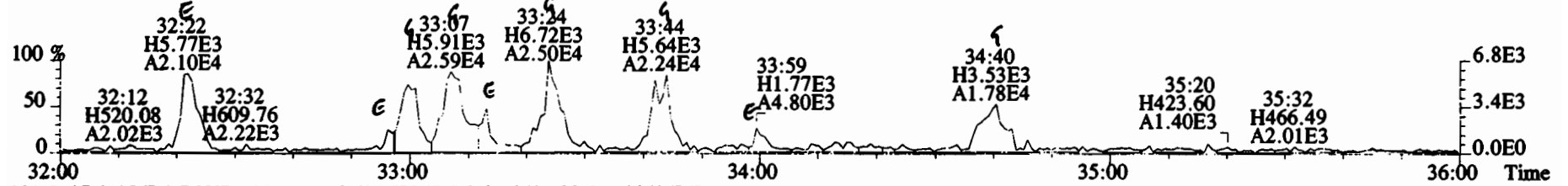
File:200107D2 #1-493 Acq: 8-JAN-2020 09:42:05 GC EI+ Voltage SIR Autospec-UltimaE
Sample#15 File Text:Vista_Analytical_Laboratory_VG7 Text:1903742-07RE1 PDI-022SC-A-12-13.1-191016 13.21 Exp:OCDD_DB5
319.8965 S:15 BSUB(10000,15,-3.0)



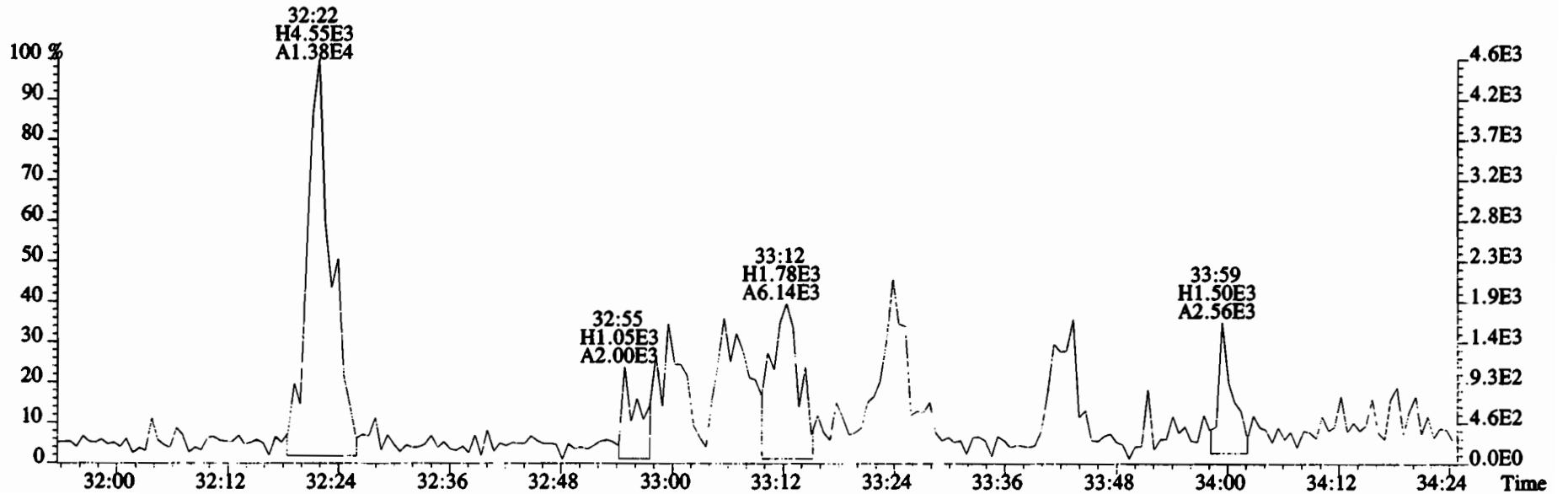
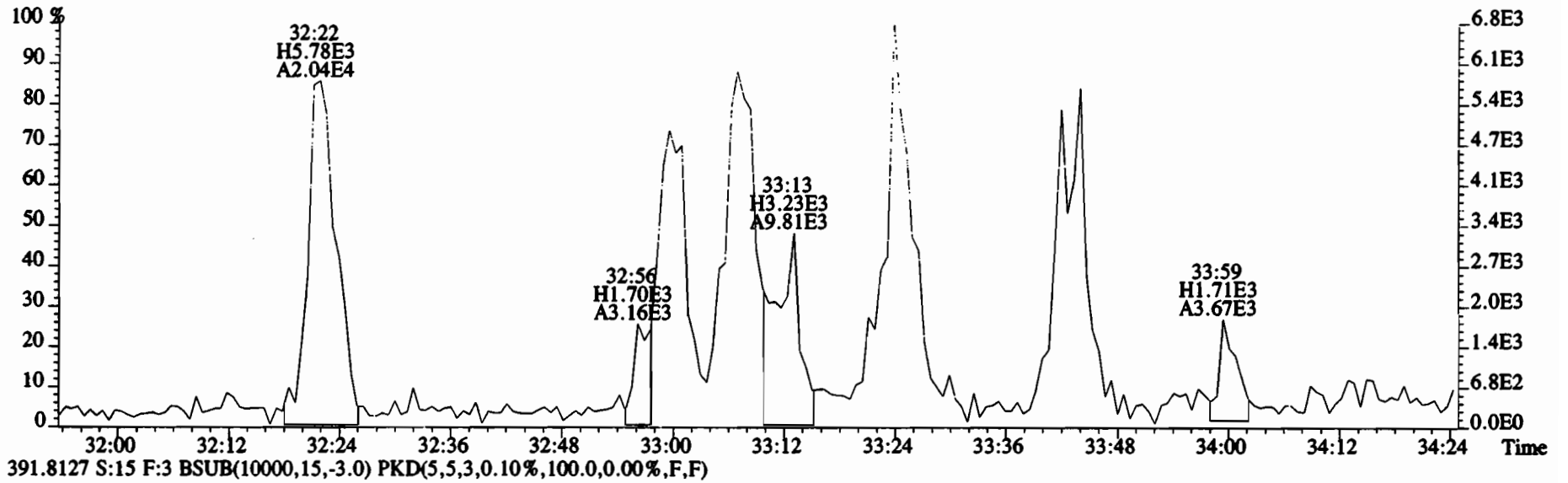
File:200107D2 #1-211 Acq: 8-JAN-2020 09:42:05 GC EI+ Voltage SIR Autospec-UltimaE
Sample#15 File Text:Vista_Analytical_Laboratory_VG7 Text:1903742-07RE1 PDI-022SC-A-12-13.1-191016 13.21 Exp:OCDD_DB5
353.8576 S:15 F:2 BSUB(10000,15,-3.0) PKD(5,5,3,0.10%,100.0,0.00%,F,F)



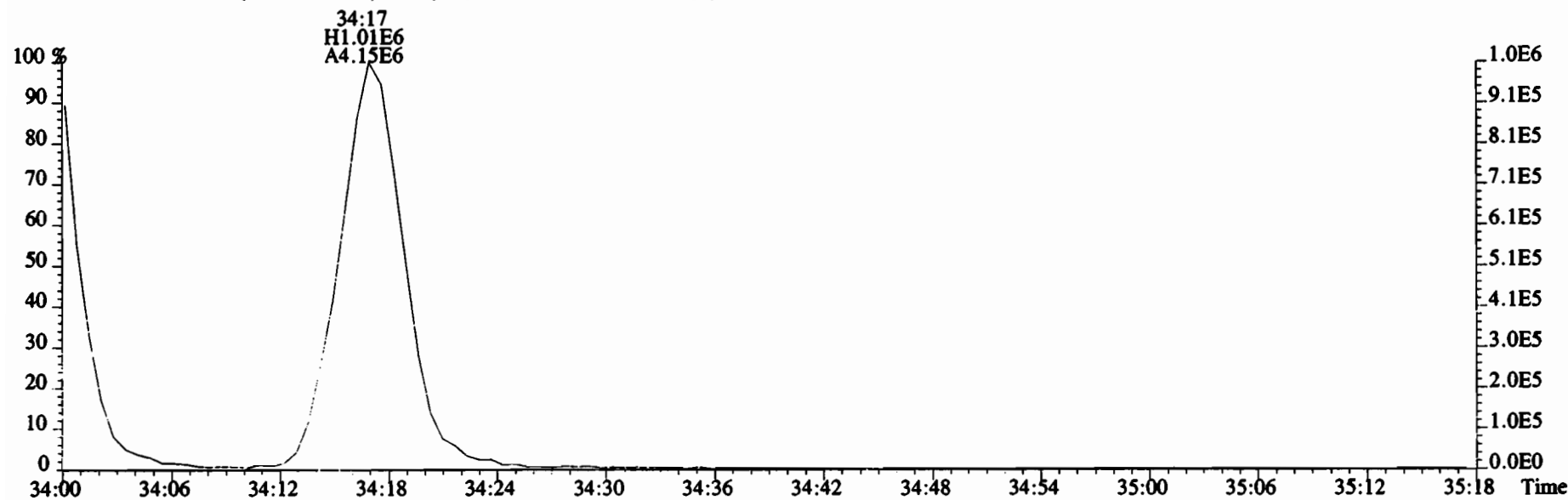
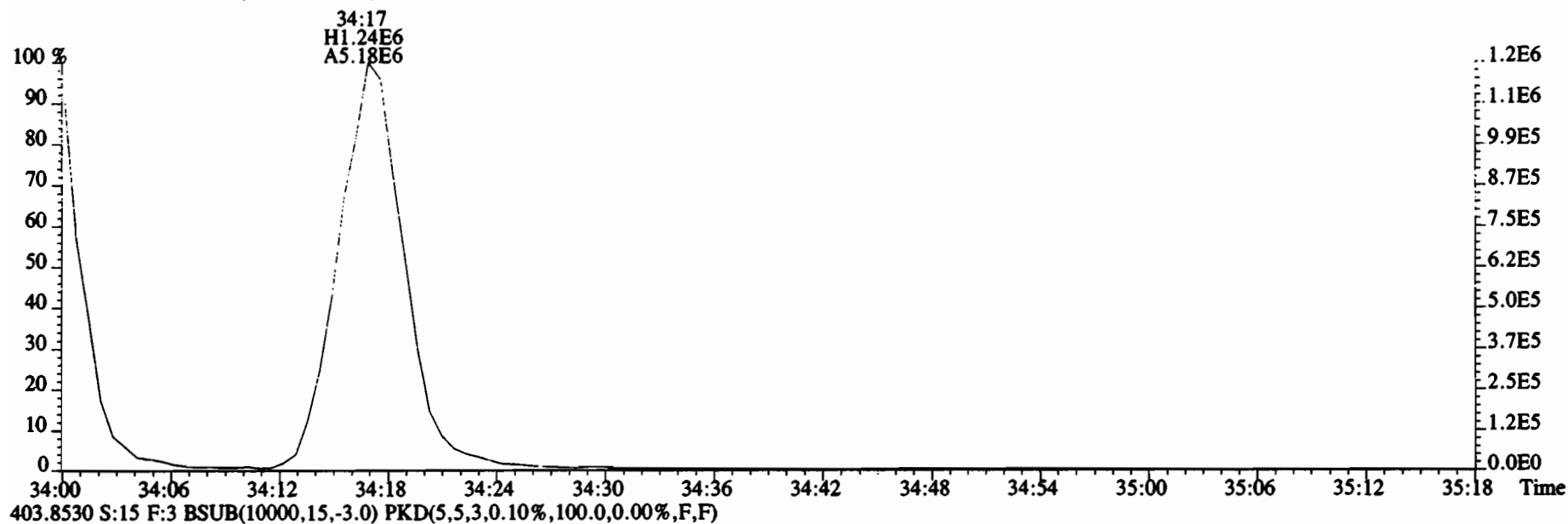
File:200107D2 #1-385 Acq: 8-JAN-2020 09:42:05 GC EI+ Voltage SIR Autospec-UltimaE
 Sample#15 File Text:Vista_Analytical_Laboratory_VG7 Text:1903742-07RE1 PDI-022SC-A-12-13.1-191016 13.21 Exp:OCDD_DB5
 389.8156 S:15 F:3 BSUB(10000,15,-3.0) PKD(5,5,3,0.10%,100.0,0.00%,F,F)



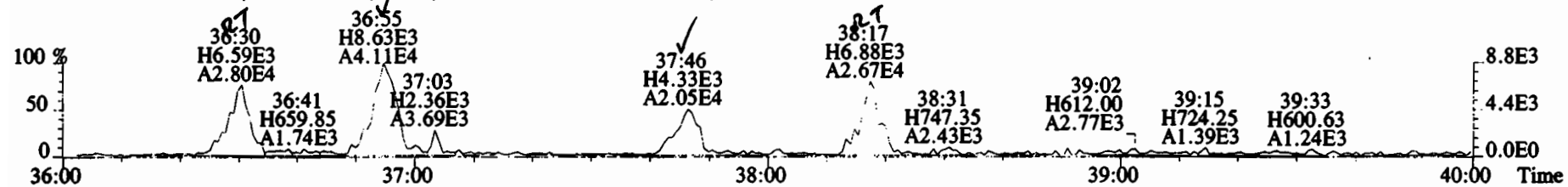
File:200107D2 #1-385 Acq: 8-JAN-2020 09:42:05 GC EI+ Voltage SIR Autospec-UltimaE
Sample#15 File Text:Vista Analytical Laboratory VG7 Text:1903742-07RE1 PDI-022SC-A-12-13.1-191016 13.21 Exp:OCDD_DB5
389.8156 S:15 F:3 BSub(10000,15,-3.0) PKD(5,5,3,0.10%,100.0,0.00%,F,F)



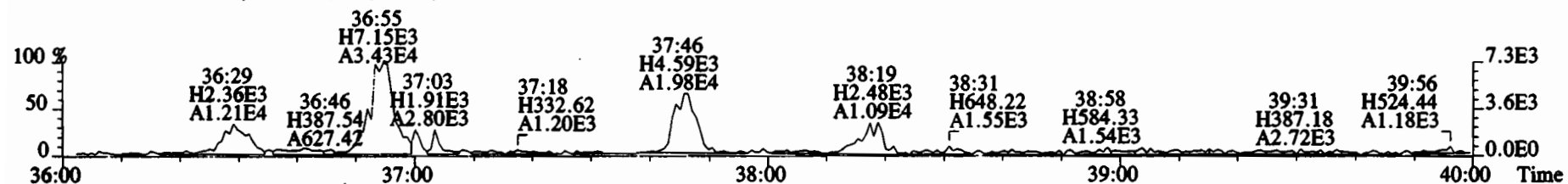
File:200107D2 #1-385 Acq: 8-JAN-2020 09:42:05 GC EI+ Voltage SIR Autospec-UltimaE
Sample#15 File Text:Vista Analytical Laboratory VG7 Text:1903742-07RE1 PDI-022SC-A-12-13.1-191016 13.21 Exp:OCDD_DB5
401.8559 S:15 F:3 BSUB(10000,15,-3.0) PKD(5,5,3,0.10%,100.0,0.00%,F,F)



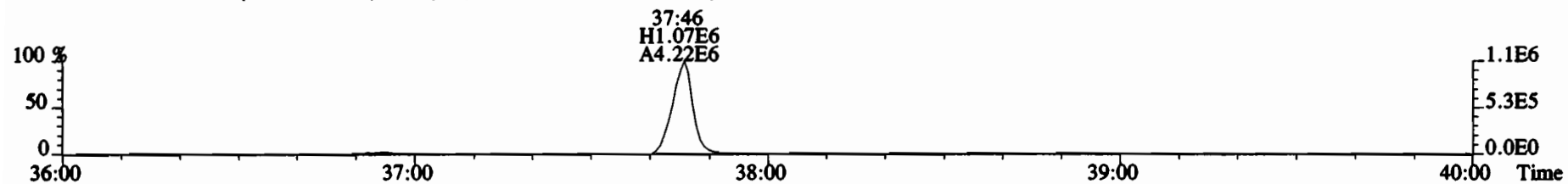
File:200107D2 #1-355 Acq: 8-JAN-2020 09:42:05 GC EI+ Voltage SIR Autospec-UltimaE
Sample#15 File Text:Vista_Analytical_Laboratory_VG7 Text:1903742-07RE1 PDI-022SC-A-12-13.1-191016 13.21 Exp:OCDD_DB5
423.7767 S:15 F:4 BSUB(10000,15,-3.0) PKD(5,5,3,0.10%,100.0,0.00%,F,F)



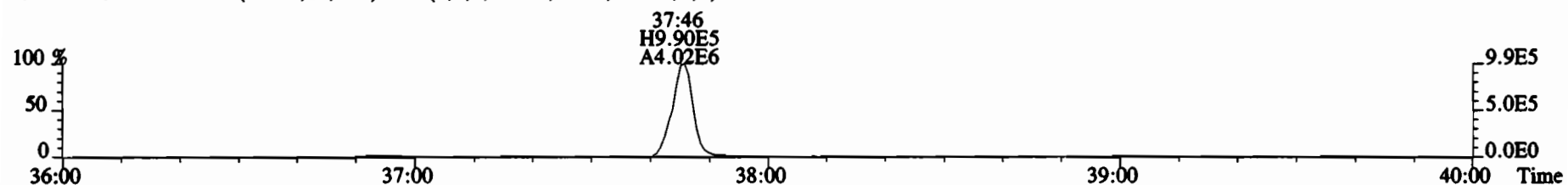
425.7737 S:15 F:4 BSUB(10000,15,-3.0) PKD(5,5,3,0.10%,100.0,0.00%,F,F)



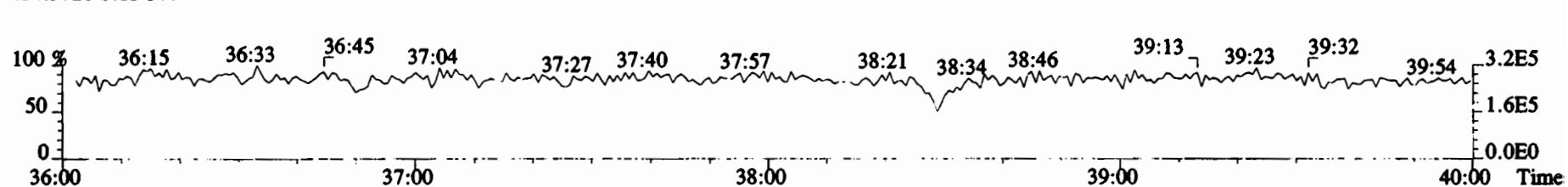
435.8169 S:15 F:4 BSUB(10000,15,-3.0) PKD(5,5,3,0.10%,100.0,0.00%,F,F)



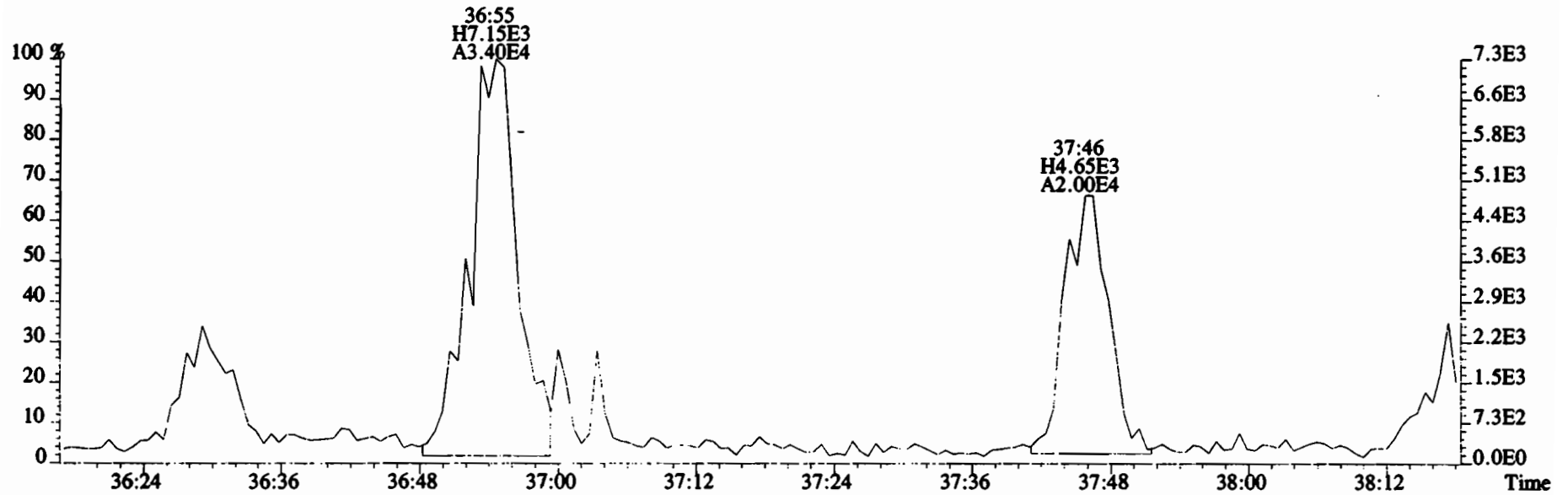
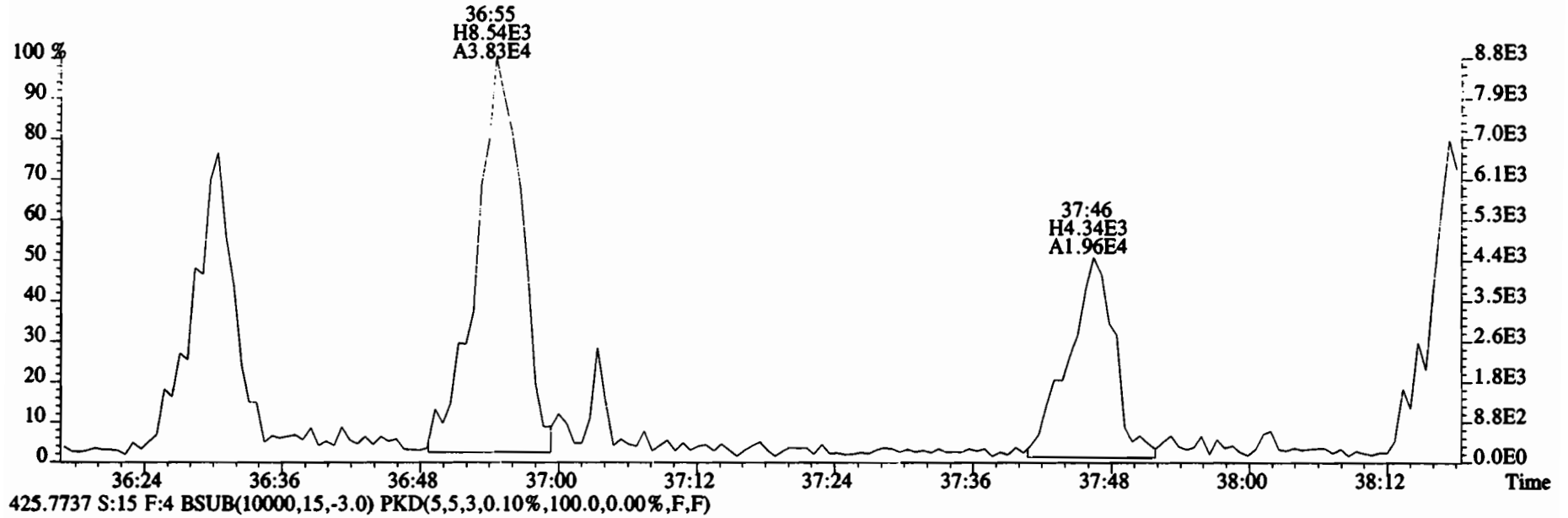
437.8140 S:15 F:4 BSUB(10000,15,-3.0) PKD(5,5,3,0.10%,100.0,0.00%,F,F)



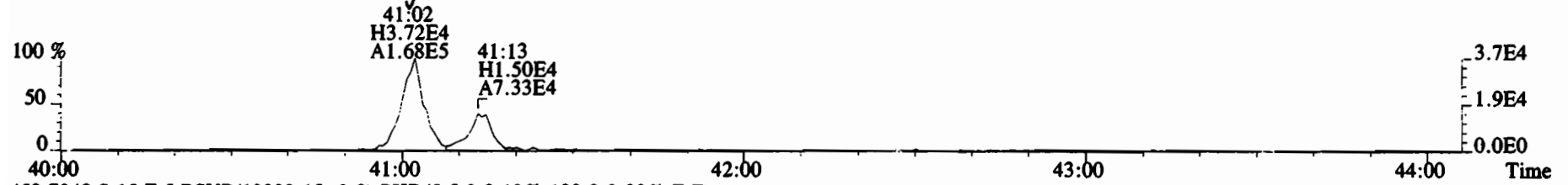
454.9728 S:15 F:4




File:200107D2 #1-355 Acq: 8-JAN-2020 09:42:05 GC EI+ Voltage SIR Autospec-UltimaE
Sample#15 File Text:Vista Analytical Laboratory VG7 Text:1903742-07RE1 PDI-022SC-A-12-13.1-191016 13.21 Exp:OCDD_DB5
423.7767 S:15 F:4 BSUB(10000,15,-3.0) PKD(5,5,3,0.10%,100.0,0.00%,F,F)



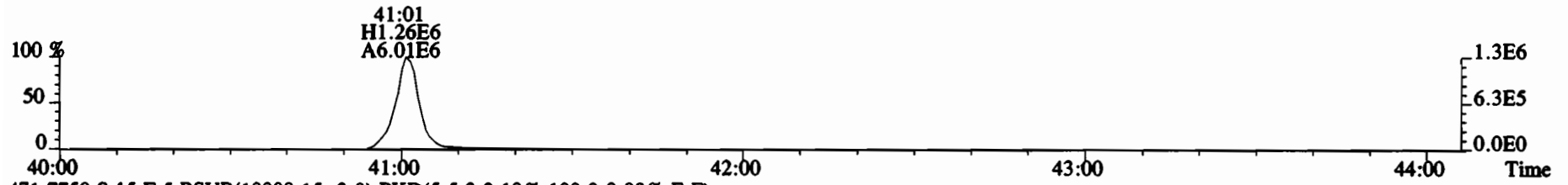
File:200107D2 #1-432 Acq: 8-JAN-2020 09:42:05 GC EI+ Voltage SIR Autospec-UltimaE
Sample#15 File Text:Vista_Analytical_Laboratory_VG7 Text:1903742-07RE1 PDI-022SC-A-12-13.1-191016 13.21 Exp:OCDD_DB5
457.7377 S:15 F:5 BSUB(10000,15,-3.0) PKD(5,5,3,0.10%,100.0,0.00%,F,F)



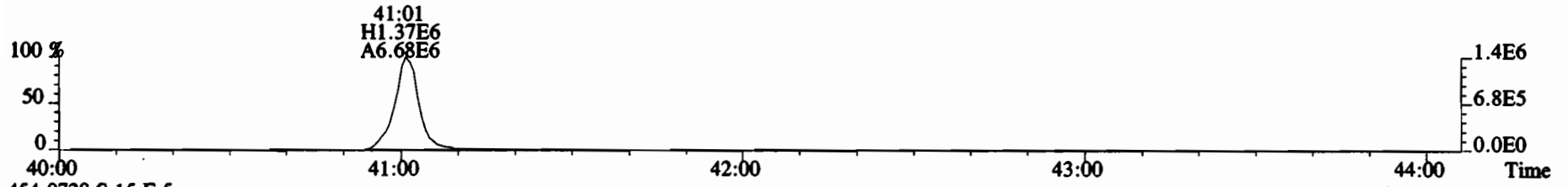
459.7348 S:15 F:5 BSUB(10000,15,-3.0) PKD(5,5,3,0.10%,100.0,0.00%,F,F)



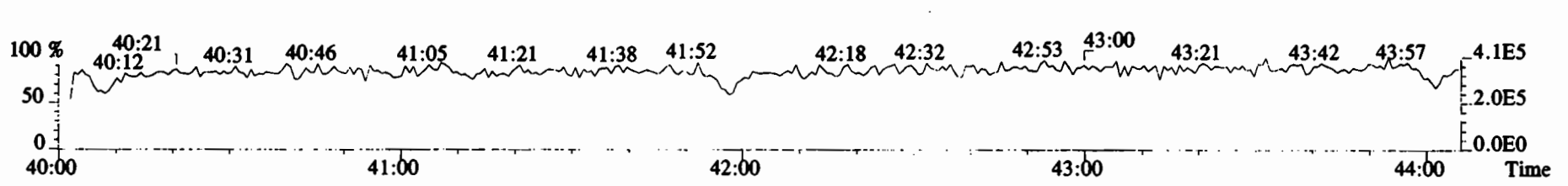
469.7780 S:15 F:5 BSUB(10000,15,-3.0) PKD(5,5,3,0.10%,100.0,0.00%,F,F)



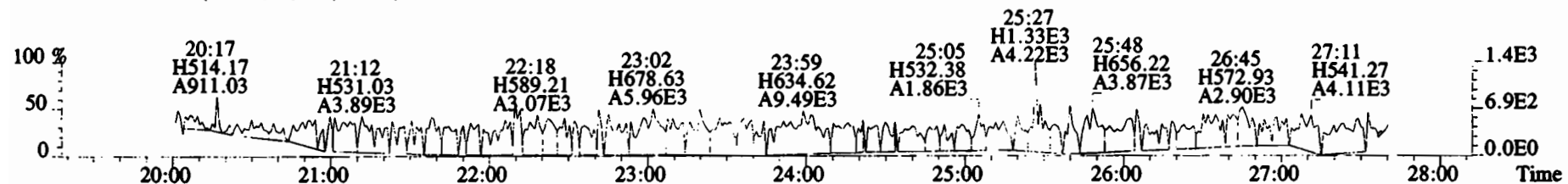
471.7750 S:15 F:5 BSUB(10000,15,-3.0) PKD(5,5,3,0.10%,100.0,0.00%,F,F)



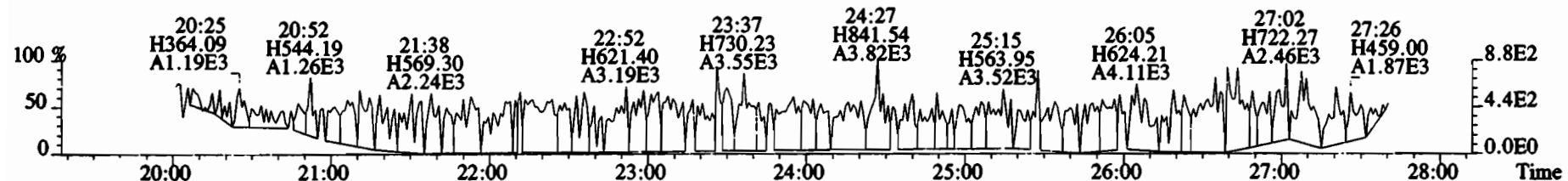
454.9728 S:15 F:5



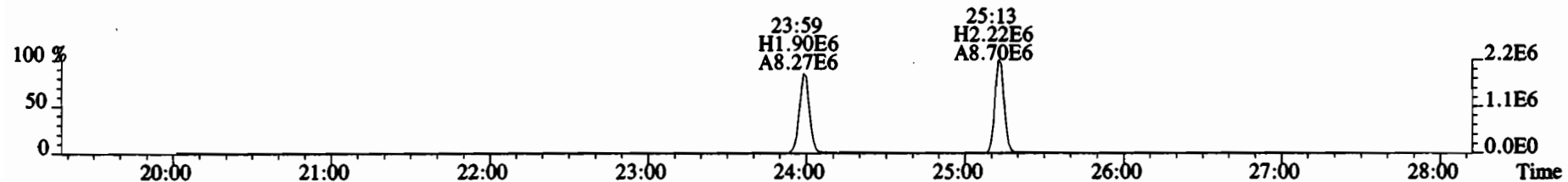
File:200107D2 #1-493 Acq: 8-JAN-2020 09:42:05 GC EI+ Voltage SIR Autospec-UltimaE
Sample#15 File Text:Vista_Analytical_Laboratory_VG7 Text:1903742-07RE1 PDI-022SC-A-12-13.1-191016 13.21 Exp:OCDD_DB5
303.9016 S:15 BSUB(10000,15,-3.0) PKD(5,5,3,0.10%,100.0,0.00%,F,F)



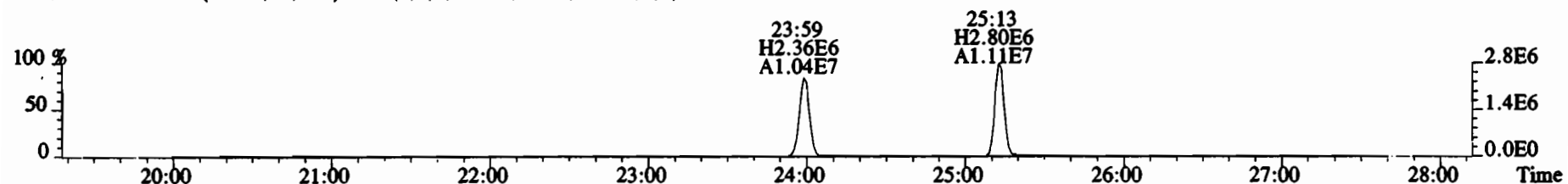
305.8987 S:15 BSUB(10000,15,-3.0) PKD(5,5,3,0.10%,100.0,0.00%,F,F)



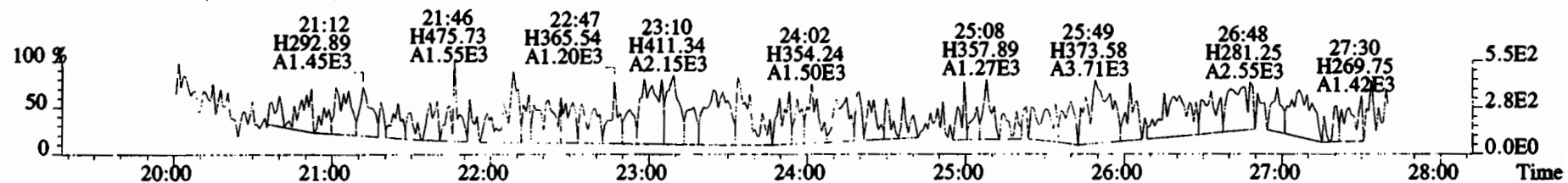
315.9419 S:15 BSUB(10000,15,-3.0) PKD(5,5,3,0.10%,100.0,0.00%,F,F)



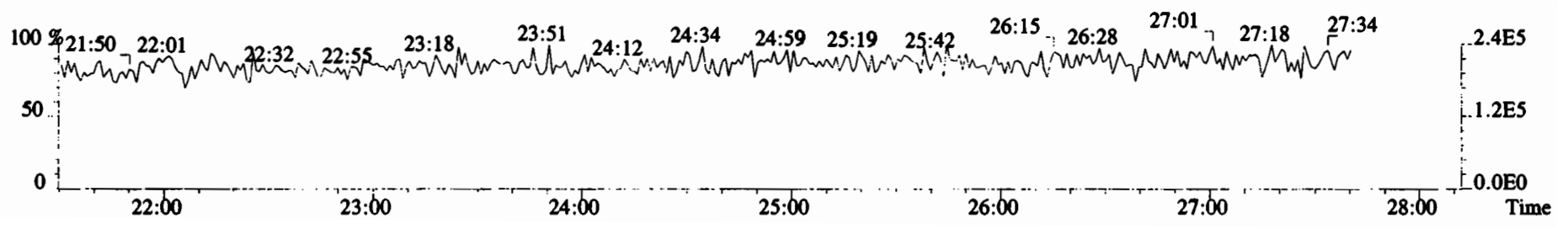
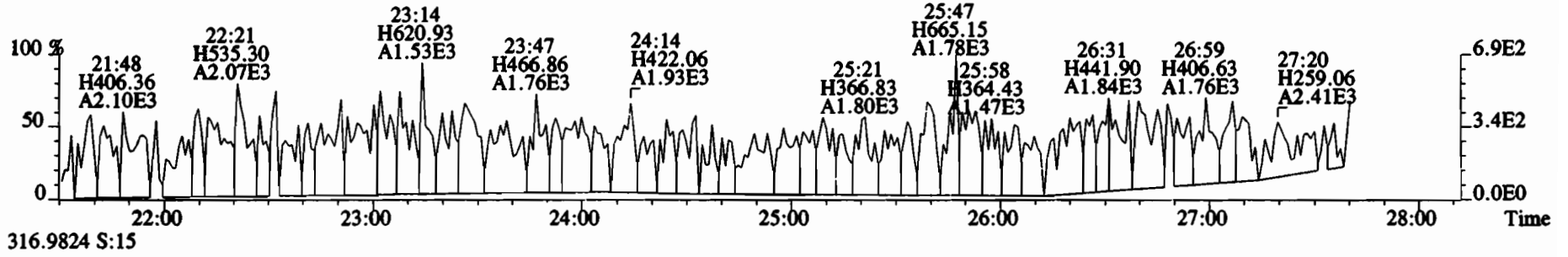
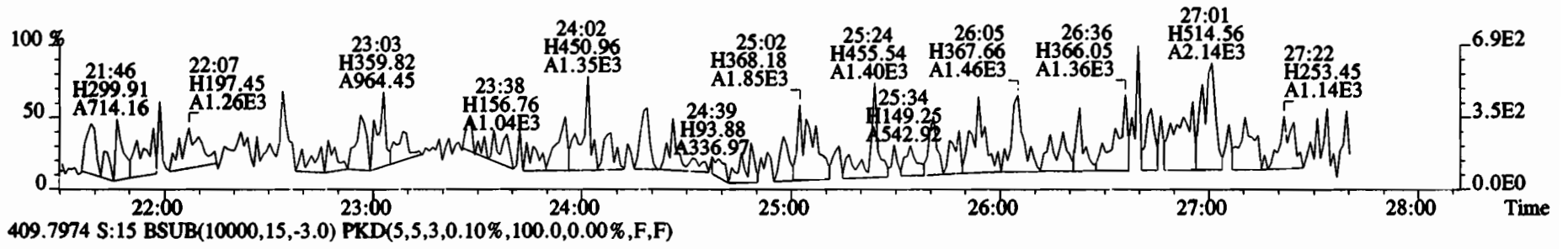
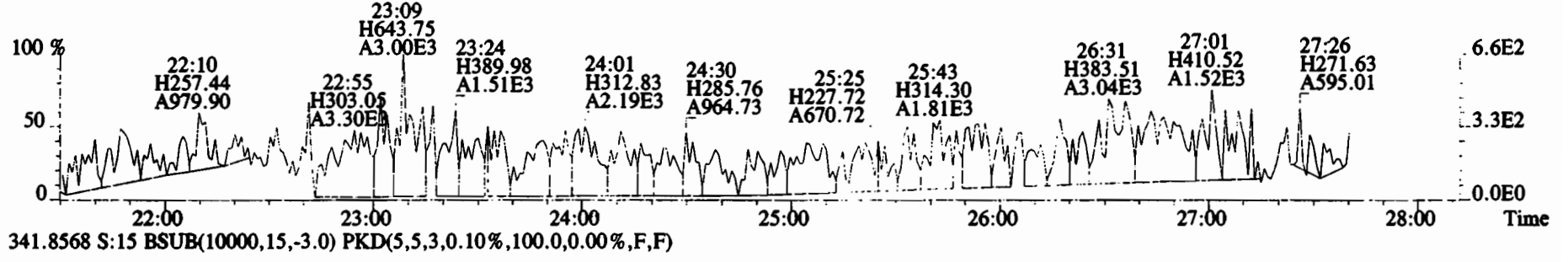
317.9389 S:15 BSUB(10000,15,-3.0) PKD(5,5,3,0.10%,100.0,0.00%,F,F)



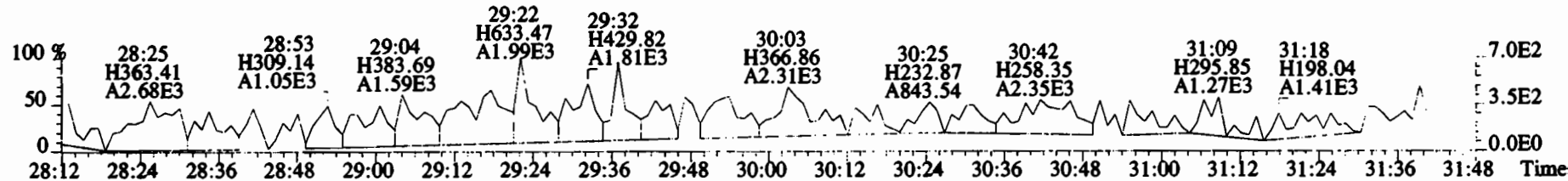
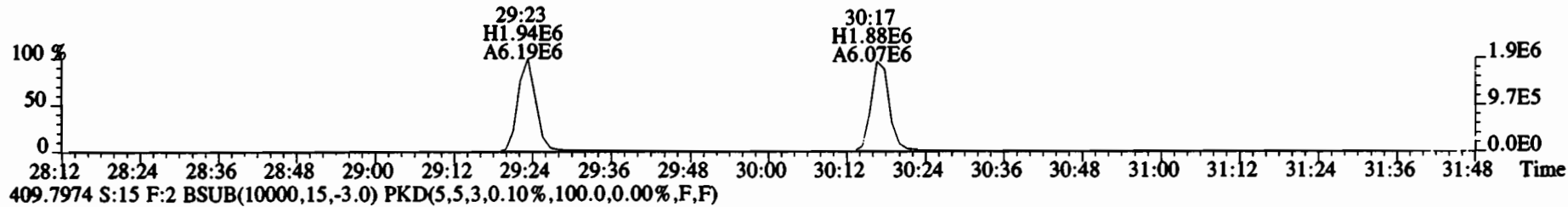
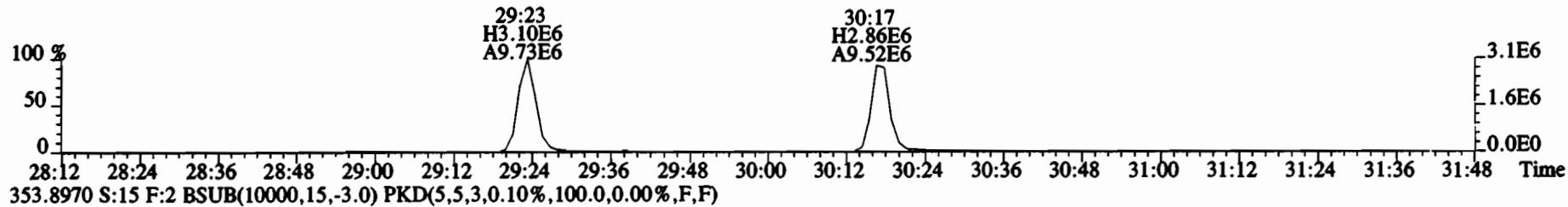
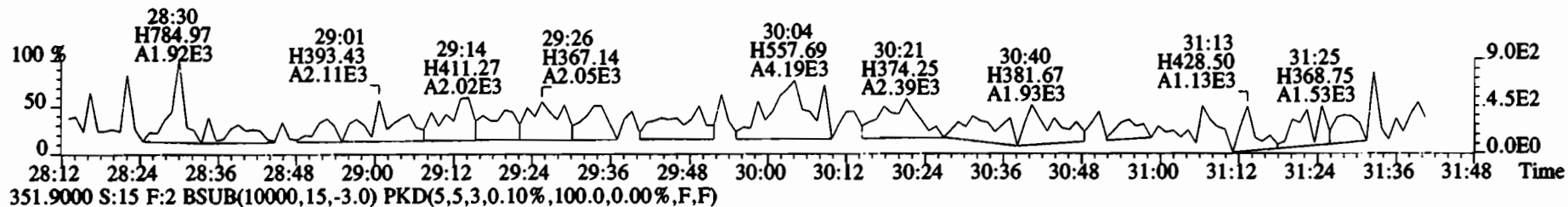
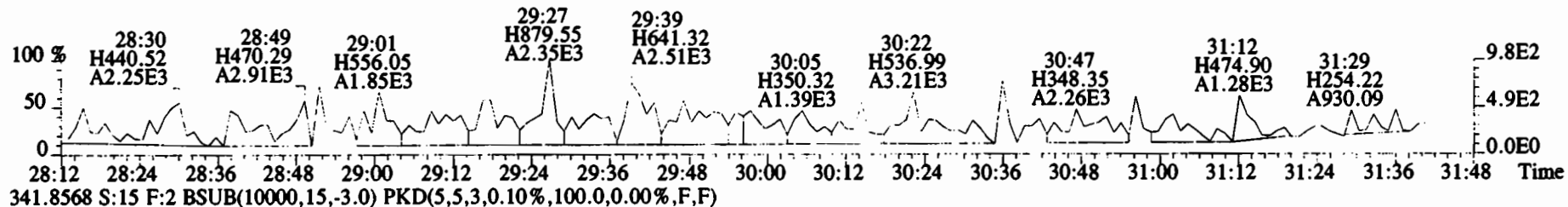
375.8364 S:15 BSUB(10000,15,-3.0) PKD(5,5,3,0.10%,100.0,0.00%,F,F)



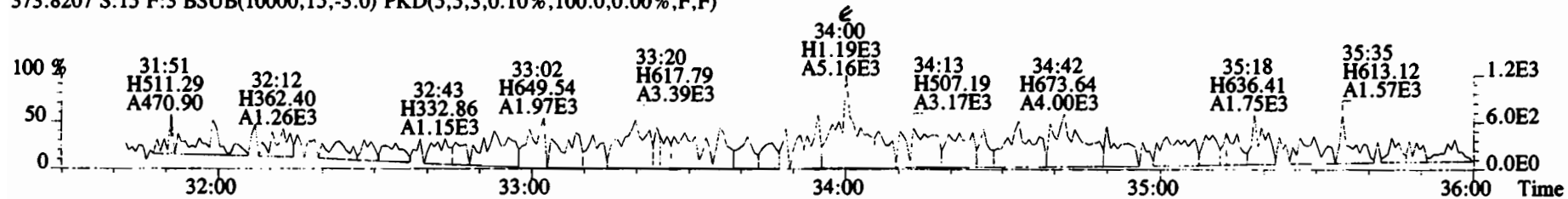
File:200107D2 #1-493 Acq: 8-JAN-2020 09:42:05 GC EI+ Voltage SIR Autospec-UltimaE
 Sample#15 File Text:Vista Analytical Laboratory VG7 Text:1903742-07RE1 PDI-022SC-A-12-13.1-191016 13.21 Exp:OCDD_DB5
 339.8597 S:15 BSUB(10000,15,-3.0) PKD(5,5,3,0.10%,100.0,0.00%,F,F)



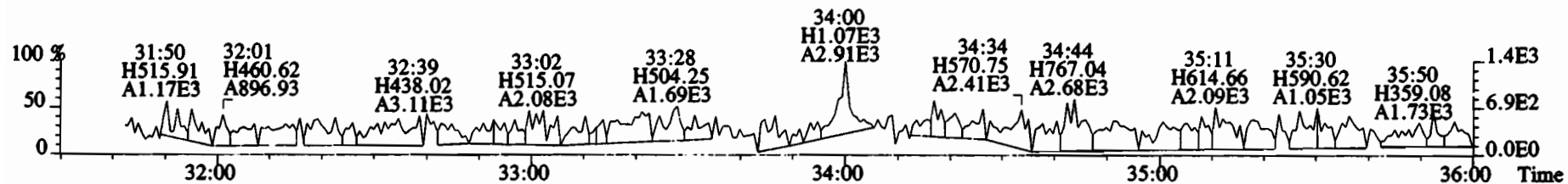
File:200107D2 #1-211 Acq: 8-JAN-2020 09:42:05 GC EI+ Voltage SIR Autospec-UltimaE
 Sample#15 File Text:Vista Analytical Laboratory VG7 Text:1903742-07RE1 PDI-022SC-A-12-13.1-191016 13.21 Exp:OCDD_DB5
 339.8597 S:15 F:2 BSUB(10000,15,-3.0) PKD(5,5,3,0.10%,100.0,0.00%,F,F)



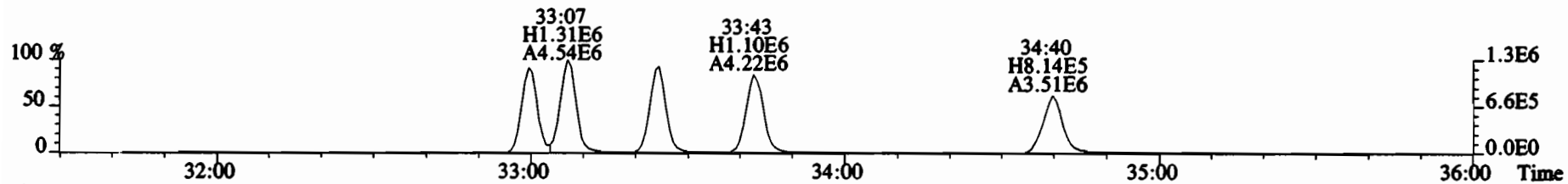
File:200107D2 #1-385 Acq: 8-JAN-2020 09:42:05 GC EI+ Voltage SIR Autospec-UltimaE
 Sample#15 File Text:Vista Analytical Laboratory VG7 Text:1903742-07RE1 PDI-022SC-A-12-13.1-191016 13.21 Exp:OCDD_DB5
 373.8207 S:15 F:3 BSUB(10000,15,-3.0) PKD(5,5,3,0.10%,100.0,0.00%,F,F)



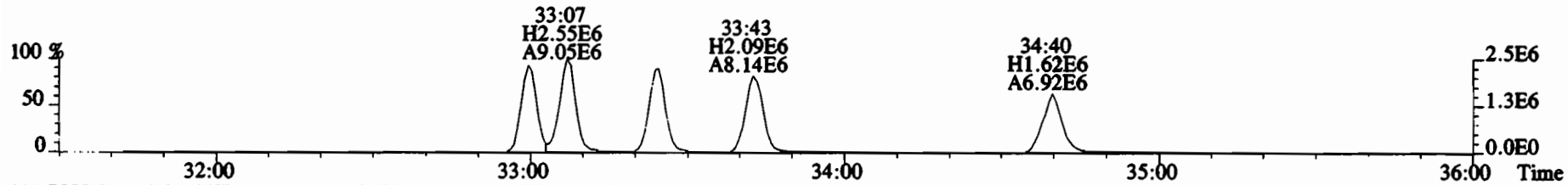
375.8178 S:15 F:3 BSUB(10000,15,-3.0) PKD(5,5,3,0.10%,100.0,0.00%,F,F)



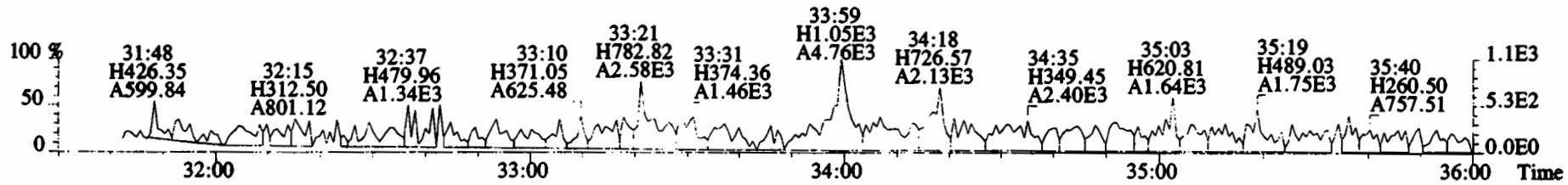
383.8639 S:15 F:3 BSUB(10000,15,-3.0) PKD(5,5,3,0.10%,100.0,0.00%,F,F)



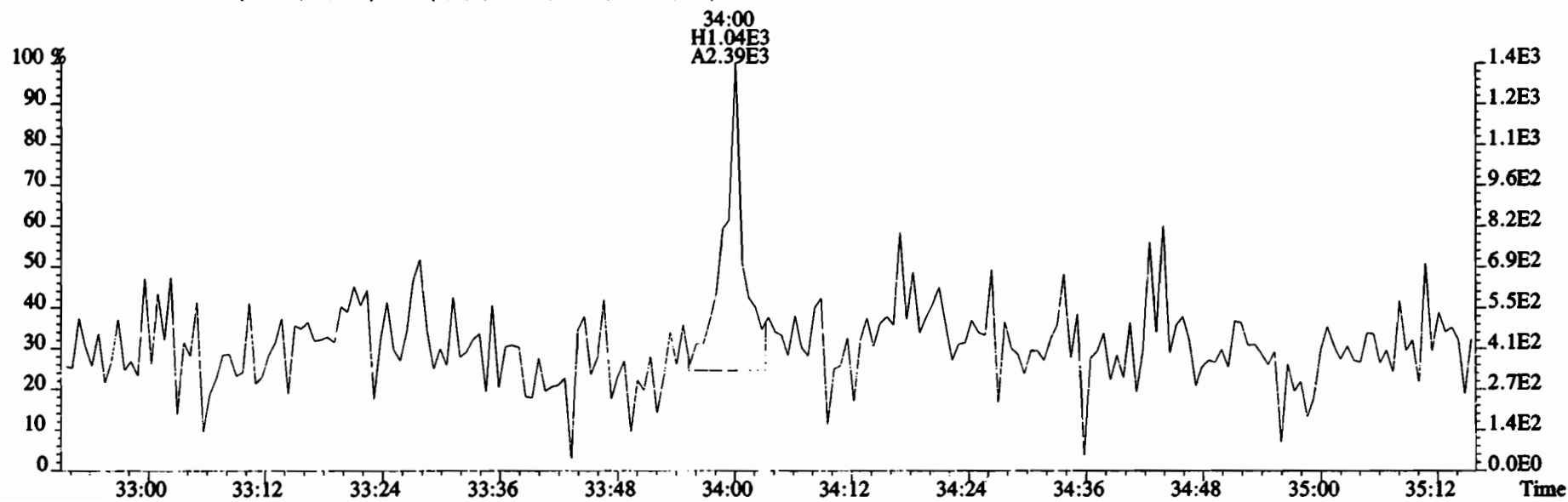
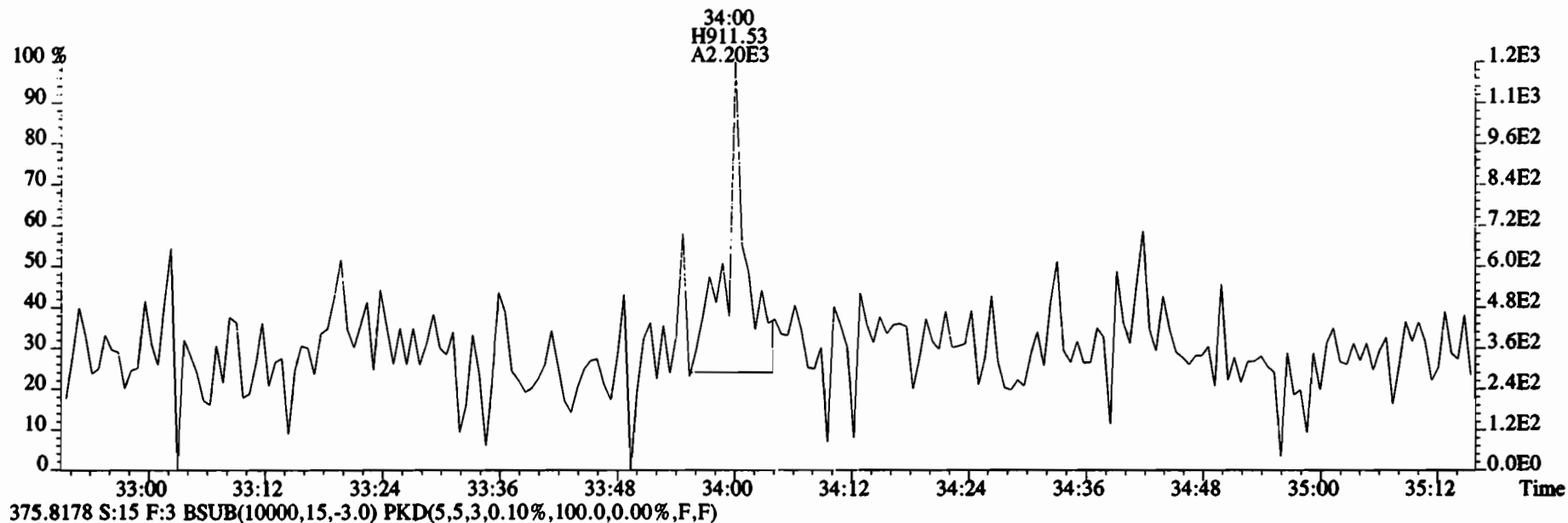
385.8610 S:15 F:3 BSUB(10000,15,-3.0) PKD(5,5,3,0.10%,100.0,0.00%,F,F)



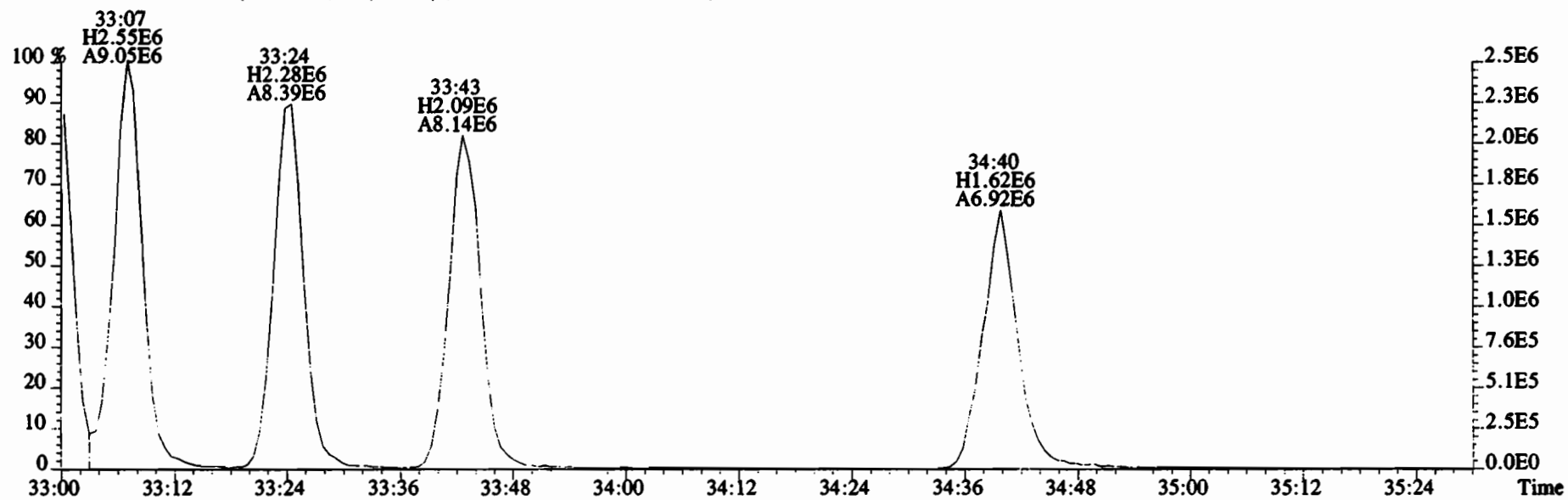
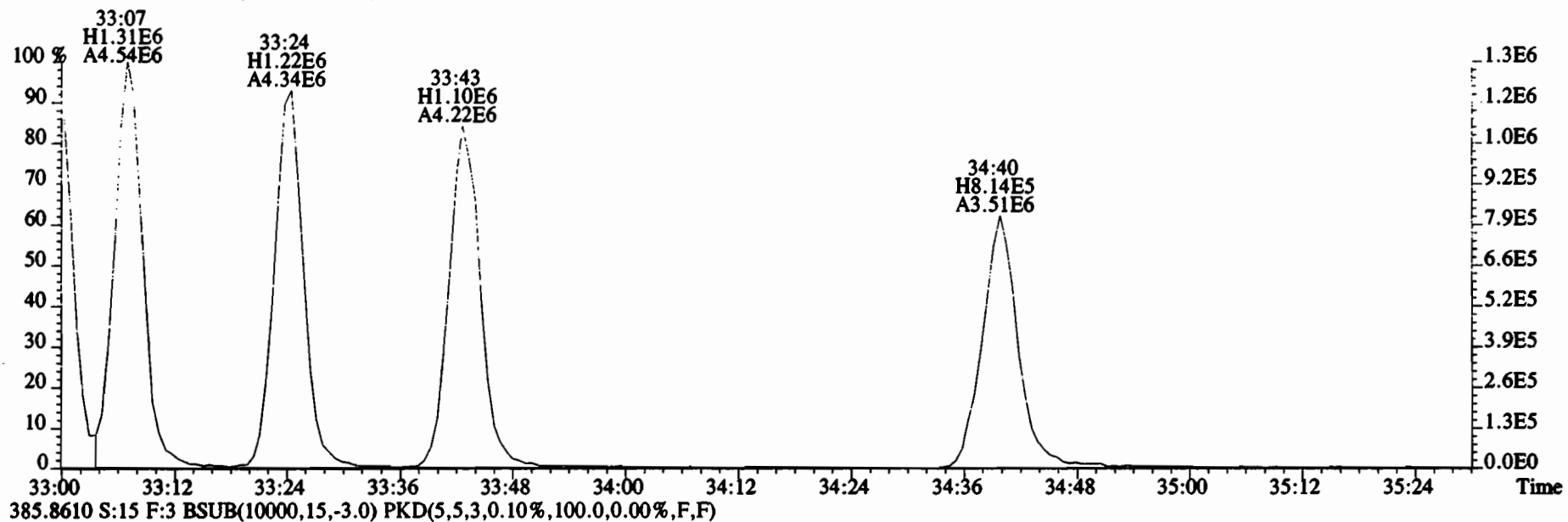
445.7555 S:15 F:3 BSUB(10000,15,-3.0) PKD(5,5,3,0.10%,100.0,0.00%,F,F)



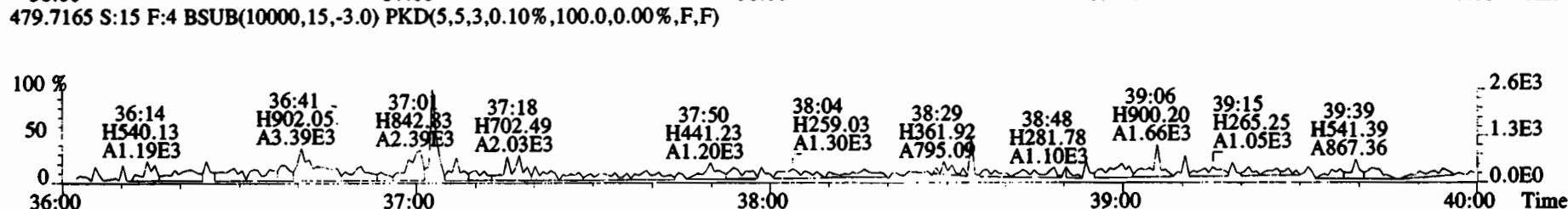
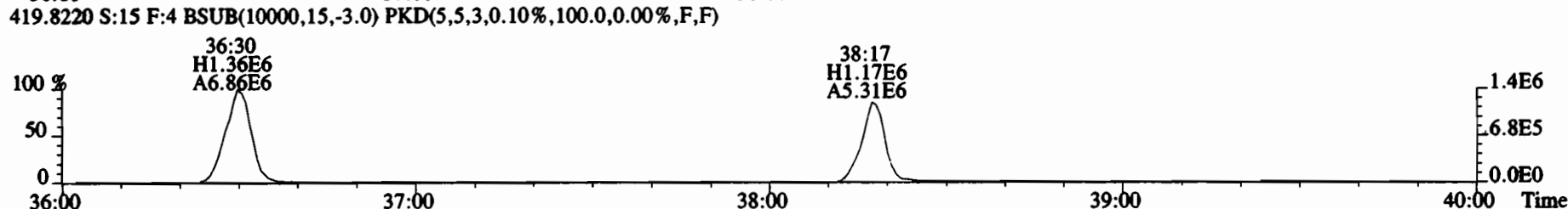
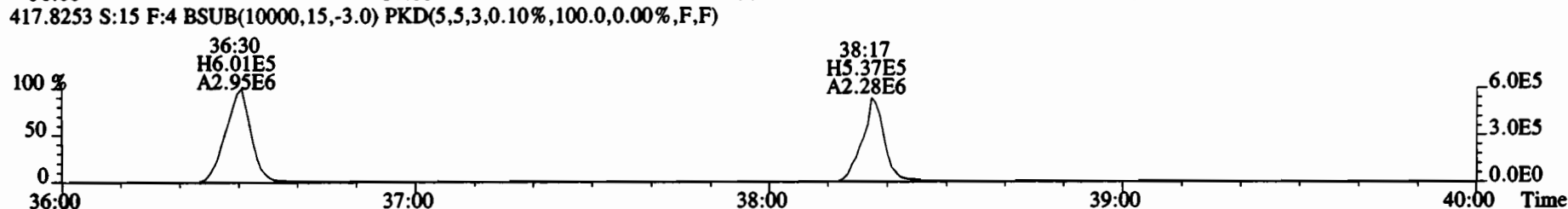
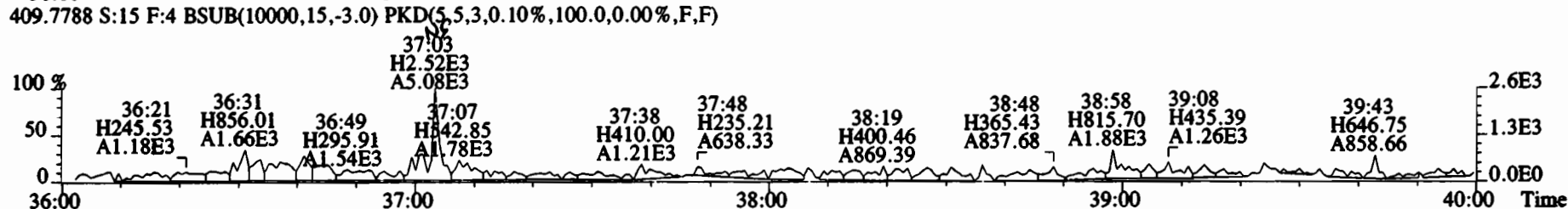
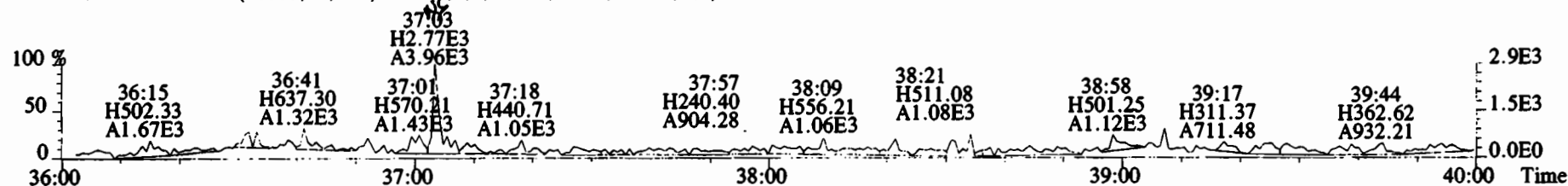
File:200107D2 #1-385 Acq: 8-JAN-2020 09:42:05 GC EI+ Voltage SIR Autospec-UltimaE
Sample#15 File Text:Vista Analytical Laboratory VG7 Text:1903742-07RE1 PDI-022SC-A-12-13.1-191016 13.21 Exp:OCDD_DB5
373.8207 S:15 F:3 BSUB(10000,15,-3.0) PKD(5,5,3,0.10%,100.0,0.00%,F,F)



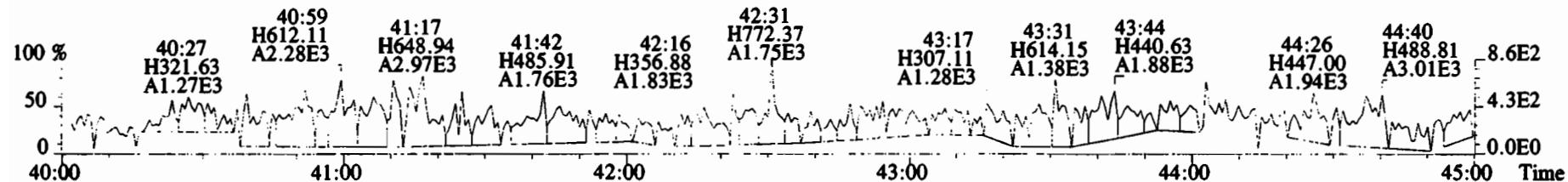
File:200107D2 #1-385 Acq: 8-JAN-2020 09:42:05 GC EI+ Voltage SIR Autospec-UltimaE
Sample#15 File Text:Vista Analytical Laboratory VG7 Text:1903742-07RE1 PDI-022SC-A-12-13.1-191016 13.21 Exp:OCDD_DB5
383.8639 S:15 F:3 BSUB(10000,15,-3.0) PKD(5,5,3,0.10%,100.0,0.00%,F,F)




File:200107D2 #1-355 Acq: 8-JAN-2020 09:42:05 GC EI+ Voltage SIR Autospec-UltimaE
 Sample#15 File Text:Vista_Analytical_Laboratory_VG7 Text:1903742-07RE1 PDI-022SC-A-12-13.1-191016 13.21 Exp:OCDD_DB5
 407.7818 S:15 F:4 BSUB(10000,15,-3.0) PKD(5,5,3,0.10%,100.0,0.00%,F,F)



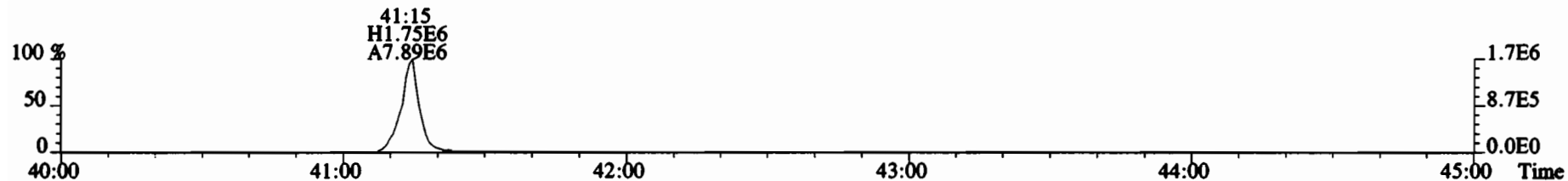
File:200107D2 #1-432 Acq: 8-JAN-2020 09:42:05 GC EI+ Voltage SIR Autospec-UltimaE
 Sample#15 File Text:Vista Analytical Laboratory VG7 Text:1903742-07RE1 PDI-022SC-A-12-13.1-191016 13.21 Exp:OCDD_DB5
 441.7428 S:15 F:5 BSUB(10000,15,-3.0) PKD(5,5,3,0.10%,100.0,0.00%,F,F)



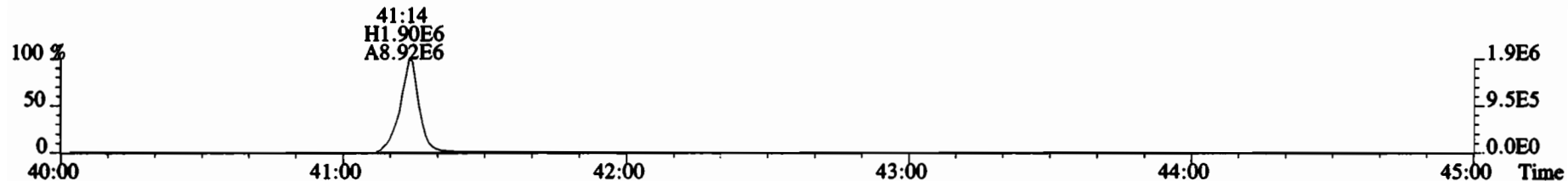
443.7398 S:15 F:5 BSUB(10000,15,-3.0) PKD(5,5,3,0.10%,100.0,0.00%,F,F)



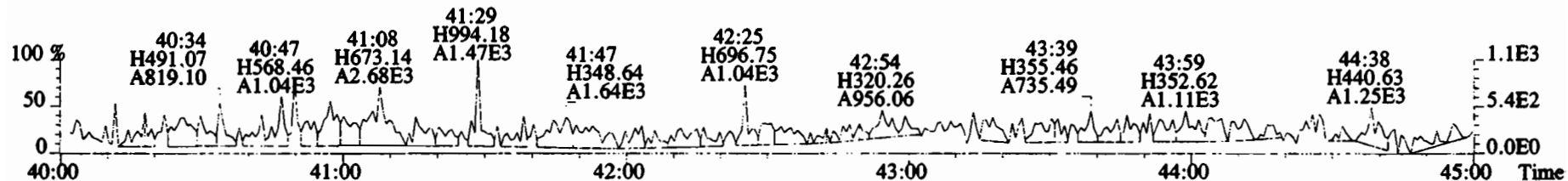
453.7831 S:15 F:5 BSUB(10000,15,-3.0) PKD(5,5,3,0.10%,100.0,0.00%,F,F)



455.7801 S:15 F:5 BSUB(10000,15,-3.0) PKD(5,5,3,0.10%,100.0,0.00%,F,F)



513.6775 S:15 F:5 BSUB(10000,15,-3.0) PKD(5,5,3,0.10%,100.0,0.00%,F,F)



CONTINUING CALIBRATION

HRMS CALIBRATION STANDARDS REVIEW CHECKLIST

Beg. Calibration ID: ST191214K2-1

Reviewed By: QT 12/30/19
Initials & Date

End Calibration ID: NA

	<u>Beg.</u>	<u>End</u>		<u>Beg.</u>	<u>End</u>
Ion abundance within QC limits?	<input checked="" type="checkbox"/>	<input checked="" type="checkbox"/>	Mass resolution \geq	<input checked="" type="checkbox"/>	<input checked="" type="checkbox"/>
Concentrations within criteria?	<input checked="" type="checkbox"/>	<input type="checkbox"/>	<input type="checkbox"/> 5k <input type="checkbox"/> 6-8K <input type="checkbox"/> 8K <input checked="" type="checkbox"/> 10K 1614 1699 429 1613/1668/8280		
TCDD/TCDF Valleys <25%	<input checked="" type="checkbox"/>	<input type="checkbox"/>	Intergrated peaks display correctly?	<input checked="" type="checkbox"/>	<input checked="" type="checkbox"/>
First and last eluters present?	<input checked="" type="checkbox"/>	<input type="checkbox"/>	GC Break <20%	<input checked="" type="checkbox"/>	<input checked="" type="checkbox"/>
Retention Times within criteria?	<input checked="" type="checkbox"/>	<input type="checkbox"/>	8280 CS1 End Standard:		
Verification Std. named correctly?	<input checked="" type="checkbox"/>	<input type="checkbox"/>	- Ratios within limits, S/N <2.5:1, CS1 within 12 hours	<input checked="" type="checkbox"/>	<input checked="" type="checkbox"/>
(ST-Year-Month-Day-VG ID)					
Forms signed and dated?	<input checked="" type="checkbox"/>	<input type="checkbox"/>	Comments:		
Correct ICAL referenced?	<u>Hr</u>	<u>✓</u>			
Run Log:					
- Correct instrument listed?	<input checked="" type="checkbox"/>	<input checked="" type="checkbox"/>			
- Samples within 12 hour clock?	<input checked="" type="checkbox"/>	<input type="checkbox"/>			
- Bottle position verified?	<u>Hr</u>	<u>Hr</u>			

Dataset: U:\VG11.PRO\Results\191214K2\191214K2-1.qld

Last Altered: Tuesday, December 17, 2019 07:42:55 Pacific Standard Time

Printed: Tuesday, December 17, 2019 07:43:14 Pacific Standard Time

Hc 12-17-19

CT 12/30/19

Method: U:\VG11.PRO\MethDB\1613_rrt-12-7-19.mdb 08 Dec 2019 15:38:47

Calibration: U:\VG11.PRO\CurveDB\db5_1613vg11-5-7-19.cdb 08 May 2019 06:55:45

Name: 191214K2_1, Date: 14-Dec-2019, Time: 18:18:32, ID: ST191214K2-1 1613 CS3 19C2204, Description: 1613 CS3 19C2204

#	Name	Resp	IS Resp	RA	n/y	RRF	Pred.RT	RT	RT Flag	Pred.RRT	RRT	Conc.	%Rec	STD out
1	1 2,3,7,8-TCDD	4.56e4	4.98e5	0.79	NO	0.925	26.21	26.20	NO	1.001	1.001	9.9116	99.1	NO
2	2 1,2,3,7,8-PeCDD	1.47e5	3.16e5	0.62	NO	0.905	31.29	31.29	NO	1.001	1.001	51.437	103	NO
3	3 1,2,3,4,7,8-HxCDD	1.37e5	2.42e5	1.29	NO	1.07	34.60	34.61	NO	1.000	1.001	52.802	106	NO
4	4 1,2,3,6,7,8-HxCDD	1.49e5	2.95e5	1.28	NO	0.967	34.70	34.71	NO	1.000	1.000	52.282	105	NO
5	5 1,2,3,7,8,9-HxCDD	1.34e5	2.74e5	1.26	NO	0.978	35.00	34.99	NO	1.001	1.001	50.169	100	NO
6	6 1,2,3,4,6,7,8-HpCDD	1.06e5	2.11e5	1.07	NO	1.04	38.47	38.48	NO	1.000	1.001	48.282	96.6	NO
7	7 OCDD	1.86e5	3.67e5	0.92	NO	0.972	41.65	41.66	NO	1.000	1.000	104.27	104	NO
8	8 2,3,7,8-TCDF	6.75e4	6.88e5	0.82	NO	0.938	25.23	25.24	NO	1.001	1.001	10.472	105	NO
9	9 1,2,3,7,8-PeCDF	2.37e5	4.54e5	1.61	NO	0.976	30.00	29.98	NO	1.001	1.000	53.400	107	NO
10	10 2,3,4,7,8-PeCDF	2.40e5	4.44e5	1.61	NO	1.00	30.98	30.97	NO	1.001	1.001	53.744	107	NO
11	11 1,2,3,4,7,8-HxCDF	2.19e5	3.42e5	1.26	NO	1.24	33.74	33.75	NO	1.000	1.000	51.396	103	NO
12	12 1,2,3,6,7,8-HxCDF	2.39e5	4.10e5	1.28	NO	1.10	33.87	33.87	NO	1.000	1.000	53.245	106	NO
13	13 2,3,4,6,7,8-HxCDF	2.30e5	3.76e5	1.26	NO	1.18	34.46	34.44	NO	1.001	1.000	51.892	104	NO
14	14 1,2,3,7,8,9-HxCDF	1.81e5	3.28e5	1.29	NO	1.07	35.31	35.32	NO	1.000	1.000	51.477	103	NO
15	15 1,2,3,4,6,7,8-HpCDF	1.77e5	3.02e5	1.01	NO	1.13	37.08	37.06	NO	1.001	1.001	52.049	104	NO
16	16 1,2,3,4,7,8,9-HpCDF	1.39e5	2.09e5	1.04	NO	1.26	39.05	39.06	NO	1.000	1.000	52.836	106	NO
17	17 OCDF	2.58e5	5.10e5	0.91	NO	1.10	41.85	41.86	NO	1.000	1.000	91.915	91.9	NO
18	18 13C-2,3,7,8-TCDD	4.98e5	4.43e5	0.77	NO	1.05	26.18	26.18	NO	1.027	1.028	107.17	107	NO
19	19 13C-1,2,3,7,8-PeCDD	3.16e5	4.43e5	0.62	NO	0.743	31.20	31.27	NO	1.224	1.227	96.069	96.1	NO
20	20 13C-1,2,3,4,7,8-HxCDD	2.42e5	4.15e5	1.23	NO	0.646	34.59	34.59	NO	1.014	1.014	90.250	90.3	NO
21	21 13C-1,2,3,6,7,8-HxCDD	2.95e5	4.15e5	1.24	NO	0.777	34.69	34.70	NO	1.017	1.017	91.332	91.3	NO
22	22 13C-1,2,3,7,8,9-HxCDD	2.74e5	4.15e5	1.25	NO	0.659	34.96	34.97	NO	1.025	1.025	99.867	99.9	NO
23	23 13C-1,2,3,4,6,7,8-HpCDD	2.11e5	4.15e5	1.07	NO	0.534	38.46	38.46	NO	1.127	1.127	95.176	95.2	NO
24	24 13C-OCDD	3.67e5	4.15e5	0.88	NO	0.470	41.63	41.65	NO	1.220	1.221	187.91	94.0	NO
25	25 13C-2,3,7,8-TCDF	6.88e5	6.52e5	0.74	NO	0.977	25.25	25.20	NO	0.991	0.989	107.92	108	NO
26	26 13C-1,2,3,7,8-PeCDF	4.54e5	6.52e5	1.53	NO	0.778	29.91	29.98	NO	1.174	1.177	89.593	89.6	NO
27	27 13C-2,3,4,7,8-PeCDF	4.44e5	6.52e5	1.55	NO	0.750	30.91	30.95	NO	1.213	1.215	90.785	90.8	NO
28	28 13C-1,2,3,4,7,8-HxCDF	3.42e5	4.15e5	0.52	NO	0.845	33.73	33.74	NO	0.989	0.989	97.496	97.5	NO
29	29 13C-1,2,3,6,7,8-HxCDF	4.10e5	4.15e5	0.52	NO	1.03	33.85	33.86	NO	0.992	0.992	96.237	96.2	NO
30	30 13C-2,3,4,6,7,8-HxCDF	3.76e5	4.15e5	0.53	NO	0.893	34.42	34.43	NO	1.009	1.009	101.40	101	NO
31	31 13C-1,2,3,7,8,9-HxCDF	3.28e5	4.15e5	0.50	NO	0.734	35.32	35.31	NO	1.035	1.035	107.47	107	NO

Dataset: U:\VG11.PRO\Results\191214K2\191214K2-1.qld

Last Altered: Tuesday, December 17, 2019 07:42:55 Pacific Standard Time

Printed: Tuesday, December 17, 2019 07:43:14 Pacific Standard Time

Name: 191214K2_1, Date: 14-Dec-2019, Time: 18:18:32, ID: ST191214K2-1 1613 CS3 19C2204, Description: 1613 CS3 19C2204

#	Name	Resp	IS Resp	RA	n/y	RRF	Pred.RT	RT	RT Flag	Pred.RRT	RRT	Conc.	%Rec	STD out
32	13C-1,2,3,4,6,7,8-HpCDF	3.02e5	4.15e5	0.46	NO	0.754	37.03	37.04	NO	1.085	1.086	96.283	96.3	NO
33	13C-1,2,3,4,7,8,9-HpCDF	2.09e5	4.15e5	0.42	NO	0.539	39.06	39.05	NO	1.145	1.144	93.144	93.1	NO
34	13C-OCDF	5.10e5	4.15e5	0.86	NO	0.593	41.84	41.85	NO	1.226	1.226	206.97	103	NO
35	37Cl-2,3,7,8-TCDD	4.66e4	4.43e5			1.07	26.20	26.20	NO	1.028	1.028	9.8308	98.3	NO
36	13C-1,2,3,4-TCDD	4.43e5	4.43e5	0.79	NO	1.00	25.50	25.48	NO	1.000	1.000	100.00	100	NO
37	13C-1,2,3,4-TCDF	6.52e5	6.52e5	0.74	NO	1.00	23.68	23.63	NO	1.000	1.000	100.00	100	NO
38	13C-1,2,3,4,6,9-HxCDF	4.15e5	4.15e5	0.54	NO	1.00	34.06	34.12	NO	1.000	1.000	100.00	100	NO

Vista Analytical Laboratory VG-11

Dataset: Untitled

Last Altered: Monday, December 16, 2019 09:22:38 Pacific Standard Time

Printed: Monday, December 16, 2019 09:22:51 Pacific Standard Time

Method: U:\VG11.PRO\MethDB\1613_rrt-12-7-19.mdb 08 Dec 2019 15:38:47

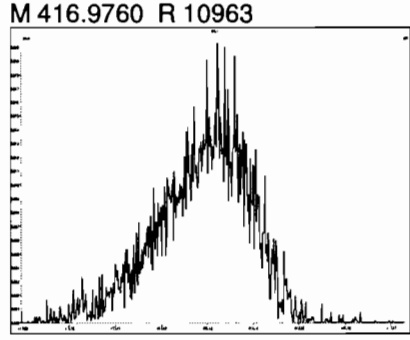
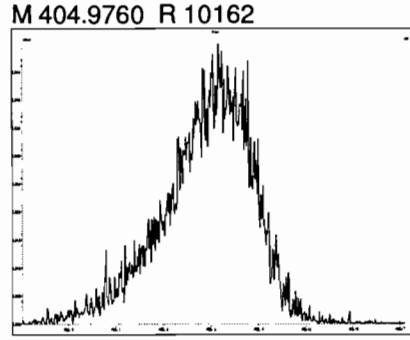
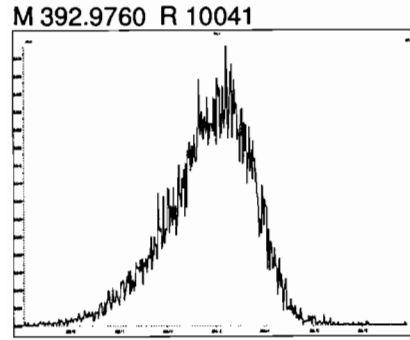
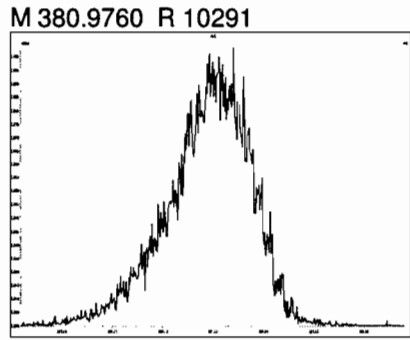
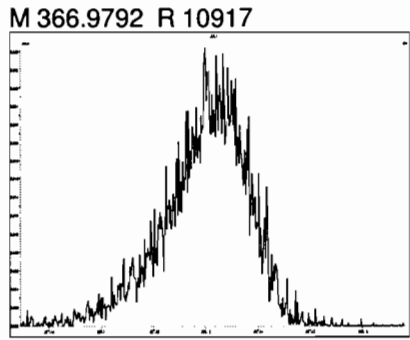
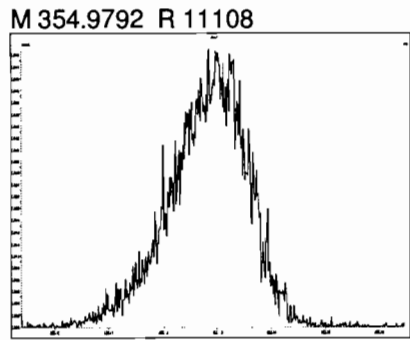
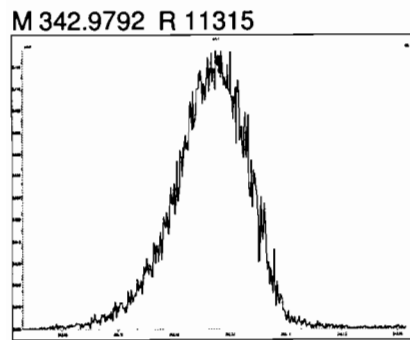
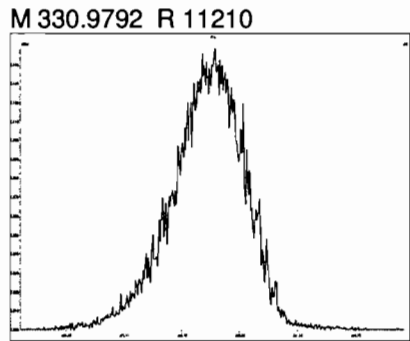
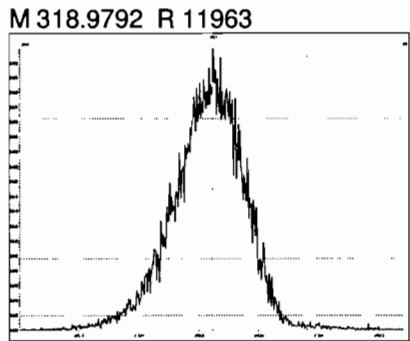
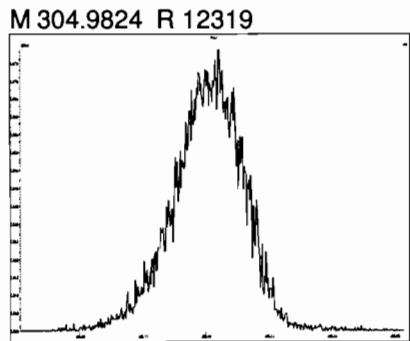
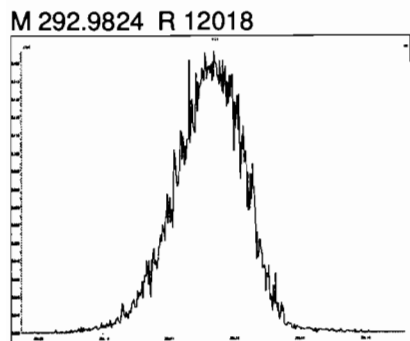
Calibration: U:\VG11.PRO\CurveDB\db5_1613vg11-5-7-19.cdb 08 May 2019 06:55:45

Compound name: 2,3,7,8-TCDD

	Name	ID	Acq.Date	Acq.Time
1	191214K2_1	ST191214K2-1 1613 CS3 19C2204	14-Dec-19	18:18:32
2	191214K2_2	B9K0049-BS1 OPR 10	14-Dec-19	19:08:41
3	191214K2_3	B9K0154-BS1 OPR 10	14-Dec-19	19:55:41
4	191214K2_4	SOLVENT BLANK	14-Dec-19	20:43:57
5	191214K2_5	B9K0049-BLK1 Method Blank 10	14-Dec-19	21:32:13
6	191214K2_6	B9K0154-BLK1 Method Blank 10	14-Dec-19	22:21:42
7	191214K2_7	1903461-01RE1 PDI-046SC-A-12-13-191001 ...	14-Dec-19	23:10:02
8	191214K2_8	1903461-02RE1 PDI-046SC-A-13-13.5-19100...	14-Dec-19	23:57:03
9	191214K2_9	1903461-03RE1 PDI-047SC-A-11-12-191001 ...	15-Dec-19	00:45:18
10	191214K2_10	1903461-04RE1 PDI-047SC-A-12-13.2-19100...	15-Dec-19	01:34:52
11	191214K2_11	1903461-05RE1 PDI-047SC-B-00-02-191001 ...	15-Dec-19	02:22:39
12	191214K2_12	1903461-06RE1 PDI-047SC-B-02-04-191001 ...	15-Dec-19	03:10:01
13	191214K2_13	1903461-07RE1 PDI-047SC-B-04-06-191001 ...	15-Dec-19	03:58:16
14	191214K2_14	1903461-08RE1 PDI-047SC-B-06-08-191001 ...	15-Dec-19	04:46:30
15	191214K2_15	1903461-09RE1 PDI-071SC-A-10-11-191001 ...	15-Dec-19	05:34:44

File: Experiment: ocdd_db5.exp Reference: pfk.ref Function: 1 @ 200 (ppm)

Printed: Saturday, December 14, 2019 18:15:21 Pacific Standard Time



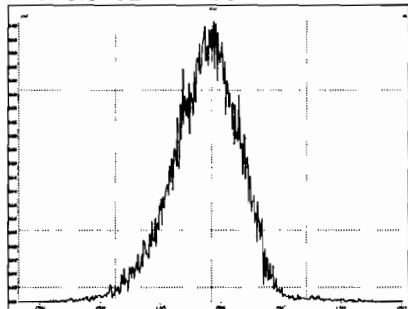
Experiment Calibration Report

MassLynx 4.1 SCN815

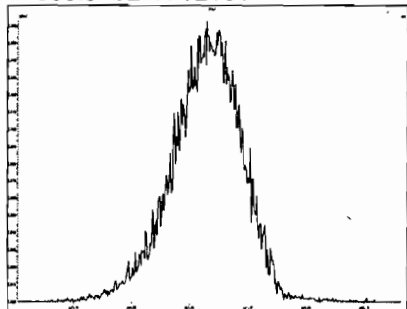
File: Experiment: ocdd_db5.exp Reference: pfk.ref Function: 2 @ 200 (ppm)

Printed: Saturday, December 14, 2019 18:16:01 Pacific Standard Time

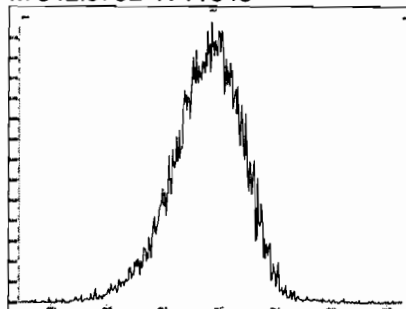
M 318.9792 R 12884



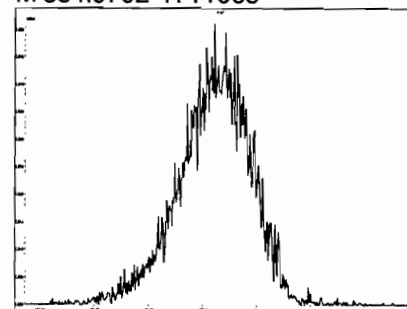
M 330.9792 R 12131



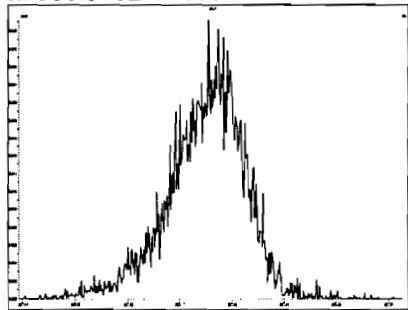
M 342.9792 R 11848



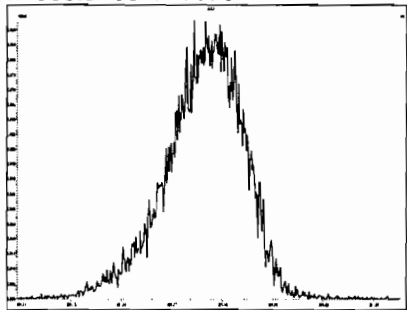
M 354.9792 R 11965



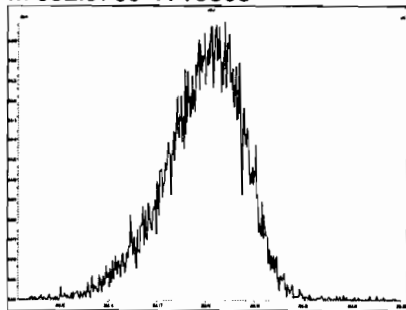
M 366.9792 R 11624



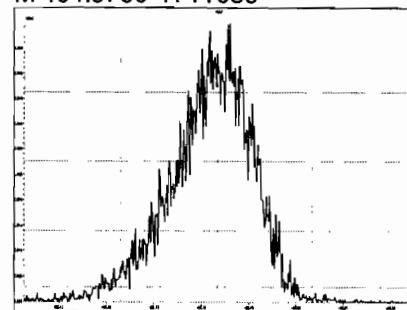
M 380.9760 R 11792



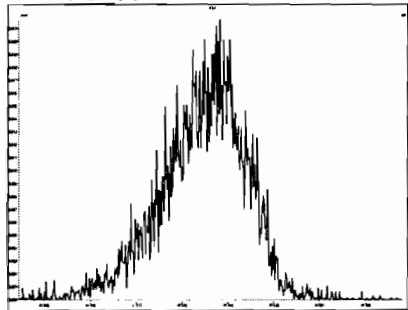
M 392.9760 R 10868



M 404.9760 R 11059



M 416.9760 R 11463



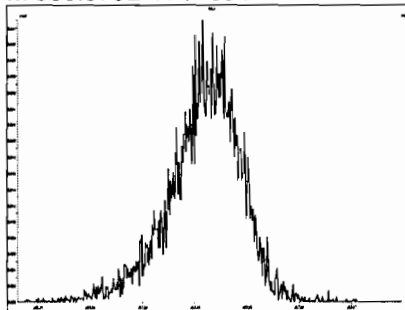
Experiment Calibration Report

MassLynx 4.1 SCN815

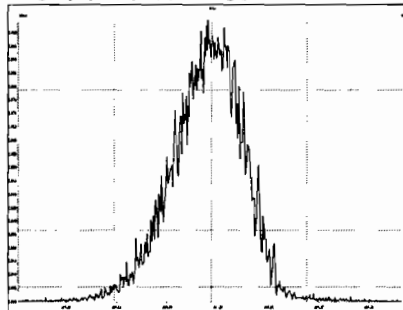
File: Experiment: ocdd_db5.exp Reference: pfk.ref Function: 3 @ 200 (ppm)

Printed: Saturday, December 14, 2019 18:16:44 Pacific Standard Time

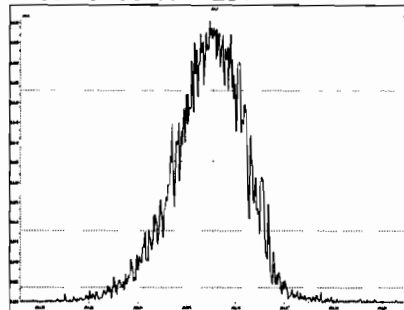
M 366.9792 R 12694



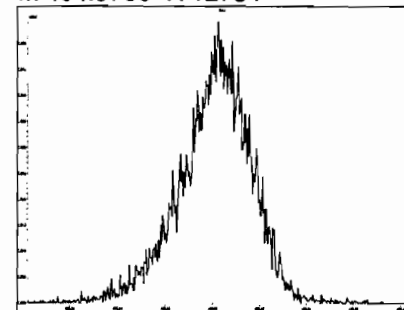
M 380.9760 R 12435



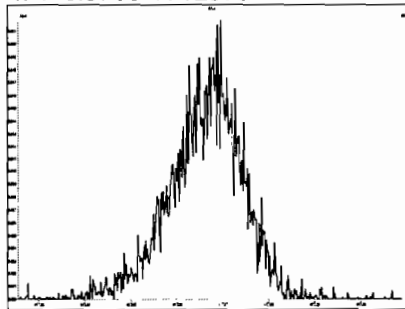
M 392.9760 R 12251



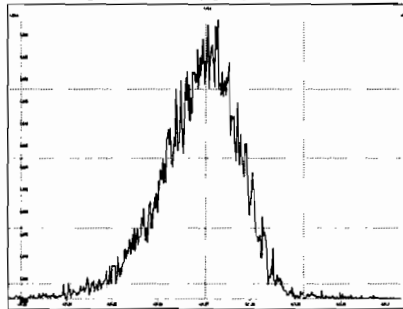
M 404.9760 R 12754



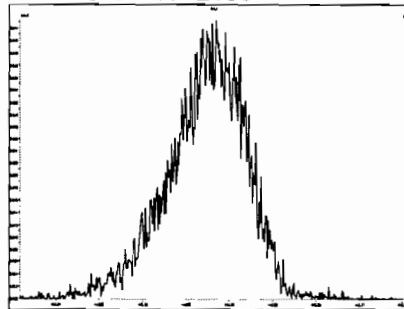
M 416.9760 R 12378



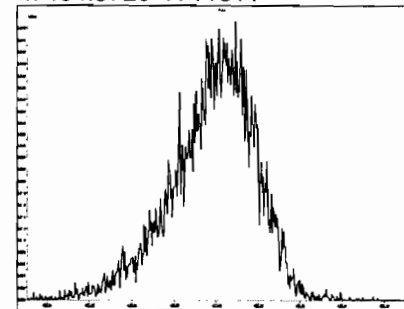
M 430.9728 R 10918



M 442.9728 R 12136



M 454.9728 R 11311



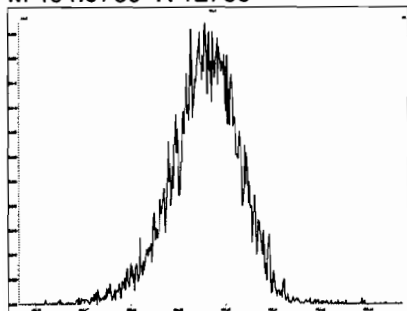
Experiment Calibration Report

MassLynx 4.1 SCN815

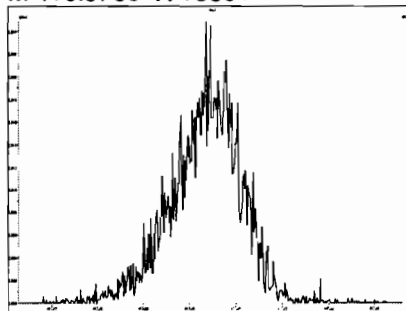
File: Experiment: ocdd_db5.exp Reference: pfk.ref Function: 4 @ 200 (ppm)

Printed: Saturday, December 14, 2019 18:17:18 Pacific Standard Time

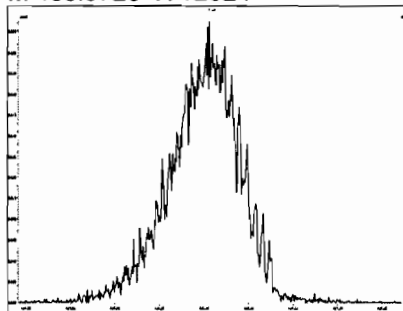
M 404.9760 R 12755



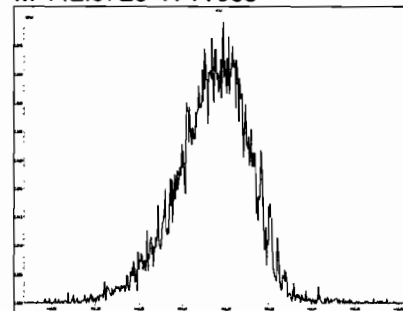
M 416.9760 R 13591



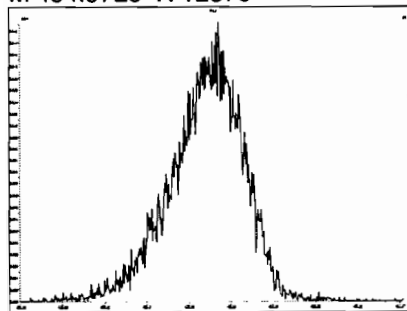
M 430.9728 R 12624



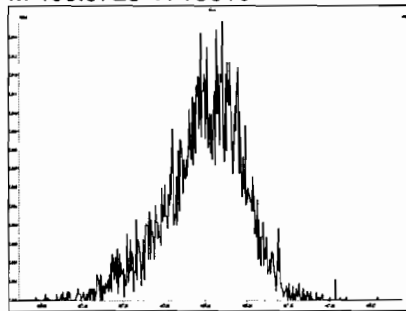
M 442.9728 R 11063



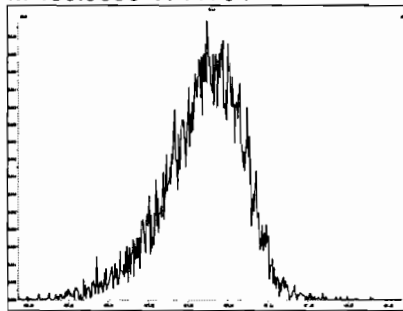
M 454.9728 R 12376



M 466.9728 R 13019



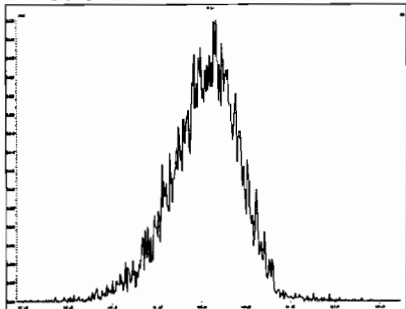
M 480.9696 R 11794



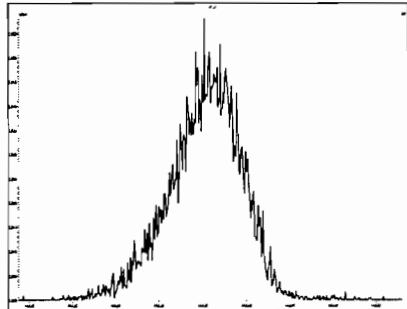
File: Experiment: ocdd_db5.exp Reference: pfk.ref Function: 5 @ 200 (ppm)

Printed: Saturday, December 14, 2019 18:18:03 Pacific Standard Time

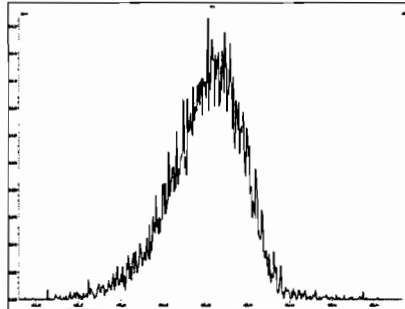
M 430.9728 R 12953



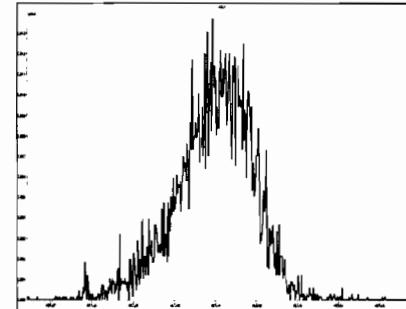
M 442.9728 R 12561



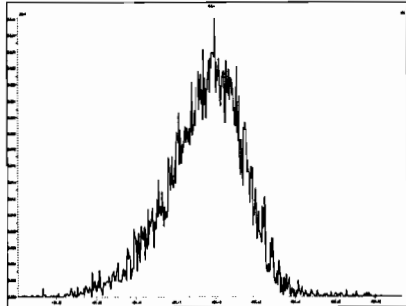
M 454.9728 R 12688



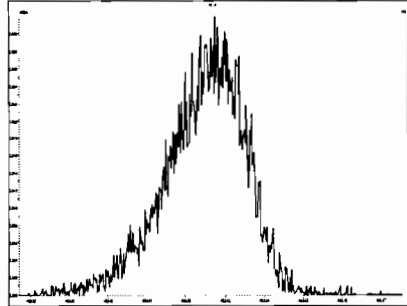
M 466.9728 R 12255



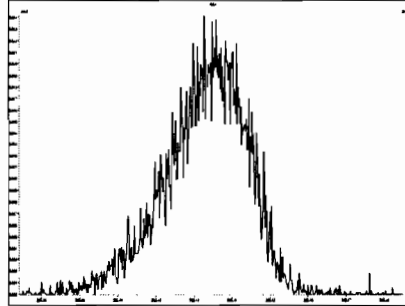
M 480.9696 R 11312



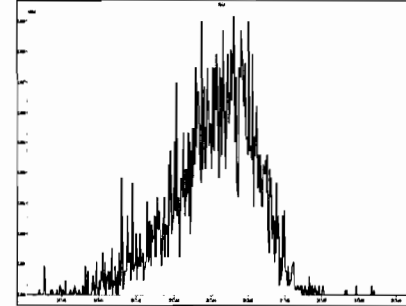
M 492.9696 R 11466



M 504.9696 R 11416



M 516.9697 R 11264



Dataset: U:\VG11.PRO\Results\191214K2\191214K2-CPSM.qld

Last Altered: Monday, December 16, 2019 09:24:09 Pacific Standard Time

Printed: Monday, December 16, 2019 09:24:41 Pacific Standard Time

Method: U:\VG11.PRO\MethDB\CPSM.mdb 16 Dec 2019 09:25:33

Calibration: U:\VG11.PRO\CurveDB\ldb5_1613vg11-5-7-19.cdb 08 May 2019 06:55:45

Name: 191214K2_1, Date: 14-Dec-2019, Time: 18:18:32, ID: ST191214K2-1 1613 CS3 19C2204, Description: 1613 CS3 19C2204

#	Name	RT
1	1,3,6,8-TCDD (First)	21.92
2	1,2,8,9-TCDD (Last)	27.21
3	1,2,4,7,9-PeCDD (First)	29.06
4	1,2,3,8,9-PeCDD (Last)	31.67
5	1,2,4,6,7,9-HxCDD (First)	33.14
6	1,2,3,7,8,9-HxCDD (Last)	34.99
7	1,2,3,4,6,7,9-HpCDD (First)	37.45
8	1,2,3,4,6,7,8-HpCDD (Last)	38.48
9	1,3,6,8-TCDF (First)	19.85
10	1,2,8,9-TCDF (Last)	27.34
11	1,3,4,6,8-PeCDF (First)	27.33
12	1,2,3,8,9-PeCDF (Last)	31.89
13	1,2,3,4,6,8-HxCDF (First)	32.61
14	1,2,3,7,8,9-HxCDF (Last)	35.32
15	1,2,3,4,6,7,8-HpCDF (First)	37.06
16	1,2,3,4,7,8,9-HpCDF (Last)	39.06

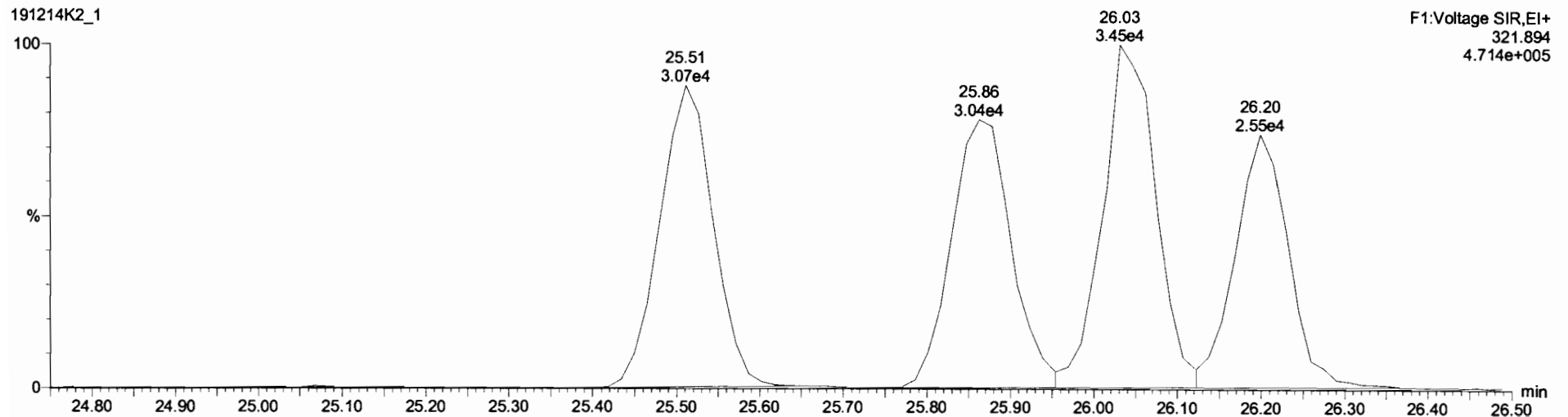
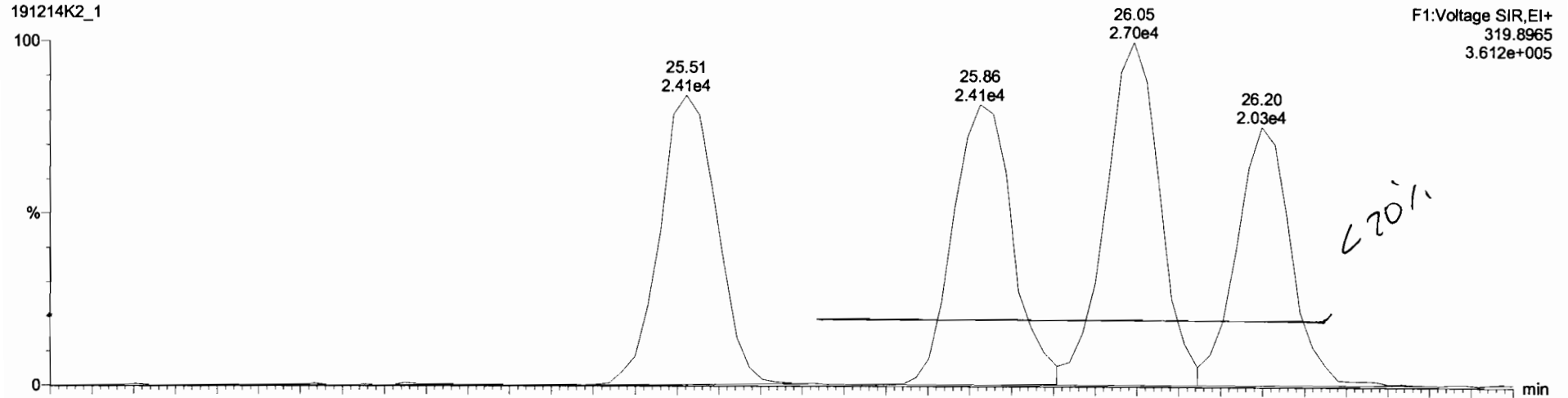
Dataset: U:\VG11.PRO\Results\191214K2\191214K2-CPSM.qld

Last Altered: Monday, December 16, 2019 09:24:09 Pacific Standard Time
Printed: Monday, December 16, 2019 09:24:41 Pacific Standard Time

Method: U:\VG11.PRO\MethDB\CPSM.mdb 16 Dec 2019 09:25:33
Calibration: U:\VG11.PRO\CurveDB\db5_1613vg11-5-7-19.cdb 08 May 2019 06:55:45

Name: 191214K2_1, Date: 14-Dec-2019, Time: 18:18:32, ID: ST191214K2-1 1613 CS3 19C2204, Description: 1613 CS3 19C2204

1,3,6,8-TCDD (First)
191214K2_1



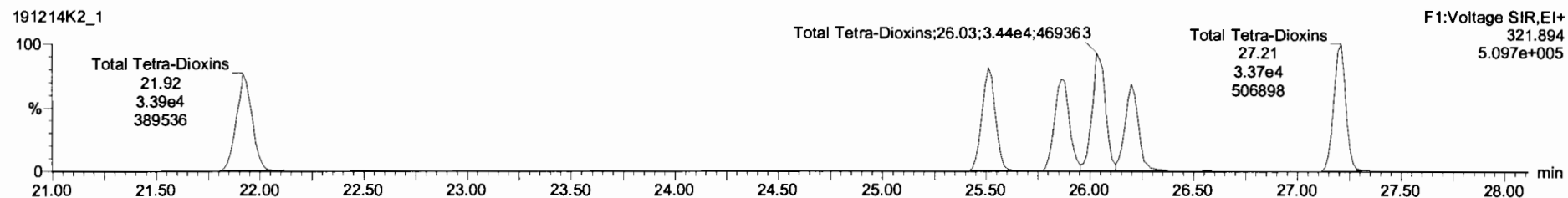

Dataset: Untitled

Last Altered: Monday, December 16, 2019 09:25:38 Pacific Standard Time
Printed: Monday, December 16, 2019 09:28:02 Pacific Standard Time

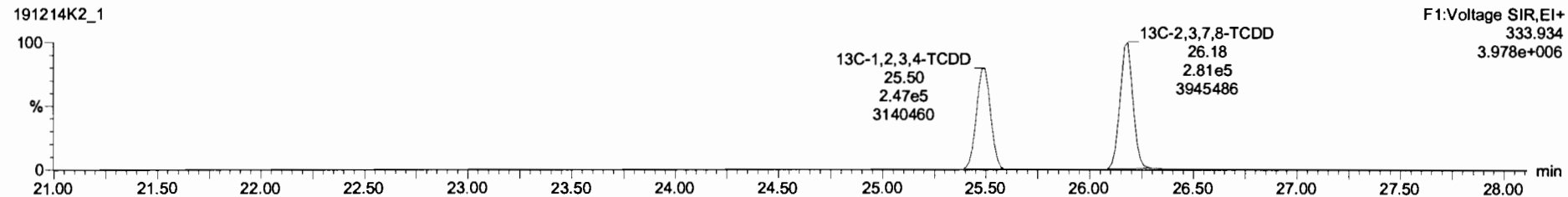
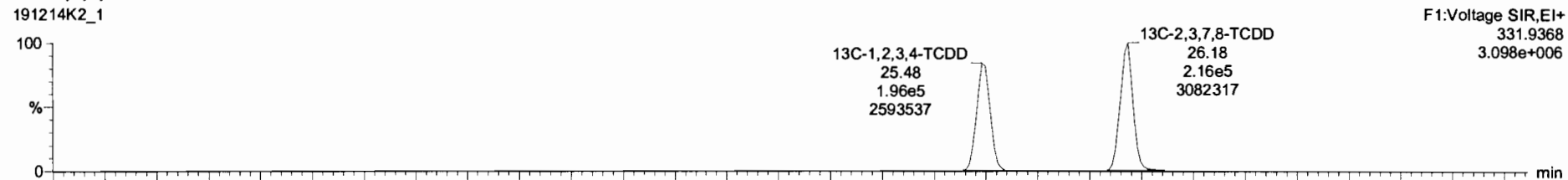
Method: U:\VG11.PRO\MethDB\1613_rrt-12-7-19.mdb 08 Dec 2019 15:38:47
Calibration: U:\VG11.PRO\CurveDB\db5_1613vg11-5-7-19.cdb 08 May 2019 06:55:45

Name: 191214K2_1, Date: 14-Dec-2019, Time: 18:18:32, ID: ST191214K2-1 1613 CS3 19C2204, Description: 1613 CS3 19C2204

2,3,7,8-TCDD



13C-2,3,7,8-TCDD



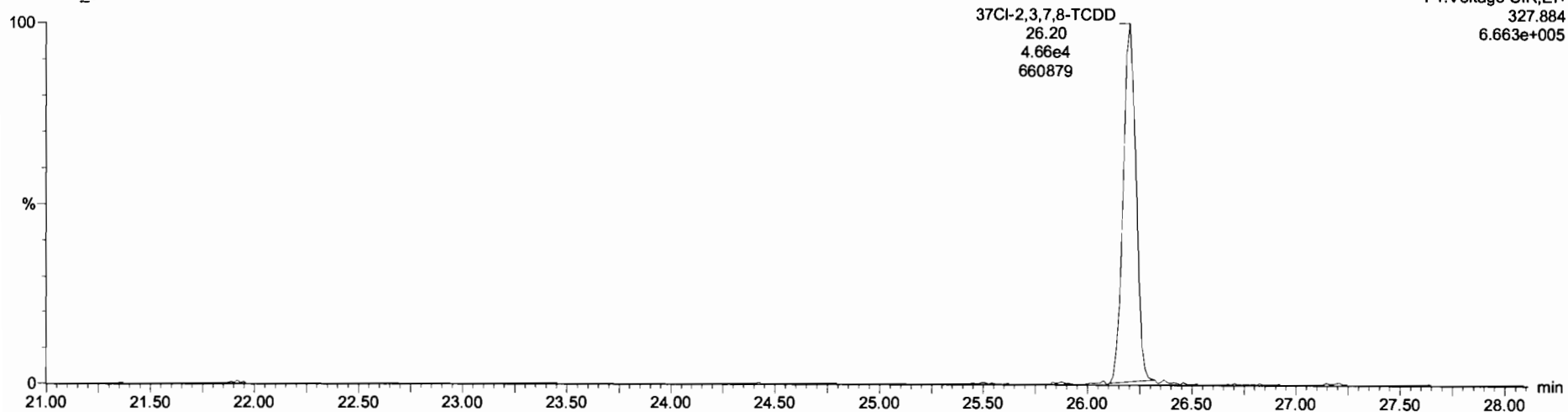
Dataset: Untitled

Last Altered: Monday, December 16, 2019 09:25:38 Pacific Standard Time
Printed: Monday, December 16, 2019 09:28:02 Pacific Standard Time

Name: 191214K2_1, Date: 14-Dec-2019, Time: 18:18:32, ID: ST191214K2-1 1613 CS3 19C2204, Description: 1613 CS3 19C2204

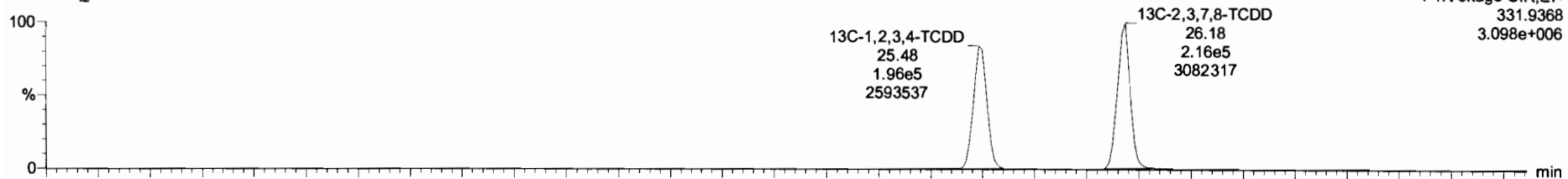
37Cl-2,3,7,8-TCDD

191214K2_1

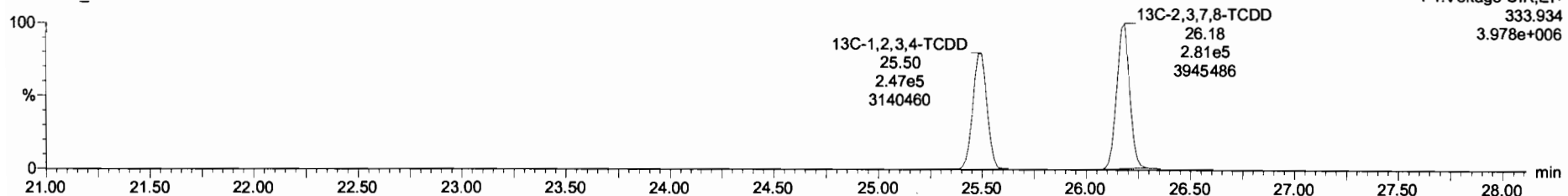


13C-1,2,3,4-TCDD

191214K2_1



191214K2_1

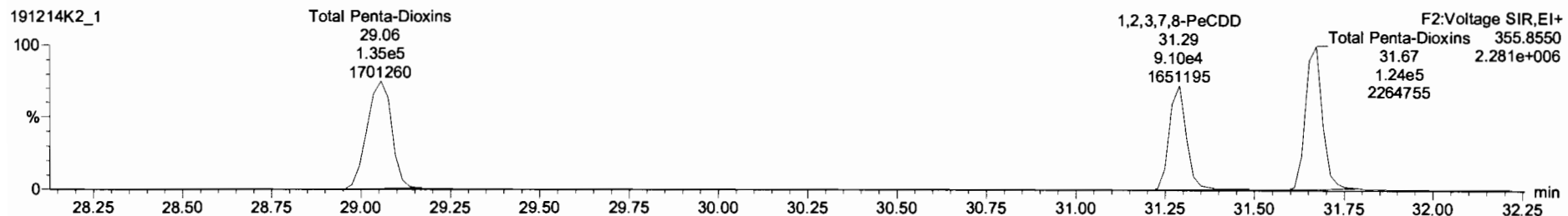
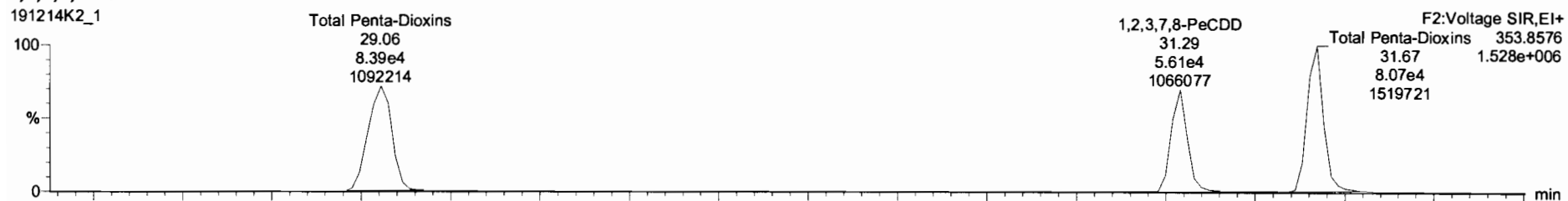


Dataset: Untitled

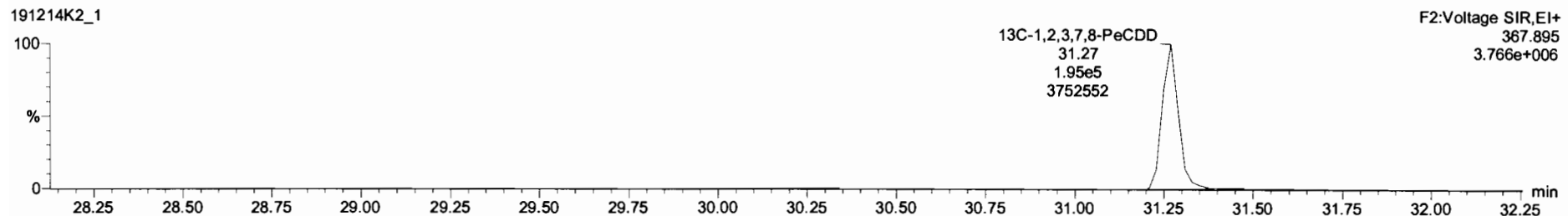
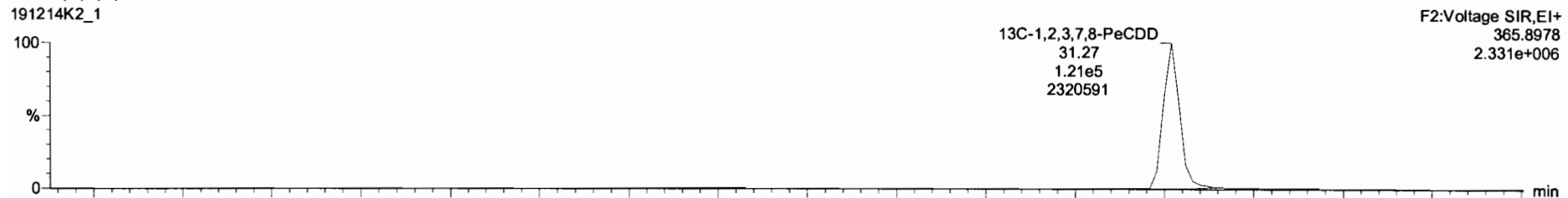
Last Altered: Monday, December 16, 2019 09:25:38 Pacific Standard Time
Printed: Monday, December 16, 2019 09:28:02 Pacific Standard Time

Name: 191214K2_1, Date: 14-Dec-2019, Time: 18:18:32, ID: ST191214K2-1 1613 CS3 19C2204, Description: 1613 CS3 19C2204

1,2,3,7,8-PeCDD



13C-1,2,3,7,8-PeCDD



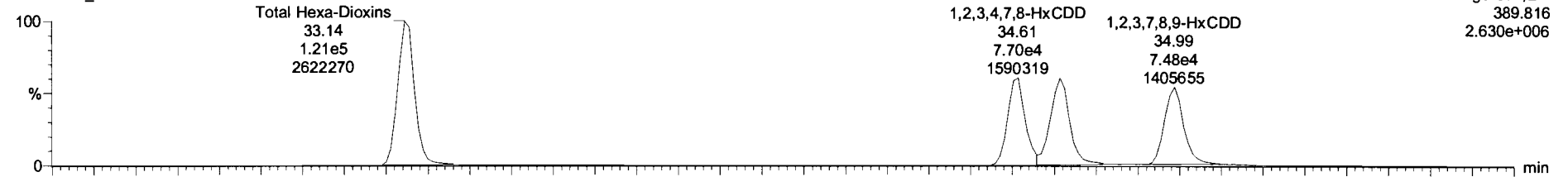
Dataset: Untitled

Last Altered: Monday, December 16, 2019 09:25:38 Pacific Standard Time
Printed: Monday, December 16, 2019 09:28:02 Pacific Standard Time

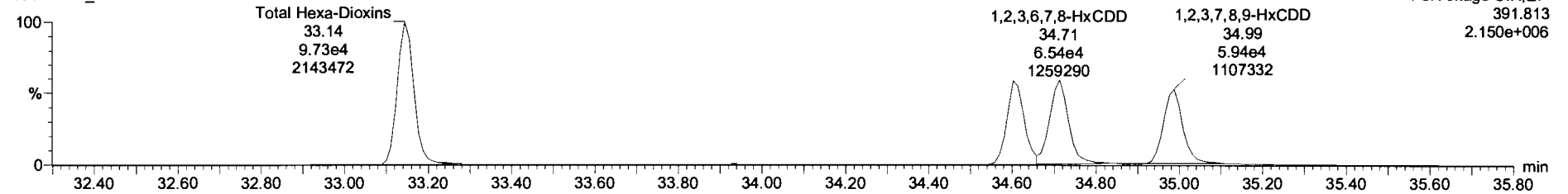
Name: 191214K2_1, Date: 14-Dec-2019, Time: 18:18:32, ID: ST191214K2-1 1613 CS3 19C2204, Description: 1613 CS3 19C2204

1,2,3,4,7,8-HxCDD

191214K2_1

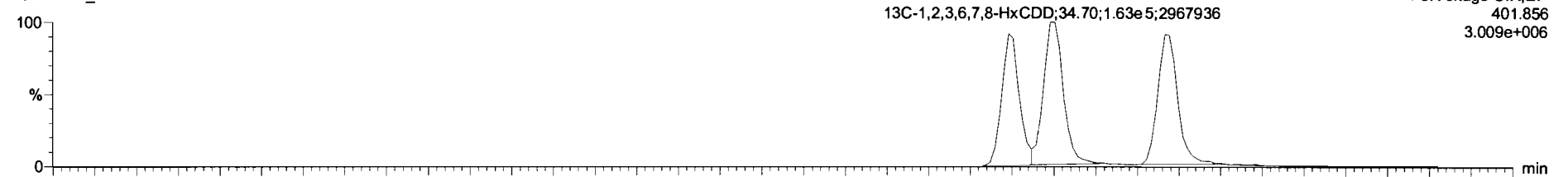


191214K2_1

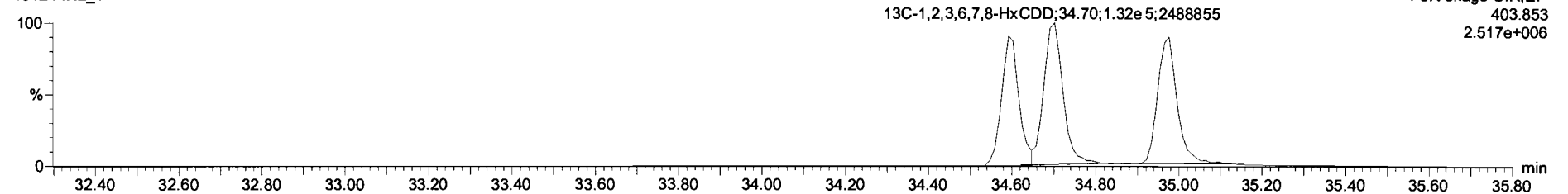


13C-1,2,3,4,7,8-HxCDD

191214K2_1



191214K2_1

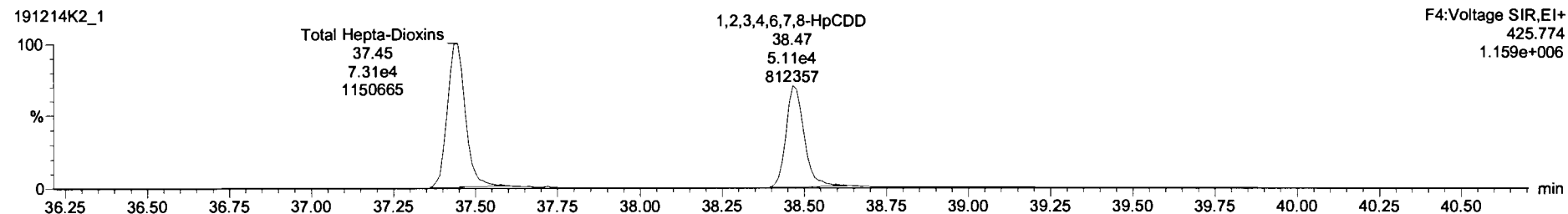
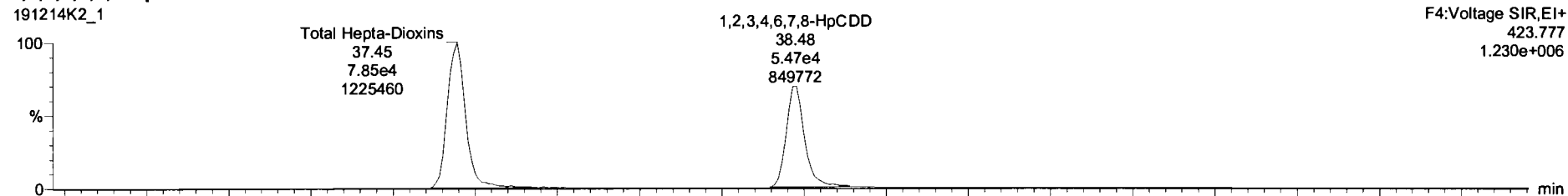


Dataset: Untitled

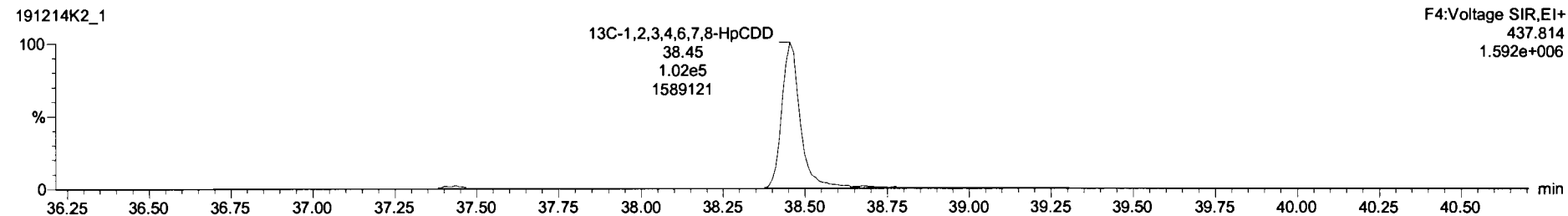
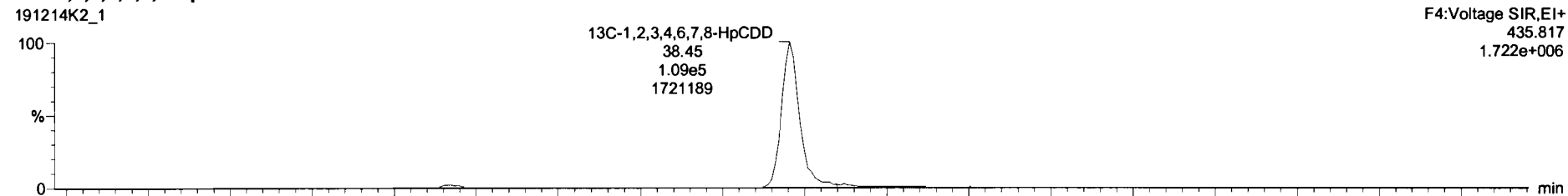
Last Altered: Monday, December 16, 2019 09:25:38 Pacific Standard Time
Printed: Monday, December 16, 2019 09:28:02 Pacific Standard Time

Name: 191214K2_1, Date: 14-Dec-2019, Time: 18:18:32, ID: ST191214K2-1 1613 CS3 19C2204, Description: 1613 CS3 19C2204

1,2,3,4,6,7,8-HpCDD



13C-1,2,3,4,6,7,8-HpCDD



Dataset: Untitled


Last Altered: Monday, December 16, 2019 09:25:38 Pacific Standard Time

Printed: Monday, December 16, 2019 09:28:02 Pacific Standard Time

Name: 191214K2_1, Date: 14-Dec-2019, Time: 18:18:32, ID: ST191214K2-1 1613 CS3 19C2204, Description: 1613 CS3 19C2204

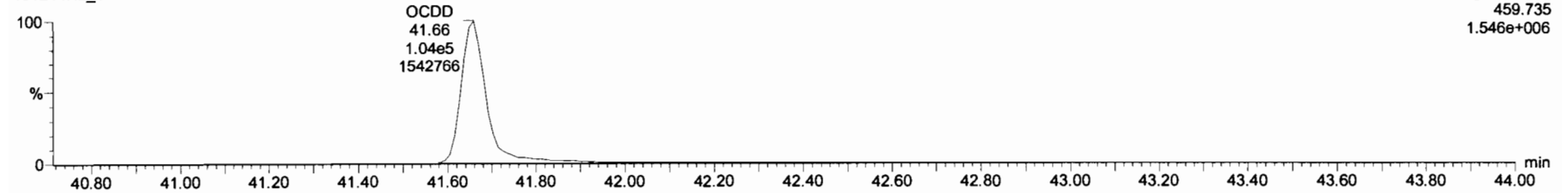
OCDD

191214K2_1



F5:Voltage SIR,EI+
457.738
1.429e+006

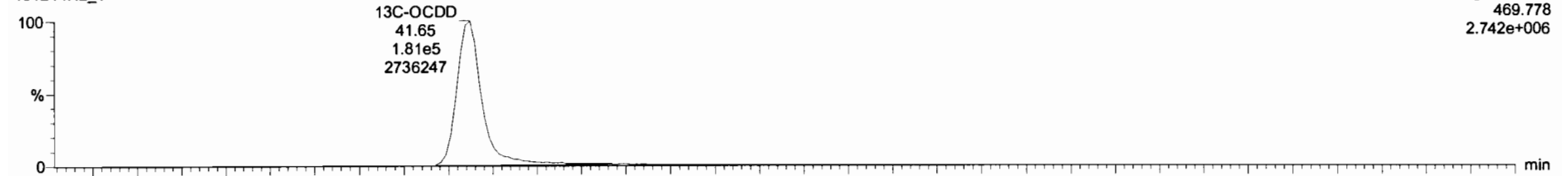
191214K2_1



F5:Voltage SIR,EI+
459.735
1.546e+006

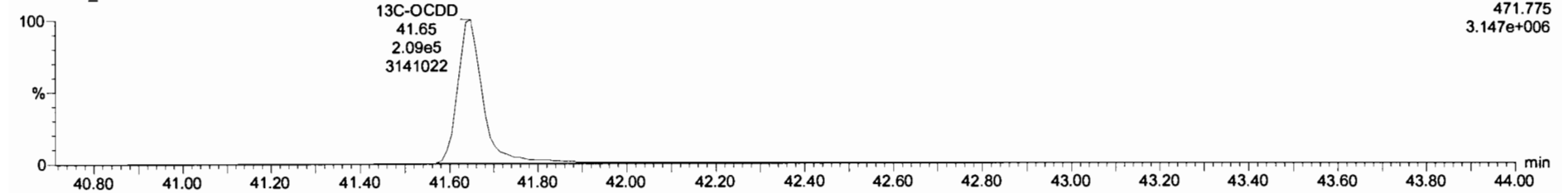
13C-OCDD

191214K2_1







F5:Voltage SIR,EI+
469.778
2.742e+006

191214K2_1



F5:Voltage SIR,EI+
471.775
3.147e+006

#	Name	Resp	IS Resp	Pred RA	RA	n/y	RPF	Pred RT	RT	RT Flag	Pred RRT	RRT	Conc	%Rec	STD out
1	1,2,3,7,8-TCDD	4.56e4	4.98e5	0.77	0.79	NO	0.9249	26.21	26.20	NO	1.001	1.001	9.91	99.1	NO
2	1,2,3,7,8-PeCDD	1.47e5	3.16e5	0.63	0.62	NO	0.9046	31.29	31.29	NO	1.001	1.001	51.4	103	NO
3	1,2,3,4,7,8-HxCDD	1.37e5	2.42e5	1.24	1.29	NO	1.0691	34.60	34.61	NO	1.000	1.001	52.8	106	NO
4	1,2,3,6,7,8-HxCDD	1.49e5	2.95e5	1.24	1.28	NO	0.9675	34.70	34.71	NO	1.000	1.000	52.3	105	NO
5	1,2,3,7,8,9-HxCDD	1.34e5	2.74e5	1.24	1.26	NO	0.9778	35.00	34.99	NO	1.001	1.001	50.2	100	NO
6	1,2,3,4,6,7,8-HpCDD	1.06e5	2.11e5	1.04	1.07	NO	1.0375	38.47	38.48	NO	1.000	1.001	48.3	96.6	NO
7	OCDD	1.96e5	3.67e5	0.86	0.82	NO	0.8718	41.66	41.66	NO	1.000	1.000	104	104	NO
8	2,3,7,8-TCDF	6.75e4	6.86e5	0.77	0.82	NO	0.9376	25.23	25.24	NO	1.001	1.001	10.5	105	NO
9	1,2,3,7,8-PeCDF	2.37e5	4.54e5	1.55	1.61	NO	0.9782	30.00	29.98	NO	1.001	1.000	53.4	107	NO
10	2,3,4,7,8-PeCDF	2.40e5	4.44e5	1.55	1.61	NO	1.0049	30.98	30.97	NO	1.001	1.001	53.7	107	NO
11	1,2,3,4,7,8-HxCDF	2.19e5	3.42e5	1.24	1.26	NO	1.2434	33.74	33.75	NO	1.000	1.000	51.4	103	NO
12	1,2,3,6,7,8-HxCDF	2.39e5	4.10e5	1.24	1.28	NO	1.0950	33.87	33.87	NO	1.000	1.000	53.2	108	NO
13	2,3,4,6,7,8-HxCDF	2.30e5	3.78e5	1.24	1.26	NO	1.1806	34.46	34.44	NO	1.001	1.000	51.9	104	NO
14	1,2,3,7,8,9-HxCDF	1.81e5	3.28e5	1.24	1.29	NO	1.0728	35.31	35.32	NO	1.000	1.000	51.5	103	NO
15	1,2,3,4,6,7,8-HpCDF	1.77e5	3.02e5	1.04	1.01	NO	1.1300	37.08	37.06	NO	1.001	1.001	52.0	104	NO

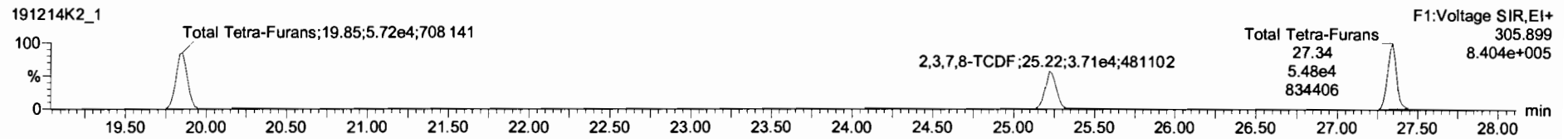



Dataset: Untitled

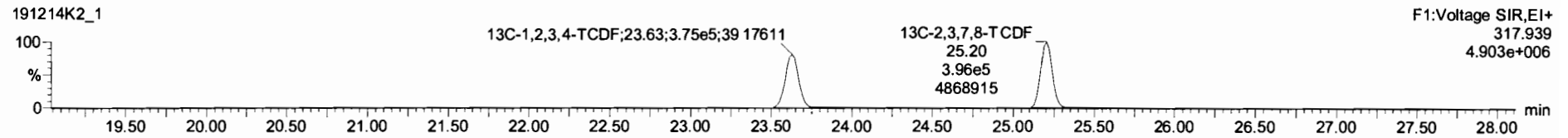
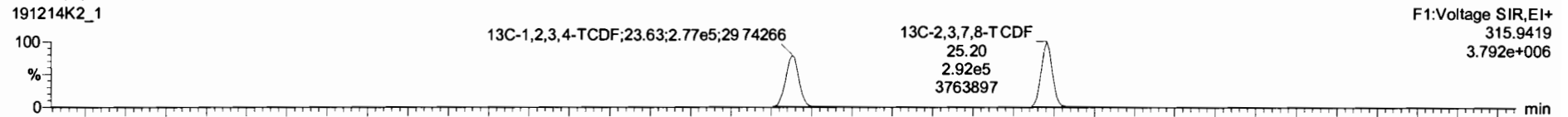
Last Altered: Monday, December 16, 2019 09:25:38 Pacific Standard Time
Printed: Monday, December 16, 2019 09:28:02 Pacific Standard Time

Name: 191214K2_1, Date: 14-Dec-2019, Time: 18:18:32, ID: ST191214K2-1 1613 CS3 19C2204, Description: 1613 CS3 19C2204

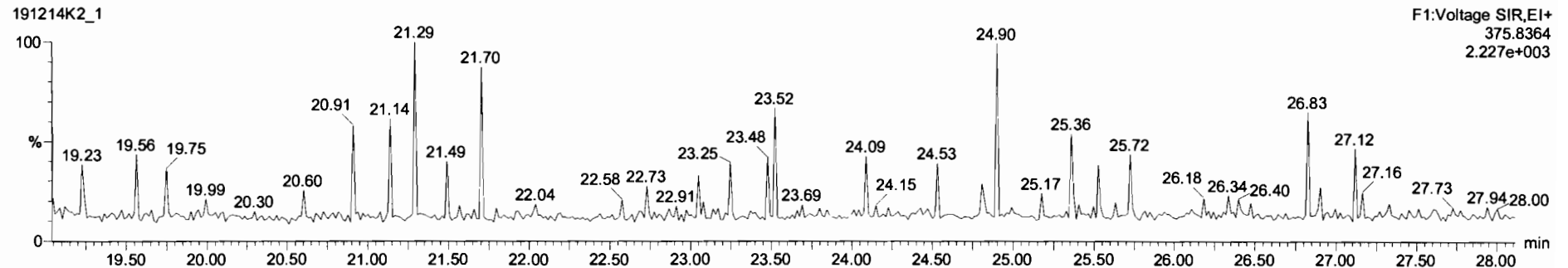
2,3,7,8-TCDF



13C-2,3,7,8-TCDF



DPE1



Dataset: Untitled


Last Altered: Monday, December 16, 2019 09:25:38 Pacific Standard Time

Printed: Monday, December 16, 2019 09:28:02 Pacific Standard Time

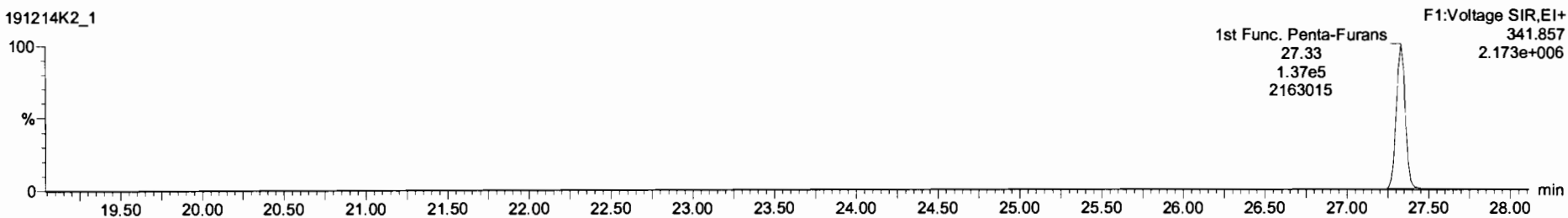
Name: 191214K2_1, Date: 14-Dec-2019, Time: 18:18:32, ID: ST191214K2-1 1613 CS3 19C2204, Description: 1613 CS3 19C2204

1st Func. Penta-Furans

191214K2_1

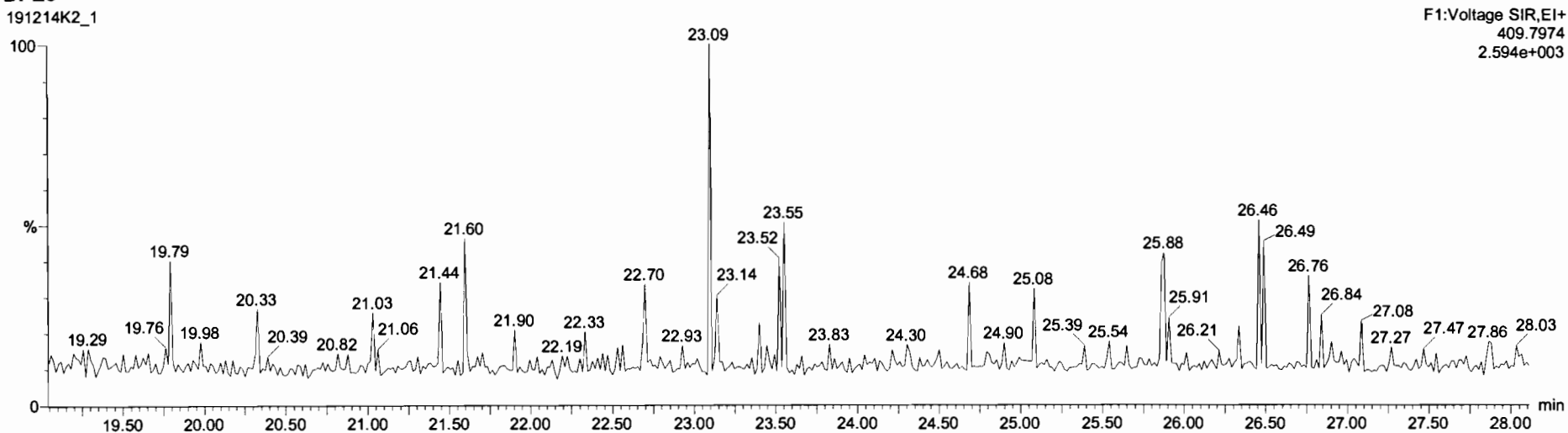


191214K2_1



DPE6

191214K2_1



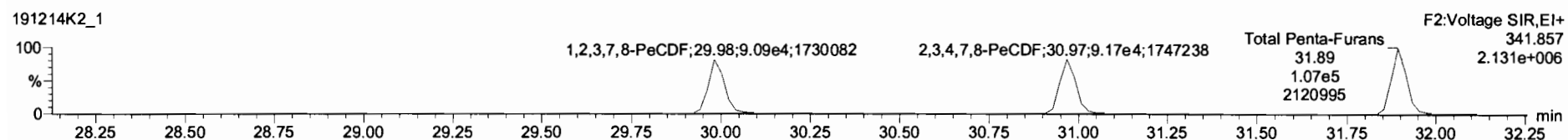
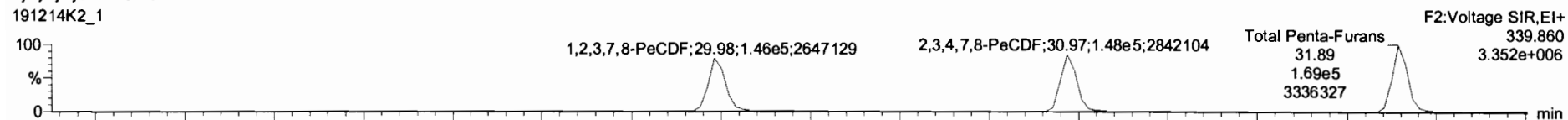
Dataset: Untitled

Last Altered: Monday, December 16, 2019 09:25:38 Pacific Standard Time

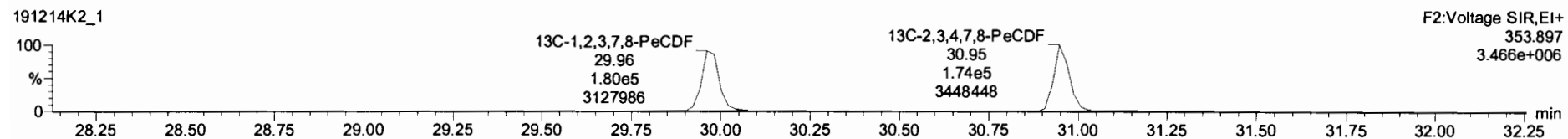
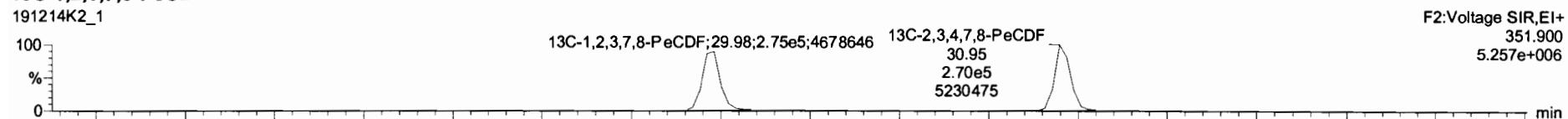
Printed: Monday, December 16, 2019 09:28:02 Pacific Standard Time

Name: 191214K2_1, Date: 14-Dec-2019, Time: 18:18:32, ID: ST191214K2-1 1613 CS3 19C2204, Description: 1613 CS3 19C2204

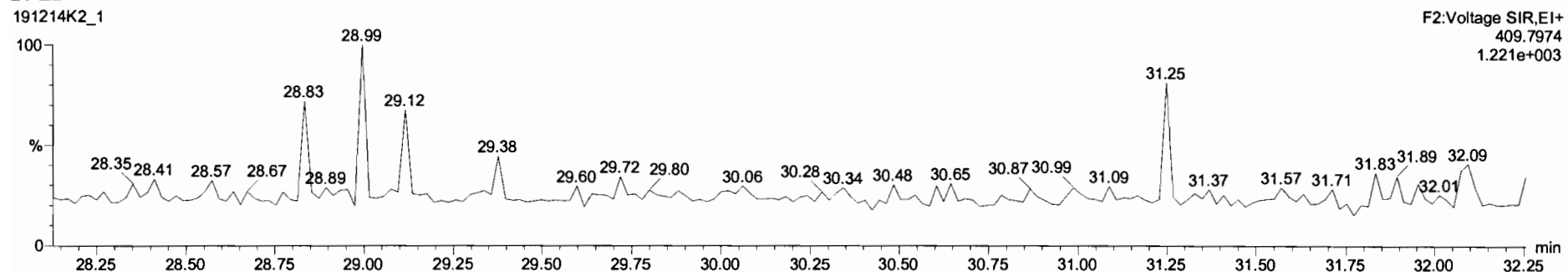
1,2,3,7,8-PeCDF



13C-1,2,3,7,8-PeCDF



DPE2



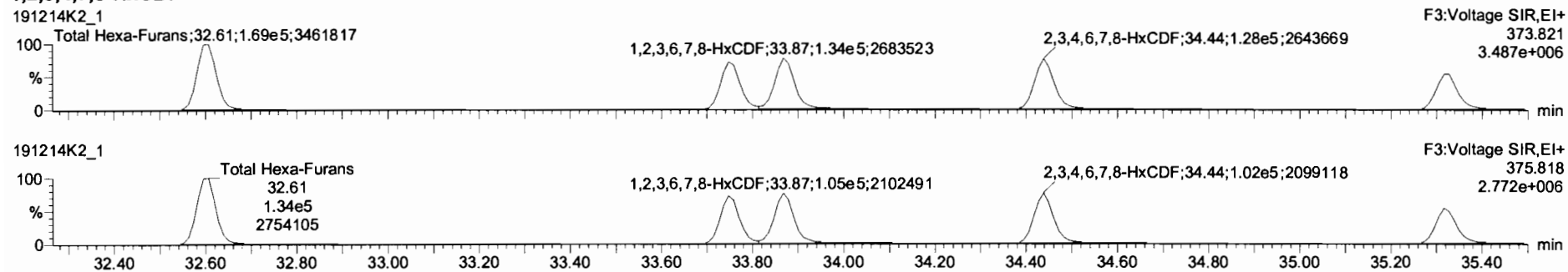
Dataset: Untitled

Last Altered: Monday, December 16, 2019 09:25:38 Pacific Standard Time

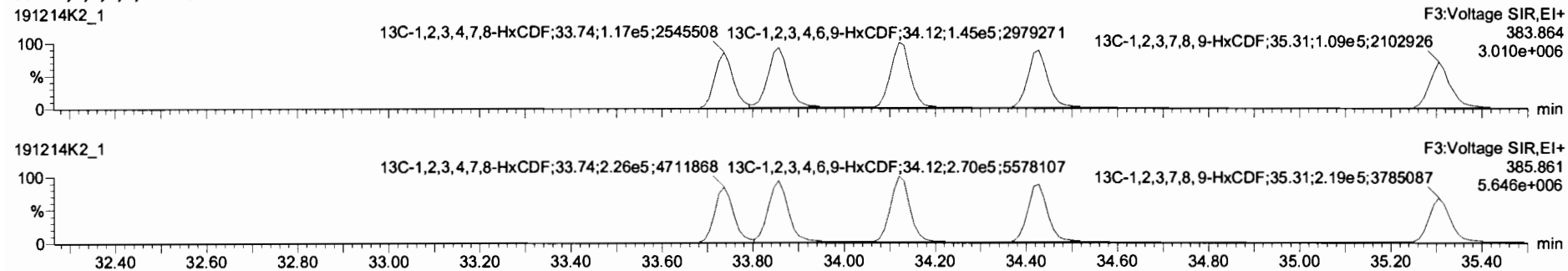
Printed: Monday, December 16, 2019 09:28:02 Pacific Standard Time

Name: 191214K2_1, Date: 14-Dec-2019, Time: 18:18:32, ID: ST191214K2-1 1613 CS3 19C2204, Description: 1613 CS3 19C2204

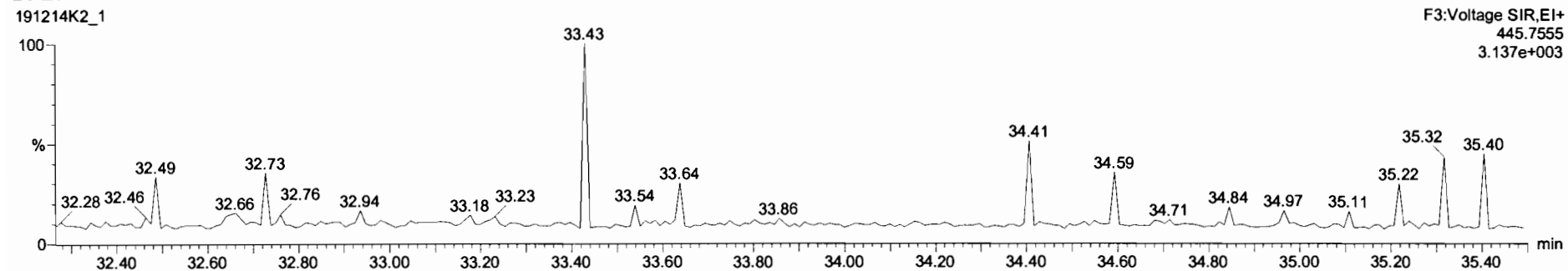
1,2,3,4,7,8-HxCDF



13C-1,2,3,4,7,8-HxCDF



DPE3





Dataset: Untitled


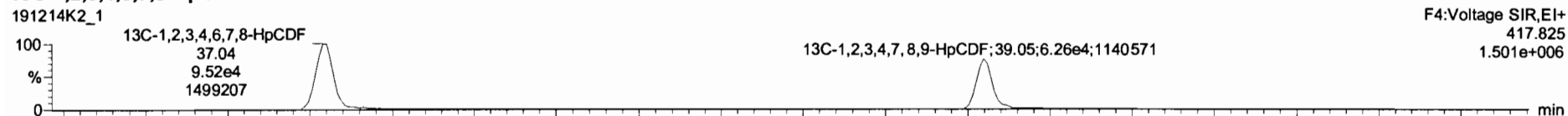
Last Altered: Monday, December 16, 2019 09:25:38 Pacific Standard Time
Printed: Monday, December 16, 2019 09:28:02 Pacific Standard Time

Name: 191214K2_1, Date: 14-Dec-2019, Time: 18:18:32, ID: ST191214K2-1 1613 CS3 19C2204, Description: 1613 CS3 19C2204

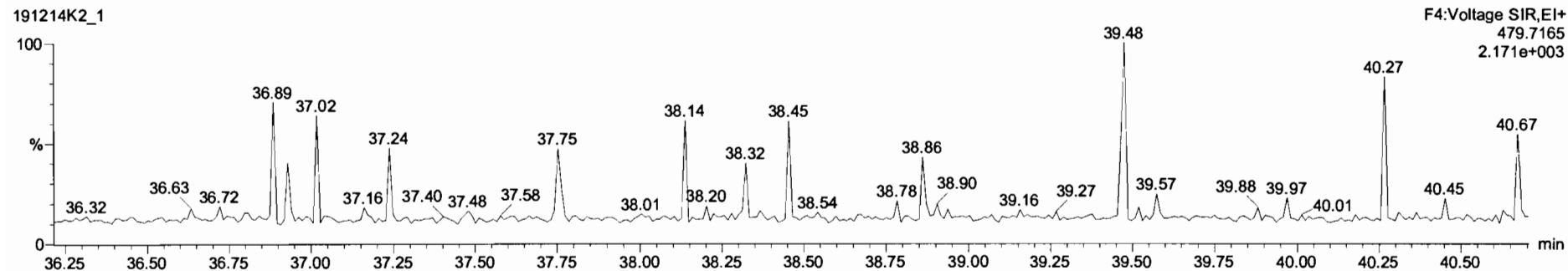
1,2,3,4,6,7,8-HpCDF

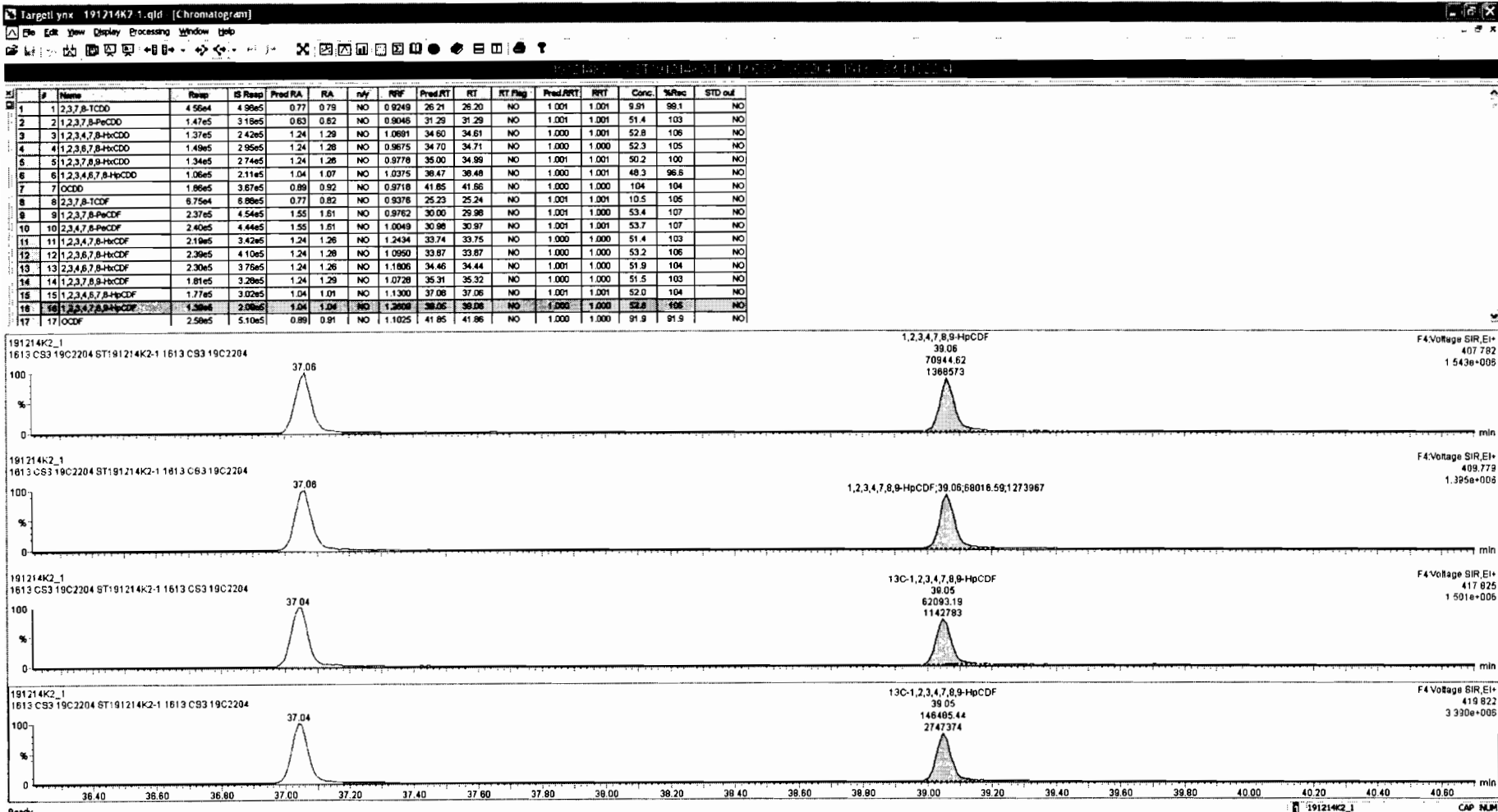


13C-1,2,3,4,6,7,8-HpCDF



DPE4





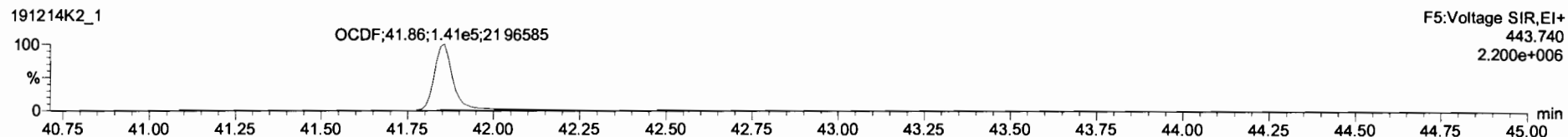

Dataset: Untitled

Last Altered: Monday, December 16, 2019 09:25:38 Pacific Standard Time

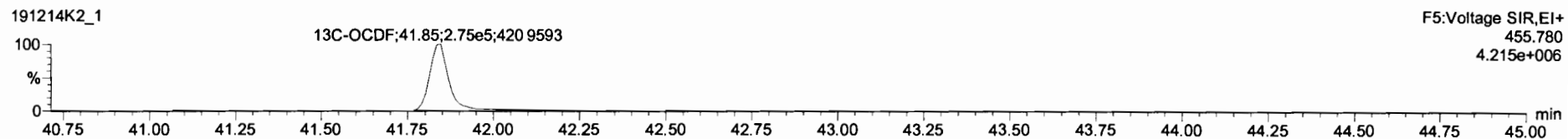

Printed: Monday, December 16, 2019 09:28:02 Pacific Standard Time

Name: 191214K2_1, Date: 14-Dec-2019, Time: 18:18:32, ID: ST191214K2-1 1613 CS3 19C2204, Description: 1613 CS3 19C2204

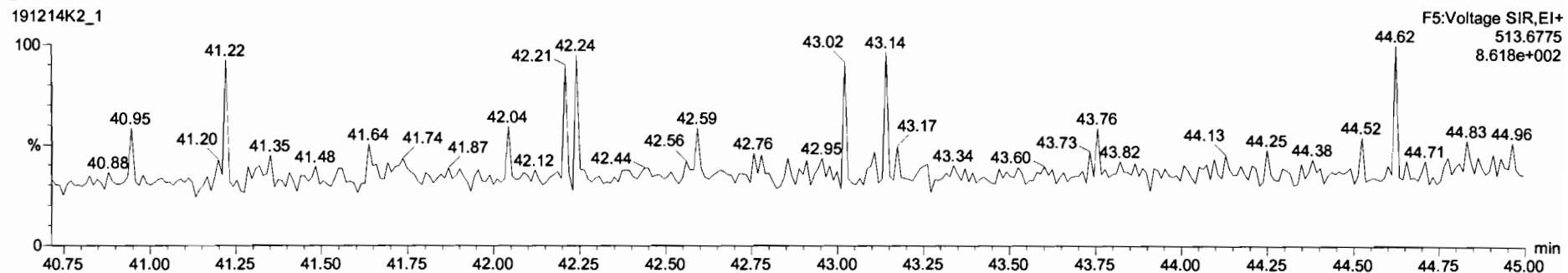
OCDF







13C-OCDF



DPE5



#	id	Name	Resp	IS Resp	Prod RA	RA	nly	RFV	Prod RT	RT	RT Flag	Prod/RT	RFV	Conc.	%Rec	STD out
8	8	2,3,7,8-TCDF	8.75e4	8.89e5	0.77	0.82	NO	0.8378	25.23	25.24	NO	1.001	1.001	10.5	105	NO
9	9	1,2,3,7,8-PeCDF	2.37e5	4.54e5	1.55	1.81	NO	0.9782	30.00	29.98	NO	1.001	1.000	53.4	107	NO
10	10	2,3,4,7,8-PeCDF	2.40e5	4.44e5	1.55	1.81	NO	1.0049	30.98	30.97	NO	1.001	1.001	53.7	107	NO
11	11	1,2,3,4,7,8-HxCDF	2.19e5	3.42e5	1.24	1.28	NO	1.2434	33.74	33.75	NO	1.000	1.000	51.4	103	NO
12	12	1,2,3,6,7,8-HxCDF	2.30e5	4.10e5	1.24	1.28	NO	1.0950	33.87	33.87	NO	1.000	1.000	53.2	106	NO
13	13	2,3,4,6,7,8-HxCDF	2.30e5	3.75e5	1.24	1.28	NO	1.1806	34.48	34.44	NO	1.001	1.000	51.9	104	NO
14	14	1,2,3,7,8,9-HxCDF	1.81e5	3.28e5	1.24	1.28	NO	1.0728	35.31	35.32	NO	1.000	1.000	51.5	103	NO
15	15	1,2,3,4,6,7,8-HxCDF	1.77e5	3.02e5	1.04	1.04	NO	1.1300	37.08	37.08	NO	1.001	1.001	52.0	104	NO
16	16	1,2,3,4,7,8,9-HxCDF	1.30e5	2.09e5	1.04	1.04	NO	1.2809	39.05	39.06	NO	1.000	1.000	52.8	106	NO
17	17	OCDF	2.88e5	5.90e5	0.89	0.91	NO	1.1828	41.86	41.89	NO	1.000	1.000	91.9	91.9	NO
18	18	13C-2,3,7,8-TCDD	4.90e5	4.43e5	0.77	0.77	NO	1.0489	26.18	26.18	NO	1.027	1.028	107	107	NO
19	19	13C-1,2,3,7,8-PeCDD	3.16e5	4.43e5	0.83	0.82	NO	0.7429	31.20	31.27	NO	1.224	1.227	98.1	98.1	NO
20	20	13C-1,2,3,4,7,8-HxCDD	2.42e5	4.15e5	1.24	1.23	NO	0.8483	34.59	34.58	NO	1.014	1.014	90.3	90.3	NO
21	21	13C-1,2,3,6,7,8-HxCDD	2.95e5	4.15e5	1.24	1.24	NO	0.7787	34.89	34.70	NO	1.017	1.017	91.3	91.3	NO
22	22	13C-1,2,3,7,8,9-HxCDD	2.74e5	4.15e5	1.24	1.25	NO	0.8586	34.96	34.97	NO	1.025	1.025	99.9	99.9	NO

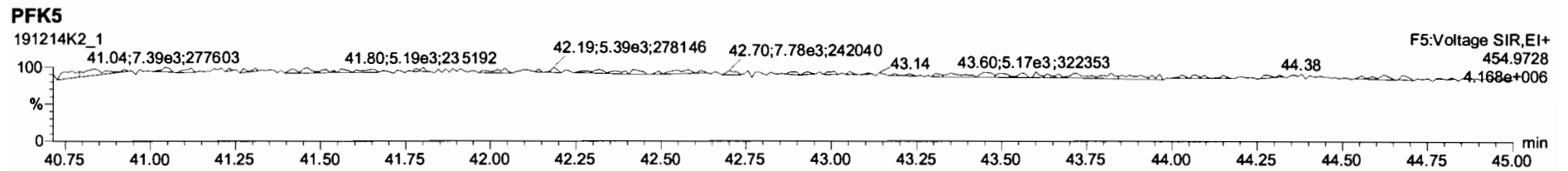
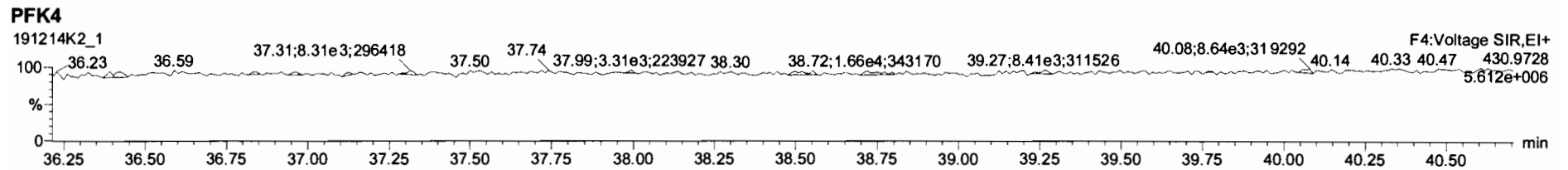
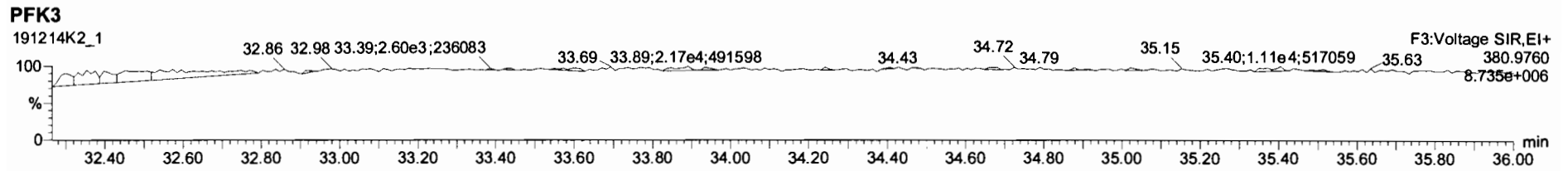
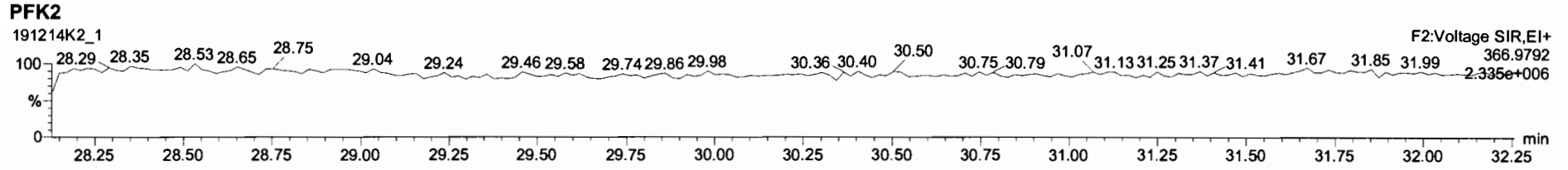
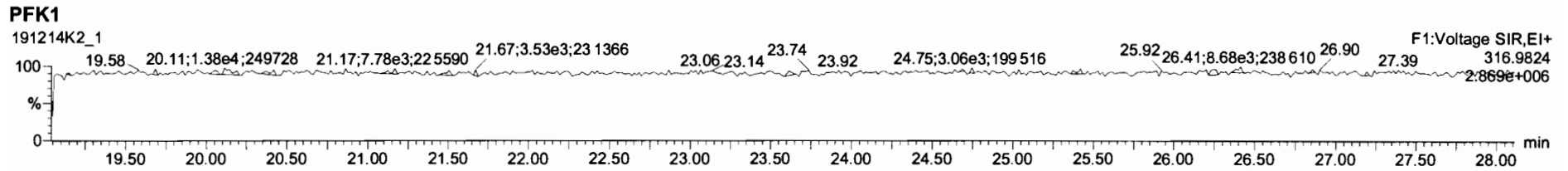


Dataset: Untitled

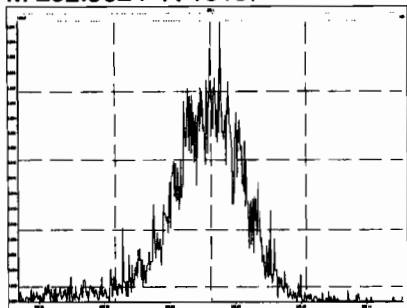
Last Altered: Monday, December 16, 2019 09:25:38 Pacific Standard Time

Printed: Monday, December 16, 2019 09:28:02 Pacific Standard Time

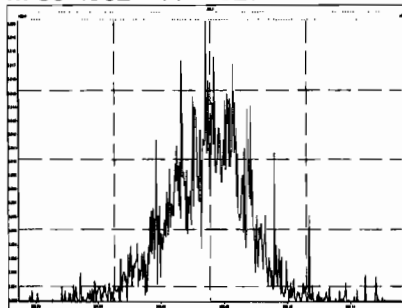
Name: 191214K2_1, Date: 14-Dec-2019, Time: 18:18:32, ID: ST191214K2-1 1613 CS3 19C2204, Description: 1613 CS3 19C2204



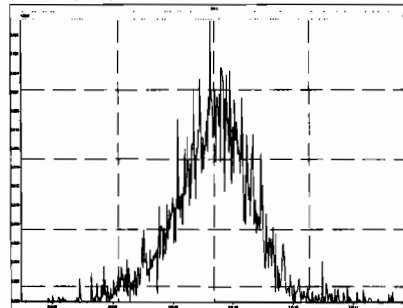
M 292.9824 R 13157



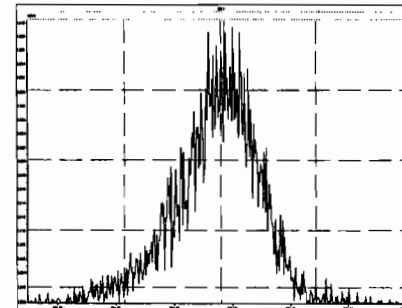
M 304.9824 R 13927



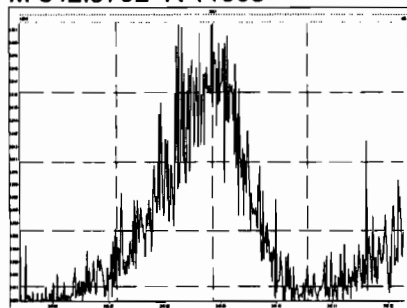
M 318.9792 R 14730



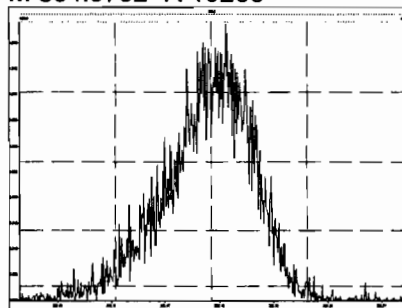
M 330.9792 R 11796



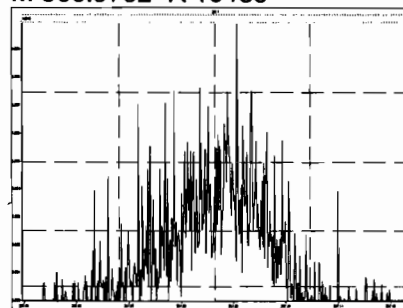
M 342.9792 R 11905



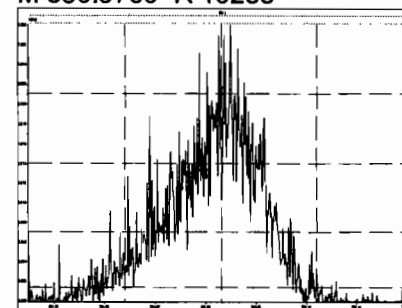
M 354.9792 R 10266



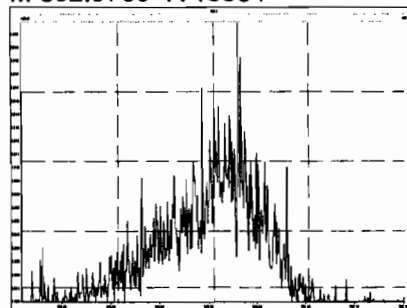
M 366.9792 R 18456



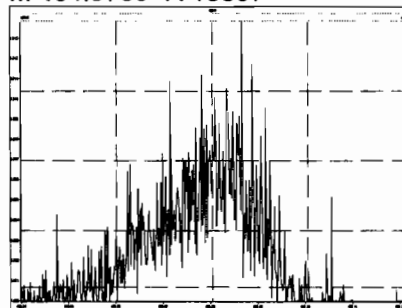
M 380.9760 R 10255



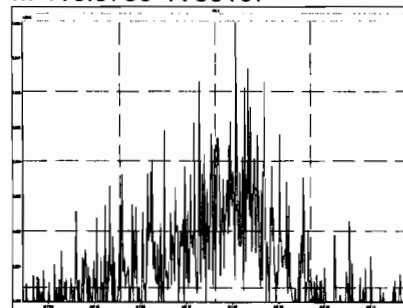
M 392.9760 R 13354



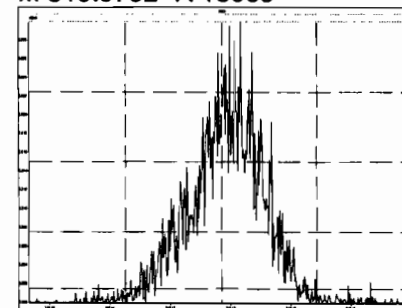
M 404.9760 R 15307



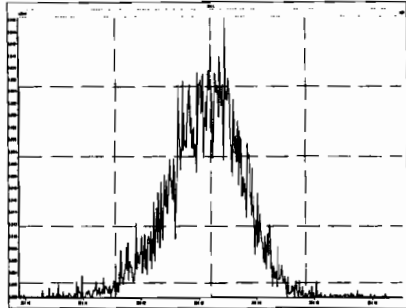
M 416.9760 R 36187



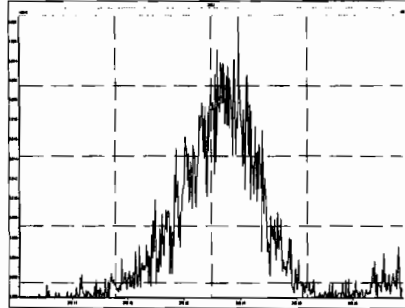
M 318.9792 R 13069



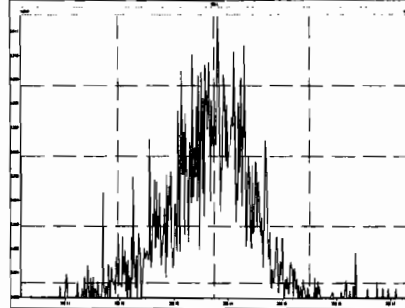
M 330.9792 R 12257



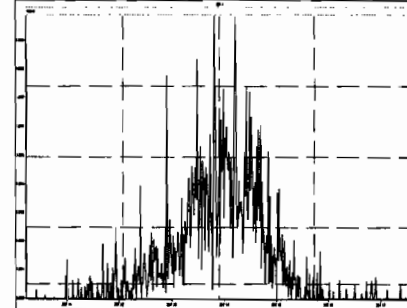
M 342.9792 R 13273



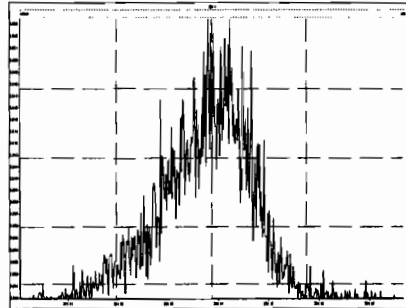
M 354.9792 R 14414



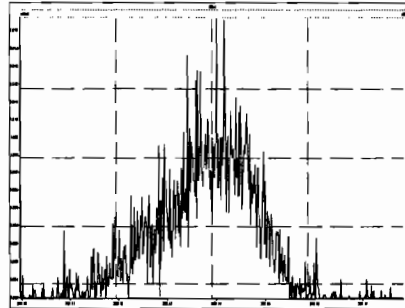
M 366.9792 R 25923



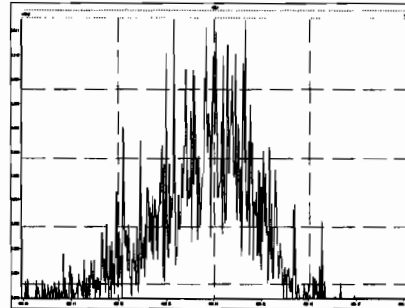
M 380.9760 R 11936



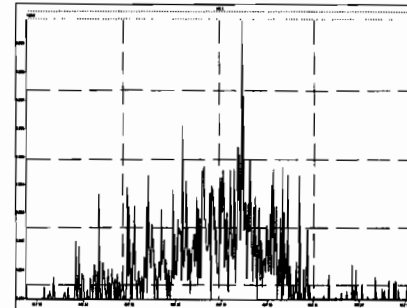
M 392.9760 R 14391



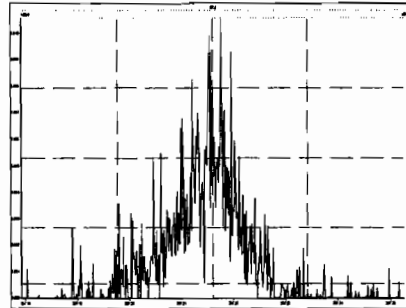
M 404.9760 R 13405



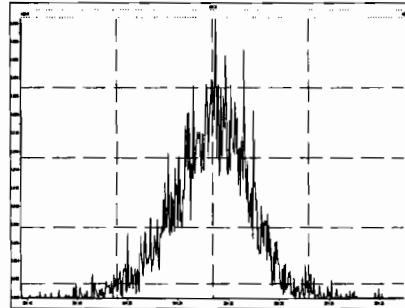
M 416.9760 R 43560



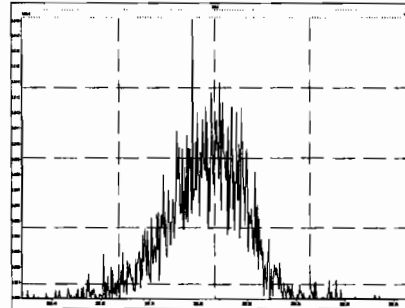
M 366.9792 R 21339



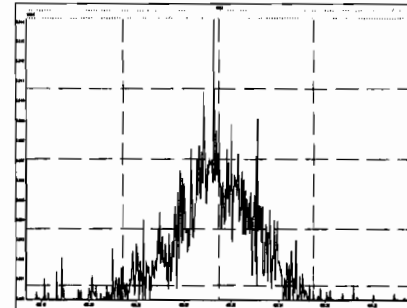
M 380.9760 R 13477



M 392.9760 R 14597

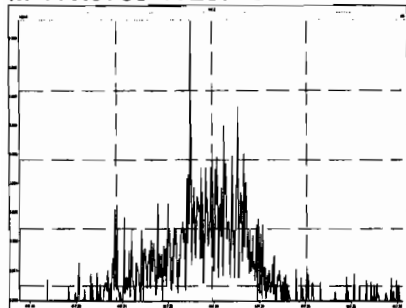


M 404.9760 R 16623

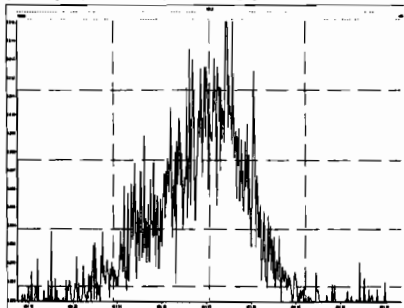


Printed: Sunday, December 15, 2019 06:31:50 Pacific Standard Time

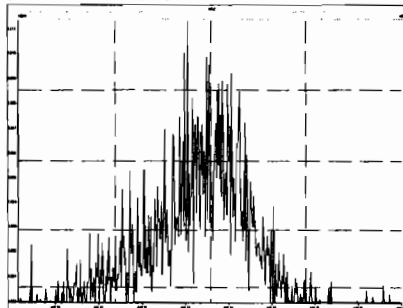
M 416.9760 R 25705



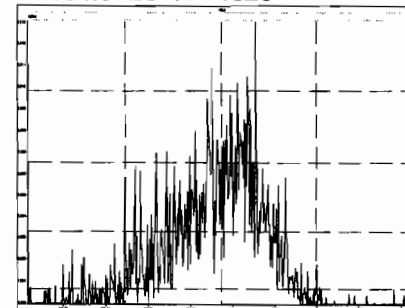
M 430.9728 R 14093



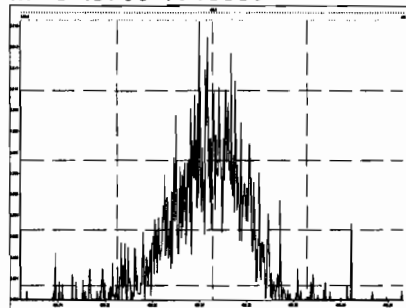
M 442.9728 R 14205



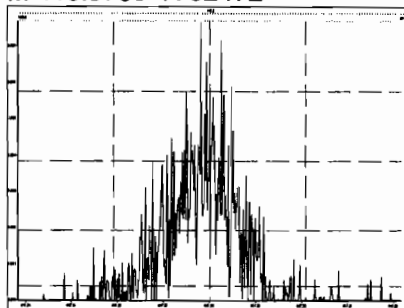
M 454.9728 R 14829



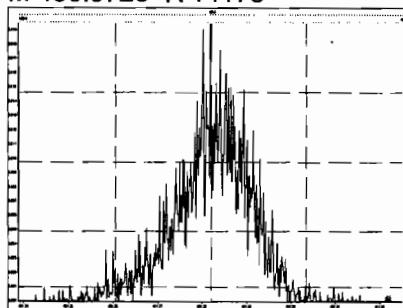
M 404.9760 R 15053



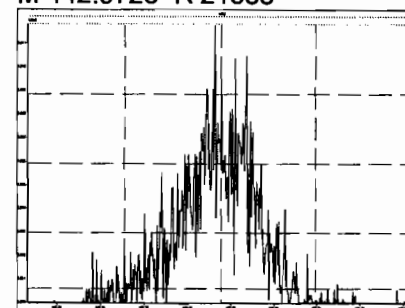
M 416.9760 R 32472



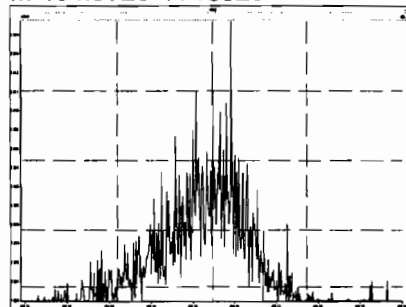
M 430.9728 R 14178



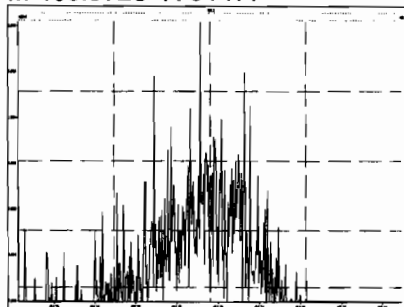
M 442.9728 R 21533



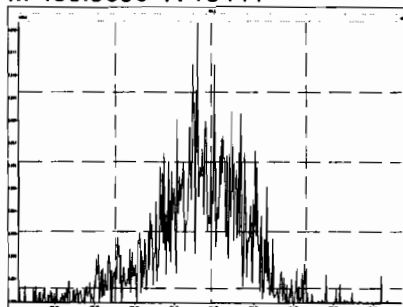
M 454.9728 R 13929



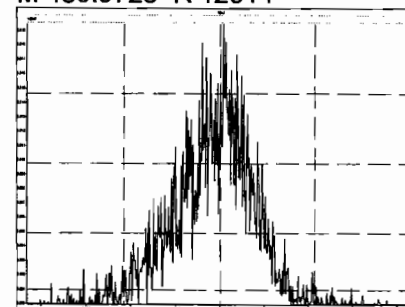
M 466.9728 R 31477



M 480.9696 R 18444

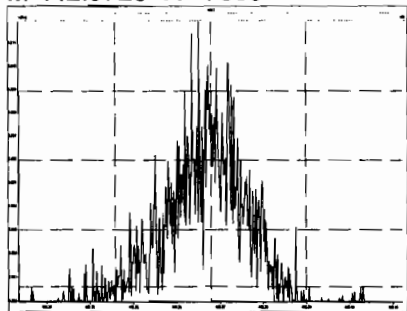


M 430.9728 R 12914

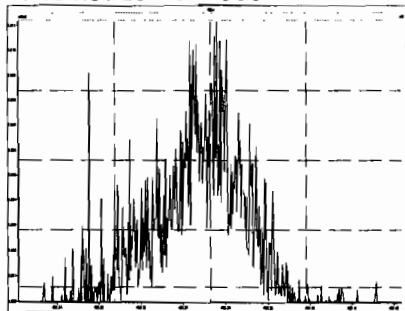


Printed: Sunday, December 15, 2019 06:31:50 Pacific Standard Time

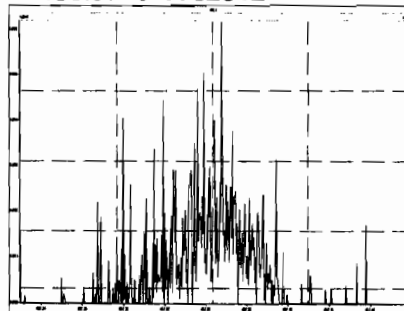
M 442.9728 R 17560



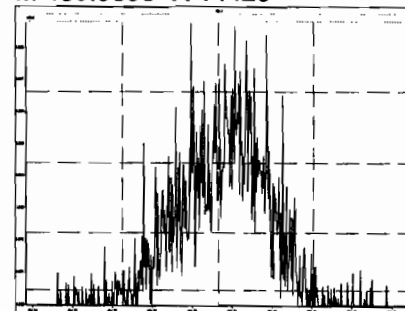
M 454.9728 R 15990



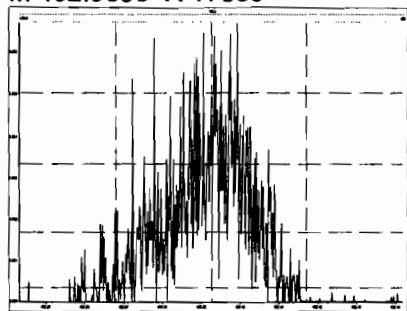
M 466.9728 R 62852



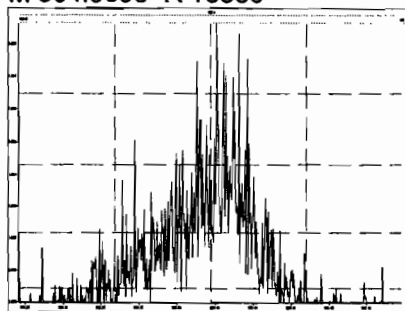
M 480.9696 R 14429



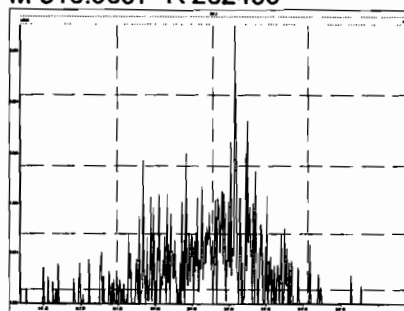
M 492.9696 R 17658



M 504.9696 R 16350



M 516.9697 R 262499



HRMS CALIBRATION STANDARDS REVIEW CHECKLIST

Beg. Calibration ID: ST 191214K3-1

Reviewed By: CT 12/30/19
Initials & Date

End Calibration ID: NA

	<u>Beg.</u>	<u>End</u>
Ion abundance within QC limits?	<input checked="" type="checkbox"/>	<input checked="" type="checkbox"/>
Concentrations within criteria?	<input checked="" type="checkbox"/>	<input type="checkbox"/>
TCDD/TCDF Valleys <25%	<input checked="" type="checkbox"/>	<input type="checkbox"/>
First and last eluters present?	<input checked="" type="checkbox"/>	<input type="checkbox"/>
Retention Times within criteria?	<input checked="" type="checkbox"/>	<input type="checkbox"/>
Verification Std. named correctly? (ST-Year-Month-Day-VG ID)	<input checked="" type="checkbox"/>	<input type="checkbox"/>
Forms signed and dated?	<input checked="" type="checkbox"/>	<input type="checkbox"/>
Correct ICAL referenced?	<u>HL</u>	<u>HL</u>
<u>Run Log:</u>		
- Correct instrument listed?	<input checked="" type="checkbox"/>	<input checked="" type="checkbox"/>
- Samples within 12 hour clock?	<u>(Y)</u>	<u>N</u>
- Bottle position verified?		<u>11C</u>

	<u>Beg.</u>	<u>End</u>
Mass resolution \geq	<input checked="" type="checkbox"/>	<input checked="" type="checkbox"/>
<input type="checkbox"/> 5k <input type="checkbox"/> 6-8K <input type="checkbox"/> 8K <input checked="" type="checkbox"/> 10K 1614 1699 429 1613/1668/8280		
Intergrated peaks display correctly?	<input checked="" type="checkbox"/>	<input checked="" type="checkbox"/>
GC Break <20%		<input type="checkbox"/>
<u>8280 CS1 End Standard:</u>		
- Ratios within limits, S/N <2.5:1, CS1 within 12 hours		<input checked="" type="checkbox"/>

Comments:
 (A) PFK drain, some masses did not centroid

Dataset: U:\VG11.PRO\Results\191214K3\191214K3-3.qld

Last Altered: Tuesday, December 17, 2019 08:03:56 Pacific Standard Time
Printed: Tuesday, December 17, 2019 08:04:19 Pacific Standard Time

HL 12-17-19 CT 12/30/19

Method: U:\VG11.PRO\MethDB\1613_rrt-12-7-19.mdb 08 Dec 2019 15:38:47
Calibration: U:\VG11.PRO\CurveDB\db5_1613vg11-5-7-19.cdb 08 May 2019 06:55:45

Name: 191214K3_3, Date: 15-Dec-2019, Time: 08:08:19, ID: ST191214K3-1 1613 CS3 19C2204, Description: 1613 CS3 19C2204

#	Name	Resp	IS Resp	RA	n/y	RRF	Pred.RT	RT	RT Flag	Pred.RRT	RRT	Conc.	%Rec	STD out
1	1 2,3,7,8-TCDD	3.56e4	3.63e5	0.82	NO	0.925	26.15	26.15	NO	1.001	1.001	10.615	106	NO
2	2 1,2,3,7,8-PeCDD	1.32e5	2.89e5	0.63	NO	0.905	31.25	31.25	NO	1.001	1.001	50.325	101	NO
3	3 1,2,3,4,7,8-HxCDD	1.17e5	2.04e5	1.26	NO	1.07	34.58	34.58	NO	1.000	1.000	53.683	107	NO
4	4 1,2,3,6,7,8-HxCDD	1.26e5	2.42e5	1.30	NO	0.967	34.67	34.68	NO	1.000	1.000	53.868	108	NO
5	5 1,2,3,7,8,9-HxCDD	1.05e5	2.03e5	1.25	NO	0.978	34.98	34.95	NO	1.001	1.000	52.952	106	NO
6	6 1,2,3,4,6,7,8-HpCDD	7.68e4	1.47e5	1.07	NO	1.04	38.43	38.43	NO	1.000	1.000	50.216	100	NO
7	7 OCDD	1.22e5	2.44e5	0.90	NO	0.972	41.62	41.63	NO	1.000	1.000	102.79	103	NO
8	8 2,3,7,8-TCDF	5.72e4	5.62e5	0.80	NO	0.938	25.17	25.17	NO	1.001	1.001	10.849	108	NO
9	9 1,2,3,7,8-PeCDF	2.29e5	4.56e5	1.58	NO	0.976	29.96	29.96	NO	1.001	1.001	51.289	103	NO
10	10 2,3,4,7,8-PeCDF	2.39e5	4.54e5	1.63	NO	1.00	30.96	30.95	NO	1.001	1.001	52.272	105	NO
11	11 1,2,3,4,7,8-HxCDF	1.85e5	2.87e5	1.27	NO	1.24	33.70	33.72	NO	1.000	1.001	51.980	104	NO
12	12 1,2,3,6,7,8-HxCDF	2.09e5	3.54e5	1.26	NO	1.10	33.85	33.85	NO	1.000	1.000	54.048	108	NO
13	13 2,3,4,6,7,8-HxCDF	1.84e5	3.00e5	1.26	NO	1.18	34.44	34.42	NO	1.001	1.000	51.950	104	NO
14	14 1,2,3,7,8,9-HxCDF	1.42e5	2.45e5	1.23	NO	1.07	35.27	35.29	NO	1.000	1.001	53.893	108	NO
15	15 1,2,3,4,6,7,8-HpCDF	1.25e5	2.12e5	1.03	NO	1.13	37.04	37.02	NO	1.001	1.000	52.115	104	NO
16	16 1,2,3,4,7,8,9-HpCDF	1.08e5	1.57e5	1.08	NO	1.26	39.03	39.03	NO	1.000	1.000	54.658	109	NO
17	17 OCDF	1.76e5	3.36e5	0.91	NO	1.10	41.81	41.82	NO	1.000	1.000	95.096	95.1	NO
18	18 13C-2,3,7,8-TCDD	3.63e5	3.46e5	0.79	NO	1.05	26.13	26.12	NO	1.027	1.027	99.806	99.8	NO
19	19 13C-1,2,3,7,8-PeCDD	2.89e5	3.46e5	0.66	NO	0.743	31.14	31.23	NO	1.224	1.228	112.22	112	NO
20	20 13C-1,2,3,4,7,8-HxCDD	2.04e5	3.53e5	1.26	NO	0.646	34.57	34.57	NO	1.014	1.014	89.205	89.2	NO
21	21 13C-1,2,3,6,7,8-HxCDD	2.42e5	3.53e5	1.26	NO	0.777	34.67	34.67	NO	1.017	1.017	88.199	88.2	NO
22	22 13C-1,2,3,7,8,9-HxCDD	2.03e5	3.53e5	1.22	NO	0.659	34.94	34.94	NO	1.025	1.025	87.126	87.1	NO
23	23 13C-1,2,3,4,6,7,8-HpCDD	1.47e5	3.53e5	1.04	NO	0.534	38.43	38.42	NO	1.127	1.127	78.086	78.1	NO
24	24 13C-OCDD	2.44e5	3.53e5	0.92	NO	0.470	41.61	41.62	NO	1.220	1.220	146.80	73.4	NO
25	25 13C-2,3,7,8-TCDF	5.62e5	6.02e5	0.76	NO	0.977	25.21	25.14	NO	0.991	0.989	95.549	95.5	NO
26	26 13C-1,2,3,7,8-PeCDF	4.56e5	6.02e5	1.55	NO	0.778	29.85	29.94	NO	1.174	1.177	97.543	97.5	NO
27	27 13C-2,3,4,7,8-PeCDF	4.54e5	6.02e5	1.60	NO	0.750	30.86	30.93	NO	1.213	1.216	100.69	101	NO
28	28 13C-1,2,3,4,7,8-HxCDF	2.87e5	3.53e5	0.51	NO	0.845	33.71	33.70	NO	0.989	0.988	96.109	96.1	NO
29	29 13C-1,2,3,6,7,8-HxCDF	3.54e5	3.53e5	0.53	NO	1.03	33.83	33.83	NO	0.992	0.992	97.503	97.5	NO
30	30 13C-2,3,4,6,7,8-HxCDF	3.00e5	3.53e5	0.51	NO	0.893	34.40	34.41	NO	1.009	1.009	95.001	95.0	NO
31	31 13C-1,2,3,7,8,9-HxCDF	2.45e5	3.53e5	0.51	NO	0.734	35.30	35.27	NO	1.035	1.034	94.386	94.4	NO

Dataset: U:\VG11.PRO\Results\191214K3\191214K3-3.qld

Last Altered: Tuesday, December 17, 2019 08:03:56 Pacific Standard Time

Printed: Tuesday, December 17, 2019 08:04:19 Pacific Standard Time

Name: 191214K3_3, Date: 15-Dec-2019, Time: 08:08:19, ID: ST191214K3-1 1613 CS3 19C2204, Description: 1613 CS3 19C2204

#	Name	Resp	IS Resp	RA	n/y	RRF	Pred.RT	RT	RT Flag	Pred.RRT	RRT	Conc.	%Rec	STD out
32	32 13C-1,2,3,4,6,7,8-HpCDF	2.12e5	3.53e5	0.46	NO	0.754	37.01	37.01	NO	1.085	1.085	79.513	79.5	NO
33	33 13C-1,2,3,4,7,8,9-HpCDF	1.57e5	3.53e5	0.44	NO	0.539	39.03	39.03	NO	1.145	1.144	82.211	82.2	NO
34	34 13C-OCDF	3.36e5	3.53e5	0.89	NO	0.593	41.82	41.81	NO	1.226	1.226	160.32	80.2	NO
35	35 37Cl-2,3,7,8-TCDD	3.63e4	3.46e5			1.07	26.15	26.14	NO	1.028	1.028	9.8005	98.0	NO
36	36 13C-1,2,3,4-TCDD	3.46e5	3.46e5	0.80	NO	1.00	25.50	25.43	NO	1.000	1.000	100.00	100	NO
37	37 13C-1,2,3,4-TCDF	6.02e5	6.02e5	0.76	NO	1.00	23.68	23.57	NO	1.000	1.000	100.00	100	NO
38	38 13C-1,2,3,4,6,9-HxCDF	3.53e5	3.53e5	0.54	NO	1.00	34.06	34.10	NO	1.000	1.000	100.00	100	NO

Dataset: Untitled

Last Altered: Monday, December 16, 2019 09:38:26 Pacific Standard Time
Printed: Monday, December 16, 2019 09:38:39 Pacific Standard Time

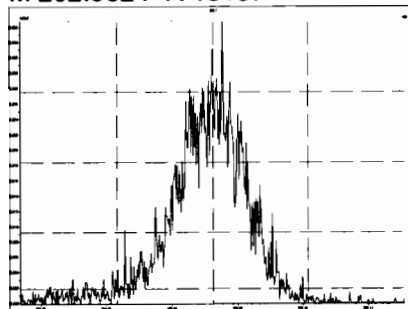
Method: U:\VG11.PRO\MethDB\1613_rrt-12-7-19.mdb 08 Dec 2019 15:38:47
Calibration: U:\VG11.PRO\CurveDB\db5_1613vg11-5-7-19.cdb 08 May 2019 06:55:45

Compound name: 2,3,7,8-TCDD

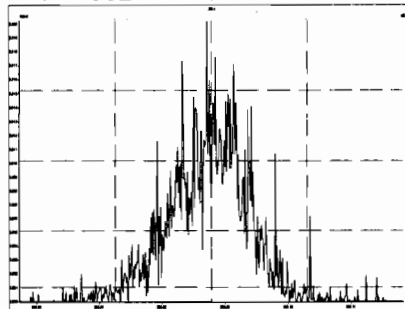
	Name	ID	Acq.Date	Acq.Time
1	191214K3_1	SOLVENT BLANK	15-Dec-19	06:33:06
2	191214K3_2	SOLVENT BLANK	15-Dec-19	07:20:57
3	191214K3_3	ST191214K3-1 1613 CS3 19C2204	15-Dec-19	08:08:19
4	191214K3_4	SOLVENT BLANK	15-Dec-19	08:56:36
5	191214K3_5	1903461-10RE1 PDI-071SC-A-11-11.5-19100...	15-Dec-19	09:44:53
6	191214K3_6	1903461-11RE1 PDI-071SC-B-00-02-191001 ...	15-Dec-19	10:33:11
7	191214K3_7	1903461-12RE1 PDI-071SC-B-02-04-191001 ...	15-Dec-19	11:21:29
8	191214K3_8	1903461-13RE1 PDI-071SC-B-04-06-191001 ...	15-Dec-19	12:11:04
9	191214K3_9	1903461-14RE1 PDI-071SC-B-06-08-191001 ...	15-Dec-19	12:59:18
10	191214K3_10	1903461-15RE1 PDI-071SC-B-08-10-191001 ...	15-Dec-19	13:47:09
11	191214K3_11	1903461-16RE1 PDI-071SC-B-10-11.5-19100...	15-Dec-19	14:34:36
12	191214K3_12	1903461-17RE1 PDI-1071SC-B-02-04-191001...	15-Dec-19	15:22:53
13	191214K3_13	B9K0154-DUP1 Duplicate 16.33	15-Dec-19	16:11:10
14	191214K3_14	1903742-01 PDI-059SC-A-13-14-191016 13.92	15-Dec-19	16:59:27
15	191214K3_15	1903742-02 PDI-059SC-A-14-15.3-191016 14....	15-Dec-19	17:47:43
16	191214K3_16	1903742-03 PDI-069SC-A-12-13-191016 16.32	15-Dec-19	18:37:18
17	191214K3_17	1903742-04 PDI-069SC-A-13-14.3-191016 14....	15-Dec-19	19:25:12

Printed: Sunday, December 15, 2019 06:31:50 Pacific Standard Time

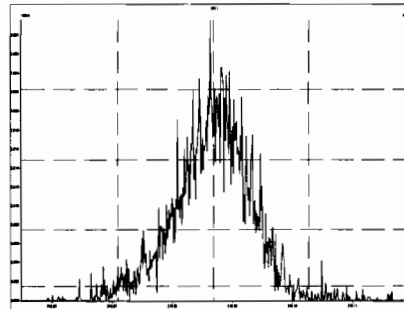
M 292.9824 R 13157



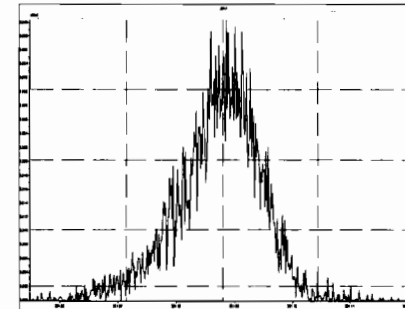
M 304.9824 R 13927



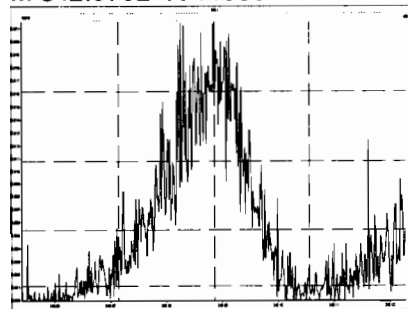
M 318.9792 R 14730



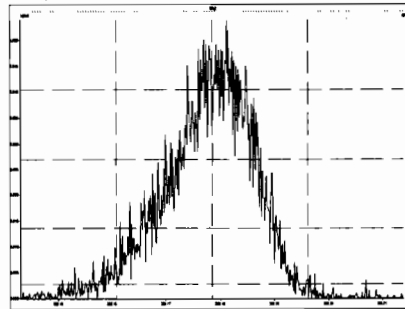
M 330.9792 R 11796



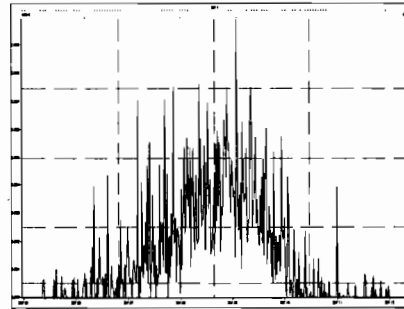
M 342.9792 R 11905



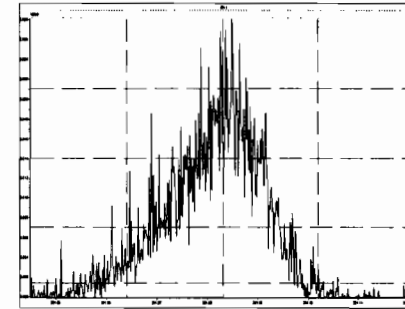
M 354.9792 R 10266



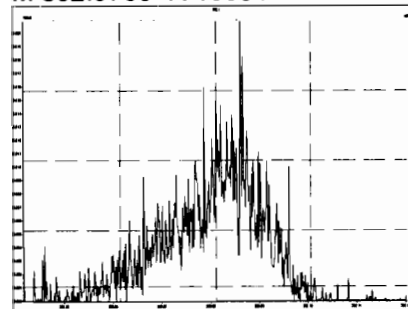
M 366.9792 R 18456



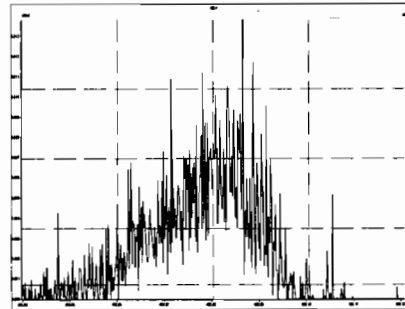
M 380.9760 R 10255



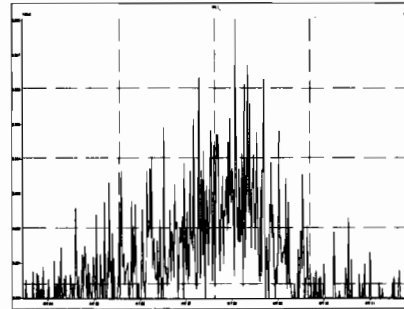
M 392.9760 R 13354



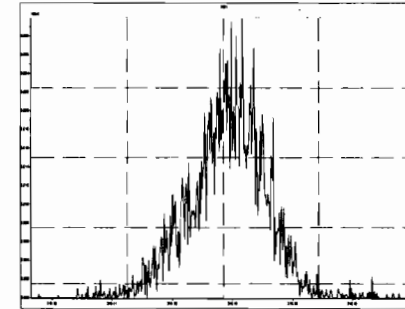
M 404.9760 R 15307



M 416.9760 R 36187

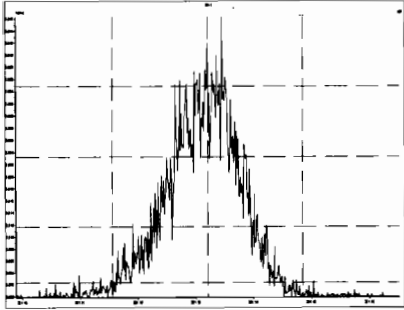


M 318.9792 R 13069

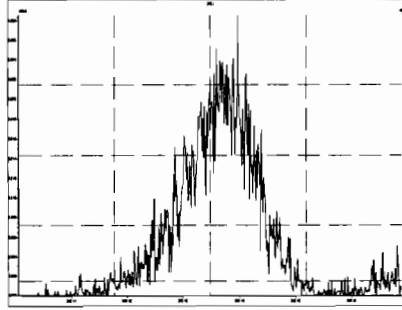


Printed: Sunday, December 15, 2019 06:31:50 Pacific Standard Time

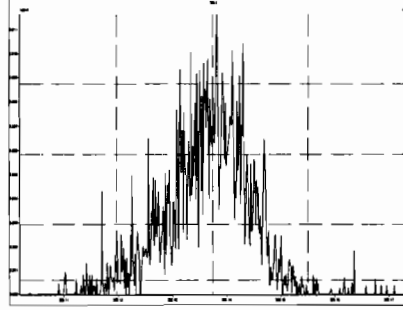
M 330.9792 R 12257



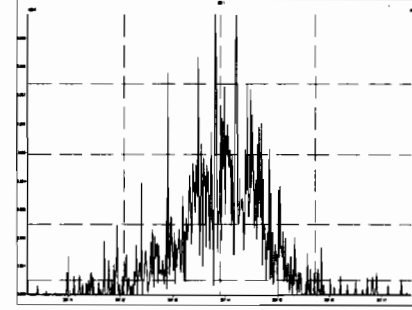
M 342.9792 R 13273



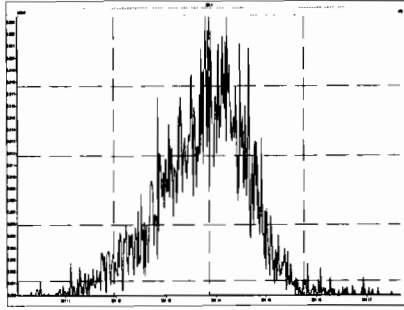
M 354.9792 R 14414



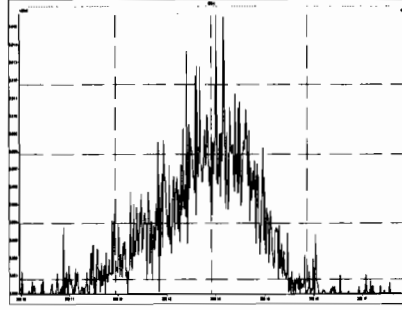
M 366.9792 R 25923



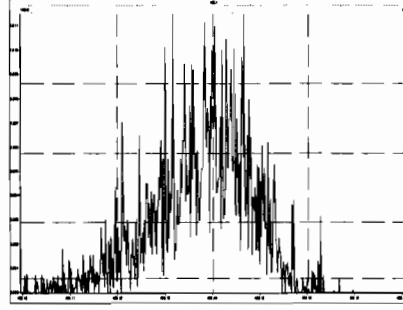
M 380.9760 R 11936



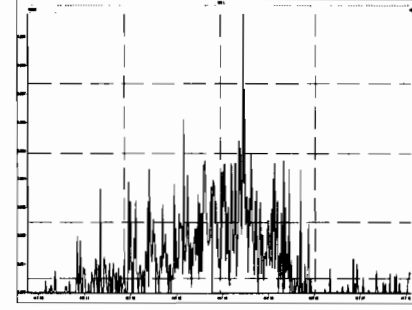
M 392.9760 R 14391



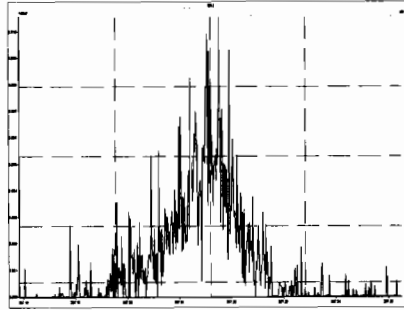
M 404.9760 R 13405



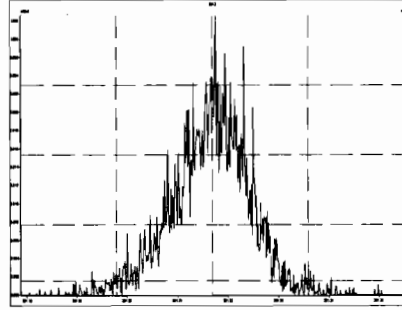
M 416.9760 R 43560



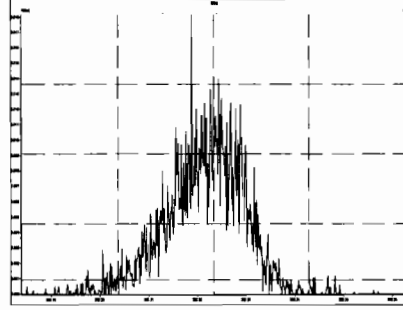
M 366.9792 R 21339



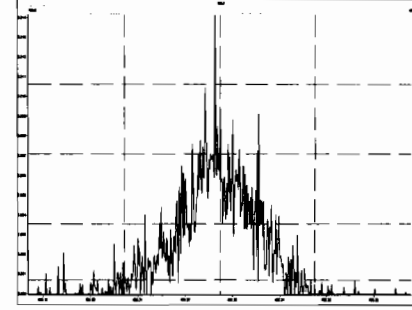
M 380.9760 R 13477



M 392.9760 R 14597

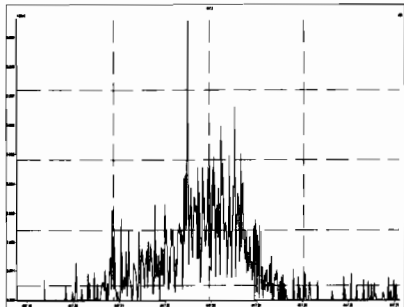


M 404.9760 R 16623

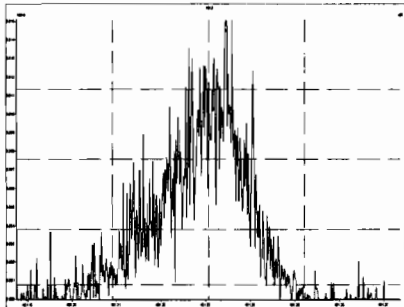


Printed: Sunday, December 15, 2019 06:31:50 Pacific Standard Time

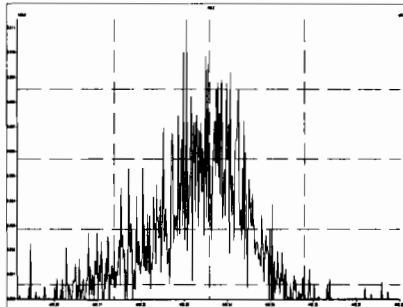
M 416.9760 R 25705



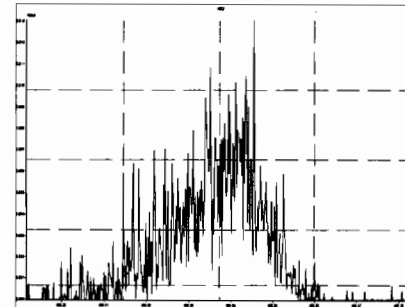
M 430.9728 R 14093



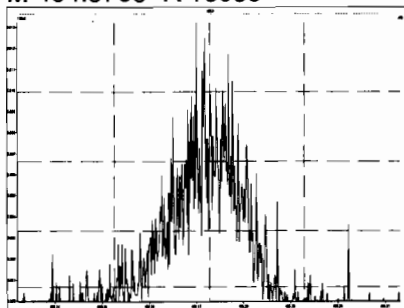
M 442.9728 R 14205



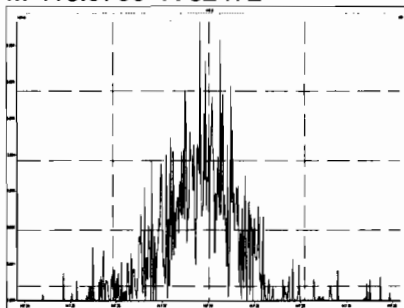
M 454.9728 R 14829



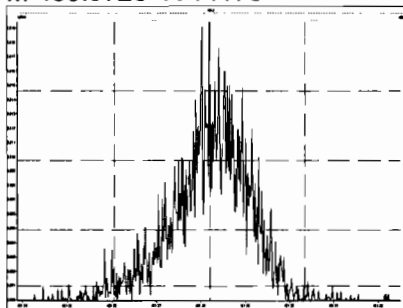
M 404.9760 R 15053



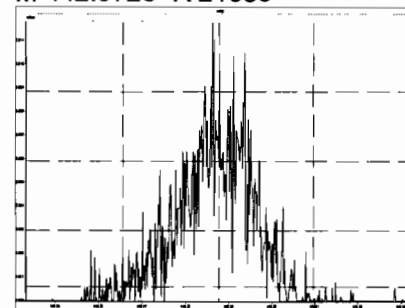
M 416.9760 R 32472



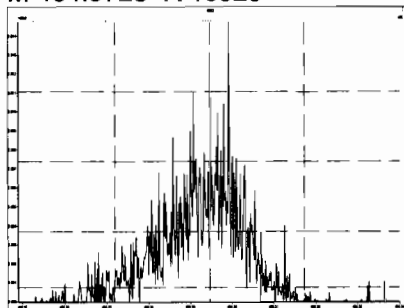
M 430.9728 R 14178



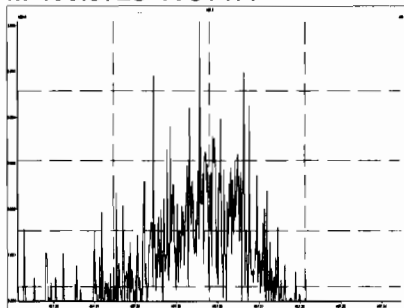
M 442.9728 R 21533



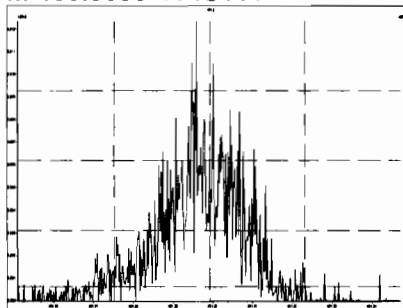
M 454.9728 R 13929



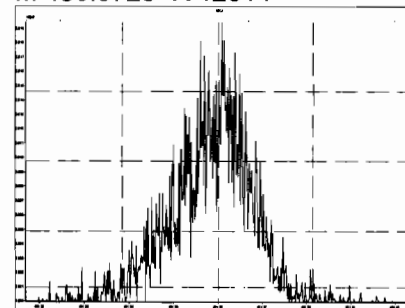
M 466.9728 R 31477



M 480.9696 R 18444

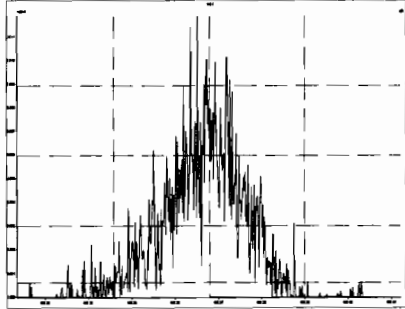


M 430.9728 R 12914

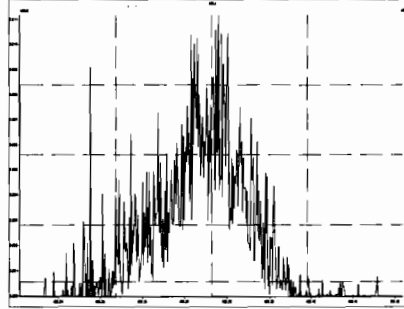


Printed: Sunday, December 15, 2019 06:31:50 Pacific Standard Time

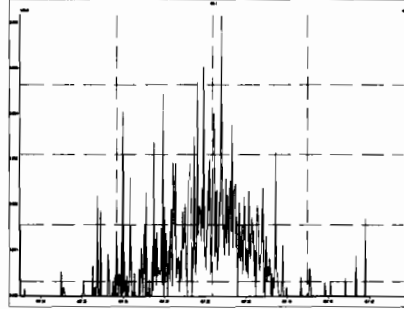
M 442.9728 R 17560



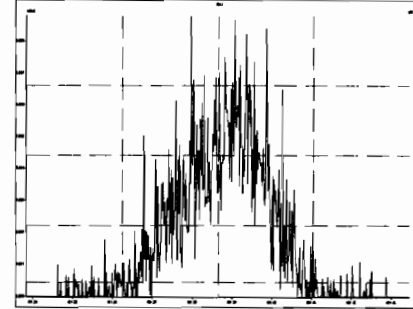
M 454.9728 R 15990



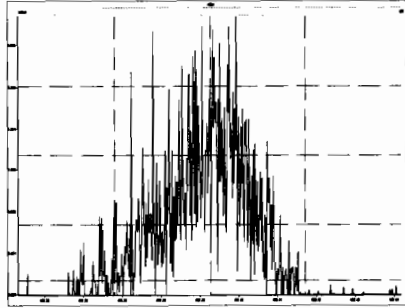
M 466.9728 R 62852



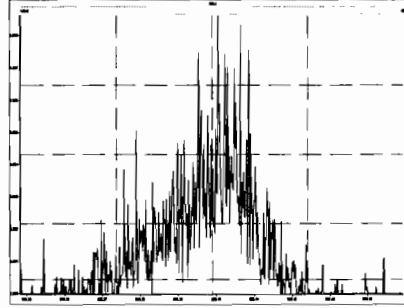
M 480.9696 R 14429



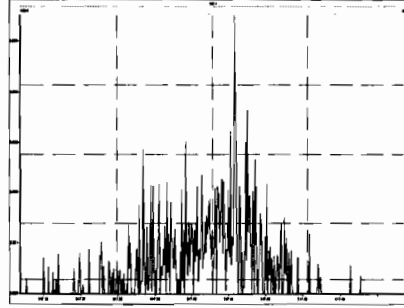
M 492.9696 R 17658



M 504.9696 R 16350



M 516.9697 R 262499



Dataset: U:\VG11.PRO\Results\191214K3\191214K3-CPSM.qld

Last Altered: Monday, December 16, 2019 09:24:49 Pacific Standard Time

Printed: Monday, December 16, 2019 09:25:10 Pacific Standard Time

Method: U:\VG11.PRO\MethDB\CPSM.mdb 16 Dec 2019 09:25:54

Calibration: U:\VG11.PRO\CurveDB\db5_1613vg11-5-7-19.cdb 08 May 2019 06:55:45

Name: 191214K3_3, Date: 15-Dec-2019, Time: 08:08:19, ID: ST191214K3-1 1613 CS3 19C2204, Description: 1613 CS3 19C2204

#	Name	RT
1	1,3,6,8-TCDD (First)	21.86
2	1,2,8,9-TCDD (Last)	27.15
3	1,2,4,7,9-PeCDD (First)	29.01
4	1,2,3,8,9-PeCDD (Last)	31.63
5	1,2,4,6,7,9-HxCDD (First)	33.12
6	1,2,3,7,8,9-HxCDD (Last)	34.95
7	1,2,3,4,6,7,9-HpCDD (First)	37.41
8	1,2,3,4,6,7,8-HpCDD (Last)	38.43
9	1,3,6,8-TCDF (First)	19.78
10	1,2,8,9-TCDF (Last)	27.30
11	1,3,4,6,8-PeCDF (First)	27.28
12	1,2,3,8,9-PeCDF (Last)	31.87
13	1,2,3,4,6,8-HxCDF (First)	32.57
14	1,2,3,7,8,9-HxCDF (Last)	35.29
15	1,2,3,4,6,7,8-HpCDF (First)	37.02
16	1,2,3,4,7,8,9-HpCDF (Last)	39.03

Dataset: U:\VG11.PRO\Results\191214K3\191214K3-CPSM.qld

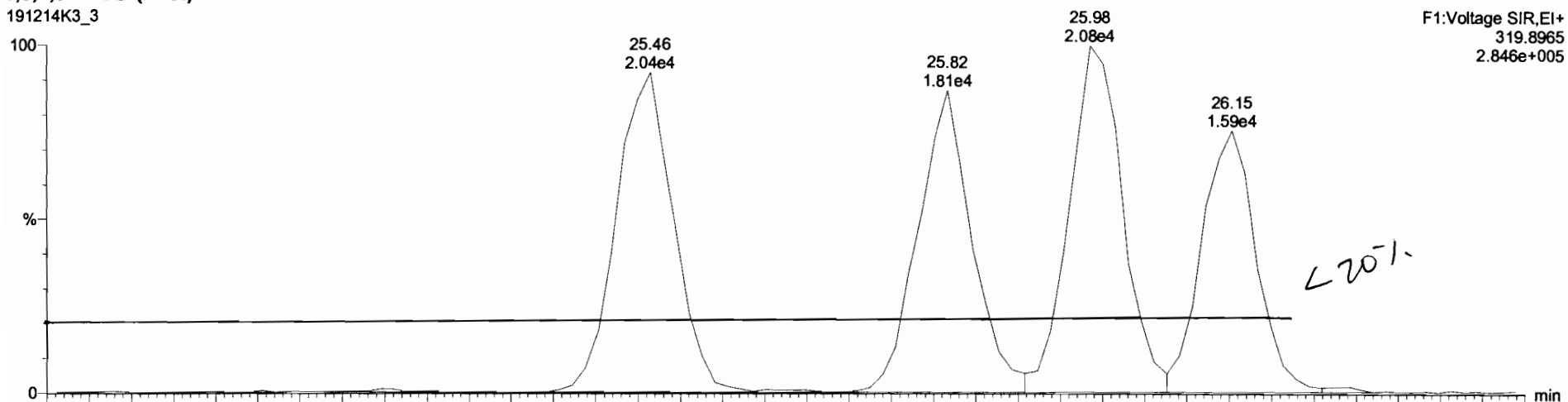
Last Altered: Monday, December 16, 2019 09:24:49 Pacific Standard Time
Printed: Monday, December 16, 2019 09:25:10 Pacific Standard Time

Method: U:\VG11.PRO\MethDB\CPSM.mdb 16 Dec 2019 09:25:54
Calibration: U:\VG11.PRO\CurveDB\db5_1613vg11-5-7-19.cdb 08 May 2019 06:55:45

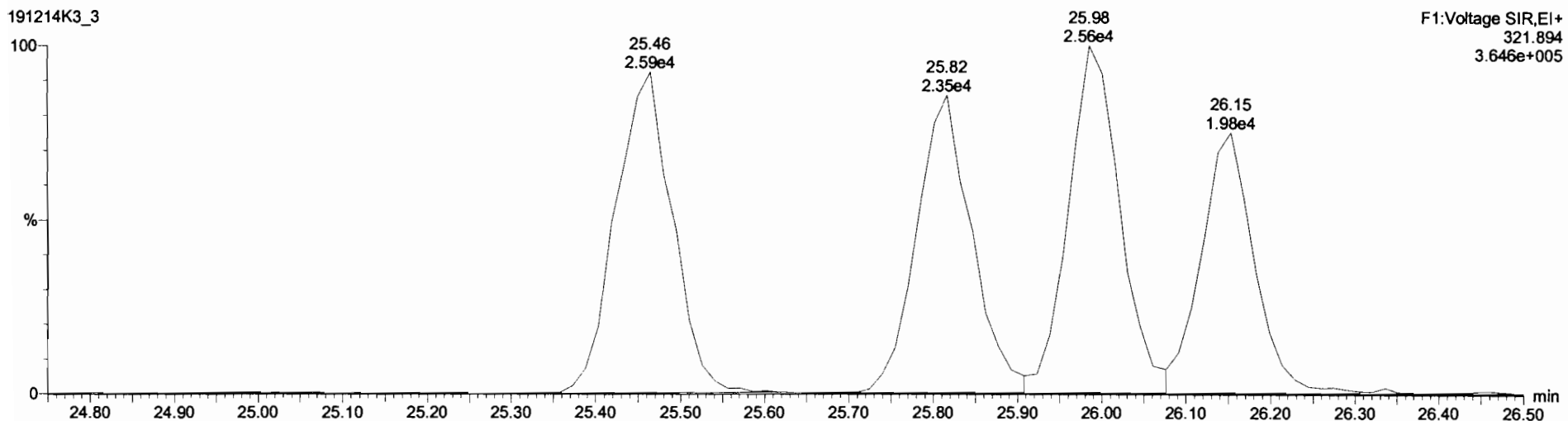
Name: 191214K3_3, Date: 15-Dec-2019, Time: 08:08:19, ID: ST191214K3-1 1613 CS3 19C2204, Description: 1613 CS3 19C2204

1,3,6,8-TCDD (First)

191214K3_3



191214K3_3



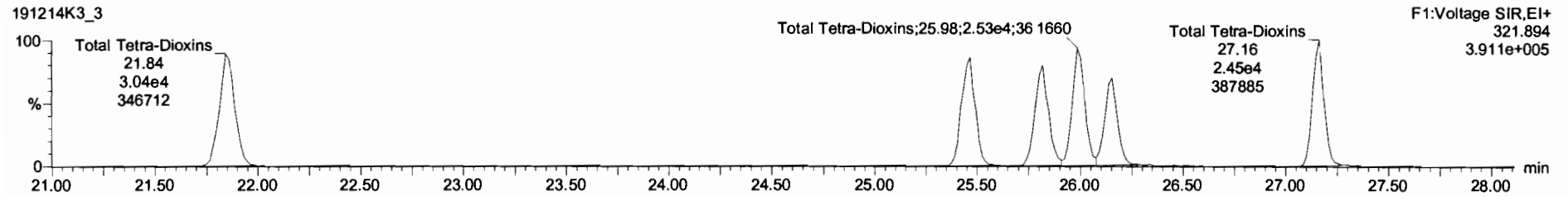
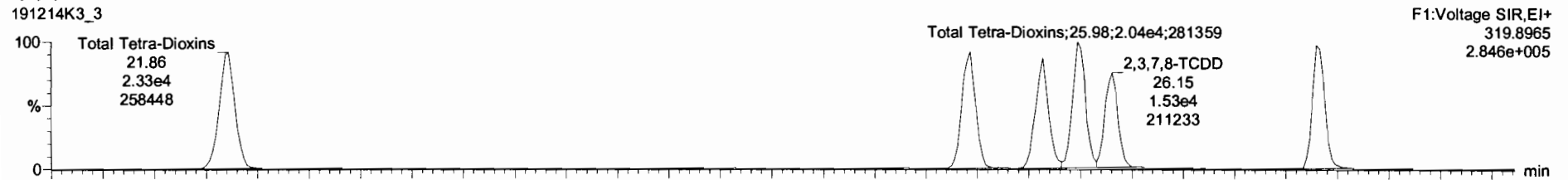
Dataset: Untitled

Last Altered: Monday, December 16, 2019 09:38:26 Pacific Standard Time
Printed: Monday, December 16, 2019 09:39:01 Pacific Standard Time


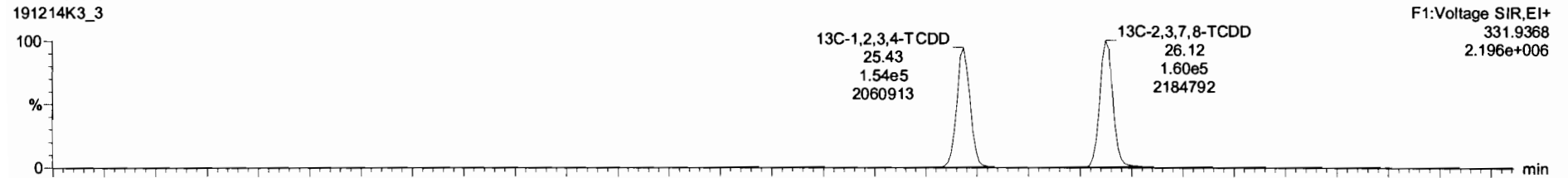
Method: U:\VG11.PRO\MethDB\1613_rrt-12-7-19.mdb 08 Dec 2019 15:38:47
Calibration: U:\VG11.PRO\CurveDB\db5_1613vg11-5-7-19.cdb 08 May 2019 06:55:45

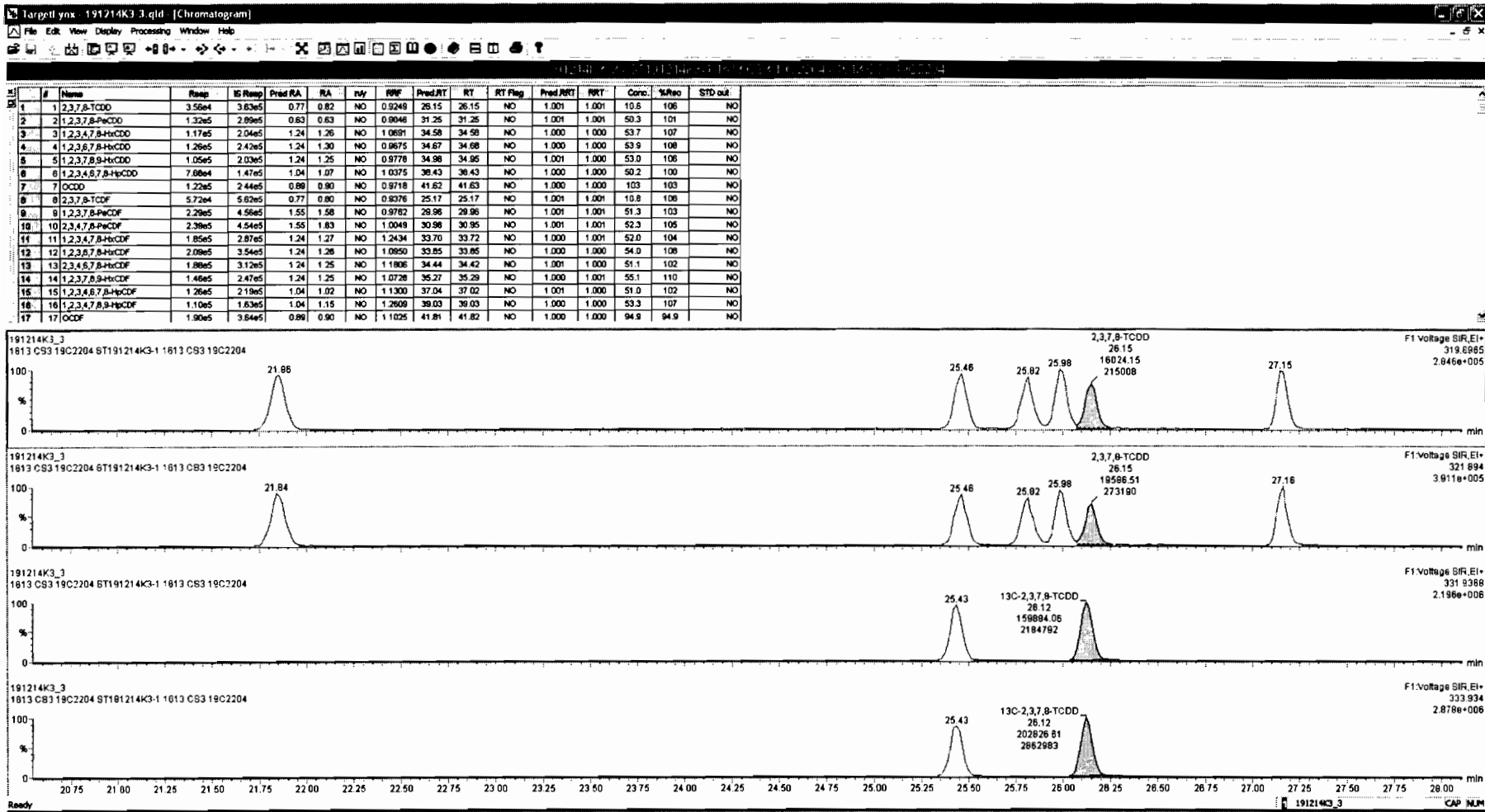
Name: 191214K3_3, Date: 15-Dec-2019, Time: 08:08:19, ID: ST191214K3-1 1613 CS3 19C2204, Description: 1613 CS3 19C2204

2,3,7,8-TCDD



13C-2,3,7,8-TCDD





Dataset: Untitled

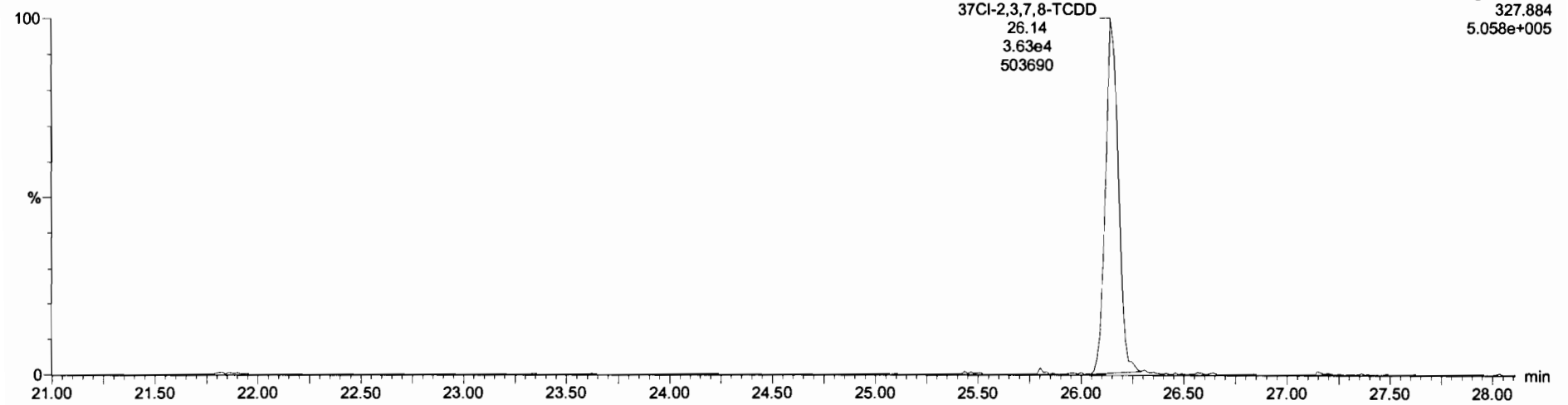
Last Altered: Monday, December 16, 2019 09:38:26 Pacific Standard Time

Printed: Monday, December 16, 2019 09:39:01 Pacific Standard Time

Name: 191214K3_3, Date: 15-Dec-2019, Time: 08:08:19, ID: ST191214K3-1 1613 CS3 19C2204, Description: 1613 CS3 19C2204

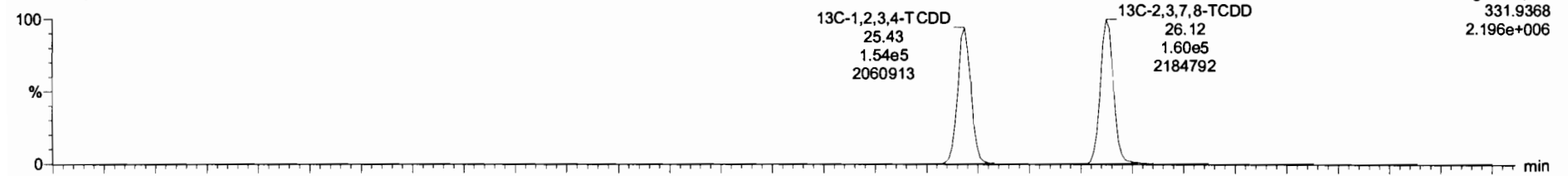
37Cl-2,3,7,8-TCDD

191214K3_3

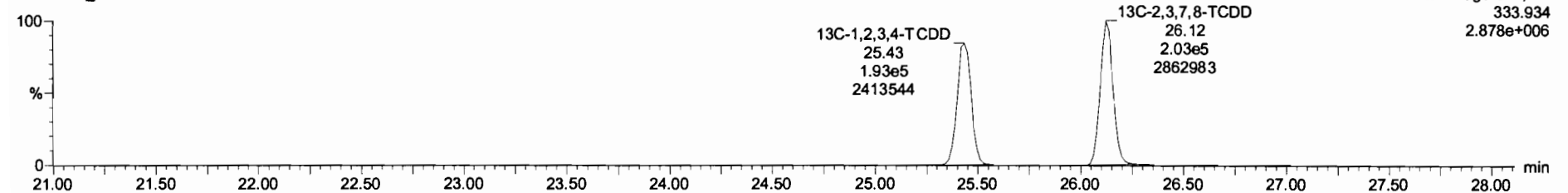


13C-1,2,3,4-TCDD

191214K3_3



191214K3_3



Dataset: Untitled

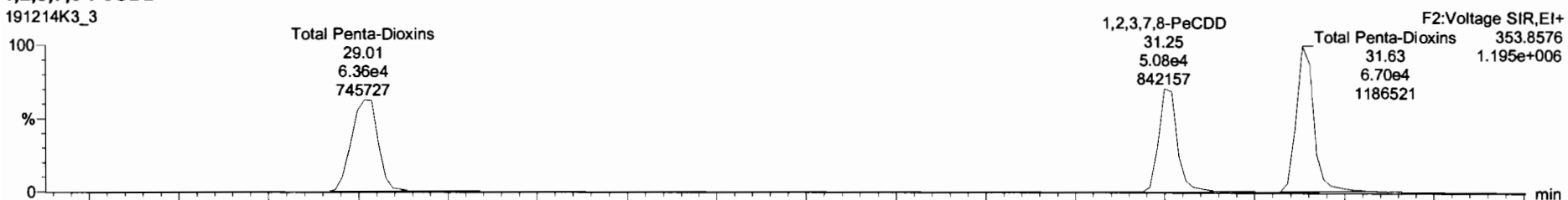
Last Altered: Monday, December 16, 2019 09:38:26 Pacific Standard Time

Printed: Monday, December 16, 2019 09:39:01 Pacific Standard Time

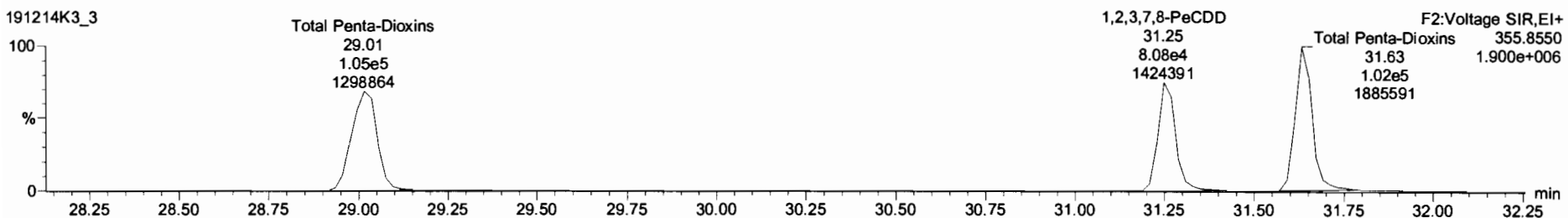
Name: 191214K3_3, Date: 15-Dec-2019, Time: 08:08:19, ID: ST191214K3-1 1613 CS3 19C2204, Description: 1613 CS3 19C2204

1,2,3,7,8-PeCDD

191214K3_3

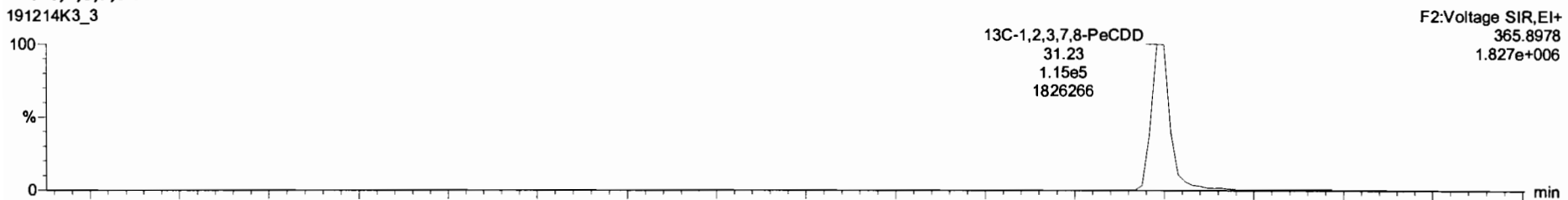


191214K3_3

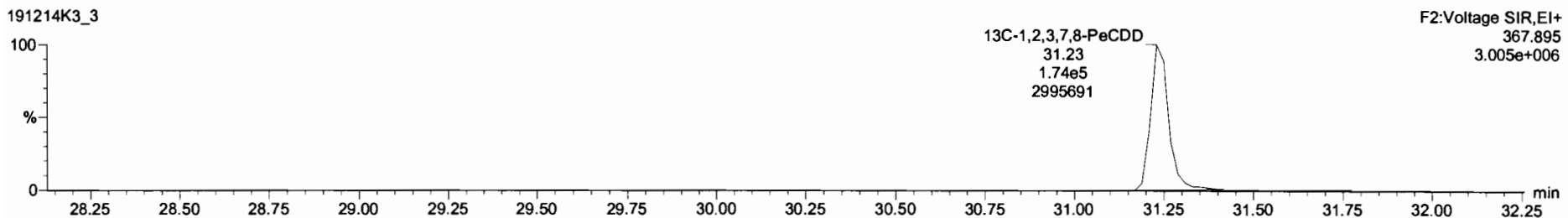


13C-1,2,3,7,8-PeCDD

191214K3_3



191214K3_3

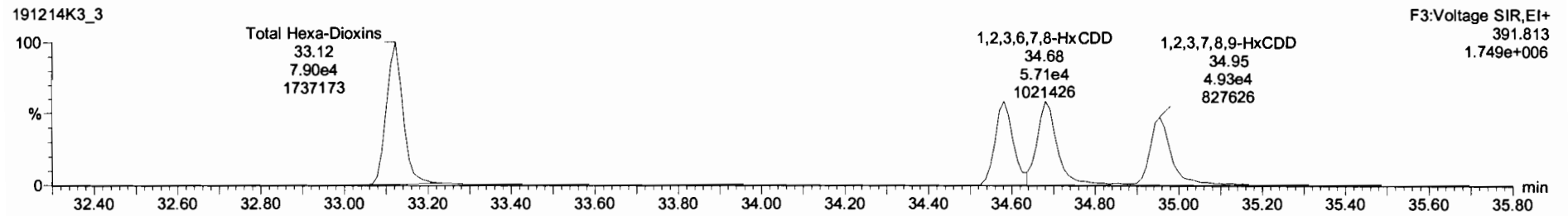
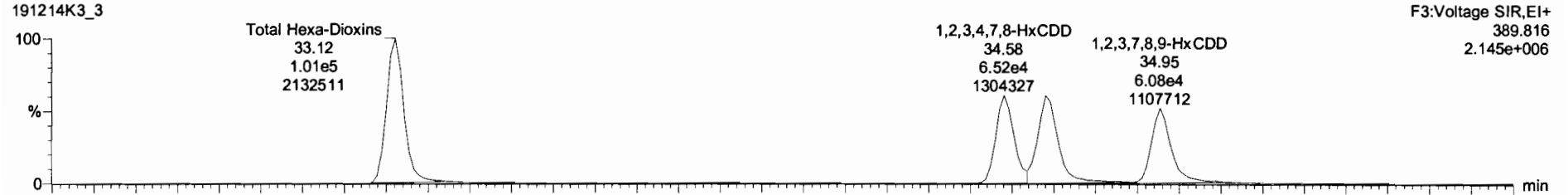


Dataset: Untitled



Last Altered: Monday, December 16, 2019 09:38:26 Pacific Standard Time
Printed: Monday, December 16, 2019 09:39:01 Pacific Standard Time

Name: 191214K3_3, Date: 15-Dec-2019, Time: 08:08:19, ID: ST191214K3-1 1613 CS3 19C2204, Description: 1613 CS3 19C2204

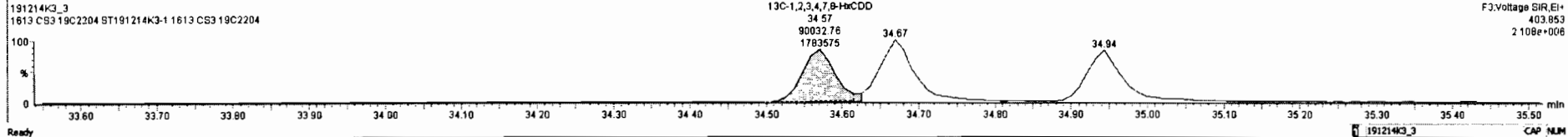
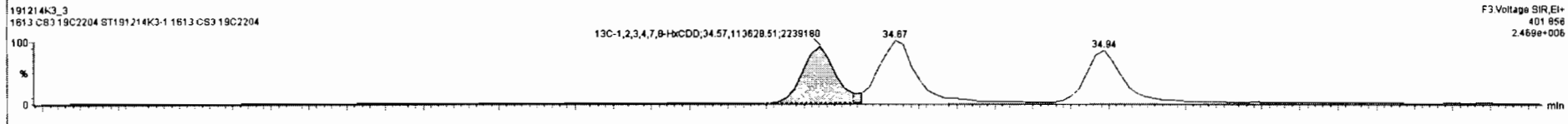
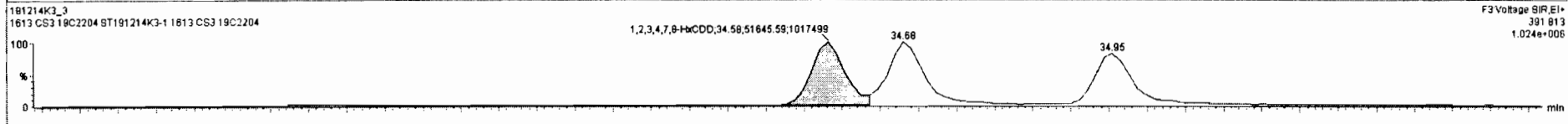
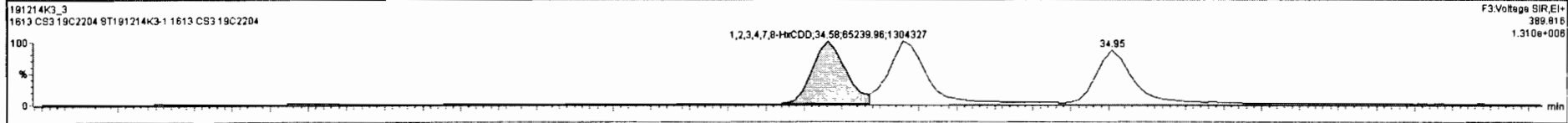
1,2,3,4,7,8-HxCDD

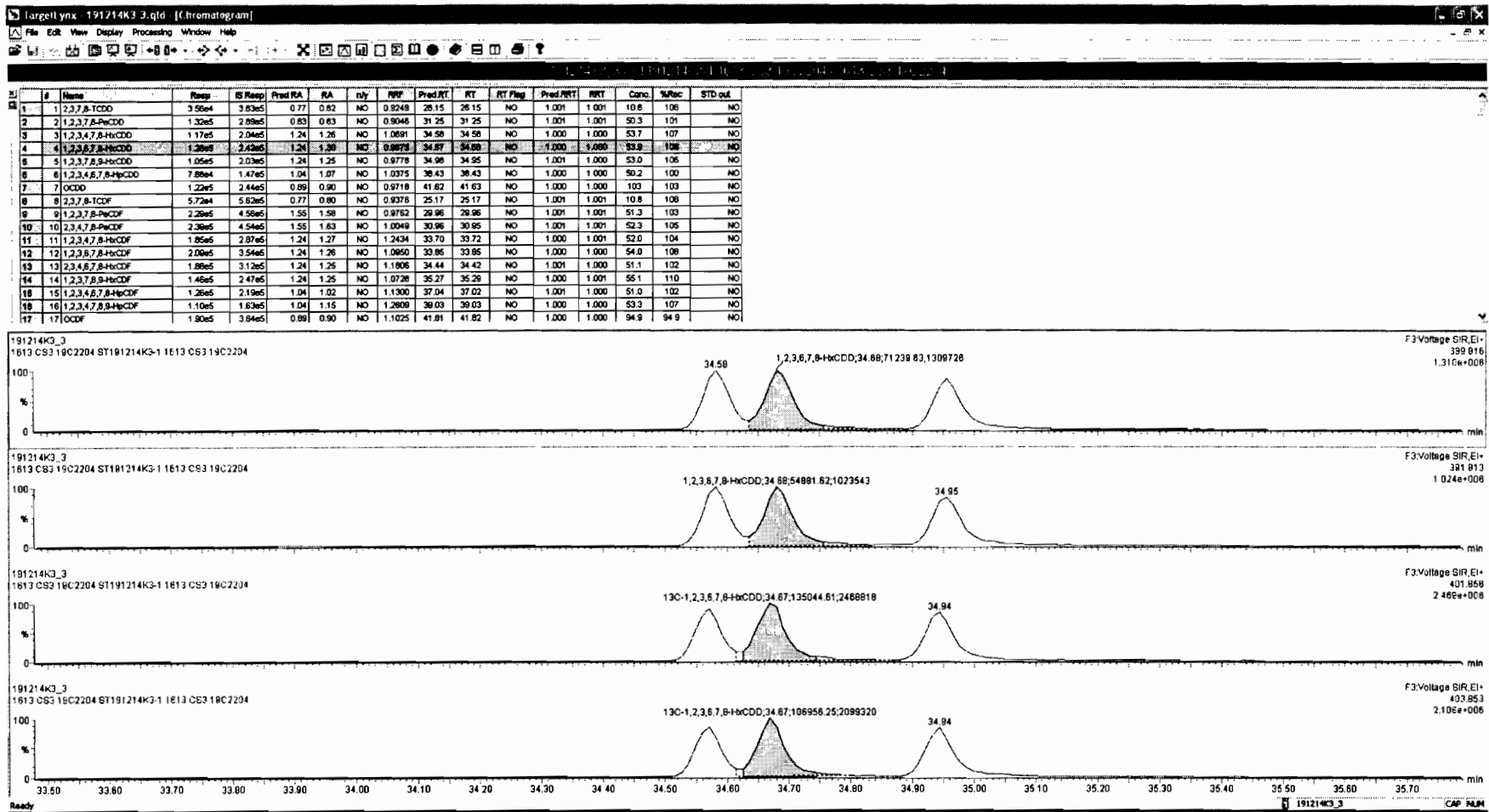


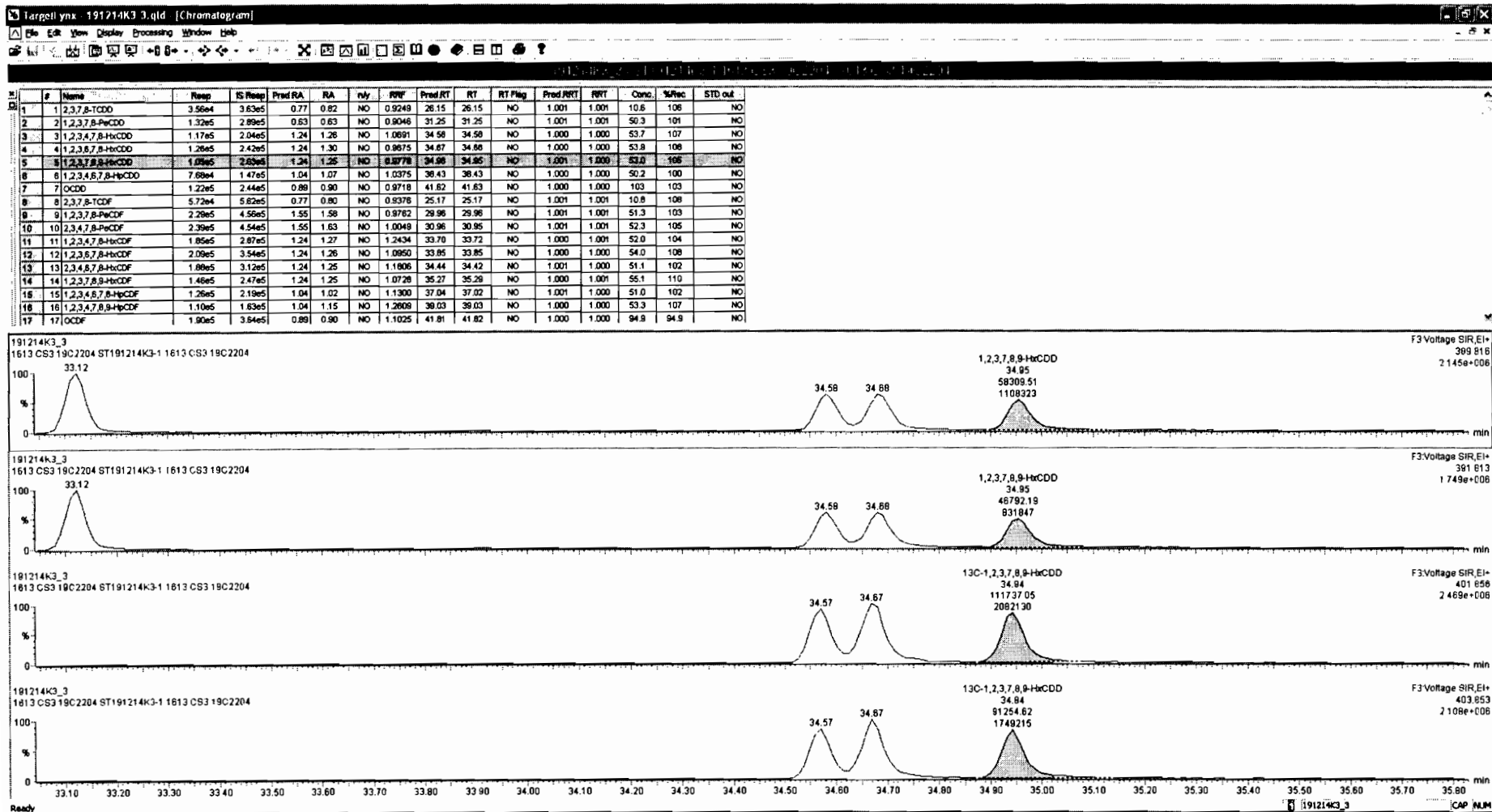
13C-1,2,3,4,7,8-HxCDD



#	Name	Resp	IS Resp	Prod RA	RA	rvy	RPF	Prod RT	RT	RT Flag	Prod RRT	RRT	Conc.	%Rec	STD out
1	2,3,7,8-TCDD	3.56e4	3.63e5	0.77	0.82	NO	0.9249	26.15	26.15	NO	1.001	1.001	10.6	106	NO
2	1,2,3,7,8-PeCDD	1.32e5	2.89e5	0.63	0.83	NO	0.9046	31.25	31.25	NO	1.001	1.001	50.3	101	NO
3	1,2,3,4,7,8-HxCDD	1.17e5	2.04e5	1.24	1.26	NO	1.0881	34.86	34.86	NO	1.000	1.000	83.7	107	NO
4	1,2,3,6,7,8-HxCDD	1.26e5	2.42e5	1.24	1.30	NO	0.9675	34.67	34.68	NO	1.000	1.000	53.9	108	NO
5	1,2,3,7,8,9-HxCDD	1.05e5	2.03e5	1.24	1.25	NO	0.9778	34.98	34.95	NO	1.001	1.000	53.0	106	NO
6	1,2,3,4,6,7,8-HpCDD	7.68e4	1.47e5	1.04	1.07	NO	1.0375	38.43	38.43	NO	1.000	1.000	50.2	100	NO
7	OCDD	1.22e5	2.44e5	0.89	0.90	NO	0.9718	41.62	41.63	NO	1.000	1.000	103	103	NO
8	2,3,7,8-TCDF	5.72e4	5.62e5	0.77	0.80	NO	0.9376	25.17	25.17	NO	1.001	1.001	10.8	108	NO
9	1,2,3,7,8-PeCDF	2.29e5	4.56e5	1.55	1.58	NO	0.9782	29.96	29.96	NO	1.001	1.001	51.3	103	NO
10	1,2,3,4,7,8-HxCDF	2.39e5	4.54e5	1.55	1.63	NO	1.0049	30.96	30.95	NO	1.001	1.001	52.3	105	NO
11	1,2,3,4,7,8-HxCDF	1.85e5	2.87e5	1.24	1.27	NO	1.2434	33.70	33.72	NO	1.000	1.001	52.0	104	NO
12	1,2,3,6,7,8-HxCDF	2.09e5	3.54e5	1.24	1.26	NO	1.0950	33.85	33.85	NO	1.000	1.000	54.0	108	NO
13	2,3,4,6,7,8-HxCDF	1.99e5	3.12e5	1.24	1.25	NO	1.1806	34.44	34.42	NO	1.001	1.000	51.1	102	NO
14	1,2,3,7,8,9-HxCDF	1.46e5	2.47e5	1.24	1.25	NO	1.0728	35.27	35.29	NO	1.000	1.001	55.1	110	NO
15	1,2,3,4,6,7,8-HpCDF	1.26e5	2.19e5	1.04	1.02	NO	1.1300	37.04	37.02	NO	1.001	1.000	51.0	102	NO
16	1,2,3,4,7,8,9-HpCDF	1.10e5	1.63e5	1.04	1.15	NO	1.2609	39.03	39.03	NO	1.000	1.000	53.3	107	NO
17	OCDF	1.90e5	3.64e5	0.89	0.90	NO	1.1025	41.81	41.82	NO	1.000	1.000	94.9	94.9	NO





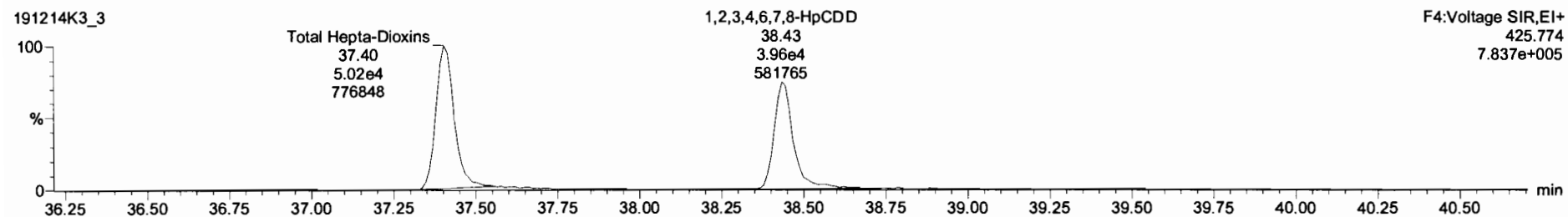
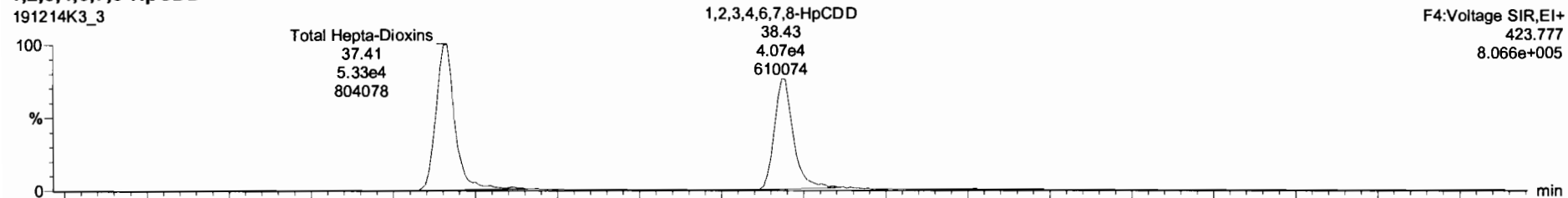


Dataset: Untitled

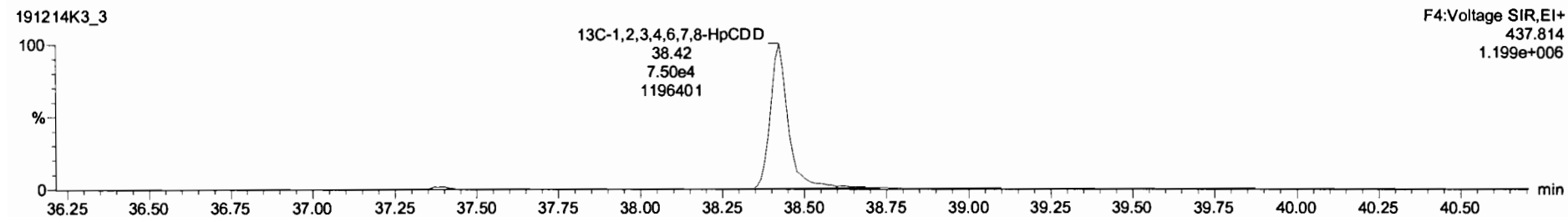
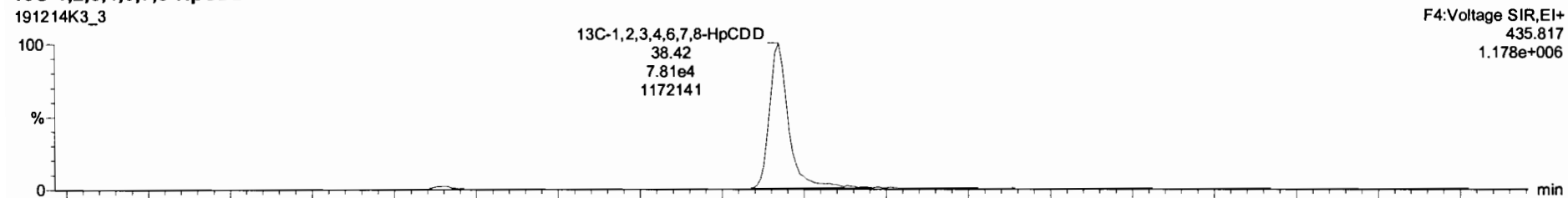
Last Altered: Monday, December 16, 2019 09:38:26 Pacific Standard Time
Printed: Monday, December 16, 2019 09:39:01 Pacific Standard Time

Name: 191214K3_3, Date: 15-Dec-2019, Time: 08:08:19, ID: ST191214K3-1 1613 CS3 19C2204, Description: 1613 CS3 19C2204

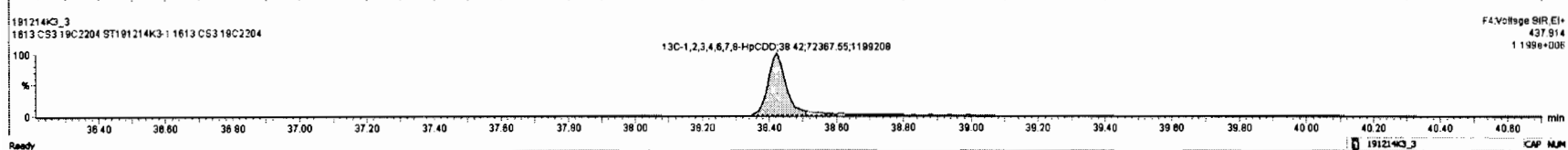
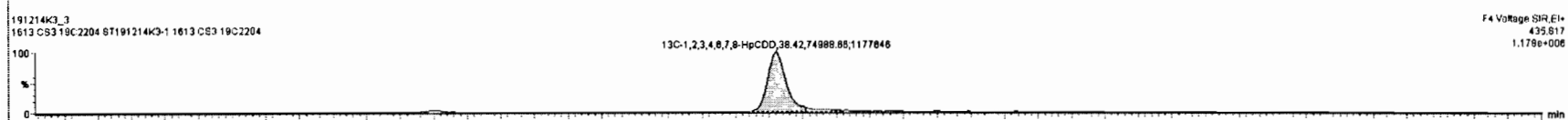
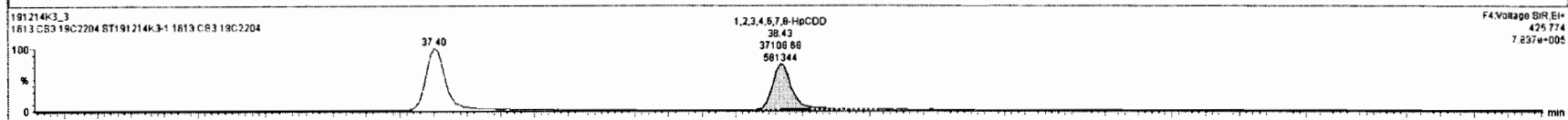
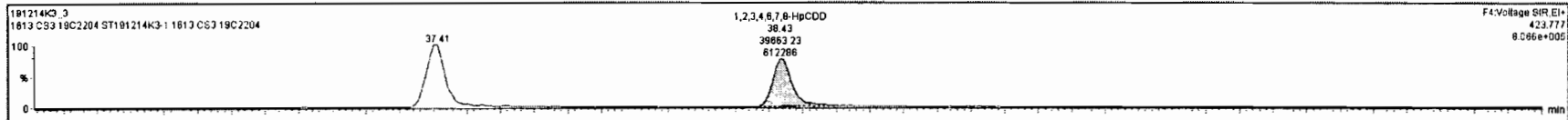
1,2,3,4,6,7,8-HpCDD



13C-1,2,3,4,6,7,8-HpCDD



#	Name	Resp	S Resp	Prod RA	RA	n/y	RF	Prod RT	RT	RT Flag	Prod RRT	RRT	Conc	%Rec	STD est
1	1,2,3,7,8-TCDD	3.56e4	3.63e5	0.77	0.62	NO	0.9249	26.15	26.15	NO	1.001	1.001	10.6	106	NO
2	1,2,3,7,8-PeCDD	1.32e5	2.89e5	0.63	0.63	NO	0.9046	31.25	31.25	NO	1.001	1.001	50.3	101	NO
3	1,2,3,4,7,8-HxCDD	1.17e5	2.04e5	1.24	1.28	NO	1.0891	34.58	34.58	NO	1.000	1.000	53.7	107	NO
4	1,2,3,6,7,8-HxCDD	1.26e5	2.42e5	1.24	1.30	NO	0.9675	34.67	34.68	NO	1.000	1.000	53.9	108	NO
5	1,2,3,7,8,9-HxCDD	1.05e5	2.03e5	1.24	1.25	NO	0.9778	34.96	34.95	NO	1.001	1.000	53.0	105	NO
6	1,2,3,4,6,7,8-HpCDD	7.88e4	1.47e5	1.04	1.07	NO	1.0375	38.43	38.43	NO	1.000	1.000	50.2	100	NO
7	OCDD	1.22e5	2.44e5	0.86	0.90	NO	0.9718	41.52	41.53	NO	1.000	1.000	103	103	NO
8	1,2,3,7,8-TCDF	5.72e4	5.62e5	0.77	0.80	NO	0.9378	25.17	25.17	NO	1.001	1.001	10.8	108	NO
9	1,2,3,7,8-PeCDF	2.29e5	4.56e5	1.55	1.58	NO	0.9782	29.96	29.96	NO	1.001	1.001	51.3	103	NO
10	1,2,3,4,7,8-PeCDF	2.29e5	4.54e5	1.55	1.63	NO	1.0049	30.96	30.95	NO	1.001	1.001	52.3	105	NO
11	1,2,3,4,7,8-HxCDF	1.85e5	2.87e5	1.24	1.27	NO	1.2434	33.70	33.72	NO	1.000	1.001	52.0	104	NO
12	1,2,3,6,7,8-HxCDF	2.08e5	3.54e5	1.24	1.26	NO	1.0950	33.85	33.85	NO	1.000	1.000	54.0	108	NO
13	1,2,3,4,6,7,8-HxCDF	1.88e5	3.12e5	1.24	1.25	NO	1.1806	34.44	34.42	NO	1.001	1.000	51.1	102	NO
14	1,2,3,7,8,9-HxCDF	1.46e5	2.47e5	1.24	1.25	NO	1.0728	35.27	35.29	NO	1.000	1.001	55.1	110	NO
15	1,2,3,4,6,7,8-HpCDF	1.26e5	2.18e5	1.04	1.02	NO	1.1900	37.08	37.02	NO	1.001	1.000	61.0	102	NO
16	1,2,3,4,7,8-HpCDF	1.10e5	1.83e5	1.04	1.15	NO	1.2808	38.03	38.03	NO	1.000	1.000	53.3	107	NO
17	OCDF	1.90e5	3.94e5	0.89	0.90	NO	1.1025	41.81	41.82	NO	1.000	1.000	94.9	94.9	NO



Dataset: Untitled


Last Altered: Monday, December 16, 2019 09:38:26 Pacific Standard Time

Printed: Monday, December 16, 2019 09:39:01 Pacific Standard Time

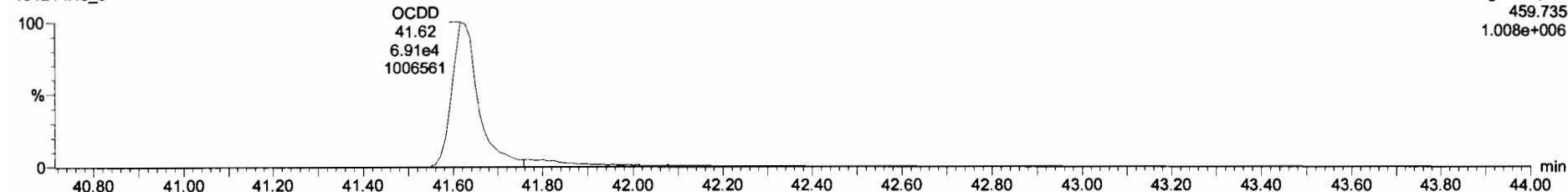
Name: 191214K3_3, Date: 15-Dec-2019, Time: 08:08:19, ID: ST191214K3-1 1613 CS3 19C2204, Description: 1613 CS3 19C2204

OCDD

191214K3_3




191214K3_3

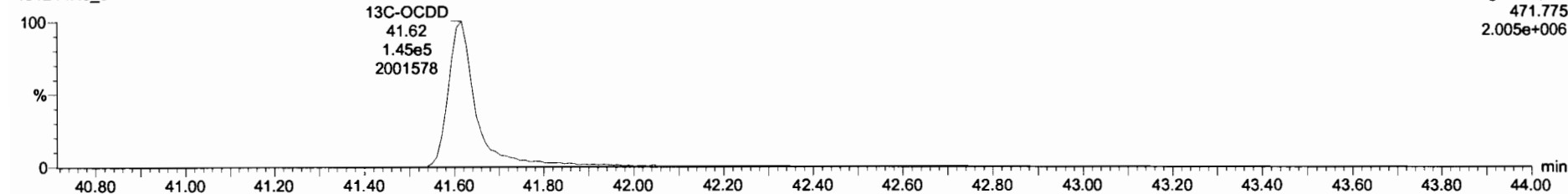


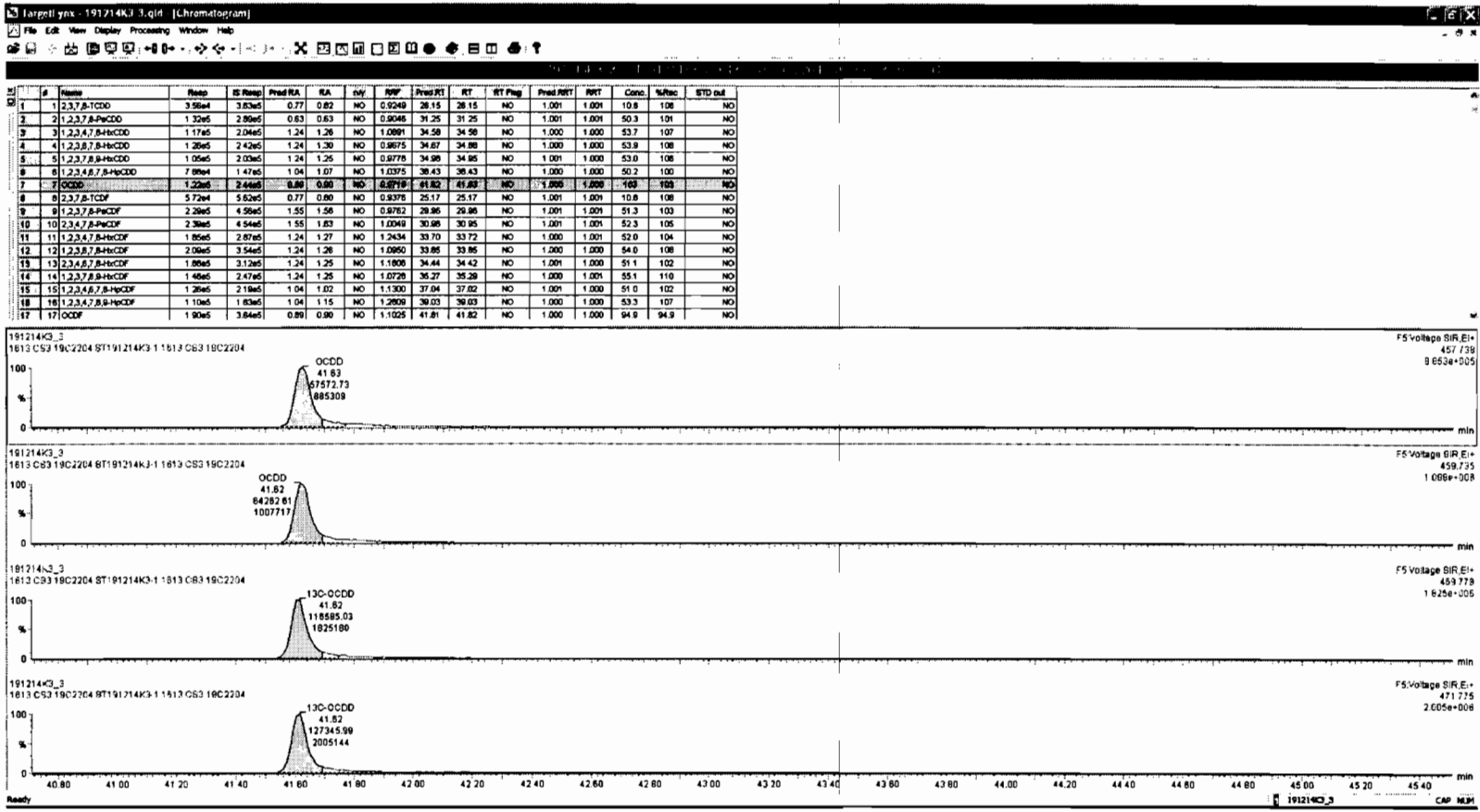
13C-OCDD

191214K3_3



191214K3_3



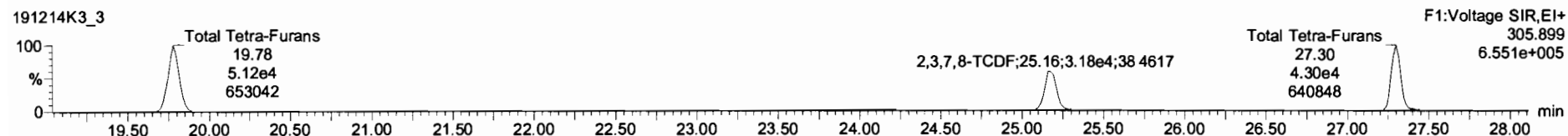


Dataset: Untitled

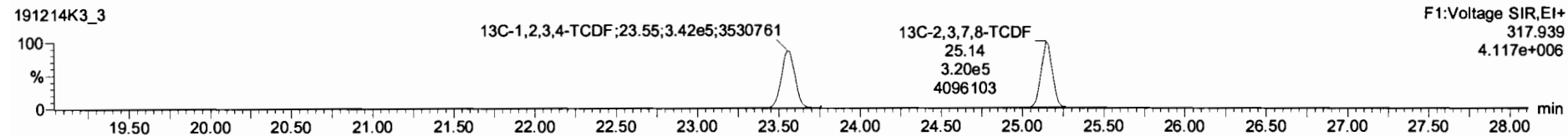
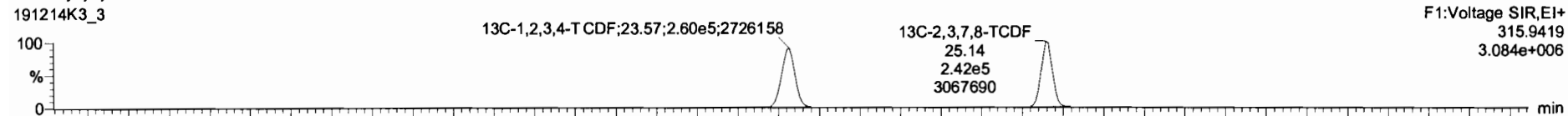
Last Altered: Monday, December 16, 2019 09:38:26 Pacific Standard Time
Printed: Monday, December 16, 2019 09:39:01 Pacific Standard Time

Name: 191214K3_3, Date: 15-Dec-2019, Time: 08:08:19, ID: ST191214K3-1 1613 CS3 19C2204, Description: 1613 CS3 19C2204

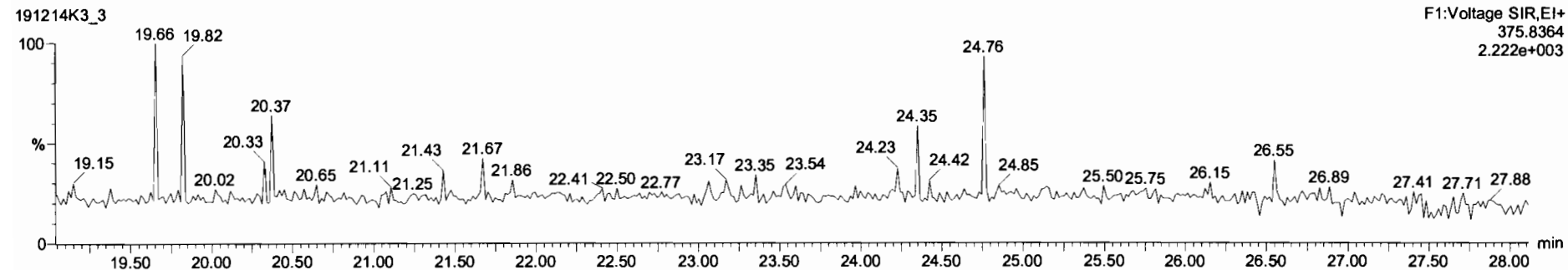
2,3,7,8-TCDF



13C-2,3,7,8-TCDF



DPE1



Dataset: Untitled

Last Altered: Monday, December 16, 2019 09:38:26 Pacific Standard Time

Printed: Monday, December 16, 2019 09:39:01 Pacific Standard Time

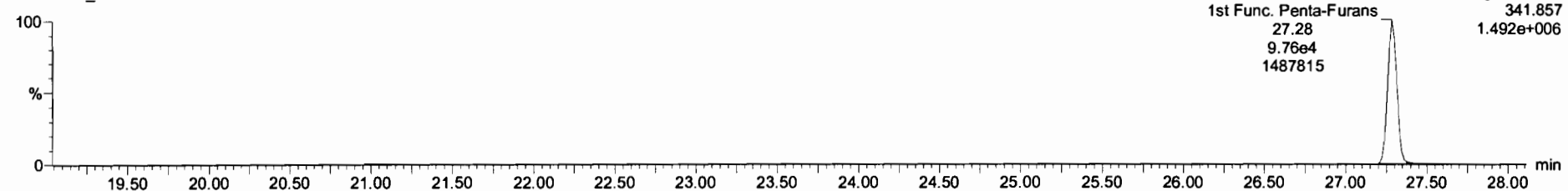
Name: 191214K3_3, Date: 15-Dec-2019, Time: 08:08:19, ID: ST191214K3-1 1613 CS3 19C2204, Description: 1613 CS3 19C2204

1st Func. Penta-Furans

191214K3_3

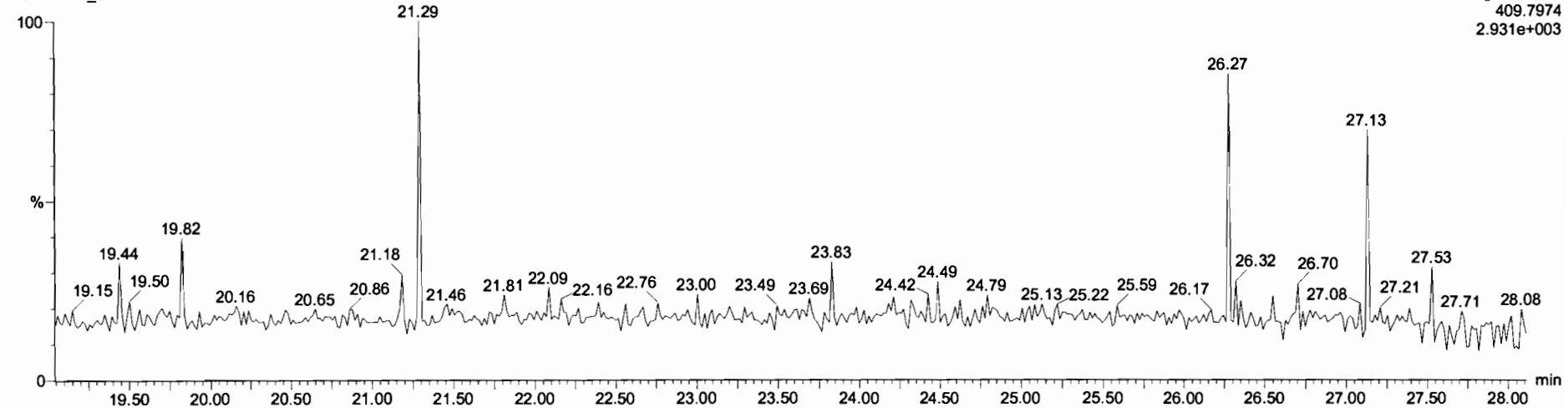


191214K3_3



DPE6

191214K3_3



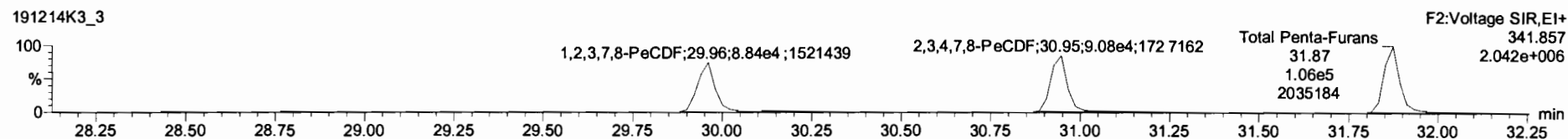

Dataset: Untitled

Last Altered: Monday, December 16, 2019 09:38:26 Pacific Standard Time

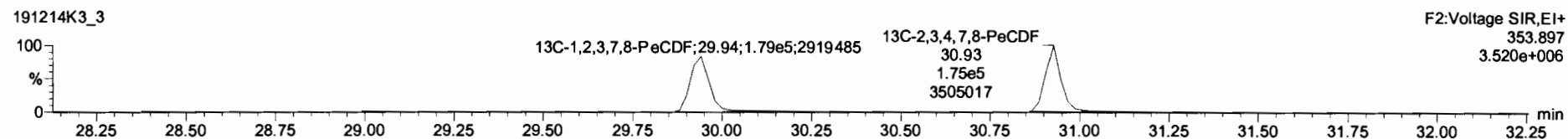
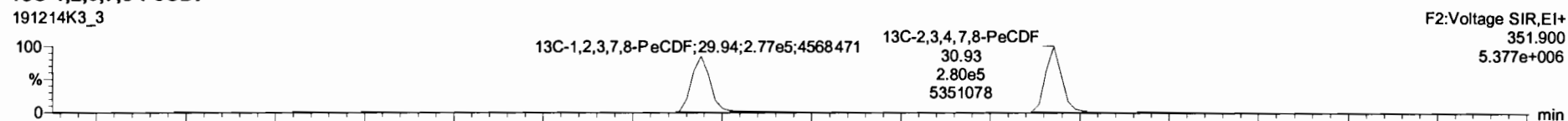
Printed: Monday, December 16, 2019 09:39:01 Pacific Standard Time

Name: 191214K3_3, Date: 15-Dec-2019, Time: 08:08:19, ID: ST191214K3-1 1613 CS3 19C2204, Description: 1613 CS3 19C2204

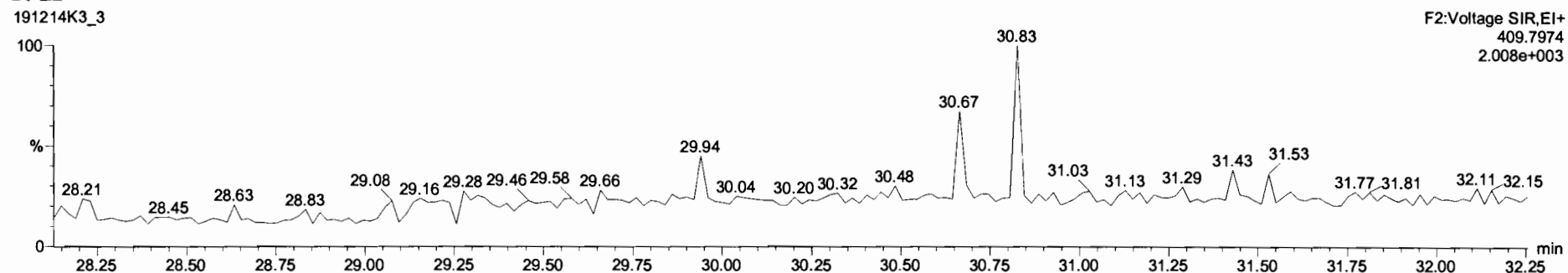
1,2,3,7,8-PeCDF



13C-1,2,3,7,8-PeCDF



DPE2



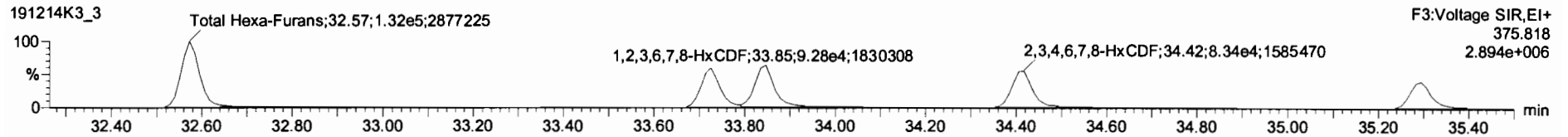
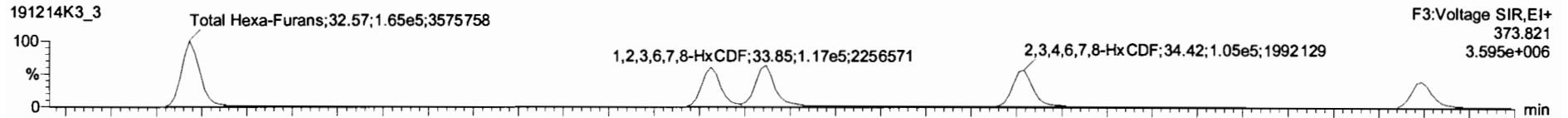
Dataset: Untitled

Last Altered: Monday, December 16, 2019 09:38:26 Pacific Standard Time

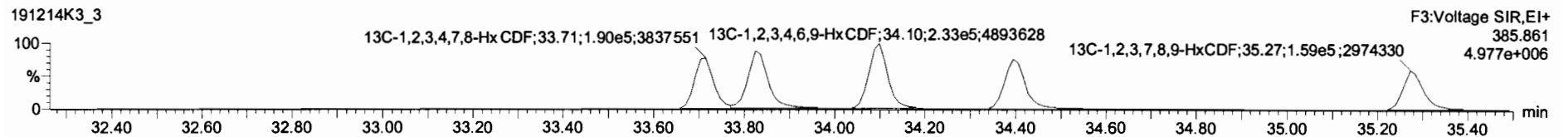
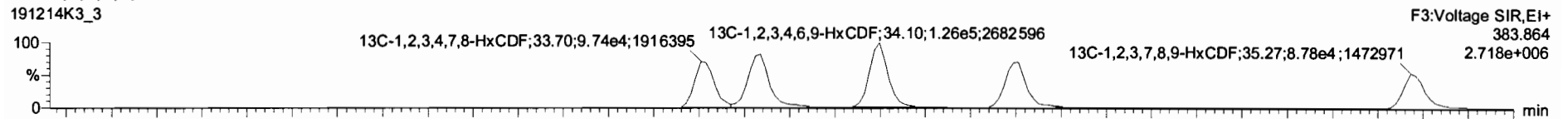
Printed: Monday, December 16, 2019 09:39:01 Pacific Standard Time

Name: 191214K3_3, Date: 15-Dec-2019, Time: 08:08:19, ID: ST191214K3-1 1613 CS3 19C2204, Description: 1613 CS3 19C2204

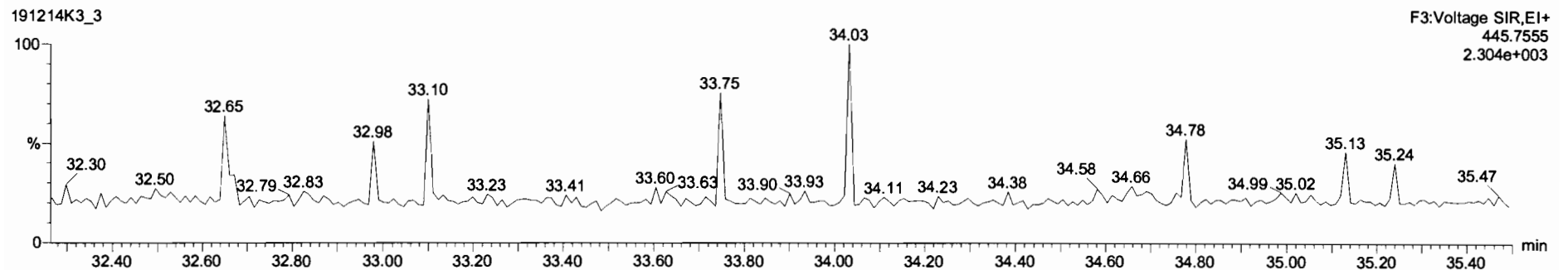
1,2,3,4,7,8-HxCDF

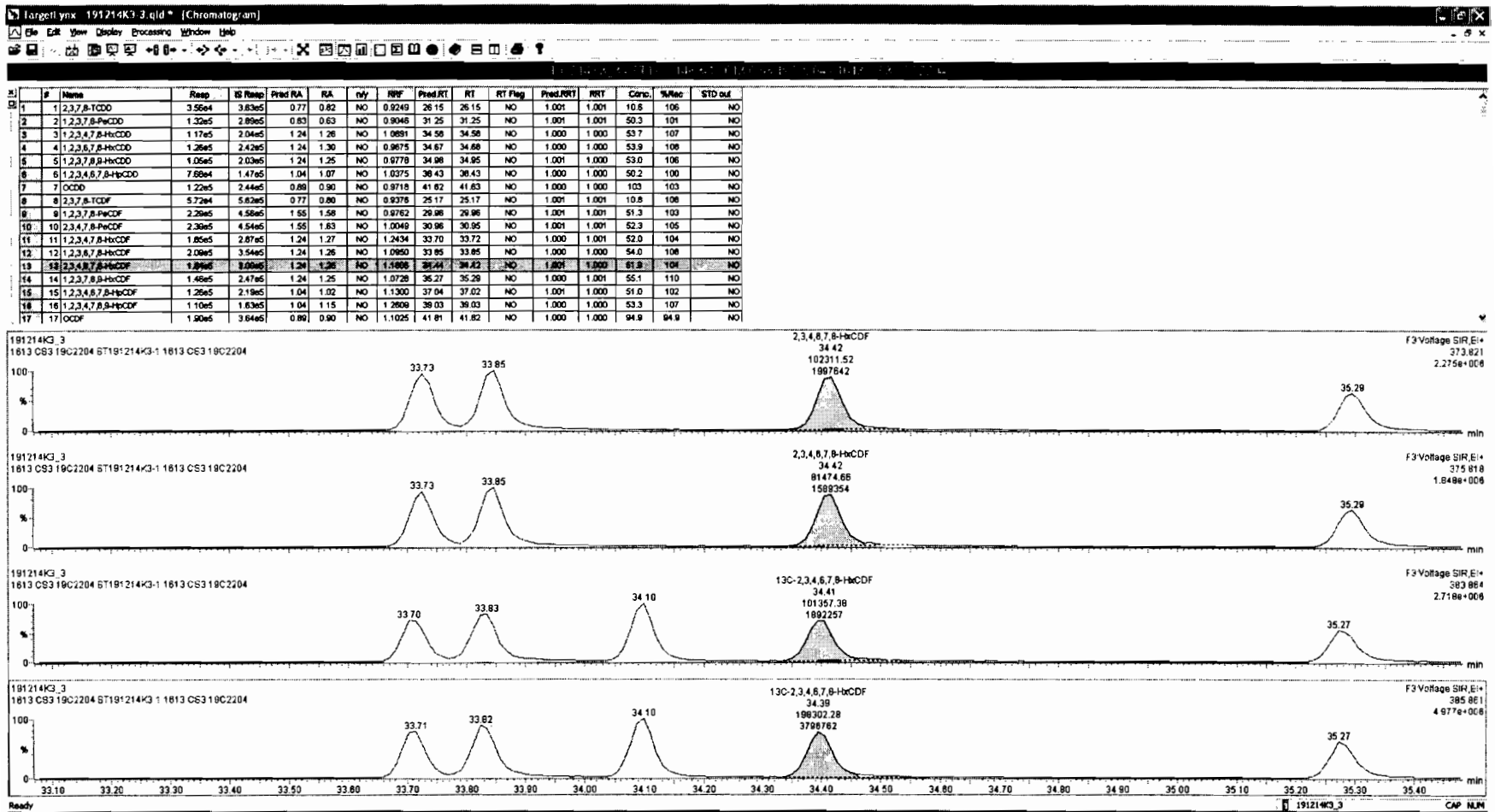


13C-1,2,3,4,7,8-HxCDF

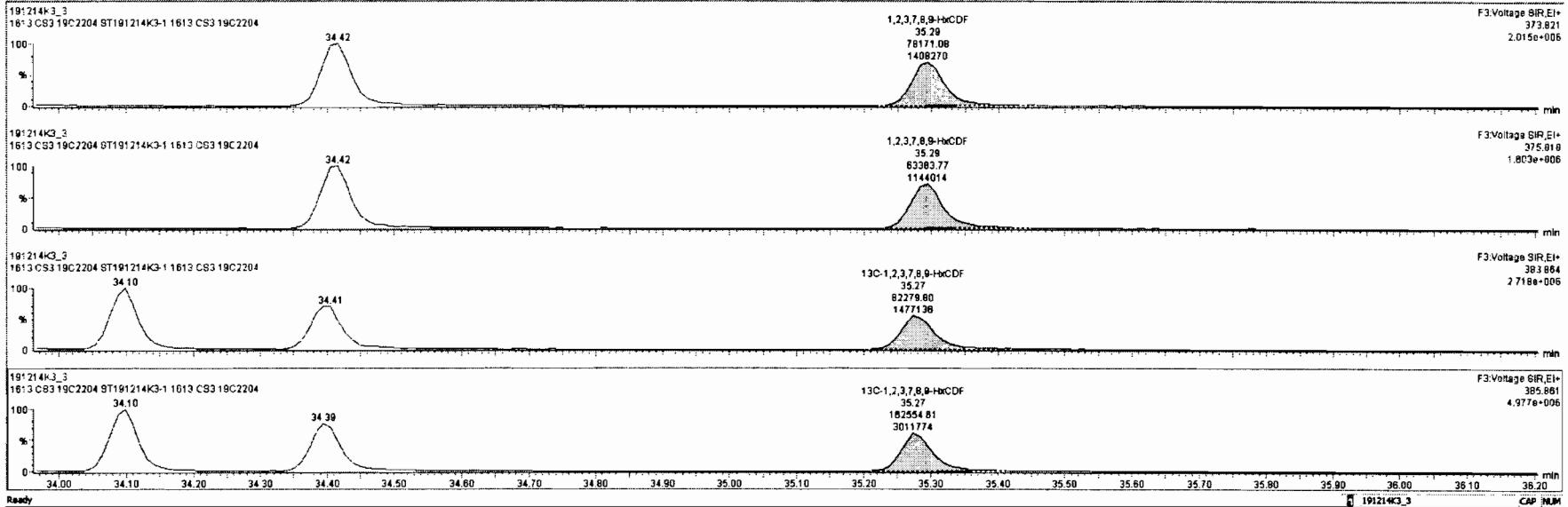


DPE3





#	Name	Resp	IS Resp	Prod RA	RA	nly	RP	Prod RT	RT	RT Flag	Prod RRT	RRT	Conc.	%Inc	STD out
1	1,2,3,7,8-TCDD	3.58e4	3.63e5	0.77	0.82	NO	0.9248	26.15	26.15	NO	1.001	1.001	10.8	106	NO
2	1,2,3,7,8-PeCDD	1.32e5	2.89e5	0.83	0.83	NO	0.9048	31.25	31.25	NO	1.001	1.001	50.3	101	NO
3	1,2,3,4,7,8-HxCDD	1.17e5	2.04e5	1.24	1.26	NO	1.0881	34.58	34.58	NO	1.000	1.000	53.7	107	NO
4	1,2,3,6,7,8-HxCDD	1.26e5	2.42e5	1.24	1.30	NO	0.9875	34.67	34.68	NO	1.000	1.000	53.9	106	NO
5	1,2,3,7,8,9-HxCDD	1.05e5	2.03e5	1.24	1.25	NO	0.9778	34.98	34.95	NO	1.001	1.000	53.0	106	NO
6	1,2,3,4,6,7,8-HbCDD	7.66e4	1.47e5	1.04	1.07	NO	1.0375	36.43	36.43	NO	1.000	1.000	50.2	100	NO
7	OCDD	1.22e5	2.44e5	0.89	0.90	NO	0.9718	41.62	41.63	NO	1.000	1.000	103	103	NO
8	2,3,7,8-TCDF	5.72e4	5.62e5	0.77	0.80	NO	0.9376	25.17	25.17	NO	1.001	1.001	10.8	108	NO
9	1,2,3,7,8-PeCDF	2.29e5	4.56e5	1.55	1.58	NO	0.9782	29.96	29.96	NO	1.001	1.001	51.3	103	NO
10	1,2,3,4,7,8-HxCDF	2.39e5	4.54e5	1.55	1.63	NO	1.0048	30.96	30.95	NO	1.001	1.001	52.3	105	NO
11	1,2,3,4,7,8,9-HxCDF	1.85e5	2.87e5	1.24	1.27	NO	1.2434	33.70	33.72	NO	1.000	1.001	52.0	104	NO
12	1,2,3,6,7,8,9-HxCDF	2.09e5	3.54e5	1.24	1.26	NO	1.0950	33.85	33.85	NO	1.000	1.000	54.0	108	NO
13	1,2,3,4,6,7,8,9-HbCDF	1.84e5	3.00e5	1.24	1.26	NO	1.1806	34.44	34.42	NO	1.001	1.000	51.8	104	NO
14	1,2,3,7,8,9-HxCDF	1.42e5	2.45e5	1.24	1.23	NO	1.0729	35.27	35.29	NO	1.000	1.001	53.8	109	NO
15	1,2,3,4,6,7,8-HbCDF	1.26e5	2.19e5	1.04	1.02	NO	1.1300	37.04	37.02	NO	1.001	1.000	51.0	102	NO
16	1,2,3,4,7,8,9-HxCDF	1.10e5	1.83e5	1.04	1.15	NO	1.2609	39.03	39.03	NO	1.000	1.000	53.3	107	NO
17	OCDF	1.90e5	3.84e5	0.89	0.90	NO	1.1025	41.81	41.82	NO	1.000	1.000	94.9	94.9	NO





Dataset: Untitled

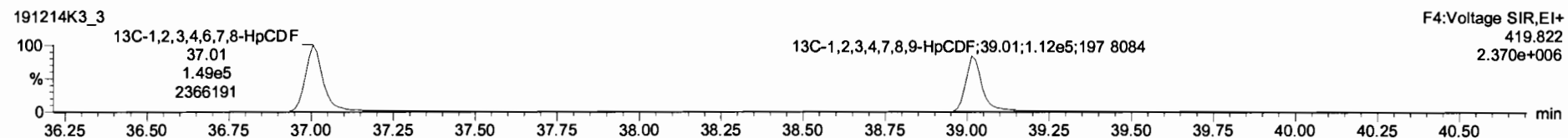
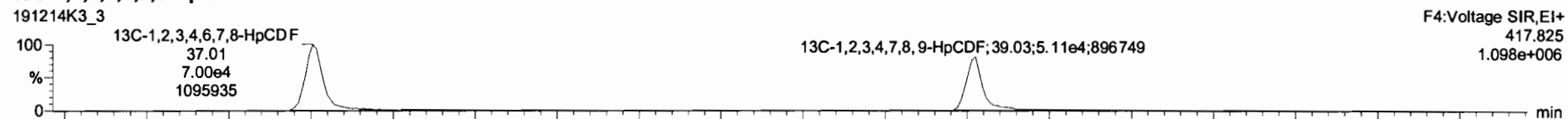
Last Altered: Monday, December 16, 2019 09:38:26 Pacific Standard Time
Printed: Monday, December 16, 2019 09:39:01 Pacific Standard Time

Name: 191214K3_3, Date: 15-Dec-2019, Time: 08:08:19, ID: ST191214K3-1 1613 CS3 19C2204, Description: 1613 CS3 19C2204

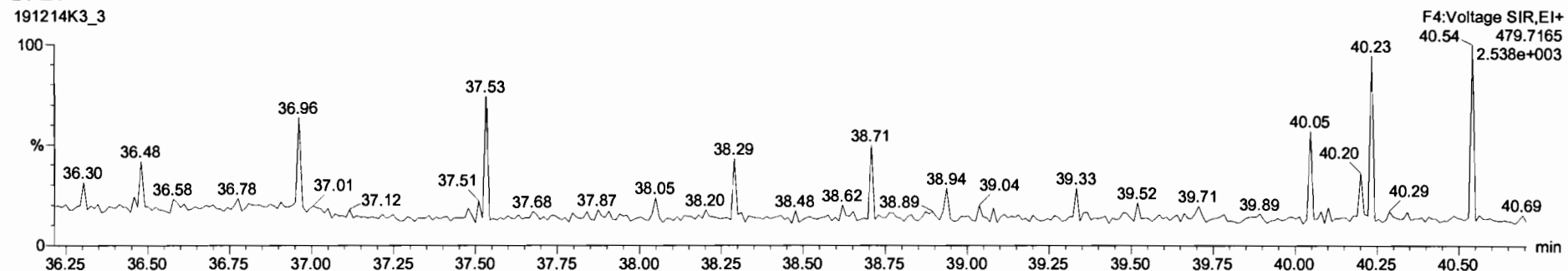
1,2,3,4,6,7,8-HpCDF

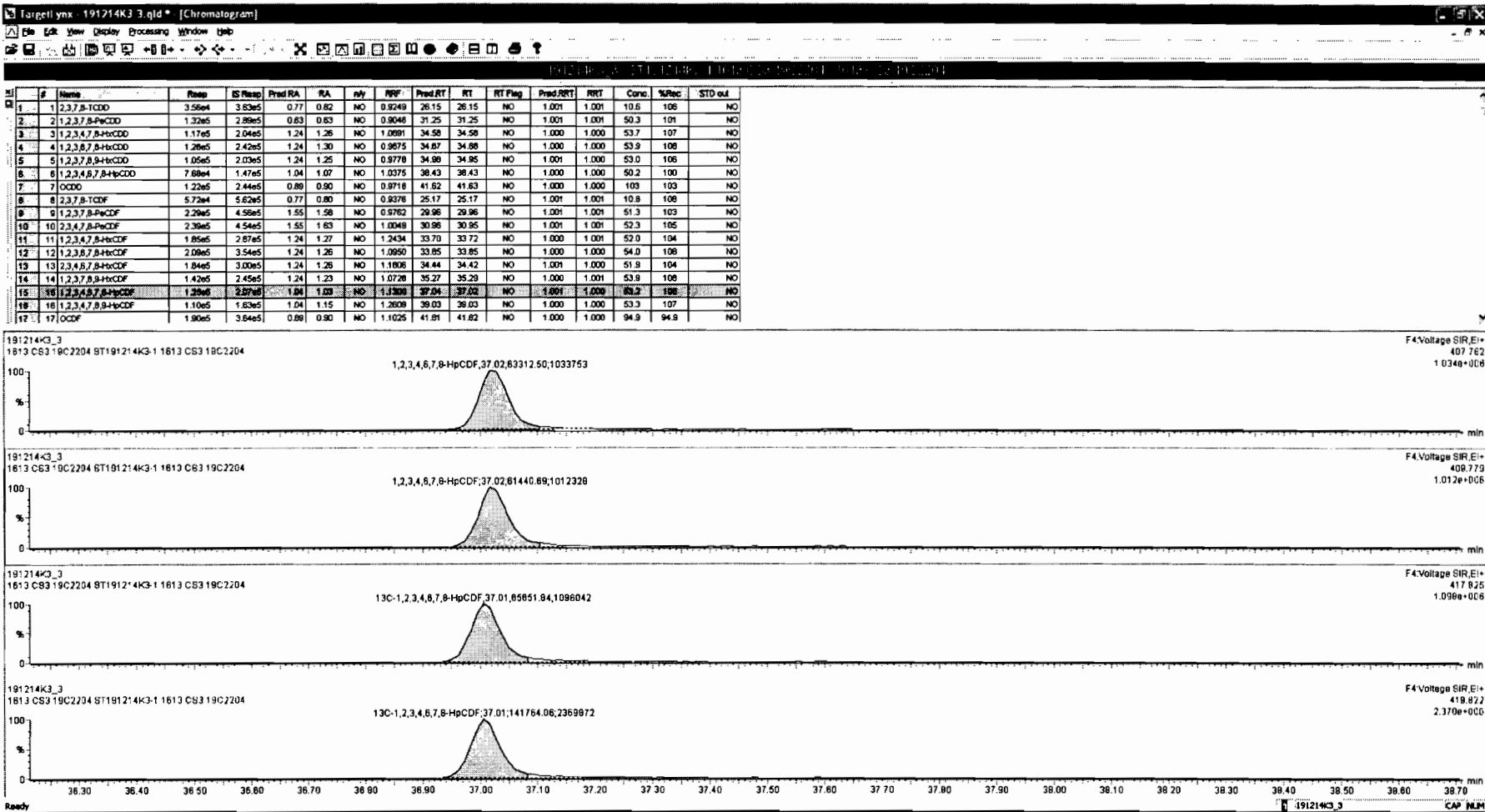


13C-1,2,3,4,6,7,8-HpCDF

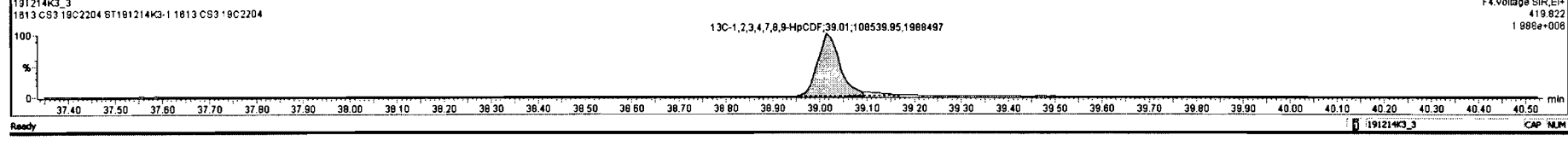
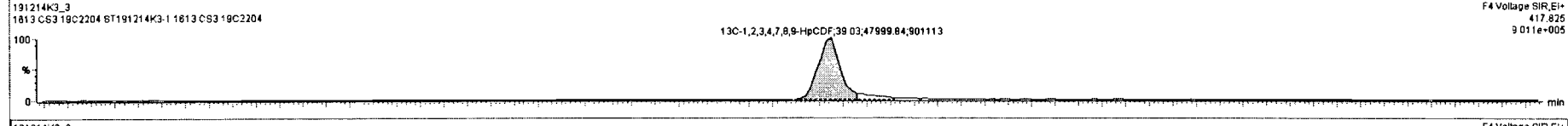
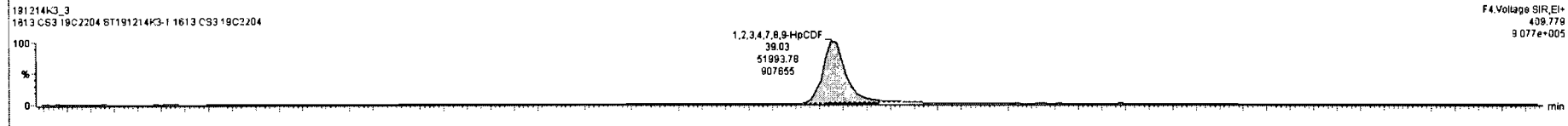
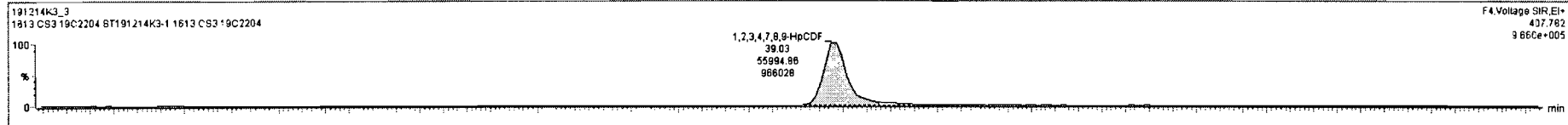


DPE4




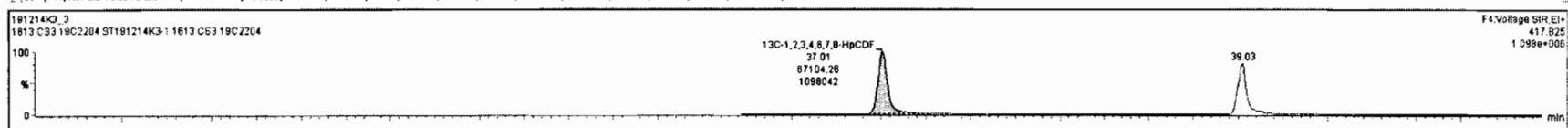




#	Name	Resp	IS Resp	Pred RA	RA	nly	RWF	Pred RT	RT	RT Flag	Pred RRT	RRT	Comp	%Rec	STD out
1	1,2,3,7,8-TCDD	3.56e4	3.63e5	0.77	0.82	NO	0.9249	26.15	26.15	NO	1.001	1.001	10.6	106	NO
2	1,2,3,7,8-PeCDD	1.32e5	2.89e5	0.83	0.63	NO	0.9046	31.25	31.25	NO	1.001	1.001	50.3	101	NO
3	1,2,3,4,7,8-HxCDD	1.17e5	2.04e5	1.24	1.26	NO	1.0891	34.58	34.58	NO	1.000	1.000	53.7	107	NO
4	1,2,3,6,7,8-HxCDD	1.26e5	2.42e5	1.24	1.30	NO	0.9675	34.67	34.68	NO	1.000	1.000	53.9	108	NO
5	1,2,3,7,8,9-HxCDD	1.05e5	2.03e5	1.24	1.25	NO	0.9778	34.98	34.95	NO	1.001	1.000	53.0	106	NO
6	1,2,3,4,6,7,8-HpCDD	7.68e4	1.47e5	1.04	1.07	NO	1.0375	38.43	38.43	NO	1.000	1.000	50.2	100	NO
7	OCDD	1.22e5	2.44e5	0.89	0.90	NO	0.9718	41.62	41.63	NO	1.000	1.000	103	103	NO
8	2,3,7,8-TCDF	5.72e4	5.62e5	0.77	0.80	NO	0.9376	25.17	25.17	NO	1.001	1.001	10.8	108	NO
9	1,2,3,7,8-PeCDF	2.29e5	4.56e5	1.55	1.58	NO	0.9762	29.96	29.96	NO	1.001	1.001	51.3	103	NO
10	2,3,4,7,8-PeCDF	2.39e5	4.54e5	1.55	1.63	NO	1.0049	30.96	30.95	NO	1.001	1.001	52.3	105	NO
11	1,2,3,4,7,8-HxCDF	1.85e5	2.87e5	1.24	1.27	NO	1.2434	33.70	33.72	NO	1.000	1.001	52.0	104	NO
12	1,2,3,6,7,8-HxCDF	2.09e5	3.54e5	1.24	1.26	NO	1.0850	33.85	33.85	NO	1.000	1.000	54.0	108	NO
13	2,3,4,6,7,8-HxCDF	1.84e5	3.00e5	1.24	1.26	NO	1.1806	34.44	34.42	NO	1.001	1.000	51.8	104	NO
14	1,2,3,7,8,9-HxCDF	1.42e5	2.45e5	1.24	1.23	NO	1.0728	35.27	35.29	NO	1.000	1.001	53.8	108	NO
15	1,2,3,4,6,7,8-HpCDF	1.25e5	2.07e5	1.04	1.03	NO	1.1300	37.04	37.02	NO	1.001	1.000	53.2	108	NO
16	1,2,3,4,7,8,9-HpCDF	1.08e5	1.97e5	1.04	1.08	NO	1.2008	38.03	38.03	NO	1.000	1.000	54.7	108	NO
17	OCDF	1.90e5	3.64e5	0.89	0.90	NO	1.1025	41.81	41.82	NO	1.000	1.000	94.8	94.8	NO



#	Name	Resp	IS Resp	Pred RA	RA	ntly	RPF	Pred RT	RT	RT Flag	Pred RRT	RRT	Conc.	%Rec	STD out
28	13C-1,2,3,4,7,8-HxCDF	2.87e5	3.53e5	0.51	0.51	NO	0.8452	33.71	33.70	NO	0.989	0.988	96.1	96.1	NO
29	13C-1,2,3,6,7,8-HxCDF	3.54e5	3.53e5	0.51	0.53	NO	1.0287	33.83	33.83	NO	0.992	0.992	97.5	97.5	NO
30	13C-2,3,4,6,7,8-HxCDF	3.00e5	3.53e5	0.51	0.51	NO	0.8929	34.40	34.41	NO	1.009	1.009	95.0	95.0	NO
31	13C-1,2,3,7,8-HxCDF	2.45e5	3.53e5	0.51	0.51	NO	0.7343	35.30	35.27	NO	1.035	1.034	94.4	94.4	NO
32	13C-1,2,3,4,6,7,8-HpCDF	3.12e5	3.53e5	0.44	0.48	NO	0.7562	37.01	37.01	NO	1.285	1.285	78.5	78.5	NO
33	13C-1,2,3,4,7,8,9-HpCDF	1.57e5	3.53e5	0.44	0.44	NO	0.5300	39.03	39.03	NO	1.145	1.144	82.2	82.2	NO
34	13C-OCDF	3.36e5	3.53e5	0.89	0.89	NO	0.5625	41.82	41.81	NO	1.226	1.226	180	80.2	NO
35	37Cl-2,3,7,8-TCDF	3.63e4	3.46e5				1.0685	26.15	26.14	NO	1.028	1.028	9.80	98.0	NO
36	13C-1,2,3,4-TCDF	3.46e5	3.46e5	0.77	0.80	NO	1.0000	25.50	25.43	NO	1.000	1.000	100	100	NO
37	13C-1,2,3,4-TCDF	8.03e5	8.03e5	0.77	0.78	NO	1.0000	23.98	23.57	NO	1.000	1.000	100	100	NO
38	13C-1,2,3,4,6,8-HxCDF	3.53e5	3.53e5	0.51	0.54	NO	1.0000	34.06	34.10	NO	1.000	1.000	100	100	NO
39	Total Tetra-Dioxins		3.83e5				0.8249	24.82		NO	0.000		78.2		NO
40	Total Penta-Dioxins		2.89e5				0.9046	29.06		NO	0.000		180		NO
41	Total Hexa-Dioxins		0.00e0				0.9675	33.83		NO	0.000		247		NO
42	Total Hepta-Dioxins		1.47e5				1.0375	36.80		NO	0.000		118		NO
43	Total Tetra-Furans		5.83e5				0.8378	23.81		NO	0.000		43.1		NO
44	1st Func. Penta-Furans		0.00e0				0.9782	27.04		NO	0.000		56.5		NO

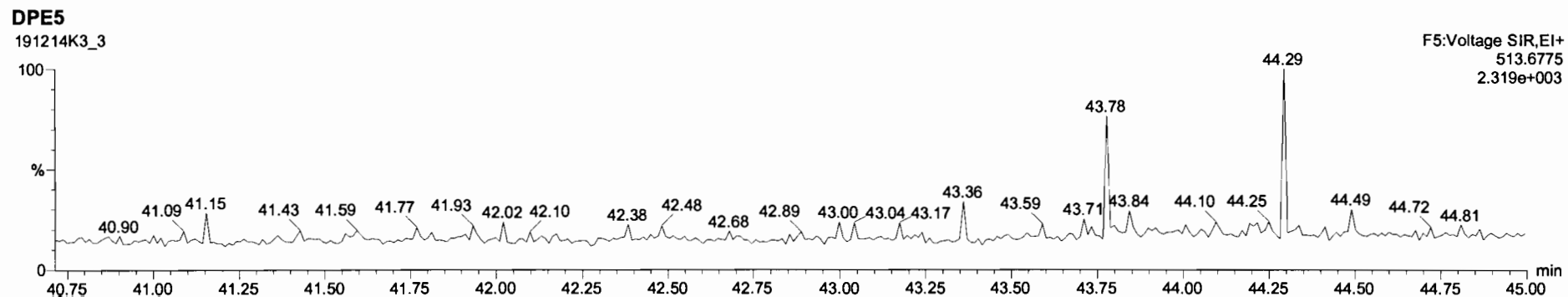
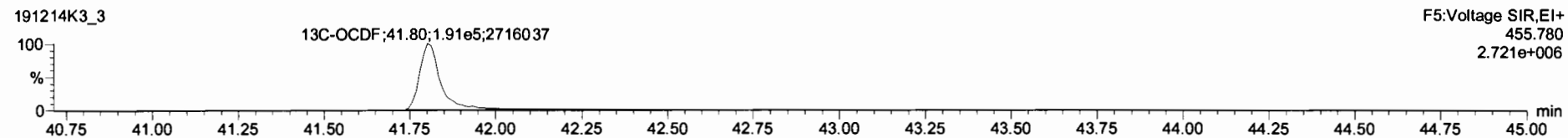
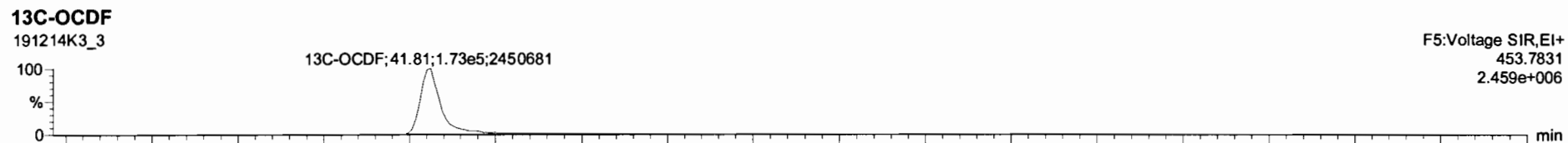
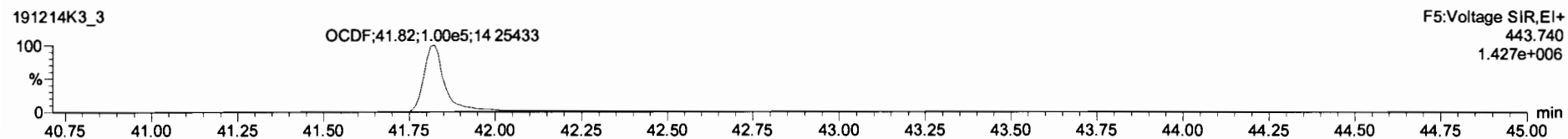
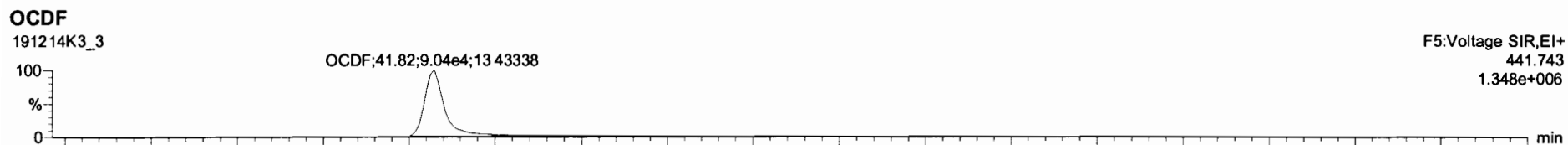


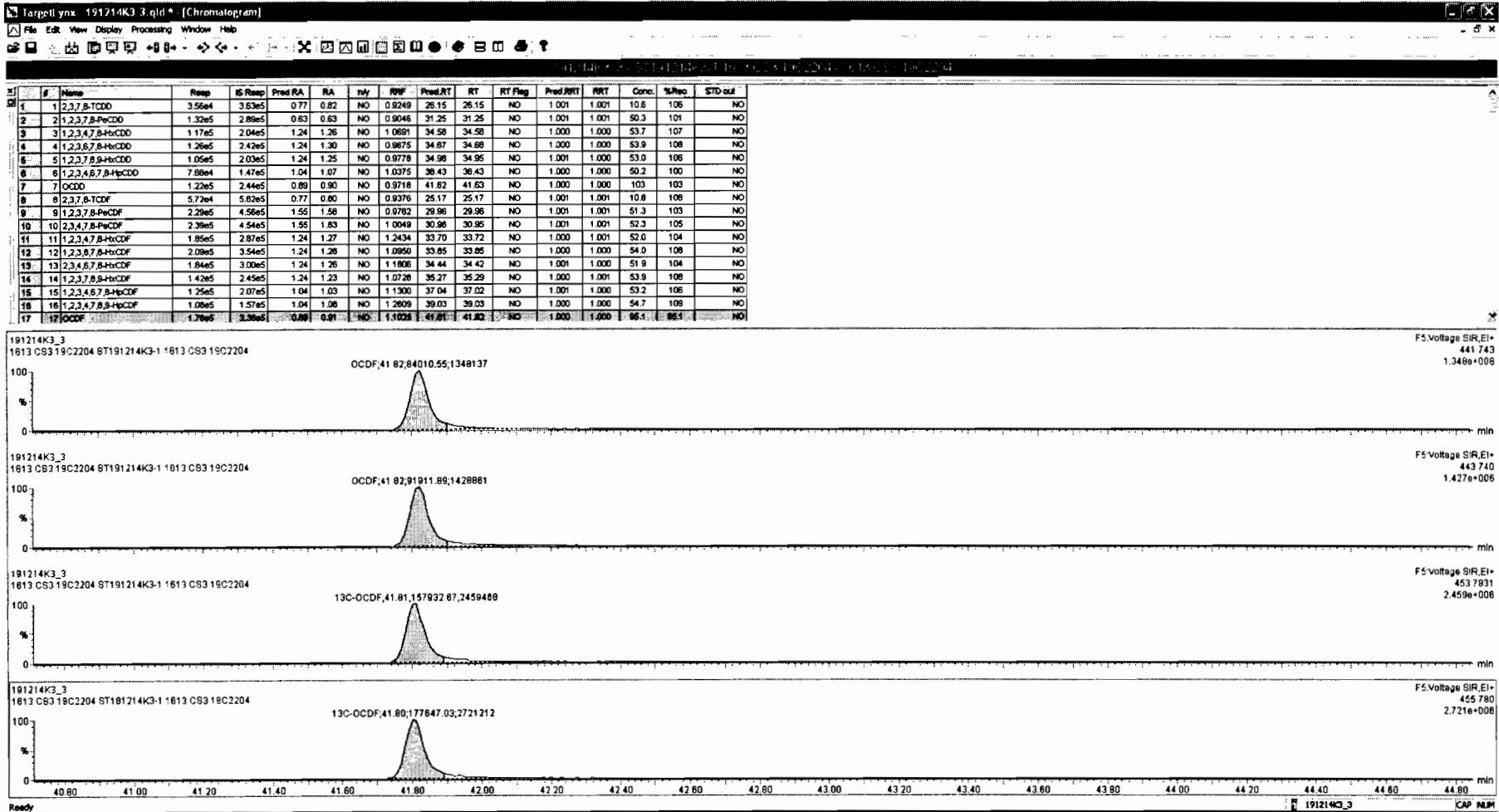
Dataset: Untitled

Last Altered: Monday, December 16, 2019 09:38:26 Pacific Standard Time

Printed: Monday, December 16, 2019 09:39:01 Pacific Standard Time

Name: 191214K3_3, Date: 15-Dec-2019, Time: 08:08:19, ID: ST191214K3-1 1613 CS3 19C2204, Description: 1613 CS3 19C2204

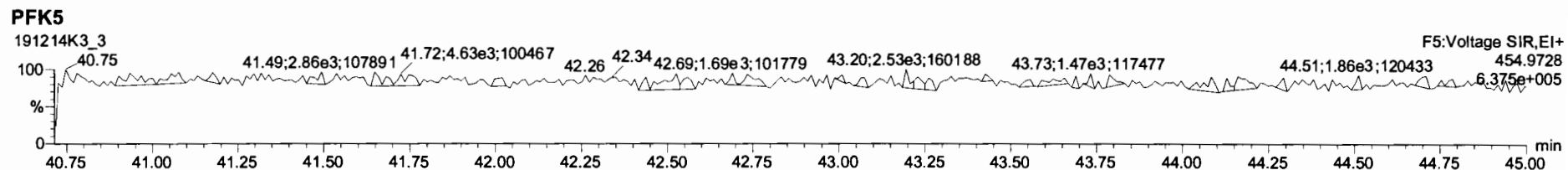
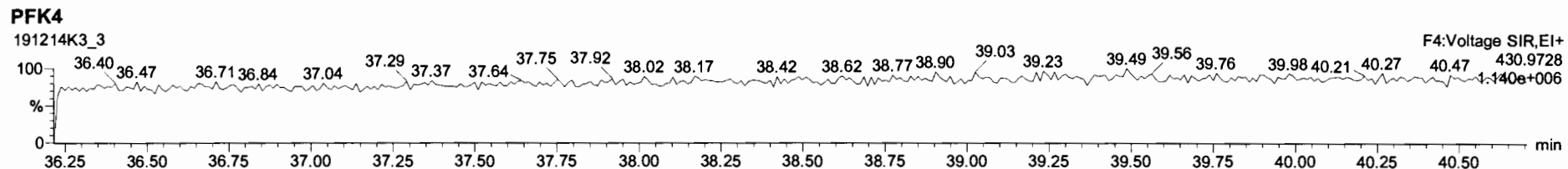
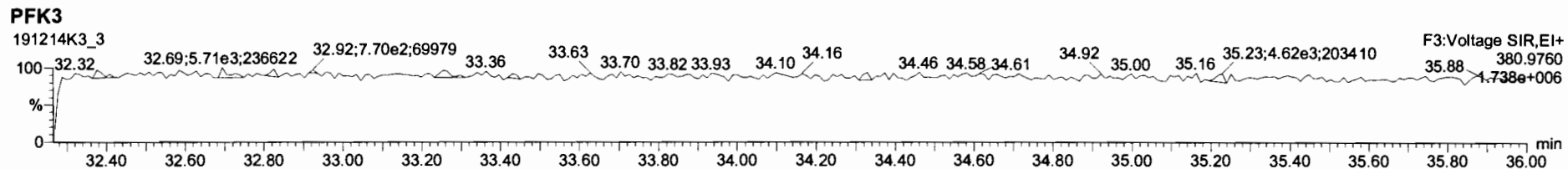
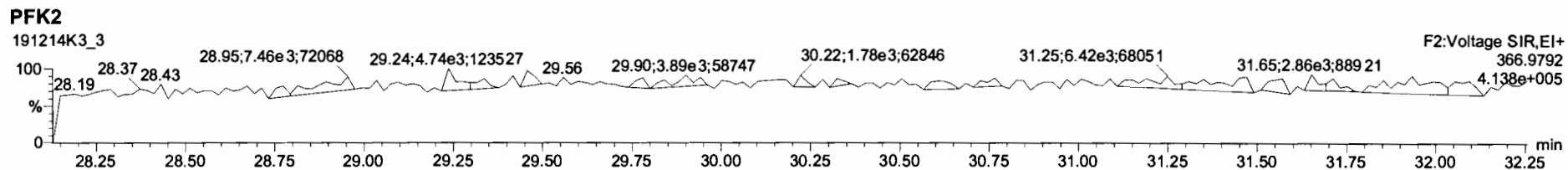
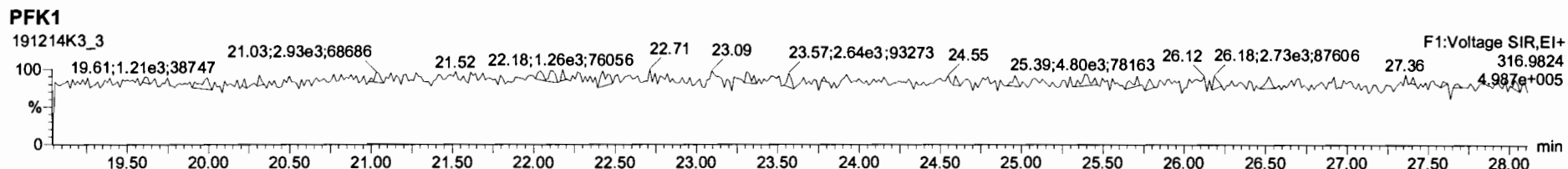




Dataset: Untitled

Last Altered: Monday, December 16, 2019 09:38:26 Pacific Standard Time
Printed: Monday, December 16, 2019 09:39:01 Pacific Standard Time

Name: 191214K3_3, Date: 15-Dec-2019, Time: 08:08:19, ID: ST191214K3-1 1613 CS3 19C2204, Description: 1613 CS3 19C2204

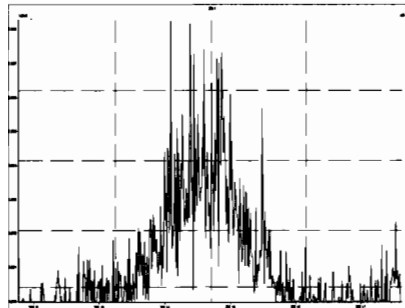


PFL drain

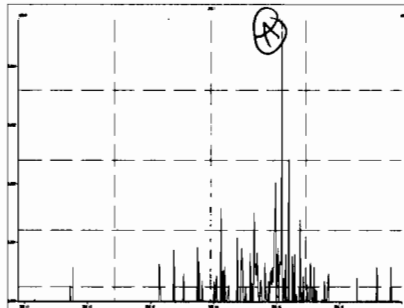
Printed: Sunday, December 15, 2019 20:21:21 Pacific Standard Time

(A) did not centroid

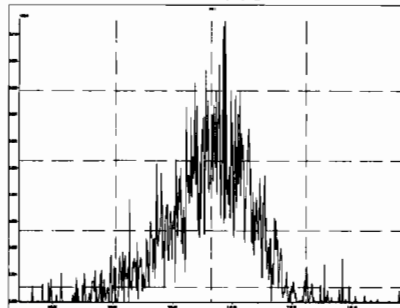
M 292.9824 R 16789



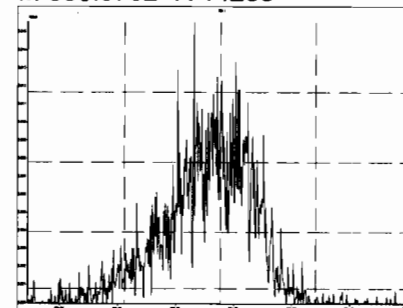
M 304.9824 R 347227



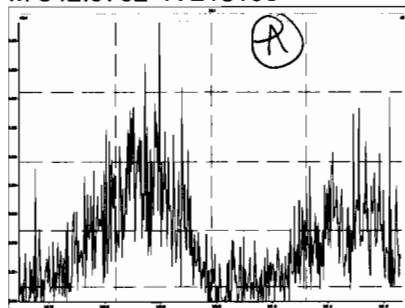
M 318.9792 R 13660



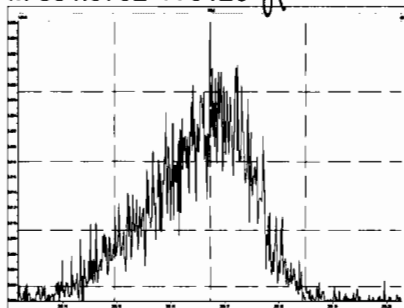
M 330.9792 R 14288



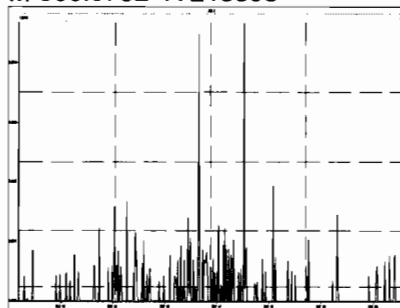
M 342.9792 R 215163



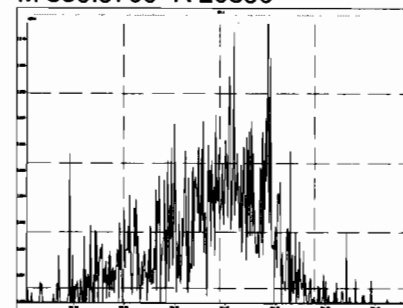
M 354.9792 R 9126



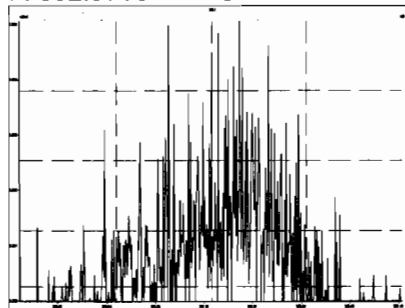
M 366.9792 R 218893



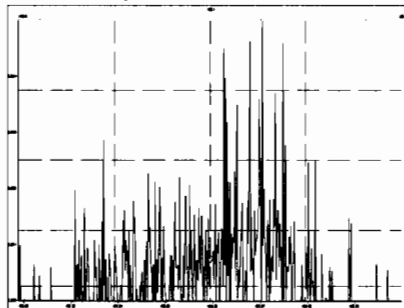
M 380.9760 R 20396



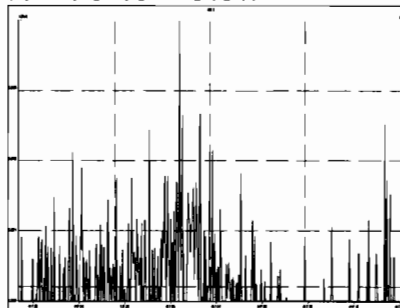
M 392.9760 R 125223



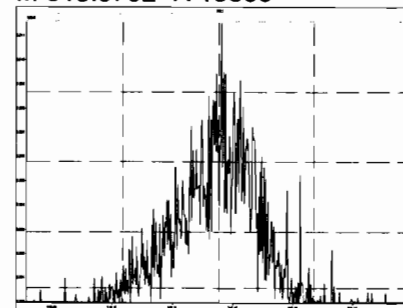
M 404.9760 R 451391



M 416.9760 R 54347

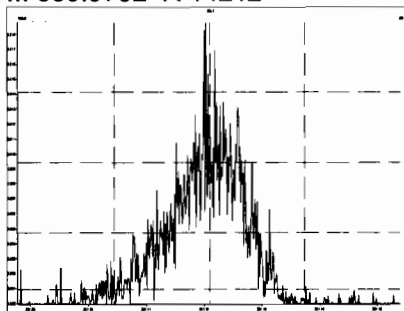


M 318.9792 R 18366

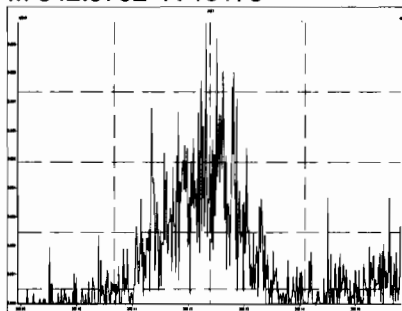


Printed: Sunday, December 15, 2019 20:21:21 Pacific Standard Time

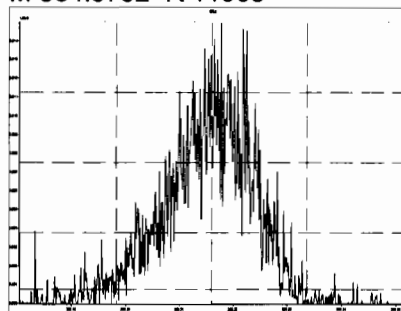
M 330.9792 R 14212



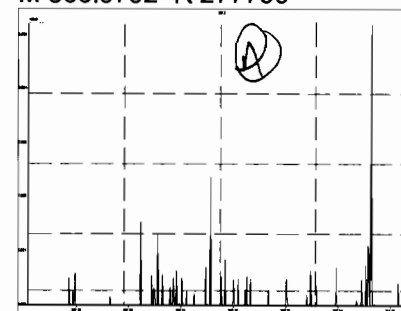
M 342.9792 R 15178



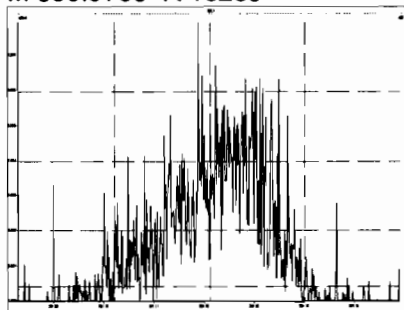
M 354.9792 R 11908



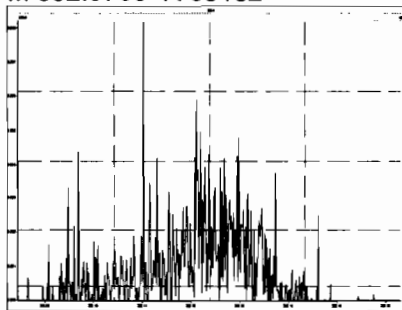
M 366.9792 R 277790



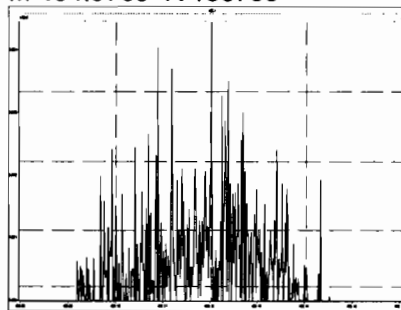
M 380.9760 R 15259



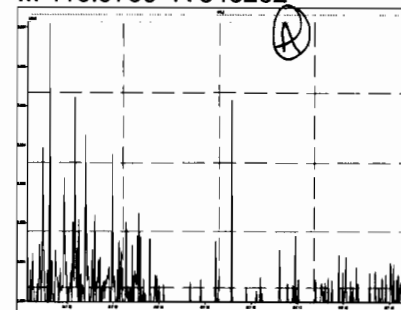
M 392.9760 R 68132



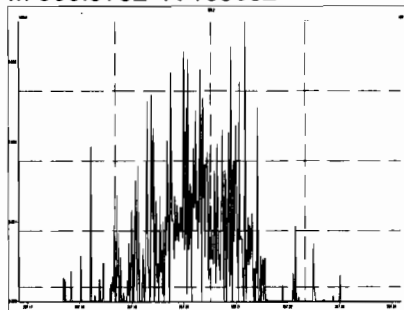
M 404.9760 R 156738



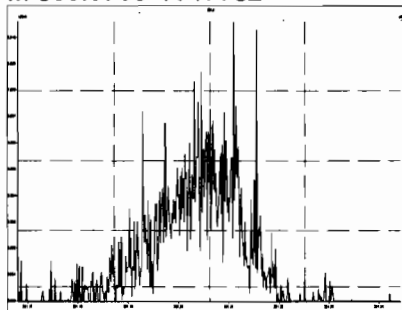
M 416.9760 R 346262



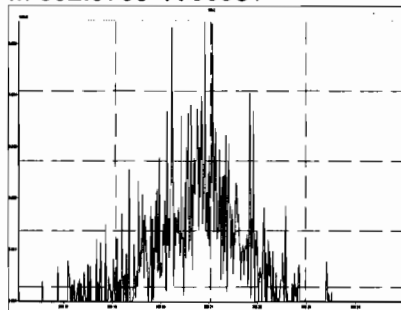
M 366.9792 R 169682



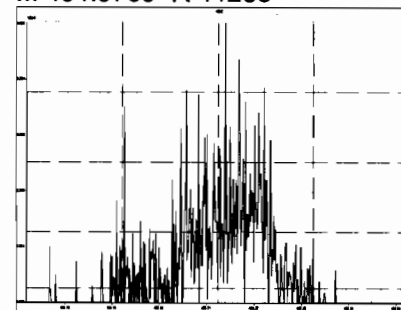
M 380.9760 R 17782



M 392.9760 R 30951

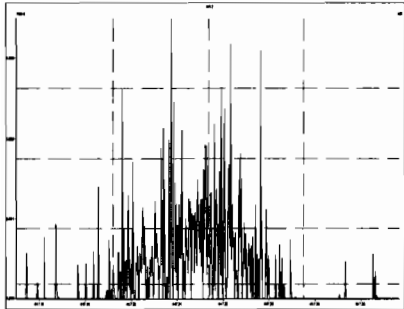


M 404.9760 R 41285

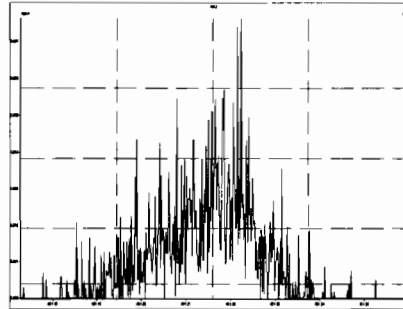


Printed: Sunday, December 15, 2019 20:21:21 Pacific Standard Time

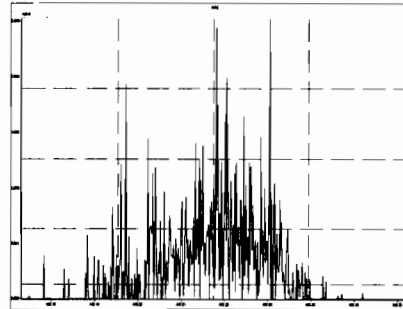
M 416.9760 R 261903



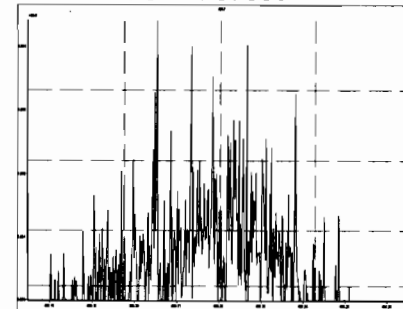
M 430.9728 R 18630



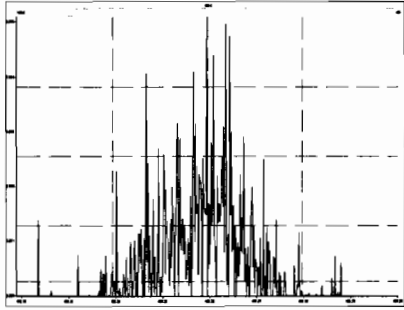
M 442.9728 R 100694



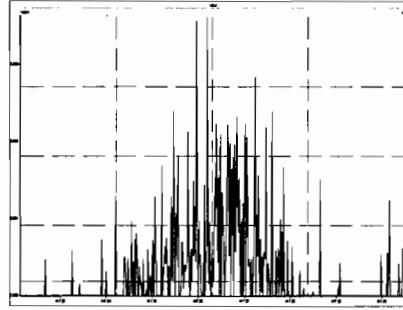
M 454.9728 R 287880



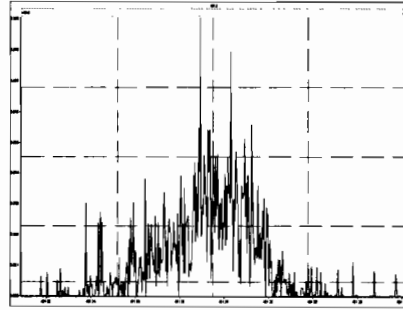
M 404.9760 R 21373



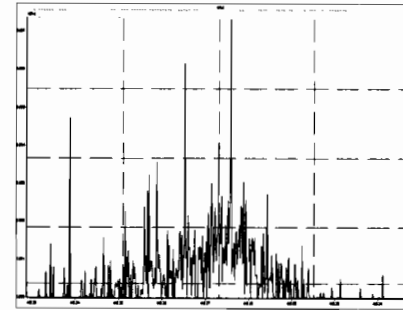
M 416.9760 R 416667



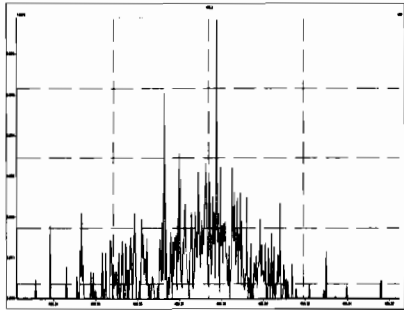
M 430.9728 R 20460



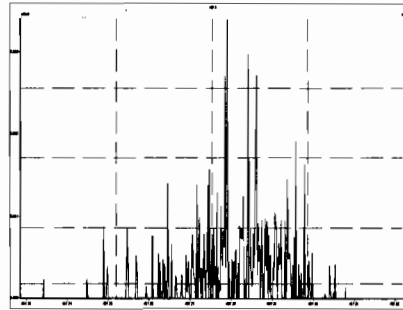
M 442.9728 R 54519



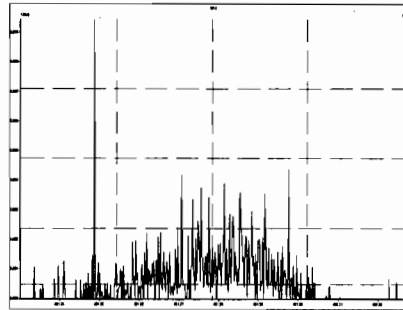
M 454.9728 R 40708



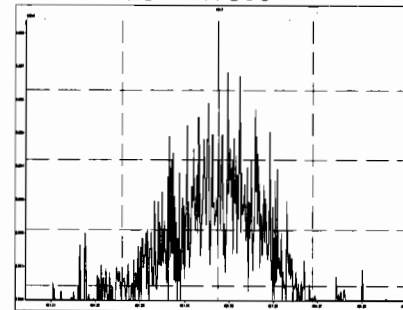
M 466.9728 R 357145



M 480.9696 R 110293

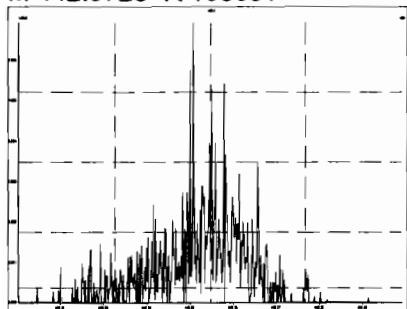


M 430.9728 R 17856

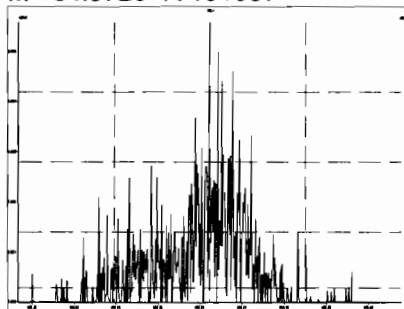


Printed: Sunday, December 15, 2019 20:21:21 Pacific Standard Time

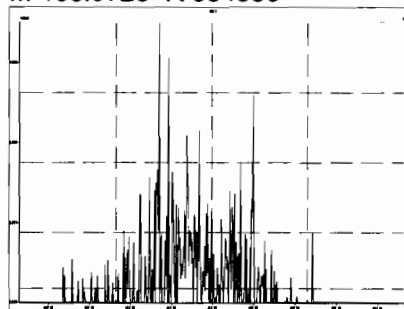
M 442.9728 R 108331



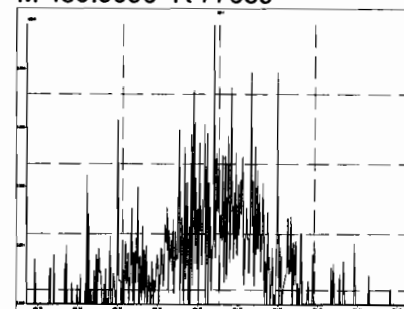
M 454.9728 R 101937



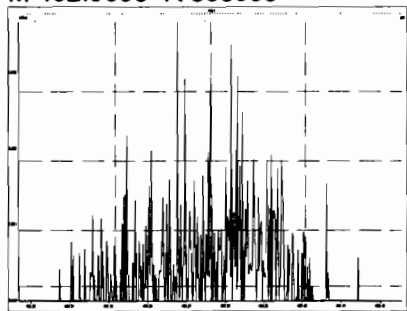
M 466.9728 R 684530



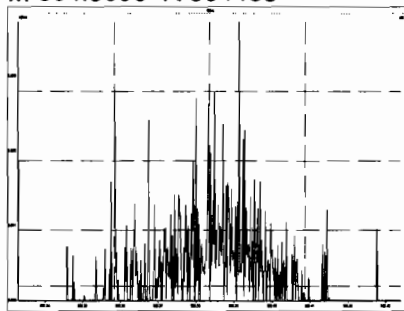
M 480.9696 R 77639



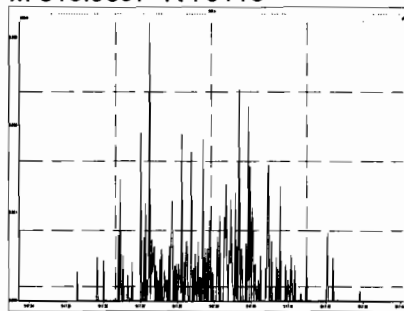
M 492.9696 R 833333



M 504.9696 R 304485



M 516.9697 R 70116



HRMS CALIBRATION STANDARDS REVIEW CHECKLIST

Beg. Calibration ID: ST191217K21

Reviewed By: GPB 12/19/19

Initials & Date

End Calibration ID: NA

	<u>Beg.</u>	<u>End</u>
Ion abundance within QC limits?	<input checked="" type="checkbox"/>	<input checked="" type="checkbox"/>
Concentrations within criteria?	<input checked="" type="checkbox"/>	<input type="checkbox"/>
TCDD/TCDF Valleys <25%	<input checked="" type="checkbox"/>	<input type="checkbox"/>
First and last eluters present?	<input checked="" type="checkbox"/>	<input type="checkbox"/>
Retention Times within criteria?	<input checked="" type="checkbox"/>	<input type="checkbox"/>
Verification Std. named correctly? (ST-Year-Month-Day-VG ID)	<input checked="" type="checkbox"/>	<input type="checkbox"/>
Forms signed and dated?	<input checked="" type="checkbox"/>	<input type="checkbox"/>
Correct ICAL referenced?	<u>NA HC</u>	<u>n</u>
<u>Run Log:</u>		
- Correct instrument listed?	<input checked="" type="checkbox"/>	<input checked="" type="checkbox"/>
- Samples within 12 hour clock?	<input checked="" type="checkbox"/>	<input type="checkbox"/>
- Bottle position verified?	<u>HC</u>	<u>HC</u>

Mass resolution \geq

5k 6-8K 8K 10K
1614 1699 429 1613/1668/8280

Intergrated peaks display correctly?

GC Break <20%

8280 CS1 End Standard:

- Ratios within limits, S/N <2.5:1, CS1 within 12 hours

Comments:

Dataset: U:\VG11.PRO\Results\191217K2\191217K2-1.qld

Last Altered: Wednesday, December 18, 2019 18:10:47 Pacific Standard Time

Printed: Wednesday, December 18, 2019 18:11:15 Pacific Standard Time

HC 12-18-19

GRB 12/19/19

Method: U:\VG11.PRO\MethDB\1613_rrt-12-17-19.mdb 17 Dec 2019 14:52:36

Calibration: U:\VG11.PRO\CurveDB\db5_1613vg11-5-7-19.cdb 08 May 2019 06:55:45

Name: 191217K2_1, Date: 17-Dec-2019, Time: 13:52:02, ID: ST191217K2-1 1613 CS3 19C2204, Description: 1613 CS3 19C2204

#	Name	Resp	IS Resp	RA	n/y	RRF	Pred.RT	RT	RT Flag	Pred.RRT	RRT	Conc.	%Rec	STD out
1	1 2,3,7,8-TCDD	4.66e4	5.07e5	0.74	NO	0.925	26.18	26.17	NO	1.001	1.001	9.9476	99.5	NO
2	2 1,2,3,7,8-PeCDD	1.58e5	3.40e5	0.60	NO	0.905	31.31	31.31	NO	1.001	1.001	51.251	103	NO
3	3 1,2,3,4,7,8-HxCDD	1.53e5	2.71e5	1.28	NO	1.07	34.65	34.66	NO	1.000	1.001	52.807	106	NO
4	4 1,2,3,6,7,8-HxCDD	1.66e5	3.23e5	1.27	NO	0.967	34.75	34.76	NO	1.000	1.000	52.912	106	NO
5	5 1,2,3,7,8,9-HxCDD	1.49e5	3.03e5	1.34	NO	0.978	35.04	35.03	NO	1.001	1.001	50.317	101	NO
6	6 1,2,3,4,6,7,8-HpCDD	1.18e5	2.38e5	1.09	NO	1.04	38.53	38.53	NO	1.000	1.000	47.683	95.4	NO
7	7 OCDD	1.97e5	3.77e5	0.90	NO	0.972	41.78	41.79	NO	1.000	1.000	107.58	108	NO
8	8 2,3,7,8-TCDF	6.98e4	7.21e5	0.78	NO	0.938	25.18	25.19	NO	1.001	1.001	10.332	103	NO
9	9 1,2,3,7,8-PeCDF	2.74e5	5.15e5	1.61	NO	0.976	30.00	30.00	NO	1.001	1.001	54.361	109	NO
10	10 2,3,4,7,8-PeCDF	2.69e5	4.95e5	1.58	NO	1.00	31.00	30.99	NO	1.001	1.001	53.946	108	NO
11	11 1,2,3,4,7,8-HxCDF	2.48e5	3.81e5	1.28	NO	1.24	33.78	33.79	NO	1.000	1.000	52.299	105	NO
12	12 1,2,3,6,7,8-HxCDF	2.64e5	4.50e5	1.29	NO	1.10	33.90	33.91	NO	1.000	1.001	53.450	107	NO
13	13 2,3,4,6,7,8-HxCDF	2.64e5	4.20e5	1.29	NO	1.18	34.51	34.48	NO	1.001	1.000	53.263	107	NO
14	14 1,2,3,7,8,9-HxCDF	2.02e5	3.54e5	1.26	NO	1.07	35.35	35.37	NO	1.000	1.001	53.047	106	NO
15	15 1,2,3,4,6,7,8-HpCDF	2.07e5	3.45e5	1.09	NO	1.13	37.13	37.10	NO	1.001	1.000	52.991	106	NO
16	16 1,2,3,4,7,8,9-HpCDF	1.59e5	2.31e5	1.10	NO	1.26	39.12	39.15	NO	1.000	1.001	54.661	109	NO
17	17 OCDF	2.67e5	5.19e5	0.91	NO	1.10	41.97	41.98	NO	1.000	1.000	93.359	93.4	NO
18	18 13C-2,3,7,8-TCDD	5.07e5	4.69e5	0.77	NO	1.05	26.15	26.15	NO	1.027	1.028	102.98	103	NO
19	19 13C-1,2,3,7,8-PeCDD	3.40e5	4.69e5	0.61	NO	0.743	31.29	31.29	NO	1.230	1.229	97.570	97.6	NO
20	20 13C-1,2,3,4,7,8-HxCDD	2.71e5	4.67e5	1.23	NO	0.646	34.64	34.64	NO	1.014	1.014	89.816	89.8	NO
21	21 13C-1,2,3,6,7,8-HxCDD	3.23e5	4.67e5	1.23	NO	0.777	34.73	34.75	NO	1.017	1.017	89.079	89.1	NO
22	22 13C-1,2,3,7,8,9-HxCDD	3.03e5	4.67e5	1.22	NO	0.659	35.01	35.01	NO	1.025	1.025	98.202	98.2	NO
23	23 13C-1,2,3,4,6,7,8-HpCDD	2.38e5	4.67e5	1.13	NO	0.534	38.51	38.52	NO	1.127	1.128	95.286	95.3	NO
24	24 13C-OCDD	3.77e5	4.67e5	0.89	NO	0.470	41.79	41.78	NO	1.223	1.223	171.54	85.8	NO
25	25 13C-2,3,7,8-TCDF	7.21e5	7.02e5	0.73	NO	0.977	25.16	25.16	NO	0.989	0.989	105.03	105	NO
26	26 13C-1,2,3,7,8-PeCDF	5.15e5	7.02e5	1.48	NO	0.778	29.98	29.98	NO	1.178	1.178	94.370	94.4	NO
27	27 13C-2,3,4,7,8-PeCDF	4.95e5	7.02e5	1.52	NO	0.750	30.97	30.97	NO	1.217	1.217	94.069	94.1	NO
28	28 13C-1,2,3,4,7,8-HxCDF	3.81e5	4.67e5	0.54	NO	0.845	33.77	33.78	NO	0.989	0.989	96.398	96.4	NO
29	29 13C-1,2,3,6,7,8-HxCDF	4.50e5	4.67e5	0.54	NO	1.03	33.89	33.89	NO	0.992	0.992	93.832	93.8	NO
30	30 13C-2,3,4,6,7,8-HxCDF	4.20e5	4.67e5	0.52	NO	0.893	34.46	34.47	NO	1.009	1.009	100.62	101	NO
31	31 13C-1,2,3,7,8,9-HxCDF	3.54e5	4.67e5	0.55	NO	0.734	35.37	35.35	NO	1.035	1.035	103.17	103	NO

Dataset: U:\VG11.PRO\Results\191217K2\191217K2-1.qld

Last Altered: Wednesday, December 18, 2019 18:10:47 Pacific Standard Time

Printed: Wednesday, December 18, 2019 18:11:15 Pacific Standard Time

Name: 191217K2_1, Date: 17-Dec-2019, Time: 13:52:02, ID: ST191217K2-1 1613 CS3 19C2204, Description: 1613 CS3 19C2204

#	Name	Resp	IS Resp	RA	n/y	RRF	Pred.RT	RT	RT Flag	Pred.RRT	RRT	Conc.	%Rec	STD out
32	32 13C-1,2,3,4,6,7,8-HpCDF	3.45e5	4.67e5	0.44	NO	0.754	37.08	37.09	NO	1.085	1.086	97.965	98.0	NO
33	33 13C-1,2,3,4,7,8,9-HpCDF	2.31e5	4.67e5	0.47	NO	0.539	39.11	39.12	NO	1.145	1.145	91.735	91.7	NO
34	34 13C-OCDF	5.19e5	4.67e5	0.87	NO	0.593	41.97	41.97	NO	1.229	1.228	187.30	93.7	NO
35	35 37Cl-2,3,7,8-TCDD	5.03e4	4.69e5			1.07	26.17	26.17	NO	1.028	1.028	10.016	100	NO
36	36 13C-1,2,3,4-TCDD	4.69e5	4.69e5	0.80	NO	1.00	25.45	25.45	NO	1.000	1.000	100.00	100	NO
37	37 13C-1,2,3,4-TCDF	7.02e5	7.02e5	0.75	NO	1.00	23.55	23.55	NO	1.000	1.000	100.00	100	NO
38	38 13C-1,2,3,4,6,9-HxCDF	4.67e5	4.67e5	0.53	NO	1.00	34.16	34.16	NO	1.000	1.000	100.00	100	NO

Dataset: Untitled

Last Altered: Wednesday, December 18, 2019 18:00:06 Pacific Standard Time
Printed: Wednesday, December 18, 2019 18:00:16 Pacific Standard Time

Method: U:\VG11.PRO\MethDB\1613_rrt-12-17-19.mdb 17 Dec 2019 14:52:57
Calibration: U:\VG11.PRO\CurveDB\db5_1613vg11-5-7-19.cdb 08 May 2019 06:55:45

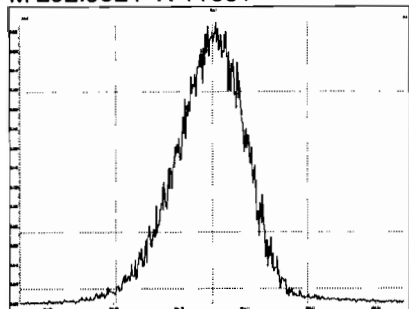
Compound name: 2,3,7,8-TCDD

	Name	ID	Acq.Date	Acq.Time
1	191217K2_1	ST191217K2-1 1613 CS3 19C2204	17-Dec-19	13:52:02
2	191217K2_2	B9J0322-BS1 OPR 10	17-Dec-19	14:39:35
3	191217K2_3	SOLVENT BLANK	17-Dec-19	15:27:59
4	191217K2_4	B9J0322-BLK1 Method Blank 10	17-Dec-19	16:16:19
5	191217K2_5	1903742-05 PDI-1069SC-A-13-14.3-191016 1...	17-Dec-19	17:04:40
6	191217K2_6	1903742-06 PDI-022SC-A-11-12-191016 11.41	17-Dec-19	17:53:02
7	191217K2_7	1903742-07 PDI-022SC-A-12-13.1-191016 13....	17-Dec-19	18:42:37
8	191217K2_8	B9J0322-DUP1 Duplicate 15.31	17-Dec-19	19:30:44
9	191217K2_9	1903648-01 PDI-073SC-A-11-12-191013 15.27	17-Dec-19	20:18:05
10	191217K2_10	1903648-02 PDI-073SC-A-12-12.6-191013 14....	17-Dec-19	21:06:27
11	191217K2_11	1903648-03 PDI-1073SC-A-12-12.6-191013 1...	17-Dec-19	21:54:47
12	191217K2_12	1903648-04 PDI-075SC-A-14-15-191013 15.95	17-Dec-19	22:43:08
13	191217K2_13	1903648-05 PDI-075SC-A-15-16-191013 15.4	17-Dec-19	23:32:25
14	191217K2_14	1903648-06 PDI-076SC-A-10-11-191013 13.56	18-Dec-19	00:19:49
15	191217K2_15	1903648-07 PDI-076SC-A-11-11.9-191013 14.2	18-Dec-19	01:09:29

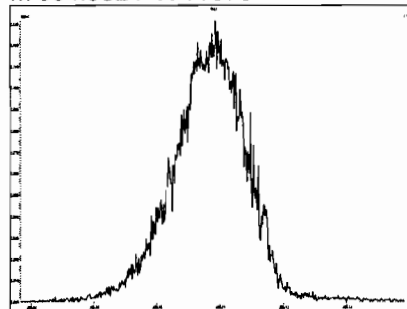
File: Experiment: ocdd_db5.exp Reference: pfk.ref Function: 1 @ 200 (ppm)

Printed: Tuesday, December 17, 2019 13:45:39 Pacific Standard Time

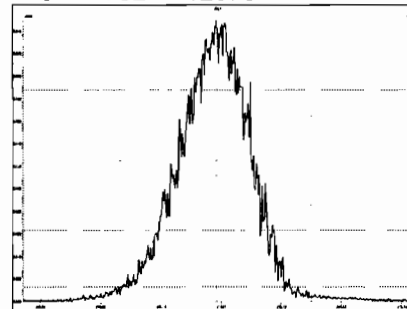
M 292.9824 R 11681



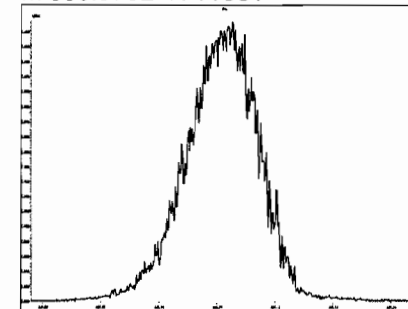
M 304.9824 R 11679



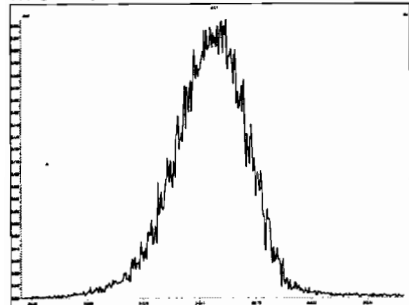
M 318.9792 R 12378



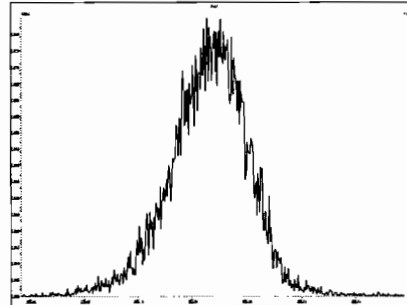
M 330.9792 R 11961



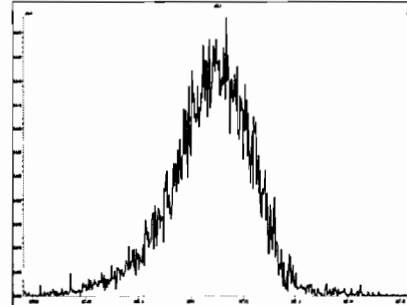
M 342.9792 R 11366



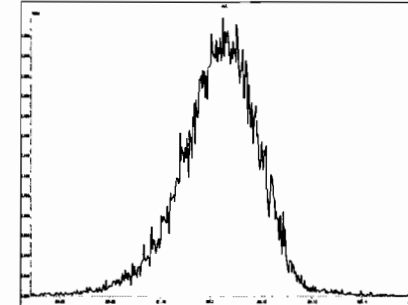
M 354.9792 R 10639



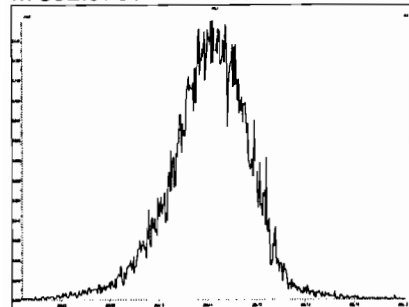
M 366.9792 R 11525



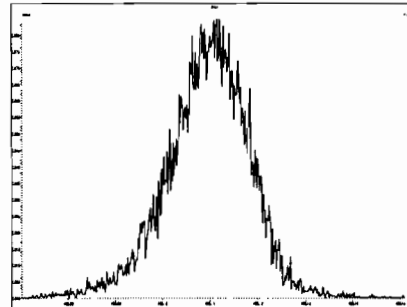
M 380.9760 R 11630



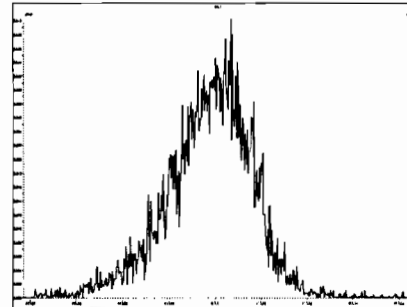
M 392.9760 R 11161



M 404.9760 R 10869



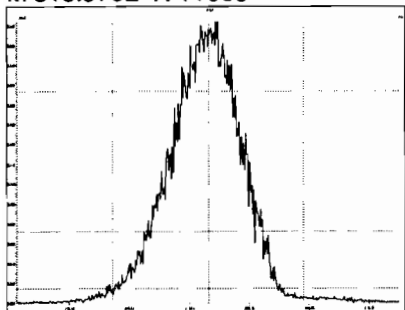
M 416.9760 R 10506



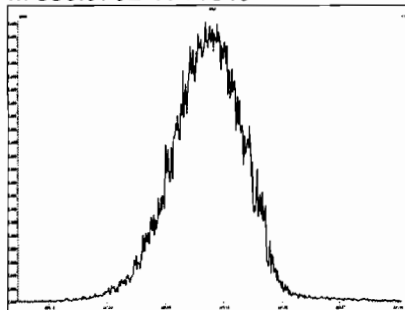
File: Experiment: ocdd_db5.exp Reference: pfk.ref Function: 2 @ 200 (ppm)

Printed: Tuesday, December 17, 2019 13:46:41 Pacific Standard Time

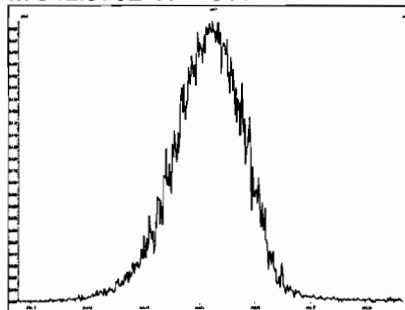
M 318.9792 R 11685



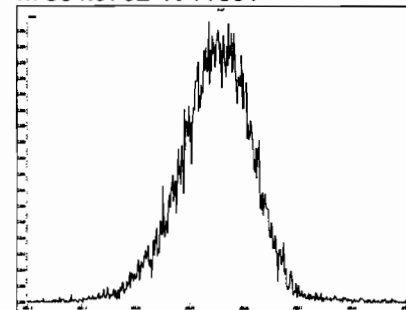
M 330.9792 R 11849



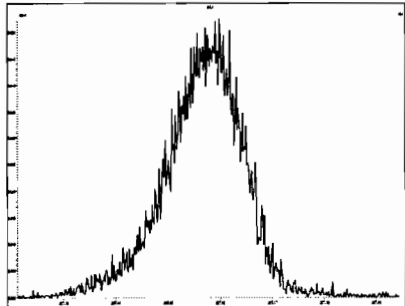
M 342.9792 R 11311



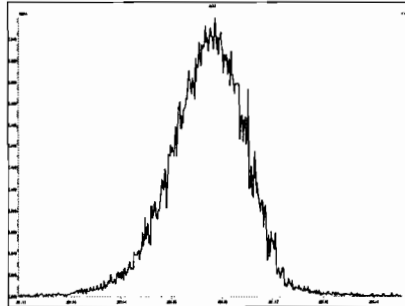
M 354.9792 R 11851



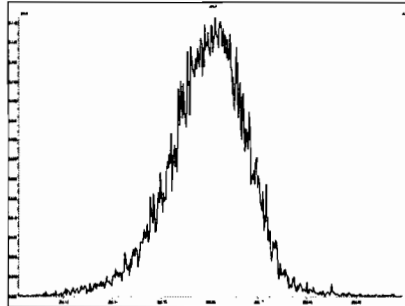
M 366.9792 R 11161



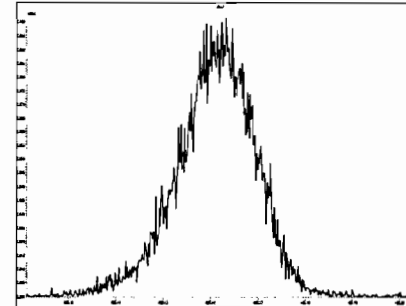
M 380.9760 R 11467



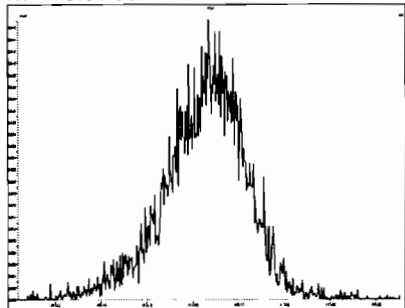
M 392.9760 R 10915



M 404.9760 R 10505



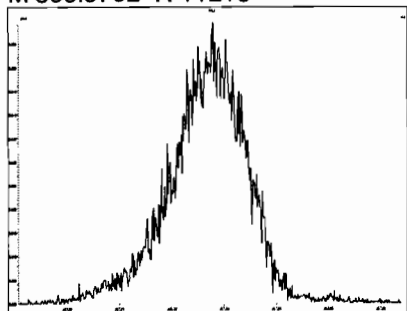
M 416.9760 R 11573



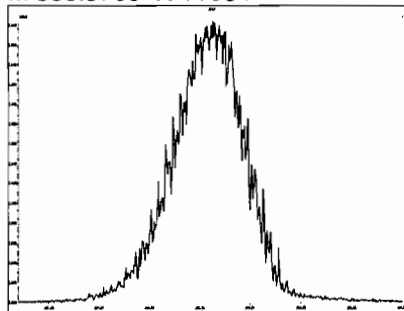
File: Experiment: ocdd_db5.exp Reference: pfk.ref Function: 3 @ 200 (ppm)

Printed: Tuesday, December 17, 2019 13:48:04 Pacific Standard Time

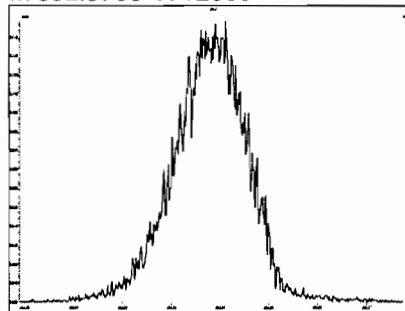
M 366.9792 R 11213



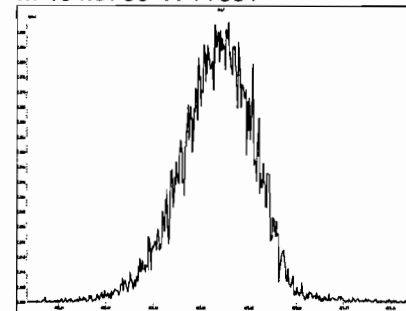
M 380.9760 R 11684



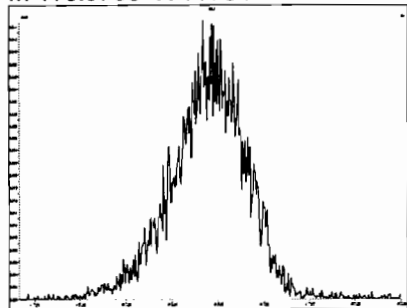
M 392.9760 R 12500



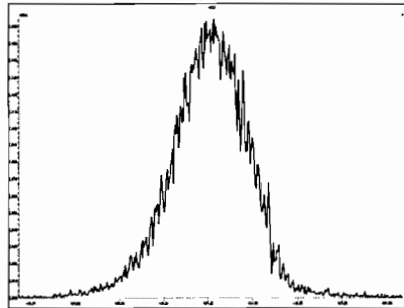
M 404.9760 R 11631



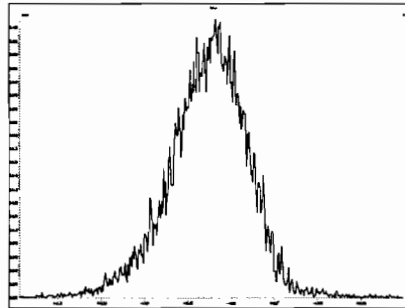
M 416.9760 R 11734



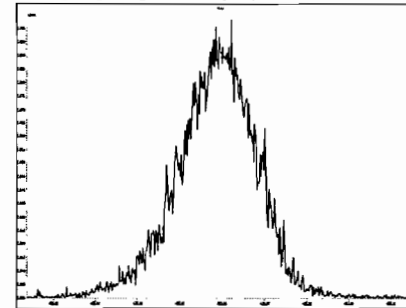
M 430.9728 R 10961



M 442.9728 R 11110



M 454.9728 R 11846



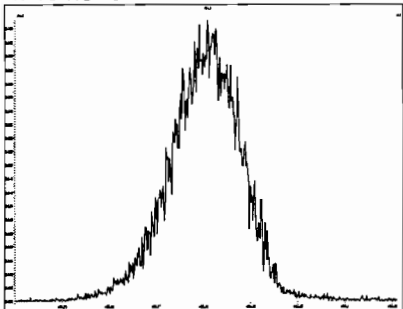
Experiment Calibration Report

MassLynx 4.1 SCN815

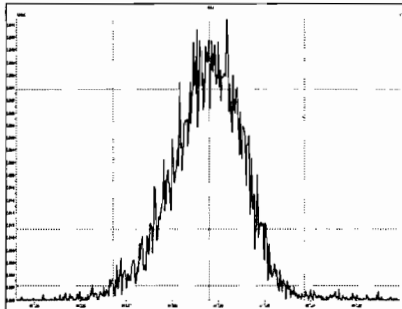
File: Experiment: ocdd_db5.exp Reference: pfk.ref Function: 4 @ 200 (ppm)

Printed: Tuesday, December 17, 2019 13:49:48 Pacific Standard Time

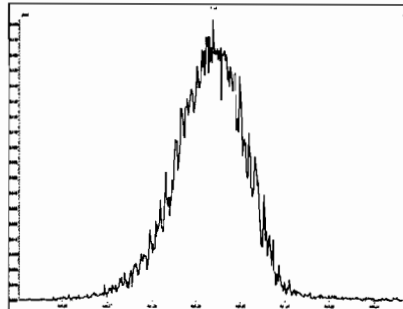
M 404.9760 R 11363



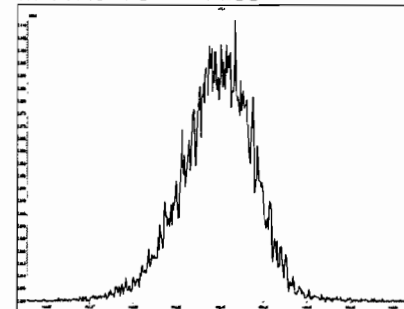
M 416.9760 R 12314



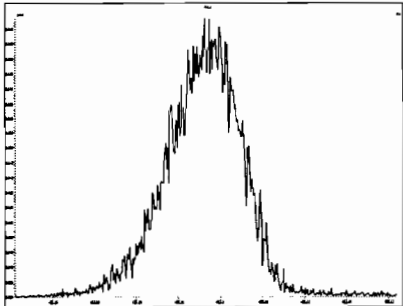
M 430.9728 R 12374



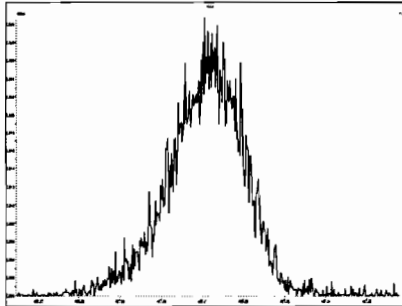
M 442.9728 R 12255



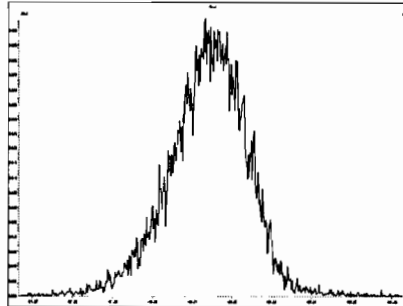
M 454.9728 R 11363



M 466.9728 R 12134

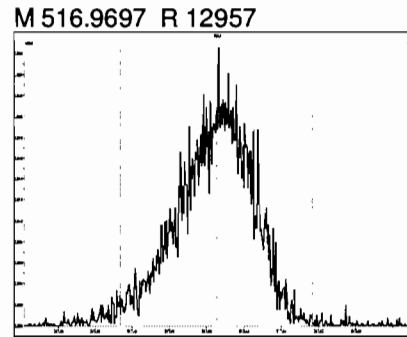
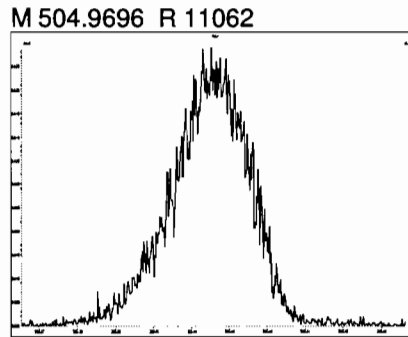
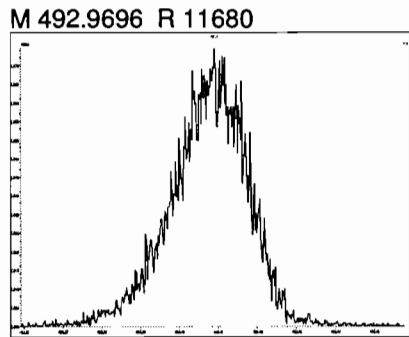
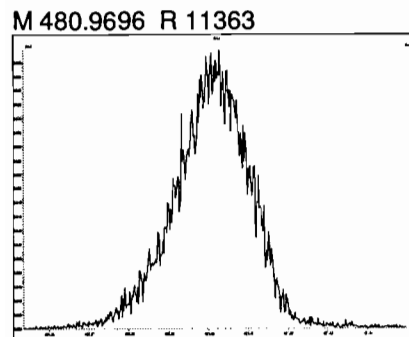
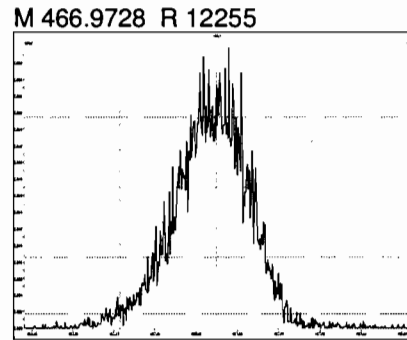
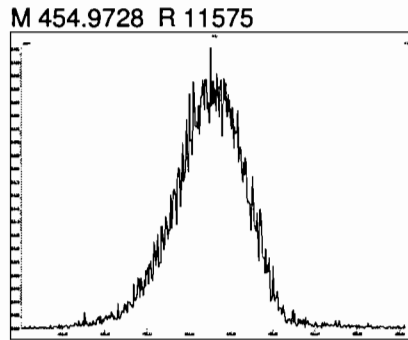
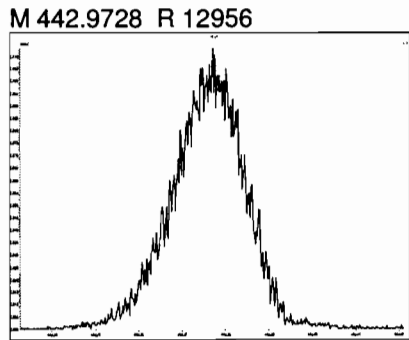
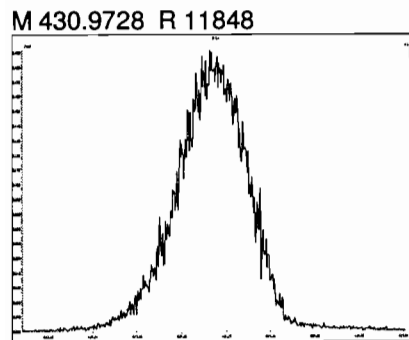


M 480.9696 R 11262



File: Experiment: ocdd_db5.exp Reference: pfk.ref Function: 5 @ 200 (ppm)

Printed: Tuesday, December 17, 2019 13:50:29 Pacific Standard Time



Dataset: Untitled

Last Altered: Wednesday, December 18, 2019 17:56:33 Pacific Standard Time

Printed: Wednesday, December 18, 2019 17:56:46 Pacific Standard Time

Method: U:\VG11.PRO\MethDB\CPSM.mdb 18 Dec 2019 17:57:56

Calibration: U:\VG11.PRO\CurveDB\db5_1613vg11-5-7-19.cdb 08 May 2019 06:55:45

Name: 191217K2_1, Date: 17-Dec-2019, Time: 13:52:02, ID: ST191217K2-1 1613 CS3 19C2204, Description: 1613 CS3 19C2204

#	Name	RT
1	1,3,6,8-TCDD (First)	21.84
2	1,2,8,9-TCDD (Last)	27.19
3	1,2,4,7,9-PeCDD (First)	29.08
4	1,2,3,8,9-PeCDD (Last)	31.69
5	1,2,4,6,7,9-HxCDD (First)	33.19
6	1,2,3,7,8,9-HxCDD (Last)	35.03
7	1,2,3,4,6,7,9-HpCDD (First)	37.50
8	1,2,3,4,6,7,8-HpCDD (Last)	38.53
9	1,3,6,8-TCDF (First)	19.79
10	1,2,8,9-TCDF (Last)	27.33
11	1,3,4,6,8-PeCDF (First)	27.31
12	1,2,3,8,9-PeCDF (Last)	31.93
13	1,2,3,4,6,8-HxCDF (First)	32.64
14	1,2,3,7,8,9-HxCDF (Last)	35.37
15	1,2,3,4,6,7,8-HpCDF (First)	37.11
16	1,2,3,4,7,8,9-HpCDF (Last)	39.15

Dataset: Untitled

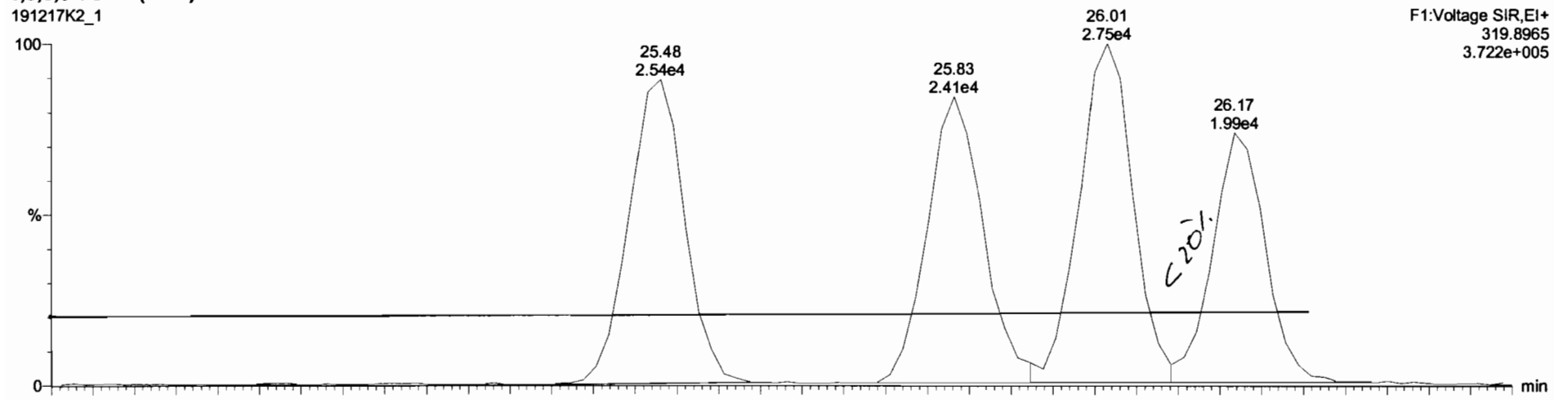
Last Altered: Wednesday, December 18, 2019 17:56:33 Pacific Standard Time
Printed: Wednesday, December 18, 2019 17:56:46 Pacific Standard Time

Method: U:\VG11.PRO\MethDB\CPSM.mdb 18 Dec 2019 17:57:56
Calibration: U:\VG11.PRO\CurveDB\db5_1613vg11-5-7-19.cdb 08 May 2019 06:55:45

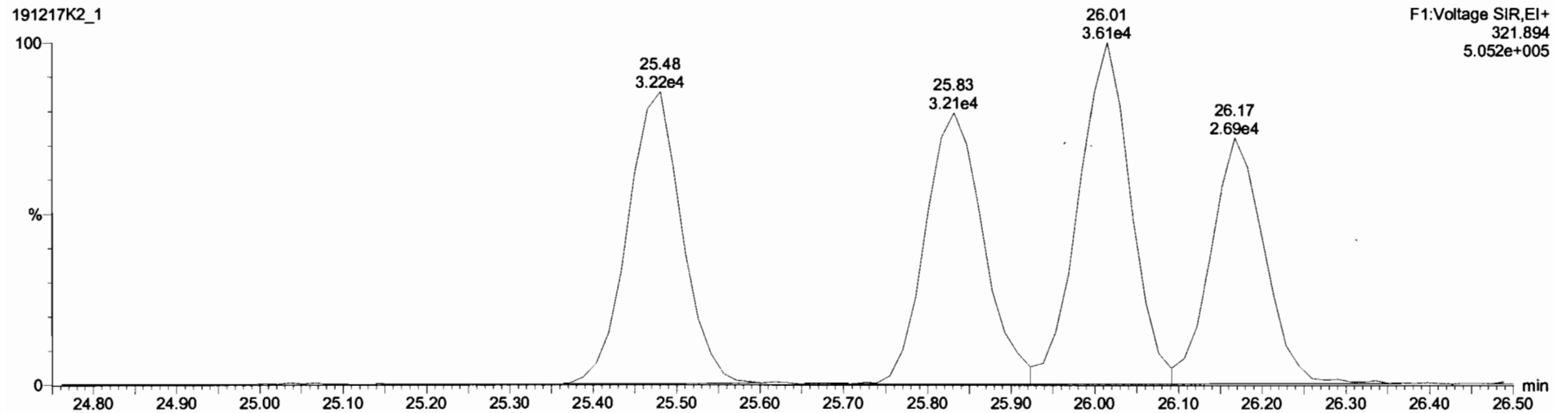
Name: 191217K2_1, Date: 17-Dec-2019, Time: 13:52:02, ID: ST191217K2-1 1613 CS3 19C2204, Description: 1613 CS3 19C2204

1,3,6,8-TCDD (First)

191217K2_1



191217K2_1



Dataset: Untitled

Last Altered: Wednesday, December 18, 2019 18:00:06 Pacific Standard Time

Printed: Wednesday, December 18, 2019 18:00:55 Pacific Standard Time

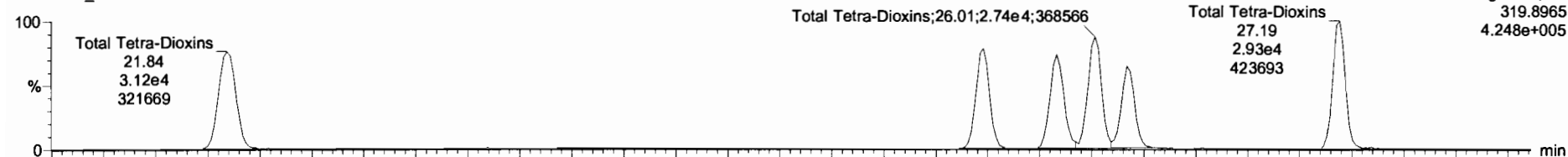
Method: U:\VG11.PRO\MethDB\1613_rrt-12-17-19.mdb 17 Dec 2019 14:52:57

Calibration: U:\VG11.PRO\CurveDB\db5_1613vg11-5-7-19.cdb 08 May 2019 06:55:45

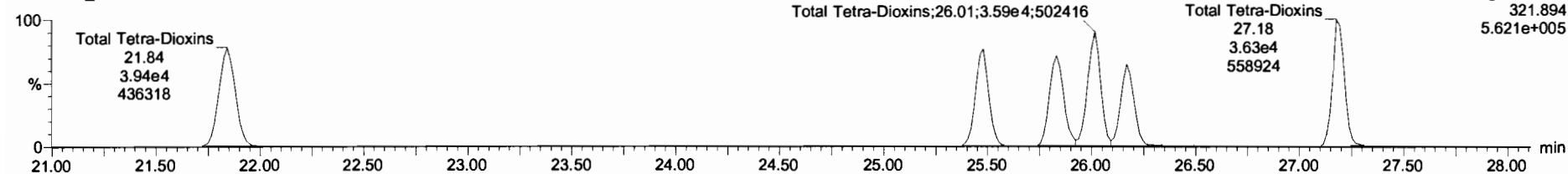
Name: 191217K2_1, Date: 17-Dec-2019, Time: 13:52:02, ID: ST191217K2-1 1613 CS3 19C2204, Description: 1613 CS3 19C2204

2,3,7,8-TCDD

191217K2_1

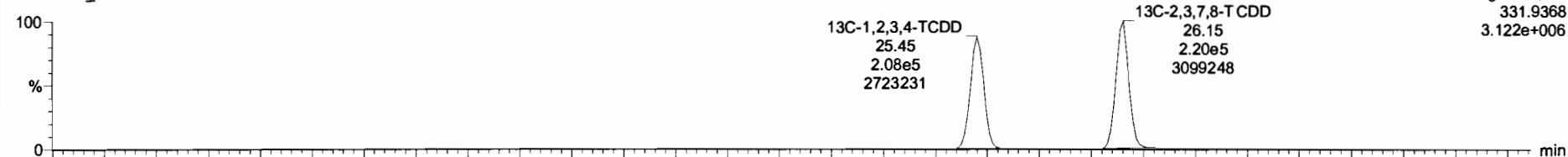


191217K2_1

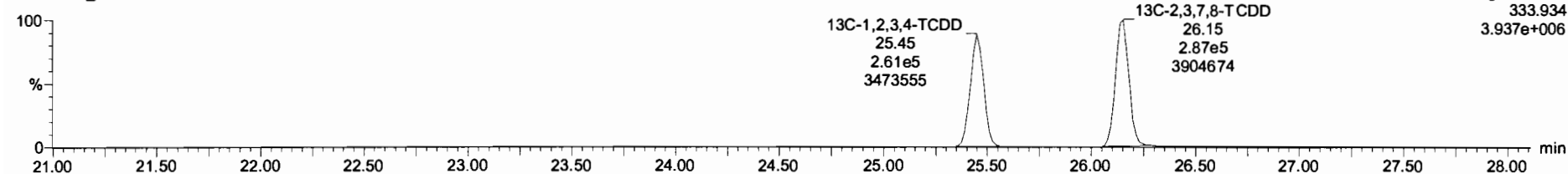


13C-2,3,7,8-TCDD

191217K2_1



191217K2_1



Dataset: Untitled

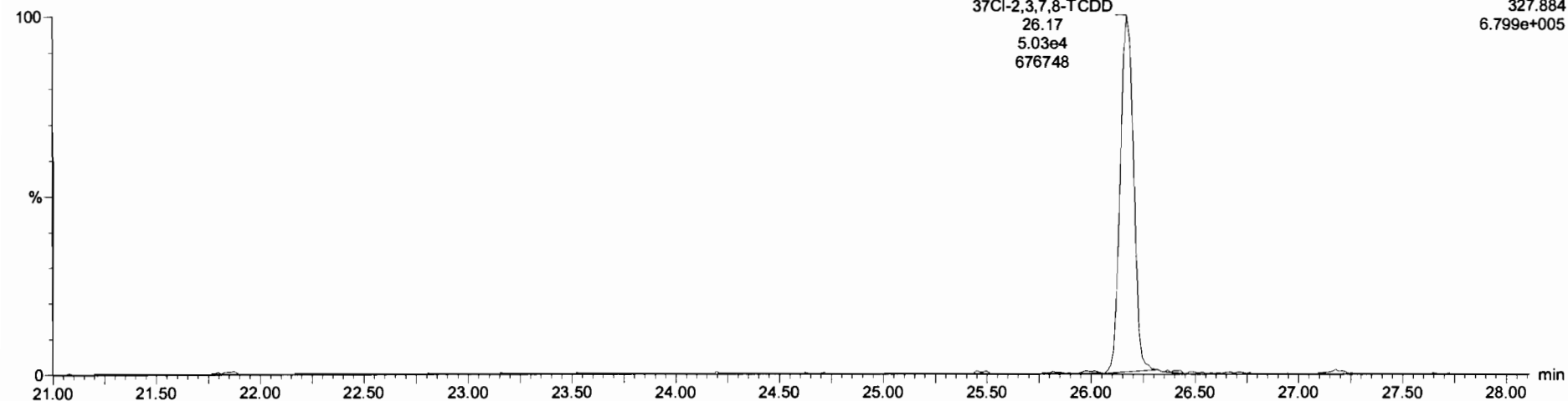
Last Altered: Wednesday, December 18, 2019 18:00:06 Pacific Standard Time

Printed: Wednesday, December 18, 2019 18:00:55 Pacific Standard Time

Name: 191217K2_1, Date: 17-Dec-2019, Time: 13:52:02, ID: ST191217K2-1 1613 CS3 19C2204, Description: 1613 CS3 19C2204

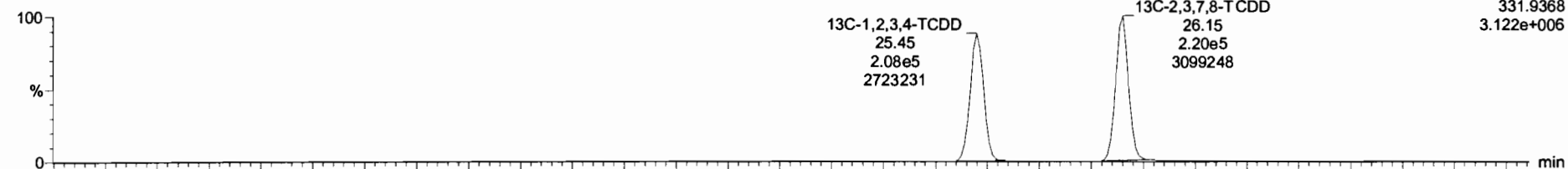
37Cl-2,3,7,8-TCDD

191217K2_1

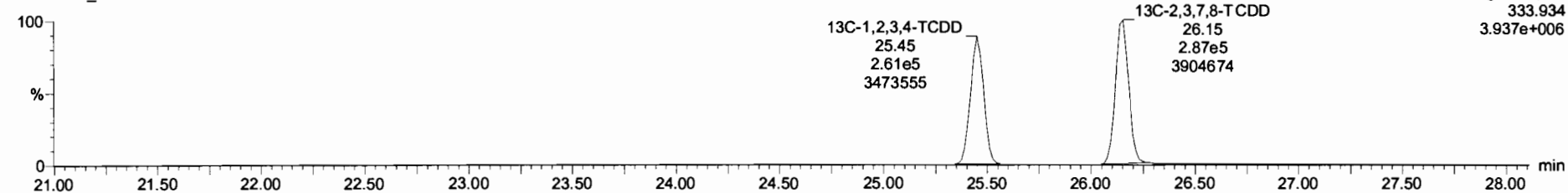


13C-1,2,3,4-TCDD

191217K2_1



191217K2_1



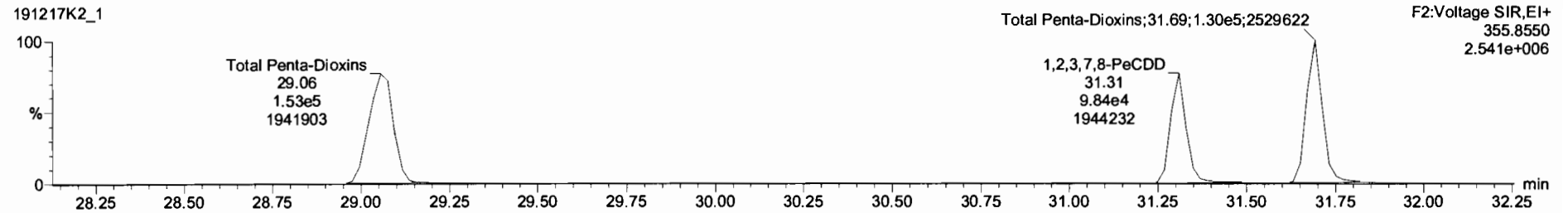
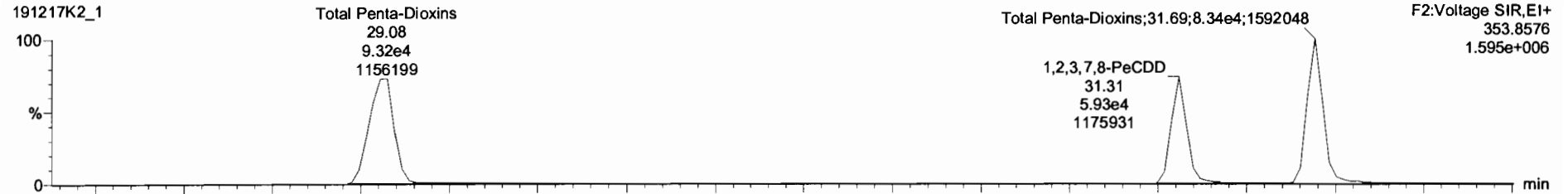
Dataset: Untitled

Last Altered: Wednesday, December 18, 2019 18:00:06 Pacific Standard Time

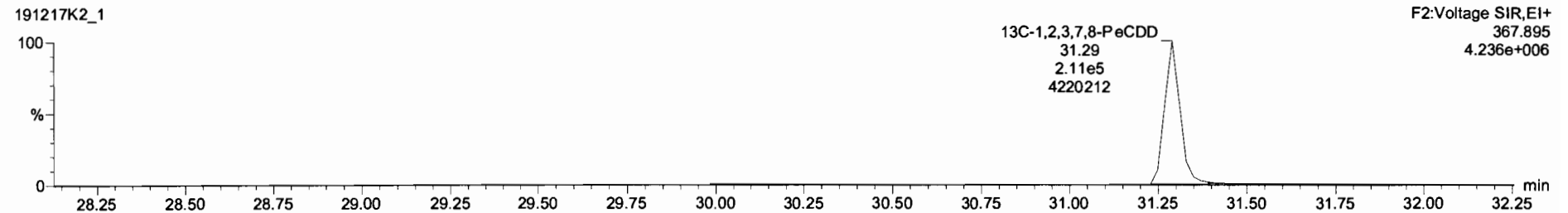
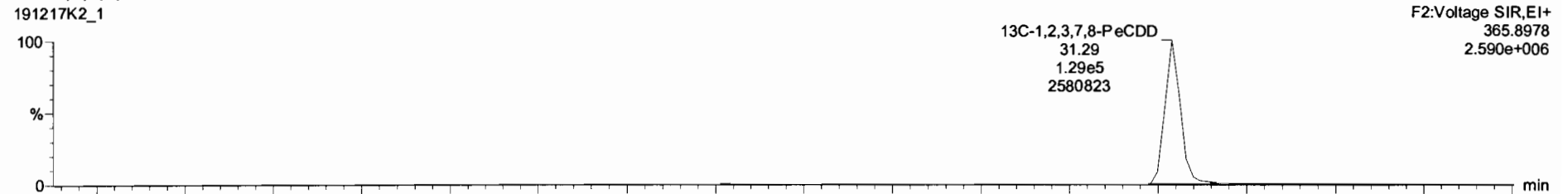
Printed: Wednesday, December 18, 2019 18:00:55 Pacific Standard Time

Name: 191217K2_1, Date: 17-Dec-2019, Time: 13:52:02, ID: ST191217K2-1 1613 CS3 19C2204, Description: 1613 CS3 19C2204

1,2,3,7,8-PeCDD



13C-1,2,3,7,8-PeCDD



Dataset: Untitled


Last Altered: Wednesday, December 18, 2019 18:00:06 Pacific Standard Time

Printed: Wednesday, December 18, 2019 18:00:55 Pacific Standard Time

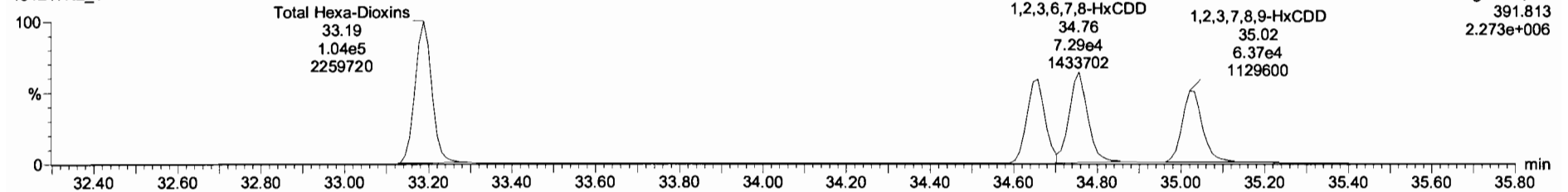
Name: 191217K2_1, Date: 17-Dec-2019, Time: 13:52:02, ID: ST191217K2-1 1613 CS3 19C2204, Description: 1613 CS3 19C2204

1,2,3,4,7,8-HxCDD

191217K2_1




191217K2_1

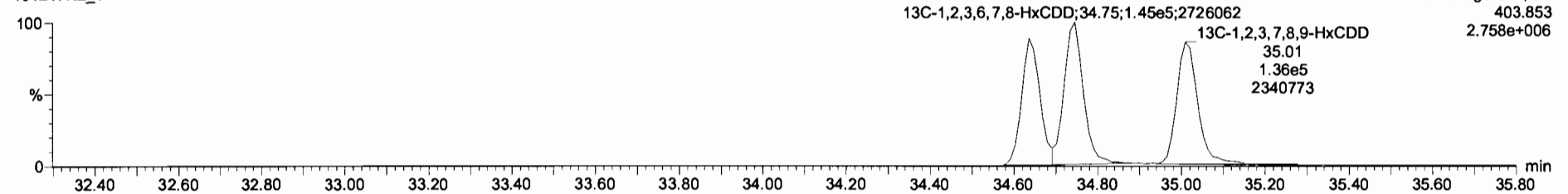


13C-1,2,3,4,7,8-HxCDD

191217K2_1



191217K2_1



Dataset: Untitled

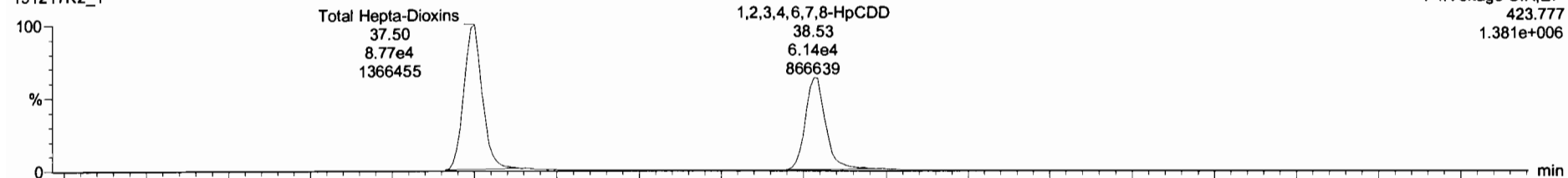
Last Altered: Wednesday, December 18, 2019 18:00:06 Pacific Standard Time

Printed: Wednesday, December 18, 2019 18:00:55 Pacific Standard Time

Name: 191217K2_1, Date: 17-Dec-2019, Time: 13:52:02, ID: ST191217K2-1 1613 CS3 19C2204, Description: 1613 CS3 19C2204

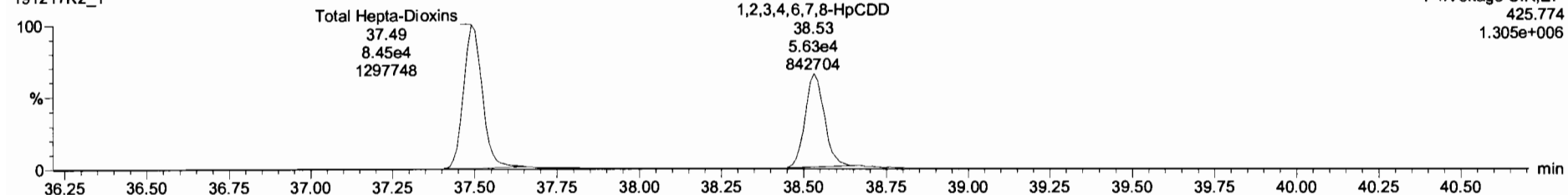
1,2,3,4,6,7,8-HpCDD

191217K2_1



F4:Voltage SIR,EI+
423.777
1.381e+006

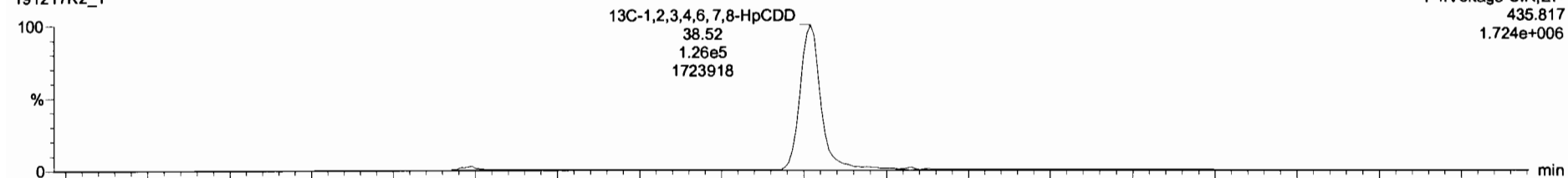
191217K2_1



F4:Voltage SIR,EI+
425.774
1.305e+006

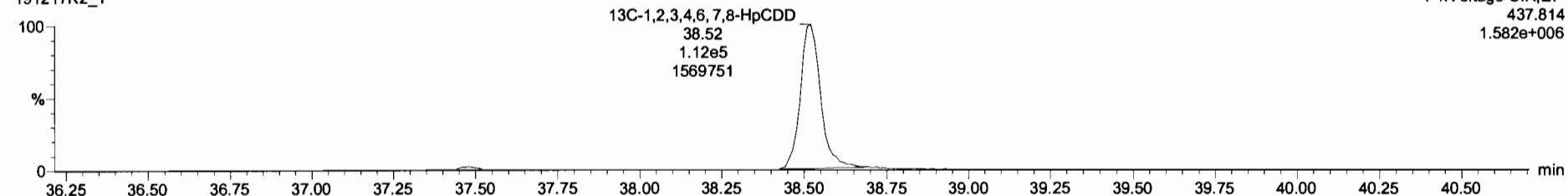
13C-1,2,3,4,6,7,8-HpCDD

191217K2_1



F4:Voltage SIR,EI+
435.817
1.724e+006

191217K2_1



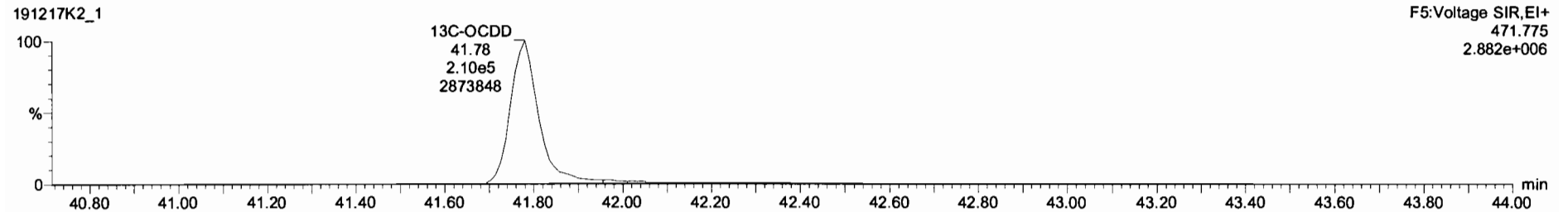
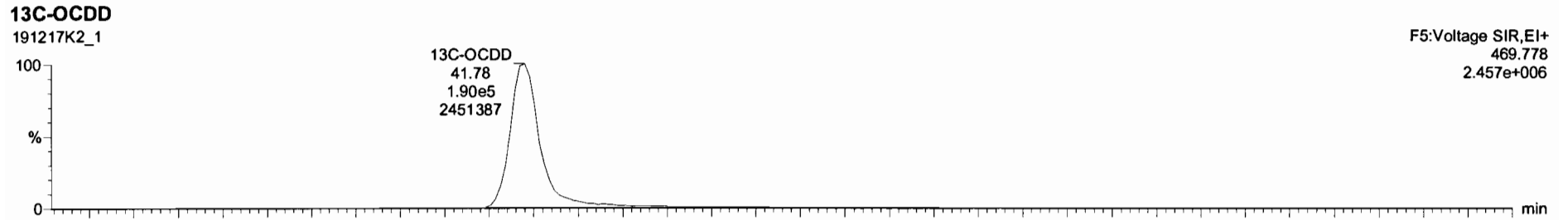
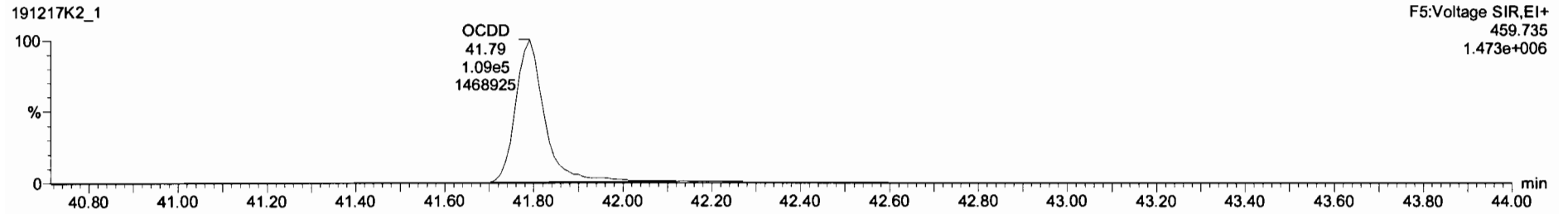
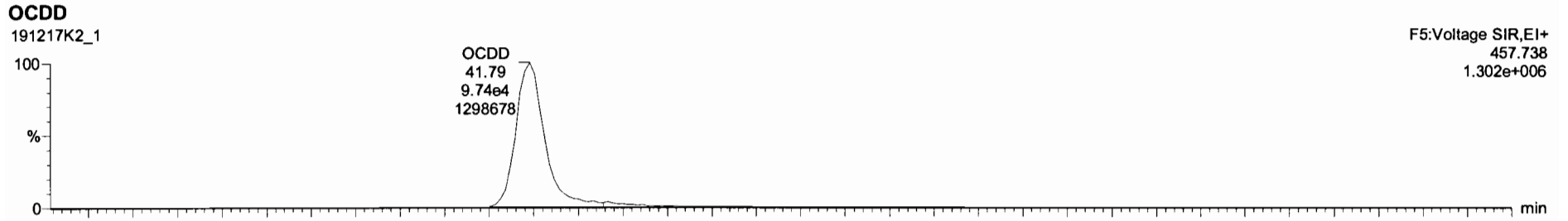
F4:Voltage SIR,EI+
437.814
1.582e+006

Dataset: Untitled




Last Altered: Wednesday, December 18, 2019 18:00:06 Pacific Standard Time

Printed: Wednesday, December 18, 2019 18:00:55 Pacific Standard Time

Name: 191217K2_1, Date: 17-Dec-2019, Time: 13:52:02, ID: ST191217K2-1 1613 CS3 19C2204, Description: 1613 CS3 19C2204



#	Name	Resp	RA	Hy	RF	wt/vol	RT	RRT	Conc	%Rec	DL	RMC
1	2,3,7,8-TCDD	4.66e4	0.74	NO	0.92	1.000	26.17	1.001	9.95	99.5	0.108	9.95
2	1,2,3,7,8-PeCDD	1.58e5	0.80	NO	0.90	1.000	31.31	1.001	51.3	103	0.138	51.3
3	1,2,3,4,7,8-HxCDD	1.53e5	1.28	NO	1.07	1.000	34.86	1.001	52.8	106	0.217	52.8
4	1,2,3,6,7,8-HxCDD	1.66e5	1.27	NO	0.97	1.000	34.78	1.000	52.9	106	0.210	52.9
5	1,2,3,7,8,9-HxCDD	1.49e5	1.34	NO	0.98	1.000	35.03	1.001	50.3	101	0.235	50.3
6	1,2,3,4,6,7,8-HpCDD	1.18e5	1.09	NO	1.04	1.000	38.53	1.000	47.7	95.4	0.318	47.7
7	OCDD	1.97e5	0.98	NO	0.97	1.000	41.79	1.000	106	188	0.287	106
8	2,3,7,8-TCDF	8.99e4	0.78	NO	0.94	1.000	25.19	1.001	10.3	103	0.0938	10.3
9	1,2,3,7,8-PeCDF	2.74e5	1.51	NO	0.98	1.000	30.00	1.001	54.4	108	0.138	54.4
10	1,2,3,4,7,8-HxCDF	2.89e5	1.58	NO	1.00	1.000	30.99	1.001	53.9	108	0.131	53.9
11	1,2,3,6,7,8-HxCDF	2.48e5	1.28	NO	1.24	1.000	33.79	1.000	52.3	105	0.238	52.3
12	1,2,3,8,9-HxCDF	2.84e5	1.29	NO	1.10	1.000	33.91	1.001	53.4	107	0.238	53.4
13	2,3,4,6,7,8-HpCDF	2.84e5	1.29	NO	1.18	1.000	34.48	1.000	53.3	107	0.235	53.3
14	1,2,3,7,8,9-HxCDF	2.02e5	1.28	NO	1.07	1.000	35.37	1.001	53.0	106	0.357	53.0
15	1,2,3,4,6,7,8-HpCDF	2.07e5	1.09	NO	1.13	1.000	37.10	1.000	53.0	106	0.198	53.0
16	1,2,3,4,7,8,9-HpCDF	1.59e5	1.10	NO	1.26	1.000	38.15	1.001	54.7	108	0.282	54.7
17	OCDF	2.75e5	0.93	NO	1.10	1.000	41.98	1.000	91.7	91.7	0.220	91.7



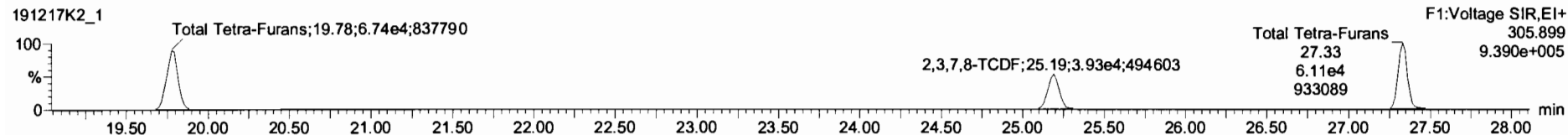

Dataset: Untitled

Last Altered: Wednesday, December 18, 2019 18:00:06 Pacific Standard Time

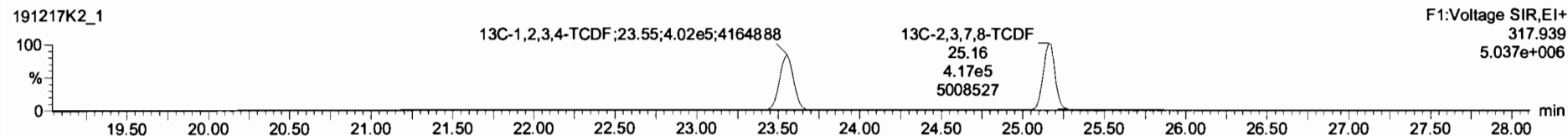
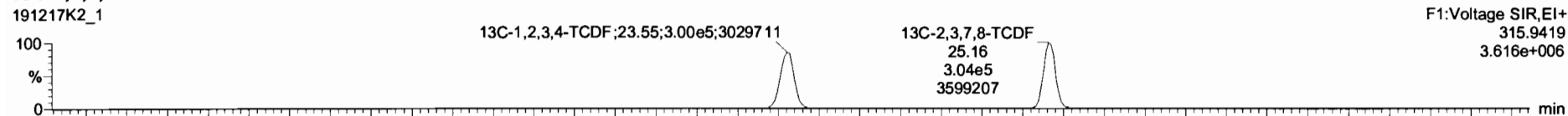
Printed: Wednesday, December 18, 2019 18:00:55 Pacific Standard Time

Name: 191217K2_1, Date: 17-Dec-2019, Time: 13:52:02, ID: ST191217K2-1 1613 CS3 19C2204, Description: 1613 CS3 19C2204

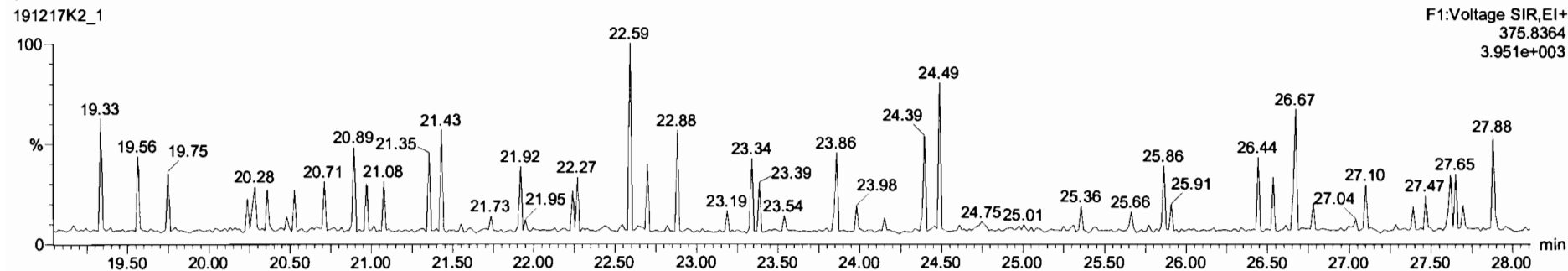
2,3,7,8-TCDF



13C-2,3,7,8-TCDF



DPE1



Dataset: Untitled

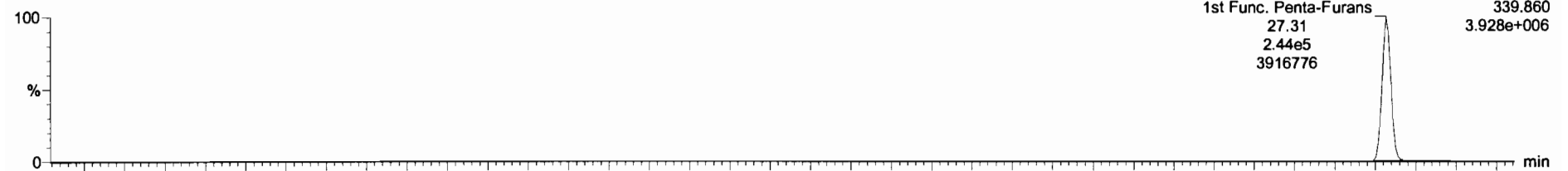
Last Altered: Wednesday, December 18, 2019 18:00:06 Pacific Standard Time

Printed: Wednesday, December 18, 2019 18:00:55 Pacific Standard Time

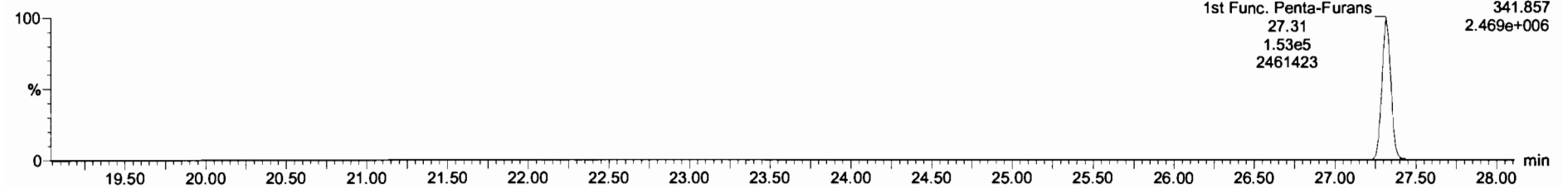
Name: 191217K2_1, Date: 17-Dec-2019, Time: 13:52:02, ID: ST191217K2-1 1613 CS3 19C2204, Description: 1613 CS3 19C2204

1st Func. Penta-Furans

191217K2_1

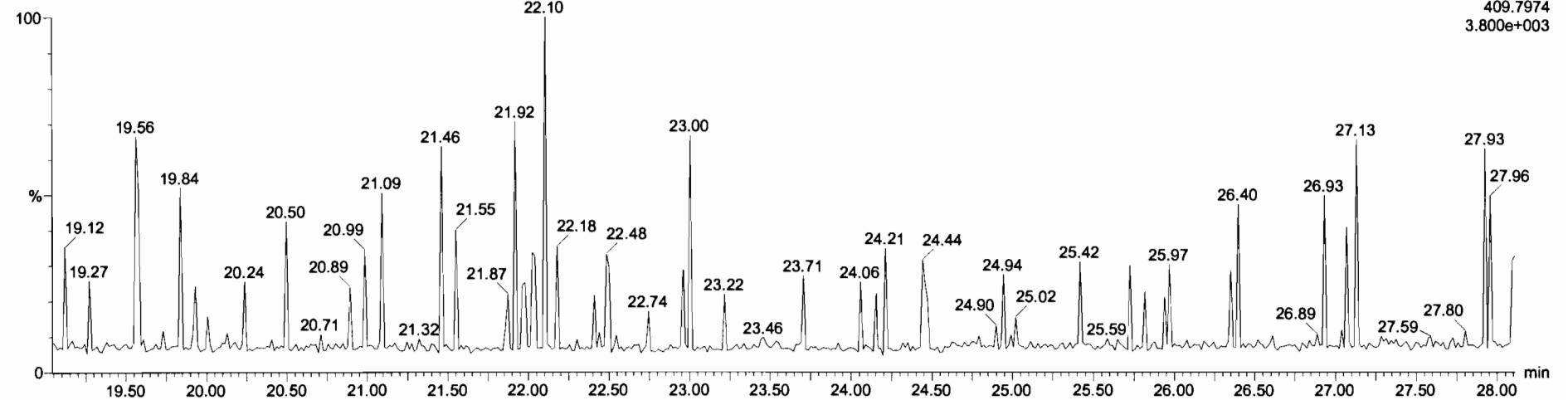


191217K2_1



DPE6

191217K2_1



Dataset: Untitled

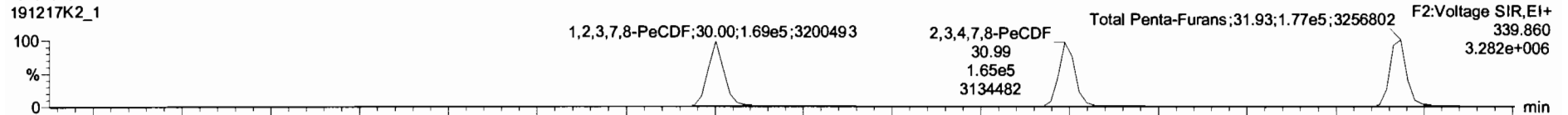
Last Altered: Wednesday, December 18, 2019 18:00:06 Pacific Standard Time

Printed: Wednesday, December 18, 2019 18:00:55 Pacific Standard Time

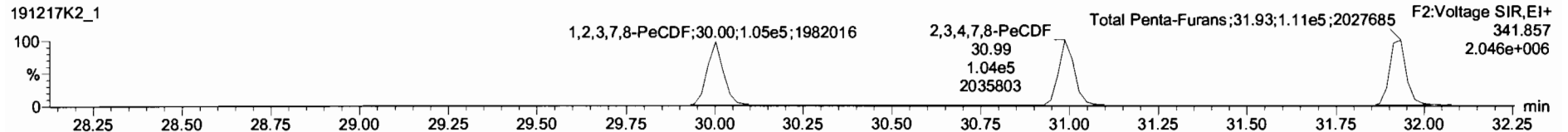
Name: 191217K2_1, Date: 17-Dec-2019, Time: 13:52:02, ID: ST191217K2-1 1613 CS3 19C2204, Description: 1613 CS3 19C2204

1,2,3,7,8-PeCDF

191217K2_1

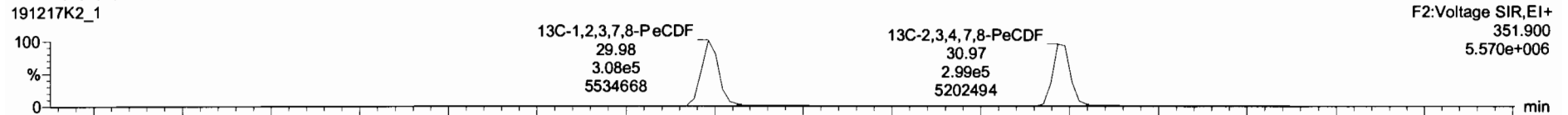


191217K2_1

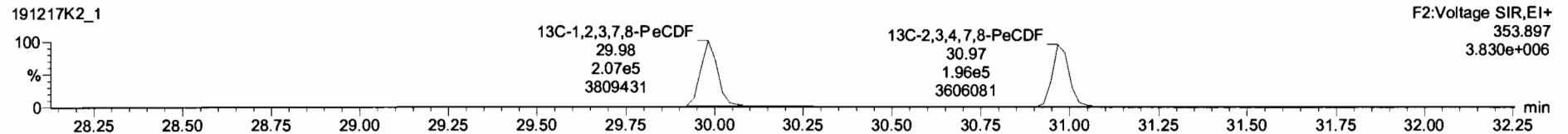


13C-1,2,3,7,8-PeCDF

191217K2_1

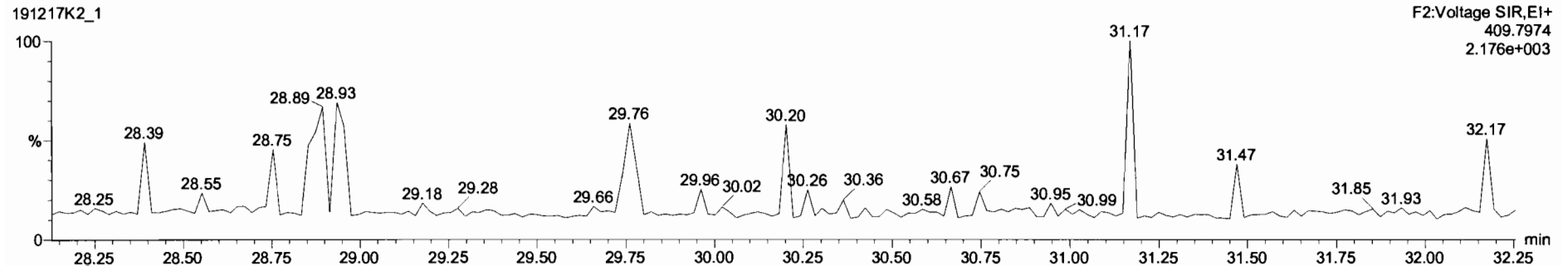


191217K2_1



DPE2

191217K2_1

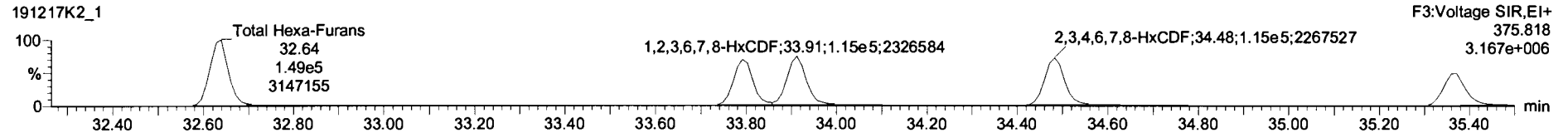
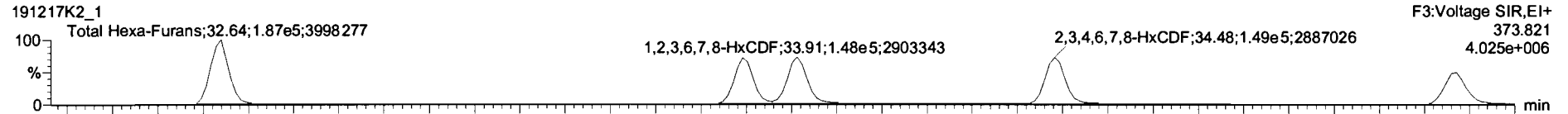


Dataset: Untitled

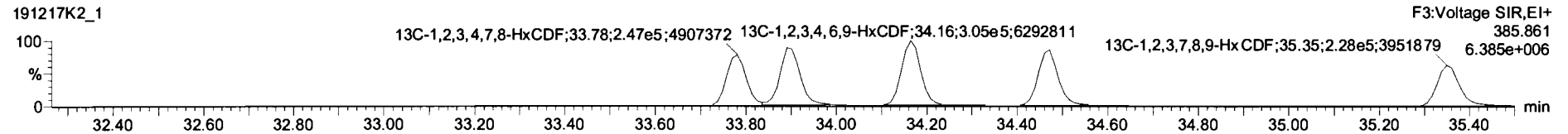
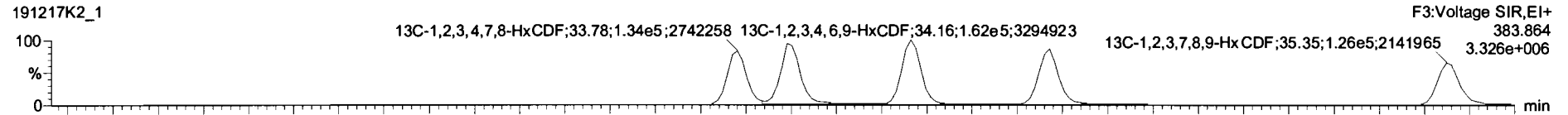
Last Altered: Wednesday, December 18, 2019 18:00:06 Pacific Standard Time
Printed: Wednesday, December 18, 2019 18:00:55 Pacific Standard Time

Name: 191217K2_1, Date: 17-Dec-2019, Time: 13:52:02, ID: ST191217K2-1 1613 CS3 19C2204, Description: 1613 CS3 19C2204

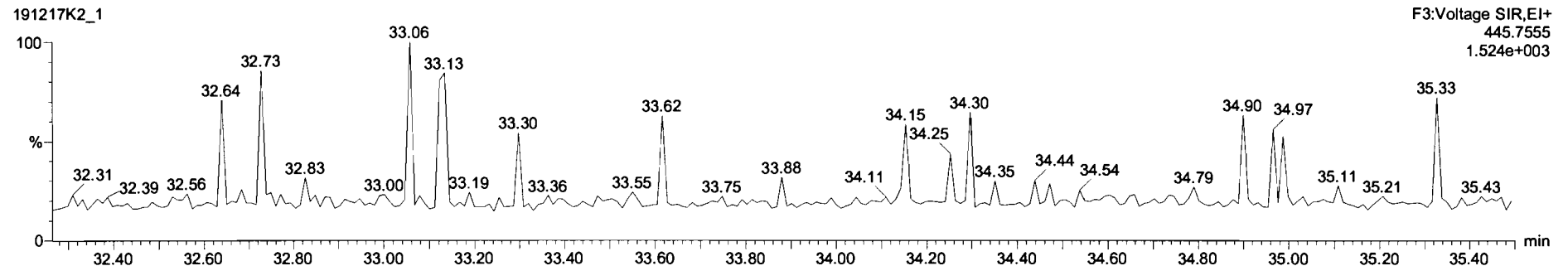
1,2,3,4,7,8-HxCDF



13C-1,2,3,4,7,8-HxCDF



DPE3

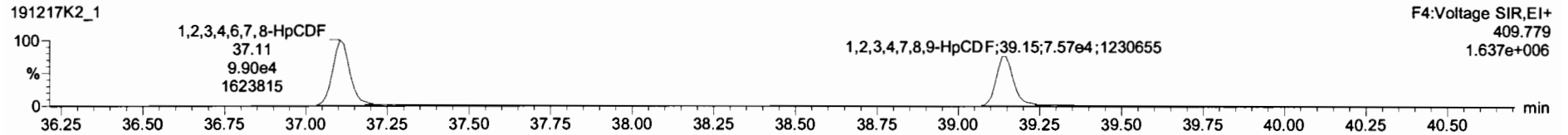
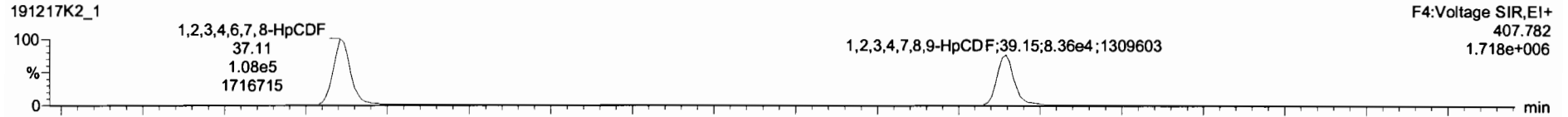


Dataset: Untitled

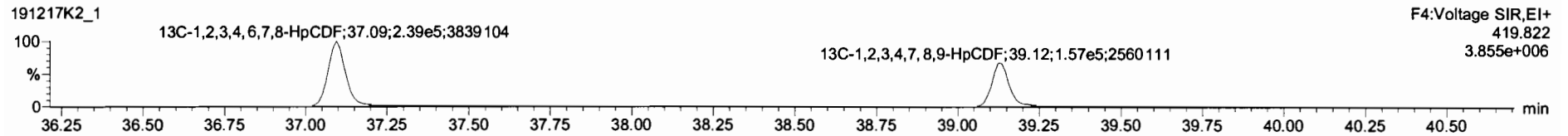
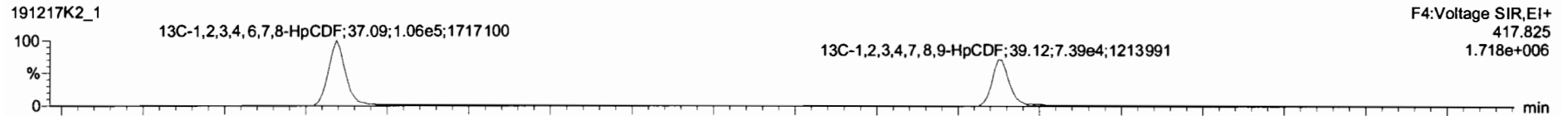
Last Altered: Wednesday, December 18, 2019 18:00:06 Pacific Standard Time
Printed: Wednesday, December 18, 2019 18:00:55 Pacific Standard Time

Name: 191217K2_1, Date: 17-Dec-2019, Time: 13:52:02, ID: ST191217K2-1 1613 CS3 19C2204, Description: 1613 CS3 19C2204

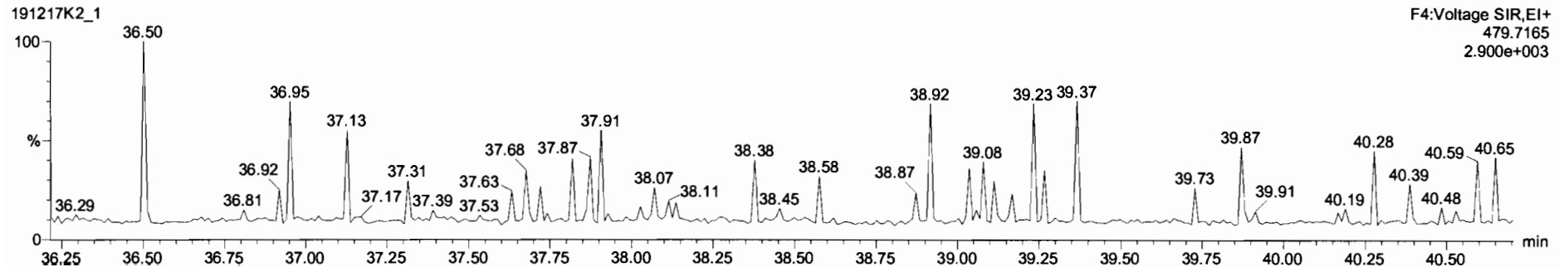
1,2,3,4,6,7,8-HpCDF



13C-1,2,3,4,6,7,8-HpCDF



DPE4

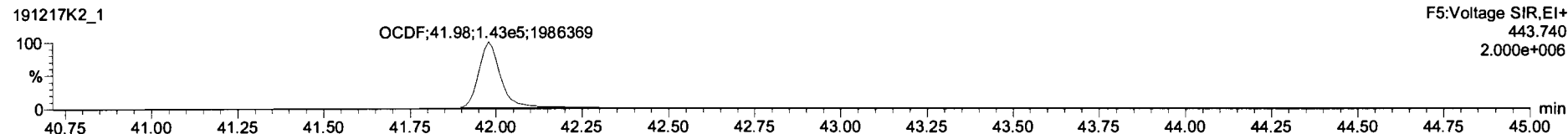
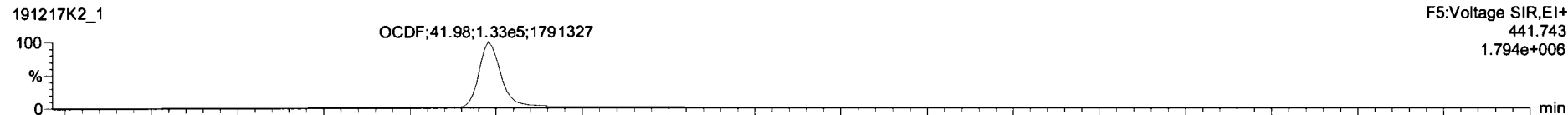


Dataset: Untitled

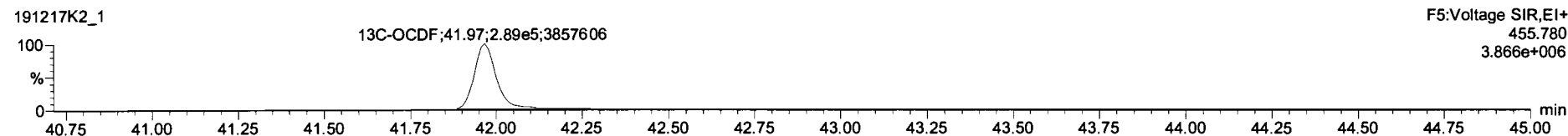
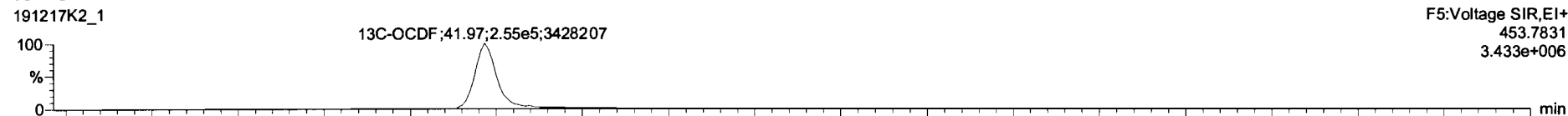
Last Altered: Wednesday, December 18, 2019 18:00:06 Pacific Standard Time
Printed: Wednesday, December 18, 2019 18:00:55 Pacific Standard Time

Name: 191217K2_1, Date: 17-Dec-2019, Time: 13:52:02, ID: ST191217K2-1 1613 CS3 19C2204, Description: 1613 CS3 19C2204

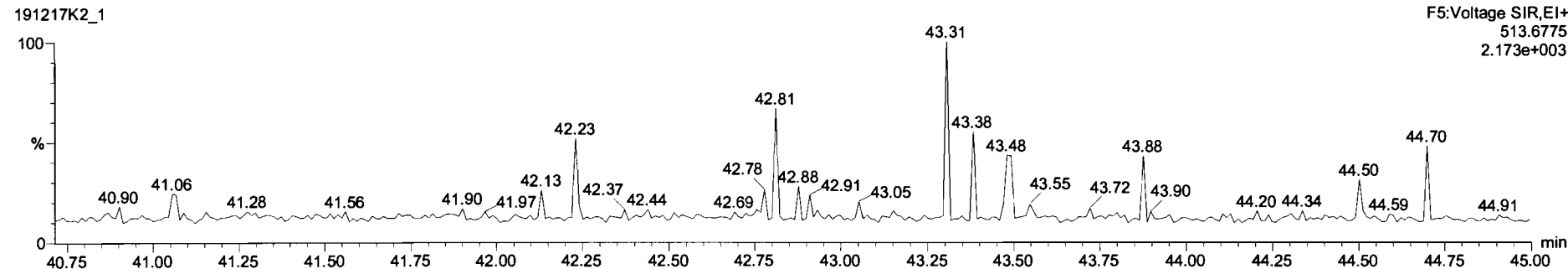
OCDF

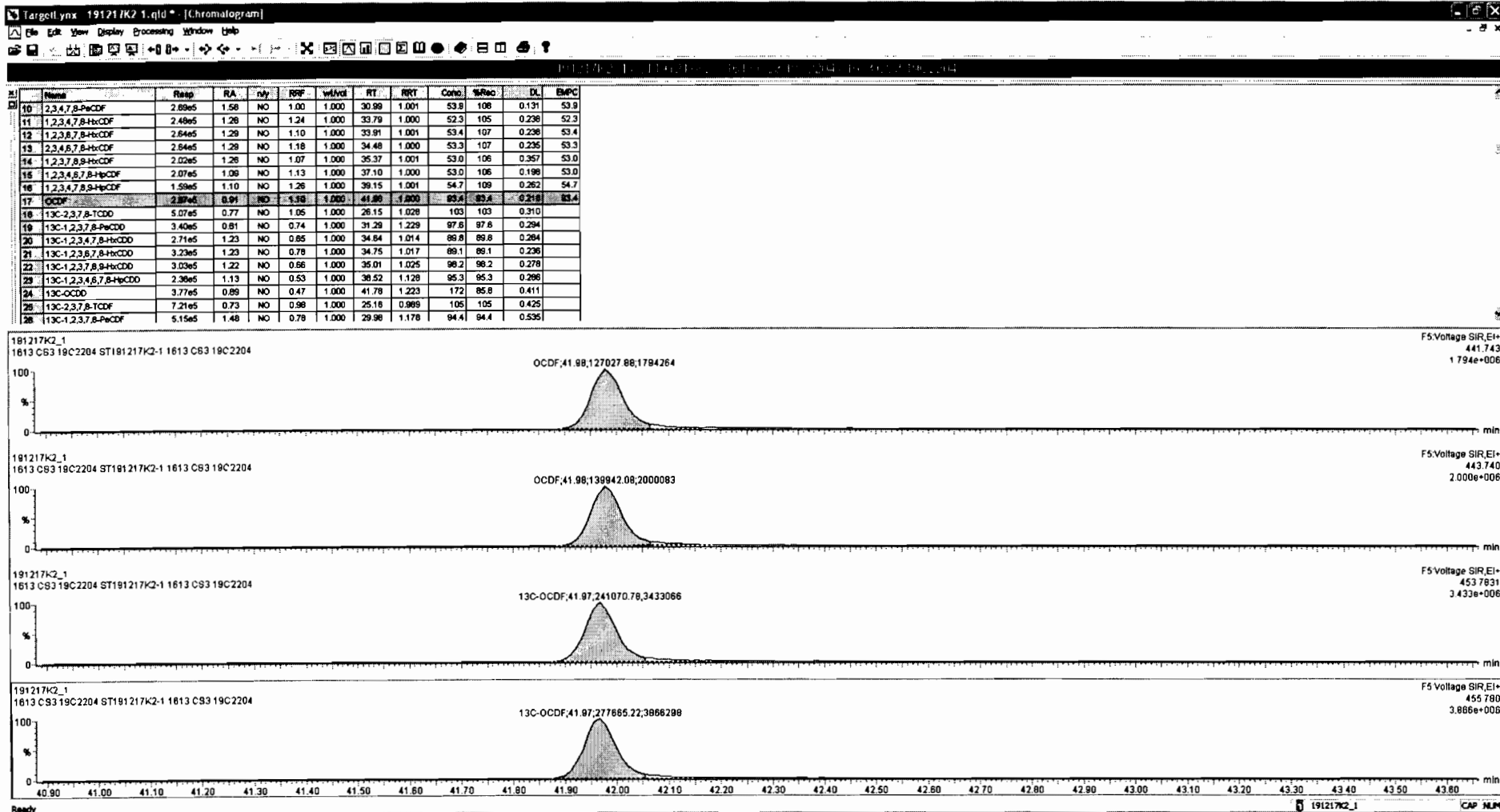


13C-OCDF



DPE5



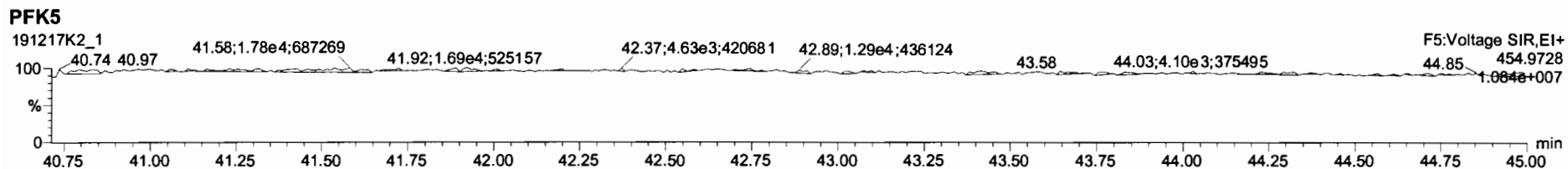
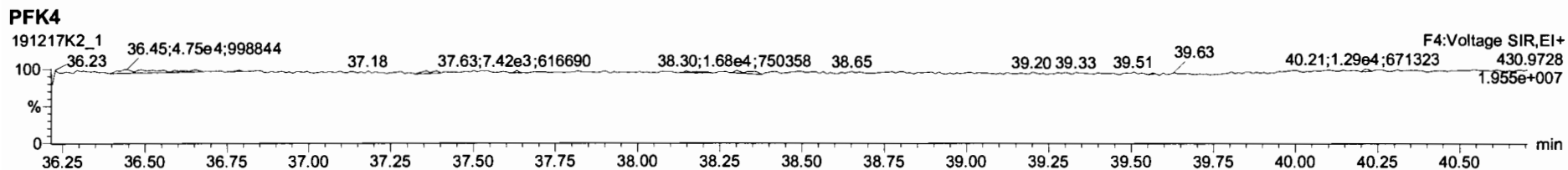
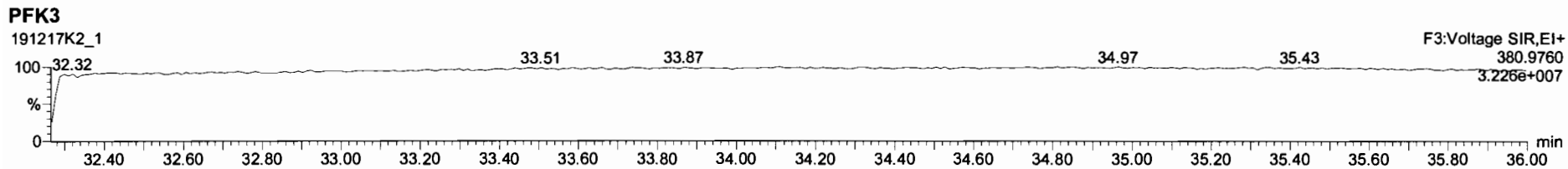
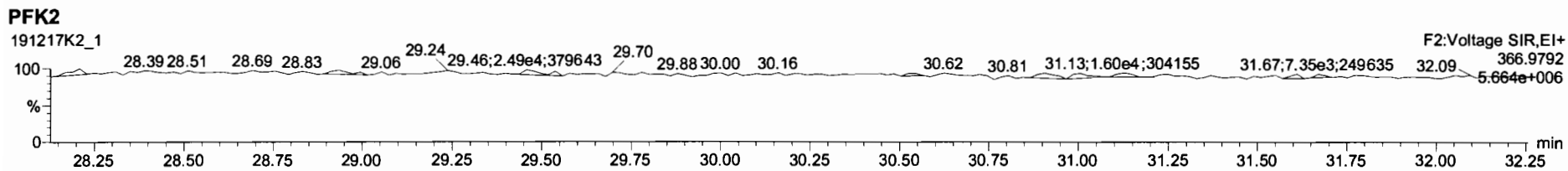
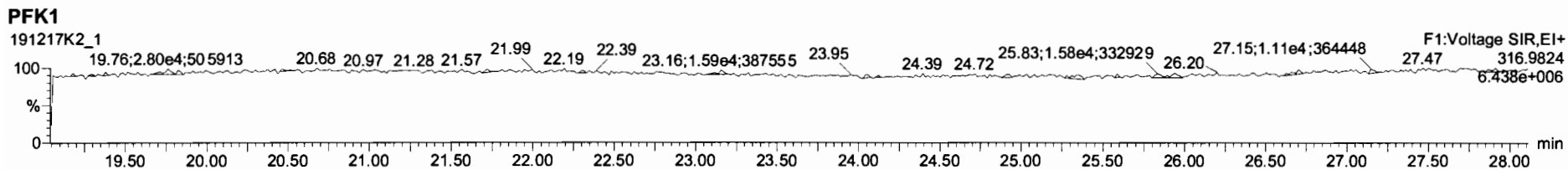


Dataset: Untitled

Last Altered: Wednesday, December 18, 2019 18:00:06 Pacific Standard Time

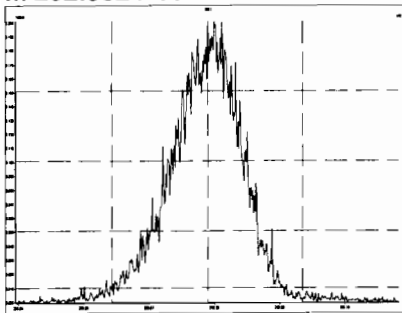
Printed: Wednesday, December 18, 2019 18:00:55 Pacific Standard Time

Name: 191217K2_1, Date: 17-Dec-2019, Time: 13:52:02, ID: ST191217K2-1 1613 CS3 19C2204, Description: 1613 CS3 19C2204

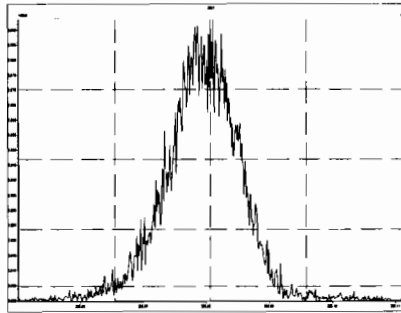


Printed: Wednesday, December 18, 2019 02:05:14 Pacific Standard Time

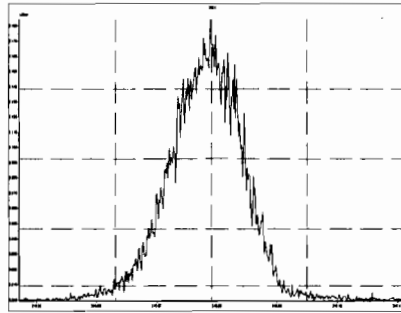
M 292.9824 R 11711



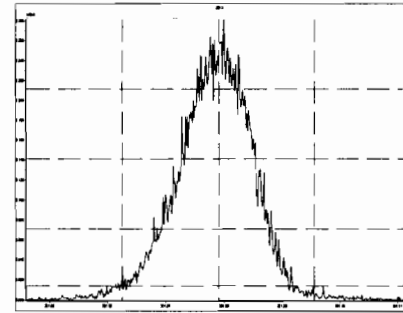
M 304.9824 R 12438



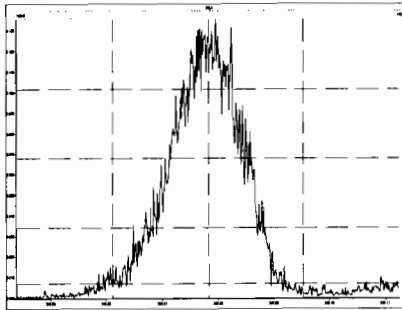
M 318.9792 R 11884



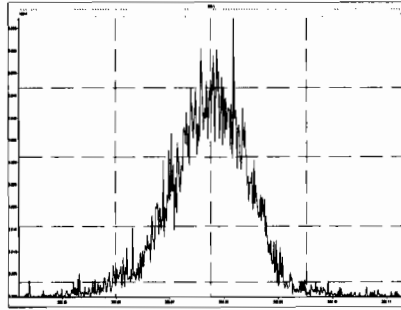
M 330.9792 R 11611



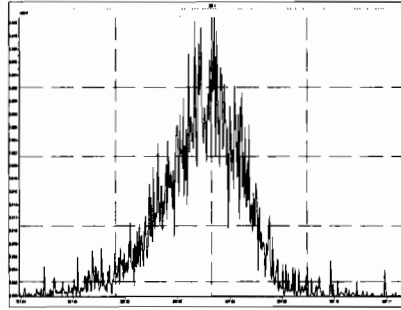
M 342.9792 R 12356



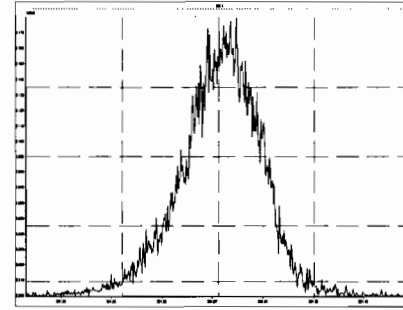
M 354.9792 R 12209



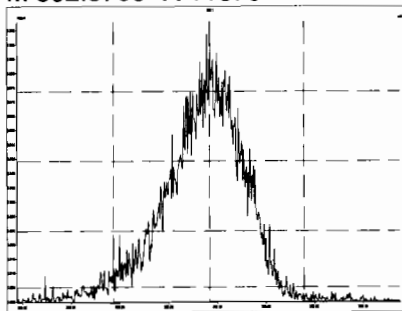
M 366.9792 R 11884



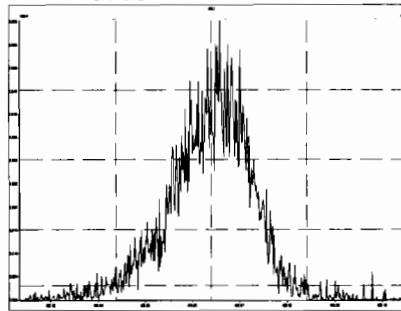
M 380.9760 R 11764



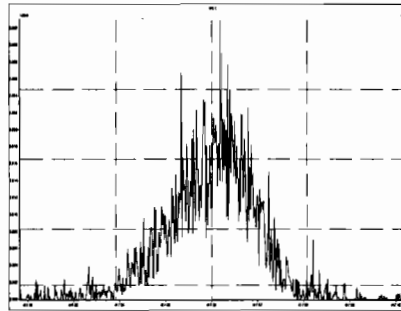
M 392.9760 R 11573



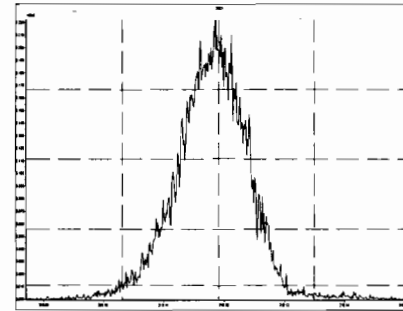
M 404.9760 R 11287



M 416.9760 R 13251

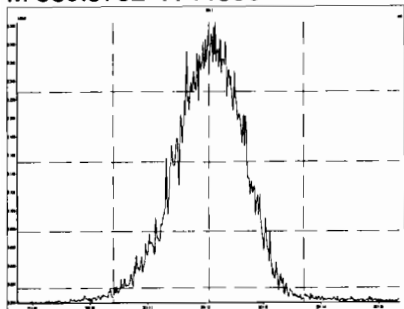


M 318.9792 R 12806

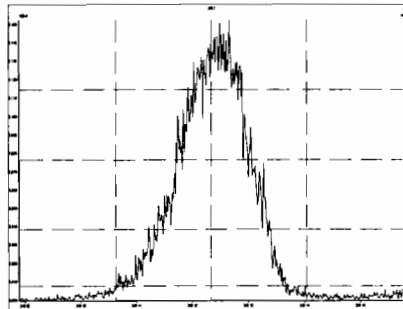


Printed: Wednesday, December 18, 2019 02:05:14 Pacific Standard Time

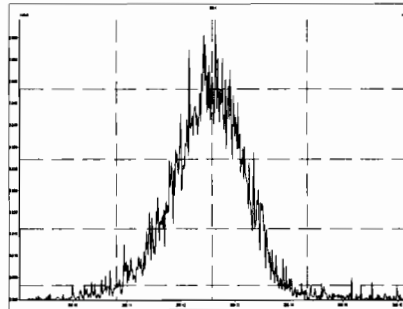
M 330.9792 R 11990



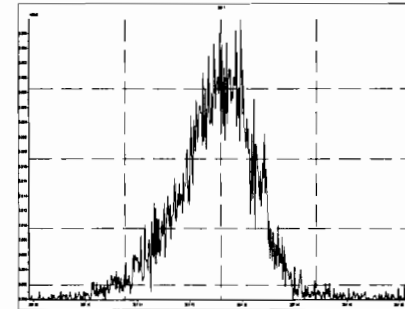
M 342.9792 R 12077



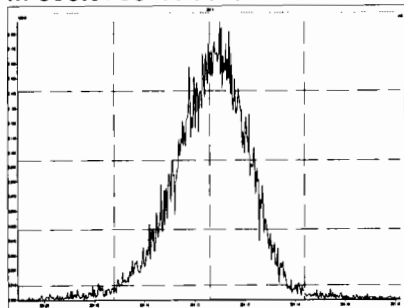
M 354.9792 R 12053



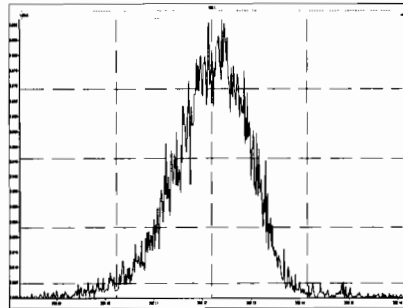
M 366.9792 R 12699



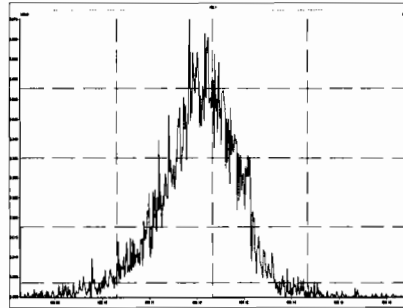
M 380.9760 R 11471



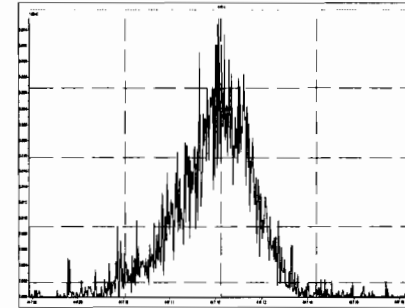
M 392.9760 R 11772



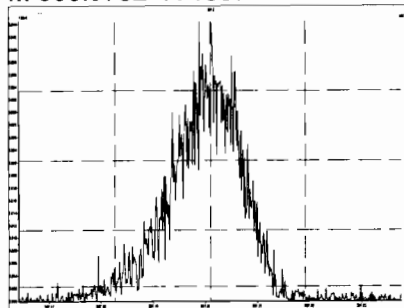
M 404.9760 R 12049



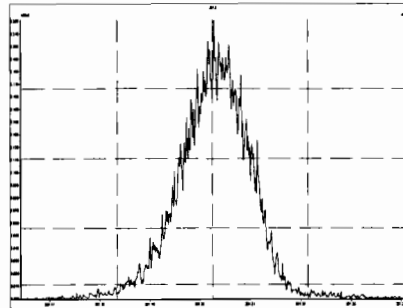
M 416.9760 R 13797



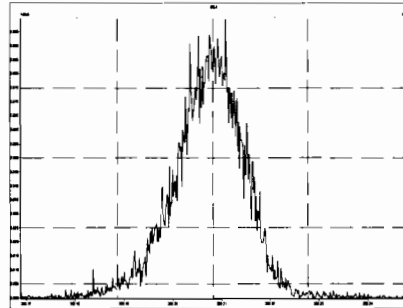
M 366.9792 R 13578



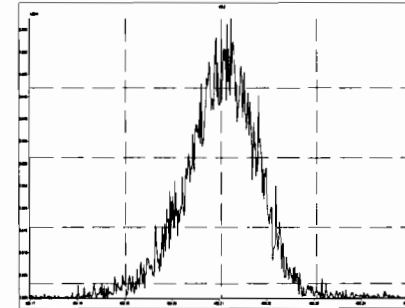
M 380.9760 R 12205



M 392.9760 R 13219

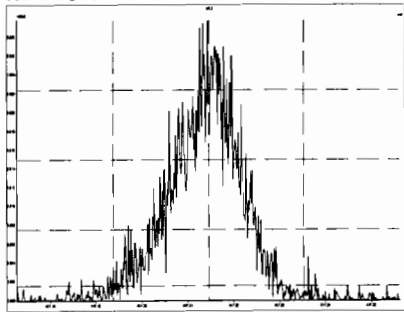


M 404.9760 R 12347

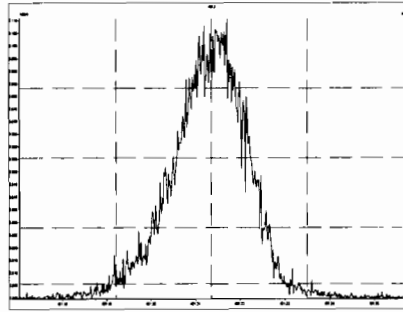


Printed: Wednesday, December 18, 2019 02:05:14 Pacific Standard Time

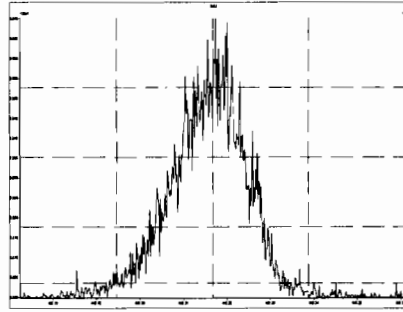
M 416.9760 R 14169



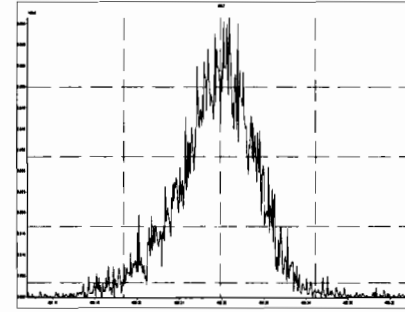
M 430.9728 R 12205



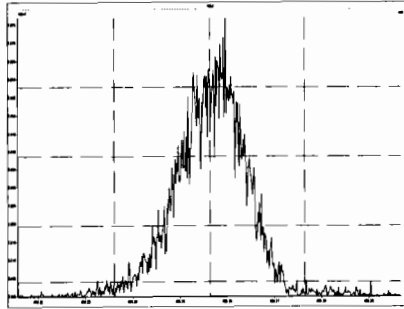
M 442.9728 R 12695



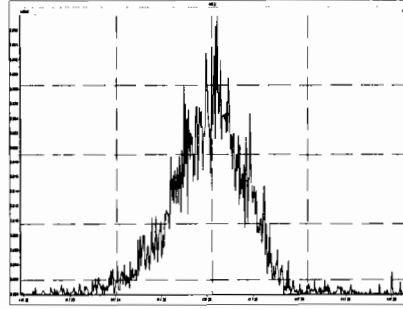
M 454.9728 R 11728



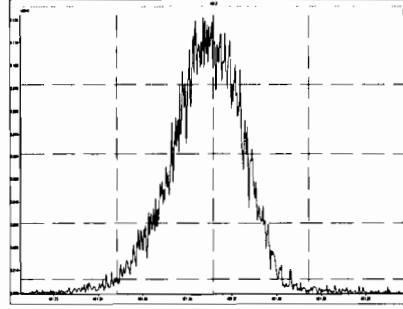
M 404.9760 R 13545



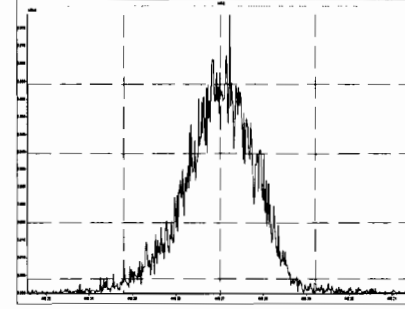
M 416.9760 R 13387



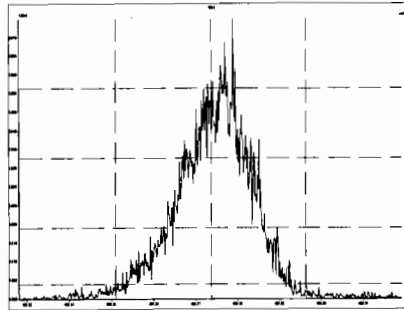
M 430.9728 R 12112



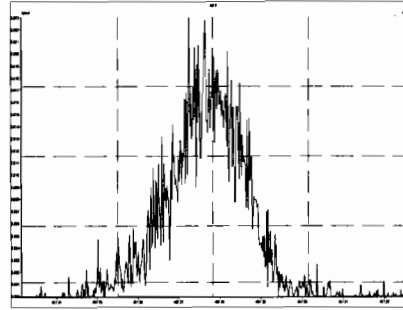
M 442.9728 R 12634



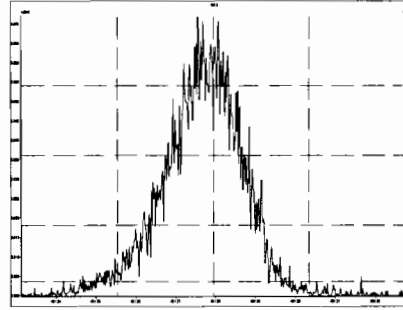
M 454.9728 R 12516



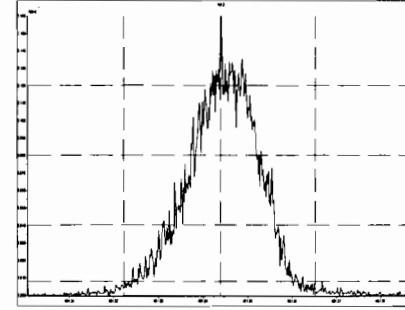
M 466.9728 R 13280



M 480.9696 R 12099

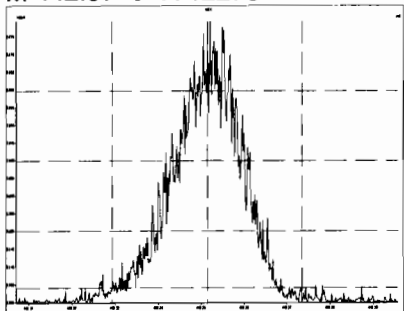


M 430.9728 R 12316

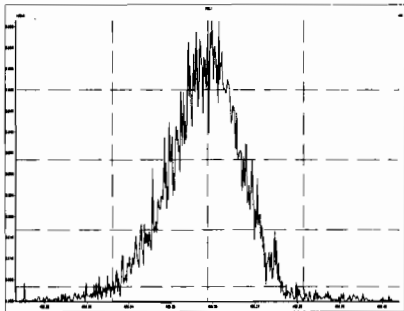


Printed: Wednesday, December 18, 2019 02:05:14 Pacific Standard Time

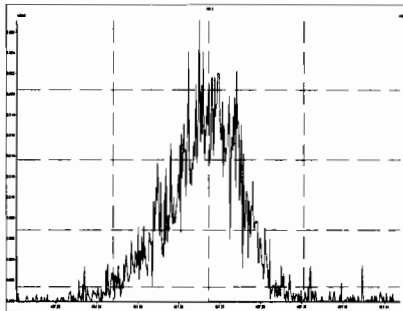
M 442.9728 R 12278



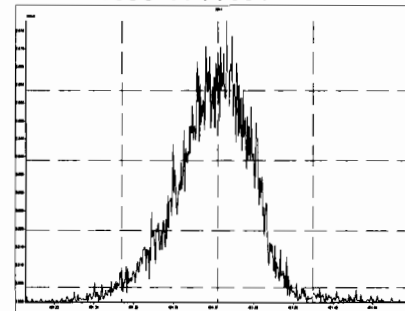
M 454.9728 R 11990



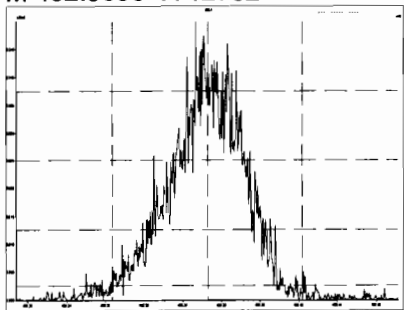
M 466.9728 R 12691



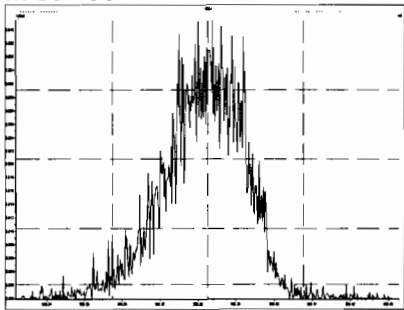
M 480.9696 R 11691



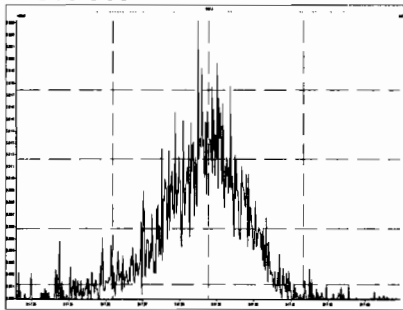
M 492.9696 R 12762



M 504.9696 R 11720



M 516.9697 R 13826



HRMS CALIBRATION STANDARDS REVIEW CHECKLIST

Beg. Calibration ID: ST200107D2-1

Reviewed By: CT 06/08/2020
Initials & Date

End Calibration ID: NA

	<u>Beg.</u>	<u>End</u>
Ion abundance within QC limits?	<input checked="" type="checkbox"/>	<input type="checkbox"/> NA
Concentrations within criteria?	<input checked="" type="checkbox"/>	<input type="checkbox"/>
TCDD/TCDF Valleys <25%	<input checked="" type="checkbox"/>	<input type="checkbox"/>
First and last eluters present?	<input checked="" type="checkbox"/>	<input type="checkbox"/>
Retention Times within criteria?	<input checked="" type="checkbox"/>	<input type="checkbox"/>
Verification Std. named correctly? (ST-Year-Month-Day-VG ID)	<input checked="" type="checkbox"/>	<input type="checkbox"/>
Forms signed and dated?	<input checked="" type="checkbox"/>	<input type="checkbox"/>
Correct ICAL referenced?	<u>DB</u>	<u> </u>
<u>Run Log:</u>		
- Correct Instrument listed?	<input checked="" type="checkbox"/>	<input type="checkbox"/> V
- Samples within 12 hour clock?	<input checked="" type="checkbox"/> Y	<input type="checkbox"/> N
- Bottle position verified?	<u>DB</u>	<u> </u>

	<u>Beg.</u>	<u>End</u>
Mass resolution \geq	<input checked="" type="checkbox"/>	<input type="checkbox"/>
<input type="checkbox"/> 5k <input type="checkbox"/> 6-8K <input type="checkbox"/> 8K <input checked="" type="checkbox"/> 10K 1614 1699 429 1613/1668/8280		
Intergrated peaks display correctly?	<input checked="" type="checkbox"/>	<input type="checkbox"/> NA
GC Break <20%		<input type="checkbox"/> NA
<u>8280 CS1 End Standard:</u>		
- Ratios within limits, S/N <2.5:1, CS1 within 12 hours		<input type="checkbox"/> NA

Comments:

FORM 4A
PCDD/PCDF CALIBRATION VERIFICATION

Lab Name: Vista Analytical Laboratory Episode No.:

CCAL ID: ST200107D2-1

Contract No.: SAS No.:

Initial Calibration Date: 10-9-19

Instrument ID: VG-7

GC Column ID: ZB-SMS

VER Data Filename: 200107D2 S#1 Analysis Date: 7-JAN-20 Time: 22:31:35

NATIVE ANALYTES	M/Z'S	ION	QC	Pass	CONC.	CONC.
	FORMING	ABUND.	LIMITS		FOUND	RANGE (3)
	RATIO (1)	RATIO	(2)			(ng/mL)
2,3,7,8-TCDD	M/M+2	0.81	0.65-0.89	y	11.2	7.8 - 12.9
1,2,3,7,8-PeCDD	M/M+2	0.63	0.54-0.72	y	55.7	8.2 - 12.3 (4) 39.0 - 65.0
1,2,3,4,7,8-HxCDD	M+2/M+4	1.23	1.05-1.43	y	52.4	39.0 - 64.0
1,2,3,6,7,8-HxCDD	M+2/M+4	1.26	1.05-1.43	y	55.1	39.0 - 64.0
1,2,3,7,8,9-HxCDD	M+2/M+4	1.25	1.05-1.43	y	54.7	41.0 - 61.0
1,2,3,4,6,7,8-HpCDD	M+2/M+4	1.04	0.88-1.20	y	52.1	43.0 - 58.0
OCDD	M+2/M+4	0.89	0.76-1.02	y	106	79.0 - 126.0
2,3,7,8-TCDF	M/M+2	0.77	0.65-0.89	y	9.94	8.4 - 12.0 8.6 - 11.6 (4)
1,2,3,7,8-PeCDF	M+2/M+4	1.61	1.32-1.78	y	54.2	41.0 - 60.0
2,3,4,7,8-PeCDF	M+2/M+4	1.59	1.32-1.78	y	53.9	41.0 - 61.0
1,2,3,4,7,8-HxCDF	M+2/M+4	1.22	1.05-1.43	y	48.7	45.0 - 56.0
1,2,3,6,7,8-HxCDF	M+2/M+4	1.25	1.05-1.43	y	48.8	44.0 - 57.0
2,3,4,6,7,8-HxCDF	M+2/M+4	1.22	1.05-1.43	y	51.0	44.0 - 57.0
1,2,3,7,8,9-HxCDF	M+2/M+4	1.23	1.05-1.43	y	48.9	45.0 - 56.0
1,2,3,4,6,7,8-HpCDF	M+2/M+4	1.00	0.88-1.20	y	47.4	45.0 - 55.0
1,2,3,4,7,8,9-HpCDF	M+2/M+4	1.01	0.88-1.20	y	47.0	43.0 - 58.0
OCDF	M+2/M+4	0.90	0.76-1.02	y	99.0	63.0 - 159.0

(1) See Table 8, Method 1613, for m/z specifications.

(2) Ion Abundance Ratio Control Limits as specified in Table 9, Method 1613.

(3) Contract-required concentration range as specified in Table 6, Method 1613.

(4) Contract-required concentration range as specified in Table 6a, Method 1613, for tetras only.

Analyst: DB

Date: 1/8/20

FORM 4B
PCDD/PCDF CALIBRATION VERIFICATION

Lab Name: Vista Analytical Laboratory Episode No.:

Contract No.: SAS No.:

Initial Calibration Date: 10-9-19

Instrument ID: VG-7

GC Column ID: ZB-SMS

VER Data Filename: 200107D2 S#1 Analysis Date: 7-JAN-20 Time: 22:31:35

LABELLED COMPOUNDS	M/Z'S FORMING RATIO (1)	ION ABUND. RATIO	QC LIMITS (2)	Pass	CONC. FOUND	CONC. RANGE (ng/mL)
13C-2,3,7,8-TCDD	M/M+2	0.79	0.65-0.89	y	104	82.0 - 121.0
13C-1,2,3,7,8-PeCDD	M/M+2	0.62	0.54-0.72	y	94.2	62.0 - 160.0
13C-1,2,3,4,7,8-HxCDD	M+2/M+4	1.29	1.05-1.43	y	95.6	85.0 - 117.0
13C-1,2,3,6,7,8-HxCDD	M+2/M+4	1.26	1.05-1.43	y	85.1	85.0 - 118.0
13C-1,2,3,7,8,9-HxCDD	M+2/M+4	1.25	1.05-1.43	y	88.6	85.0 - 118.0
13C-1,2,3,4,6,7,8-HpCDD	M+2/M+4	1.06	0.88-1.20	y	97.5	72.0 - 138.0
13C-OCDD	M/M+2	0.92	0.76-1.02	y	182	96.0 - 415.0
13C-2,3,7,8-TCDF	M+2/M+4	0.79	0.65-0.89	y	102	71.0 - 140.0
13C-1,2,3,7,8-PeCDF	M+2/M+4	1.59	1.32-1.78	y	99.3	76.0 - 130.0
13C-2,3,4,7,8-PeCDF	M+2/M+4	1.60	1.32-1.78	y	96.7	77.0 - 130.0
13C-1,2,3,4,7,8-HxCDF	M/M+2	0.50	0.43-0.59	y	107	76.0 - 131.0
13C-1,2,3,6,7,8-HxCDF	M/M+2	0.52	0.43-0.59	y	100	70.0 - 143.0
13C-2,3,4,6,7,8-HxCDF	M/M+2	0.52	0.43-0.59	y	99.0	73.0 - 137.0
13C-1,2,3,7,8,9-HxCDF	M/M+2	0.52	0.43-0.59	y	102	74.0 - 135.0
13C-1,2,3,4,6,7,8-HpCDF	M+2/M+4	0.44	0.37-0.51	y	101	78.0 - 129.0
13C-1,2,3,4,7,8,9-HpCDF	M+2/M+4	0.44	0.37-0.51	y	105	77.0 - 129.0
13C-OCDF	M+2/M+4	0.92	0.76-1.02	y	195	96.0 - 415.0
CLEANUP STANDARD (3) 37Cl-2,3,7,8-TCDD					9.71	7.9 - 12.7

(1) See Table 8, Method 1613, for m/z specifications.

(2) Ion Abundance Ratio Control Limits as specified

(3) No ion abundance ratio; report concentration found.

Analyst: DB

Date: 1/8/20

FORM 5
PCDD/PCDF RT WINDOW AND ISOMER SPECIFICITY STANDARDS

Lab Name: Vista Analytical Laboratory Episode No.:

Contract No.: SAS No.:

Instrument ID: VG-7 Initial Calibration Date: 10-9-19

RT Window Data Filename: 200107D2 S#1 Analysis Date: 7-JAN-20 Time: 22:31:35

ZB-5MS IS Data Filename: 200107D2 S#1 Analysis Date: 7-JAN-20 Time: 22:31:35

DB_225 IS Data Filename: Analysis Date: Time:

ZB-5MS RT WINDOW DEFINING STANDARDS RESULTS

ISOMERS	ABSOLUTE RT	ISOMERS	ABSOLUTE RT
1,3,6,8-TCDD (F)	22:35	1,3,6,8-TCDF (F)	20:26
1,2,8,9-TCDD (L)	26:54	1,2,8,9-TCDF (L)	27:02
1,2,4,7,9-PeCDD (F)	28:31	1,3,4,6,8-PeCDF (F)	27:01
1,2,3,8,9-PeCDD (L)	30:57	1,2,3,8,9-PeCDF (L)	31:11
1,2,4,6,7,9-HxCDD (F)	32:22	1,2,3,4,6,8-HxCDF (F)	31:50
1,2,3,7,8,9-HxCDD (L)	34:18	1,2,3,7,8,9-HxCDF (L)	34:41
1,2,3,4,6,7,9-HpCDD (F)	36:54	1,2,3,4,6,7,8-HpCDF (F)	36:31
1,2,3,4,6,7,8-HpCDD (L)	37:46	1,2,3,4,7,8,9-HpCDF (L)	38:18

(F) = First eluting isomer (ZB-5MS); (L) = Last eluting isomer (ZB-5MS).

=====

ISOMER SPECIFICITY (IS) TEST STANDARD RESULTS

* VALLEY HEIGHT
BETWEEN
COMPARED PEAKS (1)

<25*

(1) To meet contract requirements, *Valley Height Between Compared Peaks shall not exceed 25* (section 15.4.2.2, Method 1613).

Analyst: DBDate: 1/8/20

FORM 6A
PCDD/PCDF RELATIVE RETENTION TIMES

Lab Name: Vista Analytical Laboratory Episode No.:

Contract No.: SAS No.:

Initial Calibration Date: 10-9-19

Instrument ID: VG-7

GC Column ID: ZB-SMS

VER Data Filename: 200107D2 S#1 Analysis Date: 7-JAN-20 Time: 22:31:35

Compounds Using 13C-1234-TCDD as RT Internal Standard

NATIVE ANALYTES	RETENTION TIME		RRT
	REFERENCE	RRT	QC LIMITS (1)
2,3,7,8-TCDD	13C-2,3,7,8-TCDD	1.001	0.999-1.002
1,2,3,7,8-PeCDD	13C-1,2,3,7,8-PeCDD	1.001	0.999-1.002
2,3,7,8-TCDF	13C-2,3,7,8-TCDF	1.001	0.999-1.003
1,2,3,7,8-PeCDF	13C-1,2,3,7,8-PeCDF	1.001	0.999-1.002
2,3,4,7,8-PeCDF	13C-2,3,4,7,8-PeCDF	1.000	0.999-1.002

LABELED COMPOUNDS

13C-2,3,7,8-TCDD	13C-1,2,3,4-TCDD	1.023	0.976-1.043
13C-1,2,3,7,8-PeCDD	13C-1,2,3,4-TCDD	1.202	1.000-1.567
13C-2,3,7,8-TCDF	13C-1,2,3,4-TCDD	0.991	0.923-1.103
13C-1,2,3,7,8-PeCDF	13C-1,2,3,4-TCDD	1.155	1.000-1.425
13C-2,3,4,7,8-PeCDF	13C-1,2,3,4-TCDD	1.191	1.011-1.526
37Cl-2,3,7,8-TCDD	13C-1,2,3,4-TCDD	1.023	0.989-1.052

Analyst: DB

Date: 1/8/20

FORM 6B
PCDD/PCDF RELATIVE RETENTION TIMES

Lab Name: Vista Analytical Laboratory Episode No.:

Contract No.: SAS No.:

Initial Calibration Date: 10-9-19

Instrument ID: VG-7 GC Column ID: ZB-SMS

VER Data Filename: 200107D2 S#1 Analysis Date: 7-JAN-20 Time: 22:31:35

NATIVE ANALYTES	RETENTION TIME	RRT	RRT
	REFERENCE		QC LIMITS (1)
1,2,3,4,7,8-HxCDF	13C-1,2,3,4,7,8-HxCDF	1.000	0.999-1.001
1,2,3,6,7,8-HxCDF	13C-1,2,3,6,7,8-HxCDF	1.001	0.997-1.005
2,3,4,6,7,8-HxCDF	13C-2,3,4,6,7,8-HxCDF	1.000	0.999-1.001
1,2,3,7,8,9-HxCDF	13C-1,2,3,7,8,9-HxCDF	1.000	0.999-1.001
1,2,3,4,7,8-HxCDD	13C-1,2,3,4,7,8-HxCDD	1.001	0.999-1.001
1,2,3,6,7,8-HxCDD	13C-1,2,3,6,7,8-HxCDD	1.000	0.998-1.004
1,2,3,7,8,9-HxCDD	13C-1,2,3,7,8,9-HxCDD	1.000	0.998-1.004
1,2,3,4,6,7,8-HpCDF	13C-1,2,3,4,6,7,8-HpCDF	1.001	0.999-1.001
1,2,3,4,6,7,8-HpCDD	13C-1,2,3,4,6,7,8-HpCDD	1.000	0.999-1.001
1,2,3,4,7,8,9-HpCDF	13C-1,2,3,4,7,8,9-HpCDF	1.000	0.999-1.001
OCDD	13C-OCDD	1.000	0.999-1.001
OCDF	13C-OCDF	1.000	0.999-1.001

LABELED COMPOUNDS

13C-1,2,3,4,7,8-HxCDF	13C-1,2,3,4,6,9-HxCDF	0.988	0.975-1.001
13C-1,2,3,6,7,8-HxCDF	13C-1,2,3,4,6,9-HxCDF	0.991	0.979-1.005
13C-2,3,4,6,7,8-HxCDF	13C-1,2,3,4,6,9-HxCDF	1.009	1.001-1.020
13C-1,2,3,7,8,9-HxCDF	13C-1,2,3,4,6,9-HxCDF	1.038	1.002-1.072
13C-1,2,3,4,7,8-HxCDD	13C-1,2,3,4,6,9-HxCDF	1.014	1.002-1.026
13C-1,2,3,6,7,8-HxCDD	13C-1,2,3,4,6,9-HxCDF	1.017	1.007-1.029
13C-1,2,3,7,8,9-HxCDD	13C-1,2,3,4,6,9-HxCDF	1.026	1.014-1.038
13C-1,2,3,4,6,7,8-HpCDF	13C-1,2,3,4,6,9-HxCDF	1.092	1.069-1.111
13C-1,2,3,4,7,8,9-HpCDF	13C-1,2,3,4,6,9-HxCDF	1.147	1.098-1.192
13C-1,2,3,4,6,7,8-HpCDD	13C-1,2,3,4,6,9-HxCDF	1.130	1.117-1.141
13C-OCDD	13C-1,2,3,4,6,9-HxCDF	1.228	1.085-1.365
13C-OCDF	13C-1,2,3,4,6,9-HxCDF	1.235	1.091-1.371

Analyst: DB

Date: 1/8/20

Client ID: 1613 CS3 19I1604
Lab ID: ST200107D2-1

Filename: 200107D2 S:1 Acq: 7-JAN-20 22:31:35
GC Column ID: ZB-SMS ICal: 1613VG7-10-9-19 wt/vol: 1.000

ConCal: ST200107D2-1
EndCAL: NA

Page 1 of 1

Name	Resp	RA	RRF	RT	Conc	Qual	noise	Fac	DL	Name	Conc	EMPC	Qual	noise	DL
2,3,7,8-TCDD	1.35e+06	0.81 y	0.91	26:02	11.234		* 2.5		*	Total Tetra-Dioxins	80.4	80.9	*	*	*
1,2,3,7,8-PeCDD	4.90e+06	0.63 y	0.90	30:35	55.746		* 2.5		*	Total Penta-Dioxins	212	213	*	*	*
1,2,3,4,7,8-HxCDD	4.87e+06	1.23 y	1.10	33:53	52.392		* 2.5		*	Total Hexa-Dioxins	241	242	*	*	*
1,2,3,6,7,8-HxCDD	5.18e+06	1.26 y	0.94	33:60	55.110		* 2.5		*	Total Hepta-Dioxins	121	123	*	*	*
1,2,3,7,8,9-HxCDD	5.16e+06	1.25 y	0.96	34:18	54.665		* 2.5		*	Total Tetra-Furans	38.0	39.0	*	*	*
1,2,3,4,6,7,8-HpCDD	4.47e+06	1.04 y	0.98	37:46	52.061		* 2.5		*	Total Penta-Furans	233.02	234.29	*	*	*
OCDD	7.34e+06	0.89 y	0.96	41:02	105.58		* 2.5		*	Total Hexa-Furans	266	266	*	*	*
										Total Hepta-Furans	94.7	96.6	*	*	*
2,3,7,8-TCDF	1.89e+06	0.77 y	0.95	25:14	9.9376		* 2.5		*						
1,2,3,7,8-PeCDF	8.34e+06	1.61 y	0.96	29:24	54.169		* 2.5		*						
2,3,4,7,8-PeCDF	8.47e+06	1.59 y	1.01	30:18	53.896		* 2.5		*						
1,2,3,4,7,8-HxCDF	7.01e+06	1.22 y	1.18	32:60	48.699		* 2.5		*						
1,2,3,6,7,8-HxCDF	7.45e+06	1.25 y	1.07	33:08	48.825		* 2.5		*						
2,3,4,6,7,8-HxCDF	7.37e+06	1.22 y	1.11	33:44	50.951		* 2.5		*						
1,2,3,7,8,9-HxCDF	6.05e+06	1.23 y	1.06	34:41	48.930		* 2.5		*						
1,2,3,4,6,7,8-HpCDF	5.64e+06	1.00 y	1.13	36:31	47.363		* 2.5		*						
1,2,3,4,7,8,9-HpCDF	5.03e+06	1.01 y	1.28	38:18	46.981		* 2.5		*						
OCDF	8.68e+06	0.90 y	0.95	41:15	99.022		* 2.5		*						
IS	13C-2,3,7,8-TCDD	1.33e+07	0.79 y	1.10	26:01	103.66				Rec			Qual		
IS	13C-1,2,3,7,8-PeCDD	9.73e+06	0.62 y	0.88	30:34	94.213				104					
IS	13C-1,2,3,4,7,8-HxCDD	8.44e+06	1.29 y	0.64	33:52	95.619				94.2					
IS	13C-1,2,3,6,7,8-HxCDD	1.00e+07	1.26 y	0.86	33:59	85.096				95.6					
IS	13C-1,2,3,7,8,9-HxCDD	9.82e+06	1.25 y	0.81	34:17	88.552				85.1					
IS	13C-1,2,3,4,6,7,8-HpCDD	8.76e+06	1.06 y	0.65	37:45	97.472				88.6					
IS	13C-OCDD	1.45e+07	0.92 y	0.58	41:01	182.09				97.5					
IS	13C-2,3,7,8-TCDF	2.00e+07	0.79 y	1.03	25:13	102.16				91.0					
IS	13C-1,2,3,7,8-PeCDF	1.60e+07	1.59 y	0.85	29:23	99.316				102					
IS	13C-2,3,4,7,8-PeCDF	1.55e+07	1.60 y	0.85	30:17	96.696				99.3					
IS	13C-1,2,3,4,7,8-HxCDF	1.22e+07	0.50 y	0.83	32:59	106.91				96.7					
IS	13C-1,2,3,6,7,8-HxCDF	1.43e+07	0.52 y	1.03	33:07	100.40				107					
IS	13C-2,3,4,6,7,8-HxCDF	1.30e+07	0.52 y	0.95	33:43	99.037				100					
IS	13C-1,2,3,7,8,9-HxCDF	1.16e+07	0.52 y	0.83	34:40	102.34				99.0					
IS	13C-1,2,3,4,6,7,8-HpCDF	1.06e+07	0.44 y	0.76	36:29	101.44				102					
IS	13C-1,2,3,4,7,8,9-HpCDF	8.36e+06	0.44 y	0.58	38:18	104.65				101					
IS	13C-OCDF	1.85e+07	0.92 y	0.69	41:14	195.32				105					
C/Up	37C1-2,3,7,8-TCDD	1.36e+06		1.20	26:02	9.7111				97.7					
RS/RT	13C-1,2,3,4-TCDD	1.17e+07	0.81 y	1.00	25:26	100.00									
RS	13C-1,2,3,4-TCDF	1.89e+07	0.79 y	1.00	23:59	100.00									
RS/RT	13C-1,2,3,4,6,9-HxCDF	1.38e+07	0.51 y	1.00	33:24	100.00									

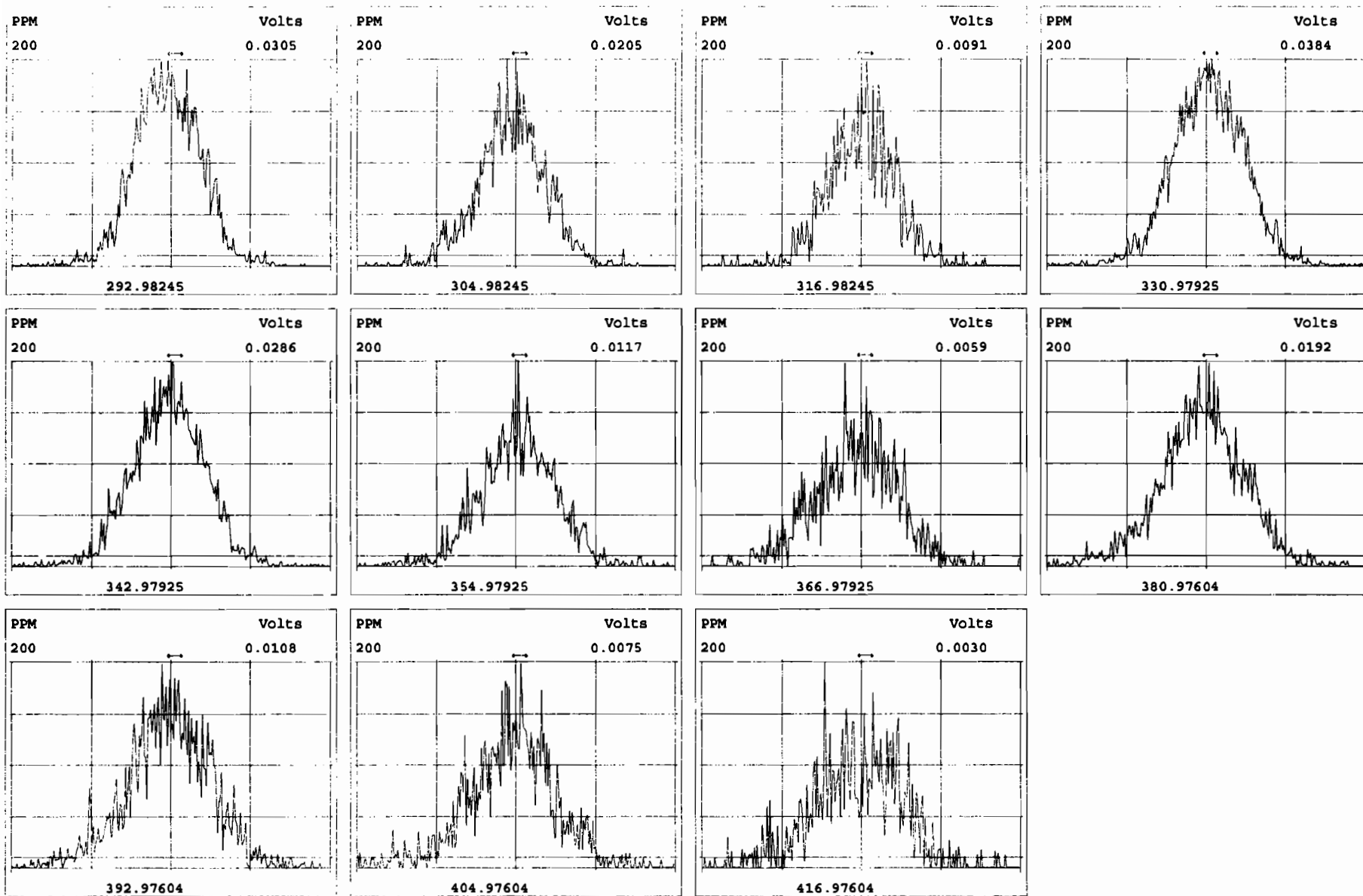
Integrations
by DB
Analyst: DB
Reviewed by CT
Analyst: CT
Date: 1/8/20
Date: 01/08/2020

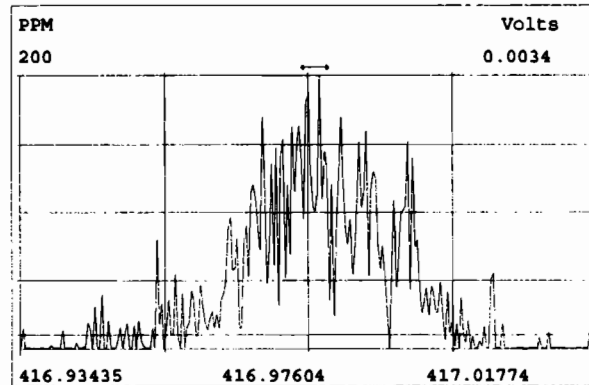
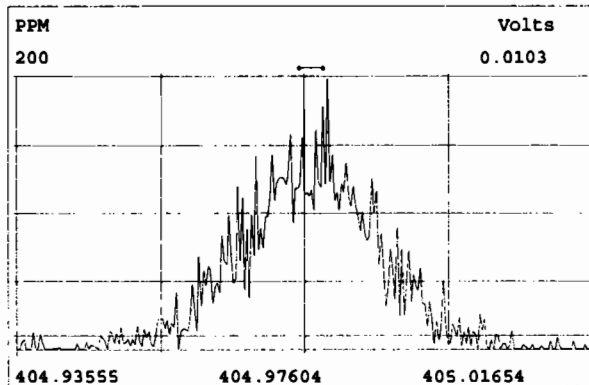
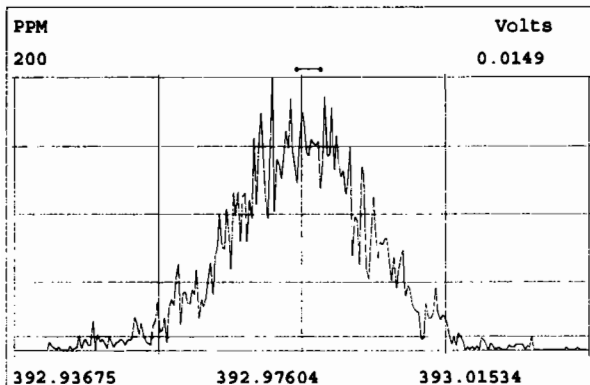
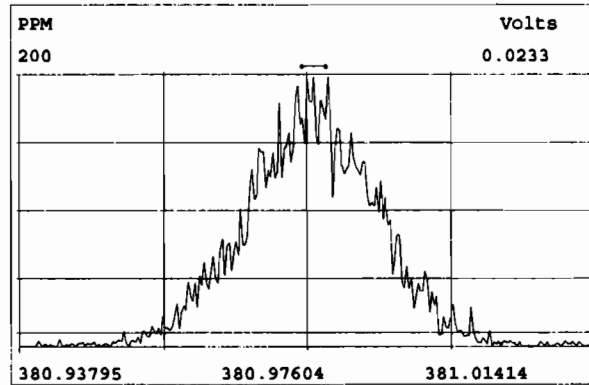
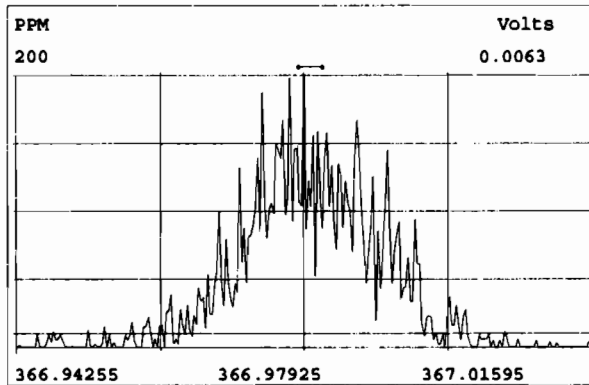
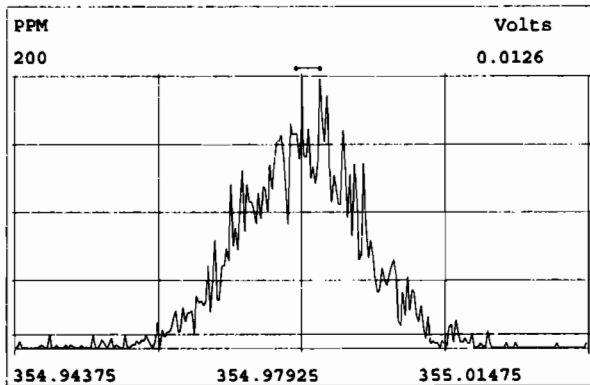
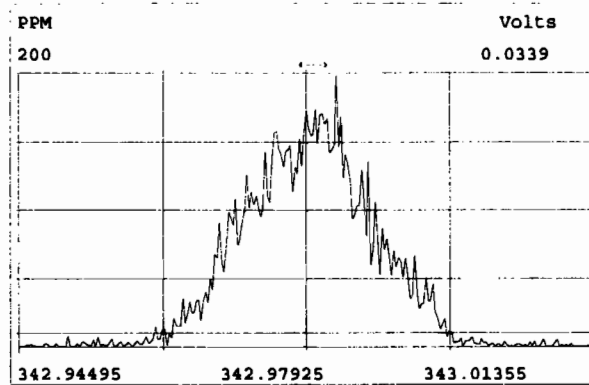
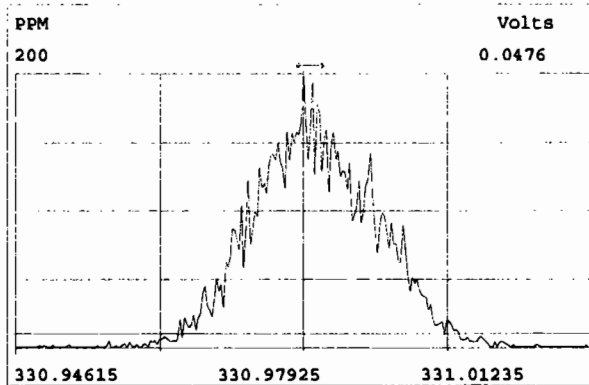
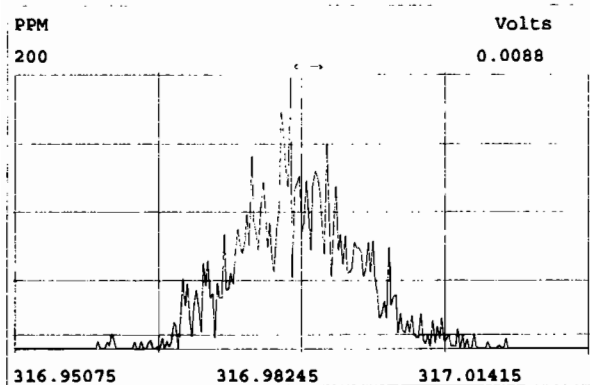
Vista Analytical Laboratory - Injection Log Run file: 200107D2 Instrument ID: VG-7 GC Column ID: ZB-5MS

Data file	S#	Sample ID	Analyst	Acq date	Acq time	CCal	BCal
200107D2	1	ST200107D2-1	DB	7-JAN-20	22:31:35	ST200107D2-1	NA
200107D2	2	B9L0258-BS1	DB	7-JAN-20	23:19:26	ST200107D2-1	NA
200107D2	3	B9L0251-BS1	DB	8-JAN-20	00:07:13	ST200107D2-1	NA
200107D2	4	SOLVENT BLANK	DB	8-JAN-20	00:54:58	ST200107D2-1	NA
200107D2	5	B9L0258-BLK1	DB	8-JAN-20	01:42:45	ST200107D2-1	NA
200107D2	6	B9L0251-BLK1	DB	8-JAN-20	02:30:42	ST200107D2-1	NA
200107D2	7	1904390-01	DB	8-JAN-20	03:18:38	ST200107D2-1	NA
200107D2	8	1903461-13RE2	DB	8-JAN-20	04:06:35	ST200107D2-1	NA
200107D2	9	1903461-14RE2	DB	8-JAN-20	04:54:32	ST200107D2-1	NA
200107D2	10	1903461-15RE2	DB	8-JAN-20	05:42:27	ST200107D2-1	NA
200107D2	11	1903461-16RE2	DB	8-JAN-20	06:30:23	ST200107D2-1	NA
200107D2	12	1903461-17RE2	DB	8-JAN-20	07:18:19	ST200107D2-1	NA
200107D2	13	1903742-04RE1	DB	8-JAN-20	08:06:14	ST200107D2-1	NA
200107D2	14	1903742-05RE1	DB	8-JAN-20	08:54:09	ST200107D2-1	NA
200107D2	15	1903742-07RE1	DB	8-JAN-20	09:42:05	ST200107D2-1	NA

Peak Locate Examination: 7-JAN-2020:22:27 File:RES_CHECK

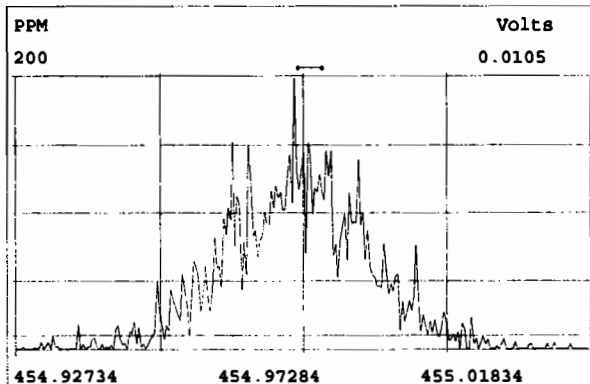
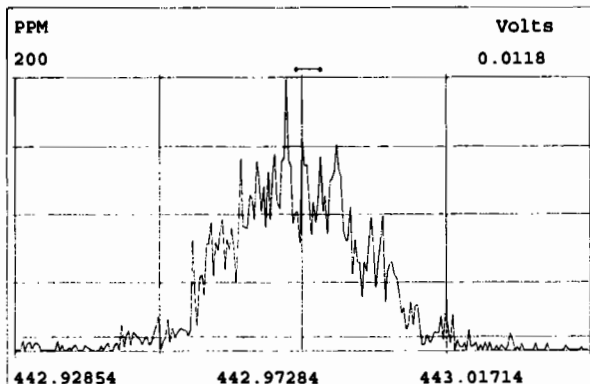
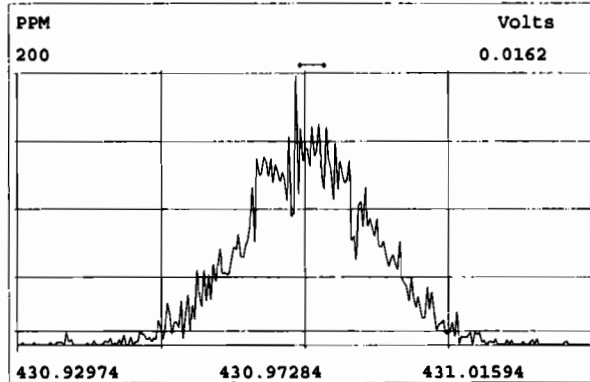
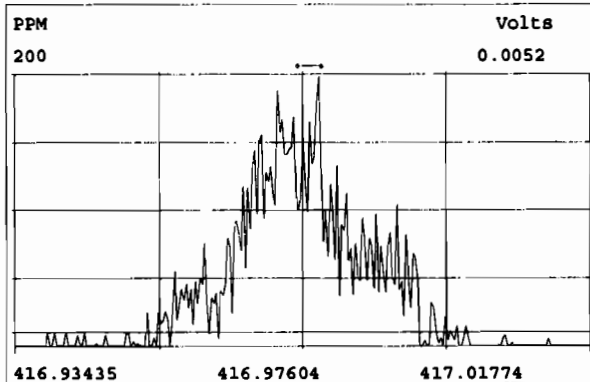
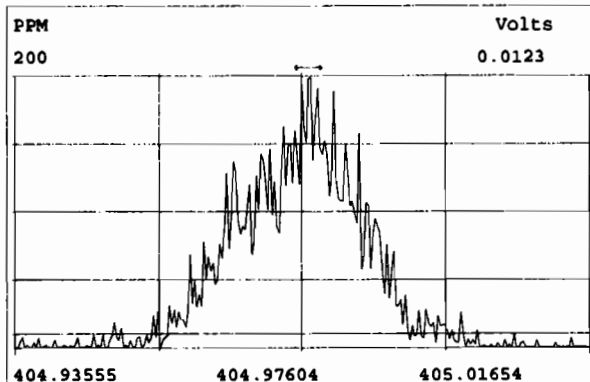
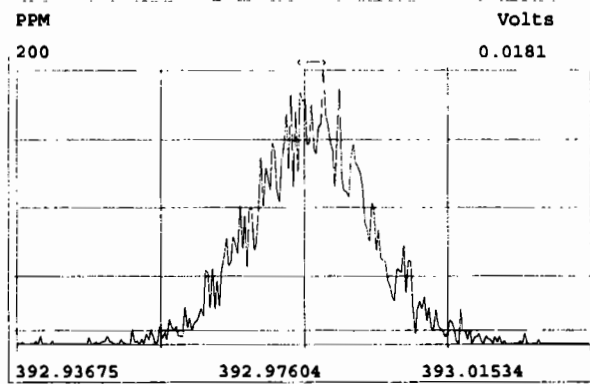
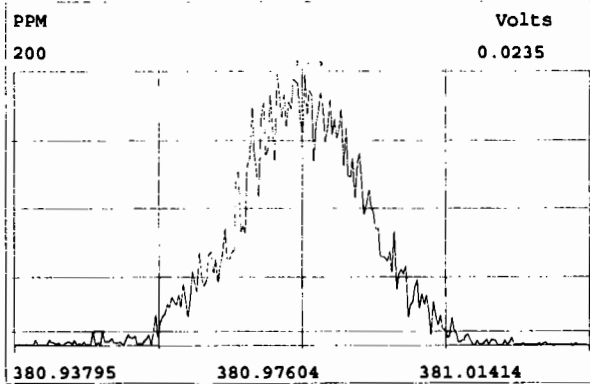
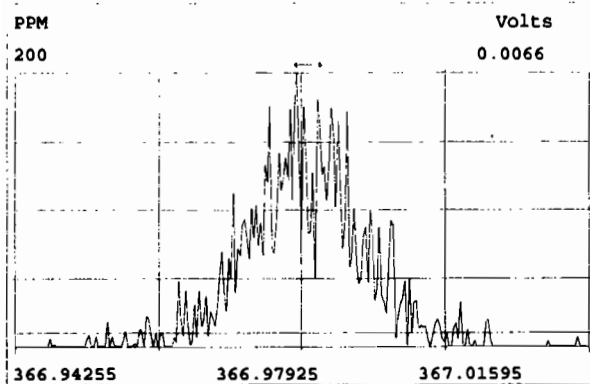
Experiment:OCDD_DB5 Function:1 Reference:PFK





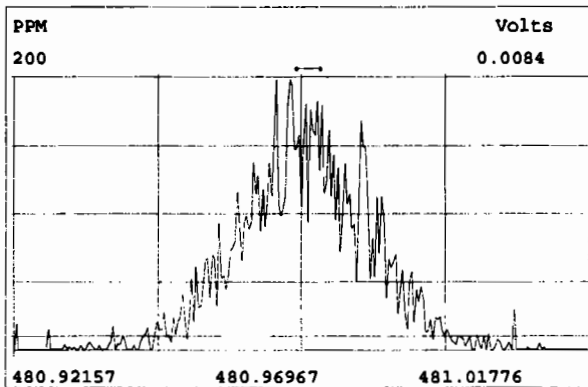
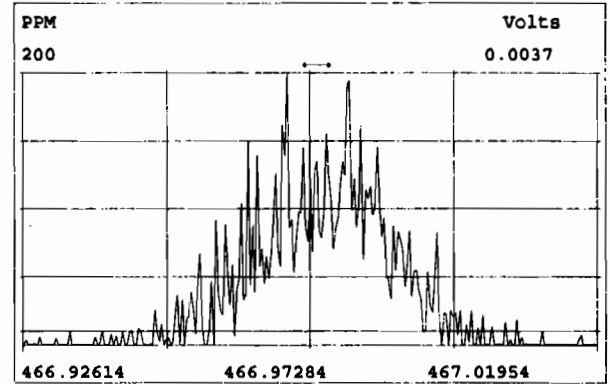
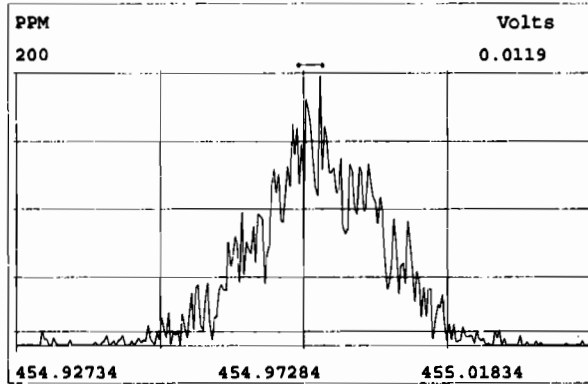
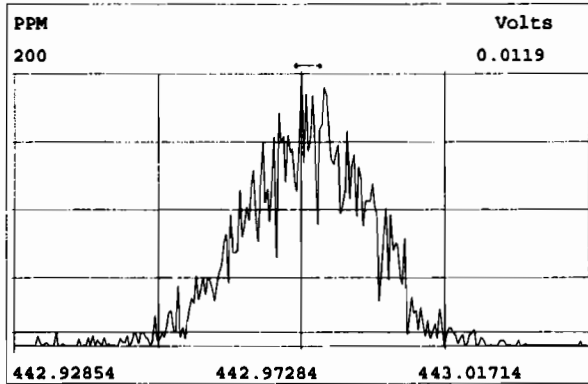
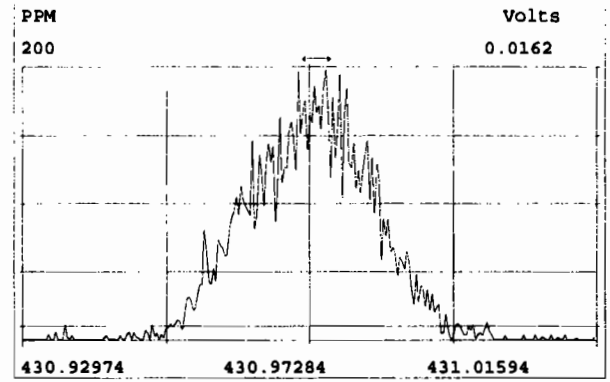
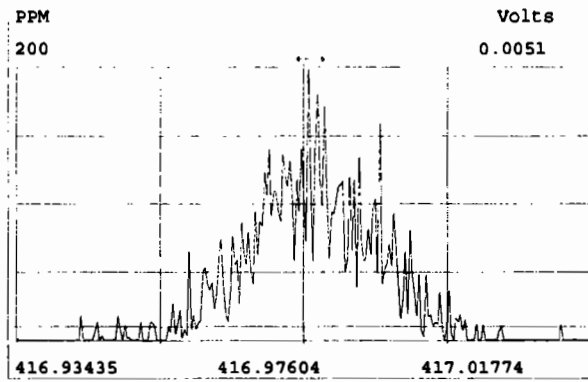
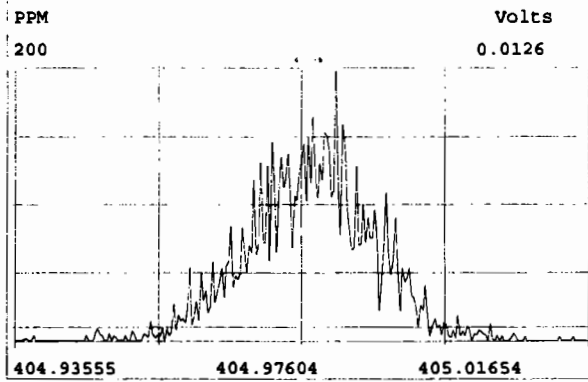
Peak Locate Examination: 7-JAN-2020:22:28 File:RES_CHECK

Experiment:OCDD_DB5 Function:3 Reference:PFK



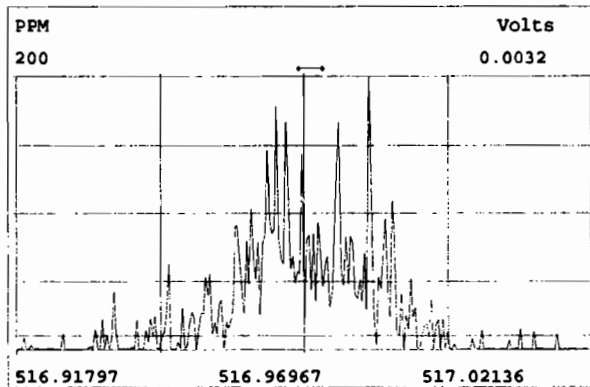
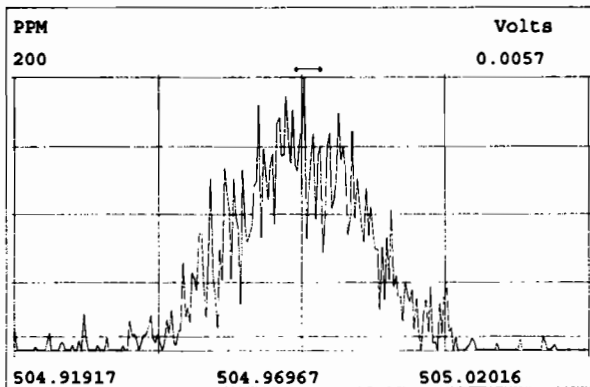
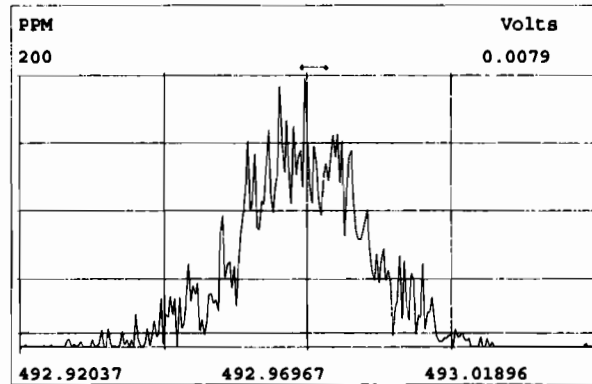
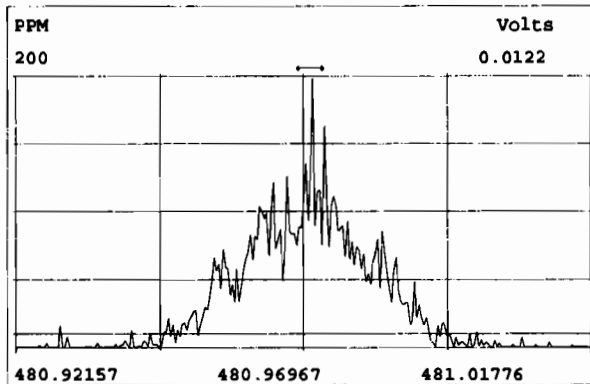
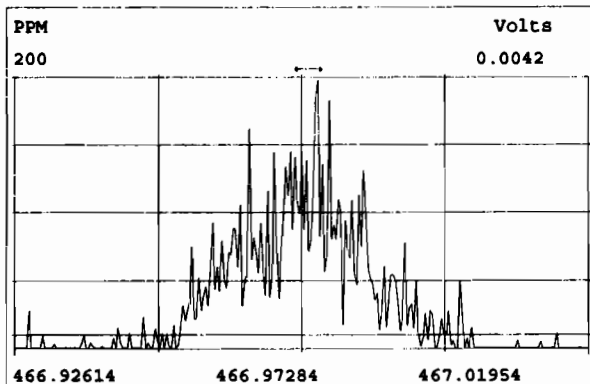
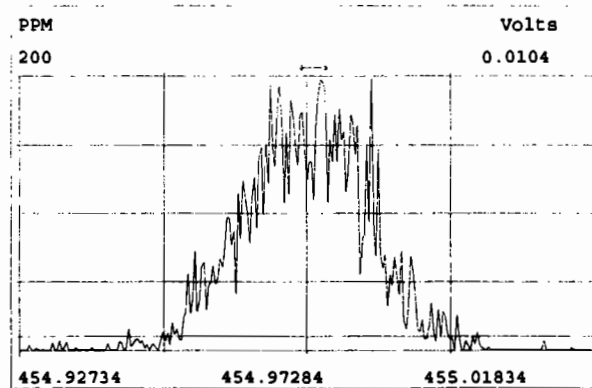
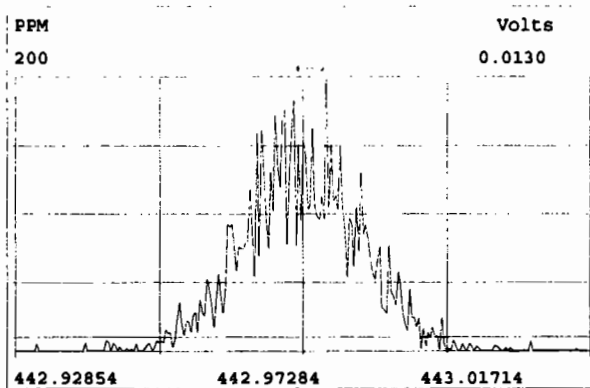
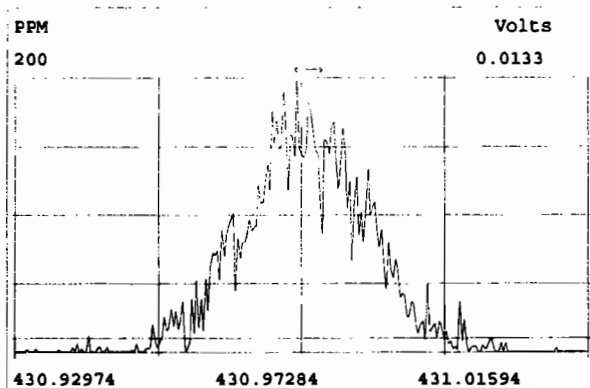
Peak Locate Examination: 7-JAN-2020:22:29 File:RES_CHECK

Experiment:OCDD_DB5 Function:4 Reference:PFK

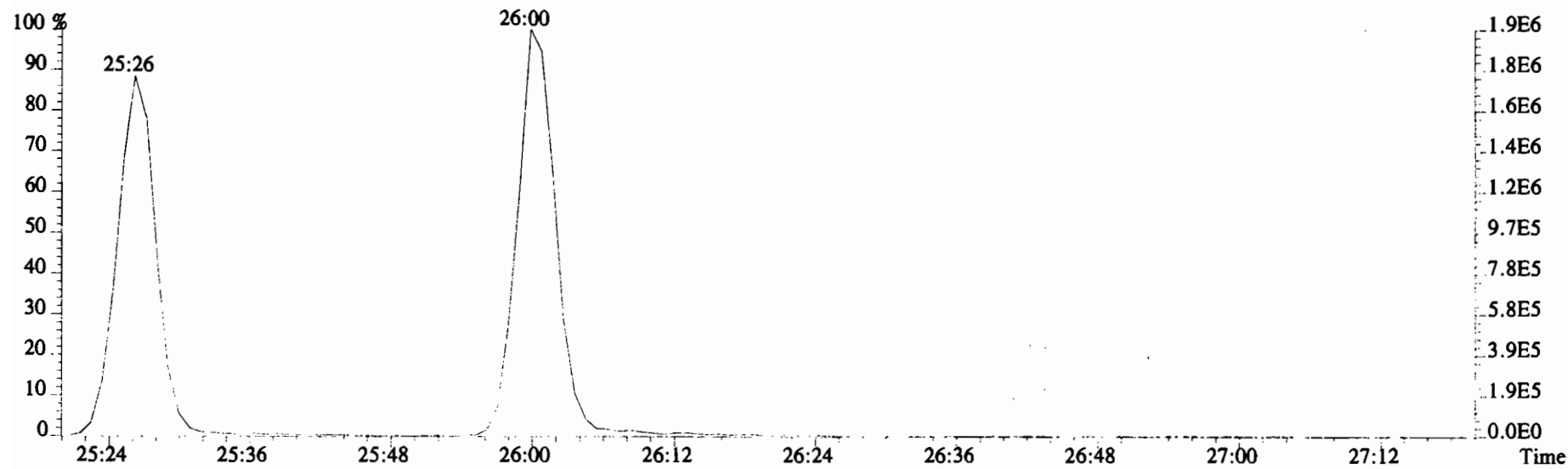
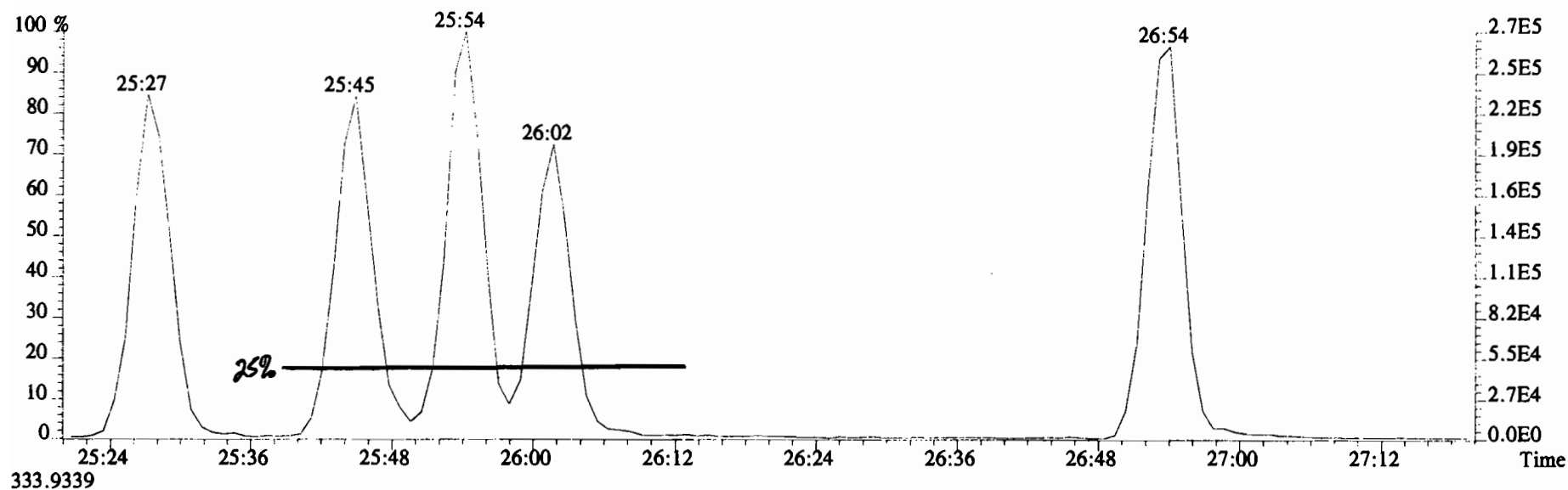


Peak Locate Examination: 7-JAN-2020:22:30 File:RES_CHECK

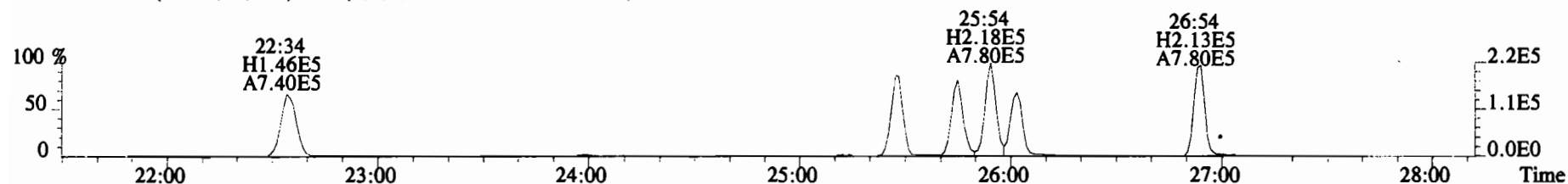
Experiment:OCDD_DB5 Function:5 Reference:PFK



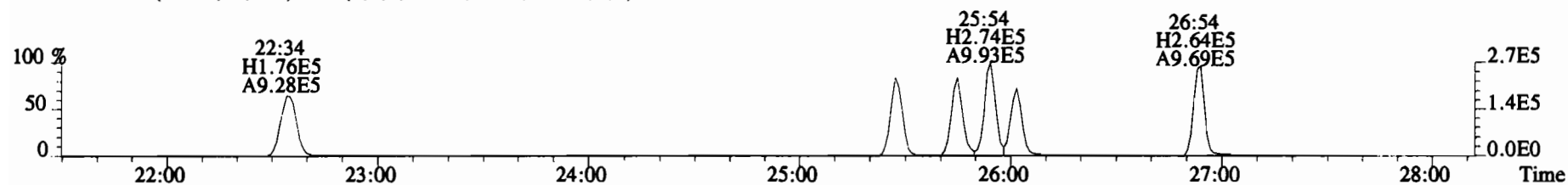
File:200107D2 #1-493 Acq: 7-JAN-2020 22:31:35 GC EI+ Voltage SIR Autospec-UltimaE
Sample#1 File Text:Vista_Analytical_Laboratory_VG7 Text:ST200107D2-1 1613 CS3 19I1604 Exp:OCDD_DB5
321.8936



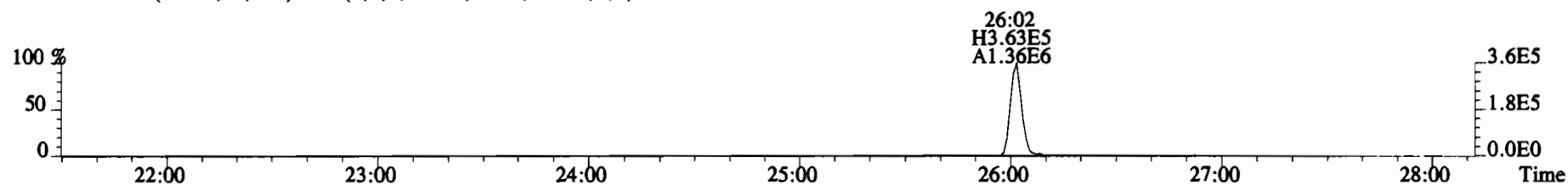
File:200107D2 #1-493 Acq: 7-JAN-2020 22:31:35 GC EI+ Voltage SIR Autospec-UltimaE
Sample#1 File Text:Vista Analytical Laboratory_VG7 Text:ST200107D2-1 1613 CS3 19I1604 Exp:OCDD_DB5
319.8965 BSUB(10000,15,-3.0) PKD(5,5,3,0.10%,100.0,0.00%,F,F)



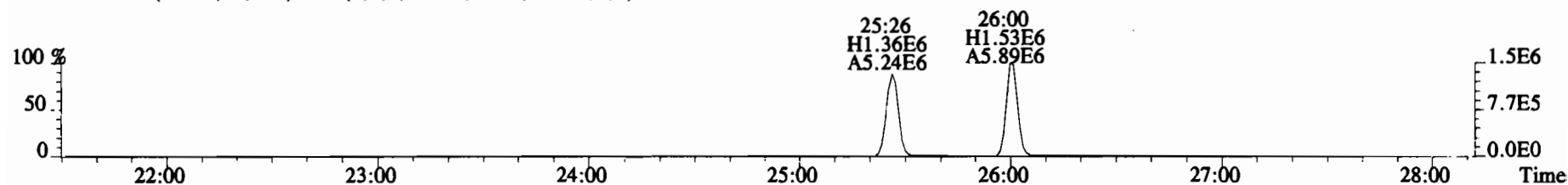
321.8936 BSUB(10000,15,-3.0) PKD(5,5,3,0.10%,100.0,0.00%,F,F)




327.8847 BSUB(10000,15,-3.0) PKD(5,5,3,0.10%,100.0,0.00%,F,F)



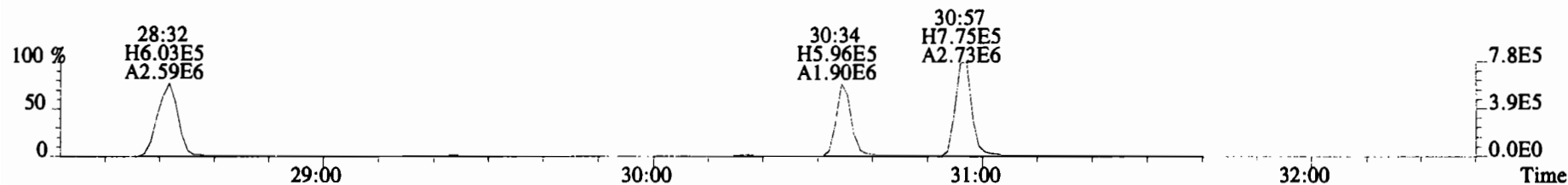
331.9368 BSUB(10000,15,-3.0) PKD(5,5,3,0.10%,100.0,0.00%,F,F)



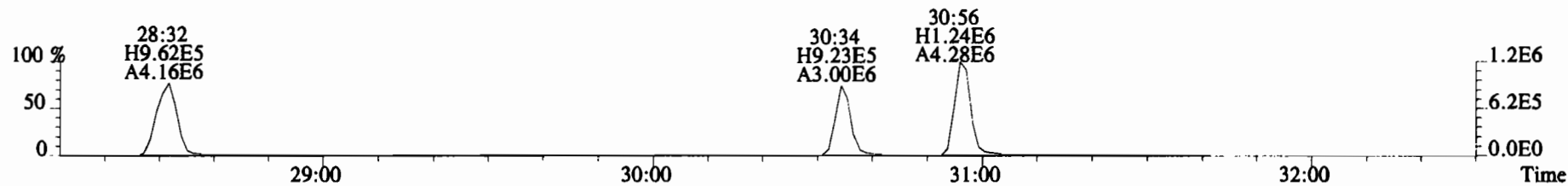
333.9339 BSUB(10000,15,-3.0) PKD(5,5,3,0.10%,100.0,0.00%,F,F)



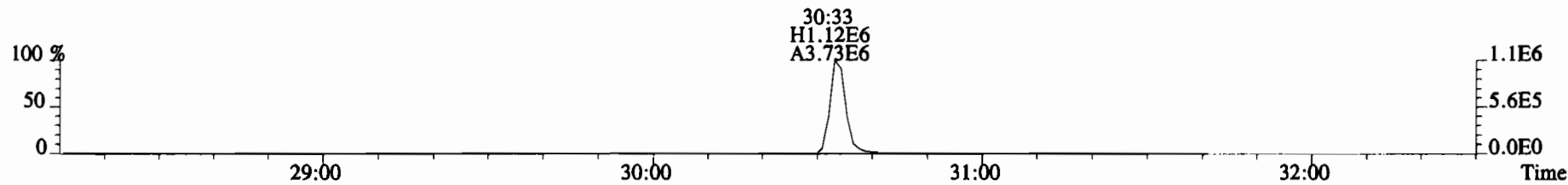
File:200107D2 #1-210 Acq: 7-JAN-2020 22:31:35 GC EI+ Voltage SIR Autospec-UltimaE
Sample#1 File Text:Vista Analytical Laboratory_VG7 Text:ST200107D2-1 1613 CS3 1911604 Exp:OCDD_DB5
353.8576 F:2 BSUB(10000,15,-3.0) PKD(5,5,3,0.10%,100.0,0.00%,F,F)



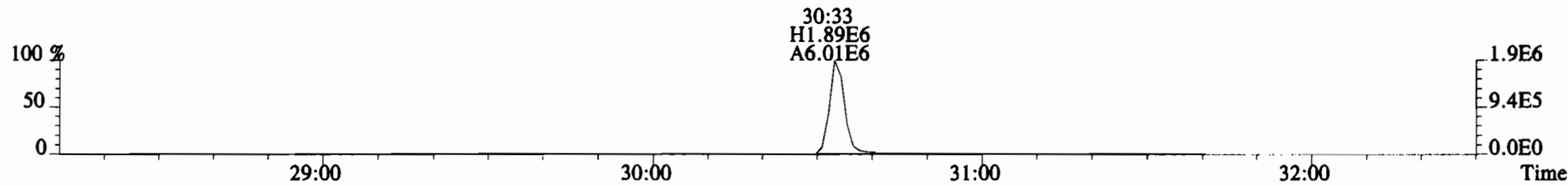
355.8546 F:2 BSUB(10000,15,-3.0) PKD(5,5,3,0.10%,100.0,0.00%,F,F)



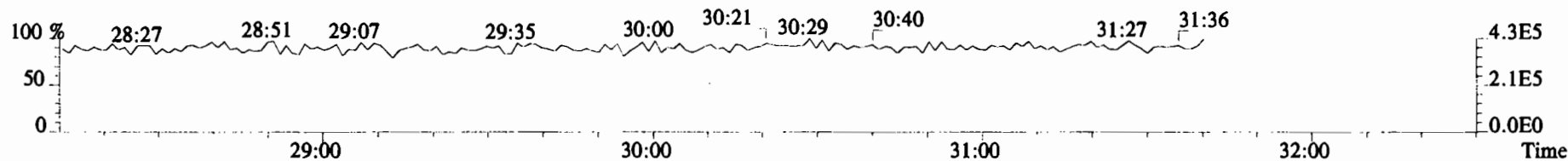
365.8978 F:2 BSUB(10000,15,-3.0) PKD(5,5,3,0.10%,100.0,0.00%,F,F)



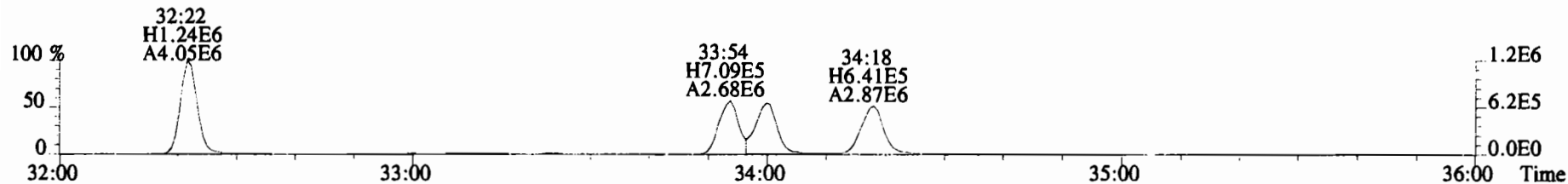
367.8949 F:2 BSUB(10000,15,-3.0) PKD(5,5,3,0.10%,100.0,0.00%,F,F)



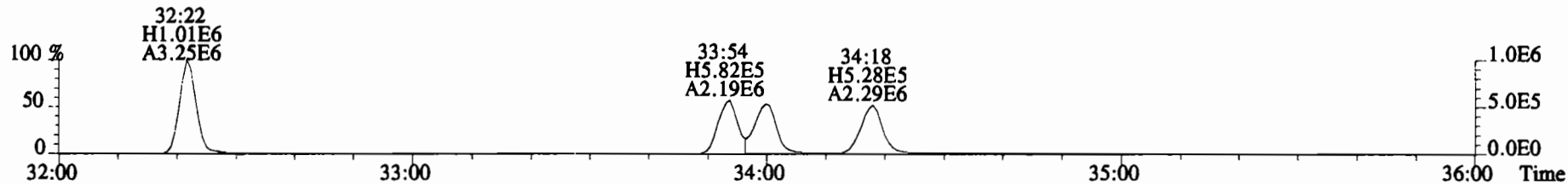
366.9792 F:2



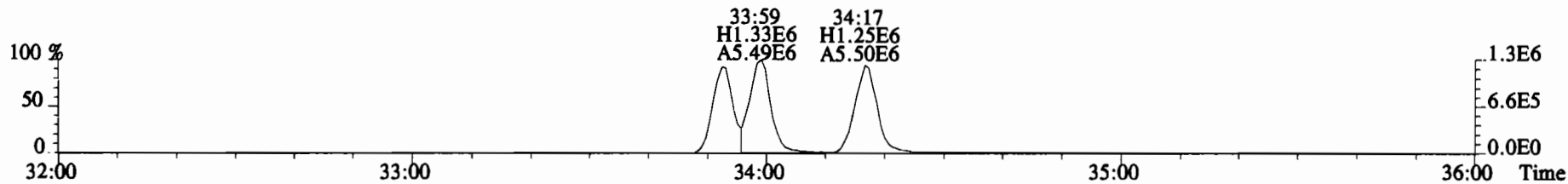
File:200107D2 #1-385 Acq: 7-JAN-2020 22:31:35 GC EI+ Voltage SIR Autospec-UltimaE
Sample#1 File Text:Vista Analytical Laboratory VG7 Text:ST200107D2-1 1613 CS3 19I1604 Exp:OCDD_DB5
389.8156 F:3 BSUB(10000,15,-3.0) PKD(5,5,3,0.10%,100.0,0.00%,F,F)



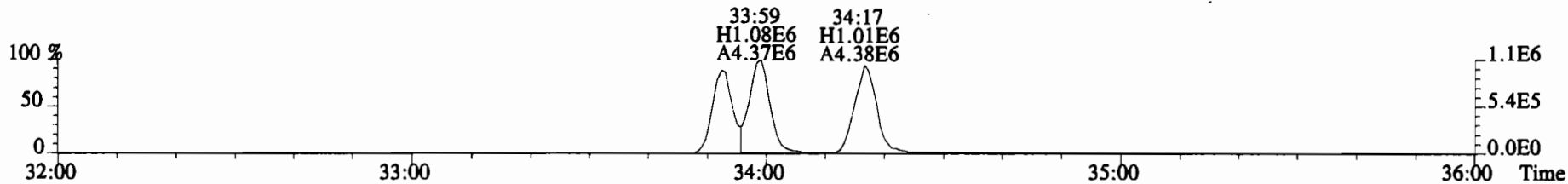
391.8127 F:3 BSUB(10000,15,-3.0) PKD(5,5,3,0.10%,100.0,0.00%,F,F)



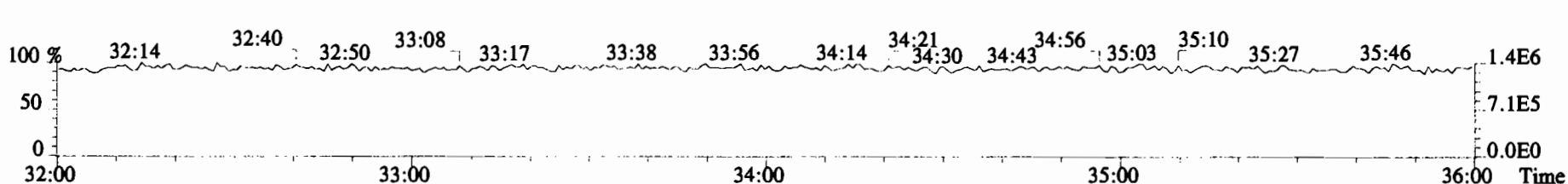
401.8559 F:3 BSUB(10000,15,-3.0) PKD(5,5,3,0.10%,100.0,0.00%,F,F)



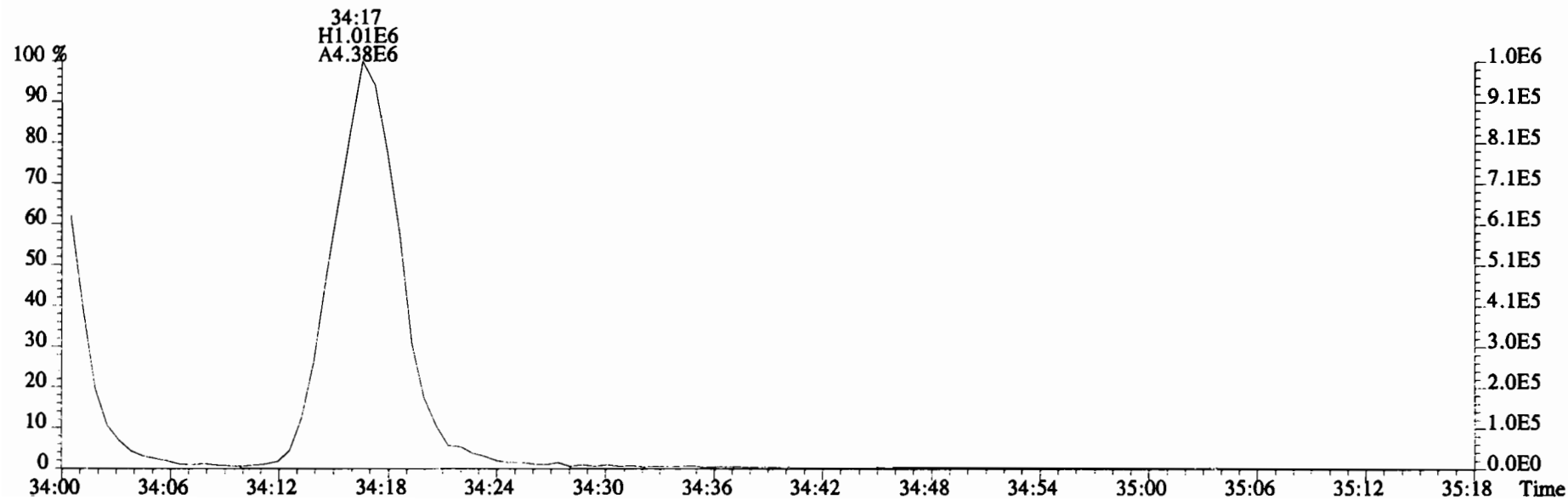
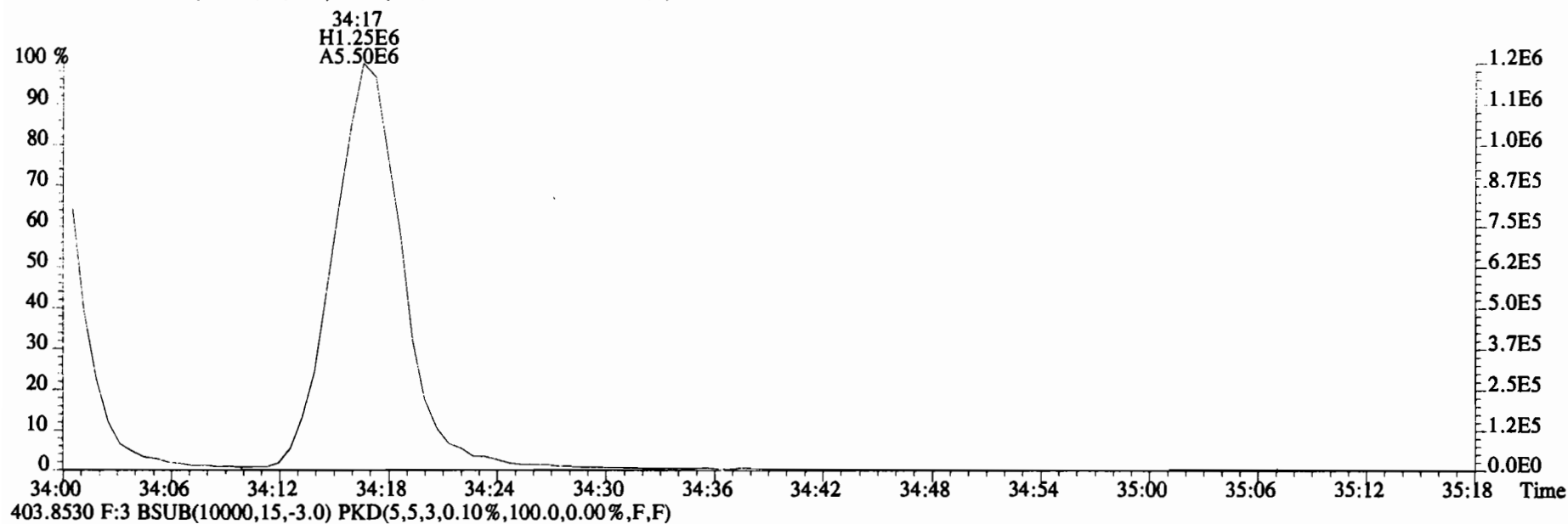
403.8530 F:3 BSUB(10000,15,-3.0) PKD(5,5,3,0.10%,100.0,0.00%,F,F)



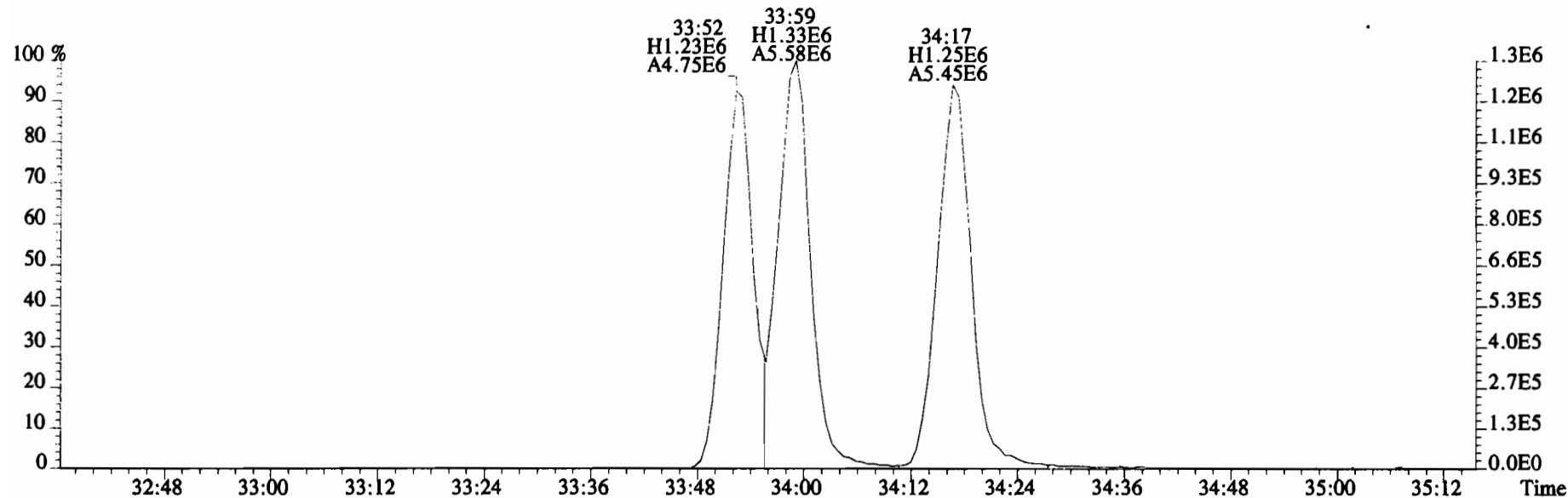
392.9760 F:3



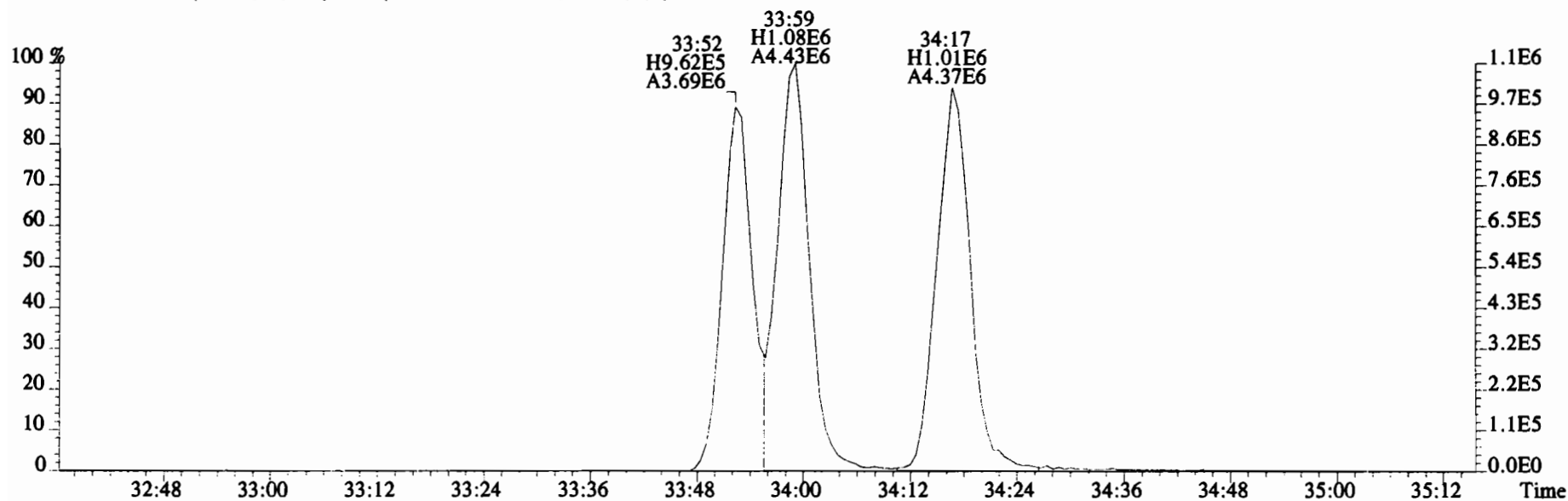
File:200107D2 #1-385 Acq: 7-JAN-2020 22:31:35 GC EI+ Voltage SIR Autospec-UltimaE
Sample#1 File Text:Vista Analytical Laboratory VG7 Text:ST200107D2-1 1613 CS3 19I1604 Exp:OCDD_DB5
401.8559 F:3 BSUB(10000,15,-3.0) PKD(5,5,3,0.10%,100.0,0.00%,F,F)



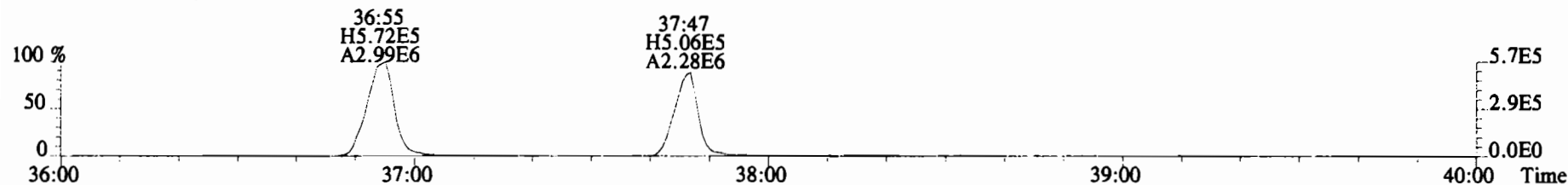
File:200107D2 #1-385 Acq: 7-JAN-2020 22:31:35 GC EI+ Voltage SIR Autospec-UltimaE
Sample#1 File Text:Vista Analytical Laboratory VG7 Text:ST200107D2-1 1613 CS3 1911604 Exp:OCDD_DB5
401.8559 F:3 BSUB(10000,15,-3.0) PKD(5,5,3,0.10%,100.0,0.00%,F,F)



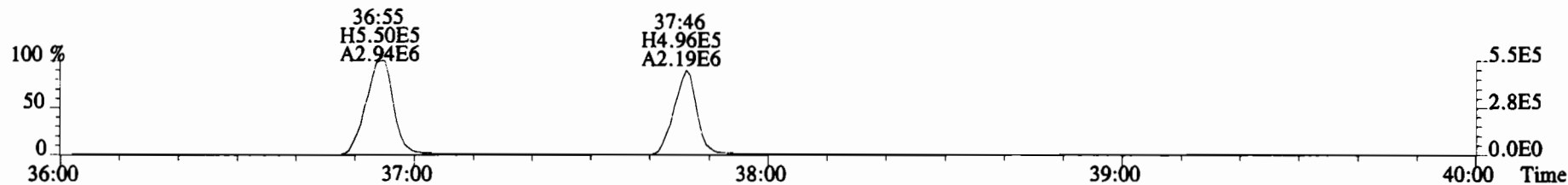
403.8530 F:3 BSUB(10000,15,-3.0) PKD(5,5,3,0.10%,100.0,0.00%,F,F)



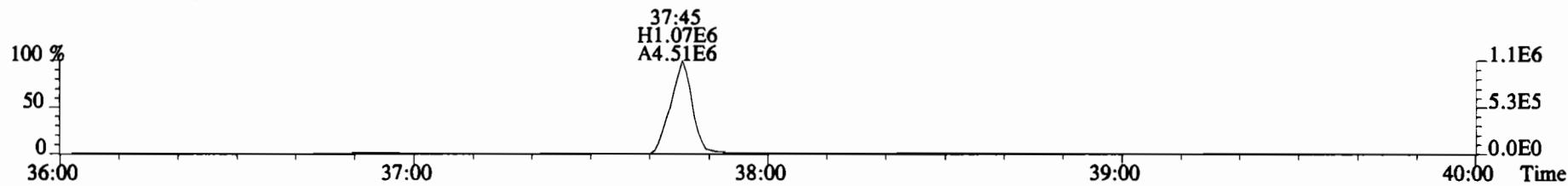
File:200107D2 #1-355 Acq: 7-JAN-2020 22:31:35 GC EI+ Voltage SIR Autospec-UltimaE
Sample#1 File Text:Vista Analytical Laboratory_VG7 Text:ST200107D2-1 1613 CS3 19I1604 Exp:OCDD_DB5
423.7767 F:4 BSUB(10000,15,-3.0) PKD(5,5,3,0.10%,100.0,0.00%,F,F)



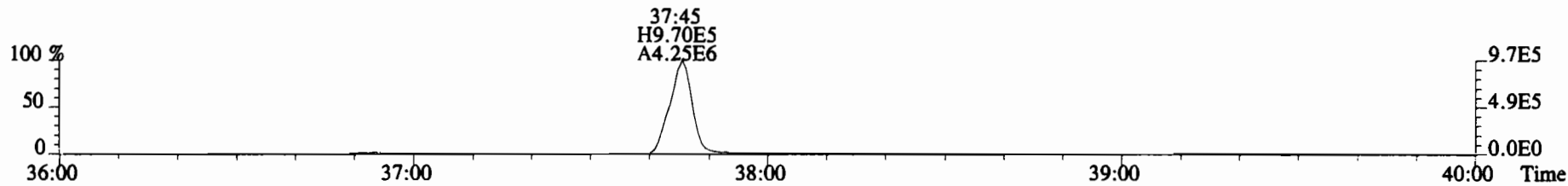
425.7737 F:4 BSUB(10000,15,-3.0) PKD(5,5,3,0.10%,100.0,0.00%,F,F)



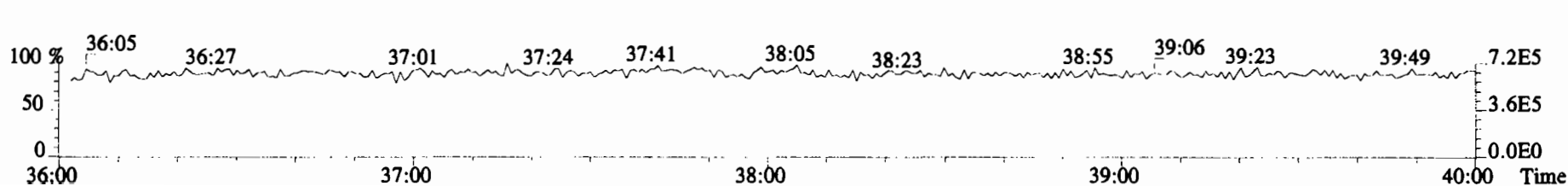
435.8169 F:4 BSUB(10000,15,-3.0) PKD(5,5,3,0.10%,100.0,0.00%,F,F)



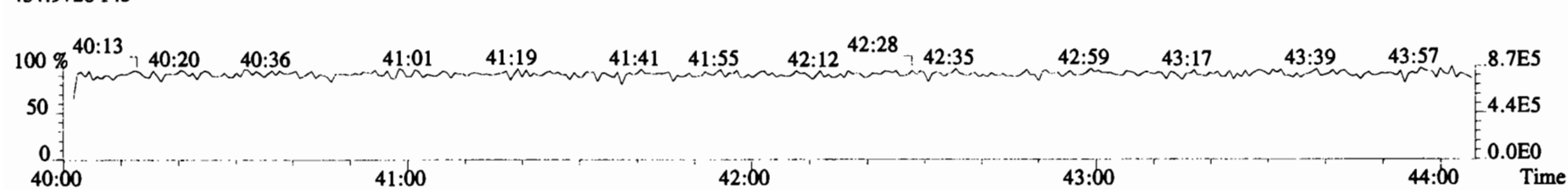
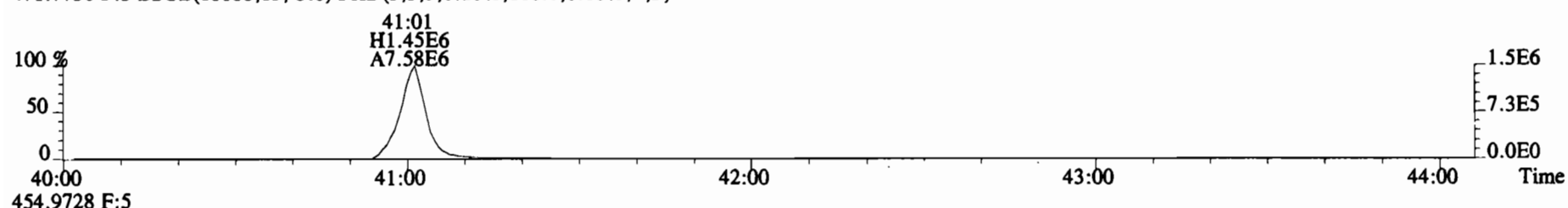
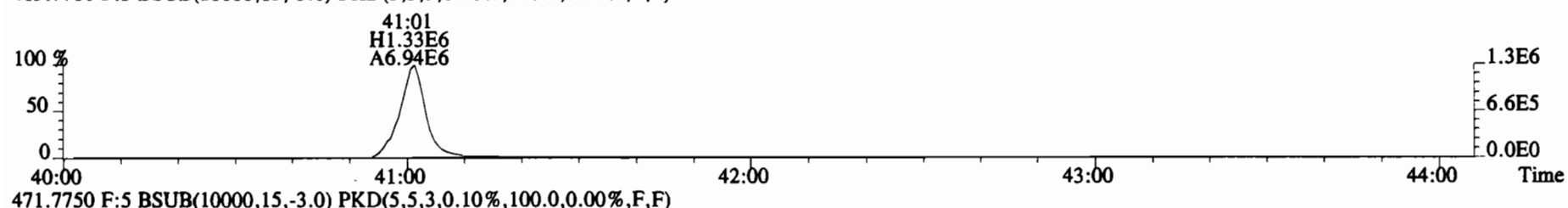
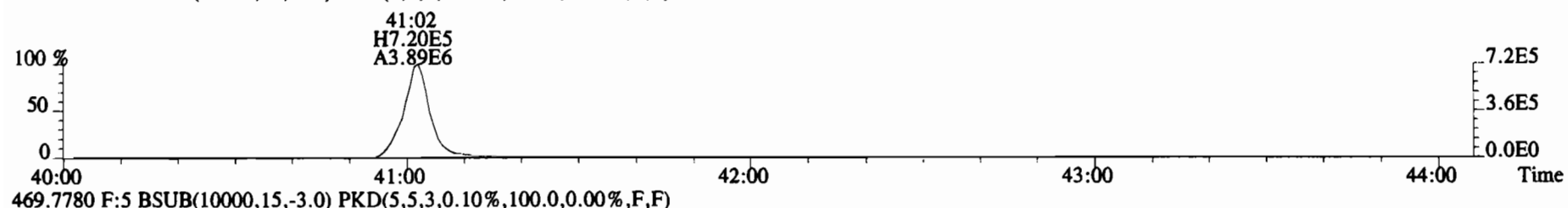
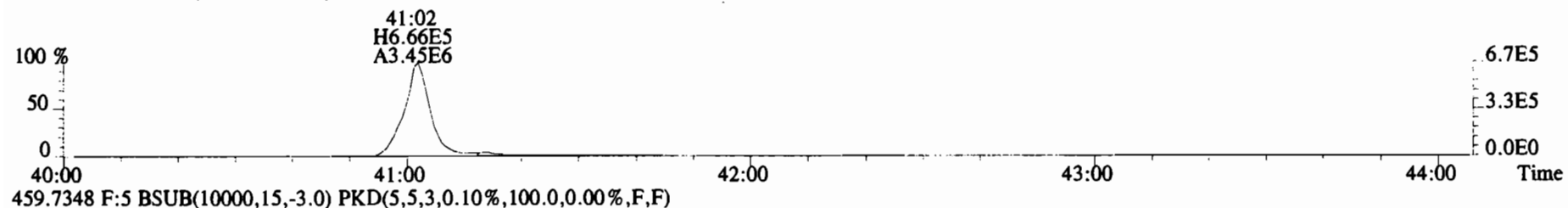
437.8140 F:4 BSUB(10000,15,-3.0) PKD(5,5,3,0.10%,100.0,0.00%,F,F)



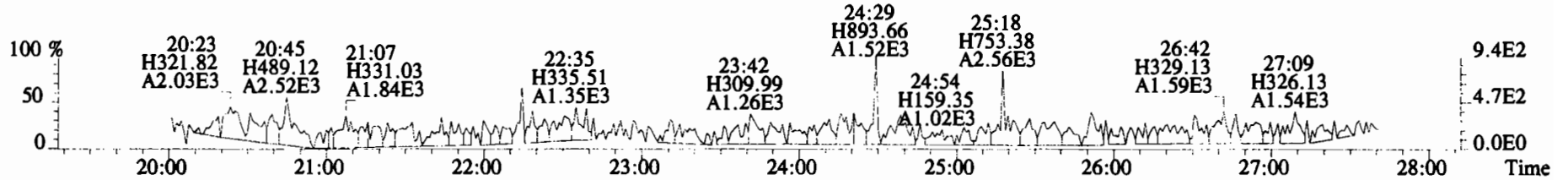
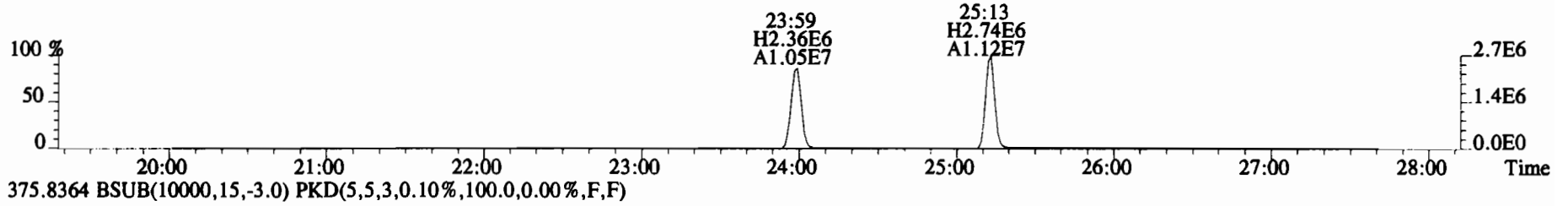
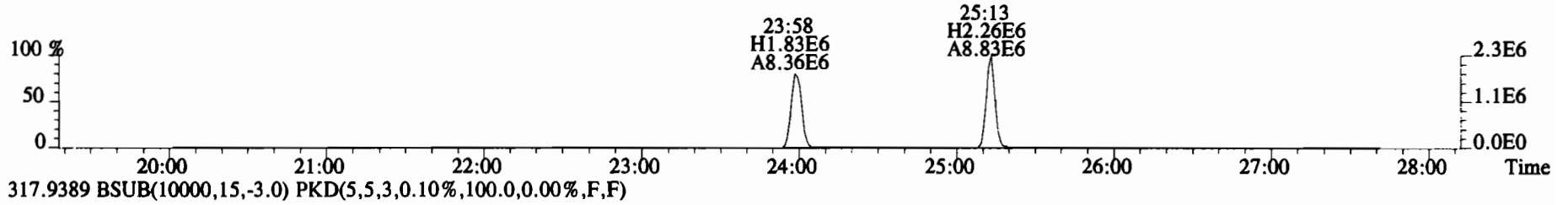
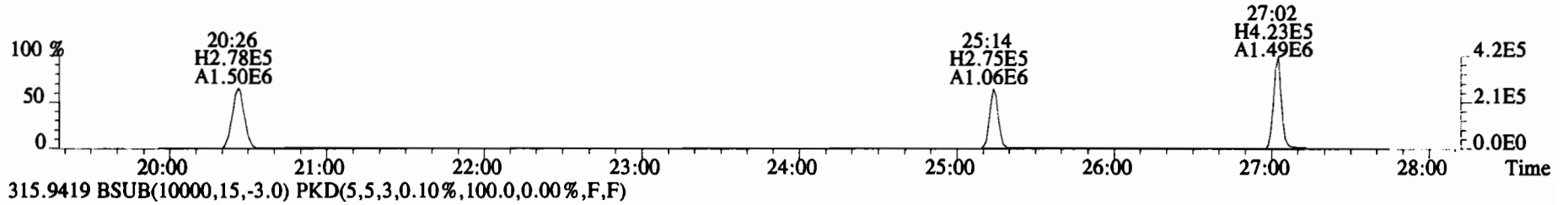
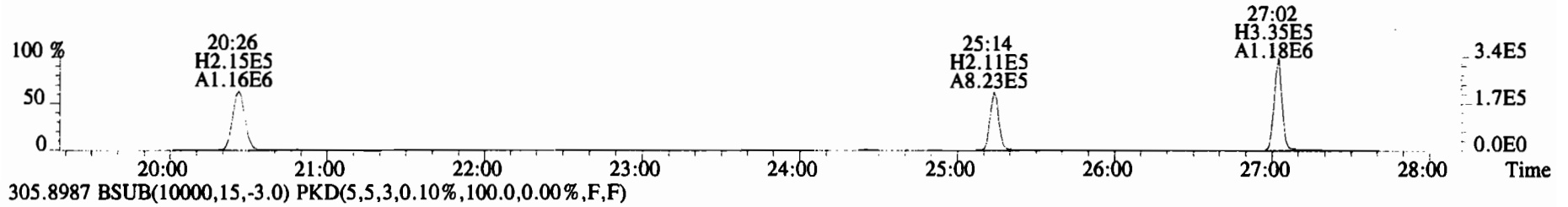
454.9728 F:4



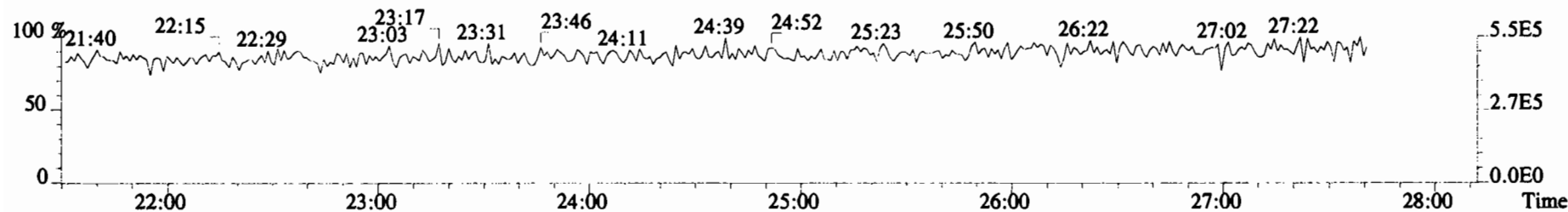
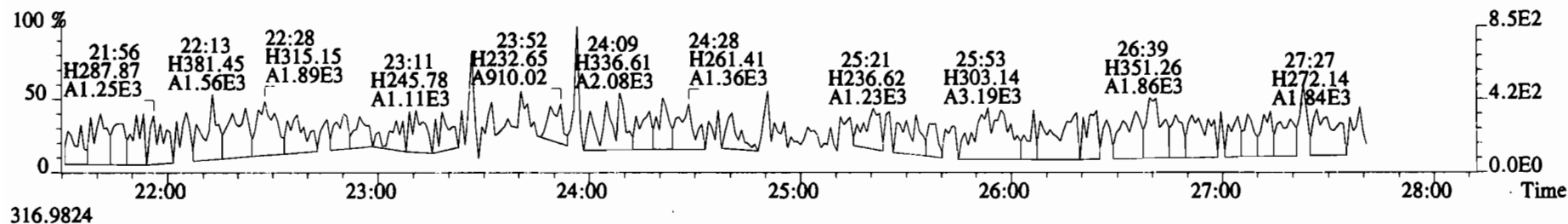
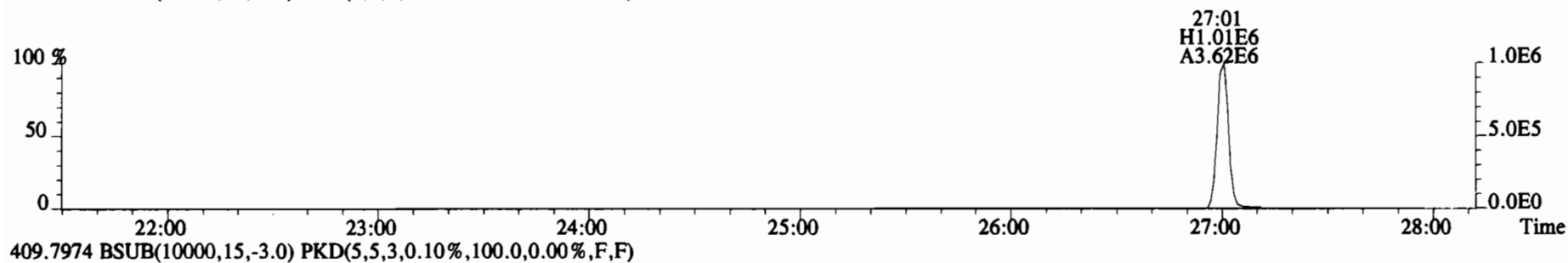
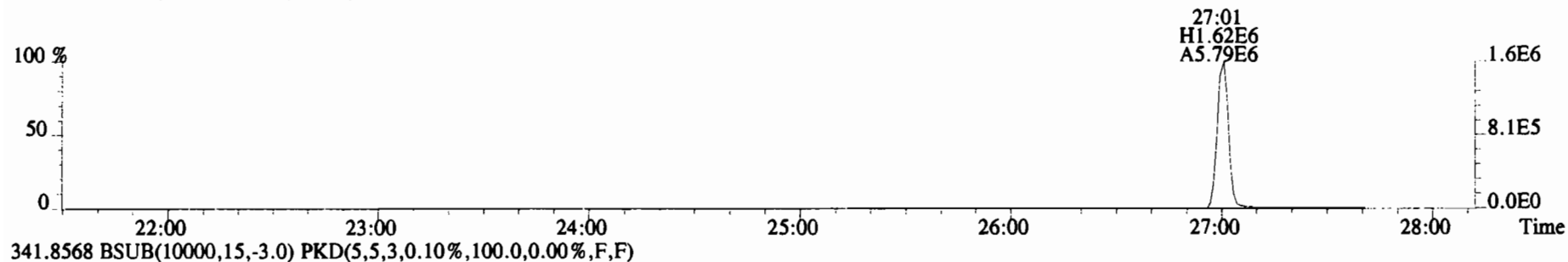
File:200107D2 #1-432 Acq: 7-JAN-2020 22:31:35 GC EI+ Voltage SIR Autospec-UltimaE
Sample#1 File Text:Vista_Analytical_Laboratory_VG7 Text:ST200107D2-1 1613 CS3 19I1604 Exp:OCDD_DB5
457.7377 F:5 BSUB(10000,15,-3.0) PKD(5,5,3,0.10%,100.0,0.00%,F,F)



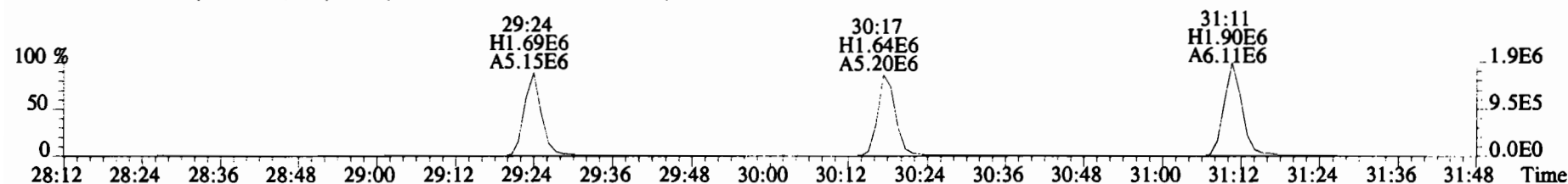
File:200107D2 #1-493 Acq: 7-JAN-2020 22:31:35 GC EI+ Voltage SIR Autospec-UltimaE
 Sample#1 File Text:Vista Analytical Laboratory VG7 Text:ST200107D2-1 1613 CS3 1911604 Exp:OCDD_DB5
 303.9016 BSUB(10000,15,-3.0) PKD(5,5,3,0.10%,100.0,0.00%,F,F)



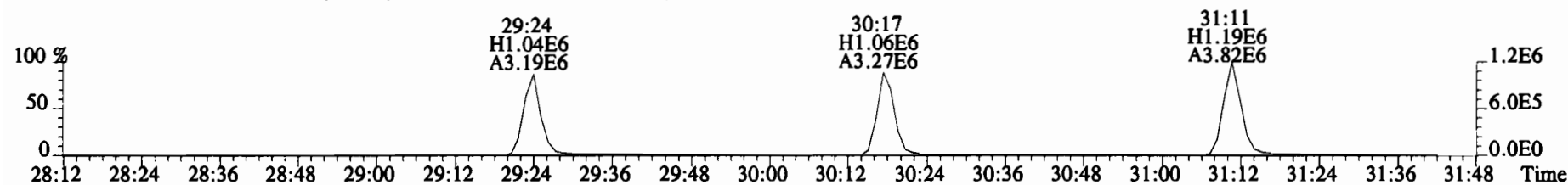
File:200107D2 #1-493 Acq: 7-JAN-2020 22:31:35 GC EI+ Voltage SIR Autospec-UltimaE
 Sample#1 File Text:Vista Analytical Laboratory VG7 Text:ST200107D2-1 1613 CS3 19I1604 Exp:OCDD_DB5
 339.8597 BSUB(10000,15,-3.0) PKD(5,5,3,0.10%,100.0,0.00%,F,F)



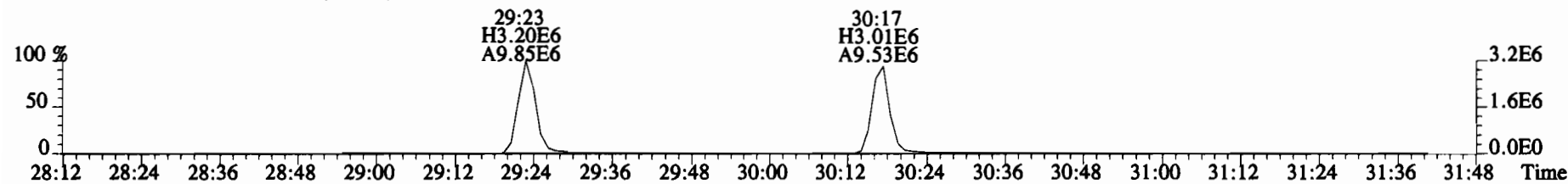
File:200107D2 #1-210 Acq: 7-JAN-2020 22:31:35 GC EI+ Voltage SIR Autospec-UltimaE
 Sample#1 File Text:Vista Analytical Laboratory VG7 Text:ST200107D2-1 1613 CS3 19I1604 Exp:OCDD_DB5
 339.8597 F:2 BSUB(10000,15,-3.0) PKD(5,5,3,0.10%,100.0,0.00%,F,F)



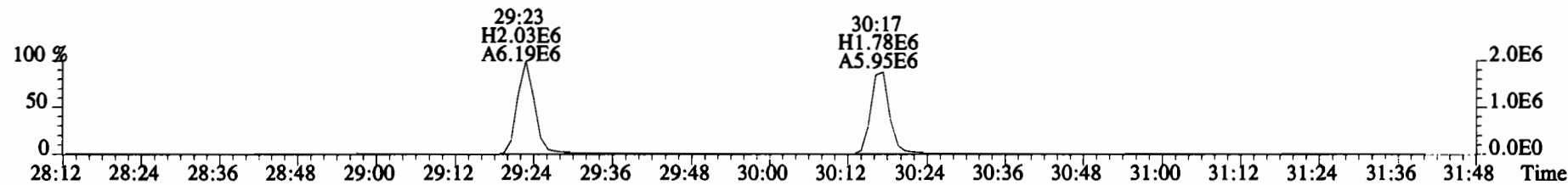
341.8568 F:2 BSUB(10000,15,-3.0) PKD(5,5,3,0.10%,100.0,0.00%,F,F)



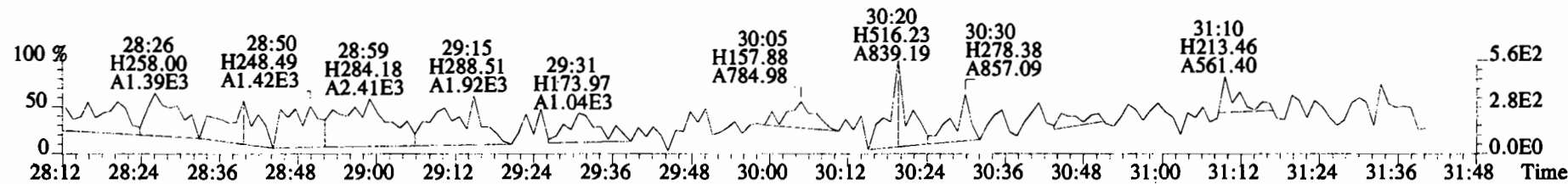
351.9000 F:2 BSUB(10000,15,-3.0) PKD(5,5,3,0.10%,100.0,0.00%,F,F)



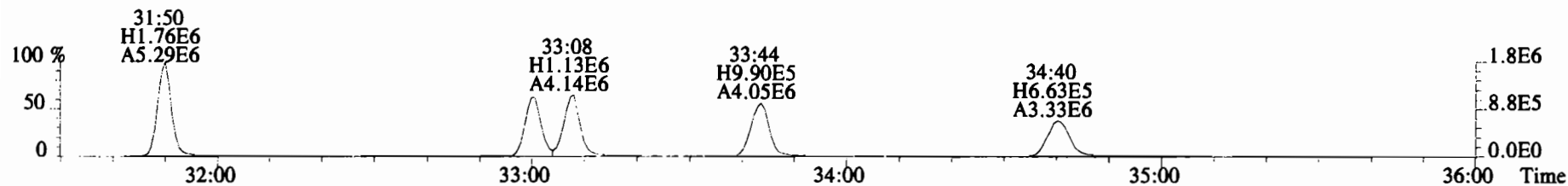
353.8970 F:2 BSUB(10000,15,-3.0) PKD(5,5,3,0.10%,100.0,0.00%,F,F)



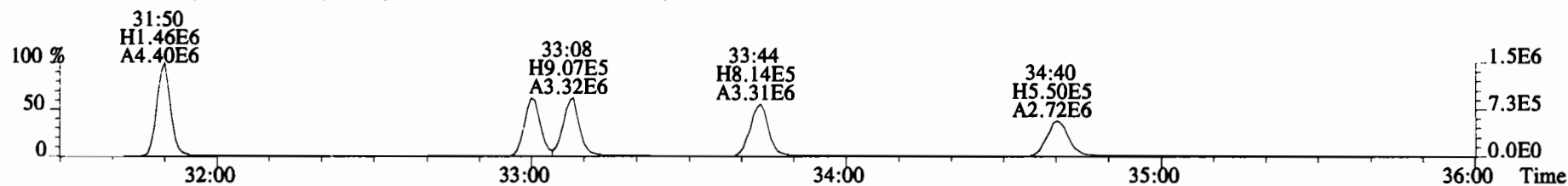
409.7974 F:2 BSUB(10000,15,-3.0) PKD(5,5,3,0.10%,100.0,0.00%,F,F)



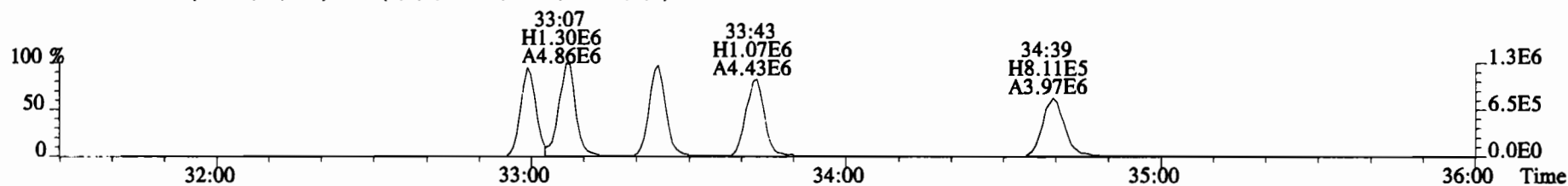
File:200107D2 #1-385 Acq: 7-JAN-2020 22:31:35 GC EI+ Voltage SIR Autospec-UltimaE
 Sample#1 File Text:Vista Analytical Laboratory VG7 Text:ST200107D2-1 1613 CS3 19I1604 Exp:OCDD_DB5
 373.8207 F:3 BSUB(10000,15,-3.0) PKD(5,5,3,0.10%,100.0,0.00%,F,F)



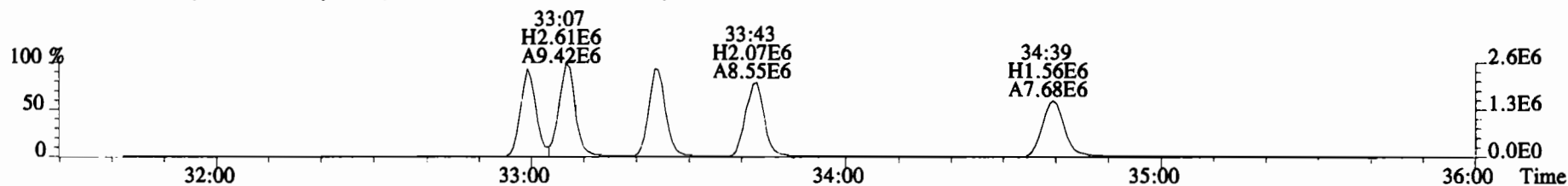
375.8178 F:3 BSUB(10000,15,-3.0) PKD(5,5,3,0.10%,100.0,0.00%,F,F)



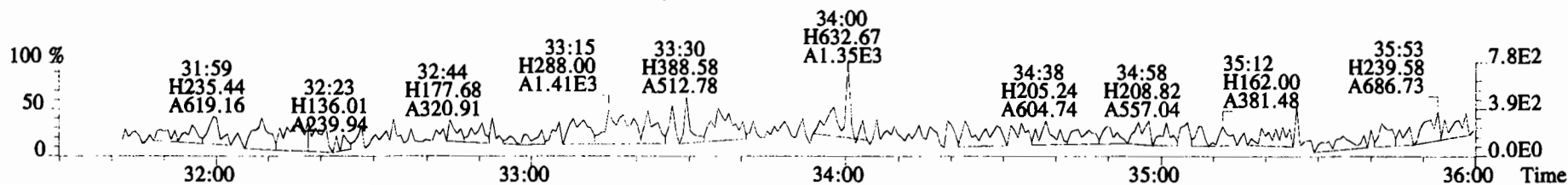
383.8639 F:3 BSUB(10000,15,-3.0) PKD(5,5,3,0.10%,100.0,0.00%,F,F)



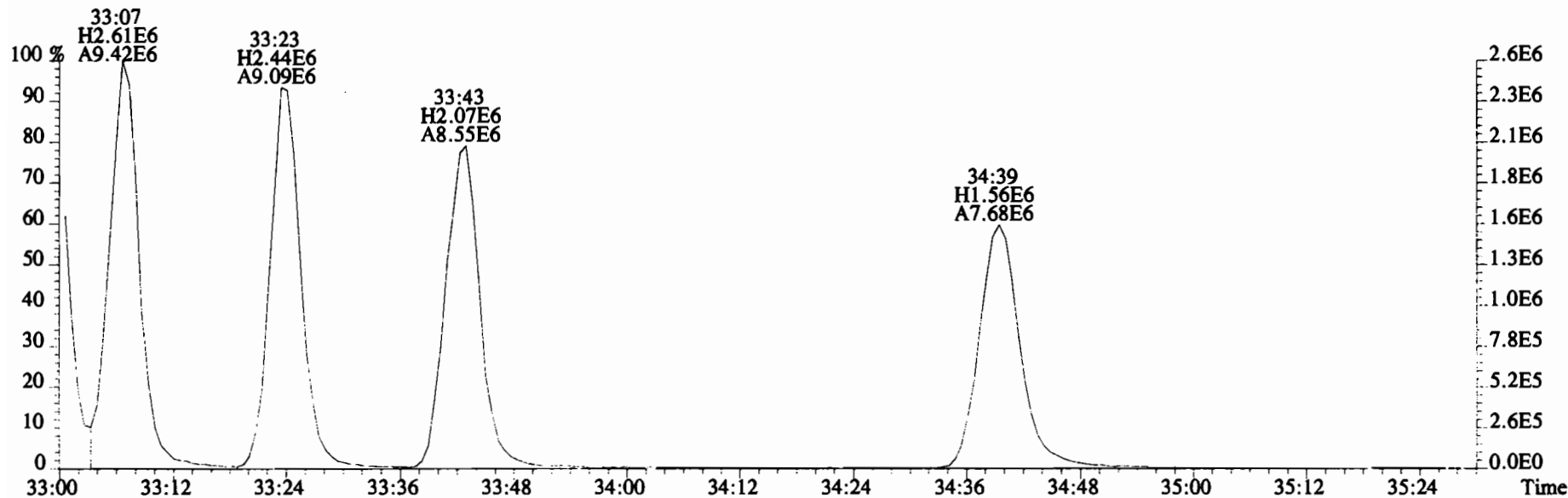
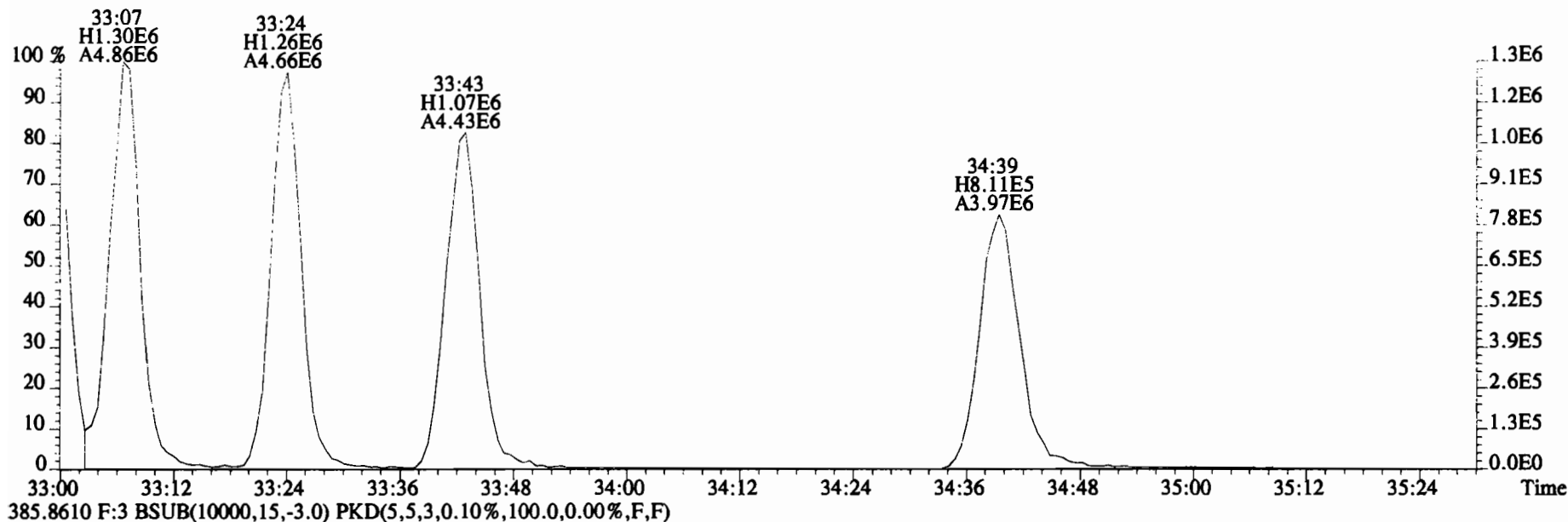
385.8610 F:3 BSUB(10000,15,-3.0) PKD(5,5,3,0.10%,100.0,0.00%,F,F)



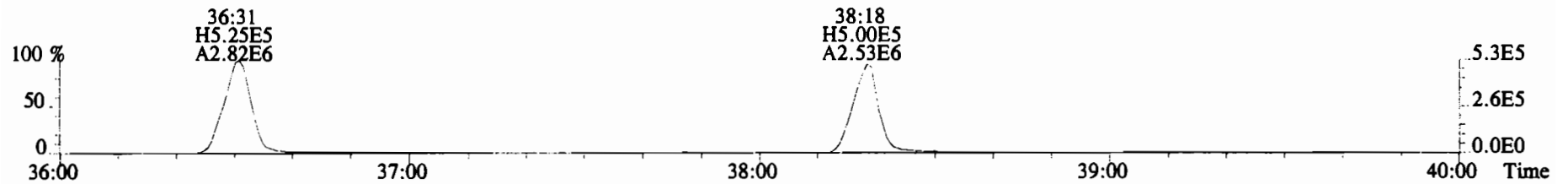
445.7555 F:3 BSUB(10000,15,-3.0) PKD(5,5,3,0.10%,100.0,0.00%,F,F)



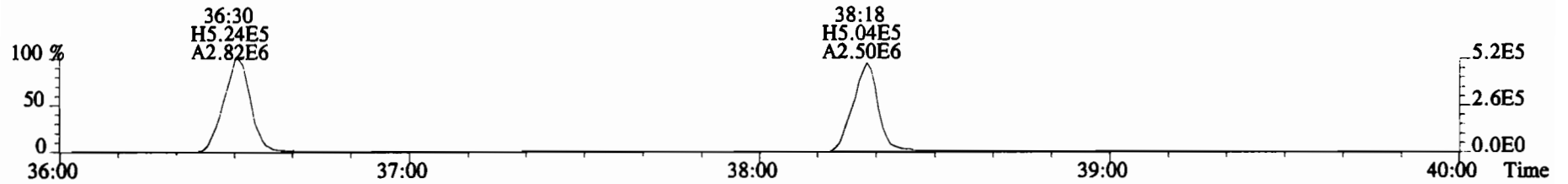
File:200107D2 #1-385 Acq: 7-JAN-2020 22:31:35 GC EI+ Voltage SIR Autospec-UltimaE
 Sample#1 File Text:Vista Analytical Laboratory VG7 Text:ST200107D2-1 1613 CS3 19I1604 Exp:OCDD_DB5
 383.8639 F:3 BSUB(10000,15,-3.0) PKD(5,5,3,0.10%,100.0,0.00%,F,F)



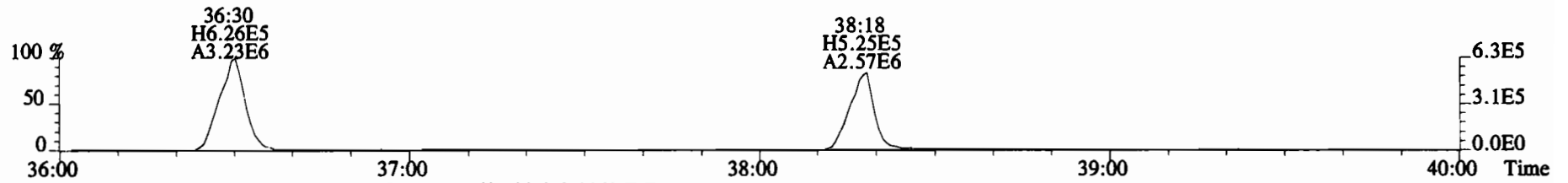
File:200107D2 #1-355 Acq: 7-JAN-2020 22:31:35 GC EI+ Voltage SIR Autospec-UltimaE
 Sample#1 File Text:Vista Analytical Laboratory_VG7 Text:ST200107D2-1 1613 CS3 19I1604 Exp:OCDD_DB5
 407.7818 F:4 BSUB(10000,15,-3.0) PKD(5,5,3,0.10%,100.0,0.00%,F,F)



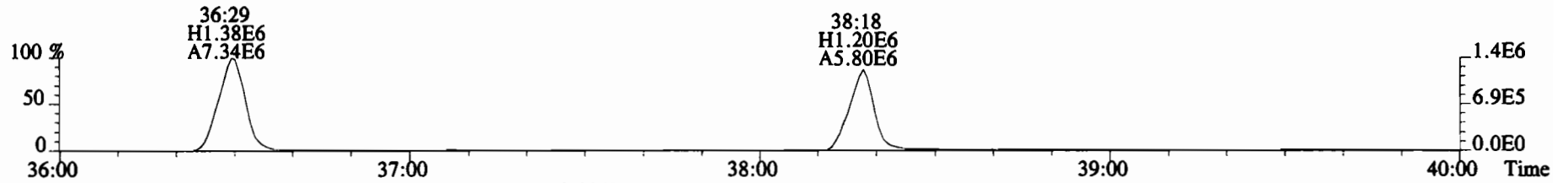
409.7788 F:4 BSUB(10000,15,-3.0) PKD(5,5,3,0.10%,100.0,0.00%,F,F)



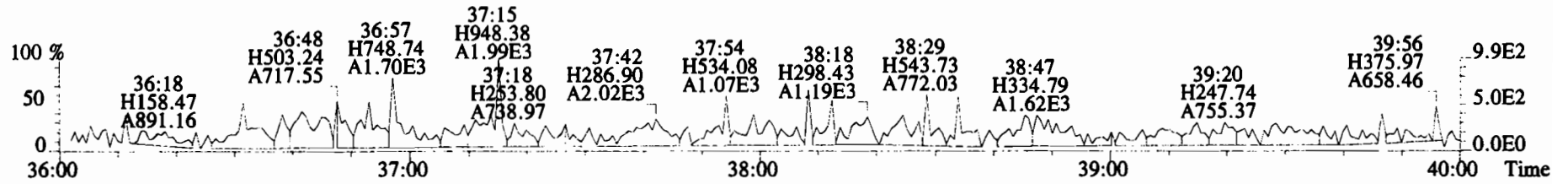
417.8253 F:4 BSUB(10000,15,-3.0) PKD(5,5,3,0.10%,100.0,0.00%,F,F)



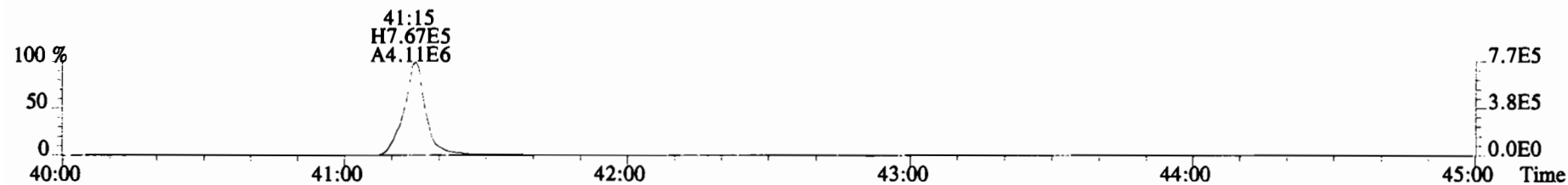
419.8220 F:4 BSUB(10000,15,-3.0) PKD(5,5,3,0.10%,100.0,0.00%,F,F)



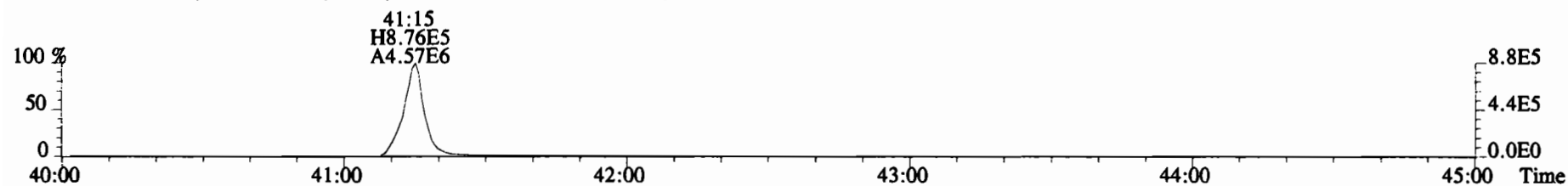
479.7165 F:4 BSUB(10000,15,-3.0) PKD(5,5,3,0.10%,100.0,0.00%,F,F)



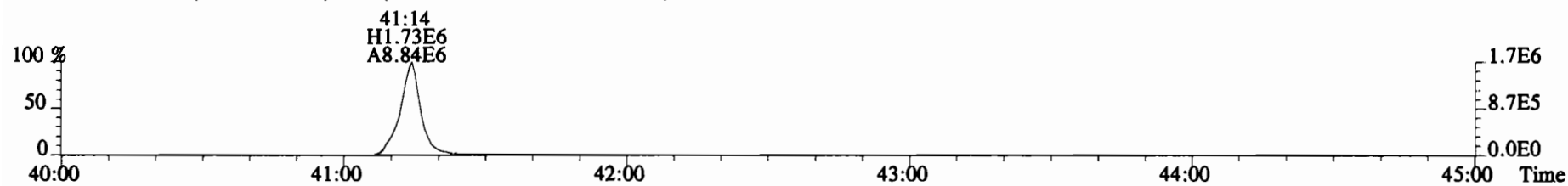
File:200107D2 #1-432 Acq: 7-JAN-2020 22:31:35 GC EI+ Voltage SIR Autospec-UltimaE
 Sample#1 File Text:Vista Analytical Laboratory VG7 Text:ST200107D2-1 1613 CS3 19I1604 Exp:OCDD_DB5
 441.7428 F:5 BSUB(10000,15,-3.0) PKD(5,5,3,0.10%,100.0,0.00%,F,F)



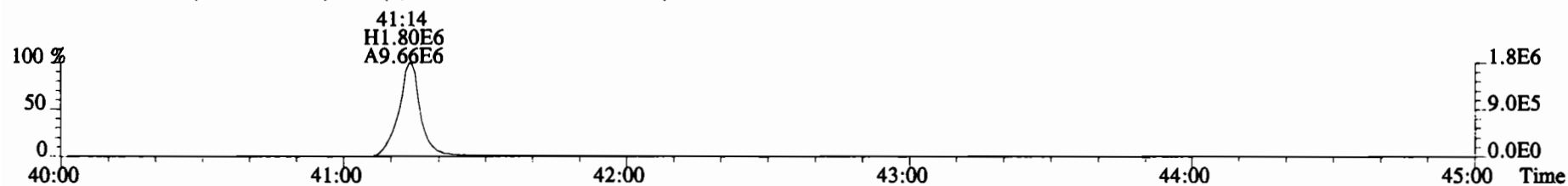
443.7398 F:5 BSUB(10000,15,-3.0) PKD(5,5,3,0.10%,100.0,0.00%,F,F)



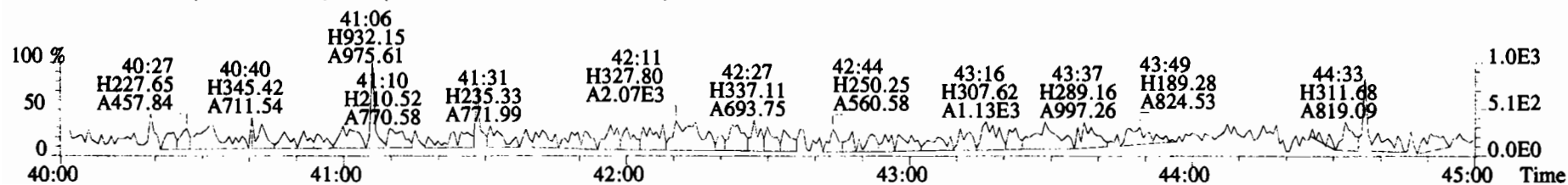
453.7831 F:5 BSUB(10000,15,-3.0) PKD(5,5,3,0.10%,100.0,0.00%,F,F)



455.7801 F:5 BSUB(10000,15,-3.0) PKD(5,5,3,0.10%,100.0,0.00%,F,F)

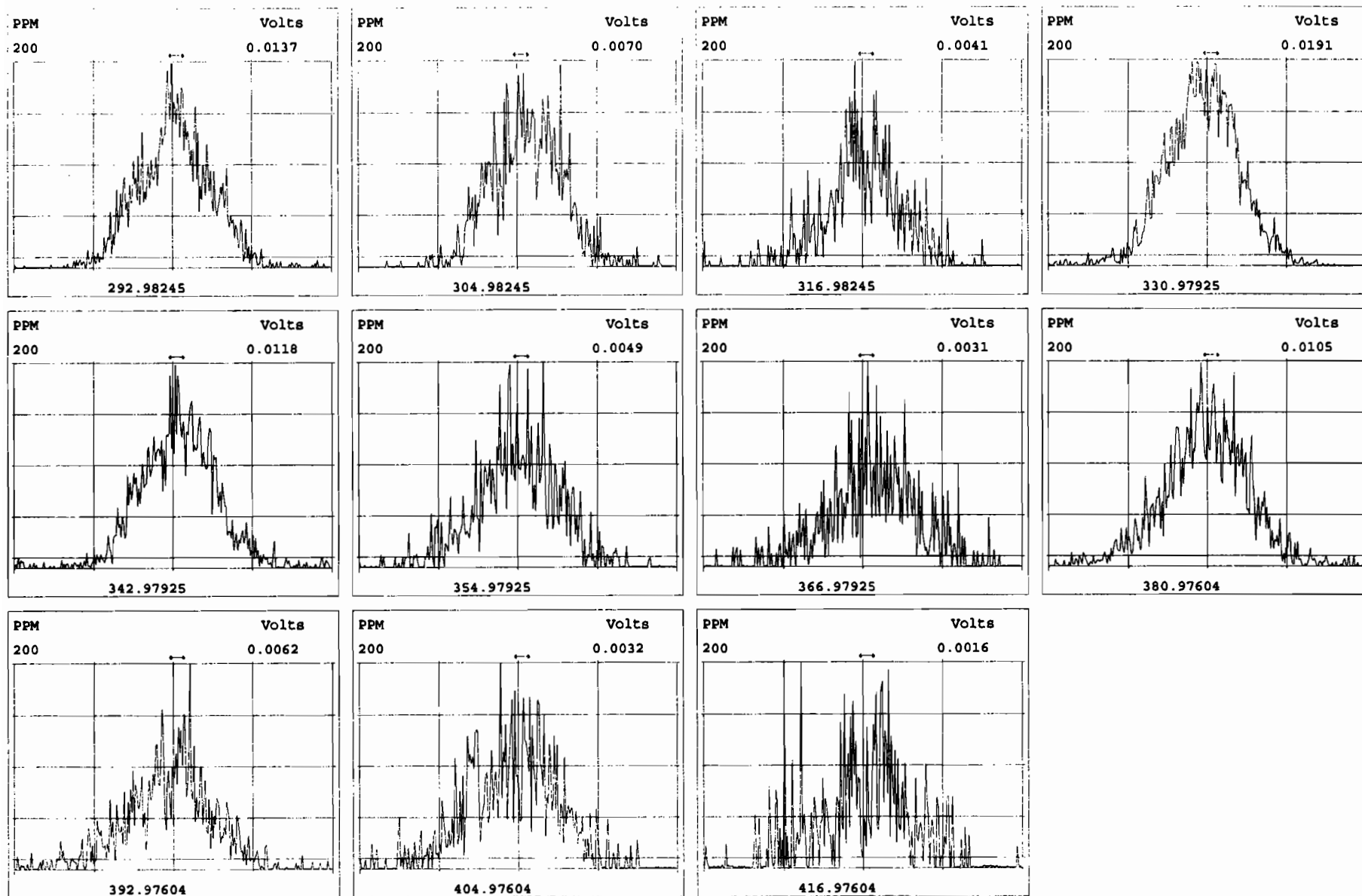


513.6775 F:5 BSUB(10000,15,-3.0) PKD(5,5,3,0.10%,100.0,0.00%,F,F)



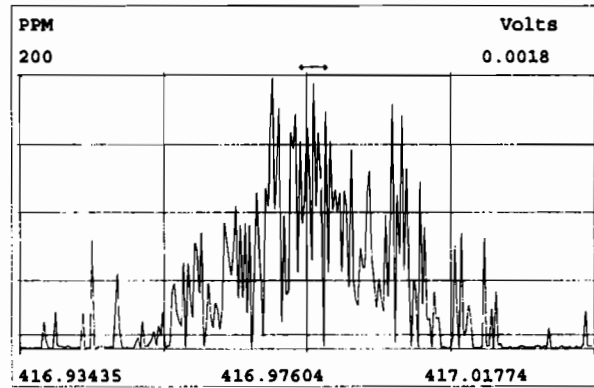
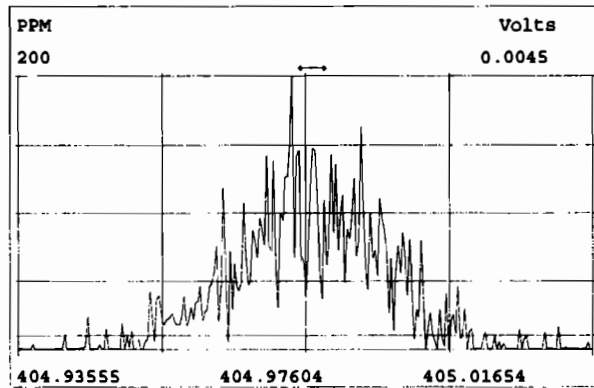
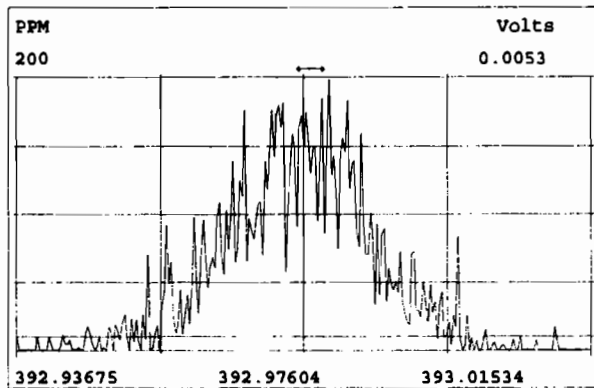
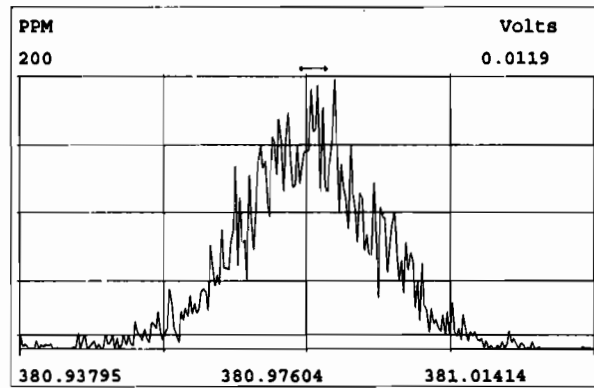
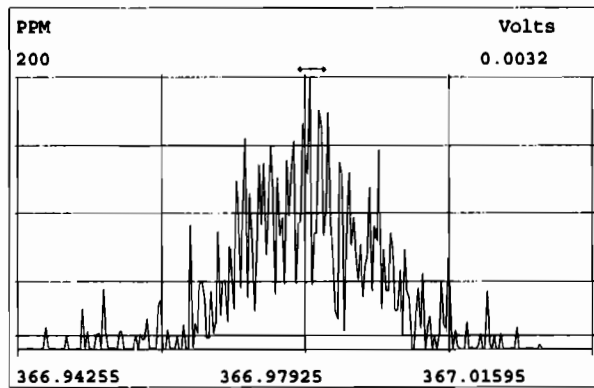
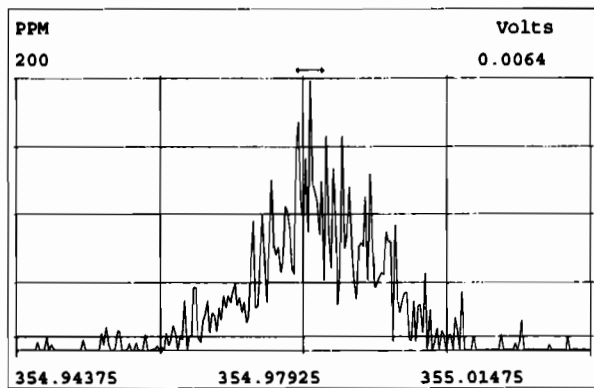
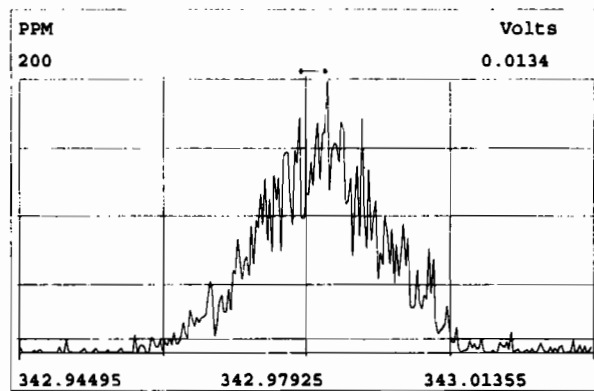
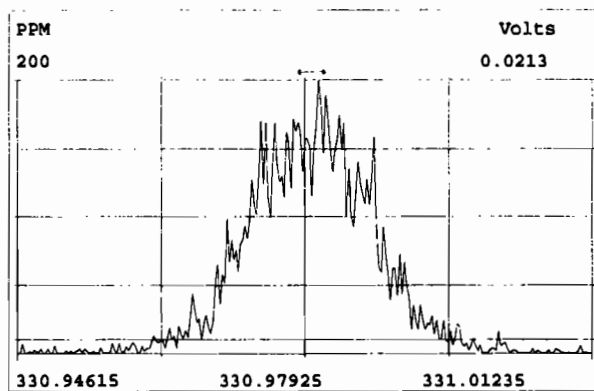
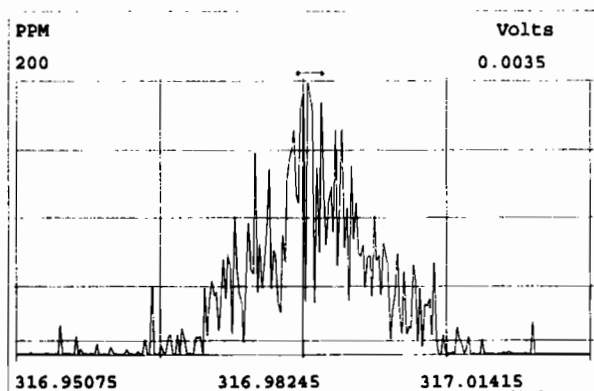
Peak Locate Examination: 8-JAN-2020:10:39 File:RBS_CHECK

Experiment:OCDD_DB5 Function:1 Reference:PFK



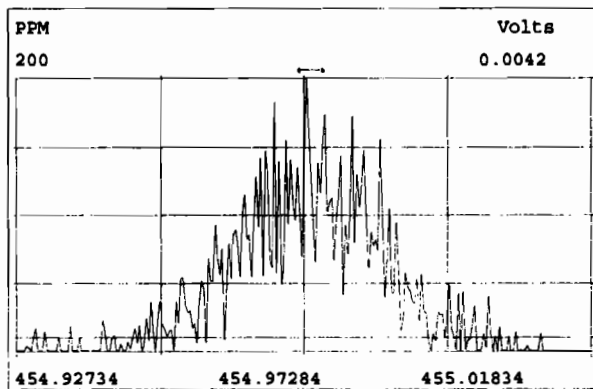
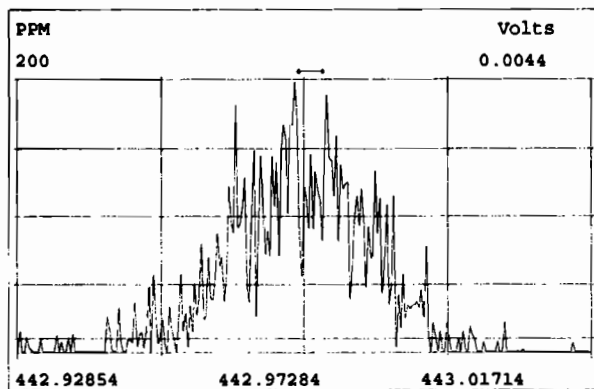
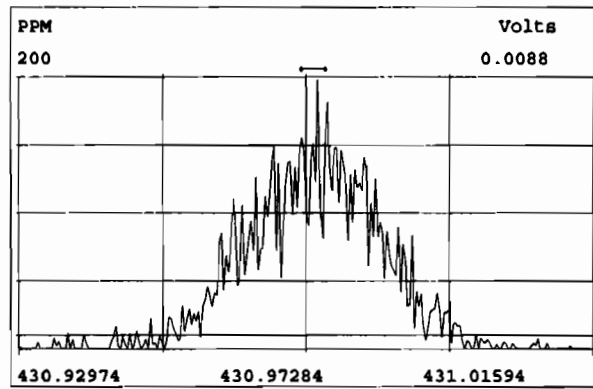
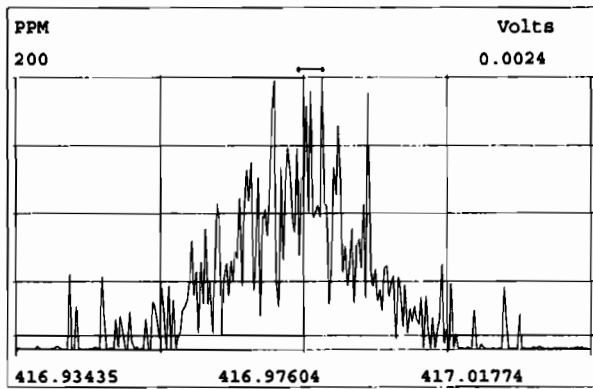
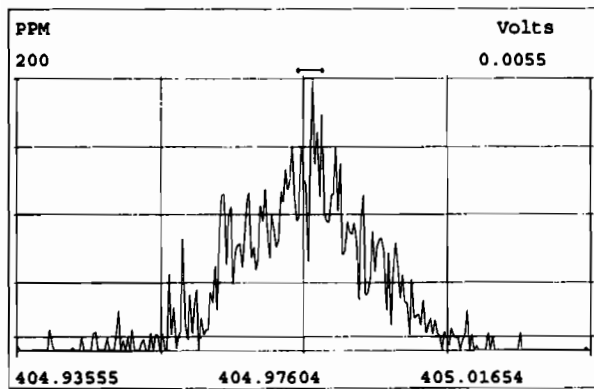
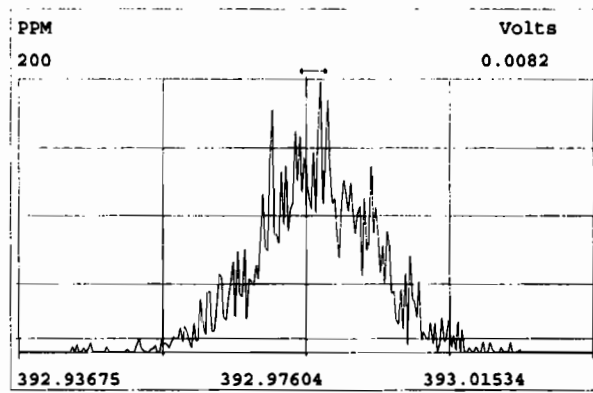
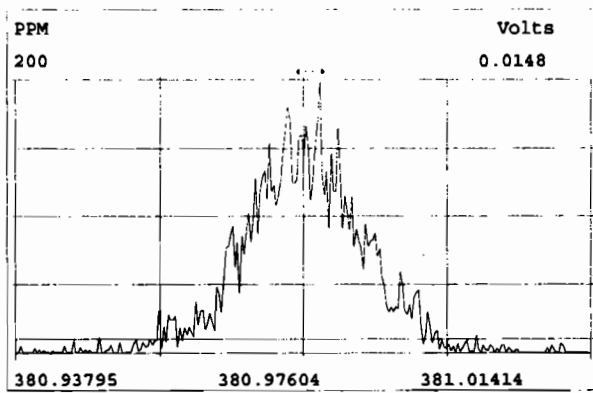
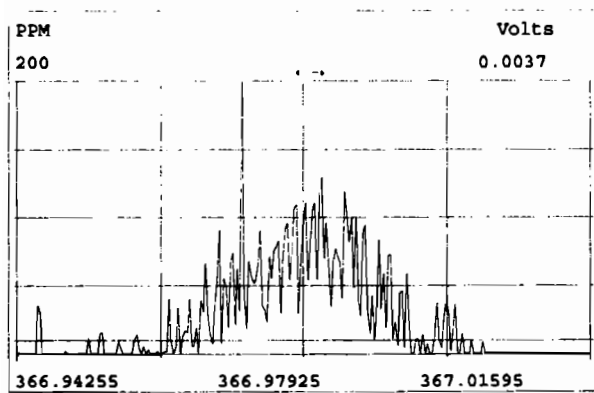
Peak Locate Examination: 8-JAN-2020:10:40 File:RES_CHECK

Experiment:OCDD_DB5 Function:2 Reference:PFK



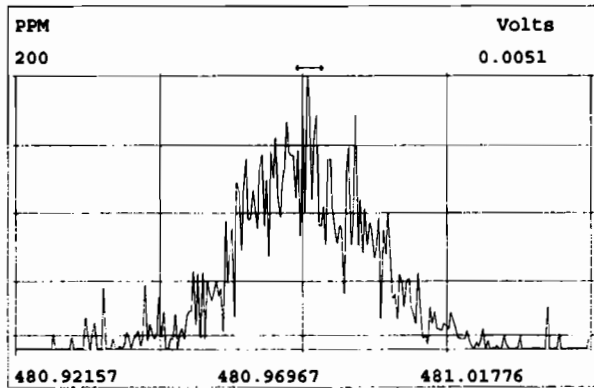
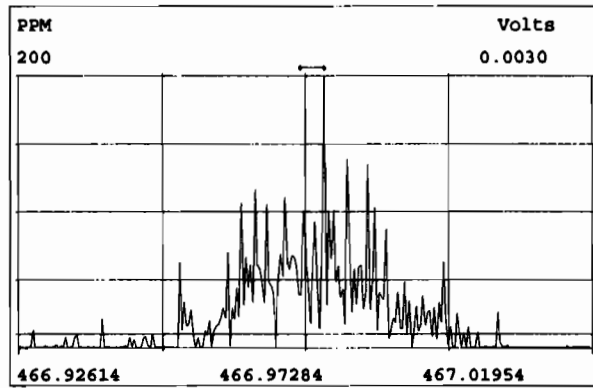
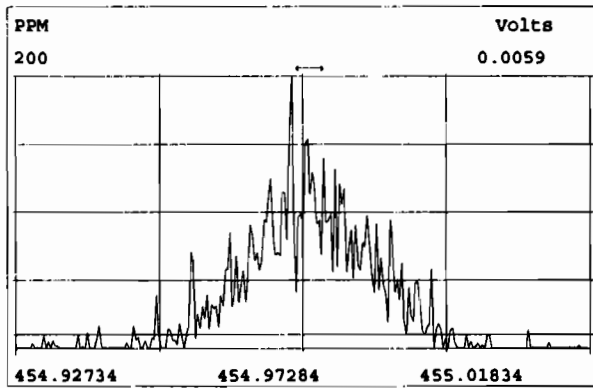
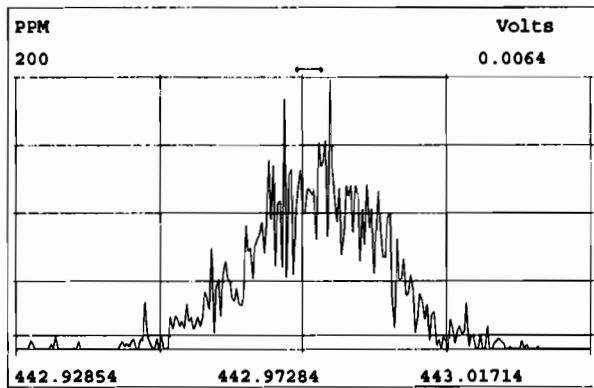
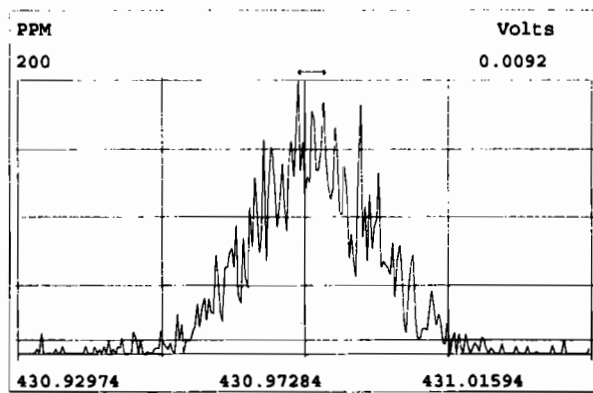
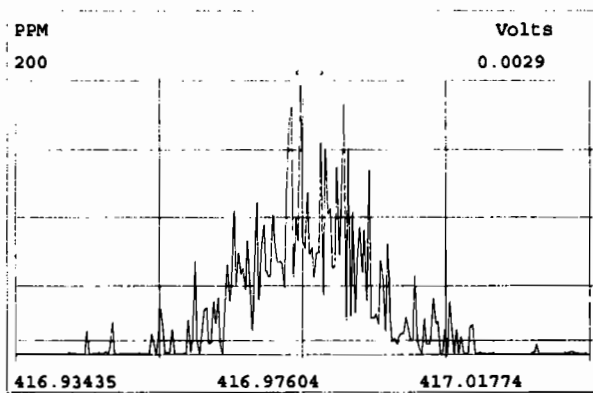
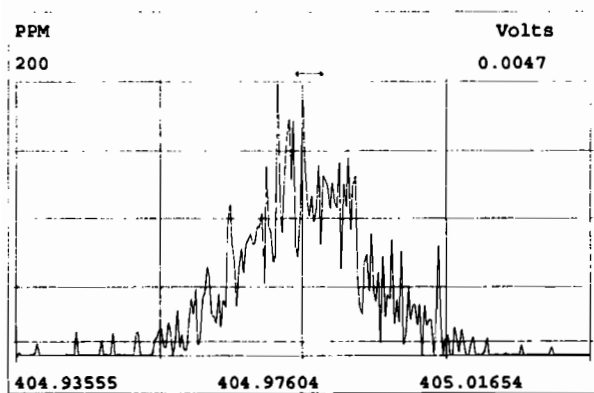
Peak Locate Examination: 8-JAN-2020:10:41 File:RES_CHECK

Experiment:OCDD_DB5 Function:3 Reference:PFK



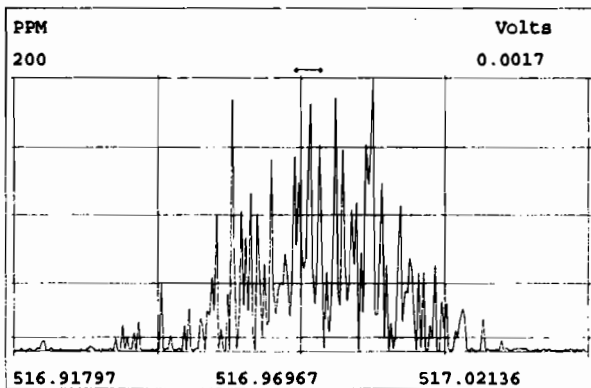
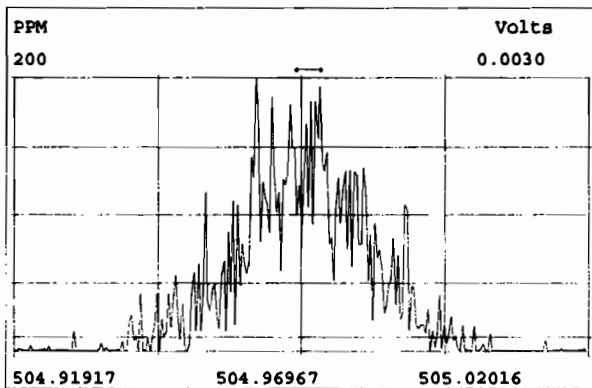
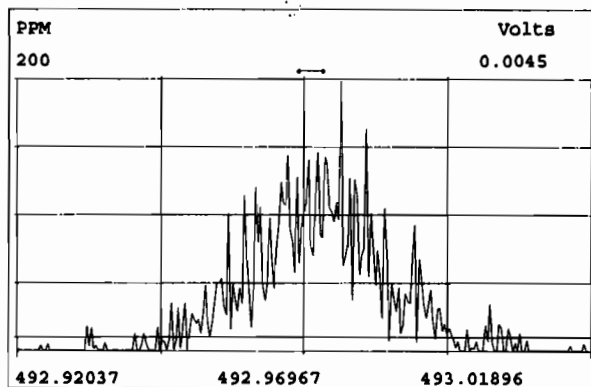
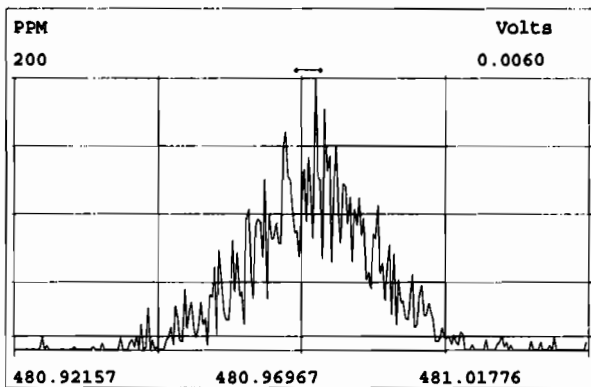
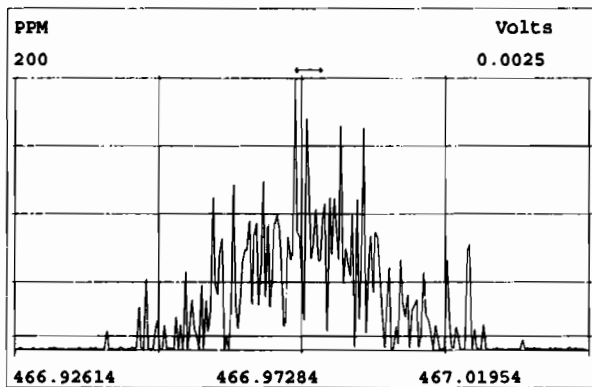
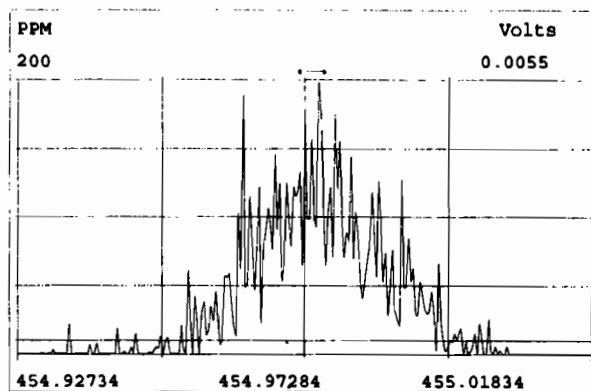
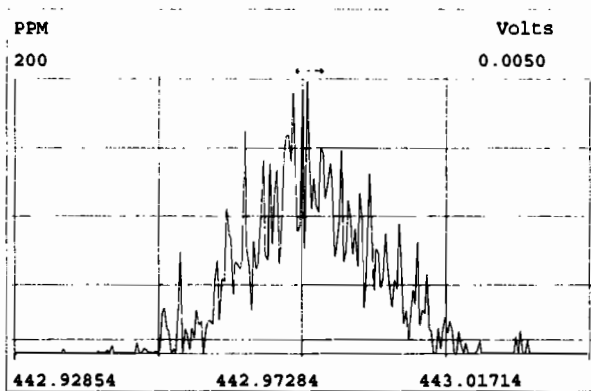
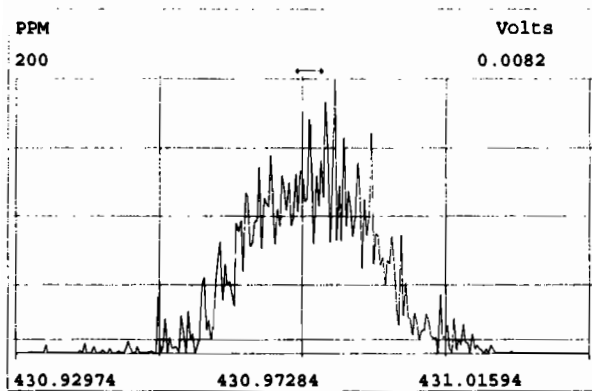
Peak Locate Examination: 8-JAN-2020:10:42 File:RES_CHECK

Experiment:OCDD_DB5 Function:4 Reference:PFK



Peak Locate Examination: 8-JAN-2020:10:43 File:RES_CHECK

Experiment:OCDD_DB5 Function:5 Reference:PFK



INITIAL CALIBRATION

Data filename: 191009D1
 Samp# 1 0.25 Samp# 2 0.50 Samp# 3 2.0 Samp# 4 10 Samp# 5 40 Samp# 6 300

Name	Mean RRF	%RSD	RRF#1	RRF#2	RRF#3	RRF#4	RRF#5	RRF#6
2,3,7,8-TCDD	0.9053	7.55 %	0.84	0.83	0.87	0.99	0.92	0.98
1,2,3,7,8-PeCDD	0.9027	4.95 %	0.86	0.87	0.88	0.88	0.96	0.96
1,2,3,4,7,8-HxCDD	1.1013	3.97 %	1.12	1.13	1.03	1.08	1.09	1.15
1,2,3,6,7,8-HxCDD	0.9386	7.68 %	0.83	0.88	1.01	0.92	0.98	1.00
1,2,3,7,8,9-HxCDD	0.9613	4.62 %	0.95	0.90	0.93	0.95	1.00	1.03
1,2,3,4,6,7,8-HpCDD	0.9794	5.84 %	0.90	0.97	0.95	0.96	1.03	1.06
OCDD	0.9585	4.07 %	0.93	0.94	0.92	0.94	1.01	1.01
2,3,7,8-TCDF	0.9501	8.27 %	1.09	0.90	0.89	0.89	0.95	0.99
1,2,3,7,8-PeCDF	0.9603	4.05 %	0.94	0.94	0.92	0.95	1.00	1.01
2,3,4,7,8-PeCDF	1.0148	3.01 %	1.00	0.99	1.00	1.00	1.03	1.07
1,2,3,4,7,8-HxCDF	1.1768	4.35 %	1.23	1.11	1.15	1.14	1.20	1.24
1,2,3,6,7,8-HxCDF	1.0689	3.63 %	1.01	1.07	1.06	1.05	1.12	1.11
2,3,4,6,7,8-HxCDF	1.1136	5.58 %	1.06	1.03	1.12	1.11	1.16	1.20
1,2,3,7,8,9-HxCDF	1.0616	3.91 %	1.05	1.02	1.02	1.06	1.08	1.13
1,2,3,4,6,7,8-HpCDF	1.1276	3.90 %	1.13	1.13	1.06	1.10	1.17	1.18
1,2,3,4,7,8,9-HpCDF	1.2799	3.29 %	1.30	1.24	1.25	1.25	1.31	1.34
OCDF	0.9472	3.80 %	0.95	0.92	0.91	0.92	1.00	0.98
13C-2,3,7,8-TCDD	1.0954	1.91 %	1.11	1.08	1.06	1.10	1.12	1.11
13C-1,2,3,7,8-PeCDD	0.8814	5.11 %	0.89	0.86	0.83	0.86	0.89	0.96
13C-1,2,3,4,7,8-HxCDD	0.6421	10.35 %	0.65	0.60	0.58	0.61	0.65	0.77
13C-1,2,3,6,7,8-HxCDD	0.8555	4.13 %	0.86	0.87	0.82	0.87	0.80	0.90
13C-1,2,3,7,8,9-HxCDD	0.8066	5.57 %	0.84	0.80	0.76	0.80	0.76	0.88
13C-1,2,3,4,6,7,8-HpCDD	0.6539	9.07 %	0.70	0.63	0.59	0.62	0.63	0.75
13C-OCDD	0.5797	10.98 %	0.60	0.52	0.53	0.55	0.59	0.69
13C-2,3,7,8-TCDF	1.0349	1.62 %	1.04	1.00	1.03	1.05	1.04	1.04
13C-1,2,3,7,8-PeCDF	0.8542	4.58 %	0.84	0.82	0.82	0.87	0.86	0.92
13C-2,3,4,7,8-PeCDF	0.8471	3.79 %	0.81	0.84	0.83	0.84	0.85	0.91
13C-1,2,3,4,7,8-HxCDF	0.8317	8.50 %	0.76	0.80	0.79	0.86	0.83	0.96
13C-1,2,3,6,7,8-HxCDF	1.0344	5.35 %	1.00	1.03	1.03	1.03	0.98	1.14
13C-2,3,4,6,7,8-HxCDF	0.9533	6.17 %	0.94	0.94	0.90	0.93	0.93	1.07
13C-1,2,3,7,8,9-HxCDF	0.8277	8.68 %	0.82	0.80	0.77	0.78	0.83	0.96
13C-1,2,3,4,6,7,8-HpCDF	0.7575	6.47 %	0.76	0.73	0.72	0.75	0.73	0.85
13C-1,2,3,4,7,8,9-HpCDF	0.5812	8.97 %	0.62	0.54	0.52	0.55	0.58	0.66
13C-OCDF	0.6890	12.48 %	0.69	0.62	0.62	0.65	0.72	0.85
37Cl-2,3,7,8-TCDD	1.1977	8.83 %	1.40	1.16	1.16	1.11	1.15	1.21
13C-1,2,3,4-TCDD	1.0000	0.00 %	1.00	1.00	1.00	1.00	1.00	1.00
13C-1,2,3,4-TCDF	1.0000	0.00 %	1.00	1.00	1.00	1.00	1.00	1.00
13C-1,2,3,4,6,9-HxCDF	1.0000	0.00 %	1.00	1.00	1.00	1.00	1.00	1.00

DB CT
 10/10/19 10/10/19

Filename: 191009D1 S: 1 Acquired: 9-OCT-19 16:13:04
 Run: 191009D1 Analyte: Cal: 1613VG7-10-9-19 Results:
 Sample text: ST191009D1-1 1613 CS0 19C2201

	Typ	Name	Amount	Resp	RA	RT	RF	RRF
1	Unk	2,3,7,8-TCDD	0.25	1.97e+04	0.80 y	26:32	-	0.84
2	Unk	1,2,3,7,8-PeCDD	1.25	8.06e+04	0.62 y	30:54	-	0.86
3	Unk	1,2,3,4,7,8-HxCDD	1.25	7.34e+04	1.23 y	34:16	-	1.12
4	Unk	1,2,3,6,7,8-HxCDD	1.25	7.23e+04	1.12 y	34:23	-	0.83
5	Unk	1,2,3,7,8,9-HxCDD	1.25	8.01e+04	1.19 y	34:43	-	0.95
6	Unk	1,2,3,4,6,7,8-HpCDD	1.25	6.39e+04	1.06 y	38:05	-	0.90
7	Unk	OCDD	2.50	1.14e+05	0.95 y	41:28	-	0.93
8	Unk	2,3,7,8-TCDF	0.25	3.62e+04	0.85 y	25:49	-	1.09
9	Unk	1,2,3,7,8-PeCDF	1.25	1.26e+05	1.52 y	29:46	-	0.94
10	Unk	2,3,4,7,8-PeCDF	1.25	1.31e+05	1.52 y	30:40	-	1.00
11	Unk	1,2,3,4,7,8-HxCDF	1.25	9.36e+04	1.22 y	33:22	-	1.23
12	Unk	1,2,3,6,7,8-HxCDF	1.25	1.02e+05	1.11 y	33:29	-	1.01
13	Unk	2,3,4,6,7,8-HxCDF	1.25	1.01e+05	1.30 y	34:07	-	1.06
14	Unk	1,2,3,7,8,9-HxCDF	1.25	8.74e+04	1.10 y	35:08	-	1.05
15	Unk	1,2,3,4,6,7,8-HpCDF	1.25	8.63e+04	1.01 y	36:57	-	1.13
16	Unk	1,2,3,4,7,8,9-HpCDF	1.25	8.18e+04	1.14 y	38:40	-	1.30
17	Unk	OCDF	2.50	1.32e+05	0.94 y	41:43	-	0.95
36	IS	13C-2,3,7,8-TCDD	100.00	9.40e+06	0.78 y	26:32	-	1.11
37	IS	13C-1,2,3,7,8-PeCDD	100.00	7.48e+06	0.62 y	30:55	-	0.89
38	IS	13C-1,2,3,4,7,8-HxCDD	100.00	5.24e+06	1.19 y	34:15	-	0.65
39	IS	13C-1,2,3,6,7,8-HxCDD	100.00	6.96e+06	1.32 y	34:22	-	0.86
40	IS	13C-1,2,3,7,8,9-HxCDD	100.00	6.74e+06	1.31 y	34:42	-	0.84
41	IS	13C-1,2,3,4,6,7,8-HpCDD	100.00	5.68e+06	1.05 y	38:05	-	0.70
42	IS	13C-OCDD	200.00	9.75e+06	0.88 y	41:28	-	0.60
43	IS	13C-2,3,7,8-TCDF	100.00	1.33e+07	0.79 y	25:49	-	1.04
44	IS	13C-1,2,3,7,8-PeCDF	100.00	1.07e+07	1.58 y	29:46	-	0.84
45	IS	13C-2,3,4,7,8-PeCDF	100.00	1.05e+07	1.58 y	30:39	-	0.81
46	IS	13C-1,2,3,4,7,8-HxCDF	100.00	6.11e+06	0.51 y	33:21	-	0.76
47	IS	13C-1,2,3,6,7,8-HxCDF	100.00	8.04e+06	0.50 y	33:29	-	1.00
48	IS	13C-2,3,4,6,7,8-HxCDF	100.00	7.61e+06	0.50 y	34:07	-	0.94
49	IS	13C-1,2,3,7,8,9-HxCDF	100.00	6.66e+06	0.48 y	35:07	-	0.82
50	IS	13C-1,2,3,4,6,7,8-HpCDF	100.00	6.12e+06	0.42 y	36:57	-	0.76
51	IS	13C-1,2,3,4,7,8,9-HpCDF	100.00	5.02e+06	0.45 y	38:41	-	0.62
52	IS	13C-OCDF	200.00	1.11e+07	0.90 y	41:43	-	0.69
53	C/Up	37Cl-2,3,7,8-TCDD	0.25	2.97e+04		26:33	-	1.40
54	RS/RT	13C-1,2,3,4-TCDD	100.00	8.45e+06	0.80 y	25:59	-	1.00
55	RS	13C-1,2,3,4-TCDF	100.00	1.28e+07	0.79 y	24:39	-	1.00
56	RS/RT	13C-1,2,3,4,6,9-HxCDF	100.00	8.07e+06	0.52 y	33:47	-	1.00

DB
10/10/14

Filename: 191009D1 S: 2 Acquired: 9-OCT-19 17:00:45
 Run: 191009D1 Analyte: Cal: 1613VG7-10-9-19 Results:
 Sample text: ST191009D1-2 1613 CS1 19C2202

	Typ	Name	Amount	Resp	RA	RT	RF	RRF
1	Unk	2,3,7,8-TCDD	0.50	3.54e+04	0.78 y	26:34	-	0.83
2	Unk	1,2,3,7,8-PeCDD	2.50	1.46e+05	0.60 y	30:56	-	0.87
3	Unk	1,2,3,4,7,8-HxCDD	2.50	1.25e+05	1.20 y	34:16	-	1.13
4	Unk	1,2,3,6,7,8-HxCDD	2.50	1.40e+05	1.22 y	34:23	-	0.88
5	Unk	1,2,3,7,8,9-HxCDD	2.50	1.33e+05	1.15 y	34:43	-	0.90
6	Unk	1,2,3,4,6,7,8-HpCDD	2.50	1.13e+05	0.97 y	38:06	-	0.97
7	Unk	OCDD	5.00	1.78e+05	0.90 y	41:28	-	0.94
8	Unk	2,3,7,8-TCDF	0.50	5.25e+04	0.74 y	25:51	-	0.90
9	Unk	1,2,3,7,8-PeCDF	2.50	2.25e+05	1.59 y	29:48	-	0.94
10	Unk	2,3,4,7,8-PeCDF	2.50	2.42e+05	1.50 y	30:40	-	0.99
11	Unk	1,2,3,4,7,8-HxCDF	2.50	1.62e+05	1.16 y	33:22	-	1.11
12	Unk	1,2,3,6,7,8-HxCDF	2.50	2.03e+05	1.20 y	33:30	-	1.07
13	Unk	2,3,4,6,7,8-HxCDF	2.50	1.79e+05	1.30 y	34:07	-	1.03
14	Unk	1,2,3,7,8,9-HxCDF	2.50	1.49e+05	1.24 y	35:08	-	1.02
15	Unk	1,2,3,4,6,7,8-HpCDF	2.50	1.51e+05	0.91 y	36:57	-	1.13
16	Unk	1,2,3,4,7,8,9-HpCDF	2.50	1.23e+05	0.94 y	38:41	-	1.24
17	Unk	OCDF	5.00	2.09e+05	0.91 y	41:43	-	0.92
36	IS	13C-2,3,7,8-TCDD	100.00	8.50e+06	0.78 y	26:34	-	1.08
37	IS	13C-1,2,3,7,8-PeCDD	100.00	6.74e+06	0.63 y	30:56	-	0.86
38	IS	13C-1,2,3,4,7,8-HxCDD	100.00	4.41e+06	1.38 y	34:16	-	0.60
39	IS	13C-1,2,3,6,7,8-HxCDD	100.00	6.35e+06	1.20 y	34:23	-	0.87
40	IS	13C-1,2,3,7,8,9-HxCDD	100.00	5.87e+06	1.26 y	34:42	-	0.80
41	IS	13C-1,2,3,4,6,7,8-HpCDD	100.00	4.64e+06	1.05 y	38:05	-	0.63
42	IS	13C-OCDD	200.00	7.58e+06	0.89 y	41:28	-	0.52
43	IS	13C-2,3,7,8-TCDF	100.00	1.17e+07	0.80 y	25:51	-	1.00
44	IS	13C-1,2,3,7,8-PeCDF	100.00	9.60e+06	1.59 y	29:48	-	0.82
45	IS	13C-2,3,4,7,8-PeCDF	100.00	9.80e+06	1.58 y	30:40	-	0.84
46	IS	13C-1,2,3,4,7,8-HxCDF	100.00	5.84e+06	0.52 y	33:21	-	0.80
47	IS	13C-1,2,3,6,7,8-HxCDF	100.00	7.58e+06	0.51 y	33:29	-	1.03
48	IS	13C-2,3,4,6,7,8-HxCDF	100.00	6.92e+06	0.51 y	34:07	-	0.94
49	IS	13C-1,2,3,7,8,9-HxCDF	100.00	5.84e+06	0.49 y	35:08	-	0.80
50	IS	13C-1,2,3,4,6,7,8-HpCDF	100.00	5.38e+06	0.43 y	36:57	-	0.73
51	IS	13C-1,2,3,4,7,8,9-HpCDF	100.00	3.99e+06	0.43 y	38:41	-	0.54
52	IS	13C-OCDF	200.00	9.05e+06	0.88 y	41:43	-	0.62
53	C/Up	37Cl-2,3,7,8-TCDD	0.50	4.55e+04		26:34	-	1.16
54	RS/RT	13C-1,2,3,4-TCDD	100.00	7.86e+06	0.77 y	26:01	-	1.00
55	RS	13C-1,2,3,4-TCDF	100.00	1.17e+07	0.83 y	24:41	-	1.00
56	RS/RT	13C-1,2,3,4,6,9-HxCDF	100.00	7.33e+06	0.52 y	33:47	-	1.00

DB
10/10/19

Filename: 191009D1 S: 3 Acquired: 9-OCT-19 17:48:27

Run: 191009D1 Analyte: Cal: 1613VG7-10-9-19

Results:

Sample text: ST191009D1-3 1613 CS2 19C2203

	Typ	Name	Amount	Resp	RA	RT	RF	RRF
1	Unk	2,3,7,8-TCDD	2.00	1.35e+05	0.74 y	26:33	-	0.87
2	Unk	1,2,3,7,8-PeCDD	10.00	5.33e+05	0.64 y	30:56	-	0.88
3	Unk	1,2,3,4,7,8-HxCDD	10.00	3.94e+05	1.22 y	34:16	-	1.03
4	Unk	1,2,3,6,7,8-HxCDD	10.00	5.50e+05	1.25 y	34:23	-	1.01
5	Unk	1,2,3,7,8,9-HxCDD	10.00	4.71e+05	1.36 y	34:43	-	0.93
6	Unk	1,2,3,4,6,7,8-HpCDD	10.00	3.70e+05	1.02 y	38:06	-	0.95
7	Unk	OCDD	20.00	6.41e+05	0.90 y	41:29	-	0.92
8	Unk	2,3,7,8-TCDF	2.00	1.90e+05	0.83 y	25:49	-	0.89
9	Unk	1,2,3,7,8-PeCDF	10.00	7.88e+05	1.58 y	29:47	-	0.92
10	Unk	2,3,4,7,8-PeCDF	10.00	8.71e+05	1.56 y	30:40	-	1.00
11	Unk	1,2,3,4,7,8-HxCDF	10.00	6.02e+05	1.14 y	33:22	-	1.15
12	Unk	1,2,3,6,7,8-HxCDF	10.00	7.20e+05	1.27 y	33:30	-	1.06
13	Unk	2,3,4,6,7,8-HxCDF	10.00	6.66e+05	1.26 y	34:08	-	1.12
14	Unk	1,2,3,7,8,9-HxCDF	10.00	5.16e+05	1.16 y	35:08	-	1.02
15	Unk	1,2,3,4,6,7,8-HpCDF	10.00	5.02e+05	1.05 y	36:57	-	1.06
16	Unk	1,2,3,4,7,8,9-HpCDF	10.00	4.31e+05	1.08 y	38:41	-	1.25
17	Unk	OCDF	20.00	7.38e+05	0.91 y	41:44	-	0.91
36	IS	13C-2,3,7,8-TCDD	100.00	7.73e+06	0.78 y	26:33	-	1.06
37	IS	13C-1,2,3,7,8-PeCDD	100.00	6.03e+06	0.62 y	30:55	-	0.83
38	IS	13C-1,2,3,4,7,8-HxCDD	100.00	3.81e+06	1.24 y	34:15	-	0.58
39	IS	13C-1,2,3,6,7,8-HxCDD	100.00	5.44e+06	1.28 y	34:22	-	0.82
40	IS	13C-1,2,3,7,8,9-HxCDD	100.00	5.03e+06	1.21 y	34:42	-	0.76
41	IS	13C-1,2,3,4,6,7,8-HpCDD	100.00	3.89e+06	1.09 y	38:05	-	0.59
42	IS	13C-OCDD	200.00	6.97e+06	0.90 y	41:28	-	0.53
43	IS	13C-2,3,7,8-TCDF	100.00	1.08e+07	0.82 y	25:49	-	1.03
44	IS	13C-1,2,3,7,8-PeCDF	100.00	8.55e+06	1.59 y	29:47	-	0.82
45	IS	13C-2,3,4,7,8-PeCDF	100.00	8.70e+06	1.59 y	30:40	-	0.83
46	IS	13C-1,2,3,4,7,8-HxCDF	100.00	5.22e+06	0.49 y	33:21	-	0.79
47	IS	13C-1,2,3,6,7,8-HxCDF	100.00	6.80e+06	0.51 y	33:29	-	1.03
48	IS	13C-2,3,4,6,7,8-HxCDF	100.00	5.93e+06	0.52 y	34:07	-	0.90
49	IS	13C-1,2,3,7,8,9-HxCDF	100.00	5.05e+06	0.51 y	35:08	-	0.77
50	IS	13C-1,2,3,4,6,7,8-HpCDF	100.00	4.73e+06	0.44 y	36:57	-	0.72
51	IS	13C-1,2,3,4,7,8,9-HpCDF	100.00	3.46e+06	0.45 y	38:41	-	0.52
52	IS	13C-OCDF	200.00	8.15e+06	0.92 y	41:44	-	0.62
53	C/Up	37Cl-2,3,7,8-TCDD	2.00	1.69e+05		26:33	-	1.16
54	RS/RT	13C-1,2,3,4-TCDD	100.00	7.29e+06	0.77 y	25:59	-	1.00
55	RS	13C-1,2,3,4-TCDF	100.00	1.04e+07	0.82 y	24:39	-	1.00
56	RS/RT	13C-1,2,3,4,6,9-HxCDF	100.00	6.60e+06	0.52 y	33:47	-	1.00

DB
10/10/19

Filename: 191009D1 S: 4 Acquired: 9-OCT-19 18:36:09
 Run: 191009D1 Analyte: Cal: 1613VG7-10-9-19 Results:
 Sample text: ST191009D1-4 1613 CS3 19C2204

	Typ	Name	Amount	Resp	RA	RT	RF	RRF
1	Unk	2,3,7,8-TCDD	10.00	8.37e+05	0.80 y	26:35	-	0.99
2	Unk	1,2,3,7,8-PeCDD	50.00	2.94e+06	0.61 y	30:56	-	0.88
3	Unk	1,2,3,4,7,8-HxCDD	50.00	2.38e+06	1.21 y	34:16	-	1.08
4	Unk	1,2,3,6,7,8-HxCDD	50.00	2.90e+06	1.19 y	34:23	-	0.92
5	Unk	1,2,3,7,8,9-HxCDD	50.00	2.74e+06	1.24 y	34:42	-	0.95
6	Unk	1,2,3,4,6,7,8-HpCDD	50.00	2.15e+06	1.03 y	38:05	-	0.96
7	Unk	OCDD	100.00	3.73e+06	0.91 y	41:28	-	0.94
8	Unk	2,3,7,8-TCDF	10.00	1.05e+06	0.80 y	25:51	-	0.89
9	Unk	1,2,3,7,8-PeCDF	50.00	4.65e+06	1.59 y	29:47	-	0.95
10	Unk	2,3,4,7,8-PeCDF	50.00	4.70e+06	1.68 y	30:40	-	1.00
11	Unk	1,2,3,4,7,8-HxCDF	50.00	3.52e+06	1.24 y	33:21	-	1.14
12	Unk	1,2,3,6,7,8-HxCDF	50.00	3.92e+06	1.25 y	33:29	-	1.05
13	Unk	2,3,4,6,7,8-HxCDF	50.00	3.74e+06	1.22 y	34:07	-	1.11
14	Unk	1,2,3,7,8,9-HxCDF	50.00	3.00e+06	1.19 y	35:07	-	1.06
15	Unk	1,2,3,4,6,7,8-HpCDF	50.00	2.97e+06	1.04 y	36:57	-	1.10
16	Unk	1,2,3,4,7,8,9-HpCDF	50.00	2.49e+06	1.07 y	38:41	-	1.25
17	Unk	OCDF	100.00	4.33e+06	0.91 y	41:43	-	0.92
36	IS	13C-2,3,7,8-TCDD	100.00	8.46e+06	0.74 y	26:33	-	1.10
37	IS	13C-1,2,3,7,8-PeCDD	100.00	6.66e+06	0.62 y	30:55	-	0.86
38	IS	13C-1,2,3,4,7,8-HxCDD	100.00	4.42e+06	1.25 y	34:15	-	0.61
39	IS	13C-1,2,3,6,7,8-HxCDD	100.00	6.30e+06	1.28 y	34:22	-	0.87
40	IS	13C-1,2,3,7,8,9-HxCDD	100.00	5.76e+06	1.27 y	34:41	-	0.80
41	IS	13C-1,2,3,4,6,7,8-HpCDD	100.00	4.47e+06	1.05 y	38:05	-	0.62
42	IS	13C-OCDD	200.00	7.90e+06	0.94 y	41:27	-	0.55
43	IS	13C-2,3,7,8-TCDF	100.00	1.18e+07	0.79 y	25:50	-	1.05
44	IS	13C-1,2,3,7,8-PeCDF	100.00	9.79e+06	1.62 y	29:47	-	0.87
45	IS	13C-2,3,4,7,8-PeCDF	100.00	9.43e+06	1.61 y	30:39	-	0.84
46	IS	13C-1,2,3,4,7,8-HxCDF	100.00	6.19e+06	0.50 y	33:21	-	0.86
47	IS	13C-1,2,3,6,7,8-HxCDF	100.00	7.47e+06	0.51 y	33:29	-	1.03
48	IS	13C-2,3,4,6,7,8-HxCDF	100.00	6.75e+06	0.49 y	34:06	-	0.93
49	IS	13C-1,2,3,7,8,9-HxCDF	100.00	5.64e+06	0.49 y	35:07	-	0.78
50	IS	13C-1,2,3,4,6,7,8-HpCDF	100.00	5.40e+06	0.43 y	36:55	-	0.75
51	IS	13C-1,2,3,4,7,8,9-HpCDF	100.00	3.99e+06	0.44 y	38:40	-	0.55
52	IS	13C-OCDF	200.00	9.37e+06	0.89 y	41:43	-	0.65
53	C/Up	37Cl-2,3,7,8-TCDD	10.00	8.56e+05		26:35	-	1.11
54	RS/RT	13C-1,2,3,4-TCDD	100.00	7.70e+06	0.75 y	26:00	-	1.00
55	RS	13C-1,2,3,4-TCDF	100.00	1.13e+07	0.82 y	24:41	-	1.00
56	RS/RT	13C-1,2,3,4,6,9-HxCDF	100.00	7.23e+06	0.51 y	33:47	-	1.00

DB

10/10/19

Filename: 191009D1 S: 5 Acquired: 9-OCT-19 19:23:46
Run: 191009D1 Analyte: Cal: 1613VG7-10-9-19 Results:
Sample text: ST191009D1-5 1613 CS4 19C2205

	Typ	Name	Amount	Resp	RA	RT	RF	RRF
1	Unk	2,3,7,8-TCDD	40.00	3.53e+06	0.81 y	26:35	-	0.92
2	Unk	1,2,3,7,8-PeCDD	200.00	1.48e+07	0.63 y	30:55	-	0.96
3	Unk	1,2,3,4,7,8-HxCDD	200.00	1.19e+07	1.19 y	34:15	-	1.09
4	Unk	1,2,3,6,7,8-HxCDD	200.00	1.34e+07	1.20 y	34:22	-	0.98
5	Unk	1,2,3,7,8,9-HxCDD	200.00	1.30e+07	1.18 y	34:41	-	1.00
6	Unk	1,2,3,4,6,7,8-HpCDD	200.00	1.10e+07	1.03 y	38:04	-	1.03
7	Unk	OCDD	400.00	2.03e+07	0.91 y	41:26	-	1.01
8	Unk	2,3,7,8-TCDF	40.00	5.17e+06	0.77 y	25:52	-	0.95
9	Unk	1,2,3,7,8-PeCDF	200.00	2.24e+07	1.58 y	29:47	-	1.00
10	Unk	2,3,4,7,8-PeCDF	200.00	2.29e+07	1.55 y	30:40	-	1.03
11	Unk	1,2,3,4,7,8-HxCDF	200.00	1.69e+07	1.21 y	33:21	-	1.20
12	Unk	1,2,3,6,7,8-HxCDF	200.00	1.85e+07	1.21 y	33:29	-	1.12
13	Unk	2,3,4,6,7,8-HxCDF	200.00	1.83e+07	1.21 y	34:06	-	1.16
14	Unk	1,2,3,7,8,9-HxCDF	200.00	1.53e+07	1.22 y	35:06	-	1.08
15	Unk	1,2,3,4,6,7,8-HpCDF	200.00	1.46e+07	1.04 y	36:56	-	1.17
16	Unk	1,2,3,4,7,8,9-HpCDF	200.00	1.30e+07	1.05 y	38:39	-	1.31
17	Unk	OCDF	400.00	2.42e+07	0.91 y	41:41	-	1.00
36	IS	13C-2,3,7,8-TCDD	100.00	9.63e+06	0.75 y	26:34	-	1.12
37	IS	13C-1,2,3,7,8-PeCDD	100.00	7.72e+06	0.63 y	30:54	-	0.89
38	IS	13C-1,2,3,4,7,8-HxCDD	100.00	5.48e+06	1.31 y	34:14	-	0.65
39	IS	13C-1,2,3,6,7,8-HxCDD	100.00	6.83e+06	1.22 y	34:21	-	0.80
40	IS	13C-1,2,3,7,8,9-HxCDD	100.00	6.48e+06	1.26 y	34:40	-	0.76
41	IS	13C-1,2,3,4,6,7,8-HpCDD	100.00	5.36e+06	1.08 y	38:03	-	0.63
42	IS	13C-OCDD	200.00	1.01e+07	0.91 y	41:25	-	0.59
43	IS	13C-2,3,7,8-TCDF	100.00	1.36e+07	0.80 y	25:51	-	1.04
44	IS	13C-1,2,3,7,8-PeCDF	100.00	1.12e+07	1.57 y	29:46	-	0.86
45	IS	13C-2,3,4,7,8-PeCDF	100.00	1.11e+07	1.52 y	30:39	-	0.85
46	IS	13C-1,2,3,4,7,8-HxCDF	100.00	7.05e+06	0.50 y	33:20	-	0.83
47	IS	13C-1,2,3,6,7,8-HxCDF	100.00	8.28e+06	0.49 y	33:28	-	0.98
48	IS	13C-2,3,4,6,7,8-HxCDF	100.00	7.90e+06	0.51 y	34:05	-	0.93
49	IS	13C-1,2,3,7,8,9-HxCDF	100.00	7.08e+06	0.51 y	35:06	-	0.83
50	IS	13C-1,2,3,4,6,7,8-HpCDF	100.00	6.23e+06	0.46 y	36:55	-	0.73
51	IS	13C-1,2,3,4,7,8,9-HpCDF	100.00	4.95e+06	0.44 y	38:38	-	0.58
52	IS	13C-OCDF	200.00	1.22e+07	0.90 y	41:40	-	0.72
53	C/Up	37Cl-2,3,7,8-TCDD	40.00	3.96e+06		26:35	-	1.15
54	RS/RT	13C-1,2,3,4-TCDD	100.00	8.64e+06	0.78 y	26:00	-	1.00
55	RS	13C-1,2,3,4-TCDF	100.00	1.30e+07	0.83 y	24:41	-	1.00
56	RS/RT	13C-1,2,3,4,6,9-HxCDF	100.00	8.48e+06	0.51 y	33:46	-	1.00

DB
10/10/19

Filename: 191009D1 S: 6 Acquired: 9-OCT-19 20:11:17
 Run: 191009D1 Analyte: Cal: 1613VG7-10-9-19 Results:
 Sample text: ST191009D1-6 1613 CS5 19C2206

	Typ	Name	Amount	Resp	RA	RT	RF	RRF
1	Unk	2,3,7,8-TCDD	300.00	2.80e+07	0.81 y	26:35	-	0.98
2	Unk	1,2,3,7,8-PeCDD	1500.00	1.19e+08	0.62 y	30:55	-	0.96
3	Unk	1,2,3,4,7,8-HxCDD	1500.00	1.04e+08	1.22 y	34:15	-	1.15
4	Unk	1,2,3,6,7,8-HxCDD	1500.00	1.07e+08	1.21 y	34:22	-	1.00
5	Unk	1,2,3,7,8,9-HxCDD	1500.00	1.06e+08	1.23 y	34:41	-	1.03
6	Unk	1,2,3,4,6,7,8-HpCDD	1500.00	9.32e+07	1.05 y	38:03	-	1.06
7	Unk	OCDD	3000.00	1.64e+08	0.92 y	41:25	-	1.01
8	Unk	2,3,7,8-TCDF	300.00	3.95e+07	0.79 y	25:52	-	0.99
9	Unk	1,2,3,7,8-PeCDF	1500.00	1.79e+08	1.58 y	29:47	-	1.01
10	Unk	2,3,4,7,8-PeCDF	1500.00	1.86e+08	1.57 y	30:39	-	1.07
11	Unk	1,2,3,4,7,8-HxCDF	1500.00	1.40e+08	1.20 y	33:21	-	1.24
12	Unk	1,2,3,6,7,8-HxCDF	1500.00	1.48e+08	1.21 y	33:29	-	1.11
13	Unk	2,3,4,6,7,8-HxCDF	1500.00	1.51e+08	1.22 y	34:06	-	1.20
14	Unk	1,2,3,7,8,9-HxCDF	1500.00	1.28e+08	1.25 y	35:06	-	1.13
15	Unk	1,2,3,4,6,7,8-HpCDF	1500.00	1.18e+08	1.03 y	36:55	-	1.18
16	Unk	1,2,3,4,7,8,9-HpCDF	1500.00	1.04e+08	1.05 y	38:38	-	1.34
17	Unk	OCDF	3000.00	1.96e+08	0.91 y	41:40	-	0.98
36	IS	13C-2,3,7,8-TCDD	100.00	9.53e+06	0.73 y	26:33	-	1.11
37	IS	13C-1,2,3,7,8-PeCDD	100.00	8.28e+06	0.64 y	30:54	-	0.96
38	IS	13C-1,2,3,4,7,8-HxCDD	100.00	6.01e+06	1.21 y	34:14	-	0.77
39	IS	13C-1,2,3,6,7,8-HxCDD	100.00	7.08e+06	1.32 y	34:21	-	0.90
40	IS	13C-1,2,3,7,8,9-HxCDD	100.00	6.90e+06	1.26 y	34:39	-	0.88
41	IS	13C-1,2,3,4,6,7,8-HpCDD	100.00	5.86e+06	1.08 y	38:03	-	0.75
42	IS	13C-OCDD	200.00	1.08e+07	0.92 y	41:25	-	0.69
43	IS	13C-2,3,7,8-TCDF	100.00	1.33e+07	0.80 y	25:51	-	1.04
44	IS	13C-1,2,3,7,8-PeCDF	100.00	1.18e+07	1.59 y	29:46	-	0.92
45	IS	13C-2,3,4,7,8-PeCDF	100.00	1.16e+07	1.60 y	30:38	-	0.91
46	IS	13C-1,2,3,4,7,8-HxCDF	100.00	7.52e+06	0.51 y	33:20	-	0.96
47	IS	13C-1,2,3,6,7,8-HxCDF	100.00	8.92e+06	0.50 y	33:28	-	1.14
48	IS	13C-2,3,4,6,7,8-HxCDF	100.00	8.38e+06	0.51 y	34:05	-	1.07
49	IS	13C-1,2,3,7,8,9-HxCDF	100.00	7.57e+06	0.52 y	35:05	-	0.96
50	IS	13C-1,2,3,4,6,7,8-HpCDF	100.00	6.70e+06	0.43 y	36:54	-	0.85
51	IS	13C-1,2,3,4,7,8,9-HpCDF	100.00	5.19e+06	0.43 y	38:37	-	0.66
52	IS	13C-OCDF	200.00	1.33e+07	0.89 y	41:39	-	0.85
53	C/Up	37Cl-2,3,7,8-TCDD	199.98	2.09e+07		26:35	-	1.21
54	RS/RT	13C-1,2,3,4-TCDD	100.00	8.62e+06	0.76 y	26:01	-	1.00
55	RS	13C-1,2,3,4-TCDF	100.00	1.27e+07	0.84 y	24:41	-	1.00
56	RS/RT	13C-1,2,3,4,6,9-HxCDF	100.00	7.85e+06	0.49 y	33:45	-	1.00

DB

10/10/19

Run: 191009D1 Analyte: Cal: 1613VG7-10 9-19 Inst. ID: VG-7

Data filename: 191009D1

Samp# 1	Samp# 2	Samp# 3	Samp# 4	Samp# 5	Samp# 6
0.25	0.50	2.0	10	40	300

Name	Mean RRF	%RSD	RRF#1	RRF#2	RRF#3	RRF#4	RRF#5	RRF#6
Total Tetra-Dioxins	0.9053	7.55 %	0.84	0.83	0.87	0.99	0.92	0.98
TCDD EMPC	0.9053	7.55 %	0.84	0.83	0.87	0.99	0.92	0.98
Total Penta-Dioxins	0.9027	4.95 %	0.86	0.87	0.88	0.88	0.96	0.96
PeCDD EMPC	0.9027	4.95 %	0.86	0.87	0.88	0.88	0.96	0.96
Total Hexa-Dioxins	0.9918	4.02 %	0.95	0.96	0.99	0.97	1.02	1.06
HxCDD EMPC	0.9918	4.02 %	0.95	0.96	0.99	0.97	1.02	1.06
Total Hepta-Dioxins	0.9794	5.84 %	0.90	0.97	0.95	0.96	1.03	1.06
HpCDD EMPC	0.9794	5.84 %	0.90	0.97	0.95	0.96	1.03	1.06
Total Tetra-Furans	0.9501	8.27 %	1.09	0.90	0.89	0.89	0.95	0.99
TCDF EMPC	0.9501	8.27 %	1.09	0.90	0.89	0.89	0.95	0.99
1st Func. Penta-Furans	0.9875	3.40 %	0.97	0.96	0.96	0.97	1.02	1.04
1st Func. PeCDF EMPC	0.9875	3.40 %	0.97	0.96	0.96	0.97	1.02	1.04
Total Penta-Furans	0.9875	3.40 %	0.97	0.96	0.96	0.97	1.02	1.04
PeCDF EMPC	0.9875	3.40 %	0.97	0.96	0.96	0.97	1.02	1.04
Total Hexa-Furans	1.1033	3.70 %	1.08	1.06	1.09	1.09	1.14	1.17
HxCDF EMPC	1.1033	3.70 %	1.08	1.06	1.09	1.09	1.14	1.17
Total Hepta-Furans	1.1937	3.56 %	1.21	1.17	1.14	1.16	1.23	1.25
HpCDF EMPC	1.1937	3.56 %	1.21	1.17	1.14	1.16	1.23	1.25

DB
10/10/19

Run: 191009D1

Analyte:

Cal: 1613VG7-10-9-19

Inst. ID: VG-7

Data filename: 191009D1

		Samp# 1	Samp# 2	Samp# 3	Samp# 4	Samp# 5	Samp# 6
		0.25	0.50	2.0	10	40	300
	RRT Limits						
Name	Lower Upper	RRT#1	RRT#2	RRT#3	RRT#4	RRT#5	RRT#6
2,3,7,8-TCDD	0.999 -1.002	1.000	1.000	1.000	1.001	1.001	1.001
1,2,3,7,8-PeCDD	0.999 -1.002	0.999	1.000	1.001	1.001	1.001	1.001
1,2,3,4,7,8-HxCDD	0.999 -1.001	1.000	1.000	1.001	1.000	1.000	1.000
1,2,3,6,7,8-HxCDD	0.998 -1.004	1.000	1.000	1.000	1.001	1.001	1.000
1,2,3,7,8,9-HxCDD	0.998 -1.004	1.001	1.000	1.000	1.000	1.001	1.001
1,2,3,4,6,7,8-HpCDD	0.999 -1.001	1.000	1.000	1.000	1.000	1.000	1.000
OCDD	0.999 -1.001	1.000	1.000	1.000	1.000	1.000	1.000
2,3,7,8-TCDF	0.999 -1.003	1.000	1.000	1.000	1.001	1.001	1.001
1,2,3,7,8-PeCDF	0.999 -1.002	1.000	1.000	1.000	1.000	1.000	1.001
2,3,4,7,8-PeCDF	0.999 -1.002	1.000	1.000	1.000	1.001	1.001	1.001
1,2,3,4,7,8-HxCDF	0.999 -1.001	1.000	1.000	1.000	1.000	1.000	1.000
1,2,3,6,7,8-HxCDF	0.997 -1.005	1.000	1.000	1.001	1.000	1.000	1.000
2,3,4,6,7,8-HxCDF	0.999 -1.001	1.000	1.000	1.000	1.001	1.001	1.000
1,2,3,7,8,9-HxCDF	0.999 -1.001	1.000	1.000	1.000	1.000	1.000	1.000
1,2,3,4,6,7,8-HpCDF	0.999 -1.001	1.000	1.000	1.000	1.001	1.000	1.000
1,2,3,4,7,8,9-HpCDF	0.999 -1.001	1.000	1.000	1.000	1.000	1.000	1.000
OCDF	0.999 -1.001	1.000	1.000	1.000	1.000	1.000	1.000
13C-2,3,7,8-TCDD	0.976 -1.043	1.022	1.022	1.022	1.021	1.021	1.021
13C-1,2,3,7,8-PeCDD	1.000 -1.567	1.190	1.189	1.190	1.189	1.188	1.188
13C-1,2,3,4,7,8-HxCDD	1.002 -1.026	1.014	1.014	1.014	1.014	1.014	1.014
13C-1,2,3,6,7,8-HxCDD	1.007 -1.029	1.017	1.018	1.018	1.017	1.017	1.018
13C-1,2,3,7,8,9-HxCDD	1.014 -1.038	1.027	1.027	1.027	1.027	1.027	1.027
13C-1,2,3,4,6,7,8-HpCDD	1.117 -1.141	1.127	1.127	1.128	1.127	1.127	1.127
13C-OCDD	1.085 -1.365	1.227	1.227	1.228	1.227	1.227	1.227
13C-2,3,7,8-TCDF	0.923 -1.103	0.994	0.994	0.994	0.994	0.994	0.994
13C-1,2,3,7,8-PeCDF	1.000 -1.425	1.146	1.146	1.146	1.145	1.145	1.144
13C-2,3,4,7,8-PeCDF	1.011 -1.526	1.180	1.179	1.180	1.179	1.178	1.178
13C-1,2,3,4,7,8-HxCDF	0.975 -1.001	0.987	0.987	0.987	0.987	0.987	0.987
13C-1,2,3,6,7,8-HxCDF	0.979 -1.005	0.991	0.991	0.991	0.991	0.991	0.991
13C-2,3,4,6,7,8-HxCDF	1.001 -1.020	1.010	1.010	1.010	1.009	1.009	1.010
13C-1,2,3,7,8,9-HxCDF	1.002 -1.072	1.040	1.040	1.040	1.039	1.039	1.039
13C-1,2,3,4,6,7,8-HpCDF	1.069 -1.111	1.093	1.093	1.094	1.093	1.093	1.093
13C-1,2,3,4,7,8,9-HpCDF	1.098 -1.192	1.145	1.145	1.145	1.145	1.144	1.144
13C-OCDF	1.091 -1.371	1.235	1.234	1.235	1.235	1.234	1.234
37Cl-2,3,7,8-TCDD	0.989 -1.052	1.022	1.021	1.022	1.022	1.022	1.022
13C-1,2,3,4-TCDD	0.000 -0.000	*	*	*	*	*	*
13C-1,2,3,4-TCDF	0.000 -0.000	*	*	*	*	*	*
13C-1,2,3,4,6,9-HxCDF	0.000 -0.000	*	*	*	*	*	*

D)B
10/10/19

FORM 5

PCDD/PCDF RT WINDOW AND ISOMER SPECIFICITY STANDARDS

Lab Name: Vista Analytical Laboratory Episode No.:

Contract No.: SAS No.:

Instrument ID: VG-7 Initial Calibration Date: 10-9-19

RT Window Data Filename: 191009D1 S#4 Analysis Date: 9-OCT-19 Time: 18:36:09

ZB-5MS IS Data Filename: 191009D1 S#4 Analysis Date: 9-OCT-19 Time: 18:36:09

DB_225 IS Data Filename: Analysis Date: Time:

ZB-5MS RT WINDOW DEFINING STANDARDS RESULTS

ISOMERS	ABSOLUTE RT	ISOMERS	ABSOLUTE RT
1,3,6,8-TCDD (F)	23:24	1,3,6,8-TCDF (F)	21:25
1,2,8,9-TCDD (L)	27:24	1,2,8,9-TCDF (L)	27:33
1,2,4,7,9-PeCDD (F)	28:55	1,3,4,6,8-PeCDF (F)	27:28
1,2,3,8,9-PeCDD (L)	31:17	1,2,3,8,9-PeCDF (L)	31:32
1,2,4,6,7,9-HxCDD (F)	32:41	1,2,3,4,6,8-HxCDF (F)	32:08
1,2,3,7,8,9-HxCDD (L)	34:42	1,2,3,7,8,9-HxCDF (L)	35:07
1,2,3,4,6,7,9-HpCDD (F)	37:16	1,2,3,4,6,7,8-HpCDF (F)	36:57
1,2,3,4,6,7,8-HpCDD (L)	38:05	1,2,3,4,7,8,9-HpCDF (L)	38:41

(F) = First eluting isomer (ZB-5MS); (L) = Last eluting isomer (ZB-5MS).

=====

ISOMER SPECIFICITY (IS) TEST STANDARD RESULTS

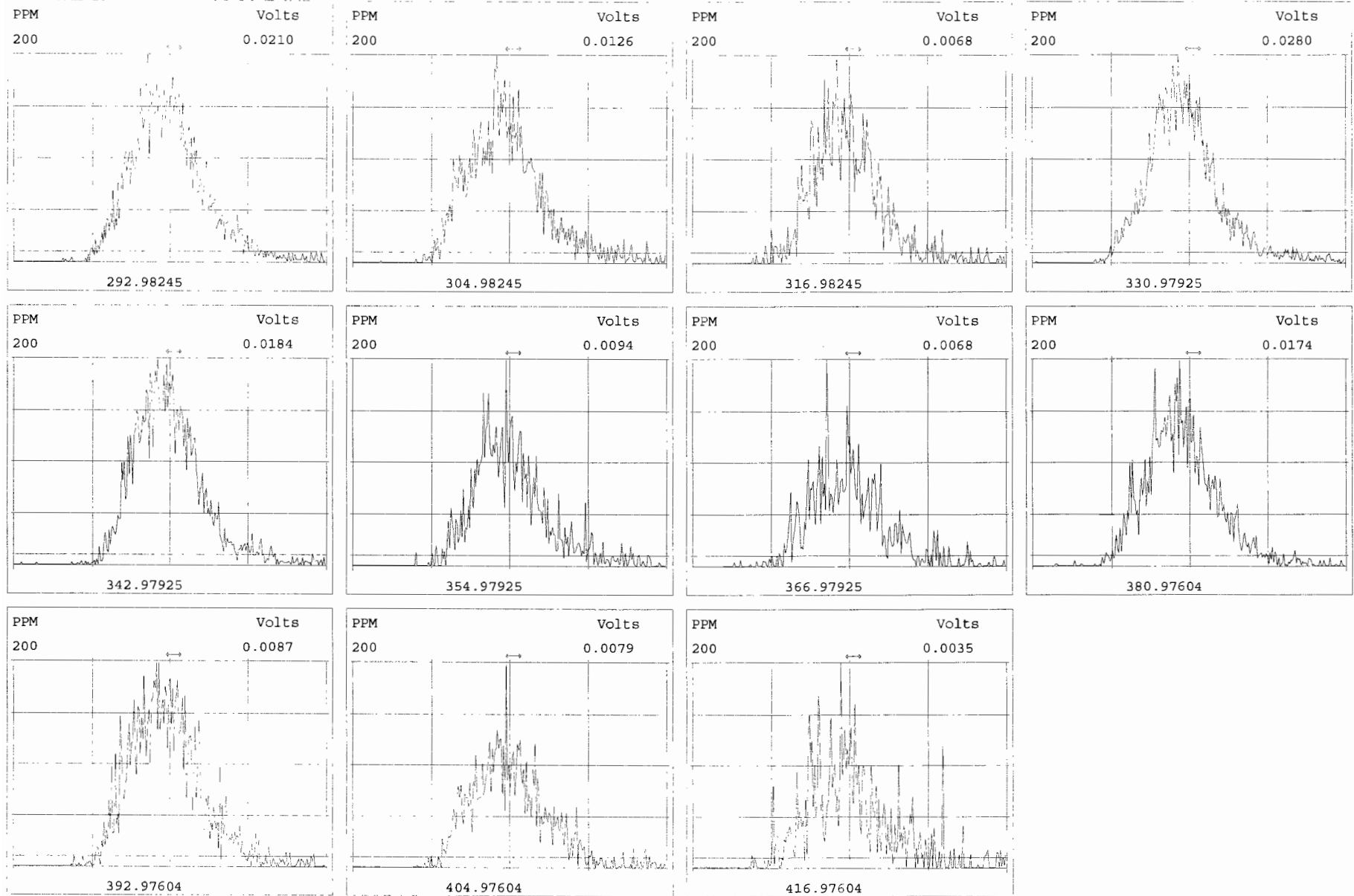
% VALLEY HEIGHT
BETWEEN
COMPARED PEAKS (1)

<25%

(1) To meet contract requirements, %Valley Height Between Compared Peaks shall not exceed 25% (section 15.4.2.2, Method 1613).

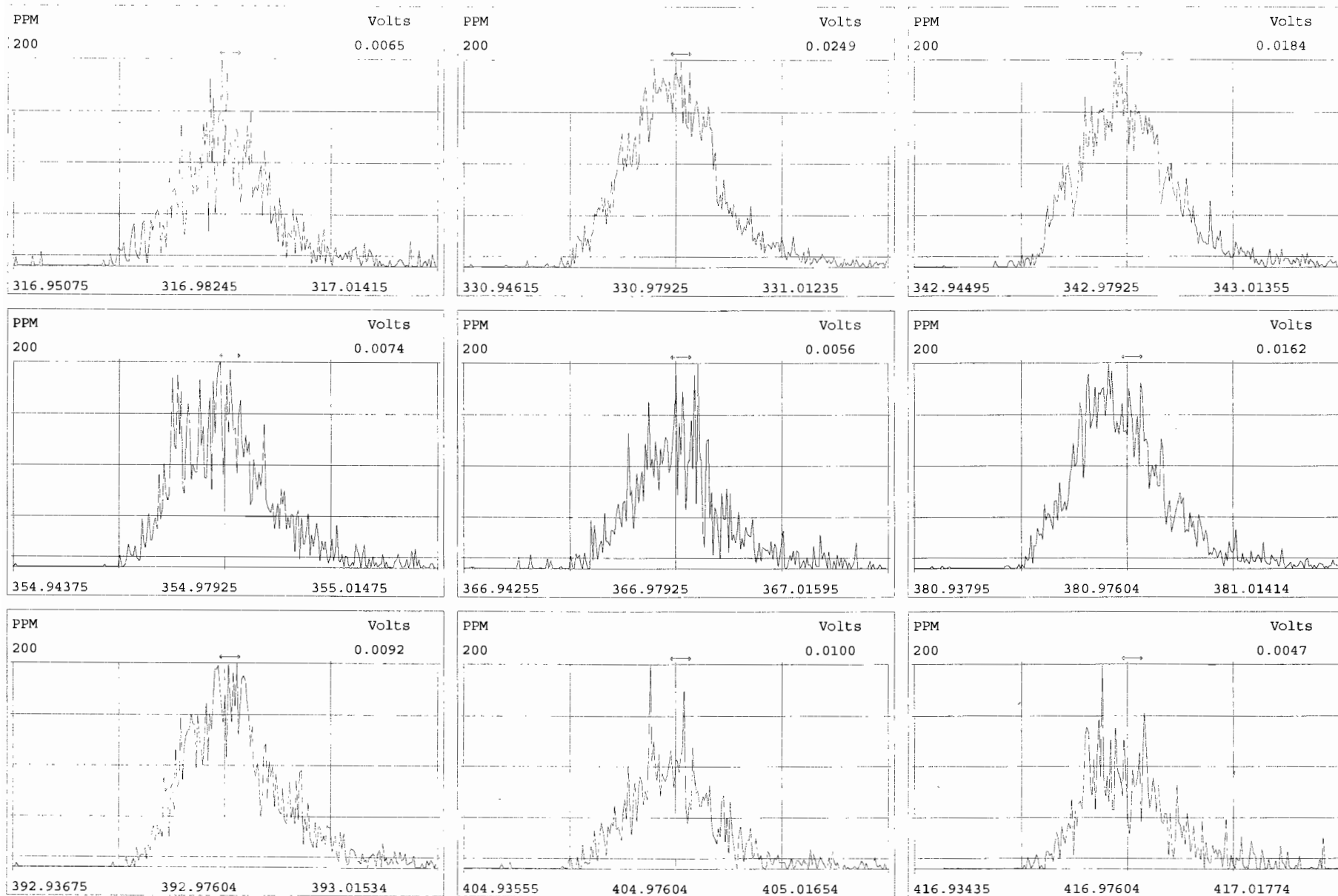
Analyst: DB

Date: 10/10/19



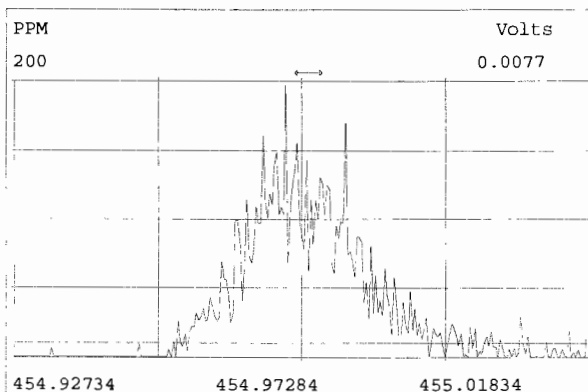
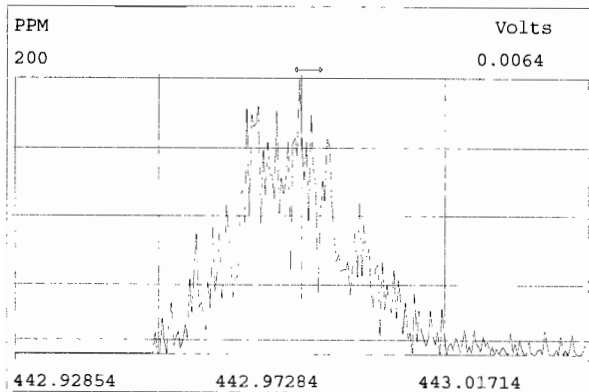
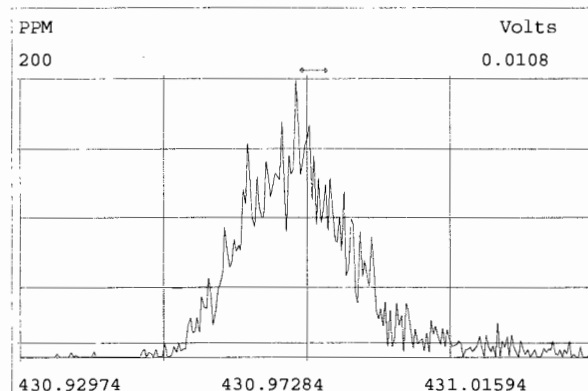
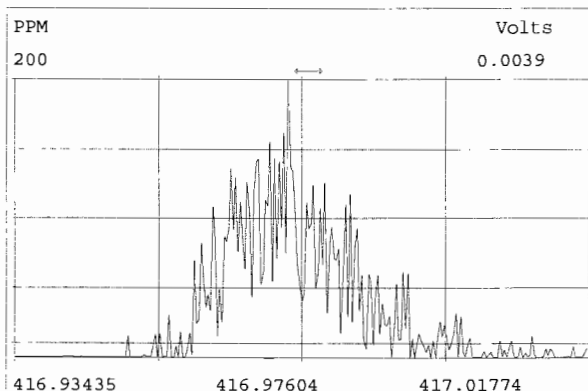
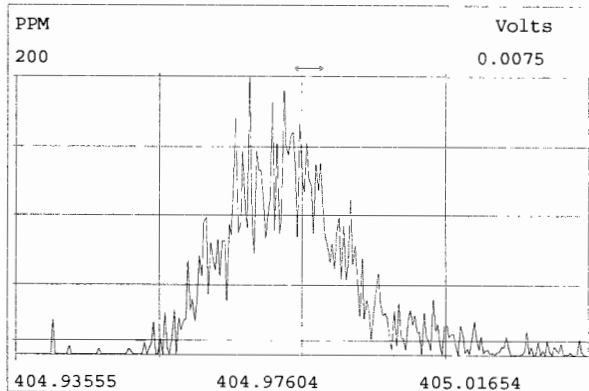
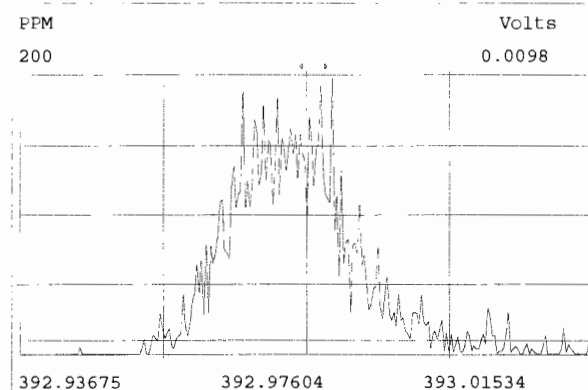
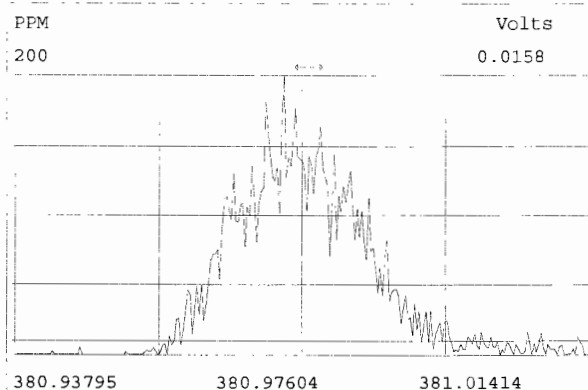
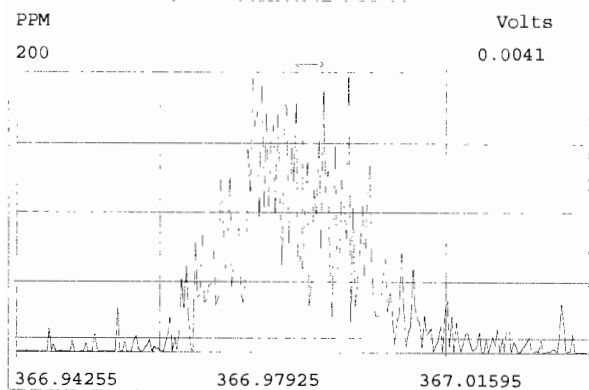
Peak Locate Examination: 9-OCT-2019:16:10 File:191009D1

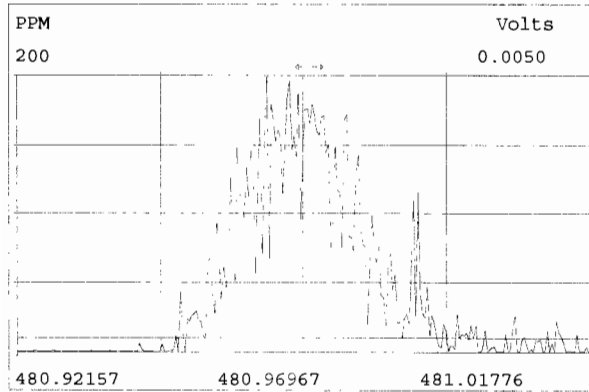
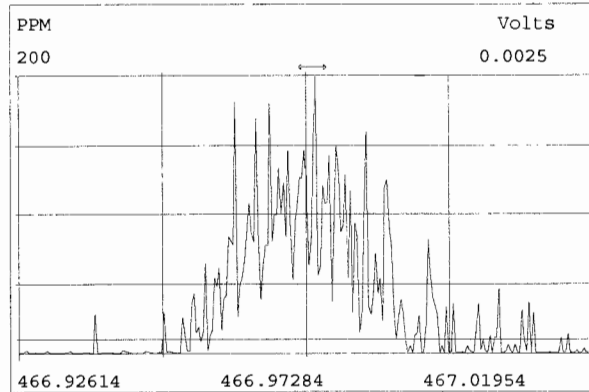
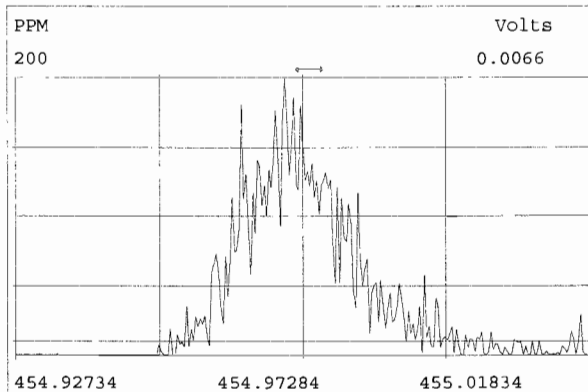
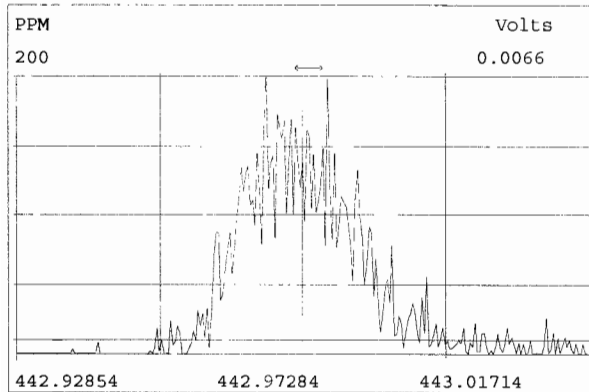
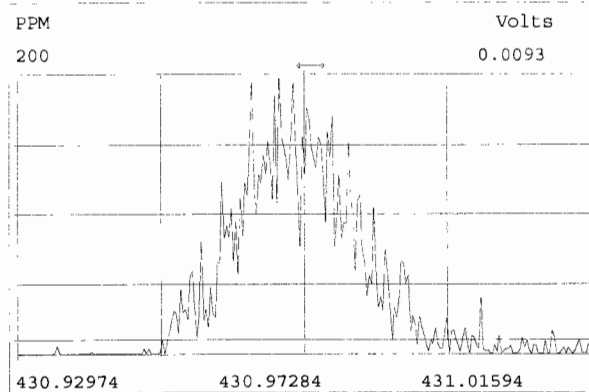
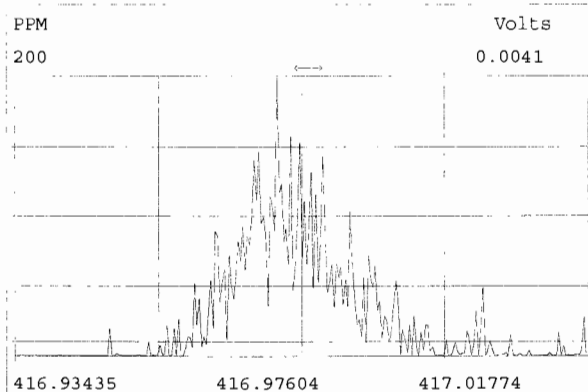
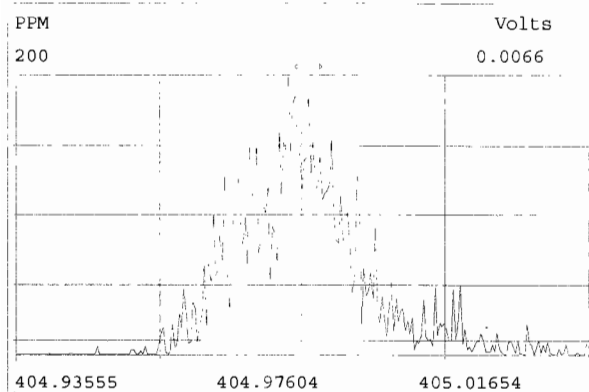
Experiment:OCDD_DB5 Function:2 Reference:PFK

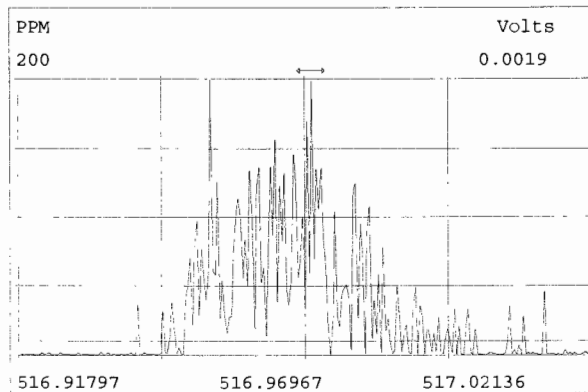
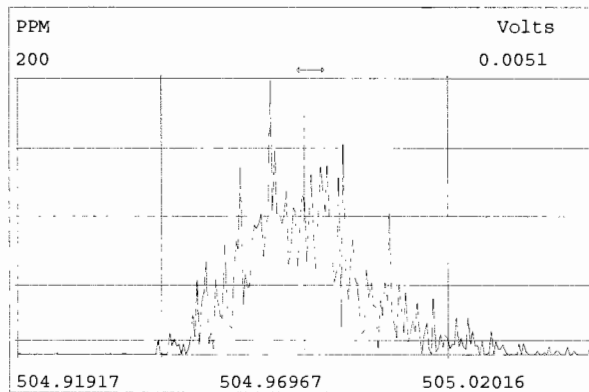
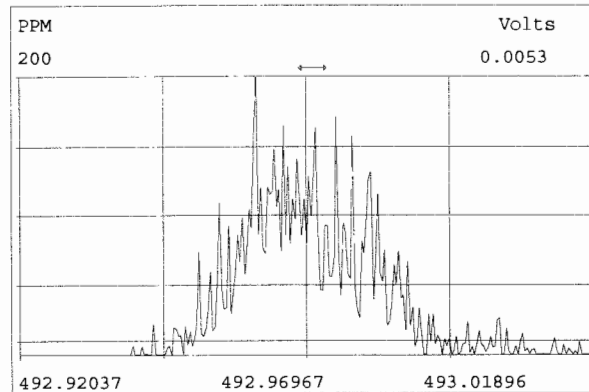
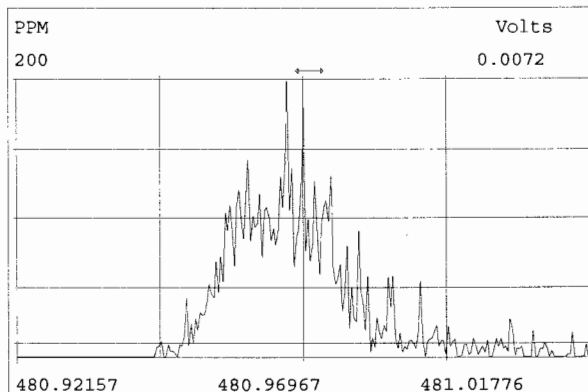
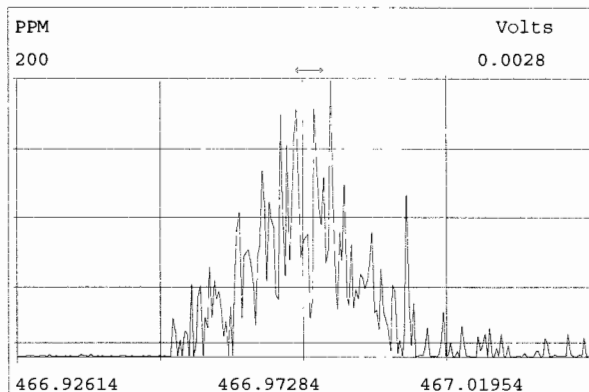
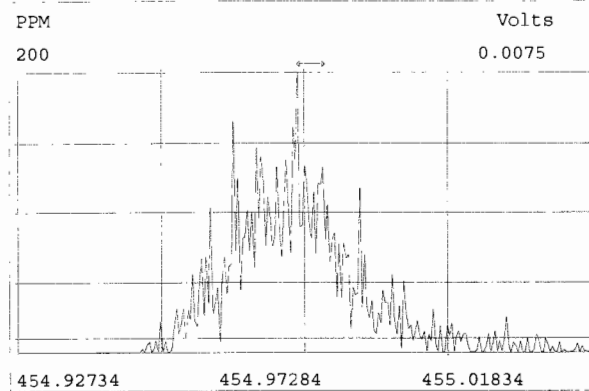
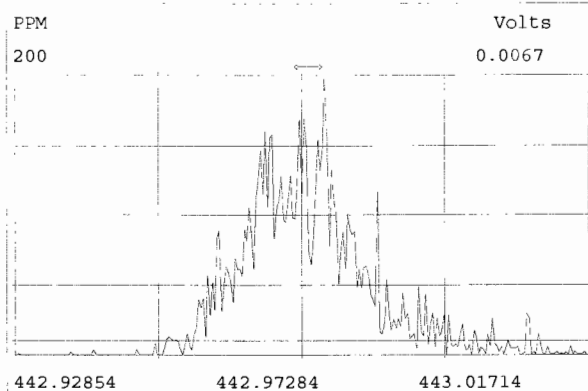
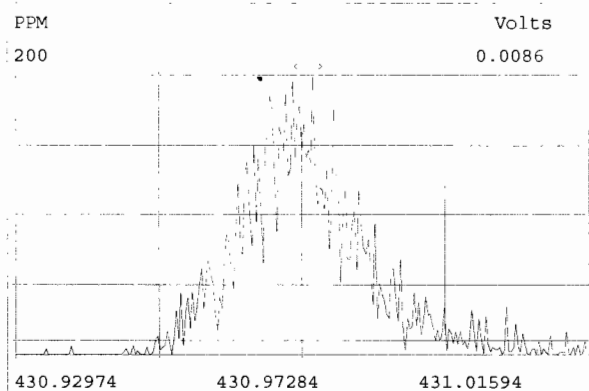


Peak Locate Examination: 9-OCT-2019:16:11 File:191009D1

Experiment:OCDD_DB5 Function:3 Reference:PFK



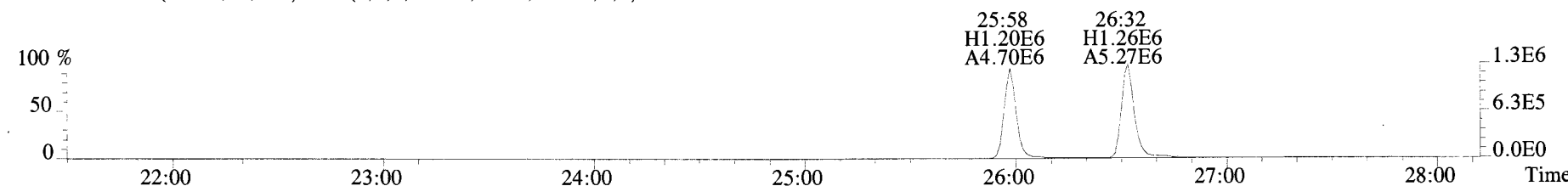
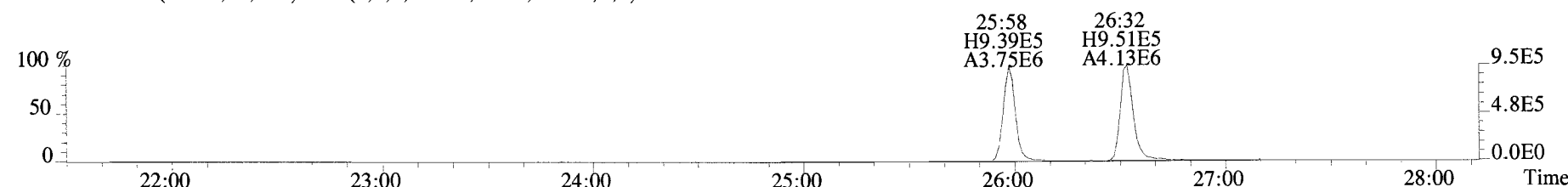
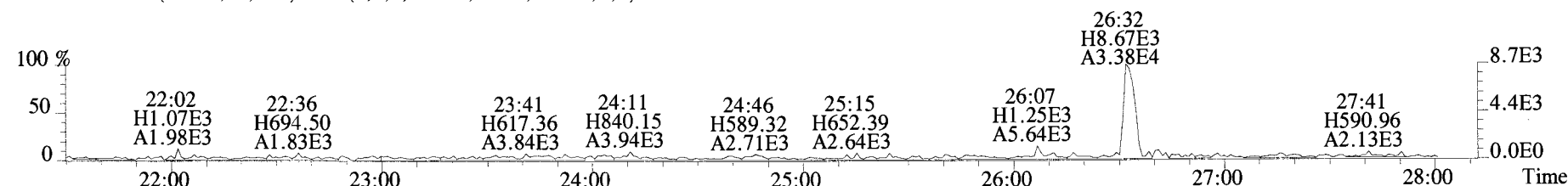
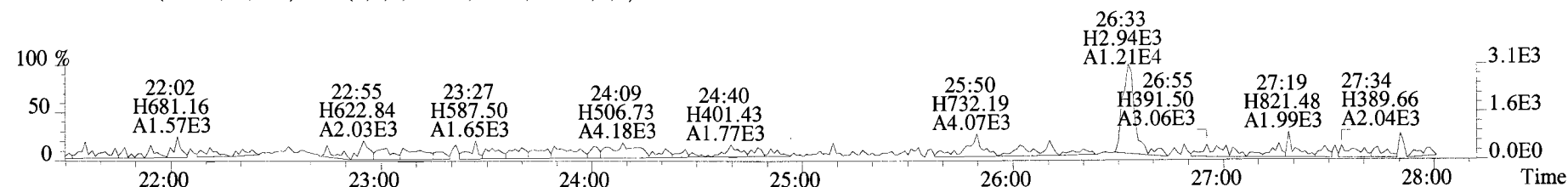
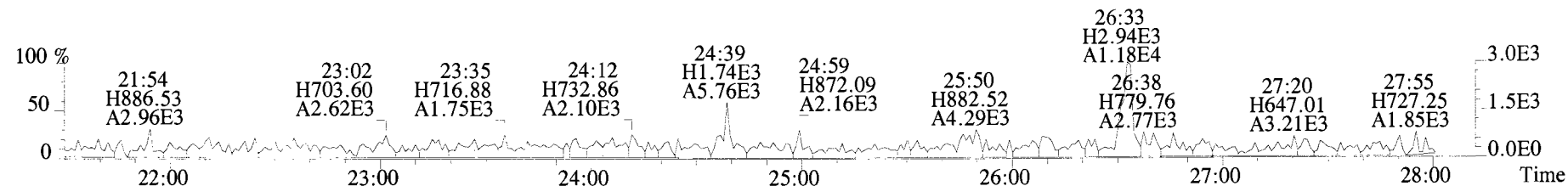




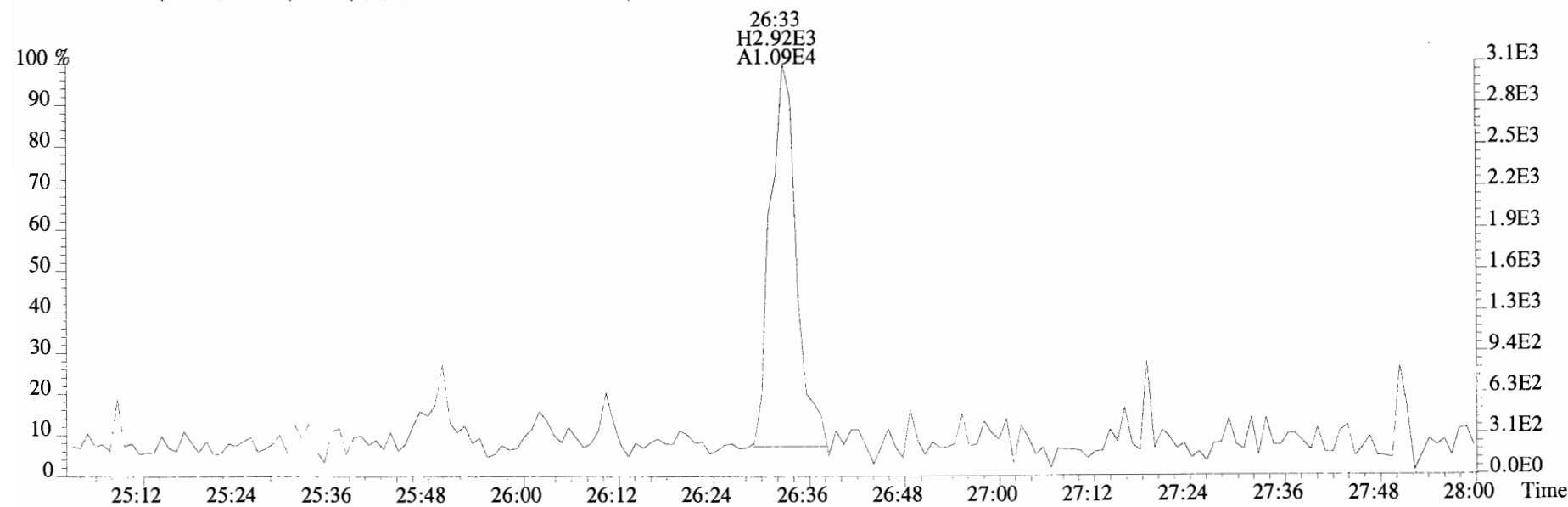
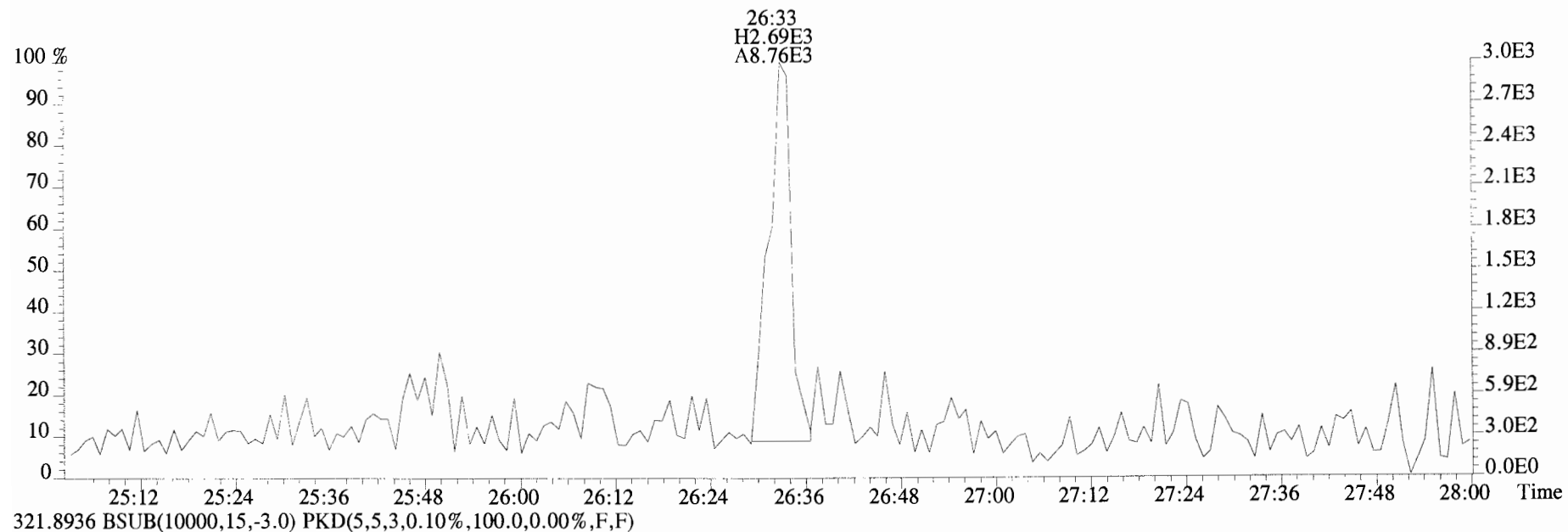
Vista Analytical Laboratory - Injection Log Run file: 191009D1 Instrument ID: VG-7 GC Column ID: ZB-5MS

Data file	S#	Sample ID	Analyst	Acq date	Acq time	CCal	ECal
191009D1	1	ST191009D1-1	DB	9-OCT-19	16:13:04	ST191009D1-4	NA
191009D1	2	ST191009D1-2	DB	9-OCT-19	17:00:45	ST191009D1-4	NA
191009D1	3	ST191009D1-3	DB	9-OCT-19	17:48:27	ST191009D1-4	NA
191009D1	4	ST191009D1-4	DB	9-OCT-19	18:36:09	ST191009D1-4	NA
191009D1	5	ST191009D1-5	DB	9-OCT-19	19:23:46	ST191009D1-4	NA
191009D1	6	ST191009D1-6	DB	9-OCT-19	20:11:17	ST191009D1-4	NA
191009D1	7	SOLVENT BLANK	DB	9-OCT-19	20:58:57	ST191009D1-4	NA
191009D1	8	SS191009D1-1	DB	9-OCT-19	21:46:34	ST191009D1-4	NA
191009D1	9	B9J0001-BS1	DB	9-OCT-19	22:34:09	ST191009D1-4	NA
191009D1	10	SOLVENT BLANK	DB	9-OCT-19	23:21:45	ST191009D1-4	NA
191009D1	11	B9J0001-BLK1	DB	10-OCT-19	00:09:30	ST191009D1-4	NA
191009D1	12	QC191007D1-1	DB	10-OCT-19	00:57:00	ST191009D1-4	NA
191009D1	13	1903285-08	DB	10-OCT-19	01:44:36	ST191009D1-4	NA
191009D1	14	1903285-09	DB	10-OCT-19	02:32:11	ST191009D1-4	NA
191009D1	15	1903285-10	DB	10-OCT-19	03:19:47	ST191009D1-4	NA
191009D1	16	1903103-02@5X	DB	10-OCT-19	04:07:23	ST191009D1-4	NA
191009D1	17	1903103-01@5X	DB	10-OCT-19	04:54:54	ST191009D1-4	NA
191009D1	18	B9I0240-DUP1@5X	DB	10-OCT-19	05:42:38	ST191009D1-4	NA

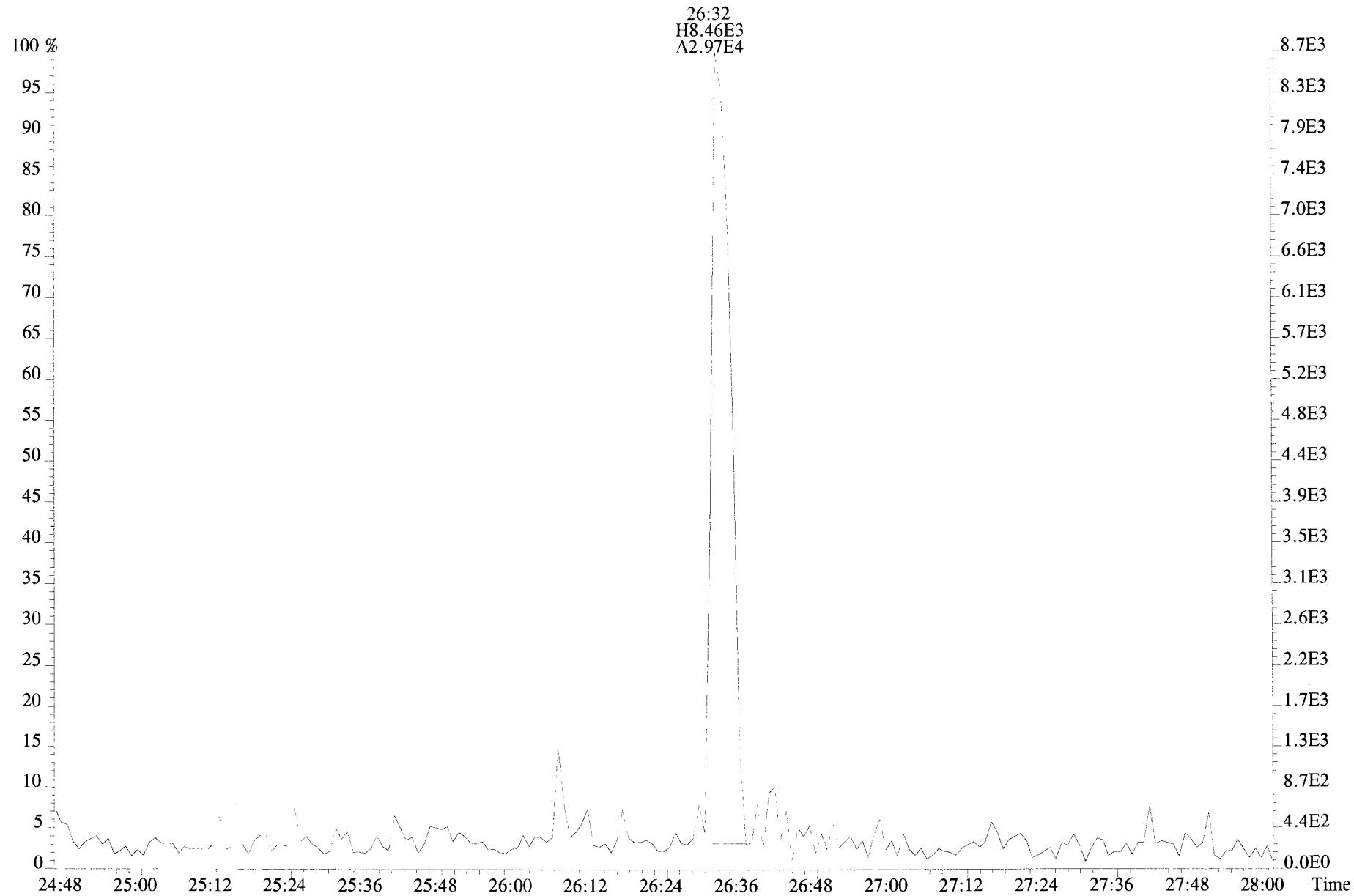
File:191009D1 #1-514 Acq: 9-OCT-2019 16:13:04 GC EI+ Voltage SIR Autospec-UltimaE
Sample#1 File Text:Vista_Analytical_Laboratory_VG7 Text:ST191009D1-1 1613 CS0 19C2201 Exp:OCDD_DB5
319.8965 BSUB(10000,15,-3.0) PKD(5,5,3,0.10%,100.0,0.00%,F,F)



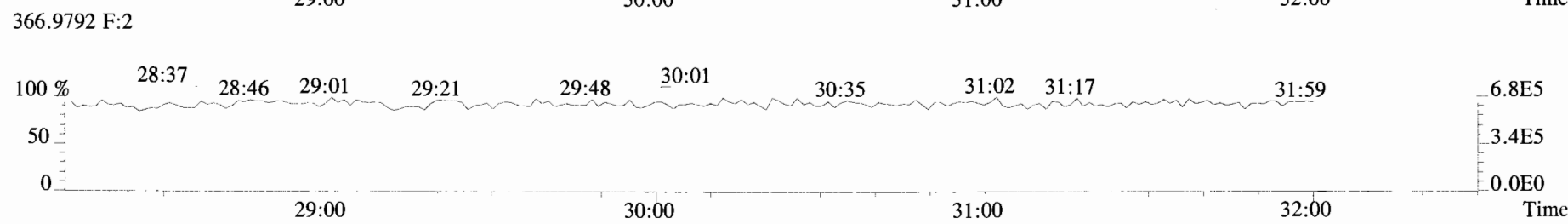
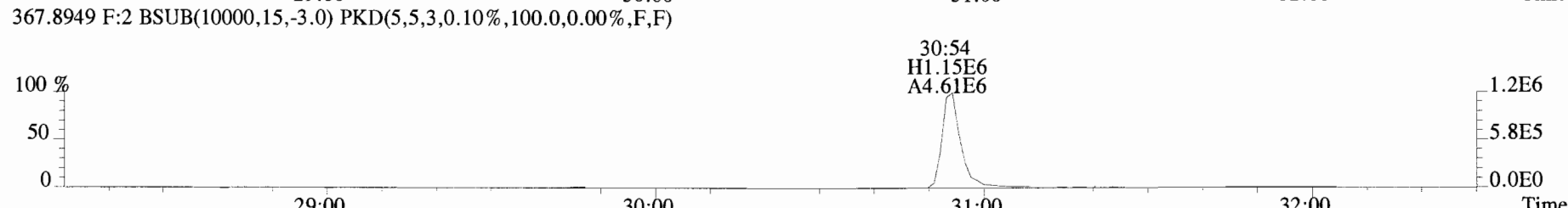
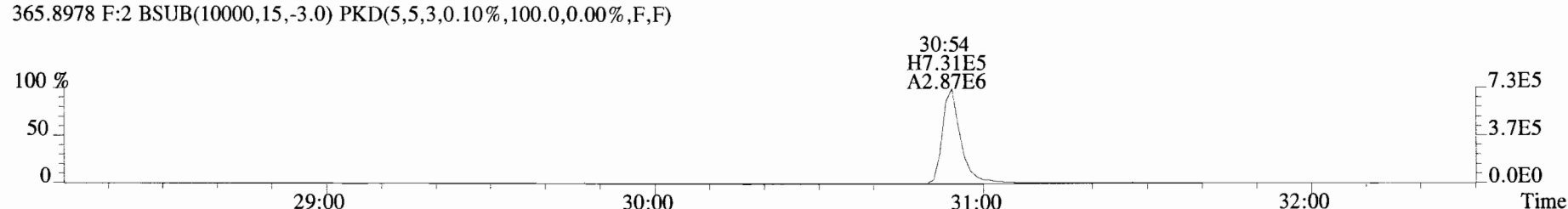
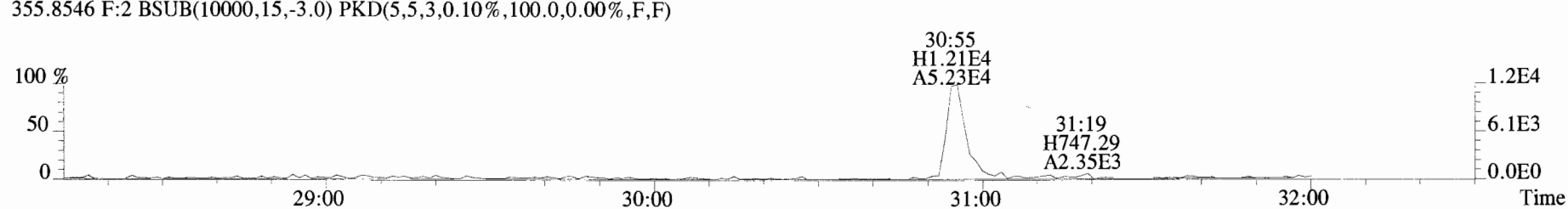
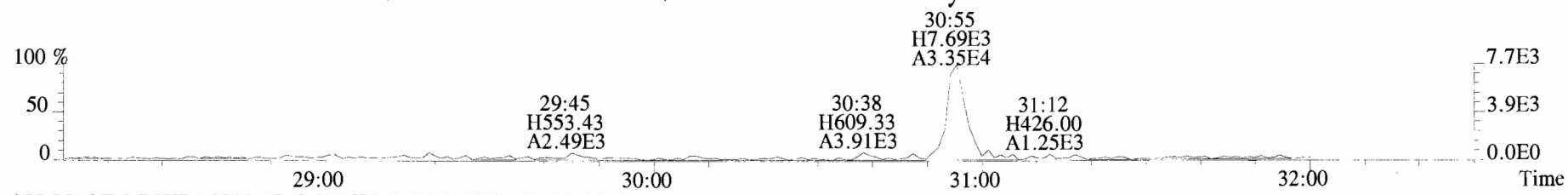
File:191009D1 #1-514 Acq: 9-OCT-2019 16:13:04 GC EI+ Voltage SIR Autospec-UltimaE
Sample#1 File Text:Vista Analytical Laboratory VG7 Text:ST191009D1-1 1613 CS0 19C2201 Exp:OCDD_DB5
319.8965 BSUB(10000,15,-3.0) PKD(5,5,3,0.10%,100.0,0.00%,F,F)



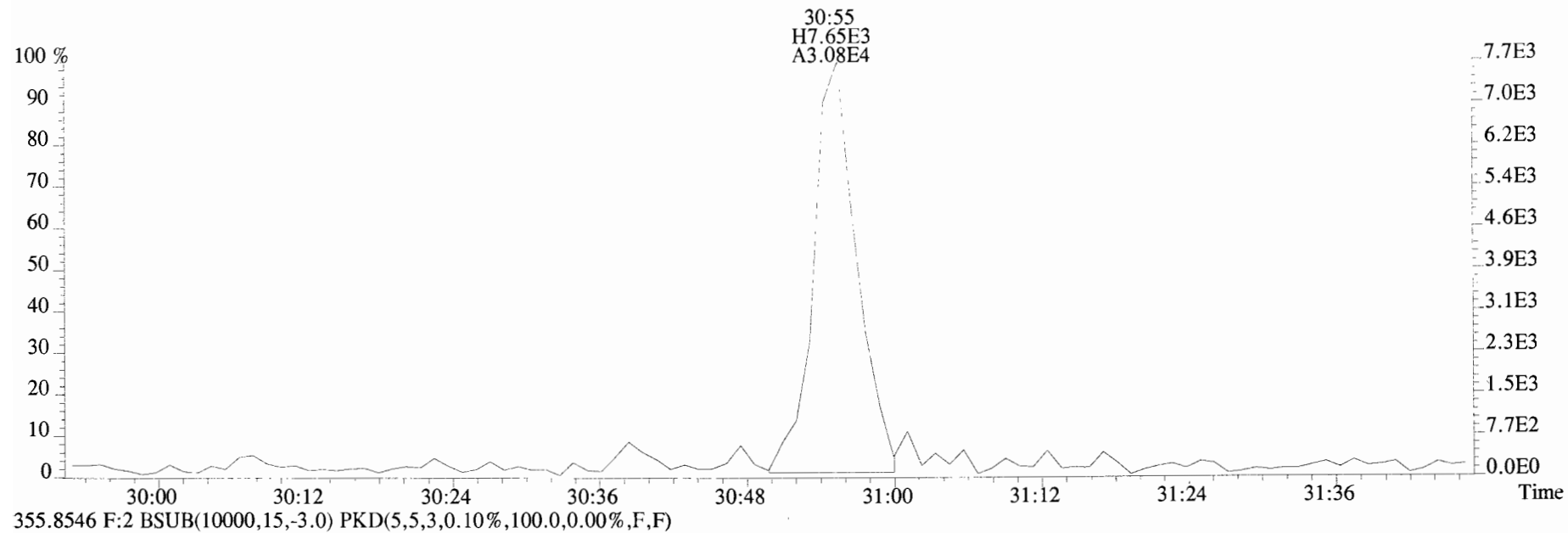
File:191009D1 #1-514 Acq: 9-OCT-2019 16:13:04 GC EI+ Voltage SIR Autospec-UltimaE
Sample#1 File Text:Vista_Analytical_Laboratory_VG7 Text:ST191009D1-1 1613 CS0 19C2201 Exp:OCDD_DB5
327.8847 BSUB(10000,15,-3.0)



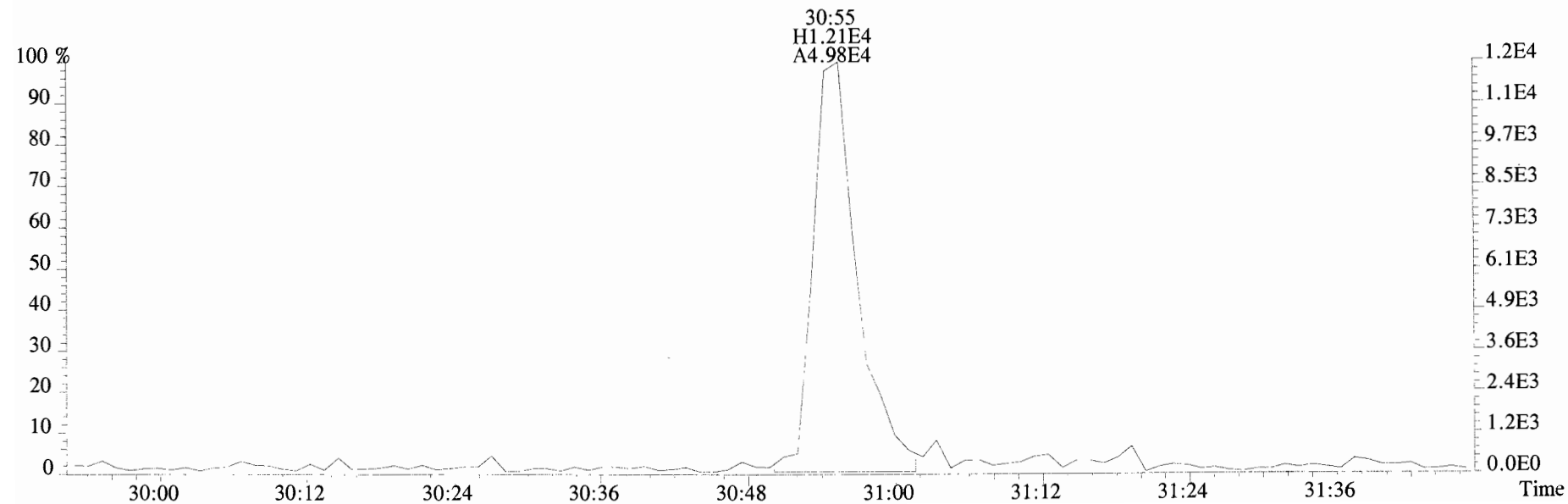
File:191009D1 #1-210 Acq: 9-OCT-2019 16:13:04 GC EI+ Voltage SIR Autospec-UltimaE
Sample#1 File Text:Vista Analytical Laboratory_VG7 Text:ST191009D1-1 1613 CS0 19C2201 Exp:OCDD_DB5
353.8576 F:2 BSUB(10000,15,-3.0) PKD(5,5,3,0.10%,100.0,0.00%,F,F)



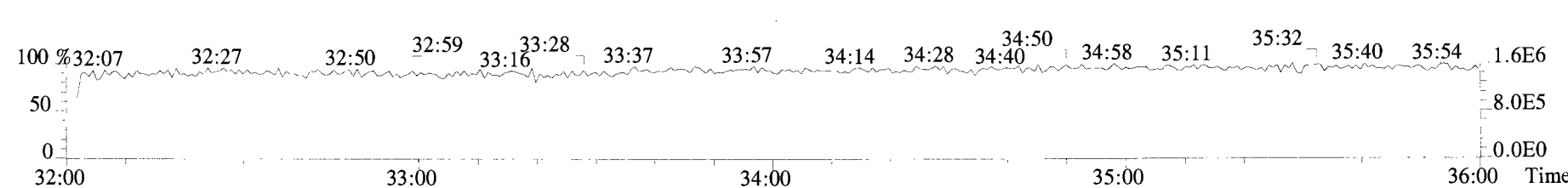
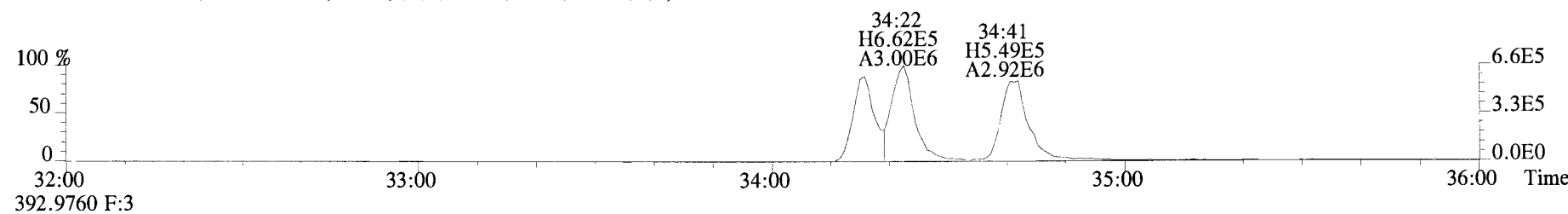
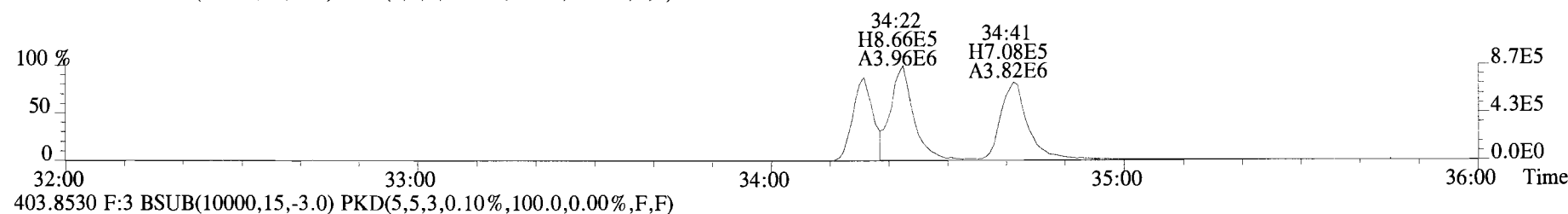
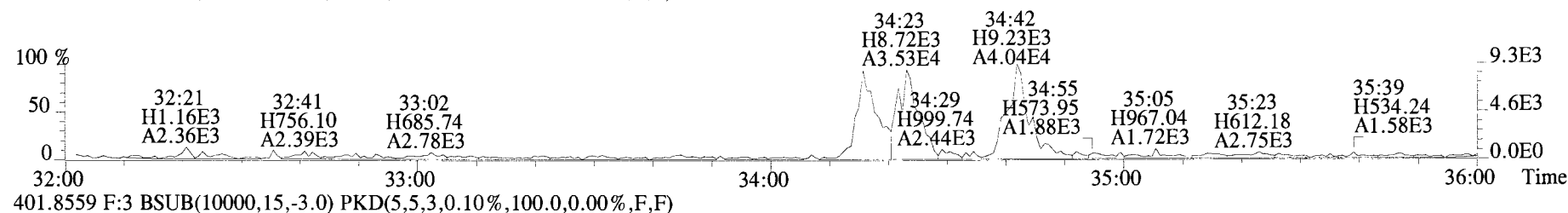
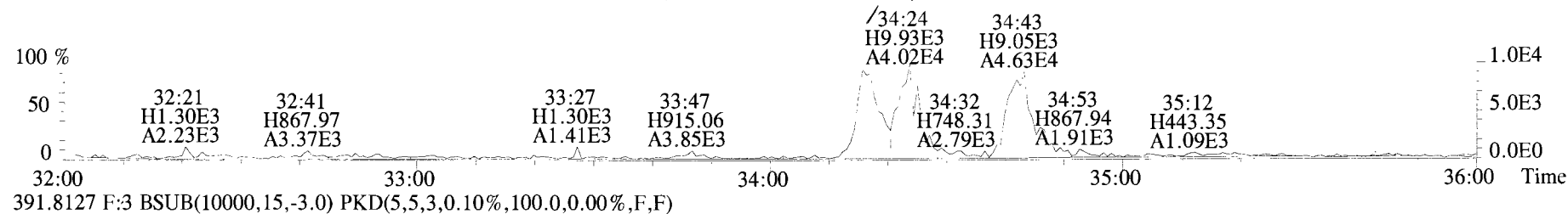
File:191009D1 #1-210 Acq: 9-OCT-2019 16:13:04 GC EI+ Voltage SIR Autospec-UltimaE
Sample#1 File Text:Vista Analytical Laboratory_VG7 Text:ST191009D1-1 1613 CS0 19C2201 Exp:OCDD_DB5
353.8576 F:2 BSUB(10000,15,-3.0) PKD(5,5,3,0.10%,100.0,0.00%,F,F)



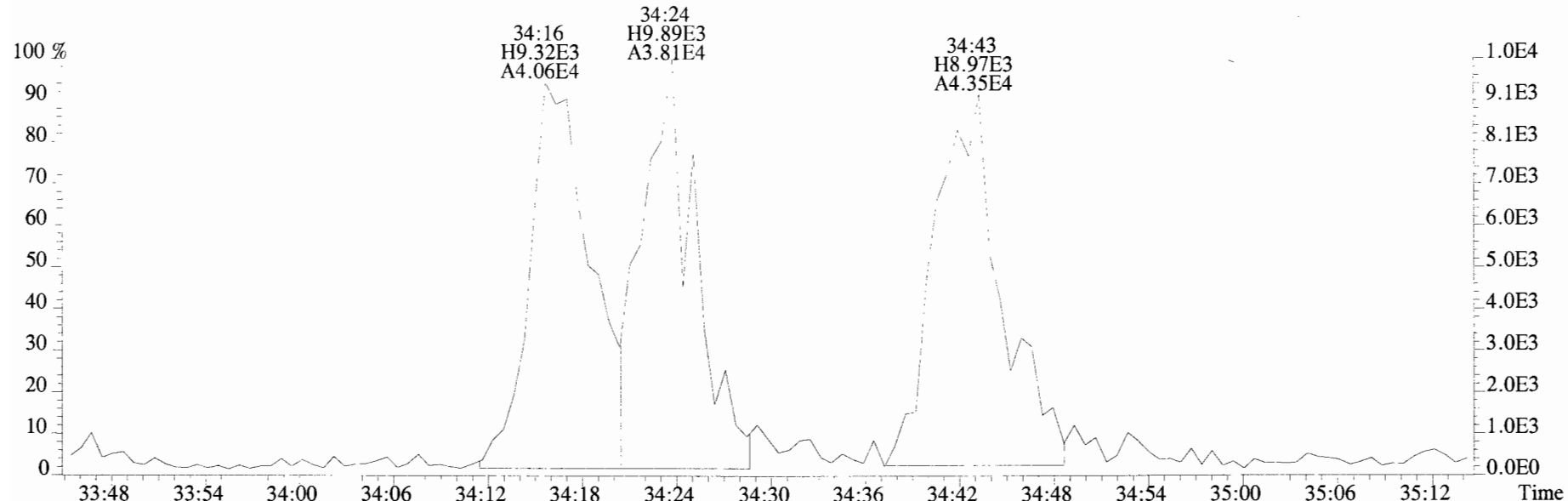
355.8546 F:2 BSUB(10000,15,-3.0) PKD(5,5,3,0.10%,100.0,0.00%,F,F)



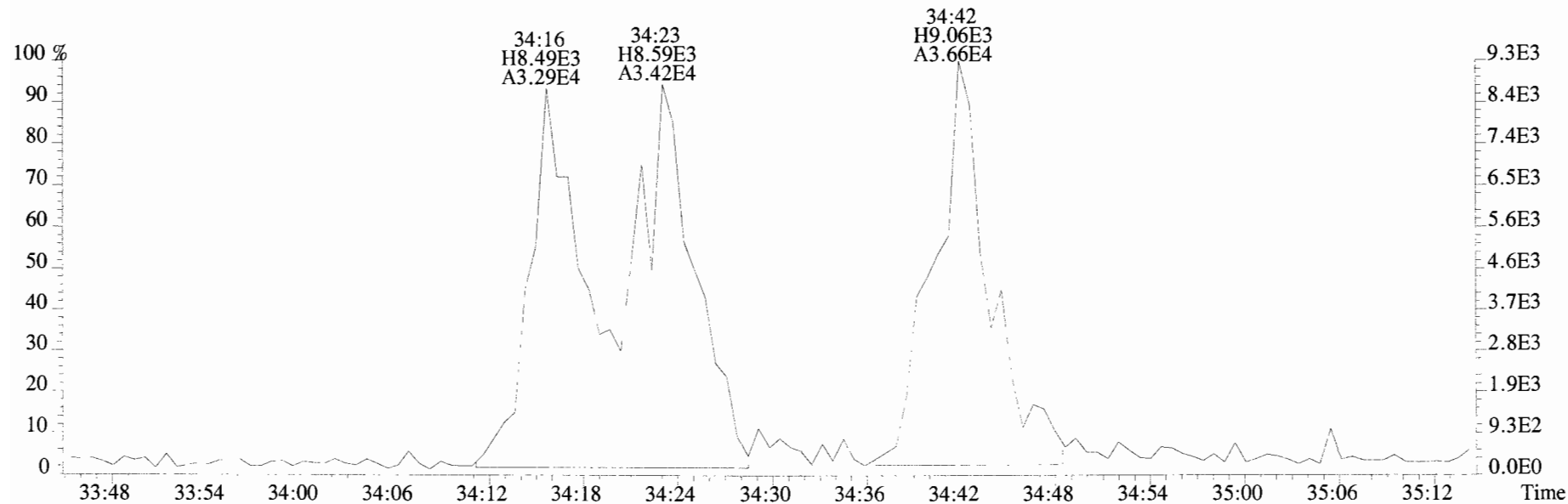
File:191009D1 #1-356 Acq: 9-OCT-2019 16:13:04 GC EI+ Voltage SIR Autospec-UltimaE
Sample#1 File Text:Vista_Analytical_Laboratory_VG7 Text:ST191009D1-1 1613 CS0 19C2201 Exp:OCDD_DB5
389.8156 F:3 BSUB(10000,15,-3.0) PKD(5,5,3,0.10%,100.0,0.00%,F,F)



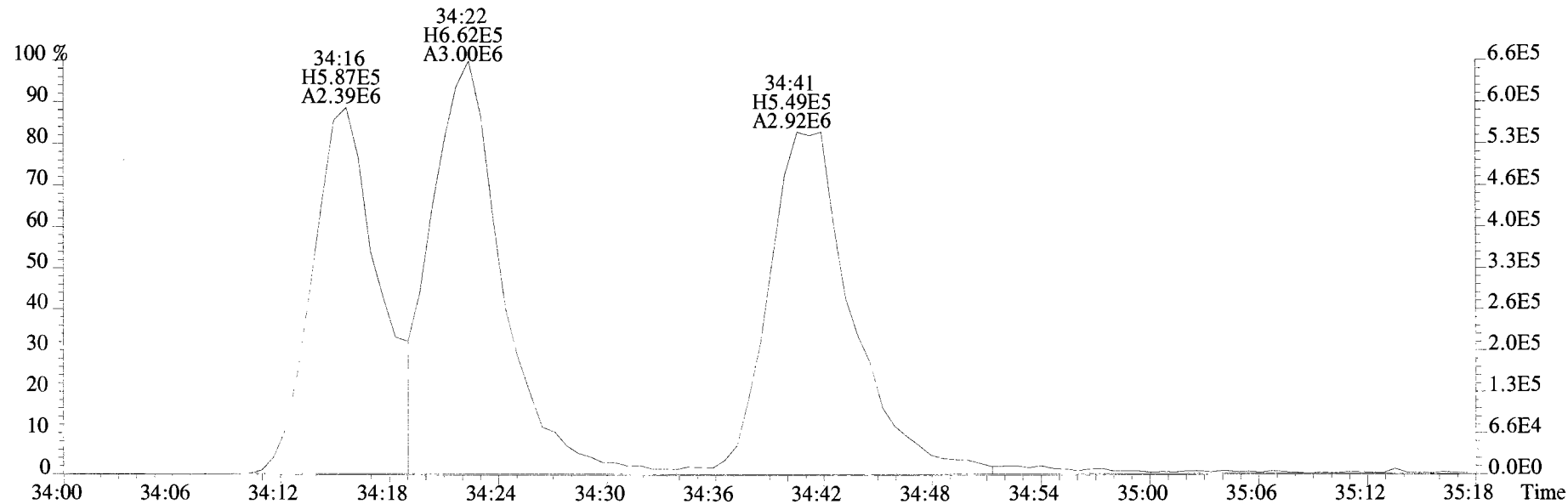
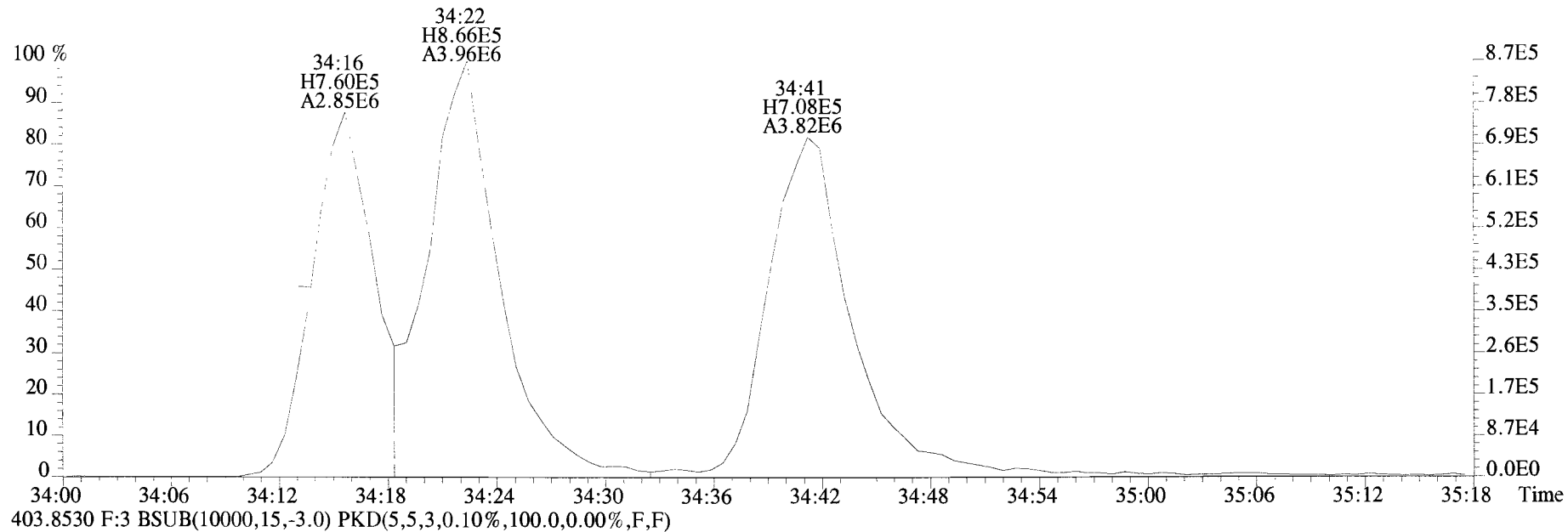
File:191009D1 #1-356 Acq: 9-OCT-2019 16:13:04 GC EI+ Voltage SIR Autospec-UltimaE
Sample#1 File Text:Vista Analytical Laboratory_VG7 Text:ST191009D1-1 1613 CS0 19C2201 Exp:OCDD_DB5
389.8156 F:3 BSUB(10000,15,-3.0) PKD(5,5,3,0.10%,100.0,0.00%,F,F)



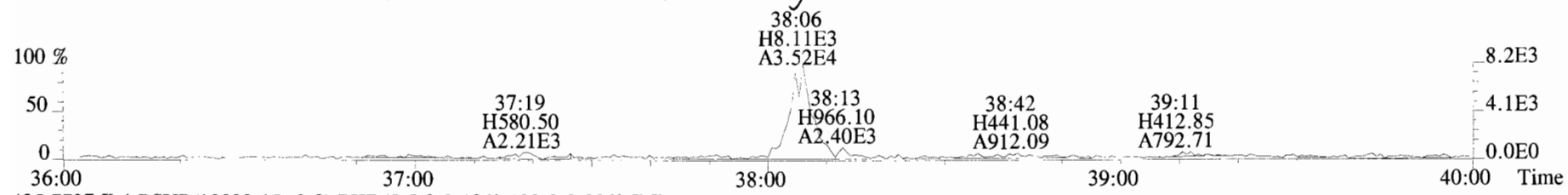
391.8127 F:3 BSUB(10000,15,-3.0) PKD(5,5,3,0.10%,100.0,0.00%,F,F)




File:191009D1 #1-356 Acq: 9-OCT-2019 16:13:04 GC EI+ Voltage SIR Autospec-UltimaE
Sample#1 File Text:Vista Analytical Laboratory VG7 Text:ST191009D1-1 1613 CS0 19C2201 Exp:OCDD_DB5
401.8559 F:3 BSUB(10000,15,-3.0) PKD(5,5,3,0.10%,100.0,0.00%,F,F)



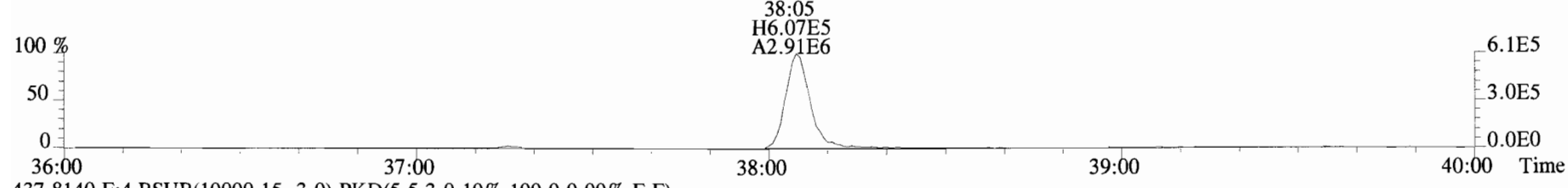
File:191009D1 #1-355 Acq: 9-OCT-2019 16:13:04 GC EI+ Voltage SIR Autospec-UltimaE
 Sample#1 File Text:Vista Analytical Laboratory_VG7 Text:ST191009D1-1 1613 CS0 19C2201 Exp:OCDD_DB5
 423.7767 F:4 BSUB(10000,15,-3.0) PKD(5,5,3,0.10%,100.0,0.00%,F,F)



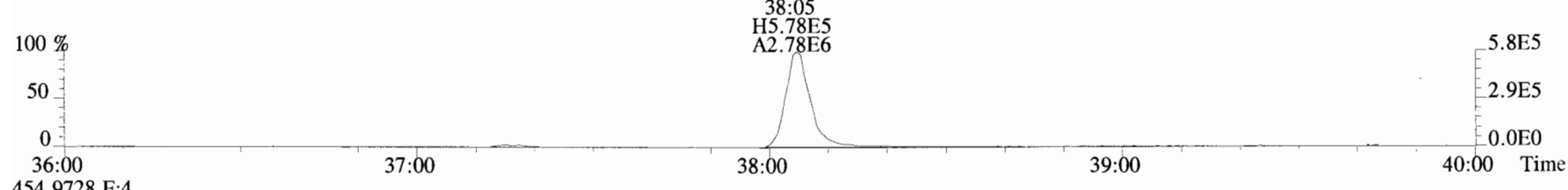
425.7737 F:4 BSUB(10000,15,-3.0) PKD(5,5,3,0.10%,100.0,0.00%,F,F)



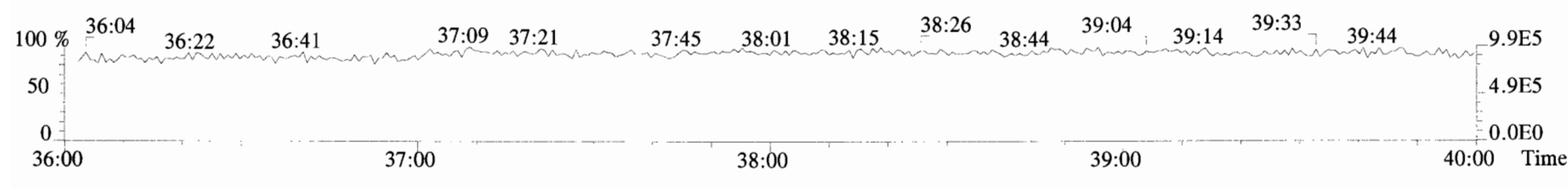
435.8169 F:4 BSUB(10000,15,-3.0) PKD(5,5,3,0.10%,100.0,0.00%,F,F)



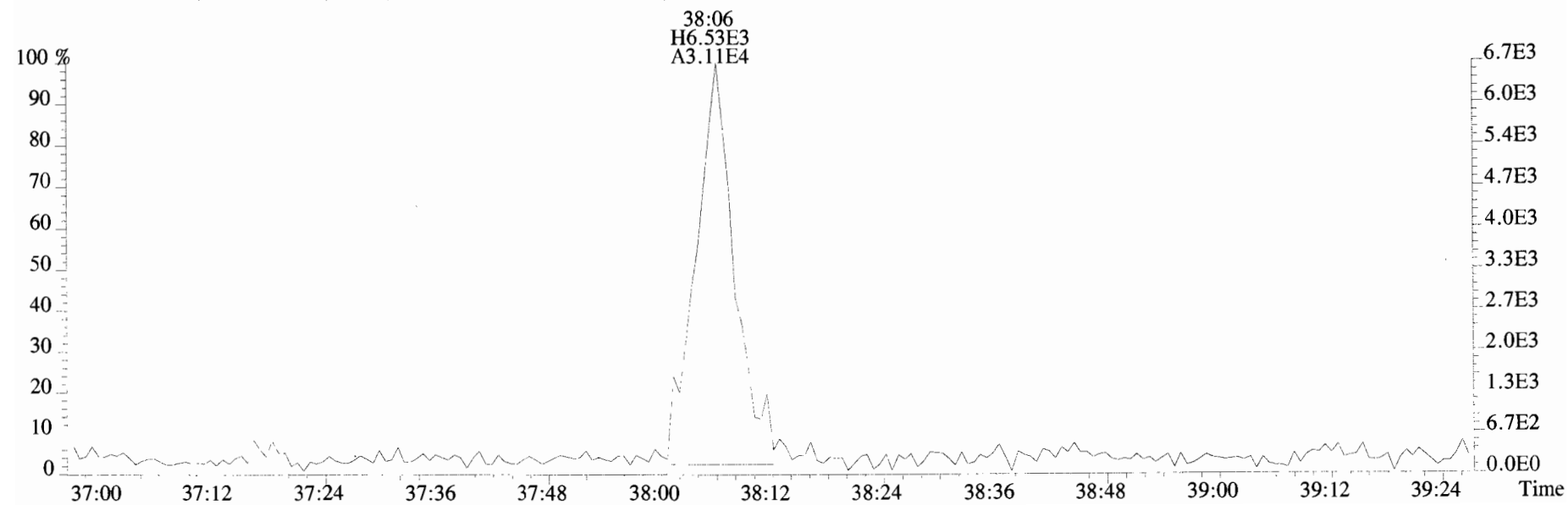
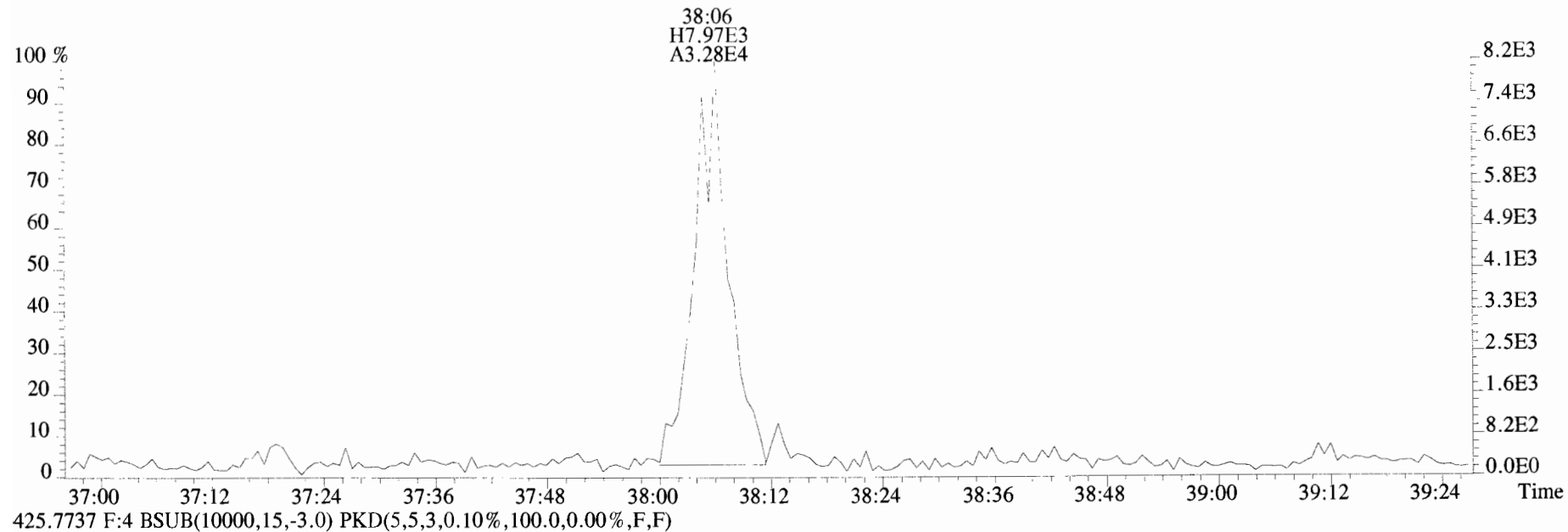
437.8140 F:4 BSUB(10000,15,-3.0) PKD(5,5,3,0.10%,100.0,0.00%,F,F)



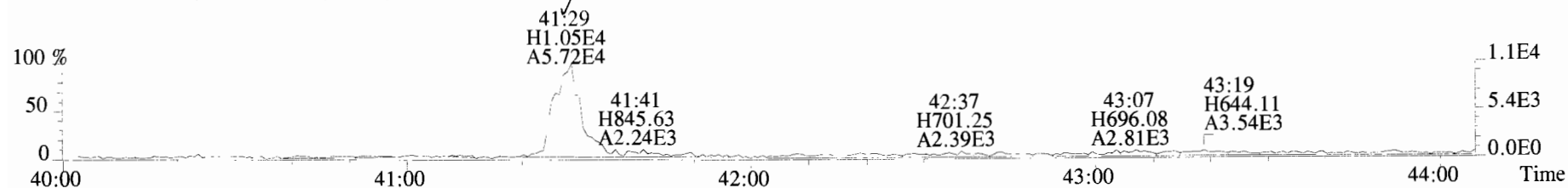
454.9728 F:4



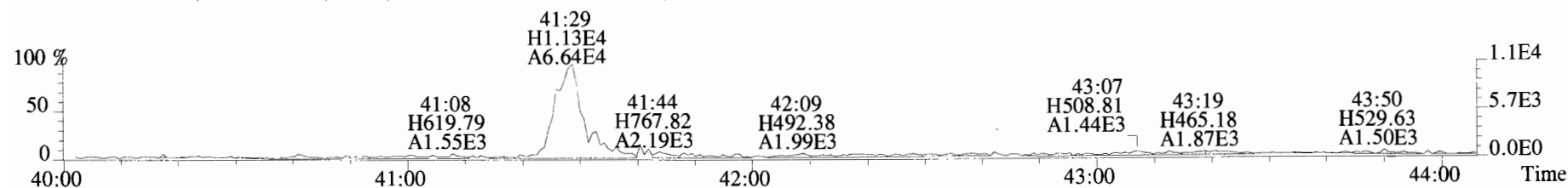
File:191009D1 #1-355 Acq: 9-OCT-2019 16:13:04 GC EI+ Voltage SIR Autospec-UltimaE
Sample#1 File Text:Vista Analytical Laboratory_VG7 Text:ST191009D1-1 1613 CS0 19C2201 Exp:OCDD_DB5
423.7767 F:4 BSUB(10000,15,-3.0) PKD(5,5,3,0.10%,100.0,0.00%,F,F)



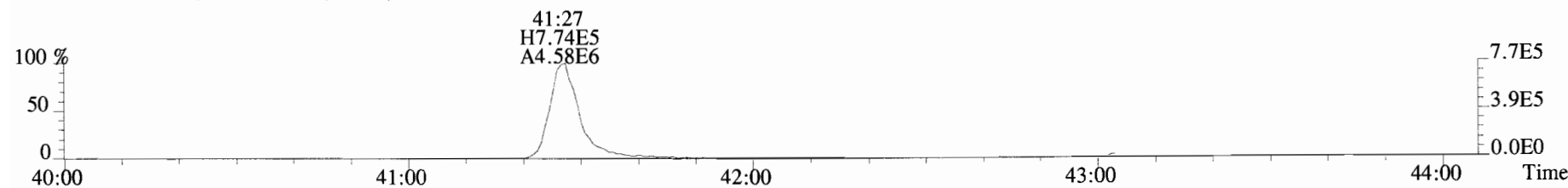
File:191009D1 #1-432 Acq: 9-OCT-2019 16:13:04 GC EI+ Voltage SIR Autospec-UltimaE
Sample#1 File Text:Vista_Analytical_Laboratory_VG7 Text:ST191009D1-1 1613 CS0 19C2201 Exp:OCDD_DB5
457.7377 F:5 BSUB(10000,15,-3.0) PKD(5,5,3,0.10%,100.0,0.00%,F,F)



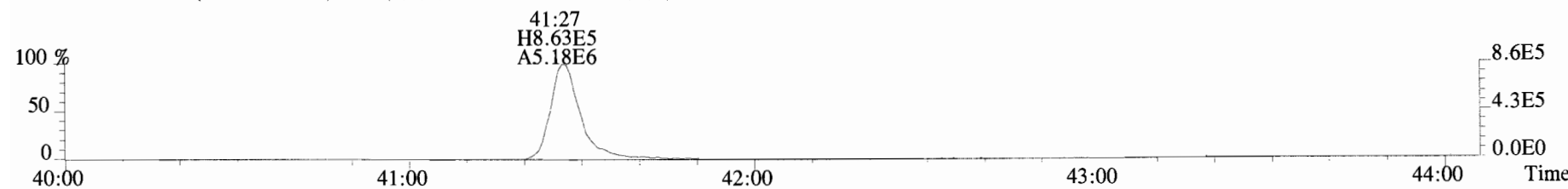
459.7348 F:5 BSUB(10000,15,-3.0) PKD(5,5,3,0.10%,100.0,0.00%,F,F)



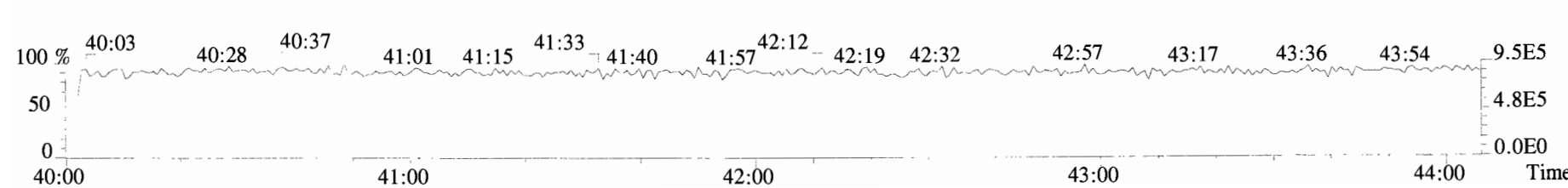
469.7780 F:5 BSUB(10000,15,-3.0) PKD(5,5,3,0.10%,100.0,0.00%,F,F)



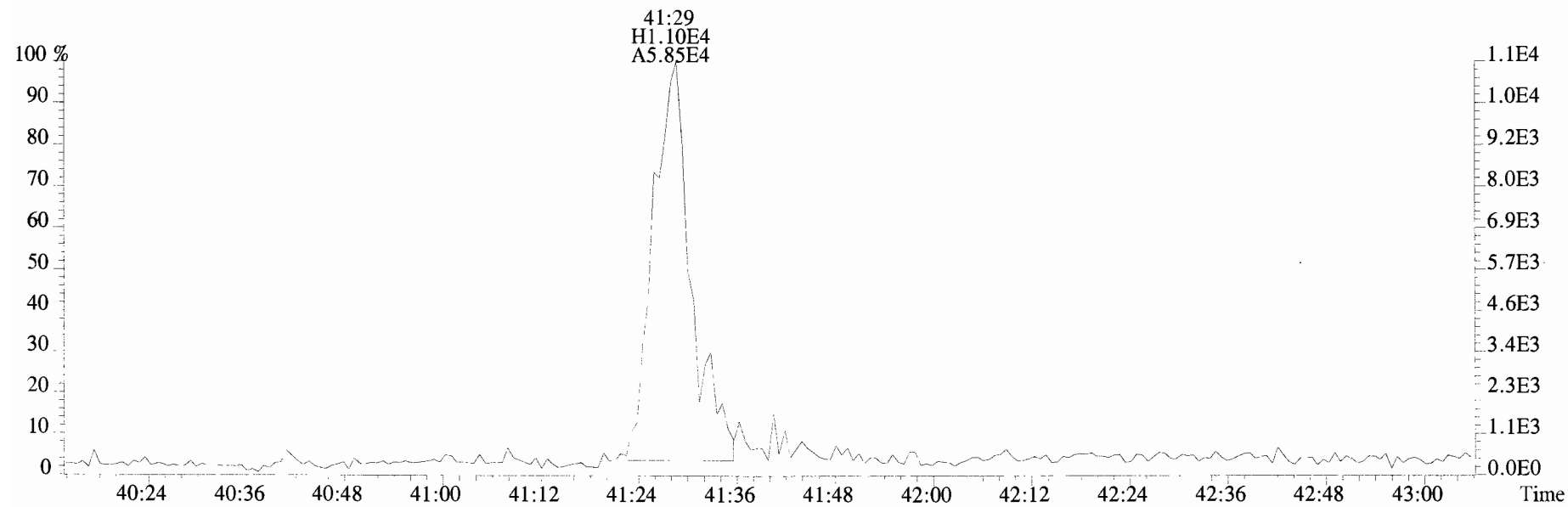
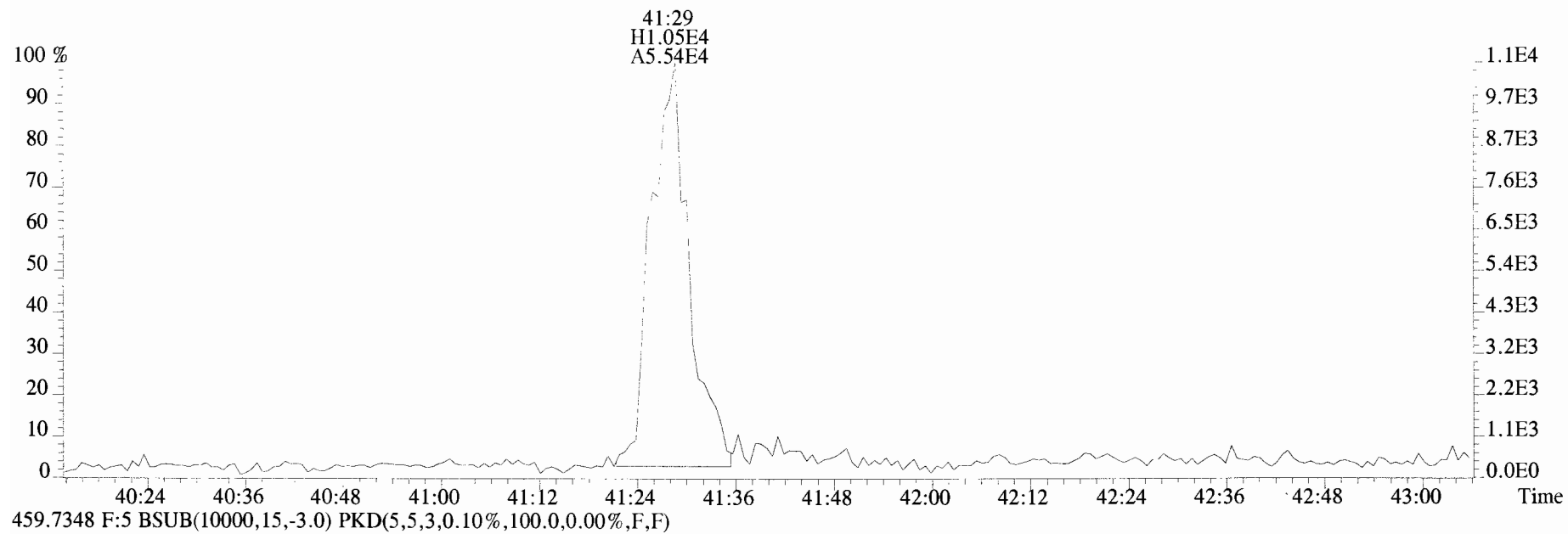
471.7750 F:5 BSUB(10000,15,-3.0) PKD(5,5,3,0.10%,100.0,0.00%,F,F)



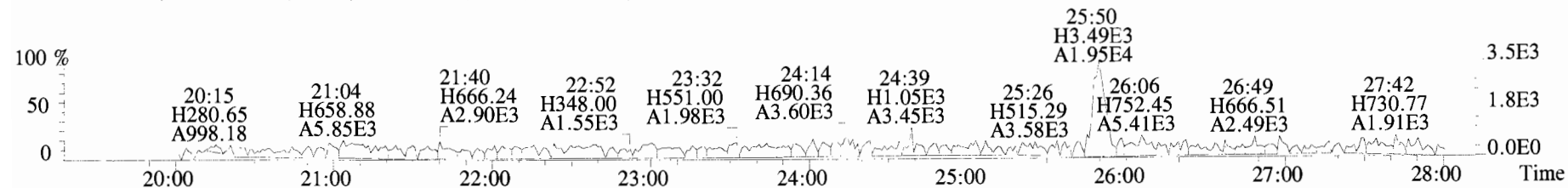
454.9728 F:5



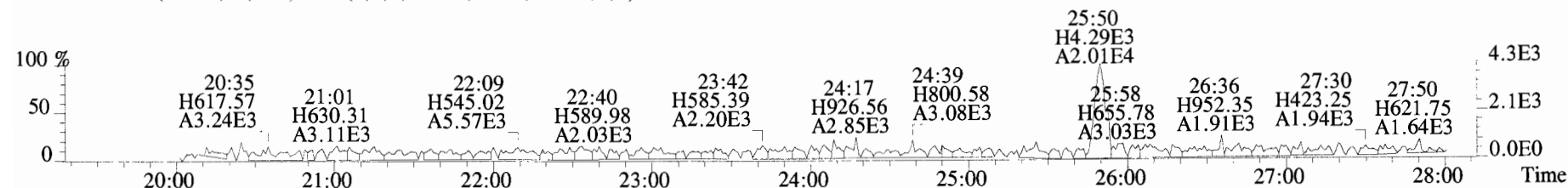
File:191009D1 #1-432 Acq: 9-OCT-2019 16:13:04 GC EI+ Voltage SIR Autospec-UltimaE
Sample#1 File Text:Vista Analytical Laboratory VG7 Text:ST191009D1-1 1613 CS0 19C2201 Exp:OCDD_DB5
457.7377 F:5 BSUB(10000,15,-3.0) PKD(5,5,3,0.10%,100.0,0.00%,F,F)



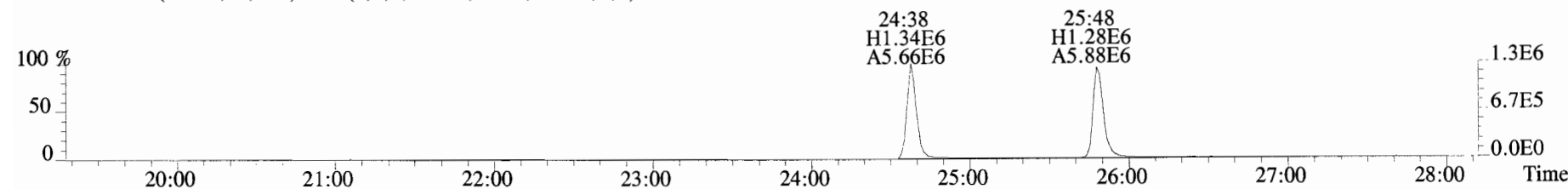
File:191009D1 #1-514 Acq: 9-OCT-2019 16:13:04 GC EI+ Voltage SIR Autospec-UltimaE
 Sample#1 File Text:Vista_Analytical_Laboratory_VG7 Text:ST191009D1-1 1613 CS0 19C2201 Exp:OCDD_DB5
 303.9016 BSUB(10000,15,-3.0) PKD(5,5,3,0.10%,100.0,0.00%,F,F)



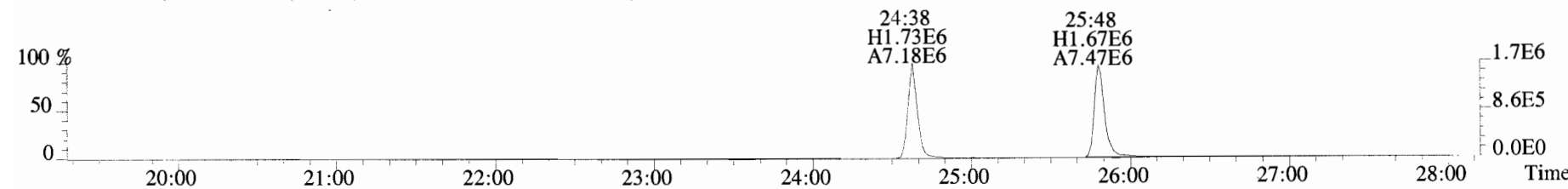
305.8987 BSUB(10000,15,-3.0) PKD(5,5,3,0.10%,100.0,0.00%,F,F)



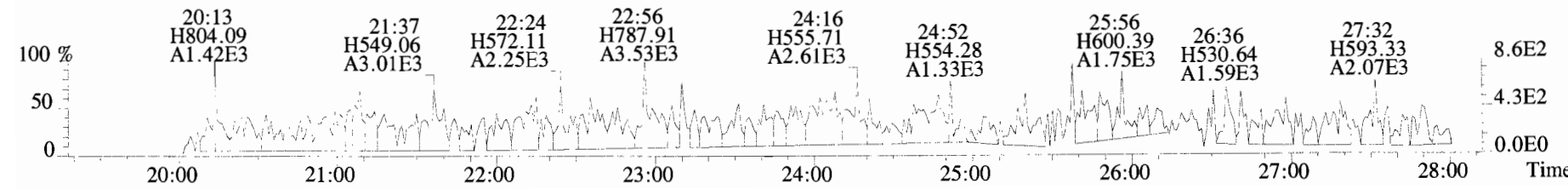
315.9419 BSUB(10000,15,-3.0) PKD(5,5,3,0.10%,100.0,0.00%,F,F)



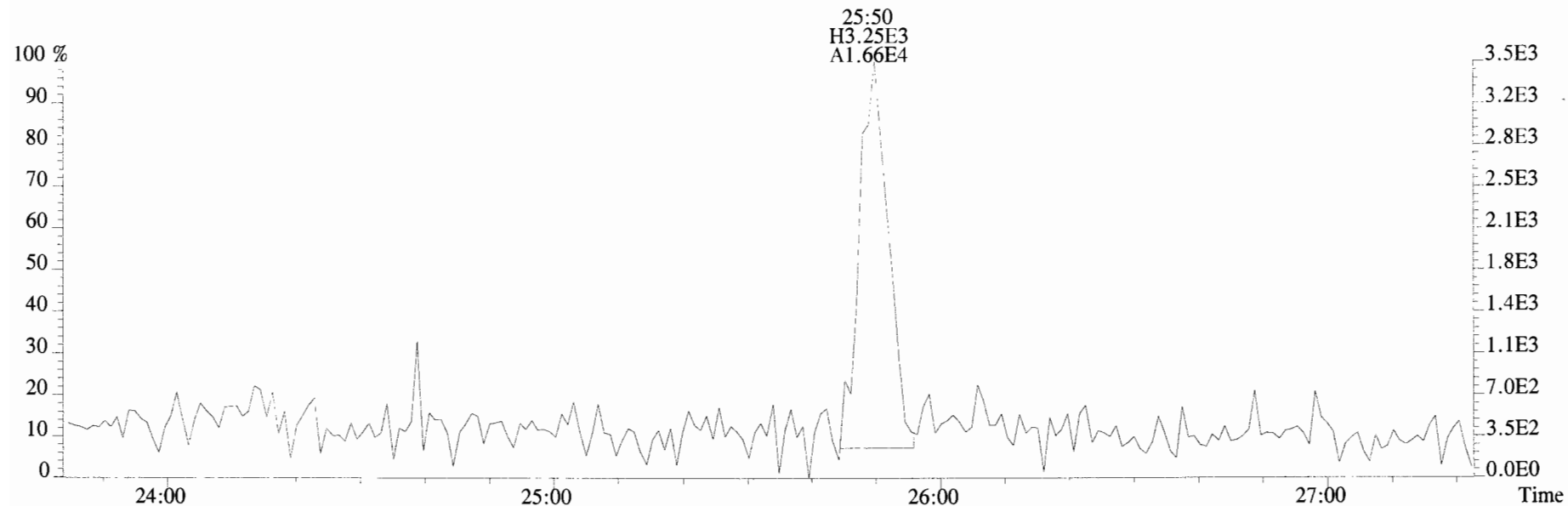
317.9389 BSUB(10000,15,-3.0) PKD(5,5,3,0.10%,100.0,0.00%,F,F)



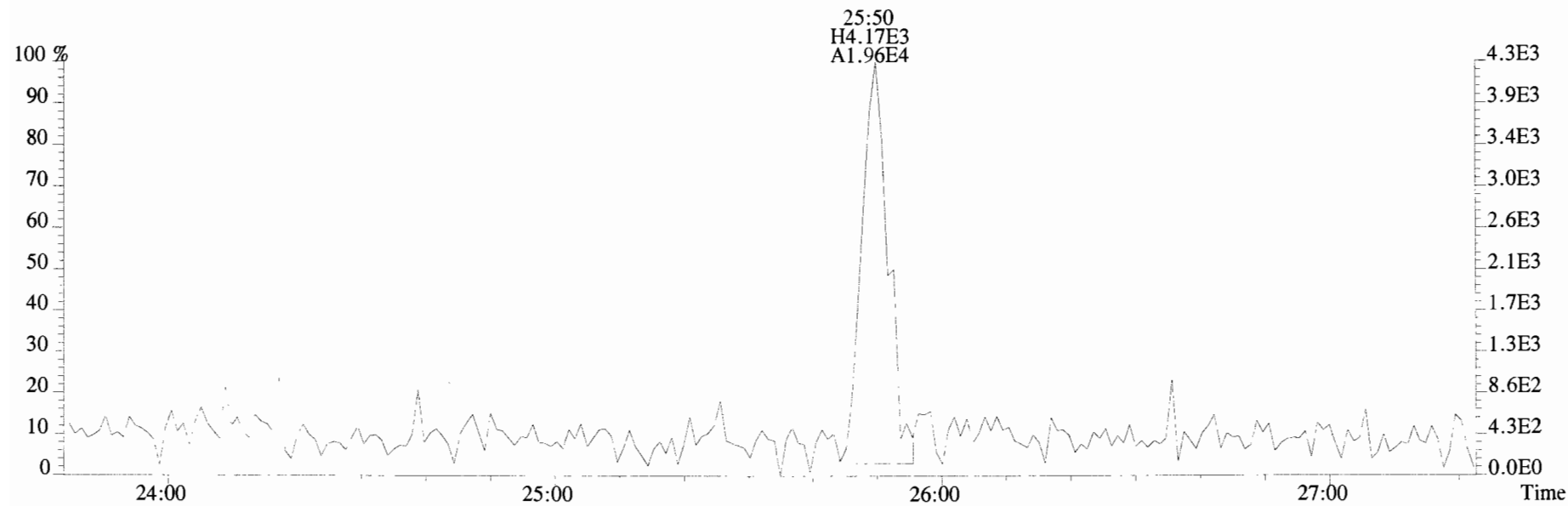
375.8364 BSUB(10000,15,-3.0) PKD(5,5,3,0.10%,100.0,0.00%,F,F)



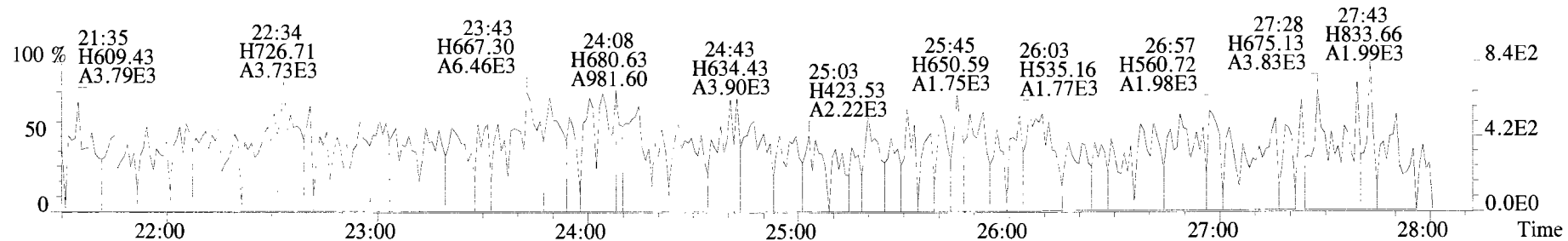
File:191009D1 #1-514 Acq: 9-OCT-2019 16:13:04 GC EI+ Voltage SIR Autospec-UltimaE
Sample#1 File Text:Vista_Analytical_Laboratory_VG7 Text:ST191009D1-1 1613 CS0 19C2201 Exp:OCDD_DB5
303.9016 BSUB(10000,15,-3.0) PKD(5,5,3,0.10%,100.0,0.00%,F,F)



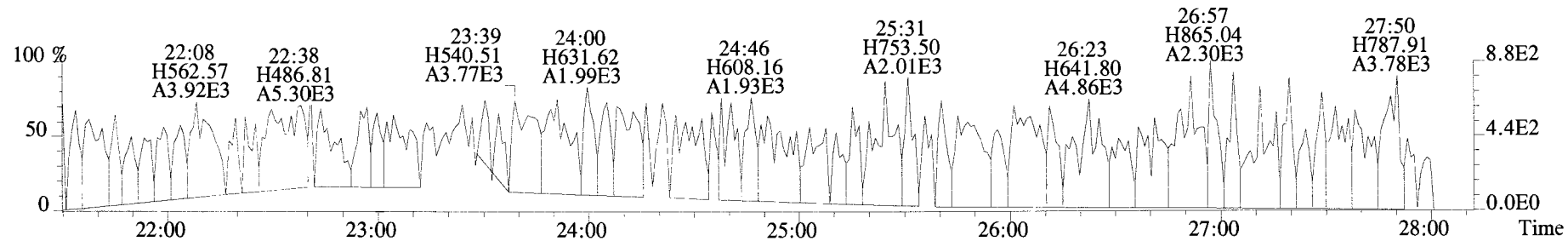
305.8987 BSUB(10000,15,-3.0) PKD(5,5,3,0.10%,100.0,0.00%,F,F)



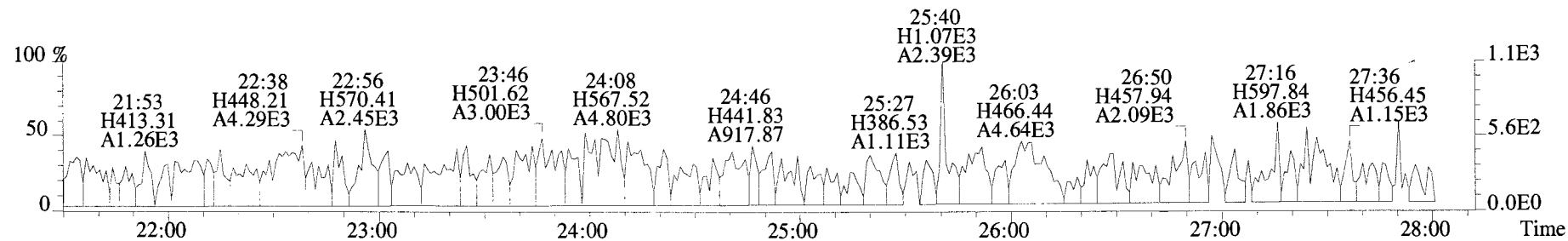
File:191009D1 #1-514 Acq: 9-OCT-2019 16:13:04 GC EI+ Voltage SIR Autospec-UltimaE
Sample#1 File Text:Vista_Analytical_Laboratory_VG7 Text:ST191009D1-1 1613 CS0 19C2201 Exp:OCDD_DB5
339.8597 BSUB(10000,15,-3.0) PKD(5,5,3,0.10%,100.0,0.00%,F,F)



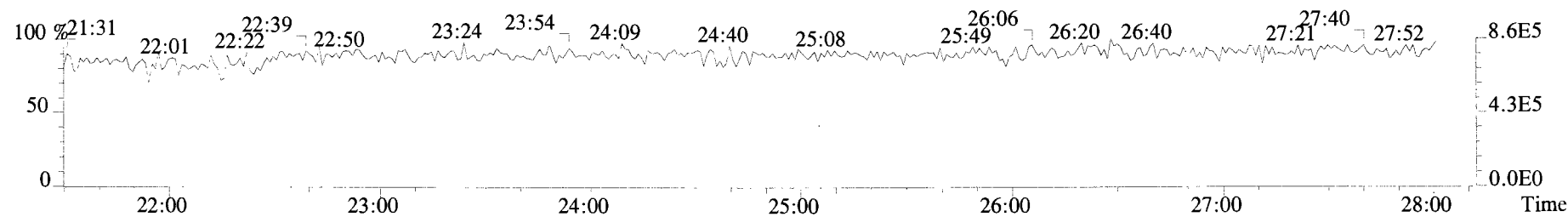
341.8568 BSUB(10000,15,-3.0) PKD(5,5,3,0.10%,100.0,0.00%,F,F)



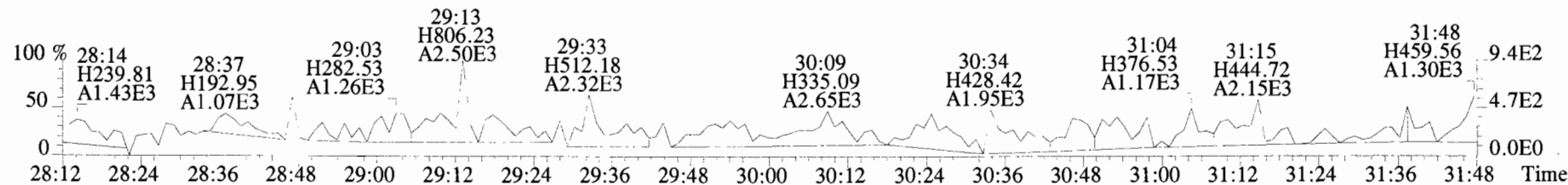
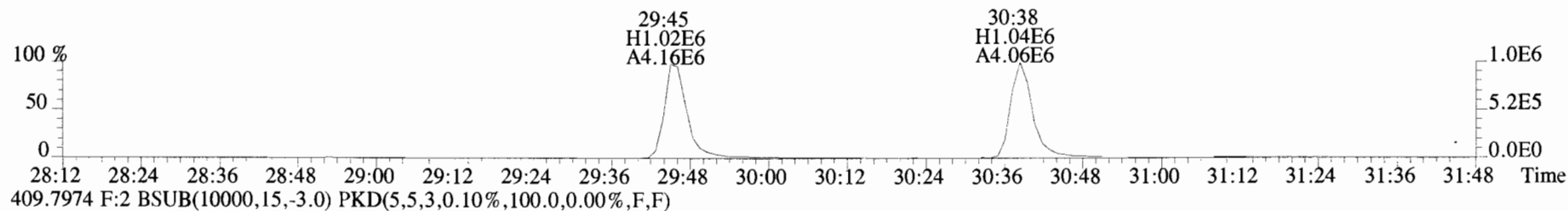
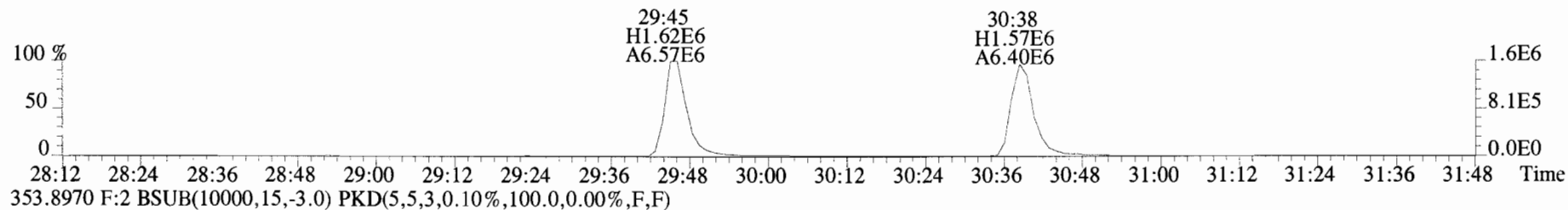
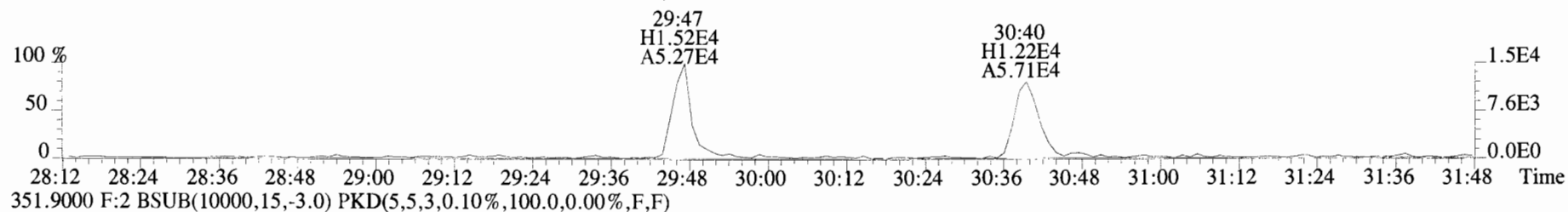
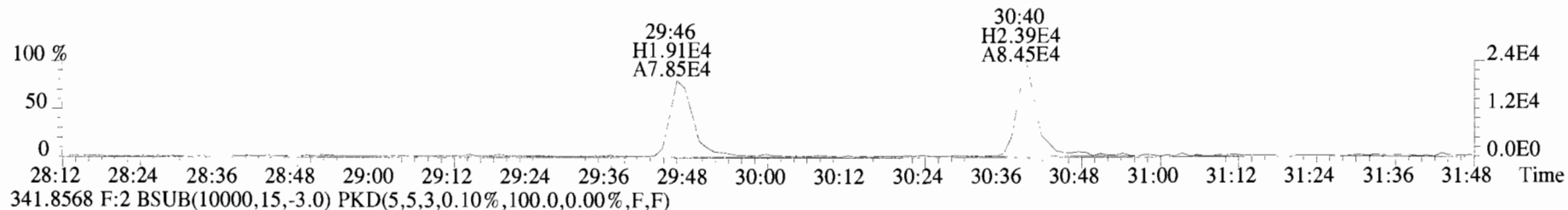
409.7974 BSUB(10000,15,-3.0) PKD(5,5,3,0.10%,100.0,0.00%,F,F)



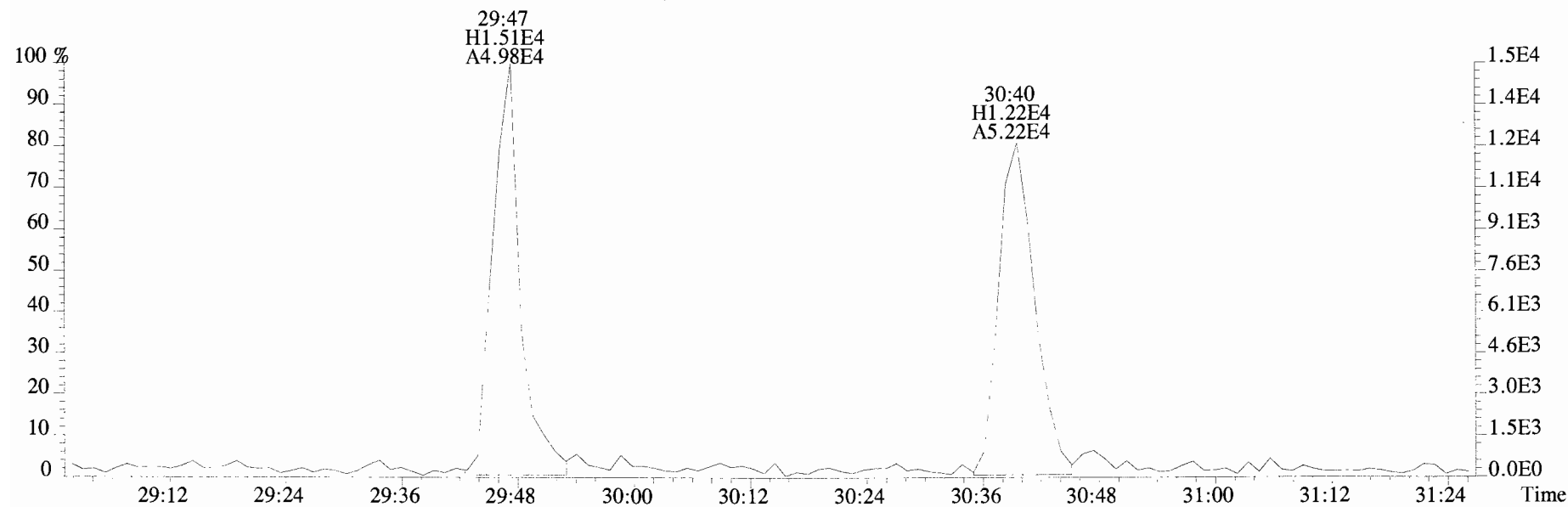
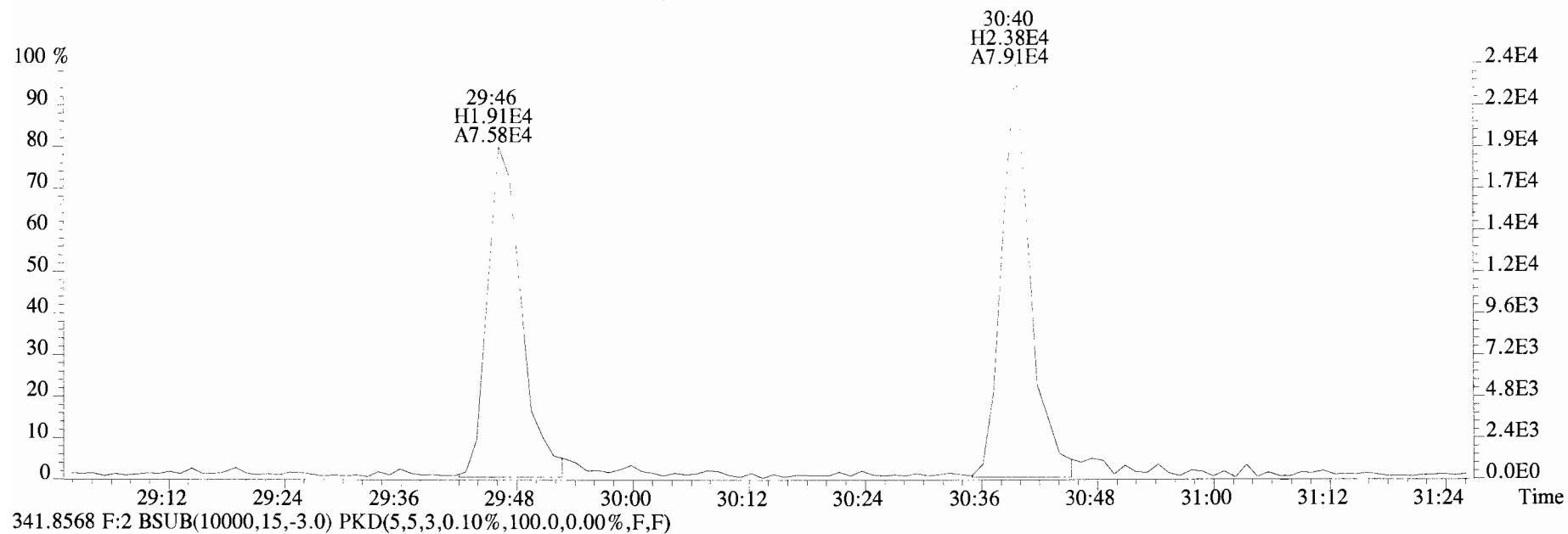
316.9824



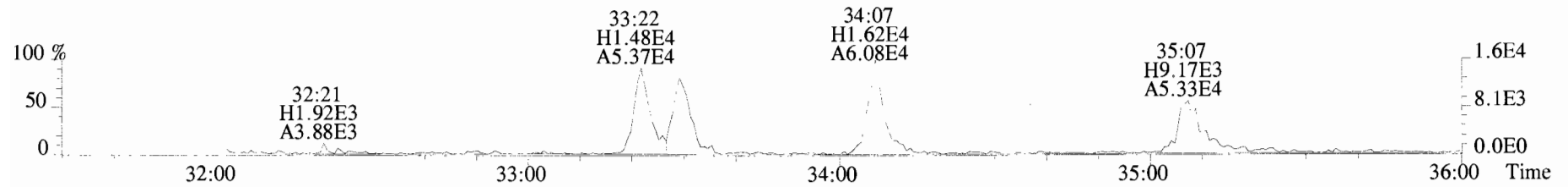
File:191009D1 #1-210 Acq: 9-OCT-2019 16:13:04 GC EI+ Voltage SIR Autospec-UltimaE
Sample#1 File Text:Vista_Analytical_Laboratory_VG7 Text:ST191009D1-1 1613 CS0 19C2201 Exp:OCDD_DB5
339.8597 F:2 BSUB(10000,15,-3.0) PKD(5,5,3,0.10%,100.0,0.00%,F,F)



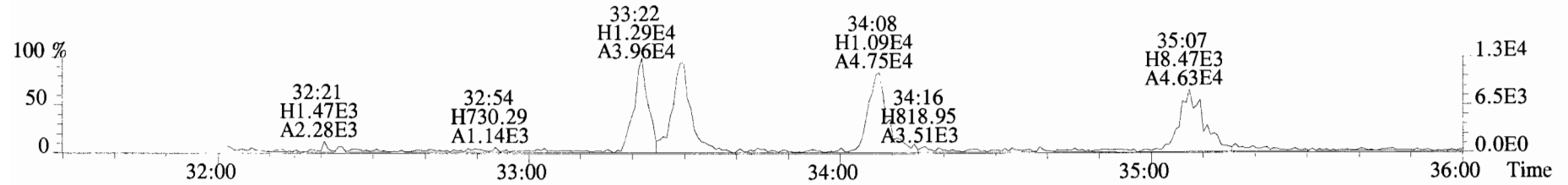
File:191009D1 #1-210 Acq: 9-OCT-2019 16:13:04 GC EI+ Voltage SIR Autospec-UltimaE
Sample#1 File Text:Vista Analytical Laboratory VG7 Text:ST191009D1-1 1613 CS0 19C2201 Exp:OCDD_DB5
339.8597 F:2 BSUB(10000,15,-3.0) PKD(5,5,3,0.10%,100.0,0.00%,F,F)



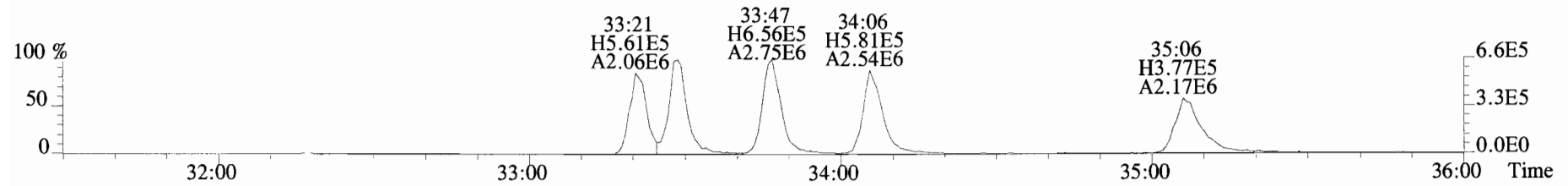
File:191009D1 #1-356 Acq: 9-OCT-2019 16:13:04 GC EI+ Voltage SIR Autospec-UltimaE
 Sample#1 File Text:Vista_Analytical_Laboratory_VG7 Text:ST191009D1-1 1613 CS0 19C2201 Exp:OCDD_DB5
 373.8207 F:3 BSUB(10000,15,-3.0) PKD(5,5,3,0.10%,100.0,0.00%,F,F)



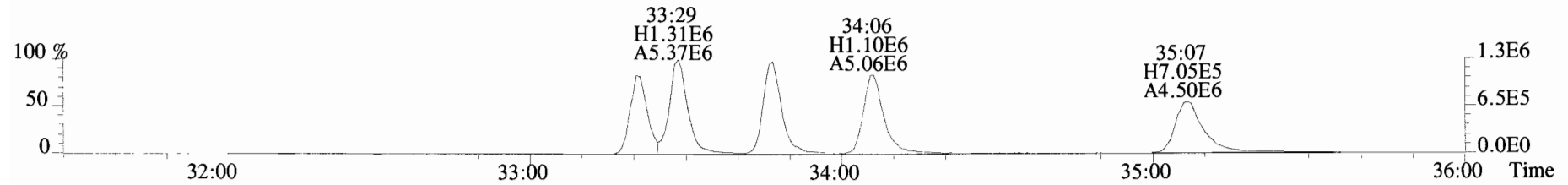
375.8178 F:3 BSUB(10000,15,-3.0) PKD(5,5,3,0.10%,100.0,0.00%,F,F)




383.8639 F:3 BSUB(10000,15,-3.0) PKD(5,5,3,0.10%,100.0,0.00%,F,F)



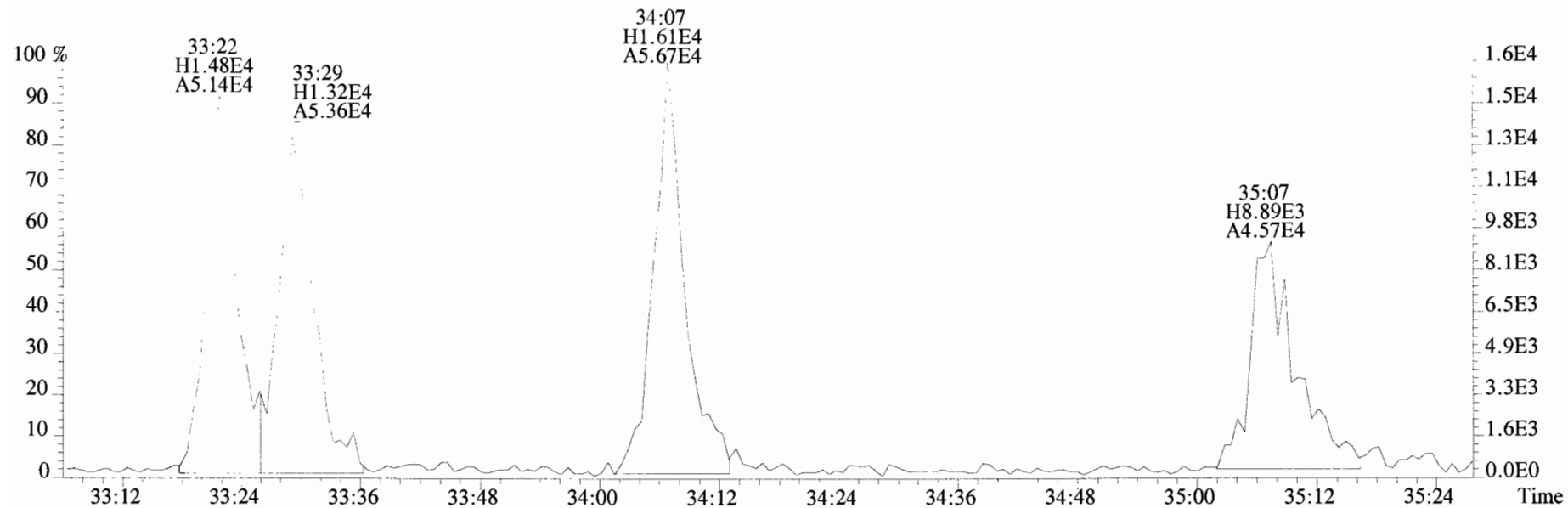
385.8610 F:3 BSUB(10000,15,-3.0) PKD(5,5,3,0.10%,100.0,0.00%,F,F)



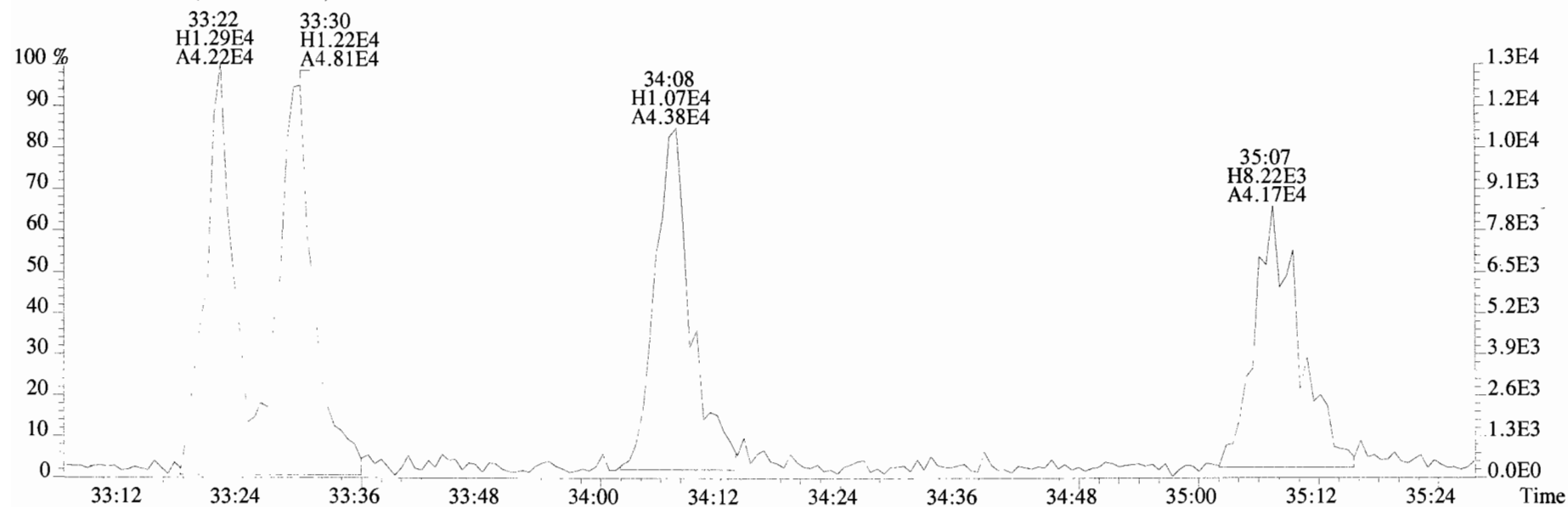
445.7555 F:3 BSUB(10000,15,-3.0) PKD(5,5,3,0.10%,100.0,0.00%,F,F)



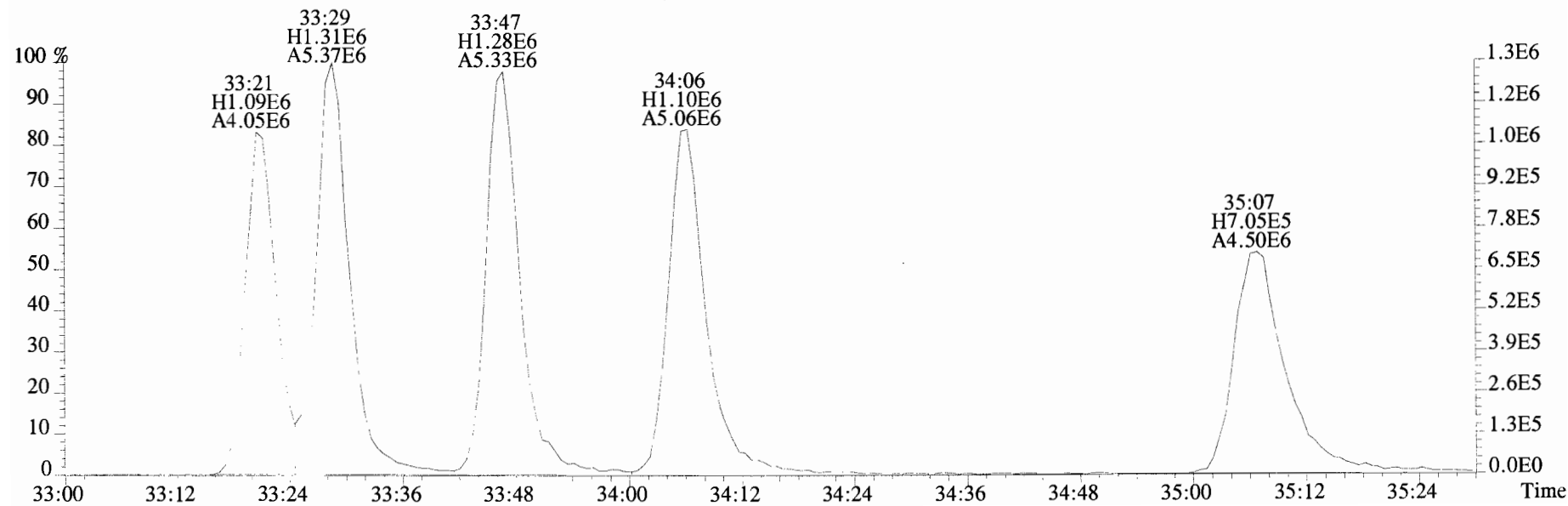
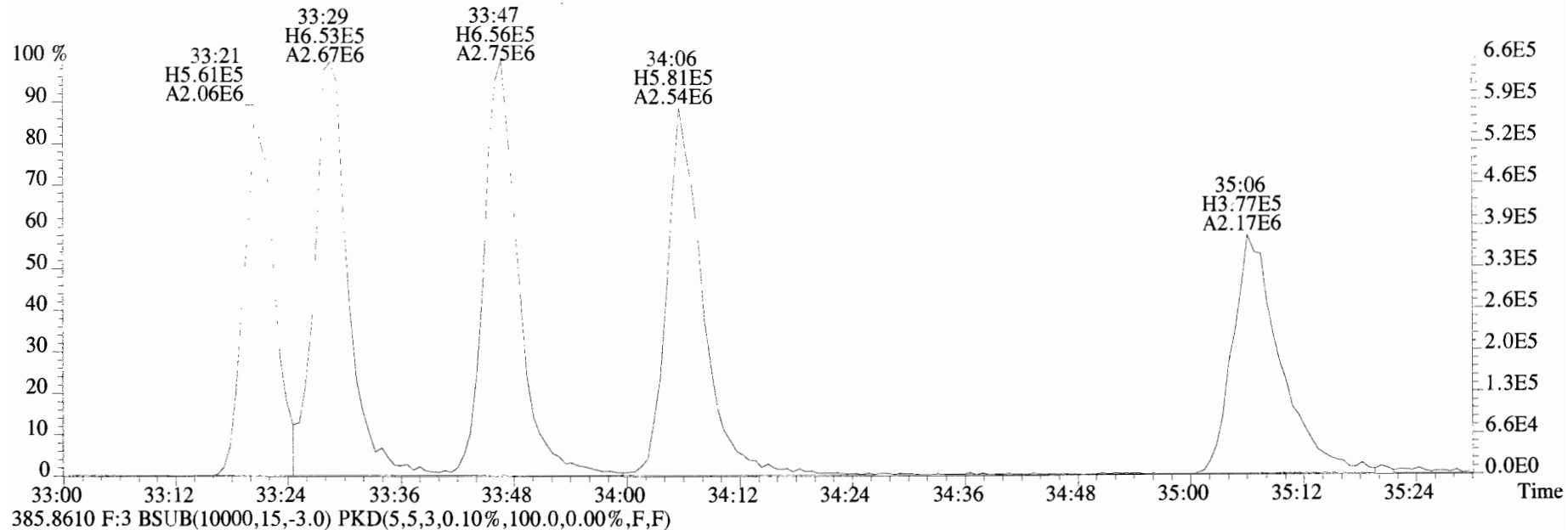
File:191009D1 #1-356 Acq: 9-OCT-2019 16:13:04 GC EI+ Voltage SIR Autospec-UltimaE
Sample#1 File Text:Vista Analytical_Laboratory_VG7 Text:ST191009D1-1 1613 CS0 19C2201 Exp:OCDD_DB5
373.8207 F:3 BSUB(10000,15,-3.0)



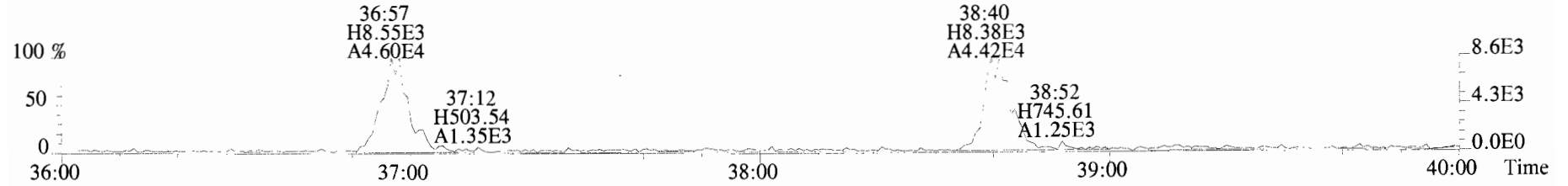
375.8178 F:3 BSUB(10000,15,-3.0)



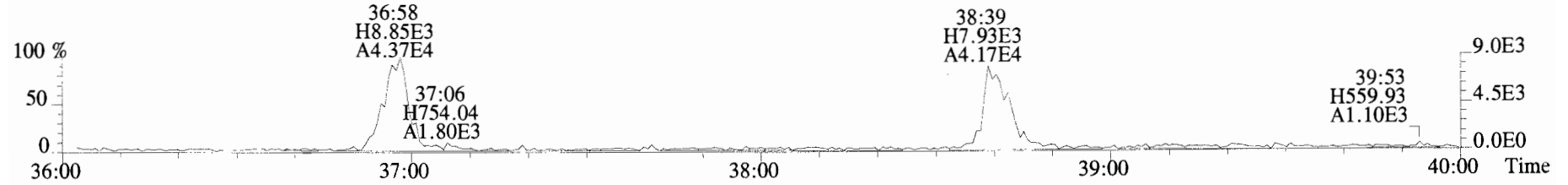
File:191009D1 #1-356 Acq: 9-OCT-2019 16:13:04 GC EI+ Voltage SIR Autospec-UltimaE
Sample#1 File Text:Vista Analytical Laboratory_VG7 Text:ST191009D1-1 1613 CS0 19C2201 Exp:OCDD_DB5
383.8639 F:3 BSub(10000,15,-3.0) PKD(5,5,3,0.10%,100.0,0.00%,F,F)



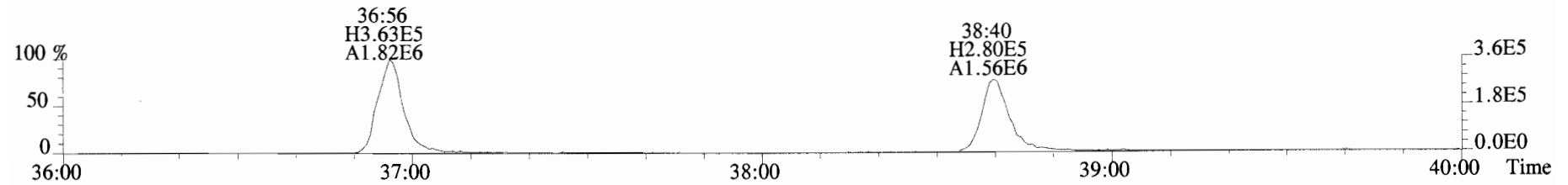
File:191009D1 #1-355 Acq: 9-OCT-2019 16:13:04 GC EI+ Voltage SIR Autospec-UltimaE
Sample#1 File Text:Vista Analytical Laboratory_VG7 Text:ST191009D1-1 1613 CS0 19C2201 Exp:OCDD_DB5
407.7818 F:4 BSUB(10000,15,-3.0) PKD(5,5,3,0.10%,100.0,0.00%,F,F)



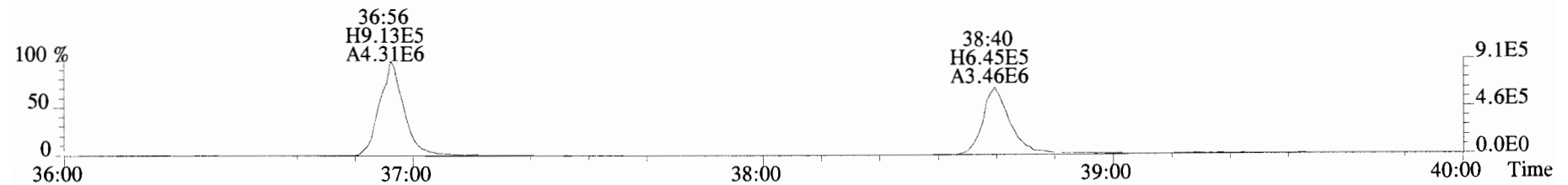
409.7788 F:4 BSUB(10000,15,-3.0) PKD(5,5,3,0.10%,100.0,0.00%,F,F)



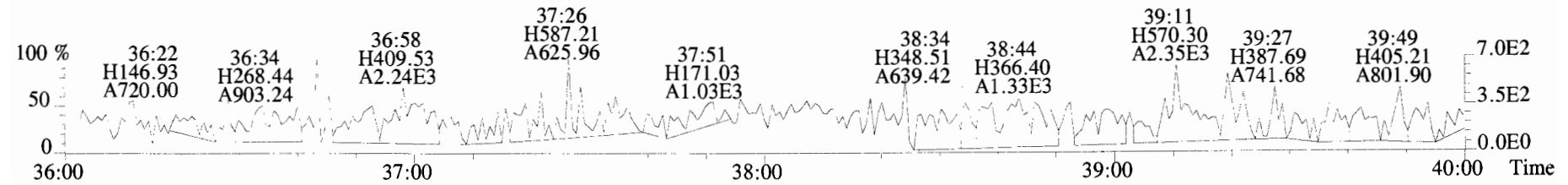
417.8253 F:4 BSUB(10000,15,-3.0) PKD(5,5,3,0.10%,100.0,0.00%,F,F)



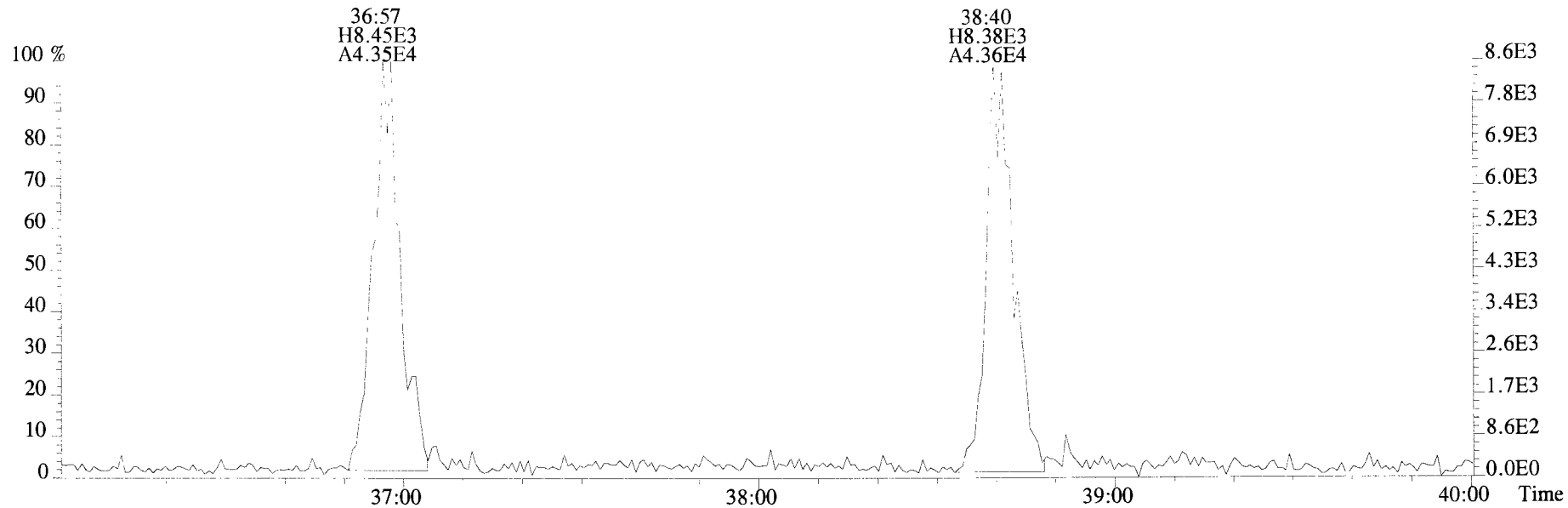
419.8220 F:4 BSUB(10000,15,-3.0) PKD(5,5,3,0.10%,100.0,0.00%,F,F)



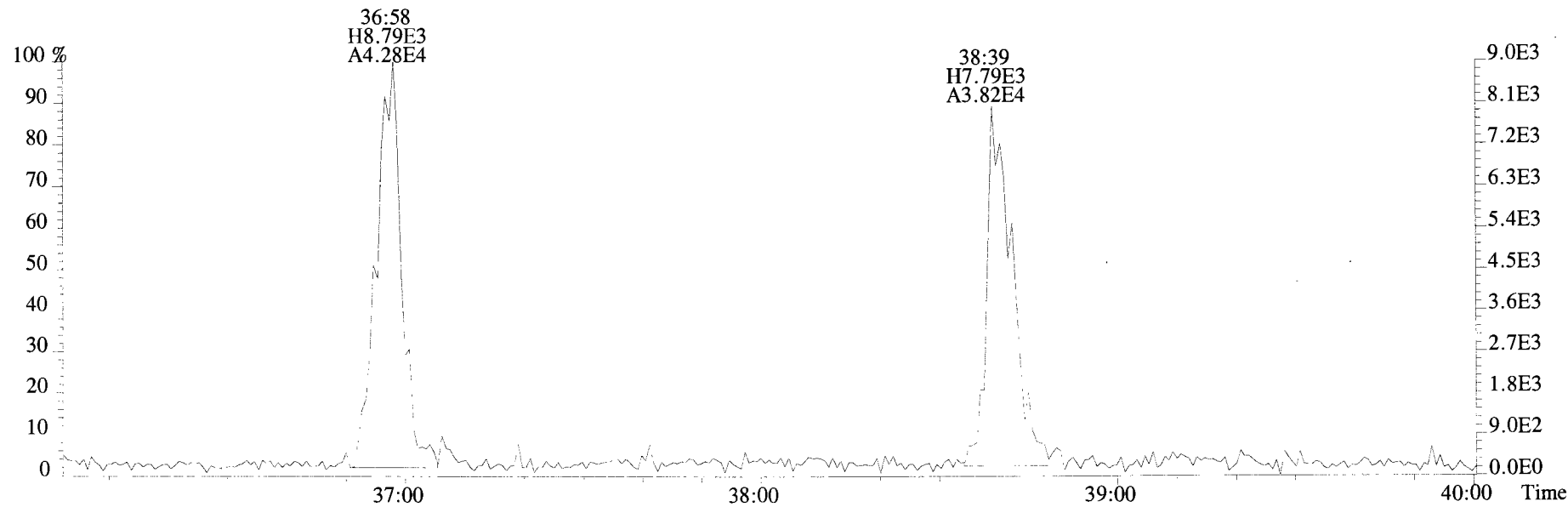
479.7165 F:4 BSUB(10000,15,-3.0) PKD(5,5,3,0.10%,100.0,0.00%,F,F)




File:191009D1 #1-355 Acq: 9-OCT-2019 16:13:04 GC EI+ Voltage SIR Autospec-UltimaE
Sample#1 File Text:Vista Analytical Laboratory VG7 Text:ST191009D1-1 1613 CS0 19C2201 Exp:OCDD_DB5
407.7818 F:4 BSUB(10000,15,-3.0) PKD(5,5,3,0.10%,100.0,0.00%,F,F)



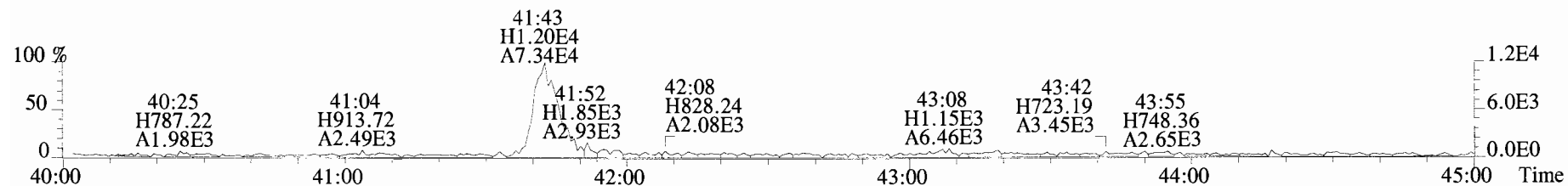
409.7788 F:4 BSUB(10000,15,-3.0) PKD(5,5,3,0.10%,100.0,0.00%,F,F)



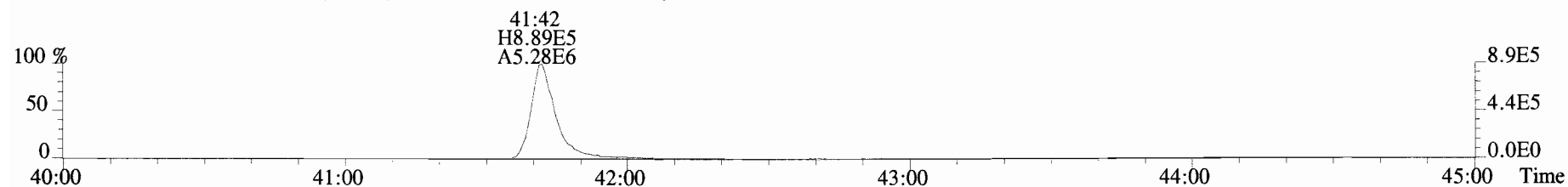
File:191009D1 #1-432 Acq: 9-OCT-2019 16:13:04 GC EI+ Voltage SIR Autospec-UltimaE
Sample#1 File Text:Vista Analytical Laboratory VG7 Text:ST191009D1-1 1613 CS0 19C2201 Exp:OCDD_DB5
441.7428 F:5 BSUB(10000,15,-3.0) PKD(5,5,3,0.10%,100.0,0.00%,F,F)



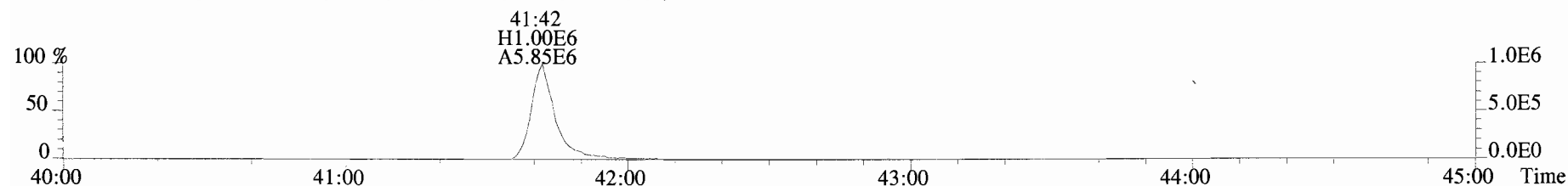
443.7398 F:5 BSUB(10000,15,-3.0) PKD(5,5,3,0.10%,100.0,0.00%,F,F)



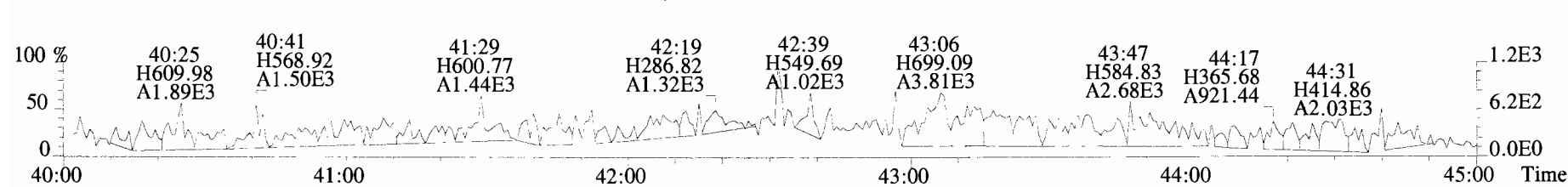
453.7831 F:5 BSUB(10000,15,-3.0) PKD(5,5,3,0.10%,100.0,0.00%,F,F)



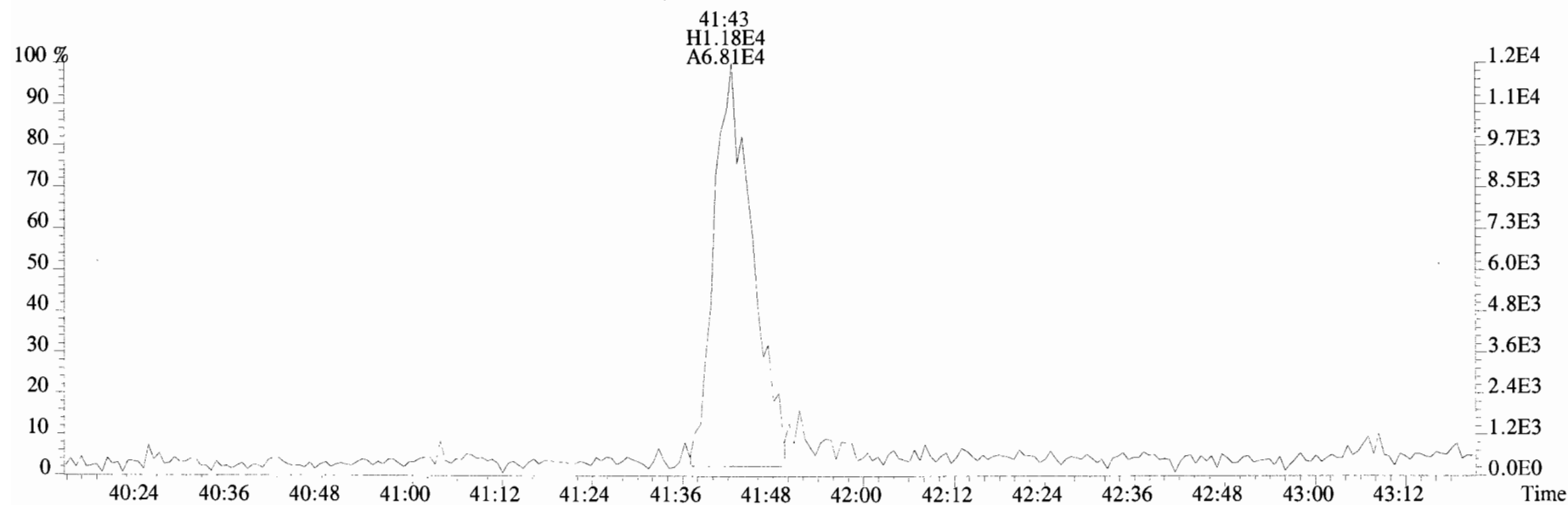
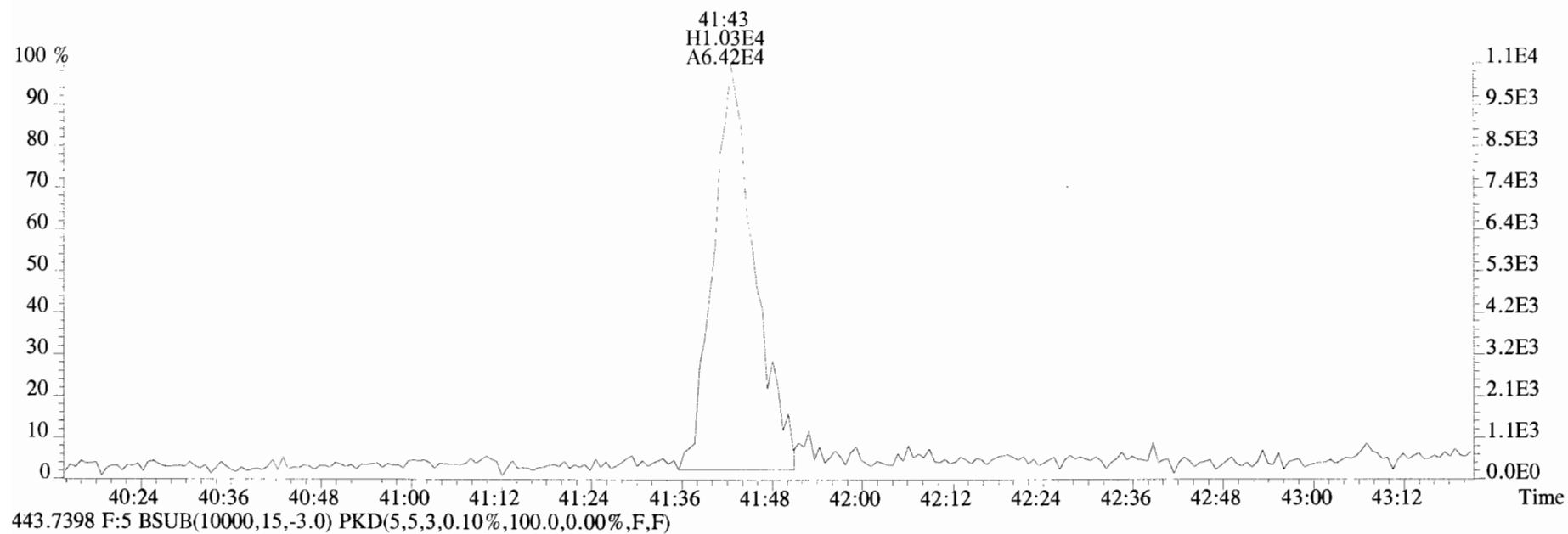
455.7801 F:5 BSUB(10000,15,-3.0) PKD(5,5,3,0.10%,100.0,0.00%,F,F)



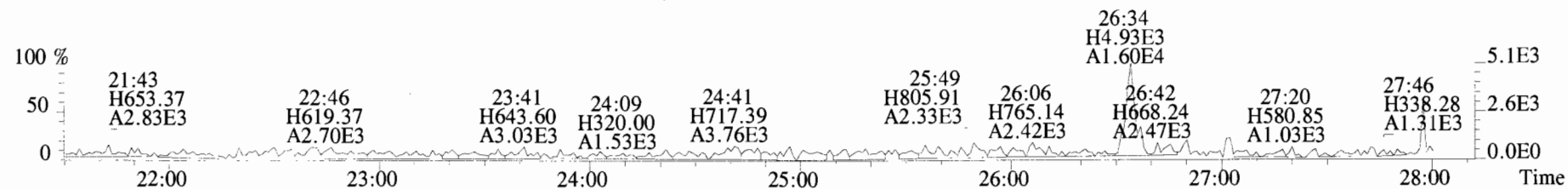
513.6775 F:5 BSUB(10000,15,-3.0) PKD(5,5,3,0.10%,100.0,0.00%,F,F)



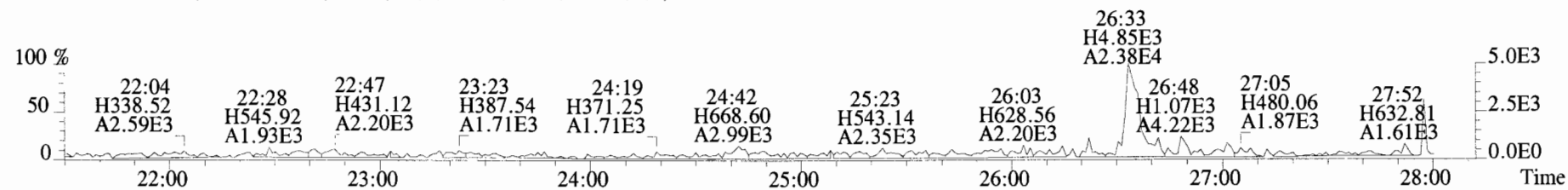
File:191009D1 #1-432 Acq: 9-OCT-2019 16:13:04 GC EI+ Voltage SIR Autospec-UltimaE
Sample#1 File Text:Vista Analytical Laboratory VG7 Text:ST191009D1-1 1613 CS0 19C2201 Exp:OCDD_DB5
441.7428 F:5 BSUB(10000,15,-3.0) PKD(5,5,3,0.10%,100.0,0.00%,F,F)



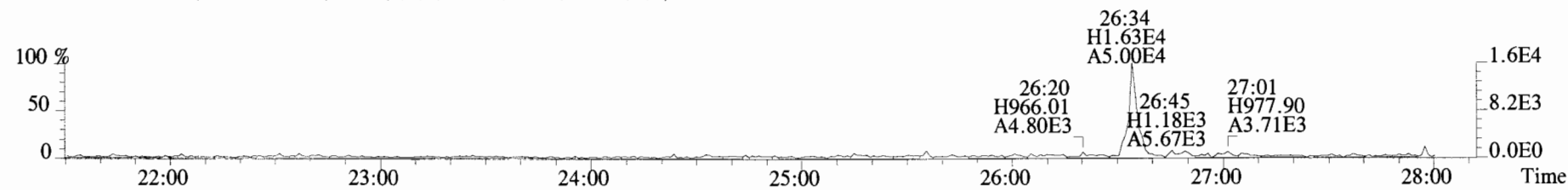
File:191009D1 #1-513 Acq: 9-OCT-2019 17:00:45 GC EI+ Voltage SIR Autospec-UltimaE
Sample#2 File Text:Vista Analytical Laboratory_VG7 Text:ST191009D1-2 1613 CS1 19C2202 Exp:OCDD_DB5
319.8965 S:2 BSUB(10000,15,-3.0) PKD(5,5,3,0.10%,100.0,0.00%,F,F)



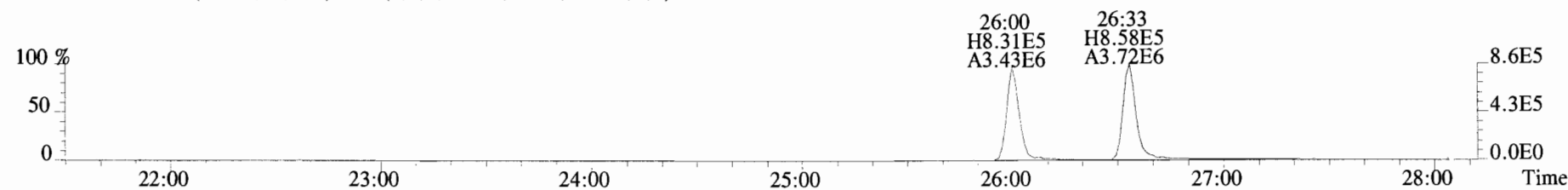
321.8936 S:2 BSUB(10000,15,-3.0) PKD(5,5,3,0.10%,100.0,0.00%,F,F)



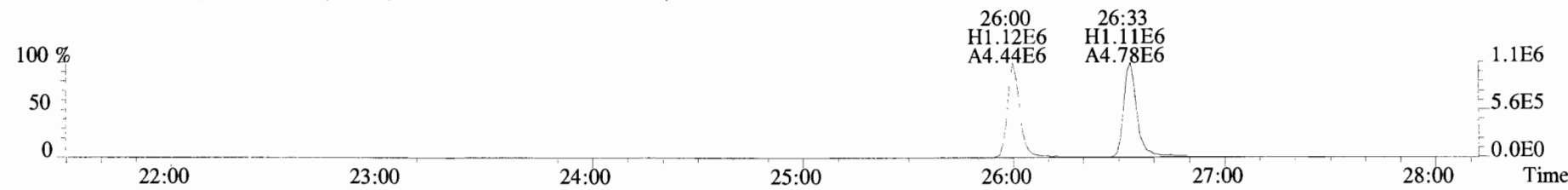
327.8847 S:2 BSUB(10000,15,-3.0) PKD(5,5,3,0.10%,100.0,0.00%,F,F)



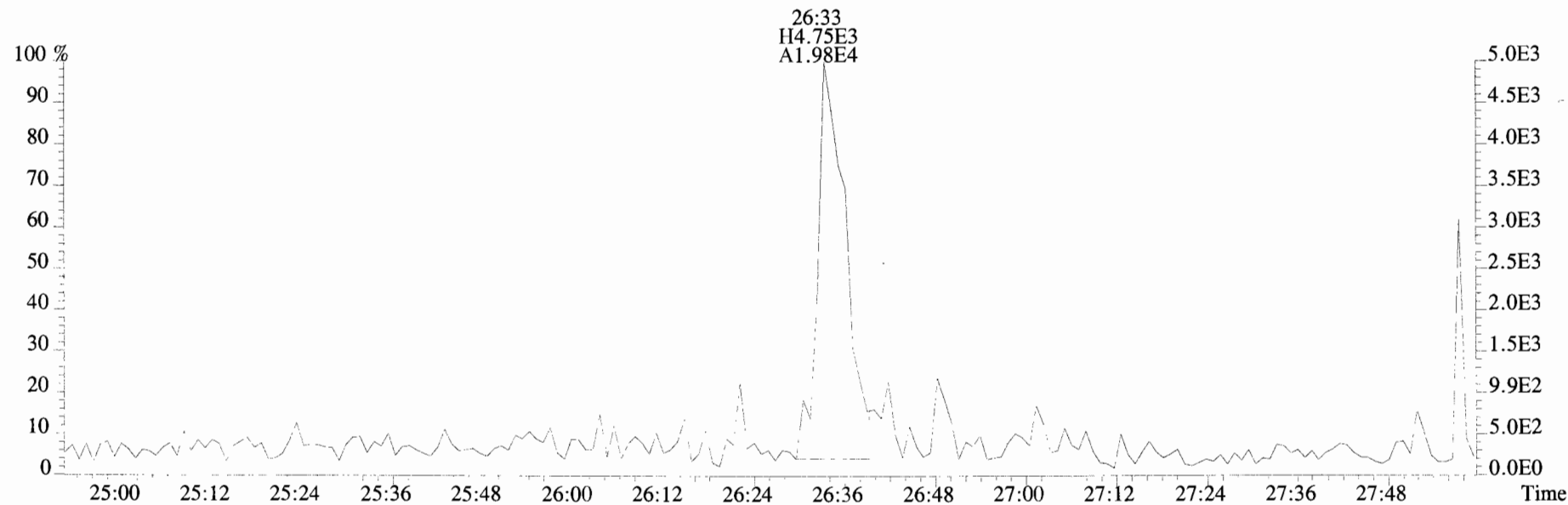
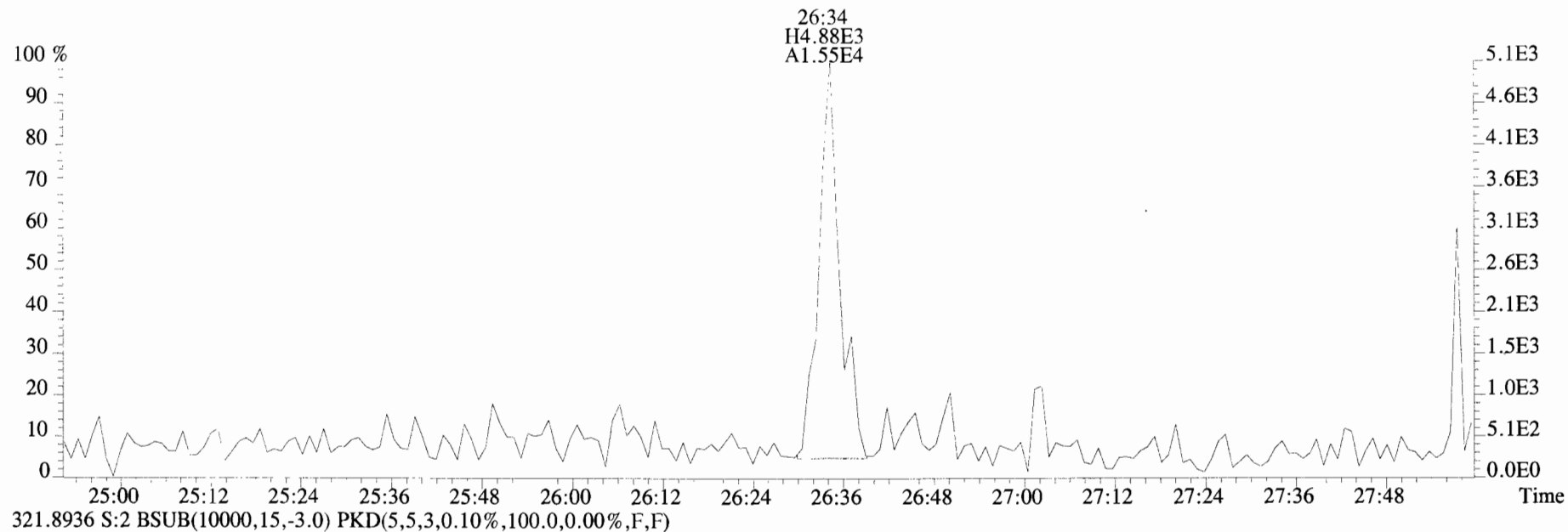
331.9368 S:2 BSUB(10000,15,-3.0) PKD(5,5,3,0.10%,100.0,0.00%,F,F)



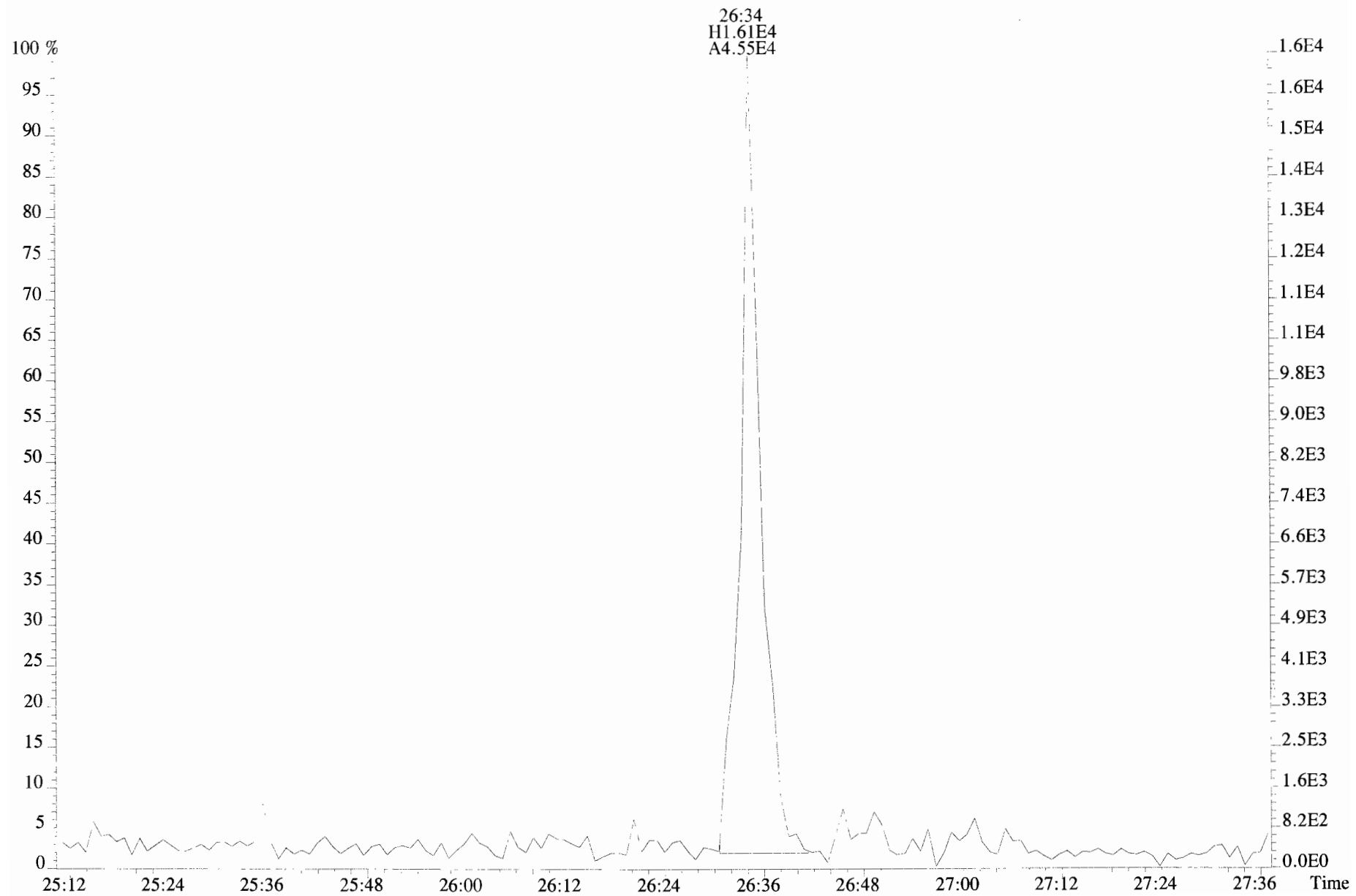
333.9339 S:2 BSUB(10000,15,-3.0) PKD(5,5,3,0.10%,100.0,0.00%,F,F)



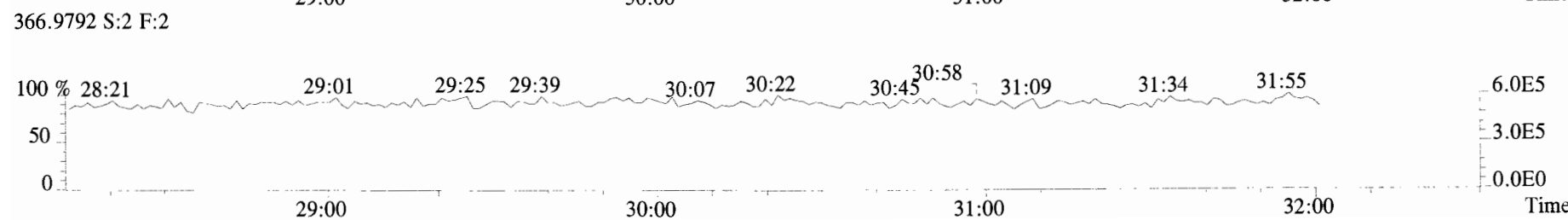
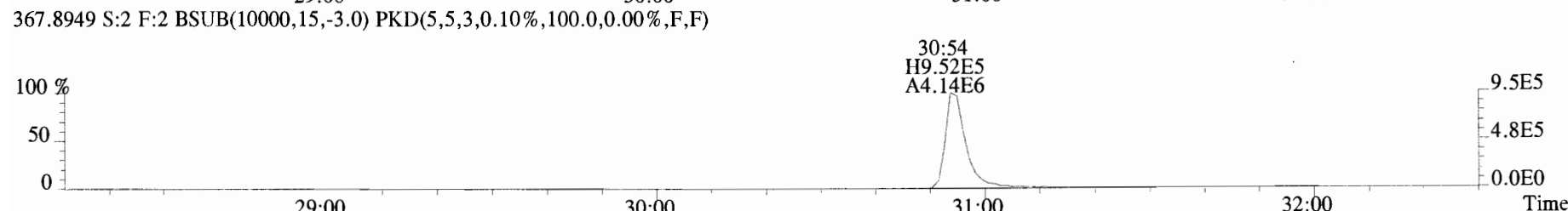
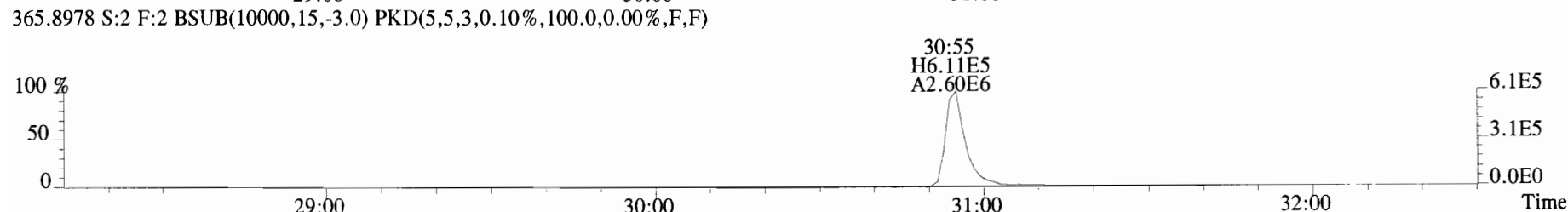
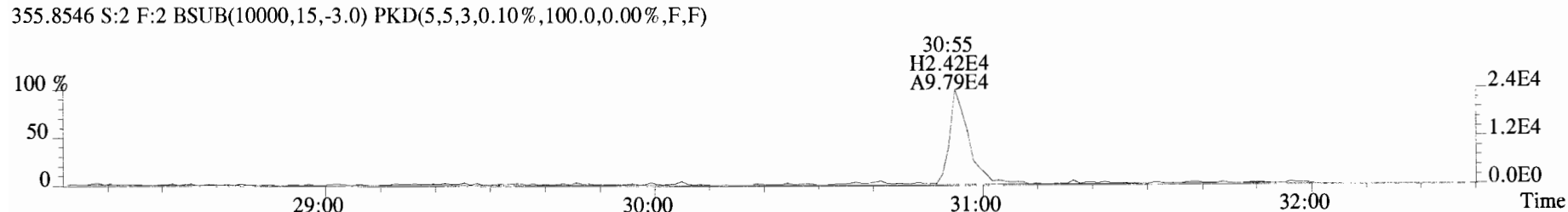
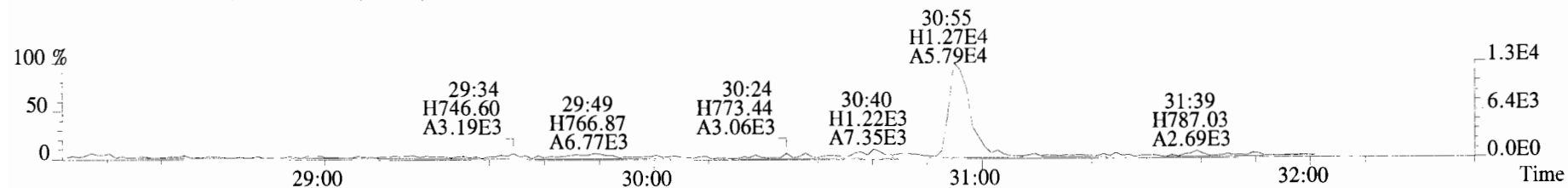
File:191009D1 #1-513 Acq: 9-OCT-2019 17:00:45 GC EI+ Voltage SIR Autospec-UltimaE
Sample#2 File Text:Vista Analytical Laboratory_VG7 Text:ST191009D1-2 1613 CS1 19C2202 Exp:OCDD_DB5
319.8965 S:2 BSUB(10000,15,-3.0) PKD(5,5,3,0.10%,100.0,0.00%,F,F)



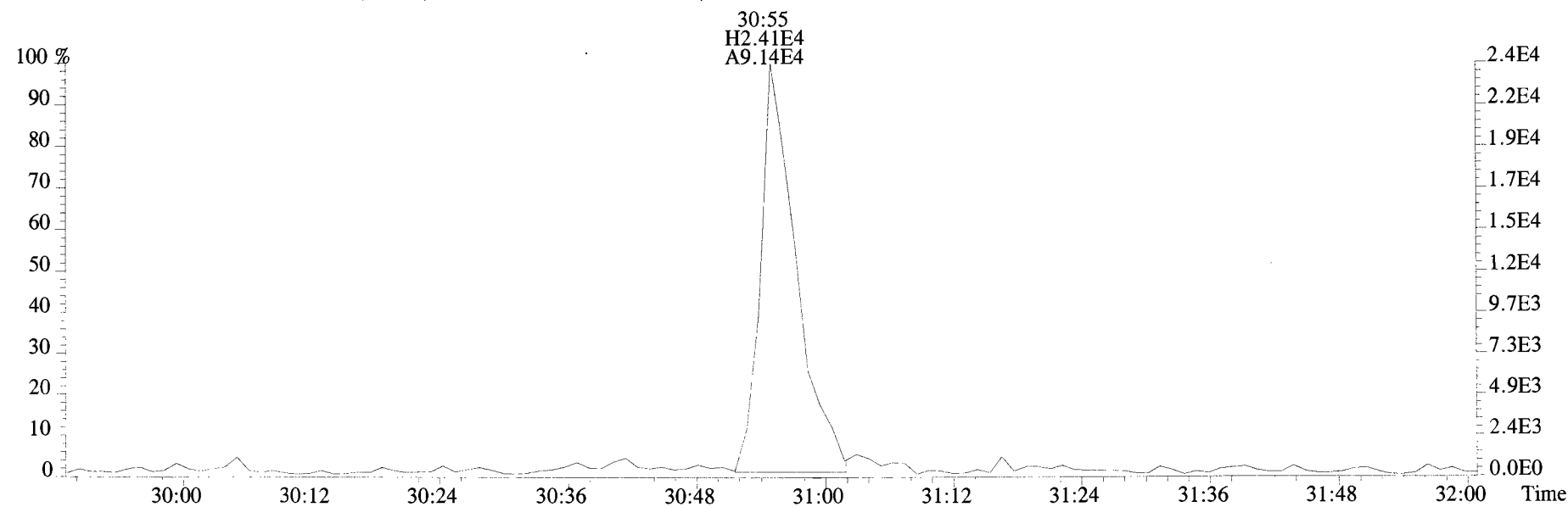
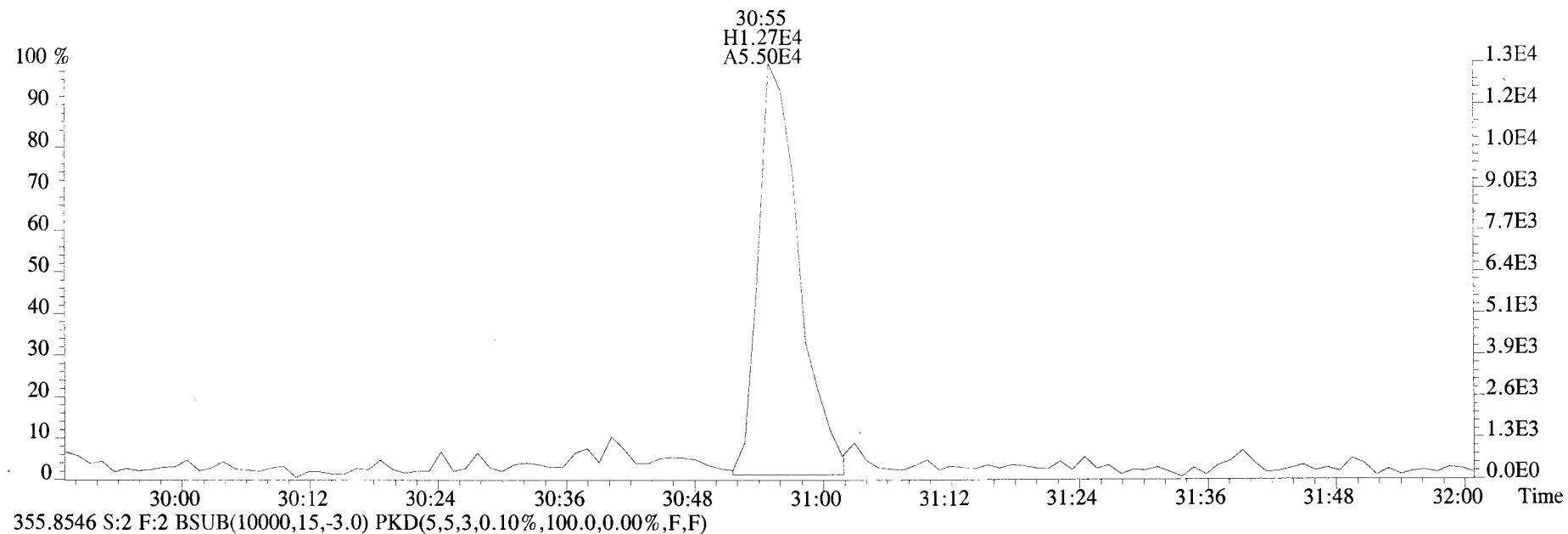
File:191009D1 #1-513 Acq: 9-OCT-2019 17:00:45 GC EI+ Voltage SIR Autospec-UltimaE
Sample#2 File Text:Vista Analytical Laboratory VG7 Text:ST191009D1-2 1613 CS1 19C2202 Exp:OCDD_DB5
327.8847 S:2 BSub(10000,15,-3.0) PKD(5,5,3,0.10%,100.0,0.00%,F,F)



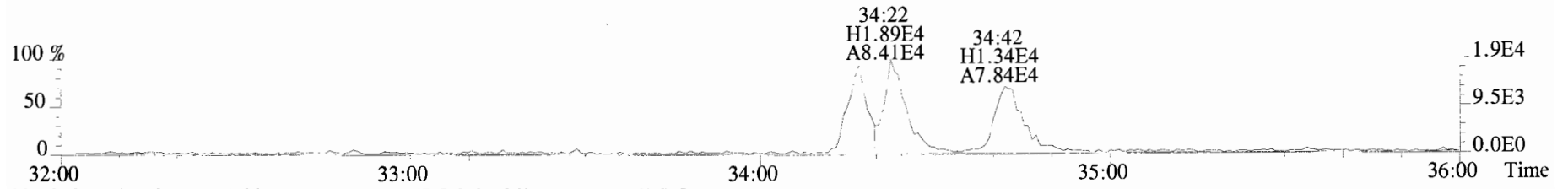
File:191009D1 #1-211 Acq: 9-OCT-2019 17:00:45 GC EI+ Voltage SIR Autospec-UltimaE
Sample#2 File Text: Vista Analytical Laboratory_VG7 Text:ST191009D1-2 1613 CS1 19C2202 Exp:OCDD_DB5
353.8576 S:2 F:2 BSUB(10000,15,-3.0) PKD(5,5,3,0.10%,100.0,0.00%,F,F)



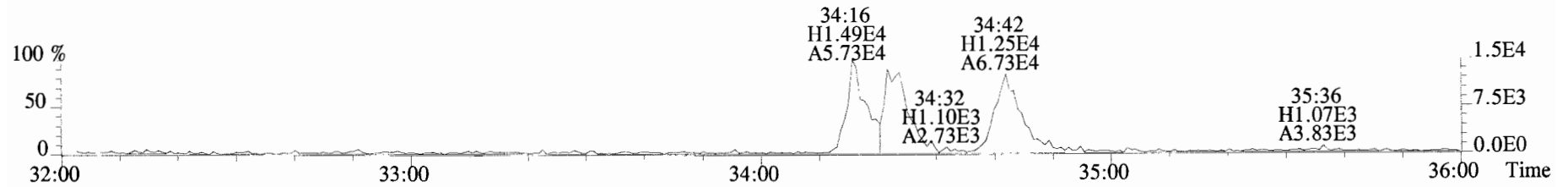
File:191009D1 #1-211 Acq: 9-OCT-2019 17:00:45 GC EI+ Voltage SIR Autospec-UltimaE
Sample#2 File Text:Vista Analytical Laboratory VG7 Text:ST191009D1-2 1613 CS1 19C2202 Exp:OCDD_DB5
353.8576 S:2 F:2 BSUB(10000,15,-3.0) PKD(5,5,3,0.10%,100.0,0.00%,F,F)



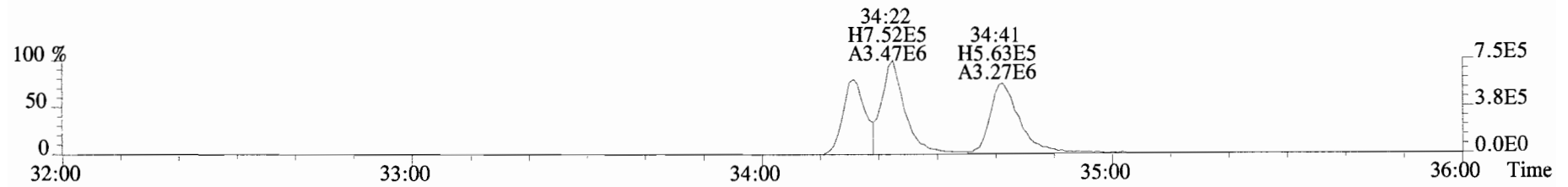
File:191009D1 #1-355 Acq: 9-OCT-2019 17:00:45 GC EI+ Voltage SIR Autospec-UltimaE
Sample#2 File Text:Vista_Analytical_Laboratory_VG7 Text:ST191009D1-2 1613 CS1 19C2202 Exp:OCDD_DB5
389.8156 S:2 F:3 BSUB(10000,15,-3.0) PKD(5,5,3,0.10%,100.0,0.00%,F,F)



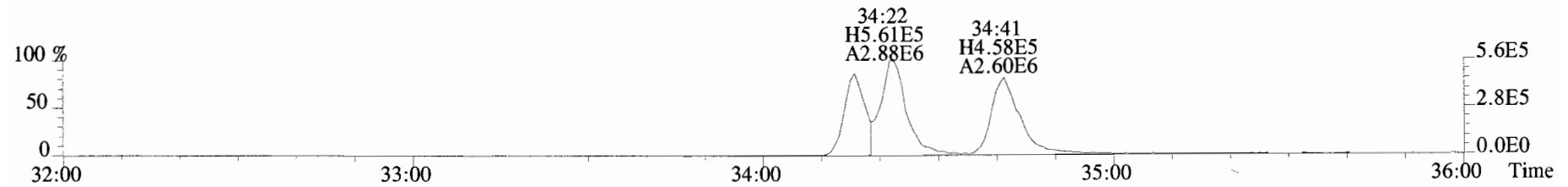
391.8127 S:2 F:3 BSUB(10000,15,-3.0) PKD(5,5,3,0.10%,100.0,0.00%,F,F)



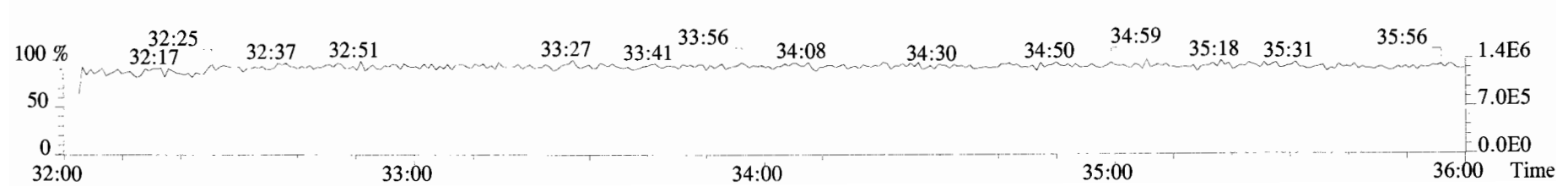
401.8559 S:2 F:3 BSUB(10000,15,-3.0) PKD(5,5,3,0.10%,100.0,0.00%,F,F)



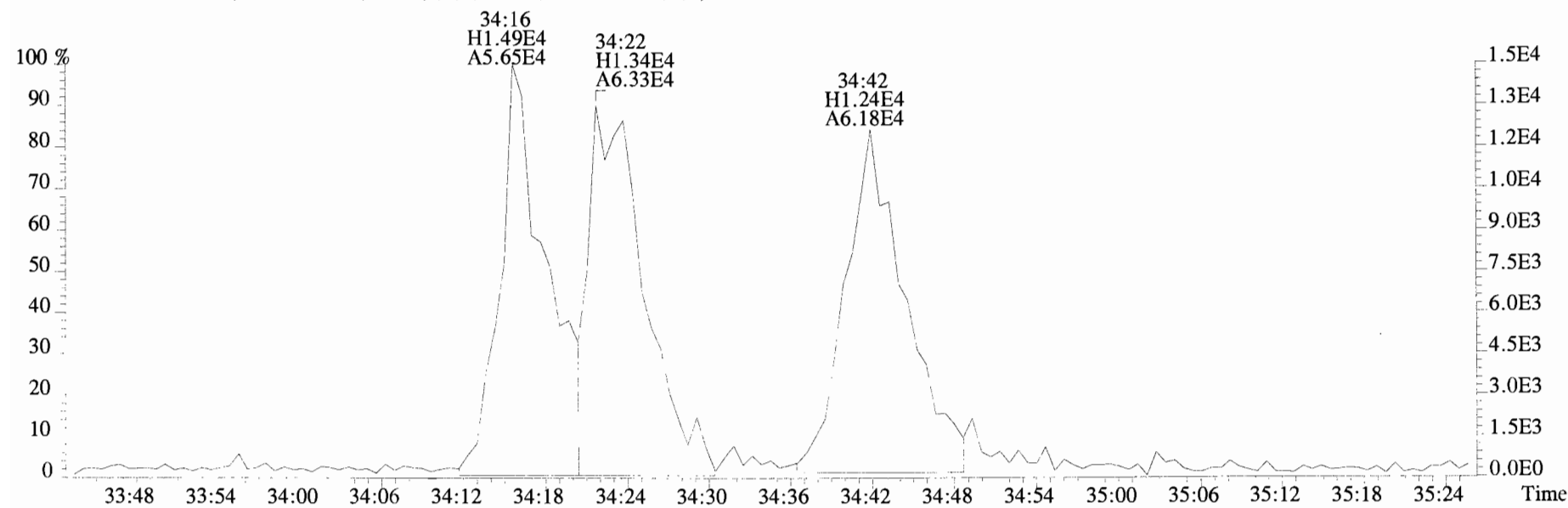
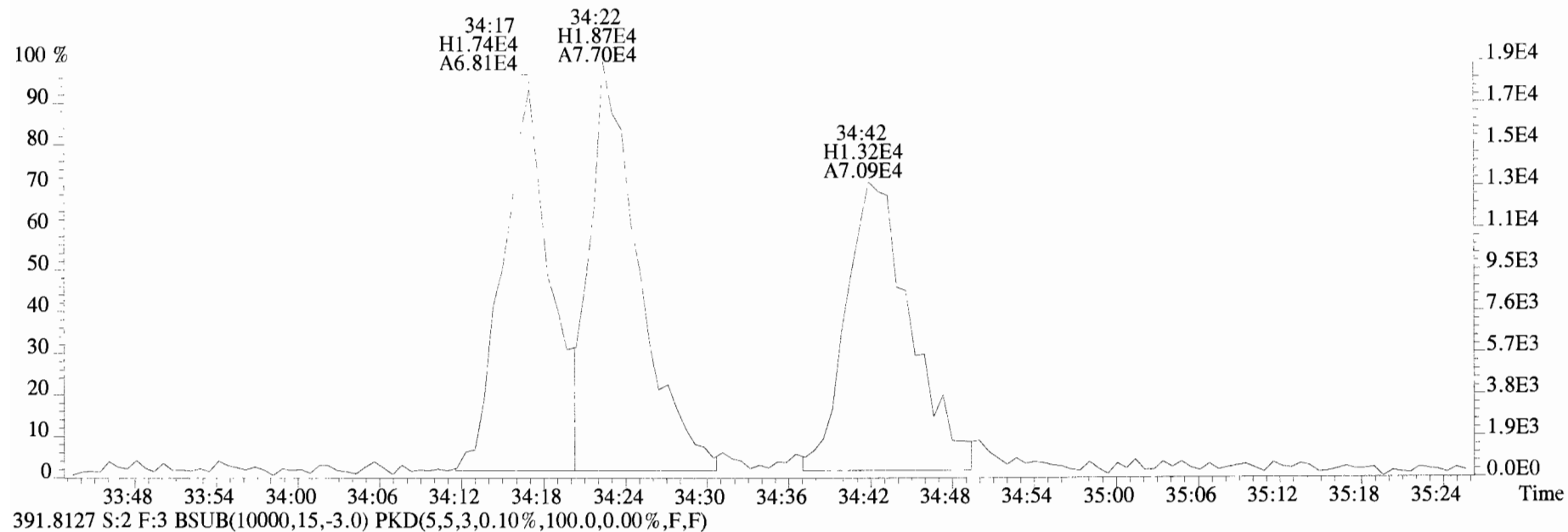
403.8530 S:2 F:3 BSUB(10000,15,-3.0) PKD(5,5,3,0.10%,100.0,0.00%,F,F)



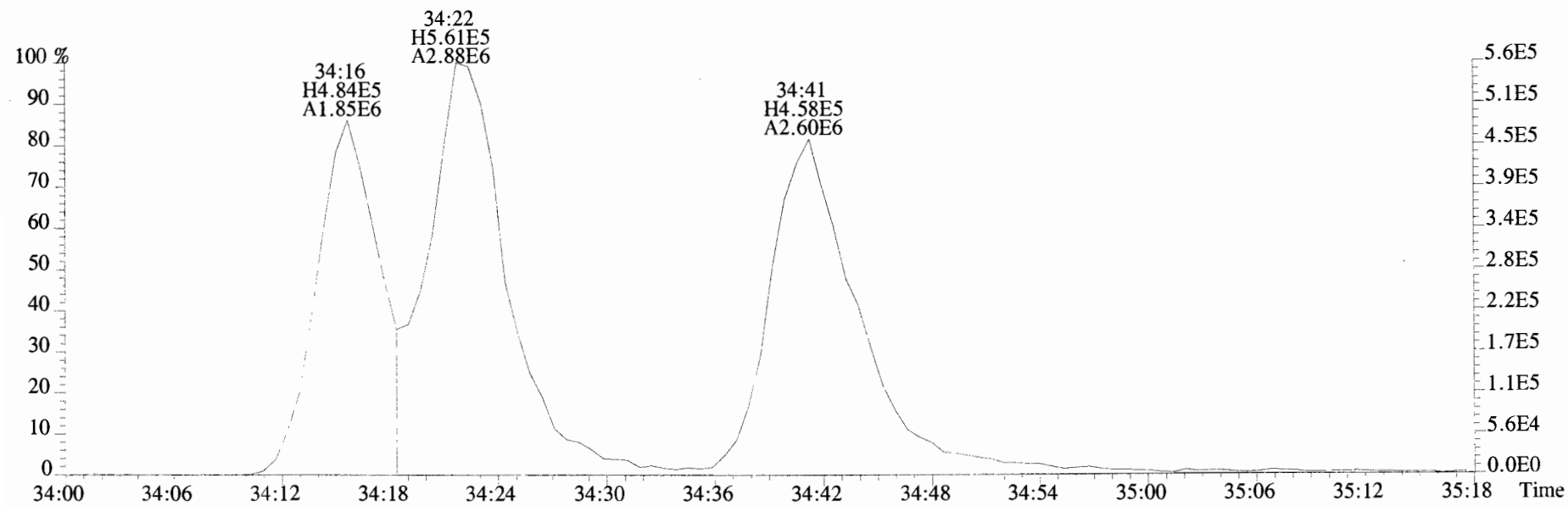
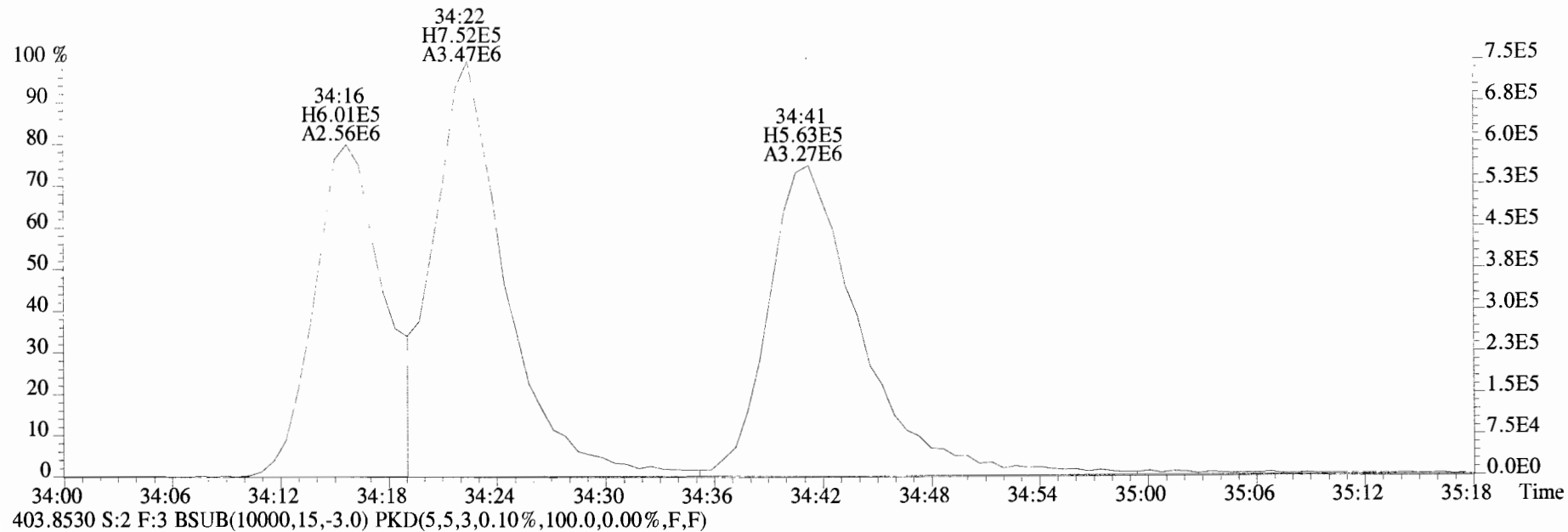
392.9760 S:2 F:3



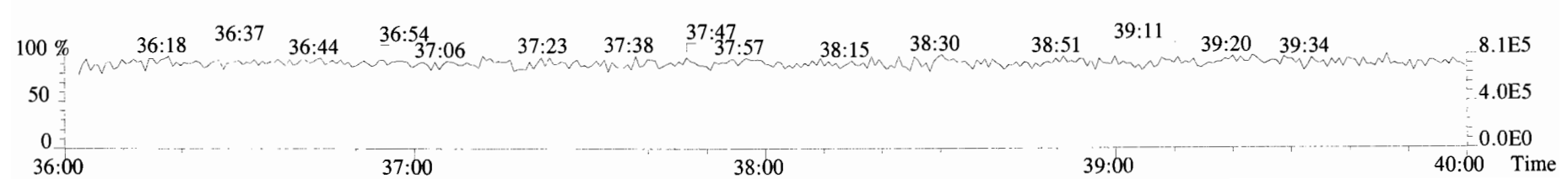
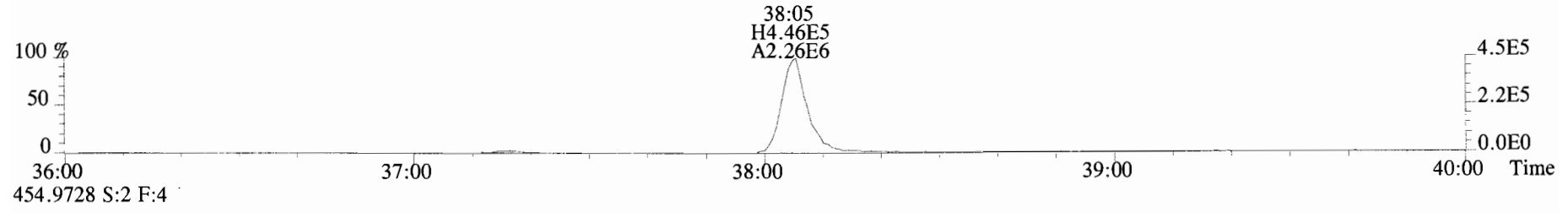
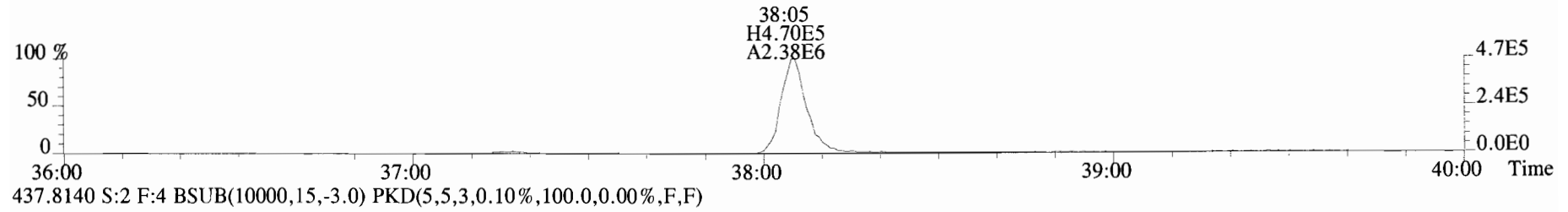
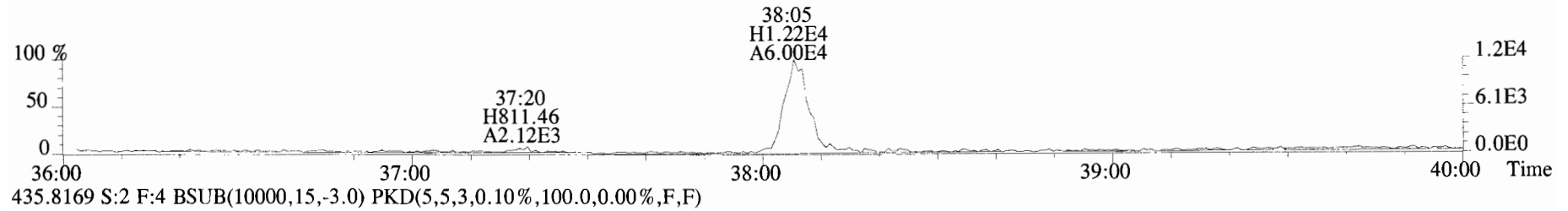
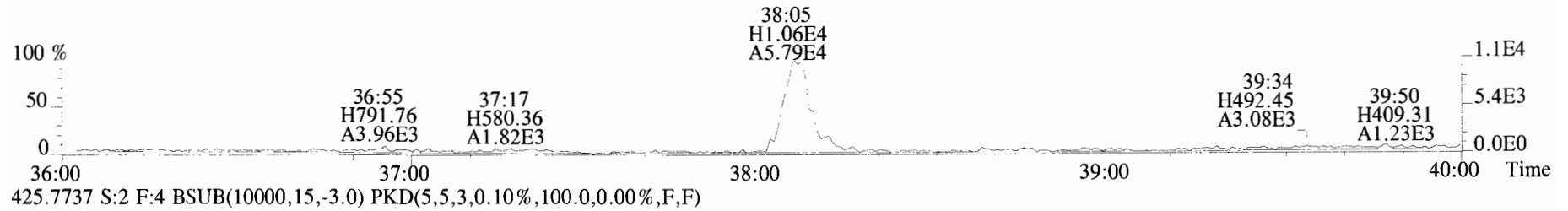
File:191009D1 #1-355 Acq: 9-OCT-2019 17:00:45 GC EI+ Voltage SIR Autospec-UltimaE
Sample#2 File Text:Vista Analytical Laboratory_VG7 Text:ST191009D1-2 1613 CS1 19C2202 Exp:OCDD_DB5
389.8156 S:2 F:3 BSUB(10000,15,-3.0) PKD(5,5,3,0.10%,100.0,0.00%,F,F)



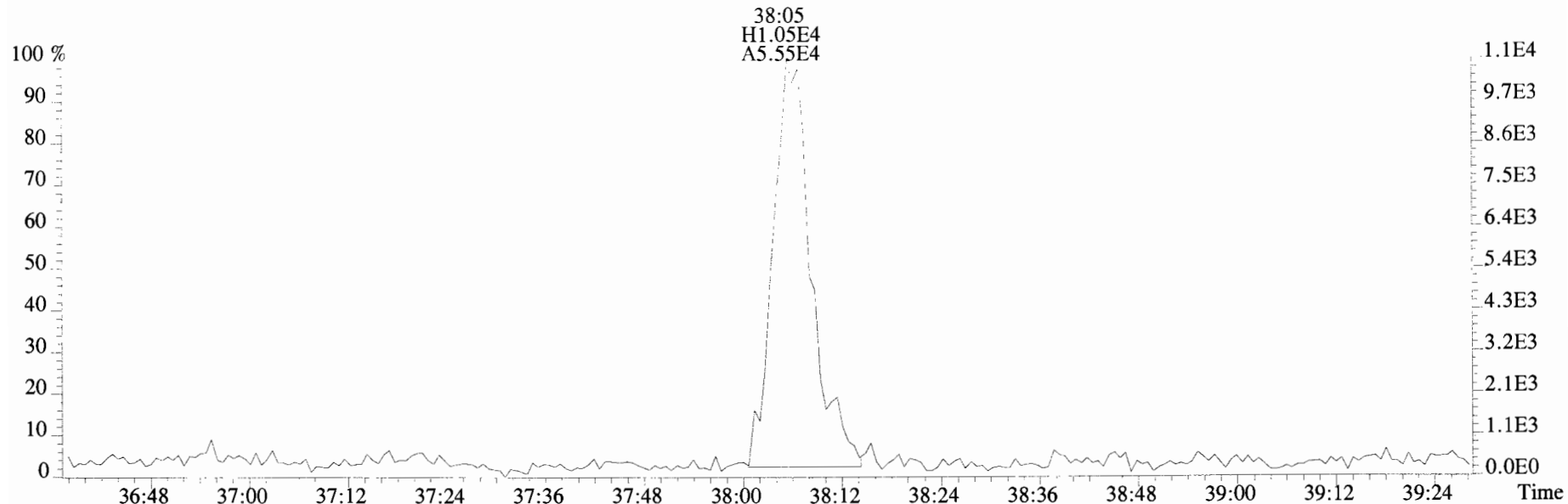
File:191009D1 #1-355 Acq: 9-OCT-2019 17:00:45 GC EI+ Voltage SIR Autospec-UltimaE
Sample#2 File Text:Vista Analytical Laboratory VG7 Text:ST191009D1-2 1613 CS1 19C2202 Exp:OCDD_DB5
401.8559 S:2 F:3 BSUB(10000,15,-3.0) PKD(5,5,3,0.10%,100.0,0.00%,F,F)



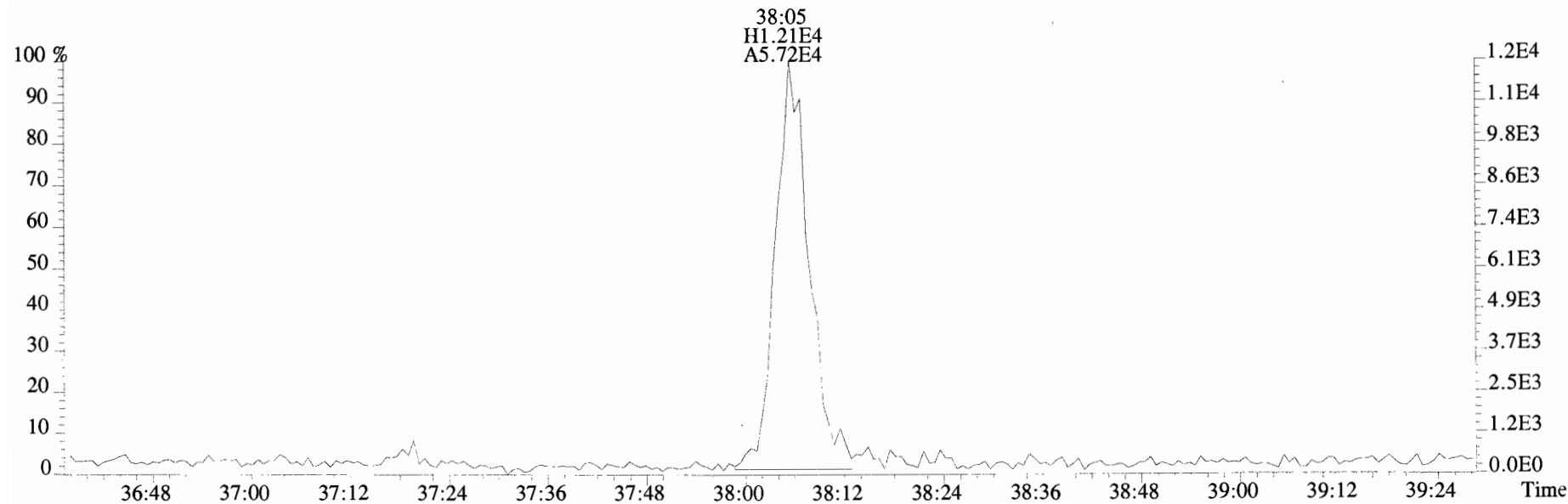
File:191009D1 #1-355 Acq: 9-OCT-2019 17:00:45 GC EI+ Voltage SIR Autospec-UltimaE
Sample#2 File Text:Vista_Analytical_Laboratory_VG7 Text:ST191009D1-2 1613 CS1 19C2202 Exp:OCDD_DB5
423.7767 S:2 F:4 BSUB(10000,15,-3.0) PKD(5,5,3,0.10%,100.0,0.00%,F,F)



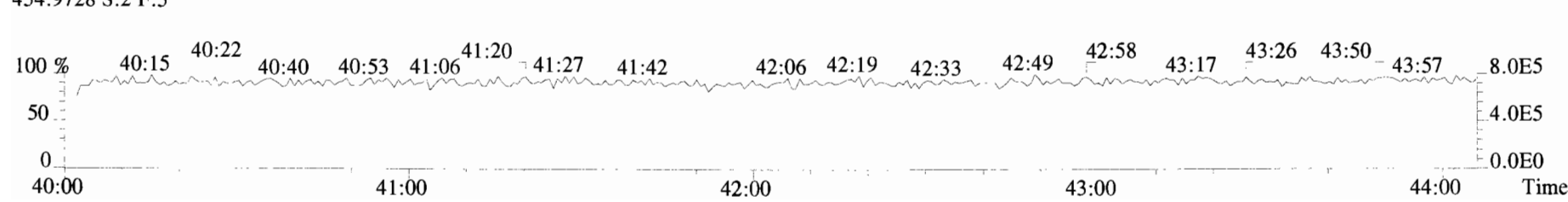

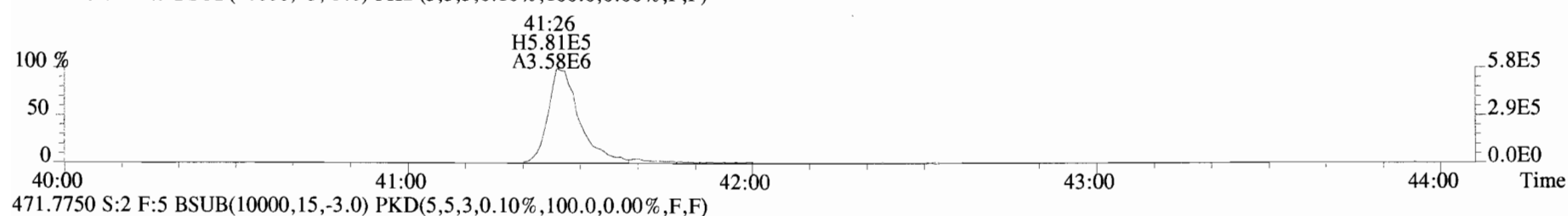

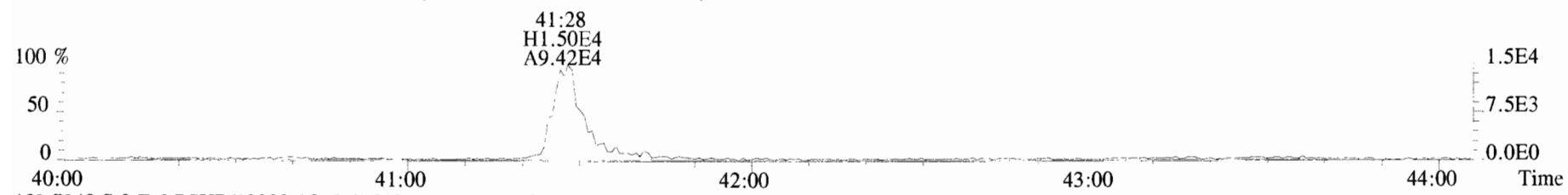
File:191009D1 #1-355 Acq: 9-OCT-2019 17:00:45 GC EI+ Voltage SIR Autospec-UltimaE
Sample#2 File Text:Vista Analytical Laboratory_VG7 Text:ST191009D1-2 1613 CS1 19C2202 Exp:OCDD_DB5
423.7767 S:2 F:4 BSub(10000,15,-3.0) PKD(5,5,3,0.10%,100.0,0.00%,F,F)



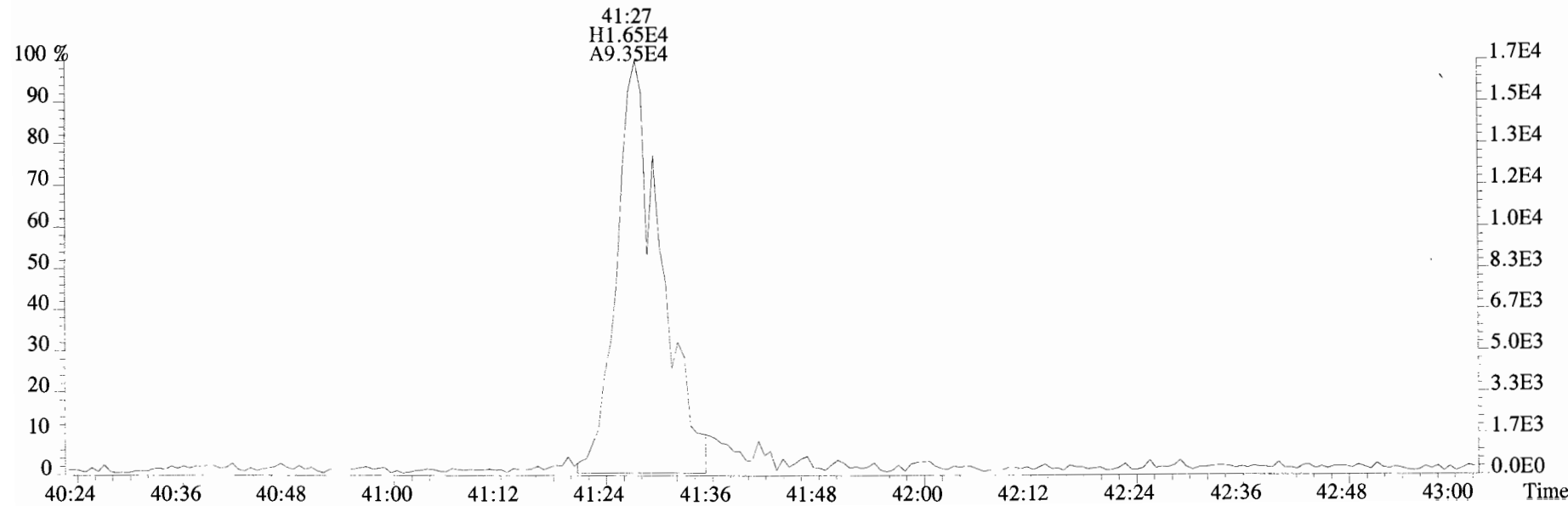
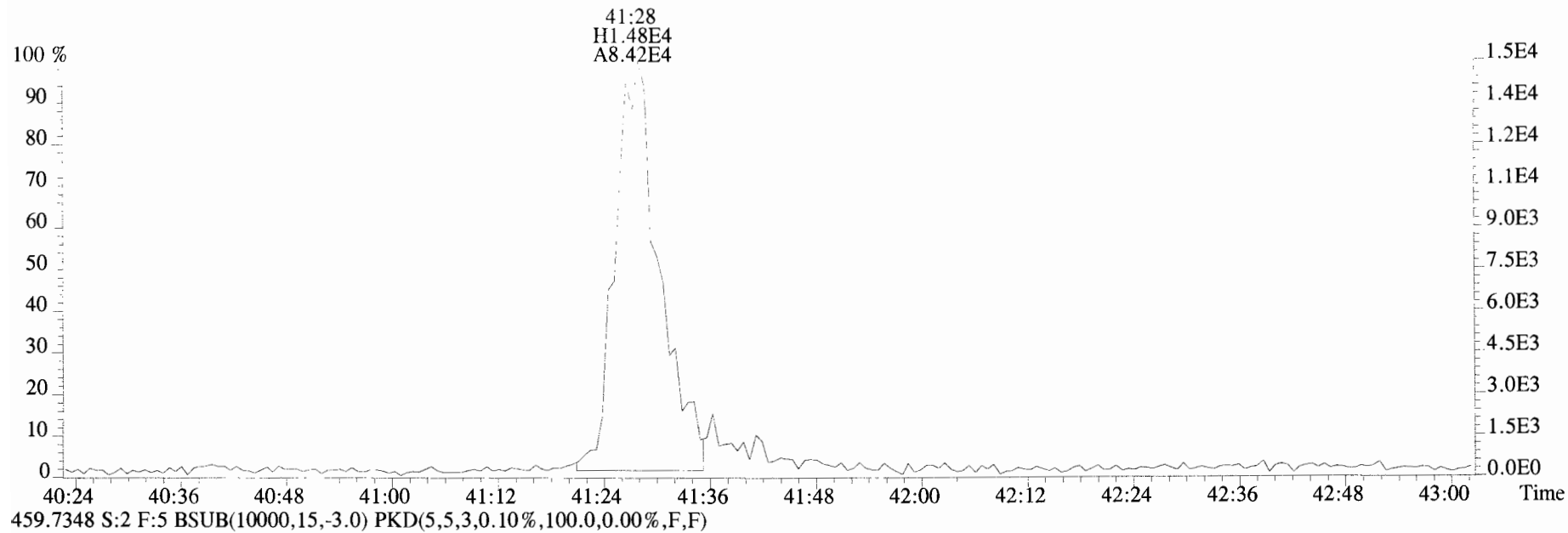
425.7737 S:2 F:4 BSub(10000,15,-3.0) PKD(5,5,3,0.10%,100.0,0.00%,F,F)




File:191009D1 #1-432 Acq: 9-OCT-2019 17:00:45 GC EI+ Voltage SIR Autospec-UltimaE
Sample#2 File Text:Vista Analytical Laboratory_VG7 Text:ST191009D1-2 1613 CS1 19C2202 Exp:OCDD_DB5
457.7377 S:2 F:5 BSUB(10000,15,-3.0) PKD(5,5,3,0.10%,100.0,0.00%,F,F)



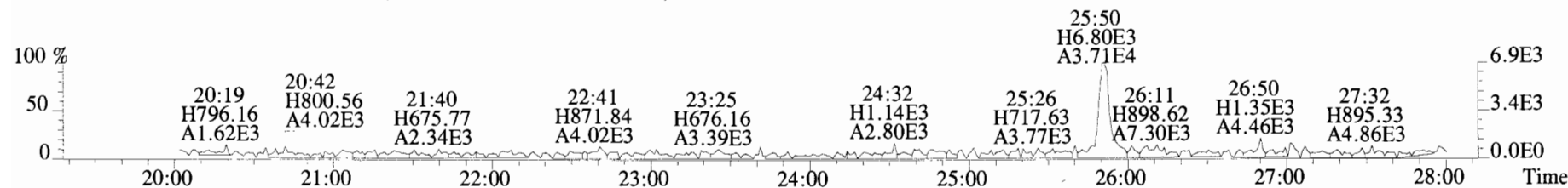
File:191009D1 #1-432 Acq: 9-OCT-2019 17:00:45 GC EI+ Voltage SIR Autospec-UltimaE
Sample#2 File Text:Vista Analytical Laboratory VG7 Text:ST191009D1-2 1613 CS1 19C2202 Exp:OCDD_DB5
457.7377 S:2 F:5 BSUB(10000,15,-3.0) PKD(5,5,3,0.10%,100.0,0.00%,F,F)



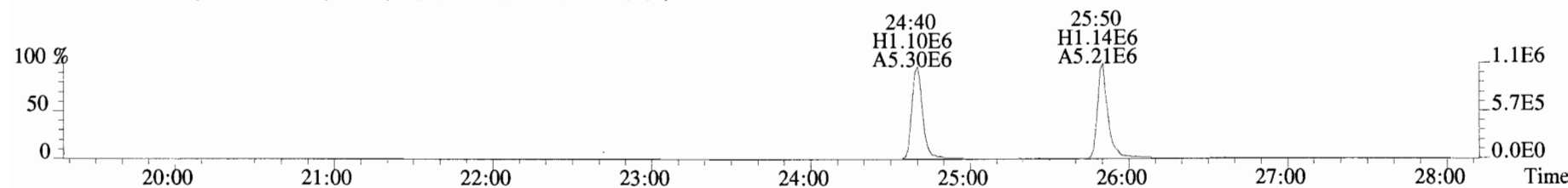
File:191009D1 #1-513 Acq: 9-OCT-2019 17:00:45 GC EI+ Voltage SIR Autospec-UltimaE
 Sample#2 File Text:Vista_Analytical_Laboratory_VG7 Text:ST191009D1-2 1613 CS1 19C2202 Exp:OCDD_DB5
 303.9016 S:2 BSUB(10000,15,-3.0) PKD(5,5,3,0.10%,100.0,0.00%,F,F)



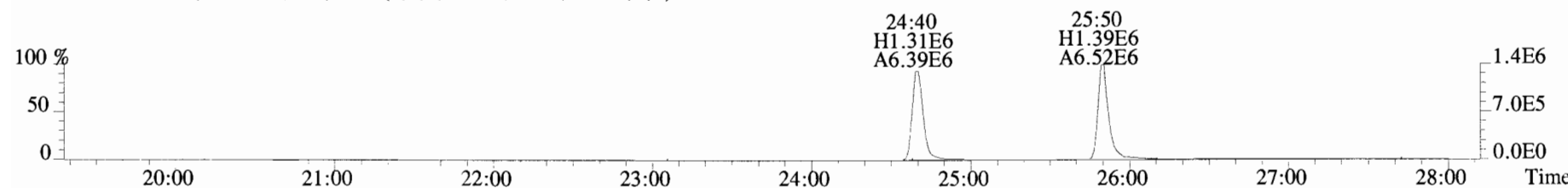
305.8987 S:2 BSUB(10000,15,-3.0) PKD(5,5,3,0.10%,100.0,0.00%,F,F)



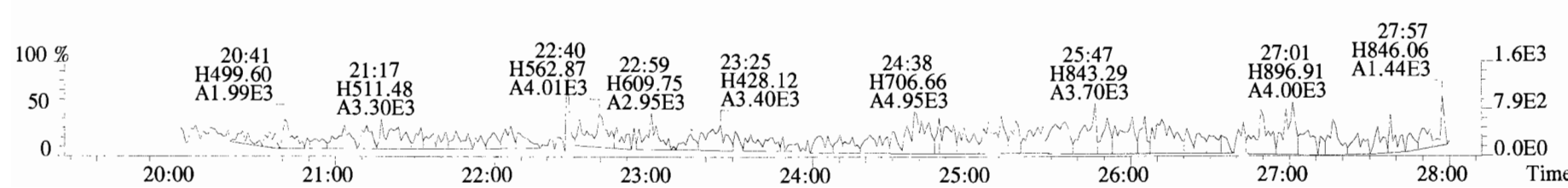
315.9419 S:2 BSUB(10000,15,-3.0) PKD(5,5,3,0.10%,100.0,0.00%,F,F)



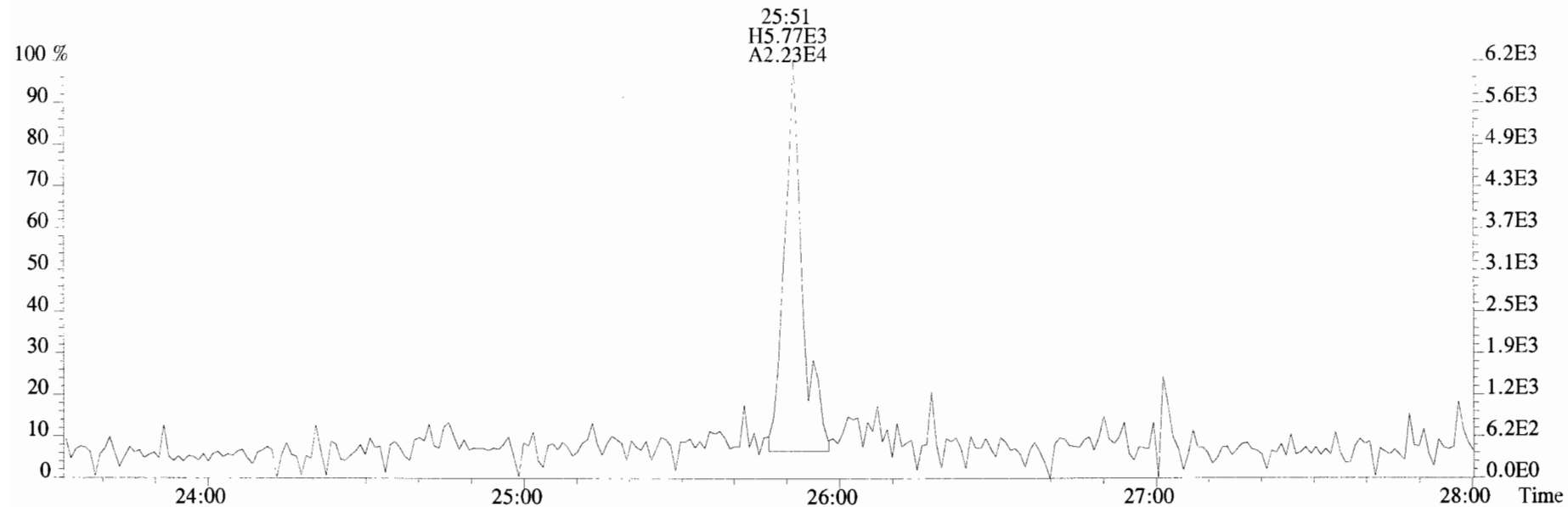
317.9389 S:2 BSUB(10000,15,-3.0) PKD(5,5,3,0.10%,100.0,0.00%,F,F)



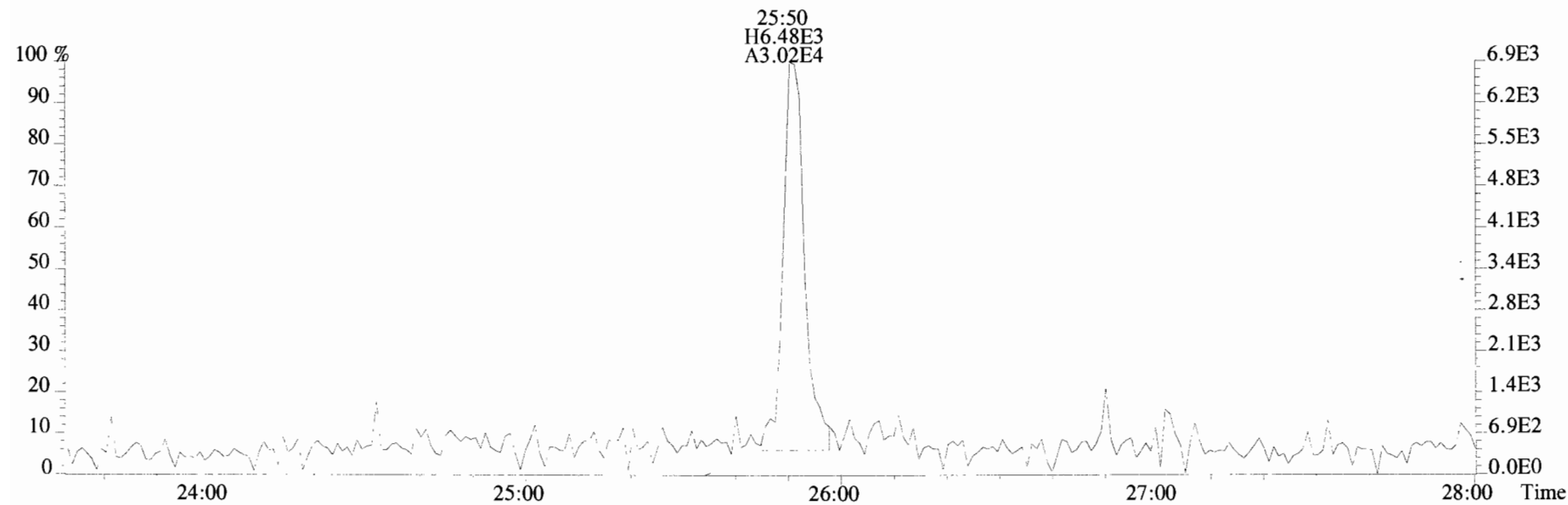
375.8364 S:2 BSUB(10000,15,-3.0) PKD(5,5,3,0.10%,100.0,0.00%,F,F)



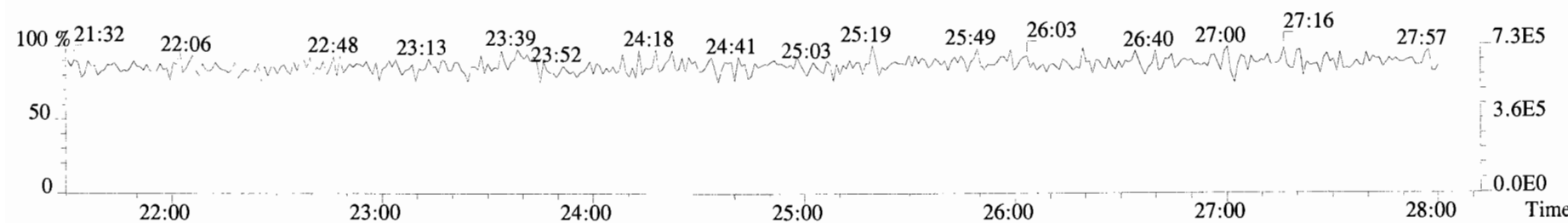
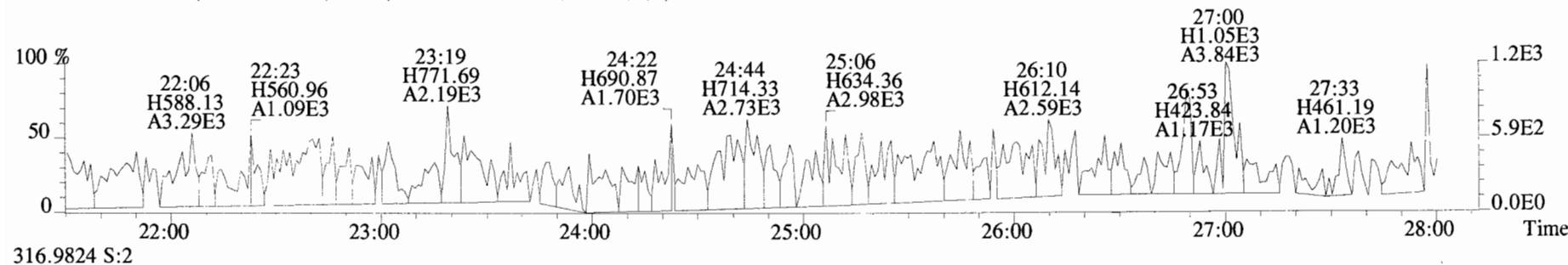
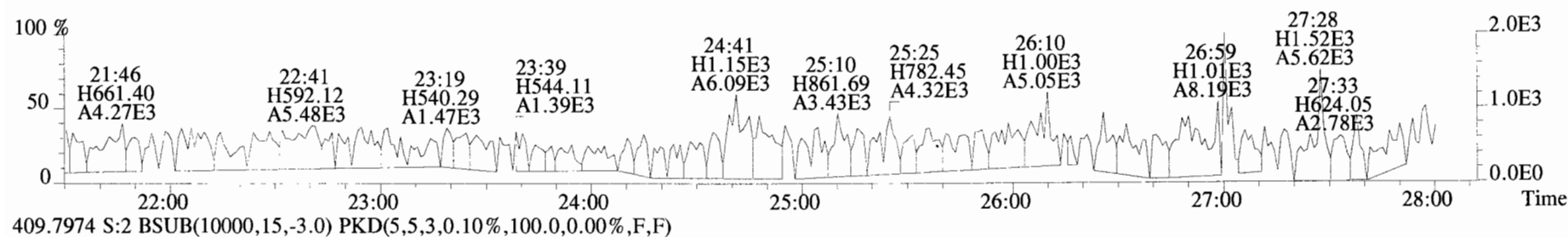
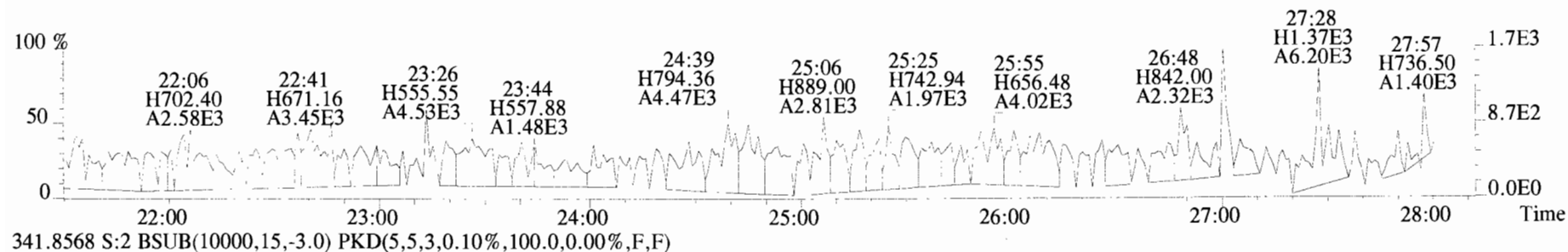
File:191009D1 #1-513 Acq: 9-OCT-2019 17:00:45 GC EI+ Voltage SIR Autospec-UltimaE
Sample#2 File Text:Vista_Analytical_Laboratory_VG7 Text:ST191009D1-2 1613 CS1 19C2202 Exp:OCDD_DB5
303.9016 S:2 BSUB(10000,15,-3.0) PKD(5,5,3,0.10%,100.0,0.00%,F,F)



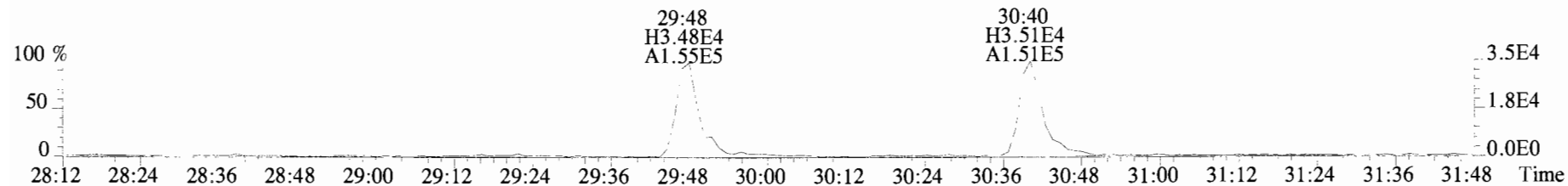
305.8987 S:2 BSUB(10000,15,-3.0) PKD(5,5,3,0.10%,100.0,0.00%,F,F)



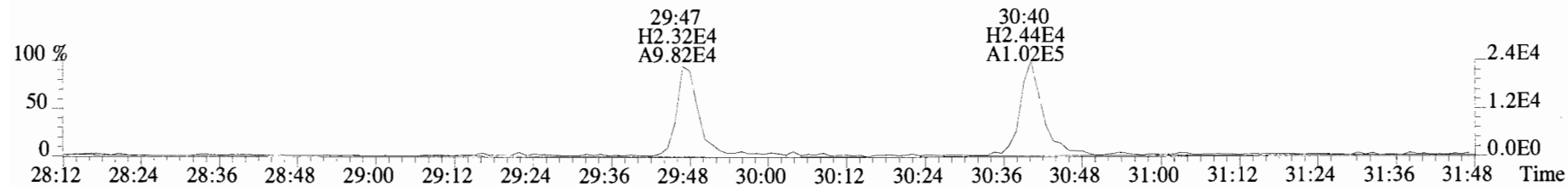
File:191009D1 #1-513 Acq: 9-OCT-2019 17:00:45 GC EI+ Voltage SIR Autospec-UltimaE
Sample#2 File Text:Vista Analytical Laboratory_VG7 Text:ST191009D1-2 1613 CS1 19C2202 Exp:OCDD_DB5
339.8597 S:2 BSUB(10000,15,-3.0) PKD(5,5,3,0.10%,100.0,0.00%,F,F)



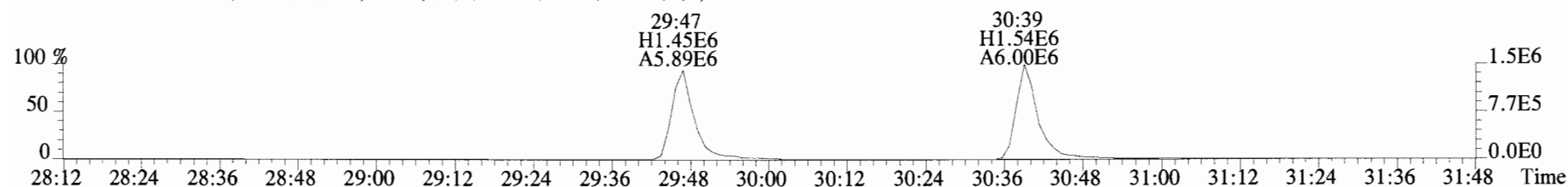
File:191009D1 #1-211 Acq: 9-OCT-2019 17:00:45 GC EI+ Voltage SIR Autospec-UltimaE
Sample#2 File Text:Vista_Analytical_Laboratory_VG7 Text:ST191009D1-2 1613 CS1 19C2202 Exp:OCDD_DB5
339.8597 S:2 F:2 BSUB(10000,15,-3.0) PKD(5,5,3,0.10%,100.0,0.00%,F,F)



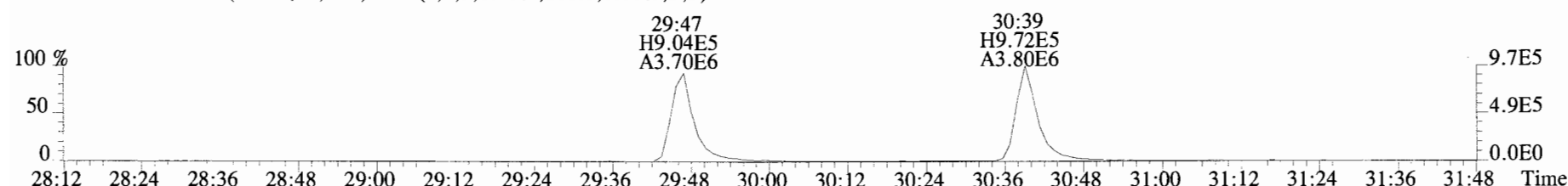
341.8568 S:2 F:2 BSUB(10000,15,-3.0) PKD(5,5,3,0.10%,100.0,0.00%,F,F)



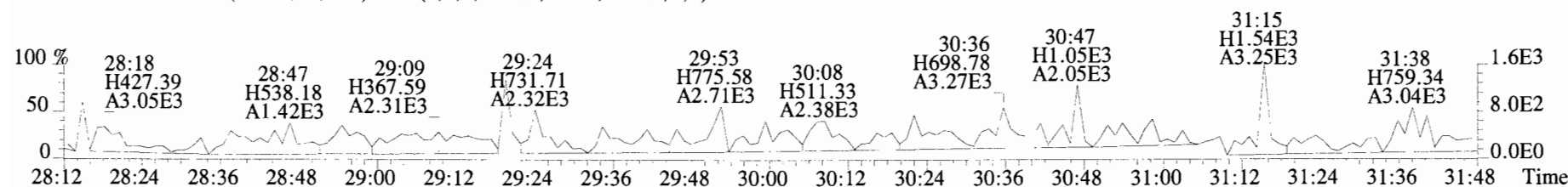
351.9000 S:2 F:2 BSUB(10000,15,-3.0) PKD(5,5,3,0.10%,100.0,0.00%,F,F)



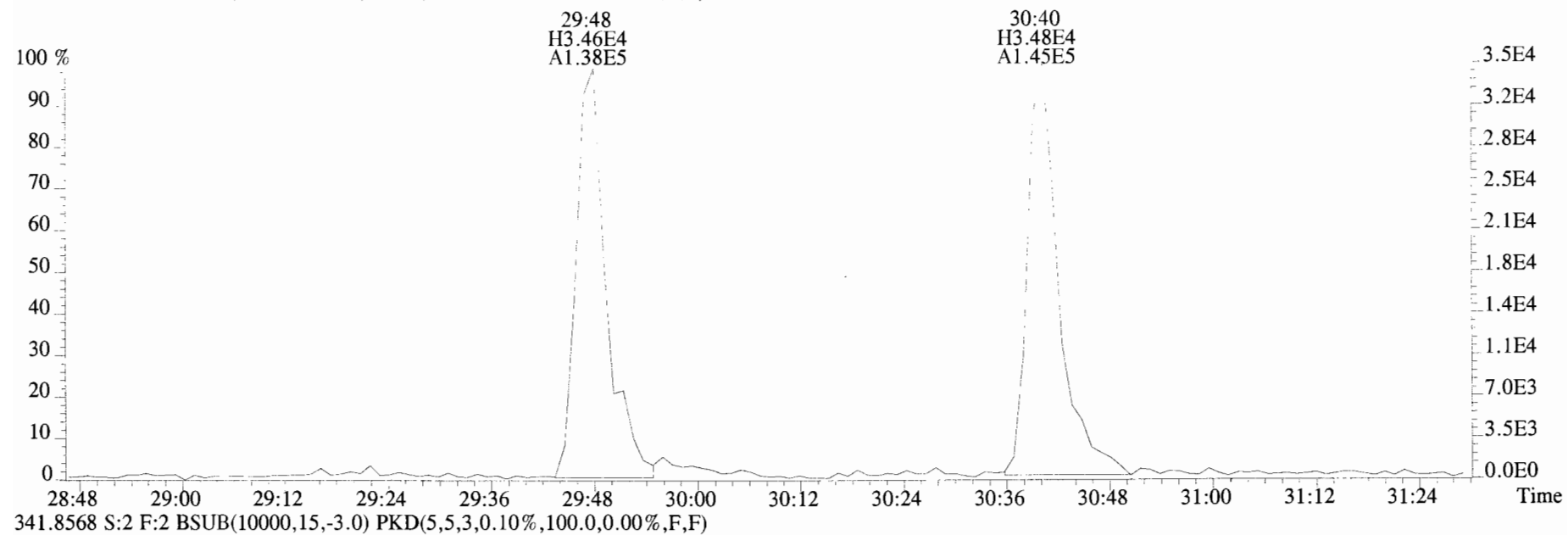
353.8970 S:2 F:2 BSUB(10000,15,-3.0) PKD(5,5,3,0.10%,100.0,0.00%,F,F)



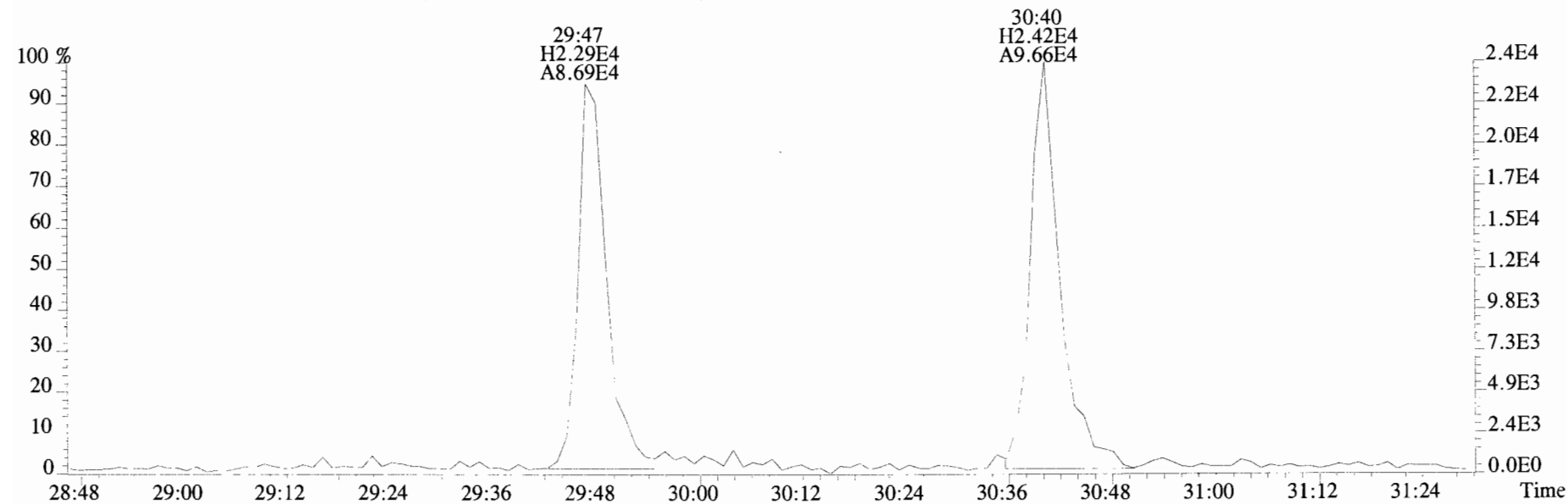
409.7974 S:2 F:2 BSUB(10000,15,-3.0) PKD(5,5,3,0.10%,100.0,0.00%,F,F)



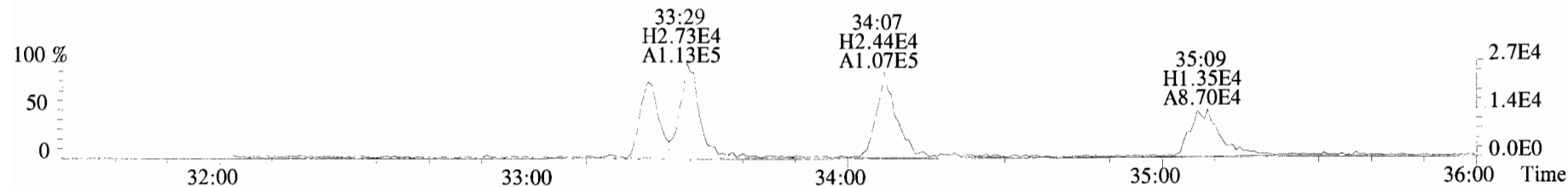
File:191009D1 #1-211 Acq: 9-OCT-2019 17:00:45 GC EI+ Voltage SIR Autospec-UltimaE
Sample#2 File Text:Vista_Analytical_Laboratory_VG7 Text:ST191009D1-2 1613 CS1 19C2202 Exp:OCDD_DB5
339.8597 S:2 F:2 BSUB(10000,15,-3.0) PKD(5,5,3,0.10%,100.0,0.00%,F,F)



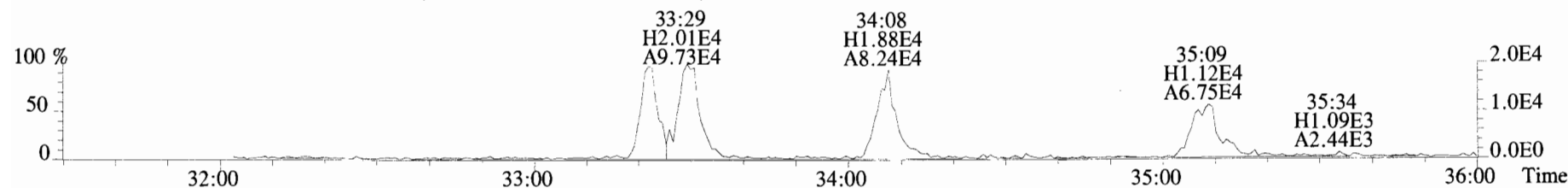
341.8568 S:2 F:2 BSUB(10000,15,-3.0) PKD(5,5,3,0.10%,100.0,0.00%,F,F)



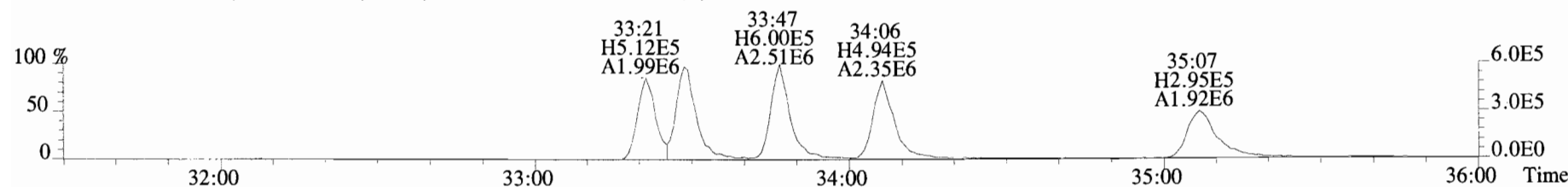
File:191009D1 #1-355 Acq: 9-OCT-2019 17:00:45 GC EI+ Voltage SIR Autospec-UltimaE
 Sample#2 File Text:Vista_Analytical_Laboratory_VG7 Text:ST191009D1-2 1613 CS1 19C2202 Exp:OCDD_DB5
 373.8207 S:2 F:3 BSUB(10000,15,-3.0) PKD(5,5,3,0.10%,100.0,0.00%,F,F)



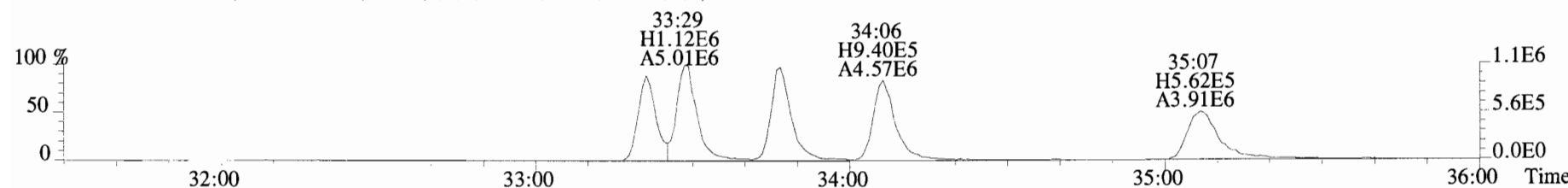
375.8178 S:2 F:3 BSUB(10000,15,-3.0) PKD(5,5,3,0.10%,100.0,0.00%,F,F)



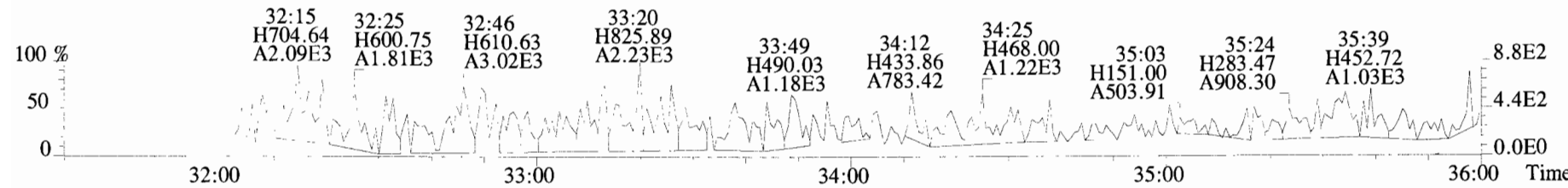
383.8639 S:2 F:3 BSUB(10000,15,-3.0) PKD(5,5,3,0.10%,100.0,0.00%,F,F)



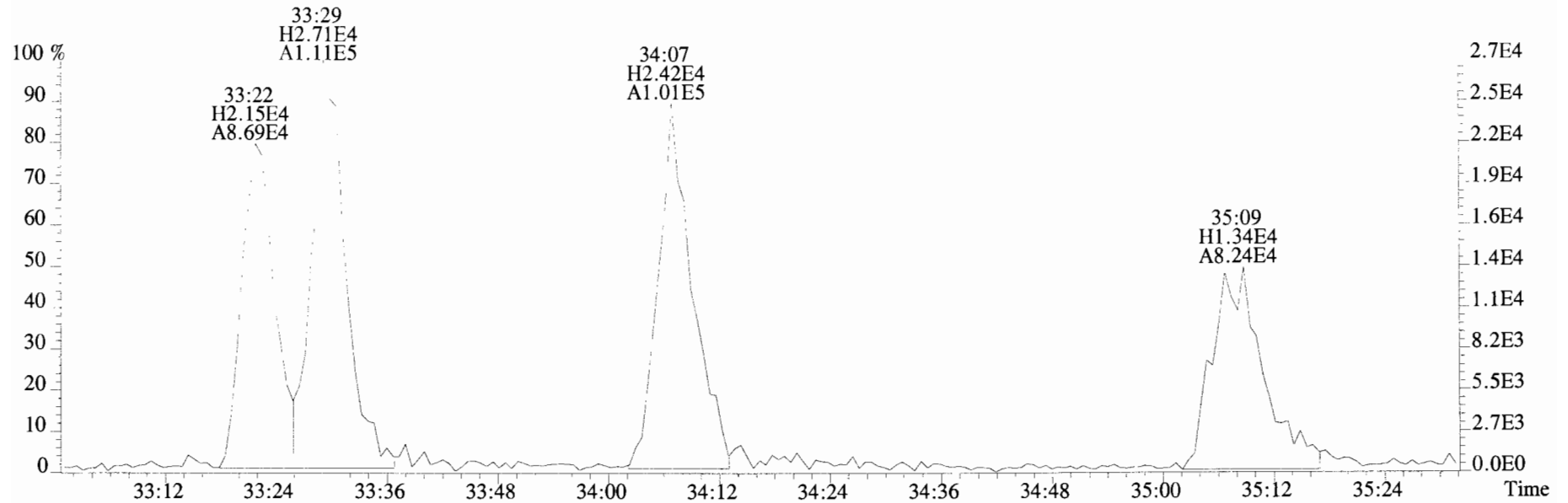
385.8610 S:2 F:3 BSUB(10000,15,-3.0) PKD(5,5,3,0.10%,100.0,0.00%,F,F)



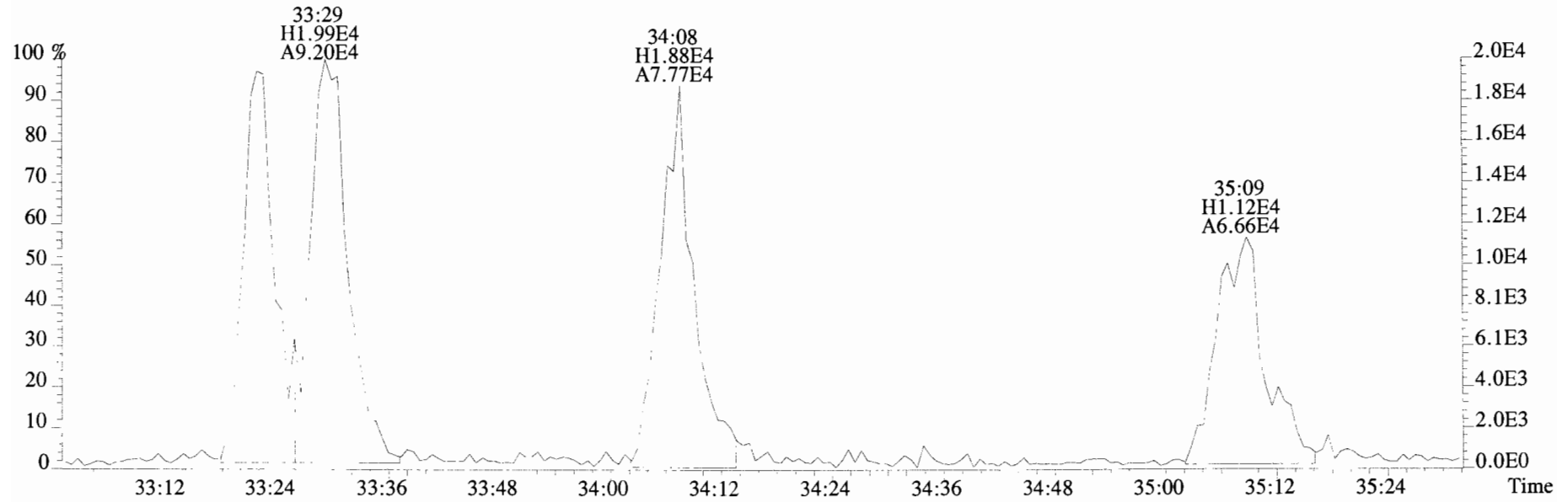
445.7555 S:2 F:3 BSUB(10000,15,-3.0) PKD(5,5,3,0.10%,100.0,0.00%,F,F)



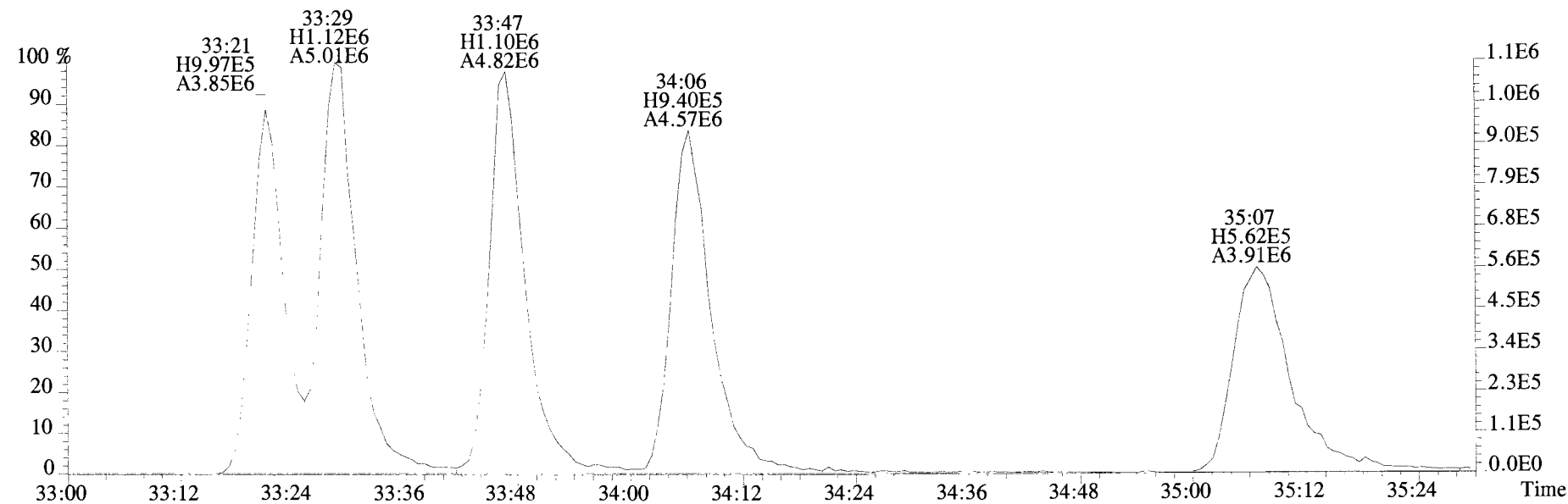
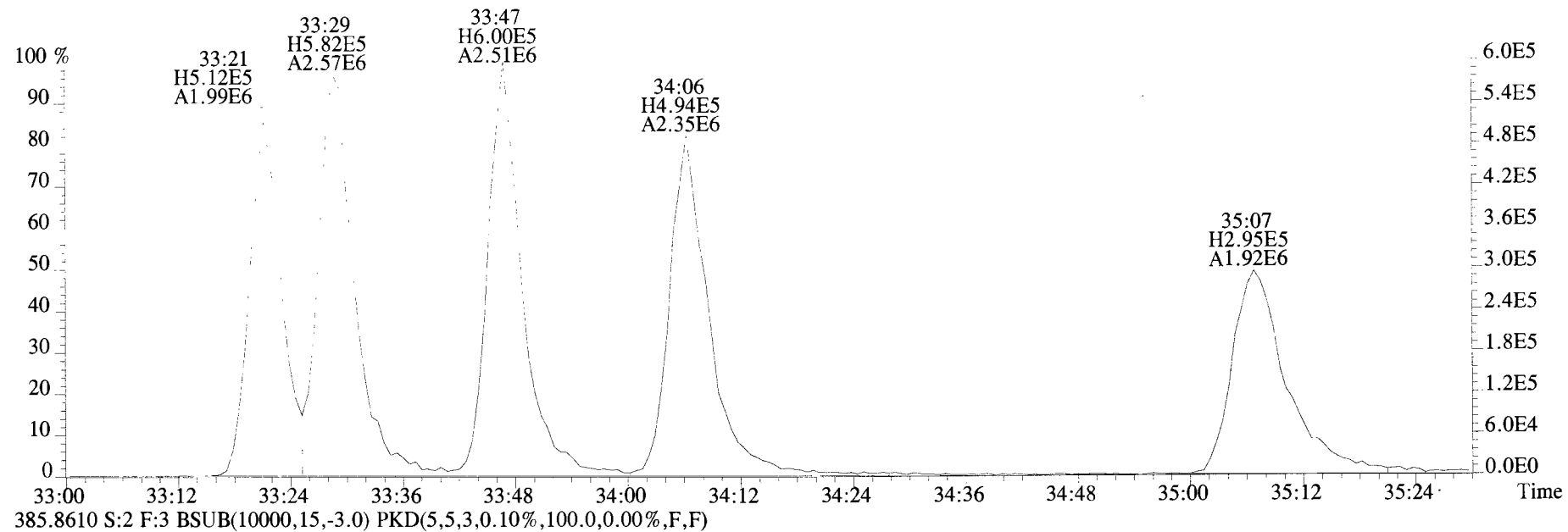
File:191009D1 #1-355 Acq: 9-OCT-2019 17:00:45 GC EI+ Voltage SIR Autospec-UltimaE
Sample#2 File Text:Vista Analytical Laboratory VG7 Text:ST191009D1-2 1613 CS1 19C2202 Exp:OCDD_DB5
373.8207 S:2 F:3 BSUB(10000,15,-3.0) PKD(5,5,3,0.10%,100.0,0.00%,F,F)



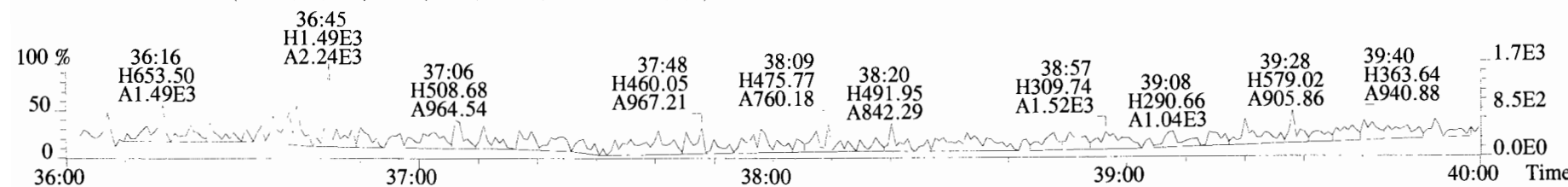

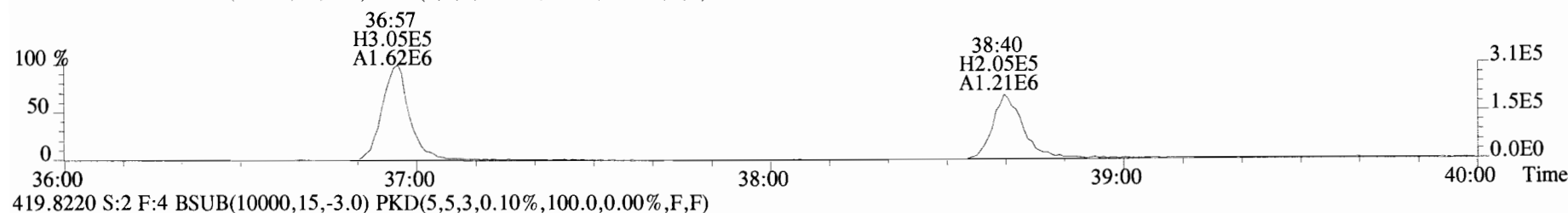
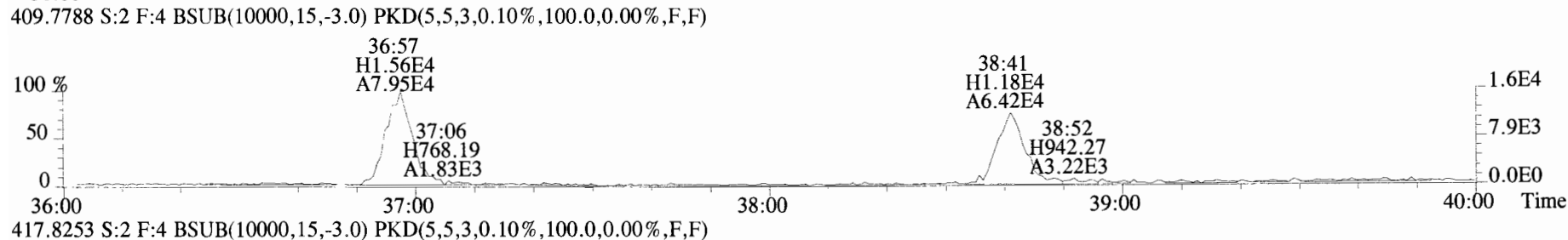

375.8178 S:2 F:3 BSUB(10000,15,-3.0) PKD(5,5,3,0.10%,100.0,0.00%,F,F)



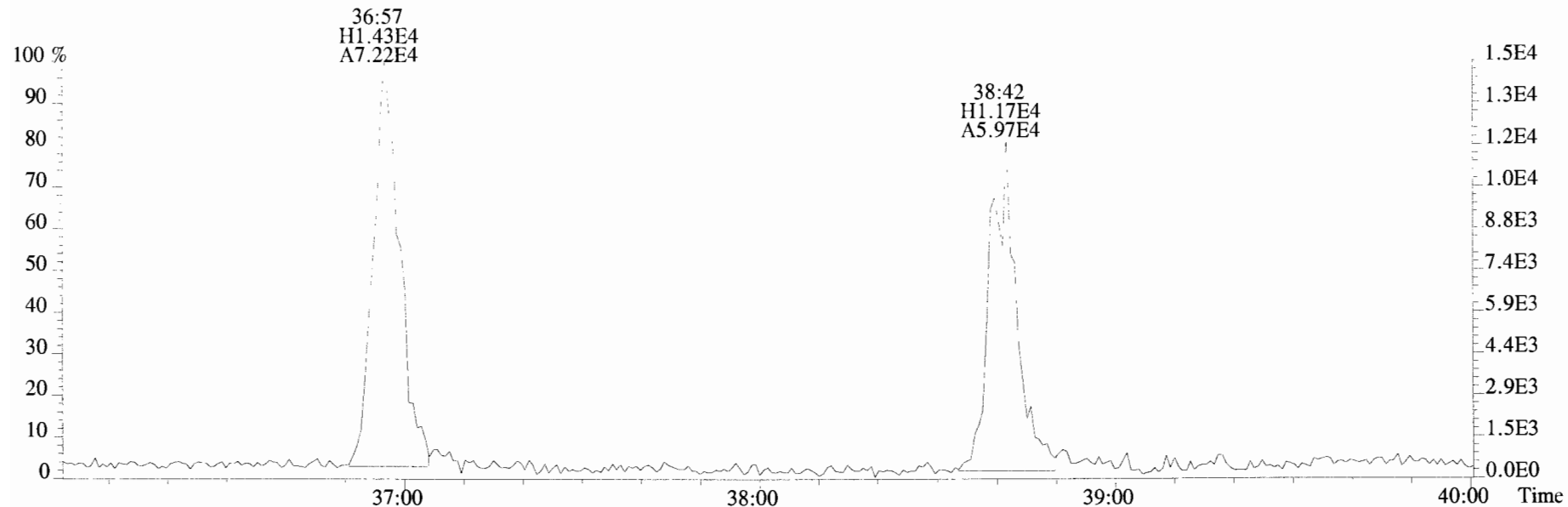
File:191009D1 #1-355 Acq: 9-OCT-2019 17:00:45 GC EI+ Voltage SIR Autospec-UltimaE
Sample#2 File Text:Vista_Analytical_Laboratory_VG7 Text:ST191009D1-2 1613 CS1 19C2202 Exp:OCDD_DB5
383.8639 S:2 F:3 BSUB(10000,15,-3.0) PKD(5,5,3,0.10%,100.0,0.00%,F,F)



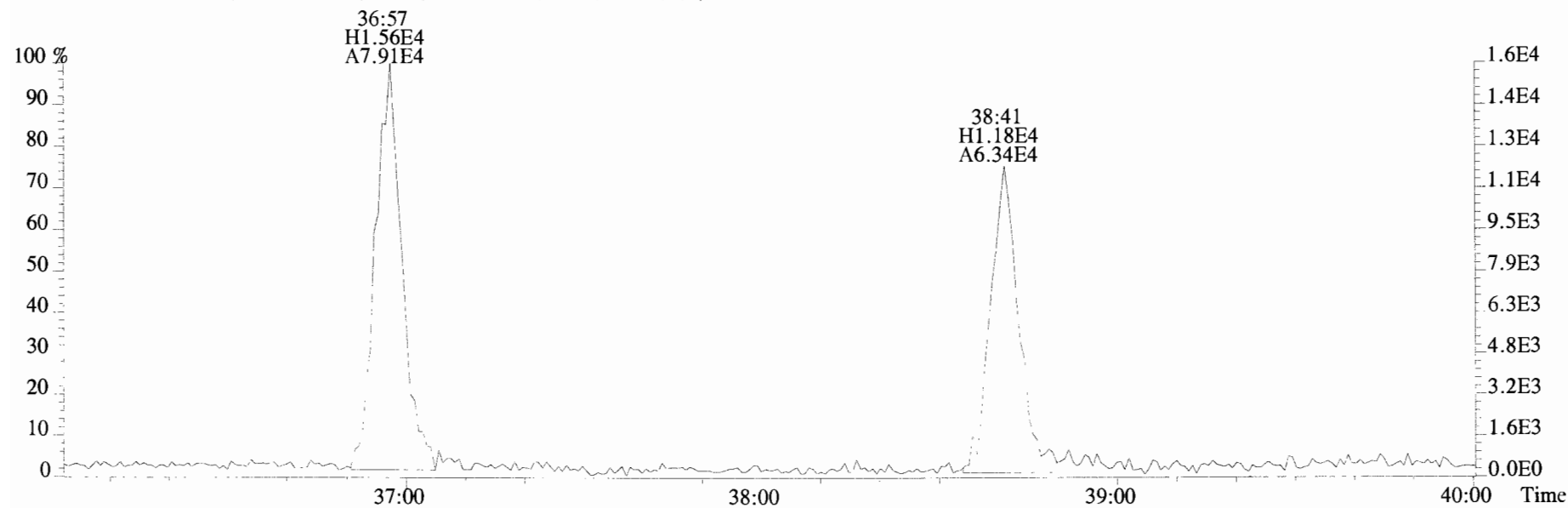
File:191009D1 #1-355 Acq: 9-OCT-2019 17:00:45 GC EI+ Voltage SIR Autospec-UltimaE
 Sample#2 File Text: Vista Analytical Laboratory_VG7 Text:ST191009D1-2 1613 CS1 19C2202 Exp:OCDD_DB5
 407.7818 S:2 F:4 BSUB(10000,15,-3.0) PKD(5,5,3,0.10%,100.0,0.00%,F,F)




File:191009D1 #1-355 Acq: 9-OCT-2019 17:00:45 GC EI+ Voltage SIR Autospec-UltimaE
Sample#2 File Text:Vista Analytical Laboratory_VG7 Text:ST191009D1-2 1613 CS1 19C2202 Exp:OCDD_DB5
407.7818 S:2 F:4 BSUB(10000,15,-3.0) PKD(5,5,3,0.10%,100.0,0.00%,F,F)




409.7788 S:2 F:4 BSUB(10000,15,-3.0) PKD(5,5,3,0.10%,100.0,0.00%,F,F)



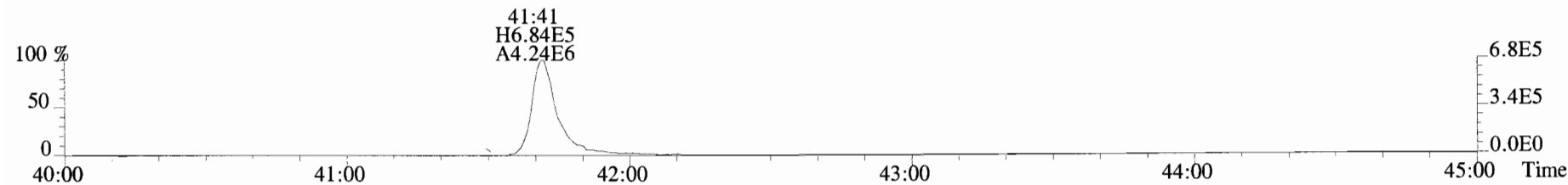
File:191009D1 #1-432 Acq: 9-OCT-2019 17:00:45 GC EI+ Voltage SIR Autospec-UltimaE
 Sample#2 File Text:Vista Analytical Laboratory VG7 Text:ST191009D1-2 1613 CS1 19C2202 Exp:OCDD_DB5
 441.7428 S:2 F:5 BSUB(10000,15,-3.0) PKD(5,5,3,0.10%,100.0,0.00%,F,F)



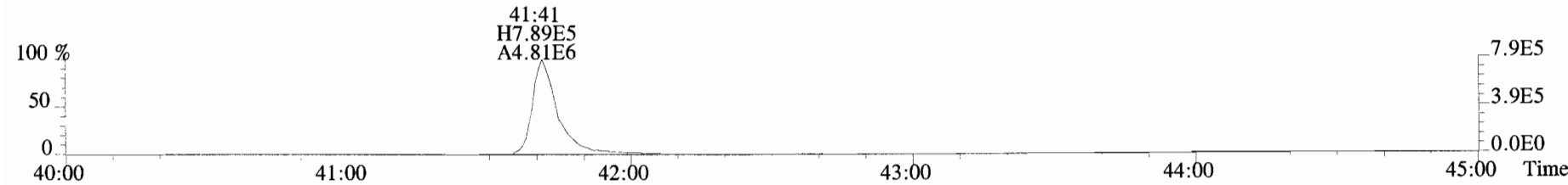
443.7398 S:2 F:5 BSUB(10000,15,-3.0) PKD(5,5,3,0.10%,100.0,0.00%,F,F)



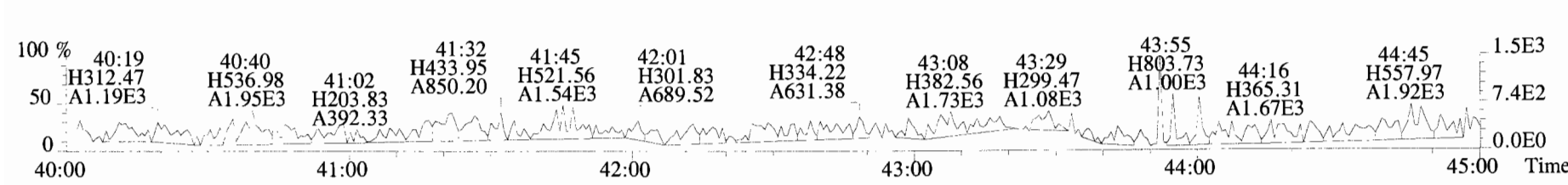
453.7831 S:2 F:5 BSUB(10000,15,-3.0) PKD(5,5,3,0.10%,100.0,0.00%,F,F)



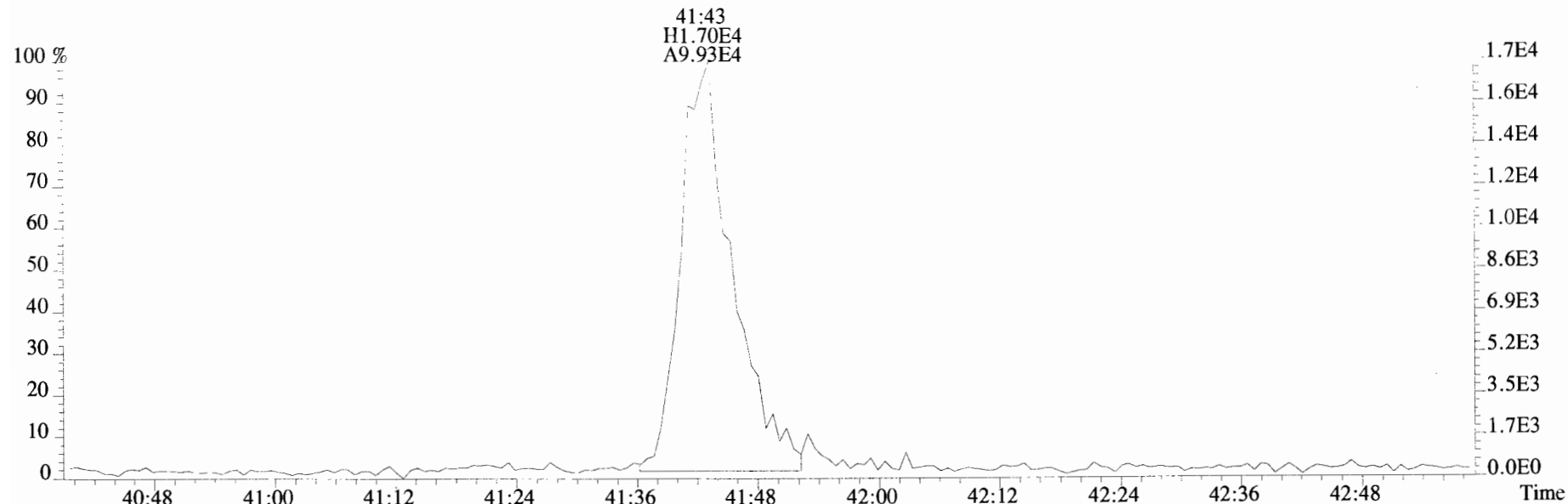
455.7801 S:2 F:5 BSUB(10000,15,-3.0) PKD(5,5,3,0.10%,100.0,0.00%,F,F)



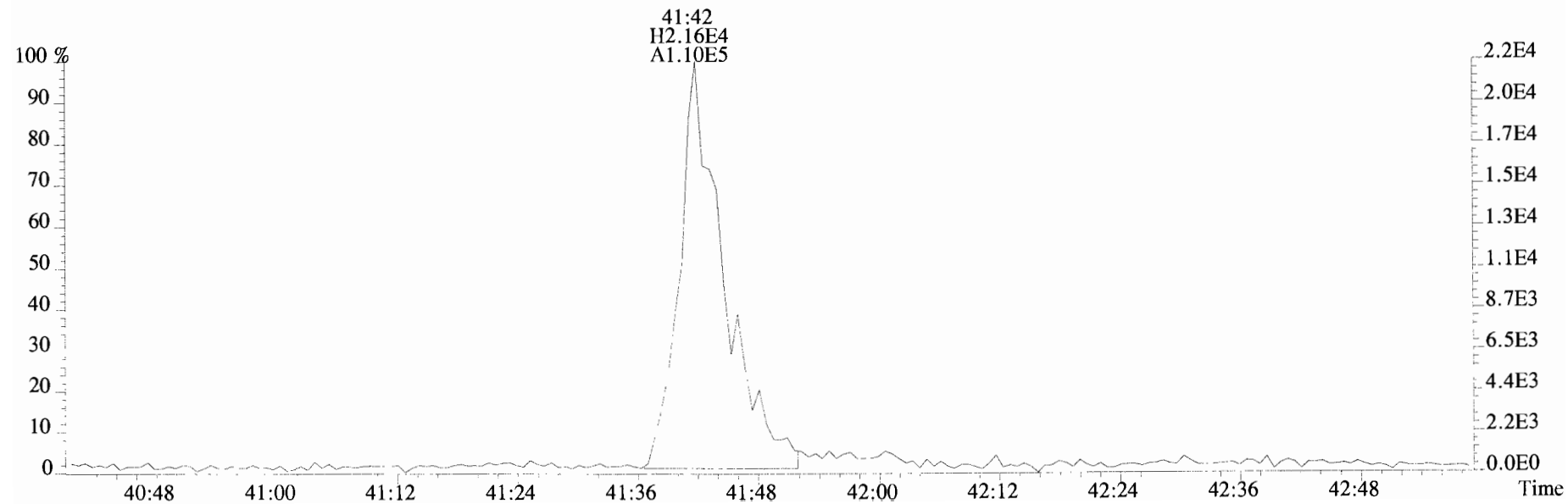
513.6775 S:2 F:5 BSUB(10000,15,-3.0) PKD(5,5,3,0.10%,100.0,0.00%,F,F)



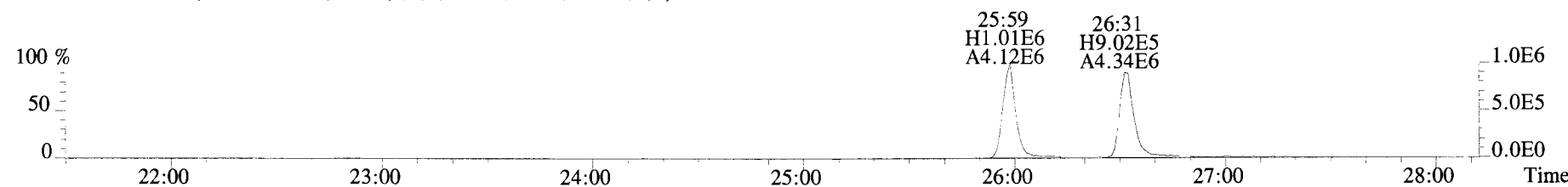
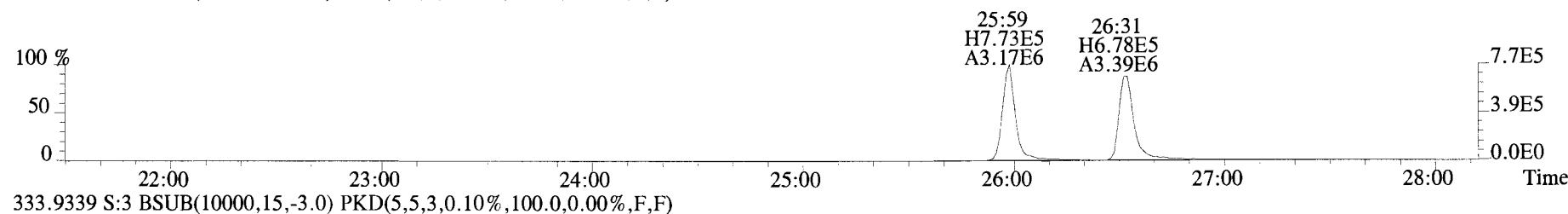
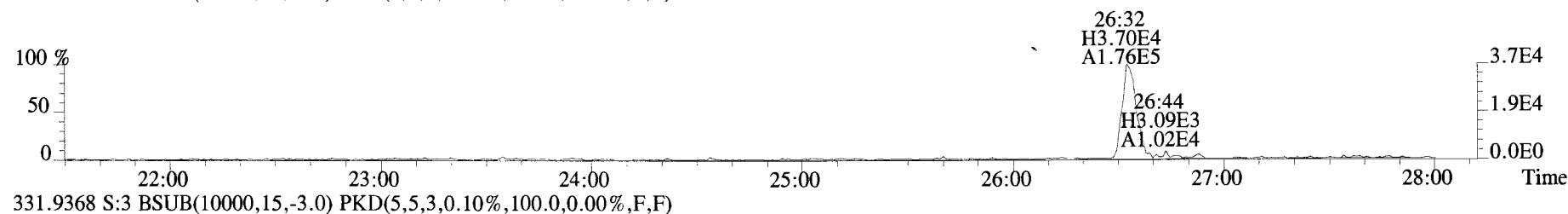

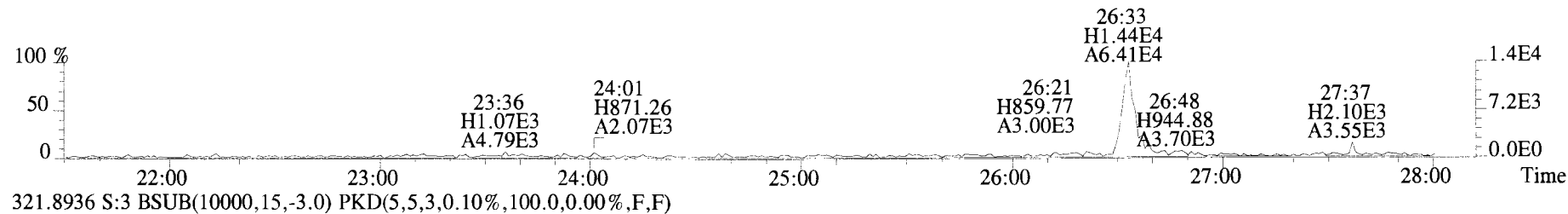
File:191009D1 #1-432 Acq: 9-OCT-2019 17:00:45 GC EI+ Voltage SIR Autospec-UltimaE
Sample#2 File Text:Vista Analytical Laboratory_VG7 Text:ST191009D1-2 1613 CS1 19C2202 Exp:OCDD_DB5
441.7428 S:2 F:5 BSUB(10000,15,-3.0) PKD(5,5,3,0.10%,100.0,0.00%,F,F)



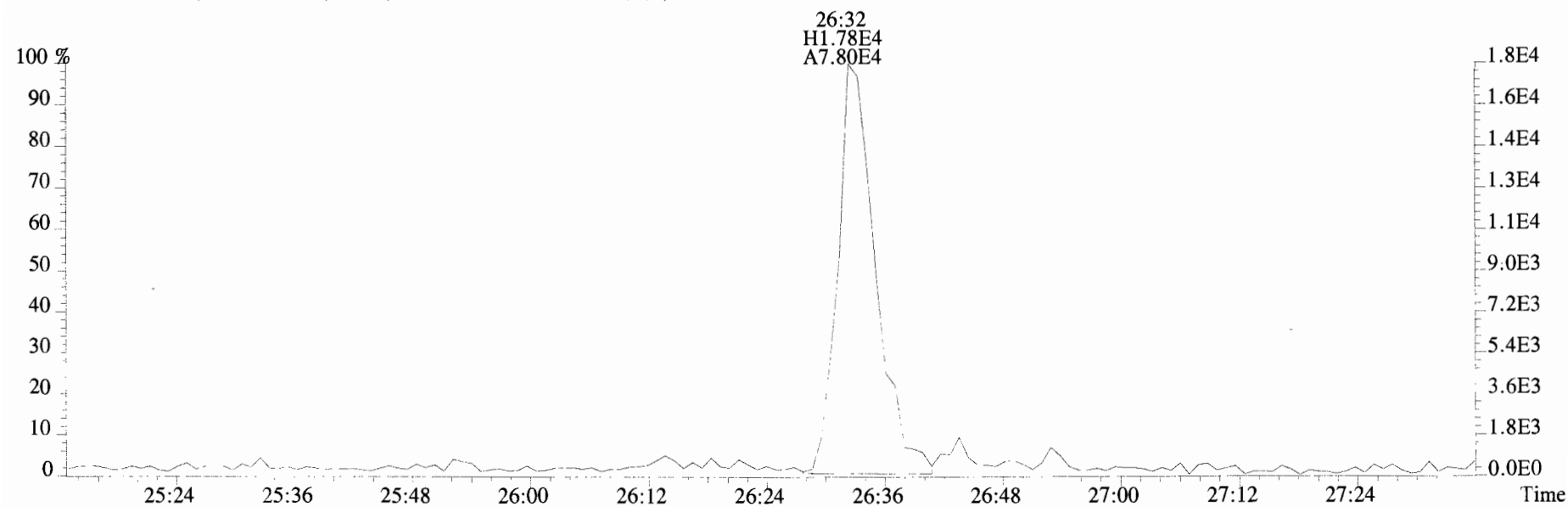
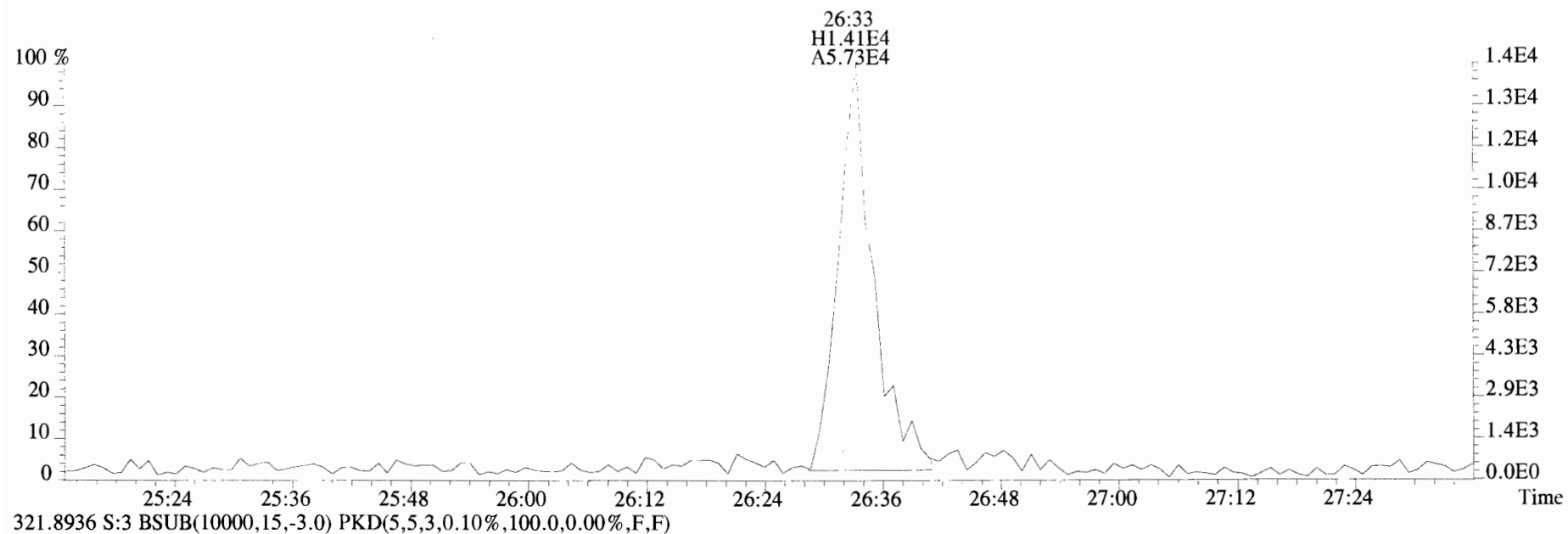
443.7398 S:2 F:5 BSUB(10000,15,-3.0) PKD(5,5,3,0.10%,100.0,0.00%,F,F)



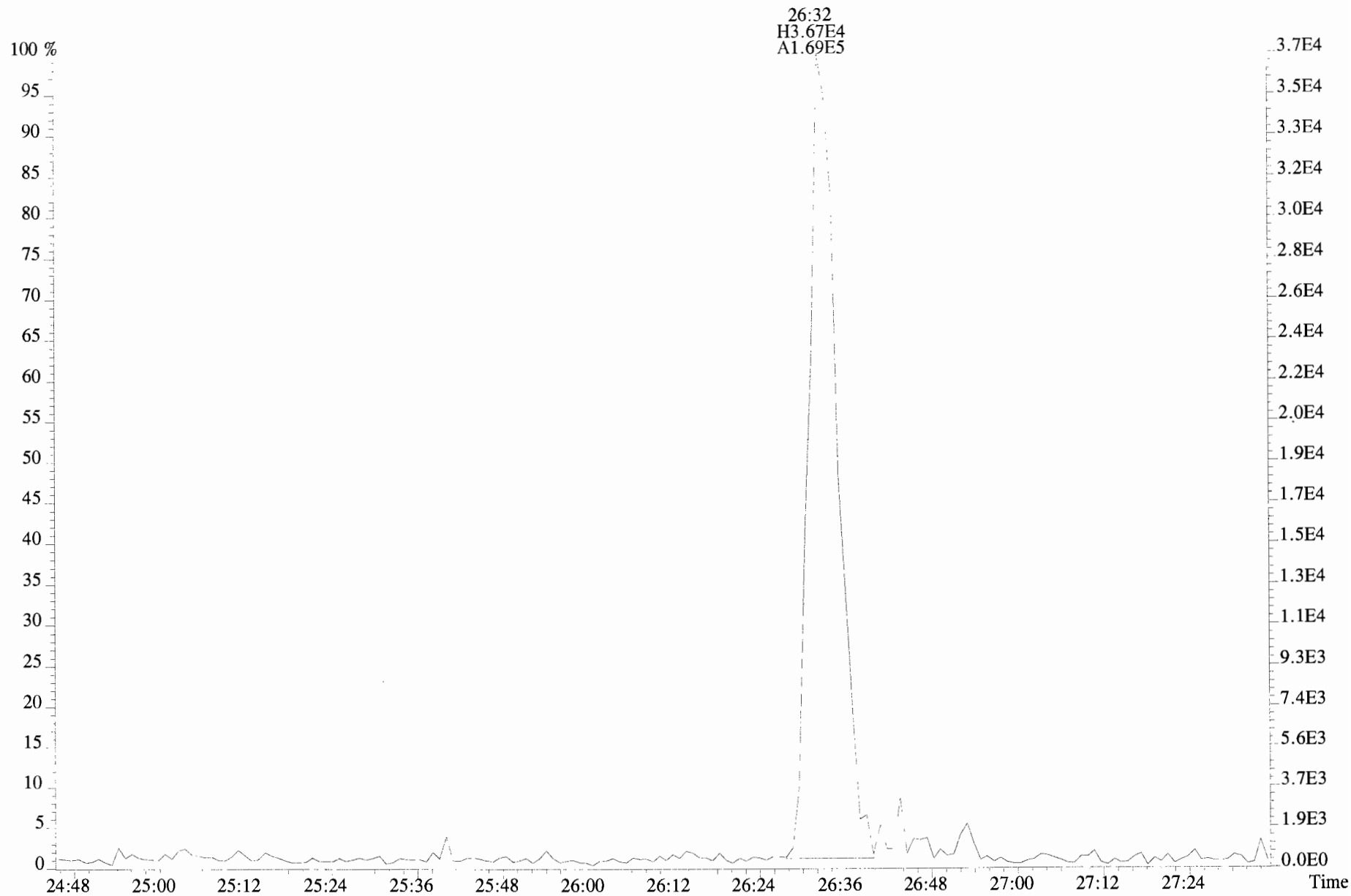
File:191009D1 #1-513 Acq: 9-OCT-2019 17:48:27 GC EI+ Voltage SIR Autospec-UltimaE
Sample#3 File Text:Vista_Analytical_Laboratory_VG7 Text:ST191009D1-3 1613 CS2 19C2203 Exp:OCDD_DB5
319.8965 S:3 BSUB(10000,15,-3.0) PKD(5,5,3,0.10%,100.0,0.00%,F,F)



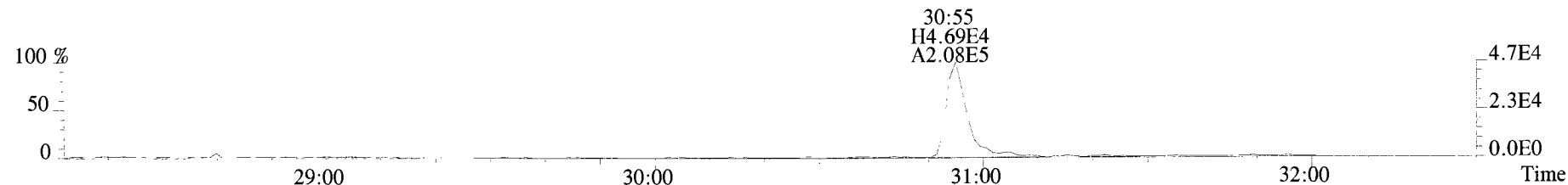
File:191009D1 #1-513 Acq: 9-OCT-2019 17:48:27 GC EI+ Voltage SIR Autospec-UltimaE
Sample#3 File Text:Vista Analytical Laboratory VG7 Text:ST191009D1-3 1613 CS2 19C2203 Exp:OCDD_DB5
319.8965 S:3 BSUB(10000,15,-3.0) PKD(5,5,3,0.10%,100.0,0.00%,F,F)



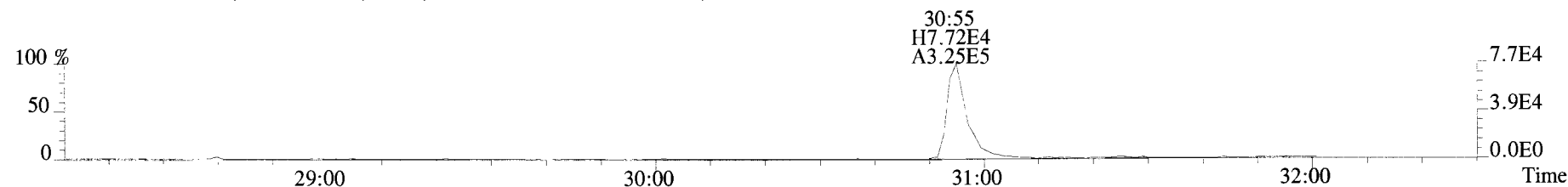
File:191009D1 #1-513 Acq: 9-OCT-2019 17:48:27 GC EI+ Voltage SIR Autospec-UltimaE
Sample#3 File Text:Vista Analytical Laboratory_VG7 Text:ST191009D1-3 1613 CS2 19C2203 Exp:OCDD_DB5
327.8847 S:3 BSUB(10000,15,-3.0) PKD(5,5,3,0.10%,100.0,0.00%,F,F)



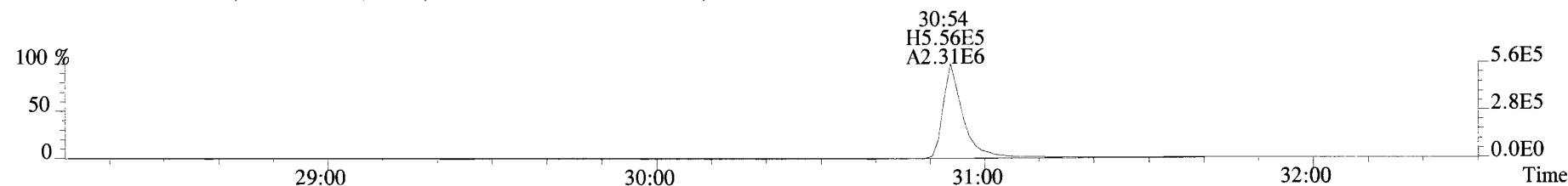
File:191009D1 #1-211 Acq: 9-OCT-2019 17:48:27 GC EI+ Voltage SIR Autospec-UltimaE
Sample#3 File Text:Vista_Analytical_Laboratory_VG7 Text:ST191009D1-3 1613 CS2 19C2203 Exp:OCDD_DB5
353.8576 S:3 F:2 BSUB(10000,15,-3.0) PKD(5,5,3,0.10%,100.0,0.00%,F,F)



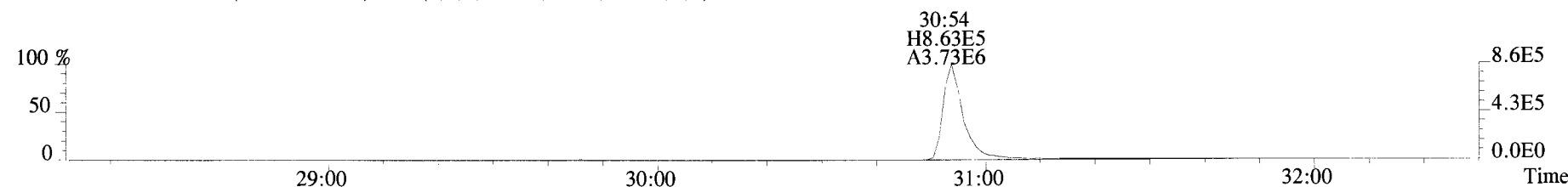
355.8546 S:3 F:2 BSUB(10000,15,-3.0) PKD(5,5,3,0.10%,100.0,0.00%,F,F)



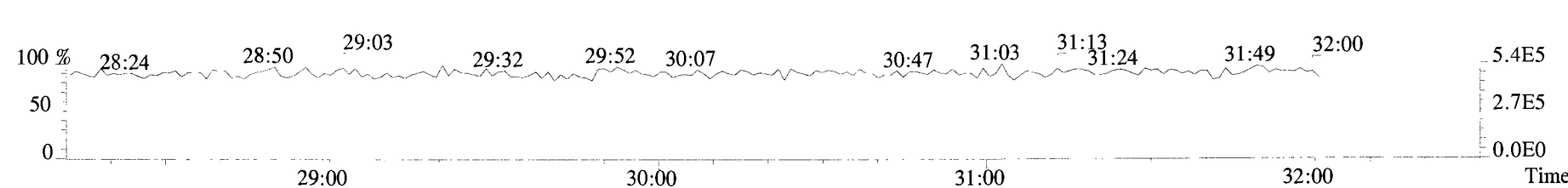
365.8978 S:3 F:2 BSUB(10000,15,-3.0) PKD(5,5,3,0.10%,100.0,0.00%,F,F)



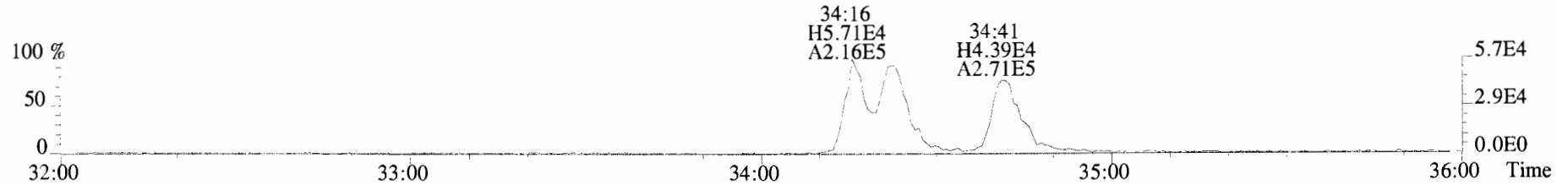
367.8949 S:3 F:2 BSUB(10000,15,-3.0) PKD(5,5,3,0.10%,100.0,0.00%,F,F)



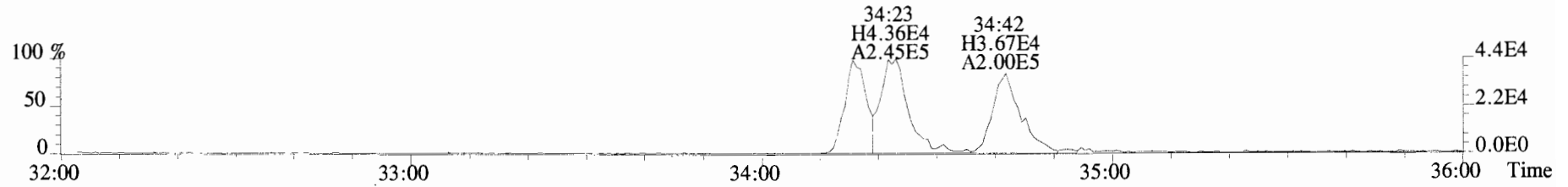
366.9792 S:3 F:2



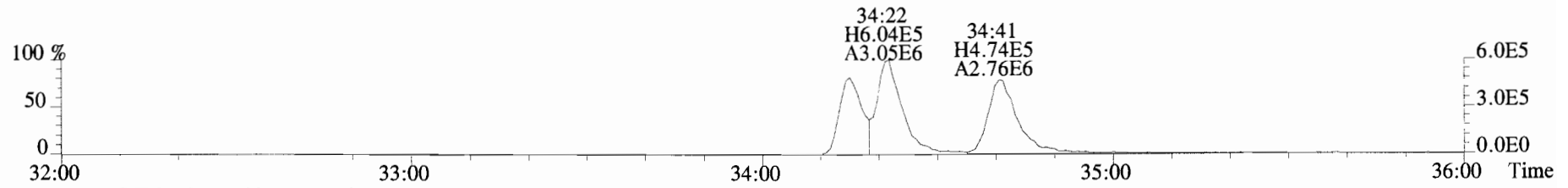
File:191009D1 #1-355 Acq: 9-OCT-2019 17:48:27 GC EI+ Voltage SIR Autospec-UltimaE
Sample#3 File Text:Vista_Analytical_Laboratory_VG7 Text:ST191009D1-3 1613 CS2 19C2203 Exp:OCDD_DB5
389.8156 S:3 F:3 BSUB(10000,15,-3.0) PKD(5,5,3,0.10%,100.0,0.00%,F,F)



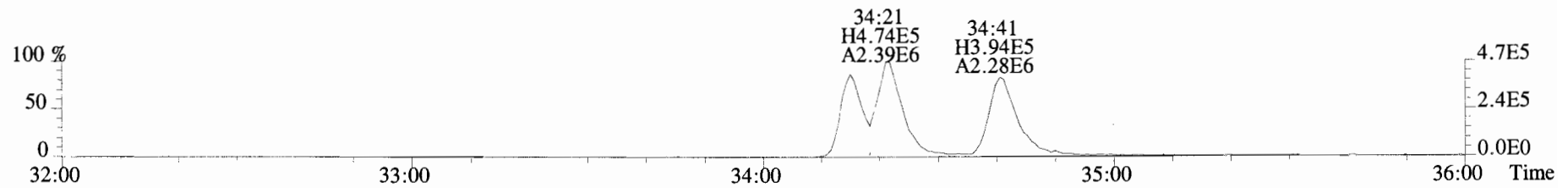
391.8127 S:3 F:3 BSUB(10000,15,-3.0) PKD(5,5,3,0.10%,100.0,0.00%,F,F)



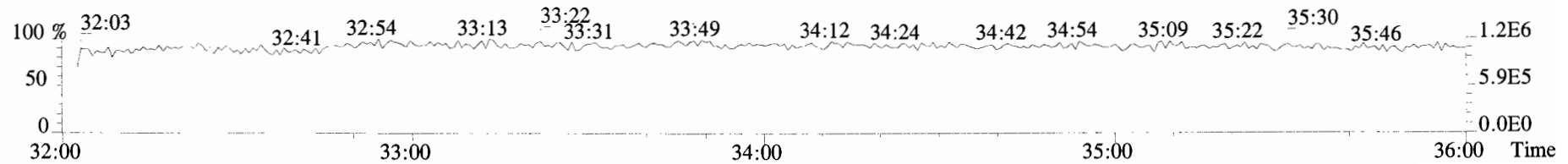
401.8559 S:3 F:3 BSUB(10000,15,-3.0) PKD(5,5,3,0.10%,100.0,0.00%,F,F)



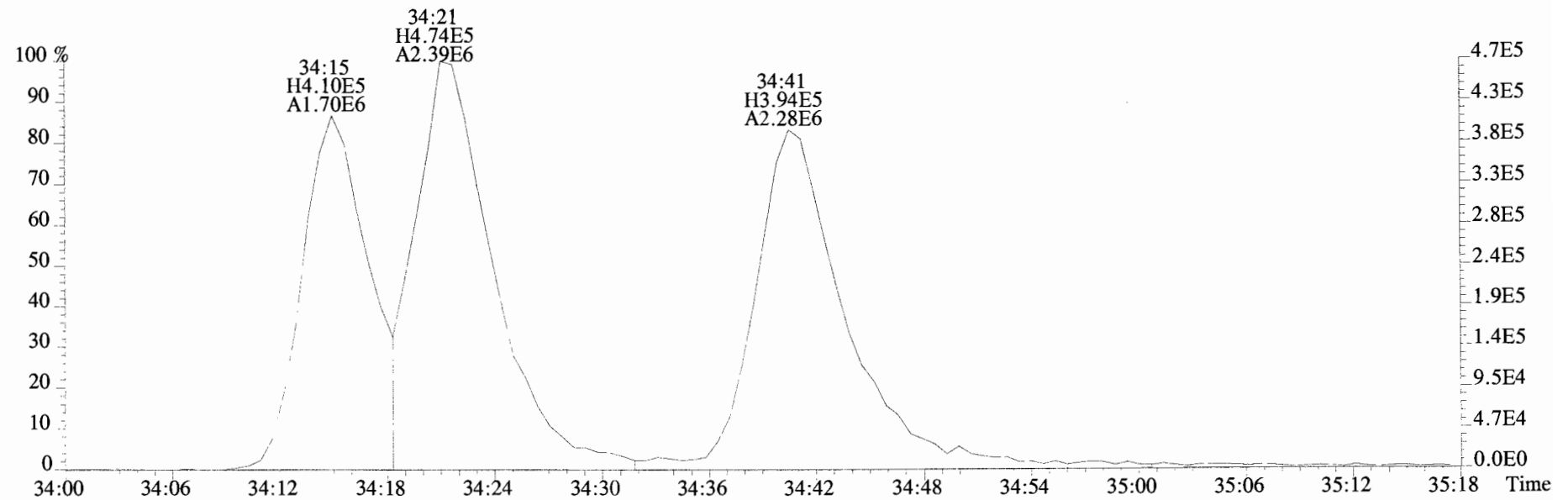
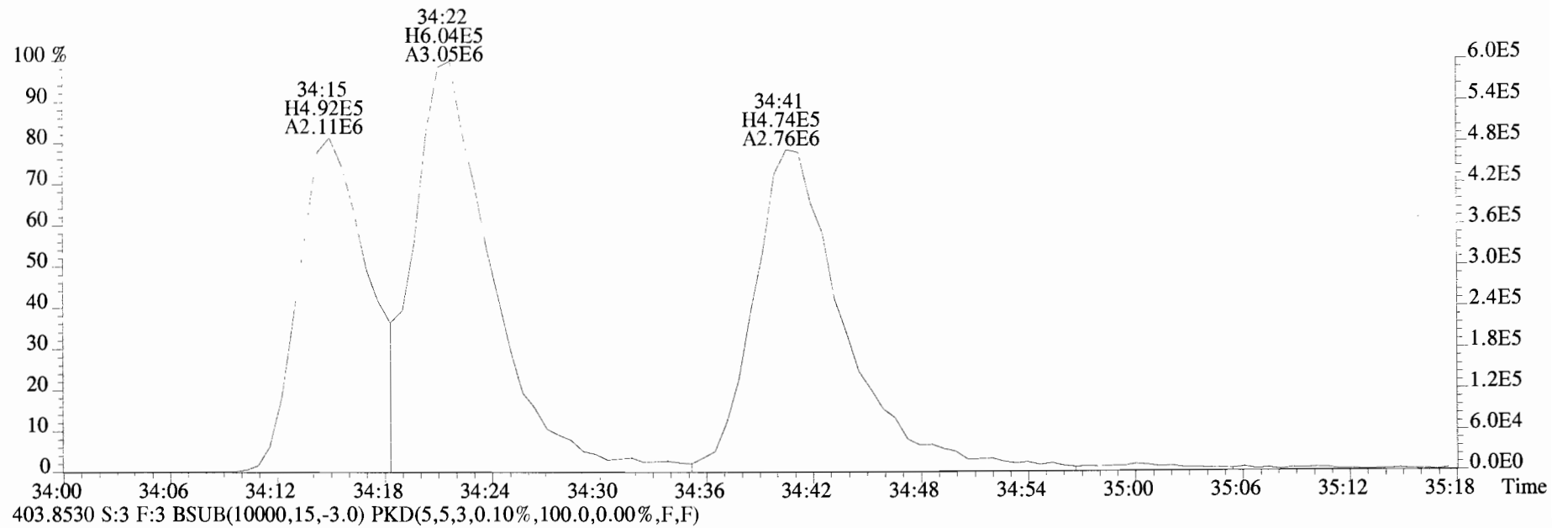
403.8530 S:3 F:3 BSUB(10000,15,-3.0) PKD(5,5,3,0.10%,100.0,0.00%,F,F)



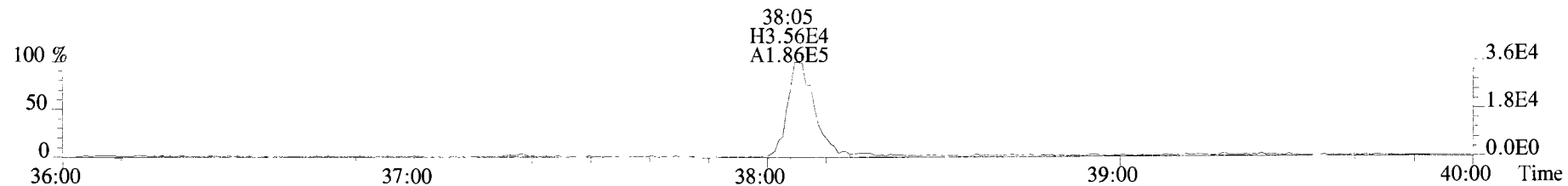
392.9760 S:3 F:3



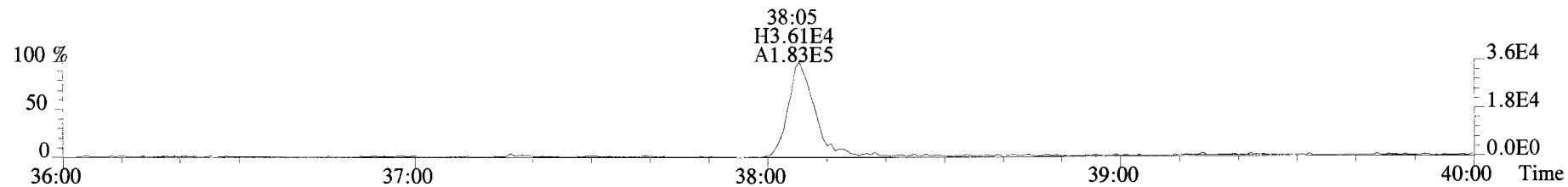
File:191009D1 #1-355 Acq: 9-OCT-2019 17:48:27 GC EI+ Voltage SIR Autospec-UltimaE
Sample#3 File Text: Vista Analytical Laboratory VG7 Text:ST191009D1-3 1613 CS2 19C2203 Exp:OCDD_DB5
401.8559 S:3 F:3 BSUB(10000,15,-3.0) PKD(5,5,3,0.10%,100.0,0.00%,F,F)



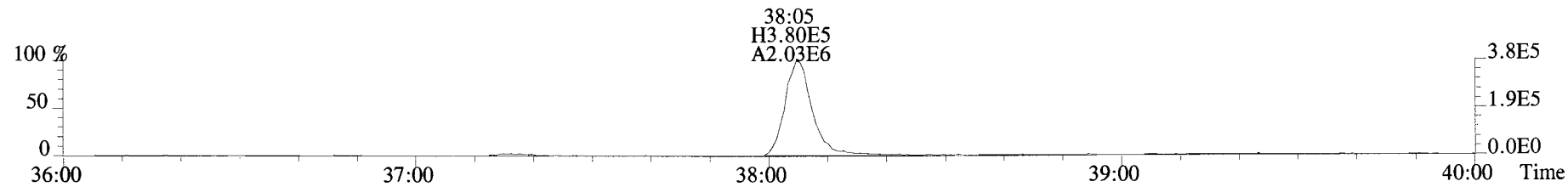
File:191009D1 #1-355 Acq: 9-OCT-2019 17:48:27 GC EI+ Voltage SIR Autospec-UltimaE
Sample#3 File Text:Vista Analytical Laboratory_VG7 Text:ST191009D1-3 1613 CS2 19C2203 Exp:OCDD_DB5
423.7767 S:3 F:4 BSUB(10000,15,-3.0) PKD(5,5,3,0.10%,100.0,0.00%,F,F)



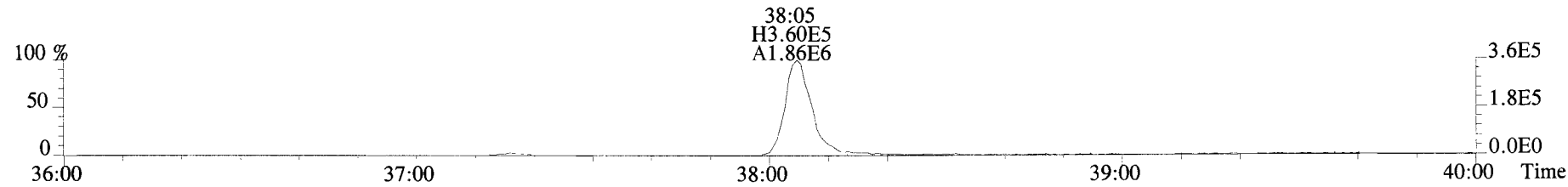
425.7737 S:3 F:4 BSUB(10000,15,-3.0) PKD(5,5,3,0.10%,100.0,0.00%,F,F)



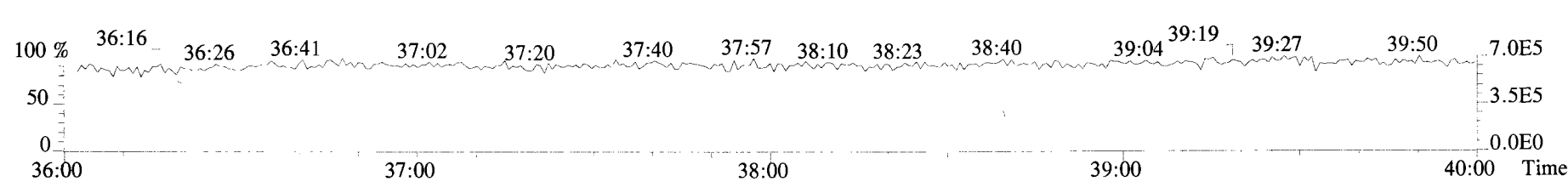
435.8169 S:3 F:4 BSUB(10000,15,-3.0) PKD(5,5,3,0.10%,100.0,0.00%,F,F)



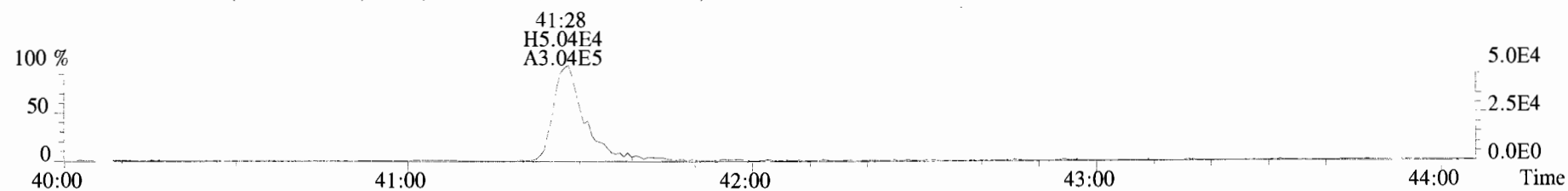
437.8140 S:3 F:4 BSUB(10000,15,-3.0) PKD(5,5,3,0.10%,100.0,0.00%,F,F)



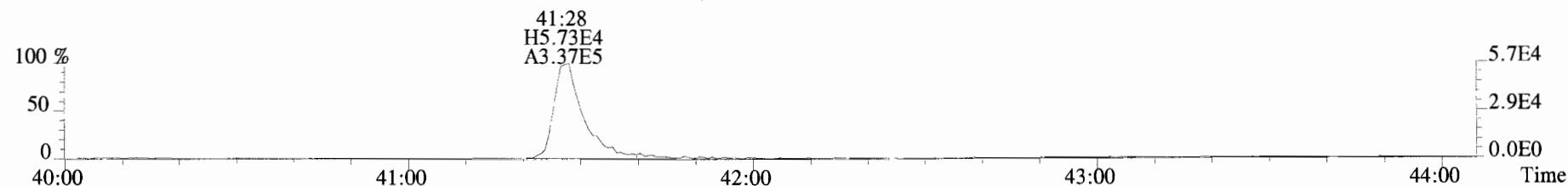
454.9728 S:3 F:4



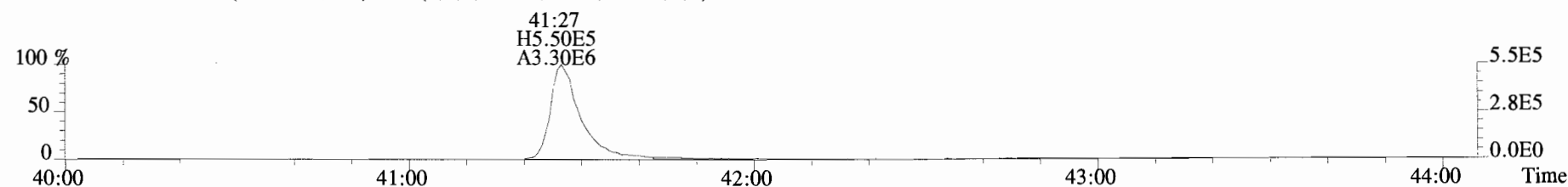
File:191009D1 #1-432 Acq: 9-OCT-2019 17:48:27 GC EI+ Voltage SIR Autospec-UltimaE
Sample#3 File Text:Vista Analytical Laboratory VG7 Text:ST191009D1-3 1613 CS2 19C2203 Exp:OCDD_DB5
457.7377 S:3 F:5 BSUB(10000,15,-3.0) PKD(5,5,3,0.10%,100.0,0.00%,F,F)



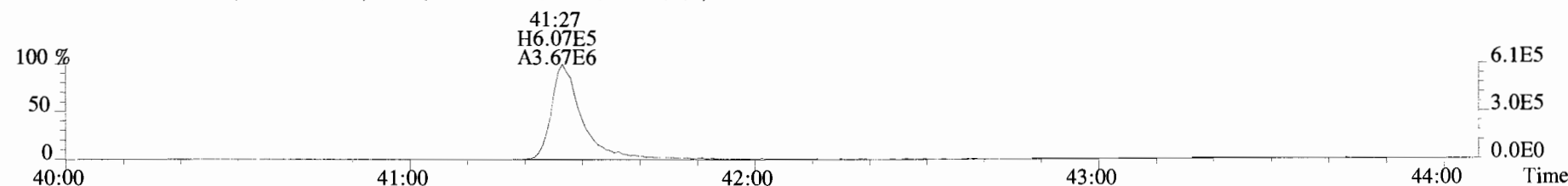
459.7348 S:3 F:5 BSUB(10000,15,-3.0) PKD(5,5,3,0.10%,100.0,0.00%,F,F)



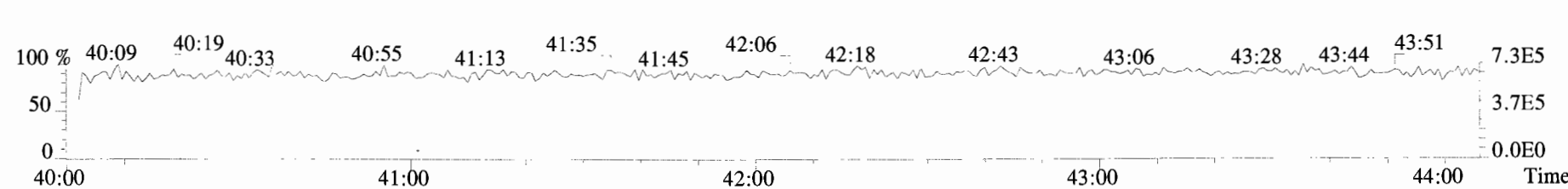
469.7780 S:3 F:5 BSUB(10000,15,-3.0) PKD(5,5,3,0.10%,100.0,0.00%,F,F)



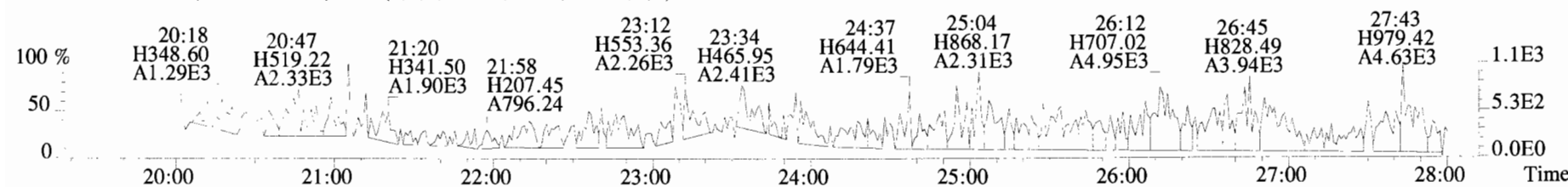
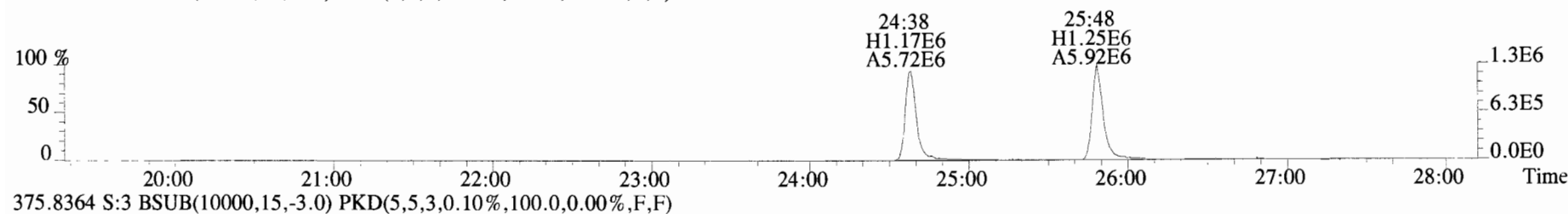
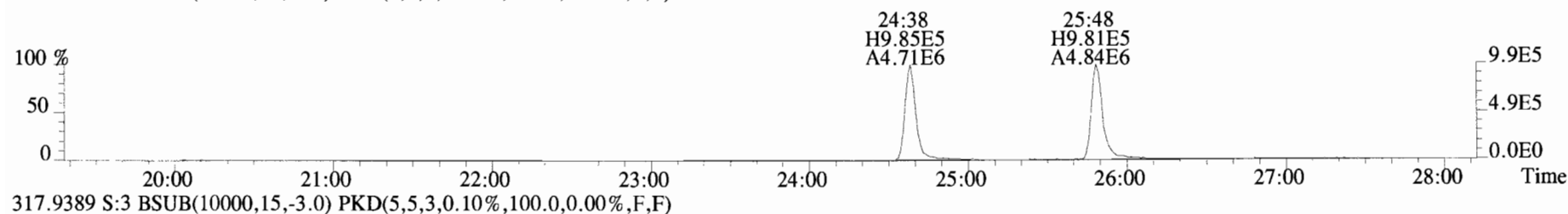

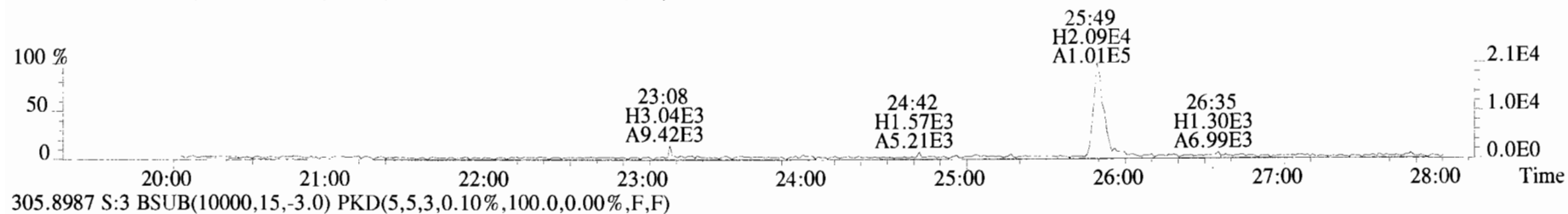
471.7750 S:3 F:5 BSUB(10000,15,-3.0) PKD(5,5,3,0.10%,100.0,0.00%,F,F)



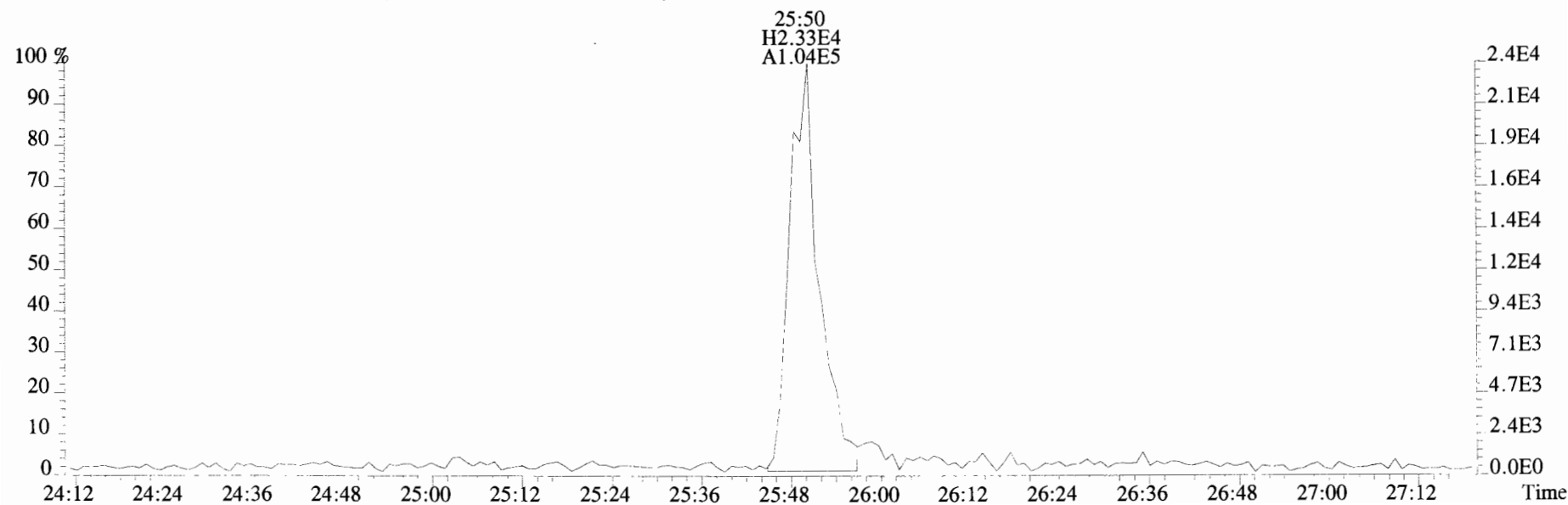
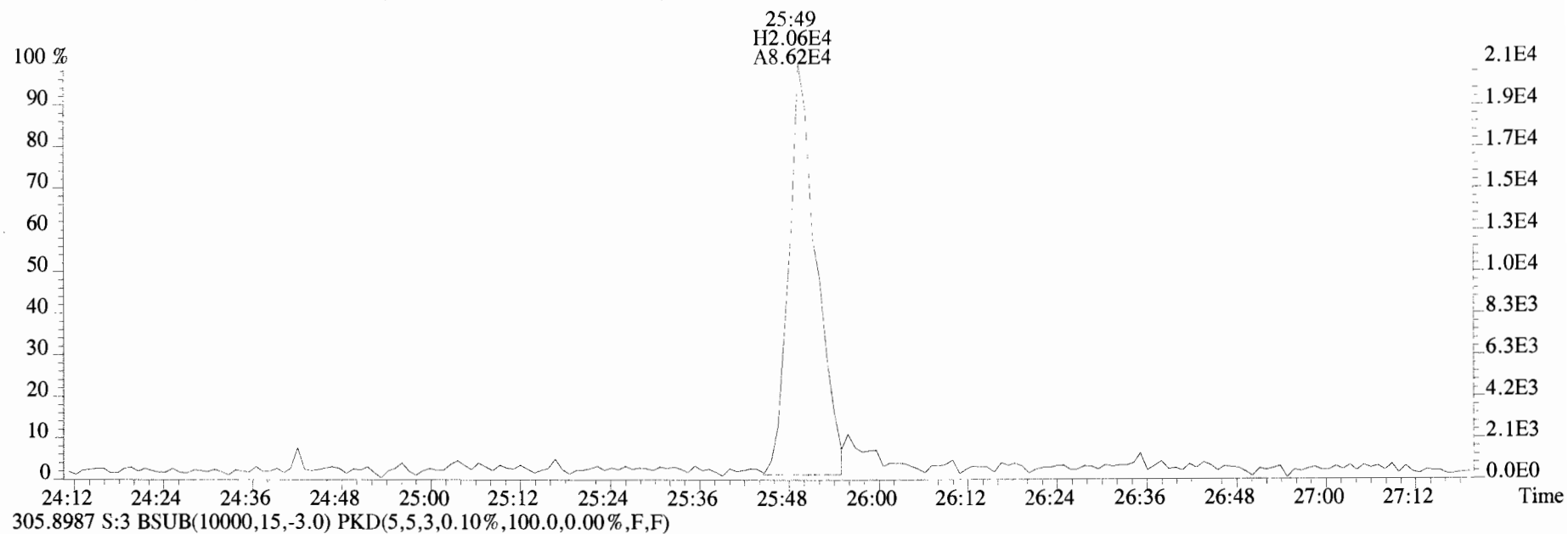
454.9728 S:3 F:5



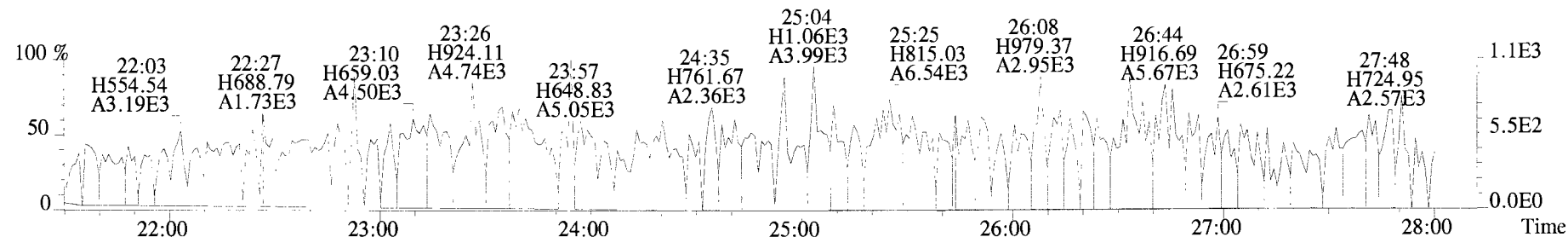
File:191009D1 #1-513 Acq: 9-OCT-2019 17:48:27 GC EI+ Voltage SIR Autospec-UltimaE
Sample#3 File Text:Vista_Analytical_Laboratory_VG7 Text:ST191009D1-3 1613 CS2 19C2203 Exp:OCDD_DB5
303.9016 S:3 BSUB(10000,15,-3.0) PKD(5,5,3,0.10%,100.0,0.00%,F,F)



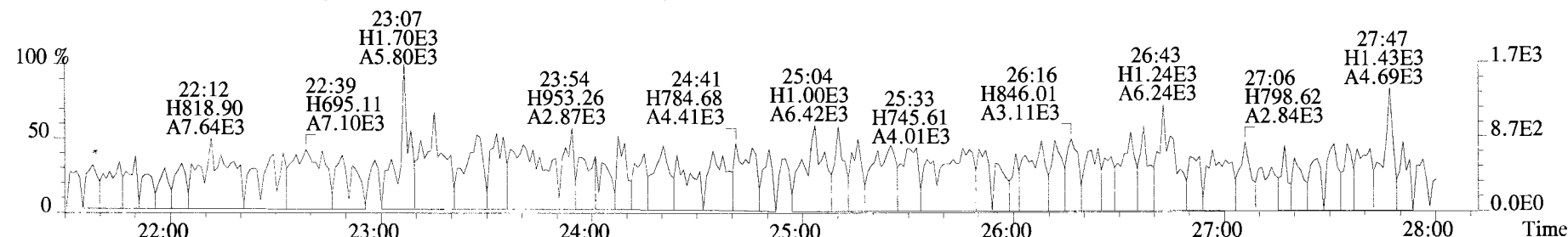
File:191009D1 #1-513 Acq: 9-OCT-2019 17:48:27 GC EI+ Voltage SIR Autospec-UltimaE
Sample#3 File Text:Vista Analytical Laboratory_VG7 Text:ST191009D1-3 1613 CS2 19C2203 Exp:OCDD_DB5
303.9016 S:3 BSUB(10000,15,-3.0) PKD(5,5,3,0.10%,100.0,0.00%,F,F)



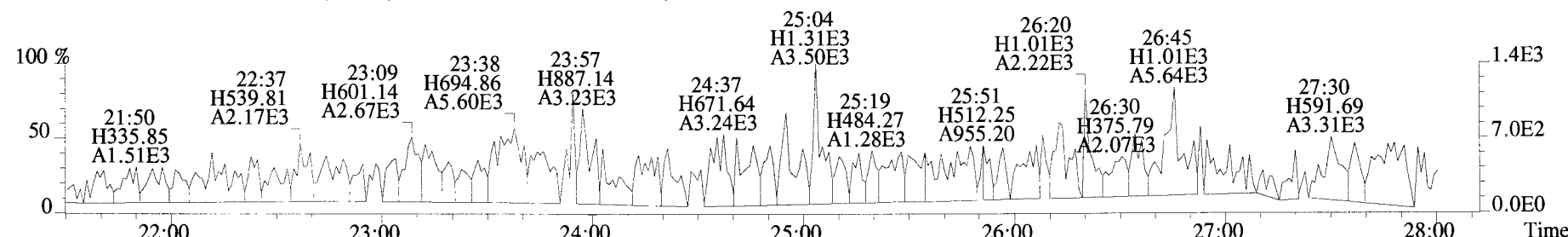
File:191009D1 #1-513 Acq: 9-OCT-2019 17:48:27 GC EI+ Voltage SIR Autospec-UltimaE
Sample#3 File Text:Vista_Analytical_Laboratory_VG7 Text:ST191009D1-3 1613 CS2 19C2203 Exp:OCDD_DB5
339.8597 S:3 BSUB(10000,15,-3.0) PKD(5,5,3,0.10%,100.0,0.00%,F,F)



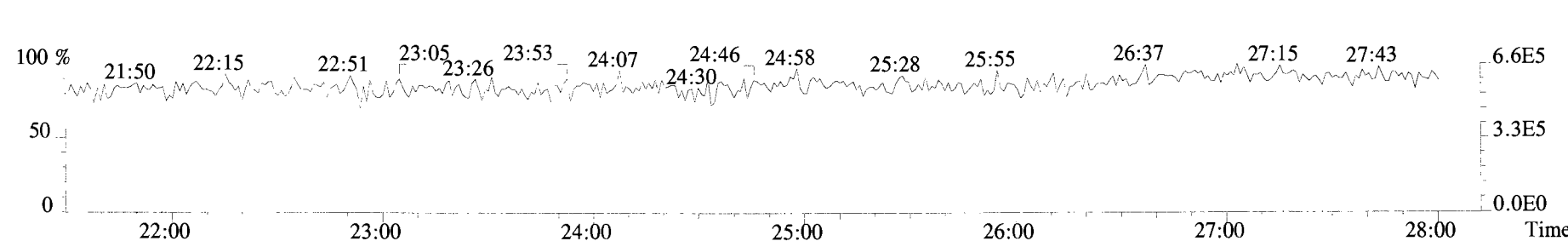
341.8568 S:3 BSUB(10000,15,-3.0) PKD(5,5,3,0.10%,100.0,0.00%,F,F)



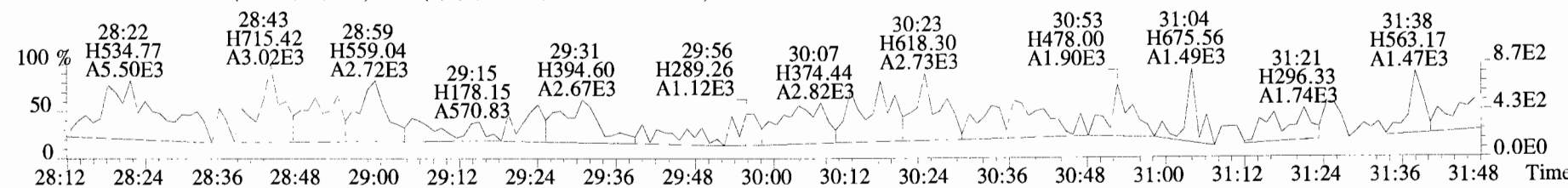
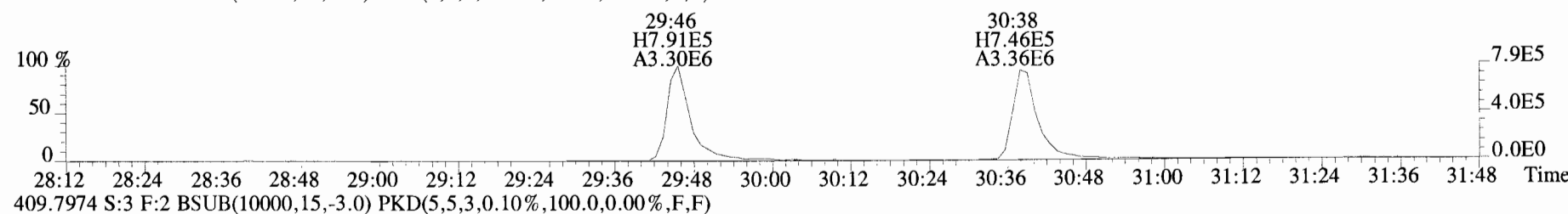
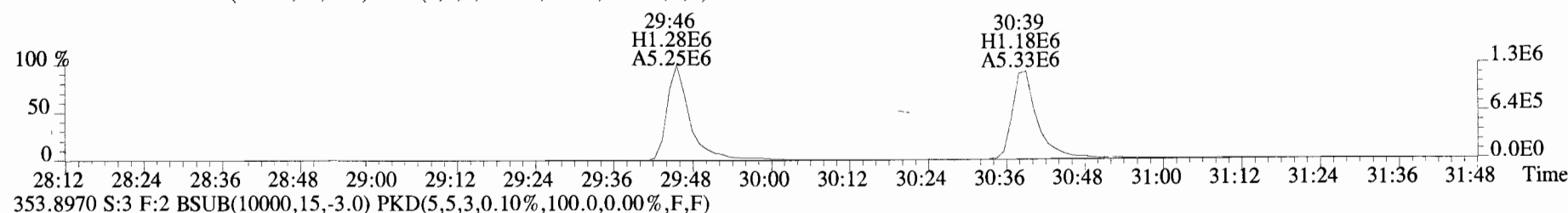
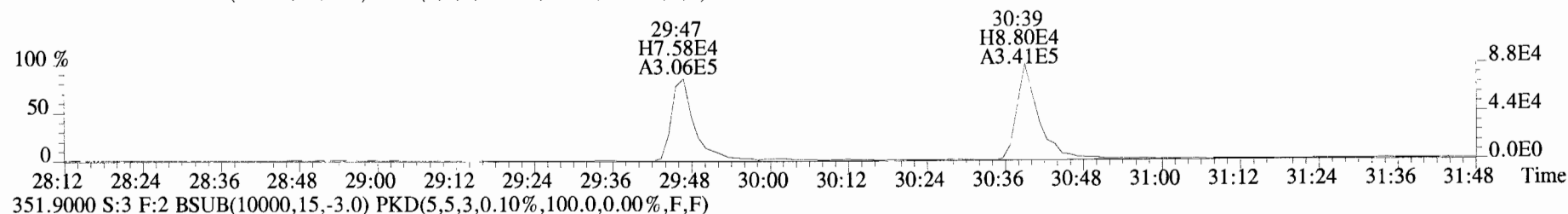
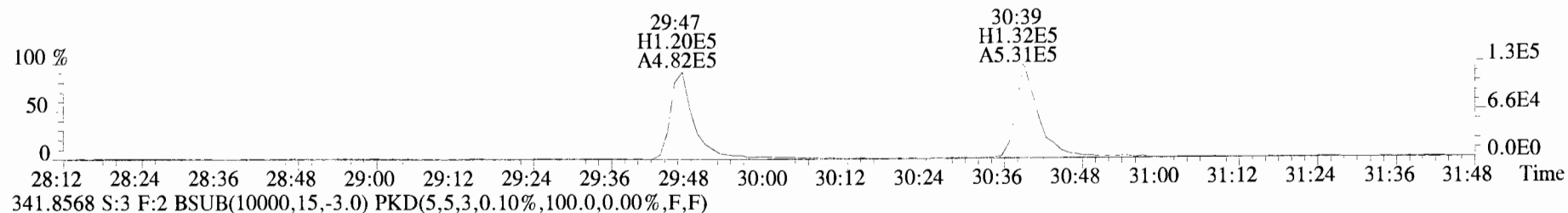
409.7974 S:3 BSUB(10000,15,-3.0) PKD(5,5,3,0.10%,100.0,0.00%,F,F)



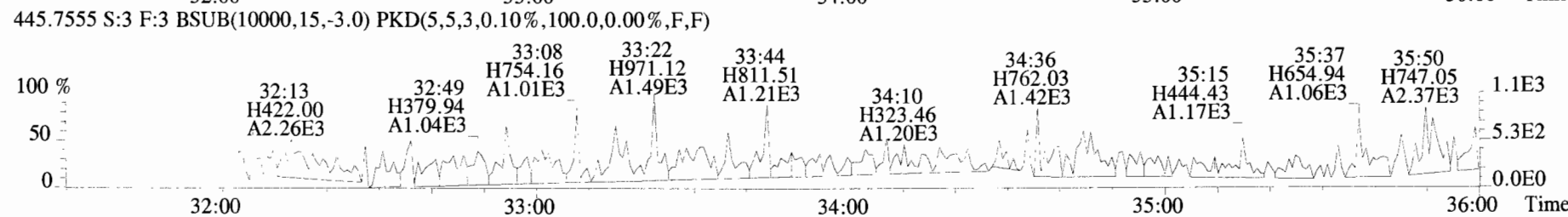
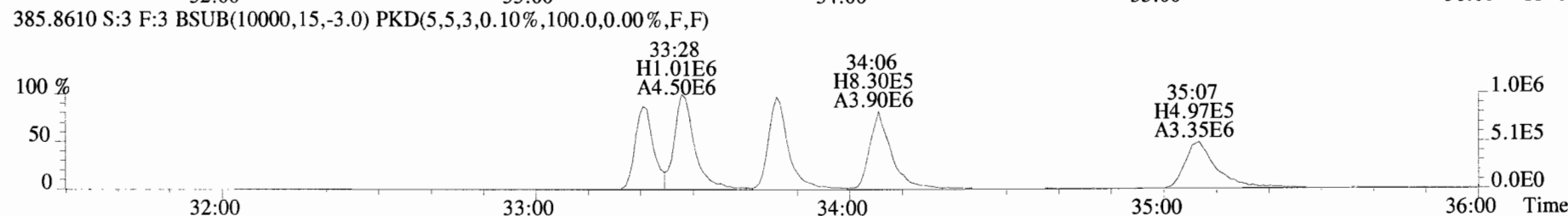
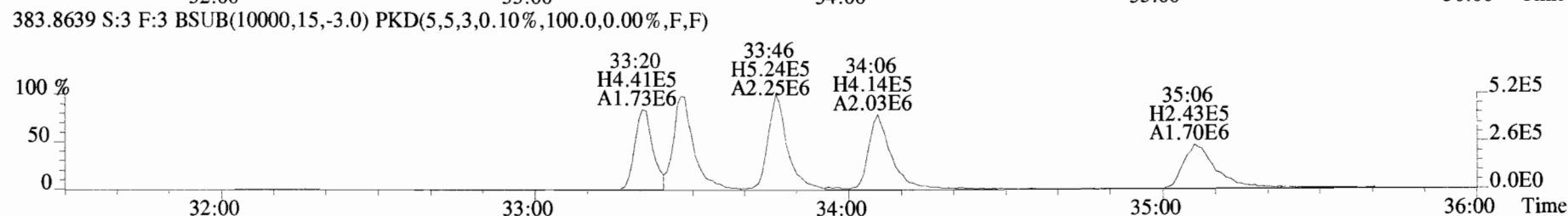
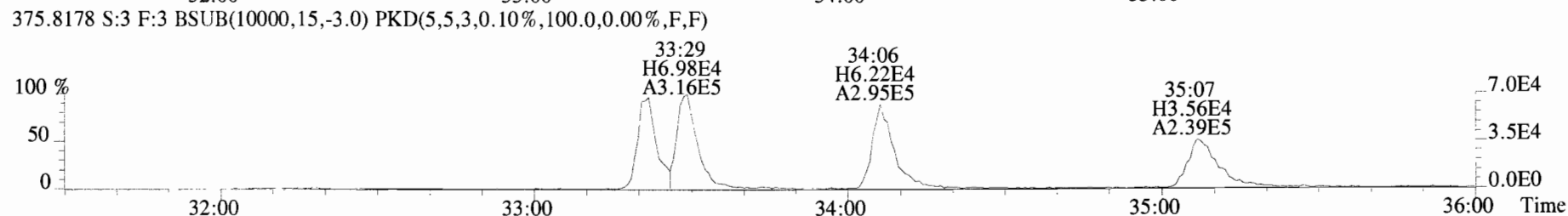
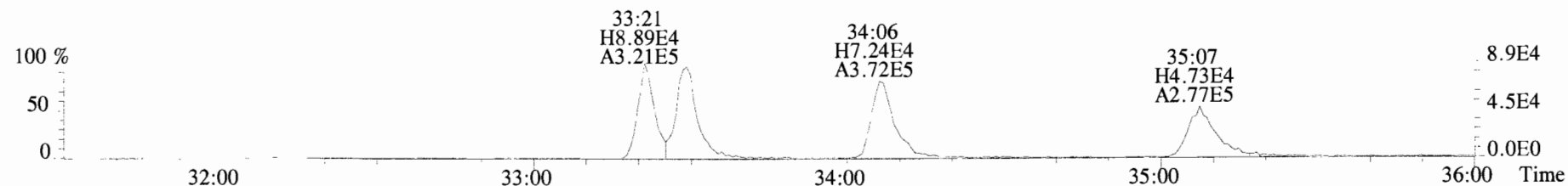
316.9824 S:3



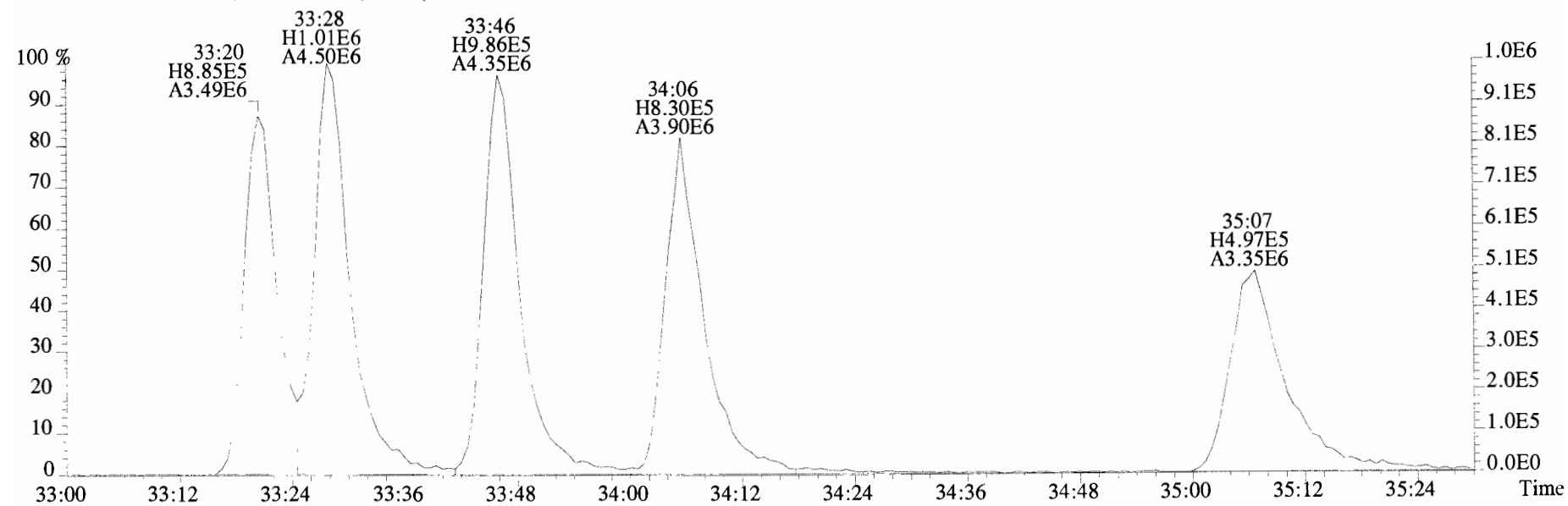
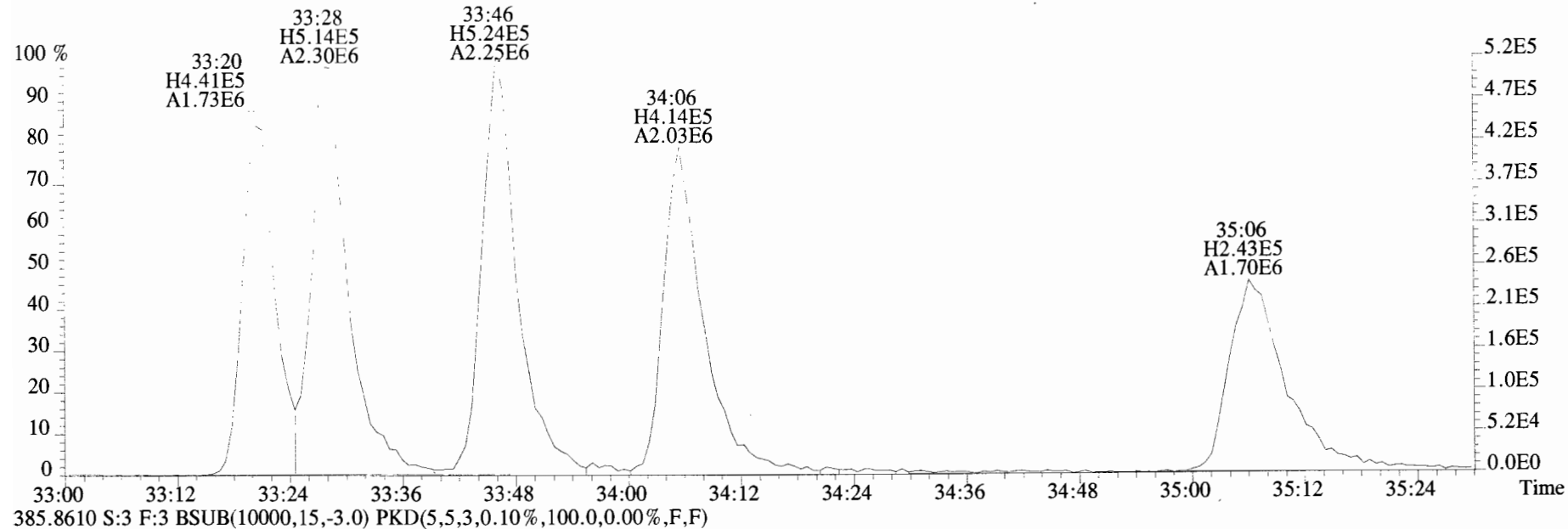
File:191009D1 #1-211 Acq: 9-OCT-2019 17:48:27 GC EI+ Voltage SIR Autospec-UltimaE
Sample#3 File Text:Vista Analytical Laboratory VG7 Text:ST191009D1-3 1613 CS2 19C2203 Exp:OCDD_DB5
339.8597 S:3 F:2 BSUB(10000,15,-3.0) PKD(5,5,3,0.10%,100.0,0.00%,F,F)



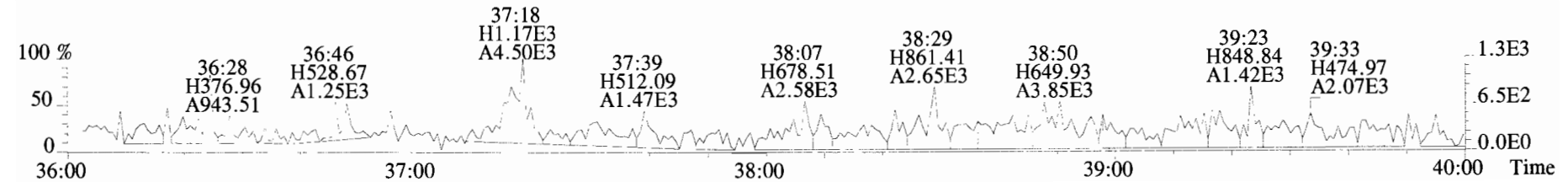
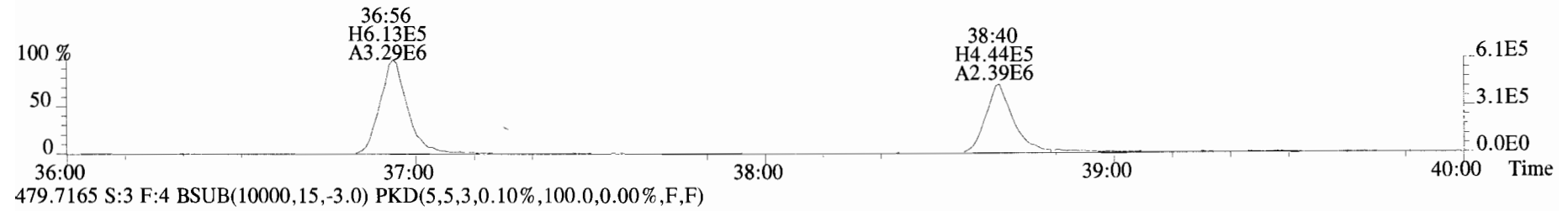
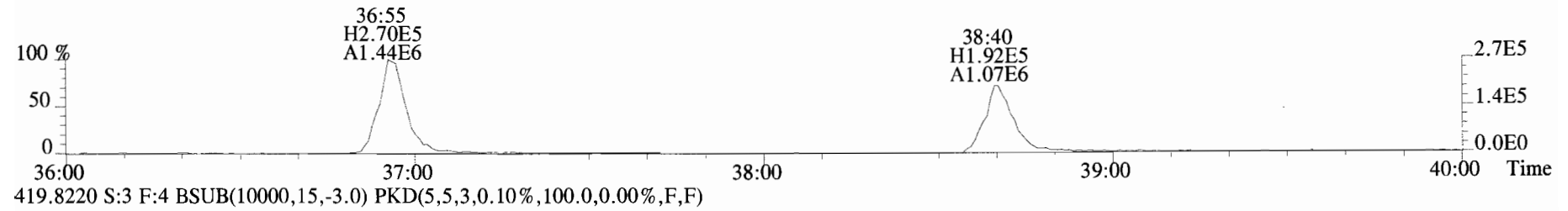
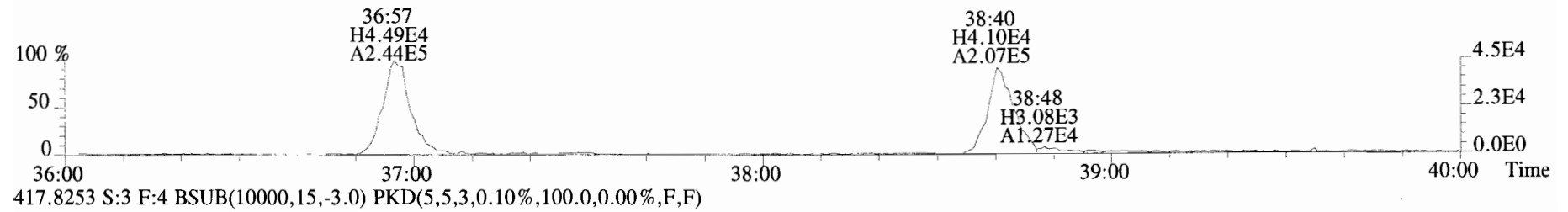
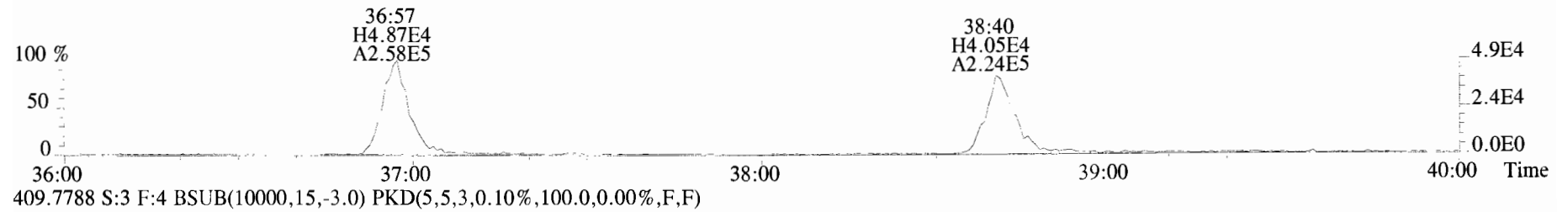
File:191009D1 #1-355 Acq: 9-OCT-2019 17:48:27 GC EI+ Voltage SIR Autospec-UltimaE
Sample#3 File Text:Vista Analytical Laboratory VG7 Text:ST191009D1-3 1613 CS2 19C2203 Exp:OCDD_DB5
373.8207 S:3 F:3 BSUB(10000,15,-3.0) PKD(5,5,3,0.10%,100.0,0.00%,F,F)



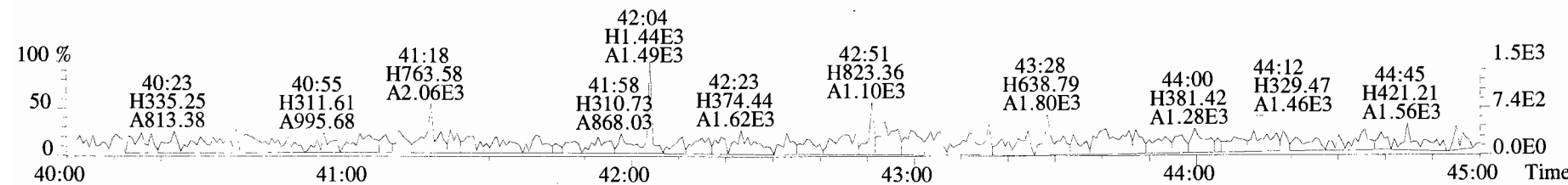
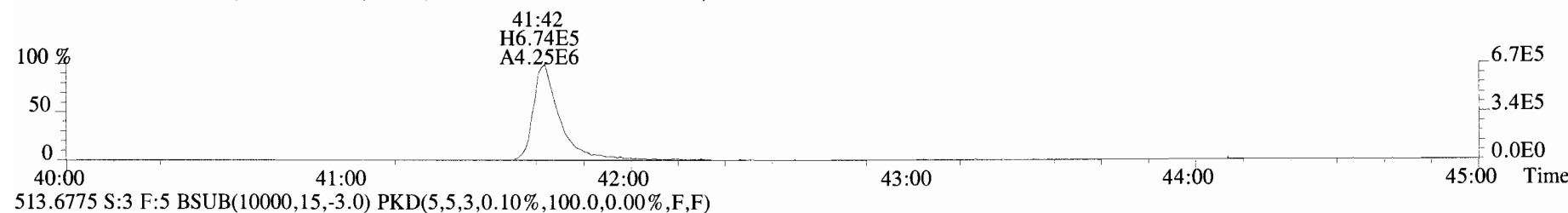
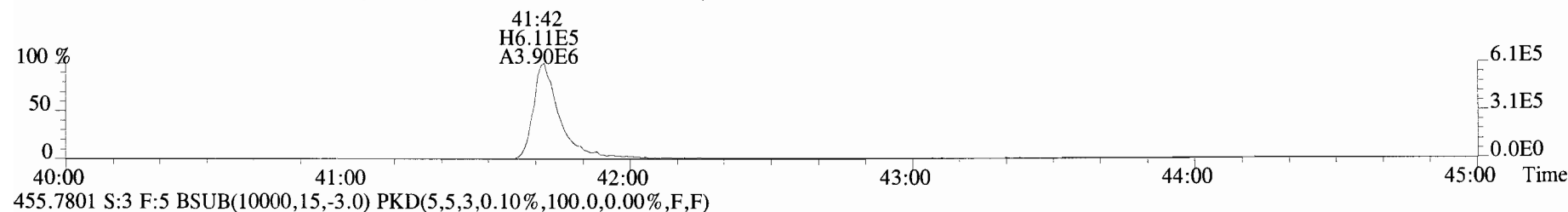
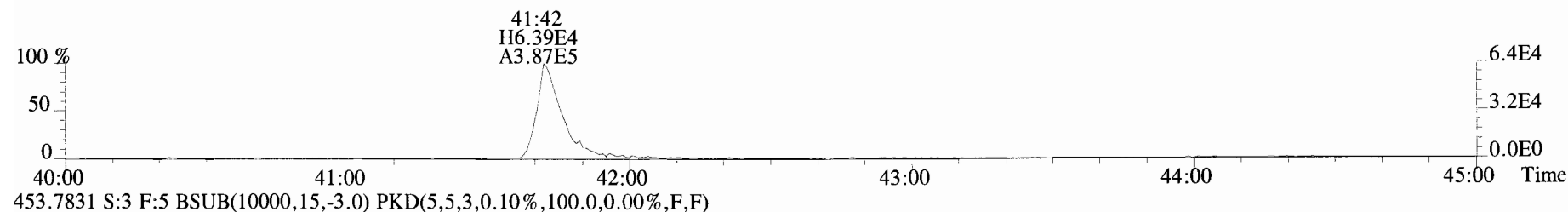
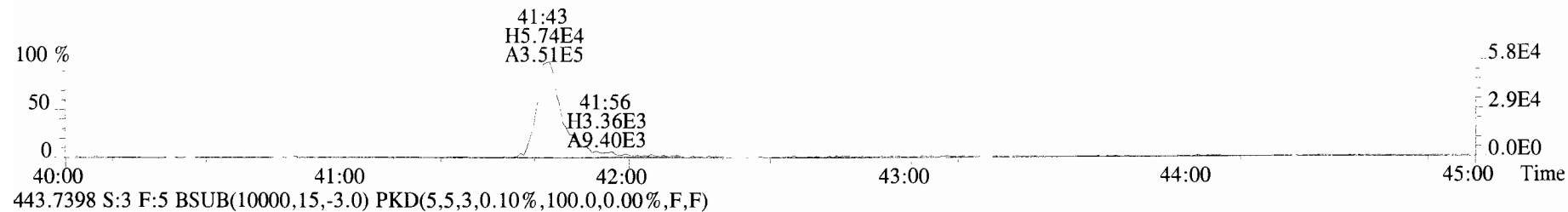
File:191009D1 #1-355 Acq: 9-OCT-2019 17:48:27 GC EI+ Voltage SIR Autospec-UltimaE
Sample#3 File Text:Vista Analytical Laboratory_VG7 Text:ST191009D1-3 1613 CS2 19C2203 Exp:OCDD_DB5
383.8639 S:3 F:3 BSUB(10000,15,-3.0) PKD(5,5,3,0.10%,100.0,0.00%,F,F)



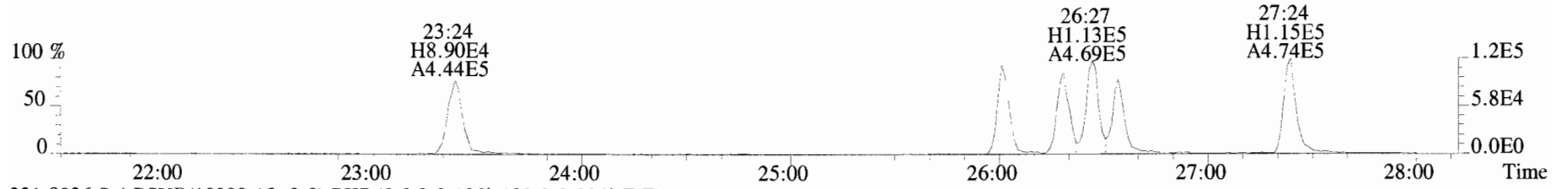
File:191009D1 #1-355 Acq: 9-OCT-2019 17:48:27 GC EI+ Voltage SIR Autospec-UltimaE
Sample#3 File Text:Vista_Analytical_Laboratory_VG7 Text:ST191009D1-3 1613 CS2 19C2203 Exp:OCDD_DB5
407.7818 S:3 F:4 BSUB(10000,15,-3.0) PKD(5,5,3,0.10%,100.0,0.00%,F,F)



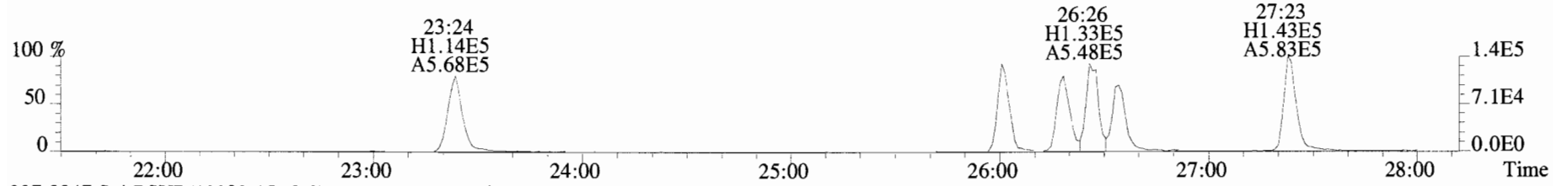
File:191009D1 #1-432 Acq: 9-OCT-2019 17:48:27 GC EI+ Voltage SIR Autospec-UltimaE
Sample#3 File Text:Vista_Analytical_Laboratory_VG7 Text:ST191009D1-3 1613 CS2 19C2203 Exp:OCDD_DB5
441.7428 S:3 F:5 BSUB(10000,15,-3.0) PKD(5,5,3,0.10%,100.0,0.00%,F,F)



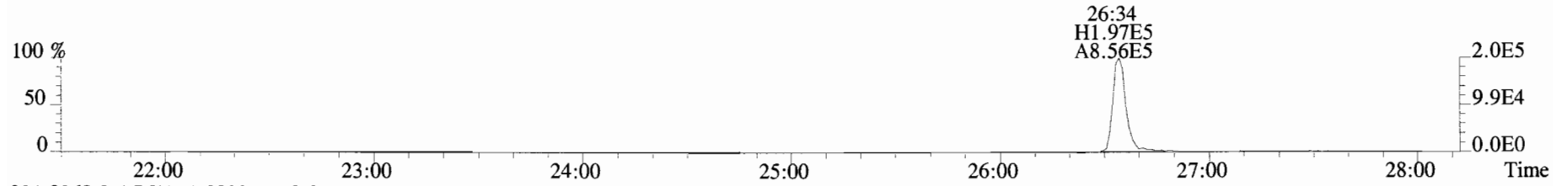
File:191009D1 #1-513 Acq: 9-OCT-2019 18:36:09 GC EI+ Voltage SIR Autospec-UltimaE
Sample#4 File Text:Vista_Analytical_Laboratory_VG7 Text:ST191009D1-4 1613 CS3 19C2204 Exp:OCDD_DB5
319.8965 S:4 BSub(10000,15,-3.0) PKD(5,5,3,0.10%,100.0,0.00%,F,F)



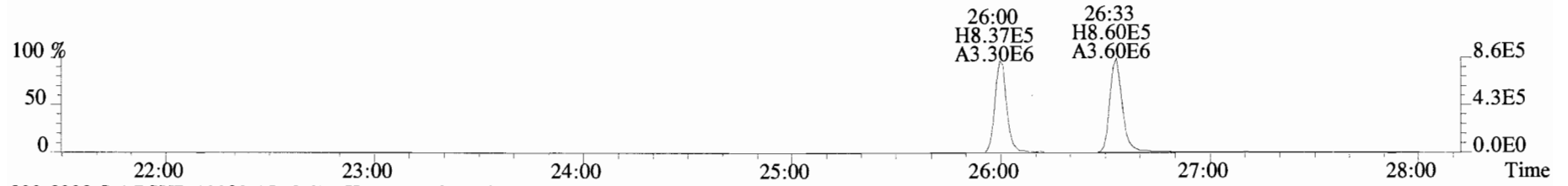
321.8936 S:4 BSub(10000,15,-3.0) PKD(5,5,3,0.10%,100.0,0.00%,F,F)



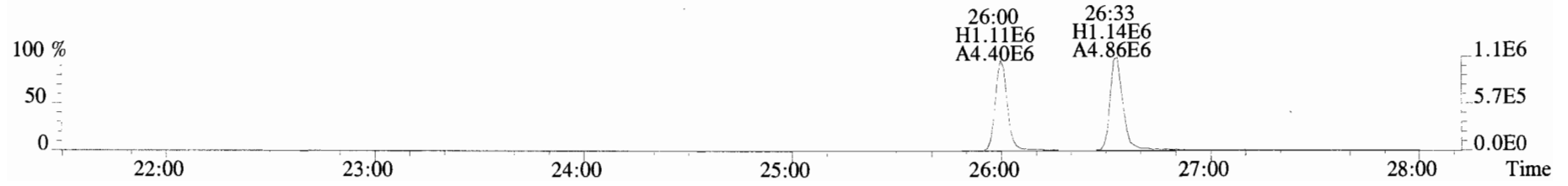
327.8847 S:4 BSub(10000,15,-3.0) PKD(5,5,3,0.10%,100.0,0.00%,F,F)



331.9368 S:4 BSub(10000,15,-3.0) PKD(5,5,3,0.10%,100.0,0.00%,F,F)



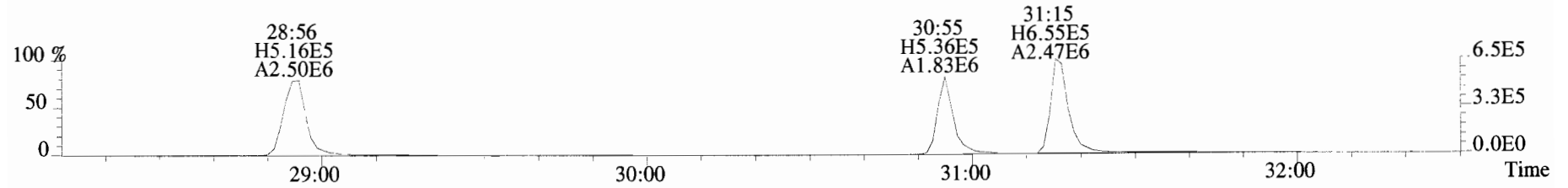
333.9339 S:4 BSub(10000,15,-3.0) PKD(5,5,3,0.10%,100.0,0.00%,F,F)



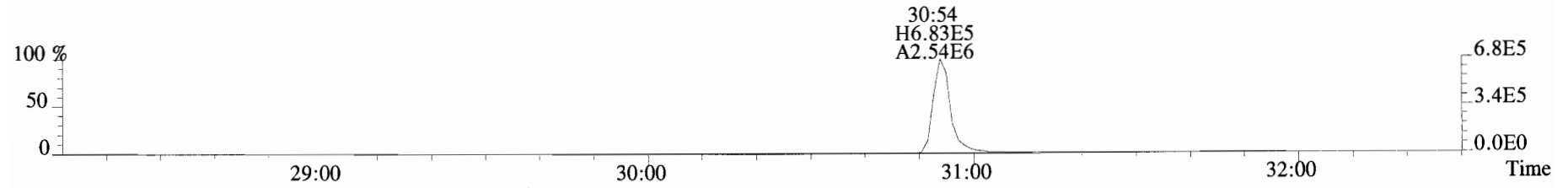
File:191009D1 #1-211 Acq: 9-OCT-2019 18:36:09 GC EI+ Voltage SIR Autospec-UltimaE
Sample#4 File Text:Vista Analytical_Laboratory_VG7 Text:ST191009D1-4 1613 CS3 19C2204 Exp:OCDD_DB5
353.8576 S:4 F:2 BSUB(10000,15,-3.0) PKD(5,5,3,0.10%,100.0,0.00%,F,F)



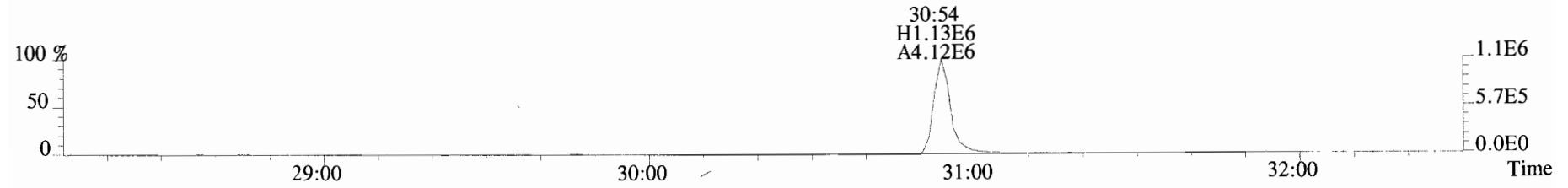
355.8546 S:4 F:2 BSUB(10000,15,-3.0) PKD(5,5,3,0.10%,100.0,0.00%,F,F)



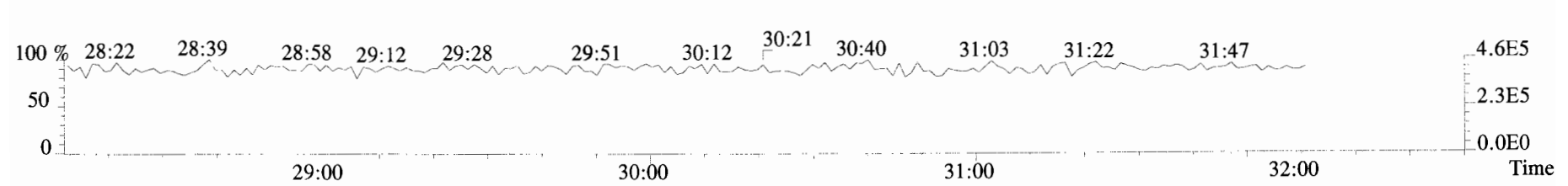
365.8978 S:4 F:2 BSUB(10000,15,-3.0) PKD(5,5,3,0.10%,100.0,0.00%,F,F)



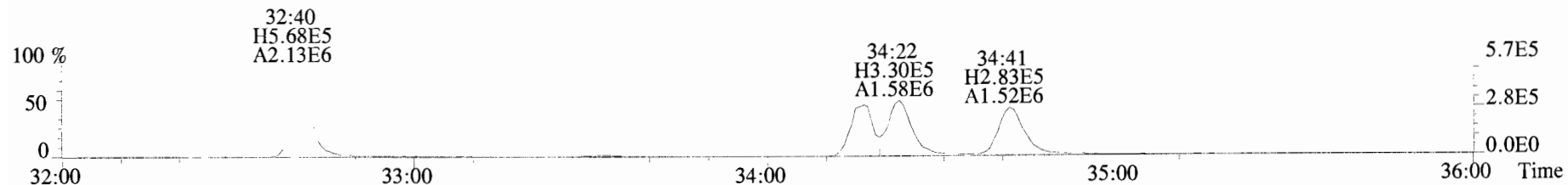
367.8949 S:4 F:2 BSUB(10000,15,-3.0) PKD(5,5,3,0.10%,100.0,0.00%,F,F)



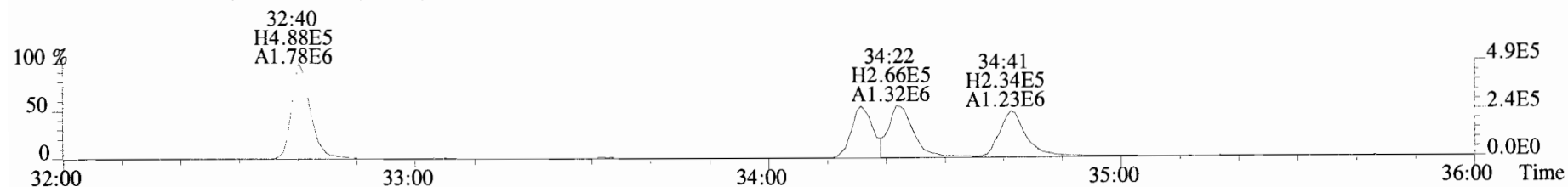
366.9792 S:4 F:2



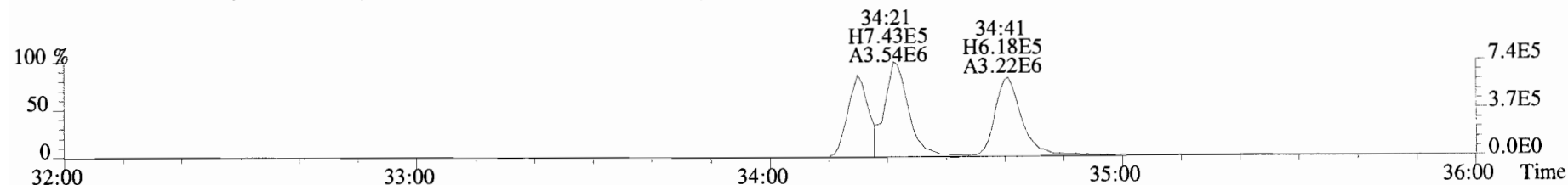
File:191009D1 #1-355 Acq: 9-OCT-2019 18:36:09 GC EI+ Voltage SIR Autospec-UltimaE
Sample#4 File Text:Vista_Analytical_Laboratory_VG7 Text:ST191009D1-4 1613 CS3 19C2204 Exp:OCDD_DB5
389.8156 S:4 F:3 BSUB(10000,15,-3.0) PKD(5,5,3,0.10%,100.0,0.00%,F,F)



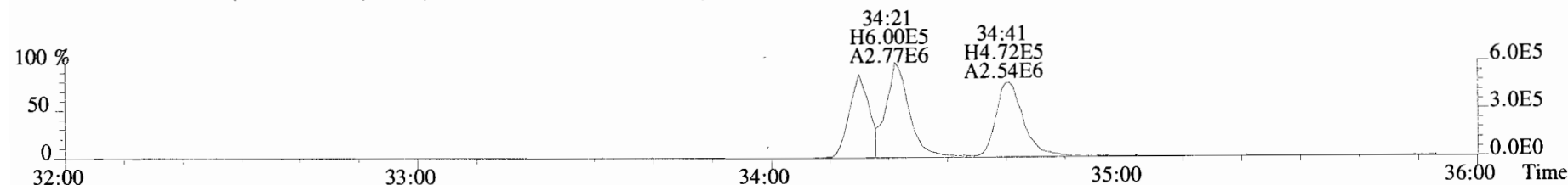
391.8127 S:4 F:3 BSUB(10000,15,-3.0) PKD(5,5,3,0.10%,100.0,0.00%,F,F)



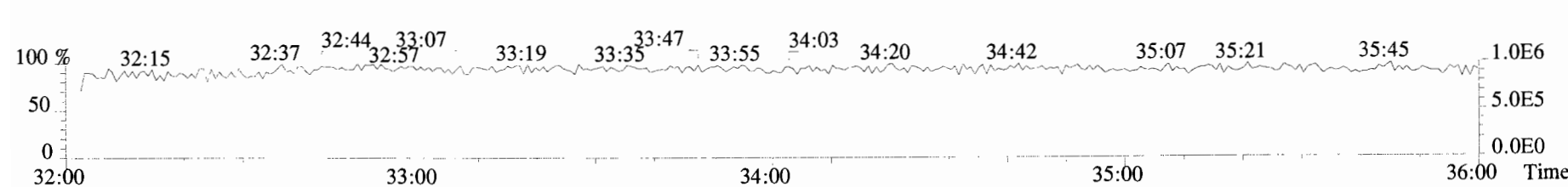
401.8559 S:4 F:3 BSUB(10000,15,-3.0) PKD(5,5,3,0.10%,100.0,0.00%,F,F)



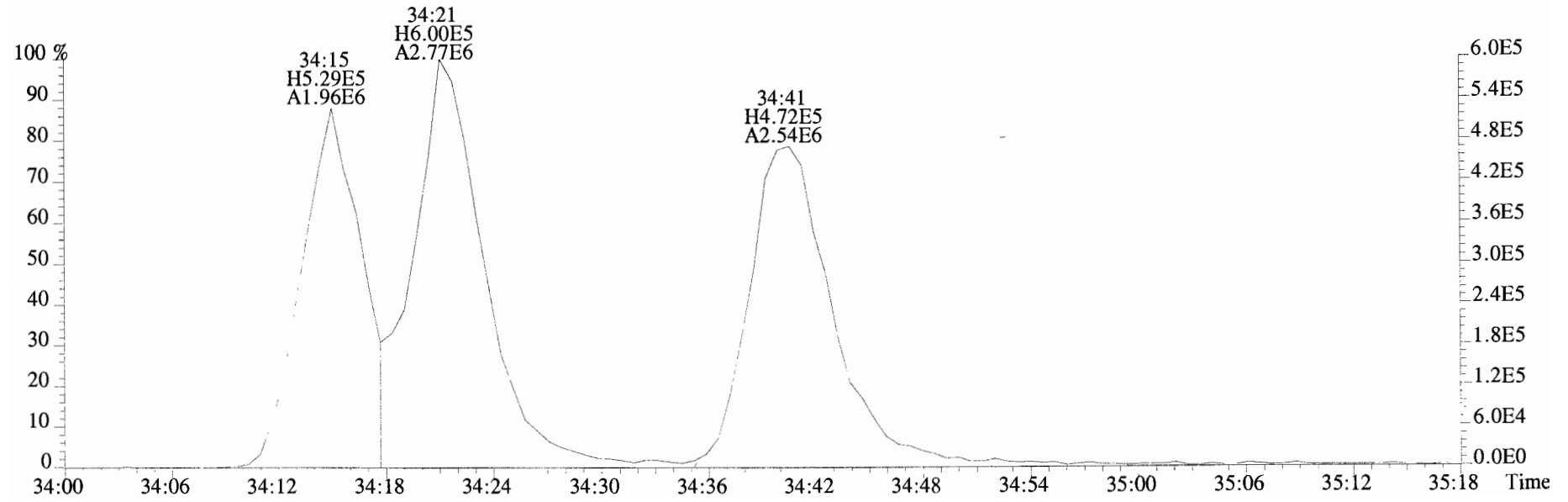
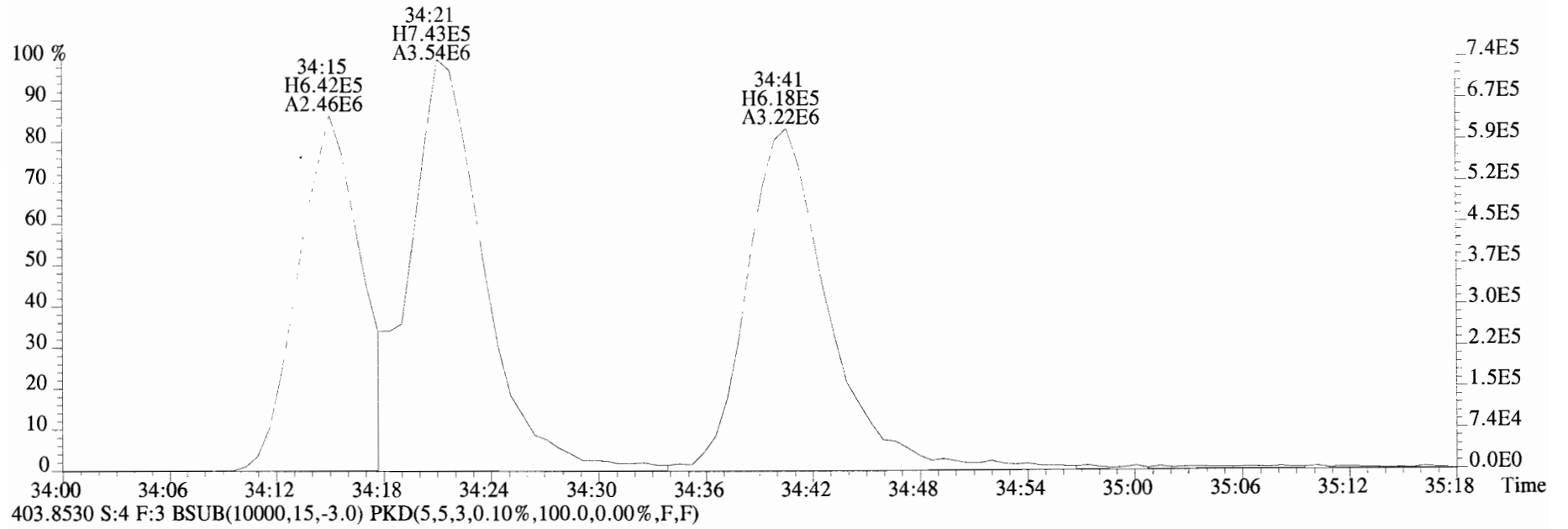
403.8530 S:4 F:3 BSUB(10000,15,-3.0) PKD(5,5,3,0.10%,100.0,0.00%,F,F)



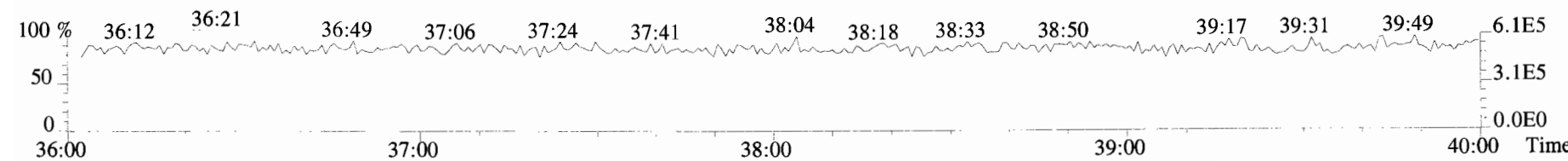
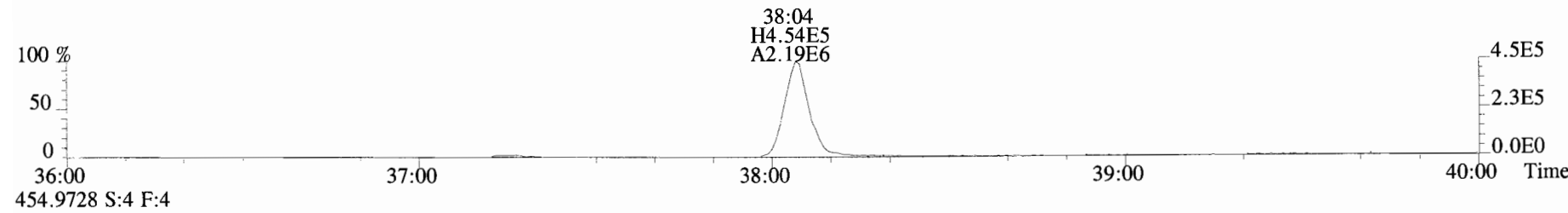
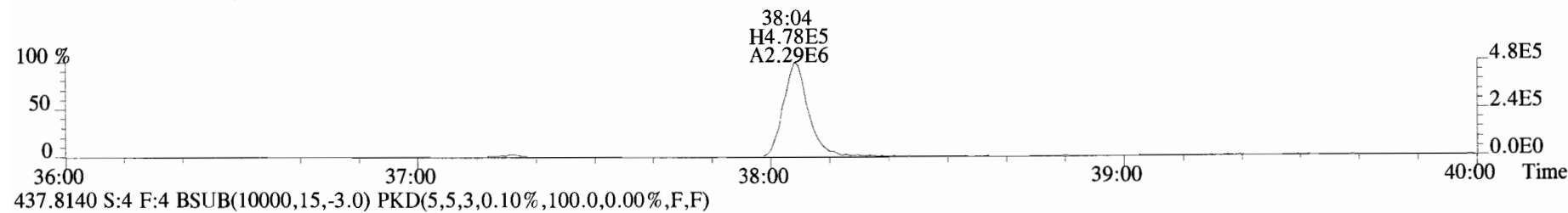
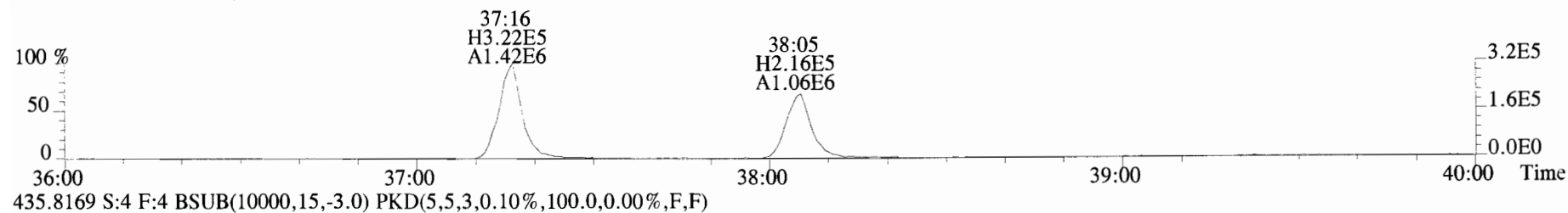
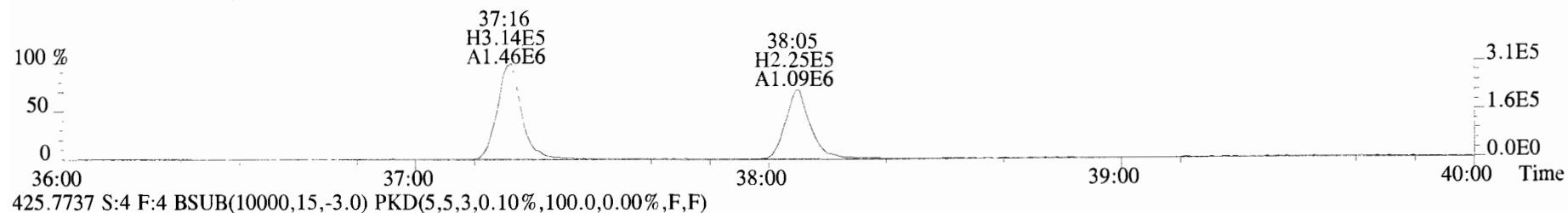
392.9760 S:4 F:3



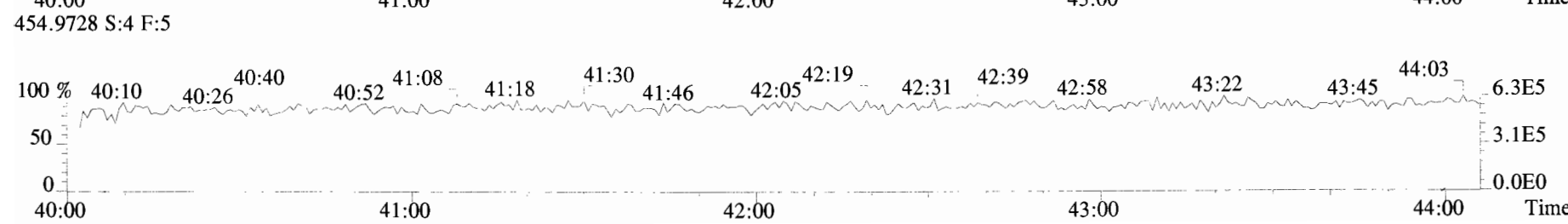
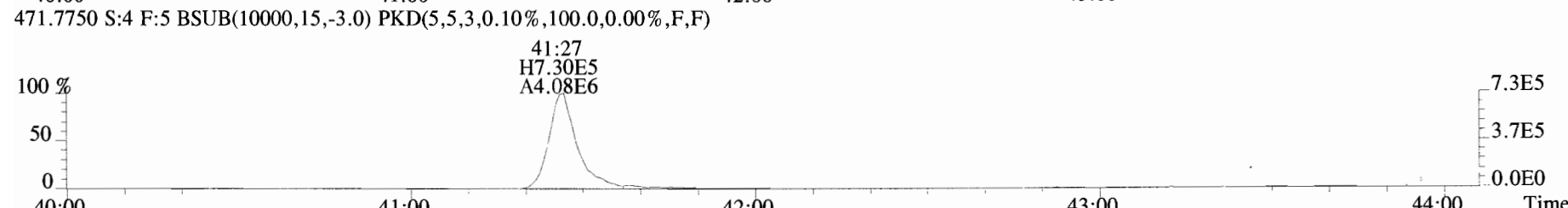
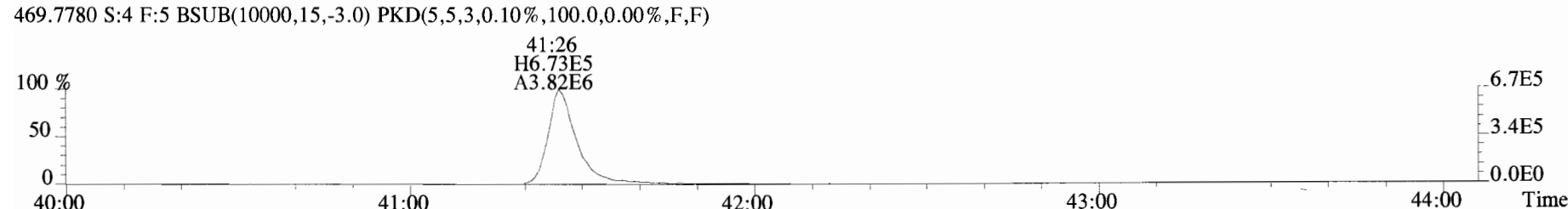
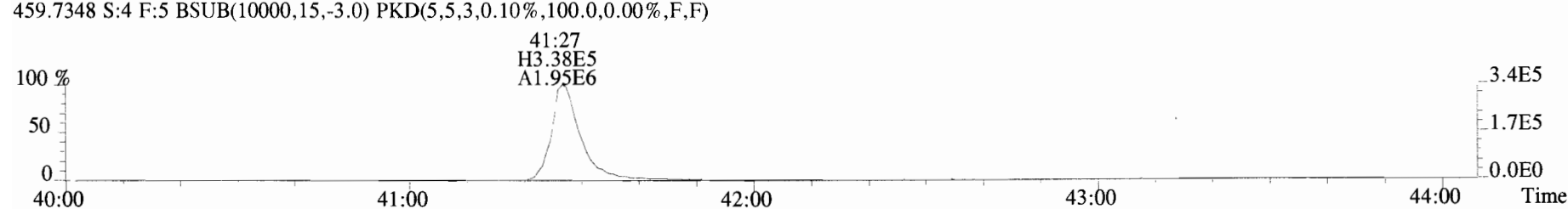

File:191009D1 #1-355 Acq: 9-OCT-2019 18:36:09 GC EI+ Voltage SIR Autospec-UltimaE
Sample#4 File Text:Vista Analytical Laboratory VG7 Text:ST191009D1-4 1613 CS3 19C2204 Exp:OCDD_DB5
401.8559 S:4 F:3 BSUB(10000,15,-3.0) PKD(5,5,3,0.10%,100.0,0.00%,F,F)



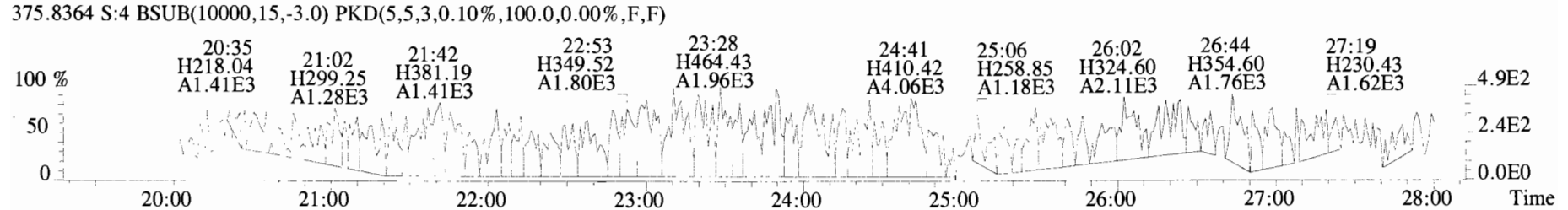
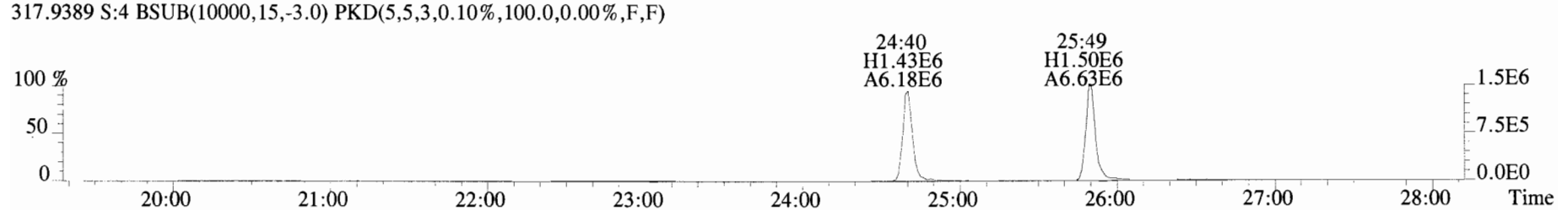
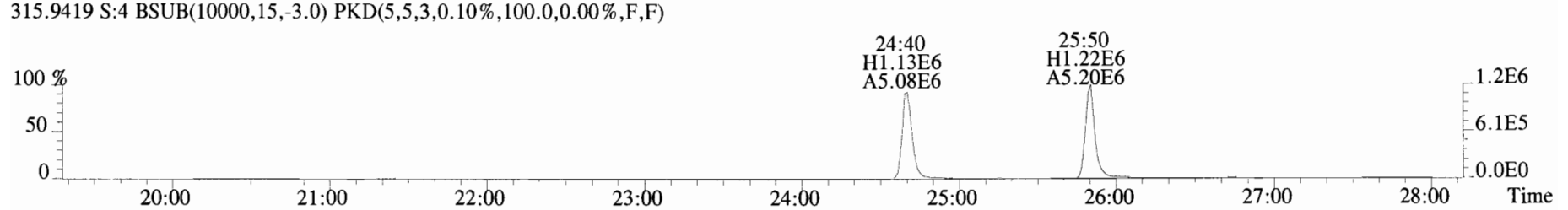
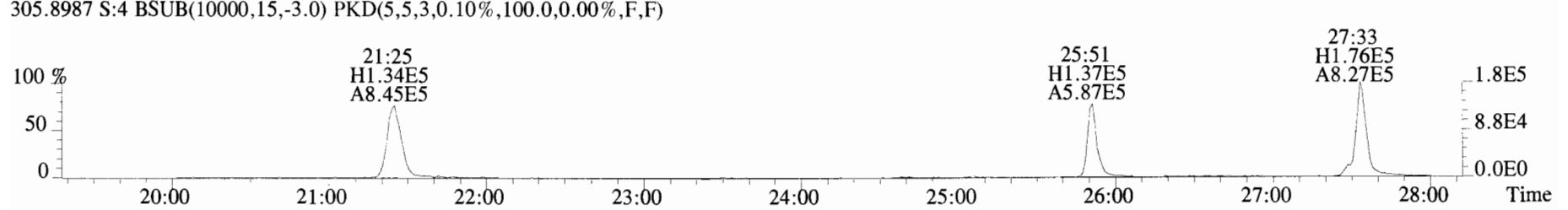

File:191009D1 #1-355 Acq: 9-OCT-2019 18:36:09 GC EI+ Voltage SIR Autospec-UltimaE
Sample#4 File Text:Vista Analytical Laboratory_VG7 Text:ST191009D1-4 1613 CS3 19C2204 Exp:OCDD_DB5
423.7767 S:4 F:4 BSUB(10000,15,-3.0) PKD(5,5,3,0.10%,100.0,0.00%,F,F)



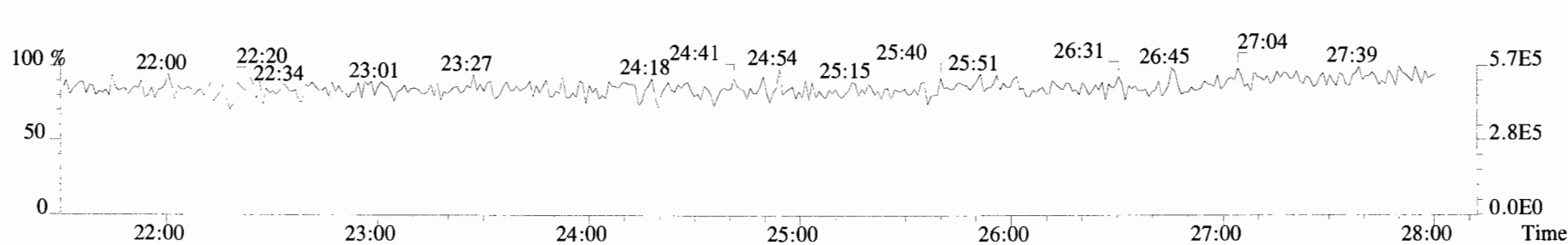
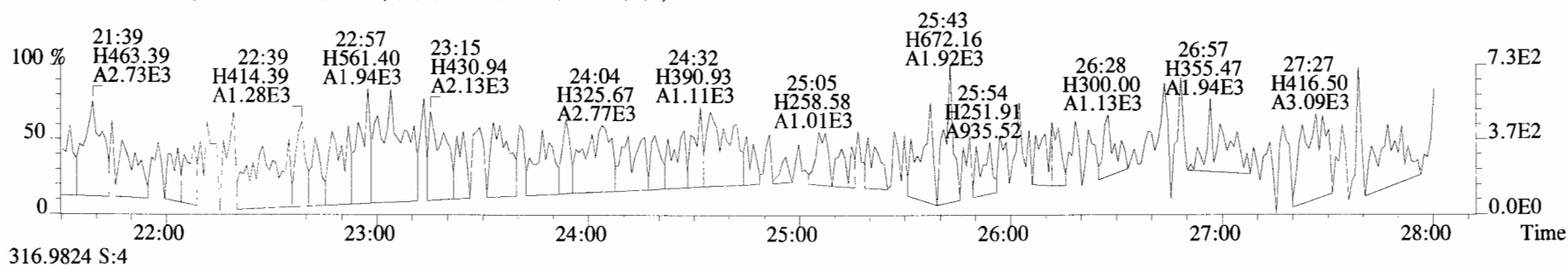
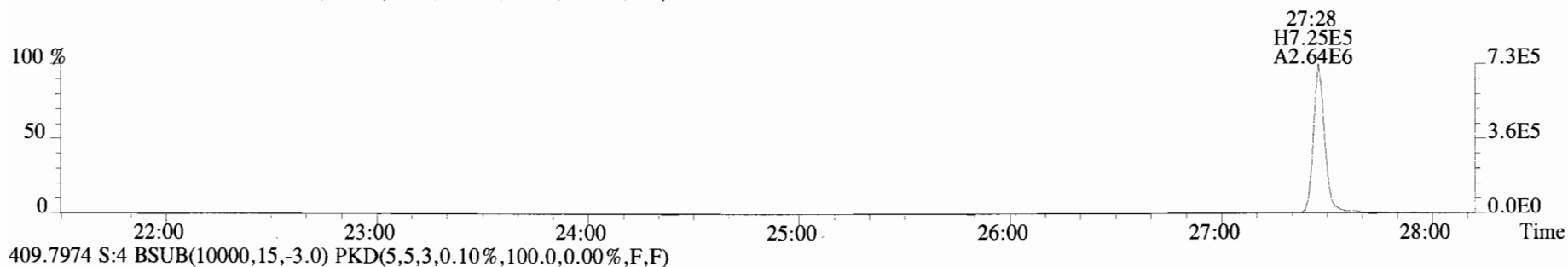
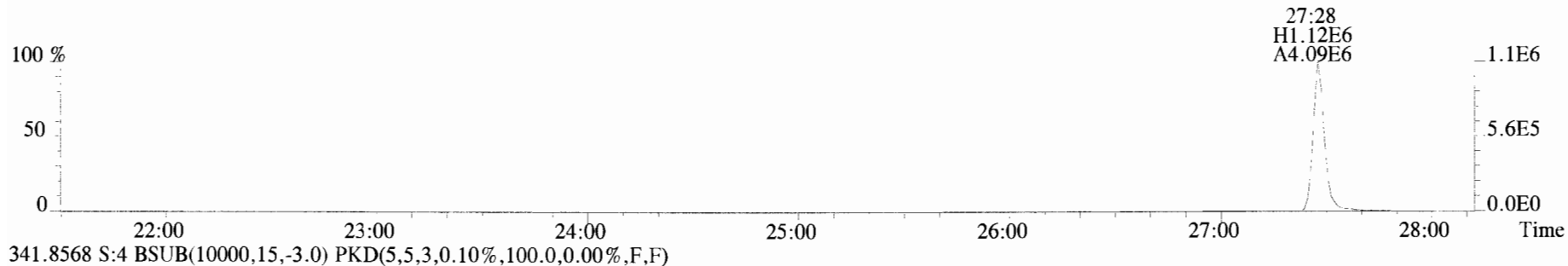
File:191009D1 #1-432 Acq: 9-OCT-2019 18:36:09 GC EI+ Voltage SIR Autospec-UltimaE
Sample#4 File Text:Vista Analytical Laboratory VG7 Text:ST191009D1-4 1613 CS3 19C2204 Exp:OCDD_DB5
457.7377 S:4 F:5 BSUB(10000,15,-3.0) PKD(5,5,3,0.10%,100.0,0.00%,F,F)



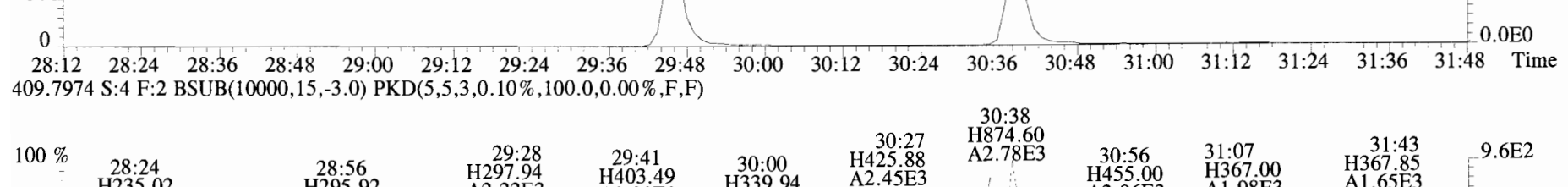
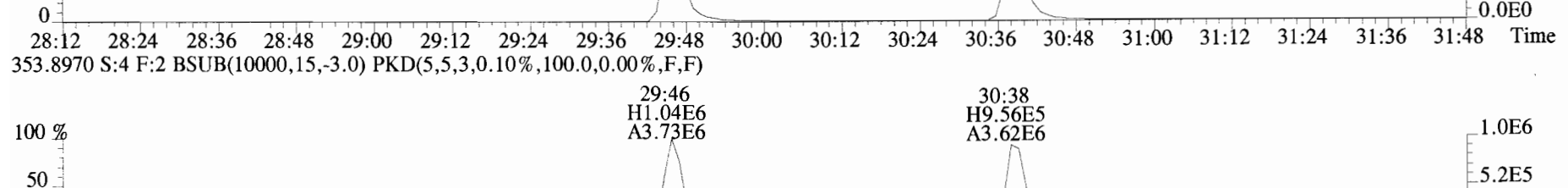
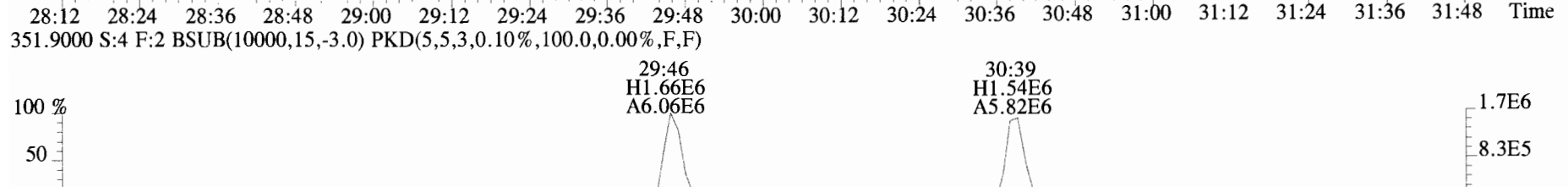
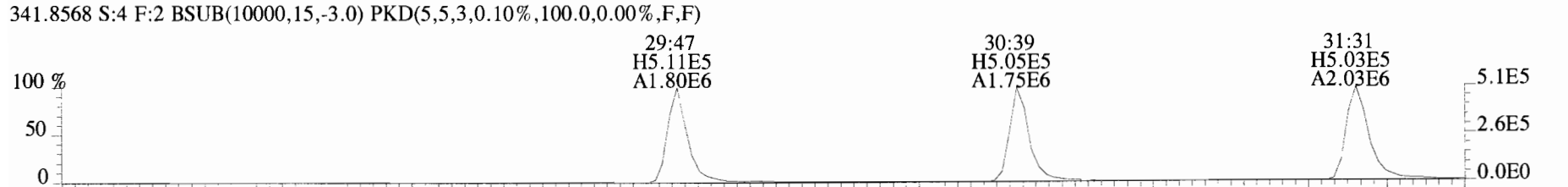
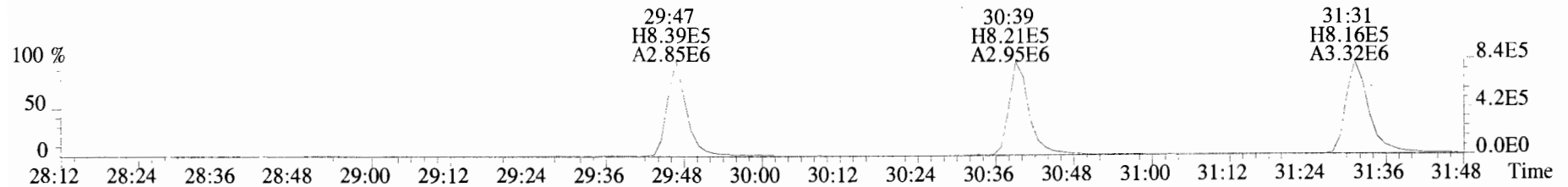
File:191009D1 #1-513 Acq: 9-OCT-2019 18:36:09 GC EI+ Voltage SIR Autospec-UltimaE
 Sample#4 File Text:Vista_Analytical_Laboratory_VG7 Text:ST191009D1-4 1613 CS3 19C2204 Exp:OCDD_DB5
 303.9016 S:4 BSUB(10000,15,-3.0) PKD(5,5,3,0.10%,100.0,0.00%,F,F)



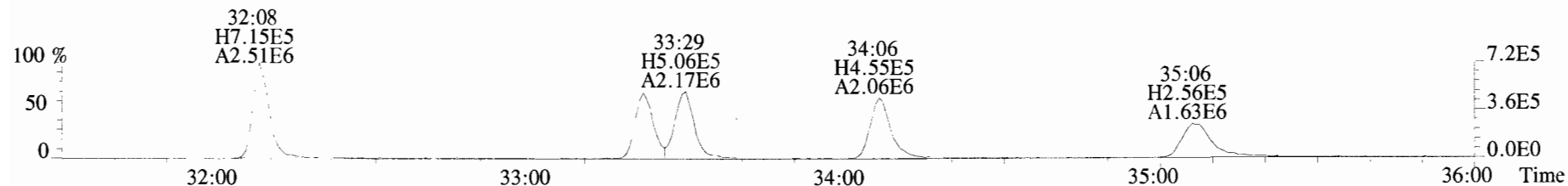
File:191009D1 #1-513 Acq: 9-OCT-2019 18:36:09 GC EI+ Voltage SIR Autospec-UltimaE
 Sample#4 File Text:Vista Analytical Laboratory_VG7 Text:ST191009D1-4 1613 CS3 19C2204 Exp:OCDD_DB5
 339.8597 S:4 BSUB(10000,15,-3.0) PKD(5,5,3,0.10%,100.0,0.00%,F,F)



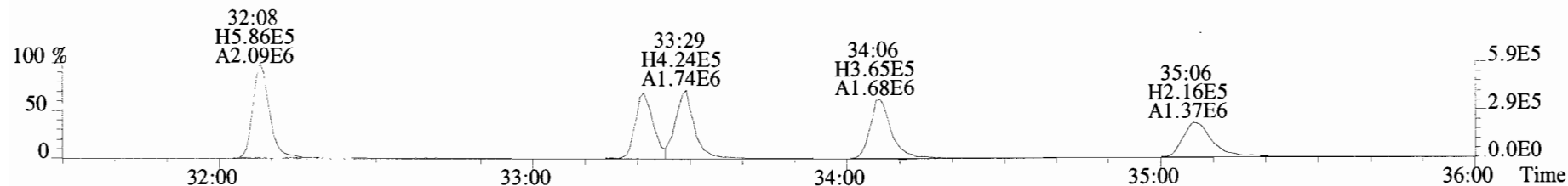
File:191009D1 #1-211 Acq: 9-OCT-2019 18:36:09 GC EI+ Voltage SIR Autospec-UltimaE
Sample#4 File Text:Vista Analytical Laboratory_VG7 Text:ST191009D1-4 1613 CS3 19C2204 Exp:OCDD_DB5
339.8597 S:4 F:2 BSUB(10000,15,-3.0) PKD(5,5,3,0.10%,100.0,0.00%,F,F)



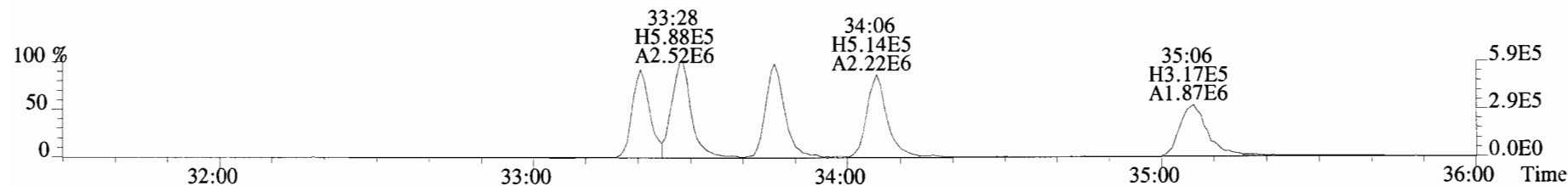
File:191009D1 #1-355 Acq: 9-OCT-2019 18:36:09 GC EI+ Voltage SIR Autospec-UltimaE
Sample#4 File Text:Vista_Analytical_Laboratory_VG7 Text:ST191009D1-4 1613 CS3 19C2204 Exp:OCDD_DB5
373.8207 S:4 F:3 BSUB(10000,15,-3.0) PKD(5,5,3,0.10%,100.0,0.00%,F,F)



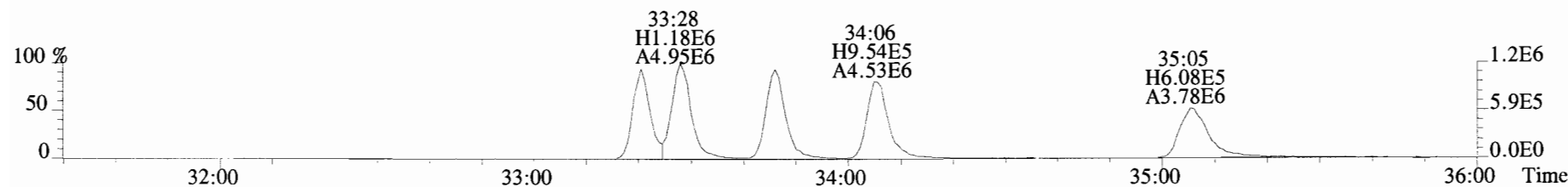
375.8178 S:4 F:3 BSUB(10000,15,-3.0) PKD(5,5,3,0.10%,100.0,0.00%,F,F)



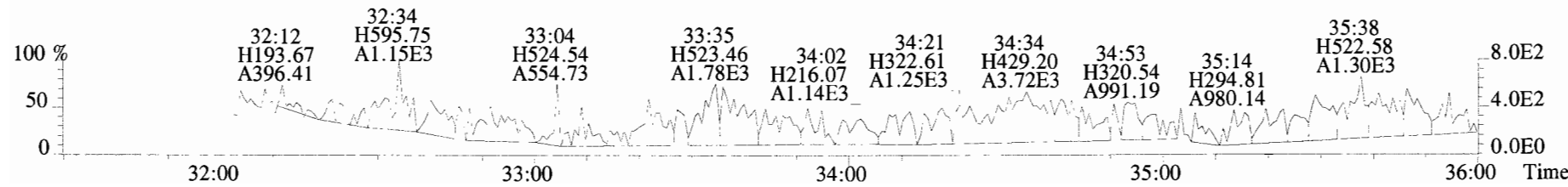
383.8639 S:4 F:3 BSUB(10000,15,-3.0) PKD(5,5,3,0.10%,100.0,0.00%,F,F)



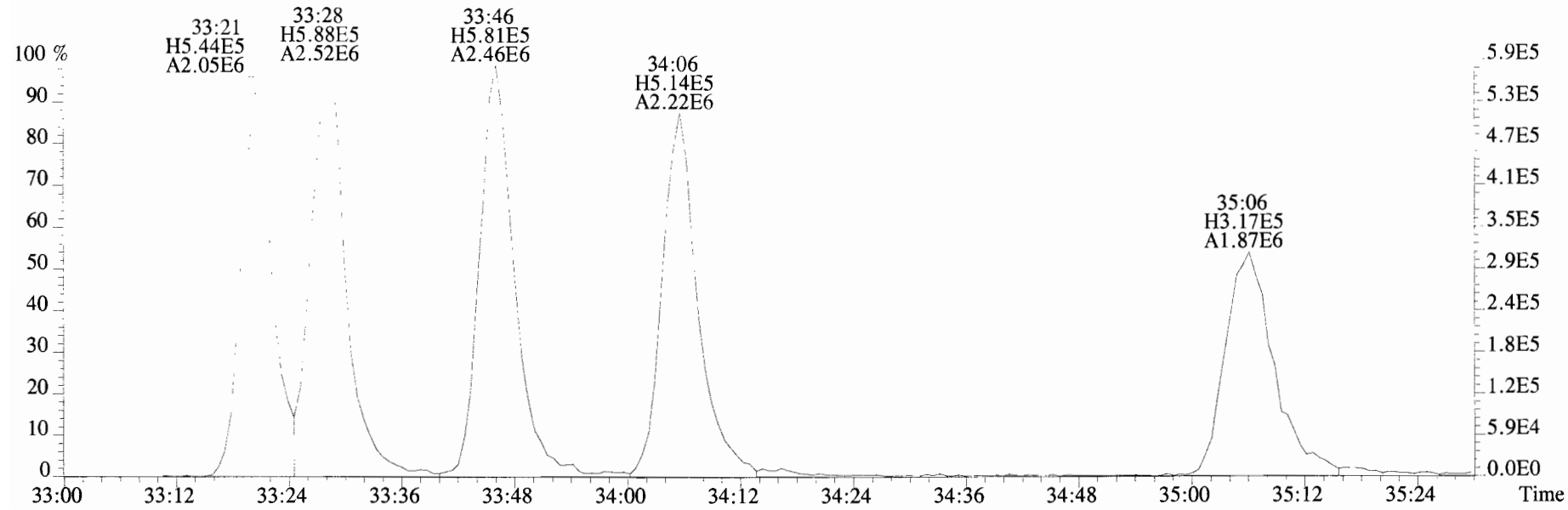
385.8610 S:4 F:3 BSUB(10000,15,-3.0) PKD(5,5,3,0.10%,100.0,0.00%,F,F)



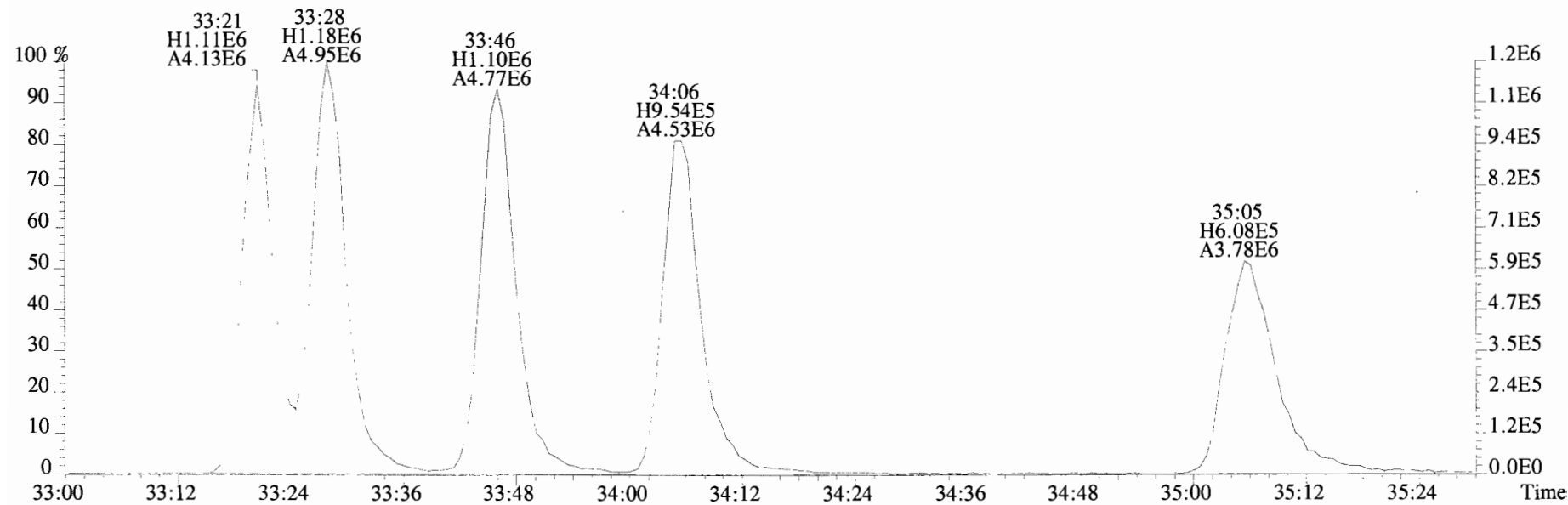
445.7555 S:4 F:3 BSUB(10000,15,-3.0) PKD(5,5,3,0.10%,100.0,0.00%,F,F)



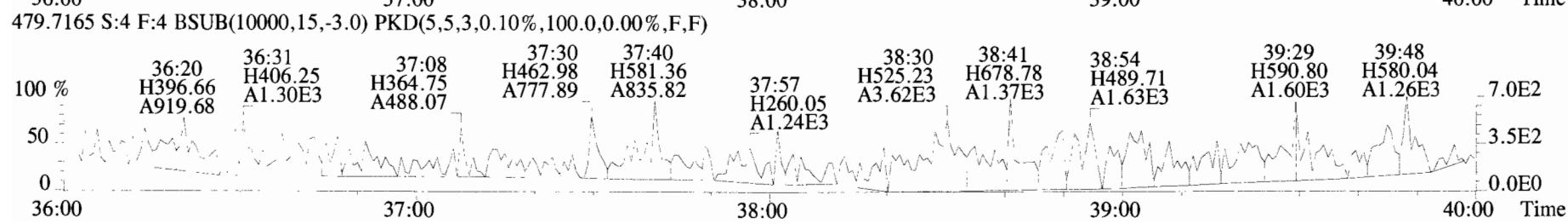
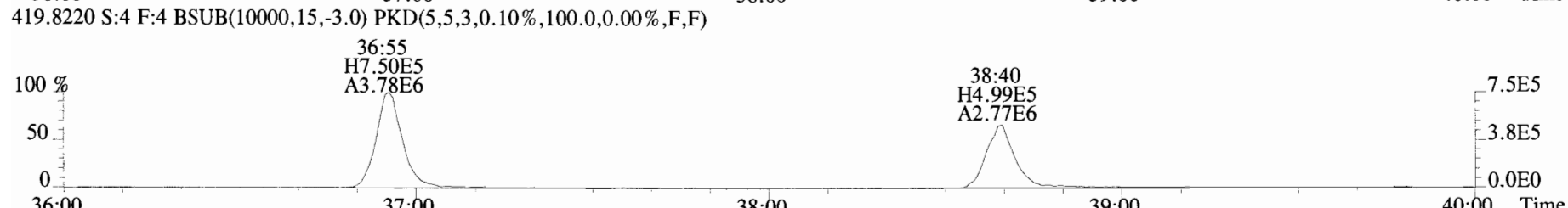
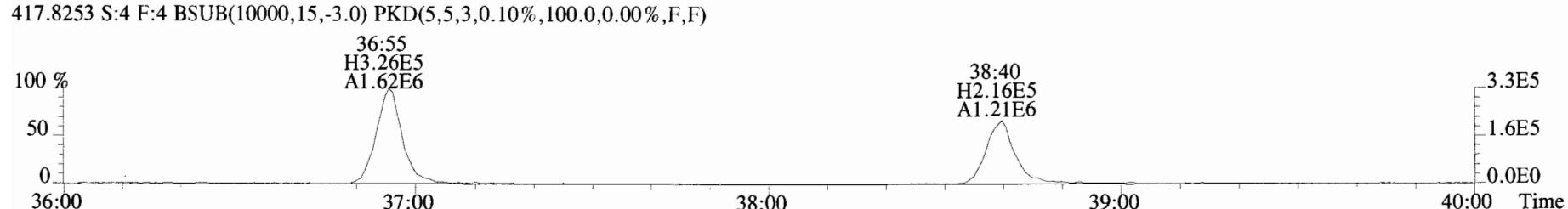
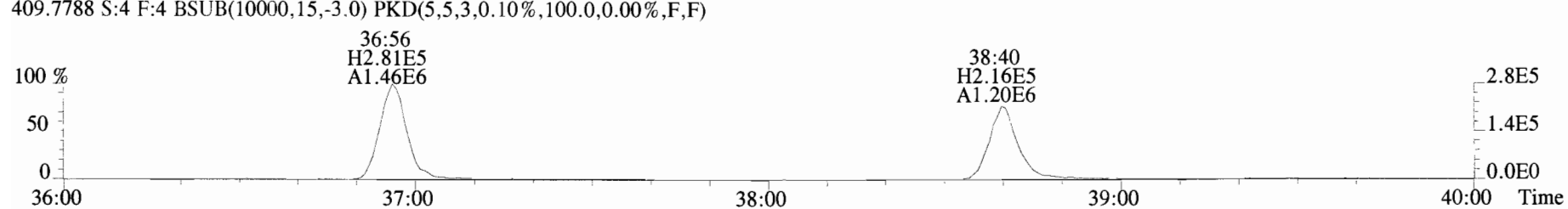

File:191009D1 #1-355 Acq: 9-OCT-2019 18:36:09 GC EI+ Voltage SIR Autospec-UltimaE
Sample#4 File Text:Vista Analytical Laboratory VG7 Text:ST191009D1-4 1613 CS3 19C2204 Exp:OCDD_DB5
383.8639 S:4 F:3 BSUB(10000,15,-3.0) PKD(5,5,3,0.10%,100.0,0.00%,F,F)




385.8610 S:4 F:3 BSUB(10000,15,-3.0) PKD(5,5,3,0.10%,100.0,0.00%,F,F)



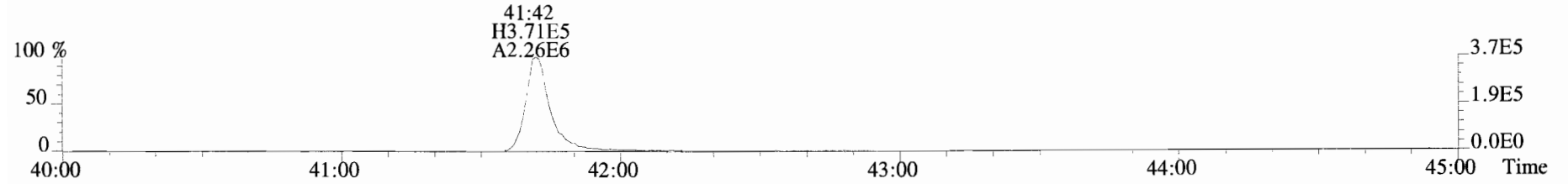
File:191009D1 #1-355 Acq: 9-OCT-2019 18:36:09 GC EI+ Voltage SIR Autospec-UltimaE
 Sample#4 File Text:Vista Analytical Laboratory_VG7 Text:ST191009D1-4 1613 CS3 19C2204 Exp:OCDD_DB5
 407.7818 S:4 F:4 BSUB(10000,15,-3.0) PKD(5,5,3,0.10%,100.0,0.00%,F,F)




File:191009D1 #1-432 Acq: 9-OCT-2019 18:36:09 GC EI+ Voltage SIR Autospec-UltimaE
Sample#4 File Text:Vista Analytical_Laboratory_VG7 Text:ST191009D1-4 1613 CS3 19C2204 Exp:OCDD_DB5
441.7428 S:4 F:5 BSUB(10000,15,-3.0) PKD(5,5,3,0.10%,100.0,0.00%,F,F)




443.7398 S:4 F:5 BSUB(10000,15,-3.0) PKD(5,5,3,0.10%,100.0,0.00%,F,F)



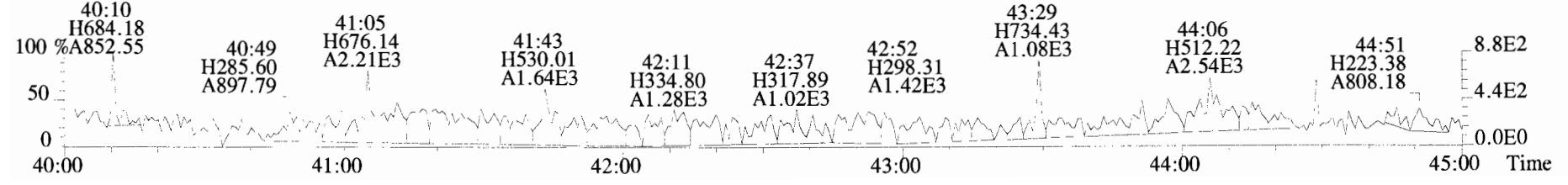
453.7831 S:4 F:5 BSUB(10000,15,-3.0) PKD(5,5,3,0.10%,100.0,0.00%,F,F)



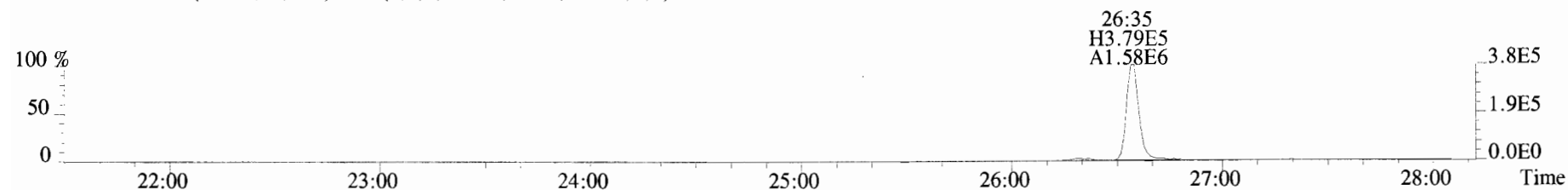
455.7801 S:4 F:5 BSUB(10000,15,-3.0) PKD(5,5,3,0.10%,100.0,0.00%,F,F)



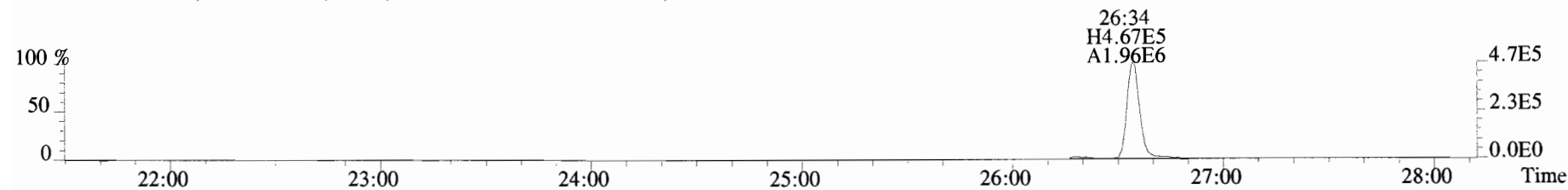
513.6775 S:4 F:5 BSUB(10000,15,-3.0) PKD(5,5,3,0.10%,100.0,0.00%,F,F)



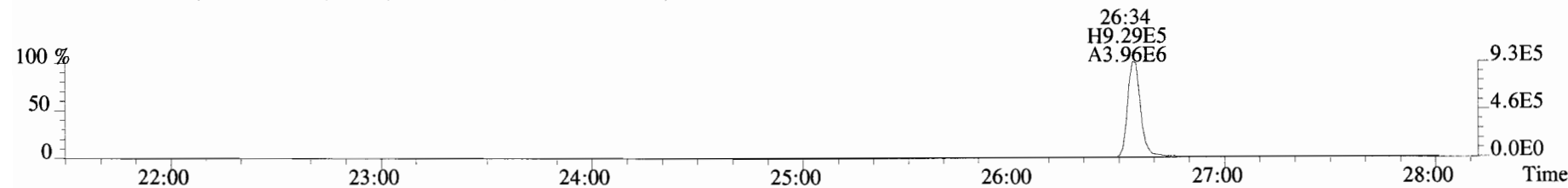
File:191009D1 #1-514 Acq: 9-OCT-2019 19:23:46 GC EI+ Voltage SIR Autospec-UltimaE
Sample#5 File Text:Vista Analytical Laboratory_VG7 Text:ST191009D1-5 1613 CS4 19C2205 Exp:OCDD_DB5
319.8965 S:5 BSUB(10000,15,-3.0) PKD(5,5,3,0.10%,100.0,0.00%,F,F)



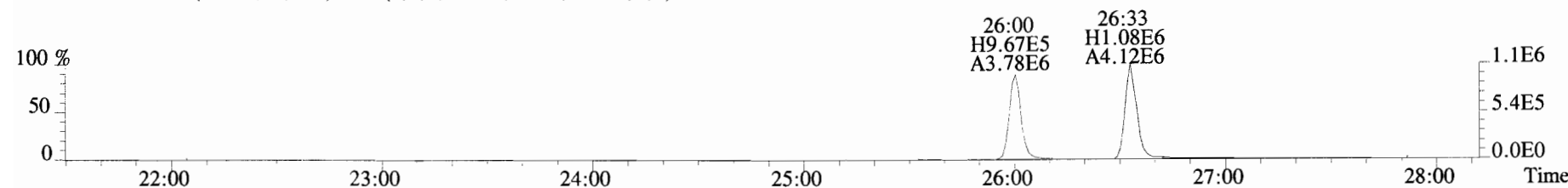
321.8936 S:5 BSUB(10000,15,-3.0) PKD(5,5,3,0.10%,100.0,0.00%,F,F)



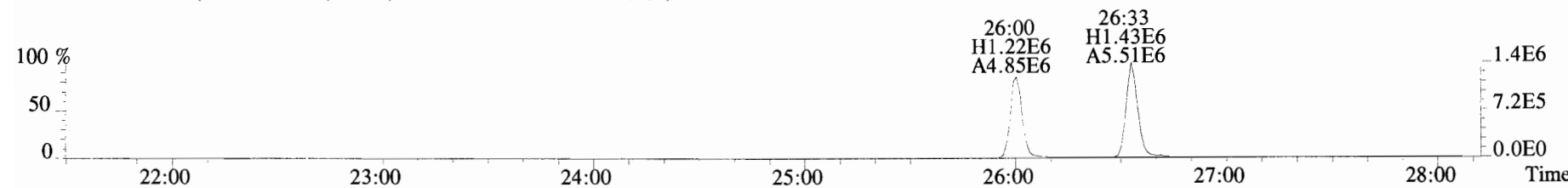
327.8847 S:5 BSUB(10000,15,-3.0) PKD(5,5,3,0.10%,100.0,0.00%,F,F)



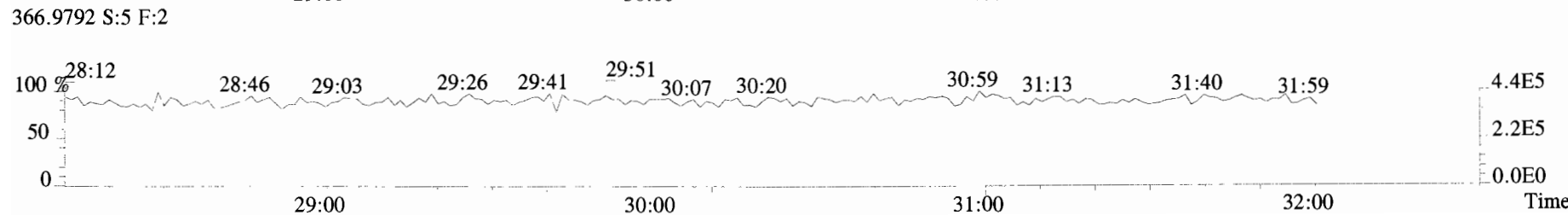
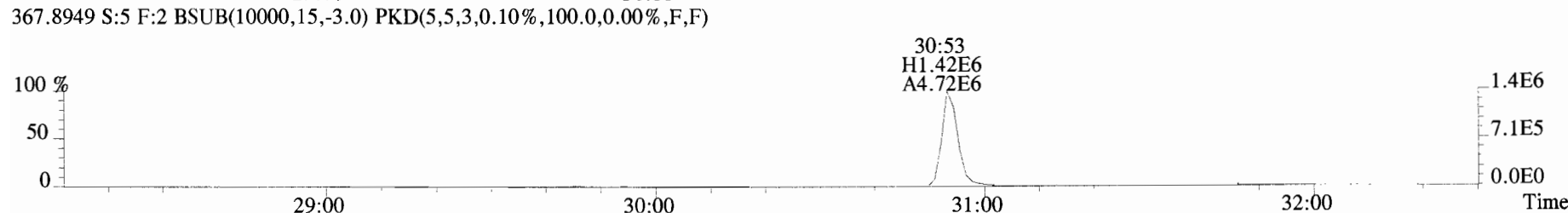
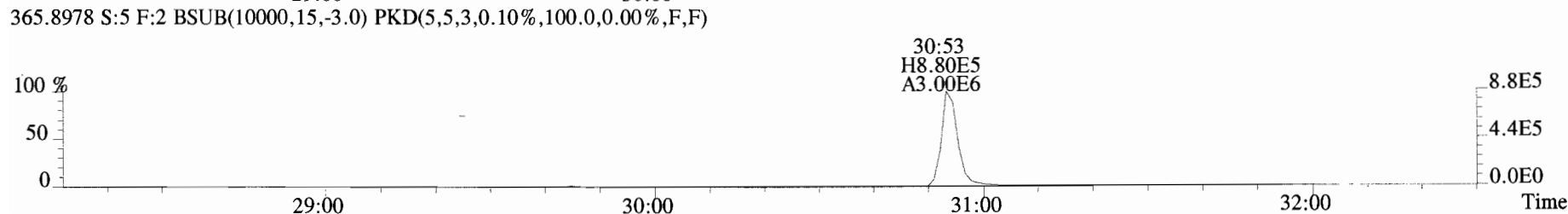
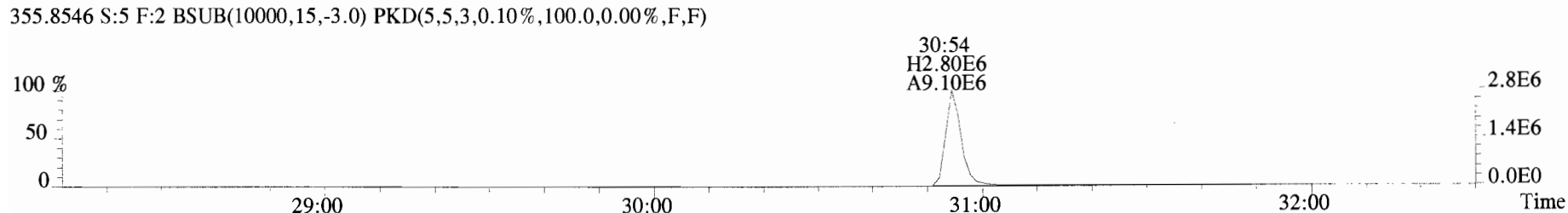
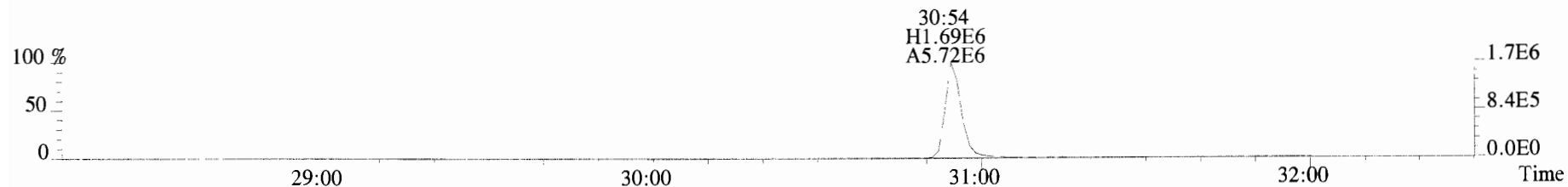
331.9368 S:5 BSUB(10000,15,-3.0) PKD(5,5,3,0.10%,100.0,0.00%,F,F)



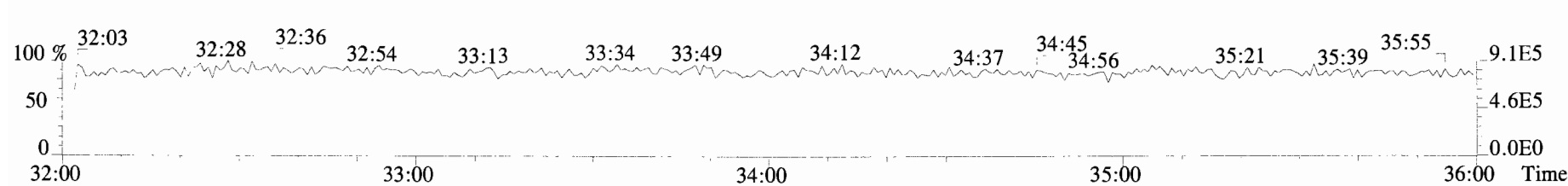
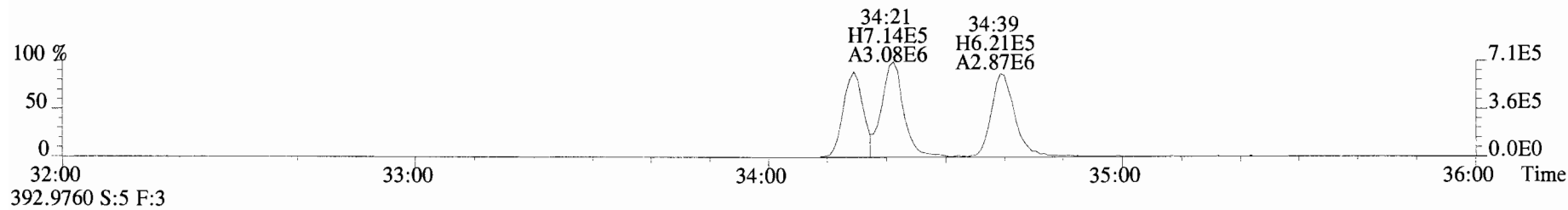
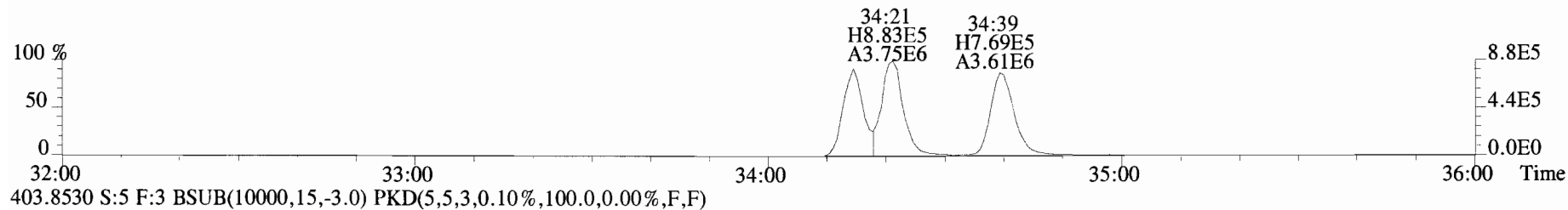
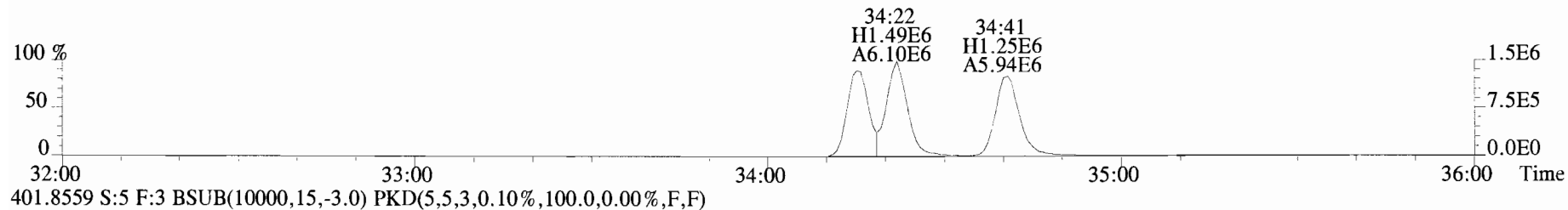
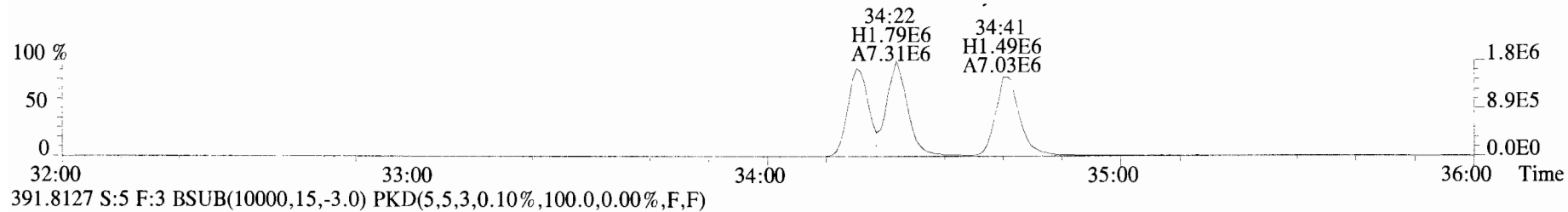
333.9339 S:5 BSUB(10000,15,-3.0) PKD(5,5,3,0.10%,100.0,0.00%,F,F)



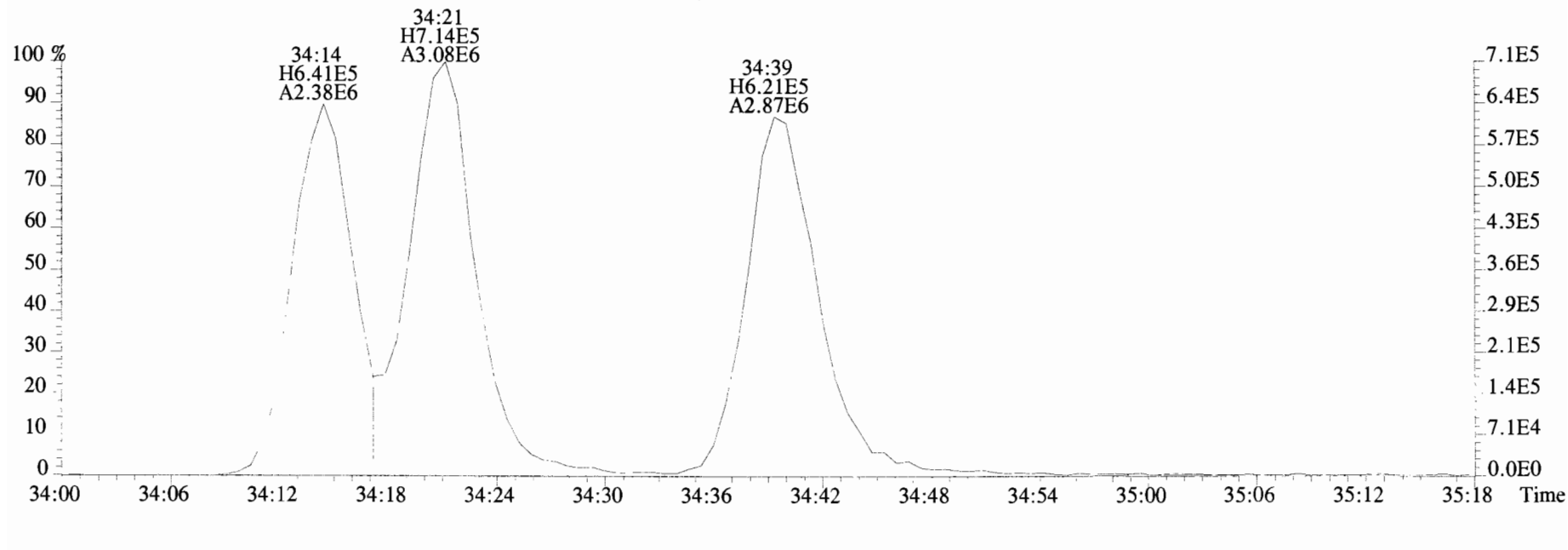
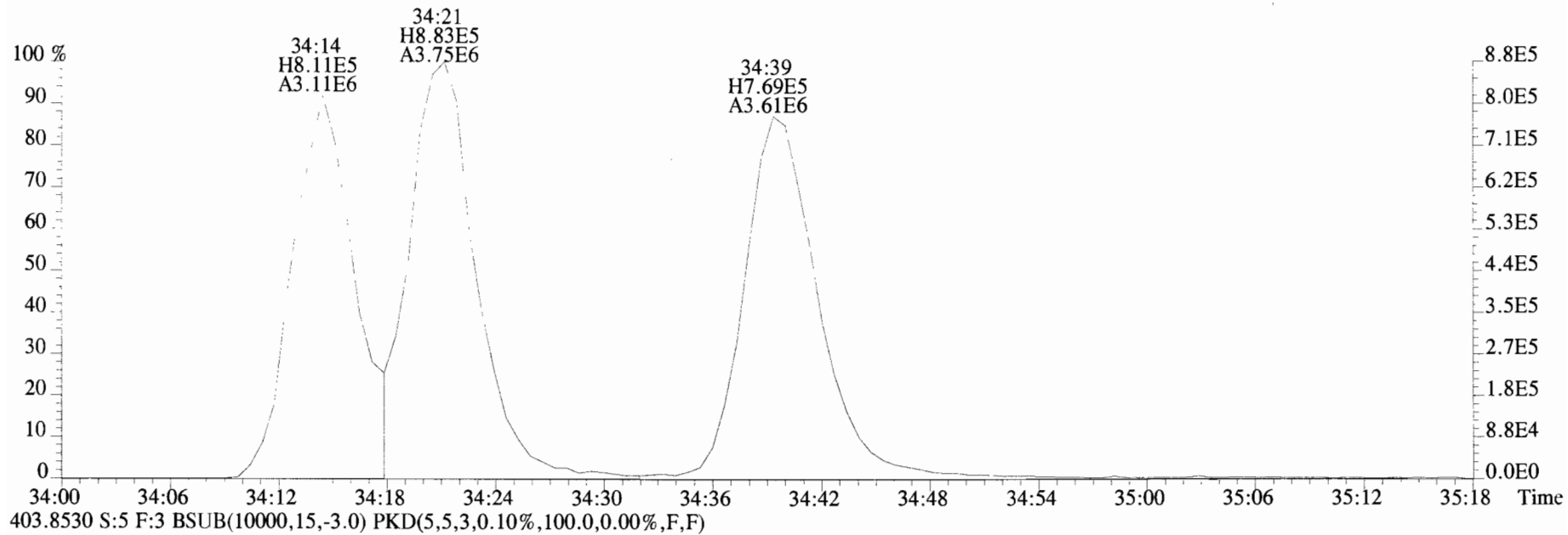
File:191009D1 #1-210 Acq: 9-OCT-2019 19:23:46 GC EI+ Voltage SIR Autospec-UltimaE
Sample#5 File Text:Vista Analytical Laboratory_VG7 Text:ST191009D1-5 1613 CS4 19C2205 Exp:OCDD_DB5
353.8576 S:5 F:2 BSUB(10000,15,-3.0) PKD(5,5,3,0.10%,100.0,0.00%,F,F)



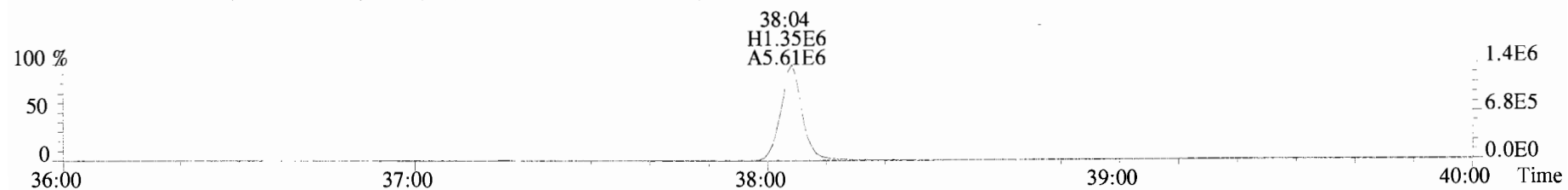
File:191009D1 #1-355 Acq: 9-OCT-2019 19:23:46 GC EI+ Voltage SIR Autospec-UltimaE
Sample#5 File Text:Vista_Analytical_Laboratory_VG7 Text:ST191009D1-5 1613 CS4 19C2205 Exp:OCDD_DB5
389.8156 S:5 F:3 BSUB(10000,15,-3.0) PKD(5,5,3,0.10%,100.0,0.00%,F,F)



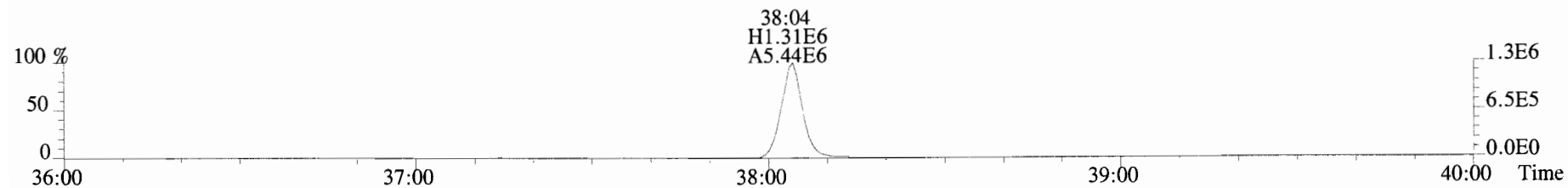
File:191009D1 #1-355 Acq: 9-OCT-2019 19:23:46 GC EI+ Voltage SIR Autospec-UltimaE
Sample#5 File Text: Vista Analytical Laboratory VG7 Text:ST191009D1-5 1613 CS4 19C2205 Exp:OCDD_DB5
401.8559 S:5 F:3 BSUB(10000,15,-3.0) PKD(5,5,3,0.10%,100.0,0.00%,F,F)



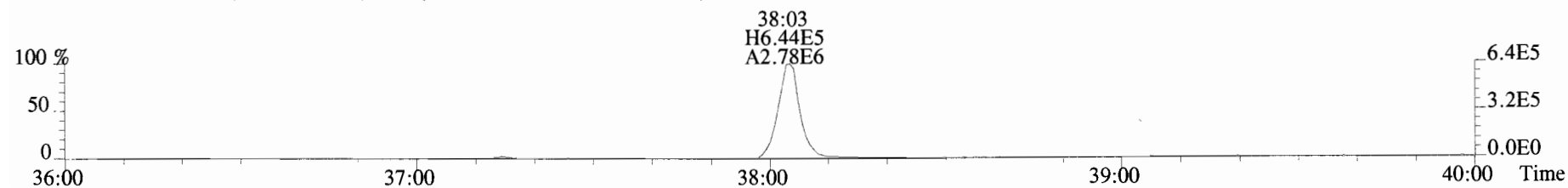
File:191009D1 #1-356 Acq: 9-OCT-2019 19:23:46 GC EI+ Voltage SIR Autospec-UltimaE
Sample#5 File Text:Vista_Analytical_Laboratory_VG7 Text:ST191009D1-5 1613 CS4 19C2205 Exp:OCDD_DB5
423.7767 S:5 F:4 BSUB(10000,15,-3.0) PKD(5,5,3,0.10%,100.0,0.00%,F,F)



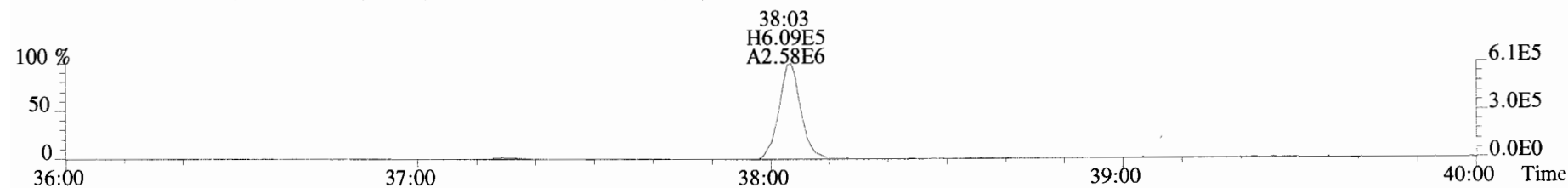
425.7737 S:5 F:4 BSUB(10000,15,-3.0) PKD(5,5,3,0.10%,100.0,0.00%,F,F)



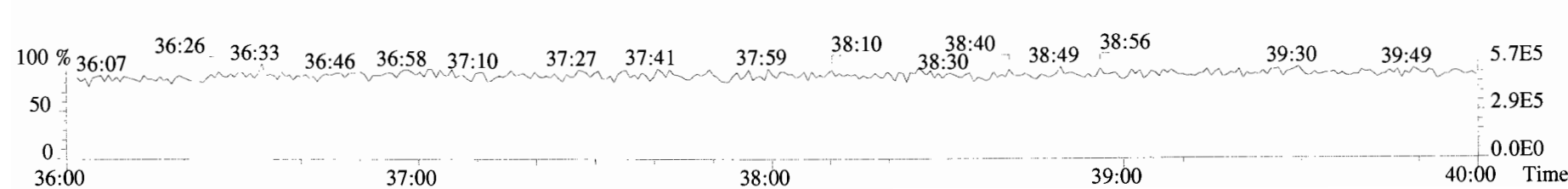
435.8169 S:5 F:4 BSUB(10000,15,-3.0) PKD(5,5,3,0.10%,100.0,0.00%,F,F)



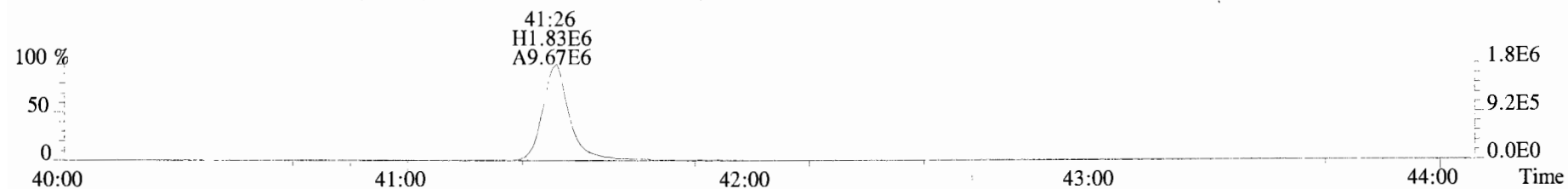
437.8140 S:5 F:4 BSUB(10000,15,-3.0) PKD(5,5,3,0.10%,100.0,0.00%,F,F)



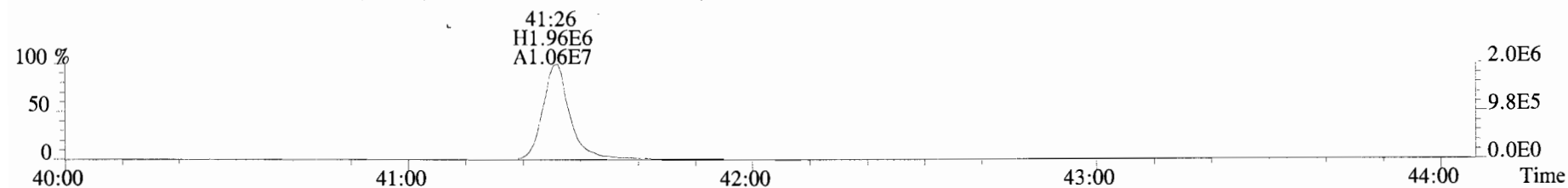
454.9728 S:5 F:4



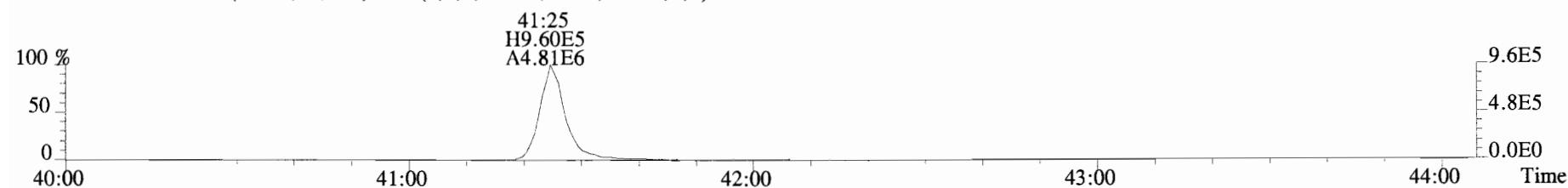
File:191009D1 #1-431 Acq: 9-OCT-2019 19:23:46 GC EI+ Voltage SIR Autospec-UltimaE
Sample#5 File Text:Vista Analytical Laboratory_VG7 Text:ST191009D1-5 1613 CS4 19C2205 Exp:OCDD_DB5
457.7377 S:5 F:5 BSUB(10000,15,-3.0) PKD(5,5,3,0.10%,100.0,0.00%,F,F)



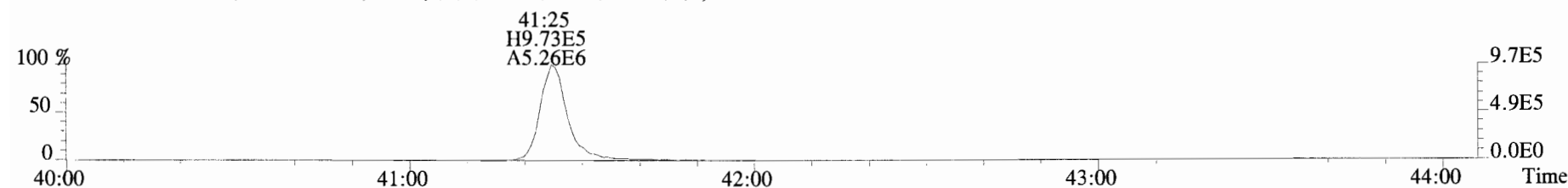
459.7348 S:5 F:5 BSUB(10000,15,-3.0) PKD(5,5,3,0.10%,100.0,0.00%,F,F)



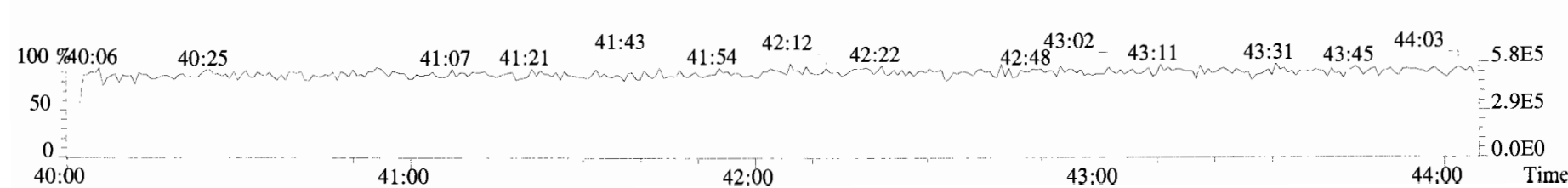
469.7780 S:5 F:5 BSUB(10000,15,-3.0) PKD(5,5,3,0.10%,100.0,0.00%,F,F)



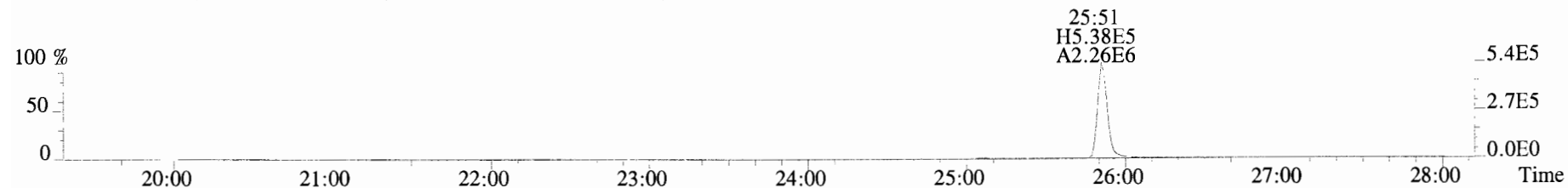
471.7750 S:5 F:5 BSUB(10000,15,-3.0) PKD(5,5,3,0.10%,100.0,0.00%,F,F)



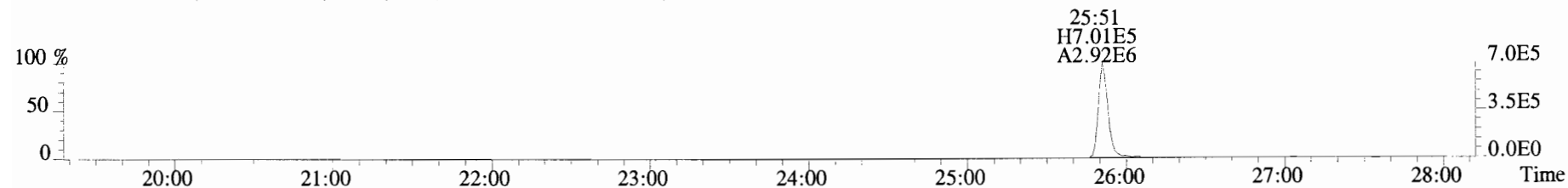
454.9728 S:5 F:5



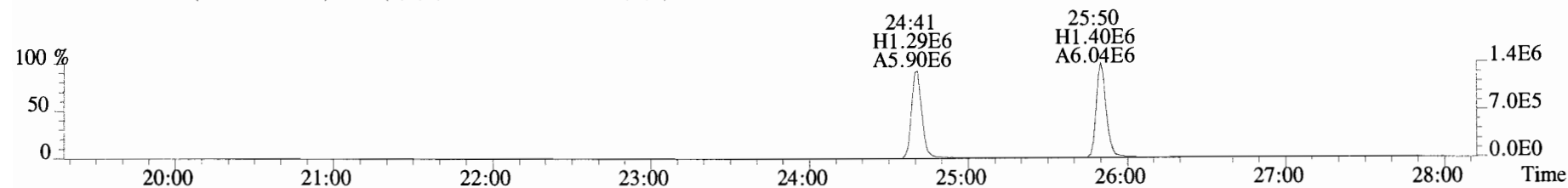
File:191009D1 #1-514 Acq: 9-OCT-2019 19:23:46 GC EI+ Voltage SIR Autospec-UltimaE
Sample#5 File Text:Vista_Analytical_Laboratory_VG7 Text:ST191009D1-5 1613 CS4 19C2205 Exp:OCDD_DB5
303.9016 S:5 BSUB(10000,15,-3.0) PKD(5,5,3,0.10%,100.0,0.00%,F,F)



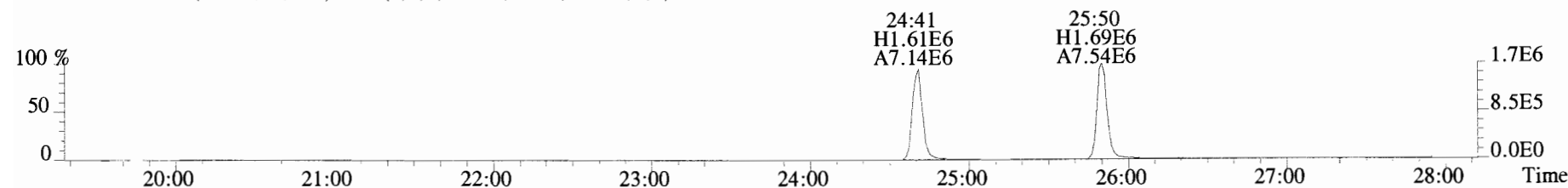
305.8987 S:5 BSUB(10000,15,-3.0) PKD(5,5,3,0.10%,100.0,0.00%,F,F)



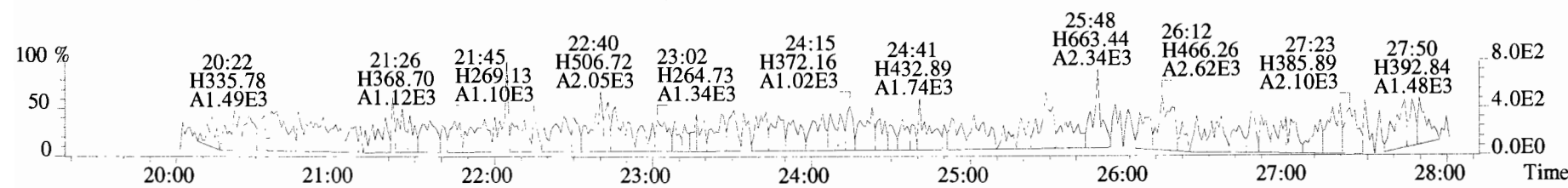
315.9419 S:5 BSUB(10000,15,-3.0) PKD(5,5,3,0.10%,100.0,0.00%,F,F)



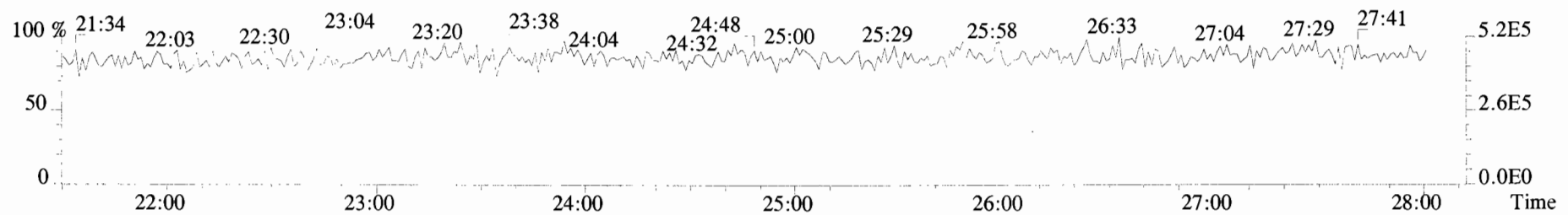
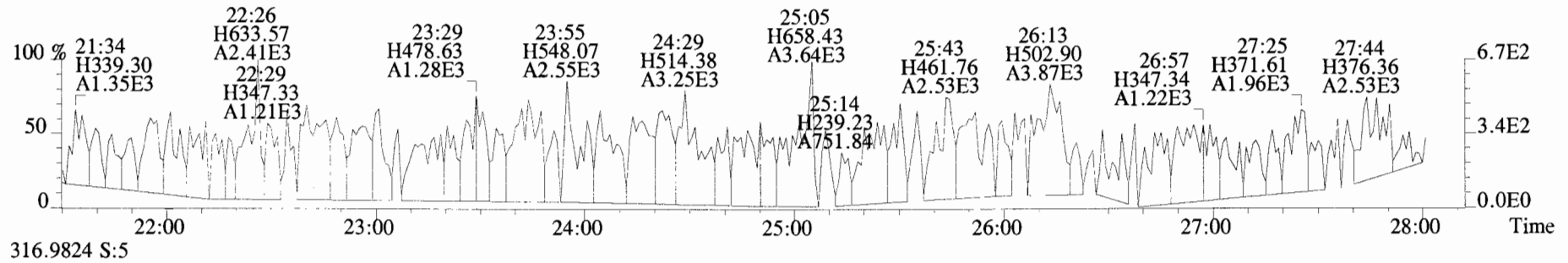
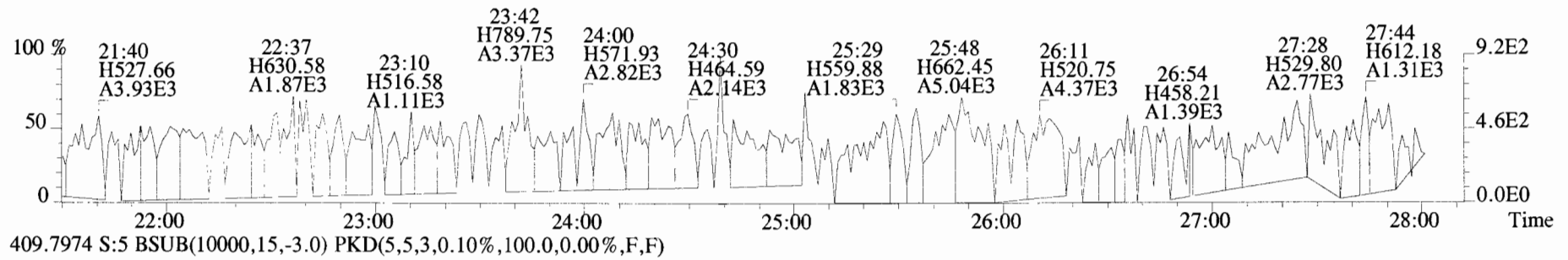
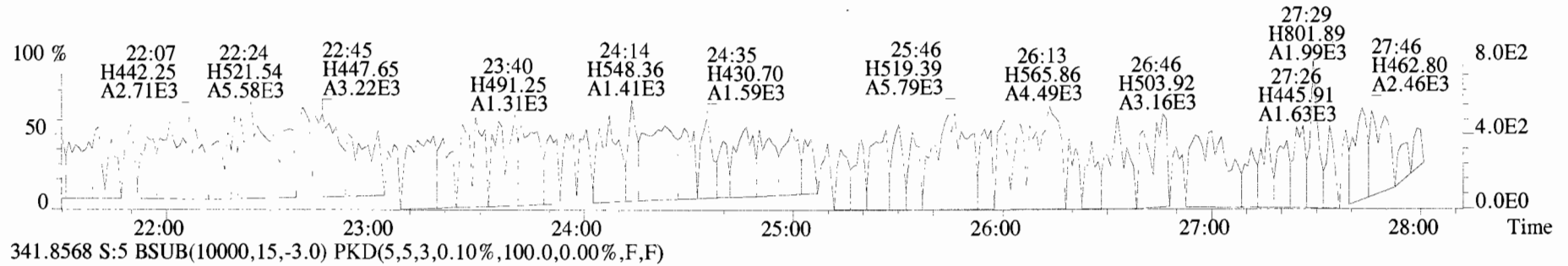
317.9389 S:5 BSUB(10000,15,-3.0) PKD(5,5,3,0.10%,100.0,0.00%,F,F)



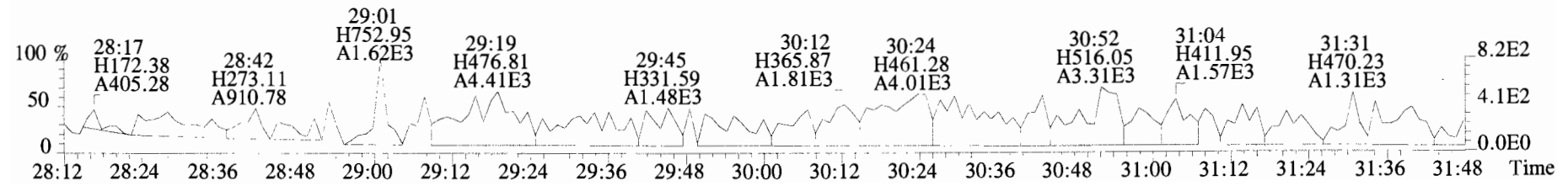
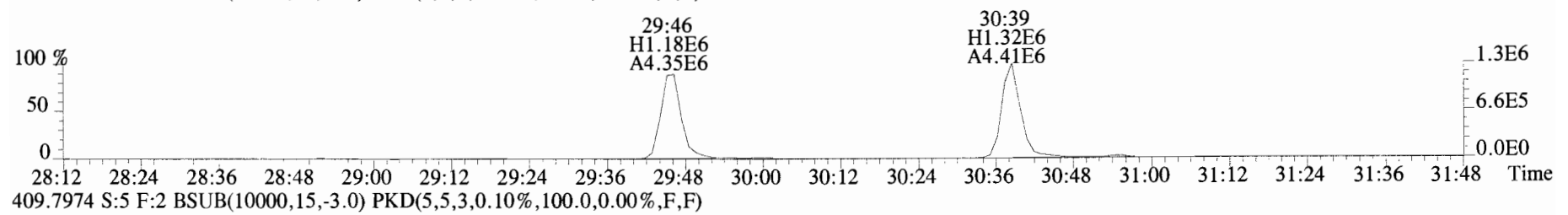
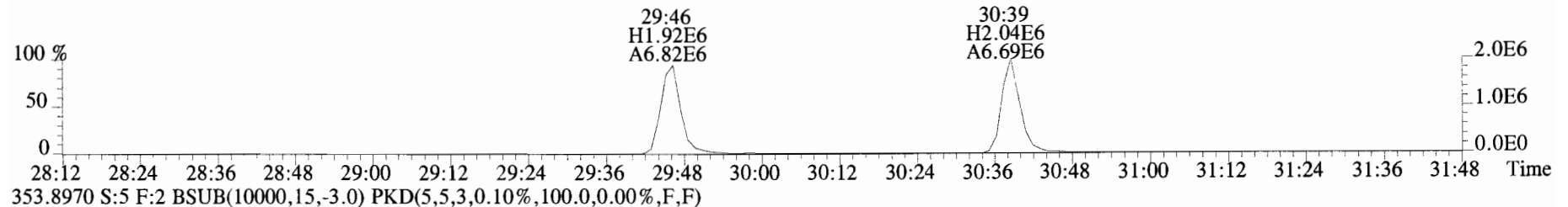
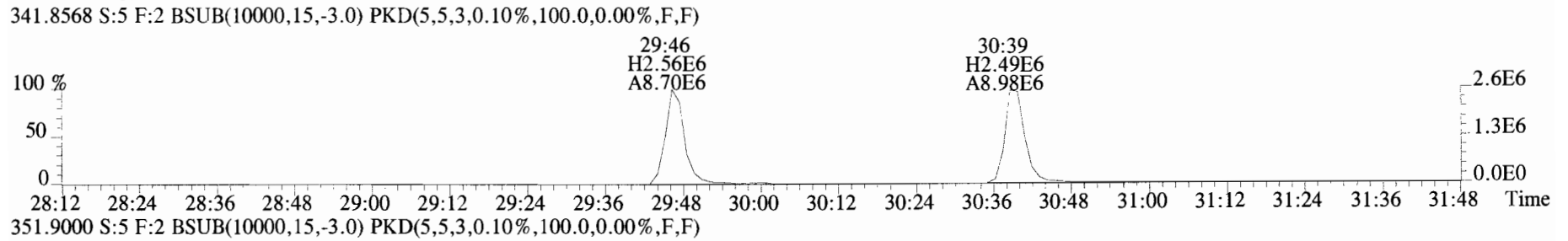
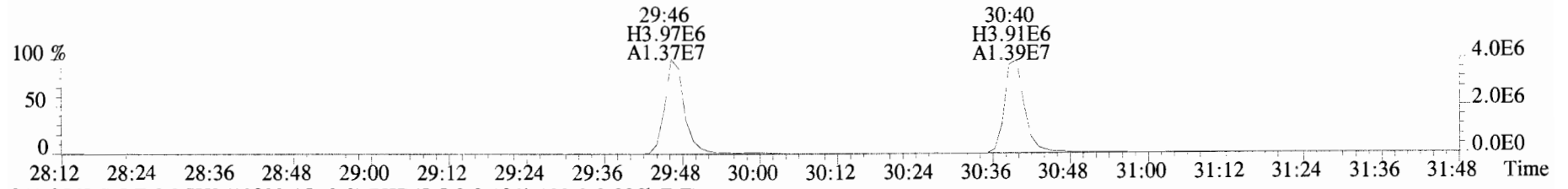
375.8364 S:5 BSUB(10000,15,-3.0) PKD(5,5,3,0.10%,100.0,0.00%,F,F)



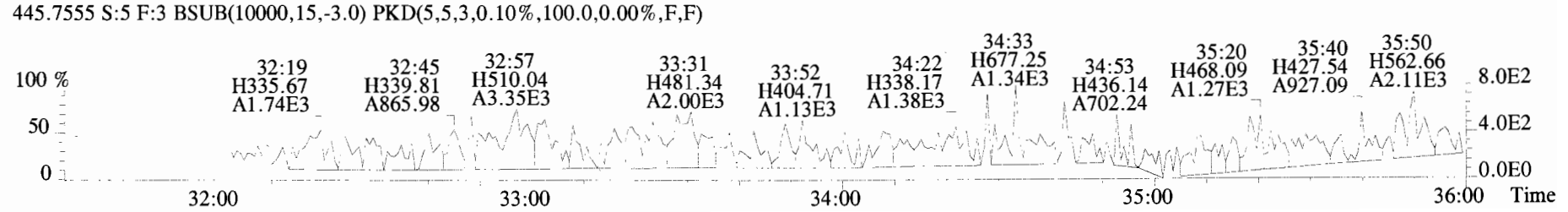
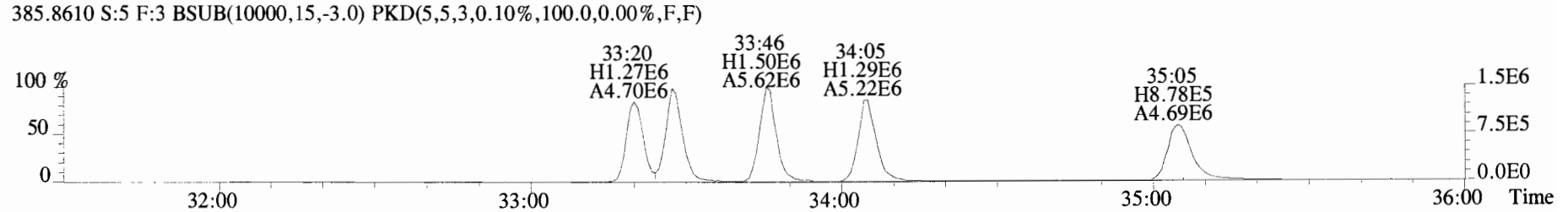
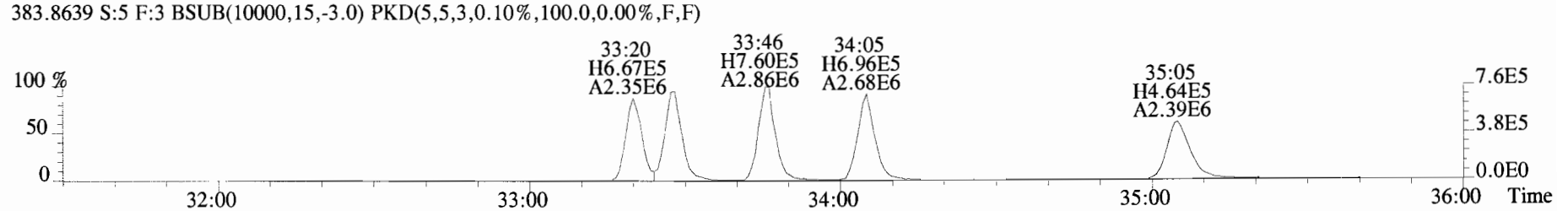
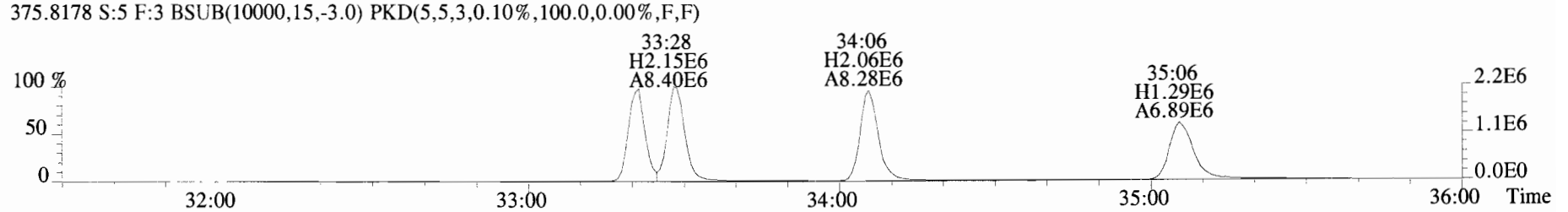
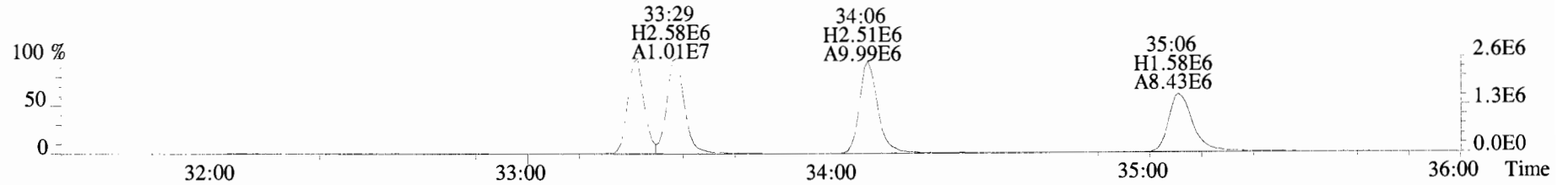
File:191009D1 #1-514 Acq: 9-OCT-2019 19:23:46 GC EI+ Voltage SIR Autospec-UltimaE
 Sample#5 File Text:Vista Analytical Laboratory_VG7 Text:ST191009D1-5 1613 CS4 19C2205 Exp:OCDD_DB5
 339.8597 S:5 BSUB(10000,15,-3.0) PKD(5,5,3,0.10%,100.0,0.00%,F,F)



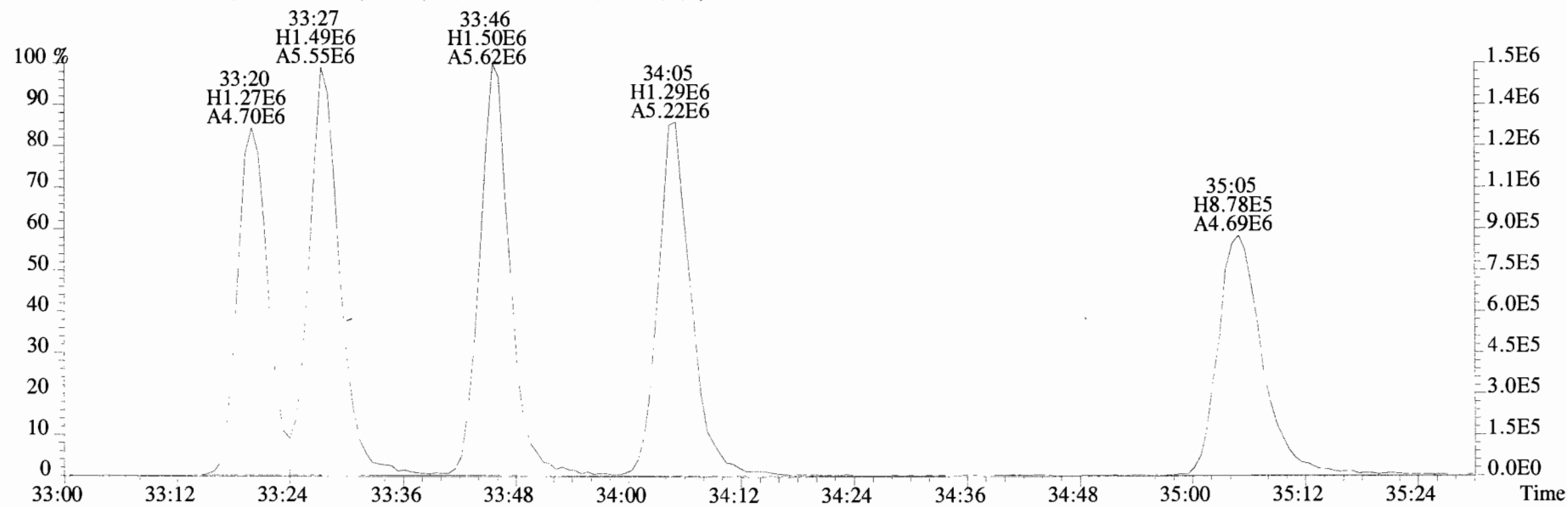
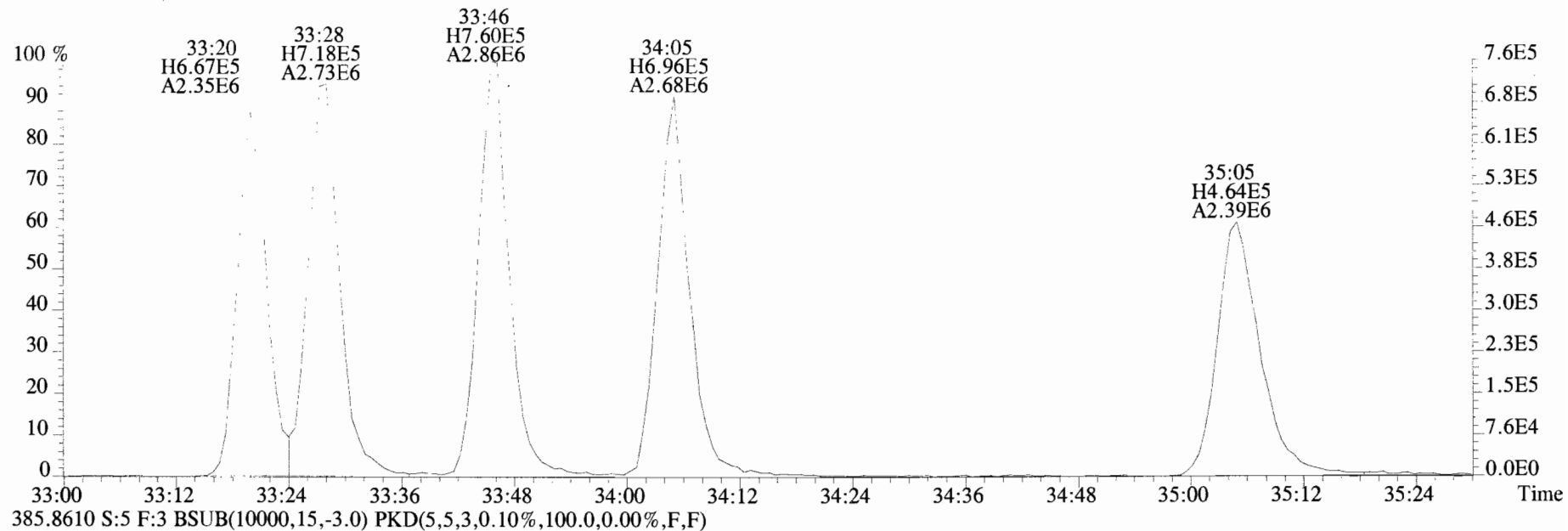
File:191009D1 #1-210 Acq: 9-OCT-2019 19:23:46 GC EI+ Voltage SIR Autospec-UltimaE
Sample#5 File Text:Vista Analytical Laboratory_VG7 Text:ST191009D1-5 1613 CS4 19C2205 Exp:OCDD_DB5
339.8597 S:5 F:2 BSUB(10000,15,-3.0) PKD(5,5,3,0.10%,100.0,0.00%,F,F)



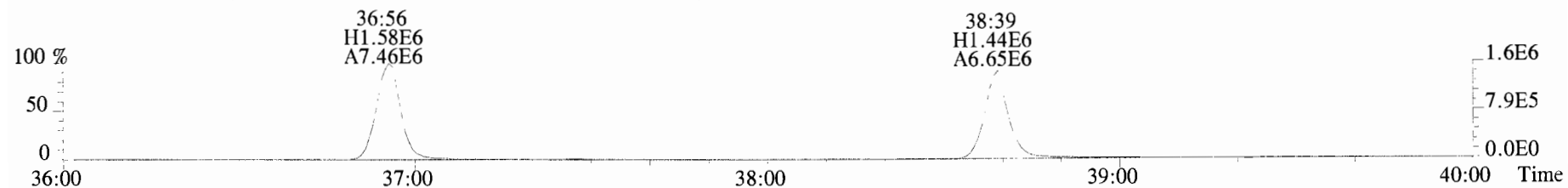
File:191009D1 #1-355 Acq: 9-OCT-2019 19:23:46 GC EI+ Voltage SIR Autospec-UltimaE
Sample#5 File Text:Vista Analytical Laboratory_VG7 Text:ST191009D1-5 1613 CS4 19C2205 Exp:OCDD_DB5
373.8207 S:5 F:3 BSUB(10000,15,-3.0) PKD(5,5,3,0.10%,100.0,0.00%,F,F)



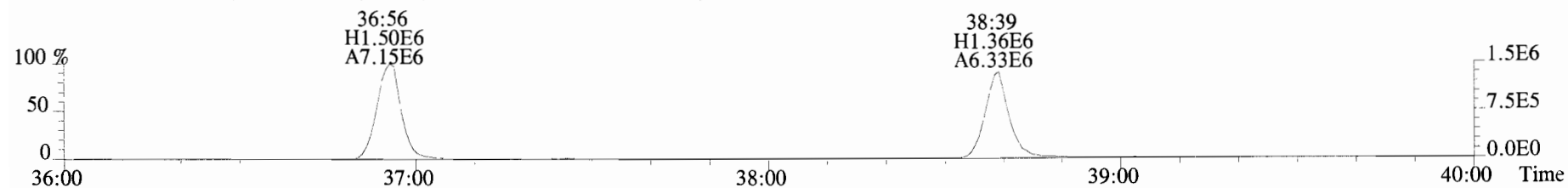
File:191009D1 #1-355 Acq: 9-OCT-2019 19:23:46 GC EI+ Voltage SIR Autospec-UltimaE
Sample#5 File Text:Vista Analytical Laboratory VG7 Text:ST191009D1-5 1613 CS4 19C2205 Exp:OCDD_DB5
383.8639 S:5 F:3 BSUB(10000,15,-3.0) PKD(5,5,3,0.10%,100.0,0.00%,F,F)



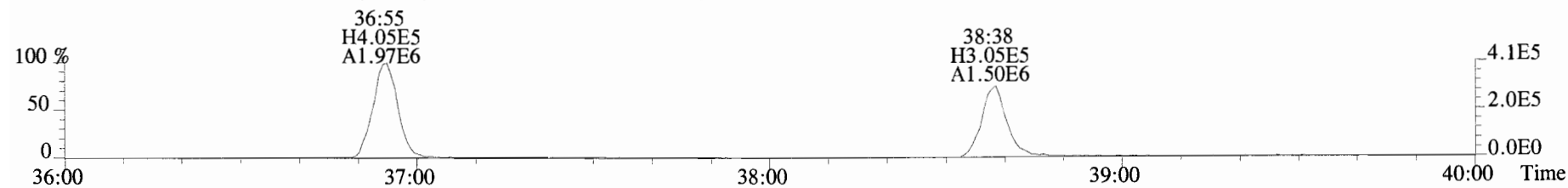
File:191009D1 #1-356 Acq: 9-OCT-2019 19:23:46 GC EI+ Voltage SIR Autospec-UltimaE
Sample#5 File Text: Vista Analytical Laboratory_VG7 Text:ST191009D1-5 1613 CS4 19C2205 Exp:OCDD_DB5
407.7818 S:5 F:4 BSUB(10000,15,-3.0) PKD(5,5,3,0.10%,100.0,0.00%,F,F)



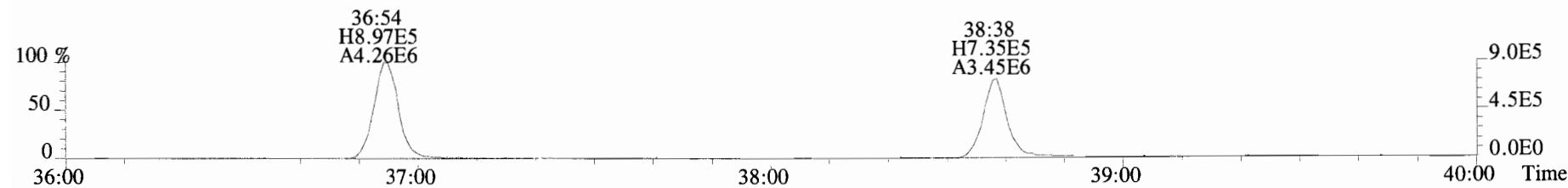
409.7788 S:5 F:4 BSUB(10000,15,-3.0) PKD(5,5,3,0.10%,100.0,0.00%,F,F)



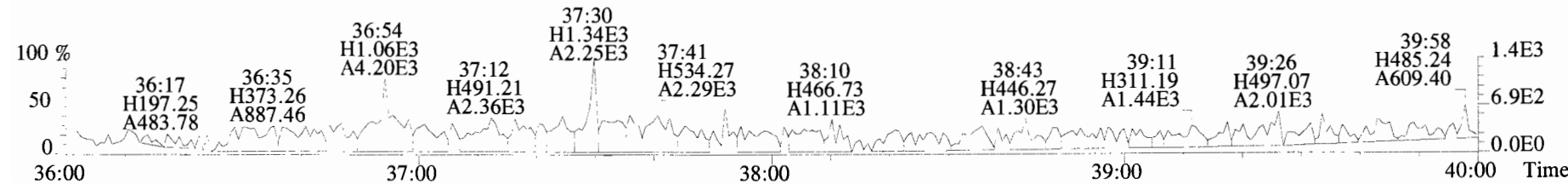
417.8253 S:5 F:4 BSUB(10000,15,-3.0) PKD(5,5,3,0.10%,100.0,0.00%,F,F)



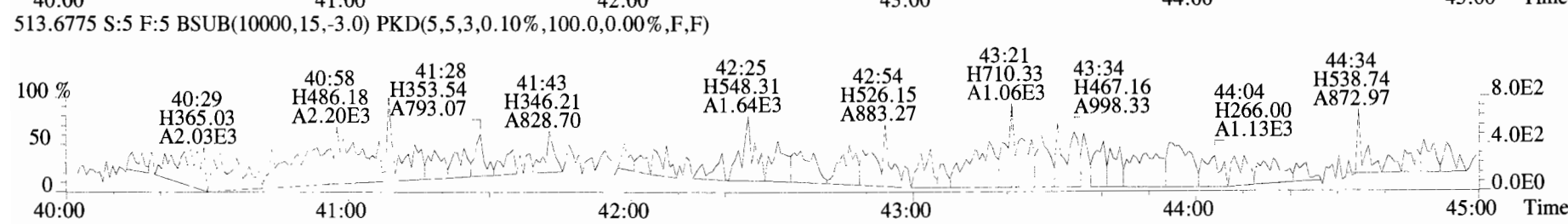

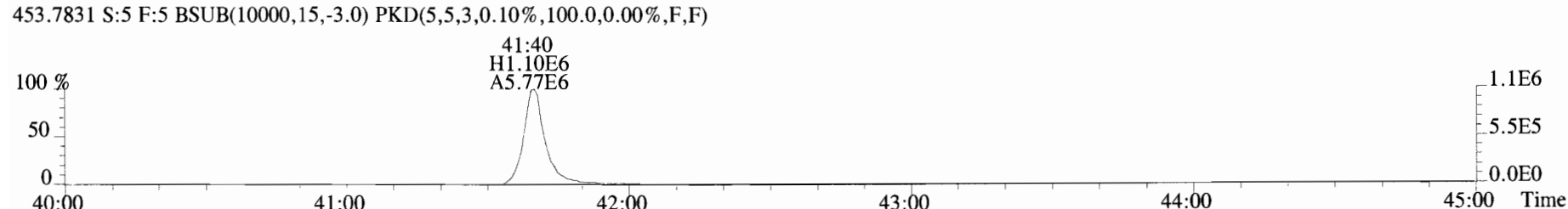
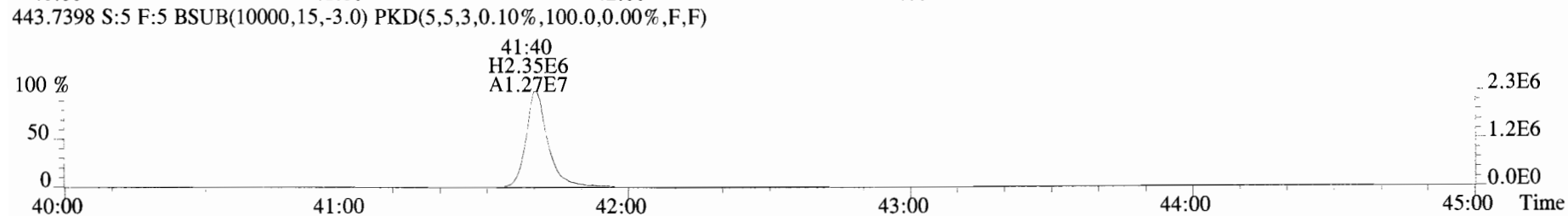
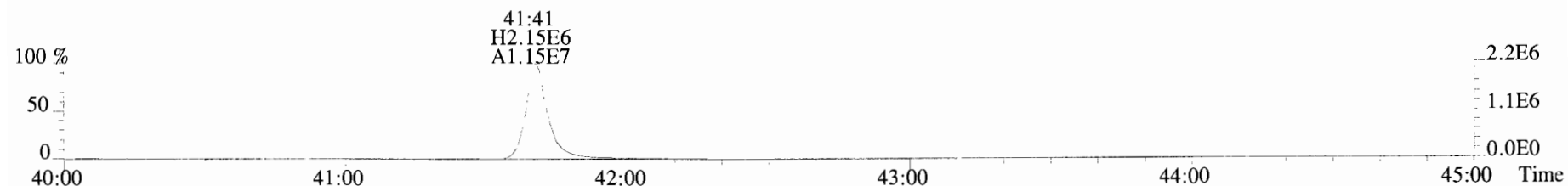
419.8220 S:5 F:4 BSUB(10000,15,-3.0) PKD(5,5,3,0.10%,100.0,0.00%,F,F)



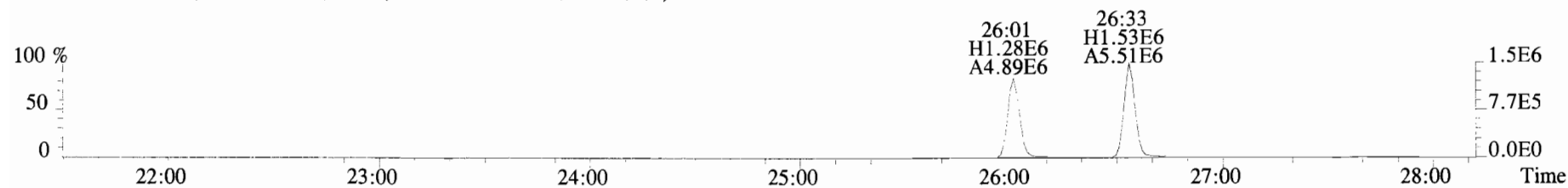
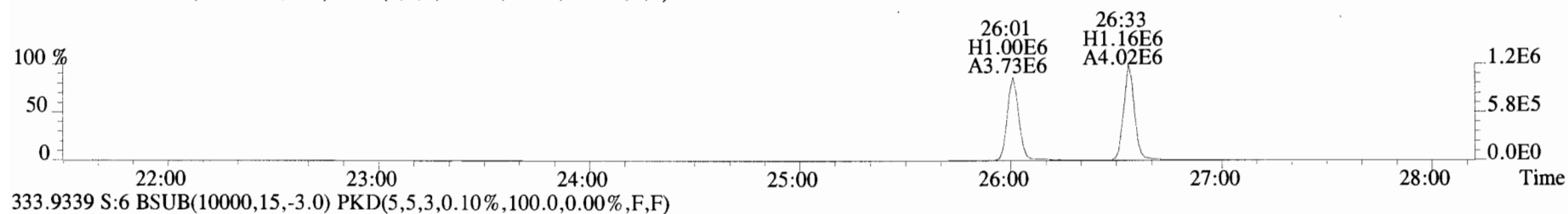
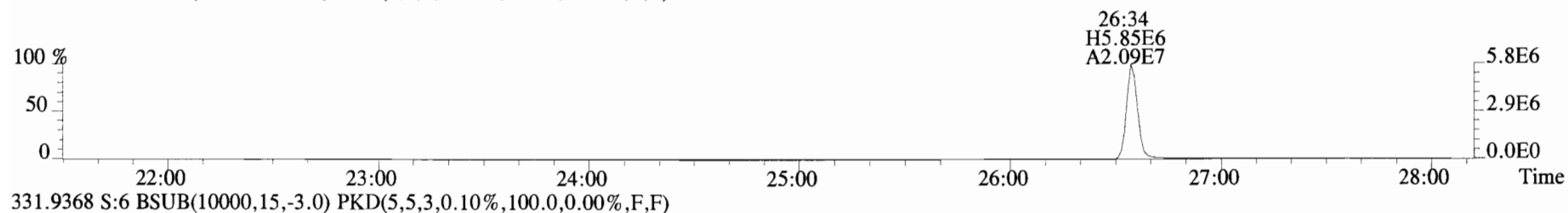
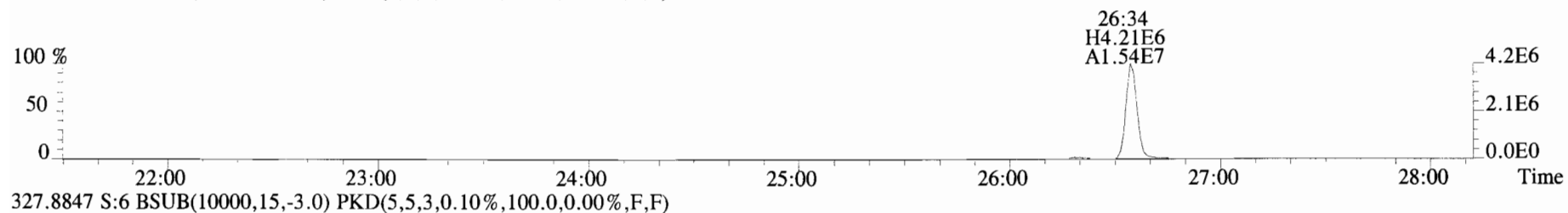
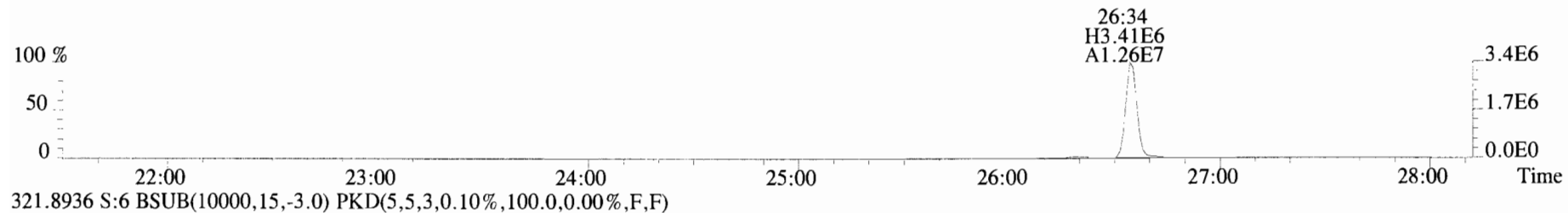
479.7165 S:5 F:4 BSUB(10000,15,-3.0) PKD(5,5,3,0.10%,100.0,0.00%,F,F)




File:191009D1 #1-431 Acq: 9-OCT-2019 19:23:46 GC EI+ Voltage SIR Autospec-UltimaE
Sample#5 File Text:Vista Analytical Laboratory VG7 Text:ST191009D1-5 1613 CS4 19C2205 Exp:OCDD_DB5
441.7428 S:5 F:5 BSUB(10000,15,-3.0) PKD(5,5,3,0.10%,100.0,0.00%,F,F)



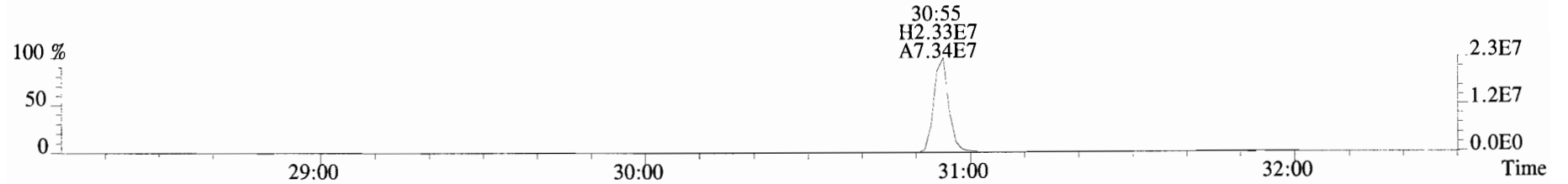
File:191009D1 #1-513 Acq: 9-OCT-2019 20:11:17 GC EI+ Voltage SIR Autospec-UltimaE
Sample#6 File Text:Vista_Analytical_Laboratory_VG7 Text:ST191009D1-6 1613 CS5 19C2206 Exp:OCDD_DB5
319.8965 S:6 BSUB(10000,15,-3.0) PKD(5,5,3,0.10%,100.0,0.00%,F,F)



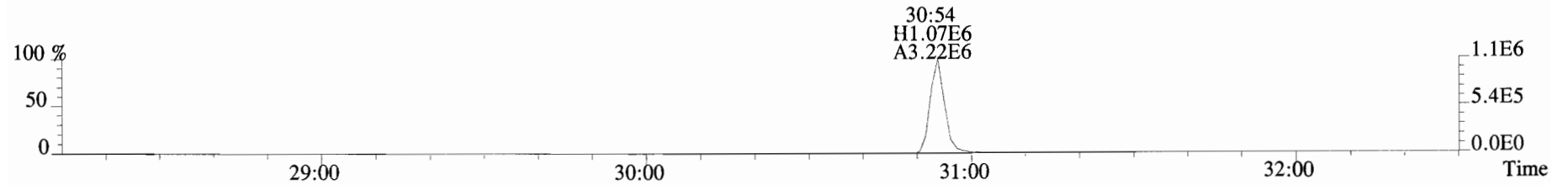
File:191009D1 #1-211 Acq: 9-OCT-2019 20:11:17 GC EI+ Voltage SIR Autospec-UltimaE
Sample#6 File Text:Vista_Analytical_Laboratory_VG7 Text:ST191009D1-6 1613 CS5 19C2206 Exp:OCDD_DB5
353.8576 S:6 F:2 BSUB(10000,15,-3.0) PKD(5,5,3,0.10%,100.0,0.00%,F,F)



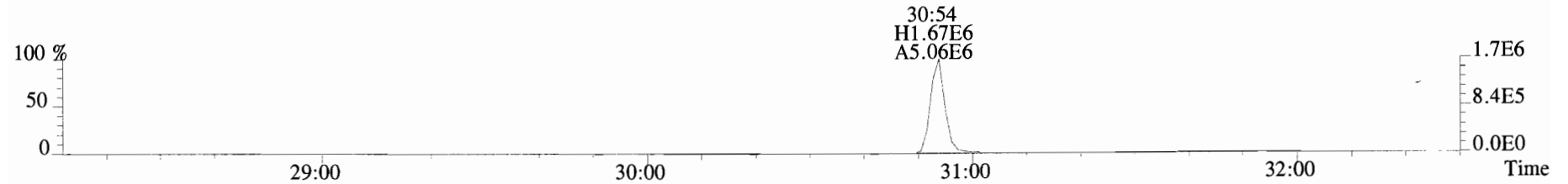
355.8546 S:6 F:2 BSUB(10000,15,-3.0) PKD(5,5,3,0.10%,100.0,0.00%,F,F)



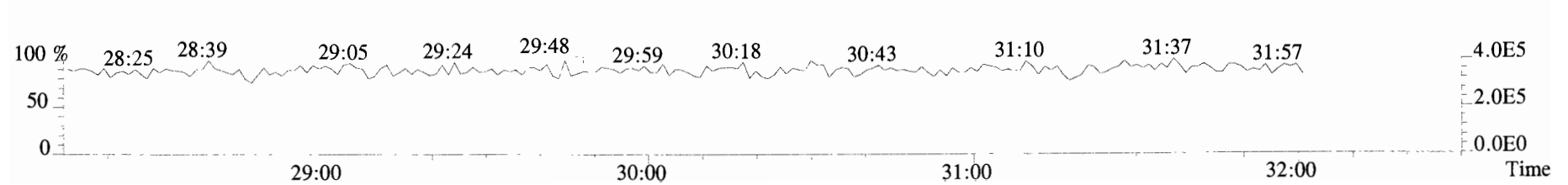
365.8978 S:6 F:2 BSUB(10000,15,-3.0) PKD(5,5,3,0.10%,100.0,0.00%,F,F)



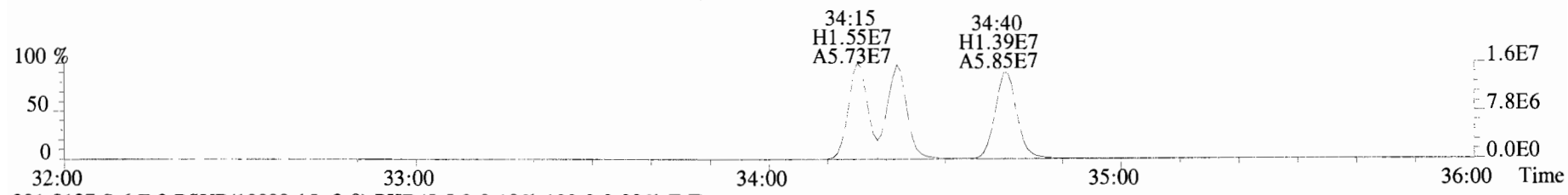
367.8949 S:6 F:2 BSUB(10000,15,-3.0) PKD(5,5,3,0.10%,100.0,0.00%,F,F)



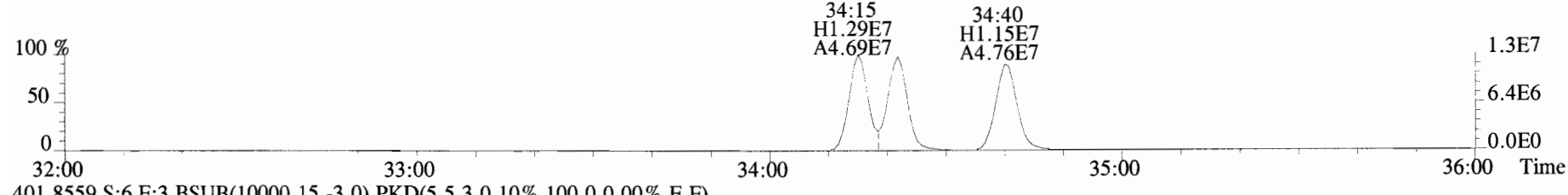
366.9792 S:6 F:2



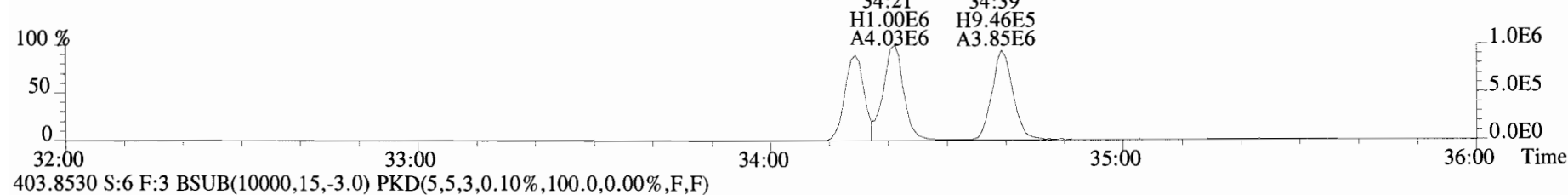
File:191009D1 #1-354 Acq: 9-OCT-2019 20:11:17 GC EI+ Voltage SIR Autospec-UltimaE
Sample#6 File Text:Vista_Analytical_Laboratory_VG7 Text:ST191009D1-6 1613 CS5 19C2206 Exp:OCDD_DB5
389.8156 S:6 F:3 BSUB(10000,15,-3.0) PKD(5,5,3,0.10%,100.0,0.00%,F,F)



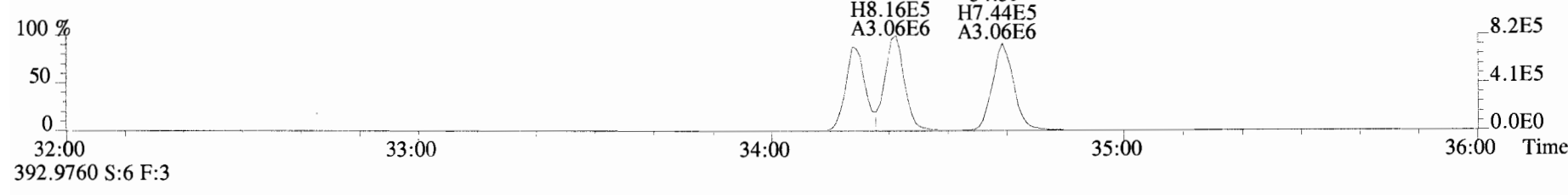
391.8127 S:6 F:3 BSUB(10000,15,-3.0) PKD(5,5,3,0.10%,100.0,0.00%,F,F)



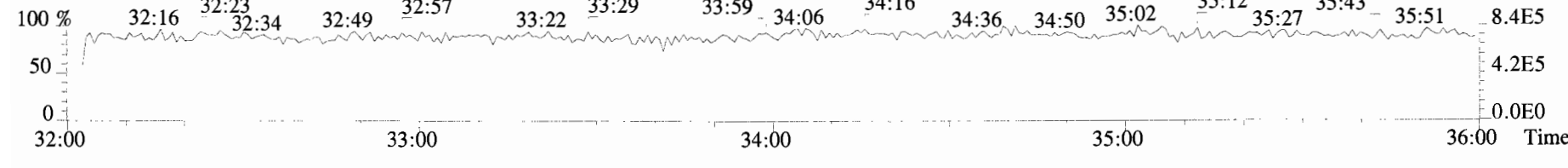
401.8559 S:6 F:3 BSUB(10000,15,-3.0) PKD(5,5,3,0.10%,100.0,0.00%,F,F)



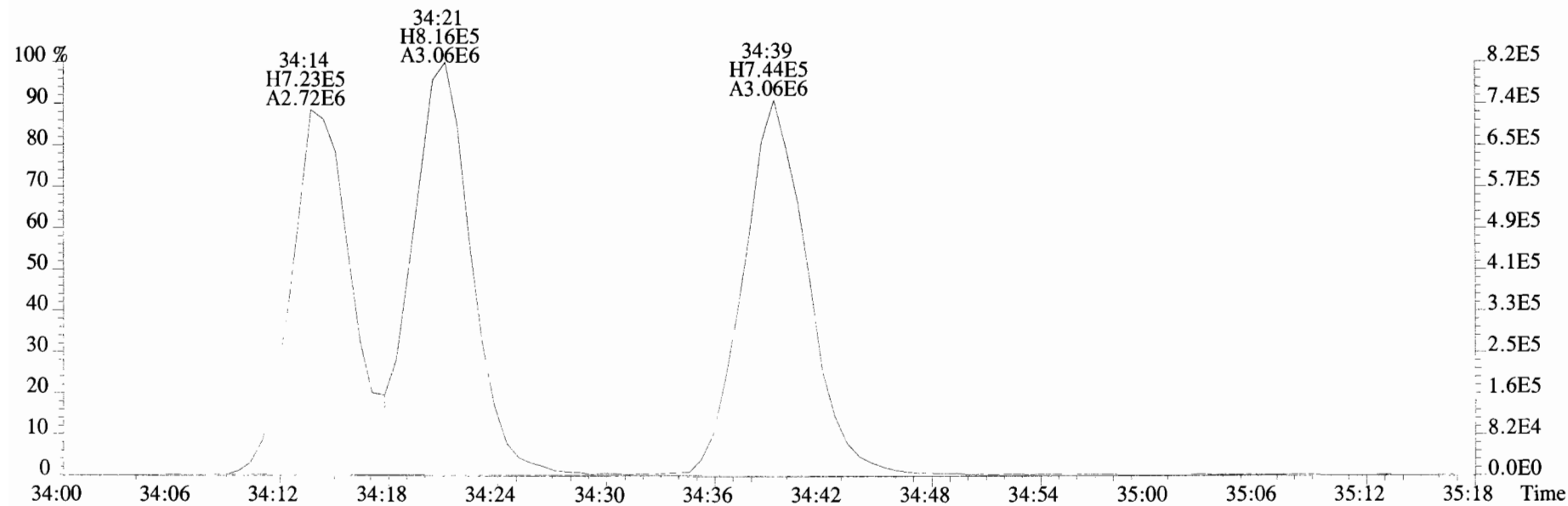
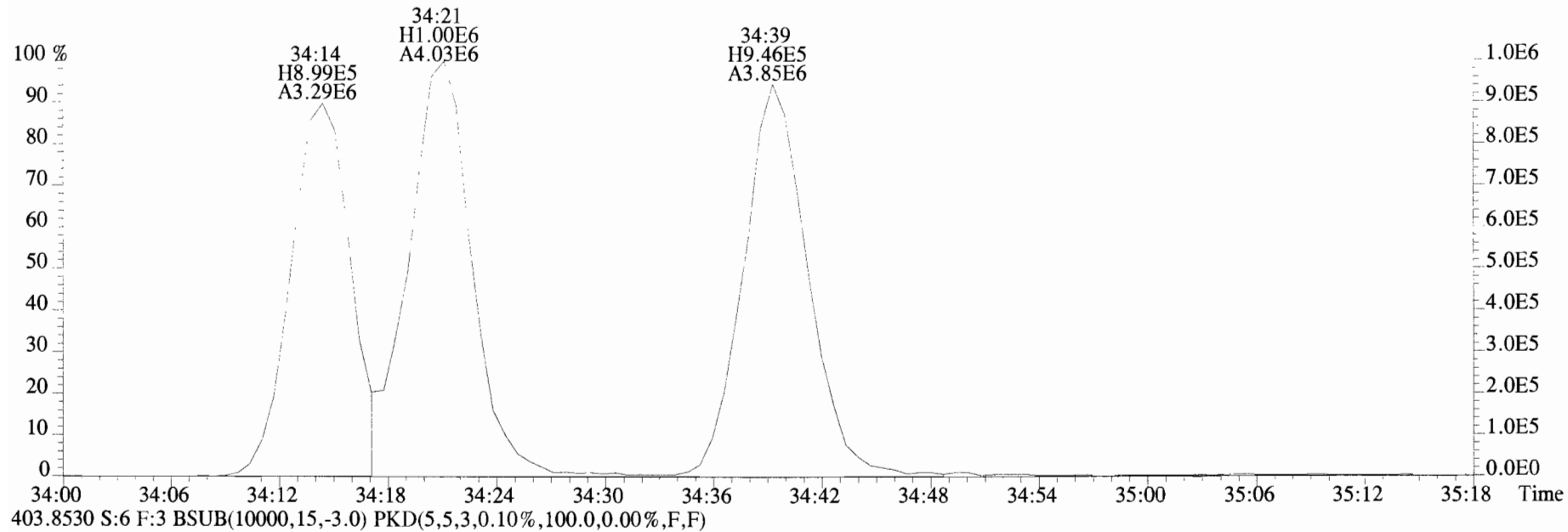
403.8530 S:6 F:3 BSUB(10000,15,-3.0) PKD(5,5,3,0.10%,100.0,0.00%,F,F)



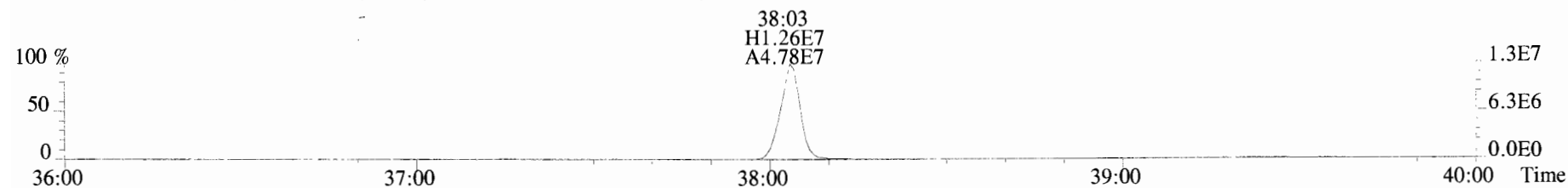
392.9760 S:6 F:3



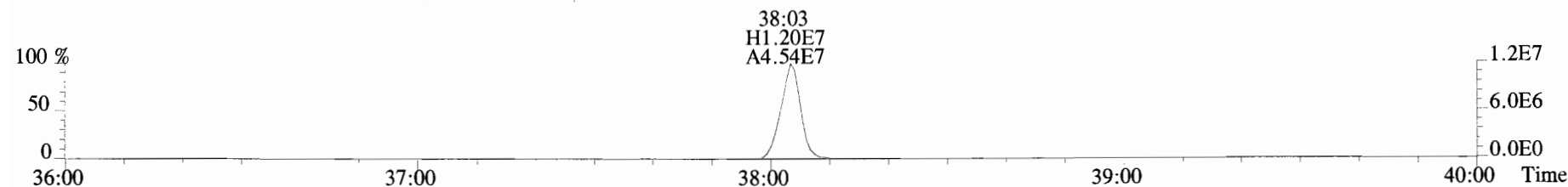
File:191009D1 #1-354 Acq: 9-OCT-2019 20:11:17 GC EI+ Voltage SIR Autospec-UltimaE
Sample#6 File Text:Vista Analytical Laboratory VG7 Text:ST191009D1-6 1613 CS5 19C2206 Exp:OCDD_DB5
401.8559 S:6 F:3 BSUB(10000,15,-3.0) PKD(5,5,3,0.10%,100.0,0.00%,F,F)



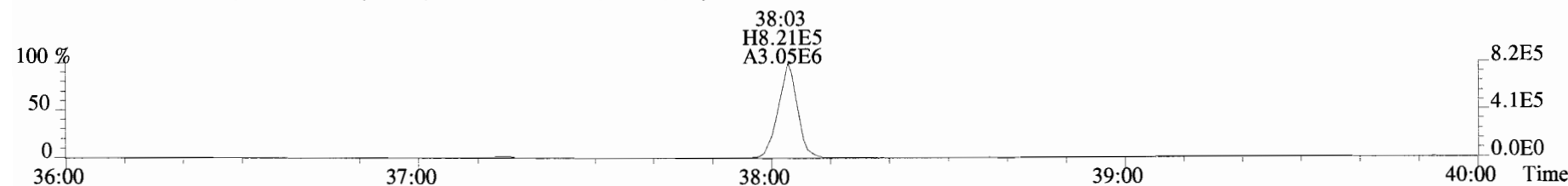
File:191009D1 #1-356 Acq: 9-OCT-2019 20:11:17 GC EI+ Voltage SIR Autospec-UltimaE
Sample#6 File Text:Vista_Analytical_Laboratory_VG7 Text:ST191009D1-6 1613 CS5 19C2206 Exp:OCDD_DB5
423.7767 S:6 F:4 BSUB(10000,15,-3.0) PKD(5,5,3,0.10%,100.0,0.00%,F,F)



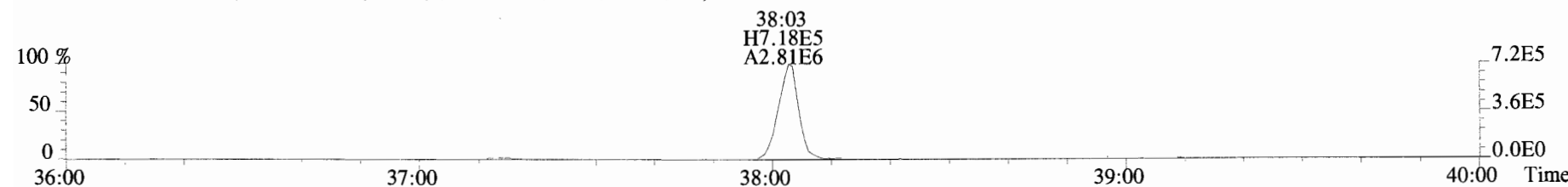
425.7737 S:6 F:4 BSUB(10000,15,-3.0) PKD(5,5,3,0.10%,100.0,0.00%,F,F)



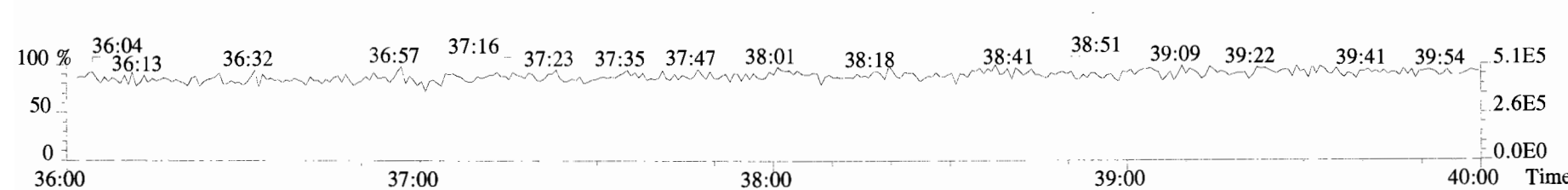
435.8169 S:6 F:4 BSUB(10000,15,-3.0) PKD(5,5,3,0.10%,100.0,0.00%,F,F)



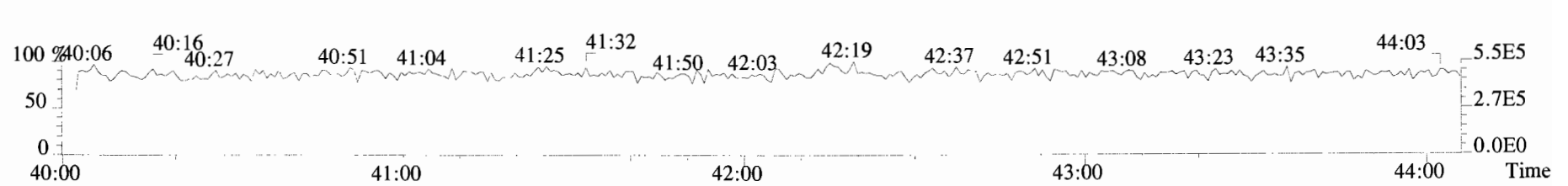
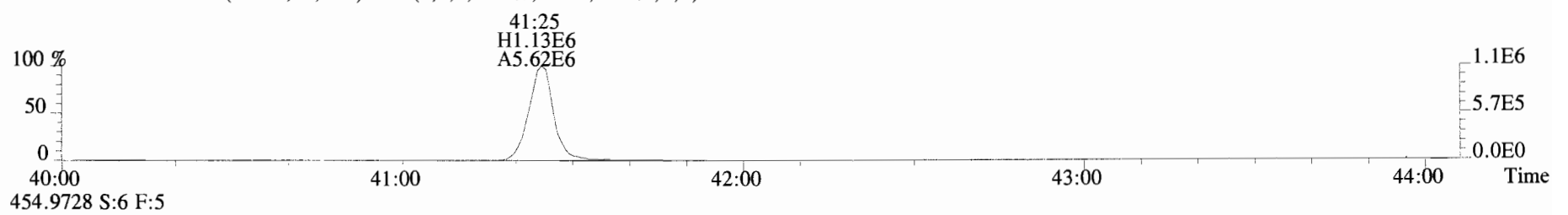
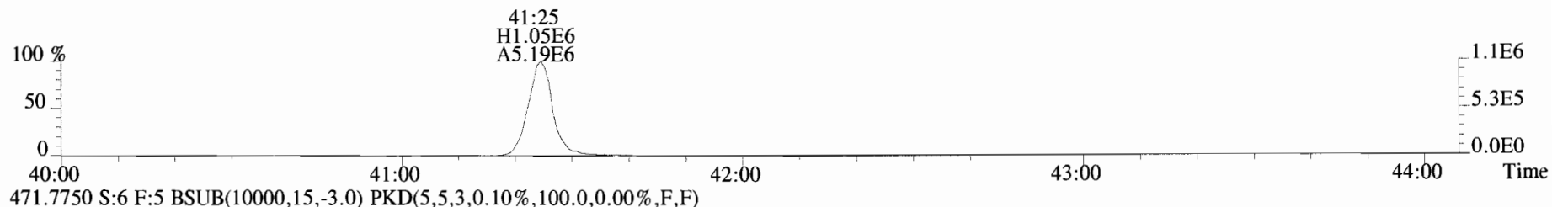
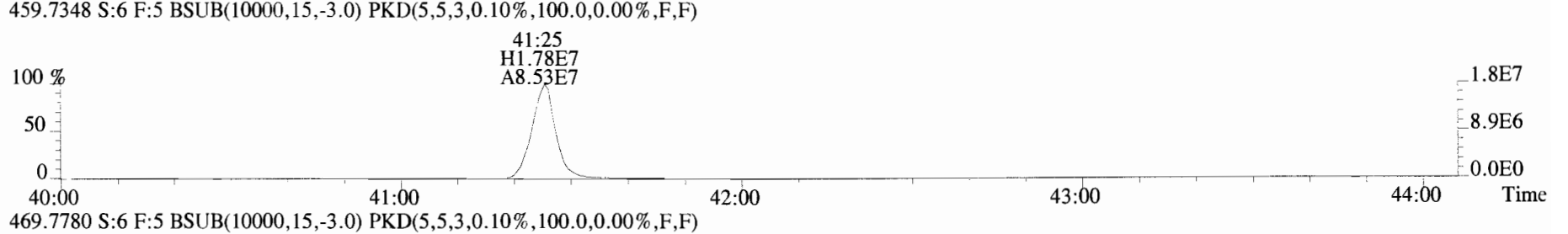

437.8140 S:6 F:4 BSUB(10000,15,-3.0) PKD(5,5,3,0.10%,100.0,0.00%,F,F)



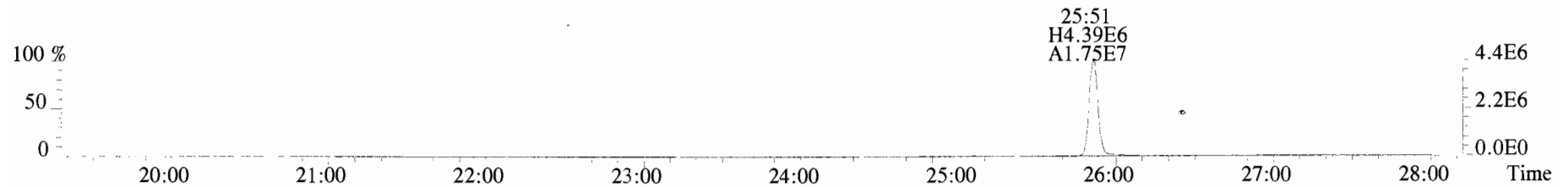
454.9728 S:6 F:4



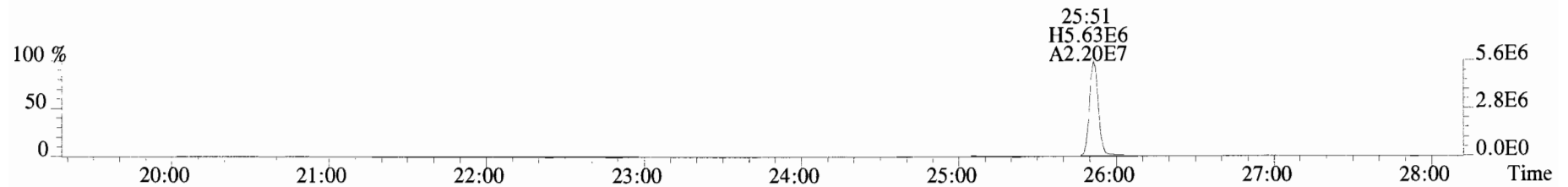
File:191009D1 #1-431 Acq: 9-OCT-2019 20:11:17 GC EI+ Voltage SIR Autospec-UltimaE
Sample#6 File Text:Vista Analytical Laboratory_VG7 Text:ST191009D1-6 1613 CS5 19C2206 Exp:OCDD_DB5
457.7377 S:6 F:5 BSUB(10000,15,-3.0) PKD(5,5,3,0.10%,100.0,0.00%,F,F)



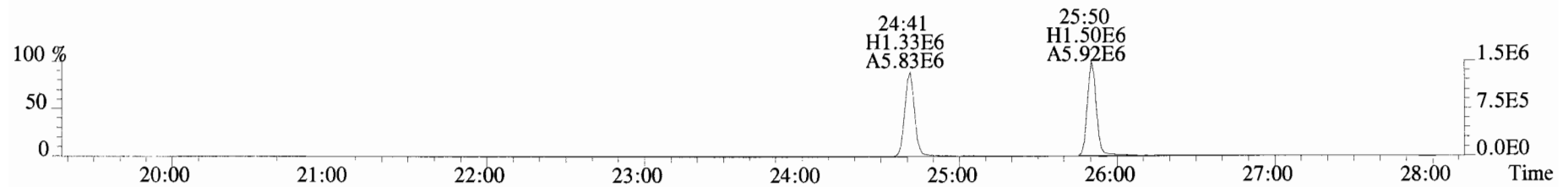
File:191009D1 #1-513 Acq: 9-OCT-2019 20:11:17 GC EI+ Voltage SIR Autospec-UltimaE
Sample#6 File Text:Vista_Analytical_Laboratory_VG7 Text:ST191009D1-6 1613 CS5 19C2206 Exp:OCDD_DB5
303.9016 S:6 BSUB(10000,15,-3.0) PKD(5,5,3,0.10%,100.0,0.00%,F,F)



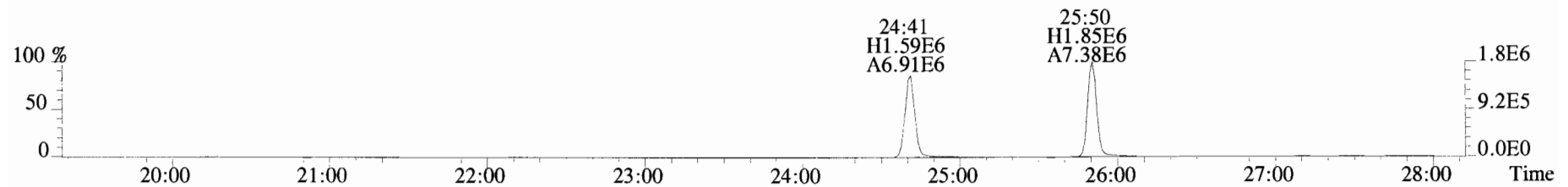
305.8987 S:6 BSUB(10000,15,-3.0) PKD(5,5,3,0.10%,100.0,0.00%,F,F)



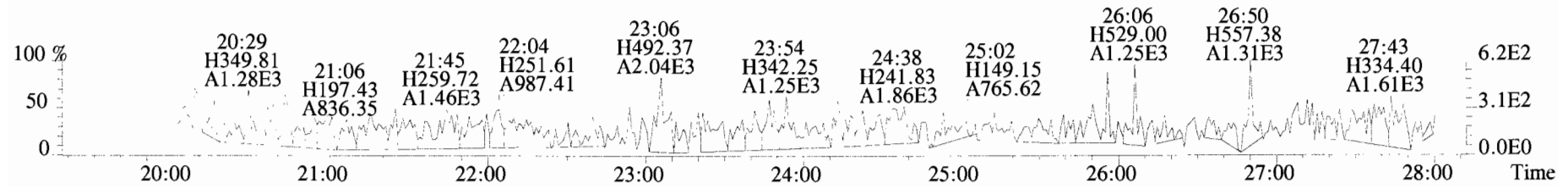
315.9419 S:6 BSUB(10000,15,-3.0) PKD(5,5,3,0.10%,100.0,0.00%,F,F)



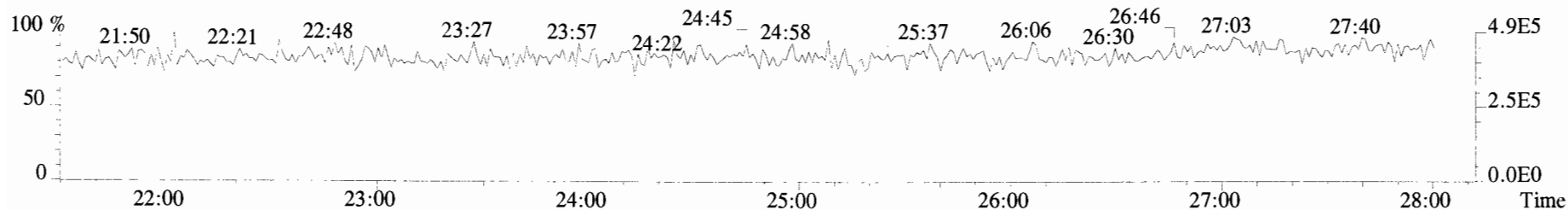
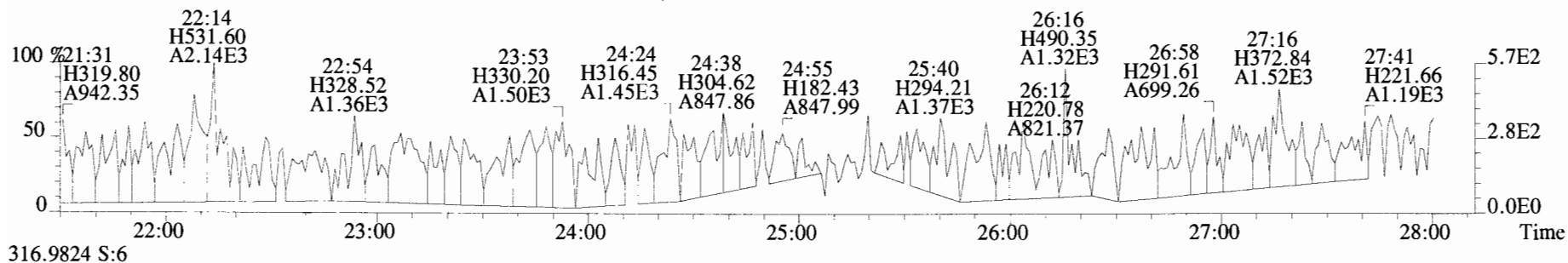
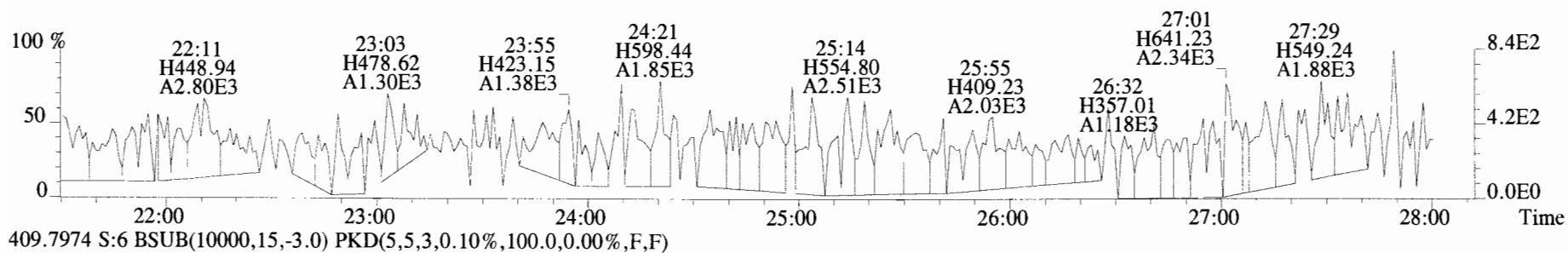
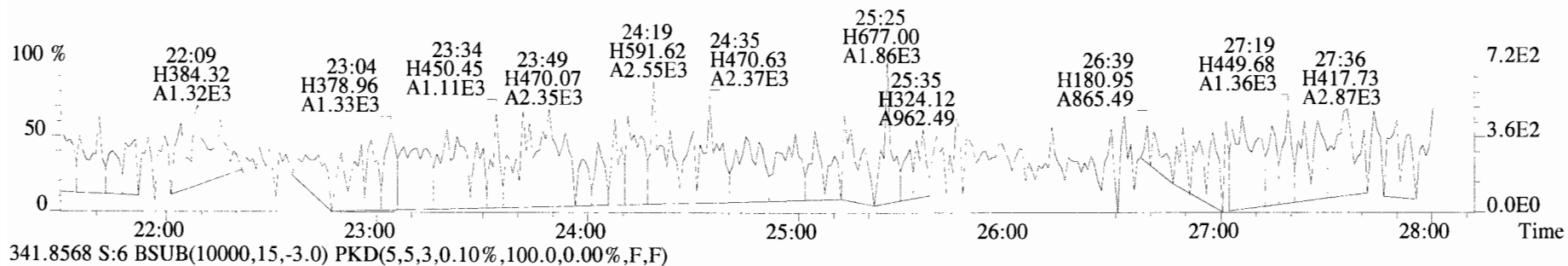
317.9389 S:6 BSUB(10000,15,-3.0) PKD(5,5,3,0.10%,100.0,0.00%,F,F)



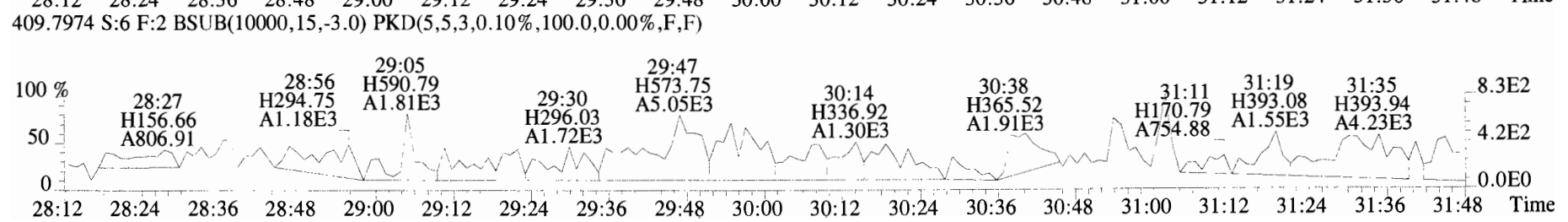
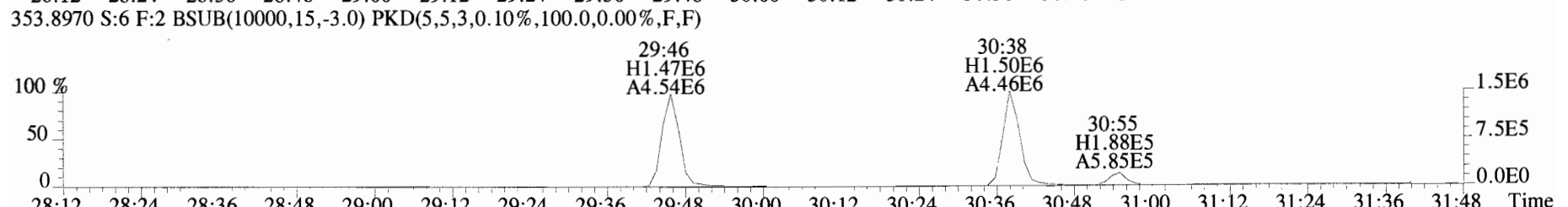
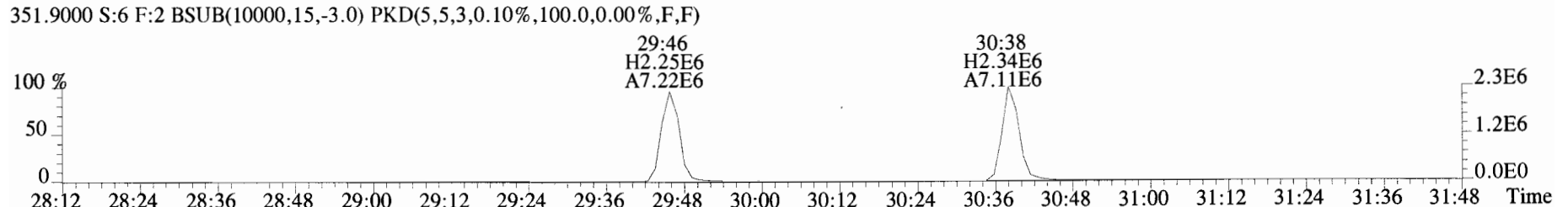
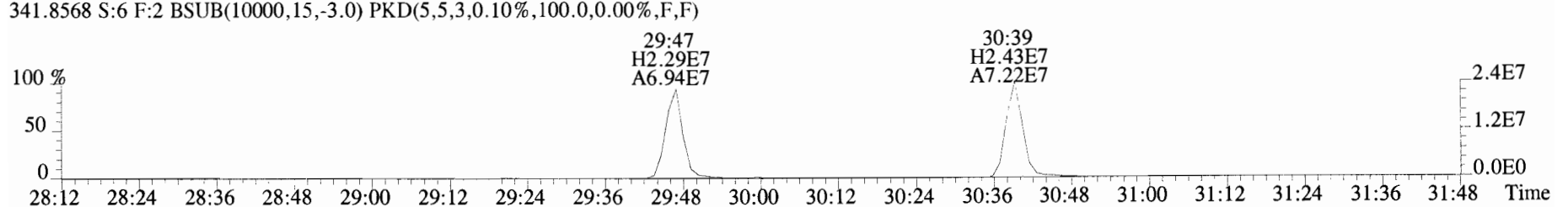
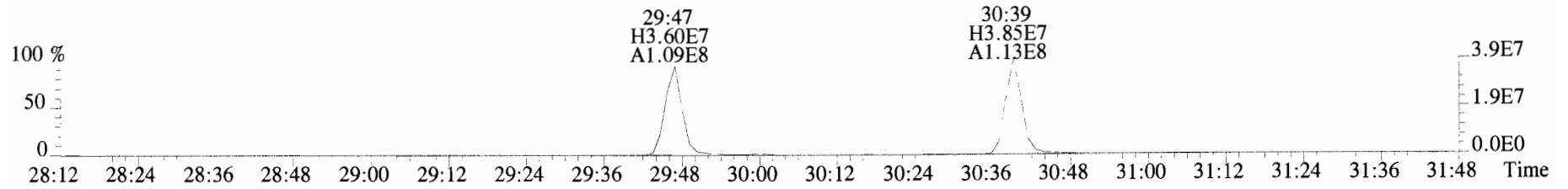
375.8364 S:6 BSUB(10000,15,-3.0) PKD(5,5,3,0.10%,100.0,0.00%,F,F)



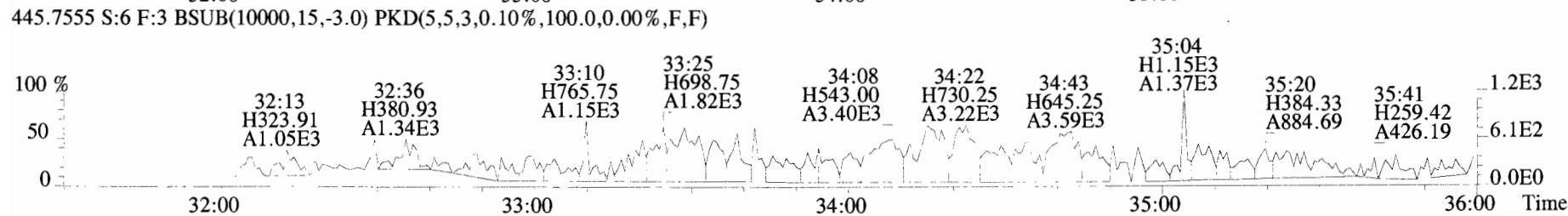
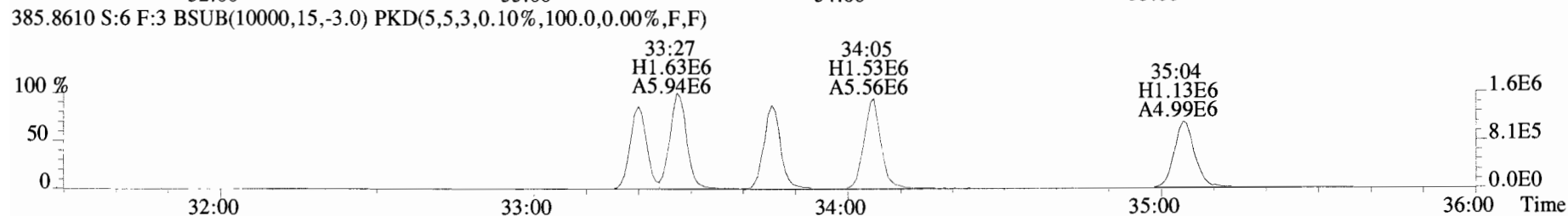
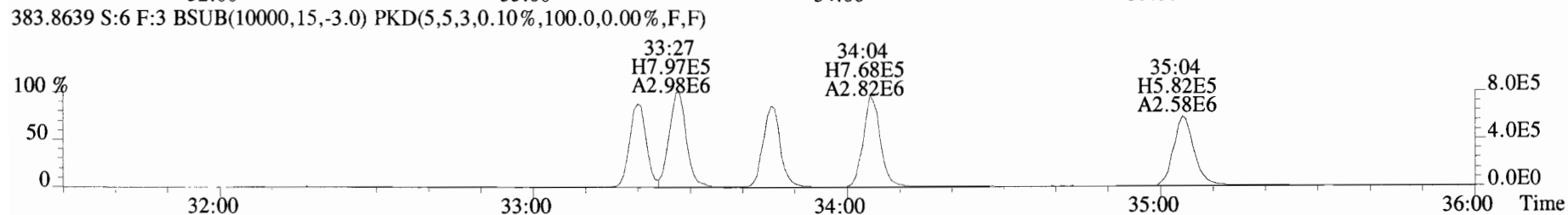
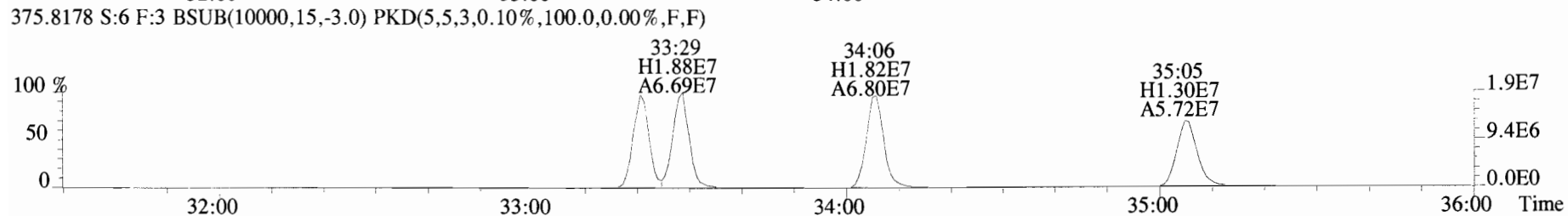
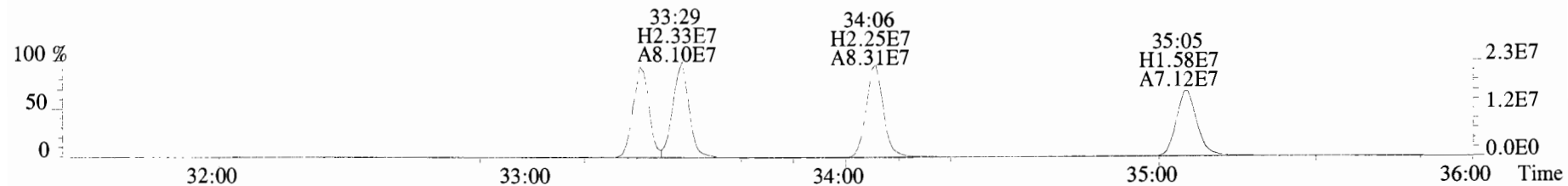
File:191009D1 #1-513 Acq: 9-OCT-2019 20:11:17 GC EI+ Voltage SIR Autospec-UltimaE
 Sample#6 File Text:Vista Analytical Laboratory_VG7 Text:ST191009D1-6 1613 CS5 19C2206 Exp:OCDD_DB5
 339.8597 S:6 BSUB(10000,15,-3.0) PKD(5,5,3,0.10%,100.0,0.00%,F,F)



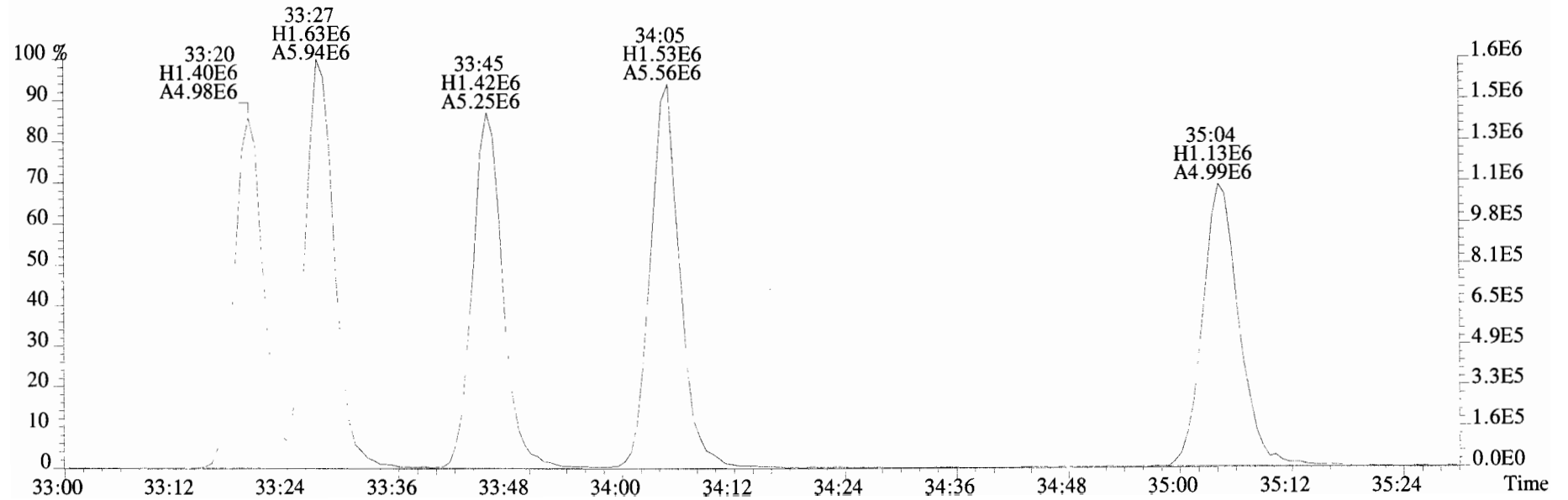
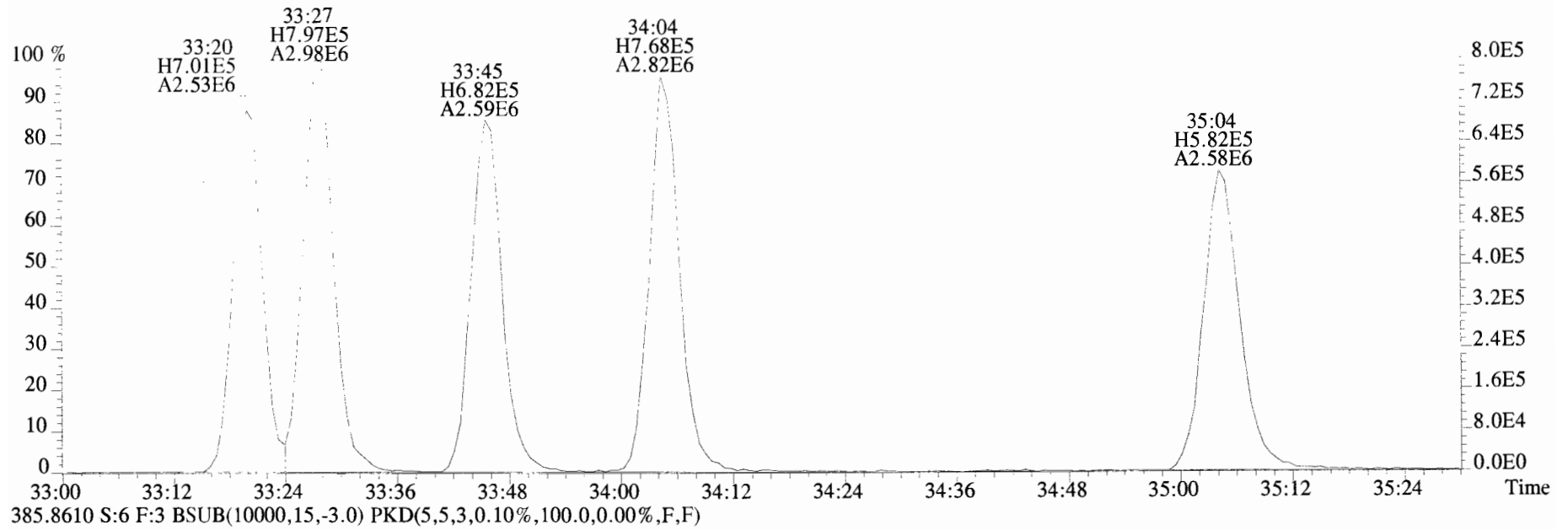
File:191009D1 #1-211 Acq: 9-OCT-2019 20:11:17 GC EI+ Voltage SIR Autospec-UltimaE
Sample#6 File Text:Vista Analytical Laboratory_VG7 Text:ST191009D1-6 1613 CS5 19C2206 Exp:OCDD_DB5
339.8597 S:6 F:2 BSUB(10000,15,-3.0) PKD(5,5,3,0.10%,100.0,0.00%,F,F)




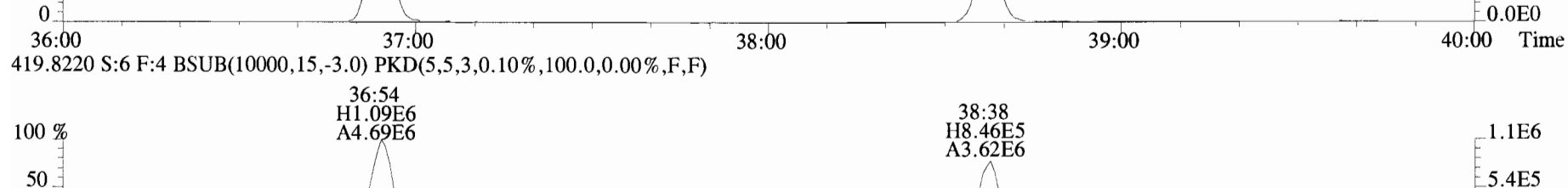


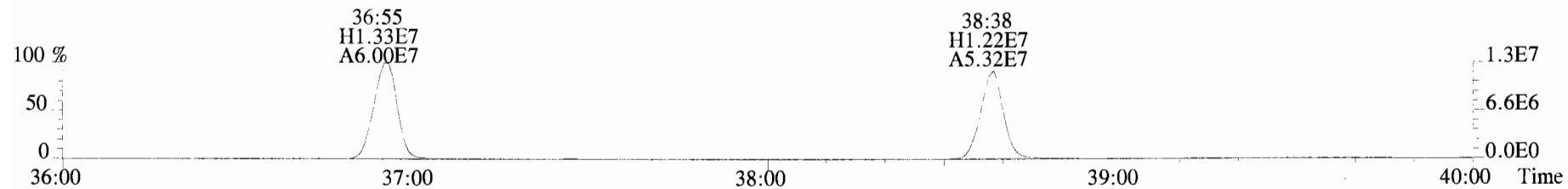
File:191009D1 #1-354 Acq: 9-OCT-2019 20:11:17 GC EI+ Voltage SIR Autospec-UltimaE
 Sample#6 File Text:Vista Analytical Laboratory VG7 Text:ST191009D1-6 1613 CS5 19C2206 Exp:OCDD_DB5
 373.8207 S:6 F:3 BSUB(10000,15,-3.0) PKD(5,5,3,0.10%,100.0,0.00%,F,F)



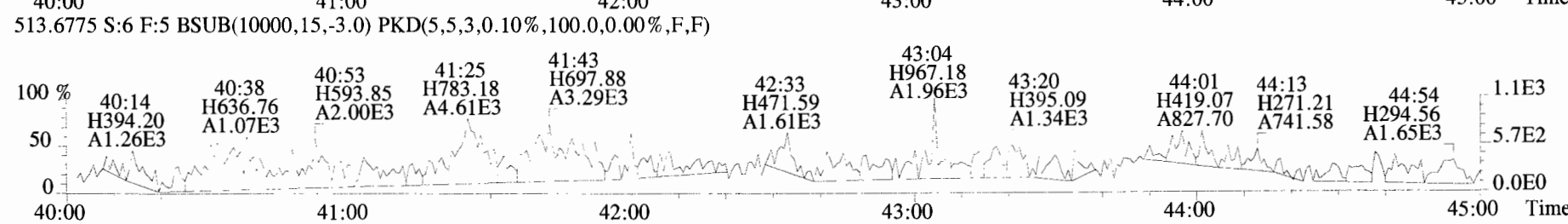
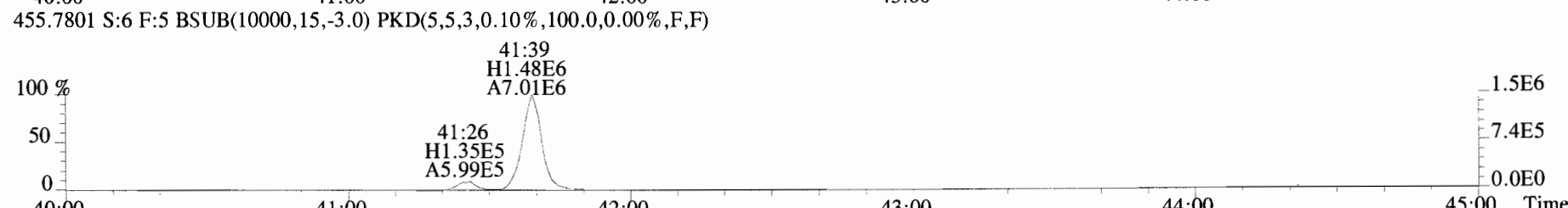
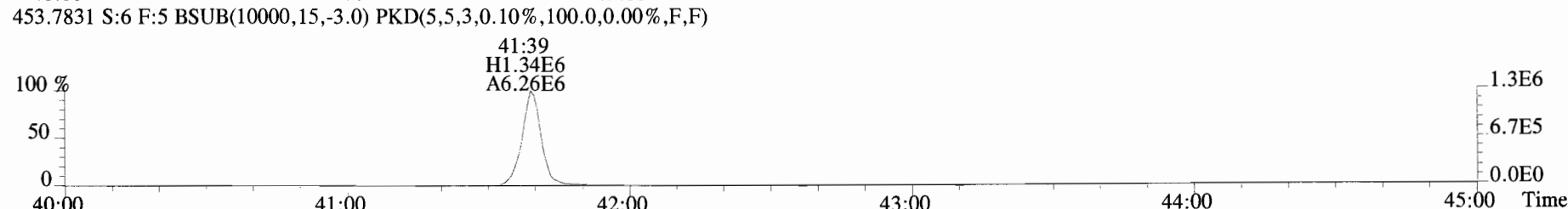
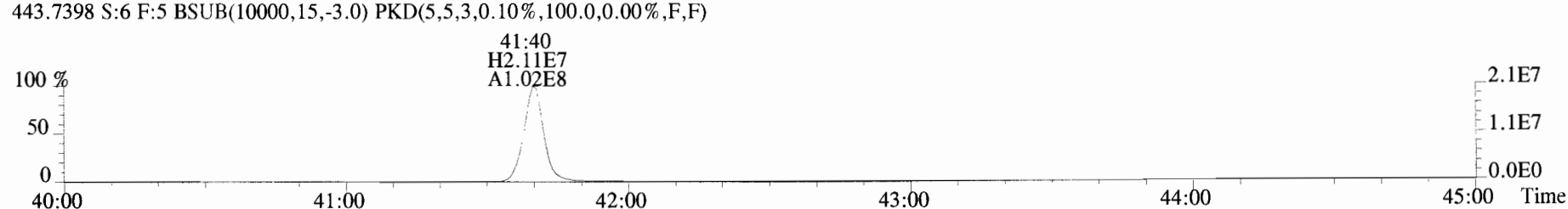

File:191009D1 #1-354 Acq: 9-OCT-2019 20:11:17 GC EI+ Voltage SIR Autospec-UltimaE
Sample#6 File Text:Vista Analytical Laboratory VG7 Text:ST191009D1-6 1613 CS5 19C2206 Exp:OCDD_DB5
383.8639 S:6 F:3 BSUB(10000,15,-3.0) PKD(5,5,3,0.10%,100.0,0.00%,F,F)



File:191009D1 #1-356 Acq: 9-OCT-2019 20:11:17 GC EI+ Voltage SIR Autospec-UltimaE
 Sample#6 File Text:Vista Analytical Laboratory VG7 Text:ST191009D1-6 1613 CS5 19C2206 Exp:OCDD_DB5
 407.7818 S:6 F:4 BSUB(10000,15,-3.0) PKD(5,5,3,0.10%,100.0,0.00%,F,F)

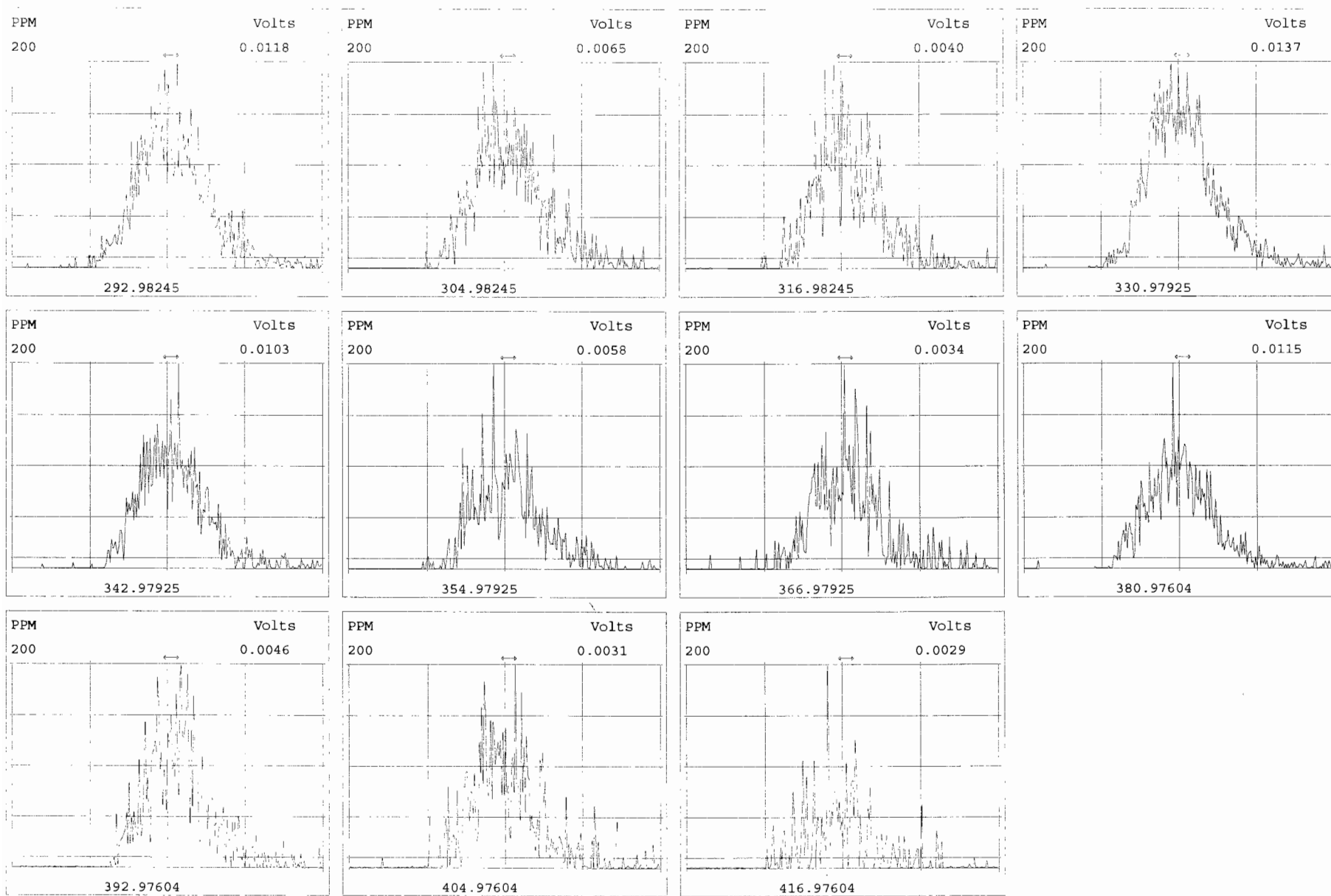


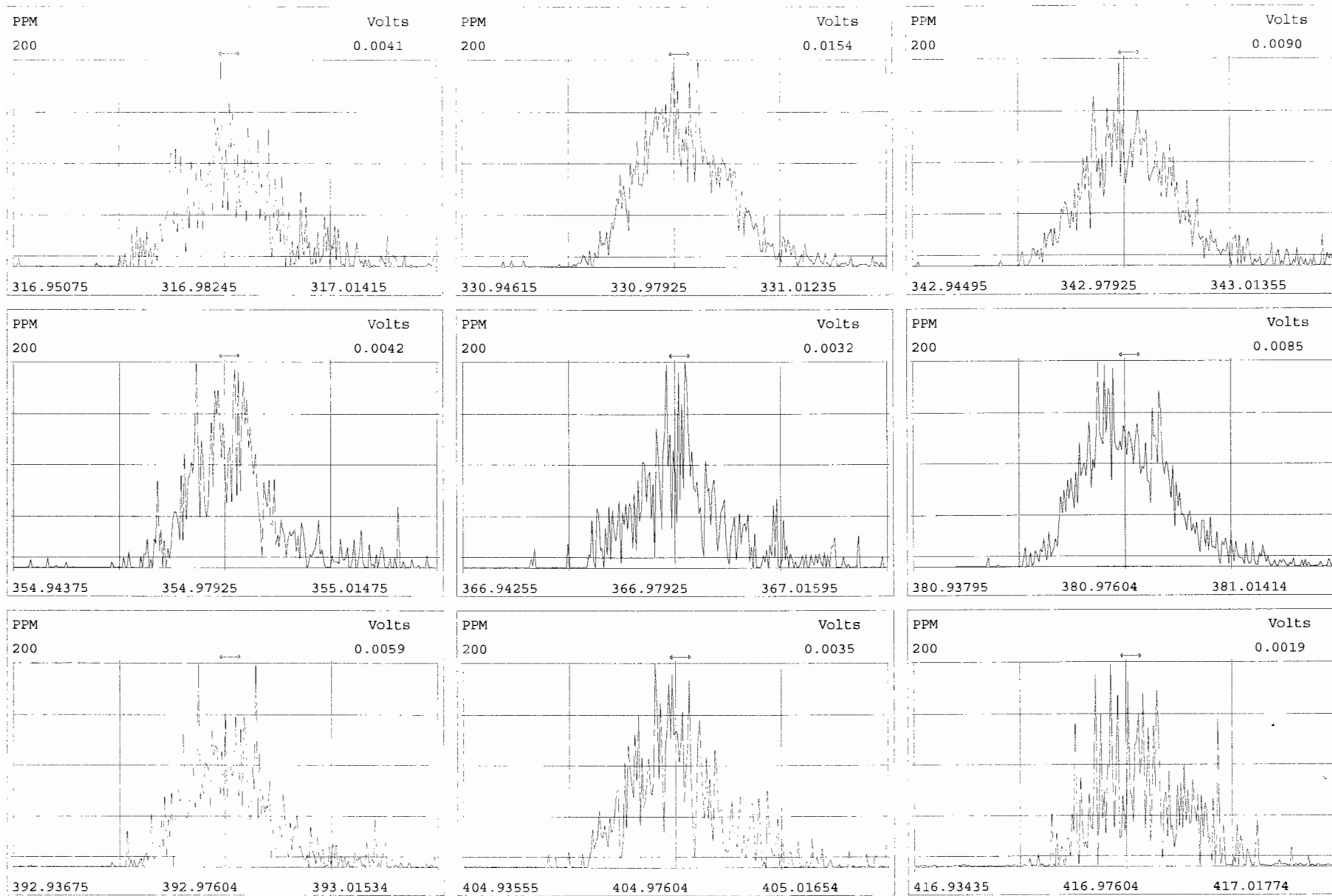
File:191009D1 #1-431 Acq: 9-OCT-2019 20:11:17 GC EI+ Voltage SIR Autospec-UltimaE
 Sample#6 File Text:Vista Analytical Laboratory_VG7 Text:ST191009D1-6 1613 CS5 19C2206 Exp:OCDD_DB5
 441.7428 S:6 F:5 BSUB(10000,15,-3.0) PKD(5,5,3,0.10%,100.0,0.00%,F,F)

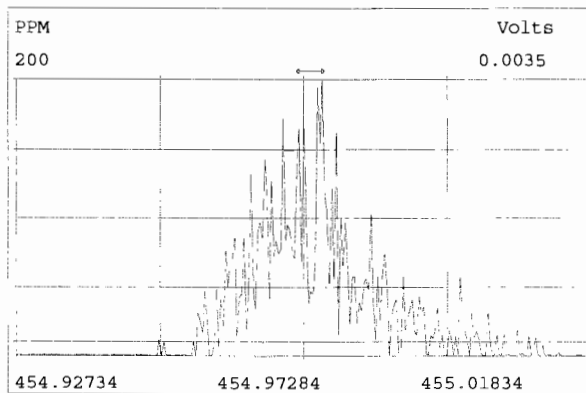
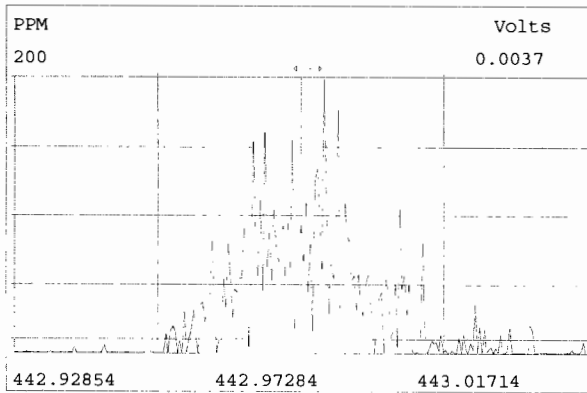
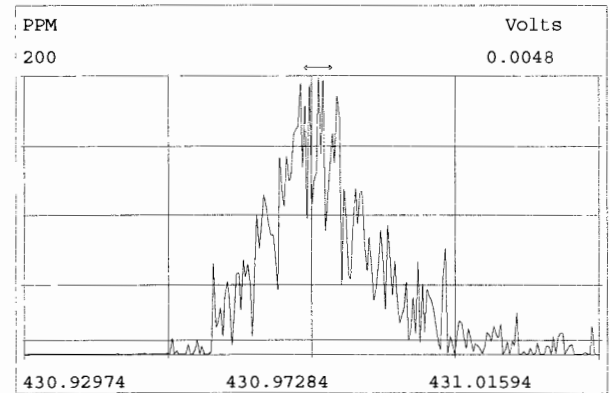
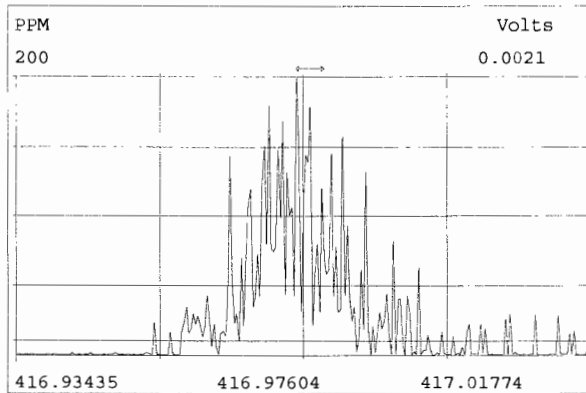
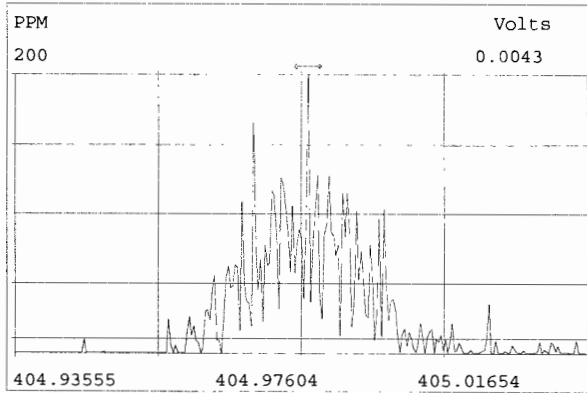
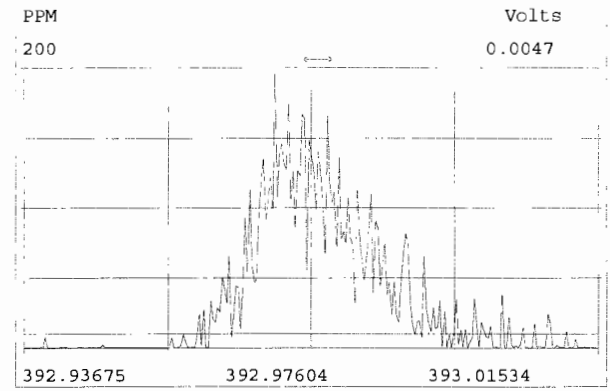
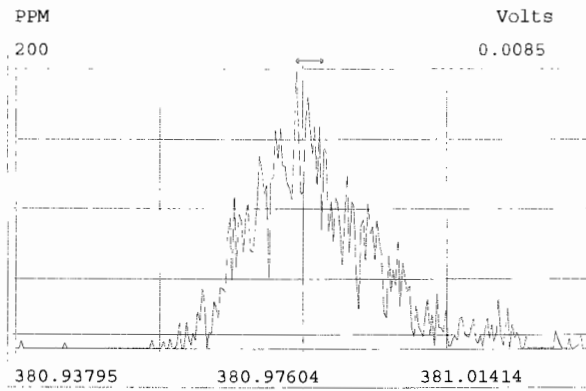
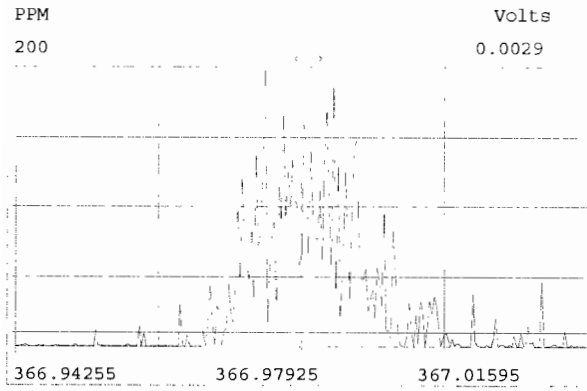


Peak Locate Examination:10-OCT-2019:06:40 File:RES_CHECK

Experiment:OCDD_DB5 Function:1 Reference:PFK

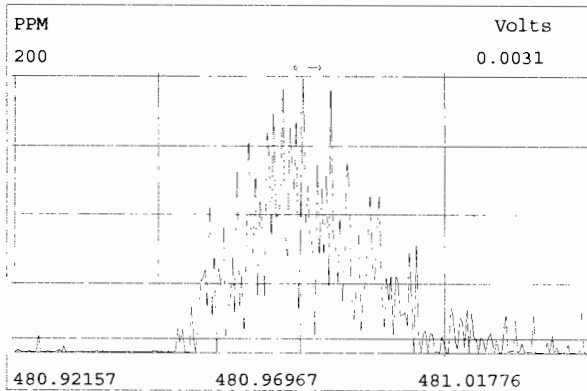
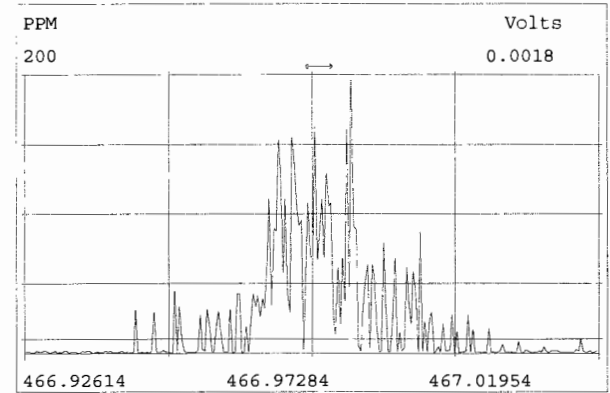
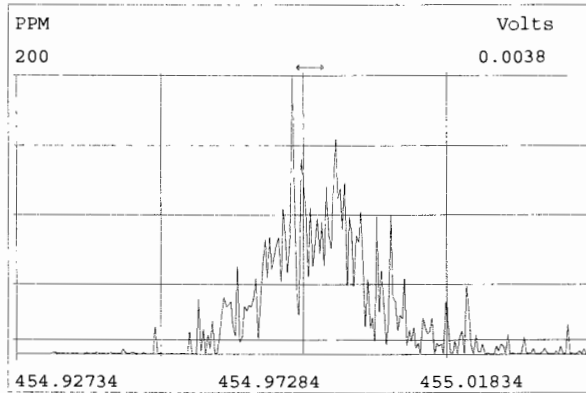
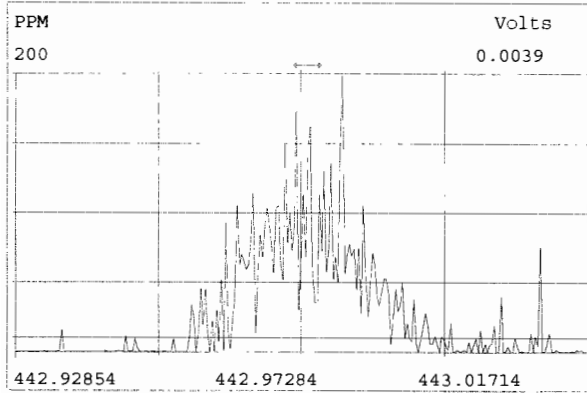
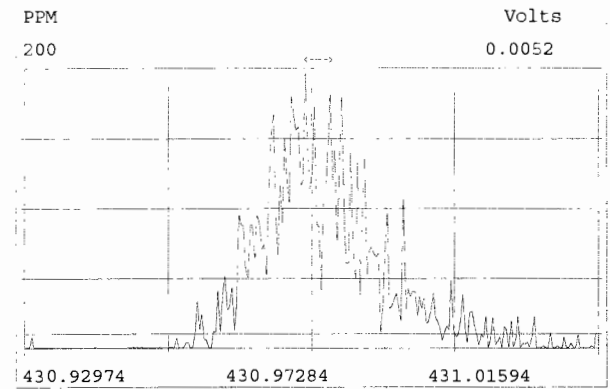
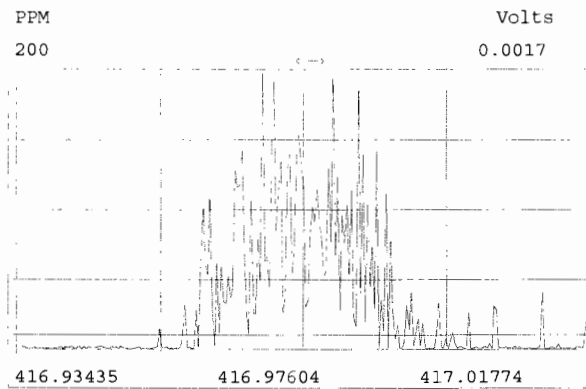
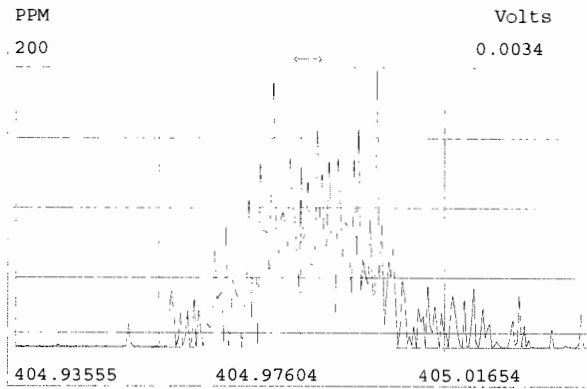


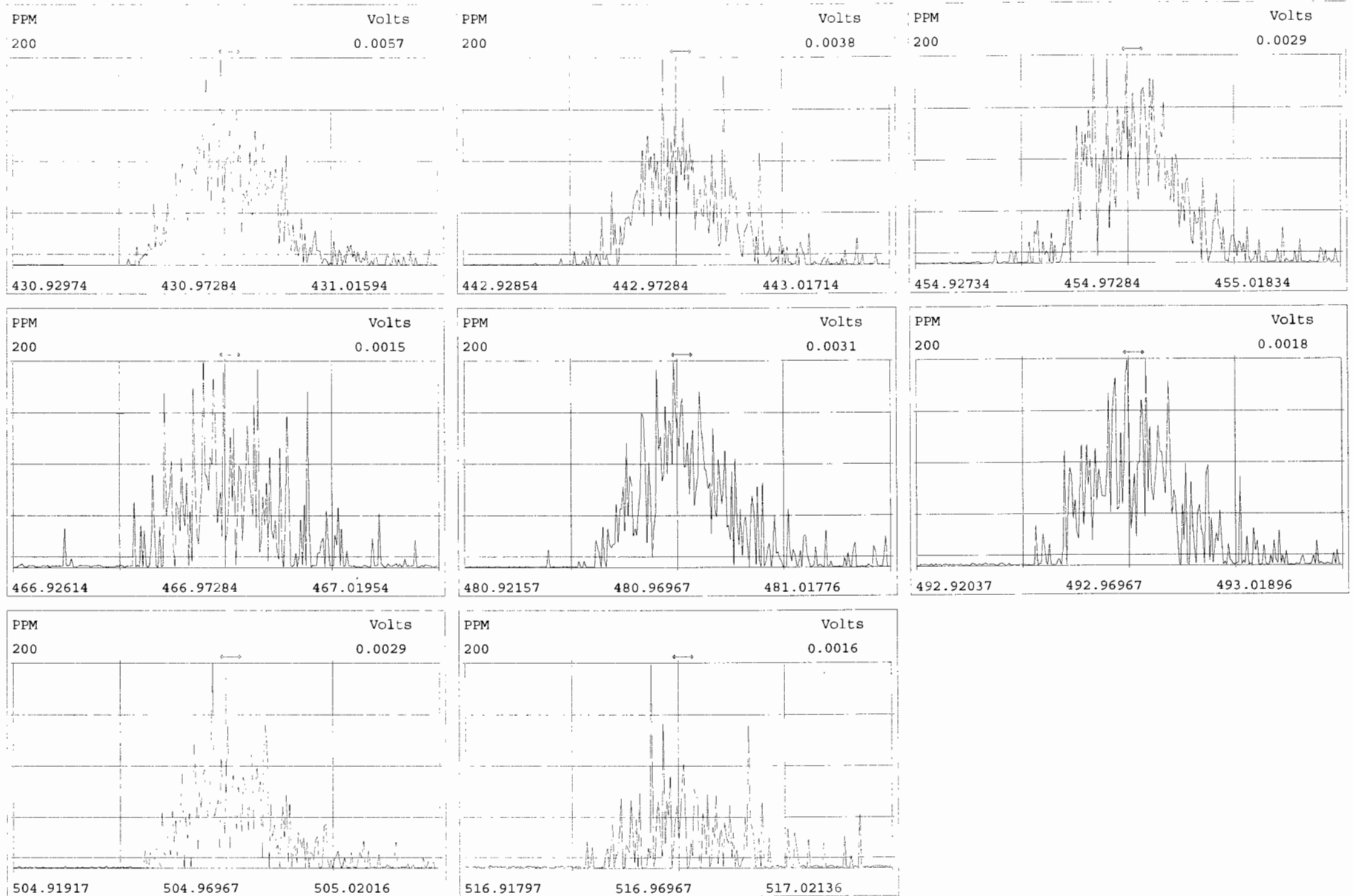




Peak Locate Examination:10-OCT-2019:06:43 File:RES_CHECK

Experiment:OCDD_DB5 Function:4 Reference:PFK





FORM 4A
PCDD/PCDF CALIBRATION VERIFICATION

Lab Name: Vista Analytical Laboratory Episode No.:

CCAL ID: SS191009D1-1

Contract No.: SAS No.:

Initial Calibration Date: 10-9-19

Instrument ID: VG-7

GC Column ID: ZB-5MS

VER Data Filename: 191009D1 S#8 Analysis Date: 9-OCT-19 Time: 21:46:34

NATIVE ANALYTES	M/Z'S	ION	QC	Pass	CONC.	CONC.
	FORMING	ABUND.	LIMITS		FOUND	RANGE (3)
	RATIO (1)	RATIO	(2)		FOUND	(ng/mL)
2,3,7,8-TCDD	M/M+2	0.83	0.65-0.89	y	10.2	7.8 - 12.9 8.2 - 12.3 (4)
1,2,3,7,8-PeCDD	M/M+2	0.63	0.54-0.72	y	51.3	39.0 - 65.0
1,2,3,4,7,8-HxCDD	M+2/M+4	1.31	1.05-1.43	y	48.9	39.0 - 64.0
1,2,3,6,7,8-HxCDD	M+2/M+4	1.18	1.05-1.43	y	52.4	39.0 - 64.0
1,2,3,7,8,9-HxCDD	M+2/M+4	1.17	1.05-1.43	y	50.4	41.0 - 61.0
1,2,3,4,6,7,8-HpCDD	M+2/M+4	1.02	0.88-1.20	y	51.9	43.0 - 58.0
OCDD	M+2/M+4	0.92	0.76-1.02	y	105	79.0 - 126.0
2,3,7,8-TCDF	M/M+2	0.78	0.65-0.89	y	10.3	8.4 - 12.0 8.6 - 11.6 (4)
1,2,3,7,8-PeCDF	M+2/M+4	1.54	1.32-1.78	y	50.2	41.0 - 60.0
2,3,4,7,8-PeCDF	M+2/M+4	1.60	1.32-1.78	y	56.7	41.0 - 61.0
1,2,3,4,7,8-HxCDF	M+2/M+4	1.22	1.05-1.43	y	51.1	45.0 - 56.0
1,2,3,6,7,8-HxCDF	M+2/M+4	1.23	1.05-1.43	y	51.5	44.0 - 57.0
2,3,4,6,7,8-HxCDF	M+2/M+4	1.20	1.05-1.43	y	51.5	44.0 - 57.0
1,2,3,7,8,9-HxCDF	M+2/M+4	1.24	1.05-1.43	y	50.9	45.0 - 56.0
1,2,3,4,6,7,8-HpCDF	M+2/M+4	1.05	0.88-1.20	y	53.0	45.0 - 55.0
1,2,3,4,7,8,9-HpCDF	M+2/M+4	1.05	0.88-1.20	y	50.2	43.0 - 58.0
OCDF	M+2/M+4	0.92	0.76-1.02	y	102	63.0 - 159.0

(1) See Table 8, Method 1613, for m/z specifications.

(2) Ion Abundance Ratio Control Limits as specified in Table 9, Method 1613.

(3) Contract-required concentration range as specified in Table 6, Method 1613.

(4) Contract-required concentration range as specified in Table 6a, Method 1613, for tetras only.

Analyst: DB

Date: 10/10/19

FORM 4B
PCDD/PCDF CALIBRATION VERIFICATION

Lab Name: Vista Analytical Laboratory Episode No.:

Contract No.: SAS No.:

Initial Calibration Date: 10-9-19

Instrument ID: VG-7 GC Column ID: ZB-5MS

VER Data Filename: 191009D1 S#8 Analysis Date: 9-OCT-19 Time: 21:46:34

LABELLED COMPOUNDS	M/Z'S FORMING RATIO (1)	ION ABUND. RATIO	QC LIMITS (2)	Pass	CONC. FOUND	CONC. RANGE (ng/mL)
13C-2,3,7,8-TCDD	M/M+2	0.72	0.65-0.89	y	100	82.0 - 121.0
13C-1,2,3,7,8-PeCDD	M/M+2	0.64	0.54-0.72	y	101	62.0 - 160.0
13C-1,2,3,4,7,8-HxCDD	M+2/M+4	1.23	1.05-1.43	y	95.9	85.0 - 117.0
13C-1,2,3,6,7,8-HxCDD	M+2/M+4	1.25	1.05-1.43	y	95.6	85.0 - 118.0
13C-1,2,3,7,8,9-HxCDD	M+2/M+4	1.26	1.05-1.43	y	94.3	85.0 - 118.0
13C-1,2,3,4,6,7,8-HpCDD	M+2/M+4	1.06	0.88-1.20	y	91.7	72.0 - 138.0
13C-OCDD	M/M+2	0.92	0.76-1.02	y	190	96.0 - 415.0
13C-2,3,7,8-TCDF	M+2/M+4	0.78	0.65-0.89	y	97.2	71.0 - 140.0
13C-1,2,3,7,8-PeCDF	M+2/M+4	1.62	1.32-1.78	y	97.4	76.0 - 130.0
13C-2,3,4,7,8-PeCDF	M+2/M+4	1.59	1.32-1.78	y	96.6	77.0 - 130.0
13C-1,2,3,4,7,8-HxCDF	M/M+2	0.51	0.43-0.59	y	102	76.0 - 131.0
13C-1,2,3,6,7,8-HxCDF	M/M+2	0.51	0.43-0.59	y	101	70.0 - 143.0
13C-2,3,4,6,7,8-HxCDF	M/M+2	0.51	0.43-0.59	y	97.1	73.0 - 137.0
13C-1,2,3,7,8,9-HxCDF	M/M+2	0.51	0.43-0.59	y	99.0	74.0 - 135.0
13C-1,2,3,4,6,7,8-HpCDF	M+2/M+4	0.43	0.37-0.51	y	96.6	78.0 - 129.0
13C-1,2,3,4,7,8,9-HpCDF	M+2/M+4	0.44	0.37-0.51	y	102	77.0 - 129.0
13C-OCDF	M+2/M+4	0.88	0.76-1.02	y	197	96.0 - 415.0
CLEANUP STANDARD (3)						
37Cl-2,3,7,8-TCDD					9.08	7.9 - 12.7

(1) See Table 8, Method 1613, for m/z specifications.

(2) Ion Abundance Ratio Control Limits as specified

(3) No ion abundance ratio; report concentration found.

Analyst: DB

Date: 10/10/19

FORM 6A
PCDD/PCDF RELATIVE RETENTION TIMES

Lab Name: Vista Analytical Laboratory Episode No.:

Contract No.: SAS No.:

Initial Calibration Date: 10-9-19

Instrument ID: VG-7 GC Column ID: ZB-5MS

VER Data Filename: 191009D1 S#8 Analysis Date: 9-OCT-19 Time: 21:46:34

Compounds Using 13C-1234-TCDD as RT Internal Standard

NATIVE ANALYTES	RETENTION TIME	RRT	RRT
	REFERENCE		QC LIMITS (1)
2,3,7,8-TCDD	13C-2,3,7,8-TCDD	1.001	0.999-1.002
1,2,3,7,8-PeCDD	13C-1,2,3,7,8-PeCDD	1.000	0.999-1.002
2,3,7,8-TCDF	13C-2,3,7,8-TCDF	1.001	0.999-1.003
1,2,3,7,8-PeCDF	13C-1,2,3,7,8-PeCDF	1.000	0.999-1.002
2,3,4,7,8-PeCDF	13C-2,3,4,7,8-PeCDF	1.000	0.999-1.002
LABELED COMPOUNDS			
13C-2,3,7,8-TCDD	13C-1,2,3,4-TCDD	1.022	0.976-1.043
13C-1,2,3,7,8-PeCDD	13C-1,2,3,4-TCDD	1.189	1.000-1.567
13C-2,3,7,8-TCDF	13C-1,2,3,4-TCDD	0.994	0.923-1.103
13C-1,2,3,7,8-PeCDF	13C-1,2,3,4-TCDD	1.145	1.000-1.425
13C-2,3,4,7,8-PeCDF	13C-1,2,3,4-TCDD	1.179	1.011-1.526
37Cl-2,3,7,8-TCDD	13C-1,2,3,4-TCDD	1.022	0.989-1.052

Analyst: DB

Date: 10/10/19

FORM 6B
PCDD/PCDF RELATIVE RETENTION TIMES

Lab Name: Vista Analytical Laboratory Episode No.:

Contract No.: SAS No.:

Initial Calibration Date: 10-9-19

Instrument ID: VG-7

GC Column ID: ZB-5MS

VER Data Filename: 191009D1 S#8 Analysis Date: 9-OCT-19 Time: 21:46:34

NATIVE ANALYTES	RETENTION TIME	RRT	RRT
	REFERENCE		QC LIMITS (1)
1,2,3,4,7,8-HxCDF	13C-1,2,3,4,7,8-HxCDF	1.000	0.999-1.001
1,2,3,6,7,8-HxCDF	13C-1,2,3,6,7,8-HxCDF	1.000	0.997-1.005
2,3,4,6,7,8-HxCDF	13C-2,3,4,6,7,8-HxCDF	1.000	0.999-1.001
1,2,3,7,8,9-HxCDF	13C-1,2,3,7,8,9-HxCDF	1.001	0.999-1.001
1,2,3,4,7,8-HxCDD	13C-1,2,3,4,7,8-HxCDD	1.001	0.999-1.001
1,2,3,6,7,8-HxCDD	13C-1,2,3,6,7,8-HxCDD	1.000	0.998-1.004
1,2,3,7,8,9-HxCDD	13C-1,2,3,7,8,9-HxCDD	1.001	0.998-1.004
1,2,3,4,6,7,8-HpCDF	13C-1,2,3,4,6,7,8-HpCDF	1.000	0.999-1.001
1,2,3,4,6,7,8-HpCDD	13C-1,2,3,4,6,7,8-HpCDD	1.000	0.999-1.001
1,2,3,4,7,8,9-HpCDF	13C-1,2,3,4,7,8,9-HpCDF	1.000	0.999-1.001
OCDD	13C-OCDD	1.000	0.999-1.001
OCDF	13C-OCDF	1.000	0.999-1.001

LABELED COMPOUNDS

13C-1,2,3,4,7,8-HxCDF	13C-1,2,3,4,6,9-HxCDF	0.987	0.975-1.001
13C-1,2,3,6,7,8-HxCDF	13C-1,2,3,4,6,9-HxCDF	0.991	0.979-1.005
13C-2,3,4,6,7,8-HxCDF	13C-1,2,3,4,6,9-HxCDF	1.010	1.001-1.020
13C-1,2,3,7,8,9-HxCDF	13C-1,2,3,4,6,9-HxCDF	1.040	1.002-1.072
13C-1,2,3,4,7,8-HxCDD	13C-1,2,3,4,6,9-HxCDF	1.014	1.002-1.026
13C-1,2,3,6,7,8-HxCDD	13C-1,2,3,4,6,9-HxCDF	1.018	1.007-1.029
13C-1,2,3,7,8,9-HxCDD	13C-1,2,3,4,6,9-HxCDF	1.027	1.014-1.038
13C-1,2,3,4,6,7,8-HpCDF	13C-1,2,3,4,6,9-HxCDF	1.093	1.069-1.111
13C-1,2,3,4,7,8,9-HpCDF	13C-1,2,3,4,6,9-HxCDF	1.145	1.098-1.192
13C-1,2,3,4,6,7,8-HpCDD	13C-1,2,3,4,6,9-HxCDF	1.127	1.117-1.141
13C-OCDD	13C-1,2,3,4,6,9-HxCDF	1.227	1.085-1.365
13C-OCDF	13C-1,2,3,4,6,9-HxCDF	1.235	1.091-1.371

Analyst: DB

Date: 10/10/19

Client ID: 1613 SSS 19C2207
Lab ID: SS191009D1-1

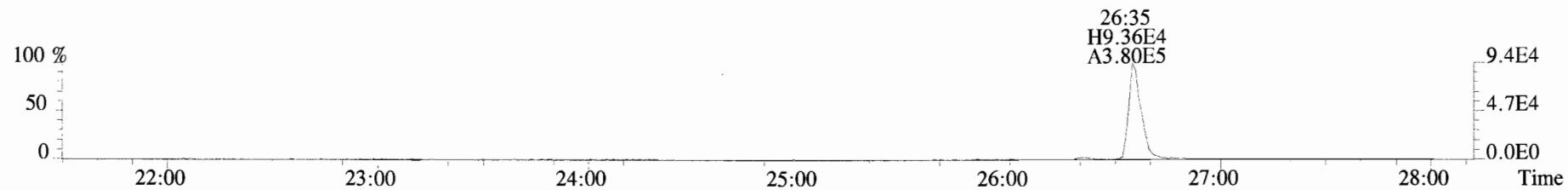
Filename: 191009D1 S:8 Acq: 9-OCT-19 21:46:34
GC Column ID: ZB-5MS ICal: 1613VG7-10-9-19 wt/vol: 1.000

ConCal: ST191009D1-4
EndCAL: NA

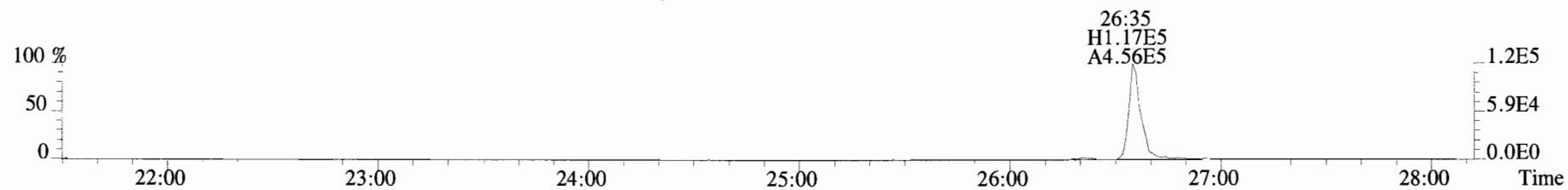
Name	Resp	RA	RRF	RT	Conc	Qual	noise	Fac	DL	Name	Conc	EMPC	Qual	noise	DL
2,3,7,8-TCDD	8.36e+05	0.83 y	0.91	26:36	10.234		* 2.5		*	Total Tetra-Dioxins	10.4	11.4		*	*
1,2,3,7,8-PeCDD	3.38e+06	0.63 y	0.90	30:57	51.323		* 2.5		*	Total Penta-Dioxins	51.4	51.7		*	*
1,2,3,4,7,8-HxCDD	2.55e+06	1.31 y	1.10	34:18	48.909		* 2.5		*	Total Hexa-Dioxins	153	153		*	*
1,2,3,6,7,8-HxCDD	3.09e+06	1.18 y	0.94	34:24	52.378		* 2.5		*	Total Hepta-Dioxins	53.5	54.4		*	*
1,2,3,7,8,9-HxCDD	2.83e+06	1.17 y	0.96	34:44	50.434		* 2.5		*	Total Tetra-Furans	10.7	11.4		*	*
1,2,3,4,6,7,8-HpCDD	2.34e+06	1.02 y	0.98	38:07	51.915		* 2.5		*	Total Penta-Furans	110.38	111.73		*	*
OCDD	4.27e+06	0.92 y	0.96	41:30	105.37		* 2.5		*	Total Hexa-Furans	205	207		*	*
										Total Hepta-Furans	104	106		*	*
2,3,7,8-TCDF	1.24e+06	0.78 y	0.95	25:53	10.342		* 2.5		*						
1,2,3,7,8-PeCDF	5.03e+06	1.54 y	0.96	29:48	50.200		* 2.5		*						
2,3,4,7,8-PeCDF	5.90e+06	1.60 y	1.01	30:42	56.719		* 2.5		*						
1,2,3,4,7,8-HxCDF	3.94e+06	1.22 y	1.18	33:23	51.086		* 2.5		*						
1,2,3,6,7,8-HxCDF	4.44e+06	1.23 y	1.07	33:31	51.491		* 2.5		*						
2,3,4,6,7,8-HxCDF	4.08e+06	1.20 y	1.11	34:08	51.474		* 2.5		*						
1,2,3,7,8,9-HxCDF	3.40e+06	1.24 y	1.06	35:10	50.903		* 2.5		*						
1,2,3,4,6,7,8-HpCDF	3.36e+06	1.05 y	1.13	36:58	53.010		* 2.5		*						
1,2,3,4,7,8,9-HpCDF	2.94e+06	1.05 y	1.28	38:42	50.216		* 2.5		*						
OCDF	5.04e+06	0.92 y	0.95	41:45	102.23		* 2.5		*						
IS	13C-2,3,7,8-TCDD	9.02e+06	0.72 y	1.10	26:35	100.49				Rec	Qual				
IS	13C-1,2,3,7,8-PeCDD	7.29e+06	0.64 y	0.88	30:56	100.87				100					
IS	13C-1,2,3,4,7,8-HxCDD	4.73e+06	1.23 y	0.64	34:16	95.948				101					
IS	13C-1,2,3,6,7,8-HxCDD	6.28e+06	1.25 y	0.86	34:24	95.558				95.9					
IS	13C-1,2,3,7,8,9-HxCDD	5.85e+06	1.26 y	0.81	34:43	94.306				95.6					
IS	13C-1,2,3,4,6,7,8-HpCDD	4.61e+06	1.06 y	0.65	38:06	91.680				94.3					
IS	13C-OCDD	8.45e+06	0.92 y	0.58	41:29	189.68				91.7					
IS	13C-2,3,7,8-TCDF	1.26e+07	0.78 y	1.03	25:52	97.199				94.8					
IS	13C-1,2,3,7,8-PeCDF	1.04e+07	1.62 y	0.85	29:48	97.425				97.2					
IS	13C-2,3,4,7,8-PeCDF	1.03e+07	1.59 y	0.85	30:41	96.649				97.4					
IS	13C-1,2,3,4,7,8-HxCDF	6.55e+06	0.51 y	0.83	33:22	102.43				96.6					
IS	13C-1,2,3,6,7,8-HxCDF	8.06e+06	0.51 y	1.03	33:30	101.42				102					
IS	13C-2,3,4,6,7,8-HxCDF	7.11e+06	0.51 y	0.95	34:08	97.073				101					
IS	13C-1,2,3,7,8,9-HxCDF	6.30e+06	0.51 y	0.83	35:09	98.999				97.1					
IS	13C-1,2,3,4,6,7,8-HpCDF	5.62e+06	0.43 y	0.76	36:57	96.588				99.0					
IS	13C-1,2,3,4,7,8,9-HpCDF	4.58e+06	0.44 y	0.58	38:42	102.46				96.6					
IS	13C-OCDF	1.04e+07	0.88 y	0.69	41:44	196.65				102					
C/Up	37Cl-2,3,7,8-TCDD	8.91e+05		1.20	26:36	9.0817				98.3					
RS/RT	13C-1,2,3,4-TCDD	8.20e+06	0.76 y	1.00	26:01	100.00									
RS	13C-1,2,3,4-TCDF	1.25e+07	0.82 y	1.00	24:42	100.00									
RS/RT	13C-1,2,3,4,6,9-HxCDF	7.68e+06	0.50 y	1.00	33:48	100.00									

Integrations
by DB
Analyst: DB
Reviewed
by CT
Analyst: CT
Date: 10/10/19
Date: 10/10/19

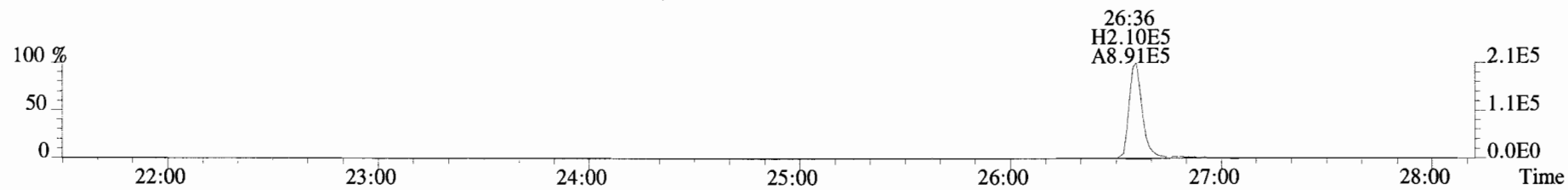
File:191009D1 #1-514 Acq: 9-OCT-2019 21:46:34 GC EI+ Voltage SIR Autospec-UltimaE
Sample#8 File Text:Vista Analytical Laboratory_VG7 Text:SS191009D1-1 1613 SSS 19C2207 Exp:OCDD_DB5
319.8965 S:8 BSUB(10000,15,-3.0) PKD(5,5,3,0.10%,100.0,0.00%,F,F)



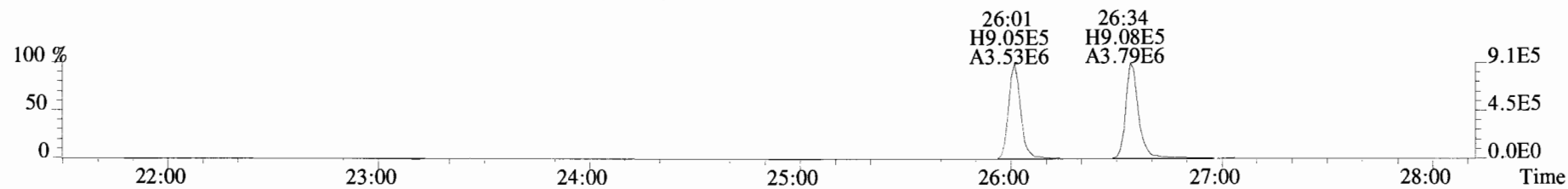
321.8936 S:8 BSUB(10000,15,-3.0) PKD(5,5,3,0.10%,100.0,0.00%,F,F)



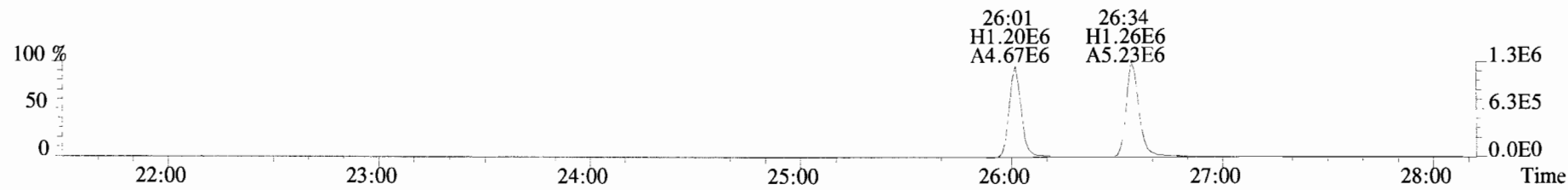
327.8847 S:8 BSUB(10000,15,-3.0) PKD(5,5,3,0.10%,100.0,0.00%,F,F)




331.9368 S:8 BSUB(10000,15,-3.0) PKD(5,5,3,0.10%,100.0,0.00%,F,F)



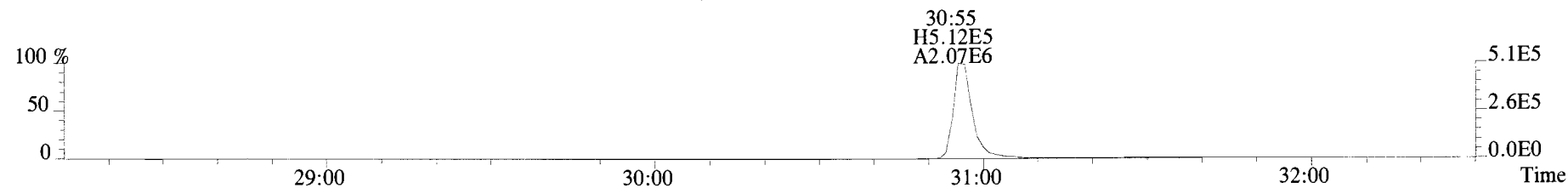
333.9339 S:8 BSUB(10000,15,-3.0) PKD(5,5,3,0.10%,100.0,0.00%,F,F)



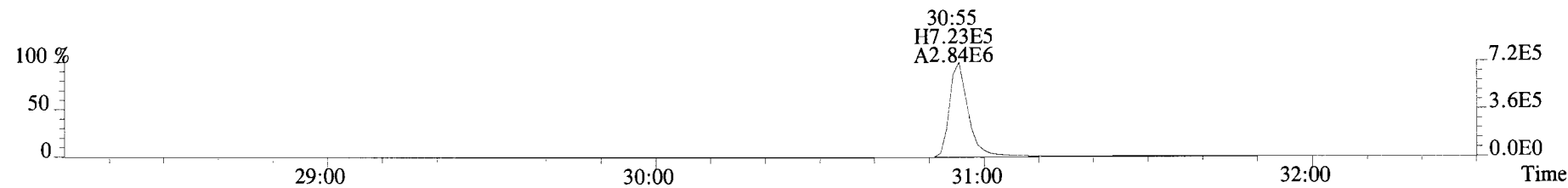
File:191009D1 #1-210 Acq: 9-OCT-2019 21:46:34 GC EI+ Voltage SIR Autospec-UltimaE
Sample#8 File Text: Vista Analytical Laboratory VG7 Text:SS191009D1-1 1613 SSS 19C2207 Exp:OCDD_DB5
353.8576 S:8 F:2 BSUB(10000,15,-3.0) PKD(5,5,3,0.10%,100.0,0.00%,F,F)



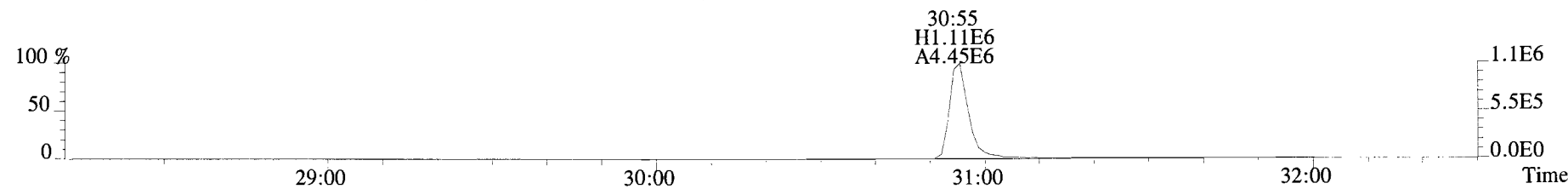
355.8546 S:8 F:2 BSUB(10000,15,-3.0) PKD(5,5,3,0.10%,100.0,0.00%,F,F)



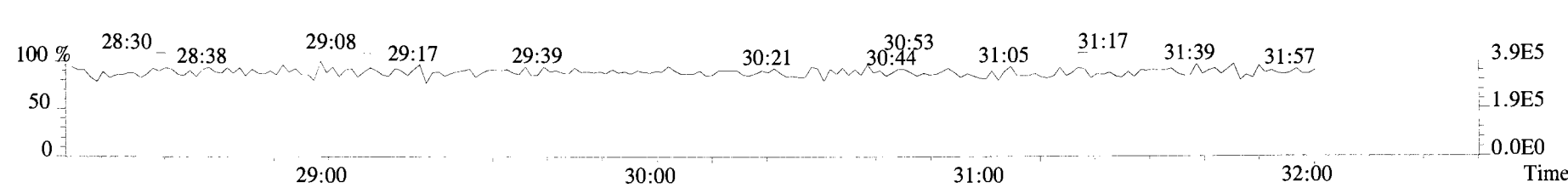
365.8978 S:8 F:2 BSUB(10000,15,-3.0) PKD(5,5,3,0.10%,100.0,0.00%,F,F)



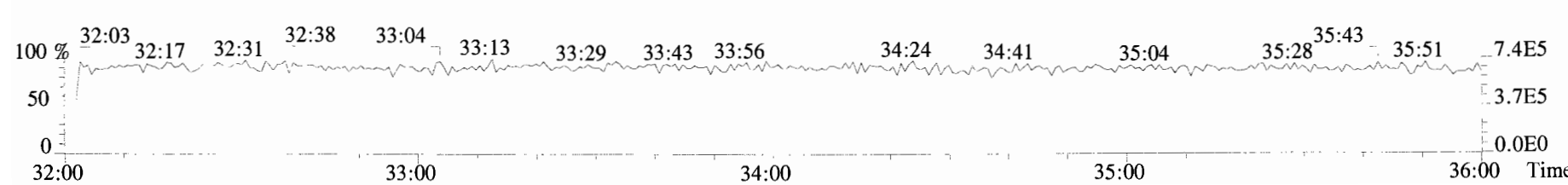
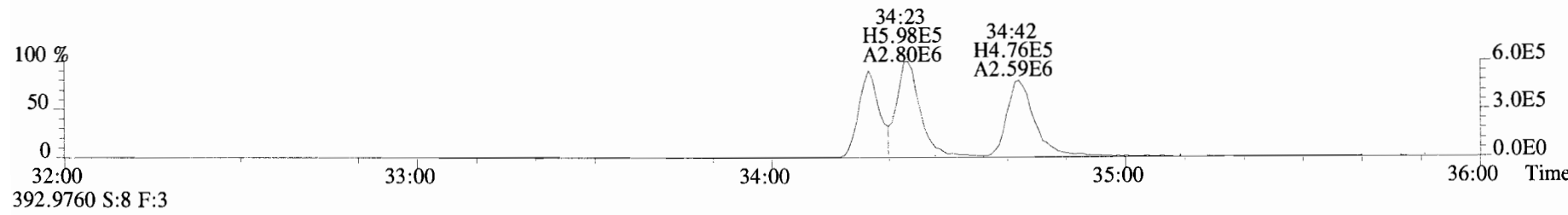
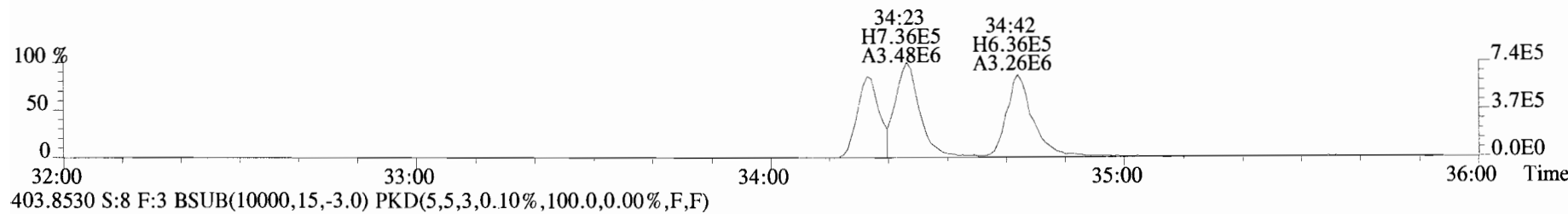
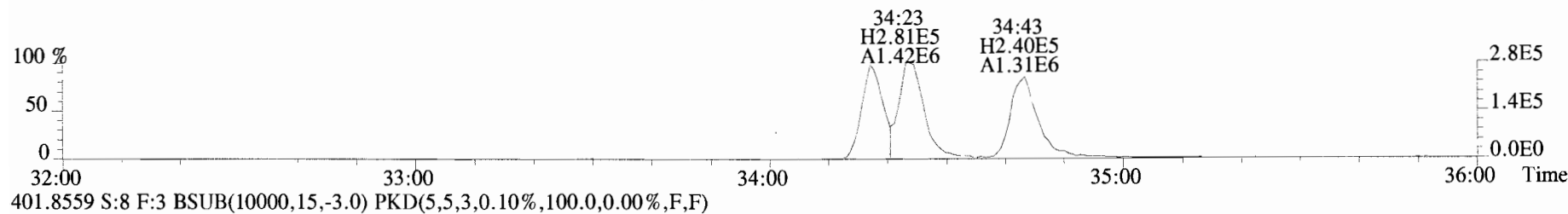
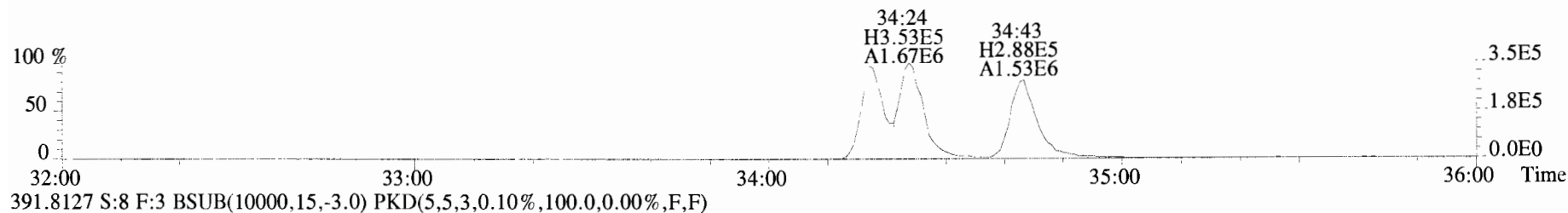
367.8949 S:8 F:2 BSUB(10000,15,-3.0) PKD(5,5,3,0.10%,100.0,0.00%,F,F)



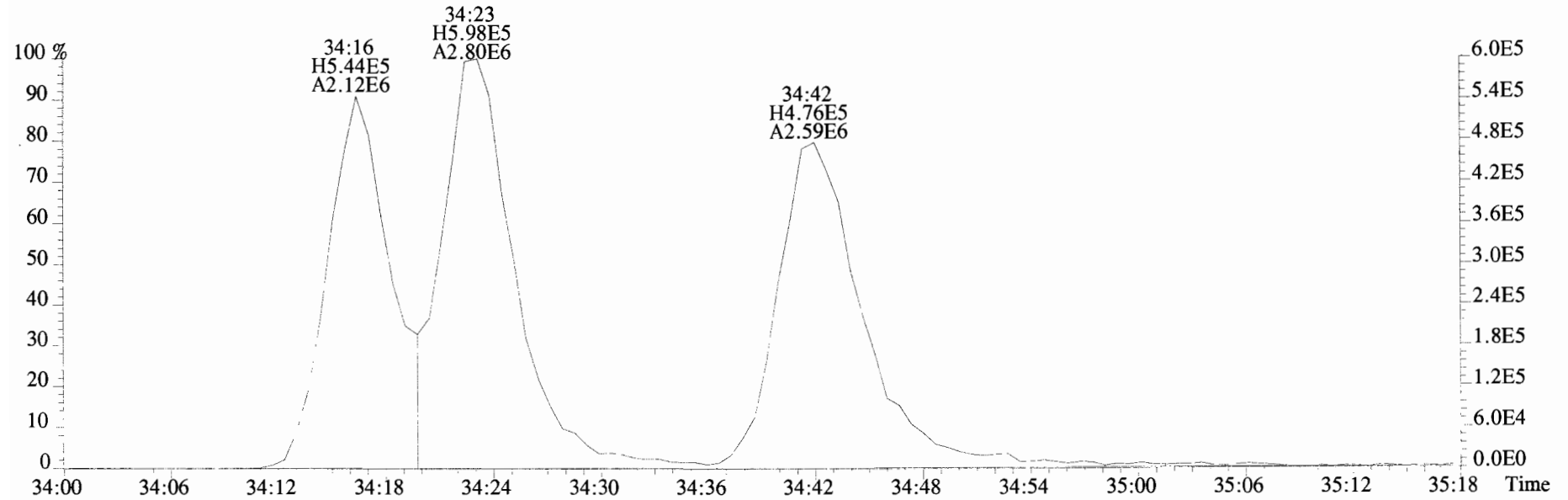
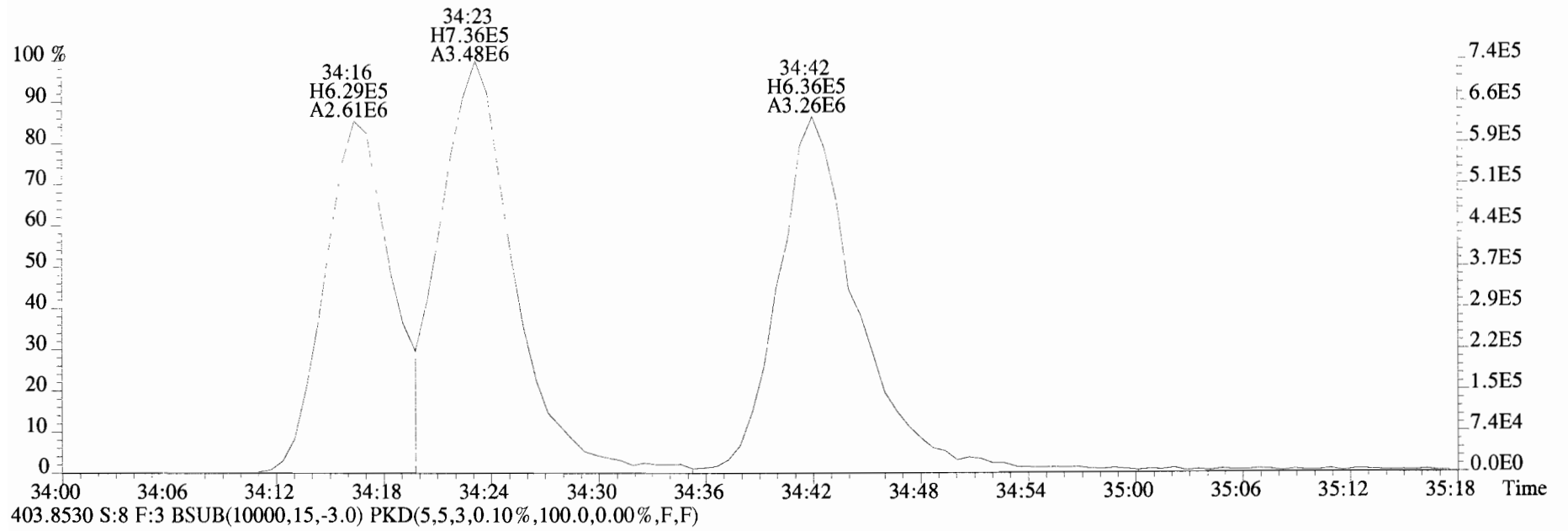
366.9792 S:8 F:2



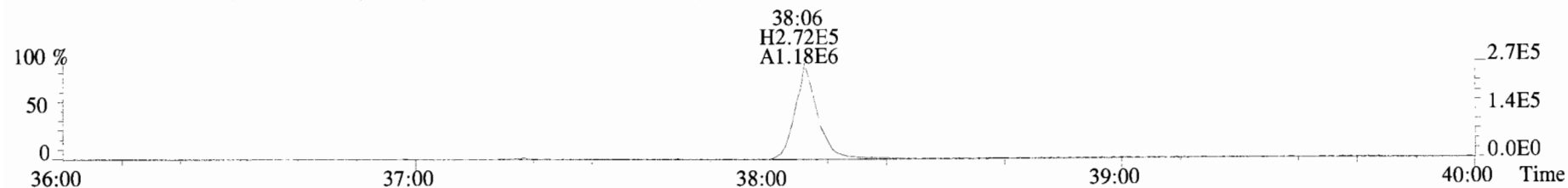
File:191009D1 #1-355 Acq: 9-OCT-2019 21:46:34 GC EI+ Voltage SIR Autospec-UltimaE
Sample#8 File Text:Vista_Analytical_Laboratory_VG7 Text:SS191009D1-1 1613 SSS 19C2207 Exp:OCDD_DB5
389.8156 S:8 F:3 BSUB(10000,15,-3.0) PKD(5,5,3,0.10%,100.0,0.00%,F,F)



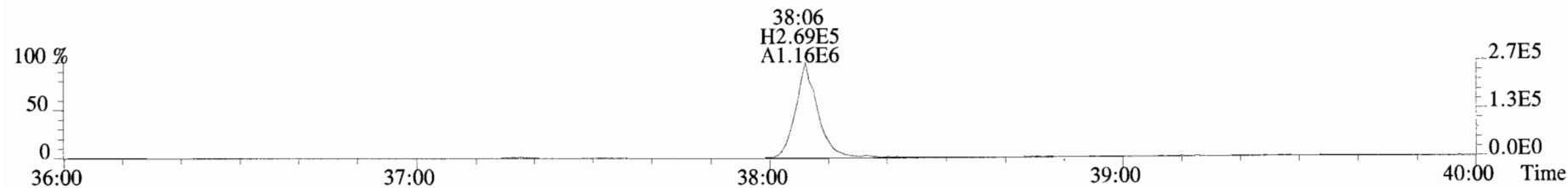
File:191009D1 #1-355 Acq: 9-OCT-2019 21:46:34 GC EI+ Voltage SIR Autospec-UltimaE
Sample#8 File Text:Vista Analytical Laboratory_VG7 Text:SS191009D1-1 1613 SSS 19C2207 Exp:OCDD_DB5
401.8559 S:8 F:3 BSUB(10000,15,-3.0) PKD(5,5,3,0.10%,100.0,0.00%,F,F)



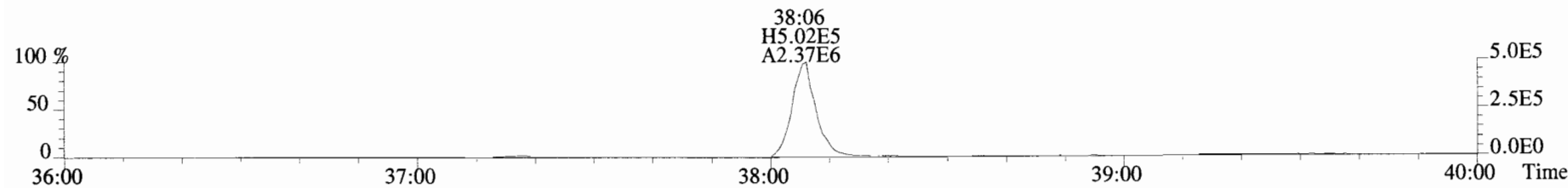
File:191009D1 #1-356 Acq: 9-OCT-2019 21:46:34 GC EI+ Voltage SIR Autospec-UltimaE
Sample#8 File Text:Vista Analytical Laboratory_VG7 Text:SS191009D1-1 1613 SSS 19C2207 Exp:OCDD_DB5
423.7767 S:8 F:4 BSUB(10000,15,-3.0) PKD(5,5,3,0.10%,100.0,0.00%,F,F)



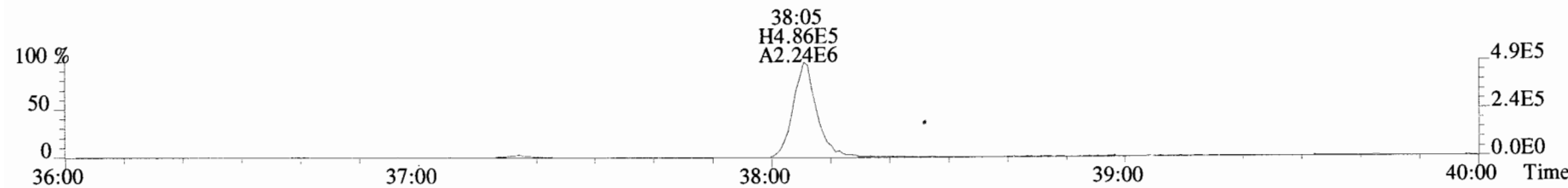
425.7737 S:8 F:4 BSUB(10000,15,-3.0) PKD(5,5,3,0.10%,100.0,0.00%,F,F)



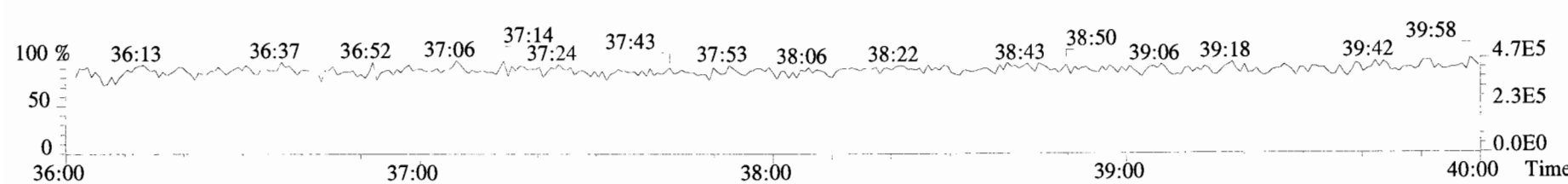
435.8169 S:8 F:4 BSUB(10000,15,-3.0) PKD(5,5,3,0.10%,100.0,0.00%,F,F)




437.8140 S:8 F:4 BSUB(10000,15,-3.0) PKD(5,5,3,0.10%,100.0,0.00%,F,F)



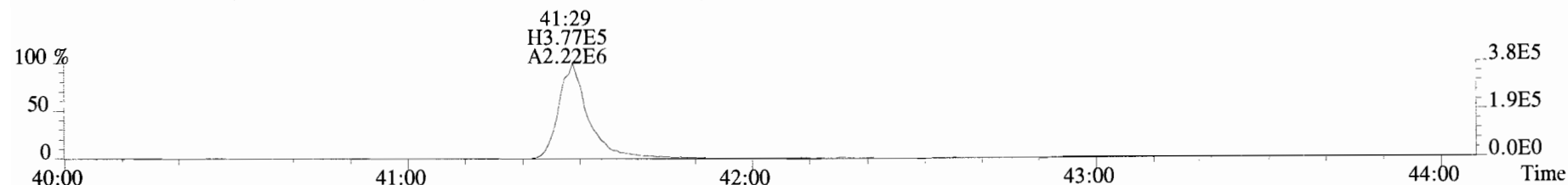
454.9728 S:8 F:4



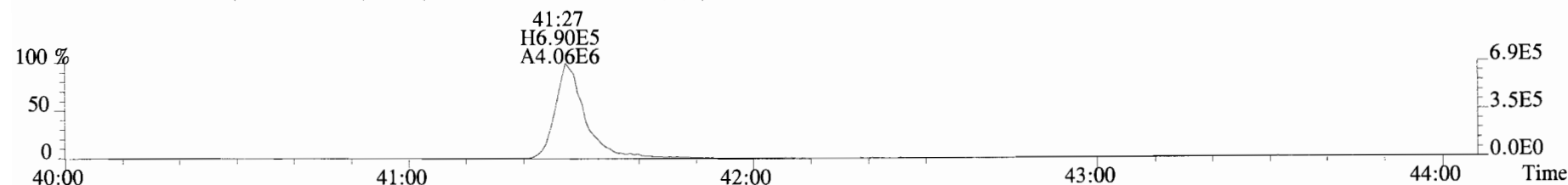
File:191009D1 #1-431 Acq: 9-OCT-2019 21:46:34 GC EI+ Voltage SIR Autospec-UltimaE
Sample#8 File Text:Vista_Analytical_Laboratory_VG7 Text:SS191009D1-1 1613 SSS 19C2207 Exp:OCDD_DB5
457.7377 S:8 F:5 BSUB(10000,15,-3.0) PKD(5,5,3,0.10%,100.0,0.00%,F,F)



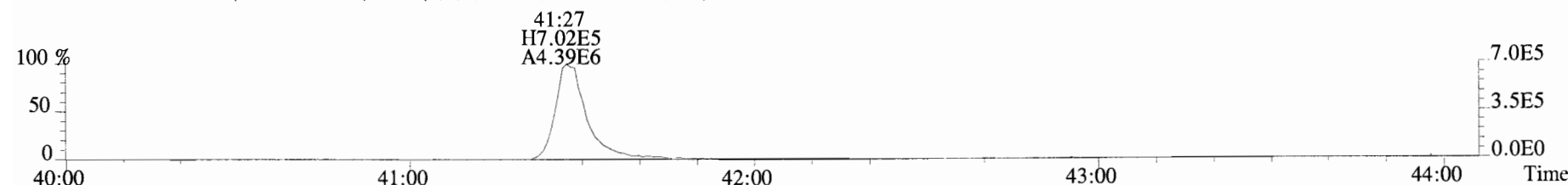
459.7348 S:8 F:5 BSUB(10000,15,-3.0) PKD(5,5,3,0.10%,100.0,0.00%,F,F)



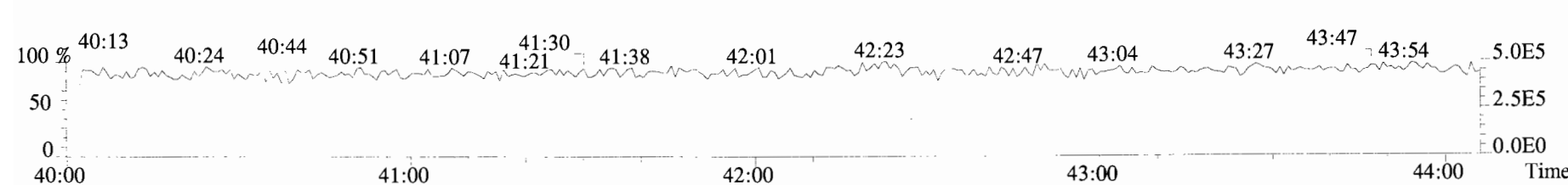
469.7780 S:8 F:5 BSUB(10000,15,-3.0) PKD(5,5,3,0.10%,100.0,0.00%,F,F)



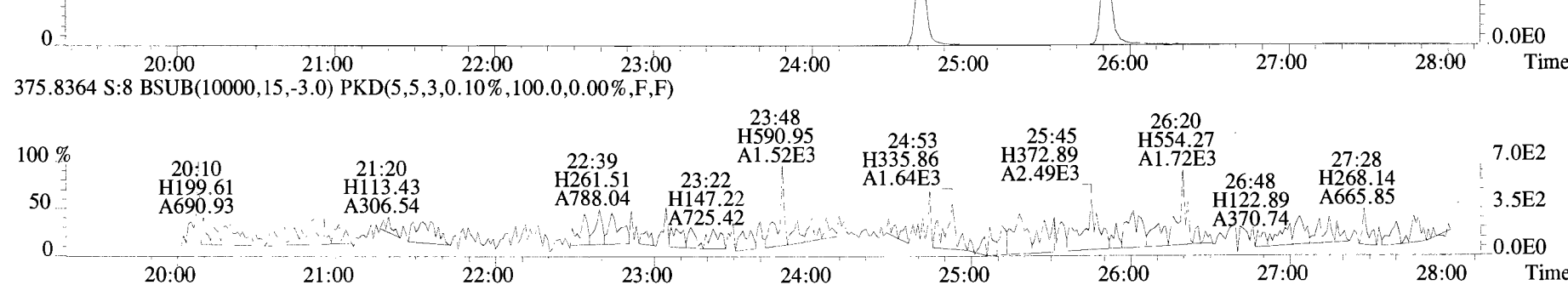
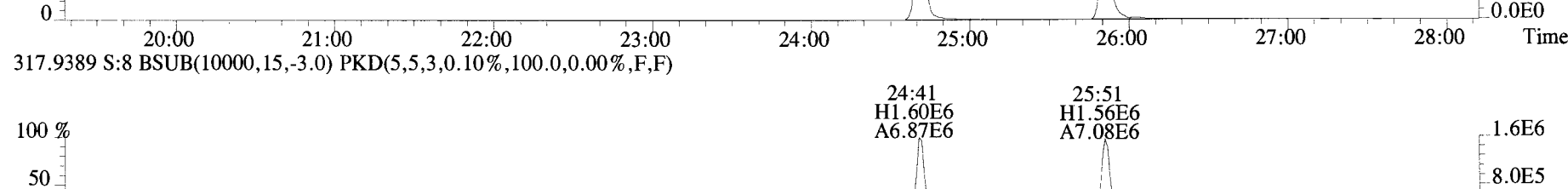


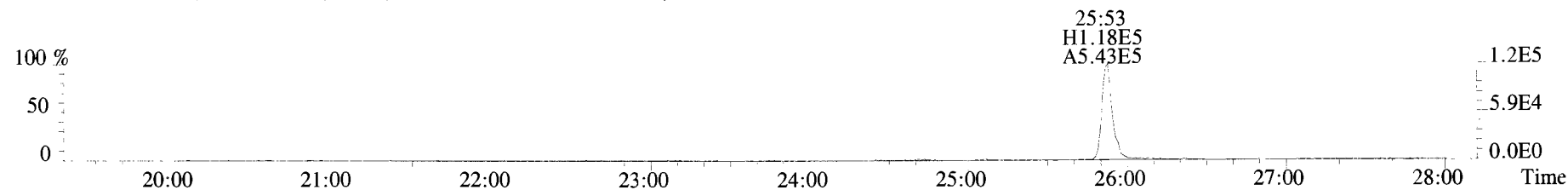
471.7750 S:8 F:5 BSUB(10000,15,-3.0) PKD(5,5,3,0.10%,100.0,0.00%,F,F)



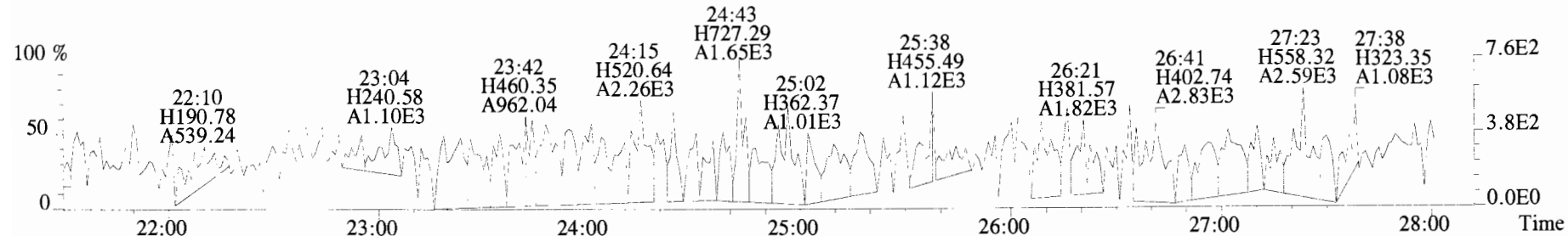
454.9728 S:8 F:5



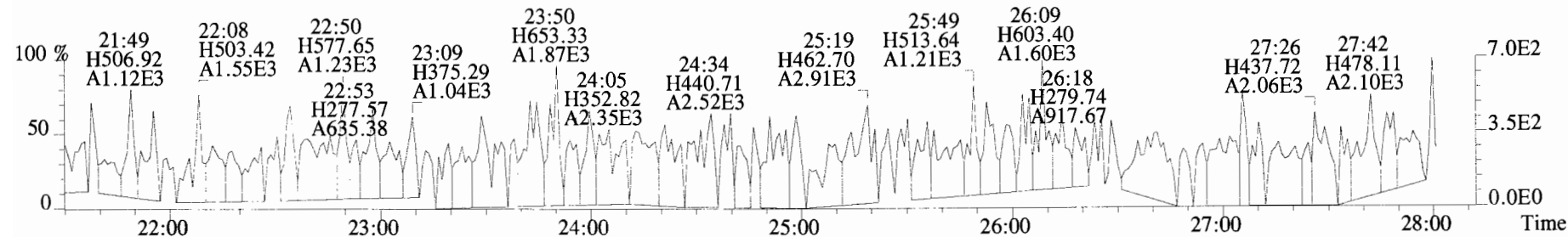
File:191009D1 #1-514 Acq: 9-OCT-2019 21:46:34 GC EI+ Voltage SIR Autospec-UltimaE
 Sample#8 File Text:Vista Analytical Laboratory_VG7 Text:SS191009D1-1 1613 SSS 19C2207 Exp:OCDD_DB5
 303.9016 S:8 BSUB(10000,15,-3.0) PKD(5,5,3,0.10%,100.0,0.00%,F,F)



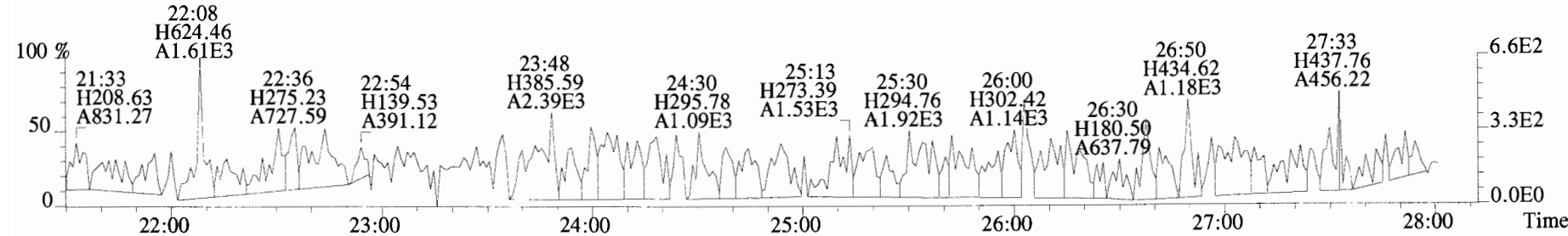
File:191009D1 #1-514 Acq: 9-OCT-2019 21:46:34 GC EI+ Voltage SIR Autospec-UltimaE
 Sample#8 File Text:Vista Analytical Laboratory_VG7 Text:SS191009D1-1 1613 SSS 19C2207 Exp:OCDD_DB5
 339.8597 S:8 BSUB(10000,15,-3.0) PKD(5,5,3,0.10%,100.0,0.00%,F,F)



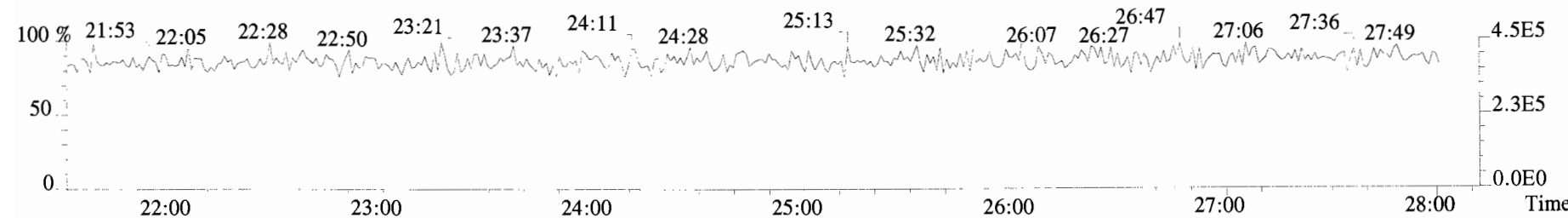
341.8568 S:8 BSUB(10000,15,-3.0) PKD(5,5,3,0.10%,100.0,0.00%,F,F)



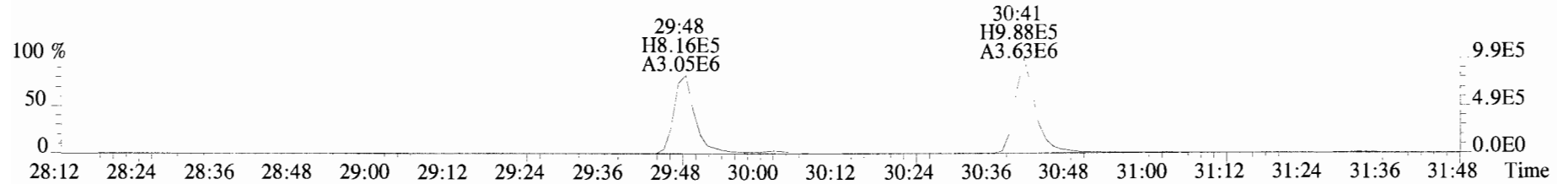
409.7974 S:8 BSUB(10000,15,-3.0) PKD(5,5,3,0.10%,100.0,0.00%,F,F)



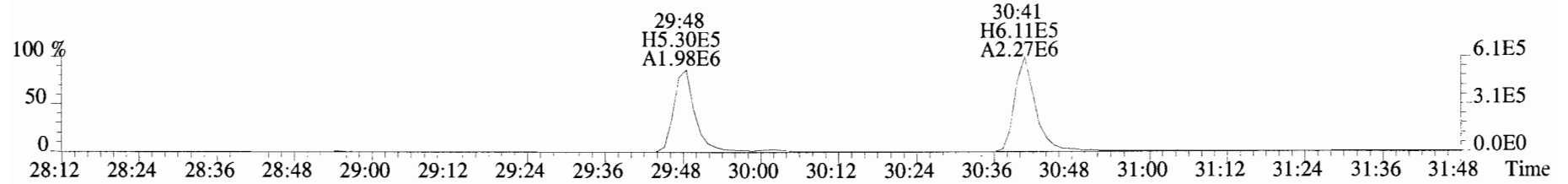
316.9824 S:8



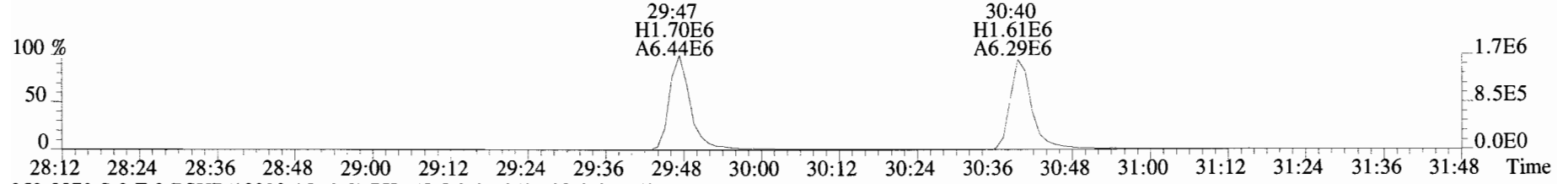
File:191009D1 #1-210 Acq: 9-OCT-2019 21:46:34 GC EI+ Voltage SIR Autospec-UltimaE
 Sample#8 File Text:Vista_Analytical_Laboratory_VG7 Text:SS191009D1-1 1613 SSS 19C2207 Exp:OCDD_DB5
 339.8597 S:8 F:2 BSUB(10000,15,-3.0) PKD(5,5,3,0.10%,100.0,0.00%,F,F)



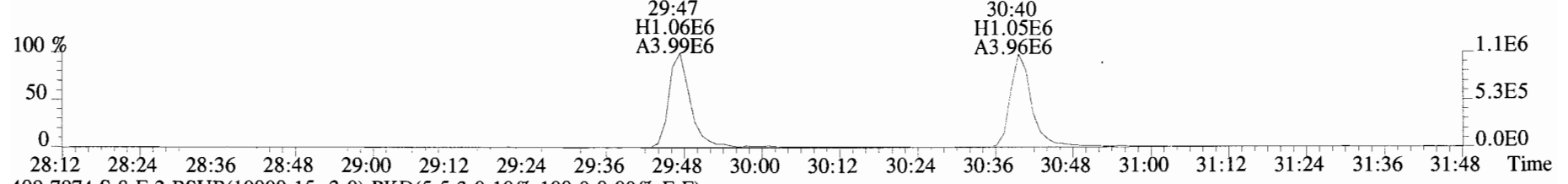
341.8568 S:8 F:2 BSUB(10000,15,-3.0) PKD(5,5,3,0.10%,100.0,0.00%,F,F)



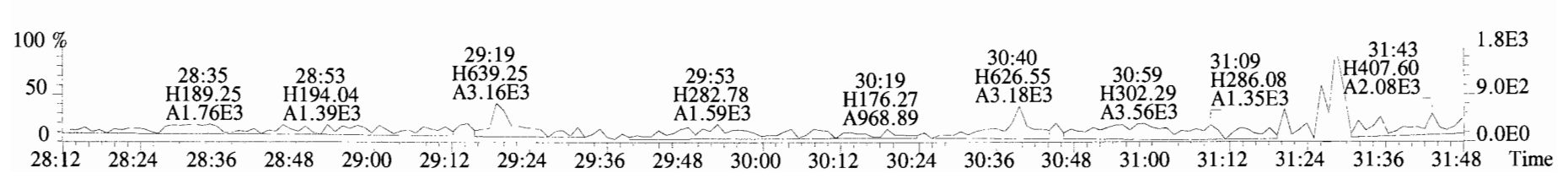
351.9000 S:8 F:2 BSUB(10000,15,-3.0) PKD(5,5,3,0.10%,100.0,0.00%,F,F)



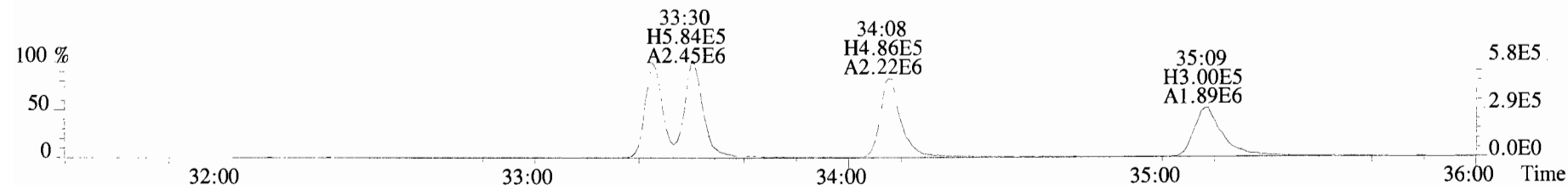
353.8970 S:8 F:2 BSUB(10000,15,-3.0) PKD(5,5,3,0.10%,100.0,0.00%,F,F)



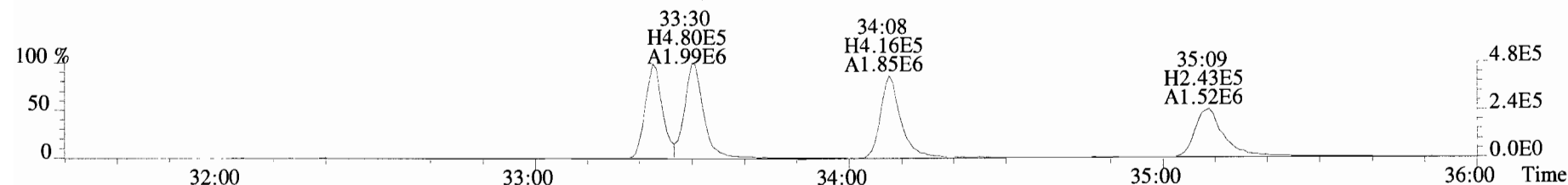
409.7974 S:8 F:2 BSUB(10000,15,-3.0) PKD(5,5,3,0.10%,100.0,0.00%,F,F)



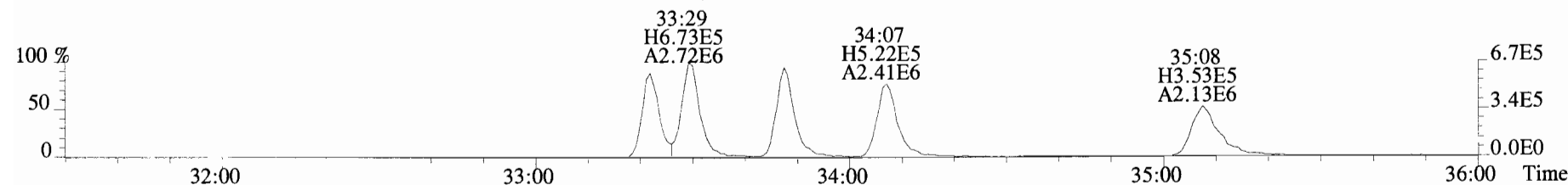
File:191009D1 #1-355 Acq: 9-OCT-2019 21:46:34 GC EI+ Voltage SIR Autospec-UltimaE
 Sample#8 File Text:Vista_Analytical_Laboratory_VG7 Text:SS191009D1-1 1613 SSS 19C2207 Exp:OCDD_DB5
 373.8207 S:8 F:3 BSUB(10000,15,-3.0) PKD(5,5,3,0.10%,100.0,0.00%,F,F)



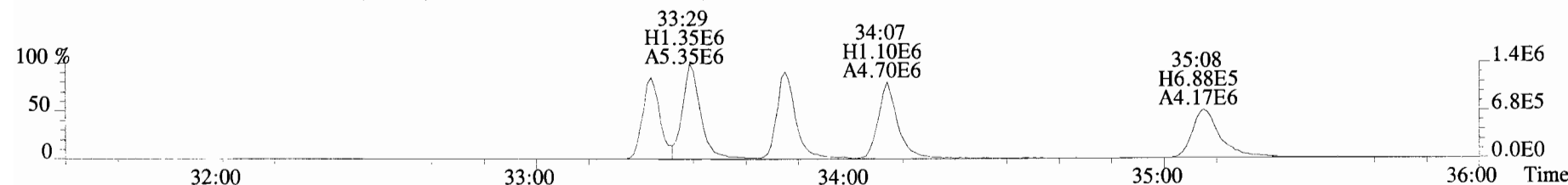
375.8178 S:8 F:3 BSUB(10000,15,-3.0) PKD(5,5,3,0.10%,100.0,0.00%,F,F)



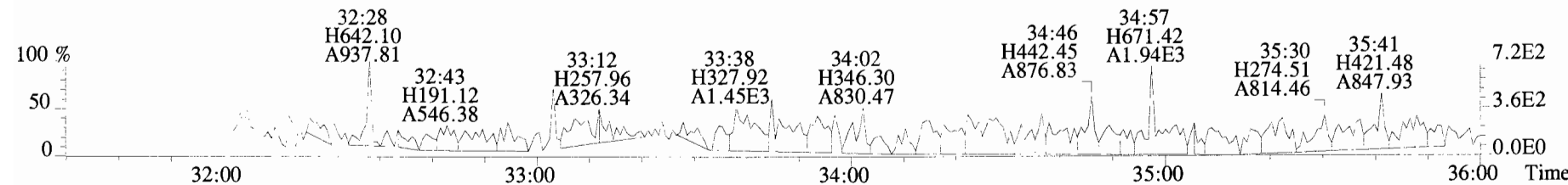
383.8639 S:8 F:3 BSUB(10000,15,-3.0) PKD(5,5,3,0.10%,100.0,0.00%,F,F)



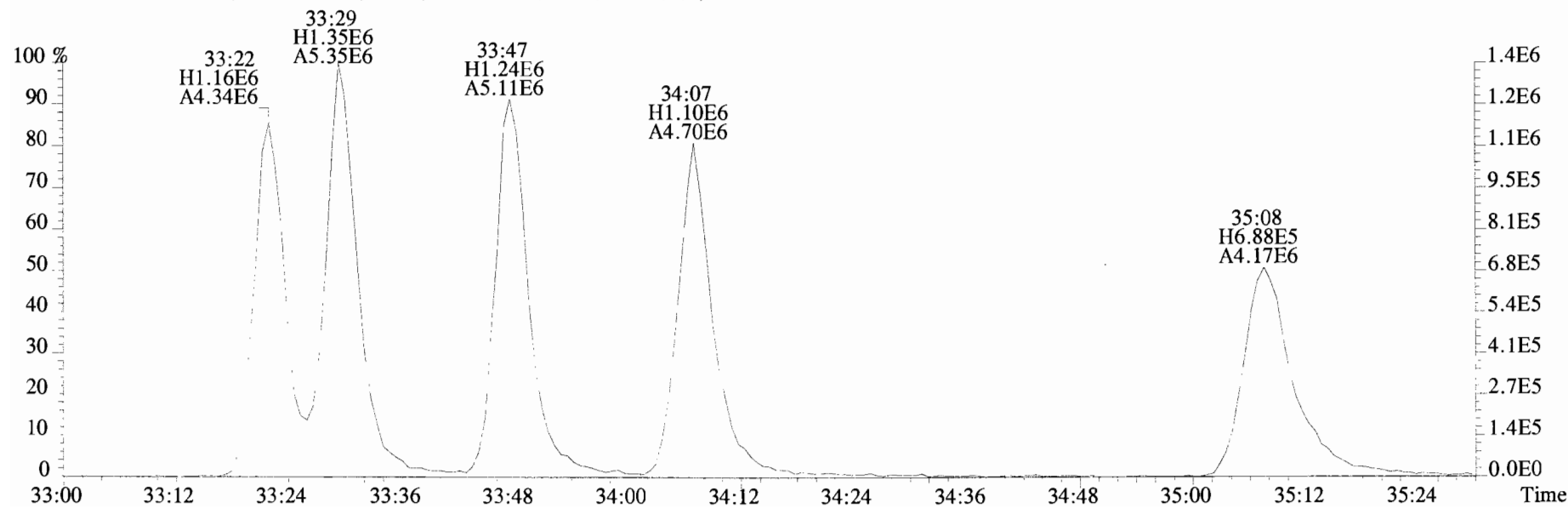
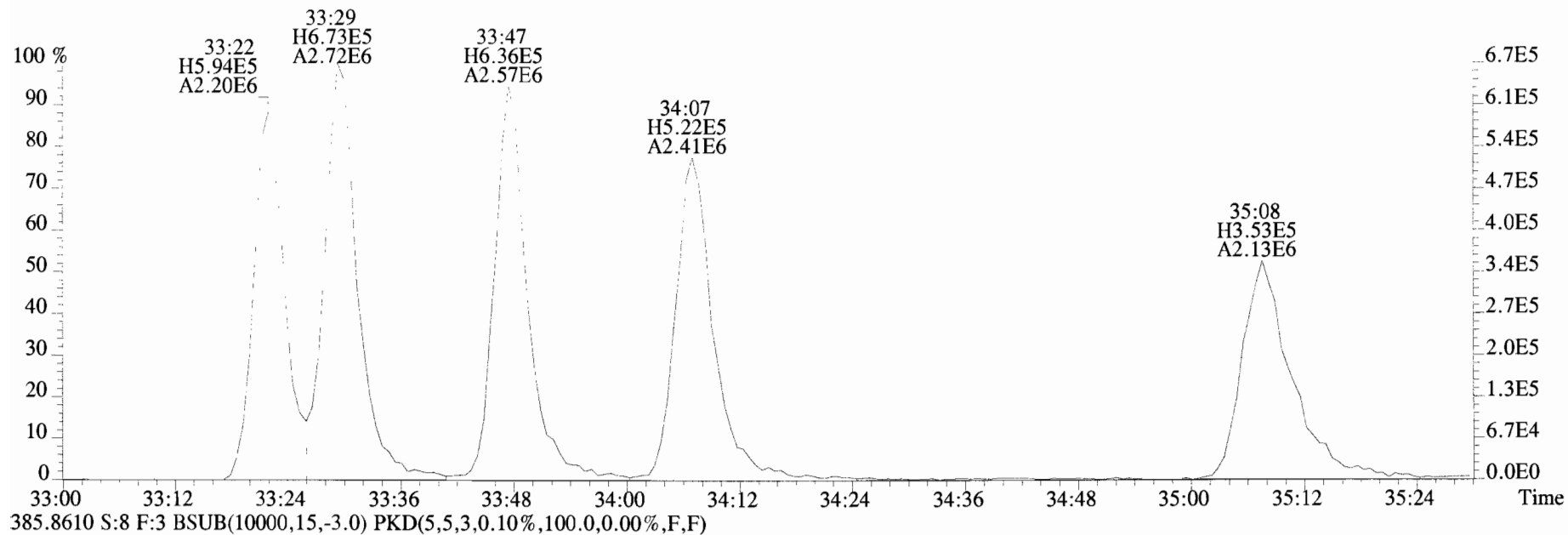
385.8610 S:8 F:3 BSUB(10000,15,-3.0) PKD(5,5,3,0.10%,100.0,0.00%,F,F)



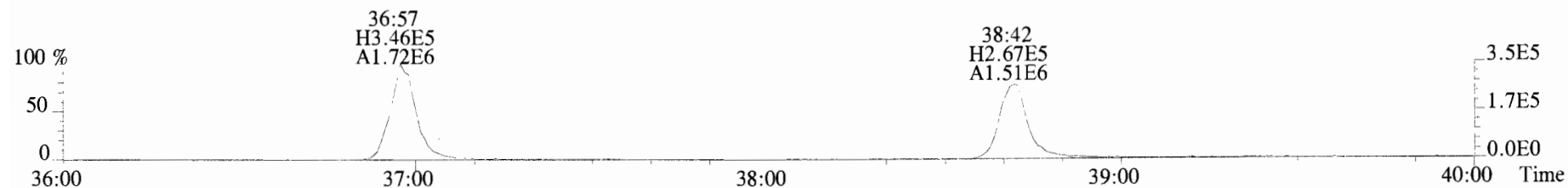
445.7555 S:8 F:3 BSUB(10000,15,-3.0) PKD(5,5,3,0.10%,100.0,0.00%,F,F)



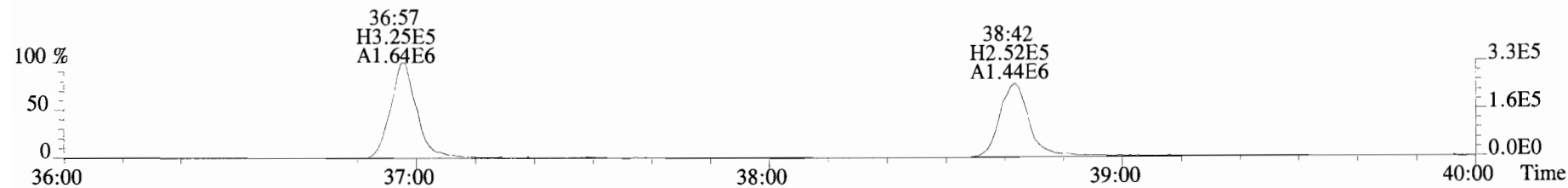
File:191009D1 #1-355 Acq: 9-OCT-2019 21:46:34 GC EI+ Voltage SIR Autospec-UltimaE
Sample#8 File Text:Vista Analytical Laboratory_VG7 Text:SS191009D1-1 1613 SSS 19C2207 Exp:OCDD_DB5
383.8639 S:8 F:3 BSUB(10000,15,-3.0) PKD(5,5,3,0.10%,100.0,0.00%,F,F)



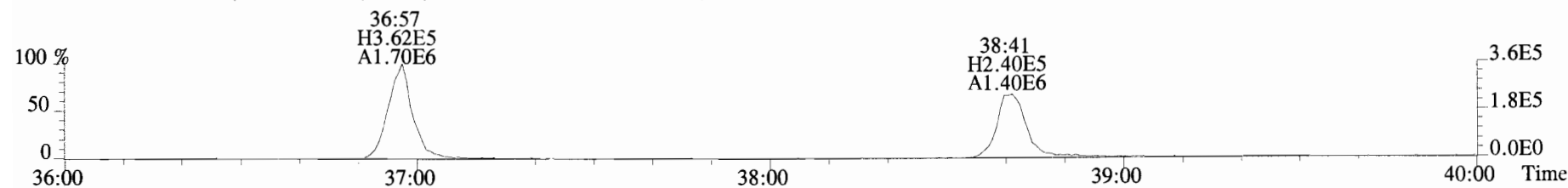
File:191009D1 #1-356 Acq: 9-OCT-2019 21:46:34 GC EI+ Voltage SIR Autospec-UltimaE
 Sample#8 File Text:Vista Analytical Laboratory_VG7 Text:SS191009D1-1 1613 SSS 19C2207 Exp:OCDD_DB5
 407.7818 S:8 F:4 BSUB(10000,15,-3.0) PKD(5,5,3,0.10%,100.0,0.00%,F,F)



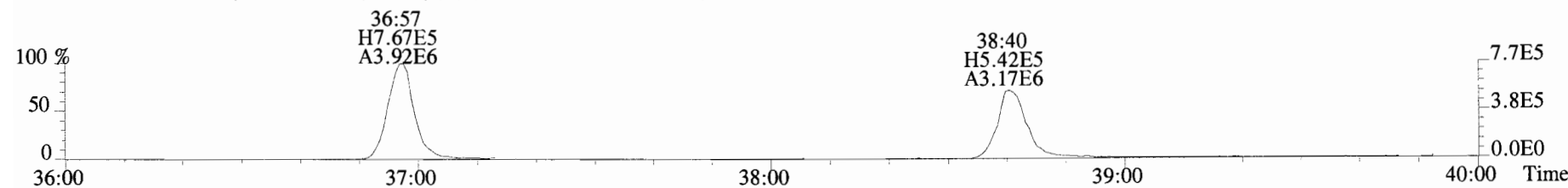
409.7788 S:8 F:4 BSUB(10000,15,-3.0) PKD(5,5,3,0.10%,100.0,0.00%,F,F)



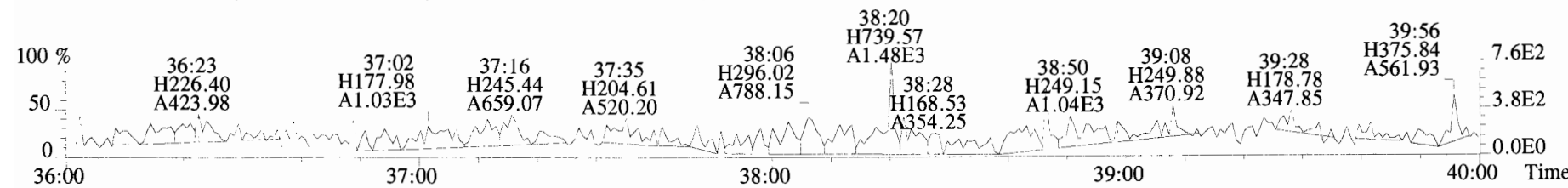
417.8253 S:8 F:4 BSUB(10000,15,-3.0) PKD(5,5,3,0.10%,100.0,0.00%,F,F)



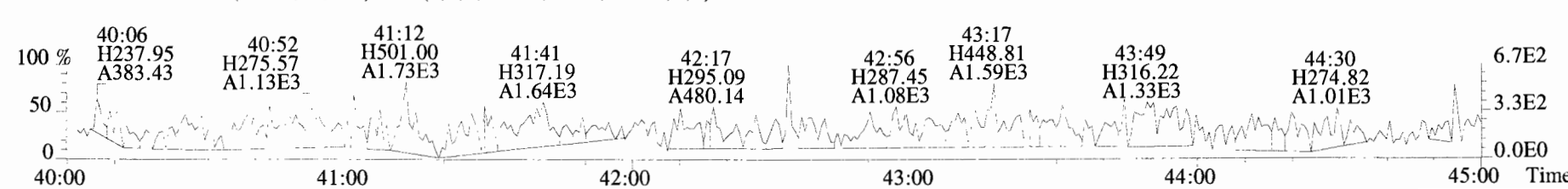
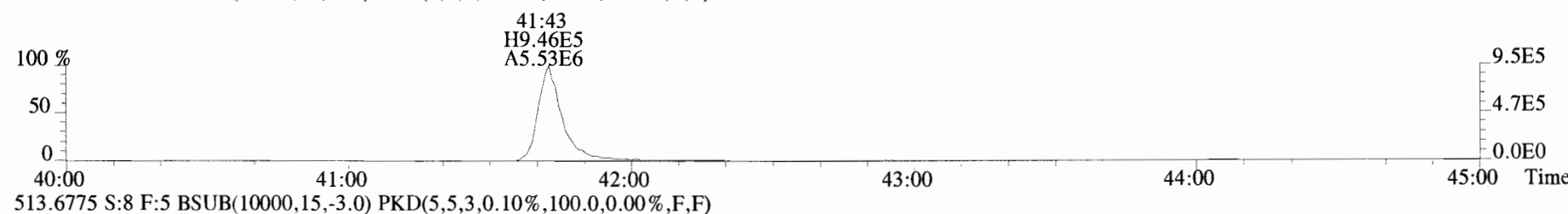
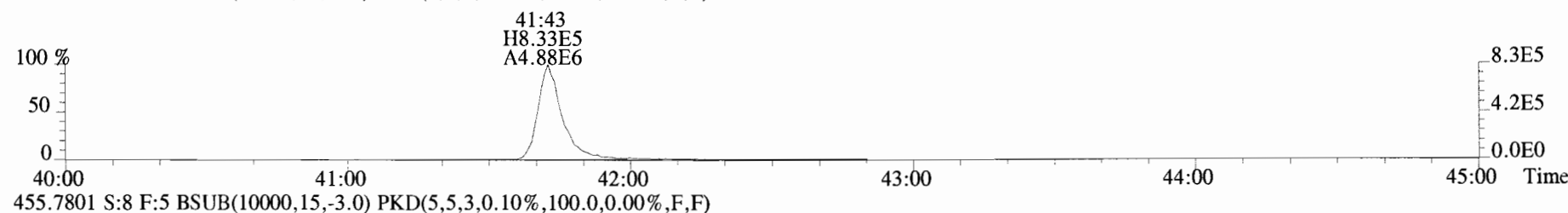
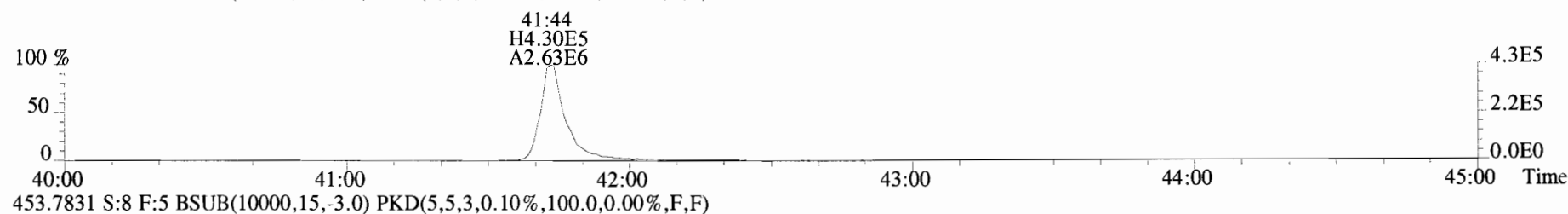
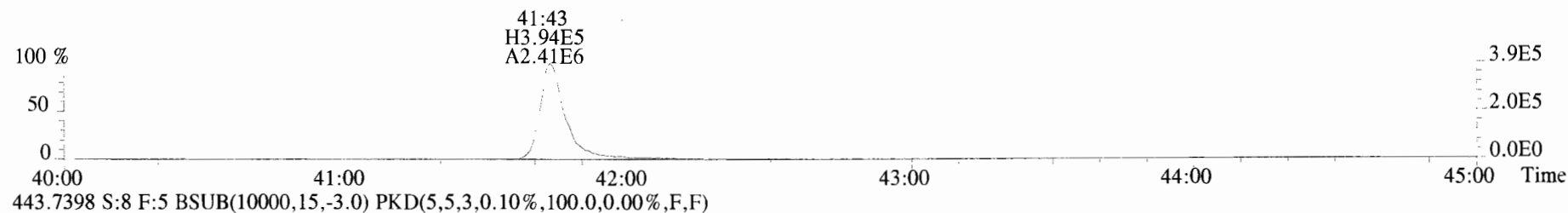
419.8220 S:8 F:4 BSUB(10000,15,-3.0) PKD(5,5,3,0.10%,100.0,0.00%,F,F)



479.7165 S:8 F:4 BSUB(10000,15,-3.0) PKD(5,5,3,0.10%,100.0,0.00%,F,F)



File:191009D1 #1-431 Acq: 9-OCT-2019 21:46:34 GC EI+ Voltage SIR Autospec-UltimaE
Sample#8 File Text:Vista_Analytical_Laboratory_VG7 Text:SS191009D1-1 1613 SSS 19C2207 Exp:OCDD_DB5
441.7428 S:8 F:5 BSUB(10000,15,-3.0) PKD(5,5,3,0.10%,100.0,0.00%,F,F)



Dataset: U:\VG11.PRO\Results\190507K1\190507K1-CRV.qld

Last Altered: Wednesday, May 08, 2019 7:55:45 AM Pacific Daylight Time
 Printed: Wednesday, May 08, 2019 7:57:59 AM Pacific Daylight Time

He 5-8-19

DB 5/20/19

Method: U:\VG11.PRO\MethDB\1613_rrt-5-7-19.mdb 07 May 2019 12:51:47
 Calibration: U:\VG11.PRO\CurveDB\db5_1613vg11-5-7-19.cdb 08 May 2019 07:55:45

Compound name: 2,3,7,8-TCDD
 Response Factor: 0.924948
 RRF SD: 0.0405637, Relative SD: 4.38551
 Response type: Internal Std (Ref 18), Area * (IS Conc. / IS Area)
 Curve type: RF

	Name	Std. Conc.	RA	n/y	RT	RRT	Resp	IS Resp	Conc.	%Dev	RRF	X = dropped
1	190507K1_2	0.250	0.88	NO	26.34	1.000	1.33e3	5.80e5	0.247	-1.2	0.914	MM
2	190507K1_3	10.0	0.78	NO	26.36	1.001	5.65e4	6.19e5	9.87	-1.3	0.913	MM
3	190507K1_4	0.500	0.80	NO	26.36	1.001	3.15e3	6.64e5	0.513	2.7	0.950	MM
4	190507K1_5	2.00	0.79	NO	26.34	1.001	1.19e4	6.91e5	1.85	-7.3	0.857	MM
5	190507K1_6	40.0	0.78	NO	26.36	1.001	2.26e5	6.01e5	40.7	1.8	0.941	bb
6	190507K1_7	300	0.78	NO	26.36	1.001	2.60e6	8.87e5	316	5.4	0.975	bb

Compound name: 1,2,3,7,8-PeCDD
 Response Factor: 0.904644
 RRF SD: 0.0649505, Relative SD: 7.17968
 Response type: Internal Std (Ref 19), Area * (IS Conc. / IS Area)
 Curve type: RF

	Name	Std. Conc.	RA	n/y	RT	RRT	Resp	IS Resp	Conc.	%Dev	RRF	X = dropped
1	190507K1_2	1.25	0.67	NO	31.14	1.001	4.13e3	3.79e5	1.20	-3.7	0.871	MM
2	190507K1_3	50.0	0.63	NO	31.14	1.001	1.80e5	4.47e5	44.5	-11.0	0.806	MM
3	190507K1_4	2.50	0.57	NO	31.14	1.001	1.07e4	4.65e5	2.54	1.6	0.919	bb
4	190507K1_5	10.0	0.66	NO	31.14	1.001	4.19e4	4.73e5	9.78	-2.2	0.885	MM
5	190507K1_6	200	0.61	NO	31.14	1.001	8.32e5	4.25e5	216	8.1	0.978	bb
6	190507K1_7	1500	0.62	NO	31.14	1.001	1.00e7	6.89e5	1610	7.1	0.969	MM

Dataset: U:\VG11.PRO\Results\190507K1\190507K1-CRV.qld

Last Altered: Wednesday, May 08, 2019 7:55:45 AM Pacific Daylight Time

Printed: Wednesday, May 08, 2019 7:57:59 AM Pacific Daylight Time

Compound name: 1,2,3,4,7,8-HxCDD

Response Factor: 1.06909

RRF SD: 0.071776, Relative SD: 6.71372

Response type: Internal Std (Ref 20), Area * (IS Conc. / IS Area)

Curve type: RF

	Name	Std. Conc	RA	n/y	RT	RRT	Resp	IS Resp	Conc	%Dev	RRF	X = dropped
1	190507K1_2	1.25	1.38	NO	34.42	1.001	3.85e3	3.03e5	1.19	-4.8	1.02	bd
2	190507K1_3	50.0	1.28	NO	34.42	1.000	1.76e5	3.36e5	49.0	-2.0	1.05	bd
3	190507K1_4	2.50	1.25	NO	34.41	1.000	8.65e3	3.49e5	2.32	-7.4	0.990	bd
4	190507K1_5	10.0	1.24	NO	34.41	1.000	3.88e4	3.69e5	9.82	-1.8	1.05	MM
5	190507K1_6	200	1.25	NO	34.41	1.000	7.36e5	3.27e5	210	5.2	1.13	bd
6	190507K1_7	1500	1.25	NO	34.42	1.001	9.53e6	5.37e5	1660	10.7	1.18	bd

Compound name: 1,2,3,6,7,8-HxCDD

Response Factor: 0.967479

RRF SD: 0.0402916, Relative SD: 4.16459

Response type: Internal Std (Ref 21), Area * (IS Conc. / IS Area)

Curve type: RF

	Name	Std. Conc	RA	n/y	RT	RRT	Resp	IS Resp	Conc	%Dev	RRF	X = dropped
1	190507K1_2	1.25	1.40	NO	34.53	1.001	4.41e3	3.71e5	1.23	-1.6	0.952	MM
2	190507K1_3	50.0	1.26	NO	34.53	1.000	1.92e5	4.10e5	48.5	-3.0	0.938	db
3	190507K1_4	2.50	1.17	NO	34.53	1.001	9.34e3	4.07e5	2.37	-5.1	0.918	MM
4	190507K1_5	10.0	1.22	NO	34.52	1.000	4.16e4	4.30e5	9.99	-0.1	0.967	db
5	190507K1_6	200	1.25	NO	34.52	1.000	7.88e5	3.86e5	211	5.5	1.02	db
6	190507K1_7	1500	1.25	NO	34.52	1.000	1.02e7	6.73e5	1560	4.3	1.01	db

Compound name: 1,2,3,7,8,9-HxCDD

Response Factor: 0.977795

RRF SD: 0.0369, Relative SD: 3.7738

Response type: Internal Std (Ref 22), Area * (IS Conc. / IS Area)

Curve type: RF

	Name	Std. Conc	RA	n/y	RT	RRT	Resp	IS Resp	Conc	%Dev	RRF	X = dropped
1	190507K1_2	1.25	1.09	NO	34.81	1.000	3.66e3	2.90e5	1.29	3.2	1.01	MM
2	190507K1_3	50.0	1.35	NO	34.81	1.000	1.63e5	3.44e5	48.4	-3.2	0.947	bb

Dataset: U:\VG11.PRO\Results\190507K1\190507K1-CRV.qld

Last Altered: Wednesday, May 08, 2019 7:55:45 AM Pacific Daylight Time

Printed: Wednesday, May 08, 2019 7:57:59 AM Pacific Daylight Time

Compound name: 1,2,3,7,8,9-HxCDD

	Name	Std. Conc	RA	n/y	RT	RRT	Resp	IS Resp	Conc.	%Dev	RRF	X = dropped
3	190507K1_4	2.50	1.22	NO	34.80	1.000	8.28e3	3.44e5	2.46	-1.4	0.964	MM
4	190507K1_5	10.0	1.22	NO	34.80	1.000	3.65e4	3.93e5	9.51	-4.9	0.929	bb
5	190507K1_6	200	1.22	NO	34.80	1.000	6.68e5	3.27e5	209	4.6	1.02	MM
6	190507K1_7	1500	1.20	NO	34.81	1.000	8.68e6	5.82e5	1530	1.8	0.995	MM

Compound name: 1,2,3,4,6,7,8-HpCDD

Response Factor: 1.03751

RRF SD: 0.0369608, Relative SD: 3.56246

Response type: Internal Std (Ref 23), Area * (IS Conc. / IS Area)

Curve type: RF

	Name	Std. Conc	RA	n/y	RT	RRT	Resp	IS Resp	Conc.	%Dev	RRF	X = dropped
1	190507K1_2	1.25	0.97	NO	38.32	1.001	3.20e3	2.52e5	1.23	-1.9	1.02	MM
2	190507K1_3	50.0	1.03	NO	38.32	1.000	1.42e5	2.76e5	49.5	-0.9	1.03	bb
3	190507K1_4	2.50	1.16	NO	38.31	1.000	7.08e3	2.70e5	2.53	1.0	1.05	bb
4	190507K1_5	10.0	1.05	NO	38.31	1.000	2.98e4	3.04e5	9.46	-5.4	0.981	MM
5	190507K1_6	200	1.03	NO	38.31	1.000	5.83e5	2.74e5	205	2.5	1.06	MM
6	190507K1_7	1500	1.05	NO	38.31	1.000	7.58e6	4.65e5	1570	4.8	1.09	bb

Compound name: OCDD

Response Factor: 0.971773

RRF SD: 0.0504127, Relative SD: 5.1877

Response type: Internal Std (Ref 24), Area * (IS Conc. / IS Area)

Curve type: RF

	Name	Std. Conc	RA	n/y	RT	RRT	Resp	IS Resp	Conc.	%Dev	RRF	X = dropped
1	190507K1_2	2.50	0.90	NO	41.48	1.001	5.20e3	4.62e5	2.32	-7.4	0.900	MM
2	190507K1_3	100	0.90	NO	41.48	1.000	2.35e5	4.72e5	103	2.6	0.997	MM
3	190507K1_4	5.00	0.95	NO	41.46	1.000	1.13e4	4.66e5	4.97	-0.5	0.966	MM
4	190507K1_5	20.0	0.89	NO	41.47	1.000	4.71e4	5.06e5	19.2	-4.2	0.931	MM
5	190507K1_6	400	0.90	NO	41.47	1.000	9.61e5	4.83e5	410	2.4	0.995	MM
6	190507K1_7	3000	0.90	NO	41.48	1.000	1.35e7	8.65e5	3210	7.0	1.04	MM

Dataset: U:\VG11.PRO\Results\190507K1\190507K1-CRV.qld

Last Altered: Wednesday, May 08, 2019 7:55:45 AM Pacific Daylight Time

Printed: Wednesday, May 08, 2019 7:57:59 AM Pacific Daylight Time

Compound name: 2,3,7,8-TCDF

Response Factor: 0.937613

RRF SD: 0.0427885, Relative SD: 4.56356

Response type: Internal Std (Ref 25), Area * (IS Conc. / IS Area)

Curve type: RF

	Name	Std. Conc	RA	n/y	RT	RRT	Resp	IS Resp	Conc.	%Dev	RRF	X = dropped
1	190507K1_2	0.250	0.81	NO	25.50	1.001	1.85e3	8.07e5	0.245	-2.1	0.918	MM
2	190507K1_3	10.0	0.78	NO	25.51	1.001	7.75e4	8.61e5	9.59	-4.1	0.899	bb
3	190507K1_4	0.500	0.80	NO	25.50	1.001	4.06e3	8.97e5	0.482	-3.6	0.904	MM
4	190507K1_5	2.00	0.77	NO	25.50	1.001	1.71e4	9.28e5	1.97	-1.7	0.922	bb
5	190507K1_6	40.0	0.77	NO	25.50	1.001	3.18e5	8.09e5	42.0	5.0	0.984	bb
6	190507K1_7	300	0.78	NO	25.51	1.001	3.44e6	1.15e6	320	6.5	0.999	bb

Compound name: 1,2,3,7,8-PeCDF

Response Factor: 0.976196

RRF SD: 0.0578773, Relative SD: 5.92886

Response type: Internal Std (Ref 26), Area * (IS Conc. / IS Area)

Curve type: RF

	Name	Std. Conc	RA	n/y	RT	RRT	Resp	IS Resp	Conc.	%Dev	RRF	X = dropped
1	190507K1_2	1.25	1.71	NO	29.89	1.000	6.85e3	6.20e5	1.13	-9.3	0.885	MM
2	190507K1_3	50.0	1.58	NO	29.91	1.001	3.23e5	6.71e5	49.3	-1.4	0.962	bb
3	190507K1_4	2.50	1.55	NO	29.89	1.000	1.67e4	6.91e5	2.48	-0.8	0.968	MM
4	190507K1_5	10.0	1.65	NO	29.89	1.000	6.93e4	7.19e5	9.86	-1.4	0.963	bd
5	190507K1_6	200	1.63	NO	29.89	1.000	1.34e6	6.45e5	213	6.7	1.04	bd
6	190507K1_7	1500	1.57	NO	29.91	1.001	1.58e7	1.02e6	1590	6.3	1.04	bb

Compound name: 2,3,4,7,8-PeCDF

Response Factor: 1.00488

RRF SD: 0.0625517, Relative SD: 6.22482

Response type: Internal Std (Ref 27), Area * (IS Conc. / IS Area)

Curve type: RF

	Name	Std. Conc	RA	n/y	RT	RRT	Resp	IS Resp	Conc.	%Dev	RRF	X = dropped
1	190507K1_2	1.25	1.69	NO	30.86	1.001	6.68e3	5.77e5	1.15	-7.8	0.926	MM
2	190507K1_3	50.0	1.58	NO	30.86	1.001	3.17e5	6.35e5	49.7	-0.5	1.00	bb

Dataset: U:\VG11.PRO\Results\190507K1\190507K1-CRV.qld

Last Altered: Wednesday, May 08, 2019 7:55:45 AM Pacific Daylight Time
 Printed: Wednesday, May 08, 2019 7:57:59 AM Pacific Daylight Time

Compound name: 2,3,4,7,8-PeCDF

	Name	Std. Conc	RA	n/y	RT	RRT	Resp	IS Resp	Conc.	%Dev	RRF	X = dropped
3	190507K1_4	2.50	1.59	NO	30.86	1.001	1.67e4	6.65e5	2.50	0.0	1.00	bb
4	190507K1_5	10.0	1.58	NO	30.86	1.001	6.82e4	7.20e5	9.42	-5.8	0.947	bb
5	190507K1_6	200	1.58	NO	30.86	1.001	1.34e6	6.22e5	214	6.9	1.07	bb
6	190507K1_7	1500	1.58	NO	30.86	1.001	1.61e7	9.94e5	1610	7.2	1.08	bb

Compound name: 1,2,3,4,7,8-HxCDF

Response Factor: 1.24344

RRF SD: 0.0556273, Relative SD: 4.47366

Response type: Internal Std (Ref 28), Area * (IS Conc. / IS Area)

Curve type: RF

	Name	Std. Conc	RA	n/y	RT	RRT	Resp	IS Resp	Conc.	%Dev	RRF	X = dropped
1	190507K1_2	1.25	1.34	NO	33.54	1.000	6.00e3	4.01e5	1.20	-3.7	1.20	bd
2	190507K1_3	50.0	1.25	NO	33.56	1.001	2.69e5	4.41e5	49.1	-1.8	1.22	bd
3	190507K1_4	2.50	1.24	NO	33.54	1.001	1.35e4	4.57e5	2.38	-4.9	1.18	bd
4	190507K1_5	10.0	1.26	NO	33.54	1.001	5.97e4	4.82e5	9.96	-0.4	1.24	bd
5	190507K1_6	200	1.24	NO	33.54	1.000	1.10e6	4.20e5	211	5.5	1.31	bd
6	190507K1_7	1500	1.24	NO	33.54	1.000	1.38e7	7.03e5	1580	5.4	1.31	bd

Compound name: 1,2,3,6,7,8-HxCDF

Response Factor: 1.09501

RRF SD: 0.0731388, Relative SD: 6.67929

Response type: Internal Std (Ref 29), Area * (IS Conc. / IS Area)

Curve type: RF

	Name	Std. Conc	RA	n/y	RT	RRT	Resp	IS Resp	Conc.	%Dev	RRF	X = dropped
1	190507K1_2	1.25	1.35	NO	33.67	1.000	6.12e3	4.90e5	1.14	-8.8	0.999	MM
2	190507K1_3	50.0	1.26	NO	33.68	1.000	3.02e5	5.46e5	50.5	1.0	1.11	MM
3	190507K1_4	2.50	1.14	NO	33.68	1.001	1.42e4	5.55e5	2.33	-6.7	1.02	MM
4	190507K1_5	10.0	1.22	NO	33.67	1.000	6.32e4	5.73e5	10.1	0.7	1.10	MM
5	190507K1_6	200	1.23	NO	33.67	1.000	1.18e6	5.09e5	211	5.5	1.16	db
6	190507K1_7	1500	1.24	NO	33.68	1.000	1.52e7	8.53e5	1620	8.3	1.19	db

Dataset: U:\VG11.PRO\Results\190507K1\190507K1-CRV.qld

Last Altered: Wednesday, May 08, 2019 7:55:45 AM Pacific Daylight Time
 Printed: Wednesday, May 08, 2019 7:57:59 AM Pacific Daylight Time

Compound name: 2,3,4,6,7,8-HxCDF

Response Factor: 1.1806

RRF SD: 0.0976101, Relative SD: 8.26786

Response type: Internal Std (Ref 30), Area * (IS Conc. / IS Area)

Curve type: RF

	Name	Std. Conc	RA	n/y	RT	RRT	Resp	IS Resp	Conc	%Dev	RRF	X = dropped
1	190507K1_2	1.25	1.22	NO	34.26	1.000	5.74e3	4.48e5	1.09	-13.1	1.03	MM
2	190507K1_3	50.0	1.26	NO	34.27	1.001	2.75e5	4.57e5	51.0	2.0	1.20	bb
3	190507K1_4	2.50	1.27	NO	34.26	1.000	1.40e4	4.86e5	2.43	-2.7	1.15	bd
4	190507K1_5	10.0	1.22	NO	34.26	1.001	5.76e4	5.05e5	9.67	-3.3	1.14	MM
5	190507K1_6	200	1.25	NO	34.26	1.001	1.12e6	4.40e5	216	8.1	1.28	bb
6	190507K1_7	1500	1.24	NO	34.26	1.000	1.40e7	7.27e5	1640	9.1	1.29	MM

Compound name: 1,2,3,7,8,9-HxCDF

Response Factor: 1.07281

RRF SD: 0.121558, Relative SD: 11.3308

Response type: Internal Std (Ref 31), Area * (IS Conc. / IS Area)

Curve type: RF

	Name	Std. Conc	RA	n/y	RT	RRT	Resp	IS Resp	Conc	%Dev	RRF	X = dropped
1	190507K1_2	1.25	1.19	NO	35.17	1.000	3.73e3	3.43e5	1.01	-19.1	0.868	MM
2	190507K1_3	50.0	1.25	NO	35.19	1.000	2.00e5	3.80e5	49.1	-1.8	1.05	MM
3	190507K1_4	2.50	1.26	NO	35.18	1.000	1.02e4	3.91e5	2.42	-3.1	1.04	MM
4	190507K1_5	10.0	1.25	NO	35.18	1.000	4.51e4	4.16e5	10.1	1.1	1.08	MM
5	190507K1_6	200	1.25	NO	35.18	1.001	8.63e5	3.64e5	221	10.4	1.18	MM
6	190507K1_7	1500	1.24	NO	35.19	1.001	1.15e7	6.37e5	1690	12.5	1.21	bb

Compound name: 1,2,3,4,6,7,8-HpCDF

Response Factor: 1.12998

RRF SD: 0.056055, Relative SD: 4.96072

Response type: Internal Std (Ref 32), Area * (IS Conc. / IS Area)

Curve type: RF

	Name	Std. Conc	RA	n/y	RT	RRT	Resp	IS Resp	Conc	%Dev	RRF	X = dropped
1	190507K1_2	1.25	1.19	NO	36.92	1.001	4.83e3	3.64e5	1.18	-5.9	1.06	MM
2	190507K1_3	50.0	1.05	NO	36.94	1.001	2.21e5	3.98e5	49.3	-1.5	1.11	bb

Dataset: U:\VG11.PRO\Results\190507K1\190507K1-CRV.qld

Last Altered: Wednesday, May 08, 2019 7:55:45 AM Pacific Daylight Time

Printed: Wednesday, May 08, 2019 7:57:59 AM Pacific Daylight Time

Compound name: 1,2,3,4,6,7,8-HpCDF

	Name	Std. Conc.	RA	n/y	RT	RRT	Resp	IS Resp	Conc.	%Dev	RRF	X = dropped
3	190507K1_4	2.50	1.03	NO	36.91	1.000	1.12e4	4.08e5	2.44	-2.4	1.10	MM
4	190507K1_5	10.0	1.01	NO	36.91	1.000	4.63e4	4.18e5	9.80	-2.0	1.11	bb
5	190507K1_6	200	1.03	NO	36.91	1.000	8.93e5	3.80e5	208	4.0	1.18	MM
6	190507K1_7	1500	1.04	NO	36.92	1.000	1.14e7	6.22e5	1620	7.7	1.22	bb

Compound name: 1,2,3,4,7,8,9-HpCDF

Response Factor: 1.26094

RRF SD: 0.121952, Relative SD: 9.67152

Response type: Internal Std (Ref 33), Area * (IS Conc. / IS Area)

Curve type: RF

	Name	Std. Conc.	RA	n/y	RT	RRT	Resp	IS Resp	Conc.	%Dev	RRF	X = dropped
1	190507K1_2	1.25	1.07	NO	38.86	1.000	4.31e3	2.51e5	1.36	9.0	1.37	MM
2	190507K1_3	50.0	1.10	NO	38.87	1.000	1.69e5	2.88e5	46.4	-7.1	1.17	MM
3	190507K1_4	2.50	1.04	NO	38.86	1.000	8.36e3	2.91e5	2.28	-9.0	1.15	MM
4	190507K1_5	10.0	1.04	NO	38.86	1.000	3.47e4	3.06e5	8.99	-10.1	1.13	MM
5	190507K1_6	200	1.06	NO	38.86	1.000	7.19e5	2.58e5	221	10.3	1.39	bb
6	190507K1_7	1500	1.03	NO	38.87	1.000	9.34e6	4.62e5	1600	6.9	1.35	bb

Compound name: OCDF

Response Factor: 1.10253

RRF SD: 0.218115, Relative SD: 19.7831

Response type: Internal Std (Ref 34), Area * (IS Conc. / IS Area)

Curve type: RF

	Name	Std. Conc.	RA	n/y	RT	RRT	Resp	IS Resp	Conc.	%Dev	RRF	X = dropped
1	190507K1_2	2.50	0.91	NO	41.69	1.000	1.12e4	5.83e5	3.49	39.5	1.54	MM
2	190507K1_3	100	0.90	NO	41.71	1.000	3.03e5	6.08e5	90.4	-9.6	0.997	MM
3	190507K1_4	5.00	0.89	NO	41.70	1.000	1.58e4	6.30e5	4.54	-9.2	1.00	MM
4	190507K1_5	20.0	0.93	NO	41.69	1.000	6.07e4	6.40e5	17.2	-13.9	0.950	MM
5	190507K1_6	400	0.90	NO	41.70	1.000	1.21e6	5.80e5	378	-5.5	1.04	MM
6	190507K1_7	3000	0.91	NO	41.71	1.000	1.71e7	1.05e6	2960	-1.3	1.09	MM

Dataset: U:\VG11.PRO\Results\190507K1\190507K1-CRV.qld

Last Altered: Wednesday, May 08, 2019 7:55:45 AM Pacific Daylight Time
 Printed: Wednesday, May 08, 2019 7:57:59 AM Pacific Daylight Time

Compound name: 13C-2,3,7,8-TCDD

Response Factor: 1.04889
 RRF SD: 0.0285302, Relative SD: 2.72003
 Response type: Internal Std (Ref 36), Area * (IS Conc. / IS Area)
 Curve type: RF

	Name	Std. Conc	RA	n/y	RT	RRT	Resp	IS Resp	Conc	%Dev	RRF	X = dropped
1	190507K1_2	100	0.78	NO	26.34	1.026	5.80e5	5.62e5	98.5	-1.5	1.03	bb
2	190507K1_3	100	0.80	NO	26.34	1.026	6.19e5	6.00e5	98.4	-1.6	1.03	bb
3	190507K1_4	100	0.78	NO	26.33	1.026	6.64e5	6.32e5	100	0.1	1.05	bb
4	190507K1_5	100	0.78	NO	26.33	1.025	6.91e5	6.60e5	99.9	-0.1	1.05	bb
5	190507K1_6	100	0.79	NO	26.34	1.026	6.01e5	5.86e5	97.8	-2.2	1.03	bb
6	190507K1_7	100	0.78	NO	26.34	1.026	8.87e5	8.04e5	105	5.3	1.10	bb

Compound name: 13C-1,2,3,7,8-PeCDD

Response Factor: 0.7429
 RRF SD: 0.0610463, Relative SD: 8.21729
 Response type: Internal Std (Ref 36), Area * (IS Conc. / IS Area)
 Curve type: RF

	Name	Std. Conc	RA	n/y	RT	RRT	Resp	IS Resp	Conc	%Dev	RRF	X = dropped
1	190507K1_2	100	0.63	NO	31.12	1.212	3.79e5	5.62e5	90.9	-9.1	0.675	MM
2	190507K1_3	100	0.61	NO	31.12	1.212	4.47e5	6.00e5	100	0.4	0.746	bb
3	190507K1_4	100	0.64	NO	31.12	1.212	4.65e5	6.32e5	99.1	-0.9	0.736	bb
4	190507K1_5	100	0.59	NO	31.12	1.212	4.73e5	6.60e5	96.5	-3.5	0.717	MM
5	190507K1_6	100	0.60	NO	31.12	1.212	4.25e5	5.86e5	97.8	-2.2	0.726	MM
6	190507K1_7	100	0.63	NO	31.12	1.212	6.89e5	8.04e5	115	15.4	0.857	MM

Compound name: 13C-1,2,3,4,7,8-HxCDD

Response Factor: 0.646258
 RRF SD: 0.0314471, Relative SD: 4.86603
 Response type: Internal Std (Ref 38), Area * (IS Conc. / IS Area)
 Curve type: RF

	Name	Std. Conc	RA	n/y	RT	RRT	Resp	IS Resp	Conc	%Dev	RRF	X = dropped
1	190507K1_2	100	1.34	NO	34.40	1.014	3.03e5	4.98e5	94.1	-5.9	0.608	bd
2	190507K1_3	100	1.24	NO	34.41	1.014	3.36e5	5.10e5	102	1.8	0.658	bd

Dataset: U:\VG11.PRO\Results\190507K1\190507K1-CRV.qld

Last Altered: Wednesday, May 08, 2019 7:55:45 AM Pacific Daylight Time

Printed: Wednesday, May 08, 2019 7:57:59 AM Pacific Daylight Time

Compound name: 13C-1,2,3,4,7,8-HxCDD

	Name	Std. Conc	RA	n/y	RT	RRT	Resp	IS Resp	Conc.	%Dev	RRF	X = dropped
3	190507K1_4	100	1.31	NO	34.40	1.014	3.49e5	5.59e5	96.7	-3.3	0.625	bd
4	190507K1_5	100	1.32	NO	34.40	1.014	3.69e5	5.73e5	99.7	-0.3	0.644	MM
5	190507K1_6	100	1.26	NO	34.40	1.014	3.27e5	5.09e5	99.5	-0.5	0.643	bd
6	190507K1_7	100	1.27	NO	34.40	1.014	5.37e5	7.67e5	108	8.3	0.700	bd

Compound name: 13C-1,2,3,6,7,8-HxCDD

Response Factor: 0.776669

RRF SD: 0.0552613, Relative SD: 7.11516

Response type: Internal Std (Ref 38), Area * (IS Conc. / IS Area)

Curve type: RF

	Name	Std. Conc	RA	n/y	RT	RRT	Resp	IS Resp	Conc.	%Dev	RRF	X = dropped
1	190507K1_2	100	1.28	NO	34.51	1.017	3.71e5	4.98e5	95.9	-4.1	0.745	MM
2	190507K1_3	100	1.25	NO	34.52	1.017	4.10e5	5.10e5	103	3.3	0.802	db
3	190507K1_4	100	1.28	NO	34.51	1.017	4.07e5	5.59e5	93.6	-6.4	0.727	MM
4	190507K1_5	100	1.26	NO	34.51	1.017	4.30e5	5.73e5	96.7	-3.3	0.751	db
5	190507K1_6	100	1.28	NO	34.51	1.017	3.86e5	5.09e5	97.5	-2.5	0.758	db
6	190507K1_7	100	1.27	NO	34.51	1.017	6.73e5	7.67e5	113	12.9	0.877	db

Compound name: 13C-1,2,3,7,8,9-HxCDD

Response Factor: 0.659499

RRF SD: 0.0613845, Relative SD: 9.30774

Response type: Internal Std (Ref 38), Area * (IS Conc. / IS Area)

Curve type: RF

	Name	Std. Conc	RA	n/y	RT	RRT	Resp	IS Resp	Conc.	%Dev	RRF	X = dropped
1	190507K1_2	100	1.25	NO	34.80	1.025	2.90e5	4.98e5	88.4	-11.6	0.583	MM
2	190507K1_3	100	1.18	NO	34.80	1.025	3.44e5	5.10e5	102	2.2	0.674	MM
3	190507K1_4	100	1.26	NO	34.78	1.025	3.44e5	5.59e5	93.2	-6.8	0.615	MM
4	190507K1_5	100	1.25	NO	34.78	1.025	3.93e5	5.73e5	104	3.9	0.685	bb
5	190507K1_6	100	1.32	NO	34.78	1.025	3.27e5	5.09e5	97.3	-2.7	0.642	MM
6	190507K1_7	100	1.25	NO	34.80	1.026	5.82e5	7.67e5	115	15.0	0.758	bb

Dataset: U:\VG11.PRO\Results\190507K1\190507K1-CRV.qld

Last Altered: Wednesday, May 08, 2019 7:55:45 AM Pacific Daylight Time
 Printed: Wednesday, May 08, 2019 7:57:59 AM Pacific Daylight Time

Compound name: 13C-1,2,3,4,6,7,8-HpCDD

Response Factor: 0.534168
 RRF SD: 0.0414632, Relative SD: 7.76221
 Response type: Internal Std (Ref 38), Area * (IS Conc. / IS Area)
 Curve type: RF

	Name	Std. Conc	RA	n/y	RT	RRT	Resp	IS Resp	Conc.	%Dev	RRF	X = dropped
1	190507K1_2	100	1.01	NO	38.30	1.128	2.52e5	4.98e5	94.6	-5.4	0.506	MM
2	190507K1_3	100	1.05	NO	38.31	1.129	2.76e5	5.10e5	101	1.3	0.541	MM
3	190507K1_4	100	1.06	NO	38.30	1.129	2.70e5	5.59e5	90.5	-9.5	0.484	MM
4	190507K1_5	100	1.09	NO	38.30	1.129	3.04e5	5.73e5	99.3	-0.7	0.530	MM
5	190507K1_6	100	1.06	NO	38.30	1.129	2.74e5	5.09e5	101	0.8	0.539	MM
6	190507K1_7	100	1.07	NO	38.31	1.129	4.65e5	7.67e5	113	13.4	0.606	bb

Compound name: 13C-OCDD

Response Factor: 0.470365
 RRF SD: 0.0499896, Relative SD: 10.6278
 Response type: Internal Std (Ref 38), Area * (IS Conc. / IS Area)
 Curve type: RF

	Name	Std. Conc	RA	n/y	RT	RRT	Resp	IS Resp	Conc.	%Dev	RRF	X = dropped
1	190507K1_2	200	0.91	NO	41.46	1.221	4.62e5	4.98e5	198	-1.2	0.465	MM
2	190507K1_3	200	0.89	NO	41.47	1.222	4.72e5	5.10e5	196	-1.8	0.462	MM
3	190507K1_4	200	0.89	NO	41.46	1.222	4.66e5	5.59e5	177	-11.4	0.417	MM
4	190507K1_5	200	0.89	NO	41.46	1.222	5.06e5	5.73e5	188	-6.2	0.441	MM
5	190507K1_6	200	0.91	NO	41.46	1.222	4.83e5	5.09e5	202	0.8	0.474	MM
6	190507K1_7	200	0.90	NO	41.47	1.222	8.65e5	7.67e5	240	19.8	0.563	MM

Compound name: 13C-2,3,7,8-TCDF

Response Factor: 0.9775
 RRF SD: 0.00806645, Relative SD: 0.825212
 Response type: Internal Std (Ref 37), Area * (IS Conc. / IS Area)
 Curve type: RF

	Name	Std. Conc	RA	n/y	RT	RRT	Resp	IS Resp	Conc.	%Dev	RRF	X = dropped
1	190507K1_2	100	0.79	NO	25.48	0.992	8.07e5	8.33e5	99.2	-0.8	0.970	bb
2	190507K1_3	100	0.76	NO	25.48	0.992	8.61e5	8.73e5	101	0.9	0.987	bb

Dataset: U:\VG11.PRO\Results\190507K1\190507K1-CRV.qld

Last Altered: Wednesday, May 08, 2019 7:55:45 AM Pacific Daylight Time

Printed: Wednesday, May 08, 2019 7:57:59 AM Pacific Daylight Time

Compound name: 13C-2,3,7,8-TCDF

Name	Std. Conc	RA	n/y	RT	RRT	Resp	IS Resp	Conc	%Dev	RRF	X = dropped
3 190507K1_4	100	0.78	NO	25.48	0.993	8.97e5	9.16e5	100	0.2	0.979	bb
4 190507K1_5	100	0.78	NO	25.48	0.992	9.28e5	9.50e5	99.9	-0.1	0.977	bb
5 190507K1_6	100	0.77	NO	25.48	0.992	8.09e5	8.36e5	98.9	-1.1	0.967	bb
6 190507K1_7	100	0.79	NO	25.48	0.992	1.15e6	1.17e6	101	0.8	0.986	bb

Compound name: 13C-1,2,3,7,8-PeCDF

Response Factor: 0.777829

RRF SD: 0.0468157, Relative SD: 6.01876

Response type: Internal Std (Ref 37), Area * (IS Conc. / IS Area)

Curve type: RF

Name	Std. Conc	RA	n/y	RT	RRT	Resp	IS Resp	Conc	%Dev	RRF	X = dropped
1 190507K1_2	100	1.64	NO	29.89	1.164	6.20e5	8.33e5	95.7	-4.3	0.744	bd
2 190507K1_3	100	1.52	NO	29.89	1.164	6.71e5	8.73e5	98.8	-1.2	0.769	bb
3 190507K1_4	100	1.58	NO	29.89	1.165	6.91e5	9.16e5	97.0	-3.0	0.754	bb
4 190507K1_5	100	1.58	NO	29.89	1.164	7.19e5	9.50e5	97.4	-2.6	0.758	bb
5 190507K1_6	100	1.57	NO	29.89	1.164	6.45e5	8.36e5	99.1	-0.9	0.771	bb
6 190507K1_7	100	1.58	NO	29.89	1.164	1.02e6	1.17e6	112	12.0	0.871	bb

Compound name: 13C-2,3,4,7,8-PeCDF

Response Factor: 0.749922

RRF SD: 0.0548586, Relative SD: 7.31524

Response type: Internal Std (Ref 37), Area * (IS Conc. / IS Area)

Curve type: RF

Name	Std. Conc	RA	n/y	RT	RRT	Resp	IS Resp	Conc	%Dev	RRF	X = dropped
1 190507K1_2	100	1.56	NO	30.84	1.201	5.77e5	8.33e5	92.4	-7.6	0.693	bb
2 190507K1_3	100	1.60	NO	30.84	1.201	6.35e5	8.73e5	97.0	-3.0	0.727	bb
3 190507K1_4	100	1.61	NO	30.84	1.201	6.65e5	9.16e5	96.8	-3.2	0.726	bb
4 190507K1_5	100	1.58	NO	30.84	1.201	7.20e5	9.50e5	101	1.1	0.758	bb
5 190507K1_6	100	1.58	NO	30.84	1.201	6.22e5	8.36e5	99.1	-0.9	0.743	bb
6 190507K1_7	100	1.59	NO	30.84	1.201	9.94e5	1.17e6	114	13.7	0.853	bb

Dataset: U:\VG11.PRO\Results\190507K1\190507K1-CRV.qld

Last Altered: Wednesday, May 08, 2019 7:55:45 AM Pacific Daylight Time

Printed: Wednesday, May 08, 2019 7:57:59 AM Pacific Daylight Time

Compound name: 13C-1,2,3,4,7,8-HxCDF

Response Factor: 0.845154

RRF SD: 0.04026, Relative SD: 4.76363

Response type: Internal Std (Ref 38), Area * (IS Conc. / IS Area)

Curve type: RF

	Name	Std. Conc	RA	n/y	RT	RRT	Resp	IS Resp	Conc	%Dev	RRF	X = dropped
1	190507K1_2	100	0.52	NO	33.53	0.988	4.01e5	4.98e5	95.3	-4.7	0.806	bd
2	190507K1_3	100	0.52	NO	33.53	0.988	4.41e5	5.10e5	102	2.3	0.864	bd
3	190507K1_4	100	0.51	NO	33.52	0.988	4.57e5	5.59e5	96.8	-3.2	0.818	bd
4	190507K1_5	100	0.52	NO	33.52	0.988	4.82e5	5.73e5	99.5	-0.5	0.841	bd
5	190507K1_6	100	0.52	NO	33.53	0.988	4.20e5	5.09e5	97.7	-2.3	0.826	bd
6	190507K1_7	100	0.53	NO	33.53	0.988	7.03e5	7.67e5	108	8.4	0.916	bd

Compound name: 13C-1,2,3,6,7,8-HxCDF

Response Factor: 1.02668

RRF SD: 0.0516295, Relative SD: 5.02879

Response type: Internal Std (Ref 38), Area * (IS Conc. / IS Area)

Curve type: RF

	Name	Std. Conc	RA	n/y	RT	RRT	Resp	IS Resp	Conc	%Dev	RRF	X = dropped
1	190507K1_2	100	0.53	NO	33.65	0.992	4.90e5	4.98e5	96.0	-4.0	0.986	db
2	190507K1_3	100	0.53	NO	33.67	0.992	5.46e5	5.10e5	104	4.2	1.07	db
3	190507K1_4	100	0.53	NO	33.65	0.992	5.55e5	5.59e5	96.7	-3.3	0.993	db
4	190507K1_5	100	0.54	NO	33.65	0.992	5.73e5	5.73e5	97.4	-2.6	1.00	MM
5	190507K1_6	100	0.52	NO	33.65	0.992	5.09e5	5.09e5	97.4	-2.6	1.00	db
6	190507K1_7	100	0.52	NO	33.67	0.992	8.53e5	7.67e5	108	8.3	1.11	db

Compound name: 13C-2,3,4,6,7,8-HxCDF

Response Factor: 0.89286

RRF SD: 0.0303616, Relative SD: 3.40049

Response type: Internal Std (Ref 38), Area * (IS Conc. / IS Area)

Curve type: RF

	Name	Std. Conc	RA	n/y	RT	RRT	Resp	IS Resp	Conc	%Dev	RRF	X = dropped
1	190507K1_2	100	0.50	NO	34.25	1.009	4.48e5	4.98e5	101	0.8	0.900	bb
2	190507K1_3	100	0.52	NO	34.25	1.009	4.57e5	5.10e5	100	0.2	0.895	bb

Dataset: U:\VG11.PRO\Results\190507K1\190507K1-CRV.qld

Last Altered: Wednesday, May 08, 2019 7:55:45 AM Pacific Daylight Time

Printed: Wednesday, May 08, 2019 7:57:59 AM Pacific Daylight Time

Compound name: 13C-2,3,4,6,7,8-HxCDF

	Name	Std. Conc	RA	n/y	RT	RRT	Resp	IS Resp	Conc	%Dev	RRF	X = dropped
3	190507K1_4	100	0.53	NO	34.25	1.009	4.86e5	5.59e5	97.2	-2.8	0.868	bb
4	190507K1_5	100	0.53	NO	34.24	1.009	5.05e5	5.73e5	98.7	-1.3	0.881	MM
5	190507K1_6	100	0.52	NO	34.24	1.009	4.40e5	5.09e5	96.9	-3.1	0.865	MM
6	190507K1_7	100	0.52	NO	34.25	1.009	7.27e5	7.67e5	106	6.2	0.948	bb

Compound name: 13C-1,2,3,7,8,9-HxCDF

Response Factor: 0.734263

RRF SD: 0.05054, Relative SD: 6.88309

Response type: Internal Std (Ref 38), Area * (IS Conc. / IS Area)

Curve type: RF

	Name	Std. Conc	RA	n/y	RT	RRT	Resp	IS Resp	Conc	%Dev	RRF	X = dropped
1	190507K1_2	100	0.53	NO	35.17	1.036	3.43e5	4.98e5	94.0	-6.0	0.690	MM
2	190507K1_3	100	0.51	NO	35.18	1.036	3.80e5	5.10e5	101	1.5	0.745	bb
3	190507K1_4	100	0.52	NO	35.17	1.036	3.91e5	5.59e5	95.3	-4.7	0.700	MM
4	190507K1_5	100	0.53	NO	35.17	1.037	4.16e5	5.73e5	98.8	-1.2	0.725	MM
5	190507K1_6	100	0.54	NO	35.16	1.036	3.64e5	5.09e5	97.5	-2.5	0.716	MM
6	190507K1_7	100	0.52	NO	35.17	1.036	6.37e5	7.67e5	113	13.0	0.830	MM

Compound name: 13C-1,2,3,4,6,7,8-HpCDF

Response Factor: 0.75417

RRF SD: 0.0338797, Relative SD: 4.49232

Response type: Internal Std (Ref 38), Area * (IS Conc. / IS Area)

Curve type: RF

	Name	Std. Conc	RA	n/y	RT	RRT	Resp	IS Resp	Conc	%Dev	RRF	X = dropped
1	190507K1_2	100	0.47	NO	36.90	1.087	3.64e5	4.98e5	96.9	-3.1	0.731	bb
2	190507K1_3	100	0.45	NO	36.91	1.088	3.98e5	5.10e5	103	3.3	0.779	bd
3	190507K1_4	100	0.43	NO	36.90	1.088	4.08e5	5.59e5	96.7	-3.3	0.729	bb
4	190507K1_5	100	0.47	NO	36.90	1.088	4.18e5	5.73e5	96.7	-3.3	0.729	bd
5	190507K1_6	100	0.45	NO	36.90	1.088	3.80e5	5.09e5	98.9	-1.1	0.746	bd
6	190507K1_7	100	0.45	NO	36.91	1.088	6.22e5	7.67e5	108	7.6	0.811	bb

Dataset: U:\VG11.PRO\Results\190507K1\190507K1-CRV.qld

Last Altered: Wednesday, May 08, 2019 7:55:45 AM Pacific Daylight Time

Printed: Wednesday, May 08, 2019 7:57:59 AM Pacific Daylight Time

Compound name: 13C-1,2,3,4,7,8,9-HpCDF

Response Factor: 0.53899

RRF SD: 0.0380601, Relative SD: 7.06137

Response type: Internal Std (Ref 38), Area * (IS Conc. / IS Area)

Curve type: RF

Name	Std. Conc	RA	n/y	RT	RRT	Resp	IS Resp	Conc.	%Dev	RRF	X = dropped
190507K1_2	100	0.45	NO	38.85	1.145	2.51e5	4.98e5	93.5	-6.5	0.504	MM
190507K1_3	100	0.44	NO	38.86	1.145	2.88e5	5.10e5	105	4.8	0.565	bd
190507K1_4	100	0.42	NO	38.85	1.145	2.91e5	5.59e5	96.6	-3.4	0.521	bb
190507K1_5	100	0.43	NO	38.85	1.145	3.06e5	5.73e5	99.2	-0.8	0.535	bb
190507K1_6	100	0.43	NO	38.85	1.145	2.58e5	5.09e5	94.1	-5.9	0.507	MM
190507K1_7	100	0.46	NO	38.86	1.145	4.62e5	7.67e5	112	11.7	0.602	bd

Compound name: 13C-OCDF

Response Factor: 0.592524

RRF SD: 0.046422, Relative SD: 7.83462

Response type: Internal Std (Ref 38), Area * (IS Conc. / IS Area)

Curve type: RF

Name	Std. Conc	RA	n/y	RT	RRT	Resp	IS Resp	Conc.	%Dev	RRF	X = dropped
190507K1_2	200	0.89	NO	41.69	1.228	5.83e5	4.98e5	198	-1.2	0.586	MM
190507K1_3	200	0.88	NO	41.70	1.229	6.08e5	5.10e5	201	0.6	0.596	MM
190507K1_4	200	0.90	NO	41.69	1.229	6.30e5	5.59e5	190	-5.0	0.563	MM
190507K1_5	200	0.88	NO	41.68	1.228	6.40e5	5.73e5	188	-5.8	0.558	MM
190507K1_6	200	0.90	NO	41.69	1.229	5.80e5	5.09e5	192	-3.8	0.570	MM
190507K1_7	200	0.89	NO	41.70	1.229	1.05e6	7.67e5	230	15.2	0.683	MM

Compound name: 37Cl-2,3,7,8-TCDD

Response Factor: 1.06948

RRF SD: 0.0767834, Relative SD: 7.17951

Response type: Internal Std (Ref 36), Area * (IS Conc. / IS Area)

Curve type: RF

Name	Std. Conc	RA	n/y	RT	RRT	Resp	IS Resp	Conc.	%Dev	RRF	X = dropped
190507K1_2	0.250			26.34	1.026	1.45e3	5.62e5	0.241	-3.6	1.03	bb
190507K1_3	10.0			26.36	1.026	6.16e4	6.00e5	9.60	-4.0	1.03	bb

Dataset: U:\VG11.PRO\Results\190507K1\190507K1-CRV.qld

Last Altered: Wednesday, May 08, 2019 7:55:45 AM Pacific Daylight Time

Printed: Wednesday, May 08, 2019 7:57:59 AM Pacific Daylight Time

Compound name: 37Cl-2,3,7,8-TCDD

Name	Std. Conc	RA	n/y	RT	RRT	Resp	IS Resp	Conc	%Dev	RRF	X = dropped
3 190507K1_4	0.500			26.36	1.027	3.13e3	6.32e5	0.463	-7.4	0.990	bb
4 190507K1_5	2.00			26.36	1.026	1.45e4	6.60e5	2.06	2.8	1.10	bd
5 190507K1_6	40.0			26.36	1.026	2.49e5	5.86e5	39.7	-0.6	1.06	bb
6 190507K1_7	200			26.36	1.026	1.94e6	8.04e5	226	12.9	1.21	bb

Compound name: 13C-1,2,3,4-TCDD

Response Factor: 1

RRF SD: 4.96507e-017, Relative SD: 4.96507e-015

Response type: Internal Std (Ref 36), Area * (IS Conc. / IS Area)

Curve type: RF

Name	Std. Conc	RA	n/y	RT	RRT	Resp	IS Resp	Conc	%Dev	RRF	X = dropped
1 190507K1_2	100	0.79	NO	25.68	1.000	5.62e5	5.62e5	100	0.0	1.00	bb
2 190507K1_3	100	0.79	NO	25.68	1.000	6.00e5	6.00e5	100	0.0	1.00	bb
3 190507K1_4	100	0.80	NO	25.67	1.000	6.32e5	6.32e5	100	0.0	1.00	bb
4 190507K1_5	100	0.80	NO	25.68	1.000	6.60e5	6.60e5	100	0.0	1.00	bb
5 190507K1_6	100	0.80	NO	25.68	1.000	5.86e5	5.86e5	100	-0.0	1.00	bb
6 190507K1_7	100	0.77	NO	25.68	1.000	8.04e5	8.04e5	100	0.0	1.00	bb

Compound name: 13C-1,2,3,4-TCDF

Response Factor: 1

RRF SD: 0, Relative SD: 0

Response type: Internal Std (Ref 37), Area * (IS Conc. / IS Area)

Curve type: RF

Name	Std. Conc	RA	n/y	RT	RRT	Resp	IS Resp	Conc	%Dev	RRF	X = dropped
1 190507K1_2	100	0.81	NO	24.05	1.000	8.33e5	8.33e5	100	0.0	1.00	bb
2 190507K1_3	100	0.80	NO	24.05	1.000	8.73e5	8.73e5	100	0.0	1.00	bb
3 190507K1_4	100	0.79	NO	24.05	1.000	9.16e5	9.16e5	100	0.0	1.00	bb
4 190507K1_5	100	0.78	NO	24.03	1.000	9.50e5	9.50e5	100	0.0	1.00	bb
5 190507K1_6	100	0.78	NO	24.05	1.000	8.36e5	8.36e5	100	0.0	1.00	bb
6 190507K1_7	100	0.79	NO	24.05	1.000	1.17e6	1.17e6	100	0.0	1.00	bb

Dataset: U:\VG11.PRO\Results\190507K1\190507K1-CRV.qld

Last Altered: Wednesday, May 08, 2019 7:55:45 AM Pacific Daylight Time
Printed: Wednesday, May 08, 2019 7:57:59 AM Pacific Daylight Time

Compound name: 13C-1,2,3,4,6,9-HxCDF

Response Factor: 1

RRF SD: 0, Relative SD: 0

Response type: Internal Std (Ref 38), Area * (IS Conc. / IS Area)

Curve type: RF

	Name	Std. Conc	RA	n/y	RT	RRT	Resp	IS Resp	Conc.	%Dev	RRF	X = dropped
1	190507K1_2	100	0.53	NO	33.94	1.000	4.98e5	4.98e5	100	0.0	1.00	bd
2	190507K1_3	100	0.51	NO	33.94	1.000	5.10e5	5.10e5	100	0.0	1.00	MM
3	190507K1_4	100	0.52	NO	33.93	1.000	5.59e5	5.59e5	100	0.0	1.00	bb
4	190507K1_5	100	0.52	NO	33.93	1.000	5.73e5	5.73e5	100	0.0	1.00	bb
5	190507K1_6	100	0.52	NO	33.93	1.000	5.09e5	5.09e5	100	0.0	1.00	bb
6	190507K1_7	100	0.52	NO	33.93	1.000	7.67e5	7.67e5	100	0.0	1.00	bb

Dataset: Untitled

Last Altered: Wednesday, May 08, 2019 8:06:43 AM Pacific Daylight Time

Printed: Wednesday, May 08, 2019 8:06:44 AM Pacific Daylight Time

Method: U:\VG11.PRO\MethDB\CPSM-5-7-19.mdb 07 May 2019 13:29:19

Calibration: U:\VG11.PRO\CurveDB\db5_1613vg11-5-7-19.cdb 08 May 2019 07:55:45

Name: 190507K1_3, Date: 07-May-2019, Time: 12:16:36, ID: ST190507K1_3 1613 CS3 19C2204, Description: 1613 CS3 19C2204

#	Name	RT
1	1,3,6,8-TCDD (First)	22.43
2	1,2,8,9-TCDD (Last)	27.29
3	1,2,4,7,9-PeCDD (First)	29.01
4	1,2,3,8,9-PeCDD (Last)	31.50
5	1,2,4,6,7,9-HxCDD (First)	32.92
6	1,2,3,7,8,9-HxCDD (Last)	34.81
7	1,2,3,4,6,7,9-HpCDD (First)	37.32
8	1,2,3,4,6,7,8-HpCDD (Last)	38.32
9	1,3,6,8-TCDF (First)	20.23
10	1,2,8,9-TCDF (Last)	27.46
11	1,3,4,6,8-PeCDF (First)	27.36
12	1,2,3,8,9-PeCDF (Last)	31.76
13	1,2,3,4,6,8-HxCDF (First)	32.39
14	1,2,3,7,8,9-HxCDF (Last)	35.19
15	1,2,3,4,6,7,8-HpCDF (First)	36.94
16	1,2,3,4,7,8,9-HpCDF (Last)	38.87

Dataset: Untitled

Last Altered: Wednesday, May 08, 2019 8:00:20 AM Pacific Daylight Time
Printed: Wednesday, May 08, 2019 8:00:34 AM Pacific Daylight Time

Method: U:\VG11.PRO\MethDB\1613_rrt-5-7-19.mdb 07 May 2019 12:51:47
Calibration: U:\VG11.PRO\CurveDB\db5_1613vg11-5-7-19.cdb 08 May 2019 07:55:45

Compound name: 2,3,7,8-TCDD

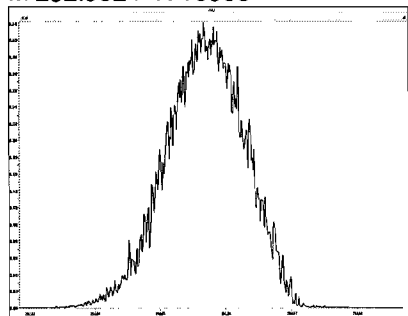
	Name	ID	Acq Date	Acq Time
1	190507K1_1	ST190507K1_1 1613 CS3 18J1008	07-May-19	10:05:54
2	190507K1_2	ST190507K1_2 1613 CS0 19C2201	07-May-19	11:18:22
3	190507K1_3	ST190507K1_3 1613 CS3 19C2204	07-May-19	12:16:36
4	190507K1_4	ST190507K1_4 1613 CS1 19C2202	07-May-19	13:04:59
5	190507K1_5	ST190507K1_5 1613 CS2 19C2203	07-May-19	13:51:47
6	190507K1_6	ST190507K1_6 1613 CS4 19C2205	07-May-19	14:39:24
7	190507K1_7	ST190507K1_7 1613 CS5 19C2206	07-May-19	15:27:02
8	190507K1_8	SS190507K1_1 1613 SSS 19C2207	07-May-19	16:16:59
9	190507K1_9	SOLVENT BLANK	07-May-19	17:12:35
10	190507K1_10	QC190507K1-1 1613 Method Blank 1	07-May-19	18:00:01
11	190507K2_1	ST190507K2_1 1613 CS3 18J1008	07-May-19	18:48:10

(A) not used, used to get windows
in new column 11-5-8-19

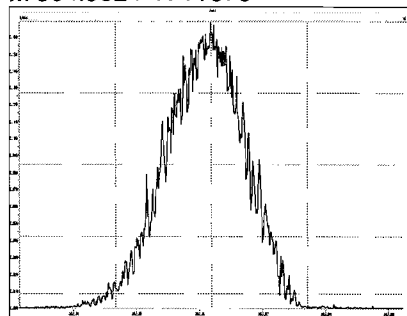
File: Experiment: ocdd_db5.exp Reference: pfk.ref Function: 1 @ 200 (ppm)

Printed: Tuesday, May 07, 2019 11:13:04 Pacific Daylight Time

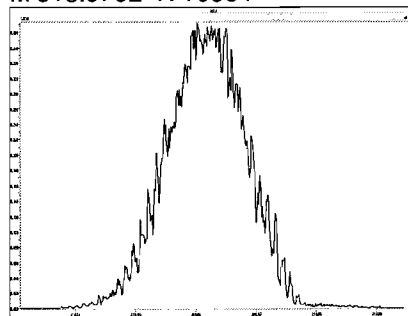
M 292.9824 R 10968



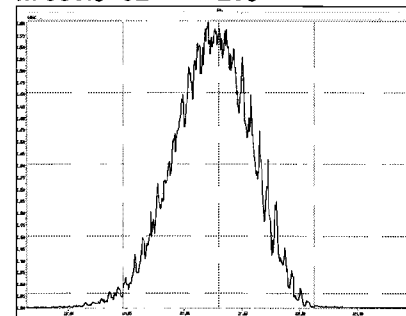
M 304.9824 R 11575



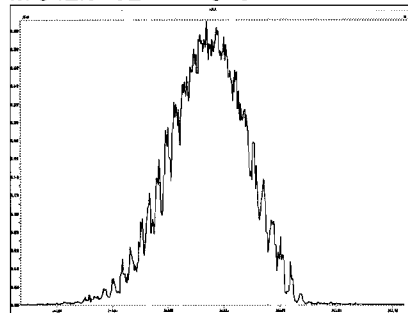
M 318.9792 R 10964



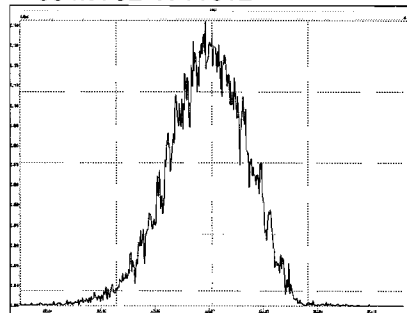
M 330.9792 R 11209



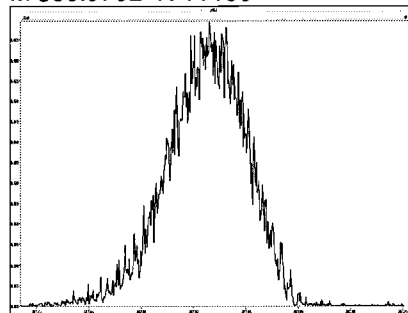
M 342.9792 R 11570



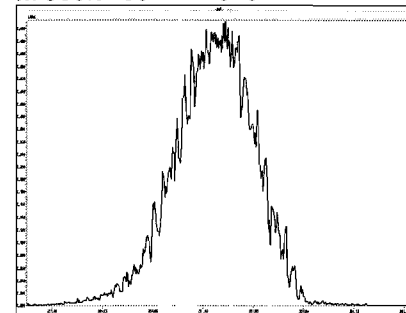
M 354.9792 R 11312



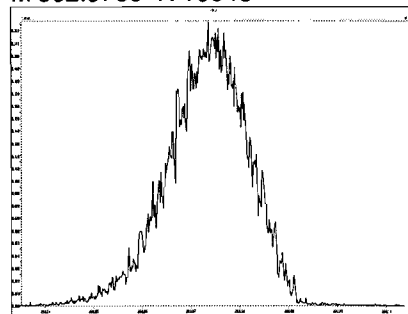
M 366.9792 R 11159



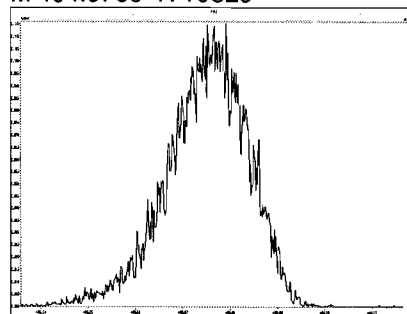
M 380.9760 R 11010



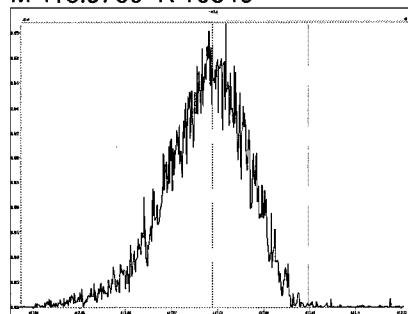
M 392.9760 R 10548



M 404.9760 R 10329



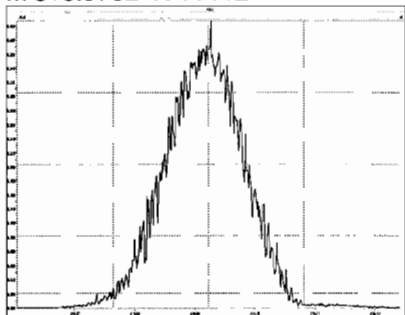
M 416.9760 R 10546



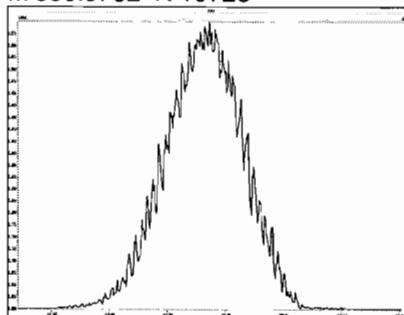
File: Experiment: ocdd_db5.exp Reference: pfk.ref Function: 2 @ 200 (ppm)

Printed: Tuesday, May 07, 2019 11:13:43 Pacific Daylight Time

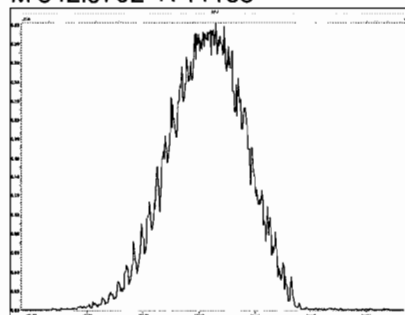
M 318.9792 R 11112



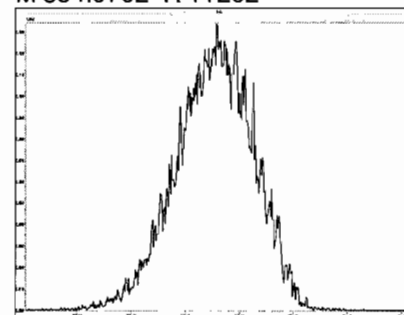
M 330.9792 R 10728



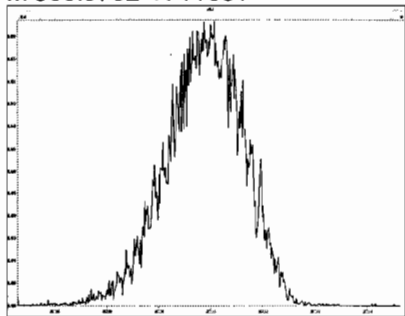
M 342.9792 R 11158



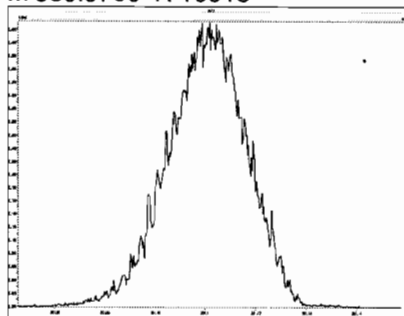
M 354.9792 R 11262



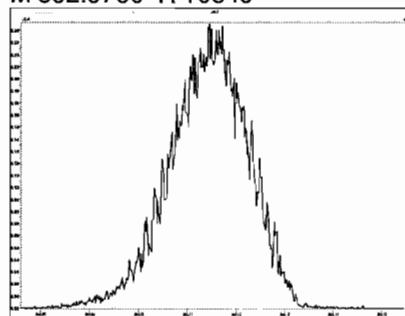
M 366.9792 R 11681



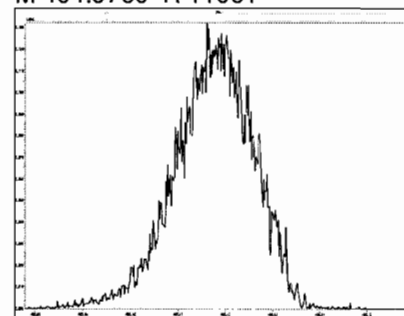
M 380.9760 R 10915



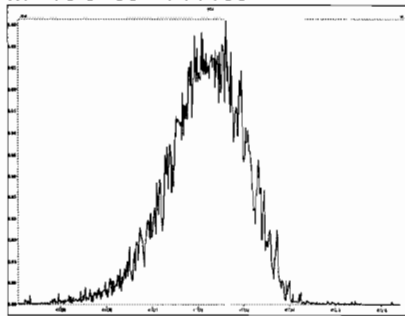
M 392.9760 R 10549



M 404.9760 R 11061



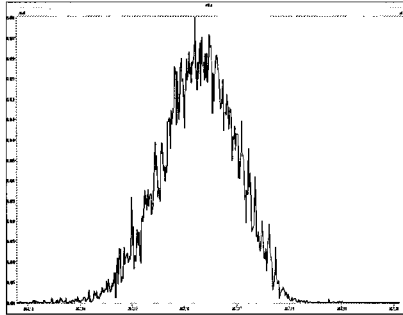
M 416.9760 R 11109



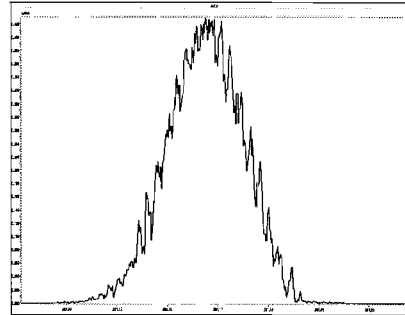
File: Experiment: ocdd_db5.exp Reference: pfk.ref Function: 3 @ 200 (ppm)

Printed: Tuesday, May 07, 2019 11:14:13 Pacific Daylight Time

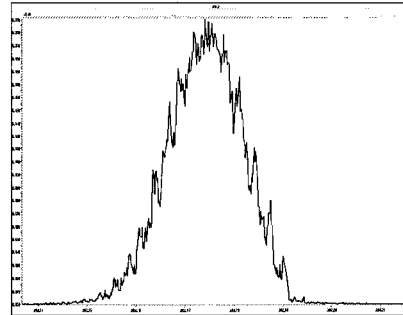
M 366.9792 R 12256



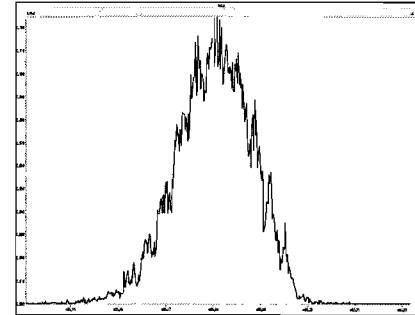
M 380.9760 R 11312



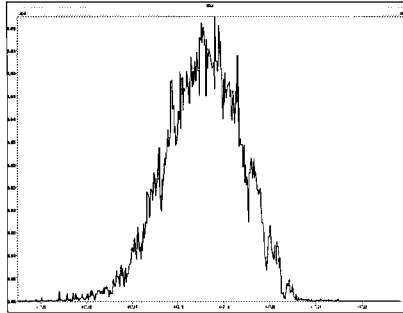
M 392.9760 R 10963



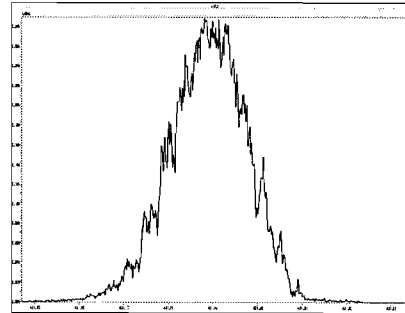
M 404.9760 R 11158



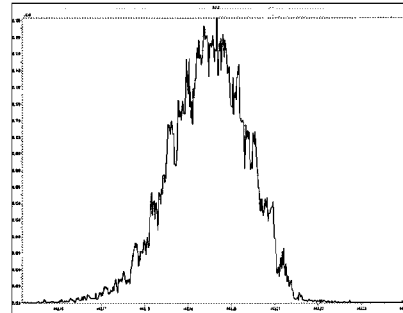
M 416.9760 R 11312



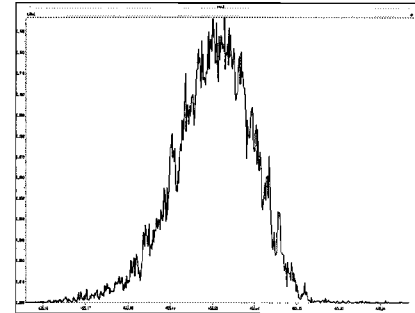
M 430.9728 R 11210



M 442.9728 R 11060



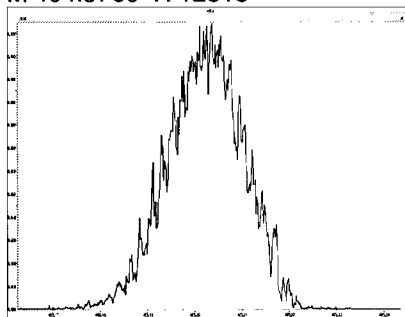
M 454.9728 R 11309



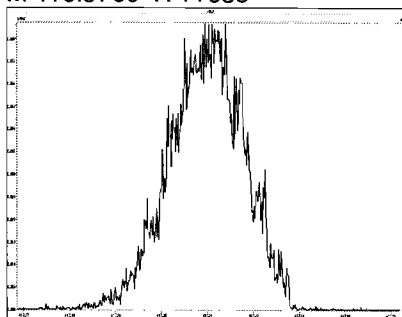
File: Experiment: ocdd_db5.exp Reference: pfk.ref Function: 4 @ 200 (ppm)

Printed: Tuesday, May 07, 2019 11:14:57 Pacific Daylight Time

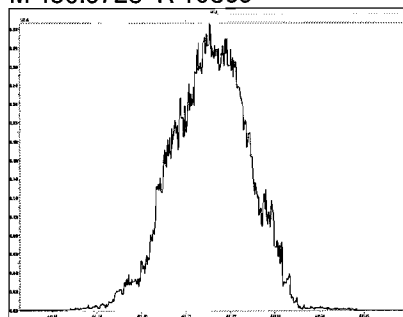
M 404.9760 R 12313



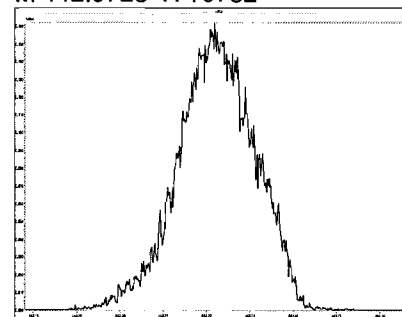
M 416.9760 R 11683



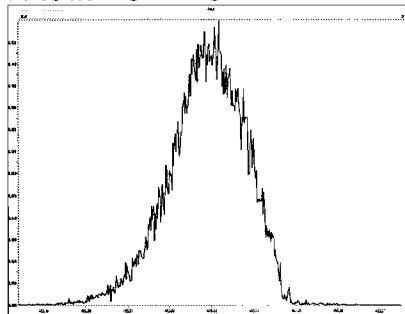
M 430.9728 R 10869



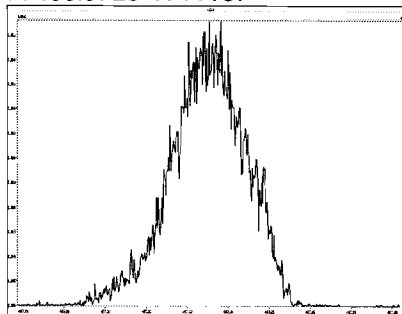
M 442.9728 R 10732



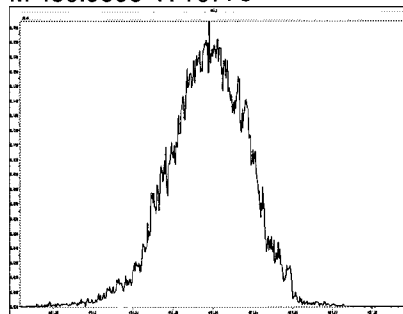
M 454.9728 R 11522



M 466.9728 R 11157



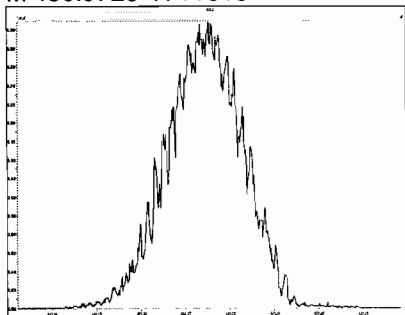
M 480.9696 R 10778



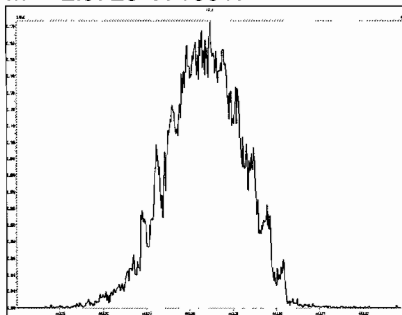
File: Experiment: ocdd_db5.exp Reference: pfk.ref Function: 5 @ 200 (ppm)

Printed: Tuesday, May 07, 2019 11:15:30 Pacific Daylight Time

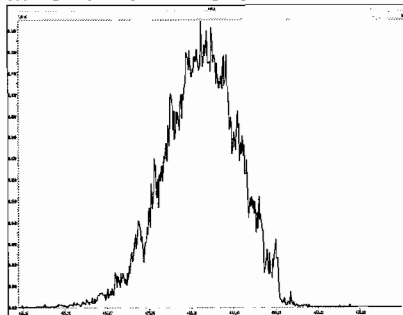
M 430.9728 R 11313



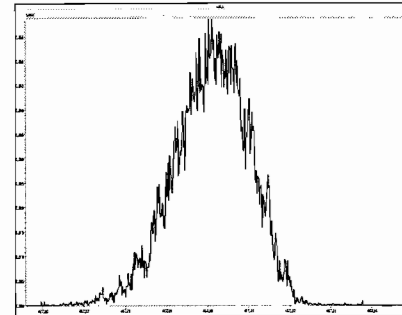
M 442.9728 R 10917



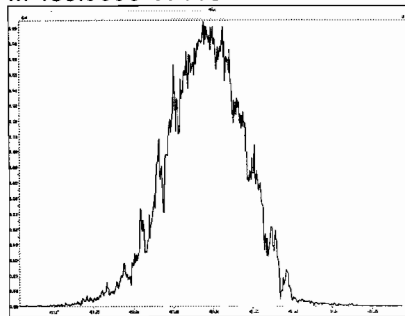
M 454.9728 R 11573



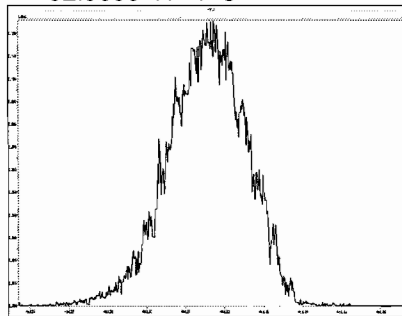
M 466.9728 R 11575



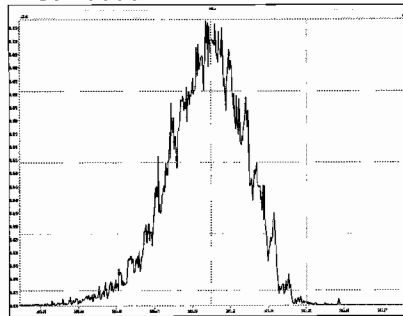
M 480.9696 R 11521



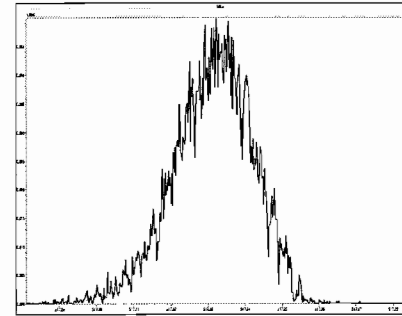
M 492.9696 R 11737



M 504.9696 R 11311



M 516.9697 R 11963



Dataset: Untitled

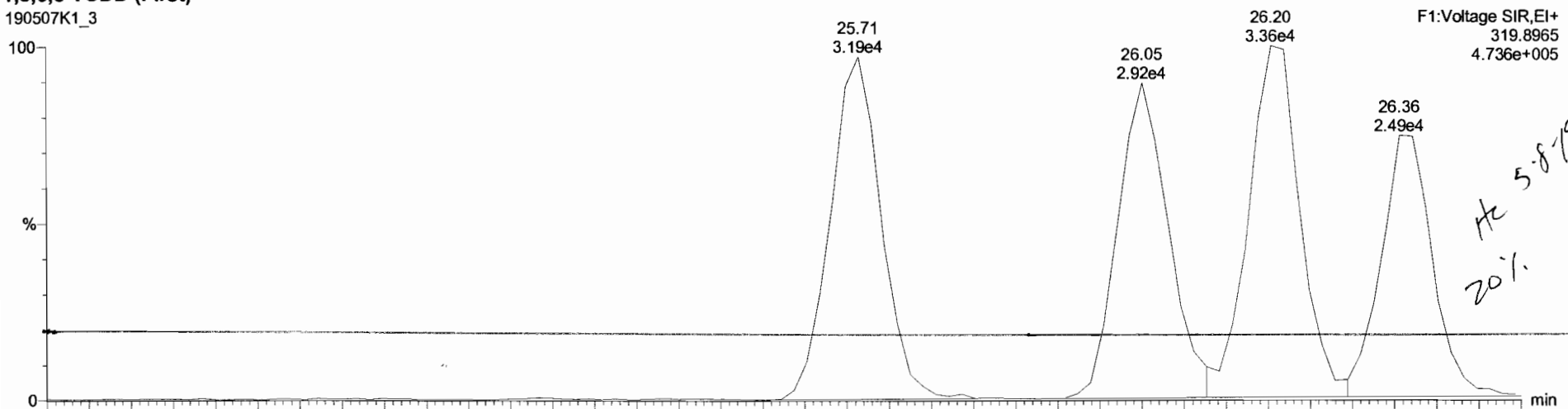
Last Altered: Wednesday, May 08, 2019 8:06:43 AM Pacific Daylight Time
Printed: Wednesday, May 08, 2019 8:06:44 AM Pacific Daylight Time

Method: U:\VG11.PRO\MethDB\CPSM-5-7-19.mdb 07 May 2019 13:29:19
Calibration: U:\VG11.PRO\CurveDB\db5_1613vg11-5-7-19.cdb 08 May 2019 07:55:45

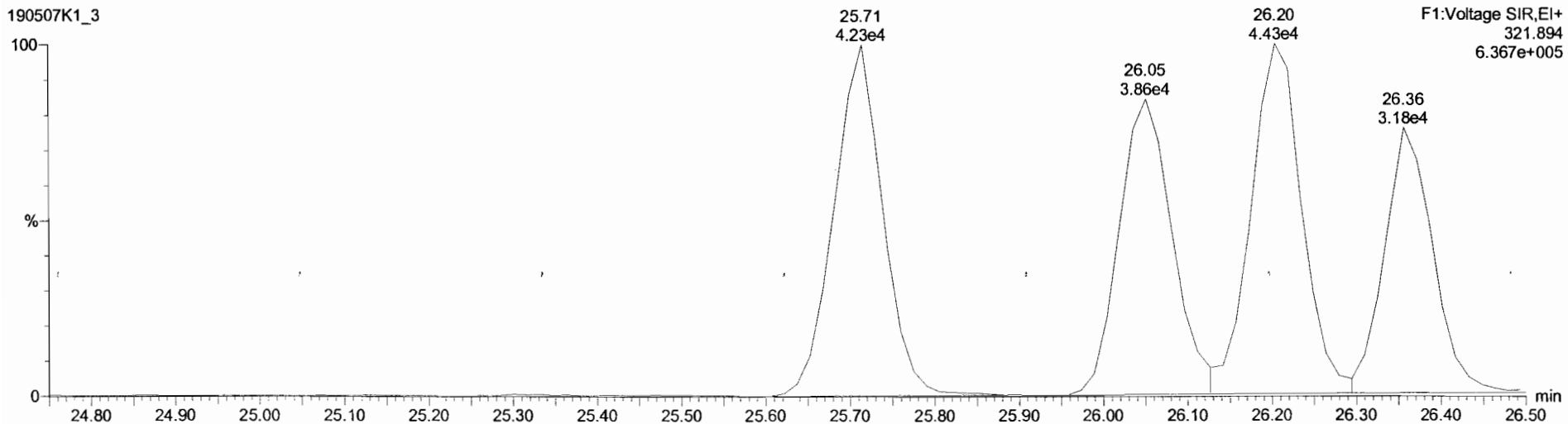
Name: 190507K1_3, Date: 07-May-2019, Time: 12:16:36, ID: ST190507K1_3 1613 CS3 19C2204, Description: 1613 CS3 19C2204

1,3,6,8-TCDD (First)

190507K1_3



190507K1_3



Dataset: Untitled

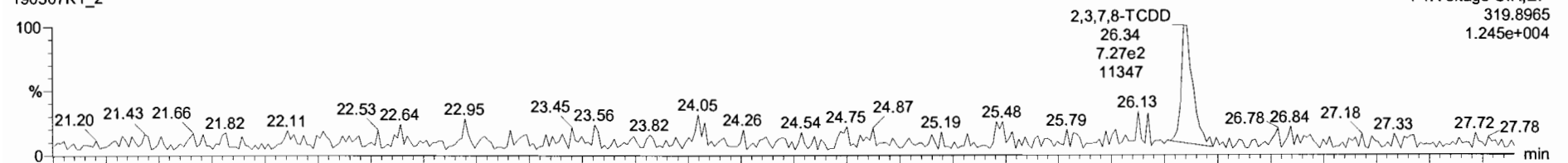
Last Altered: Wednesday, May 08, 2019 7:14:27 AM Pacific Daylight Time
Printed: Wednesday, May 08, 2019 7:19:34 AM Pacific Daylight Time

Method: U:\VG11.PRO\MethDB\1613_rrt-5-7-19.mdb 07 May 2019 12:51:47
Calibration: U:\VG11.PRO\CurveDB\db5_1613vg11-5-7-19.cdb 07 May 2019 16:51:46

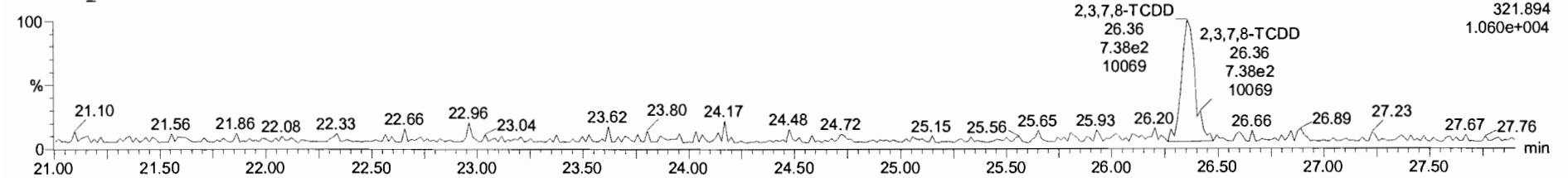
Name: 190507K1_2, Date: 07-May-2019, Time: 11:18:22, ID: ST190507K1_2 1613 CS0 19C2201, Description: 1613 CS0 19C2201

2,3,7,8-TCDD

190507K1_2

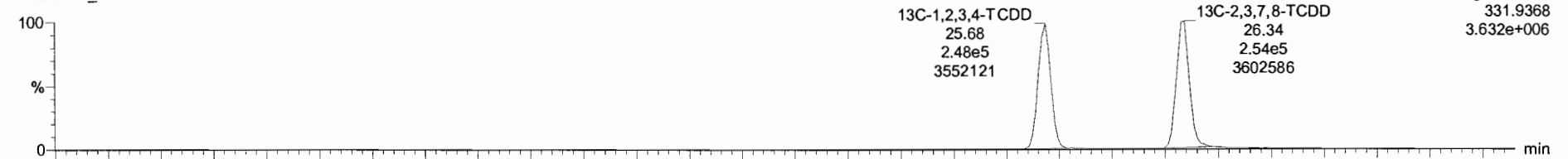


190507K1_2

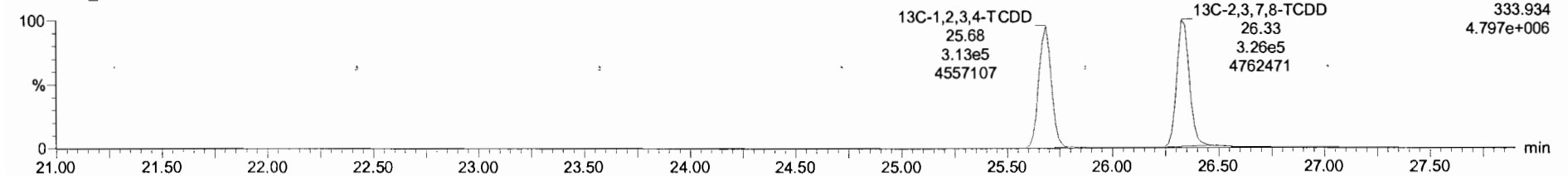


13C-2,3,7,8-TCDD

190507K1_2

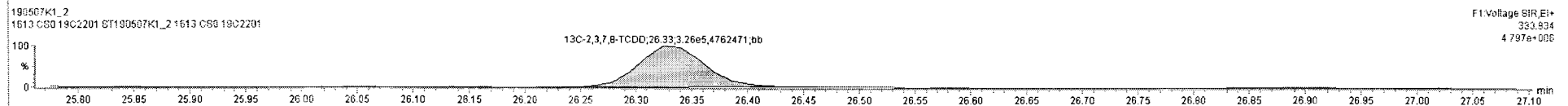
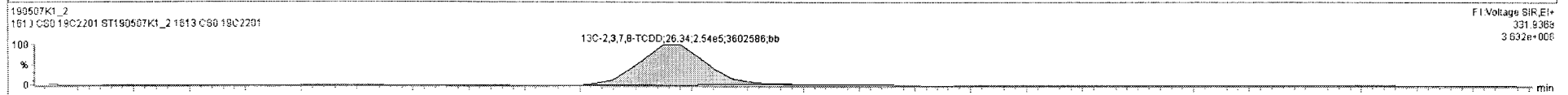
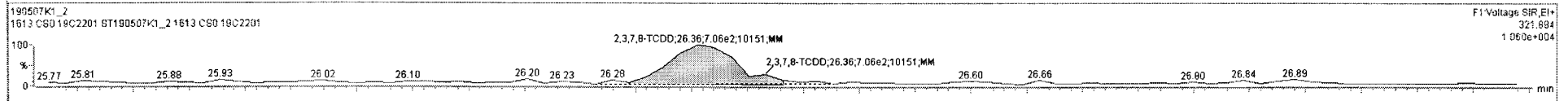
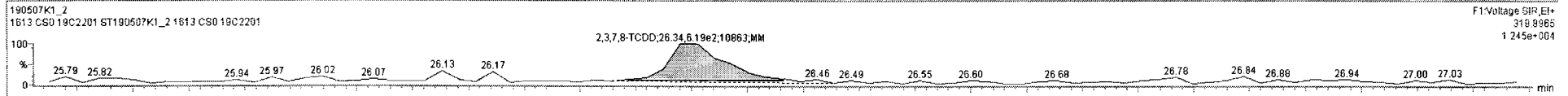


190507K1_2



190507k1_2 - ST190507K1_2 1613 CS0 19C2201 - 1613 CS0 19C2201

Peak	Name	Resp	RA	nY	RRF	WtVol	RT	RRT	Conc.	%Rec	DL	EMPC
1	2,3,7,8-TCDD	1.33e3	0.86	NO	0.92	1.000	26.34	1.000	0.247	98.8	0.0640	0.247
2	1,2,3,7,8-PeCDD	4.13e3	0.67	NO	0.90	1.000	31.14	1.001	1.20	96.3	0.0640	1.20
3	1,2,3,4,7,8-HxCDD	3.85e3	1.38	NO	1.07	1.000	34.42	1.001	1.19	95.2	0.0463	1.19
4	1,2,3,6,7,8-HxCDD	4.41e3	1.40	NO	0.97	1.000	34.53	1.001	1.23	98.4	0.0448	1.23
5	1,2,3,7,8,9-HxCDD	3.68e3	1.09	NO	0.97	1.000	34.81	1.000	1.30	104	0.0570	1.30
6	1,2,3,4,6,7,8-HpCDD	3.20e3	0.97	NO	1.03	1.000	38.32	1.001	1.24	99.2	0.0752	1.24
7	OCDD	5.20e3	0.90	NO	0.97	1.000	41.48	1.000	2.32	92.6	0.123	2.31
8	2,3,7,8-TCDF	1.85e3	0.81	NO	0.94	1.000	25.50	1.001	0.245	97.9	0.0508	0.245
9	1,2,3,7,8-PeCDF	7.12e3	1.67	NO	0.98	1.000	29.89	1.000	1.17	93.7	0.0634	1.17
10	2,3,4,7,8-PeCDF	6.69e3	1.69	NO	1.00	1.000	30.86	1.001	1.15	92.2	0.0562	1.15
11	1,2,3,4,7,8-HxCDF	6.00e3	1.34	NO	1.24	1.000	33.54	1.000	1.20	96.3	0.0720	1.20
12	1,2,3,6,7,8-HxCDF	6.12e3	1.36	NO	1.09	1.000	33.67	1.000	1.14	91.4	0.0714	1.14
13	2,3,4,6,7,8-HxCDF	5.74e3	1.22	NO	1.18	1.000	34.26	1.000	1.09	86.9	0.0704	1.09
14	1,2,3,7,8,9-HxCDF	3.73e3	1.19	NO	1.07	1.000	35.17	1.000	1.01	80.9	0.110	1.01
15	1,2,3,4,6,7,8-HpCDF	4.83e3	1.19	NO	1.13	1.000	36.92	1.001	1.18	94.1	0.115	1.18
16	1,2,3,4,7,8,9-HpCDF	4.31e3	1.07	NO	1.23	1.000	38.86	1.000	1.23	98.5	0.129	1.23
17	OCDF	1.16e4	0.86	NO	1.10	1.000	41.69	1.000	3.48	199	0.191	3.48
18	13C-2,3,7,8-TCDD	5.80e5	0.78	NO	1.05	1.000	26.34	1.026	98.5	98.5	0.219	
19	13C-1,2,3,7,8-PeCDD	3.79e5	0.63	NO	0.74	1.000	31.12	1.212	90.9	90.9	0.224	
20	13C-1,2,3,4,7,8-HxCDD	3.03e5	1.34	NO	0.65	1.000	34.40	1.014	94.1	94.1	0.572	
21	13C-1,2,3,6,7,8-HxCDD	3.71e5	1.27	NO	0.78	1.000	34.51	1.017	95.9	95.9	0.476	
22	13C-1,2,3,7,8,9-HxCDD	2.90e5	1.25	NO	0.66	1.000	34.80	1.025	87.9	87.9	0.558	
23	13C-1,2,3,4,6,7,8-HpCDD	2.52e5	1.01	NO	0.54	1.000	38.30	1.128	93.6	93.6	0.470	



Dataset: Untitled

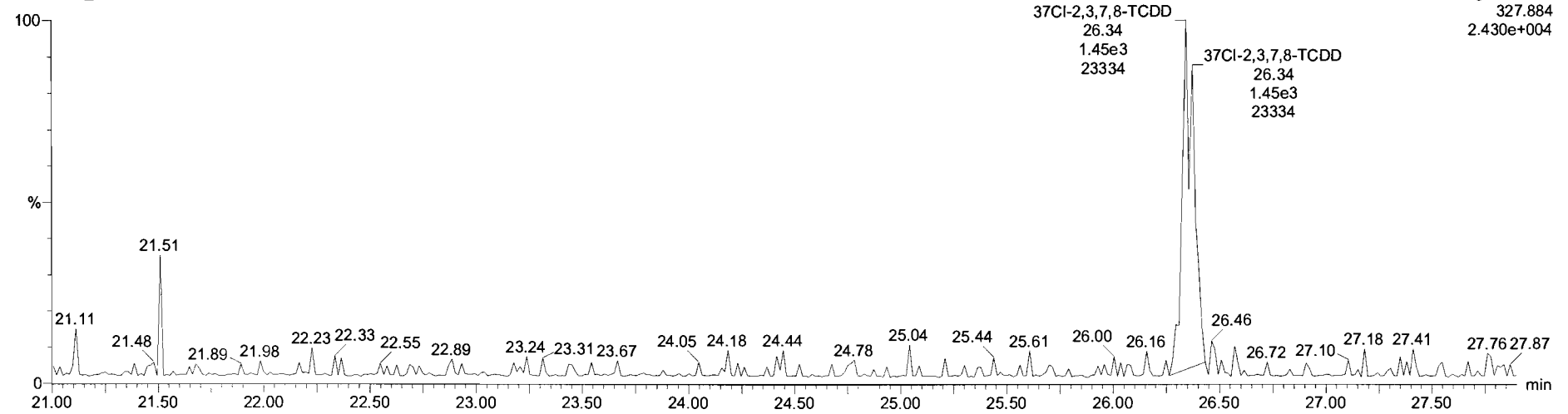
Last Altered: Wednesday, May 08, 2019 7:14:27 AM Pacific Daylight Time

Printed: Wednesday, May 08, 2019 7:19:34 AM Pacific Daylight Time

Name: 190507K1_2, Date: 07-May-2019, Time: 11:18:22, ID: ST190507K1_2 1613 CS0 19C2201, Description: 1613 CS0 19C2201

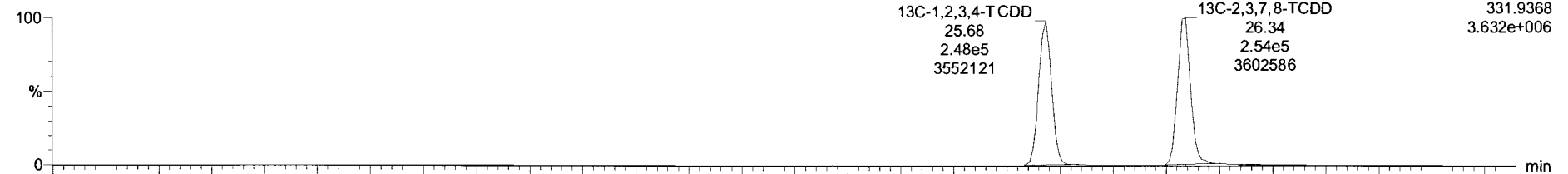
37Cl-2,3,7,8-TCDD

190507K1_2

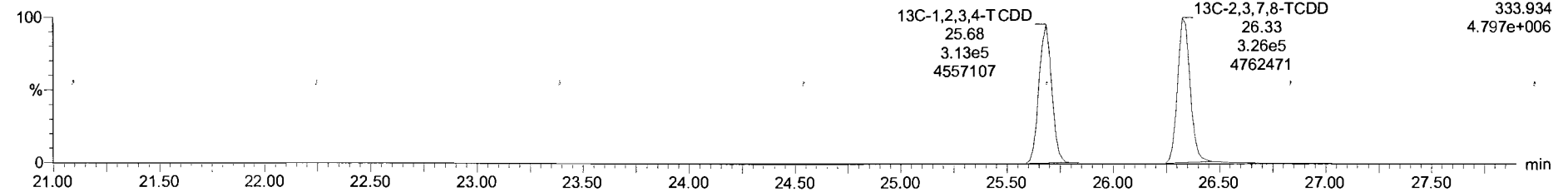


13C-1,2,3,4-TCDD

190507K1_2



190507K1_2



Dataset: Untitled

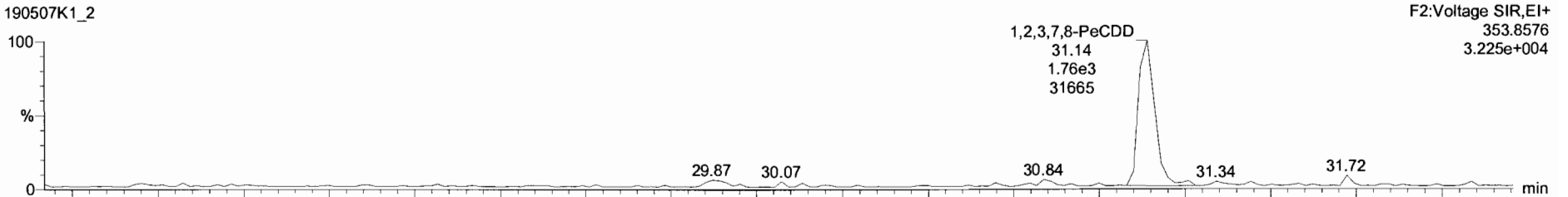
Last Altered: Wednesday, May 08, 2019 7:14:27 AM Pacific Daylight Time

Printed: Wednesday, May 08, 2019 7:19:34 AM Pacific Daylight Time

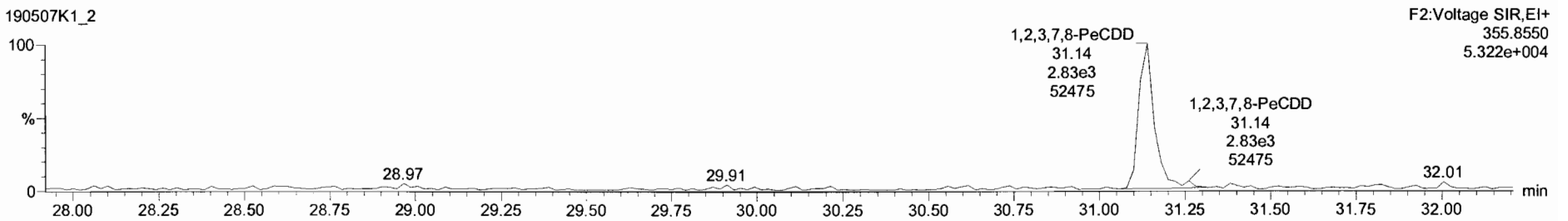
Name: 190507K1_2, Date: 07-May-2019, Time: 11:18:22, ID: ST190507K1_2 1613 CS0 19C2201, Description: 1613 CS0 19C2201

1,2,3,7,8-PeCDD

190507K1_2

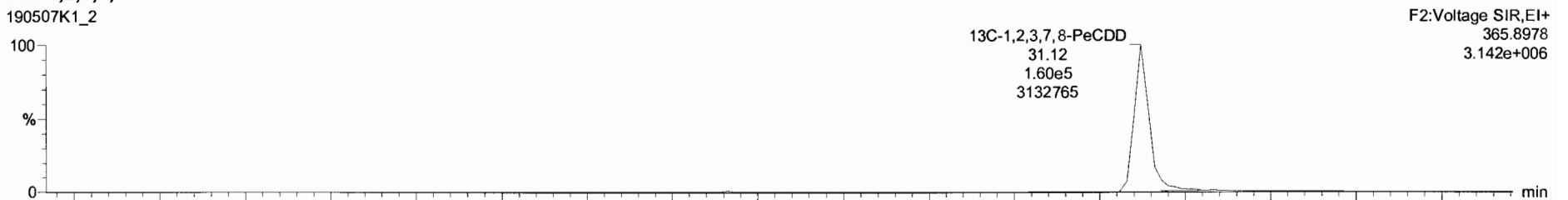


190507K1_2

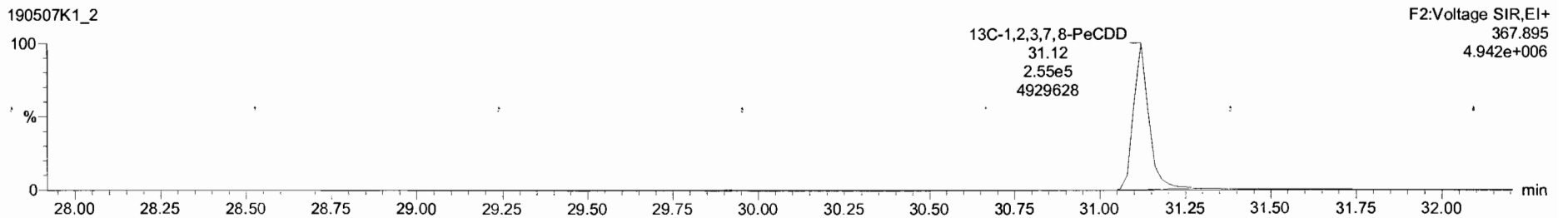


13C-1,2,3,7,8-PeCDD

190507K1_2



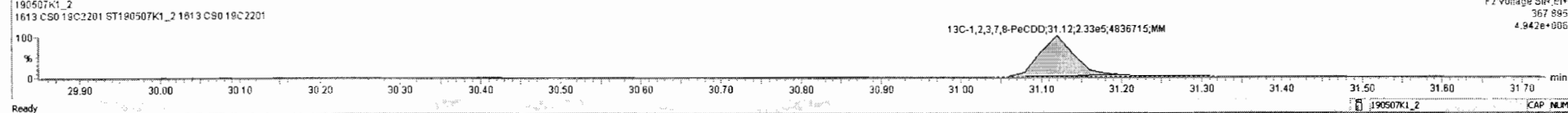
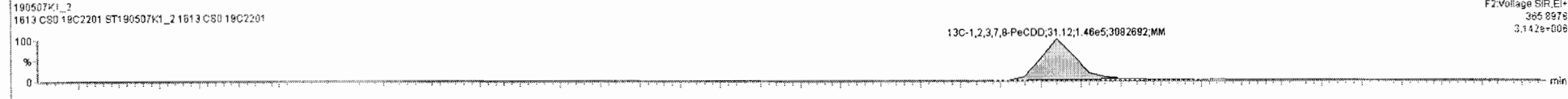

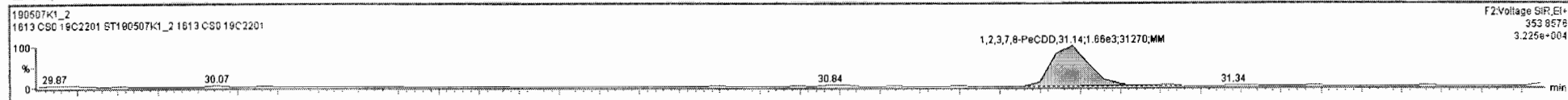
190507K1_2



Target1.ymx - 190507K1_CRY.qld - [Chromatogram]

190507K1_2 - ST190507K1_2 1613 CS0 19C2201 - 1613 CS0 19C2201

Name	Resp	RA	n/y	RF	Wt%	RT	RRT	Conc.	%Rec	DJ	EMPC
29	13C-1,2,3,6,7,8-HxCDF	4.90e5	0.53	NO	1.03	1.000	33.65	0.992	95.9	95.9	0.470
30	13C-2,3,4,6,7,8-HxCDF	4.48e5	0.50	NO	0.89	1.000	34.25	1.009	101	101	0.541
31	13C-1,2,3,7,8-HxCDF	3.43e5	0.52	NO	0.73	1.000	35.17	1.036	94.0	94.0	0.658
32	13C-1,2,3,4,6,7,8-HpCDF	3.64e5	0.47	NO	0.75	1.000	36.90	1.067	96.9	96.9	0.489
33	13C-1,2,3,4,7,8-HpCDF	2.85e5	0.46	NO	0.55	1.000	38.85	1.145	104	104	0.669
34	13C-OCDF	6.04e5	0.89	NO	0.60	1.000	41.69	1.228	204	102	0.519
35	37Cl-2,3,7,8-TCDD	1.45e3			1.07	1.000	26.34	1.026	0.241	96.4	0.0328
36	13C-1,2,3,4-TCDD	5.62e5	0.79	NO	1.00	1.000	25.68	1.000	100	100	0.230
37	13C-1,2,3,4-TCDF	8.33e5	0.81	NO	1.00	1.000	24.05	1.000	100	100	0.408
38	13C-1,2,3,4,6,8-HxCDF	4.98e5	0.53	NO	1.00	1.000	33.94	1.000	100	100	0.483
39	Total Tetra-Dioxins				0.92	1.000		0.247			0.247
40	Total Penta-Dioxins				0.90	1.000		1.20		0.6640	1.20
41	Total Hexa-Dioxins				0.97	1.000		3.72		0.0506	3.72
42	Total Hepta-Dioxins				1.03	1.000		1.24		0.0752	1.24
43	Total Tetra-Furans				0.94	1.000		0.245		0.0508	0.245
44	1st Func. Penta-Furans				0.98	1.000				0.0230	
45	Total Penta-Furans				0.98	1.000		2.32		0.0806	2.32
46	Total Hexa-Furans				1.18	1.000		4.44		0.0766	4.44
47	Total Hepta-Furans				1.13	1.000		2.41		0.126	2.41
48	PFK1										
49	PFK2										
50	PFK3										
51	PFK4										



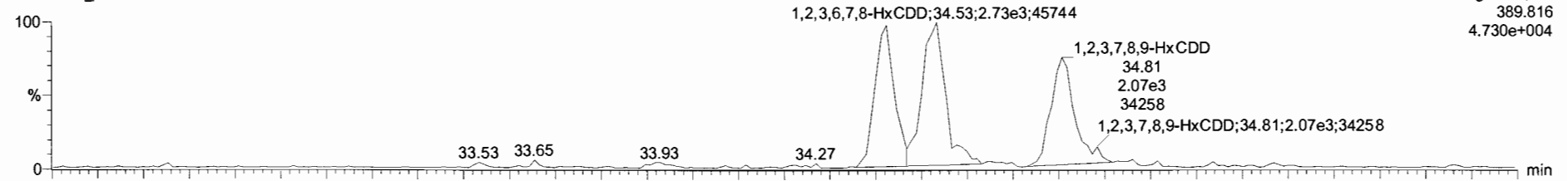
Dataset: Untitled

Last Altered: Wednesday, May 08, 2019 7:14:27 AM Pacific Daylight Time
Printed: Wednesday, May 08, 2019 7:19:34 AM Pacific Daylight Time

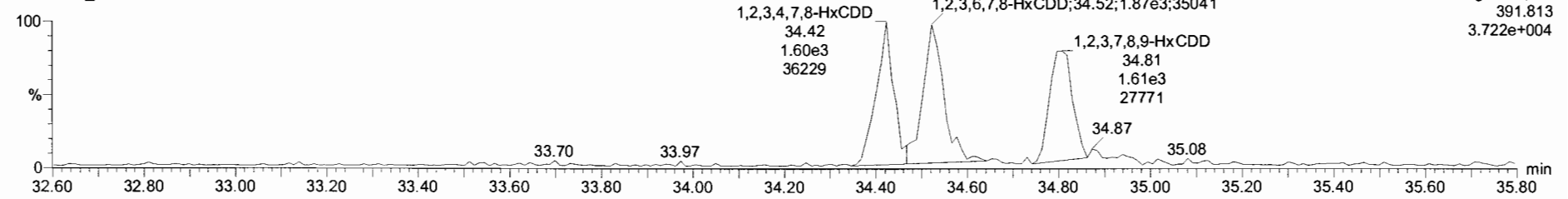
Name: 190507K1_2, Date: 07-May-2019, Time: 11:18:22, ID: ST190507K1_2 1613 CS0 19C2201, Description: 1613 CS0 19C2201

1,2,3,4,7,8-HxCDD

190507K1_2

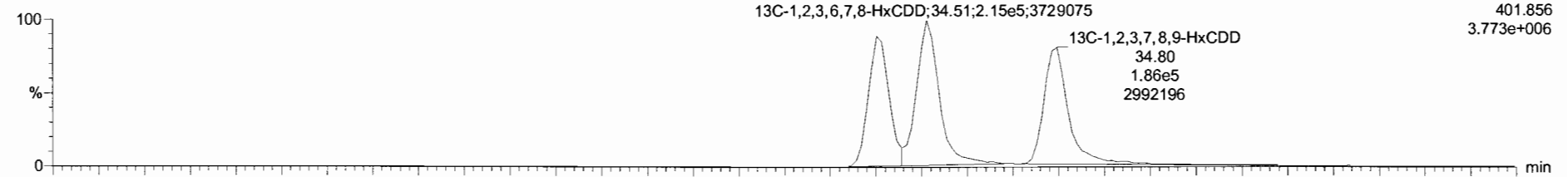


190507K1_2

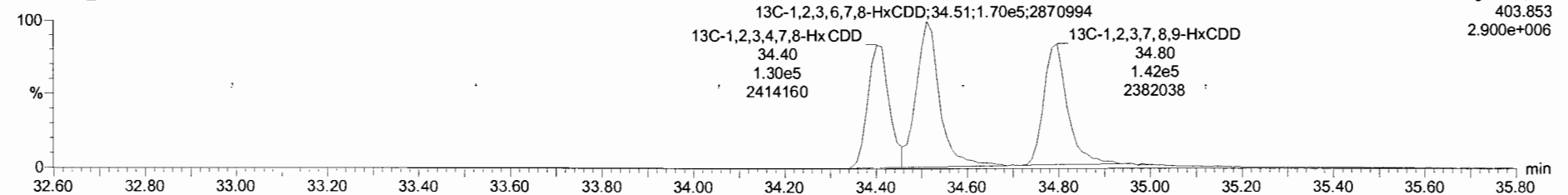


13C-1,2,3,4,7,8-HxCDD

190507K1_2



190507K1_2

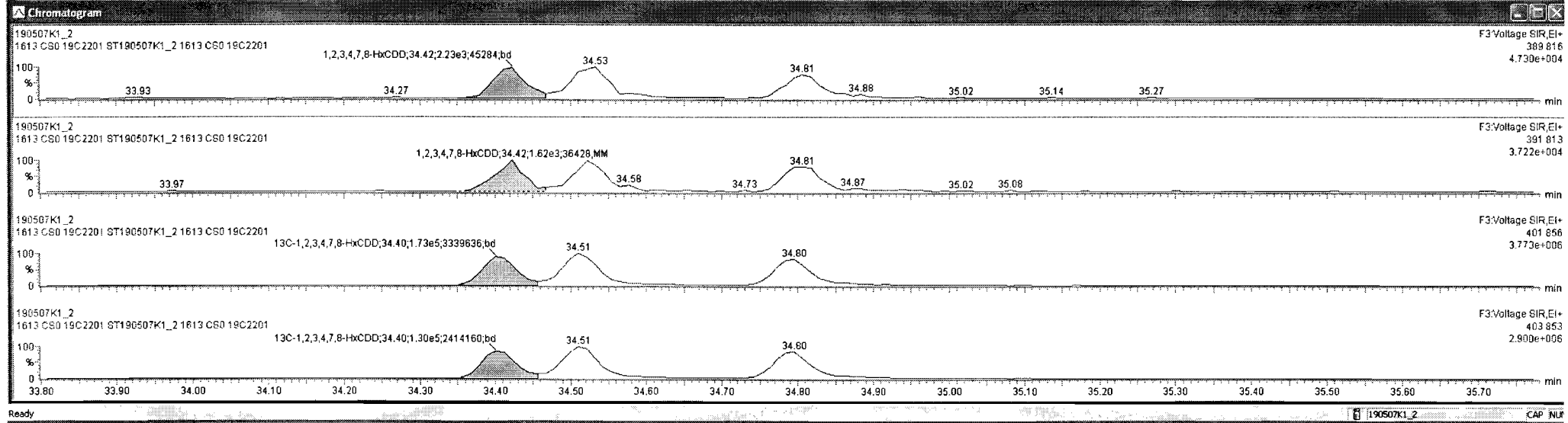


TargetLynx - 190507K1.CRV.qld

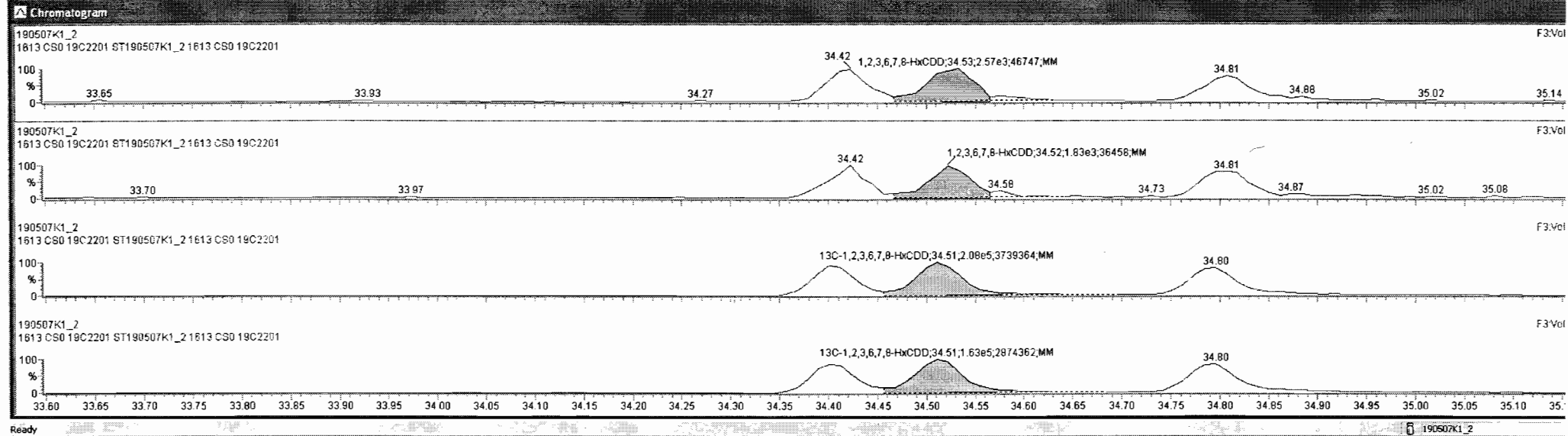
File Edit View Display Processing Window Help

190507K1_2 - ST190507K1_2 1613 CS0 19C2201 - 1613 CS0 19C2201

Name	Resp	RA	nY	RRF	wt/Vol	RT	RRT	Conc.	%Rec	DL	EMPC
1 2,3,7,8-TCDD	1.33e3	0.88	NO	0.92	1.000	26.34	1.000	0.247	98.8	0.0640	0.247
2 1,2,3,7,8-PeCDD	4.19e3	0.67	NO	0.90	1.000	31.14	1.001	1.20	96.3	0.0640	1.20
3 1,2,3,4,7,8-HxCDD	3.65e3	1.38	NO	1.07	1.000	34.42	1.001	1.19	95.2	0.0483	1.19
4 1,2,3,6,7,8-HxCDD	4.41e3	1.40	NO	0.97	1.000	34.53	1.001	1.23	98.4	0.0448	1.23
5 1,2,3,7,8,9-HxCDD	3.66e3	1.09	NO	0.97	1.000	34.81	1.000	1.30	104	0.0570	1.30
6 1,2,3,4,6,7,8-HpCDD	3.20e3	0.97	NO	1.03	1.000	38.32	1.001	1.24	99.2	0.0752	1.24
7 OCDD	5.20e3	0.90	NO	0.97	1.000	41.48	1.001	2.32	92.6	0.123	2.32
8 2,3,7,8-TCDF	1.85e3	0.81	NO	0.94	1.000	25.50	1.001	0.245	97.9	0.0508	0.245
9 1,2,3,7,8-PeCDF	7.12e3	1.68	NO	0.98	1.000	29.89	1.000	1.17	93.7	0.0634	1.17
10 2,3,4,7,8-PeCDF	6.68e3	1.69	NO	1.00	1.000	30.86	1.001	1.15	92.2	0.0562	1.15
11 1,2,3,4,7,8-HxCDF	6.00e3	1.34	NO	1.24	1.000	33.54	1.000	1.20	96.3	0.0720	1.20
12 1,2,3,6,7,8-HxCDF	6.12e3	1.35	NO	1.09	1.000	33.67	1.000	1.14	91.4	0.0714	1.14
13 2,3,4,6,7,8-HxCDF	5.74e3	1.22	NO	1.18	1.000	34.26	1.000	1.09	86.9	0.0704	1.09
14 1,2,3,7,8,9-HxCDF	3.73e3	1.19	NO	1.07	1.000	35.17	1.000	1.01	80.9	0.110	1.01
15 1,2,3,4,6,7,8-HpCDF	4.83e3	1.19	NO	1.13	1.000	36.92	1.001	1.18	94.1	0.115	1.18
16 1,2,3,4,7,8,9-HpCDF	4.31e3	1.07	NO	1.26	1.000	38.66	1.000	1.37	109	0.127	1.37
17 OCDF	1.12e4	0.91	NO	1.10	1.000	41.69	1.000	3.49	139	0.191	3.49
18 13C-2,3,7,8-TCDD	5.80e5	0.78	NO	1.05	1.000	26.34	1.026	98.5	98.5	0.219	
19 13C-1,2,3,7,8-PeCDD	3.79e5	0.63	NO	0.74	1.000	31.12	1.212	90.9	90.9	0.224	
20 13C-1,2,3,4,7,8-HxCDD	3.03e5	1.34	NO	0.85	1.000	34.40	1.014	94.1	94.1	0.572	
21 13C-1,2,3,6,7,8-HxCDD	3.71e5	1.28	NO	0.78	1.000	34.51	1.017	95.9	95.9	0.476	
22 13C-1,2,3,7,8,9-HxCDD	2.90e5	1.25	NO	0.66	1.000	34.80	1.025	87.9	87.9	0.558	
23 13C-1,2,3,4,6,7,8-HpCDD	2.52e5	1.01	NO	0.54	1.000	38.30	1.128	93.6	93.6	0.470	



Name	Resp	RA	nY	RRF	wtWtd	RT	RRT	Conc.	%Rec	DL	EMPC
1 2,3,7,8-TCDD	1.33e3	0.88	NO	0.92	1.000	26.34	1.000	0.247	98.8	0.0640	0.247
2 1,2,3,7,8-PeCDD	4.13e3	0.87	NO	0.90	1.000	31.14	1.001	1.20	96.3	0.0640	1.20
3 1,2,3,4,7,8-HxCDD	3.85e3	1.38	NO	1.07	1.000	34.42	1.001	1.19	95.2	0.0463	1.19
4 1,2,3,6,7,8-HxCDD	4.41e3	1.40	NO	0.97	1.000	34.53	1.001	1.23	98.4	0.0468	1.23
5 1,2,3,7,8,9-HxCDD	3.66e3	1.09	NO	0.97	1.000	34.81	1.000	1.30	104	0.0570	1.30
6 1,2,3,4,6,7,8-HpCDD	3.20e3	0.97	NO	1.03	1.000	38.32	1.001	1.24	99.2	0.0752	1.24
7 OCDD	5.20e3	0.90	NO	0.97	1.000	41.48	1.001	2.32	92.6	0.123	2.32
8 2,3,7,8-TCDF	1.85e3	0.81	NO	0.94	1.000	25.50	1.001	0.245	97.9	0.0508	0.245
9 1,2,3,7,8-PeCDF	7.12e3	1.68	NO	0.98	1.000	29.89	1.000	1.17	93.7	0.0634	1.17
10 2,3,4,7,8-PeCDF	6.69e3	1.69	NO	1.00	1.000	30.86	1.001	1.15	92.2	0.0562	1.15
11 1,2,3,4,7,8-HxCDF	6.00e3	1.34	NO	1.24	1.000	33.54	1.000	1.20	96.3	0.0720	1.20
12 1,2,3,6,7,8-HxCDF	8.12e3	1.35	NO	1.09	1.000	33.87	1.000	1.14	91.4	0.0714	1.14
13 2,3,4,6,7,8-HxCDF	5.74e3	1.22	NO	1.18	1.000	34.26	1.000	1.09	86.9	0.0704	1.09
14 1,2,3,7,8,9-HxCDF	3.73e3	1.19	NO	1.07	1.000	35.17	1.000	1.01	80.9	0.110	1.01
15 1,2,3,4,6,7,8-HpCDF	4.83e3	1.19	NO	1.13	1.000	36.92	1.001	1.18	94.1	0.115	1.18
16 1,2,3,4,7,8,9-HpCDF	4.31e3	1.07	NO	1.26	1.000	38.86	1.000	1.37	109	0.127	1.37
17 OCDF	1.12e4	0.91	NO	1.10	1.000	41.69	1.000	3.49	139	0.191	3.49
18 13C-2,3,7,8-TCDD	5.80e5	0.78	NO	1.05	1.000	26.34	1.026	96.5	98.5	0.219	
19 13C-1,2,3,7,8-PeCDD	3.79e5	0.63	NO	0.74	1.000	31.12	1.212	90.9	90.9	0.224	
20 13C-1,2,3,4,7,8-HxCDD	3.03e5	1.34	NO	0.85	1.000	34.40	1.014	94.1	94.1	0.572	
21 13C-1,2,3,6,7,8-HxCDD	3.71e5	1.28	NO	0.78	1.000	34.51	1.017	95.9	95.9	0.476	
22 13C-1,2,3,7,8,9-HxCDD	2.90e5	1.25	NO	0.86	1.000	34.80	1.025	87.9	87.9	0.598	
23 13C-1,2,3,4,6,7,8-HpCDD	2.52e5	1.01	NO	0.54	1.000	38.30	1.128	93.6	93.6	0.470	

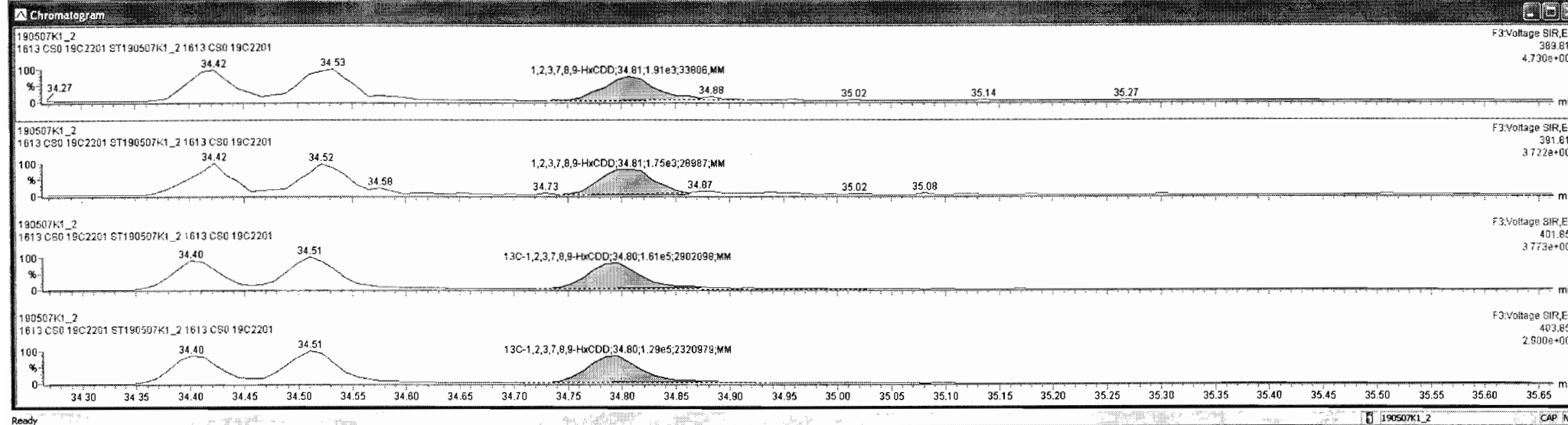


Target: lnx - 190507K1_CRV.qld

File Edit View Display Processing Window Help

190507K1_2 - ST190507K1_2 1613 CS0 19C2201 - 1613 CS0 19C2201

Name	Resp	RA	rvy	RRF	wtVol	RT	RRT	Conc.	%Rec	DL	EMPC
1 2,3,7,8-TCDD	1.33e3	0.88	NO	0.92	1.000	26.34	1.000	0.247	98.8	0.0640	0.247
2 1,2,3,7,8-PeCDD	4.13e3	0.67	NO	0.90	1.000	31.14	1.001	1.20	96.3	0.0640	1.20
3 1,2,3,4,7,8-HxCDD	3.85e3	1.38	NO	1.07	1.000	34.42	1.001	1.19	95.2	0.0463	1.19
4 1,2,3,6,7,8-HxCDD	4.41e3	1.40	NO	0.97	1.000	34.53	1.001	1.23	98.4	0.0448	1.23
5 1,2,3,7,8,9-HxCDD	3.66e3	1.09	NO	0.97	1.000	34.81	1.000	1.30	104	0.0570	1.30
6 1,2,3,4,6,7,8-HpCDD	3.20e3	0.97	NO	1.03	1.000	36.32	1.001	1.24	99.2	0.0752	1.24
7 OCDD	5.20e3	0.90	NO	0.97	1.000	41.48	1.001	2.32	92.6	0.123	2.32
8 2,3,7,8-TCDF	1.85e3	0.91	NO	0.94	1.000	25.50	1.001	0.245	97.9	0.0508	0.245
9 1,2,3,7,8-PeCDF	7.12e3	1.68	NO	0.98	1.000	29.89	1.000	1.17	93.7	0.0634	1.17
10 2,3,4,7,8-PeCDF	6.66e3	1.69	NO	1.00	1.000	30.86	1.001	1.15	92.2	0.0562	1.15
11 1,2,3,4,7,8-HxCDF	6.00e3	1.34	NO	1.24	1.000	33.54	1.000	1.20	96.3	0.0720	1.20
12 1,2,3,6,7,8-HxCDF	6.12e3	1.35	NO	1.09	1.000	33.67	1.000	1.14	91.4	0.0714	1.14
13 2,3,4,6,7,8-HxCDF	5.74e3	1.22	NO	1.18	1.000	34.26	1.000	1.09	86.9	0.0704	1.09
14 1,2,3,7,8,9-HxCDF	3.73e3	1.19	NO	1.07	1.000	35.17	1.000	1.01	80.9	0.110	1.01
15 1,2,3,4,6,7,8-HpCDF	4.83e3	1.19	NO	1.13	1.000	36.92	1.001	1.16	94.1	0.115	1.16
16 1,2,3,4,7,8,9-HpCDF	4.31e3	1.07	NO	1.26	1.000	38.86	1.000	1.37	109	0.127	1.37
17 OCDF	1.12e4	0.91	NO	1.10	1.000	41.69	1.000	3.49	139	0.191	3.49
18 13C-2,3,7,8-TCDD	5.80e5	0.78	NO	1.05	1.000	26.34	1.026	98.5	98.5	0.219	
19 13C-1,2,3,7,8-PeCDD	3.79e5	0.63	NO	0.74	1.000	31.12	1.212	90.9	90.9	0.224	
20 13C-1,2,3,4,7,8-HxCDD	3.03e5	1.34	NO	0.65	1.000	34.40	1.014	94.1	94.1	0.572	
21 13C-1,2,3,6,7,8-HxCDD	3.71e5	1.28	NO	0.78	1.000	34.51	1.017	95.9	95.9	0.476	
22 13C-1,2,3,7,8,9-HxCDD	2.90e5	1.25	NO	0.66	1.000	34.80	1.025	87.9	87.9	0.558	
23 13C-1,2,3,4,6,7,8-HpCDD	2.52e5	1.01	NO	0.54	1.000	36.30	1.128	93.6	93.6	0.470	



Dataset: Untitled

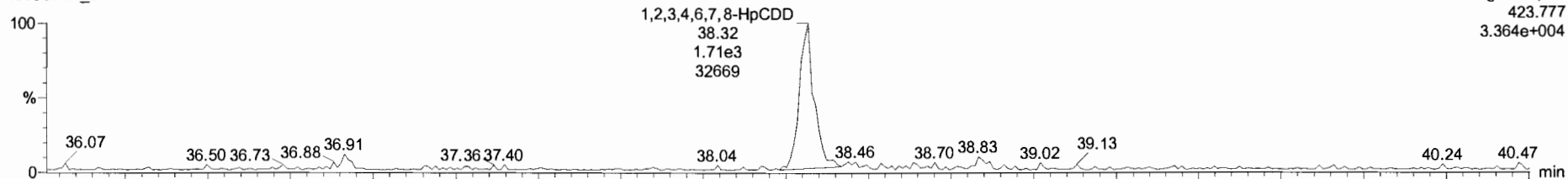
Last Altered: Wednesday, May 08, 2019 7:14:27 AM Pacific Daylight Time

Printed: Wednesday, May 08, 2019 7:19:34 AM Pacific Daylight Time

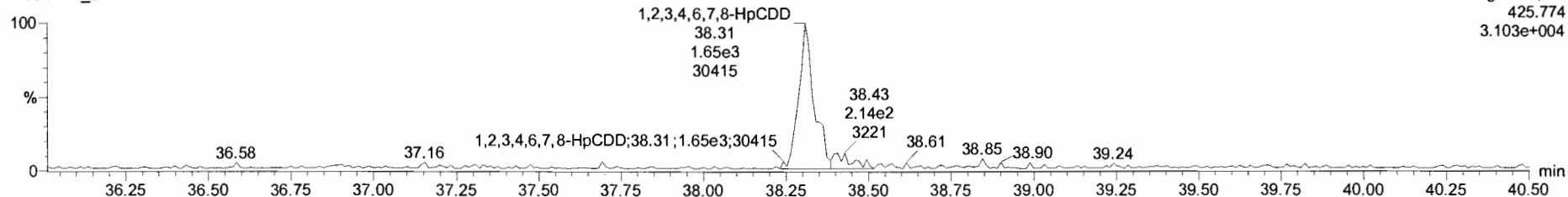
Name: 190507K1_2, Date: 07-May-2019, Time: 11:18:22, ID: ST190507K1_2 1613 CS0 19C2201, Description: 1613 CS0 19C2201

1,2,3,4,6,7,8-HpCDD

190507K1_2

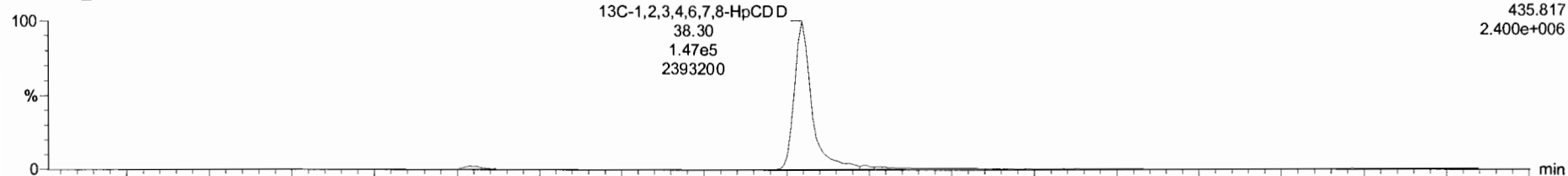


190507K1_2

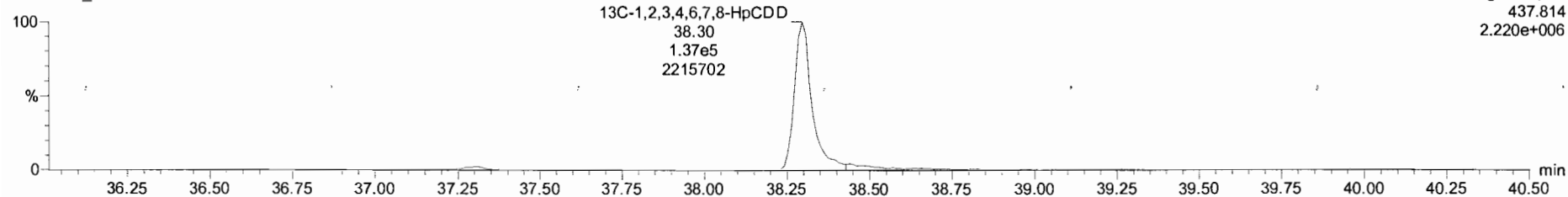


13C-1,2,3,4,6,7,8-HpCDD

190507K1_2



190507K1_2

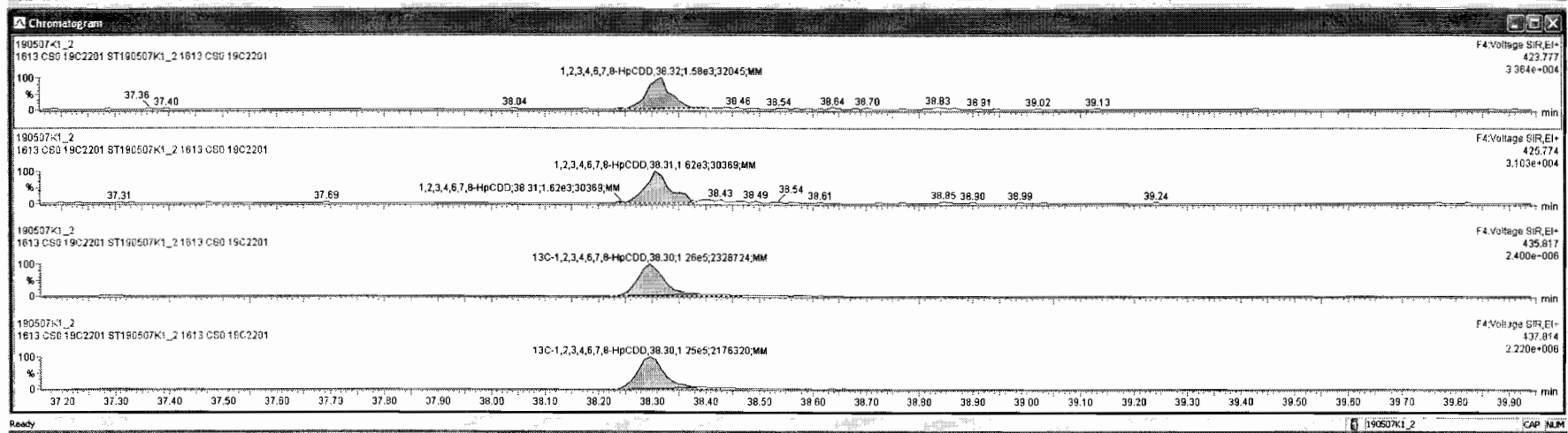


Targetlynx - 190507K1.CHV.qld

File Edit View Display Processing Window Help

190507K1_2 - ST190507K1_2 1613 CS0 19C2201 - 1613 CS0 19C2201

#	Name	Resp	RA	NY	RRF	WtVol	RT	RTI	Conc.	%Rec	DL	EMPC
1	2,3,7,8-TCDD	1.33e3	0.88	NO	0.92	1.000	26.34	1.000	0.247	98.8	0.0640	0.247
2	1,2,3,7,8-PeCDD	4.13e3	0.67	NO	0.90	1.000	31.14	1.001	1.20	96.3	0.0640	1.20
3	1,2,3,4,7,8-HxCDD	3.85e3	1.38	NO	1.07	1.000	34.42	1.001	1.19	95.2	0.0463	1.19
4	1,2,3,6,7,8-HxCDD	4.41e3	1.40	NO	0.97	1.000	34.53	1.001	1.23	98.4	0.0448	1.23
5	1,2,3,7,8,9-HxCDD	3.66e3	1.09	NO	0.97	1.000	34.81	1.000	1.30	104	0.0570	1.30
6	1,2,3,4,6,7,8-HpCDD	3.20e3	0.97	NO	1.03	1.000	38.32	1.001	1.24	99.2	0.0752	1.24
7	OCDD	5.20e3	0.90	NO	0.97	1.000	41.48	1.001	2.32	92.6	0.123	2.32
8	2,3,7,8-TCDF	1.85e3	0.81	NO	0.94	1.000	25.50	1.001	0.245	97.9	0.0508	0.245
9	1,2,3,7,8-PeCDF	7.12e3	1.68	NO	0.98	1.000	29.89	1.000	1.17	93.7	0.0634	1.17
10	2,3,4,7,8-PeCDF	6.88e3	1.69	NO	1.00	1.000	30.86	1.001	1.15	92.2	0.0562	1.15
11	1,2,3,4,7,8-HxCDF	6.00e3	1.34	NO	1.24	1.000	33.54	1.000	1.20	96.3	0.0720	1.20
12	1,2,3,6,7,8-HxCDF	6.12e3	1.35	NO	1.09	1.000	33.67	1.000	1.14	91.4	0.0714	1.14
13	2,3,4,6,7,8-HxCDF	5.74e3	1.22	NO	1.18	1.000	34.26	1.000	1.09	86.9	0.0704	1.09
14	1,2,3,7,8,9-HxCDF	3.73e3	1.19	NO	1.07	1.000	35.17	1.000	1.01	80.9	0.110	1.01
15	1,2,3,4,6,7,8-HpCDF	4.83e3	1.19	NO	1.13	1.000	36.92	1.001	1.18	94.1	0.115	1.18
16	1,2,3,4,7,8,9-HpCDF	4.31e3	1.07	NO	1.26	1.000	38.88	1.000	1.37	109	0.127	1.37
17	OCDF	1.12e4	0.91	NO	1.10	1.000	41.69	1.000	3.49	136	0.191	3.49
18	13C-2,3,7,8-TCDD	5.80e5	0.78	NO	1.05	1.000	26.34	1.026	98.5	98.5	0.219	
19	13C-1,2,3,7,8-PeCDD	3.79e5	0.63	NO	0.74	1.000	31.12	1.212	90.9	90.9	0.224	
20	13C-1,2,3,4,7,8-HxCDD	3.03e5	1.34	NO	0.65	1.000	34.40	1.014	94.1	94.1	0.572	
21	13C-1,2,3,6,7,8-HxCDD	3.71e5	1.28	NO	0.78	1.000	34.51	1.017	95.9	95.9	0.476	
22	13C-1,2,3,7,8,9-HxCDD	2.90e5	1.25	NO	0.66	1.000	34.80	1.025	87.9	87.9	0.558	
23	13C-1,2,3,4,6,7,8-HpCDD	2.52e5	1.01	NO	0.54	1.000	38.30	1.128	93.6	93.6	0.470	

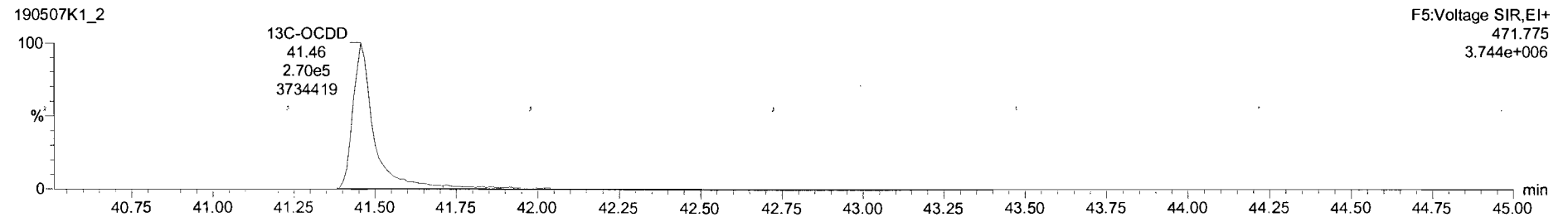
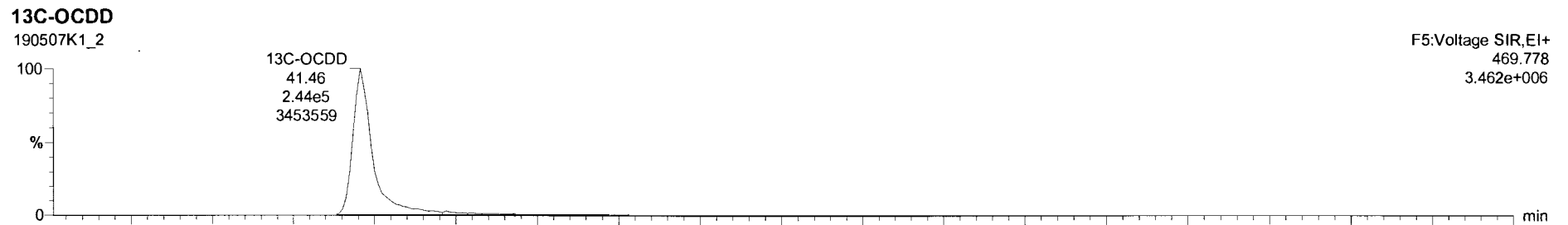
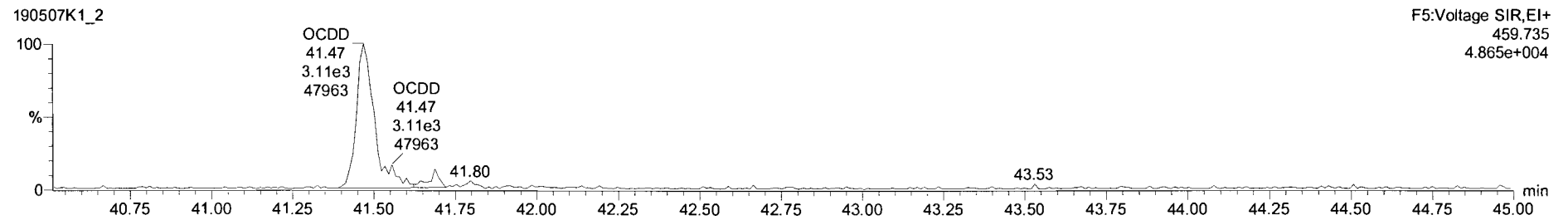
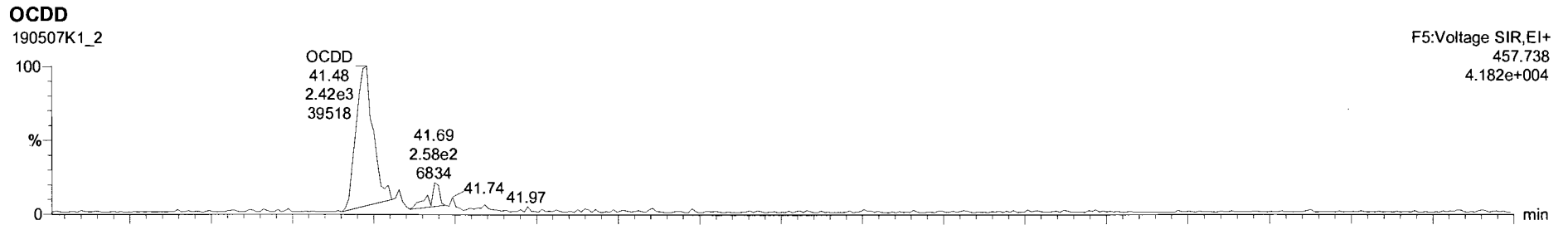


Dataset: Untitled

Last Altered: Wednesday, May 08, 2019 7:14:27 AM Pacific Daylight Time


Printed: Wednesday, May 08, 2019 7:19:34 AM Pacific Daylight Time

Name: 190507K1_2, Date: 07-May-2019, Time: 11:18:22, ID: ST190507K1_2 1613 CS0 19C2201, Description: 1613 CS0 19C2201



190507K1_2 - ST190507K1_2 1613 C80 19C2201 - 1613 C80 19C2201

#	Name	Resp	RA	INLY	RRF	wt/ndc	RT	RR1	Conc.	%Rec	DL	EffC
1	2,3,7,8-TCDD	1.33e3	0.88	NO	0.92	1.000	26.34	1.000	0.247	98.8	0.0640	0.247
2	1,2,3,7,8-PeCDD	4.13e3	0.67	NO	0.90	1.000	31.14	1.001	1.20	96.3	0.0640	1.20
3	1,2,3,4,7,8-HxCDD	3.85e3	1.38	NO	1.07	1.000	34.42	1.001	1.19	95.2	0.0463	1.19
4	1,2,3,6,7,8-HxCDD	4.41e3	1.40	NO	0.97	1.000	34.53	1.001	1.23	98.4	0.0448	1.23
5	1,2,3,7,8,9-HxCDD	3.86e3	1.09	NO	0.97	1.000	34.81	1.000	1.30	104	0.0570	1.30
6	1,2,3,4,6,7,8-HpCDD	3.20e3	0.97	NO	1.03	1.000	38.32	1.001	1.24	99.2	0.0752	1.24
7	OCDD	5.20e3	0.90	NO	0.97	1.000	41.48	1.001	2.32	92.6	0.123	2.32
8	2,3,7,8-TCDF	1.85e3	0.81	NO	0.94	1.000	25.50	1.001	0.245	97.9	0.0508	0.245
9	1,2,3,7,8-PeCDF	7.12e3	1.68	NO	0.98	1.000	29.89	1.000	1.17	93.7	0.0634	1.17
10	2,3,4,7,8-PeCDF	6.88e3	1.69	NO	1.00	1.000	30.86	1.001	1.15	92.2	0.0562	1.15
11	1,2,3,4,7,8-HxCDF	6.00e3	1.34	NO	1.24	1.000	33.54	1.000	1.20	96.3	0.0720	1.20
12	1,2,3,6,7,8-HxCDF	6.12e3	1.35	NO	1.09	1.000	33.67	1.000	1.14	91.4	0.0714	1.14
13	2,3,4,6,7,8-HxCDF	5.74e3	1.22	NO	1.18	1.000	34.26	1.000	1.09	86.9	0.0704	1.09
14	1,2,3,7,8,9-HxCDF	3.73e3	1.19	NO	1.07	1.000	35.17	1.000	1.01	80.9	0.110	1.01
15	1,2,3,4,6,7,8-HpCDF	4.83e3	1.19	NO	1.13	1.000	36.92	1.001	1.18	94.1	0.115	1.18
16	1,2,3,4,7,8,9-HpCDF	4.31e3	1.07	NO	1.26	1.000	38.86	1.000	1.37	109	0.127	1.37
17	OCDF	1.12e4	0.91	NO	1.10	1.000	41.69	1.000	3.49	139	0.191	3.49
18	13C-2,3,7,8-TCDD	5.80e5	0.78	NO	1.05	1.000	26.34	1.026	98.5	98.5	0.219	
19	13C-1,2,3,7,8-PeCDD	3.79e5	0.63	NO	0.74	1.000	31.12	1.212	90.9	90.9	0.224	
20	13C-1,2,3,4,7,8-HxCDD	3.03e5	1.34	NO	0.65	1.000	34.40	1.014	94.1	94.1	0.572	
21	13C-1,2,3,6,7,8-HxCDD	3.71e5	1.28	NO	0.78	1.000	34.51	1.017	95.9	95.9	0.476	
22	13C-1,2,3,7,8,9-HxCDD	2.90e5	1.25	NO	0.66	1.000	34.80	1.025	87.8	87.8	0.558	
23	13C-1,2,3,4,6,7,8-HpCDD	2.52e5	1.01	NO	0.54	1.000	38.30	1.128	93.6	93.6	0.470	

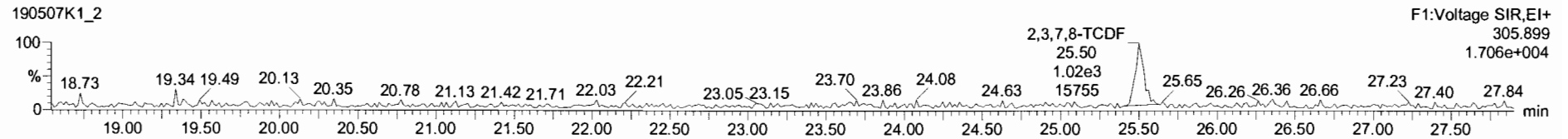
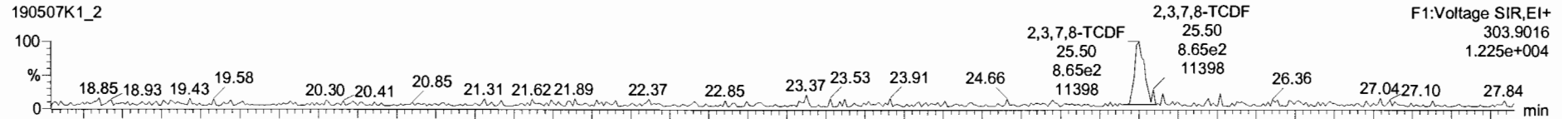


Dataset: Untitled

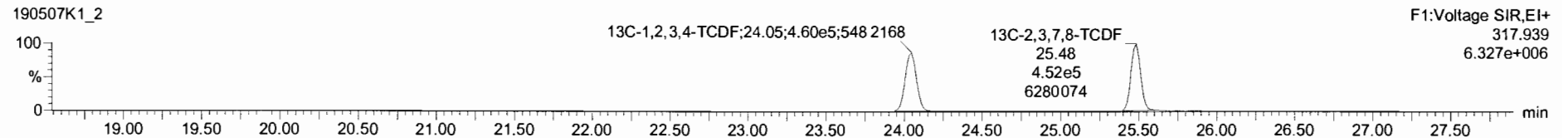
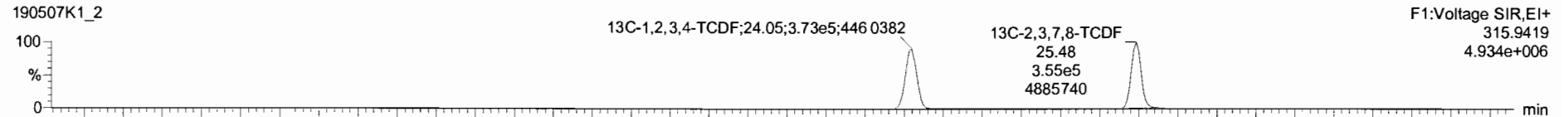
Last Altered: Wednesday, May 08, 2019 7:14:27 AM Pacific Daylight Time
Printed: Wednesday, May 08, 2019 7:19:34 AM Pacific Daylight Time

Name: 190507K1_2, Date: 07-May-2019, Time: 11:18:22, ID: ST190507K1_2 1613 CS0 19C2201, Description: 1613 CS0 19C2201

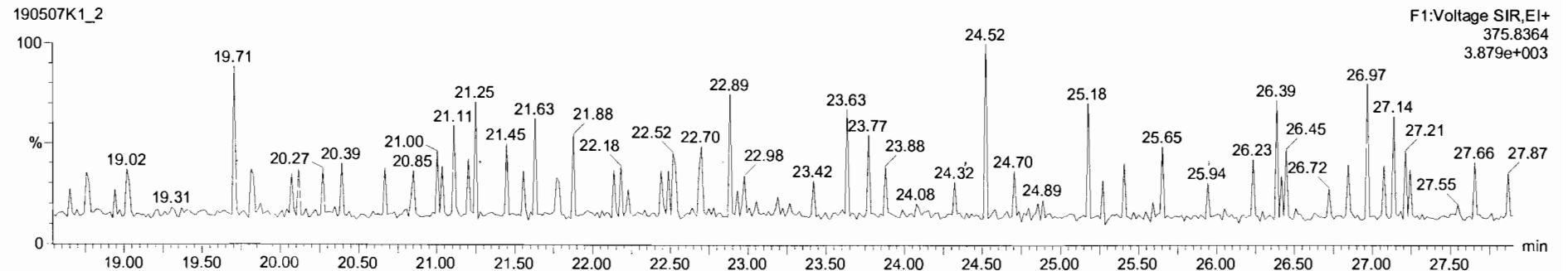
2,3,7,8-TCDF



13C-2,3,7,8-TCDF



DPE1

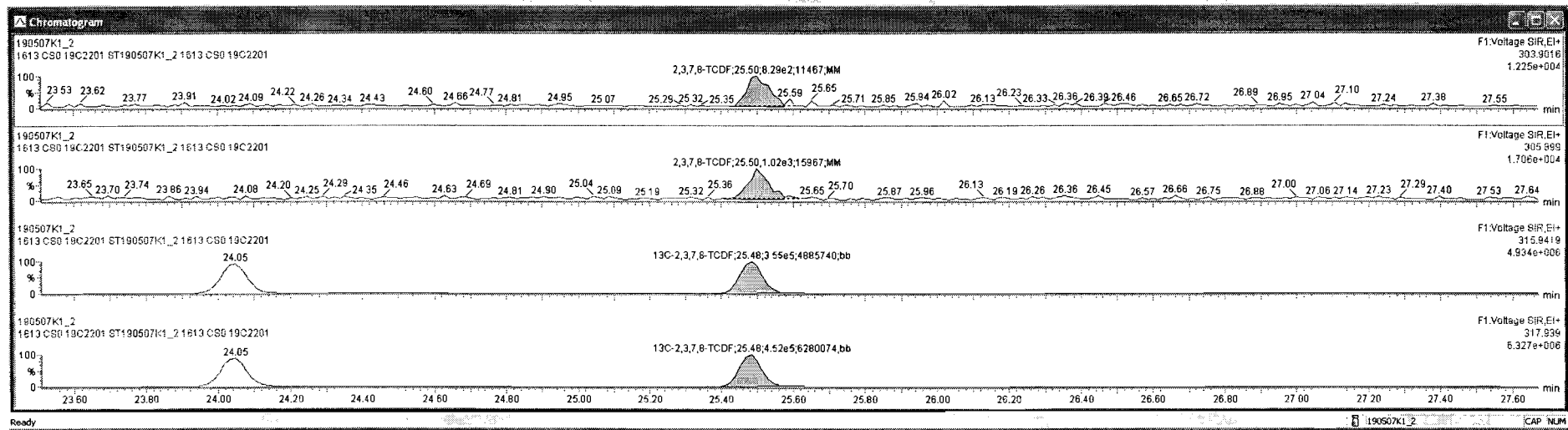


TargetLynx 190507K1_CRY.gld

File Edit View Display Processing Window Help

190507K1_2-ST190507K1_2.1613 CS0.19C2201.1613 CS0.19C2201

None	Resp	RA	nly	RRF	WtVol	RT	RRT	Conc	%Rec	DL	EMPC	
1	2,3,7,8-TCDD	1.33e3	0.86	NO	0.92	1.000	26.34	1.000	0.247	98.8	0.0640	0.247
2	1,2,3,7,8-PeCDD	4.13e3	0.67	NO	0.90	1.000	31.14	1.001	1.20	96.3	0.0640	1.20
3	1,2,3,4,7,8-HxCDD	3.85e3	1.38	NO	1.07	1.000	34.42	1.001	1.19	95.2	0.0463	1.19
4	1,2,3,6,7,8-HxCDD	4.41e3	1.40	NO	0.97	1.000	34.53	1.001	1.23	98.4	0.0448	1.23
5	1,2,3,7,8,9-HxCDD	3.66e3	1.09	NO	0.97	1.000	34.81	1.000	1.30	104	0.0570	1.30
6	1,2,3,4,6,7,8-HpCDD	3.20e3	0.97	NO	1.03	1.000	38.32	1.001	1.24	99.2	0.0752	1.24
7	OCDD	5.20e3	0.90	NO	0.97	1.000	41.48	1.001	2.32	92.6	0.123	2.32
8	2,3,7,8-TCDF	1.95e3	0.81	NO	0.94	1.000	25.50	1.001	0.245	97.8	0.0306	0.245
9	1,2,3,7,8-PeCDF	7.12e3	1.88	NO	0.98	1.000	29.89	1.000	1.17	93.7	0.0634	1.17
10	2,3,4,7,8-PeCDF	6.88e3	1.89	NO	1.00	1.000	30.86	1.001	1.15	92.2	0.0562	1.15
11	1,2,3,4,7,8-HxCDF	6.00e3	1.34	NO	1.24	1.000	33.54	1.000	1.20	96.3	0.0720	1.20
12	1,2,3,6,7,8-HxCDF	6.12e3	1.35	NO	1.09	1.000	33.67	1.000	1.14	91.4	0.0714	1.14
13	2,3,4,6,7,8-HxCDF	5.74e3	1.22	NO	1.18	1.000	34.26	1.000	1.09	86.8	0.0704	1.09
14	1,2,3,7,8,9-HxCDF	3.73e3	1.19	NO	1.07	1.000	35.17	1.000	1.01	80.9	0.110	1.01
15	1,2,3,4,6,7,8-HpCDF	4.83e3	1.19	NO	1.13	1.000	36.92	1.001	1.18	94.1	0.115	1.18
16	1,2,3,4,7,8,9-HpCDF	4.31e3	1.07	NO	1.26	1.000	38.86	1.000	1.37	109	0.127	1.37
17	OCDF	1.12e4	0.91	NO	1.10	1.000	41.69	1.000	3.49	139	0.191	3.49
18	13C-2,3,7,8-TCDD	5.80e5	0.78	NO	1.05	1.000	26.34	1.026	98.5	98.5	0.219	
19	13C-1,2,3,7,8-PeCDD	3.79e5	0.63	NO	0.74	1.000	31.12	1.212	80.9	90.9	0.224	
20	13C-1,2,3,4,7,8-HxCDD	3.03e5	1.34	NO	0.65	1.000	34.40	1.014	94.1	94.1	0.572	
21	13C-1,2,3,6,7,8-HxCDD	3.71e5	1.28	NO	0.78	1.000	34.51	1.017	85.9	95.9	0.476	
22	13C-1,2,3,7,8,9-HxCDD	2.90e5	1.25	NO	0.66	1.000	34.80	1.025	87.9	87.9	0.558	
23	13C-1,2,3,4,6,7,8-HpCDD	2.52e5	1.01	NO	0.54	1.000	38.30	1.128	93.6	93.6	0.470	



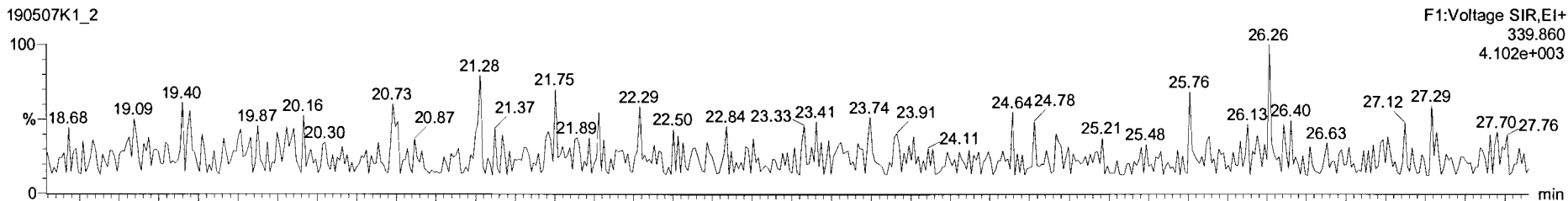
Dataset: Untitled

Last Altered: Wednesday, May 08, 2019 7:14:27 AM Pacific Daylight Time
Printed: Wednesday, May 08, 2019 7:19:34 AM Pacific Daylight Time

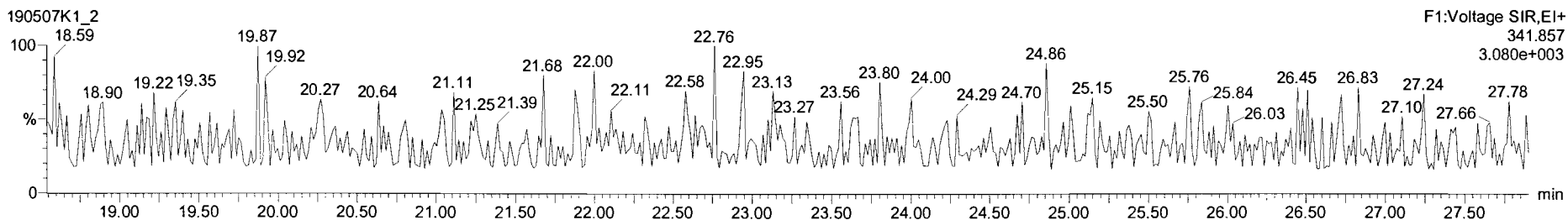
Name: 190507K1_2, Date: 07-May-2019, Time: 11:18:22, ID: ST190507K1_2 1613 CS0 19C2201, Description: 1613 CS0 19C2201

1st Func. Penta-Furans

190507K1_2

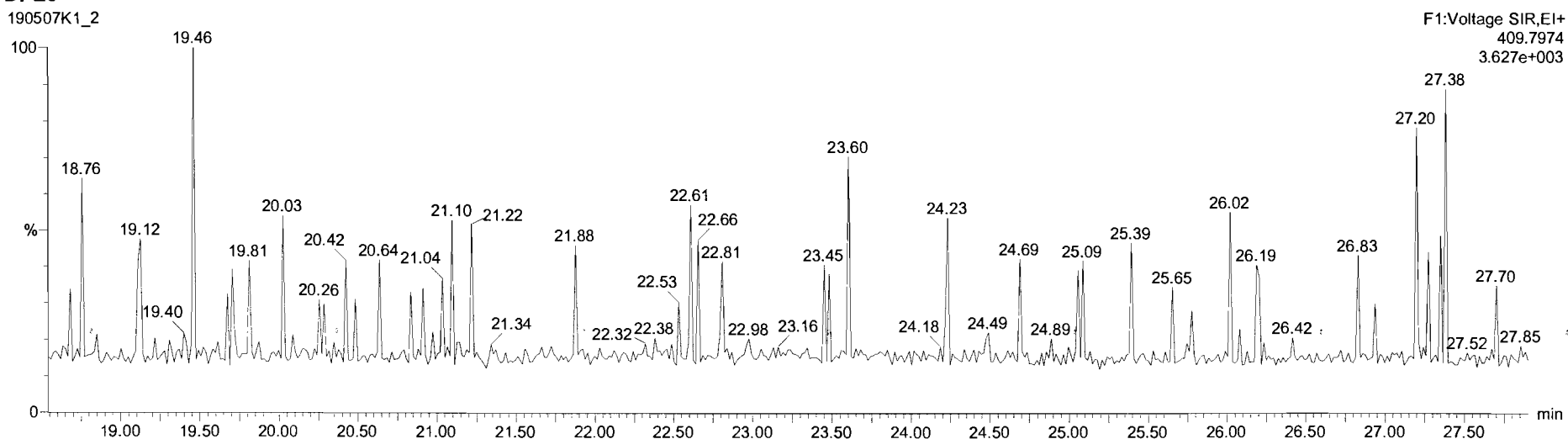


190507K1_2



DPE6

190507K1_2

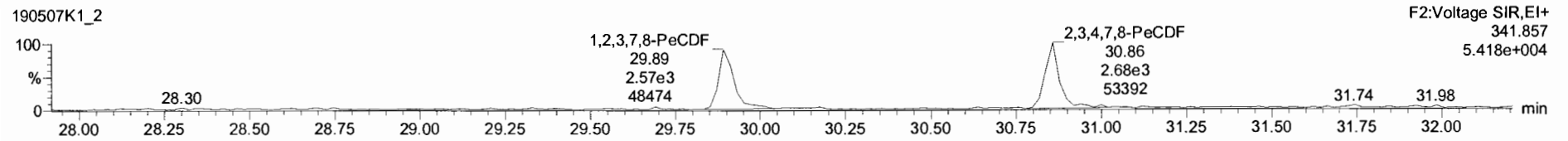
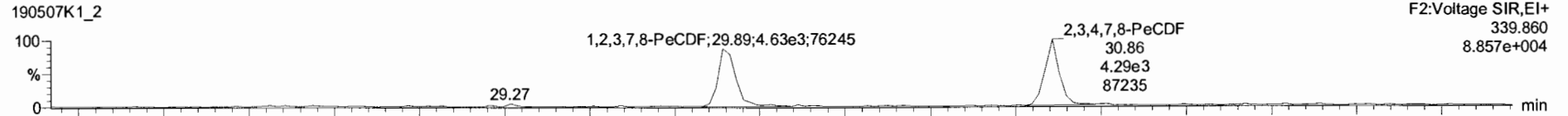


Dataset: Untitled

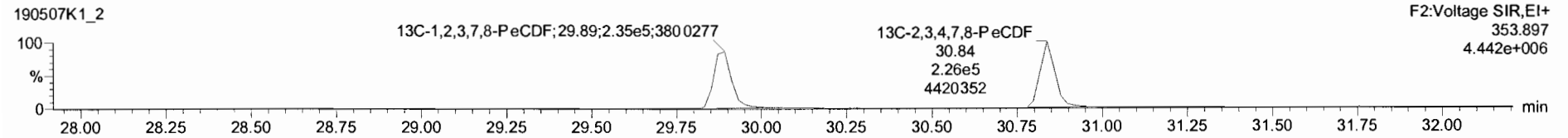
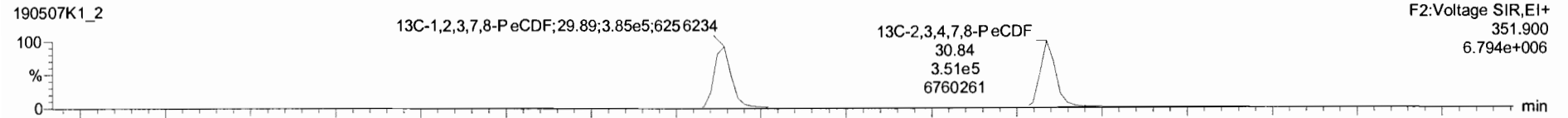
Last Altered: Wednesday, May 08, 2019 7:14:27 AM Pacific Daylight Time
Printed: Wednesday, May 08, 2019 7:19:34 AM Pacific Daylight Time

Name: 190507K1_2, Date: 07-May-2019, Time: 11:18:22, ID: ST190507K1_2 1613 CS0 19C2201, Description: 1613 CS0 19C2201

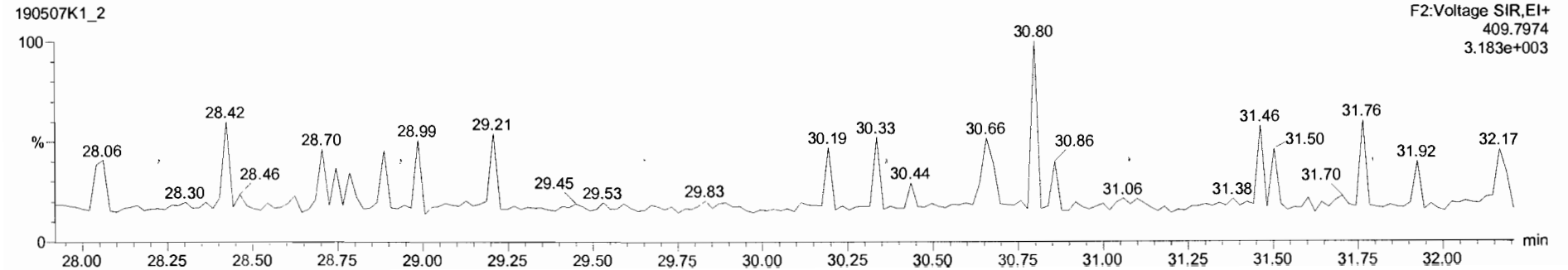
1,2,3,7,8-PeCDF



13C-1,2,3,7,8-PeCDF



DPE2

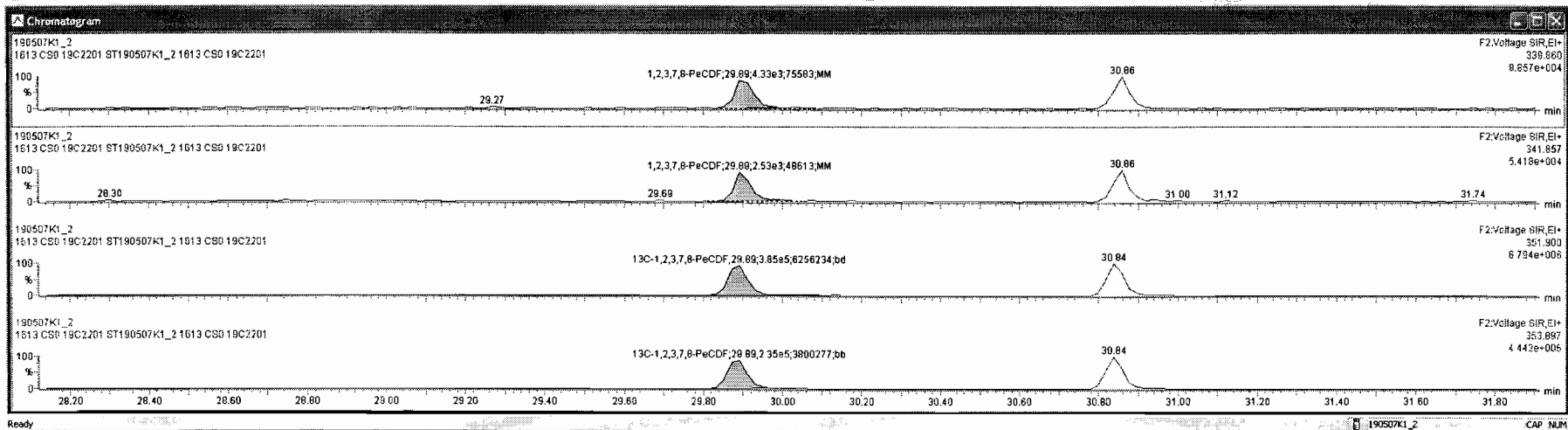


Target1.ymx - 190507K1.CHV.qld

File Edit View Display Processing Window Help

190507K1_2 - ST190507K1_2.1613.CS0.19C2201 - 1613.CS0.19C2201

1	Name	Resp	RA	n/y	RRF	wt/Vol	RT	RRT	Conc.	%Rec	DL	EMPC
1	2,3,7,8-TCDD	1.33e3	0.88	NO	0.92	1.000	26.34	1.000	0.247	98.8	0.0640	0.247
2	1,2,3,7,8-PeCDD	4.13e3	0.67	NO	0.90	1.000	31.14	1.001	1.20	96.3	0.0640	1.20
3	1,2,3,4,7,8-HxCDD	3.85e3	1.38	NO	1.07	1.000	34.42	1.001	1.19	95.2	0.0463	1.19
4	1,2,3,6,7,8-HxCDD	4.41e3	1.40	NO	0.87	1.000	34.53	1.001	1.23	96.4	0.0448	1.23
5	1,2,3,7,8,9-HxCDD	3.66e3	1.09	NO	0.98	1.000	34.81	1.000	1.29	103	0.0567	1.29
6	1,2,3,4,6,7,8-HpCDD	3.20e3	0.97	NO	1.04	1.000	38.32	1.001	1.23	98.1	0.0744	1.23
7	OCDD	5.20e3	0.90	NO	0.97	1.000	41.48	1.001	2.32	92.6	0.123	2.32
8	2,3,7,8-TCDF	1.85e3	0.91	NO	0.94	1.000	25.50	1.001	0.245	97.9	0.0508	0.245
9	1,2,3,7,8-PeCDF	6.85e3	1.71	NO	0.98	1.000	29.89	1.000	1.13	90.7	0.0637	1.13
10	2,3,4,7,8-PeCDF	6.68e3	1.69	NO	1.00	1.000	30.86	1.001	1.15	92.2	0.0562	1.15
11	1,2,3,4,7,8-HxCDF	6.00e3	1.34	NO	1.24	1.000	33.54	1.000	1.20	96.3	0.0720	1.20
12	1,2,3,6,7,8-HxCDF	6.12e3	1.35	NO	1.10	1.000	33.67	1.000	1.14	91.2	0.0713	1.14
13	2,3,4,6,7,8-HxCDF	5.74e3	1.22	NO	1.18	1.000	34.26	1.000	1.09	86.9	0.0704	1.09
14	1,2,3,7,8,9-HxCDF	3.73e3	1.18	NO	1.07	1.000	35.17	1.000	1.01	80.9	0.110	1.01
15	1,2,3,4,6,7,8-HpCDF	4.83e3	1.18	NO	1.13	1.000	36.92	1.001	1.18	94.1	0.115	1.18
16	1,2,3,4,7,8,9-HxCDF	4.31e3	1.07	NO	1.26	1.000	38.86	1.000	1.36	109	0.127	1.36
17	OCDF	1.12e4	0.91	NO	1.10	1.000	41.69	1.000	3.49	139	0.191	3.49
18	13C-2,3,7,8-TCDD	5.80e5	0.78	NO	1.05	1.000	26.34	1.026	98.5	98.5	0.219	
19	13C-1,2,3,7,8-PeCDD	3.79e5	0.63	NO	0.74	1.000	31.12	1.212	90.9	90.9	0.224	
20	13C-1,2,3,4,7,8-HxCDD	3.03e5	1.34	NO	0.65	1.000	34.40	1.014	94.1	94.1	0.572	
21	13C-1,2,3,6,7,8-HxCDD	3.71e5	1.28	NO	0.78	1.000	34.51	1.017	95.9	95.9	0.478	
22	13C-1,2,3,7,8,9-HxCDD	2.90e5	1.25	NO	0.66	1.000	34.80	1.025	88.4	88.4	0.561	
23	13C-1,2,3,4,6,7,8-HpCDD	2.52e5	1.01	NO	0.53	1.000	38.30	1.128	94.8	94.8	0.475	

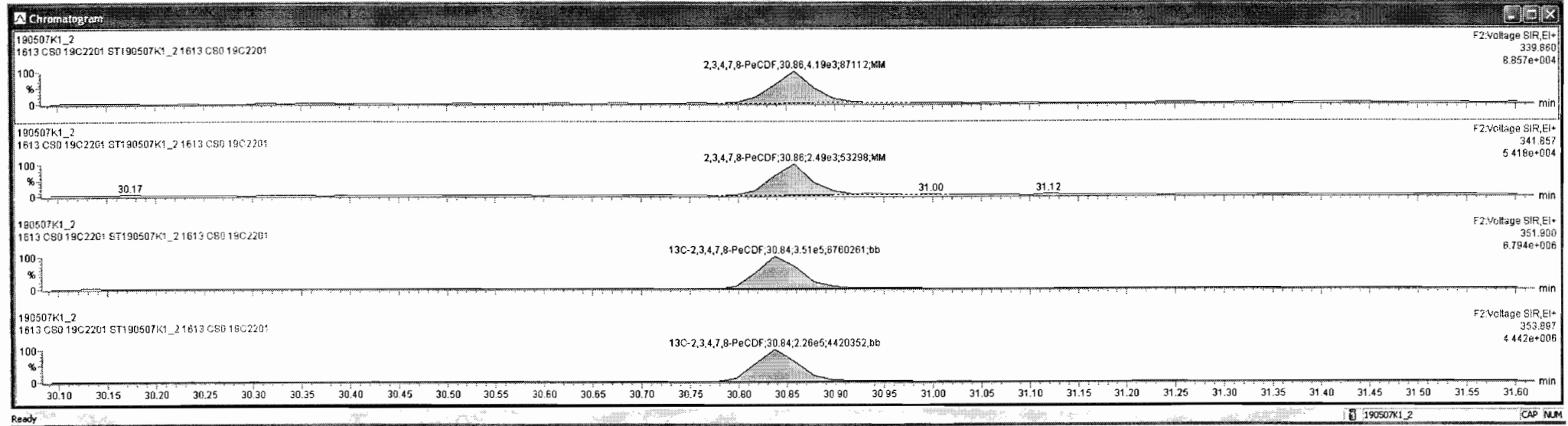


TargetLynx - 190507K1_CRV.qld

File Edit View Display Processing Window Help

190507K1_2 - ST190507K1_2 1613 CS0 19C2201 - 1613 CS0 19C2201

Name	Resp	RA	RIY	RRF	wtVol	R1	RRT	Conc	%Rec	DL	EMPC
1 2,3,7,8-TCDD	1.33e3	0.88	NO	0.52	1.000	26.34	1.000	0.247	98.8	0.0640	0.247
2 1,2,3,7,8-PeCDD	4.13e3	0.67	NO	0.90	1.000	31.14	1.001	1.20	96.3	0.0640	1.20
3 1,2,3,4,7,8-HxCDD	3.85e3	1.38	NO	1.07	1.000	34.42	1.001	1.19	95.2	0.0463	1.19
4 1,2,3,6,7,8-HxCDD	4.41e3	1.40	NO	0.97	1.000	34.53	1.001	1.23	98.4	0.0448	1.23
5 1,2,3,7,8,9-HxCDD	3.66e3	1.09	NO	0.97	1.000	34.81	1.000	1.30	104	0.0570	1.30
6 1,2,3,4,6,7,8-HpCDD	3.20e3	0.97	NO	1.03	1.000	38.32	1.001	1.24	99.2	0.0752	1.24
7 OCDD	5.20e3	0.90	NO	0.97	1.000	41.48	1.001	2.32	92.6	0.123	2.32
8 2,3,7,8-TCDF	1.85e3	0.81	NO	0.94	1.000	25.50	1.001	0.245	97.9	0.0508	0.245
9 1,2,3,7,8-PeCDF	6.79e3	1.92	YES	0.97	1.000	29.89	1.000	1.12	89.9	0.0638	0.981
10 2,3,4,7,8-PeCDF	6.68e3	1.89	NO	1.00	1.000	30.86	1.001	1.15	92.2	0.0562	1.15
11 1,2,3,4,7,8-HxCDF	6.00e3	1.34	NO	1.24	1.000	33.54	1.000	1.20	96.3	0.0720	1.20
12 1,2,3,6,7,8-HxCDF	6.12e3	1.35	NO	1.09	1.000	33.67	1.000	1.14	91.4	0.0714	1.14
13 2,3,4,6,7,8-HxCDF	5.74e3	1.22	NO	1.18	1.000	34.26	1.000	1.09	86.9	0.0704	1.09
14 1,2,3,7,8,9-HxCDF	3.73e3	1.19	NO	1.07	1.000	35.17	1.000	1.01	80.9	0.110	1.01
15 1,2,3,4,6,7,8-HpCDF	4.83e3	1.19	NO	1.13	1.000	36.92	1.001	1.18	94.1	0.115	1.18
16 1,2,3,4,7,8,9-HpCDF	4.31e3	1.07	NO	1.28	1.000	38.86	1.000	1.37	109	0.127	1.37
17 OCDF	1.12e4	0.91	NO	1.10	1.000	41.69	1.000	3.49	139	0.191	3.49
18 13C-2,3,7,8-TCDD	5.80e5	0.78	NO	1.05	1.000	26.34	1.026	98.5	98.5	0.219	
19 13C-1,2,3,7,8-PeCDD	3.79e5	0.63	NO	0.74	1.000	31.12	1.212	90.9	90.9	0.224	
20 13C-1,2,3,4,7,8-HxCDD	3.03e5	1.34	NO	0.65	1.000	34.40	1.014	94.1	94.1	0.572	
21 13C-1,2,3,6,7,8-HxCDD	3.71e5	1.28	NO	0.78	1.000	34.51	1.017	95.9	95.9	0.478	
22 13C-1,2,3,7,8,9-HxCDD	2.90e5	1.25	NO	0.86	1.000	34.80	1.025	87.9	87.9	0.558	
23 13C-1,2,3,4,6,7,8-HpCDD	2.52e5	1.01	NO	0.54	1.000	38.30	1.128	93.6	93.6	0.470	



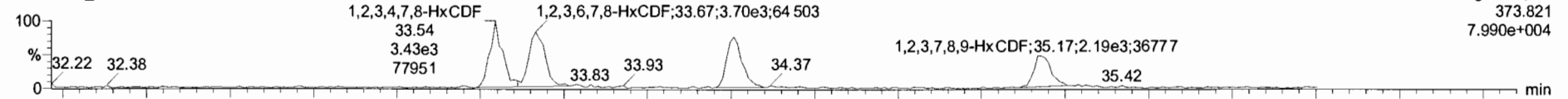
Dataset: Untitled

Last Altered: Wednesday, May 08, 2019 7:14:27 AM Pacific Daylight Time
Printed: Wednesday, May 08, 2019 7:19:34 AM Pacific Daylight Time

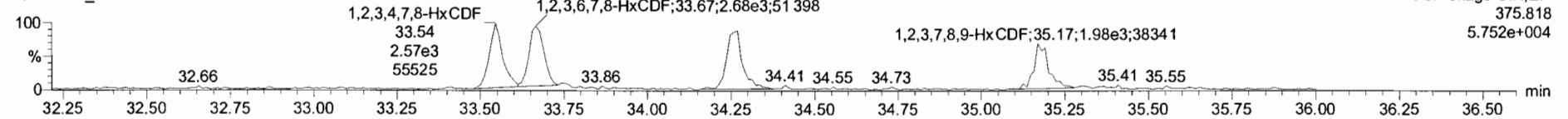
Name: 190507K1_2, Date: 07-May-2019, Time: 11:18:22, ID: ST190507K1_2 1613 CS0 19C2201, Description: 1613 CS0 19C2201

1,2,3,4,7,8-HxCDF

190507K1_2

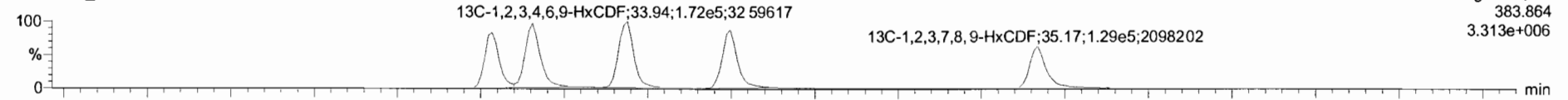


190507K1_2

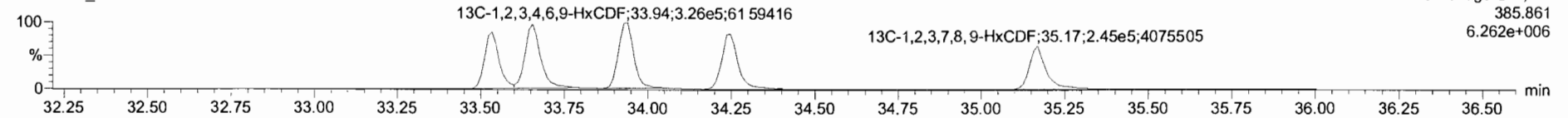


13C-1,2,3,4,7,8-HxCDF

190507K1_2

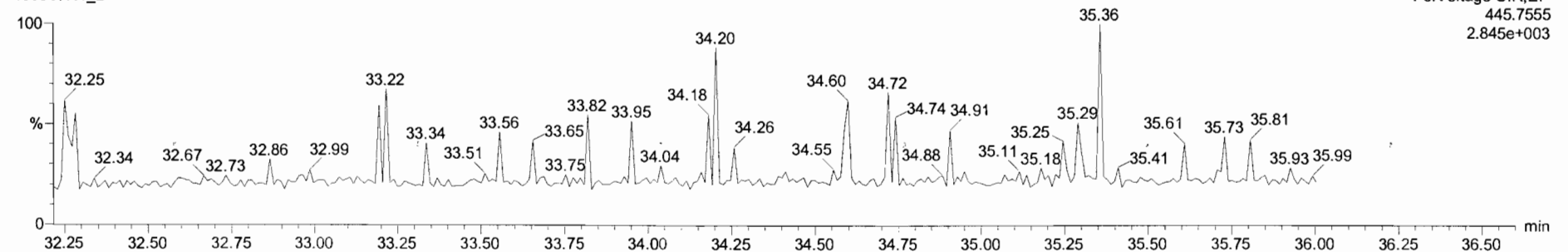


190507K1_2

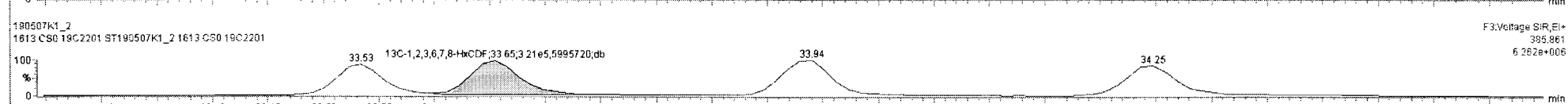

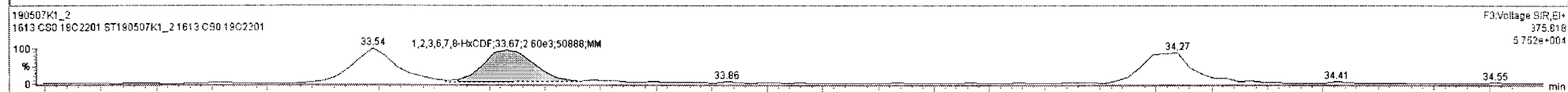
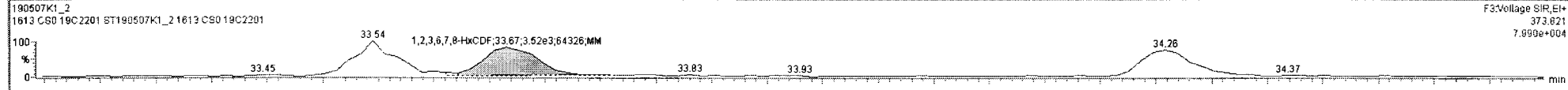


DPE3

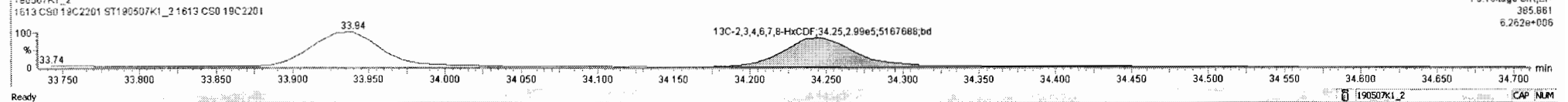
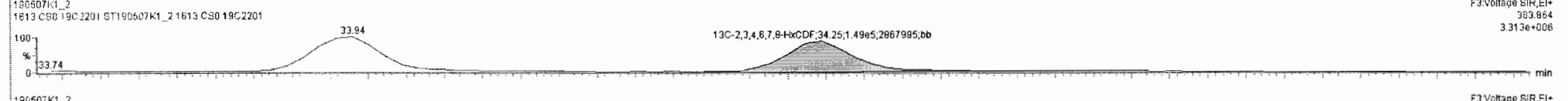
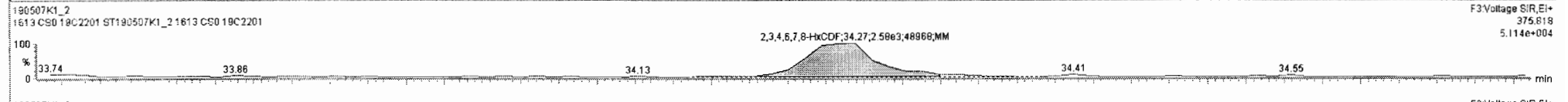
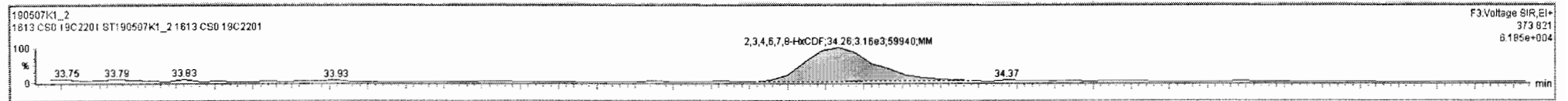
190507K1_2



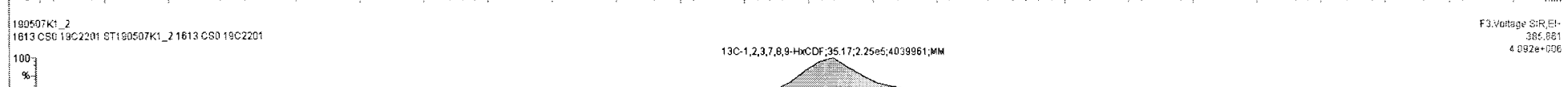
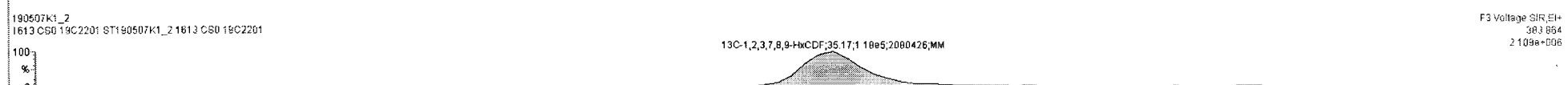
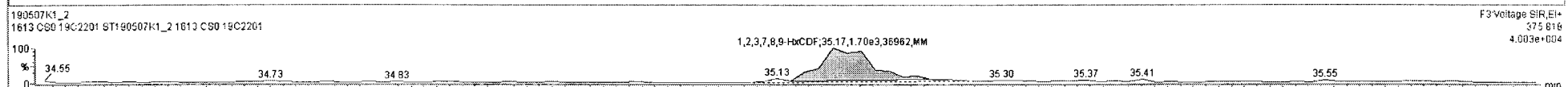
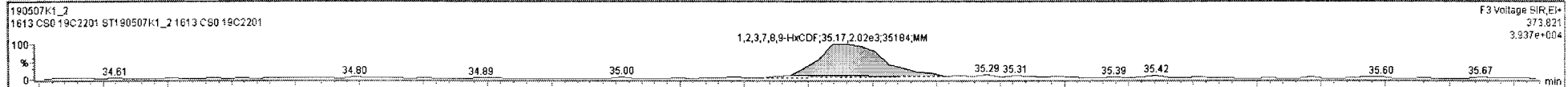

Name	Resp	RA	nly	RRF	wt/vol	RT	RRT	Conc	%Rec	DL	EMPC	
7	OCDD	5.20e3	0.90	NO	0.97	1.000	41.48	1.000	2.32	92.6	0.123	2.31
8	2,3,7,8-TCDF	1.85e3	0.81	NO	0.94	1.000	25.50	1.001	0.245	97.9	0.0508	0.245
9	1,2,3,7,8-PeCDF	7.12e3	1.67	NO	0.98	1.000	29.89	1.000	1.17	93.7	0.0634	1.17
10	2,3,4,7,8-PeCDF	6.68e3	1.69	NO	1.00	1.000	30.86	1.001	1.15	92.2	0.0562	1.15
11	1,2,3,4,7,8-HxCDF	6.00e3	1.34	NO	1.24	1.000	33.54	1.000	1.20	96.3	0.0720	1.20
12	1,2,3,6,7,8-HxCDF	6.12e3	1.38	NO	1.09	1.000	33.67	1.000	1.14	91.4	0.0714	1.14
13	2,3,4,6,7,8-HxCDF	5.74e3	1.22	NO	1.18	1.000	34.26	1.000	1.09	86.9	0.0704	1.09
14	1,2,3,7,8,9-HxCDF	3.73e3	1.19	NO	1.07	1.000	35.17	1.000	1.01	80.9	0.110	1.01
15	1,2,3,4,6,7,8-HxCDF	4.83e3	1.19	NO	1.13	1.000	36.92	1.001	1.18	94.1	0.115	1.18
16	1,2,3,4,7,8,9-HxCDF	4.31e3	1.07	NO	1.23	1.000	38.86	1.000	1.23	98.5	0.129	1.23
17	OCDF	1.16e4	0.86	NO	1.10	1.000	41.69	1.000	3.48	139	0.191	3.48
18	13C-2,3,7,8-TCDD	5.80e5	0.78	NO	1.05	1.000	26.34	1.026	96.8	96.5	0.219	
19	13C-1,2,3,7,8-PeCDD	3.79e5	0.63	NO	0.74	1.000	31.12	1.212	90.9	90.9	0.224	
20	13C-1,2,3,4,7,8-HxCDD	3.03e5	1.34	NO	0.65	1.000	34.40	1.014	94.1	94.1	0.572	
21	13C-1,2,3,6,7,8-HxCDD	3.71e5	1.27	NO	0.78	1.000	34.51	1.017	95.9	95.9	0.476	
22	13C-1,2,3,7,8,9-HxCDD	2.90e5	1.25	NO	0.66	1.000	34.80	1.025	87.9	87.9	0.558	
23	13C-1,2,3,4,6,7,8-HxCDD	2.52e5	1.01	NO	0.54	1.000	38.30	1.128	93.6	93.6	0.470	
24	13C-OCDD	4.62e5	0.90	NO	0.47	1.000	41.46	1.222	198	98.8	0.525	
25	13C-2,3,7,8-TCDF	8.07e5	0.79	NO	0.98	1.000	25.48	0.992	99.2	99.2	0.417	
26	13C-1,2,3,7,8-PeCDF	6.20e5	1.64	NO	0.78	1.000	29.89	1.164	95.7	95.7	0.333	
27	13C-2,3,4,7,8-PeCDF	5.77e5	1.56	NO	0.75	1.000	30.84	1.201	92.4	92.4	0.346	
28	13C-1,2,3,4,7,8-HxCDF	4.01e5	0.52	NO	0.85	1.000	33.53	0.988	95.3	95.3	0.571	
29	13C-1,2,3,6,7,8-HxCDF	4.90e5	0.53	NO	1.03	1.000	33.65	0.992	95.9	95.9	0.470	
30	13C-2,3,4,6,7,8-HxCDF	4.48e5	0.50	NO	0.89	1.000	34.25	1.009	101	101	0.541	
31	13C-1,2,3,7,8,9-HxCDF	3.43e5	0.52	NO	0.73	1.000	35.17	1.036	94.0	94.0	0.658	



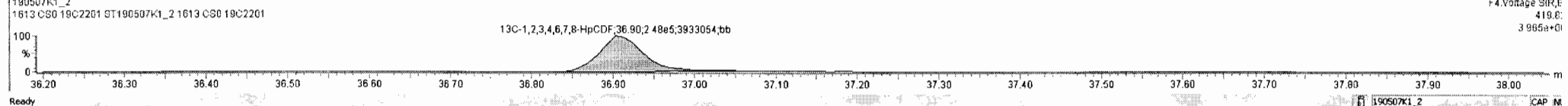
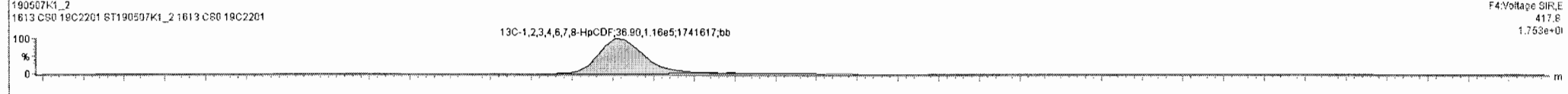
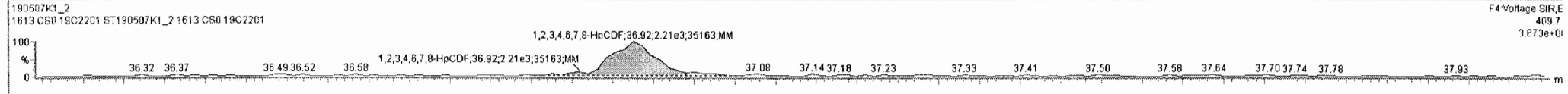
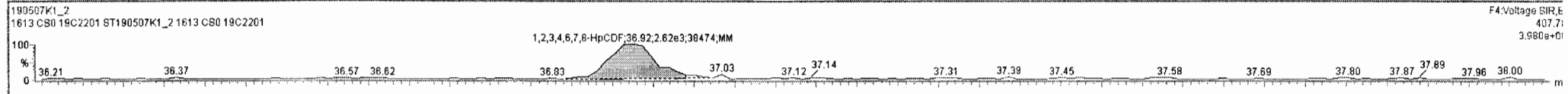

Name	Resp	RA	nV	RRF	wt/Vol	RT	RRT	Conc.	%Rec	DL	EMPC	
7	OCDD	5.20e3	0.90	NO	0.97	1.000	41.48	1.000	2.32	92.6	0.123	2.31
8	2,3,7,8-TCDF	1.85e3	0.61	NO	0.94	1.000	25.50	1.001	0.245	97.9	0.0508	0.245
9	1,2,3,4,7,8-PeCDF	7.12e3	1.67	NO	0.98	1.000	29.89	1.000	1.17	93.7	0.0634	1.17
10	2,3,4,7,8-PeCDF	6.68e3	1.69	NO	1.00	1.000	30.86	1.001	1.15	92.2	0.0562	1.15
11	1,2,3,4,7,8-HxCDF	6.00e3	1.34	NO	1.24	1.000	33.54	1.000	1.20	96.3	0.0720	1.20
12	1,2,3,6,7,8-HxCDF	6.12e3	1.36	NO	1.09	1.000	33.67	1.000	1.14	91.4	0.0714	1.14
13	2,3,4,6,7,8-HxCDF	5.74e3	1.22	NO	1.18	1.000	34.26	1.000	1.09	86.9	0.0704	1.09
14	1,2,3,7,8-HxCDF	3.73e3	1.19	NO	1.07	1.000	35.17	1.000	1.01	80.9	0.110	1.01
15	1,2,3,4,6,7,8-HpCDF	4.83e3	1.19	NO	1.13	1.000	36.92	1.001	1.18	94.1	0.115	1.18
16	1,2,3,4,7,8,9-HpCDF	4.31e3	1.07	NO	1.23	1.000	36.86	1.000	1.23	96.5	0.129	1.23
17	OCDF	1.16e4	0.86	NO	1.10	1.000	41.89	1.000	3.48	136	0.191	3.48
18	13C-2,3,7,8-TCDD	5.80e5	0.79	NO	1.05	1.000	26.34	1.025	98.5	98.5	0.219	
19	13C-1,2,3,7,8-PeCDD	3.79e5	0.63	NO	0.74	1.000	31.12	1.212	90.9	90.9	0.224	
20	13C-1,2,3,4,7,8-HxCDD	3.93e5	1.34	NO	0.65	1.000	34.40	1.014	94.1	94.1	0.572	
21	13C-1,2,3,6,7,8-HxCDD	3.71e5	1.27	NO	0.78	1.000	34.51	1.017	95.9	95.9	0.478	
22	13C-1,2,3,7,8,9-HxCDD	2.90e5	1.25	NO	0.66	1.000	34.80	1.025	87.9	87.9	0.558	
23	13C-1,2,3,4,6,7,8-HpCDD	2.52e5	1.01	NO	0.54	1.000	36.90	1.128	93.6	93.6	0.470	
24	13C-OCDD	4.62e5	0.90	NO	0.47	1.000	41.46	1.222	198	98.8	0.525	
25	13C-2,3,7,8-TCDF	8.07e5	0.79	NO	0.98	1.000	25.48	0.992	99.2	99.2	0.417	
26	13C-1,2,3,7,8-PeCDF	6.20e5	1.64	NO	0.78	1.000	29.89	1.164	95.7	95.7	0.333	
27	13C-2,3,4,7,8-PeCDF	5.77e5	1.56	NO	0.75	1.000	30.84	1.201	92.4	92.4	0.346	
28	13C-1,2,3,4,7,8-HxCDF	4.01e5	0.52	NO	0.85	1.000	33.53	0.988	95.3	95.3	0.571	
28	13C-1,2,3,6,7,8-HxCDF	4.90e5	0.53	NO	1.03	1.000	33.65	0.992	95.9	95.9	0.470	
30	13C-2,3,4,6,7,8-HxCDF	4.48e5	0.50	NO	0.89	1.000	34.25	1.009	101	101	0.541	
31	13C-1,2,3,7,8,9-HxCDF	3.43e5	0.52	NO	0.73	1.000	35.17	1.036	94.0	94.0	0.658	



#	Name	Resp	RA	nNY	RRF	wtVol	RT	RRT	Conc.	%Rec	DL	EMPC
7	OCDD	5.20e3	0.90	NO	0.97	1.000	41.48	1.000	2.32	92.6	0.123	2.31
8	2,3,7,8-TCDF	1.85e3	0.81	NO	0.94	1.000	25.50	1.001	0.245	97.9	0.0508	0.245
9	1,2,3,7,8-PeCDF	7.12e3	1.67	NO	0.98	1.000	29.89	1.000	1.17	93.7	0.0634	1.17
10	2,3,4,7,8-PeCDF	6.68e3	1.69	NO	1.00	1.000	30.86	1.001	1.15	92.2	0.0562	1.15
11	1,2,3,4,7,8-HxCDF	6.00e3	1.34	NO	1.24	1.000	33.54	1.000	1.20	95.3	0.0720	1.20
12	1,2,3,6,7,8-HxCDF	6.12e3	1.36	NO	1.09	1.000	33.67	1.000	1.14	91.4	0.0714	1.14
13	2,3,4,6,7,8-HxCDF	5.74e3	1.22	NO	1.18	1.000	34.26	1.000	1.09	86.9	0.0704	1.09
14	1,2,3,7,8,9-HxCDF	3.79e3	1.19	NO	1.07	1.000	35.17	1.000	1.01	80.9	0.110	1.01
15	1,2,3,4,6,7,8-HpCDF	4.83e3	1.19	NO	1.13	1.000	36.92	1.001	1.18	94.1	0.115	1.18
16	1,2,3,4,7,8,9-HpCDF	4.31e3	1.07	NO	1.23	1.000	38.86	1.000	1.23	96.5	0.129	1.23
17	OCDF	1.16e4	0.86	NO	1.10	1.000	41.69	1.000	3.48	139	0.191	3.48
18	13C-2,3,7,8-TCDD	5.80e5	0.78	NO	1.05	1.000	26.34	1.026	96.5	96.5	0.219	
19	13C-1,2,3,7,8-PeCDD	3.79e5	0.63	NO	0.74	1.000	31.12	1.212	90.9	90.9	0.224	
20	13C-1,2,3,4,7,8-HxCDD	3.03e5	1.34	NO	0.65	1.000	34.40	1.014	94.1	94.1	0.572	
21	13C-1,2,3,6,7,8-HxCDD	3.71e5	1.27	NO	0.78	1.000	34.51	1.017	95.9	95.9	0.478	
22	13C-1,2,3,7,8,9-HxCDD	2.90e5	1.25	NO	0.66	1.000	34.80	1.025	87.9	87.9	0.558	
23	13C-1,2,3,4,6,7,8-HpCDD	2.52e5	1.01	NO	0.54	1.000	36.30	1.128	93.6	93.6	0.470	
24	13C-OCDD	4.82e5	0.90	NO	0.47	1.000	41.46	1.222	198	98.8	0.525	
25	13C-2,3,7,8-TCDF	8.07e5	0.79	NO	0.98	1.000	25.48	0.992	99.2	99.2	0.417	
26	13C-1,2,3,7,8-PeCDF	6.20e5	1.64	NO	0.78	1.000	29.89	1.164	95.7	95.7	0.333	
27	13C-2,3,4,7,8-PeCDF	5.77e5	1.56	NO	0.75	1.000	30.84	1.201	92.4	92.4	0.346	
28	13C-1,2,3,4,7,8-HxCDF	4.01e5	0.52	NO	0.85	1.000	33.53	0.988	95.3	95.3	0.571	
29	13C-1,2,3,6,7,8-HxCDF	4.90e5	0.53	NO	1.03	1.000	33.65	0.992	95.9	95.9	0.470	
30	13C-2,3,4,6,7,8-HxCDF	4.48e5	0.50	NO	0.89	1.000	34.25	1.009	101	101	0.541	
31	13C-1,2,3,7,8,9-HxCDF	3.43e5	0.52	NO	0.73	1.000	35.17	1.036	94.0	94.0	0.658	



Name	Resp	RA	n/y	RRF	wtVol	RT	RRT	Conc.	%Rec	DL	EMPC
7 OCDD	5.20e3	0.90	NO	0.97	1.000	41.48	1.000	2.32	92.6	0.123	2.31
8 2,3,7,8-TCDF	1.85e3	0.81	NO	0.94	1.000	25.50	1.001	0.245	97.9	0.0508	0.245
9 1,2,3,7,8-PeCDF	7.12e3	1.67	NO	0.98	1.000	29.69	1.000	1.17	93.7	0.0634	1.17
10 2,3,4,7,8-PeCDF	6.68e3	1.69	NO	1.00	1.000	30.86	1.001	1.15	92.2	0.0562	1.15
11 1,2,3,4,7,8-HxCDF	6.00e3	1.34	NO	1.24	1.000	33.54	1.000	1.20	96.3	0.0720	1.20
12 1,2,3,6,7,8-HxCDF	6.12e3	1.36	NO	1.09	1.000	33.67	1.000	1.14	91.4	0.0714	1.14
13 2,3,4,6,7,8-HxCDF	5.74e3	1.22	NO	1.18	1.000	34.26	1.000	1.09	96.9	0.0704	1.09
14 1,2,3,7,8,9-HxCDF	3.79e3	1.19	NO	1.07	1.000	35.17	1.000	1.01	80.9	0.110	1.01
15 1,2,3,4,6,7,8-HpCDF	4.83e3	1.19	NO	1.13	1.000	36.92	1.001	1.16	84.1	0.115	1.16
16 1,2,3,4,7,8,9-HpCDF	4.31e3	1.07	NO	1.23	1.000	36.86	1.000	1.23	98.5	0.129	1.23
17 OCDF	1.16e4	0.86	NO	1.10	1.000	41.69	1.000	3.48	139	0.191	3.48
18 13C-2,3,7,8-TCDD	5.80e5	0.78	NO	1.05	1.000	26.34	1.026	98.5	98.5	0.219	
19 13C-1,2,3,7,8-PeCDD	3.79e5	0.63	NO	0.74	1.000	31.12	1.212	90.9	90.9	0.224	
20 13C-1,2,3,4,7,8-HxCDD	3.03e5	1.34	NO	0.65	1.000	34.40	1.014	94.1	94.1	0.572	
21 13C-1,2,3,6,7,8-HxCDD	3.71e5	1.27	NO	0.78	1.000	34.51	1.017	95.9	95.9	0.476	
22 13C-1,2,3,7,8,9-HxCDD	2.90e5	1.25	NO	0.66	1.000	34.80	1.025	87.9	87.9	0.558	
23 13C-1,2,3,4,6,7,8-HpCDD	2.52e5	1.01	NO	0.54	1.000	36.30	1.128	93.6	93.6	0.470	
24 13C-OCDD	4.62e5	0.90	NO	0.47	1.000	41.46	1.222	198	98.8	0.525	
25 13C-2,3,7,8-TCDF	8.07e5	0.79	NO	0.98	1.000	25.48	0.992	99.2	99.2	0.417	
26 13C-1,2,3,7,8-PeCDF	6.20e5	1.64	NO	0.78	1.000	29.89	1.164	95.7	95.7	0.333	
27 13C-2,3,4,7,8-PeCDF	5.77e5	1.56	NO	0.75	1.000	30.84	1.201	92.4	92.4	0.346	
28 13C-1,2,3,4,7,8-HxCDF	4.01e5	0.52	NO	0.85	1.000	33.53	0.988	95.3	95.3	0.571	
29 13C-1,2,3,6,7,8-HxCDF	4.90e5	0.53	NO	1.03	1.000	33.65	0.992	95.9	95.9	0.470	
30 13C-2,3,4,6,7,8-HxCDF	4.48e5	0.50	NO	0.89	1.000	34.25	1.009	101	101	0.541	
31 13C-1,2,3,7,8,9-HxCDF	3.43e5	0.52	NO	0.73	1.000	35.17	1.036	94.0	94.0	0.658	

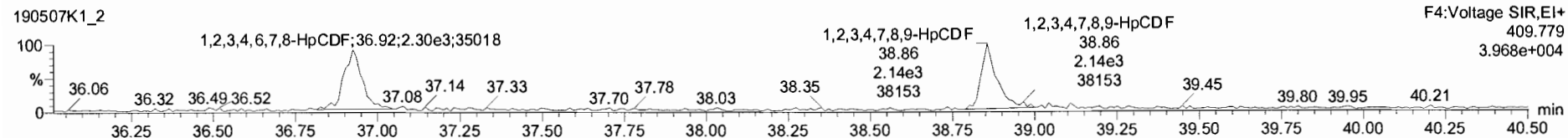
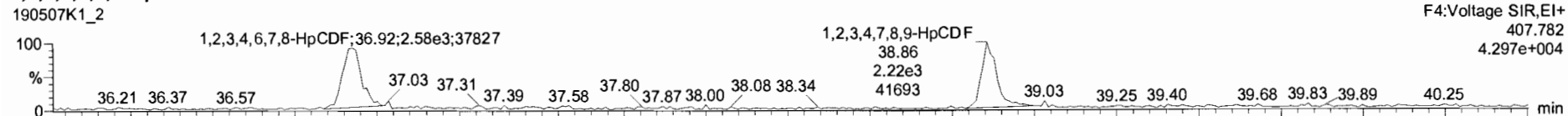


Dataset: Untitled

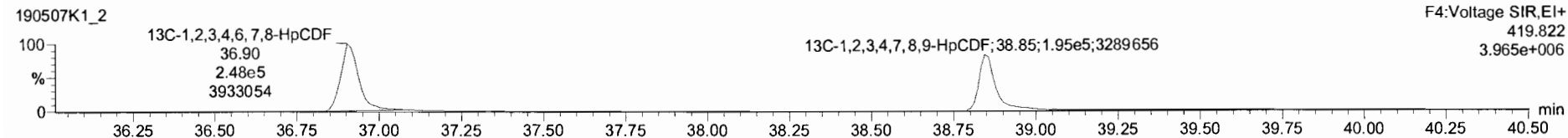

Last Altered: Wednesday, May 08, 2019 7:14:27 AM Pacific Daylight Time
Printed: Wednesday, May 08, 2019 7:19:34 AM Pacific Daylight Time

Name: 190507K1_2, Date: 07-May-2019, Time: 11:18:22, ID: ST190507K1_2 1613 CS0 19C2201, Description: 1613 CS0 19C2201

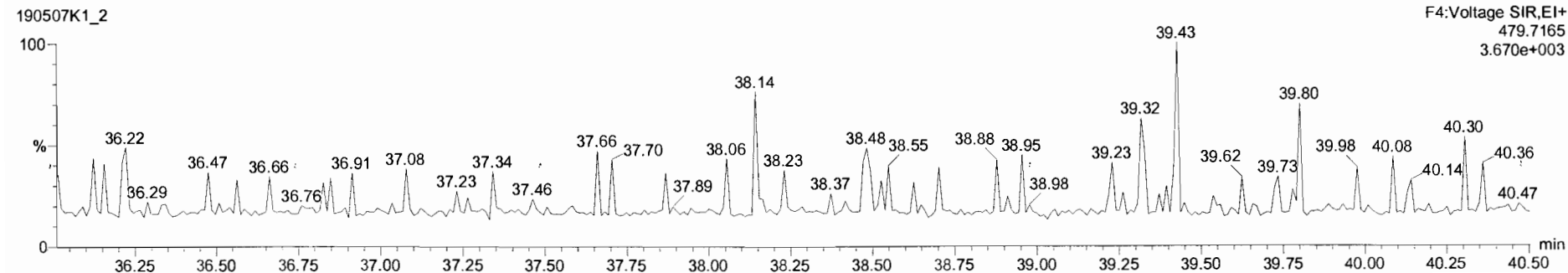
1,2,3,4,6,7,8-HpCDF



13C-1,2,3,4,6,7,8-HpCDF



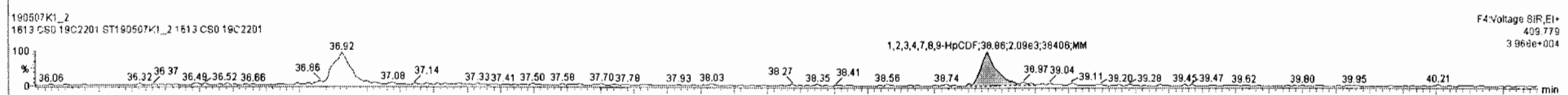
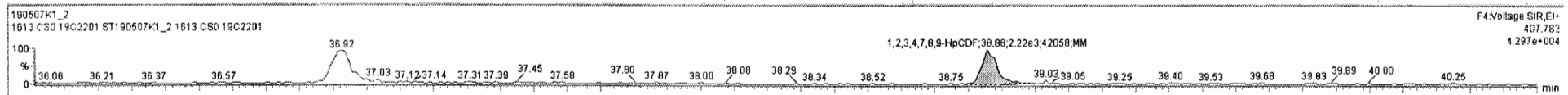



DPE4



190507K1_2 - ST190507K1_2 1613 CS0 19C2201 - 1613 CS0 19C2201


Name	Resp	RA	dy	RRF	wtAvl	RT	RRT	Conc	%Rec	DL	EMPC	
7	OCDD	5.20e3	0.90	NO	0.97	1.000	41.48	1.001	2.32	92.6	0.123	2.32
8	2,3,7,8-TCDF	1.85e3	0.81	NO	0.84	1.000	25.50	1.001	0.245	87.9	0.0508	0.245
9	1,2,3,7,8-PeCDF	7.12e3	1.68	NO	0.99	1.000	29.89	1.000	1.17	93.7	0.0634	1.17
10	2,3,4,7,8-PeCDF	6.88e3	1.69	NO	1.00	1.000	30.86	1.001	1.15	92.2	0.0562	1.15
11	1,2,3,4,7,8-HxCDF	6.00e3	1.34	NO	1.24	1.000	33.54	1.000	1.20	96.3	0.0720	1.20
12	1,2,3,6,7,8-HxCDF	6.12e3	1.35	NO	1.09	1.000	33.67	1.000	1.14	91.4	0.0714	1.14
13	2,3,4,6,7,8-HxCDF	5.74e3	1.22	NO	1.18	1.000	34.26	1.000	1.09	86.9	0.0704	1.09
14	1,2,3,7,8,9-HxCDF	3.73e3	1.19	NO	1.07	1.000	35.17	1.000	1.01	80.9	0.110	1.01
15	1,2,3,4,6,7,8-HpCDF	4.83e3	1.19	NO	1.13	1.000	36.92	1.001	1.18	94.1	0.115	1.18
16	1,2,3,4,7,8,9-HpCDF	4.31e3	1.07	NO	1.26	1.000	39.86	1.000	1.37	109	0.122	1.32
17	OCDF	1.16e4	0.85	NO	1.10	1.000	41.69	1.000	3.48	139	0.191	3.48
18	13C-2,3,7,8-TCDD	5.60e5	0.78	NO	1.05	1.000	26.34	1.026	89.5	99.5	0.219	
19	13C-1,2,3,7,8-PeCDD	3.79e5	0.63	NO	0.74	1.000	31.12	1.212	90.9	90.9	0.224	
20	13C-1,2,3,4,7,8-HxCDD	3.03e5	1.34	NO	0.85	1.000	34.40	1.014	94.1	94.1	0.572	
21	13C-1,2,3,6,7,8-HxCDD	3.71e5	1.28	NO	0.78	1.000	34.51	1.017	95.9	95.9	0.476	
22	13C-1,2,3,7,8,9-HxCDD	2.90e5	1.25	NO	0.86	1.000	34.80	1.025	87.9	87.9	0.558	
23	13C-1,2,3,4,6,7,8-HpCDD	2.52e5	1.01	NO	0.54	1.000	38.30	1.128	93.6	93.6	0.470	
24	13C-OCDD	4.62e5	0.91	NO	0.47	1.000	41.46	1.221	198	98.8	0.525	
25	13C-2,3,7,8-TCDF	8.07e5	0.79	NO	0.98	1.000	25.48	0.992	99.2	99.2	0.417	
26	13C-1,2,3,7,8-PeCDF	6.20e5	1.64	NO	0.78	1.000	29.89	1.164	95.7	95.7	0.333	
27	13C-2,3,4,7,8-PeCDF	5.77e5	1.56	NO	0.75	1.000	30.84	1.201	92.4	92.4	0.346	
28	13C-1,2,3,4,7,8-HxCDF	4.01e5	0.52	NO	0.95	1.000	33.53	0.988	95.3	95.3	0.571	
29	13C-1,2,3,6,7,8-HxCDF	4.50e5	0.53	NO	1.03	1.000	33.65	0.992	95.9	95.9	0.470	
30	13C-2,3,4,6,7,8-HxCDF	4.48e5	0.50	NO	0.89	1.000	34.25	1.009	101	101	0.541	
31	13C-1,2,3,7,8,9-HxCDF	3.43e5	0.53	NO	0.73	1.000	35.17	1.036	94.0	94.0	0.658	



Target Lynx - 190507K1_CRY.qld

190507K1_2-ST190507K1_2-1613.CS0-19C2201-1613.CS0-19C2201

Name	Resp	RA	rv	REF	wtVol	RT	RRT	Conc	%Rec	DL	EMPC
1 2,3,7,8-TCDD	1.33e3	0.88	NO	0.92	1.000	26.34	1.000	0.247	98.8	0.0640	0.247
2 1,2,3,7,8-PeCDD	4.13e3	0.67	NO	0.80	1.000	31.14	1.001	1.20	95.3	0.0640	1.20
3 1,2,3,4,7,8-HxCDD	3.85e3	1.38	NO	1.07	1.000	34.42	1.001	1.19	95.2	0.0463	1.19
4 1,2,3,6,7,8-HxCDD	4.41e3	1.40	NO	0.97	1.000	34.53	1.001	1.23	98.4	0.0448	1.23
5 1,2,3,7,8,9-HxCDD	3.68e3	1.08	NO	0.97	1.000	34.81	1.000	1.30	104	0.0570	1.30
6 1,2,3,4,6,7,8-HpCDD	3.20e3	0.97	NO	1.03	1.000	38.32	1.001	1.24	99.2	0.0752	1.24
7 OCDD	5.20e3	0.90	NO	0.97	1.000	41.48	1.001	2.32	92.6	0.123	2.32
8 2,3,7,8-TCDF	1.85e3	0.81	NO	0.94	1.000	25.50	1.001	0.245	97.9	0.0608	0.245
9 1,2,3,7,8-PeCDF	6.79e3	1.92	YES	0.97	1.000	29.89	1.000	1.12	89.9	0.0638	0.981
10 2,3,4,7,8-HxCDF	6.68e3	1.69	NO	1.00	1.000	30.86	1.001	1.15	92.2	0.0562	1.15
11 1,2,3,4,6,7,8-HpCDF	6.00e3	1.34	NO	1.24	1.000	33.54	1.000	1.20	95.3	0.0720	1.20
12 1,2,3,6,7,8-HxCDF	6.12e3	1.35	NO	1.09	1.000	33.67	1.000	1.14	91.4	0.0714	1.14
13 2,3,4,6,7,8-HxCDF	5.74e3	1.22	NO	1.18	1.000	34.26	1.000	1.09	86.9	0.0704	1.09
14 1,2,3,7,8,9-HxCDF	3.74e3	1.19	NO	1.07	1.000	35.17	1.000	1.01	80.9	0.119	1.01
15 1,2,3,4,6,7,8-HpCDF	4.62e3	1.19	NO	1.13	1.000	36.92	1.001	1.18	94.1	0.115	1.18
16 1,2,3,4,7,8-HpCDF	4.31e3	1.07	NO	1.26	1.000	38.86	1.000	1.37	109	0.127	1.37
17 OCDF	1.12e4	0.91	NO	1.10	1.000	41.69	1.000	3.49	139	0.191	3.49
18 13C-2,3,7,8-TCDD	5.80e5	0.78	NO	1.05	1.000	26.34	1.028	88.5	88.5	0.219	
19 13C-1,2,3,7,8-PeCDD	3.79e5	0.63	NO	0.74	1.000	31.12	1.212	90.9	90.9	0.224	
20 13C-1,2,3,4,7,8-HxCDD	3.03e5	1.34	NO	0.65	1.000	34.40	1.014	94.1	94.1	0.572	
21 13C-1,2,3,6,7,8-HxCDD	3.71e5	1.28	NO	0.78	1.000	34.51	1.017	95.9	95.9	0.476	
22 13C-1,2,3,7,8,9-HxCDD	2.90e5	1.25	NO	0.66	1.000	34.80	1.025	87.9	87.9	0.559	
23 13C-1,2,3,4,6,7,8-HpCDD	2.52e5	1.01	NO	0.54	1.000	38.30	1.128	93.6	93.6	0.470	

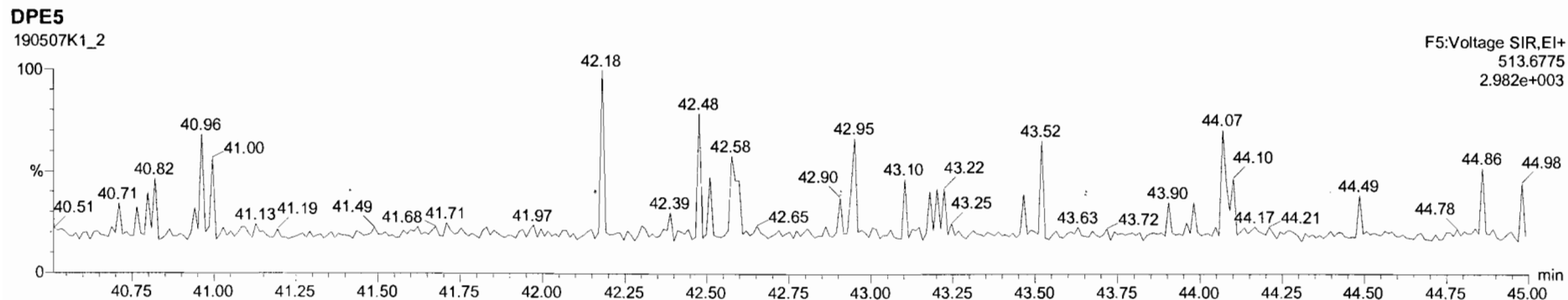
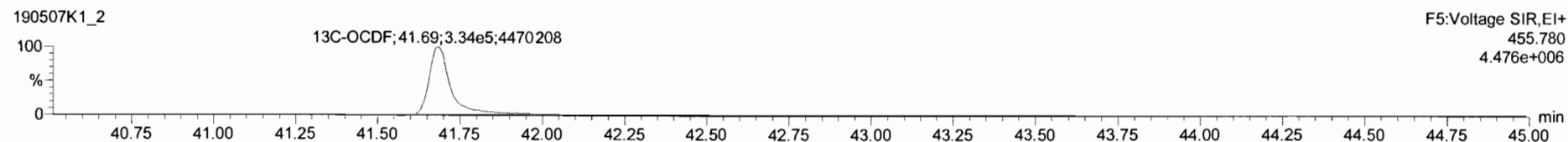
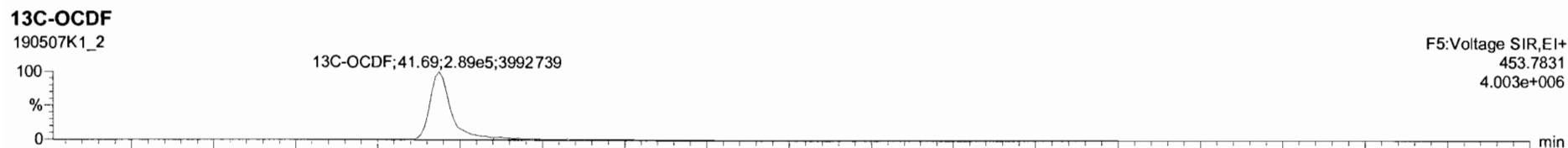
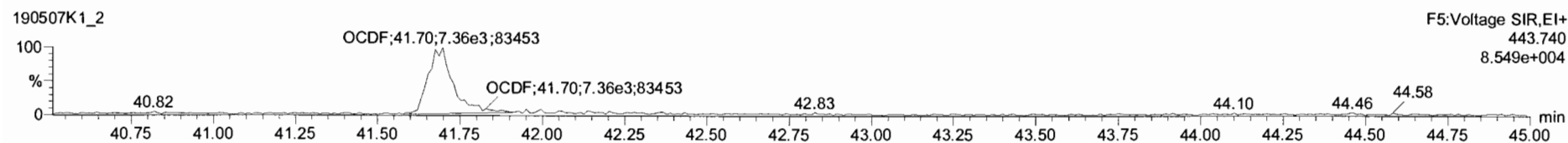
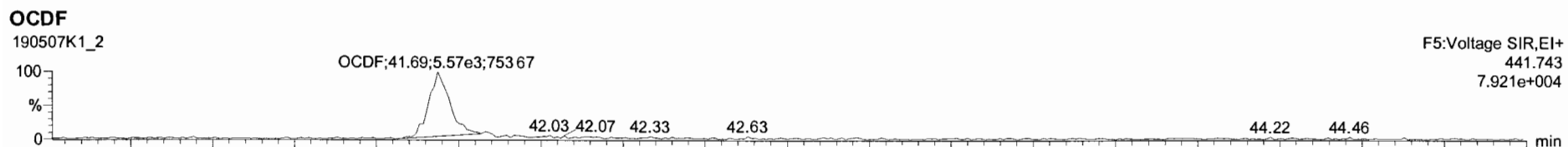


Dataset: Untitled

Last Altered: Wednesday, May 08, 2019 7:14:27 AM Pacific Daylight Time

Printed: Wednesday, May 08, 2019 7:19:34 AM Pacific Daylight Time

Name: 190507K1_2, Date: 07-May-2019, Time: 11:18:22, ID: ST190507K1_2 1613 CS0 19C2201, Description: 1613 CS0 19C2201




Target: lymx - 190507K1_CRV.gld

File Edit View Display Processing Window Help

190507K1_2 - ST190507K1_2-1613 CS0 19C2201 - 1613 CS0 19C2201

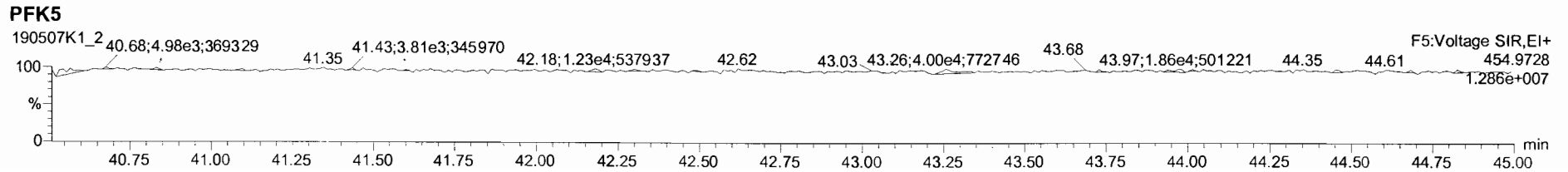
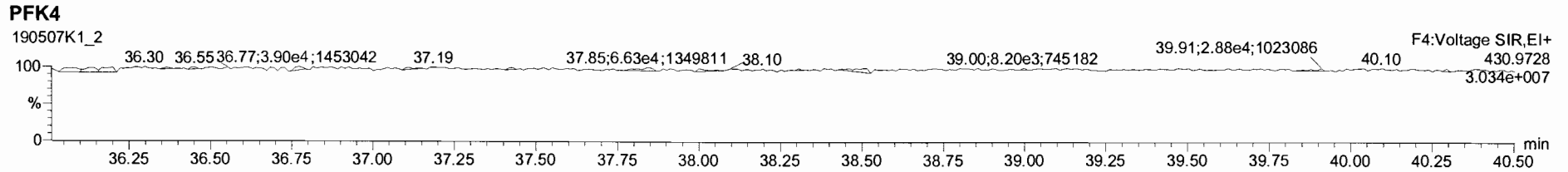
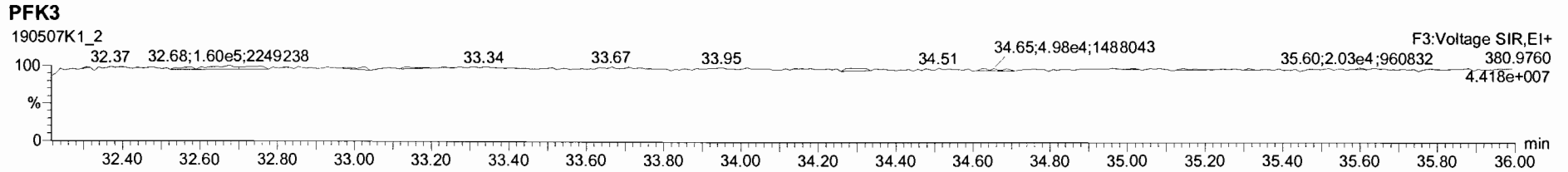
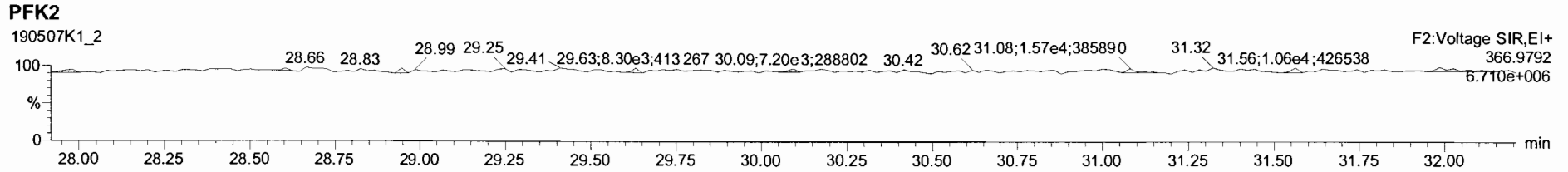
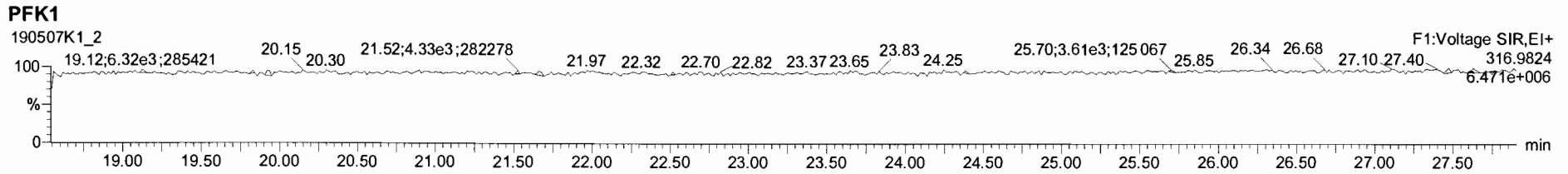
#	Name	Resp	RA	IIV	RRF	WtVol	RT	RRT	Conc	%Rec	DI	EMPC
7	OCD	5.20e3	0.90	NO	0.97	1.000	41.48	1.001	2.32	92.6	0.123	2.32
8	2,3,7,8-TCDF	1.85e3	0.81	NO	0.94	1.000	25.50	1.001	0.245	97.9	0.0508	0.245
9	1,2,3,7,8-PeCDF	7.12e3	1.68	NO	0.98	1.000	29.89	1.000	1.17	93.7	0.0634	1.17
10	2,3,4,7,8-PeCDF	6.88e3	1.69	NO	1.00	1.000	30.86	1.001	1.15	92.2	0.0662	1.15
11	1,2,3,4,7,8-HxCDF	6.00e3	1.34	NO	1.24	1.000	33.54	1.000	1.20	96.3	0.0720	1.20
12	1,2,3,6,7,8-HxCDF	6.12e3	1.35	NO	1.09	1.000	33.67	1.000	1.14	91.4	0.0714	1.14
13	2,3,4,6,7,8-HxCDF	5.74e3	1.22	NO	1.18	1.000	34.26	1.000	1.08	86.9	0.0704	1.08
14	1,2,3,7,8,9-HxCDF	3.73e3	1.18	NO	1.07	1.000	35.17	1.000	1.01	80.9	0.110	1.01
15	1,2,3,4,6,7,8-HpCDF	4.83e3	1.19	NO	1.13	1.000	36.92	1.001	1.18	94.1	0.115	1.18
16	1,2,3,4,7,8,9-HpCDF	4.31e3	1.07	NO	1.26	1.000	36.86	1.000	1.37	109	0.127	1.37
17	OCD	1.12e4	0.91	NO	1.10	1.000	41.60	1.000	3.48	136	0.191	3.48
18	13C-2,3,7,8-TCDD	5.90e5	0.78	NO	1.05	1.000	26.34	1.026	98.5	98.5	0.219	
19	13C-1,2,3,7,8-PeCDD	3.79e5	0.63	NO	0.74	1.000	31.12	1.212	90.9	90.9	0.224	
20	13C-1,2,3,4,7,8-HxCDD	3.03e5	1.34	NO	0.65	1.000	34.40	1.014	94.1	94.1	0.572	
21	13C-1,2,3,6,7,8-HxCDD	3.71e5	1.28	NO	0.78	1.000	34.51	1.017	95.9	95.9	0.476	
22	13C-1,2,3,7,8,9-HxCDD	2.90e5	1.25	NO	0.66	1.000	34.80	1.025	87.9	87.9	0.558	
23	13C-1,2,3,4,6,7,8-HpCDD	2.52e5	1.01	NO	0.54	1.000	38.30	1.128	93.6	93.6	0.470	
24	13C-OCD	4.62e5	0.91	NO	0.47	1.000	41.46	1.221	198	98.8	0.525	
25	13C-2,3,7,8-TCDF	8.07e5	0.79	NO	0.98	1.000	25.48	0.992	99.2	99.2	0.417	
26	13C-1,2,3,7,8-PeCDF	6.20e5	1.64	NO	0.78	1.000	29.89	1.164	95.7	95.7	0.333	
27	13C-2,3,4,7,8-PeCDF	5.77e5	1.56	NO	0.75	1.000	30.84	1.201	92.4	92.4	0.348	
28	13C-1,2,3,4,7,8-HxCDF	4.01e5	0.52	NO	0.85	1.000	33.53	0.988	95.3	95.3	0.571	
29	13C-1,2,3,6,7,8-HxCDF	4.90e5	0.53	NO	1.03	1.000	33.65	0.992	95.9	95.9	0.470	



Dataset: Untitled

Last Altered: Wednesday, May 08, 2019 7:14:27 AM Pacific Daylight Time
Printed: Wednesday, May 08, 2019 7:19:34 AM Pacific Daylight Time

Name: 190507K1_2, Date: 07-May-2019, Time: 11:18:22, ID: ST190507K1_2 1613 CS0 19C2201, Description: 1613 CS0 19C2201



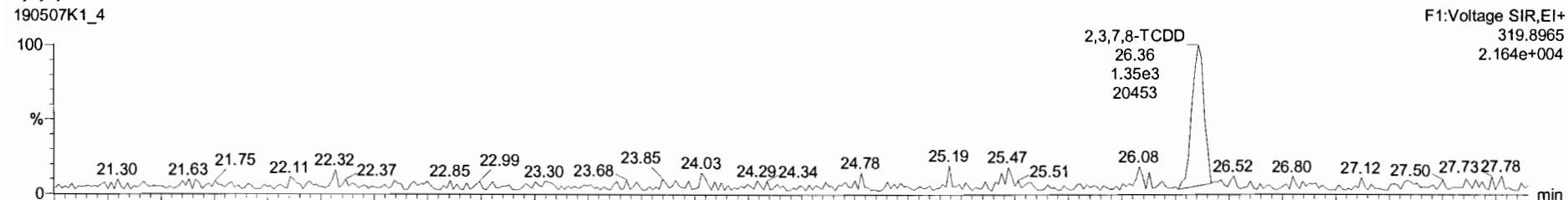
Dataset: Untitled

Last Altered: Wednesday, May 08, 2019 7:14:27 AM Pacific Daylight Time
Printed: Wednesday, May 08, 2019 7:19:34 AM Pacific Daylight Time

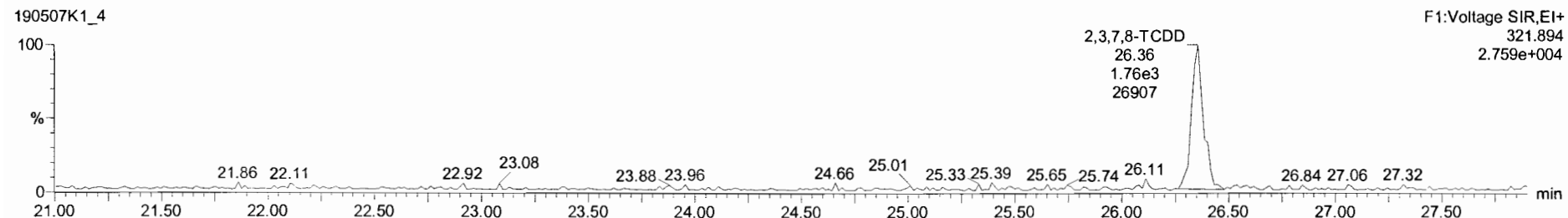
Name: 190507K1_4, Date: 07-May-2019, Time: 13:04:59, ID: ST190507K1_4 1613 CS1 19C2202, Description: 1613 CS1 19C2202

2,3,7,8-TCDD

190507K1_4



190507K1_4

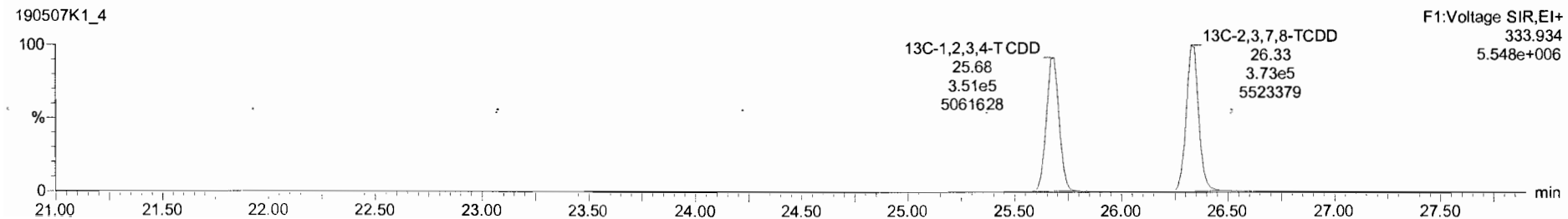


13C-2,3,7,8-TCDD

190507K1_4



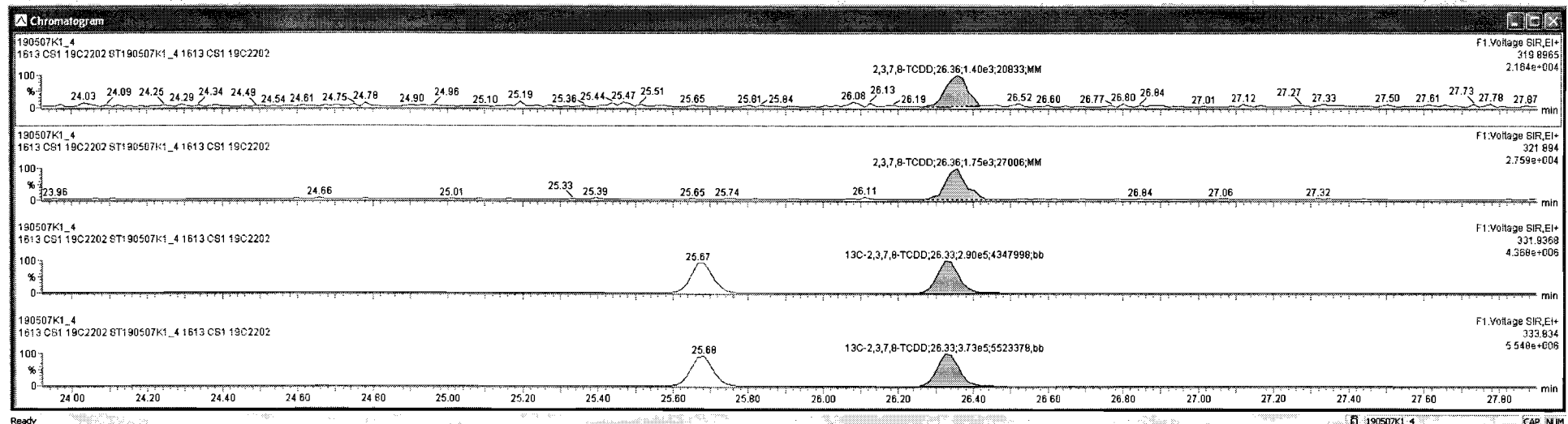
190507K1_4



Target.ynx - 190507K1.CRV.qld

190507K1_4 - ST190507K1_4 1613 CS1 19C2202 - 1613 CS1 19C2202

Name	Resp	RA	rv	RRF	wt/vol	RT	RRT	Conc	%Rec	IL	EMPC
1 2,3,7,8-TCDD	3.15e3	0.80	NO	0.92	1.000	26.36	1.001	0.513	103	0.0603	0.514
2 1,2,3,7,8-PeCDD	1.07e4	0.57	NO	0.90	1.000	31.14	1.001	2.54	102	0.0752	2.54
3 1,2,3,4,7,8-HxCDD	8.65e3	1.25	NO	1.07	1.000	34.41	1.000	2.32	92.6	0.0980	2.32
4 1,2,3,6,7,8-HxCDD	9.34e3	1.17	NO	0.97	1.000	34.53	1.001	2.37	94.9	0.107	2.37
5 1,2,3,7,8,9-HxCDD	8.26e3	1.22	NO	0.97	1.000	34.60	1.000	2.48	99.1	0.118	2.48
6 1,2,3,4,6,7,8-HpCDD	7.08e3	1.16	NO	1.03	1.000	38.31	1.000	2.55	102	0.102	2.55
7 OCDD	1.13e4	0.95	NO	0.97	1.000	41.46	1.000	4.97	99.5	0.150	4.97
8 2,3,7,8-TCDF	4.06e3	0.80	NO	0.94	1.000	25.50	1.001	0.482	96.4	0.0452	0.482
9 1,2,3,7,8-PeCDF	1.67e4	1.55	NO	0.97	1.000	29.89	1.000	2.48	99.3	0.0677	2.48
10 2,3,4,7,8-PeCDF	1.67e4	1.59	NO	1.00	1.000	30.86	1.001	2.50	100	0.0598	2.50
11 1,2,3,4,7,8-HxCDF	1.35e4	1.24	NO	1.24	1.000	33.54	1.001	2.38	95.1	0.0897	2.38
12 1,2,3,6,7,8-HxCDF	1.42e4	1.14	NO	1.09	1.000	33.68	1.001	2.34	93.4	0.0875	2.34
13 2,3,4,6,7,8-HxCDF	1.40e4	1.27	NO	1.18	1.000	34.26	1.000	2.43	97.3	0.0946	2.43
14 1,2,3,7,8,9-HxCDF	1.02e4	1.26	NO	1.07	1.000	35.16	1.000	2.42	96.9	0.138	2.42
15 1,2,3,4,6,7,8-HpCDF	1.12e4	1.03	NO	1.13	1.000	36.91	1.000	2.44	97.5	0.119	2.44
16 1,2,3,4,7,8,9-HpCDF	8.36e3	1.04	NO	1.26	1.000	38.86	1.000	2.28	91.4	0.141	2.28
17 OCDF	1.58e4	0.89	NO	1.10	1.000	41.70	1.000	4.54	90.8	0.195	4.54
18 13C-2,3,7,8-TCDD	6.64e5	0.78	NO	1.05	1.000	26.33	1.026	100	100	0.249	
19 13C-1,2,3,7,8-PeCDD	4.65e5	0.64	NO	0.74	1.000	31.12	1.212	99.1	99.1	0.331	
20 13C-1,2,3,4,7,8-HxCDD	3.49e5	1.31	NO	0.85	1.000	34.40	1.014	96.7	96.7	0.418	
21 13C-1,2,3,6,7,8-HxCDD	4.07e5	1.28	NO	0.78	1.000	34.51	1.017	93.6	93.6	0.348	
22 13C-1,2,3,7,8,9-HxCDD	3.44e5	1.26	NO	0.66	1.000	34.78	1.025	92.7	92.7	0.407	
23 13C-1,2,3,4,6,7,8-HpCDD	2.70e5	1.08	NO	0.54	1.000	38.30	1.129	89.5	89.5	0.511	



Dataset: Untitled

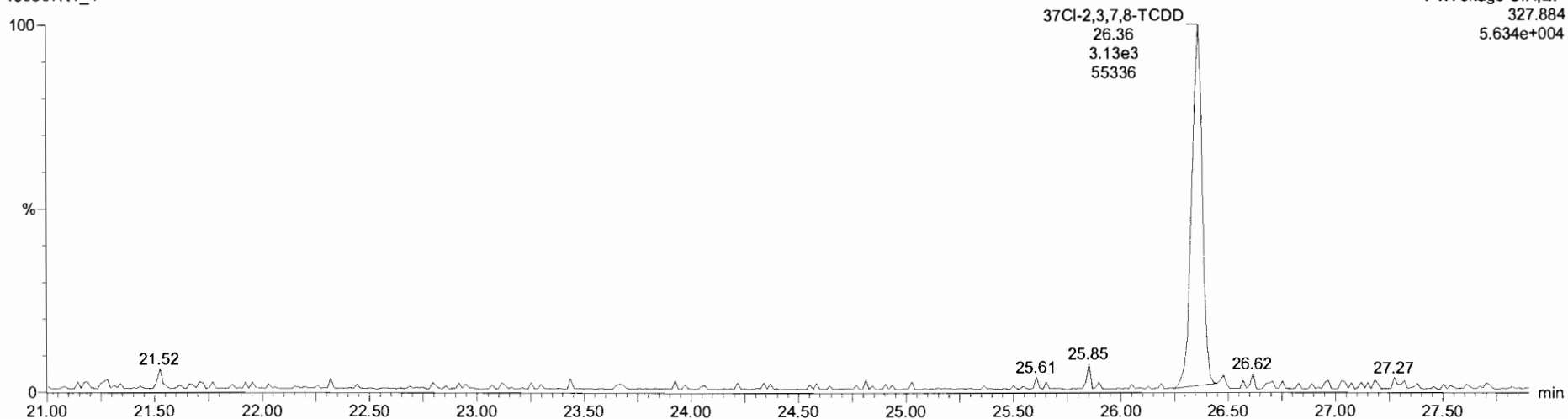
Last Altered: Wednesday, May 08, 2019 7:14:27 AM Pacific Daylight Time

Printed: Wednesday, May 08, 2019 7:19:34 AM Pacific Daylight Time

Name: 190507K1_4, Date: 07-May-2019, Time: 13:04:59, ID: ST190507K1_4 1613 CS1 19C2202, Description: 1613 CS1 19C2202

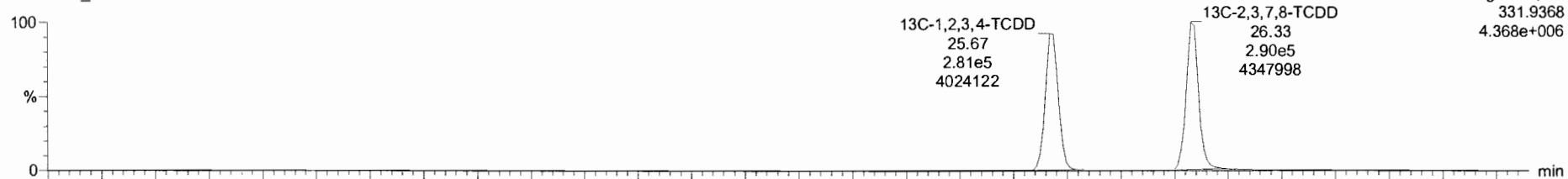
37Cl-2,3,7,8-TCDD

190507K1_4

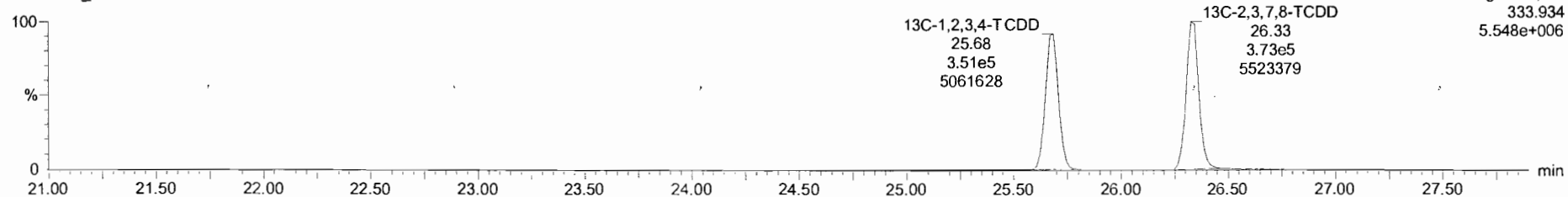


13C-1,2,3,4-TCDD

190507K1_4



190507K1_4



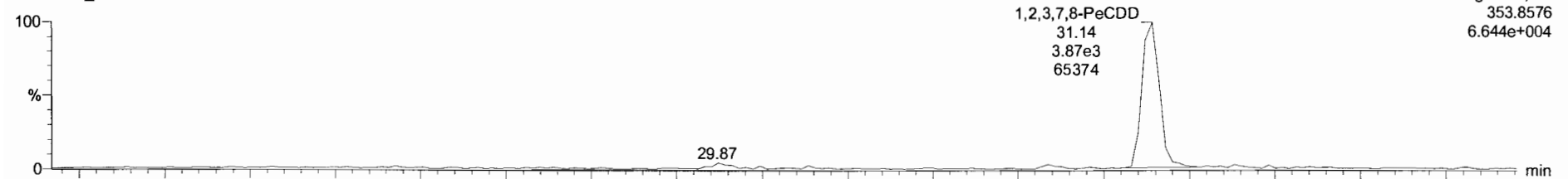
Dataset: Untitled

Last Altered: Wednesday, May 08, 2019 7:14:27 AM Pacific Daylight Time
Printed: Wednesday, May 08, 2019 7:19:34 AM Pacific Daylight Time

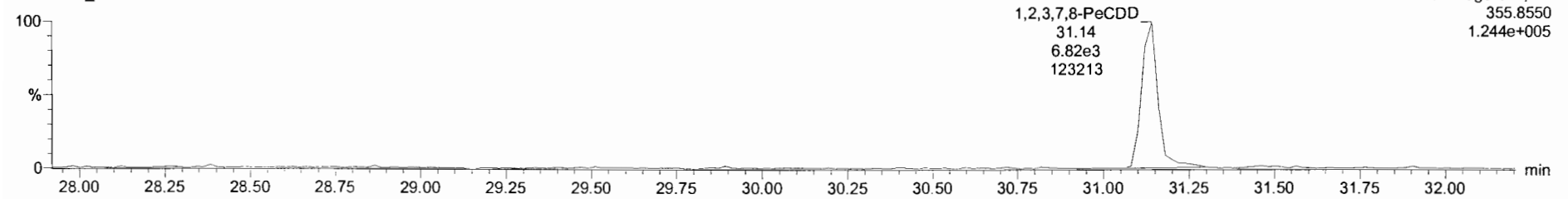
Name: 190507K1_4, Date: 07-May-2019, Time: 13:04:59, ID: ST190507K1_4 1613 CS1 19C2202, Description: 1613 CS1 19C2202

1,2,3,7,8-PeCDD

190507K1_4

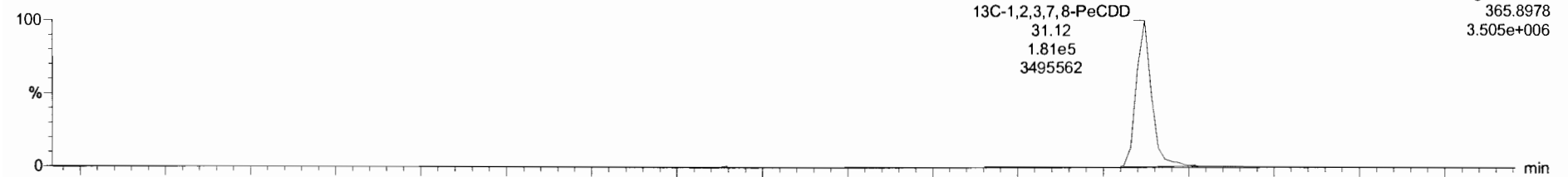


190507K1_4

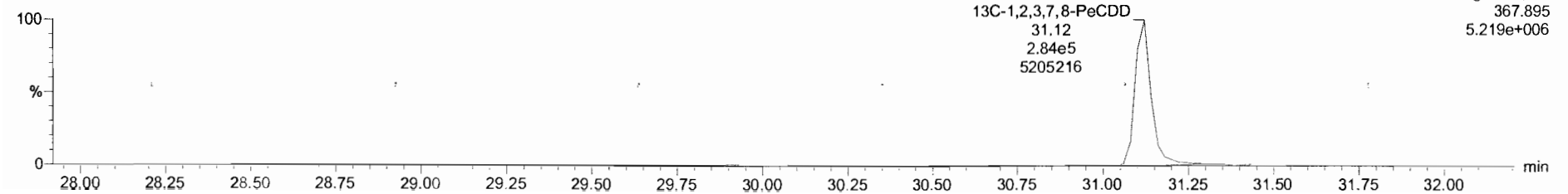


13C-1,2,3,7,8-PeCDD

190507K1_4



190507K1_4



Dataset: Untitled

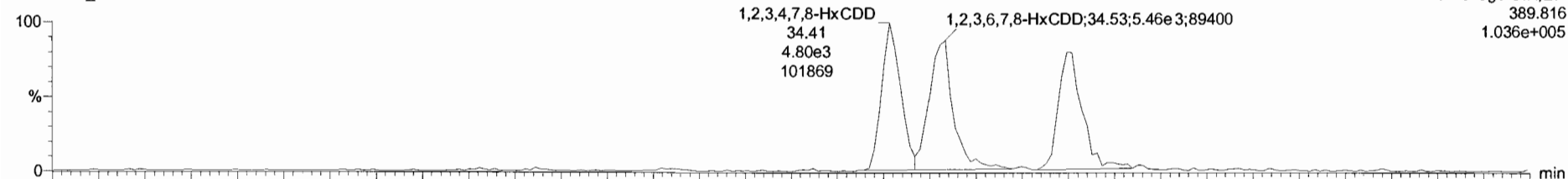
Last Altered: Wednesday, May 08, 2019 7:14:27 AM Pacific Daylight Time

Printed: Wednesday, May 08, 2019 7:19:34 AM Pacific Daylight Time

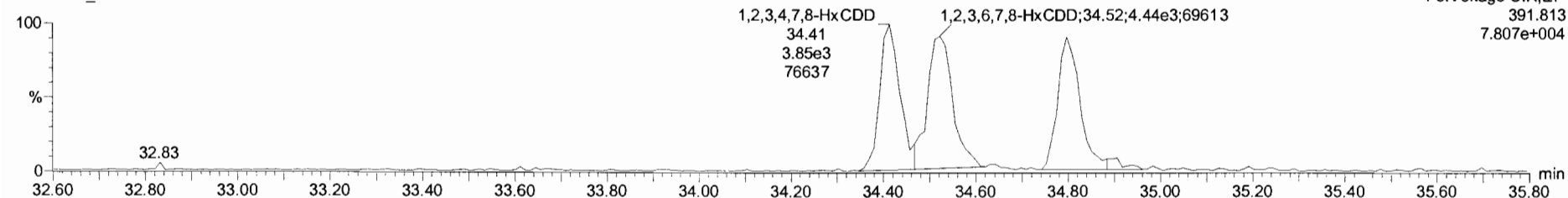
Name: 190507K1_4, Date: 07-May-2019, Time: 13:04:59, ID: ST190507K1_4 1613 CS1 19C2202, Description: 1613 CS1 19C2202

1,2,3,4,7,8-HxCDD

190507K1_4

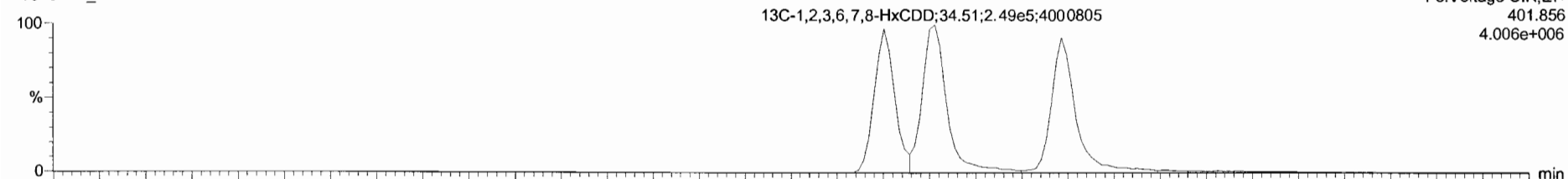


190507K1_4

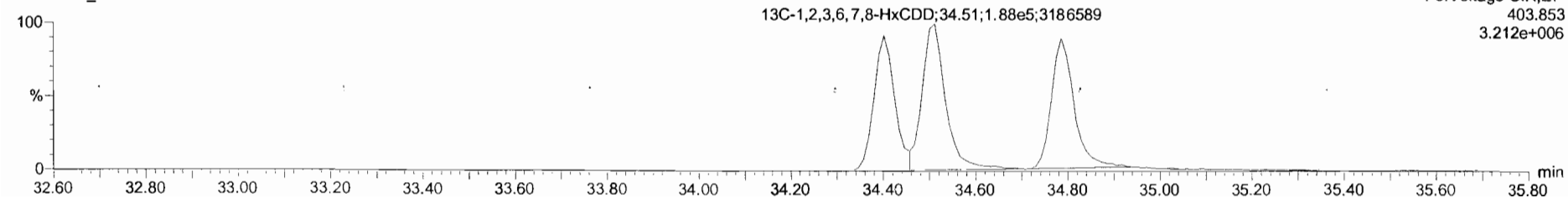


13C-1,2,3,4,7,8-HxCDD

190507K1_4



190507K1_4

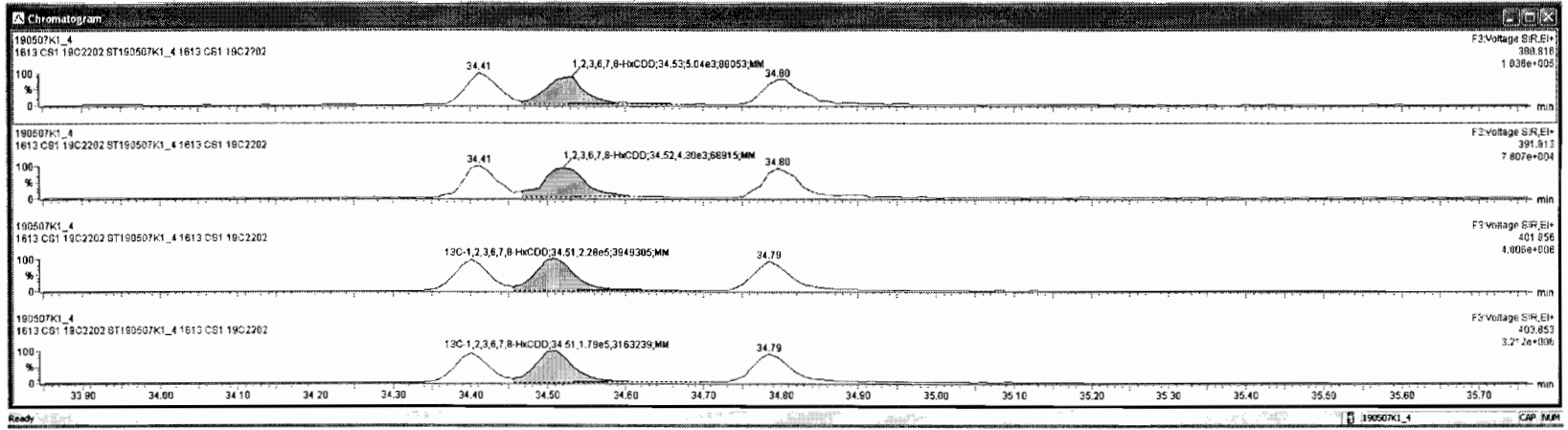


Targpt1.ynr 190507K1_CRY.qtd

File Edit View Display Processing Window Help

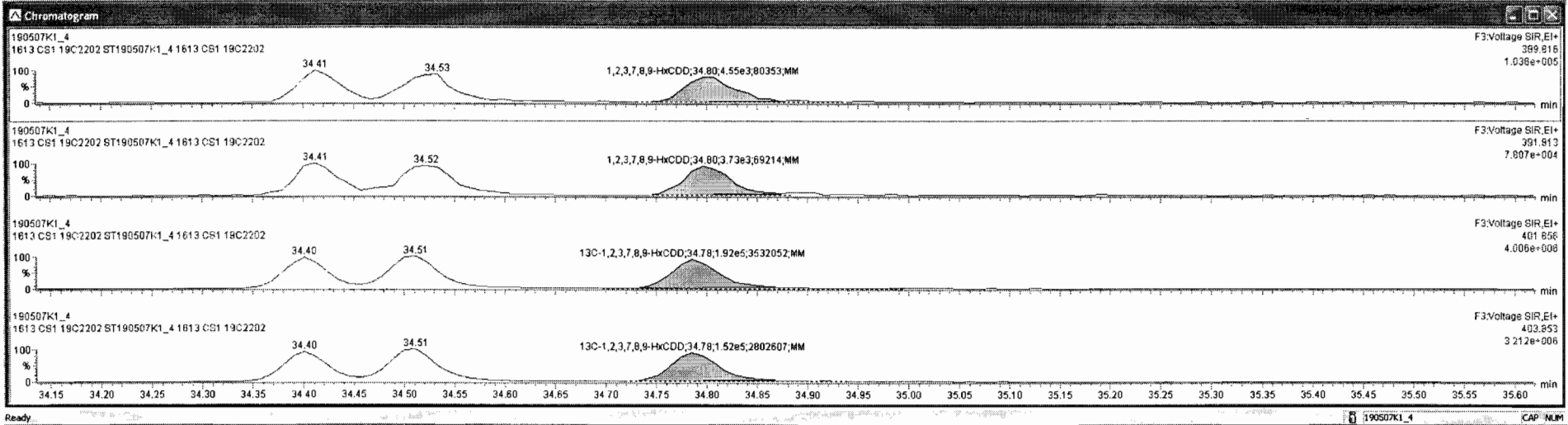
190507K1_4 - ST190507K1_4 1613 CS1 19C2202 - 1613 CS1 19C2202

#	Name	Resp	RA	rv	FWF	wt-wt	RT	RRT	Conv.	%Wgt	DC	EWPC
1	1,2,3,7,8-TCDD	3.15e3	0.80	NO	0.92	1.000	36.38	1.001	0.513	100	0.8603	9.514
2	1,2,3,7,8-PeCDF	1.07e4	0.57	NO	0.80	1.000	37.14	1.001	2.54	100	0.0752	2.54
3	1,2,3,4,7,8-HxCDD	8.65e3	1.25	NO	1.07	1.000	34.41	1.000	3.32	92.6	0.0990	2.32
4	1,2,3,6,7,8-HxCDD	9.39e3	1.17	NO	0.97	1.000	34.53	1.001	2.37	94.8	0.107	2.37
5	1,2,3,7,8-HxCDF	8.29e3	1.22	NO	0.97	1.000	34.60	1.000	2.48	99.1	0.119	2.48
6	1,2,3,4,6,7,8-HpCDD	7.08e3	1.16	NO	1.03	1.000	38.31	1.000	2.55	100	0.1002	2.55
7	OCDD	1.13e4	0.95	NO	0.87	1.000	41.46	1.000	4.97	99.5	0.150	4.97
8	1,2,3,7,8-TCDF	4.06e3	0.80	NO	0.94	1.000	25.50	1.001	0.480	99.4	0.0452	0.480
9	1,2,3,7,8-PeCDF	1.67e4	1.55	NO	0.87	1.000	29.89	1.000	2.48	99.3	0.0677	2.48
10	1,2,3,4,7,8-HxCDF	1.67e4	1.59	NO	1.00	1.000	30.66	1.001	2.50	100	0.0598	2.50
11	1,2,3,4,7,8-HxCDF	1.35e4	1.24	NO	1.24	1.000	33.54	1.001	2.39	99.1	0.0897	2.39
12	1,2,3,6,7,8-HxCDF	1.42e4	1.14	NO	1.09	1.000	33.68	1.001	2.34	99.4	0.0875	2.34
13	1,2,3,4,6,7,8-HxCDF	1.40e4	1.27	NO	1.18	1.000	34.26	1.000	2.43	97.3	0.0840	2.43
14	1,2,3,7,8,9-HxCDF	1.02e4	1.26	NO	1.07	1.000	35.18	1.000	2.43	99.8	0.139	2.43
15	1,2,3,4,6,7,8-HpCDF	1.17e4	1.03	NO	1.13	1.000	36.91	1.000	2.44	97.6	0.119	2.44
16	1,2,3,4,7,8,9-HpCDF	8.26e3	1.04	NO	1.26	1.000	38.86	1.000	2.39	91.4	0.141	2.39
17	OCDF	1.59e4	0.88	NO	1.10	1.000	41.70	1.000	4.54	99.8	0.195	4.54
18	13C-1,2,3,7,8-TCDD	8.84e5	0.78	NO	1.05	1.000	36.33	1.025	100	100	0.249	
19	13C-1,2,3,7,8-PeCDD	4.85e5	0.64	NO	0.74	1.000	31.12	1.212	99.1	99.1	0.331	
20	13C-1,2,3,4,7,8-HxCDD	3.49e5	1.31	NO	0.65	1.000	34.40	1.014	96.7	96.7	0.418	
21	13C-1,2,3,6,7,8-HxCDD	4.07e5	1.26	NO	0.78	1.000	34.51	1.017	93.6	93.6	0.348	
22	13C-1,2,3,7,8,9-HxCDD	3.44e5	1.26	NO	0.66	1.000	34.78	1.025	92.7	92.7	0.407	
23	13C-1,2,3,4,6,7,8-HpCDD	2.70e5	1.06	NO	0.54	1.000	38.30	1.129	89.5	89.5	0.511	



190507k1_4 - ST190507k1_4 1613 CS1 19C2202 - 1613 CS1 19C2202

#	Name	Resp	RA	Inv	RRF	WtVal	R1	RRT	Conc	%Rec	DL	EMPC
1	2,3,7,8-TCDD	3.15e3	0.80	NO	0.92	1.000	26.36	1.001	0.513	103	0.0603	0.514
2	1,2,3,7,8-PeCDD	1.07e4	0.57	NO	0.90	1.000	31.14	1.001	2.54	102	0.0752	2.54
3	1,2,3,4,7,8-HxCDD	8.65e3	1.25	NO	1.07	1.000	34.41	1.000	2.32	92.6	0.0990	2.32
4	1,2,3,6,7,8-HxCDD	9.34e3	1.17	NO	0.97	1.000	34.53	1.001	2.37	94.8	0.107	2.37
5	1,2,3,7,8,9-HxCDD	8.28e3	1.22	NO	0.97	1.000	34.80	1.000	2.49	99.1	0.119	2.48
6	1,2,3,4,6,7,8-HpCDD	7.08e3	1.16	NO	1.03	1.000	38.31	1.000	2.55	102	0.102	2.55
7	OCDD	1.13e4	0.95	NO	0.97	1.000	41.46	1.000	4.97	99.5	0.150	4.97
8	2,3,7,8-TCDF	4.06e3	0.80	NO	0.94	1.000	25.50	1.001	0.482	96.4	0.0452	0.482
9	1,2,3,7,8-PeCDF	1.67e4	1.55	NO	0.97	1.000	29.89	1.000	2.48	99.3	0.0677	2.48
10	2,3,4,7,8-PeCDF	1.67e4	1.59	NO	1.00	1.000	30.86	1.001	2.50	100	0.0598	2.50
11	1,2,3,4,7,8-HxCDF	1.35e4	1.24	NO	1.24	1.000	33.54	1.001	2.38	95.1	0.0897	2.38
12	1,2,3,6,7,8-HxCDF	1.42e4	1.14	NO	1.09	1.000	33.68	1.001	2.34	93.4	0.0875	2.34
13	2,3,4,6,7,8-HxCDF	1.40e4	1.27	NO	1.18	1.000	34.26	1.000	2.43	97.3	0.0946	2.43
14	1,2,3,7,8,9-HxCDF	1.02e4	1.26	NO	1.07	1.000	35.18	1.000	2.42	96.9	0.139	2.42
15	1,2,3,4,6,7,8-HpCDF	1.12e4	1.03	NO	1.13	1.000	38.91	1.000	2.44	97.6	0.119	2.44
16	1,2,3,4,7,8,9-HpCDF	8.36e3	1.04	NO	1.26	1.000	38.86	1.000	2.28	91.4	0.141	2.28
17	OCDF	1.58e4	0.89	NO	1.10	1.000	41.70	1.000	4.54	90.8	0.195	4.54
18	13C-2,3,7,8-TCDD	6.84e5	0.78	NO	1.05	1.000	26.33	1.026	100	100	0.249	
19	13C-1,2,3,7,8-PeCDD	4.85e5	0.84	NO	0.74	1.000	31.12	1.212	99.1	99.1	0.331	
20	13C-1,2,3,4,7,8-HxCDD	3.49e5	1.31	NO	0.85	1.000	34.40	1.014	96.7	96.7	0.418	
21	13C-1,2,3,6,7,8-HxCDD	4.07e5	1.26	NO	0.78	1.000	34.51	1.017	93.6	93.6	0.348	
22	13C-1,2,3,7,8,9-HxCDD	3.44e5	1.26	NO	0.86	1.000	34.78	1.025	92.7	92.7	0.407	
23	13C-1,2,3,4,6,7,8-HpCDD	2.70e5	1.06	NO	0.54	1.000	38.30	1.129	89.5	89.5	0.511	



Dataset: Untitled

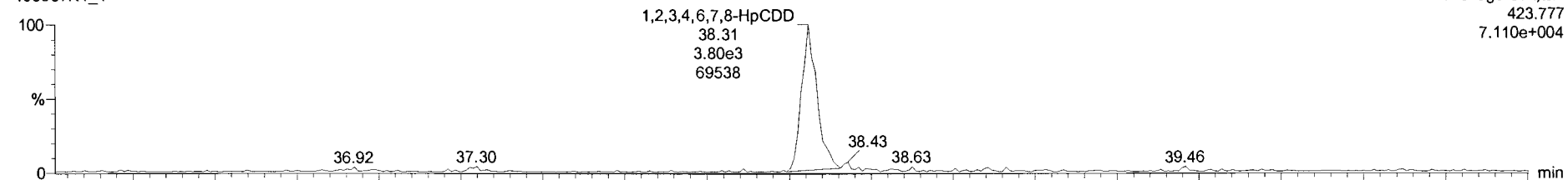
Last Altered: Wednesday, May 08, 2019 7:14:27 AM Pacific Daylight Time

Printed: Wednesday, May 08, 2019 7:19:34 AM Pacific Daylight Time

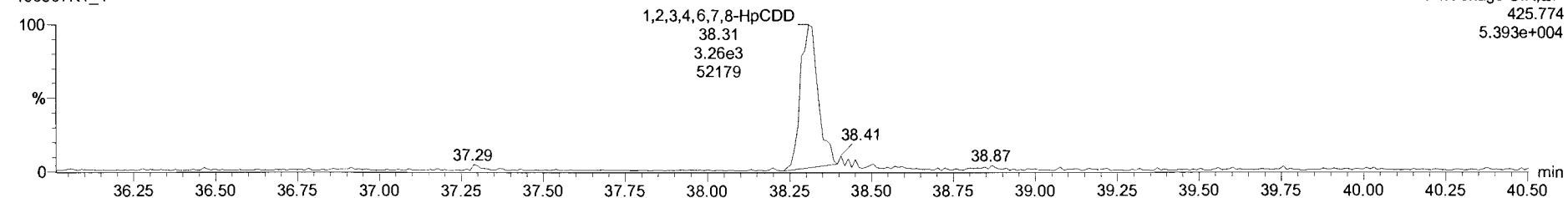
Name: 190507K1_4, Date: 07-May-2019, Time: 13:04:59, ID: ST190507K1_4 1613 CS1 19C2202, Description: 1613 CS1 19C2202

1,2,3,4,6,7,8-HpCDD

190507K1_4

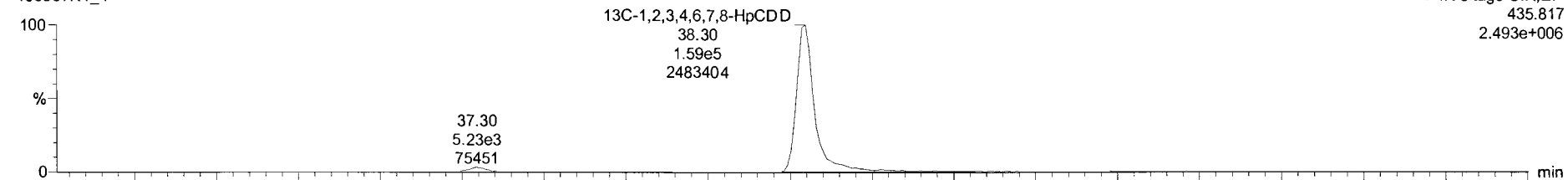


190507K1_4

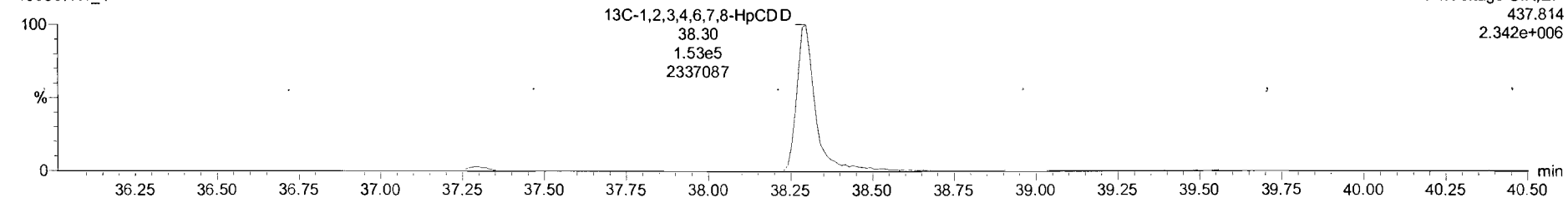


13C-1,2,3,4,6,7,8-HpCDD

190507K1_4



190507K1_4

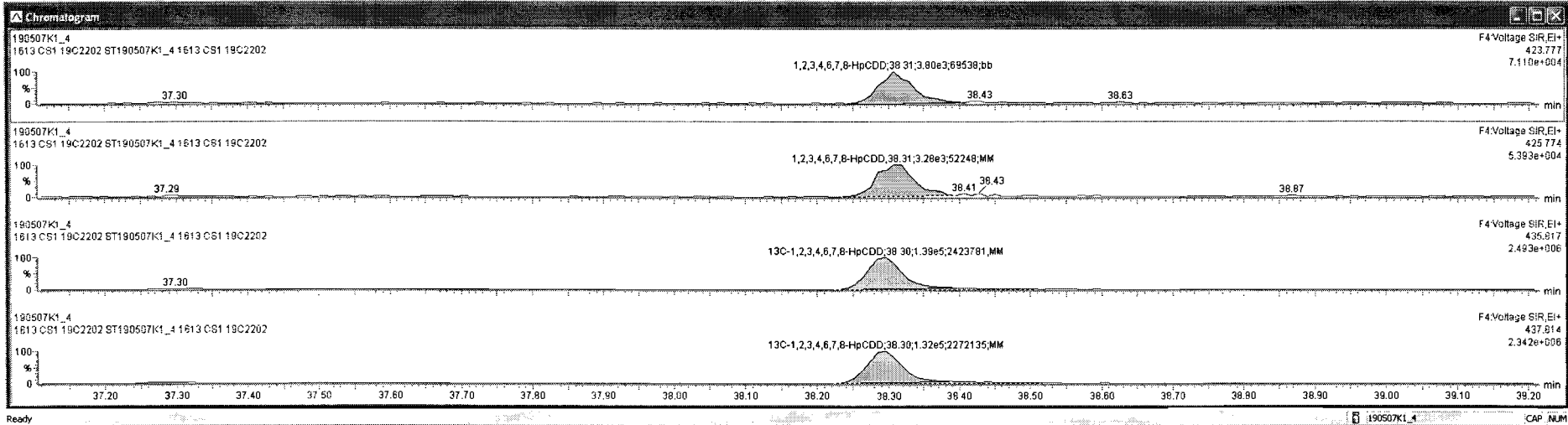


TargetLynx 190507K1.CRV.qld

File Edit View Display Processing Window Help

190507K1_4 - ST190507K1_4 1613 CS1 19C2202 - 1613 CS1 19C2202

Peak	Name	Resp	RA	dy	RRF	wtMol	RT	RRT	Conc	%Rec	DL	EMPC
1	2,3,7,8-TCDD	3.15e3	0.80	NO	0.92	1.000	26.36	1.001	0.513	103	0.0603	0.514
2	1,2,3,7,8-PeCDD	1.07e4	0.57	NO	0.90	1.000	31.14	1.001	2.54	102	0.0752	2.54
3	1,2,3,4,7,8-HxCDD	8.65e3	1.25	NO	1.07	1.000	34.41	1.000	3.32	92.6	0.0980	2.32
4	1,2,3,6,7,8-HxCDD	9.34e3	1.17	NO	0.97	1.000	34.53	1.001	2.37	94.9	0.107	2.37
5	1,2,3,7,8,9-HxCDD	8.28e3	1.22	NO	0.97	1.000	34.80	1.000	2.48	99.1	0.118	2.48
6	1,2,3,4,6,7,8-HpCDD	7.09e3	1.16	NO	1.03	1.000	38.31	1.000	2.56	102	0.102	2.56
7	OCDD	1.13e4	0.85	NO	0.97	1.000	41.46	1.000	4.97	99.5	0.150	4.97
8	2,3,7,8-TCDF	4.05e3	0.80	NO	0.94	1.000	25.50	1.001	0.482	96.4	0.0452	0.482
9	1,2,3,7,8-PeCDF	1.67e4	1.55	NO	0.97	1.000	29.89	1.000	2.48	99.3	0.0677	2.48
10	2,3,4,7,8-PeCDF	1.67e4	1.59	NO	1.00	1.000	30.86	1.001	2.50	100	0.0598	2.50
11	1,2,3,4,7,8-HxCDF	1.35e4	1.24	NO	1.24	1.000	33.54	1.001	2.38	95.1	0.0897	2.38
12	1,2,3,6,7,8-HxCDF	1.42e4	1.14	NO	1.09	1.000	33.68	1.001	2.34	93.4	0.0875	2.34
13	2,3,4,6,7,8-HxCDF	1.40e4	1.27	NO	1.18	1.000	34.26	1.000	2.43	97.3	0.0946	2.43
14	1,2,3,7,8,9-HxCDF	1.02e4	1.26	NO	1.07	1.000	35.18	1.000	2.42	96.9	0.139	2.42
15	1,2,3,4,6,7,8-HpCDF	1.12e4	1.03	NO	1.13	1.000	36.91	1.000	2.44	97.6	0.119	2.44
16	1,2,3,4,7,8,9-HpCDF	8.36e3	1.04	NO	1.26	1.000	38.86	1.000	2.28	91.4	0.141	2.28
17	OCDF	1.58e4	0.89	NO	1.10	1.000	41.70	1.000	4.54	90.8	0.195	4.54
18	13C-2,3,7,8-TCDD	6.64e5	0.78	NO	1.05	1.000	26.33	1.026	100	100		249
19	13C-1,2,3,7,8-PeCDD	4.85e5	0.64	NO	0.74	1.000	31.12	1.212	99.1	99.1		331
20	13C-1,2,3,4,7,8-HxCDD	3.49e5	1.31	NO	0.85	1.000	34.40	1.014	96.7	96.7		418
21	13C-1,2,3,6,7,8-HxCDD	4.07e5	1.28	NO	0.78	1.000	34.51	1.017	83.6	93.8		348
22	13C-1,2,3,7,8,9-HxCDD	3.44e5	1.26	NO	0.68	1.000	34.78	1.025	92.7	92.7		407
23	13C-1,2,3,4,6,7,8-HpCDD	2.70e5	1.06	NO	0.54	1.000	38.30	1.129	89.5	89.5		511

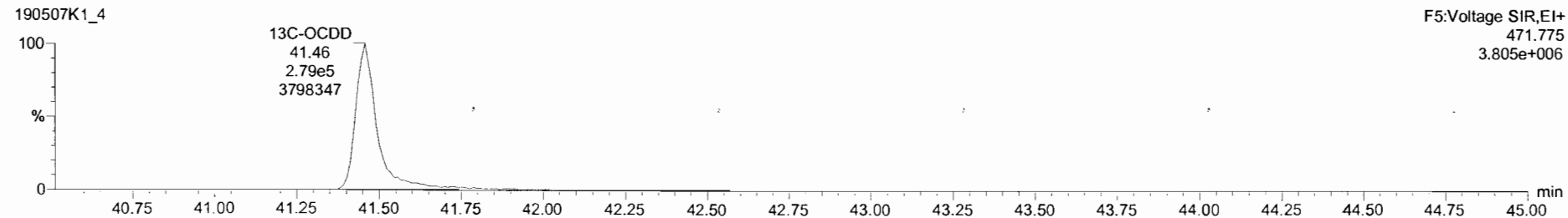
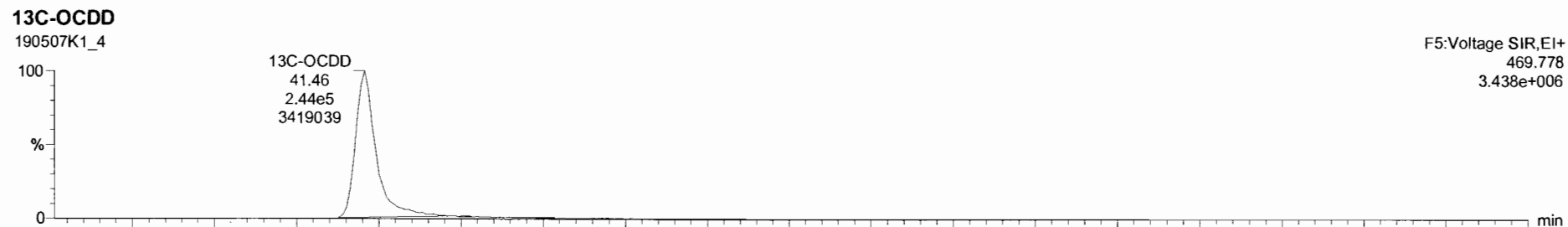
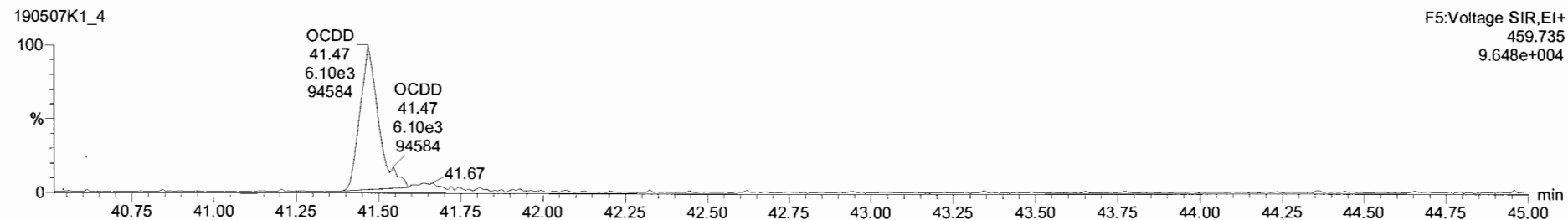



Dataset: Untitled

Last Altered: Wednesday, May 08, 2019 7:14:27 AM Pacific Daylight Time

Printed: Wednesday, May 08, 2019 7:19:34 AM Pacific Daylight Time

Name: 190507K1_4, Date: 07-May-2019, Time: 13:04:59, ID: ST190507K1_4 1613 CS1 19C2202, Description: 1613 CS1 19C2202

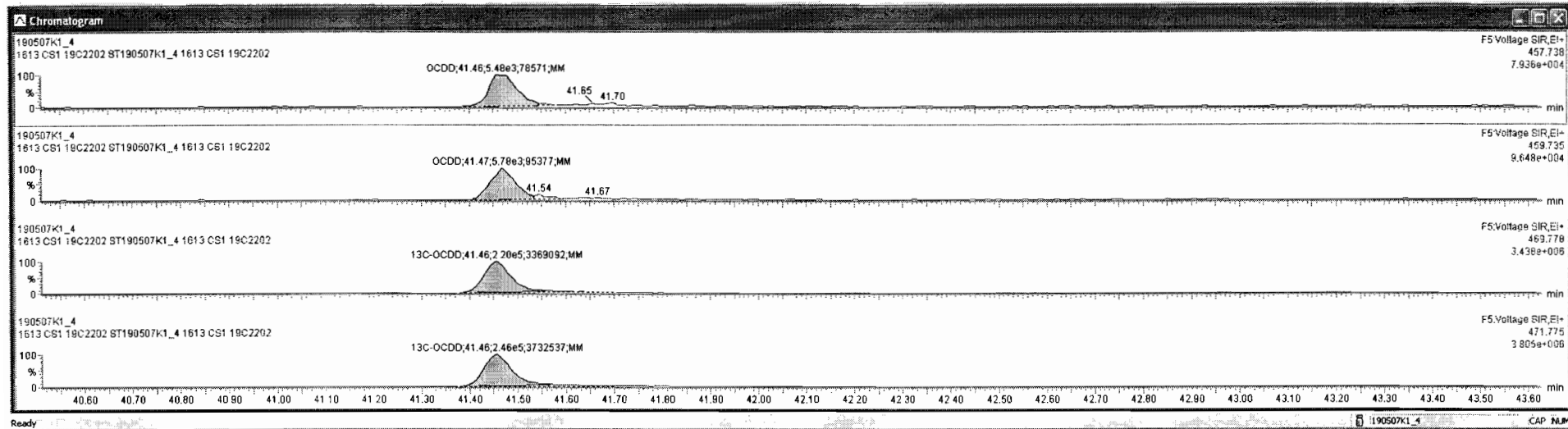


Target1.ynx - 190507K1-CRW.gld

File Edit View Display Processing Window Help

190507K1_4-ST190507K1_4 1613 CS1 19C2202- 1613 CS1 19C2202

Name	Resp	RA	nlv	RRF	retVal	RT	RRT	Conc	%Rec	DL	EMPC
1 2,3,7,8-TCDD	3.15e3	0.80	NO	0.92	1.000	26.36	1.001	0.513	103	0.0603	0.514
2 1,2,3,7,8-PeCDD	1.07e4	0.57	NO	0.90	1.000	31.14	1.001	2.54	102	0.0752	2.54
3 1,2,3,4,7,8-HxCDD	6.65e3	1.25	NO	1.07	1.000	34.41	1.000	2.32	92.6	0.0990	2.32
4 1,2,3,6,7,8-HxCDD	9.34e3	1.17	NO	0.97	1.000	34.53	1.001	2.37	94.9	0.107	2.37
5 1,2,3,7,8,9-HxCDD	8.29e3	1.22	NO	0.97	1.000	34.80	1.000	2.48	99.1	0.118	2.48
6 1,2,3,4,6,7,8-HpCDD	7.08e3	1.16	NO	1.03	1.000	38.31	1.000	2.55	102	0.102	2.55
7 OCDD	1.13e4	0.95	NO	0.97	1.000	41.46	1.000	4.97	99.5	0.150	4.97
8 2,3,7,8-TCDF	4.06e3	0.80	NO	0.94	1.000	25.50	1.001	0.462	96.4	0.0452	0.462
9 1,2,3,7,8-PeCDF	1.67e4	1.55	NO	0.97	1.000	29.89	1.000	2.48	99.3	0.0677	2.48
10 2,3,4,7,8-PeCDF	1.67e4	1.59	NO	1.00	1.000	30.86	1.001	2.50	100	0.0598	2.50
11 1,2,3,4,7,8-HxCDF	1.35e4	1.24	NO	1.24	1.000	33.54	1.001	2.38	95.1	0.0897	2.38
12 1,2,3,6,7,8-HxCDF	1.42e4	1.14	NO	1.09	1.000	33.88	1.001	2.34	93.4	0.0875	2.34
13 2,3,4,6,7,8-HxCDF	1.40e4	1.27	NO	1.18	1.000	34.26	1.000	2.43	97.3	0.0946	2.43
14 1,2,3,7,8,9-HxCDF	1.02e4	1.26	NO	1.07	1.000	35.16	1.000	2.42	96.9	0.139	2.42
15 1,2,3,4,6,7,8-HpCDF	1.12e4	1.03	NO	1.13	1.000	36.91	1.000	2.44	97.6	0.119	2.44
16 1,2,3,4,7,8,9-HpCDF	8.36e3	1.04	NO	1.26	1.000	36.86	1.000	2.28	91.4	0.141	2.28
17 OCDF	1.58e4	0.89	NO	1.10	1.000	41.70	1.000	4.54	90.8	0.195	4.54
18 13C-2,3,7,8-TCDD	6.64e5	0.78	NO	1.05	1.000	26.33	1.026	100	100	0.249	
19 13C-1,2,3,7,8-PeCDD	4.65e5	0.64	NO	0.74	1.000	31.12	1.212	99.1	99.1	0.331	
20 13C-1,2,3,4,7,8-HxCDD	3.49e5	1.31	NO	0.85	1.000	34.40	1.014	96.7	96.7	0.418	
21 13C-1,2,3,6,7,8-HxCDD	4.07e5	1.28	NO	0.78	1.000	34.51	1.017	93.6	93.6	0.348	
22 13C-1,2,3,7,8,9-HxCDD	3.44e5	1.26	NO	0.86	1.000	34.78	1.025	92.7	92.7	0.407	
23 13C-1,2,3,4,6,7,8-HpCDD	2.70e5	1.08	NO	0.54	1.000	38.30	1.129	89.5	89.5	0.511	



Dataset: Untitled


Last Altered: Wednesday, May 08, 2019 7:14:27 AM Pacific Daylight Time

Printed: Wednesday, May 08, 2019 7:19:34 AM Pacific Daylight Time


Name: 190507K1_4, Date: 07-May-2019, Time: 13:04:59, ID: ST190507K1_4 1613 CS1 19C2202, Description: 1613 CS1 19C2202

2,3,7,8-TCDF

190507K1_4




190507K1_4




13C-2,3,7,8-TCDF

190507K1_4

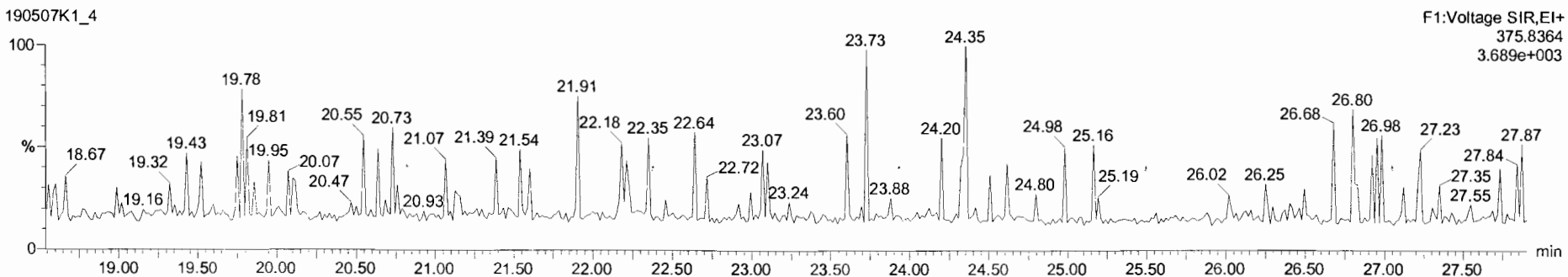


190507K1_4



DPE1

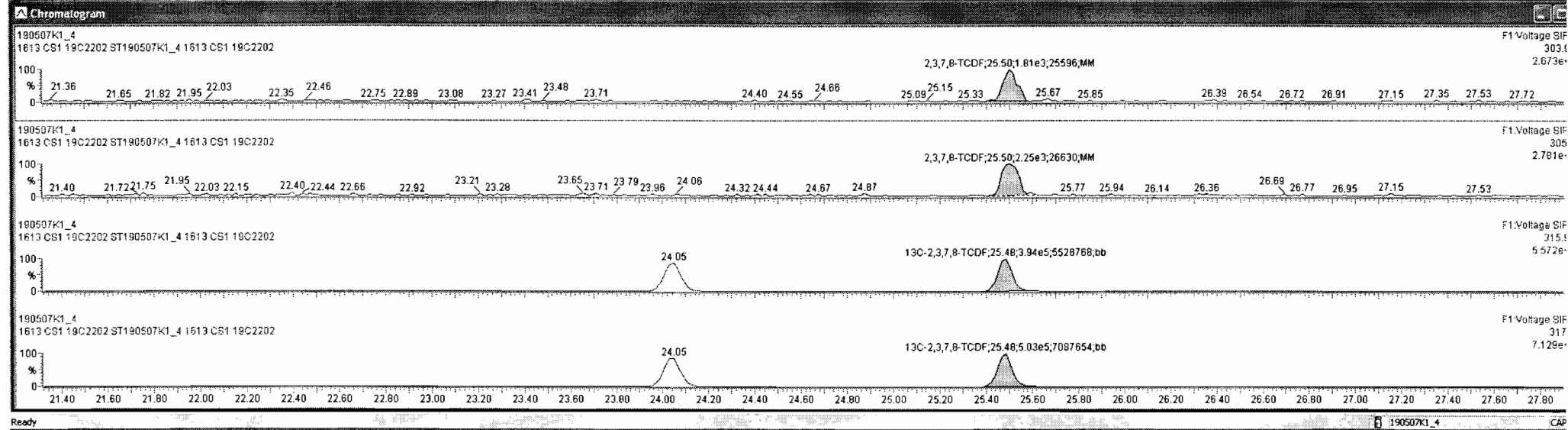
190507K1_4





190507K1_4 - ST190507K1_4 1613 CS1 19C2202 - 1613 CS1 19C2202

Name	Resp	RA	nY	RRF	wt/mol	RT	RRT	Conc.	%Rec	DL	EMPC
1 2,3,7,8-TCDD	3.15e3	0.80	NO	0.92	1.000	26.36	1.001	0.513	103	0.0903	0.514
2 1,2,3,7,8-PeCDD	1.07e4	0.57	NO	0.90	1.000	31.14	1.001	2.54	102	0.0752	2.54
3 1,2,3,4,7,8-HxCDD	8.65e3	1.25	NO	1.07	1.000	34.41	1.000	2.32	92.6	0.0980	2.32
4 1,2,3,6,7,8-HxCDD	9.34e3	1.17	NO	0.97	1.000	34.53	1.001	2.37	94.9	0.107	2.37
5 1,2,3,7,8,9-HxCDD	8.28e3	1.22	NO	0.97	1.000	34.80	1.000	2.46	99.1	0.118	2.46
6 1,2,3,4,6,7,8-HpCDD	7.08e3	1.16	NO	1.03	1.000	38.31	1.000	2.55	102	0.102	2.55
7 OCDD	1.13e4	0.95	NO	0.97	1.000	41.46	1.000	4.97	99.5	0.150	4.97
8 2,3,7,8-TCDF	4.06e3	0.80	NO	0.94	1.000	25.50	1.001	0.482	96.4	0.0452	0.482
9 1,2,3,7,8-PeCDF	1.67e4	1.55	NO	0.97	1.000	29.89	1.000	2.48	99.3	0.0677	2.48
10 2,3,4,7,8-PeCDF	1.67e4	1.59	NO	1.00	1.000	30.86	1.001	2.50	100	0.0598	2.50
11 1,2,3,4,7,8-HxCDF	1.35e4	1.24	NO	1.24	1.000	33.54	1.001	2.38	95.1	0.0897	2.38
12 1,2,3,6,7,8-HxCDF	1.42e4	1.14	NO	1.09	1.000	33.68	1.001	2.34	93.4	0.0875	2.34
13 2,3,4,6,7,8-HxCDF	1.40e4	1.27	NO	1.16	1.000	34.26	1.000	2.43	97.3	0.0946	2.43
14 1,2,3,7,8,9-HxCDF	1.02e4	1.26	NO	1.07	1.000	35.18	1.000	2.42	96.9	0.139	2.42
15 1,2,3,4,6,7,8-HpCDF	1.12e4	1.03	NO	1.13	1.000	36.91	1.000	2.44	97.6	0.119	2.44
16 1,2,3,4,7,8,9-HpCDF	8.38e3	1.04	NO	1.26	1.000	38.86	1.000	2.28	91.4	0.141	2.28
17 OCDF	1.58e4	0.89	NO	1.10	1.000	41.70	1.000	4.54	90.8	0.195	4.54
18 13C-2,3,7,8-TCDD	6.84e5	0.78	NO	1.05	1.000	26.33	1.026	100	100	0.249	
19 13C-1,2,3,7,8-PeCDD	4.85e5	0.64	NO	0.74	1.000	31.12	1.212	99.1	99.1	0.331	
20 13C-1,2,3,4,7,8-HxCDD	3.49e5	1.31	NO	0.65	1.000	34.40	1.014	96.7	96.7	0.418	
21 13C-1,2,3,6,7,8-HxCDD	4.07e5	1.28	NO	0.78	1.000	34.51	1.017	93.6	93.6	0.348	
22 13C-1,2,3,7,8,9-HxCDD	3.44e5	1.26	NO	0.66	1.000	34.78	1.025	92.7	92.7	0.407	
23 13C-1,2,3,4,6,7,8-HpCDD	2.70e5	1.06	NO	0.54	1.000	38.30	1.129	89.5	89.5	0.511	



Dataset: Untitled

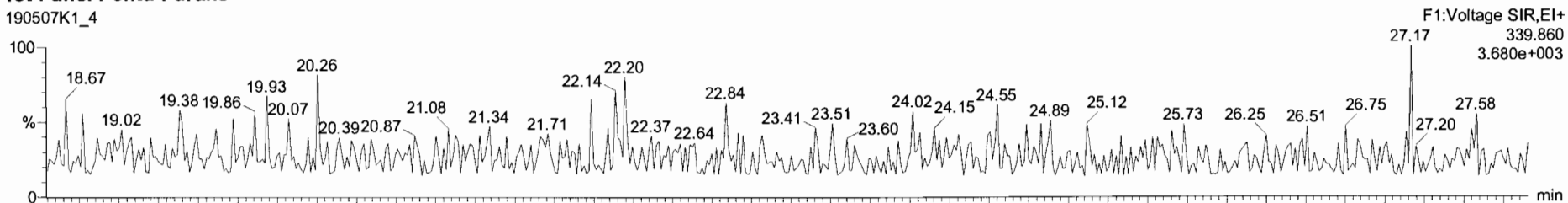
Last Altered: Wednesday, May 08, 2019 7:14:27 AM Pacific Daylight Time

Printed: Wednesday, May 08, 2019 7:19:34 AM Pacific Daylight Time

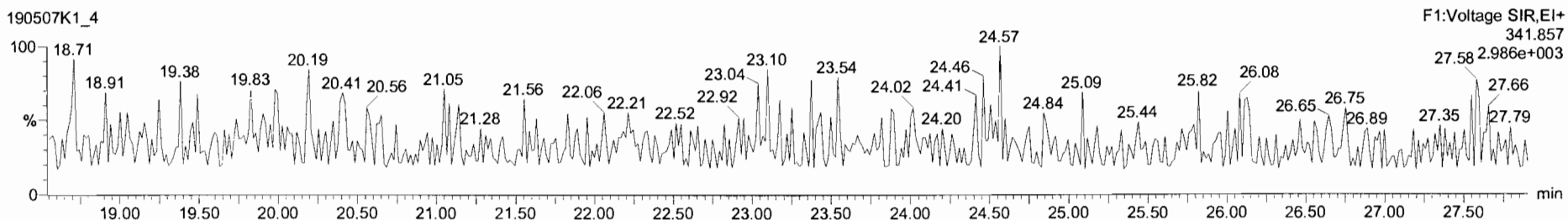
Name: 190507K1_4, Date: 07-May-2019, Time: 13:04:59, ID: ST190507K1_4 1613 CS1 19C2202, Description: 1613 CS1 19C2202

1st Func. Penta-Furans

190507K1_4

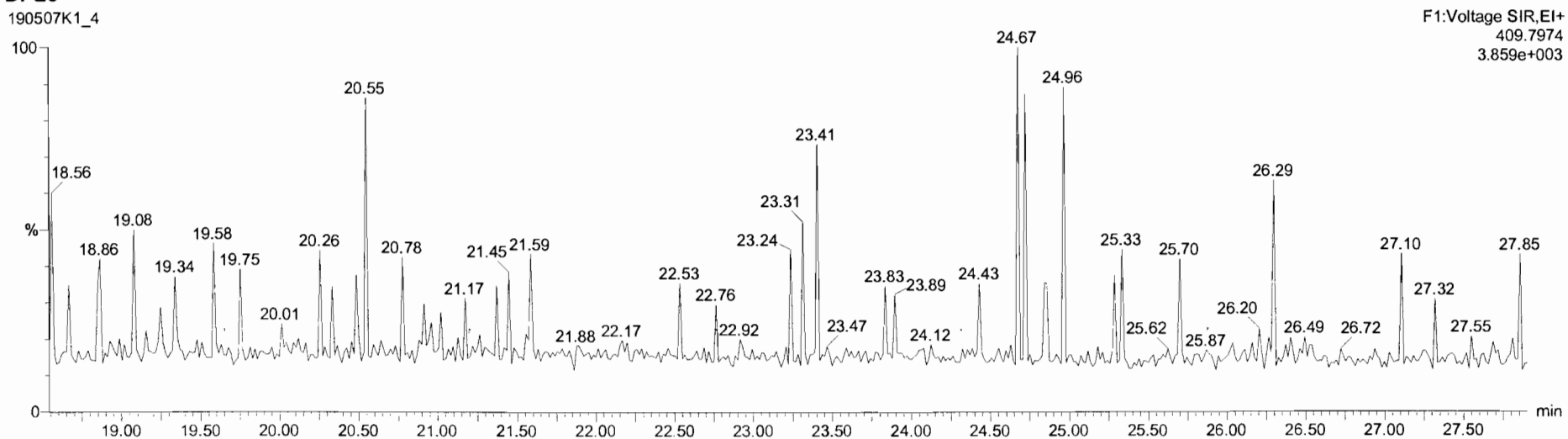


190507K1_4



DPE6

190507K1_4



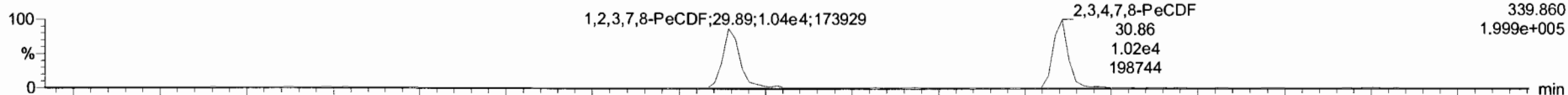
Dataset: Untitled

Last Altered: Wednesday, May 08, 2019 7:14:27 AM Pacific Daylight Time
Printed: Wednesday, May 08, 2019 7:19:34 AM Pacific Daylight Time

Name: 190507K1_4, Date: 07-May-2019, Time: 13:04:59, ID: ST190507K1_4 1613 CS1 19C2202, Description: 1613 CS1 19C2202

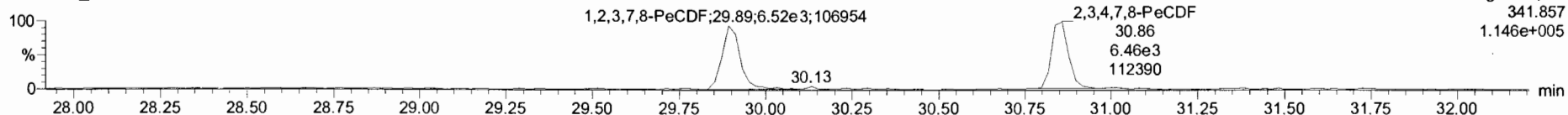
1,2,3,7,8-PeCDF

190507K1_4



F2:Voltage SIR,EI+
339.860
1.999e+005

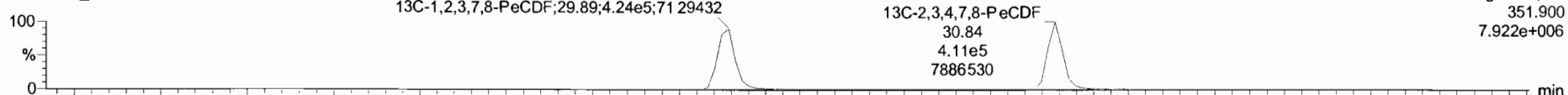
190507K1_4



F2:Voltage SIR,EI+
341.857
1.146e+005

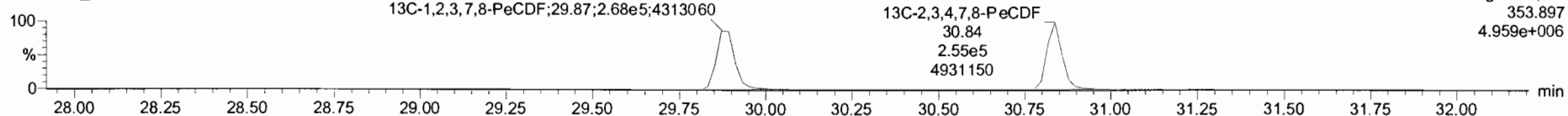
13C-1,2,3,7,8-PeCDF

190507K1_4



F2:Voltage SIR,EI+
351.900
7.922e+006

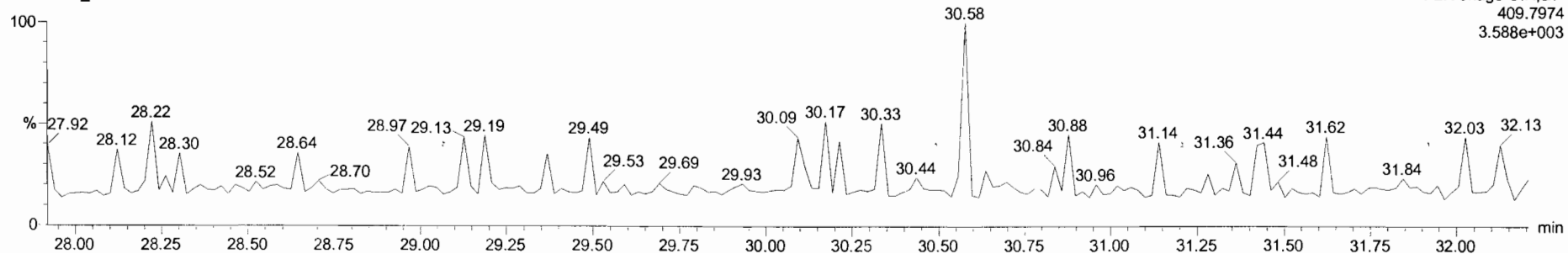
190507K1_4



F2:Voltage SIR,EI+
353.897
4.959e+006

DPE2

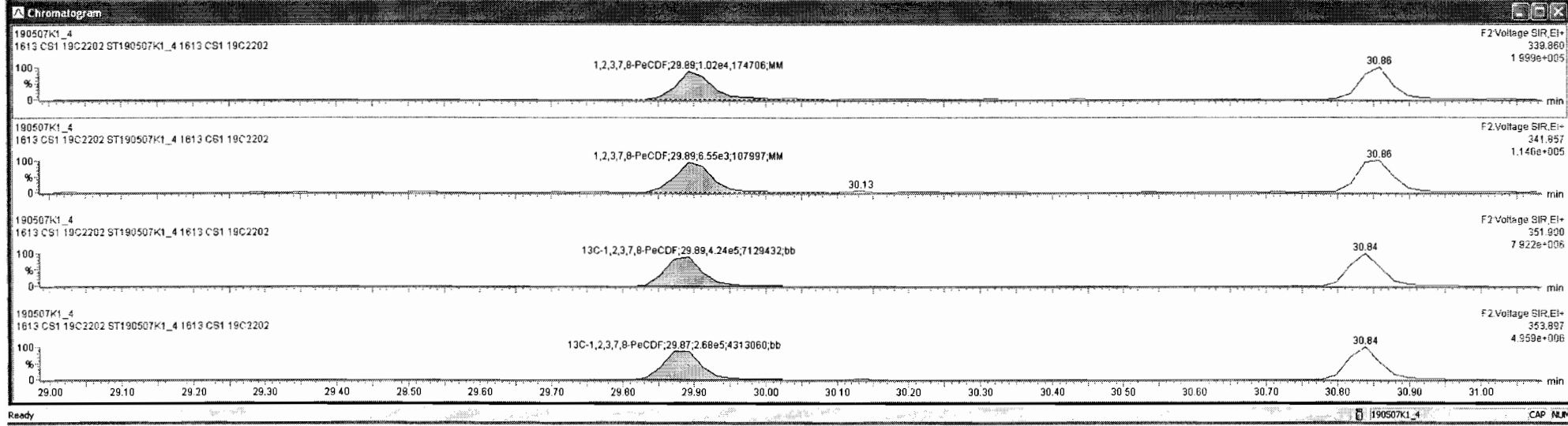

190507K1_4



F2:Voltage SIR,EI+
409.7974
3.588e+003

190507K1_4 - ST190507K1_4 1613 CS1 19C2202 - 1613 CS1 19C2202

Name	Resp	RA	n/y	RRF	wi/wr	RT	RRT	Conc	%Rec	DL	EMCC
1 2,3,7,8-TCDD	3.15e3	0.80	NO	0.92	1.000	26.36	1.001	0.513	103	0.0603	0.514
2 1,2,3,7,8-PeCDD	1.07e4	0.57	NO	0.90	1.000	31.14	1.001	2.54	102	0.0752	2.54
3 1,2,3,4,7,8-HxCDD	8.85e3	1.25	NO	1.07	1.000	34.41	1.000	2.32	92.6	0.0990	2.32
4 1,2,3,6,7,8-HxCDD	9.34e3	1.17	NO	0.97	1.000	34.53	1.001	2.37	94.9	0.107	2.37
5 1,2,3,7,8,9-HxCDD	8.28e3	1.22	NO	0.97	1.000	34.80	1.000	2.48	99.1	0.118	2.48
6 1,2,3,4,6,7,8-HpCDD	7.08e3	1.16	NO	1.03	1.000	38.31	1.000	2.55	102	0.102	2.55
7 OCDD	1.13e4	0.95	NO	0.97	1.000	41.46	1.000	4.97	99.5	0.150	4.97
8 2,3,7,8-TCDF	4.06e3	0.80	NO	0.94	1.000	25.50	1.001	0.482	96.4	0.0452	0.482
9 1,2,3,7,8-PeCDF	1.87e4	1.55	NO	0.97	1.000	29.89	1.000	2.48	98.3	0.0877	2.48
10 2,3,4,7,8-PeCDF	1.87e4	1.59	NO	1.00	1.000	30.86	1.001	2.50	100	0.0598	2.50
11 1,2,3,4,7,8-HxCDF	1.35e4	1.24	NO	1.24	1.000	33.54	1.001	2.38	95.1	0.0897	2.38
12 1,2,3,6,7,8-HxCDF	1.42e4	1.14	NO	1.09	1.000	33.68	1.001	2.34	93.4	0.0875	2.34
13 2,3,4,6,7,8-HxCDF	1.40e4	1.27	NO	1.18	1.000	34.26	1.000	2.43	97.3	0.0548	2.43
14 1,2,3,7,8,9-HxCDF	1.02e4	1.26	NO	1.07	1.000	35.18	1.000	2.42	96.9	0.139	2.42
15 1,2,3,4,6,7,8-HpCDF	1.12e4	1.03	NO	1.13	1.000	36.91	1.000	2.44	97.6	0.119	2.44
16 1,2,3,4,7,8,9-HpCDF	8.36e3	1.04	NO	1.26	1.000	38.86	1.000	2.28	91.4	0.141	2.28
17 OCDF	1.58e4	0.89	NO	1.10	1.000	41.70	1.000	4.54	90.8	0.195	4.54
18 13C-2,3,7,8-TCDD	6.84e5	0.78	NO	1.05	1.000	26.33	1.026	100	100	0.249	
19 13C-1,2,3,7,8-PeCDD	4.65e5	0.64	NO	0.74	1.000	31.12	1.212	99.1	99.1	0.331	
20 13C-1,2,3,4,7,8-HxCDD	3.49e5	1.31	NO	0.65	1.000	34.40	1.014	96.7	96.7	0.418	
21 13C-1,2,3,6,7,8-HxCDD	4.07e5	1.28	NO	0.78	1.000	34.51	1.017	93.8	93.8	0.348	
22 13C-1,2,3,7,8,9-HxCDD	3.44e5	1.26	NO	0.66	1.000	34.78	1.025	92.7	92.7	0.407	
23 13C-1,2,3,4,6,7,8-HpCDD	2.70e5	1.06	NO	0.54	1.000	38.30	1.129	89.5	89.5	0.511	



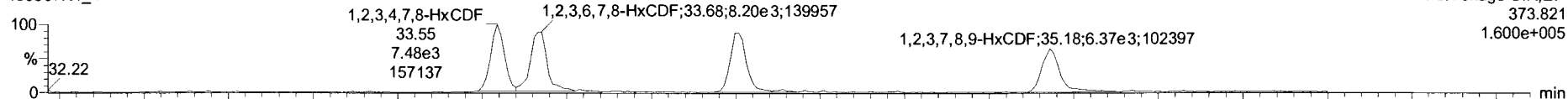
Dataset: Untitled

Last Altered: Wednesday, May 08, 2019 7:14:27 AM Pacific Daylight Time
Printed: Wednesday, May 08, 2019 7:19:34 AM Pacific Daylight Time

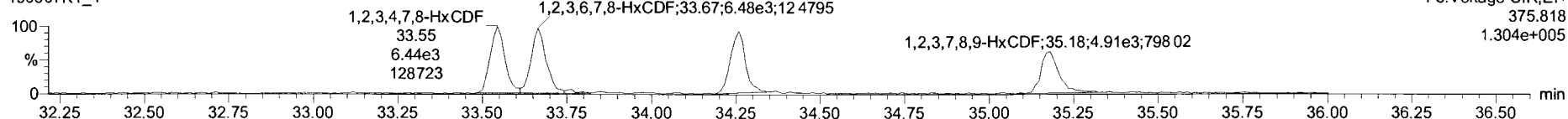
Name: 190507K1_4, Date: 07-May-2019, Time: 13:04:59, ID: ST190507K1_4 1613 CS1 19C2202, Description: 1613 CS1 19C2202

1,2,3,4,7,8-HxCDF

190507K1_4

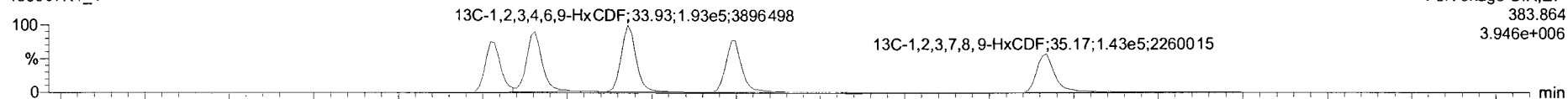


190507K1_4

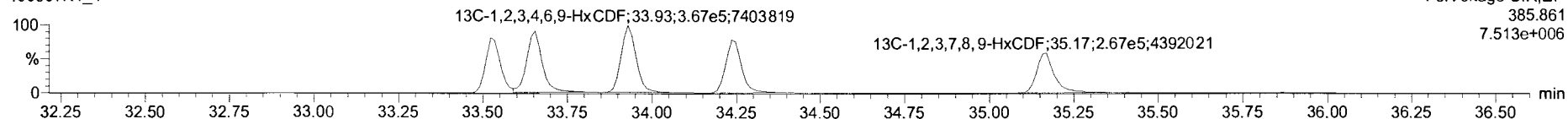


13C-1,2,3,4,7,8-HxCDF

190507K1_4

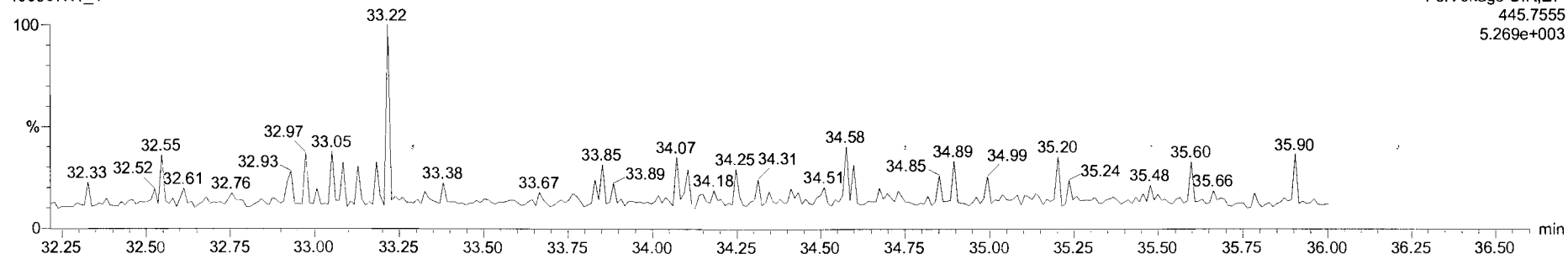


190507K1_4



DPE3

190507K1_4

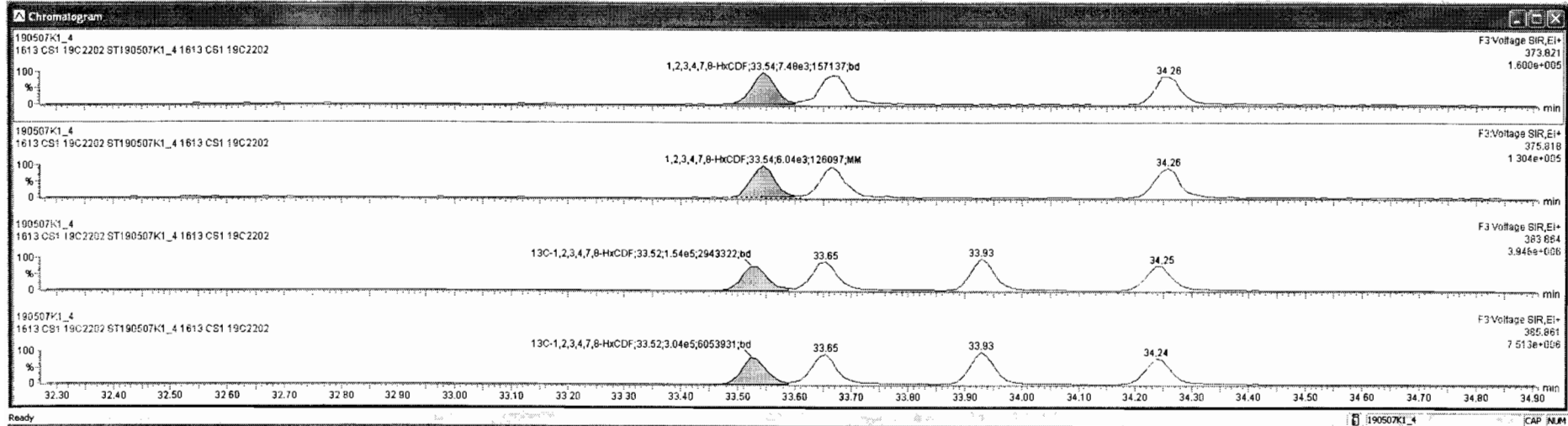


Target1.ynx - 190507K1_CRV.qld

File Edit View Display Processing Window Help

190507K1_4 - ST190507K1_4 1613 CS1 19C2202 - 1613 CS1 19C2202

KL	Name	Resp	RA	Hy	RHF	WtVol	RT	RRT	Conc	%Rec	DL	EMPG
1	2,3,7,8-TCDD	315e3	0.80	NO	0.92	1.000	26.26	1.001	0.513	103	0.0603	0.514
2	1,2,3,7,8-PeCDD	1.07e4	0.57	NO	0.90	1.000	31.14	1.001	2.54	102	0.0752	2.54
3	1,2,3,4,7,8-HxCDD	8.65e3	1.25	NO	1.07	1.000	34.41	1.000	2.32	92.6	0.0990	2.32
4	1,2,3,6,7,8-HxCDD	9.34e3	1.17	NO	0.97	1.000	34.53	1.001	2.37	94.9	0.107	2.37
5	1,2,3,7,8,9-HxCDD	8.28e3	1.22	NO	0.97	1.000	34.80	1.000	2.48	99.1	0.118	2.48
6	1,2,3,4,6,7,8-HpCDD	7.08e3	1.16	NO	1.03	1.000	38.31	1.000	2.55	102	0.102	2.55
7	OCDD	1.13e4	0.95	NO	0.97	1.000	41.46	1.000	4.97	99.5	0.150	4.97
8	2,3,7,8-TCDF	4.08e3	0.80	NO	0.94	1.000	25.50	1.001	0.482	96.4	0.0452	0.482
9	1,2,3,7,8-PeCDF	1.67e4	1.55	NO	0.97	1.000	29.89	1.000	2.48	99.3	0.0677	2.48
10	1,2,3,4,7,8-HxCDF	1.67e4	1.59	NO	1.00	1.000	30.86	1.001	2.50	100	0.0598	2.50
11	1,2,3,4,7,8-HxCDF	1.35e4	1.24	NO	1.24	1.000	33.54	1.001	2.38	95.1	0.0897	2.38
12	1,2,3,6,7,8-HxCDF	1.42e4	1.14	NO	1.09	1.000	33.68	1.001	2.34	93.4	0.0875	2.34
13	1,2,3,4,6,7,8-HxCDF	1.40e4	1.27	NO	1.18	1.000	34.26	1.000	2.43	97.3	0.0946	2.43
14	1,2,3,7,8,9-HxCDF	1.02e4	1.26	NO	1.07	1.000	35.18	1.000	2.42	96.9	0.139	2.42
15	1,2,3,4,6,7,8-HpCDF	1.12e4	1.03	NO	1.13	1.000	36.91	1.000	2.44	97.6	0.119	2.44
16	1,2,3,4,7,8,9-HxCDF	8.36e3	1.04	NO	1.26	1.000	38.86	1.000	2.28	91.4	0.141	2.28
17	OCDF	1.58e4	0.89	NO	1.10	1.000	41.70	1.000	4.54	90.8	0.195	4.54
18	13C-2,3,7,8-TCDD	6.64e5	0.78	NO	1.05	1.000	26.33	1.026	100	100	0.249	
19	13C-1,2,3,7,8-PeCDD	4.65e5	0.64	NO	0.74	1.000	31.12	1.212	99.1	99.1	0.331	
20	13C-1,2,3,4,7,8-HxCDD	3.49e5	1.31	NO	0.65	1.000	34.40	1.014	96.7	96.7	0.418	
21	13C-1,2,3,6,7,8-HxCDD	4.07e5	1.28	NO	0.78	1.000	34.51	1.017	93.6	93.6	0.348	
22	13C-1,2,3,7,8,9-HxCDD	3.44e5	1.26	NO	0.66	1.000	34.78	1.025	92.7	92.7	0.407	
23	13C-1,2,3,4,6,7,8-HpCDD	2.70e5	1.06	NO	0.54	1.000	38.30	1.129	89.5	89.5	0.511	

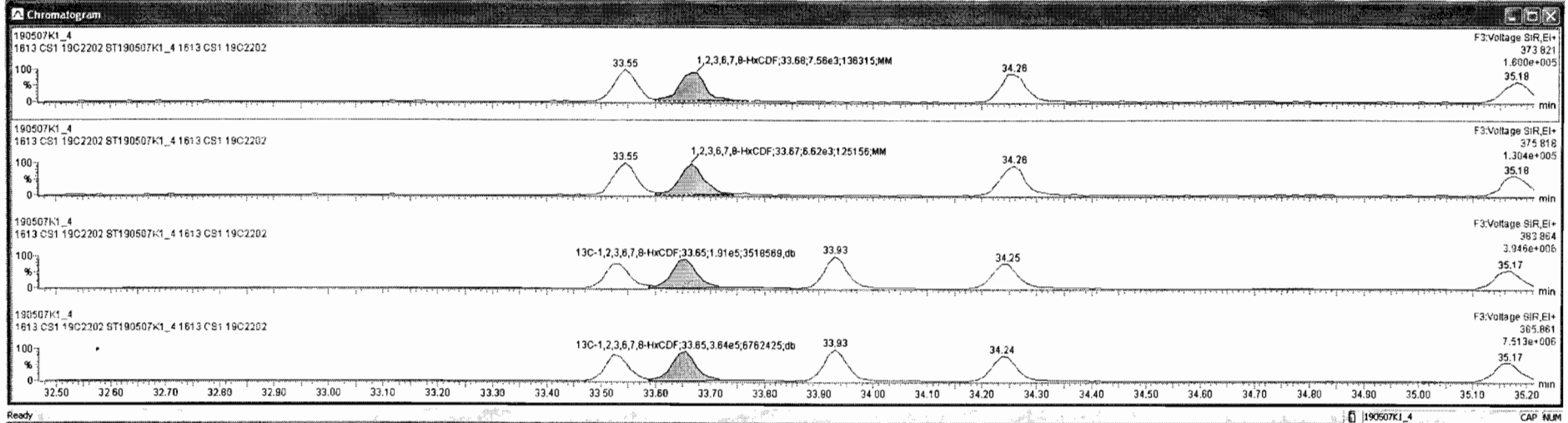


Target.ynx - 190507K1_CRV.qld

File Edit View Display Processing Window Help

190507K1_4 - ST190507K1_4 1613 CS1 19C2202 - 1613 CS1 19C2202

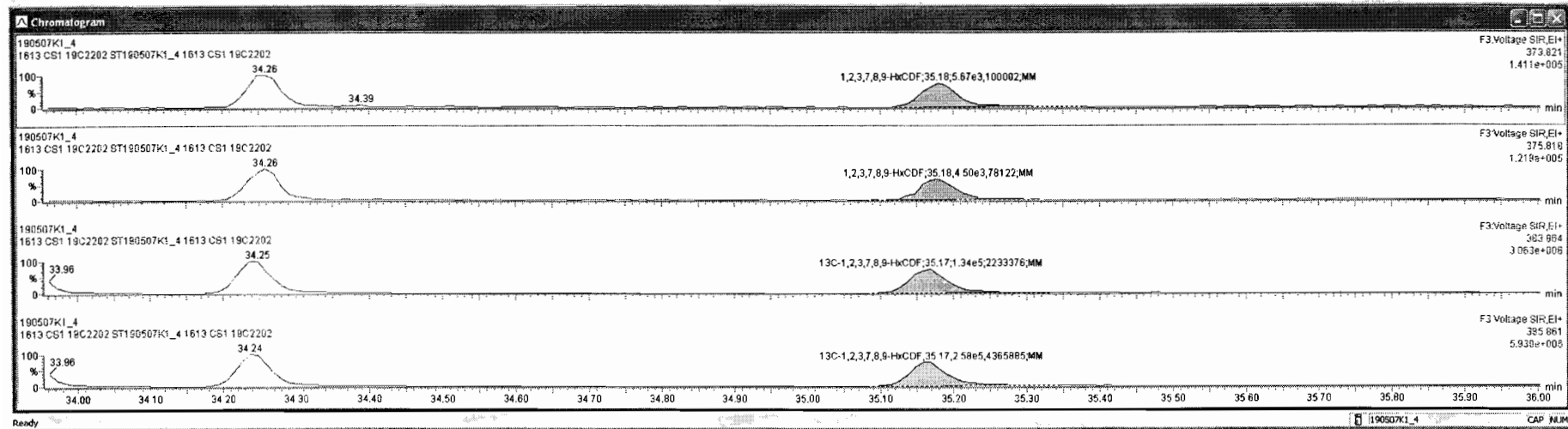
#	Name	Resp	RA	INJ	RPF	wtVol	RT	RRT	Conc.	%Rec	DL	EMPC
1	2,3,7,8-TCDD	3.15e3	0.80	NO	0.92	1.000	26.36	1.001	0.513	103	0.0603	0.514
2	1,2,3,7,8-PeCDD	1.07e4	0.57	NO	0.90	1.000	31.14	1.001	2.54	102	0.0752	2.54
3	1,2,3,4,7,8-HxCDD	8.65e3	1.25	NO	1.07	1.000	34.41	1.000	2.32	92.6	0.0990	2.32
4	1,2,3,6,7,8-HxCDD	9.34e3	1.17	NO	0.97	1.000	34.53	1.001	2.37	94.9	0.107	2.37
5	1,2,3,7,8,9-HxCDD	8.28e3	1.22	NO	0.97	1.000	34.80	1.000	2.48	99.1	0.118	2.48
6	1,2,3,4,6,7,8-HpCDD	7.08e3	1.16	NO	1.03	1.000	38.31	1.000	2.55	102	0.102	2.55
7	OCDD	1.13e4	0.95	NO	0.97	1.000	41.46	1.000	4.97	99.5	0.150	4.97
8	2,3,7,8-TCDF	4.06e3	0.80	NO	0.94	1.000	25.50	1.001	0.482	96.4	0.0452	0.482
9	1,2,3,7,8-PeCDF	1.67e4	1.55	NO	0.97	1.000	29.89	1.000	2.48	99.3	0.0677	2.48
10	2,3,4,7,8-PeCDF	1.67e4	1.59	NO	1.00	1.000	30.86	1.001	2.50	100	0.0598	2.50
11	1,2,3,4,7,8-HxCDF	1.35e4	1.24	NO	1.24	1.000	33.54	1.001	2.38	95.1	0.0897	2.38
12	1,2,3,6,7,8-HxCDF	1.42e4	1.14	NO	1.03	1.000	33.68	1.001	2.34	93.4	0.0975	2.34
13	2,3,4,6,7,8-HxCDF	1.40e4	1.27	NO	1.18	1.000	34.26	1.000	2.43	97.3	0.0946	2.43
14	1,2,3,7,8,9-HxCDF	1.02e4	1.26	NO	1.07	1.000	35.18	1.000	2.42	96.9	0.139	2.42
15	1,2,3,4,6,7,8-HpCDF	1.12e4	1.03	NO	1.13	1.000	36.91	1.000	2.44	97.6	0.119	2.44
16	1,2,3,4,7,8,9-HxCDF	8.36e3	1.04	NO	1.26	1.000	38.86	1.000	2.28	91.4	0.141	2.28
17	OCDF	1.58e4	0.89	NO	1.10	1.000	41.70	1.000	4.54	90.8	0.195	4.54
18	13C-2,3,7,8-TCDD	6.84e5	0.78	NO	1.05	1.000	26.33	1.026	100	100	0.249	
19	13C-1,2,3,7,8-PeCDD	4.85e5	0.84	NO	0.74	1.000	31.12	1.212	99.1	99.1	0.331	
20	13C-1,2,3,4,7,8-HxCDD	3.49e5	1.31	NO	0.85	1.000	34.40	1.014	96.7	96.7	0.418	
21	13C-1,2,3,6,7,8-HxCDD	4.07e5	1.28	NO	0.78	1.000	34.51	1.017	93.6	93.6	0.348	
22	13C-1,2,3,7,8,9-HxCDD	3.44e5	1.26	NO	0.66	1.000	34.78	1.025	92.7	92.7	0.407	
23	13C-1,2,3,4,6,7,8-HpCDD	2.70e5	1.06	NO	0.54	1.000	36.30	1.129	89.5	89.5	0.511	



TargetLynx - 190507K1_C07.gid
 File Edit View Display Processing Window Help

190507K1_4 #ST190507K1_4 1613 CS1 19C2202 - 1613 CS1 19C2202

Peak	Name	Resp	RA	nVY	RRF	WtVol	RT	RRT	Conc	%Rec	DL	EMPC
1	2,3,7,8-TCDD	3.15e3	0.80	NO	0.92	1.000	28.38	1.001	0.513	100	0.0603	0.514
2	1,2,3,7,8-PeCDD	1.07e4	0.57	NO	0.90	1.000	31.14	1.001	2.54	102	0.0752	2.54
3	1,2,3,4,7,8-HxCDD	8.65e3	1.25	NO	1.07	1.000	34.41	1.000	2.32	92.6	0.0990	2.32
4	1,2,3,6,7,8-HxCDD	9.34e3	1.17	NO	0.97	1.000	34.53	1.001	2.37	94.9	0.107	2.37
5	1,2,3,7,8,9-HxCDD	8.28e3	1.22	NO	0.97	1.000	34.80	1.000	2.48	99.1	0.118	2.48
6	1,2,3,4,6,7,8-HpCDD	7.08e3	1.16	NO	1.03	1.000	38.31	1.000	2.55	102	0.102	2.55
7	OCDD	1.13e4	0.95	NO	0.97	1.000	41.46	1.000	4.97	98.5	0.150	4.97
8	2,3,7,8-TCDF	4.06e3	0.80	NO	0.94	1.000	25.50	1.001	0.482	96.4	0.0452	0.482
9	1,2,3,7,8-PeCDF	1.67e4	1.55	NO	0.97	1.000	29.89	1.000	2.48	99.3	0.0877	2.48
10	2,3,4,7,8-PeCDF	1.67e4	1.59	NO	1.00	1.000	30.85	1.001	2.50	100	0.0598	2.50
11	1,2,3,4,7,8-HxCDF	1.35e4	1.24	NO	1.24	1.000	33.54	1.001	2.38	95.1	0.0897	2.38
12	1,2,3,6,7,8-HxCDF	1.42e4	1.14	NO	1.09	1.000	33.68	1.001	2.34	93.4	0.0875	2.34
13	2,3,4,6,7,8-HxCDF	1.40e4	1.27	NO	1.16	1.000	34.26	1.000	2.43	97.3	0.0946	2.43
14	1,2,3,7,8,9-HxCDF	1.02e4	1.25	NO	1.07	1.000	35.19	1.000	2.42	96.8	0.139	2.42
15	1,2,3,4,6,7,8-HpCDF	1.12e4	1.03	NO	1.13	1.000	36.91	1.000	2.44	97.6	0.119	2.44
16	1,2,3,4,7,8,9-HpCDF	8.36e3	1.04	NO	1.26	1.000	38.85	1.000	2.28	91.4	0.141	2.28
17	OCDF	1.58e4	0.88	NO	1.10	1.000	41.70	1.000	4.54	90.8	0.195	4.54
18	13C-2,3,7,8-TCDD	6.84e5	0.78	NO	1.05	1.000	26.33	1.026	100	100	0.249	
19	13C-1,2,3,7,8-PeCDD	4.65e5	0.64	NO	0.74	1.000	31.12	1.212	99.1	99.1	0.331	
20	13C-1,2,3,4,7,8-HxCDD	3.49e5	1.31	NO	0.85	1.000	34.40	1.014	96.7	96.7	0.418	
21	13C-1,2,3,6,7,8-HxCDD	4.07e5	1.28	NO	0.78	1.000	34.51	1.017	93.6	93.6	0.348	
22	13C-1,2,3,7,8,9-HxCDD	3.44e5	1.26	NO	0.86	1.000	34.78	1.025	92.7	92.7	0.407	
23	13C-1,2,3,4,6,7,8-HpCDD	2.70e5	1.06	NO	0.54	1.000	38.30	1.129	89.5	89.5	0.511	



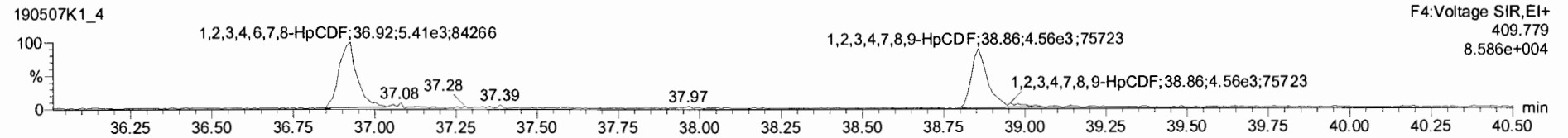

Dataset: Untitled

Last Altered: Wednesday, May 08, 2019 7:14:27 AM Pacific Daylight Time

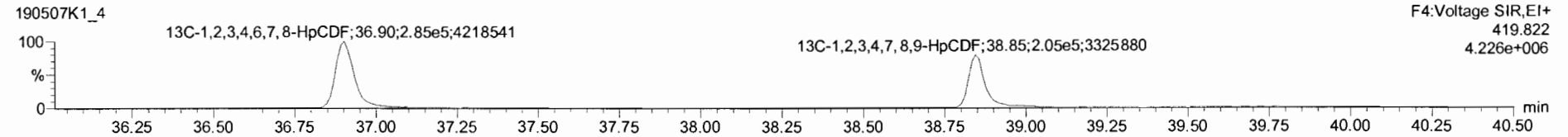
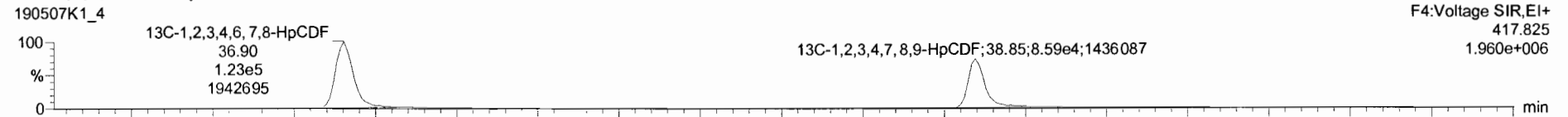
Printed: Wednesday, May 08, 2019 7:19:34 AM Pacific Daylight Time

Name: 190507K1_4, Date: 07-May-2019, Time: 13:04:59, ID: ST190507K1_4 1613 CS1 19C2202, Description: 1613 CS1 19C2202

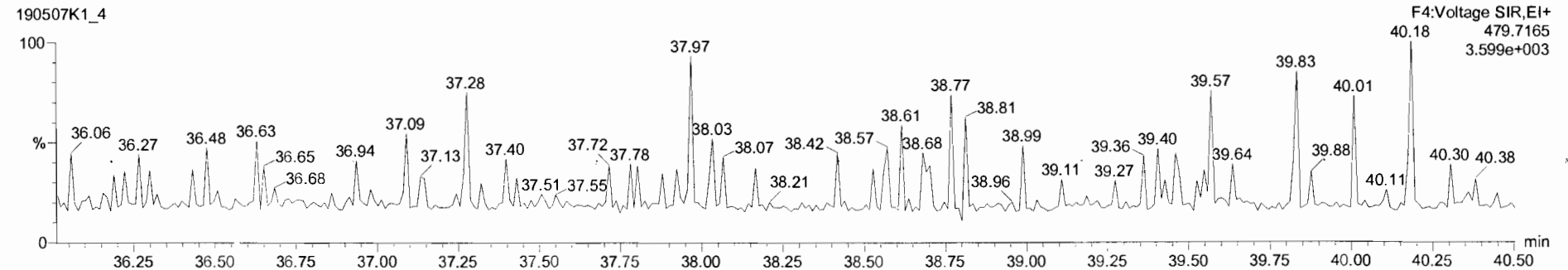
1,2,3,4,6,7,8-HpCDF



13C-1,2,3,4,6,7,8-HpCDF



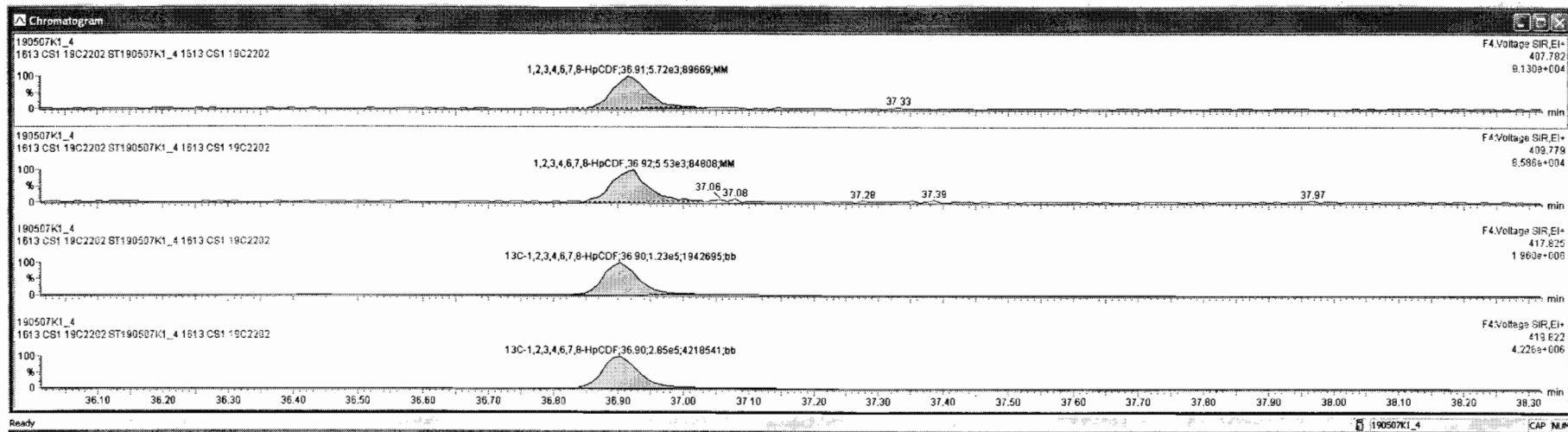
DPE4



Target: ynx - 190507K1_CRV.gld
 File Edit View Display Processing Window Help

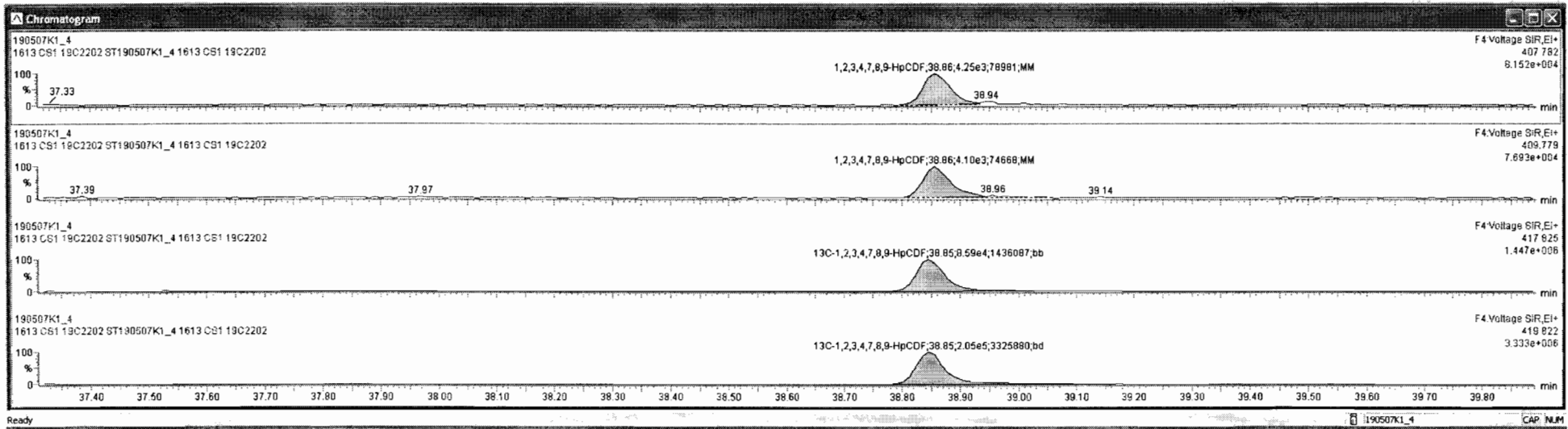
190507K1_4 - ST190507K1_4_1613 CS1 19C2202 - 1613 CS1 19C2202

Line	Name	Resp	RA	NY	RRR	WAVG	RT	RRT	Conc.	%Rec	DL	EMPC
1	2,3,7,8-TCDD	3.15e3	0.80	NO	0.92	1.000	26.36	1.001	0.513	103	0.0603	0.514
2	1,2,3,7,8-PeCDD	1.07e4	0.57	NO	0.90	1.000	31.14	1.001	2.54	102	0.0752	2.54
3	1,2,3,4,7,8-HxCDD	8.55e3	1.25	NO	1.07	1.000	34.41	1.000	2.32	92.6	0.0890	2.32
4	1,2,3,6,7,8-HxCDD	8.34e3	1.17	NO	0.97	1.000	34.53	1.001	2.37	94.9	0.107	2.37
5	1,2,3,7,8,9-HxCDD	8.26e3	1.22	NO	0.97	1.000	34.80	1.000	2.48	99.1	0.118	2.48
6	1,2,3,4,6,7,8-HpCDD	7.08e3	1.16	NO	1.03	1.000	38.31	1.000	2.55	102	0.102	2.55
7	OCDD	1.13e4	0.95	NO	0.97	1.000	41.46	1.000	4.97	99.5	0.150	4.97
8	2,3,7,8-TCDF	4.06e3	0.80	NO	0.94	1.000	25.50	1.001	0.482	96.4	0.0452	0.482
9	1,2,3,7,8-PeCDF	1.67e4	1.55	NO	0.97	1.000	29.89	1.000	2.48	99.3	0.0677	2.48
10	2,3,4,7,8-PeCDF	1.67e4	1.59	NO	1.00	1.000	30.86	1.001	2.50	100	0.0598	2.50
11	1,2,3,4,7,8-HxCDF	1.35e4	1.24	NO	1.24	1.000	33.54	1.001	2.36	95.1	0.0897	2.36
12	1,2,3,6,7,8-HxCDF	1.42e4	1.14	NO	1.09	1.000	33.68	1.001	2.34	93.4	0.0875	2.34
13	2,3,4,6,7,8-HxCDF	1.40e4	1.27	NO	1.18	1.000	34.26	1.000	2.43	97.3	0.0946	2.43
14	1,2,3,7,8,9-HxCDF	1.02e4	1.26	NO	1.07	1.000	35.18	1.000	2.42	96.9	0.139	2.42
15	1,2,3,4,6,7,8-HpCDF	1.12e4	1.03	NO	1.13	1.000	36.91	1.000	2.44	97.6	0.119	2.44
16	1,2,3,4,7,8,9-HpCDF	8.36e3	1.04	NO	1.26	1.000	38.86	1.000	2.28	91.4	0.141	2.28
17	OCDF	1.59e4	0.89	NO	1.10	1.000	41.70	1.000	4.54	90.8	0.195	4.54
18	13C-2,3,7,8-TCDD	6.54e5	0.78	NO	1.05	1.000	26.33	1.026	100	100	0.249	
19	13C-1,2,3,7,8-PeCDD	4.85e5	0.84	NO	0.74	1.000	31.12	1.212	99.1	99.1	0.331	
20	13C-1,2,3,4,7,8-HxCDD	3.49e5	1.31	NO	0.65	1.000	34.40	1.014	96.7	96.7	0.418	
21	13C-1,2,3,6,7,8-HxCDD	4.07e5	1.28	NO	0.78	1.000	34.51	1.017	93.6	93.6	0.348	
22	13C-1,2,3,7,8,9-HxCDD	3.44e5	1.26	NO	0.66	1.000	34.78	1.025	92.7	92.7	0.407	
23	13C-1,2,3,4,6,7,8-HpCDD	2.70e5	1.06	NO	0.54	1.000	38.30	1.129	89.5	89.5	0.511	



190507K1_4 - ST190507K1_4 1613 CS1 19C2202 - 1613 CS1 19C2202

Name	Resp	RA	nY	RRF	wtArd	RT	RRT	Conc	%Rec	DL	EMPC
1 2,3,7,8-TCDD	3.15e3	0.80	NO	0.92	1.000	26.36	1.001	0.513	103	0.0603	0.514
2 1,2,3,7,8-PeCDD	1.07e4	0.57	NO	0.90	1.000	31.14	1.001	2.54	102	0.0752	2.54
3 1,2,3,4,7,8-HxCDD	6.65e3	1.25	NO	1.07	1.000	34.41	1.000	2.32	92.6	0.0690	2.32
4 1,2,3,6,7,8-HxCDD	9.34e3	1.17	NO	0.97	1.000	34.53	1.001	2.37	94.9	0.107	2.37
5 1,2,3,7,8,9-HxCDD	8.29e3	1.22	NO	0.97	1.000	34.80	1.000	2.48	99.1	0.118	2.48
6 1,2,3,4,6,7,8-HpCDD	7.08e3	1.16	NO	1.03	1.000	38.31	1.000	2.55	102	0.102	2.55
7 OCDD	1.13e4	0.95	NO	0.97	1.000	41.46	1.000	4.97	99.5	0.150	4.97
8 2,3,7,8-TCDF	4.06e3	0.80	NO	0.94	1.000	25.50	1.001	0.482	96.4	0.0452	0.482
9 1,2,3,7,8-PeCDF	1.67e4	1.55	NO	0.97	1.000	29.89	1.000	2.48	99.3	0.0677	2.48
10 2,3,4,7,8-PeCDF	1.67e4	1.59	NO	1.00	1.000	30.86	1.001	2.50	100	0.0598	2.50
11 1,2,3,4,7,8-HxCDF	1.35e4	1.24	NO	1.24	1.000	33.54	1.001	2.38	95.1	0.0897	2.38
12 1,2,3,6,7,8-HxCDF	1.42e4	1.14	NO	1.09	1.000	33.68	1.001	2.34	93.4	0.0875	2.34
13 2,3,4,6,7,8-HxCDF	1.40e4	1.27	NO	1.18	1.000	34.26	1.000	2.43	97.3	0.0946	2.43
14 1,2,3,7,8,9-HxCDF	1.02e4	1.26	NO	1.07	1.000	35.18	1.000	2.42	96.9	0.139	2.42
15 1,2,3,4,6,7,8-HpCDF	1.12e4	1.03	NO	1.13	1.000	36.91	1.000	2.44	97.6	0.119	2.44
16 1,2,3,4,7,8,9-HpCDF	8.39e3	1.04	NO	1.26	1.000	38.86	1.000	2.28	91.4	0.141	2.28
17 OCDF	1.59e4	0.89	NO	1.10	1.000	41.70	1.000	4.54	90.8	0.195	4.54
18 13C-2,3,7,8-TCDD	6.64e5	0.78	NO	1.05	1.000	26.33	1.026	100	100		
19 13C-1,2,3,7,8-PeCDD	4.65e5	0.64	NO	0.74	1.000	31.12	1.212	99.1	99.1		
20 13C-1,2,3,4,7,8-HxCDD	3.48e5	1.31	NO	0.65	1.000	34.40	1.014	96.7	96.7		
21 13C-1,2,3,6,7,8-HxCDD	4.07e5	1.28	NO	0.78	1.000	34.51	1.017	93.6	93.6		
22 13C-1,2,3,7,8,9-HxCDD	3.44e5	1.28	NO	0.66	1.000	34.78	1.025	92.7	92.7		
23 13C-1,2,3,4,6,7,8-HpCDD	2.70e5	1.06	NO	0.54	1.000	38.30	1.129	89.5	89.5		



Dataset: Untitled


Last Altered: Wednesday, May 08, 2019 7:14:27 AM Pacific Daylight Time

Printed: Wednesday, May 08, 2019 7:19:34 AM Pacific Daylight Time

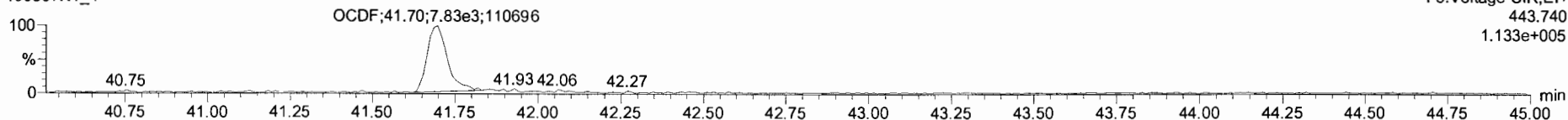
Name: 190507K1_4, Date: 07-May-2019, Time: 13:04:59, ID: ST190507K1_4 1613 CS1 19C2202, Description: 1613 CS1 19C2202

OCDF

190507K1_4




190507K1_4

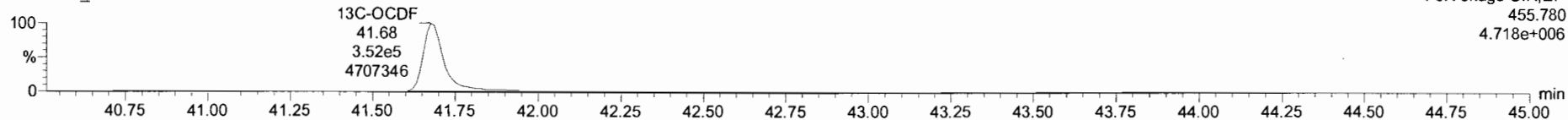


13C-OCDF

190507K1_4

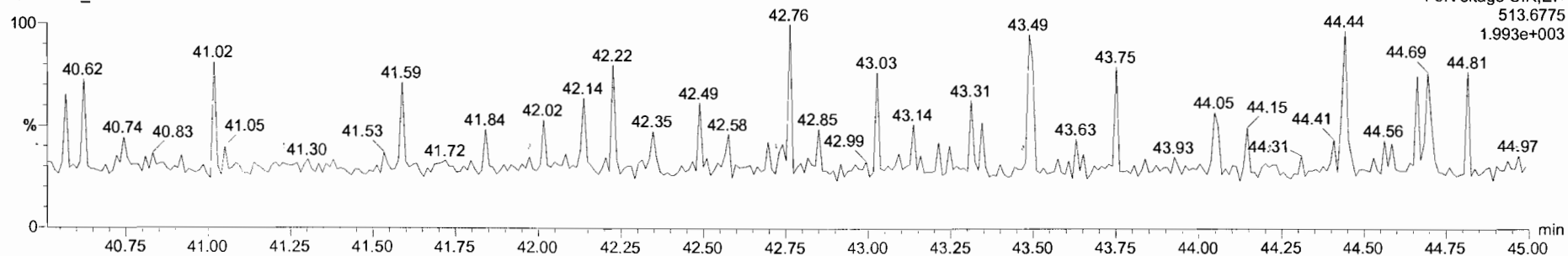


190507K1_4



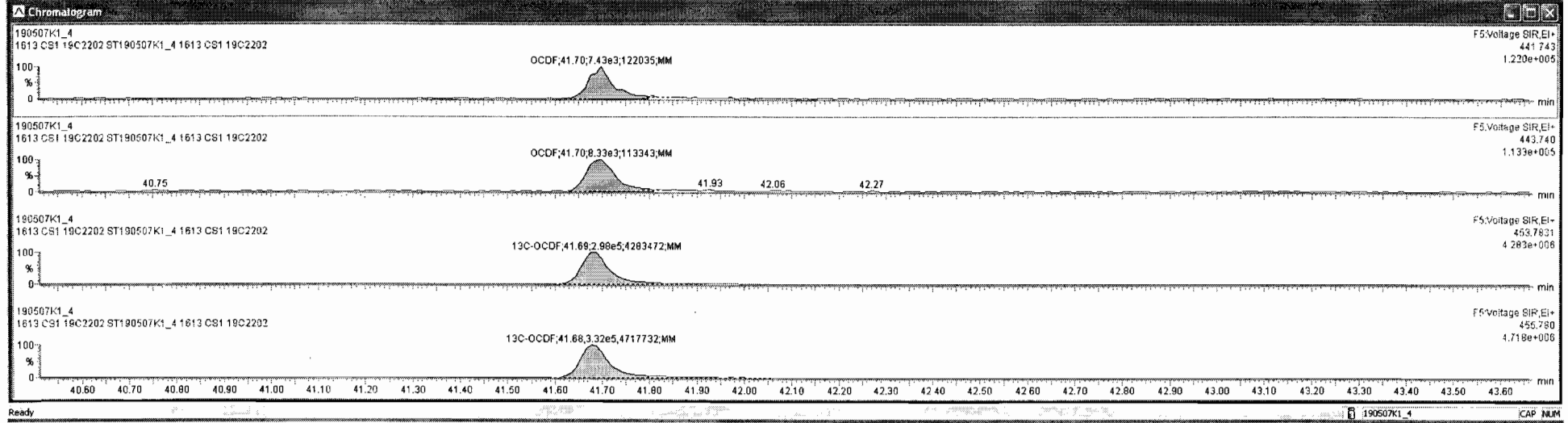
DPE5

190507K1_4



190507K1_4 - ST190507K1_4 1613 CS1 19C2202 - 1613 CS1 19C2202

1	Name	Resp	RA	nNy	RRF	WtVol	RT	RRT	Conc	%Rec	DL	EMPC
1	2,3,7,8-TCDD	3.15e3	0.80	NO	0.92	1.000	26.36	1.001	0.513	103	0.0603	0.514
2	1,2,3,7,8-PeCDD	1.07e4	0.57	NO	0.90	1.000	31.14	1.001	2.54	102	0.0752	2.54
3	1,2,3,4,7,8-HxCDD	8.65e3	1.25	NO	1.07	1.000	34.41	1.000	2.32	92.6	0.0990	2.32
4	1,2,3,6,7,8-HxCDD	9.34e3	1.17	NO	0.97	1.000	34.53	1.001	2.37	94.9	0.107	2.37
5	1,2,3,7,8,9-HxCDD	8.28e3	1.22	NO	0.97	1.000	34.80	1.000	2.48	99.1	0.118	2.48
6	1,2,3,4,6,7,8-HpCDD	7.08e3	1.16	NO	1.03	1.000	38.31	1.000	2.55	102	0.102	2.55
7	OCDD	1.13e4	0.95	NO	0.97	1.000	41.46	1.000	4.97	99.5	0.150	4.97
8	2,3,7,8-TCDF	4.06e3	0.80	NO	0.94	1.000	25.50	1.001	0.482	96.4	0.0452	0.482
9	1,2,3,7,8-PeCDF	1.67e4	1.55	NO	0.97	1.000	29.89	1.000	2.48	98.3	0.0677	2.48
10	2,3,4,7,8-PeCDF	1.67e4	1.59	NO	1.00	1.000	30.86	1.001	2.50	100	0.0596	2.50
11	1,2,3,4,7,8-HxCDF	1.35e4	1.24	NO	1.24	1.000	33.54	1.001	2.38	95.1	0.0897	2.38
12	1,2,3,6,7,8-HxCDF	1.42e4	1.14	NO	1.09	1.000	33.68	1.001	2.34	93.4	0.0875	2.34
13	2,3,4,6,7,8-HxCDF	1.40e4	1.27	NO	1.18	1.000	34.26	1.000	2.43	97.3	0.0946	2.43
14	1,2,3,7,8,9-HxCDF	1.02e4	1.26	NO	1.07	1.000	35.18	1.000	2.42	96.9	0.139	2.42
15	1,2,3,4,6,7,8-HpCDF	1.12e4	1.03	NO	1.13	1.000	36.91	1.000	2.44	97.6	0.119	2.44
16	1,2,3,4,7,8,9-HpCDF	8.36e3	1.04	NO	1.26	1.000	38.86	1.000	2.28	91.4	0.141	2.28
17	OCDF	1.56e4	0.88	NO	1.10	1.000	41.70	1.000	4.54	90.6	0.195	4.54
18	13C-2,3,7,8-TCDD	6.64e5	0.78	NO	1.05	1.000	26.33	1.026	100	100	0.249	
19	13C-1,2,3,7,8-PeCDD	4.65e5	0.64	NO	0.74	1.000	31.12	1.212	99.1	99.1	0.331	
20	13C-1,2,3,4,7,8-HxCDD	3.49e5	1.31	NO	0.65	1.000	34.40	1.014	96.7	96.7	0.418	
21	13C-1,2,3,6,7,8-HxCDD	4.07e5	1.28	NO	0.78	1.000	34.51	1.017	93.6	93.6	0.348	
22	13C-1,2,3,7,8,9-HxCDD	3.44e5	1.26	NO	0.66	1.000	34.79	1.025	92.7	92.7	0.407	
23	13C-1,2,3,4,6,7,8-HpCDD	2.70e5	1.06	NO	0.54	1.000	38.30	1.129	89.5	89.5	0.511	



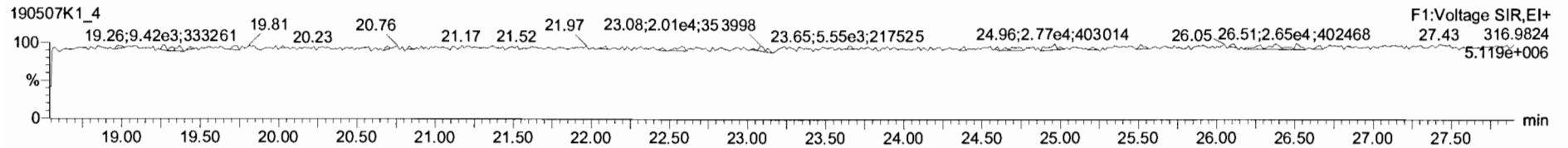
Dataset: Untitled

Last Altered: Wednesday, May 08, 2019 7:14:27 AM Pacific Daylight Time

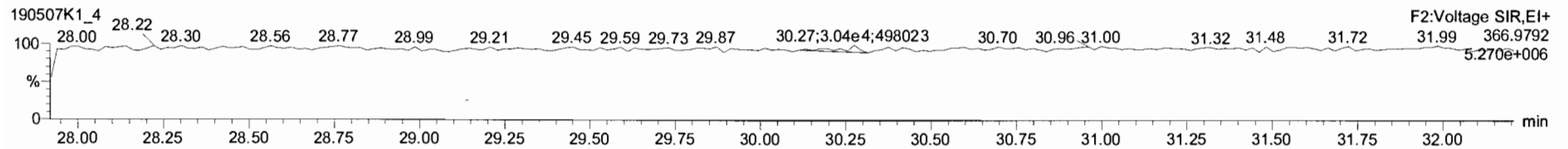
Printed: Wednesday, May 08, 2019 7:19:34 AM Pacific Daylight Time

Name: 190507K1_4, Date: 07-May-2019, Time: 13:04:59, ID: ST190507K1_4 1613 CS1 19C2202, Description: 1613 CS1 19C2202

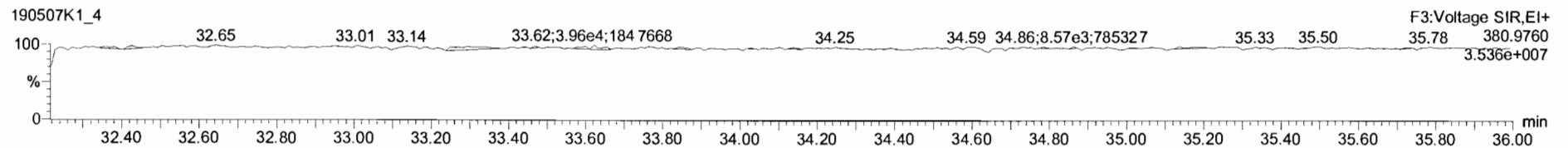
PFK1



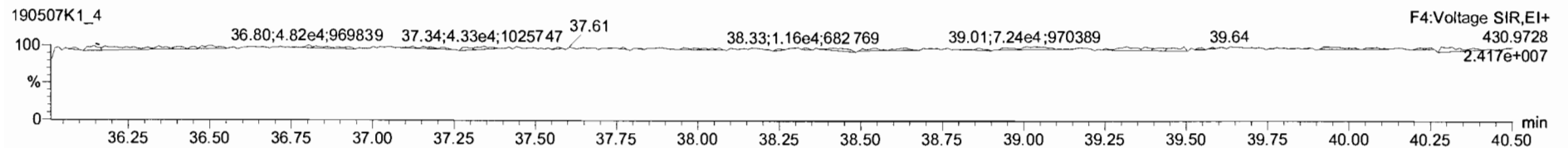
PFK2



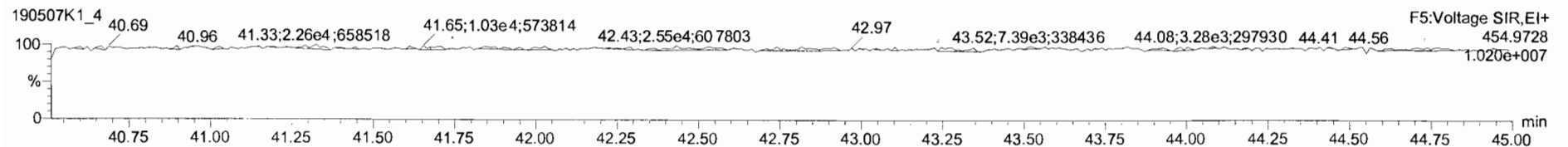
PFK3



PFK4



PFK5



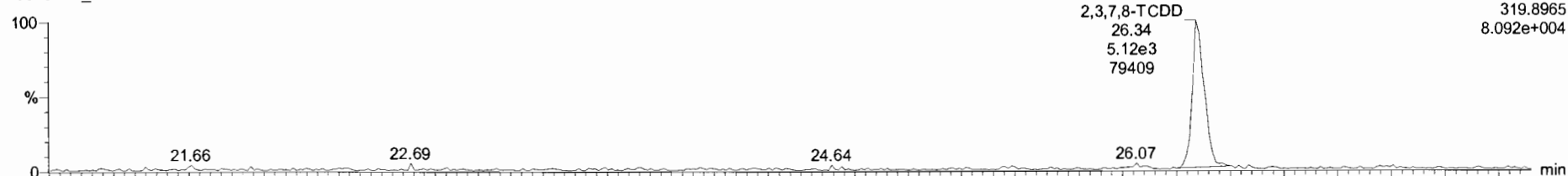
Dataset: Untitled

Last Altered: Wednesday, May 08, 2019 7:14:27 AM Pacific Daylight Time
Printed: Wednesday, May 08, 2019 7:19:34 AM Pacific Daylight Time

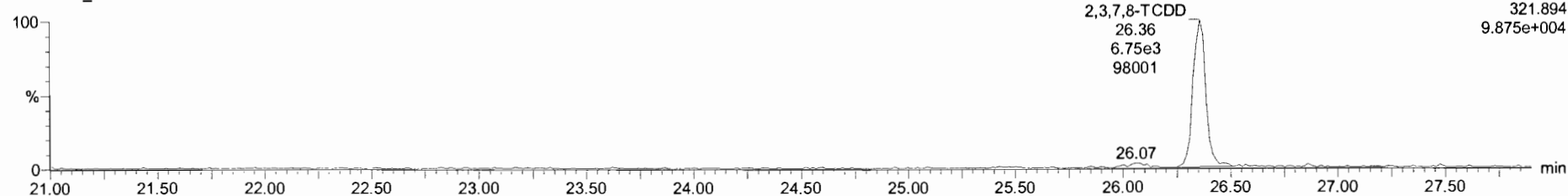
Name: 190507K1_5, Date: 07-May-2019, Time: 13:51:47, ID: ST190507K1_5 1613 CS2 19C2203, Description: 1613 CS2 19C2203

2,3,7,8-TCDD

190507K1_5



190507K1_5

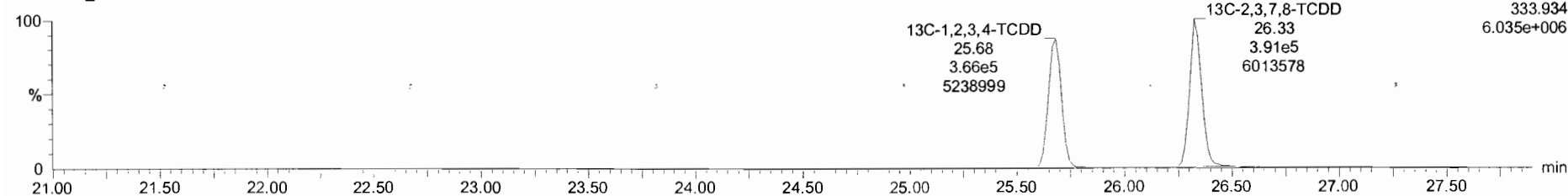


13C-2,3,7,8-TCDD

190507K1_5



190507K1_5

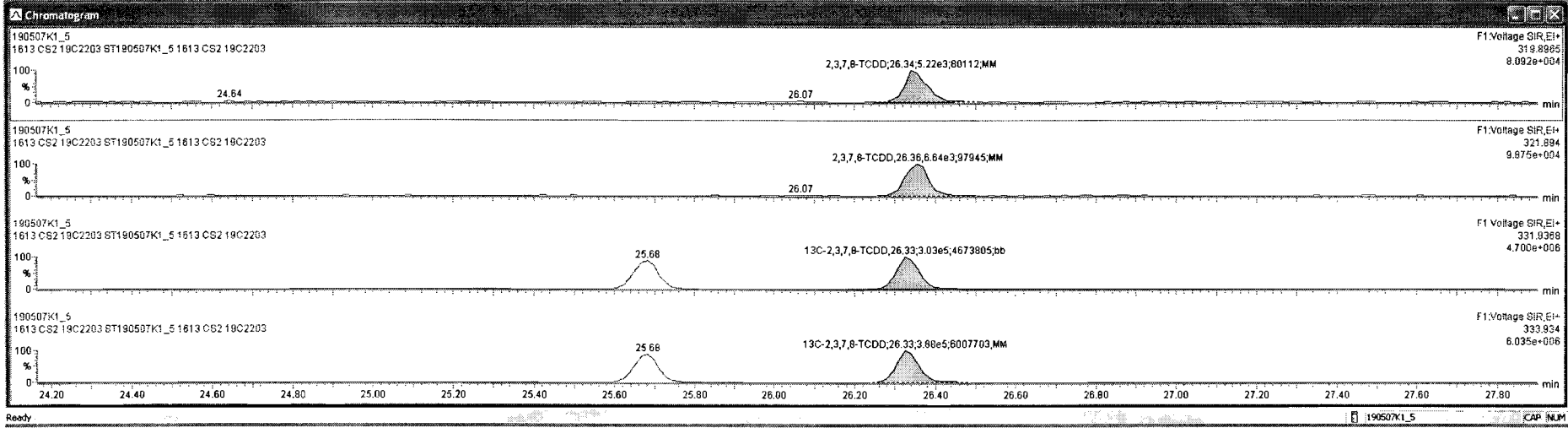


Targetlynx 190507K1.CRY.qtd

File Edit View Display Processing Window Help

190507K1_5 - ST190507K1_5 1613 CS2 19C2203 - 1613 CS2 19C2203

Name	Resp	RA	NY	RRF	wt/vol	RT	RRT	Conc.	%Rec	DL	EMPC
1 2,3,7,8-TCDD	1.19e4	0.79	NO	0.92	1.00	26.34	1.001	1.85	92.7	0.0542	1.85
2 1,2,3,7,8-PeCDD	4.19e4	0.66	NO	0.90	1.00	31.14	1.001	9.78	97.9	0.0751	9.78
3 1,2,3,4,7,8-HxCDD	3.88e4	1.24	NO	1.07	1.00	34.41	1.000	9.82	98.2	0.101	9.82
4 1,2,3,6,7,8-HxCDD	4.16e4	1.22	NO	0.97	1.00	34.52	1.000	9.99	99.9	0.101	9.99
5 1,2,3,7,8,9-HxCDD	3.85e4	1.22	NO	0.97	1.00	34.80	1.000	9.56	95.6	0.115	9.56
6 1,2,3,4,6,7,8-HpCDD	2.98e4	1.05	NO	1.03	1.00	38.31	1.000	9.56	95.6	0.144	9.56
7 OCDD	4.71e4	0.89	NO	0.97	1.00	41.47	1.000	19.2	95.8	0.204	19.2
8 2,3,7,8-TCDF	1.71e4	0.77	NO	0.94	1.00	25.50	1.001	1.97	98.3	0.0457	1.97
9 1,2,3,7,8-PeCDF	6.93e4	1.85	NO	0.97	1.00	29.89	1.000	9.88	98.8	0.0670	9.88
10 2,3,4,7,8-PeCDF	6.82e4	1.58	NO	1.00	1.00	30.86	1.001	9.42	94.2	0.0598	9.42
11 1,2,3,4,7,8-HxCDF	5.97e4	1.26	NO	1.24	1.00	33.54	1.001	9.96	99.6	0.127	9.96
12 1,2,3,6,7,8-HxCDF	6.32e4	1.22	NO	1.09	1.00	33.67	1.000	9.99	99.9	0.133	9.99
13 2,3,4,6,7,8-HxCDF	5.76e4	1.22	NO	1.18	1.00	34.26	1.001	9.67	96.7	0.136	9.66
14 1,2,3,7,8,9-HxCDF	4.51e4	1.25	NO	1.07	1.00	35.18	1.000	10.1	101	0.218	10.1
15 1,2,3,4,6,7,8-HpCDF	4.63e4	1.01	NO	1.13	1.00	36.91	1.000	9.80	98.0	0.161	9.80
16 1,2,3,4,7,8,9-HpCDF	3.47e4	1.04	NO	1.26	1.00	38.86	1.000	9.02	90.2	0.189	9.02
17 OCDF	6.07e4	0.93	NO	1.10	1.00	41.69	1.000	17.2	96.1	0.218	17.2
18 13C-2,3,7,8-TCDD	6.91e5	0.78	NO	1.05	1.00	26.33	1.025	99.9	99.9	0.195	
19 13C-1,2,3,7,8-PeCDD	4.73e5	0.59	NO	0.74	1.00	31.12	1.212	96.5	96.5	0.310	
20 13C-1,2,3,4,7,8-HxCDD	3.69e5	1.32	NO	0.85	1.00	34.40	1.014	99.7	99.7	0.476	
21 13C-1,2,3,6,7,8-HxCDD	4.30e5	1.26	NO	0.78	1.00	34.51	1.017	96.7	96.7	0.396	
22 13C-1,2,3,7,8,9-HxCDD	3.93e5	1.25	NO	0.88	1.00	34.78	1.025	103	103	0.484	
23 13C-1,2,3,4,6,7,8-HpCDD	3.04e5	1.09	NO	0.54	1.00	38.30	1.129	98.2	98.2	0.458	



Dataset: Untitled

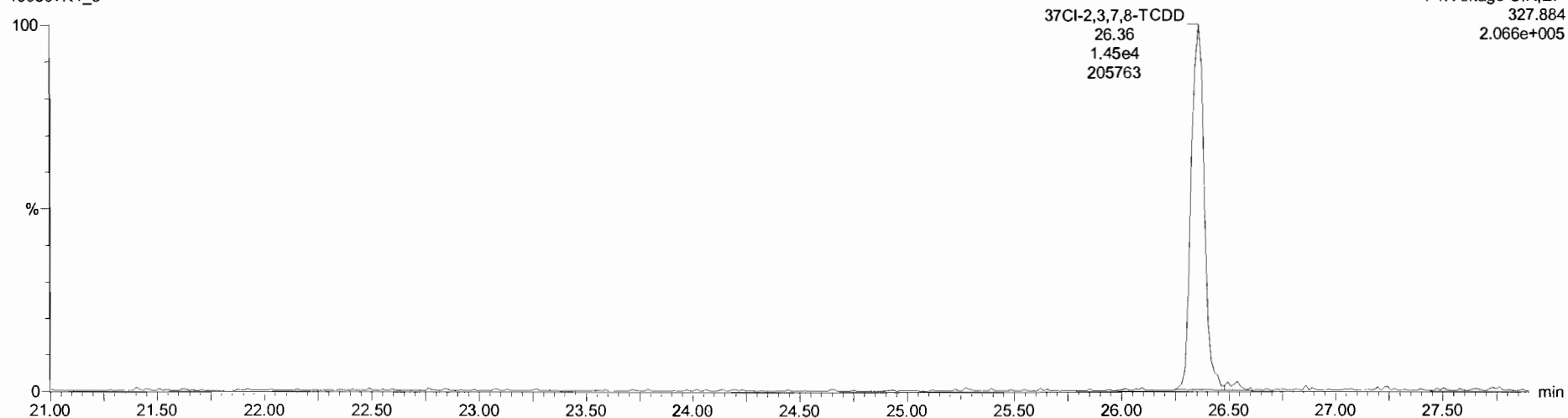
Last Altered: Wednesday, May 08, 2019 7:14:27 AM Pacific Daylight Time

Printed: Wednesday, May 08, 2019 7:19:34 AM Pacific Daylight Time

Name: 190507K1_5, Date: 07-May-2019, Time: 13:51:47, ID: ST190507K1_5 1613 CS2 19C2203, Description: 1613 CS2 19C2203

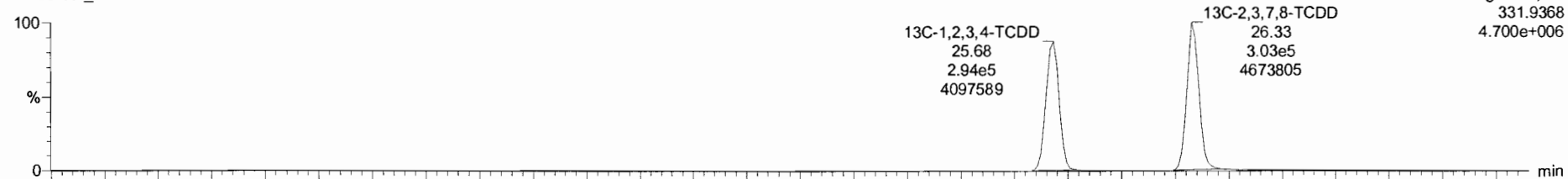
37Cl-2,3,7,8-TCDD

190507K1_5

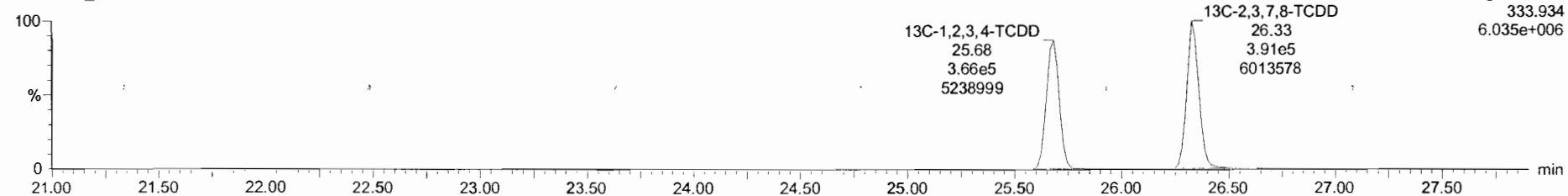


13C-1,2,3,4-TCDD

190507K1_5



190507K1_5



Dataset: Untitled

Last Altered: Wednesday, May 08, 2019 7:14:27 AM Pacific Daylight Time

Printed: Wednesday, May 08, 2019 7:19:34 AM Pacific Daylight Time

Name: 190507K1_5, Date: 07-May-2019, Time: 13:51:47, ID: ST190507K1_5 1613 CS2 19C2203, Description: 1613 CS2 19C2203

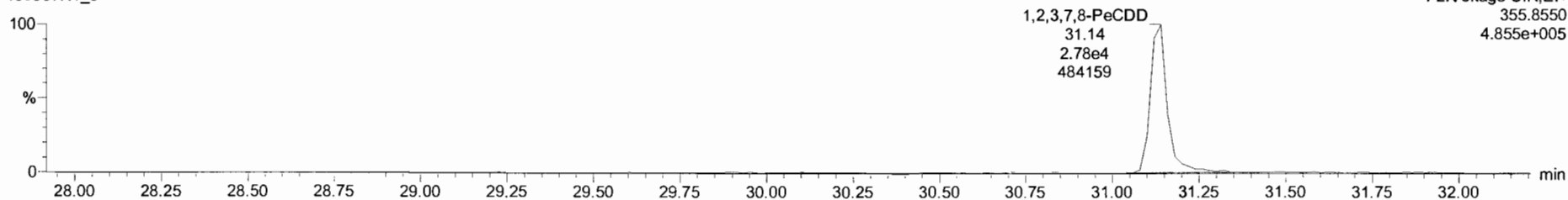
1,2,3,7,8-PeCDD

190507K1_5



F2:Voltage SIR,EI+
353.8576
3.267e+005

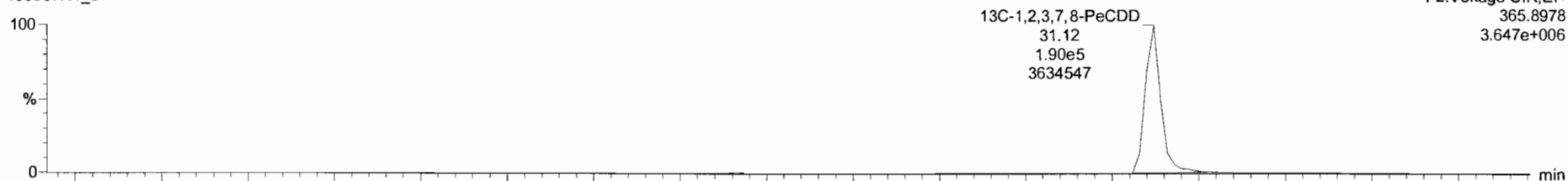
190507K1_5



F2:Voltage SIR,EI+
355.8550
4.855e+005

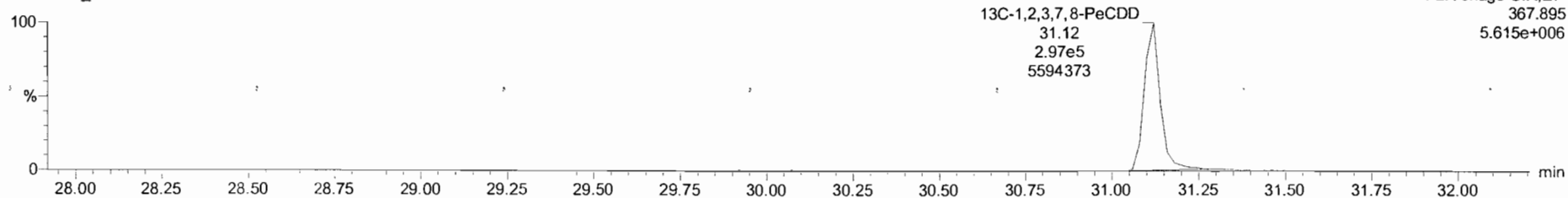
13C-1,2,3,7,8-PeCDD

190507K1_5



F2:Voltage SIR,EI+
365.8978
3.647e+006

190507K1_5



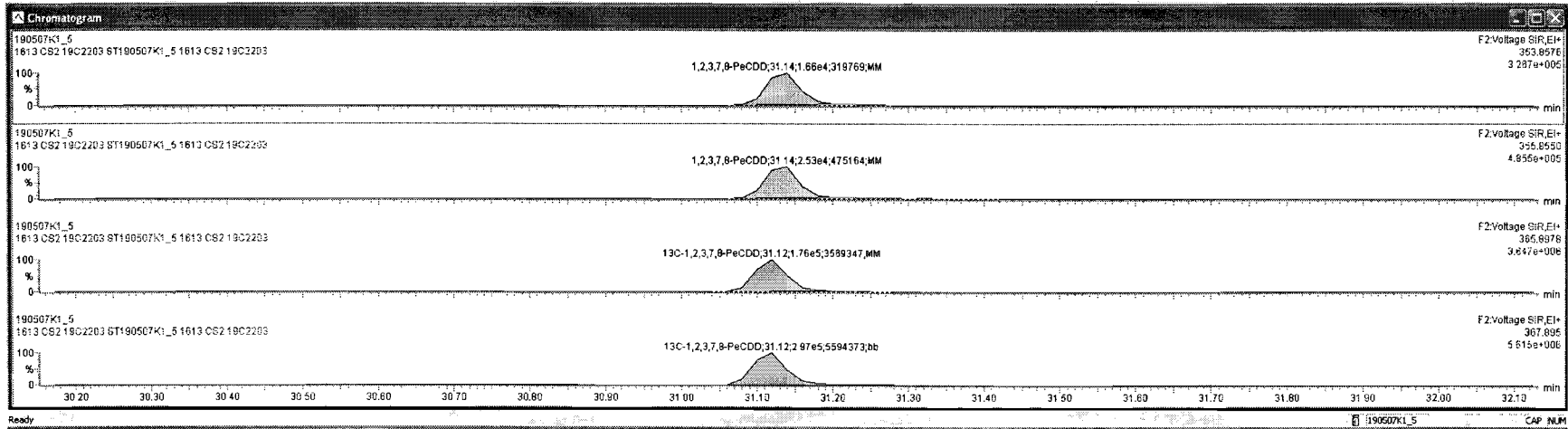
F2:Voltage SIR,EI+
367.895
5.615e+006

Target: ymx - 190507K1-CRV.qld

File Edit View Display Processing Window Help

190507K1_5-ST190507K1_5 1613 CS2 19C2203 - 1613 CS2 19C2203

ID	Name	Resp	RA	RV	RPF	wfvol	RT	RRT	Conc	%Rec	DL	EMPC
1	1,2,3,7,8-TCDD	1.19e4	0.79	NO	0.92	1.000	26.34	1.001	1.85	92.7	0.0542	1.85
2	1,2,3,7,8-PeCDD	4.16e4	0.66	NO	0.96	1.000	31.34	1.001	9.79	97.9	0.0251	0.78
3	1,2,3,4,7,8-HxCDD	3.88e4	1.24	NO	1.07	1.000	34.41	1.000	9.82	96.2	0.101	9.82
4	1,2,3,6,7,8-HxCDD	4.16e4	1.22	NO	0.97	1.000	34.52	1.000	9.99	99.9	0.101	9.99
5	1,2,3,7,8,9-HxCDD	3.65e4	1.22	NO	0.97	1.000	34.80	1.000	9.56	95.6	0.115	9.56
6	1,2,3,4,6,7,8-HpCDD	2.98e4	1.05	NO	1.03	1.000	38.31	1.000	9.56	95.6	0.144	9.56
7	OCDD	4.71e4	0.89	NO	0.97	1.000	41.47	1.000	19.2	95.6	0.204	19.2
8	2,3,7,8-TCDF	1.71e4	0.77	NO	0.94	1.000	25.50	1.001	1.97	99.3	0.0457	1.97
9	1,2,3,7,8-PeCDF	6.93e4	1.65	NO	0.97	1.000	29.89	1.000	9.89	99.6	0.0670	9.89
10	2,3,4,7,8-PeCDF	6.62e4	1.58	NO	1.00	1.000	30.86	1.001	9.42	94.2	0.0559	9.42
11	1,2,3,4,7,8-HxCDF	5.97e4	1.26	NO	1.24	1.000	33.54	1.001	9.96	99.6	0.127	9.96
12	1,2,3,6,7,8-HxCDF	6.32e4	1.22	NO	1.09	1.000	33.67	1.003	9.99	99.9	0.133	9.99
13	2,3,4,6,7,8-HxCDF	5.78e4	1.22	NO	1.18	1.000	34.26	1.001	9.67	96.7	0.136	9.66
14	1,2,3,7,8,9-HxCDF	4.51e4	1.25	NO	1.07	1.000	35.18	1.000	10.1	101	0.219	10.1
15	1,2,3,4,6,7,8-HpCDF	4.63e4	1.01	NO	1.13	1.000	36.91	1.000	9.80	98.0	0.161	9.80
16	1,2,3,4,7,8,9-HpCDF	3.47e4	1.04	NO	1.26	1.000	38.86	1.002	9.02	90.2	0.169	9.02
17	OCDF	6.07e4	0.93	NO	1.10	1.000	41.69	1.002	17.2	96.1	0.218	17.2
18	13C-2,3,7,8-TCDD	6.91e5	0.78	NO	1.05	1.000	26.33	1.025	99.9	99.9	0.195	
19	13C-1,2,3,7,8-PeCDD	4.73e5	0.59	NO	0.74	1.000	31.12	1.212	96.5	96.5	0.210	
20	13C-1,2,3,4,7,8-HxCDD	3.69e5	1.32	NO	0.65	1.000	34.40	1.014	99.7	99.7	0.476	
21	13C-1,2,3,6,7,8-HxCDD	4.30e5	1.26	NO	0.78	1.000	34.51	1.017	96.7	96.7	0.396	
22	13C-1,2,3,7,8,9-HxCDD	3.93e5	1.25	NO	0.66	1.000	34.78	1.025	103	103	0.464	
23	13C-1,2,3,4,6,7,8-HpCDD	3.04e5	1.09	NO	0.54	1.000	38.30	1.129	98.2	98.2	0.456	



Dataset: Untitled

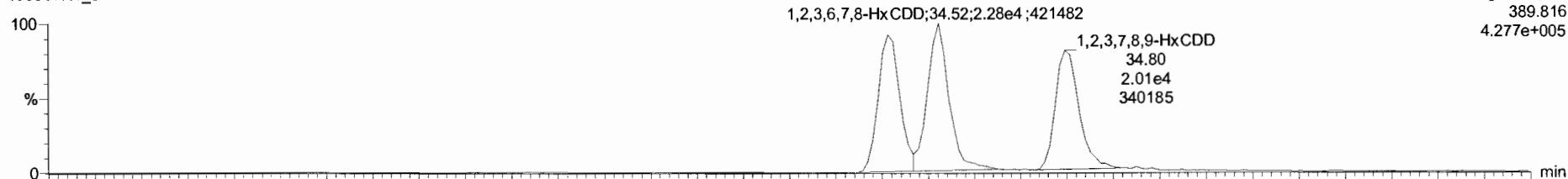
Last Altered: Wednesday, May 08, 2019 7:14:27 AM Pacific Daylight Time

Printed: Wednesday, May 08, 2019 7:19:34 AM Pacific Daylight Time

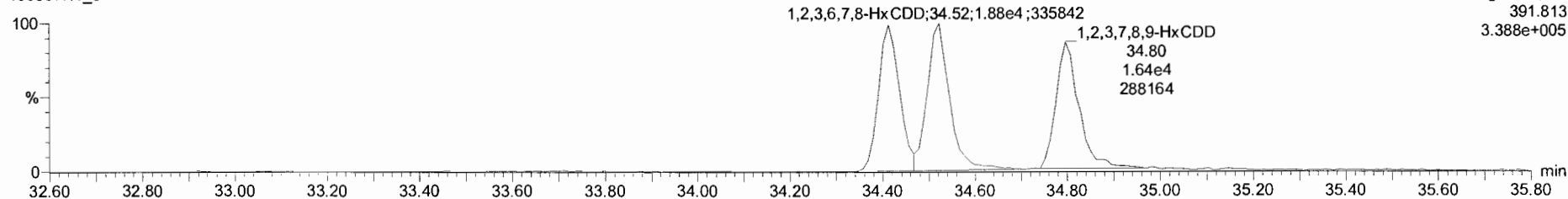
Name: 190507K1_5, Date: 07-May-2019, Time: 13:51:47, ID: ST190507K1_5 1613 CS2 19C2203, Description: 1613 CS2 19C2203

1,2,3,4,7,8-HxCDD

190507K1_5

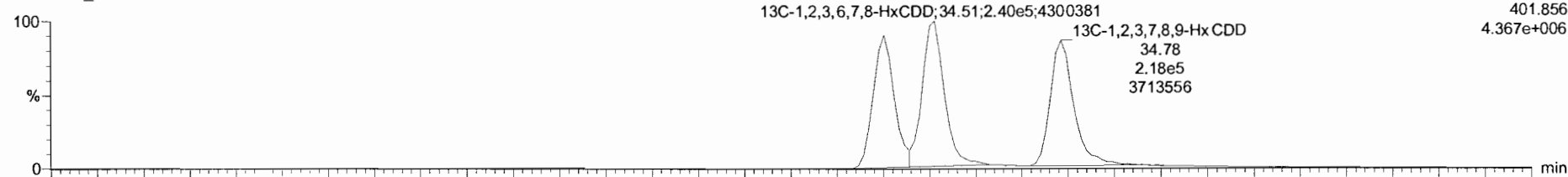


190507K1_5

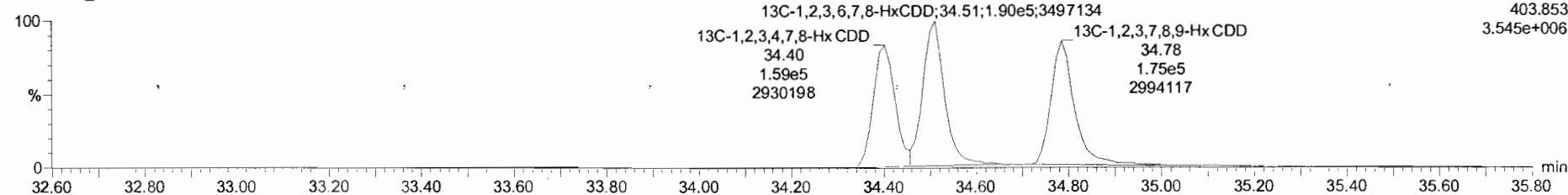


13C-1,2,3,4,7,8-HxCDD

190507K1_5



190507K1_5

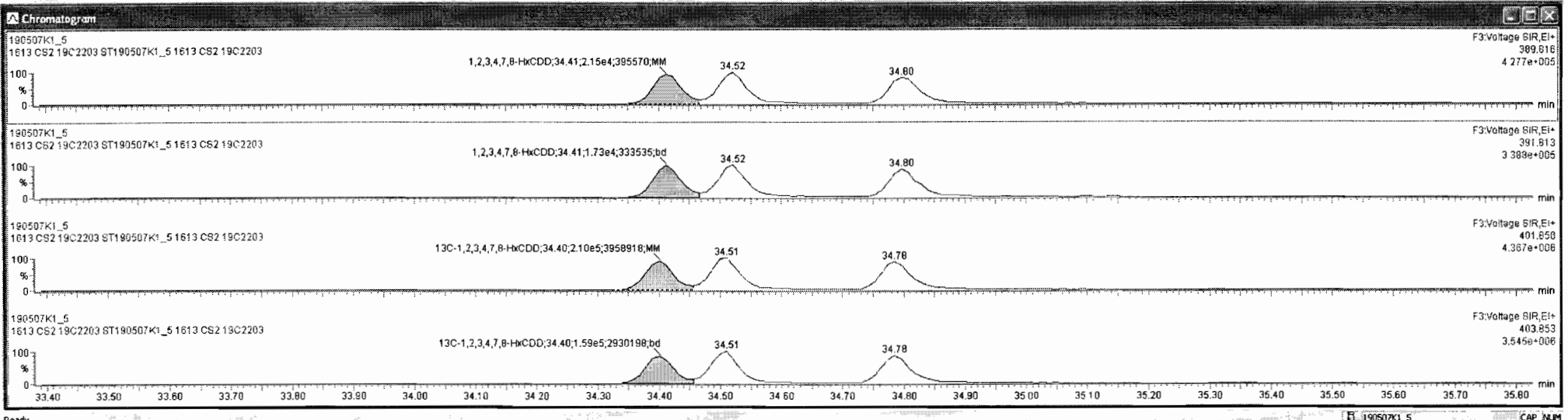


Target1.ymx - 190507K1.CRV.qld

File Edit View Display Processing Window Help

190507K1_5 - ST190507K1_5 1613 CS2 19C2203 - 1613 CS2 19C2203

Name	Resp	RA	n/y	RRF	wt/Vol	RT	RRT	Conc.	%Rec	DL	EMPC	
1	2,3,7,8-TCDD	1.19e4	0.79	NO	0.92	1.000	26.34	1.001	1.85	92.7	0.0542	1.85
2	1,2,3,7,8-PeCDD	4.19e4	0.66	NO	0.90	1.000	31.14	1.001	9.78	97.8	0.0751	9.78
3	1,2,3,4,7,8-HxCDD	3.88e4	1.24	NO	1.07	1.000	34.41	1.000	9.82	98.2	0.101	9.82
4	1,2,3,6,7,8-HxCDD	4.16e4	1.22	NO	0.97	1.000	34.52	1.000	9.99	99.9	0.101	9.99
5	1,2,3,7,8,9-HxCDD	3.65e4	1.22	NO	0.97	1.000	34.80	1.000	9.56	95.6	0.115	9.56
6	1,2,3,4,6,7,8-HpCDD	2.98e4	1.05	NO	1.03	1.000	38.31	1.000	9.56	95.6	0.144	9.56
7	OCDD	4.71e4	0.89	NO	0.97	1.000	41.47	1.000	19.2	95.8	0.204	19.2
8	2,3,7,8-TCDF	1.71e4	0.77	NO	0.94	1.000	25.50	1.001	1.97	98.3	0.0457	1.97
9	1,2,3,7,8-PeCDF	6.93e4	1.65	NO	0.97	1.000	29.89	1.000	9.88	98.8	0.0670	9.88
10	2,3,4,7,8-PeCDF	6.82e4	1.58	NO	1.00	1.000	30.85	1.001	9.42	94.2	0.0558	9.42
11	1,2,3,4,7,8-HxCDF	5.97e4	1.26	NO	1.24	1.000	33.54	1.001	9.98	99.6	0.127	9.98
12	1,2,3,6,7,8-HxCDF	6.32e4	1.22	NO	1.09	1.000	33.67	1.000	9.99	99.9	0.133	9.99
13	2,3,4,6,7,8-HxCDF	5.76e4	1.22	NO	1.18	1.000	34.26	1.001	9.67	96.7	0.136	9.66
14	1,2,3,7,8,9-HxCDF	4.51e4	1.25	NO	1.07	1.000	35.18	1.000	10.1	101	0.218	10.1
15	1,2,3,4,6,7,8-HpCDF	4.63e4	1.01	NO	1.13	1.000	36.91	1.000	9.80	98.0	0.161	9.80
16	1,2,3,4,7,8,9-HpCDF	3.47e4	1.04	NO	1.26	1.000	38.86	1.000	9.02	90.2	0.169	9.02
17	OCDF	6.07e4	0.93	NO	1.10	1.000	41.69	1.000	17.2	96.1	0.218	17.2
18	13C-2,3,7,8-TCDD	6.91e5	0.78	NO	1.05	1.000	26.33	1.025	99.9	99.9	0.195	
19	13C-1,2,3,7,8-PeCDD	4.73e5	0.59	NO	0.74	1.000	31.12	1.212	96.5	96.5	0.310	
20	13C-1,2,3,4,7,8-HxCDD	3.69e5	1.32	NO	0.85	1.000	34.40	1.014	99.7	99.7	0.476	
21	13C-1,2,3,6,7,8-HxCDD	4.30e5	1.26	NO	0.78	1.000	34.51	1.017	96.7	96.7	0.396	
22	13C-1,2,3,7,8,9-HxCDD	3.93e5	1.25	NO	0.86	1.000	34.78	1.025	103	103	0.464	
23	13C-1,2,3,4,6,7,8-HpCDD	3.04e5	1.09	NO	0.54	1.000	38.30	1.129	98.2	98.2	0.456	



Dataset: Untitled

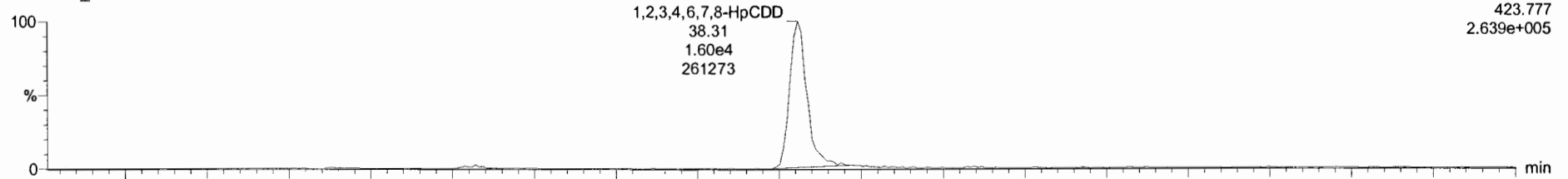
Last Altered: Wednesday, May 08, 2019 7:14:27 AM Pacific Daylight Time

Printed: Wednesday, May 08, 2019 7:19:34 AM Pacific Daylight Time

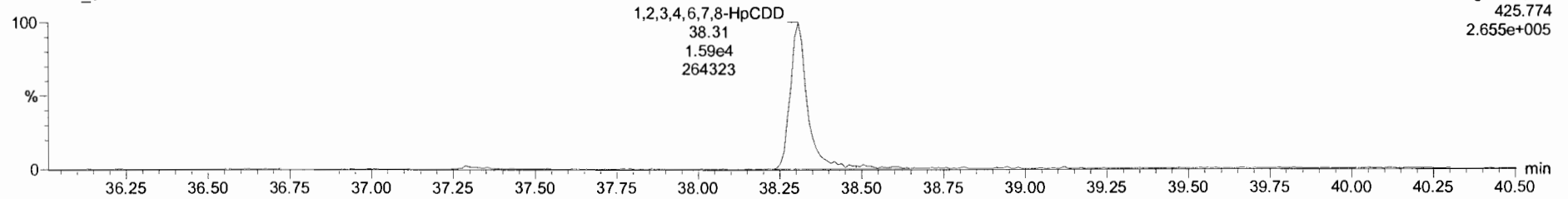
Name: 190507K1_5, Date: 07-May-2019, Time: 13:51:47, ID: ST190507K1_5 1613 CS2 19C2203, Description: 1613 CS2 19C2203

1,2,3,4,6,7,8-HpCDD

190507K1_5

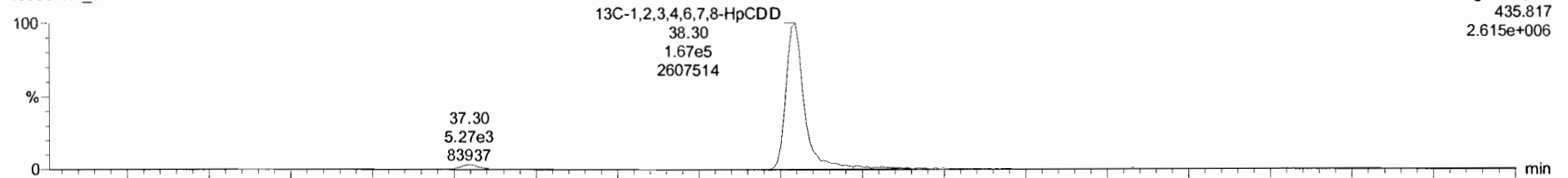


190507K1_5

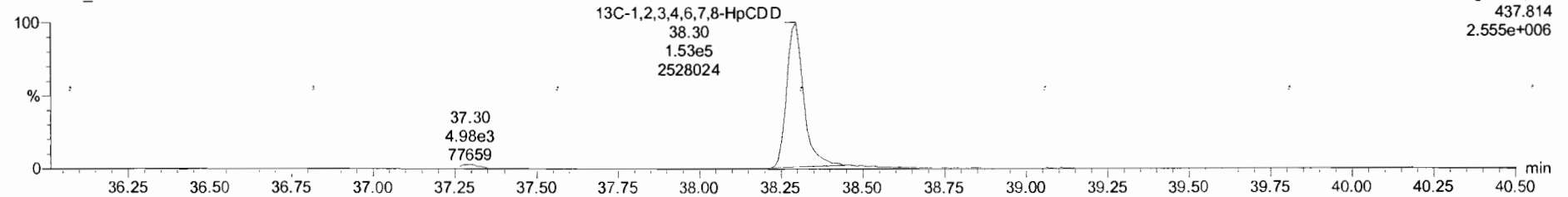


13C-1,2,3,4,6,7,8-HpCDD

190507K1_5



190507K1_5

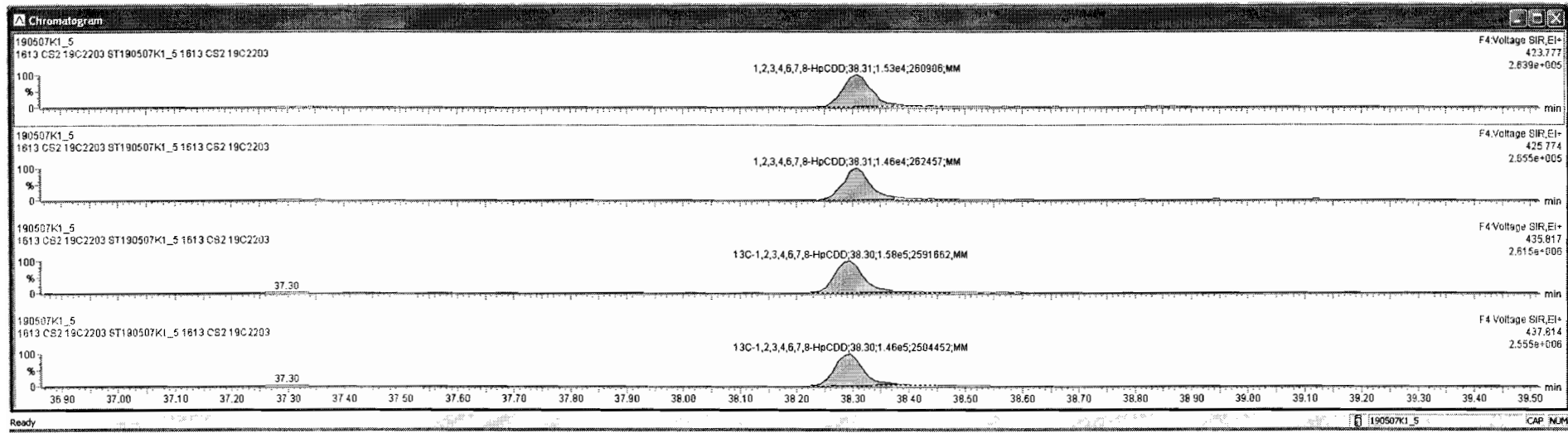


TargetLynx - 190507K1.CRV.gld

File Edit View Display Processing Window Help

190507K1_5 - ST190507K1_5 1613 CS2 19C2203 - 1613 CS2 19C2203

#	Name	Resp	PA	nV	RRF	wtVol	RT	RR1	Conc	%Rec	DL	EMPC
1	2,3,7,8-TCDD	1.19e4	0.78	NO	0.92	1.000	26.34	1.001	1.85	92.7	0.0542	1.85
2	1,2,3,7,8-PeCDD	4.19e4	0.66	NO	0.90	1.000	31.14	1.001	9.78	97.8	0.0751	9.78
3	1,2,3,4,7,8-HxCDD	3.88e4	1.24	NO	1.07	1.000	34.41	1.000	9.62	98.2	0.101	9.82
4	1,2,3,6,7,8-HxCDD	4.16e4	1.22	NO	0.97	1.000	34.52	1.000	9.99	99.9	0.101	9.99
5	1,2,3,7,8,9-HxCDD	3.65e4	1.22	NO	0.97	1.000	34.60	1.000	9.56	95.6	0.115	9.56
6	1,2,3,4,6,7,8-HpCDD	2.28e4	1.05	NO	1.03	1.000	38.31	1.000	9.56	95.6	0.144	9.56
7	OCDD	4.71e4	0.89	NO	0.97	1.000	41.47	1.000	19.2	95.9	0.204	19.2
8	2,3,7,8-TCDF	1.71e4	0.77	NO	0.94	1.000	25.50	1.001	1.97	98.3	0.0457	1.97
9	1,2,3,7,8-PeCDF	6.93e4	1.65	NO	0.97	1.000	29.89	1.000	9.88	98.8	0.0670	9.88
10	2,3,4,7,8-PeCDF	6.82e4	1.58	NO	1.00	1.000	30.86	1.001	9.42	94.2	0.0559	9.42
11	1,2,3,4,7,8-HxCDF	5.97e4	1.26	NO	1.24	1.000	33.54	1.001	9.96	99.6	0.127	9.96
12	1,2,3,6,7,8-HxCDF	6.32e4	1.22	NO	1.09	1.000	33.67	1.000	9.99	99.9	0.133	9.99
13	2,3,4,6,7,8-HxCDF	5.76e4	1.22	NO	1.18	1.000	34.26	1.001	9.67	96.7	0.136	9.66
14	1,2,3,7,8,9-HxCDF	4.51e4	1.25	NO	1.07	1.000	35.18	1.000	10.1	101	0.218	10.1
15	1,2,3,4,6,7,8-HpCDF	4.63e4	1.01	NO	1.13	1.000	36.21	1.000	9.80	98.0	0.161	9.80
16	1,2,3,4,7,8,9-HpCDF	3.47e4	1.04	NO	1.26	1.000	38.86	1.000	9.02	90.2	0.169	9.02
17	OCDF	6.07e4	0.93	NO	1.10	1.000	41.69	1.000	17.2	86.1	0.218	17.2
18	13C-2,3,7,8-TCDD	6.91e5	0.78	NO	1.05	1.000	26.33	1.025	99.9	99.9	0.195	
19	13C-1,2,3,7,8-PeCDD	4.73e5	0.59	NO	0.74	1.000	31.12	1.212	96.5	96.5	0.310	
20	13C-1,2,3,4,7,8-HxCDD	3.89e5	1.32	NO	0.85	1.000	34.40	1.014	99.7	99.7	0.476	
21	13C-1,2,3,6,7,8-HxCDD	4.30e5	1.26	NO	0.78	1.000	34.51	1.017	96.7	96.7	0.396	
22	13C-1,2,3,7,8,9-HxCDD	3.93e5	1.25	NO	0.66	1.000	34.78	1.025	103	103	0.464	
23	13C-1,2,3,4,6,7,8-HpCDD	3.04e5	1.09	NO	0.54	1.000	38.30	1.129	98.2	98.2	0.456	



Dataset: Untitled


Last Altered: Wednesday, May 08, 2019 7:14:27 AM Pacific Daylight Time

Printed: Wednesday, May 08, 2019 7:19:34 AM Pacific Daylight Time

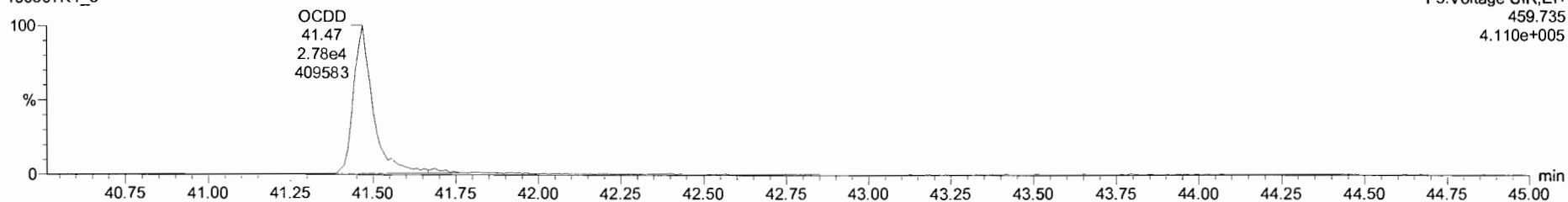
Name: 190507K1_5, Date: 07-May-2019, Time: 13:51:47, ID: ST190507K1_5 1613 CS2 19C2203, Description: 1613 CS2 19C2203

OCDD

190507K1_5

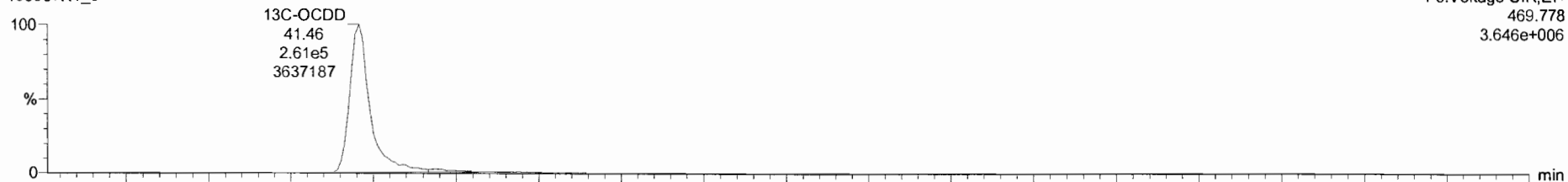


190507K1_5

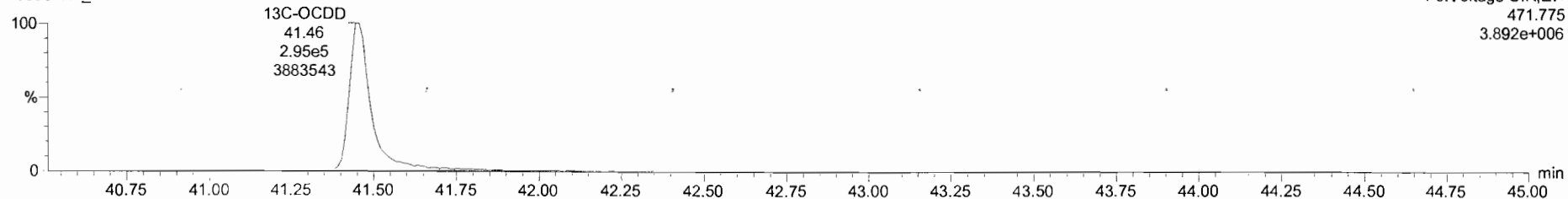


13C-OCDD

190507K1_5

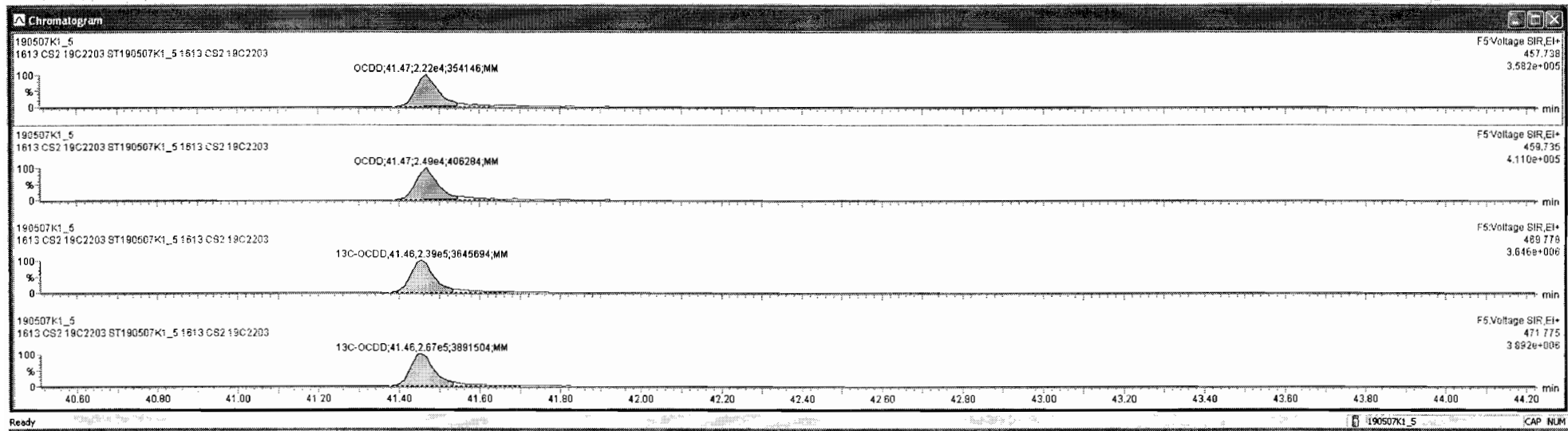


190507K1_5



190507K1_5 - ST190507K1_5 1613 CS2 19C2203 - 1613 CS2 19C2203

Name	Resp	RA	NY	RF	wt/vol	RT	RRT	Conc	%Rec	DL	EMPC
1 2,3,7,8-TCDD	1.19e4	0.79	NO	0.92	1.000	26.34	1.001	1.85	92.7	0.0542	1.85
2 1,2,3,7,8-PeCDD	4.19e4	0.66	NO	0.90	1.000	31.14	1.001	9.78	97.8	0.0751	9.78
3 1,2,3,4,7,8-HxCDD	3.69e4	1.24	NO	1.07	1.000	34.41	1.000	9.82	98.2	0.101	9.82
4 1,2,3,6,7,8-HxCDD	4.16e4	1.22	NO	0.97	1.000	34.52	1.000	9.99	99.9	0.101	9.99
5 1,2,3,7,8,9-HxCDD	3.65e4	1.22	NO	0.97	1.000	34.80	1.000	9.96	95.6	0.115	9.56
6 1,2,3,4,6,7,8-HpCDD	2.98e4	1.05	NO	1.03	1.000	38.31	1.000	9.56	95.6	0.144	9.56
7 OCDD	4.71e4	0.89	NO	0.97	1.000	41.47	1.000	19.2	95.8	0.204	19.2
8 2,3,7,8-TCDF	1.71e4	0.77	NO	0.94	1.000	25.50	1.001	1.97	98.3	0.0457	1.97
9 1,2,3,7,8-PeCDF	6.93e4	1.65	NO	0.97	1.000	29.89	1.000	9.86	98.6	0.0670	9.86
10 2,3,4,7,8-PeCDF	6.82e4	1.58	NO	1.00	1.000	30.86	1.001	9.42	94.2	0.0558	9.42
11 1,2,3,4,7,8-HxCDF	5.97e4	1.26	NO	1.24	1.000	33.54	1.001	9.96	99.6	0.127	9.96
12 1,2,3,6,7,8-HxCDF	6.32e4	1.22	NO	1.09	1.000	33.67	1.000	9.99	99.9	0.133	9.99
13 2,3,4,6,7,8-HxCDF	5.76e4	1.22	NO	1.18	1.000	34.26	1.001	9.67	96.7	0.136	9.66
14 1,2,3,7,8,9-HxCDF	4.51e4	1.25	NO	1.07	1.000	35.18	1.000	10.1	101	0.218	10.1
15 1,2,3,4,6,7,8-HpCDF	4.63e4	1.01	NO	1.13	1.000	36.91	1.000	9.80	98.0	0.181	9.80
16 1,2,3,4,7,8,9-HpCDF	3.47e4	1.04	NO	1.26	1.000	38.86	1.000	9.02	90.2	0.169	9.02
17 OCDF	6.07e4	0.93	NO	1.10	1.000	41.89	1.000	17.2	86.1	0.218	17.2
18 13C-2,3,7,8-TCDD	6.91e5	0.78	NO	1.05	1.000	26.33	1.025	99.9	99.9	0.195	
19 13C-1,2,3,7,8-PeCDD	4.73e5	0.59	NO	0.74	1.000	31.12	1.212	96.5	96.5	0.310	
20 13C-1,2,3,4,7,8-HxCDD	3.69e5	1.32	NO	0.65	1.000	34.40	1.014	99.7	99.7	0.476	
21 13C-1,2,3,6,7,8-HxCDD	4.30e5	1.26	NO	0.78	1.000	34.51	1.017	96.7	96.7	0.396	
22 13C-1,2,3,7,8,9-HxCDD	3.93e5	1.25	NO	0.66	1.000	34.78	1.025	103	103	0.464	
23 13C-1,2,3,4,6,7,8-HpCDD	3.04e5	1.09	NO	0.54	1.000	38.30	1.129	99.2	99.2	0.456	



Dataset: Untitled


Last Altered: Wednesday, May 08, 2019 7:14:27 AM Pacific Daylight Time

Printed: Wednesday, May 08, 2019 7:19:34 AM Pacific Daylight Time

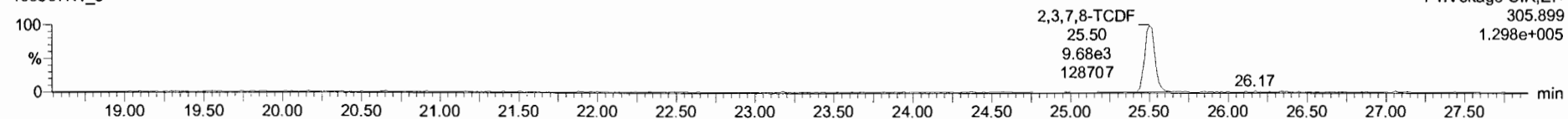
Name: 190507K1_5, Date: 07-May-2019, Time: 13:51:47, ID: ST190507K1_5 1613 CS2 19C2203, Description: 1613 CS2 19C2203

2,3,7,8-TCDF

190507K1_5




190507K1_5

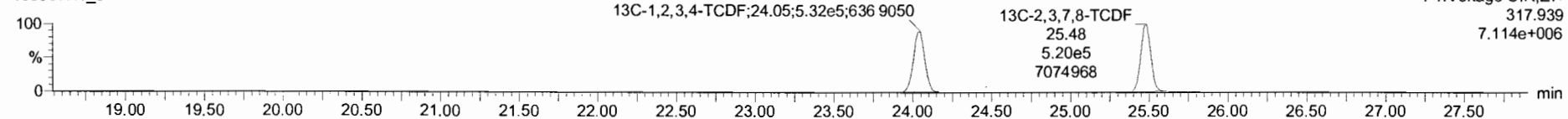


13C-2,3,7,8-TCDF

190507K1_5

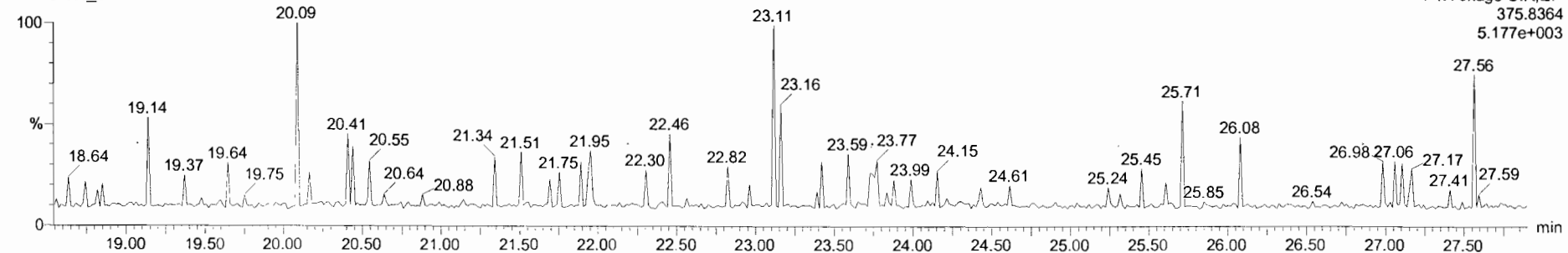


190507K1_5



DPE1

190507K1_5



Dataset: Untitled

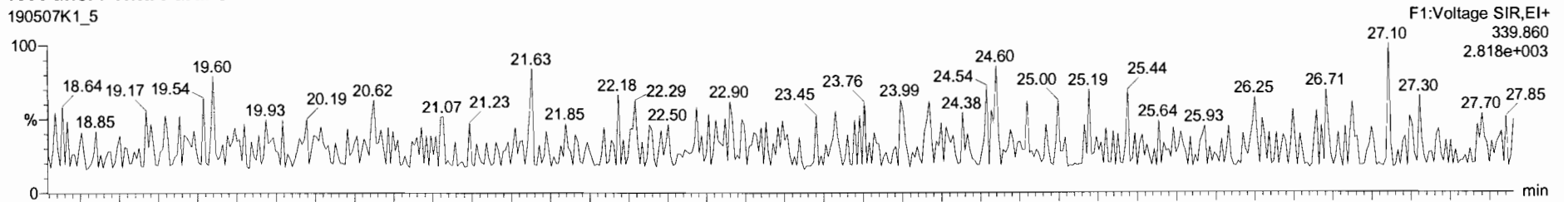
Last Altered: Wednesday, May 08, 2019 7:14:27 AM Pacific Daylight Time

Printed: Wednesday, May 08, 2019 7:19:34 AM Pacific Daylight Time

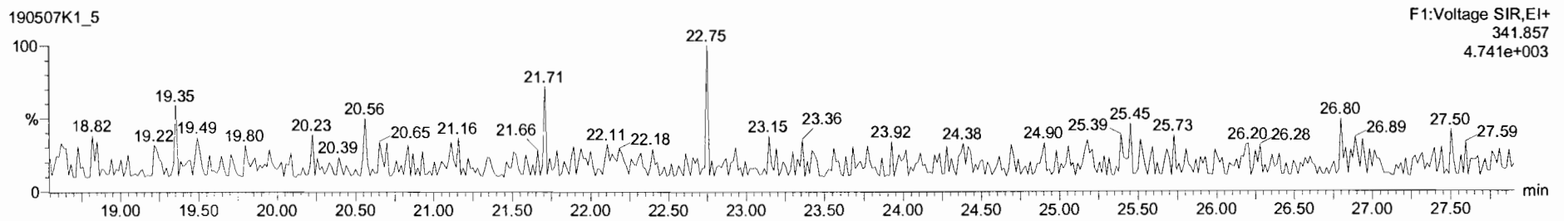
Name: 190507K1_5, Date: 07-May-2019, Time: 13:51:47, ID: ST190507K1_5 1613 CS2 19C2203, Description: 1613 CS2 19C2203

1st Func. Penta-Furans

190507K1_5

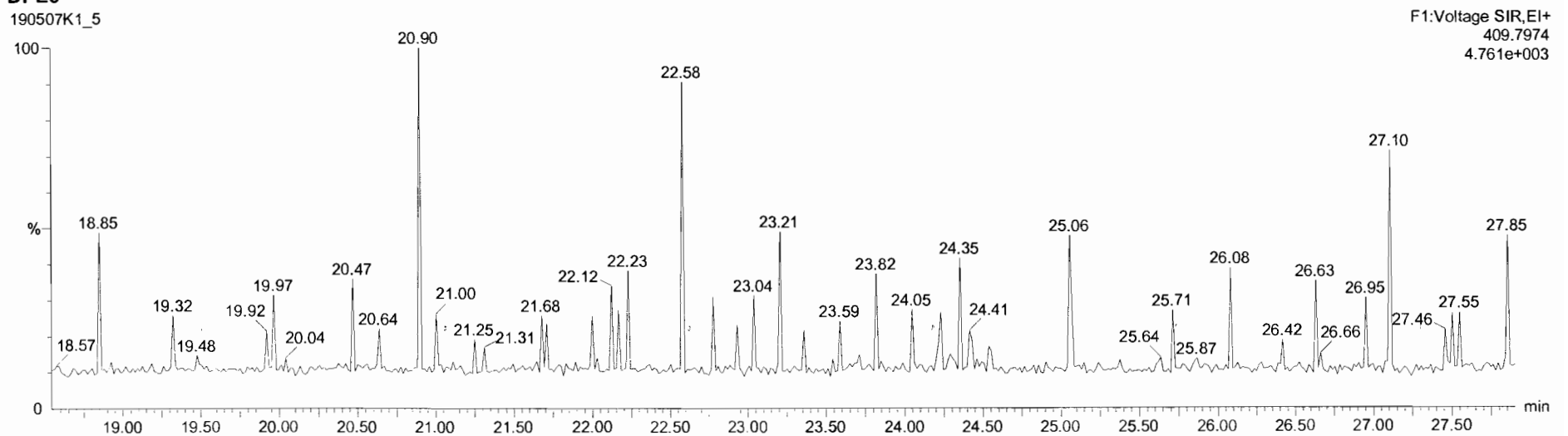


190507K1_5



DPE6

190507K1_5



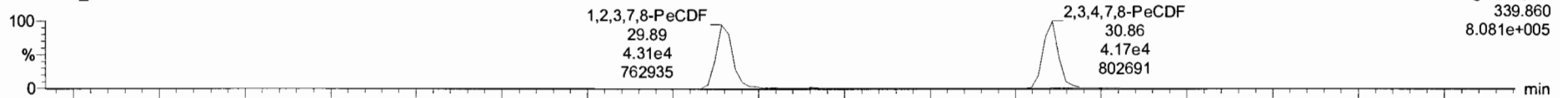
Dataset: Untitled

Last Altered: Wednesday, May 08, 2019 7:14:27 AM Pacific Daylight Time
Printed: Wednesday, May 08, 2019 7:19:34 AM Pacific Daylight Time

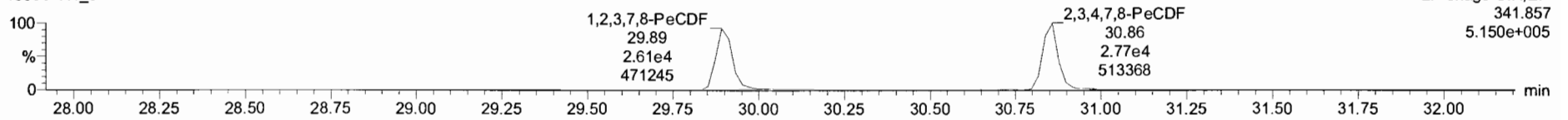
Name: 190507K1_5, Date: 07-May-2019, Time: 13:51:47, ID: ST190507K1_5 1613 CS2 19C2203, Description: 1613 CS2 19C2203

1,2,3,7,8-PeCDF

190507K1_5

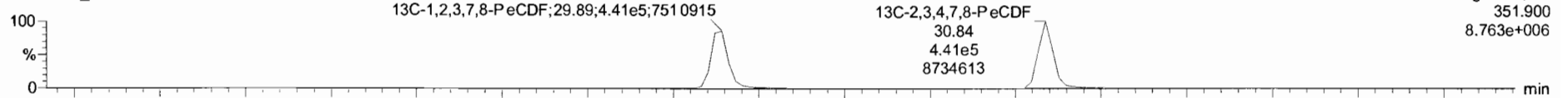


190507K1_5

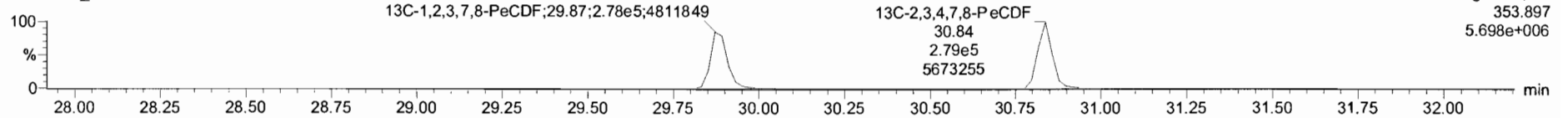


13C-1,2,3,7,8-PeCDF

190507K1_5

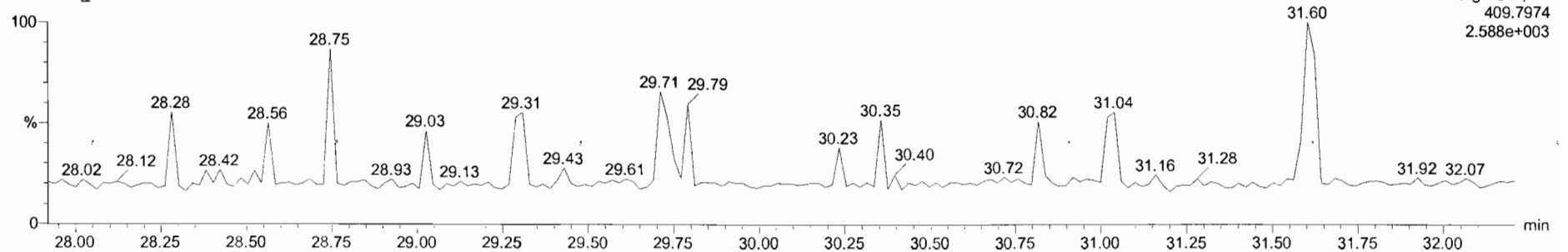


190507K1_5



DPE2

190507K1_5

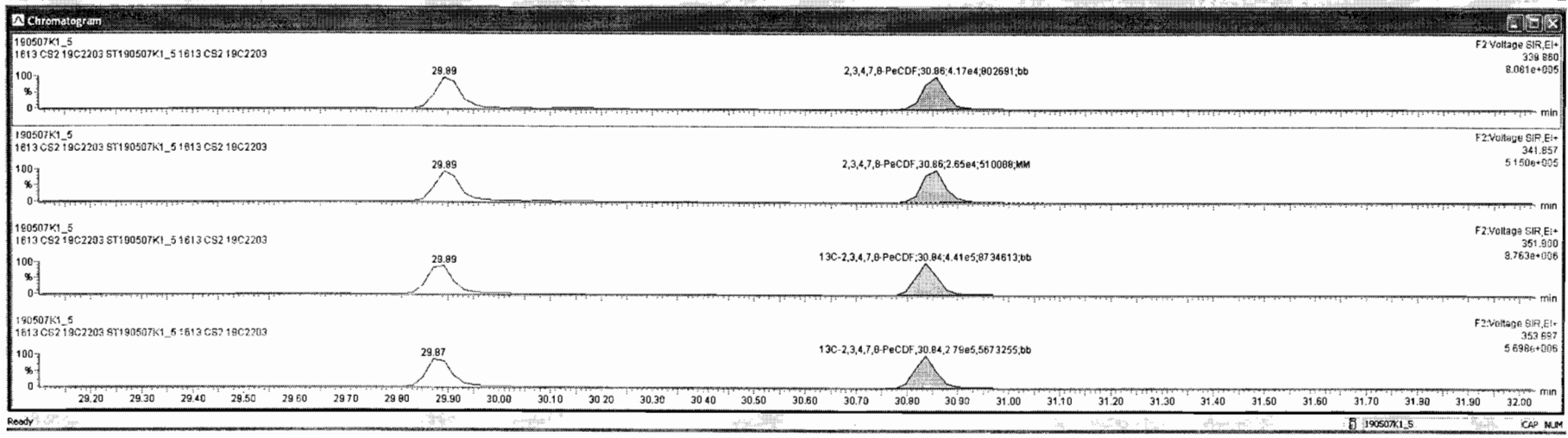


Target1.yml - 190507K1_CRV.qld

File Edit View Display Processing Window Help

190507K1_5 - ST:190507K1_5 1613 CS2 19C2203 - 1613 CS2 19C2203

#	Name	Resp	RA	rvj	RPF	wtVol	RT	RRT	Conc	%Rec	DL	EMPC
1	2,3,7,8-TCDD	1.19e4	0.79	NO	0.92	1.000	26.34	1.001	1.85	92.7	0.0542	1.85
2	1,2,3,7,8-PeCDD	4.19e4	0.66	NO	0.90	1.000	31.14	1.001	9.78	97.8	0.0751	9.78
3	1,2,3,4,7,8-HxCDD	3.89e4	1.24	NO	1.07	1.000	34.41	1.000	9.82	98.2	0.101	9.82
4	1,2,3,6,7,8-HxCDD	4.16e4	1.22	NO	0.97	1.000	34.52	1.000	9.99	99.9	0.101	9.99
5	1,2,3,7,8,9-HxCDD	3.85e4	1.22	NO	0.97	1.000	34.60	1.000	9.56	95.6	0.115	9.56
6	1,2,3,4,6,7,8-HpCDD	2.98e4	1.05	NO	1.03	1.000	36.31	1.000	9.56	95.6	0.144	9.56
7	OCDD	4.71e4	0.89	NO	0.97	1.000	41.47	1.000	19.2	95.8	0.204	19.2
8	2,3,7,8-TCDF	1.71e4	0.77	NO	0.94	1.000	25.50	1.001	1.97	98.3	0.0457	1.97
9	1,2,3,7,8-PeCDF	6.93e4	1.65	NO	0.97	1.000	26.89	1.000	9.88	98.8	0.0670	9.88
10	2,3,4,7,8-PeCDF	8.82e4	1.58	NO	1.00	1.000	30.86	1.001	9.42	94.2	0.0558	9.42
11	1,2,3,4,7,8-HxCDF	5.97e4	1.26	NO	1.24	1.000	33.54	1.001	9.96	99.6	0.127	9.96
12	1,2,3,6,7,8-HxCDF	6.32e4	1.22	NO	1.09	1.000	33.67	1.000	9.99	99.9	0.133	9.99
13	2,3,4,6,7,8-HxCDF	5.76e4	1.22	NO	1.18	1.000	34.26	1.001	9.67	96.7	0.136	9.66
14	1,2,3,7,8,9-HxCDF	4.51e4	1.25	NO	1.07	1.000	35.18	1.000	10.1	101	0.218	10.1
15	1,2,3,4,6,7,8-HpCDF	4.63e4	1.01	NO	1.13	1.000	36.91	1.000	9.80	98.0	0.161	9.80
16	1,2,3,4,7,8,9-HpCDF	3.47e4	1.04	NO	1.26	1.000	36.86	1.000	9.02	90.2	0.189	9.02
17	OCDF	6.07e4	0.93	NO	1.10	1.000	41.69	1.000	17.2	96.1	0.218	17.2
18	13C-2,3,7,8-TCDD	6.91e5	0.78	NO	1.05	1.000	26.33	1.025	99.9	99.9	0.195	
19	13C-1,2,3,7,8-PeCDD	4.73e5	0.59	NO	0.74	1.000	31.12	1.212	96.5	96.5	0.310	
20	13C-1,2,3,4,7,8-HxCDD	3.89e5	1.32	NO	0.65	1.000	34.40	1.014	99.7	99.7	0.476	
21	13C-1,2,3,6,7,8-HxCDD	4.30e5	1.26	NO	0.78	1.000	34.51	1.017	96.7	96.7	0.396	
22	13C-1,2,3,7,8,9-HxCDD	3.93e5	1.25	NO	0.66	1.000	34.78	1.025	103	103	0.464	
23	13C-1,2,3,4,6,7,8-HpCDD	3.04e5	1.09	NO	0.54	1.000	36.30	1.128	98.2	98.2	0.456	



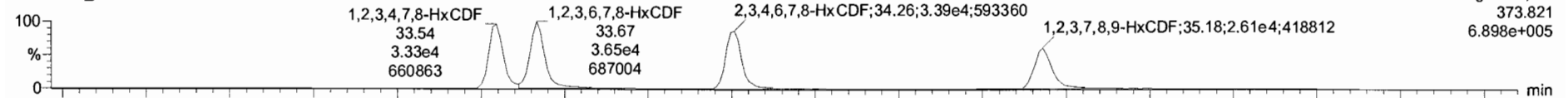
Dataset: Untitled

Last Altered: Wednesday, May 08, 2019 7:14:27 AM Pacific Daylight Time
Printed: Wednesday, May 08, 2019 7:19:34 AM Pacific Daylight Time

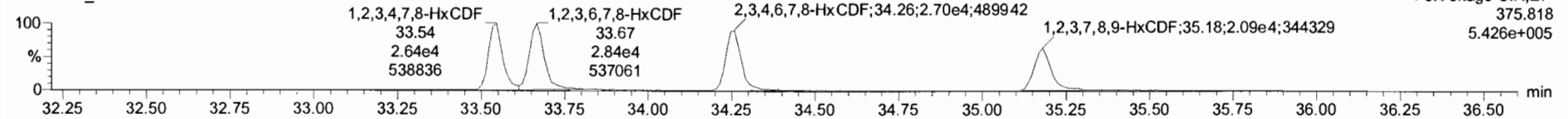
Name: 190507K1_5, Date: 07-May-2019, Time: 13:51:47, ID: ST190507K1_5 1613 CS2 19C2203, Description: 1613 CS2 19C2203

1,2,3,4,7,8-HxCDF

190507K1_5

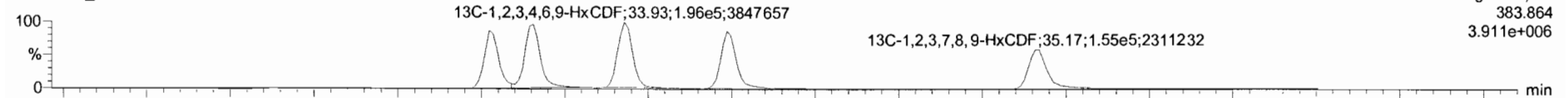


190507K1_5

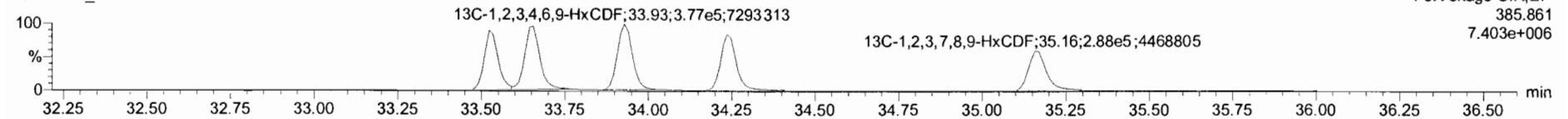


13C-1,2,3,4,7,8-HxCDF

190507K1_5

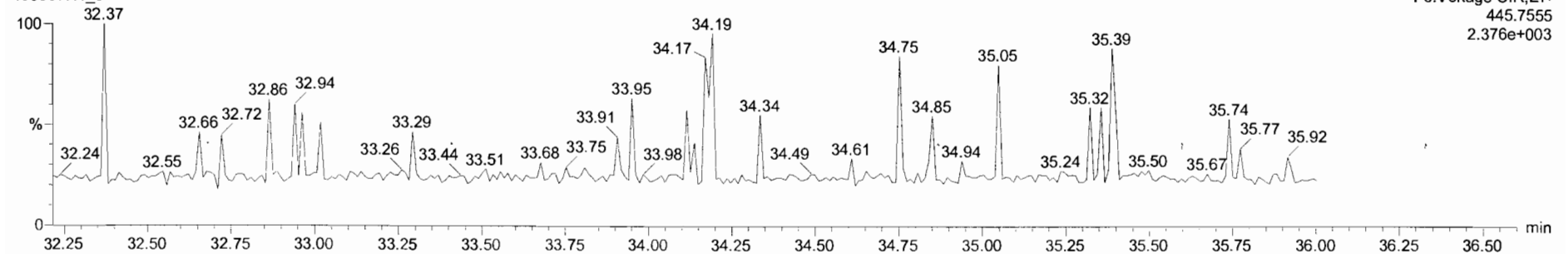


190507K1_5

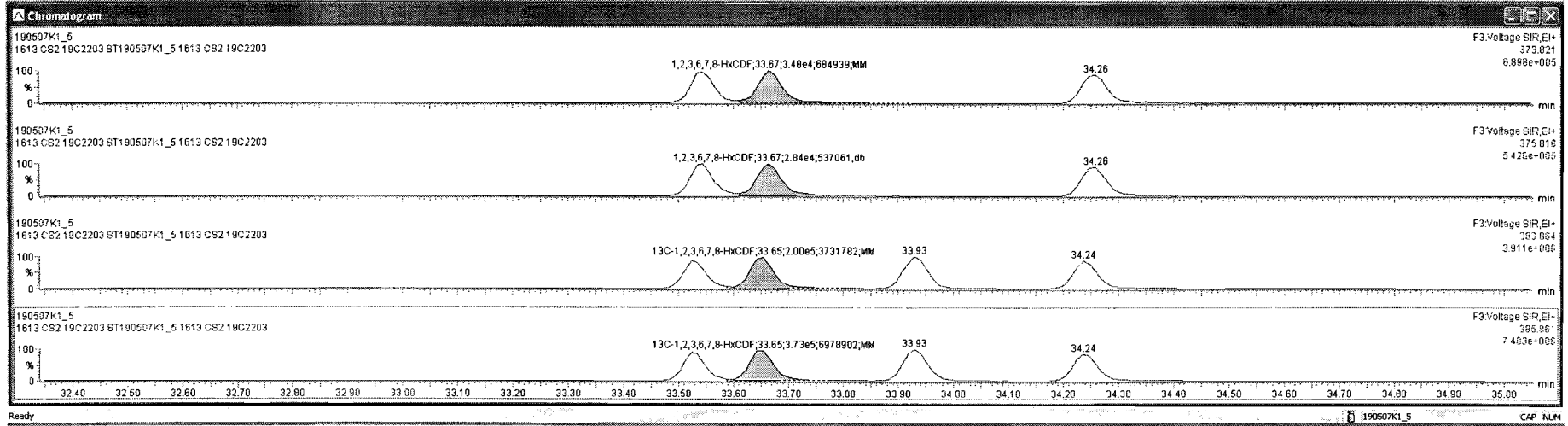


DPE3

190507K1_5



Name	Resp	RA	NY	RRF	StdVol	RT	RRT	Conc	%Rec	DL	EMPC
1 2,3,7,8-TCDD	1.19e4	0.79	NO	0.92	1.000	26.34	1.001	1.85	92.7	0.0451	1.85
2 1,2,3,7,8-PeCDD	4.19e4	0.66	NO	0.90	1.000	31.14	1.001	9.78	97.8	0.0625	9.78
3 1,2,3,4,7,8-HxCDD	3.89e4	1.24	NO	1.07	1.000	34.41	1.000	9.82	98.2	0.0838	9.82
4 1,2,3,6,7,8-HxCDD	4.16e4	1.22	NO	0.97	1.000	34.52	1.000	9.99	99.9	0.0838	9.99
5 1,2,3,7,8,9-HxCDD	3.65e4	1.22	NO	0.97	1.000	34.80	1.000	9.56	95.6	0.0960	9.56
6 1,2,3,4,6,7,8-HpCDD	2.98e4	1.05	NO	1.03	1.000	38.31	1.000	9.56	95.6	0.1120	9.56
7 OCDD	4.71e4	0.89	NO	0.97	1.000	41.47	1.000	19.2	95.6	0.170	19.2
8 2,3,7,8-TCDF	1.71e4	0.77	NO	0.94	1.000	25.50	1.001	1.97	98.3	0.0361	1.97
9 1,2,3,7,8-PeCDF	6.93e4	1.65	NO	0.87	1.000	29.89	1.000	9.88	98.8	0.0558	9.88
10 2,3,4,7,8-PeCDF	6.82e4	1.58	NO	1.00	1.000	30.86	1.001	9.42	94.2	0.0465	9.42
11 1,2,3,4,7,8-HxCDF	5.97e4	1.26	NO	1.24	1.000	33.54	1.001	9.96	99.6	0.106	9.96
12 1,2,3,6,7,8-HxCDF	6.52e4	1.22	NO	1.19	1.000	33.67	1.000	10.1	101	0.1111	10.1
13 2,3,4,6,7,8-HxCDF	5.76e4	1.22	NO	1.18	1.000	34.26	1.001	9.67	96.7	0.113	9.67
14 1,2,3,7,8,9-HxCDF	4.51e4	1.25	NO	1.07	1.000	35.18	1.000	10.1	101	0.182	10.1
15 1,2,3,4,6,7,8-HpCDF	4.63e4	1.01	NO	1.13	1.000	36.91	1.000	9.80	98.0	0.134	9.80
16 1,2,3,4,7,8,9-HpCDF	3.47e4	1.04	NO	1.26	1.000	38.86	1.000	9.02	90.2	0.140	9.02
17 OCDF	6.07e4	0.93	NO	1.10	1.000	41.69	1.000	17.2	86.1	0.182	17.2
18 13C-2,3,7,8-TCDD	6.91e5	0.78	NO	1.05	1.000	26.33	1.025	99.9	99.9	0.162	
19 13C-1,2,3,7,8-PeCDD	4.73e5	0.59	NO	0.74	1.000	31.12	1.212	96.5	96.5	0.258	
20 13C-1,2,3,4,7,8-HxCDD	3.89e5	1.32	NO	0.85	1.000	34.40	1.014	99.7	99.7	0.396	
21 13C-1,2,3,6,7,8-HxCDD	4.30e5	1.26	NO	0.78	1.000	34.51	1.017	96.7	96.7	0.330	
22 13C-1,2,3,7,8,9-HxCDD	3.93e5	1.25	NO	0.66	1.000	34.78	1.025	103	103	0.386	
23 13C-1,2,3,4,6,7,8-HpCDD	3.04e5	1.09	NO	0.54	1.000	38.30	1.128	98.2	98.2	0.380	

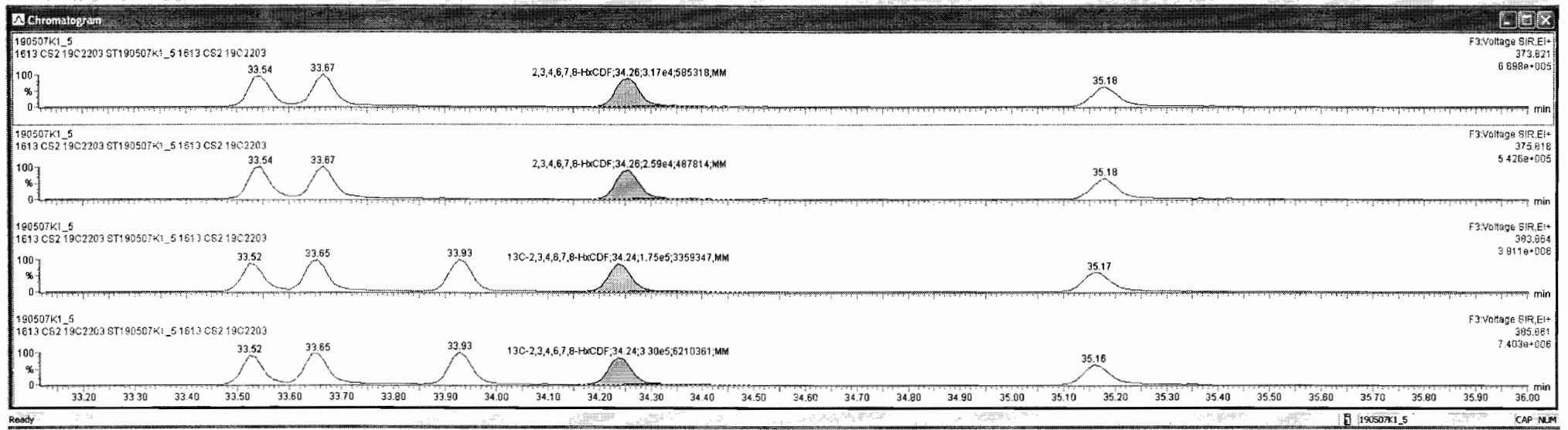


TargetLynx 190507K1_CRV.qld

File Edit View Display Processing Window Help

190507K1_5 - ST190507K1_5 1613 CS2 19C2203 - 1613 CS2 19C2203

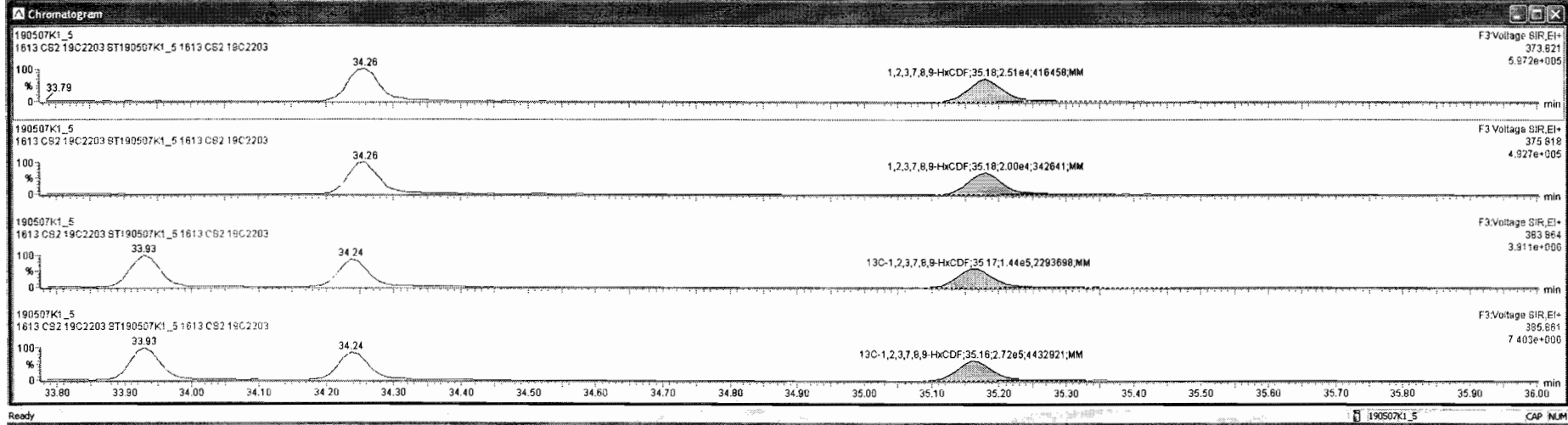
Name	Resp	RA	n/y	RfF	wt/vol	RT	RRT	Conc.	%Rec	DL	EMPC
1 2,3,7,8-TCDD	1.19e4	0.79	NO	0.92	1.000	26.34	1.001	1.85	92.7	0.0451	1.85
2 1,2,3,7,8-PeCDD	4.19e4	0.86	NO	0.90	1.000	31.14	1.001	9.78	97.8	0.0625	9.78
3 1,2,3,4,7,8-HxCDD	3.89e4	1.24	NO	1.07	1.000	34.41	1.000	9.62	98.2	0.0838	9.62
4 1,2,3,6,7,8-HxCDD	4.16e4	1.22	NO	0.97	1.000	34.52	1.000	9.99	99.9	0.0838	9.99
5 1,2,3,7,8,9-HxCDD	3.65e4	1.22	NO	0.97	1.000	34.80	1.000	9.56	95.6	0.0960	9.56
6 1,2,3,4,6,7,8-HpCDD	2.98e4	1.05	NO	1.03	1.000	38.31	1.000	9.56	95.6	0.120	9.56
7 OCDD	4.71e4	0.89	NO	0.97	1.000	41.47	1.000	19.2	95.8	0.170	19.2
8 2,3,7,8-TCDF	1.71e4	0.77	NO	0.94	1.000	25.50	1.001	1.97	98.3	0.0381	1.97
9 1,2,3,7,8-PeCDF	6.93e4	1.65	NO	0.97	1.000	29.89	1.000	9.88	98.8	0.0558	9.88
10 2,3,4,7,8-PeCDF	6.82e4	1.58	NO	1.00	1.000	30.86	1.001	9.42	94.2	0.0465	9.42
11 1,2,3,4,7,8-HxCDF	5.97e4	1.26	NO	1.24	1.000	33.54	1.001	9.96	99.6	0.106	9.96
12 1,2,3,6,7,8-HxCDF	6.32e4	1.22	NO	1.10	1.000	33.67	1.000	10.1	101	0.111	10.1
13 2,3,4,6,7,8-HxCDF	5.78e4	1.22	NO	1.18	1.000	34.26	1.001	9.97	96.7	0.113	9.67
14 1,2,3,7,8,9-HxCDF	4.51e4	1.25	NO	1.07	1.000	35.16	1.000	10.1	101	0.182	10.1
15 1,2,3,4,6,7,8-HpCDF	4.63e4	1.01	NO	1.13	1.000	36.91	1.000	9.80	98.0	0.134	9.80
16 1,2,3,4,7,8,9-HpCDF	3.47e4	1.04	NO	1.26	1.000	38.86	1.000	9.02	90.2	0.140	9.02
17 OCDF	6.07e4	0.93	NO	1.10	1.000	41.68	1.000	17.2	86.1	0.182	17.2
18 13C-2,3,7,8-TCDD	6.91e5	0.78	NO	1.05	1.000	26.33	1.025	99.9	99.9	0.162	
19 13C-1,2,3,7,8-PeCDD	4.73e5	0.59	NO	0.74	1.000	31.12	1.212	86.5	96.5	0.258	
20 13C-1,2,3,4,7,8-HxCDD	3.89e5	1.32	NO	0.65	1.000	34.40	1.014	89.7	99.7	0.396	
21 13C-1,2,3,6,7,8-HxCDD	4.30e5	1.26	NO	0.78	1.000	34.51	1.017	86.7	96.7	0.330	
22 13C-1,2,3,7,8,9-HxCDD	3.93e5	1.25	NO	0.66	1.000	34.78	1.025	103	103	0.386	
23 13C-1,2,3,4,6,7,8-HpCDD	3.04e5	1.09	NO	0.54	1.000	38.30	1.129	98.2	98.2	0.380	



Target: ynx_190507K1_CRV.qld*

190507K1_5 - ST190507K1_5 1613 CS2 19C2203 - 1613 CS2 19C2203

Name	Resp	RA	n/y	RRF	wt/wd	RT	RRT	Conc.	%Rec	DL	EMPC
1 2,3,7,8-TCDD	1.19e4	0.79	NO	0.92	1.000	26.34	1.001	1.85	92.7	0.0451	1.85
2 1,2,3,7,8-PeCDD	4.19e4	0.86	NO	0.90	1.000	31.14	1.001	9.78	97.8	0.0625	9.78
3 1,2,3,4,7,8-HxCDD	3.88e4	1.24	NO	1.07	1.000	34.41	1.000	9.82	98.2	0.0838	9.82
4 1,2,3,6,7,8-HxCDD	4.16e4	1.22	NO	0.97	1.000	34.52	1.000	9.99	99.9	0.0838	9.99
5 1,2,3,7,8,9-HxCDD	3.65e4	1.22	NO	0.97	1.000	34.80	1.000	9.56	95.6	0.0960	9.56
6 1,2,3,4,6,7,8-HpCDD	2.98e4	1.05	NO	1.03	1.000	38.31	1.000	9.56	95.6	0.120	9.56
7 OCDD	4.71e4	0.89	NO	0.97	1.000	41.47	1.000	19.2	95.8	0.170	19.2
8 2,3,7,8-TCDF	1.71e4	0.77	NO	0.94	1.000	25.50	1.001	1.97	98.3	0.0381	1.97
9 1,2,3,7,8-PeCDF	6.93e4	1.65	NO	0.97	1.000	29.89	1.000	9.88	98.8	0.0558	9.88
10 2,3,4,7,8-PeCDF	6.82e4	1.58	NO	1.00	1.000	30.86	1.001	9.42	94.2	0.0465	9.42
11 1,2,3,4,7,8-HxCDF	5.97e4	1.26	NO	1.24	1.000	33.54	1.001	9.96	99.6	0.106	9.96
12 1,2,3,6,7,8-HxCDF	6.32e4	1.22	NO	1.10	1.000	33.67	1.000	10.1	101	0.111	10.1
13 2,3,4,6,7,8-HxCDF	5.76e4	1.22	NO	1.16	1.000	34.26	1.001	9.67	96.7	0.113	9.67
14 1,2,3,7,8,9-HxCDF	4.51e4	1.25	NO	1.07	1.000	35.18	1.000	10.1	101	0.182	10.1
15 1,2,3,4,6,7,8-HpCDF	4.63e4	1.01	NO	1.13	1.000	36.91	1.000	9.80	98.0	0.134	9.80
16 1,2,3,4,7,8,9-HpCDF	3.47e4	1.04	NO	1.26	1.000	38.68	1.000	9.02	90.2	0.140	9.02
17 OCDF	6.07e4	0.93	NO	1.10	1.000	41.69	1.000	17.2	86.1	0.182	17.2
18 13C-2,3,7,8-TCDD	6.91e5	0.78	NO	1.05	1.000	26.33	1.025	99.9	99.9	0.162	
19 13C-1,2,3,7,8-PeCDD	4.73e5	0.59	NO	0.74	1.000	31.12	1.212	96.5	96.5	0.258	
20 13C-1,2,3,4,7,8-HxCDD	3.88e5	1.32	NO	0.85	1.000	34.40	1.014	99.7	99.7	0.396	
21 13C-1,2,3,6,7,8-HxCDD	4.30e5	1.26	NO	0.78	1.000	34.51	1.017	96.7	96.7	0.330	
22 13C-1,2,3,7,8,9-HxCDD	3.93e5	1.25	NO	0.66	1.000	34.78	1.025	103	103	0.396	
23 13C-1,2,3,4,6,7,8-HpCDD	3.04e5	1.09	NO	0.54	1.000	38.30	1.129	98.2	98.2	0.390	



Dataset: Untitled

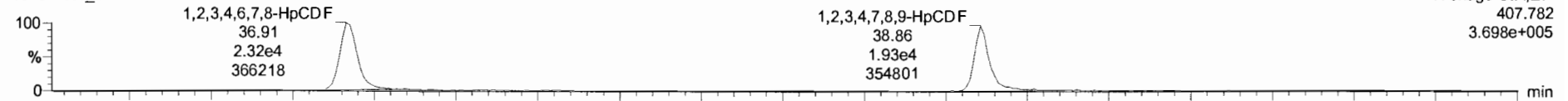
Last Altered: Wednesday, May 08, 2019 7:14:27 AM Pacific Daylight Time

Printed: Wednesday, May 08, 2019 7:19:34 AM Pacific Daylight Time

Name: 190507K1_5, Date: 07-May-2019, Time: 13:51:47, ID: ST190507K1_5 1613 CS2 19C2203, Description: 1613 CS2 19C2203

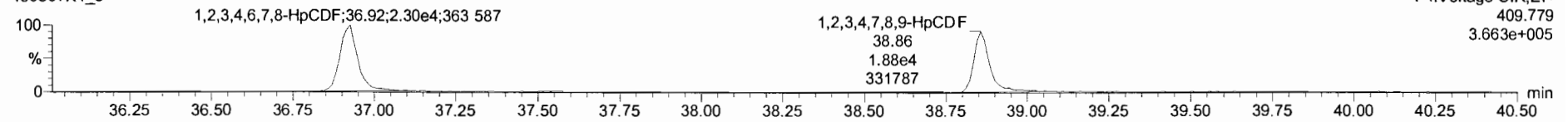
1,2,3,4,6,7,8-HpCDF

190507K1_5



F4:Voltage SIR,EI+
407.782
3.698e+005

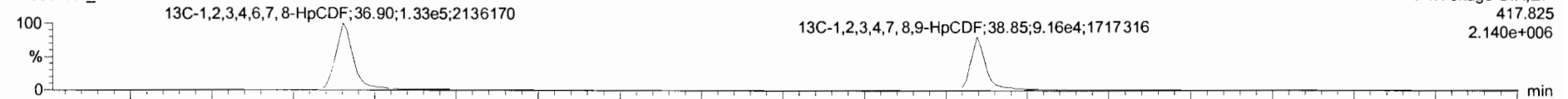
190507K1_5



F4:Voltage SIR,EI+
409.779
3.663e+005

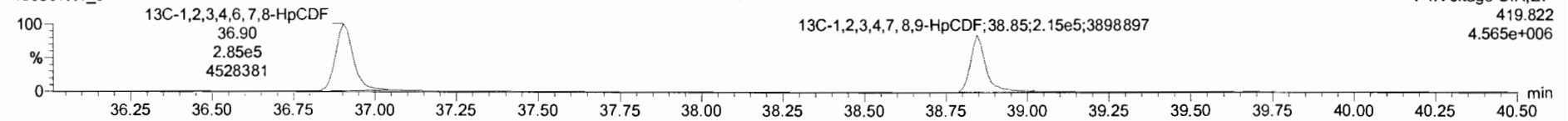
13C-1,2,3,4,6,7,8-HpCDF

190507K1_5



F4:Voltage SIR,EI+
417.825
2.140e+006

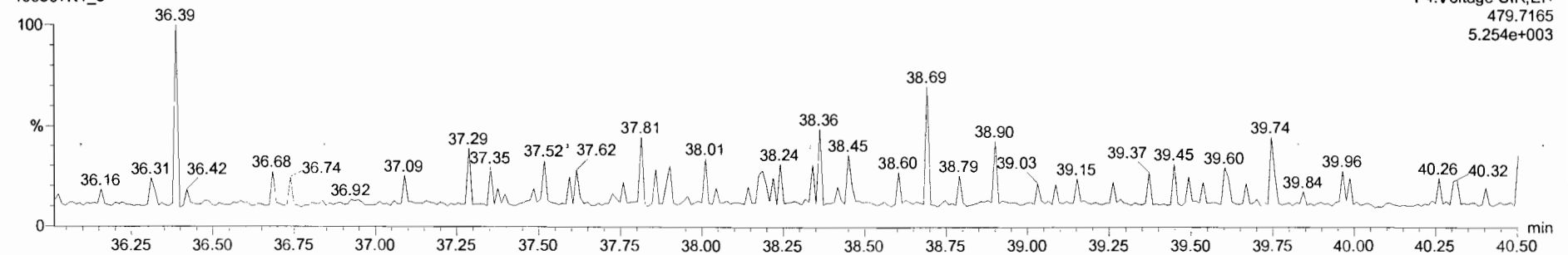
190507K1_5



F4:Voltage SIR,EI+
419.822
4.565e+006

DPE4

190507K1_5



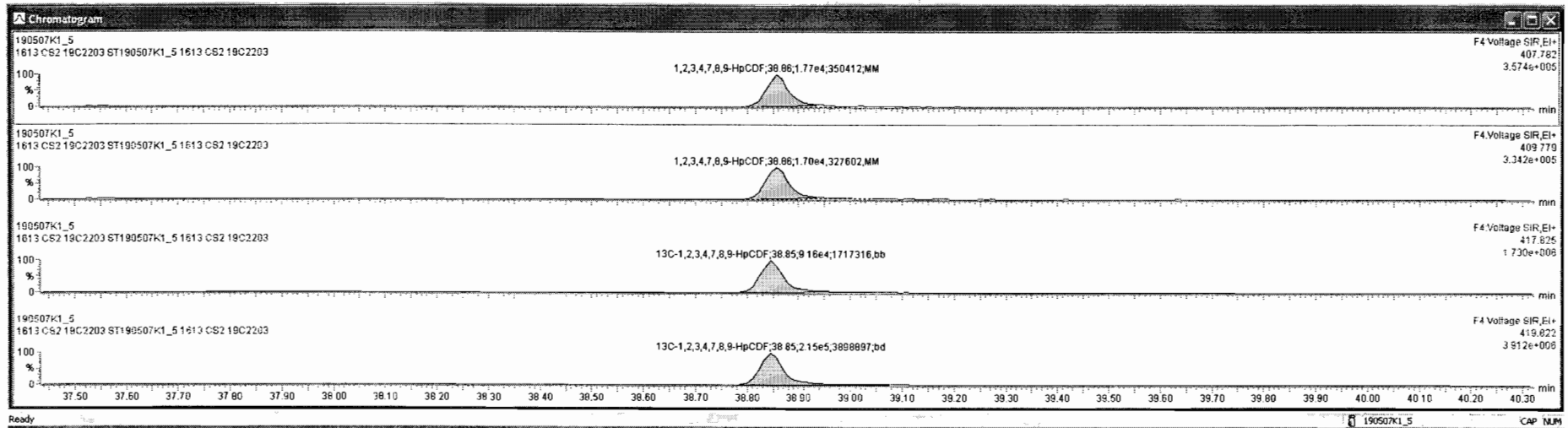
F4:Voltage SIR,EI+
479.7165
5.254e+003

Target: ymx - 190507K1_CRY.qld

File Edit View Display Processing Window Help

190507K1_5 - ST190507K1_5 1613 CS2 19C2203 - 1613 CS2 19C2203

None	Resp	RA	FlY	RRF	wtVol	RT	RR1	Conc	%Rec	DL	EMPC	
1	2,3,7,8-TCDD	1.19e4	0.79	NO	0.92	1.000	26.34	1.001	1.85	92.7	0.0451	1.85
2	1,2,3,7,8-PeCDD	4.19e4	0.66	NO	0.90	1.000	31.14	1.001	9.78	97.8	0.0625	9.78
3	1,2,3,4,7,8-HxCDD	3.89e4	1.24	NO	1.07	1.000	34.41	1.000	9.82	98.2	0.0838	9.82
4	1,2,3,6,7,8-HxCDD	4.18e4	1.22	NO	0.97	1.000	34.52	1.000	9.99	99.9	0.0838	9.99
5	1,2,3,7,8,9-HxCDD	3.65e4	1.22	NO	0.97	1.000	34.80	1.000	9.56	96.6	0.0960	9.56
6	1,2,3,4,6,7,8-HpCDD	2.98e4	1.05	NO	1.03	1.000	36.31	1.000	9.56	95.6	0.120	9.56
7	OCDD	4.71e4	0.89	NO	0.97	1.000	41.47	1.000	19.2	95.8	0.170	19.2
8	2,3,7,8-TCDF	1.71e4	0.77	NO	0.94	1.000	25.50	1.001	1.97	98.3	0.0381	1.97
9	1,2,3,7,8-PeCDF	6.93e4	1.65	NO	0.97	1.000	29.89	1.000	9.88	98.8	0.0558	9.88
10	2,3,4,7,8-PeCDF	6.82e4	1.58	NO	1.00	1.000	30.86	1.001	9.42	94.2	0.0465	9.42
11	1,2,3,4,7,8-HxCDF	5.97e4	1.26	NO	1.24	1.000	33.54	1.001	9.96	99.6	0.106	9.96
12	1,2,3,6,7,8-HxCDF	6.32e4	1.22	NO	1.10	1.000	33.67	1.000	10.1	101	0.111	10.1
13	2,3,4,6,7,8-HxCDF	5.78e4	1.22	NO	1.18	1.000	34.26	1.001	9.67	96.7	0.113	9.67
14	1,2,3,7,8,9-HxCDF	4.51e4	1.25	NO	1.07	1.000	35.18	1.000	10.1	101	0.182	10.1
15	1,2,3,4,6,7,8-HpCDF	4.63e4	1.01	NO	1.13	1.000	36.91	1.000	9.80	98.0	0.134	9.80
16	1,2,3,4,7,8,9-HpCDF	3.47e4	1.04	NO	1.26	1.000	38.86	1.000	9.02	90.2	0.140	9.02
17	OCDF	6.07e4	0.93	NO	1.10	1.000	41.89	1.000	17.2	86.1	0.182	17.2
18	13C-2,3,7,8-TCDD	6.91e5	0.78	NO	1.05	1.000	26.33	1.025	99.9	99.9	0.162	
19	13C-1,2,3,7,8-PeCDD	4.73e5	0.59	NO	0.74	1.000	31.12	1.212	96.5	96.5	0.259	
20	13C-1,2,3,4,7,8-HxCDD	3.69e5	1.32	NO	0.65	1.000	34.40	1.014	99.7	99.7	0.396	
21	13C-1,2,3,6,7,8-HxCDD	4.30e5	1.26	NO	0.78	1.000	34.51	1.017	96.7	96.7	0.330	
22	13C-1,2,3,7,8,9-HxCDD	3.93e5	1.25	NO	0.66	1.000	34.78	1.025	103	103	0.396	
23	13C-1,2,3,4,6,7,8-HpCDD	3.04e5	1.08	NO	0.54	1.000	38.30	1.129	98.2	98.2	0.390	



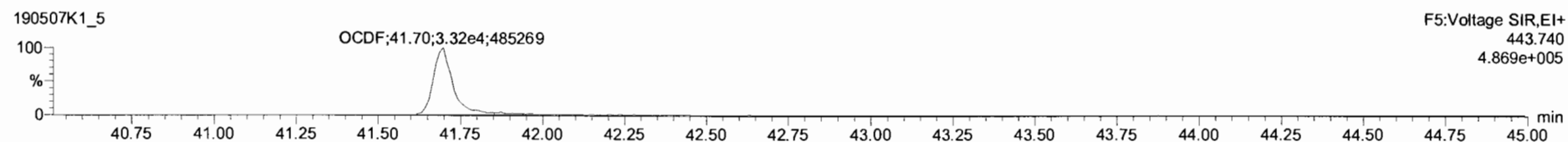

Dataset: Untitled

Last Altered: Wednesday, May 08, 2019 7:14:27 AM Pacific Daylight Time

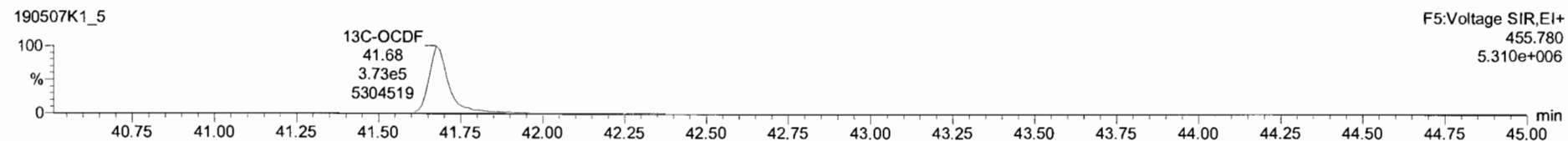
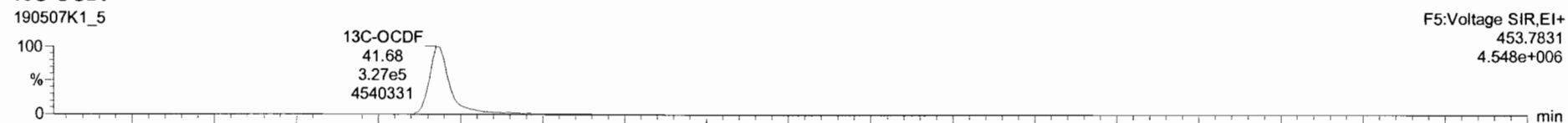
Printed: Wednesday, May 08, 2019 7:19:34 AM Pacific Daylight Time

Name: 190507K1_5, Date: 07-May-2019, Time: 13:51:47, ID: ST190507K1_5 1613 CS2 19C2203, Description: 1613 CS2 19C2203

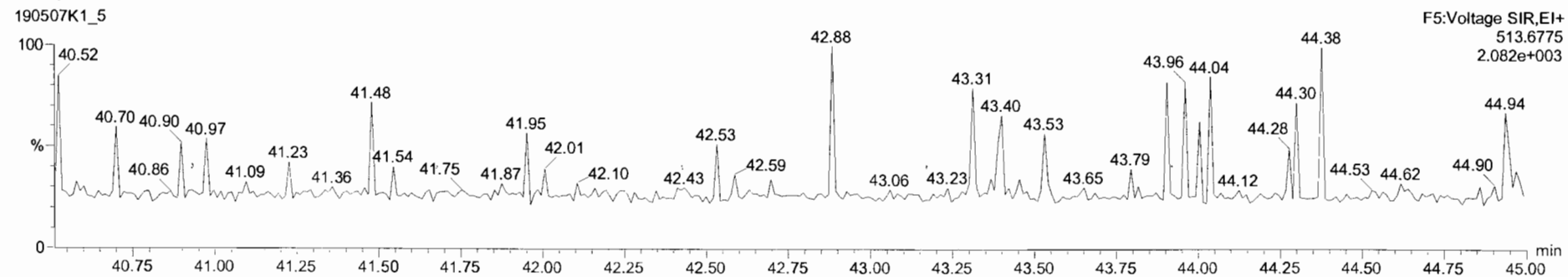
OCDF



13C-OCDF



DPE5

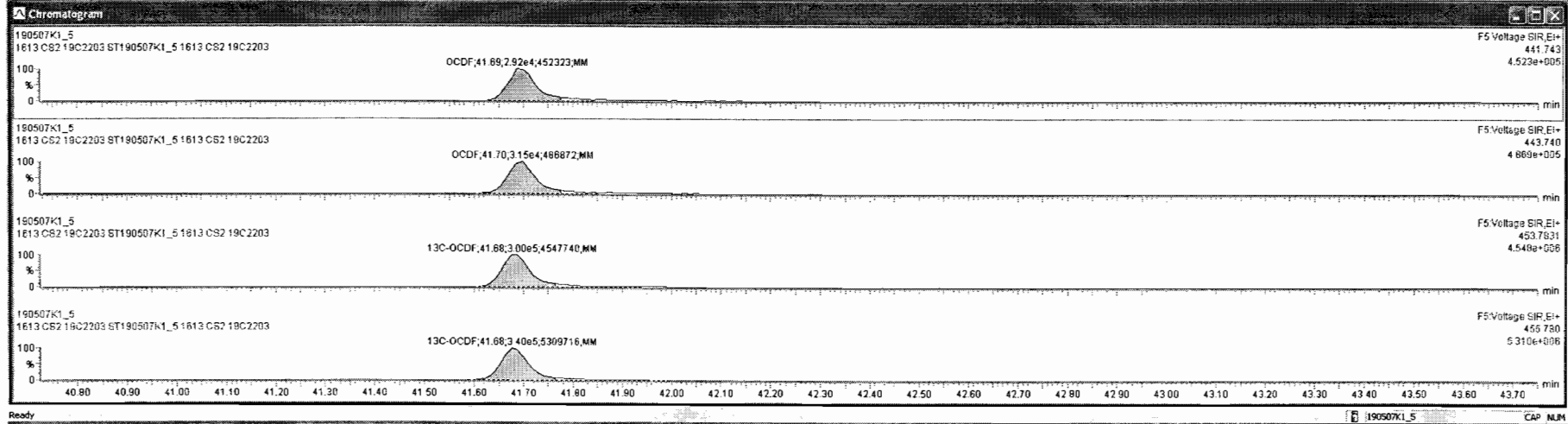


Target: ynx - 190507K1_CRY.qld

File Edit View Display Processing Window Help

190507K1_5 - ST190507K1_5 1613 CS2 19C2203 - 1613 CS2 19C2203

Name	Resp	RA	QY	RF	wt/nd	RT	RRT	Conc	%Rec	DL	EMPC
1 2,3,7,8-TCDD	1.19e4	0.79	NO	0.92	1.000	26.34	1.001	1.85	92.7	0.0461	1.85
2 1,2,3,7,8-PeCDD	4.18e4	0.65	NO	0.90	1.000	31.14	1.001	9.78	97.8	0.0625	9.78
3 1,2,3,4,7,8-HxCDD	3.88e4	1.24	NO	1.07	1.000	34.41	1.000	9.82	88.2	0.0838	9.82
4 1,2,3,6,7,8-HxCDD	4.18e4	1.22	NO	0.97	1.000	34.52	1.000	9.89	99.9	0.0838	9.89
5 1,2,3,7,8,9-HxCDD	3.85e4	1.22	NO	0.87	1.000	34.80	1.000	9.56	95.6	0.0860	9.56
6 1,2,3,4,6,7,8-HpCDD	2.98e4	1.05	NO	1.03	1.000	36.31	1.000	9.56	95.6	0.120	9.56
7 OCDD	4.71e4	0.89	NO	0.97	1.000	41.47	1.000	19.2	95.8	0.170	19.2
8 2,3,7,8-TCDF	1.71e4	0.77	NO	0.94	1.000	25.50	1.001	1.97	98.3	0.0381	1.97
9 1,2,3,7,8-PeCDF	6.93e4	1.65	NO	0.97	1.000	29.89	1.000	9.88	98.8	0.0558	9.88
10 2,3,4,7,8-PeCDF	6.82e4	1.58	NO	1.00	1.000	30.86	1.001	9.42	94.2	0.0465	9.42
11 1,2,3,4,7,8-HxCDF	5.97e4	1.26	NO	1.24	1.000	33.54	1.001	9.96	99.6	0.106	9.96
12 1,2,3,6,7,8-HxCDF	6.32e4	1.22	NO	1.10	1.000	33.67	1.000	10.1	101	0.111	10.1
13 2,3,4,6,7,8-HxCDF	5.76e4	1.22	NO	1.18	1.000	34.26	1.001	9.67	96.7	0.113	9.67
14 1,2,3,7,8,9-HxCDF	4.51e4	1.25	NO	1.07	1.000	35.18	1.000	10.1	101	0.182	10.1
15 1,2,3,4,6,7,8-HpCDF	4.63e4	1.01	NO	1.13	1.000	36.91	1.000	9.80	98.0	0.134	9.80
16 1,2,3,4,7,8,9-HpCDF	3.47e4	1.04	NO	1.26	1.000	38.86	1.000	9.02	90.2	0.140	9.02
17 OCDF	6.07e4	0.93	NO	1.10	1.000	41.89	1.000	17.2	95.3	0.162	17.2
18 13C-2,3,7,8-TCDD	6.91e5	0.78	NO	1.05	1.000	26.33	1.025	99.9	99.9	0.162	
19 13C-1,2,3,7,8-PeCDD	4.73e5	0.59	NO	0.74	1.000	31.12	1.212	96.5	96.5	0.258	
20 13C-1,2,3,4,7,8-HxCDD	3.69e5	1.32	NO	0.65	1.000	34.40	1.014	99.7	99.7	0.306	
21 13C-1,2,3,6,7,8-HxCDD	4.30e5	1.26	NO	0.78	1.000	34.51	1.017	96.7	96.7	0.330	
22 13C-1,2,3,7,8,9-HxCDD	3.93e5	1.25	NO	0.66	1.000	34.78	1.025	103	103	0.306	
23 13C-1,2,3,4,6,7,8-HpCDD	3.04e5	1.09	NO	0.54	1.000	38.30	1.126	98.2	98.2	0.300	

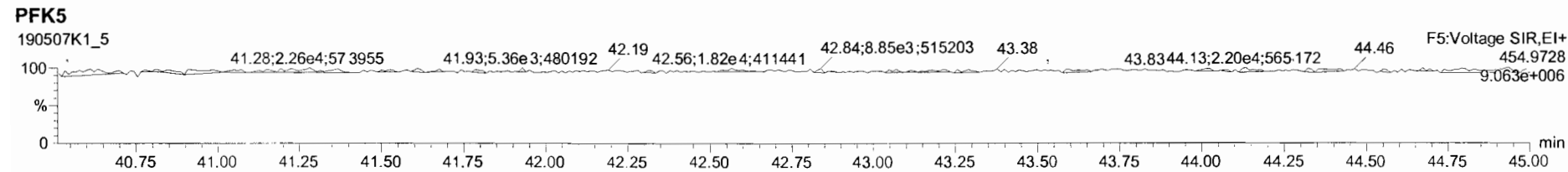
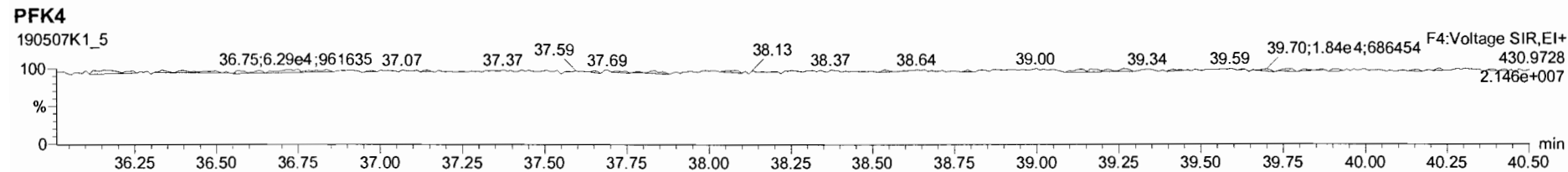
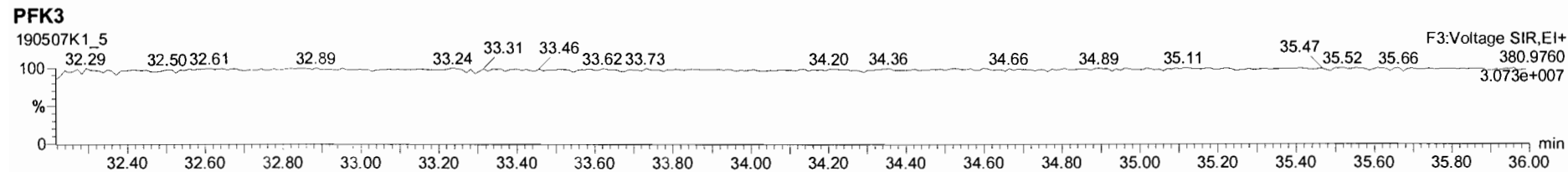
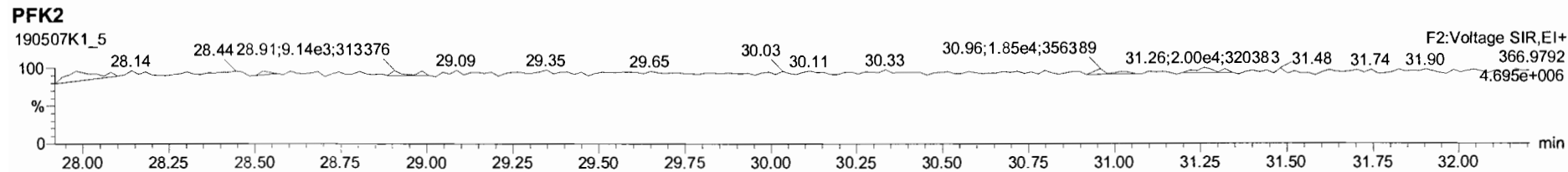
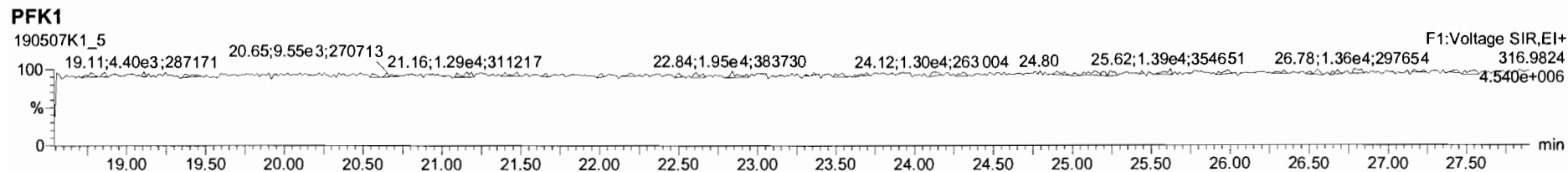


Dataset: Untitled

Last Altered: Wednesday, May 08, 2019 7:14:27 AM Pacific Daylight Time

Printed: Wednesday, May 08, 2019 7:19:34 AM Pacific Daylight Time

Name: 190507K1_5, Date: 07-May-2019, Time: 13:51:47, ID: ST190507K1_5 1613 CS2 19C2203, Description: 1613 CS2 19C2203



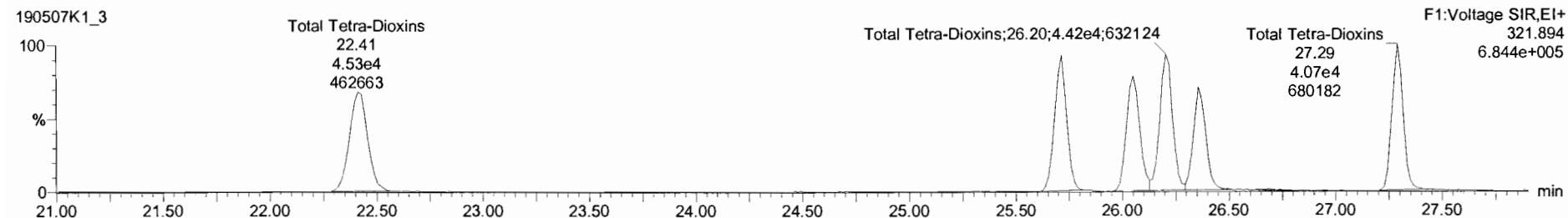

Dataset: Untitled

Last Altered: Wednesday, May 08, 2019 7:14:27 AM Pacific Daylight Time

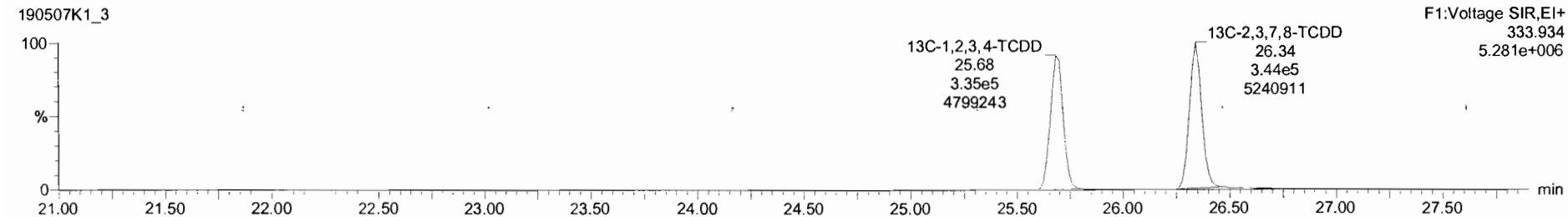

Printed: Wednesday, May 08, 2019 7:19:34 AM Pacific Daylight Time

Name: 190507K1_3, Date: 07-May-2019, Time: 12:16:36, ID: ST190507K1_3 1613 CS3 19C2204, Description: 1613 CS3 19C2204

2,3,7,8-TCDD



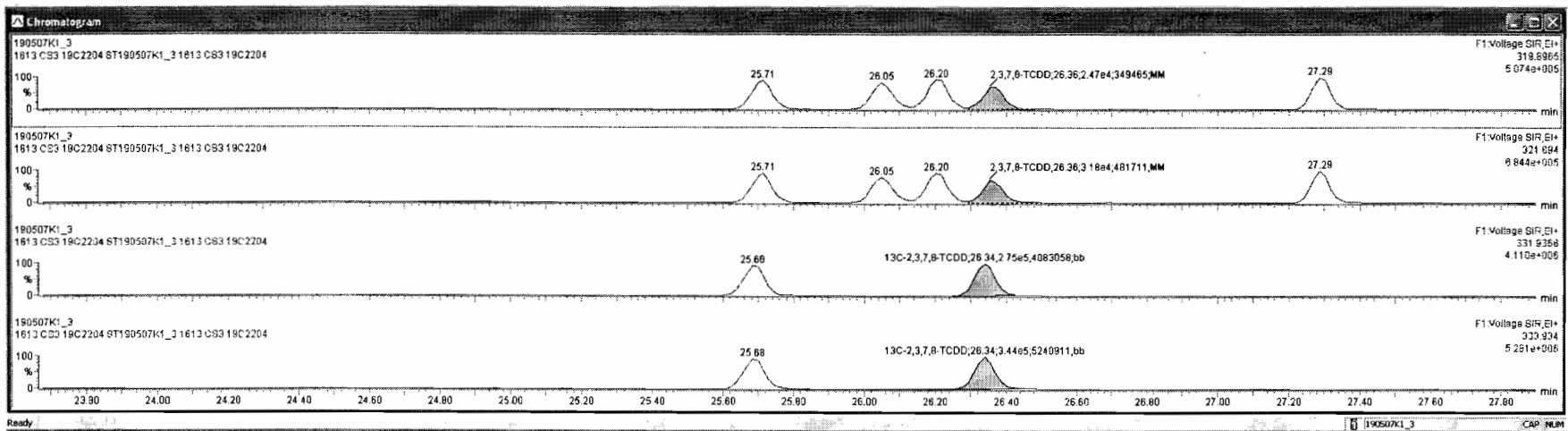
13C-2,3,7,8-TCDD



TargetLynx - 190507K1_CRW.gld

190507K1_3 - ST190507K1_3 1613 CS3 19C2204 - 1613 CS3 19C2204

Name	Resp	RA	NV	RRF	wt/Vol	RT	RRT	Conc	%Rec	DL	EMPC
1 2,3,7,8-TCDD	5.65e4	0.79	NO	0.92	1.000	26.36	1.001	9.97	96.7	0.0600	9.87
2 1,2,3,7,8-PeCDD	1.80e5	0.83	NO	0.90	1.000	31.14	1.001	44.5	89.0	0.154	44.5
3 1,2,3,4,7,8-HxCDD	1.76e5	1.28	NO	1.07	1.000	34.42	1.000	49.0	98.0	0.299	49.0
4 1,2,3,6,7,8-HxCDD	1.92e5	1.26	NO	0.97	1.000	34.53	1.000	48.5	97.0	0.308	48.5
5 1,2,3,7,8,9-HxCDD	1.63e5	1.35	NO	0.97	1.000	34.81	1.000	48.7	97.3	0.340	48.7
6 1,2,3,4,6,7,8-HpCDD	1.42e5	1.03	NO	1.03	1.000	38.32	1.000	50.1	100	0.364	50.1
7 OCDD	2.35e5	0.90	NO	0.97	1.000	41.48	1.000	103	103	0.327	103
8 2,3,7,8-TCDF	7.75e4	0.78	NO	0.94	1.000	25.51	1.001	9.59	95.9	0.0657	9.59
9 1,2,3,7,8-PeCDF	3.23e5	1.58	NO	0.97	1.000	29.91	1.001	49.4	98.7	0.135	49.4
10 2,3,4,7,8-PeCDF	3.17e5	1.56	NO	1.00	1.000	30.86	1.001	49.7	99.5	0.148	49.7
11 1,2,3,4,7,8-HxCDF	2.69e5	1.25	NO	1.24	1.000	33.58	1.001	48.1	98.2	0.274	48.1
12 1,2,3,6,7,8-HxCDF	3.02e5	1.26	NO	1.09	1.000	33.68	1.000	50.6	101	0.280	50.6
13 2,3,4,6,7,8-HxCDF	2.75e5	1.26	NO	1.18	1.000	34.27	1.001	51.0	102	0.267	51.0
14 1,2,3,7,8,9-HxCDF	2.00e5	1.25	NO	1.07	1.000	35.19	1.000	49.1	98.2	0.443	49.1
15 1,2,3,4,6,7,8-HpCDF	2.21e5	1.05	NO	1.13	1.000	36.94	1.001	49.3	98.5	0.311	49.3
16 1,2,3,4,7,8,9-HpCDF	1.69e5	1.10	NO	1.26	1.000	38.87	1.000	46.6	93.2	0.350	46.6
17 OCDF	3.03e5	0.90	NO	1.10	1.000	41.71	1.000	90.4	90.4	0.372	90.4
18 13C-2,3,7,8-TCDD	6.19e5	0.80	NO	1.05	1.000	26.34	1.026	98.4	98.4	0.276	
19 13C-1,2,3,7,8-PeCDD	4.47e5	0.61	NO	0.74	1.000	31.12	1.212	100	100	0.183	
20 13C-1,2,3,4,7,8-HxCDD	3.36e5	1.24	NO	0.85	1.000	34.41	1.014	102	102	0.543	
21 13C-1,2,3,6,7,8-HxCDD	4.10e5	1.25	NO	0.78	1.000	34.52	1.017	103	103	0.452	
22 13C-1,2,3,7,8,9-HxCDD	3.44e5	1.18	NO	0.68	1.000	34.80	1.025	102	102	0.529	
23 13C-1,2,3,4,6,7,8-HpCDD	2.76e5	1.05	NO	0.54	1.000	38.31	1.129	100	100	0.557	



Dataset: Untitled

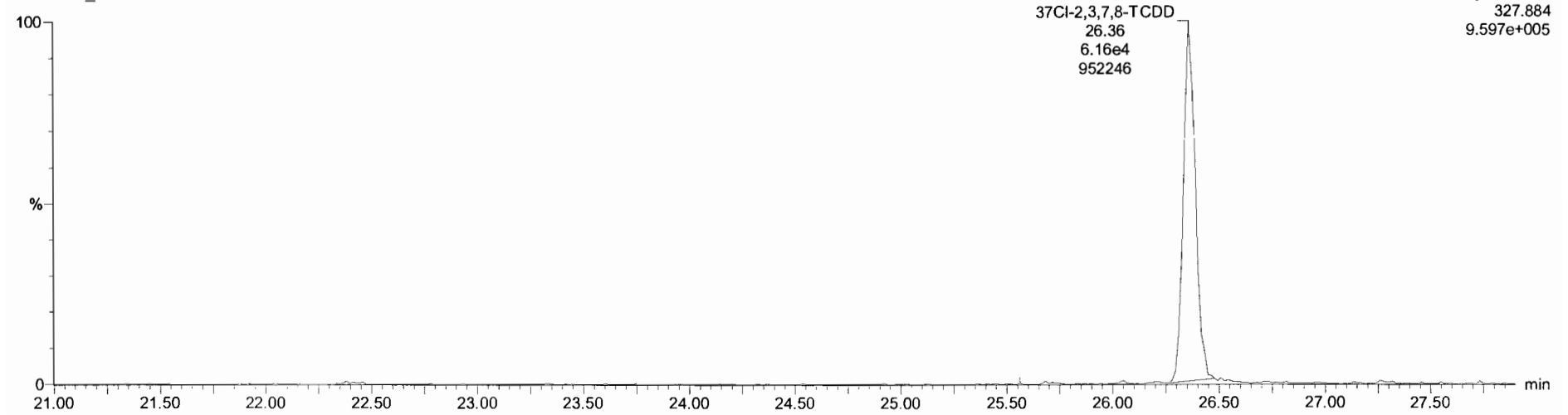
Last Altered: Wednesday, May 08, 2019 7:14:27 AM Pacific Daylight Time

Printed: Wednesday, May 08, 2019 7:19:34 AM Pacific Daylight Time

Name: 190507K1_3, Date: 07-May-2019, Time: 12:16:36, ID: ST190507K1_3 1613 CS3 19C2204, Description: 1613 CS3 19C2204

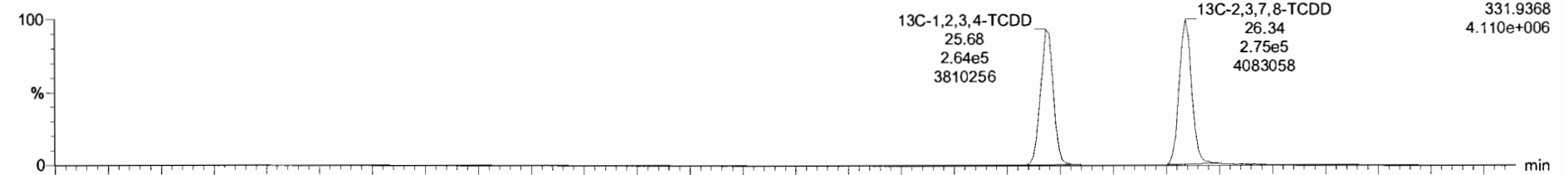
37Cl-2,3,7,8-TCDD

190507K1_3

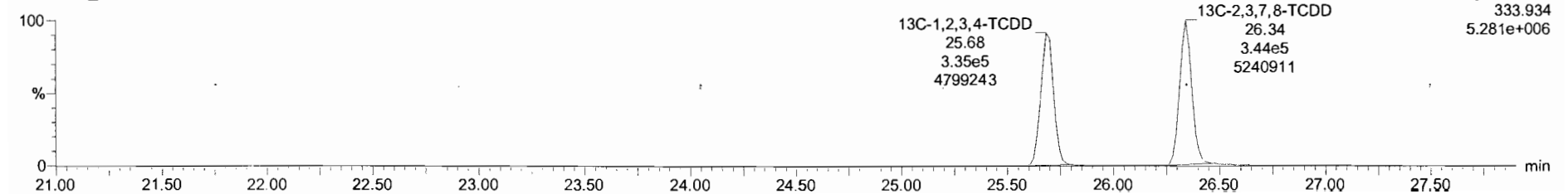


13C-1,2,3,4-TCDD

190507K1_3



190507K1_3




Dataset: Untitled

Last Altered: Wednesday, May 08, 2019 7:14:27 AM Pacific Daylight Time
Printed: Wednesday, May 08, 2019 7:19:34 AM Pacific Daylight Time

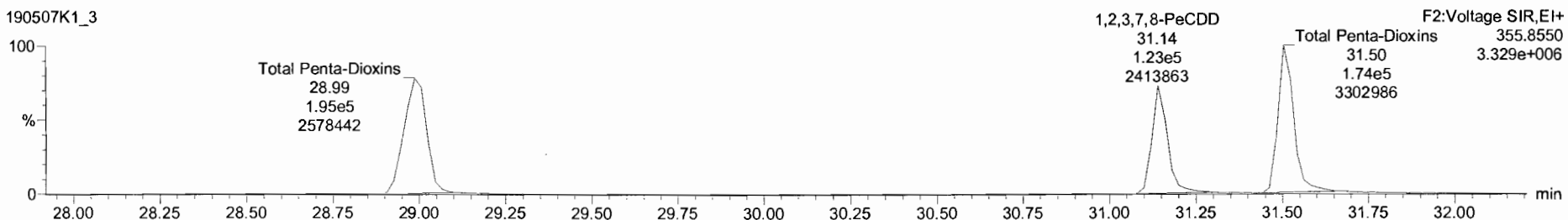
Name: 190507K1_3, Date: 07-May-2019, Time: 12:16:36, ID: ST190507K1_3 1613 CS3 19C2204, Description: 1613 CS3 19C2204

1,2,3,7,8-PeCDD

190507K1_3

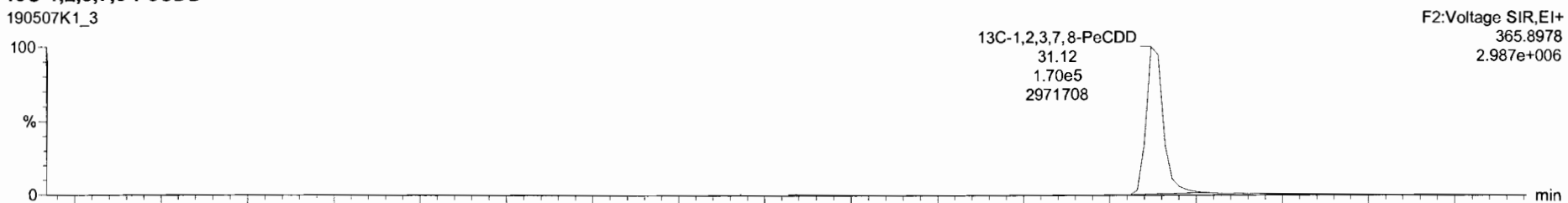


190507K1_3

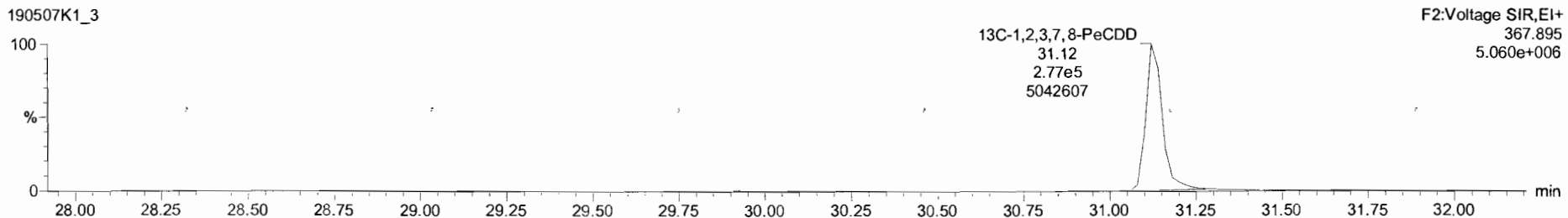


13C-1,2,3,7,8-PeCDD

190507K1_3



190507K1_3

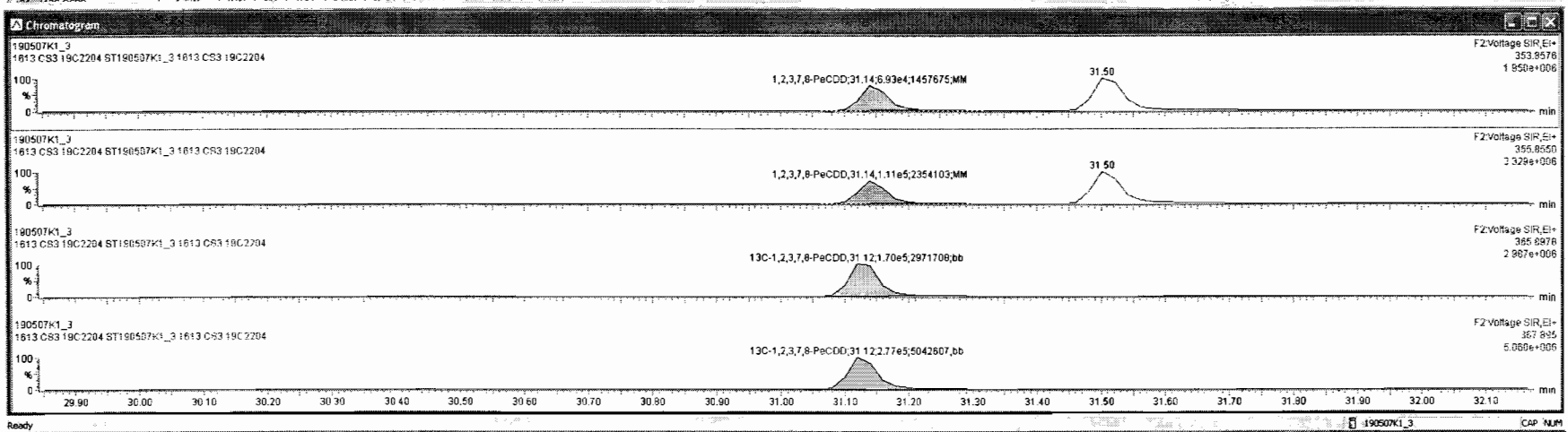


TargetLynx - 190507K1.CRV.qid

File Edit View Display Processing Window Help

190507K1_3 - ST190507K1_3 1613 CS3 19C2204 - 1613 CS3 19C2204

Name	Resp	RA	nV	RRF	wtVol	RT	RRT	Conc	%Rec	DL	EMPC
1 2,3,7,8-TCDD	5.65e4	0.78	NO	0.92	1.000	26.36	1.001	9.87	98.7	0.0900	9.87
2 1,2,3,7,8-PeCDD	1.80e5	0.63	NO	0.80	1.000	31.14	1.001	44.5	89.0	0.154	44.5
3 1,2,3,4,7,8-HxCDD	1.76e5	1.26	NO	1.07	1.000	34.42	1.000	49.0	96.0	0.299	49.0
4 1,2,3,6,7,8-HxCDD	1.92e5	1.26	NO	0.97	1.000	34.53	1.000	48.5	97.0	0.308	48.5
5 1,2,3,7,8-HxCDD	1.63e5	1.35	NO	0.97	1.000	34.81	1.000	48.7	97.3	0.340	48.7
6 1,2,3,4,6,7,8-HpCDD	1.42e5	1.03	NO	1.03	1.000	38.32	1.000	50.1	100	0.364	50.1
7 OCDD	2.35e5	0.90	NO	0.97	1.000	41.48	1.000	103	103	0.327	103
8 2,3,7,8-TCDF	7.75e4	0.78	NO	0.94	1.000	25.51	1.001	9.59	95.9	0.0857	9.59
9 1,2,3,7,8-PeCDF	3.23e5	1.58	NO	0.97	1.000	29.81	1.001	49.4	96.7	0.135	49.4
10 2,3,4,7,8-PeCDF	3.17e5	1.58	NO	1.00	1.000	30.86	1.001	49.7	98.5	0.149	49.7
11 1,2,3,4,7,8-HxCDF	2.68e5	1.25	NO	1.24	1.000	33.56	1.001	49.1	98.2	0.274	49.1
12 1,2,3,6,7,8-HxCDF	3.02e5	1.26	NO	1.09	1.000	33.68	1.000	50.6	101	0.280	50.6
13 2,3,4,6,7,8-HxCDF	2.75e5	1.26	NO	1.18	1.000	34.27	1.001	51.0	102	0.287	51.0
14 1,2,3,7,8-HxCDF	2.00e5	1.25	NO	1.07	1.000	35.19	1.000	49.1	98.2	0.443	49.1
15 1,2,3,4,6,7,8-HpCDF	2.21e5	1.05	NO	1.13	1.000	36.94	1.001	49.3	98.5	0.311	49.3
16 1,2,3,4,7,8,9-HpCDF	1.68e5	1.10	NO	1.26	1.000	38.87	1.000	46.8	93.2	0.350	46.8
17 OCDF	3.03e5	0.90	NO	1.10	1.000	41.71	1.000	90.4	90.4	0.372	90.4
18 13C-2,3,7,8-TCDD	6.19e5	0.80	NO	1.05	1.000	26.34	1.026	98.4	98.4	0.275	
19 13C-1,2,3,7,8-PeCDD	4.47e5	0.81	NO	0.74	1.000	31.12	1.212	100	100	0.183	
20 13C-1,2,3,4,7,8-HxCDD	3.38e5	1.24	NO	0.65	1.000	34.41	1.014	102	102	0.543	
21 13C-1,2,3,6,7,8-HxCDD	4.10e5	1.25	NO	0.78	1.000	34.52	1.017	103	103	0.452	
22 13C-1,2,3,7,8-HxCDD	3.44e5	1.18	NO	0.66	1.000	34.80	1.025	102	102	0.529	
23 13C-1,2,3,4,6,7,8-HpCDD	2.76e5	1.05	NO	0.54	1.000	38.31	1.129	100	100	0.557	



Dataset: Untitled

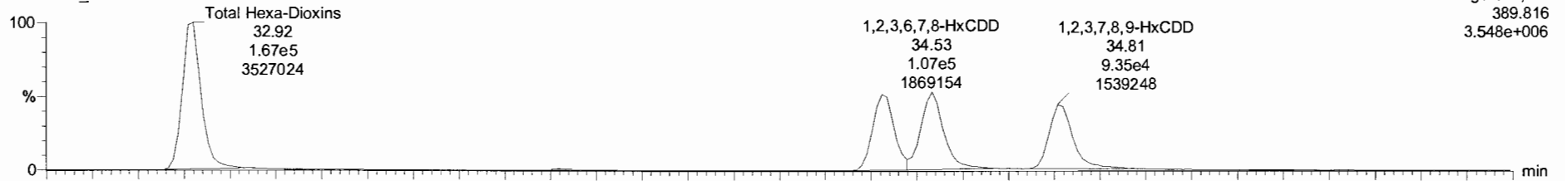
Last Altered: Wednesday, May 08, 2019 7:14:27 AM Pacific Daylight Time

Printed: Wednesday, May 08, 2019 7:19:34 AM Pacific Daylight Time

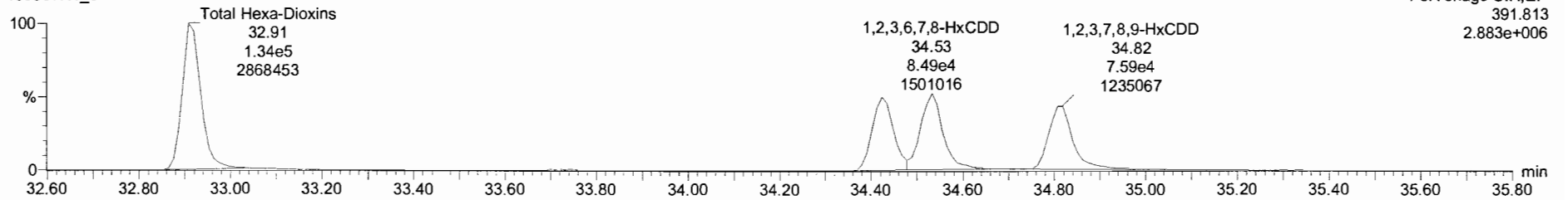
Name: 190507K1_3, Date: 07-May-2019, Time: 12:16:36, ID: ST190507K1_3 1613 CS3 19C2204, Description: 1613 CS3 19C2204

1,2,3,4,7,8-HxCDD

190507K1_3

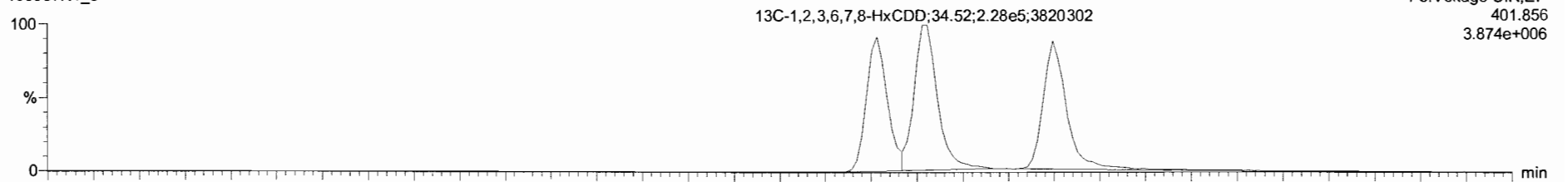


190507K1_3

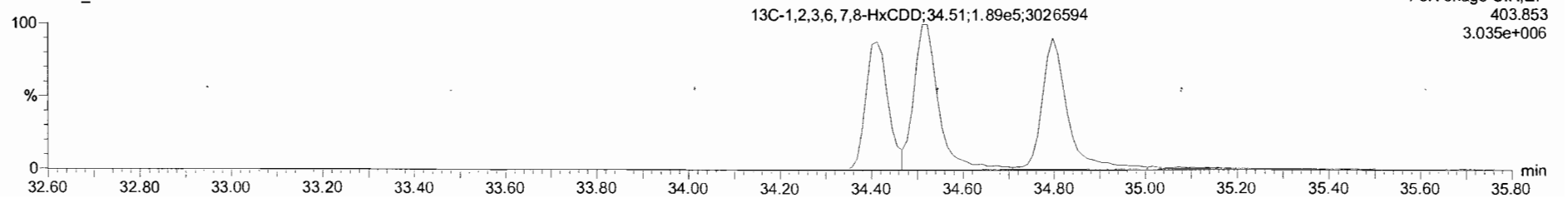


13C-1,2,3,4,7,8-HxCDD

190507K1_3



190507K1_3

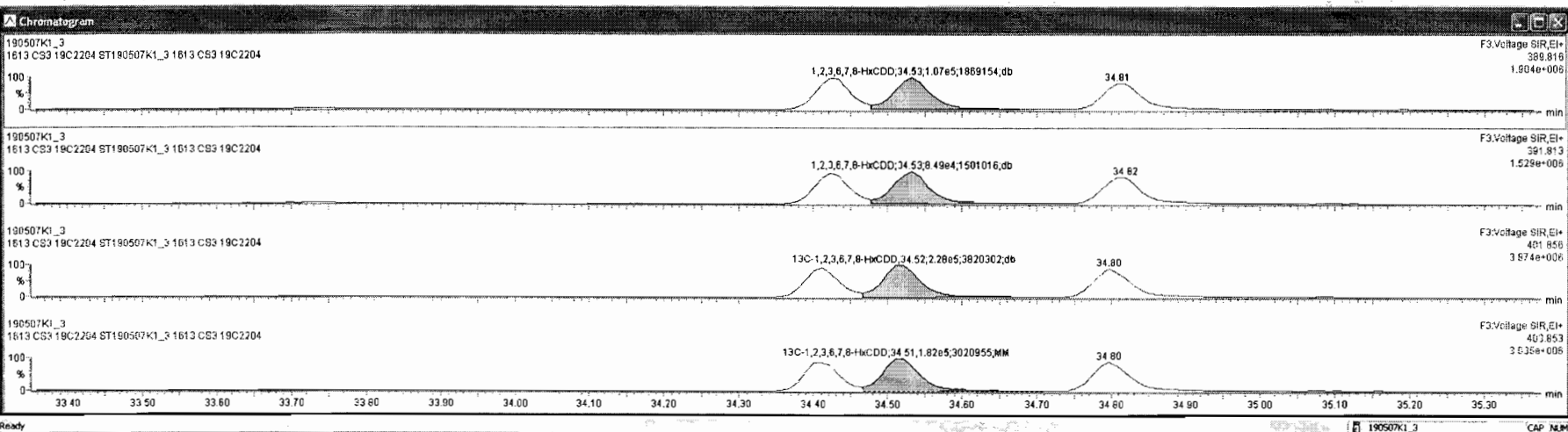


Target1.ymx - 190507K1_CRV.qld

File Edit View Desktop Processing Window Help

190507K1_3 - ST190507K1_3 1613 CS3 19C2204 - 1613 CS3 19C2204

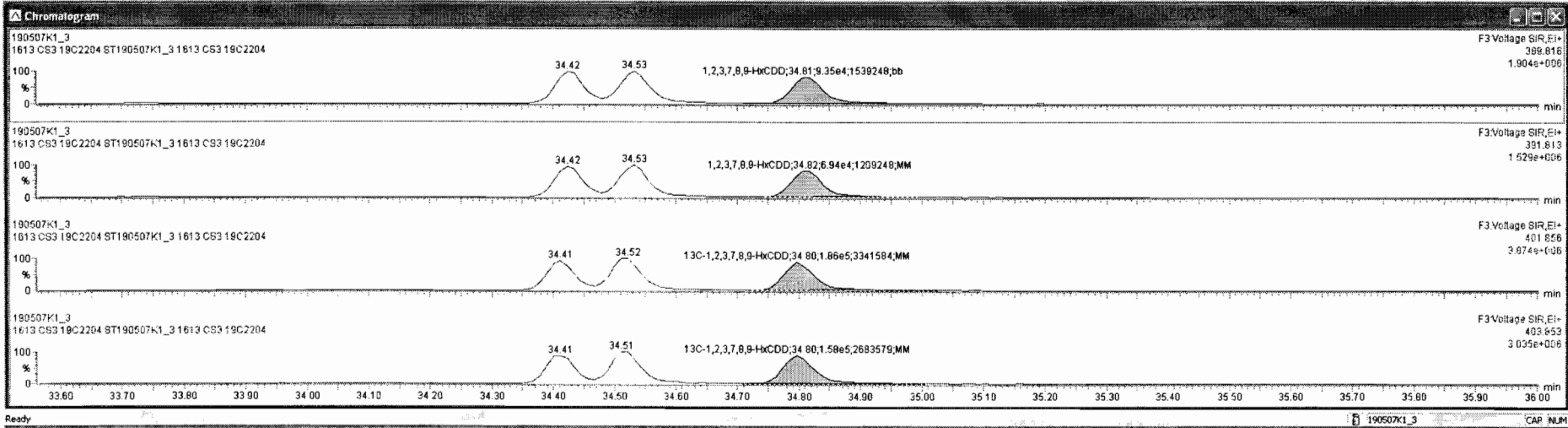
Peak	Name	Resp	RA	n/y	RRF	WAcq	RT	RRT	Conc	%Rec	DL	EMPC
1	2,3,7,8-TCDD	5.65e4	0.78	NO	0.92	1.000	25.36	1.001	9.87	96.7	0.0900	9.87
2	1,2,3,7,8-PeCDD	1.80e5	0.63	NO	0.90	1.000	31.14	1.001	44.5	89.0	0.154	44.5
3	1,2,3,4,7,8-HxCDD	1.76e5	1.28	NO	1.07	1.000	34.42	1.000	49.0	98.0	0.299	49.0
4	1,2,3,6,7,8-HxCDD	1.92e5	1.28	NO	0.97	1.000	34.53	1.006	46.5	97.0	0.308	46.5
5	1,2,3,7,8,9-HxCDD	1.63e5	1.35	NO	0.97	1.000	34.81	1.000	48.7	97.3	0.340	48.7
6	1,2,3,4,6,7,8-HpCDD	1.42e5	1.03	NO	1.03	1.000	38.32	1.000	50.1	100	0.364	50.1
7	OCDD	2.35e5	0.90	NO	0.97	1.000	41.48	1.000	103	103	0.327	103
8	2,3,7,8-TCDF	7.75e4	0.79	NO	0.94	1.000	25.51	1.001	9.59	95.9	0.0857	9.59
9	1,2,3,7,8-PeCDF	3.23e5	1.58	NO	0.97	1.000	29.91	1.001	49.4	98.7	0.135	49.4
10	2,3,4,7,8-PeCDF	3.17e5	1.58	NO	1.00	1.000	30.86	1.001	49.7	99.5	0.145	49.7
11	1,2,3,4,7,8-HxCDF	2.69e5	1.25	NO	1.24	1.000	33.56	1.001	49.1	98.2	0.274	49.1
12	1,2,3,6,7,8-HxCDF	3.02e5	1.26	NO	1.09	1.000	33.89	1.000	50.6	101	0.280	50.6
13	2,3,4,6,7,8-HxCDF	2.75e5	1.26	NO	1.18	1.000	34.27	1.001	51.0	102	0.287	51.0
14	1,2,3,7,8,9-HxCDF	2.00e5	1.25	NO	1.07	1.000	35.19	1.000	49.1	98.2	0.443	49.1
15	1,2,3,4,6,7,8-HpCDF	2.21e5	1.05	NO	1.13	1.000	36.94	1.001	49.3	98.5	0.311	49.3
16	1,2,3,4,7,8,9-HpCDF	1.89e5	1.10	NO	1.26	1.000	38.87	1.000	46.8	93.2	0.350	46.5
17	OCDF	3.03e5	0.90	NO	1.10	1.000	41.71	1.000	90.4	90.4	0.372	90.4
18	13C-2,3,7,8-TCDD	6.19e5	0.80	NO	1.05	1.000	25.34	1.026	98.4	98.4	0.276	
19	13C-1,2,3,7,8-PeCDD	4.47e5	0.61	NO	0.74	1.000	31.12	1.212	100	100	0.183	
20	13C-1,2,3,4,7,8-HxCDD	3.38e5	1.24	NO	0.85	1.000	34.41	1.014	102	102	0.543	
21	13C-1,2,3,6,7,8-HxCDD	4.10e5	1.25	NO	0.78	1.000	34.52	1.017	103	103	0.452	
22	13C-1,2,3,7,8,9-HxCDD	3.44e5	1.18	NO	0.86	1.000	34.80	1.025	102	102	0.529	
23	13C-1,2,3,4,6,7,8-HpCDD	2.76e5	1.05	NO	0.54	1.000	36.31	1.126	100	100	0.557	



Target: ymx_190507K1_CRV.qld

190507K1_3 - ST190507K1_3 1613 CS3 19C2204 - 1613 CS3 19C2204

Line	Name	Resp	RA	dy	RF	WtVol	RT	RRT	Conc.	%Rec	DL	EMPC
1	2,3,7,8-TCDD	5.65e4	0.78	NO	0.92	1.000	26.36	1.001	9.87	98.7	0.0900	9.87
2	1,2,3,7,8-PeCDD	1.80e5	0.63	NO	0.90	1.000	31.14	1.001	44.5	89.0	0.154	44.5
3	1,2,3,4,7,8-HxCDD	1.76e5	1.28	NO	1.07	1.000	34.42	1.000	49.0	98.0	0.299	49.0
4	1,2,3,6,7,8-HxCDD	1.92e5	1.26	NO	0.97	1.000	34.53	1.000	46.5	97.0	0.308	46.5
5	1,2,3,7,8,9-HxCDD	1.63e5	1.35	NO	0.97	1.000	34.81	1.000	48.7	97.3	0.340	48.7
6	1,2,3,4,6,7,8-HpCDD	1.42e5	1.03	NO	1.03	1.000	38.32	1.000	50.1	100	0.364	50.1
7	OCDD	2.35e5	0.90	NO	0.97	1.000	41.48	1.000	103	103	0.327	103
8	2,3,7,8-TCDF	7.75e4	0.78	NO	0.94	1.000	25.51	1.001	9.59	95.9	0.0857	9.59
9	1,2,3,7,8-PeCDF	3.23e5	1.58	NO	0.97	1.000	29.91	1.001	49.4	98.7	0.135	49.4
10	1,2,3,4,7,8-PeCDF	3.17e5	1.58	NO	1.00	1.000	30.86	1.001	49.7	99.5	0.149	49.7
11	1,2,3,4,7,8-HxCDF	2.69e5	1.25	NO	1.24	1.000	33.56	1.001	49.1	98.2	0.274	49.1
12	1,2,3,6,7,8-HxCDF	3.02e5	1.26	NO	1.09	1.000	33.68	1.000	50.6	101	0.280	50.6
13	2,3,4,6,7,8-HxCDF	2.75e5	1.26	NO	1.18	1.000	34.27	1.001	51.0	102	0.287	51.0
14	1,2,3,7,8,9-HxCDF	2.00e5	1.25	NO	1.07	1.000	35.19	1.000	49.1	98.2	0.443	49.1
15	1,2,3,4,6,7,8-HpCDF	2.21e5	1.05	NO	1.13	1.000	36.94	1.001	49.3	98.5	0.311	49.3
16	1,2,3,4,7,8,9-HpCDF	1.69e5	1.10	NO	1.26	1.000	38.87	1.000	46.6	93.2	0.350	46.6
17	OCDF	3.03e5	0.90	NO	1.10	1.000	41.71	1.000	90.4	90.4	0.372	90.4
18	13C-2,3,7,8-TCDD	6.19e5	0.80	NO	1.05	1.000	28.34	1.026	98.4	98.4	0.276	
19	13C-1,2,3,7,8-PeCDD	4.47e5	0.61	NO	0.74	1.000	31.12	1.212	100	100	0.183	
20	13C-1,2,3,4,7,8-HxCDD	3.38e5	1.24	NO	0.65	1.000	34.41	1.014	102	102	0.543	
21	13C-1,2,3,6,7,8-HxCDD	4.10e5	1.25	NO	0.78	1.000	34.52	1.017	103	103	0.452	
22	13C-1,2,3,7,8,9-HxCDD	3.44e5	1.18	NO	0.66	1.000	34.80	1.025	102	102	0.529	
23	13C-1,2,3,4,6,7,8-HpCDD	2.78e5	1.05	NO	0.54	1.000	38.31	1.129	100	100	0.557	



Dataset: Untitled

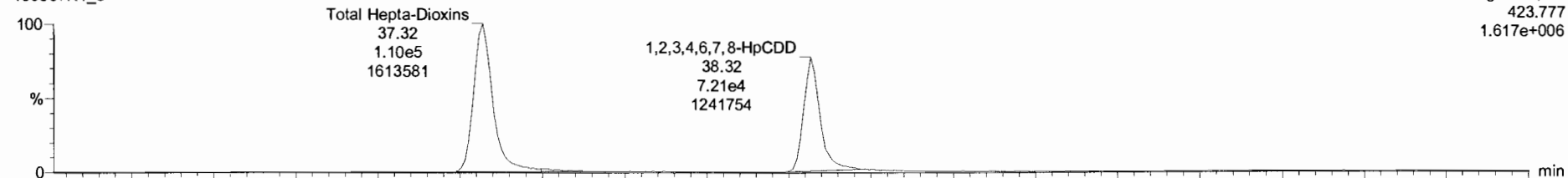
Last Altered: Wednesday, May 08, 2019 7:14:27 AM Pacific Daylight Time

Printed: Wednesday, May 08, 2019 7:19:34 AM Pacific Daylight Time

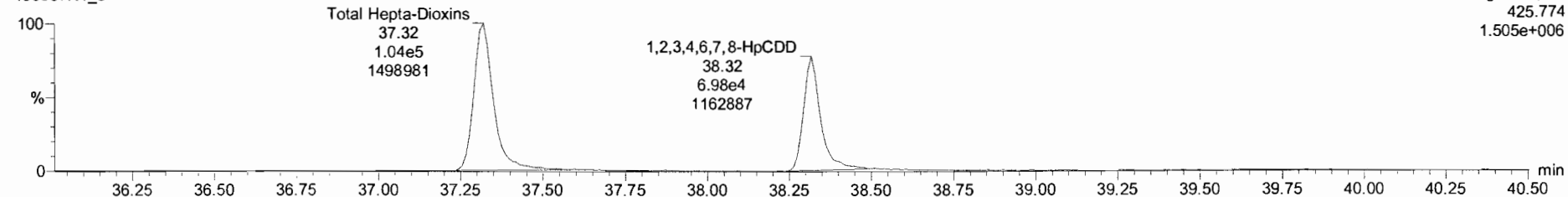
Name: 190507K1_3, Date: 07-May-2019, Time: 12:16:36, ID: ST190507K1_3 1613 CS3 19C2204, Description: 1613 CS3 19C2204

1,2,3,4,6,7,8-HpCDD

190507K1_3

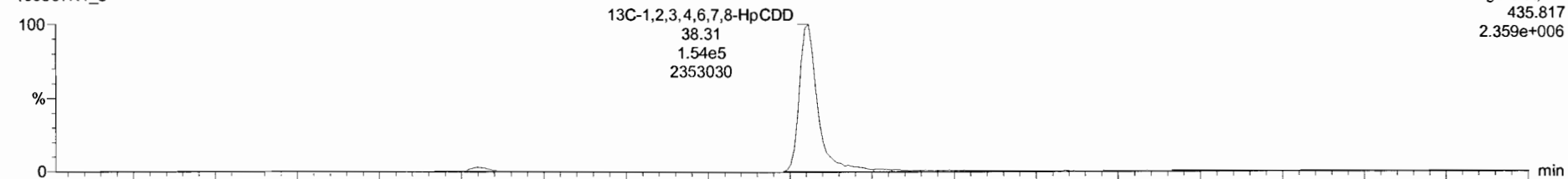


190507K1_3

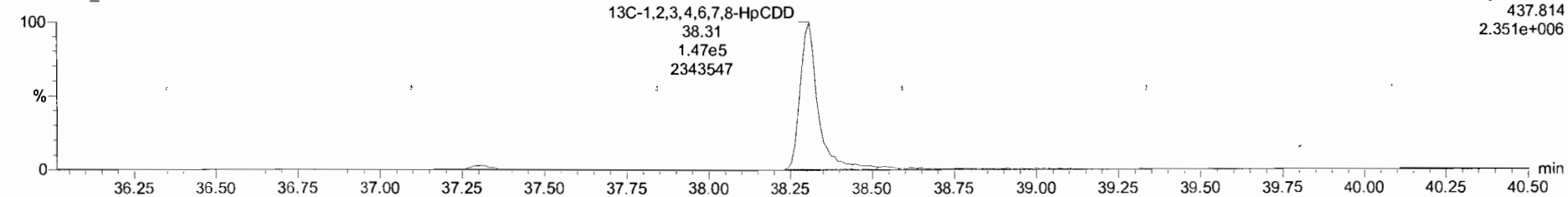


13C-1,2,3,4,6,7,8-HpCDD

190507K1_3

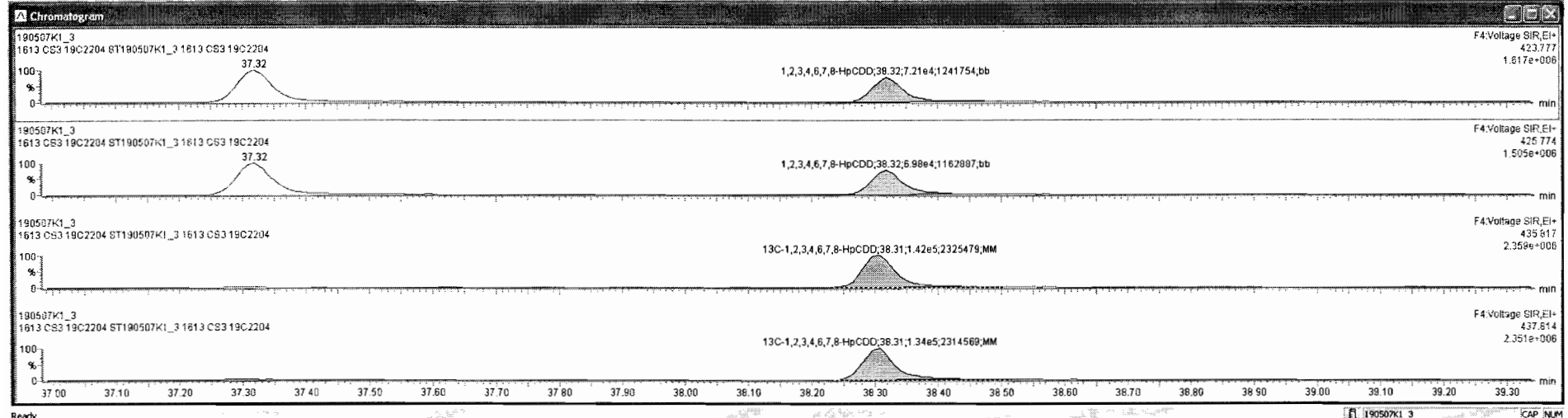



190507K1_3



190507K1_3 - ST190507K1_3 1613 CS3 19C2204 - 1613 CS3 19C2204

Name	Resp	RA	RY	RRE	wVnl	RT	RRT	Conc	%Rec	DL	EMPC
1 2,3,7,8-TCDD	5.85e4	0.78	NO	0.92	1.000	26.36	1.001	9.87	98.7	0.0800	9.87
2 1,2,3,7,8-PeCDD	1.80e5	0.63	NO	0.90	1.000	31.14	1.001	44.5	69.0	0.154	44.5
3 1,2,3,4,7,8-HxCDD	1.76e5	1.28	NO	1.07	1.000	34.42	1.000	49.0	88.0	0.299	49.0
4 1,2,3,6,7,8-HxCDD	1.92e5	1.26	NO	0.97	1.000	34.53	1.000	48.5	97.0	0.308	48.5
5 1,2,3,7,8,9-HxCDD	1.63e5	1.35	NO	0.97	1.000	34.81	1.000	48.7	97.3	0.340	48.7
6 1,2,3,4,6,7,8-HpCDD	1.42e5	1.03	NO	1.03	1.000	38.32	1.000	50.1	100	0.364	50.1
7 OCDD	2.35e5	0.90	NO	0.97	1.000	41.48	1.000	103	103	0.327	103
8 2,3,7,8-TCDF	7.75e4	0.78	NO	0.94	1.000	25.51	1.001	9.59	85.9	0.0857	9.59
9 1,2,3,7,8-PeCDF	3.23e5	1.58	NO	0.97	1.000	29.91	1.001	49.4	98.7	0.135	49.4
10 2,3,4,7,8-PeCDF	3.17e5	1.58	NO	1.00	1.000	30.86	1.001	49.7	99.5	0.149	49.7
11 1,2,3,4,7,8-HxCDF	2.69e5	1.25	NO	1.24	1.000	33.58	1.001	49.1	98.2	0.274	49.1
12 1,2,3,6,7,8-HxCDF	3.02e5	1.26	NO	1.09	1.000	33.68	1.000	50.6	101	0.280	50.6
13 2,3,4,6,7,8-HxCDF	2.75e5	1.26	NO	1.18	1.000	34.27	1.001	51.0	102	0.287	51.0
14 1,2,3,7,8,9-HxCDF	2.00e5	1.25	NO	1.07	1.000	35.19	1.000	49.1	98.2	0.443	49.1
15 1,2,3,4,6,7,8-HpCDF	2.21e5	1.05	NO	1.13	1.000	36.94	1.001	49.3	98.5	0.311	49.3
16 1,2,3,4,7,8,9-HpCDF	1.69e5	1.10	NO	1.28	1.000	38.87	1.000	46.6	93.2	0.350	46.6
17 OCDF	3.03e5	0.90	NO	1.10	1.000	41.71	1.000	90.4	90.4	0.372	90.4
18 13C-2,3,7,8-TCDD	6.19e5	0.80	NO	1.05	1.000	26.34	1.026	98.4	98.4	0.276	
19 13C-1,2,3,7,8-PeCDD	4.47e5	0.61	NO	0.74	1.000	31.12	1.212	100	100	0.183	
20 13C-1,2,3,4,7,8-HxCDD	3.36e5	1.24	NO	0.65	1.000	34.41	1.014	102	102	0.543	
21 13C-1,2,3,6,7,8-HxCDD	4.10e5	1.25	NO	0.78	1.000	34.52	1.017	103	103	0.452	
22 13C-1,2,3,7,8,9-HxCDD	3.44e5	1.18	NO	0.68	1.000	34.80	1.025	102	102	0.529	
23 13C-1,2,3,4,6,7,8-HpCDD	2.76e5	1.05	NO	0.54	1.000	38.31	1.129	100	100	0.557	



Dataset: Untitled


Last Altered: Wednesday, May 08, 2019 7:14:27 AM Pacific Daylight Time

Printed: Wednesday, May 08, 2019 7:19:34 AM Pacific Daylight Time

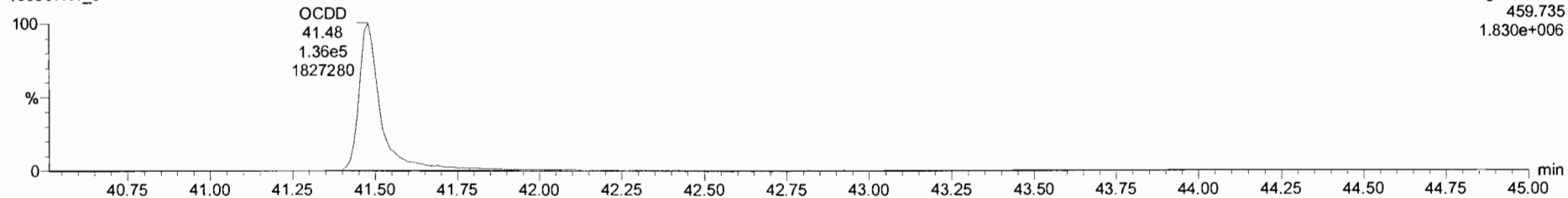
Name: 190507K1_3, Date: 07-May-2019, Time: 12:16:36, ID: ST190507K1_3 1613 CS3 19C2204, Description: 1613 CS3 19C2204

OCDD

190507K1_3

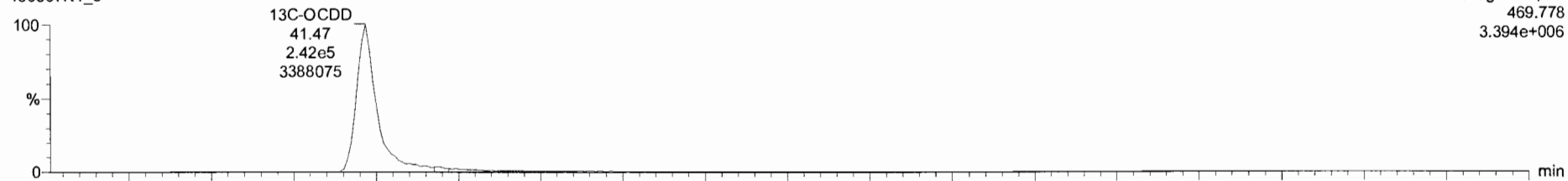


190507K1_3

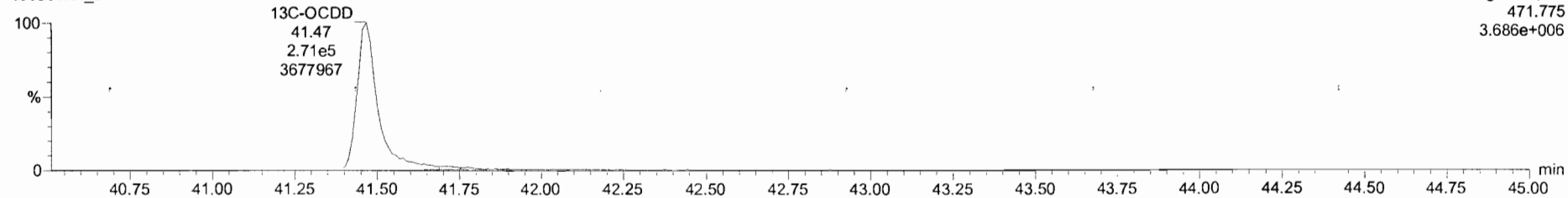


13C-OCDD

190507K1_3



190507K1_3

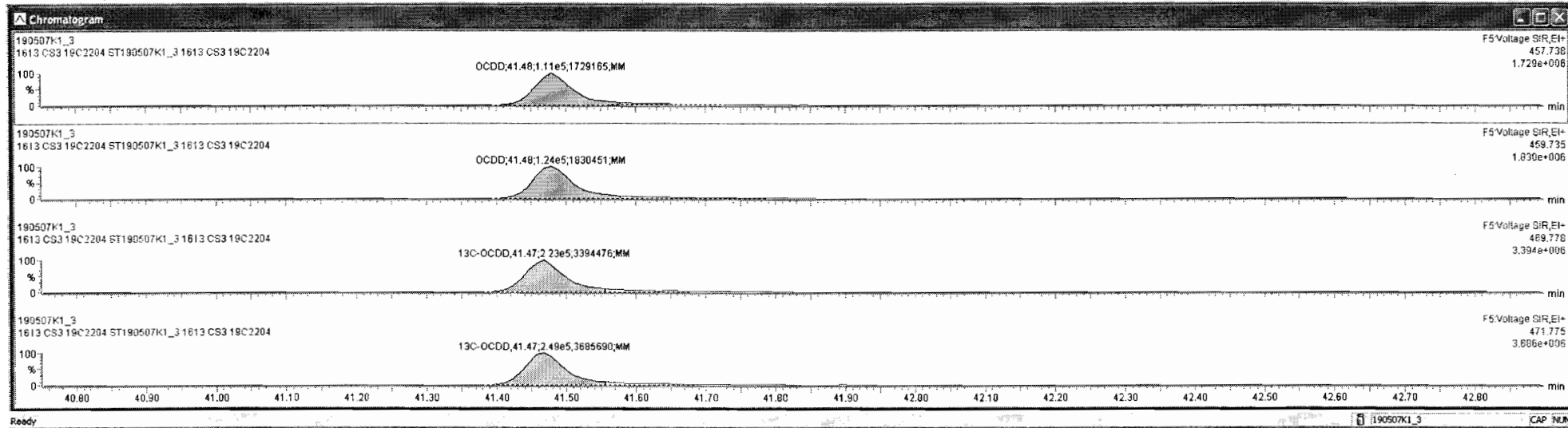


TargetLynx - 190507K1 - CRV.qld

File Edit View Display Processing Window Help

190507K1_3 - ST190507K1_3 1613 CS3 19C2204 - 1613 CS3 19C2204

Name	Resp	RA	nly	RRF	wtVol	RT	RRT	Conc.	%Rec	DL	EMPC	
1	2,3,7,8-TCDD	5.65e4	0.78	NO	0.92	1.000	26.36	1.001	9.97	96.7	0.0900	9.87
2	1,2,3,7,8-PeCDD	1.80e5	0.83	NO	0.90	1.000	31.14	1.001	44.5	89.0	0.154	44.5
3	1,2,3,4,7,8-HxCDD	1.76e5	1.28	NO	1.07	1.000	34.42	1.000	49.0	98.0	0.299	49.0
4	1,2,3,6,7,8-HxCDD	1.92e5	1.26	NO	0.97	1.000	34.53	1.000	48.5	97.0	0.306	48.5
5	1,2,3,7,8,9-HxCDD	1.63e5	1.35	NO	0.97	1.000	34.81	1.000	48.7	97.3	0.340	48.7
6	1,2,3,4,6,7,8-HpCDD	1.42e5	1.03	NO	1.03	1.000	38.32	1.000	50.1	100	0.364	50.1
7	OCDD	2.35e5	0.80	NO	0.97	1.000	41.48	1.000	103	103	0.327	103
8	2,3,7,8-TCDF	7.75e4	0.78	NO	0.94	1.000	25.51	1.001	9.59	95.9	0.0857	9.59
9	1,2,3,7,8-PeCDF	3.23e5	1.58	NO	0.97	1.000	29.91	1.001	49.4	98.7	0.135	49.4
10	2,3,4,7,8-PeCDF	3.17e5	1.58	NO	1.00	1.000	30.86	1.001	49.7	98.5	0.148	49.7
11	1,2,3,4,7,8-HxCDF	2.69e5	1.25	NO	1.24	1.000	33.56	1.001	49.1	98.2	0.274	49.1
12	1,2,3,6,7,8-HxCDF	3.02e5	1.26	NO	1.09	1.000	33.88	1.000	50.6	101	0.280	50.6
13	1,2,3,6,7,8-HxCDF	2.75e5	1.26	NO	1.16	1.000	34.27	1.001	51.0	102	0.287	51.0
14	1,2,3,7,8,9-HxCDF	2.00e5	1.25	NO	1.07	1.000	35.19	1.000	49.1	98.2	0.443	49.1
15	1,2,3,4,6,7,8-HpCDF	2.21e5	1.05	NO	1.13	1.000	36.94	1.001	49.3	98.5	0.311	49.3
16	1,2,3,4,7,8,9-HpCDF	1.89e5	1.10	NO	1.26	1.000	38.87	1.000	46.6	93.2	0.360	46.6
17	OCDF	3.03e5	0.90	NO	1.10	1.000	41.71	1.000	90.4	90.4	0.372	90.4
18	13C-2,3,7,8-TCDD	6.19e5	0.80	NO	1.05	1.000	26.34	1.026	98.4	96.4	0.276	
19	13C-1,2,3,7,8-PeCDD	4.47e5	0.81	NO	0.74	1.000	31.12	1.212	100	100	0.183	
20	13C-1,2,3,4,7,8-HxCDD	3.36e5	1.24	NO	0.85	1.000	34.41	1.014	102	102	0.543	
21	13C-1,2,3,6,7,8-HxCDD	4.10e5	1.25	NO	0.78	1.000	34.52	1.017	103	103	0.452	
22	13C-1,2,3,7,8,9-HxCDD	3.44e5	1.18	NO	0.86	1.000	34.60	1.025	102	102	0.529	
23	13C-1,2,3,4,6,7,8-HpCDD	2.78e5	1.05	NO	0.54	1.000	38.31	1.129	100	100	0.557	

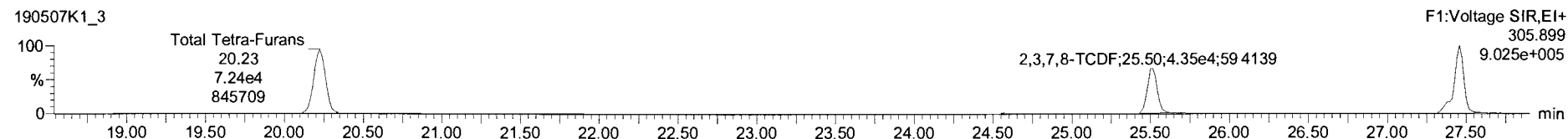


Dataset: Untitled

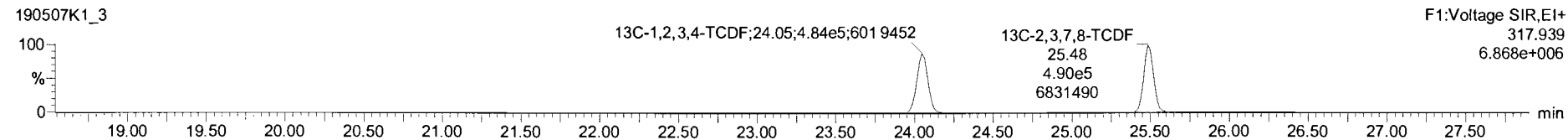

Last Altered: Wednesday, May 08, 2019 7:14:27 AM Pacific Daylight Time
Printed: Wednesday, May 08, 2019 7:19:34 AM Pacific Daylight Time

Name: 190507K1_3, Date: 07-May-2019, Time: 12:16:36, ID: ST190507K1_3 1613 CS3 19C2204, Description: 1613 CS3 19C2204

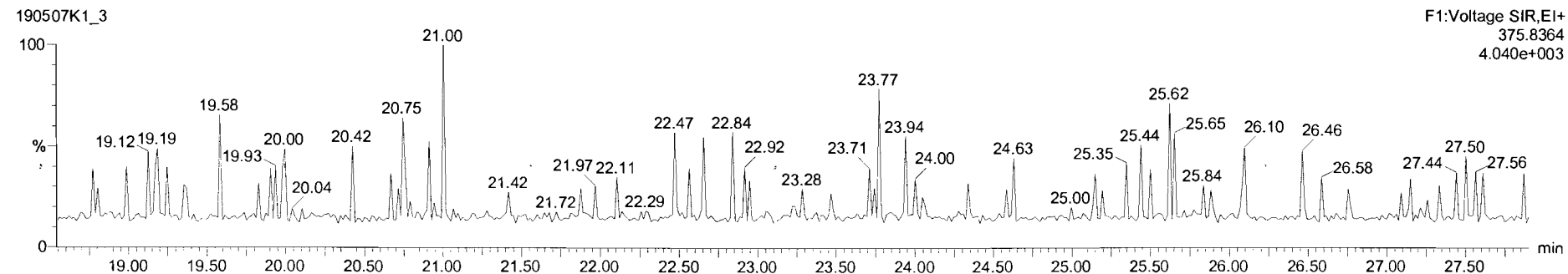
2,3,7,8-TCDF



13C-2,3,7,8-TCDF



DPE1



Dataset: Untitled

Last Altered: Wednesday, May 08, 2019 7:14:27 AM Pacific Daylight Time

Printed: Wednesday, May 08, 2019 7:19:34 AM Pacific Daylight Time

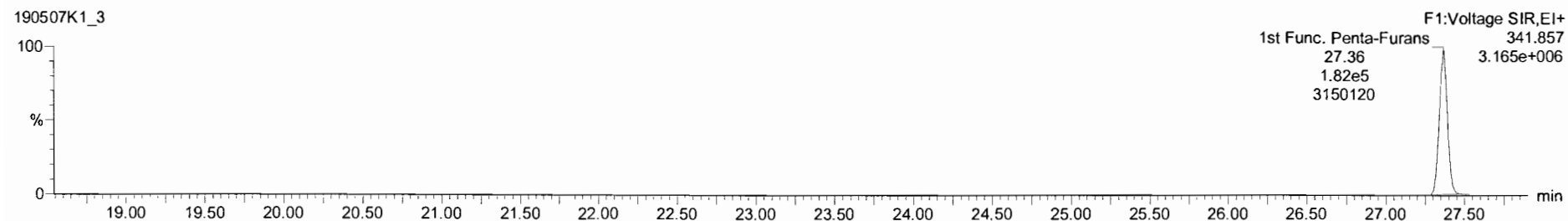
Name: 190507K1_3, Date: 07-May-2019, Time: 12:16:36, ID: ST190507K1_3 1613 CS3 19C2204, Description: 1613 CS3 19C2204

1st Func. Penta-Furans

190507K1_3

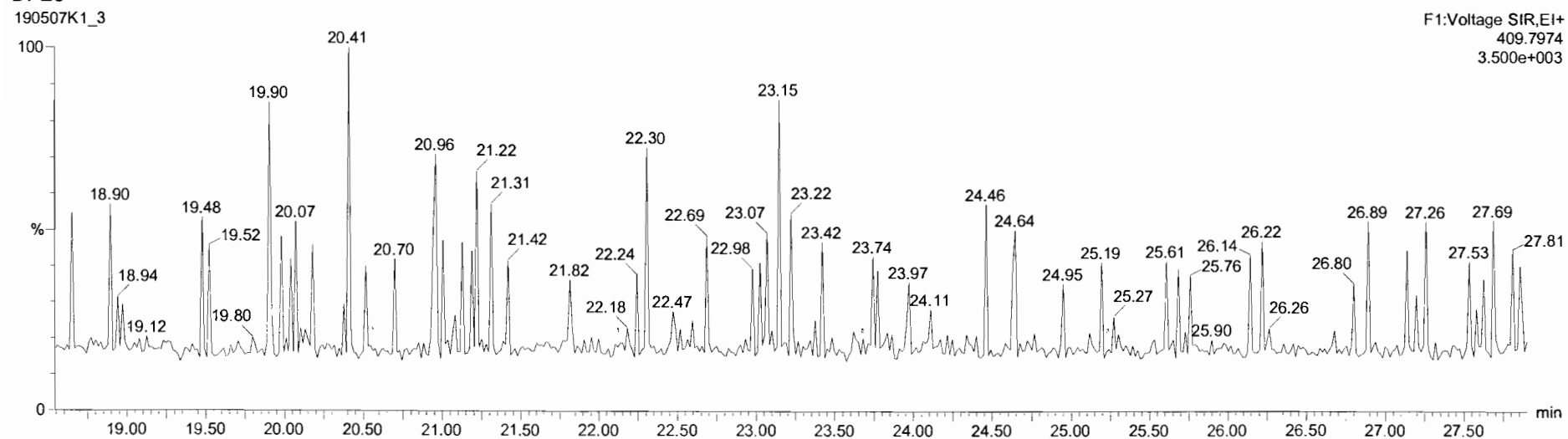


190507K1_3



DPE6

190507K1_3



Dataset: Untitled

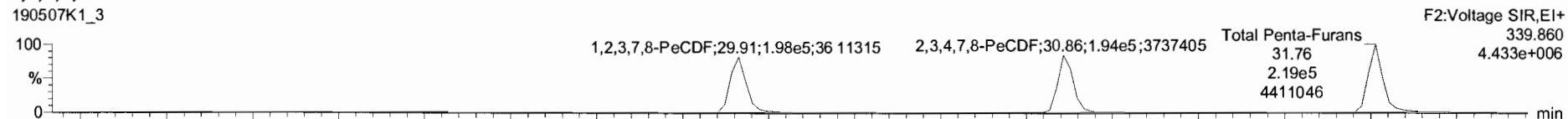
Last Altered: Wednesday, May 08, 2019 7:14:27 AM Pacific Daylight Time

Printed: Wednesday, May 08, 2019 7:19:34 AM Pacific Daylight Time

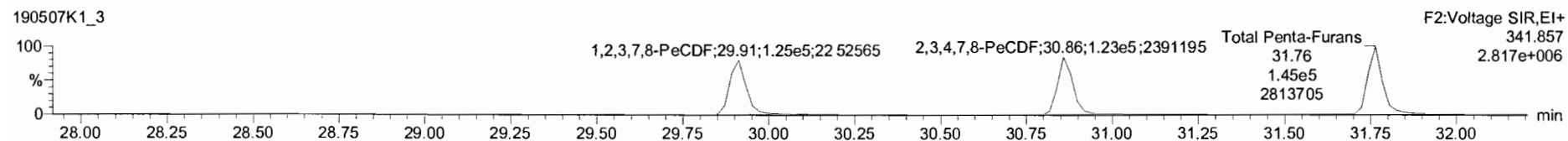
Name: 190507K1_3, Date: 07-May-2019, Time: 12:16:36, ID: ST190507K1_3 1613 CS3 19C2204, Description: 1613 CS3 19C2204

1,2,3,7,8-PeCDF

190507K1_3

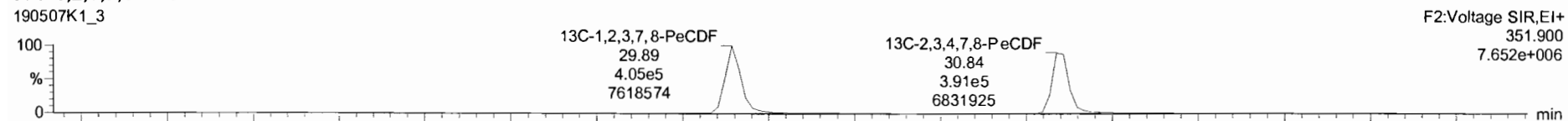


190507K1_3

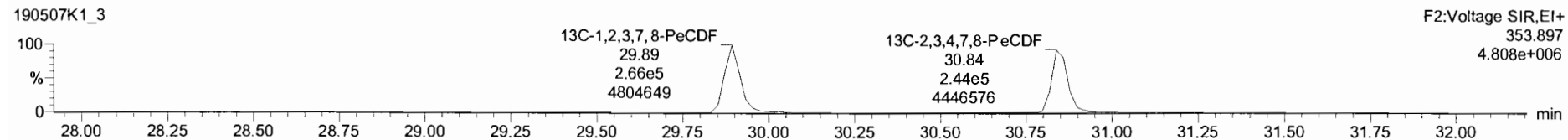


13C-1,2,3,7,8-PeCDF

190507K1_3

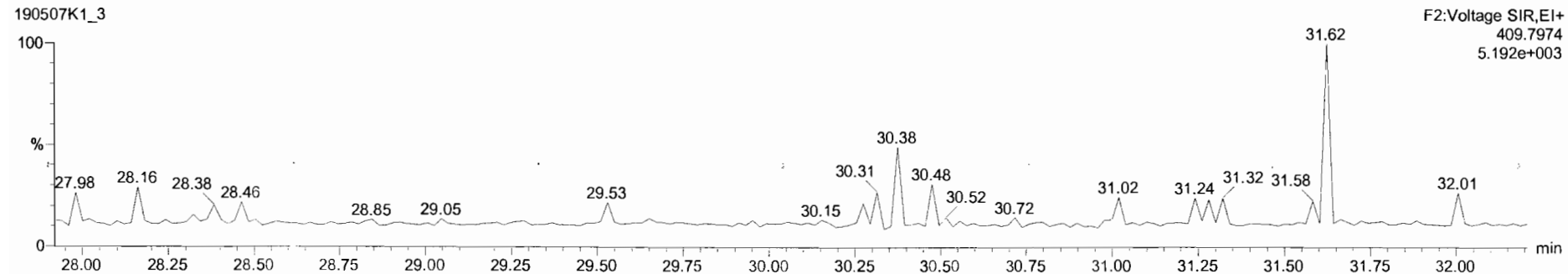


190507K1_3



DPE2

190507K1_3

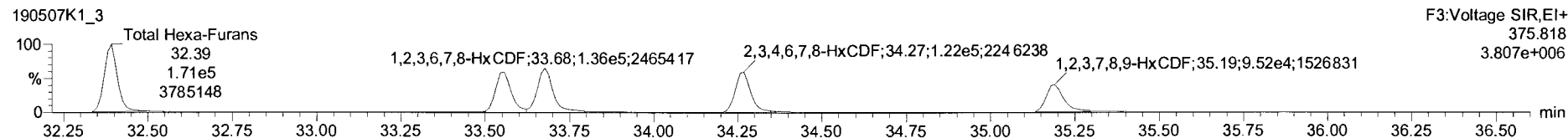
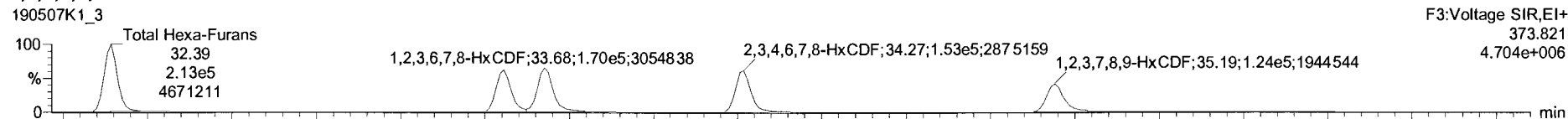


Dataset: Untitled

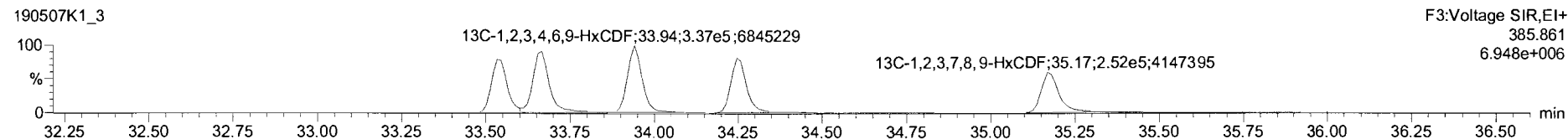
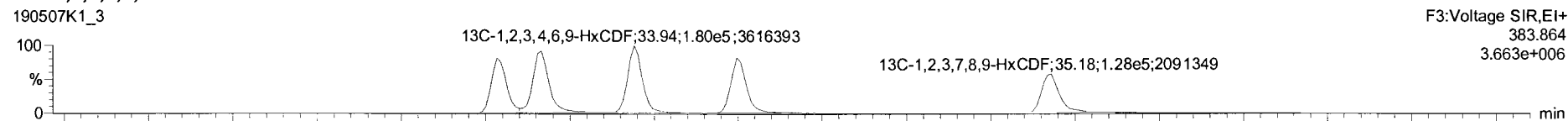
Last Altered: Wednesday, May 08, 2019 7:14:27 AM Pacific Daylight Time
Printed: Wednesday, May 08, 2019 7:19:34 AM Pacific Daylight Time

Name: 190507K1_3, Date: 07-May-2019, Time: 12:16:36, ID: ST190507K1_3 1613 CS3 19C2204, Description: 1613 CS3 19C2204

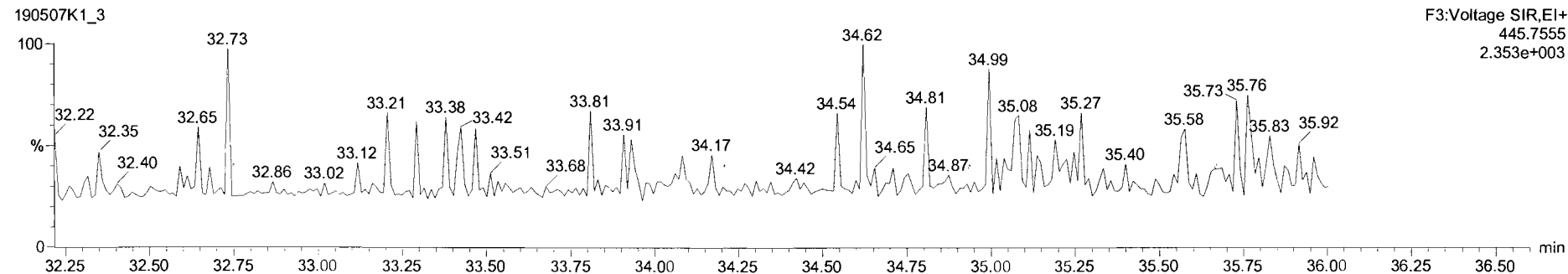
1,2,3,4,7,8-HxCDF



13C-1,2,3,4,7,8-HxCDF



DPE3

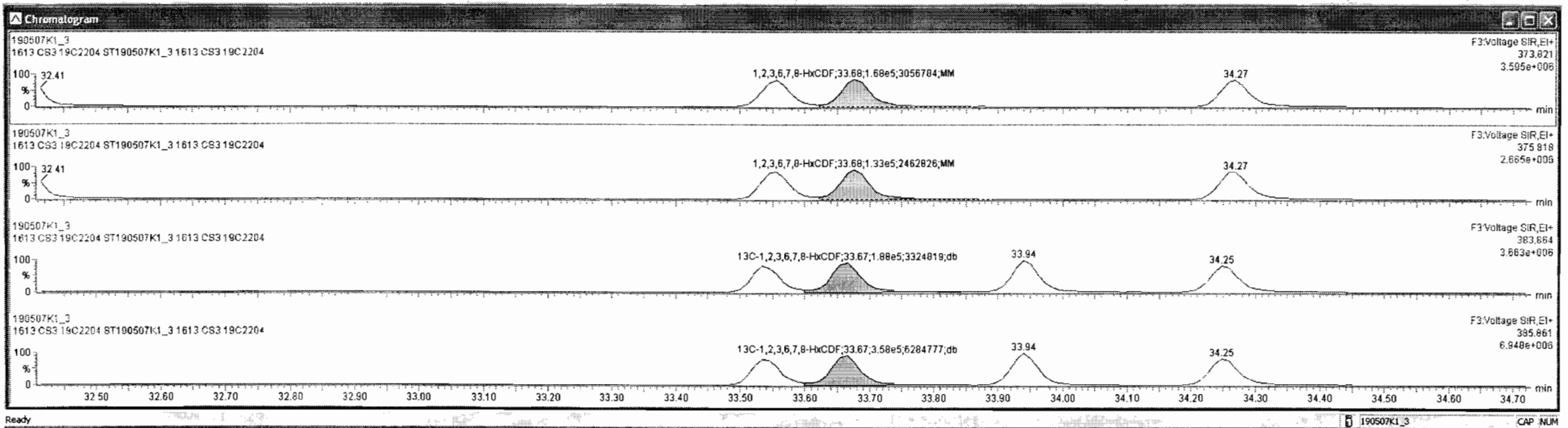


Targetlynx - 190507K1_CRV.qld

File Edit View Display Processing Window Help

190507K1_3 - ST 190507K1_3 1613 CS3 19C2204 - 1613 CS3 19C2204

Name	Resp	RA	nNy	RRF	wtVol	RT	RRT	Conc	%Rec	DL	EMPC	
1	2,3,7,8-TCDD	5.85e4	0.78	NO	0.92	1.000	26.36	1.001	9.87	98.7	0.0900	9.87
2	1,2,3,7,8-PeCDD	1.80e5	0.63	NO	0.90	1.000	31.14	1.001	44.5	99.0	0.154	44.5
3	1,2,3,4,7,8-HxCDD	1.76e5	1.28	NO	1.07	1.000	34.42	1.000	49.0	96.0	0.299	49.0
4	1,2,3,6,7,8-HxCDD	1.92e5	1.26	NO	0.97	1.000	34.53	1.000	48.5	97.0	0.306	48.5
5	1,2,3,7,8,9-HxCDD	1.63e5	1.35	NO	0.97	1.000	34.61	1.000	48.7	97.3	0.340	48.7
6	1,2,3,4,6,7,8-HpCDD	1.42e5	1.03	NO	1.03	1.000	38.32	1.000	50.1	100	0.364	50.1
7	OCDD	2.35e5	0.90	NO	0.97	1.000	41.48	1.000	103	103	0.327	103
8	2,3,7,8-TCDF	7.75e4	0.78	NO	0.94	1.000	25.51	1.001	9.59	95.9	0.0857	9.59
9	1,2,3,7,8-PeCDF	3.23e5	1.58	NO	0.97	1.000	29.91	1.001	49.4	96.7	0.135	49.4
10	1,2,3,4,7,8-HxCDF	3.17e5	1.59	NO	1.00	1.000	30.86	1.001	49.7	99.5	0.149	49.7
11	1,2,3,4,7,8-HxCDF	2.69e5	1.25	NO	1.24	1.000	33.56	1.001	49.1	98.2	0.274	49.1
12	1,2,3,6,7,8-HxCDF	3.02e5	1.26	NO	1.09	1.000	33.68	1.000	50.6	101	0.280	50.6
13	2,3,4,6,7,8-HxCDF	2.75e5	1.26	NO	1.18	1.000	34.27	1.001	51.0	102	0.287	51.0
14	1,2,3,7,8,9-HxCDF	2.00e5	1.25	NO	1.07	1.000	35.19	1.000	49.1	98.2	0.443	49.1
15	1,2,3,4,6,7,8-HpCDF	2.21e5	1.05	NO	1.13	1.000	36.94	1.001	49.3	98.5	0.311	49.3
16	1,2,3,4,7,8,9-HpCDF	1.69e5	1.10	NO	1.26	1.000	38.87	1.000	46.6	93.2	0.350	46.6
17	OCDF	3.03e5	0.90	NO	1.10	1.000	41.71	1.000	90.4	90.4	0.372	90.4
18	13C-2,3,7,8-TCDD	6.19e5	0.80	NO	1.05	1.000	26.34	1.028	98.4	98.4	0.276	
19	13C-1,2,3,7,8-PeCDD	4.47e5	0.61	NO	0.74	1.000	31.12	1.212	100	100	0.183	
20	13C-1,2,3,4,7,8-HxCDD	3.36e5	1.24	NO	0.85	1.000	34.41	1.014	102	102	0.543	
21	13C-1,2,3,6,7,8-HxCDD	4.10e5	1.25	NO	0.78	1.000	34.52	1.017	103	103	0.452	
22	13C-1,2,3,7,8,9-HxCDD	3.44e5	1.18	NO	0.66	1.000	34.80	1.025	102	102	0.529	
23	13C-1,2,3,4,6,7,8-HpCDD	2.76e5	1.05	NO	0.54	1.000	38.31	1.129	100	100	0.557	

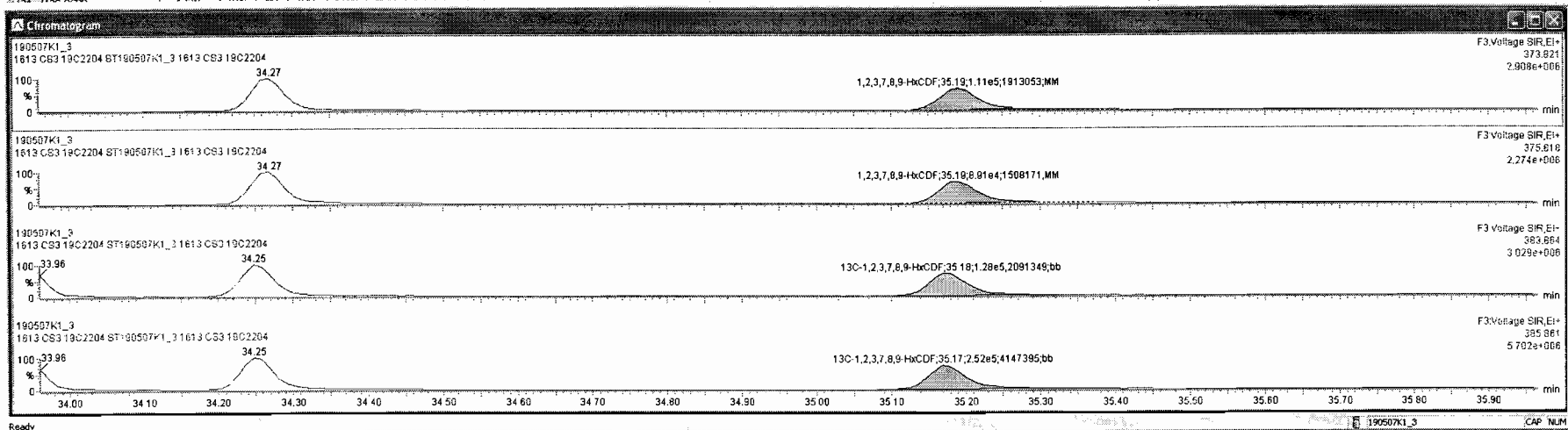


Target: ymx - 190507K1_CRV.qld

File Edit View Display Processing Window Help

190507K1_3 ST:190507K1_3 1613 CS3 19C2204 1613 CS3 19C2204

Name	Resp	RA	NY	RRF	WtVol	RT	RR1	Conc	%Rec	DL	EMPC
1 2,3,7,8-TCDD	5.65e4	0.78	NO	0.92	1.000	26.38	1.001	9.87	98.7	0.0900	9.87
2 1,2,3,7,8-PeCDD	1.80e5	0.63	NO	0.90	1.000	31.14	1.001	44.5	89.0	0.154	44.5
3 1,2,3,4,7,8-HxCDD	1.76e5	1.28	NO	1.07	1.000	34.42	1.000	49.0	98.0	0.299	49.0
4 1,2,3,6,7,8-HxCDD	1.92e5	1.26	NO	0.97	1.000	34.53	1.000	46.5	97.0	0.308	46.5
5 1,2,3,7,8,9-HxCDD	1.63e5	1.35	NO	0.97	1.000	34.81	1.000	48.7	97.3	0.340	48.7
6 1,2,3,4,6,7,8-HpCDD	1.42e5	1.03	NO	1.03	1.000	38.32	1.000	50.1	100	0.364	50.1
7 OCDD	2.35e5	0.90	NO	0.97	1.000	41.48	1.000	103	103	0.327	103
8 2,3,7,8-TCDF	7.75e4	0.78	NO	0.94	1.000	25.51	1.001	9.59	95.9	0.0857	9.59
9 1,2,3,7,8-PeCDF	3.23e5	1.58	NO	0.97	1.000	29.91	1.001	49.4	98.7	0.135	49.4
10 2,3,4,7,8-PeCDF	3.17e5	1.58	NO	1.00	1.000	30.86	1.001	49.7	99.5	0.149	49.7
11 1,2,3,4,7,8-HxCDF	2.89e5	1.25	NO	1.24	1.000	33.58	1.001	49.1	98.2	0.274	49.1
12 1,2,3,6,7,8-HxCDF	3.02e5	1.26	NO	1.09	1.000	33.68	1.000	50.6	101	0.280	50.6
13 2,3,4,6,7,8-HxCDF	2.75e5	1.26	NO	1.18	1.000	34.27	1.001	51.0	102	0.287	51.0
14 1,2,3,7,8,9-HxCDF	2.00e5	1.25	NO	1.07	1.000	35.19	1.000	49.1	98.2	0.443	49.1
15 1,2,3,4,6,7,8-HpCDF	2.21e5	1.05	NO	1.13	1.000	36.94	1.001	49.3	98.5	0.311	49.3
16 1,2,3,4,7,8,9-HpCDF	1.89e5	1.10	NO	1.26	1.000	38.87	1.000	46.6	93.2	0.350	46.6
17 OCDF	3.03e5	0.90	NO	1.10	1.000	41.71	1.000	90.4	90.4	0.372	90.4
18 13C-2,3,7,8-TCDD	6.19e5	0.80	NO	1.05	1.000	26.34	1.026	98.4	98.4	0.276	
19 13C-1,2,3,7,8-PeCDD	4.47e5	0.61	NO	0.74	1.000	31.12	1.212	100	100	0.183	
20 13C-1,2,3,4,7,8-HxCDD	3.36e5	1.24	NO	0.65	1.000	34.41	1.014	102	102	0.543	
21 13C-1,2,3,6,7,8-HxCDD	4.10e5	1.25	NO	0.78	1.000	34.52	1.017	103	103	0.452	
22 13C-1,2,3,7,8,9-HxCDD	3.44e5	1.18	NO	0.66	1.000	34.80	1.025	102	102	0.529	
23 13C-1,2,3,4,6,7,8-HpCDD	2.76e5	1.05	NO	0.54	1.000	38.31	1.129	100	100	0.557	

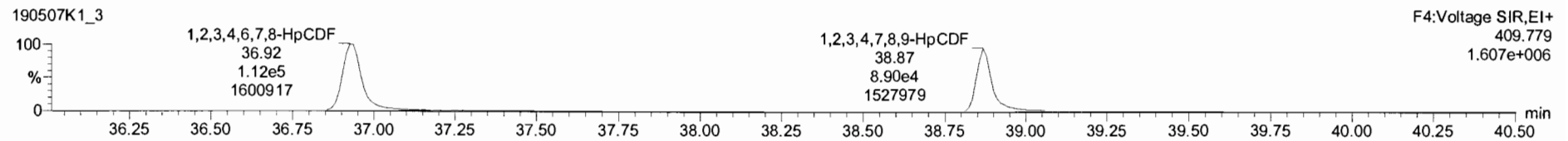
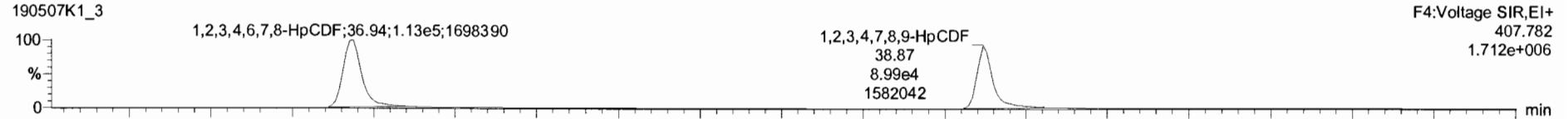


Dataset: Untitled

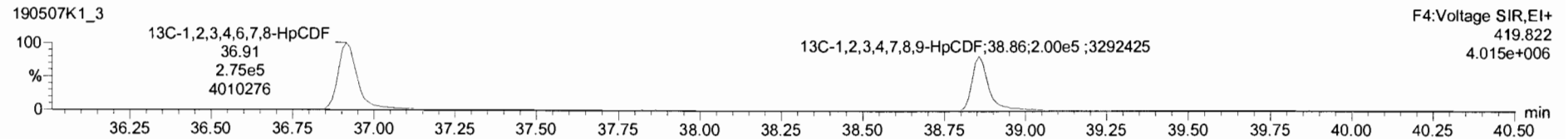
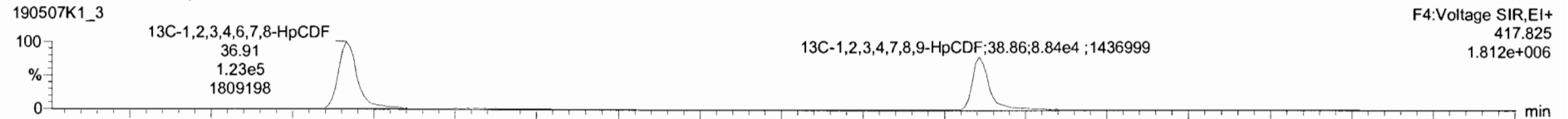
Last Altered: Wednesday, May 08, 2019 7:14:27 AM Pacific Daylight Time
Printed: Wednesday, May 08, 2019 7:19:34 AM Pacific Daylight Time

Name: 190507K1_3, Date: 07-May-2019, Time: 12:16:36, ID: ST190507K1_3 1613 CS3 19C2204, Description: 1613 CS3 19C2204

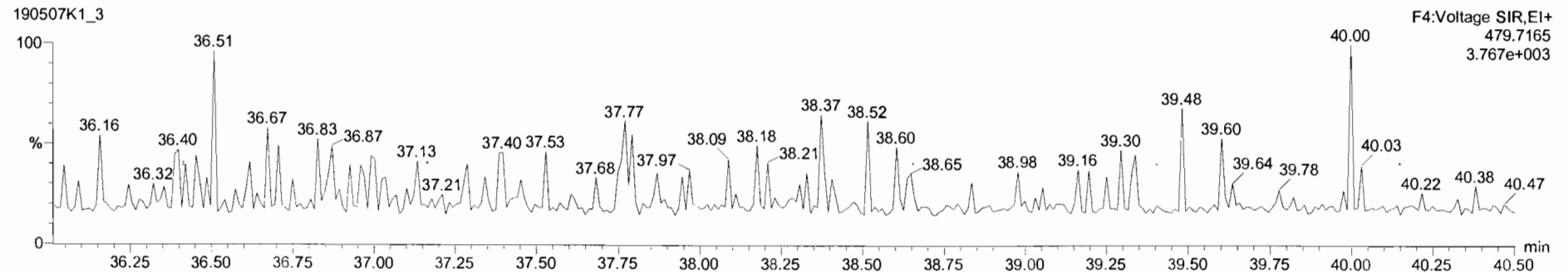
1,2,3,4,6,7,8-HpCDF



13C-1,2,3,4,6,7,8-HpCDF

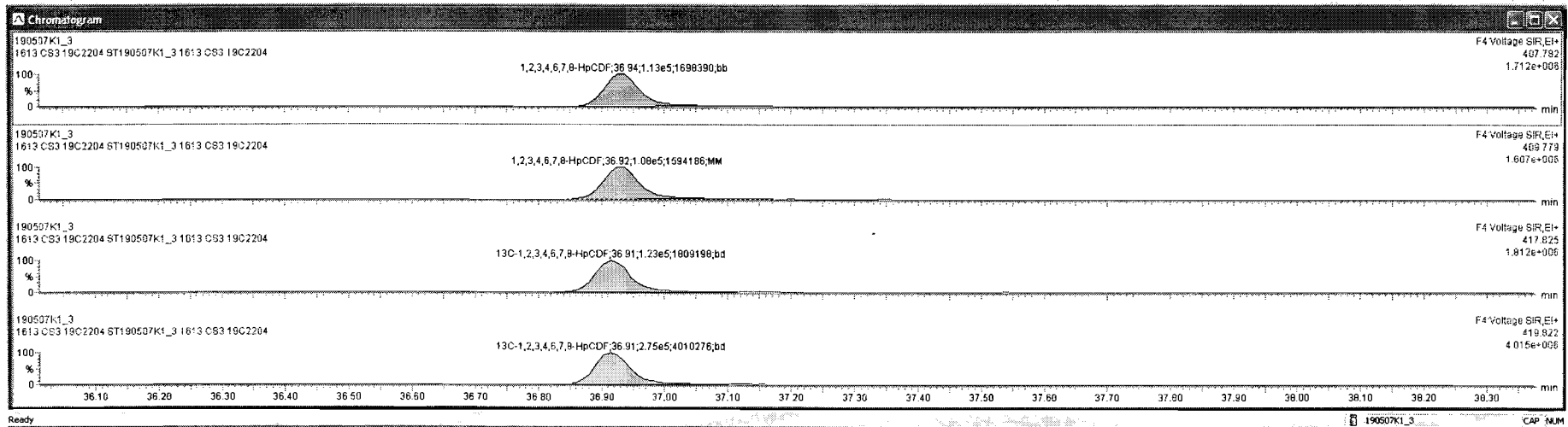


DPE4



190507K1_3-ST190507K1_3_1613 CS3 19C2204 - 1613 CS3 19C2204

Name	Resp	RA	nY	RRF	wtVol	RT	RRT	Conc.	%Rec	DL	EMPC
1 2,3,7,8-TCDD	5.65e4	0.78	NO	0.92	1.000	26.36	1.001	9.87	98.7	0.0900	9.87
2 1,2,3,7,8-PeCDD	1.80e5	0.63	NO	0.90	1.000	31.14	1.001	44.5	89.0	0.154	44.5
3 1,2,3,4,7,8-HxCDD	1.76e5	1.28	NO	1.07	1.000	34.42	1.000	49.0	98.0	0.299	49.0
4 1,2,3,6,7,8-HxCDD	1.92e5	1.26	NO	0.97	1.000	34.53	1.000	48.5	97.0	0.308	48.5
5 1,2,3,7,8,9-HxCDD	1.63e5	1.35	NO	0.97	1.000	34.61	1.000	48.7	97.3	0.340	48.7
6 1,2,3,4,6,7,8-HxCDD	1.42e5	1.03	NO	1.03	1.000	36.32	1.000	50.1	100	0.364	50.1
7 OCDF	2.35e5	0.90	NO	0.97	1.000	41.46	1.000	103	103	0.327	103
8 2,3,7,8-TCDF	7.75e4	0.78	NO	0.94	1.000	25.51	1.001	9.59	95.9	0.0657	9.59
9 1,2,3,7,8-PeCDF	3.23e5	1.58	NO	0.97	1.000	29.91	1.001	49.4	98.7	0.135	49.4
10 2,3,4,7,8-PeCDF	3.17e5	1.58	NO	1.00	1.000	30.86	1.001	49.7	99.5	0.149	49.7
11 1,2,3,4,7,8-HxCDF	2.89e5	1.25	NO	1.24	1.000	33.96	1.001	49.1	98.2	0.274	49.1
12 1,2,3,6,7,8-HxCDF	3.02e5	1.26	NO	1.09	1.000	33.68	1.000	50.6	101	0.280	50.6
13 2,3,4,6,7,8-HxCDF	2.75e5	1.26	NO	1.18	1.000	34.27	1.001	51.0	102	0.287	51.0
14 1,2,3,7,8,9-HxCDF	2.00e5	1.25	NO	1.07	1.000	35.19	1.000	49.1	98.2	0.443	49.1
15 1,2,3,4,6,7,8-HpCDF	2.22e5	1.05	NO	1.13	1.000	36.54	1.001	49.3	98.5	0.311	49.3
16 1,2,3,4,7,8,9-HpCDF	1.89e5	1.10	NO	1.26	1.000	38.67	1.000	46.6	93.2	0.350	46.6
17 OCDF	3.03e5	0.90	NO	1.10	1.000	41.71	1.000	90.4	90.4	0.372	90.4
18 13C-2,3,7,8-TCDD	6.19e5	0.80	NO	1.05	1.000	26.34	1.026	98.4	98.4	0.276	
19 13C-1,2,3,7,8-PeCDD	4.47e5	0.61	NO	0.74	1.000	31.12	1.212	100	100	0.183	
20 13C-1,2,3,4,7,8-HxCDD	3.36e5	1.24	NO	0.65	1.000	34.41	1.014	102	102	0.543	
21 13C-1,2,3,6,7,8-HxCDD	4.10e5	1.25	NO	0.78	1.000	34.52	1.017	103	103	0.452	
22 13C-1,2,3,7,8,9-HxCDD	3.44e5	1.18	NO	0.66	1.000	34.80	1.025	102	102	0.529	
23 13C-1,2,3,4,6,7,8-HpCDD	2.78e5	1.05	NO	0.54	1.000	36.31	1.129	100	100	0.557	

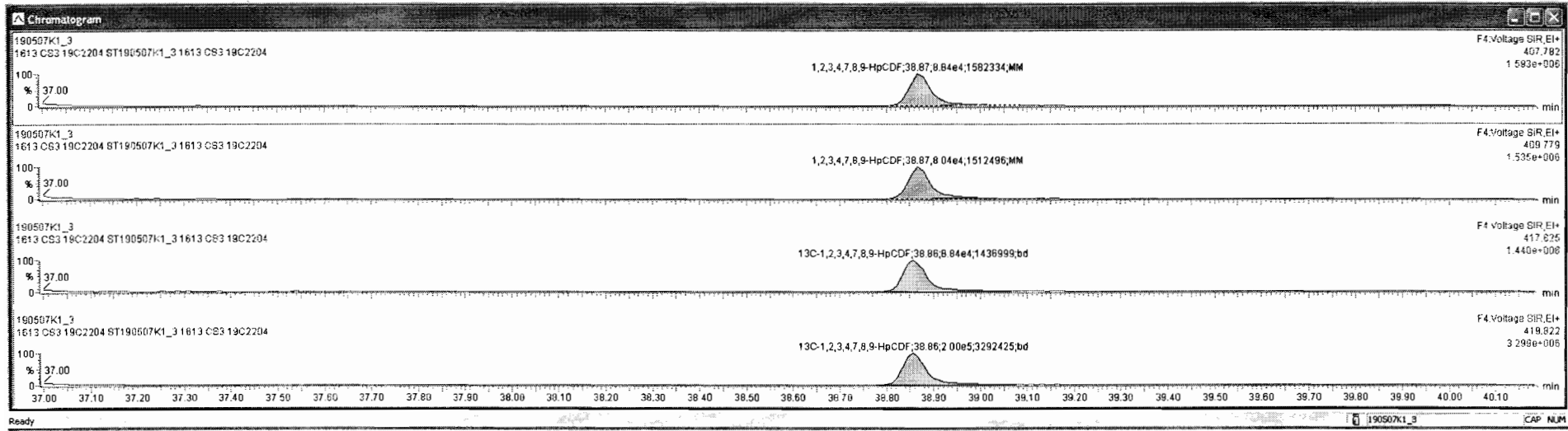


Target: ynx - 190507K1_CRV.qid

File Edit View Display Processing Window Help

190507K1_3 - ST190507K1_3 1613 CS3 19C2204 - 1613 CS3 19C2204

#	Name	Resp	RA	nly	RRF	wtVol	RT	RR1	Conc	%Rec	DL	EMPC
1	2,3,7,8-TCDD	5.65e4	0.78	NO	0.92	1.000	26.36	1.001	9.87	96.7	0.0900	9.87
2	1,2,3,7,8-PeCDD	1.80e5	0.63	NO	0.90	1.000	31.14	1.001	44.5	89.0	0.154	44.5
3	1,2,3,4,7,8-HxCDD	1.78e5	1.28	NO	1.07	1.000	34.42	1.000	49.0	98.0	0.299	49.0
4	1,2,3,6,7,8-HxCDD	1.92e5	1.26	NO	0.97	1.000	34.53	1.000	48.5	97.0	0.308	48.5
5	1,2,3,7,8,9-HxCDD	1.63e5	1.35	NO	0.97	1.000	34.81	1.000	48.7	97.3	0.340	48.7
6	1,2,3,4,6,7,8-HpCDD	1.42e5	1.03	NO	1.03	1.000	38.32	1.000	50.1	100	0.364	50.1
7	OCDD	2.35e5	0.90	NO	0.97	1.000	41.48	1.000	103	103	0.327	103
8	2,3,7,8-TCDF	7.75e4	0.78	NO	0.94	1.000	25.51	1.001	9.58	95.9	0.0857	9.59
9	1,2,3,7,8-PeCDF	3.23e5	1.58	NO	0.97	1.000	29.91	1.001	49.4	99.7	0.135	49.4
10	2,3,4,7,8-PeCDF	3.17e5	1.58	NO	1.00	1.000	30.86	1.001	49.7	99.5	0.149	49.7
11	1,2,3,4,7,8-HxCDF	2.89e5	1.25	NO	1.24	1.000	33.56	1.001	49.1	99.2	0.274	49.1
12	1,2,3,6,7,8-HxCDF	3.02e5	1.25	NO	1.09	1.000	33.68	1.000	50.6	101	0.280	50.6
13	2,3,4,6,7,8-HxCDF	2.75e5	1.25	NO	1.18	1.000	34.27	1.001	51.0	102	0.287	51.0
14	1,2,3,7,8,9-HxCDF	2.00e5	1.25	NO	1.07	1.000	35.19	1.000	49.1	98.2	0.443	49.1
15	1,2,3,4,6,7,8-HpCDF	2.21e5	1.05	NO	1.13	1.000	36.94	1.001	49.3	98.5	0.311	49.3
16	1,2,3,4,7,8,9-HpCDF	1.89e5	1.10	NO	1.26	1.000	38.97	1.000	46.6	93.2	0.350	46.6
17	OCDF	3.03e5	0.90	NO	1.10	1.000	41.71	1.000	90.4	90.4	0.372	90.4
18	13C-2,3,7,8-TCDD	6.19e5	0.80	NO	1.05	1.000	26.34	1.026	98.4	98.4	0.276	
19	13C-1,2,3,7,8-PeCDD	4.47e5	0.61	NO	0.74	1.000	31.12	1.212	100	100	0.183	
20	13C-1,2,3,4,7,8-HxCDD	3.36e5	1.24	NO	0.65	1.000	34.41	1.014	102	102	0.543	
21	13C-1,2,3,6,7,8-HxCDD	4.10e5	1.25	NO	0.78	1.000	34.52	1.017	103	103	0.452	
22	13C-1,2,3,7,8,9-HxCDD	3.44e5	1.18	NO	0.66	1.000	34.80	1.025	102	102	0.529	
23	13C-1,2,3,4,6,7,8-HpCDD	2.76e5	1.05	NO	0.54	1.000	38.31	1.129	100	100	0.557	



Dataset: Untitled


Last Altered: Wednesday, May 08, 2019 7:14:27 AM Pacific Daylight Time

Printed: Wednesday, May 08, 2019 7:19:34 AM Pacific Daylight Time

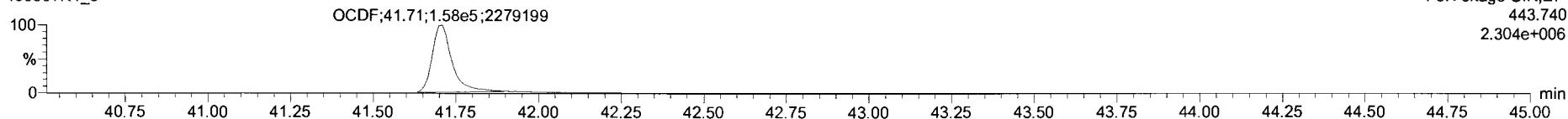
Name: 190507K1_3, Date: 07-May-2019, Time: 12:16:36, ID: ST190507K1_3 1613 CS3 19C2204, Description: 1613 CS3 19C2204

OCDF

190507K1_3

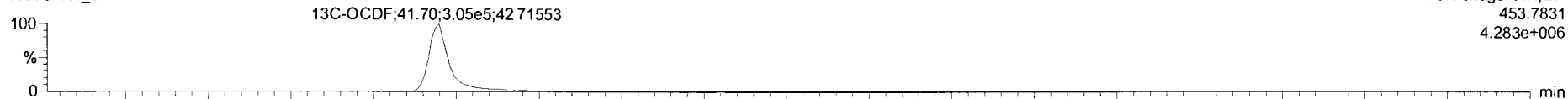


190507K1_3

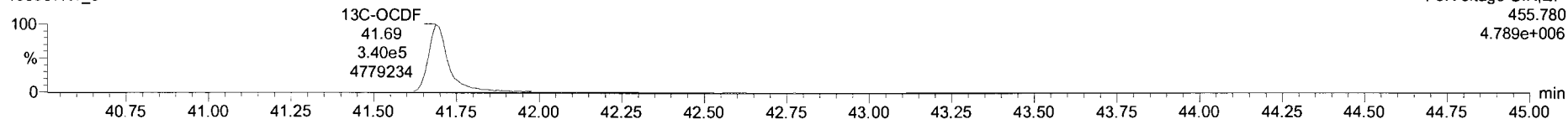


13C-OCDF

190507K1_3

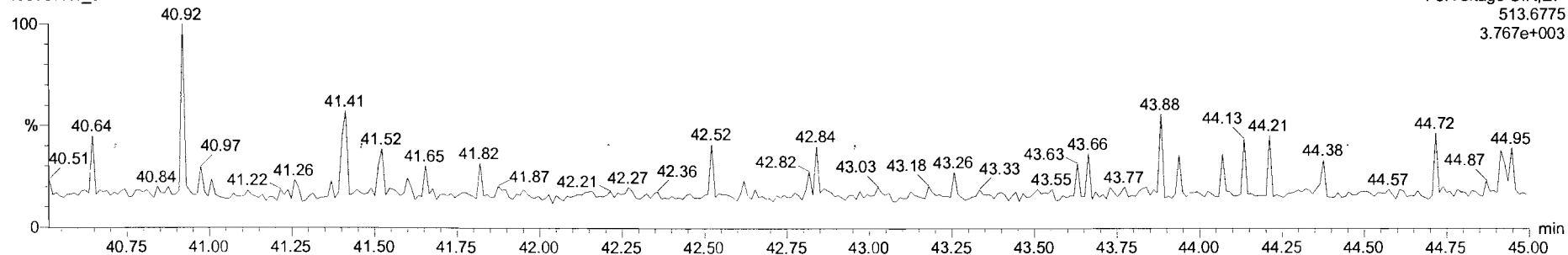


190507K1_3



DPE5

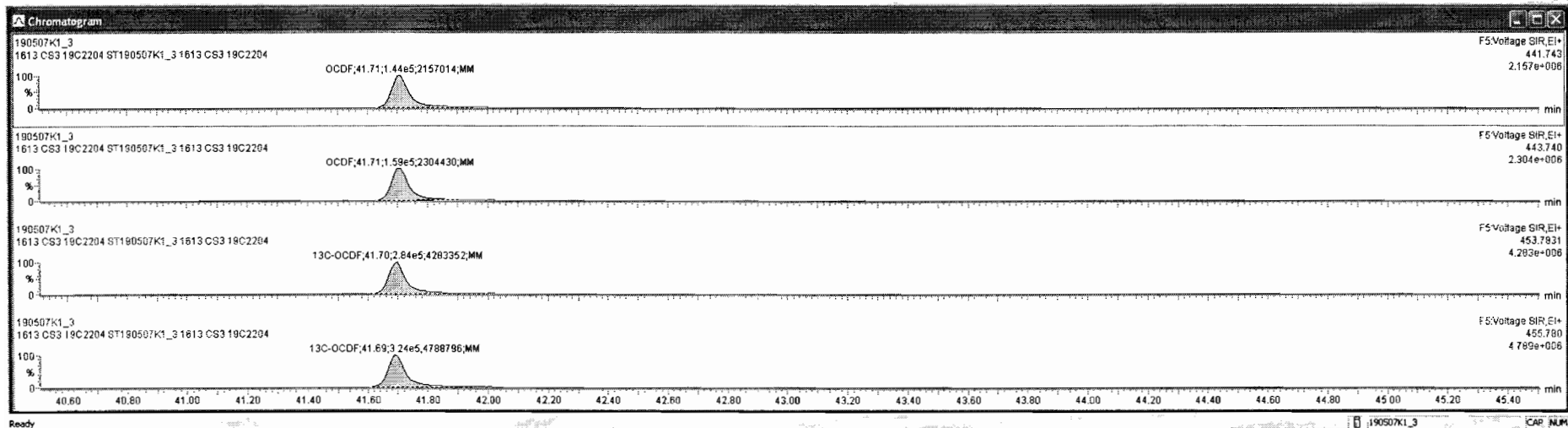
190507K1_3



Target: ynx - 190507K1_CRW.qld

190507K1_3 - ST190507K1_3 1613 CS3 19C2204 - 1613 CS3 19C2204

Name	Resp	RA	DV	RRF	WtWol	RT	RRT	Conc	%Rec	DL	EMPC	
1	2,3,7,8-TCDD	5.65e4	0.78	NO	0.92	1.000	26.36	1.001	9.97	99.7	0.0900	9.97
2	1,2,3,7,8-PeCDD	1.89e5	0.63	NO	0.90	1.000	31.14	1.001	44.5	89.0	0.154	44.5
3	1,2,3,4,7,8-HxCDD	1.76e5	1.28	NO	1.07	1.000	34.42	1.000	49.0	98.0	0.299	49.0
4	1,2,3,6,7,8-HxCDD	1.92e5	1.26	NO	0.97	1.000	34.53	1.000	48.5	97.0	0.308	48.5
5	1,2,3,7,8,9-HxCDD	1.63e5	1.35	NO	0.97	1.000	34.81	1.000	48.7	97.3	0.340	48.7
6	1,2,3,4,6,7,8-HpCDD	1.42e5	1.03	NO	1.03	1.000	39.32	1.000	50.1	100	0.364	50.1
7	OCDD	2.35e5	0.90	NO	0.97	1.000	41.48	1.000	103	103	0.327	103
8	2,3,7,8-TCDF	7.75e4	0.78	NO	0.94	1.000	25.51	1.001	9.59	95.9	0.0857	9.59
9	1,2,3,7,8-PeCDF	3.23e5	1.58	NO	0.97	1.000	29.91	1.001	49.4	99.7	0.135	49.4
10	2,3,4,7,8-PeCDF	3.17e5	1.58	NO	1.00	1.000	30.86	1.001	49.7	99.5	0.149	49.7
11	1,2,3,4,7,8-HxCDF	2.89e5	1.25	NO	1.24	1.000	33.56	1.001	49.1	99.2	0.274	49.1
12	1,2,3,6,7,8-HxCDF	3.02e5	1.26	NO	1.09	1.000	33.68	1.000	50.6	101	0.280	50.6
13	2,3,4,6,7,8-HxCDF	2.75e5	1.26	NO	1.18	1.000	34.27	1.001	51.0	102	0.287	51.0
14	1,2,3,7,8,9-HxCDF	2.00e5	1.25	NO	1.07	1.000	35.19	1.000	49.1	99.2	0.443	49.1
15	1,2,3,4,6,7,8-HpCDF	2.21e5	1.05	NO	1.13	1.000	36.94	1.001	49.3	99.5	0.311	49.3
16	1,2,3,4,7,8,9-HpCDF	1.69e5	1.10	NO	1.26	1.000	38.67	1.000	46.8	93.2	0.350	46.8
17	OCDF	3.03e5	0.90	NO	1.10	1.000	41.71	1.000	80.4	80.4	0.372	80.4
18	13C-2,3,7,8-TCDD	6.19e5	0.80	NO	1.05	1.000	26.34	1.026	99.4	99.4	0.276	
19	13C-1,2,3,7,8-PeCDD	4.47e5	0.61	NO	0.74	1.000	31.12	1.212	100	100	0.183	
20	13C-1,2,3,4,7,8-HxCDD	3.36e5	1.24	NO	0.85	1.000	34.41	1.014	102	102	0.543	
21	13C-1,2,3,6,7,8-HxCDD	4.10e5	1.25	NO	0.78	1.000	34.52	1.017	103	103	0.452	
22	13C-1,2,3,7,8,9-HxCDD	3.44e5	1.18	NO	0.86	1.000	34.80	1.025	102	102	0.529	
23	13C-1,2,3,4,6,7,8-HpCDD	2.76e5	1.05	NO	0.54	1.000	38.31	1.129	100	100	0.557	

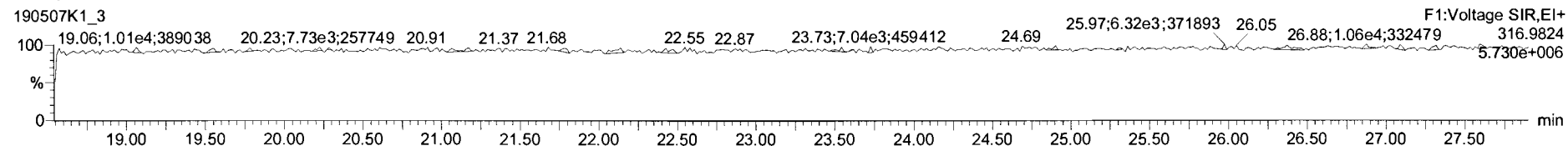


Dataset: Untitled

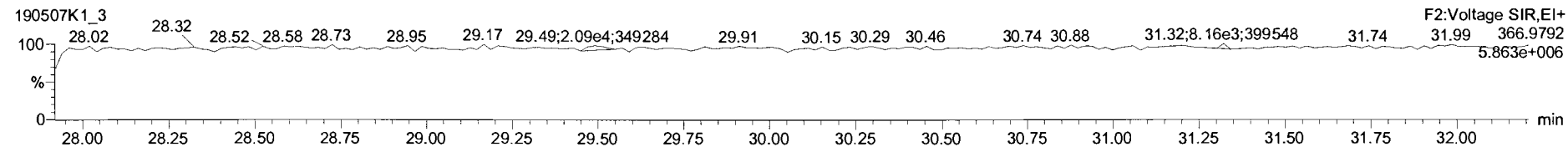
Last Altered: Wednesday, May 08, 2019 7:14:27 AM Pacific Daylight Time
Printed: Wednesday, May 08, 2019 7:19:34 AM Pacific Daylight Time

Name: 190507K1_3, Date: 07-May-2019, Time: 12:16:36, ID: ST190507K1_3 1613 CS3 19C2204, Description: 1613 CS3 19C2204

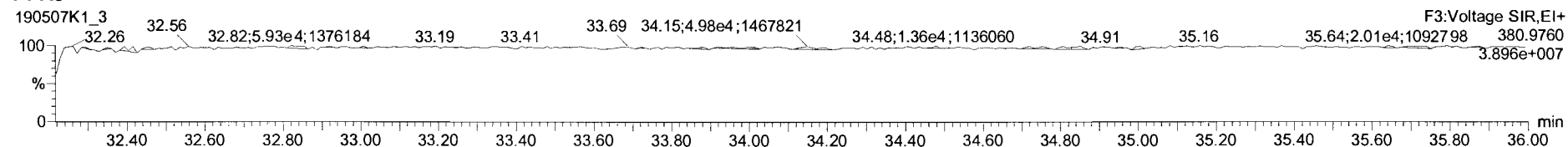
PFK1



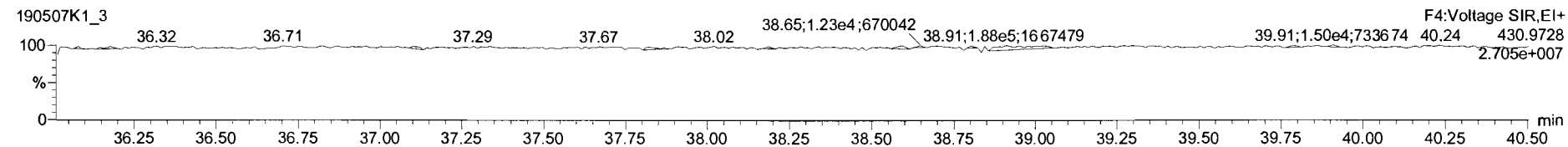
PFK2



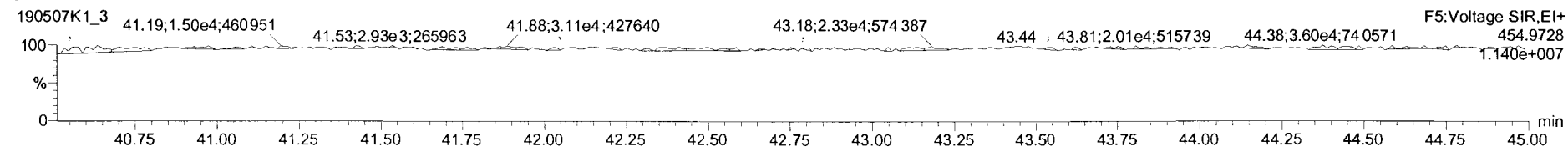
PFK3



PFK4



PFK5



Dataset: Untitled

Last Altered: Wednesday, May 08, 2019 7:14:27 AM Pacific Daylight Time

Printed: Wednesday, May 08, 2019 7:19:34 AM Pacific Daylight Time

Name: 190507K1_6, Date: 07-May-2019, Time: 14:39:24, ID: ST190507K1_6 1613 CS4 19C2205, Description: 1613 CS4 19C2205

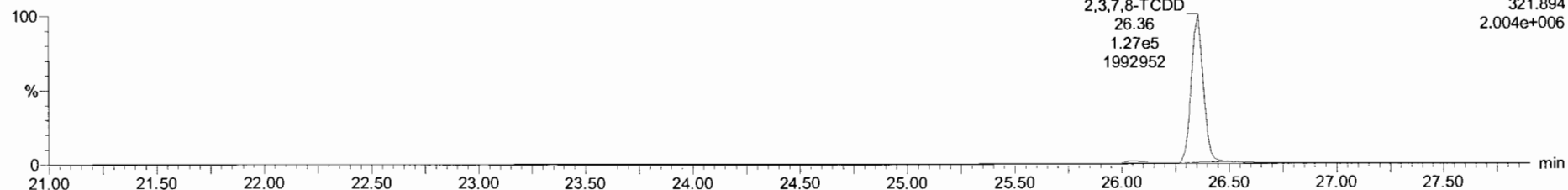
2,3,7,8-TCDD

190507K1_6



F1:Voltage SIR,EI+
319.8965
1.616e+006

190507K1_6



F1:Voltage SIR,EI+
321.894
2.004e+006

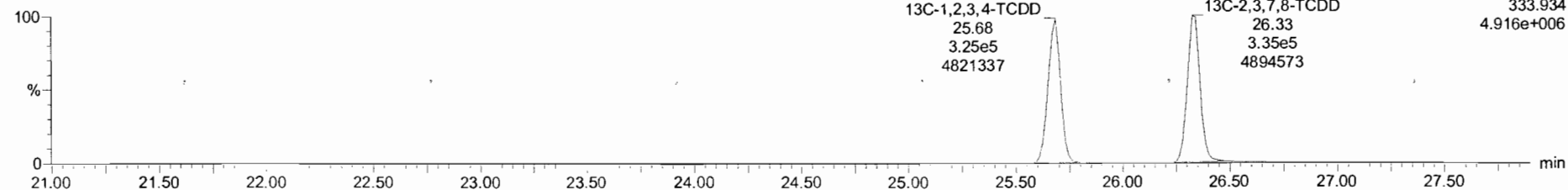
13C-2,3,7,8-TCDD

190507K1_6



F1:Voltage SIR,EI+
331.9368
3.869e+006

190507K1_6



F1:Voltage SIR,EI+
333.934
4.916e+006

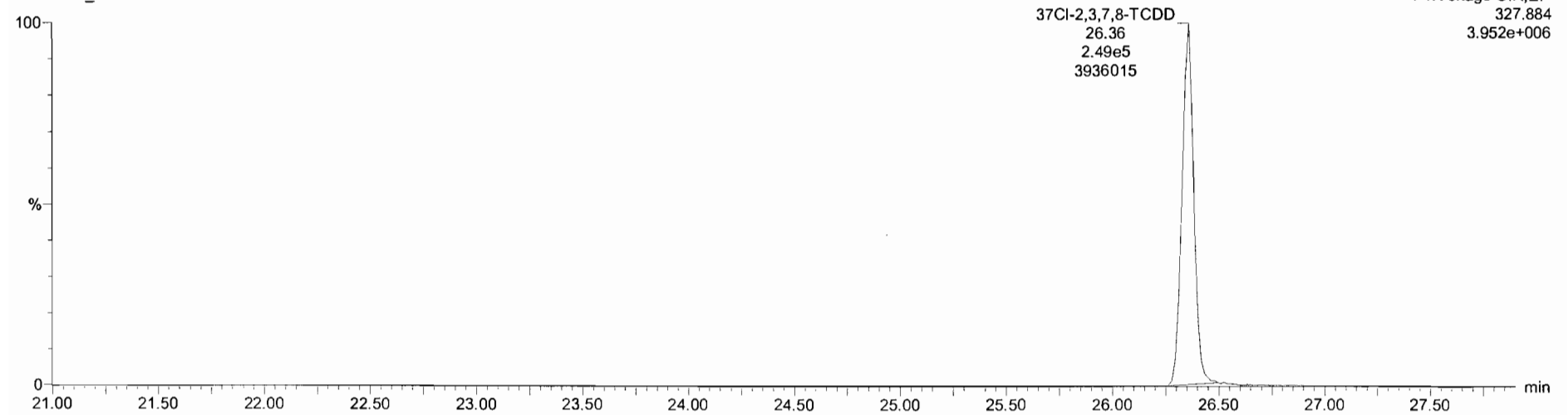
Dataset: Untitled

Last Altered: Wednesday, May 08, 2019 7:14:27 AM Pacific Daylight Time
Printed: Wednesday, May 08, 2019 7:19:34 AM Pacific Daylight Time

Name: 190507K1_6, Date: 07-May-2019, Time: 14:39:24, ID: ST190507K1_6 1613 CS4 19C2205, Description: 1613 CS4 19C2205

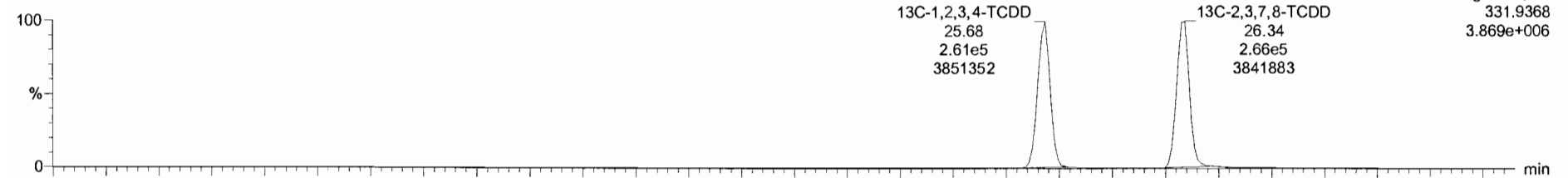
37Cl-2,3,7,8-TCDD

190507K1_6

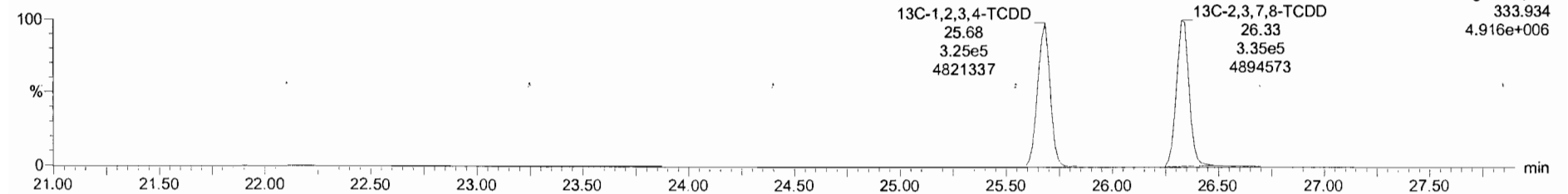


13C-1,2,3,4-TCDD

190507K1_6



190507K1_6



Dataset: Untitled

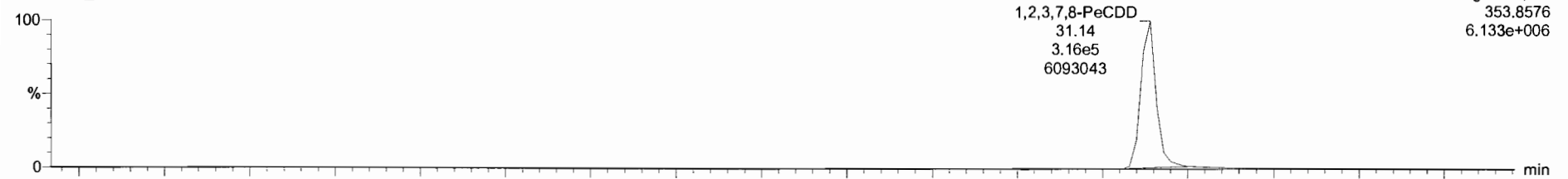
Last Altered: Wednesday, May 08, 2019 7:14:27 AM Pacific Daylight Time

Printed: Wednesday, May 08, 2019 7:19:34 AM Pacific Daylight Time

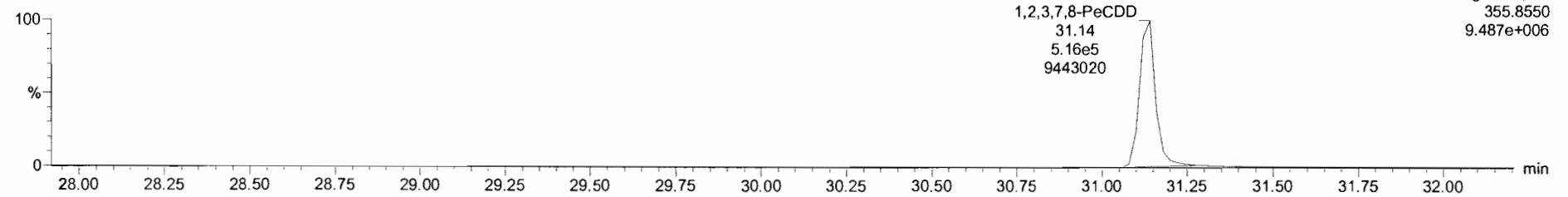
Name: 190507K1_6, Date: 07-May-2019, Time: 14:39:24, ID: ST190507K1_6 1613 CS4 19C2205, Description: 1613 CS4 19C2205

1,2,3,7,8-PeCDD

190507K1_6

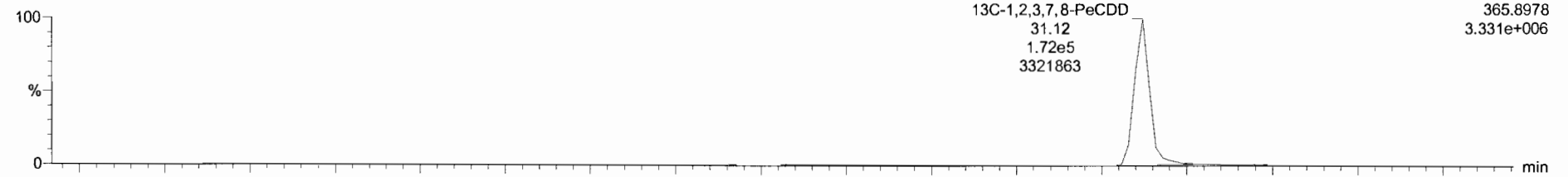


190507K1_6

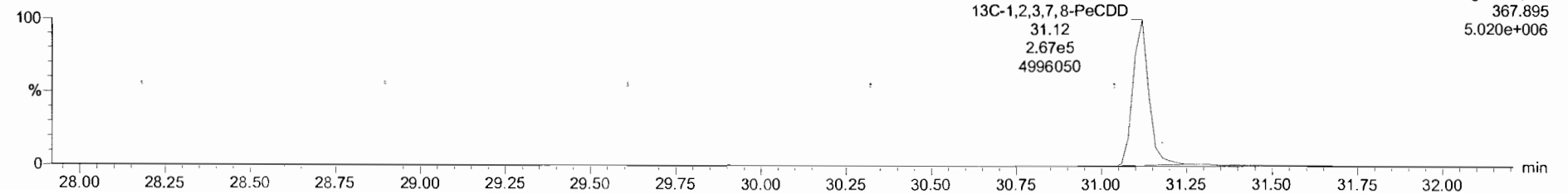


13C-1,2,3,7,8-PeCDD

190507K1_6

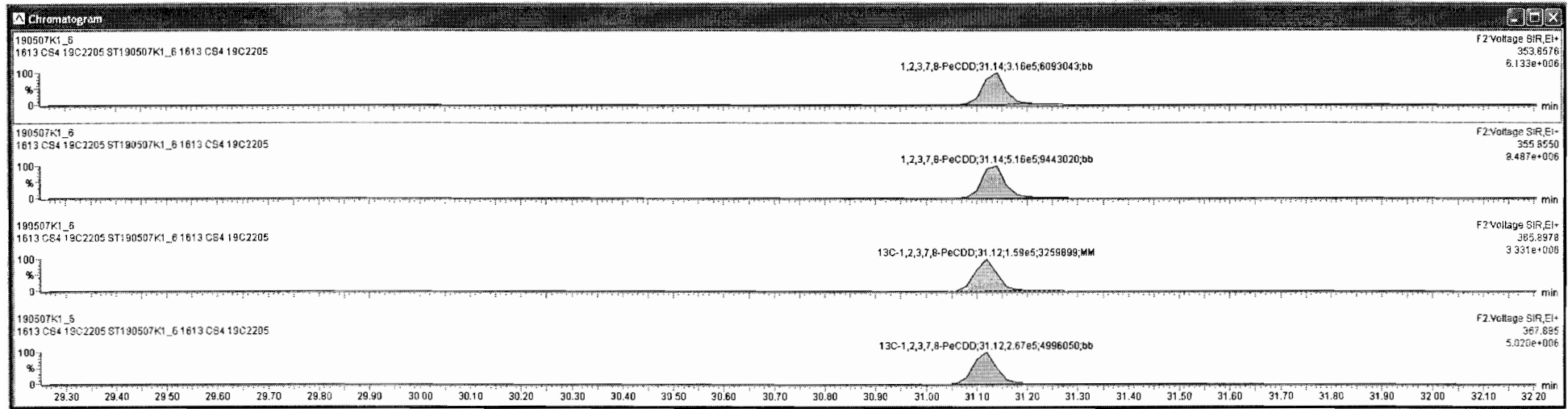


190507K1_6



190507K1_6 - ST190507K1_6 1613 CS4 19C2205 - 1613 CS4 19C2205

Name	Resp	RA	n/y	PRF	wt/vol	RT	RRT	Conc	%Rec	DL	EMPC
1 2,3,7,8-TCDD	2.26e5	0.78	NO	0.92	1.000	26.36	1.001	40.7	102	0.0876	40.7
2 1,2,3,7,8-PeCDD	8.32e5	0.61	NO	0.90	1.000	31.14	1.001	216	198	0.152	216
3 1,2,3,4,7,8-HxCDD	7.36e5	1.25	NO	1.07	1.000	34.41	1.000	210	105	0.366	210
4 1,2,3,6,7,8-HxCDD	7.88e5	1.25	NO	0.97	1.000	34.52	1.000	211	106	0.367	211
5 1,2,3,7,8,9-HxCDD	6.68e5	1.22	NO	0.97	1.000	34.80	1.000	204	102	0.434	204
6 1,2,3,6,7,8-HpCDD	5.83e5	1.03	NO	1.03	1.000	38.31	1.000	194	97.0	0.503	194
7 OCDD	9.61e5	0.89	NO	0.97	1.000	41.47	1.000	410	102	0.534	410
8 2,3,7,8-TCDF	3.18e5	0.77	NO	0.94	1.000	25.50	1.001	42.0	105	0.0721	42.0
9 1,2,3,7,8-PeCDF	1.34e6	1.63	NO	0.87	1.000	29.89	1.000	214	107	0.142	214
10 2,3,4,7,8-PeCDF	1.34e6	1.58	NO	1.00	1.000	30.86	1.001	214	107	0.124	214
11 1,2,3,4,7,8-HxCDF	1.10e6	1.24	NO	1.24	1.000	33.54	1.000	211	105	0.310	211
12 1,2,3,6,7,8-HxCDF	1.18e6	1.23	NO	1.10	1.000	33.67	1.000	211	106	0.306	211
13 2,3,4,6,7,8-HxCDF	1.12e6	1.25	NO	1.16	1.000	34.26	1.001	216	108	0.314	216
14 1,2,3,7,8,9-HxCDF	8.63e5	1.25	NO	1.07	1.000	35.18	1.001	221	110	0.483	221
15 1,2,3,6,7,8-HpCDF	8.93e5	1.03	NO	1.13	1.000	36.91	1.000	208	104	0.435	208
16 1,2,3,4,7,8-HpCDF	7.19e5	1.06	NO	1.26	1.000	38.86	1.000	217	109	0.507	217
17 OCDF	1.21e6	0.90	NO	1.10	1.000	41.70	1.000	378	94.5	0.484	378
18 13C-2,3,7,8-TCDD	6.01e5	0.79	NO	1.05	1.000	26.34	1.026	97.8	97.8	0.223	
19 13C-1,2,3,7,8-PeCDD	4.25e5	0.60	NO	0.74	1.000	31.12	1.212	97.8	97.8	0.303	
20 13C-1,2,3,4,7,8-HxCDD	3.27e5	1.26	NO	0.65	1.000	34.40	1.014	98.5	98.5	0.789	
21 13C-1,2,3,6,7,8-HxCDD	3.86e5	1.28	NO	0.78	1.000	34.51	1.017	97.5	97.5	0.656	
22 13C-1,2,3,7,8,9-HxCDD	3.37e5	1.40	NO	0.66	1.000	34.78	1.025	100	100	0.789	
23 13C-1,2,3,4,6,7,8-HpCDD	2.93e5	1.05	NO	0.54	1.000	38.30	1.129	106	106	0.468	



Dataset: Untitled

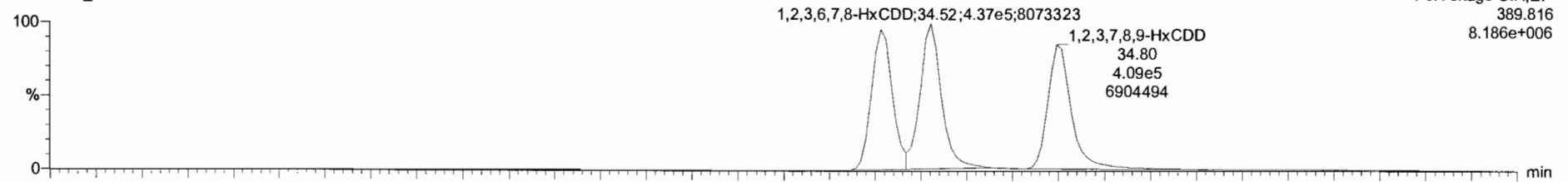
Last Altered: Wednesday, May 08, 2019 7:14:27 AM Pacific Daylight Time

Printed: Wednesday, May 08, 2019 7:19:34 AM Pacific Daylight Time

Name: 190507K1_6, Date: 07-May-2019, Time: 14:39:24, ID: ST190507K1_6 1613 CS4 19C2205, Description: 1613 CS4 19C2205

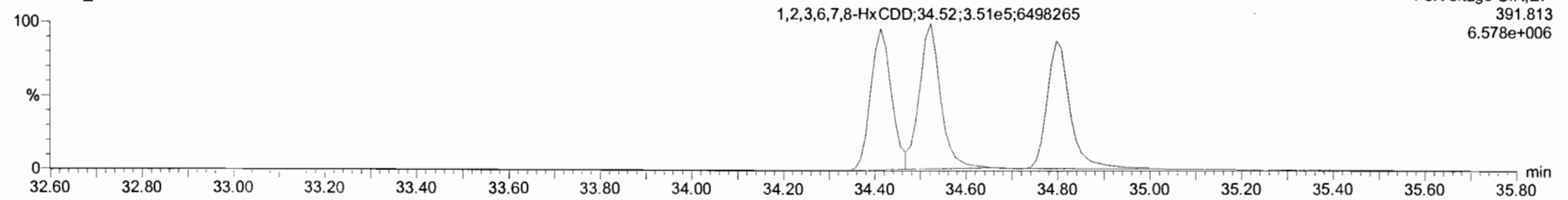
1,2,3,4,7,8-HxCDD

190507K1_6



F3: Voltage SIR, EI+
389.816
8.186e+006

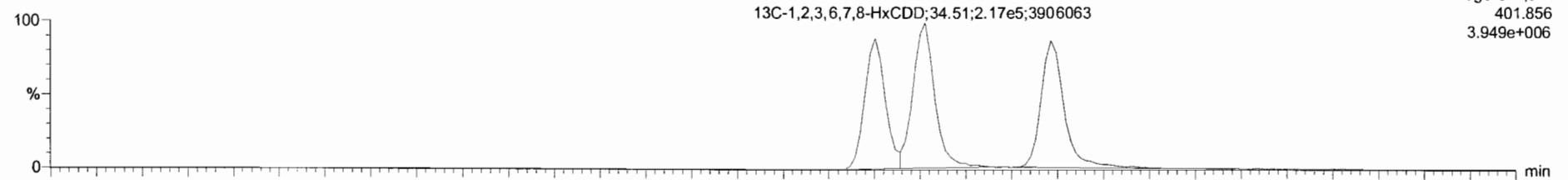
190507K1_6



F3: Voltage SIR, EI+
391.813
6.578e+006

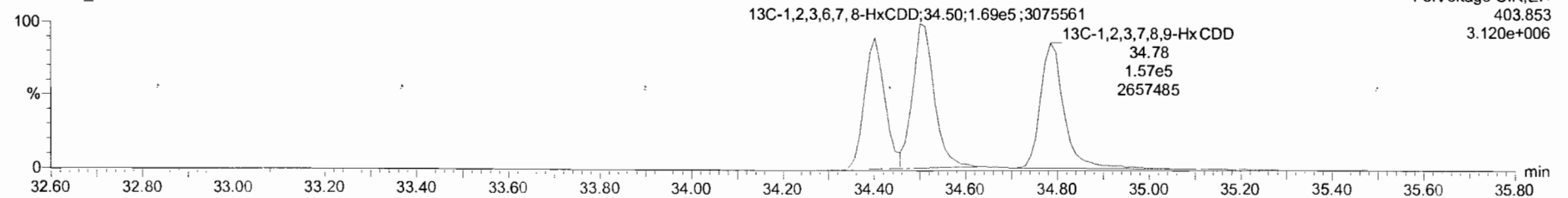
13C-1,2,3,4,7,8-HxCDD

190507K1_6



F3: Voltage SIR, EI+
401.856
3.949e+006

190507K1_6



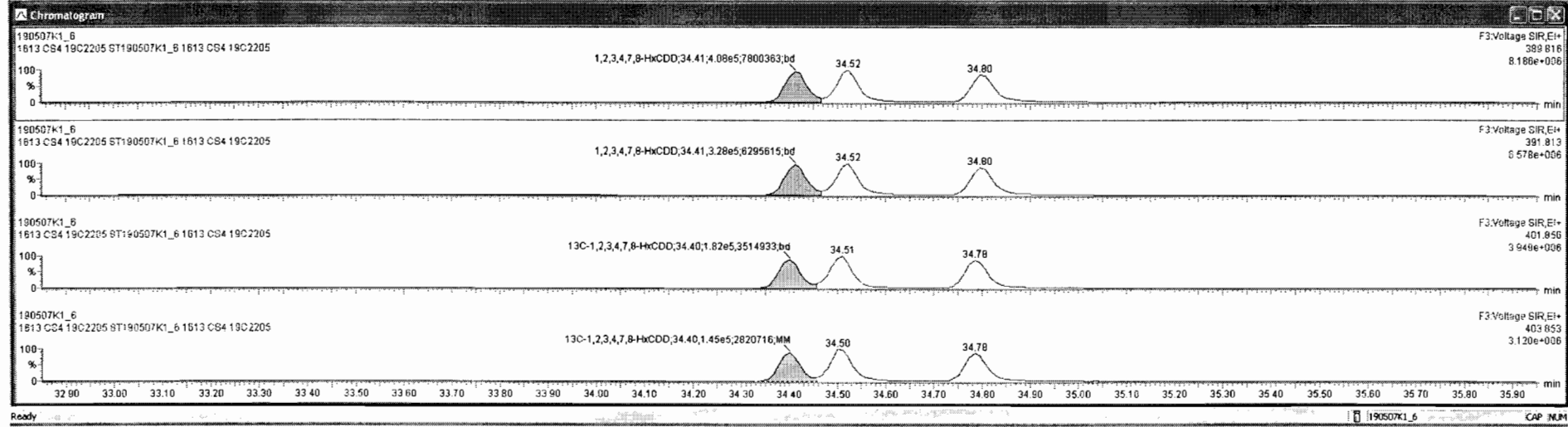
F3: Voltage SIR, EI+
403.853
3.120e+006

Target:lynx - 190507K1-CRY.qld

File Edit View Display Processing Window Help

190507K1_6 - ST190507K1_6 1613 CS4 19C2205 - 1613 CS4 19C2205

Name	Resp	RA	nA	RRF	wtAval	RT	RRT	Conc.	%Rec	DL	EMPC
1 2,3,7,8-TCDD	2.26e5	0.78	NO	0.92	1.000	26.36	1.001	40.7	102	0.0676	40.7
2 1,2,3,7,8-PeCDD	8.32e5	0.61	NO	0.90	1.000	31.14	1.001	216	108	0.152	216
3 1,2,3,4,7,8-HxCDD	7.36e5	1.25	NO	1.07	1.000	34.41	1.000	210	105	0.366	210
4 1,2,3,6,7,8-HxCDD	7.88e5	1.25	NO	0.97	1.000	34.52	1.000	211	106	0.367	211
5 1,2,3,7,8-HxCDD	6.68e5	1.22	NO	0.97	1.000	34.80	1.000	204	102	0.434	204
6 1,2,3,4,6,7,8-HpCDD	5.83e5	1.03	NO	1.03	1.000	38.31	1.000	194	97.0	0.503	194
7 OCDD	9.61e5	0.89	NO	0.97	1.000	41.47	1.000	410	102	0.534	410
8 2,3,7,8-TCDF	3.18e5	0.77	NO	0.94	1.000	25.50	1.001	42.0	105	0.0721	42.0
9 1,2,3,7,8-PeCDF	1.34e6	1.63	NO	0.97	1.000	29.89	1.000	214	107	0.142	214
10 2,3,4,7,8-PeCDF	1.34e6	1.58	NO	1.00	1.000	30.66	1.001	214	107	0.124	214
11 1,2,3,4,7,8-HxCDF	1.10e6	1.24	NO	1.24	1.000	33.54	1.000	211	105	0.310	211
12 1,2,3,6,7,8-HxCDF	1.18e6	1.23	NO	1.10	1.000	33.67	1.000	211	106	0.306	211
13 2,3,4,6,7,8-HxCDF	1.12e6	1.25	NO	1.18	1.000	34.26	1.001	216	108	0.314	216
14 1,2,3,7,8-HxCDF	8.63e5	1.25	NO	1.07	1.000	35.18	1.001	221	110	0.483	221
15 1,2,3,4,6,7,8-HpCDF	8.93e5	1.03	NO	1.13	1.000	36.91	1.000	208	104	0.435	208
16 1,2,3,4,7,8,9-HpCDF	7.13e5	1.06	NO	1.26	1.000	38.88	1.000	217	109	0.507	217
17 OCDF	1.21e6	0.90	NO	1.10	1.000	41.70	1.000	378	94.5	0.464	378
18 13C-2,3,7,8-TCDD	5.01e5	0.78	NO	1.05	1.000	26.34	1.026	97.8	97.8	0.223	
19 13C-1,2,3,7,8-PeCDD	4.25e5	0.60	NO	0.74	1.000	31.12	1.212	97.8	97.8	0.303	
20 13C-1,2,3,4,7,8-HxCDD	3.27e5	1.26	NO	0.65	1.000	34.40	1.014	99.5	99.5	0.789	
21 13C-1,2,3,6,7,8-HxCDD	3.86e5	1.26	NO	0.78	1.000	34.51	1.017	97.5	97.5	0.656	
22 13C-1,2,3,7,8-HxCDD	3.37e5	1.40	NO	0.66	1.000	34.78	1.025	100	100	0.769	
23 13C-1,2,3,4,6,7,8-HpCDD	2.93e5	1.05	NO	0.54	1.000	36.30	1.129	106	106	0.488	

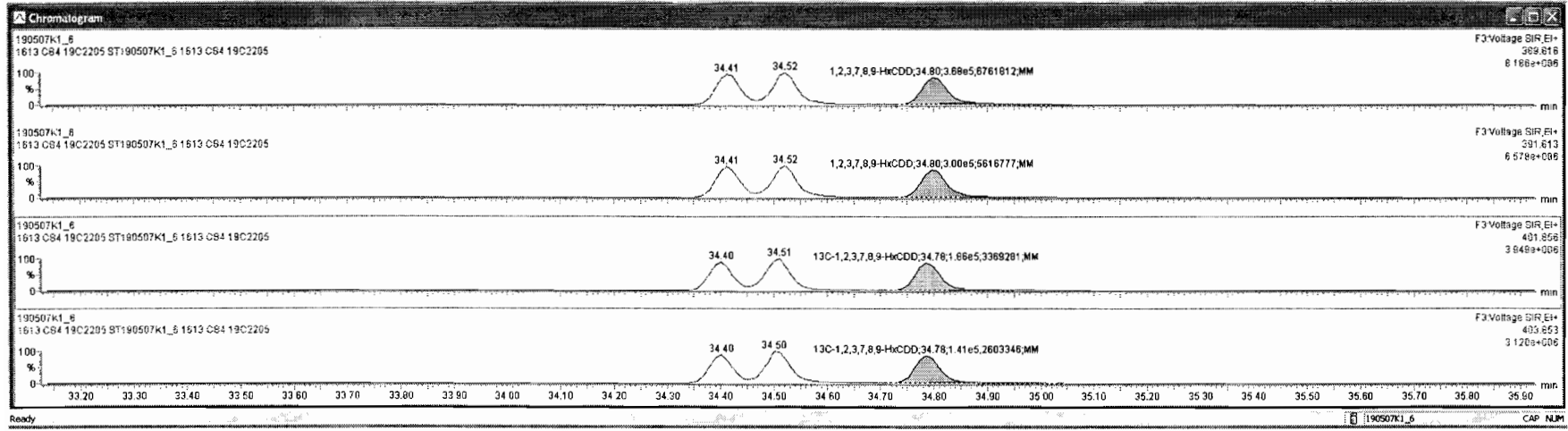


TargetLynx - 190507K1_CRY.qld

File Edit View Display Processing Window Help

190507K1_6 - ST190507K1_6 1613 CS4 19C2205 - 1613 CS4 19C2205

SL	Name	Resp	RA	inj	RRF	wtVoi	RT	RRT	Conc	%Rec	DL	EMPC
1	2,3,7,8-TCDD	2.26e5	0.78	NO	0.92	1.000	26.36	1.001	40.7	102	0.0730	40.7
2	1,2,3,7,8-PeCDD	8.32e5	0.61	NO	0.90	1.000	31.14	1.001	216	108	0.127	216
3	1,2,3,4,7,8-HxCDD	7.36e5	1.25	NO	1.07	1.000	34.41	1.000	210	105	0.305	210
4	1,2,3,6,7,8-HxCDD	7.89e5	1.25	NO	0.97	1.000	34.52	1.000	211	106	0.306	211
5	1,2,3,7,8,9-HxCDD	8.89e5	1.22	NO	0.98	1.000	34.80	1.000	208	105	0.356	208
6	1,2,3,4,6,7,8-HpCDD	5.83e5	1.03	NO	1.03	1.000	38.31	1.000	194	97.0	0.419	194
7	OCDD	9.61e5	0.80	NO	0.97	1.000	41.47	1.000	410	102	0.445	410
8	2,3,7,8-TCDF	3.18e5	0.77	NO	0.94	1.000	25.50	1.001	42.0	105	0.0601	42.0
9	1,2,3,7,8-PeCDF	1.34e6	1.63	NO	0.97	1.000	29.89	1.000	214	107	0.118	214
10	2,3,4,7,8-PeCDF	1.34e6	1.58	NO	1.00	1.000	30.86	1.001	214	107	0.103	214
11	1,2,3,4,7,8-HxCDF	1.10e6	1.24	NO	1.24	1.000	33.54	1.000	211	105	0.259	211
12	1,2,3,6,7,8-HxCDF	1.18e6	1.23	NO	1.10	1.000	33.67	1.000	211	106	0.255	211
13	2,3,4,6,7,8-HxCDF	1.12e6	1.25	NO	1.18	1.000	34.26	1.001	216	108	0.262	216
14	1,2,3,7,8,9-HxCDF	8.63e5	1.25	NO	1.07	1.000	35.18	1.001	221	110	0.402	221
15	1,2,3,4,6,7,8-HpCDF	8.93e5	1.03	NO	1.13	1.000	36.91	1.000	208	104	0.363	208
16	1,2,3,4,7,8,9-HpCDF	7.19e5	1.06	NO	1.26	1.000	38.86	1.000	217	109	0.423	217
17	OCDF	1.21e6	0.80	NO	1.10	1.000	41.70	1.000	378	94.5	0.387	378
18	13C-2,3,7,8-TCDD	6.01e5	0.79	NO	1.05	1.000	26.34	1.026	97.8	97.8	0.186	
19	13C-1,2,3,7,8-PeCDD	4.25e5	0.60	NO	0.74	1.000	31.12	1.212	97.8	97.8	0.253	
20	13C-1,2,3,4,7,8-HxCDD	3.27e5	1.26	NO	0.65	1.000	34.40	1.014	99.5	99.5	0.657	
21	13C-1,2,3,6,7,8-HxCDD	3.86e5	1.28	NO	0.78	1.000	34.51	1.017	97.5	97.5	0.547	
22	13C-1,2,3,7,8,9-HxCDD	3.27e5	1.32	NO	0.66	1.000	34.78	1.025	97.2	97.2	0.644	
23	13C-1,2,3,4,6,7,8-HpCDD	2.93e5	1.05	NO	0.54	1.000	38.30	1.128	106	106	0.390	



Dataset: Untitled

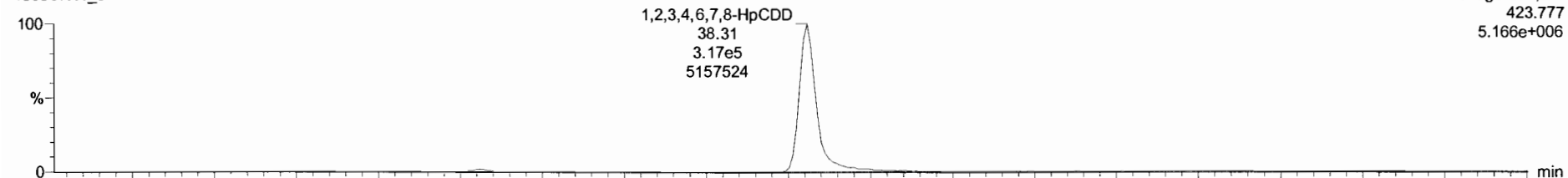
Last Altered: Wednesday, May 08, 2019 7:14:27 AM Pacific Daylight Time

Printed: Wednesday, May 08, 2019 7:19:34 AM Pacific Daylight Time

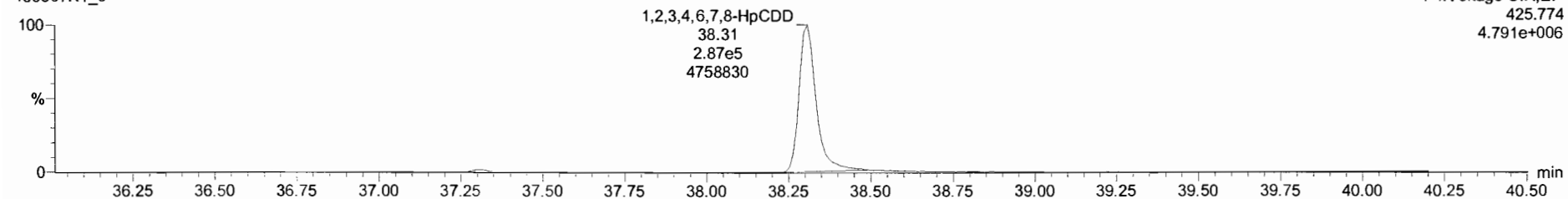
Name: 190507K1_6, Date: 07-May-2019, Time: 14:39:24, ID: ST190507K1_6 1613 CS4 19C2205, Description: 1613 CS4 19C2205

1,2,3,4,6,7,8-HpCDD

190507K1_6

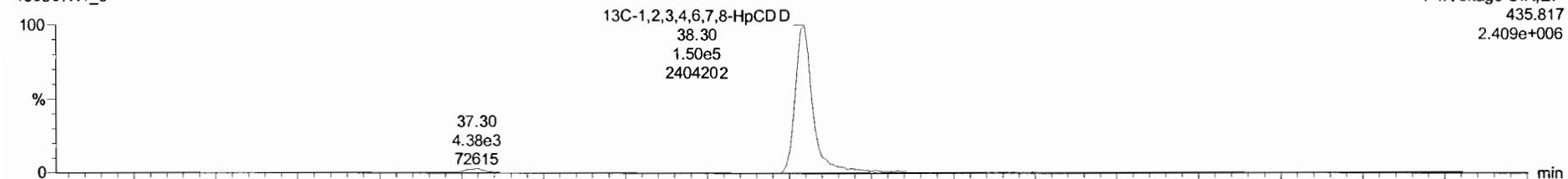


190507K1_6

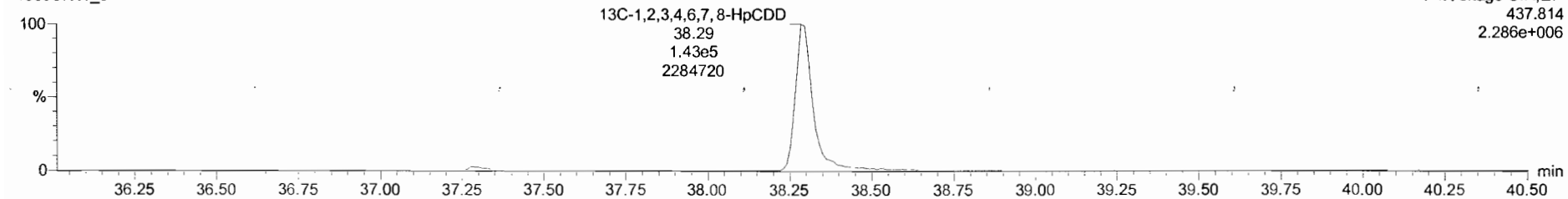


13C-1,2,3,4,6,7,8-HpCDD

190507K1_6



190507K1_6

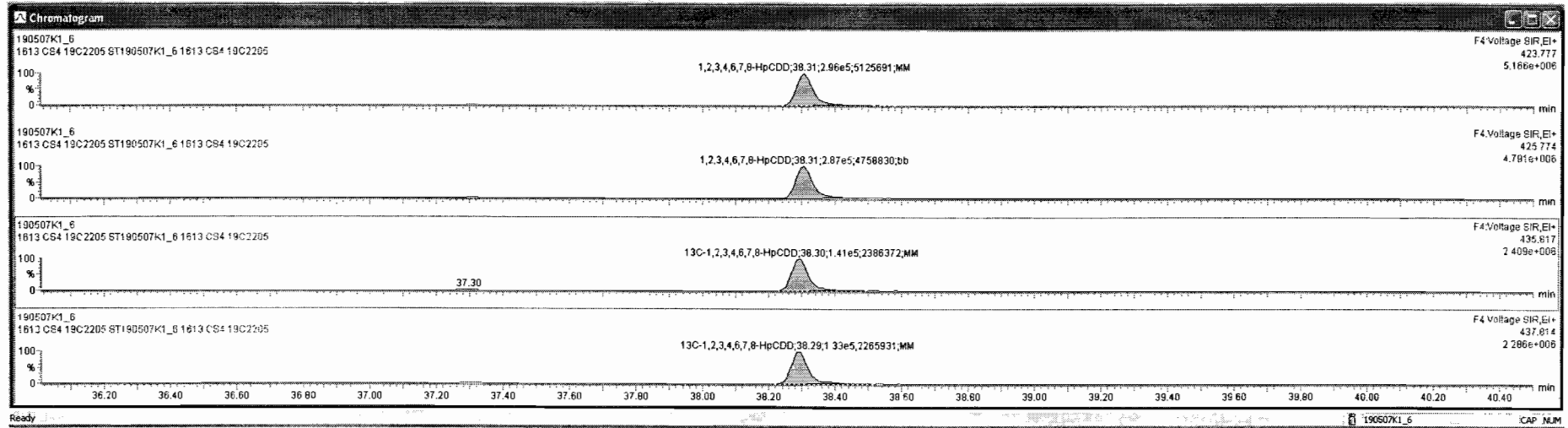


TargetLynx 190507K1_6.DRV.qld

File Edit View Display Processing Window Help

190507K1_6 - ST190507K1_6 1613 CS4 19C2205 - 1613 CS4 19C2205

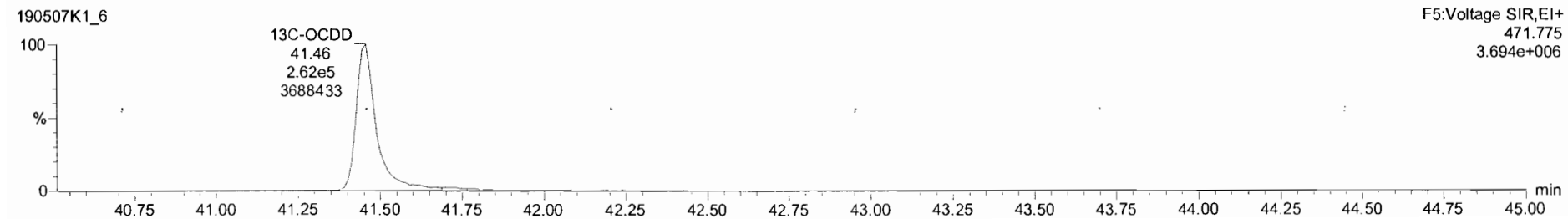

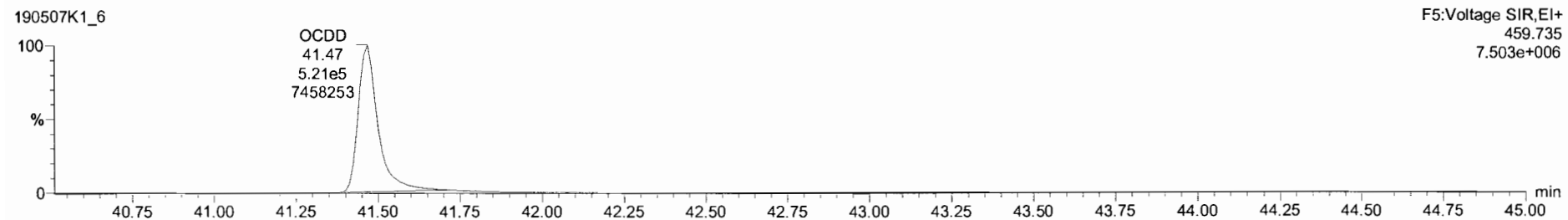
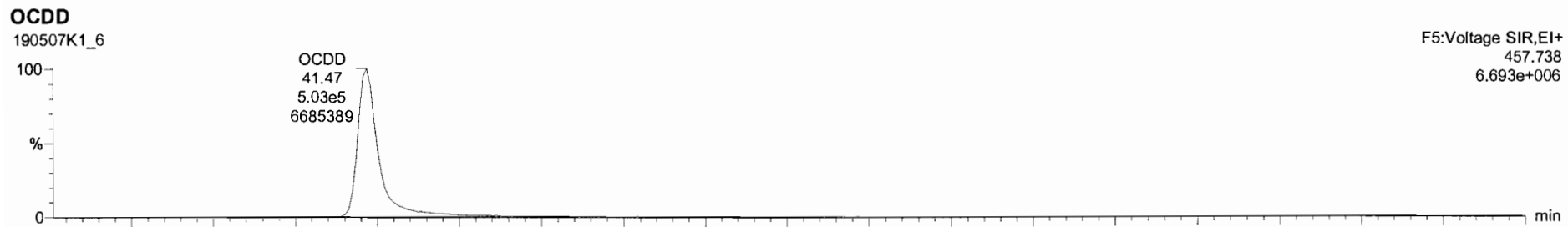
Name	Resp	RA	riy	RRF	wtVol	RT	RRT	Conc	%Rec	DL	EMPC
1 2,3,7,8-TCDD	2.26e5	0.78	NO	0.92	1.000	26.36	1.001	40.7	102	0.0730	40.7
2 1,2,3,7,8-PeCDD	8.32e5	0.61	NO	0.90	1.000	31.14	1.001	216	108	0.127	216
3 1,2,3,4,7,8-HxCDD	7.36e5	1.25	NO	1.07	1.000	34.41	1.000	210	105	0.305	210
4 1,2,3,6,7,8-HxCDD	7.88e5	1.25	NO	0.97	1.000	34.52	1.000	211	106	0.306	211
5 1,2,3,7,8,9-HxCDD	6.68e5	1.22	NO	0.98	1.000	34.80	1.000	209	105	0.356	209
6 1,2,3,4,6,7,8-HpCDD	5.29e5	1.03	NO	1.04	1.000	38.31	1.000	295	102	0.423	295
7 OCDD	9.61e5	0.90	NO	0.97	1.000	41.47	1.000	410	102	0.445	410
8 2,3,7,8-TCDF	3.19e5	0.77	NO	0.94	1.000	25.50	1.001	42.0	105	0.0601	42.0
9 1,2,3,7,8-PeCDF	1.34e6	1.63	NO	0.97	1.000	29.89	1.000	214	107	0.118	214
10 2,3,4,7,8-PeCDF	1.34e6	1.58	NO	1.00	1.000	30.86	1.001	214	107	0.103	214
11 1,2,3,4,7,8-HxCDF	1.10e6	1.24	NO	1.24	1.000	33.54	1.000	211	105	0.259	211
12 1,2,3,6,7,8-HxCDF	1.18e6	1.23	NO	1.10	1.000	33.67	1.000	211	106	0.255	211
13 2,3,4,6,7,8-HxCDF	1.12e6	1.25	NO	1.18	1.000	34.26	1.001	216	108	0.262	216
14 1,2,3,7,8,9-HxCDF	8.63e5	1.25	NO	1.07	1.000	35.18	1.001	221	110	0.402	221
15 1,2,3,4,6,7,8-HpCDF	8.93e5	1.03	NO	1.13	1.000	36.91	1.000	208	104	0.363	208
16 1,2,3,4,7,8,9-HpCDF	7.19e5	1.06	NO	1.26	1.000	38.86	1.000	217	109	0.423	217
17 OCDF	1.21e6	0.90	NO	1.10	1.000	41.70	1.000	378	94.5	0.387	378
18 13C-2,3,7,8-TCDD	6.01e5	0.79	NO	1.05	1.000	26.34	1.026	97.8	97.8	0.186	
19 13C-1,2,3,7,8-PeCDD	4.25e5	0.60	NO	0.74	1.000	31.12	1.212	97.8	97.8	0.253	
20 13C-1,2,3,4,7,8-HxCDD	3.27e5	1.26	NO	0.65	1.000	34.40	1.014	99.5	99.5	0.657	
21 13C-1,2,3,6,7,8-HxCDD	3.86e5	1.28	NO	0.78	1.000	34.51	1.017	97.5	97.5	0.547	
22 13C-1,2,3,7,8,9-HxCDD	3.27e5	1.32	NO	0.66	1.000	34.78	1.025	97.3	97.3	0.644	
23 13C-1,2,3,4,6,7,8-HpCDD	2.74e5	1.06	NO	0.53	1.000	38.30	1.129	101	101	0.394	



Dataset: Untitled

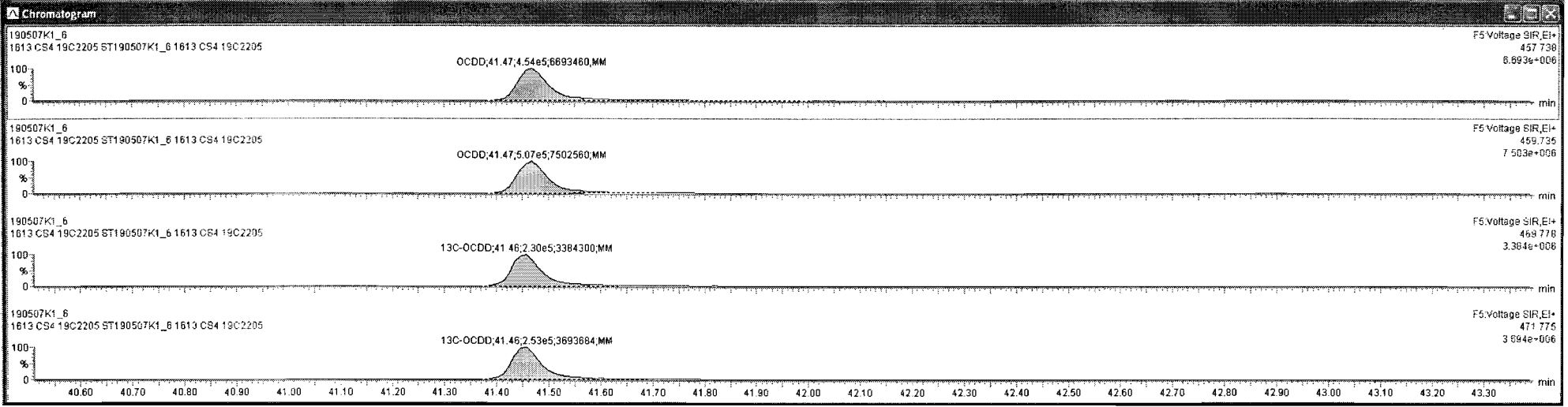

Last Altered: Wednesday, May 08, 2019 7:14:27 AM Pacific Daylight Time
Printed: Wednesday, May 08, 2019 7:19:34 AM Pacific Daylight Time

Name: 190507K1_6, Date: 07-May-2019, Time: 14:39:24, ID: ST190507K1_6 1613 CS4 19C2205, Description: 1613 CS4 19C2205



190507K1_6 - ST190507K1_6 1613 CS4 19C2205 - 1613 CS4 19C2205

Name	Resp	RA	NA	RRF	wt/wt	RT	RRV	Conc.	%Rec	DL	EMPC
1 2,3,7,8-TCDD	2.29e5	0.78	NO	0.92	1.000	26.36	1.001	40.7	102	0.0730	40.7
2 1,2,3,7,8-PeCDD	8.32e5	0.61	NO	0.90	1.000	31.14	1.001	216	108	0.127	216
3 1,2,3,4,7,8-HxCDD	7.36e5	1.25	NO	1.07	1.000	34.41	1.000	210	105	0.305	210
4 1,2,3,6,7,8-HxCDD	7.88e5	1.25	NO	0.97	1.000	34.52	1.000	211	106	0.306	211
5 1,2,3,7,8,9-HxCDD	6.69e5	1.22	NO	0.98	1.000	34.80	1.000	209	105	0.356	209
6 1,2,3,4,6,7,8-HpCDD	5.83e5	1.03	NO	1.04	1.000	38.31	1.000	205	102	0.421	205
7 OCDD	9.61e5	0.90	NO	0.97	1.000	41.47	1.000	410	102	0.445	410
8 2,3,7,8-TCDF	3.18e5	0.77	NO	0.94	1.000	25.50	1.001	42.0	105	0.0601	42.0
9 1,2,3,7,8-PeCDF	1.34e6	1.63	NO	0.97	1.000	29.89	1.000	214	107	0.118	214
10 2,3,4,7,8-PeCDF	1.34e6	1.58	NO	1.00	1.000	30.86	1.001	214	107	0.103	214
11 1,2,3,4,7,8-HxCDF	1.10e6	1.24	NO	1.24	1.000	33.54	1.000	211	105	0.259	211
12 1,2,3,6,7,8-HxCDF	1.19e6	1.23	NO	1.10	1.000	33.67	1.000	211	106	0.255	211
13 2,3,4,6,7,8-HxCDF	1.12e6	1.25	NO	1.18	1.000	34.26	1.001	216	108	0.262	216
14 1,2,3,7,8,9-HxCDF	9.63e5	1.25	NO	1.07	1.000	35.18	1.001	221	110	0.402	221
15 1,2,3,4,6,7,8-HpCDF	8.93e5	1.03	NO	1.13	1.000	36.91	1.000	209	104	0.363	209
16 1,2,3,4,7,8,9-HpCDF	7.19e5	1.06	NO	1.26	1.000	38.86	1.000	217	109	0.423	217
17 OCDF	1.21e6	0.90	NO	1.10	1.000	41.70	1.000	376	94.5	0.367	376
18 13C-2,3,7,8-TCDD	6.01e5	0.79	NO	1.05	1.000	26.34	1.026	97.8	97.8	0.186	
19 13C-1,2,3,7,8-PeCDD	4.25e5	0.60	NO	0.74	1.000	31.12	1.212	97.8	97.8	0.253	
20 13C-1,2,3,4,7,8-HxCDD	3.27e5	1.26	NO	0.65	1.000	34.40	1.014	99.5	99.5	0.657	
21 13C-1,2,3,6,7,8-HxCDD	3.86e5	1.28	NO	0.78	1.000	34.51	1.017	97.5	97.5	0.547	
22 13C-1,2,3,7,8,9-HxCDD	3.27e5	1.32	NO	0.66	1.000	34.78	1.025	97.3	97.3	0.644	
23 13C-1,2,3,4,6,7,8-HpCDD	2.74e5	1.06	NO	0.53	1.000	38.30	1.129	101	101	0.394	



Dataset: Untitled

Last Altered: Wednesday, May 08, 2019 7:14:27 AM Pacific Daylight Time
Printed: Wednesday, May 08, 2019 7:19:34 AM Pacific Daylight Time

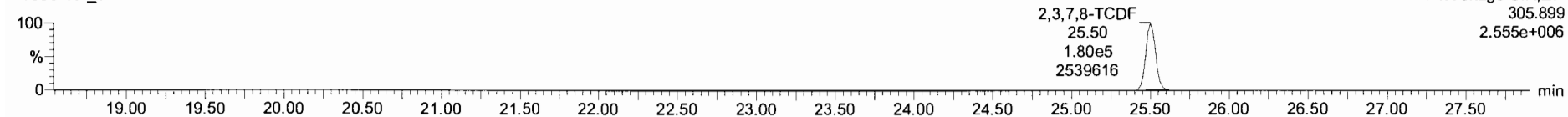
Name: 190507K1_6, Date: 07-May-2019, Time: 14:39:24, ID: ST190507K1_6 1613 CS4 19C2205, Description: 1613 CS4 19C2205

2,3,7,8-TCDF

190507K1_6




190507K1_6




13C-2,3,7,8-TCDF

190507K1_6

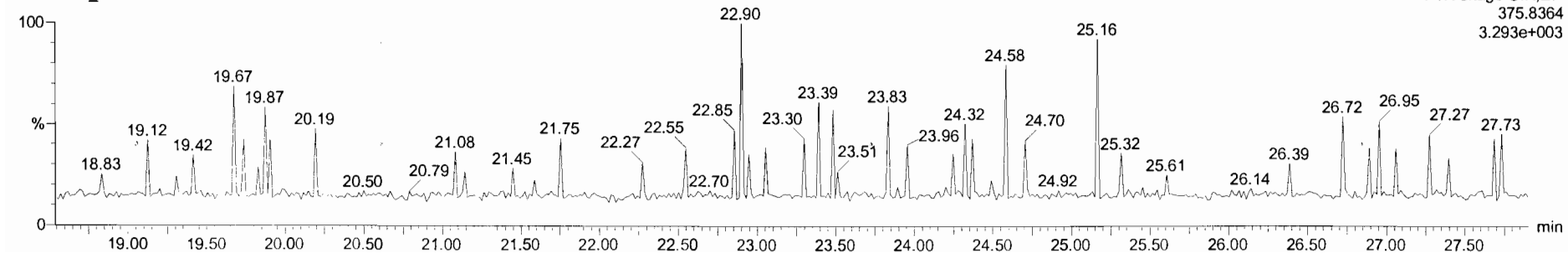


190507K1_6



DPE1

190507K1_6



Dataset: Untitled

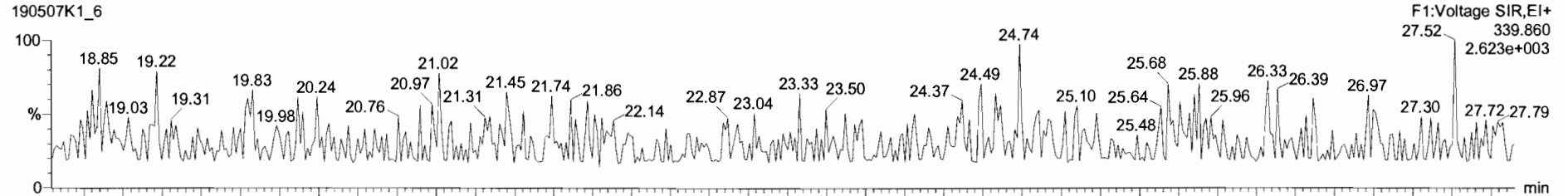
Last Altered: Wednesday, May 08, 2019 7:14:27 AM Pacific Daylight Time

Printed: Wednesday, May 08, 2019 7:19:34 AM Pacific Daylight Time

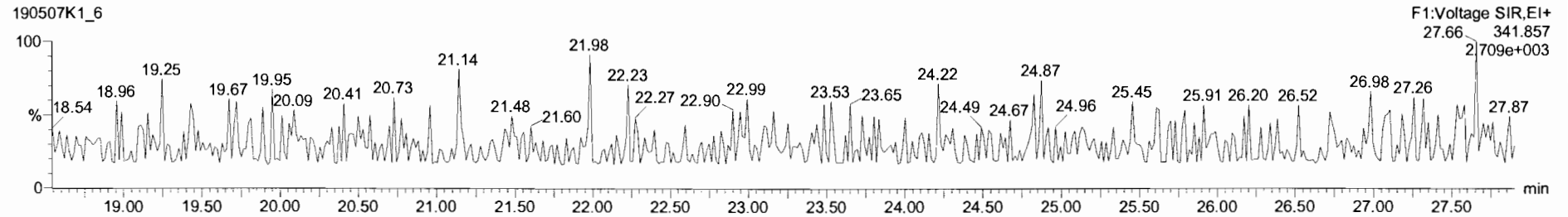
Name: 190507K1_6, Date: 07-May-2019, Time: 14:39:24, ID: ST190507K1_6 1613 CS4 19C2205, Description: 1613 CS4 19C2205

1st Func. Penta-Furans

190507K1_6

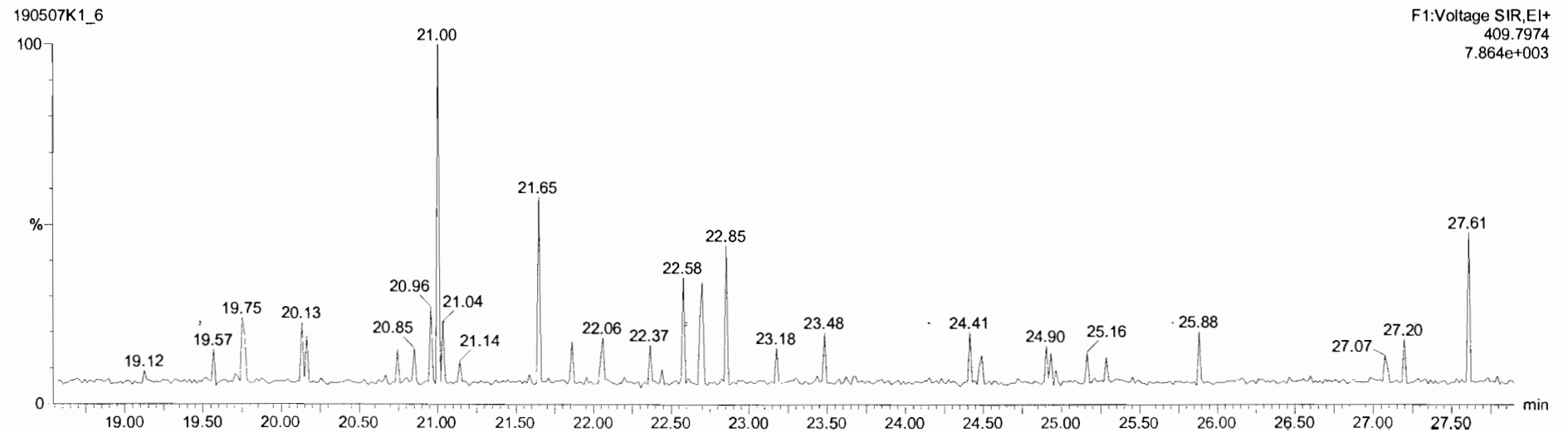


190507K1_6



DPE6

190507K1_6

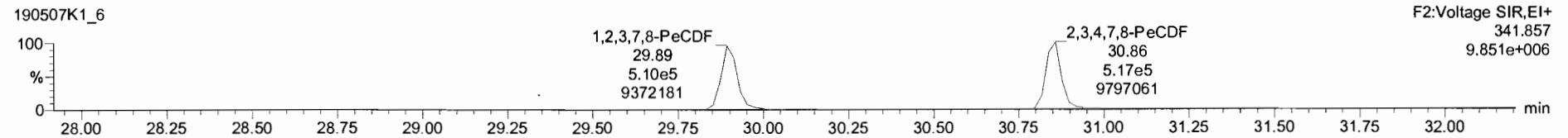
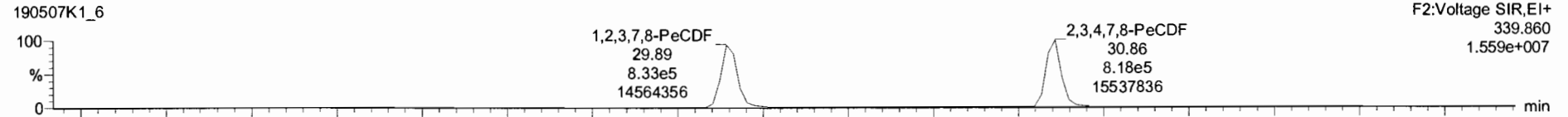


Dataset: Untitled

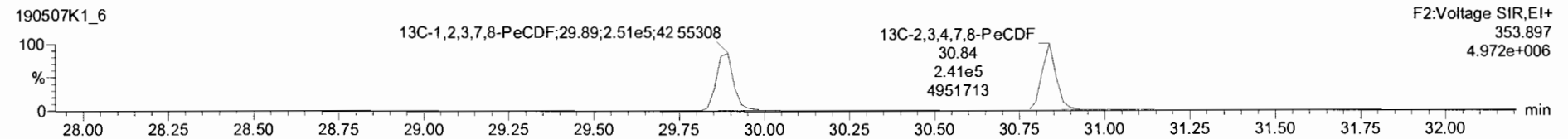
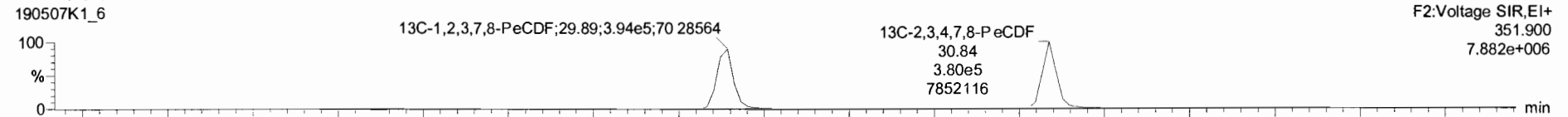
Last Altered: Wednesday, May 08, 2019 7:14:27 AM Pacific Daylight Time
Printed: Wednesday, May 08, 2019 7:19:34 AM Pacific Daylight Time

Name: 190507K1_6, Date: 07-May-2019, Time: 14:39:24, ID: ST190507K1_6 1613 CS4 19C2205, Description: 1613 CS4 19C2205

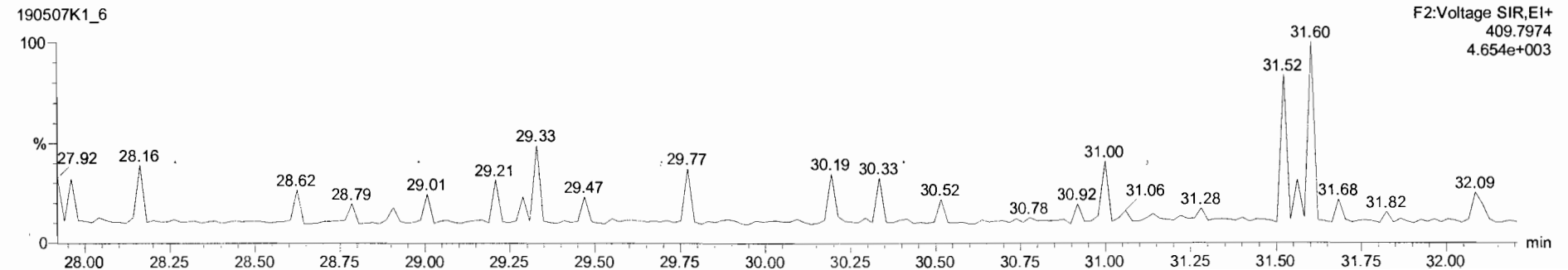
1,2,3,7,8-PeCDF



13C-1,2,3,7,8-PeCDF



DPE2



Dataset: Untitled

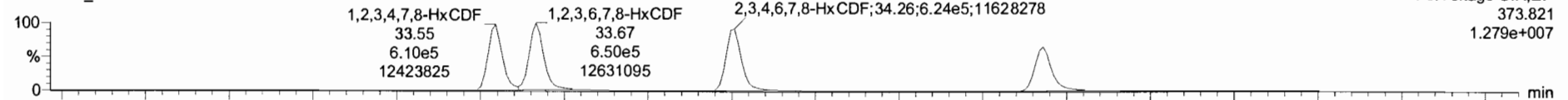
Last Altered: Wednesday, May 08, 2019 7:14:27 AM Pacific Daylight Time

Printed: Wednesday, May 08, 2019 7:19:34 AM Pacific Daylight Time

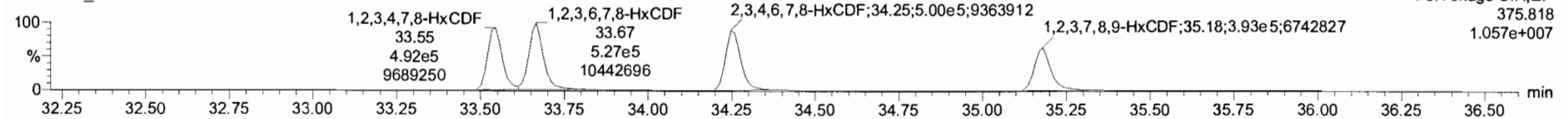
Name: 190507K1_6, Date: 07-May-2019, Time: 14:39:24, ID: ST190507K1_6 1613 CS4 19C2205, Description: 1613 CS4 19C2205

1,2,3,4,7,8-HxCDF

190507K1_6

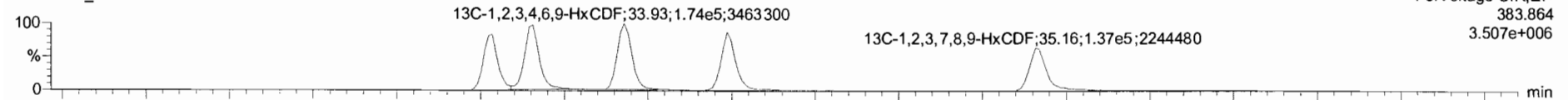


190507K1_6

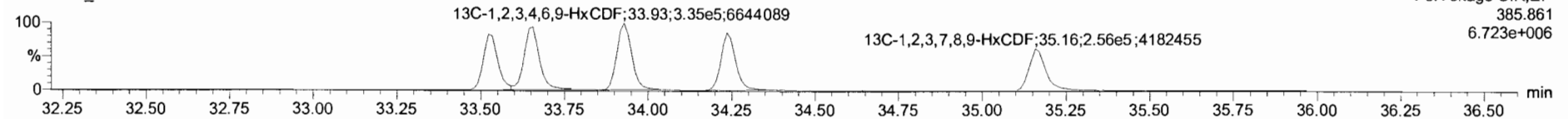


13C-1,2,3,4,7,8-HxCDF

190507K1_6

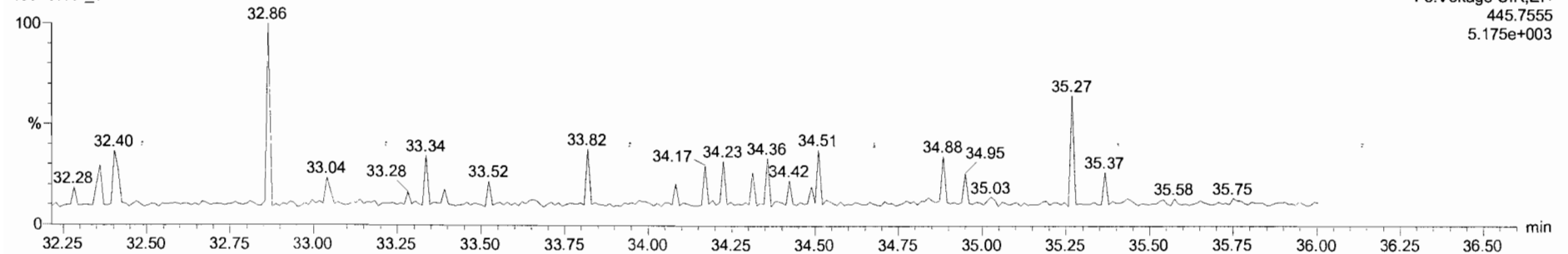


190507K1_6



DPE3

190507K1_6

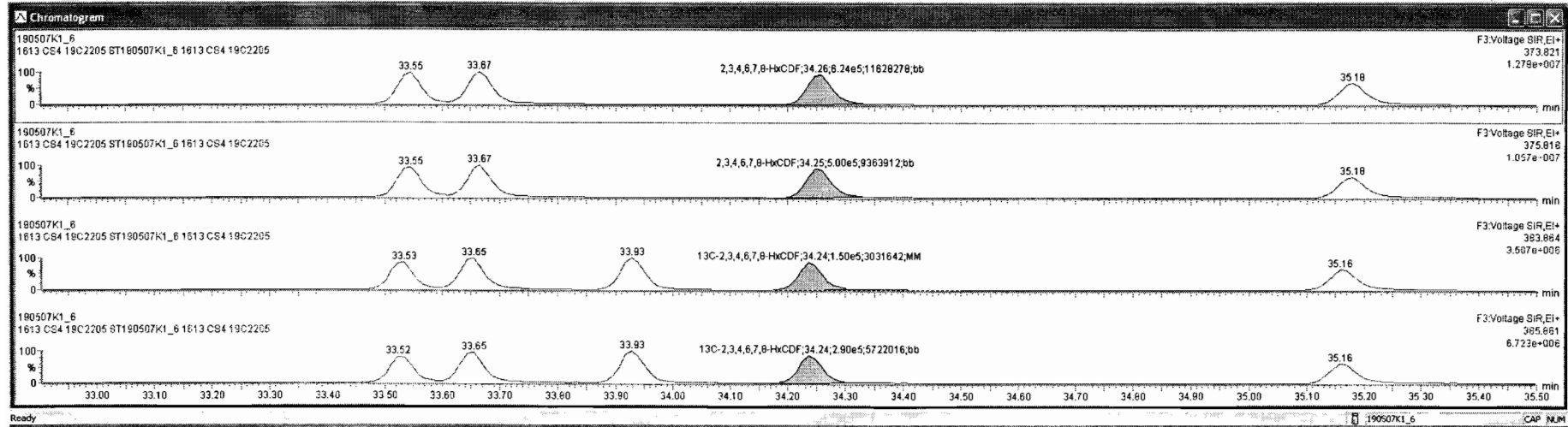


TargetLynk - 190507K1.CRV.qld

File Edit View Display Processing Window Help

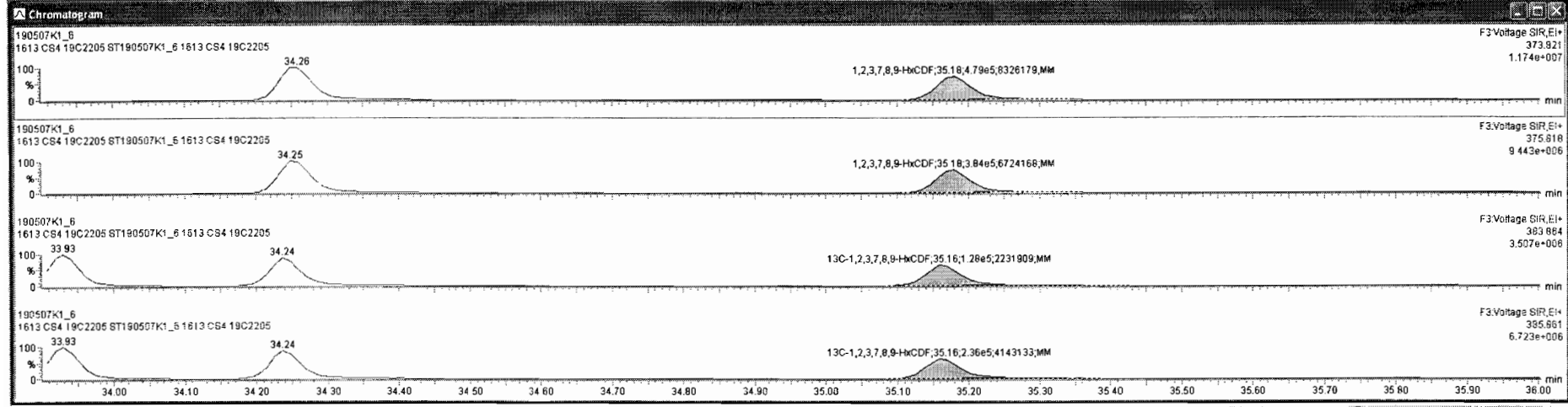

190507K1_6 - ST190507K1_6 1613 CS4 19C2205 - 1613 CS4 19C2205

#	Name	Resp	RA	oxy	RRF	wtVol	RT	RRT	Conc.	%Rec	DL	EMPC
1	2,3,7,8-TCDD	2.26e5	0.78	NO	0.92	1.000	26.36	1.001	40.7	102	0.0730	40.7
2	1,2,3,7,8-PeCDD	8.32e5	0.61	NO	0.90	1.000	31.14	1.001	218	108	0.127	216
3	1,2,3,4,7,8-HxCDD	7.36e5	1.25	NO	1.07	1.000	34.41	1.000	210	105	0.305	210
4	1,2,3,6,7,8-HxCDD	7.86e5	1.25	NO	0.97	1.000	34.52	1.000	211	106	0.306	211
5	1,2,3,7,8,9-HxCDD	6.68e5	1.22	NO	0.96	1.000	34.80	1.000	209	105	0.356	209
6	1,2,3,4,6,7,8-HpCDD	5.83e5	1.03	NO	1.04	1.000	38.31	1.000	205	102	0.421	205
7	OCDD	9.61e5	0.90	NO	0.97	1.000	41.47	1.000	410	102	0.445	410
8	2,3,7,8-TCDF	3.19e5	0.77	NO	0.94	1.000	25.50	1.001	42.0	105	0.0801	42.0
9	1,2,3,7,8-PeCDF	1.34e5	1.63	NO	0.97	1.000	29.89	1.000	214	107	0.118	214
10	2,3,4,7,8-PeCDF	1.34e5	1.58	NO	1.00	1.000	30.86	1.001	214	107	0.103	214
11	1,2,3,4,7,8-HxCDF	1.10e5	1.24	NO	1.24	1.000	33.54	1.000	211	105	0.259	211
12	1,2,3,6,7,8-HxCDF	1.18e5	1.23	NO	1.10	1.000	33.67	1.000	211	108	0.255	211
13	2,3,4,6,7,8-HxCDF	1.12e5	1.25	NO	1.10	1.000	34.26	1.001	210	108	0.262	210
14	1,2,3,7,8,9-HxCDF	8.63e5	1.25	NO	1.07	1.000	35.19	1.001	221	110	0.402	221
15	1,2,3,4,6,7,8-HpCDF	8.93e5	1.03	NO	1.13	1.000	36.91	1.000	208	104	0.363	208
16	1,2,3,4,7,8,9-HpCDF	7.19e5	1.06	NO	1.26	1.000	38.86	1.000	217	109	0.423	217
17	OCDF	1.21e5	0.90	NO	1.10	1.000	41.70	1.000	378	94.5	0.387	378
18	13C-2,3,7,8-TCDD	6.01e5	0.79	NO	1.05	1.000	26.34	1.026	97.8	97.8	0.186	
19	13C-1,2,3,7,8-PeCDD	4.25e5	0.60	NO	0.74	1.000	31.12	1.212	97.8	97.8	0.253	
20	13C-1,2,3,4,7,8-HxCDD	3.27e5	1.26	NO	0.65	1.000	34.40	1.014	99.5	99.5	0.657	
21	13C-1,2,3,6,7,8-HxCDD	3.86e5	1.26	NO	0.78	1.000	34.51	1.017	97.5	97.5	0.547	
22	13C-1,2,3,7,8,9-HxCDD	3.27e5	1.32	NO	0.66	1.000	34.78	1.025	97.3	97.3	0.644	
23	13C-1,2,3,4,6,7,8-HpCDD	2.74e5	1.06	NO	0.53	1.000	38.30	1.129	101	101	0.394	



190507K1_6 - ST190507K1_6 1613 CS4 19C2205 - 1613 CS4 19C2205

Name	Resp	RA	NY	RRF	WtVol	RT	RRT	Conc.	%Rec	DL	EMEC
1 2,3,7,8-TCDD	2.29e5	0.78	NO	0.52	1.000	26.36	1.001	40.7	102	0.0730	40.7
2 1,2,3,7,8-PeCDD	8.32e5	0.51	NO	0.90	1.000	31.14	1.001	216	108	0.127	216
3 1,2,3,4,7,8-HxCDD	7.36e5	1.25	NO	1.07	1.000	34.41	1.000	210	105	0.305	210
4 1,2,3,6,7,8-HxCDD	7.89e5	1.25	NO	0.97	1.000	34.52	1.000	211	106	0.306	211
5 1,2,3,7,8,9-HxCDD	6.69e5	1.22	NO	0.98	1.000	34.80	1.000	209	105	0.356	209
6 1,2,3,4,6,7,8-HpCDD	5.89e5	1.03	NO	1.04	1.000	38.31	1.000	205	102	0.421	205
7 OCDD	9.61e5	0.90	NO	0.97	1.000	41.47	1.000	410	102	0.445	410
8 2,3,7,8-TCDF	3.18e5	0.77	NO	0.94	1.000	25.50	1.001	42.0	105	0.0601	42.0
9 1,2,3,7,8-PeCDF	1.34e6	1.63	NO	0.97	1.000	29.89	1.000	214	107	0.118	214
10 2,3,4,7,8-PeCDF	1.34e6	1.58	NO	1.00	1.000	30.86	1.001	214	107	0.103	214
11 1,2,3,4,7,8-HxCDF	1.10e6	1.24	NO	1.24	1.000	33.54	1.000	211	105	0.259	211
12 1,2,3,6,7,8-HxCDF	1.18e6	1.23	NO	1.10	1.000	33.67	1.000	211	106	0.255	211
13 2,3,4,6,7,8-HxCDF	1.12e6	1.25	NO	1.18	1.000	34.26	1.001	216	108	0.262	216
14 1,2,3,7,8,9-HxCDF	8.63e5	1.25	NO	1.07	1.000	35.18	1.001	221	110	0.402	221
15 1,2,3,4,6,7,8-HpCDF	8.93e5	1.03	NO	1.13	1.000	36.91	1.000	208	104	0.363	208
16 1,2,3,4,7,8,9-HpCDF	7.19e5	1.06	NO	1.26	1.000	38.86	1.000	217	109	0.423	217
17 OCDF	1.21e6	0.90	NO	1.10	1.000	41.70	1.000	378	94.5	0.387	378
18 13C-2,3,7,8-TCDD	6.01e5	0.79	NO	1.05	1.000	26.34	1.026	97.8	97.8	0.186	
19 13C-1,2,3,7,8-PeCDD	4.25e5	0.60	NO	0.74	1.000	31.12	1.212	97.8	97.8	0.253	
20 13C-1,2,3,4,7,8-HxCDD	3.27e5	1.26	NO	0.65	1.000	34.40	1.014	99.5	99.5	0.657	
21 13C-1,2,3,6,7,8-HxCDD	3.86e5	1.28	NO	0.78	1.000	34.51	1.017	97.5	97.5	0.547	
22 13C-1,2,3,7,8,9-HxCDD	3.27e5	1.32	NO	0.66	1.000	34.78	1.025	97.3	97.3	0.644	
23 13C-1,2,3,4,6,7,8-HpCDD	2.74e5	1.08	NO	0.53	1.000	38.30	1.129	101	101	0.394	



Dataset: Untitled


Last Altered: Wednesday, May 08, 2019 7:14:27 AM Pacific Daylight Time

Printed: Wednesday, May 08, 2019 7:19:34 AM Pacific Daylight Time

Name: 190507K1_6, Date: 07-May-2019, Time: 14:39:24, ID: ST190507K1_6 1613 CS4 19C2205, Description: 1613 CS4 19C2205

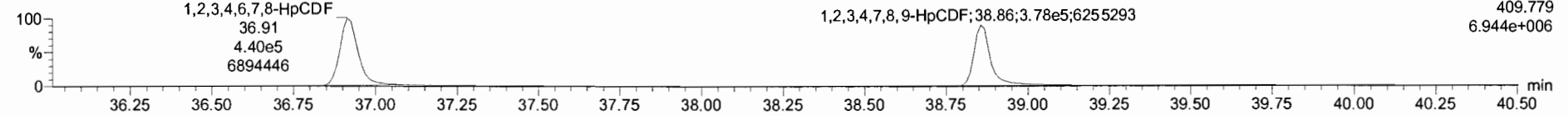
1,2,3,4,6,7,8-HpCDF

190507K1_6



F4:Voltage SIR,EI+
407.782
7.169e+006


190507K1_6



F4:Voltage SIR,EI+
409.779
6.944e+006

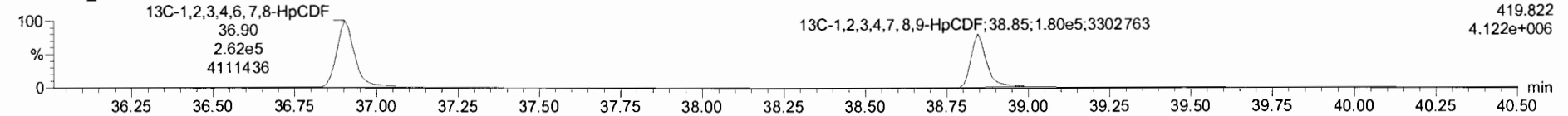
13C-1,2,3,4,6,7,8-HpCDF

190507K1_6



F4:Voltage SIR,EI+
417.825
1.887e+006

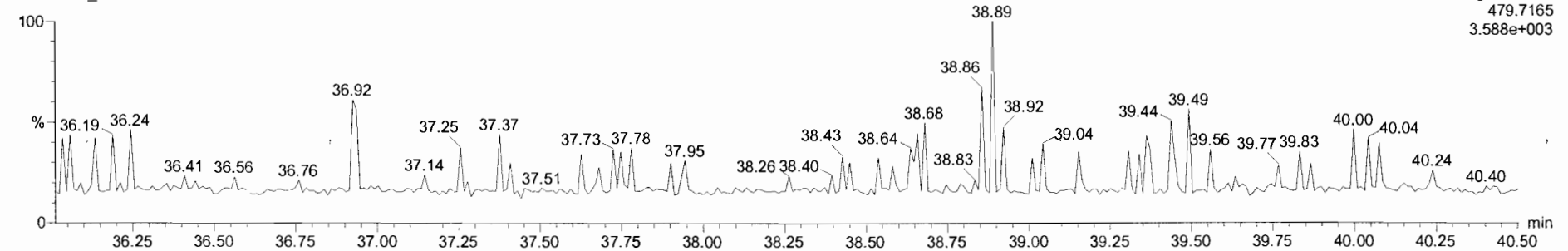
190507K1_6



F4:Voltage SIR,EI+
419.822
4.122e+006

DPE4

190507K1_6

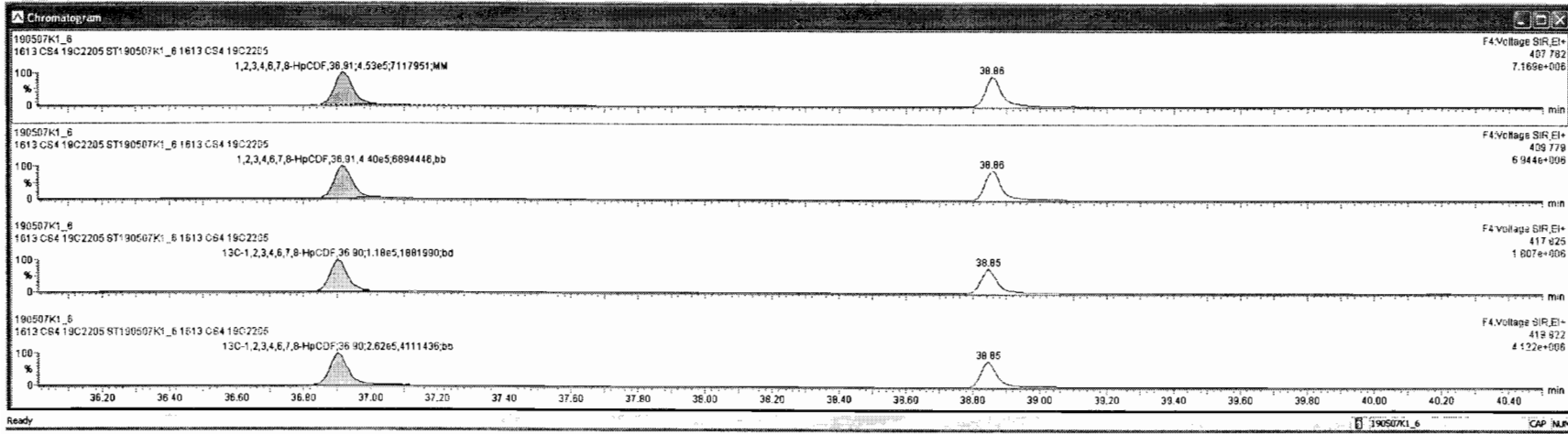


F4:Voltage SIR,EI+
479.7165
3.588e+003

Target:lynx 190507K1_CRY.gid

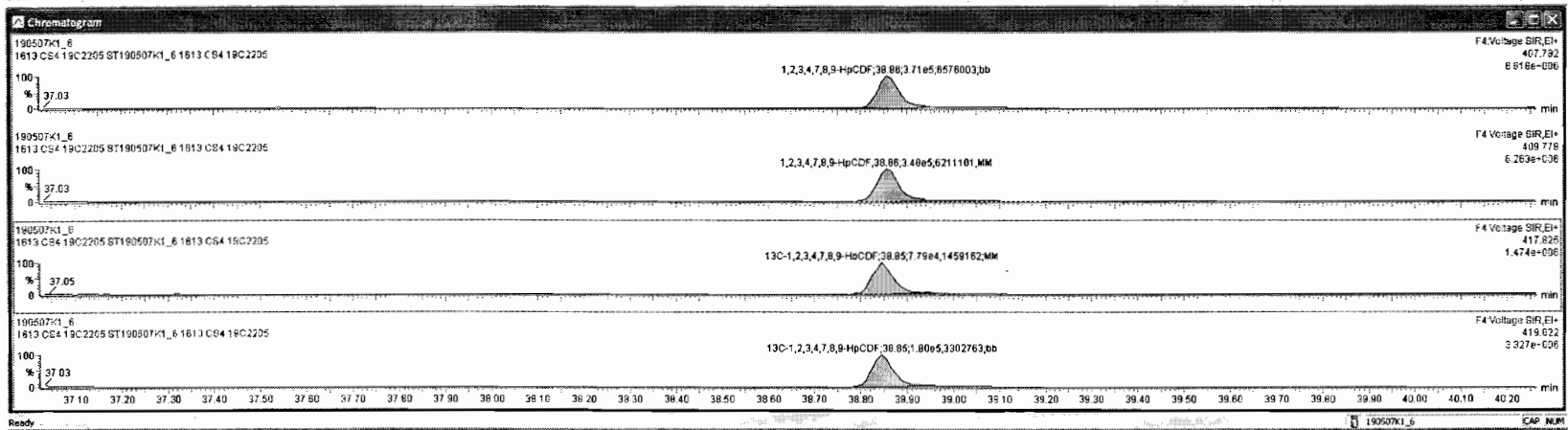
190507K1_6 - ST190507K1_6_1613 CS4 19C2205 - 1613 CS4 19C2205

Name	Resp	RA	ntf	RPF	Vol	RT	RRT	Conc	%Rec	DL	EMPC
1 2,3,7,8-TCDD	2.26e5	0.76	NO	0.92	1.000	26.36	1.001	40.7	102	0.0730	40.7
2 1,2,3,7,8-PeCDD	8.32e5	0.61	NO	0.90	1.000	31.14	1.001	216	108	0.127	216
3 1,2,3,4,7,8-HxCDD	7.36e5	1.25	NO	1.07	1.000	34.41	1.000	210	105	0.305	210
4 1,2,3,6,7,8-HxCDD	7.88e5	1.25	NO	0.97	1.000	34.52	1.000	211	106	0.306	211
5 1,2,3,7,8,9-HxCDD	6.68e5	1.22	NO	0.98	1.000	34.80	1.000	209	105	0.356	209
6 1,2,3,4,6,7,8-HpCDD	5.83e5	1.03	NO	1.04	1.000	36.91	1.000	205	102	0.421	205
7 OCDD	9.61e5	0.90	NO	0.97	1.000	41.47	1.000	410	102	0.445	410
8 2,3,7,8-TCDF	3.10e5	0.77	NO	0.94	1.000	25.50	1.001	42.0	105	0.0601	42.0
9 1,2,3,7,8-PeCDF	1.34e6	1.63	NO	0.97	1.000	29.85	1.000	214	107	0.118	214
10 2,3,4,7,8-HxCDF	1.34e6	1.58	NO	1.00	1.000	30.86	1.001	214	107	0.103	214
11 1,2,3,4,7,8-HxCDF	1.10e6	1.24	NO	1.24	1.000	33.54	1.000	211	105	0.259	211
12 1,2,3,6,7,8-HxCDF	1.18e6	1.23	NO	1.10	1.000	33.67	1.000	211	106	0.265	211
13 2,3,4,6,7,8-HxCDF	1.12e6	1.25	NO	1.18	1.000	34.26	1.001	216	108	0.262	216
14 1,2,3,7,8,9-HxCDF	8.63e5	1.25	NO	1.07	1.000	35.10	1.001	221	110	0.402	221
15 1,2,3,6,6,7,8-HpCDF	8.93e5	1.03	NO	1.13	1.000	36.91	1.000	206	104	0.363	206
16 1,2,3,4,7,8,9-HpCDF	7.19e5	1.06	NO	1.26	1.000	38.86	1.000	217	109	0.423	217
17 OCDF	1.21e6	0.90	NO	1.10	1.000	41.70	1.000	378	94.5	0.367	378
18 1,3C-2,3,7,8-TCDD	6.01e5	0.79	NO	1.05	1.000	26.34	1.026	97.8	97.8	0.186	
19 1,3C-1,2,3,7,8-PeCDD	4.25e5	0.80	NO	0.74	1.000	31.12	1.212	97.8	97.8	0.253	
20 1,3C-1,2,3,4,7,8-HxCDD	3.27e5	1.26	NO	0.85	1.000	34.40	1.014	99.5	99.5	0.657	
21 1,3C-1,2,3,6,7,8-HxCDD	3.86e5	1.28	NO	0.78	1.000	34.51	1.017	97.5	97.5	0.547	
22 1,3C-1,2,3,7,8,9-HxCDD	3.27e5	1.32	NO	0.86	1.000	34.78	1.025	97.3	97.3	0.644	
23 1,3C-1,2,3,4,6,7,8-HpCDD	2.74e5	1.06	NO	0.53	1.000	36.30	1.129	101	101	0.394	



100507K1_6 - ST190507K1_6 1613 CS4 19C 2205 - 1613 CS4 19C 2205

Name	Resp	RA	dy	RPF	wtAvcl	RT	RRT	Conc	S&Rec	DL	ShPC
1 2,3,7,8-TCDD	2.29e5	0.78	NO	0.82	1.000	26.36	1.001	40.7	102	0.0730	40.7
2 1,2,3,7,8-PeCDD	8.32e5	0.51	NO	0.90	1.000	31.14	1.001	216	108	0.127	216
3 1,2,3,4,7,8-HxCDD	7.36e5	1.25	NO	1.07	1.000	34.41	1.000	210	105	0.305	210
4 1,2,3,6,7,8-HxCDD	7.88e5	1.25	NO	0.97	1.000	34.52	1.000	211	105	0.306	211
5 1,2,3,7,8,9-HxCDD	6.68e5	1.22	NO	0.98	1.000	34.80	1.000	209	105	0.356	209
6 1,2,3,4,6,7,8-HpCDD	5.83e5	1.03	NO	1.04	1.000	36.21	1.000	205	102	0.421	205
7 OCDD	9.81e5	0.90	NO	0.97	1.000	41.47	1.000	410	102	0.445	410
8 2,3,7,8-TCDF	3.19e5	0.77	NO	0.94	1.000	25.50	1.001	42.0	105	0.0801	42.0
9 1,2,3,7,8-PeCDF	1.34e6	1.83	NO	0.97	1.000	29.89	1.000	214	107	0.116	214
10 1,2,3,4,7,8-PeCDF	1.34e6	1.58	NO	1.00	1.000	30.86	1.001	214	107	0.103	214
11 1,2,3,4,7,8-HxCDF	1.19e6	1.24	NO	1.24	1.000	33.54	1.000	211	105	0.296	211
12 1,2,3,6,7,8-HxCDF	1.18e6	1.23	NO	1.10	1.000	33.67	1.000	211	105	0.255	211
13 1,2,3,4,6,7,8-HxCDF	1.12e6	1.25	NO	1.18	1.000	34.28	1.001	216	108	0.262	216
14 1,2,3,7,8,9-HxCDF	8.83e5	1.25	NO	1.07	1.000	35.18	1.001	221	110	0.402	221
15 1,2,3,4,6,7,8-HpCDF	8.93e5	1.03	NO	1.13	1.000	36.91	1.000	209	104	0.363	209
16 1,2,3,4,7,8,9-HpCDF	7.19e5	1.06	NO	1.26	1.000	38.88	1.000	221	110	0.407	221
17 OCDF	1.21e6	0.90	NO	1.10	1.000	41.70	1.000	378	94.5	0.387	378
18 13C-2,3,7,8-TCDD	6.01e5	0.79	NO	1.05	1.000	26.34	1.026	97.8	97.8	0.186	
19 13C-1,2,3,7,8-PeCDD	4.25e5	0.60	NO	0.74	1.000	31.12	1.212	97.8	97.8	0.253	
20 13C-1,2,3,4,7,8-HxCDD	3.27e5	1.26	NO	0.85	1.000	34.40	1.014	99.5	99.5	0.657	
21 13C-1,2,3,6,7,8-HxCDD	3.86e5	1.28	NO	0.78	1.000	34.51	1.017	97.5	97.5	0.547	
22 13C-1,2,3,7,8,9-HxCDD	3.27e5	1.32	NO	0.86	1.000	34.78	1.025	97.5	97.5	0.544	
23 13C-1,2,3,4,6,7,8-HpCDD	2.74e5	1.08	NO	0.53	1.000	36.30	1.129	101	101	0.394	



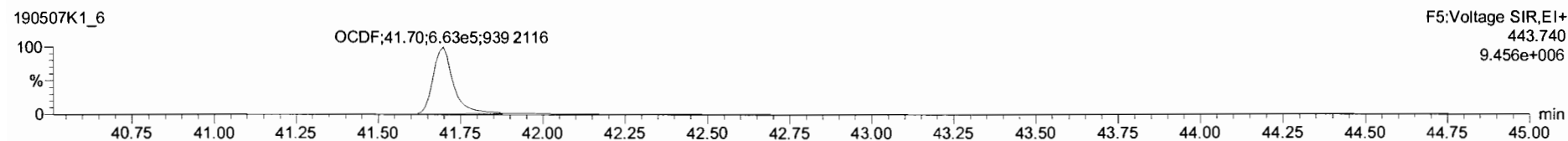

Dataset: Untitled

Last Altered: Wednesday, May 08, 2019 7:14:27 AM Pacific Daylight Time

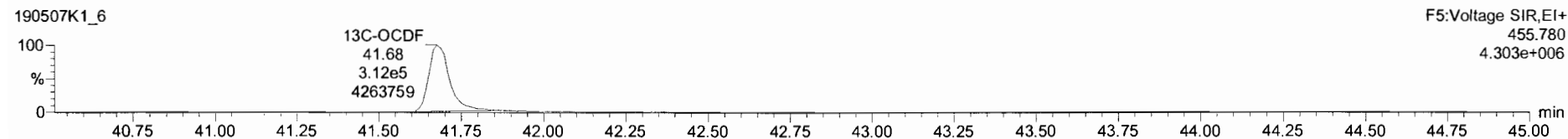
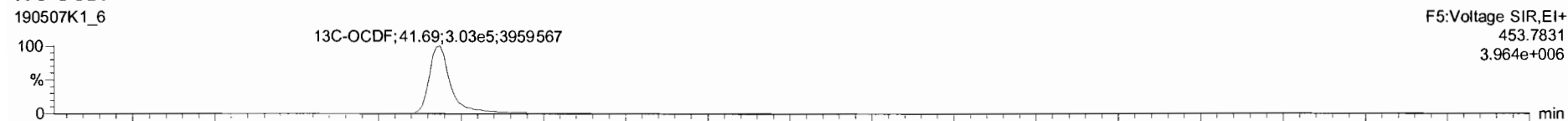
Printed: Wednesday, May 08, 2019 7:19:34 AM Pacific Daylight Time

Name: 190507K1_6, Date: 07-May-2019, Time: 14:39:24, ID: ST190507K1_6 1613 CS4 19C2205, Description: 1613 CS4 19C2205

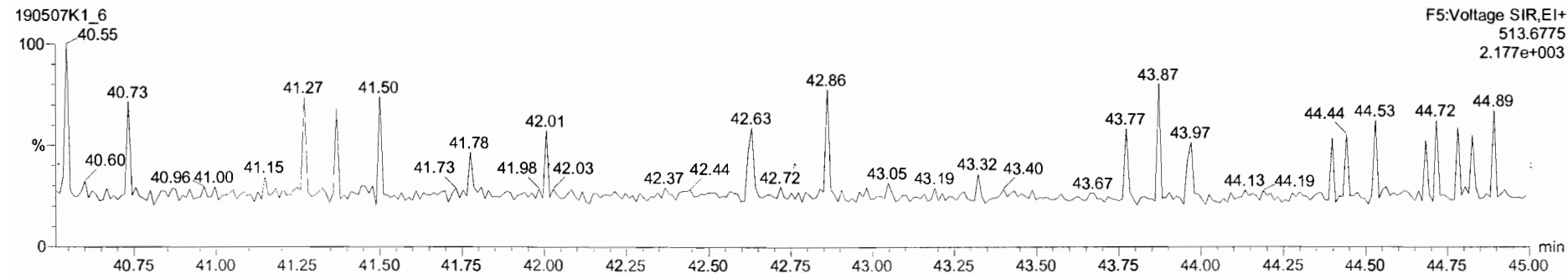
OCDF



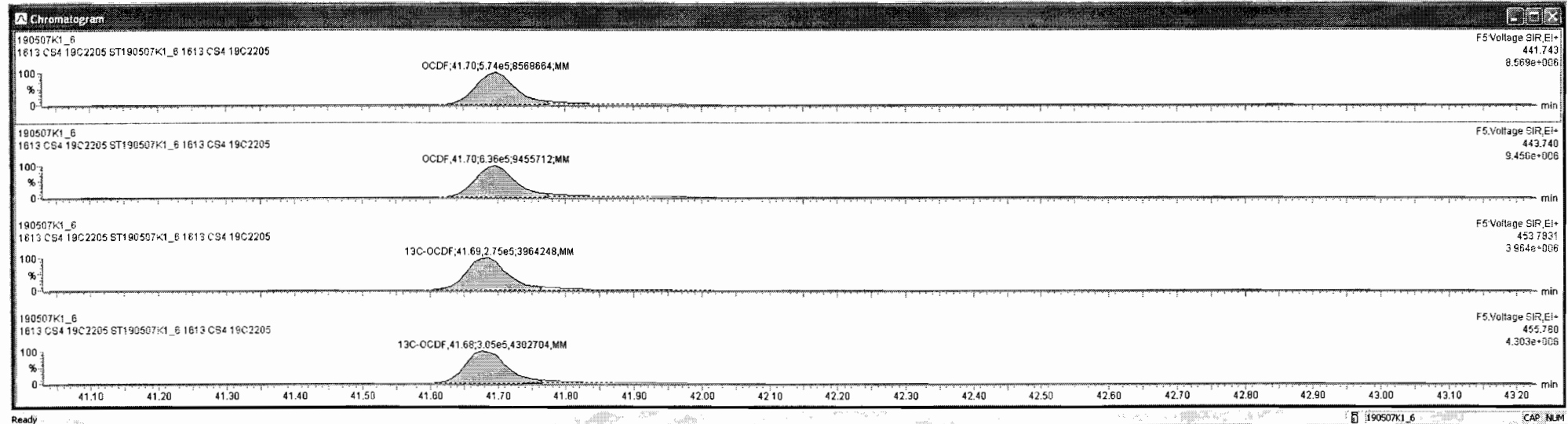
13C-OCDF



DPE5



Name	Resp	RA	n/y	RRF	wtVol	RT	RRT	Conc.	%Rec	DL	EMPC
1 2,3,7,8-TCDD	2.26e5	0.78	NO	0.92	1.000	26.36	1.001	40.7	102	0.0730	40.7
2 1,2,3,7,8-PeCDD	8.32e5	0.61	NO	0.90	1.000	31.14	1.001	216	108	0.127	216
3 1,2,3,4,7,8-HxCDD	7.36e5	1.25	NO	1.07	1.000	34.41	1.000	210	105	0.305	210
4 1,2,3,6,7,8-HxCDD	7.89e5	1.25	NO	0.97	1.000	34.52	1.000	211	106	0.306	211
5 1,2,3,7,8,9-HxCDD	6.69e5	1.22	NO	0.98	1.000	34.80	1.000	209	105	0.356	209
6 1,2,3,4,6,7,8-HpCDD	5.83e5	1.03	NO	1.04	1.000	38.31	1.000	205	102	0.421	205
7 OCDD	9.61e5	0.90	NO	0.97	1.000	41.47	1.000	410	102	0.445	410
8 2,3,7,8-TCDF	3.18e5	0.77	NO	0.94	1.000	25.50	1.001	42.0	105	0.0601	42.0
9 1,2,3,7,8-PeCDF	1.34e6	1.63	NO	0.97	1.000	29.89	1.000	214	107	0.118	214
10 2,3,4,7,8-PeCDF	1.34e6	1.58	NO	1.00	1.000	30.86	1.001	214	107	0.103	214
11 1,2,3,4,7,8-HxCDF	1.10e6	1.24	NO	1.24	1.000	33.54	1.000	211	105	0.259	211
12 1,2,3,6,7,8-HxCDF	1.18e6	1.23	NO	1.10	1.000	33.67	1.000	211	106	0.255	211
13 2,3,4,6,7,8-HxCDF	1.12e6	1.25	NO	1.18	1.000	34.26	1.001	216	108	0.262	216
14 1,2,3,7,8,9-HxCDF	8.63e5	1.25	NO	1.07	1.000	35.18	1.001	221	110	0.402	221
15 1,2,3,4,6,7,8-HpCDF	8.93e5	1.03	NO	1.13	1.000	36.91	1.000	208	104	0.363	208
16 1,2,3,4,7,8,9-HpCDF	7.19e5	1.06	NO	1.26	1.000	38.86	1.000	221	110	0.407	221
17 OCDF	1.21e6	0.90	NO	1.10	1.000	41.70	1.000	378	94.5	0.387	378
18 13C-2,3,7,8-TCDD	6.01e5	0.79	NO	1.05	1.000	26.34	1.026	97.8	97.8	0.186	
19 13C-1,2,3,7,8-PeCDD	4.25e5	0.60	NO	0.74	1.000	31.12	1.212	97.8	97.8	0.253	
20 13C-1,2,3,4,7,8-HxCDD	3.27e5	1.26	NO	0.85	1.000	34.40	1.014	99.5	99.5	0.657	
21 13C-1,2,3,6,7,8-HxCDD	3.88e5	1.28	NO	0.78	1.000	34.51	1.017	97.5	97.5	0.547	
22 13C-1,2,3,7,8,9-HxCDD	3.27e5	1.32	NO	0.86	1.000	34.78	1.025	97.3	97.3	0.644	
23 13C-1,2,3,4,6,7,8-HpCDD	2.74e5	1.06	NO	0.53	1.000	38.30	1.129	101	101	0.394	



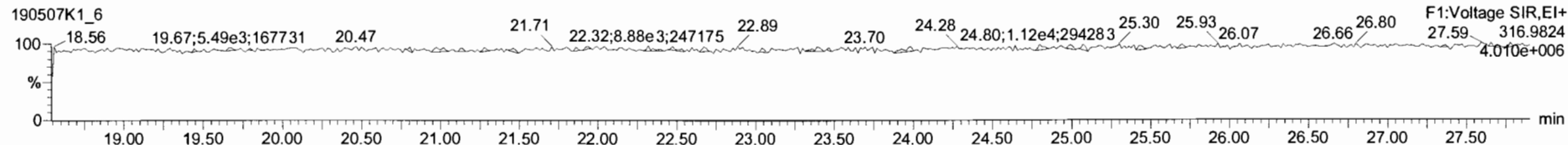
Dataset: Untitled

Last Altered: Wednesday, May 08, 2019 7:14:27 AM Pacific Daylight Time

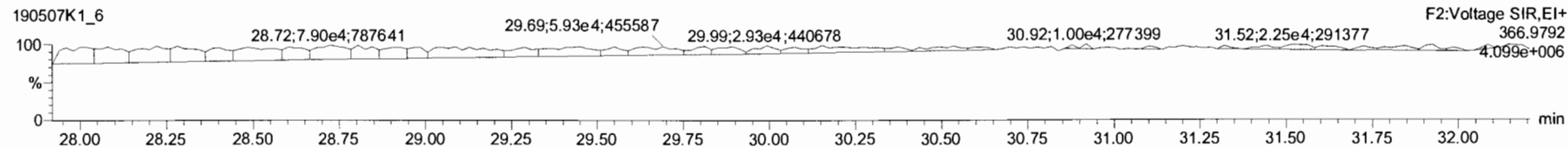
Printed: Wednesday, May 08, 2019 7:19:34 AM Pacific Daylight Time

Name: 190507K1_6, Date: 07-May-2019, Time: 14:39:24, ID: ST190507K1_6 1613 CS4 19C2205, Description: 1613 CS4 19C2205

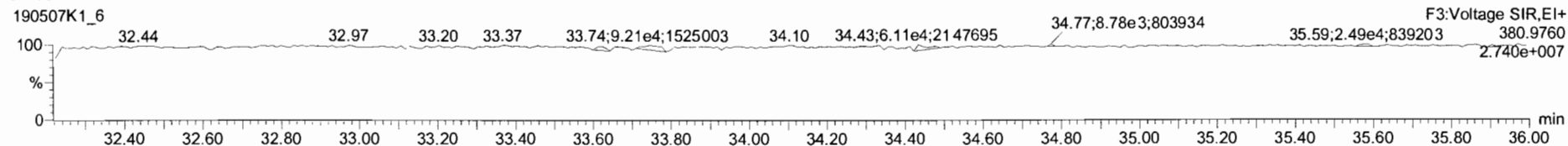
PFK1



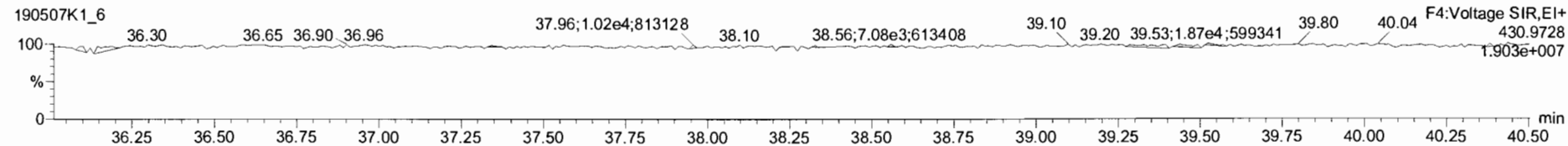
PFK2



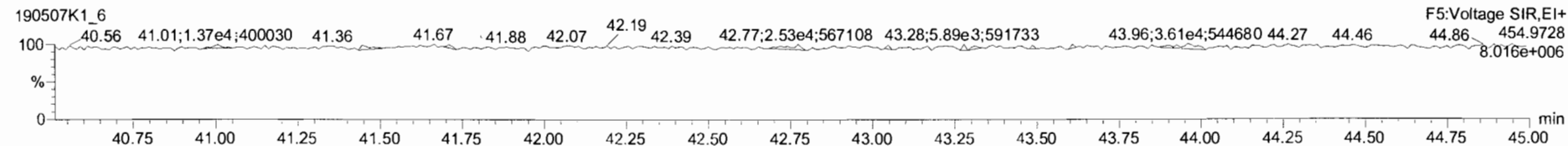
PFK3



PFK4



PFK5



Dataset: Untitled

Last Altered: Wednesday, May 08, 2019 7:14:27 AM Pacific Daylight Time
Printed: Wednesday, May 08, 2019 7:19:34 AM Pacific Daylight Time

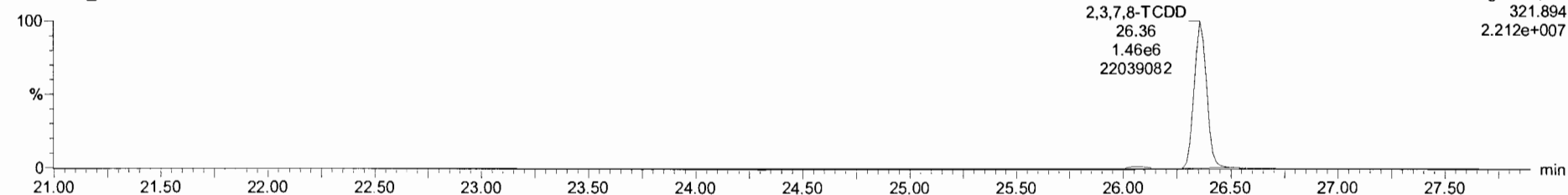
Name: 190507K1_7, Date: 07-May-2019, Time: 15:27:02, ID: ST190507K1_7 1613 CS5 19C2206, Description: 1613 CS5 19C2206

2,3,7,8-TCDD

190507K1_7




190507K1_7

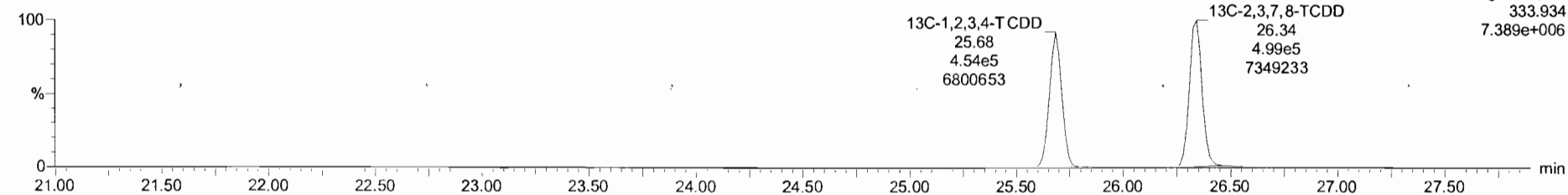


13C-2,3,7,8-TCDD

190507K1_7



190507K1_7



Dataset: Untitled

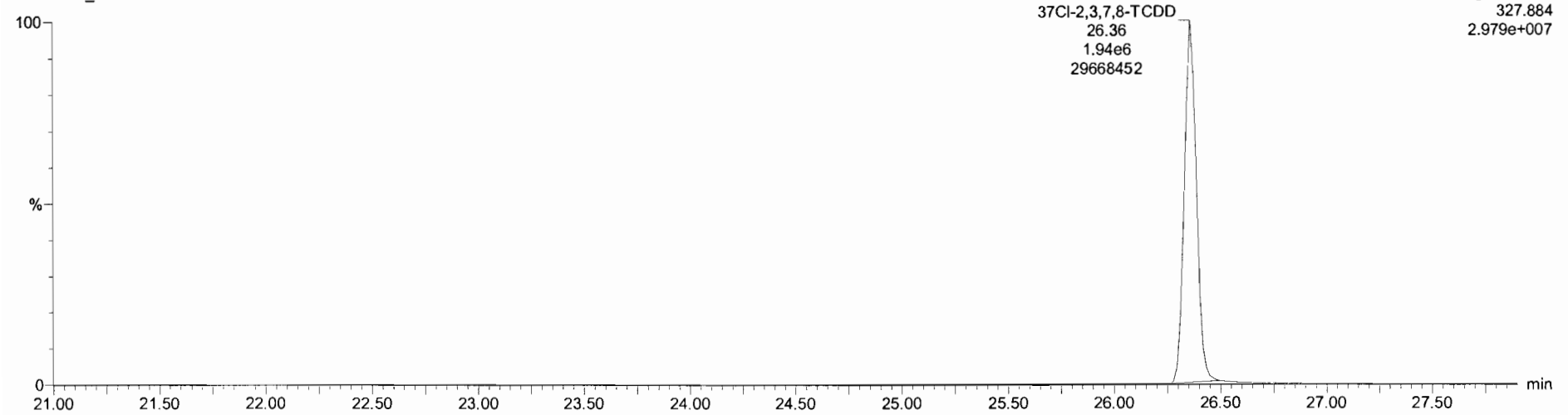
Last Altered: Wednesday, May 08, 2019 7:14:27 AM Pacific Daylight Time

Printed: Wednesday, May 08, 2019 7:19:34 AM Pacific Daylight Time

Name: 190507K1_7, Date: 07-May-2019, Time: 15:27:02, ID: ST190507K1_7 1613 CS5 19C2206, Description: 1613 CS5 19C2206

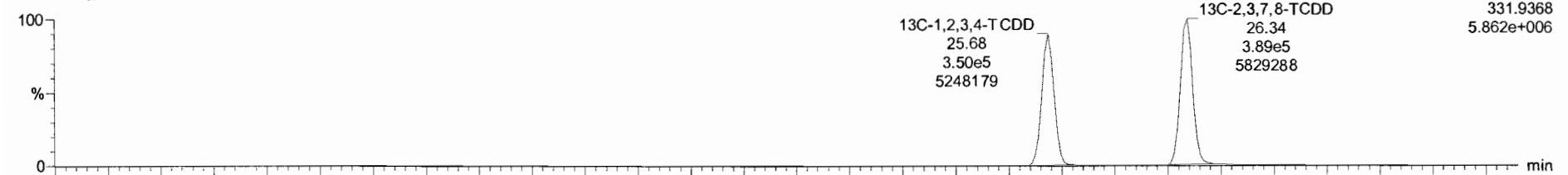
37Cl-2,3,7,8-TCDD

190507K1_7

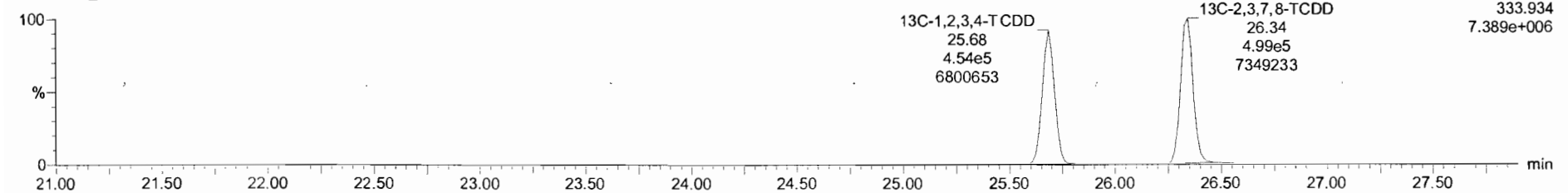


13C-1,2,3,4-TCDD

190507K1_7



190507K1_7



Dataset: Untitled

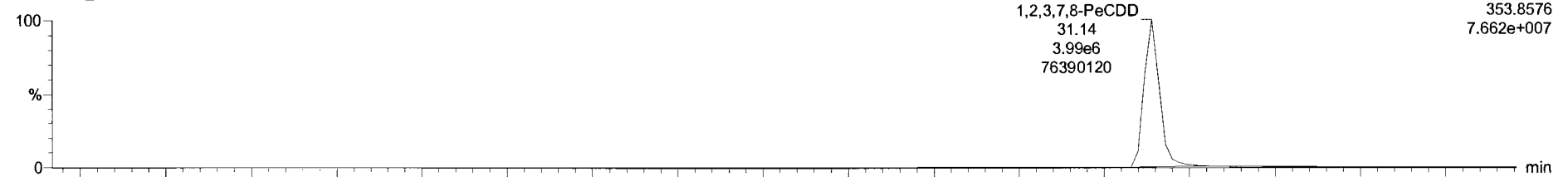
Last Altered: Wednesday, May 08, 2019 7:14:27 AM Pacific Daylight Time

Printed: Wednesday, May 08, 2019 7:19:34 AM Pacific Daylight Time

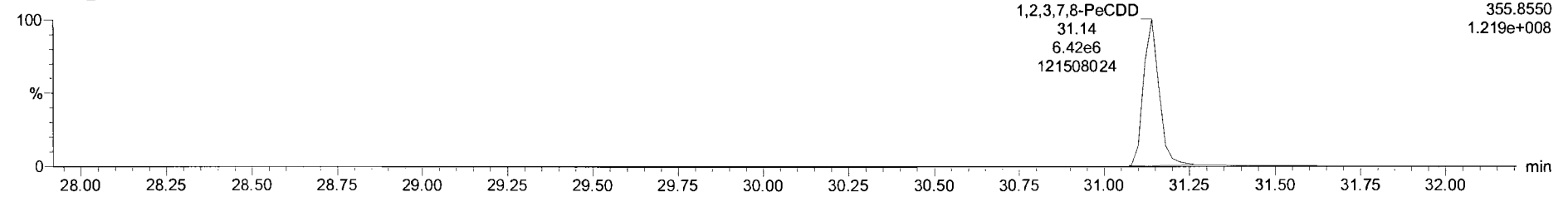
Name: 190507K1_7, Date: 07-May-2019, Time: 15:27:02, ID: ST190507K1_7 1613 CS5 19C2206, Description: 1613 CS5 19C2206

1,2,3,7,8-PeCDD

190507K1_7

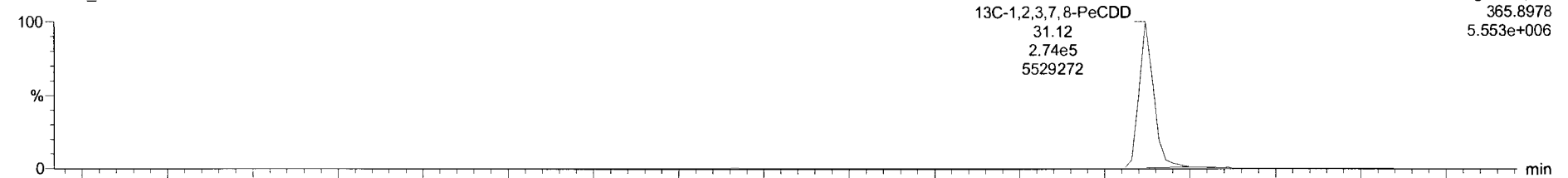


190507K1_7

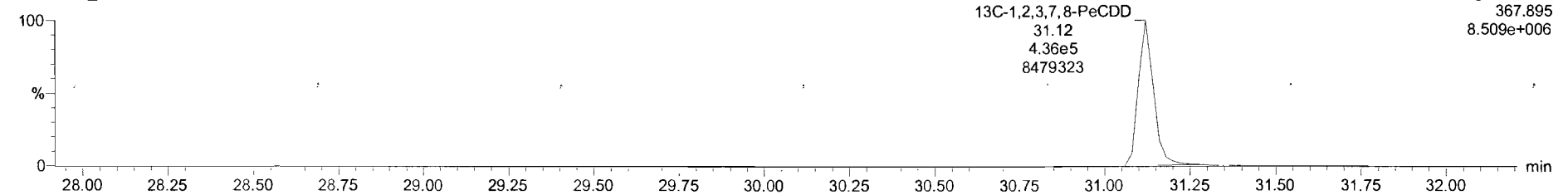


13C-1,2,3,7,8-PeCDD

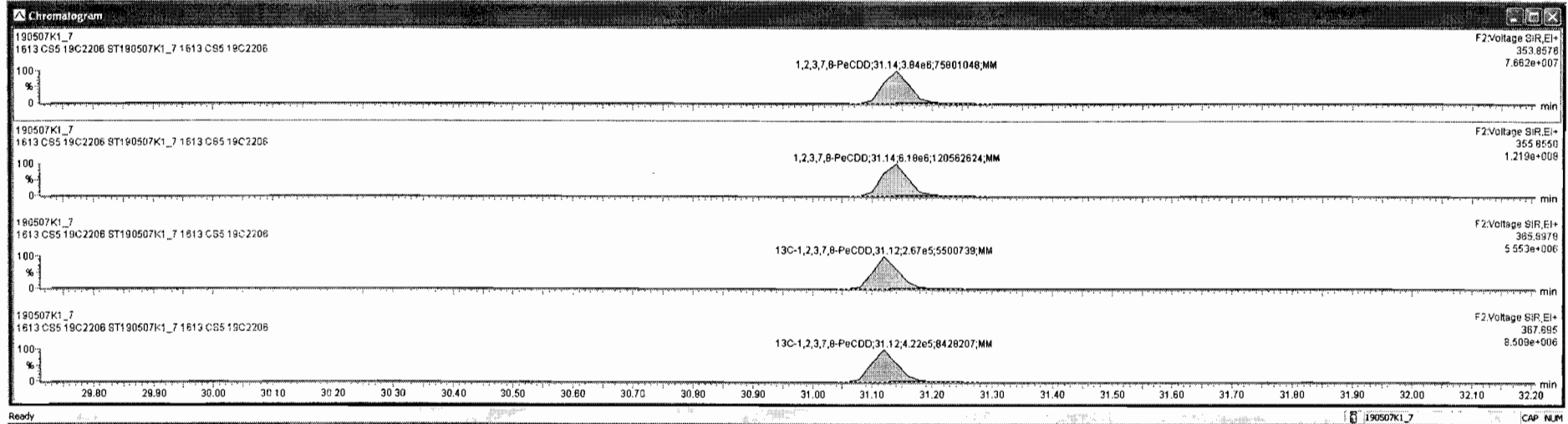
190507K1_7



190507K1_7



SL	Name	Resp	RA	nV	RRF	WtNol	RT	RRT	Conc	%Rec	DL	EMPC
1	2,3,7,8-TCDD	2.60e6	0.78	NO	0.92	1.000	26.36	1.001	316	105	0.0742	316
2	1,2,3,7,8-PeCDD	1.00e7	0.52	NO	0.90	1.000	31.14	1.001	1610	107	0.0666	1610
3	1,2,3,4,7,8-HxCDD	9.53e6	1.25	NO	1.07	1.000	34.42	1.001	1660	111	0.470	1660
4	1,2,3,6,7,8-HxCDD	1.02e7	1.25	NO	0.97	1.000	34.52	1.000	1580	104	0.446	1580
5	1,2,3,7,8,9-HxCDD	8.89e6	1.20	NO	0.98	1.000	34.81	1.000	1530	102	0.497	1530
6	1,2,3,4,6,7,8-HpCDD	7.58e6	1.05	NO	1.04	1.000	38.31	1.000	1570	105	0.634	1570
7	OCDD	1.35e7	0.90	NO	0.97	1.000	41.48	1.000	3210	107	1.20	3210
8	2,3,7,8-TCDF	3.44e6	0.78	NO	0.94	1.000	25.51	1.001	320	107	0.0887	320
9	1,2,3,7,8-PeCDF	1.58e7	1.57	NO	0.97	1.000	29.91	1.001	1600	106	0.255	1600
10	2,3,4,7,8-PeCDF	1.81e7	1.58	NO	1.00	1.000	30.86	1.001	1610	107	0.234	1610
11	1,2,3,4,7,8-HxCDF	1.38e7	1.24	NO	1.24	1.000	33.54	1.000	1580	105	0.629	1580
12	1,2,3,6,7,8-HxCDF	1.52e7	1.24	NO	1.10	1.000	33.68	1.000	1620	108	0.664	1620
13	2,3,4,6,7,8-HxCDF	1.40e7	1.24	NO	1.18	1.000	34.26	1.000	1640	109	0.693	1640
14	1,2,3,7,8,9-HxCDF	1.15e7	1.24	NO	1.07	1.000	35.19	1.001	1690	112	0.966	1690
15	1,2,3,4,6,7,8-HpCDF	1.14e7	1.04	NO	1.13	1.000	36.92	1.000	1620	106	0.892	1620
16	1,2,3,4,7,8,9-HpCDF	9.34e6	1.03	NO	1.26	1.000	38.87	1.000	1600	107	0.926	1600
17	OCDF	1.71e7	0.91	NO	1.10	1.000	41.71	1.000	2960	99.7	0.468	2960
18	13C-2,3,7,8-TCDD	8.87e5	0.78	NO	1.05	1.000	26.34	1.028	105	105	0.169	
19	13C-1,2,3,7,8-PeCDD	6.89e5	0.63	NO	0.74	1.000	31.12	1.212	115	115	0.166	
20	13C-1,2,3,4,7,8-HxCDD	5.37e5	1.27	NO	0.65	1.000	34.40	1.014	108	108	0.235	
21	13C-1,2,3,6,7,8-HxCDD	6.73e5	1.27	NO	0.78	1.000	34.51	1.017	113	113	0.196	
22	13C-1,2,3,7,8,9-HxCDD	5.83e5	1.25	NO	0.66	1.000	34.80	1.026	115	115	0.231	
23	13C-1,2,3,4,6,7,8-HpCDD	4.85e5	1.07	NO	0.53	1.000	38.31	1.129	113	113	0.326	



Dataset: Untitled

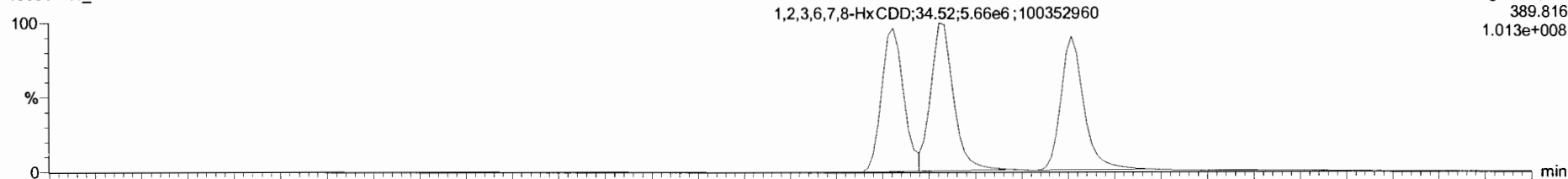
Last Altered: Wednesday, May 08, 2019 7:14:27 AM Pacific Daylight Time

Printed: Wednesday, May 08, 2019 7:19:34 AM Pacific Daylight Time

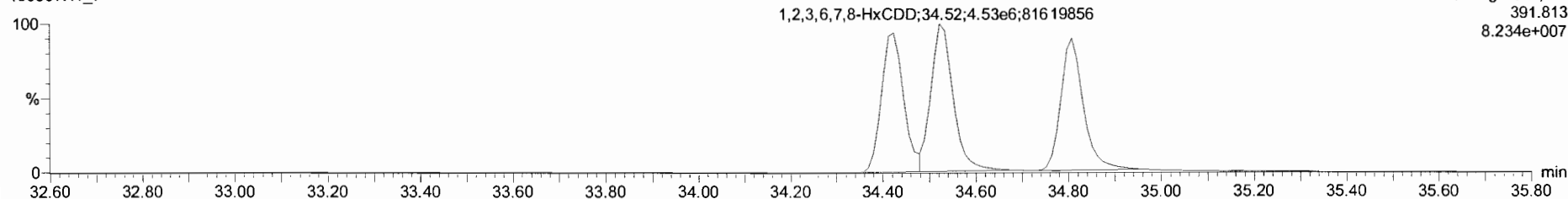
Name: 190507K1_7, Date: 07-May-2019, Time: 15:27:02, ID: ST190507K1_7 1613 CS5 19C2206, Description: 1613 CS5 19C2206

1,2,3,4,7,8-HxCDD

190507K1_7

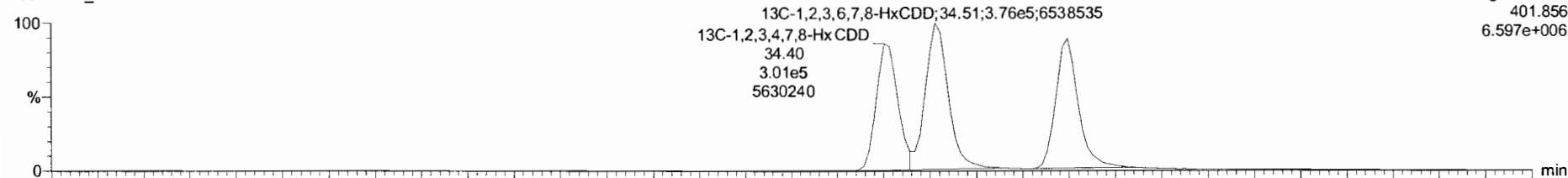


190507K1_7

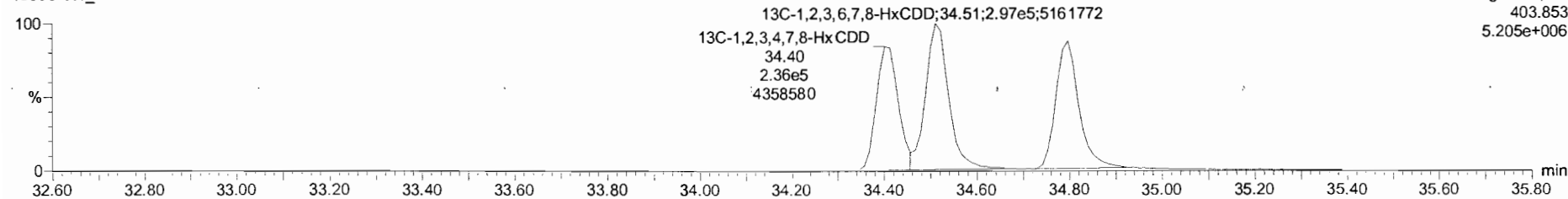


13C-1,2,3,4,7,8-HxCDD

190507K1_7



190507K1_7

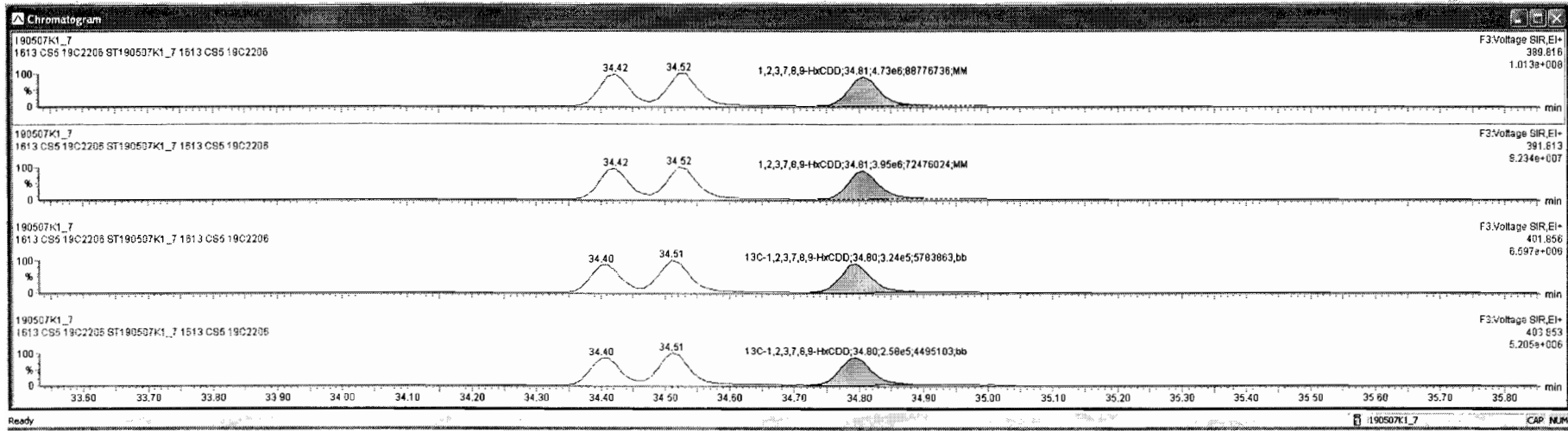


Target: ynx - 190507K1-CRV.qld

File Edit View Display Processing Window Help

190507K1_7 - ST190507K1_7 1613 CS5 19C2206 - 1613 CS5 19C2206

#	Name	Resp	RA	IV	RRF	wtAve	RT	RRT	Conc.	%Rec	DL	EMPC
1	2,3,7,8-TCDD	2.60e6	0.78	NO	0.92	1.000	26.36	1.001	316	105	0.0742	316
2	1,2,3,7,8-PeCDD	1.00e7	0.62	NO	0.90	1.000	31.14	1.001	1610	107	0.0869	1610
3	1,2,3,4,7,8-HxCDD	9.53e6	1.25	NO	1.07	1.000	34.42	1.001	1660	111	0.470	1660
4	1,2,3,6,7,8-HxCDD	1.02e7	1.25	NO	0.97	1.000	34.52	1.000	1560	104	0.446	1560
5	1,2,3,7,8,9-HxCDD	8.89e6	1.20	NO	0.96	1.000	34.81	1.000	1530	102	0.497	1530
6	1,2,3,4,6,7,8-HpCDD	7.58e6	1.05	NO	1.04	1.000	38.31	1.000	1570	105	0.634	1570
7	OCDD	1.35e7	0.90	NO	0.97	1.000	41.48	1.000	3210	107	1.20	3210
8	2,3,7,8-TCDF	3.44e6	0.78	NO	0.94	1.000	25.51	1.001	320	107	0.0867	320
9	1,2,3,7,8-PeCDF	1.58e7	1.57	NO	0.97	1.000	29.91	1.001	1600	106	0.255	1600
10	2,3,4,7,8-HxCDF	1.81e7	1.58	NO	1.00	1.000	30.86	1.001	1610	107	0.224	1610
11	1,2,3,4,7,8-HxCDF	1.38e7	1.24	NO	1.24	1.000	33.54	1.000	1580	105	0.629	1580
12	1,2,3,6,7,8-HxCDF	1.52e7	1.24	NO	1.10	1.000	33.68	1.000	1620	108	0.664	1620
13	2,3,4,6,7,8-HxCDF	1.40e7	1.24	NO	1.18	1.000	34.26	1.000	1640	109	0.693	1640
14	1,2,3,7,8,9-HxCDF	1.15e7	1.24	NO	1.07	1.000	35.19	1.001	1690	112	0.966	1690
15	1,2,3,4,6,7,8-HpCDF	1.14e7	1.04	NO	1.13	1.000	36.52	1.000	1620	108	0.852	1620
16	1,2,3,4,7,8,9-HpCDF	9.34e6	1.03	NO	1.26	1.000	38.87	1.000	1600	107	0.926	1600
17	OCDF	1.71e7	0.91	NO	1.10	1.000	41.71	1.000	2960	99.7	0.468	2960
18	13C-2,3,7,8-TCDD	8.87e5	0.78	NO	1.05	1.000	26.34	1.026	105	105	0.169	
19	13C-1,2,3,7,8-PeCDD	6.89e5	0.63	NO	0.74	1.000	31.12	1.212	115	115	0.166	
20	13C-1,2,3,4,7,8-HxCDD	5.37e5	1.27	NO	0.65	1.000	34.40	1.014	108	108	0.235	
21	13C-1,2,3,6,7,8-HxCDD	6.73e5	1.27	NO	0.78	1.000	34.51	1.017	113	113	0.196	
22	13C-1,2,3,7,8,9-HxCDD	5.82e5	1.25	NO	0.66	1.000	34.80	1.026	115	115	0.231	
23	13C-1,2,3,4,6,7,8-HpCDD	4.85e5	1.07	NO	0.53	1.000	38.31	1.129	113	113	0.326	



Dataset: Untitled

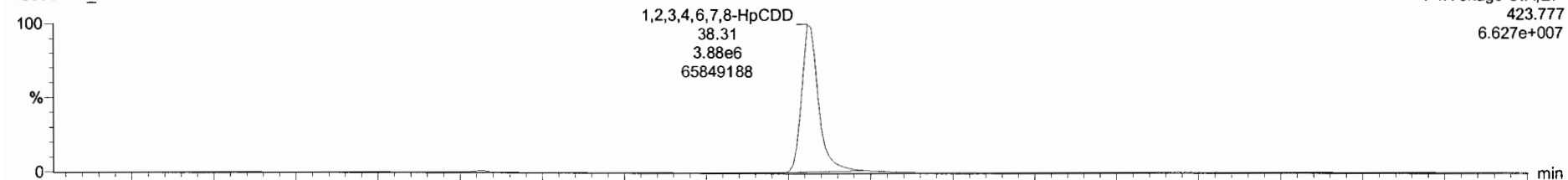
Last Altered: Wednesday, May 08, 2019 7:14:27 AM Pacific Daylight Time

Printed: Wednesday, May 08, 2019 7:19:34 AM Pacific Daylight Time

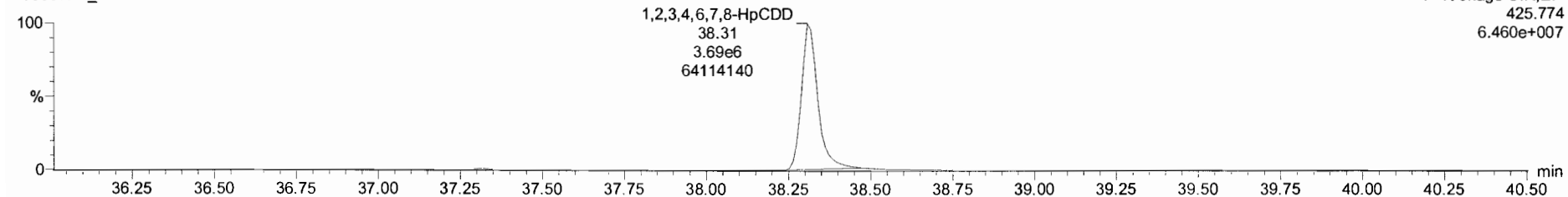
Name: 190507K1_7, Date: 07-May-2019, Time: 15:27:02, ID: ST190507K1_7 1613 CS5 19C2206, Description: 1613 CS5 19C2206

1,2,3,4,6,7,8-HpCDD

190507K1_7

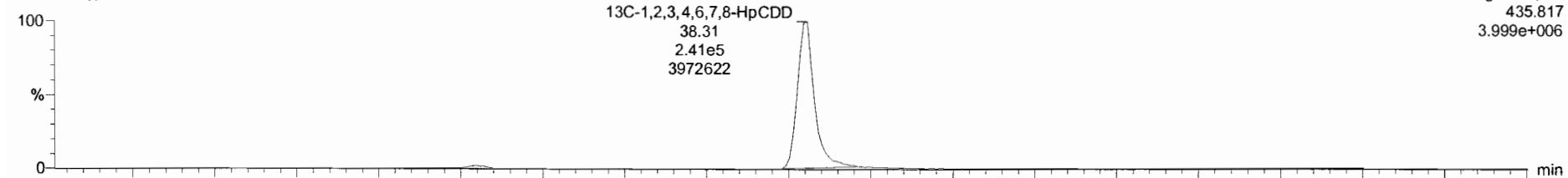


190507K1_7

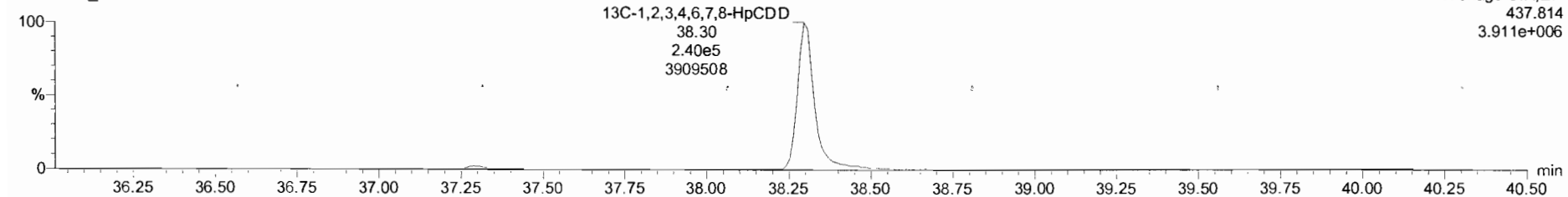


13C-1,2,3,4,6,7,8-HpCDD

190507K1_7



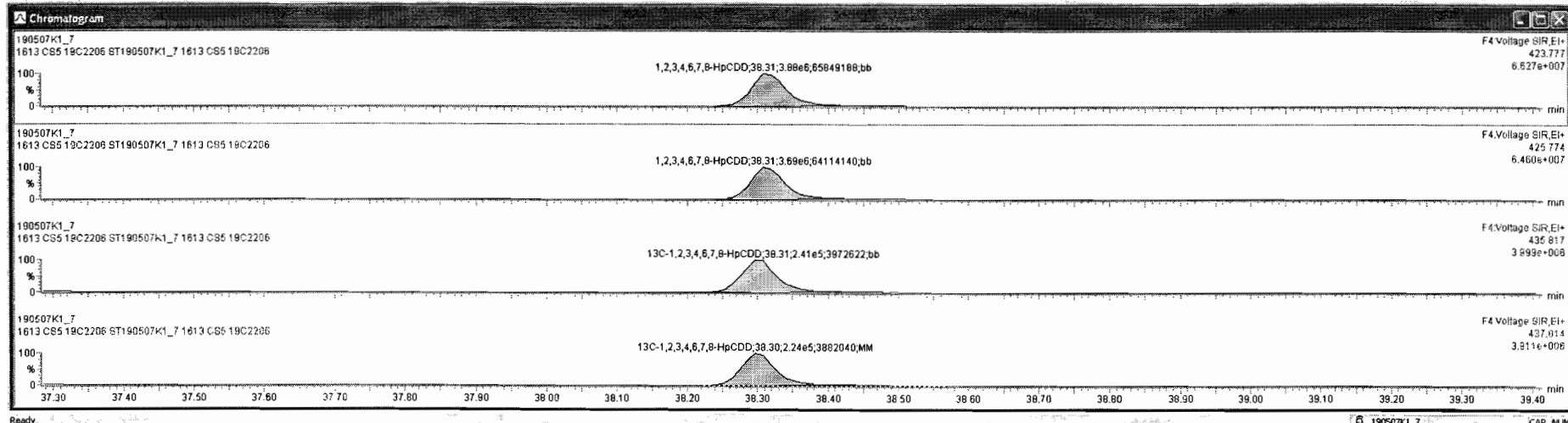
190507K1_7



TargetLynx - 190507K1_CRY.qld

190507K1_7 - ST190507K1_7 1613 CS5 19C2206 - 1613 CS5 19C2206

Peak	Name	Resp	RA	Inv	RRF	wt/vol	RT	RRT	Conc	%Rec	DL	EMPC
1	2,3,7,8-TCDD	2.60e6	0.78	NO	0.92	1.000	26.36	1.001	316	105	0.0742	316
2	1,2,3,7,8-PeCDD	1.00e7	0.62	NO	0.90	1.000	31.14	1.001	1610	107	0.0868	1610
3	1,2,3,4,7,8-HxCDD	9.53e6	1.25	NO	1.07	1.000	34.42	1.001	1660	111	0.470	1660
4	1,2,3,6,7,8-HxCDD	1.02e7	1.25	NO	0.97	1.000	34.52	1.000	1560	104	0.446	1560
5	1,2,3,7,8,9-HxCDD	6.68e6	1.20	NO	0.98	1.000	34.81	1.000	1530	102	0.497	1530
6	1,2,3,4,6,7,8-HpCDD	7.59e6	1.05	NO	1.04	1.000	36.31	1.000	1570	105	0.634	1570
7	OCDD	1.35e7	0.90	NO	0.97	1.000	41.46	1.000	3210	107	1.20	3210
8	2,3,7,8-TCDF	3.44e6	0.78	NO	0.94	1.000	25.51	1.001	320	107	0.0997	320
9	1,2,3,7,8-PeCDF	1.59e7	1.57	NO	0.97	1.000	29.91	1.001	1600	106	0.255	1600
10	2,3,4,7,8-PeCDF	1.61e7	1.58	NO	1.00	1.000	30.86	1.001	1610	107	0.234	1610
11	1,2,3,4,7,8-HxCDF	1.38e7	1.24	NO	1.24	1.000	33.54	1.000	1580	105	0.629	1580
12	1,2,3,6,7,8-HxCDF	1.52e7	1.24	NO	1.10	1.000	33.66	1.000	1620	108	0.664	1620
13	2,3,4,6,7,8-HxCDF	1.40e7	1.24	NO	1.18	1.000	34.26	1.000	1540	109	0.693	1540
14	1,2,3,7,8,9-HxCDF	1.15e7	1.24	NO	1.07	1.000	35.19	1.001	1690	112	0.966	1690
15	1,2,3,4,6,7,8-HpCDF	1.14e7	1.04	NO	1.13	1.000	36.92	1.000	1620	108	0.892	1620
16	1,2,3,4,7,8,9-HpCDF	9.34e6	1.03	NO	1.26	1.000	36.87	1.000	1600	107	0.926	1600
17	OCDF	1.71e7	0.91	NO	1.10	1.000	41.71	1.000	2960	98.7	0.468	2960
18	13C-2,3,7,8-TCDD	8.87e5	0.78	NO	1.05	1.000	26.34	1.026	105	105	0.169	
19	13C-1,2,3,7,8-PeCDD	6.89e5	0.63	NO	0.74	1.000	31.12	1.212	115	115	0.166	
20	13C-1,2,3,4,7,8-HxCDD	5.37e5	1.27	NO	0.65	1.000	34.40	1.014	108	108	0.235	
21	13C-1,2,3,6,7,8-HxCDD	6.73e5	1.27	NO	0.78	1.000	34.51	1.017	113	113	0.198	
22	13C-1,2,3,7,8,9-HxCDD	5.82e5	1.25	NO	0.66	1.000	34.80	1.026	115	115	0.231	
23	13C-1,2,3,4,6,7,8-HpCDD	4.65e5	1.07	NO	0.53	1.000	36.31	1.129	113	113	0.326	

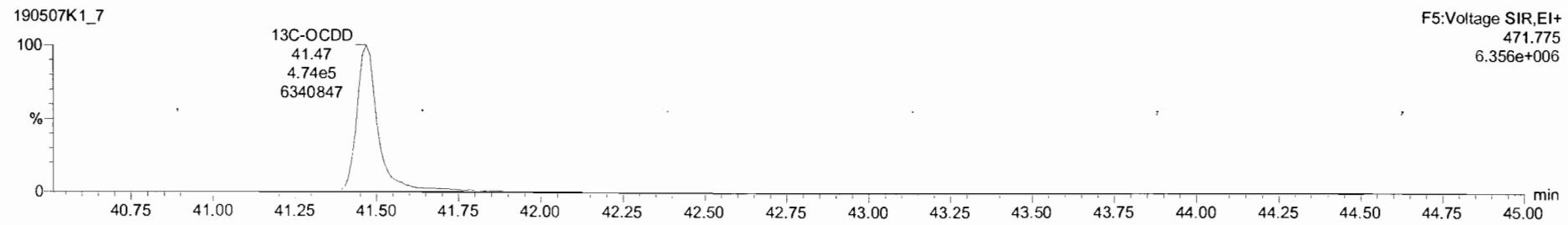
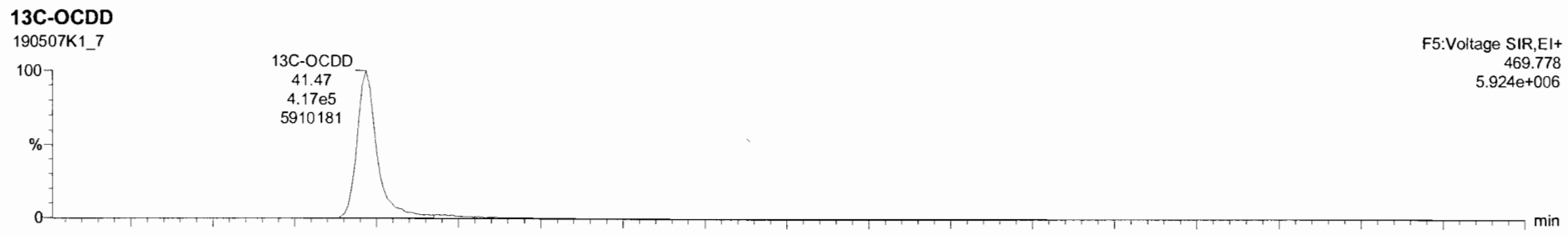
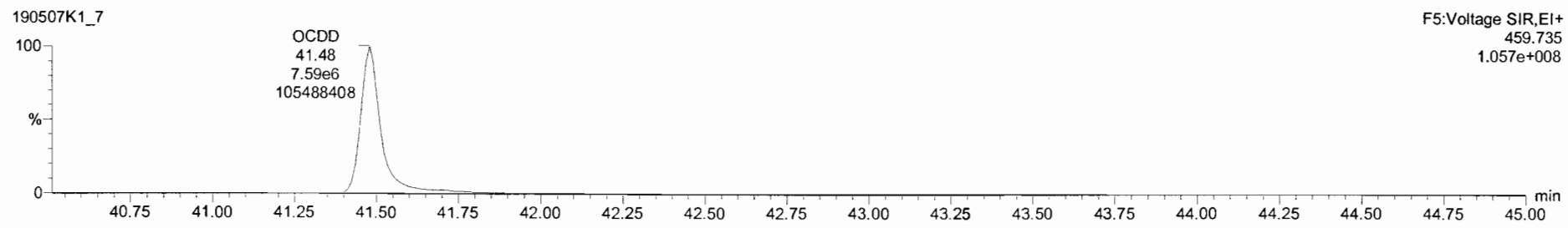
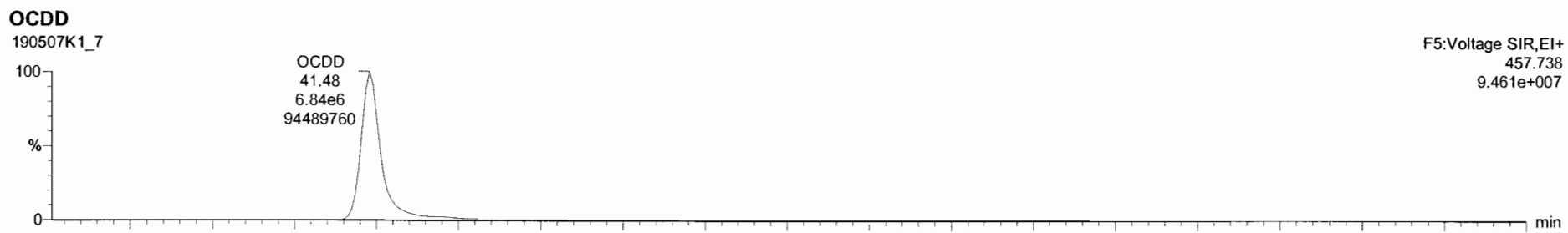


Dataset: Untitled

Last Altered: Wednesday, May 08, 2019 7:14:27 AM Pacific Daylight Time

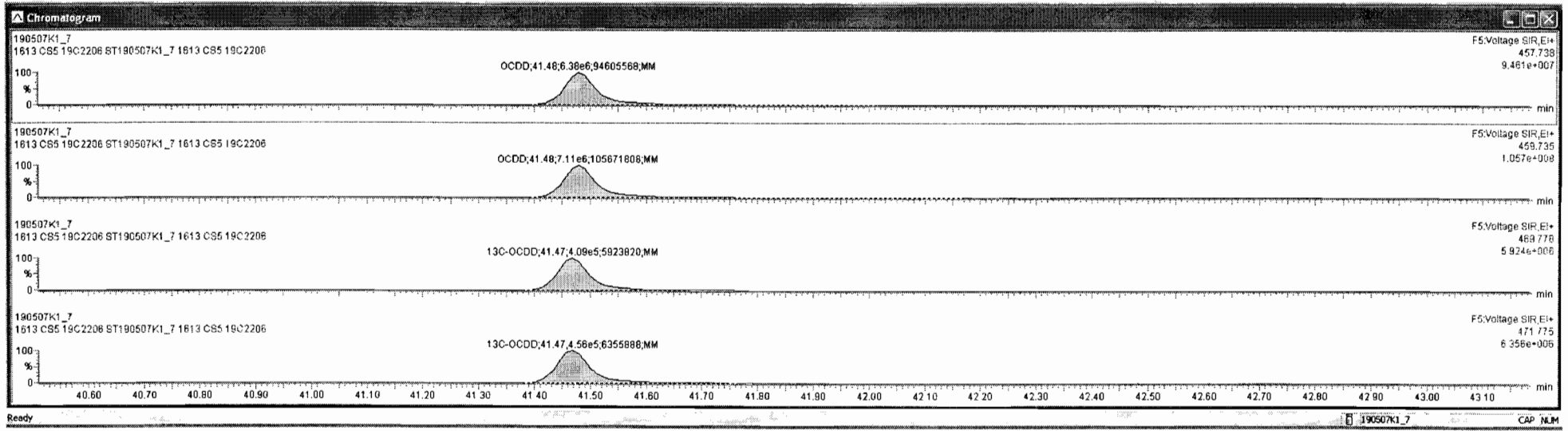

Printed: Wednesday, May 08, 2019 7:19:34 AM Pacific Daylight Time

Name: 190507K1_7, Date: 07-May-2019, Time: 15:27:02, ID: ST190507K1_7 1613 CS5 19C2206, Description: 1613 CS5 19C2206



190507K1_7 - ST190507K1_7 1613 CS5 19C2206 - 1613 CS5 19C2206

Name	Resp	RA	nHy	RRF	wtVol	RT	RRT	Conc	%Rec	DL	EMPC
1 2,3,7,8-TCDD	2.60e6	0.78	NO	0.92	1.000	26.36	1.001	316	105	0.0742	316
2 1,2,3,7,8-PeCDD	1.00e7	0.62	NO	0.90	1.000	31.14	1.001	1610	107	0.0868	1610
3 1,2,3,4,7,8-HxCDD	9.53e6	1.25	NO	1.07	1.000	34.42	1.001	1660	111	0.470	1660
4 1,2,3,6,7,8-HxCDD	1.02e7	1.25	NO	0.97	1.000	34.52	1.000	1590	104	0.446	1560
5 1,2,3,7,8,9-HxCDD	8.68e6	1.20	NO	0.98	1.000	34.81	1.000	1530	102	0.497	1530
6 1,2,3,4,6,7,8-HpCDD	7.58e6	1.05	NO	1.04	1.000	38.31	1.000	1570	105	0.634	1570
7 OCDD	1.35e7	0.90	NO	0.97	1.000	41.46	1.000	3210	107	1.20	3210
8 2,3,7,8-TCDF	3.44e6	0.78	NO	0.94	1.000	25.51	1.001	320	107	0.0867	320
9 1,2,3,7,8-PeCDF	1.58e7	1.57	NO	0.97	1.000	29.91	1.001	1600	106	0.255	1600
10 2,3,4,7,8-PeCDF	1.61e7	1.58	NO	1.00	1.000	30.86	1.001	1610	107	0.234	1610
11 1,2,3,4,7,8-HxCDF	1.38e7	1.24	NO	1.24	1.000	33.54	1.000	1590	105	0.629	1590
12 1,2,3,6,7,8-HxCDF	1.52e7	1.24	NO	1.10	1.000	33.68	1.000	1620	108	0.664	1620
13 2,3,4,6,7,8-HxCDF	1.40e7	1.24	NO	1.18	1.000	34.26	1.000	1640	109	0.693	1640
14 1,2,3,7,8,9-HxCDF	1.15e7	1.24	NO	1.07	1.000	35.19	1.001	1690	112	0.966	1690
15 1,2,3,4,6,7,8-HpCDF	1.14e7	1.04	NO	1.13	1.000	36.92	1.000	1620	108	0.892	1620
16 1,2,3,4,7,8,9-HpCDF	9.34e6	1.03	NO	1.26	1.000	36.67	1.000	1600	107	0.926	1600
17 OCDF	1.71e7	0.91	NO	1.10	1.000	41.71	1.000	2960	98.7	0.466	2960
18 13C-2,3,7,8-TCDD	8.87e5	0.78	NO	1.05	1.000	26.34	1.026	105	105	0.169	
19 13C-1,2,3,7,8-PeCDD	6.89e5	0.63	NO	0.74	1.000	31.12	1.212	115	115	0.166	
20 13C-1,2,3,4,7,8-HxCDD	5.37e5	1.27	NO	0.85	1.000	34.40	1.014	108	108	0.235	
21 13C-1,2,3,6,7,8-HxCDD	6.73e5	1.27	NO	0.78	1.000	34.51	1.017	113	113	0.196	
22 13C-1,2,3,7,8,9-HxCDD	5.82e5	1.25	NO	0.66	1.000	34.80	1.026	115	115	0.231	
23 13C-1,2,3,4,6,7,8-HpCDD	4.85e5	1.07	NO	0.53	1.000	38.31	1.129	113	113	0.326	



Dataset: Untitled

Last Altered: Wednesday, May 08, 2019 7:14:27 AM Pacific Daylight Time
Printed: Wednesday, May 08, 2019 7:19:34 AM Pacific Daylight Time

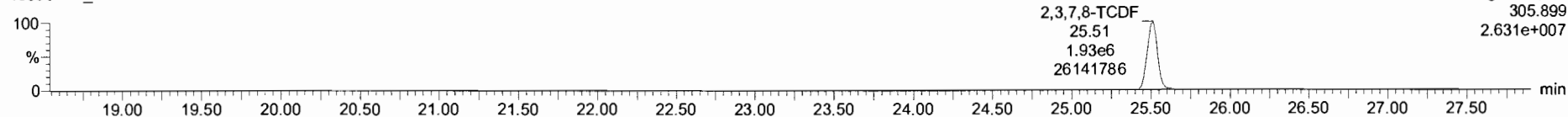
Name: 190507K1_7, Date: 07-May-2019, Time: 15:27:02, ID: ST190507K1_7 1613 CS5 19C2206, Description: 1613 CS5 19C2206

2,3,7,8-TCDF

190507K1_7

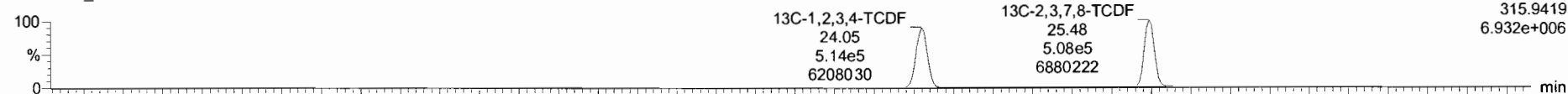


190507K1_7




13C-2,3,7,8-TCDF

190507K1_7

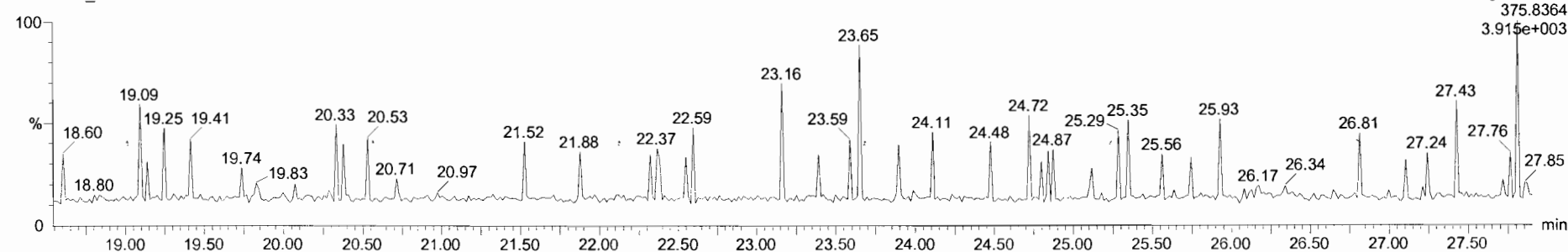


190507K1_7



DPE1

190507K1_7



Dataset: Untitled

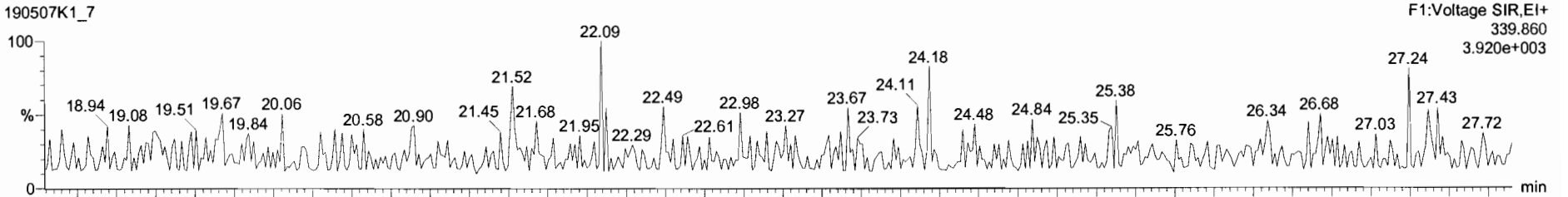
Last Altered: Wednesday, May 08, 2019 7:14:27 AM Pacific Daylight Time

Printed: Wednesday, May 08, 2019 7:19:34 AM Pacific Daylight Time

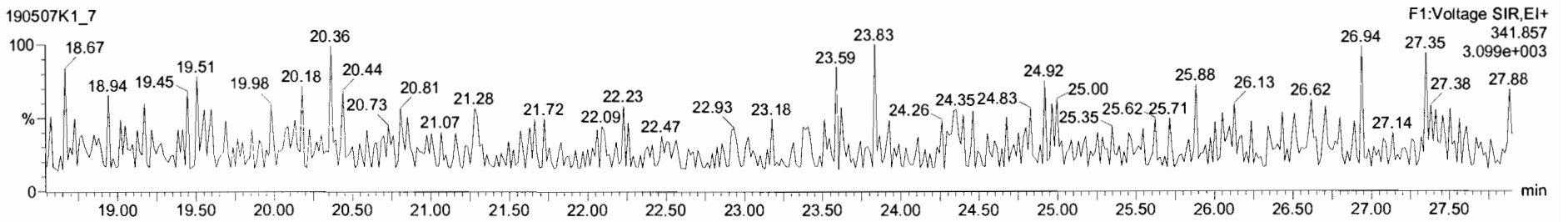
Name: 190507K1_7, Date: 07-May-2019, Time: 15:27:02, ID: ST190507K1_7 1613 CS5 19C2206, Description: 1613 CS5 19C2206

1st Func. Penta-Furans

190507K1_7

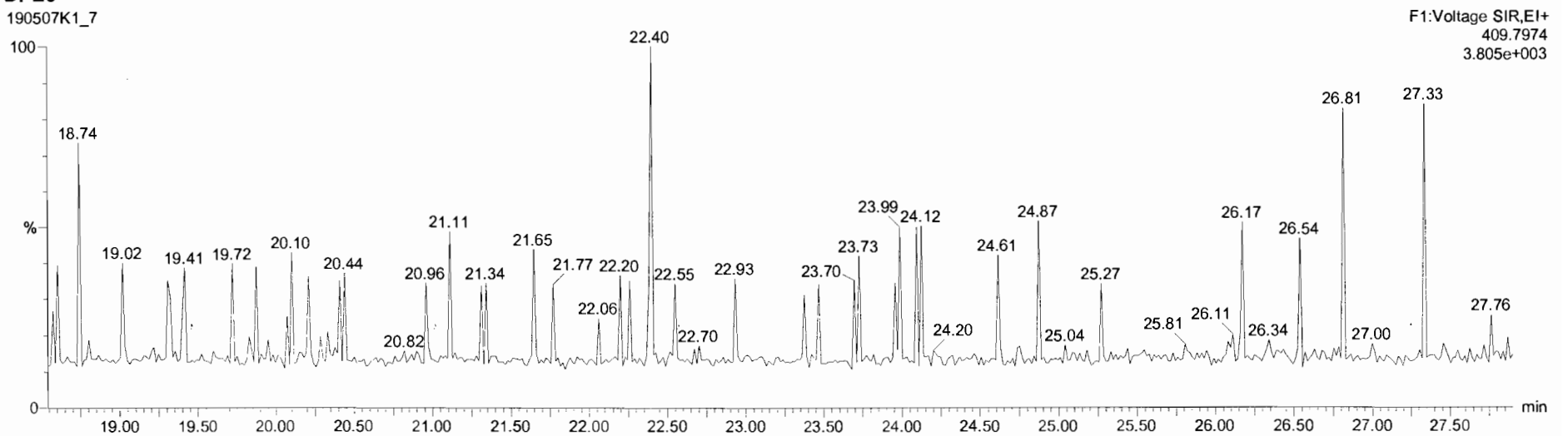


190507K1_7



DPE6

190507K1_7



Dataset: Untitled

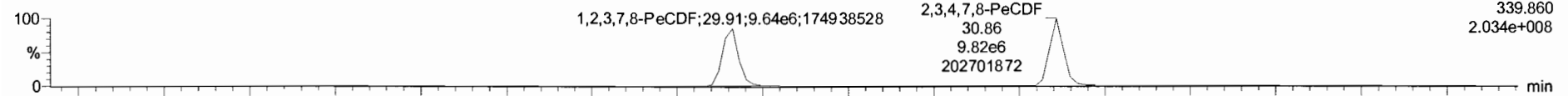
Last Altered: Wednesday, May 08, 2019 7:14:27 AM Pacific Daylight Time

Printed: Wednesday, May 08, 2019 7:19:34 AM Pacific Daylight Time

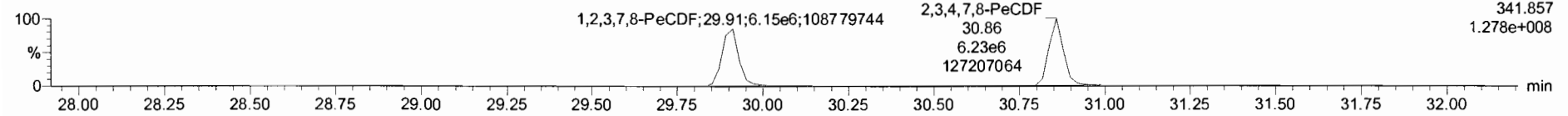
Name: 190507K1_7, Date: 07-May-2019, Time: 15:27:02, ID: ST190507K1_7 1613 CS5 19C2206, Description: 1613 CS5 19C2206

1,2,3,7,8-PeCDF

190507K1_7

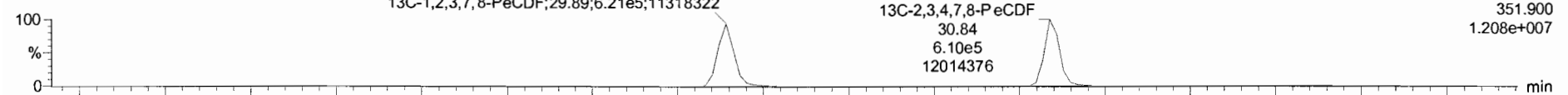


190507K1_7

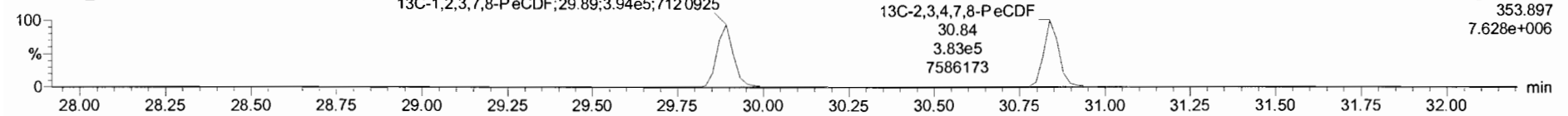


13C-1,2,3,7,8-PeCDF

190507K1_7

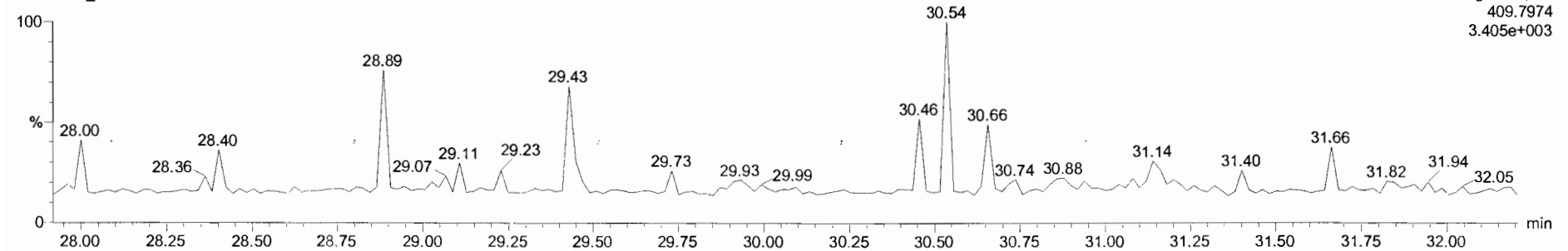


190507K1_7



DPE2

190507K1_7



Dataset: Untitled

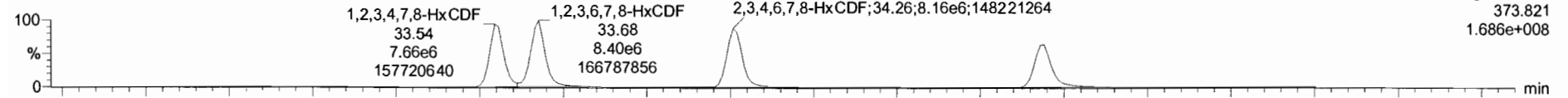
Last Altered: Wednesday, May 08, 2019 7:14:27 AM Pacific Daylight Time

Printed: Wednesday, May 08, 2019 7:19:34 AM Pacific Daylight Time

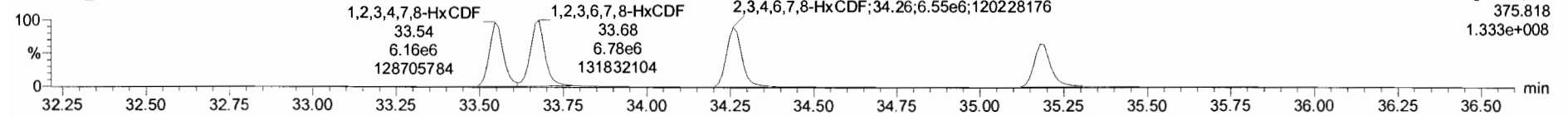
Name: 190507K1_7, Date: 07-May-2019, Time: 15:27:02, ID: ST190507K1_7 1613 CS5 19C2206, Description: 1613 CS5 19C2206

1,2,3,4,7,8-HxCDF

190507K1_7

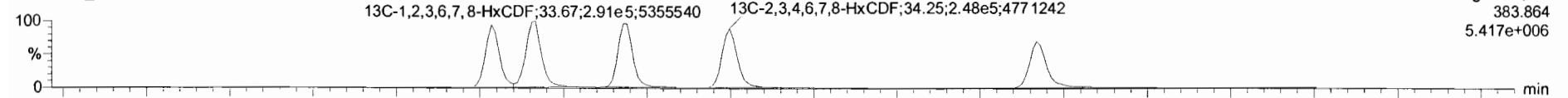


190507K1_7

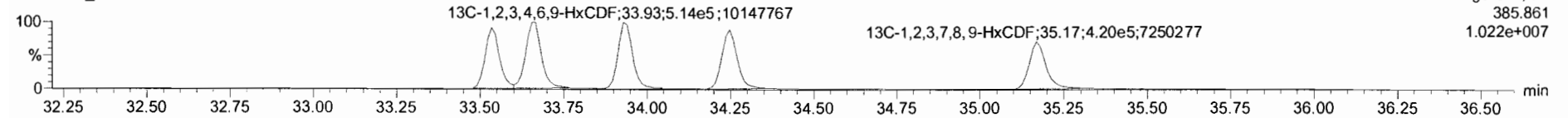


13C-1,2,3,4,7,8-HxCDF

190507K1_7

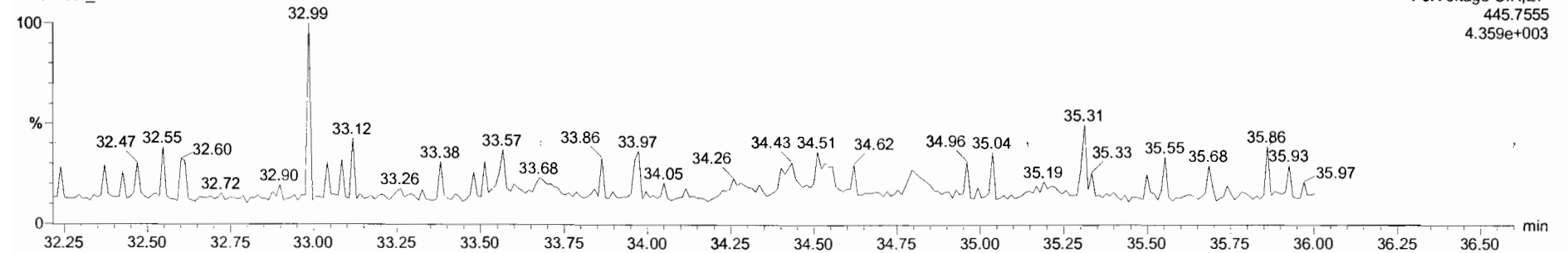


190507K1_7

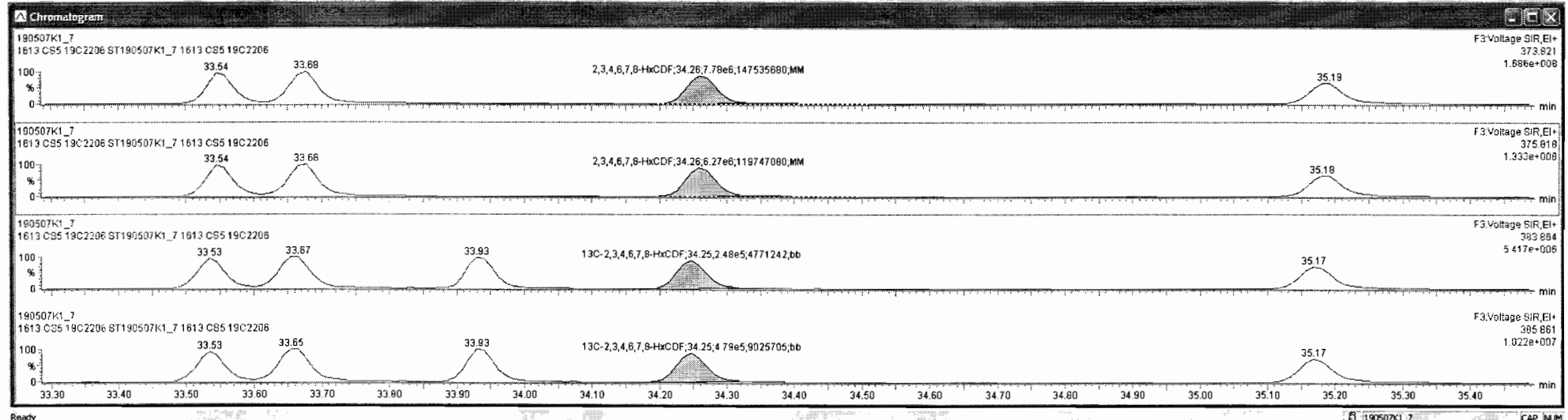



DPE3

190507K1_7

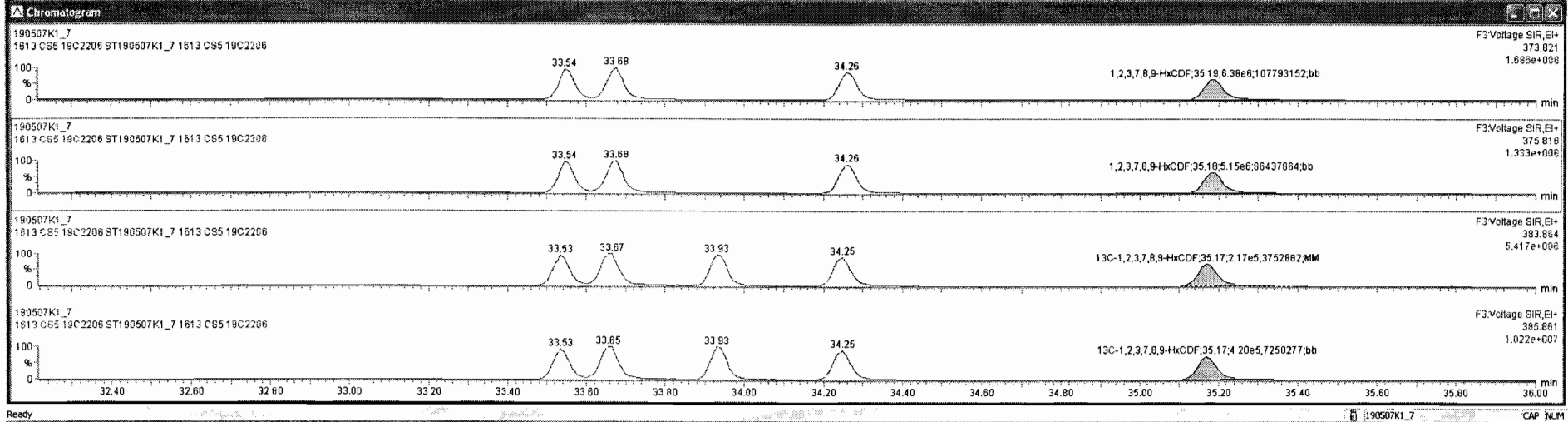



Name	Resp	RA	nAy	RRF	wt/vol	RT	RRT	Conc	%Rec	DL	EMPC
1 2,3,7,8-TCDD	2.60e6	0.78	NO	0.92	1.000	26.36	1.001	316	105	0.0742	316
2 1,2,3,7,8-PeCDD	1.00e7	0.62	NO	0.90	1.000	31.14	1.001	1610	107	0.0868	1610
3 1,2,3,4,7,8-HxCDD	9.53e6	1.25	NO	1.07	1.000	34.42	1.001	1660	111	0.470	1660
4 1,2,3,6,7,8-HxCDD	1.02e7	1.25	NO	0.97	1.000	34.52	1.000	1560	104	0.446	1560
5 1,2,3,7,8,9-HxCDD	8.88e6	1.20	NO	0.98	1.000	34.81	1.000	1530	102	0.497	1530
6 1,2,3,4,6,7,8-HpCDD	7.58e6	1.05	NO	1.04	1.000	38.31	1.000	1570	105	0.634	1570
7 OCDD	1.35e7	0.90	NO	0.97	1.000	41.48	1.000	3210	107	1.20	3210
8 2,3,7,8-TCDF	3.44e6	0.78	NO	0.94	1.000	25.51	1.001	320	107	0.0887	320
9 1,2,3,7,8-PeCDF	1.58e7	1.57	NO	0.97	1.000	29.91	1.001	1600	106	0.255	1600
10 2,3,4,7,8-PeCDF	1.61e7	1.58	NO	1.00	1.000	30.86	1.001	1610	107	0.234	1610
11 1,2,3,4,7,8-HxCDF	1.38e7	1.24	NO	1.24	1.000	33.54	1.000	1580	105	0.529	1580
12 1,2,3,6,7,8-HxCDF	1.52e7	1.24	NO	1.10	1.000	33.68	1.000	1620	108	0.664	1620
13 2,3,4,6,7,8-HxCDF	1.40e7	1.24	NO	1.18	1.000	34.26	1.000	1490	109	0.683	1490
14 1,2,3,7,8,9-HxCDF	1.15e7	1.24	NO	1.07	1.000	35.19	1.001	1690	112	0.966	1690
15 1,2,3,4,6,7,8-HpCDF	1.14e7	1.04	NO	1.13	1.000	36.92	1.000	1620	108	0.852	1620
16 1,2,3,4,7,8,9-HpCDF	9.34e6	1.03	NO	1.26	1.000	38.87	1.000	1600	107	0.926	1600
17 OCDF	1.71e7	0.91	NO	1.10	1.000	41.71	1.000	2960	98.7	0.468	2960
18 13C-2,3,7,8-TCDD	8.87e5	0.78	NO	1.05	1.000	26.34	1.026	105	105	0.169	
19 13C-1,2,3,7,8-PeCDD	6.89e5	0.63	NO	0.74	1.000	31.12	1.212	115	115	0.166	
20 13C-1,2,3,4,7,8-HxCDD	5.37e5	1.27	NO	0.55	1.000	34.40	1.014	108	108	0.235	
21 13C-1,2,3,6,7,8-HxCDD	6.73e5	1.27	NO	0.78	1.000	34.51	1.017	113	113	0.196	
22 13C-1,2,3,7,8,9-HxCDD	5.82e5	1.25	NO	0.86	1.000	34.80	1.026	115	115	0.231	
23 13C-1,2,3,4,6,7,8-HpCDD	4.65e5	1.07	NO	0.53	1.000	38.31	1.129	113	113	0.326	



190507K1_7-ST190507K1_7_1613 CS5 19C2206 - 1613 CS5 19C2206

Name	Resp	RA	RY	RRT	wt/val	RT	RRT	Conc	%Rec	DL	EMPG
1 2,3,7,8-TCDD	2.60e6	0.78	NO	0.92	1.000	26.36	1.001	316	105	0.0742	316
2 1,2,3,7,8-PeCDD	1.00e7	0.62	NO	0.90	1.000	31.14	1.001	1610	107	0.0868	1610
3 1,2,3,4,7,8-HxCDD	9.53e6	1.25	NO	1.07	1.000	34.42	1.001	1680	111	0.470	1680
4 1,2,3,6,7,8-HxCDD	1.02e7	1.25	NO	0.97	1.000	34.52	1.000	1560	104	0.446	1560
5 1,2,3,7,8,9-HxCDD	8.68e6	1.20	NO	0.99	1.000	34.81	1.000	1530	102	0.497	1530
6 1,2,3,4,6,7,8-HpCDD	7.58e6	1.05	NO	1.04	1.000	38.31	1.000	1570	105	0.634	1570
7 OCDD	1.35e7	0.90	NO	0.97	1.000	41.46	1.000	3210	107	1.20	3210
8 2,3,7,8-TCDF	3.44e6	0.78	NO	0.94	1.000	25.51	1.001	320	107	0.0887	320
9 1,2,3,7,8-PeCDF	1.58e7	1.57	NO	0.97	1.000	29.91	1.001	1600	106	0.255	1600
10 2,3,4,7,8-PeCDF	1.81e7	1.58	NO	1.00	1.000	30.86	1.001	1610	107	0.234	1610
11 1,2,3,4,7,8-HxCDF	1.38e7	1.24	NO	1.24	1.000	33.54	1.000	1580	105	0.629	1580
12 1,2,3,6,7,8-HxCDF	1.52e7	1.24	NO	1.10	1.000	33.68	1.000	1620	108	0.664	1620
13 2,3,4,6,7,8-HxCDF	1.40e7	1.24	NO	1.18	1.000	34.26	1.000	1640	109	0.693	1640
14 1,2,3,7,8,9-HxCDF	1.15e7	1.24	NO	1.07	1.000	35.13	1.001	1690	112	0.968	1690
15 1,2,3,4,6,7,8-HpCDF	1.14e7	1.04	NO	1.13	1.000	36.92	1.000	1620	108	0.892	1620
16 1,2,3,4,7,8,9-HpCDF	9.34e6	1.03	NO	1.26	1.000	36.87	1.000	1600	107	0.928	1600
17 OCDF	1.71e7	0.91	NO	1.10	1.000	41.71	1.000	2960	98.7	0.468	2960
18 13C-2,3,7,8-TCDD	8.87e5	0.78	NO	1.05	1.000	26.34	1.026	105	105	0.189	
19 13C-1,2,3,7,8-PeCDD	6.89e5	0.63	NO	0.74	1.000	31.12	1.212	115	115	0.166	
20 13C-1,2,3,4,7,8-HxCDD	5.37e5	1.27	NO	0.65	1.000	34.40	1.014	108	108	0.235	
21 13C-1,2,3,6,7,8-HxCDD	6.73e5	1.27	NO	0.78	1.000	34.51	1.017	113	113	0.196	
22 13C-1,2,3,7,8,9-HxCDD	5.82e5	1.25	NO	0.66	1.000	34.80	1.026	115	115	0.231	
23 13C-1,2,3,4,6,7,8-HpCDD	4.65e5	1.07	NO	0.53	1.000	38.31	1.129	113	113	0.326	

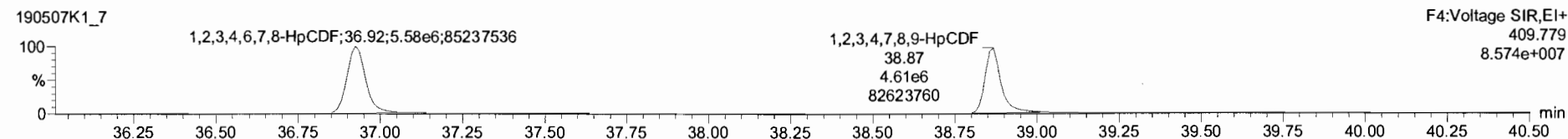



Dataset: Untitled


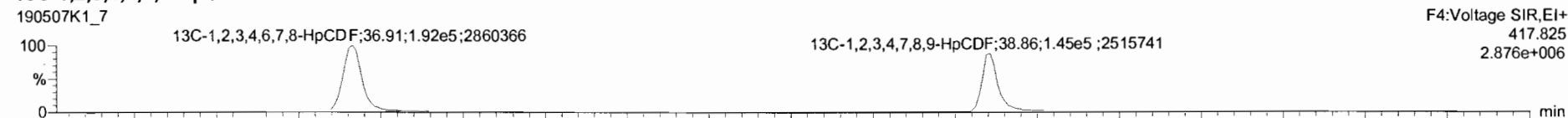
Last Altered: Wednesday, May 08, 2019 7:14:27 AM Pacific Daylight Time
Printed: Wednesday, May 08, 2019 7:19:34 AM Pacific Daylight Time

Name: 190507K1_7, Date: 07-May-2019, Time: 15:27:02, ID: ST190507K1_7 1613 CS5 19C2206, Description: 1613 CS5 19C2206

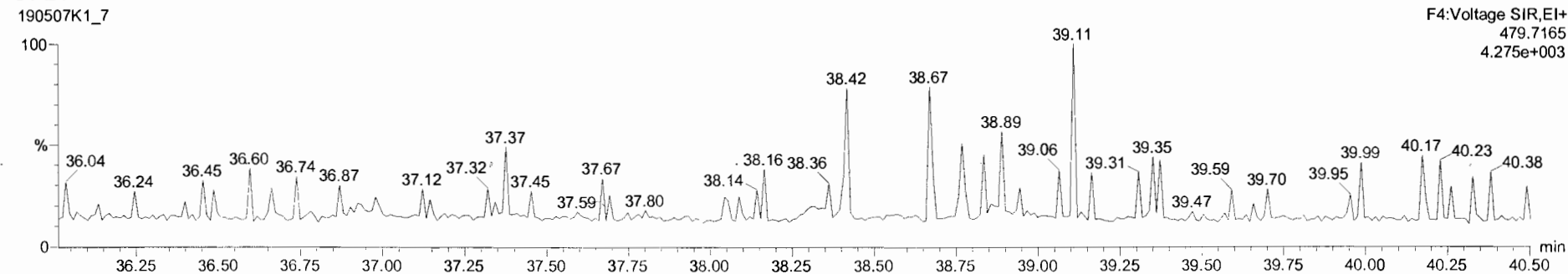
1,2,3,4,6,7,8-HpCDF



13C-1,2,3,4,6,7,8-HpCDF



DPE4



Dataset: Untitled

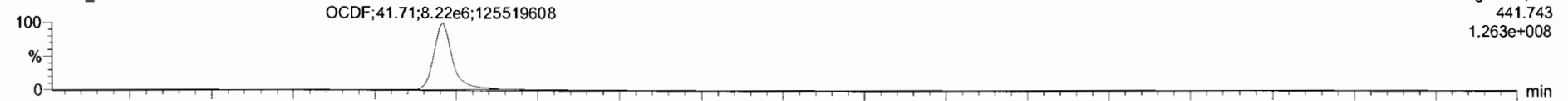
Last Altered: Wednesday, May 08, 2019 7:14:27 AM Pacific Daylight Time

Printed: Wednesday, May 08, 2019 7:19:34 AM Pacific Daylight Time

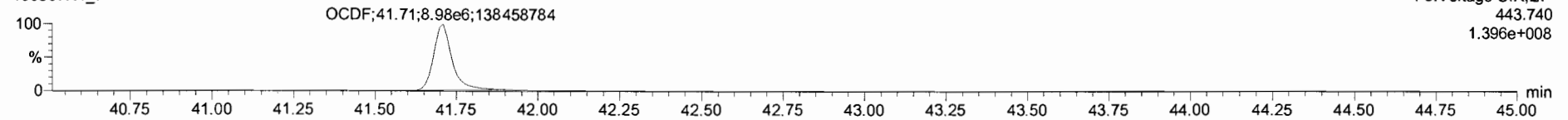
Name: 190507K1_7, Date: 07-May-2019, Time: 15:27:02, ID: ST190507K1_7 1613 CS5 19C2206, Description: 1613 CS5 19C2206

OCDF

190507K1_7




190507K1_7

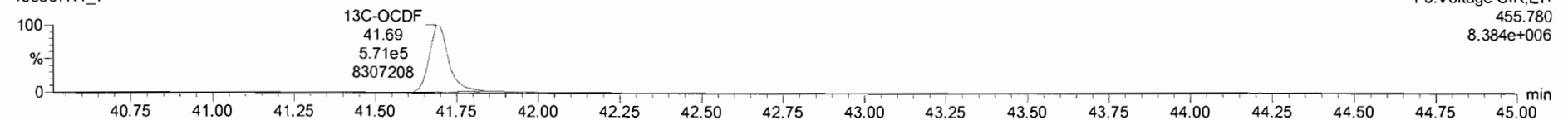


13C-OCDF

190507K1_7

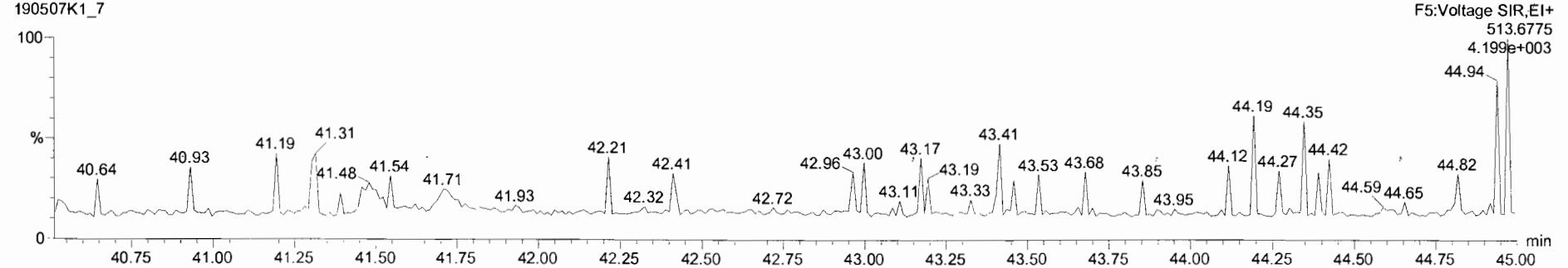


190507K1_7




DPE5

190507K1_7



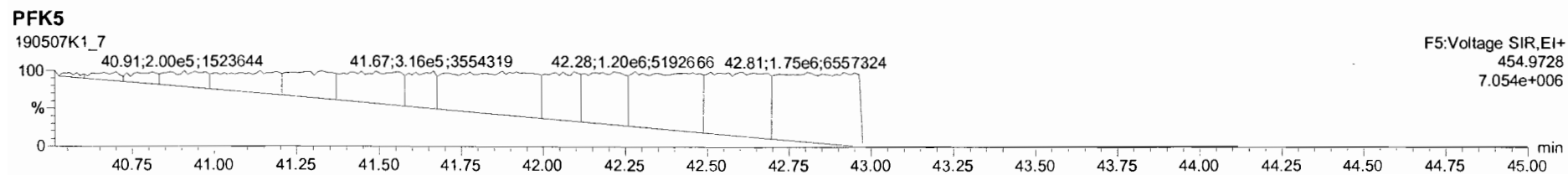
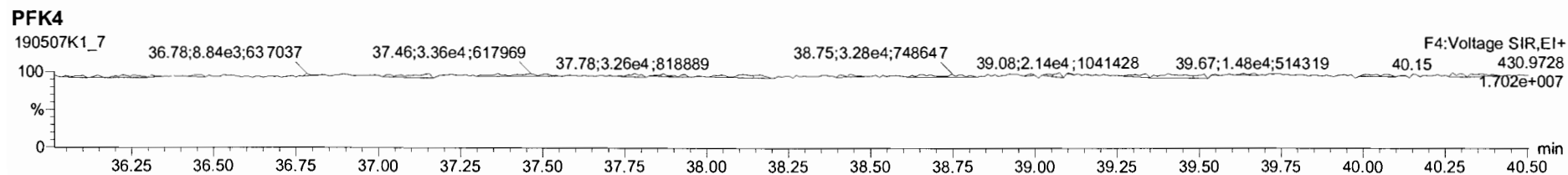
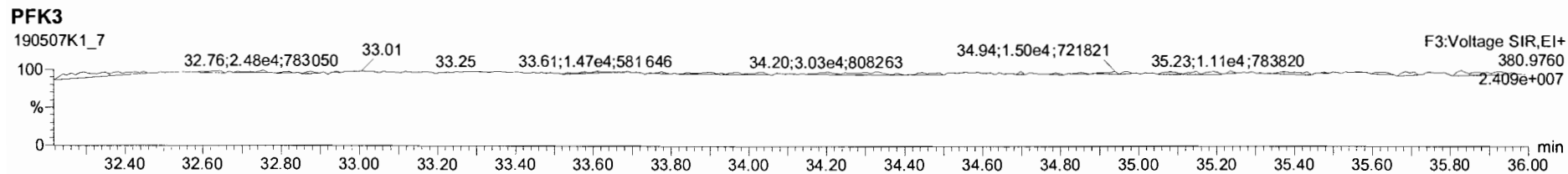
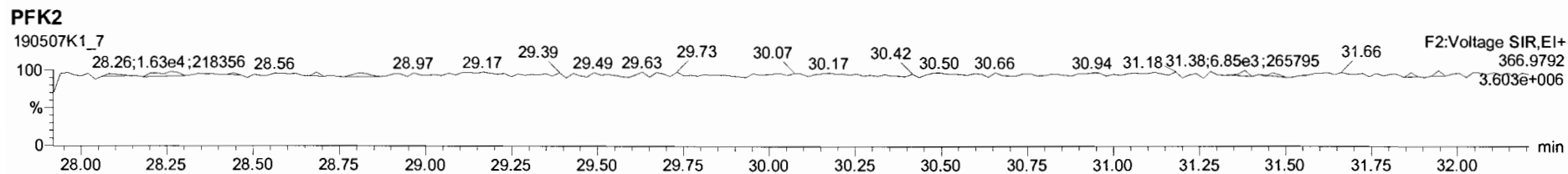
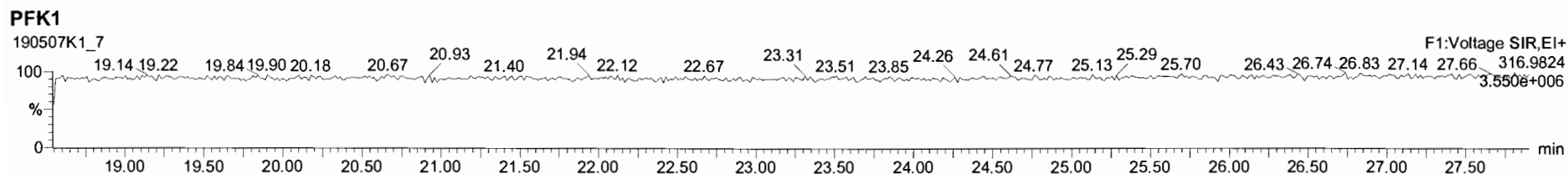
Name	Resp	RA	nly	RFF	uMVol	RT	RRT	Conc	%Rec	DL	EMPC
1 2,3,7,8-TCDD	2.60e6	0.78	NO	0.92	1.000	26.36	1.001	316	105	0.0742	316
2 1,2,3,7,8-PeCDD	1.00e7	0.82	NO	0.90	1.000	31.14	1.001	1610	107	0.0888	1610
3 1,2,3,4,7,8-HxCDD	9.53e6	1.25	NO	1.07	1.000	34.42	1.001	1660	111	0.470	1660
4 1,2,3,6,7,8-HxCDD	1.02e7	1.25	NO	0.97	1.000	34.52	1.000	1560	104	0.446	1560
5 1,2,3,7,8,9-HxCDD	8.68e6	1.20	NO	0.98	1.000	34.81	1.000	1530	102	0.497	1530
6 1,2,3,4,6,7,8-HpCDD	7.58e6	1.05	NO	1.04	1.000	38.31	1.000	1570	105	0.634	1570
7 OCDD	1.35e7	0.90	NO	0.97	1.000	41.48	1.000	3210	107	1.20	3210
8 2,3,7,8-TCDF	3.44e6	0.78	NO	0.94	1.000	25.51	1.001	320	107	0.0887	320
9 1,2,3,7,8-PeCDF	1.58e7	1.57	NO	0.97	1.000	29.91	1.001	1600	106	0.255	1600
10 2,3,4,7,8-PeCDF	1.61e7	1.58	NO	1.00	1.000	30.86	1.001	1610	107	0.234	1610
11 1,2,3,4,7,8-HxCDF	1.36e7	1.24	NO	1.24	1.000	33.54	1.000	1590	105	0.628	1590
12 1,2,3,6,7,8-HxCDF	1.52e7	1.24	NO	1.10	1.000	33.68	1.000	1620	108	0.664	1620
13 2,3,4,6,7,8-HxCDF	1.40e7	1.24	NO	1.18	1.000	34.26	1.000	1640	109	0.693	1640
14 1,2,3,7,8,9-HxCDF	1.15e7	1.24	NO	1.07	1.000	35.19	1.001	1690	112	0.966	1690
15 1,2,3,4,6,7,8-HpCDF	1.14e7	1.04	NO	1.13	1.000	36.92	1.000	1620	108	0.892	1620
16 1,2,3,4,7,8,9-HpCDF	9.34e6	1.03	NO	1.26	1.000	38.87	1.000	1600	107	0.926	1600
17 OCDF	1.71e7	0.91	NO	1.10	1.000	41.71	1.000	2960	96.7	0.468	2960
18 13C-2,3,7,8-TCDD	8.87e5	0.78	NO	1.05	1.000	26.34	1.026	105	105	0.169	
19 13C-1,2,3,7,8-PeCDD	6.89e5	0.83	NO	0.74	1.000	31.12	1.212	115	115	0.166	
20 13C-1,2,3,4,7,8-HxCDD	5.37e5	1.27	NO	0.65	1.000	34.40	1.014	108	108	0.235	
21 13C-1,2,3,6,7,8-HxCDD	6.73e5	1.27	NO	0.78	1.000	34.51	1.017	113	113	0.196	
22 13C-1,2,3,7,8,9-HxCDD	5.82e5	1.25	NO	0.66	1.000	34.80	1.026	115	115	0.231	
23 13C-1,2,3,4,6,7,8-HpCDD	4.65e5	1.07	NO	0.53	1.000	38.31	1.129	113	113	0.326	



Dataset: Untitled

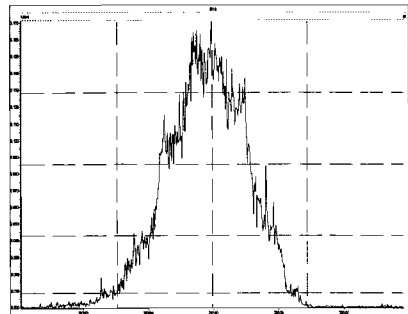
Last Altered: Wednesday, May 08, 2019 7:14:27 AM Pacific Daylight Time
Printed: Wednesday, May 08, 2019 7:19:34 AM Pacific Daylight Time

Name: 190507K1_7, Date: 07-May-2019, Time: 15:27:02, ID: ST190507K1_7 1613 CS5 19C2206, Description: 1613 CS5 19C2206

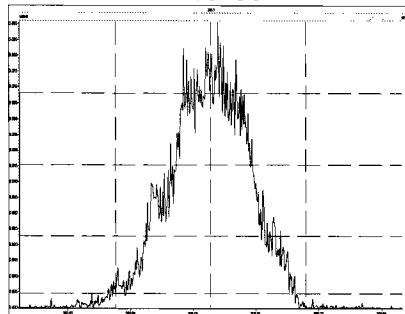


Printed: Tuesday, May 07, 2019 17:12:33 Pacific Daylight Time

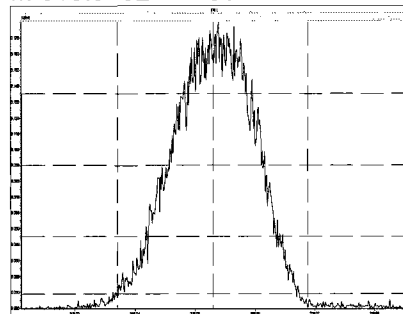
M 292.9824 R 10916



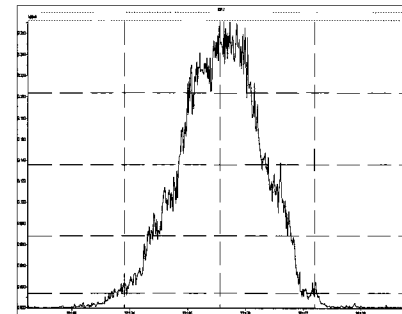
M 304.9824 R 10795



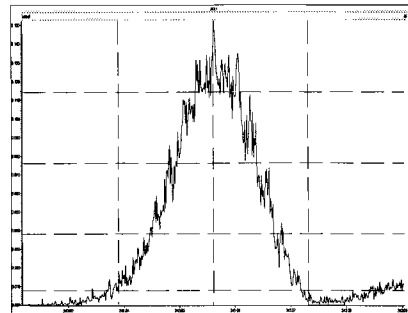
M 318.9792 R 10616



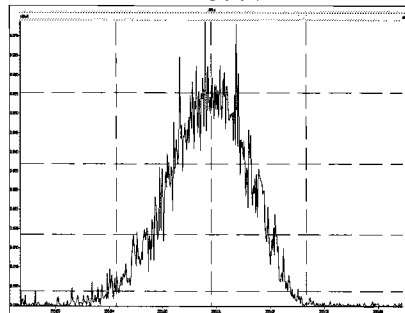
M 330.9792 R 10712



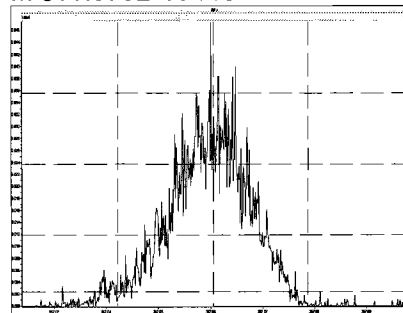
M 342.9792 R 10225



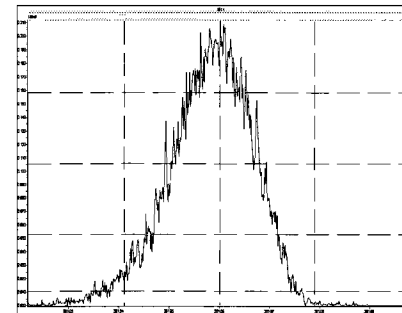
M 354.9792 R 10661



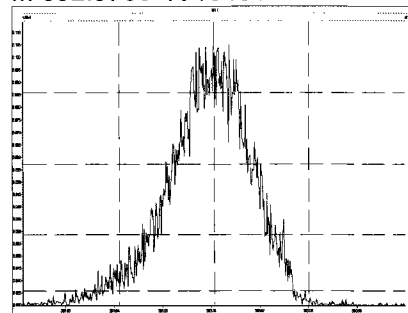
M 366.9792 R 11900



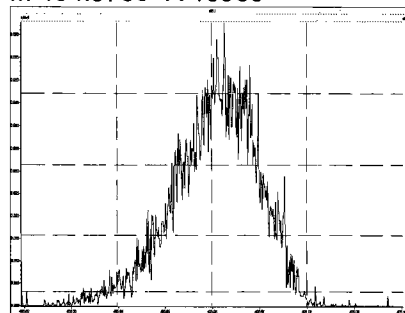
M 380.9760 R 10163



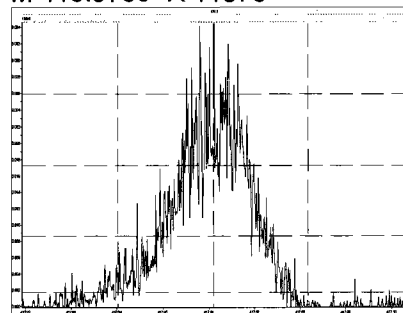
M 392.9760 R 10481



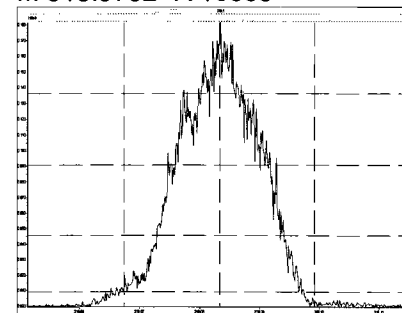
M 404.9760 R 10930



M 416.9760 R 11876

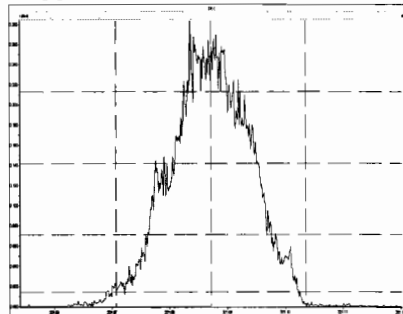


M 318.9792 R 10663

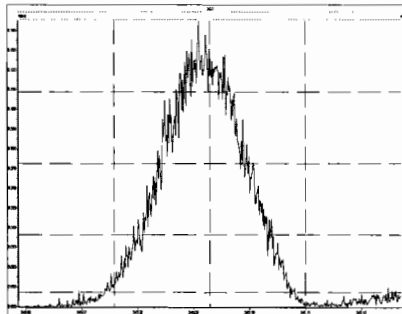


Printed: Tuesday, May 07, 2019 17:12:33 Pacific Daylight Time

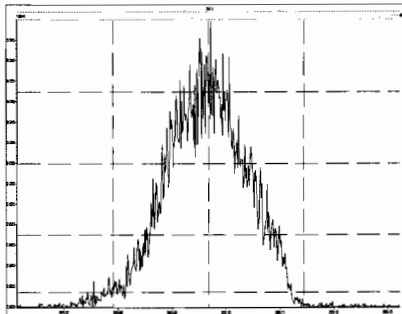
M 330.9792 R 10310



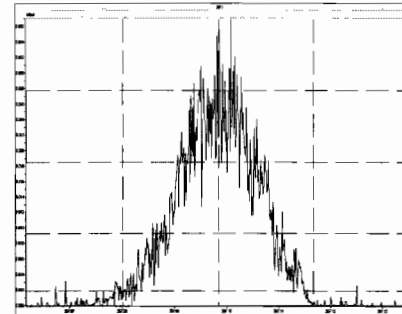
M 342.9792 R 10373



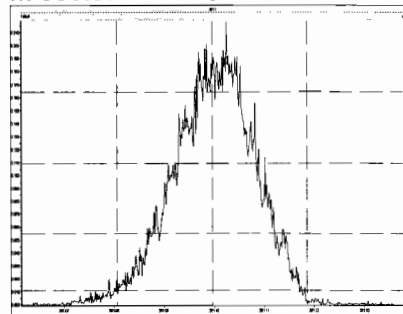
M 354.9792 R 10990



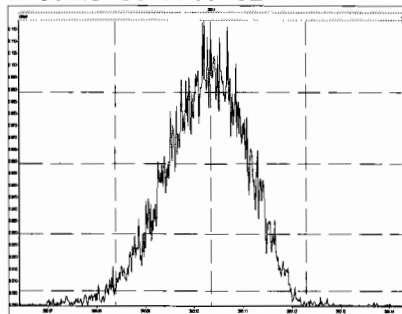
M 366.9792 R 11887



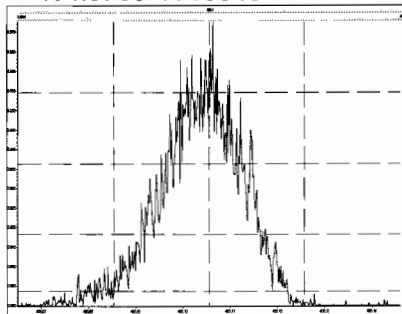
M 380.9760 R 10292



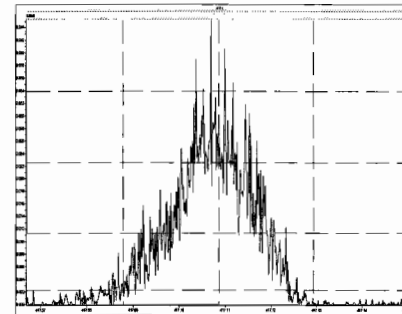
M 392.9760 R 10752



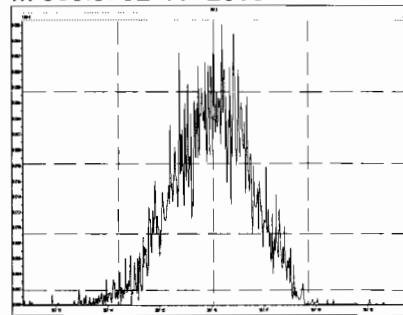
M 404.9760 R 10846



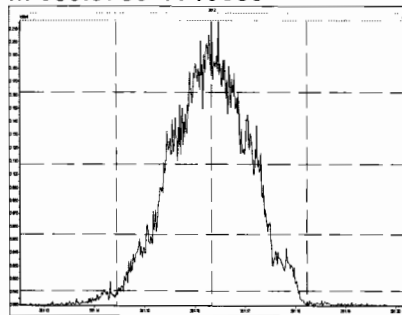
M 416.9760 R 12627



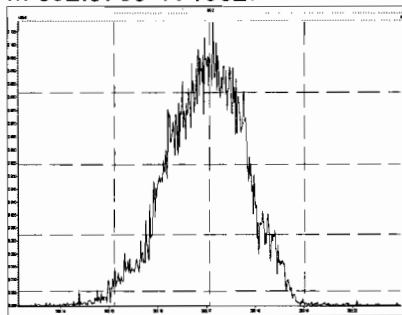
M 366.9792 R 12059



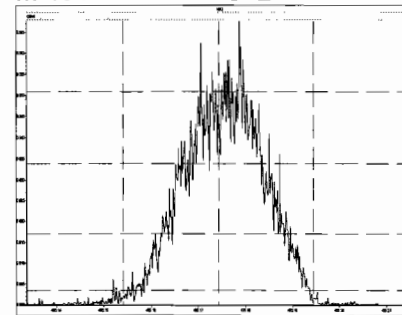
M 380.9760 R 10638



M 392.9760 R 10827

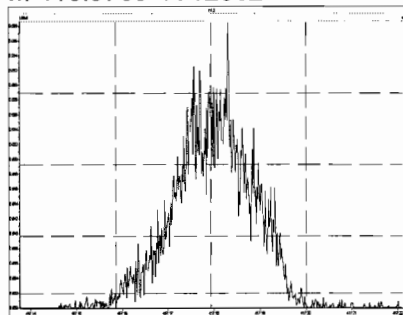


M 404.9760 R 11962

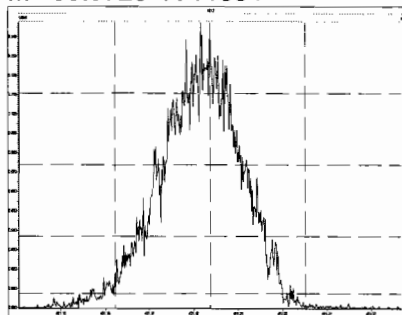


Printed: Tuesday, May 07, 2019 17:12:33 Pacific Daylight Time

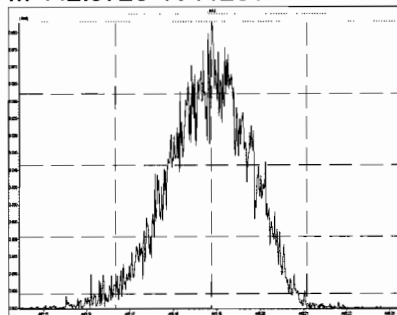
M 416.9760 R 12562



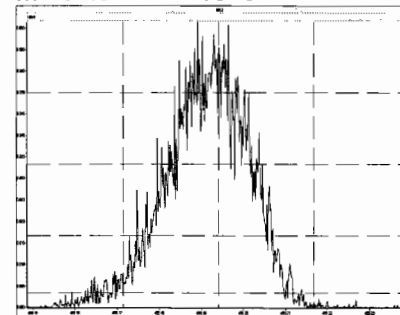
M 430.9728 R 11034



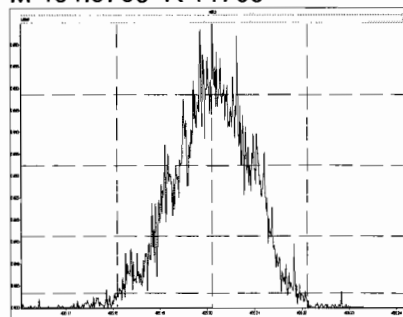
M 442.9728 R 11261



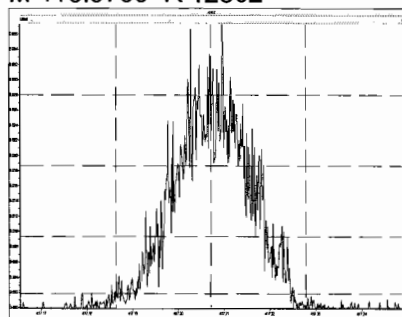
M 454.9728 R 10734



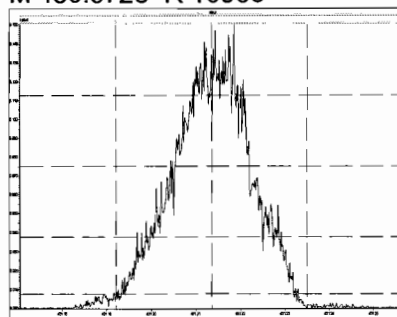
M 404.9760 R 11709



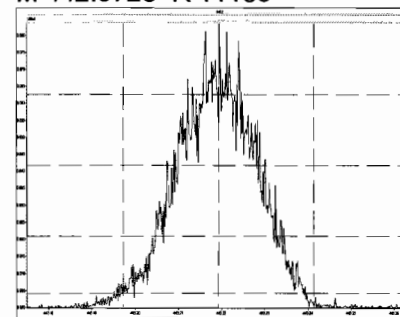
M 416.9760 R 12502



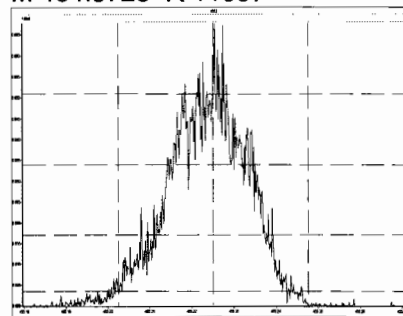
M 430.9728 R 10965



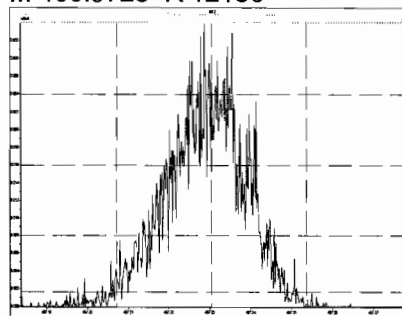
M 442.9728 R 11135



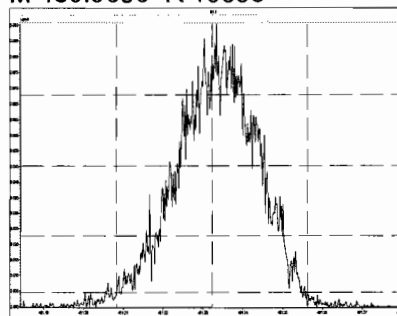
M 454.9728 R 11037



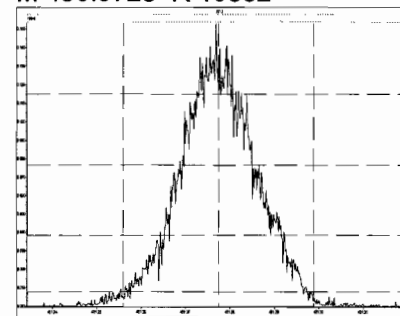
M 466.9728 R 12186



M 480.9696 R 10695

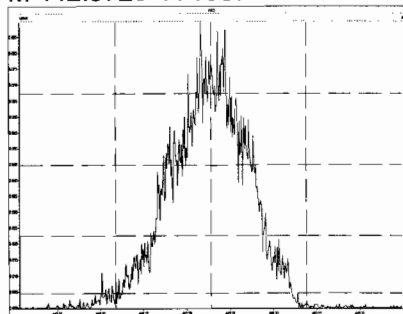


M 430.9728 R 10552

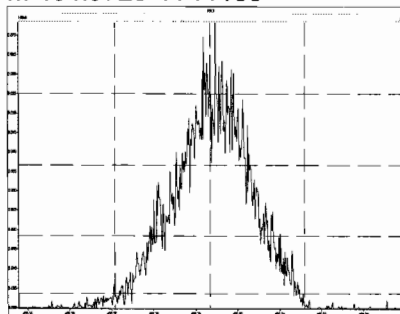


Printed: Tuesday, May 07, 2019 17:12:33 Pacific Daylight Time

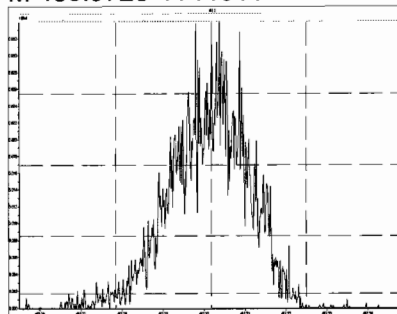
M 442.9728 R 10874



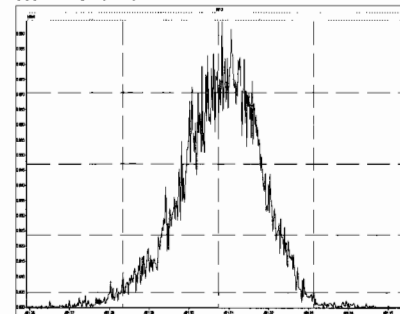
M 454.9728 R 11188



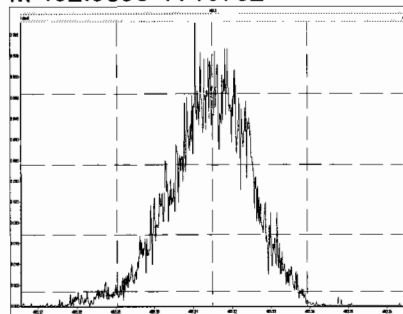
M 466.9728 R 11911



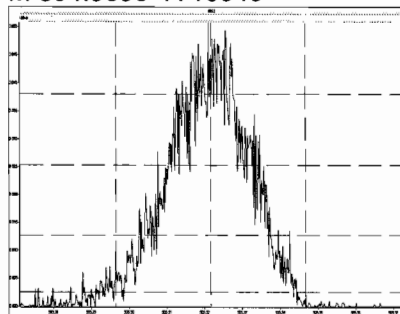
M 480.9696 R 10886



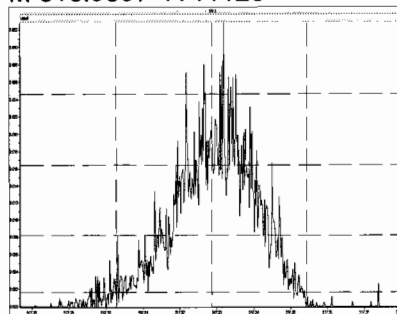
M 492.9696 R 10732



M 504.9696 R 10949



M 516.9697 R 11126



Dataset: U:\VG11.PRO\Results\190507K1\190507K1-8.qld
 Last Altered: Wednesday, May 08, 2019 8:00:45 AM Pacific Daylight Time
 Printed: Wednesday, May 08, 2019 8:07:46 AM Pacific Daylight Time

h2 5.8.19 DB 5/20/19

Method: U:\VG11.PRO\MethDB\1613_rrt-5-7-19.mdb 07 May 2019 12:51:47
 Calibration: U:\VG11.PRO\CurveDB\db5_1613vg11-5-7-19.cdb 08 May 2019 07:55:45

Name: 190507K1_8, Date: 07-May-2019, Time: 16:16:59, ID: SS190507K1_1 1613 SSS 19C2207, Description: 1613 SSS 19C2207

#	Name	Resp	RA	n/y	RRF	wt/vol	Pred.RT	RT	Pred.RRT	RRT	Conc.	%Rec	DL	EMPC
1	1 2,3,7,8-TCDD	7.60e4	0.76	NO	0.925	1.000	26.372	26.36	1.001	1.001	9.9167	99.2	0.0527	9.92
2	2 1,2,3,7,8-PeCDD	2.83e5	0.63	NO	0.905	1.000	31.141	31.14	1.001	1.001	52.411	105	0.0779	52.4
3	3 1,2,3,4,7,8-HxCDD	2.56e5	1.24	NO	1.07	1.000	34.422	34.42	1.000	1.000	51.689	103	0.157	51.7
4	4 1,2,3,6,7,8-HxCDD	2.85e5	1.28	NO	0.967	1.000	34.511	34.53	1.000	1.001	54.377	109	0.161	54.4
5	5 1,2,3,7,8,9-HxCDD	2.46e5	1.25	NO	0.978	1.000	34.831	34.81	1.001	1.000	50.269	101	0.173	50.3
6	6 1,2,3,4,6,7,8-HpCDD	1.96e5	1.05	NO	1.04	1.000	38.308	38.32	1.000	1.001	47.654	95.3	0.186	47.7
7	7 OCDD	3.61e5	0.90	NO	0.972	1.000	41.457	41.47	1.000	1.000	105.18	105	0.228	105
8	8 2,3,7,8-TCDF	1.06e5	0.77	NO	0.938	1.000	25.510	25.51	1.001	1.001	10.161	102	0.0528	10.2
9	9 1,2,3,7,8-PeCDF	4.45e5	1.56	NO	0.976	1.000	29.913	29.91	1.001	1.001	51.910	104	0.0756	51.9
10	10 2,3,4,7,8-PeCDF	4.90e5	1.55	NO	1.00	1.000	30.869	30.86	1.001	1.001	56.296	113	0.0742	56.3
11	11 1,2,3,4,7,8-HxCDF	3.98e5	1.24	NO	1.24	1.000	33.534	33.56	1.000	1.001	53.288	107	0.159	53.3
12	12 1,2,3,6,7,8-HxCDF	4.37e5	1.15	NO	1.10	1.000	33.665	33.68	1.000	1.001	54.868	110	0.164	54.9
13	13 2,3,4,6,7,8-HxCDF	3.80e5	1.25	NO	1.18	1.000	34.282	34.27	1.001	1.001	51.927	104	0.183	51.9
14	14 1,2,3,7,8,9-HxCDF	3.02e5	1.22	NO	1.07	1.000	35.169	35.19	1.000	1.001	53.429	107	0.261	53.4
15	15 1,2,3,4,6,7,8-HpCDF	3.31e5	1.04	NO	1.13	1.000	36.951	36.92	1.001	1.000	56.517	113	0.264	56.5
16	16 1,2,3,4,7,8,9-HpCDF	2.56e5	0.99	NO	1.26	1.000	38.856	38.87	1.000	1.000	53.867	108	0.275	53.9
17	17 OCDF	4.34e5	0.87	NO	1.10	1.000	41.687	41.70	1.000	1.000	93.430	93.4	0.200	93.4
18	18 13C-2,3,7,8-TCDD	8.29e5	0.78	NO	1.05	1.000	26.343	26.34	1.026	1.026	102.10	102	0.130	
19	19 13C-1,2,3,7,8-PeCDD	5.96e5	0.63	NO	0.743	1.000	31.123	31.12	1.212	1.212	103.75	104	0.218	
20	20 13C-1,2,3,4,7,8-HxCDD	4.63e5	1.29	NO	0.646	1.000	34.402	34.41	1.014	1.014	102.33	102	0.354	
21	21 13C-1,2,3,6,7,8-HxCDD	5.41e5	1.25	NO	0.777	1.000	34.510	34.51	1.017	1.017	99.464	99.5	0.295	
22	22 13C-1,2,3,7,8,9-HxCDD	5.00e5	1.25	NO	0.659	1.000	34.799	34.80	1.025	1.025	108.25	108	0.347	
23	23 13C-1,2,3,4,6,7,8-HpCDD	3.97e5	1.11	NO	0.534	1.000	38.301	38.30	1.128	1.128	106.06	106	0.355	
24	24 13C-OCDD	7.05e5	0.93	NO	0.470	1.000	41.461	41.46	1.222	1.222	214.10	107	0.519	
25	25 13C-2,3,7,8-TCDF	1.11e6	0.77	NO	0.977	1.000	25.483	25.48	0.992	0.992	101.03	101	0.194	
26	26 13C-1,2,3,7,8-PeCDF	8.78e5	1.59	NO	0.778	1.000	29.892	29.89	1.164	1.164	100.03	100	0.293	
27	27 13C-2,3,4,7,8-PeCDF	8.67e5	1.59	NO	0.750	1.000	30.843	30.84	1.201	1.201	102.41	102	0.304	
28	28 13C-1,2,3,4,7,8-HxCDF	6.01e5	0.51	NO	0.845	1.000	33.529	33.53	0.988	0.988	101.56	102	0.419	
29	29 13C-1,2,3,6,7,8-HxCDF	7.27e5	0.52	NO	1.03	1.000	33.652	33.65	0.992	0.992	101.03	101	0.345	
30	30 13C-2,3,4,6,7,8-HxCDF	6.20e5	0.53	NO	0.893	1.000	34.249	34.25	1.009	1.009	99.164	99.2	0.397	
31	31 13C-1,2,3,7,8,9-HxCDF	5.26e5	0.53	NO	0.734	1.000	35.169	35.17	1.036	1.036	102.34	102	0.483	

50-150%

Dataset: U:\VG11.PRO\Results\190507K1\190507K1-8.qld

Last Altered: Wednesday, May 08, 2019 8:00:45 AM Pacific Daylight Time

Printed: Wednesday, May 08, 2019 8:07:46 AM Pacific Daylight Time

Name: 190507K1_8, Date: 07-May-2019, Time: 16:16:59, ID: SS190507K1_1 1613 SSS 19C2207, Description: 1613 SSS 19C2207

#	Name	Resp	RA	n/y	RRF	wt/vol	Pred.RT	RT	Pred.RRT	RRT	Conc.	%Rec	DL	EMPC
32	13C-1,2,3,4,6,7,8-HpCDF	5.19e5	0.45	NO	0.754	1.000	36.900	36.91	1.087	1.088	98.155	98.2	0.323	
33	13C-1,2,3,4,7,8,9-HpCDF	3.76e5	0.44	NO	0.539	1.000	38.851	38.86	1.145	1.145	99.700	99.7	0.452	
34	13C-OCDF	8.43e5	0.90	NO	0.593	1.000	41.689	41.69	1.228	1.228	202.98	101	0.322	
35	37Cl-2,3,7,8-TCDD	8.22e4			1.07	1.000	26.343	26.36	1.026	1.026	9.9341	99.3	0.0341	
36	13C-1,2,3,4-TCDD	7.74e5	0.80	NO	1.00	1.000	25.680	25.68	1.000	1.000	100.00	100	0.137	
37	13C-1,2,3,4-TCDF	1.13e6	0.79	NO	1.00	1.000	24.050	24.05	1.000	1.000	100.00	100	0.190	
38	13C-1,2,3,4,6,9-HxCDF	7.01e5	0.53	NO	1.00	1.000	33.940	33.94	1.000	1.000	100.00	100	0.354	


Dataset: Untitled

Last Altered: Wednesday, May 08, 2019 7:14:27 AM Pacific Daylight Time
Printed: Wednesday, May 08, 2019 7:19:34 AM Pacific Daylight Time

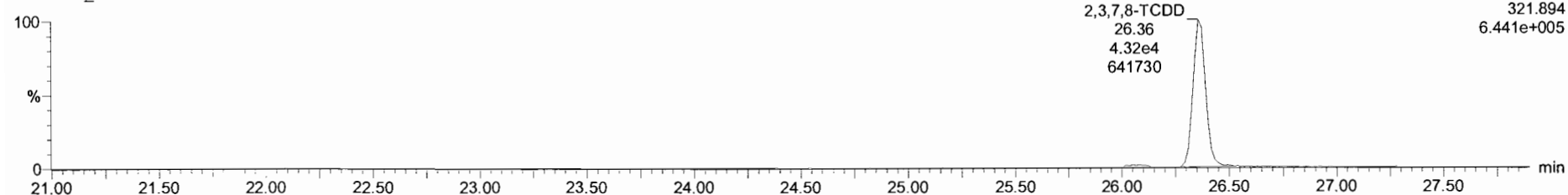
Name: 190507K1_8, Date: 07-May-2019, Time: 16:16:59, ID: SS190507K1_1 1613 SSS 19C2207, Description: 1613 SSS 19C2207

2,3,7,8-TCDD

190507K1_8



190507K1_8

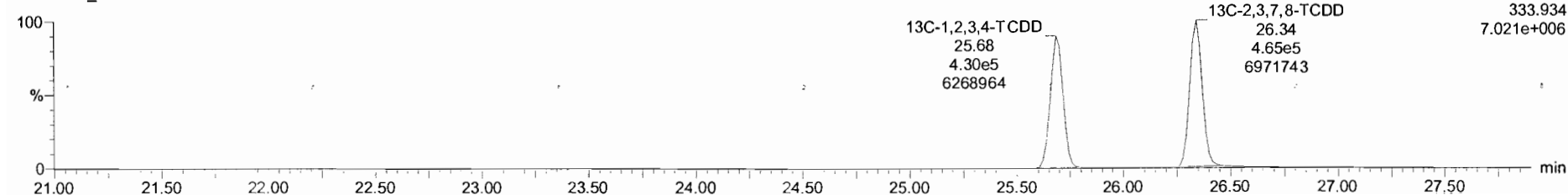


13C-2,3,7,8-TCDD

190507K1_8



190507K1_8



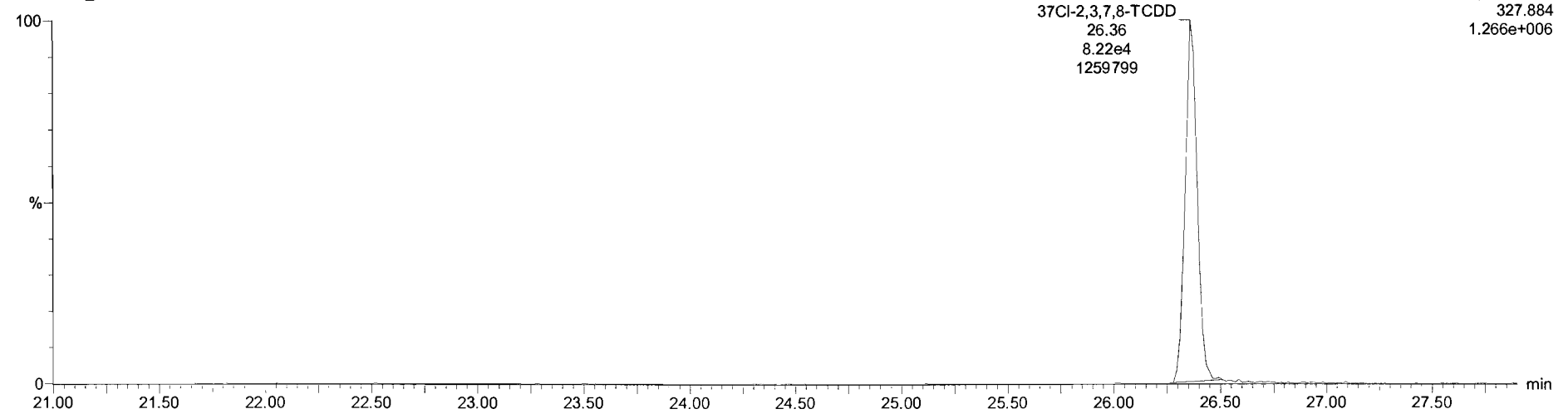
Dataset: Untitled

Last Altered: Wednesday, May 08, 2019 7:14:27 AM Pacific Daylight Time
Printed: Wednesday, May 08, 2019 7:19:34 AM Pacific Daylight Time

Name: 190507K1_8, Date: 07-May-2019, Time: 16:16:59, ID: SS190507K1_1 1613 SSS 19C2207, Description: 1613 SSS 19C2207

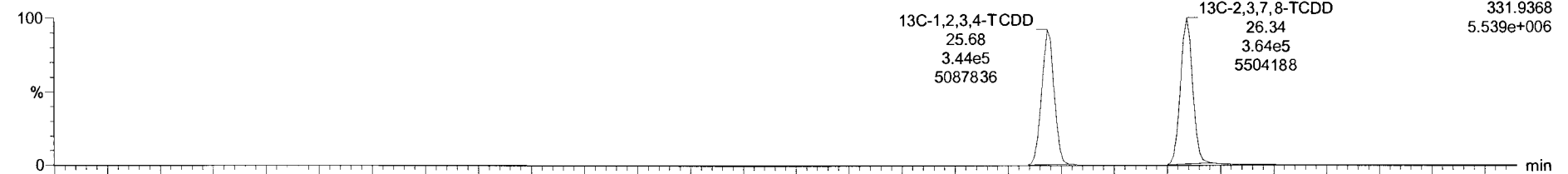
37Cl-2,3,7,8-TCDD

190507K1_8

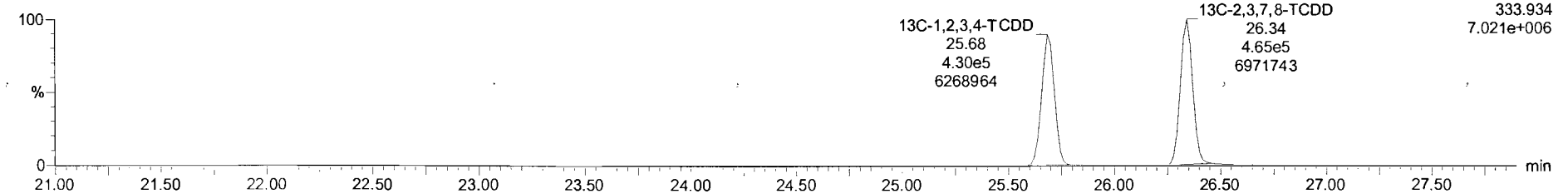


13C-1,2,3,4-TCDD

190507K1_8



190507K1_8



Dataset: Untitled

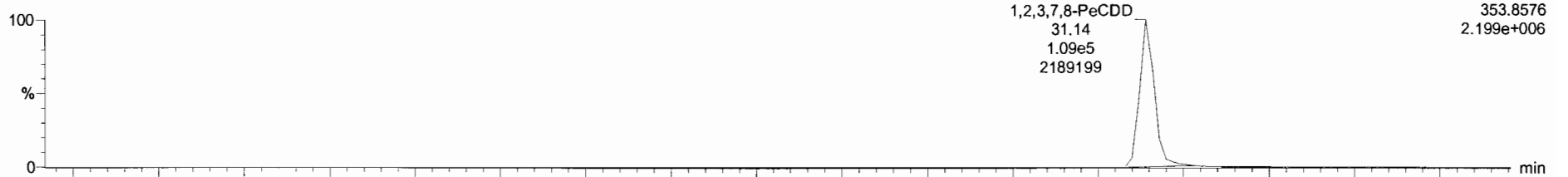
Last Altered: Wednesday, May 08, 2019 7:14:27 AM Pacific Daylight Time

Printed: Wednesday, May 08, 2019 7:19:34 AM Pacific Daylight Time

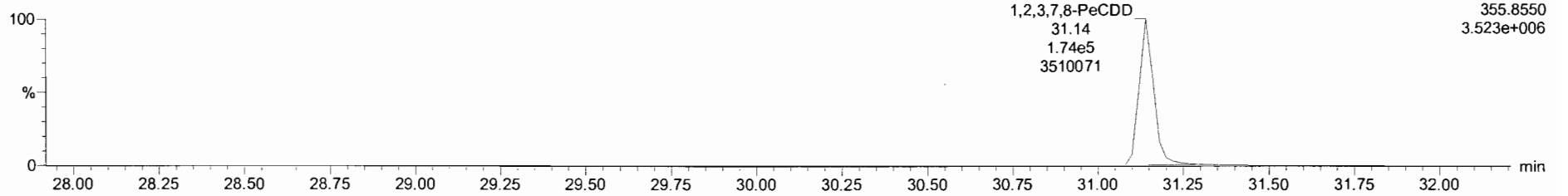
Name: 190507K1_8, Date: 07-May-2019, Time: 16:16:59, ID: SS190507K1_1 1613 SSS 19C2207, Description: 1613 SSS 19C2207

1,2,3,7,8-PeCDD

190507K1_8

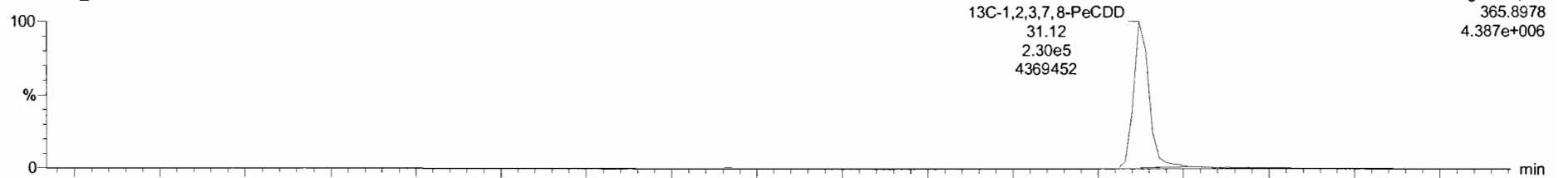


190507K1_8

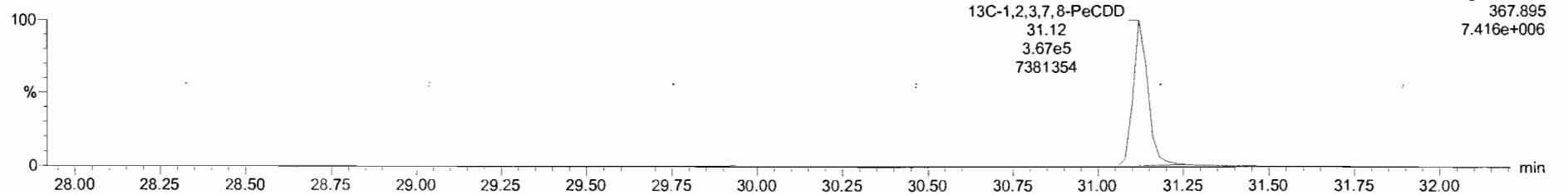


13C-1,2,3,7,8-PeCDD

190507K1_8



190507K1_8



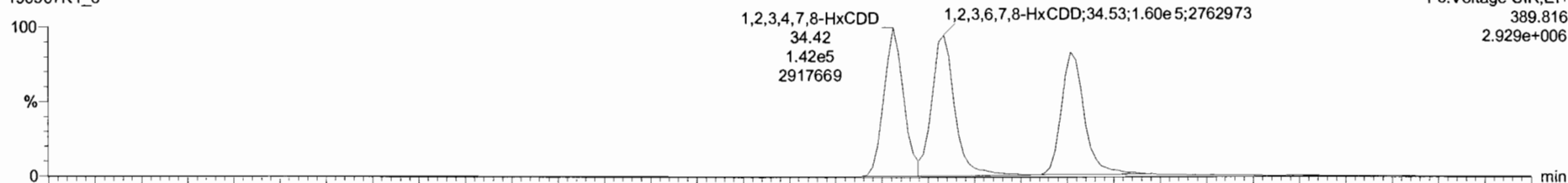
Dataset: Untitled

Last Altered: Wednesday, May 08, 2019 7:14:27 AM Pacific Daylight Time
Printed: Wednesday, May 08, 2019 7:19:34 AM Pacific Daylight Time

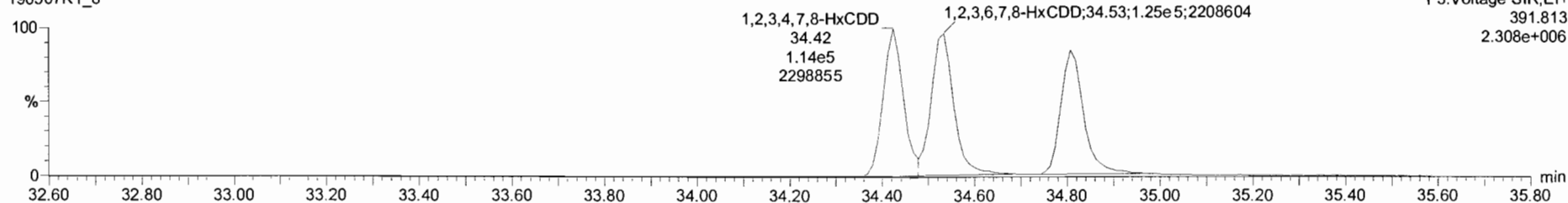
Name: 190507K1_8, Date: 07-May-2019, Time: 16:16:59, ID: SS190507K1_1 1613 SSS 19C2207, Description: 1613 SSS 19C2207

1,2,3,4,7,8-HxCDD

190507K1_8

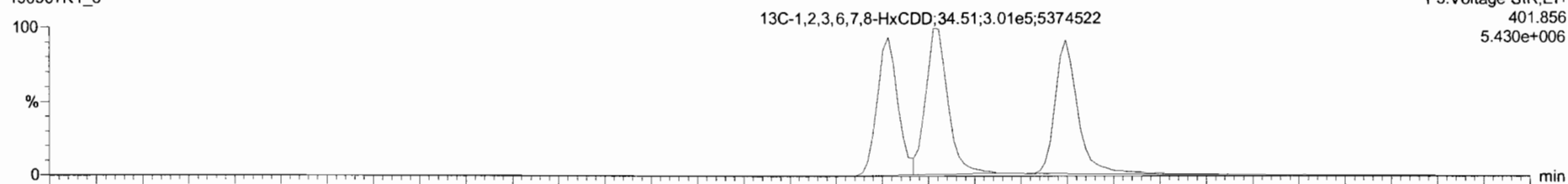


190507K1_8

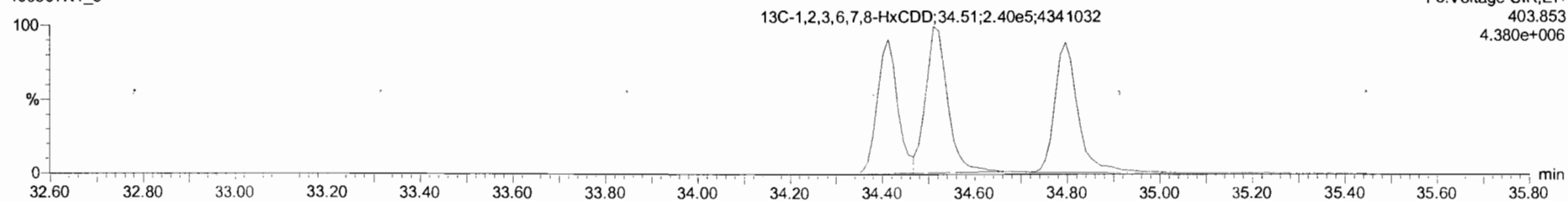


13C-1,2,3,4,7,8-HxCDD

190507K1_8



190507K1_8



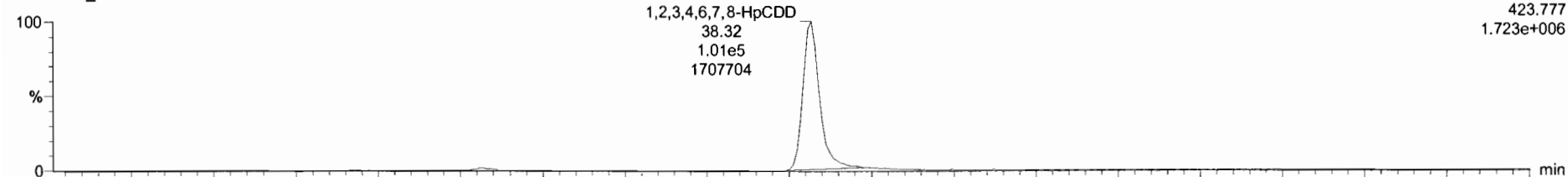
Dataset: Untitled

Last Altered: Wednesday, May 08, 2019 7:14:27 AM Pacific Daylight Time
Printed: Wednesday, May 08, 2019 7:19:34 AM Pacific Daylight Time

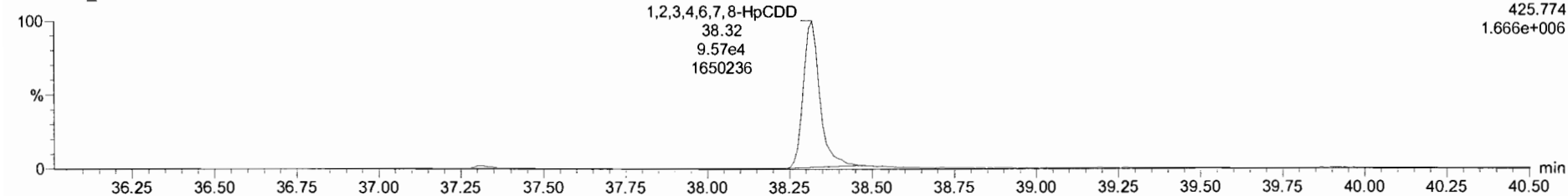
Name: 190507K1_8, Date: 07-May-2019, Time: 16:16:59, ID: SS190507K1_1 1613 SSS 19C2207, Description: 1613 SSS 19C2207

1,2,3,4,6,7,8-HpCDD

190507K1_8

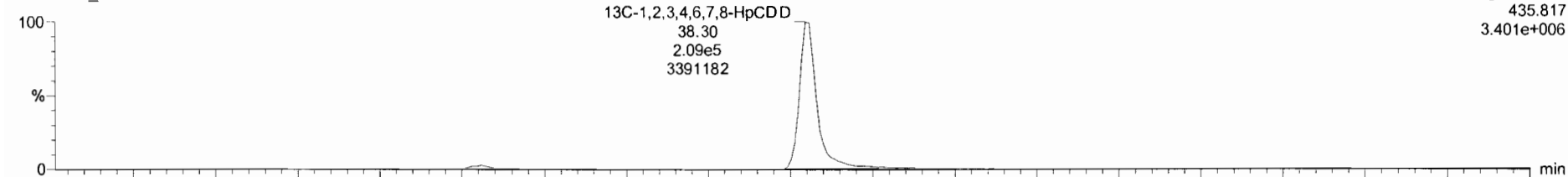


190507K1_8

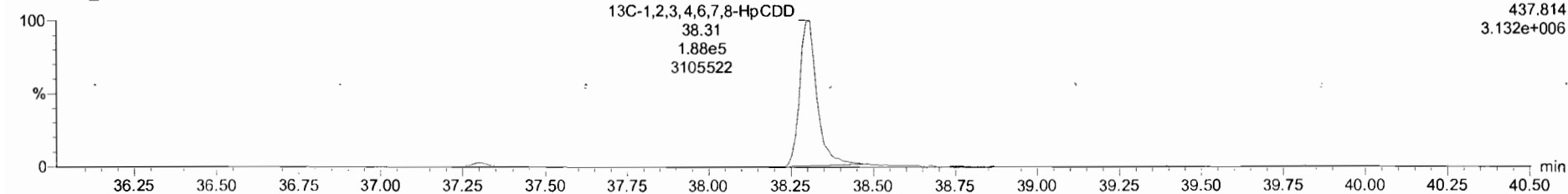


13C-1,2,3,4,6,7,8-HpCDD

190507K1_8



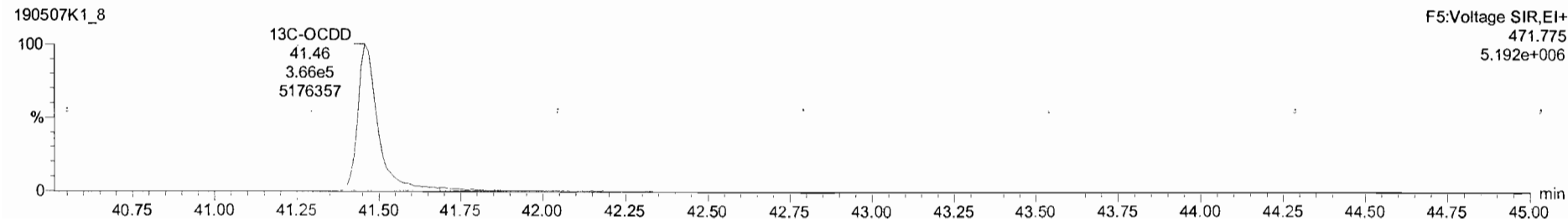

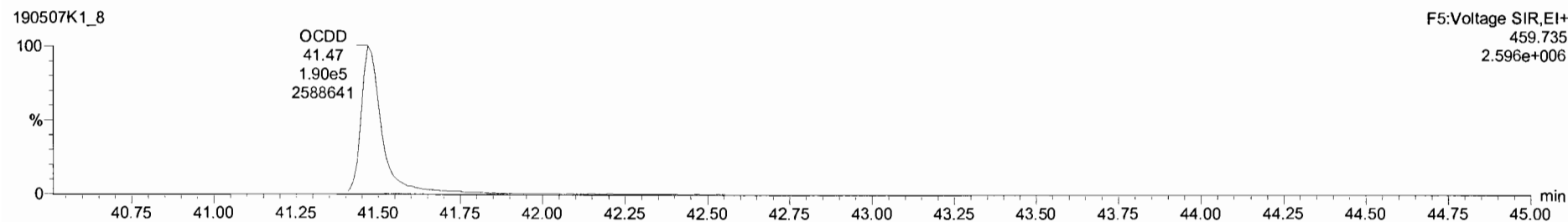
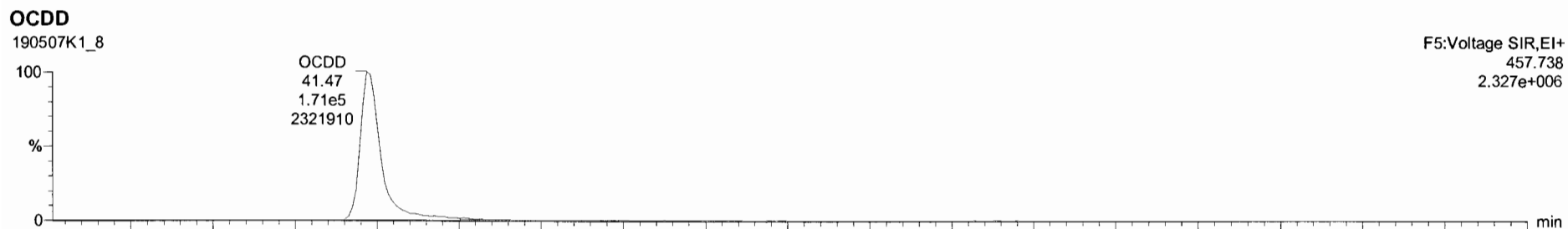
190507K1_8



Dataset: Untitled

Last Altered: Wednesday, May 08, 2019 7:14:27 AM Pacific Daylight Time
Printed: Wednesday, May 08, 2019 7:19:34 AM Pacific Daylight Time

Name: 190507K1_8, Date: 07-May-2019, Time: 16:16:59, ID: SS190507K1_1 1613 SSS 19C2207, Description: 1613 SSS 19C2207



Dataset: Untitled

Last Altered: Wednesday, May 08, 2019 7:14:27 AM Pacific Daylight Time

Printed: Wednesday, May 08, 2019 7:19:34 AM Pacific Daylight Time


Name: 190507K1_8, Date: 07-May-2019, Time: 16:16:59, ID: SS190507K1_1 1613 SSS 19C2207, Description: 1613 SSS 19C2207

2,3,7,8-TCDF

190507K1_8




190507K1_8

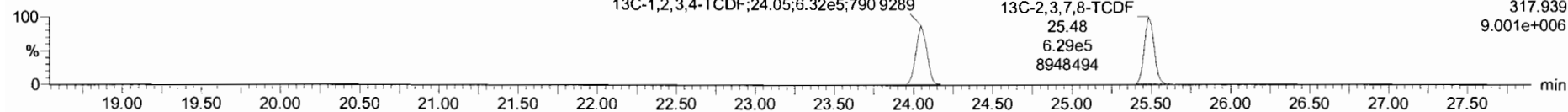


13C-2,3,7,8-TCDF

190507K1_8

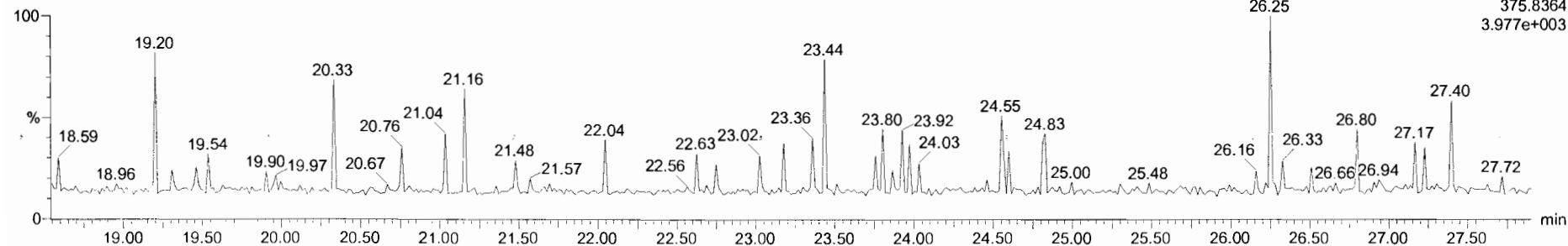


190507K1_8



DPE1

190507K1_8

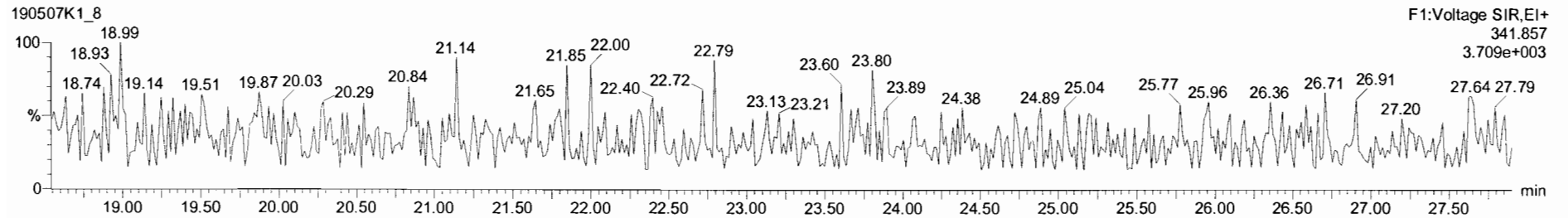
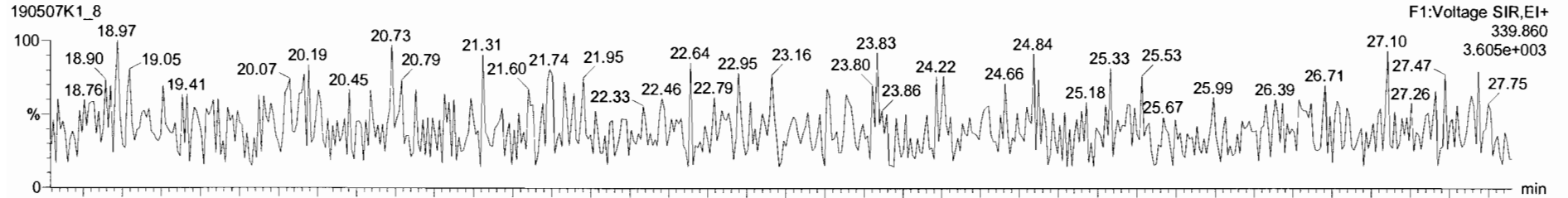


Dataset: Untitled

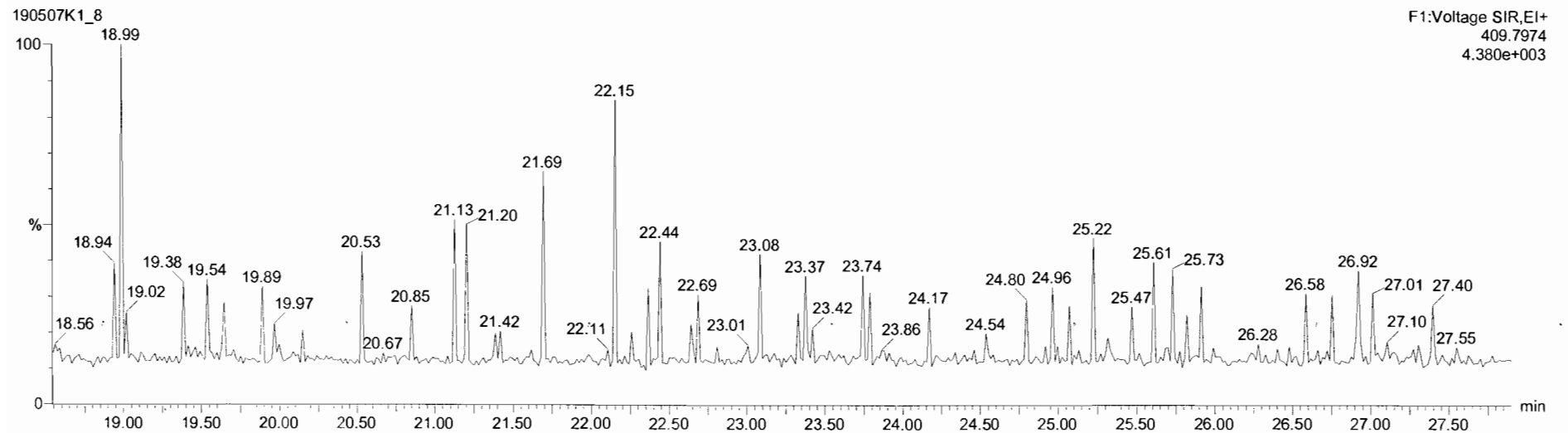
Last Altered: Wednesday, May 08, 2019 7:14:27 AM Pacific Daylight Time
Printed: Wednesday, May 08, 2019 7:19:34 AM Pacific Daylight Time

Name: 190507K1_8, Date: 07-May-2019, Time: 16:16:59, ID: SS190507K1_1 1613 SSS 19C2207, Description: 1613 SSS 19C2207

1st Func. Penta-Furans



DPE6



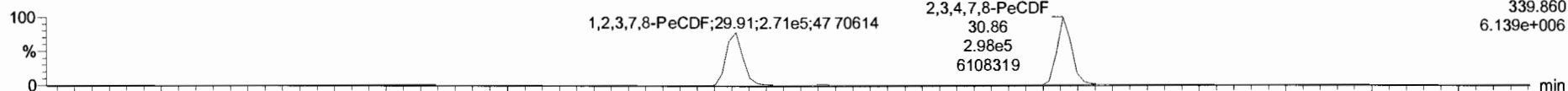
Dataset: Untitled

Last Altered: Wednesday, May 08, 2019 7:14:27 AM Pacific Daylight Time
Printed: Wednesday, May 08, 2019 7:19:34 AM Pacific Daylight Time

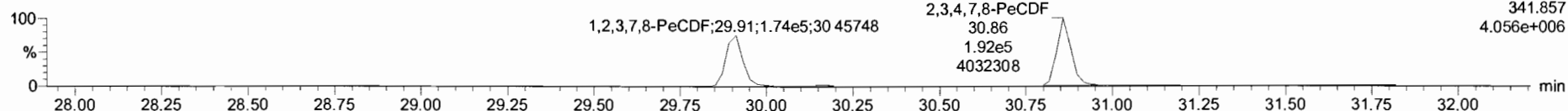
Name: 190507K1_8, Date: 07-May-2019, Time: 16:16:59, ID: SS190507K1_1 1613 SSS 19C2207, Description: 1613 SSS 19C2207

1,2,3,7,8-PeCDF

190507K1_8

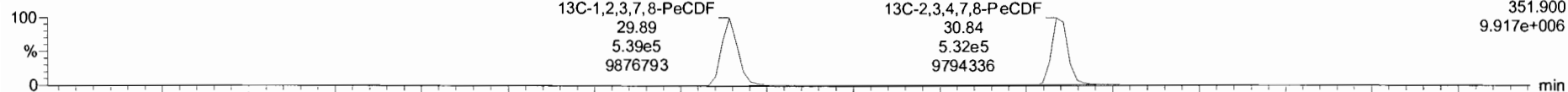


190507K1_8

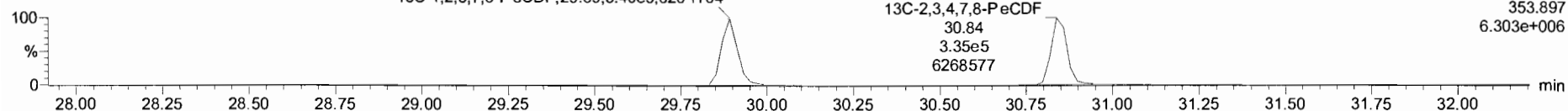


13C-1,2,3,7,8-PeCDF

190507K1_8

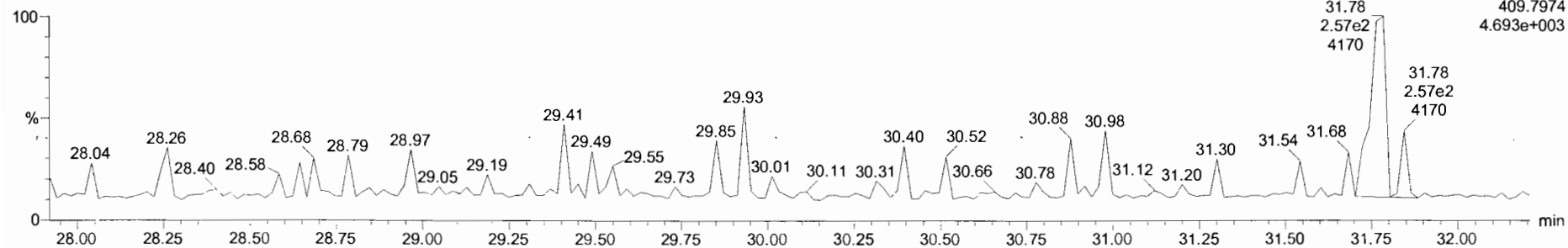


190507K1_8



DPE2

190507K1_8

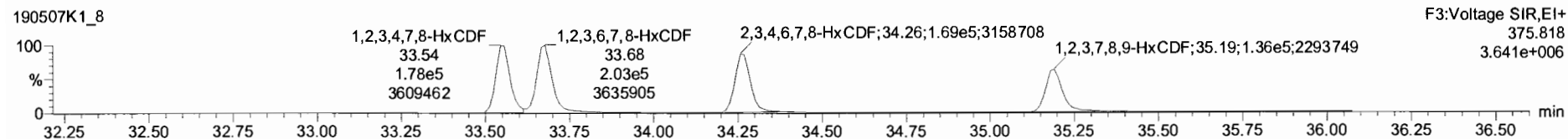
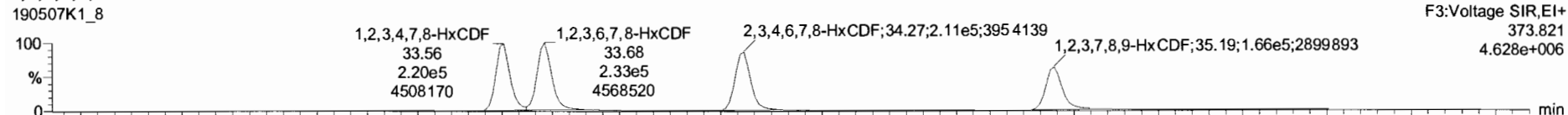


Dataset: Untitled

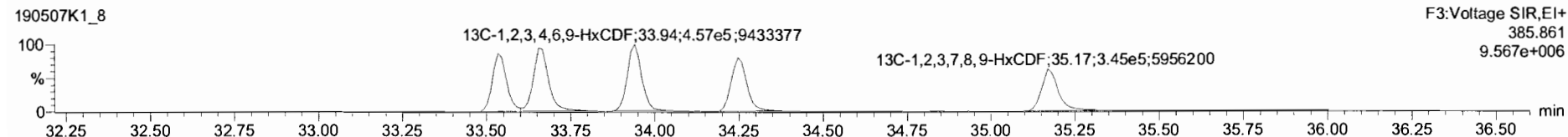
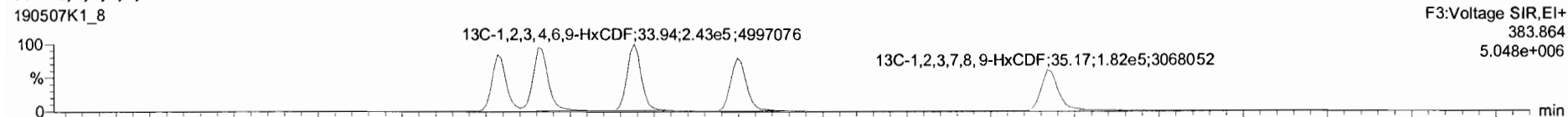
Last Altered: Wednesday, May 08, 2019 7:14:27 AM Pacific Daylight Time
Printed: Wednesday, May 08, 2019 7:19:34 AM Pacific Daylight Time

Name: 190507K1_8, Date: 07-May-2019, Time: 16:16:59, ID: SS190507K1_1 1613 SSS 19C2207, Description: 1613 SSS 19C2207

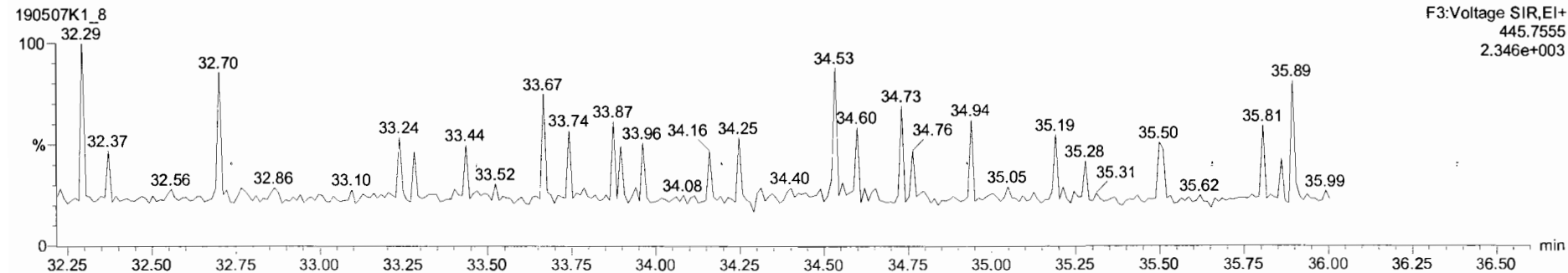
1,2,3,4,7,8-HxCDF



13C-1,2,3,4,7,8-HxCDF



DPE3

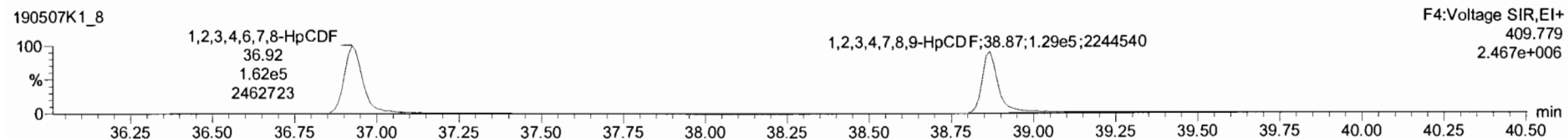



Dataset: Untitled

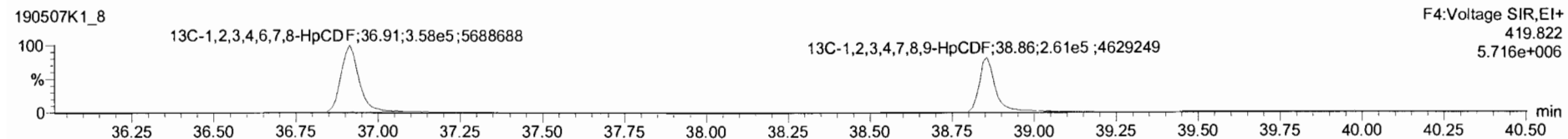

Last Altered: Wednesday, May 08, 2019 7:14:27 AM Pacific Daylight Time
Printed: Wednesday, May 08, 2019 7:19:34 AM Pacific Daylight Time

Name: 190507K1_8, Date: 07-May-2019, Time: 16:16:59, ID: SS190507K1_1 1613 SSS 19C2207, Description: 1613 SSS 19C2207

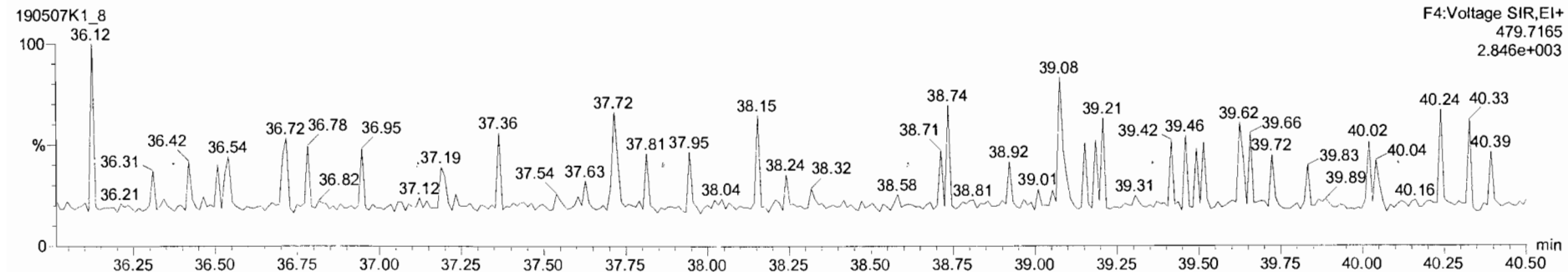
1,2,3,4,6,7,8-HpCDF



13C-1,2,3,4,6,7,8-HpCDF



DPE4

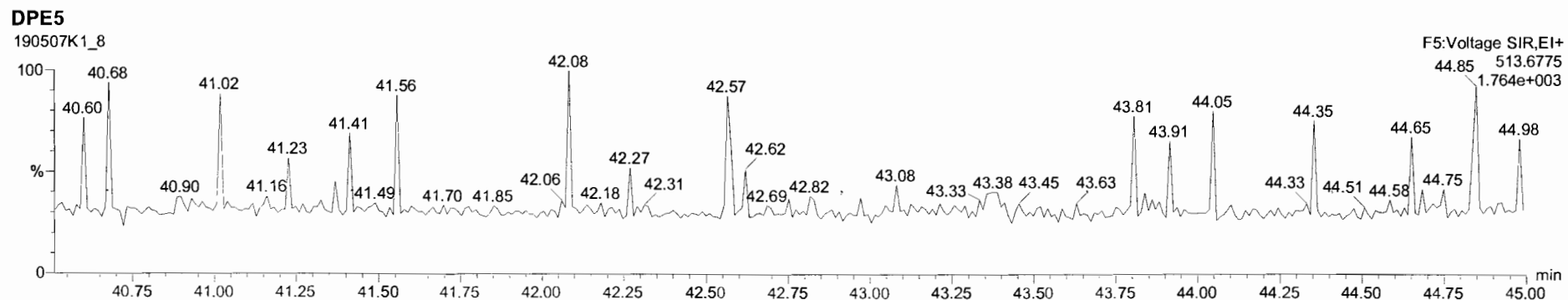
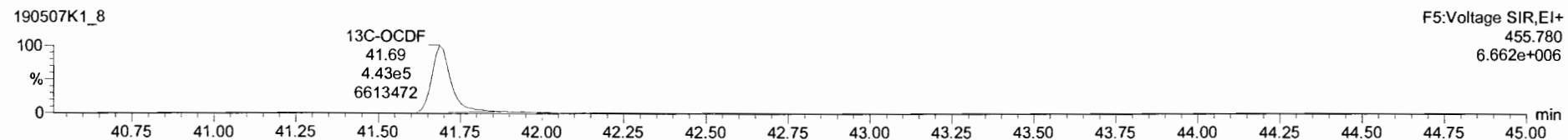
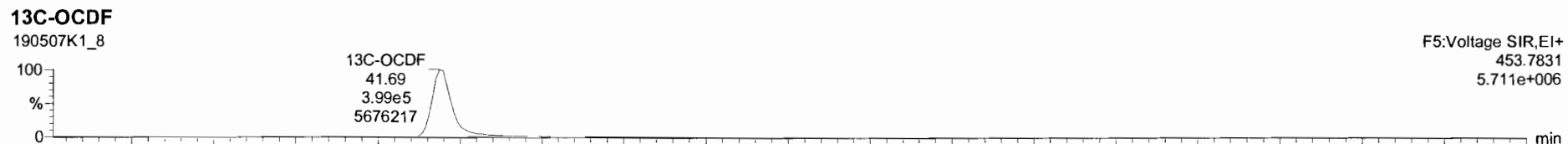
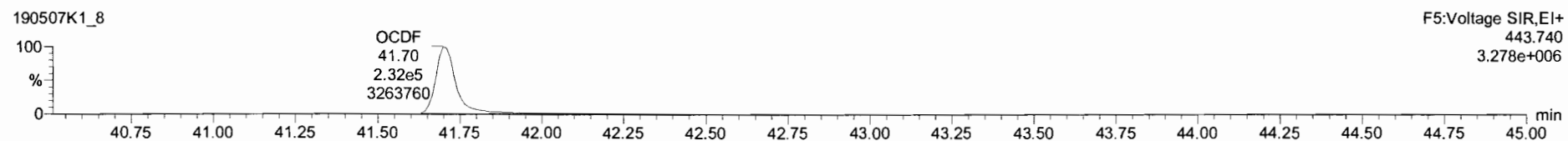
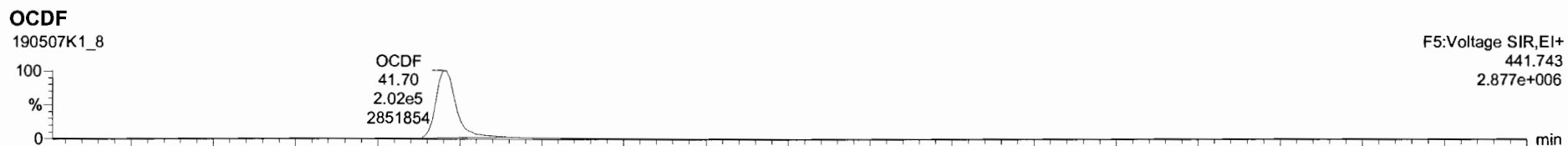


Dataset: Untitled

Last Altered: Wednesday, May 08, 2019 7:14:27 AM Pacific Daylight Time

Printed: Wednesday, May 08, 2019 7:19:34 AM Pacific Daylight Time

Name: 190507K1_8, Date: 07-May-2019, Time: 16:16:59, ID: SS190507K1_1 1613 SSS 19C2207, Description: 1613 SSS 19C2207



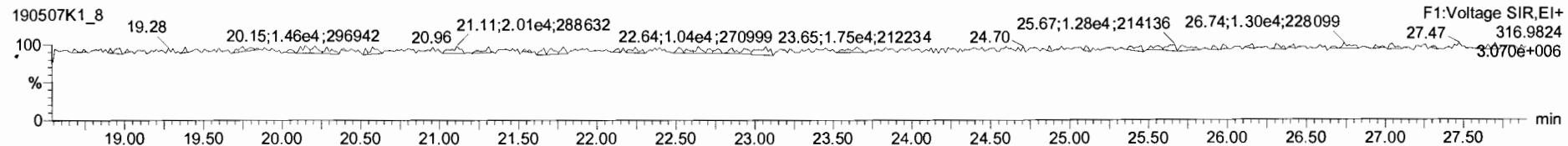
Dataset: Untitled

Last Altered: Wednesday, May 08, 2019 7:14:27 AM Pacific Daylight Time

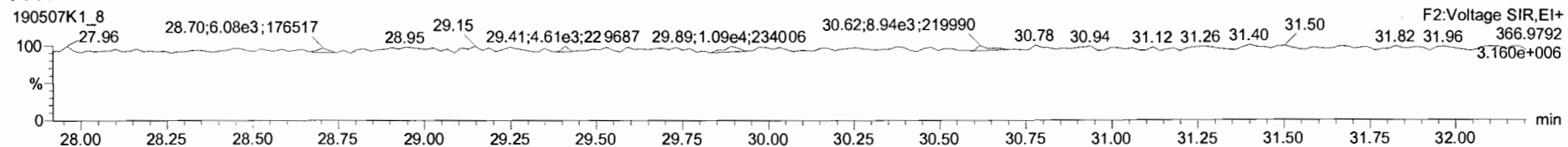
Printed: Wednesday, May 08, 2019 7:19:34 AM Pacific Daylight Time

Name: 190507K1_8, Date: 07-May-2019, Time: 16:16:59, ID: SS190507K1_1 1613 SSS 19C2207, Description: 1613 SSS 19C2207

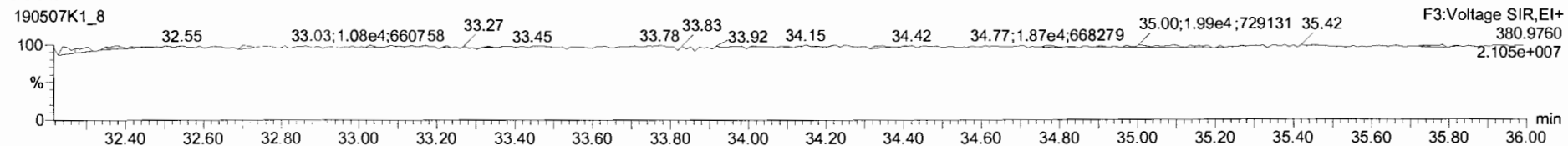
PFK1



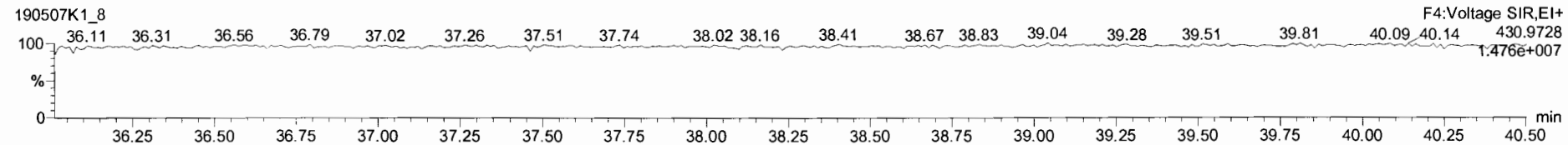
PFK2



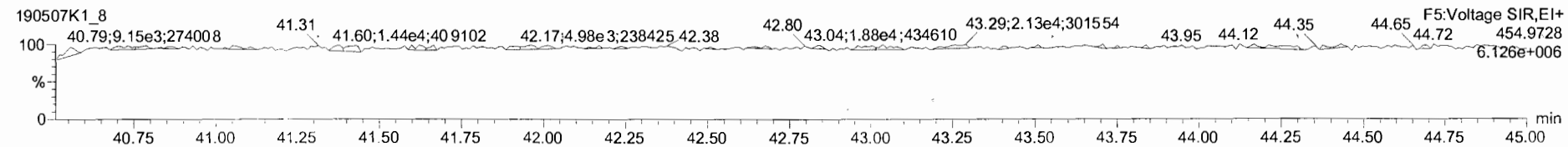
PFK3



PFK4



PFK5



Dataset: U:\VG11.PRO\Results\190507K1\190507K2-1.qld

Last Altered: Wednesday, May 08, 2019 8:10:45 AM Pacific Daylight Time
Printed: Wednesday, May 08, 2019 8:11:52 AM Pacific Daylight Time

Hc 5-8-19

DB 5/20/19

Method: U:\VG11.PRO\MethDB\1613_rrt-5-7-19.mdb 07 May 2019 12:51:47
Calibration: U:\VG11.PRO\CurveDB\db5_1613vg11-5-7-19.cdb 08 May 2019 07:55:45

Name: 190507K2_1, Date: 07-May-2019, Time: 18:48:10, ID: ST190507K2_1 1613 CS3 18J1008, Description: 1613 CS3 18J1008

#	Name	Resp	RA	n/y	RRF	wt/vol	Pred.RT	RT	Pred.RRT	RRT	Conc.	%Rec	DL	EMPC
1	1 2,3,7,8-TCDD	4.96e4	0.78	NO	0.925	1.000	26.372	26.36	1.001	1.001	9.7504	97.5	0.0601	9.75
2	2 1,2,3,7,8-PeCDD	1.92e5	0.60	NO	0.905	1.000	31.141	31.14	1.001	1.001	52.019	104	0.135	52.0
3	3 1,2,3,4,7,8-HxCDD	1.65e5	1.26	NO	1.07	1.000	34.422	34.42	1.000	1.000	40.468	80.9	0.208	40.5
4	4 1,2,3,6,7,8-HxCDD	1.70e5	1.27	NO	0.967	1.000	34.522	34.53	1.000	1.000	52.044	104	0.299	52.0
5	5 1,2,3,7,8,9-HxCDD	1.57e5	1.21	NO	0.978	1.000	34.831	34.81	1.001	1.000	49.488	99.0	0.295	49.5
6	6 1,2,3,4,6,7,8-HpCDD	1.25e5	1.09	NO	1.04	1.000	38.308	38.32	1.000	1.001	46.558	93.1	0.278	46.6
7	7 OCDD	2.20e5	0.89	NO	0.972	1.000	41.468	41.48	1.000	1.000	116.21	116	0.310	116
8	8 2,3,7,8-TCDF	6.88e4	0.78	NO	0.938	1.000	25.510	25.51	1.001	1.001	9.8653	98.7	0.0599	9.87
9	9 1,2,3,7,8-PeCDF	2.98e5	1.59	NO	0.976	1.000	29.913	29.91	1.001	1.001	48.808	97.6	0.107	48.8
10	10 2,3,4,7,8-PeCDF	3.02e5	1.60	NO	1.00	1.000	30.869	30.86	1.001	1.001	50.503	101	0.112	50.5
11	11 1,2,3,4,7,8-HxCDF	2.51e5	1.28	NO	1.24	1.000	33.534	33.56	1.000	1.001	42.310	84.6	0.183	42.3
12	12 1,2,3,6,7,8-HxCDF	2.65e5	1.25	NO	1.10	1.000	33.676	33.68	1.000	1.000	49.107	98.2	0.216	49.1
13	13 2,3,4,6,7,8-HxCDF	2.52e5	1.24	NO	1.18	1.000	34.282	34.27	1.001	1.001	47.589	95.2	0.219	47.6
14	14 1,2,3,7,8,9-HxCDF	1.94e5	1.26	NO	1.07	1.000	35.169	35.19	1.000	1.001	48.711	97.4	0.322	48.7
15	15 1,2,3,4,6,7,8-HpCDF	1.91e5	1.04	NO	1.13	1.000	36.951	36.92	1.001	1.000	50.687	101	0.231	50.7
16	16 1,2,3,4,7,8,9-HpCDF	1.57e5	0.99	NO	1.26	1.000	38.856	38.87	1.000	1.000	51.308	103	0.248	51.3
17	17 OCDF	2.63e5	0.85	NO	1.10	1.000	41.687	41.70	1.000	1.000	92.671	92.7	0.237	92.7
18	18 13C-2,3,7,8-TCDD	5.49e5	0.79	NO	1.05	1.000	26.343	26.34	1.026	1.026	101.33	101	0.176	
19	19 13C-1,2,3,7,8-PeCDD	4.08e5	0.63	NO	0.743	1.000	31.123	31.12	1.212	1.212	106.23	106	0.222	
20	20 13C-1,2,3,4,7,8-HxCDD	3.81e5	1.26	NO	0.646	1.000	34.402	34.41	1.014	1.014	127.08	127	0.322	
21	21 13C-1,2,3,6,7,8-HxCDD	3.37e5	1.28	NO	0.777	1.000	34.510	34.52	1.017	1.017	93.509	93.5	0.268	
22	22 13C-1,2,3,7,8,9-HxCDD	3.24e5	1.27	NO	0.659	1.000	34.799	34.80	1.025	1.025	105.79	106	0.315	
23	23 13C-1,2,3,4,6,7,8-HpCDD	2.59e5	1.05	NO	0.534	1.000	38.301	38.30	1.128	1.128	104.55	105	0.389	
24	24 13C-OCDD	3.90e5	0.88	NO	0.470	1.000	41.461	41.47	1.222	1.222	178.53	89.3	0.468	
25	25 13C-2,3,7,8-TCDF	7.44e5	0.79	NO	0.977	1.000	25.483	25.48	0.992	0.992	101.65	102	0.294	
26	26 13C-1,2,3,7,8-PeCDF	6.25e5	1.56	NO	0.778	1.000	29.893	29.89	1.164	1.164	107.38	107	0.390	
27	27 13C-2,3,4,7,8-PeCDF	5.95e5	1.57	NO	0.750	1.000	30.843	30.84	1.201	1.201	106.00	106	0.405	
28	28 13C-1,2,3,4,7,8-HxCDF	4.78e5	0.51	NO	0.845	1.000	33.529	33.53	0.988	0.988	121.85	122	0.545	
29	29 13C-1,2,3,6,7,8-HxCDF	4.92e5	0.52	NO	1.03	1.000	33.652	33.67	0.992	0.992	103.24	103	0.448	
30	30 13C-2,3,4,6,7,8-HxCDF	4.49e5	0.52	NO	0.893	1.000	34.249	34.25	1.009	1.009	108.34	108	0.515	
31	31 13C-1,2,3,7,8,9-HxCDF	3.71e5	0.54	NO	0.734	1.000	35.169	35.17	1.036	1.036	108.96	109	0.627	
32	32 13C-1,2,3,4,6,7,8-HpCDF	3.34e5	0.43	NO	0.754	1.000	36.900	36.91	1.087	1.088	95.313	95.3	0.389	

Dataset: U:\VG11.PRO\Results\190507K1\190507K2-1.qld

Last Altered: Wednesday, May 08, 2019 8:10:45 AM Pacific Daylight Time

Printed: Wednesday, May 08, 2019 8:11:52 AM Pacific Daylight Time

Name: 190507K2_1, Date: 07-May-2019, Time: 18:48:10, ID: ST190507K2_1 1613 CS3 18J1008, Description: 1613 CS3 18J1008

#	Name	Resp	RA	n/y	RRF	w/vol	Pred.RT	RT	Pred.RRT	RRT	Conc.	%Rec	DL	EMPC
33	33 13C-1,2,3,4,7,8,9-HpCDF	2.42e5	0.47	NO	0.539	1.000	38.851	38.86	1.145	1.145	96.836	96.8	0.545	
34	34 13C-OCDF	5.14e5	0.89	NO	0.593	1.000	41.689	41.69	1.228	1.228	186.97	93.5	0.402	
35	35 37Cl-2,3,7,8-TCDD	5.28e4			1.07	1.000	26.343	26.36	1.026	1.026	9.5583	95.6	0.0488	
36	36 13C-1,2,3,4-TCDD	5.17e5	0.77	NO	1.00	1.000	25.680	25.68	1.000	1.000	100.00	100	0.184	
37	37 13C-1,2,3,4-TCDF	7.49e5	0.80	NO	1.00	1.000	24.050	24.06	1.000	1.000	100.00	100	0.288	
38	38 13C-1,2,3,4,6,9-HxCDF	4.64e5	0.51	NO	1.00	1.000	33.940	33.94	1.000	1.000	100.00	100	0.460	

Dataset: Untitled

Last Altered: Wednesday, May 08, 2019 8:05:38 AM Pacific Daylight Time
Printed: Wednesday, May 08, 2019 8:05:41 AM Pacific Daylight Time

Method: U:\VG11.PRO\MethDB\CPSM-5-7-19.mdb 07 May 2019 13:29:19
Calibration: U:\VG11.PRO\CurveDB\db5_1613vg11-5-7-19.cdb 08 May 2019 07:55:45

Name: 190507K2_1, Date: 07-May-2019, Time: 18:48:10, ID: ST190507K2_1 1613 CS3 18J1008, Description: 1613 CS3 18J1008

#	Name	RT
1	1,3,6,8-TCDD (First)	22.41
2	1,2,8,9-TCDD (Last)	27.29
3	1,2,4,7,9-PeCDD (First)	28.99
4	1,2,3,8,9-PeCDD (Last)	31.50
5	1,2,4,6,7,9-HxCDD (First)	32.91
6	1,2,3,7,8,9-HxCDD (Last)	34.81
7	1,2,3,4,6,7,9-HpCDD (First)	37.31
8	1,2,3,4,6,7,8-HpCDD (Last)	38.32
9	1,3,6,8-TCDF (First)	20.23
10	1,2,8,9-TCDF (Last)	27.46
11	1,3,4,6,8-PeCDF (First)	27.36
12	1,2,3,8,9-PeCDF (Last)	31.76
13	1,2,3,4,6,8-HxCDF (First)	32.38
14	1,2,3,7,8,9-HxCDF (Last)	35.19
15	1,2,3,4,6,7,8-HpCDF (First)	36.92
16	1,2,3,4,7,8,9-HpCDF (Last)	38.87

Dataset: Untitled

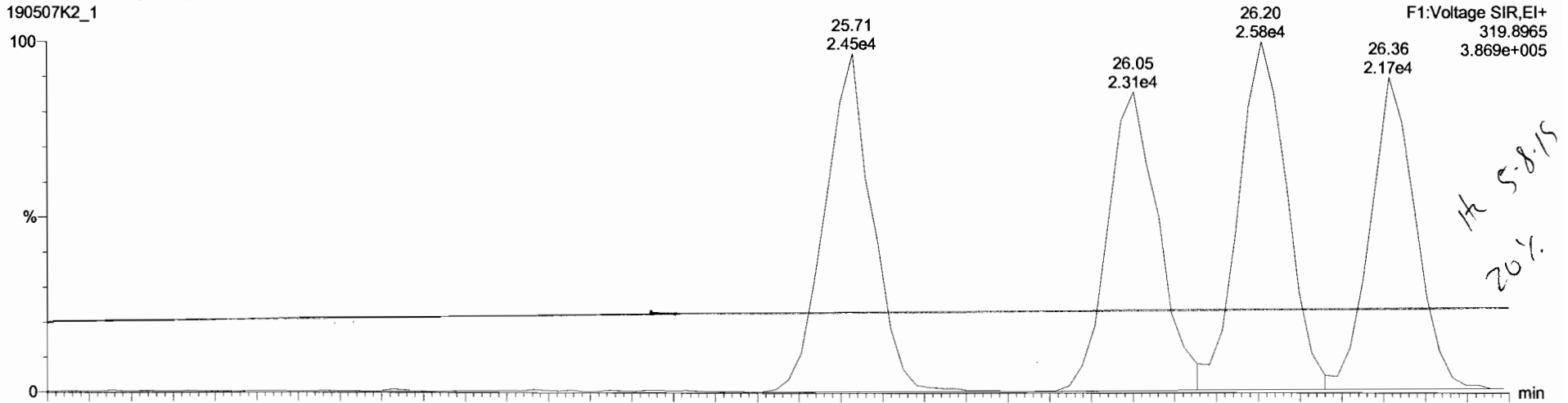
Last Altered: Wednesday, May 08, 2019 8:05:38 AM Pacific Daylight Time
Printed: Wednesday, May 08, 2019 8:05:41 AM Pacific Daylight Time

Method: U:\VG11.PRO\MethDB\CPSM-5-7-19.mdb 07 May 2019 13:29:19
Calibration: U:\VG11.PRO\CurveDB\db5_1613vg11-5-7-19.cdb 08 May 2019 07:55:45

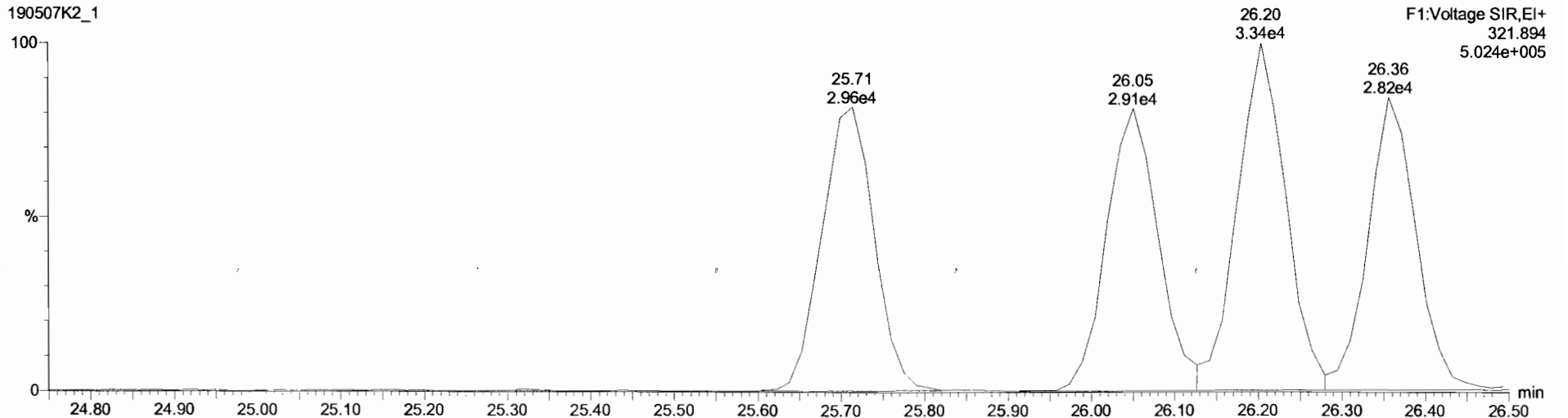
Name: 190507K2_1, Date: 07-May-2019, Time: 18:48:10, ID: ST190507K2_1 1613 CS3 18J1008, Description: 1613 CS3 18J1008

1,3,6,8-TCDD (First)

190507K2_1



190507K2_1



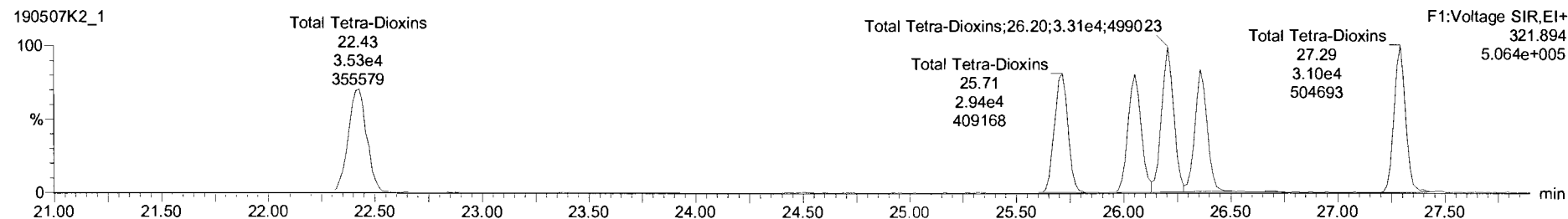

Dataset: Untitled

Last Altered: Wednesday, May 08, 2019 7:14:27 AM Pacific Daylight Time

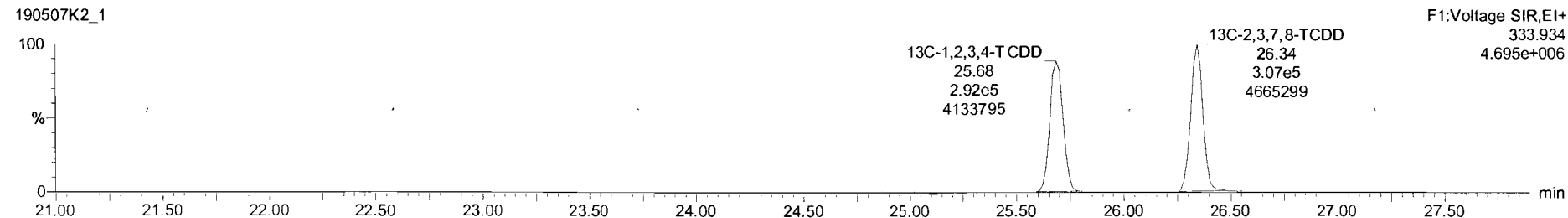
Printed: Wednesday, May 08, 2019 7:19:34 AM Pacific Daylight Time

Name: 190507K2_1, Date: 07-May-2019, Time: 18:48:10, ID: ST190507K2_1 1613 CS3 18J1008, Description: 1613 CS3 18J1008

2,3,7,8-TCDD



13C-2,3,7,8-TCDD



Dataset: Untitled

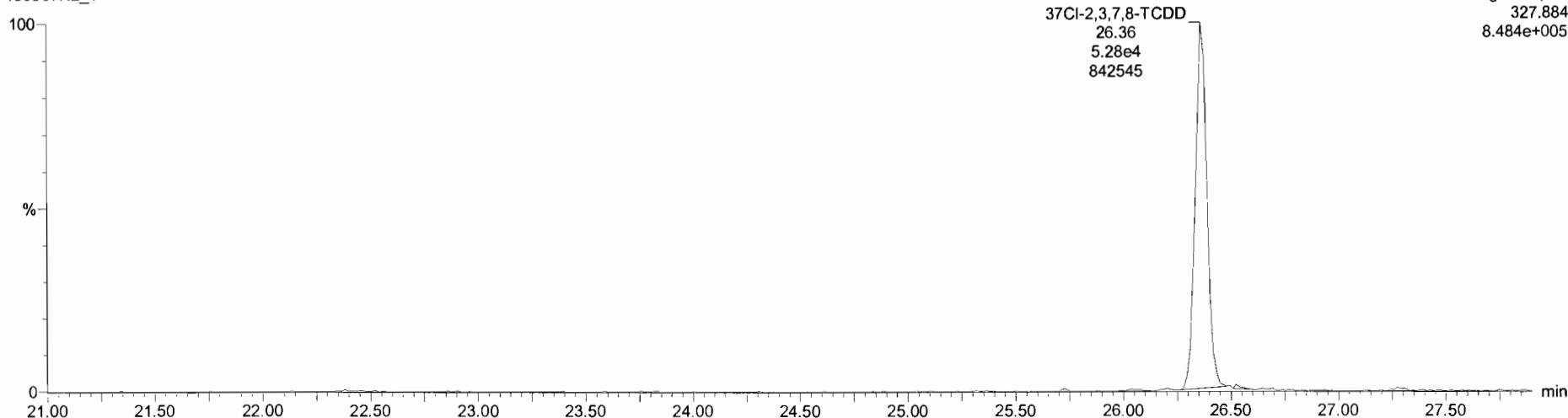
Last Altered: Wednesday, May 08, 2019 7:14:27 AM Pacific Daylight Time

Printed: Wednesday, May 08, 2019 7:19:34 AM Pacific Daylight Time

Name: 190507K2_1, Date: 07-May-2019, Time: 18:48:10, ID: ST190507K2_1 1613 CS3 18J1008, Description: 1613 CS3 18J1008

37Cl-2,3,7,8-TCDD

190507K2_1

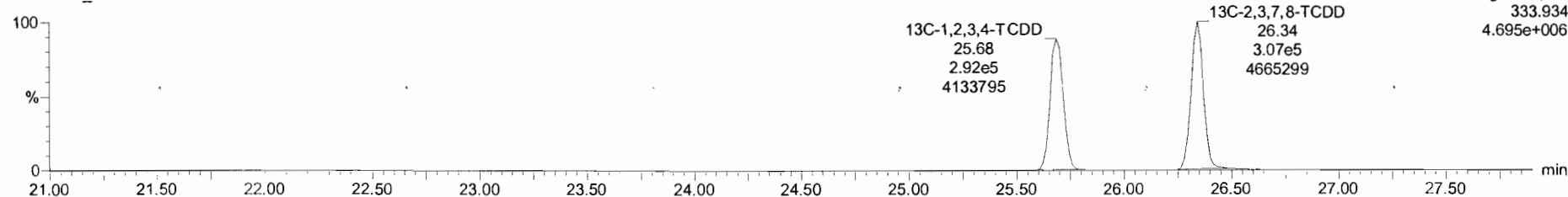


13C-1,2,3,4-TCDD

190507K2_1



190507K2_1

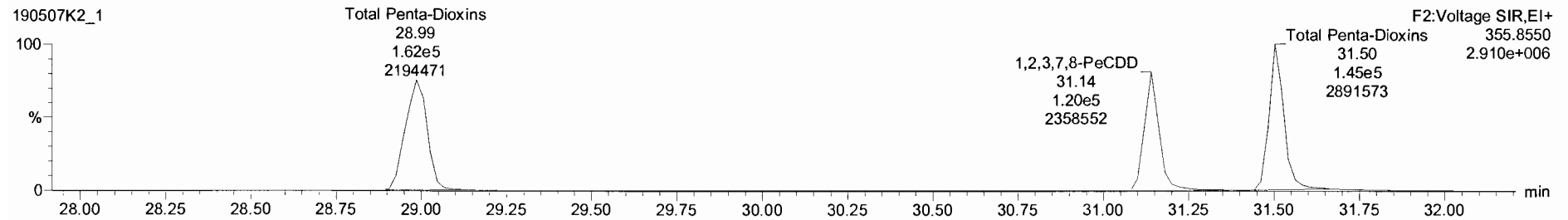
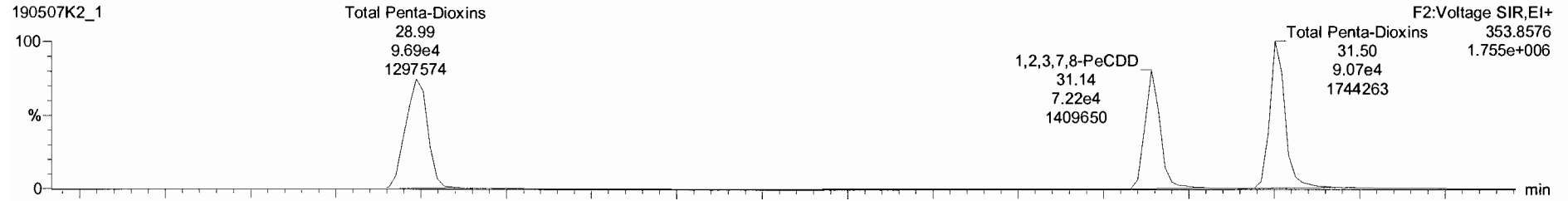


Dataset: Untitled

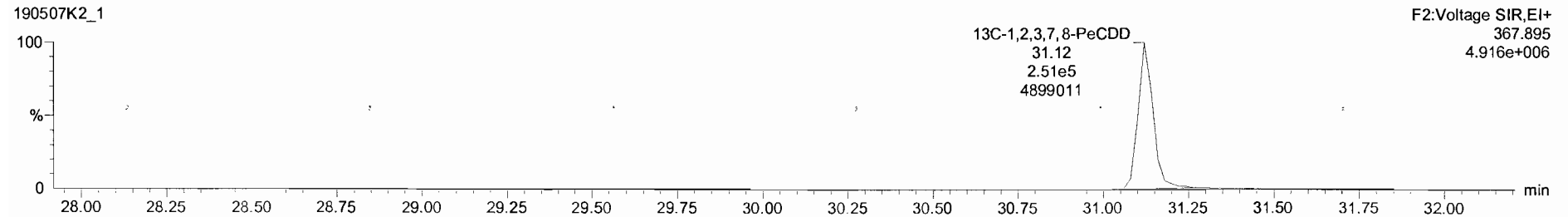
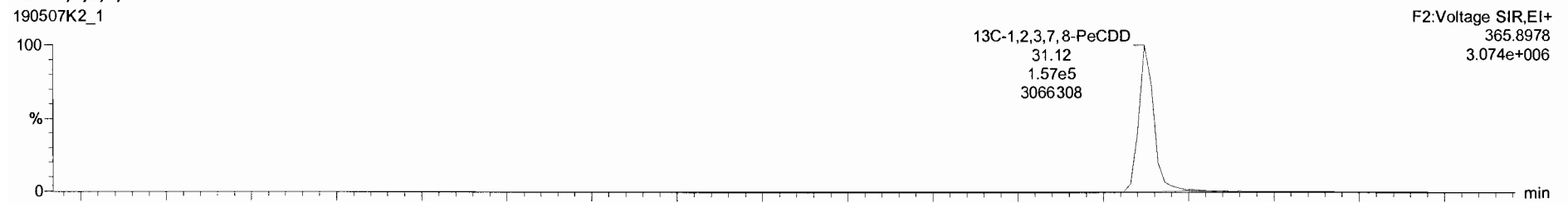
Last Altered: Wednesday, May 08, 2019 7:14:27 AM Pacific Daylight Time
Printed: Wednesday, May 08, 2019 7:19:34 AM Pacific Daylight Time

Name: 190507K2_1, Date: 07-May-2019, Time: 18:48:10, ID: ST190507K2_1 1613 CS3 18J1008, Description: 1613 CS3 18J1008

1,2,3,7,8-PeCDD



13C-1,2,3,7,8-PeCDD




Dataset: Untitled

Last Altered: Wednesday, May 08, 2019 7:14:27 AM Pacific Daylight Time
Printed: Wednesday, May 08, 2019 7:19:34 AM Pacific Daylight Time

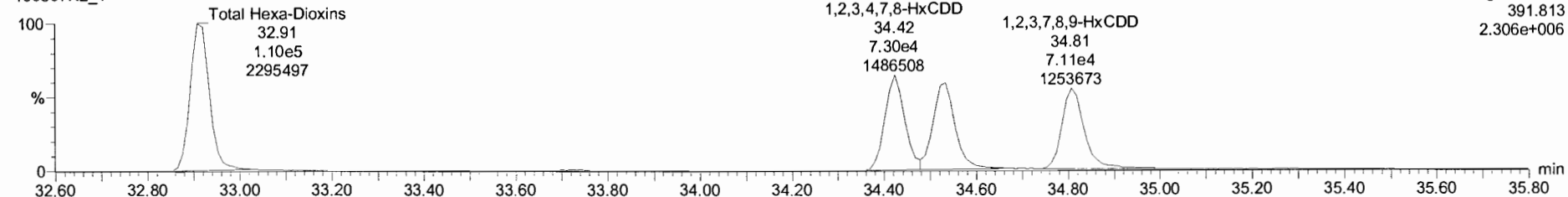
Name: 190507K2_1, Date: 07-May-2019, Time: 18:48:10, ID: ST190507K2_1 1613 CS3 18J1008, Description: 1613 CS3 18J1008

1,2,3,4,7,8-HxCDD

190507K2_1

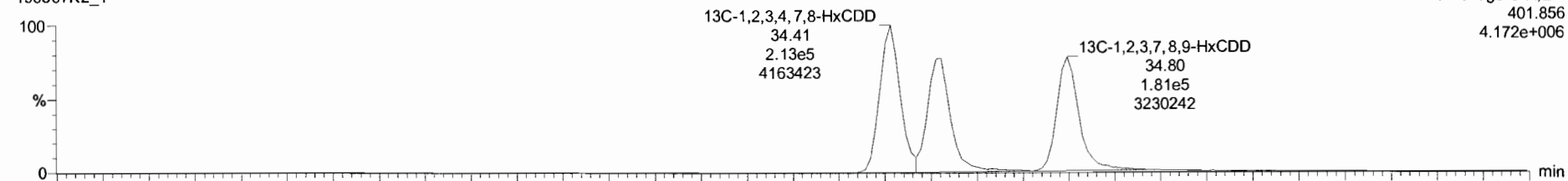


190507K2_1

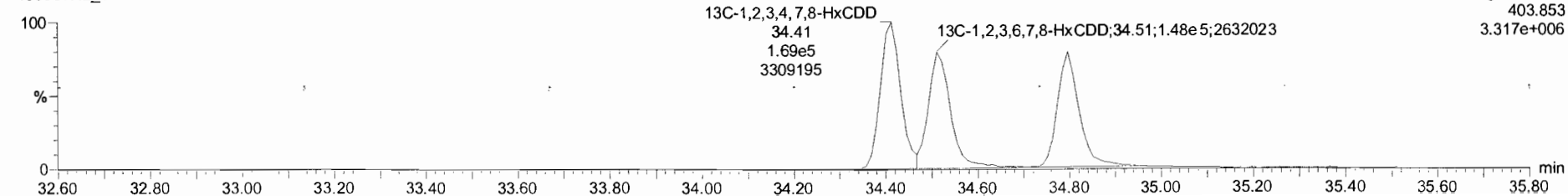


13C-1,2,3,4,7,8-HxCDD

190507K2_1



190507K2_1



Dataset: Untitled

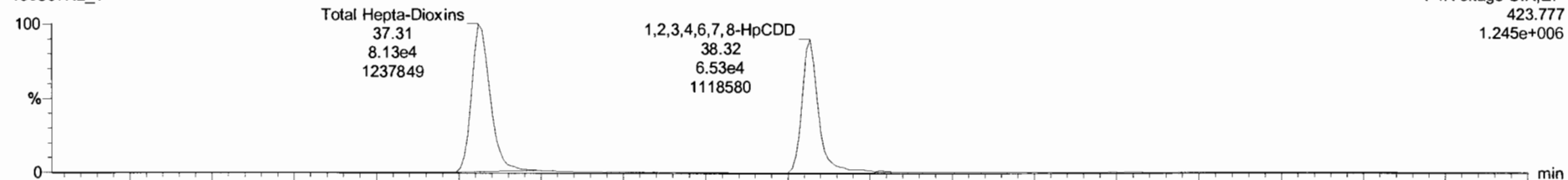
Last Altered: Wednesday, May 08, 2019 7:14:27 AM Pacific Daylight Time

Printed: Wednesday, May 08, 2019 7:19:34 AM Pacific Daylight Time

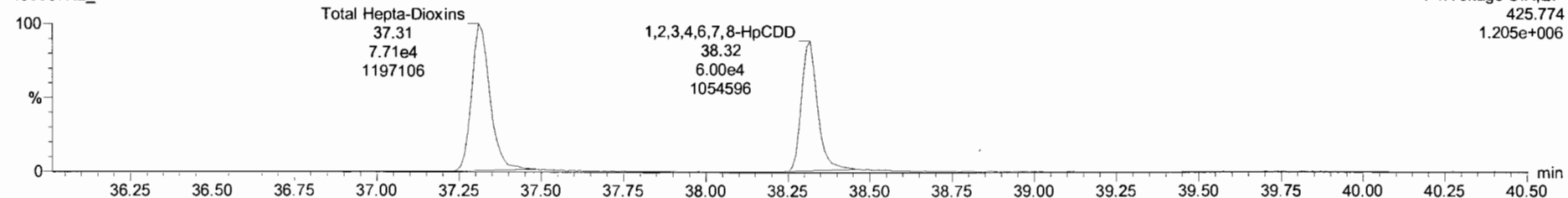
Name: 190507K2_1, Date: 07-May-2019, Time: 18:48:10, ID: ST190507K2_1 1613 CS3 18J1008, Description: 1613 CS3 18J1008

1,2,3,4,6,7,8-HpCDD

190507K2_1

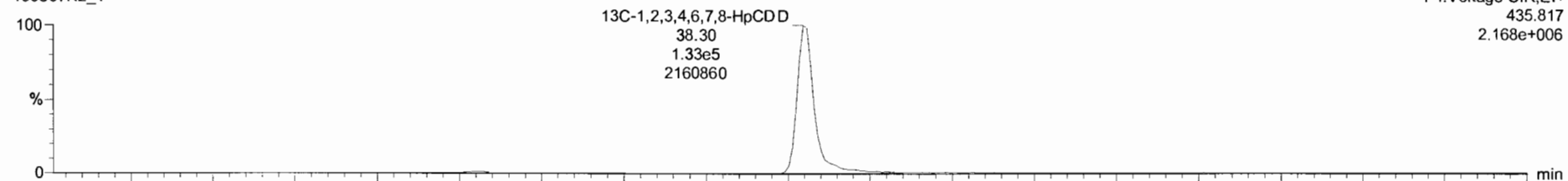


190507K2_1

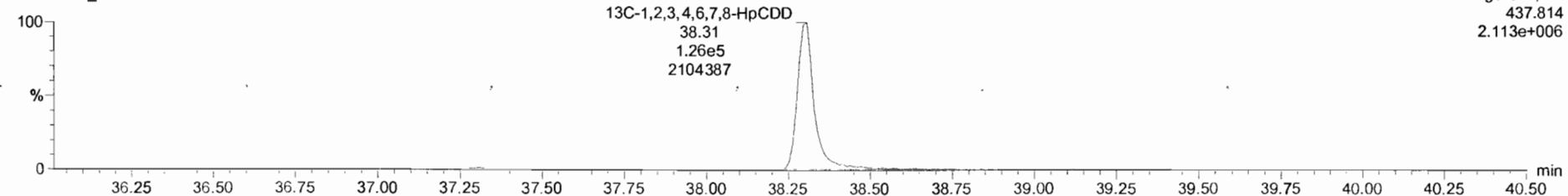


13C-1,2,3,4,6,7,8-HpCDD

190507K2_1



190507K2_1




Dataset: Untitled

Last Altered: Wednesday, May 08, 2019 7:14:27 AM Pacific Daylight Time
Printed: Wednesday, May 08, 2019 7:19:34 AM Pacific Daylight Time

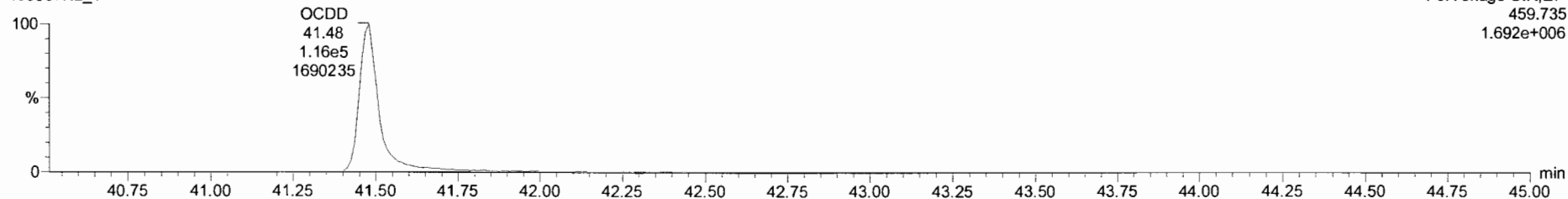
Name: 190507K2_1, Date: 07-May-2019, Time: 18:48:10, ID: ST190507K2_1 1613 CS3 18J1008, Description: 1613 CS3 18J1008

OCDD

190507K2_1



190507K2_1

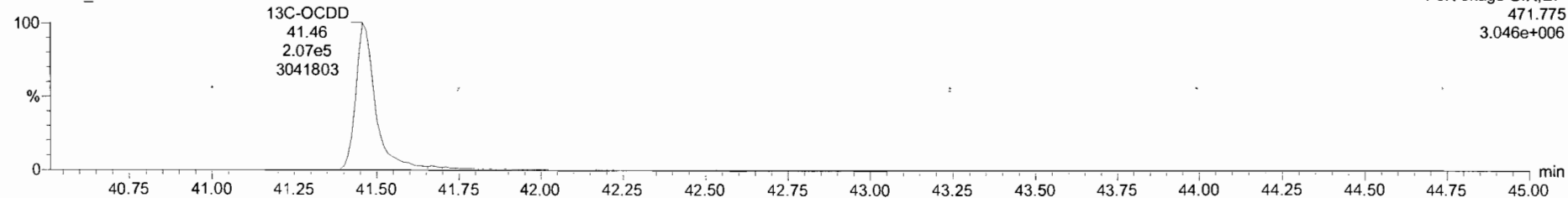


13C-OCDD

190507K2_1



190507K2_1



Dataset: Untitled

Last Altered: Wednesday, May 08, 2019 7:14:27 AM Pacific Daylight Time
Printed: Wednesday, May 08, 2019 7:19:34 AM Pacific Daylight Time

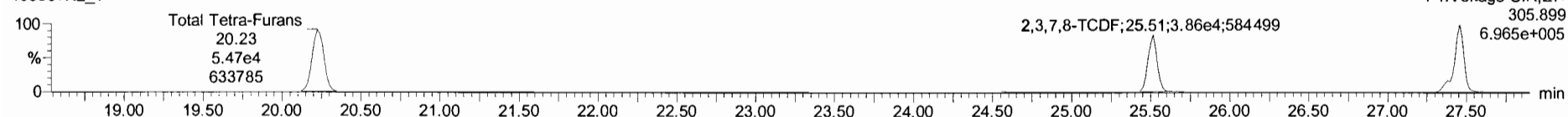
Name: 190507K2_1, Date: 07-May-2019, Time: 18:48:10, ID: ST190507K2_1 1613 CS3 18J1008, Description: 1613 CS3 18J1008

2,3,7,8-TCDF

190507K2_1




190507K2_1

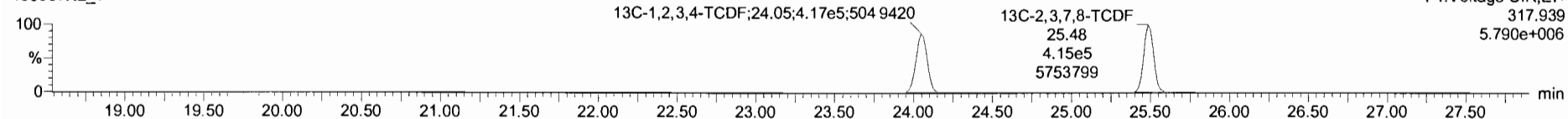


13C-2,3,7,8-TCDF

190507K2_1

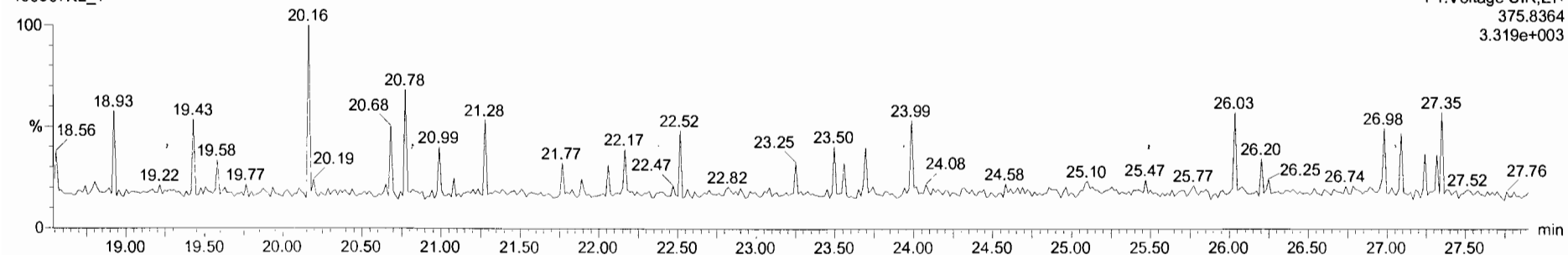


190507K2_1



DPE1

190507K2_1




Dataset: Untitled

Last Altered: Wednesday, May 08, 2019 7:14:27 AM Pacific Daylight Time
Printed: Wednesday, May 08, 2019 7:19:34 AM Pacific Daylight Time

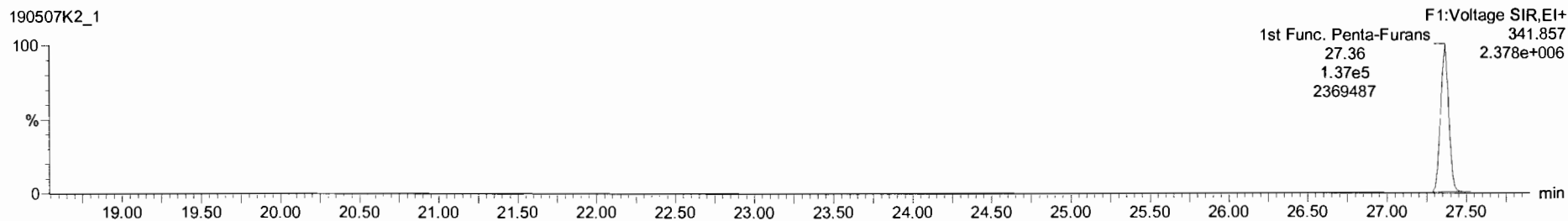
Name: 190507K2_1, Date: 07-May-2019, Time: 18:48:10, ID: ST190507K2_1 1613 CS3 18J1008, Description: 1613 CS3 18J1008

1st Func. Penta-Furans

190507K2_1

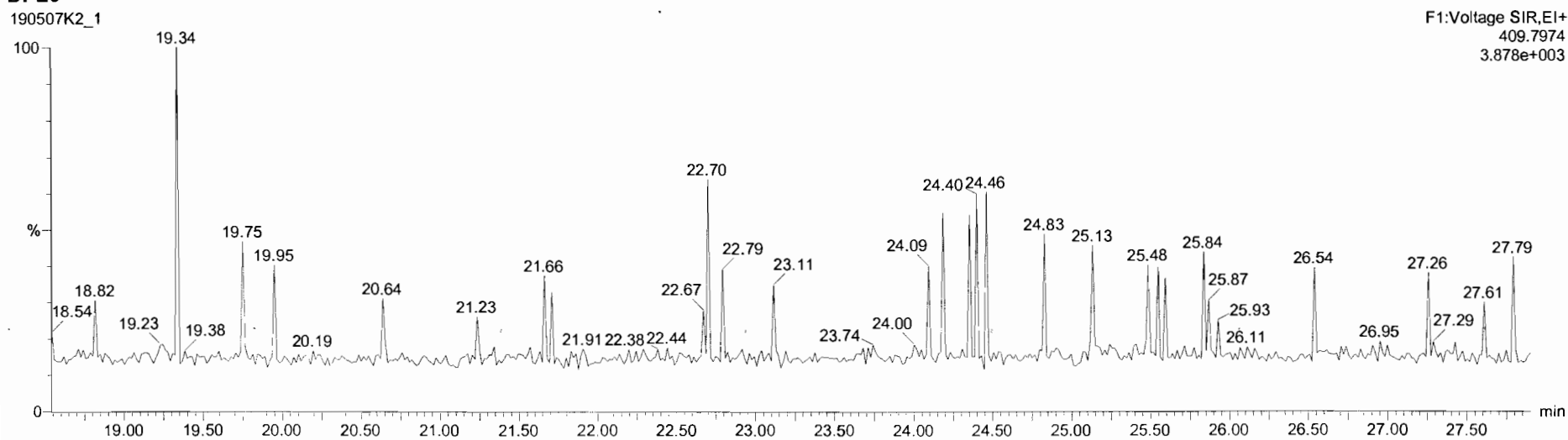


190507K2_1



DPE6

190507K2_1



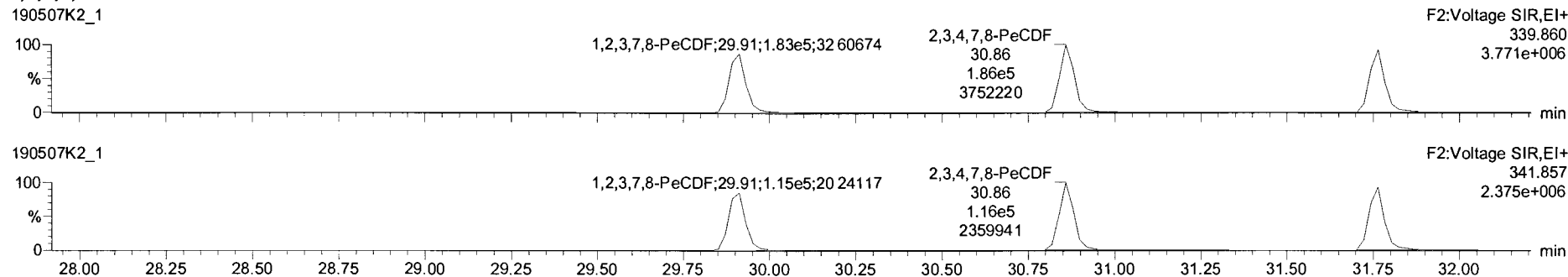
Dataset: Untitled

Last Altered: Wednesday, May 08, 2019 7:14:27 AM Pacific Daylight Time
Printed: Wednesday, May 08, 2019 7:19:34 AM Pacific Daylight Time

Name: 190507K2_1, Date: 07-May-2019, Time: 18:48:10, ID: ST190507K2_1 1613 CS3 18J1008, Description: 1613 CS3 18J1008

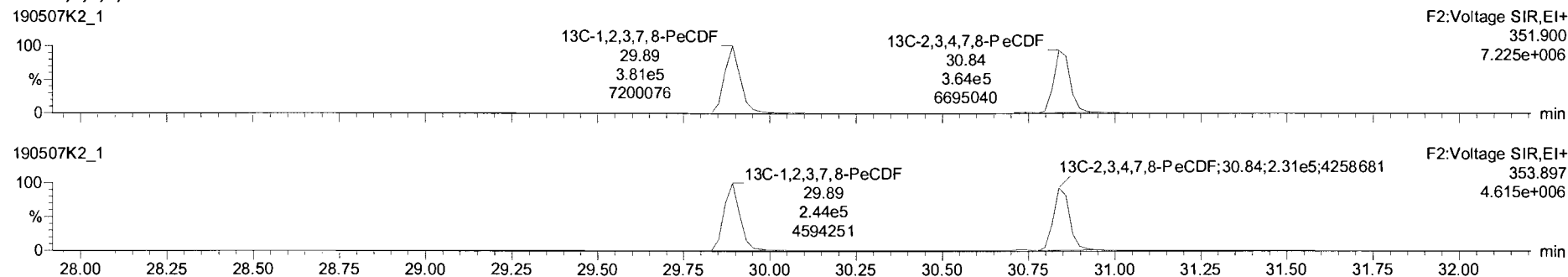
1,2,3,7,8-PeCDF

190507K2_1



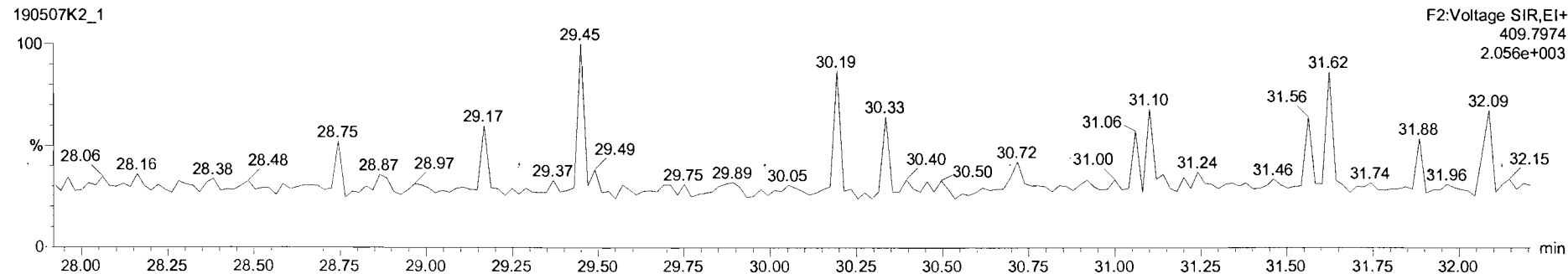
13C-1,2,3,7,8-PeCDF

190507K2_1



DPE2

190507K2_1



Dataset: Untitled

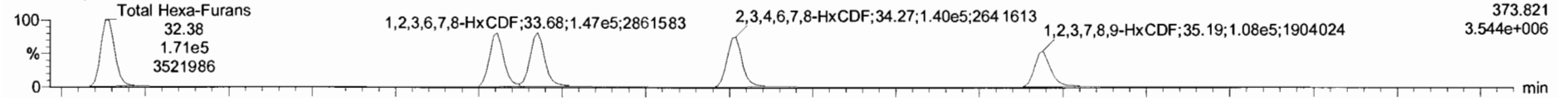
Last Altered: Wednesday, May 08, 2019 7:14:27 AM Pacific Daylight Time

Printed: Wednesday, May 08, 2019 7:19:34 AM Pacific Daylight Time

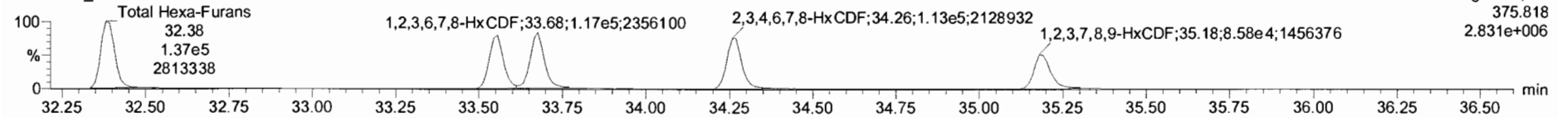
Name: 190507K2_1, Date: 07-May-2019, Time: 18:48:10, ID: ST190507K2_1 1613 CS3 18J1008, Description: 1613 CS3 18J1008

1,2,3,4,7,8-HxCDF

190507K2_1

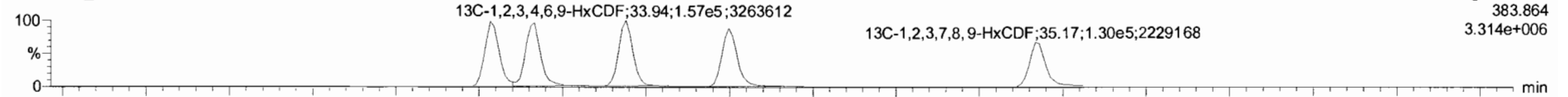


190507K2_1

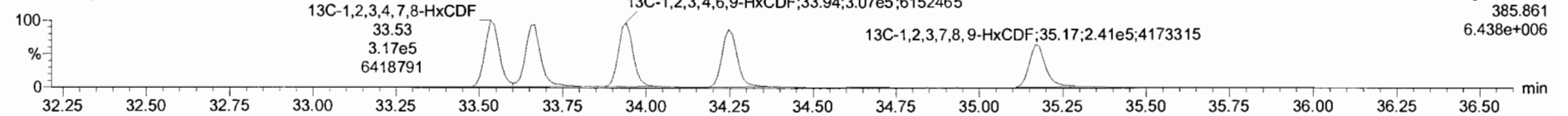


13C-1,2,3,4,7,8-HxCDF

190507K2_1

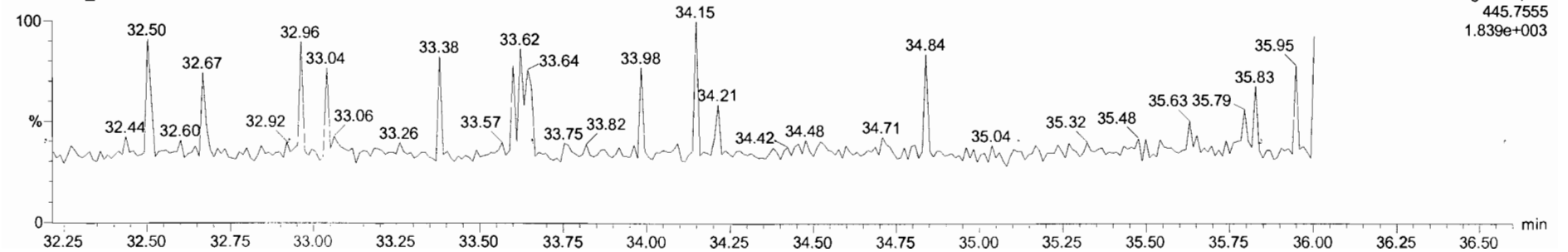


190507K2_1



DPE3

190507K2_1

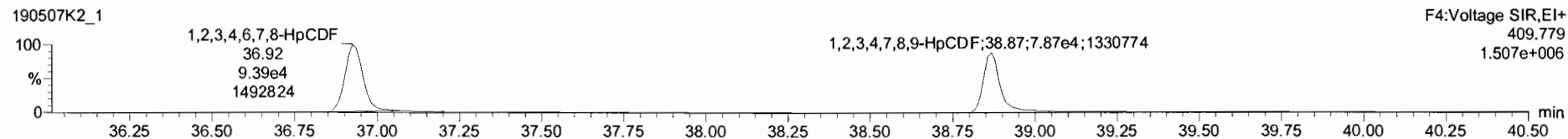



Dataset: Untitled

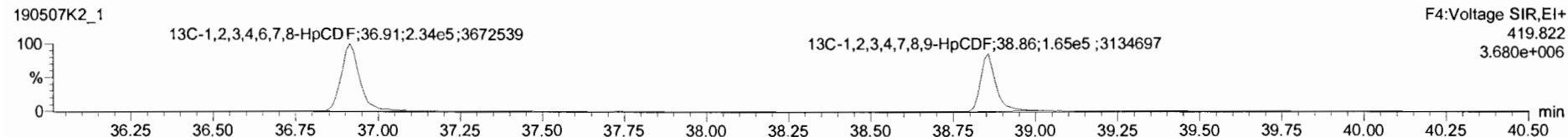

Last Altered: Wednesday, May 08, 2019 7:14:27 AM Pacific Daylight Time
Printed: Wednesday, May 08, 2019 7:19:34 AM Pacific Daylight Time

Name: 190507K2_1, Date: 07-May-2019, Time: 18:48:10, ID: ST190507K2_1 1613 CS3 18J1008, Description: 1613 CS3 18J1008

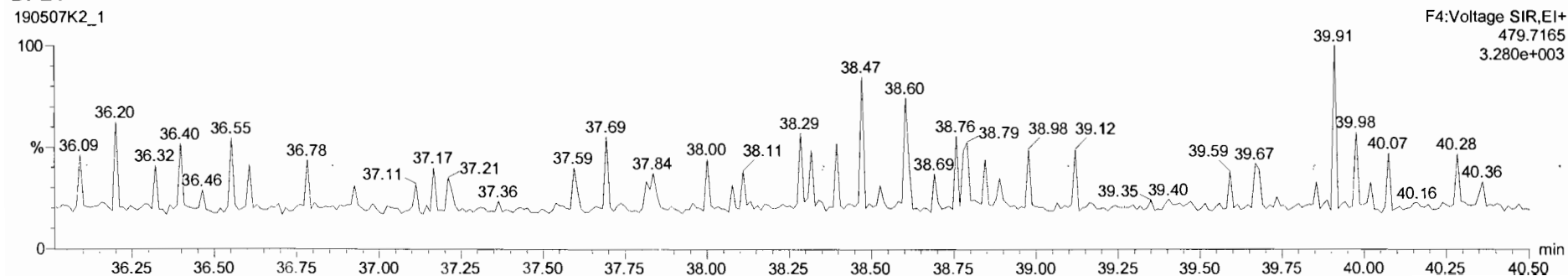
1,2,3,4,6,7,8-HpCDF



13C-1,2,3,4,6,7,8-HpCDF



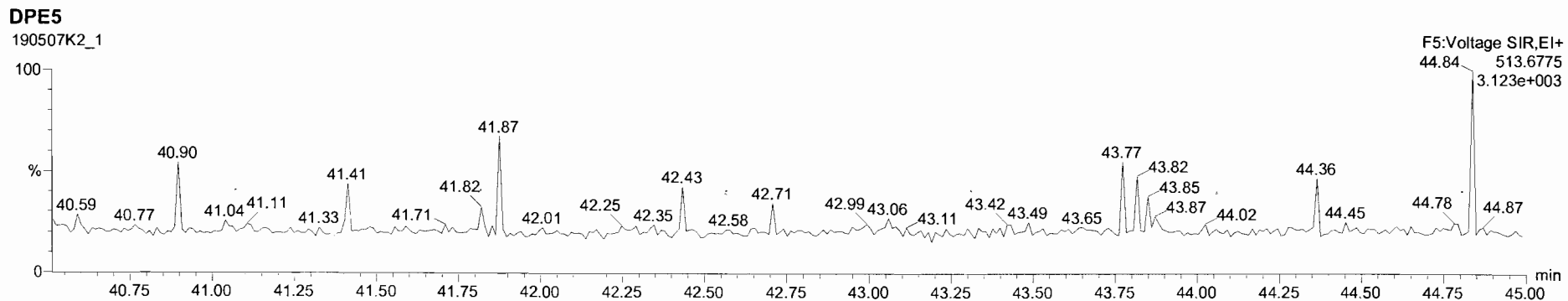
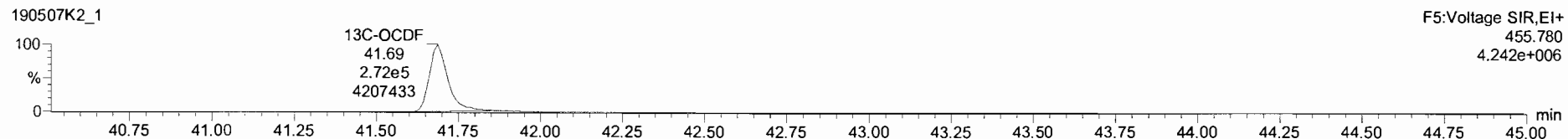
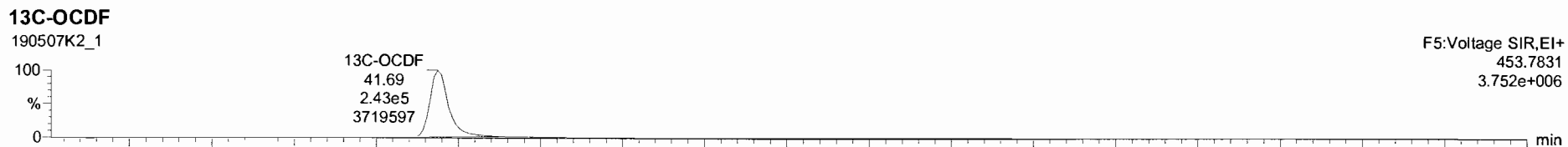
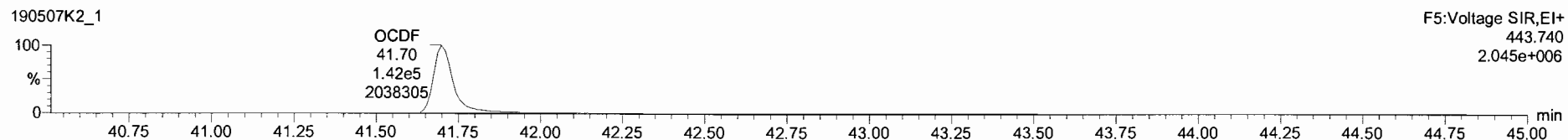
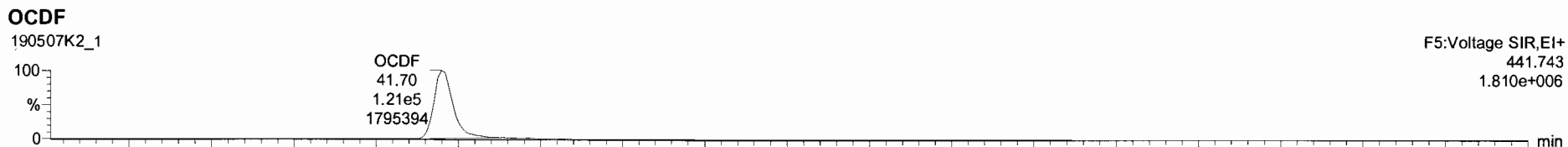
DPE4



Dataset: Untitled

Last Altered: Wednesday, May 08, 2019 7:14:27 AM Pacific Daylight Time
Printed: Wednesday, May 08, 2019 7:19:34 AM Pacific Daylight Time

Name: 190507K2_1, Date: 07-May-2019, Time: 18:48:10, ID: ST190507K2_1 1613 CS3 18J1008, Description: 1613 CS3 18J1008



Dataset: Untitled

Last Altered: Wednesday, May 08, 2019 7:14:27 AM Pacific Daylight Time

Printed: Wednesday, May 08, 2019 7:19:34 AM Pacific Daylight Time

Name: 190507K2_1, Date: 07-May-2019, Time: 18:48:10, ID: ST190507K2_1 1613 CS3 18J1008, Description: 1613 CS3 18J1008

