March 19, 2020

Vista Work Order No. 1903652

Ms. Delaney Peterson
Anchor QEA, LLC
720 Olive Way, Suite 1900
Seattle, WA 98101

Dear Ms. Peterson,

Enclosed are the results for the sample set received at Vista Analytical Laboratory on October 15, 2019 under your Project Name 'Gasco PDI'.

Vista Analytical Laboratory is committed to serving you effectively. If you require additional information, please contact me at 916-673-1520 or by email at mmaier@vista-analytical.com.

Thank you for choosing Vista as part of your analytical support team.

Sincerely,

Martha Maier
Laboratory Director

Vista Analytical Laboratory certifies that the report herein meets all the requirements set forth by NELAP for those applicable test methods. Results relate only to the samples as received by the laboratory. This report should not be reproduced except in full without the written approval of Vista.

Vista Work Order No. 1903652
Case Narrative

Sample Condition on Receipt:

Twelve sediment samples were received in good condition and within the method temperature requirements. The samples were received and stored securely in accordance with Vista standard operating procedures and EPA methodology.

Analytical Notes:

EPA Method 1613B

These samples were extracted and analyzed for tetra-through-octa chlorinated dioxins and furans by EPA Method 1613B using a ZB-5MS GC column.

Holding Times

These samples were extracted and analyzed within the method hold times.

Quality Control

The Initial Calibration and Continuing Calibration Verifications met the method acceptance criteria.

A Method Blank and Ongoing Precision and Recovery (OPR) sample were extracted and analyzed with the preparation batch. No analytes were detected above 1/2 the quantitation limit in the Method Blank. The OPR recoveries were within the method acceptance criteria.

Labeled standard recoveries for all QC and field samples were within method acceptance criteria.

TABLE OF CONTENTS

Case Narrative..... 1

Table of Contents..... 3

Sample Inventory..... 4

Analytical Results..... 5

Qualifiers..... 20

Certifications..... 21

Sample Receipt..... 24

Extraction Information..... 29

Sample Data - EPA Method 1613..... 35

Confirmation..... 533

Continuing Calibration..... 570

Initial Calibration..... 677

Sample Inventory Report

Vista Sample ID	Client Sample ID	Sampled	Received	Components/Containers
1903652-01	PDI-074SC-B-00-02-191012	12-Oct-19 09:59	15-Oct-19 08:51	Amber Glass, 120 mL
1903652-02	PDI-074SC-B-02-04-191012	12-Oct-19 09:59	15-Oct-19 08:51	Amber Glass, 120 mL
1903652-03	PDI-074SC-B-04-06-191012	12-Oct-19 09:59	15-Oct-19 08:51	Amber Glass, 120 mL
1903652-04	PDI-074SC-B-06-08-191012	12-Oct-19 09:59	15-Oct-19 08:51	Amber Glass, 120 mL
1903652-05	PDI-086SC-B-00-02-191012	12-Oct-19 08:01	15-Oct-19 08:51	Amber Glass, 120 mL
1903652-06	PDI-086SC-B-02-04-191012	12-Oct-19 08:01	15-Oct-19 08:51	Amber Glass, 120 mL
1903652-07	PDI-086SC-B-04-06-191012	12-Oct-19 08:01	15-Oct-19 08:51	Amber Glass, 120 mL
1903652-08	PDI-086SC-B-06-08-191012	12-Oct-19 08:01	15-Oct-19 08:51	Amber Glass, 120 mL
1903652-09	PDI-090SC-B-00-02-191012	12-Oct-19 14:22	15-Oct-19 08:51	Amber Glass, 120 mL
1903652-10	PDI-090SC-B-02-04-191012	12-Oct-19 14:22	15-Oct-19 08:51	Amber Glass, 120 mL
1903652-11	PDI-090SC-B-04-06-191012	12-Oct-19 14:22	15-Oct-19 08:51	Amber Glass, 120 mL
1903652-12	PDI-090SC-B-06-08-191012	12-Oct-19 14:22	15-Oct-19 08:51	Amber Glass, 120 mL

ANALYTICAL RESULTS

Sample ID: Method Blank

EPA Method 1613B

Matrix: Solid
Sample Size: 10.0 g

QC Batch: B0A0228
Date Extracted: 30-Jan-2020 12:35

Lab Sample: B0A0228-BLK1
Date Analyzed : 09-Feb-20 16:03 Column: ZB-5MS

Analyte	Conc. (pg/g)	DL	EMPC	Qualifiers
2,3,7,8-TCDD	ND	0.0646		
1,2,3,7,8-PeCDD	ND	0.163		
1,2,3,4,7,8-HxCDD	ND	0.0757		
1,2,3,6,7,8-HxCDD	ND	0.0791		
1,2,3,7,8,9-HxCDD	ND	0.0861		
1,2,3,4,6,7,8-HpCDD	ND	0.112		
OCDD	0.612			J
2,3,7,8-TCDF	ND	0.0600		
1,2,3,7,8-PeCDF	ND	0.0775		
2,3,4,7,8-PeCDF	ND	0.0700		
1,2,3,4,7,8-HxCDF	ND	0.0590		
1,2,3,6,7,8-HxCDF	ND	0.0591		
2,3,4,6,7,8-HxCDF	ND	0.0606		
1,2,3,7,8,9-HxCDF	0.107			J
1,2,3,4,6,7,8-HpCDF	ND	0.0823		
1,2,3,4,7,8,9-HpCDF	ND	0.0925		
OCDF	0.246			J

	Labeled Standard	%R	LCL-UCL	Qualifiers
IS	13C-2,3,7,8-TCDD	92.1	25 - 164	
	13C-1,2,3,7,8-PeCDD	89.9	25 - 181	
	13C-1,2,3,4,7,8-HxCDD	73.0	32 - 141	
	13C-1,2,3,6,7,8-HxCDD	77.2	28 - 130	
	13C-1,2,3,7,8,9-HxCDD	76.3	32 - 141	
	13C-1,2,3,4,6,7,8-HpCDD	84.0	23 - 140	
	13C-OCDD	73.5	17 - 157	
	13C-2,3,7,8-TCDF	86.3	24 - 169	
	13C-1,2,3,7,8-PeCDF	74.2	24 - 185	
	13C-2,3,4,7,8-PeCDF	74.6	21 - 178	
	13C-1,2,3,4,7,8-HxCDF	83.1	26 - 152	
	13C-1,2,3,6,7,8-HxCDF	81.2	26 - 123	
	13C-2,3,4,6,7,8-HxCDF	85.1	28 - 136	
	13C-1,2,3,7,8,9-HxCDF	84.6	29 - 147	
	13C-1,2,3,4,6,7,8-HpCDF	88.6	28 - 143	
	13C-1,2,3,4,7,8,9-HpCDF	91.1	26 - 138	
	13C-OCDF	74.3	17 - 157	
CRS	37Cl-2,3,7,8-TCDD	90.8	35 - 197	

Toxic Equivalent Quotient (TEQ) Data (pg/g dry wt)

TEQMinWHO2005Dioxin	0.0110

TOTALS

Total TCDD	ND	0.0646		
Total PeCDD	ND		0.252	
Total HxCDD	ND	0.0861		
Total HpCDD	ND	0.112		
Total TCDF	ND	0.0600		
Total PeCDF	ND		0.0899	
Total HxCDF	0.107			
Total HpCDF	ND	0.0925		

DL - Sample specifc estimated detection limit

EMPC - Estimated maximum possible concentration

LCL-UCL- Lower control limit - upper control limit

The results are reported in dry weight. The sample size is reported in wet weight.

Min-The TEQ is calculated using zero for the concentration of congeners that are not detected.

Sample ID: **OPR** **EPA Method 1613B**

Matrix: Solid	QC Batch: B0A0228	Lab Sample: B0A0228-BS1
Sample Size: 10.0 g	Date Extracted: 30-Jan-2020 12:35	Date Analyzed: 09-Feb-20 13:41 Column: ZB-5MS

Analyte	Amt Found (pg/g)	Spike Amt	%R	Limits
2,3,7,8-TCDD	17.7	20.0	88.4	67 - 158
1,2,3,7,8-PeCDD	87.1	100	87.1	70 - 142
1,2,3,4,7,8-HxCDD	98.3	100	98.3	70 - 164
1,2,3,6,7,8-HxCDD	91.9	100	91.9	76 - 134
1,2,3,7,8,9-HxCDD	94.8	100	94.8	64 - 162
1,2,3,4,6,7,8-HpCDD	95.9	100	95.9	70 - 140
OCDD	187	200	93.4	78 - 144
2,3,7,8-TCDF	20.1	20.0	100	75 - 158
1,2,3,7,8-PeCDF	94.8	100	94.8	80 - 134
2,3,4,7,8-PeCDF	97.2	100	97.2	68 - 160
1,2,3,4,7,8-HxCDF	104	100	104	72 - 134
1,2,3,6,7,8-HxCDF	109	100	109	84 - 130
2,3,4,6,7,8-HxCDF	107	100	107	70 - 156
1,2,3,7,8,9-HxCDF	105	100	105	78 - 130
1,2,3,4,6,7,8-HpCDF	108	100	108	82 - 122
1,2,3,4,7,8,9-HpCDF	111	100	111	78 - 138
OCDF	203	200	101	63 - 170

	Labeled Standard	%R	LCL-UCL
IS	13C-2,3,7,8-TCDD	65.9	20 - 175
	13C-1,2,3,7,8-PeCDD	71.3	21 - 227
	13C-1,2,3,4,7,8-HxCDD	69.7	21 - 193
	13C-1,2,3,6,7,8-HxCDD	73.8	25 - 163
	13C-1,2,3,7,8,9-HxCDD	73.3	21 - 193
	13C-1,2,3,4,6,7,8-HpCDD	79.2	26 - 166
	13C-OCDD	67.6	13 - 199
	13C-2,3,7,8-TCDF	61.3	22 - 152
	13C-1,2,3,7,8-PeCDF	63.4	21 - 192
	13C-2,3,4,7,8-PeCDF	62.7	13 - 328
	13C-1,2,3,4,7,8-HxCDF	77.1	19 - 202
	13C-1,2,3,6,7,8-HxCDF	74.5	21 - 159
	13C-2,3,4,6,7,8-HxCDF	79.5	22 - 176
	13C-1,2,3,7,8,9-HxCDF	78.6	17 - 205
	13C-1,2,3,4,6,7,8-HpCDF	83.0	21 - 158
	13C-1,2,3,4,7,8,9-HpCDF	84.9	20 - 186
	13C-OCDF	72.9	13 - 199
CRS	37Cl-2,3,7,8-TCDD	65.5	31 - 191

LCL-UCL - Lower control limit - upper control limit

Sample ID: PDI-074SC-B-00-02-191012

EPA Method 1613B

Client Data
Name: Anchor QEA, LLC
Project: Gasco PDI
Date Collected: 12-Oct-2019 9:59

Sample Data
Matrix: Sediment
Sample Size: 18.0 g
% Solids: 55.6

Laboratory Data
Lab Sample: 1903652-01 Date Received: 15-Oct-2019 8:51
QC Batch: B0A0228 Date Extracted: 30-Jan-2020 12:35
Date Analyzed : 10-Mar-20 13:59 Column: DB-225
21-Feb-20 19:23 Column: ZB-5MS

Analyte	Conc. (pg/g)	DL	EMPC	Qualifiers
2,3,7,8-TCDD	1.90			
1,2,3,7,8-PeCDD	3.56			
1,2,3,4,7,8-HxCDD	5.16			
1,2,3,6,7,8-HxCDD	28.6			
1,2,3,7,8,9-HxCDD	12.8			
1,2,3,4,6,7,8-HpCDD	1020			
OCDD	11100			D, B
2,3,7,8-TCDF	300			
1,2,3,7,8-PeCDF	382			
2,3,4,7,8-PeCDF	183			
1,2,3,4,7,8-HxCDF	609			
1,2,3,6,7,8-HxCDF	173			
2,3,4,6,7,8-HxCDF	45.4			
1,2,3,7,8,9-HxCDF	57.9			B
1,2,3,4,6,7,8-HpCDF	342			
1,2,3,4,7,8,9-HpCDF	115			
OCDF	800			B
TOTALS				
Total TCDD	25.9			
Total PeCDD	38.3		44.3	
Total HxCDD	338			
Total HpCDD	2450			
Total TCDF	928		960	P
Total PeCDF	1170		1180	
Total HxCDF	1230			B
Total HpCDF	1140			

	Labeled Standard	%R	LCL-UCL	Qualifiers
IS	13C-2,3,7,8-TCDD	90.4	25 - 164	
	13C-1,2,3,7,8-PeCDD	82.7	25 - 181	
	13C-1,2,3,4,7,8-HxCDD	86.4	32 - 141	
	13C-1,2,3,6,7,8-HxCDD	89.0	28 - 130	
	13C-1,2,3,7,8,9-HxCDD	88.9	32 - 141	
	13C-1,2,3,4,6,7,8-HpCDD	85.6	23 - 140	
	13C-OCDD	35.0	17 - 157	D
	13C-2,3,7,8-TCDF	89.1	24 - 169	
	13C-1,2,3,7,8-PeCDF	87.8	24 - 185	
	13C-2,3,4,7,8-PeCDF	81.3	21 - 178	
	13C-1,2,3,4,7,8-HxCDF	90.3	26 - 152	
	13C-1,2,3,6,7,8-HxCDF	88.3	26 - 123	
	13C-2,3,4,6,7,8-HxCDF	82.9	28 - 136	
	13C-1,2,3,7,8,9-HxCDF	85.0	29 - 147	
	13C-1,2,3,4,6,7,8-HpCDF	77.0	28 - 143	
	13C-1,2,3,4,7,8,9-HpCDF	80.0	26 - 138	
	13C-OCDF	53.5	17 - 157	
CRS	37Cl-2,3,7,8-TCDD	87.0	35 - 197	

Toxic Equivalent Quotient (TEQ) Data (pg/g dry wt)

TEQMinWHO2005Dioxin	213

DL - Sample specifc estimated detection limit
EMPC - Estimated maximum possible concentration
LCL-UCL- Lower control limit - upper control limit
The results are reported in dry weight. The sample size is reported in wet weight.
Min-The TEQ is calculated using zero for the concentration of congeners that are not detected.

Sample ID: PDI-074SC-B-02-04-191012

EPA Method 1613B

Client Data
Name: Anchor QEA, LLC
Project: Gasco PDI
Date Collected: 12-Oct-2019 9:59

Sample Data
Matrix: Sediment
Sample Size: 16.6 g
% Solids: 60.2

Laboratory Data
Lab Sample: 1903652-02 Date Received: 15-Oct-2019 8:51
QC Batch: B0A0228 Date Extracted: 30-Jan-2020 12:35
Date Analyzed : 10-Mar-20 14:30 Column: DB-225
21-Feb-20 20:58 Column: ZB-5MS

Analyte	Conc. (pg/g)	DL	EMPC	Qualifiers
2,3,7,8-TCDD	2.46			
1,2,3,7,8-PeCDD	4.15			
1,2,3,4,7,8-HxCDD	11.4			
1,2,3,6,7,8-HxCDD	69.8			
1,2,3,7,8,9-HxCDD	24.8			
1,2,3,4,6,7,8-HpCDD	4670			D
OCDD	38500			D, B
2,3,7,8-TCDF	212			
1,2,3,7,8-PeCDF	343			
2,3,4,7,8-PeCDF	149			
1,2,3,4,7,8-HxCDF	608			
1,2,3,6,7,8-HxCDF	163			
2,3,4,6,7,8-HxCDF	46.5			
1,2,3,7,8,9-HxCDF	54.9			B
1,2,3,4,6,7,8-HpCDF	539			
1,2,3,4,7,8,9-HpCDF	111			
OCDF	1690			B
TOTALS				
Total TCDD	38.5			
Total PeCDD	67.0		67.6	
Total HxCDD	987			
Total HpCDD	9880			
Total TCDF	538			P
Total PeCDF	1010			
Total HxCDF	1300			B
Total HpCDF	1880			

	Labeled Standard	%R	LCL-UCL	Qualifiers
IS	13C-2,3,7,8-TCDD	56.8	25 - 164	
	13C-1,2,3,7,8-PeCDD	63.9	25 - 181	
	13C-1,2,3,4,7,8-HxCDD	69.4	32 - 141	
	13C-1,2,3,6,7,8-HxCDD	57.0	28 - 130	
	13C-1,2,3,7,8,9-HxCDD	58.6	32 - 141	
	13C-1,2,3,4,6,7,8-HpCDD	67.9	23 - 140	
	13C-OCDD	54.7	17 - 157	D
	13C-2,3,7,8-TCDF	53.7	24 - 169	
	13C-1,2,3,7,8-PeCDF	63.2	24 - 185	
	13C-2,3,4,7,8-PeCDF	60.9	21 - 178	
	13C-1,2,3,4,7,8-HxCDF	60.5	26 - 152	
	13C-1,2,3,6,7,8-HxCDF	58.5	26 - 123	
	13C-2,3,4,6,7,8-HxCDF	55.8	28 - 136	
	13C-1,2,3,7,8,9-HxCDF	58.4	29 - 147	
	13C-1,2,3,4,6,7,8-HpCDF	57.6	28 - 143	
	13C-1,2,3,4,7,8,9-HpCDF	57.6	26 - 138	
	13C-OCDF	51.4	17 - 157	
CRS	37Cl-2,3,7,8-TCDD	55.3	35 - 197	

Toxic Equivalent Quotient (TEQ) Data (pg/g dry wt)

TEQMinWHO2005Dioxin	246

DL - Sample specifc estimated detection limit

EMPC - Estimated maximum possible concentration

LCL-UCL- Lower control limit - upper control limit

The results are reported in dry weight. The sample size is reported in wet weight.

Min-The TEQ is calculated using zero for the concentration of congeners that are not detected.

Sample ID: PDI-074SC-B-04-06-191012

EPA Method 1613B

Client Data
Name: Anchor QEA, LLC
Project: Gasco PDI
Date Collected: 12-Oct-2019 9:59

Sample Data
Matrix: Sediment
Sample Size: 13.1 g
% Solids: 76.2

Laboratory Data
Lab Sample: 1903652-03 Date Received: 15-Oct-2019 8:51
QC Batch: B0A0228 Date Extracted: 30-Jan-2020 12:35
Date Analyzed : 10-Mar-20 15:00 Column: DB-225
21-Feb-20 20:10 Column: ZB-5MS

Analyte	Conc. (pg/g)	DL	EMPC	Qualifiers
2,3,7,8-TCDD	0.704			
1,2,3,7,8-PeCDD	1.20			J
1,2,3,4,7,8-HxCDD	2.91			
1,2,3,6,7,8-HxCDD	25.1			
1,2,3,7,8,9-HxCDD	7.51			
1,2,3,4,6,7,8-HpCDD	1560			
OCDD	11600			D, B
2,3,7,8-TCDF	9.50			
1,2,3,7,8-PeCDF	15.3			
2,3,4,7,8-PeCDF	7.33			
1,2,3,4,7,8-HxCDF	26.2			
1,2,3,6,7,8-HxCDF	6.78			
2,3,4,6,7,8-HxCDF	2.63			
1,2,3,7,8,9-HxCDF	1.87			J, B
1,2,3,4,6,7,8-HpCDF	70.9			
1,2,3,4,7,8,9-HpCDF	8.47			
OCDF	419			B

	Labeled Standard	%R	LCL-UCL	Qualifiers
IS	13C-2,3,7,8-TCDD	56.2	25 - 164	
	13C-1,2,3,7,8-PeCDD	62.9	25 - 181	
	13C-1,2,3,4,7,8-HxCDD	41.4	32 - 141	
	13C-1,2,3,6,7,8-HxCDD	50.5	28 - 130	
	13C-1,2,3,7,8,9-HxCDD	50.7	32 - 141	
	13C-1,2,3,4,6,7,8-HpCDD	69.8	23 - 140	
	13C-OCDD	56.7	17 - 157	D
	13C-2,3,7,8-TCDF	51.8	24 - 169	
	13C-1,2,3,7,8-PeCDF	45.9	24 - 185	
	13C-2,3,4,7,8-PeCDF	59.0	21 - 178	
	13C-1,2,3,4,7,8-HxCDF	61.6	26 - 152	
	13C-1,2,3,6,7,8-HxCDF	59.0	26 - 123	
	13C-2,3,4,6,7,8-HxCDF	52.0	28 - 136	
	13C-1,2,3,7,8,9-HxCDF	56.7	29 - 147	
	13C-1,2,3,4,6,7,8-HpCDF	63.2	28 - 143	
	13C-1,2,3,4,7,8,9-HpCDF	61.7	26 - 138	
	13C-OCDF	54.1	17 - 157	
CRS	37Cl-2,3,7,8-TCDD	56.0	35 - 197	

Toxic Equivalent Quotient (TEQ) Data (pg/g dry wt)

TEQMinWHO2005Dioxin	32.8

TOTALS

Total TCDD	16.1			
Total PeCDD	28.6		29.6	
Total HxCDD	517			
Total HpCDD	3700			
Total TCDF	35.6		37.1	
Total PeCDF	49.9		62.1	
Total HxCDF	96.3			B
Total HpCDF	378			

DL - Sample specifc estimated detection limit

EMPC - Estimated maximum possible concentration

LCL-UCL- Lower control limit - upper control limit

The results are reported in dry weight. The sample size is reported in wet weight.

Min-The TEQ is calculated using zero for the concentration of congeners that are not detected.

Sample ID: PDI-074SC-B-06-08-191012

EPA Method 1613B

Client Data
Name: Anchor QEA, LLC
Project: Gasco PDI
Date Collected: 12-Oct-2019 9:59

Sample Data
Matrix: Sediment
Sample Size: 14.7 g
% Solids: 68.1

Laboratory Data
Lab Sample: 1903652-04 Date Received: 15-Oct-2019 8:51
QC Batch: B0A0228 Date Extracted: 30-Jan-2020 12:35
Date Analyzed : 10-Mar-20 17:34 Column: DB-225
13-Feb-20 12:34 Column: ZB-5MS

Analyte	Conc. (pg/g)	DL	EMPC	Qualifiers
2,3,7,8-TCDD	ND		0.301	
1,2,3,7,8-PeCDD	0.601			J
1,2,3,4,7,8-HxCDD	0.648			J
1,2,3,6,7,8-HxCDD	4.17			
1,2,3,7,8,9-HxCDD	1.58			J
1,2,3,4,6,7,8-HpCDD	134			
OCDD	1900			B
2,3,7,8-TCDF	2.34			
1,2,3,7,8-PeCDF	5.18			
2,3,4,7,8-PeCDF	2.94			
1,2,3,4,7,8-HxCDF	6.64			
1,2,3,6,7,8-HxCDF	3.33			
2,3,4,6,7,8-HxCDF	2.63			
1,2,3,7,8,9-HxCDF	0.660			J, B
1,2,3,4,6,7,8-HpCDF	45.4			
1,2,3,4,7,8,9-HpCDF	1.86			J
OCDF	34.3			B
TOTALS				
Total TCDD	3.44		3.80	
Total PeCDD	9.35			
Total HxCDD	57.8			
Total HpCDD	361			
Total TCDF	24.3			P
Total PeCDF	41.2		53.3	P
Total HxCDF	65.7		65.7	B
Total HpCDF	111			

	Labeled Standard	%R	LCL-UCL	Qualifiers
IS	13C-2,3,7,8-TCDD	95.5	25 - 164	
	13C-1,2,3,7,8-PeCDD	93.0	25 - 181	
	13C-1,2,3,4,7,8-HxCDD	100	32 - 141	
	13C-1,2,3,6,7,8-HxCDD	103	28 - 130	
	13C-1,2,3,7,8,9-HxCDD	107	32 - 141	
	13C-1,2,3,4,6,7,8-HpCDD	113	23 - 140	
	13C-OCDD	103	17 - 157	
	13C-2,3,7,8-TCDF	99.0	24 - 169	
	13C-1,2,3,7,8-PeCDF	92.8	24 - 185	
	13C-2,3,4,7,8-PeCDF	91.0	21 - 178	
	13C-1,2,3,4,7,8-HxCDF	94.6	26 - 152	
	13C-1,2,3,6,7,8-HxCDF	94.9	26 - 123	
	13C-2,3,4,6,7,8-HxCDF	99.0	28 - 136	
	13C-1,2,3,7,8,9-HxCDF	96.3	29 - 147	
	13C-1,2,3,4,6,7,8-HpCDF	95.0	28 - 143	
	13C-1,2,3,4,7,8,9-HpCDF	99.8	26 - 138	
	13C-OCDF	95.7	17 - 157	
CRS	37Cl-2,3,7,8-TCDD	95.3	35 - 197	

Toxic Equivalent Quotient (TEQ) Data (pg/g dry wt)

TEQMinWHO2005Dioxin	6.23

DL - Sample specifc estimated detection limit

EMPC - Estimated maximum possible concentration

LCL-UCL- Lower control limit - upper control limit

The results are reported in dry weight. The sample size is reported in wet weight.

Min-The TEQ is calculated using zero for the concentration of congeners that are not detected.

Sample ID: PDI-086SC-B-00-02-191012

EPA Method 1613B

Client Data
Name: Anchor QEA, LLC
Project: Gasco PDI
Date Collected: 12-Oct-2019 8:01

Sample Data
Matrix: Sediment
Sample Size: 19.4 g
% Solids: 51.5

Laboratory Data
Lab Sample: 1903652-05 Date Received: 15-Oct-2019 8:51
QC Batch: B0A0228 Date Extracted: 30-Jan-2020 12:35
Date Analyzed : 10-Mar-20 18:05 Column: DB-225
13-Feb-20 13:21 Column: ZB-5MS

Analyte	Conc. (pg/g)	DL	EMPC	Qualifiers
2,3,7,8-TCDD	ND		0.274	
1,2,3,7,8-PeCDD	ND		0.378	
1,2,3,4,7,8-HxCDD	0.644			J
1,2,3,6,7,8-HxCDD	3.68			
1,2,3,7,8,9-HxCDD	1.58			J
1,2,3,4,6,7,8-HpCDD	124			
OCDD	1950			B
2,3,7,8-TCDF	7.48			
1,2,3,7,8-PeCDF	11.8			
2,3,4,7,8-PeCDF	7.69			
1,2,3,4,7,8-HxCDF	20.4			
1,2,3,6,7,8-HxCDF	9.01			
2,3,4,6,7,8-HxCDF	3.48			
1,2,3,7,8,9-HxCDF	3.19			B
1,2,3,4,6,7,8-HpCDF	42.8			
1,2,3,4,7,8,9-HpCDF	6.06			
OCDF	104			B
TOTALS				
Total TCDD	3.67		4.11	
Total PeCDD	5.37		6.00	
Total HxCDD	44.3			
Total HpCDD	302			
Total TCDF	30.0		30.2	P
Total PeCDF	51.6		52.0	
Total HxCDF	80.6			B
Total HpCDF	150			

	Labeled Standard	%R	LCL-UCL	Qualifiers
IS	13C-2,3,7,8-TCDD	91.3	25 - 164	
	13C-1,2,3,7,8-PeCDD	84.7	25 - 181	
	13C-1,2,3,4,7,8-HxCDD	89.7	32 - 141	
	13C-1,2,3,6,7,8-HxCDD	91.4	28 - 130	
	13C-1,2,3,7,8,9-HxCDD	87.8	32 - 141	
	13C-1,2,3,4,6,7,8-HpCDD	109	23 - 140	
	13C-OCDD	91.8	17 - 157	
	13C-2,3,7,8-TCDF	86.4	24 - 169	
	13C-1,2,3,7,8-PeCDF	80.3	24 - 185	
	13C-2,3,4,7,8-PeCDF	81.9	21 - 178	
	13C-1,2,3,4,7,8-HxCDF	90.9	26 - 152	
	13C-1,2,3,6,7,8-HxCDF	85.7	26 - 123	
	13C-2,3,4,6,7,8-HxCDF	89.1	28 - 136	
	13C-1,2,3,7,8,9-HxCDF	88.8	29 - 147	
	13C-1,2,3,4,6,7,8-HpCDF	88.1	28 - 143	
	13C-1,2,3,4,7,8,9-HpCDF	92.2	26 - 138	
	13C-OCDF	86.4	17 - 157	
CRS	37Cl-2,3,7,8-TCDD	88.7	35 - 197	

Toxic Equivalent Quotient (TEQ) Data (pg/g dry wt)

TEQMinWHO2005Dioxin	9.95

DL - Sample specifc estimated detection limit

EMPC - Estimated maximum possible concentration

LCL-UCL- Lower control limit - upper control limit

The results are reported in dry weight. The sample size is reported in wet weight.

Min-The TEQ is calculated using zero for the concentration of congeners that are not detected.

Sample ID: PDI-086SC-B-02-04-191012

EPA Method 1613B

Client Data
Name: Anchor QEA, LLC
Project: Gasco PDI
Date Collected: 12-Oct-2019 8:01

Sample Data
Matrix: Sediment
Sample Size: 17.7 g
% Solids: 56.8

Laboratory Data
Lab Sample: 1903652-06 Date Received: 15-Oct-2019 8:51
QC Batch: B0A0228 Date Extracted: 30-Jan-2020 12:35
Date Analyzed : 10-Mar-20 18:35 Column: DB-225
13-Feb-20 14:08 Column: ZB-5MS

Analyte	Conc. (pg/g)	DL	EMPC	Qualifiers
2,3,7,8-TCDD	ND		0.227	
1,2,3,7,8-PeCDD	0.208			J
1,2,3,4,7,8-HxCDD	0.191			J
1,2,3,6,7,8-HxCDD	1.27			J
1,2,3,7,8,9-HxCDD	0.547			J
1,2,3,4,6,7,8-HpCDD	38.8			
OCDD	429			B
2,3,7,8-TCDF	1.98			
1,2,3,7,8-PeCDF	3.31			
2,3,4,7,8-PeCDF	1.66			J
1,2,3,4,7,8-HxCDF	5.66			
1,2,3,6,7,8-HxCDF	2.27			J
2,3,4,6,7,8-HxCDF	0.881			J
1,2,3,7,8,9-HxCDF	0.385			J, B
1,2,3,4,6,7,8-HpCDF	10.4			
1,2,3,4,7,8,9-HpCDF	1.77			J
OCDF	22.3			B
TOTALS				
Total TCDD	1.26		1.60	
Total PeCDD	2.02		2.27	
Total HxCDD	12.9			
Total HpCDD	82.2			
Total TCDF	10.5		10.9	
Total PeCDF	17.3			
Total HxCDF	21.4			B
Total HpCDF	33.9			

	Labeled Standard	%R	LCL-UCL	Qualifiers
IS	13C-2,3,7,8-TCDD	97.3	25 - 164	
	13C-1,2,3,7,8-PeCDD	89.8	25 - 181	
	13C-1,2,3,4,7,8-HxCDD	96.4	32 - 141	
	13C-1,2,3,6,7,8-HxCDD	97.7	28 - 130	
	13C-1,2,3,7,8,9-HxCDD	98.7	32 - 141	
	13C-1,2,3,4,6,7,8-HpCDD	115	23 - 140	
	13C-OCDD	96.4	17 - 157	
	13C-2,3,7,8-TCDF	91.3	24 - 169	
	13C-1,2,3,7,8-PeCDF	83.0	24 - 185	
	13C-2,3,4,7,8-PeCDF	83.2	21 - 178	
	13C-1,2,3,4,7,8-HxCDF	91.7	26 - 152	
	13C-1,2,3,6,7,8-HxCDF	91.2	26 - 123	
	13C-2,3,4,6,7,8-HxCDF	94.2	28 - 136	
	13C-1,2,3,7,8,9-HxCDF	95.7	29 - 147	
	13C-1,2,3,4,6,7,8-HpCDF	94.4	28 - 143	
	13C-1,2,3,4,7,8,9-HpCDF	98.0	26 - 138	
	13C-OCDF	92.1	17 - 157	
CRS	37Cl-2,3,7,8-TCDD	94.3	35 - 197	

Toxic Equivalent Quotient (TEQ) Data (pg/g dry wt)

TEQMinWHO2005Dioxin	2.77

DL - Sample specifc estimated detection limit

EMPC - Estimated maximum possible concentration

LCL-UCL- Lower control limit - upper control limit

The results are reported in dry weight. The sample size is reported in wet weight.

Min-The TEQ is calculated using zero for the concentration of congeners that are not detected.

Sample ID: PDI-086SC-B-04-06-191012

EPA Method 1613B

Client Data
Name: Anchor QEA, LLC
Project: Gasco PDI
Date Collected: 12-Oct-2019 8:01

Sample Data
Matrix: Sediment
Sample Size: 17.0 g
% Solids: 58.9

Laboratory Data
Lab Sample: 1903652-07 Date Received: 15-Oct-2019 8:51
QC Batch: B0A0228 Date Extracted: 30-Jan-2020 12:35
Date Analyzed : 10-Mar-20 19:05 Column: DB-225
13-Feb-20 14:55 Column: ZB-5MS

Analyte	Conc. (pg/g)	DL	EMPC	Qualifiers
2,3,7,8-TCDD	1.51			
1,2,3,7,8-PeCDD	1.42			J
1,2,3,4,7,8-HxCDD	1.78			J
1,2,3,6,7,8-HxCDD	10.5			
1,2,3,7,8,9-HxCDD	4.83			
1,2,3,4,6,7,8-HpCDD	274			
OCDD	3930			B
2,3,7,8-TCDF	12.0			
1,2,3,7,8-PeCDF	22.0			
2,3,4,7,8-PeCDF	3.40			
1,2,3,4,7,8-HxCDF	62.7			
1,2,3,6,7,8-HxCDF	24.4			
2,3,4,6,7,8-HxCDF	8.09			
1,2,3,7,8,9-HxCDF	ND		0.630	
1,2,3,4,6,7,8-HpCDF	303			
1,2,3,4,7,8,9-HpCDF	18.3			
OCDF	341			B
TOTALS				
Total TCDD	5.70		6.01	
Total PeCDD	20.1		20.8	
Total HxCDD	110			
Total HpCDD	646			
Total TCDF	64.4		67.3	P
Total PeCDF	128			
Total HxCDF	217		218	B
Total HpCDF	590		593	

	Labeled Standard	%R	LCL-UCL	Qualifiers
IS	13C-2,3,7,8-TCDD	90.2	25 - 164	
	13C-1,2,3,7,8-PeCDD	89.0	25 - 181	
	13C-1,2,3,4,7,8-HxCDD	94.1	32 - 141	
	13C-1,2,3,6,7,8-HxCDD	97.9	28 - 130	
	13C-1,2,3,7,8,9-HxCDD	96.3	32 - 141	
	13C-1,2,3,4,6,7,8-HpCDD	116	23 - 140	
	13C-OCDD	105	17 - 157	
	13C-2,3,7,8-TCDF	83.6	24 - 169	
	13C-1,2,3,7,8-PeCDF	82.2	24 - 185	
	13C-2,3,4,7,8-PeCDF	83.5	21 - 178	
	13C-1,2,3,4,7,8-HxCDF	93.2	26 - 152	
	13C-1,2,3,6,7,8-HxCDF	92.0	26 - 123	
	13C-2,3,4,6,7,8-HxCDF	92.7	28 - 136	
	13C-1,2,3,7,8,9-HxCDF	91.8	29 - 147	
	13C-1,2,3,4,6,7,8-HpCDF	100	28 - 143	
	13C-1,2,3,4,7,8,9-HpCDF	96.7	26 - 138	
	13C-OCDF	93.5	17 - 157	
CRS	37Cl-2,3,7,8-TCDD	92.4	35 - 197	

Toxic Equivalent Quotient (TEQ) Data (pg/g dry wt)

TEQMinWHO2005Dioxin	24.3

DL - Sample specifc estimated detection limit

EMPC - Estimated maximum possible concentration

LCL-UCL- Lower control limit - upper control limit

The results are reported in dry weight. The sample size is reported in wet weight.

Min-The TEQ is calculated using zero for the concentration of congeners that are not detected.

Sample ID: PDI-086SC-B-06-08-191012

EPA Method 1613B

Client Data
Name: Anchor QEA, LLC
Project: Gasco PDI
Date Collected: 12-Oct-2019 8:01

Sample Data
Matrix: Sediment
Sample Size: 17.9 g
% Solids: 55.9

Laboratory Data
Lab Sample: 1903652-08 Date Received: 15-Oct-2019 8:51
QC Batch: B0A0228 Date Extracted: 30-Jan-2020 12:35
Date Analyzed : 10-Mar-20 19:36 Column: DB-225
13-Feb-20 15:43 Column: ZB-5MS

Analyte	Conc. (pg/g)	DL	EMPC	Qualifiers
2,3,7,8-TCDD	ND		0.120	
1,2,3,7,8-PeCDD	1.41			J
1,2,3,4,7,8-HxCDD	1.54			J
1,2,3,6,7,8-HxCDD	10.7			
1,2,3,7,8,9-HxCDD	4.62			
1,2,3,4,6,7,8-HpCDD	402			
OCDD	4340			B
2,3,7,8-TCDF	12.2			
1,2,3,7,8-PeCDF	20.0			
2,3,4,7,8-PeCDF	ND		4.79	
1,2,3,4,7,8-HxCDF	40.9			
1,2,3,6,7,8-HxCDF	17.7			
2,3,4,6,7,8-HxCDF	7.41			
1,2,3,7,8,9-HxCDF	1.37			J, B
1,2,3,4,6,7,8-HpCDF	114			
1,2,3,4,7,8,9-HpCDF	12.1			
OCDF	241			B
TOTALS				
Total TCDD	19.5		20.5	
Total PeCDD	20.2		21.1	
Total HxCDD	121			
Total HpCDD	882			
Total TCDF	70.8		71.9	P
Total PeCDF	120		130	
Total HxCDF	176			B
Total HpCDF	331			

	Labeled Standard	%R	LCL-UCL	Qualifiers
IS	13C-2,3,7,8-TCDD	92.6	25 - 164	
	13C-1,2,3,7,8-PeCDD	85.7	25 - 181	
	13C-1,2,3,4,7,8-HxCDD	95.9	32 - 141	
	13C-1,2,3,6,7,8-HxCDD	98.3	28 - 130	
	13C-1,2,3,7,8,9-HxCDD	98.6	32 - 141	
	13C-1,2,3,4,6,7,8-HpCDD	116	23 - 140	
	13C-OCDD	108	17 - 157	
	13C-2,3,7,8-TCDF	91.0	24 - 169	
	13C-1,2,3,7,8-PeCDF	85.3	24 - 185	
	13C-2,3,4,7,8-PeCDF	84.6	21 - 178	
	13C-1,2,3,4,7,8-HxCDF	92.7	26 - 152	
	13C-1,2,3,6,7,8-HxCDF	88.9	26 - 123	
	13C-2,3,4,6,7,8-HxCDF	92.8	28 - 136	
	13C-1,2,3,7,8,9-HxCDF	99.2	29 - 147	
	13C-1,2,3,4,6,7,8-HpCDF	98.1	28 - 143	
	13C-1,2,3,4,7,8,9-HpCDF	98.6	26 - 138	
	13C-OCDF	96.1	17 - 157	
CRS	37Cl-2,3,7,8-TCDD	88.5	35 - 197	

Toxic Equivalent Quotient (TEQ) Data (pg/g dry wt)

TEQMinWHO2005Dioxin	18.3

DL - Sample specifc estimated detection limit

EMPC - Estimated maximum possible concentration

LCL-UCL- Lower control limit - upper control limit

The results are reported in dry weight. The sample size is reported in wet weight.

Min-The TEQ is calculated using zero for the concentration of congeners that are not detected.

Sample ID: PDI-090SC-B-00-02-191012

EPA Method 1613B

Client Data
Name: Anchor QEA, LLC
Project: Gasco PDI
Date Collected: 12-Oct-2019 14:22

Sample Data
Matrix: Sediment
Sample Size: 18.5 g
% Solids: 54.1

Laboratory Data
Lab Sample: 1903652-09 Date Received: 15-Oct-2019 8:51
QC Batch: B0A0228 Date Extracted: 30-Jan-2020 12:35
Date Analyzed : 10-Mar-20 20:06 Column: DB-225
13-Feb-20 16:30 Column: ZB-5MS

Analyte	Conc. (pg/g)	DL	EMPC	Qualifiers
2,3,7,8-TCDD	ND		0.148	
1,2,3,7,8-PeCDD	ND		0.102	
1,2,3,4,7,8-HxCDD	0.133			J
1,2,3,6,7,8-HxCDD	0.787			J
1,2,3,7,8,9-HxCDD	0.313			J
1,2,3,4,6,7,8-HpCDD	36.2			
OCDD	308			B
2,3,7,8-TCDF	2.56			
1,2,3,7,8-PeCDF	3.56			
2,3,4,7,8-PeCDF	1.42			J
1,2,3,4,7,8-HxCDF	4.39			
1,2,3,6,7,8-HxCDF	1.48			J
2,3,4,6,7,8-HxCDF	0.574			J
1,2,3,7,8,9-HxCDF	0.409			J, B
1,2,3,4,6,7,8-HpCDF	5.75			
1,2,3,4,7,8,9-HpCDF	0.889			J
OCDF	11.5			B
TOTALS				
Total TCDD	1.05		1.20	
Total PeCDD	1.24		1.55	
Total HxCDD	9.86		9.95	
Total HpCDD	72.0			
Total TCDF	9.31		9.67	P
Total PeCDF	13.7			
Total HxCDF	13.5			B
Total HpCDF	18.1			

	Labeled Standard	%R	LCL-UCL	Qualifiers
IS	13C-2,3,7,8-TCDD	102	25 - 164	
	13C-1,2,3,7,8-PeCDD	95.1	25 - 181	
	13C-1,2,3,4,7,8-HxCDD	100	32 - 141	
	13C-1,2,3,6,7,8-HxCDD	98.6	28 - 130	
	13C-1,2,3,7,8,9-HxCDD	96.7	32 - 141	
	13C-1,2,3,4,6,7,8-HpCDD	117	23 - 140	
	13C-OCDD	97.7	17 - 157	
	13C-2,3,7,8-TCDF	95.6	24 - 169	
	13C-1,2,3,7,8-PeCDF	89.7	24 - 185	
	13C-2,3,4,7,8-PeCDF	89.7	21 - 178	
	13C-1,2,3,4,7,8-HxCDF	94.3	26 - 152	
	13C-1,2,3,6,7,8-HxCDF	93.8	26 - 123	
	13C-2,3,4,6,7,8-HxCDF	96.7	28 - 136	
	13C-1,2,3,7,8,9-HxCDF	92.4	29 - 147	
	13C-1,2,3,4,6,7,8-HpCDF	94.3	28 - 143	
	13C-1,2,3,4,7,8,9-HpCDF	101	26 - 138	
	13C-OCDF	93.3	17 - 157	
CRS	37Cl-2,3,7,8-TCDD	95.2	35 - 197	

Toxic Equivalent Quotient (TEQ) Data (pg/g dry wt)

TEQMinWHO2005Dioxin	2.12

DL - Sample specifc estimated detection limit

EMPC - Estimated maximum possible concentration

LCL-UCL- Lower control limit - upper control limit

The results are reported in dry weight. The sample size is reported in wet weight.

Min-The TEQ is calculated using zero for the concentration of congeners that are not detected.

Sample ID: PDI-090SC-B-02-04-191012

EPA Method 1613B

Client Data
Name: Anchor QEA, LLC
Project: Gasco PDI
Date Collected: 12-Oct-2019 14:22

Sample Data
Matrix: Sediment
Sample Size: 17.1 g
% Solids: 58.5

Laboratory Data
Lab Sample: 1903652-10 Date Received: 15-Oct-2019 8:51
QC Batch: B0A0228 Date Extracted: 30-Jan-2020 12:35
Date Analyzed : 10-Mar-20 20:37 Column: DB-225
21-Feb-20 18:36 Column: ZB-5MS

Analyte	Conc. (pg/g)	DL	EMPC	Qualifiers
2,3,7,8-TCDD	0.451			J
1,2,3,7,8-PeCDD	0.929			J
1,2,3,4,7,8-HxCDD	1.62			J
1,2,3,6,7,8-HxCDD	13.4			
1,2,3,7,8,9-HxCDD	4.70			
1,2,3,4,6,7,8-HpCDD	944			
OCDD	8440			D, B
2,3,7,8-TCDF	25.3			
1,2,3,7,8-PeCDF	36.6			
2,3,4,7,8-PeCDF	20.0			
1,2,3,4,7,8-HxCDF	61.6			
1,2,3,6,7,8-HxCDF	19.0			
2,3,4,6,7,8-HxCDF	7.74			
1,2,3,7,8,9-HxCDF	3.63			B
1,2,3,4,6,7,8-HpCDF	92.7			
1,2,3,4,7,8,9-HpCDF	14.7			
OCDF	282			B
TOTALS				
Total TCDD	15.4			
Total PeCDD	21.4		21.5	
Total HxCDD	206			
Total HpCDD	2030			
Total TCDF	104		109	P
Total PeCDF	178		186	
Total HxCDF	185			B
Total HpCDF	303			

	Labeled Standard	%R	LCL-UCL	Qualifiers
IS	13C-2,3,7,8-TCDD	97.7	25 - 164	
	13C-1,2,3,7,8-PeCDD	93.7	25 - 181	
	13C-1,2,3,4,7,8-HxCDD	104	32 - 141	
	13C-1,2,3,6,7,8-HxCDD	103	28 - 130	
	13C-1,2,3,7,8,9-HxCDD	102	32 - 141	
	13C-1,2,3,4,6,7,8-HpCDD	118	23 - 140	
	13C-OCDD	102	17 - 157	D
	13C-2,3,7,8-TCDF	92.0	24 - 169	
	13C-1,2,3,7,8-PeCDF	88.8	24 - 185	
	13C-2,3,4,7,8-PeCDF	87.8	21 - 178	
	13C-1,2,3,4,7,8-HxCDF	97.4	26 - 152	
	13C-1,2,3,6,7,8-HxCDF	95.2	26 - 123	
	13C-2,3,4,6,7,8-HxCDF	99.4	28 - 136	
	13C-1,2,3,7,8,9-HxCDF	99.1	29 - 147	
	13C-1,2,3,4,6,7,8-HpCDF	95.1	28 - 143	
	13C-1,2,3,4,7,8,9-HpCDF	102	26 - 138	
	13C-OCDF	91.5	17 - 157	
CRS	37Cl-2,3,7,8-TCDD	92.4	35 - 197	

Toxic Equivalent Quotient (TEQ) Data (pg/g dry wt)

TEQMinWHO2005Dioxin	35.3

DL - Sample specifc estimated detection limit

EMPC - Estimated maximum possible concentration

LCL-UCL- Lower control limit - upper control limit

The results are reported in dry weight. The sample size is reported in wet weight.

Min-The TEQ is calculated using zero for the concentration of congeners that are not detected.

Sample ID: PDI-090SC-B-04-06-191012

EPA Method 1613B

Client Data
Name: Anchor QEA, LLC
Project: Gasco PDI
Date Collected: 12-Oct-2019 14:22

Sample Data
Matrix: Sediment
Sample Size: 17.1 g
% Solids: 58.7

Laboratory Data
Lab Sample: 1903652-11 Date Received: 15-Oct-2019 8:51
QC Batch: B0A0228 Date Extracted: 30-Jan-2020 12:35
Date Analyzed : 10-Mar-20 21:07 Column: DB-225
13-Feb-20 18:51 Column: ZB-5MS

Analyte	Conc. (pg/g)	DL	EMPC	Qualifiers
2,3,7,8-TCDD	0.849			
1,2,3,7,8-PeCDD	1.39			J
1,2,3,4,7,8-HxCDD	0.901			J
1,2,3,6,7,8-HxCDD	10.6			
1,2,3,7,8,9-HxCDD	3.47			
1,2,3,4,6,7,8-HpCDD	593			
OCDD	5840			B
2,3,7,8-TCDF	6.02			
1,2,3,7,8-PeCDF	8.85			
2,3,4,7,8-PeCDF	12.8			
1,2,3,4,7,8-HxCDF	14.8			
1,2,3,6,7,8-HxCDF	7.35			
2,3,4,6,7,8-HxCDF	7.73			
1,2,3,7,8,9-HxCDF	1.92			J, B
1,2,3,4,6,7,8-HpCDF	155			
1,2,3,4,7,8,9-HpCDF	5.11			
OCDF	224			B
TOTALS				
Total TCDD	16.5			
Total PeCDD	32.8		33.1	
Total HxCDD	172			
Total HpCDD	1240			
Total TCDF	95.1			P
Total PeCDF	191		200	
Total HxCDF	170		171	B
Total HpCDF	393			

	Labeled Standard	%R	LCL-UCL	Qualifiers
IS	13C-2,3,7,8-TCDD	76.8	25 - 164	
	13C-1,2,3,7,8-PeCDD	73.9	25 - 181	
	13C-1,2,3,4,7,8-HxCDD	76.5	32 - 141	
	13C-1,2,3,6,7,8-HxCDD	74.4	28 - 130	
	13C-1,2,3,7,8,9-HxCDD	75.9	32 - 141	
	13C-1,2,3,4,6,7,8-HpCDD	90.9	23 - 140	
	13C-OCDD	78.8	17 - 157	
	13C-2,3,7,8-TCDF	70.7	24 - 169	
	13C-1,2,3,7,8-PeCDF	68.9	24 - 185	
	13C-2,3,4,7,8-PeCDF	69.0	21 - 178	
	13C-1,2,3,4,7,8-HxCDF	77.2	26 - 152	
	13C-1,2,3,6,7,8-HxCDF	74.4	26 - 123	
	13C-2,3,4,6,7,8-HxCDF	73.4	28 - 136	
	13C-1,2,3,7,8,9-HxCDF	72.8	29 - 147	
	13C-1,2,3,4,6,7,8-HpCDF	72.3	28 - 143	
	13C-1,2,3,4,7,8,9-HpCDF	73.7	26 - 138	
	13C-OCDF	70.1	17 - 157	
CRS	37Cl-2,3,7,8-TCDD	76.5	35 - 197	

Toxic Equivalent Quotient (TEQ) Data (pg/g dry wt)

TEQMinWHO2005Dioxin	21.0

DL - Sample specifc estimated detection limit
EMPC - Estimated maximum possible concentration
LCL-UCL- Lower control limit - upper control limit
The results are reported in dry weight. The sample size is reported in wet weight.
Min-The TEQ is calculated using zero for the concentration of congeners that are not detected.

Sample ID: PDI-090SC-B-06-08-191012

EPA Method 1613B

Client Data
Name: Anchor QEA, LLC
Project: Gasco PDI
Date Collected: 12-Oct-2019 14:22

Sample Data
Matrix: Sediment
Sample Size: 17.2 g
% Solids: 58.6

Laboratory Data
Lab Sample: 1903652-12 Date Received: 15-Oct-2019 8:51
QC Batch: B0A0228 Date Extracted: 30-Jan-2020 12:35
Date Analyzed : 10-Mar-20 21:37 Column: DB-225
13-Feb-20 18:04 Column: ZB-5MS

Analyte	Conc. (pg/g)	DL	EMPC	Qualifiers
2,3,7,8-TCDD	0.599			
1,2,3,7,8-PeCDD	1.90			J
1,2,3,4,7,8-HxCDD	0.871			J
1,2,3,6,7,8-HxCDD	8.09			
1,2,3,7,8,9-HxCDD	2.55			
1,2,3,4,6,7,8-HpCDD	180			
OCDD	2150			B
2,3,7,8-TCDF	1.24			
1,2,3,7,8-PeCDF	1.11			J
2,3,4,7,8-PeCDF	13.0			
1,2,3,4,7,8-HxCDF	5.16			
1,2,3,6,7,8-HxCDF	7.68			
2,3,4,6,7,8-HxCDF	8.83			
1,2,3,7,8,9-HxCDF	ND		0.955	
1,2,3,4,6,7,8-HpCDF	129			
1,2,3,4,7,8,9-HpCDF	2.87			
OCDF	135			B
TOTALS				
Total TCDD	10.6		11.7	
Total PeCDD	31.3			
Total HxCDD	89.1		89.6	
Total HpCDD	414			
Total TCDF	102			P
Total PeCDF	210		216	
Total HxCDF	197		198	B
Total HpCDF	340			

	Labeled Standard	%R	LCL-UCL	Qualifiers
IS	13C-2,3,7,8-TCDD	92.9	25 - 164	
	13C-1,2,3,7,8-PeCDD	88.7	25 - 181	
	13C-1,2,3,4,7,8-HxCDD	93.6	32 - 141	
	13C-1,2,3,6,7,8-HxCDD	93.9	28 - 130	
	13C-1,2,3,7,8,9-HxCDD	93.2	32 - 141	
	13C-1,2,3,4,6,7,8-HpCDD	113	23 - 140	
	13C-OCDD	90.3	17 - 157	
	13C-2,3,7,8-TCDF	87.0	24 - 169	
	13C-1,2,3,7,8-PeCDF	86.0	24 - 185	
	13C-2,3,4,7,8-PeCDF	87.4	21 - 178	
	13C-1,2,3,4,7,8-HxCDF	96.0	26 - 152	
	13C-1,2,3,6,7,8-HxCDF	94.2	26 - 123	
	13C-2,3,4,6,7,8-HxCDF	91.4	28 - 136	
	13C-1,2,3,7,8,9-HxCDF	87.4	29 - 147	
	13C-1,2,3,4,6,7,8-HpCDF	91.5	28 - 143	
	13C-1,2,3,4,7,8,9-HpCDF	91.2	26 - 138	
	13C-OCDF	83.7	17 - 157	
CRS	37Cl-2,3,7,8-TCDD	89.3	35 - 197	

Toxic Equivalent Quotient (TEQ) Data (pg/g dry wt)

TEQMinWHO2005Dioxin	13.7

DL - Sample specifc estimated detection limit

EMPC - Estimated maximum possible concentration

LCL-UCL- Lower control limit - upper control limit

The results are reported in dry weight. The sample size is reported in wet weight.

Min-The TEQ is calculated using zero for the concentration of congeners that are not detected.

DATA QUALIFIERS & ABBREVIATIONS

B	This compound was also detected in the method blank
Conc.	Concentration
CRS	Cleanup Recovery Standard
D	Dilution
DL	Detection limit
E	The associated compound concentration exceeded the calibration range of the instrument
H	Recovery and/or RPD was outside laboratory acceptance limits
I	Chemical Interference
IS	Internal Standard
J	The amount detected is below the Reporting Limit/LOQ
LOD	Limit of Detection
LOQ	Limit of Quantitation
M	Estimated Maximum Possible Concentration (CA Region 2 projects only)
NA	Not applicable
ND	Not Detected
OPR	Ongoing Precision and Recovery sample
P	The reported concentration may include contribution from chlorinated diphenyl ether(s).
Q	The ion transition ratio is outside of the acceptance criteria.
RL	Reporting Limit
TEQ	Toxic Equivalency
U	Not Detected (specific projects only)
*	See Cover Letter

Unless otherwise noted, solid sample results are reported in dry weight. Tissue samples are reported in wet weight.

Vista Analytical Laboratory Certifications

Accrediting Authority	Certificate Number
Alaska Department of Environmental Conservation	17-013
Arkansas Department of Environmental Quality	19-013-0
California Department of Health – ELAP	2892
DoD ELAP - A2LA Accredited - ISO/IEC 17025:2005	3091.01
Florida Department of Health	E87777-23
Hawaii Department of Health	N/A
Louisiana Department of Environmental Quality	01977
Maine Department of Health	2018017
Massachusetts Department of Environmental Protection	N/A
Michigan Department of Environmental Quality	9932
Minnesota Department of Health	1521520
New Hampshire Environmental Accreditation Program	207718-B
New Jersey Department of Environmental Protection	190001
New York Department of Health	11411
Oregon Laboratory Accreditation Program	4042-010
Pennsylvania Department of Environmental Protection	016
Texas Commission on Environmental Quality	T104704189-19-10
Vermont Department of Health	VT-4042
Virginia Department of General Services	10272
Washington Department of Ecology	C584-19
Wisconsin Department of Natural Resources	998036160

Current certificates and lists of licensed parameters are located in the Quality Assurance office and are available upon request.

NELAP Accredited Test Methods

MATRIX: Air	
Description of Test	**Method**
Determination of Polychlorinated p-Dioxins & Polychlorinated Dibenzofurans	EPA 23
Determination of Polychlorinated p-Dioxins & Polychlorinated Dibenzofurans	EPA TO-9A

MATRIX: Biological Tissue	
Description of Test	**Method**
Tetra- through Octa-Chlorinated Dioxins and Furans by Isotope Dilution GC/HRMS	EPA 1613B
Brominated Diphenyl Ethers by HRGC/HRMS	EPA 1614A
Chlorinated Biphenyl Congeners in Water, Soil, Sediment, and Tissue by GC/HRMS	EPA 1668A/C
Pesticides in Water, Soil, Sediment, Biosolids, and Tissue by HRGC/HRMS	EPA 1699
Perfluorinated Alkyl Acids in Drinking Water by SPE and LC/MS/MS	EPA 537
Polychlorinated Dibenzo-p-Dioxins and Polychlorinated Dibenzofurans by GC/HRMS	EPA 8280A/B
Polychlorinated Dibenzodioxins (PCDDs) and Polychlorinated Dibenzofurans (PCDFs) by GC/HRMS	EPA 8290/8290A

MATRIX: Drinking Water	
Description of Test	**Method**
2,3,7,8-Tetrachlorodibenzo- p-dioxin (2,3,7,8-TCDD) GC/HRMS	EPA 1613/1613B
1,4-Dioxane (1,4-Diethyleneoxide) analysis by GC/HRMS	EPA 522
Perfluorinated Alkyl Acids in Drinking Water by SPE and LC/MS/MS	EPA 537
Perfluorinated Alkyl Acids in Drinking Water by SPE and LC/MS/MS	ISO 25101 2009

MATRIX: Non-Potable Water	
Description of Test	**Method**
Tetra- through Octa-Chlorinated Dioxins and Furans by Isotope Dilution GC/HRMS	EPA 1613B
Brominated Diphenyl Ethers by HRGC/HRMS	EPA 1614A
Chlorinated Biphenyl Congeners in Water, Soil, Sediment, and Tissue by GC/HRMS	EPA 1668A/C
Pesticides in Water, Soil, Sediment, Biosolids, and Tissue by HRGC/HRMS	EPA 1699
Perfluorinated Alkyl Acids in Drinking Water by SPE and LC/MS/MS	EPA 537
Dioxin by GC/HRMS	EPA 613
Polychlorinated Dibenzo-p-Dioxins and Polychlorinated Dibenzofurans by GC/HRMS	EPA 8280A/B
Polychlorinated Dibenzodioxins (PCDDs) and Polychlorinated Dibenzofurans (PCDFs) by GC/HRMS	EPA 8290/8290A

MATRIX: Solids	
Description of Test	**Method**
Tetra-Octa Chlorinated Dioxins and Furans by Isotope Dilution GC/HRMS	EPA 1613
Tetra- through Octa-Chlorinated Dioxins and Furans by Isotope Dilution GC/HRMS	EPA 1613B
Brominated Diphenyl Ethers by HRGC/HRMS	EPA 1614A
Chlorinated Biphenyl Congeners in Water, Soil, Sediment, and Tissue by GC/HRMS	EPA 1668A/C
Pesticides in Water, Soil, Sediment, Biosolids, and Tissue by HRGC/HRMS	EPA 1699
Perfluorinated Alkyl Acids in Drinking Water by SPE and LC/MS/MS	EPA 537
Polychlorinated Dibenzo-p-Dioxins and Polychlorinated Dibenzofurans by GC/HRMS	EPA 8280A/B
Polychlorinated Dibenzodioxins (PCDDs) and Polychlorinated Dibenzofurans (PCDFs) by GC/HRMS	EPA 8290/8290A

ANCHOR QEA
1201 3rd Avenue, Suite 2600, Seattle, WA 98101

ENVIRONMENTAL SAMPLE CHAIN OF CUSTODY

COC ID: VIST1-20191012-174803

POC: # Delaney Peterson (360-715-2707)
1605 Cornwall Avenue, Bellingham, WA 98225

Project: Gasco PDI
Client: NW Natural

1903652 3.8°C, 2.5°C

Sample Custodian: SN
Lab: VISTA - Archive

COC Sample Number	Field Sample ID	Sample Type	Matrix	Collected Date	Collected Time	Containers #	Lab QC*	Test Request	Method	TAT**	Preservative
001	PDI-074SC-B-00-02-191012	N	SE	10/12/2019	9:59	1	☐				
								Archive (VISTA)	ARCHIVE	-1	-10°C
002	PDI-074SC-B-02-04-191012	N	SE	10/12/2019	9:59	1	☐				
								Archive (VISTA)	ARCHIVE	-1	-10°C
003	PDI-074SC-B-04-06-191012	N	SE	10/12/2019	9:59	1	☐				
								Archive (VISTA)	ARCHIVE	-1	-10°C
004	PDI-074SC-B-06-08-191012	N	SE	10/12/2019	9:59	1	☐				
								Archive (VISTA)	ARCHIVE	-1	-10°C
005	PDI-086SC-B-00-02-191012	N	SE	10/12/2019	8:01	1	☐				
								Archive (VISTA)	ARCHIVE	-1	-10°C
006	PDI-086SC-B-02-04-191012	N	SE	10/12/2019	8:01	1	☐				
								Archive (VISTA)	ARCHIVE	-1	-10°C
007	PDI-086SC-B-04-06-191012	N	SE	10/12/2019	8:01	1	☐				
								Archive (VISTA)	ARCHIVE	-1	-10°C
008	PDI-086SC-B-06-08-191012	N	SE	10/12/2019	8:01	1	☐				
								Archive (VISTA)	ARCHIVE	-1	-10°C
009	PDI-090SC-B-00-02-191012	N	SE	10/12/2019	14:22	1	☐				
								Archive (VISTA)	ARCHIVE	-1	-10°C
010	PDI-090SC-B-02-04-191012	N	SE	10/12/2019	14:22	1	☐				
								Archive (VISTA)	ARCHIVE	-1	-10°C
011	PDI-090SC-B-04-06-191012	N	SE	10/12/2019	14:22	1	☐				

Comment:

Relinquished By:	Received By:	Relinquished By:	Received By:	Relinquished By:	Received By:
Signature	Signature	Signature	Signature	Signature	Signature
Print Name CORREIRO	Print Name Hayden Crane	Print Name	Print Name	Print Name	Print Name
Company AQ	Company VAL	Company	Company	Company	Company
Date/Time 10/14/19 0755	Date/Time 10/15/19 08:57	Date/Time	Date/Time	Date/Time	Date/Time

* Lab QC Requested for sample when box is checked ** TAT = Turn Around Time in DAYS # POC = Project Point of Contact

Date Printed: 10/12/2019

ANCHOR QEA
1201 3rd Avenue, Suite 2600, Seattle, WA 98101

ENVIRONMENTAL SAMPLE CHAIN OF CUSTODY

COC ID: VIST1-20191012-174803

POC: # Delaney Peterson (360-715-2707)
1605 Cornwall Avenue, Bellingham, WA 98225

Project: Gasco PDI
Client: NW Natural

1903652

Sample Custodian: SN
Lab: VISTA - Archive

COC Sample Number	Field Sample ID	Sample Type	Matrix	Collected Date	Collected Time	Containers #	Lab QC*	Test Request	Method	TAT**	Preservative
011	PDI-090SC-B-04-06-191012	N	SE	10/12/2019	14:22	1	☐				
								Archive (VISTA)	ARCHIVE	-1	-10°C
012	PDI-090SC-B-06-08-191012	N	SE	10/12/2019	14:22	1	☐				
								Archive (VISTA)	ARCHIVE	-1	-10°C

Comment:

Relinquished By:	Received By:	Relinquished By:	Received By:	Relinquished By:	Received By:
Signature	Signature	Signature	Signature	Signature	Signature
Print Name C. OREAR	Print Name Hayden Cramer	Print Name	Print Name	Print Name	Print Name
Company AQ	Company VAL	Company	Company	Company	Company
Date/Time 10/14/19 0755	Date/Time 10/15/19 08:51	Date/Time	Date/Time	Date/Time	Date/Time

* Lab QC Requested for sample when box is checked ** TAT = Turn Around Time in DAYS # POC = Project Point of Contact

Date Printed: 10/12/2019

Vista Analytical Laboratory

Sample Log-In Checklist

Page # 1 of 1

Vista Work Order #: 1903652 TAT std

Samples Arrival:	Date/Time	Initials:	Location: WR-2
	10/15/19 08:51	HOG	Shelf/Rack: NA

Delivered By:	(FedEx)	UPS	On Trac	GSO	DHL	Hand Delivered	Other
Preservation:	(Ice)		Blue Ice		Dry Ice		None

Temp °C: 3.8 (uncorrected)	Probe used: Y / (N)	Thermometer ID: IR-4
Temp °C: 3.8 (corrected)		

	YES	NO	NA
Shipping Container(s) Intact?	✓		
Shipping Custody Seals Intact?	✓		
Airbill 2 of 4 Trk # 7767 1463 7378	✓		
Shipping Documentation Present?	✓		

Shipping Container	Vista	(Client)	Retain	(Return)	Dispose

Chain of Custody / Sample Documentation Present?	✓		
Chain of Custody / Sample Documentation Complete?	✓		
Holding Time Acceptable?	✓		

Logged In:	Date/Time	Initials:	Location: WF-2
	10/16/19 1136	WWS	Shelf/Rack: D-1

COC Anomaly/Sample Acceptance Form completed?		✓	✓

Comments:

Vista Analytical Laboratory

Sample Log-In Checklist

Page # 1 of 1

Vista Work Order #: 1903652 TAT std

Samples Arrival:	Date/Time: 10/15/19 08:51		Initials: HOG		Location: WR-2 Shelf/Rack: NA		
Delivered By:	(FedEx)	UPS	On Trac	GSO	DHL	Hand Delivered	Other
Preservation:	Ice		Blue Ice		Dry Ice		None
Temp °C: 2.5 (uncorrected) Temp °C: 2.5 (corrected)	Probe used: Y / (N)		Thermometer ID: IR-3				

	YES	NO	NA
Shipping Container(s) Intact?	✓		
Shipping Custody Seals Intact?	✓		
Airbill 3 of 4 Trk # 7767 1463 8102	✓		
Shipping Documentation Present?	✓		
Shipping Container: Vista / (Client) / Retain / (Return)		Dispose	
Chain of Custody / Sample Documentation Present?		✓	✓
Chain of Custody / Sample Documentation Complete?		✓	✓
Holding Time Acceptable?	✓		

Logged In:	Date/Time: 10/16/19 1136	Initials: WWS	Location: WF-2 Shelf/Rack: D-1
COC Anomaly/Sample Acceptance Form completed?		✓	✓

Comments:

CoC/Label Reconciliation Report WO# 1903652

	LabNumber	CoC Sample ID	Label ID matches COCID	Label ID doesn't match COCID	SampleAlias	Sampled	Label Sampled matches	Sampled doesn't match	Container	Container Correct	Sample BaseMatrix	Comments
2	1903652-01 A	PDI-074SC-B-00-02-191012	☑		001	12-Oct-19 09:59	☑		Amber Glass, 120 mL	☑	Solid	
2	1903652-02 A	PDI-074SC-B-02-04-191012	☑		002	12-Oct-19 09:59	☑		Amber Glass, 120 mL	☑	Solid	
2	1903652-03 A	PDI-074SC-B-04-06-191012	☑		003	12-Oct-19 09:59	☑		Amber Glass, 120 mL	☑	Solid	
2	1903652-04 A	PDI-074SC-B-06-08-191012	☑		004	12-Oct-19 09:59	☑		Amber Glass, 120 mL	☑	Solid	
3	1903652-05 A	PDI-086SC-B-00-02-191012	☑		005	12-Oct-19 08:01	☑		Amber Glass, 120 mL	☑	Solid	
3	1903652-06 A	PDI-086SC-B-02-04-191012	☑		006	12-Oct-19 08:01	☑		Amber Glass, 120 mL	☑	Solid	
3	1903652-07 A	PDI-086SC-B-04-06-191012	☑		007	12-Oct-19 08:01	☑		Amber Glass, 120 mL	☑	Solid	
3	1903652-08 A	PDI-086SC-B-06-08-191012	☑		008	12-Oct-19 08:01	☑		Amber Glass, 120 mL	☑	Solid	
2	1903652-09 A	PDI-090SC-B-00-02-191012	☑		009	12-Oct-19 14:22	☑		Amber Glass, 120 mL	☑	Solid	
3	1903652-10 A	PDI-090SC-B-02-04-191012	☑		010	12-Oct-19 14:22	☑		Amber Glass, 120 mL	☑	Solid	
3	1903652-11 A	PDI-090SC-B-04-06-191012	☑		011	12-Oct-19 14:22	☑		Amber Glass, 120 mL	☑	Solid	
3	1903652-12 A	PDI-090SC-B-06-08-191012	☑		012	12-Oct-19 14:22	☑		Amber Glass, 120 mL	☑	Solid	

	Yes	No	NA
Sample Container Intact?	✓		
Sample Custody Seals Intact?			✓
Adequate Sample Volume?	✓		
Preservation Documented: Na2S2O3 Trizma (None) Other		✓	✓
If Chlorinated or Drinking Water Samples, Acceptable Preservation?			✓

Comments:

"2" = Cooler 2
"3" = Cooler 3

Verifed by/Date: HDG 10/17/19

EXTRACTION INFORMATION

Rx 01/30/19 9E

Process Sheet

Workorder: 1903652

Prep Expiration: 2020-10-11
Client: Anchor QEA, LLC

Workorder Due: 03-Jan-20 00:00
TAT: 80

Method: **1613 Full List**
Matrix: **Solid**
Client Matrix: Sediment
Also run: **Percent Solids**

Prep Batch: BOA0228

Prep Data Entered: BMB 02/04/20
Date and Initials

Initial Sequence: S080016

LabSampleID	Recon	ClientSampleID	Date Received	Location	Comments
1903652-01 A	☒	PDI-074SC-B-00-02-191012	15-Oct-19 08:51	WR-2 G-5	
1903652-02	☒	PDI-074SC-B-02-04-191012	15-Oct-19 08:51	WR-2 G-5	
1903652-03	☒	PDI-074SC-B-04-06-191012	15-Oct-19 08:51	WR-2 G-5	
1903652-04	☒	PDI-074SC-B-06-08-191012	15-Oct-19 08:51	WR-2 G-5	
1903652-05	☒	PDI-086SC-B-00-02-191012	15-Oct-19 08:51	WR-2 G-5	
1903652-06	☒	PDI-086SC-B-02-04-191012	15-Oct-19 08:51	WR-2 G-5	
1903652-07	☒	PDI-086SC-B-04-06-191012	15-Oct-19 08:51	WR-2 G-5	
1903652-08	☒	PDI-086SC-B-06-08-191012	15-Oct-19 08:51	WR-2 G-5	
1903652-09	☒	PDI-090SC-B-00-02-191012	15-Oct-19 08:51	WR-2 G-5	
1903652-10	☒	PDI-090SC-B-02-04-191012	15-Oct-19 08:51	WR-2 G-5	
1903652-11	☒	PDI-090SC-B-04-06-191012	15-Oct-19 08:51	WR-2 G-5	
1903652-12	☒	PDI-090SC-B-06-08-191012	15-Oct-19 08:51	WR-2 G-5	

WO Comments: **Pest - 1g extraction (dry weight)**
Dioxin - 10g (dry weight)
PCB - 5g extraction (dry weight)

Pre-Prep Check Out: ~~RR 01/31/20~~ RR 01/31/20
Pre-Prep Check In: ~~RR 01/31/20~~ RR 01/31/20
Prep Check Out: RR 01/31/20
Prep Check In: RR 01/31/20
Prep Reconciled Initals/Date: RR 01/31/20
Spike Reconciled Initals/Date: M 01/31/20
VialBoxID: Goku

Page 1 of 1

PREPARATION BENCH SHEET

Matrix: Solid

B0A0228

Chemist: RR

Method: 1613 Full List

Prepared using: HRMS - Soxhlet

Prep Date/Time: 30-Jan-20 12:35

C	VISTA Sample ID	G Eqv	Sample Amt. (g)	IS/NS CHEM/WIT DATE	CRS CHEM/WIT DATE	AP CHEM/ DATE	ABSG CHEM/ DATE	AA CHEM/ DATE	Florisil CHEM/ DATE	RS CHEM/WIT DATE
☐	B0A0228-BLK1 (C)	NA	(10.00)	RR 01/31/20	AO AZ 02/03/20	AZ 02/03/20	AO AZ 02/03/20	AO AZ 02/03/20	AO 02/03/20	RR B 02/04/20
☐	B0A0228-BS1	↓	(10.00)	↓	↓	↓	↓	↓	↓	↓
☐	1903652-01RE1	17.98	18.02			NA	orange			
☐	1903652-02RE1 (B) (A)	16.62	16.64			AZ 02/03/20	black			
☐	1903652-03RE1 (B)	13.12	13.13			↓	black			
☐	1903652-04RE1	14.68	14.69			NA	green			
☐	1903652-05RE1	19.41	19.43			↓	yellow			
☐	1903652-06RE1	17.61	17.65				yellow			
☐	1903652-07RE1 (2)	16.99	17.02				yellow			
☐	1903652-08RE1	17.88	17.91				yellow			
☐	1903652-09RE1	18.48	18.52				yellow			
☐	1903652-10RE1	17.10	17.13				orange			
☐	1903652-11RE1 (B)	17.05	17.07			AZ 02/03/20	yellow			
☐	1903652-12RE1	17.07	17.15	↓	↓	NA	orange	↓	↓	↓

RR set-up Glassware 01/31/20

(C) Florisil stirring - Stuck to columns - AZ 02/03/20

(A) Part formed at bottom. Stuck onto glass wall AZ 02/03/20

(B) Cleaned RB with DCM during AP to get rid of part AZ 02/03/20

IS Name (V7)	NS Name (V3)	CRS Name (V4)	RS Name (V4)	Cycle Time	APP: SEFUN SOX (SDS)	Check Out: RR Chemist/Date: 01/31/20
PCDD/F 19L2301, 10uL	PCDD/F 18F1913, 10uL	PCDD/F 19I1602, 10uL	PCDD/F 19I1603, 10uL	Start Date/Time 01/31/20 1435	SOLV: Toluene	
PCB	PCB	PCB	PCB		Other Na	Check In: Chemist/Date: RR 01/31/20
PAH	PAH	PAH	PAH	Stop Date/Time 02/01/20 0809	Final Volume(s) C14 20uL	Balance ID: HRMS-8

Comments:

1 = Sample approached dryness on rotovap
2 = Sample bumped on rotovap; lost < 5%
3 = Sample poured through Na2SO4 to remove water
4 = Precipitate present at Final Volume
5 = Sample homogenized in secondary container
6 = Sample clogged during extaction; pipetted and used Nitrogen to assist

(2) AO 02/03/20

Percent Moisture/ Percent Solids

D2216-90 BATCH ID B9L0068

Analyst: TL **Test Code:** %Moist/%Solids

Analyte: **Units:** %

Dried at 110°C+/-5°C

Oven ID: 01 02

Data Entry Verified by: (Initial and Date) TL 12/31/19

Inst: HRMS-9

Date/Time IN:	Date/Time OUT
12/27/19 1510	12/31/19 1435

	B	C	D	E	F	G	H	I	K	L	M	N	O	P
				Intial and Date:	TL 12/27/19	TL 12/31/19			TL 12/27/19			TL 12/27/19		TL 12/27/19
Particle Size	SampID		SampType	Pan Tare Wt. (gms)	Wet Pan and Sample Weight (g)	Dry Pan and Sample Weight (g)	Dry Sample Weight (g)	%Solids RawVal	Visual Inspection	Cl-	pH Before	pH After	Acid Added	Sample Homogenized*
	1903652-01	A	Sample	1.2600	7.8400	4.9200	3.6600	55.62	Mud	NA	NA	NA	NA	Y
	1903652-02	A	Sample	1.2600	6.8100	4.6000	3.3400	60.18	Mud	NA	NA	NA	NA	Y
	1903652-03	A	Sample	1.2500	10.5400	8.3300	7.0800	76.21	Mud	NA	NA	NA	NA	Y
	1903652-04	A	Sample	1.2400	10.1800	7.3300	6.0900	68.12	Mud	NA	NA	NA	NA	Y
	1903652-05	A	Sample	1.2700	6.8800	4.1600	2.8900	51.52	Mud	NA	NA	NA	NA	Y
	1903652-06	A	Sample	1.2600	7.7400	4.9400	3.6800	56.79	Mud	NA	NA	NA	NA	Y
	1903652-07	A	Sample	1.2600	8.1900	5.3400	4.0800	58.87	Mud	NA	NA	NA	NA	Y
	1903652-08	A	Sample	1.2600	7.4300	4.7100	3.4500	55.92	Mud	NA	NA	NA	NA	Y
	1903652-09	A	Sample	1.2600	7.9300	4.8700	3.6100	54.12	Mud	NA	NA	NA	NA	Y
	1903652-10	A	Sample	1.2700	11.0000	6.9600	5.6900	58.48	Mud	NA	NA	NA	NA	Y
	1903652-11	A	Sample	1.2600	7.8400	5.1200	3.8600	58.66	Mud	NA	NA	NA	NA	Y
	1903652-12	A	Sample	1.2600	10.0500	6.4100	5.1500	58.59	Mud	NA	NA	NA	NA	Y

*Sample homogenized in sample container unless otherwise noted.

Percent Moisture/ Percent Solids

D2216-90 BATCH ID B9L0068

Analyst: TL
Test Code: %Moist/%Solids
Analyte:
Units: %
Dried at 110°C+/-5°C
Oven ID: 01 02

Data Entry Verified by:
(Initial and Date) NA

Inst HRMS-9

Date/Time IN: 12/27/19 1510
Date/Time OUT: 12/31/19 1435

	B	C	D	E	F	G	H	I	K	L	M	N	O	P
				Intial and Date:	TL 12/27/19	TL 12/31/19			TL 12/27/19			MA		TL 12/27/19
Particle Size	SampID		SampType	Pan Tare Wt. (gms)	Wet Pan and Sample Weight (g)	Dry Pan and Sample Weight (g)	Dry Sample Weight (g)	%Solids RawVal	Visual Inspection	Cl-	pH Before	pH After	Acid Added	Sample Homogenized*
	1903652-01	A	Sample	1.26	7.84	4.92			Mud					Y
	1903652-02		Sample	1.26	6.81	4.60								
	1903652-03		Sample	1.25	10.54	8.33								
	1903652-04		Sample	1.24	10.18	7.33								
	1903652-05		Sample	1.27	6.88	4.16								
	1903652-06		Sample	1.26	7.74	4.94								
	1903652-07		Sample	1.26	8.19	5.34								
	1903652-08		Sample	1.26	7.43	4.71								
	1903652-09		Sample	1.26	7.93	4.87								
	1903652-10		Sample	1.27	11.00	6.96								
	1903652-11		Sample	1.26	7.84	5.12								
	1903652-12		Sample	1.26	10.05	6.41								

*Sample homogenized in sample container unless otherwise noted.

Batch: B0A0228

Matrix: Solid

LabNumber	WetWeight (Initial)	% Solids (Extraction Solids)	DryWeight	Final	Extracted	Ext By	Spike	SpikeAmount	ClientMatrix	Analysis
1903652-01RE1	18.02	55.6231	10.0233	20	30-Jan-20 12:35	RR			Sediment	1613 Full List
1903652-02RE1	16.64	60.18018	10.0140	20	30-Jan-20 12:35	RR			Sediment	1613 Full List
1903652-03RE1	13.13	76.21098	10.0065	20	30-Jan-20 12:35	RR			Sediment	1613 Full List
1903652-04RE1	14.69	68.1208	10.0069	20	30-Jan-20 12:35	RR			Sediment	1613 Full List
1903652-05RE1	19.43	51.51515	10.0094	20	30-Jan-20 12:35	RR			Sediment	1613 Full List
1903652-06RE1	17.65	56.79013	10.0235	20	30-Jan-20 12:35	RR			Sediment	1613 Full List
1903652-07RE1	17.02	58.87447	10.0204	20	30-Jan-20 12:35	RR			Sediment	1613 Full List
1903652-08RE1	17.91	55.91572	10.0145	20	30-Jan-20 12:35	RR			Sediment	1613 Full List
1903652-09RE1	18.52	54.12294	10.0236	20	30-Jan-20 12:35	RR			Sediment	1613 Full List
1903652-10RE1	17.13	58.47893	10.0174	20	30-Jan-20 12:35	RR			Sediment	1613 Full List
1903652-11RE1	17.07	58.66261	10.0137	20	30-Jan-20 12:35	RR			Sediment	1613 Full List
1903652-12RE1	17.15	58.5893	10.0481	20	30-Jan-20 12:35	RR			Sediment	1613 Full List
B0A0228-BLK1	10	(100)	(10.00)	20	30-Jan-20 12:35	RR				QC
B0A0228-BS1	10	(100)	(10.00)	20	30-Jan-20 12:35	RR	18F1913	10		QC

All bolded data on report verified against written benchsheet by (initial/date) BUB 02/04/20

Printed: 2/4/2020 2:18:02PM
Page 1 of 1

SAMPLE DATA – EPA METHOD 1613

Vista Analytical Laboratory

Dataset: U:\VG12.PRO\Results\200209R1\200209R1-6B.qld

Last Altered: Thursday, March 12, 2020 15:07:28 Pacific Daylight Time
Printed: Thursday, March 12, 2020 15:08:42 Pacific Daylight Time

GRB 03/12/2020
dh 3/13/20

Method: Untitled 28 Jan 2020 16:09:23
Calibration: U:\VG12.PRO\CurveDB\db5_1613vg12-1-31-20.cdb 02 Feb 2020 11:05:29

03/18/2020

Name: 200209R1_6, Date: 09-Feb-2020, Time: 16:03:19, ID: B0A0228-BLK1 Method Blank 10, Description: Method Blank

	# Name	Resp	RA	n/y	RRF	wt/vol	Pred.RT	RT	Pred.RRT	RRT	Conc.	%Rec	DL	EMPC
1	1 2,3,7,8-TCDD			NO	0.988	10.000	25.721		1.001				0.0646	
2	2 1,2,3,7,8-PeCDD			NO	0.972	10.000	30.719		1.001				0.163	
3	3 1,2,3,4,7,8-HxCDD			NO	1.07	10.000	34.061		1.000				0.0757	
4	4 1,2,3,6,7,8-HxCDD			NO	0.921	10.000	34.147		1.000				0.0791	
5	5 1,2,3,7,8,9-HxCDD			NO	0.918	10.000	34.458		1.001				0.0861	
6	6 1,2,3,4,6,7,8-HpCDD			NO	0.923	10.000	37.960		1.000				0.112	
7	7 OCDD	2.37e3	0.85	NO	0.975	10.000	40.974	40.99	1.000	1.000	0.61165		0.126	0.612
8	8 2,3,7,8-TCDF			NO	0.802	10.000	24.802		1.001				0.0600	
9	9 1,2,3,7,8-PeCDF			NO	0.907	10.000	29.422		1.001				0.0775	
10	10 2,3,4,7,8-PeCDF			NO	0.952	10.000	30.407		1.001				0.0700	
11	11 1,2,3,4,7,8-HxCDF			NO	0.862	10.000	33.188		1.000				0.0590	
12	12 1,2,3,6,7,8-HxCDF			NO	0.841	10.000	33.316		1.000				0.0591	
13	13 2,3,4,6,7,8-HxCDF			NO	0.898	10.000	33.915		1.001				0.0606	
14	14 1,2,3,7,8,9-HxCDF	5.48e2	1.36	NO	0.858	10.000	34.755	34.79	0.999	1.000	0.10707		0.0842	0.107
15	15 1,2,3,4,6,7,8-HpCDF			NO	0.851	10.000	36.559		1.001				0.0823	
16	16 1,2,3,4,7,8,9-HpCDF			NO	0.980	10.000	38.556		1.000				0.0925	
17	17 OCDF	8.88e2	0.86	NO	0.806	10.000	41.166	41.18	1.000	1.000	0.24571		0.123	0.246
18	18 13C-2,3,7,8-TCDD	1.68e6	0.79	NO	1.20	10.000	25.691	25.69	1.026	1.026	184.24	92.1	0.217	
19	19 13C-1,2,3,7,8-PeCDD	1.32e6	0.63	NO	0.967	10.000	30.432	30.70	1.215	1.226	179.74	89.9	0.249	
20	20 13C-1,2,3,4,7,8-HxCDD	9.77e5	1.27	NO	0.874	10.000	34.053	34.05	1.014	1.014	146.10	73.0	0.305	
21	21 13C-1,2,3,6,7,8-HxCDD	1.24e6	1.27	NO	1.05	10.000	34.154	34.15	1.017	1.017	154.47	77.2	0.255	
22	22 13C-1,2,3,7,8,9-HxCDD	1.14e6	1.24	NO	0.974	10.000	34.456	34.42	1.026	1.025	152.55	76.3	0.273	
23	23 13C-1,2,3,4,6,7,8-HpCDD	9.61e5	1.02	NO	0.747	10.000	38.016	37.95	1.132	1.130	168.05	84.0	0.365	
24	24 13C-OCDD	1.59e6	0.88	NO	0.707	10.000	40.904	40.97	1.218	1.220	294.12	73.5	0.374	
25	25 13C-2,3,7,8-TCDF	2.38e6	0.78	NO	1.07	10.000	24.872	24.78	0.993	0.989	172.61	86.3	0.285	
26	26 13C-1,2,3,7,8-PeCDF	1.93e6	1.59	NO	1.00	10.000	29.205	29.40	1.166	1.174	148.39	74.2	0.262	
27	27 13C-2,3,4,7,8-PeCDF	1.86e6	1.56	NO	0.962	10.000	30.157	30.38	1.204	1.213	149.14	74.6	0.273	
28	28 13C-1,2,3,4,7,8-HxCDF	1.33e6	0.51	NO	1.05	10.000	33.180	33.19	0.988	0.988	166.19	83.1	0.407	
29	29 13C-1,2,3,6,7,8-HxCDF	1.48e6	0.52	NO	1.19	10.000	33.281	33.31	0.991	0.992	162.46	81.2	0.359	
30	30 13C-2,3,4,6,7,8-HxCDF	1.39e6	0.52	NO	1.07	10.000	33.889	33.88	1.009	1.009	170.13	85.1	0.401	
31	31 13C-1,2,3,7,8,9-HxCDF	1.19e6	0.51	NO	0.922	10.000	34.792	34.78	1.036	1.036	169.10	84.6	0.463	

Dataset: U:\VG12.PRO\Results\200209R1\200209R1-6B.qld

Last Altered: Thursday, March 12, 2020 15:07:28 Pacific Daylight Time
Printed: Thursday, March 12, 2020 15:08:42 Pacific Daylight Time

Name: 200209R1_6, Date: 09-Feb-2020, Time: 16:03:19, ID: B0A0228-BLK1 Method Blank 10, Description: Method Blank

	#	Name	Resp	RA	n/y	RRF	wt/vol	Pred.RT	RT	Pred.RRT	RRT	Conc.	%Rec	DL	EMPC
32	32	13C-1,2,3,4,6,7,8-HpCDF	1.04e6	0.45	NO	0.767	10.000	36.538	36.52	1.088	1.088	177.27	88.6	0.436	
33	33	13C-1,2,3,4,7,8,9-HpCDF	7.70e5	0.44	NO	0.552	10.000	38.553	38.56	1.148	1.148	182.27	91.1	0.606	
34	34	13C-OCDF	1.79e6	0.88	NO	0.789	10.000	41.139	41.17	1.225	1.226	297.12	74.3	0.308	
35	35	37Cl-2,3,7,8-TCDD	6.50e5			1.18	10.000	25.723	25.70	1.027	1.026	72.648	90.8	0.0640	
36	36	13C-1,2,3,4-TCDD	1.52e6	0.80	NO	1.00	10.000	25.080	25.05	1.000	1.000	200.00	100	0.260	
37	37	13C-1,2,3,4-TCDF	2.59e6	0.79	NO	1.00	10.000	23.420	23.34	1.000	1.000	200.00	100	0.304	
38	38	13C-1,2,3,4,6,9-HxCDF	1.53e6	0.52	NO	1.00	10.000	33.520	33.58	1.000	1.000	200.00	100	0.427	
39	39	Total Tetra-Dioxins				0.988	10.000	24.620		0.000				0.0392	
40	40	Total Penta-Dioxins				0.972	10.000	29.960		0.000		0.00000		0.0596	0.252
41	41	Total Hexa-Dioxins				0.921	10.000	33.635		0.000				0.0452	
42	42	Total Hepta-Dioxins				0.923	10.000	37.640		0.000				0.0604	
43	43	Total Tetra-Furans				0.802	10.000	23.610		0.000				0.0250	
44	44	1st Func. Penta-Furans				0.907	10.000	27.090		0.000				0.0144	
45	45	Total Penta-Furans				0.907	10.000	29.275		0.000		0.00000		0.0408	0.0899
46	46	Total Hexa-Furans				0.898	10.000	33.555		0.000		0.10707		0.0626	0.107
47	47	Total Hepta-Furans				0.851	10.000	37.835		0.000				0.0507	

Dataset: U:\VG12.PRO\Results\200209R1\200209R1-6B.qld

Last Altered: Thursday, March 12, 2020 15:07:28 Pacific Daylight Time
Printed: Thursday, March 12, 2020 15:08:42 Pacific Daylight Time

Method: Untitled 28 Jan 2020 16:09:23
Calibration: U:\VG12.PRO\CurveDB\db5_1613vg12-1-31-20.cdb 02 Feb 2020 11:05:29

Name: 200209R1_6, Date: 09-Feb-2020, Time: 16:03:19, ID: B0A0228-BLK1 Method Blank 10, Description: Method Blank

Tetra-Dioxins

	Name	RT	m1 Height	m2 Height	m1 Resp	m2 Resp	RA	n/y	Resp	Conc.	EMPC	DL
1												

Penta-Dioxins

	Name	RT	m1 Height	m2 Height	m1 Resp	m2 Resp	RA	n/y	Resp	Conc.	EMPC	DL
1	Total Penta-Dioxins	29.03	1.262e4	4.616e4	6.270e2	2.876e3	0.22	YES	0.000e0	0.00000	0.25244	0.163

Hexa-Dioxins

	Name	RT	m1 Height	m2 Height	m1 Resp	m2 Resp	RA	n/y	Resp	Conc.	EMPC	DL
1												

Hepta-Dioxins

	Name	RT	m1 Height	m2 Height	m1 Resp	m2 Resp	RA	n/y	Resp	Conc.	EMPC	DL
1												

Tetra-Furans

	Name	RT	m1 Height	m2 Height	m1 Resp	m2 Resp	RA	n/y	Resp	Conc.	EMPC	DL
1												

Penta-Furans function 1

	Name	RT	m1 Height	m2 Height	m1 Resp	m2 Resp	RA	n/y	Resp	Conc.	EMPC	DL
1												

Dataset: U:\VG12.PRO\Results\200209R1\200209R1-6B.qld

Last Altered: Thursday, March 12, 2020 15:07:28 Pacific Daylight Time
Printed: Thursday, March 12, 2020 15:08:42 Pacific Daylight Time

Name: 200209R1_6, Date: 09-Feb-2020, Time: 16:03:19, ID: B0A0228-BLK1 Method Blank 10, Description: Method Blank

Penta-Furans

	Name	RT	m1 Height	m2 Height	m1 Resp	m2 Resp	RA	n/y	Resp	Conc.	EMPC	DL
1	Total Penta-Furans	29.05	6.682e3	1.009e4	4.692e2	9.632e2	0.49	YES	0.000e0	0.00000	0.089901	0.0755

Hexa-Furans

	Name	RT	m1 Height	m2 Height	m1 Resp	m2 Resp	RA	n/y	Resp	Conc.	EMPC	DL
1	1,2,3,7,8,9-HxCDF	34.79	4.763e3	4.189e3	3.161e2	2.319e2	1.36	NO	5.480e2	0.10707	0.10707	0.0842

Hepta-Furans

	Name	RT	m1 Height	m2 Height	m1 Resp	m2 Resp	RA	n/y	Resp	Conc.	EMPC	DL
1												

Dataset: Untitled

Last Altered: Monday, February 10, 2020 08:17:40 Pacific Standard Time
Printed: Monday, February 10, 2020 08:17:56 Pacific Standard Time

Name: 200209R1_6, Date: 09-Feb-2020, Time: 16:03:19, ID: B0A0228-BLK1 Method Blank 10, Description: Method Blank

2,3,7,8-TCDD

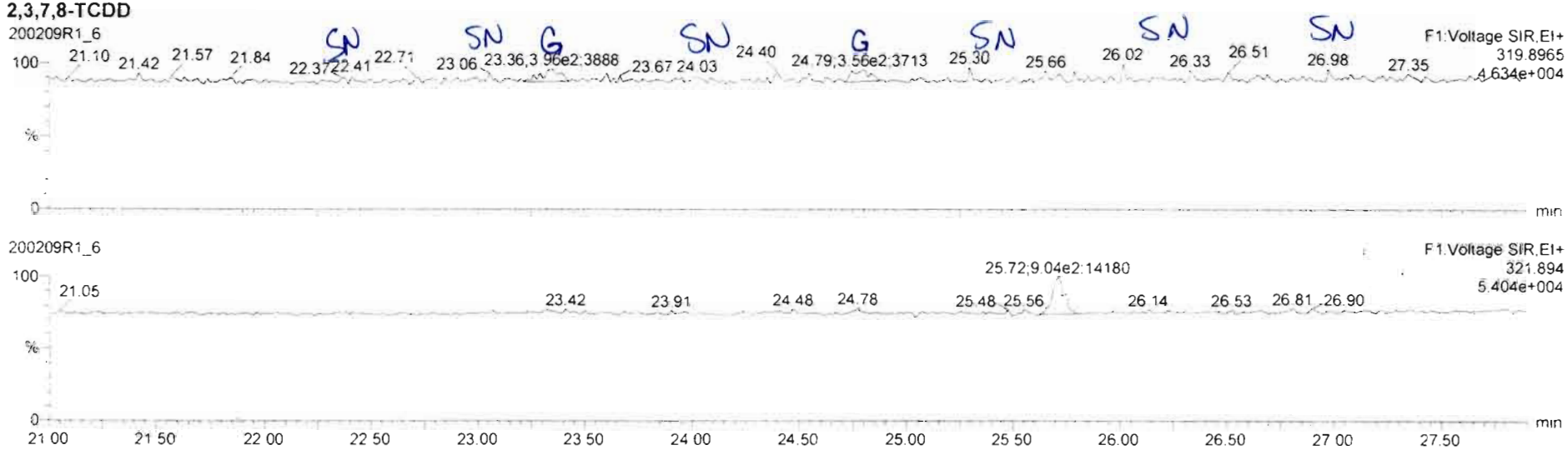

13C-2,3,7,8-TCDD

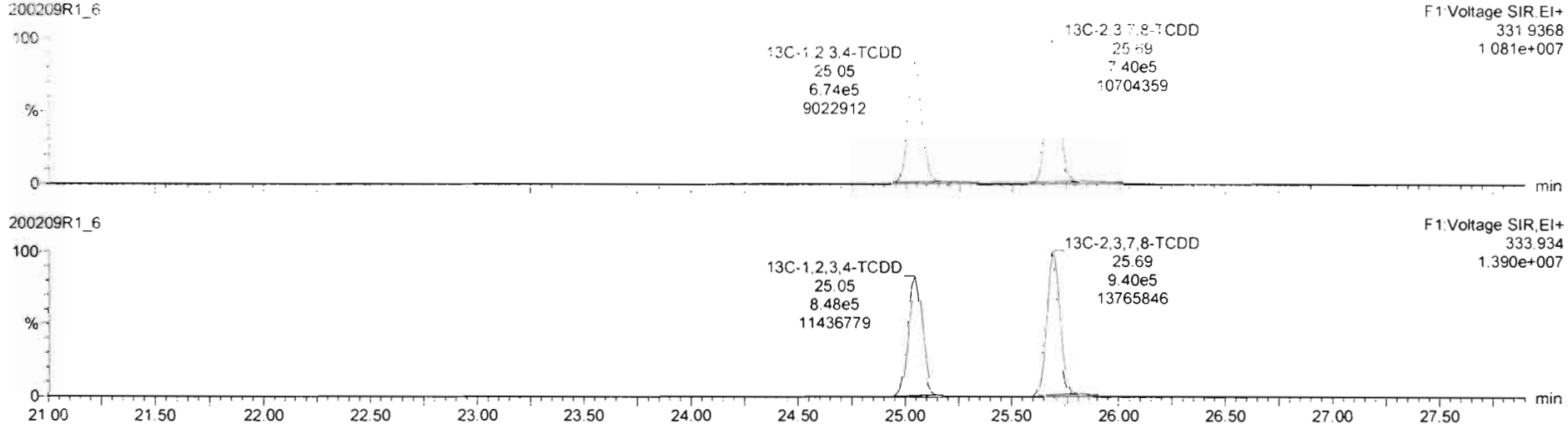

TargetLynx - 200209R1-6.qld * - [Chromatogram]

File Edit View Display Processing Window Help

200209R1_6 - B0A0228-BLK1 Method Blank 10 - Method Blank

	Name	Resp	RA	n/y	RRF	wt/vol	RT	RRT	Conc	%Rec	DL	EMPC
39	Total Tetra-Dioxins				0.9861	10.000					0.0392	

	Name	RT	m1 Resp	m2 Resp	RA	n/y	EMPC	Conc.
1								

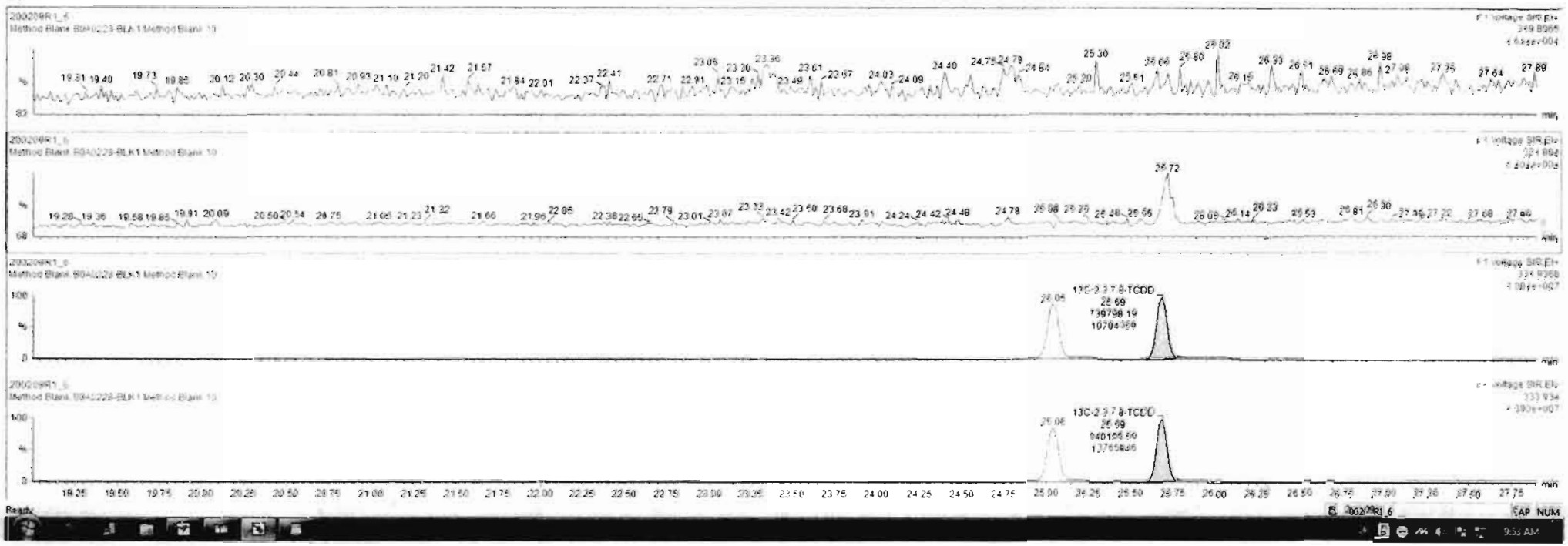

Ready

Dataset: Untitled

Last Altered: Monday, February 10, 2020 08:17:40 Pacific Standard Time
Printed: Monday, February 10, 2020 08:17:56 Pacific Standard Time

Name: 200209R1_6, Date: 09-Feb-2020, Time: 16:03:19, ID: B0A0228-BLK1 Method Blank 10, Description: Method Blank

37Cl-2,3,7,8-TCDD

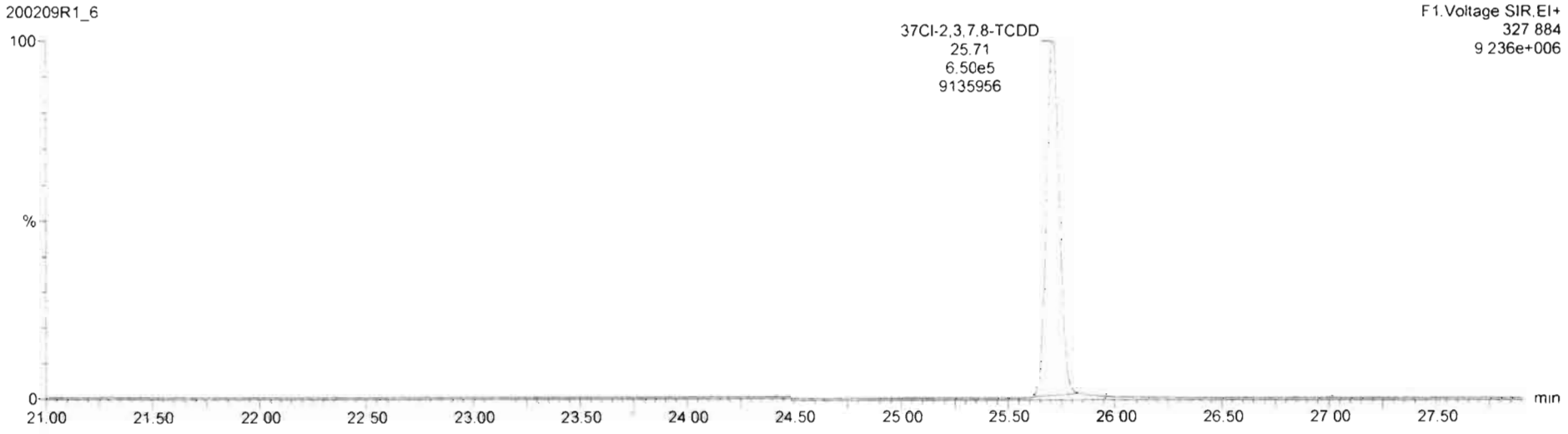

13C-1,2,3,4-TCDD

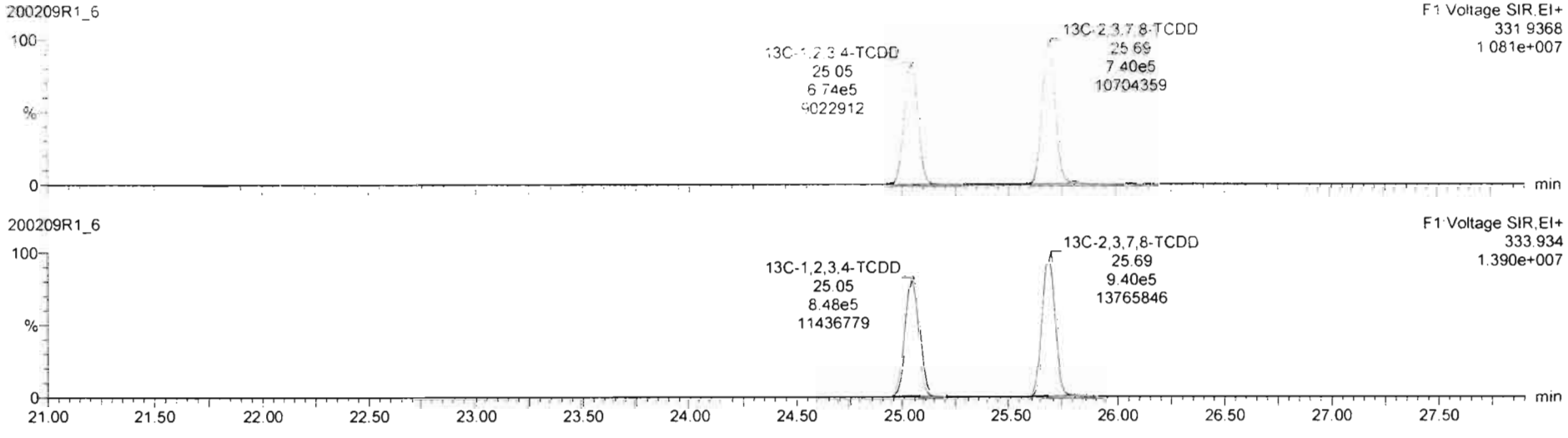

Dataset: Untitled

Last Altered: Monday, February 10, 2020 08:17:40 Pacific Standard Time
Printed: Monday, February 10, 2020 08:17:56 Pacific Standard Time

Name: 200209R1_6, Date: 09-Feb-2020, Time: 16:03:19, ID: B0A0228-BLK1 Method Blank 10, Description: Method Blank

1,2,3,7,8-PeCDD

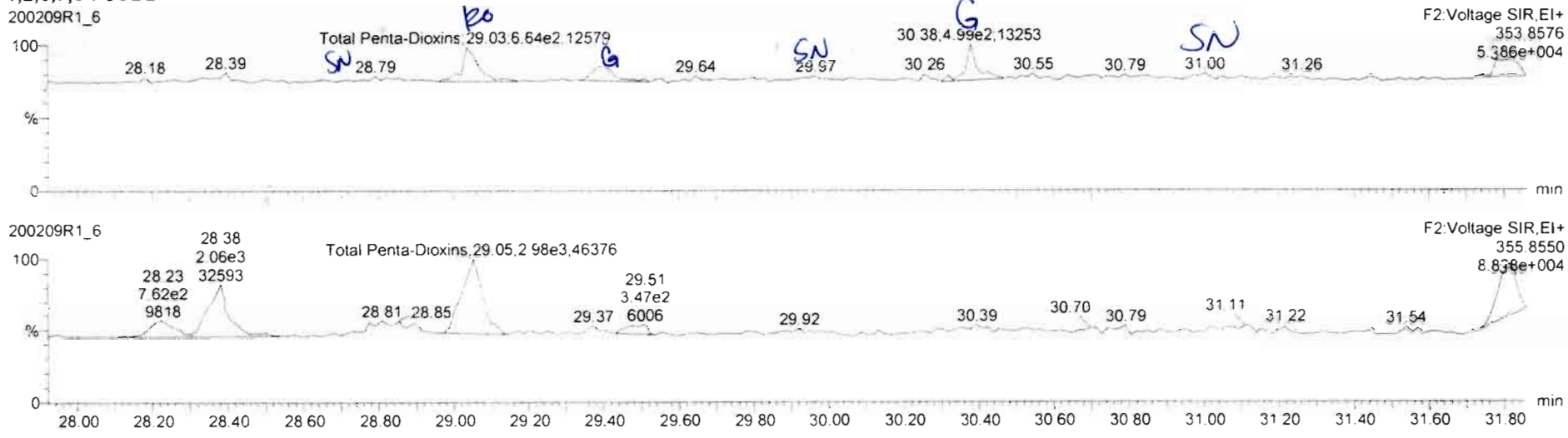

13C-1,2,3,7,8-PeCDD

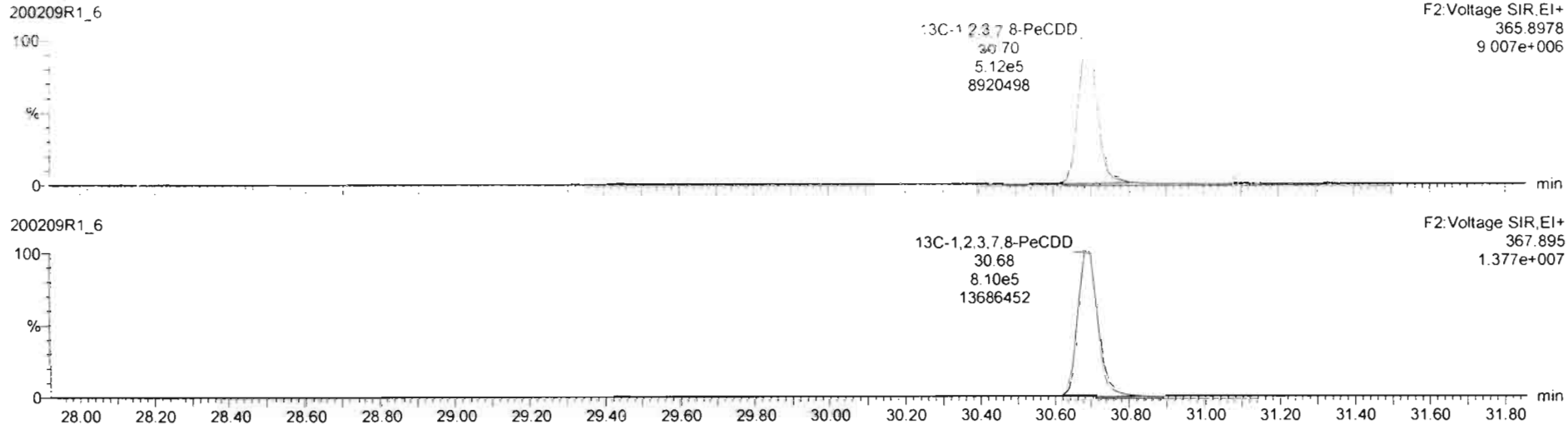

TargetLynx - 200209R1_6.qld * - [Chromatogram]

File Edit View Display Processing Window Help

200209R1_6 - B0A0228-BLK1 Method Blank 10 - Method Blank

	Name	Resp	RA	n/y	RRF	wt/vol	RT	RRT	Conc.	%Rec	DL	EMPC
39	Total Tetra-Dioxins				0.9881	10.000					0.0352	

	Name	RT	m1 Resp	m2 Resp	RA	n/y	EMPC	Conc.
1	Total Penta-Dioxins	29.03	6.270e2	2.876e3	0.22	YES	0.25244	0.00000

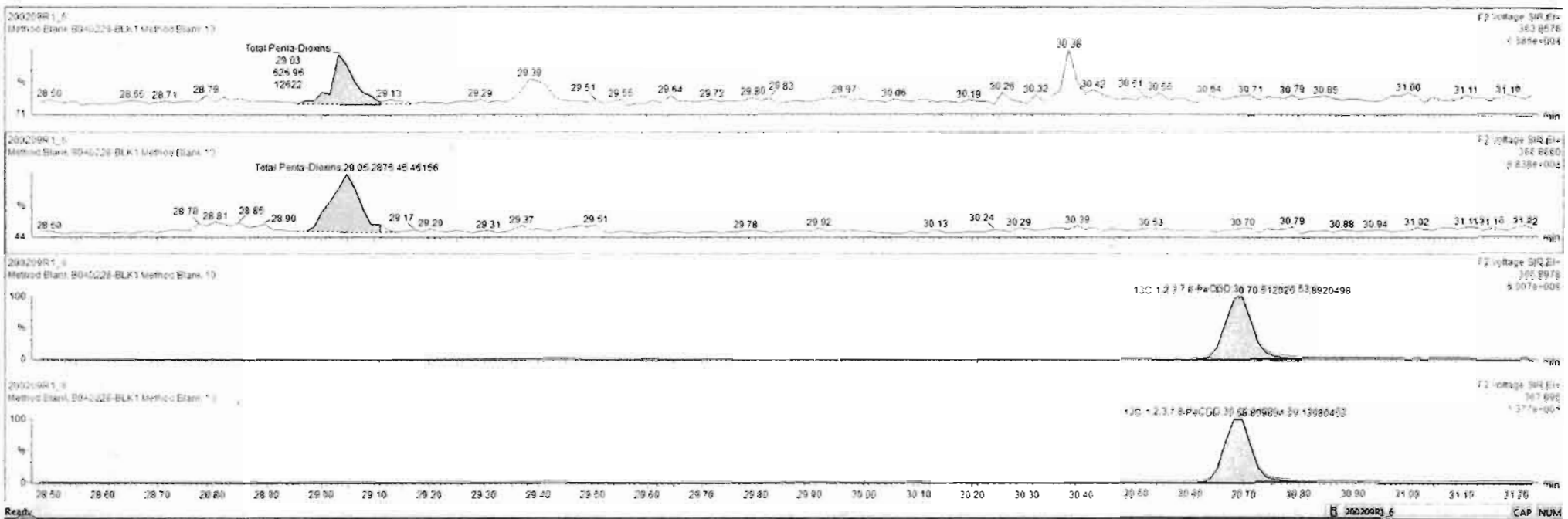

Ready

Dataset: Untitled

Last Altered: Monday, February 10, 2020 08:17:40 Pacific Standard Time
Printed: Monday, February 10, 2020 08:17:56 Pacific Standard Time

Name: 200209R1_6, Date: 09-Feb-2020, Time: 16:03:19, ID: B0A0228-BLK1 Method Blank 10, Description: Method Blank

1,2,3,4,7,8-HxCDD

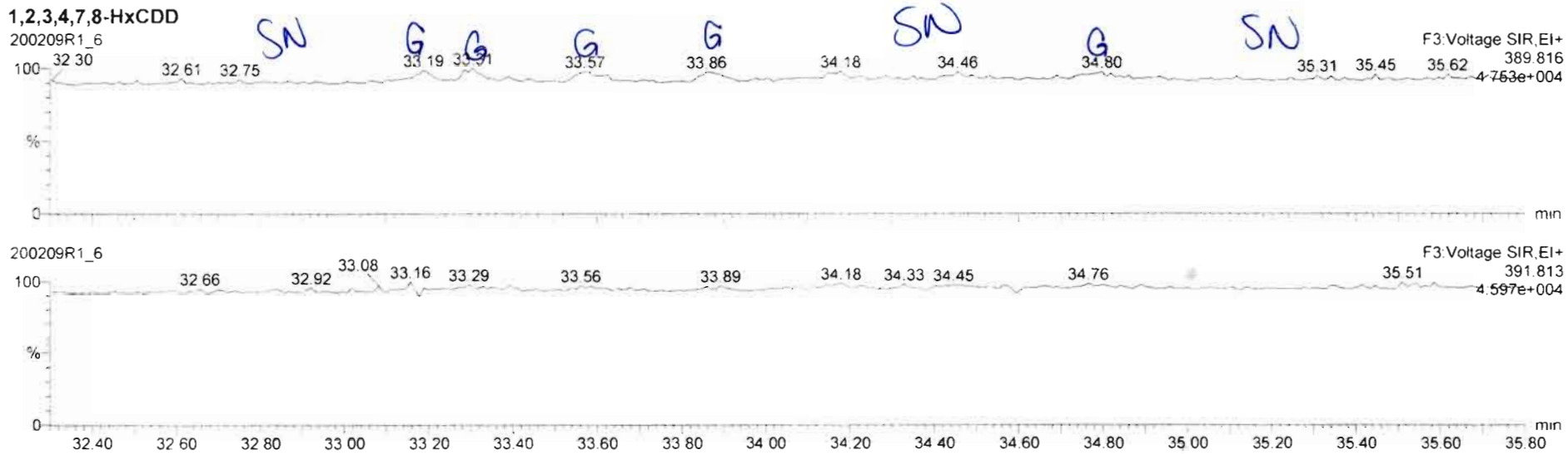

13C-1,2,3,4,7,8-HxCDD

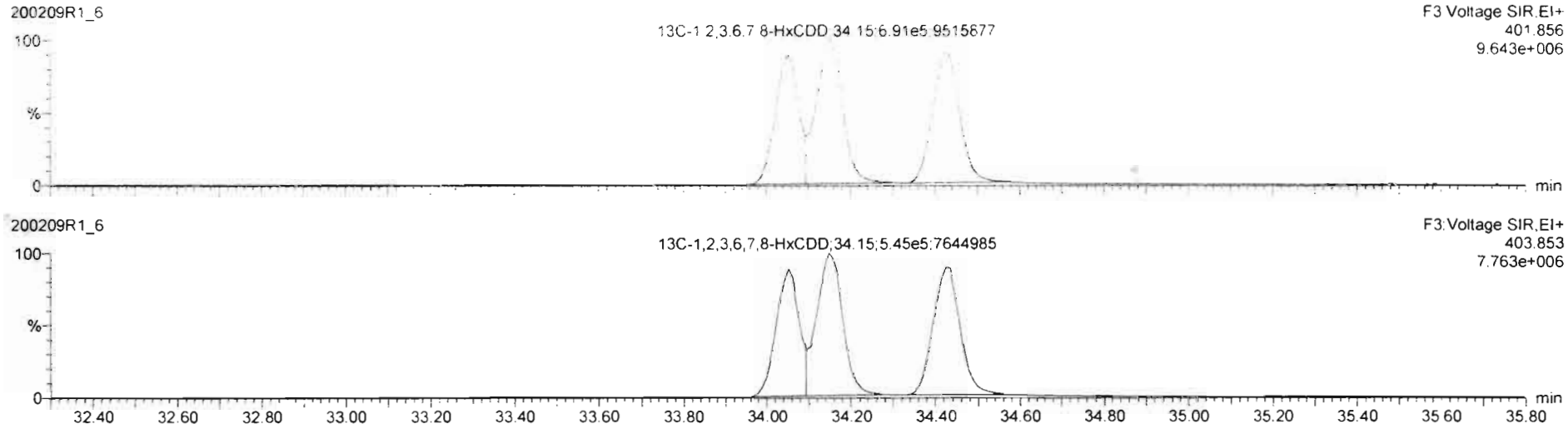

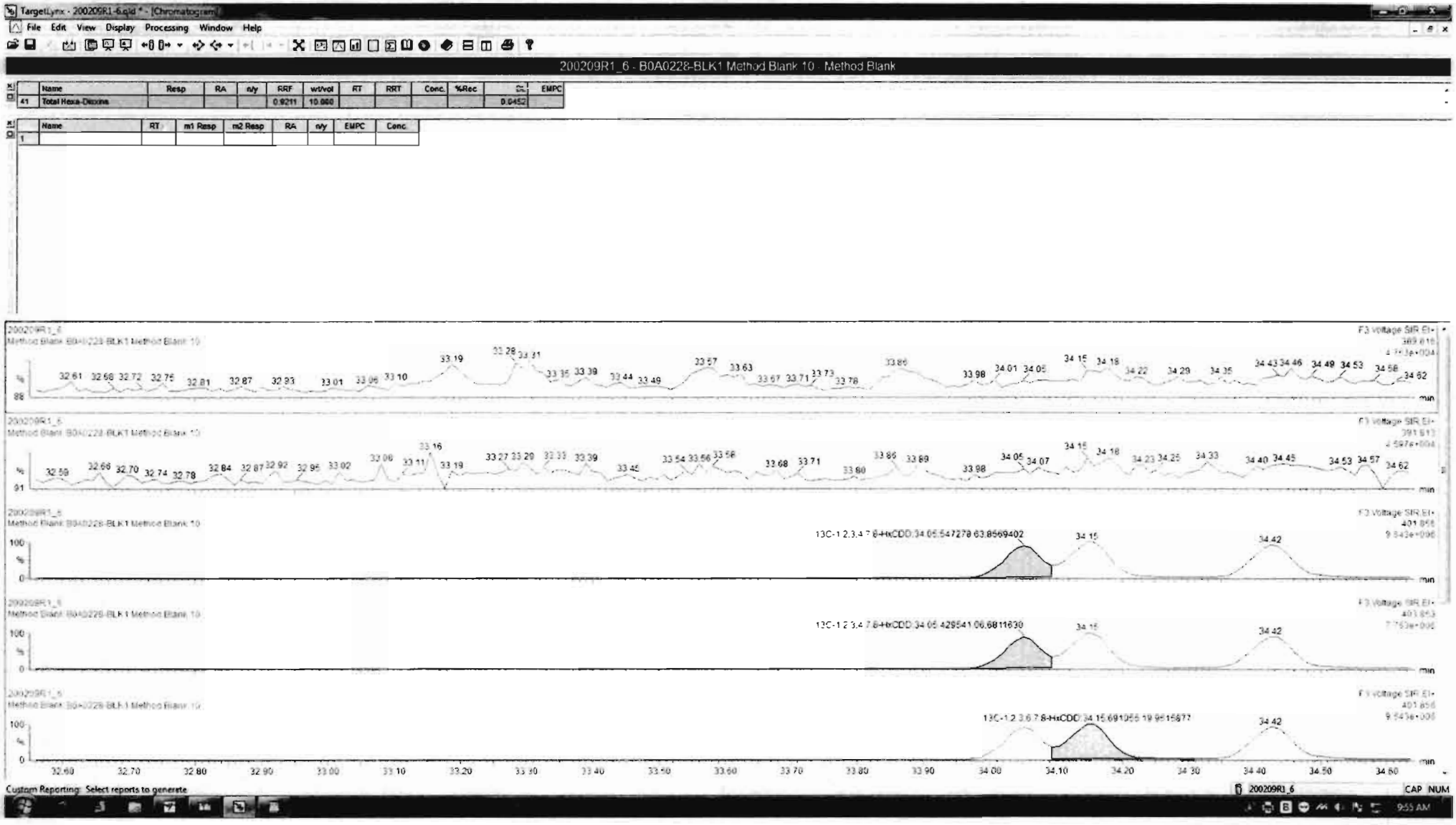
TargetLynx - 200209R1-6.qld * - [Chromatogram]
File Edit View Display Processing Window Help
200209R1_6 - B0A0228-BLK1 Method Blank 10 - Method Blank
Name Resp RA n/y RRF wt/vol RT RRT Conc. %Rec EMPC
41 Total Hexa-Dioxins 0.9211 10.000 0.0452
Name RT m1 Resp m2 Resp RA n/y EMPC Conc.
1
200209R1_6
Method Blank B0A0228-BLK1 Method Blank 10
13C-1,2,3,4,7,8-HxCDD 34.05 547278 63.8569402
13C-1,2,3,4,7,8-HxCDD 34.05 428541 66.6811630
13C-1,2,3,6,7,8-HxCDD 34.15 691055 19.9515672
34.42
Custom Reporting: Select reports to generate
200209R1_6
CAP NUM
9:55 AM

Dataset: Untitled

Last Altered: Monday, February 10, 2020 08:17:40 Pacific Standard Time
Printed: Monday, February 10, 2020 08:17:56 Pacific Standard Time

Name: 200209R1_6, Date: 09-Feb-2020, Time: 16:03:19, ID: B0A0228-BLK1 Method Blank 10, Description: Method Blank

1,2,3,4,6,7,8-HpCDD

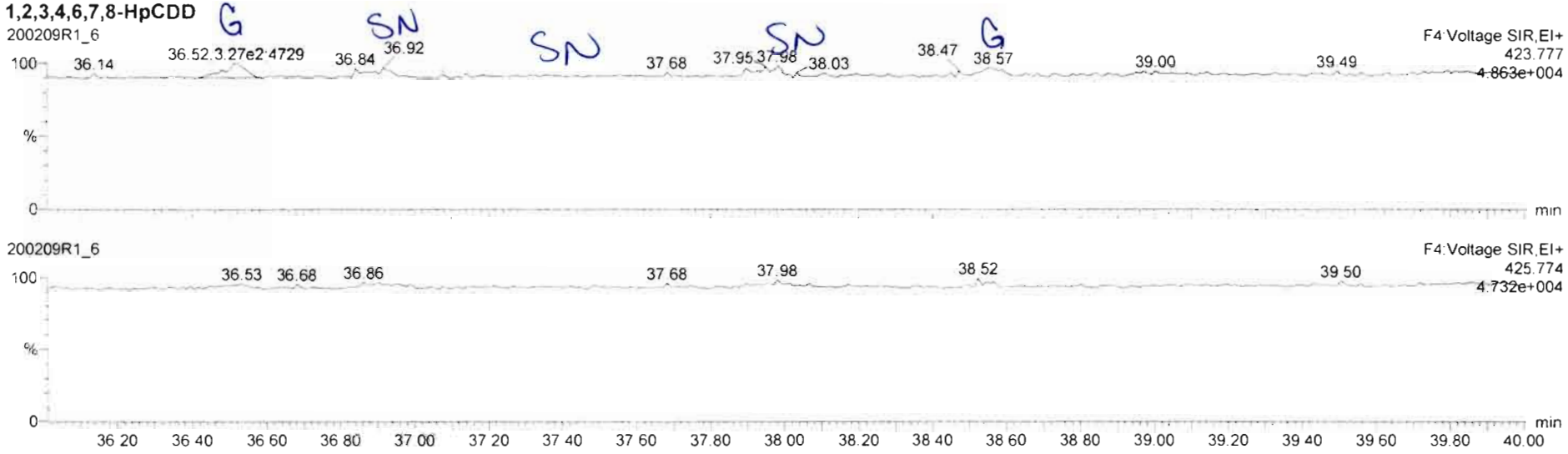

13C-1,2,3,4,6,7,8-HpCDD

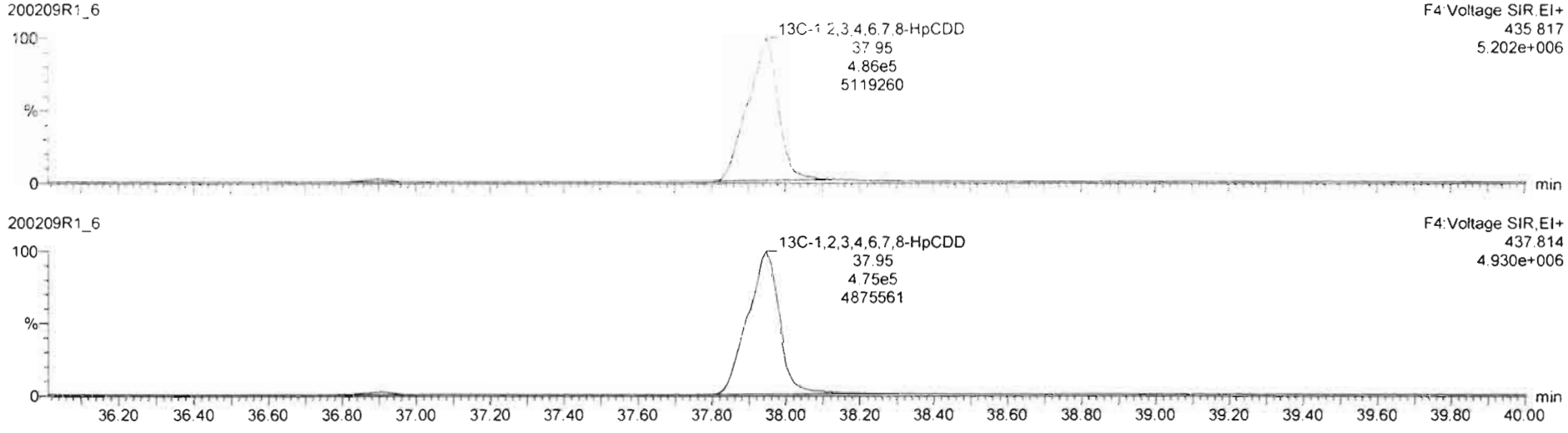

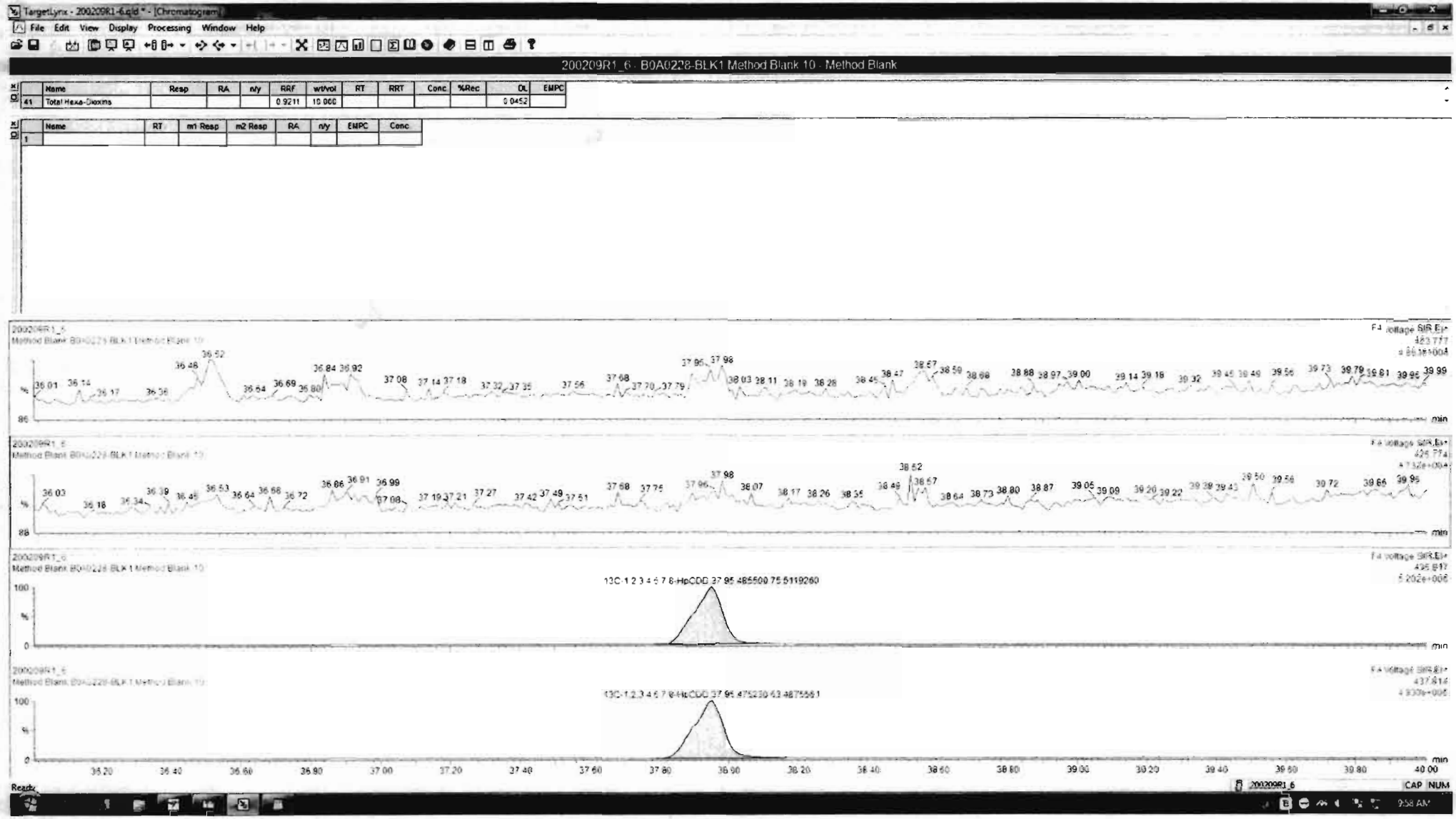
TargetLynx - 200209R1-6.qld * - [Chromatogram]
File Edit View Display Processing Window Help
200209R1_6 - B0A0228-BLK1 Method Blank 10 - Method Blank
Name Resp RA n/y RRF wt/vol RT RRT Conc %Rec DL EMPC
41 Total Hexa-Dioxins 0.9211 10.000 0.0452
Name RT m1 Resp m2 Resp RA n/y EMPC Conc
1
13C-1,2,3,4,6,7,8-HpCDD 37.95 485500 75.5119260
13C-1,2,3,4,6,7,8-HpCDD 37.95 475230 63.4875561
min
Ready
CAP NUM
9:58 AM

Dataset: Untitled

Last Altered: Monday, February 10, 2020 08:17:40 Pacific Standard Time
Printed: Monday, February 10, 2020 08:17:56 Pacific Standard Time

Name: 200209R1_6, Date: 09-Feb-2020, Time: 16:03:19, ID: B0A0228-BLK1 Method Blank 10, Description: Method Blank

OCDD

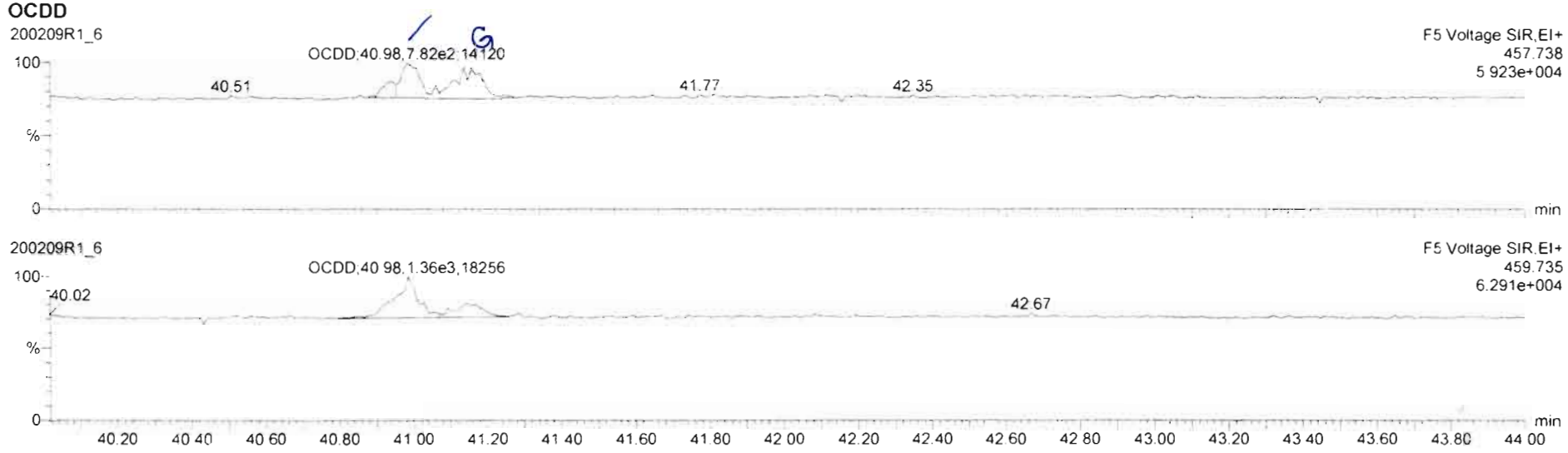

13C-OCDD

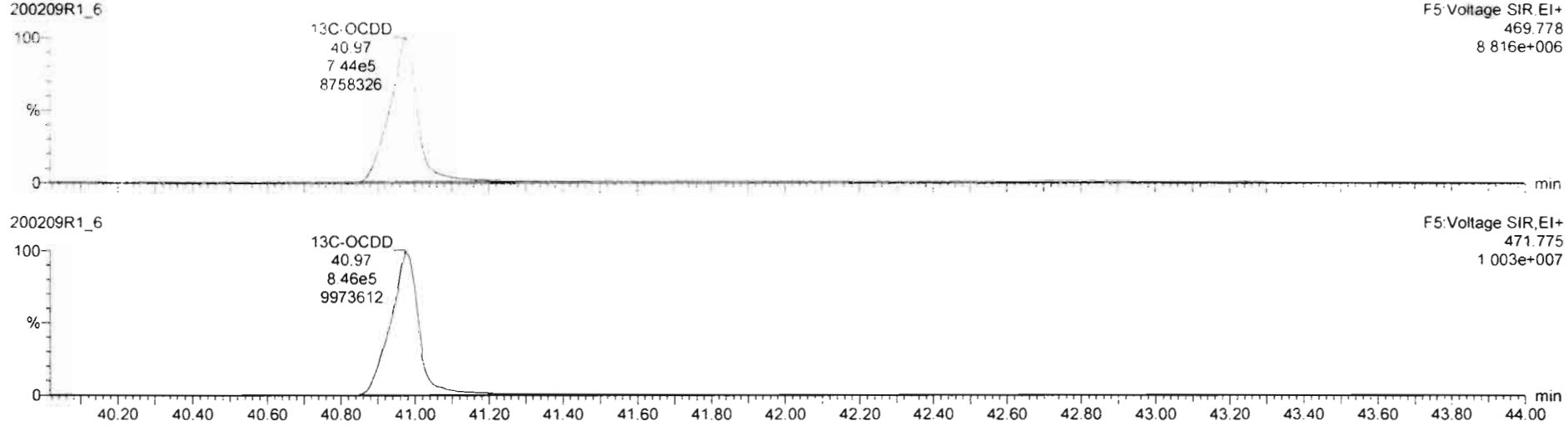

TargetLynx - 200209R1-6.qld * - [Chromatogram]

File Edit View Display Processing Window Help

200209R1_6 - B0A0228-BLK1 Method Blank 10 - Method Blank

	Name	Resp	RA	n/y	RRF	wt/vol	RT	RRT	Conc.	%Rec	DL	EMPC
1	2,3,7,8-TCDD			NO	0.9881	10.000					0.0646	
2	1,2,3,7,8-PeCDD			NO	0.9723	10.000					0.163	
3	1,2,3,4,7,8-HxCDD			NO	1.0706	10.000					0.0757	
4	1,2,3,6,7,8-HxCDD			NO	0.9211	10.000					0.0791	
5	1,2,3,7,8,9-HxCDD			NO	0.9182	10.000					0.0661	
6	1,2,3,4,6,7,8-HpCDD			NO	0.9231	10.000					0.112	
7	OCDD	2.37e3	0.85	NO	0.9746	10.000	40.98	1.000	0.612		0.126	0.612
8	2,3,7,8-TCDF			NO	0.8020	10.000					0.0600	
9	1,2,3,7,8-PeCDF			NO	0.9074	10.000					0.0775	
10	2,3,4,7,8-PeCDF			NO	0.9516	10.000					0.0700	
11	1,2,3,4,7,8-HxCDF			NO	0.8623	10.000					0.0590	
12	1,2,3,6,7,8-HxCDF			NO	0.8414	10.000					0.0591	
13	2,3,4,6,7,8-HxCDF			NO	0.8982	10.000					0.0606	
14	1,2,3,7,8,9-HxCDF	5.64e2	1.18	NO	0.8578	10.000	34.79	1.000	0.110		0.0642	0.110
15	1,2,3,4,6,7,8-HpCDF			NO	0.8511	10.000					0.0823	
16	1,2,3,4,7,8,9-HpCDF			NO	0.9799	10.000					0.0925	
17	OCDF	8.12e2	2.04	YES	0.8055	10.000	41.18	1.000	0.169		0.123	0.105





Ready

200209R1_6 CAP NUM

9:51 AM

Dataset: Untitled

Last Altered: Monday, February 10, 2020 08:17:40 Pacific Standard Time
Printed: Monday, February 10, 2020 08:17:56 Pacific Standard Time

Name: 200209R1_6, Date: 09-Feb-2020, Time: 16:03:19, ID: B0A0228-BLK1 Method Blank 10, Description: Method Blank

2,3,7,8-TCDF



13C-2,3,7,8-TCDF

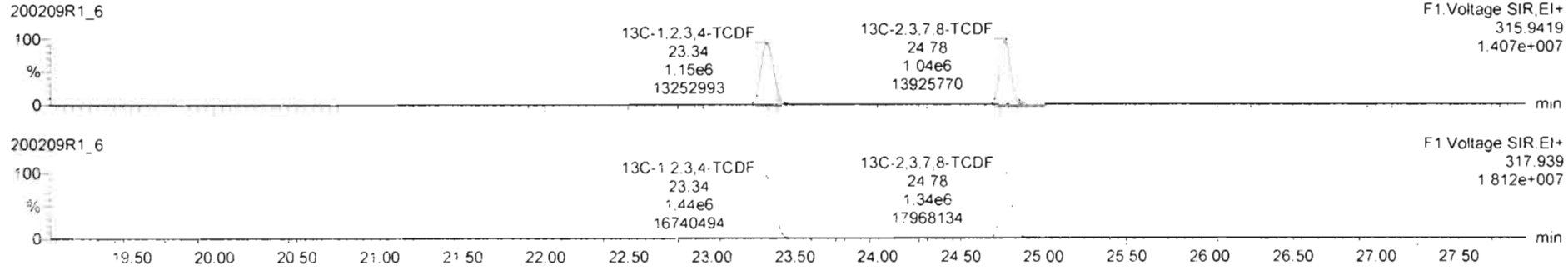

DPE1

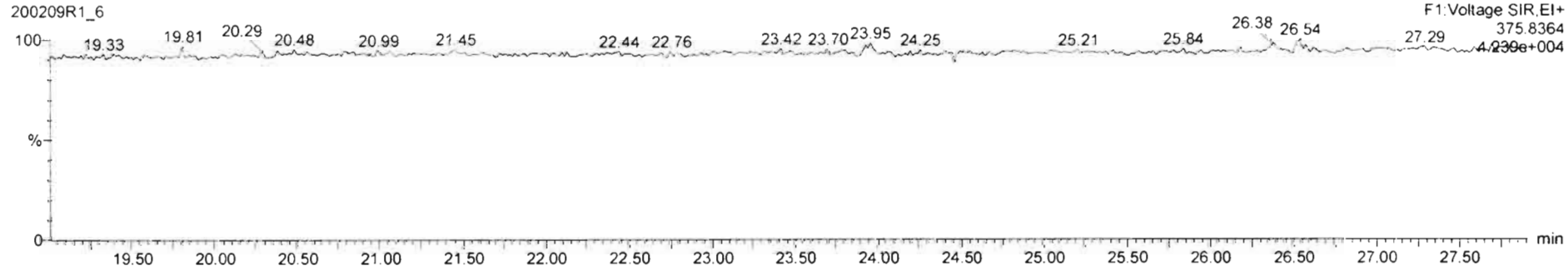

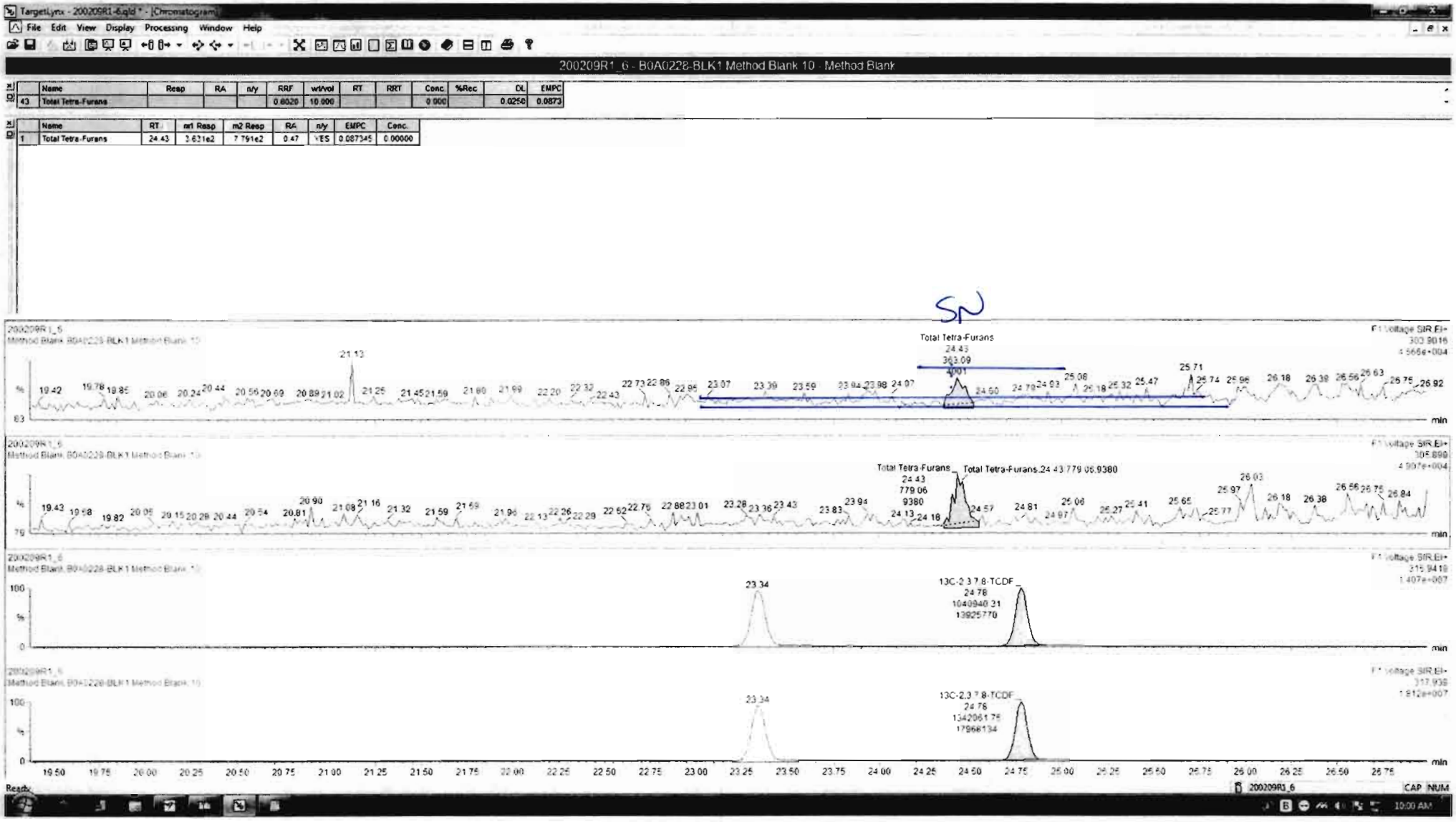
TargetLynx - 200209R1-6.qld * - [Chromatogram]
File Edit View Display Processing Window Help
200209R1_6 - B0A0228-BLK1 Method Blank 10 - Method Blank
Name Resp RA n/y RRF wt/vol RT RRT Conc %Rec DL EMPC
43 Total Tetra-Furans 0.6020 10.000 0.000 0.0250 0.0873
Name RT m1 Resp m2 Resp RA n/y EMPC Conc.
1 Total Tetra-Furans 24.43 2.631e2 7.791e2 0.47 YES 0.087345 0.00000
Total Tetra-Furans
24.43
363.09
4001
Total Tetra-Furans
24.43
779.06
9380
Total Tetra-Furans,24.43 779.06,9380
23.34
13C-2,3,7,8-TCDF
24.78
1040940.31
13925770
23.34
13C-2,3,7,8-TCDF
24.78
1342061.75
17968134
min
Ready
CAP NUM

Dataset: Untitled

Last Altered: Monday, February 10, 2020 08:17:40 Pacific Standard Time
Printed: Monday, February 10, 2020 08:17:56 Pacific Standard Time

Name: 200209R1_6, Date: 09-Feb-2020, Time: 16:03:19, ID: B0A0228-BLK1 Method Blank 10, Description: Method Blank

SN

1st Func. Penta-Furans

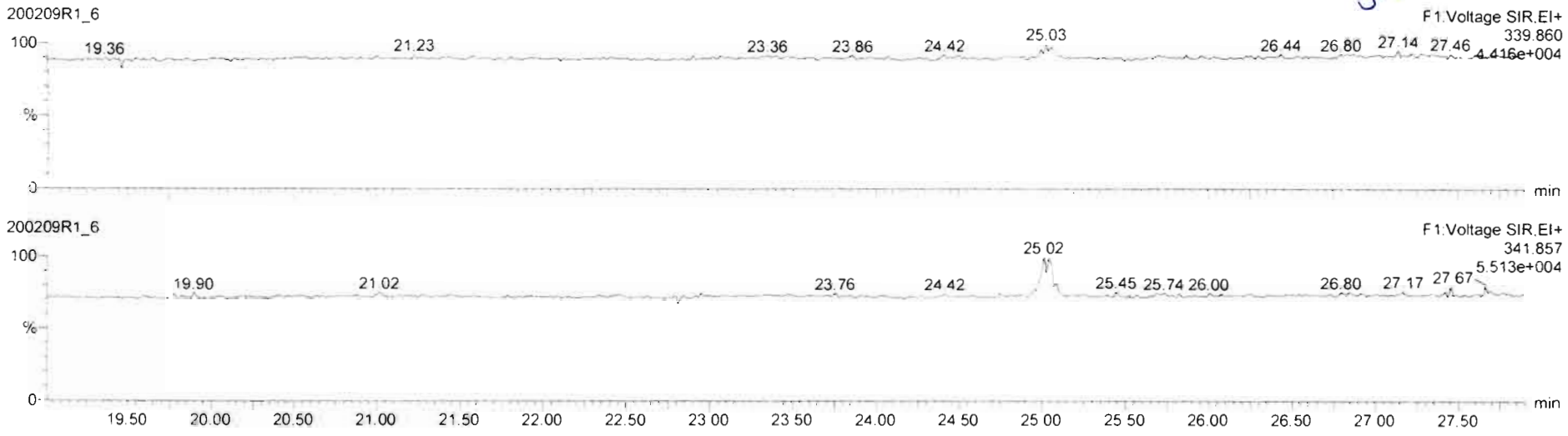

DPE6

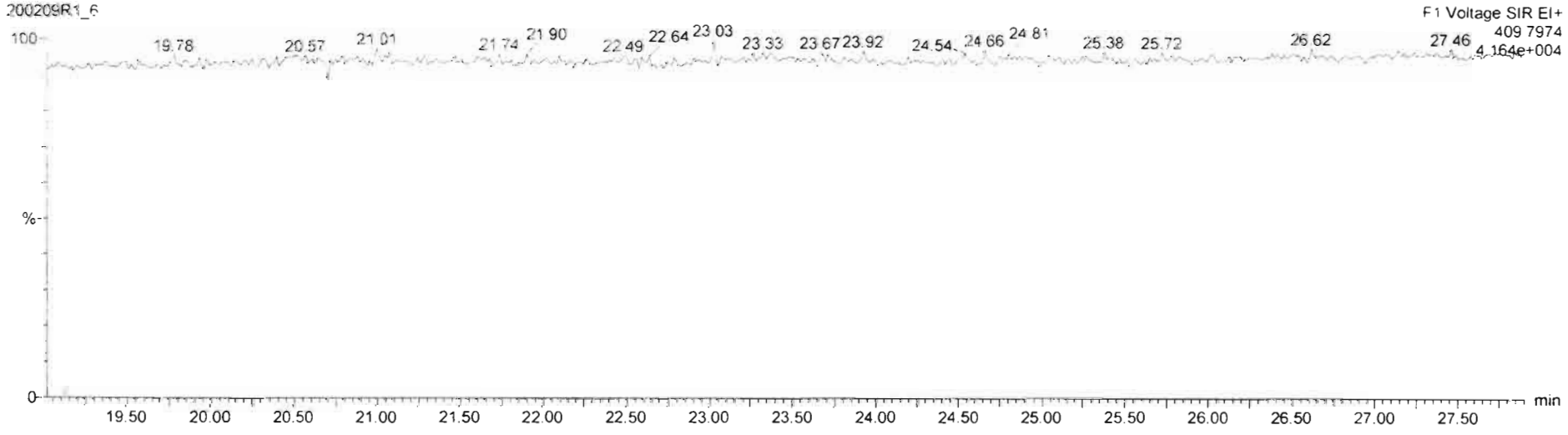

Dataset: Untitled

Last Altered: Monday, February 10, 2020 08:17:40 Pacific Standard Time
Printed: Monday, February 10, 2020 08:17:56 Pacific Standard Time

Name: 200209R1_6, Date: 09-Feb-2020, Time: 16:03:19, ID: B0A0228-BLK1 Method Blank 10, Description: Method Blank

1,2,3,7,8-PeCDF

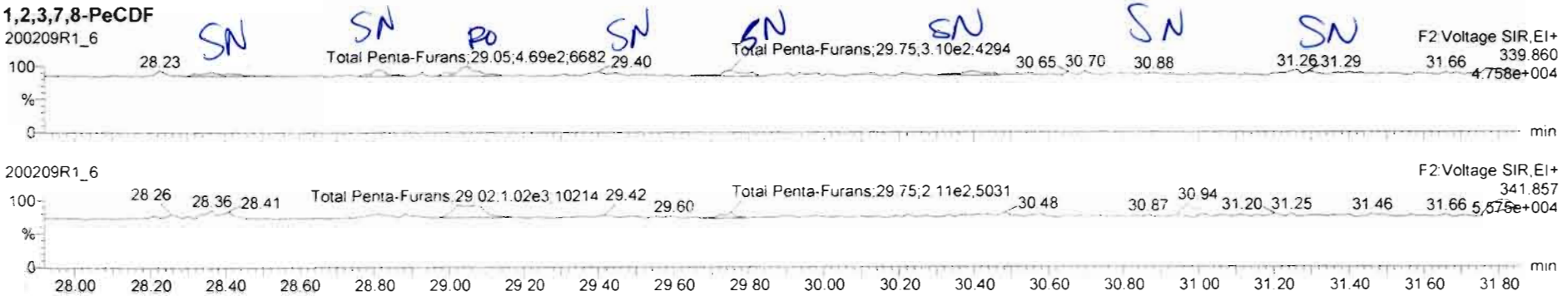

13C-1,2,3,7,8-PeCDF

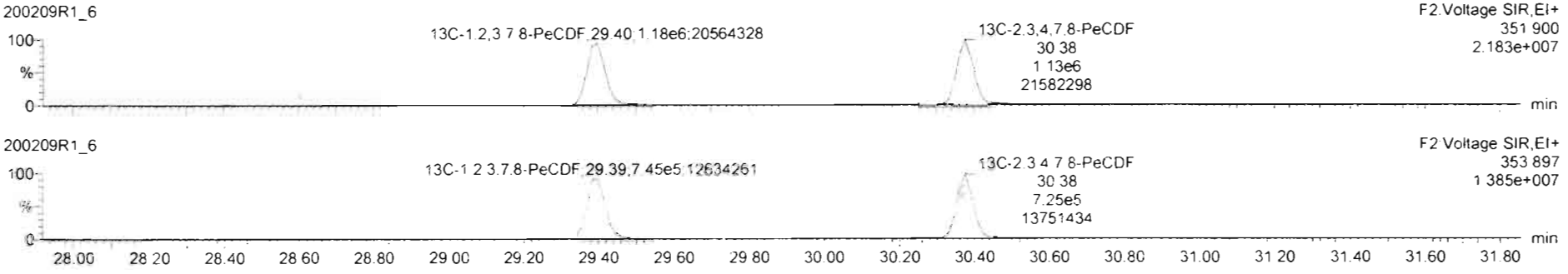

DPE2

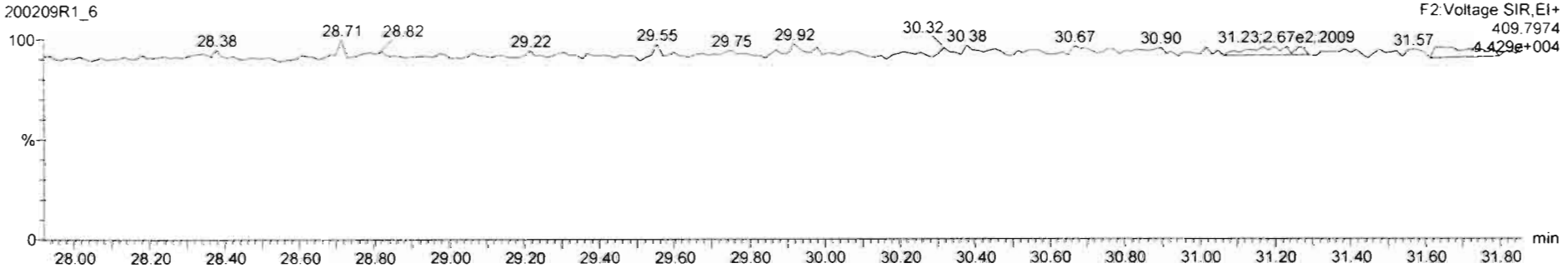

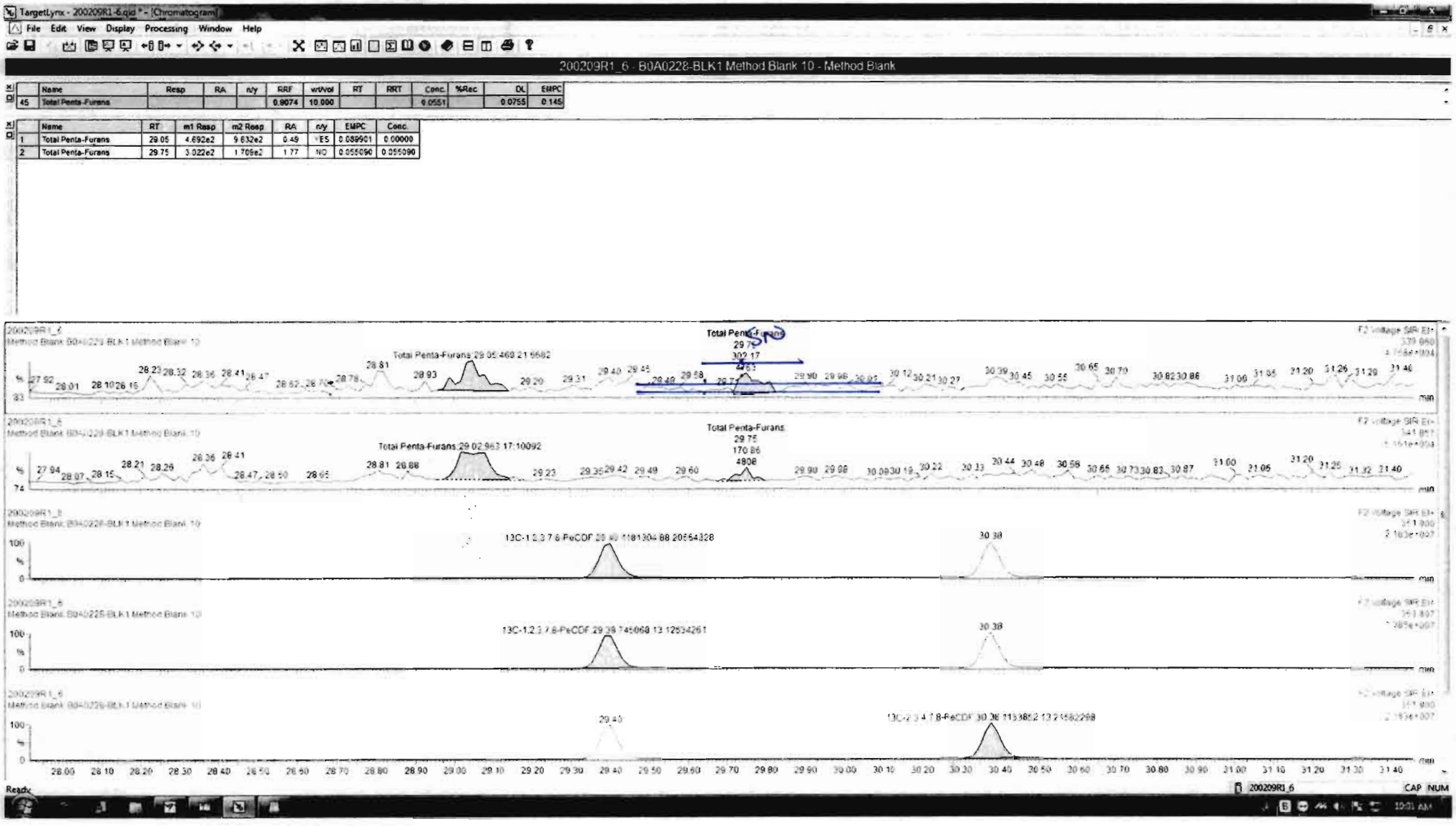

	Name	Resp	RA	n/y	RRF	wt/vol	RT	RRT	Conc.	%Rec	DL	EMPC
45	Total Penta-Furans				0.9074	10.000			0.0551		0.0755	0.145

	Name	RT	m1 Resp	m2 Resp	RA	n/y	EMPC	Conc.
1	Total Penta-Furans	29.05	4.692e2	9.632e2	0.49	YES	0.089901	0.00000
2	Total Penta-Furans	29.75	3.022e2	1.709e2	1.77	NO	0.055090	0.055090

Dataset: Untitled

Last Altered: Monday, February 10, 2020 08:17:40 Pacific Standard Time
Printed: Monday, February 10, 2020 08:17:56 Pacific Standard Time

Name: 200209R1_6, Date: 09-Feb-2020, Time: 16:03:19, ID: B0A0228-BLK1 Method Blank 10, Description: Method Blank

1,2,3,4,7,8-HxCDF

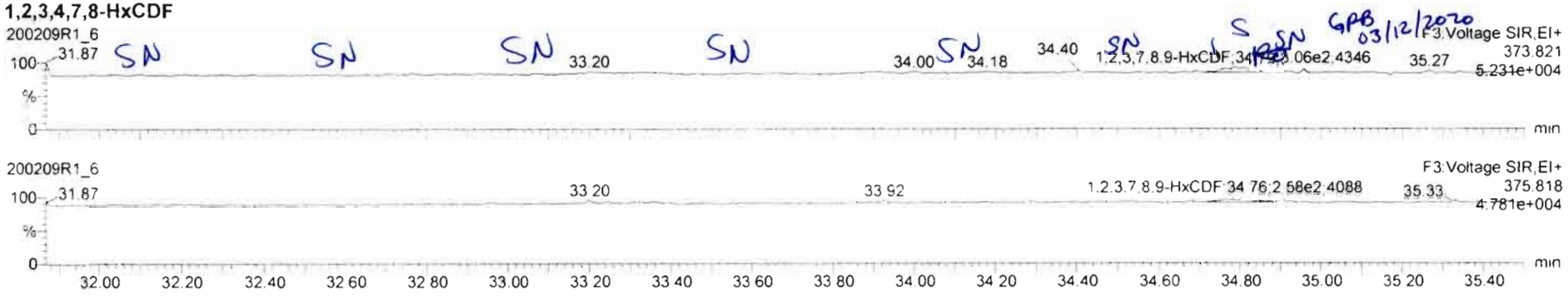

13C-1,2,3,4,7,8-HxCDF

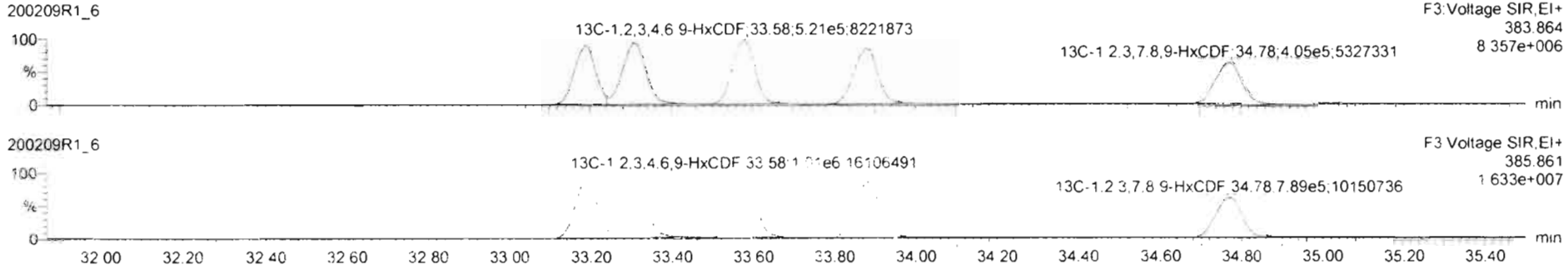

DPE3

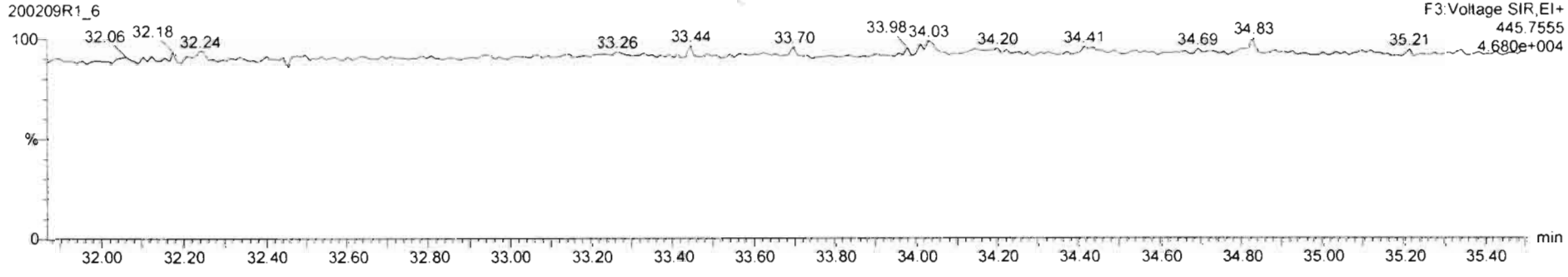

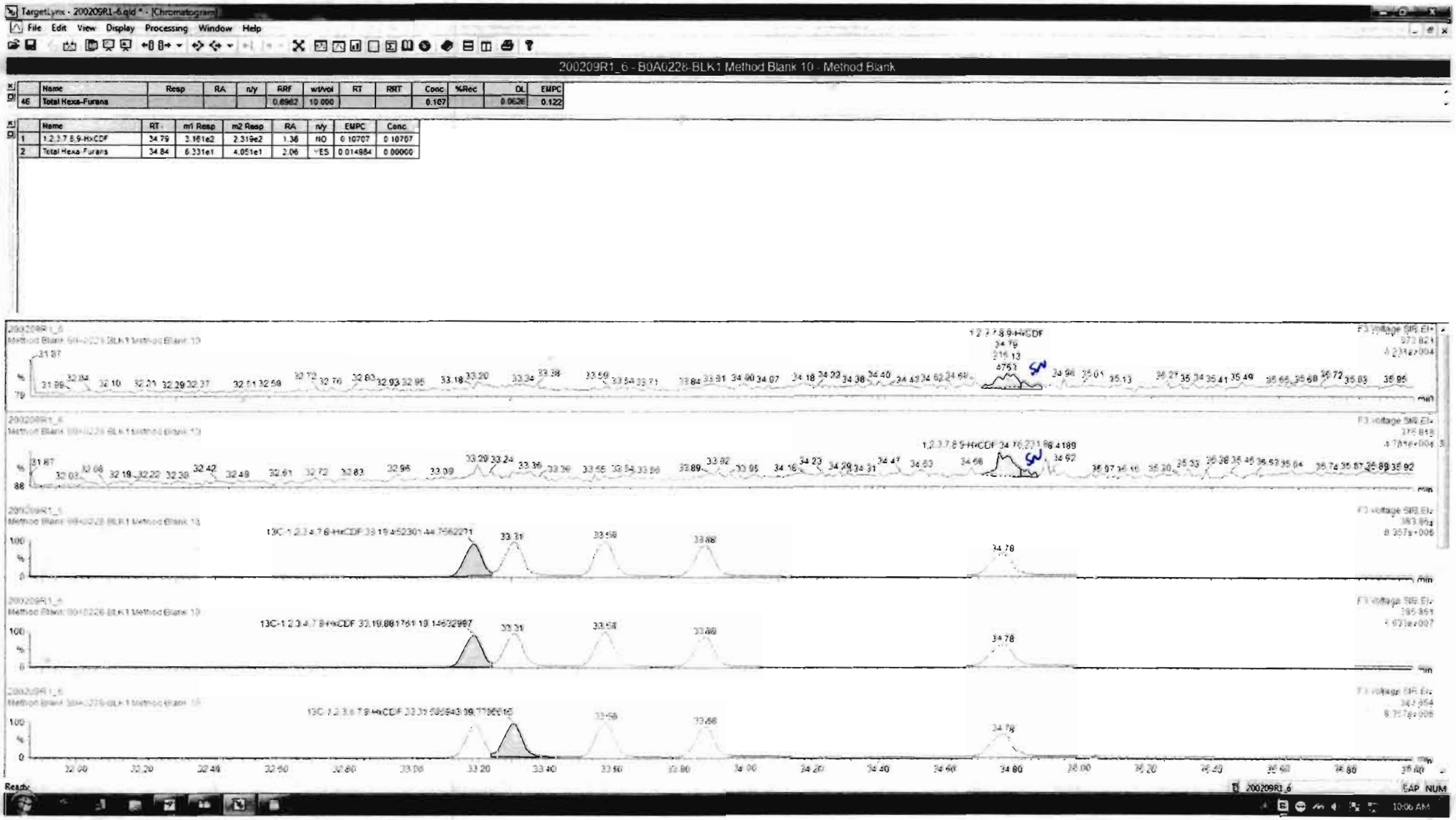
TargetLynx - 200209R1-6.qld * - [Chromatogram]
File Edit View Display Processing Window Help
200209R1_6 - B0A0228-BLK1 Method Blank 10 - Method Blank
Name Resp RA n/y RRF w/Vol RT RRT Conc %Rec DL EMPC
46 Total Hexa-Furans 0.6962 10.000 0.107 0.0626 0.122
Name RT m1 Resp m2 Resp RA n/y EMPC Conc
1 1,2,3,7,8,9-HxCDF 34.79 2.161e2 2.319e2 1.36 NO 0.10707 0.10707
2 Total Hexa-Furans 34.84 6.331e1 4.051e1 2.06 YES 0.014984 0.00000
1,2,3,7,8,9-HxCDF
13C-1,2,3,4,7,8-HxCDF
Ready
200209R1_6
EAP NUM
10:06 AM

Dataset: Untitled

Last Altered: Monday, February 10, 2020 08:17:40 Pacific Standard Time
Printed: Monday, February 10, 2020 08:17:56 Pacific Standard Time

Name: 200209R1_6, Date: 09-Feb-2020, Time: 16:03:19, ID: B0A0228-BLK1 Method Blank 10, Description: Method Blank

1,2,3,4,6,7,8-HpCDF

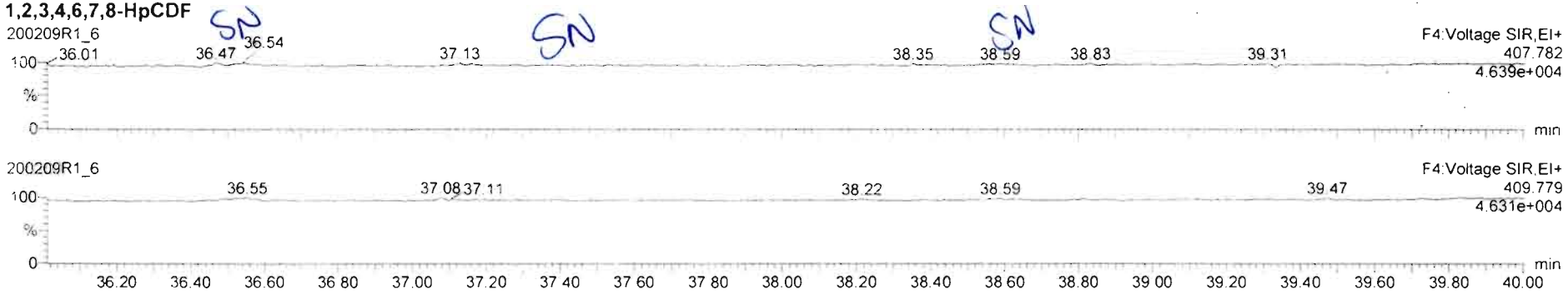

13C-1,2,3,4,6,7,8-HpCDF

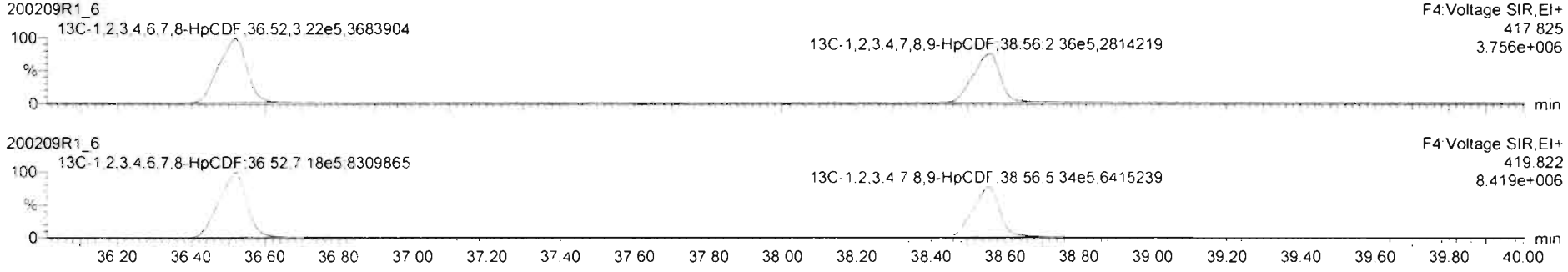

DPE4

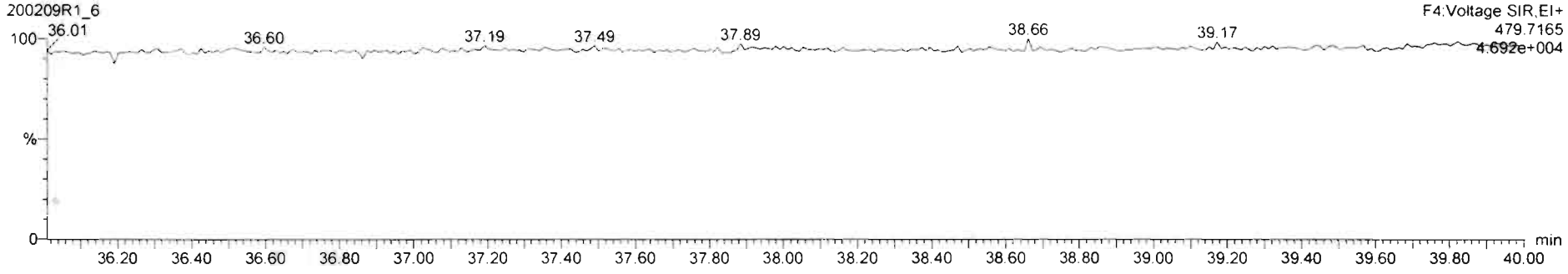

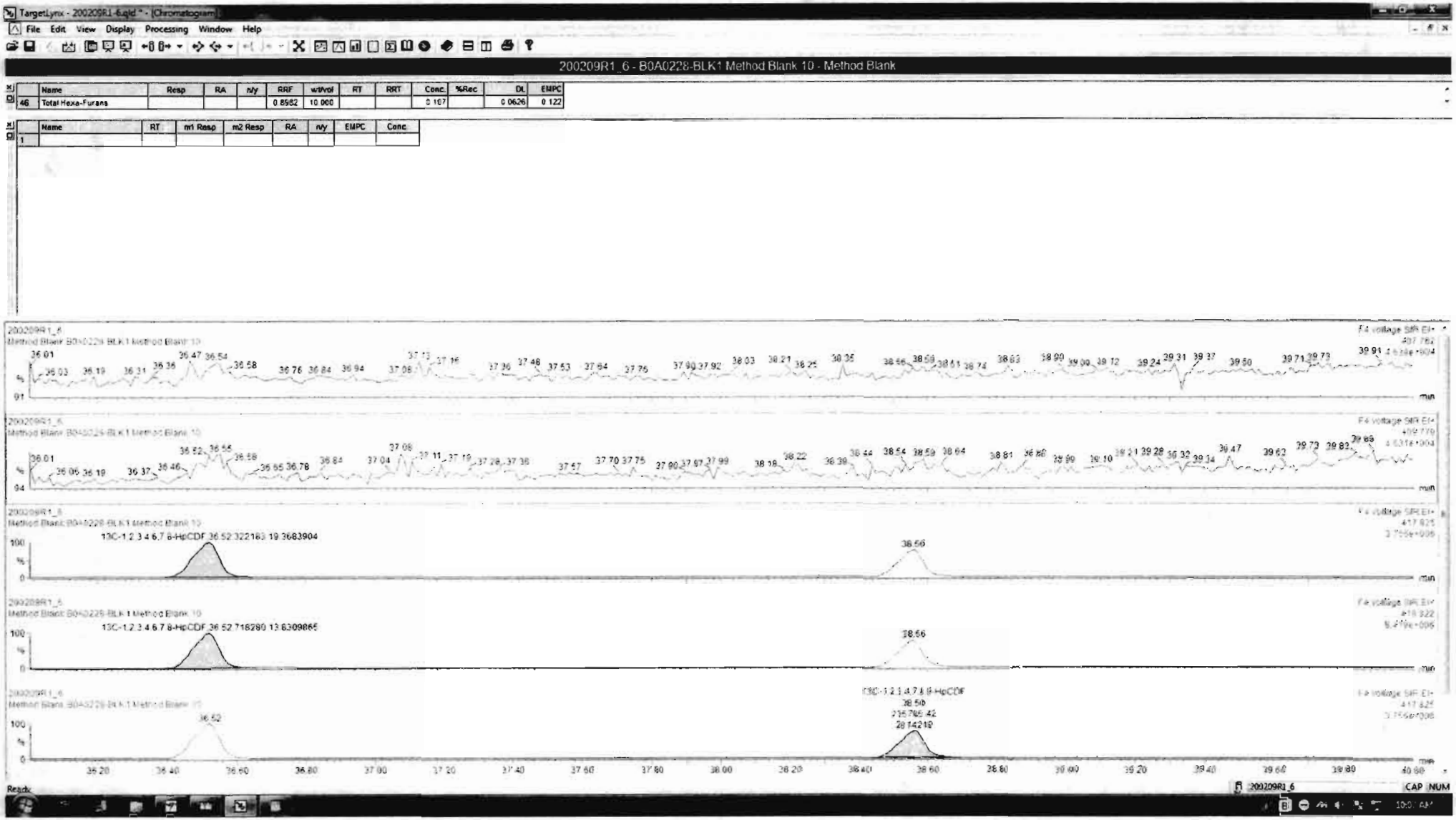
TargetLynx - 200209R1-6.qld * - [Chromatogram]
File Edit View Display Processing Window Help
200209R1_6 - B0A0228-BLK1 Method Blank 10 - Method Blank
Name Resp RA n/y RRF w/v/vol RT RRT Conc. %Rec DL EMPC
46 Total Hexa-Furans 0.8582 10.000 0.167 0.0626 0.122
Name RT m1 Resp m2 Resp RA n/y EMPC Conc.
1
13C-1,2,3,4,6,7,8-HpCDF 36.52 322163 19.3683904
36.56
13C-1,2,3,4,6,7,8-HpCDF 36.52 718280 13.6309865
36.56
13C-1,2,3,4,7,8,9-HpCDF
36.50
215765.42
28.14219
36.52
Ready
200209R1_6
CAP NUM

Dataset: Untitled

Last Altered: Monday, February 10, 2020 08:17:40 Pacific Standard Time
Printed: Monday, February 10, 2020 08:17:56 Pacific Standard Time

Name: 200209R1_6, Date: 09-Feb-2020, Time: 16:03:19, ID: B0A0228-BLK1 Method Blank 10, Description: Method Blank

OCDF

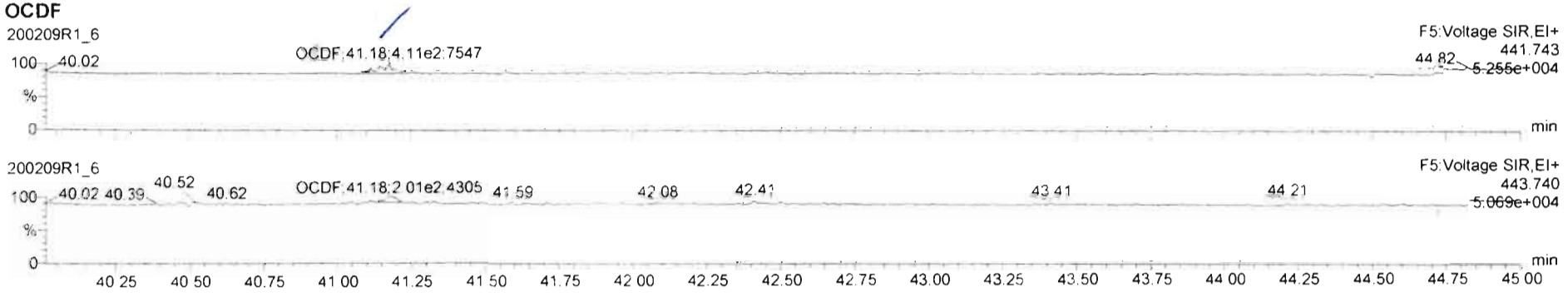

13C-OCDF

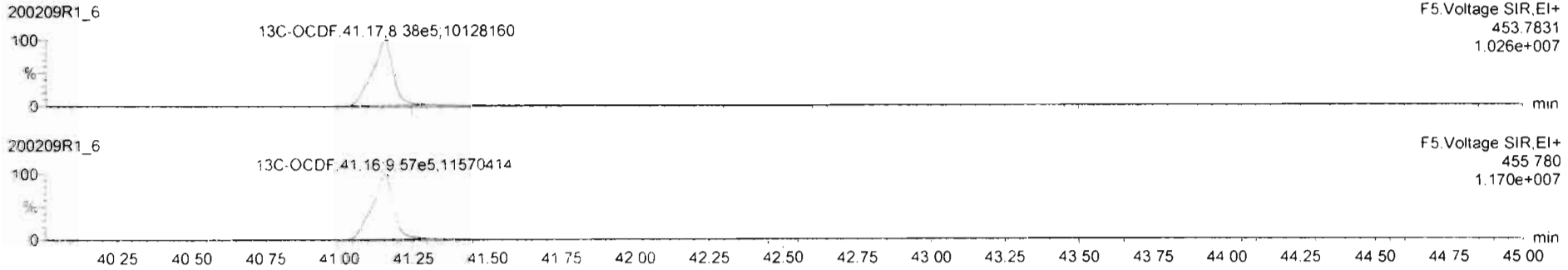

DPE5

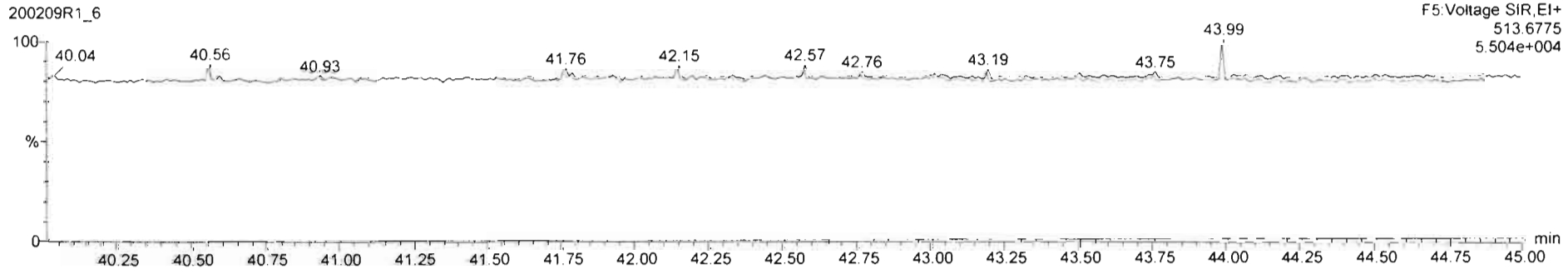

TargetLynx - 200209R1-6.qld * - [Chromatogram]

File Edit View Display Processing Window Help

200209R1_6 - B0A0228-BLK1 Method Blank 10 - Method Blank

	Name	Resp	RA	n/y	RRF	wt/vol	RT	RRT	Conc.	%Rec	DL	EMPC
1	2,3,7,8-TCDD			NO	0.9881	10.000					0.0646	
2	1,2,3,7,8-PeCDD			NO	0.9723	10.000					0.183	
3	1,2,3,4,7,8-HxCDD			NO	1.0708	10.000					0.0757	
4	1,2,3,6,7,8-HxCDD			NO	0.9211	10.000					0.0791	
5	1,2,3,7,8,9-HxCDD			NO	0.9182	10.000					0.0861	
6	1,2,3,4,6,7,8-HpCDD			NO	0.9231	10.000					0.112	
7	OCDD	2.37e3	0.85	NO	0.9746	10.000	40.98	1.000	0.612		0.126	0.612
8	2,3,7,8-TCDF			NO	0.8020	10.000					0.0600	
9	1,2,3,7,8-PeCDF			NO	0.9074	10.000					0.0775	
10	2,3,4,7,8-PeCDF			NO	0.9516	10.000					0.0700	
11	1,2,3,4,7,8-HxCDF			NO	0.8623	10.000					0.0690	
12	1,2,3,6,7,8-HxCDF			NO	0.8414	10.000					0.0591	
13	2,3,4,6,7,8-HxCDF			NO	0.8982	10.000					0.0606	
14	1,2,3,7,8,9-HxCDF	5.64e2	1.16	NO	0.8578	10.000	34.79	1.000	0.110		0.0642	0.110
15	1,2,3,4,6,7,8-HpCDF			NO	0.8511	10.000					0.0823	
16	1,2,3,4,7,8,9-HpCDF			NO	0.9759	10.000					0.0926	
17	OCDF	8.68e2	0.86	NO	0.8055	10.000	41.18	1.000	0.246		0.123	0.246



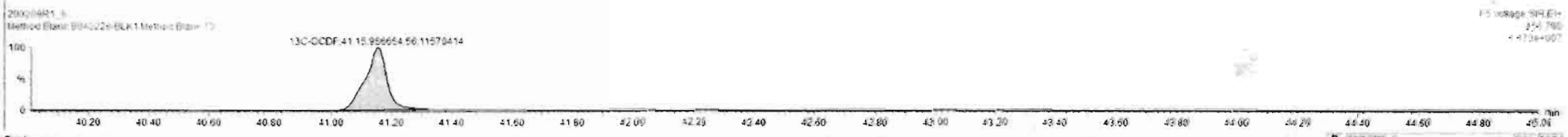

Ready

200209R1_6

CAP NUM

9:52 AM

Dataset: Untitled

Last Altered: Monday, February 10, 2020 08:17:40 Pacific Standard Time
Printed: Monday, February 10, 2020 08:17:56 Pacific Standard Time

Name: 200209R1_6, Date: 09-Feb-2020, Time: 16:03:19, ID: B0A0228-BLK1 Method Blank 10, Description: Method Blank

PFK1

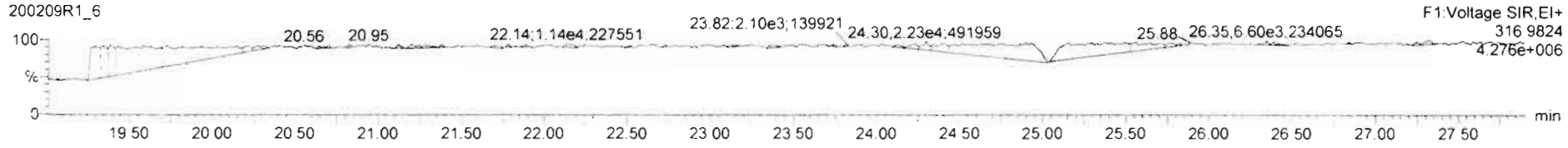

PFK2

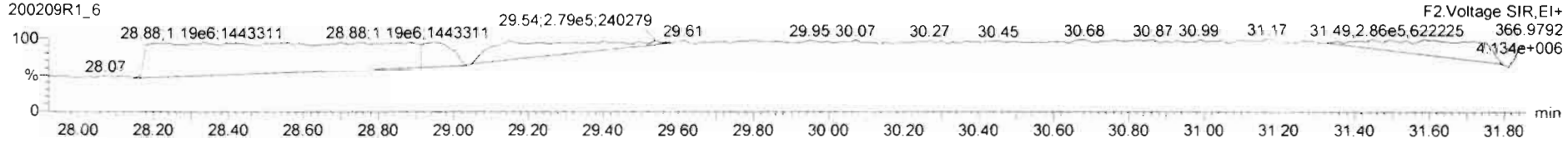

PFK3

PFK4

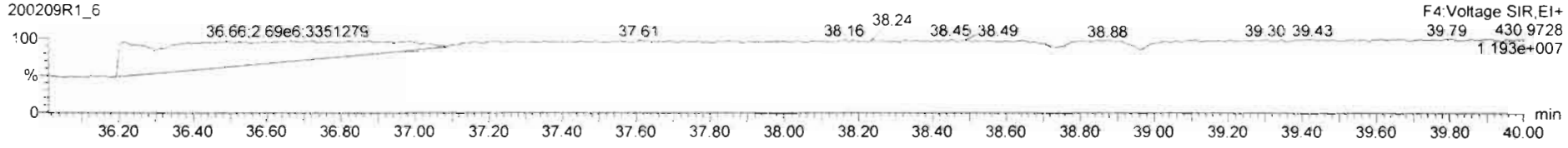

PFK5

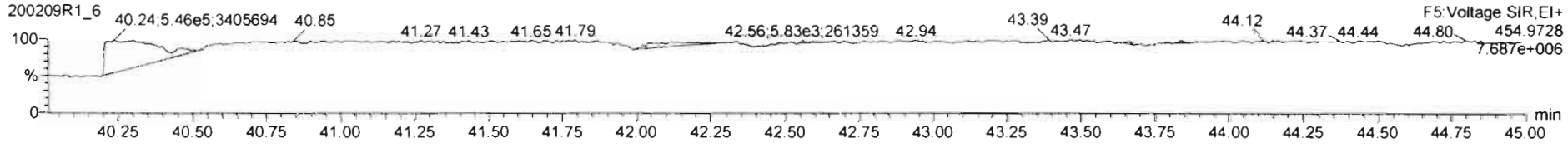

Dataset: U:\VG12.PRO\Results\200209R1\200209R1-3.qld

Last Altered: Tuesday, February 11, 2020 09:47:58 Pacific Standard Time
Printed: Tuesday, February 11, 2020 09:48:44 Pacific Standard Time

GRB 03/12/2020

Method: U:\VG12.PRO\MethDB\1613rrt-1-28-20.mdb 28 Jan 2020 16:09:23
Calibration: U:\VG12.PRO\CurveDB\db5_1613vg12-1-31-20.cdb 02 Feb 2020 11:05:29

A 3/12/20
CT 03/12/2020

Name: 200209R1_3, Date: 09-Feb-2020, Time: 13:41:39, ID: B0A0228-BS1 OPR 10, Description: OPR

	#	Name	Resp	RA	n/y	RRF	wt/vol	Pred.RT	RT	Pred.RRT	RRT	Conc.	%Rec	DL	EMPC
1	1	2,3,7,8-TCDD	1.03e5	0.78	NO	0.988	10.000	25.721	25.72	1.001	1.001	17.683		0.118	17.7
2	2	1,2,3,7,8-PeCDD	4.35e5	0.63	NO	0.972	10.000	30.719	30.71	1.001	1.000	87.056		0.153	87.1
3	3	1,2,3,4,7,8-HxCDD	4.42e5	1.22	NO	1.07	10.000	34.061	34.07	1.000	1.001	98.310		0.209	98.3
4	4	1,2,3,6,7,8-HxCDD	4.50e5	1.24	NO	0.921	10.000	34.158	34.17	1.000	1.000	91.899		0.210	91.9
5	5	1,2,3,7,8,9-HxCDD	4.29e5	1.22	NO	0.918	10.000	34.469	34.44	1.001	1.000	94.841		0.230	94.8
6	6	1,2,3,4,6,7,8-HpCDD	3.61e5	1.04	NO	0.923	10.000	37.949	37.96	1.000	1.001	95.887		0.360	95.9
7	7	OCDD	6.00e5	0.91	NO	0.975	10.000	40.974	40.98	1.000	1.000	186.88		0.328	187
8	8	2,3,7,8-TCDF	1.22e5	0.75	NO	0.802	10.000	24.802	24.81	1.001	1.001	20.078		0.0827	20.1
9	9	1,2,3,7,8-PeCDF	6.32e5	1.55	NO	0.907	10.000	29.422	29.42	1.001	1.001	94.780		0.211	94.8
10	10	2,3,4,7,8-PeCDF	6.45e5	1.55	NO	0.952	10.000	30.407	30.39	1.001	1.000	97.179		0.216	97.2
11	11	1,2,3,4,7,8-HxCDF	5.02e5	1.20	NO	0.862	10.000	33.188	33.20	1.000	1.000	104.22		0.277	104
12	12	1,2,3,6,7,8-HxCDF	5.59e5	1.22	NO	0.841	10.000	33.326	33.33	1.000	1.000	108.68		0.275	109
13	13	2,3,4,6,7,8-HxCDF	5.59e5	1.20	NO	0.898	10.000	33.915	33.90	1.001	1.001	106.60		0.283	107
14	14	1,2,3,7,8,9-HxCDF	4.52e5	1.22	NO	0.858	10.000	34.775	34.79	1.000	1.000	105.39		0.390	105
15	15	1,2,3,4,6,7,8-HpCDF	4.03e5	1.00	NO	0.851	10.000	36.559	36.53	1.001	1.000	107.95		0.344	108
16	16	1,2,3,4,7,8,9-HpCDF	3.51e5	0.97	NO	0.980	10.000	38.556	38.57	1.000	1.000	110.73		0.372	111
17	17	OCDF	6.48e5	0.89	NO	0.806	10.000	41.155	41.17	1.000	1.000	202.70		0.292	203
18	18	13C-2,3,7,8-TCDD	1.18e6	0.79	NO	1.20	10.000	25.691	25.69	1.026	1.026	131.77	65.9	0.176	
19	19	13C-1,2,3,7,8-PeCDD	1.03e6	0.64	NO	0.967	10.000	30.432	30.70	1.215	1.226	142.51	71.3	0.293	
20	20	13C-1,2,3,4,7,8-HxCDD	8.40e5	1.27	NO	0.874	10.000	34.053	34.05	1.014	1.014	139.46	69.7	0.343	
21	21	13C-1,2,3,6,7,8-HxCDD	1.06e6	1.27	NO	1.05	10.000	34.154	34.16	1.017	1.017	147.51	73.8	0.287	
22	22	13C-1,2,3,7,8,9-HxCDD	9.85e5	1.24	NO	0.974	10.000	34.456	34.44	1.026	1.025	146.62	73.3	0.308	
23	23	13C-1,2,3,4,6,7,8-HpCDD	8.16e5	1.08	NO	0.747	10.000	38.016	37.94	1.132	1.130	158.38	79.2	0.277	
24	24	13C-OCDD	1.32e6	0.92	NO	0.707	10.000	40.904	40.97	1.218	1.220	270.30	67.6	0.368	
25	25	13C-2,3,7,8-TCDF	1.51e6	0.78	NO	1.07	10.000	24.872	24.78	0.993	0.989	122.68	61.3	0.290	
26	26	13C-1,2,3,7,8-PeCDF	1.47e6	1.60	NO	1.00	10.000	29.205	29.40	1.166	1.174	126.87	63.4	0.341	
27	27	13C-2,3,4,7,8-PeCDF	1.39e6	1.62	NO	0.962	10.000	30.157	30.38	1.204	1.213	125.35	62.7	0.356	
28	28	13C-1,2,3,4,7,8-HxCDF	1.12e6	0.51	NO	1.05	10.000	33.180	33.19	0.988	0.988	154.27	77.1	0.391	
29	29	13C-1,2,3,6,7,8-HxCDF	1.22e6	0.52	NO	1.19	10.000	33.281	33.32	0.991	0.992	148.96	74.5	0.345	
30	30	13C-2,3,4,6,7,8-HxCDF	1.17e6	0.52	NO	1.07	10.000	33.889	33.88	1.009	1.009	158.95	79.5	0.385	
31	31	13C-1,2,3,7,8,9-HxCDF	9.99e5	0.52	NO	0.922	10.000	34.792	34.78	1.036	1.035	157.12	78.6	0.445	

Dataset: U:\VG12.PRO\Results\200209R1\200209R1-3.qld

Last Altered: Tuesday, February 11, 2020 09:47:58 Pacific Standard Time
Printed: Tuesday, February 11, 2020 09:48:44 Pacific Standard Time

Name: 200209R1_3, Date: 09-Feb-2020, Time: 13:41:39, ID: B0A0228-BS1 OPR 10, Description: OPR

	#	Name	Resp	RA	n/y	RRF	wt/vol	Pred.RT	RT	Pred.RRT	RRT	Conc.	%Rec	DL	EMPC
32	32	13C-1,2,3,4,6,7,8-HpCDF	8.78e5	0.44	NO	0.767	10.000	36.538	36.52	1.088	1.088	165.92	83.0	0.391	
33	33	13C-1,2,3,4,7,8,9-HpCDF	6.47e5	0.44	NO	0.552	10.000	38.553	38.56	1.148	1.148	169.76	84.9	0.543	
34	34	13C-OCDF	1.59e6	0.91	NO	0.789	10.000	41.139	41.15	1.225	1.225	291.58	72.9	0.294	
35	35	37Cl-2,3,7,8-TCDD	4.60e5			1.18	10.000	25.723	25.72	1.027	1.027	52.440	65.5	0.0535	
36	36	13C-1,2,3,4-TCDD	1.49e6	0.80	NO	1.00	10.000	25.080	25.05	1.000	1.000	200.00 J	100	0.211	
37	37	13C-1,2,3,4-TCDF	2.31e6	0.79	NO	1.00	10.000	23.420	23.34	1.000	1.000	200.00	100	0.309	
38	38	13C-1,2,3,4,6,9-HxCDF	1.38e6	0.52	NO	1.00	10.000	33.520	33.58	1.000	1.000	200.00	100	0.410	

Dataset: Untitled

Last Altered: Monday, February 10, 2020 08:17:40 Pacific Standard Time
Printed: Monday, February 10, 2020 08:17:56 Pacific Standard Time

Name: 200209R1_3, Date: 09-Feb-2020, Time: 13:41:39, ID: B0A0228-BS1 OPR 10, Description: OPR

2,3,7,8-TCDD

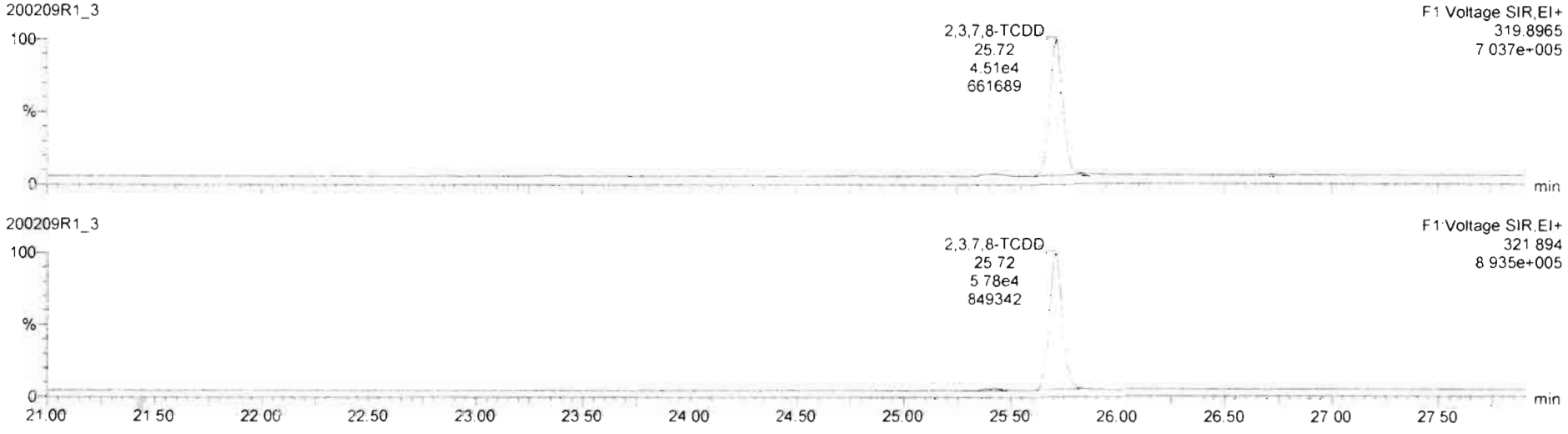

13C-2,3,7,8-TCDD

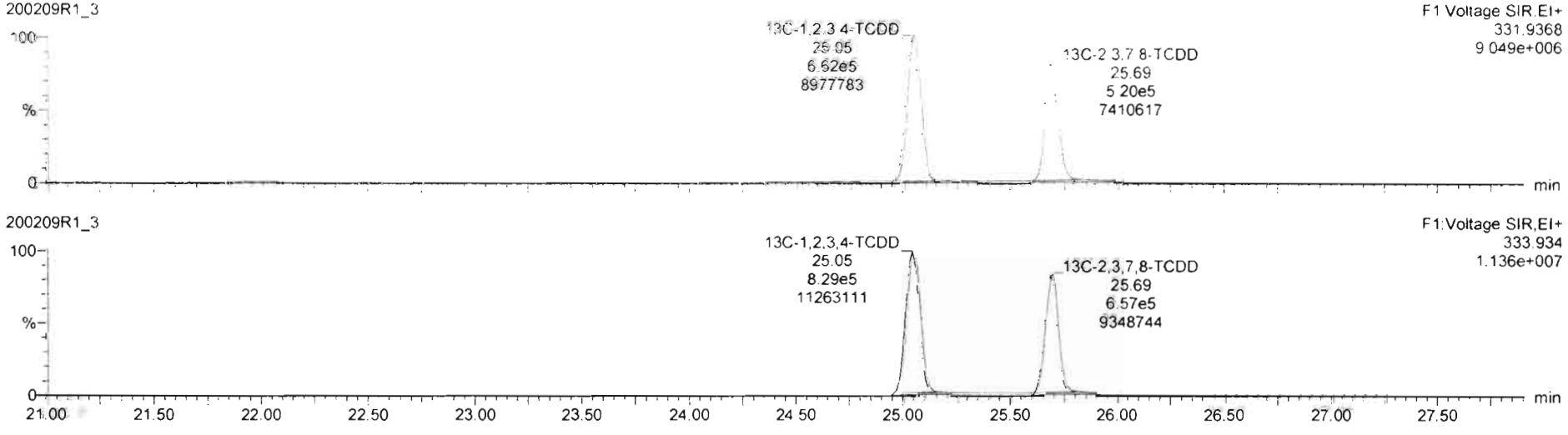

Dataset: Untitled

Last Altered: Monday, February 10, 2020 08:17:40 Pacific Standard Time
Printed: Monday, February 10, 2020 08:17:56 Pacific Standard Time

Name: 200209R1_3, Date: 09-Feb-2020, Time: 13:41:39, ID: B0A0228-BS1 OPR 10, Description: OPR

37Cl-2,3,7,8-TCDD

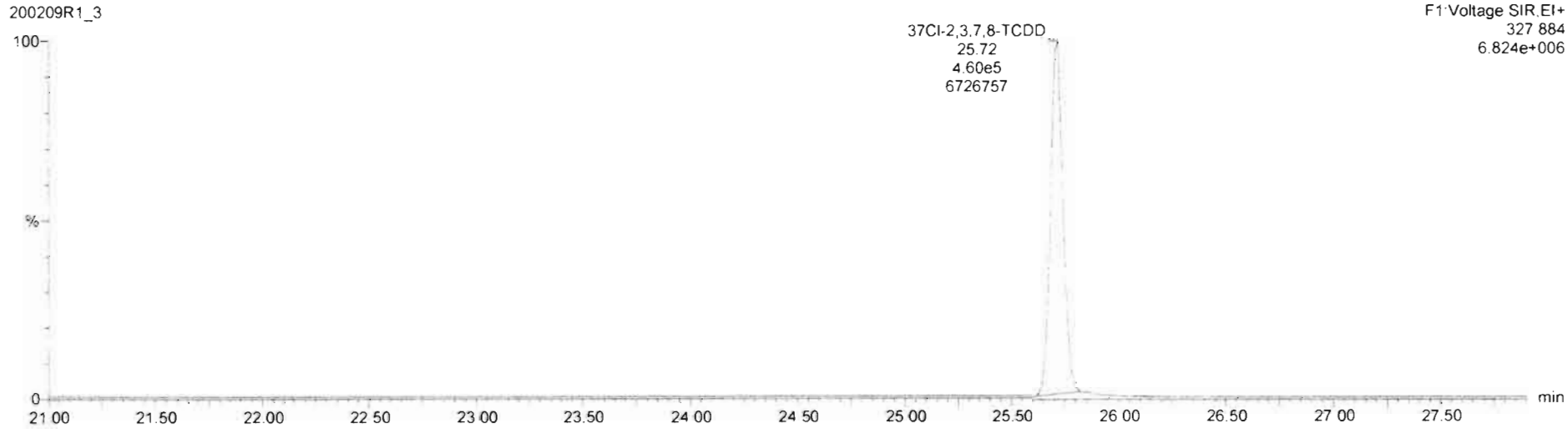

13C-1,2,3,4-TCDD

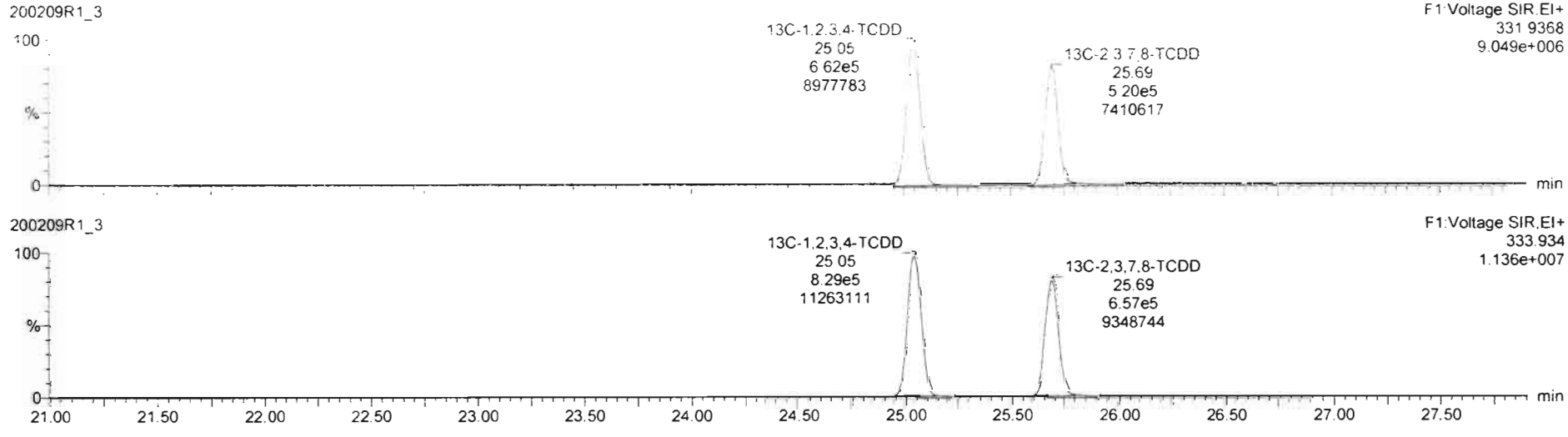

Dataset: Untitled

Last Altered: Monday, February 10, 2020 08:17:40 Pacific Standard Time
Printed: Monday, February 10, 2020 08:17:56 Pacific Standard Time

Name: 200209R1_3, Date: 09-Feb-2020, Time: 13:41:39, ID: B0A0228-BS1 OPR 10, Description: OPR

1,2,3,7,8-PeCDD

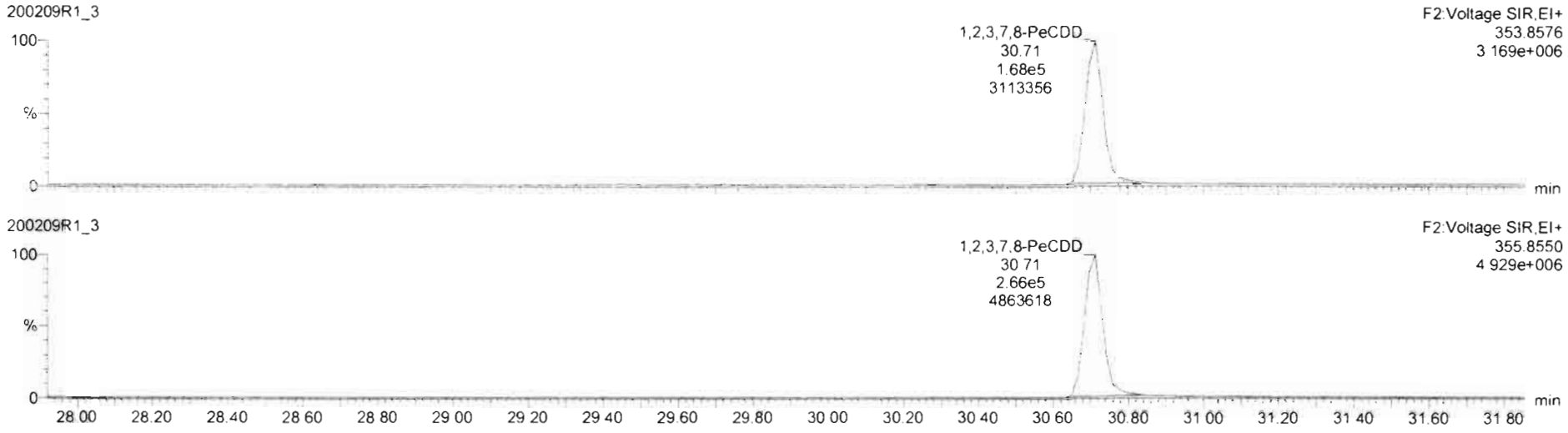

13C-1,2,3,7,8-PeCDD

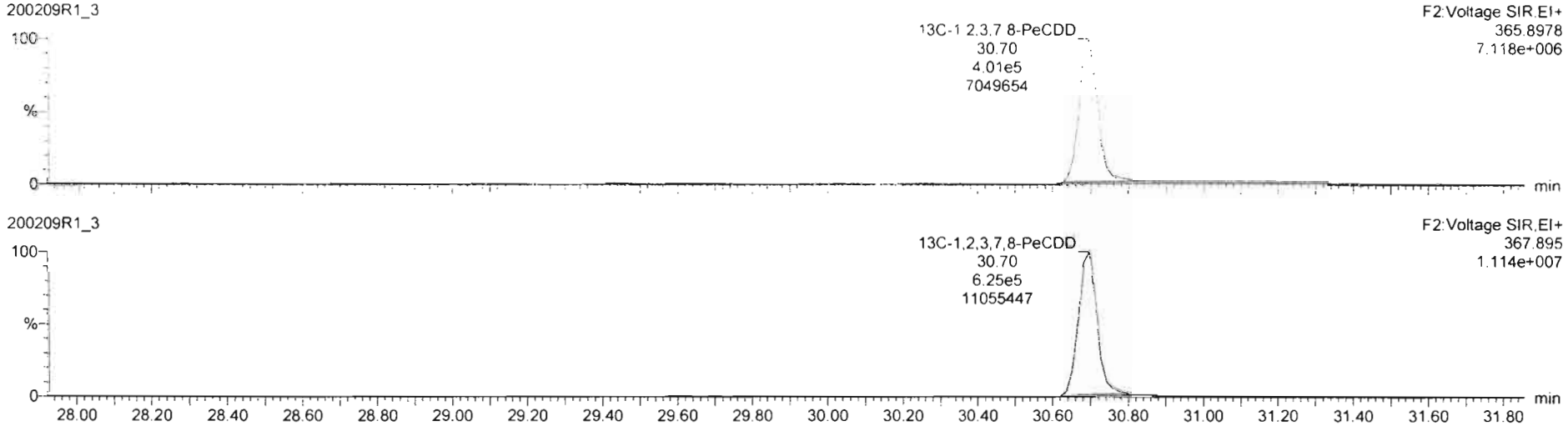

Dataset: Untitled

Last Altered: Monday, February 10, 2020 08:17:40 Pacific Standard Time
Printed: Monday, February 10, 2020 08:17:56 Pacific Standard Time

Name: 200209R1_3, Date: 09-Feb-2020, Time: 13:41:39, ID: B0A0228-BS1 OPR 10, Description: OPR

1,2,3,4,7,8-HxCDD

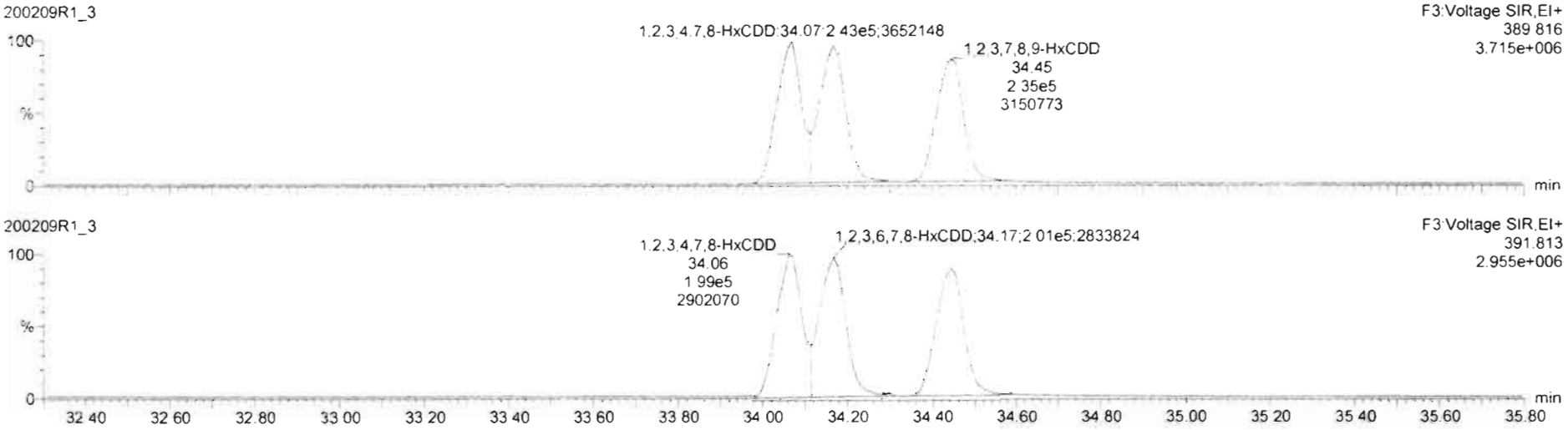

13C-1,2,3,4,7,8-HxCDD

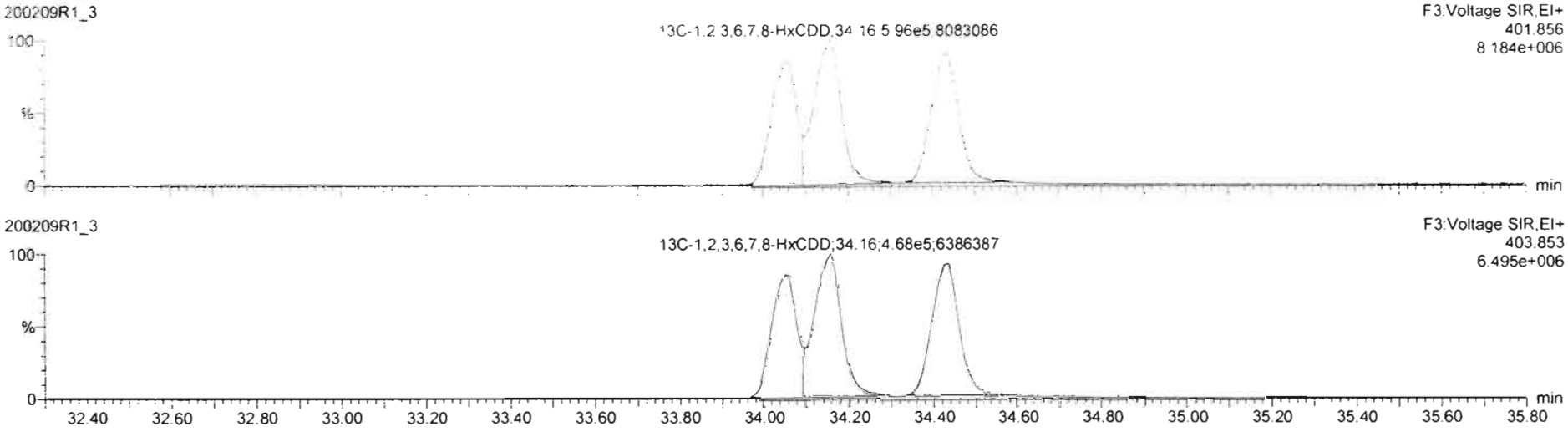

Dataset: Untitled

Last Altered: Monday, February 10, 2020 08:17:40 Pacific Standard Time
Printed: Monday, February 10, 2020 08:17:56 Pacific Standard Time

Name: 200209R1_3, Date: 09-Feb-2020, Time: 13:41:39, ID: B0A0228-BS1 OPR 10, Description: OPR

1,2,3,4,6,7,8-HpCDD

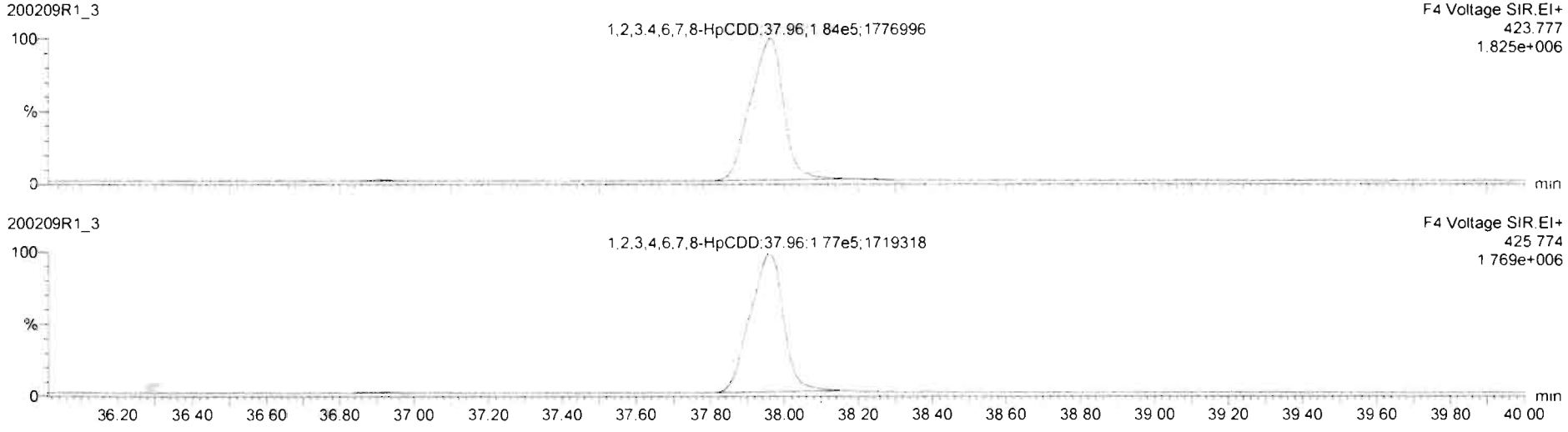

13C-1,2,3,4,6,7,8-HpCDD

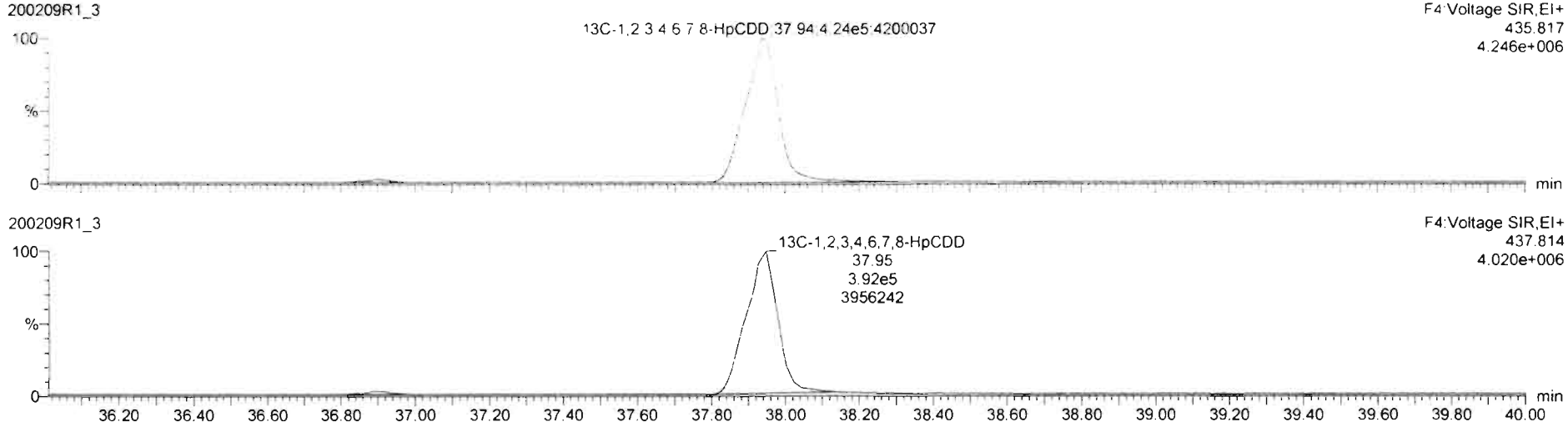

Dataset: Untitled

Last Altered: Monday, February 10, 2020 08:17:40 Pacific Standard Time
Printed: Monday, February 10, 2020 08:17:56 Pacific Standard Time

Name: 200209R1_3, Date: 09-Feb-2020, Time: 13:41:39, ID: B0A0228-BS1 OPR 10, Description: OPR

OCDD

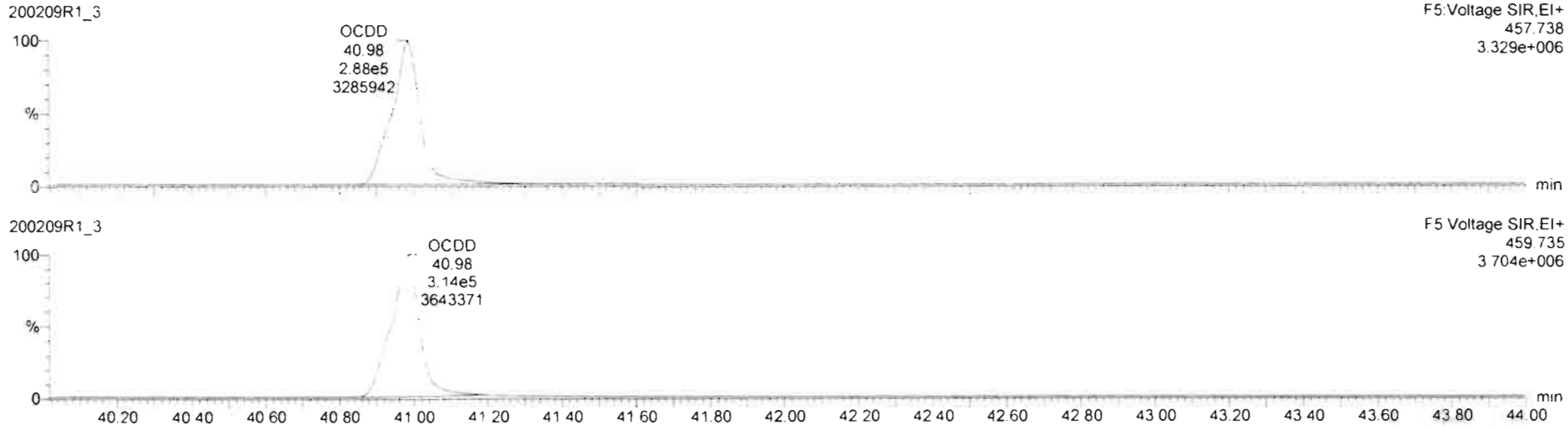

13C-OCDD

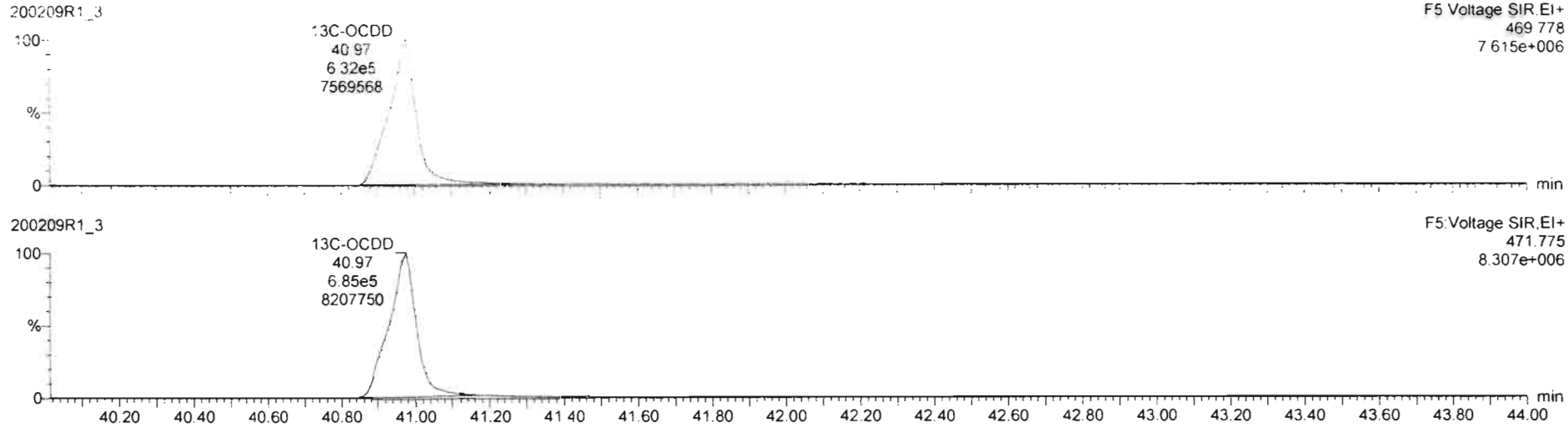

TargetLynx - 200209R1-3.qld * - [Chromatogram]

File Edit View Display Processing Window Help

200209R1_3 - B0A0228-BS1 OPR 10 - OPR

	Name	Resp	RA	n/y	RRF	wt/vol	RT	RRT	Conc	%Rec	DL	EMPC
1	2,3,7,8-TCDD	1.03e5	0.78	NO	0.9881	10.000	25.72	1.001	17.7		0.116	17.7
2	1,2,3,7,8-PeCDD	4.35e5	0.83	NO	0.9723	10.000	30.71	1.000	87.1		0.153	87.1
3	1,2,3,4,7,8-HxCDD	4.42e5	1.22	NO	1.0706	10.000	34.07	1.001	98.3		0.209	98.3
4	1,2,3,6,7,8-HxCDD	4.50e5	1.24	NO	0.9211	10.000	34.17	1.000	91.9		0.210	91.9
5	1,2,3,7,8,9-HxCDD	4.29e5	1.22	NO	0.9182	10.000	34.44	1.000	94.8		0.230	94.8
6	1,2,3,4,6,7,8-HpCDD	3.61e5	1.04	NO	0.9231	10.000	37.96	1.001	95.9		0.360	95.9
7	OCDD	6.00e5	0.91	NO	0.9746	10.000	40.96	1.000	187		0.326	187
8	2,3,7,8-TCDF	1.22e5	0.75	NO	0.8020	10.000	24.81	1.001	20.1		0.0627	20.1
9	1,2,3,7,8-PeCDF	6.22e5	1.55	NO	0.9074	10.000	29.42	1.001	94.6		0.211	94.6
10	2,3,4,7,8-PeCDF	6.45e5	1.55	NO	0.9516	10.000	30.39	1.000	97.2		0.216	97.2
11	1,2,3,4,7,8-HxCDF	5.02e5	1.20	NO	0.8523	10.000	33.20	1.000	104		0.277	104
12	1,2,3,6,7,8-HxCDF	5.59e5	1.22	NO	0.8414	10.000	32.33	1.000	109		0.275	109
13	2,3,4,6,7,8-HxCDF	5.59e5	1.20	NO	0.8982	10.000	33.90	1.001	107		0.263	107
14	1,2,3,7,8,9-HxCDF	4.52e5	1.22	NO	0.8578	10.000	34.79	1.000	105		0.360	105
15	1,2,3,4,6,7,8-HpCDF	4.03e5	1.00	NO	0.8511	10.000	36.53	1.000	108		0.344	108
16	1,2,3,4,7,8,9-HpCDF	3.51e5	0.97	NO	0.9799	10.000	38.57	1.000	111		0.372	111
17	OCDF	6.48e5	0.89	NO	0.8055	10.000	41.17	1.000	203		0.292	203

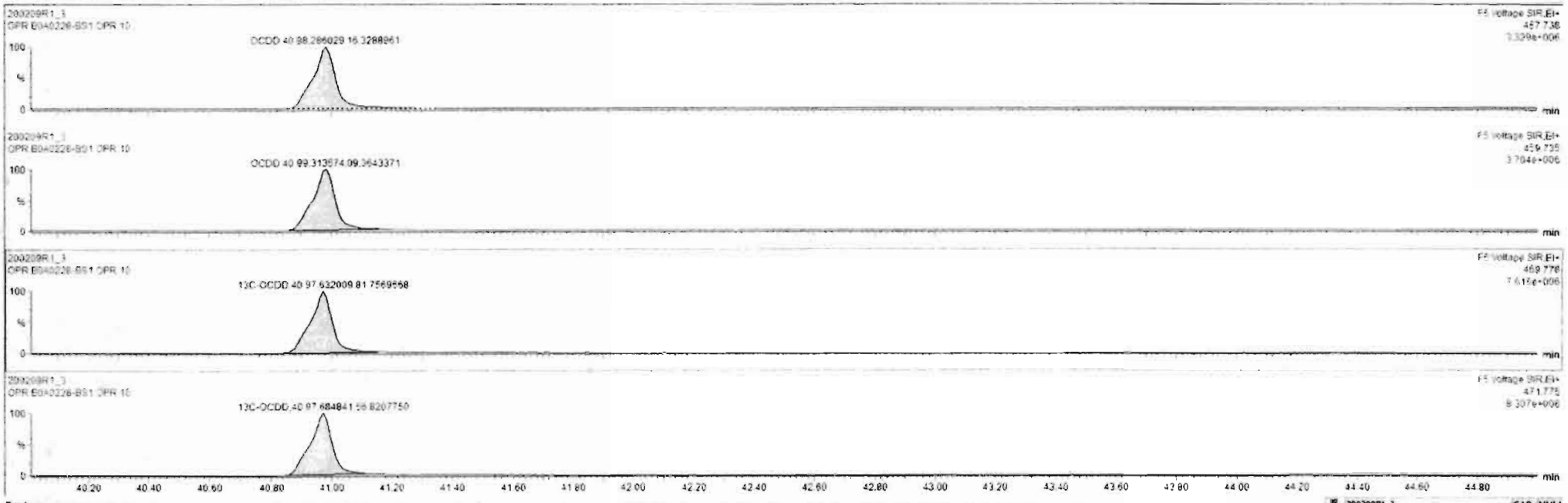

Ready

200209R1_3

CAP NUM

9:47 AM

Dataset: Untitled

Last Altered: Monday, February 10, 2020 08:17:40 Pacific Standard Time
Printed: Monday, February 10, 2020 08:17:56 Pacific Standard Time

Name: 200209R1_3, Date: 09-Feb-2020, Time: 13:41:39, ID: B0A0228-BS1 OPR 10, Description: OPR

2,3,7,8-TCDF

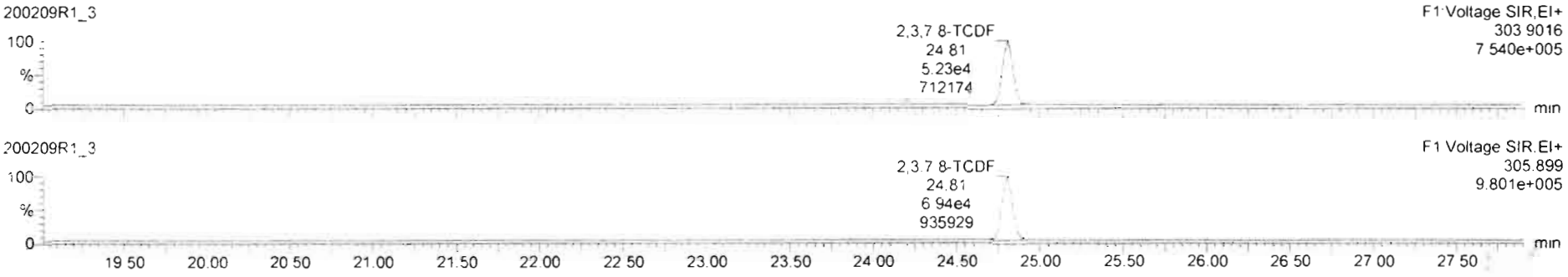

13C-2,3,7,8-TCDF

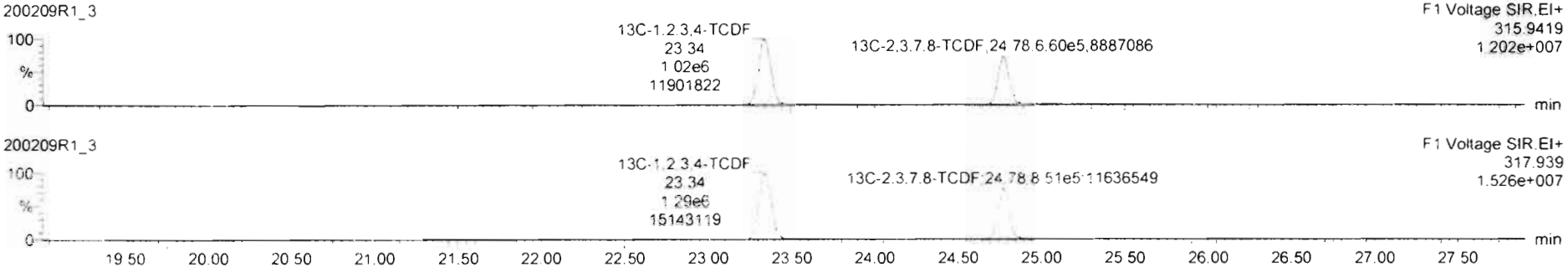

DPE1

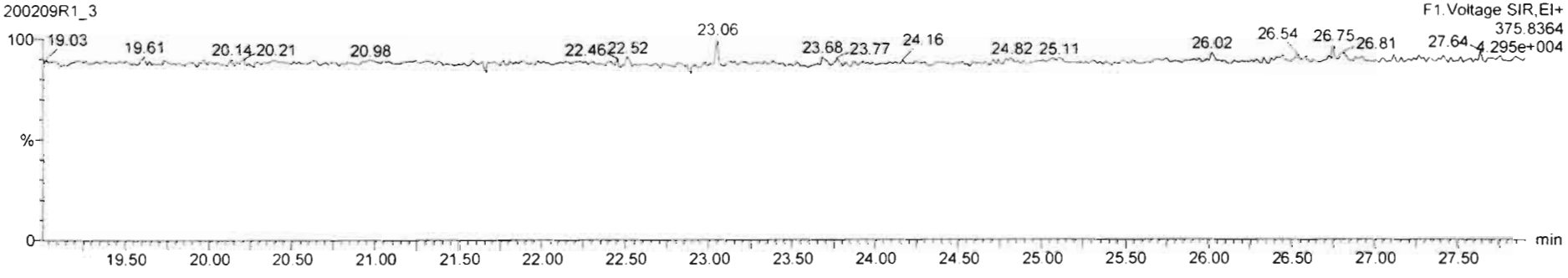

Dataset: Untitled

Last Altered: Monday, February 10, 2020 08:17:40 Pacific Standard Time
Printed: Monday, February 10, 2020 08:17:56 Pacific Standard Time

Name: 200209R1_3, Date: 09-Feb-2020, Time: 13:41:39, ID: B0A0228-BS1 OPR 10, Description: OPR

1st Func. Penta-Furans

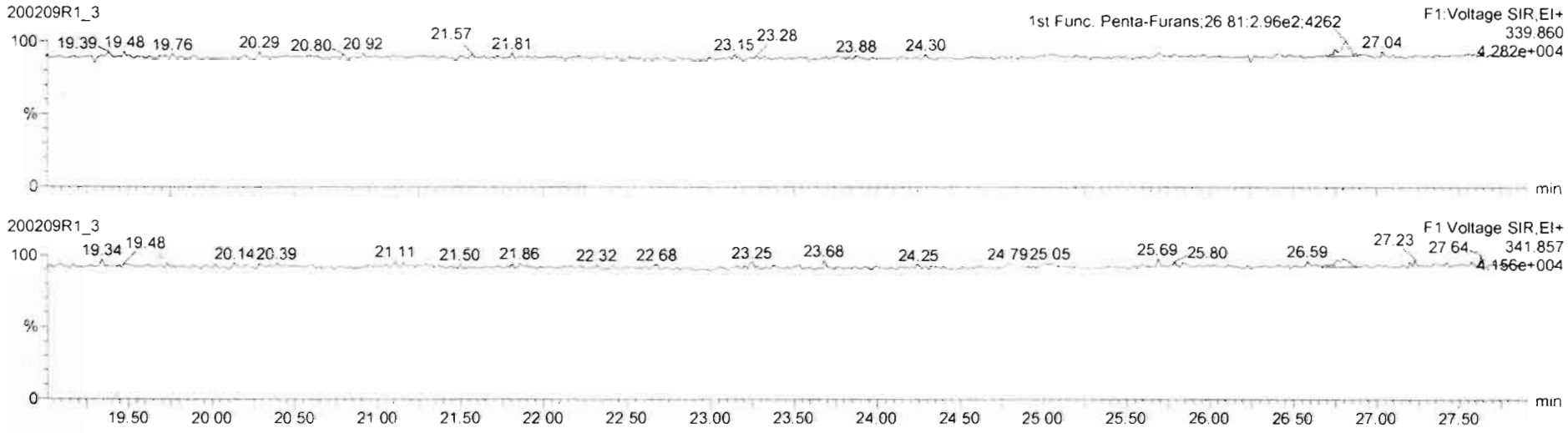

DPE6

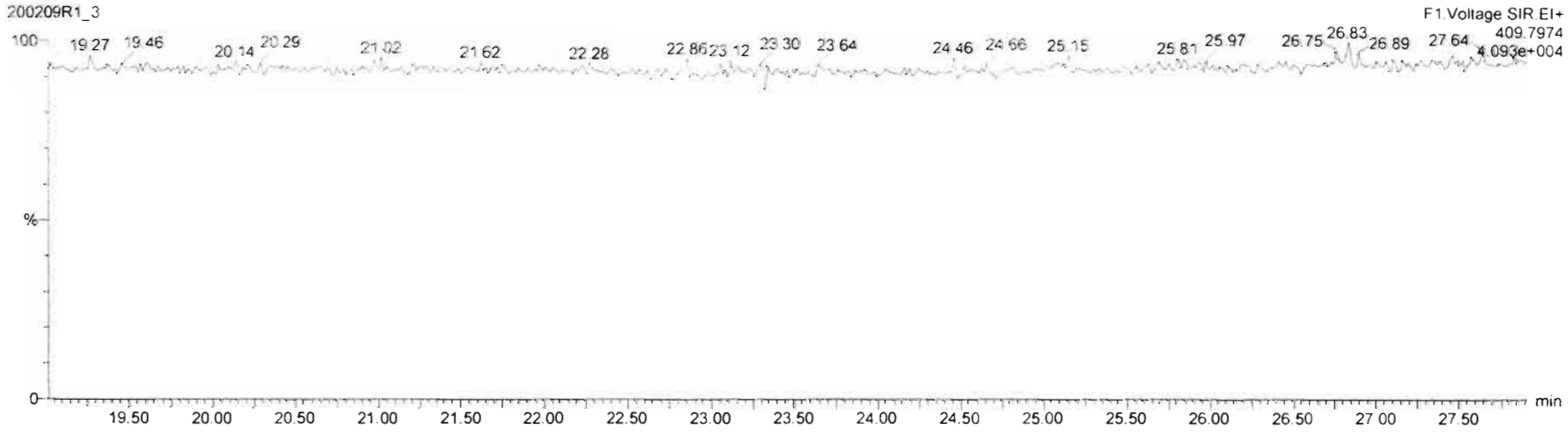

Dataset: Untitled

Last Altered: Monday, February 10, 2020 08:17:40 Pacific Standard Time
Printed: Monday, February 10, 2020 08:17:56 Pacific Standard Time

Name: 200209R1_3, Date: 09-Feb-2020, Time: 13:41:39, ID: B0A0228-BS1 OPR 10, Description: OPR

1,2,3,7,8-PeCDF

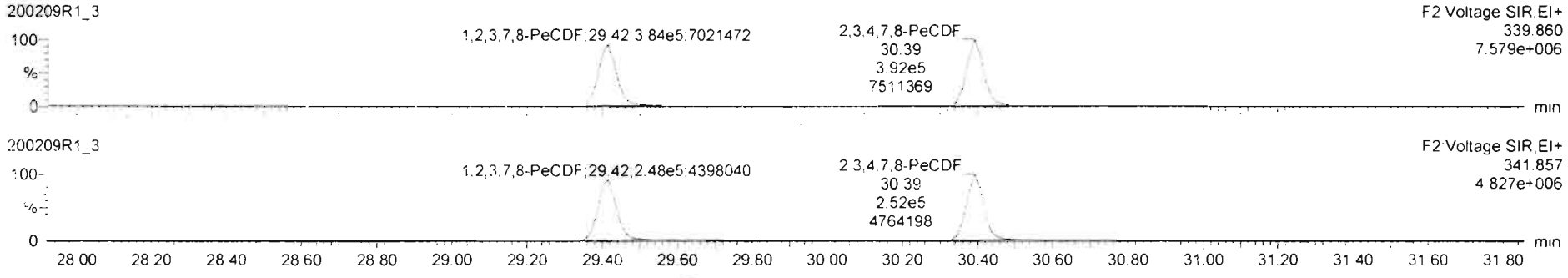

13C-1,2,3,7,8-PeCDF

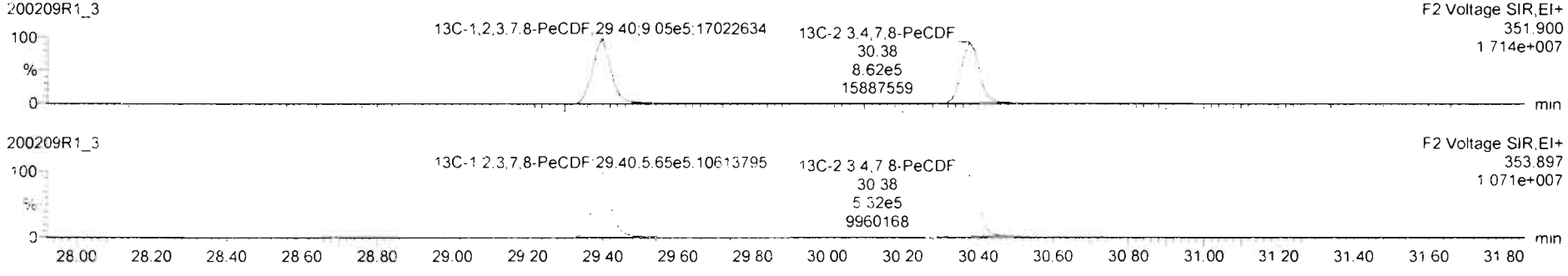

DPE2

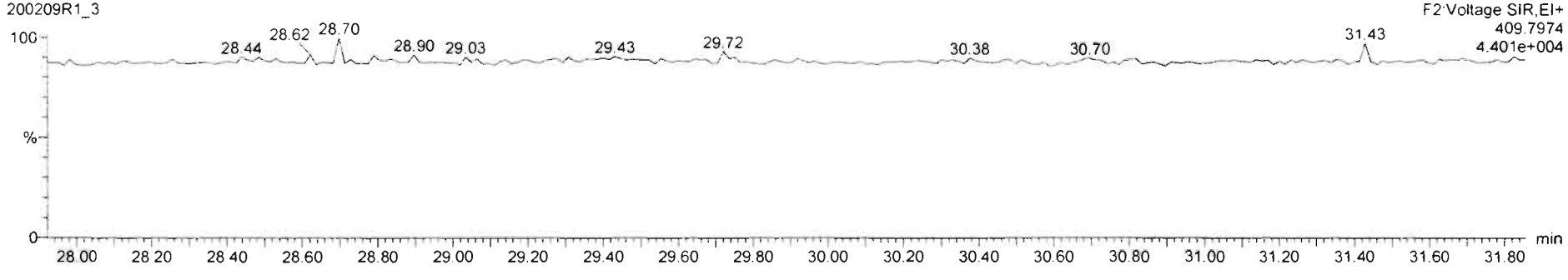

Dataset: Untitled

Last Altered: Monday, February 10, 2020 08:17:40 Pacific Standard Time
Printed: Monday, February 10, 2020 08:17:56 Pacific Standard Time

Name: 200209R1_3, Date: 09-Feb-2020, Time: 13:41:39, ID: B0A0228-BS1 OPR 10, Description: OPR

1,2,3,4,7,8-HxCDF

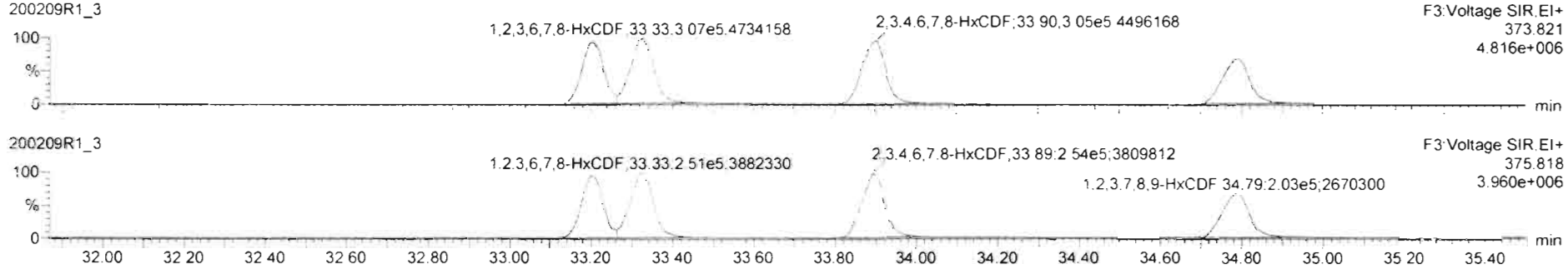

13C-1,2,3,4,7,8-HxCDF

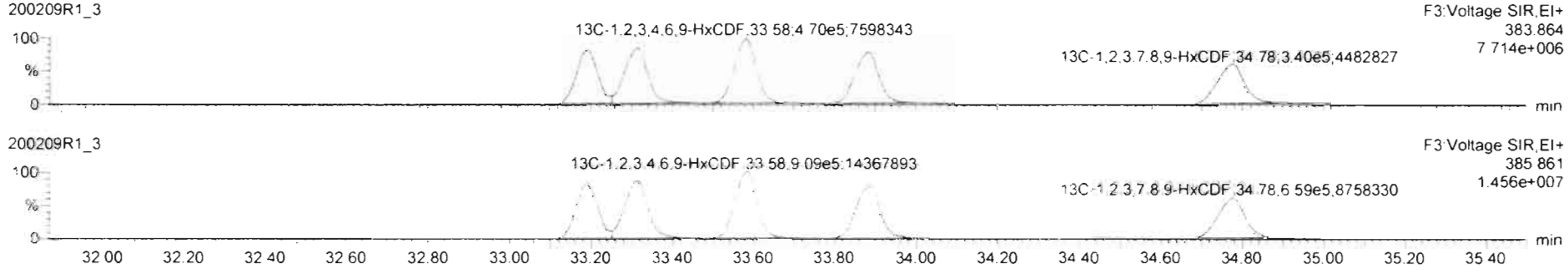

DPE3

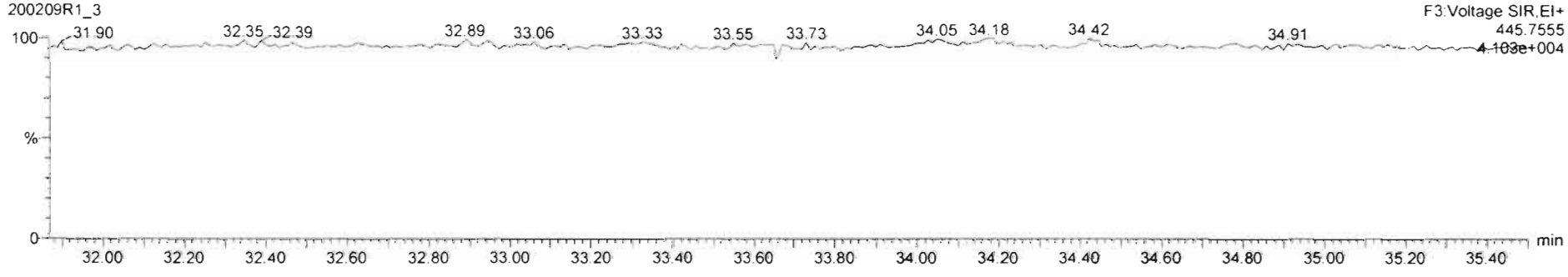

Dataset: Untitled

Last Altered: Monday, February 10, 2020 08:17:40 Pacific Standard Time
Printed: Monday, February 10, 2020 08:17:56 Pacific Standard Time

Name: 200209R1_3, Date: 09-Feb-2020, Time: 13:41:39, ID: B0A0228-BS1 OPR 10, Description: OPR

1,2,3,4,6,7,8-HpCDF

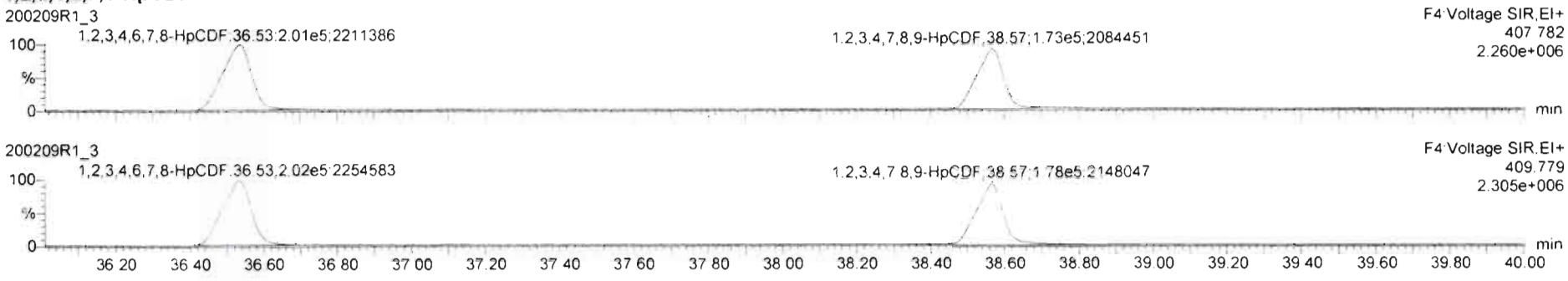

13C-1,2,3,4,6,7,8-HpCDF

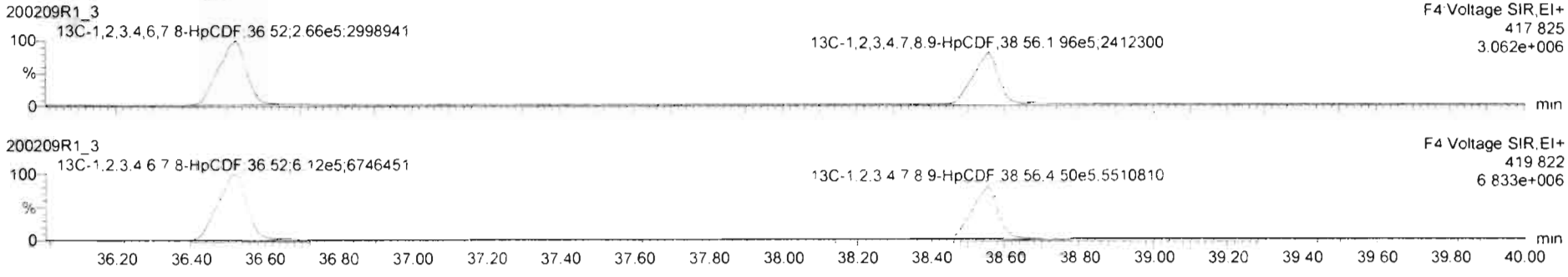

DPE4

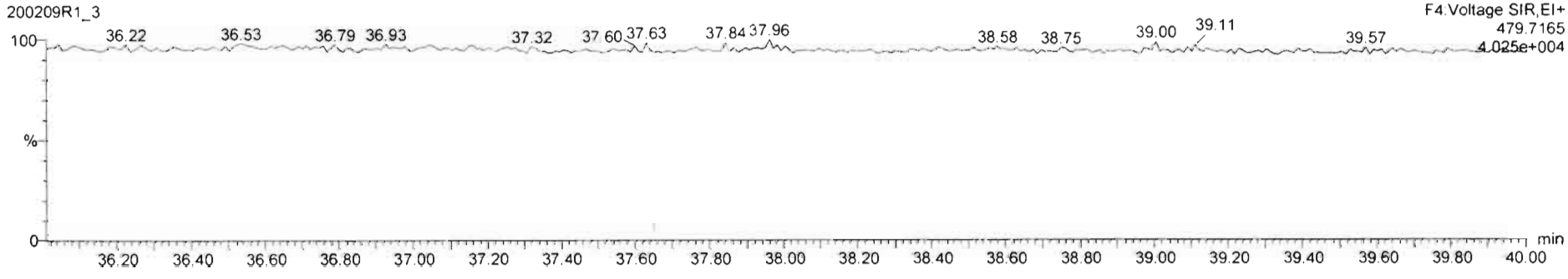

Dataset: Untitled

Last Altered: Monday, February 10, 2020 08:17:40 Pacific Standard Time
Printed: Monday, February 10, 2020 08:17:56 Pacific Standard Time

Name: 200209R1_3, Date: 09-Feb-2020, Time: 13:41:39, ID: B0A0228-BS1 OPR 10, Description: OPR

OCDF

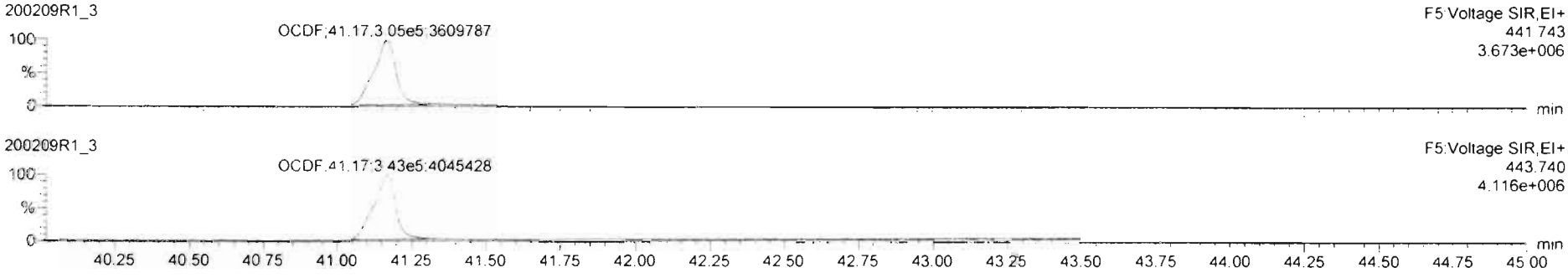

13C-OCDF

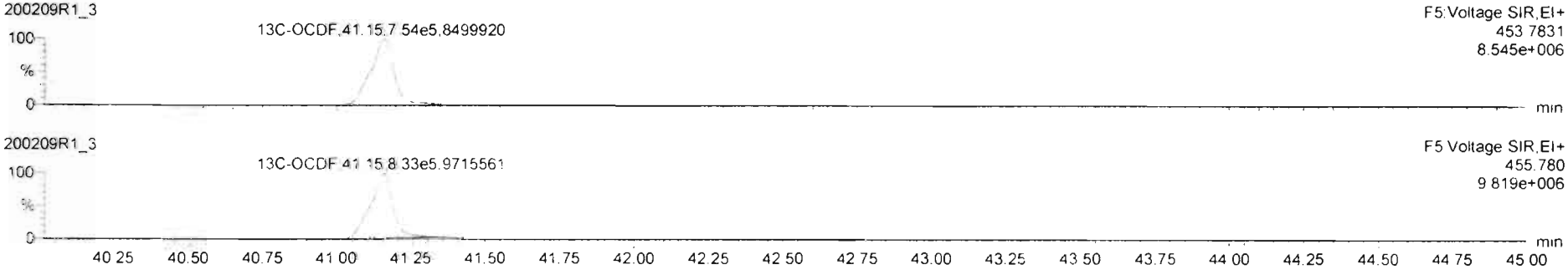

DPE5

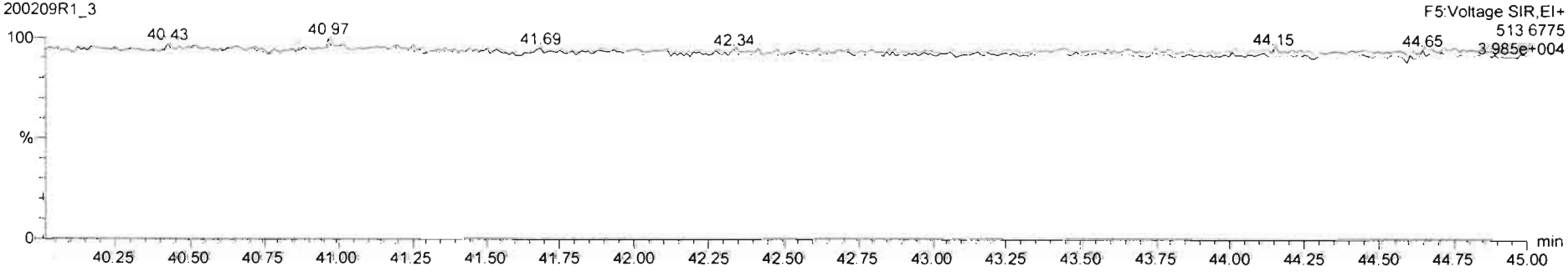

Dataset: Untitled

Last Altered: Monday, February 10, 2020 08:17:40 Pacific Standard Time
Printed: Monday, February 10, 2020 08:17:56 Pacific Standard Time

Name: 200209R1_3, Date: 09-Feb-2020, Time: 13:41:39, ID: B0A0228-BS1 OPR 10, Description: OPR

PFK1

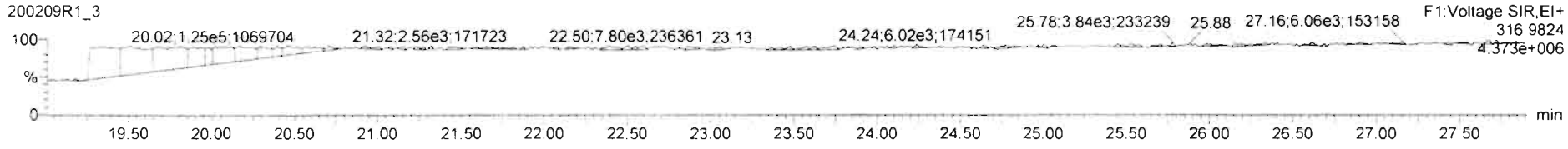

PFK2

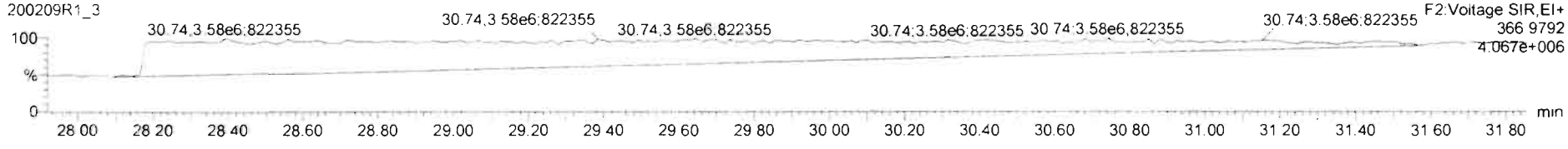

PFK3



PFK4

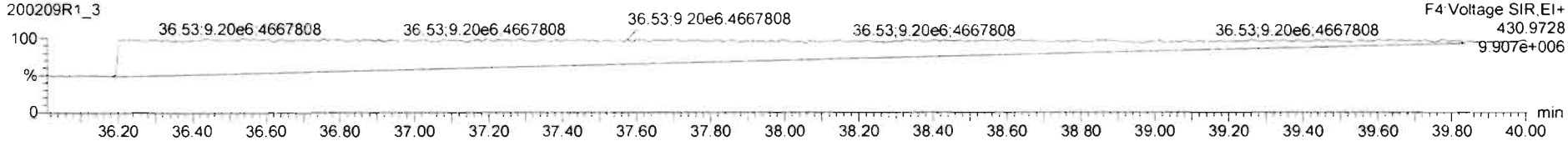

PFK5

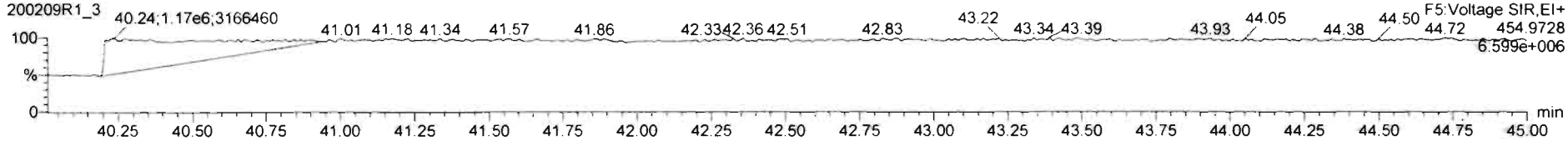

Vista Analytical Laboratory

Dataset: U:\VG12.PRO\Results\200213R1\200213R1-4.qld

Last Altered: Friday, February 14, 2020 14:25:40 Pacific Standard Time
Printed: Friday, February 14, 2020 14:26:13 Pacific Standard Time

GRB 02/14/2020

3/13/20

Method: U:\VG12.PRO\MethDB\1613rrt-02-11-20.mdb 11 Feb 2020 16:47:46
Calibration: U:\VG12.PRO\CurveDB\db5_1613vg12-1-31-20.cdb 02 Feb 2020 11:05:29

*SEE DIL. 03/18/2020

Name: 200213R1_4, Date: 13-Feb-2020, Time: 11:48:03, ID: 1903652-01RE1 PDI-074SC-B-00-02-191012 18.02, Description: PDI-074SC-B-00-02-191012

	# Name	Resp	RA	n/y	RRF	wt/vol	Pred.RT	RT	Pred.RRT	RRT	Conc.	%Rec	DL	EMPC
1	1 2,3,7,8-TCDD	2.43e4	0.73	NO	0.988	10.023	25.781	25.78	1.001	1.001	1.9011		0.0638	1.90
2	2 1,2,3,7,8-PeCDD	3.31e4	0.65	NO	0.972	10.023	30.811	30.80	1.001	1.000	3.5625		0.115	3.56
3	3 1,2,3,4,7,8-HxCDD	4.00e4	1.23	NO	1.07	10.023	34.168	34.17	1.000	1.000	5.1648		0.337	5.16
4	4 1,2,3,6,7,8-HxCDD	2.35e5	1.24	NO	0.921	10.023	34.264	34.28	1.000	1.000	28.646		0.347	28.6
5	5 1,2,3,7,8,9-HxCDD	9.79e4	1.21	NO	0.918	10.023	34.576	34.55	1.001	1.000	12.832		0.385	12.8
6	6 1,2,3,4,6,7,8-HpCDD	5.78e6	0.99	NO	0.923	10.023	38.078	38.08	1.000	1.000	1021.3		1.72	1020
7	7 OCDD	2.36e7	0.87	NO	0.975	10.023	41.123	41.13	1.000	1.000	10313 E*		2.92	10300
8	8 2,3,7,8-TCDF	4.03e6	0.73	NO	0.802	10.023	24.862	24.85	1.001	1.001	300.13 OK		0.130	300
9	9 1,2,3,7,8-PeCDF	5.38e6	1.49	NO	0.907	10.023	29.513	29.51	1.001	1.001	381.80		0.342	382
10	10 2,3,4,7,8-PeCDF	2.41e6	1.51	NO	0.952	10.023	30.499	30.50	1.001	1.001	183.08		0.341	183
11	11 1,2,3,4,7,8-HxCDF	4.77e6	1.16	NO	0.862	10.023	33.295	33.32	1.000	1.001	608.51		0.349	609
12	12 1,2,3,6,7,8-HxCDF	1.47e6	1.18	NO	0.841	10.023	33.422	33.42	1.000	1.000	173.34		0.347	173
13	13 2,3,4,6,7,8-HxCDF	3.46e5	1.16	NO	0.898	10.023	34.021	34.01	1.001	1.001	45.423		0.402	45.4
14	14 1,2,3,7,8,9-HxCDF	3.74e5	1.13	NO	0.858	10.023	34.882	34.94	1.000	1.002	57.948		0.561	57.9
15	15 1,2,3,4,6,7,8-HpCDF	1.65e6	0.97	NO	0.851	10.023	36.676	36.65	1.001	1.000	342.25		0.689	342
16	16 1,2,3,4,7,8,9-HpCDF	4.79e5	0.97	NO	0.980	10.023	38.674	38.68	1.000	1.000	115.31		0.758	115
17	17 OCDF	2.61e6	0.85	NO	0.806	10.023	41.305	41.31	1.000	1.000	799.55		0.670	800
18	18 13C-2,3,7,8-TCDD	2.58e6	0.79	NO	1.20	10.023	25.737	25.75	1.026	1.026	180.36	90.4	0.175	
19	19 13C-1,2,3,7,8-PeCDD	1.91e6	0.64	NO	0.967	10.023	30.487	30.79	1.215	1.227	165.10	82.7	0.197	
20	20 13C-1,2,3,4,7,8-HxCDD	1.44e6	1.26	NO	0.874	10.023	34.161	34.16	1.014	1.014	172.35	86.4	0.254	
21	21 13C-1,2,3,6,7,8-HxCDD	1.78e6	1.26	NO	1.05	10.023	34.262	34.26	1.017	1.017	177.58	89.0	0.212	
22	22 13C-1,2,3,7,8,9-HxCDD	1.66e6	1.22	NO	0.974	10.023	34.565	34.54	1.026	1.025	177.43	88.9	0.228	
23	23 13C-1,2,3,4,6,7,8-HpCDD	1.22e6	1.09	NO	0.747	10.023	38.136	38.07	1.132	1.130	170.81	85.6	0.275	
24	24 13C-OCDD	9.37e5	0.90	NO	0.707	10.023	41.033	41.12	1.218	1.221	138.27	34.6	0.303	*
25	25 13C-2,3,7,8-TCDF	3.34e6	0.78	NO	1.07	10.023	24.916	24.84	0.993	0.990	177.76	89.1	0.242	
26	26 13C-1,2,3,7,8-PeCDF	3.10e6	1.59	NO	1.00	10.023	29.257	29.49	1.166	1.175	175.17	87.8	0.292	
27	27 13C-2,3,4,7,8-PeCDF	2.76e6	1.62	NO	0.962	10.023	30.479	30.47	1.215	1.214	162.24	81.3	0.305	
28	28 13C-1,2,3,4,7,8-HxCDF	1.81e6	0.50	NO	1.05	10.023	33.285	33.29	0.988	0.988	180.23	90.3	0.433	
29	29 13C-1,2,3,6,7,8-HxCDF	2.01e6	0.51	NO	1.19	10.023	33.386	33.41	0.991	0.992	176.20	88.3	0.381	
30	30 13C-2,3,4,6,7,8-HxCDF	1.69e6	0.50	NO	1.07	10.023	33.996	33.99	1.009	1.009	165.51	82.9	0.426	
31	31 13C-1,2,3,7,8,9-HxCDF	1.50e6	0.52	NO	0.922	10.023	34.902	34.88	1.036	1.035	169.60	85.0	0.492	

Dataset: U:\VG12.PRO\Results\200213R1\200213R1-4.qld

Last Altered: Friday, February 14, 2020 14:25:40 Pacific Standard Time
Printed: Friday, February 14, 2020 14:26:13 Pacific Standard Time

Name: 200213R1_4, Date: 13-Feb-2020, Time: 11:48:03, ID: 1903652-01RE1 PDI-074SC-B-00-02-191012 18.02, Description: PDI-074SC-B-00-02-191012

	#	Name	Resp	RA	n/y	RRF	wt/vol	Pred.RT	RT	Pred.RRT	RRT	Conc.	%Rec	DL	EMPC	
32	32	13C-1,2,3,4,6,7,8-HpCDF	1.13e6	0.44	NO	0.767	10.023	36.654	36.64	1.088	1.088	153.62	77.0	0.387		
33	33	13C-1,2,3,4,7,8,9-HpCDF	8.46e5	0.43	NO	0.552	10.023	38.675	38.67	1.148	1.148	159.73	80.0	0.538		
34	34	13C-OCDF	1.62e6	0.88	NO	0.789	10.023	41.269	41.31	1.225	1.226	213.52	53.5	0.370		
35	35	37Cl-2,3,7,8-TCDD	9.76e5			1.18	10.023	25.769	25.78	1.027	1.027	69.428	87.0	0.0825		
36	36	13C-1,2,3,4-TCDD	2.38e6	0.80	NO	1.00	10.023	25.110	25.09	1.000	1.000	199.54 ✓	100	0.210		
37	37	13C-1,2,3,4-TCDF	3.52e6	0.79	NO	1.00	10.023	23.370	23.35	1.000	1.000	199.54	100	0.258		
38	38	13C-1,2,3,4,6,9-HxCDF	1.91e6	0.51	NO	1.00	10.023	33.710	33.69	1.000	1.000	199.54	100	0.454		
39	39	Total Tetra-Dioxins				0.988	10.023	24.620		0.000		25.932		0.0638	25.9	
40	40	Total Penta-Dioxins				0.972	10.023	29.960		0.000		38.319		0.115	44.3	
41	41	Total Hexa-Dioxins				0.921	10.023	33.635		0.000		337.74		0.372	338	
42	42	Total Hepta-Dioxins				0.923	10.023	37.640		0.000		2448.3		1.72	2450	
43	43	Total Tetra-Furans				0.802	10.023	23.610		0.000		927.70		0.130	960	P
44	44	1st Func. Penta-Furans				0.907	10.023	27.090		0.000		76.945		0.0358	76.9	
45	45	Total Penta-Furans				0.907	10.023	29.275		0.000		1089.6		0.349	1100	
46	46	Total Hexa-Furans				0.898	10.023	33.555		0.000		1233.1		0.391	1230	
47	47	Total Hepta-Furans				0.851	10.023	37.835		0.000		1136.1		0.768	1140	

Dataset: U:\VG12.PRO\Results\200213R1\200213R1-4.qld

Last Altered: Friday, February 14, 2020 14:25:40 Pacific Standard Time
Printed: Friday, February 14, 2020 14:26:13 Pacific Standard Time

Method: U:\VG12.PRO\MethDB\1613rrt-02-11-20.mdb 11 Feb 2020 16:47:46
Calibration: U:\VG12.PRO\CurveDB\db5_1613vg12-1-31-20.cdb 02 Feb 2020 11:05:29

Name: 200213R1_4, Date: 13-Feb-2020, Time: 11:48:03, ID: 1903652-01RE1 PDI-074SC-B-00-02-191012 18.02, Description: PDI-074SC-B-00-02-191012

Tetra-Dioxins

	Name	RT	m1 Height	m2 Height	m1 Resp	m2 Resp	RA	n/y	Resp	Conc.	EMPC	DL
1	Total Tetra-Dioxins	21.71	6.555e5	8.612e5	6.101e4	7.996e4	0.76	NO	1.410e5	11.022	11.022	0.0638
2	Total Tetra-Dioxins	22.11	1.294e5	1.638e5	1.180e4	1.595e4	0.74	NO	2.775e4	2.1697	2.1697	0.0638
3	Total Tetra-Dioxins	22.62	5.416e4	7.525e4	4.984e3	6.994e3	0.71	NO	1.198e4	0.93668	0.93668	0.0638
4	Total Tetra-Dioxins	23.53	3.434e4	5.297e4	3.279e3	4.433e3	0.74	NO	7.711e3	0.60297	0.60297	0.0638
5	Total Tetra-Dioxins	23.81	9.774e4	1.030e5	8.787e3	1.065e4	0.83	NO	1.943e4	1.5195	1.5195	0.0638
6	Total Tetra-Dioxins	24.03	1.107e5	1.409e5	9.586e3	1.132e4	0.85	NO	2.091e4	1.6350	1.6350	0.0638
7	Total Tetra-Dioxins	24.24	3.518e4	4.120e4	2.982e3	3.383e3	0.88	NO	6.365e3	0.49767	0.49767	0.0638
8	Total Tetra-Dioxins	24.51	3.552e4	4.292e4	2.607e3	3.241e3	0.80	NO	5.848e3	0.45725	0.45725	0.0638
9	Total Tetra-Dioxins	24.69	4.693e4	5.769e4	3.540e3	4.406e3	0.80	NO	7.946e3	0.62129	0.62129	0.0638
10	Total Tetra-Dioxins	25.06	3.563e4	4.495e4	3.478e3	3.986e3	0.87	NO	7.464e3	0.58360	0.58360	0.0638
11	Total Tetra-Dioxins	25.23	1.807e4	1.814e4	1.036e3	1.234e3	0.84	NO	2.271e3	0.17755	0.17755	0.0638
12	Total Tetra-Dioxins	25.51	1.619e5	2.295e5	1.359e4	1.796e4	0.76	NO	3.155e4	2.4671	2.4671	0.0638
13	Total Tetra-Dioxins	25.63	1.554e4	2.672e4	1.089e3	1.618e3	0.67	NO	2.707e3	0.21166	0.21166	0.0638
14	2,3,7,8-TCDD	25.78	1.440e5	2.029e5	1.028e4	1.403e4	0.73	NO	2.431e4	1.9011	1.9011	0.0638
15	Total Tetra-Dioxins	26.11	5.710e4	6.405e4	3.753e3	4.406e3	0.85	NO	8.159e3	0.63797	0.63797	0.0638
16	Total Tetra-Dioxins	26.24	1.292e4	1.578e4	9.864e2	1.252e3	0.79	NO	2.239e3	0.17504	0.17504	0.0638
17	Total Tetra-Dioxins	26.75	2.348e4	2.625e4	1.852e3	2.186e3	0.85	NO	4.038e3	0.31576	0.31576	0.0638

Dataset: U:\VG12.PRO\Results\200213R1\200213R1-4.qld

Last Altered: Friday, February 14, 2020 14:25:40 Pacific Standard Time
Printed: Friday, February 14, 2020 14:26:13 Pacific Standard Time

Name: 200213R1_4, Date: 13-Feb-2020, Time: 11:48:03, ID: 1903652-01RE1 PDI-074SC-B-00-02-191012 18.02, Description: PDI-074SC-B-00-02-191012

Penta-Dioxins

	Name	RT	m1 Height	m2 Height	m1 Resp	m2 Resp	RA	n/y	Resp	Conc.	EMPC	DL
1	Total Penta-Dioxins	28.56	5.363e5	8.640e5	4.300e4	6.962e4	0.62	NO	1.126e5	12.121	12.121	0.115
2	Total Penta-Dioxins	29.05	2.018e5	3.428e5	1.117e4	1.878e4	0.59	NO	2.994e4	3.2228	3.2228	0.115
3	Total Penta-Dioxins	29.57	4.443e5	7.158e5	3.116e4	4.612e4	0.68	NO	7.728e4	8.3181	8.3181	0.115
4	Total Penta-Dioxins	29.74	2.812e5	4.762e5	1.549e4	2.609e4	0.59	NO	4.158e4	4.4755	4.4755	0.115
5	Total Penta-Dioxins	29.83	1.672e5	2.491e5	9.365e3	1.494e4	0.63	NO	2.431e4	2.6161	2.6161	0.115
6	Total Penta-Dioxins	29.97	2.353e4	2.423e4	1.287e3	8.612e2	1.49	YES	0.000e0	0.00000	0.15108	0.115
7	Total Penta-Dioxins	30.04	2.927e5	4.760e5	2.094e4	3.366e4	0.62	NO	0.000e0	0.00000	5.8767	0.115
8	Total Penta-Dioxins	30.38	6.173e4	9.662e4	3.566e3	5.542e3	0.64	NO	9.108e3	0.98030	0.98030	0.115
9	1,2,3,7,8-PeCDD	30.80	2.494e5	3.982e5	1.298e4	2.011e4	0.65	NO	3.310e4	3.5625	3.5625	0.115
10	Total Penta-Dioxins	30.88	9.439e4	1.461e5	5.653e3	8.591e3	0.66	NO	1.424e4	1.5330	1.5330	0.115
11	Total Penta-Dioxins	31.09	1.402e4	1.316e4	5.143e2	7.821e2	0.66	NO	1.296e3	0.13954	0.13954	0.115
12	Total Penta-Dioxins	31.19	7.912e4	1.464e5	4.431e3	8.114e3	0.55	NO	1.254e4	1.3502	1.3502	0.115

Hexa-Dioxins

	Name	RT	m1 Height	m2 Height	m1 Resp	m2 Resp	RA	n/y	Resp	Conc.	EMPC	DL
1	Total Hexa-Dioxins	32.70	1.082e7	8.689e6	5.437e5	4.500e5	1.21	NO	9.937e5	132.29	132.29	0.372
2	Total Hexa-Dioxins	33.25	1.128e6	9.124e5	6.439e4	5.270e4	1.22	NO	1.171e5	15.587	15.587	0.372
3	Total Hexa-Dioxins	33.50	7.443e6	6.185e6	5.177e5	4.302e5	1.20	NO	9.478e5	126.18	126.18	0.372
4	Total Hexa-Dioxins	33.60	7.556e5	6.194e5	4.409e4	3.695e4	1.19	NO	8.103e4	10.787	10.787	0.372
5	1,2,3,4,7,8-HxCDD	34.17	3.933e5	3.426e5	2.207e4	1.796e4	1.23	NO	4.002e4	5.1648	5.1648	0.337
6	1,2,3,6,7,8-HxCDD	34.28	2.042e6	1.717e6	1.301e5	1.053e5	1.24	NO	2.354e5	28.646	28.646	0.347
7	Total Hexa-Dioxins	34.47	4.137e5	3.365e5	2.612e4	2.087e4	1.25	NO	4.700e4	6.2562	6.2562	0.372
8	1,2,3,7,8,9-HxCDD	34.55	8.000e5	6.533e5	5.349e4	4.437e4	1.21	NO	9.787e4	12.832	12.832	0.385

Hepta-Dioxins

	Name	RT	m1 Height	m2 Height	m1 Resp	m2 Resp	RA	n/y	Resp	Conc.	EMPC	DL
1	Total Hepta-Dioxins	37.03	4.786e7	4.812e7	4.045e6	4.032e6	1.00	NO	8.077e6	1427.0	1427.0	1.72
2	1,2,3,4,6,7,8-HpCDD	38.08	3.110e7	3.145e7	2.879e6	2.902e6	0.99	NO	5.781e6	1021.3	1021.3	1.72

Dataset: U:\VG12.PRO\Results\200213R1\200213R1-4.qld

Last Altered: Friday, February 14, 2020 14:25:40 Pacific Standard Time
Printed: Friday, February 14, 2020 14:26:13 Pacific Standard Time

Name: 200213R1_4, Date: 13-Feb-2020, Time: 11:48:03, ID: 1903652-01RE1 PDI-074SC-B-00-02-191012 18.02, Description: PDI-074SC-B-00-02-191012

Tetra-Furans

	Name	RT	m1 Height	m2 Height	m1 Resp	m2 Resp	RA	n/y	Resp	Conc.	EMPC	DL	
1	Total Tetra-Furans	19.63	7.810e4	1.070e5	6.860e3	9.164e3	0.75	NO	1.602e4	1.1921	1.1921	0.130	
2	Total Tetra-Furans	20.14	3.199e5	4.405e5	2.678e4	3.675e4	0.73	NO	6.354e4	4.7267	4.7267	0.130	
3	Total Tetra-Furans	20.72	2.505e6	3.395e6	2.202e5	2.997e5	0.73	NO	5.199e5	38.676	38.676	0.130	
4	Total Tetra-Furans	21.27	6.413e5	8.242e5	9.619e4	1.286e5	0.75	NO	2.247e5	16.720	16.720	0.130	
5	Total Tetra-Furans	21.66	4.937e6	6.619e6	4.899e5	6.738e5	0.73	NO	1.164e6	86.576	86.576	0.130	
6	Total Tetra-Furans	22.14	1.581e6	2.165e6	1.513e5	2.045e5	0.74	NO	3.558e5	26.467	26.467	0.130	
7	Total Tetra-Furans	22.29	1.794e5	2.389e5	1.606e4	2.116e4	0.76	NO	3.722e4	2.7686	2.7686	0.130	
8	Total Tetra-Furans	22.50	9.908e5	1.365e6	9.509e4	1.294e5	0.73	NO	2.245e5	16.700	16.700	0.130	
9	Total Tetra-Furans	22.94	1.691e5	2.141e5	1.522e4	2.085e4	0.73	NO	3.608e4	2.6840	2.6840	0.130	
10	Total Tetra-Furans	23.09	1.072e5	1.317e5	8.312e3	1.092e4	0.76	NO	1.923e4	1.4308	1.4308	0.130	
11	Total Tetra-Furans	23.27	9.563e5	1.284e6	6.471e4	8.920e4	0.73	NO	1.539e5	11.450	11.450	0.130	
12	Total Tetra-Furans	23.35	2.104e6	2.869e6	2.220e5	2.992e5	0.74	NO	5.212e5	38.773	38.773	0.130	
13	Total Tetra-Furans	23.89	2.161e7	2.973e7	1.793e6	2.452e6	0.73	NO	4.245e6	315.77	315.77	0.130	
14	Total Tetra-Furans	24.03	2.719e5	3.883e5	1.480e4	1.992e4	0.74	NO	3.472e4	2.5828	2.5828	0.130	
15	Total Tetra-Furans	24.19	8.131e5	1.095e6	7.161e4	9.976e4	0.72	NO	1.714e5	12.749	12.749	0.130	
16	Total Tetra-Furans	24.42	9.886e4	1.370e5	9.921e3	1.443e4	0.69	NO	2.435e4	1.8117	1.8117	0.130	
17	Total Tetra-Furans	24.63	2.533e5	3.345e5	1.570e4	2.192e4	0.72	NO	3.762e4	2.7989	2.7989	0.130	
18	Total Tetra-Furans	24.75	2.557e6	3.460e6	1.372e5	1.890e5	0.73	NO	3.263e5	24.274	24.274	0.130	
19	2,3,7,8-TCDF	24.85	2.132e7	2.905e7	1.708e6	2.327e6	0.73	NO	4.034e6	300.13	300.13	0.130	
20	Total Tetra-Furans	25.03	1.872e5	2.510e5	1.480e4	1.830e4	0.81	NO	3.310e4	2.4627	2.4627	0.130	
21	Total Tetra-Furans	25.24	1.002e6	1.341e6	7.700e4	1.058e5	0.73	NO	1.828e5	13.602	13.602	0.130	
22	Total Tetra-Furans	25.50	2.158e5	3.320e5	1.569e4	2.251e4	0.70	NO	3.820e4	2.8418	2.8418	0.130	
23	Total Tetra-Furans	26.32	1.479e5	7.457e4	9.314e3	5.480e3	1.70	YES	0.000e0	0.00000	0.72165	0.130	
24	Total Tetra-Furans	26.44	3.969e4	6.089e4	2.812e3	4.058e3	0.69	NO	6.869e3	0.51106	0.51106	0.130	P
25	Total Tetra-Furans	26.60	9.167e4	7.775e4	5.403e3	5.417e3	1.00	YES	0.000e0	0.00000	0.71330	0.130	P
26	Total Tetra-Furans	26.89	3.293e6	3.621e6	2.155e5	2.369e5	0.91	YES	0.000e0	0.00000	31.199	0.130	

Penta-Furans function 1

	Name	RT	m1 Height	m2 Height	m1 Resp	m2 Resp	RA	n/y	Resp	Conc.	EMPC	DL
1	1st Func. Penta-Furans	26.90	9.620e6	6.201e6	6.252e5	3.991e5	1.57	NO	1.024e6	76.945	76.945	0.0358

Dataset: U:\VG12.PRO\Results\200213R1\200213R1-4.qld

Last Altered: Friday, February 14, 2020 14:25:40 Pacific Standard Time
Printed: Friday, February 14, 2020 14:26:13 Pacific Standard Time

Name: 200213R1_4, Date: 13-Feb-2020, Time: 11:48:03, ID: 1903652-01RE1 PDI-074SC-B-00-02-191012 18.02, Description: PDI-074SC-B-00-02-191012

Penta-Furans

	Name	RT	m1 Height	m2 Height	m1 Resp	m2 Resp	RA	n/y	Resp	Conc.	EMPC	DL
1	Total Penta-Furans	28.38	1.044e6	7.001e5	6.468e4	4.459e4	1.45	NO	1.093e5	8.2089	8.2089	0.349
2	Total Penta-Furans	28.52	2.891e7	1.924e7	1.737e6	1.152e6	1.51	NO	2.889e6	217.01	217.01	0.349
3	Total Penta-Furans	28.58	2.461e6	1.584e6	9.079e4	6.051e4	1.50	NO	1.513e5	11.366	11.366	0.349
4	Total Penta-Furans	29.11	1.601e6	1.084e6	9.844e4	7.182e4	1.37	NO	0.000e0	0.00000	12.790	0.349
5	Total Penta-Furans	29.17	8.454e5	5.708e5	4.773e4	3.480e4	1.37	NO	8.253e4	6.1998	6.1998	0.349
6	Total Penta-Furans	29.32	7.527e6	4.983e6	4.193e5	2.813e5	1.49	NO	7.005e5	52.625	52.625	0.349
7	1,2,3,7,8-PeCDF	29.51	5.541e7	3.748e7	3.224e6	2.157e6	1.49	NO	5.381e6	381.80	381.80	0.342
8	Total Penta-Furans	29.58	2.946e6	2.042e6	1.354e5	9.197e4	1.47	NO	2.273e5	17.078	17.078	0.349
9	Total Penta-Furans	29.78	2.324e7	1.552e7	1.264e6	8.388e5	1.51	NO	2.103e6	157.98	157.98	0.349
10	Total Penta-Furans	30.27	1.504e5	1.037e5	6.476e3	4.282e3	1.51	NO	1.076e4	0.80815	0.80815	0.349
11	Total Penta-Furans	30.38	4.413e5	2.876e5	2.107e4	1.467e4	1.44	NO	3.575e4	2.6852	2.6852	0.349
12	2,3,4,7,8-PeCDF	30.50	2.528e7	1.650e7	1.447e6	9.594e5	1.51	NO	2.406e6	183.08	183.08	0.341
13	Total Penta-Furans	30.53	1.345e7	8.742e6	3.191e5	1.997e5	1.60	NO	5.188e5	38.976	38.976	0.349
14	Total Penta-Furans	31.43	1.688e6	1.107e6	9.393e4	6.260e4	1.50	NO	1.565e5	11.758	11.758	0.349

Hexa-Furans

	Name	RT	m1 Height	m2 Height	m1 Resp	m2 Resp	RA	n/y	Resp	Conc.	EMPC	DL
1	Total Hexa-Furans	32.15	1.831e6	1.525e6	1.256e5	1.041e5	1.21	NO	2.297e5	29.098	29.098	0.391
2	Total Hexa-Furans	32.34	1.227e7	1.041e7	5.103e5	4.398e5	1.16	NO	9.501e5	120.37	120.37	0.391
3	Total Hexa-Furans	32.67	2.114e5	1.795e5	1.038e4	9.346e3	1.11	NO	1.972e4	2.4987	2.4987	0.391
4	Total Hexa-Furans	32.86	1.171e7	9.985e6	6.226e5	5.329e5	1.17	NO	1.155e6	146.39	146.39	0.391
5	Total Hexa-Furans	33.21	6.013e5	5.054e5	2.609e4	2.100e4	1.24	NO	4.709e4	5.9656	5.9656	0.391
6	1,2,3,4,7,8-HxCDF	33.32	4.610e7	3.975e7	2.564e6	2.203e6	1.16	NO	4.767e6	608.51	608.51	0.349
7	1,2,3,6,7,8-HxCDF	33.42	1.261e7	1.087e7	7.953e5	6.738e5	1.18	NO	1.469e6	173.34	173.34	0.347
8	Total Hexa-Furans	33.53	6.172e5	4.707e5	4.023e4	2.882e4	1.40	NO	6.905e4	8.7474	8.7474	0.391
9	Total Hexa-Furans	33.70	3.875e5	3.306e5	2.907e4	2.397e4	1.21	NO	5.305e4	6.7203	6.7203	0.391
10	Total Hexa-Furans	33.82	9.439e4	8.184e4	6.966e3	6.090e3	1.14	NO	1.306e4	1.6540	1.6540	0.391
11	Total Hexa-Furans	33.90	6.430e4	5.863e4	3.341e3	3.120e3	1.07	NO	6.461e3	0.81849	0.81849	0.391
12	2,3,4,6,7,8-HxCDF	34.01	3.020e6	2.586e6	1.859e5	1.600e5	1.16	NO	3.459e5	45.423	45.423	0.402
13	1,2,3,7,8,9-HxCDF	34.94	4.200e6	3.660e6	1.983e5	1.753e5	1.13	NO	3.736e5	57.948	57.948	0.561
14	Total Hexa-Furans	34.95	3.829e6	3.160e6	1.100e5	9.208e4	1.20	NO	2.021e5	25.606	25.606	0.391

Dataset: U:\VG12.PRO\Results\200213R1\200213R1-4.qld

Last Altered: Friday, February 14, 2020 14:25:40 Pacific Standard Time
Printed: Friday, February 14, 2020 14:26:13 Pacific Standard Time

Name: 200213R1_4, Date: 13-Feb-2020, Time: 11:48:03, ID: 1903652-01RE1 PDI-074SC-B-00-02-191012 18.02, Description: PDI-074SC-B-00-02-191012

Hepta-Furans

	Name	RT	m1 Height	m2 Height	m1 Resp	m2 Resp	RA	n/y	Resp	Conc.	EMPC	DL
1	1,2,3,4,6,7,8-HpCDF	36.65	9.817e6	1.006e7	8.125e5	8.367e5	0.97	NO	1.649e6	342.25	342.25	0.689
2	Total Hepta-Furans	37.03	2.208e5	2.447e5	2.031e4	2.095e4	0.97	NO	4.126e4	9.7942	9.7942	0.768
3	Total Hepta-Furans	37.25	1.559e7	1.613e7	1.386e6	1.431e6	0.97	NO	2.817e6	668.74	668.74	0.768
4	1,2,3,4,7,8,9-HpCDF	38.68	2.863e6	2.942e6	2.355e5	2.434e5	0.97	NO	4.789e5	115.31	115.31	0.758

Dataset: Untitled

Last Altered: Friday, February 14, 2020 07:30:05 Pacific Standard Time
Printed: Friday, February 14, 2020 07:30:35 Pacific Standard Time

Name: 200213R1_4, Date: 13-Feb-2020, Time: 11:48:03, ID: 1903652-01RE1 PDI-074SC-B-00-02-191012 18.02, Description: PDI-074SC-B-00-02-191012

2,3,7,8-TCDD



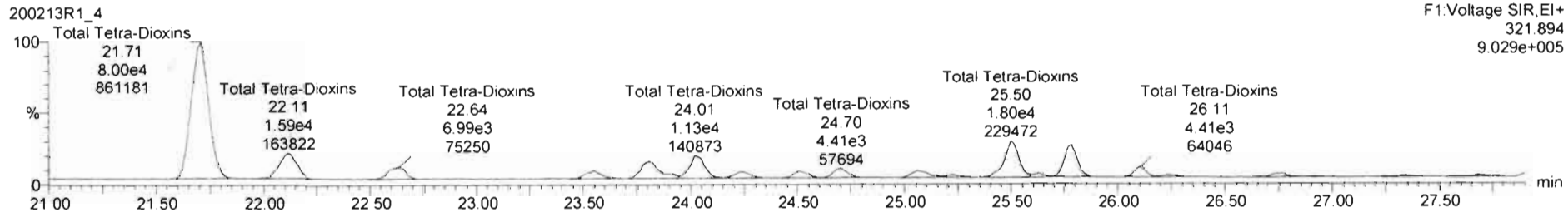

13C-2,3,7,8-TCDD

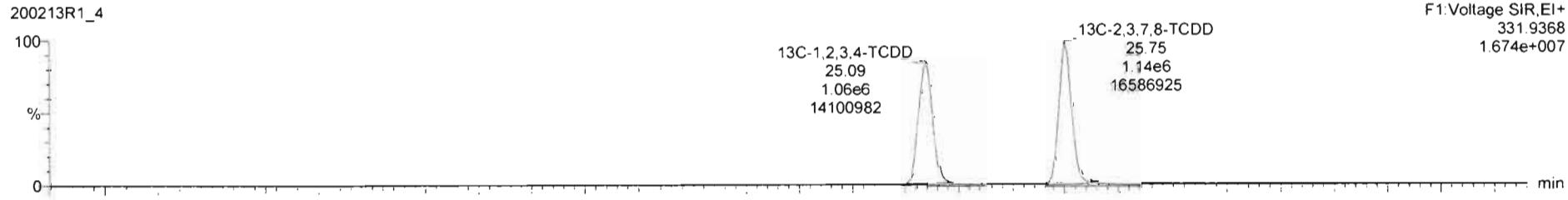



TargetLynx - 200213R1-4.qld * - [Chromatogram]

File Edit View Display Processing Window Help

200213R1_4 - 1903652-01RE1 PDI-074SC-B-00-02-191012 18 02 PDI-074SC-B-00-02-191012

	Name	Resp	RA	n/y	RRF	wt/vol	RT	RRT	Conc.	%Rec	DL	EMPC
39	Total Tetra-Dioxins				0.9681	10.023			25.9		0.0638	25.9

	Name	RT	m1 Resp	m2 Resp	RA	n/y	EMPC	Conc.
4	Total Tetra-Dioxins	23.53	3.279e3	4.433e3	0.74	NO	0.60297	0.60297
5	Total Tetra-Dioxins	23.81	8.787e3	1.065e4	0.83	NO	1.5195	1.5195
6	Total Tetra-Dioxins	24.03	9.586e3	1.132e4	0.85	NO	1.6350	1.6350
7	Total Tetra-Dioxins	24.24	2.982e3	3.383e3	0.88	NO	0.49767	0.49767
8	Total Tetra-Dioxins	24.51	2.607e3	3.241e3	0.80	NO	0.45725	0.45725
9	Total Tetra-Dioxins	24.69	3.540e3	4.406e3	0.80	NO	0.62129	0.62129
10	Total Tetra-Dioxins	25.06	3.478e3	3.986e3	0.87	NO	0.58360	0.58360
11	Total Tetra-Dioxins	25.23	1.036e3	1.234e3	0.84	NO	0.17755	0.17755
12	Total Tetra-Dioxins	25.51	1.359e4	1.796e4	0.76	NO	2.4671	2.4671
13	Total Tetra-Dioxins	25.63	1.089e3	1.618e3	0.67	NO	0.21166	0.21166
14	2,3,7,8-TCDD	25.78	1.028e4	1.403e4	0.73	NO	1.9011	1.9011
15	Total Tetra-Dioxins	26.11	3.753e3	4.406e3	0.85	NO	0.63797	0.63797
16	Total Tetra-Dioxins	26.24	9.864e2	1.252e3	0.79	NO	0.17504	0.17504
17	Total Tetra-Dioxins	26.75	1.852e3	2.186e3	0.85	NO	0.31576	0.31576

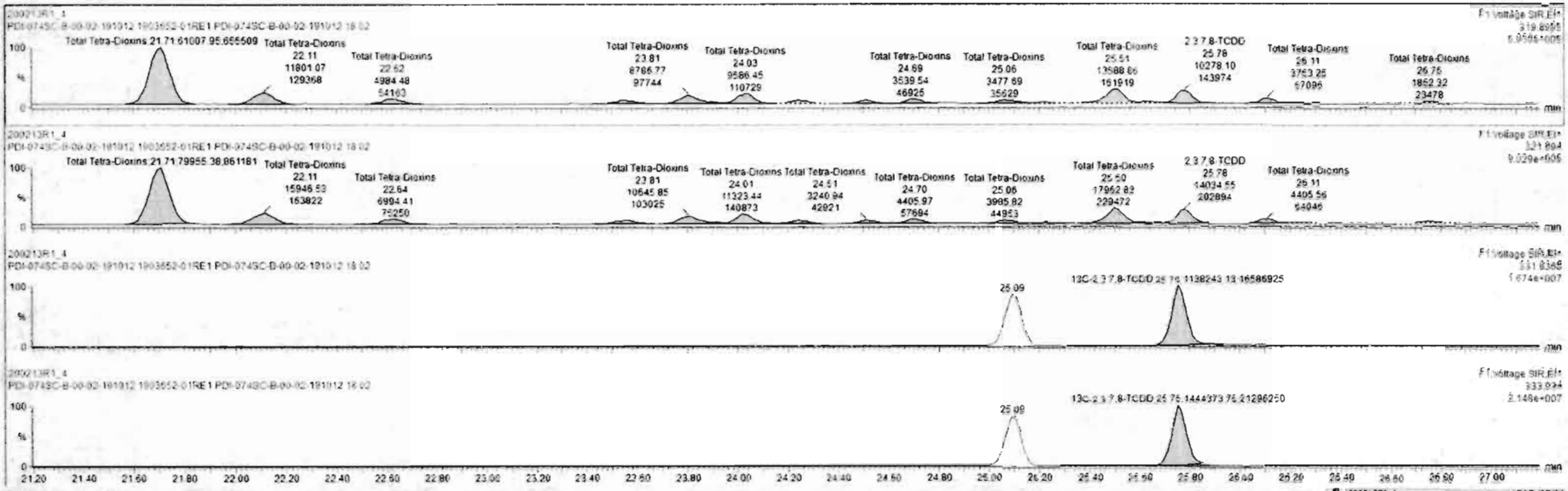

Ready

1:57 PM

TargetLynx - 200213R1_4.qld * - [Chromatogram]

File Edit View Display Processing Window Help

200213R1_4 - 1903652-01RE1 PDI-074SC-B 00-02-191012 18.02 - PDI-074SC-B-00-02-191012

	Name	Resp	RA	n/y	RRF	wt/vol	RT	RRT	Conc.	%Rec	DL	EMPC
39	Total Tetra-Dioxins				0.9881	10.023			25.9		0.0636	25.9

	Name	RT	m1 Resp	m2 Resp	RA	n/y	EMPC	Conc
1	Total Tetra-Dioxins	21.71	6.101e4	7.996e4	0.76	NO	11.022	11.022
2	Total Tetra-Dioxins	22.11	1.180e4	1.595e4	0.74	NO	2.1697	2.1697
3	Total Tetra-Dioxins	22.62	4.984e3	6.994e3	0.71	NO	0.93668	0.93668
4	Total Tetra-Dioxins	23.53	3.279e3	4.433e3	0.74	NO	0.60297	0.60297
5	Total Tetra-Dioxins	23.81	8.787e3	1.005e4	0.83	NO	1.5195	1.5195
6	Total Tetra-Dioxins	24.02	9.586e3	1.132e4	0.85	NO	1.6360	1.6360
7	Total Tetra-Dioxins	24.24	2.982e3	3.383e3	0.88	NO	0.49767	0.49767
8	Total Tetra-Dioxins	24.51	2.607e3	3.241e3	0.80	NO	0.46725	0.46725
9	Total Tetra-Dioxins	24.69	3.540e3	4.406e3	0.80	NO	0.62129	0.62129
10	Total Tetra-Dioxins	25.06	3.478e3	3.986e3	0.87	NO	0.58360	0.58360
11	Total Tetra-Dioxins	25.23	1.036e3	1.234e3	0.84	NO	0.17755	0.17755
12	Total Tetra-Dioxins	25.51	1.359e4	1.796e4	0.76	NO	2.4671	2.4671
13	Total Tetra-Dioxins	25.63	1.089e3	1.618e3	0.67	NO	0.21166	0.21166
14	2,3,7,8-TCDD	25.78	1.026e4	1.403e4	0.73	NO	1.9611	1.9611
15	Total Tetra-Dioxins	26.11	3.753e3	4.406e3	0.85	NO	0.63797	0.63797

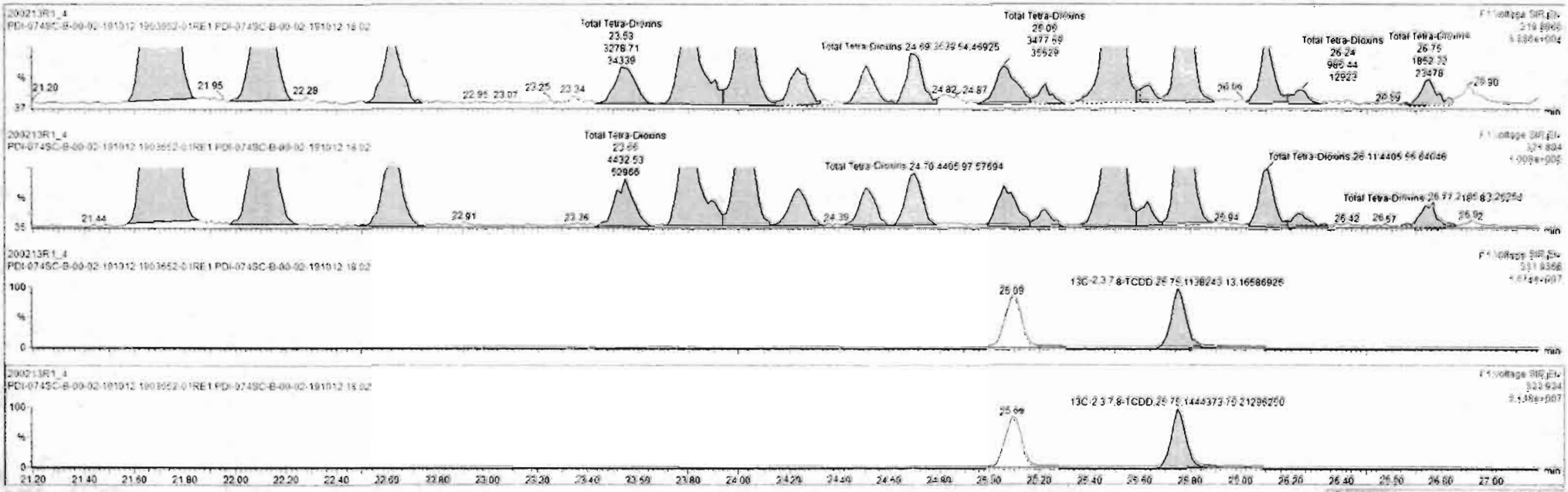

Ready

CAP NUM

1:57 PM

Vista Analytical Laboratory

Dataset: Untitled

Last Altered: Friday, February 14, 2020 07:30:05 Pacific Standard Time
Printed: Friday, February 14, 2020 07:30:35 Pacific Standard Time

Name: 200213R1_4, Date: 13-Feb-2020, Time: 11:48:03, ID: 1903652-01RE1 PDI-074SC-B-00-02-191012 18.02, Description: PDI-074SC-B-00-02-191012

37Cl-2,3,7,8-TCDD

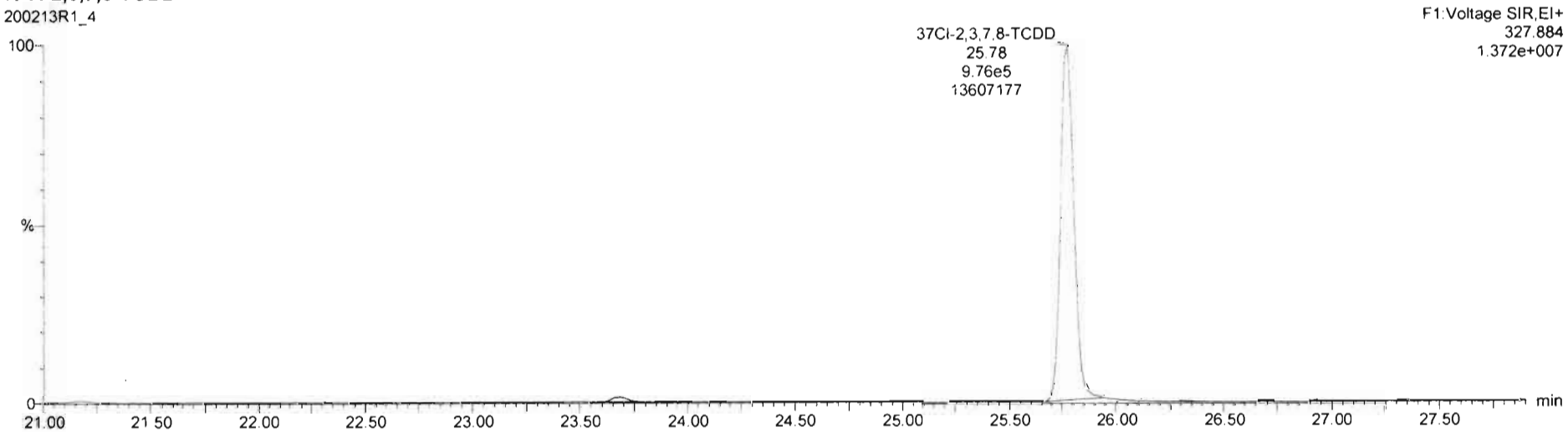

13C-1,2,3,4-TCDD

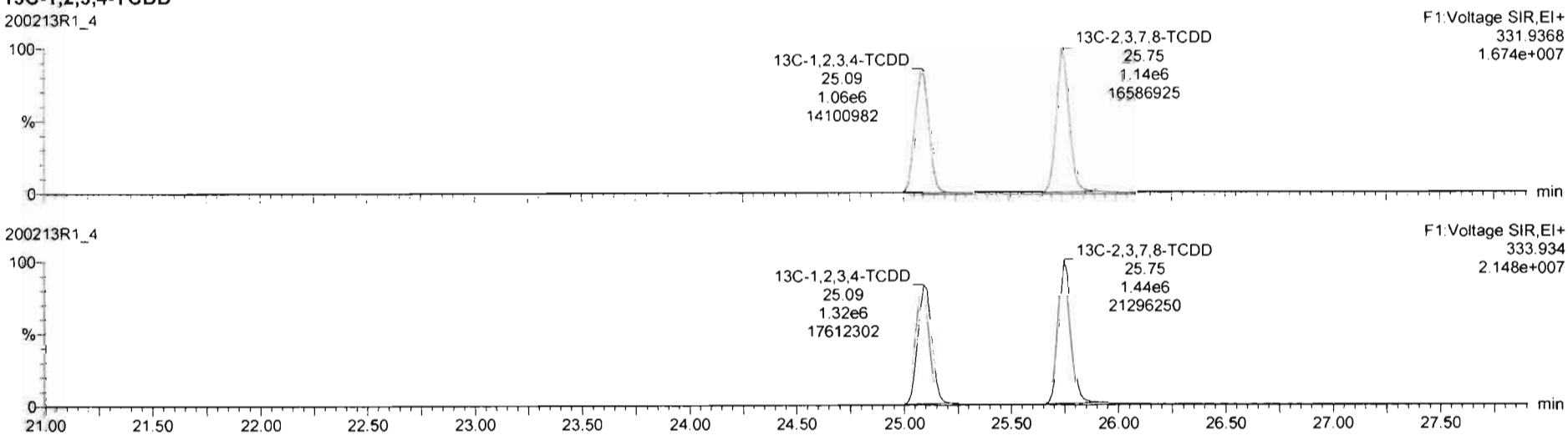

Dataset: Untitled

Last Altered: Friday, February 14, 2020 07:30:05 Pacific Standard Time
Printed: Friday, February 14, 2020 07:30:35 Pacific Standard Time

Name: 200213R1_4, Date: 13-Feb-2020, Time: 11:48:03, ID: 1903652-01RE1 PDI-074SC-B-00-02-191012 18.02, Description: PDI-074SC-B-00-02-191012

1,2,3,7,8-PeCDD

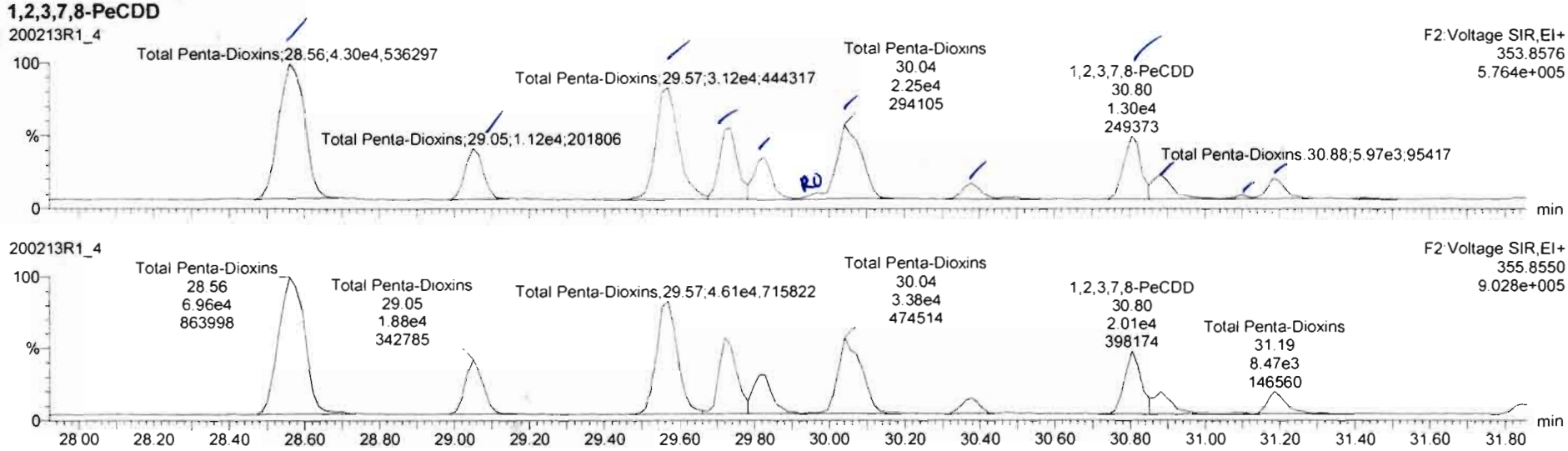

13C-1,2,3,7,8-PeCDD

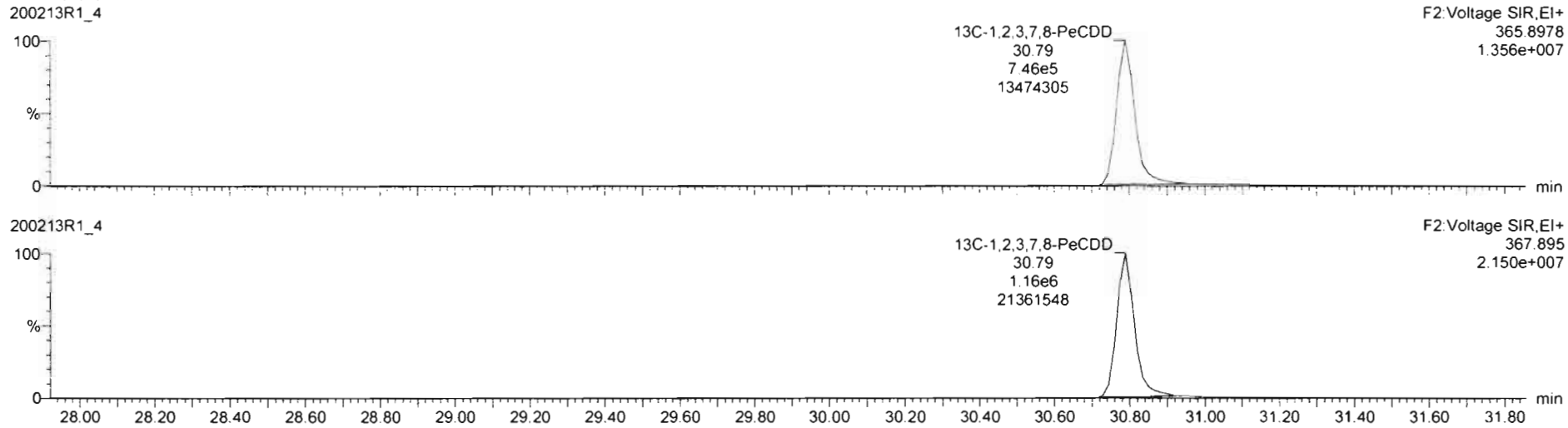

TargetLynx - 200213R1-4qld * - [Chromatogram]

File Edit View Display Processing Window Help

200213R1_4 - 1903652 01RE1 PDI-074SC-B-00-02 191012 18 02 - PDI-074SC-B-00-02 191012

	Name	Resp	RA	n/y	RRF	w/Vol	RT	RRT	Conc.	%Rec	DL	EMPC
39	Total Tetra-Dioxins				0.9881	10.023			25.9		0.0636	25.9

	Name	RT	m1 Resp	m2 Resp	RA	n/y	EMPC	Conc.
1	Total Penta-Dioxins	28.56	4.300e4	6.962e4	0.62	NO	12.121	12.121
2	Total Penta-Dioxins	29.05	1.117e4	1.878e4	0.59	NO	3.2228	3.2228
3	Total Penta-Dioxins	29.57	3.116e4	4.612e4	0.68	NO	8.3181	8.3181
4	Total Penta-Dioxins	29.74	1.549e4	2.609e4	0.59	NO	4.4755	4.4755
5	Total Penta-Dioxins	29.83	9.365e3	1.494e4	0.63	NO	2.6161	2.6161
6	Total Penta-Dioxins	29.97	1.287e3	8.612e2	1.49	YES	0.15108	0.00000
7	Total Penta-Dioxins	30.04	2.094e4	3.366e4	0.62	NO	5.8787	0.00000
8	Total Penta-Dioxins	30.36	3.566e3	5.542e3	0.64	NO	0.98030	0.96030
9	1,2,3,7,8-PeCDD	30.80	1.296e4	2.011e4	0.65	NO	3.5625	3.5625
10	Total Penta-Dioxins	30.88	5.653e3	8.591e3	0.66	NO	1.5330	1.5330
11	Total Penta-Dioxins	31.09	5.143e2	7.621e2	0.68	NO	0.13954	0.13954
12	Total Penta-Dioxins	31.19	4.431e3	6.114e3	0.55	NO	1.3502	1.3502

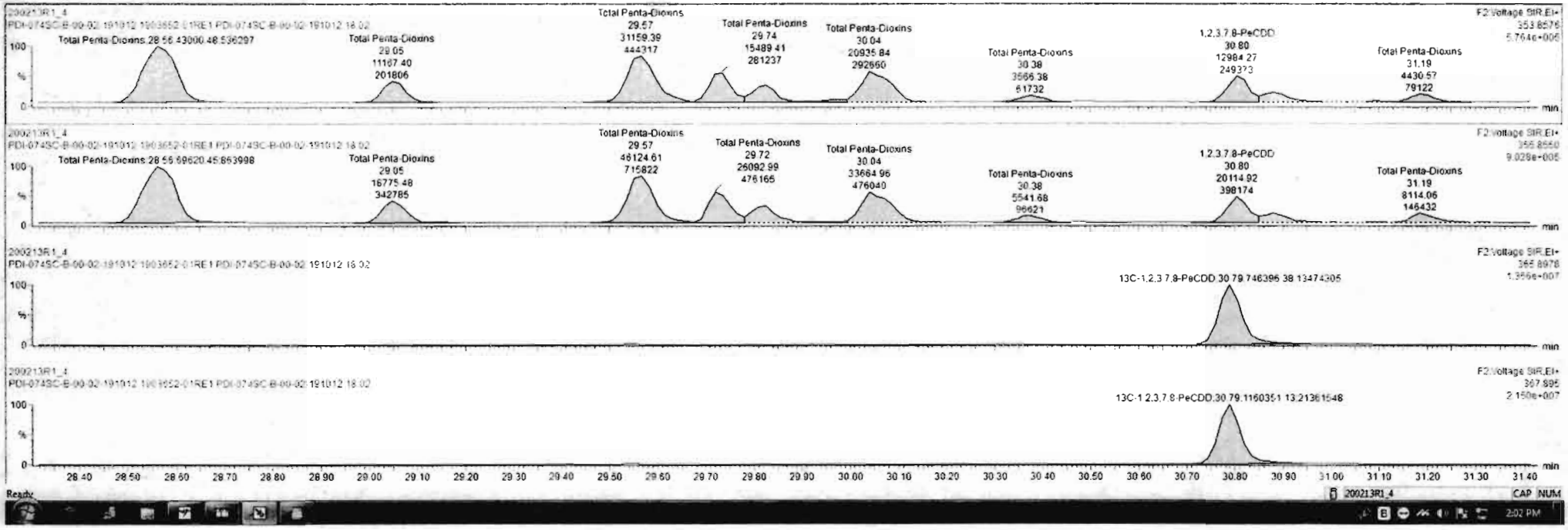

Ready 200213R1_4 CAP NUM 2:02 PM

TargetLynx - 200213R1-4.qid * - [Chromatogram]

File Edit View Display Processing Window Help

200213R1_4 - 1903652-01RE1 PDI-074SC-B-00-02-191012 18:02 - PDI-074SC-B-00-02-191012

	Name	Resp	RA	n/y	RRF	wt/vol	RT	RRT	Conc.	%Rec	DL	EMPC
39	Total Tetra-Dioxins				0.9881	10.022			25.9		0.0636	25.9

	Name	RT	m1 Resp	m2 Resp	RA	n/y	EMPC	Conc.
1	Total Penta-Dioxins	28.56	4.330e4	6.952e4	0.62	NO	12.121	12.121
2	Total Penta-Dioxins	29.05	1.117e4	1.878e4	0.59	NO	3.2226	3.2226
3	Total Penta-Dioxins	29.57	3.116e4	4.812e4	0.68	NO	8.3181	8.3181
4	Total Penta-Dioxins	29.74	1.549e4	2.609e4	0.59	NO	4.4755	4.4755
5	Total Penta-Dioxins	29.83	9.365e3	1.494e4	0.63	NO	2.6161	2.6161
6	Total Penta-Dioxins	29.97	1.287e3	8.612e2	1.49	YES	0.15108	0.00000
7	Total Penta-Dioxins	30.04	2.094e4	3.366e4	0.62	NO	5.8757	0.00000
8	Total Penta-Dioxins	30.35	3.566e2	5.542e3	0.64	NO	0.98030	0.98030
9	1,2,3,7,8-PeCDD	30.80	1.296e4	2.011e4	0.65	NO	3.5625	3.5625
10	Total Penta-Dioxins	30.88	5.653e3	8.591e3	0.66	NO	1.5230	1.5230
11	Total Penta-Dioxins	31.09	5.143e2	7.621e2	0.68	NO	0.13954	0.13954
12	Total Penta-Dioxins	31.19	4.431e3	6.114e3	0.55	NO	1.3502	1.3502

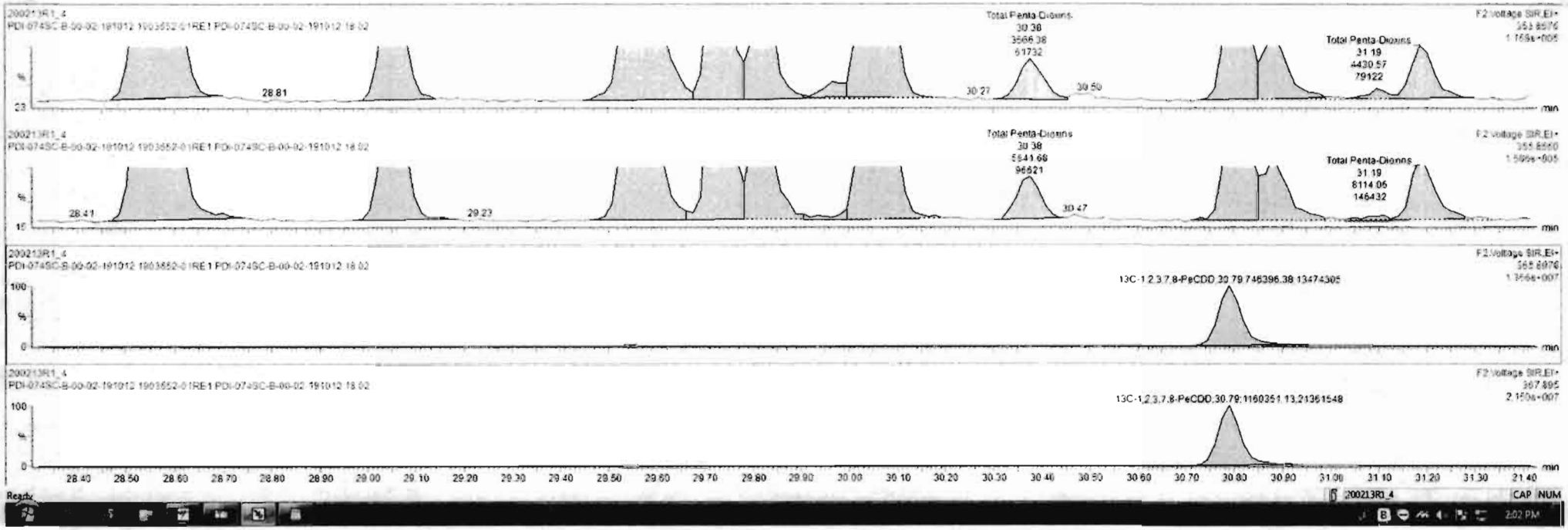

Dataset: Untitled

Last Altered: Friday, February 14, 2020 07:30:05 Pacific Standard Time
Printed: Friday, February 14, 2020 07:30:35 Pacific Standard Time

Name: 200213R1_4, Date: 13-Feb-2020, Time: 11:48:03, ID: 1903652-01RE1 PDI-074SC-B-00-02-191012 18.02, Description: PDI-074SC-B-00-02-191012

1,2,3,4,7,8-HxCDD

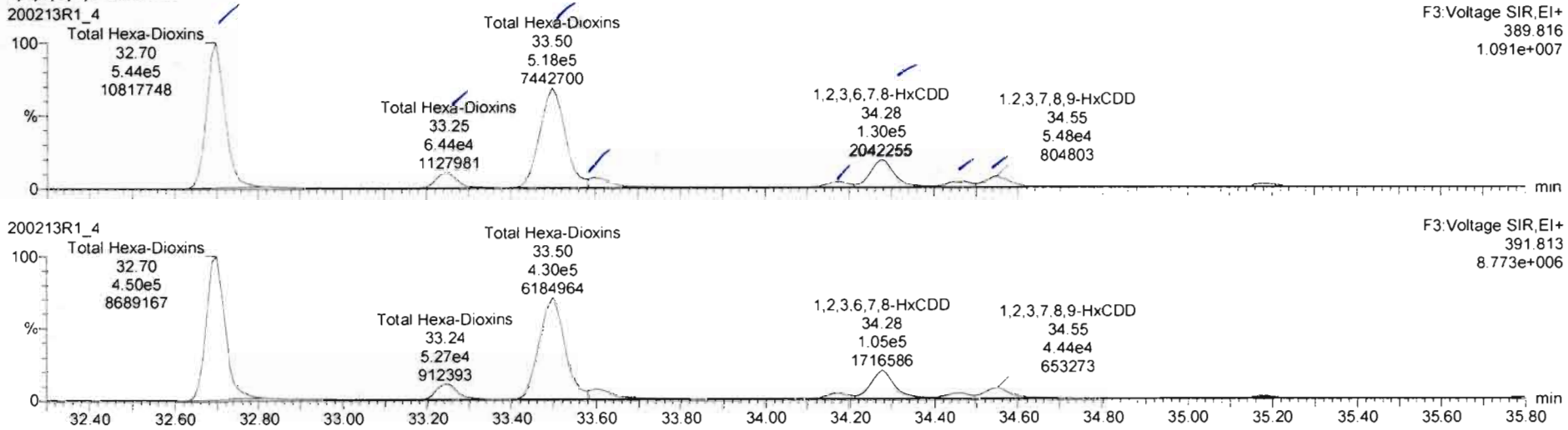

13C-1,2,3,4,7,8-HxCDD

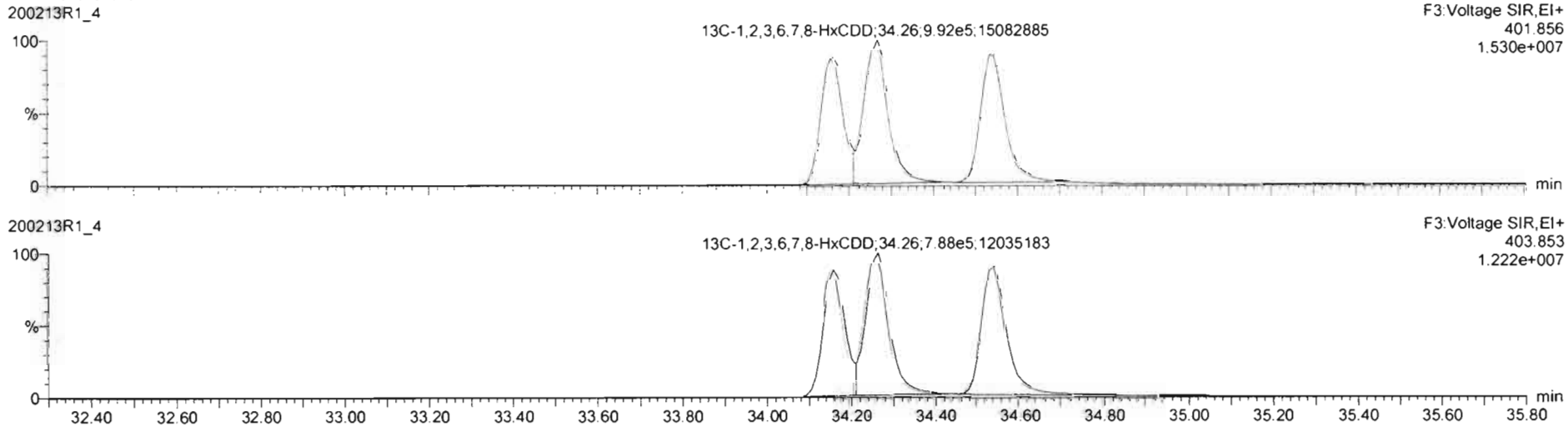

TargetLynx - 200213R1_4.qld * - [Chromatogram]

File Edit View Display Processing Window Help

200213R1_4 - 1903652-01RE1 PDI-074SC-B-00-02 191012 18 02 - PDI-074SC-B-00-02-191012

	Name	Resp	RA	n/y	RRF	wt/vol	RT	RRT	Conc.	%Rec	DL	EMPC
41	Total Hexa-Dioxins				0.9211	10 823			338		0.372	338

	Name	RT	m1 Resp	m2 Resp	RA	n/y	EMPC	Conc.
1	Total Hexa-Dioxins	32.70	5.437e5	4.500e5	1.21	NO	132.29	132.29
2	Total Hexa-Dioxins	33.25	6.439e4	5.270e4	1.22	NO	15.587	15.587
3	Total Hexa-Dioxins	33.50	5.177e5	4.302e5	1.20	NO	126.18	126.18
4	Total Hexa-Dioxins	33.60	4.406e4	3.895e4	1.19	NO	10.787	10.787
5	1,2,3,4,7,8-HxCDD	34.17	2.207e4	1.796e4	1.23	NO	5.1648	5.1648
6	1,2,3,6,7,8-HxCDD	34.26	1.301e5	1.053e5	1.24	NO	28.646	28.646
7	Total Hexa-Dioxins	34.47	2.612e4	2.087e4	1.25	NO	6.2562	6.2562
8	1,2,3,7,8,9-HxCDD	34.55	5.349e4	4.437e4	1.21	NO	12.832	12.832

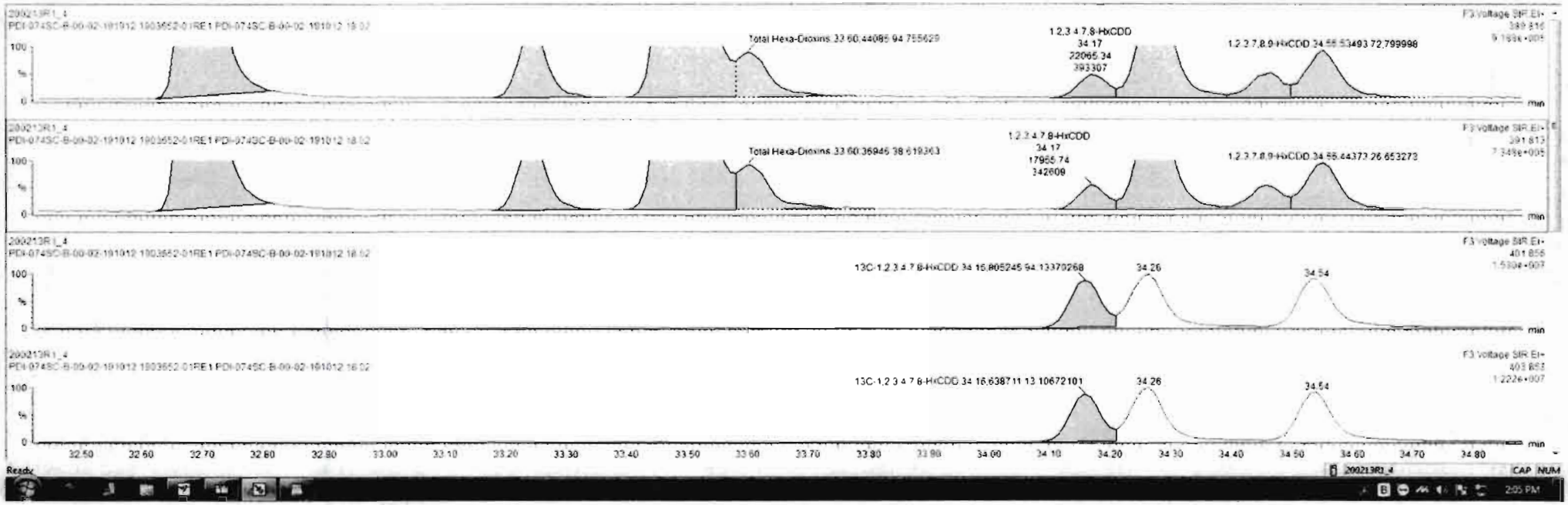

Ready

200213R1_4 CAP NUM

2:05 PM

Dataset: Untitled

Last Altered: Friday, February 14, 2020 07:30:05 Pacific Standard Time
Printed: Friday, February 14, 2020 07:30:35 Pacific Standard Time

Name: 200213R1_4, Date: 13-Feb-2020, Time: 11:48:03, ID: 1903652-01RE1 PDI-074SC-B-00-02-191012 18.02, Description: PDI-074SC-B-00-02-191012

1,2,3,4,6,7,8-HpCDD

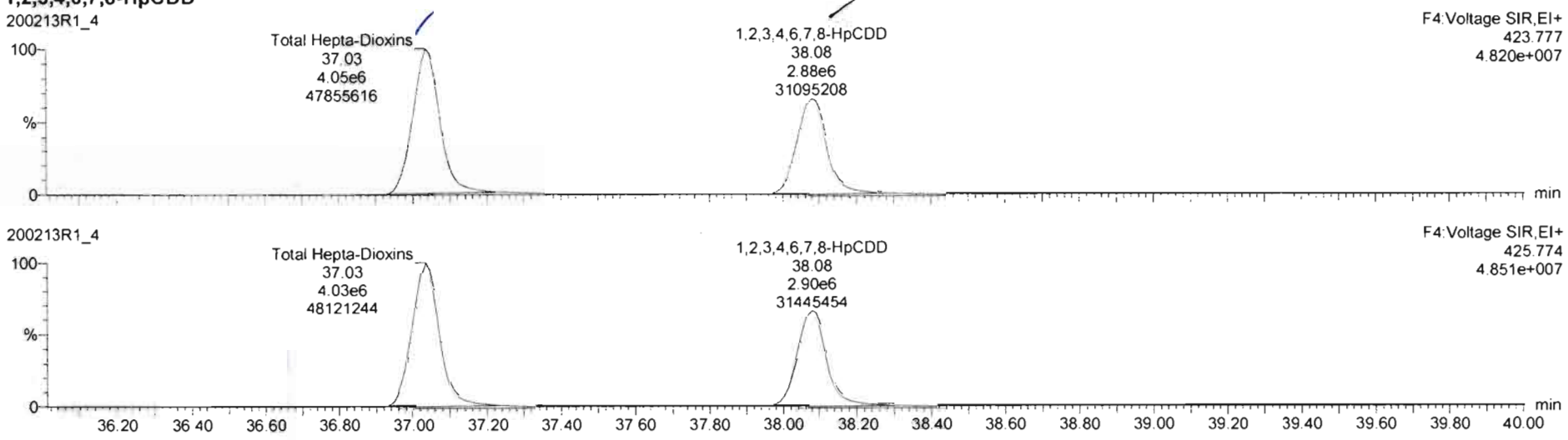

13C-1,2,3,4,6,7,8-HpCDD

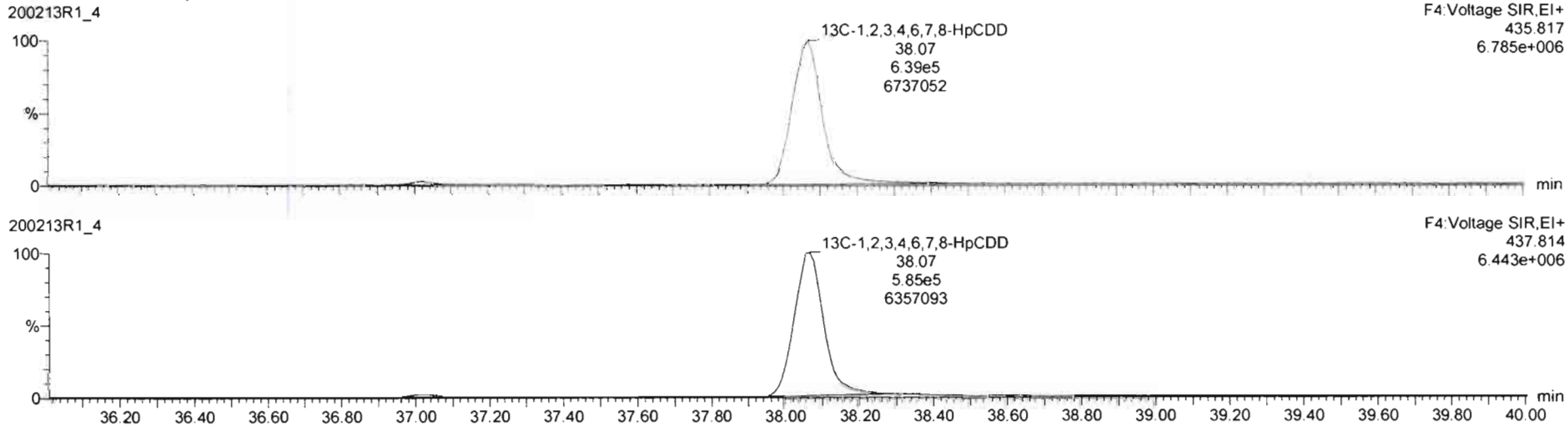

Dataset: Untitled

Last Altered: Friday, February 14, 2020 07:30:05 Pacific Standard Time
Printed: Friday, February 14, 2020 07:30:35 Pacific Standard Time

Name: 200213R1_4, Date: 13-Feb-2020, Time: 11:48:03, ID: 1903652-01RE1 PDI-074SC-B-00-02-191012 18.02, Description: PDI-074SC-B-00-02-191012

OCDD

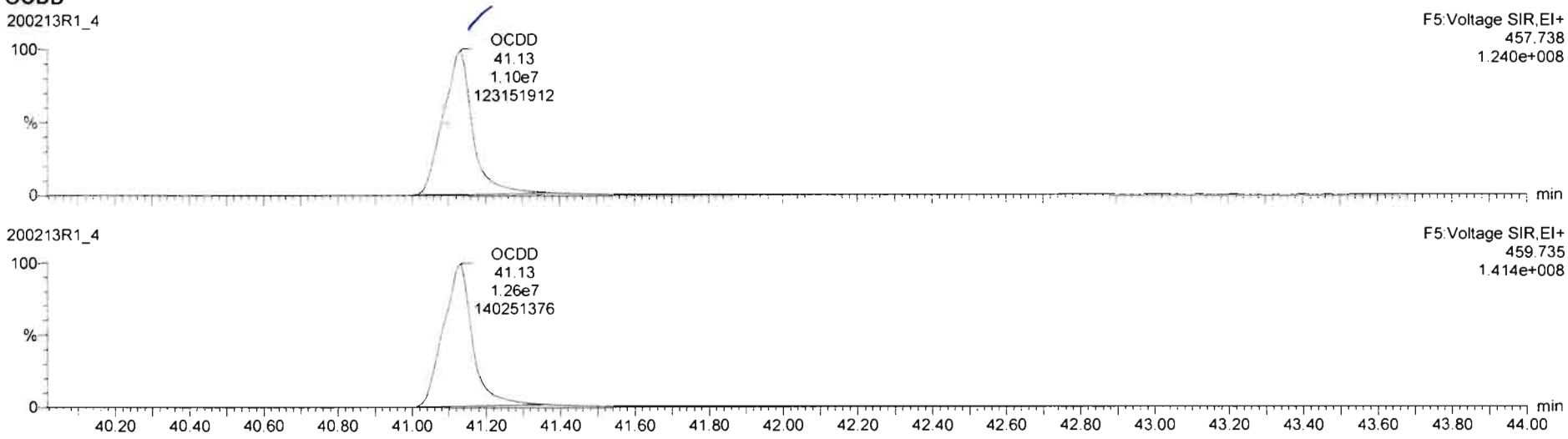

13C-OCDD

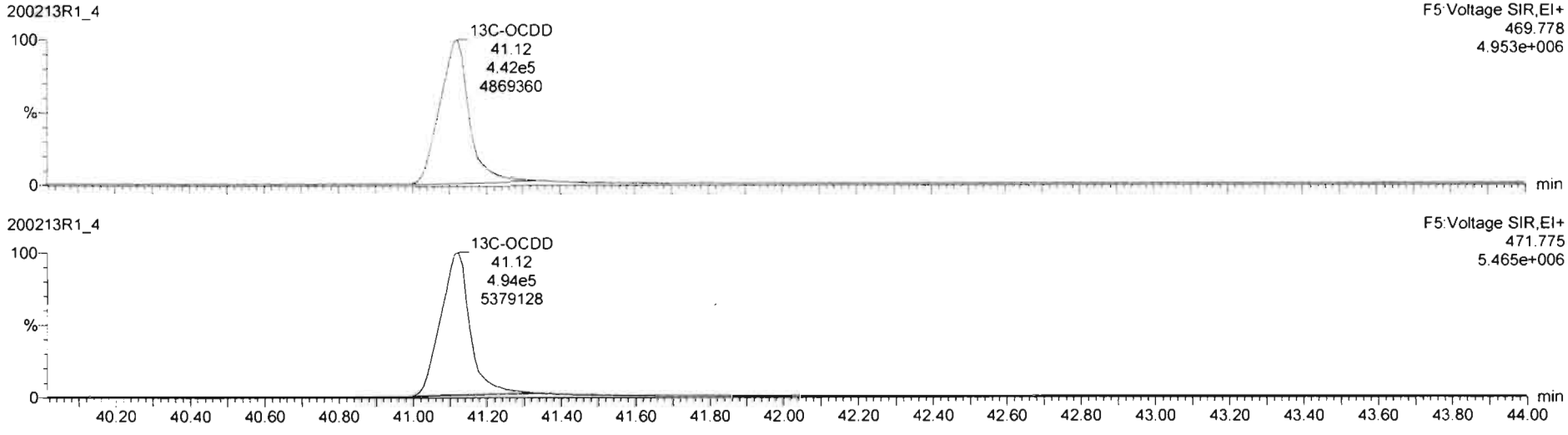

Dataset: Untitled

Last Altered: Friday, February 14, 2020 07:30:05 Pacific Standard Time
Printed: Friday, February 14, 2020 07:30:35 Pacific Standard Time

Name: 200213R1_4, Date: 13-Feb-2020, Time: 11:48:03, ID: 1903652-01RE1 PDI-074SC-B-00-02-191012 18.02, Description: PDI-074SC-B-00-02-191012

2,3,7,8-TCDF

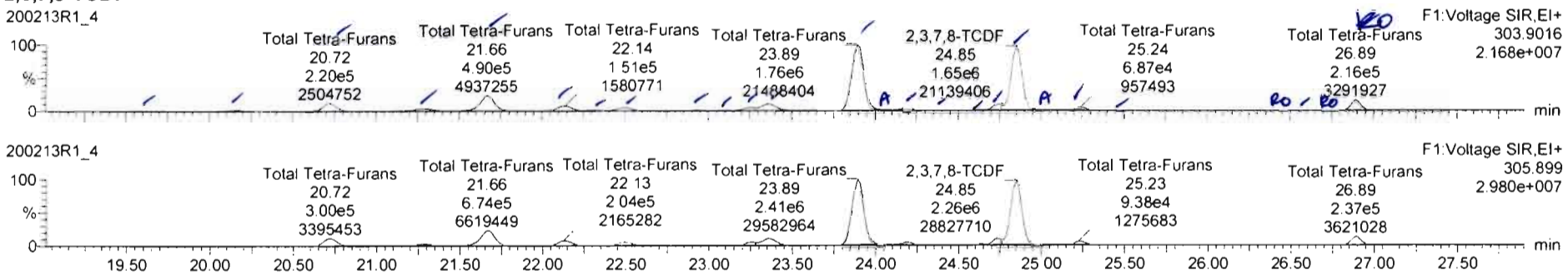

13C-2,3,7,8-TCDF

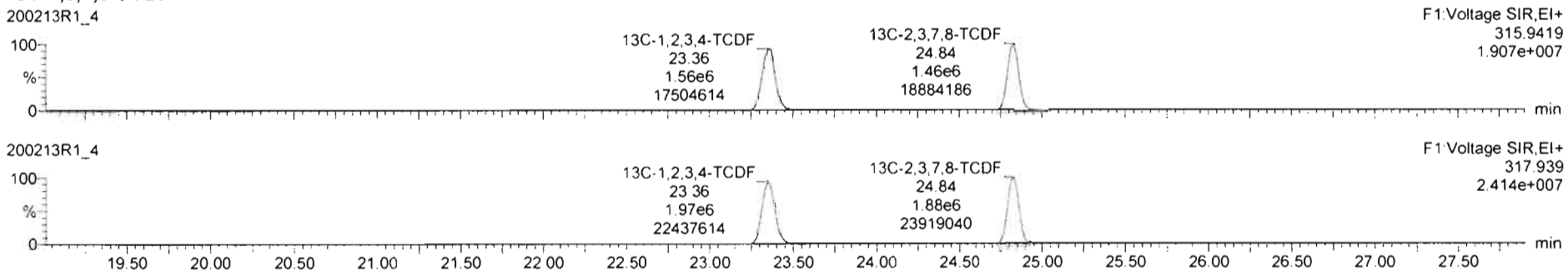

DPE1

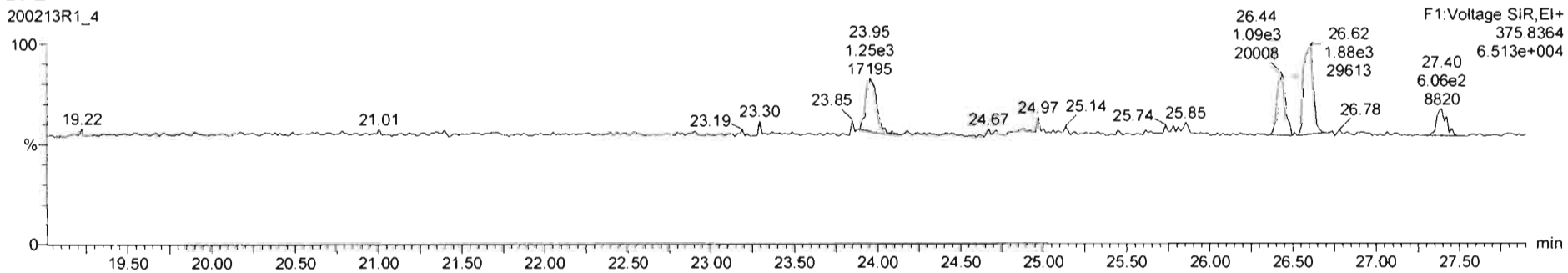

TargetLynx - 200213R1-4.qld * - [Chromatogram]

File Edit View Display Processing Window Help

200213R1_4 1903652-01RE1 PDI-074SC-B-00-02-191012 18 02 PDI-074SC-B-00-02-191012

	Name	Resp	RA	n/y	RRF	w/Vol	RT	RRT	Conc	%Rec	DL	EMPC
43	Total Tetra-Furans				0.6020	10.023			900		8.130	934

	Name	RT	m1 Resp	m2 Resp	RA	n/y	EMPC	Conc
1	Total Tetra-Furans	19.63	6.860e3	9.164e3	0.75	NO	1.1921	1.1921
2	Total Tetra-Furans	20.14	2.678e4	3.675e4	0.73	NO	4.7267	4.7267
3	Total Tetra-Furans	20.72	2.202e5	2.997e5	0.73	NO	38.676	38.676
4	Total Tetra-Furans	21.27	9.619e4	1.286e5	0.75	NO	16.720	16.720
5	Total Tetra-Furans	21.66	4.899e5	6.738e5	0.73	NO	86.576	86.576
6	Total Tetra-Furans	22.14	1.513e5	2.045e5	0.74	NO	26.487	26.487
7	Total Tetra-Furans	22.29	1.606e4	2.116e4	0.76	NO	2.7686	2.7686
8	Total Tetra-Furans	22.50	9.509e4	1.294e5	0.73	NO	16.700	16.700
9	Total Tetra-Furans	22.94	1.522e4	2.085e4	0.73	NO	2.6840	2.6840
10	Total Tetra-Furans	23.09	8.312e3	1.052e4	0.76	NO	1.4308	1.4308
11	Total Tetra-Furans	23.27	6.471e4	8.920e4	0.73	NO	11.450	11.450
12	Total Tetra-Furans	23.35	2.220e5	2.992e5	0.74	NO	38.773	38.773

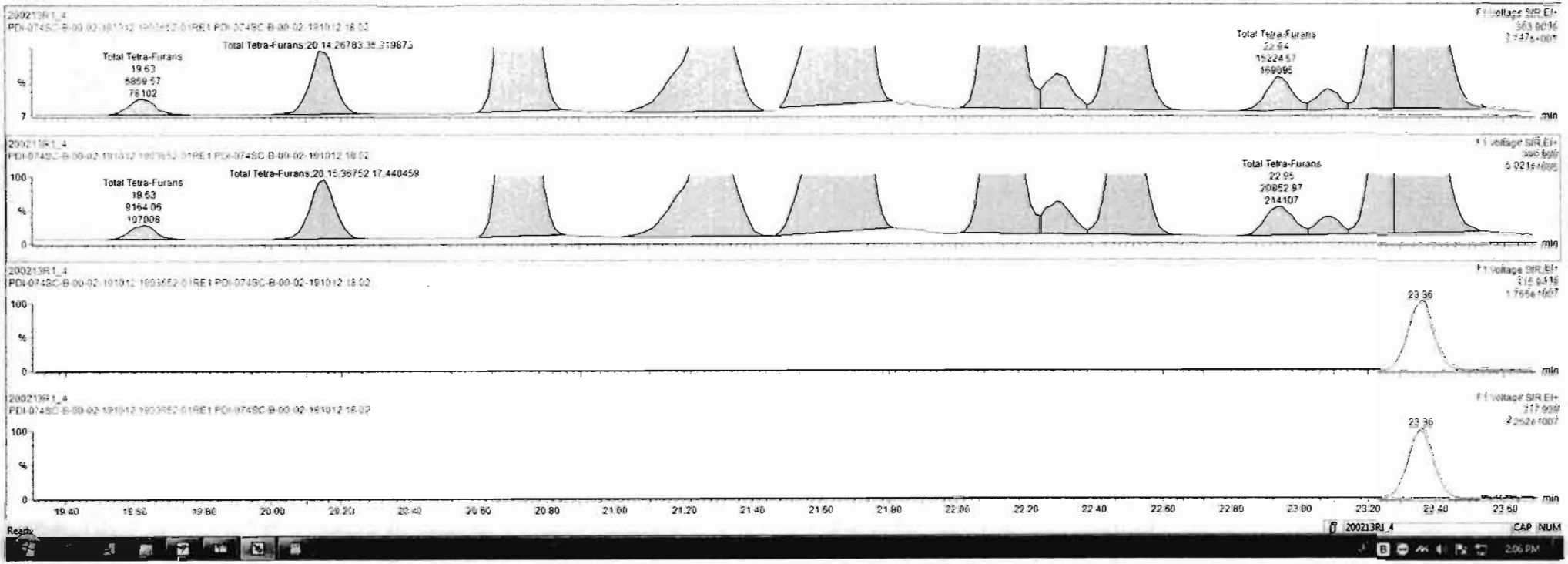

Ready

200213R1_4 CAP NUM

2:06 PM

TargetLynx - 200213R1-4.qld * - [Chromatogram]

File Edit View Display Processing Window Help

200213R1_4 1903652-01RE1 PDI-074SC-B-00-02-191012 18 02 PDI-074SC-B-00-02-191012

	Name	Resp	RA	n/y	RRF	wt/vol	RT	RRT	Conc.	%Rec	DL	EMPC
43	Total Tetra-Furans				0.6020	10.023			912		8.130	960

	Name	RT	m1 Resp	m2 Resp	RA	n/y	EMPC	Conc.
13	Total Tetra-Furans	23.89	1.793e6	2.452e6	0.73	NO	315.77	315.77
14	Total Tetra-Furans	24.03	1.480e4	1.992e4	0.74	NO	2.5828	2.5828
15	Total Tetra-Furans	24.19	7.161e4	9.978e4	0.72	NO	12.749	0.00000
16	Total Tetra-Furans	24.42	9.521e3	1.443e4	0.69	NO	1.8117	1.8117
17	Total Tetra-Furans	24.63	1.570e4	2.192e4	0.72	NO	2.7989	0.00000
18	Total Tetra-Furans	24.75	1.372e5	1.890e5	0.73	NO	24.274	24.274
19	2,3,7,8-TCDF	24.85	1.708e6	2.327e6	0.73	NO	300.13	300.13
20	Total Tetra-Furans	25.03	1.480e4	1.820e4	0.81	NO	2.4627	2.4627
21	Total Tetra-Furans	25.24	7.790e4	1.058e5	0.73	NO	13.602	13.602
22	Total Tetra-Furans	25.50	1.569e4	2.251e4	0.70	NO	2.8418	2.8418
23	Total Tetra-Furans	26.32	9.314e3	5.480e3	1.70	YES	0.72165	0.00000
24	Total Tetra-Furans	26.44	2.812e3	4.058e3	0.69	NO	0.51106	0.51106
25	Total Tetra-Furans	26.60	5.493e3	5.417e3	1.00	YES	0.71330	0.00000
26	Total Tetra-Furans	26.89	2.155e6	2.369e6	0.91	YES	31.199	0.00000

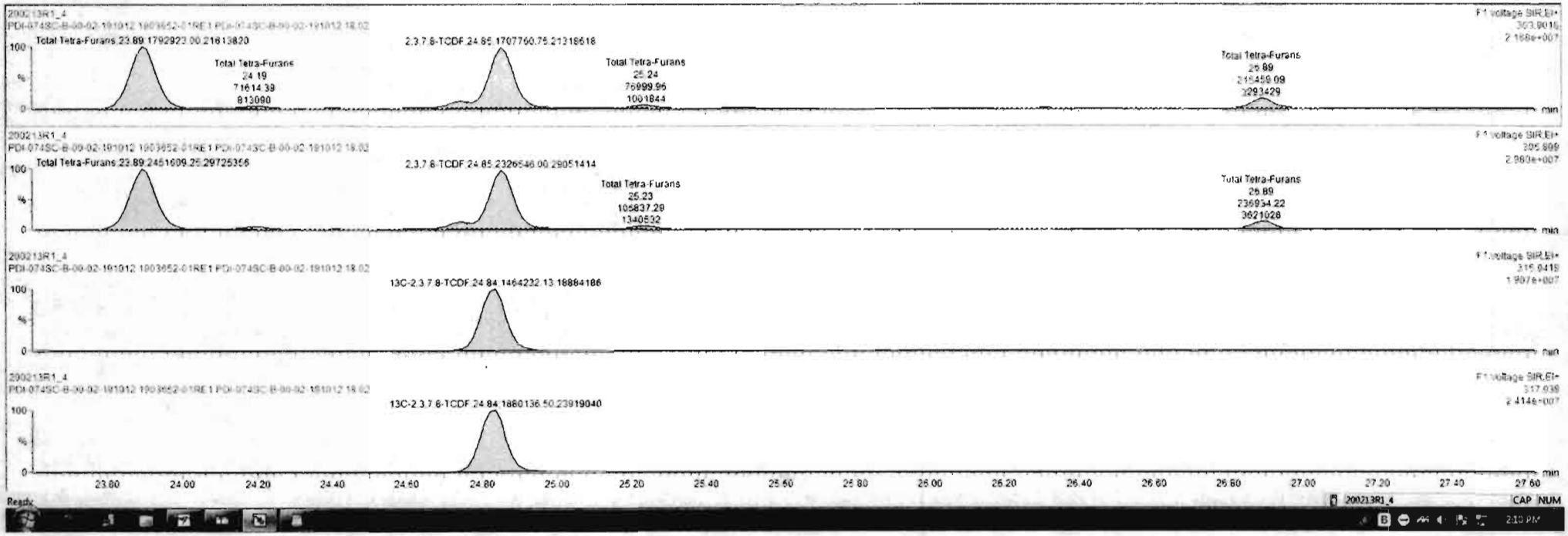

Ready

200213R1_4

CAP NUM

TargetLynx - 200213R1-4.qld * - [Chromatogram]

File Edit View Display Processing Window Help

200213R1_4 - 1903652-01RE1 PDI-074SC-B-00-02-191012 18 02 - PDI-074SC-B-00-02-191012

	Name	Resp	RA	n/y	RRF	wt/vol	RT	RRT	Conc	%Rec	DL	EMPC
43	Total Tetra-Furans				0.8028	10.023			912		0.130	960

	Name	RT	m1 Resp	m2 Resp	RA	n/y	EMPC	Conc.
13	Total Tetra-Furans	23.89	1.793e5	2.452e6	0.73	NO	315.77	315.77
14	Total Tetra-Furans	24.03	1.480e4	1.992e4	0.74	NO	2.5828	2.5828
15	Total Tetra-Furans	24.19	7.161e4	9.976e4	0.72	NO	12.749	0.00000
16	Total Tetra-Furans	24.42	9.921e3	1.443e4	0.69	NO	1.8117	1.8117
17	Total Tetra-Furans	24.63	1.570e4	2.192e4	0.72	NO	2.7989	0.00000
18	Total Tetra-Furans	24.75	1.372e5	1.890e5	0.73	NO	24.274	24.274
19	2,3,7,8-TCDF	24.85	1.708e6	2.327e6	0.73	NO	300.13	300.13
20	Total Tetra-Furans	25.03	1.480e4	1.820e4	0.81	NO	2.4627	2.4627
21	Total Tetra-Furans	25.24	7.700e4	1.058e5	0.73	NO	13.602	13.602
22	Total Tetra-Furans	25.50	1.569e4	2.251e4	0.70	NO	2.8418	2.8418
23	Total Tetra-Furans	26.32	9.314e3	5.480e3	1.70	YES	0.72165	0.00000
24	Total Tetra-Furans	26.44	2.812e3	4.058e3	0.69	NO	0.51106	0.51106
25	Total Tetra-Furans	26.60	5.403e3	5.417e3	1.00	YES	0.71230	0.00000
26	Total Tetra-Furans	26.89	2.155e6	2.369e6	0.91	YES	41.198	0.00000

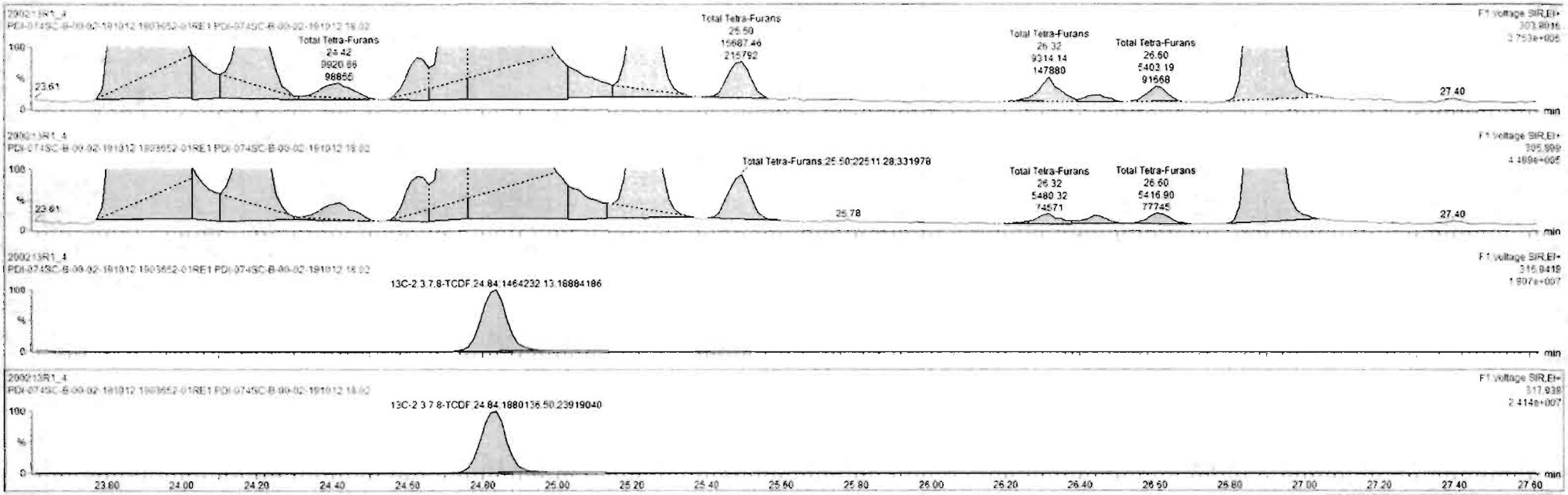

Ready

200213R1_4 CAP NUM

2:10 PM

Dataset: Untitled

Last Altered: Friday, February 14, 2020 07:30:05 Pacific Standard Time
Printed: Friday, February 14, 2020 07:30:35 Pacific Standard Time

Name: 200213R1_4, Date: 13-Feb-2020, Time: 11:48:03, ID: 1903652-01RE1 PDI-074SC-B-00-02-191012 18.02, Description: PDI-074SC-B-00-02-191012

1st Func. Penta-Furans

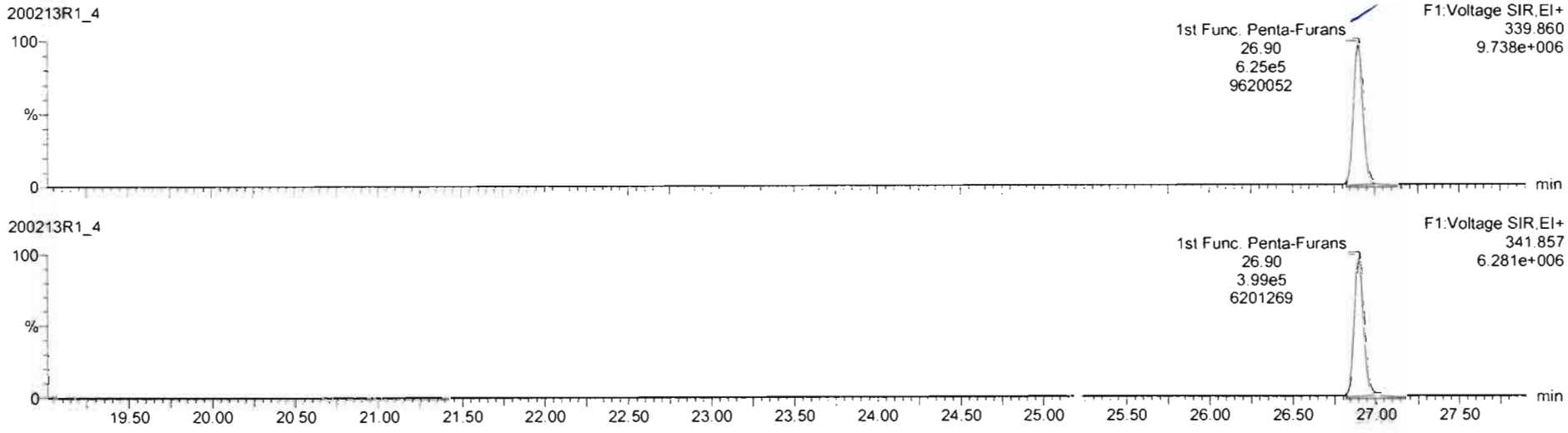

DPE6

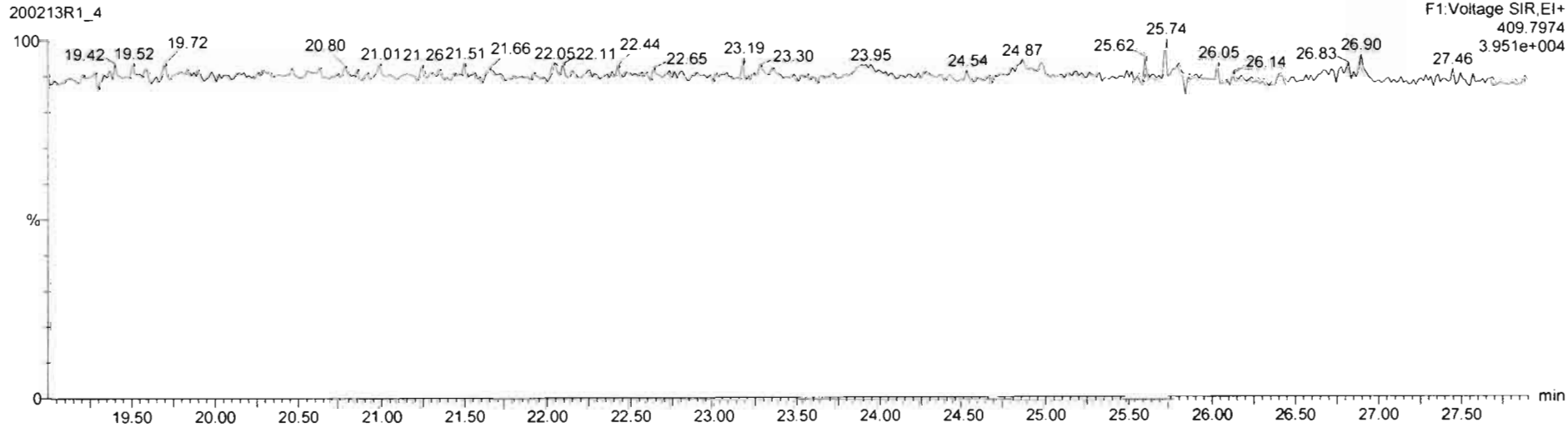

Dataset: Untitled

Last Altered: Friday, February 14, 2020 07:30:05 Pacific Standard Time
Printed: Friday, February 14, 2020 07:30:35 Pacific Standard Time

Name: 200213R1_4, Date: 13-Feb-2020, Time: 11:48:03, ID: 1903652-01RE1 PDI-074SC-B-00-02-191012 18.02, Description: PDI-074SC-B-00-02-191012

1,2,3,7,8-PeCDF

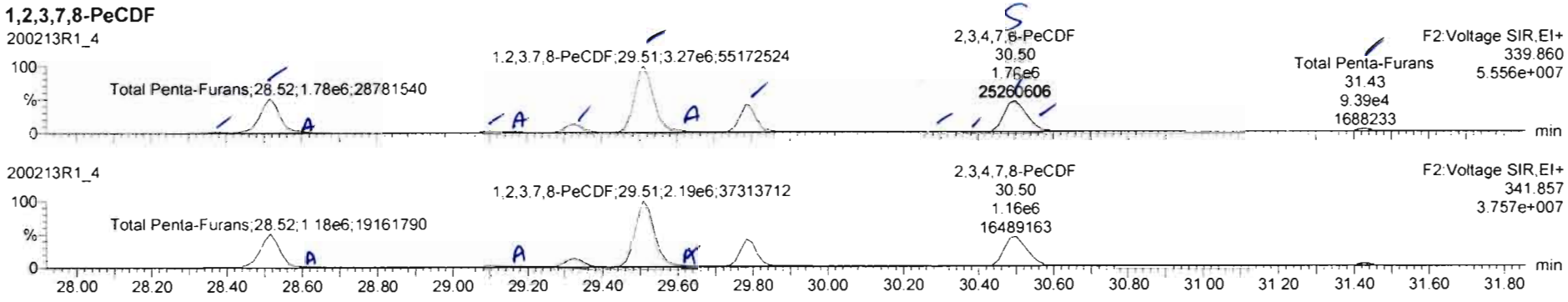

13C-1,2,3,7,8-PeCDF

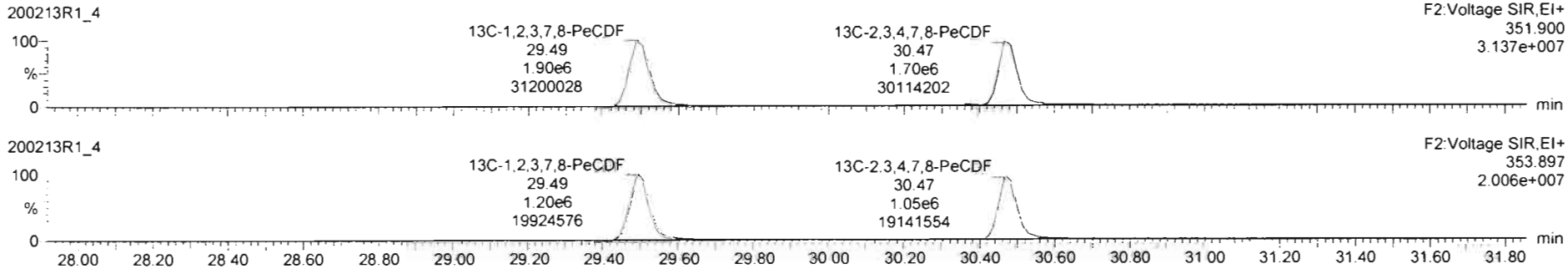

DPE2

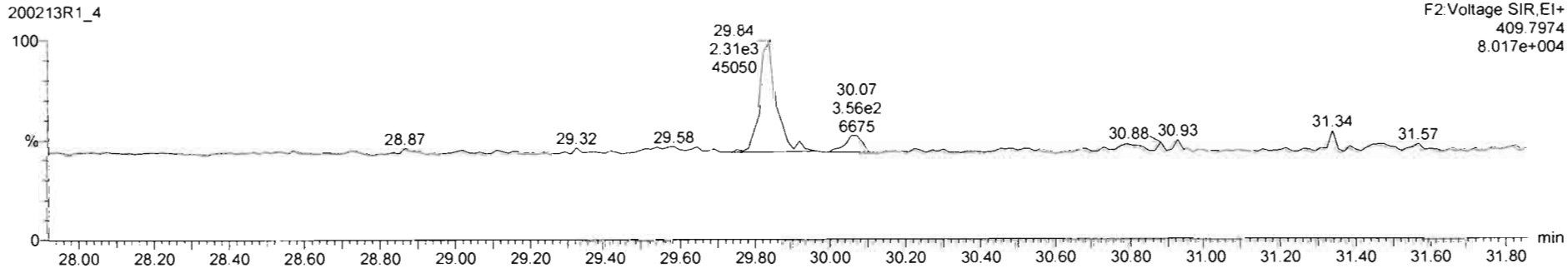

TargetLynx - 200213R1-4.qld * - [Chromatogram]

File Edit View Display Processing Window Help

200213R1_4 1903652-01RE1 PDI-074SC-B-00-02-191012 18 02 PDI-074SC-B-00-02-191012

	Name	Resp	RA	n/y	RRF	wtVol	RT	RRT	Conc.	%Rec	DL	EMPC
45	Total Penta-Furans				0.9074	10.023			1090		0.349	1100

	Name	RT	m1 Resp	m2 Resp	RA	n/y	EMPC	Conc.
1	Total Penta-Furans	28.36	6.488e4	4.459e4	1.45	NO	8.2089	8.2089
2	Total Penta-Furans	28.52	1.737e6	1.152e6	1.51	NO	217.01	217.01
3	Total Penta-Furans	28.58	9.079e4	6.051e4	1.50	NO	11.366	11.366
4	Total Penta-Furans	29.11	9.844e4	7.182e4	1.37	NO	12.790	0.00000
5	Total Penta-Furans	29.17	4.772e4	3.480e4	1.37	NO	6.1998	6.1998
6	Total Penta-Furans	29.32	4.193e5	2.813e5	1.49	NO	52.625	52.625
7	1,2,3,7,8-PeCDF	29.51	2.224e6	2.157e6	1.49	NO	381.80	261.80
8	Total Penta-Furans	29.58	1.354e6	9.197e4	1.47	NO	17.078	17.078
9	Total Penta-Furans	29.78	1.264e6	8.388e5	1.51	NO	157.98	157.98
10	Total Penta-Furans	30.27	6.476e3	4.282e3	1.51	NO	0.80615	0.80615
11	Total Penta-Furans	30.36	1.814e4	1.198e4	1.51	NO	2.2628	2.2628
12	2,3,4,7,8-PeCDF	30.50	1.757e6	1.156e6	1.52	NO	221.65	221.65
13	Total Penta-Furans	30.77	5.856e2	3.078e2	1.91	YES	0.58957	0.00000
14	Total Penta-Furans	31.43	9.393e4	6.260e4	1.50	NO	11.758	11.758
15	Total Penta-Furans	31.55	9.515e3	4.518e3	2.11	YES	0.86551	0.00000
16	Total Penta-Furans	31.66	8.950e3	2.962e3	3.02	YES	0.56741	0.00000

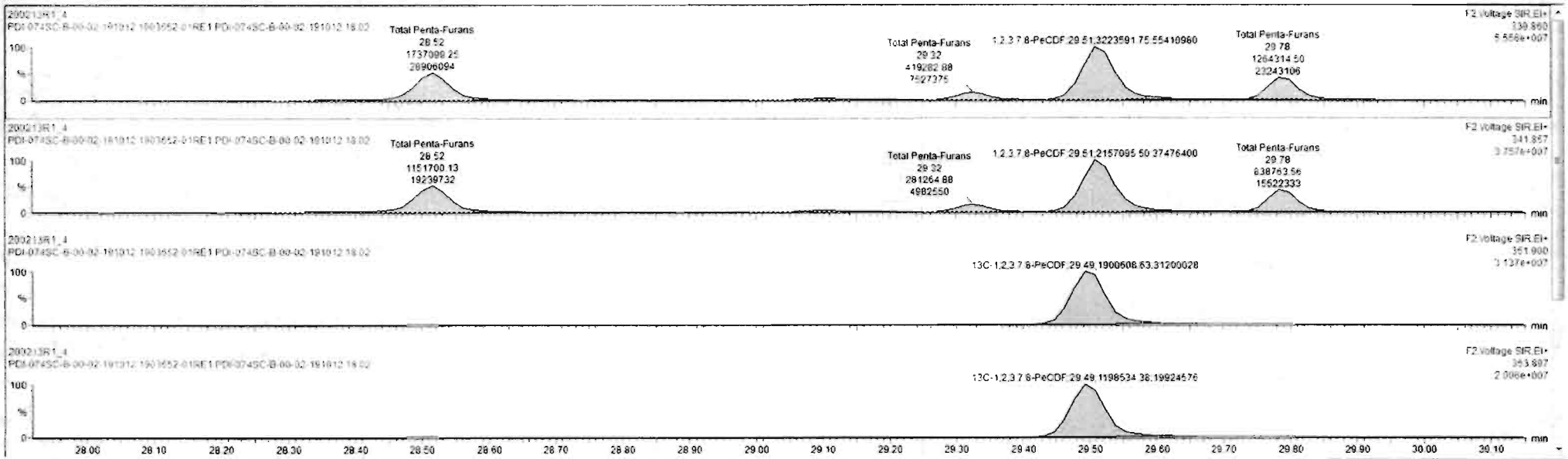

Ready 200213R1_4 CAP NUM 2:17 PM

TargetLynx - 200213R1_4.qld * - [Chromatogram]

File Edit View Display Processing Window Help

200213R1_4 - 1903652-01RE1 PDI-074SC-B-00-02-191012 18:02 - PDI-074SC-B-00-02-191012

	Name	Resp	RA	n/y	RRF	wt/vol	RT	RRT	Conc.	%Rec	DL	EMPC
45	Total Penta-Furans				0.9074	10.023			1090		0.349	1100

	Name	RT	m1 Resp	m2 Resp	RA	n/y	EMPC	Conc
1	Total Penta-Furans	28.36	6.468e4	4.459e4	1.45	NO	5.2089	5.2089
2	Total Penta-Furans	28.52	1.737e6	1.152e6	1.51	NO	217.01	217.01
3	Total Penta-Furans	28.58	9.079e4	6.051e4	1.50	NO	11.366	11.366
4	Total Penta-Furans	29.11	9.844e4	7.182e4	1.37	NO	12.790	0.00000
5	Total Penta-Furans	29.17	4.773e4	3.480e4	1.37	NO	6.1958	6.1958
6	Total Penta-Furans	29.32	4.193e5	2.813e5	1.49	NO	52.625	52.625
7	1,2,3,7,8-PeCDF	29.51	3.224e6	2.157e6	1.49	NO	381.80	381.80
8	Total Penta-Furans	29.56	1.354e5	9.197e4	1.47	NO	17.078	17.078
9	Total Penta-Furans	29.78	1.264e6	8.388e5	1.51	NO	157.98	157.98
10	Total Penta-Furans	30.27	6.476e3	4.282e3	1.51	NO	0.80815	0.80815
11	Total Penta-Furans	30.36	1.514e4	1.198e4	1.51	NO	2.2628	2.2628
12	2,3,4,7,8-PeCDF	30.50	1.757e6	1.158e6	1.52	NO	221.65	221.65
13	Total Penta-Furans	30.77	5.886e3	3.078e3	1.91	YES	0.58957	0.00000
14	Total Penta-Furans	31.43	9.393e4	6.269e4	1.50	NO	11.756	11.756
15	Total Penta-Furans	31.55	9.515e3	4.518e3	2.11	YES	0.86551	0.00000
16	Total Penta-Furans	31.66	8.950e3	2.962e3	3.02	YES	0.58741	0.00000

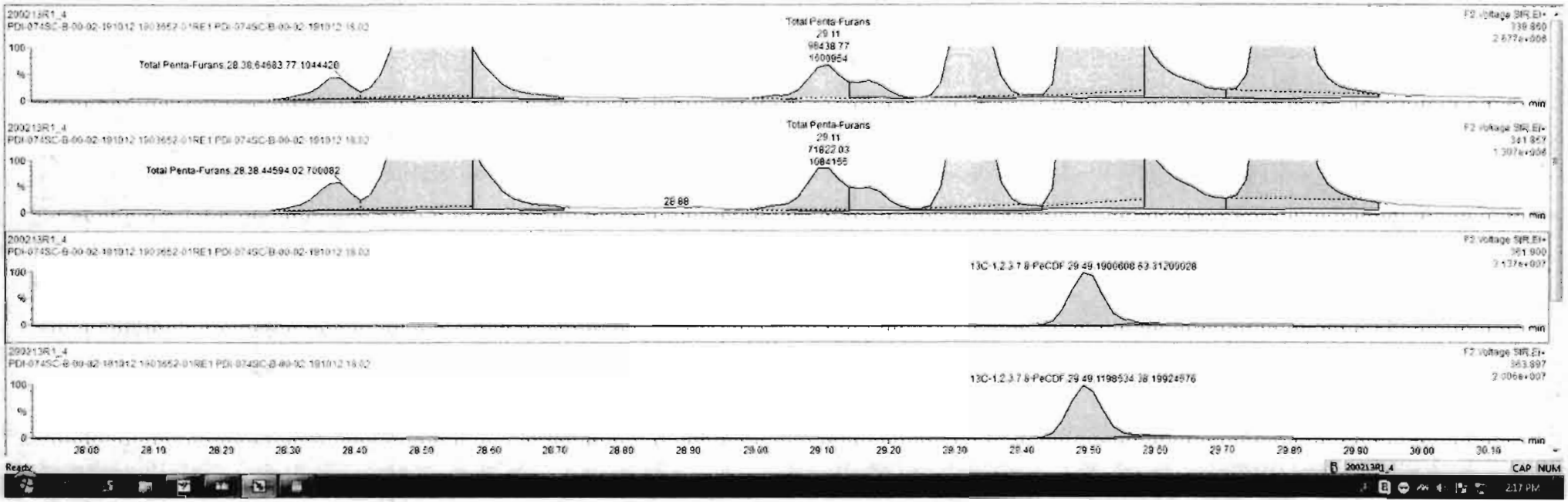

TargetLynx - 200213R1_4.qld * - [Chromatogram]

File Edit View Display Processing Window Help

200213R1_4 : 1903652-01RE1 PDI-074SC-B-00-02-191012 18:02 : PDI-074SC-B-00-02-191012

	Name	Resp	RA	n/y	RRF	wt/vol	RT	RRT	Conc.	%Rec	DL	EMPC
45	Total Penta-Furans				0.9074	10.823			1000		0.349	1100

	Name	RT	m1 Resp	m2 Resp	RA	n/y	EMPC	Conc.
1	Total Penta-Furans	28.36	6.468e4	4.459e4	1.45	NO	8.2089	8.2089
2	Total Penta-Furans	28.52	1.737e6	1.152e6	1.51	NO	217.01	217.01
3	Total Penta-Furans	28.58	9.079e4	6.051e4	1.50	NO	11.366	11.366
4	Total Penta-Furans	29.11	9.844e4	7.182e4	1.37	NO	12.790	0.00000
5	Total Penta-Furans	29.17	4.773e4	3.480e4	1.37	NO	6.1998	6.1998
6	Total Penta-Furans	29.32	4.193e5	2.813e5	1.49	NO	52.625	52.625
7	1,2,3,7,8-PeCDF	29.51	3.224e6	2.157e6	1.49	NO	361.80	361.80
8	Total Penta-Furans	29.58	1.354e5	9.197e4	1.47	NO	17.078	17.078
9	Total Penta-Furans	29.78	1.264e6	8.368e5	1.51	NO	157.98	157.98
10	Total Penta-Furans	30.27	6.476e3	4.282e3	1.51	NO	0.80815	0.80815
11	Total Penta-Furans	30.36	2.107e4	1.467e4	1.44	NO	2.6852	2.6852
12	2,3,4,7,8-PeCDF	30.50	1.447e6	9.594e5	1.51	NO	183.08	183.08
13	Total Penta-Furans	30.53	3.191e5	1.997e5	1.60	NO	38.976	38.976
14	Total Penta-Furans	31.43	9.393e4	6.260e4	1.50	NO	11.758	11.758

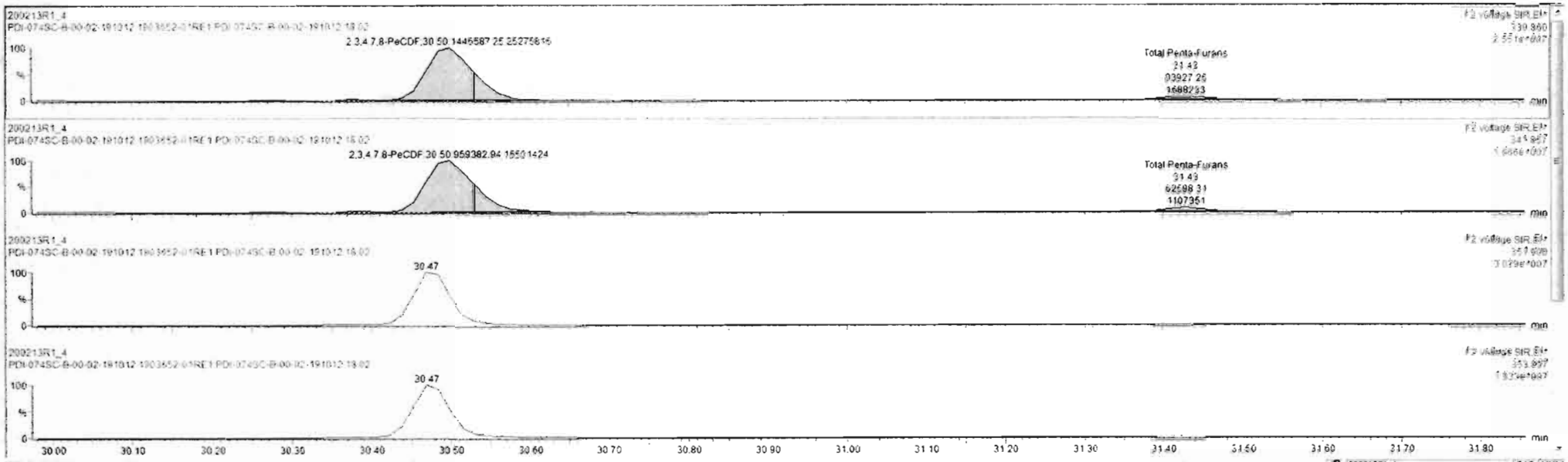

Ready

200213R1_4 CAP NUM

2:19 PM

TargetLynx - 200213R1-4.qld * - [Chromatogram]

File Edit View Display Processing Window Help

200213R1_4 - 1903652-01RE1 PDI-074SC-B-00-02-191012 18 02 - PDI-074SC-B-00-02-191012

	Name	Resp	RA	n/y	RRF	w/vol	RT	RRT	Conc.	%Rec	DL	EMPC
45	Total Penta-Furans				0.9074	10.823			1090		0.349	1100

	Name	RT	m1 Resp	m2 Resp	RA	n/y	EMPC	Conc.
1	Total Penta-Furans	28.36	6.468e4	4.459e4	1.45	ND	8.2089	8.2089
2	Total Penta-Furans	28.52	1.737e6	1.152e6	1.51	ND	217.01	217.01
3	Total Penta-Furans	28.58	9.079e4	6.051e4	1.50	ND	11.366	11.366
4	Total Penta-Furans	29.11	9.844e4	7.192e4	1.37	ND	12.750	0.00000
5	Total Penta-Furans	29.17	4.772e4	3.480e4	1.37	ND	6.1998	6.1998
6	Total Penta-Furans	29.32	4.193e5	2.913e5	1.49	ND	52.625	52.625
7	1,2,3,7,8-PeCDF	29.51	3.224e6	2.157e6	1.45	ND	381.80	381.80
8	Total Penta-Furans	29.56	1.354e5	9.197e4	1.47	ND	17.078	17.078
9	Total Penta-Furans	29.78	1.264e6	8.388e5	1.51	ND	157.98	157.98
10	Total Penta-Furans	30.27	6.476e3	4.282e3	1.51	ND	0.80815	0.80815
11	Total Penta-Furans	30.36	2.107e4	1.467e4	1.44	ND	2.6852	2.6852
12	2,3,4,7,8-PeCDF	30.50	1.447e6	9.584e5	1.51	ND	183.08	183.08
13	Total Penta-Furans	30.55	3.191e5	1.957e5	1.60	ND	38.976	38.976
14	Total Penta-Furans	31.43	9.395e4	6.260e4	1.50	ND	11.756	11.756

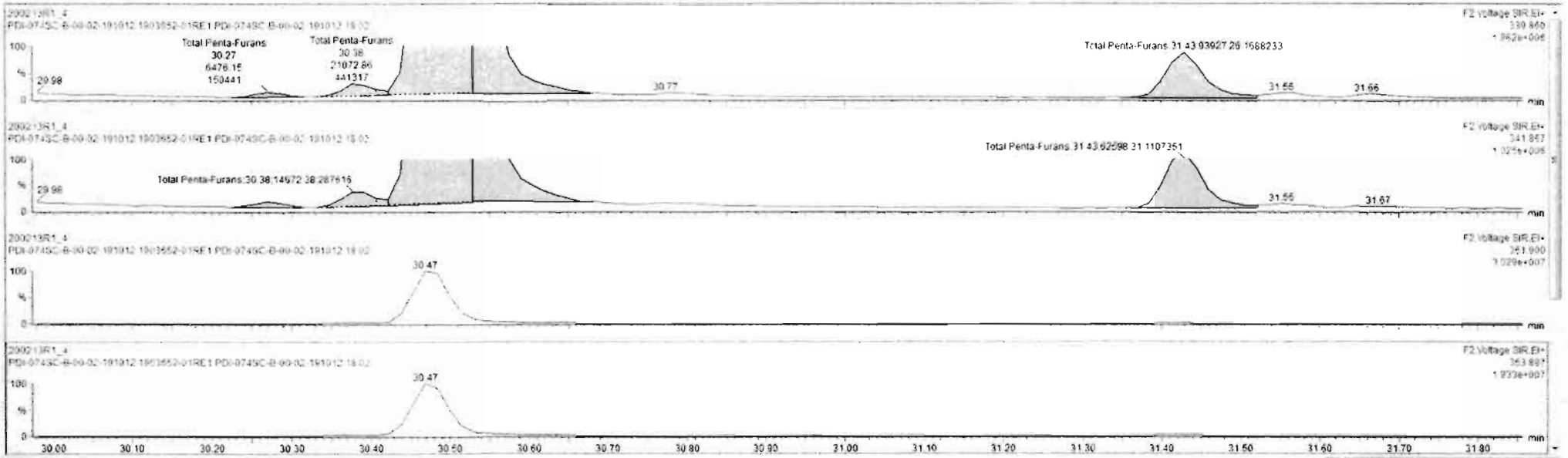

Ready 200213R1_4 CAP NUM 2:19 PM

Dataset: Untitled

Last Altered: Friday, February 14, 2020 07:30:05 Pacific Standard Time
Printed: Friday, February 14, 2020 07:30:35 Pacific Standard Time

Name: 200213R1_4, Date: 13-Feb-2020, Time: 11:48:03, ID: 1903652-01RE1 PDI-074SC-B-00-02-191012 18.02, Description: PDI-074SC-B-00-02-191012

1,2,3,4,7,8-HxCDF

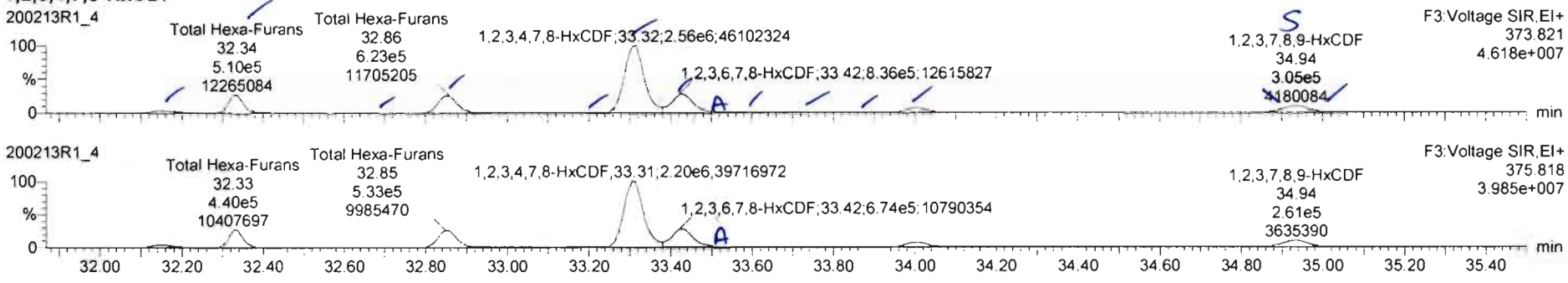

13C-1,2,3,4,7,8-HxCDF

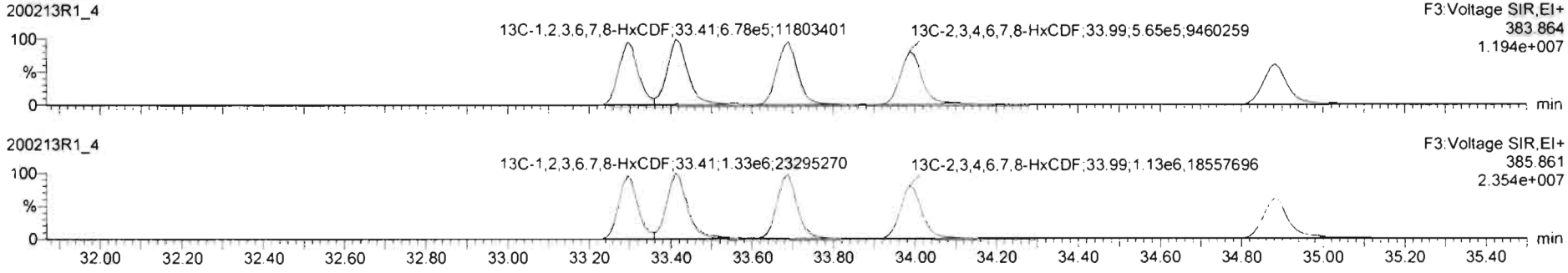

DPE3

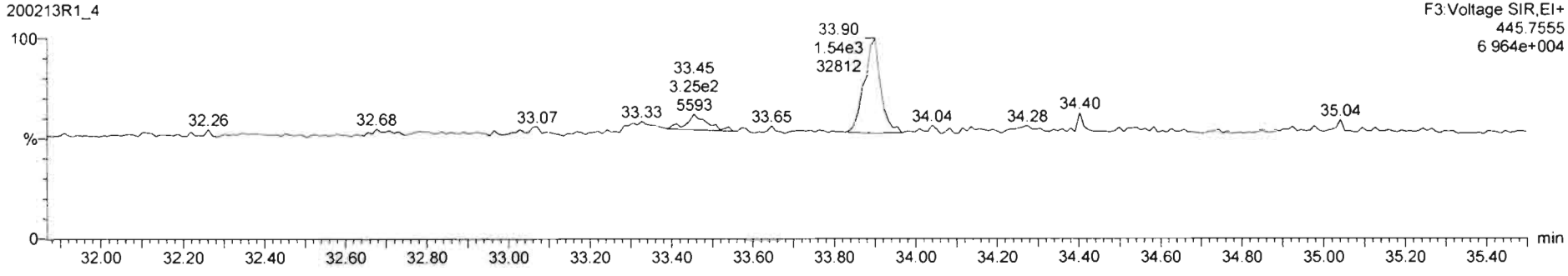

TargetLynx - 200213R1-4qld * - [Chromatogram]

File Edit View Display Processing Window Help

200213R1_4 1903652-01RE1 PDI-074SC-B-00-02-191012 18.02 - PDI-074SC-B-00-02-191012

	Name	Resp	RA	n/y	RRF	wt/vol	RT	RRT	Conc	%Rec	DL	EMPC
45	Total Penta-Furans				0.9074	10.022			1090		0.349	1100

	Name	RT	m1 Resp	m2 Resp	RA	n/y	EMPC	Conc
1	Total Hexa-Furans	32.15	1.256e5	1.041e5	1.21	NO	29.098	29.098
2	Total Hexa-Furans	32.34	5.103e5	4.398e5	1.16	NO	120.37	120.37
3	Total Hexa-Furans	32.67	1.036e4	9.346e3	1.11	NO	2.4987	2.4987
4	Total Hexa-Furans	32.86	6.226e5	5.329e5	1.17	NO	148.39	148.39
5	Total Hexa-Furans	33.21	2.809e4	2.100e4	1.24	NO	5.9656	5.9656
6	1,2,3,4,7,8-HxCDF	33.32	2.564e6	2.303e6	1.16	NO	608.51	608.51
7	1,2,3,6,7,8-HxCDF	33.42	7.953e5	6.736e5	1.18	NO	173.34	173.34
8	Total Hexa-Furans	33.53	4.023e4	2.682e4	1.40	NO	8.7474	8.7474
9	Total Hexa-Furans	33.70	2.907e4	2.397e4	1.21	NO	6.7203	6.7203
10	Total Hexa-Furans	33.82	6.966e3	6.090e3	1.14	NO	1.6540	1.6540
11	Total Hexa-Furans	33.90	3.341e3	3.120e3	1.07	NO	0.81649	0.81649
12	2,3,4,6,7,8-HxCDF	34.01	1.859e5	1.680e5	1.16	NO	45.423	45.423
13	1,2,3,7,8,9-HxCDF	34.94	3.046e5	2.609e5	1.17	NO	87.743	87.743

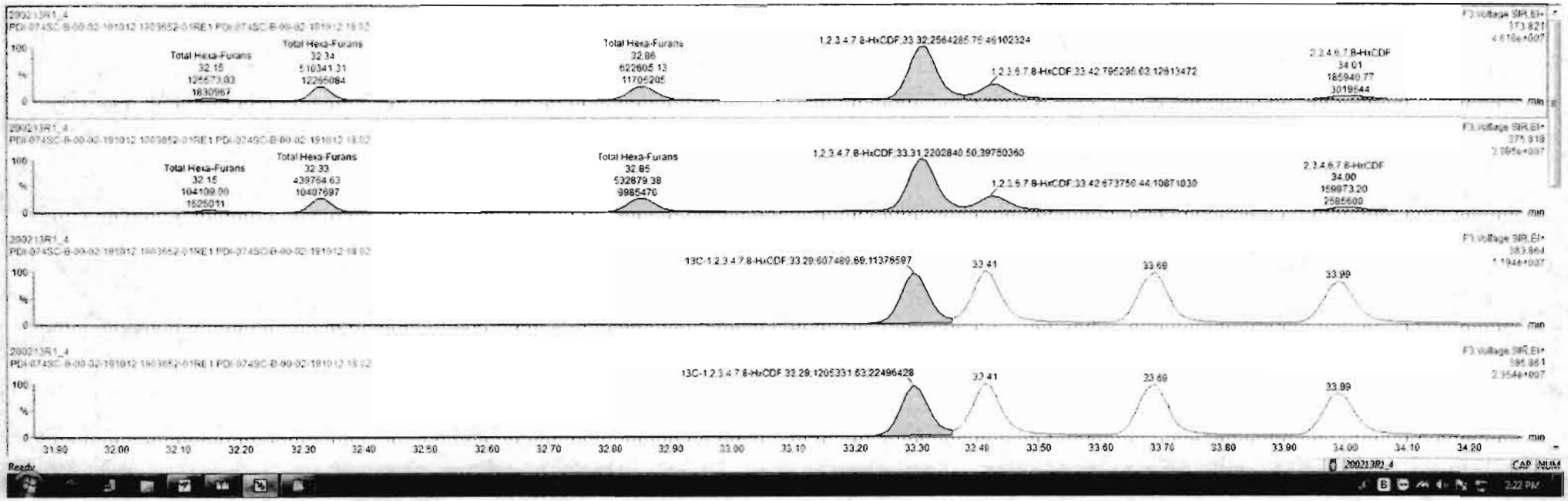

Ready 200213R1_4 CAP NUM 2:22 PM

TargetLynx - 200213R1-4.qld * - [Chromatogram]

File Edit View Display Processing Window Help

200213R1_4 - 1903652-01RE1 PDI-074SC-B-00-02-191012 18 02 - PDI-074SC-B-00-02-191012

	Name	Resp	RA	n/y	RRF	w/Vol	RT	RRT	Conc.	%Rec	DL	EMPC
45	Total Penta-Furans				0.9074	10.023			1090		0.349	1100

	Name	RT	m1 Resp	m2 Resp	RA	n/y	EMPC	Conc.
1	Total Hexa-Furans	32.15	1.256e5	1.041e5	1.21	NO	29.098	29.098
2	Total Hexa-Furans	32.34	5.102e5	4.398e5	1.16	NO	120.37	120.37
3	Total Hexa-Furans	32.67	1.038e4	9.346e3	1.11	NO	2.4987	2.4987
4	Total Hexa-Furans	32.86	6.226e5	5.329e5	1.17	NO	146.39	146.39
5	Total Hexa-Furans	33.21	2.609e4	2.100e4	1.24	NO	5.9656	5.9656
6	1,2,3,4,7,8-HxCDF	33.33	2.564e6	2.203e6	1.16	NO	608.51	608.51
7	1,2,3,6,7,8-HxCDF	33.42	7.953e5	6.738e5	1.18	NO	173.34	172.34
8	Total Hexa-Furans	33.53	4.023e4	2.682e4	1.40	NO	6.7474	6.7474
9	Total Hexa-Furans	33.76	2.907e4	2.397e4	1.21	NO	6.7203	6.7203
10	Total Hexa-Furans	33.82	6.966e3	6.090e3	1.14	NO	1.6540	1.6540
11	Total Hexa-Furans	33.90	3.341e3	3.120e3	1.07	NO	0.81849	0.81849
12	2,3,4,6,7,8-HxCDF	34.01	1.859e5	1.680e5	1.16	NO	45.425	45.423
13	1,2,3,7,8,9-HxCDF	34.94	3.948e5	2.689e5	1.17	NO	87.743	87.743

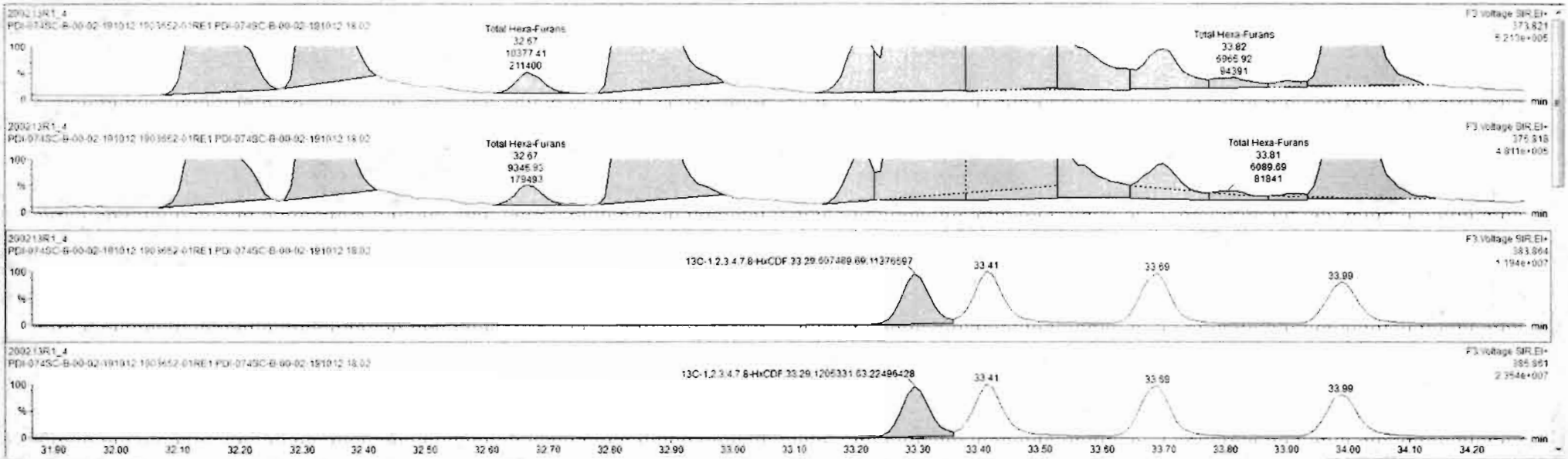

Ready 200213R1_4 CAP NUM

TargetLynx - 200213R1-4.qld * - [Chromatogram]

File Edit View Display Processing Window Help

200213R1_4 : 1903652-01RE1 PDI-074SC-B-00-02-191012 18:02 : PDI-074SC-B-00-02-191012

	Name	Resp	RA	n/y	RRF	w/Wol	RT	RRT	Conc.	%Rec	DL	EMPC
45	Total Penta-Furans				0.9074	19.023			1090		0.349	1100

	Name	RT	m1 Resp	m2 Resp	RA	n/y	EMPC	Conc.
1	Total Hexa-Furans	32.15	1.256e5	1.041e5	1.21	NO	29.098	29.098
2	Total Hexa-Furans	32.34	5.102e5	4.398e5	1.16	NO	120.37	120.37
3	Total Hexa-Furans	32.67	1.026e4	9.346e3	1.11	NO	2.4987	2.4987
4	Total Hexa-Furans	32.86	6.226e5	5.329e5	1.17	NO	146.39	146.39
5	Total Hexa-Furans	33.21	2.609e4	2.100e4	1.24	NO	5.9656	5.9656
6	1,2,3,4,7,8-HxCDF	33.32	2.564e6	2.203e6	1.16	NO	608.51	608.51
7	1,2,3,6,7,8-HxCDF	33.42	7.853e5	6.736e5	1.16	NO	173.34	173.34
8	Total Hexa-Furans	33.53	4.023e4	2.682e4	1.40	NO	8.7474	8.7474
9	Total Hexa-Furans	33.70	2.907e4	2.397e4	1.21	NO	6.7203	6.7203
10	Total Hexa-Furans	33.82	6.966e3	6.090e3	1.14	NO	1.6540	1.6540
11	Total Hexa-Furans	33.90	3.341e3	3.120e3	1.07	NO	0.81649	0.81849
12	2,3,4,6,7,8-HxCDF	34.01	1.859e5	1.600e5	1.16	NO	45.423	45.423
13	1,2,3,7,8,9-HxCDF	34.94	1.983e5	1.753e5	1.13	ND	57.948	57.948
14	Total Hexa-Furans	34.95	1.100e5	9.208e4	1.20	NO	25.606	25.606

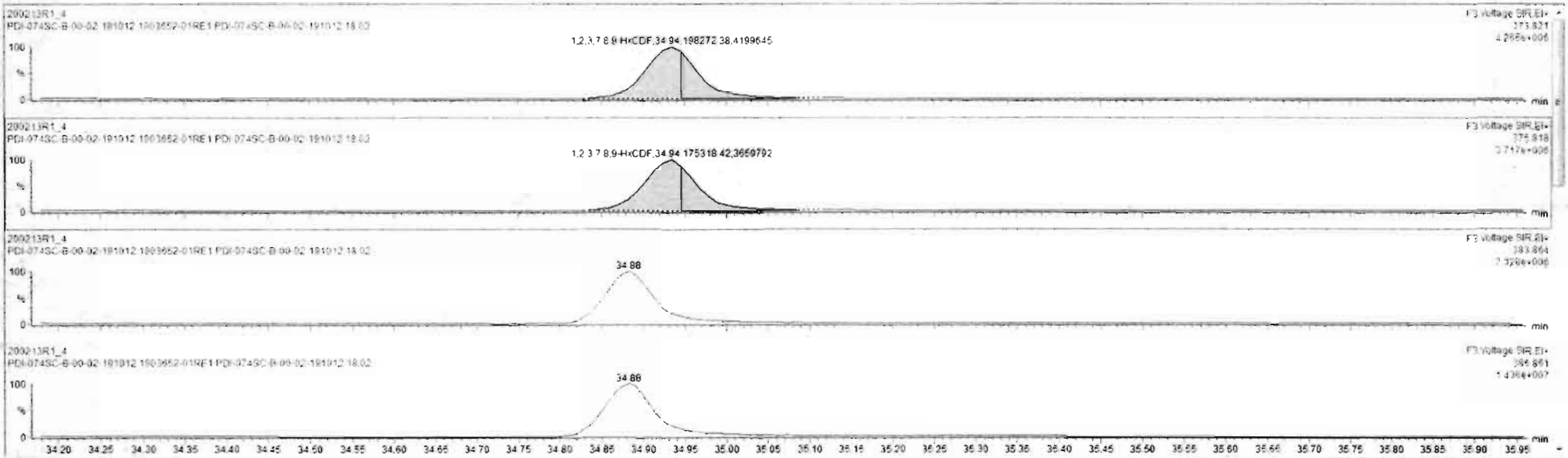

Dataset: Untitled

Last Altered: Friday, February 14, 2020 07:30:05 Pacific Standard Time
Printed: Friday, February 14, 2020 07:30:35 Pacific Standard Time

Name: 200213R1_4, Date: 13-Feb-2020, Time: 11:48:03, ID: 1903652-01RE1 PDI-074SC-B-00-02-191012 18.02, Description: PDI-074SC-B-00-02-191012

1,2,3,4,6,7,8-HpCDF

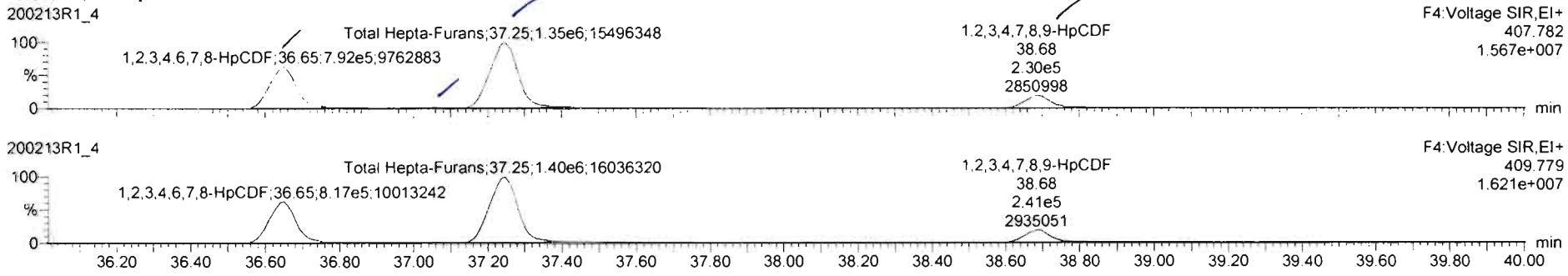

13C-1,2,3,4,6,7,8-HpCDF

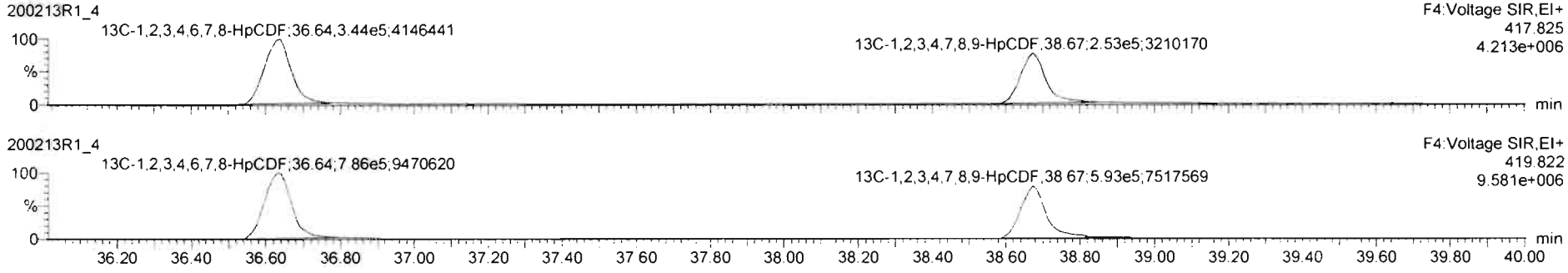

DPE4

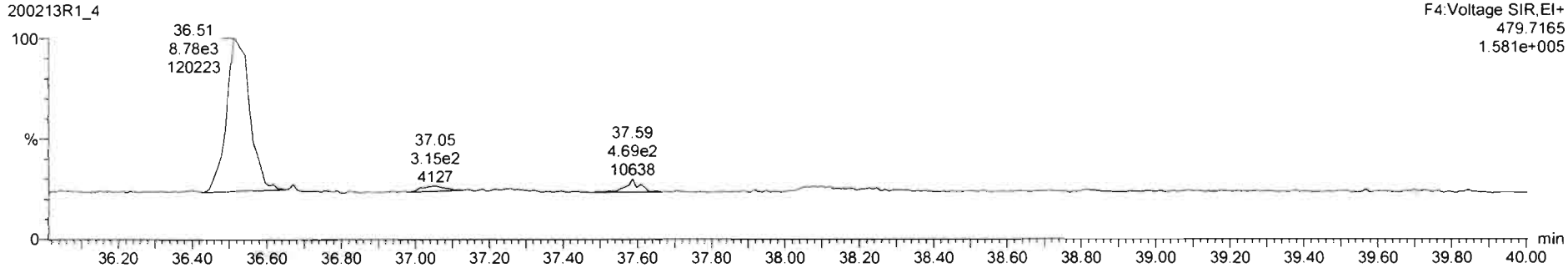

TargetLynx - 200213R1-4.qid * - [Chromatogram]

File Edit View Display Processing Window Help

200213R1_4 : 1903652-01RE1 PDI-074SC-B-00-02-191012 18 02 - PDI-074SC-B-00-02-191012

	Name	Resp	RA	n/y	RRF	w/Vol	RT	RRT	Conc	%Rec	DL	EMPC
47	Total Hepta-Furans				0.6511	10.023			1140		0.768	1140

	Name	RT	m1 Resp	m2 Resp	RA	n/y	EMPC	Conc
1	1,2,3,4,6,7,8-HpCDF	36.65	8.125e5	8.367e5	0.97	NO	342.25	342.25
2	Total Hepta-Furans	37.03	2.031e4	2.095e4	0.97	NO	9.7942	9.7942
3	Total Hepta-Furans	37.25	1.386e6	1.431e6	0.97	NO	668.74	668.74
4	1,2,3,4,7,8,9-HpCDF	38.66	2.356e5	2.434e5	0.97	ND	115.31	115.31

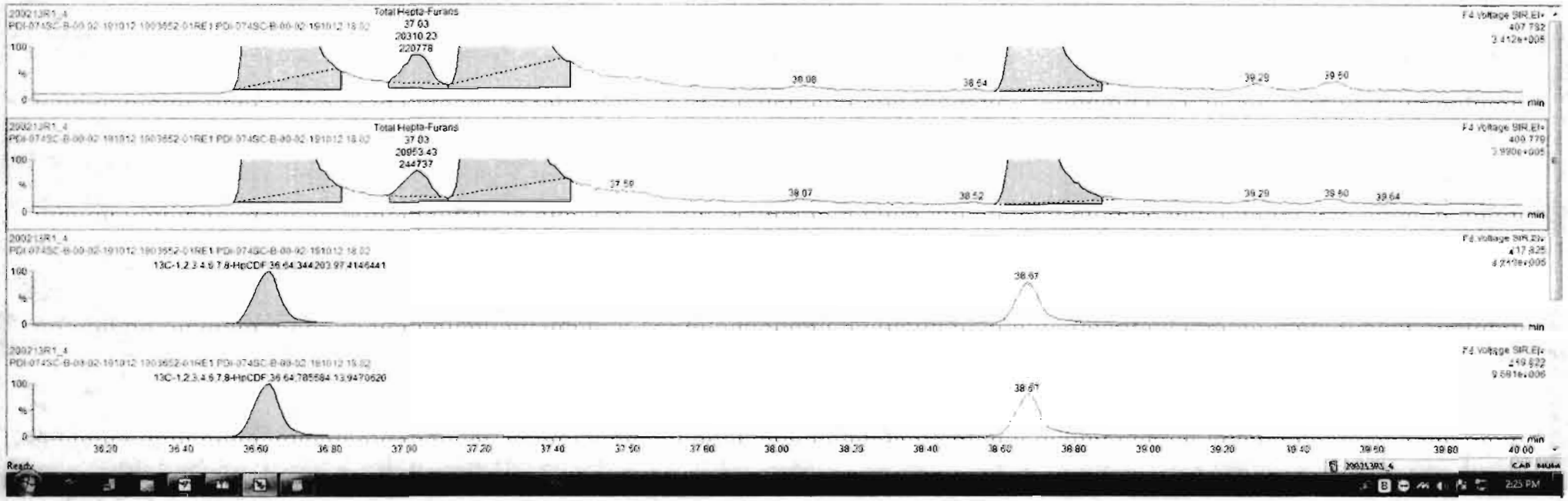

Dataset: Untitled

Last Altered: Friday, February 14, 2020 07:30:05 Pacific Standard Time
Printed: Friday, February 14, 2020 07:30:35 Pacific Standard Time

Name: 200213R1_4, Date: 13-Feb-2020, Time: 11:48:03, ID: 1903652-01RE1 PDI-074SC-B-00-02-191012 18.02, Description: PDI-074SC-B-00-02-191012

OCDF

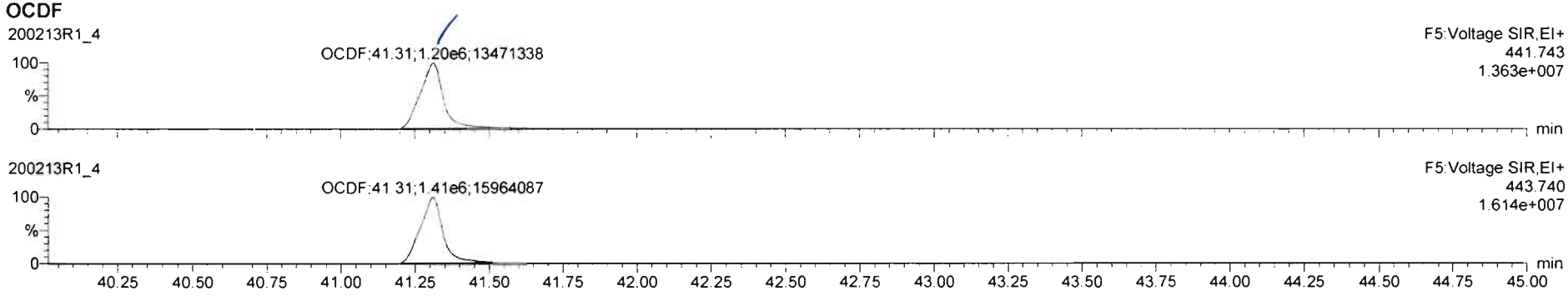

13C-OCDF

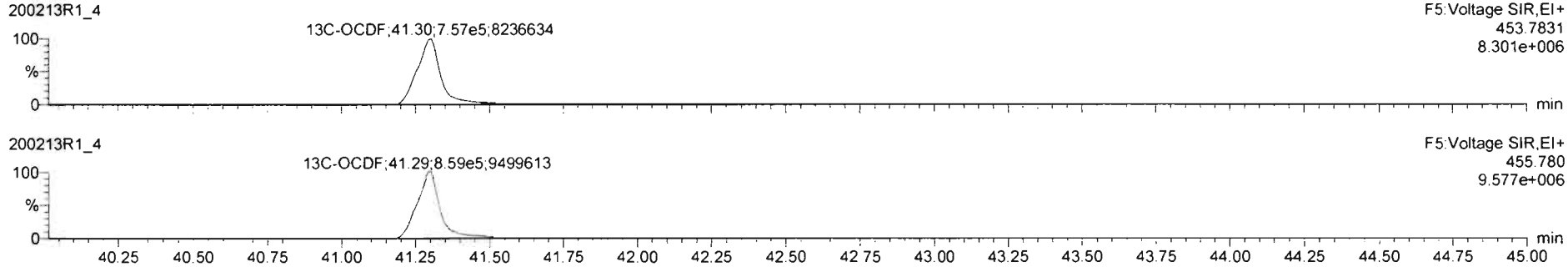

DPE5

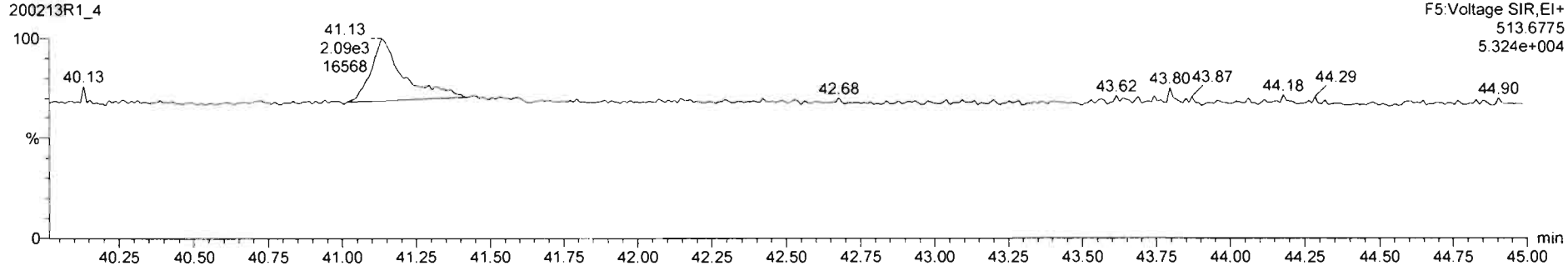

Dataset: Untitled

Last Altered: Friday, February 14, 2020 07:30:05 Pacific Standard Time
Printed: Friday, February 14, 2020 07:30:35 Pacific Standard Time

Name: 200213R1_4, Date: 13-Feb-2020, Time: 11:48:03, ID: 1903652-01RE1 PDI-074SC-B-00-02-191012 18.02, Description: PDI-074SC-B-00-02-191012

PFK1

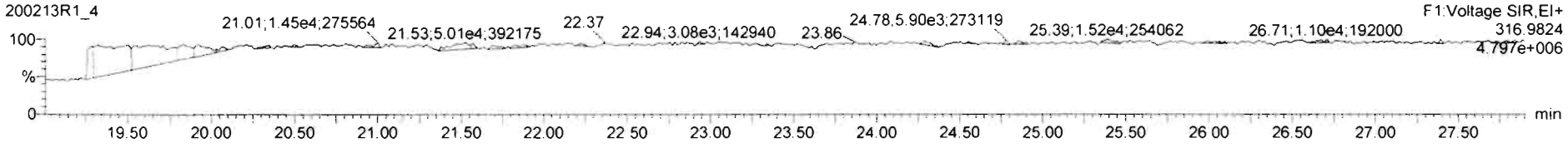

PFK2

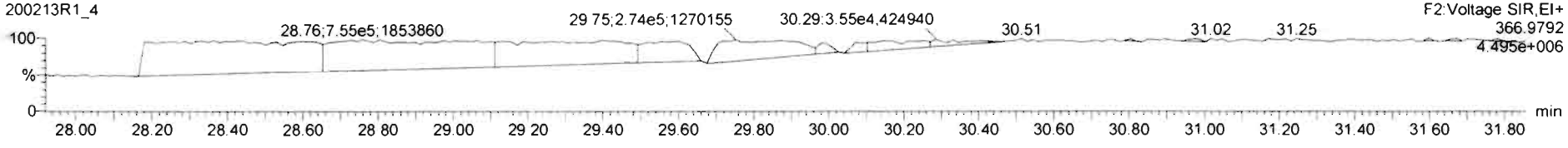

PFK3

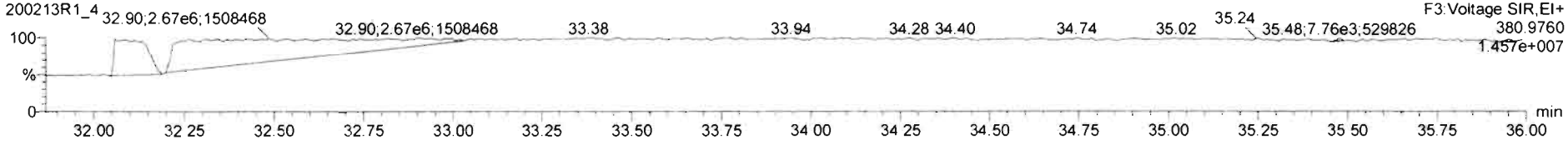

PFK4

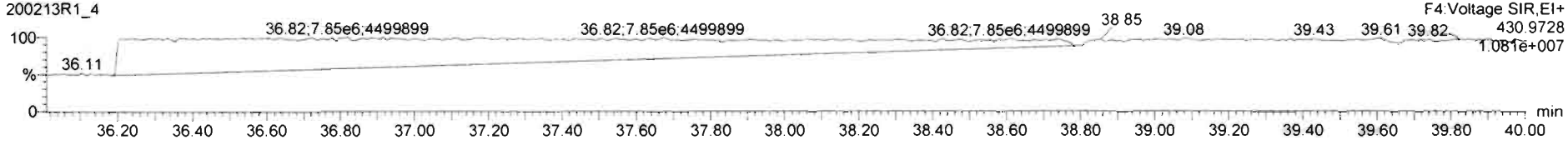

PFK5

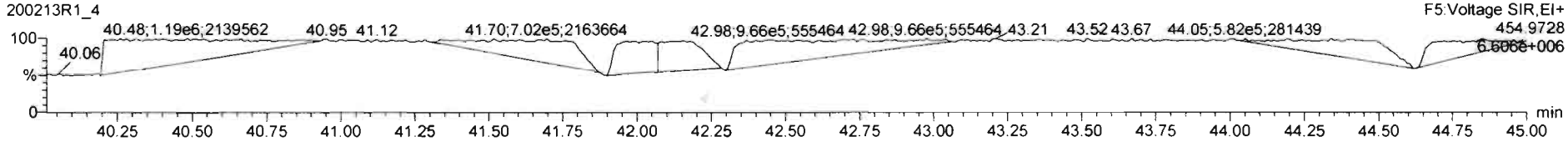

Vista Analytical Laboratory

Dataset: U:\VG12.PRO\Results\200221R1\200221R1-12.qld

Last Altered: Sunday, February 23, 2020 10:43:48 Pacific Standard Time
Printed: Tuesday, February 25, 2020 13:55:40 Pacific Standard Time

DL 02/25/2020

M 3/12/20

CT 03/19/2020

Method: U:\VG12.PRO\MethDB\1613rrt-02-14-20.mdb 14 Feb 2020 10:26:00
Calibration: U:\VG12.PRO\CurveDB\db5_1613vg12-1-31-20.cdb 02 Feb 2020 11:05:29

Name: 200221R1_12, Date: 21-Feb-2020, Time: 19:23:35, ID: 1903652-01RE1@5X PDI-074SC-B-00-02-191012 18.02, Description: PDI-074SC-B-00-02-191012

	#	Name	Abs.Resp	RA	n/y	RRF	wt./vol.	Pred.RT	RT	Pred.RRT	RRT	Check RRT	Conc.	%Rec	DL	EMPC
1	7	OCDD	3368004.8...	0.883	NO	0.975	10.023	41.11	41.12	1.00	1.00	NO	11140		4.53	11140
2	24	13C-OCDD	123762.816	0.884	NO	0.707	10.023	41.02	41.11	1.22	1.22	NO	139.7	35.0	0.734	
3	35	37Cl-2,3,7,8-TCDD	113301.969			1.18	10.023	25.71	25.74	1.03	1.03	NO	71.05	89.0	0.252	
4	36	13C-1,2,3,4-TCDD	270528.383	0.768	NO	1.00	10.023	25.11	25.03	1.00	1.00	NO	199.5	100	0.942	
5	37	13C-1,2,3,4-TCDF	390497.641	0.785	NO	1.00	10.023	23.37	23.30	1.00	1.00	NO	199.5	100	1.52	
6	38	13C-1,2,3,4,6,9-HxCDF	250255.929	0.522	NO	1.00	10.023	33.71	33.68	1.00	1.00	NO	199.5	100	0.781	

Dataset: Untitled

Last Altered: Sunday, February 23, 2020 10:40:46 Pacific Standard Time
Printed: Sunday, February 23, 2020 10:40:49 Pacific Standard Time

Name: 200221R1_12, Date: 21-Feb-2020, Time: 19:23:35, ID: 1903652-01RE1@5X PDI-074SC-B-00-02-191012 18.02, Description: PDI-074SC-B-00-02-191012

OCDD

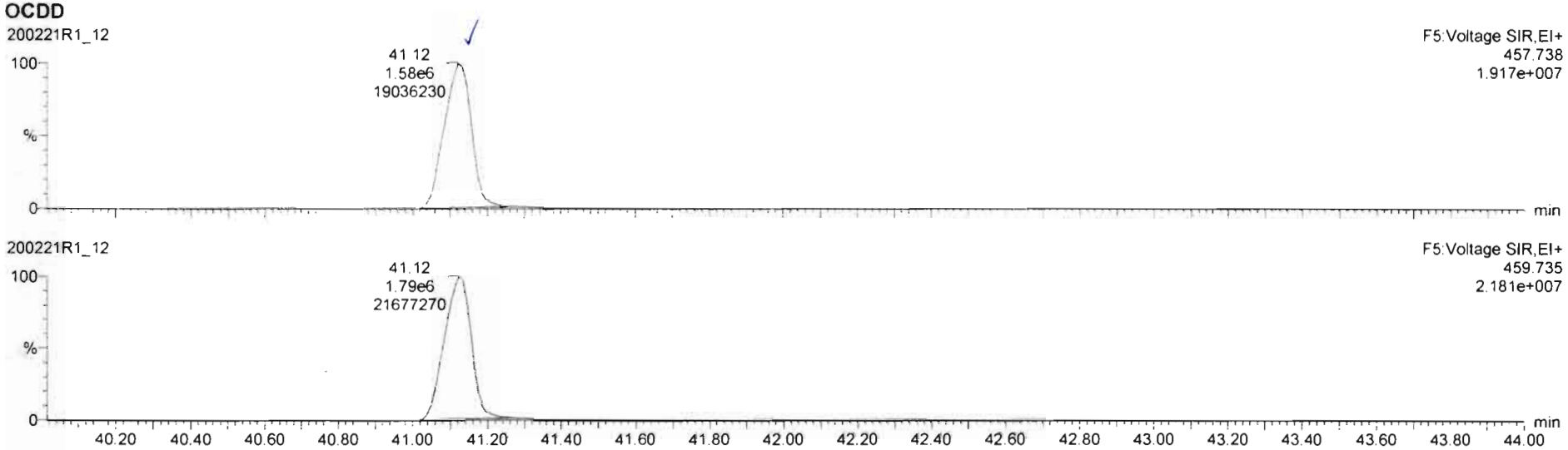

13C-OCDD

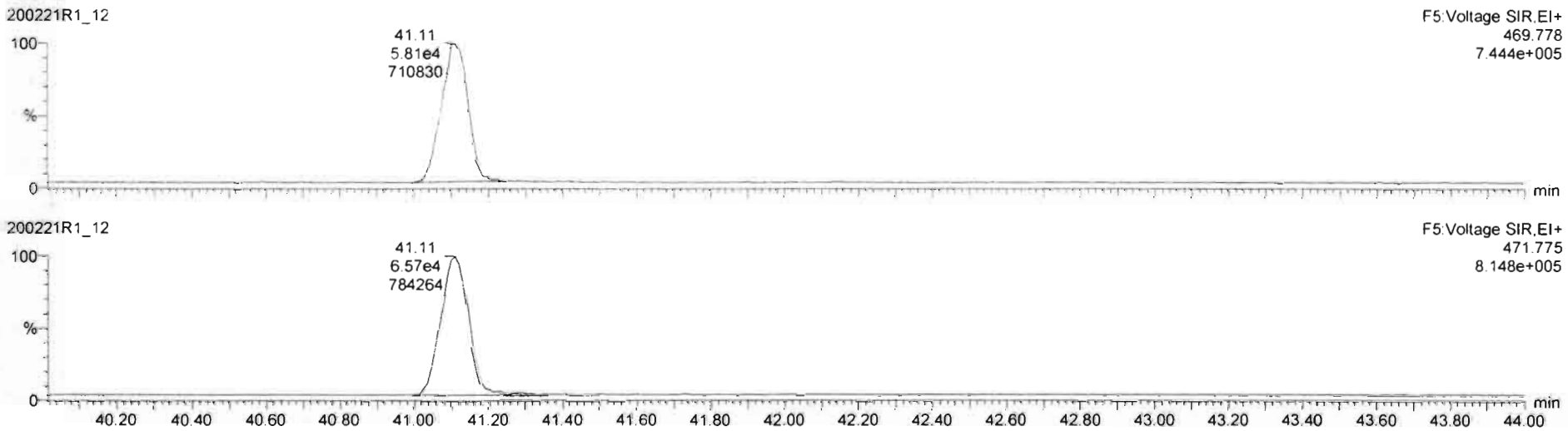

Dataset: Untitled

Last Altered: Sunday, February 23, 2020 10:40:46 Pacific Standard Time
Printed: Sunday, February 23, 2020 10:40:49 Pacific Standard Time

Name: 200221R1_12, Date: 21-Feb-2020, Time: 19:23:35, ID: 1903652-01RE1@5X PDI-074SC-B-00-02-191012 18.02, Description: PDI-074SC-B-00-02-191012

PFK1

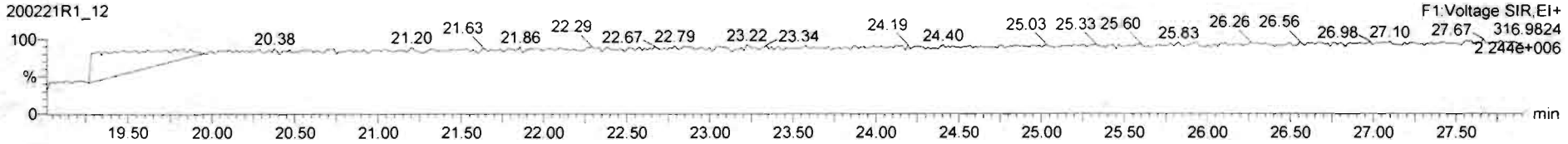

PFK2

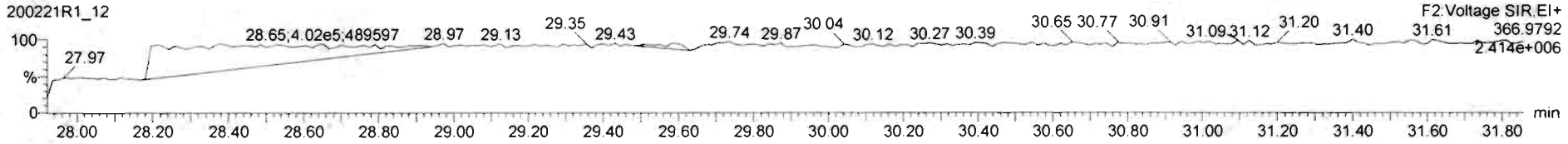

PFK3



PFK4

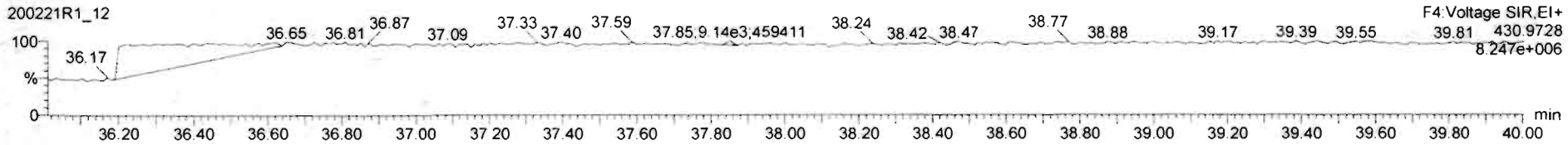

PFK5

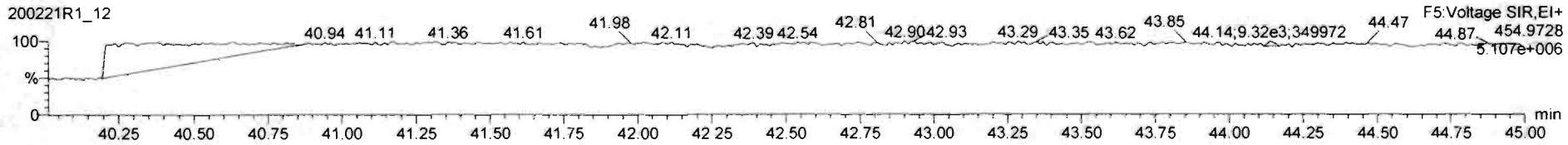

Vista Analytical Laboratory

Dataset: U:\VG12.PRO\Results\200213R1\200213R1-14B.qld

Last Altered: Friday, March 13, 2020 10:23:42 Pacific Daylight Time
Printed: Friday, March 13, 2020 10:24:17 Pacific Daylight Time

GRB 03/13/2020
3/13/20

Method: U:\VG12.PRO\MethDB\1613rrt-02-11-20.mdb 11 Feb 2020 16:47:46
Calibration: U:\VG12.PRO\CurveDB\db5_1613vg12-1-31-20.cdb 02 Feb 2020 11:05:29

*SEE DIL

Name: 200213R1_14, Date: 13-Feb-2020, Time: 19:39:15, ID: 1903652-02RE1 PDI-074SC-B-02-04-191012 16.64, Description: PDI-074SC-B-02-04-191012

	#	Name	Abs.Resp	RA	n/y	RRF	wt./vol.	Pred.RT	RT	Pred.RRT	RRT	Check RRT	Conc.	%Rec	DL	EMPC
1	1	2,3,7,8-TCDD	21033.838	0.785	NO	0.988	10.014	25.99	25.99	1.00	1.00	NO	2.456		0.111	2.456
2	2	1,2,3,7,8-PeCDD	31710.486	0.720	NO	0.972	10.014	30.87	30.87	1.00	1.00	NO	4.146		0.128	4.146
3	3	1,2,3,4,7,8-HxCDD	82840.766	1.183	NO	1.07	10.014	34.24	34.29	1.00	1.00	NO	11.42		0.466	11.42
4	4	1,2,3,6,7,8-HxCDD	428359.235	1.191	NO	0.921	10.014	34.34	34.36	1.00	1.00	NO	69.85		0.479	69.85
5	5	1,2,3,7,8,9-HxCDD	145070.531	1.180	NO	0.918	10.014	34.64	34.63	1.00	1.00	NO	24.78		0.506	24.78
6	6	1,2,3,4,6,7,8-HpCDD	21451583....	1.003	NO	0.923	10.014	38.16	38.17	1.00	1.00	NO	4103 E*		2.59	4103
7	7	OCDD	15406008...	0.885	NO	0.975	10.014	41.45	41.46	1.00	1.00	NO	36130 E*		3.24	36130
8	8	2,3,7,8-TCDF	1775124.8...	0.734	NO	0.802	10.014	25.07	25.06	1.00	1.00	NO	212.5 ok		0.156	212.5
9	9	1,2,3,7,8-PeCDF	3592255.3...	1.499	NO	0.907	10.014	29.62	29.61	1.00	1.00	NO	343.5		0.133	343.5
10	10	2,3,4,7,8-PeCDF	1515964.5...	1.491	NO	0.952	10.014	30.58	30.58	1.00	1.00	NO	149.4		0.133	149.4
11	11	1,2,3,4,7,8-HxCDF	3712846.3...	1.163	NO	0.862	10.014	33.35	33.37	1.00	1.00	NO	607.6		0.313	607.6
12	12	1,2,3,6,7,8-HxCDF	1067564.4...	1.190	NO	0.841	10.014	33.49	33.49	1.00	1.00	NO	163.4		0.336	163.4
13	13	2,3,4,6,7,8-HxCDF	277129.781	1.168	NO	0.898	10.014	34.10	34.07	1.00	1.00	NO	46.47		0.384	46.47
14	14	1,2,3,7,8,9-HxCDF	283101.125	1.136	NO	0.858	10.014	34.96	34.99	1.00	1.00	NO	54.90		0.373	54.90
15	15	1,2,3,4,6,7,8-HpCDF	2262618.1...	0.974	NO	0.851	10.014	36.74	36.72	1.00	1.00	NO	539.1		0.854	539.1
16	16	1,2,3,4,7,8,9-HpCDF	386866.969	0.956	NO	0.980	10.014	38.75	38.76	1.00	1.00	NO	111.1		1.13	111.1
17	17	OCDF	6149592.0...	0.848	NO	0.806	10.014	41.63	41.65	1.00	1.00	NO	1686		0.973	1686
18	18	13C-2,3,7,8-TCDD	1731205.5...	0.790	NO	1.20	10.014	25.94	25.96	1.03	1.03	NO	113.5	56.8	0.171	
19	19	13C-1,2,3,7,8-PeCDD	1571098.8...	0.638	NO	0.967	10.014	30.72	30.85	1.22	1.22	NO	127.7	63.9	0.114	
20	20	13C-1,2,3,4,7,8-HxCDD	1353104.8...	1.267	NO	0.874	10.014	34.21	34.23	1.01	1.01	NO	138.7	69.4	0.242	
21	21	13C-1,2,3,6,7,8-HxCDD	1329722.3...	1.262	NO	1.05	10.014	34.32	34.34	1.02	1.02	NO	113.9	57.0	0.202	
22	22	13C-1,2,3,7,8,9-HxCDD	1273396.3...	1.236	NO	0.974	10.014	34.62	34.60	1.03	1.03	NO	117.1	58.6	0.217	
23	23	13C-1,2,3,4,6,7,8-HpCDD	1131162.000	1.015	NO	0.747	10.014	38.20	38.15	1.13	1.13	NO	135.6	67.9	0.315	
24	24	13C-OCDD	1747798.3...	0.917	NO	0.707	10.014	41.10	41.45	1.22	1.23	NO	221.6	55.5	0.224	
25	25	13C-2,3,7,8-TCDF	2080719.4...	0.779	NO	1.07	10.014	25.11	25.05	0.99	0.99	NO	107.2	53.7	0.188	
26	26	13C-1,2,3,7,8-PeCDF	2302032.6...	1.587	NO	1.00	10.014	29.48	29.60	1.17	1.17	NO	126.1	63.2	0.170	
27	27	13C-2,3,4,7,8-PeCDF	2130307.4...	1.591	NO	0.962	10.014	30.71	30.56	1.21	1.21	NO	121.6	60.9	0.177	
28	28	13C-1,2,3,4,7,8-HxCDF	1415222.7...	0.502	NO	1.05	10.014	33.34	33.35	0.99	0.99	NO	120.8	60.5	0.283	
29	29	13C-1,2,3,6,7,8-HxCDF	1551266.7...	0.510	NO	1.19	10.014	33.44	33.48	0.99	0.99	NO	116.8	58.5	0.249	
30	30	13C-2,3,4,6,7,8-HxCDF	1325937.9...	0.506	NO	1.07	10.014	34.05	34.06	1.01	1.01	NO	111.4	55.8	0.278	

Dataset: U:\VG12.PRO\Results\200213R1\200213R1-14B.qld

Last Altered: Friday, March 13, 2020 10:23:42 Pacific Daylight Time
Printed: Friday, March 13, 2020 10:24:17 Pacific Daylight Time

Name: 200213R1_14, Date: 13-Feb-2020, Time: 19:39:15, ID: 1903652-02RE1 PDI-074SC-B-02-04-191012 16.64, Description: PDI-074SC-B-02-04-191012

	# Name	Abs.Resp	RA	n/y	RRF	wt./vol.	Pred.RT	RT	Pred.RRT	RRT	Check RRT	Conc.	%Rec	DL	EMPC
31	31 13C-1,2,3,7,8,9-HxCDF	1200645.3...	0.507	NO	0.922	10.014	34.96	34.96	1.04	1.04	NO	116.6	58.4	0.322	
32	32 13C-1,2,3,4,6,7,8-HpCDF	984978.344	0.437	NO	0.767	10.014	36.71	36.70	1.09	1.09	NO	115.0	57.6	0.308	
33	33 13C-1,2,3,4,7,8,9-HpCDF	709430.376	0.422	NO	0.552	10.014	38.74	38.75	1.15	1.15	NO	115.1	57.6	0.428	
34	34 13C-OCDF	1808691.3...	0.874	NO	0.789	10.014	41.33	41.63	1.23	1.23	NO	205.2	51.4	0.188	
35	35 37Cl-2,3,7,8-TCDD	661379.188			1.18	10.014	25.97	25.99	1.03	1.03	NO	44.18	55.3	0.0444	
36	36 13C-1,2,3,4-TCDD	2541807.5...	0.806	NO	1.00	10.014	25.11	25.29	1.00	1.00	NO	199.7	100	0.205	
37	37 13C-1,2,3,4-TCDF	3638906.6...	0.790	NO	1.00	10.014	23.37	23.64	1.00	1.00	NO	199.7	100	0.200	
38	38 13C-1,2,3,4,6,9-HxCDF	2229540.6...	0.501	NO	1.00	10.014	33.71	33.74	1.00	1.00	NO	199.7	100	0.297	
39	39 Total Tetra-Dioxins				0.988	10.014	24.62		0.00		NO	38.45		0.111	38.45
40	40 Total Penta-Dioxins				0.972	10.014	29.96		0.00		NO	67.02		0.128	67.59
41	41 Total Hexa-Dioxins				0.921	10.014	33.63		0.00		NO	986.5		0.509	986.5
42	42 Total Hepta-Dioxins				0.923	10.014	37.64		0.00		NO	9881		2.59	9881
43	43 Total Tetra-Furans				0.802	10.014	23.61		0.00		NO	537.6		0.156	538.3
44	44 1st Func. Penta-Furans				0.907	10.014	27.09		0.00		NO	81.67		0.0368	81.67
45	45 Total Penta-Furans				0.907	10.014	29.27		0.00		NO	925.3		0.136	925.3
46	46 Total Hexa-Furans				0.898	10.014	33.56		0.00		NO	1297		0.337	1297
47	47 Total Hepta-Furans				0.851	10.014	37.83		0.00		NO	1883		1.04	1883

Dataset: U:\VG12.PRO\Results\200213R1\200213R1-14B.qld

Last Altered: Friday, March 13, 2020 10:23:42 Pacific Daylight Time
Printed: Friday, March 13, 2020 10:24:07 Pacific Daylight Time

Method: U:\VG12.PRO\MethDB\1613rrt-02-11-20.mdb 11 Feb 2020 16:47:46
Calibration: U:\VG12.PRO\CurveDB\db5_1613vg12-1-31-20.cdb 02 Feb 2020 11:05:29

Name: 200213R1_14, Date: 13-Feb-2020, Time: 19:39:15, ID: 1903652-02RE1 PDI-074SC-B-02-04-191012 16.64, Description: PDI-074SC-B-02-04-191012

Tetra-Dioxins

	#	Name	Area	IS Area	RA	Y/N	Pred.RT	RT	Conc.	EMPC
1	1	2,3,7,8-TCDD	2.10e4	1.73e6	0.785	NO	25.99	25.99	2.456	2.456
2	39	Total Tetra-Dioxins	6.36e3	1.73e6	0.840	NO	24.62	25.84	0.7425	0.7425
3	39	Total Tetra-Dioxins	3.65e4	1.73e6	0.780	NO	24.62	25.71	4.256	4.256
4	39	Total Tetra-Dioxins	3.90e3	1.73e6	0.684	NO	24.62	25.41	0.4556	0.4556
5	39	Total Tetra-Dioxins	1.23e4	1.73e6	0.809	NO	24.62	25.26	1.435	1.435
6	39	Total Tetra-Dioxins	1.41e4	1.73e6	0.729	NO	24.62	24.90	1.644	1.644
7	39	Total Tetra-Dioxins	5.77e3	1.73e6	0.735	NO	24.62	24.72	0.6735	0.6735
8	39	Total Tetra-Dioxins	8.57e3	1.73e6	0.815	NO	24.62	24.45	1.000	1.000
9	39	Total Tetra-Dioxins	1.91e4	1.73e6	0.789	NO	24.62	24.24	2.225	2.225
10	39	Total Tetra-Dioxins	1.85e4	1.73e6	0.761	NO	24.62	24.16	2.162	2.162
11	39	Total Tetra-Dioxins	6.67e3	1.73e6	0.752	NO	24.62	23.89	0.7792	0.7792
12	39	Total Tetra-Dioxins	1.32e4	1.73e6	0.760	NO	24.62	22.92	1.545	1.545
13	39	Total Tetra-Dioxins	2.01e4	1.73e6	0.836	NO	24.62	22.65	2.352	2.352
14	39	Total Tetra-Dioxins	1.27e5	1.73e6	0.772	NO	24.62	22.08	14.78	14.78
15	39	Total Tetra-Dioxins	2.84e3	1.73e6	0.877	NO	24.62	26.42	0.3313	0.3313
16	39	Total Tetra-Dioxins	1.38e4	1.73e6	0.777	NO	24.62	26.30	1.613	1.613

Dataset: U:\VG12.PRO\Results\200213R1\200213R1-14B.qld

Last Altered: Friday, March 13, 2020 10:23:42 Pacific Daylight Time
Printed: Friday, March 13, 2020 10:24:07 Pacific Daylight Time

Name: 200213R1_14, Date: 13-Feb-2020, Time: 19:39:15, ID: 1903652-02RE1 PDI-074SC-B-02-04-191012 16.64, Description: PDI-074SC-B-02-04-191012

Penta-Dioxins

	#	Name	Area	IS Area	RA	Y/N	Pred.RT	RT	Conc.	EMPC
1	40	Total Penta-Dioxins	4.22e4	1.57e6	0.571	NO	29.96	29.83	5.521	5.521
2	40	Total Penta-Dioxins	7.98e4	1.57e6	0.628	NO	29.96	29.66	10.44	10.44
3	40	Total Penta-Dioxins	5.67e4	1.57e6	0.621	NO	29.96	29.16	7.408	7.408
4	40	Total Penta-Dioxins	1.38e5	1.57e6	0.637	NO	29.96	28.67	18.07	18.07
5	40	Total Penta-Dioxins	0.00e0	1.57e6	1.454	YES	29.96	31.16	0.0000	0.5755
6	40	Total Penta-Dioxins	2.55e4	1.57e6	0.566	NO	29.96	30.93	3.328	3.328
7	2	1,2,3,7,8-PeCDD	3.17e4	1.57e6	0.720	NO	30.87	30.87	4.146	4.146
8	40	Total Penta-Dioxins	1.61e4	1.57e6	0.578	NO	29.96	30.44	2.102	2.102
9	40	Total Penta-Dioxins	9.17e4	1.57e6	0.584	NO	29.96	30.12	11.99	11.99
10	40	Total Penta-Dioxins	3.07e4	1.57e6	0.555	NO	29.96	29.92	4.010	4.010

Hexa-Dioxins

	#	Name	Area	IS Area	RA	Y/N	Pred.RT	RT	Conc.	EMPC
1	5	1,2,3,7,8,9-HxCDD	1.45e5	1.27e6	1.180	NO	34.64	34.63	24.78	24.78
2	41	Total Hexa-Dioxins	1.22e5	0.00e0	1.204	NO	33.63	34.54	20.09	20.09
3	4	1,2,3,6,7,8-HxCDD	4.28e5	1.33e6	1.191	NO	34.34	34.36	69.85	69.85
4	41	Total Hexa-Dioxins	1.91e5	0.00e0	1.258	NO	33.63	33.67	31.43	31.43
5	41	Total Hexa-Dioxins	2.21e6	0.00e0	1.208	NO	33.63	33.56	363.3	363.3
6	41	Total Hexa-Dioxins	2.72e5	0.00e0	1.222	NO	33.63	33.31	44.76	44.76
7	41	Total Hexa-Dioxins	2.56e6	0.00e0	1.220	NO	33.63	32.75	420.9	420.9
8	3	1,2,3,4,7,8-HxCDD	8.28e4	1.35e6	1.183	NO	34.24	34.29	11.42	11.42

Hepta-Dioxins

	#	Name	Area	IS Area	RA	Y/N	Pred.RT	RT	Conc.	EMPC
1	6	1,2,3,4,6,7,8-HpCDD	2.15e7	1.13e6	1.003	NO	38.16	38.17	4103	4103
2	42	Total Hepta-Dioxins	3.02e7	1.13e6	1.005	NO	37.64	37.12	5778 E*	5778

*SEE DIL.

Dataset: U:\VG12.PRO\Results\200213R1\200213R1-14B.qld

Last Altered: Friday, March 13, 2020 10:23:42 Pacific Daylight Time
Printed: Friday, March 13, 2020 10:24:07 Pacific Daylight Time

Name: 200213R1_14, Date: 13-Feb-2020, Time: 19:39:15, ID: 1903652-02RE1 PDI-074SC-B-02-04-191012 16.64, Description: PDI-074SC-B-02-04-191012

Tetra-Furans

	#	Name	Area	IS Area	RA	Y/N	Pred.RT	RT	Conc.	EMPC	
1	43	Total Tetra-Furans	2.29e5	2.08e6	0.727	NO	23.61	23.64	27.38	27.38	
2	43	Total Tetra-Furans	1.39e4	2.08e6	0.727	NO	23.61	23.39	1.667	1.667	
3	43	Total Tetra-Furans	9.61e3	2.08e6	0.691	NO	23.61	23.26	1.150	1.150	
4	43	Total Tetra-Furans	4.16e4	2.08e6	0.731	NO	23.61	22.89	4.974	4.974	
5	43	Total Tetra-Furans	9.41e4	2.08e6	0.749	NO	23.61	22.67	11.26	11.26	
6	43	Total Tetra-Furans	2.57e5	2.08e6	0.740	NO	23.61	22.04	30.73	30.73	
7	43	Total Tetra-Furans	6.00e4	2.08e6	0.736	NO	23.61	21.62	7.185	7.185	
8	43	Total Tetra-Furans	1.49e5	2.08e6	0.728	NO	23.61	21.07	17.86	17.86	
9	43	Total Tetra-Furans	3.21e4	2.08e6	0.728	NO	23.61	20.42	3.848	3.848	
10	43	Total Tetra-Furans	0.00e0	2.08e6	1.577	YES	23.61	26.51	0.0000	0.4130	P
11	43	Total Tetra-Furans	7.40e3	2.08e6	0.703	NO	23.61	25.66	0.8861	0.8861	
12	43	Total Tetra-Furans	9.13e4	2.08e6	0.737	NO	23.61	25.44	10.93	10.93	
13	8	2,3,7,8-TCDF	1.78e6	2.08e6	0.734	NO	25.07	25.06	212.5	212.5	
14	43	Total Tetra-Furans	1.42e5	2.08e6	0.729	NO	23.61	24.94	16.99	16.99	
15	43	Total Tetra-Furans	2.00e4	2.08e6	0.711	NO	23.61	24.82	2.394	2.394	
16	43	Total Tetra-Furans	7.82e3	2.08e6	0.774	NO	23.61	24.60	0.9355	0.9355	
17	43	Total Tetra-Furans	5.62e4	2.08e6	0.793	NO	23.61	24.39	6.723	6.723	
18	43	Total Tetra-Furans	1.48e6	2.08e6	0.739	NO	23.61	24.19	177.2	177.2	
19	43	Total Tetra-Furans	7.75e3	2.08e6	0.704	NO	23.61	22.83	0.9270	0.9270	
20	43	Total Tetra-Furans	1.75e4	2.08e6	0.806	NO	23.61	25.20	2.092	2.092	
21	43	Total Tetra-Furans	0.00e0	2.08e6	1.118	YES	23.61	26.78	0.0000	0.2811	

Penta-Furans function 1

	#	Name	Area	IS Area	RA	Y/N	Pred.RT	RT	Conc.	EMPC
1	44	1st Func. Penta-Fura...	8.22e5	0.00e0	1.590	NO	27.09	27.14	81.67	81.67

Dataset: U:\VG12.PRO\Results\200213R1\200213R1-14B.qld

Last Altered: Friday, March 13, 2020 10:23:42 Pacific Daylight Time
Printed: Friday, March 13, 2020 10:24:07 Pacific Daylight Time

Name: 200213R1_14, Date: 13-Feb-2020, Time: 19:39:15, ID: 1903652-02RE1 PDI-074SC-B-02-04-191012 16.64, Description: PDI-074SC-B-02-04-191012

Penta-Furans

	#	Name	Area	IS Area	RA	Y/N	Pred.RT	RT	Conc.	EMPC
1	9	1,2,3,7,8-PeCDF	3.59e6	2.30e6	1.499	NO	29.62	29.61	343.5	343.5
2	45	Total Penta-Furans	3.86e5	0.00e0	1.538	NO	29.27	29.43	38.33	38.33
3	45	Total Penta-Furans	1.74e5	0.00e0	1.540	NO	29.27	29.20	17.27	17.27
4	45	Total Penta-Furans	1.74e6	0.00e0	1.509	NO	29.27	28.62	172.6	172.6
5	45	Total Penta-Furans	6.75e4	0.00e0	1.516	NO	29.27	28.47	6.701	6.701
6	45	Total Penta-Furans	1.01e5	0.00e0	1.521	NO	29.27	31.48	9.994	9.994
7	10	2,3,4,7,8-PeCDF	1.52e6	2.13e6	1.491	NO	30.58	30.58	149.4	149.4
8	45	Total Penta-Furans	2.59e4	0.00e0	1.550	NO	29.27	30.45	2.575	2.575
9	45	Total Penta-Furans	7.15e3	0.00e0	1.644	NO	29.27	30.35	0.7104	0.7104
10	45	Total Penta-Furans	1.24e6	0.00e0	1.500	NO	29.27	29.87	123.5	123.5
11	45	Total Penta-Furans	5.24e5	0.00e0	1.567	NO	29.27	30.59	52.03	52.03
12	45	Total Penta-Furans	2.94e4	0.00e0	1.571	NO	29.27	29.26	2.924	2.924
13	45	Total Penta-Furans	5.86e4	0.00e0	1.406	NO	29.27	28.68	5.817	5.817

Hexa-Furans

	#	Name	Area	IS Area	RA	Y/N	Pred.RT	RT	Conc.	EMPC
1	46	Total Hexa-Furans	8.97e5	0.00e0	1.168	NO	33.56	32.38	145.3	145.3
2	46	Total Hexa-Furans	2.19e5	0.00e0	1.199	NO	33.56	32.24	35.45	35.45
3	14	1,2,3,7,8,9-HxCDF	2.83e5	1.20e6	1.136	NO	34.96	34.99	54.90	54.90
4	13	2,3,4,6,7,8-HxCDF	2.77e5	1.33e6	1.168	NO	34.10	34.07	46.47	46.47
5	46	Total Hexa-Furans	3.55e4	0.00e0	1.194	NO	33.56	33.75	5.742	5.742
6	12	1,2,3,6,7,8-HxCDF	1.07e6	1.55e6	1.190	NO	33.49	33.49	163.4	163.4
7	11	1,2,3,4,7,8-HxCDF	3.71e6	1.42e6	1.163	NO	33.35	33.37	607.6	607.6
8	46	Total Hexa-Furans	4.77e4	0.00e0	1.107	NO	33.56	33.26	7.720	7.720
9	46	Total Hexa-Furans	1.26e6	0.00e0	1.164	NO	33.56	32.90	204.3	204.3
10	46	Total Hexa-Furans	1.76e4	0.00e0	1.136	NO	33.56	32.72	2.851	2.851
11	46	Total Hexa-Furans	1.46e5	0.00e0	1.194	NO	33.56	35.00	23.67	23.67

Dataset: U:\VG12.PRO\Results\200213R1\200213R1-14B.qld

Last Altered: Friday, March 13, 2020 10:23:42 Pacific Daylight Time
Printed: Friday, March 13, 2020 10:24:07 Pacific Daylight Time

Name: 200213R1_14, Date: 13-Feb-2020, Time: 19:39:15, ID: 1903652-02RE1 PDI-074SC-B-02-04-191012 16.64, Description: PDI-074SC-B-02-04-191012

Hepta-Furans

	#	Name	Area	IS Area	RA	Y/N	Pred.RT	RT	Conc.	EMPC
1	16	1,2,3,4,7,8,9-HpCDF	3.87e5	7.09e5	0.956	NO	38.75	38.76	111.1	111.1
2	47	Total Hepta-Furans	4.43e6	0.00e0	0.970	NO	37.83	37.32	1226	1226
3	47	Total Hepta-Furans	2.70e4	0.00e0	0.969	NO	37.83	37.12	7.492	7.492
4	15	1,2,3,4,6,7,8-HpCDF	2.26e6	9.85e5	0.974	NO	36.74	36.72	539.1	539.1

Dataset: Untitled

Last Altered: Friday, February 14, 2020 07:30:05 Pacific Standard Time
Printed: Friday, February 14, 2020 07:30:35 Pacific Standard Time

Name: 200213R1_14, Date: 13-Feb-2020, Time: 19:39:15, ID: 1903652-02RE1 PDI-074SC-B-02-04-191012 16.64, Description: PDI-074SC-B-02-04-191012

2,3,7,8-TCDD

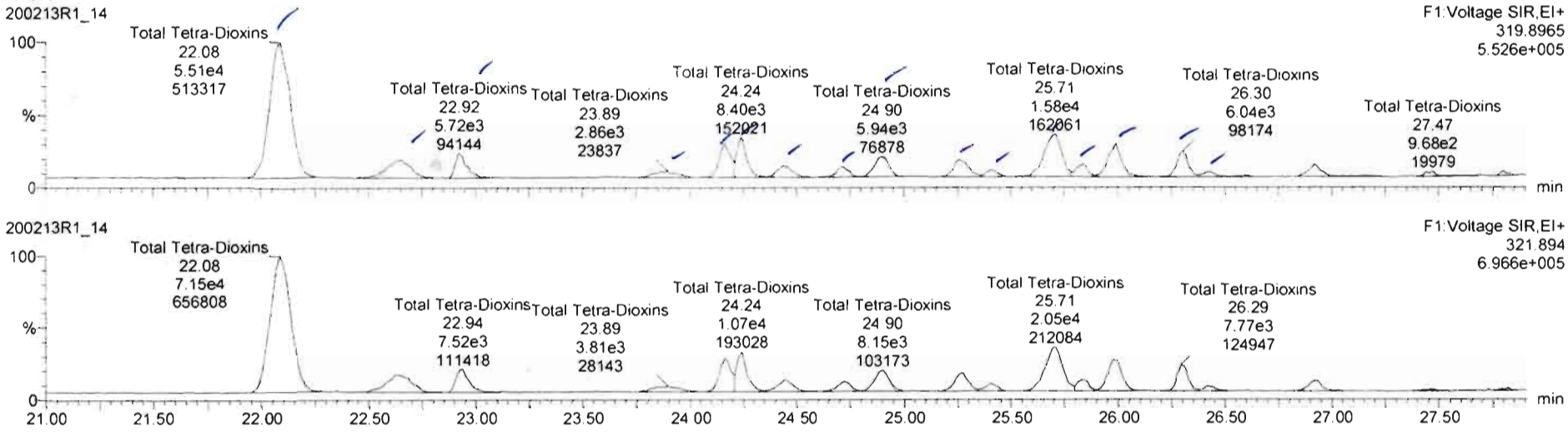

13C-2,3,7,8-TCDD

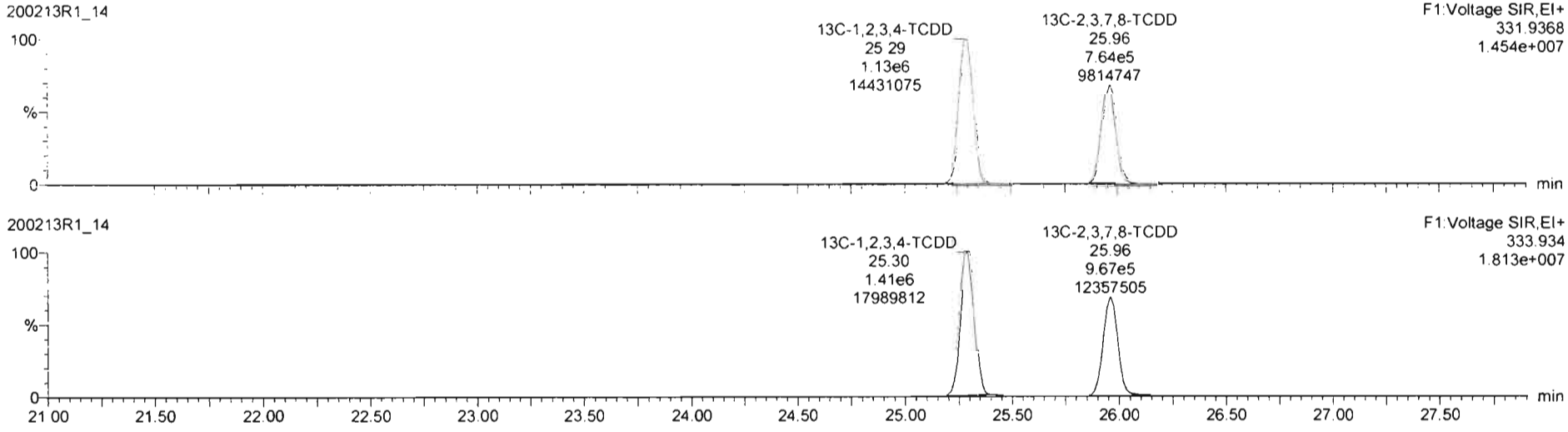

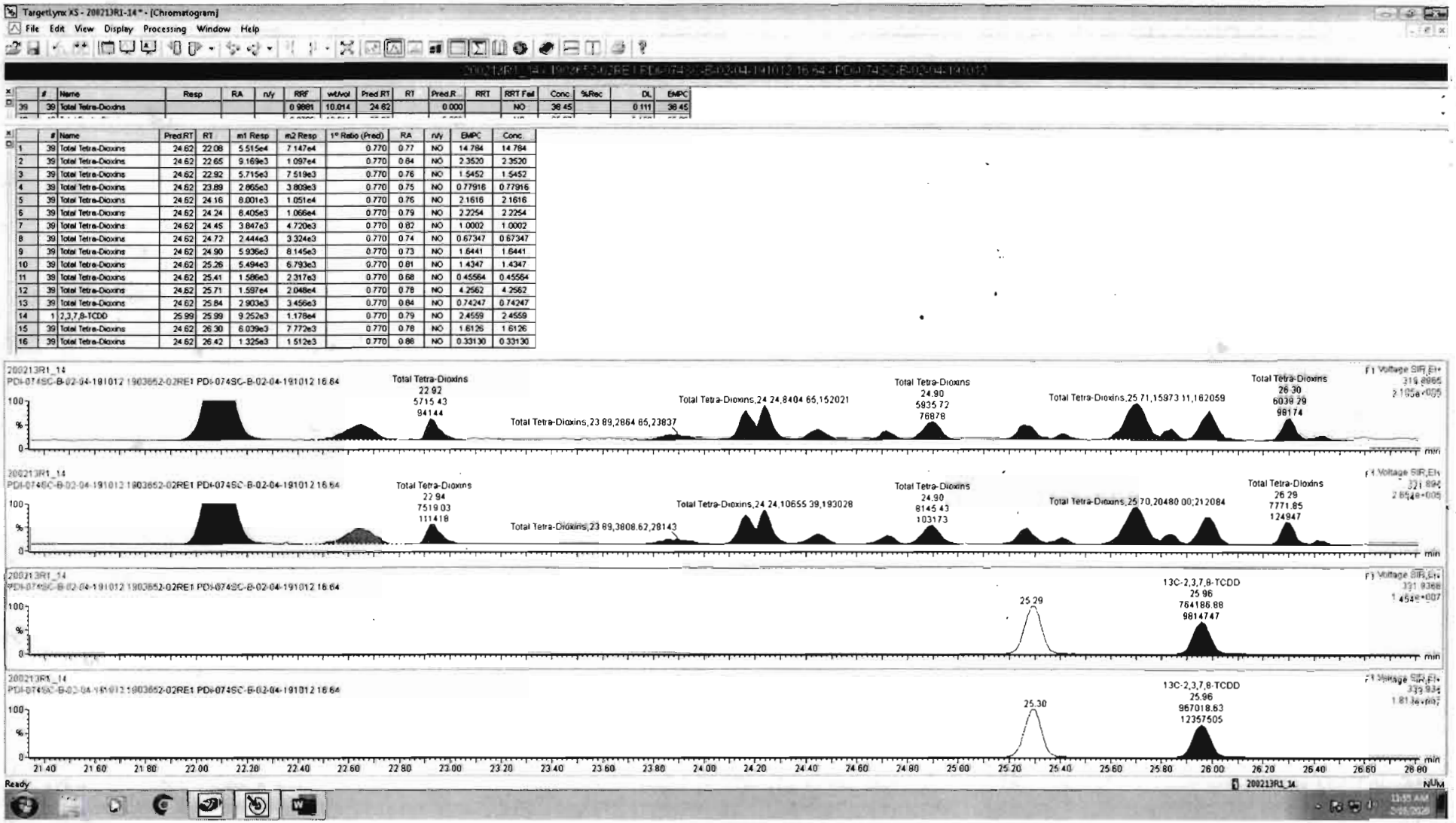

	#	Name	Resp	RA	n/y	RRF	wt/vol	Pred RT	RT	Pred.R...	RRT	RRT Fail	Conc	%Rec	DL	EMPC
39	39	Total Tetra-Dioxins				0.9881	10.014	24.62		0.000		NO	36.45		0.111	36.45

	#	Name	Pred.RT	RT	m1 Resp	m2 Resp	1° Ratio (Pred)	RA	n/y	EMPC	Conc.
1	39	Total Tetra-Dioxins	24.62	22.08	5.515e4	7.147e4	0.770	0.77	NO	14.784	14.784
2	39	Total Tetra-Dioxins	24.62	22.65	9.169e3	1.097e4	0.770	0.84	NO	2.3520	2.3520
3	39	Total Tetra-Dioxins	24.62	22.92	5.715e3	7.519e3	0.770	0.76	NO	1.5452	1.5452
4	39	Total Tetra-Dioxins	24.62	23.89	2.865e3	3.809e3	0.770	0.75	NO	0.77916	0.77916
5	39	Total Tetra-Dioxins	24.62	24.16	8.001e3	1.051e4	0.770	0.76	NO	2.1616	2.1616
6	39	Total Tetra-Dioxins	24.62	24.24	8.405e3	1.066e4	0.770	0.79	NO	2.2254	2.2254
7	39	Total Tetra-Dioxins	24.62	24.45	3.847e3	4.720e3	0.770	0.82	NO	1.0002	1.0002
8	39	Total Tetra-Dioxins	24.62	24.72	2.444e3	3.324e3	0.770	0.74	NO	0.67347	0.67347
9	39	Total Tetra-Dioxins	24.62	24.90	5.936e3	8.145e3	0.770	0.73	NO	1.6441	1.6441
10	39	Total Tetra-Dioxins	24.62	25.26	5.494e3	6.793e3	0.770	0.81	NO	1.4347	1.4347
11	39	Total Tetra-Dioxins	24.62	25.41	1.586e3	2.317e3	0.770	0.68	NO	0.45564	0.45564
12	39	Total Tetra-Dioxins	24.62	25.71	1.597e4	2.048e4	0.770	0.78	NO	4.2562	4.2562
13	39	Total Tetra-Dioxins	24.62	25.84	2.903e3	3.456e3	0.770	0.84	NO	0.74247	0.74247
14	1	2,3,7,8-TCDD	25.99	25.99	9.252e3	1.178e4	0.770	0.79	NO	2.4559	2.4559
15	39	Total Tetra-Dioxins	24.62	26.30	6.039e3	7.772e3	0.770	0.78	NO	1.6126	1.6126
16	39	Total Tetra-Dioxins	24.62	26.42	1.325e3	1.512e3	0.770	0.88	NO	0.33130	0.33130

Dataset: Untitled

Last Altered: Friday, February 14, 2020 07:30:05 Pacific Standard Time
Printed: Friday, February 14, 2020 07:30:35 Pacific Standard Time

Name: 200213R1_14, Date: 13-Feb-2020, Time: 19:39:15, ID: 1903652-02RE1 PDI-074SC-B-02-04-191012 16.64, Description: PDI-074SC-B-02-04-191012

37Cl-2,3,7,8-TCDD

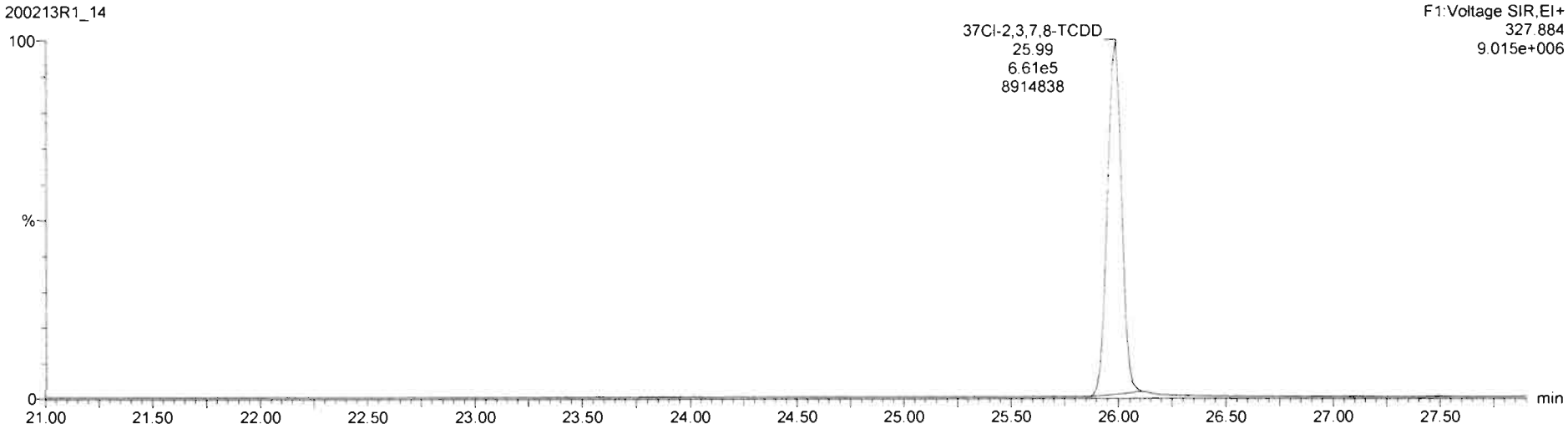

13C-1,2,3,4-TCDD

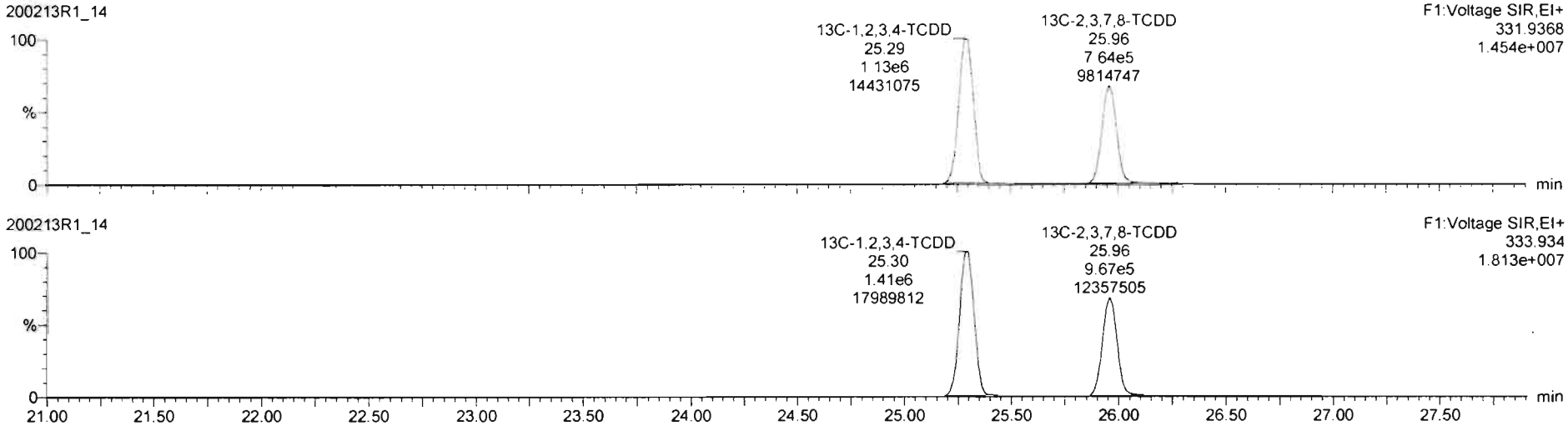

Dataset: Untitled

Last Altered: Friday, February 14, 2020 07:30:05 Pacific Standard Time
Printed: Friday, February 14, 2020 07:30:35 Pacific Standard Time

Name: 200213R1_14, Date: 13-Feb-2020, Time: 19:39:15, ID: 1903652-02RE1 PDI-074SC-B-02-04-191012 16.64, Description: PDI-074SC-B-02-04-191012

1,2,3,7,8-PeCDD

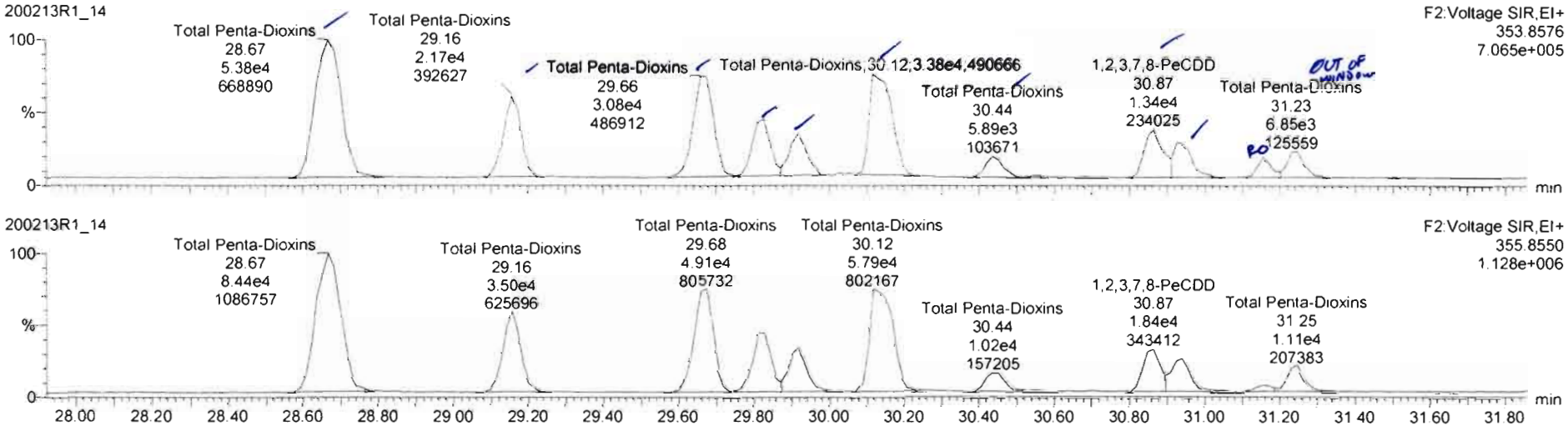

13C-1,2,3,7,8-PeCDD

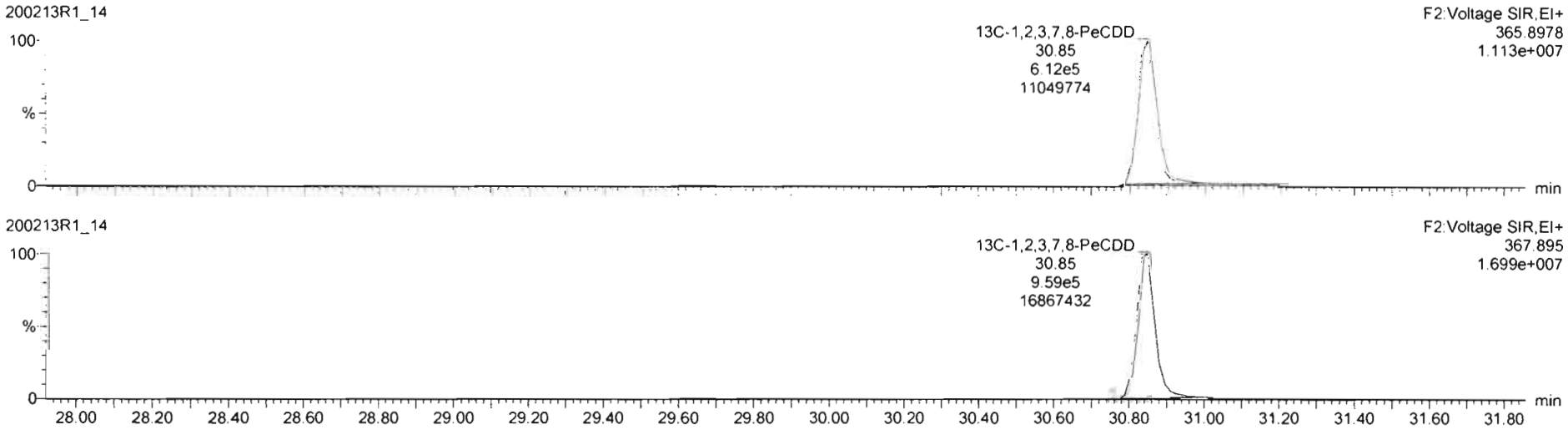

TargetLynx:XS - 200213R1-14 * - [Chromatogram]

File Edit View Display Processing Window Help

	#	Name	Resp	RA	n/y	RRF	wt/vol	Pred RT	RT	Pred.R...	RRT	RRT Fail	Conc.	%Rec	DL	EMPC
39	39	Total Tetra-Dioxins				0.9881	10.014	24.62		0.000		NO	38.45		0.111	38.45

	#	Name	Pred.RT	RT	m1 Resp	m2 Resp	1º Ratio (Pred)	RA	n/y	EMPC	Conc
1	40	Total Penta-Dioxins	29.96	28.67	5.381e4	8.442e4	0.630	0.64	NO	18.073	18.073
2	40	Total Penta-Dioxins	29.96	29.16	2.170e4	3.496e4	0.630	0.62	NO	7.4083	7.4083
3	40	Total Penta-Dioxins	29.96	29.66	3.079e4	4.905e4	0.630	0.63	NO	10.439	10.439
4	40	Total Penta-Dioxins	29.96	29.83	1.534e4	2.689e4	0.630	0.57	NO	5.5211	5.5211
5	40	Total Penta-Dioxins	29.96	29.92	1.095e4	1.972e4	0.630	0.56	NO	4.0098	4.0098
6	40	Total Penta-Dioxins	29.96	30.12	3.382e4	5.791e4	0.630	0.58	NO	11.993	11.993
7	40	Total Penta-Dioxins	29.96	30.44	5.886e3	1.019e4	0.630	0.58	NO	2.1018	2.1018
8	2	1,2,3,7,8-PeCDD	30.87	30.87	1.328e4	1.843e4	0.630	0.72	NO	4.1460	4.1460
9	40	Total Penta-Dioxins	29.96	30.93	9.202e3	1.625e4	0.630	0.57	NO	3.3275	3.3275
10	40	Total Penta-Dioxins	29.96	31.16	3.928e3	2.701e3	0.630	1.45	YES	0.57553	0.00000

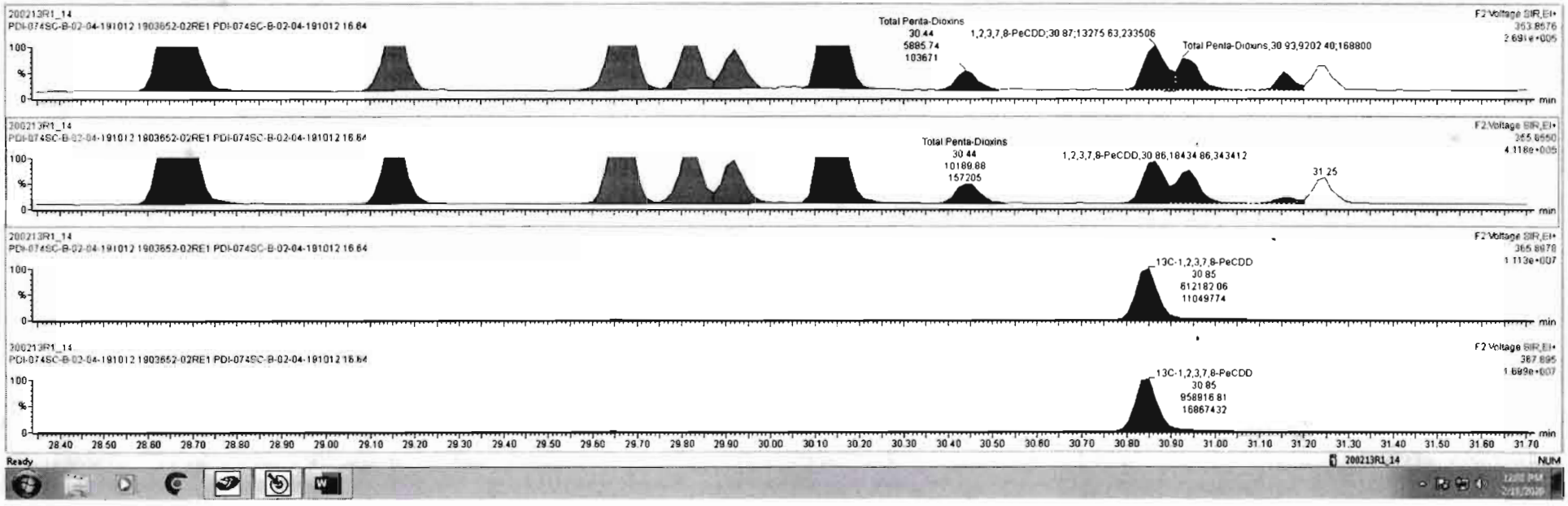

Ready 200213R1_14 NUM

Dataset: Untitled

Last Altered: Friday, February 14, 2020 07:30:05 Pacific Standard Time
Printed: Friday, February 14, 2020 07:30:35 Pacific Standard Time

Name: 200213R1_14, Date: 13-Feb-2020, Time: 19:39:15, ID: 1903652-02RE1 PDI-074SC-B-02-04-191012 16.64, Description: PDI-074SC-B-02-04-191012

1,2,3,4,7,8-HxCDD

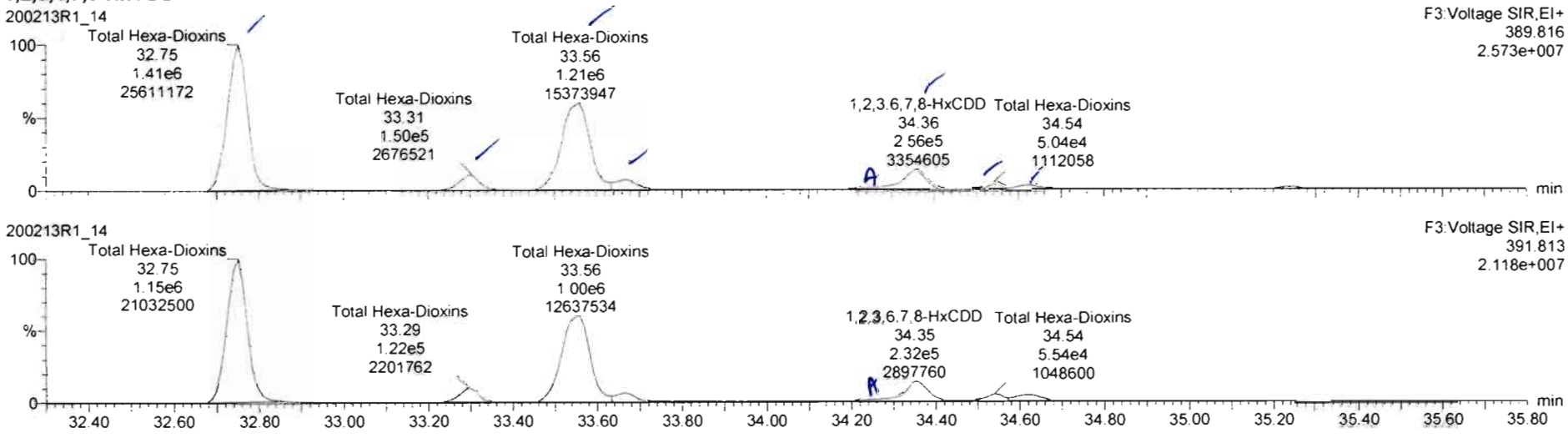

13C-1,2,3,4,7,8-HxCDD

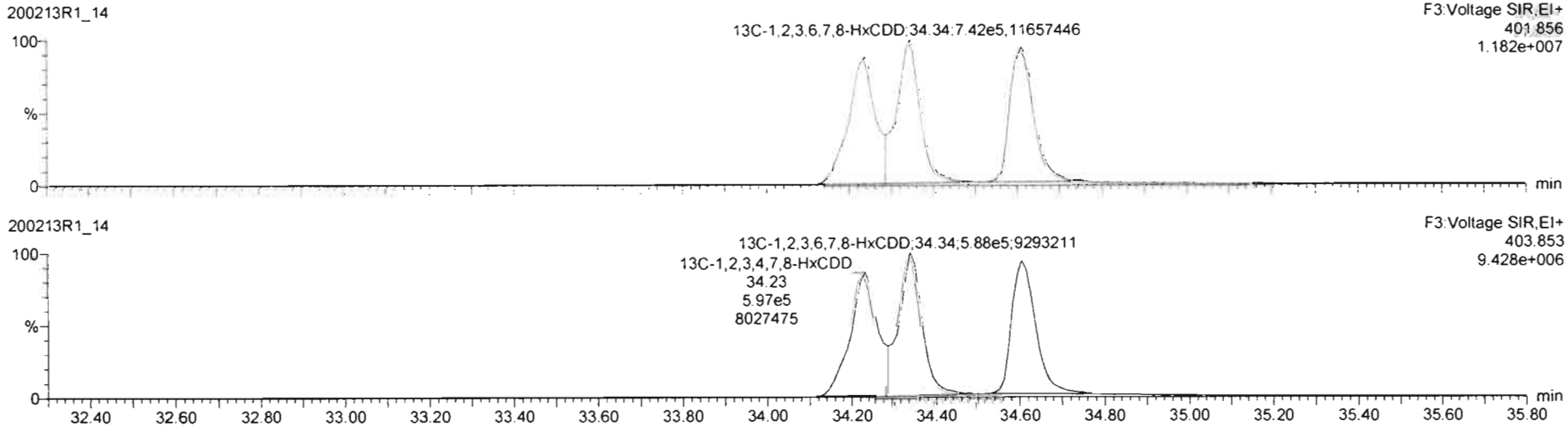

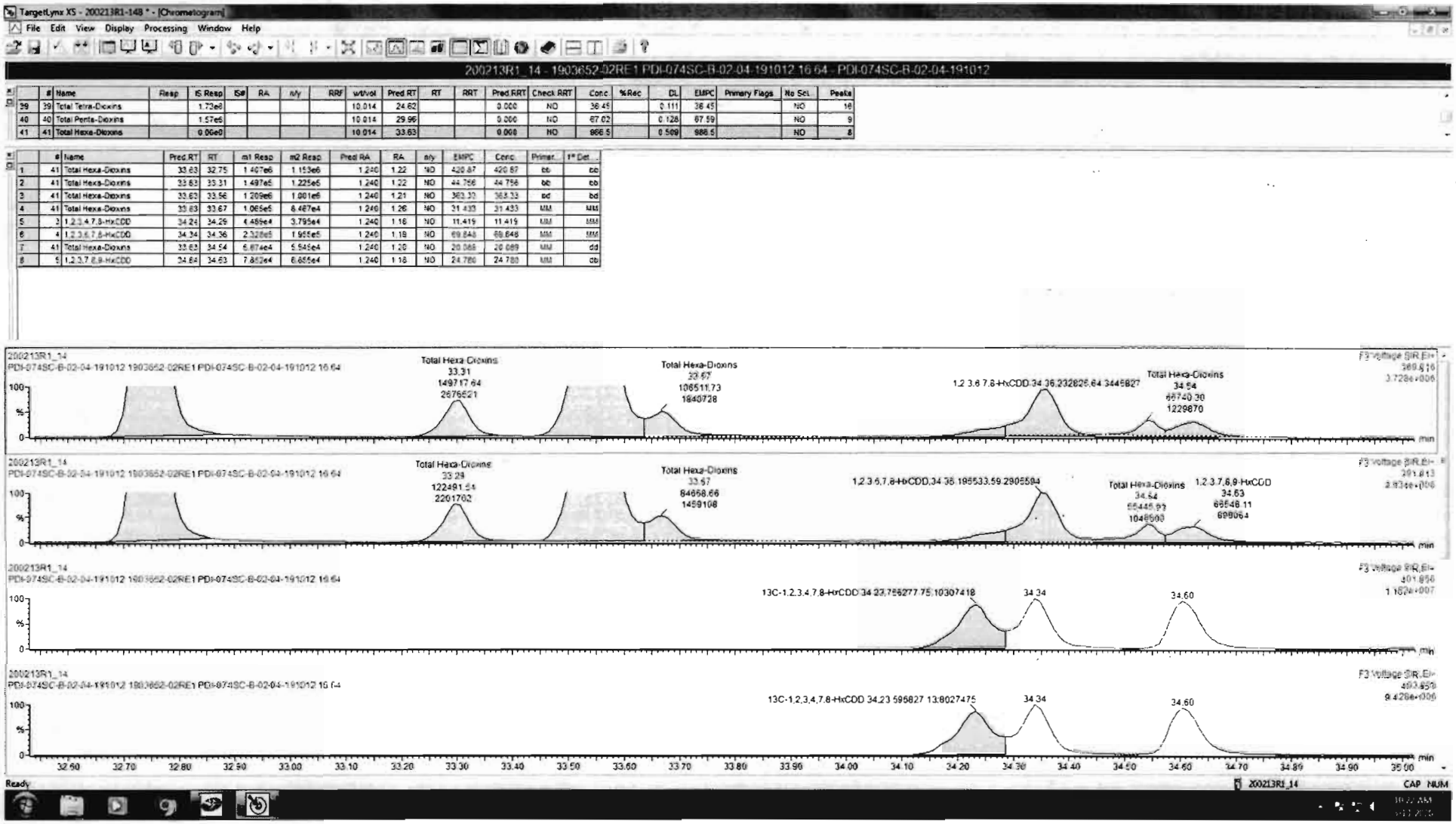

	#	Name	Resp	IS Resp	IS#	RA	n/y	RRF	w/v/vol	Pred RT	RT	RRT	Pred RRT	Check RRT	Conc	%Rec	DL	EMPC	Primary Flags	No Sel.	Peaks
39	39	Total Tetra-Dioxins		1.73e6					10.014	24.62			0.000	ND	36.45		0.111	36.45		NO	16
40	40	Total Penta-Dioxins		1.57e6					10.014	29.96			0.000	ND	67.02		0.128	67.59		NO	9
41	41	Total Hexa-Dioxins		0.00e0					10.014	33.63			0.000	ND	986.5		0.509	986.5		NO	8

	#	Name	Pred RT	RT	m1 Resp	m2 Resp	Pred RA	RA	n/y	EMPC	Conc	Primer	1st Det
1	41	Total Hexa-Dioxins	33.63	32.75	1.407e6	1.153e6	1.240	1.22	ND	420.87	420.87	bb	bb
2	41	Total Hexa-Dioxins	33.63	33.31	1.497e6	1.225e6	1.240	1.22	ND	44.756	44.756	bb	bb
3	41	Total Hexa-Dioxins	33.63	33.56	1.209e6	1.001e6	1.240	1.21	ND	363.33	363.33	bd	bd
4	41	Total Hexa-Dioxins	33.63	33.67	1.065e6	8.487e4	1.240	1.26	ND	31.433	31.433	MM	MM
5	3	1,2,3,4,7,8-HxCDD	34.24	34.29	4.489e4	3.795e4	1.240	1.18	ND	11.419	11.419	MM	MM
6	4	1,2,3,6,7,8-HxCDD	34.34	34.36	2.328e5	1.955e5	1.240	1.19	ND	69.848	69.848	MM	MM
7	41	Total Hexa-Dioxins	33.63	34.54	6.674e4	5.545e4	1.240	1.20	ND	20.089	20.089	MM	dd
8	5	1,2,3,7,8,9-HxCDD	34.64	34.63	7.852e4	6.655e4	1.240	1.18	ND	24.780	24.780	MM	dd

Dataset: Untitled

Last Altered: Friday, February 14, 2020 07:30:05 Pacific Standard Time
Printed: Friday, February 14, 2020 07:30:35 Pacific Standard Time

Name: 200213R1_14, Date: 13-Feb-2020, Time: 19:39:15, ID: 1903652-02RE1 PDI-074SC-B-02-04-191012 16.64, Description: PDI-074SC-B-02-04-191012

1,2,3,4,6,7,8-HpCDD

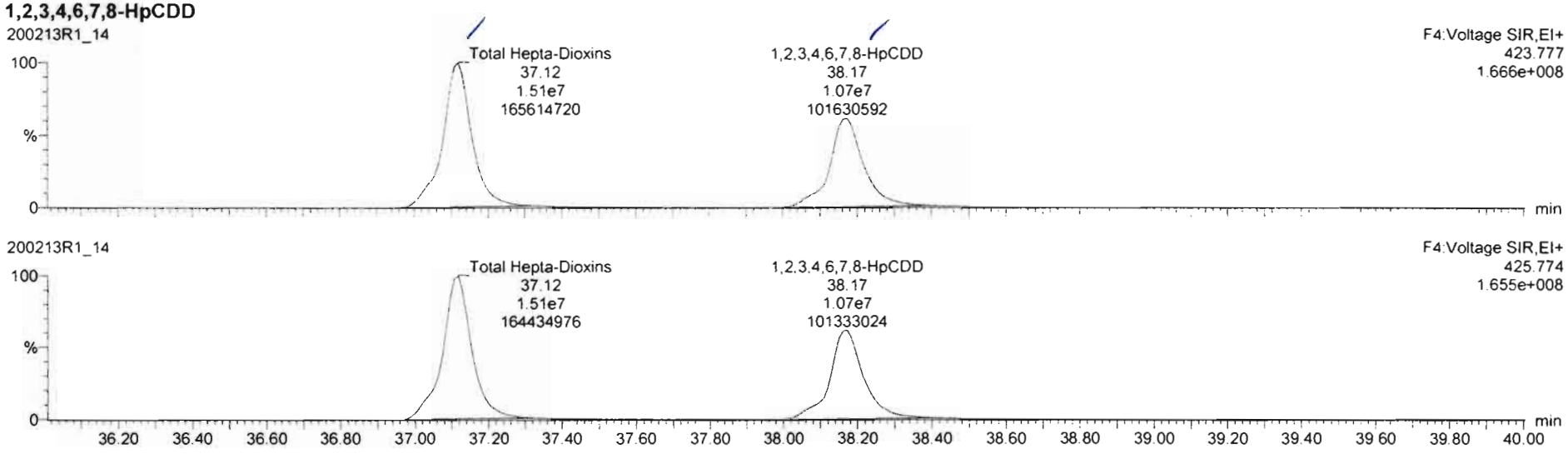

13C-1,2,3,4,6,7,8-HpCDD

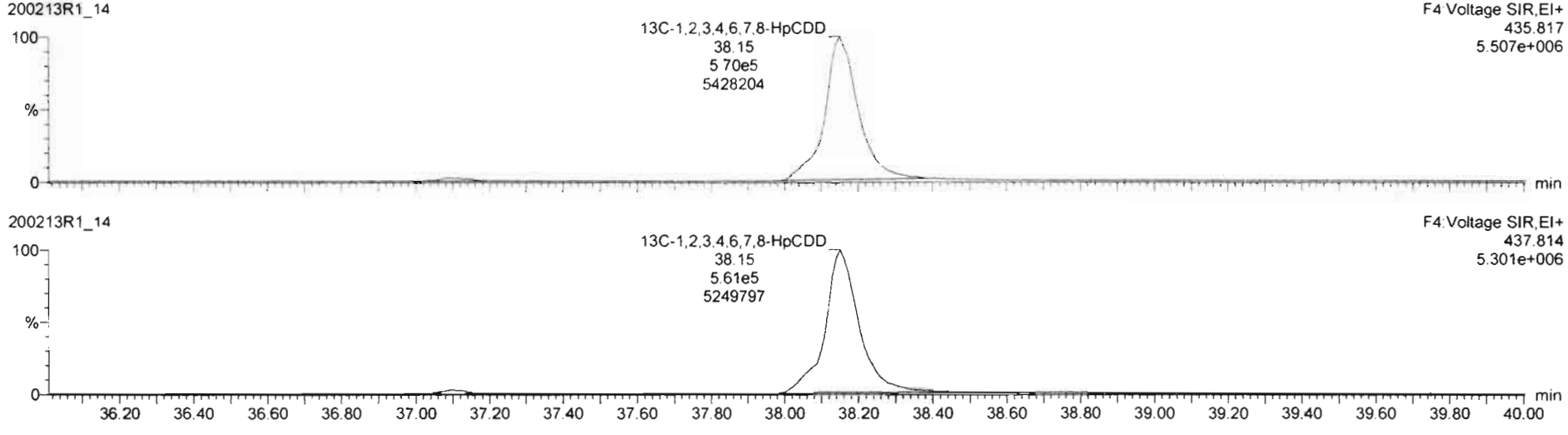

Vista Analytical Laboratory

Dataset: Untitled

Last Altered: Friday, February 14, 2020 07:30:05 Pacific Standard Time
Printed: Friday, February 14, 2020 07:30:35 Pacific Standard Time

Name: 200213R1_14, Date: 13-Feb-2020, Time: 19:39:15, ID: 1903652-02RE1 PDI-074SC-B-02-04-191012 16.64, Description: PDI-074SC-B-02-04-191012

OCDD

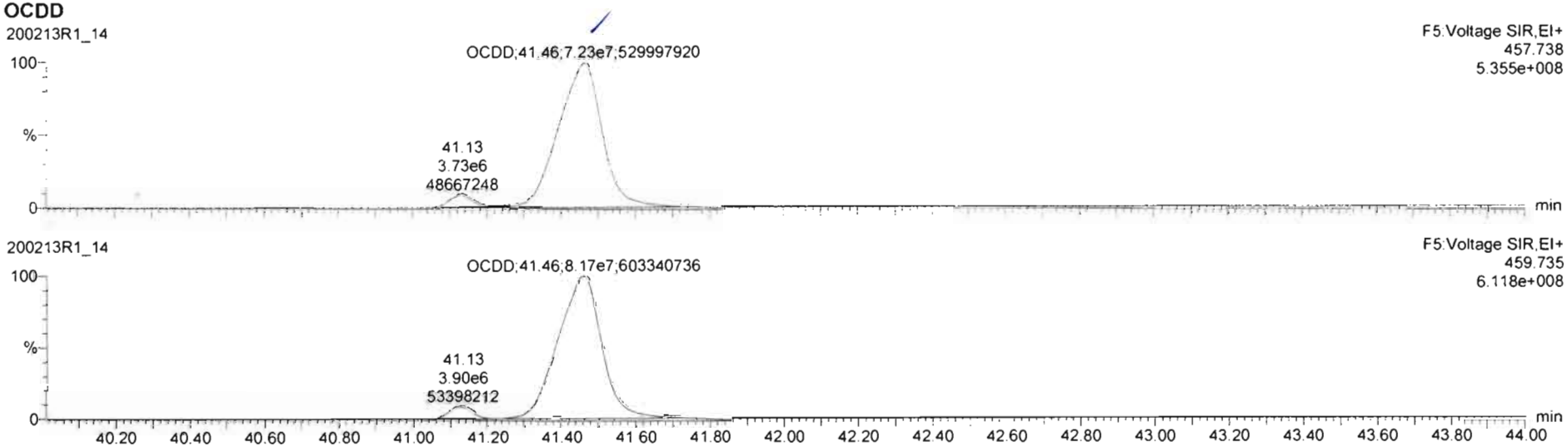

13C-OCDD

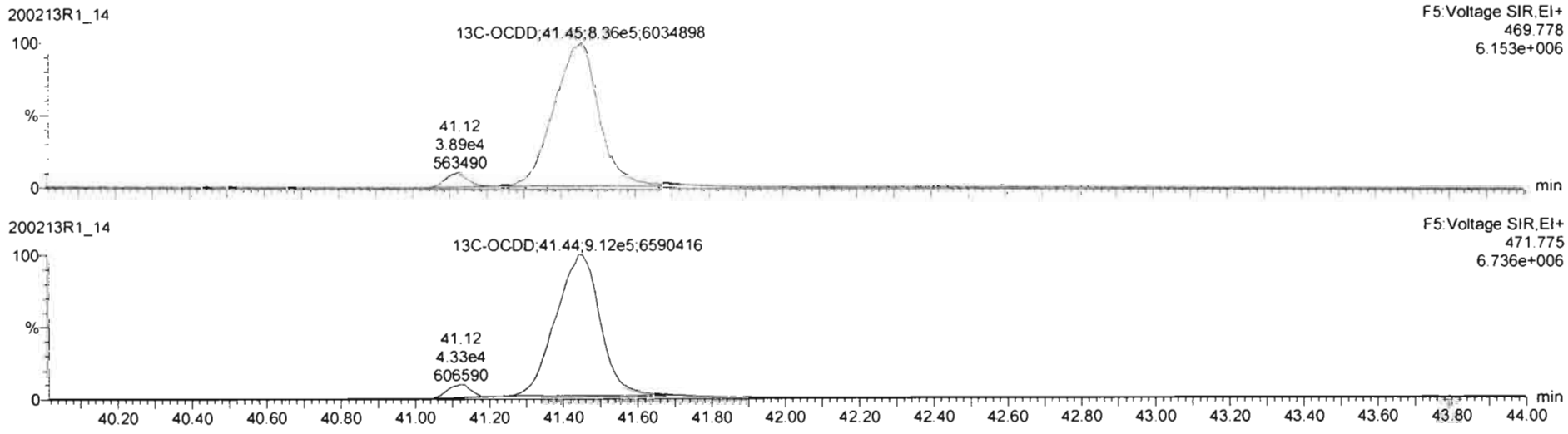

Dataset: Untitled

Last Altered: Friday, February 14, 2020 07:30:05 Pacific Standard Time
Printed: Friday, February 14, 2020 07:30:35 Pacific Standard Time

Name: 200213R1_14, Date: 13-Feb-2020, Time: 19:39:15, ID: 1903652-02RE1 PDI-074SC-B-02-04-191012 16.64, Description: PDI-074SC-B-02-04-191012

2,3,7,8-TCDF

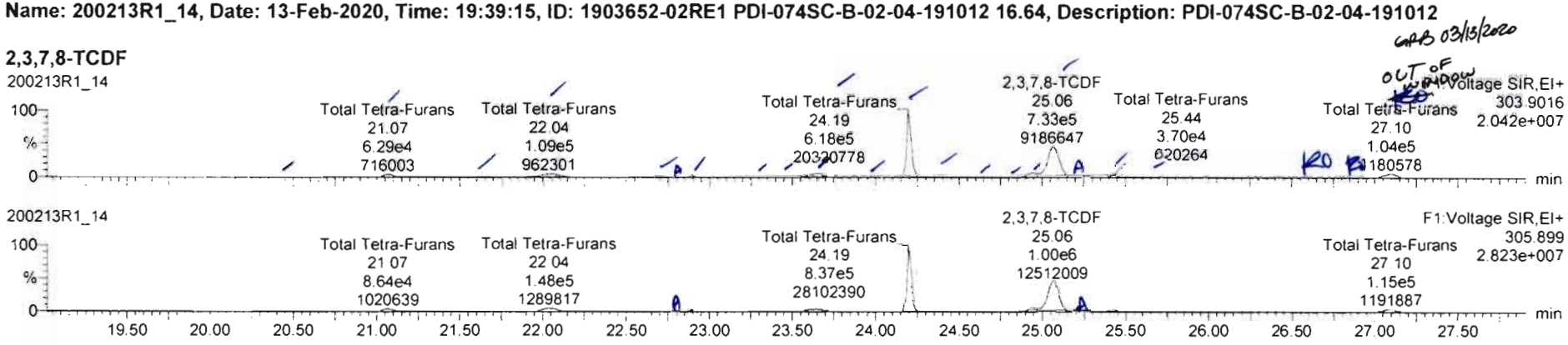

13C-2,3,7,8-TCDF

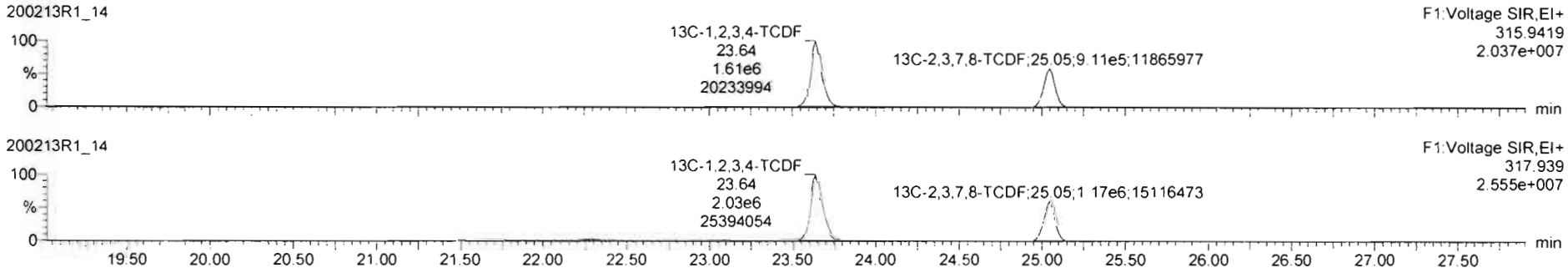

DPE1

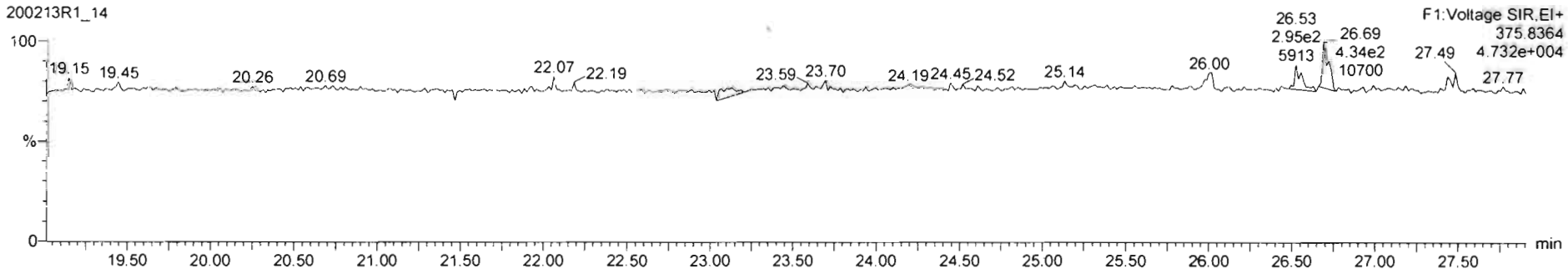

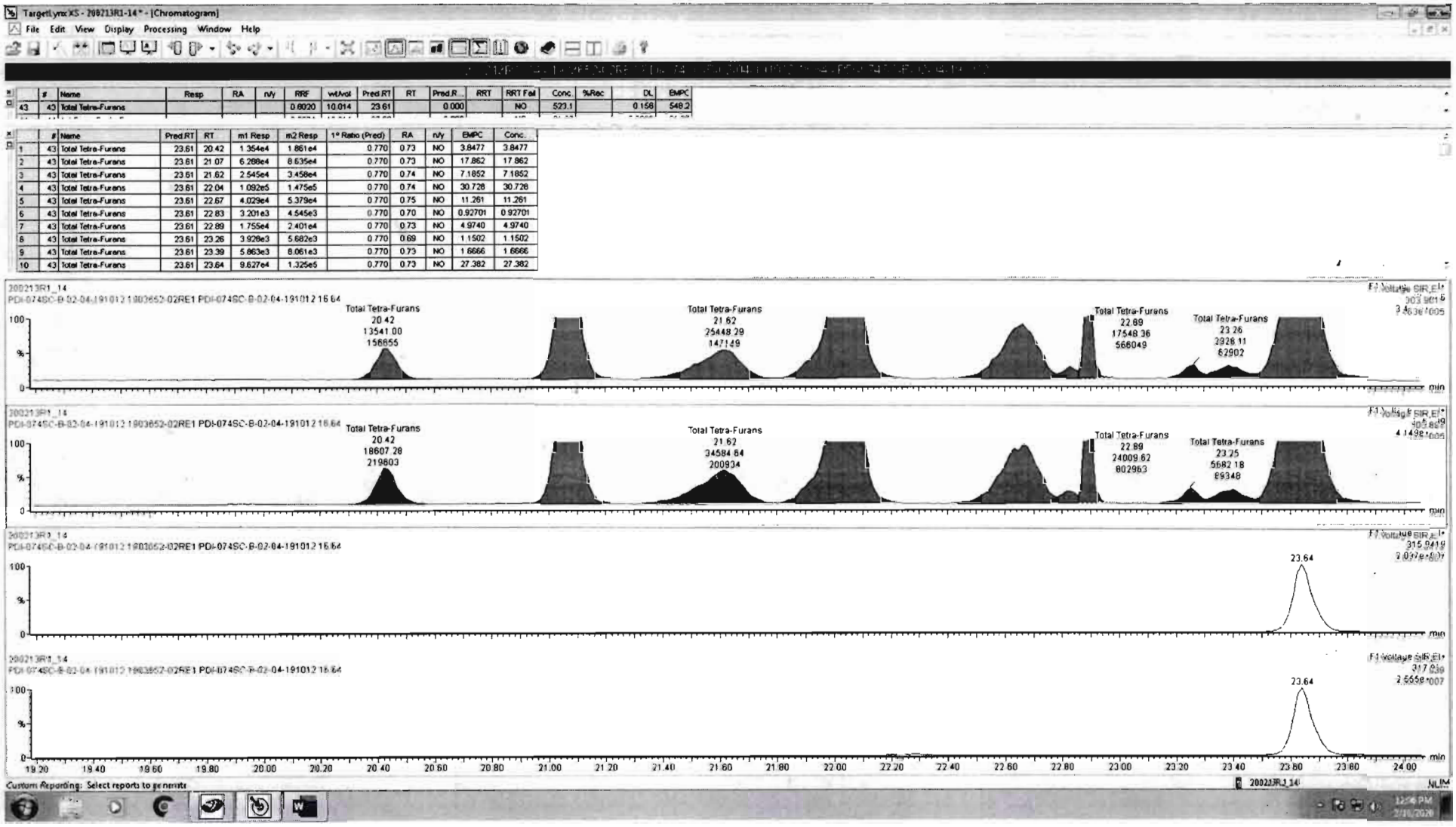

	#	Name	Resp	RA	rVy	RRF	wtAvol	Pred RT	RT	Pred.R...	RRT	RRT Fail	Conc.	%Rec	DL	EMPC
43	43	Total Tetra-Furans				0.8020	10.014	23.61		0.000		NO	523.1		0.158	548.2

	#	Name	Pred RT	RT	m1 Resp	m2 Resp	1º Ratio (Pred)	RA	rVy	EMPC	Conc.
1	43	Total Tetra-Furans	23.61	20.42	1.354e4	1.861e4	0.770	0.73	NO	3.8477	3.8477
2	43	Total Tetra-Furans	23.61	21.07	6.288e4	8.635e4	0.770	0.73	NO	17.862	17.862
3	43	Total Tetra-Furans	23.61	21.62	2.545e4	3.458e4	0.770	0.74	NO	7.1852	7.1852
4	43	Total Tetra-Furans	23.61	22.04	1.092e5	1.475e5	0.770	0.74	NO	30.728	30.728
5	43	Total Tetra-Furans	23.61	22.67	4.029e4	5.379e4	0.770	0.75	NO	11.261	11.261
6	43	Total Tetra-Furans	23.61	22.83	3.201e3	4.545e3	0.770	0.70	NO	0.92701	0.92701
7	43	Total Tetra-Furans	23.61	22.89	1.755e4	2.401e4	0.770	0.73	NO	4.9740	4.9740
8	43	Total Tetra-Furans	23.61	23.26	3.928e3	5.682e3	0.770	0.69	NO	1.1502	1.1502
9	43	Total Tetra-Furans	23.61	23.39	5.863e3	8.061e3	0.770	0.73	NO	1.6666	1.6666
10	43	Total Tetra-Furans	23.61	23.64	9.627e4	1.325e5	0.770	0.73	NO	27.382	27.382

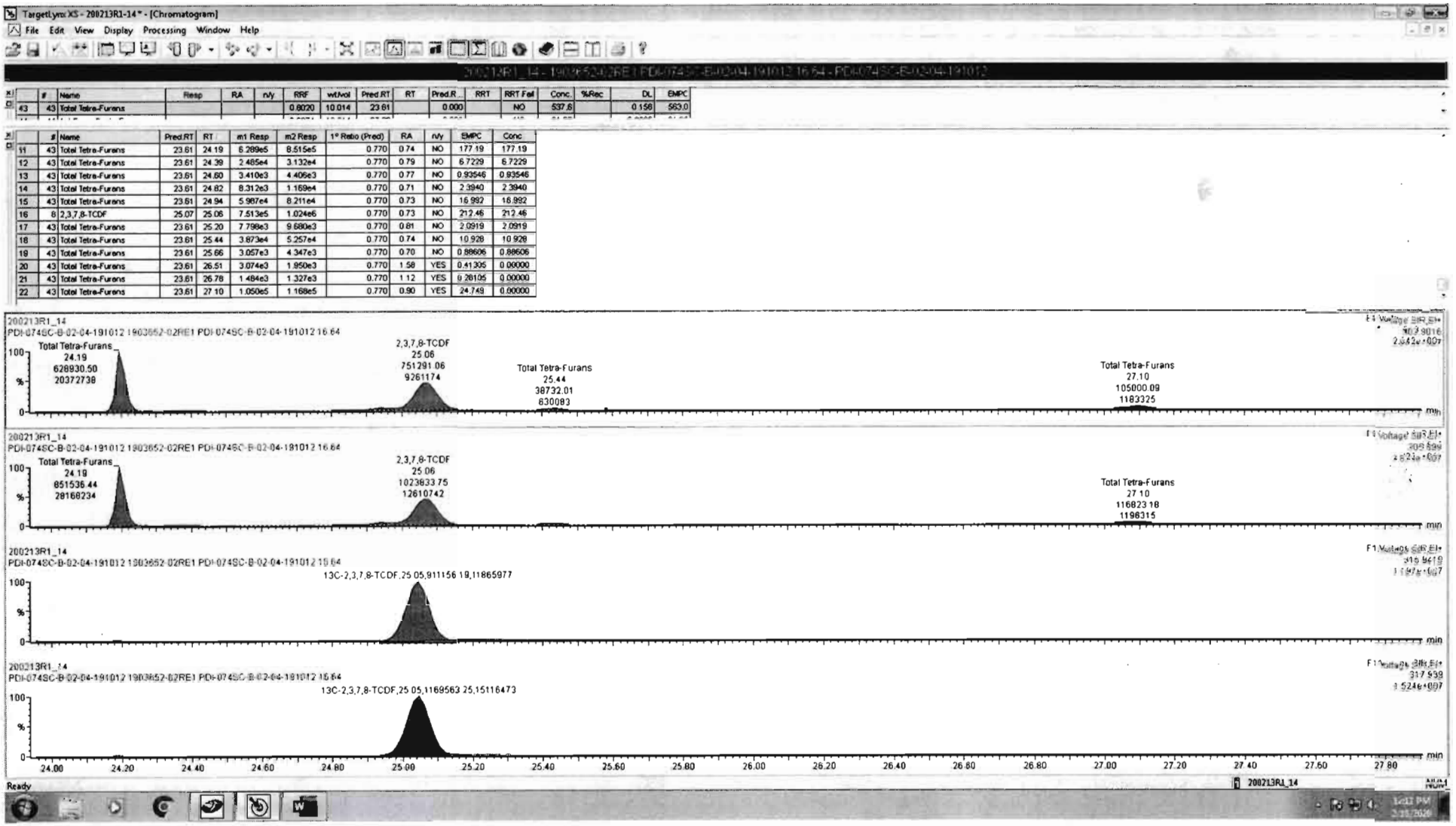

	#	Name	Resp	RA	n/y	RRF	wt/vol	Pred.RT	RT	Pred.R...	RRT	RRT Fail	Conc.	%Rec	DL	EMPC
43	43	Total Tetra-Furans				0.8020	10.014	23.61		0.000		NO	537.6		0.156	563.0

	#	Name	Pred.RT	RT	m1 Resp	m2 Resp	1° Ratio (Pred)	RA	n/y	EMPC	Conc
11	43	Total Tetra-Furans	23.61	24.19	6.289e5	8.515e5	0.770	0.74	NO	177.19	177.19
12	43	Total Tetra-Furans	23.61	24.39	2.485e4	3.132e4	0.770	0.79	NO	6.7229	6.7229
13	43	Total Tetra-Furans	23.61	24.60	3.410e3	4.406e3	0.770	0.77	NO	0.93546	0.93546
14	43	Total Tetra-Furans	23.61	24.82	8.312e3	1.169e4	0.770	0.71	NO	2.3940	2.3940
15	43	Total Tetra-Furans	23.61	24.94	5.987e4	8.211e4	0.770	0.73	NO	16.992	16.992
16	8	2,3,7,8-TCDF	25.07	25.06	7.513e5	1.024e6	0.770	0.73	NO	212.46	212.46
17	43	Total Tetra-Furans	23.61	25.20	7.798e3	9.680e3	0.770	0.81	NO	2.0919	2.0919
18	43	Total Tetra-Furans	23.61	25.44	3.873e4	5.257e4	0.770	0.74	NO	10.928	10.928
19	43	Total Tetra-Furans	23.61	25.66	3.057e3	4.347e3	0.770	0.70	NO	0.88606	0.88606
20	43	Total Tetra-Furans	23.61	26.51	3.074e3	1.950e3	0.770	1.58	YES	0.41305	0.00000
21	43	Total Tetra-Furans	23.61	26.78	1.484e3	1.327e3	0.770	1.12	YES	0.28105	0.00000
22	43	Total Tetra-Furans	23.61	27.10	1.050e5	1.168e5	0.770	0.90	YES	24.749	0.00000

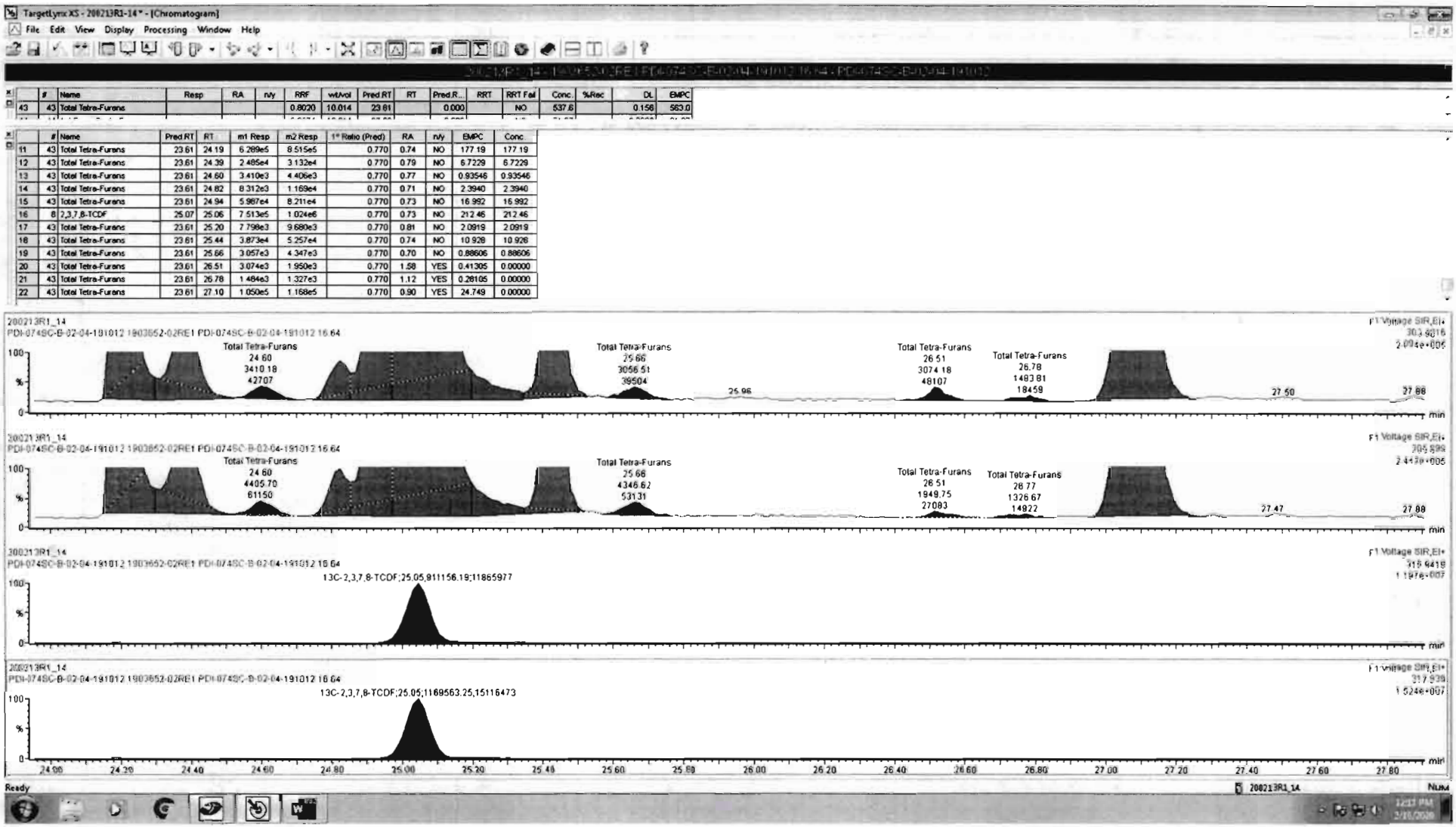

	#	Name	Resp	RA	n/y	RRF	wt/Vol	Pred.RT	RT	Pred.R...	RRT	RRT Fail	Conc.	%Rec	DL	EMPC
43	43	Total Tetra-Furans				0.8020	10.014	23.61		0.000		NO	537.8		0.156	563.0

	#	Name	Pred.RT	RT	m1 Resp	m2 Resp	1* Ratio (Pred)	RA	n/y	EMPC	Conc
11	43	Total Tetra-Furans	23.61	24.19	6.269e5	8.515e5	0.770	0.74	NO	177.19	177.19
12	43	Total Tetra-Furans	23.61	24.39	2.485e4	3.132e4	0.770	0.79	NO	6.7229	6.7229
13	43	Total Tetra-Furans	23.61	24.60	3.410e3	4.406e3	0.770	0.77	NO	0.93546	0.93546
14	43	Total Tetra-Furans	23.61	24.82	8.312e3	1.169e4	0.770	0.71	NO	2.3940	2.3940
15	43	Total Tetra-Furans	23.61	24.94	5.987e4	8.211e4	0.770	0.73	NO	16.992	16.992
16	8	2,3,7,8-TCDF	25.07	25.06	7.513e5	1.024e6	0.770	0.73	NO	212.46	212.46
17	43	Total Tetra-Furans	23.61	25.20	7.798e3	9.680e3	0.770	0.81	NO	2.0919	2.0919
18	43	Total Tetra-Furans	23.61	25.44	3.873e4	5.257e4	0.770	0.74	NO	10.926	10.926
19	43	Total Tetra-Furans	23.61	25.66	3.057e3	4.347e3	0.770	0.70	NO	0.88606	0.88606
20	43	Total Tetra-Furans	23.61	26.51	3.074e3	1.950e3	0.770	1.58	YES	0.41305	0.00000
21	43	Total Tetra-Furans	23.61	26.78	1.484e3	1.327e3	0.770	1.12	YES	0.28105	0.00000
22	43	Total Tetra-Furans	23.61	27.10	1.050e5	1.168e5	0.770	0.90	YES	24.749	0.00000

Vista Analytical Laboratory

Dataset: Untitled

Last Altered: Friday, February 14, 2020 07:30:05 Pacific Standard Time
Printed: Friday, February 14, 2020 07:30:35 Pacific Standard Time

Name: 200213R1_14, Date: 13-Feb-2020, Time: 19:39:15, ID: 1903652-02RE1 PDI-074SC-B-02-04-191012 16.64, Description: PDI-074SC-B-02-04-191012

1st Func. Penta-Furans

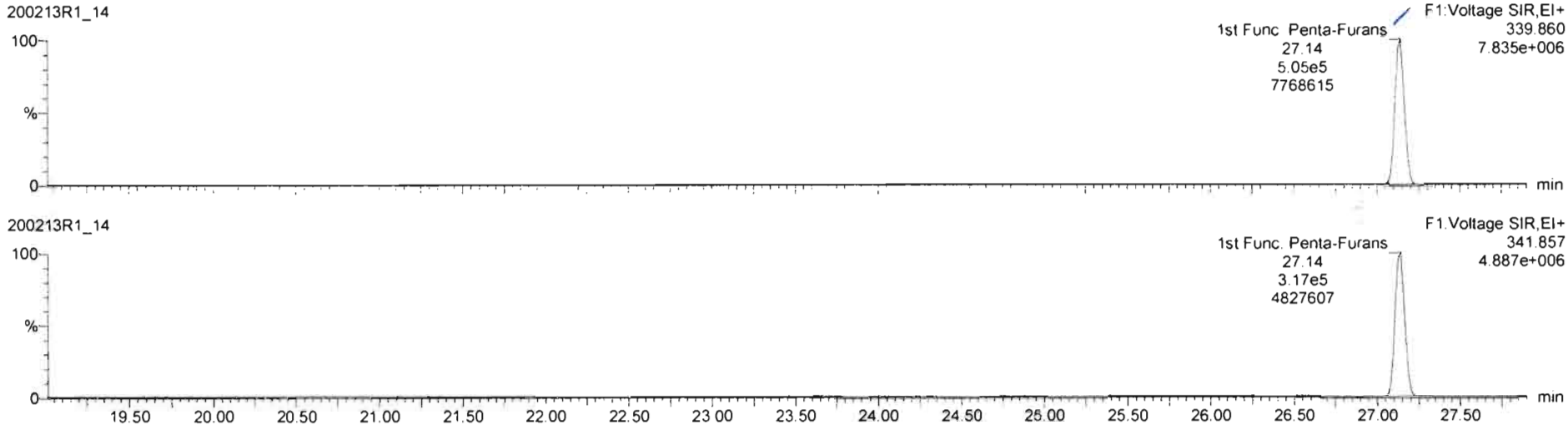

DPE6

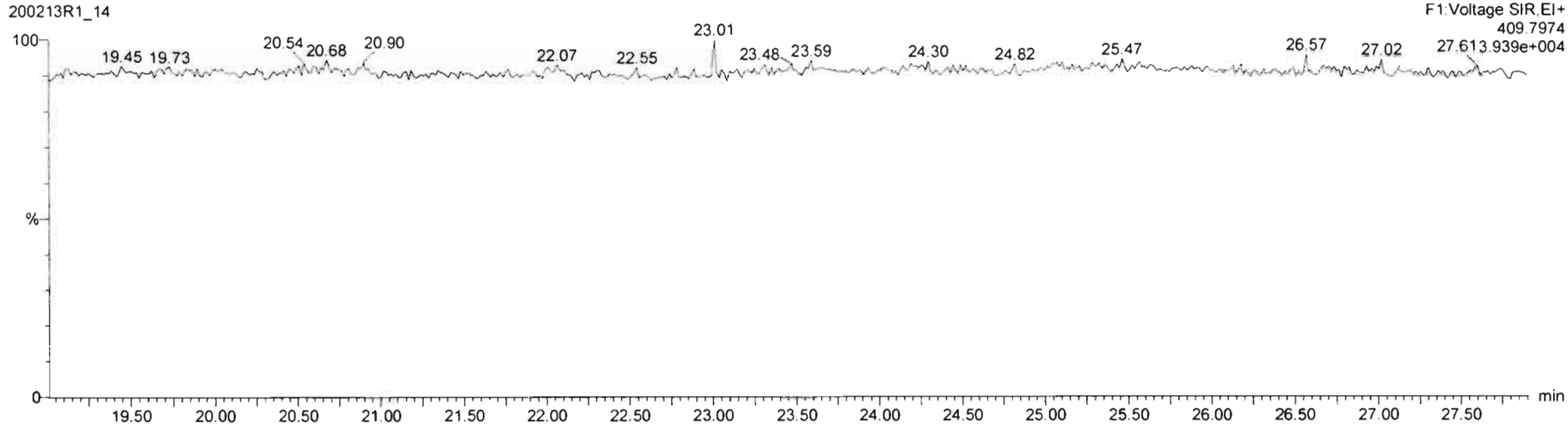

Dataset: Untitled

Last Altered: Friday, February 14, 2020 07:30:05 Pacific Standard Time
Printed: Friday, February 14, 2020 07:30:35 Pacific Standard Time

Name: 200213R1_14, Date: 13-Feb-2020, Time: 19:39:15, ID: 1903652-02RE1 PDI-074SC-B-02-04-191012 16.64, Description: PDI-074SC-B-02-04-191012

1,2,3,7,8-PeCDF

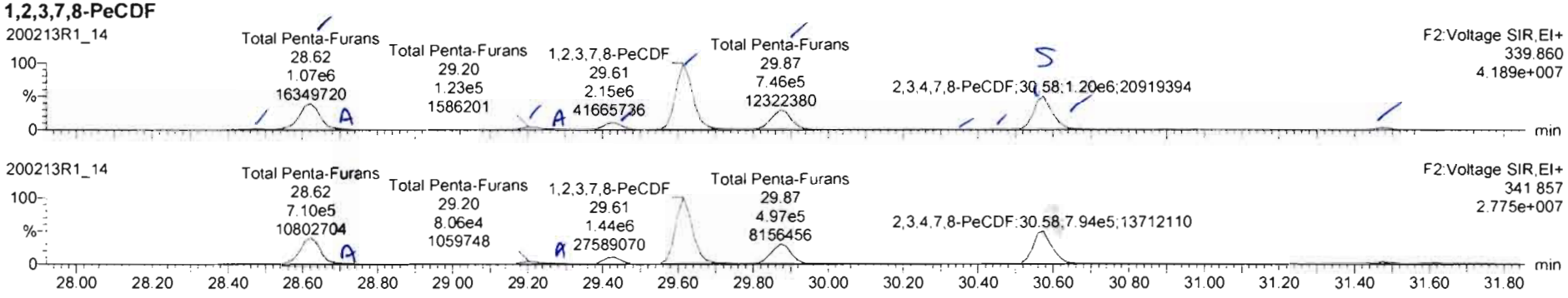

13C-1,2,3,7,8-PeCDF

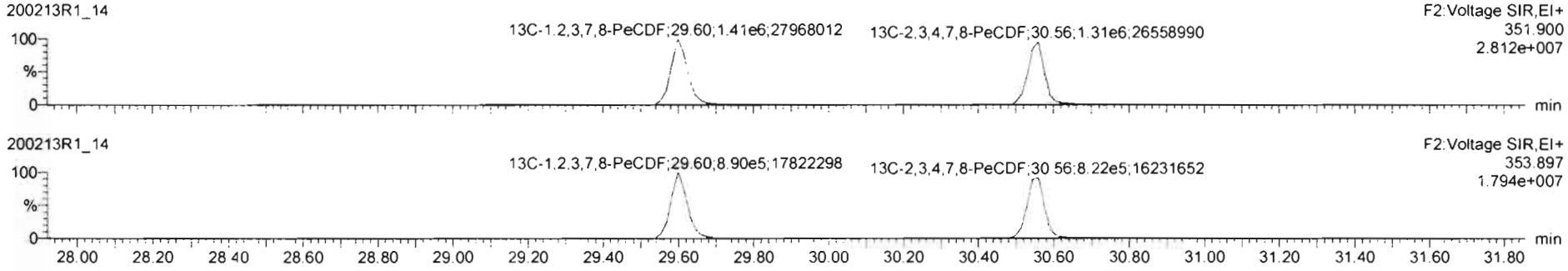

DPE2

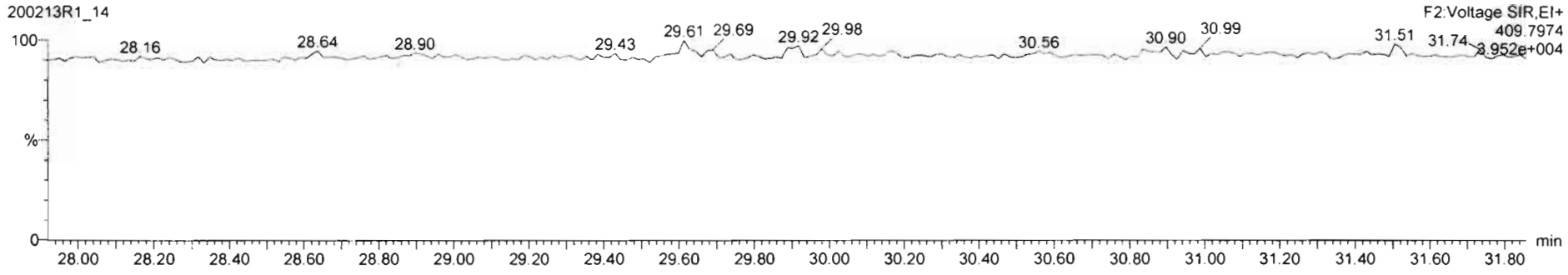

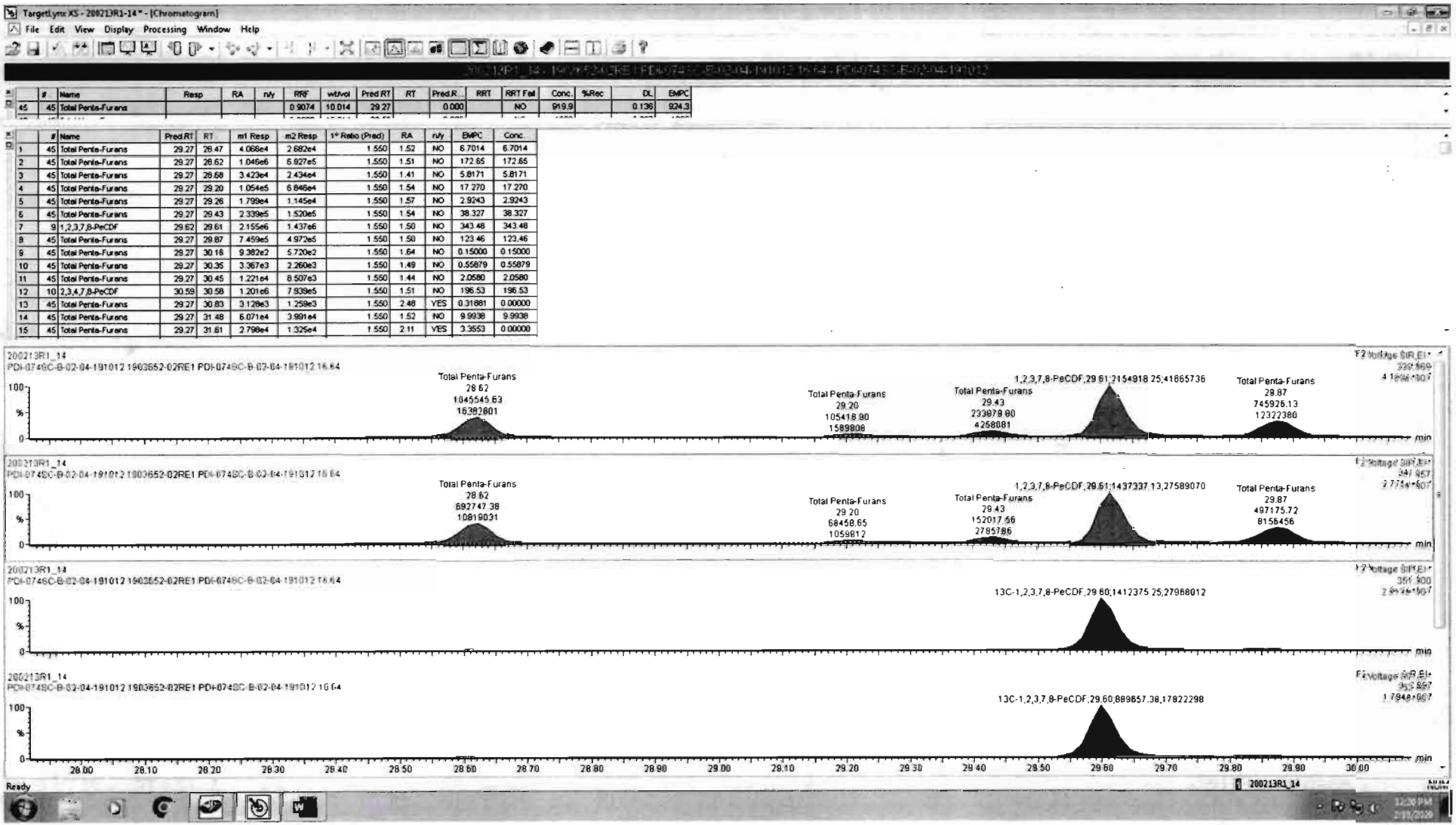

	#	Name	Resp	RA	n/y	RRF	wt/vol	Pred RT	RT	Pred.R...	RRT	RRT Fail	Conc.	%Rec	DL	EMPC
45	45	Total Penta-Furans				0.9074	10.014	29.27		0.000		NO	919.9		0.136	924.3

	#	Name	Pred.RT	RT	m1 Resp	m2 Resp	1° Ratio (Pred)	RA	n/y	EMPC	Conc.
1	45	Total Penta-Furans	29.27	28.47	4.068e4	2.682e4	1.550	1.52	NO	6.7014	6.7014
2	45	Total Penta-Furans	29.27	28.62	1.046e6	6.927e5	1.550	1.51	NO	172.65	172.65
3	45	Total Penta-Furans	29.27	28.68	3.423e4	2.434e4	1.550	1.41	NO	5.8171	5.8171
4	45	Total Penta-Furans	29.27	29.20	1.054e5	6.846e4	1.550	1.54	NO	17.270	17.270
5	45	Total Penta-Furans	29.27	29.26	1.799e4	1.145e4	1.550	1.57	NO	2.9243	2.9243
6	45	Total Penta-Furans	29.27	29.43	2.339e5	1.520e5	1.550	1.54	NO	38.327	38.327
7	9	1,2,3,7,8-PeCDF	29.62	29.61	2.155e6	1.437e6	1.550	1.50	NO	343.48	343.48
8	45	Total Penta-Furans	29.27	29.87	7.459e5	4.972e5	1.550	1.50	NO	123.46	123.46
9	45	Total Penta-Furans	29.27	30.18	9.382e2	5.720e2	1.550	1.64	NO	0.15000	0.15000
10	45	Total Penta-Furans	29.27	30.35	3.367e3	2.260e3	1.550	1.49	NO	0.55879	0.55879
11	45	Total Penta-Furans	29.27	30.45	1.221e4	8.507e3	1.550	1.44	NO	2.0580	2.0580
12	10	2,3,4,7,8-PeCDF	30.59	30.58	1.201e6	7.939e5	1.550	1.51	NO	196.53	196.53
13	45	Total Penta-Furans	29.27	30.83	3.128e3	1.259e3	1.550	2.48	YES	0.31881	0.00000
14	45	Total Penta-Furans	29.27	31.48	6.071e4	3.991e4	1.550	1.52	NO	9.9938	9.9938
15	45	Total Penta-Furans	29.27	31.61	2.798e4	1.325e4	1.550	2.11	YES	3.3553	0.00000

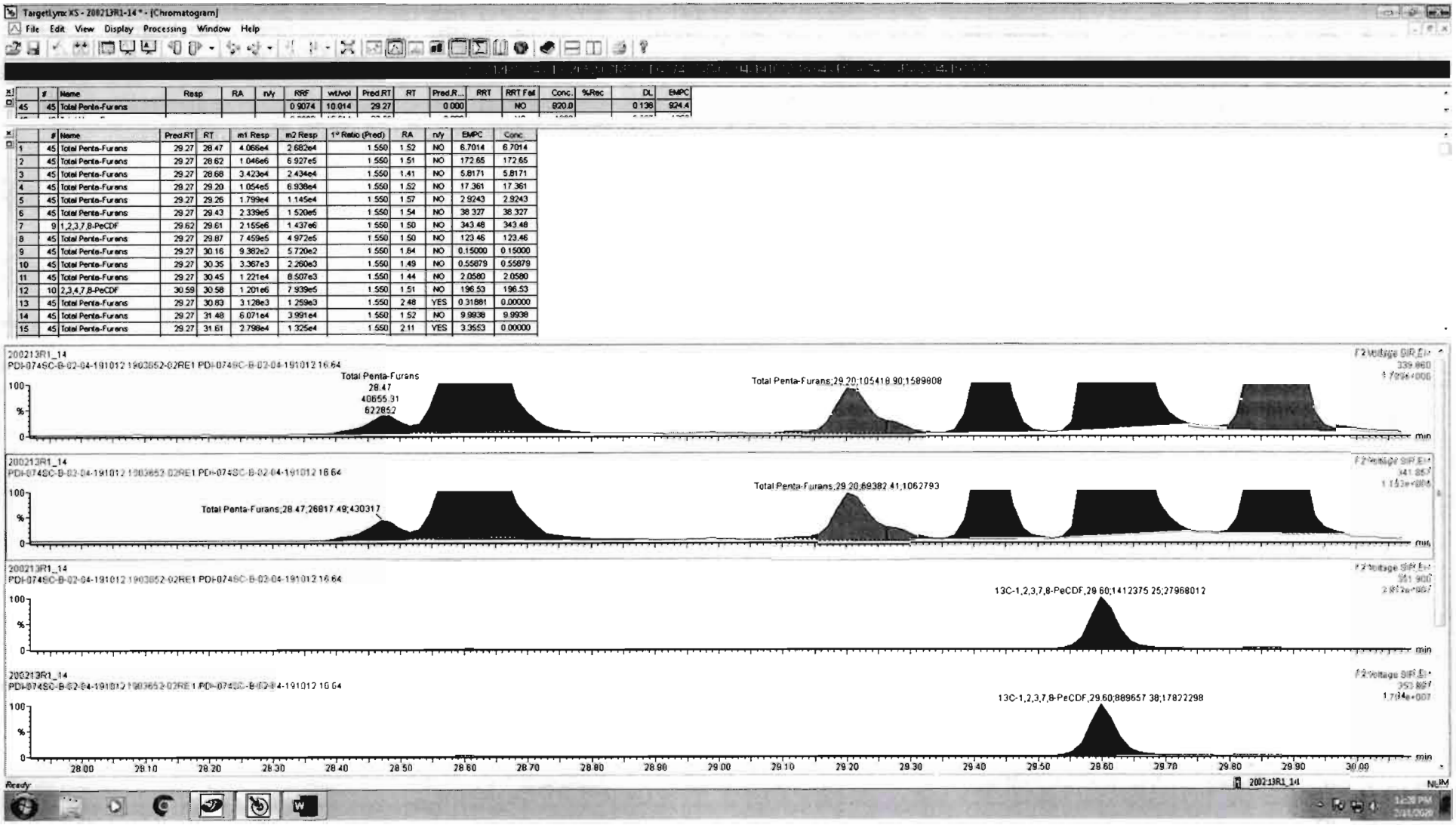

	#	Name	Resp	RA	n/y	RRF	wt/vol	Pred.RT	RT	Pred.R...	RRT	RRT Fail	Conc.	%Rec	DL	EMPC
45	45	Total Penta-Furans				0.9074	10.014	29.27		0.000		NO	920.0		0.136	924.4

	#	Name	Pred.RT	RT	m1 Resp	m2 Resp	1° Ratio (Pred)	RA	n/y	EMPC	Conc.
1	45	Total Penta-Furans	29.27	28.47	4.066e4	2.682e4	1.550	1.52	NO	6.7014	6.7014
2	45	Total Penta-Furans	29.27	28.62	1.046e6	6.927e5	1.550	1.51	NO	172.65	172.65
3	45	Total Penta-Furans	29.27	28.68	3.423e4	2.434e4	1.550	1.41	NO	5.8171	5.8171
4	45	Total Penta-Furans	29.27	29.20	1.054e5	6.938e4	1.550	1.52	NO	17.361	17.361
5	45	Total Penta-Furans	29.27	29.26	1.799e4	1.145e4	1.550	1.57	NO	2.9243	2.9243
6	45	Total Penta-Furans	29.27	29.43	2.339e5	1.520e5	1.550	1.54	NO	38.327	38.327
7	9	1,2,3,7,8-PeCDF	29.62	29.61	2.155e6	1.437e6	1.550	1.50	NO	343.48	343.48
8	45	Total Penta-Furans	29.27	29.87	7.459e5	4.972e5	1.550	1.50	NO	123.46	123.46
9	45	Total Penta-Furans	29.27	30.16	9.382e2	5.720e2	1.550	1.64	NO	0.15000	0.15000
10	45	Total Penta-Furans	29.27	30.35	3.367e3	2.260e3	1.550	1.49	NO	0.55879	0.55879
11	45	Total Penta-Furans	29.27	30.45	1.221e4	8.507e3	1.550	1.44	NO	2.0580	2.0580
12	10	2,3,4,7,8-PeCDF	30.59	30.58	1.201e6	7.939e5	1.550	1.51	NO	196.53	196.53
13	45	Total Penta-Furans	29.27	30.83	3.128e3	1.259e3	1.550	2.48	YES	0.31881	0.00000
14	45	Total Penta-Furans	29.27	31.48	6.071e4	3.991e4	1.550	1.52	NO	9.9938	9.9938
15	45	Total Penta-Furans	29.27	31.61	2.798e4	1.325e4	1.550	2.11	YES	3.3553	0.00000

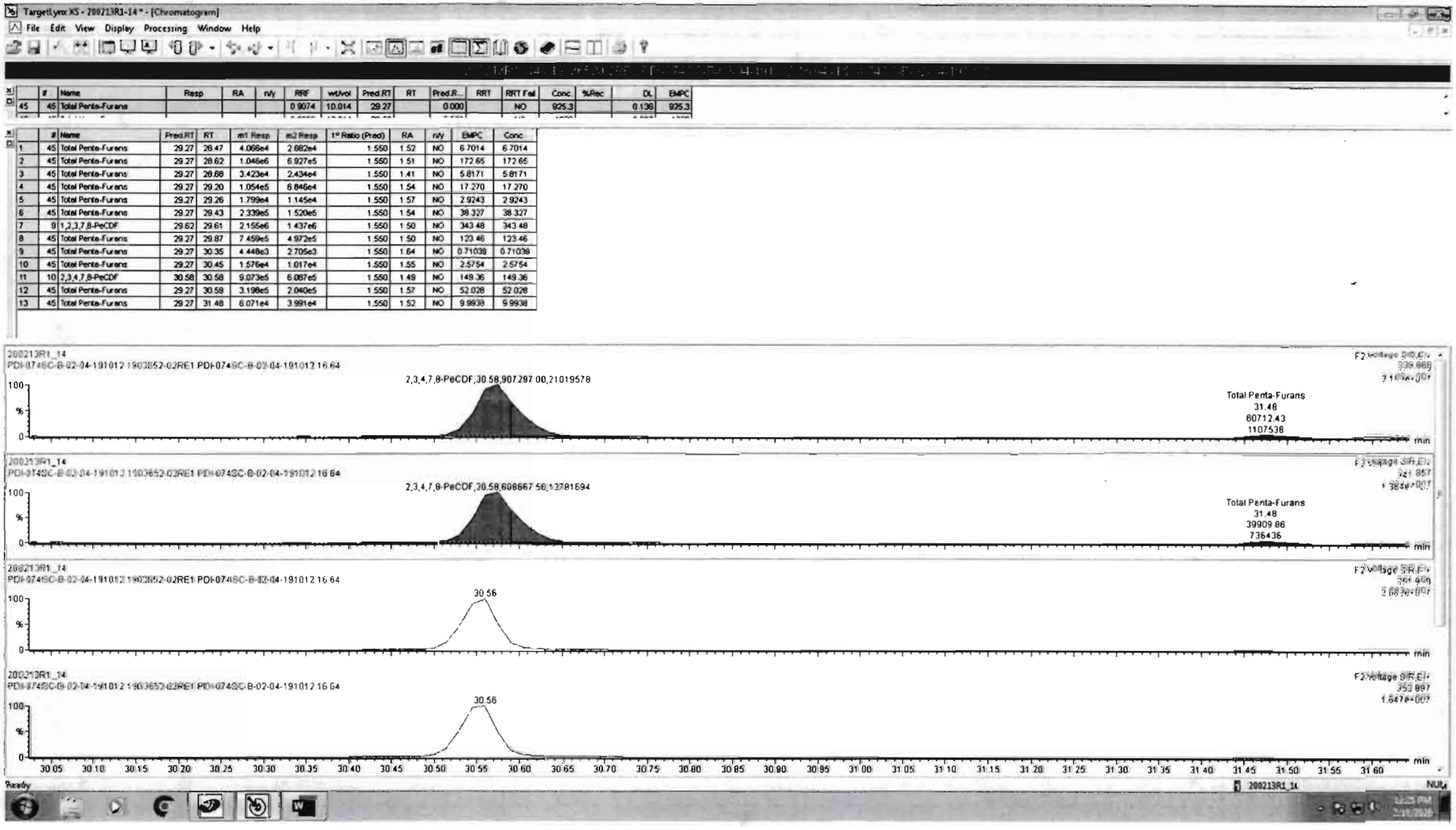

	#	Name	Resp	RA	rvy	RRF	wt/vol	Pred.RT	RT	Pred.R...	RRT	RRT Fail	Conc.	%Rec	DL	EMPC
45	45	Total Penta-Furans				0.9074	10.014	29.27		0.000		NO	925.3		0.136	925.3

	#	Name	Pred.RT	RT	m1 Resp	m2 Resp	1º Ratio (Pred)	RA	rvy	EMPC	Conc
1	45	Total Penta-Furans	29.27	28.47	4.066e4	2.682e4	1.550	1.52	NO	6.7014	6.7014
2	45	Total Penta-Furans	29.27	28.62	1.046e6	6.927e5	1.550	1.51	NO	172.65	172.65
3	45	Total Penta-Furans	29.27	28.68	3.423e4	2.434e4	1.550	1.41	NO	5.8171	5.8171
4	45	Total Penta-Furans	29.27	29.20	1.054e5	6.846e4	1.550	1.54	NO	17.270	17.270
5	45	Total Penta-Furans	29.27	29.26	1.799e4	1.145e4	1.550	1.57	NO	2.9243	2.9243
6	45	Total Penta-Furans	29.27	29.43	2.339e5	1.520e5	1.550	1.54	NO	38.327	38.327
7	9	1,2,3,7,8-PeCDF	29.62	29.61	2.155e6	1.437e6	1.550	1.50	NO	343.48	343.48
8	45	Total Penta-Furans	29.27	29.87	7.459e5	4.972e5	1.550	1.50	NO	123.46	123.46
9	45	Total Penta-Furans	29.27	30.35	4.448e3	2.705e3	1.550	1.64	NO	0.71039	0.71039
10	45	Total Penta-Furans	29.27	30.45	1.576e4	1.017e4	1.550	1.55	NO	2.5754	2.5754
11	10	2,3,4,7,8-PeCDF	30.58	30.58	9.073e5	6.087e5	1.550	1.49	NO	149.36	149.36
12	45	Total Penta-Furans	29.27	30.59	3.198e5	2.040e5	1.550	1.57	NO	52.028	52.028
13	45	Total Penta-Furans	29.27	31.48	6.071e4	3.991e4	1.550	1.52	NO	9.9938	9.9938

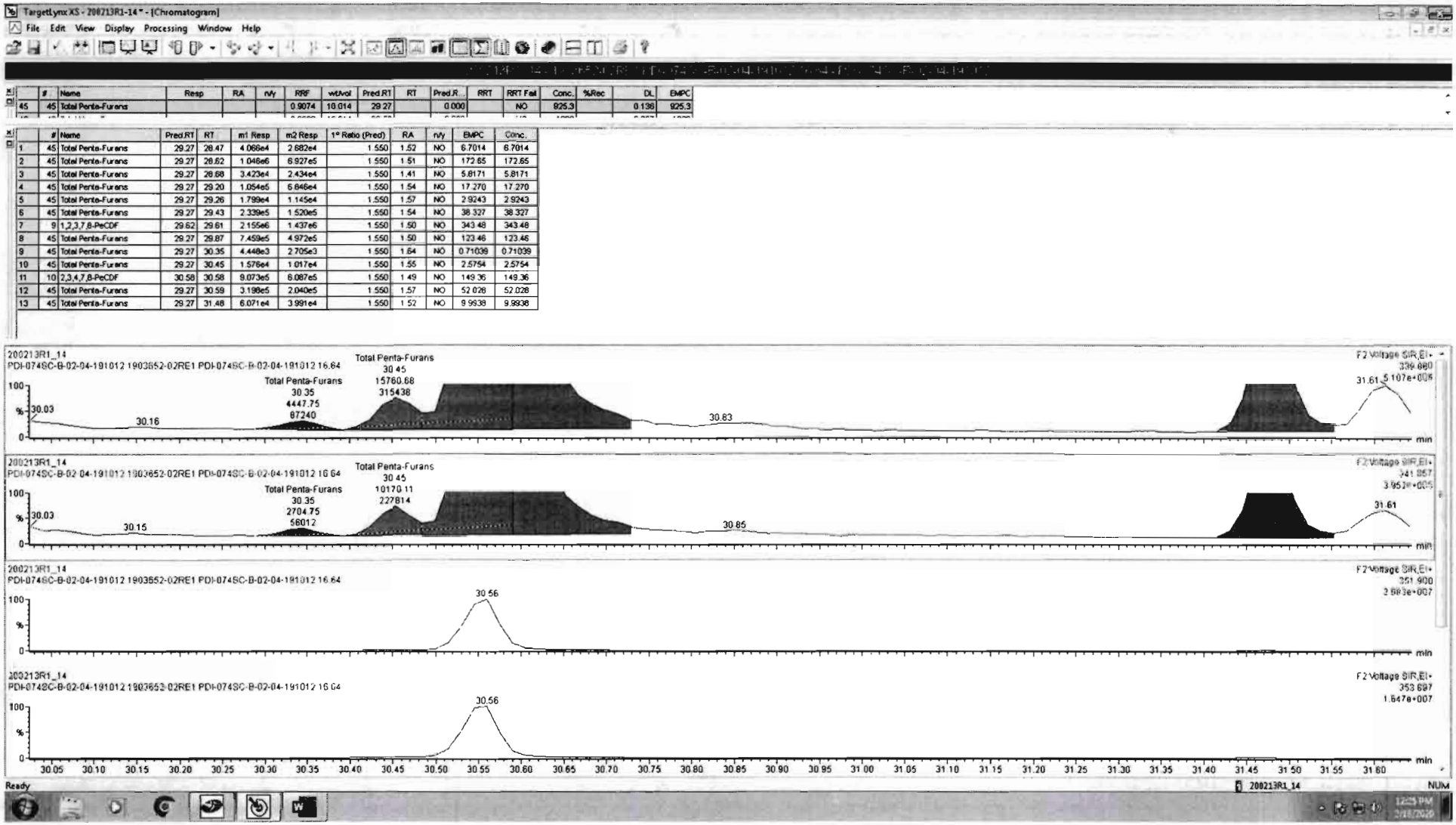

	#	Name	Resp	RA	n/y	RRF	wt/vol	Pred.RT	RT	Pred.R...	RRT	RRT Fail	Conc.	%Rec	DL	EMPC
45	45	Total Penta-Furans				0.9074	10.014	29.27		0.000		NO	925.3		0.136	925.3

	#	Name	Pred.RT	RT	m1 Resp	m2 Resp	1° Ratio (Pred)	RA	n/y	EMPC	Conc.
1	45	Total Penta-Furans	29.27	28.47	4.066e4	2.682e4	1.550	1.52	NO	6.7014	6.7014
2	45	Total Penta-Furans	29.27	28.62	1.046e6	6.927e5	1.550	1.51	NO	172.65	172.65
3	45	Total Penta-Furans	29.27	28.68	3.423e4	2.434e4	1.550	1.41	NO	5.8171	5.8171
4	45	Total Penta-Furans	29.27	29.20	1.054e5	6.846e4	1.550	1.54	NO	17.270	17.270
5	45	Total Penta-Furans	29.27	29.26	1.799e4	1.145e4	1.550	1.57	NO	2.9243	2.9243
6	45	Total Penta-Furans	29.27	29.43	2.339e5	1.520e5	1.550	1.54	NO	38.327	38.327
7	9	1,2,3,7,8-PeCDF	29.62	29.61	2.155e6	1.437e6	1.550	1.50	NO	343.48	343.48
8	45	Total Penta-Furans	29.27	29.87	7.459e5	4.972e5	1.550	1.50	NO	123.46	123.46
9	45	Total Penta-Furans	29.27	30.35	4.448e3	2.705e3	1.550	1.64	NO	0.71039	0.71039
10	45	Total Penta-Furans	29.27	30.45	1.576e4	1.017e4	1.550	1.55	NO	2.5754	2.5754
11	10	2,3,4,7,8-PeCDF	30.58	30.58	9.073e5	6.087e5	1.550	1.49	NO	149.36	149.36
12	45	Total Penta-Furans	29.27	30.59	3.198e5	2.040e5	1.550	1.57	NO	52.028	52.028
13	45	Total Penta-Furans	29.27	31.48	6.071e4	3.991e4	1.550	1.52	NO	9.9938	9.9938

Dataset: Untitled

Last Altered: Friday, February 14, 2020 07:30:05 Pacific Standard Time
Printed: Friday, February 14, 2020 07:30:35 Pacific Standard Time

Name: 200213R1_14, Date: 13-Feb-2020, Time: 19:39:15, ID: 1903652-02RE1 PDI-074SC-B-02-04-191012 16.64, Description: PDI-074SC-B-02-04-191012

1,2,3,4,7,8-HxCDF

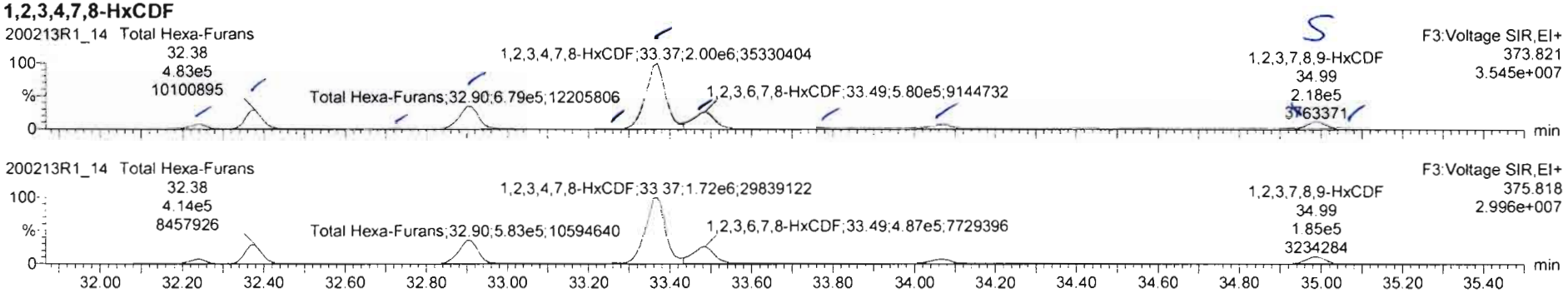

13C-1,2,3,4,7,8-HxCDF

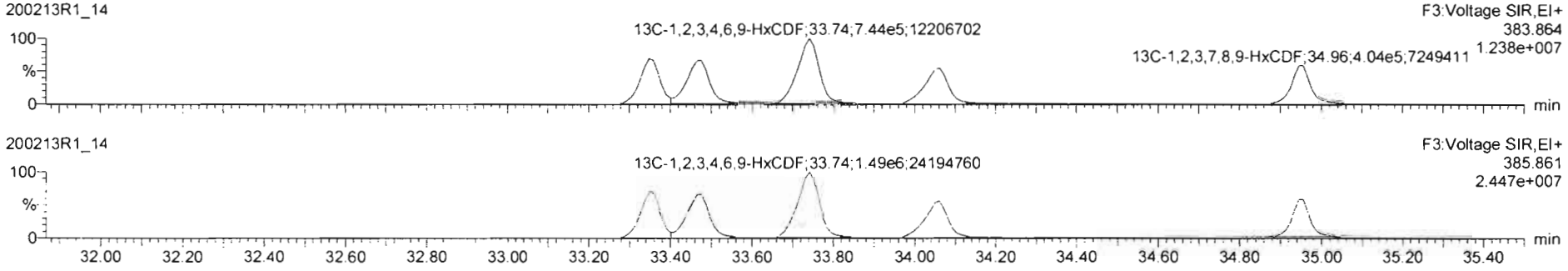

DPE3

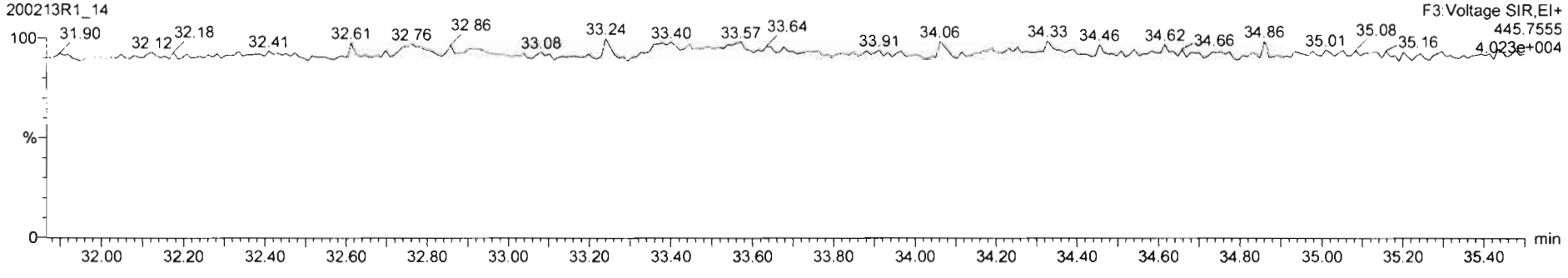

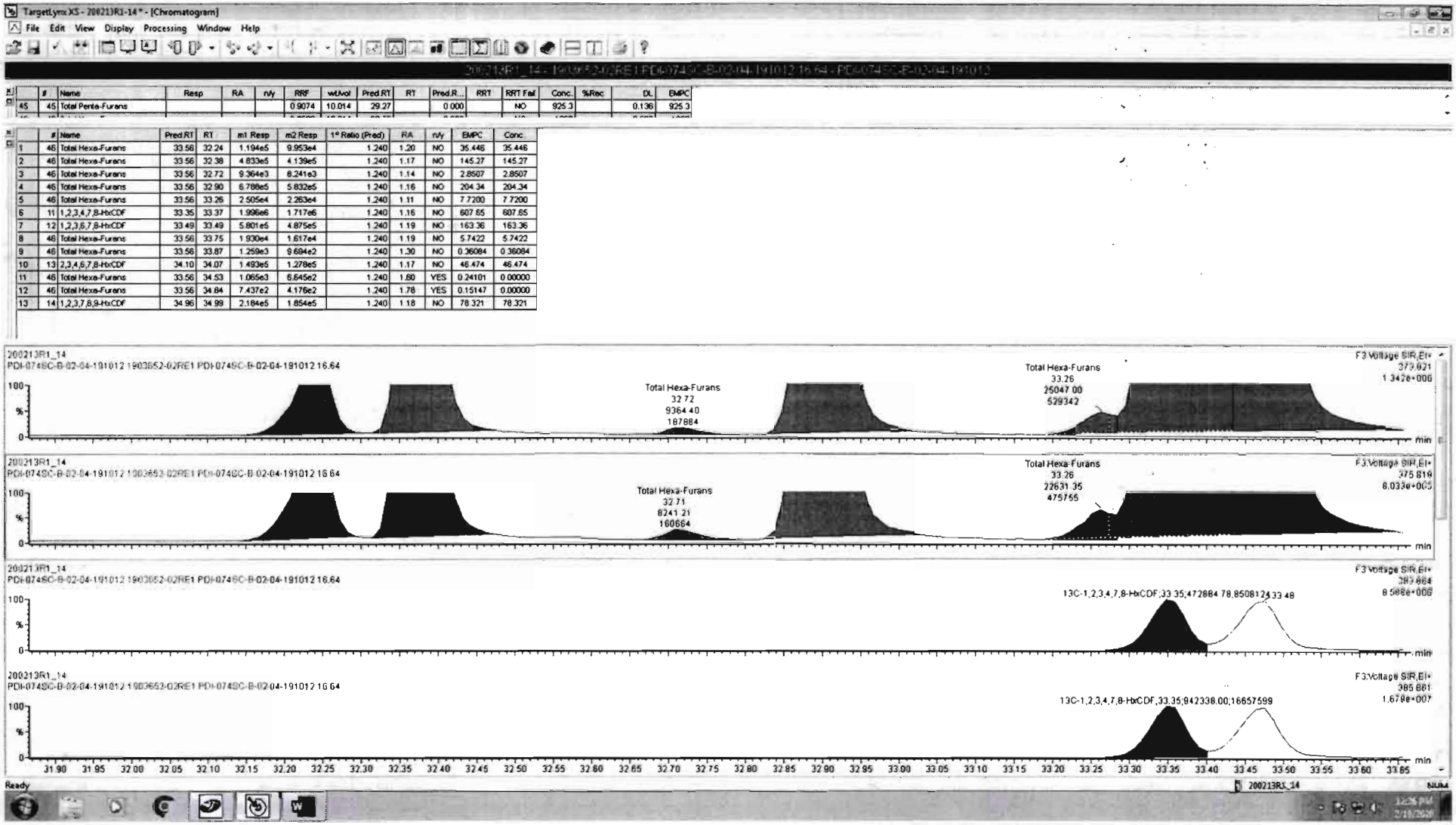

	#	Name	Resp	RA	n/y	RRF	wt/vol	Pred.RT	RT	Pred.R...	RRT	RRT Fail	Conc.	%Rec	DL	EMPC
45	45	Total Penta-Furans				0.9074	10.014	29.27		0.000		NO	925.3		0.136	925.3

	#	Name	Pred.RT	RT	m1 Resp	m2 Resp	1° Ratio (Pred)	RA	n/y	EMPC	Conc.
1	46	Total Hexa-Furans	33.56	32.24	1.194e5	9.953e4	1.240	1.20	NO	35.446	35.446
2	46	Total Hexa-Furans	33.56	32.38	4.833e5	4.139e5	1.240	1.17	NO	145.27	145.27
3	46	Total Hexa-Furans	33.56	32.72	9.364e3	8.241e3	1.240	1.14	NO	2.8507	2.8507
4	46	Total Hexa-Furans	33.56	32.90	6.786e5	5.832e5	1.240	1.16	NO	204.34	204.34
5	46	Total Hexa-Furans	33.56	33.26	2.505e4	2.263e4	1.240	1.11	NO	7.7200	7.7200
6	11	1,2,3,4,7,8-HxCDF	33.35	33.37	1.996e6	1.717e6	1.240	1.16	NO	607.65	607.65
7	12	1,2,3,6,7,8-HxCDF	33.49	33.49	5.801e5	4.875e5	1.240	1.19	NO	163.36	163.36
8	46	Total Hexa-Furans	33.56	33.75	1.930e4	1.617e4	1.240	1.19	NO	5.7422	5.7422
9	46	Total Hexa-Furans	33.56	33.87	1.259e3	9.694e2	1.240	1.30	NO	0.36084	0.36084
10	13	2,3,4,6,7,8-HxCDF	34.10	34.07	1.493e5	1.278e5	1.240	1.17	NO	46.474	46.474
11	46	Total Hexa-Furans	33.56	34.53	1.065e3	6.645e2	1.240	1.60	YES	0.24101	0.00000
12	46	Total Hexa-Furans	33.56	34.84	7.437e2	4.176e2	1.240	1.78	YES	0.15147	0.00000
13	14	1,2,3,7,8,9-HxCDF	34.96	34.99	2.184e5	1.854e5	1.240	1.18	NO	78.321	78.321

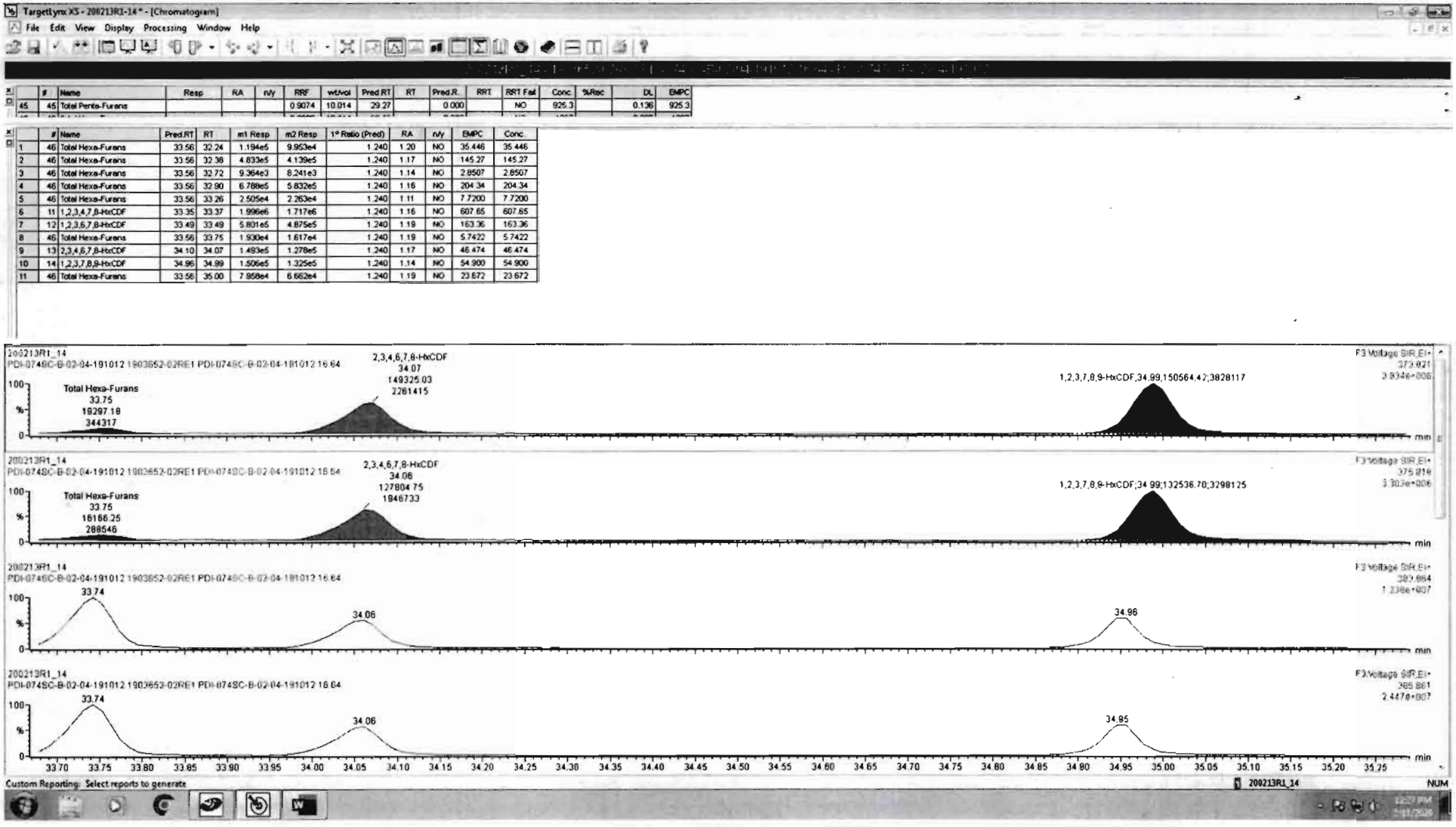

	#	Name	Resp	RA	n/y	RRF	wt/vol	Pred RT	RT	Pred.R.	RRT	RRT Fail	Conc	%Rec	DL	EMPC
45	45	Total Penta-Furans				0.9074	10.014	29.27		0.000		NO	925.3		0.136	925.3

	#	Name	Pred.RT	RT	m1 Resp	m2 Resp	1° Ratio (Pred)	RA	n/y	EMPC	Conc.
1	46	Total Hexa-Furans	33.56	32.24	1.194e5	9.953e4	1.240	1.20	NO	35.446	35.446
2	46	Total Hexa-Furans	33.56	32.38	4.833e5	4.139e5	1.240	1.17	NO	145.27	145.27
3	46	Total Hexa-Furans	33.56	32.72	9.364e3	8.241e3	1.240	1.14	NO	2.8507	2.8507
4	46	Total Hexa-Furans	33.56	32.90	6.788e5	5.832e5	1.240	1.16	NO	204.34	204.34
5	46	Total Hexa-Furans	33.56	33.26	2.505e4	2.263e4	1.240	1.11	NO	7.7200	7.7200
6	11	1,2,3,4,7,8-HxCDF	33.35	33.37	1.998e6	1.717e6	1.240	1.16	NO	607.65	607.65
7	12	1,2,3,6,7,8-HxCDF	33.49	33.49	5.801e5	4.675e5	1.240	1.19	NO	163.36	163.36
8	46	Total Hexa-Furans	33.56	33.75	1.930e4	1.617e4	1.240	1.19	NO	5.7422	5.7422
9	13	2,3,4,6,7,8-HxCDF	34.10	34.07	1.493e5	1.278e5	1.240	1.17	NO	46.474	46.474
10	14	1,2,3,7,8,9-HxCDF	34.96	34.99	1.506e5	1.325e5	1.240	1.14	NO	54.900	54.900
11	46	Total Hexa-Furans	33.56	35.00	7.958e4	6.662e4	1.240	1.19	NO	23.672	23.672

Dataset: Untitled

Last Altered: Friday, February 14, 2020 07:30:05 Pacific Standard Time
Printed: Friday, February 14, 2020 07:30:35 Pacific Standard Time

Name: 200213R1_14, Date: 13-Feb-2020, Time: 19:39:15, ID: 1903652-02RE1 PDI-074SC-B-02-04-191012 16.64, Description: PDI-074SC-B-02-04-191012

1,2,3,4,6,7,8-HpCDF

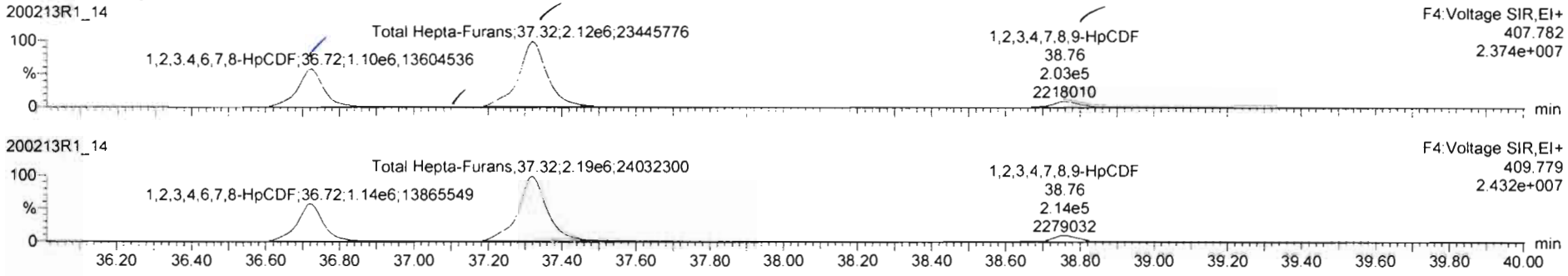

13C-1,2,3,4,6,7,8-HpCDF

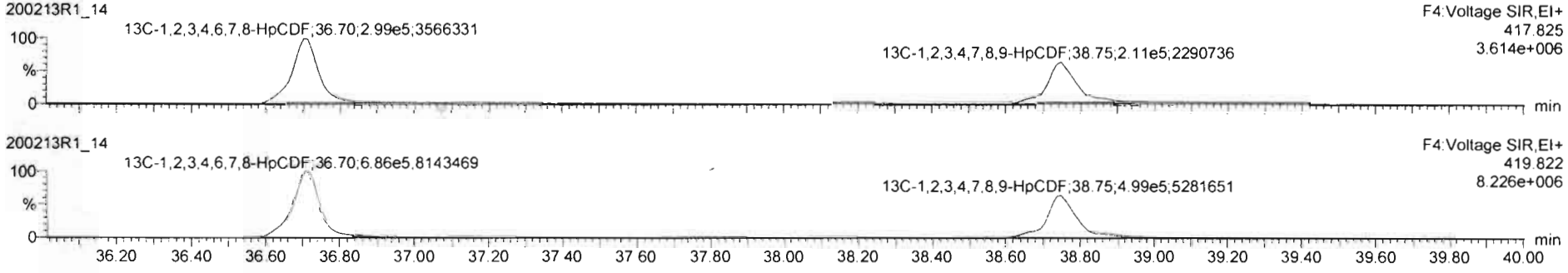

DPE4

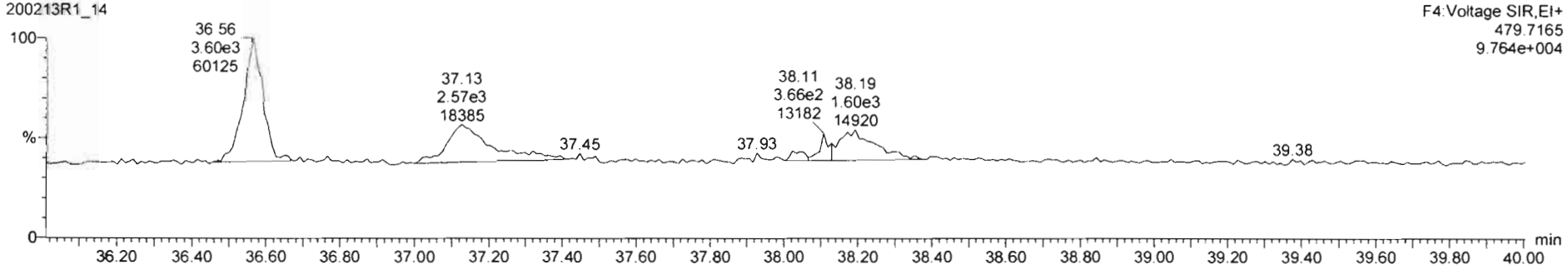

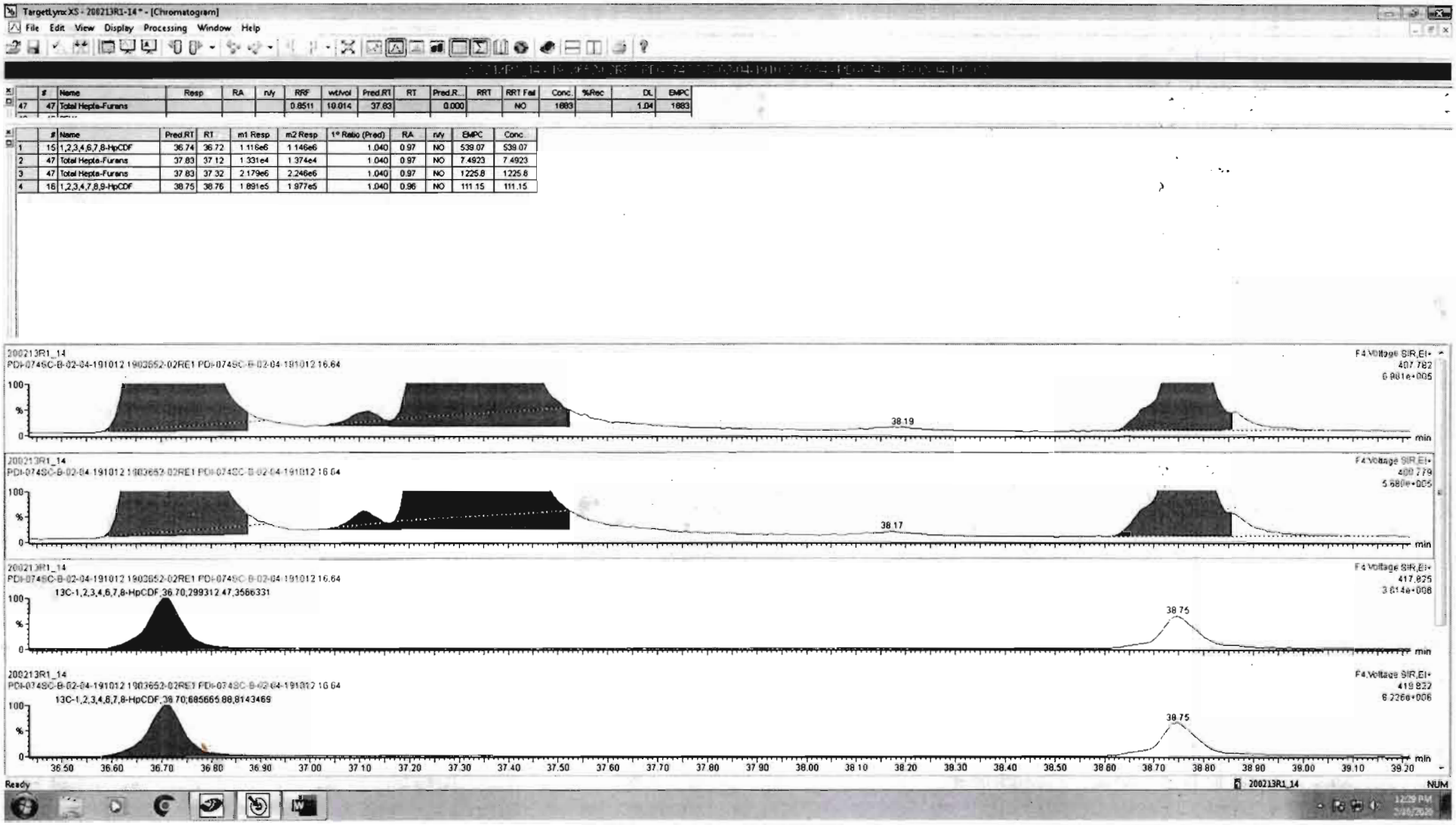

	#	Name	Resp	RA	n/y	RRF	wt/vol	Pred.RT	RT	Pred.R...	RRT	RRT Fail	Conc.	%Rec	DL	EMPC
47	47	Total Hepta-Furans				0.8511	10.014	37.83		0.000		NO	1883		1.04	1883

	#	Name	Pred.RT	RT	m1 Resp	m2 Resp	1º Ratio (Pred)	RA	n/y	EMPC	Conc.
1	15	1,2,3,4,6,7,8-HpCDF	36.74	36.72	1.116e6	1.146e6	1.040	0.97	NO	539.07	539.07
2	47	Total Hepta-Furans	37.83	37.12	1.331e4	1.374e4	1.040	0.97	NO	7.4923	7.4923
3	47	Total Hepta-Furans	37.83	37.32	2.179e6	2.246e6	1.040	0.97	NO	1225.8	1225.8
4	16	1,2,3,4,7,8,9-HpCDF	38.75	38.76	1.891e5	1.977e5	1.040	0.96	NO	111.15	111.15

Dataset: Untitled

Last Altered: Friday, February 14, 2020 07:30:05 Pacific Standard Time
Printed: Friday, February 14, 2020 07:30:35 Pacific Standard Time

Name: 200213R1_14, Date: 13-Feb-2020, Time: 19:39:15, ID: 1903652-02RE1 PDI-074SC-B-02-04-191012 16.64, Description: PDI-074SC-B-02-04-191012

OCDF

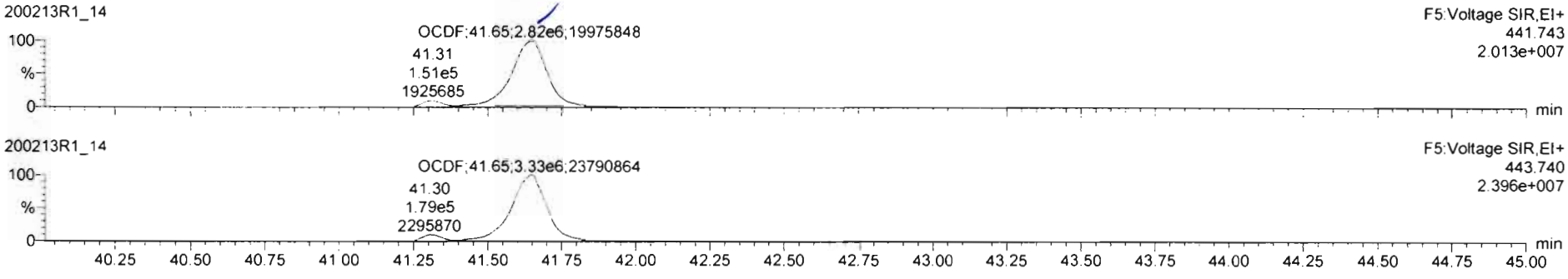

13C-OCDF

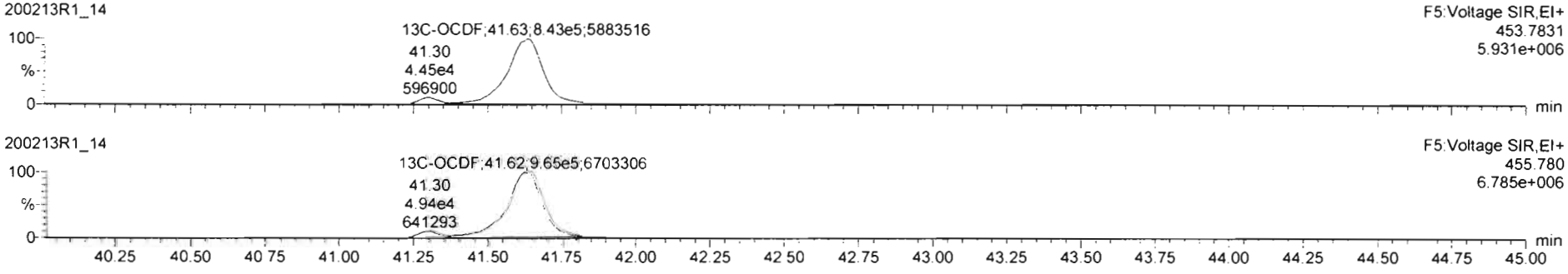

DPE5

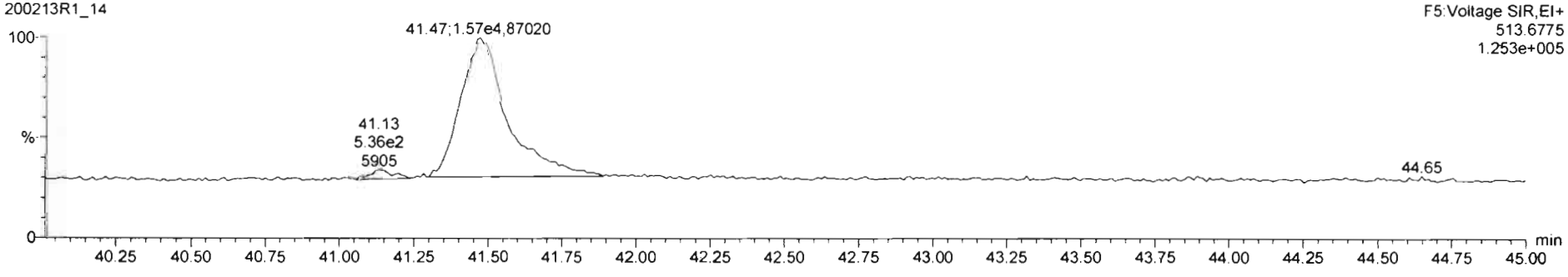

Dataset: Untitled

Last Altered: Friday, February 14, 2020 07:30:05 Pacific Standard Time
Printed: Friday, February 14, 2020 07:30:35 Pacific Standard Time

Name: 200213R1_14, Date: 13-Feb-2020, Time: 19:39:15, ID: 1903652-02RE1 PDI-074SC-B-02-04-191012 16.64, Description: PDI-074SC-B-02-04-191012

PFK1

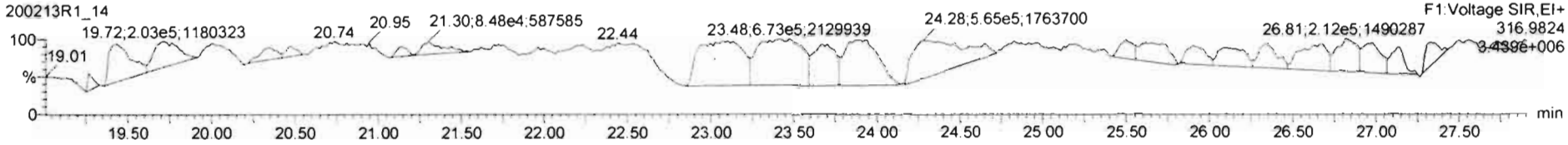

PFK2

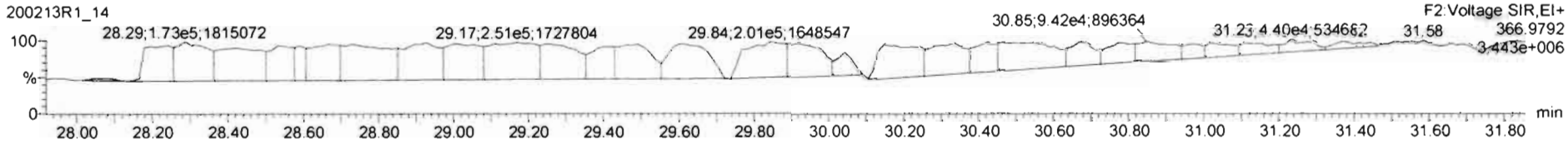

PFK3

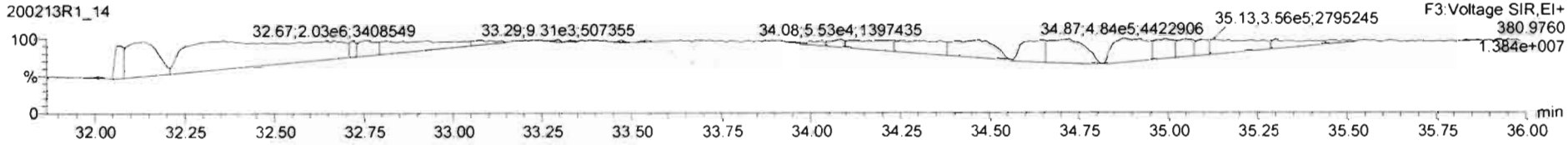

PFK4

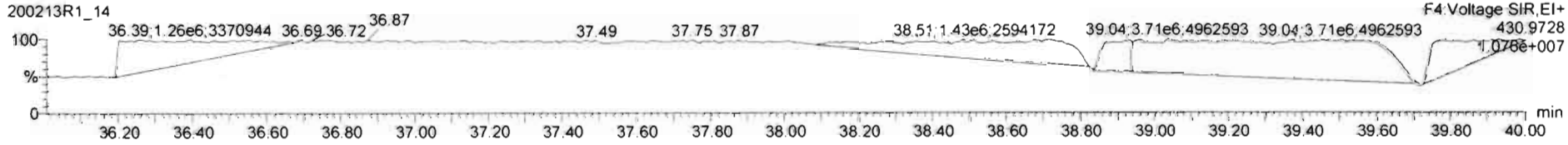

PFK5

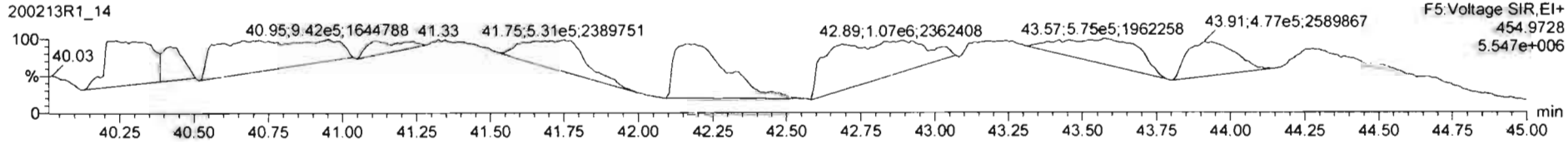

Vista Analytical Laboratory

Dataset: U:\VG12.PRO\Results\200221R1\200221R1-14.qld

Last Altered: Tuesday, February 25, 2020 15:22:41 Pacific Standard Time
Printed: Tuesday, February 25, 2020 15:23:27 Pacific Standard Time

BL 02/25/2020

dv 3/13/20

CTO3/18/20

Method: U:\VG12.PRO\MethDB\1613rrt-02-14-20.mdb 14 Feb 2020 10:26:00
Calibration: U:\VG12.PRO\CurveDB\db5_1613vg12-1-31-20.cdb 02 Feb 2020 11:05:29

Name: 200221R1_14, Date: 21-Feb-2020, Time: 20:58:09, ID: 1903652-02RE1@10X PDI-074SC-B-02-04-191012 16.64, Description: PDI-074SC-B-02-04-191012

	#	Name	Abs.Resp	RA	n/y	RRF	wt./vol.	Pred.RT	RT	Pred.RRT	RRT	Check RRT	Conc.	%Rec	DL	EMPC
1	1	2,3,7,8-TCDD	1445.085	0.664	NO	0.988	10.014	25.77	25.75	1.00	1.00	NO	2.331		0.858	2.331
2	2	1,2,3,7,8-PeCDD	1830.252	0.569	NO	0.972	10.014	30.83	30.82	1.00	1.00	NO	3.705		1.15	3.705
3	3	1,2,3,4,7,8-HxCDD	3738.527	1.148	NO	1.07	10.014	34.18	34.19	1.00	1.00	NO	9.966		1.60	9.966
4	4	1,2,3,6,7,8-HxCDD	27953.552	1.194	NO	0.921	10.014	34.28	34.28	1.00	1.00	NO	73.54		1.73	73.54
5	5	1,2,3,7,8,9-HxCDD	8212.823	1.227	NO	0.918	10.014	34.58	34.57	1.00	1.00	NO	24.22		1.92	24.22
6	6	1,2,3,4,6,7,8-HpCDD	1336951.9...	1.017	NO	0.923	10.014	38.06	38.07	1.00	1.00	NO	4665 *		8.84	4665
7	7	OCDD	10711293....	0.885	NO	0.975	10.014	41.17	41.17	1.00	1.00	NO	38510 *		6.26	38510
8	8	2,3,7,8-TCDF	131639.188	0.748	NO	0.802	10.014	24.82	24.82	1.00	1.00	NO	234.2		1.59	234.2
9	9	1,2,3,7,8-PeCDF	235912.876	1.548	NO	0.907	10.014	29.51	29.52	1.00	1.00	NO	355.1		1.40	355.1
10	10	2,3,4,7,8-PeCDF	74385.850	1.586	NO	0.952	10.014	30.48	30.50	1.00	1.00	NO	117.7		1.33	117.7
11	11	1,2,3,4,7,8-HxCDF	273777.688	1.202	NO	0.862	10.014	33.32	33.33	1.00	1.00	NO	692.1		1.38	692.1
12	12	1,2,3,6,7,8-HxCDF	76101.629	1.179	NO	0.841	10.014	33.44	33.44	1.00	1.00	NO	183.4		1.30	183.4
13	13	2,3,4,6,7,8-HxCDF	21147.229	1.186	NO	0.898	10.014	34.04	34.02	1.00	1.00	NO	53.35		1.55	53.35
14	14	1,2,3,7,8,9-HxCDF	12635.945	1.219	NO	0.858	10.014	34.89	34.94	1.00	1.00	NO	39.58		2.07	39.58
15	15	1,2,3,4,6,7,8-HpCDF	171972.531	1.014	NO	0.851	10.014	36.67	36.64	1.00	1.00	NO	631.1		2.78	631.1
16	16	1,2,3,4,7,8,9-HpCDF	30551.913	0.982	NO	0.980	10.014	38.68	38.69	1.00	1.00	NO	141.3		3.40	141.3
17	17	OCDF	437953.703	0.871	NO	0.806	10.014	41.34	41.35	1.00	1.00	NO	1941 *		2.65	1941
18	18	13C-2,3,7,8-TCDD	125311.977	0.793	NO	1.20	10.014	25.72	25.74	1.03	1.03	NO	121.2	60.7	1.76	
19	19	13C-1,2,3,7,8-PeCDD	101482.535	0.637	NO	0.967	10.014	30.47	30.80	1.22	1.23	NO	121.7	61.0	1.06	
20	20	13C-1,2,3,4,7,8-HxCDD	69970.092	1.336	NO	0.874	10.014	34.17	34.17	1.01	1.01	NO	108.4	54.3	0.739	
21	21	13C-1,2,3,6,7,8-HxCDD	82415.707	1.268	NO	1.05	10.014	34.27	34.28	1.02	1.02	NO	106.7	53.4	0.617	
22	22	13C-1,2,3,7,8,9-HxCDD	73759.945	1.198	NO	0.974	10.014	34.58	34.54	1.03	1.02	NO	102.5	51.3	0.663	
23	23	13C-1,2,3,4,6,7,8-HpCDD	62008.756	1.076	NO	0.747	10.014	38.15	38.04	1.13	1.13	NO	112.3	56.2	0.668	
24	24	13C-OCDD	113997.274	0.896	NO	0.707	10.014	41.05	41.17	1.22	1.22	NO	218.4	54.7	0.779	
25	25	13C-2,3,7,8-TCDF	139974.129	0.786	NO	1.07	10.014	24.90	24.79	0.99	0.99	NO	104.2	52.1	2.39	
26	26	13C-1,2,3,7,8-PeCDF	146227.758	1.578	NO	1.00	10.014	29.49	29.49	1.18	1.18	NO	115.7	57.9	0.975	
27	27	13C-2,3,4,7,8-PeCDF	132646.433	1.585	NO	0.962	10.014	30.46	30.48	1.21	1.22	NO	109.3	54.7	1.02	
28	28	13C-1,2,3,4,7,8-HxCDF	91615.629	0.507	NO	1.05	10.014	33.30	33.32	0.99	0.99	NO	118.2	59.2	1.11	
29	29	13C-1,2,3,6,7,8-HxCDF	98495.602	0.531	NO	1.19	10.014	33.40	33.43	0.99	0.99	NO	112.1	56.1	0.983	
30	30	13C-2,3,4,6,7,8-HxCDF	88136.732	0.511	NO	1.07	10.014	34.01	34.01	1.01	1.01	NO	111.9	56.0	1.10	

* use only

Dataset: U:\VG12.PRO\Results\200221R1\200221R1-14.qld

Last Altered: Tuesday, February 25, 2020 15:22:41 Pacific Standard Time
Printed: Tuesday, February 25, 2020 15:23:27 Pacific Standard Time

Name: 200221R1_14, Date: 21-Feb-2020, Time: 20:58:09, ID: 1903652-02RE1@10X PDI-074SC-B-02-04-191012 16.64, Description: PDI-074SC-B-02-04-191012

	# Name	Abs.Resp	RA	n/y	RRF	wt./vol.	Pred.RT	RT	Pred.RRT	RRT	Check RRT	Conc.	%Rec	DL	EMPC
31	31 13C-1,2,3,7,8,9-HxCDF	74340.674	0.507	NO	0.922	10.014	34.91	34.89	1.04	1.04	NO	109.1	54.6	1.27	
32	32 13C-1,2,3,4,6,7,8-HpCDF	63942.235	0.448	NO	0.767	10.014	36.67	36.63	1.09	1.09	NO	112.8	56.5	0.836	
33	33 13C-1,2,3,4,7,8,9-HpCDF	44056.135	0.430	NO	0.552	10.014	38.69	38.68	1.15	1.15	NO	108.0	54.1	1.16	
34	34 13C-OCDF	111881.301	0.885	NO	0.789	10.014	41.28	41.34	1.23	1.23	NO	191.9	48.0	0.956	
35	35 37Cl-2,3,7,8-TCDD	47498.289			1.18	10.014	25.75	25.76	1.03	1.03	NO	46.82	58.6	0.356	
36	36 13C-1,2,3,4-TCDD	172240.852	0.794	NO	1.00	10.014	25.11	25.08	1.00	1.00	NO	199.7	100	2.11	
37	37 13C-1,2,3,4-TCDF	251963.297	0.809	NO	1.00	10.014	23.37	23.33	1.00	1.00	NO	199.7	100	2.55	
38	38 13C-1,2,3,4,6,9-HxCDF	147538.570	0.516	NO	1.00	10.014	33.71	33.70	1.00	1.00	NO	199.7	100	1.17	
39	39 Total Tetra-Dioxins				0.988	10.014	24.62		0.00		NO	32.05		0.858	36.53
40	40 Total Penta-Dioxins				0.972	10.014	29.96		0.00		NO	58.83		1.15	69.38
41	41 Total Hexa-Dioxins				0.921	10.014	33.63		0.00		NO	1081		1.83	1084
42	42 Total Hepta-Dioxins				0.923	10.014	37.64		0.00		NO	11170		8.84	11170
43	43 Total Tetra-Furans				0.802	10.014	23.61		0.00		NO	597.6		1.59	640.2
44	44 1st Func. Penta-Furans				0.907	10.014	27.09		0.00		NO	102.1		0.382	102.1
45	45 Total Penta-Furans				0.907	10.014	29.27		0.00		NO	859.7		1.40	949.9
46	46 Total Hexa-Furans				0.898	10.014	33.56		0.00		NO	1488		1.49	1488
47	47 Total Hepta-Furans				0.851	10.014	37.83		0.00		NO	2255		3.24	2255

Dataset: U:\VG12.PRO\Results\200221R1\200221R1-14.qld

Last Altered: Tuesday, February 25, 2020 15:22:41 Pacific Standard Time
Printed: Tuesday, February 25, 2020 15:23:41 Pacific Standard Time

Name: 200221R1_14, Date: 21-Feb-2020, Time: 20:58:09, ID: 1903652-02RE1@10X PDI-074SC-B-02-04-191012 16.64, Description: PDI-074SC-B-02-04-191012

Hexa-Dioxins

	#	Name	Area	IS Area	RA	Y/N	Pred.RT	RT	Conc.	EMPC
1	5	1,2,3,7,8,9-HxCDD	8.21e3	7.38e4	1.227	NO	34.58	34.57	24.22	24.22
2	41	Total Hexa-Dioxins	8.68e3	0.00e0	1.306	NO	33.63	34.48	24.96	24.96
3	4	1,2,3,6,7,8-HxCDD	2.80e4	8.24e4	1.194	NO	34.28	34.28	73.54	73.54
4	3	1,2,3,4,7,8-HxCDD	3.74e3	7.00e4	1.148	NO	34.18	34.19	9.966	9.966
5	41	Total Hexa-Dioxins	1.18e4	0.00e0	1.139	NO	33.63	33.63	33.99	33.99
6	41	Total Hexa-Dioxins	1.36e5	0.00e0	1.281	NO	33.63	33.52	392.6	392.6
7	41	Total Hexa-Dioxins	1.63e4	0.00e0	1.170	NO	33.63	33.26	46.85	46.85
8	41	Total Hexa-Dioxins	1.65e5	0.00e0	1.240	NO	33.63	32.72	474.7	474.7
9	41	Total Hexa-Dioxins	0.00e0	0.00e0	2.213	YES	33.63	35.19	0.0000	3.119

Hepta-Dioxins

	#	Name	Area	IS Area	RA	Y/N	Pred.RT	RT	Conc.	EMPC
1	6	1,2,3,4,6,7,8-HpCDD	1.34e6	6.20e4	1.017	NO	38.06	38.07	4665	4665
2	42	Total Hepta-Dioxins	1.86e6	6.20e4	1.024	NO	37.64	37.02	6505	6505

Dataset: Untitled

Last Altered: Sunday, February 23, 2020 10:40:46 Pacific Standard Time
Printed: Sunday, February 23, 2020 10:40:49 Pacific Standard Time

Name: 200221R1_14, Date: 21-Feb-2020, Time: 20:58:09, ID: 1903652-02RE1@10X PDI-074SC-B-02-04-191012 16.64, Description: PDI-074SC-B-02-04-191012

1,2,3,4,6,7,8-HpCDD

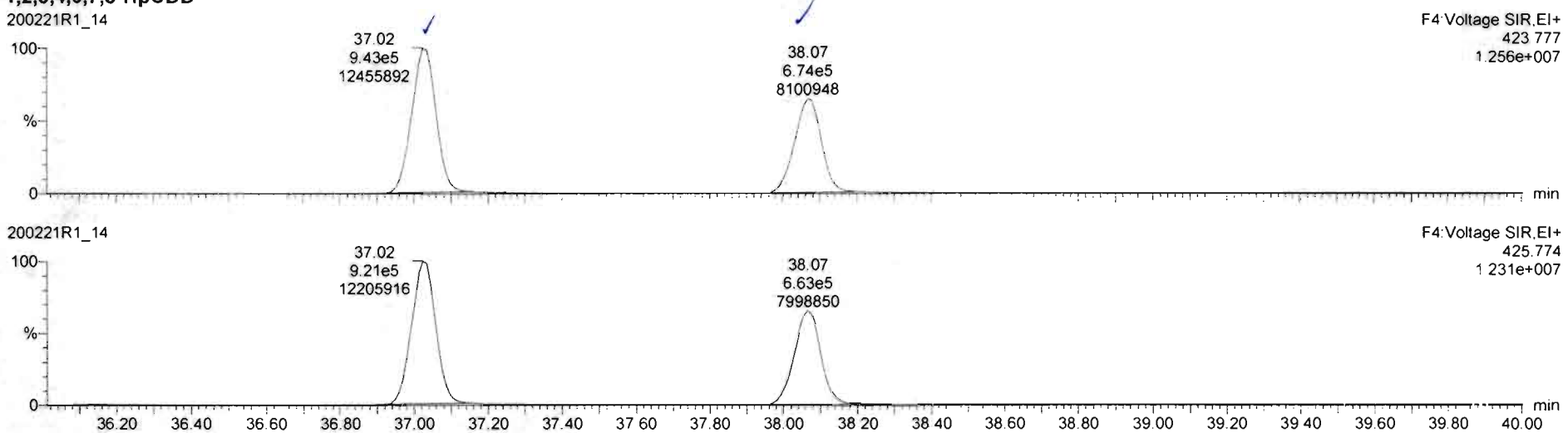

13C-1,2,3,4,6,7,8-HpCDD

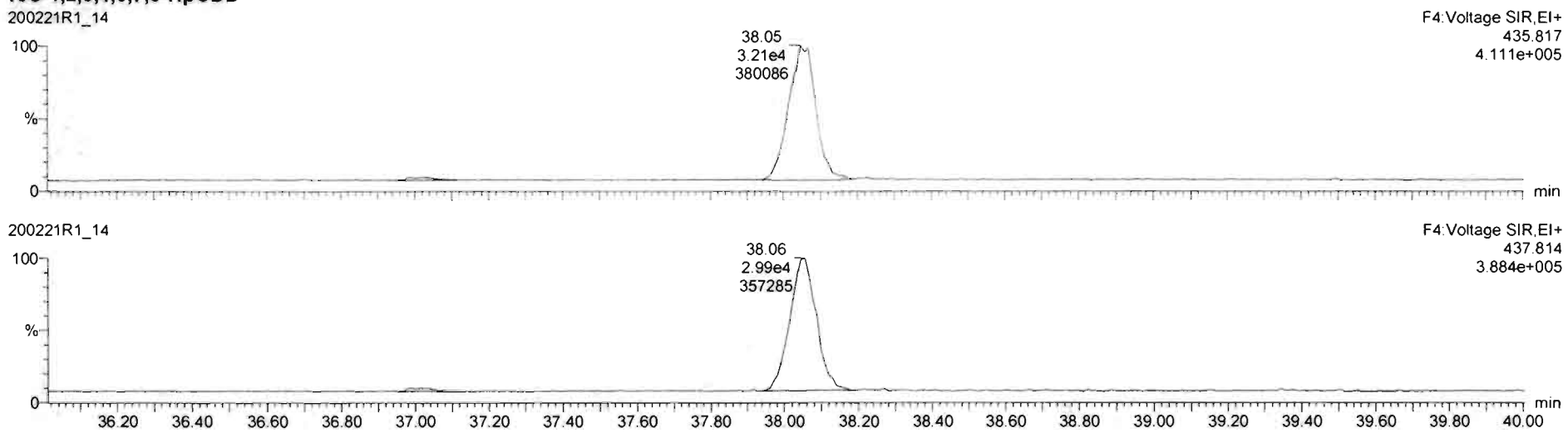

Dataset: Untitled

Last Altered: Sunday, February 23, 2020 10:40:46 Pacific Standard Time
Printed: Sunday, February 23, 2020 10:40:49 Pacific Standard Time

Name: 200221R1_14, Date: 21-Feb-2020, Time: 20:58:09, ID: 1903652-02RE1@10X PDI-074SC-B-02-04-191012 16.64, Description: PDI-074SC-B-02-04-191012

OCDD

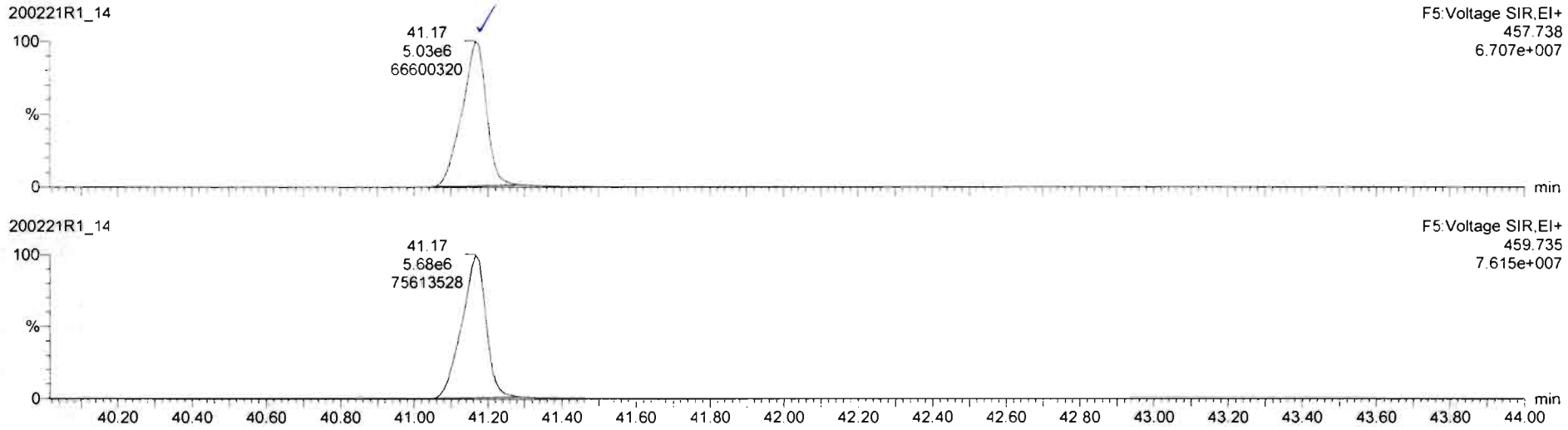

13C-OCDD

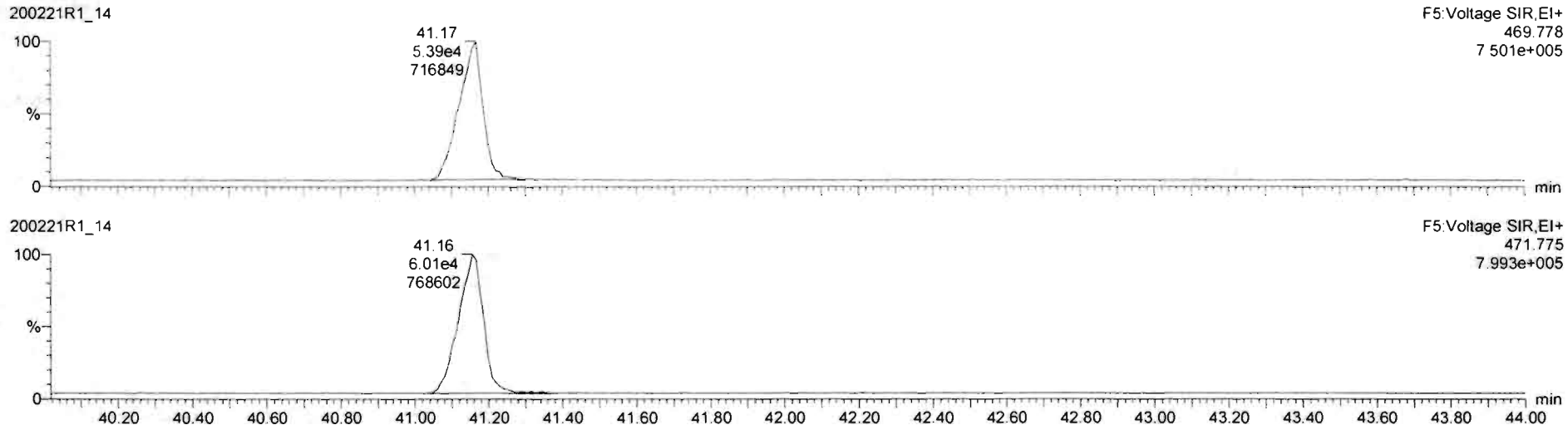

Dataset: Untitled

Last Altered: Sunday, February 23, 2020 10:40:46 Pacific Standard Time
Printed: Sunday, February 23, 2020 10:40:49 Pacific Standard Time

Name: 200221R1_14, Date: 21-Feb-2020, Time: 20:58:09, ID: 1903652-02RE1@10X PDI-074SC-B-02-04-191012 16.64, Description: PDI-074SC-B-02-04-191012

OCDF

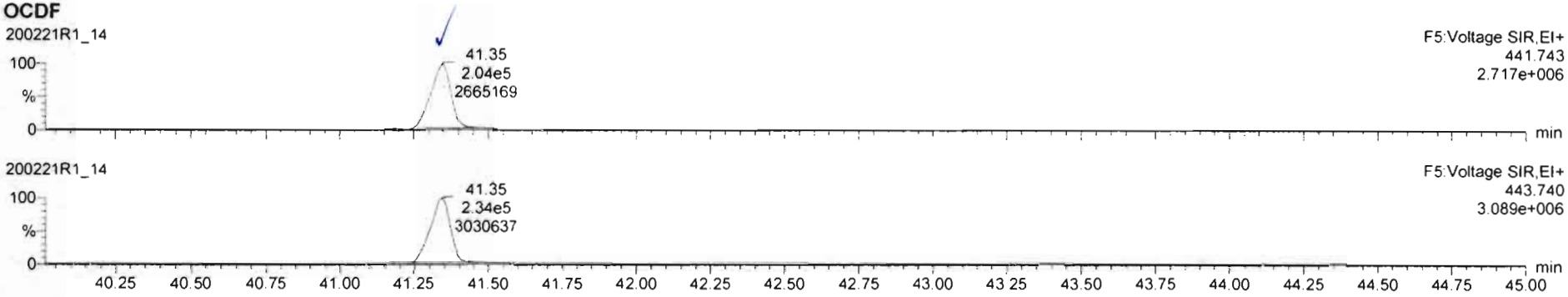

13C-OCDF

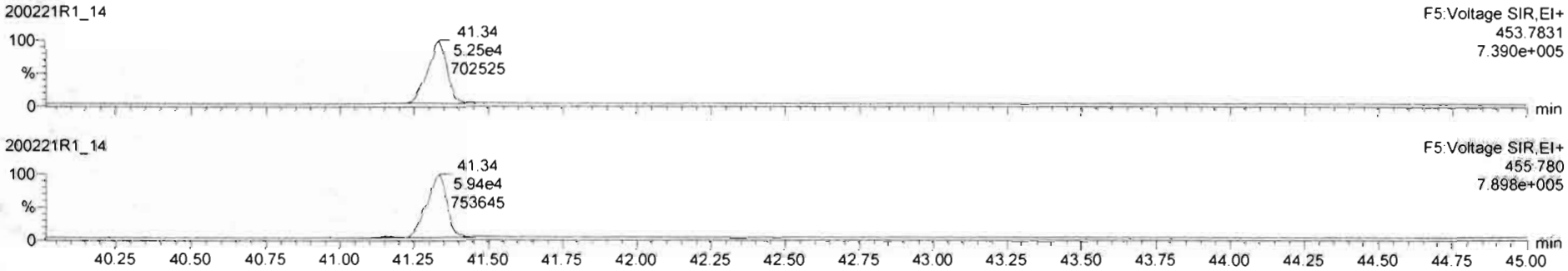

DPE5

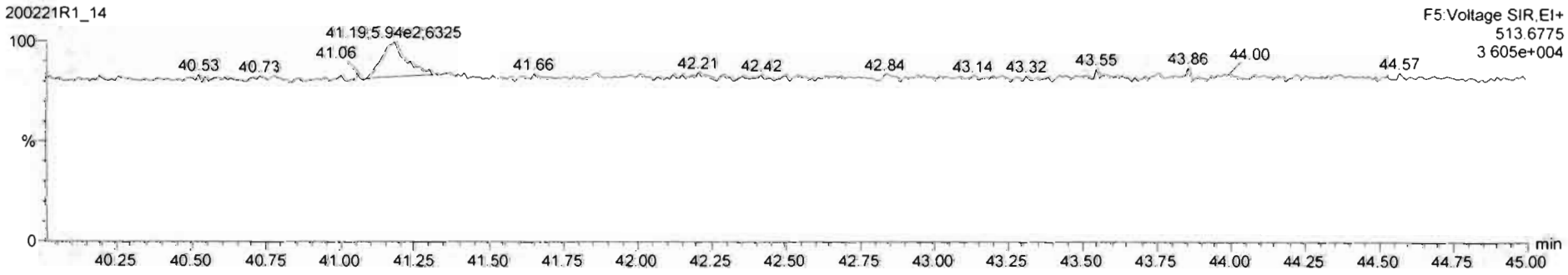

Dataset: Untitled

Last Altered: Sunday, February 23, 2020 10:40:46 Pacific Standard Time
Printed: Sunday, February 23, 2020 10:40:49 Pacific Standard Time

Name: 200221R1_14, Date: 21-Feb-2020, Time: 20:58:09, ID: 1903652-02RE1@10X PDI-074SC-B-02-04-191012 16.64, Description: PDI-074SC-B-02-04-191012

PFK1

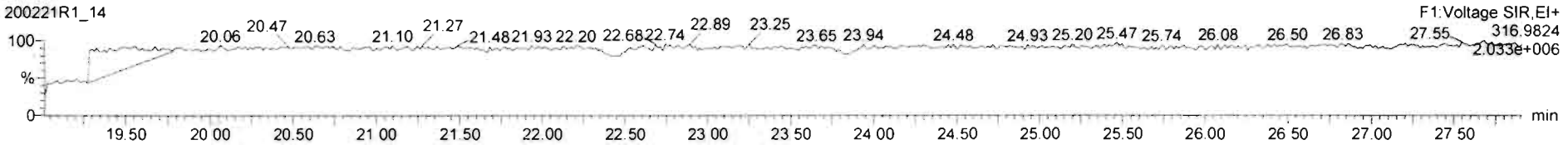

PFK2

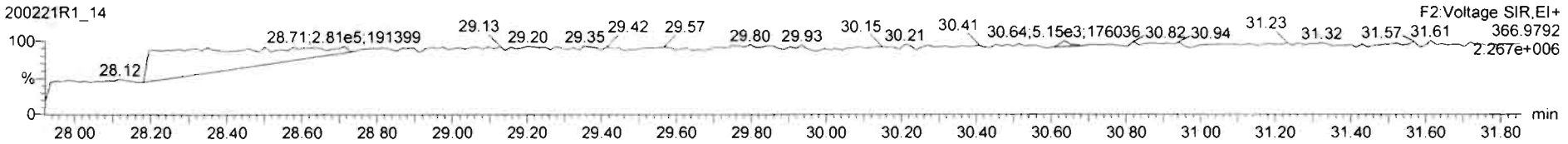

PFK3

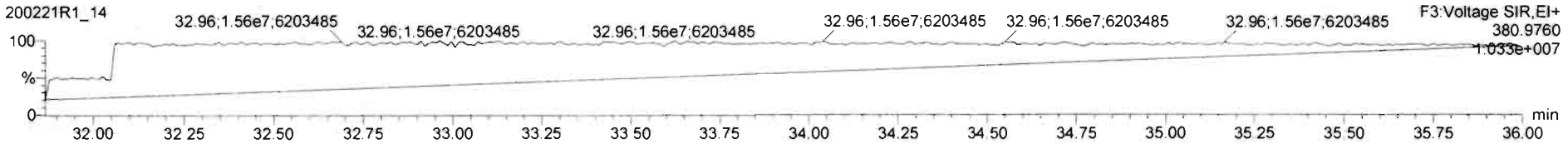

PFK4

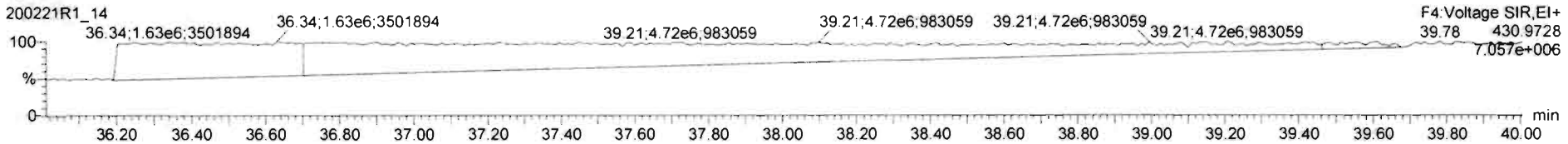

PFK5

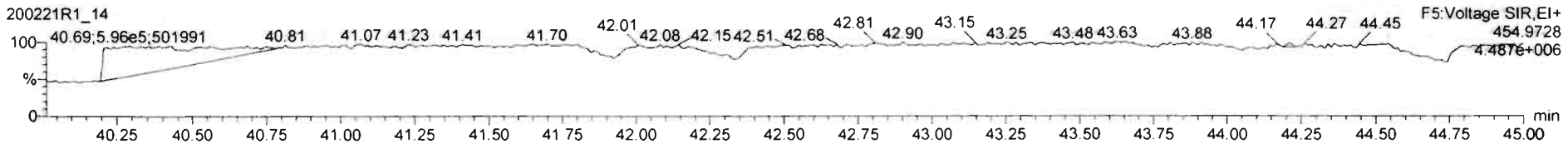

Dataset: U:\VG12.PRO\Results\200213R1\200213R1-15B.qld

Last Altered: Friday, March 13, 2020 10:17:28 Pacific Daylight Time
Printed: Friday, March 13, 2020 10:17:48 Pacific Daylight Time

GRB 03/13/2020

CT 03/18/2020

Method: U:\VG12.PRO\MethDB\1613rrt-02-11-20.mdb 11 Feb 2020 16:47:46
Calibration: U:\VG12.PRO\CurveDB\db5_1613vg12-1-31-20.cdb 02 Feb 2020 11:05:29

*SEE DIL.

Name: 200213R1_15, Date: 13-Feb-2020, Time: 20:26:33, ID: 1903652-03RE1 PDI-074SC-B-04-06-191012 13.13, Description: PDI-074SC-B-04-06-191012

	# Name	Abs.Resp	RA	n/y	RRF	wt./vol.	Pred.RT	RT	Pred.RRT	IRRT	Check RRT	Conc.	%Rec	DL	EMPC
1	1 2,3,7,8-TCDD	5898.454	0.694	NO	0.988	10.007	25.83	25.81	1.00	1.00	NO	0.7040		0.165	0.7040
2	2 1,2,3,7,8-PeCDD	8932.944	0.564	NO	0.972	10.007	30.83	30.80	1.00	1.00	NO	1.200		0.125	1.200
3	3 1,2,3,4,7,8-HxCDD	12389.976	1.197	NO	1.07	10.007	34.18	34.19	1.00	1.00	NO	2.907		0.494	2.907
4	4 1,2,3,6,7,8-HxCDD	134160.746	1.228	NO	0.921	10.007	34.28	34.28	1.00	1.00	NO	25.10		0.426	25.10
5	5 1,2,3,7,8,9-HxCDD	37429.746	1.182	NO	0.918	10.007	34.59	34.55	1.00	1.00	NO	7.509		0.467	7.509
6	6 1,2,3,4,6,7,8-HpCDD	8278361.0...	1.000	NO	0.923	10.007	38.10	38.11	1.00	1.00	NO	1563		1.35	1563
7	7 OCDD	50311362....	0.880	NO	0.975	10.007	41.15	41.18	1.00	1.00	NO	10390*E		1.44	10390
8	8 2,3,7,8-TCDF	77658.531	0.740	NO	0.802	10.007	24.91	24.90	1.00	1.00	NO	9.84 (9.604)		0.283	9.841
9	9 1,2,3,7,8-PeCDF	113964.488	1.510	NO	0.907	10.007	29.53	29.52	1.00	1.00	NO	15.31		0.253	15.31
10	10 2,3,4,7,8-PeCDF	70635.994	1.517	NO	0.952	10.007	30.51	30.51	1.00	1.00	NO	7.328		0.188	7.328
11	11 1,2,3,4,7,8-HxCDF	160425.571	1.158	NO	0.862	10.007	33.31	33.32	1.00	1.00	NO	26.16		0.187	26.16
12	12 1,2,3,6,7,8-HxCDF	44089.736	1.219	NO	0.841	10.007	33.43	33.43	1.00	1.00	NO	6.782		0.197	6.782
13	13 2,3,4,6,7,8-HxCDF	14418.356	1.215	NO	0.898	10.007	34.03	34.02	1.00	1.00	NO	2.630		0.241	2.630
14	14 1,2,3,7,8,9-HxCDF	9207.629	1.218	NO	0.858	10.007	34.89	34.94	1.00	1.00	NO	1.866		0.295	1.866
15	15 1,2,3,4,6,7,8-HpCDF	321869.235	0.958	NO	0.851	10.007	36.69	36.67	1.00	1.00	NO	70.92		0.485	70.92
16	16 1,2,3,4,7,8,9-HpCDF	31124.451	0.986	NO	0.980	10.007	38.69	38.71	1.00	1.00	NO	8.469		0.560	8.469
17	17 OCDF	1587299.8...	0.850	NO	0.806	10.007	41.34	41.35	1.00	1.00	NO	419.2		0.438	419.2
18	18 13C-2,3,7,8-TCDD	1694804.5...	0.805	NO	1.20	10.007	25.78	25.80	1.03	1.03	NO	112.4	56.2	0.561	
19	19 13C-1,2,3,7,8-PeCDD	1530144.7...	0.642	NO	0.967	10.007	30.54	30.80	1.22	1.23	NO	125.8	62.9	0.135	
20	20 13C-1,2,3,4,7,8-HxCDD	795494.969	1.271	NO	0.874	10.007	34.17	34.17	1.01	1.01	NO	82.77	41.4	0.280	
21	21 13C-1,2,3,6,7,8-HxCDD	1159855.9...	1.256	NO	1.05	10.007	34.27	34.28	1.02	1.02	NO	100.8	50.5	0.234	
22	22 13C-1,2,3,7,8,9-HxCDD	1085075.8...	1.257	NO	0.974	10.007	34.58	34.55	1.03	1.03	NO	101.3	50.7	0.251	
23	23 13C-1,2,3,4,6,7,8-HpCDD	1147020.3...	1.059	NO	0.747	10.007	38.15	38.09	1.13	1.13	NO	139.6	69.8	0.321	
24	24 13C-OCDD	1986993.9...	0.893	NO	0.707	10.007	41.05	41.15	1.22	1.22	NO	255.7	64.0	0.242	
25	25 13C-2,3,7,8-TCDF	1966656.0...	0.769	NO	1.07	10.007	24.96	24.88	0.99	0.99	NO	103.5	51.8	0.646	
26	26 13C-1,2,3,7,8-PeCDF	1639265.3...	1.579	NO	1.00	10.007	29.31	29.51	1.17	1.17	NO	91.71	45.9	0.316	
27	27 13C-2,3,4,7,8-PeCDF	2024598.1...	1.583	NO	0.962	10.007	30.53	30.48	1.21	1.21	NO	118.0	59.0	0.329	
28	28 13C-1,2,3,4,7,8-HxCDF	1421265.5...	0.506	NO	1.05	10.007	33.30	33.31	0.99	0.99	NO	123.2	61.6	0.294	
29	29 13C-1,2,3,6,7,8-HxCDF	1544309.9...	0.511	NO	1.19	10.007	33.40	33.42	0.99	0.99	NO	118.0	59.0	0.260	
30	30 13C-2,3,4,6,7,8-HxCDF	1219829.4...	0.504	NO	1.07	10.007	34.01	34.00	1.01	1.01	NO	104.0	52.0	0.290	

Dataset: U:\VG12.PRO\Results\200213R1\200213R1-15B.qld

Last Altered: Friday, March 13, 2020 10:17:28 Pacific Daylight Time
Printed: Friday, March 13, 2020 10:17:48 Pacific Daylight Time

Name: 200213R1_15, Date: 13-Feb-2020, Time: 20:26:33, ID: 1903652-03RE1 PDI-074SC-B-04-06-191012 13.13, Description: PDI-074SC-B-04-06-191012

	#	Name	Abs.Resp	RA	n/y	RRF	wt./vol.	Pred.RT	RT	Pred.RRT	RRT	Check RRT	Conc.	%Rec	DL	EMPC
31	31	13C-1,2,3,7,8,9-HxCDF	1149620.2...	0.503	NO	0.922	10.007	34.91	34.89	1.04	1.04	NO	113.3	56.7	0.335	
32	32	13C-1,2,3,4,6,7,8-HpCDF	1065891.2...	0.427	NO	0.767	10.007	36.67	36.65	1.09	1.09	NO	126.3	63.2	0.378	
33	33	13C-1,2,3,4,7,8,9-HpCDF	749615.828	0.427	NO	0.552	10.007	38.69	38.69	1.15	1.15	NO	123.4	61.7	0.525	
34	34	13C-OCDF	1879068.3...	0.873	NO	0.789	10.007	41.28	41.34	1.23	1.23	NO	216.4	54.1	0.237	
35	35	37Cl-2,3,7,8-TCDD	662769.438			1.18	10.007	25.81	25.81	1.03	1.03	NO	44.79	56.0	0.142	
36	36	13C-1,2,3,4-TCDD	2514590.1...	0.801	NO	1.00	10.007	25.11	25.14	1.00	1.00	NO	199.9	100	0.672	
37	37	13C-1,2,3,4-TCDF	3566267.2...	0.786	NO	1.00	10.007	23.37	23.42	1.00	1.00	NO	199.9	100	0.688	
38	38	13C-1,2,3,4,6,9-HxCDF	2198175.6...	0.501	NO	1.00	10.007	33.71	33.70	1.00	1.00	NO	199.9	100	0.309	
39	39	Total Tetra-Dioxins				0.988	10.007	24.62		0.00		NO	16.14		0.165	16.14
40	40	Total Penta-Dioxins				0.972	10.007	29.96		0.00		NO	28.63		0.125	29.61
41	41	Total Hexa-Dioxins				0.921	10.007	33.63		0.00		NO	516.9		0.479	516.9
42	42	Total Hepta-Dioxins				0.923	10.007	37.64		0.00		NO	3700		1.35	3700
43	43	Total Tetra-Furans				0.802	10.007	23.61		0.00		NO	35.55		0.283	37.11
44	44	1st Func. Penta-Furans				0.907	10.007	27.09		0.00		NO	11.09		0.0776	11.09
45	45	Total Penta-Furans				0.907	10.007	29.27		0.00		NO	38.76		0.222	50.98
46	46	Total Hexa-Furans				0.898	10.007	33.56		0.00		NO	96.34		0.217	96.34
47	47	Total Hepta-Furans				0.851	10.007	37.83		0.00		NO	378.3		0.551	378.3

Dataset: U:\VG12.PRO\Results\200213R1\200213R1-15B.qld

Last Altered: Friday, March 13, 2020 10:17:28 Pacific Daylight Time
Printed: Friday, March 13, 2020 10:18:05 Pacific Daylight Time

Method: U:\VG12.PRO\MethDB\1613rrt-02-11-20.mdb 11 Feb 2020 16:47:46
Calibration: U:\VG12.PRO\CurveDB\db5_1613vg12-1-31-20.cdb 02 Feb 2020 11:05:29

Name: 200213R1_15, Date: 13-Feb-2020, Time: 20:26:33, ID: 1903652-03RE1 PDI-074SC-B-04-06-191012 13.13, Description: PDI-074SC-B-04-06-191012

Tetra-Dioxins

	#	Name	Area	IS Area	RA	Y/N	Pred.RT	RT	Conc.	EMPC
1	39	Total Tetra-Dioxins	3.52e3	1.69e6	0.694	NO	24.62	25.27	0.4199	0.4199
2	39	Total Tetra-Dioxins	8.92e3	1.69e6	0.840	NO	24.62	25.09	1.065	1.065
3	39	Total Tetra-Dioxins	9.60e3	1.69e6	0.817	NO	24.62	24.75	1.145	1.145
4	39	Total Tetra-Dioxins	4.94e3	1.69e6	0.776	NO	24.62	24.55	0.5895	0.5895
5	39	Total Tetra-Dioxins	5.23e3	1.69e6	0.777	NO	24.62	24.28	0.6240	0.6240
6	39	Total Tetra-Dioxins	1.06e4	1.69e6	0.782	NO	24.62	24.09	1.260	1.260
7	39	Total Tetra-Dioxins	4.61e3	1.69e6	0.751	NO	24.62	23.94	0.5500	0.5500
8	39	Total Tetra-Dioxins	1.35e4	1.69e6	0.880	NO	24.62	23.85	1.606	1.606
9	39	Total Tetra-Dioxins	5.07e3	1.69e6	0.811	NO	24.62	23.59	0.6053	0.6053
10	39	Total Tetra-Dioxins	1.09e4	1.69e6	0.830	NO	24.62	22.68	1.302	1.302
11	39	Total Tetra-Dioxins	7.40e3	1.69e6	0.779	NO	24.62	22.19	0.8836	0.8836
12	39	Total Tetra-Dioxins	1.53e4	1.69e6	0.734	NO	24.62	21.77	1.823	1.823
13	39	Total Tetra-Dioxins	5.41e3	1.69e6	0.798	NO	24.62	26.77	0.6451	0.6451
14	39	Total Tetra-Dioxins	2.30e3	1.69e6	0.732	NO	24.62	26.27	0.2744	0.2744
15	39	Total Tetra-Dioxins	8.81e3	1.69e6	0.733	NO	24.62	26.14	1.051	1.051
16	1	2,3,7,8-TCDD	5.90e3	1.69e6	0.694	NO	25.83	25.81	0.7040	0.7040
17	39	Total Tetra-Dioxins	4.91e3	1.69e6	0.791	NO	24.62	25.66	0.5864	0.5864
18	39	Total Tetra-Dioxins	8.47e3	1.69e6	0.788	NO	24.62	25.53	1.010	1.010

Dataset: U:\VG12.PRO\Results\200213R1\200213R1-15B.qld

Last Altered: Friday, March 13, 2020 10:17:28 Pacific Daylight Time
Printed: Friday, March 13, 2020 10:18:05 Pacific Daylight Time

Name: 200213R1_15, Date: 13-Feb-2020, Time: 20:26:33, ID: 1903652-03RE1 PDI-074SC-B-04-06-191012 13.13, Description: PDI-074SC-B-04-06-191012

Penta-Dioxins

	#	Name	Area	IS Area	RA	Y/N	Pred.RT	RT	Conc.	EMPC
1	40	Total Penta-Dioxins	2.82e4	1.53e6	0.609	NO	29.96	29.07	3.785	3.785
2	40	Total Penta-Dioxins	5.85e4	1.53e6	0.619	NO	29.96	28.58	7.860	7.860
3	40	Total Penta-Dioxins	7.92e3	1.53e6	0.632	NO	29.96	31.20	1.064	1.064
4	40	Total Penta-Dioxins	1.32e4	1.53e6	0.676	NO	29.96	30.90	1.777	1.777
5	2	1,2,3,7,8-PeCDD	8.93e3	1.53e6	0.564	NO	30.83	30.80	1.200	1.200
6	40	Total Penta-Dioxins	0.00e0	1.53e6	3.478	YES	29.96	30.39	0.0000	0.9842
7	40	Total Penta-Dioxins	2.83e4	1.53e6	0.599	NO	29.96	30.06	3.808	3.808
8	40	Total Penta-Dioxins	1.29e4	1.53e6	0.656	NO	29.96	29.83	1.730	1.730
9	40	Total Penta-Dioxins	1.42e4	1.53e6	0.636	NO	29.96	29.74	1.903	1.903
10	40	Total Penta-Dioxins	1.55e4	1.53e6	0.602	NO	29.96	29.57	2.077	2.077
11	40	Total Penta-Dioxins	2.55e4	1.53e6	0.659	NO	29.96	30.09	3.423	3.423

Hexa-Dioxins

	#	Name	Area	IS Area	RA	Y/N	Pred.RT	RT	Conc.	EMPC
1	5	1,2,3,7,8,9-HxCDD	3.74e4	1.09e6	1.182	NO	34.59	34.55	7.509	7.509
2	41	Total Hexa-Dioxins	6.59e4	0.00e0	1.192	NO	33.63	34.48	14.11	14.11
3	4	1,2,3,6,7,8-HxCDD	1.34e5	1.16e6	1.228	NO	34.28	34.28	25.10	25.10
4	3	1,2,3,4,7,8-HxCDD	1.24e4	7.95e5	1.197	NO	34.18	34.19	2.907	2.907
5	41	Total Hexa-Dioxins	8.06e4	0.00e0	1.238	NO	33.63	33.61	17.26	17.26
6	41	Total Hexa-Dioxins	8.99e5	0.00e0	1.204	NO	33.63	33.51	192.5	192.5
7	41	Total Hexa-Dioxins	1.14e5	0.00e0	1.225	NO	33.63	33.25	24.30	24.30
8	41	Total Hexa-Dioxins	1.09e6	0.00e0	1.213	NO	33.63	32.71	233.2	233.2

Hepta-Dioxins

	#	Name	Area	IS Area	RA	Y/N	Pred.RT	RT	Conc.	EMPC
1	6	1,2,3,4,6,7,8-HpCDD	8.28e6	1.15e6	1.000	NO	38.10	38.11	1563	1563
2	42	Total Hepta-Dioxins	1.13e7	1.15e6	1.002	NO	37.64	37.06	2138	2138

Dataset: U:\VG12.PRO\Results\200213R1\200213R1-15B.qld

Last Altered: Friday, March 13, 2020 10:17:28 Pacific Daylight Time
Printed: Friday, March 13, 2020 10:18:05 Pacific Daylight Time

Name: 200213R1_15, Date: 13-Feb-2020, Time: 20:26:33, ID: 1903652-03RE1 PDI-074SC-B-04-06-191012 13.13, Description: PDI-074SC-B-04-06-191012

Tetra-Furans

	#	Name	Area	IS Area	RA	Y/N	Pred.RT	RT	Conc.	EMPC
1	43	Total Tetra-Furans	2.35e4	1.97e6	0.774	NO	23.61	21.75	2.980	2.980
2	43	Total Tetra-Furans	6.76e3	1.97e6	0.775	NO	23.61	21.35	0.8570	0.8570
3	43	Total Tetra-Furans	2.58e4	1.97e6	0.729	NO	23.61	20.80	3.272	3.272
4	43	Total Tetra-Furans	4.85e3	1.97e6	0.734	NO	23.61	20.21	0.6146	0.6146
5	43	Total Tetra-Furans	1.65e3	1.97e6	0.832	NO	23.61	19.70	0.2086	0.2086
6	43	Total Tetra-Furans	0.00e0	1.97e6	1.186	YES	23.61	26.92	0.0000	1.555
7	43	Total Tetra-Furans	4.69e3	1.97e6	0.704	NO	23.61	25.27	0.5941	0.5941
8	8	2,3,7,8-TCDF	7.77e4	1.97e6	0.740	NO	24.91	24.90	9.841	9.841
9	43	Total Tetra-Furans	1.01e4	1.97e6	0.721	NO	23.61	24.79	1.277	1.277
10	43	Total Tetra-Furans	2.26e3	1.97e6	0.712	NO	23.61	24.69	0.2858	0.2858
11	43	Total Tetra-Furans	3.12e3	1.97e6	0.700	NO	23.61	24.24	0.3957	0.3957
12	43	Total Tetra-Furans	7.70e4	1.97e6	0.728	NO	23.61	23.94	9.757	9.757
13	43	Total Tetra-Furans	1.11e4	1.97e6	0.666	NO	23.61	23.42	1.407	1.407
14	43	Total Tetra-Furans	1.21e4	1.97e6	0.659	NO	23.61	23.31	1.530	1.530
15	43	Total Tetra-Furans	1.88e3	1.97e6	0.724	NO	23.61	23.18	0.2388	0.2388
16	43	Total Tetra-Furans	3.95e3	1.97e6	0.752	NO	23.61	22.58	0.5001	0.5001
17	43	Total Tetra-Furans	1.22e4	1.97e6	0.716	NO	23.61	22.20	1.542	1.542
18	43	Total Tetra-Furans	1.96e3	1.97e6	0.687	NO	23.61	21.27	0.2482	0.2482

Penta-Furans function 1

	#	Name	Area	IS Area	RA	Y/N	Pred.RT	RT	Conc.	EMPC
1	44	1st Func. Penta-Fura...	9.22e4	0.00e0	1.623	NO	27.09	26.93	11.09	11.09

Dataset: U:\VG12.PRO\Results\200213R1\200213R1-15B.qld

Last Altered: Friday, March 13, 2020 10:17:28 Pacific Daylight Time
Printed: Friday, March 13, 2020 10:18:05 Pacific Daylight Time

Name: 200213R1_15, Date: 13-Feb-2020, Time: 20:26:33, ID: 1903652-03RE1 PDI-074SC-B-04-06-191012 13.13, Description: PDI-074SC-B-04-06-191012

Penta-Furans

	#	Name	Area	IS Area	RA	Y/N	Pred.RT	RT	Conc.	EMPC
1	45	Total Penta-Furans	5.42e3	0.00e0	1.503	NO	29.27	31.45	0.6518	0.6518
2	10	2,3,4,7,8-PeCDF	7.06e4	2.02e6	1.517	NO	30.51	30.51	7.328	7.328
3	45	Total Penta-Furans	4.01e3	0.00e0	1.572	NO	29.27	30.39	0.4825	0.4825
4	45	Total Penta-Furans	5.08e4	0.00e0	1.522	NO	29.27	29.80	6.106	6.106
5	9	1,2,3,7,8-PeCDF	1.14e5	1.64e6	1.510	NO	29.53	29.52	15.31	15.31
6	45	Total Penta-Furans	1.70e4	0.00e0	1.534	NO	29.27	29.34	2.040	2.040
7	45	Total Penta-Furans	1.54e4	0.00e0	1.657	NO	29.27	29.11	1.847	1.847
8	45	Total Penta-Furans	0.00e0	0.00e0	1.513	NO	29.27	28.53	0.0000	11.40
9	45	Total Penta-Furans	7.83e3	0.00e0	1.560	NO	29.27	28.39	0.9421	0.9421
10	45	Total Penta-Furans	3.18e4	0.00e0	1.727	NO	29.27	30.53	3.827	3.827
11	45	Total Penta-Furans	1.87e3	0.00e0	1.410	NO	29.27	29.17	0.2252	0.2252
12	45	Total Penta-Furans	0.00e0	0.00e0	1.488	NO	29.27	28.58	0.0000	0.8123

Hexa-Furans

	#	Name	Area	IS Area	RA	Y/N	Pred.RT	RT	Conc.	EMPC
1	46	Total Hexa-Furans	1.78e4	0.00e0	1.106	NO	33.56	32.17	2.974	2.974
2	14	1,2,3,7,8,9-HxCDF	9.21e3	1.15e6	1.218	NO	34.89	34.94	1.866	1.866
3	13	2,3,4,6,7,8-HxCDF	1.44e4	1.22e6	1.215	NO	34.03	34.02	2.630	2.630
4	12	1,2,3,6,7,8-HxCDF	4.41e4	1.54e6	1.219	NO	33.43	33.43	6.782	6.782
5	11	1,2,3,4,7,8-HxCDF	1.60e5	1.42e6	1.158	NO	33.31	33.32	26.16	26.16
6	46	Total Hexa-Furans	2.17e3	0.00e0	1.232	NO	33.56	33.23	0.3623	0.3623
7	46	Total Hexa-Furans	2.48e5	0.00e0	1.178	NO	33.56	32.86	41.30	41.30
8	46	Total Hexa-Furans	1.78e3	0.00e0	1.281	NO	33.56	32.68	0.2972	0.2972
9	46	Total Hexa-Furans	7.32e4	0.00e0	1.145	NO	33.56	32.33	12.21	12.21
10	46	Total Hexa-Furans	1.05e4	0.00e0	1.106	NO	33.56	34.95	1.754	1.754

Dataset: U:\VG12.PRO\Results\200213R1\200213R1-15B.qld

Last Altered: Friday, March 13, 2020 10:17:28 Pacific Daylight Time
Printed: Friday, March 13, 2020 10:18:05 Pacific Daylight Time

Name: 200213R1_15, Date: 13-Feb-2020, Time: 20:26:33, ID: 1903652-03RE1 PDI-074SC-B-04-06-191012 13.13, Description: PDI-074SC-B-04-06-191012

Hepta-Furans

	#	Name	Area	IS Area	RA	Y/N	Pred.RT	RT	Conc.	EMPC
1	16	1,2,3,4,7,8,9-HpCDF	3.11e4	7.50e5	0.986	NO	38.69	38.71	8.469	8.469
2	47	Total Hepta-Furans	1.15e6	0.00e0	0.969	NO	37.83	37.26	297.3	297.3
3	47	Total Hepta-Furans	6.20e3	0.00e0	1.026	NO	37.83	37.05	1.605	1.605
4	15	1,2,3,4,6,7,8-HpCDF	3.22e5	1.07e6	0.958	NO	36.69	36.67	70.92	70.92

Dataset: Untitled

Last Altered: Friday, February 14, 2020 07:30:05 Pacific Standard Time
Printed: Friday, February 14, 2020 07:30:35 Pacific Standard Time

Name: 200213R1_15, Date: 13-Feb-2020, Time: 20:26:33, ID: 1903652-03RE1 PDI-074SC-B-04-06-191012 13.13, Description: PDI-074SC-B-04-06-191012

2,3,7,8-TCDD

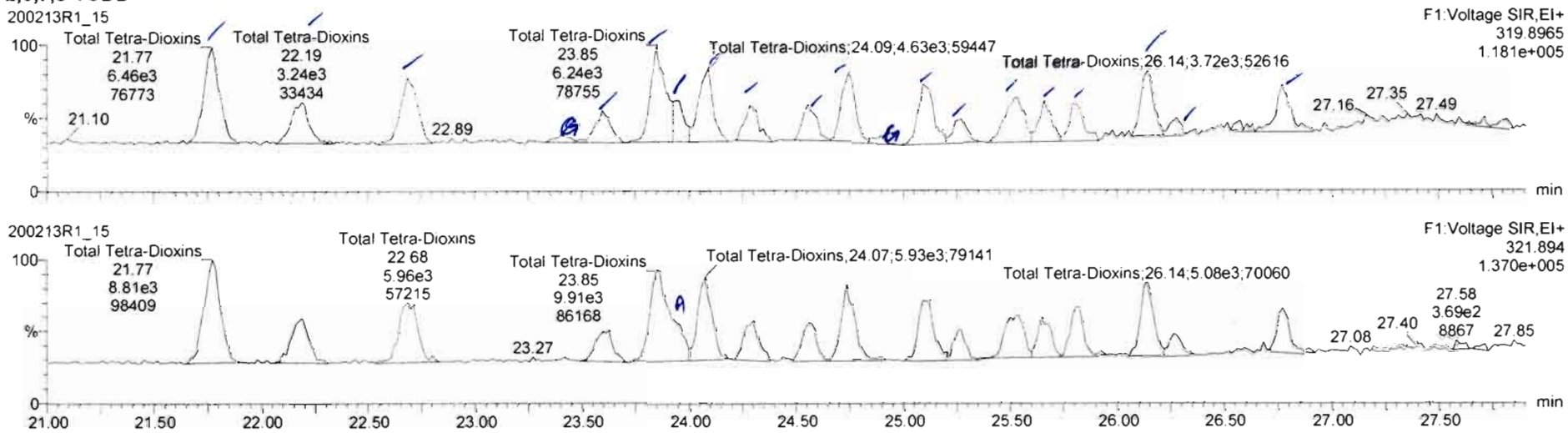

13C-2,3,7,8-TCDD

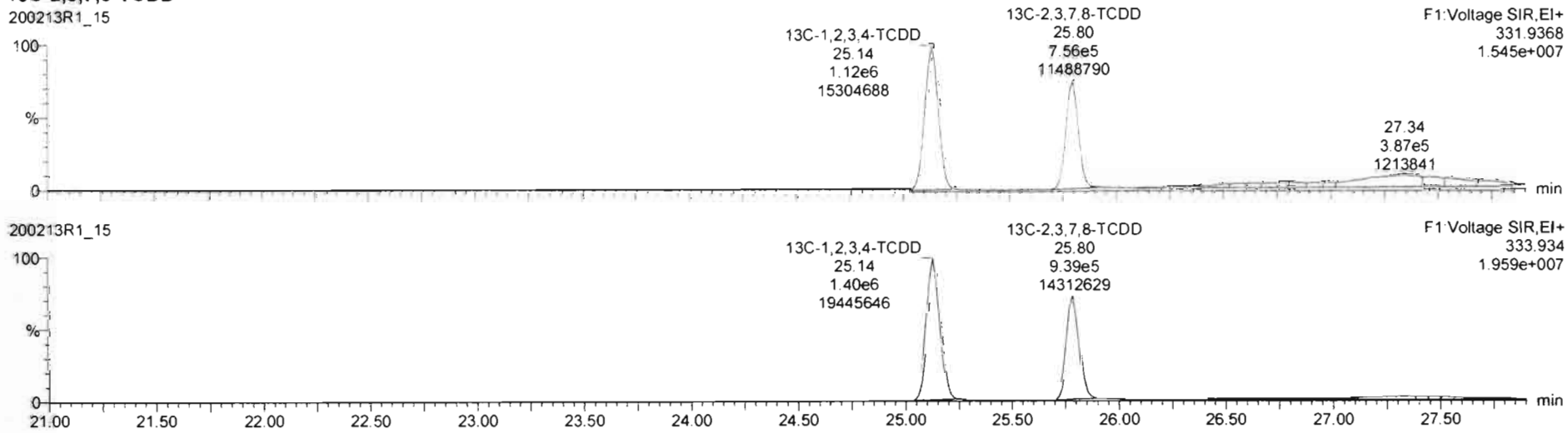

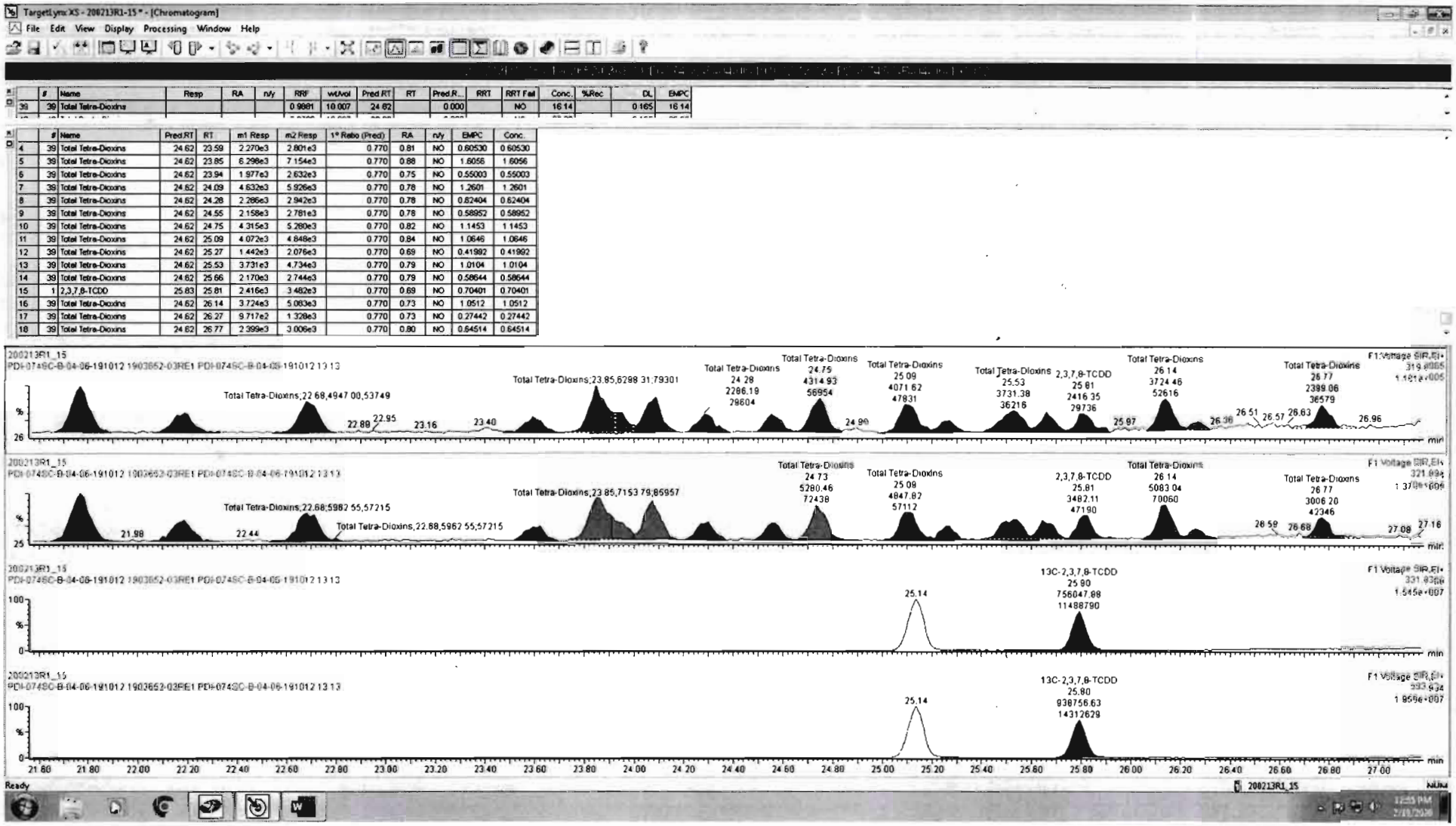

	#	Name	Resp	RA	n/y	RRF	wt/vol	Pred RT	RT	Pred.R...	RRT	RRT Fail	Conc.	%Rec	DL	EMPC
39	39	Total Tetra-Dioxins				0.9881	10.007	24.62		0.000		NO	16.14		0.165	16.14

	#	Name	Pred RT	RT	m1 Resp	m2 Resp	1* Ratio (Pred)	RA	n/y	EMPC	Conc.
4	39	Total Tetra-Dioxins	24.62	23.59	2.270e3	2.801e3	0.770	0.81	NO	0.60530	0.60530
5	39	Total Tetra-Dioxins	24.62	23.85	6.298e3	7.154e3	0.770	0.88	NO	1.6056	1.6056
6	39	Total Tetra-Dioxins	24.62	23.94	1.977e3	2.632e3	0.770	0.75	NO	0.55003	0.55003
7	39	Total Tetra-Dioxins	24.62	24.09	4.632e3	5.926e3	0.770	0.78	NO	1.2601	1.2601
8	39	Total Tetra-Dioxins	24.62	24.28	2.286e3	2.942e3	0.770	0.78	NO	0.62404	0.62404
9	39	Total Tetra-Dioxins	24.62	24.55	2.158e3	2.781e3	0.770	0.78	NO	0.58952	0.58952
10	39	Total Tetra-Dioxins	24.62	24.75	4.315e3	5.280e3	0.770	0.82	NO	1.1453	1.1453
11	39	Total Tetra-Dioxins	24.62	25.09	4.072e3	4.848e3	0.770	0.84	NO	1.0646	1.0646
12	39	Total Tetra-Dioxins	24.62	25.27	1.442e3	2.076e3	0.770	0.69	NO	0.41992	0.41992
13	39	Total Tetra-Dioxins	24.62	25.53	3.731e3	4.734e3	0.770	0.79	NO	1.0104	1.0104
14	39	Total Tetra-Dioxins	24.62	25.66	2.170e3	2.744e3	0.770	0.79	NO	0.58644	0.58644
15	1	2,3,7,8-TCDD	25.83	25.81	2.416e3	3.482e3	0.770	0.69	NO	0.70401	0.70401
16	39	Total Tetra-Dioxins	24.62	26.14	3.724e3	5.083e3	0.770	0.73	NO	1.0512	1.0512
17	39	Total Tetra-Dioxins	24.62	26.27	9.717e2	1.328e3	0.770	0.73	NO	0.27442	0.27442
18	39	Total Tetra-Dioxins	24.62	26.77	2.399e3	3.006e3	0.770	0.80	NO	0.64514	0.64514

Dataset: Untitled

Last Altered: Friday, February 14, 2020 07:30:05 Pacific Standard Time
Printed: Friday, February 14, 2020 07:30:35 Pacific Standard Time

Name: 200213R1_15, Date: 13-Feb-2020, Time: 20:26:33, ID: 1903652-03RE1 PDI-074SC-B-04-06-191012 13.13, Description: PDI-074SC-B-04-06-191012

37Cl-2,3,7,8-TCDD

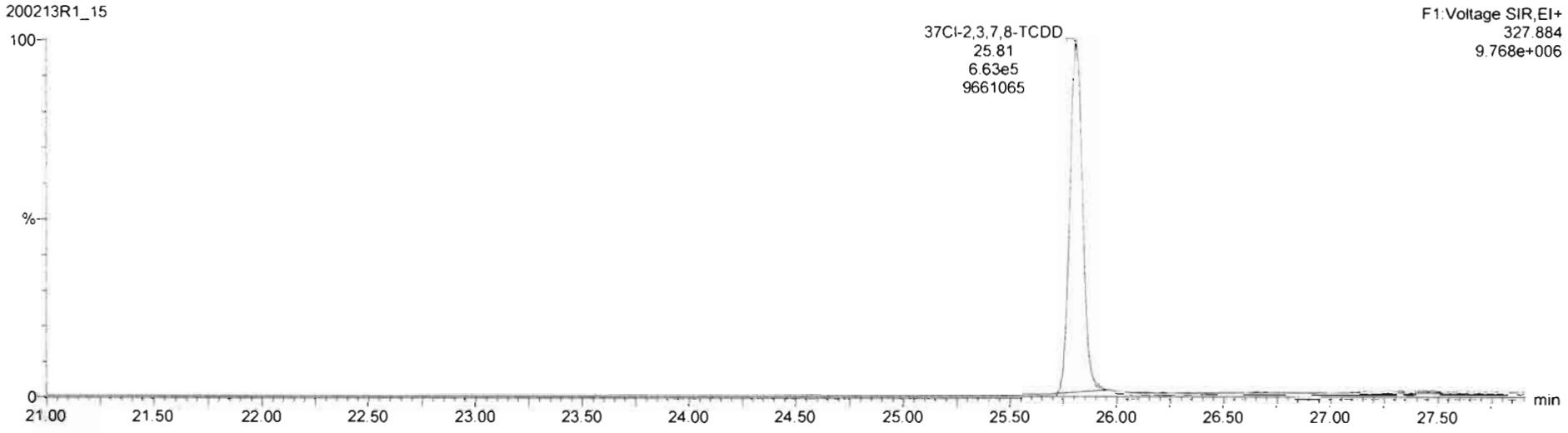

13C-1,2,3,4-TCDD

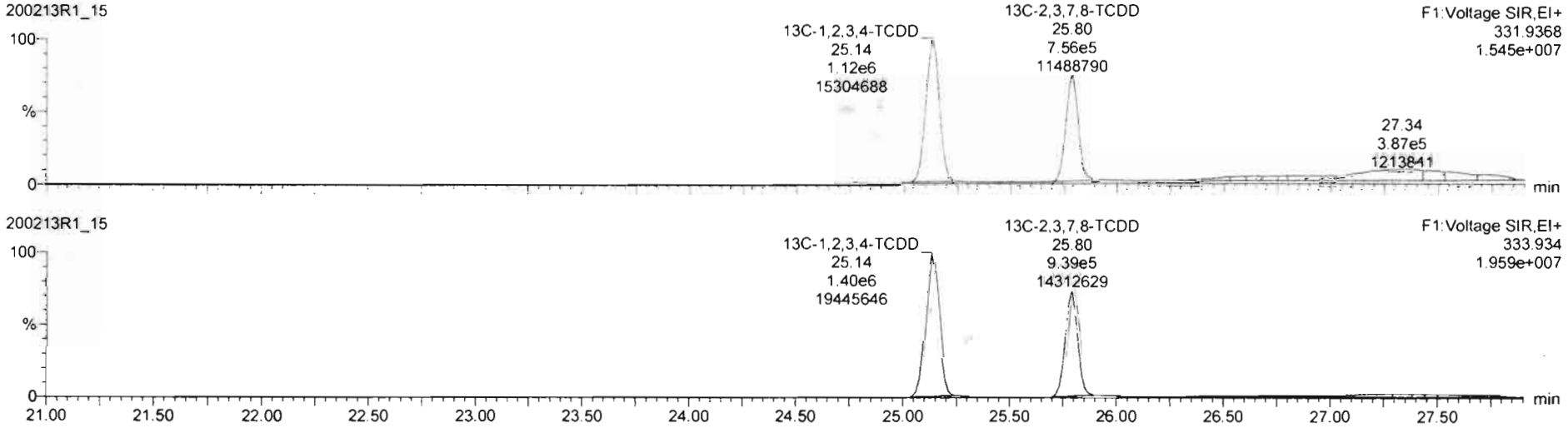

Dataset: Untitled

Last Altered: Friday, February 14, 2020 07:30:05 Pacific Standard Time
Printed: Friday, February 14, 2020 07:30:35 Pacific Standard Time

Name: 200213R1_15, Date: 13-Feb-2020, Time: 20:26:33, ID: 1903652-03RE1 PDI-074SC-B-04-06-191012 13.13, Description: PDI-074SC-B-04-06-191012

1,2,3,7,8-PeCDD

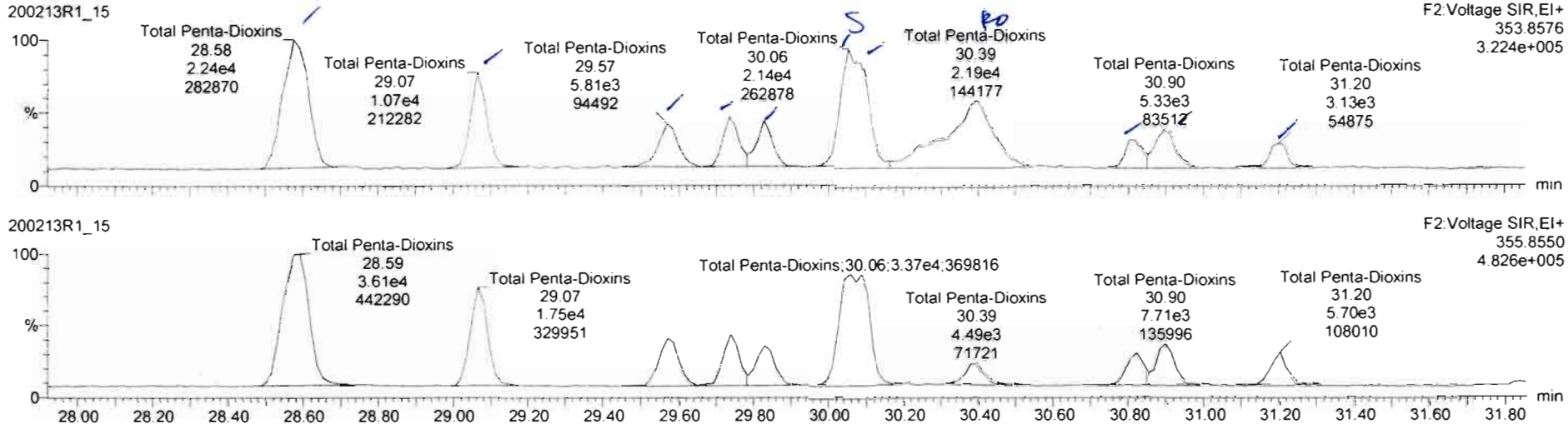

13C-1,2,3,7,8-PeCDD

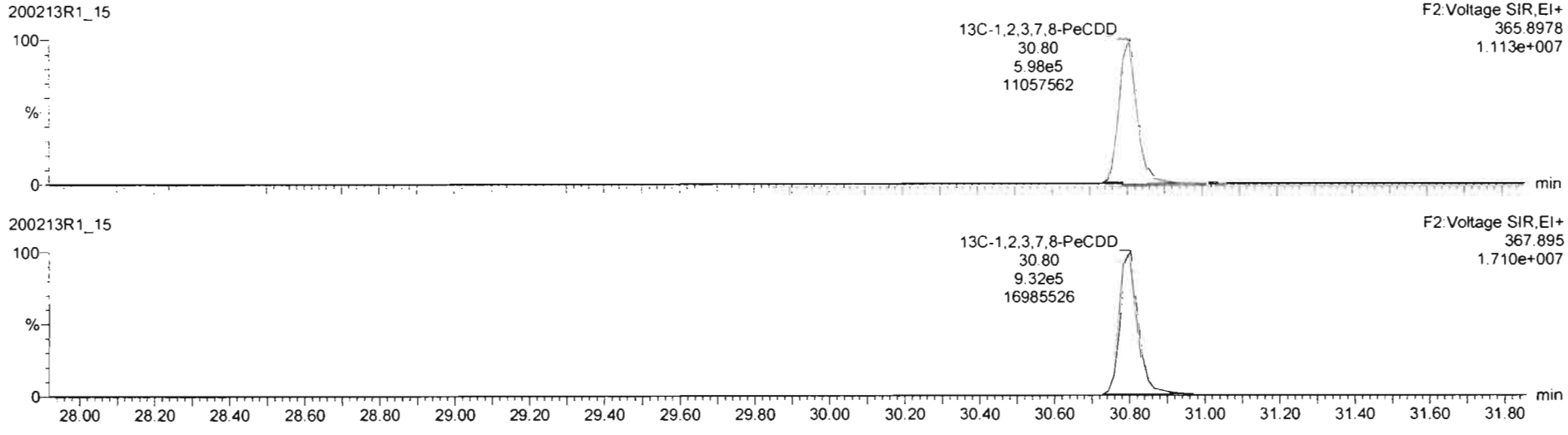

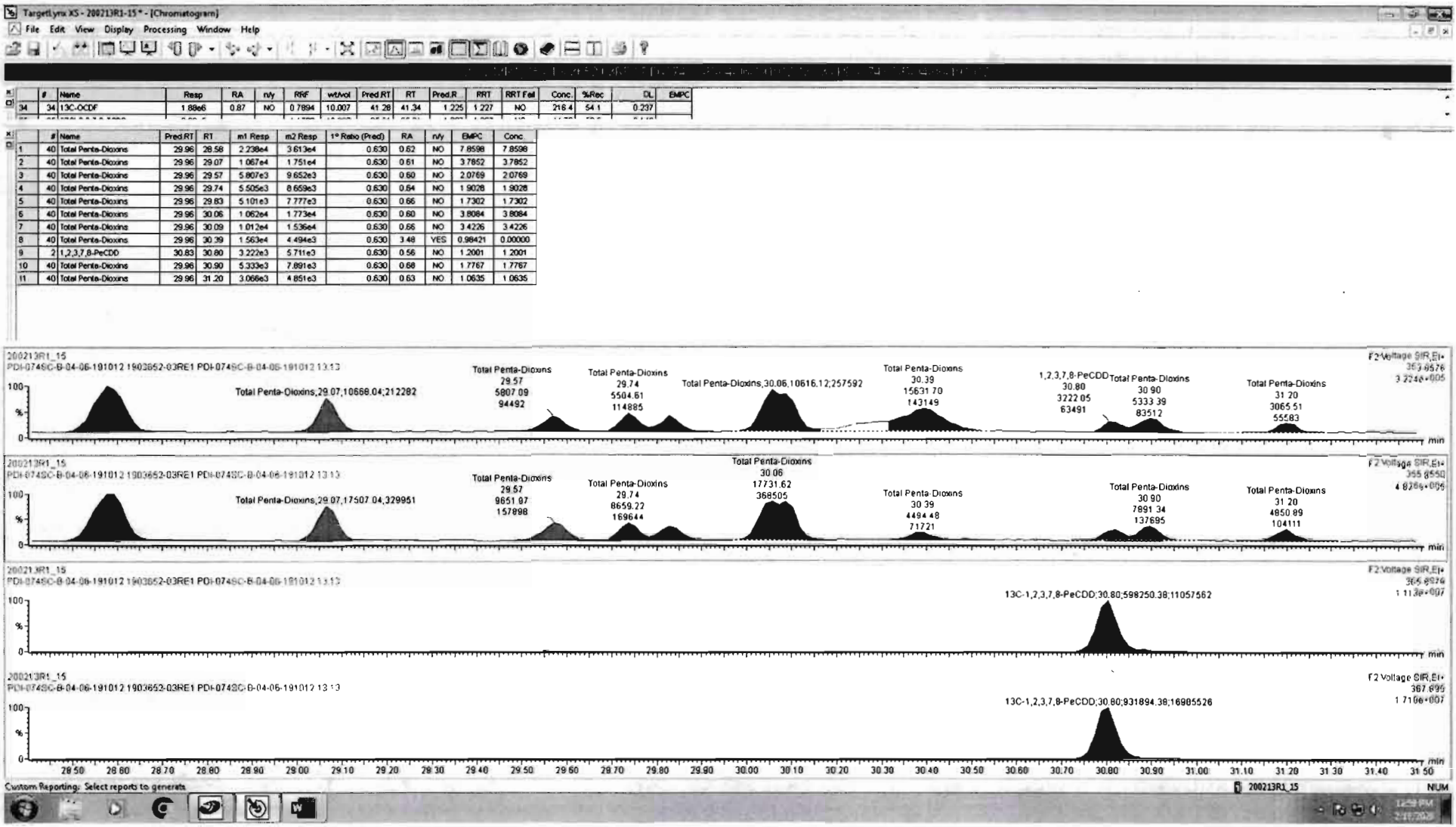

	#	Name	Resp	RA	r/y	RRF	wt/vol	Pred RT	RT	Pred.R	RRT	RRT Fal	Conc.	%Rec	DL	EMPC
34	34	13C-OCDF	1.88e6	0.87	NO	0.7894	10.007	41.28	41.34	1.225	1.227	NO	216.4	54.1	0.237	

	#	Name	Pred.RT	RT	m1 Resp	m2 Resp	1° Ratio (Pred)	RA	r/y	EMPC	Conc.
1	40	Total Penta-Dioxins	29.96	28.58	2.238e4	3.613e4	0.630	0.62	NO	7.8598	7.8598
2	40	Total Penta-Dioxins	29.96	29.07	1.067e4	1.751e4	0.630	0.61	NO	3.7852	3.7852
3	40	Total Penta-Dioxins	29.96	29.57	5.807e3	9.652e3	0.630	0.60	NO	2.0769	2.0769
4	40	Total Penta-Dioxins	29.96	29.74	5.505e3	8.659e3	0.630	0.64	NO	1.9028	1.9028
5	40	Total Penta-Dioxins	29.96	29.83	5.101e3	7.777e3	0.630	0.66	NO	1.7302	1.7302
6	40	Total Penta-Dioxins	29.96	30.06	1.062e4	1.773e4	0.630	0.60	NO	3.8084	3.8084
7	40	Total Penta-Dioxins	29.96	30.09	1.012e4	1.536e4	0.630	0.66	NO	3.4226	3.4226
8	40	Total Penta-Dioxins	29.96	30.39	1.563e4	4.494e3	0.630	3.48	YES	0.98421	0.00000
9	2	1,2,3,7,8-PeCDD	30.83	30.80	3.222e3	5.711e3	0.630	0.56	NO	1.2001	1.2001
10	40	Total Penta-Dioxins	29.96	30.90	5.333e3	7.891e3	0.630	0.68	NO	1.7767	1.7767
11	40	Total Penta-Dioxins	29.96	31.20	3.066e3	4.851e3	0.630	0.63	NO	1.0635	1.0635

Dataset: Untitled

Last Altered: Friday, February 14, 2020 07:30:05 Pacific Standard Time
Printed: Friday, February 14, 2020 07:30:35 Pacific Standard Time

Name: 200213R1_15, Date: 13-Feb-2020, Time: 20:26:33, ID: 1903652-03RE1 PDI-074SC-B-04-06-191012 13.13, Description: PDI-074SC-B-04-06-191012

1,2,3,4,7,8-HxCDD

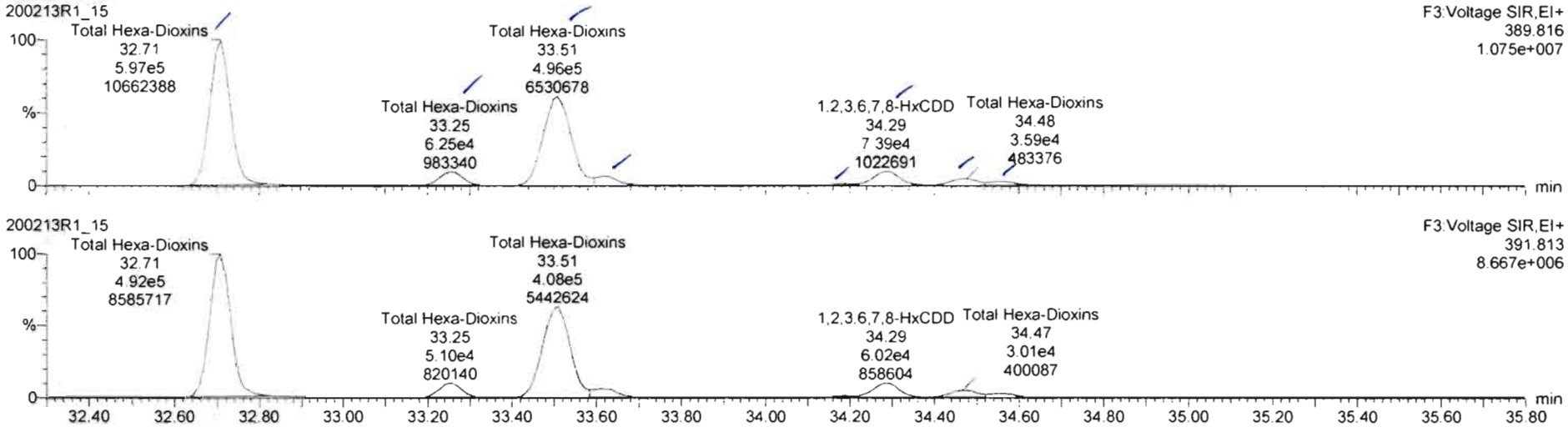

13C-1,2,3,4,7,8-HxCDD

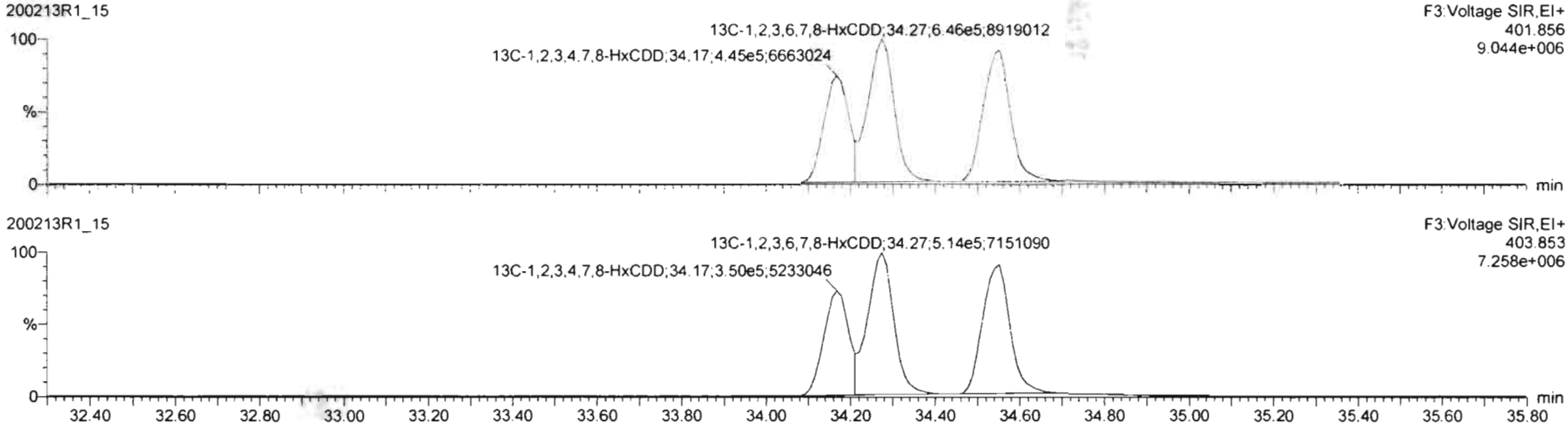

TargetLynx XS - 200213R1-15 * - [Chromatogram]

File Edit View Display Processing Window Help

	#	Name	Resp	RA	n/y	RtF	wt/vol	Pred RT	RT	Pred.R...	RRT	RRT Fail	Conc.	%Rec	DL	EMPC
41	41	Total Hexa-Dioxins				0.9211	10.007	33.63		0.000		NO	516.9		0.479	516.9

	#	Name	Pred.RT	RT	m1 Resp	m2 Resp	1° Ratio (Pred)	RA	n/y	EMPC	Conc.
1	41	Total Hexa-Dioxins	33.63	32.71	5.969e5	4.922e5	1.240	1.21	NO	233.16	233.16
2	41	Total Hexa-Dioxins	33.63	33.25	6.248e4	5.102e4	1.240	1.22	NO	24.302	24.302
3	41	Total Hexa-Dioxins	33.63	33.51	4.913e5	4.060e5	1.240	1.20	NO	192.54	192.54
4	41	Total Hexa-Dioxins	33.63	33.61	4.460e4	3.601e4	1.240	1.24	NO	17.259	17.259
5	3	1,2,3,4,7,8-HxCDD	34.18	34.19	6.751e3	5.639e3	1.240	1.20	NO	2.9072	2.9072
6	4	1,2,3,6,7,8-HxCDD	34.28	34.28	7.395e4	6.021e4	1.240	1.23	NO	25.099	25.099
7	41	Total Hexa-Dioxins	33.63	34.48	3.585e4	3.007e4	1.240	1.19	NO	14.113	14.113
8	5	1,2,3,7,8,9-HxCDD	34.59	34.55	2.027e4	1.716e4	1.240	1.18	NO	7.5087	7.5087

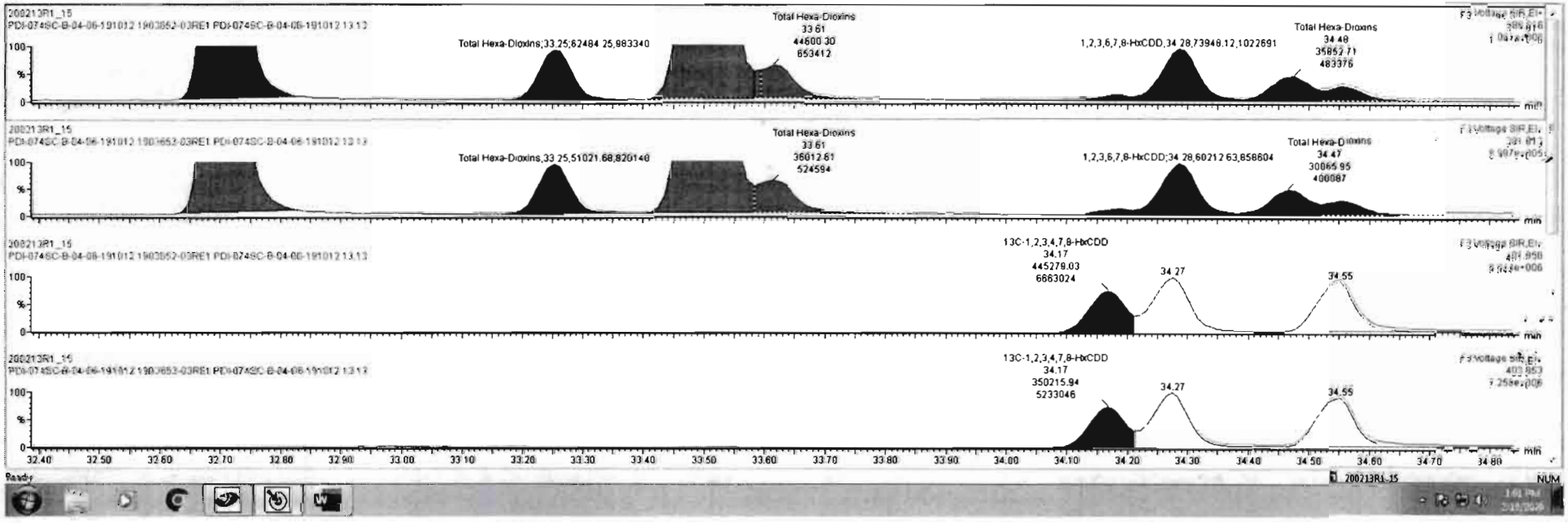

Ready

200213R1_15

NUM

Dataset: Untitled

Last Altered: Friday, February 14, 2020 07:30:05 Pacific Standard Time
Printed: Friday, February 14, 2020 07:30:35 Pacific Standard Time

Name: 200213R1_15, Date: 13-Feb-2020, Time: 20:26:33, ID: 1903652-03RE1 PDI-074SC-B-04-06-191012 13.13, Description: PDI-074SC-B-04-06-191012

1,2,3,4,6,7,8-HpCDD

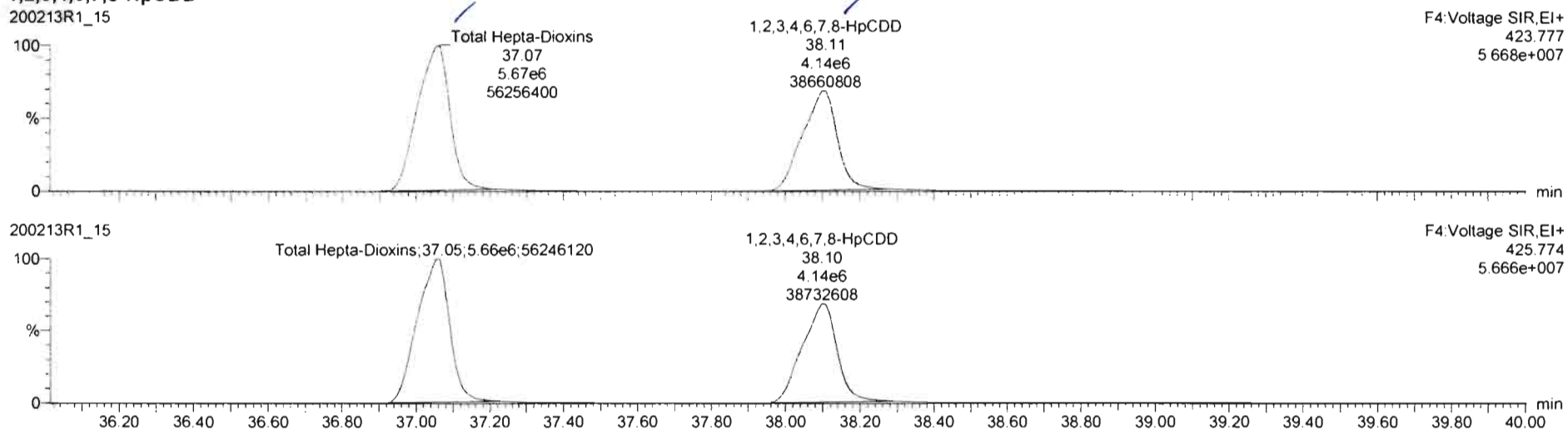

13C-1,2,3,4,6,7,8-HpCDD

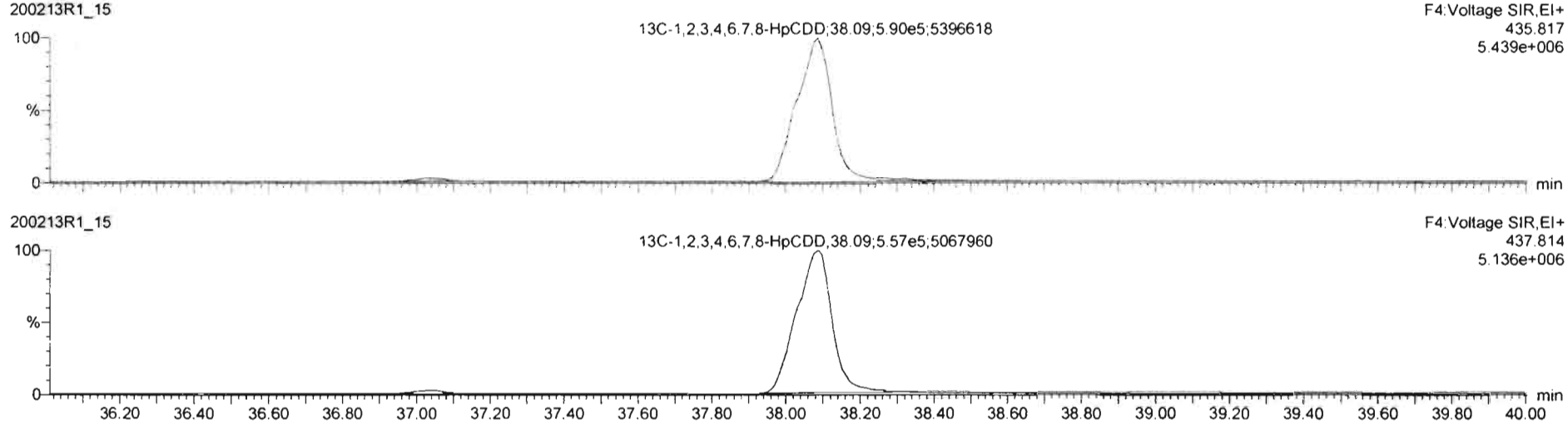

Dataset: Untitled

Last Altered: Friday, February 14, 2020 07:30:05 Pacific Standard Time
Printed: Friday, February 14, 2020 07:30:35 Pacific Standard Time

Name: 200213R1_15, Date: 13-Feb-2020, Time: 20:26:33, ID: 1903652-03RE1 PDI-074SC-B-04-06-191012 13.13, Description: PDI-074SC-B-04-06-191012

OCDD

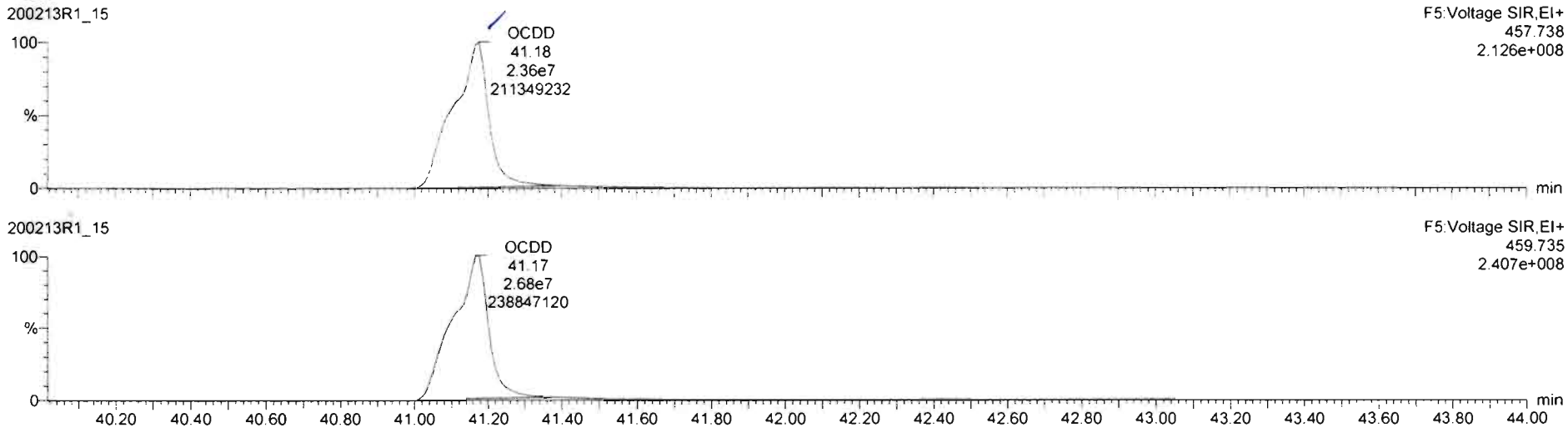

13C-OCDD

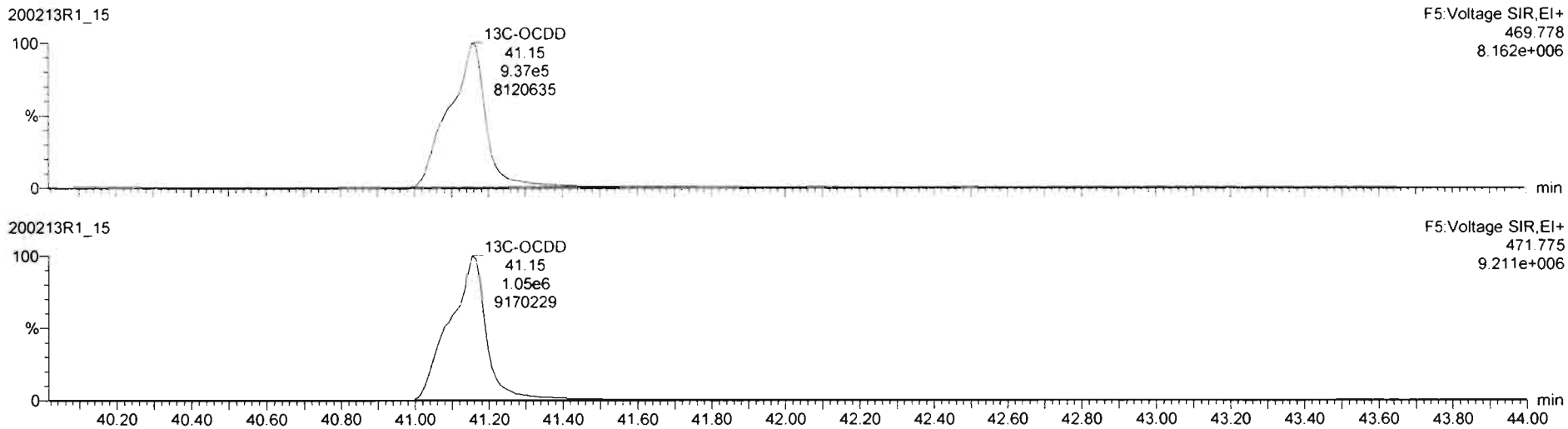

Dataset: Untitled

Last Altered: Friday, February 14, 2020 07:30:05 Pacific Standard Time
Printed: Friday, February 14, 2020 07:30:35 Pacific Standard Time

Name: 200213R1_15, Date: 13-Feb-2020, Time: 20:26:33, ID: 1903652-03RE1 PDI-074SC-B-04-06-191012 13.13, Description: PDI-074SC-B-04-06-191012

2,3,7,8-TCDF

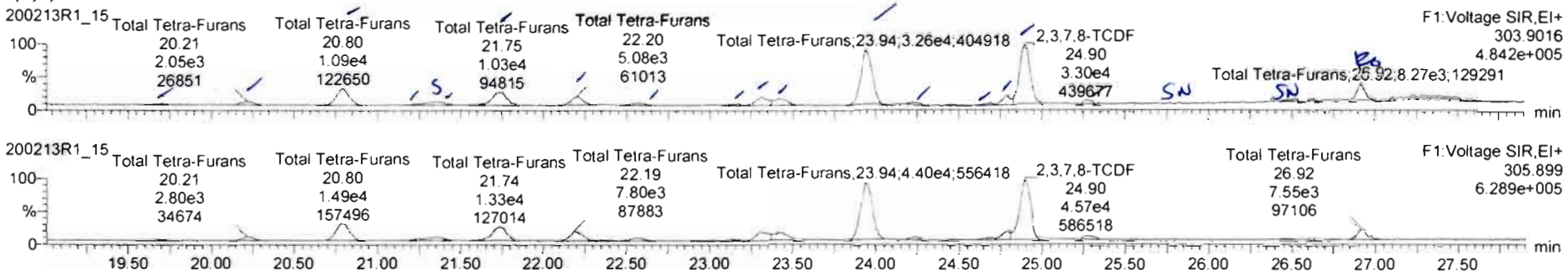

13C-2,3,7,8-TCDF

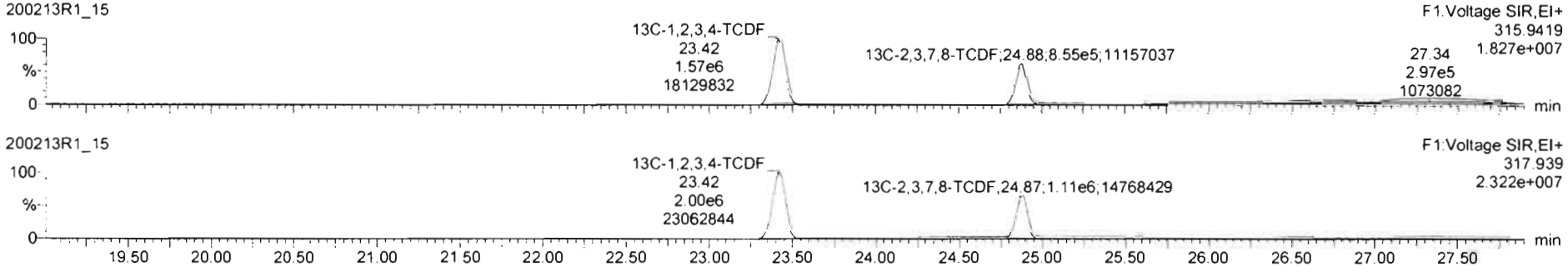

DPE1

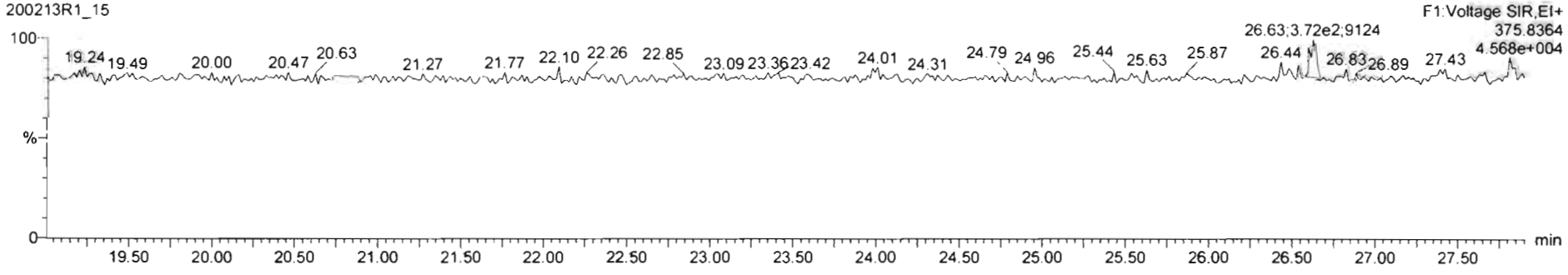

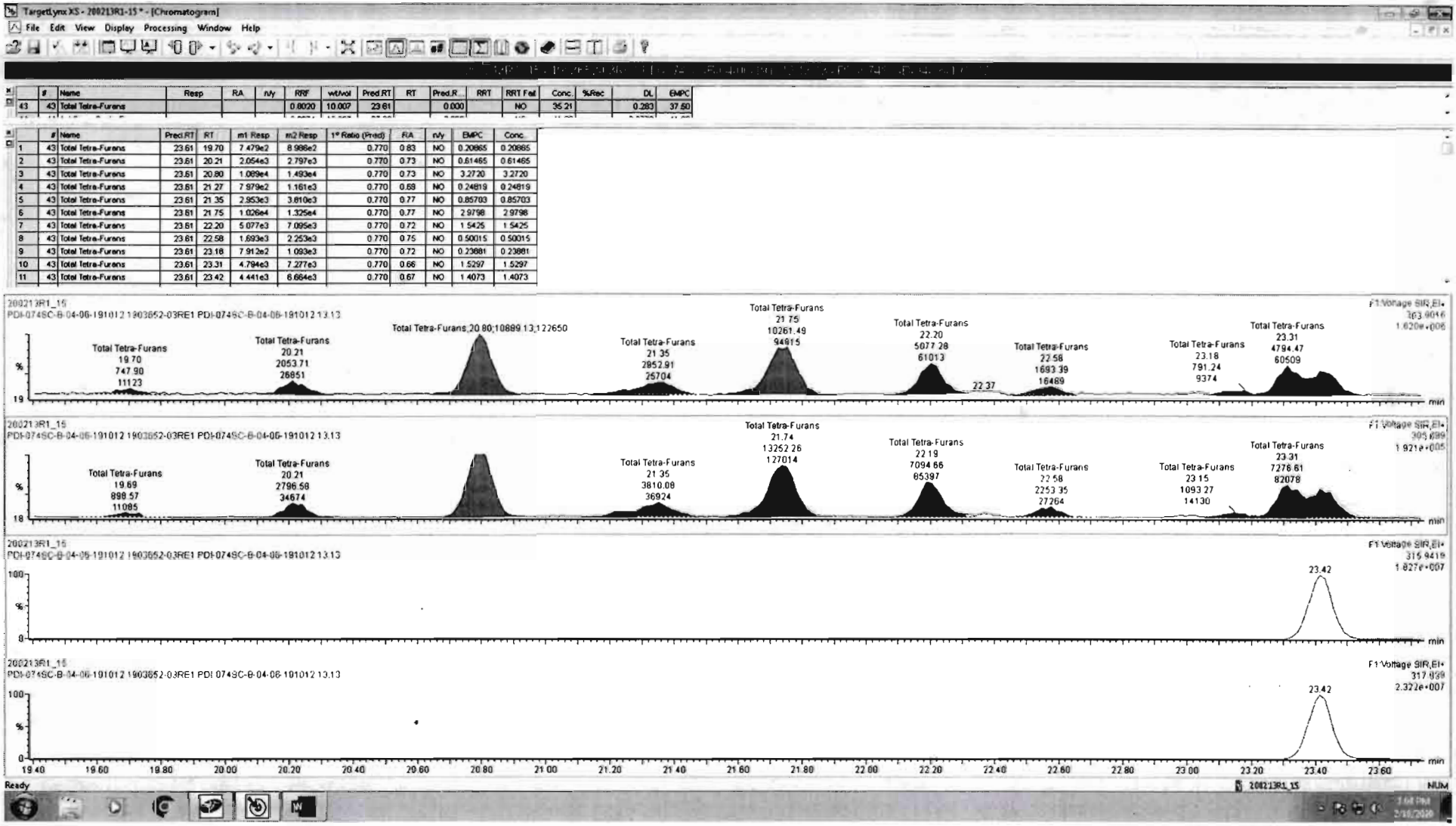

	#	Name	Resp	RA	n/y	RRF	wt/vol	Pred.RT	RT	Pred.R...	RRT	RRT Fail	Conc.	%Rec	DL	EMPC
43	43	Total Tetra-Furans				0.8020	10.007	23.61		0.000		NO	35.21		0.283	37.50

	#	Name	Pred.RT	RT	m1 Resp	m2 Resp	1° Ratio (Pred)	RA	n/y	EMPC	Conc.
1	43	Total Tetra-Furans	23.61	19.70	7.479e2	8.988e2	0.770	0.83	NO	0.20865	0.20865
2	43	Total Tetra-Furans	23.61	20.21	2.054e3	2.797e3	0.770	0.73	NO	0.61465	0.61465
3	43	Total Tetra-Furans	23.61	20.80	1.089e4	1.493e4	0.770	0.73	NO	3.2720	3.2720
4	43	Total Tetra-Furans	23.61	21.27	7.979e2	1.161e3	0.770	0.69	NO	0.24819	0.24819
5	43	Total Tetra-Furans	23.61	21.35	2.953e3	3.810e3	0.770	0.77	NO	0.85703	0.85703
6	43	Total Tetra-Furans	23.61	21.75	1.026e4	1.325e4	0.770	0.77	NO	2.9798	2.9798
7	43	Total Tetra-Furans	23.61	22.20	5.077e3	7.095e3	0.770	0.72	NO	1.5425	1.5425
8	43	Total Tetra-Furans	23.61	22.58	1.693e3	2.253e3	0.770	0.75	NO	0.50015	0.50015
9	43	Total Tetra-Furans	23.61	23.18	7.912e2	1.093e3	0.770	0.72	NO	0.23881	0.23881
10	43	Total Tetra-Furans	23.61	23.31	4.794e3	7.277e3	0.770	0.66	NO	1.5297	1.5297
11	43	Total Tetra-Furans	23.61	23.42	4.441e3	6.664e3	0.770	0.67	NO	1.4073	1.4073

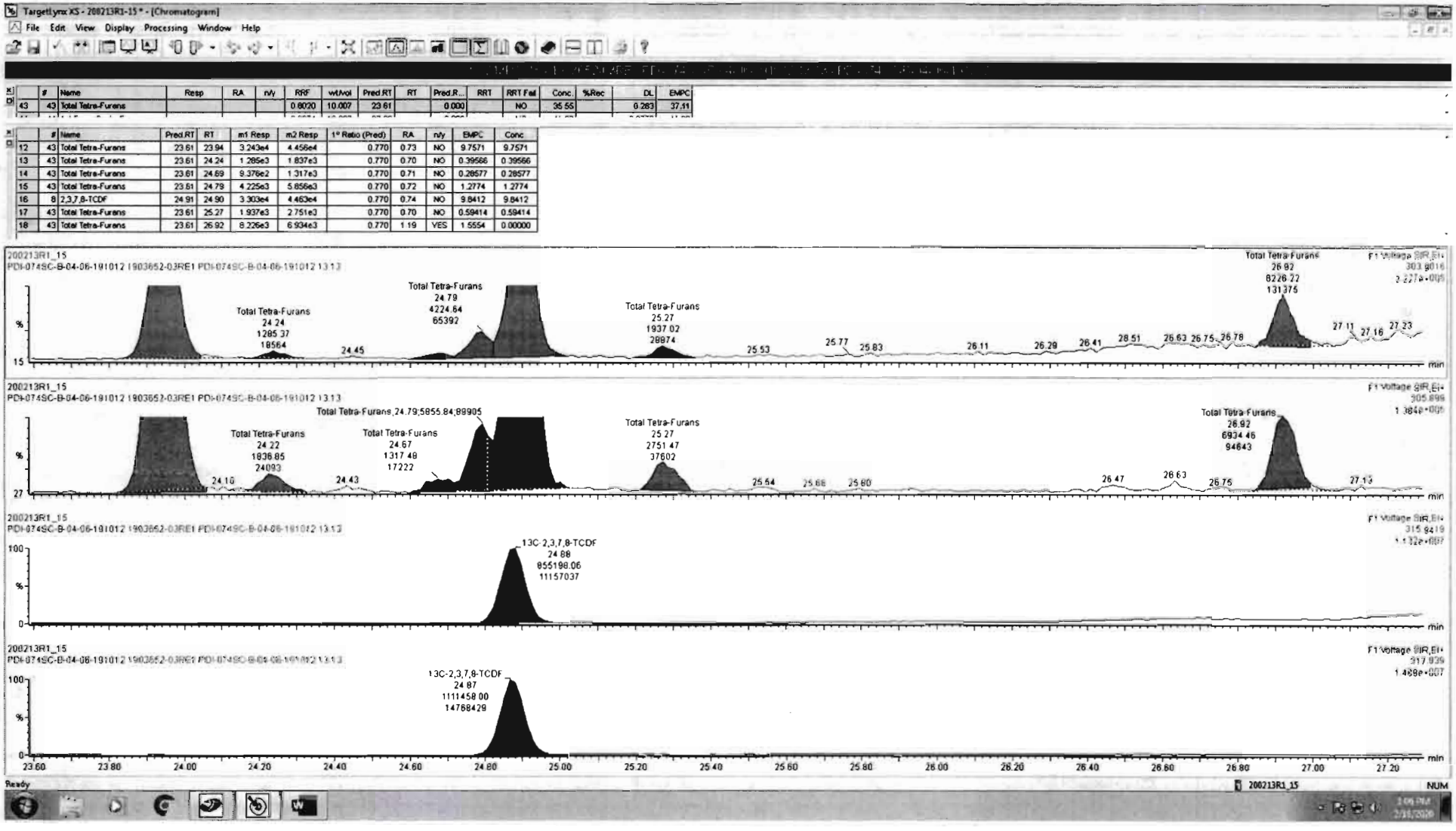

	#	Name	Resp	RA	n/y	RRF	wt/Vol	Pred.RT	RT	Pred.R...	RRT	RRT Fail	Conc.	%Rec	DL	EMPC
43	43	Total Tetra-Furans				0.8020	10.007	23.61		0.000		NO	35.55		0.283	37.11

	#	Name	Pred.RT	RT	m1 Resp	m2 Resp	1º Ratio (Pred)	RA	n/y	EMPC	Conc.
12	43	Total Tetra-Furans	23.61	23.94	3.243e4	4.456e4	0.770	0.73	NO	9.7571	9.7571
13	43	Total Tetra-Furans	23.61	24.24	1.285e3	1.837e3	0.770	0.70	NO	0.39566	0.39566
14	43	Total Tetra-Furans	23.61	24.69	9.376e2	1.317e3	0.770	0.71	NO	0.28577	0.28577
15	43	Total Tetra-Furans	23.61	24.79	4.225e3	5.856e3	0.770	0.72	NO	1.2774	1.2774
16	8	2,3,7,8-TCDF	24.91	24.90	3.303e4	4.463e4	0.770	0.74	NO	9.8412	9.8412
17	43	Total Tetra-Furans	23.61	25.27	1.937e3	2.751e3	0.770	0.70	NO	0.59414	0.59414
18	43	Total Tetra-Furans	23.61	26.92	8.226e3	6.934e3	0.770	1.19	YES	1.5554	0.00000

Dataset: Untitled

Last Altered: Friday, February 14, 2020 07:30:05 Pacific Standard Time
Printed: Friday, February 14, 2020 07:30:35 Pacific Standard Time

Name: 200213R1_15, Date: 13-Feb-2020, Time: 20:26:33, ID: 1903652-03RE1 PDI-074SC-B-04-06-191012 13.13, Description: PDI-074SC-B-04-06-191012

1st Func. Penta-Furans

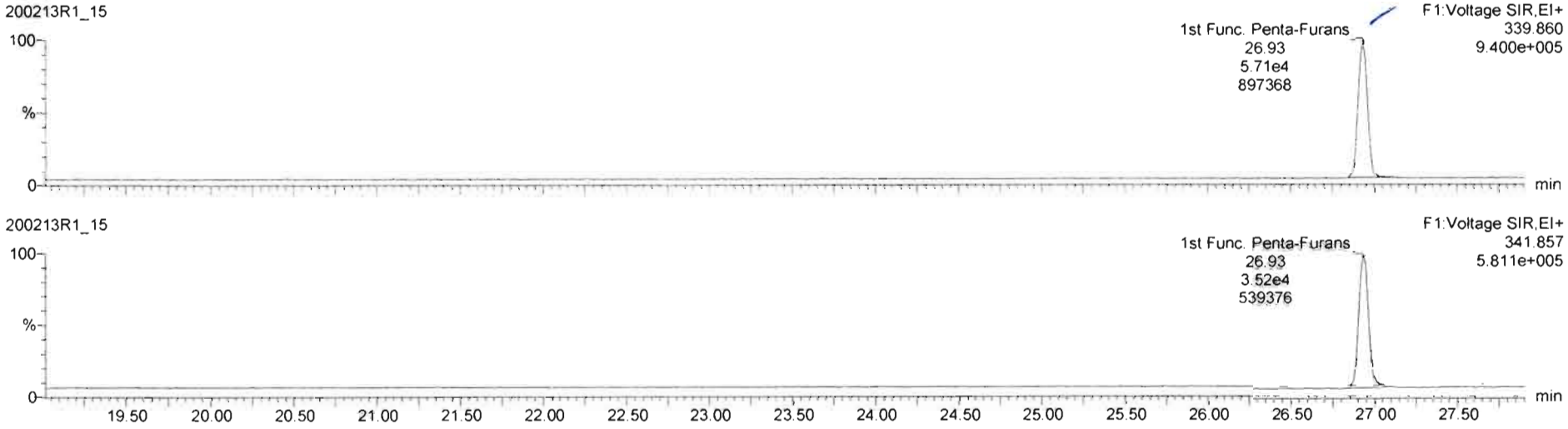

DPE6

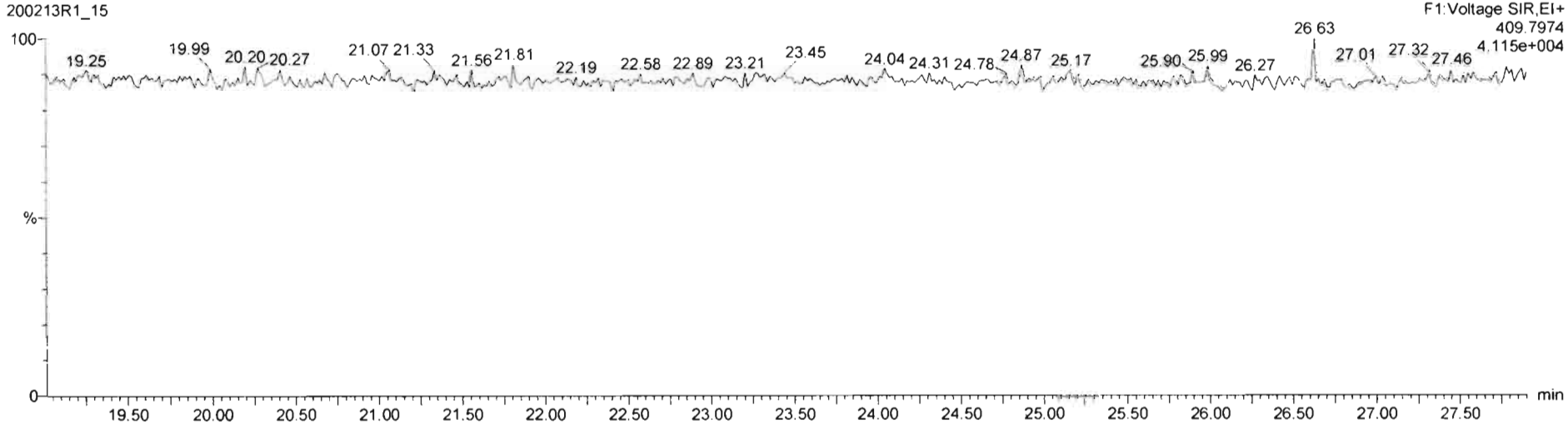

Dataset: Untitled

Last Altered: Friday, February 14, 2020 07:30:05 Pacific Standard Time
Printed: Friday, February 14, 2020 07:30:35 Pacific Standard Time

Name: 200213R1_15, Date: 13-Feb-2020, Time: 20:26:33, ID: 1903652-03RE1 PDI-074SC-B-04-06-191012 13.13, Description: PDI-074SC-B-04-06-191012

1,2,3,7,8-PeCDF

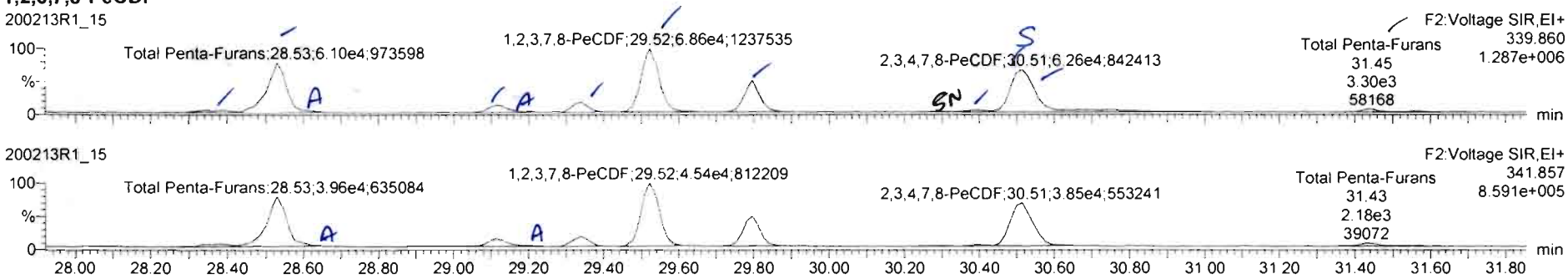

13C-1,2,3,7,8-PeCDF

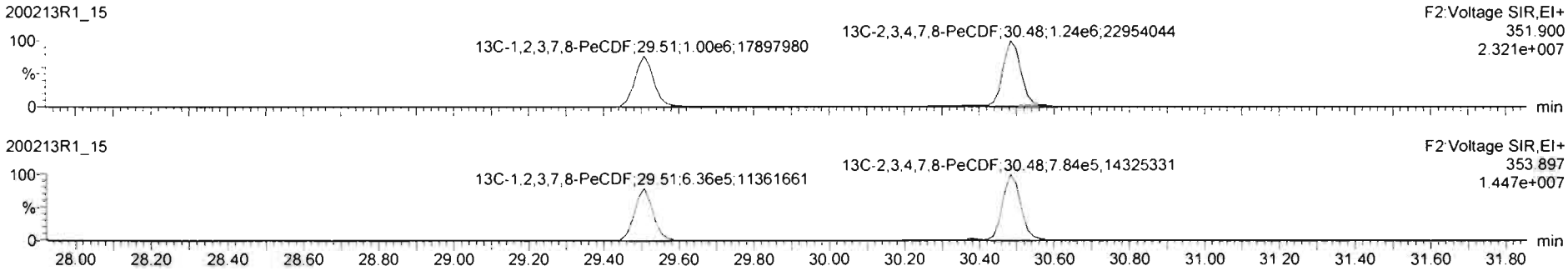

DPE2

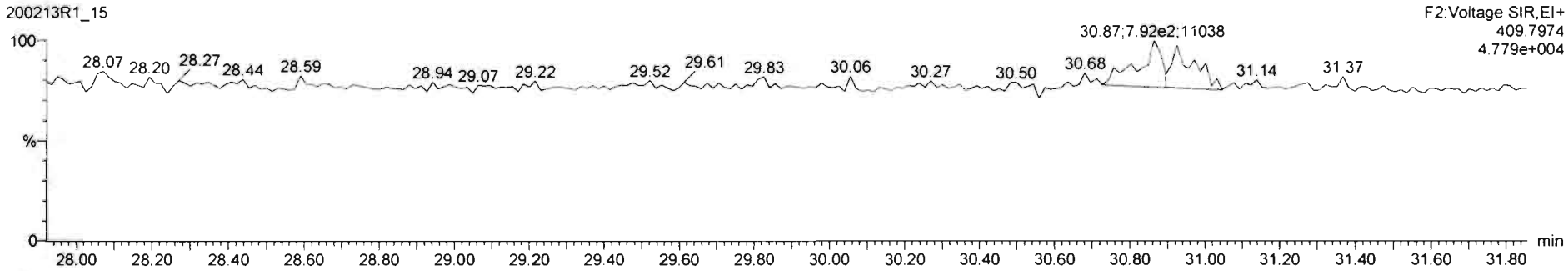

TargetLynx XS - 200213R1-15 * - [Chromatogram]

File Edit View Display Processing Window Help

	#	Name	Resp	RA	n/y	RRF	wt/vol	Pred.RT	RT	Pred.R...	RRT	RRT Fail	Conc.	%Rec	DL	EMPC
45	45	Total Penta-Furans				0.9074	10.007	29.27		0.000		NO	37.62		0.222	50.41

	#	Name	Pred.RT	RT	m1 Resp	m2 Resp	1° Ratio (Pred)	RA	n/y	EMPC	Conc.
1	45	Total Penta-Furans	29.27	28.39	4.775e3	3.060e3	1.550	1.56	NO	0.94207	0.94207
2	45	Total Penta-Furans	29.27	28.53	5.710e4	3.774e4	1.550	1.51	NO	11.403	0.00000
3	45	Total Penta-Furans	29.27	28.58	4.041e3	2.715e3	1.550	1.49	NO	0.81232	0.00000
4	45	Total Penta-Furans	29.27	29.11	9.580e3	5.781e3	1.550	1.66	NO	1.8471	1.8471
5	45	Total Penta-Furans	29.27	29.17	1.096e3	7.771e2	1.550	1.41	NO	0.22518	0.22518
6	45	Total Penta-Furans	29.27	29.34	1.027e4	6.694e3	1.550	1.53	NO	2.0396	2.0396
7	9	1,2,3,7,8-PeCDF	29.53	29.52	6.856e4	4.541e4	1.550	1.51	NO	15.314	15.314
8	45	Total Penta-Furans	29.27	29.80	3.064e4	2.014e4	1.550	1.52	NO	6.1062	6.1062
9	45	Total Penta-Furans	29.27	30.32	8.898e2	4.068e2	1.550	2.19	YES	0.12472	0.00000
10	45	Total Penta-Furans	29.27	30.39	2.453e3	8.238e2	1.550	2.98	YES	0.25259	0.00000
11	10	2,3,4,7,8-PeCDF	30.51	30.51	6.258e4	3.850e4	1.550	1.63	NO	10.486	10.486
12	45	Total Penta-Furans	29.27	31.44	3.298e3	2.177e3	1.550	1.51	NO	0.65831	0.65831
13	45	Total Penta-Furans	29.27	31.57	1.584e3	6.319e2	1.550	2.51	YES	0.19376	0.00000

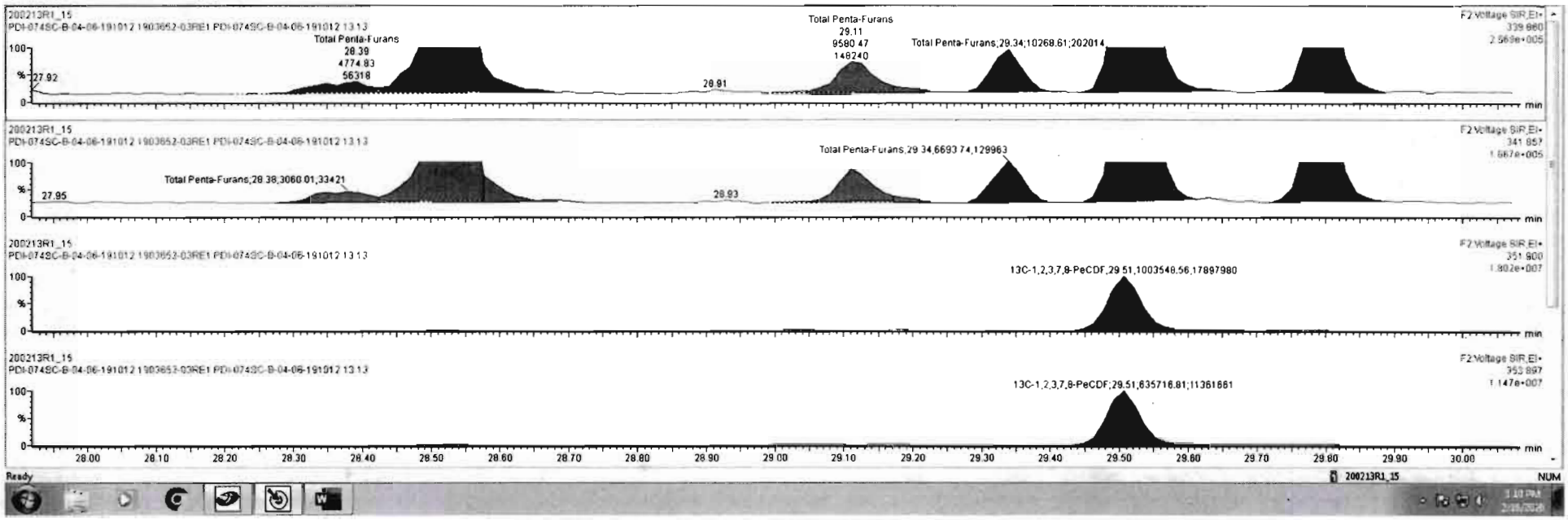

TargetLynx XS - 200213R1-15 * - [Chromatogram]

File Edit View Display Processing Window Help

	#	Name	Resp	RA	nY	RRF	wt/vol	Pred RT	RT	Pred R...	RRT	RRT Fail	Conc	%Rec	DL	EMPC
45	45	Total Penta-Furans				0.9074	10.007	29.27		0.000		NO	36.28		0.222	51.16

	#	Name	Pred RT	RT	m1 Resp	m2 Resp	1° Ratio (Pred)	RA	nY	EMPC	Conc
1	45	Total Penta-Furans	29.27	28.39	4.775e3	3.060e3	1.550	1.56	NO	0.94207	0.94207
2	45	Total Penta-Furans	29.27	28.53	5.710e4	3.774e4	1.550	1.51	NO	11.403	0.00000
3	45	Total Penta-Furans	29.27	28.58	4.041e3	2.715e3	1.550	1.49	NO	0.81232	0.00000
4	45	Total Penta-Furans	29.27	29.11	9.580e3	5.781e3	1.550	1.66	NO	1.8471	1.8471
5	45	Total Penta-Furans	29.27	29.17	1.096e3	7.771e2	1.550	1.41	NO	0.22518	0.22518
6	45	Total Penta-Furans	29.27	29.34	1.027e4	6.694e3	1.550	1.53	NO	2.0396	2.0396
7	9	1,2,3,7,8-PeCDF	29.53	29.52	6.856e4	4.541e4	1.550	1.51	NO	15.314	15.314
8	45	Total Penta-Furans	29.27	29.80	3.064e4	2.014e4	1.550	1.52	NO	6.1062	6.1062
9	45	Total Penta-Furans	29.27	30.32	8.898e2	5.953e2	1.550	1.49	NO	0.17657	0.00000
10	45	Total Penta-Furans	29.27	30.39	2.453e3	1.560e3	1.550	1.57	NO	0.48252	0.00000
11	10	2,3,4,7,8-PeCDF	30.51	30.51	4.258e4	2.806e4	1.550	1.52	NO	7.3281	7.3281
12	45	Total Penta-Furans	29.27	30.53	2.016e4	1.167e4	1.550	1.73	NO	3.8269	3.8269
13	45	Total Penta-Furans	29.27	31.45	3.254e3	2.166e3	1.550	1.50	NO	0.65177	0.65177

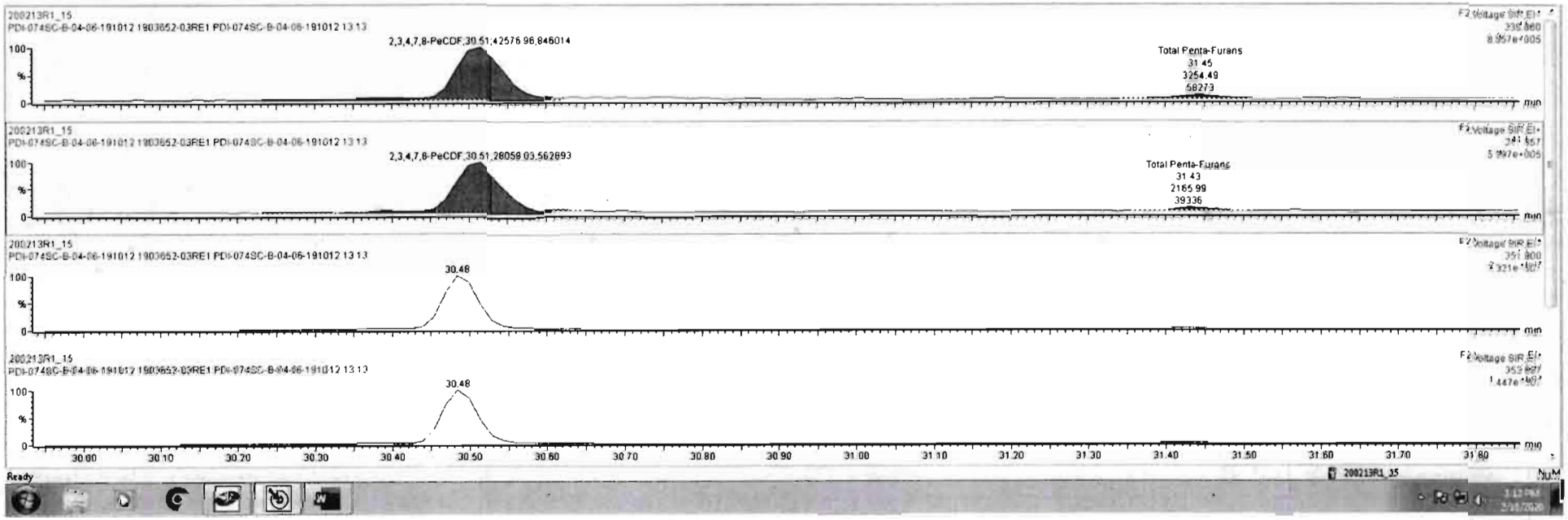

TargetLynx XS - 200213R1-15 * - [Chromatogram]

File Edit View Display Processing Window Help

	#	Name	Resp	RA	n/y	RRF	wt/vol	Pred RT	RT	Pred.R	RRT	RRT Fail	Conc.	%Rec	DL	EMPC
45	45	Total Penta-Furans				0.9074	10.007	29.27		0.000		NO	36.28		0.222	51.16

	#	Name	Pred.RT	RT	m1 Resp	m2 Resp	1º Ratio (Pred)	RA	n/y	EMPC	Conc.
1	45	Total Penta-Furans	29.27	28.39	4.775e3	3.060e3	1.550	1.56	NO	0.94207	0.94207
2	45	Total Penta-Furans	29.27	28.53	5.710e4	3.774e4	1.550	1.51	NO	11.403	0.00000
3	45	Total Penta-Furans	29.27	28.58	4.041e3	2.715e3	1.550	1.49	NO	0.81232	0.00000
4	45	Total Penta-Furans	29.27	29.11	9.580e3	5.781e3	1.550	1.66	NO	1.8471	1.8471
5	45	Total Penta-Furans	29.27	29.17	1.096e3	7.771e2	1.550	1.41	NO	0.22518	0.22518
6	45	Total Penta-Furans	29.27	29.34	1.027e4	6.694e3	1.550	1.53	NO	2.0396	2.0396
7	9	1,2,3,7,8-PeCDF	29.53	29.52	6.856e4	4.541e4	1.550	1.51	NO	15.314	15.314
8	45	Total Penta-Furans	29.27	29.80	3.064e4	2.014e4	1.550	1.52	NO	6.1062	6.1062
9	45	Total Penta-Furans	29.27	30.32	6.898e2	5.953e2	1.550	1.49	NO	0.17857	0.00000
10	45	Total Penta-Furans	29.27	30.39	2.453e3	1.560e3	1.550	1.57	NO	0.48252	0.00000
11	10	2,3,4,7,8-PeCDF	30.51	30.51	4.258e4	2.806e4	1.550	1.52	NO	7.3281	7.3281
12	45	Total Penta-Furans	29.27	30.53	2.016e4	1.167e4	1.550	1.73	NO	3.8269	3.8269
13	45	Total Penta-Furans	29.27	31.45	3.254e3	2.166e3	1.550	1.50	NO	0.65177	0.65177

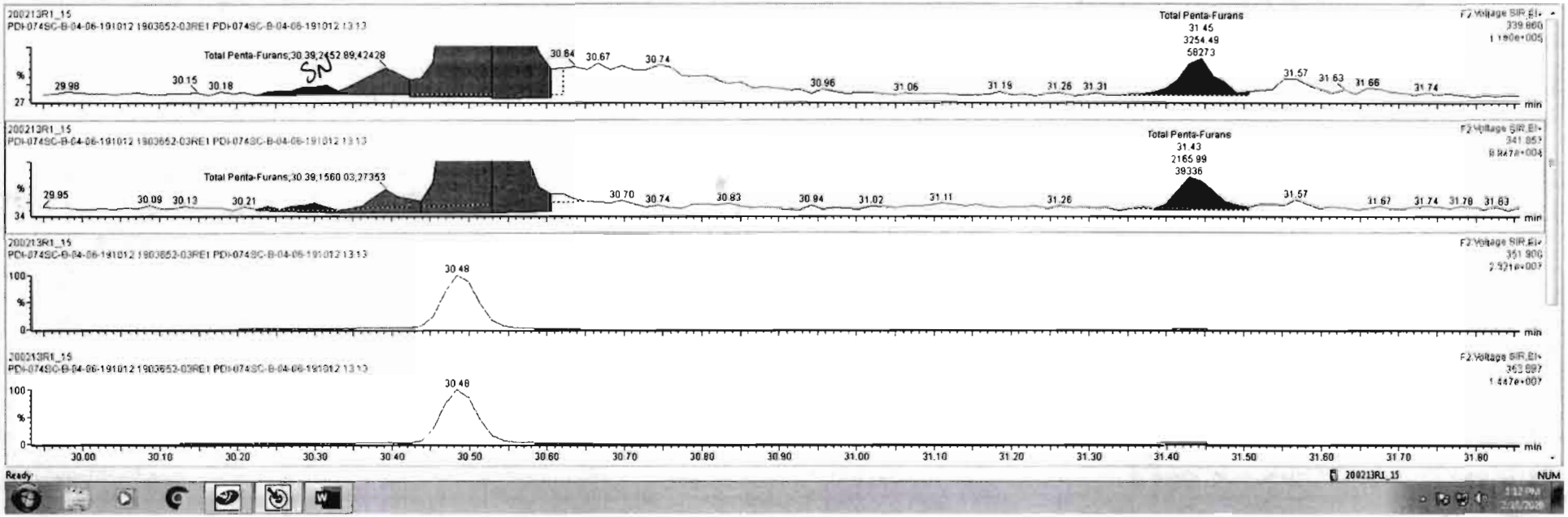

Dataset: Untitled

Last Altered: Friday, February 14, 2020 07:30:05 Pacific Standard Time
Printed: Friday, February 14, 2020 07:30:35 Pacific Standard Time

Name: 200213R1_15, Date: 13-Feb-2020, Time: 20:26:33, ID: 1903652-03RE1 PDI-074SC-B-04-06-191012 13.13, Description: PDI-074SC-B-04-06-191012

1,2,3,4,7,8-HxCDF

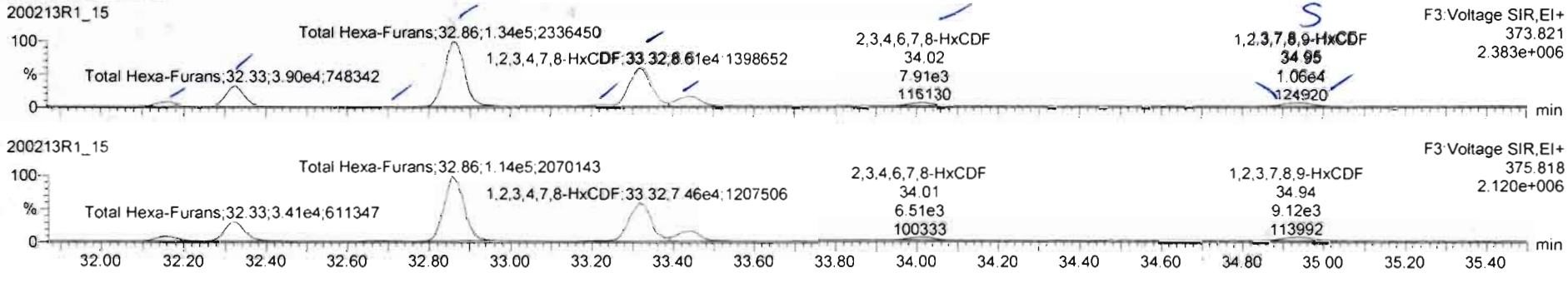

13C-1,2,3,4,7,8-HxCDF

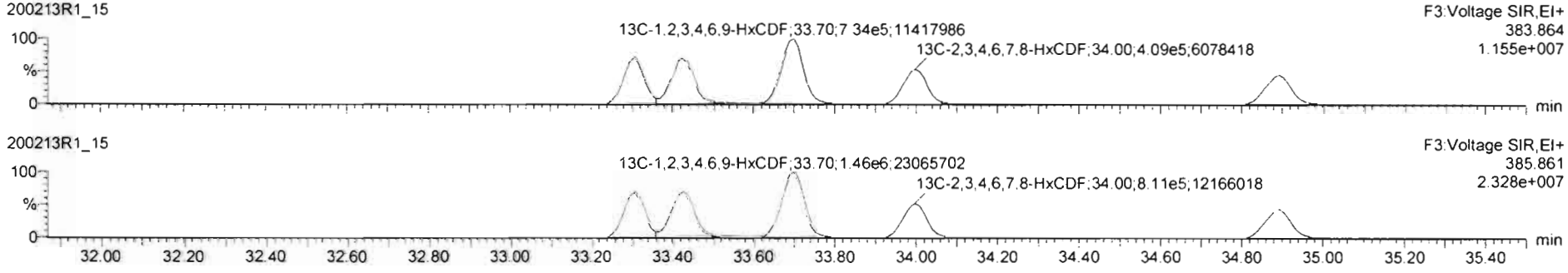

DPE3

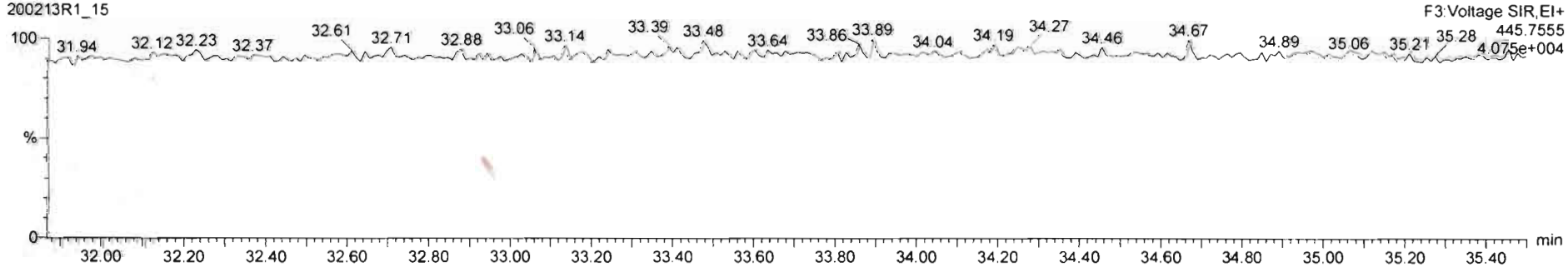

TargetLynx XS - 200213R1-15 * - [Chromatogram]

File Edit View Display Processing Window Help

	#	Name	Resp	RA	n/y	RRF	wt/vol	Pred.RT	RT	Pred.R...	RRT	RRT Fail	Conc.	%Rec	DL	EMPC
45	45	Total Penta-Furans				0.9074	10.007	29.27		0.000		NO	38.94		0.222	51.16

	#	Name	Pred.RT	RT	m1 Resp	m2 Resp	1* Ratio (Pred)	RA	n/y	EMPC	Conc.
1	46	Total Hexa-Furans	33.56	32.17	9.361e3	8.463e3	1.240	1.11	NO	2.9738	2.9738
2	46	Total Hexa-Furans	33.56	32.33	3.905e4	3.411e4	1.240	1.14	NO	12.206	12.206
3	46	Total Hexa-Furans	33.56	32.68	1.000e3	7.809e2	1.240	1.28	NO	0.29719	0.29719
4	46	Total Hexa-Furans	33.56	32.86	1.339e5	1.136e5	1.240	1.18	NO	41.303	41.303
5	46	Total Hexa-Furans	33.56	33.23	1.196e3	9.730e2	1.240	1.23	NO	0.36227	0.36227
6	11	1,2,3,4,7,8-HxCDF	33.31	33.32	8.608e4	7.435e4	1.240	1.16	NO	26.163	26.163
7	12	1,2,3,6,7,8-HxCDF	33.43	33.43	2.422e4	1.987e4	1.240	1.22	NO	6.7820	6.7820
8	13	2,3,4,6,7,8-HxCDF	34.03	34.02	7.909e3	6.509e3	1.240	1.22	NO	2.6302	2.6302
9	14	1,2,3,7,8,9-HxCDF	34.89	34.95	1.057e4	9.119e3	1.240	1.16	NO	3.9914	3.9914

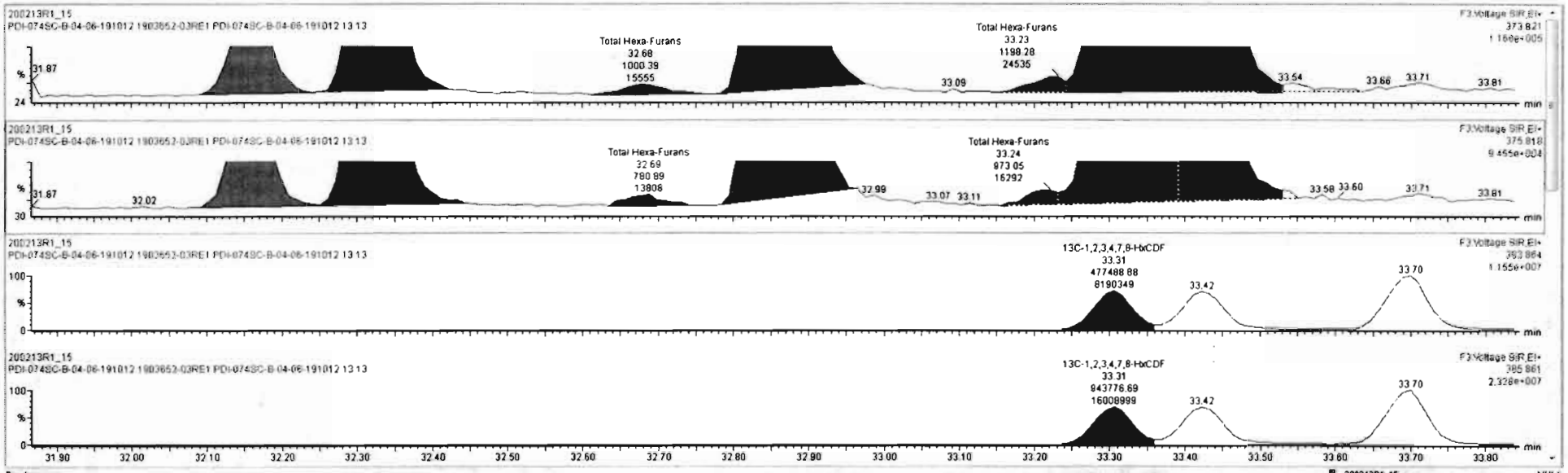

TargetLynx XS - 200213R1-15 * - [Chromatogram]

File Edit View Display Processing Window Help

	#	Name	Resp	RA	n/y	RRF	wt/vol	Pred.RT	RT	Pred.R...	RRT	RRT Fail	Conc.	%Rec	DL	EMPC
45	45	Total Penta-Furans				0.9074	10.007	29.27		0.000		NO	38.94		0.222	51.16

	#	Name	Pred.RT	RT	m1 Resp	m2 Resp	1° Ratio (Pred)	RA	n/y	EMPC	Conc.
1	46	Total Hexa-Furans	33.56	32.17	9.361e3	8.463e3	1.240	1.11	NO	2.9738	2.9738
2	46	Total Hexa-Furans	33.56	32.33	3.905e4	3.411e4	1.240	1.14	NO	12.206	12.206
3	46	Total Hexa-Furans	33.56	32.68	1.000e3	7.809e2	1.240	1.28	NO	0.29719	0.29719
4	46	Total Hexa-Furans	33.56	32.86	1.339e5	1.136e5	1.240	1.18	NO	41.303	41.303
5	46	Total Hexa-Furans	33.56	33.23	1.198e3	9.730e2	1.240	1.23	NO	0.36227	0.36227
6	11	1,2,3,4,7,8-HxCDF	33.31	33.32	8.608e4	7.435e4	1.240	1.16	NO	26.163	26.163
7	12	1,2,3,6,7,8-HxCDF	33.43	33.43	2.422e4	1.987e4	1.240	1.22	NO	6.7820	6.7820
8	13	2,3,4,6,7,8-HxCDF	34.03	34.02	7.909e3	6.509e3	1.240	1.22	NO	2.6302	2.6302
9	14	1,2,3,7,8,9-HxCDF	34.89	34.94	5.056e3	4.151e3	1.240	1.22	NO	1.8662	1.8662
10	46	Total Hexa-Furans	33.56	34.95	5.521e3	4.992e3	1.240	1.11	NO	1.7541	1.7541

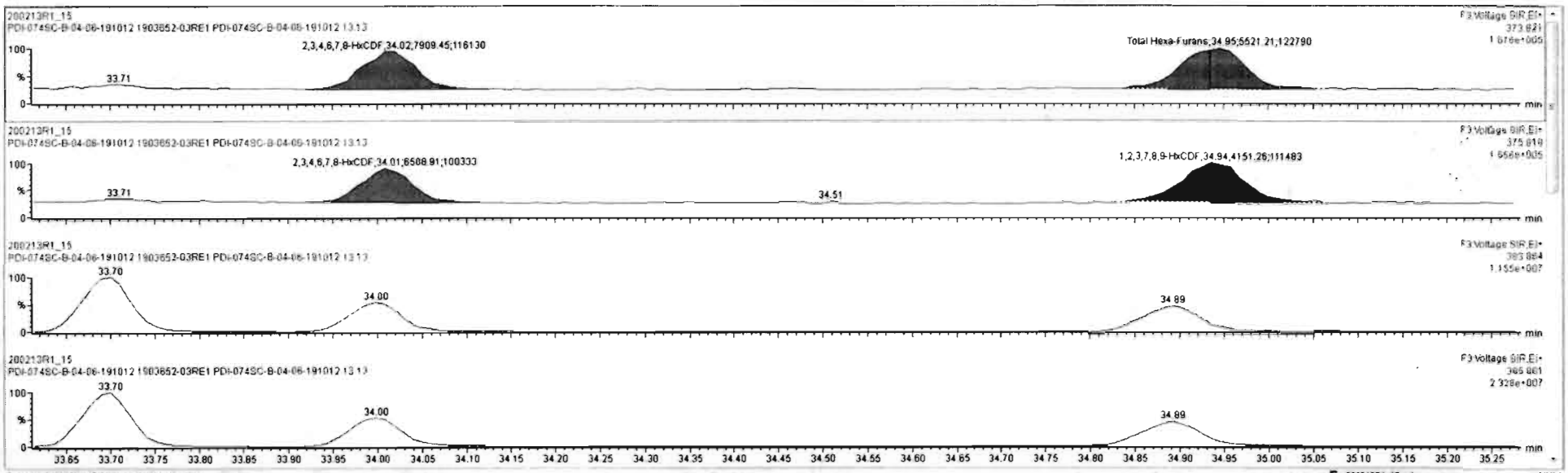

Custom Reporting: Select reports to generate

200213R1_15

NUM

Dataset: Untitled

Last Altered: Friday, February 14, 2020 07:30:05 Pacific Standard Time
Printed: Friday, February 14, 2020 07:30:35 Pacific Standard Time

Name: 200213R1_15, Date: 13-Feb-2020, Time: 20:26:33, ID: 1903652-03RE1 PDI-074SC-B-04-06-191012 13.13, Description: PDI-074SC-B-04-06-191012

1,2,3,4,6,7,8-HpCDF

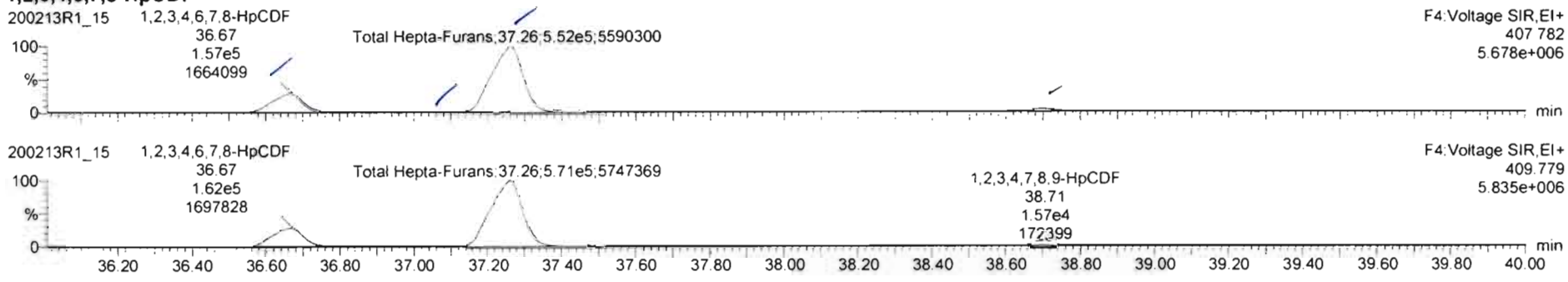

13C-1,2,3,4,6,7,8-HpCDF

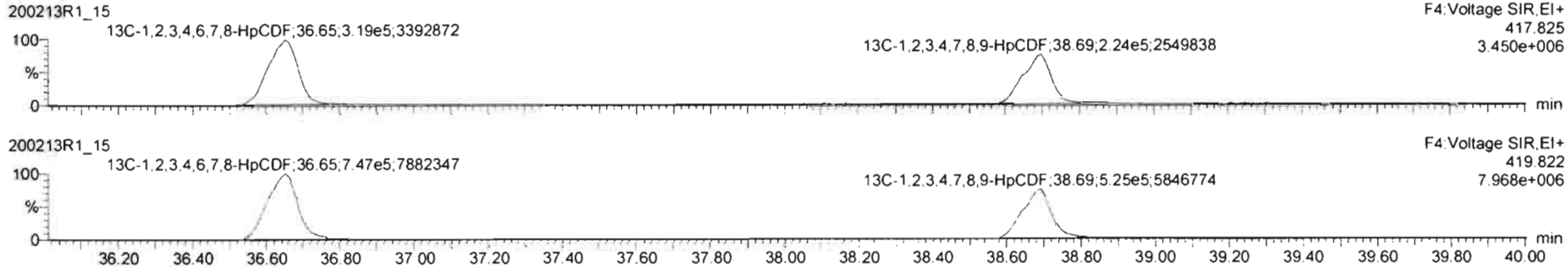

DPE4

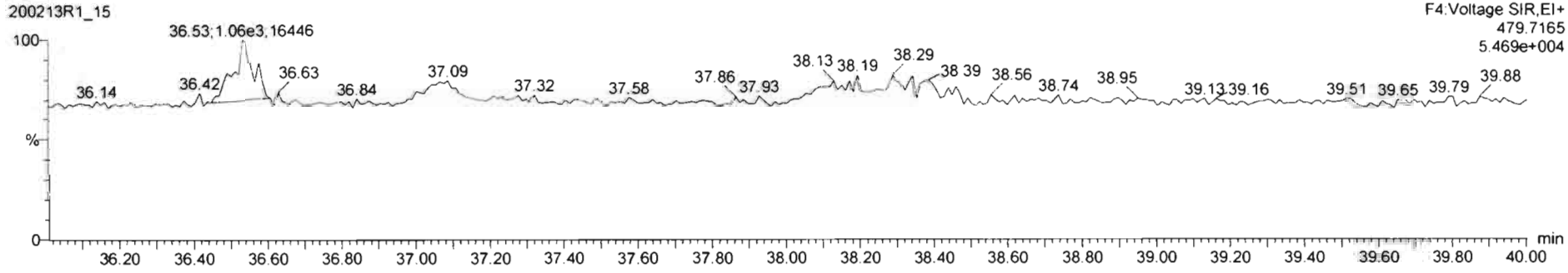

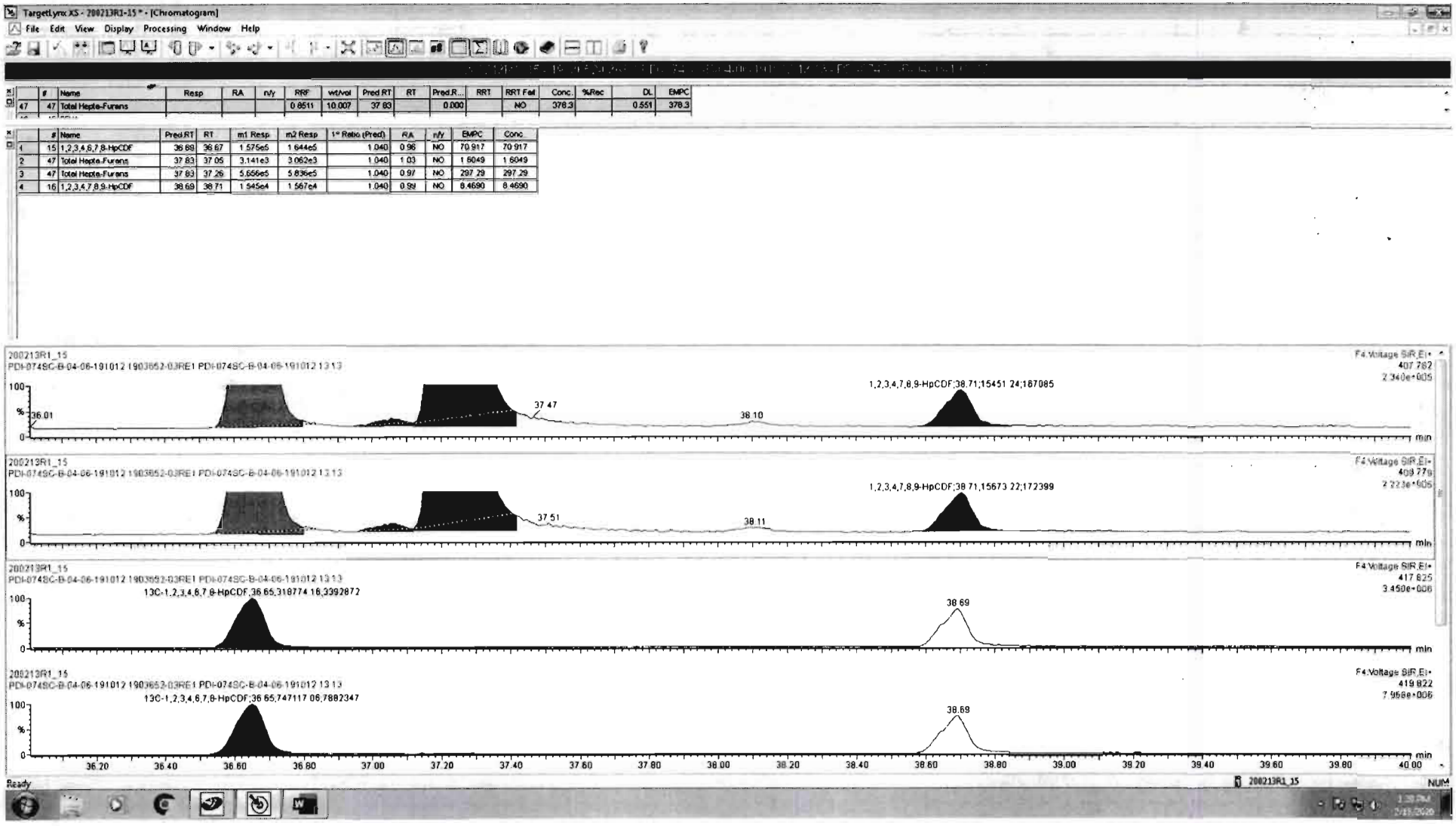
TargetLynx XS - 200213R1-15 * - [Chromatogram]
File Edit View Display Processing Window Help
Name Resp RA n/y RRF wt/vol Pred RT RT Pred.R... RRT RRT Fail Conc. %Rec DL EMPC
47 47 Total Hepta-Furans 0.8511 10.007 37.83 0.000 NO 378.3 0.551 378.3
Name Pred.RT RT m1 Resp m2 Resp 1* Ratio (Pred) R/A n/y EMPC Conc.
1 15 1,2,3,4,6,7,8-HpCDF 36.69 36.67 1.575e5 1.644e5 1.040 0.96 NO 70.917 70.917
2 47 Total Hepta-Furans 37.83 37.05 3.141e3 3.062e3 1.040 1.03 NO 1.6049 1.6049
3 47 Total Hepta-Furans 37.83 37.26 5.656e5 5.836e5 1.040 0.97 NO 297.29 297.29
4 16 1,2,3,4,7,8,9-HpCDF 38.69 38.71 1.545e4 1.567e4 1.040 0.99 NO 8.4690 8.4690
200213R1_15
PDI-074SC-B-04-06-191012 1903652-03RE1 PDI-074SC-B-04-06-191012 13 13
F4:Voltage SIR,EI+
407.782
2.340e+005
36.01
37.47
38.10
1,2,3,4,7,8,9-HpCDF;38.71;15451.24;187085
200213R1_15
PDI-074SC-B-04-06-191012 1903652-03RE1 PDI-074SC-B-04-06-191012 13 13
F4:Voltage SIR,EI+
409.779
2.223e+005
37.51
38.11
1,2,3,4,7,8,9-HpCDF;38.71;15673.22;172399
200213R1_15
PDI-074SC-B-04-06-191012 1903652-03RE1 PDI-074SC-B-04-06-191012 13 13
F4:Voltage SIR,EI+
417.825
3.459e+006
13C-1,2,3,4,6,7,8-HpCDF;36.65;318774.16;3392872
38.69
200213R1_15
PDI-074SC-B-04-06-191012 1903652-03RE1 PDI-074SC-B-04-06-191012 13 13
F4:Voltage SIR,EI+
419.822
7.968e+006
13C-1,2,3,4,6,7,8-HpCDF;36.65;747117.06;7882347
38.69
36.20 36.40 36.60 36.80 37.00 37.20 37.40 37.60 37.80 38.00 38.20 38.40 38.60 38.80 39.00 39.20 39.40 39.60 39.80 40.00
min
Ready
200213R1_15
NUM

Dataset: Untitled

Last Altered: Friday, February 14, 2020 07:30:05 Pacific Standard Time
Printed: Friday, February 14, 2020 07:30:35 Pacific Standard Time

Name: 200213R1_15, Date: 13-Feb-2020, Time: 20:26:33, ID: 1903652-03RE1 PDI-074SC-B-04-06-191012 13.13, Description: PDI-074SC-B-04-06-191012

OCDF

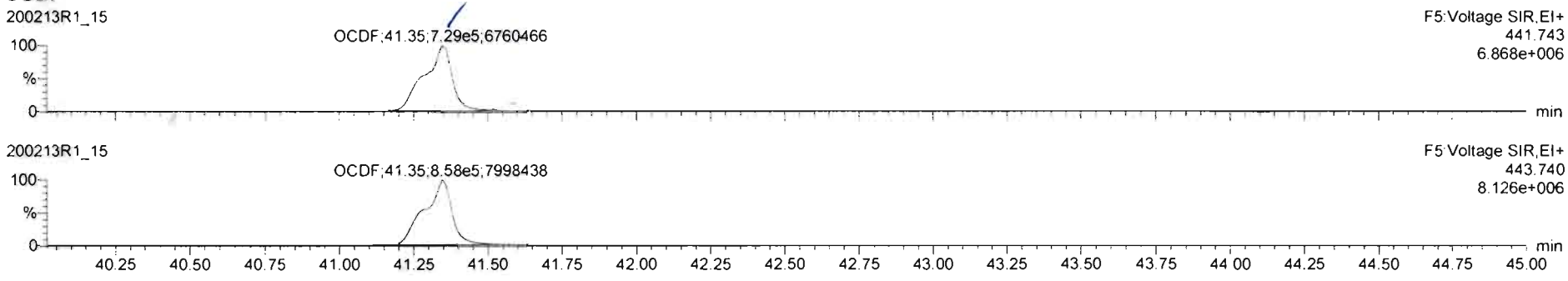

13C-OCDF

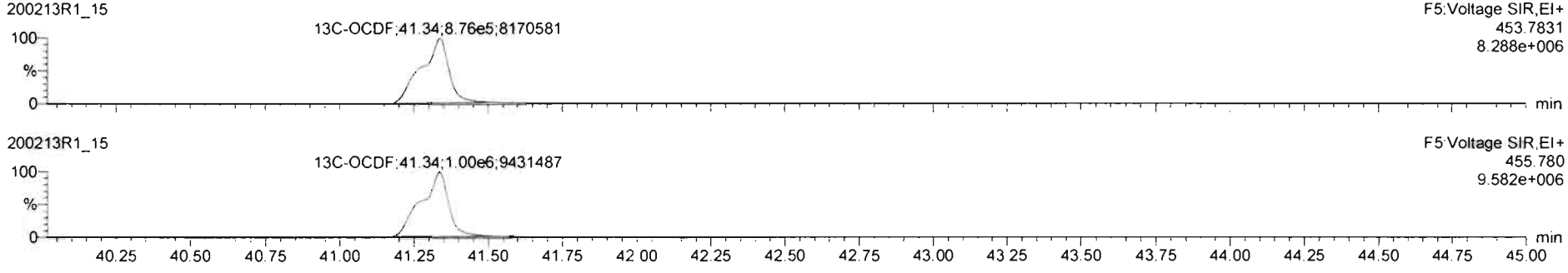

DPE5

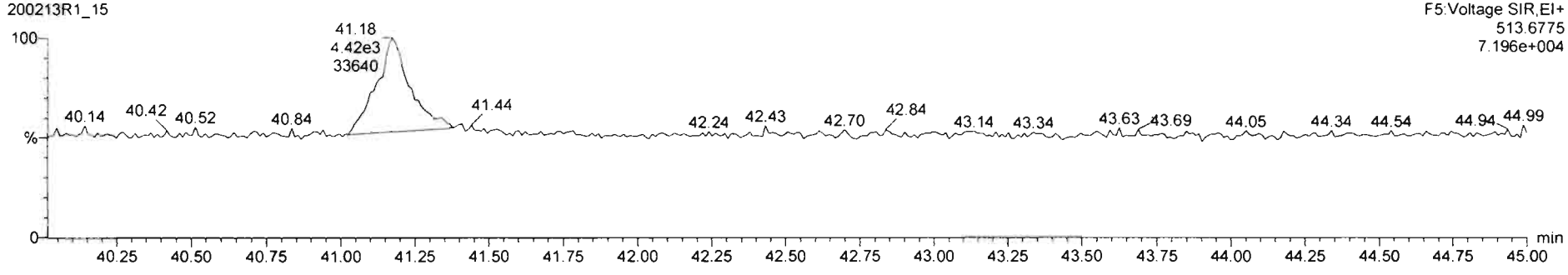

Dataset: Untitled

Last Altered: Friday, February 14, 2020 07:30:05 Pacific Standard Time
Printed: Friday, February 14, 2020 07:30:35 Pacific Standard Time

Name: 200213R1_15, Date: 13-Feb-2020, Time: 20:26:33, ID: 1903652-03RE1 PDI-074SC-B-04-06-191012 13.13, Description: PDI-074SC-B-04-06-191012

PFK1

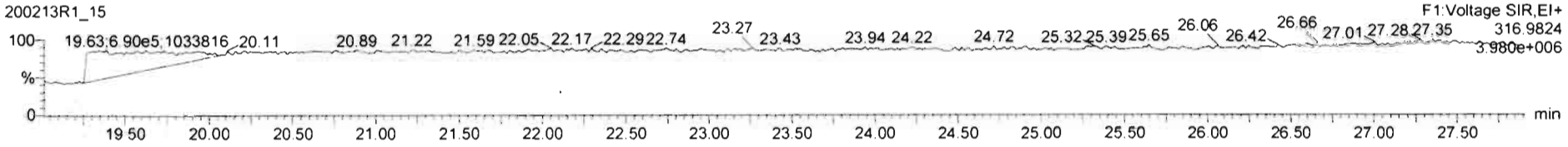

PFK2

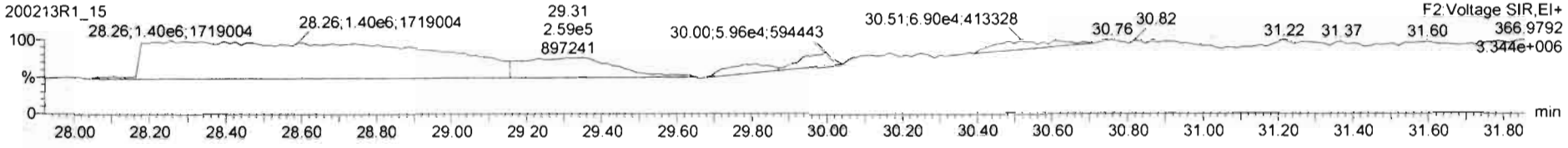

PFK3

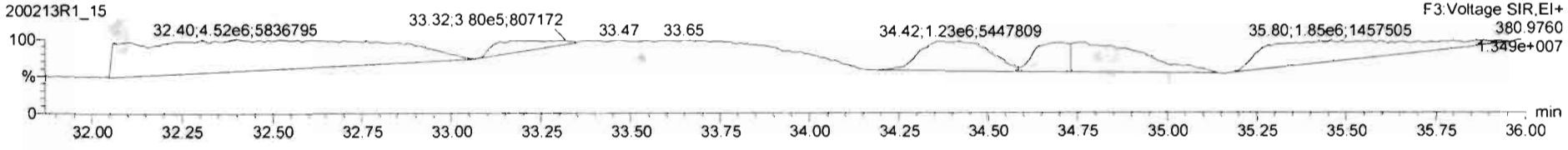

PFK4

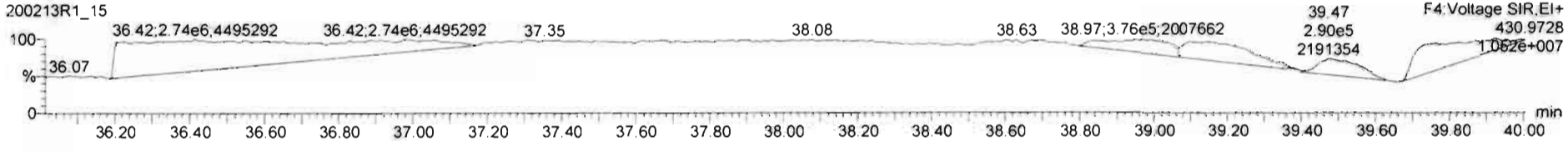

PFK5

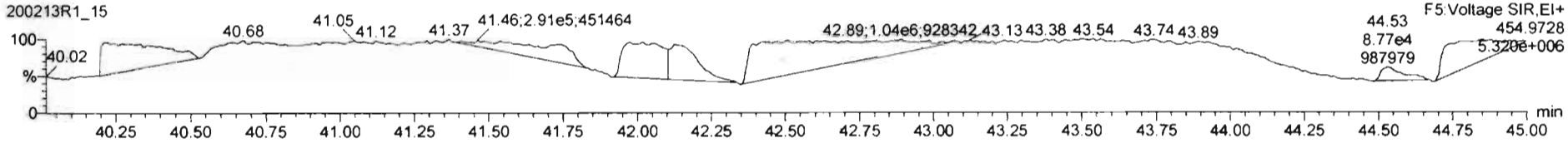

Vista Analytical Laboratory

Dataset: U:\VG12.PRO\Results\200221R1\200221R1-13.qld

Last Altered: Wednesday, February 26, 2020 09:39:51 Pacific Standard Time
Printed: Wednesday, February 26, 2020 09:40:33 Pacific Standard Time

BL 02/26/2020

M 3/12/20

Method: U:\VG12.PRO\MethDB\1613rrt-02-14-20.mdb 14 Feb 2020 10:26:00
Calibration: U:\VG12.PRO\CurveDB\db5_1613vg12-1-31-20.cdb 02 Feb 2020 11:05:29

Name: 200221R1_13, Date: 21-Feb-2020, Time: 20:10:52, ID: 1903652-03RE1@5X PDI-074SC-B-04-06-191012 13.13, Description: PDI-074SC-B-04-06-191012

	#	Name	Abs.Resp	RA	n/y	RRF	wt./vol.	Pred.RT	RT	Pred.RRT	RRT	Check RRT	Conc.	%Rec	DL	EMPC
1	1	2,3,7,8-TCDD	637.756	1.031	YES	0.988	10.007	25.74	25.72	1.00	1.00	NO	0.6404		0.584	0.5582
2	2	1,2,3,7,8-PeCDD	1210.822	0.701	NO	0.972	10.007	30.80	30.77	1.00	1.00	NO	1.456		0.474	1.456
3	3	1,2,3,4,7,8-HxCDD	2063.053	1.158	NO	1.07	10.007	34.16	34.17	1.00	1.00	NO	2.984		0.977	2.984
4	4	1,2,3,6,7,8-HxCDD	17860.928	1.198	NO	0.921	10.007	34.24	34.25	1.00	1.00	NO	25.97		0.972	25.97
5	5	1,2,3,7,8,9-HxCDD	5451.038	1.209	NO	0.918	10.007	34.56	34.54	1.00	1.00	NO	8.596		1.17	8.596
6	6	1,2,3,4,6,7,8-HpCDD	974653.563	1.015	NO	0.923	10.007	38.02	38.03	1.00	1.00	NO	1840		5.20	1840
7	7	OCDD	5698626.2...	0.884	NO	0.975	10.007	41.12	41.12	1.00	1.00	NO	11590		3.41	11590
8	8	2,3,7,8-TCDF	10763.662	0.774	NO	0.802	10.007	24.80	24.79	1.00	1.00	NO	11.56		0.648	11.56
9	9	1,2,3,7,8-PeCDF	17275.603	1.617	NO	0.907	10.007	29.50	29.49	1.00	1.00	NO	16.06		0.406	16.06
10	10	2,3,4,7,8-PeCDF	9347.965	1.652	NO	0.952	10.007	30.47	30.48	1.00	1.00	NO	9.181		0.431	9.181
11	11	1,2,3,4,7,8-HxCDF	20197.639	1.191	NO	0.862	10.007	33.29	33.29	1.00	1.00	NO	28.96		0.669	28.96
12	12	1,2,3,6,7,8-HxCDF	5829.360	1.403	NO	0.841	10.007	33.41	33.42	1.00	1.00	NO	8.048		0.701	8.048
13	13	2,3,4,6,7,8-HxCDF	2115.318	1.181	NO	0.898	10.007	34.01	34.00	1.00	1.00	NO	2.966		0.698	2.966
14	14	1,2,3,7,8,9-HxCDF				0.858	10.007	34.86		1.00		NO			1.04	
15	15	1,2,3,4,6,7,8-HpCDF	41643.565	1.002	NO	0.851	10.007	36.63	36.61	1.00	1.00	NO	80.80		1.67	80.80
16	16	1,2,3,4,7,8,9-HpCDF	4134.109	0.982	NO	0.980	10.007	38.65	38.66	1.00	1.00	NO	10.34		1.95	10.34
17	17	OCDF	194673.461	0.894	NO	0.806	10.007	41.30	41.30	1.00	1.00	NO	472.1		1.61	472.1
18	18	13C-2,3,7,8-TCDD	201443.453	0.784	NO	1.20	10.007	25.69	25.70	1.03	1.03	NO	113.7	56.9	0.762	
19	19	13C-1,2,3,7,8-PeCDD	170957.836	0.641	NO	0.967	10.007	30.43	30.77	1.22	1.23	NO	119.7	59.9	0.443	
20	20	13C-1,2,3,4,7,8-HxCDD	129062.872	1.271	NO	0.874	10.007	34.15	34.15	1.01	1.01	NO	117.3	58.7	0.709	
21	21	13C-1,2,3,6,7,8-HxCDD	149215.508	1.264	NO	1.05	10.007	34.25	34.24	1.02	1.02	NO	113.3	56.7	0.592	
22	22	13C-1,2,3,7,8,9-HxCDD	138036.934	1.268	NO	0.974	10.007	34.55	34.53	1.03	1.03	NO	112.5	56.3	0.636	
23	23	13C-1,2,3,4,6,7,8-HpCDD	114714.863	1.034	NO	0.747	10.007	38.12	38.01	1.13	1.13	NO	121.9	61.0	0.989	
24	24	13C-OCDD	201716.258	0.894	NO	0.707	10.007	41.02	41.12	1.22	1.22	NO	226.7	56.7	0.638	
25	25	13C-2,3,7,8-TCDF	232060.305	0.776	NO	1.07	10.007	24.87	24.78	0.99	0.99	NO	100.3	50.2	1.23	
26	26	13C-1,2,3,7,8-PeCDF	236890.016	1.565	NO	1.00	10.007	29.46	29.48	1.18	1.18	NO	108.9	54.5	0.909	
27	27	13C-2,3,4,7,8-PeCDF	213857.297	1.607	NO	0.962	10.007	30.42	30.47	1.21	1.22	NO	102.4	51.2	0.947	
28	28	13C-1,2,3,4,7,8-HxCDF	161580.992	0.518	NO	1.05	10.007	33.27	33.29	0.99	0.99	NO	122.4	61.2	0.625	
29	29	13C-1,2,3,6,7,8-HxCDF	172064.832	0.512	NO	1.19	10.007	33.38	33.40	0.99	0.99	NO	114.8	57.5	0.551	
30	30	13C-2,3,4,6,7,8-HxCDF	158721.582	0.503	NO	1.07	10.007	33.99	33.98	1.01	1.01	NO	118.2	59.1	0.615	

* use only

Dataset: U:\VG12.PRO\Results\200221R1\200221R1-13.qld

Last Altered: Wednesday, February 26, 2020 09:39:51 Pacific Standard Time
Printed: Wednesday, February 26, 2020 09:40:33 Pacific Standard Time

Name: 200221R1_13, Date: 21-Feb-2020, Time: 20:10:52, ID: 1903652-03RE1@5X PDI-074SC-B-04-06-191012 13.13, Description: PDI-074SC-B-04-06-191012

	# Name	Abs.Resp	RA	n/y	RRF	wt./vol.	Pred.RT	RT	Pred.RRT	RRT	Check RRT	Conc.	%Rec	DL	EMPC
31	31 13C-1,2,3,7,8,9-HxCDF	133420.390	0.531	NO	0.922	10.007	34.89	34.86	1.04	1.04	NO	114.9	57.5	0.711	
32	32 13C-1,2,3,4,6,7,8-HpCDF	121035.289	0.431	NO	0.767	10.007	36.64	36.60	1.09	1.09	NO	125.3	62.7	0.758	
33	33 13C-1,2,3,4,7,8,9-HpCDF	81532.815	0.427	NO	0.552	10.007	38.66	38.65	1.15	1.15	NO	117.2	58.7	1.05	
34	34 13C-OCDF	204636.500	0.920	NO	0.789	10.007	41.26	41.30	1.23	1.23	NO	205.9	51.5	0.637	
35	35 37Cl-2,3,7,8-TCDD	77579.398			1.18	10.007	25.72	25.74	1.03	1.03	NO	44.63	55.8	0.122	
36	36 13C-1,2,3,4-TCDD	295349.367	0.779	NO	1.00	10.007	25.11	25.05	1.00	1.00	NO	199.9	100	0.914	
37	37 13C-1,2,3,4-TCDF	434057.188	0.791	NO	1.00	10.007	23.37	23.30	1.00	1.00	NO	199.9	100	1.31	
38	38 13C-1,2,3,4,6,9-HxCDF	251680.039	0.519	NO	1.00	10.007	33.71	33.68	1.00	1.00	NO	199.9	100	0.655	
39	39 Total Tetra-Dioxins				0.988	10.007	24.62		0.00		NO	6.951		0.584	13.51
40	40 Total Penta-Dioxins				0.972	10.007	29.96		0.00		NO	31.17		0.474	31.90
41	41 Total Hexa-Dioxins				0.921	10.007	33.63		0.00		NO	416.9		1.09	416.9
42	42 Total Hepta-Dioxins				0.923	10.007	37.64		0.00		NO	4152		5.20	4152
43	43 Total Tetra-Furans				0.802	10.007	23.61		0.00		NO	35.84		0.648	41.84
44	44 1st Func. Penta-Furans				0.907	10.007	27.09		0.00		NO	11.68		0.280	11.68
45	45 Total Penta-Furans				0.907	10.007	29.27		0.00		NO	47.41		0.428	49.61
46	46 Total Hexa-Furans				0.898	10.007	33.56		0.00		NO	104.6		0.735	104.6
47	47 Total Hepta-Furans				0.851	10.007	37.83		0.00		NO	453.7		1.90	453.7

Dataset: Untitled

Last Altered: Sunday, February 23, 2020 10:40:46 Pacific Standard Time
Printed: Sunday, February 23, 2020 10:40:49 Pacific Standard Time

Name: 200221R1_13, Date: 21-Feb-2020, Time: 20:10:52, ID: 1903652-03RE1@5X PDI-074SC-B-04-06-191012 13.13, Description: PDI-074SC-B-04-06-191012

OCDD

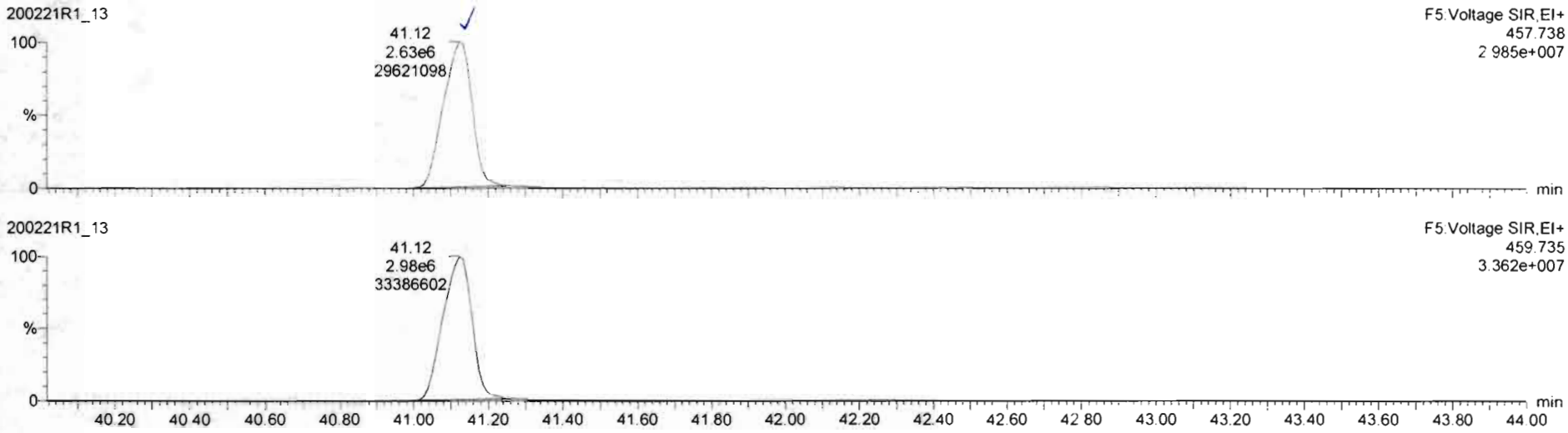

13C-OCDD

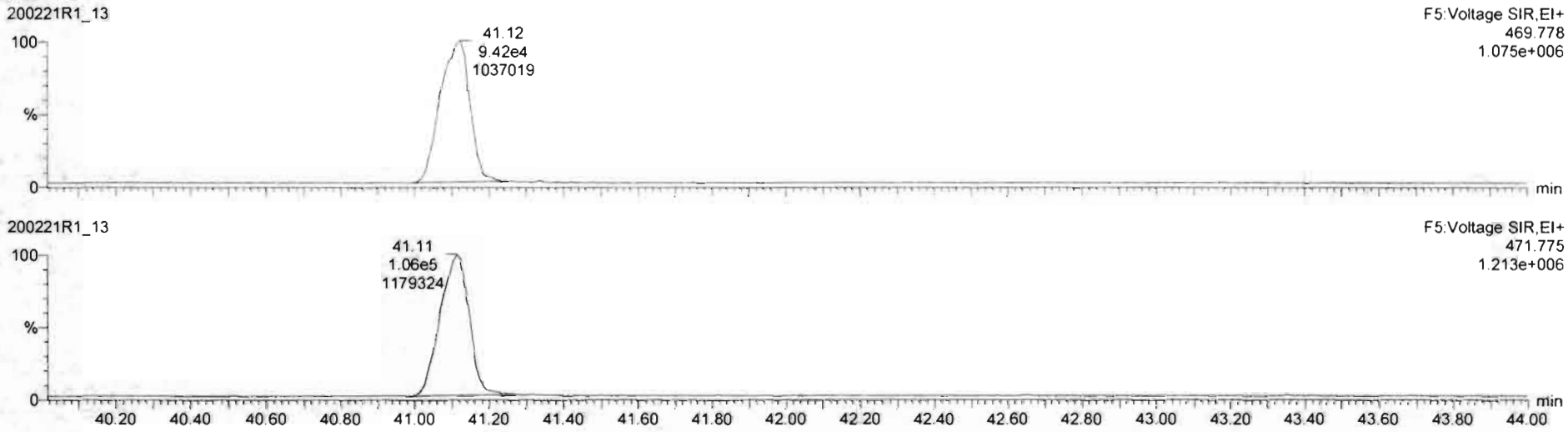

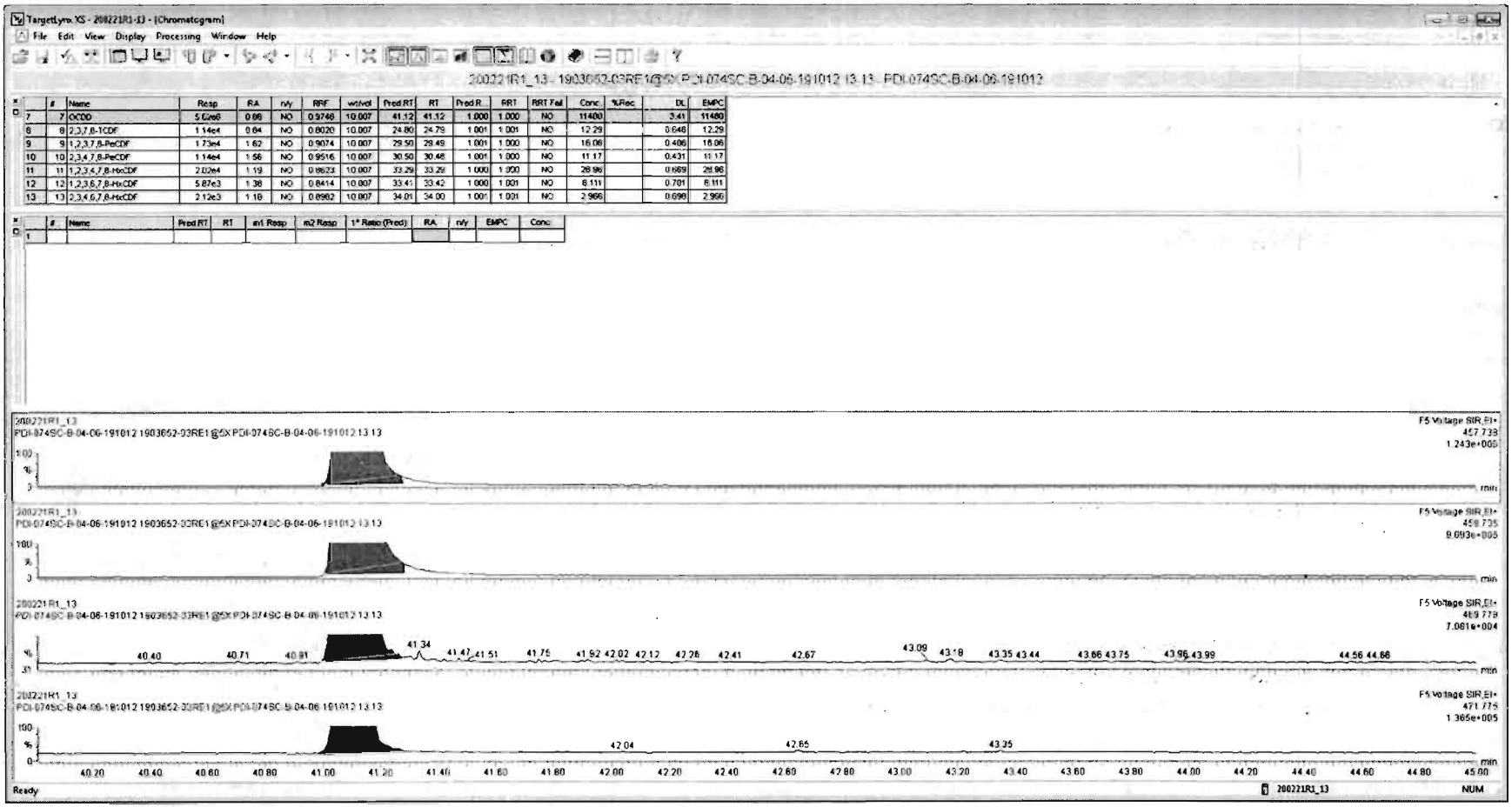
TargetLynx XS - 200221R1-13 - [Chromatogram]
File Edit View Display Processing Window Help
200221R1_13 - 1903652-03RE1@5X PDI-074SC-B-04-06-191012 13.13 - PDI-074SC-B-04-06-191012
Name Resp RA n/y RRF w/v/vol Pred RT RT Pred R... RRT RRT Fail Conc %Rec DL EMPC
7 7 OCDD 5.62e6 0.66 NO 0.9748 10.007 41.12 41.12 1.000 1.000 NO 11400 3.41 11480
8 8 2,3,7,8-TCDF 1.14e4 0.64 NO 0.8020 10.007 24.80 24.79 1.001 1.001 NO 12.29 0.648 12.29
9 9 1,2,3,7,8-PeCDF 1.73e4 1.62 NO 0.9074 10.007 29.50 29.49 1.001 1.000 NO 16.06 0.406 16.06
10 10 2,3,4,7,8-PeCDF 1.14e4 1.56 NO 0.9516 10.007 30.50 30.48 1.001 1.000 NO 11.17 0.431 11.17
11 11 1,2,3,4,7,8-HxCDF 2.02e4 1.19 NO 0.8623 10.007 33.29 33.29 1.000 1.000 NO 28.98 0.669 28.98
12 12 1,2,3,6,7,8-HxCDF 5.87e3 1.38 NO 0.8414 10.007 33.41 33.42 1.000 1.001 NO 6.111 0.701 6.111
13 13 2,3,4,6,7,8-HxCDF 2.12e3 1.18 NO 0.8982 10.007 34.01 34.00 1.001 1.001 NO 2.966 0.690 2.966
Name Pred RT RT m1 Resp m2 Resp 1* Resp (Pred) RA n/y EMPC Conc
1
200221R1_13
PDI-074SC-B-04-06-191012 1903652-03RE1@5X PDI-074SC-B-04-06-191012 13.13
F5 Voltage SIR,EI+
457.739
1.243e+005
200221R1_13
PDI-074SC-B-04-06-191012 1903652-03RE1@5X PDI-074SC-B-04-06-191012 13.13
F5 Voltage SIR,EI+
458.735
9.693e+005
200221R1_13
PDI-074SC-B-04-06-191012 1903652-03RE1@5X PDI-074SC-B-04-06-191012 13.13
F5 Voltage SIR,EI+
459.778
7.061e+004
40.40 40.71 40.91 41.34 41.47 41.51 41.75 41.92 42.02 42.12 42.28 42.41 42.67 43.09 43.18 43.35 43.44 43.66 43.75 43.96 43.98 44.56 44.66
200221R1_13
PDI-074SC-B-04-06-191012 1903652-03RE1@5X PDI-074SC-B-04-06-191012 13.13
F5 Voltage SIR,EI+
471.775
1.365e+005
42.04 42.65 43.25
40.20 40.40 40.60 40.80 41.00 41.20 41.40 41.60 41.80 42.00 42.20 42.40 42.60 42.80 43.00 43.20 43.40 43.60 43.80 44.00 44.20 44.40 44.60 44.80 45.00
min
Ready
200221R1_13
NUM

Dataset: Untitled

Last Altered: Sunday, February 23, 2020 10:40:46 Pacific Standard Time
Printed: Sunday, February 23, 2020 10:40:49 Pacific Standard Time

Name: 200221R1_13, Date: 21-Feb-2020, Time: 20:10:52, ID: 1903652-03RE1@5X PDI-074SC-B-04-06-191012 13.13, Description: PDI-074SC-B-04-06-191012

PFK1

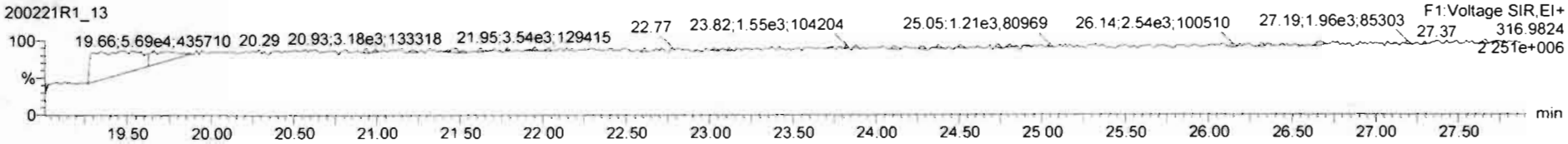

PFK2

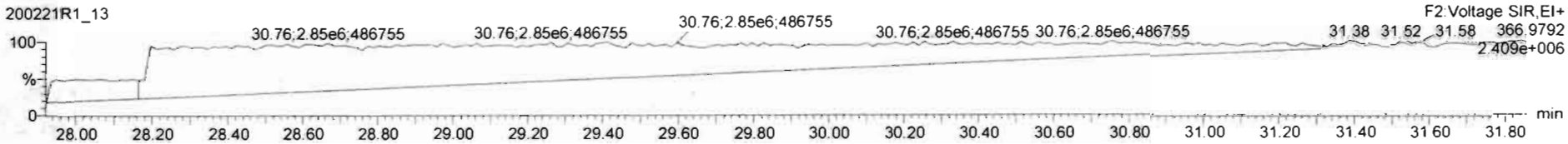

PFK3



PFK4



PFK5

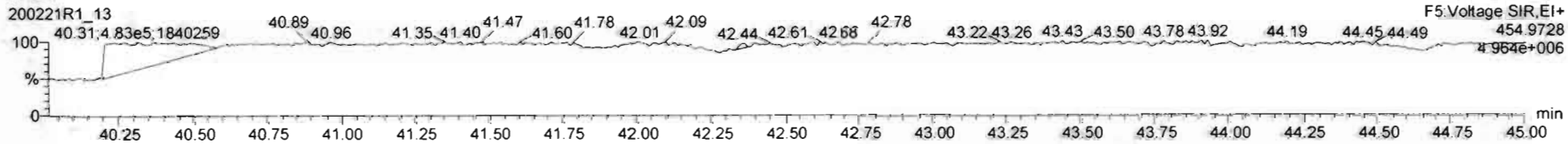

Dataset: U:\VG12.PRO\Results\200213R1\200213R1-5B.qld

Last Altered: Thursday, March 12, 2020 15:14:56 Pacific Daylight Time
Printed: Thursday, March 12, 2020 15:17:18 Pacific Daylight Time

GRB 03/12/2020

dn 3/13/20

C1 03/18/2020

Method: Untitled 11 Feb 2020 16:47:46
Calibration: U:\VG12.PRO\CurveDB\db5_1613vg12-1-31-20.cdb 02 Feb 2020 11:05:29

Name: 200213R1_5, Date: 13-Feb-2020, Time: 12:34:41, ID: 1903652-04RE1 PDI-074SC-B-06-08-191012 14.69, Description: PDI-074SC-B-06-08-191012

	#	Name	Resp	RA	n/y	RRF	wt/vol	Pred.RT	RT	Pred.RRT	RRT	Conc.	%Rec	DL	EMPC
1	1	2,3,7,8-TCDD	4.34e3	0.62	YES	0.988	10.007	25.751	25.75	1.001	1.001	0.34270		0.0620	0.301
2	2	1,2,3,7,8-PeCDD	5.89e3	0.64	NO	0.972	10.007	30.796	30.80	1.001	1.001	0.60084		0.0684	0.601
3	3	1,2,3,4,7,8-HxCDD	5.58e3	1.10	NO	1.07	10.007	34.146	34.15	1.000	1.000	0.64764		0.132	0.648
4	4	1,2,3,6,7,8-HxCDD	3.78e4	1.23	NO	0.921	10.007	34.243	34.25	1.000	1.000	4.1681		0.130	4.17
5	5	1,2,3,7,8,9-HxCDD	1.39e4	1.26	NO	0.918	10.007	34.555	34.53	1.001	1.000	1.5782		0.137	1.58
6	6	1,2,3,4,6,7,8-HpCDD	9.62e5	1.00	NO	0.923	10.007	38.046	38.06	1.000	1.001	134.12		0.578	134
7	7	OCDD	1.24e7	0.87	NO	0.975	10.007	41.081	41.09	1.000	1.000	1897.1		0.611	1900
8	8	2,3,7,8-TCDF	3.55e4	0.75	NO	0.802	10.007	24.832	24.84	1.001	1.001	2.4870	(2.3378)	0.0905	2.49
9	9	1,2,3,7,8-PeCDF	7.37e4	1.59	NO	0.907	10.007	29.498	29.49	1.001	1.001	5.1757		0.0880	5.18
10	10	2,3,4,7,8-PeCDF	4.14e4	1.46	NO	0.952	10.007	30.478	30.48	1.000	1.000	2.9398		0.0880	2.94
11	11	1,2,3,4,7,8-HxCDF	5.22e4	1.20	NO	0.862	10.007	33.284	33.29	1.000	1.000	6.6404		0.0886	6.64
12	12	1,2,3,6,7,8-HxCDF	2.91e4	1.17	NO	0.841	10.007	33.412	33.41	1.000	1.000	3.3327		0.0822	3.33
13	13	2,3,4,6,7,8-HxCDF	2.29e4	1.20	NO	0.898	10.007	34.000	33.99	1.001	1.001	2.6273		0.0882	2.63
14	14	1,2,3,7,8,9-HxCDF	4.62e3	1.10	NO	0.858	10.007	34.861	34.90	1.000	1.001	0.66019		0.130	0.660
15	15	1,2,3,4,6,7,8-HpCDF	2.58e5	0.96	NO	0.851	10.007	36.644	36.62	1.001	1.000	45.394		0.181	45.4
16	16	1,2,3,4,7,8,9-HpCDF	9.21e3	1.00	NO	0.980	10.007	38.652	38.66	1.000	1.000	1.8586		0.197	1.86
17	17	OCDF	1.92e5	0.84	NO	0.806	10.007	41.262	41.27	1.000	1.000	34.331		0.138	34.3
18	18	13C-2,3,7,8-TCDD	2.56e6	0.79	NO	1.20	10.007	25.721	25.72	1.026	1.026	190.88	95.5	0.233	
19	19	13C-1,2,3,7,8-PeCDD	2.01e6	0.63	NO	0.967	10.007	30.469	30.77	1.215	1.227	185.88	93.0	0.205	
20	20	13C-1,2,3,4,7,8-HxCDD	1.61e6	1.26	NO	0.874	10.007	34.139	34.14	1.014	1.014	200.57	100	0.436	
21	21	13C-1,2,3,6,7,8-HxCDD	1.97e6	1.26	NO	1.05	10.007	34.240	34.24	1.017	1.017	204.96	103	0.365	
22	22	13C-1,2,3,7,8,9-HxCDD	1.91e6	1.22	NO	0.974	10.007	34.543	34.52	1.026	1.025	213.95	107	0.391	
23	23	13C-1,2,3,4,6,7,8-HpCDD	1.55e6	1.03	NO	0.747	10.007	38.112	38.03	1.132	1.130	226.49	113	0.380	
24	24	13C-OCDD	2.67e6	0.89	NO	0.707	10.007	41.008	41.08	1.218	1.220	412.11	103	0.346	
25	25	13C-2,3,7,8-TCDF	3.56e6	0.77	NO	1.07	10.007	24.901	24.81	0.993	0.989	197.80	99.0	0.271	
26	26	13C-1,2,3,7,8-PeCDF	3.14e6	1.58	NO	1.00	10.007	29.240	29.48	1.166	1.175	185.52	92.8	0.461	
27	27	13C-2,3,4,7,8-PeCDF	2.95e6	1.58	NO	0.962	10.007	30.461	30.47	1.215	1.215	181.92	91.0	0.481	
28	28	13C-1,2,3,4,7,8-HxCDF	1.82e6	0.50	NO	1.05	10.007	33.264	33.28	0.988	0.989	189.10	94.6	0.409	
29	29	13C-1,2,3,6,7,8-HxCDF	2.07e6	0.50	NO	1.19	10.007	33.365	33.40	0.991	0.992	189.70	94.9	0.361	
30	30	13C-2,3,4,6,7,8-HxCDF	1.94e6	0.50	NO	1.07	10.007	33.974	33.97	1.009	1.009	197.78	99.0	0.403	
31	31	13C-1,2,3,7,8,9-HxCDF	1.63e6	0.52	NO	0.922	10.007	34.880	34.86	1.036	1.035	192.42	96.3	0.465	

Dataset: U:\VG12.PRO\Results\200213R1\200213R1-5B.qld

Last Altered: Thursday, March 12, 2020 15:14:56 Pacific Daylight Time
Printed: Thursday, March 12, 2020 15:17:18 Pacific Daylight Time

Name: 200213R1_5, Date: 13-Feb-2020, Time: 12:34:41, ID: 1903652-04RE1 PDI-074SC-B-06-08-191012 14.69, Description: PDI-074SC-B-06-08-191012

	#	Name	Resp	RA	n/y	RRF	wt/vol	Pred.RT	RT	Pred.RRT	RRT	Conc.	%Rec	DL	EMPC	
32	32	13C-1,2,3,4,6,7,8-HpCDF	1.34e6	0.44	NO	0.767	10.007	36.631	36.61	1.088	1.087	189.85	95.0	0.363		
33	33	13C-1,2,3,4,7,8,9-HpCDF	1.01e6	0.44	NO	0.552	10.007	38.651	38.65	1.148	1.148	199.43	99.8	0.504		
34	34	13C-OCDF	2.77e6	0.87	NO	0.789	10.007	41.243	41.26	1.225	1.226	382.42	95.7	0.338		
35	35	37Cl-2,3,7,8-TCDD	1.00e6			1.18	10.007	25.754	25.75	1.027	1.027	76.178	95.3	0.0540		
36	36	13C-1,2,3,4-TCDD	2.24e6	0.81	NO	1.00	10.007	25.110	25.08	1.000	1.000	199.86	100	0.279		
37	37	13C-1,2,3,4-TCDF	3.38e6	0.78	NO	1.00	10.007	23.370	23.33	1.000	1.000	199.86	100	0.288		
38	38	13C-1,2,3,4,6,9-HxCDF	1.83e6	0.50	NO	1.00	10.007	33.710	33.67	1.000	1.000	199.86	100	0.429		
39	39	Total Tetra-Dioxins				0.988	10.007	24.620		0.000		3.4399		0.0620	3.80	
40	40	Total Penta-Dioxins				0.972	10.007	29.960		0.000		9.3492		0.0684	9.35	
41	41	Total Hexa-Dioxins				0.921	10.007	33.635		0.000		57.811		0.139	57.8	
42	42	Total Hepta-Dioxins				0.923	10.007	37.640		0.000		361.35		0.578	361	
43	43	Total Tetra-Furans				0.802	10.007	23.610		0.000		24.280		0.0905	24.3	P
44	44	1st Func. Penta-Furans				0.907	10.007	27.090		0.000		24.925		0.0335	24.9	
45	45	Total Penta-Furans				0.907	10.007	29.275		0.000		16.261		0.0901	28.4	P
46	46	Total Hexa-Furans				0.898	10.007	33.555		0.000		65.650		0.0921	65.7	
47	47	Total Hepta-Furans				0.851	10.007	37.835		0.000		111.33		0.201	111	

Dataset: U:\VG12.PRO\Results\200213R1\200213R1-5B.qld

Last Altered: Thursday, March 12, 2020 15:14:56 Pacific Daylight Time
Printed: Thursday, March 12, 2020 15:17:18 Pacific Daylight Time

Method: Untitled 11 Feb 2020 16:47:46
Calibration: U:\VG12.PRO\CurveDB\db5_1613vg12-1-31-20.cdb 02 Feb 2020 11:05:29

Name: 200213R1_5, Date: 13-Feb-2020, Time: 12:34:41, ID: 1903652-04RE1 PDI-074SC-B-06-08-191012 14.69, Description: PDI-074SC-B-06-08-191012

Tetra-Dioxins

	Name	RT	m1 Height	m2 Height	m1 Resp	m2 Resp	RA	n/y	Resp	Conc.	EMPC	DL
1	Total Tetra-Dioxins	21.65	4.833e4	6.583e4	4.163e3	5.449e3	0.76	NO	9.612e3	0.75827	0.75827	0.0620
2	Total Tetra-Dioxins	22.08	1.559e4	2.436e4	1.571e3	2.274e3	0.69	NO	3.845e3	0.30333	0.30333	0.0620
3	Total Tetra-Dioxins	22.58	1.768e4	1.857e4	1.553e3	1.833e3	0.85	NO	3.387e3	0.26715	0.26715	0.0620
4	Total Tetra-Dioxins	23.50	3.456e4	3.941e4	2.477e3	2.914e3	0.85	NO	5.391e3	0.42528	0.42528	0.0620
5	Total Tetra-Dioxins	23.77	2.184e4	2.413e4	1.869e3	2.232e3	0.84	NO	4.101e3	0.32349	0.32349	0.0620
6	Total Tetra-Dioxins	23.89	7.225e3	7.574e3	4.683e2	4.116e2	1.14	YES	0.000e0	0.00000	0.057467	0.0620
7	Total Tetra-Dioxins	24.01	2.731e4	3.072e4	1.977e3	2.437e3	0.81	NO	4.414e3	0.34819	0.34819	0.0620
8	Total Tetra-Dioxins	24.21	7.570e3	9.527e3	6.972e2	8.264e2	0.84	NO	1.524e3	0.12019	0.12019	0.0620
9	Total Tetra-Dioxins	24.48	7.687e3	1.211e4	6.189e2	8.761e2	0.71	NO	1.495e3	0.11793	0.11793	0.0620
10	Total Tetra-Dioxins	24.67	1.336e4	1.602e4	9.326e2	1.155e3	0.81	NO	2.087e3	0.16465	0.16465	0.0620
11	Total Tetra-Dioxins	25.02	1.022e4	1.867e4	9.338e2	1.208e3	0.77	NO	2.142e3	0.16898	0.16898	0.0620
12	Total Tetra-Dioxins	25.48	1.518e4	1.941e4	1.281e3	1.854e3	0.69	NO	3.135e3	0.24735	0.24735	0.0620
13	2,3,7,8-TCDD	25.75	1.922e4	3.455e4	1.662e3	2.682e3	0.62	YES	4.344e3	0.00000	0.30137	0.0620
14	Total Tetra-Dioxins	26.09	1.121e4	1.440e4	7.169e2	9.619e2	0.75	NO	1.679e3	0.13244	0.13244	0.0620
15	Total Tetra-Dioxins	26.72	7.005e3	9.651e3	3.368e2	4.571e2	0.74	NO	7.938e2	0.062624	0.062624	0.0620

Penta-Dioxins

	Name	RT	m1 Height	m2 Height	m1 Resp	m2 Resp	RA	n/y	Resp	Conc.	EMPC	DL
1	Total Penta-Dioxins	28.55	1.462e5	2.456e5	1.193e4	2.079e4	0.57	NO	3.273e4	3.3403	3.3403	0.0684
2	Total Penta-Dioxins	29.02	5.496e4	9.608e4	3.058e3	5.332e3	0.57	NO	8.390e3	0.85639	0.85639	0.0684
3	Total Penta-Dioxins	29.54	8.599e4	1.346e5	5.089e3	7.790e3	0.65	NO	1.288e4	1.3145	1.3145	0.0684
4	Total Penta-Dioxins	29.71	6.291e4	9.378e4	3.036e3	4.808e3	0.63	NO	7.844e3	0.80062	0.80062	0.0684
5	Total Penta-Dioxins	29.78	3.839e4	5.807e4	2.173e3	3.024e3	0.72	NO	5.196e3	0.53038	0.53038	0.0684
6	Total Penta-Dioxins	30.03	5.423e4	8.548e4	4.629e3	7.536e3	0.61	NO	1.217e4	1.2417	1.2417	0.0684
7	Total Penta-Dioxins	30.36	1.137e4	1.668e4	4.520e2	7.526e2	0.60	NO	1.205e3	0.12295	0.12295	0.0684
8	1,2,3,7,8-PeCDD	30.80	3.588e4	7.299e4	2.287e3	3.600e3	0.64	NO	5.887e3	0.60084	0.60084	0.0684
9	Total Penta-Dioxins	30.88	1.560e4	2.595e4	9.380e2	1.597e3	0.59	NO	2.535e3	0.25872	0.25872	0.0684
10	Total Penta-Dioxins	31.19	1.944e4	2.872e4	1.149e3	1.622e3	0.71	NO	2.771e3	0.28285	0.28285	0.0684

Dataset: U:\VG12.PRO\Results\200213R1\200213R1-5B.qld

Last Altered: Thursday, March 12, 2020 15:14:56 Pacific Daylight Time
Printed: Thursday, March 12, 2020 15:17:18 Pacific Daylight Time

Name: 200213R1_5, Date: 13-Feb-2020, Time: 12:34:41, ID: 1903652-04RE1 PDI-074SC-B-06-08-191012 14.69, Description: PDI-074SC-B-06-08-191012

Hexa-Dioxins

	Name	RT	m1 Height	m2 Height	m1 Resp	m2 Resp	RA	n/y	Resp	Conc.	EMPC	DL
1	Total Hexa-Dioxins	32.68	2.402e6	2.029e6	1.241e5	1.035e5	1.20	NO	2.276e5	26.983	26.983	0.139
2	Total Hexa-Dioxins	33.23	2.230e5	1.810e5	1.201e4	9.939e3	1.21	NO	2.195e4	2.6018	2.6018	0.139
3	Total Hexa-Dioxins	33.48	1.284e6	1.048e6	9.042e4	7.475e4	1.21	NO	1.652e5	19.582	19.582	0.139
4	Total Hexa-Dioxins	33.59	1.375e5	9.328e4	7.835e3	5.636e3	1.39	NO	1.347e4	1.5970	1.5970	0.139
5	1,2,3,4,7,8-HxCDD	34.15	4.900e4	4.304e4	2.926e3	2.657e3	1.10	NO	5.583e3	0.64764	0.64764	0.132
6	1,2,3,6,7,8-HxCDD	34.25	3.194e5	2.815e5	2.088e4	1.693e4	1.23	NO	3.780e4	4.1681	4.1681	0.130
7	Total Hexa-Dioxins	34.44	5.060e4	3.872e4	3.021e3	2.484e3	1.22	NO	5.505e3	0.65268	0.65268	0.139
8	1,2,3,7,8,9-HxCDD	34.53	1.249e5	9.799e4	7.728e3	6.148e3	1.26	NO	1.388e4	1.5782	1.5782	0.137

Hepta-Dioxins

	Name	RT	m1 Height	m2 Height	m1 Resp	m2 Resp	RA	n/y	Resp	Conc.	EMPC	DL
1	Total Hepta-Dioxins	37.01	1.026e7	1.013e7	8.110e5	8.195e5	0.99	NO	1.631e6	227.23	227.23	0.578
2	1,2,3,4,6,7,8-HpCDD	38.06	5.503e6	5.473e6	4.817e5	4.807e5	1.00	NO	9.624e5	134.12	134.12	0.578

Dataset: U:\VG12.PRO\Results\200213R1\200213R1-5B.qld

Last Altered: Thursday, March 12, 2020 15:14:56 Pacific Daylight Time
Printed: Thursday, March 12, 2020 15:17:18 Pacific Daylight Time

Name: 200213R1_5, Date: 13-Feb-2020, Time: 12:34:41, ID: 1903652-04RE1 PDI-074SC-B-06-08-191012 14.69, Description: PDI-074SC-B-06-08-191012

Tetra-Furans

	Name	RT	m1 Height	m2 Height	m1 Resp	m2 Resp	RA	n/y	Resp	Conc.	EMPC	DL	
1	Total Tetra-Furans	19.58	3.050e4	4.710e4	2.582e3	3.872e3	0.67	NO	6.454e3	0.45199	0.45199	0.0905	
2	Total Tetra-Furans	20.09	4.657e4	7.032e4	3.898e3	5.828e3	0.67	NO	9.726e3	0.68116	0.68116	0.0905	
3	Total Tetra-Furans	20.68	3.982e5	5.879e5	3.583e4	5.081e4	0.71	NO	8.665e4	6.0681	6.0681	0.0905	
4	Total Tetra-Furans	21.16	2.172e4	2.747e4	1.632e3	2.249e3	0.73	NO	3.881e3	0.27178	0.27178	0.0905	
5	Total Tetra-Furans	21.22	2.069e4	3.118e4	2.376e3	3.259e3	0.73	NO	5.635e3	0.39464	0.39464	0.0905	
6	Total Tetra-Furans	21.63	1.378e5	2.075e5	1.423e4	2.023e4	0.70	NO	3.445e4	2.4128	2.4128	0.0905	
7	Total Tetra-Furans	22.10	1.567e5	2.175e5	1.490e4	2.067e4	0.72	NO	3.556e4	2.4907	2.4907	0.0905	
8	Total Tetra-Furans	22.26	7.753e3	1.168e4	5.636e2	7.845e2	0.72	NO	1.348e3	0.094409	0.094409	0.0905	
9	Total Tetra-Furans	22.46	1.503e4	2.034e4	1.474e3	1.920e3	0.77	NO	3.394e3	0.23771	0.23771	0.0905	
10	Total Tetra-Furans	23.09	1.292e4	1.878e4	1.079e3	1.624e3	0.66	NO	2.703e3	0.18931	0.18931	0.0905	
11	Total Tetra-Furans	23.24	1.303e5	1.826e5	1.253e4	1.725e4	0.73	NO	2.979e4	2.0859	2.0859	0.0905	
12	Total Tetra-Furans	23.34	5.048e4	6.929e4	4.557e3	5.988e3	0.76	NO	1.054e4	0.73845	0.73845	0.0905	
13	Total Tetra-Furans	23.86	1.503e5	2.199e5	1.504e4	2.047e4	0.73	NO	3.551e4	2.4868	2.4868	0.0905	
14	Total Tetra-Furans	24.15	1.155e4	1.926e4	1.129e3	1.449e3	0.78	NO	2.578e3	0.18054	0.18054	0.0905	
15	Total Tetra-Furans	24.39	9.723e3	1.379e4	8.865e2	1.334e3	0.66	NO	2.220e3	0.15548	0.15548	0.0905	
16	Total Tetra-Furans	24.60	1.070e4	1.448e4	6.651e2	9.335e2	0.71	NO	1.599e3	0.11195	0.11195	0.0905	
17	Total Tetra-Furans	24.72	4.869e4	6.835e4	3.440e3	4.720e3	0.73	NO	8.160e3	0.57144	0.57144	0.0905	
18	2,3,7,8-TCDF	24.84	1.911e5	2.509e5	1.527e4	2.025e4	0.75	NO	3.551e4	2.4870	2.4870	0.0905	
19	Total Tetra-Furans	25.23	1.999e4	2.875e4	1.676e3	2.276e3	0.74	NO	3.952e3	0.27676	0.27676	0.0905	
20	Total Tetra-Furans	25.45	4.985e3	6.633e3	3.735e2	4.820e2	0.77	NO	8.555e2	0.059915	0.059915	0.0905	
21	Total Tetra-Furans	26.44	4.008e4	4.244e4	2.066e3	2.844e3	0.73	NO	4.910e3	0.34385	0.34385	0.0905	P
22	Total Tetra-Furans	26.60	3.746e4	4.664e4	2.320e3	2.872e3	0.81	NO	5.192e3	0.36362	0.36362	0.0905	P
23	Total Tetra-Furans	26.89	9.741e4	1.298e5	7.324e3	8.744e3	0.84	NO	1.607e4	1.1253	1.1253	0.0905	

Penta-Furans function 1

	Name	RT	m1 Height	m2 Height	m1 Resp	m2 Resp	RA	n/y	Resp	Conc.	EMPC	DL
1	1st Func. Penta-Furans	26.89	3.355e6	2.114e6	2.113e5	1.334e5	1.58	NO	3.447e5	24.925	24.925	0.0335

Dataset: U:\VG12.PRO\Results\200213R1\200213R1-5B.qld

Last Altered: Thursday, March 12, 2020 15:14:56 Pacific Daylight Time
Printed: Thursday, March 12, 2020 15:17:18 Pacific Daylight Time

Name: 200213R1_5, Date: 13-Feb-2020, Time: 12:34:41, ID: 1903652-04RE1 PDI-074SC-B-06-08-191012 14.69, Description: PDI-074SC-B-06-08-191012

Penta-Furans

	Name	RT	m1 Height	m2 Height	m1 Resp	m2 Resp	RA	n/y	Resp	Conc.	EMPC	DL
1	Total Penta-Furans	28.35	7.865e4	6.322e4	4.752e3	3.570e3	1.33	NO	8.321e3	0.60161	0.60161	0.0901
2	Total Penta-Furans	28.50	9.642e5	6.740e5	7.571e4	5.063e4	1.50	NO	0.000e0	0.00000	9.1345	0.0901
3	Total Penta-Furans	28.55	1.409e5	1.010e5	5.932e3	4.018e3	1.48	NO	0.000e0	0.00000	0.71932	0.0901
4	Total Penta-Furans	29.08	4.875e5	3.239e5	2.981e4	2.015e4	1.48	NO	4.997e4	3.6126	3.6126	0.0901
5	Total Penta-Furans	29.31	1.117e5	7.642e4	5.953e3	4.051e3	1.47	NO	1.000e4	0.72324	0.72324	0.0901
6	1,2,3,7,8-PeCDF	29.49	8.104e5	5.262e5	4.523e4	2.851e4	1.59	NO	7.375e4	5.1757	5.1757	0.0880
7	Total Penta-Furans	29.77	3.378e5	2.345e5	1.911e4	1.283e4	1.49	NO	0.000e0	0.00000	2.3096	0.0901
8	Total Penta-Furans	29.83	1.023e5	6.094e4	3.963e3	2.405e3	1.65	NO	6.368e3	0.46040	0.46040	0.0901
9	Total Penta-Furans	30.36	3.373e4	2.453e4	1.599e3	1.156e3	1.38	NO	2.755e3	0.19919	0.19919	0.0901
10	2,3,4,7,8-PeCDF	30.48	5.391e5	3.762e5	2.451e4	1.684e4	1.46	NO	4.136e4	2.9398	2.9398	0.0880
11	Total Penta-Furans	30.50	5.310e5	3.378e5	2.008e4	1.302e4	1.54	NO	3.310e4	2.3929	2.3929	0.0901
12	Total Penta-Furans	31.42	2.834e4	2.082e4	1.330e3	8.174e2	1.63	NO	2.148e3	0.15529	0.15529	0.0901

P

Hexa-Furans

	Name	RT	m1 Height	m2 Height	m1 Resp	m2 Resp	RA	n/y	Resp	Conc.	EMPC	DL
1	Total Hexa-Furans	32.12	7.096e5	6.292e5	3.614e4	3.078e4	1.17	NO	6.692e4	7.9857	7.9857	0.0921
2	Total Hexa-Furans	32.29	1.656e6	1.399e6	8.365e4	7.173e4	1.17	NO	1.554e5	18.542	18.542	0.0921
3	Total Hexa-Furans	32.66	2.701e4	2.251e4	1.349e3	1.137e3	1.19	NO	2.486e3	0.29664	0.29664	0.0921
4	Total Hexa-Furans	32.84	2.290e6	1.848e6	1.118e5	9.464e4	1.18	NO	2.064e5	24.633	24.633	0.0921
5	Total Hexa-Furans	33.19	2.148e4	1.920e4	8.615e2	8.017e2	1.07	NO	1.663e3	0.19847	0.19847	0.0921
6	1,2,3,4,7,8-HxCDF	33.29	5.242e5	4.508e5	2.845e4	2.373e4	1.20	NO	5.218e4	6.6404	6.6404	0.0886
7	1,2,3,6,7,8-HxCDF	33.41	2.848e5	2.536e5	1.566e4	1.341e4	1.17	NO	2.907e4	3.3327	3.3327	0.0822
8	Total Hexa-Furans	33.68	1.489e4	1.334e4	8.130e2	6.333e2	1.28	NO	1.446e3	0.17260	0.17260	0.0921
9	2,3,4,6,7,8-HxCDF	33.99	2.250e5	1.892e5	1.246e4	1.040e4	1.20	NO	2.286e4	2.6273	2.6273	0.0882
10	1,2,3,7,8,9-HxCDF	34.90	6.148e4	6.255e4	2.415e3	2.202e3	1.10	NO	4.616e3	0.66019	0.66019	0.130
11	Total Hexa-Furans	34.92	7.373e4	6.308e4	2.582e3	2.115e3	1.22	NO	4.697e3	0.56045	0.56045	0.0921

Dataset: U:\VG12.PRO\Results\200213R1\200213R1-5B.qld

Last Altered: Thursday, March 12, 2020 15:14:56 Pacific Daylight Time
Printed: Thursday, March 12, 2020 15:17:18 Pacific Daylight Time

Name: 200213R1_5, Date: 13-Feb-2020, Time: 12:34:41, ID: 1903652-04RE1 PDI-074SC-B-06-08-191012 14.69, Description: PDI-074SC-B-06-08-191012

Hepta-Furans

	Name	RT	m1 Height	m2 Height	m1 Resp	m2 Resp	RA	n/y	Resp	Conc.	EMPC	DL
1	1,2,3,4,6,7,8-HpCDF	36.62	1.683e6	1.763e6	1.269e5	1.316e5	0.96	NO	2.585e5	45.394	45.394	0.181
2	Total Hepta-Furans	37.01	1.814e4	1.497e4	1.156e3	1.023e3	1.13	NO	2.179e3	0.43573	0.43573	0.201
3	Total Hepta-Furans	37.22	1.957e6	2.015e6	1.558e5	1.624e5	0.96	NO	3.182e5	63.646	63.646	0.201
4	1,2,3,4,7,8,9-HpCDF	38.66	6.710e4	6.462e4	4.601e3	4.614e3	1.00	NO	9.215e3	1.8586	1.8586	0.197

Dataset: Untitled

Last Altered: Friday, February 14, 2020 07:30:05 Pacific Standard Time
Printed: Friday, February 14, 2020 07:30:35 Pacific Standard Time

Name: 200213R1_5, Date: 13-Feb-2020, Time: 12:34:41, ID: 1903652-04RE1 PDI-074SC-B-06-08-191012 14.69, Description: PDI-074SC-B-06-08-191012

2,3,7,8-TCDD

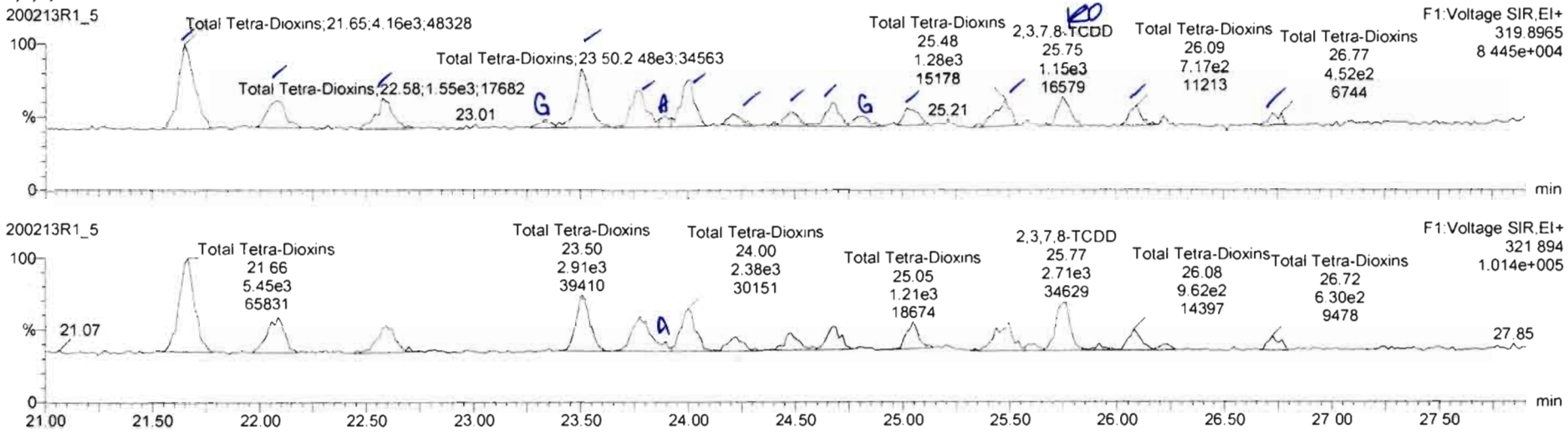

13C-2,3,7,8-TCDD

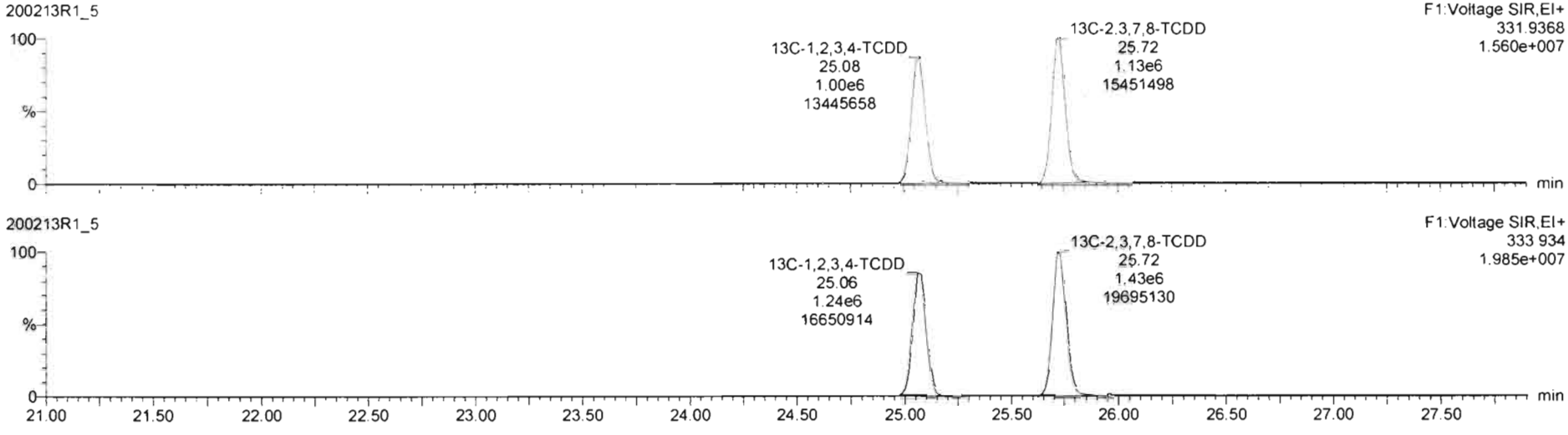

File Edit View Display Processing Window Help

200213R1_5 - 1903652-04RE1 PDI-074SC-B-06-08-191012 14.69 - PDI-074SC-B-06-08-191012

	Name	Resp	RA	n/y	RRF	wtVol	RT	RRT	Conc	%Rec	DL	EMPC
39	Total Tetra-Dioxins				0.9581	10.067			3.44		0.0620	3.60

	Name	RT	m1 Resp	m2 Resp	RA	n/y	EMPC	Conc
1	Total Tetra-Dioxins	21.65	4.163e3	5.449e3	0.76	NO	0.75627	0.75627
2	Total Tetra-Dioxins	22.08	1.571e3	2.274e3	0.69	NO	0.30333	0.30333
3	Total Tetra-Dioxins	22.56	1.553e3	1.833e3	0.85	NO	0.26715	0.26715
4	Total Tetra-Dioxins	23.50	2.477e3	2.914e3	0.85	NO	0.42528	0.42528
5	Total Tetra-Dioxins	23.77	1.869e3	2.232e3	0.84	NO	0.32349	0.32349
6	Total Tetra-Dioxins	23.85	4.683e2	4.116e2	1.14	YES	0.057467	0.00000
7	Total Tetra-Dioxins	24.01	1.977e3	2.437e3	0.81	NO	0.34819	0.34819
8	Total Tetra-Dioxins	24.21	6.972e2	8.264e2	0.84	NO	0.12019	0.12019
9	Total Tetra-Dioxins	24.48	5.189e2	8.761e2	0.71	NO	0.11793	0.11793
10	Total Tetra-Dioxins	24.67	9.326e2	1.155e3	0.81	NO	0.16465	0.16465
11	Total Tetra-Dioxins	25.02	9.338e2	1.208e3	0.77	NO	0.16898	0.16898
12	Total Tetra-Dioxins	25.48	1.281e3	1.854e3	0.69	NO	0.24735	0.24735
13	2,3,7,8-TCDD	25.75	1.662e3	2.682e3	0.62	YES	0.30137	0.00000
14	Total Tetra-Dioxins	26.09	7.165e2	9.619e2	0.75	NO	0.13244	0.13244
15	Total Tetra-Dioxins	26.72	3.368e2	4.571e2	0.74	NO	0.062624	0.062624

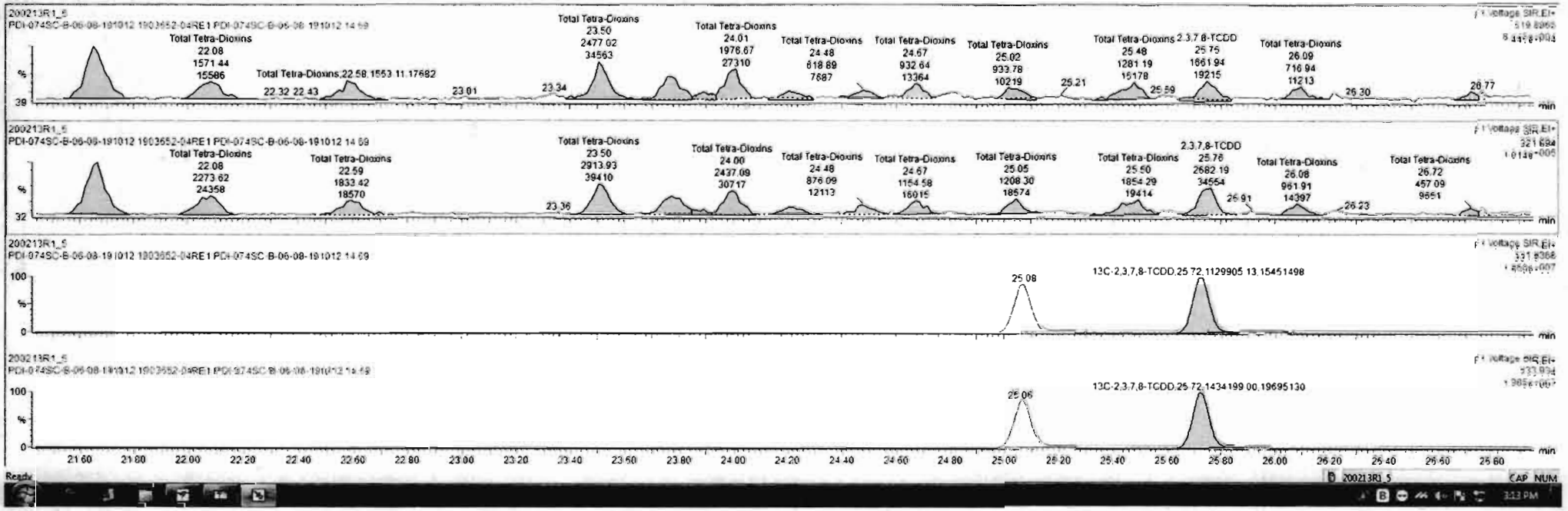

Dataset: Untitled

Last Altered: Friday, February 14, 2020 07:30:05 Pacific Standard Time
Printed: Friday, February 14, 2020 07:30:35 Pacific Standard Time

Name: 200213R1_5, Date: 13-Feb-2020, Time: 12:34:41, ID: 1903652-04RE1 PDI-074SC-B-06-08-191012 14.69, Description: PDI-074SC-B-06-08-191012

37Cl-2,3,7,8-TCDD

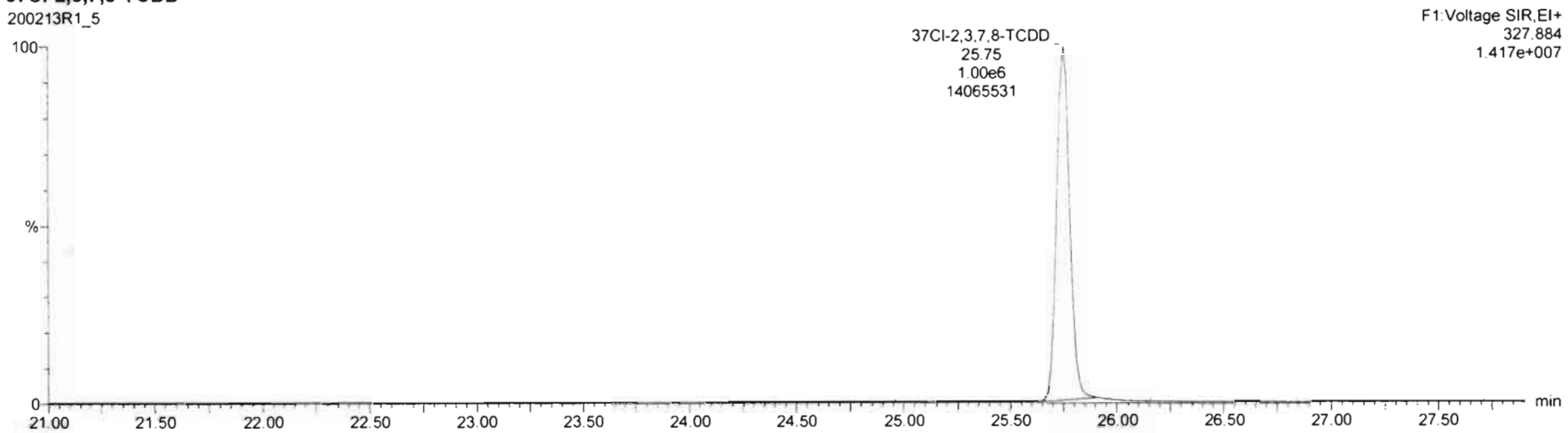

13C-1,2,3,4-TCDD

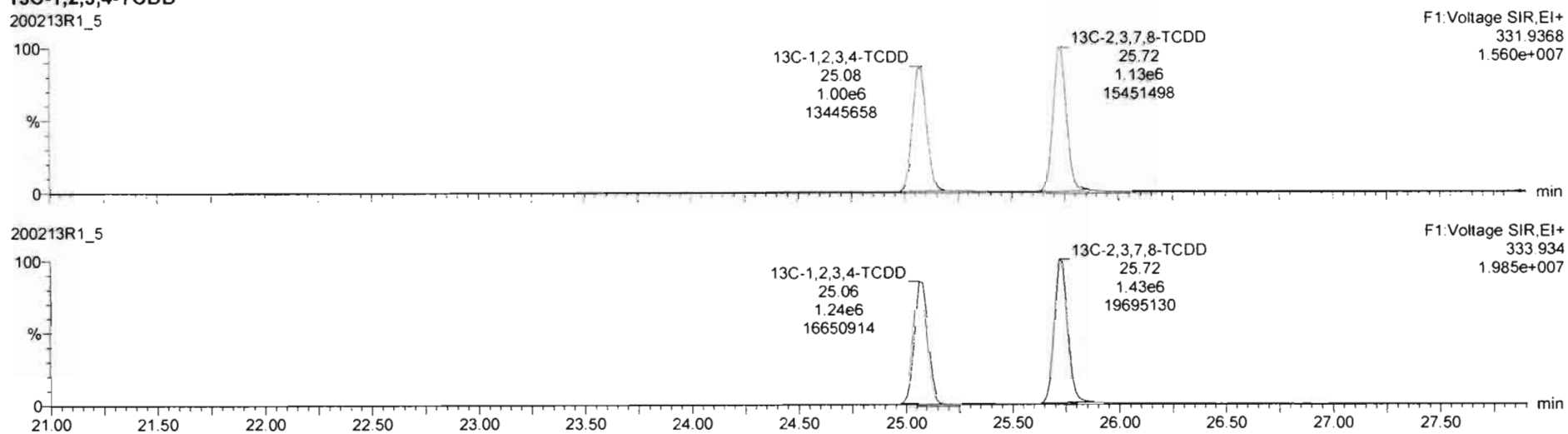

Dataset: Untitled

Last Altered: Friday, February 14, 2020 07:30:05 Pacific Standard Time
Printed: Friday, February 14, 2020 07:30:35 Pacific Standard Time

Name: 200213R1_5, Date: 13-Feb-2020, Time: 12:34:41, ID: 1903652-04RE1 PDI-074SC-B-06-08-191012 14.69, Description: PDI-074SC-B-06-08-191012

1,2,3,7,8-PeCDD

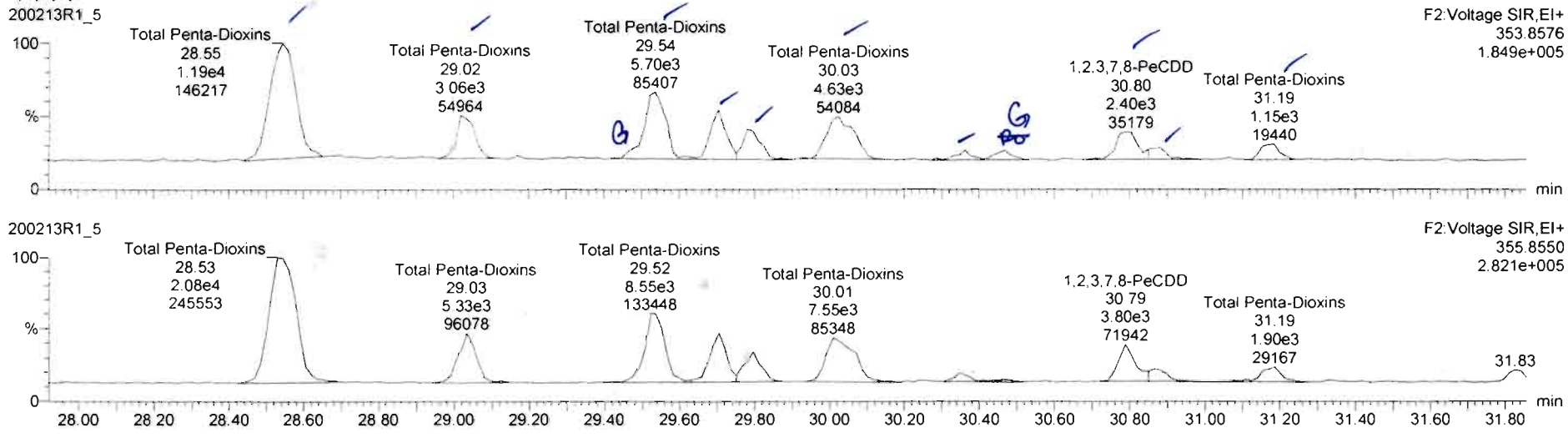

13C-1,2,3,7,8-PeCDD

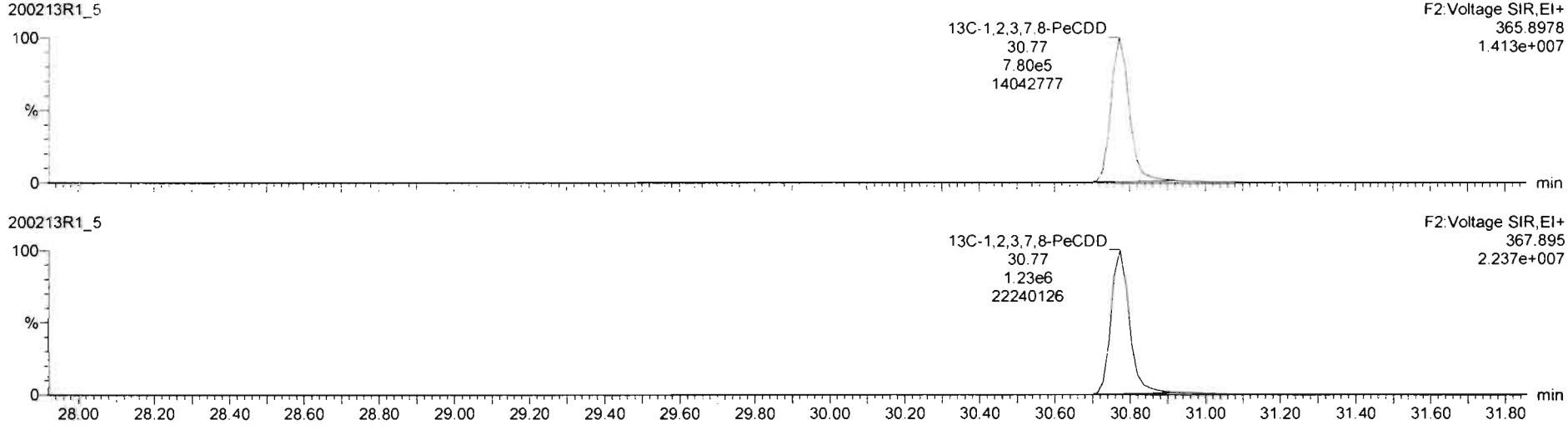

File Edit View Display Processing Window Help

200213R1_5 - 1903652-04RE1 PDI-074SC-B-06-08-191012 14.69 - PDI-074SC-B-06-08-191012

	Name	Resp	RA	n/y	RRF	wt/Vol	RT	RRT	Conc	%Rec	DL	EMPC
39	Total Tetra-Dioxins				0.9881	10.007			3.44		0.0620	3.80

	Name	RT	m1 Resp	m2 Resp	RA	n/y	EMPC	Conc
1	Total Penta-Dioxins	28.55	1.192e4	2.079e4	0.57	NO	3.2402	3.2403
2	Total Penta-Dioxins	29.02	3.056e3	5.332e3	0.57	NO	0.85639	0.85639
3	Total Penta-Dioxins	29.54	5.089e3	7.790e3	0.65	NO	1.3145	1.3145
4	Total Penta-Dioxins	29.71	3.036e3	4.608e3	0.63	NO	0.80062	0.80062
5	Total Penta-Dioxins	29.78	2.173e3	3.024e3	0.72	NO	0.53038	0.53038
6	Total Penta-Dioxins	30.03	4.629e3	7.536e3	0.61	NO	1.2417	1.2417
7	Total Penta-Dioxins	30.36	4.520e2	7.526e2	0.60	NO	0.12295	0.12295
8	1,2,3,7,8-PeCDD	30.80	2.287e2	3.600e3	0.64	NO	0.60084	0.60084
9	Total Penta-Dioxins	30.68	9.380e2	1.597e3	0.59	NO	0.25872	0.25872
10	Total Penta-Dioxins	31.19	1.149e3	1.622e3	0.71	NO	0.28285	0.28285

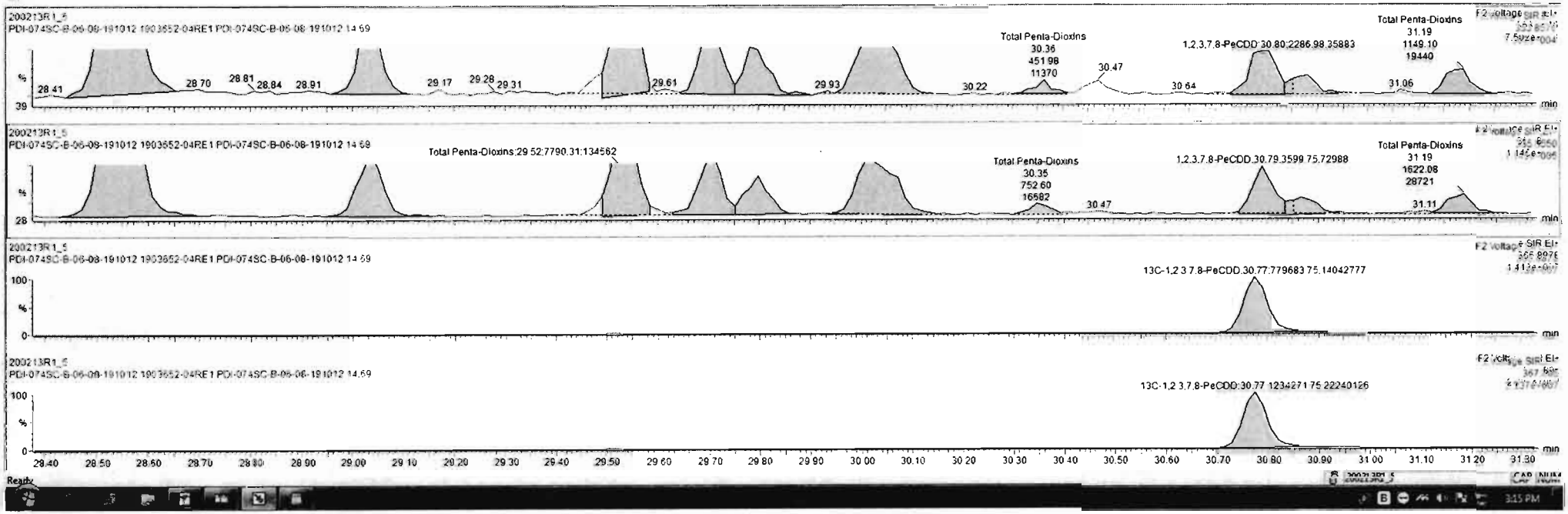

Dataset: Untitled

Last Altered: Friday, February 14, 2020 07:30:05 Pacific Standard Time
Printed: Friday, February 14, 2020 07:30:35 Pacific Standard Time

Name: 200213R1_5, Date: 13-Feb-2020, Time: 12:34:41, ID: 1903652-04RE1 PDI-074SC-B-06-08-191012 14.69, Description: PDI-074SC-B-06-08-191012

1,2,3,4,7,8-HxCDD

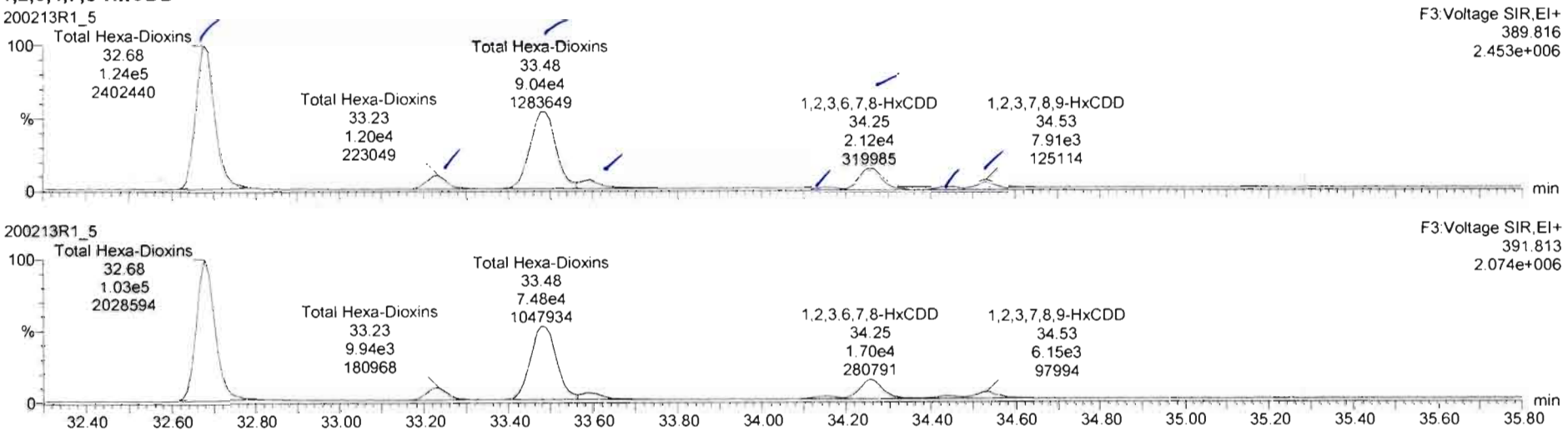

13C-1,2,3,4,7,8-HxCDD

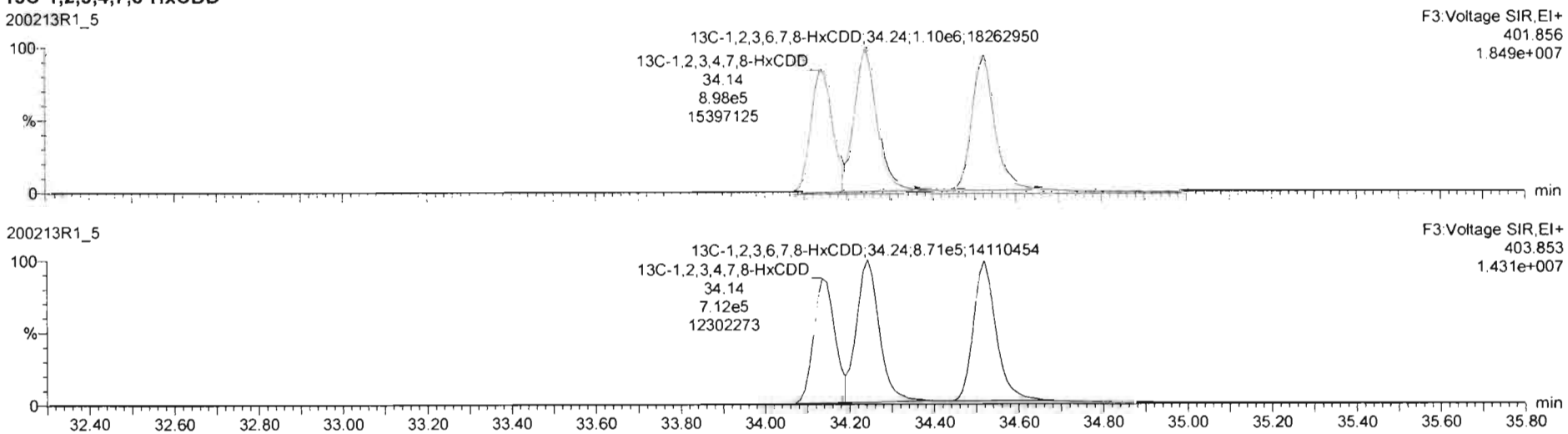

TargetLynx - 200213R1-5.qld * - [Chromatogram]

File Edit View Display Processing Window Help

200213R1_5 : 1903652-04RE1 PDI-074SC-B-06-08-191012 14:59 - PDI-074SC-B-06-08-191012

	Name	Resp	RA	n/y	RRF	wt/vol	RT	RRT	Conc	%Rec	DL	EMPC
41	Total Hexa-Dioxins				0.9211	10.007			57.8		0.139	57.8

	Name	RT	m1 Resp	m2 Resp	RA	n/y	EMPC	Conc.
1	Total Hexa-Dioxins	32.86	1.241e5	1.035e5	1.20	NO	26.983	26.983
2	Total Hexa-Dioxins	33.23	1.201e4	9.939e3	1.21	NO	2.6018	2.6018
3	Total Hexa-Dioxins	33.48	9.042e4	7.475e4	1.21	NO	19.582	19.582
4	Total Hexa-Dioxins	33.59	7.835e3	6.636e3	1.39	NO	1.5970	1.5970
5	1,2,3,4,7,8-HxCDD	34.15	2.926e3	2.657e3	1.10	NO	0.64764	0.64764
6	1,2,3,6,7,8-HxCDD	34.25	2.088e4	1.693e4	1.23	NO	4.1681	4.1681
7	Total Hexa-Dioxins	34.44	3.021e3	2.484e3	1.22	NO	0.65266	0.65268
8	1,2,3,7,8,9-HxCDD	34.53	7.728e2	6.148e2	1.26	NO	1.5782	1.5782

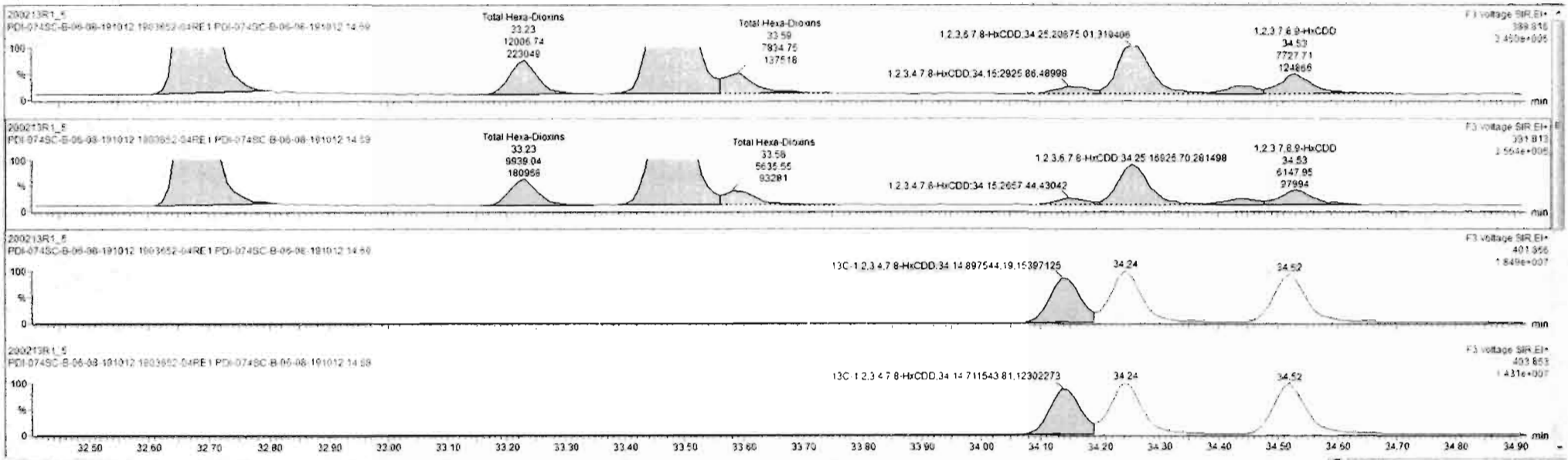

Ready

200213R1_5 CAP NUM

3:19 PM

Dataset: Untitled

Last Altered: Friday, February 14, 2020 07:30:05 Pacific Standard Time
Printed: Friday, February 14, 2020 07:30:35 Pacific Standard Time

Name: 200213R1_5, Date: 13-Feb-2020, Time: 12:34:41, ID: 1903652-04RE1 PDI-074SC-B-06-08-191012 14.69, Description: PDI-074SC-B-06-08-191012

1,2,3,4,6,7,8-HpCDD

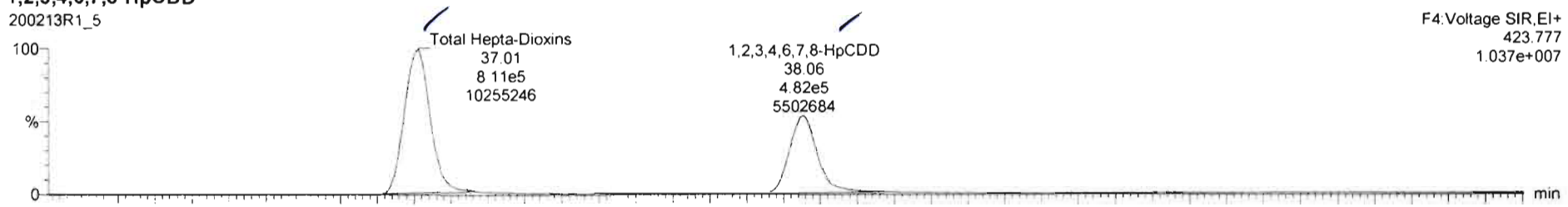

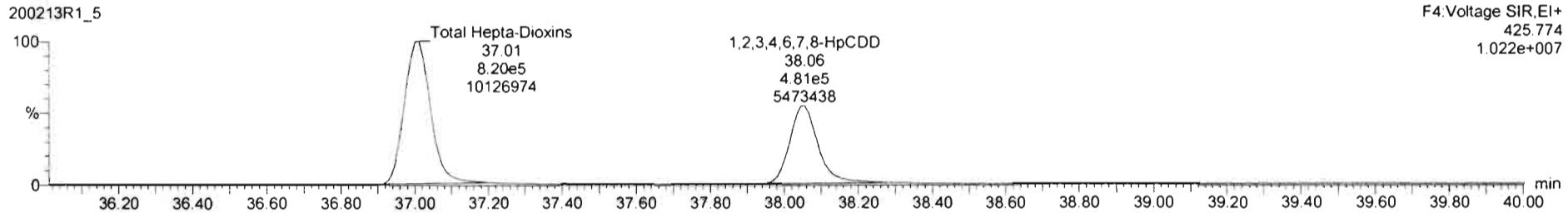

13C-1,2,3,4,6,7,8-HpCDD

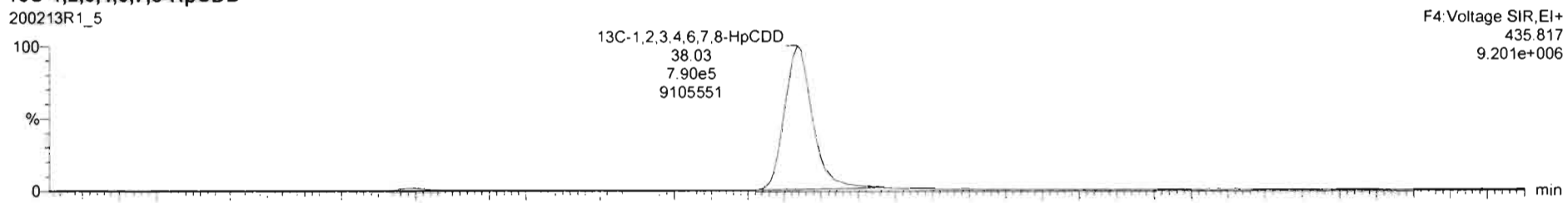

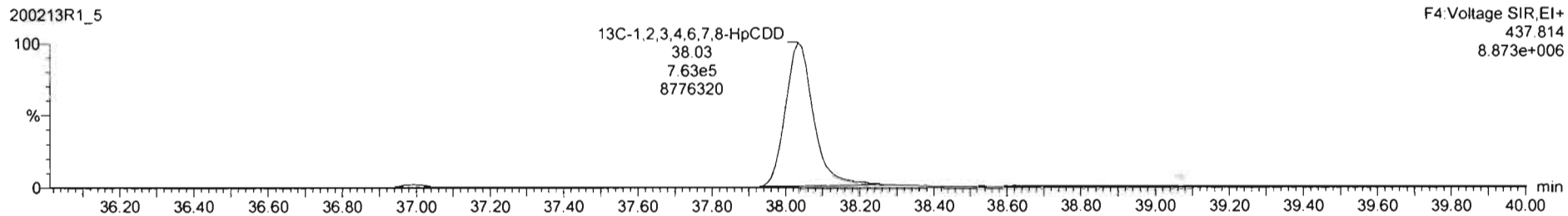

Dataset: Untitled

Last Altered: Friday, February 14, 2020 07:30:05 Pacific Standard Time
Printed: Friday, February 14, 2020 07:30:35 Pacific Standard Time

Name: 200213R1_5, Date: 13-Feb-2020, Time: 12:34:41, ID: 1903652-04RE1 PDI-074SC-B-06-08-191012 14.69, Description: PDI-074SC-B-06-08-191012

OCDD

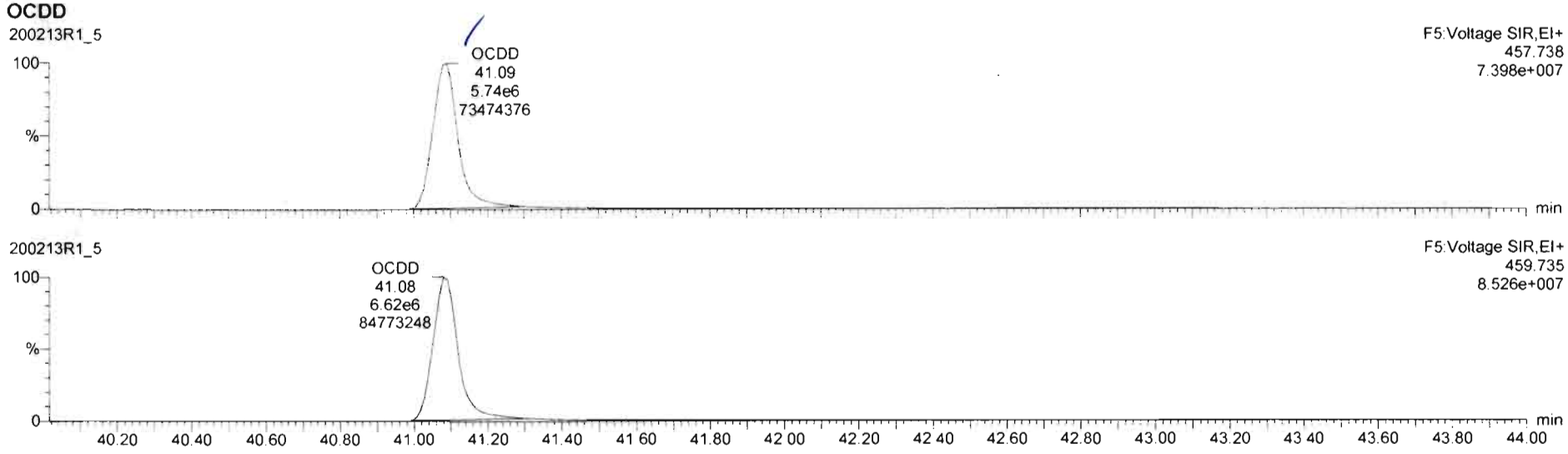

13C-OCDD

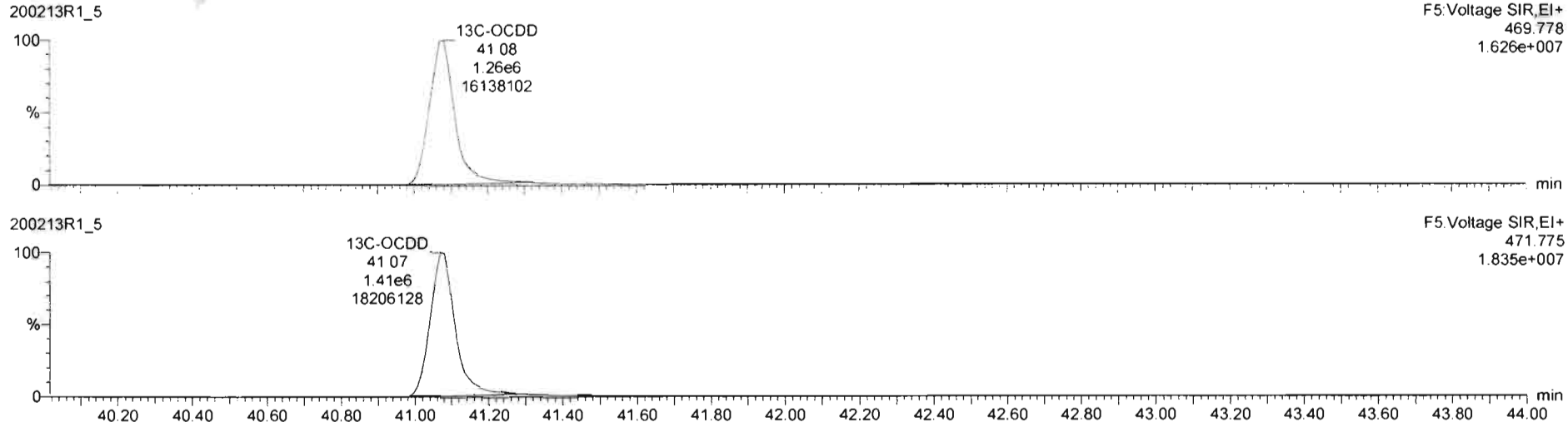

Dataset: Untitled

Last Altered: Friday, February 14, 2020 07:30:05 Pacific Standard Time
Printed: Friday, February 14, 2020 07:30:35 Pacific Standard Time

Name: 200213R1_5, Date: 13-Feb-2020, Time: 12:34:41, ID: 1903652-04RE1 PDI-074SC-B-06-08-191012 14.69, Description: PDI-074SC-B-06-08-191012

2,3,7,8-TCDF

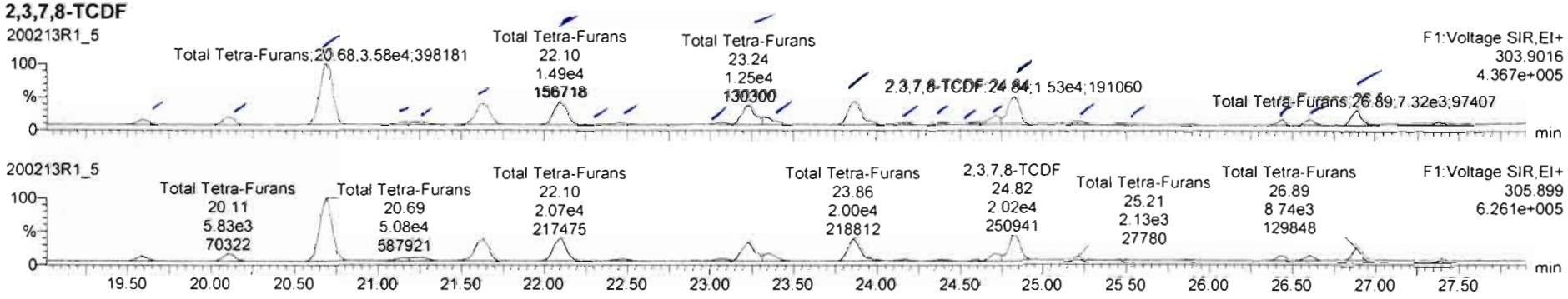

13C-2,3,7,8-TCDF

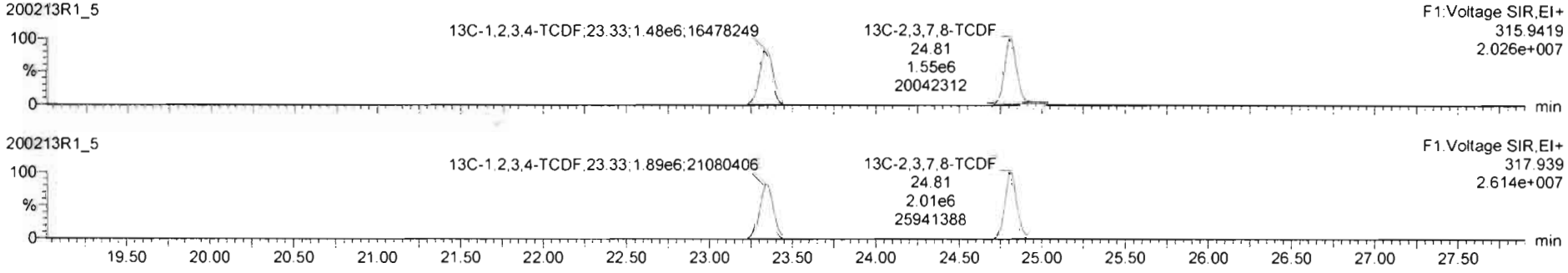

DPE1

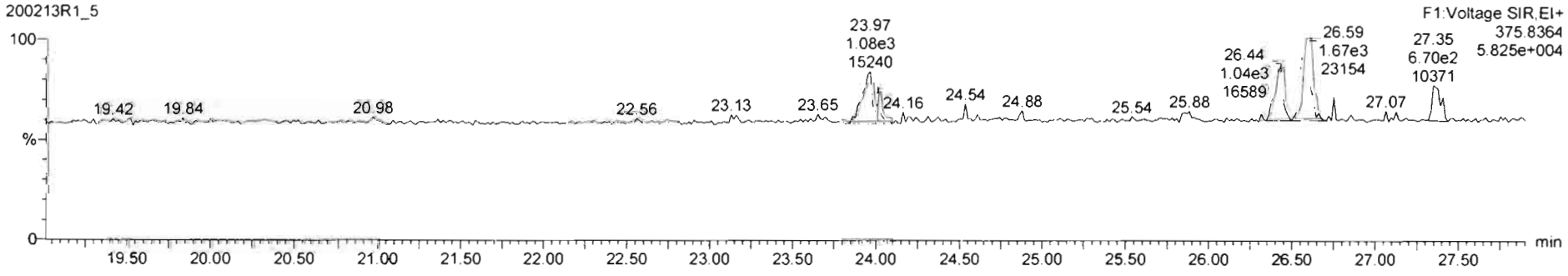

TargetLynx - 200213R1 5.qld * - [Chromatogram]

File Edit View Display Processing Window Help

200213R1_5 - 1903652-04RE1 PDI-074SC-B-06-08-191012 14 69 - PDI-074SC-B-06-08-191012

	Name	Resp	RA	n/y	RRF	wt/vol	RT	RRT	Conc	%Rec	DL	EMPC
43	Total Tetra-Furans				0.6020	10.007			24.1		0.0905	24.4
44	1st Func. Penta-Furans				0.9074	10.007			24.9		0.0335	24.9

	Name	RT	m1 Resp	m2 Resp	RA	n/y	EMPC	Conc
1	Total Tetra-Furans	19.58	2.582e3	3.872e3	0.67	NO	0.45199	0.45199
2	Total Tetra-Furans	20.09	3.898e3	5.828e3	0.67	NO	0.68116	0.68116
3	Total Tetra-Furans	20.66	3.583e4	5.081e4	0.71	NO	6.0681	6.0681
4	Total Tetra-Furans	21.16	1.632e3	2.249e3	0.73	NO	0.27178	0.27178
5	Total Tetra-Furans	21.22	2.376e3	3.259e3	0.73	NO	0.39464	0.39464
6	Total Tetra-Furans	21.63	1.423e4	2.023e4	0.70	NO	2.4128	2.4128
7	Total Tetra-Furans	22.10	1.490e4	2.067e4	0.72	NO	2.4907	2.4907
8	Total Tetra-Furans	22.25	5.836e2	7.845e2	0.72	NO	0.094406	0.094409
9	Total Tetra-Furans	22.46	1.474e3	1.920e3	0.77	NO	0.23771	0.23771
10	Total Tetra-Furans	23.09	1.079e3	1.624e3	0.66	NO	0.18931	0.18931
11	Total Tetra-Furans	23.24	1.253e4	1.725e4	0.73	NO	2.0859	2.0859
12	Total Tetra-Furans	23.34	4.557e3	5.988e3	0.76	NO	0.73845	0.73845

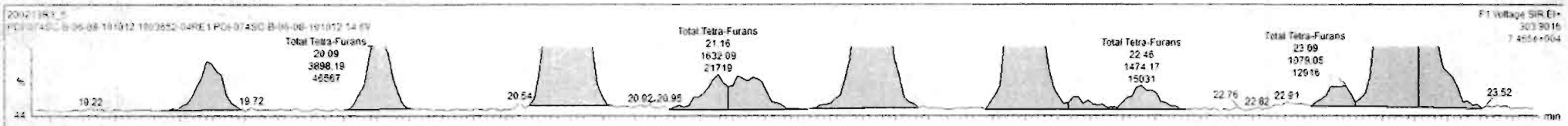

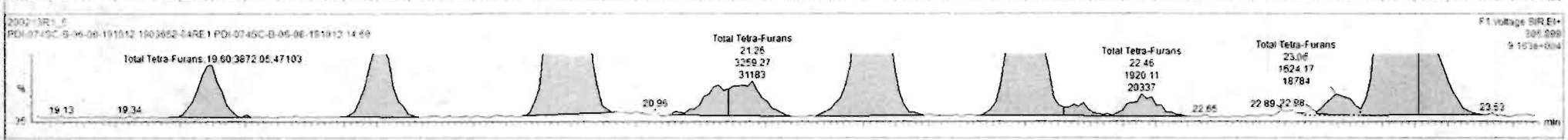

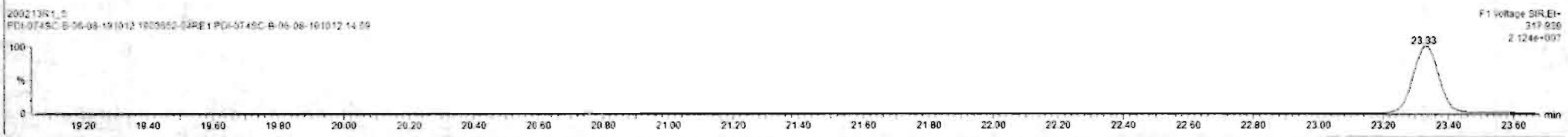

Ready

200213R1_5 CAP NUM

TargetLynx - 200213R1-5.qld * - [Chromatogram]

File Edit View Display Processing Window Help

200213R1_5 - 1903652-04RE1 PDI-074SC-B-06-08-191012 14 69 - PDI-074SC-B-06-08-191012

	Name	Resp	RA	n/y	RRF	wt/Vol	RT	RRT	Conc.	%Rec	DL	EMPC
43	Total Tetra-Furans				0.6020	10.007			24.3		0.0935	24.3
44	1st Func. Penta-Furans				0.6074	10.007			24.6		0.0335	24.9

	Name	RT	m1 Resp	m2 Resp	RA	n/y	EMPC	Conc.
12	Total Tetra-Furans	23.34	4.557e3	5.968e3	0.76	NO	0.73845	0.73645
13	Total Tetra-Furans	23.86	1.594e4	2.047e4	0.78	NO	2.4868	2.4868
14	Total Tetra-Furans	24.15	1.125e3	1.449e3	0.78	NO	0.18054	0.18054
15	Total Tetra-Furans	24.39	8.865e2	1.334e3	0.66	NO	0.15548	0.15548
16	Total Tetra-Furans	24.60	6.651e2	9.335e2	0.71	NO	0.11195	0.11195
17	Total Tetra-Furans	24.72	3.440e3	4.720e3	0.73	NO	0.57144	0.57144
18	2,3,7,8-TCDF	24.84	1.527e4	2.025e4	0.75	NO	2.4870	2.4870
19	Total Tetra-Furans	25.23	1.676e3	2.276e3	0.74	NO	0.27676	0.27676
20	Total Tetra-Furans	25.45	3.735e2	4.820e2	0.77	NO	0.059915	0.059915
21	Total Tetra-Furans	26.44	2.066e3	2.644e3	0.78	NO	0.34385	0.34385
22	Total Tetra-Furans	26.60	2.220e2	2.872e2	0.01	NO	0.36362	0.36362
23	Total Tetra-Furans	26.89	7.324e3	8.744e3	0.84	NO	1.1253	1.1253



TargetLynx - 200213R1-5.qld * - [Chromatogram]

File Edit View Display Processing Window Help

200213R1_5 - 1903652-04RE1 PDI-074SC-B-06-08 191012 14 59 PDI-074SC-B-06-08-191012

	Name	Resp	RA	n/y	RRF	w/w/vol	RT	RRT	Conc.	%Rec	DL	EMPC
43	Total Tetra-Furans				0.6029	10.007			24.3		0.0605	24.3
44	1st Func. Penta-Furans				0.9074	10.007			24.91		0.0335	24.91

	Name	RT	m1 Resp	m2 Resp	RA	n/y	EMPC	Conc.
12	Total Tetra-Furans	23.34	4.557e3	5.988e3	0.76	NO	0.72845	0.72845
13	Total Tetra-Furans	23.66	1.504e4	2.047e4	0.73	NO	2.4868	2.4868
14	Total Tetra-Furans	24.15	1.129e3	1.449e3	0.78	NO	0.18054	0.18054
15	Total Tetra-Furans	24.39	8.865e2	1.334e3	0.66	NO	0.15548	0.15548
16	Total Tetra-Furans	24.60	6.651e2	9.235e2	0.71	NO	0.11195	0.11195
17	Total Tetra-Furans	24.72	3.440e3	4.720e3	0.72	NO	0.57144	0.57144
18	2,3,7,8-TCDF	24.84	1.527e4	2.025e4	0.75	NO	2.4870	2.4870
19	Total Tetra-Furans	25.23	1.676e3	2.276e3	0.74	NO	0.27676	0.27676
20	Total Tetra-Furans	25.45	3.725e2	4.820e2	0.77	NO	0.059915	0.059915
21	Total Tetra-Furans	26.44	2.066e3	2.644e3	0.78	NO	0.34385	0.34385
22	Total Tetra-Furans	26.60	2.320e3	2.872e3	0.81	NO	0.36362	0.36362
23	Total Tetra-Furans	26.69	7.324e3	8.744e3	0.84	NO	1.1253	1.1253







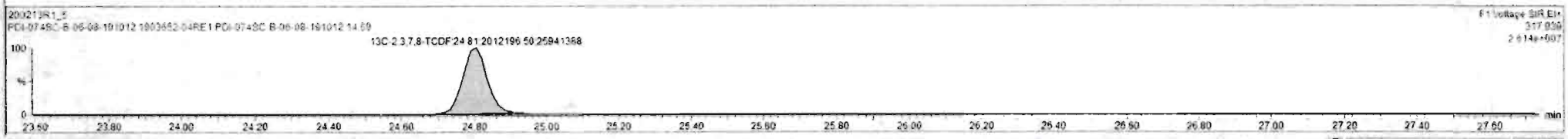

Ready 200213R1_5 CAP NUM

Vista Analytical Laboratory

Dataset: Untitled

Last Altered: Friday, February 14, 2020 07:30:05 Pacific Standard Time
Printed: Friday, February 14, 2020 07:30:35 Pacific Standard Time

Name: 200213R1_5, Date: 13-Feb-2020, Time: 12:34:41, ID: 1903652-04RE1 PDI-074SC-B-06-08-191012 14.69, Description: PDI-074SC-B-06-08-191012

1st Func. Penta-Furans

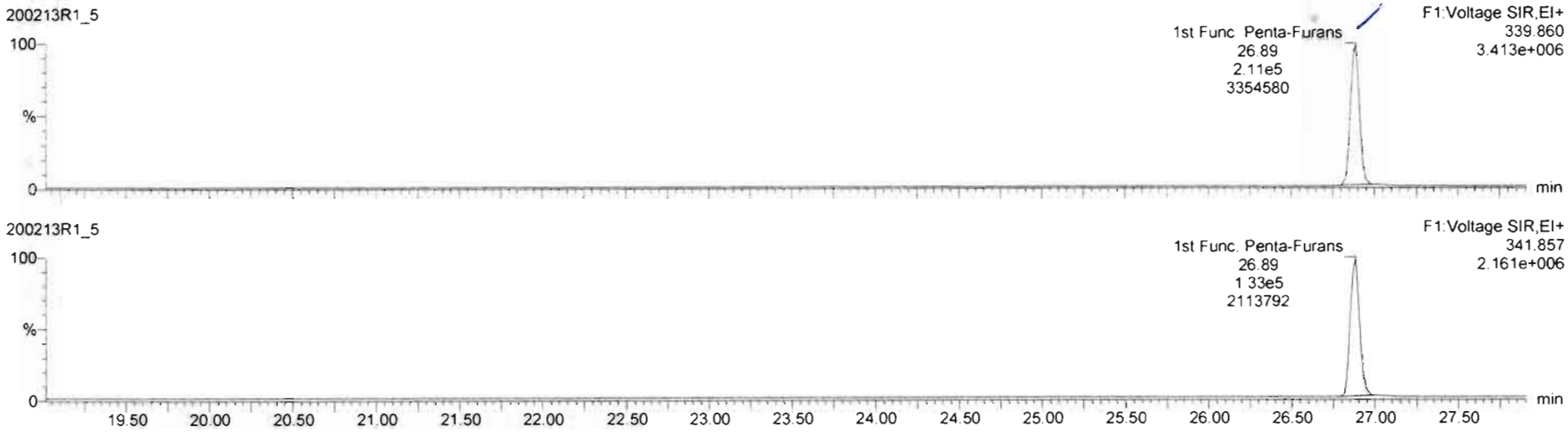

DPE6

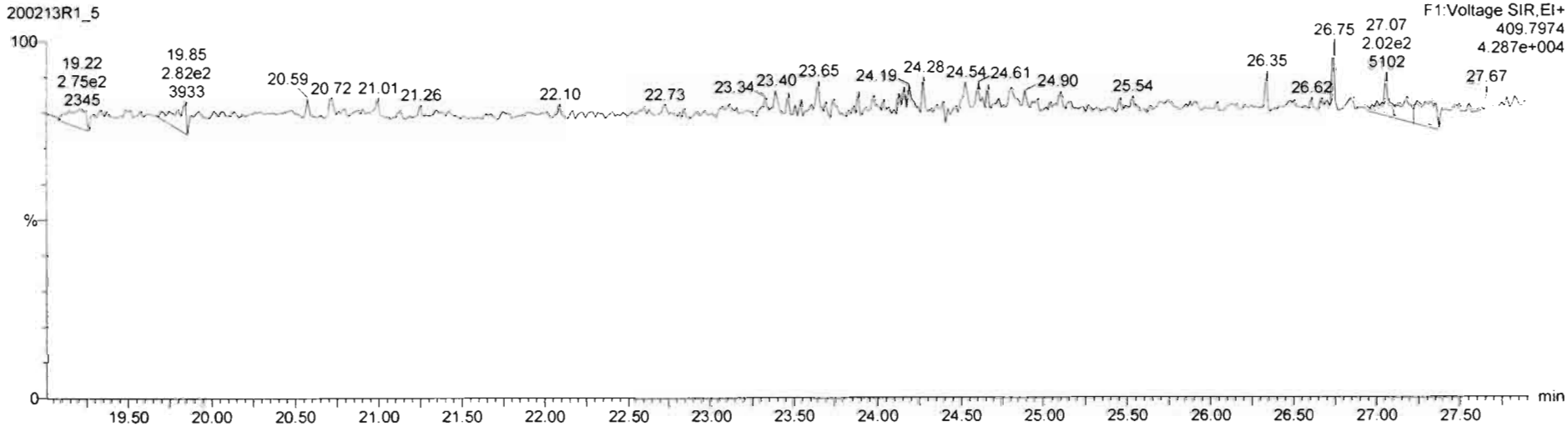

Dataset: Untitled

Last Altered: Friday, February 14, 2020 07:30:05 Pacific Standard Time
Printed: Friday, February 14, 2020 07:30:35 Pacific Standard Time

Name: 200213R1_5, Date: 13-Feb-2020, Time: 12:34:41, ID: 1903652-04RE1 PDI-074SC-B-06-08-191012 14.69, Description: PDI-074SC-B-06-08-191012

1,2,3,7,8-PeCDF

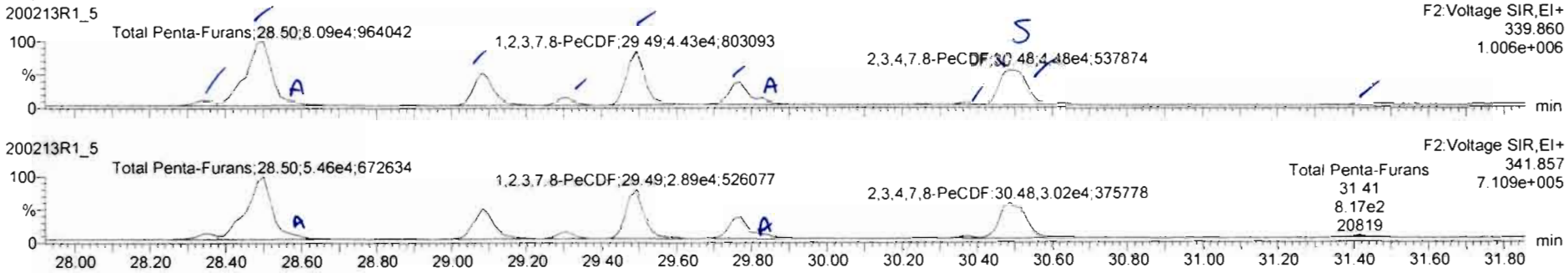

13C-1,2,3,7,8-PeCDF

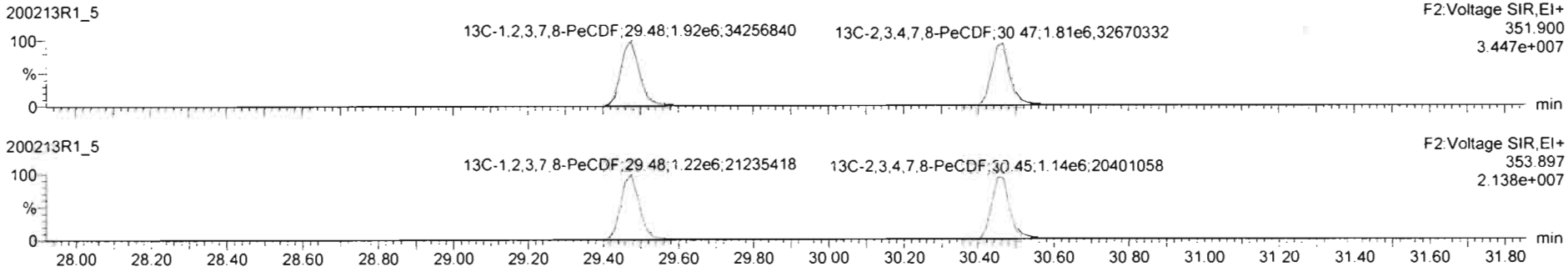

DPE2

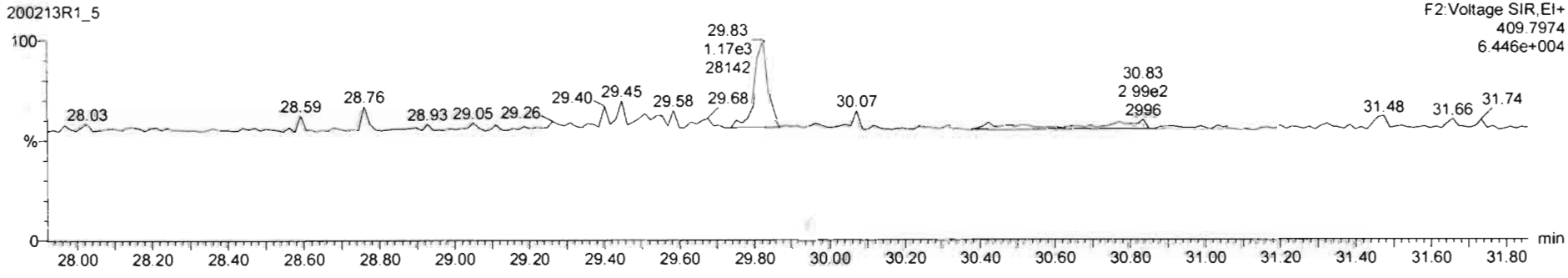

TargetLynx - 200213R1-5.qld * - [Chromatogram]

File Edit View Display Processing Window Help

200213R1_5 1903652-04RE1 PDI-074SC-B-06-08-191012 14 69 - PDI-074SC-B-06-08-191012

	Name	Resp	RA	n/y	RRF	w/vol	RT	RRT	Conc.	%Rec	DL	EMPC
45	Total Penta-Furans				0.9074	10.007			16.0		0.0901	28.5
46	Total Hexa-Furans				0.8962	10.007			64.2		0.0921	65.6

	Name	RT	m1 Resp	m2 Resp	RA	n/y	EMPC	Conc.
1	Total Penta-Furans	28.35	4.752e3	3.570e3	1.33	NO	0.60161	0.60161
2	Total Penta-Furans	28.50	7.571e4	5.063e4	1.50	NO	9.1345	0.00000
3	Total Penta-Furans	28.55	5.932e3	4.018e3	1.48	NO	0.71932	0.00000
4	Total Penta-Furans	29.08	2.951e4	2.015e4	1.46	NO	3.6126	3.6126
5	Total Penta-Furans	29.31	5.953e3	4.051e3	1.47	NO	0.72324	0.72324
6	1,2,3,7,8-PeCDF	29.49	4.523e4	2.851e4	1.59	NO	5.1757	5.1757
7	Total Penta-Furans	29.77	1.911e4	1.283e4	1.49	NO	2.3096	0.00000
8	Total Penta-Furans	29.83	3.963e3	2.405e3	1.65	NO	0.46040	0.46040
9	Total Penta-Furans	30.24	2.796e2	3.431e2	0.82	YES	0.033281	0.00000
10	Total Penta-Furans	30.36	1.422e3	1.156e3	1.23	YES	0.16916	0.00000
11	2,3,4,7,8-PeCDF	30.48	4.476e4	3.025e4	1.48	NO	5.3316	5.3316
12	Total Penta-Furans	31.42	1.330e3	8.174e2	1.63	NO	0.15529	0.00000

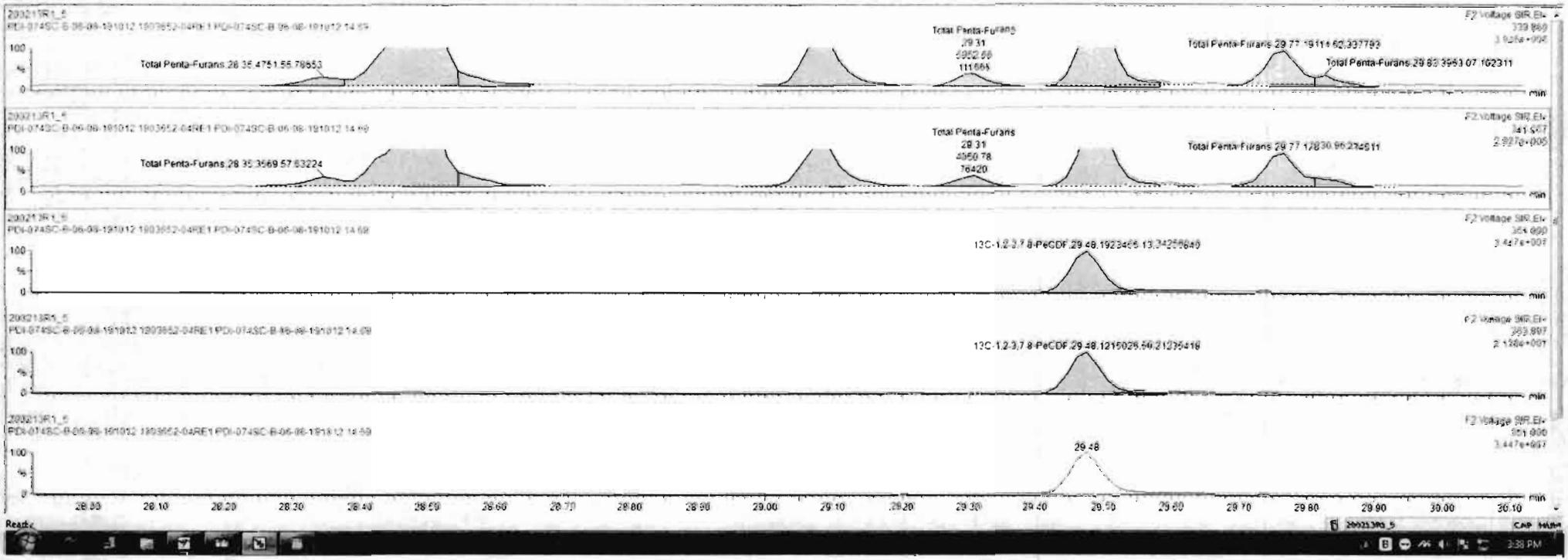

Ready

TargetLynx - 200213R1-5.qld * - [Chromatogram]

File Edit View Display Processing Window Help

200213R1_5 : 1903652-04RE1 PDI-074SC-B-06-08-191012 14 69 - PDI-074SC-B-06-08-191012

	Name	Resp	RA	n/y	RRF	w/vol	RT	RRT	Conc	%Rec	DL	EMPC
45	Total Penta-Furans				0.9074	10.007			16.3		0.0901	28.4
46	Total Hexa-Furans				0.8982	10.007			64.2		0.0921	65.6

	Name	RT	m1 Resp	m2 Resp	RA	n/y	EMPC	Conc
1	Total Penta-Furans	28.35	4.752e3	3.570e3	1.33	NO	0.60161	0.60161
2	Total Penta-Furans	28.50	7.571e4	5.063e4	1.50	NO	9.1345	0.00000
3	Total Penta-Furans	28.55	5.932e3	4.018e3	1.48	NO	0.71932	0.00000
4	Total Penta-Furans	29.08	2.981e4	2.015e4	1.48	NO	3.6126	3.6126
5	Total Penta-Furans	29.31	5.953e3	4.051e3	1.47	NO	0.72324	0.72324
6	1,2,3,7,8-PeCDF	29.49	4.523e4	2.851e4	1.59	NO	5.1757	5.1757
7	Total Penta-Furans	29.77	1.911e4	1.283e4	1.49	NO	2.3096	0.00000
8	Total Penta-Furans	29.83	3.963e3	2.405e3	1.65	NO	0.46040	0.46040
9	Total Penta-Furans	30.36	1.599e3	1.156e3	1.38	NO	0.19919	0.19919
10	2,3,4,7,8-PeCDF	30.46	2.451e4	1.684e4	1.46	NO	2.9388	2.9388
11	Total Penta-Furans	30.50	2.008e4	1.302e4	1.54	NO	2.3929	2.3929
12	Total Penta-Furans	31.42	1.330e3	8.174e2	1.63	NO	0.15529	0.15529

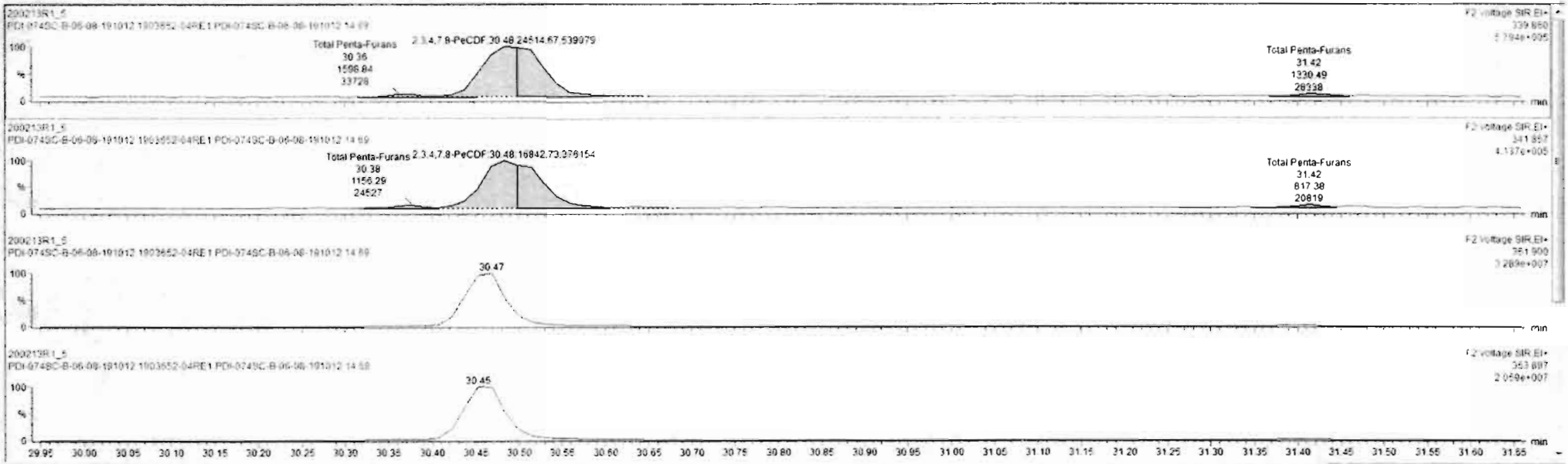

Custom Reporting: Select reports to generate

200213R1_5 CAP NUM

3:40 PM

TargetLynx - 200213R1-5.qld * - [Chromatogram]

File Edit View Display Processing Window Help

200213R1_5 - 1903652-04RE1 PDI-074SC-B-06-08-191012 14 69 - PDI-074SC-B-06-08-191012

	Name	Resp	RA	n/y	RRF	w/vol	RT	RRT	Conc.	%Rec	DL	EMPC
45	Total Penta-Furans				0.8074	10.007			16.3		0.0901	28.4
46	Total Hexa-Furans				0.6562	10.007			64.2		0.0921	65.6

	Name	RT	m1 Resp	m2 Resp	RA	n/y	EMPC	Conc
1	Total Penta-Furans	28.35	4.752e3	3.570e3	1.33	ND	0.60161	0.60161
2	Total Penta-Furans	28.50	7.571e4	5.063e4	1.50	ND	8.1345	0.00000
3	Total Penta-Furans	28.55	5.932e3	4.015e3	1.48	ND	0.71932	0.00000
4	Total Penta-Furans	29.08	2.981e4	2.015e4	1.48	ND	3.6126	3.6126
5	Total Penta-Furans	29.31	5.953e3	4.051e3	1.47	ND	0.72324	0.72324
6	1,2,3,7,8-PeCDF	29.49	4.523e4	2.851e4	1.59	ND	5.1757	5.1757
7	Total Penta-Furans	29.77	1.511e4	1.282e4	1.49	ND	2.3095	0.00000
8	Total Penta-Furans	29.83	3.963e3	2.405e3	1.65	ND	0.46040	0.46040
9	Total Penta-Furans	30.36	1.596e3	1.156e3	1.38	ND	0.19919	0.19919
10	2,3,4,7,8-PeCDF	30.46	2.451e4	1.684e4	1.46	ND	2.9358	2.9358
11	Total Penta-Furans	30.50	2.098e4	1.362e4	1.54	ND	2.3929	2.3929
12	Total Penta-Furans	31.42	1.330e3	8.174e2	1.63	ND	0.15525	0.15525

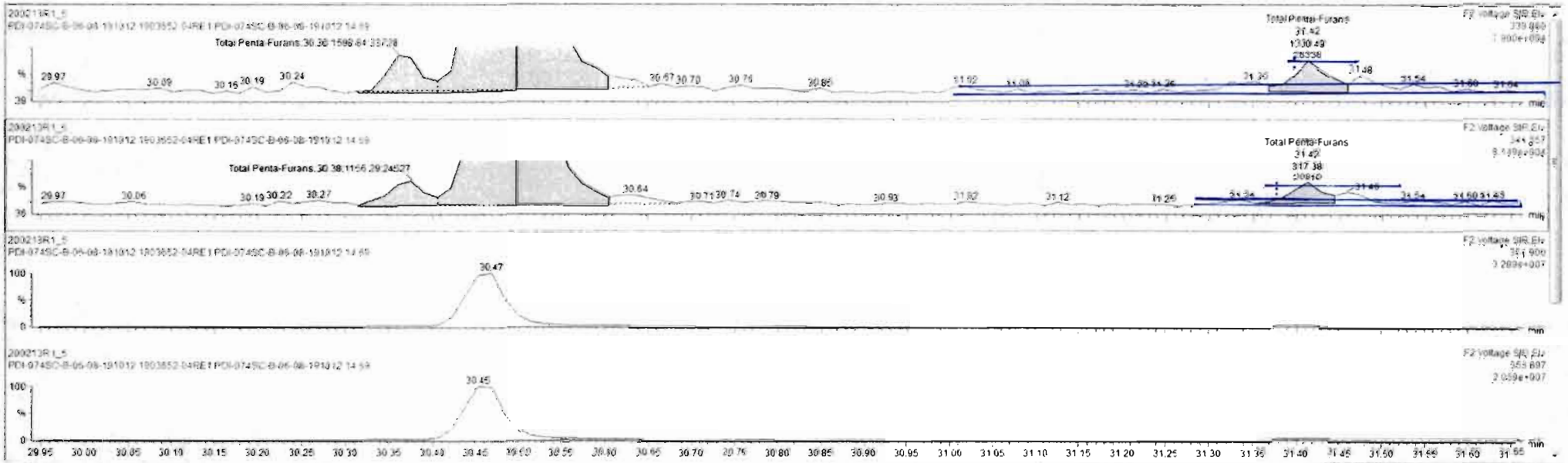

Dataset: Untitled

Last Altered: Friday, February 14, 2020 07:30:05 Pacific Standard Time
Printed: Friday, February 14, 2020 07:30:35 Pacific Standard Time

Name: 200213R1_5, Date: 13-Feb-2020, Time: 12:34:41, ID: 1903652-04RE1 PDI-074SC-B-06-08-191012 14.69, Description: PDI-074SC-B-06-08-191012

1,2,3,4,7,8-HxCDF

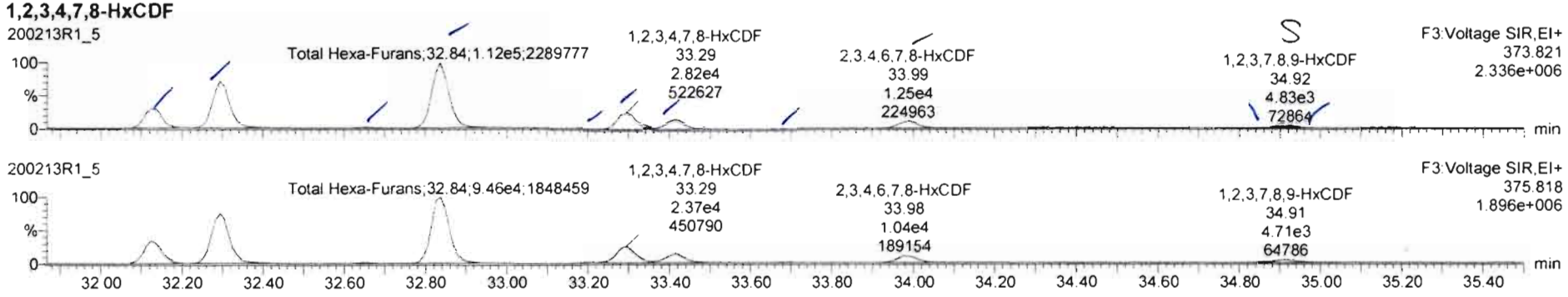

13C-1,2,3,4,7,8-HxCDF

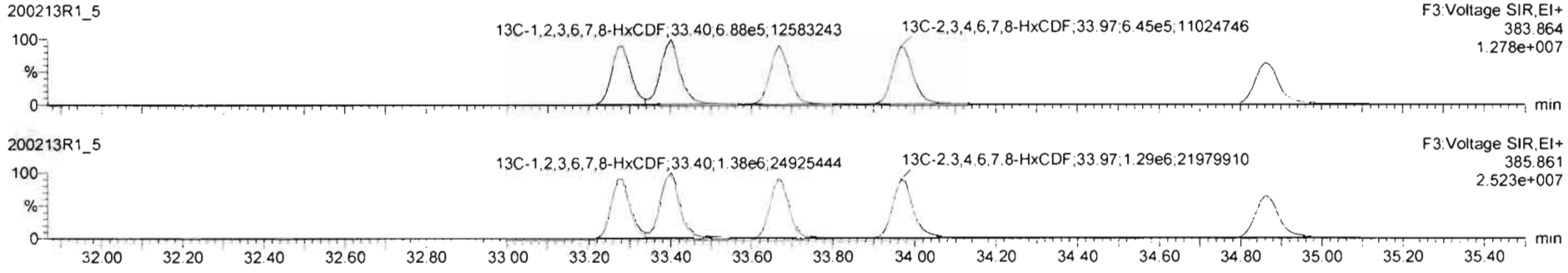

DPE3

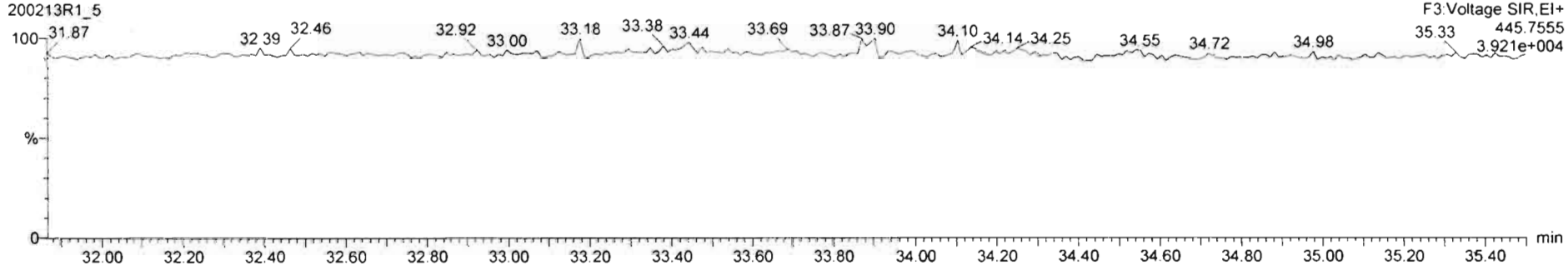

TargetLynx - 200213R1-5.qid * [Chromatogram]

File Edit View Display Processing Window Help

200213R1_5 - 1903652-04RE1 PDI 074SC-B-06-08-191012 14 69 - PDI 074SC-B-06-08-191012

	Name	Resp	RA	n/y	RRF	wt/vol	RT	RRT	Conc.	%Rec.	DL	EMPC
45	Total Penta-Furans				0.9074	10.007			16.3		0.0901	28.4
46	Total Hexa-Furans				0.8982	10.007			64.4		0.0921	65.7

	Name	RT	m1 Resp	m2 Resp	RA	n/y	EMPC	Conc.
1	Total Hexa-Furans	32.12	3.614e4	3.078e4	1.17	NO	7.9657	7.9657
2	Total Hexa-Furans	32.29	8.365e4	7.173e4	1.17	NO	18.542	18.542
3	Total Hexa-Furans	32.66	1.383e3	1.254e3	1.11	NO	0.30988	0.30968
4	Total Hexa-Furans	32.84	1.118e5	9.464e4	1.18	NO	24.633	24.633
5	Total Hexa-Furans	33.19	8.615e2	8.017e2	1.07	NO	0.19847	0.19647
6	1,2,3,4,7,8-HxCDF	33.29	2.845e4	2.373e4	1.20	NO	6.6404	6.6404
7	1,2,3,6,7,8-HxCDF	33.41	1.566e4	1.341e4	1.17	NO	3.3327	3.3327
8	Total Hexa-Furans	32.65	8.130e2	6.333e2	1.28	NO	0.17260	0.17260
9	2,3,4,6,7,8-HxCDF	33.99	1.246e4	1.040e4	1.20	NO	2.6273	2.6273
10	1,2,3,7,8,9-HxCDF	34.92	4.827e2	4.709e3	1.01	YES	1.2471	0.00000

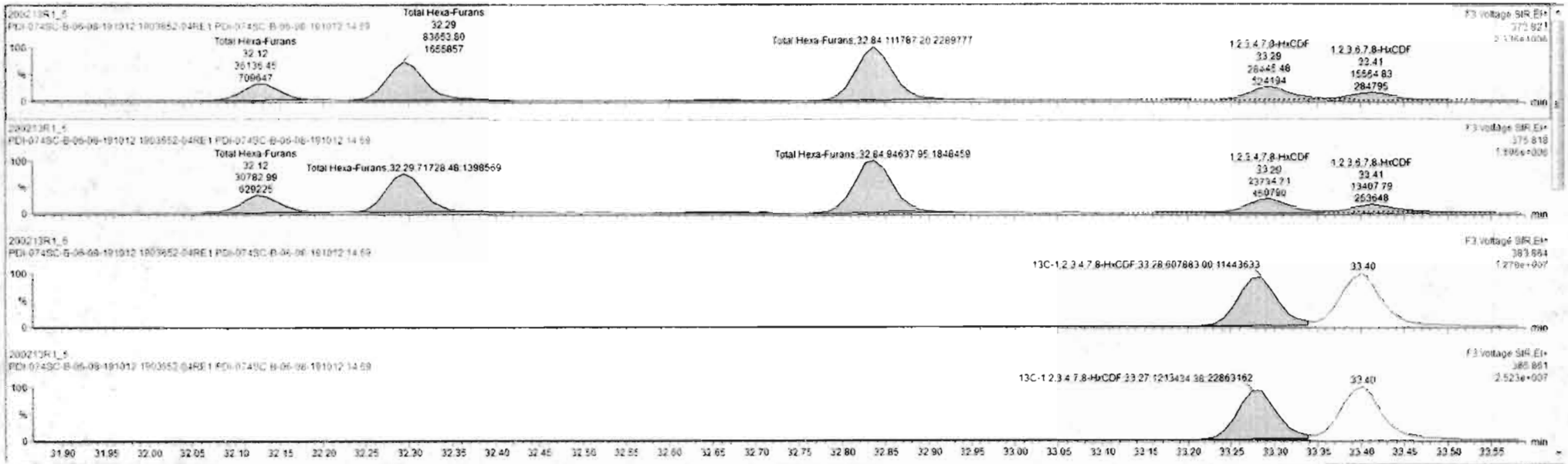

Custom Reporting: Select reports to generate

200213R1_5 CAP NUM

TargetLynx - 200213R1-5.qld * - [Chromatogram]

File Edit View Display Processing Window Help

200213R1_5 : 1903652-04RE1 PDI-074SC-B-05-08-191012 14:59 : PDI-074SC-B-05-08-191012

	Name	Resp	RA	n/y	RRF	w/vol	RT	RRT	Conc	%Rec	DL	EMPC
45	Total Penta-Furans				0.9074	10.007			16.3		0.0901	26.4
46	Total Hexa-Furans				0.8982	10.007			64.4		0.0921	65.7

	Name	RT	m1 Resp	m2 Resp	RA	n/y	EMPC	Conc
1	Total Hexa-Furans	32.12	3.814e4	3.076e4	1.17	NO	7.9857	7.9857
2	Total Hexa-Furans	32.29	8.365e4	7.173e4	1.17	NO	18.542	18.542
3	Total Hexa-Furans	32.66	1.363e3	1.224e3	1.11	NO	0.30988	0.30968
4	Total Hexa-Furans	32.84	1.118e5	9.464e4	1.18	NO	24.623	24.623
5	Total Hexa-Furans	33.19	8.615e2	8.017e2	1.07	NO	0.19847	0.19647
6	1,2,3,4,7,8-HxCDF	33.28	2.845e4	2.373e4	1.20	NO	6.6404	6.6404
7	1,2,3,6,7,8-HxCDF	33.41	1.566e4	1.341e4	1.17	NO	3.3327	3.3327
8	Total Hexa-Furans	32.65	8.130e2	6.335e2	1.28	NO	0.17260	0.17260
9	2,3,4,6,7,8-HxCDF	33.99	1.246e4	1.040e4	1.20	NO	2.6273	2.6273
10	1,2,3,7,8,9-HxCDF	34.52	4.827e3	4.709e3	1.03	YES	1.2471	0.60000

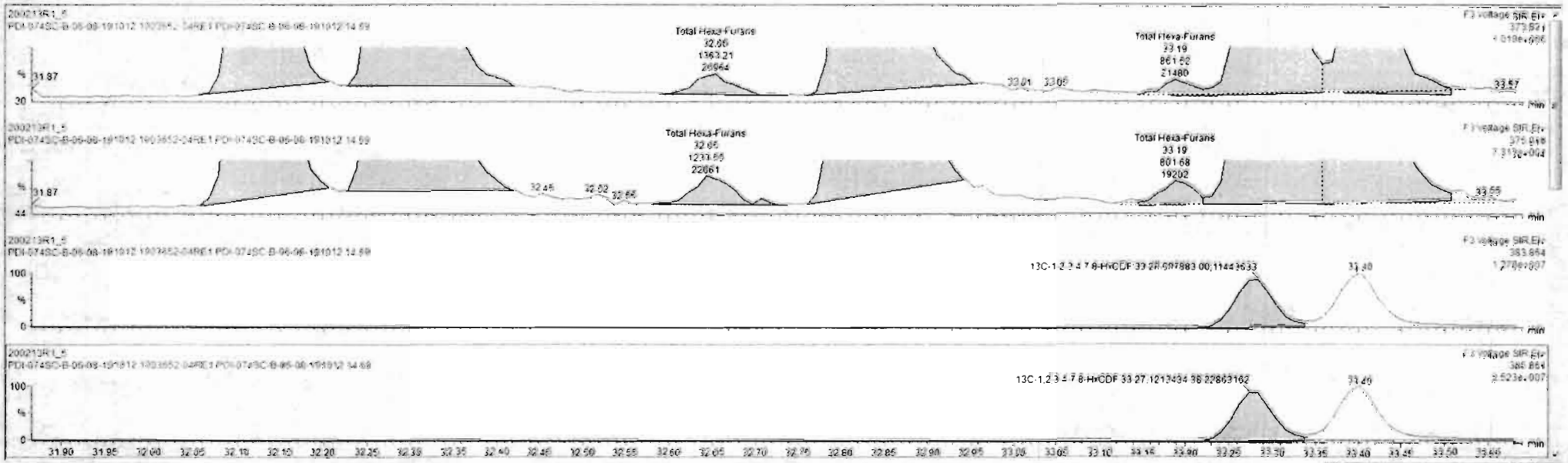

Ready

200213R1_5

CAP NUM

3:43 PM

TargetLynx - 200213R1_5.qld * - [Chromatogram]

File Edit View Display Processing Window Help

200213R1_5 - 1903652-04RE1 PDI-074SC-B-06-08-191012 14 09 - PDI-074SC-B-06-08-191012

	Name	Resp	RA	n/y	RRF	wt/vol	RT	RRT	Conc.	%Rec	DL	EMPC
45	Total Penta-Furans				0.9074	10.007			16.3		0.0901	26.4
46	Total Hexa-Furans				0.8982	10.007			65.7		0.0921	65.7

	Name	RT	m1 Resp	m2 Resp	RA	n/y	EMPC	Conc
1	Total Hexa-Furans	32.12	3.614e4	3.078e4	1.17	NO	7.9857	7.9857
2	Total Hexa-Furans	32.29	8.365e4	7.173e4	1.17	NO	18.542	18.542
3	Total Hexa-Furans	32.66	1.249e3	1.137e3	1.19	NO	0.29664	0.29664
4	Total Hexa-Furans	32.84	1.118e5	9.464e4	1.18	NO	24.623	24.623
5	Total Hexa-Furans	33.19	8.615e2	8.017e2	1.07	NO	0.19847	0.19847
6	1,2,3,4,7,8-HxCDF	33.29	2.845e4	2.373e4	1.20	NO	6.6404	6.6404
7	1,2,3,6,7,8-HxCDF	33.41	1.566e4	1.341e4	1.17	NO	3.3327	3.3327
8	Total Hexa-Furans	33.68	8.130e2	6.332e2	1.28	NO	0.17260	0.17260
9	2,3,4,6,7,8-HxCDF	33.99	1.246e4	1.040e4	1.20	NO	2.6273	2.6273
10	1,2,3,7,8,9-HxCDF	34.90	2.415e3	2.202e3	1.10	NO	0.66019	0.66019
11	Total Hexa-Furans	34.92	2.582e2	2.115e2	1.22	NO	0.56045	0.56045

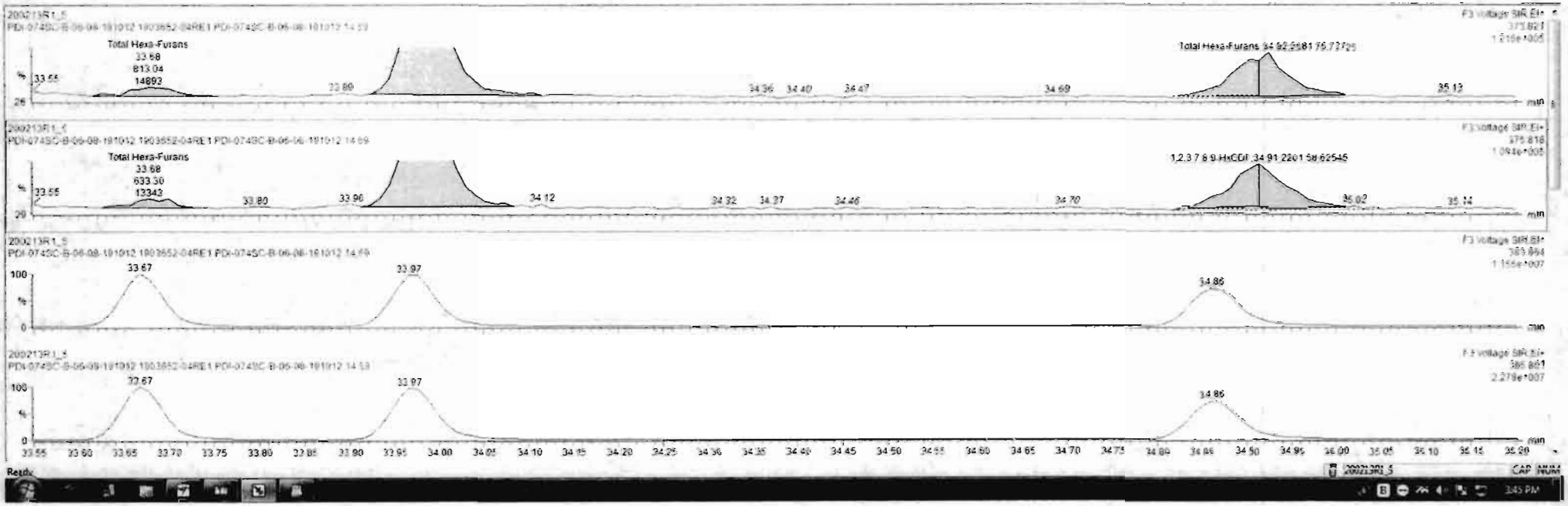

Ready

Dataset: Untitled

Last Altered: Friday, February 14, 2020 07:30:05 Pacific Standard Time
Printed: Friday, February 14, 2020 07:30:35 Pacific Standard Time

Name: 200213R1_5, Date: 13-Feb-2020, Time: 12:34:41, ID: 1903652-04RE1 PDI-074SC-B-06-08-191012 14.69, Description: PDI-074SC-B-06-08-191012

1,2,3,4,6,7,8-HpCDF

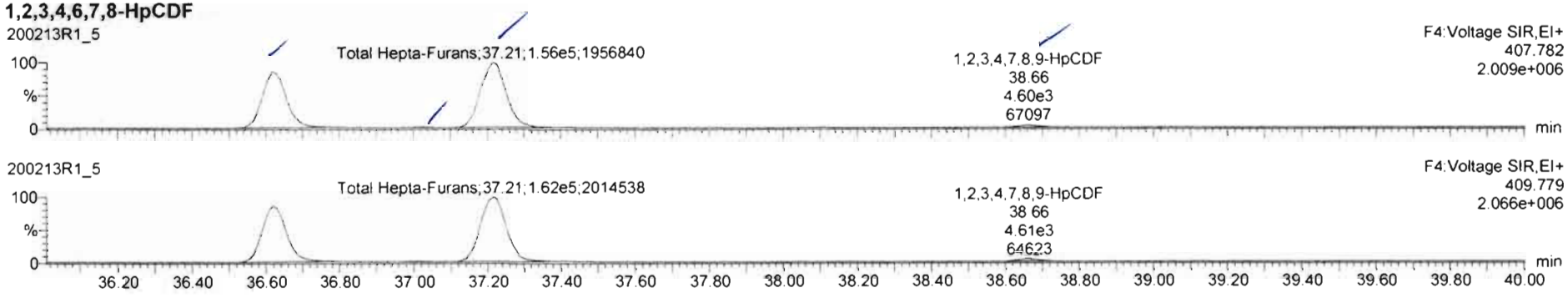

13C-1,2,3,4,6,7,8-HpCDF

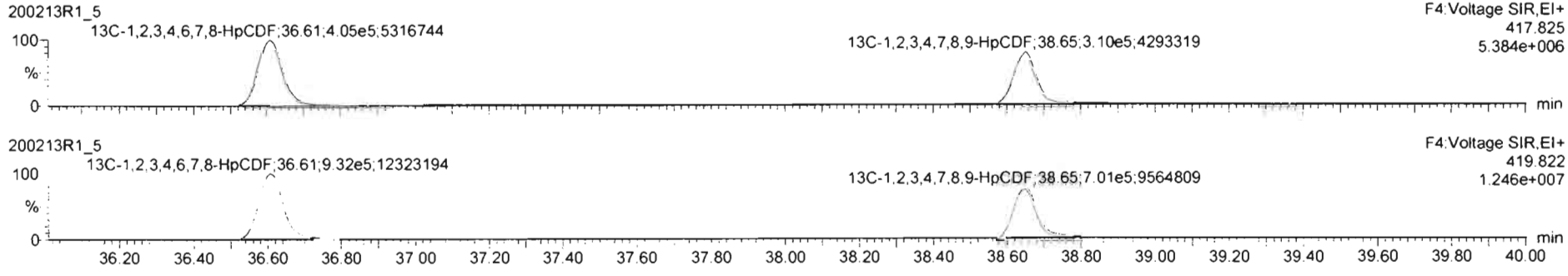

DPE4

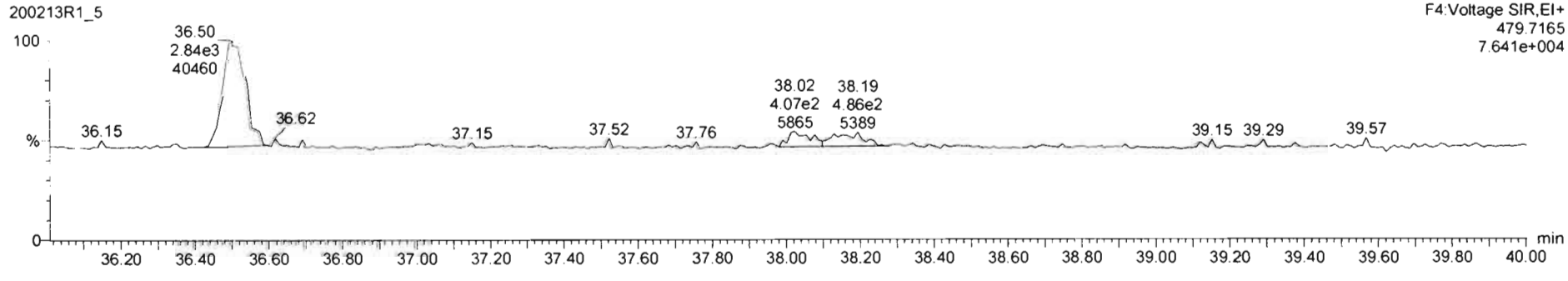

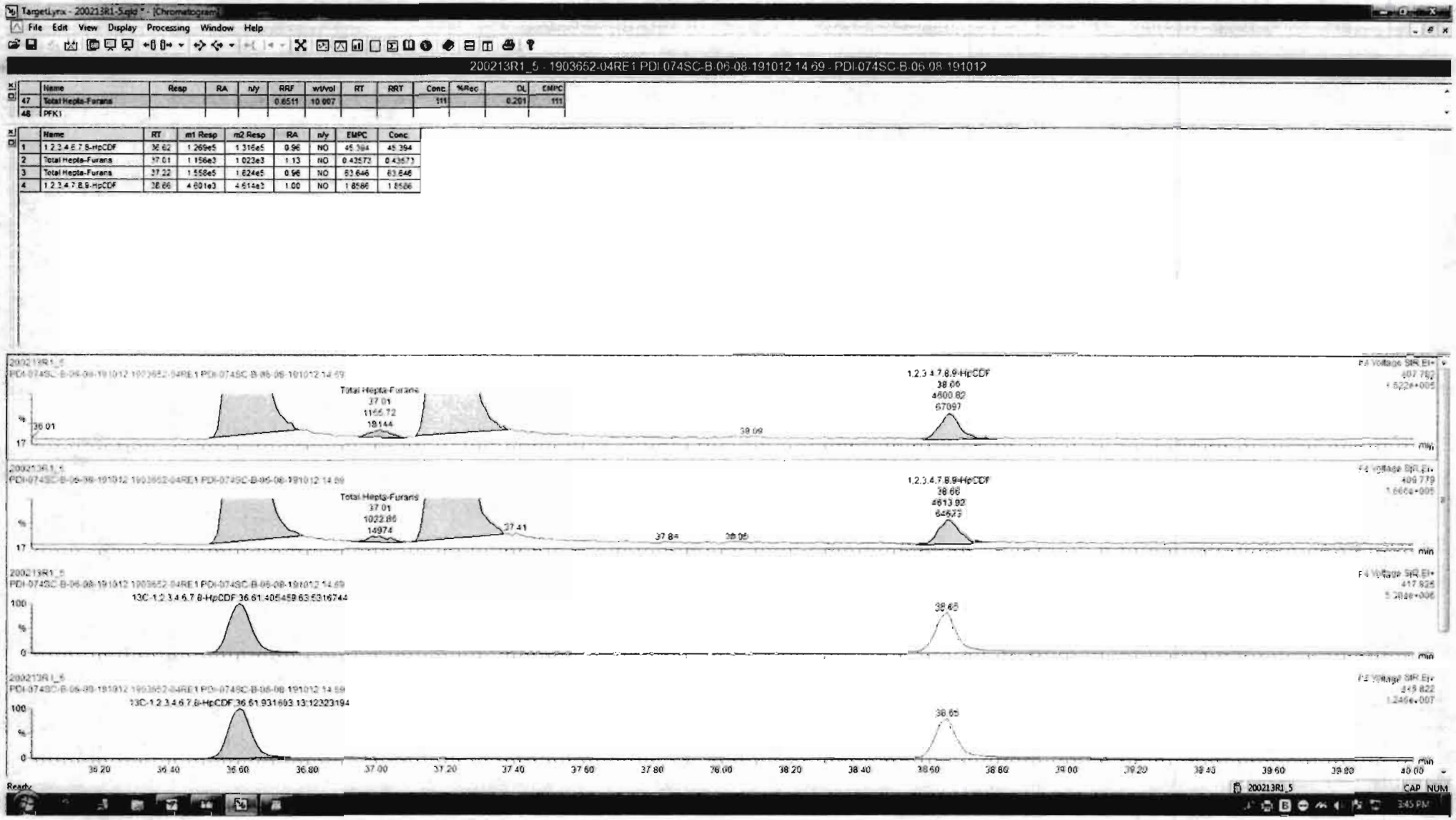

	Name	Resp	RA	n/y	RRF	wt/vol	RT	RRT	Conc	%Rec	DL	EMPC
47	Total Hepta-Furans				0.6511	10.007			111		0.201	111
48	PFK1											

	Name	RT	m1 Resp	m2 Resp	RA	n/y	EMPC	Conc
1	1,2,3,4,6,7,8-HpCDF	36.62	1.269e5	1.316e5	0.96	NO	45.394	45.394
2	Total Hepta-Furans	37.01	1.156e3	1.023e3	1.13	NO	0.43573	0.43573
3	Total Hepta-Furans	37.22	1.558e5	1.624e5	0.96	NO	63.646	63.646
4	1,2,3,4,7,8,9-HpCDF	38.66	4.601e3	4.614e3	1.00	NO	1.8586	1.8586

Dataset: Untitled

Last Altered: Friday, February 14, 2020 07:30:05 Pacific Standard Time
Printed: Friday, February 14, 2020 07:30:35 Pacific Standard Time

Name: 200213R1_5, Date: 13-Feb-2020, Time: 12:34:41, ID: 1903652-04RE1 PDI-074SC-B-06-08-191012 14.69, Description: PDI-074SC-B-06-08-191012

OCDF

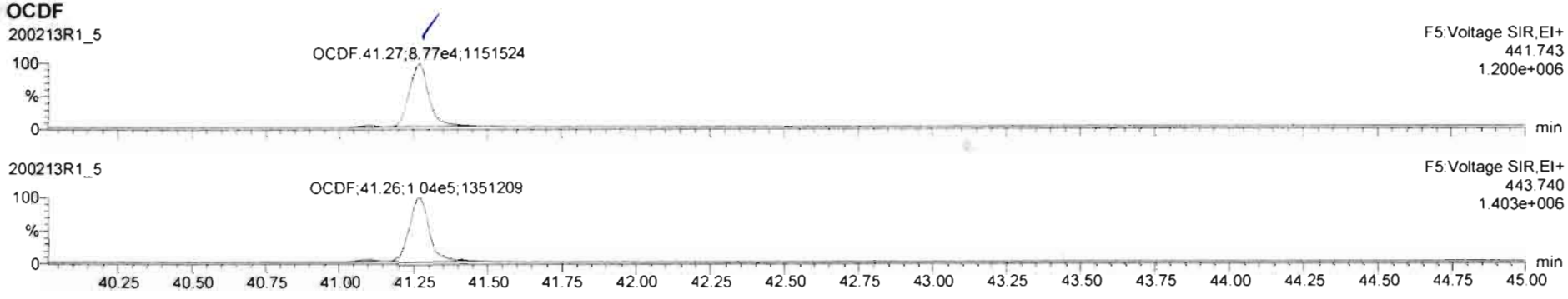

13C-OCDF

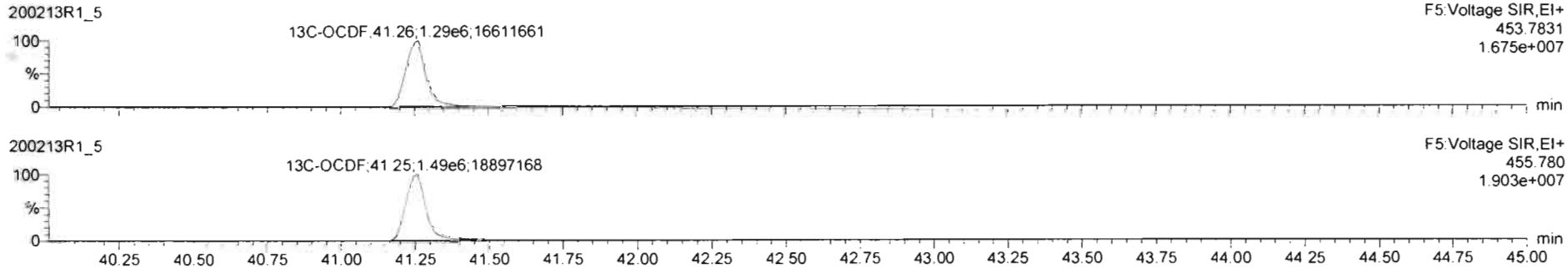

DPE5

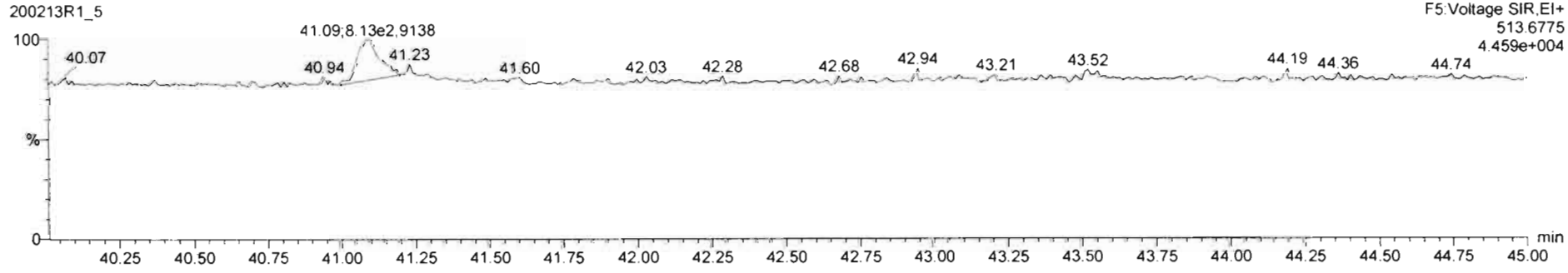

Dataset: Untitled

Last Altered: Friday, February 14, 2020 07:30:05 Pacific Standard Time
Printed: Friday, February 14, 2020 07:30:35 Pacific Standard Time

Name: 200213R1_5, Date: 13-Feb-2020, Time: 12:34:41, ID: 1903652-04RE1 PDI-074SC-B-06-08-191012 14.69, Description: PDI-074SC-B-06-08-191012

PFK1

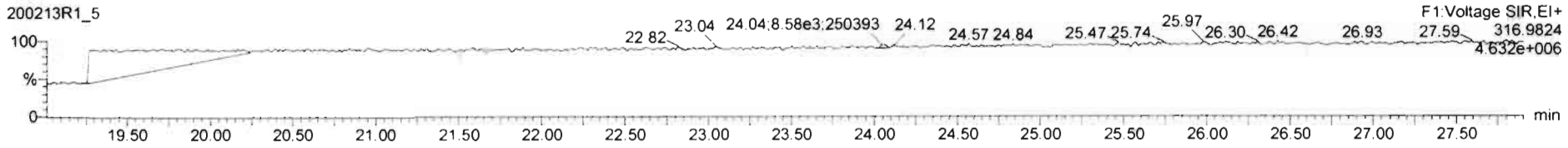

PFK2

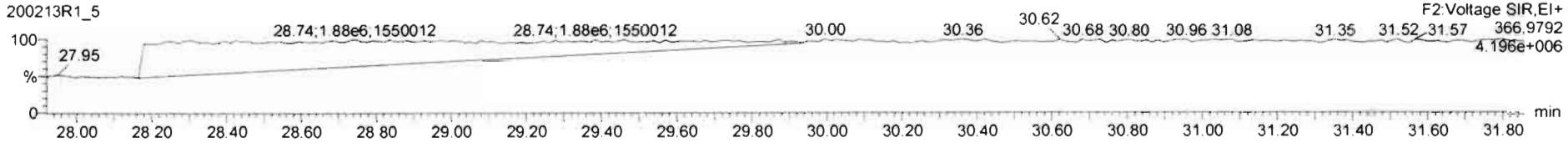

PFK3

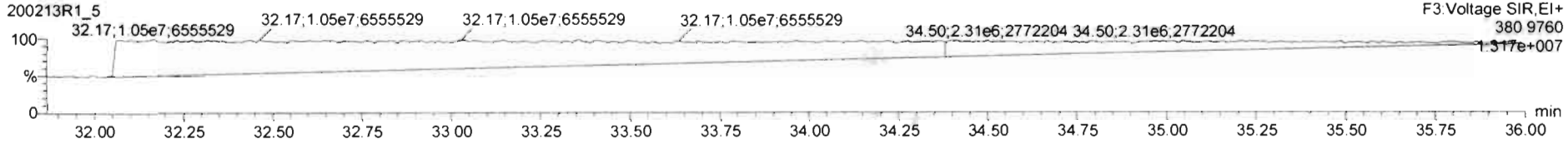

PFK4

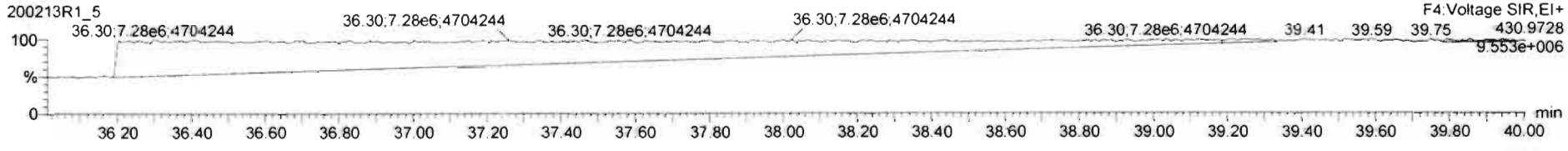

PFK5

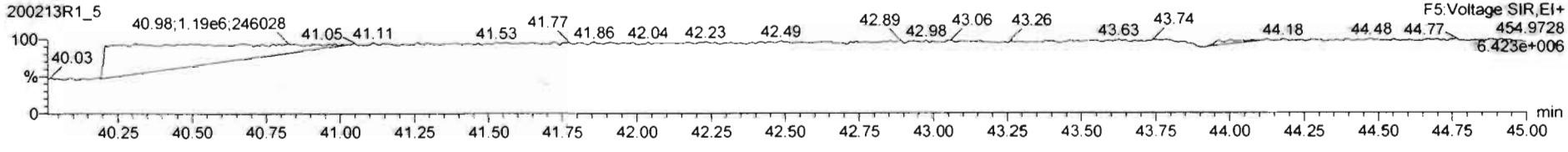

Vista Analytical Laboratory

Dataset: U:\VG12.PRO\Results\200213R1\200213R1-6.qld

Last Altered: Friday, March 13, 2020 10:18:44 Pacific Daylight Time
Printed: Friday, March 13, 2020 10:20:29 Pacific Daylight Time

HN 03/13/2020

dlw 3/13/20

CTO 03/18/2020

Method: U:\VG12.PRO\MethDB\1613rrt-02-11-20.mdb 11 Feb 2020 16:47:46
Calibration: U:\VG12.PRO\CurveDB\db5_1613vg12-1-31-20.cdb 02 Feb 2020 11:05:29

Name: 200213R1_6, Date: 13-Feb-2020, Time: 13:21:26, ID: 1903652-05RE1 PDI-086SC-B-00-02-191012 19.43, Description: PDI-086SC-B-00-02-191012

	#	Name	Abs.Resp	RA	n/y	RRF	wt./vol.	Pred.RT	RT	Pred.RRT	RRT	Check RRT	Conc.	%Rec	DL	EMPC
1	1	2,3,7,8-TCDD	3827.805	0.504	YES	0.988	10.009	25.75	25.75	1.00	1.00	NO	0.3560		0.0702	0.2741
2	2	1,2,3,7,8-PeCDD	3178.445	0.733	YES	0.972	10.009	30.80	30.79	1.00	1.00	NO	0.4915		0.0871	0.3775
3	3	1,2,3,4,7,8-HxCDD	4387.215	1.243	NO	1.07	10.009	34.16	34.16	1.00	1.00	NO	0.6444		0.110	0.6444
4	4	1,2,3,6,7,8-HxCDD	26283.510	1.192	NO	0.921	10.009	34.24	34.25	1.00	1.00	NO	3.678		0.113	3.678
5	5	1,2,3,7,8,9-HxCDD	10092.473	1.268	NO	0.918	10.009	34.55	34.53	1.00	1.00	NO	1.584		0.126	1.584
6	6	1,2,3,4,6,7,8-HpCDD	756402.844	0.999	NO	0.923	10.009	38.05	38.06	1.00	1.00	NO	123.9		0.581	123.9
7	7	OCDD	9997772.5...	0.858	NO	0.975	10.009	41.08	41.09	1.00	1.00	NO	1949		0.582	1949
8	8	2,3,7,8-TCDF	85442.067	0.719	NO	0.802	10.009	24.83	24.82	1.00	1.00	NO	7.478	ok	0.0741	7.478
9	9	1,2,3,7,8-PeCDF	133630.961	1.502	NO	0.907	10.009	29.50	29.49	1.00	1.00	NO	11.82		0.0740	11.82
10	10	2,3,4,7,8-PeCDF	89301.805	1.483	NO	0.952	10.009	30.50	30.48	1.00	1.00	NO	7.693		0.0730	7.693
11	11	1,2,3,4,7,8-HxCDF	136266.801	1.195	NO	0.862	10.009	33.28	33.29	1.00	1.00	NO	20.41		0.0980	20.41
12	12	1,2,3,6,7,8-HxCDF	62720.449	1.207	NO	0.841	10.009	33.41	33.41	1.00	1.00	NO	9.013		0.0966	9.013
13	13	2,3,4,6,7,8-HxCDF	24128.905	1.184	NO	0.898	10.009	34.01	33.99	1.00	1.00	NO	3.483		0.101	3.483
14	14	1,2,3,7,8,9-HxCDF	18222.027	1.187	NO	0.858	10.009	34.87	34.91	1.00	1.00	NO	3.195		0.144	3.195
15	15	1,2,3,4,6,7,8-HpCDF	199570.195	0.965	NO	0.851	10.009	36.64	36.62	1.00	1.00	NO	42.78		0.251	42.78
16	16	1,2,3,4,7,8,9-HpCDF	24532.011	0.933	NO	0.980	10.009	38.65	38.66	1.00	1.00	NO	6.056		0.289	6.056
17	17	OCDF	462338.375	0.849	NO	0.806	10.009	41.26	41.27	1.00	1.00	NO	103.7		0.197	103.7
18	18	13C-2,3,7,8-TCDD	2174326.4...	0.790	NO	1.20	10.009	25.72	25.72	1.03	1.03	NO	182.4	91.3	0.160	
19	19	13C-1,2,3,7,8-PeCDD	1626998.0...	0.631	NO	0.967	10.009	30.47	30.77	1.22	1.23	NO	169.3	84.7	0.197	
20	20	13C-1,2,3,4,7,8-HxCDD	1270476.8...	1.256	NO	0.874	10.009	34.14	34.15	1.01	1.01	NO	179.2	89.7	0.319	
21	21	13C-1,2,3,6,7,8-HxCDD	1550241.5...	1.257	NO	1.05	10.009	34.24	34.24	1.02	1.02	NO	182.7	91.4	0.267	
22	22	13C-1,2,3,7,8,9-HxCDD	1386316.3...	1.246	NO	0.974	10.009	34.54	34.52	1.03	1.03	NO	175.3	87.8	0.286	
23	23	13C-1,2,3,4,6,7,8-HpCDD	1321458.2...	1.040	NO	0.747	10.009	38.11	38.03	1.13	1.13	NO	217.9	109	0.370	
24	24	13C-OCDD	2103507.5...	0.894	NO	0.707	10.009	41.01	41.08	1.22	1.22	NO	366.9	91.8	0.367	
25	25	13C-2,3,7,8-TCDF	2846733.7...	0.769	NO	1.07	10.009	24.90	24.81	0.99	0.99	NO	172.6	86.4	0.222	
26	26	13C-1,2,3,7,8-PeCDF	2489561.5...	1.554	NO	1.00	10.009	29.24	29.48	1.17	1.18	NO	160.5	80.3	0.295	
27	27	13C-2,3,4,7,8-PeCDF	2437552.3...	1.563	NO	0.962	10.009	30.46	30.47	1.21	1.21	NO	163.7	81.9	0.308	
28	28	13C-1,2,3,4,7,8-HxCDF	1546879.3...	0.498	NO	1.05	10.009	33.26	33.28	0.99	0.99	NO	181.7	90.9	0.346	
29	29	13C-1,2,3,6,7,8-HxCDF	1652623.1...	0.507	NO	1.19	10.009	33.36	33.40	0.99	0.99	NO	171.2	85.7	0.305	
30	30	13C-2,3,4,6,7,8-HxCDF	1541102.4...	0.509	NO	1.07	10.009	33.97	33.98	1.01	1.01	NO	178.1	89.1	0.340	
31	31	13C-1,2,3,7,8,9-HxCDF	1328628.3...	0.508	NO	0.922	10.009	34.88	34.87	1.04	1.04	NO	177.5	88.8	0.393	

Dataset: U:\VG12.PRO\Results\200213R1\200213R1-6.qld

Last Altered: Friday, March 13, 2020 10:18:44 Pacific Daylight Time
Printed: Friday, March 13, 2020 10:20:29 Pacific Daylight Time

Name: 200213R1_6, Date: 13-Feb-2020, Time: 13:21:26, ID: 1903652-05RE1 PDI-086SC-B-00-02-191012 19.43, Description: PDI-086SC-B-00-02-191012

	# Name	Abs.Resp	RA	n/y	RRF	wt./vol.	Pred.RT	RT	Pred.RRT	RRT	Check RRT	Conc.	%Rec	DL	EMPC
32	32 13C-1,2,3,4,6,7,8-HpCDF	1095221.7...	0.428	NO	0.767	10.009	36.63	36.61	1.09	1.09	NO	175.9	88.1	0.392	
33	33 13C-1,2,3,4,7,8,9-HpCDF	826082.547	0.431	NO	0.552	10.009	38.65	38.65	1.15	1.15	NO	184.3	92.2	0.545	
34	34 13C-OCDF	2211660.1...	0.872	NO	0.789	10.009	41.24	41.26	1.23	1.23	NO	345.3	86.4	0.370	
35	35 37Cl-2,3,7,8-TCDD	829434.563			1.18	10.009	25.75	25.75	1.03	1.03	NO	70.91 J	88.7	0.0611	
36	36 13C-1,2,3,4-TCDD	1987034.8...	0.804	NO	1.00	10.009	25.11	25.08	1.00	1.00	NO	199.8	100	0.192	
37	37 13C-1,2,3,4-TCDF	3093359.0...	0.785	NO	1.00	10.009	23.37	23.34	1.00	1.00	NO	199.8	100	0.236	
38	38 13C-1,2,3,4,6,9-HxCDF	1621320.5...	0.509	NO	1.00	10.009	33.71	33.67	1.00	1.00	NO	199.8	100	0.363	
39	39 Total Tetra-Dioxins				0.988	10.009	24.62		0.00		NO	3.671		0.0702	4.106
40	40 Total Penta-Dioxins				0.972	10.009	29.96		0.00		NO	5.370		0.0671	6.003
41	41 Total Hexa-Dioxins				0.921	10.009	33.63		0.00		NO	44.31		0.122	44.31
42	42 Total Hepta-Dioxins				0.923	10.009	37.64		0.00		NO	302.0		0.581	302.0
43	43 Total Tetra-Furans				0.802	10.009	23.61		0.00		NO	29.98		0.0741	30.19 P
44	44 1st Func. Penta-Furans				0.907	10.009	27.09		0.00		NO	13.09		0.0282	13.09
45	45 Total Penta-Furans				0.907	10.009	29.27		0.00		NO	38.52		0.0753	38.90
46	46 Total Hexa-Furans				0.898	10.009	33.56		0.00		NO	80.61		0.104	80.61
47	47 Total Hepta-Furans				0.851	10.009	37.83		0.00		NO	150.0		0.286	150.0

Vista Analytical Laboratory

Dataset: U:\VG12.PRO\Results\200213R1\200213R1-6.qld

Last Altered: Friday, March 13, 2020 10:18:44 Pacific Daylight Time
Printed: Friday, March 13, 2020 10:20:39 Pacific Daylight Time

Method: U:\VG12.PRO\MethDB\1613rrt-02-11-20.mdb 11 Feb 2020 16:47:46
Calibration: U:\VG12.PRO\CurveDB\db5_1613vg12-1-31-20.cdb 02 Feb 2020 11:05:29

Name: 200213R1_6, Date: 13-Feb-2020, Time: 13:21:26, ID: 1903652-05RE1 PDI-086SC-B-00-02-191012 19.43, Description: PDI-086SC-B-00-02-191012

Tetra-Dioxins

	#	Name	Area	IS Area	RA	Y/N	Pred.RT	RT	Conc.	EMPC
1	1	2,3,7,8-TCDD	3.83e3	2.17e6	0.504	YES	25.75	25.75	0.0000	0.2741
2	39	Total Tetra-Dioxins	2.19e3	2.17e6	0.818	NO	24.62	25.48	0.2038	0.2038
3	39	Total Tetra-Dioxins	0.00e0	2.17e6	0.639	YES	24.62	24.00	0.0000	0.1603
4	39	Total Tetra-Dioxins	1.50e3	2.17e6	0.811	NO	24.62	23.74	0.1396	0.1396
5	39	Total Tetra-Dioxins	2.81e3	2.17e6	0.778	NO	24.62	22.62	0.2617	0.2617
6	39	Total Tetra-Dioxins	5.66e3	2.17e6	0.757	NO	24.62	22.08	0.5261	0.5261
7	39	Total Tetra-Dioxins	2.73e4	2.17e6	0.735	NO	24.62	21.66	2.540	2.540

Penta-Dioxins

	#	Name	Area	IS Area	RA	Y/N	Pred.RT	RT	Conc.	EMPC
1	40	Total Penta-Dioxins	3.74e3	1.63e6	0.639	NO	29.96	29.72	0.4730	0.4730
2	40	Total Penta-Dioxins	8.33e3	1.63e6	0.706	NO	29.96	29.54	1.053	1.053
3	40	Total Penta-Dioxins	3.82e3	1.63e6	0.579	NO	29.96	29.03	0.4821	0.4821
4	40	Total Penta-Dioxins	1.60e4	1.63e6	0.608	NO	29.96	28.56	2.015	2.015
5	40	Total Penta-Dioxins	1.27e3	1.63e6	0.715	NO	29.96	31.19	0.1604	0.1604
6	2	1,2,3,7,8-PeCDD	3.18e3	1.63e6	0.733	YES	30.80	30.79	0.0000	0.3775
7	40	Total Penta-Dioxins	0.00e0	1.63e6	1.448	YES	29.96	30.47	0.0000	0.04871
8	40	Total Penta-Dioxins	7.87e2	1.63e6	0.697	NO	29.96	30.38	0.09946	0.09946
9	40	Total Penta-Dioxins	5.96e3	1.63e6	0.611	NO	29.96	30.01	0.7531	0.7531
10	40	Total Penta-Dioxins	2.65e3	1.63e6	0.663	NO	29.96	29.80	0.3345	0.3345
11	40	Total Penta-Dioxins	0.00e0	1.63e6	0.758	YES	29.96	30.82	0.0000	0.2065

Dataset: U:\VG12.PRO\Results\200213R1\200213R1-6.qld

Last Altered: Friday, March 13, 2020 10:18:44 Pacific Daylight Time
Printed: Friday, March 13, 2020 10:20:39 Pacific Daylight Time

Name: 200213R1_6, Date: 13-Feb-2020, Time: 13:21:26, ID: 1903652-05RE1 PDI-086SC-B-00-02-191012 19.43, Description: PDI-086SC-B-00-02-191012

Hexa-Dioxins

	#	Name	Area	IS Area	RA	Y/N	Pred.RT	RT	Conc.	EMPC
1	5	1,2,3,7,8,9-HxCDD	1.01e4	1.39e6	1.268	NO	34.55	34.53	1.584	1.584
2	41	Total Hexa-Dioxins	3.79e3	0.00e0	1.291	NO	33.63	34.43	0.5869	0.5869
3	4	1,2,3,6,7,8-HxCDD	2.63e4	1.55e6	1.192	NO	34.24	34.25	3.678	3.678
4	3	1,2,3,4,7,8-HxCDD	4.39e3	1.27e6	1.243	NO	34.16	34.16	0.6444	0.6444
5	41	Total Hexa-Dioxins	1.06e5	0.00e0	1.179	NO	33.63	33.49	16.41	16.41
6	41	Total Hexa-Dioxins	1.17e4	0.00e0	1.277	NO	33.63	33.23	1.812	1.812
7	41	Total Hexa-Dioxins	1.27e5	0.00e0	1.197	NO	33.63	32.69	19.60	19.60

Hepta-Dioxins

	#	Name	Area	IS Area	RA	Y/N	Pred.RT	RT	Conc.	EMPC
1	6	1,2,3,4,6,7,8-HpCDD	7.56e5	1.32e6	0.999	NO	38.05	38.06	123.9	123.9
2	42	Total Hepta-Dioxins	1.09e6	1.32e6	0.998	NO	37.64	37.00	178.1	178.1

Dataset: U:\VG12.PRO\Results\200213R1\200213R1-6.qld

Last Altered: Friday, March 13, 2020 10:18:44 Pacific Daylight Time
Printed: Friday, March 13, 2020 10:20:39 Pacific Daylight Time

Name: 200213R1_6, Date: 13-Feb-2020, Time: 13:21:26, ID: 1903652-05RE1 PDI-086SC-B-00-02-191012 19.43, Description: PDI-086SC-B-00-02-191012

Tetra-Furans

	# Name	Area	IS Area	RA	Y/N	Pred.RT	RT	Conc.	EMPC	
1	43 Total Tetra-Furans	3.22e4	2.85e6	0.717	NO	23.61	21.63	2.820	2.820	
2	43 Total Tetra-Furans	9.51e3	2.85e6	0.733	NO	23.61	21.23	0.8326	0.8326	
3	43 Total Tetra-Furans	2.91e4	2.85e6	0.695	NO	23.61	20.68	2.543	2.543	
4	43 Total Tetra-Furans	6.28e3	2.85e6	0.762	NO	23.61	20.11	0.5496	0.5496	
5	43 Total Tetra-Furans	2.52e3	2.85e6	0.721	NO	23.61	19.58	0.2209	0.2209	
6	43 Total Tetra-Furans	0.00e0	2.85e6	0.601	YES	23.61	25.47	0.0000	0.09520	
7	43 Total Tetra-Furans	6.75e3	2.85e6	0.685	NO	23.61	25.21	0.5906	0.5906	
8	8 2,3,7,8-TCDF	8.54e4	2.85e6	0.719	NO	24.83	24.82	7.478	7.478	
9	43 Total Tetra-Furans	9.67e3	2.85e6	0.699	NO	23.61	24.72	0.8464	0.8464	
10	43 Total Tetra-Furans	1.24e3	2.85e6	0.877	NO	23.61	24.60	0.1084	0.1084	
11	43 Total Tetra-Furans	4.13e3	2.85e6	0.747	NO	23.61	24.16	0.3612	0.3612	
12	43 Total Tetra-Furans	8.19e4	2.85e6	0.728	NO	23.61	23.86	7.166	7.166	
13	43 Total Tetra-Furans	1.33e4	2.85e6	0.718	NO	23.61	23.34	1.161	1.161	
14	43 Total Tetra-Furans	1.34e4	2.85e6	0.737	NO	23.61	23.22	1.175	1.175	
15	43 Total Tetra-Furans	2.05e3	2.85e6	0.695	NO	23.61	23.07	0.1798	0.1798	
16	43 Total Tetra-Furans	0.00e0	2.85e6	0.638	YES	23.61	22.89	0.0000	0.1171	
17	43 Total Tetra-Furans	5.79e3	2.85e6	0.791	NO	23.61	22.46	0.5065	0.5065	
18	43 Total Tetra-Furans	2.49e3	2.85e6	0.807	NO	23.61	22.25	0.2182	0.2182	
19	43 Total Tetra-Furans	2.02e4	2.85e6	0.740	NO	23.61	22.10	1.770	1.770	
20	43 Total Tetra-Furans	1.38e4	2.85e6	0.869	NO	23.61	26.89	1.209	1.209	
21	43 Total Tetra-Furans	1.38e3	2.85e6	0.772	NO	23.61	26.60	0.1207	0.1207	P
22	43 Total Tetra-Furans	1.36e3	2.85e6	0.801	NO	23.61	26.44	0.1188	0.1188	P

Penta-Furans function 1

	# Name	Area	IS Area	RA	Y/N	Pred.RT	RT	Conc.	EMPC
1	44 1st Func. Penta-Fura...	1.46e5	0.00e0	1.589	NO	27.09	26.89	13.09	13.09

Dataset: U:\VG12.PRO\Results\200213R1\200213R1-6.qld

Last Altered: Friday, March 13, 2020 10:18:44 Pacific Daylight Time
Printed: Friday, March 13, 2020 10:20:39 Pacific Daylight Time

Name: 200213R1_6, Date: 13-Feb-2020, Time: 13:21:26, ID: 1903652-05RE1 PDI-086SC-B-00-02-191012 19.43, Description: PDI-086SC-B-00-02-191012

Penta-Furans

	# Name	Area	IS Area	RA	Y/N	Pred.RT	RT	Conc.	EMPC
1	45 Total Penta-Furans	5.57e3	0.00e0	1.393	NO	29.27	28.36	0.4975	0.4975
2	45 Total Penta-Furans	0.00e0	0.00e0	1.155	YES	29.27	31.41	0.0000	0.3831
3	10 2,3,4,7,8-PeCDF	8.93e4	2.44e6	1.483	NO	30.50	30.48	7.693	7.693
4	45 Total Penta-Furans	1.90e3	0.00e0	1.605	NO	29.27	30.36	0.1695	0.1695
5	45 Total Penta-Furans	4.79e4	0.00e0	1.554	NO	29.27	29.77	4.284	4.284
6	9 1,2,3,7,8-PeCDF	1.34e5	2.49e6	1.502	NO	29.50	29.49	11.82	11.82
7	45 Total Penta-Furans	1.66e4	0.00e0	1.480	NO	29.27	29.31	1.483	1.483
8	45 Total Penta-Furans	2.41e4	0.00e0	1.553	NO	29.27	29.08	2.150	2.150
9	45 Total Penta-Furans	1.17e5	0.00e0	1.530	NO	29.27	28.49	10.42	10.42

Hexa-Furans

	# Name	Area	IS Area	RA	Y/N	Pred.RT	RT	Conc.	EMPC
1	46 Total Hexa-Furans	9.88e4	0.00e0	1.145	NO	33.56	32.29	14.48	14.48
2	46 Total Hexa-Furans	3.13e4	0.00e0	1.196	NO	33.56	32.13	4.596	4.596
3	14 1,2,3,7,8,9-HxCDF	1.82e4	1.33e6	1.187	NO	34.87	34.91	3.195	3.195
4	13 2,3,4,6,7,8-HxCDF	2.41e4	1.54e6	1.184	NO	34.01	33.99	3.483	3.483
5	46 Total Hexa-Furans	4.78e3	0.00e0	1.397	NO	33.56	33.69	0.7004	0.7004
6	12 1,2,3,6,7,8-HxCDF	6.27e4	1.65e6	1.207	NO	33.41	33.41	9.013	9.013
7	11 1,2,3,4,7,8-HxCDF	1.36e5	1.55e6	1.195	NO	33.28	33.29	20.41	20.41
8	46 Total Hexa-Furans	3.79e3	0.00e0	1.225	NO	33.56	33.20	0.5562	0.5562
9	46 Total Hexa-Furans	1.63e5	0.00e0	1.153	NO	33.56	32.84	23.83	23.83
10	46 Total Hexa-Furans	2.31e3	0.00e0	1.201	NO	33.56	32.65	0.3392	0.3392

Hepta-Furans

	# Name	Area	IS Area	RA	Y/N	Pred.RT	RT	Conc.	EMPC
1	47 Total Hepta-Furans	4.11e5	0.00e0	0.963	NO	37.83	37.21	100.5	100.5
2	47 Total Hepta-Furans	3.02e3	0.00e0	1.005	NO	37.83	37.02	0.7387	0.7387
3	15 1,2,3,4,6,7,8-HpCDF	2.00e5	1.10e6	0.965	NO	36.64	36.62	42.78	42.78
4	16 1,2,3,4,7,8,9-HpCDF	2.45e4	8.26e5	0.933	NO	38.65	38.66	6.056	6.056

Dataset: Untitled

Last Altered: Friday, February 14, 2020 07:30:05 Pacific Standard Time
Printed: Friday, February 14, 2020 07:30:35 Pacific Standard Time

Name: 200213R1_6, Date: 13-Feb-2020, Time: 13:21:26, ID: 1903652-05RE1 PDI-086SC-B-00-02-191012 19.43, Description: PDI-086SC-B-00-02-191012

2,3,7,8-TCDD

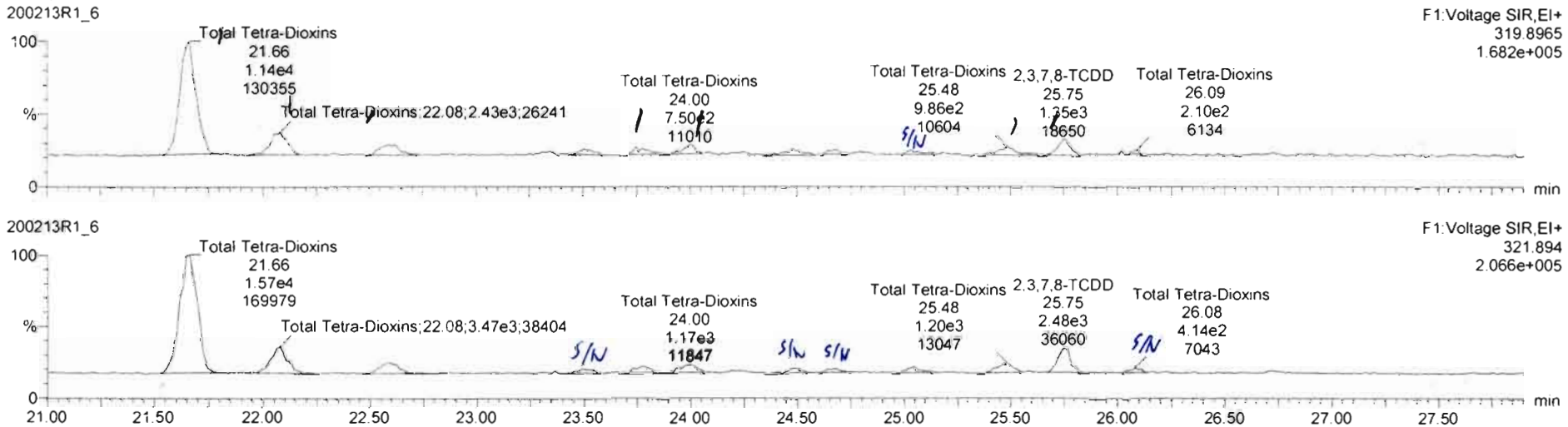

13C-2,3,7,8-TCDD

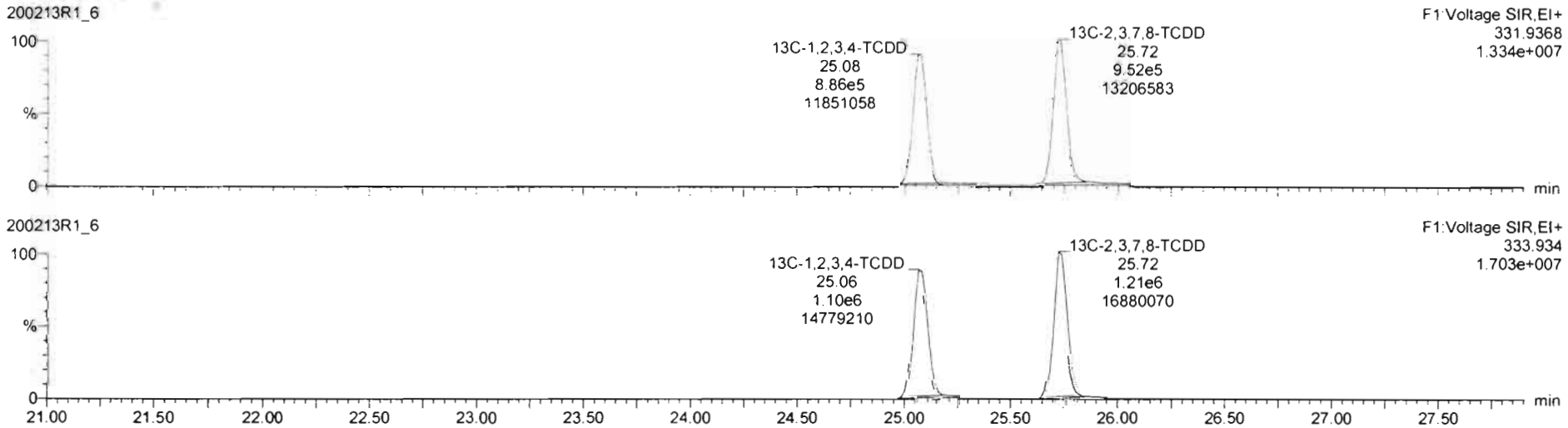

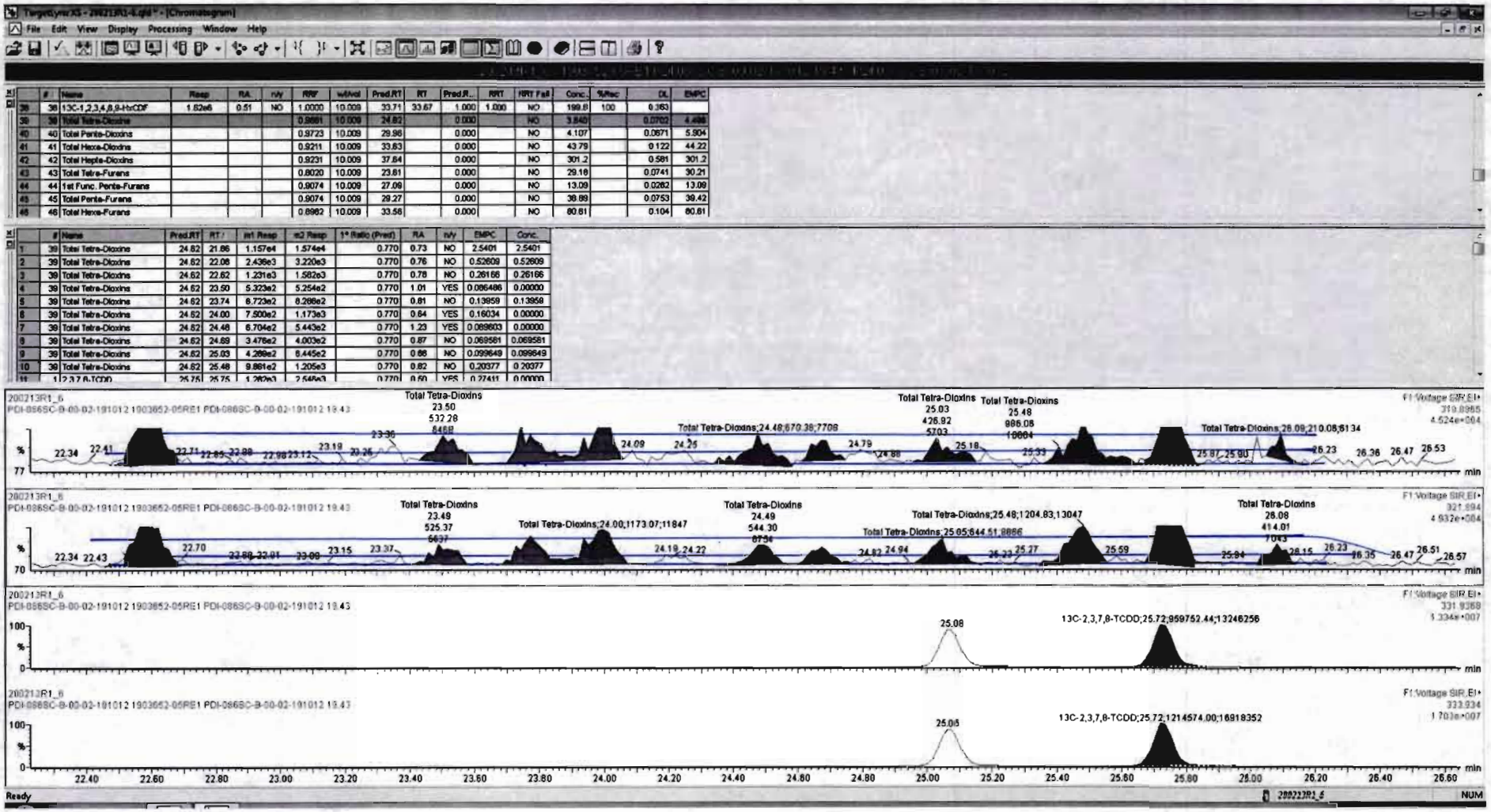
File Edit View Display Processing Window Help
Total Tetra-Dioxins
Total Tetra-Dioxins;24.48;670.38;7708
Total Tetra-Dioxins;24.00;1173.07;11847
Total Tetra-Dioxins;25.48;1204.83;13047
Total Tetra-Dioxins;25.05;644.51;8886
Total Tetra-Dioxins;26.08;210.08;6134
13C-2,3,7,8-TCDD;25.72;959752.44;13246256
13C-2,3,7,8-TCDD;25.72;1214574.00;16918352
Ready
NUM

Dataset: Untitled

Last Altered: Friday, February 14, 2020 07:30:05 Pacific Standard Time
Printed: Friday, February 14, 2020 07:30:35 Pacific Standard Time

Name: 200213R1_6, Date: 13-Feb-2020, Time: 13:21:26, ID: 1903652-05RE1 PDI-086SC-B-00-02-191012 19.43, Description: PDI-086SC-B-00-02-191012

37Cl-2,3,7,8-TCDD

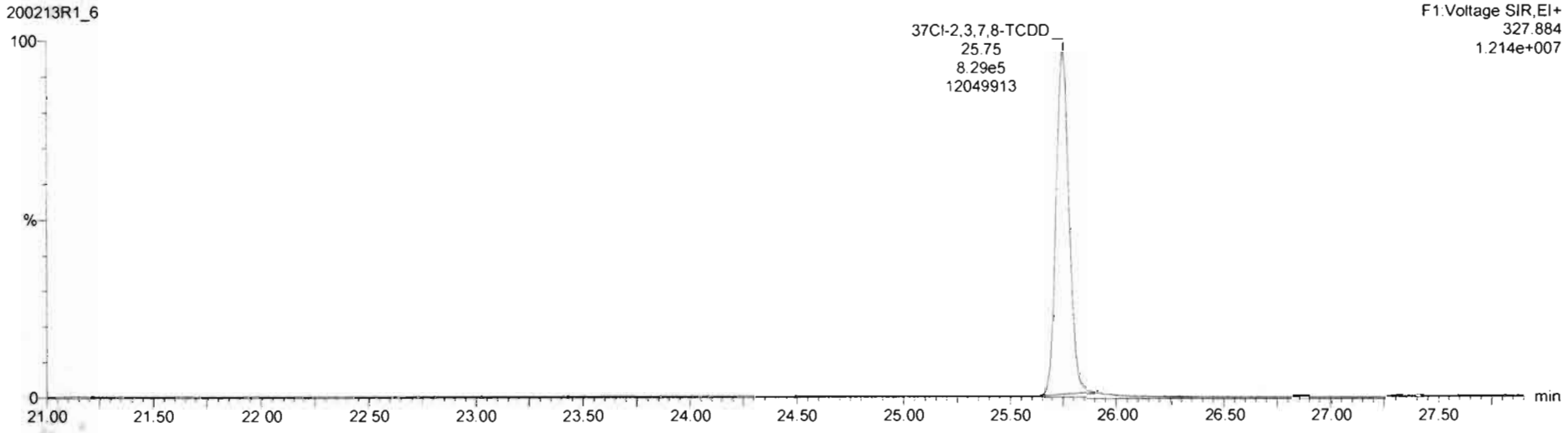

13C-1,2,3,4-TCDD

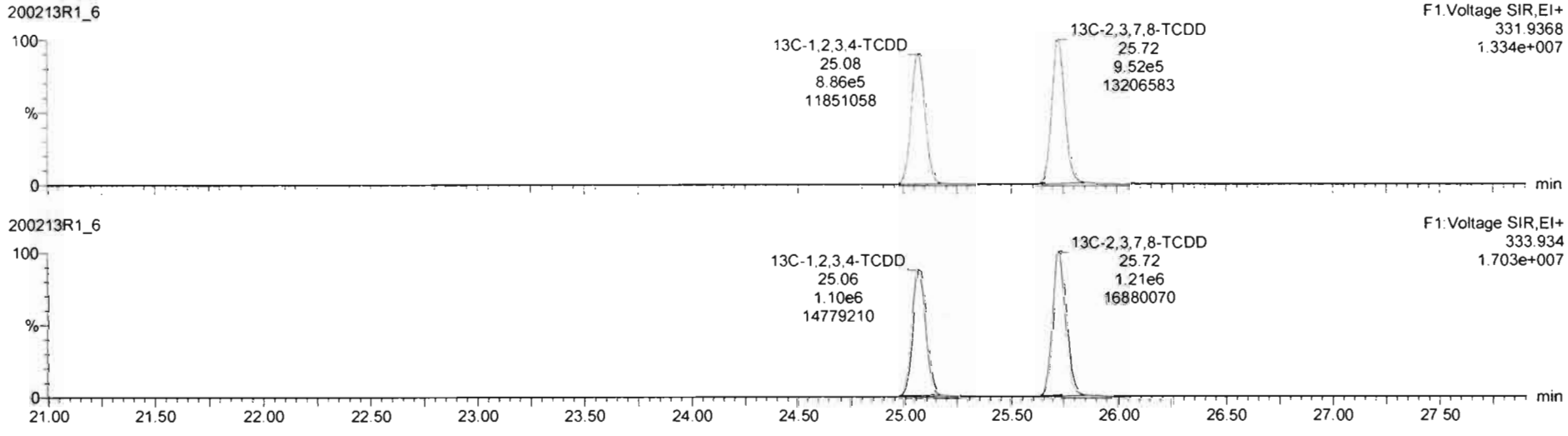

Dataset: Untitled

Last Altered: Friday, February 14, 2020 07:30:05 Pacific Standard Time
Printed: Friday, February 14, 2020 07:30:35 Pacific Standard Time

Name: 200213R1_6, Date: 13-Feb-2020, Time: 13:21:26, ID: 1903652-05RE1 PDI-086SC-B-00-02-191012 19.43, Description: PDI-086SC-B-00-02-191012

1,2,3,7,8-PeCDD

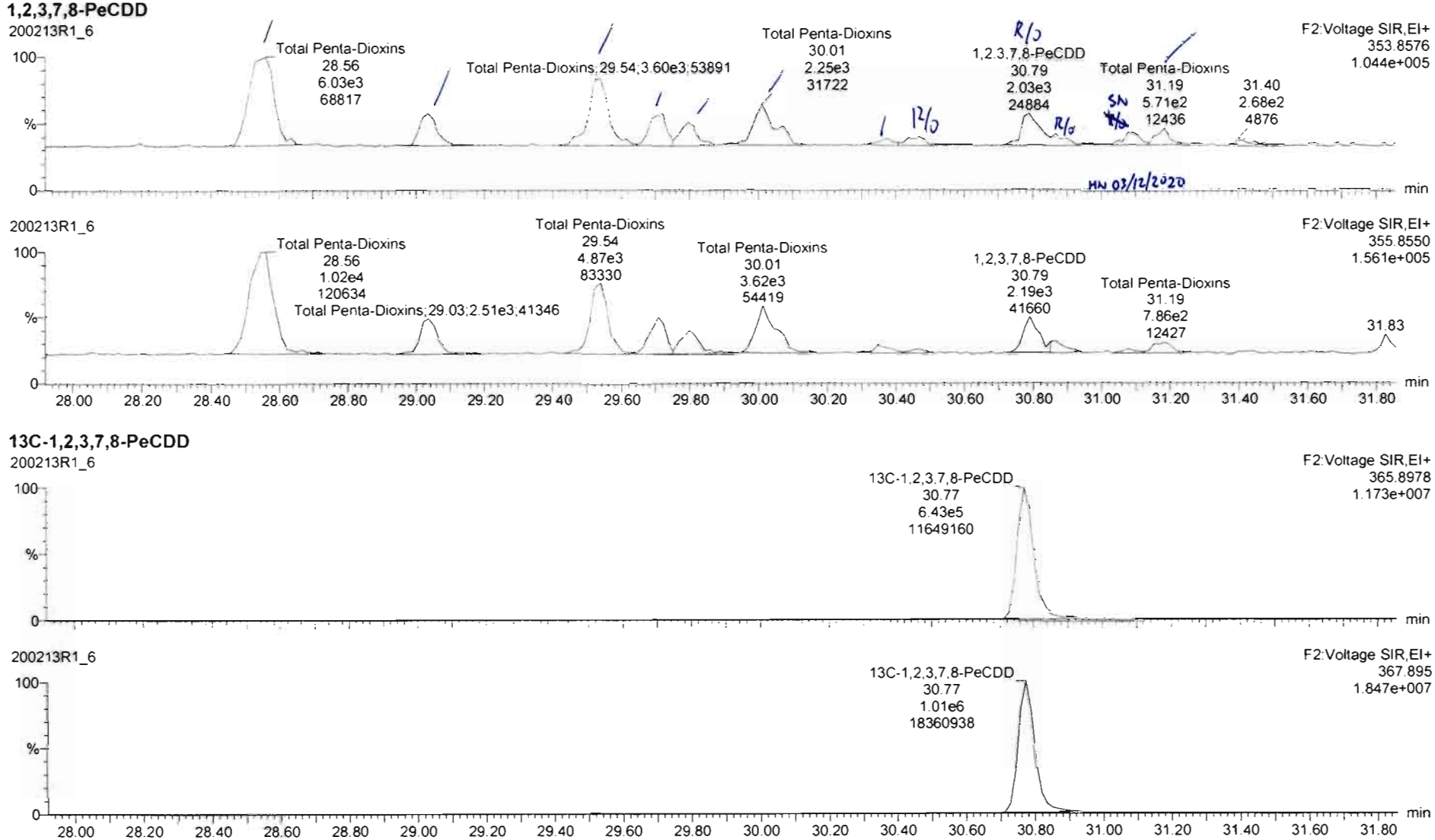

13C-1,2,3,7,8-PeCDD

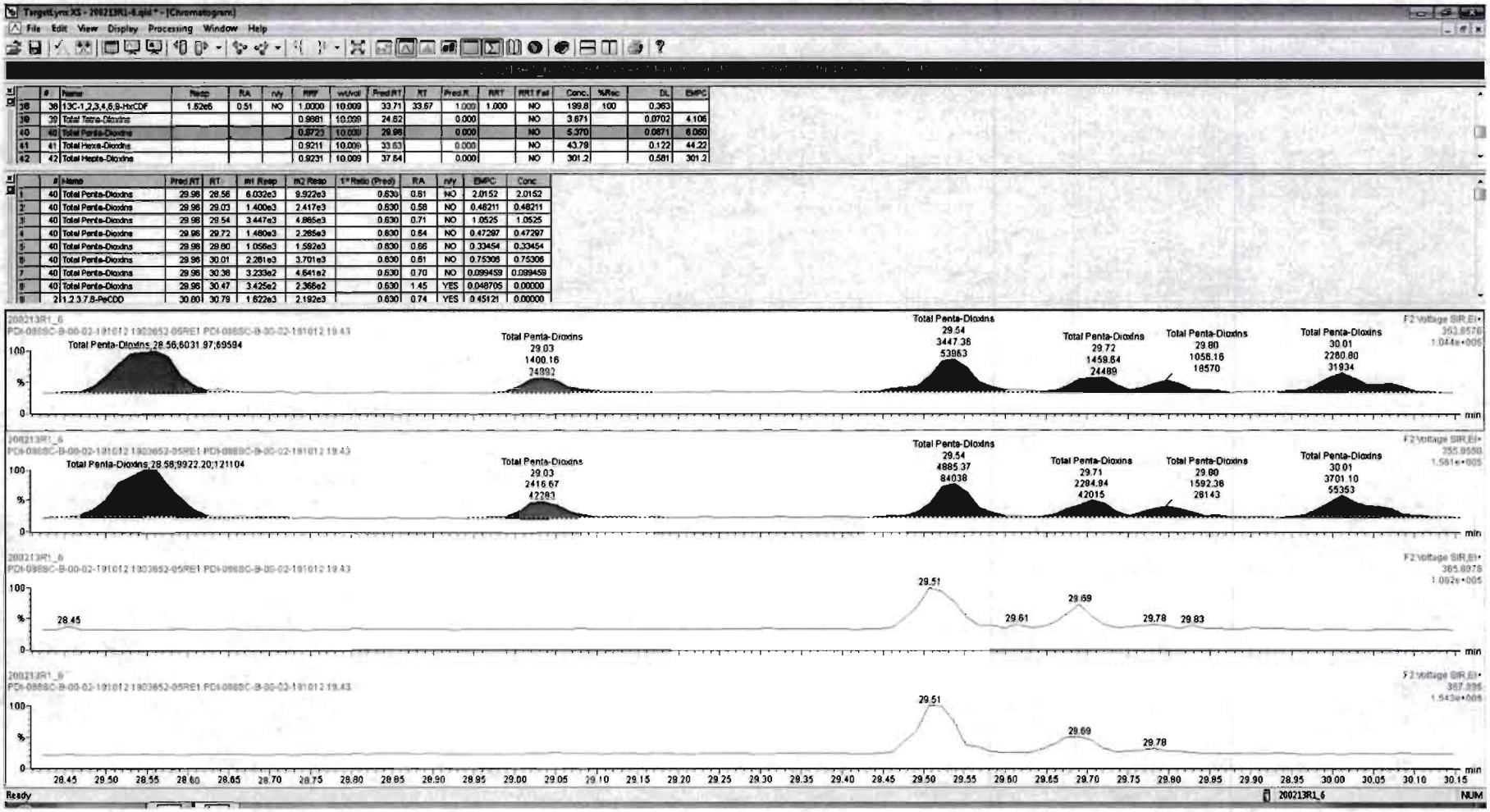

	#	Name	Resp	RA	n/y	RRF	wt/vol	Pred RT	RT	Pred R	RRT	RRT Fail	Conc.	%Rec	DL	EMPC
38	39	13C-1,2,3,4,6,9-HxCDF	1.62e6	0.51	NO	1.0000	10.000	33.71	33.67	1.000	1.000	NO	199.8	100	0.363	
39	39	Total Tetra-Dioxins				0.9881	10.000	24.62		0.000		NO	3.671		0.0702	4.106
40	40	Total Penta-Dioxins				0.8723	10.000	29.98		0.000		NO	5.370		0.0671	6.060
41	41	Total Hexa-Dioxins				0.9211	10.000	33.63		0.000		NO	43.79		0.122	44.22
42	42	Total Hepta-Dioxins				0.9231	10.000	37.54		0.000		NO	301.2		0.581	301.2

	#	Name	Pred RT	RT	m1 Resp	m2 Resp	1st Ratio (Pred)	RA	n/y	EMPC	Conc
1	40	Total Penta-Dioxins	29.98	28.56	6.032e3	9.922e3	0.630	0.61	NO	2.0152	2.0152
2	40	Total Penta-Dioxins	29.98	29.03	1.400e3	2.417e3	0.630	0.58	NO	0.48211	0.48211
3	40	Total Penta-Dioxins	29.98	29.54	3.447e3	4.885e3	0.630	0.71	NO	1.0525	1.0525
4	40	Total Penta-Dioxins	29.98	29.72	1.460e3	2.285e3	0.630	0.64	NO	0.47297	0.47297
5	40	Total Penta-Dioxins	29.98	29.80	1.056e3	1.592e3	0.630	0.66	NO	0.33454	0.33454
6	40	Total Penta-Dioxins	29.98	30.01	2.281e3	3.701e3	0.630	0.61	NO	0.75306	0.75306
7	40	Total Penta-Dioxins	29.98	30.38	3.233e2	4.641e2	0.630	0.70	NO	0.099459	0.099459
8	40	Total Penta-Dioxins	29.98	30.47	3.425e2	2.366e2	0.630	1.45	YES	0.048705	0.00000
9	2	1,2,3,7,8-PeCDD	30.80	30.79	1.622e3	2.192e3	0.630	0.74	YES	0.45121	0.00000

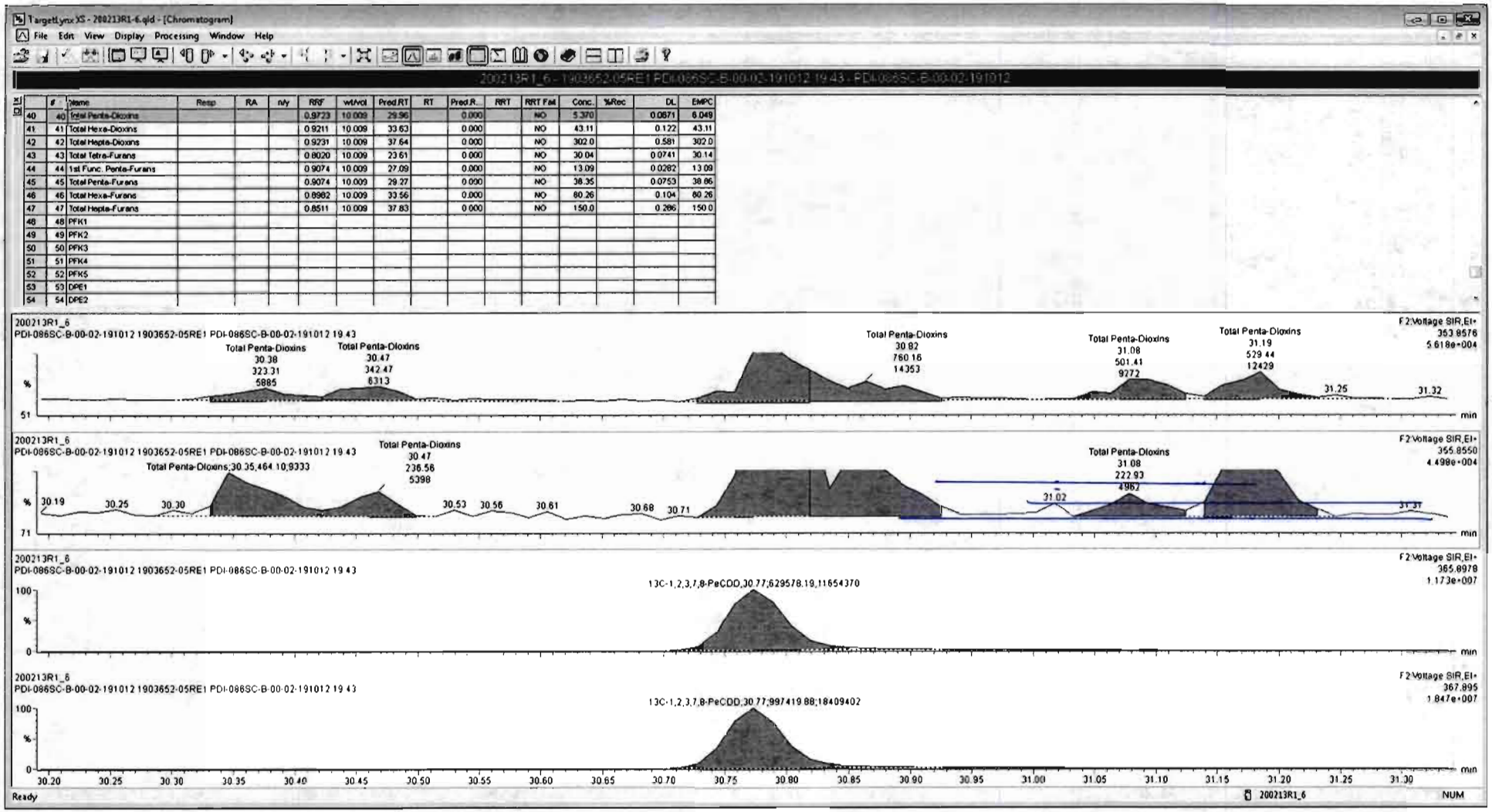

#	Name	Resp	RA	n/y	RRF	wt/vol	Pred.RT	RT	Pred.R..	RRT	RRT Fail	Conc.	%Rec	DL	EMPC
40	Total Penta-Dioxins				0.9723	10.009	29.96		0.000		NO	5.370		0.0671	6.049
41	Total Hexa-Dioxins				0.9211	10.009	33.63		0.000		NO	43.11		0.122	43.11
42	Total Hepta-Dioxins				0.9231	10.009	37.64		0.000		NO	302.0		0.581	302.0
43	Total Tetra-Furans				0.8020	10.009	23.61		0.000		NO	30.04		0.0741	30.14
44	1st Func. Penta-Furans				0.9074	10.009	27.09		0.000		NO	13.09		0.0262	13.09
45	Total Penta-Furans				0.9074	10.009	29.27		0.000		NO	38.35		0.0753	38.86
46	Total Hexa-Furans				0.8982	10.009	33.56		0.000		NO	80.26		0.104	80.26
47	Total Hepta-Furans				0.8511	10.009	37.83		0.000		NO	150.0		0.286	150.0
48	PFK1														
49	PFK2														
50	PFK3														
51	PFK4														
52	PFK5														
53	DPE1														
54	DPE2														

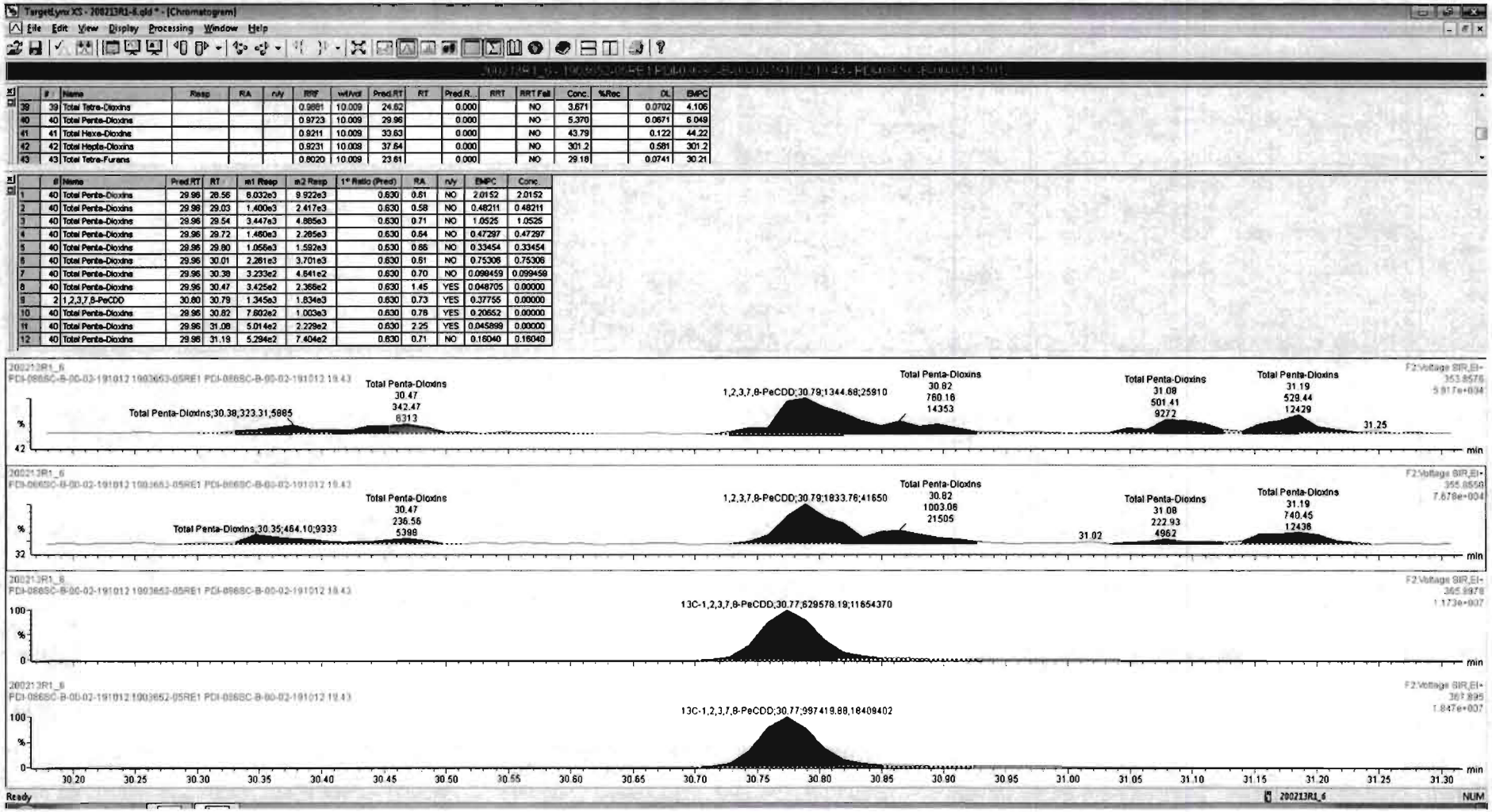

	#	Name	Resp	RA	n/y	RRF	wt/Act	Pred.RT	RT	Pred.R...	RRT	RRT Fail	Conc.	%Rec	DL	EMPC
39	39	Total Tetra-Dioxins				0.9881	10.009	24.62		0.000		NO	3.671		0.0702	4.106
40	40	Total Penta-Dioxins				0.9723	10.009	29.96		0.000		NO	5.370		0.0671	6.049
41	41	Total Hexa-Dioxins				0.9211	10.009	33.63		0.000		NO	43.79		0.122	44.22
42	42	Total Hepta-Dioxins				0.9231	10.009	37.64		0.000		NO	301.2		0.581	301.2
43	43	Total Tetra-Furans				0.8020	10.009	23.61		0.000		NO	29.18		0.0741	30.21

	#	Name	Pred.RT	RT	m1 Resp	m2 Resp	1° Ratio (Pred)	RA	n/y	EMPC	Conc.
1	40	Total Penta-Dioxins	29.96	28.56	6.032e3	9.922e3	0.630	0.61	NO	2.0152	2.0152
2	40	Total Penta-Dioxins	29.96	29.03	1.400e3	2.417e3	0.630	0.58	NO	0.48211	0.48211
3	40	Total Penta-Dioxins	29.96	29.54	3.447e3	4.885e3	0.630	0.71	NO	1.0525	1.0525
4	40	Total Penta-Dioxins	29.96	29.72	1.460e3	2.265e3	0.630	0.64	NO	0.47297	0.47297
5	40	Total Penta-Dioxins	29.96	29.80	1.056e3	1.592e3	0.630	0.66	NO	0.33454	0.33454
6	40	Total Penta-Dioxins	29.96	30.01	2.261e3	3.701e3	0.630	0.61	NO	0.75306	0.75306
7	40	Total Penta-Dioxins	29.96	30.38	3.233e2	4.641e2	0.630	0.70	NO	0.099459	0.099459
8	40	Total Penta-Dioxins	29.96	30.47	3.425e2	2.366e2	0.630	1.45	YES	0.048705	0.00000
9	2	1,2,3,7,8-PeCDD	30.80	30.79	1.345e3	1.834e3	0.630	0.73	YES	0.37755	0.00000
10	40	Total Penta-Dioxins	29.96	30.82	7.602e2	1.003e3	0.630	0.76	YES	0.20652	0.00000
11	40	Total Penta-Dioxins	29.96	31.08	5.014e2	2.229e2	0.630	2.25	YES	0.045898	0.00000
12	40	Total Penta-Dioxins	29.96	31.19	5.294e2	7.404e2	0.630	0.71	NO	0.16040	0.16040

Dataset: Untitled

Last Altered: Friday, February 14, 2020 07:30:05 Pacific Standard Time
Printed: Friday, February 14, 2020 07:30:35 Pacific Standard Time

Name: 200213R1_6, Date: 13-Feb-2020, Time: 13:21:26, ID: 1903652-05RE1 PDI-086SC-B-00-02-191012 19.43, Description: PDI-086SC-B-00-02-191012

1,2,3,4,7,8-HxCDD

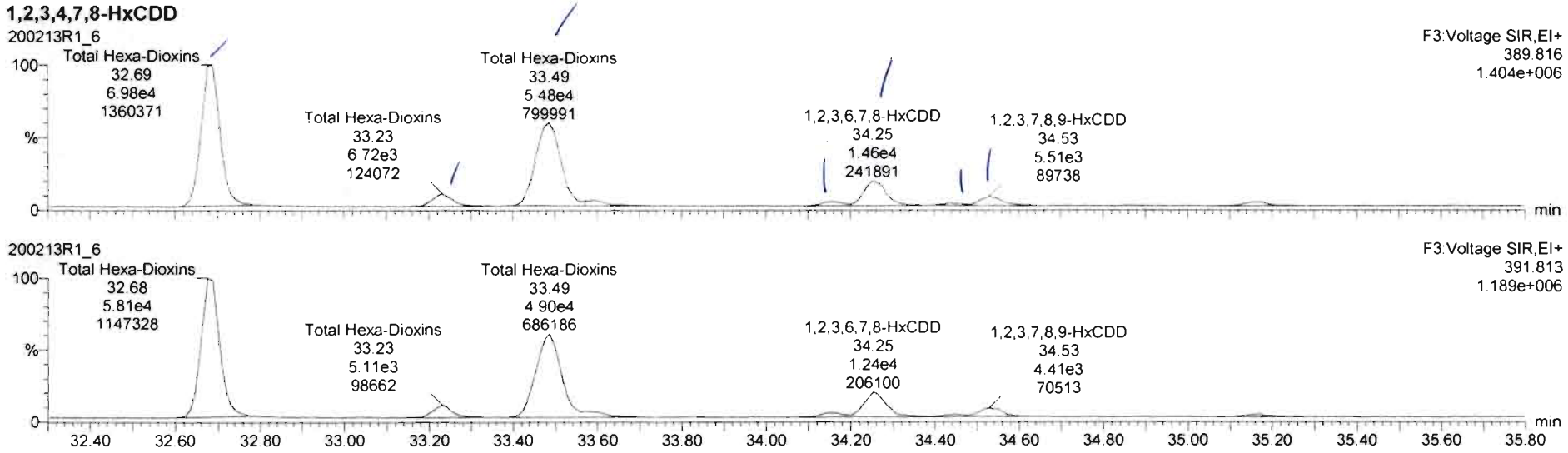

13C-1,2,3,4,7,8-HxCDD

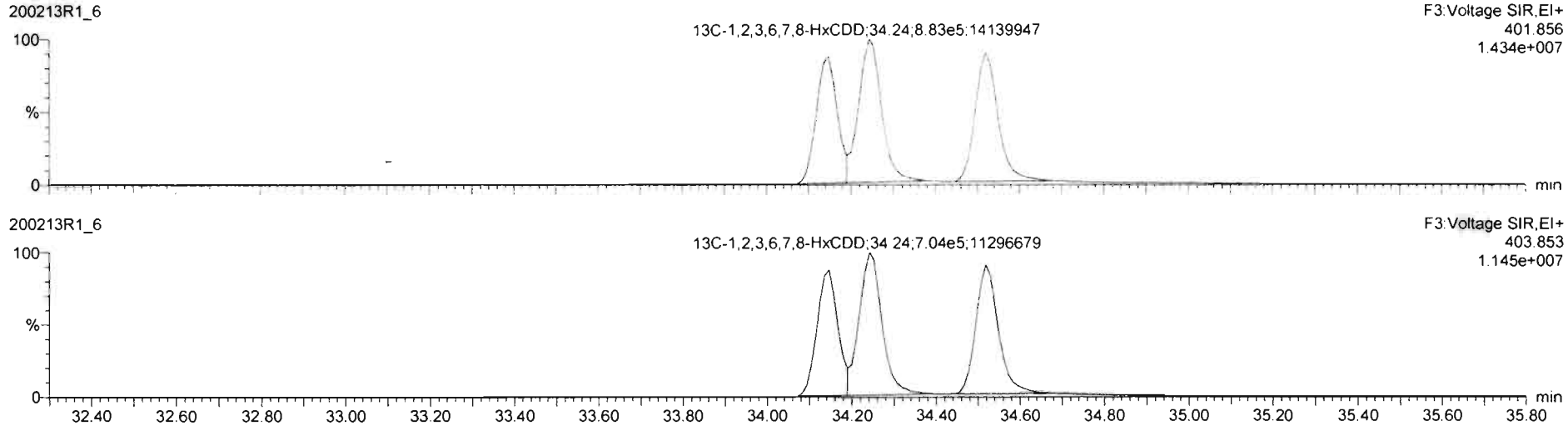

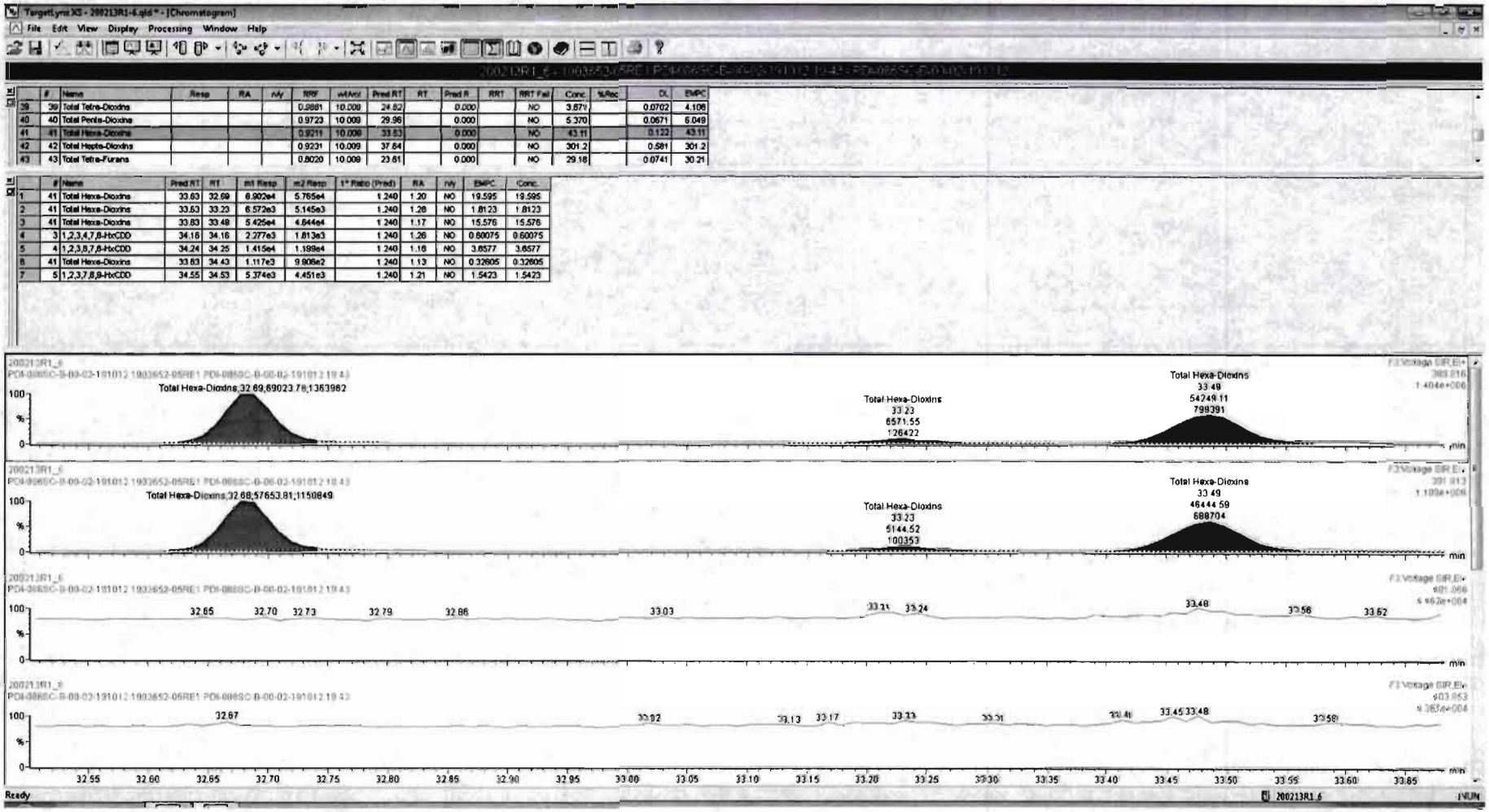

	#	Name	Resp	RA	n/y	RRF	wtAmt	Pred RT	RT	Pred R	RRT	RRT Fail	Conc	%Rec	DL	EMPC
39	39	Total Tetra-Dioxins				0.9881	10.009	24.82		0.000		NO	3.879		0.0702	4.106
40	40	Total Penta-Dioxins				0.9723	10.009	29.96		0.000		NO	5.370		0.0671	6.049
41	41	Total Hexa-Dioxins				0.9211	10.009	33.63		0.000		NO	43.11		0.122	43.11
42	42	Total Hepta-Dioxins				0.9231	10.009	37.64		0.000		NO	301.2		0.581	301.2
43	43	Total Tetra-Furans				0.8020	10.009	23.61		0.000		NO	29.16		0.0741	30.21

	#	Name	Pred RT	RT	m1 Resp	m2 Resp	1* Ratio (Pred)	RA	n/y	EMPC	Conc
1	41	Total Hexa-Dioxins	33.63	32.69	6.902e4	5.765e4	1.240	1.20	NO	19.595	19.595
2	41	Total Hexa-Dioxins	33.63	33.23	6.572e3	5.145e3	1.240	1.28	NO	1.8123	1.8123
3	41	Total Hexa-Dioxins	33.63	33.49	5.425e4	4.644e4	1.240	1.17	NO	15.576	15.576
4	3	1,2,3,4,7,8-HxCDD	34.18	34.18	2.277e3	1.813e3	1.240	1.26	NO	0.60075	0.60075
5	4	1,2,3,6,7,8-HxCDD	34.24	34.25	1.415e4	1.199e4	1.240	1.18	NO	3.6577	3.6577
6	41	Total Hexa-Dioxins	33.63	34.43	1.117e3	9.906e2	1.240	1.13	NO	0.32605	0.32605
7	5	1,2,3,7,8,9-HxCDD	34.55	34.53	5.374e3	4.451e3	1.240	1.21	NO	1.5423	1.5423

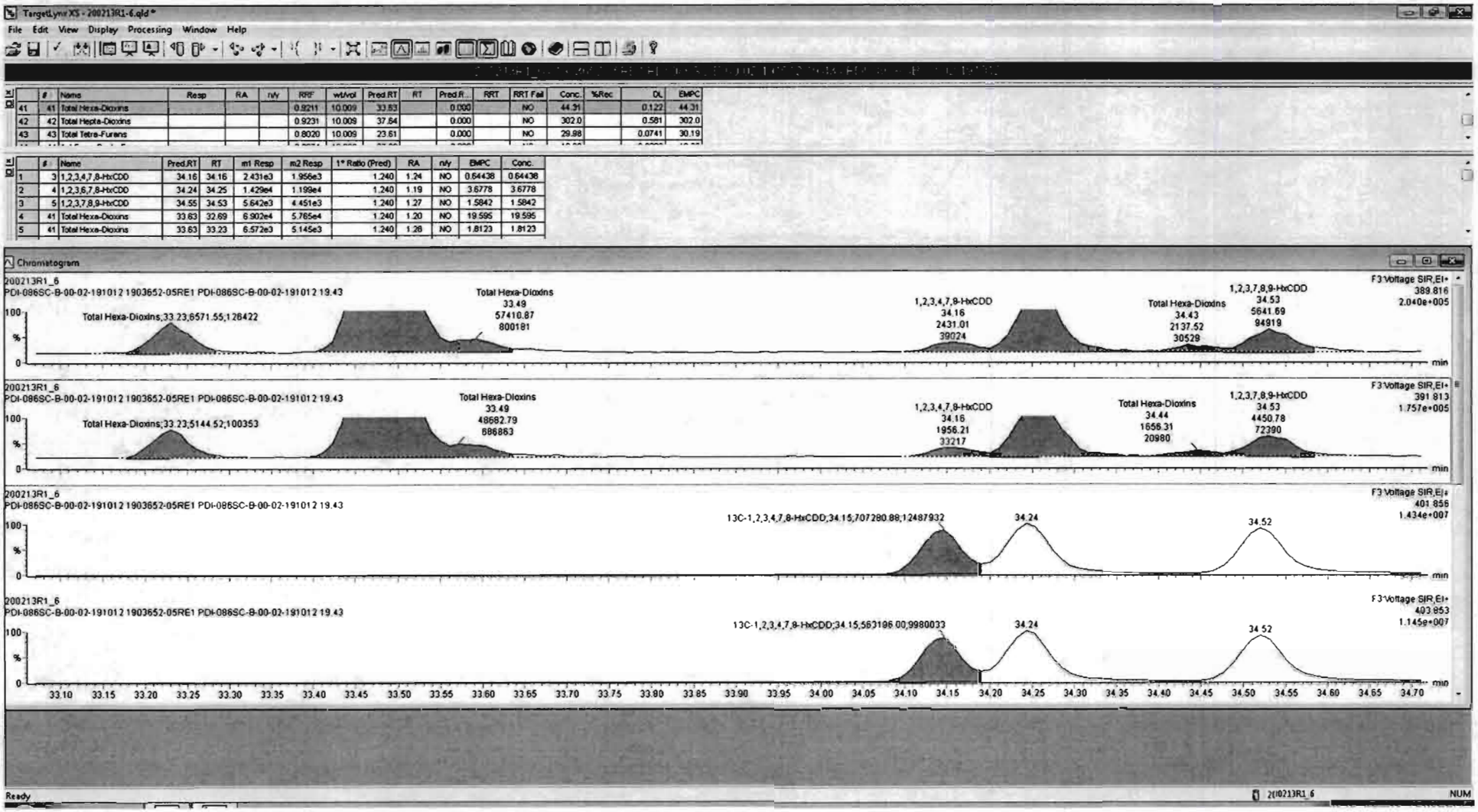

	#	Name	Resp	RA	n/y	RRF	wt/vol	Pred.RT	RT	Pred.R...	RRT	RRT Fail	Conc.	%Rec	DL	EMPC
41	41	Total Hexa-Dioxins				0.9211	10.009	33.53		0.000		NO	44.31		0.122	44.31
42	42	Total Hepta-Dioxins				0.9231	10.009	37.64		0.000		NO	302.0		0.581	302.0
43	43	Total Tetra-Furans				0.8020	10.009	23.61		0.000		NO	29.98		0.0741	30.19

	#	Name	Pred.RT	RT	m1 Resp	m2 Resp	1* Ratio (Pred)	RA	n/y	EMPC	Conc.
1	3	1,2,3,4,7,8-HxCDD	34.16	34.16	2.431e3	1.956e3	1.240	1.24	NO	0.64438	0.64438
2	4	1,2,3,6,7,8-HxCDD	34.24	34.25	1.429e4	1.199e4	1.240	1.19	NO	3.6778	3.6778
3	5	1,2,3,7,8,9-HxCDD	34.55	34.53	5.642e3	4.451e3	1.240	1.27	NO	1.5842	1.5842
4	41	Total Hexa-Dioxins	33.63	32.69	6.902e4	5.765e4	1.240	1.20	NO	19.595	19.595
5	41	Total Hexa-Dioxins	33.63	33.23	6.572e3	5.145e3	1.240	1.28	NO	1.8123	1.8123

Dataset: Untitled

Last Altered: Friday, February 14, 2020 07:30:05 Pacific Standard Time
Printed: Friday, February 14, 2020 07:30:35 Pacific Standard Time

Name: 200213R1_6, Date: 13-Feb-2020, Time: 13:21:26, ID: 1903652-05RE1 PDI-086SC-B-00-02-191012 19.43, Description: PDI-086SC-B-00-02-191012

1,2,3,4,6,7,8-HpCDD

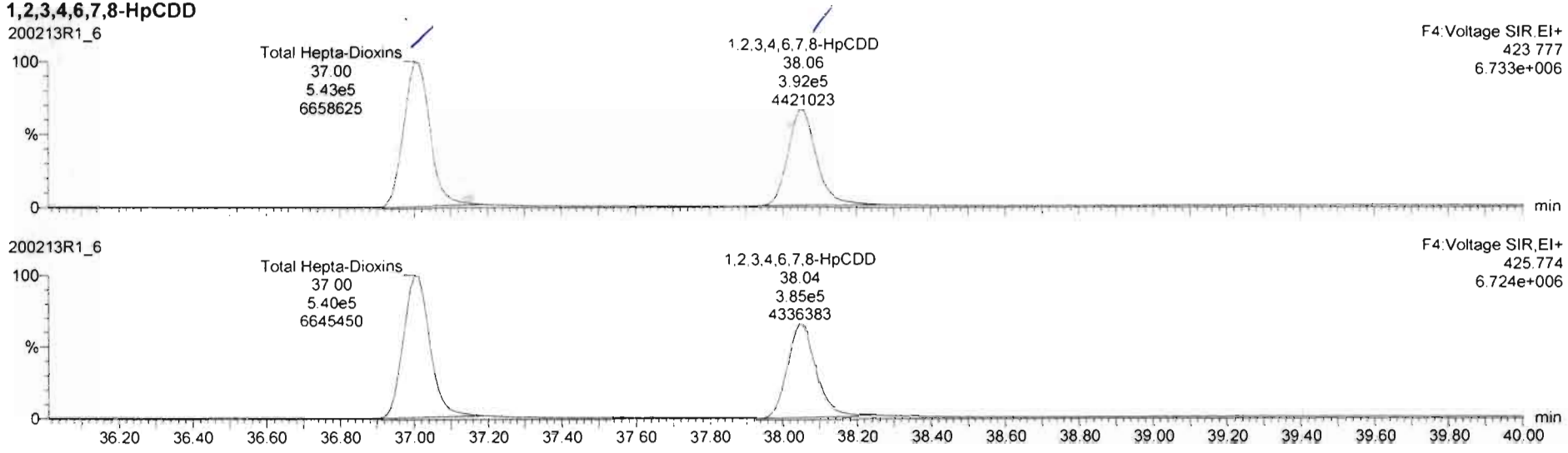

13C-1,2,3,4,6,7,8-HpCDD

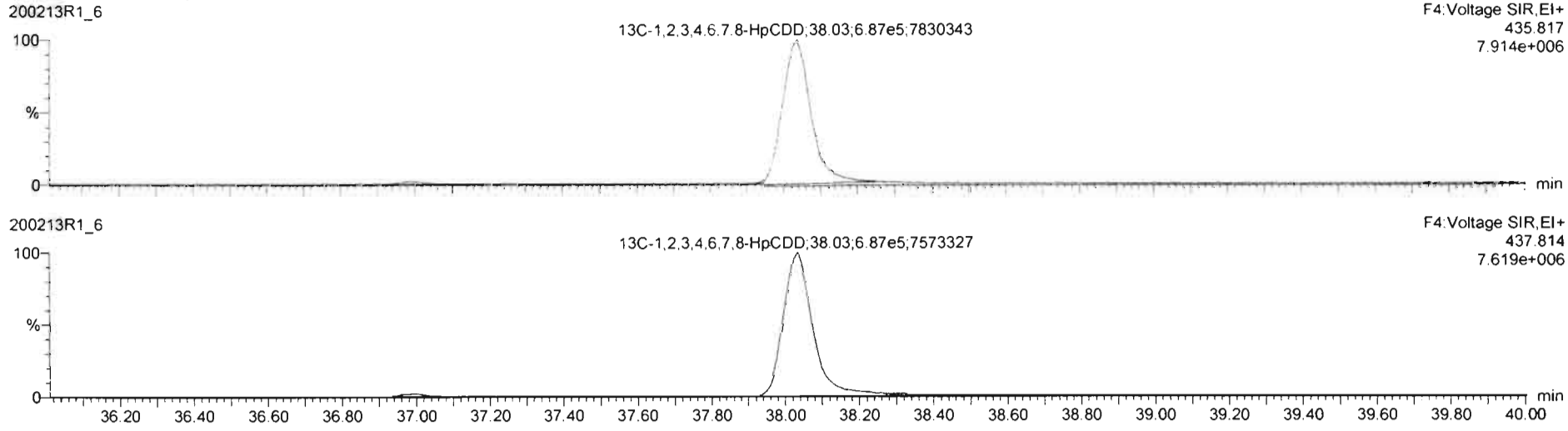

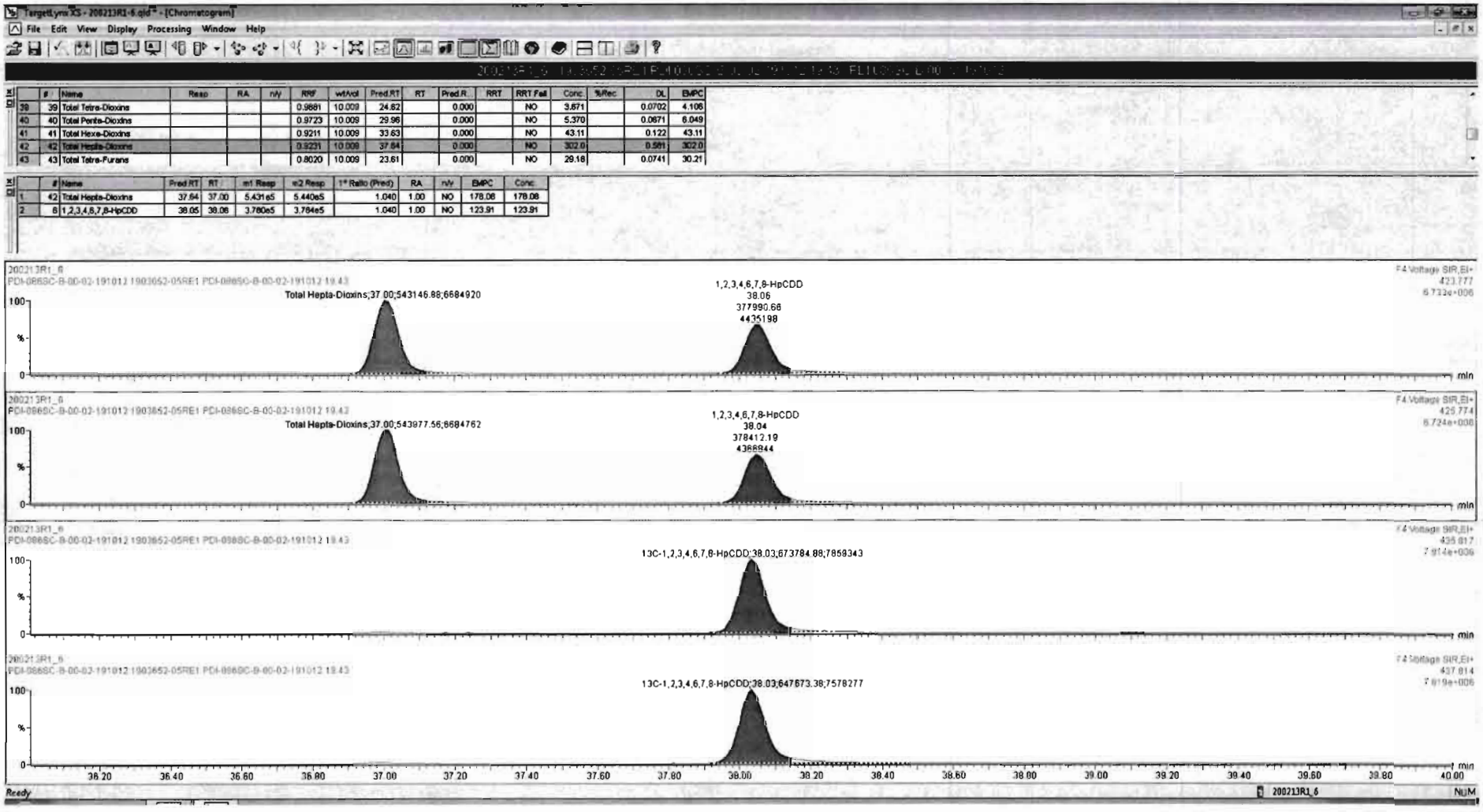
TargetLynx XS - 200213R1-6.qld* - [Chromatogram]
File Edit View Display Processing Window Help
Name Resp RA n/v RRF wtAnl Pred.RT RT Pred.R. RRT RRT Fail Conc %Rec DL EMPC
39 39 Total Tetra-Dioxins 0.9881 10.009 24.82 0.000 NO 9.671 0.0702 4.106
40 40 Total Penta-Dioxins 0.9723 10.009 29.96 0.000 NO 5.370 0.0671 6.049
41 41 Total Hexa-Dioxins 0.9211 10.009 33.63 0.000 NO 43.11 0.122 43.11
42 42 Total Hepta-Dioxins 0.9231 10.009 37.64 0.000 NO 302.0 0.581 302.0
43 43 Total Tetra-Furans 0.8020 10.009 23.61 0.000 NO 29.18 0.0741 30.21
Name Pred RT RT m1 Resp m2 Resp 1* Ratio (Pred) RA n/v EMPC Conc
1 42 Total Hepta-Dioxins 37.64 37.00 5.431e5 5.440e5 1.040 1.00 NO 178.08 178.08
2 8 1,2,3,4,6,7,8-HpCDD 38.05 38.06 3.780e5 3.784e5 1.040 1.00 NO 123.91 123.91
Total Hepta-Dioxins;37.00;543146.88;6684920
1,2,3,4,6,7,8-HpCDD
38.06
377990.66
4435198
Total Hepta-Dioxins;37.00;543977.56;6684762
1,2,3,4,6,7,8-HpCDD
38.04
378412.19
4368844
13C-1,2,3,4,6,7,8-HpCDD;38.03;673784.88;7858343
13C-1,2,3,4,6,7,8-HpCDD;38.03;647673.38;7578277
min
Ready
200213R1_6
NUM

\

Dataset: Untitled

Last Altered: Friday, February 14, 2020 07:30:05 Pacific Standard Time
Printed: Friday, February 14, 2020 07:30:35 Pacific Standard Time

Name: 200213R1_6, Date: 13-Feb-2020, Time: 13:21:26, ID: 1903652-05RE1 PDI-086SC-B-00-02-191012 19.43, Description: PDI-086SC-B-00-02-191012

OCDD

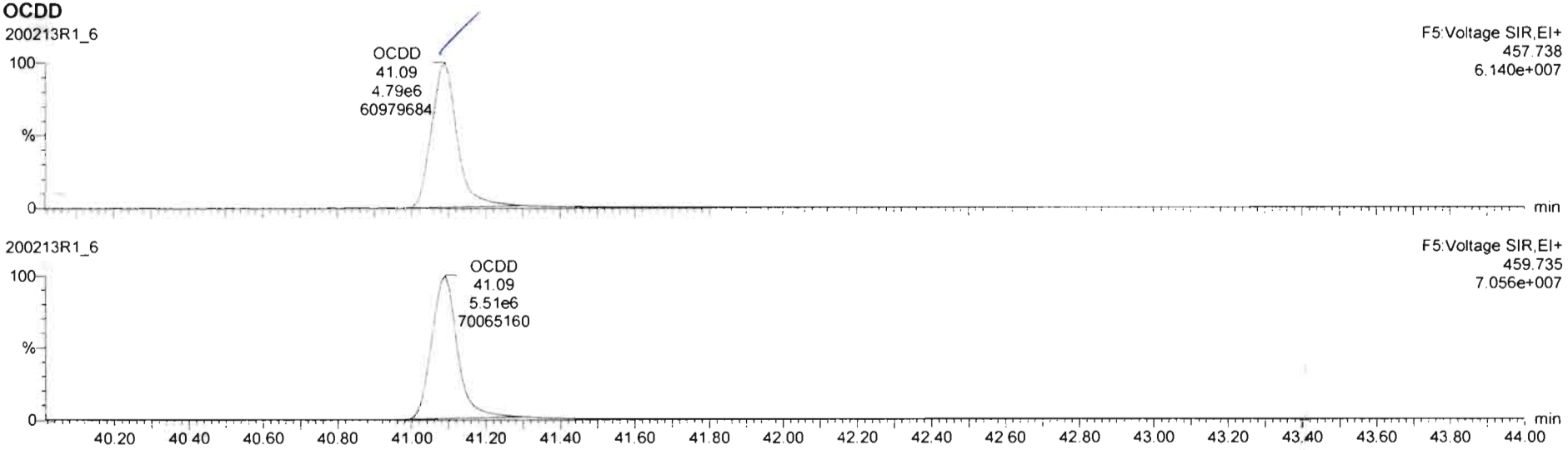

13C-OCDD

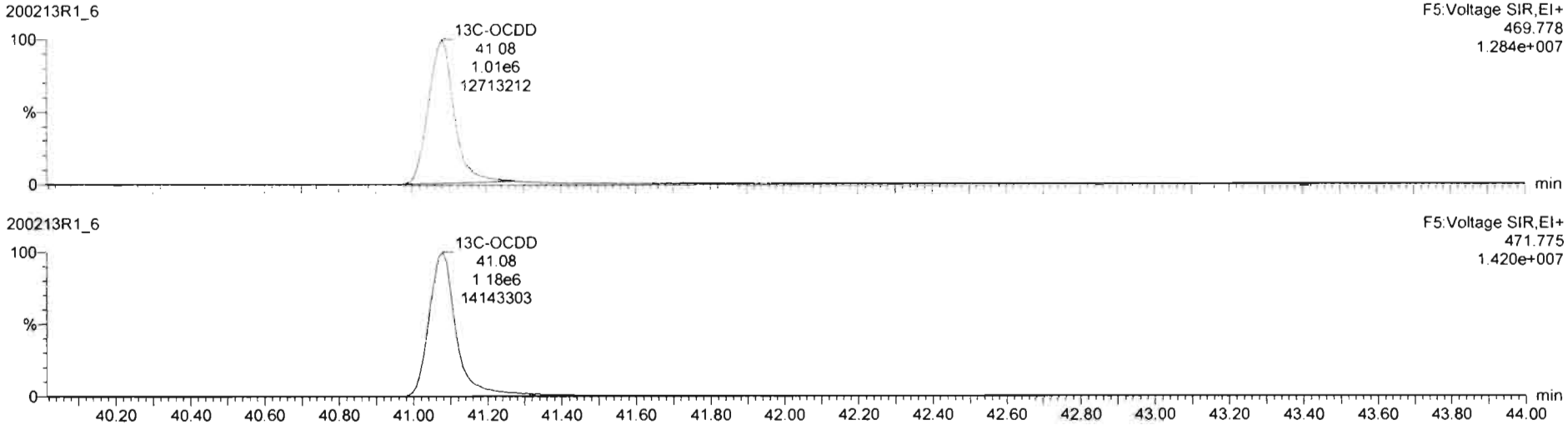

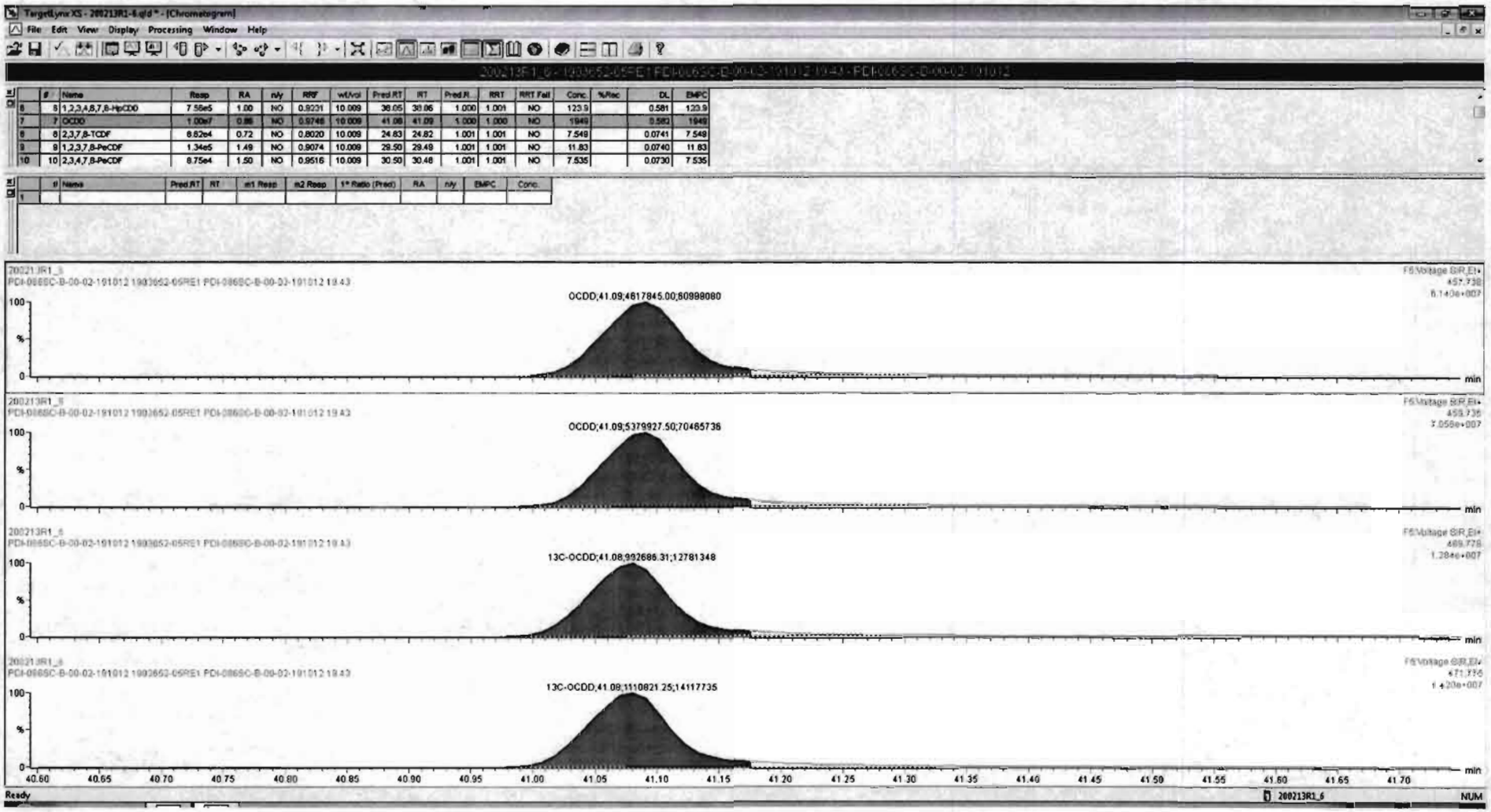
TargetLynx XS - 200213R1-6.qld * - [Chromatogram]
File Edit View Display Processing Window Help
OCDD;41.09;4617845.00;80998080
OCDD;41.09;5379927.50;70465736
13C-OCDD;41.08;992686.31;12781348
13C-OCDD;41.08;1110821.25;14117735
min
Ready
NUM

Dataset: Untitled

Last Altered: Friday, February 14, 2020 07:30:05 Pacific Standard Time
Printed: Friday, February 14, 2020 07:30:35 Pacific Standard Time

Name: 200213R1_6, Date: 13-Feb-2020, Time: 13:21:26, ID: 1903652-05RE1 PDI-086SC-B-00-02-191012 19.43, Description: PDI-086SC-B-00-02-191012

2,3,7,8-TCDF

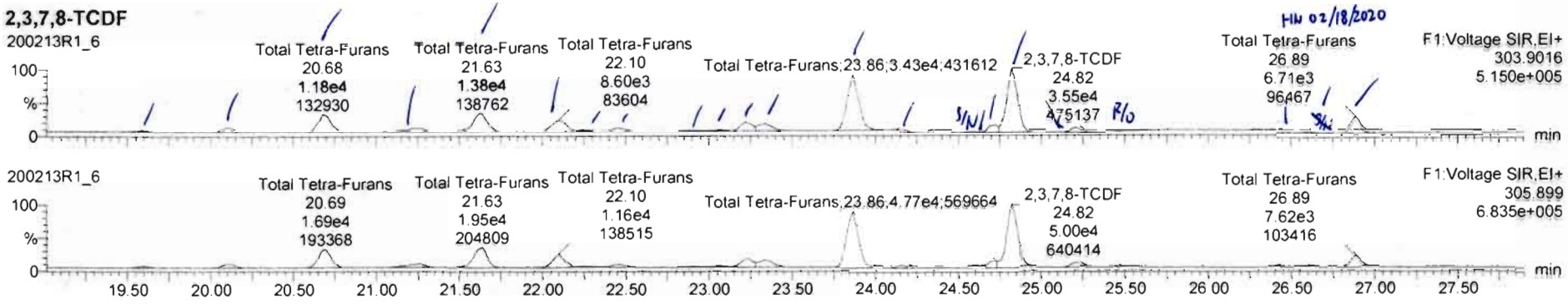

13C-2,3,7,8-TCDF

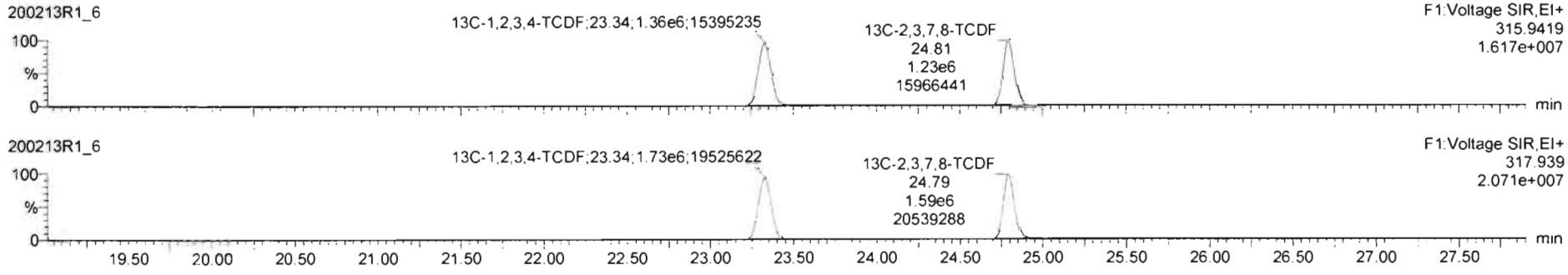

DPE1

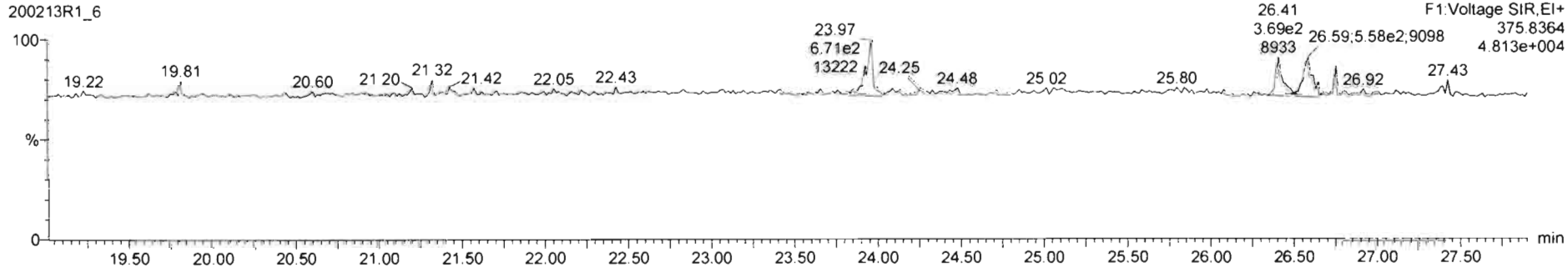

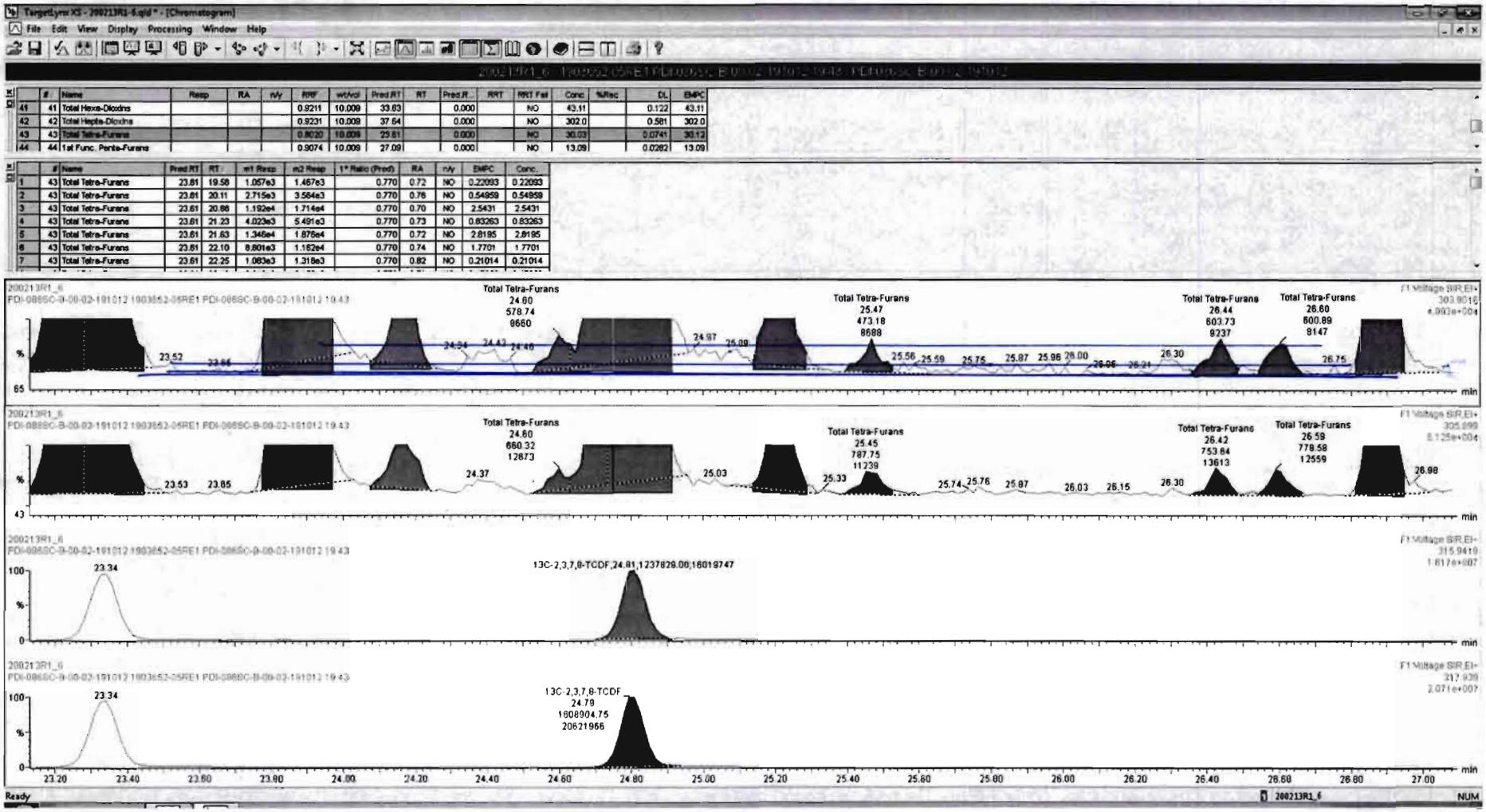
TargetLynx XS - 200213R1-6.qld * - [Chromatogram]
File Edit View Display Processing Window Help
Total Tetra-Furans 24.60 578.74 9660
Total Tetra-Furans 25.47 473.18 8688
Total Tetra-Furans 26.44 603.73 9237
Total Tetra-Furans 26.60 600.89 8147
Total Tetra-Furans 24.60 660.32 12673
Total Tetra-Furans 25.45 787.75 11739
Total Tetra-Furans 26.42 753.84 13613
Total Tetra-Furans 26.59 778.58 12559
13C-2,3,7,8-TCDF,24.81,1237829.00,16019747
23.34
13C-2,3,7,8-TCDF 24.79 1808904.75 20621966
Ready
NUM

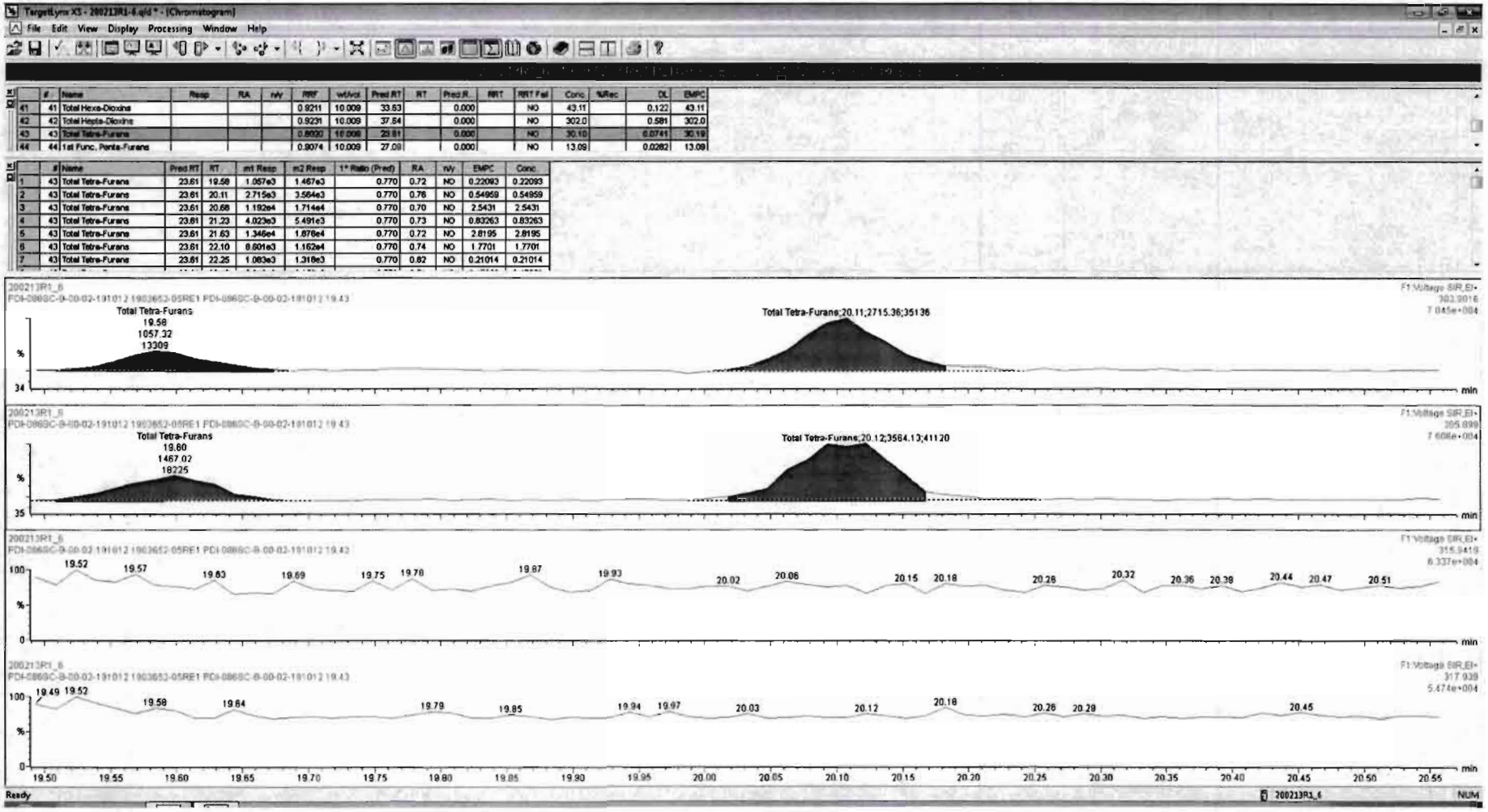

	#	Name	Resp	RA	rAv	RRF	wtAvg	Pred RT	RT	Pred R..	RRT	RRT Fail	Conc	%Rec	DL	EMPC
41	41	Total Hexa-Dioxins				0.9211	10.009	33.53		0.000		NO	43.11		0.122	43.11
42	42	Total Hepta-Dioxins				0.9231	10.009	37.54		0.000		NO	302.0		0.581	302.0
43	43	Total Tetra-Furans				0.8000	10.009	23.61		0.000		NO	30.10		0.0741	30.19
44	44	1st Func. Penta-Furans				0.9074	10.009	27.09		0.000		NO	13.09		0.0282	13.09

	#	Name	Pred RT	RT	m1 Resp	m2 Resp	1* Ratio (Pred)	RA	rAv	EMPC	Conc
1	43	Total Tetra-Furans	23.61	19.58	1.057e3	1.467e3	0.770	0.72	NO	0.22093	0.22093
2	43	Total Tetra-Furans	23.61	20.11	2.715e3	3.564e3	0.770	0.76	NO	0.54959	0.54959
3	43	Total Tetra-Furans	23.61	20.68	1.192e4	1.714e4	0.770	0.70	NO	2.5431	2.5431
4	43	Total Tetra-Furans	23.61	21.23	4.023e3	5.491e3	0.770	0.73	NO	0.83263	0.83263
5	43	Total Tetra-Furans	23.61	21.63	1.346e4	1.876e4	0.770	0.72	NO	2.8195	2.8195
6	43	Total Tetra-Furans	23.61	22.10	8.601e3	1.162e4	0.770	0.74	NO	1.7701	1.7701
7	43	Total Tetra-Furans	23.61	22.25	1.083e3	1.318e3	0.770	0.82	NO	0.21014	0.21014

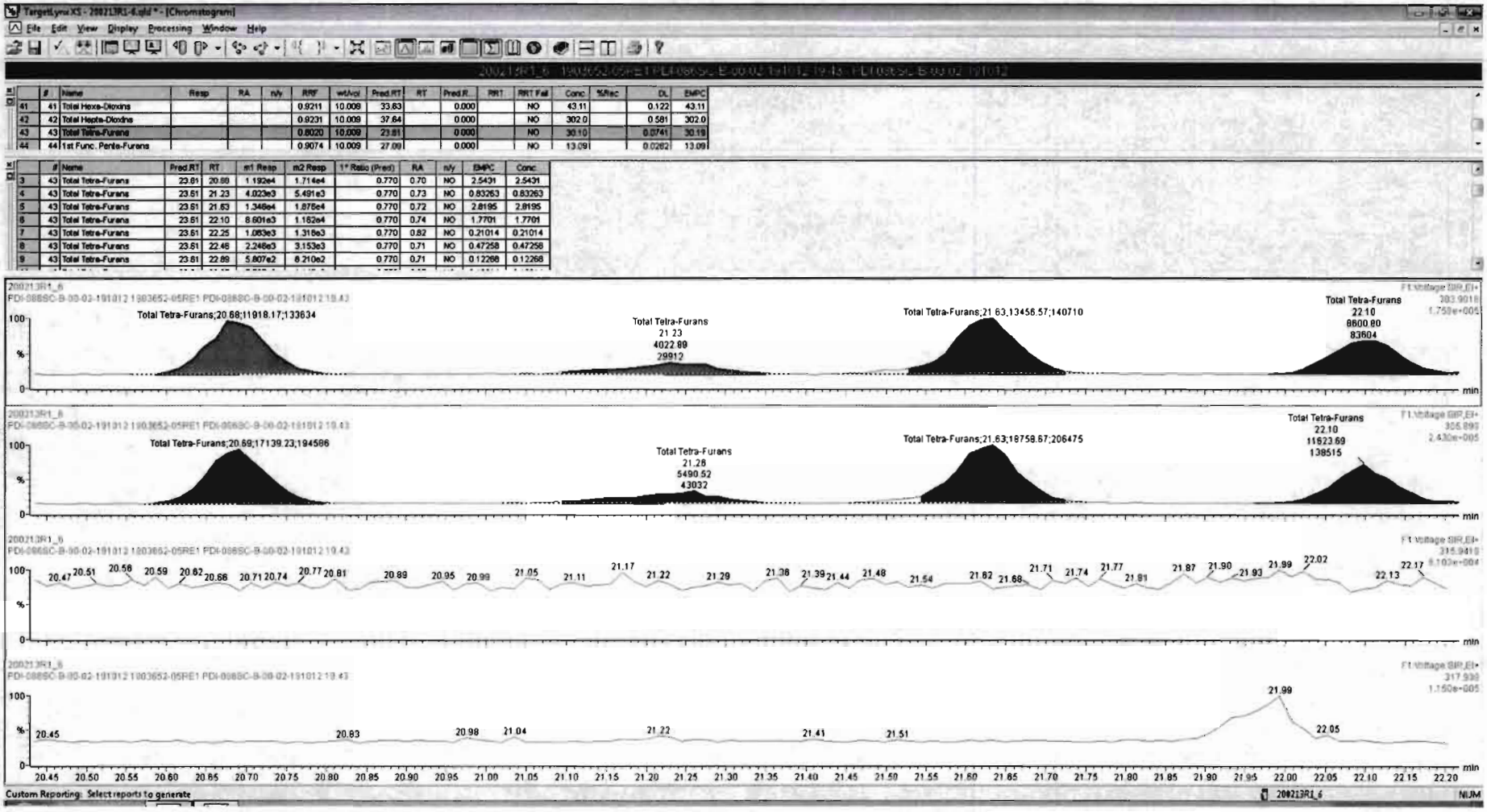
TargetLynx XS - 200213R1-6.qld * - [Chromatogram]
File Edit View Display Processing Window Help
Total Tetra-Furans;20.68;11918.17;133634
Total Tetra-Furans
21.23
4022.89
29912
Total Tetra-Furans;21.63;13456.57;140710
Total Tetra-Furans
22.10
8600.80
83604
Total Tetra-Furans;20.69;17139.23;194586
Total Tetra-Furans
21.28
5490.52
43032
Total Tetra-Furans;21.63;18758.67;206475
Total Tetra-Furans
22.10
11623.69
138515
21.99
22.05
Custom Reporting: Select reports to generate

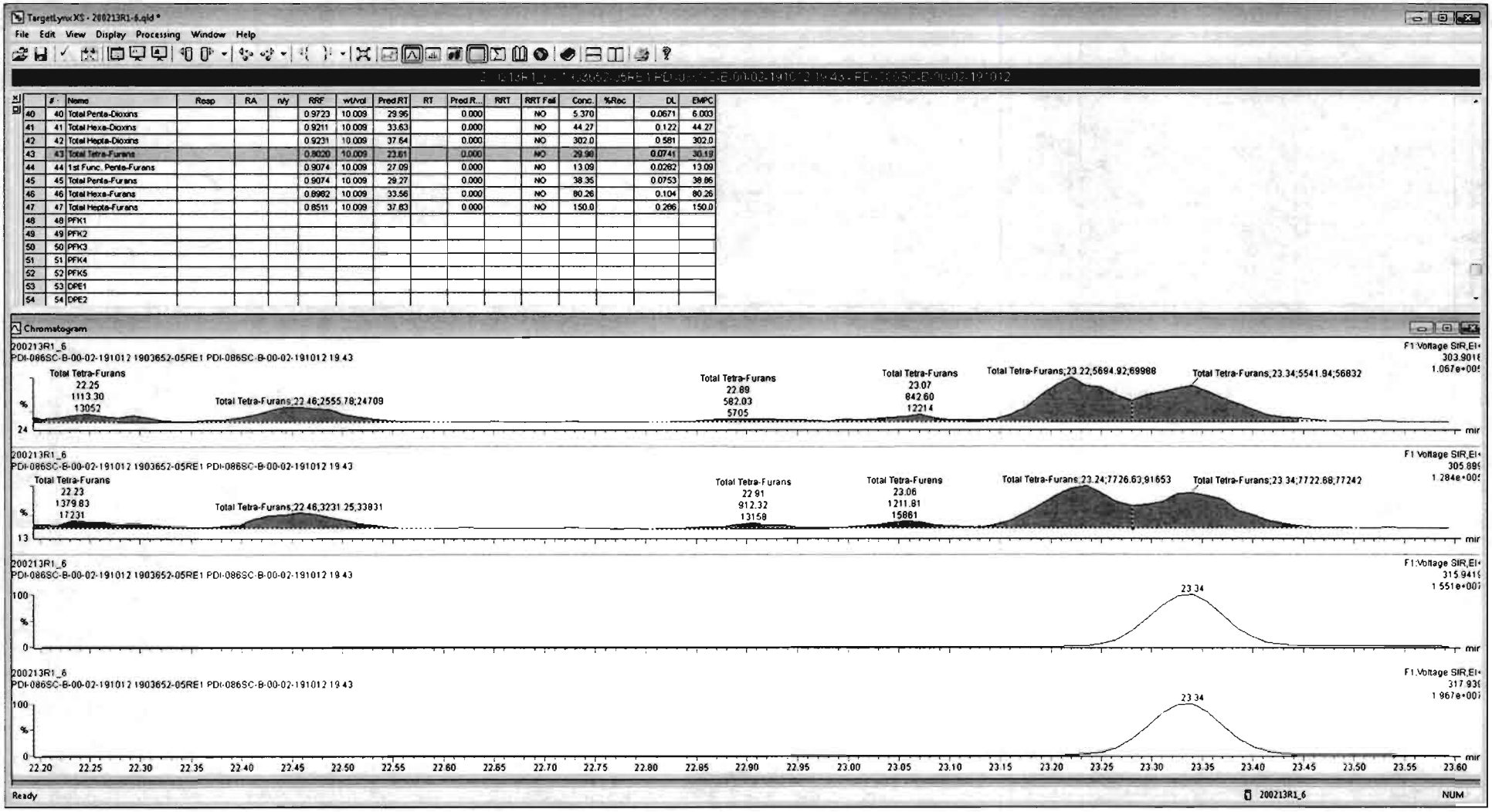

	#	Name	Reap	RA	n/y	RRF	wt/vol	Pred RT	RT	Pred R...	RRT	RRT Fail	Conc.	%Rec	DL	EMPC
40	40	Total Penta-Dioxins				0.9723	10.009	29.95		0.000		NO	5.370		0.0671	6.003
41	41	Total Hexa-Dioxins				0.9211	10.009	33.63		0.000		NO	44.27		0.122	44.27
42	42	Total Hepta-Dioxins				0.9231	10.009	37.64		0.000		NO	302.0		0.581	302.0
43	43	Total Tetra-Furans				0.8020	10.009	23.61		0.000		NO	29.98		0.0741	30.19
44	44	1st Func. Penta-Furans				0.9074	10.009	27.09		0.000		NO	13.09		0.0262	13.09
45	45	Total Penta-Furans				0.9074	10.009	29.27		0.000		NO	38.35		0.0753	38.86
46	46	Total Hexa-Furans				0.8982	10.009	33.56		0.000		NO	80.26		0.104	80.26
47	47	Total Hepta-Furans				0.8511	10.009	37.83		0.000		NO	150.0		0.266	150.0
48	48	PFK1														
49	49	PFK2														
50	50	PFK3														
51	51	PFK4														
52	52	PFK5														
53	53	DPE1														
54	54	DPE2														

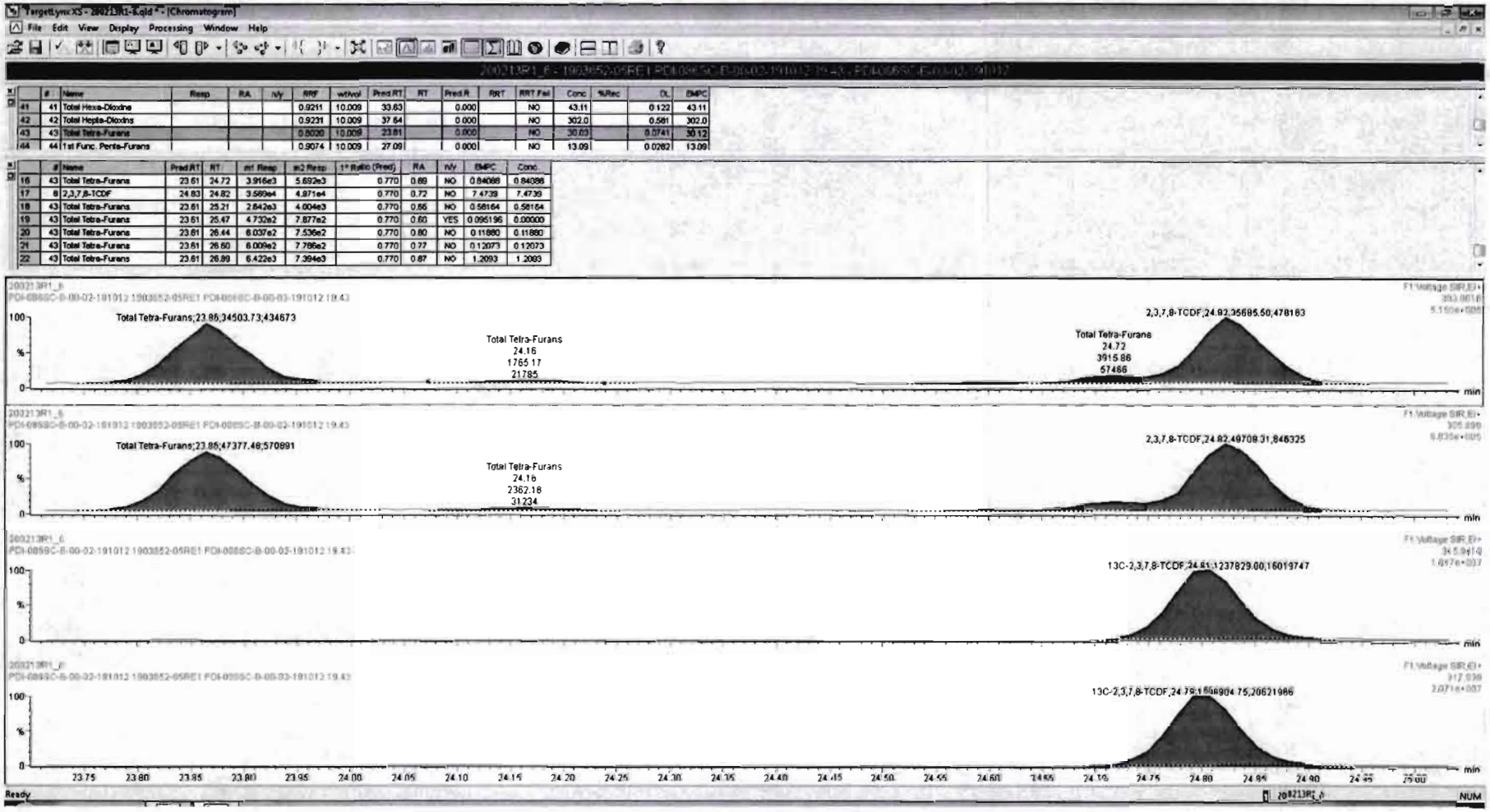
TargetLynx XS - 20213R1-Eqld * - [Chromatogram]
File Edit View Display Processing Window Help
Total Tetra-Furans;23.85;34503.73;434673
Total Tetra-Furans
24.16
1765.17
21785
2,3,7,8-TCDF;24.82;35695.50;478183
Total Tetra-Furans
24.72
3915.86
57466
Total Tetra-Furans;23.85;47377.48;570991
Total Tetra-Furans
24.16
2362.18
31234
2,3,7,8-TCDF;24.82;49709.31;846325
13C-2,3,7,8-TCDF;24.81;1237829.00;16019747
13C-2,3,7,8-TCDF;24.79;1586904.75;20621986
min
Ready
NUM

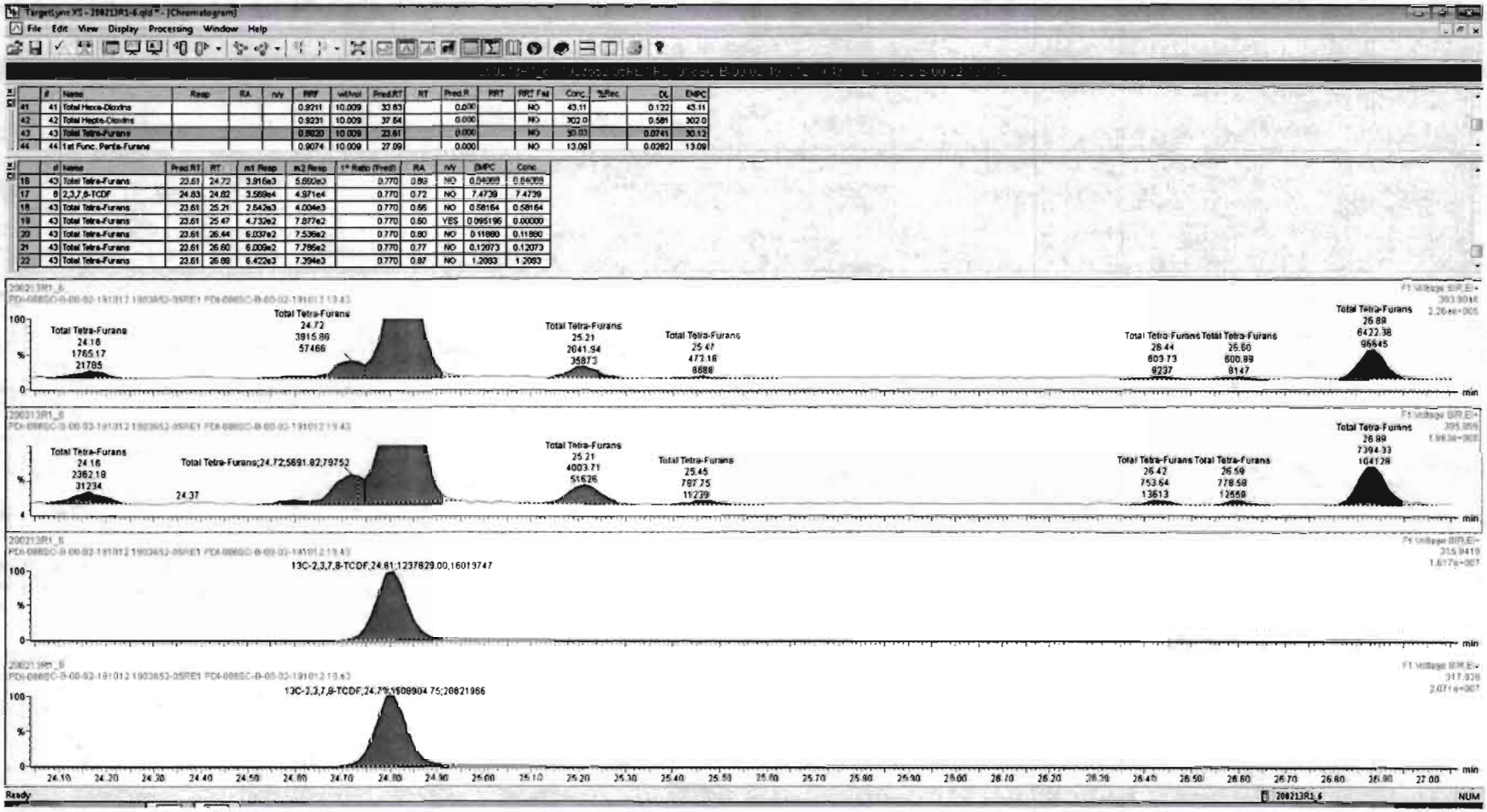

	#	Name	Resp	RA	n/v	RRF	wt/vol	Pred RT	RT	Pred R	RRT	RRT Fail	Conc	%Rec	DL	EMPC
41	41	Total Hexa-Dioxins				0.9211	10.009	33.83		0.000		NO	43.11		0.122	43.11
42	42	Total Hepta-Dioxins				0.9231	10.009	37.64		0.000		NO	302.0		0.581	302.0
43	43	Total Tetra-Furans				0.8820	10.009	23.61		0.000		NO	30.03		0.0741	30.12
44	44	1st Func. Penta-Furans				0.9074	10.009	27.09		0.000		NO	13.09		0.0262	13.09

	#	Name	Pred RT	RT	m1 Resp	m2 Resp	1st Ratio (Pred)	RA	n/v	EMPC	Conc
16	43	Total Tetra-Furans	23.61	24.72	3.916e3	5.692e3	0.770	0.69	NO	0.84068	0.84068
17	8	2,3,7,8-TCDF	24.83	24.82	3.569e4	4.971e4	0.770	0.72	NO	7.4739	7.4739
18	43	Total Tetra-Furans	23.61	25.21	2.642e3	4.004e3	0.770	0.66	NO	0.58164	0.58164
19	43	Total Tetra-Furans	23.61	25.47	4.732e2	7.877e2	0.770	0.60	YES	0.095196	0.00000
20	43	Total Tetra-Furans	23.61	26.44	6.037e2	7.536e2	0.770	0.80	NO	0.11880	0.11880
21	43	Total Tetra-Furans	23.61	26.60	6.009e2	7.786e2	0.770	0.77	NO	0.12073	0.12073
22	43	Total Tetra-Furans	23.61	26.89	6.422e3	7.394e3	0.770	0.87	NO	1.2093	1.2093

Vista Analytical Laboratory

Dataset: Untitled

Last Altered: Friday, February 14, 2020 07:30:05 Pacific Standard Time
Printed: Friday, February 14, 2020 07:30:35 Pacific Standard Time

Name: 200213R1_6, Date: 13-Feb-2020, Time: 13:21:26, ID: 1903652-05RE1 PDI-086SC-B-00-02-191012 19.43, Description: PDI-086SC-B-00-02-191012

1st Func. Penta-Furans

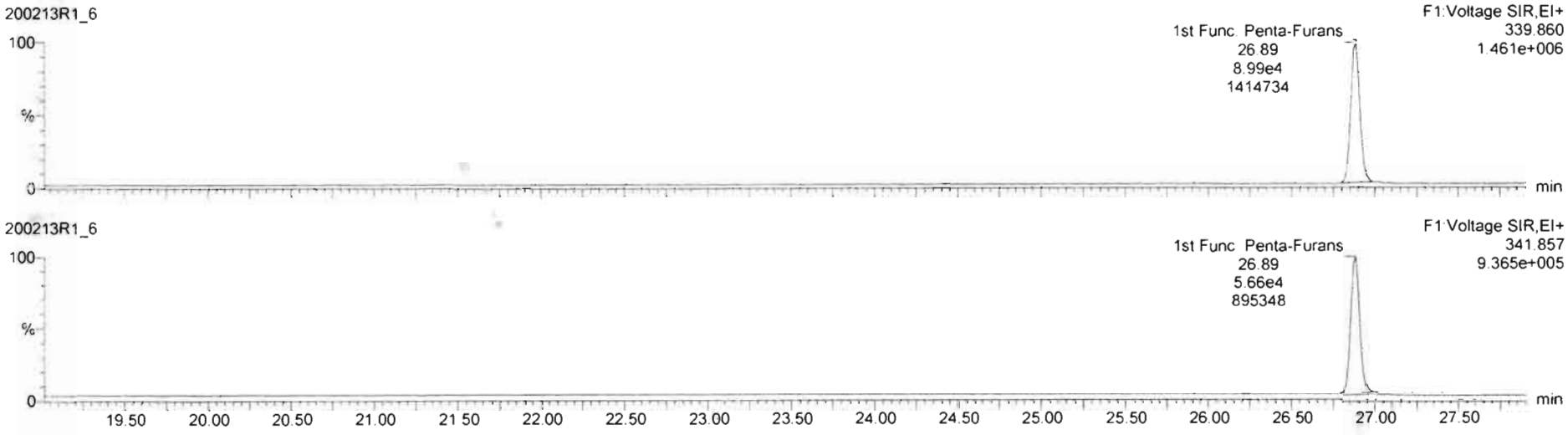

DPE6

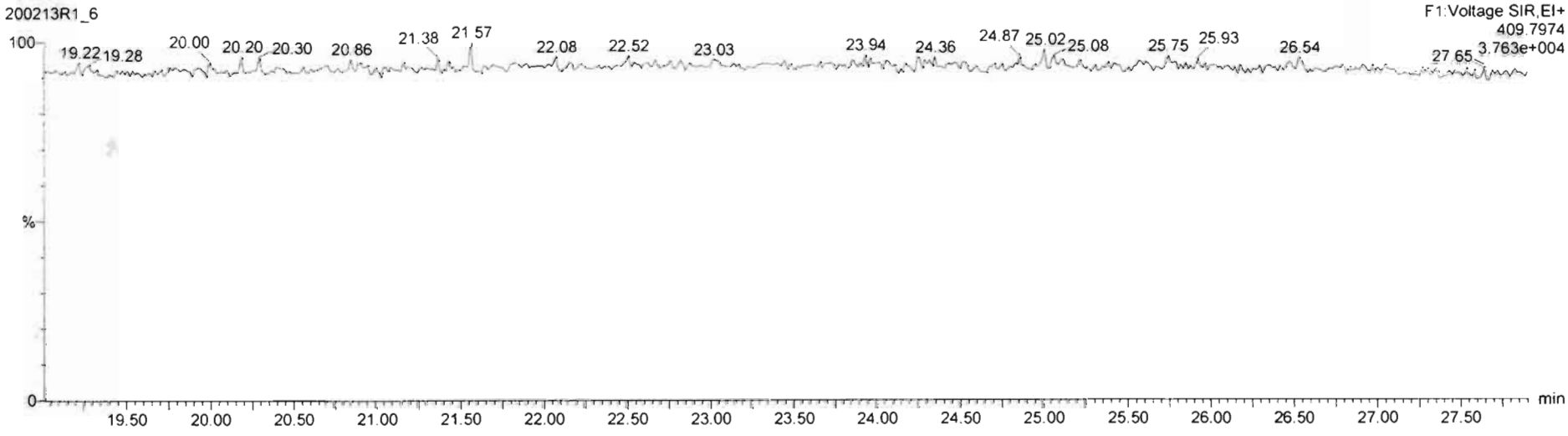

Dataset: Untitled

Last Altered: Friday, February 14, 2020 07:30:05 Pacific Standard Time
Printed: Friday, February 14, 2020 07:30:35 Pacific Standard Time

Name: 200213R1_6, Date: 13-Feb-2020, Time: 13:21:26, ID: 1903652-05RE1 PDI-086SC-B-00-02-191012 19.43, Description: PDI-086SC-B-00-02-191012

1,2,3,7,8-PeCDF

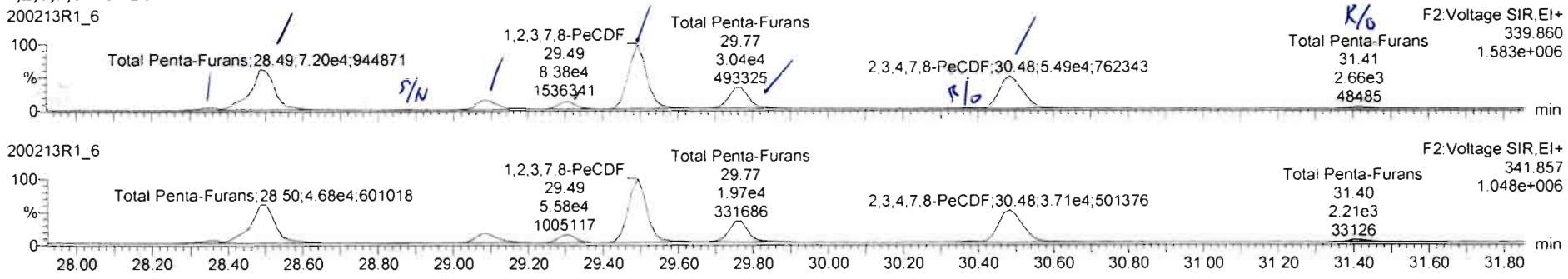

13C-1,2,3,7,8-PeCDF

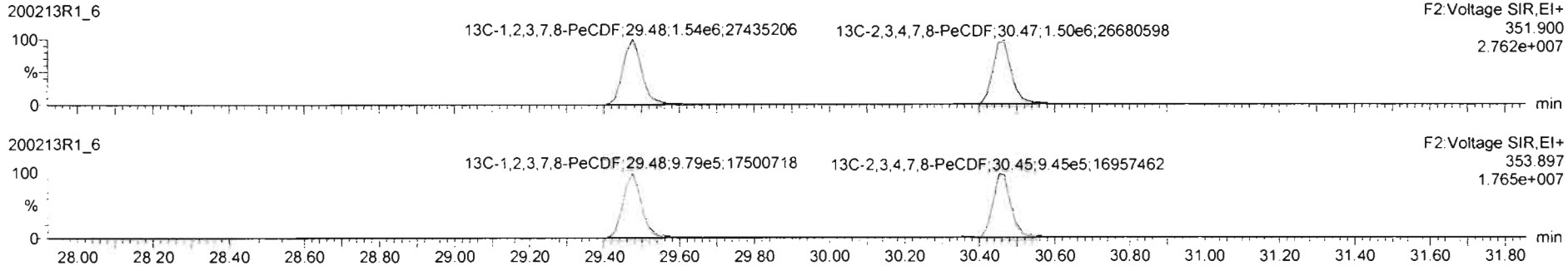

DPE2

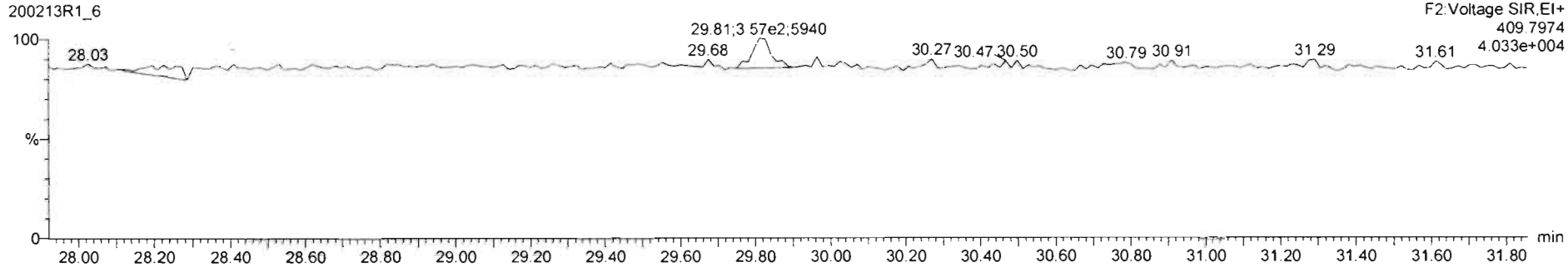

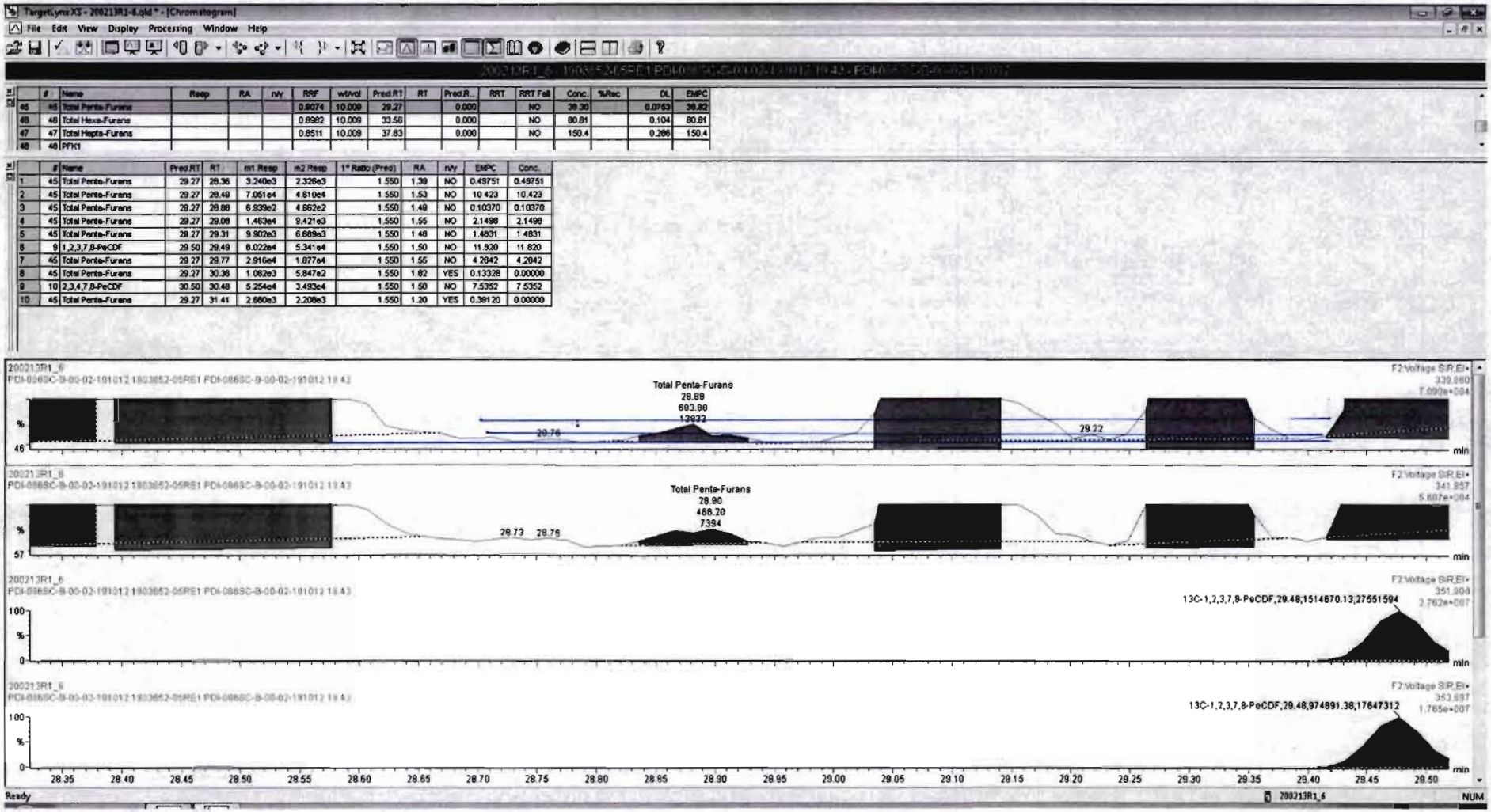

	#	Name	Resp	RA	n/y	RRF	wt/vol	Pred.RT	RT	Pred.R...	RRT	RRT Fail	Conc.	%Rec	DL	EMPC
45	45	Total Penta-Furans				0.8074	10.009	29.27		0.000		NO	38.30		0.0763	38.82
46	46	Total Hexa-Furans				0.8982	10.009	33.58		0.000		NO	80.81		0.104	80.81
47	47	Total Hepta-Furans				0.8511	10.009	37.83		0.000		NO	150.4		0.266	150.4
48	48	PFK1														

	#	Name	Pred.RT	RT	int Resp	m2 Resp	1° Ratio (Pred)	RA	n/y	EMPC	Conc.
1	45	Total Penta-Furans	29.27	28.36	3.240e3	2.326e3	1.550	1.39	NO	0.49751	0.49751
2	45	Total Penta-Furans	29.27	28.49	7.051e4	4.610e4	1.550	1.53	NO	10.423	10.423
3	45	Total Penta-Furans	29.27	28.88	6.939e2	4.662e2	1.550	1.49	NO	0.10370	0.10370
4	45	Total Penta-Furans	29.27	29.08	1.463e4	9.421e3	1.550	1.55	NO	2.1498	2.1498
5	45	Total Penta-Furans	29.27	29.31	9.902e3	6.689e3	1.550	1.48	NO	1.4831	1.4831
6	9	1,2,3,7,8-PeCDF	29.50	29.49	8.022e4	5.341e4	1.550	1.50	NO	11.820	11.820
7	45	Total Penta-Furans	29.27	29.77	2.916e4	1.877e4	1.550	1.55	NO	4.2842	4.2842
8	45	Total Penta-Furans	29.27	30.36	1.082e3	5.847e2	1.550	1.82	YES	0.13328	0.00000
9	10	2,3,4,7,8-PeCDF	30.50	30.48	5.254e4	3.493e4	1.550	1.50	NO	7.5352	7.5352
10	45	Total Penta-Furans	29.27	31.41	2.680e3	2.209e3	1.550	1.20	YES	0.39120	0.00000

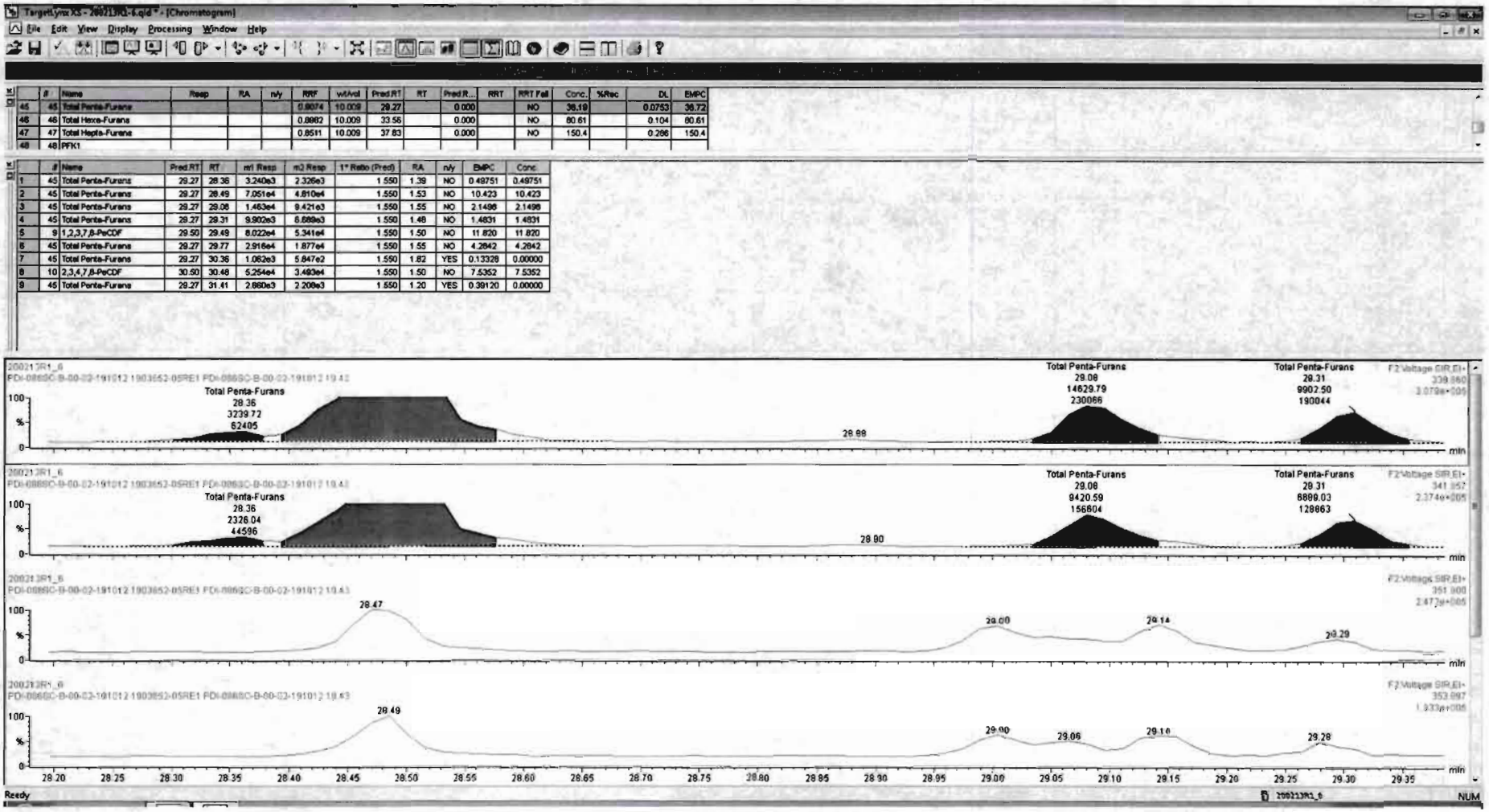

	#	Name	Resp	RA	n/y	RRF	wtAvg	Pred RT	RT	Pred R...	RRT	RRT Fail	Conc.	%Rec	DL	EMPC
45	45	Total Penta-Furans				0.8074	10.009	28.27		0.000		NO	36.19		0.0753	36.72
46	46	Total Hexa-Furans				0.8862	10.009	33.56		0.000		NO	60.61		0.104	60.61
47	47	Total Hepta-Furans				0.8511	10.009	37.83		0.000		NO	150.4		0.266	150.4
48	48	PFK1														

	#	Name	Pred RT	RT	m1 Resp	m2 Resp	1° Ratio (Pred)	RA	n/y	EMPC	Conc
1	45	Total Penta-Furans	28.27	28.36	3.240e3	2.326e3	1.550	1.39	NO	0.49751	0.49751
2	45	Total Penta-Furans	28.27	28.49	7.051e4	4.810e4	1.550	1.53	NO	10.423	10.423
3	45	Total Penta-Furans	28.27	29.08	1.463e4	9.421e3	1.550	1.55	NO	2.1496	2.1496
4	45	Total Penta-Furans	28.27	29.31	9.902e3	6.899e3	1.550	1.48	NO	1.4831	1.4831
5	9	1,2,3,7,8-PeCDF	29.50	29.49	8.022e4	5.341e4	1.550	1.50	NO	11.820	11.820
6	45	Total Penta-Furans	28.27	29.77	2.916e4	1.877e4	1.550	1.55	NO	4.2842	4.2842
7	45	Total Penta-Furans	28.27	30.36	1.062e3	5.847e2	1.550	1.82	YES	0.13328	0.00000
8	10	2,3,4,7,8-PeCDF	30.50	30.48	5.254e4	3.493e4	1.550	1.50	NO	7.5352	7.5352
9	45	Total Penta-Furans	28.27	31.41	2.880e3	2.208e3	1.550	1.20	YES	0.39120	0.00000

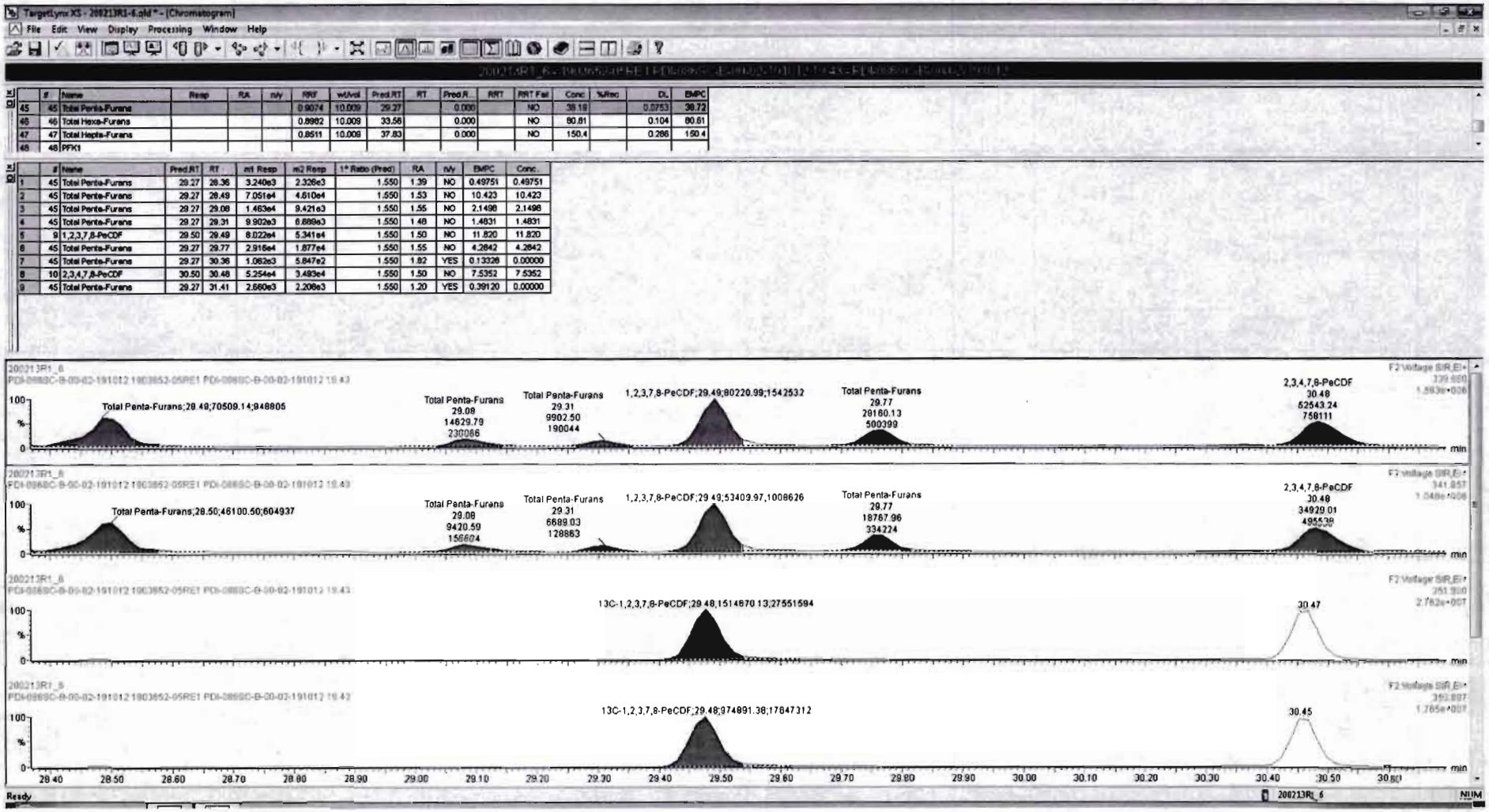

	#	Name	Resp	RA	n/y	RRF	wtAvg	Pred.RT	RT	Pred.R.	RRT	RRT Fail	Conc	%Rec	DL	EMPC
45	45	Total Penta-Furans				0.9074	10.009	29.27		0.000		NO	38.18		0.0753	38.72
46	46	Total Hexa-Furans				0.8982	10.009	33.56		0.000		NO	80.81		0.104	80.81
47	47	Total Hepta-Furans				0.8511	10.008	37.83		0.000		NO	150.4		0.266	150.4
48	48	PFK1														

	#	Name	Pred.RT	RT	m1 Resp	m2 Resp	1* Ratio (Pred)	RA	n/y	EMPC	Conc
1	45	Total Penta-Furans	29.27	28.36	3.240e3	2.326e3	1.550	1.39	NO	0.49751	0.49751
2	45	Total Penta-Furans	29.27	28.49	7.051e4	4.610e4	1.550	1.53	NO	10.423	10.423
3	45	Total Penta-Furans	29.27	29.08	1.463e4	9.421e3	1.550	1.55	NO	2.1498	2.1498
4	45	Total Penta-Furans	29.27	29.31	9.902e3	6.899e3	1.550	1.48	NO	1.4831	1.4831
5	9	1,2,3,7,8-PeCDF	29.50	29.49	8.022e4	5.341e4	1.550	1.50	NO	11.820	11.820
6	45	Total Penta-Furans	29.27	29.77	2.916e4	1.877e4	1.550	1.55	NO	4.2842	4.2842
7	45	Total Penta-Furans	29.27	30.36	1.062e3	5.847e2	1.550	1.82	YES	0.13326	0.00000
8	10	2,3,4,7,8-PeCDF	30.50	30.48	5.254e4	3.483e4	1.550	1.50	NO	7.5352	7.5352
9	45	Total Penta-Furans	29.27	31.41	2.660e3	2.208e3	1.550	1.20	YES	0.39120	0.00000

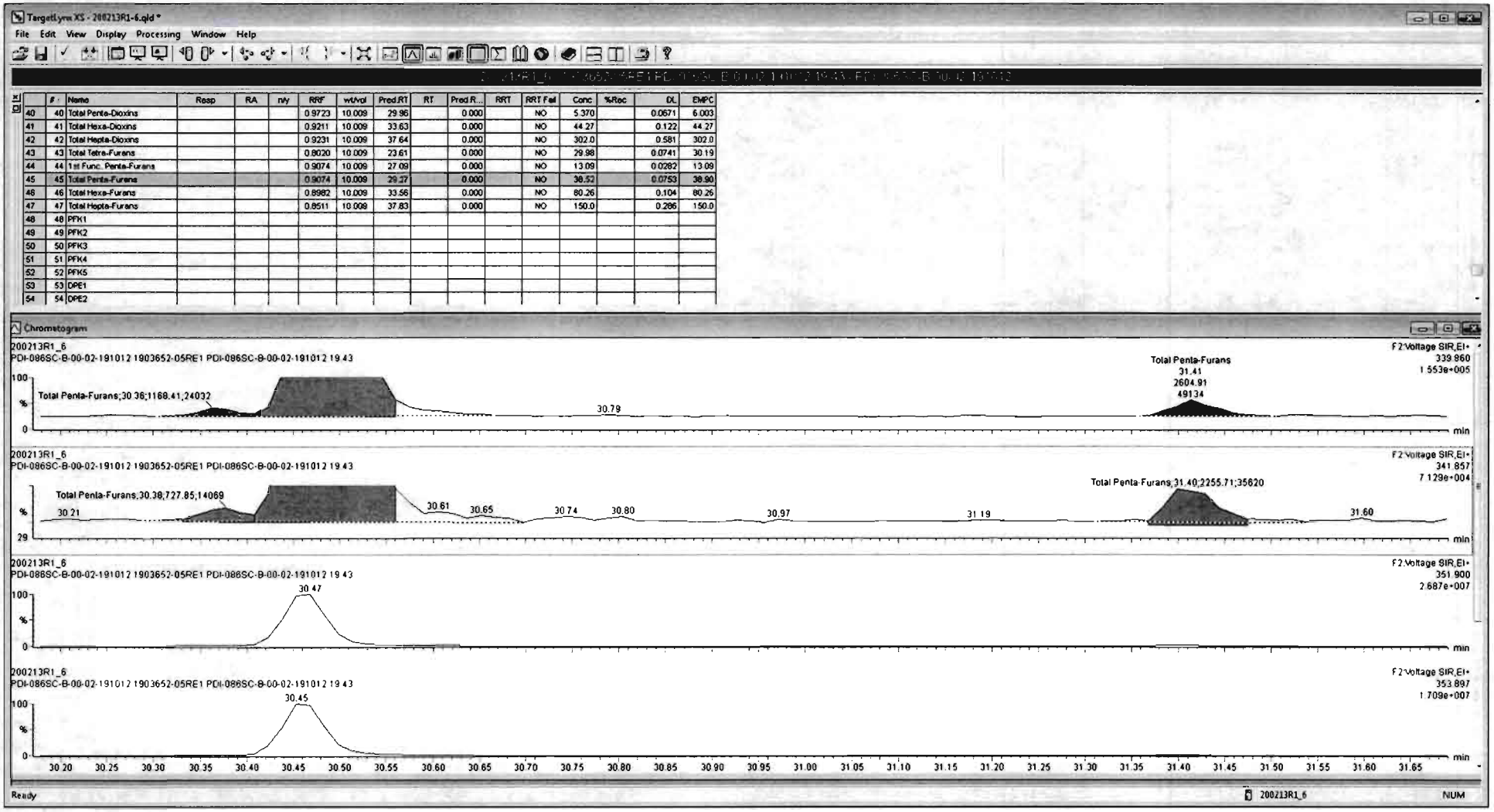

	#	Name	Resp	RA	n/y	RRF	wt/vol	Pred RT	RT	Pred R...	RRT	RRT Fail	Conc	%Rec	DL	EMPC
40	40	Total Penta-Dioxins				0.9723	10.009	29.96		0.000		NO	5.370		0.0671	6.003
41	41	Total Hexa-Dioxins				0.9211	10.009	33.63		0.000		NO	44.27		0.122	44.27
42	42	Total Hepta-Dioxins				0.9231	10.009	37.64		0.000		NO	302.0		0.581	302.0
43	43	Total Tetra-Furans				0.8020	10.009	23.61		0.000		NO	29.98		0.0741	30.19
44	44	1st Func. Penta-Furans				0.9074	10.009	27.09		0.000		NO	13.09		0.0282	13.09
45	45	Total Penta-Furans				0.9074	10.009	29.27		0.000		NO	38.52		0.0753	38.90
46	46	Total Hexa-Furans				0.8982	10.009	33.56		0.000		NO	80.26		0.104	80.26
47	47	Total Hepta-Furans				0.8511	10.009	37.83		0.000		NO	150.0		0.286	150.0
48	48	PFK1														
49	49	PFK2														
50	50	PFK3														
51	51	PFK4														
52	52	PFK5														
53	53	DPE1														
54	54	DPE2														

Dataset: Untitled

Last Altered: Friday, February 14, 2020 07:30:05 Pacific Standard Time
Printed: Friday, February 14, 2020 07:30:35 Pacific Standard Time

Name: 200213R1_6, Date: 13-Feb-2020, Time: 13:21:26, ID: 1903652-05RE1 PDI-086SC-B-00-02-191012 19.43, Description: PDI-086SC-B-00-02-191012

1,2,3,4,7,8-HxCDF

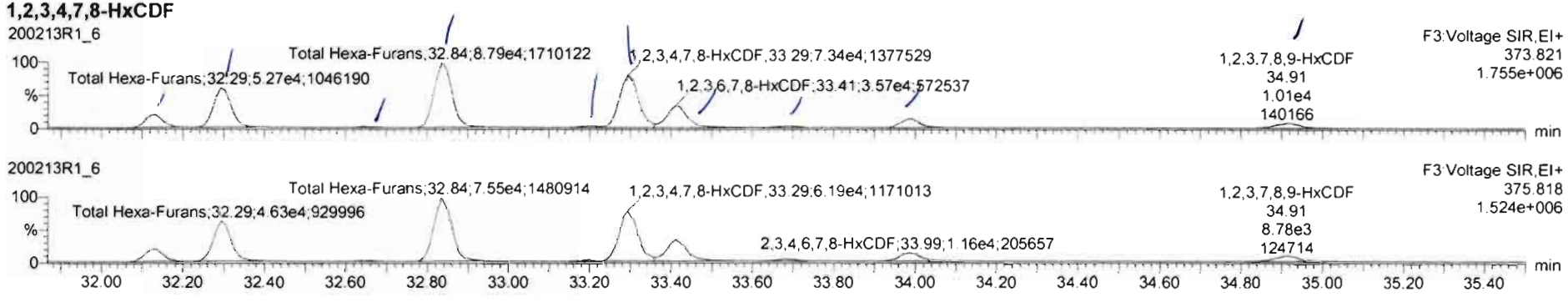

13C-1,2,3,4,7,8-HxCDF

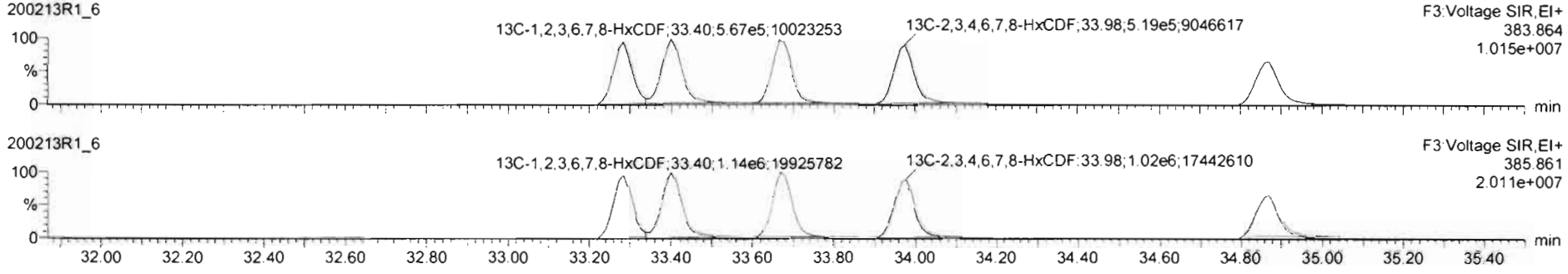

DPE3

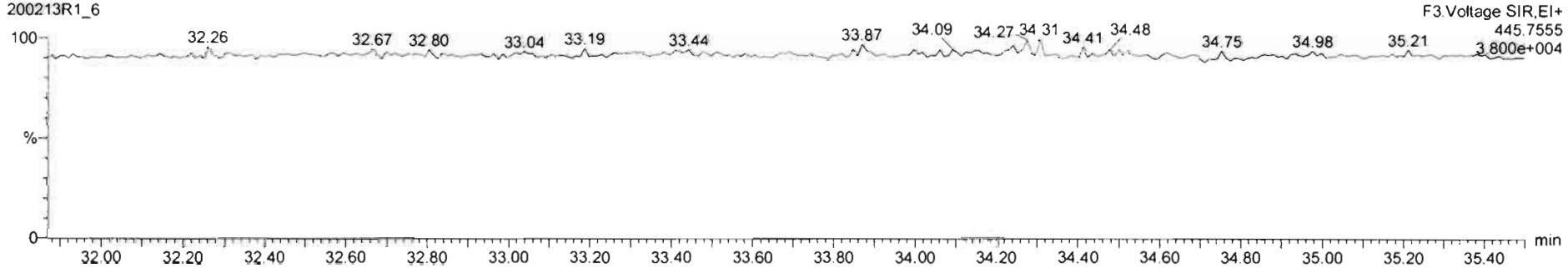

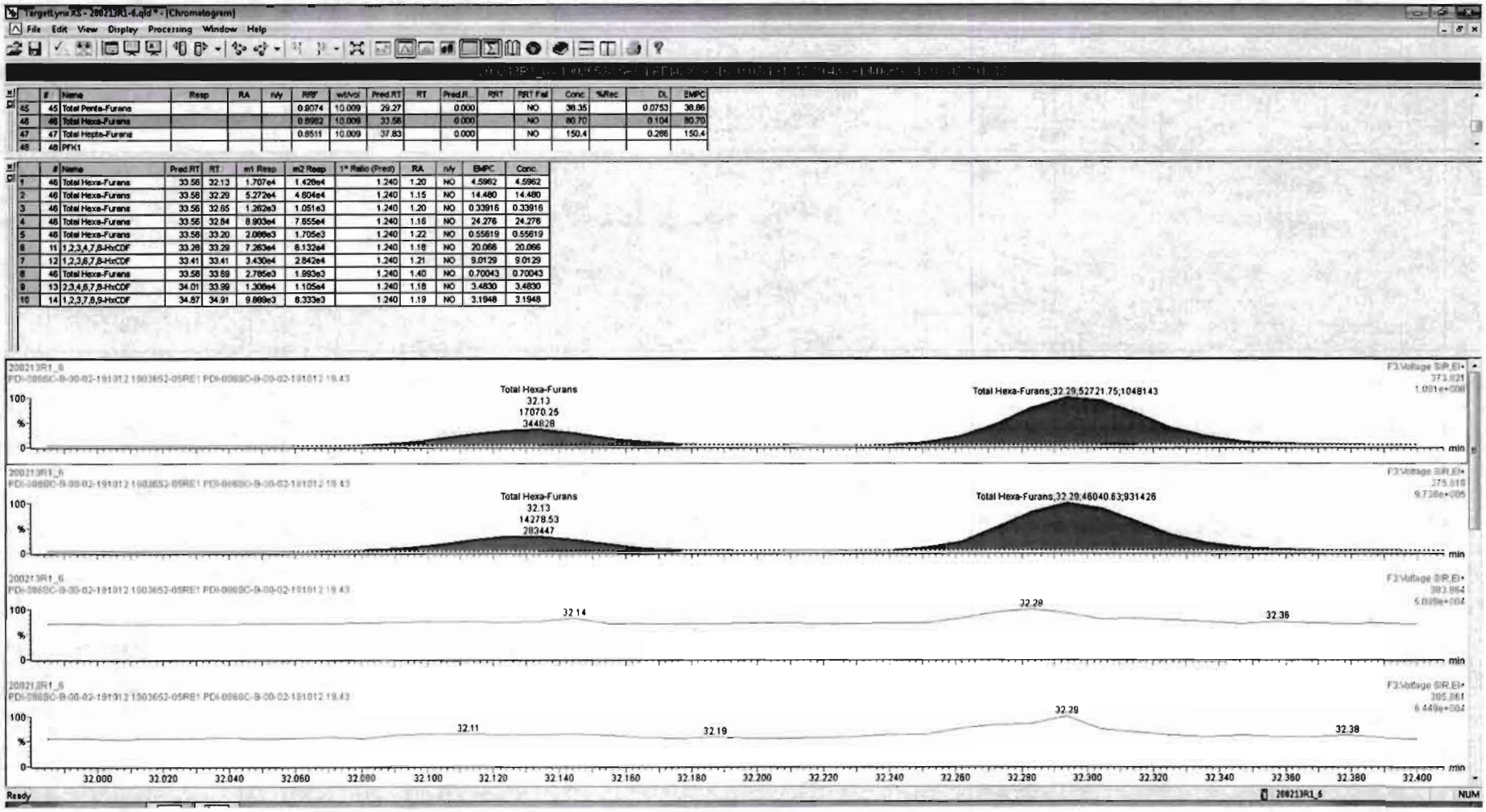

	#	Name	Resp	RA	n/y	RRF	wt/vol	Pred.RT	RT	Pred.R..	RRT	RRT Fail	Conc	%Rec	DL	EMPC
45	45	Total Penta-Furans				0.9074	10.009	29.27		0.000		NO	38.35		0.0753	38.86
46	46	Total Hexa-Furans				0.8982	10.009	33.56		0.000		NO	80.70		0.104	80.70
47	47	Total Hepta-Furans				0.8511	10.009	37.83		0.000		NO	150.4		0.266	150.4
48	48	PFK1														

	#	Name	Pred.RT	RT	m1 Resp	m2 Resp	1* Ratio (Pred)	RA	n/y	EMPC	Conc
1	46	Total Hexa-Furans	33.56	32.13	1.707e4	1.428e4	1.240	1.20	NO	4.5962	4.5962
2	46	Total Hexa-Furans	33.56	32.29	5.272e4	4.604e4	1.240	1.15	NO	14.480	14.480
3	46	Total Hexa-Furans	33.56	32.65	1.262e3	1.051e3	1.240	1.20	NO	0.33916	0.33916
4	46	Total Hexa-Furans	33.56	32.84	8.903e4	7.655e4	1.240	1.16	NO	24.276	24.276
5	46	Total Hexa-Furans	33.56	33.20	2.068e3	1.705e3	1.240	1.22	NO	0.55619	0.55619
6	11	1,2,3,4,7,8-HxCDF	33.28	33.29	7.263e4	6.132e4	1.240	1.18	NO	20.066	20.066
7	12	1,2,3,6,7,8-HxCDF	33.41	33.41	3.430e4	2.842e4	1.240	1.21	NO	9.0129	9.0129
8	46	Total Hexa-Furans	33.56	33.69	2.765e3	1.993e3	1.240	1.40	NO	0.70043	0.70043
9	13	2,3,4,6,7,8-HxCDF	34.01	33.99	1.308e4	1.105e4	1.240	1.18	NO	3.4830	3.4830
10	14	1,2,3,7,8,9-HxCDF	34.87	34.91	9.869e3	8.333e3	1.240	1.19	NO	3.1948	3.1948

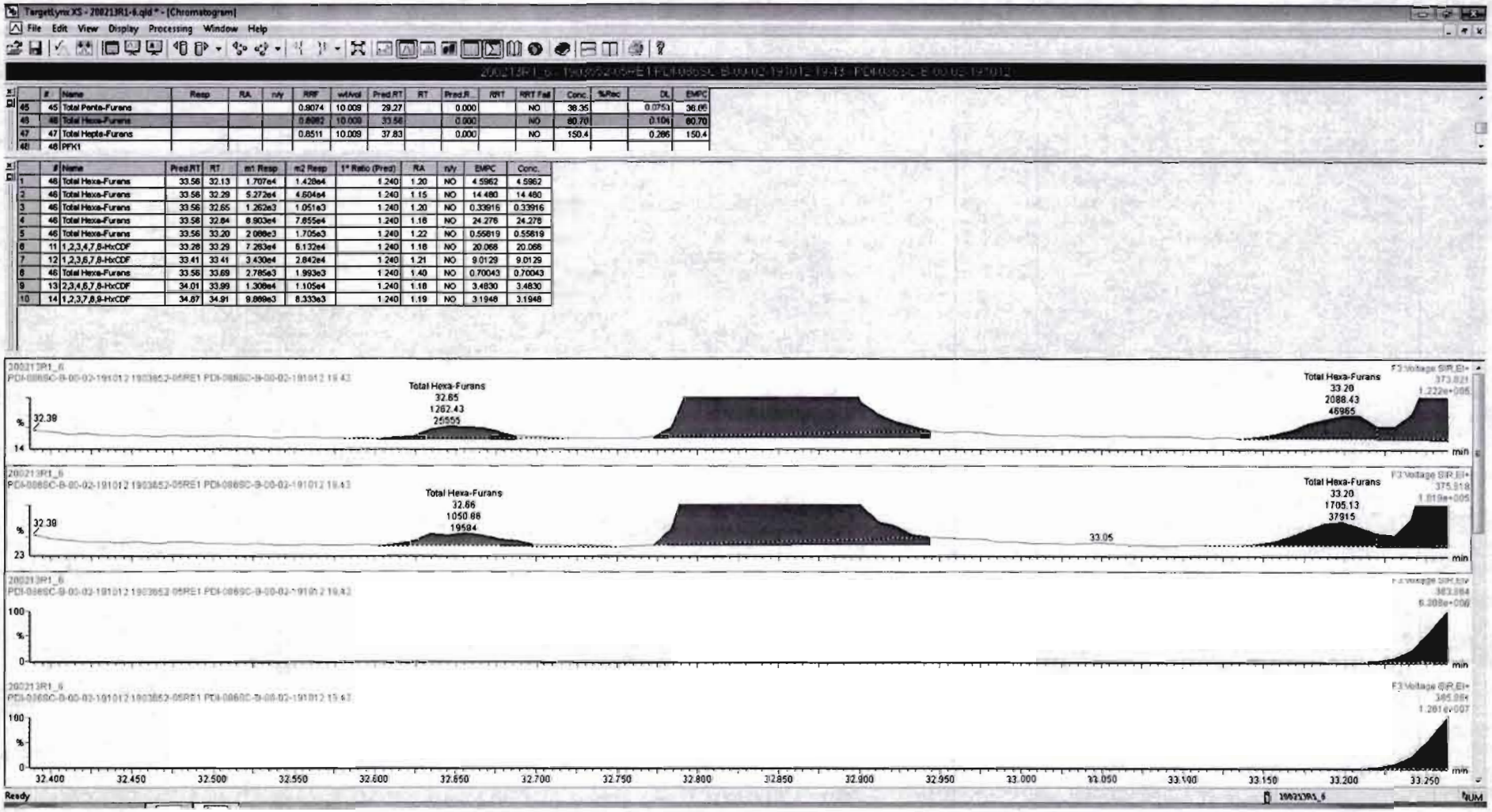

	#	Name	Resp	RA	n/y	RRF	wtAvd	Pred.RT	RT	Pred.R...	RRT	RRT Fail	Conc.	%Rec	DL	EMPC
45	45	Total Penta-Furans				0.9074	10.009	29.27		0.000		NO	38.35		0.0751	38.66
46	46	Total Hexa-Furans				0.8092	10.009	33.56		0.000		NO	80.70		0.104	80.70
47	47	Total Hepta-Furans				0.8511	10.009	37.83		0.000		NO	150.4		0.286	150.4
48	48	PFK1														

	#	Name	Pred.RT	RT	m1 Resp	m2 Resp	1* Ratio (Pred)	RA	n/y	EMPC	Conc.
1	46	Total Hexa-Furans	33.56	32.13	1.707e4	1.428e4	1.240	1.20	NO	4.5962	4.5962
2	46	Total Hexa-Furans	33.56	32.29	5.272e4	4.604e4	1.240	1.15	NO	14.480	14.480
3	46	Total Hexa-Furans	33.56	32.65	1.262e3	1.051e3	1.240	1.20	NO	0.33916	0.33916
4	46	Total Hexa-Furans	33.56	32.84	8.903e4	7.655e4	1.240	1.16	NO	24.276	24.276
5	46	Total Hexa-Furans	33.56	33.20	2.088e3	1.705e3	1.240	1.22	NO	0.55619	0.55619
6	11	1,2,3,4,7,8-HxCDF	33.28	33.29	7.283e4	6.132e4	1.240	1.18	NO	20.068	20.068
7	12	1,2,3,6,7,8-HxCDF	33.41	33.41	3.430e4	2.842e4	1.240	1.21	NO	9.0129	9.0129
8	46	Total Hexa-Furans	33.56	33.69	2.785e3	1.993e3	1.240	1.40	NO	0.70043	0.70043
9	13	2,3,4,6,7,8-HxCDF	34.01	33.99	1.308e4	1.105e4	1.240	1.18	NO	3.4830	3.4830
10	14	1,2,3,7,8,9-HxCDF	34.87	34.91	9.869e3	8.333e3	1.240	1.19	NO	3.1948	3.1948

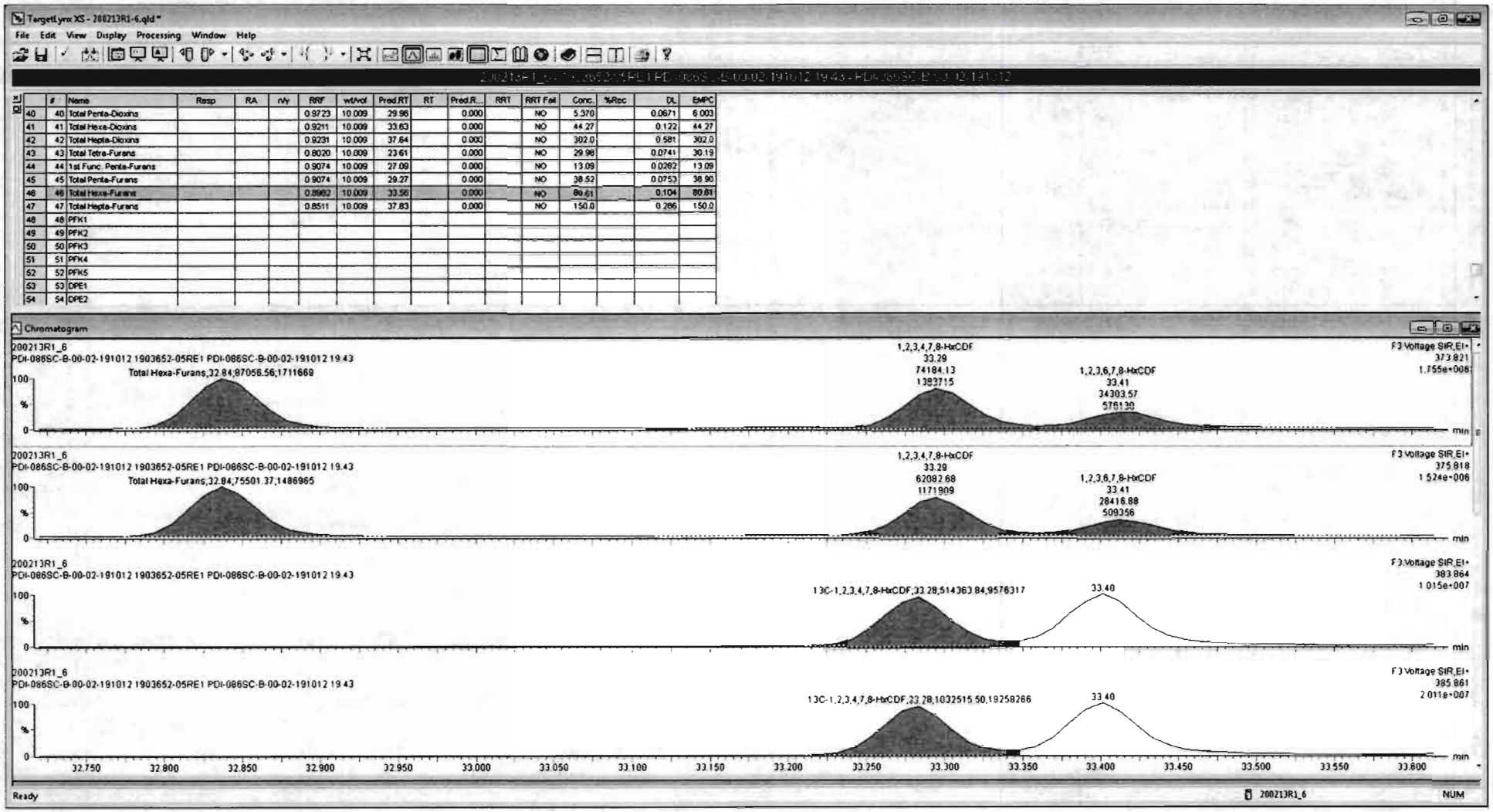

	#	Name	Resp	RA	rAy	RRF	wt/vol	Pred.RT	RT	Pred.R...	RRT	RRT Fail	Conc.	%Rec	DL	EMPC
40	40	Total Penta-Dioxins				0.9723	10.009	29.96		0.000		NO	5.370		0.0671	6.003
41	41	Total Hexa-Dioxins				0.9211	10.009	33.63		0.000		NO	44.27		0.122	44.27
42	42	Total Hepta-Dioxins				0.9231	10.009	37.64		0.000		NO	302.0		0.581	302.0
43	43	Total Tetra-Furans				0.8020	10.009	23.61		0.000		NO	29.98		0.0741	30.19
44	44	1st Func. Penta-Furans				0.9074	10.009	27.09		0.000		NO	13.09		0.0282	13.09
45	45	Total Penta-Furans				0.9074	10.009	29.27		0.000		NO	38.52		0.0753	38.90
46	46	Total Hexa-Furans				0.8982	10.009	33.56		0.000		NO	80.61		0.104	80.61
47	47	Total Hepta-Furans				0.8511	10.009	37.83		0.000		NO	150.0		0.286	150.0
48	48	PFK1														
49	49	PFK2														
50	50	PFK3														
51	51	PFK4														
52	52	PFK5														
53	53	DPE1														
54	54	DPE2														

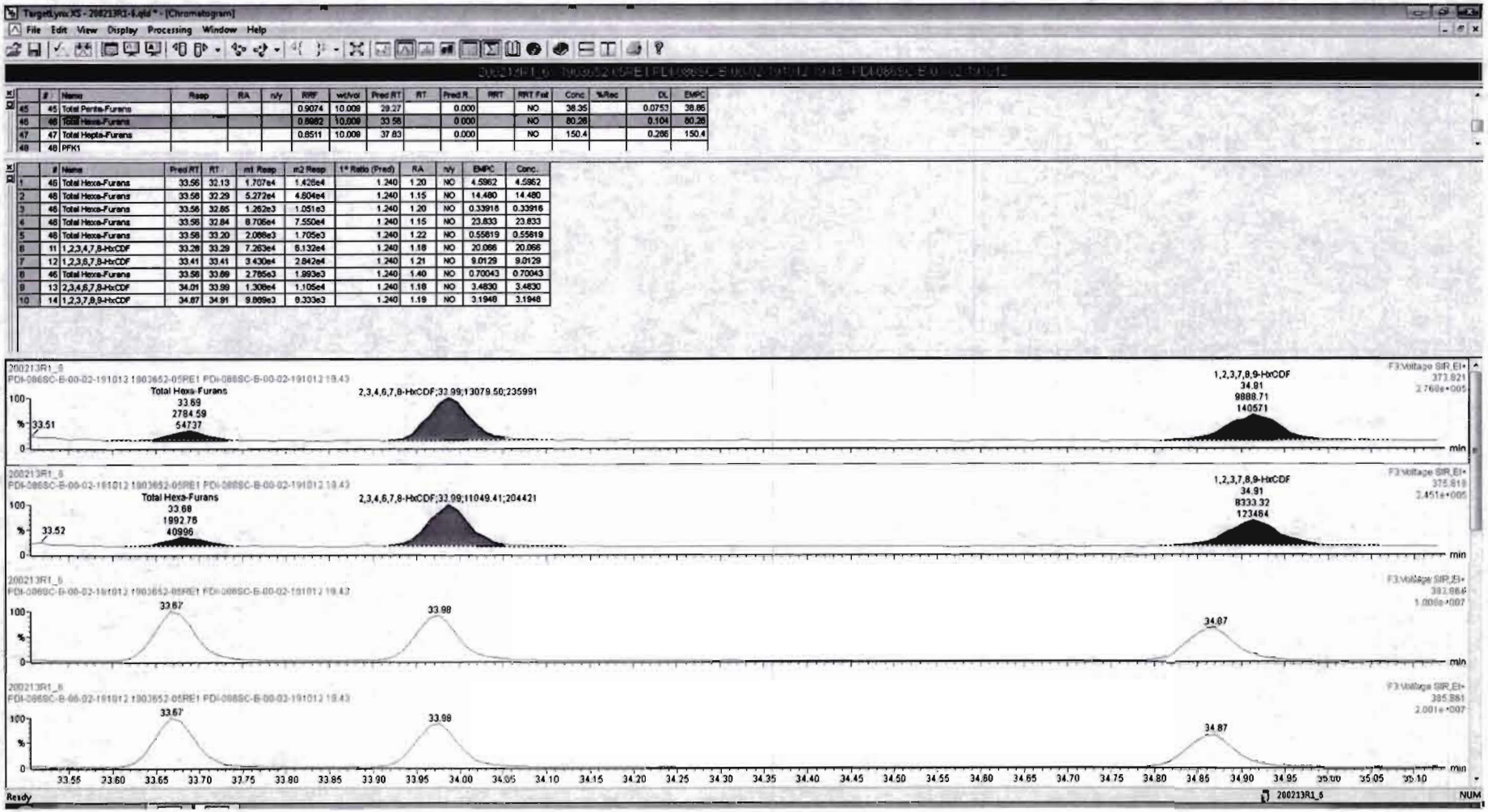

	#	Name	Resp	RA	n/y	RRF	wt/vol	Pred RT	RT	Pred R	RRT	RRT Fail	Conc	%Rec	DL	EMPC
45	45	Total Penta-Furans				0.9074	10.008	29.27		0.000		NO	38.35		0.0753	38.86
46	46	Total Hexa-Furans				0.8682	10.008	33.58		0.000		NO	80.28		0.104	80.28
47	47	Total Hepta-Furans				0.8511	10.008	37.83		0.000		NO	150.4		0.286	150.4
48	48	PFK1														

	#	Name	Pred RT	RT	m1 Resp	m2 Resp	1* Ratio (Pred)	RA	n/y	EMPC	Conc.
1	46	Total Hexa-Furans	33.58	32.13	1.707e4	1.428e4	1.240	1.20	NO	4.5962	4.5962
2	46	Total Hexa-Furans	33.58	32.29	5.272e4	4.604e4	1.240	1.15	NO	14.480	14.480
3	46	Total Hexa-Furans	33.58	32.65	1.262e3	1.051e3	1.240	1.20	NO	0.33916	0.33916
4	46	Total Hexa-Furans	33.58	32.84	8.706e4	7.550e4	1.240	1.15	NO	23.833	23.833
5	46	Total Hexa-Furans	33.58	33.20	2.068e3	1.705e3	1.240	1.22	NO	0.55819	0.55819
6	11	1,2,3,4,7,8-HxCDF	33.28	33.29	7.263e4	6.132e4	1.240	1.18	NO	20.066	20.066
7	12	1,2,3,6,7,8-HxCDF	33.41	33.41	3.430e4	2.842e4	1.240	1.21	NO	9.0129	9.0129
8	46	Total Hexa-Furans	33.58	33.69	2.785e3	1.993e3	1.240	1.40	NO	0.70043	0.70043
9	13	2,3,4,6,7,8-HxCDF	34.01	33.99	1.308e4	1.105e4	1.240	1.18	NO	3.4830	3.4830
10	14	1,2,3,7,8,9-HxCDF	34.87	34.91	9.869e3	8.333e3	1.240	1.19	NO	3.1948	3.1948

Dataset: Untitled

Last Altered: Friday, February 14, 2020 07:30:05 Pacific Standard Time
Printed: Friday, February 14, 2020 07:30:35 Pacific Standard Time

Name: 200213R1_6, Date: 13-Feb-2020, Time: 13:21:26, ID: 1903652-05RE1 PDI-086SC-B-00-02-191012 19.43, Description: PDI-086SC-B-00-02-191012

1,2,3,4,6,7,8-HpCDF

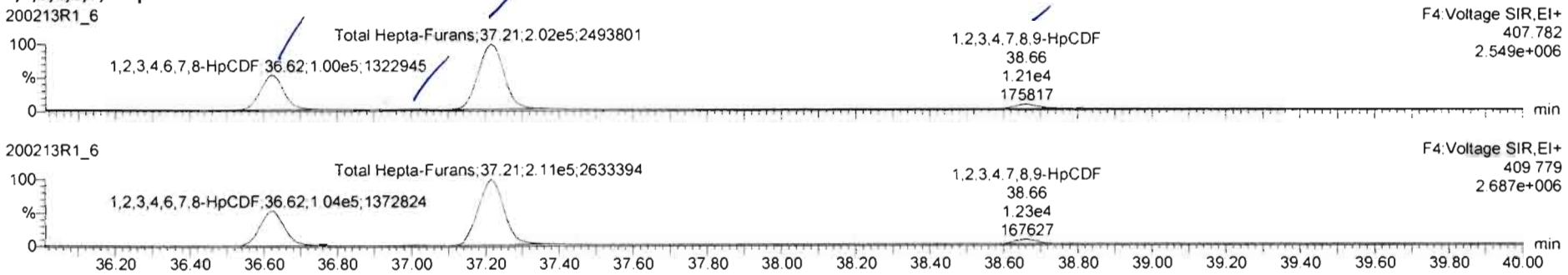

13C-1,2,3,4,6,7,8-HpCDF

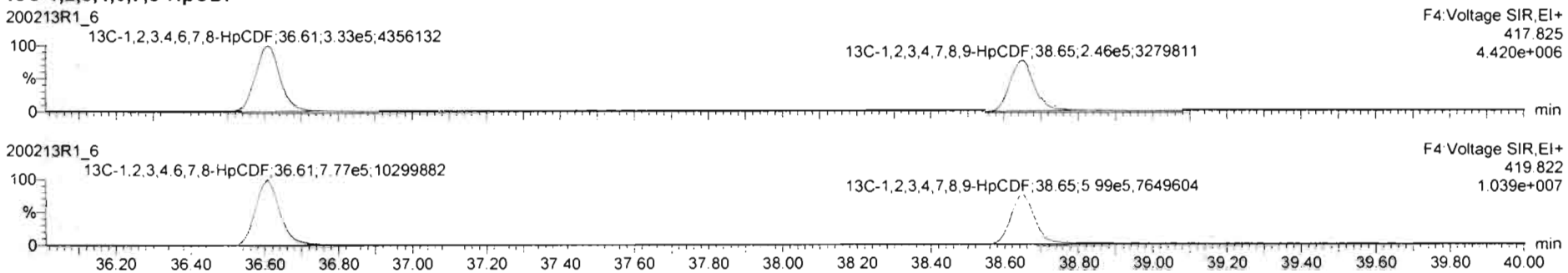

DPE4

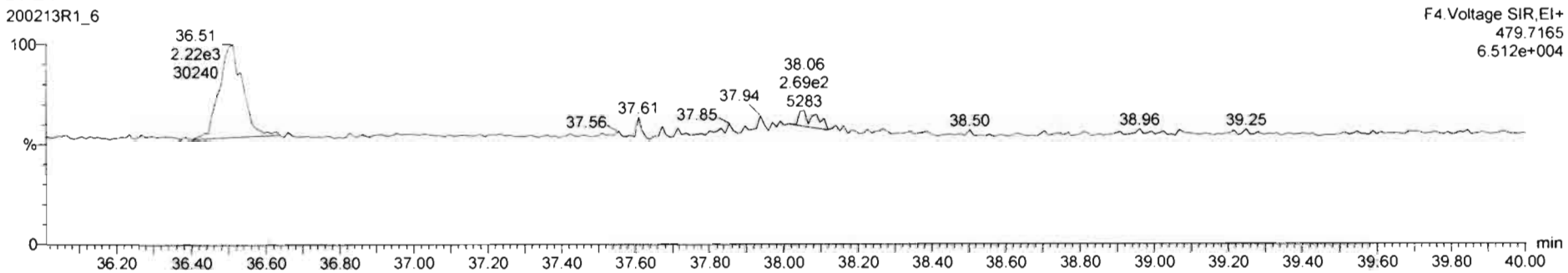

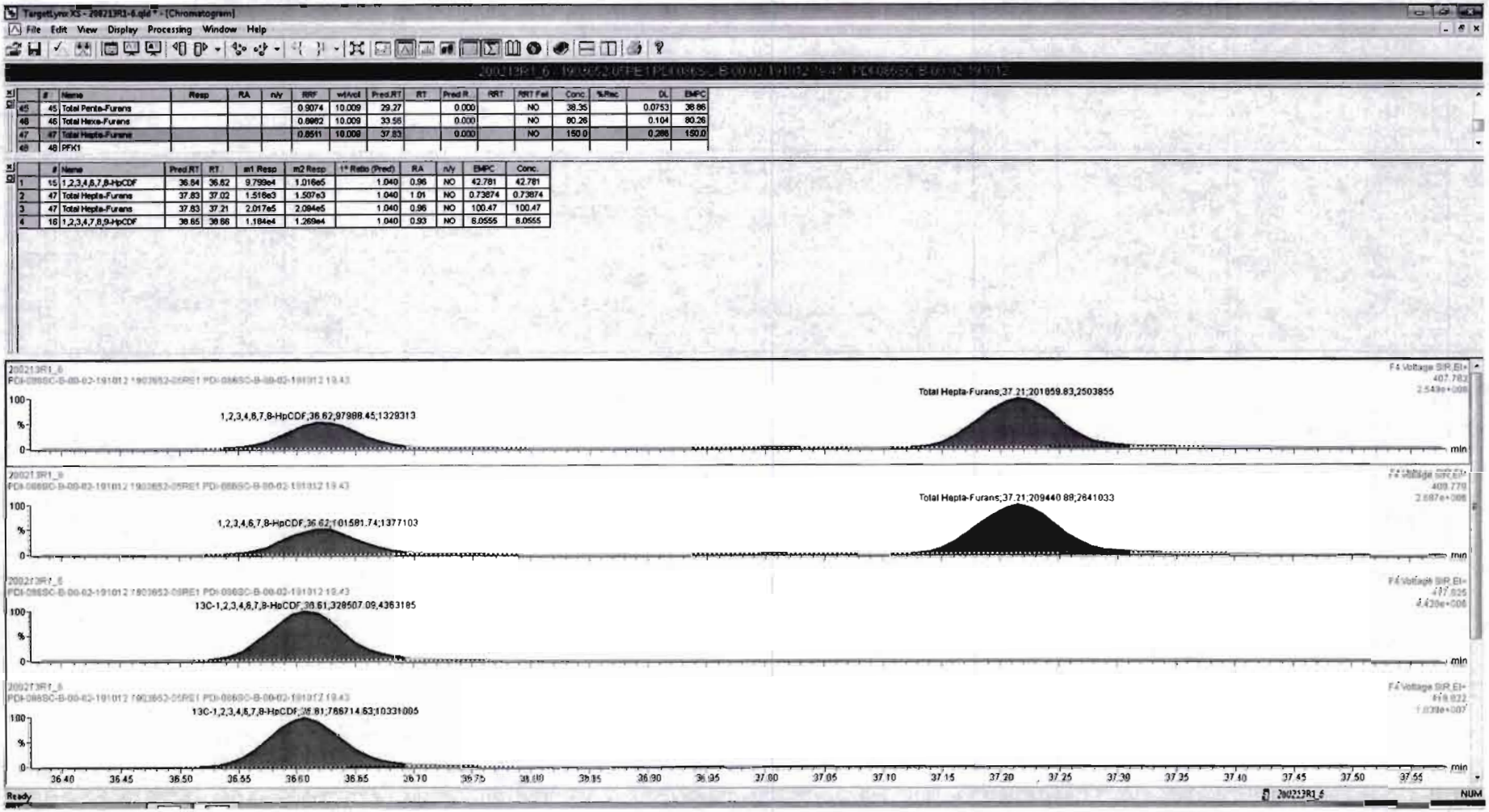

	#	Name	Resp	RA	n/y	RRF	wtAvol	Pred.RT	RT	Pred R.	RRT	RRT Fail	Conc.	%Rec	DL	EMPC
45	45	Total Penta-Furans				0.9074	10.009	29.27		0.000		NO	38.35		0.0753	38.86
46	46	Total Hexa-Furans				0.8662	10.009	33.55		0.000		NO	80.26		0.104	80.26
47	47	Total Hepta-Furans				0.8511	10.009	37.83		0.000		NO	150.0		0.288	150.0
48	48	PFK1														

	#	Name	Pred.RT	RT	an1 Resp	an2 Resp	1* Ratio (Pred)	RA	n/y	EMPC	Conc.
1	15	1,2,3,4,6,7,8-HpCDF	36.84	36.62	9.799e4	1.016e5	1.040	0.96	NO	42.781	42.781
2	47	Total Hepta-Furans	37.83	37.02	1.516e3	1.507e3	1.040	1.01	NO	0.73874	0.73874
3	47	Total Hepta-Furans	37.83	37.21	2.017e5	2.094e5	1.040	0.96	NO	100.47	100.47
4	16	1,2,3,4,7,8,9-HpCDF	39.65	39.66	1.184e4	1.269e4	1.040	0.93	NO	8.0555	8.0555


TargetLynx XS - 20021SR1-6.qld * - [Chromatogram]
File Edit View Display Processing Window Help
Total Hepta-Furans
37.02
1515.52
22481*
36.81
36.84
36.93
Total Hepta-Furans;37.00;1507.23;24931*
36.88
36.89
36.95
13C-1,2,3,4,6,7,8-HpCDF;36.61,328507 09;4363185
13C-1,2,3,4,6,7,8-HpCDF;36.61,768714 63;10331005
Ready

TargetLynx XS - 200213R1-6.qld * - [Chromatogram]

File Edit View Display Processing Window Help

	#	Name	Resp	RA	n/y	RRF	wt/vol	Pred.RT	RT	Pred.R...	RRT	RRT Fail	Conc.	%Rec	DL	EMPC
45	45	Total Penta-Furans				0.9074	10.009	29.27		0.000		NO	38.35		0.0753	38.86
46	46	Total Hexa-Furans				0.8982	10.009	33.56		0.000		NO	80.26		0.104	80.26
47	47	Total Hepta-Furans				0.8511	10.009	37.83		0.000		NO	150.0		0.286	150.0
48	48	PFK1														

	#	Name	Pred.RT	RT	m1 Resp	m2 Resp	1° Ratio (Pred)	RA	n/y	EMPC	Conc.
1	15	1,2,3,4,6,7,8-HpCDF	36.64	36.62	9.799e4	1.016e5	1.040	0.98	NO	42.781	42.781
2	47	Total Hepta-Furans	37.83	37.02	1.516e3	1.507e3	1.040	1.01	NO	0.73874	0.73874
3	47	Total Hepta-Furans	37.83	37.21	2.017e5	2.094e5	1.040	0.96	NO	100.47	100.47
4	16	1,2,3,4,7,8,9-HpCDF	38.65	38.66	1.184e4	1.269e4	1.040	0.93	NO	6.0555	6.0555

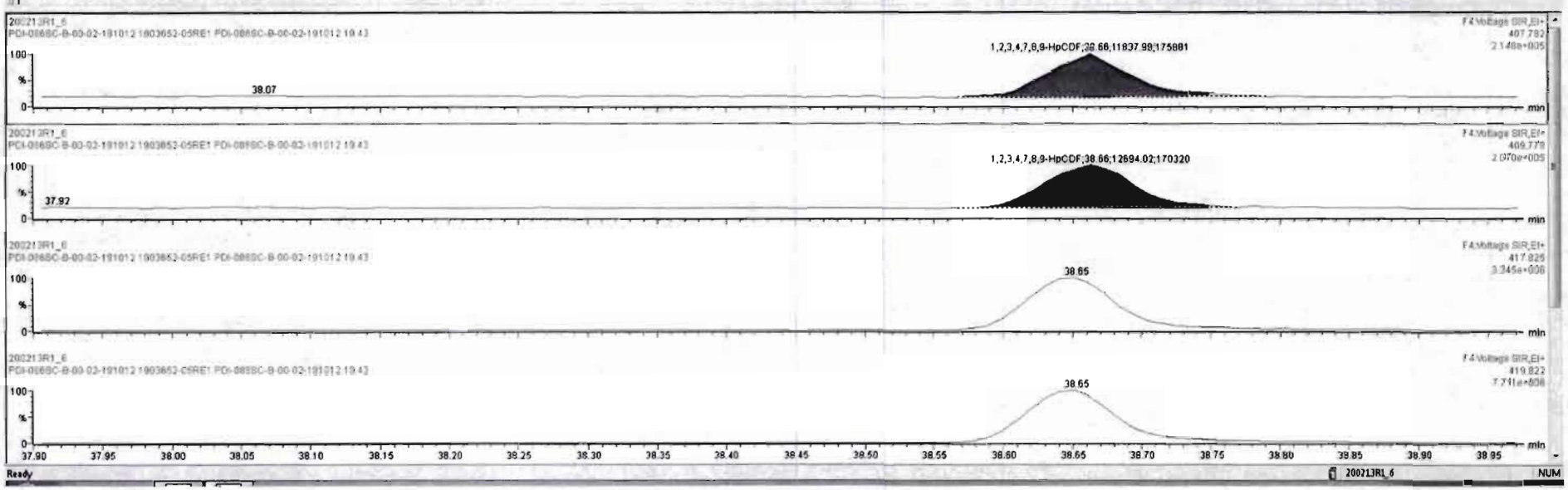

Dataset: Untitled

Last Altered: Friday, February 14, 2020 07:30:05 Pacific Standard Time
Printed: Friday, February 14, 2020 07:30:35 Pacific Standard Time

Name: 200213R1_6, Date: 13-Feb-2020, Time: 13:21:26, ID: 1903652-05RE1 PDI-086SC-B-00-02-191012 19.43, Description: PDI-086SC-B-00-02-191012

OCDF

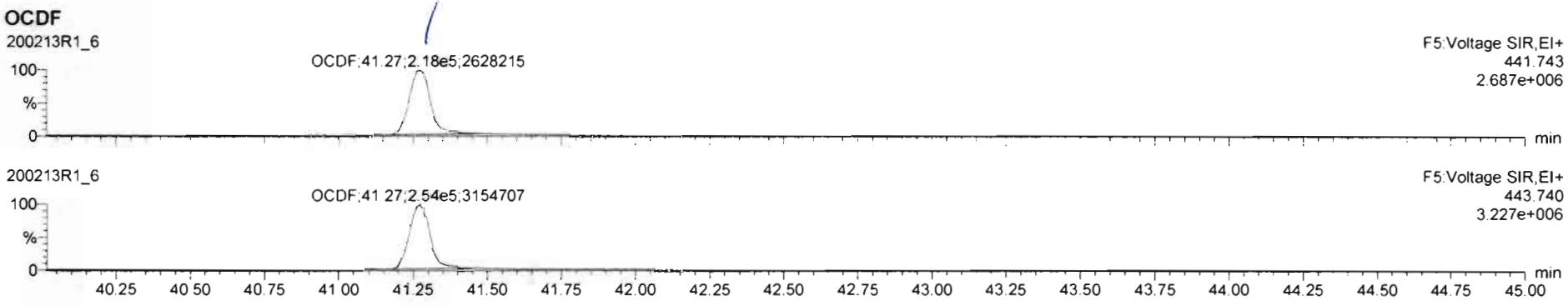

13C-OCDF

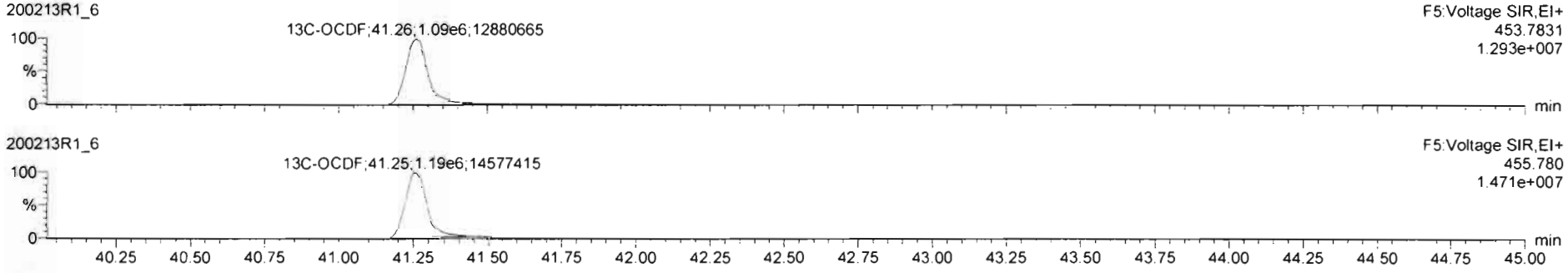

DPE5

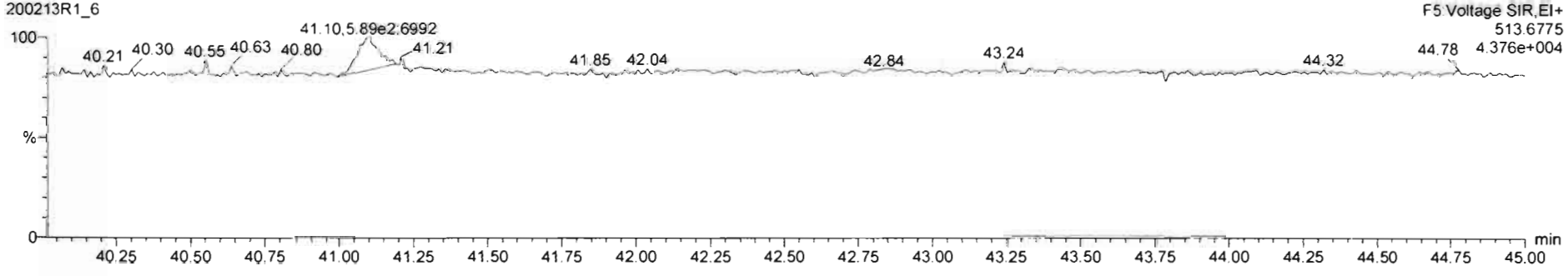

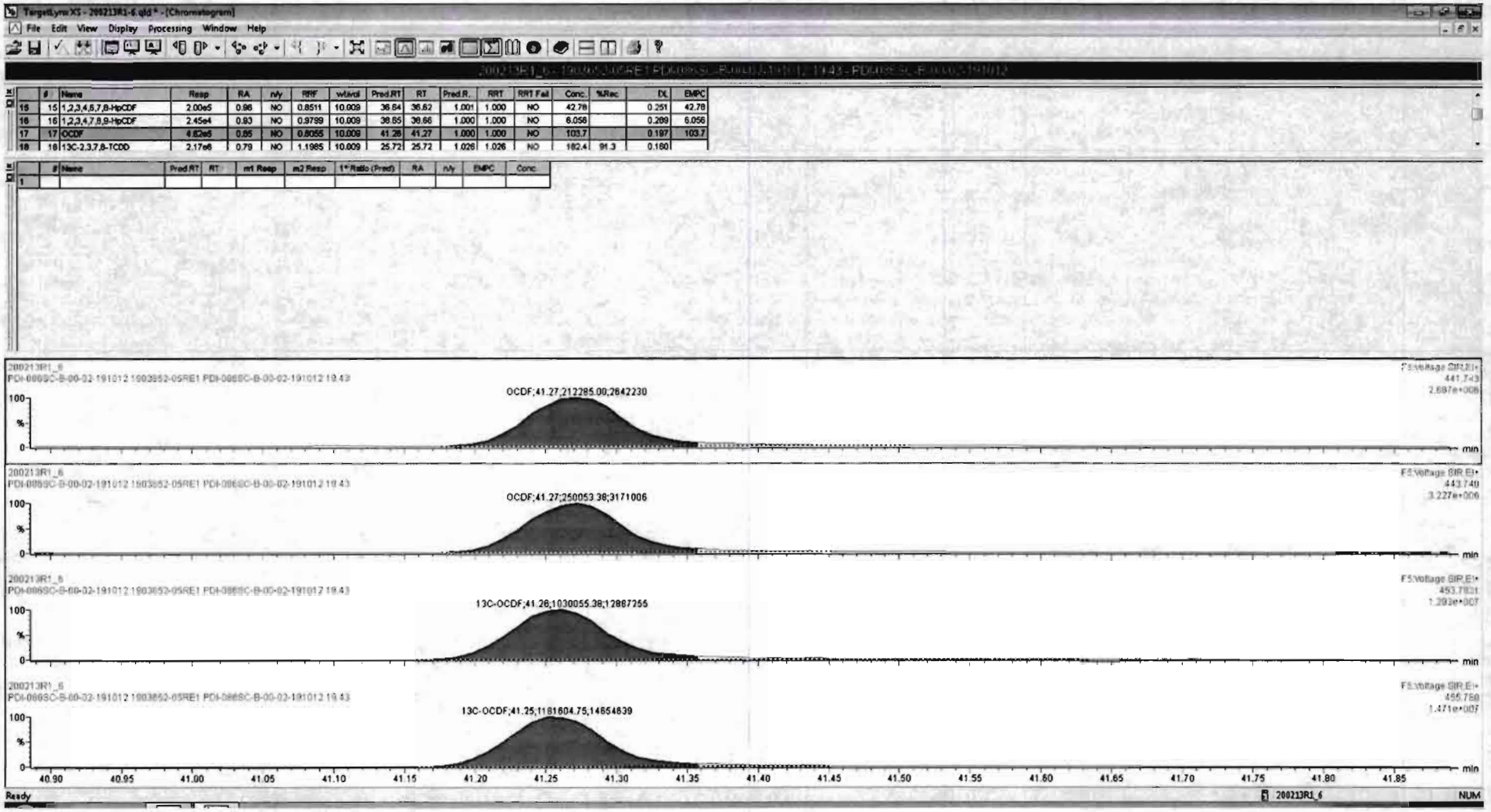
TargetLynx XS - 200213R1-6.qld * - [Chromatogram]
File Edit View Display Processing Window Help
OCDF;41.27;212285.00;2642230
OCDF;41.27;250053.38;3171006
13C-OCDF;41.26;1030055.38;12887255
13C-OCDF;41.25;1181604.75;14654839
40.90 40.95 41.00 41.05 41.10 41.15 41.20 41.25 41.30 41.35 41.40 41.45 41.50 41.55 41.60 41.65 41.70 41.75 41.80 41.85
Ready
NUM

Dataset: Untitled

Last Altered: Friday, February 14, 2020 07:30:05 Pacific Standard Time
Printed: Friday, February 14, 2020 07:30:35 Pacific Standard Time

Name: 200213R1_6, Date: 13-Feb-2020, Time: 13:21:26, ID: 1903652-05RE1 PDI-086SC-B-00-02-191012 19.43, Description: PDI-086SC-B-00-02-191012

PFK1

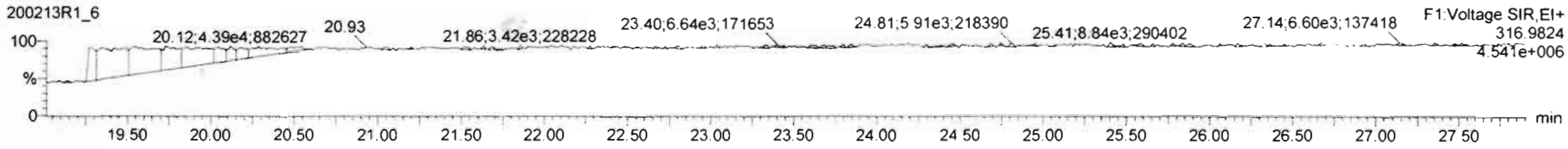

PFK2

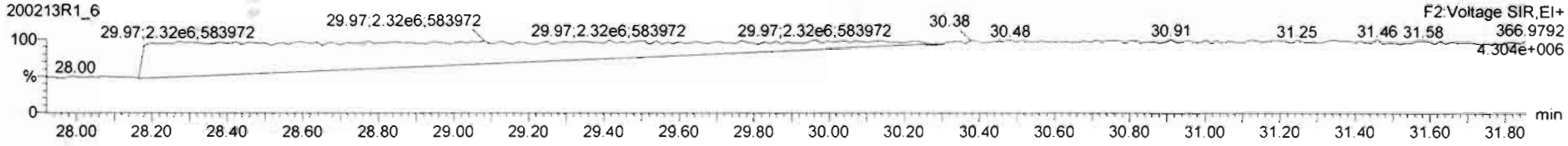

PFK3

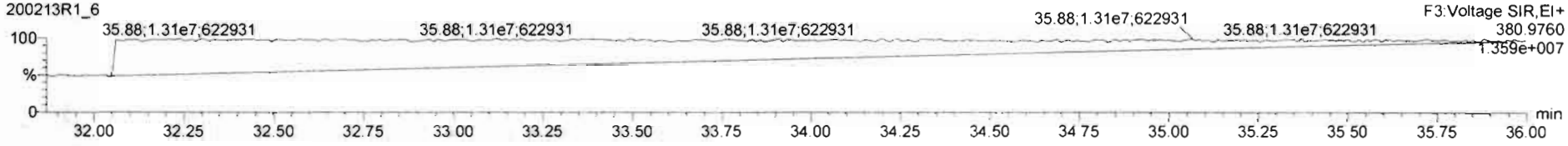

PFK4

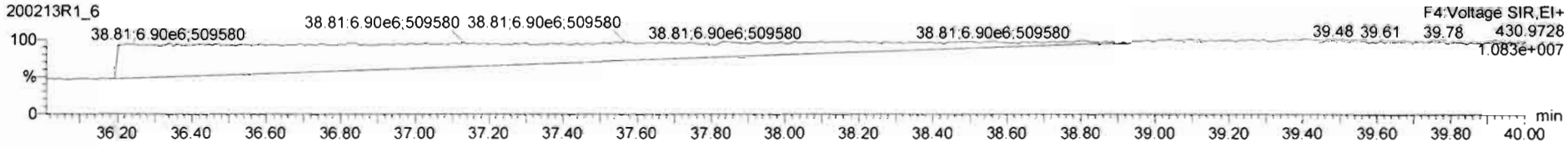

PFK5

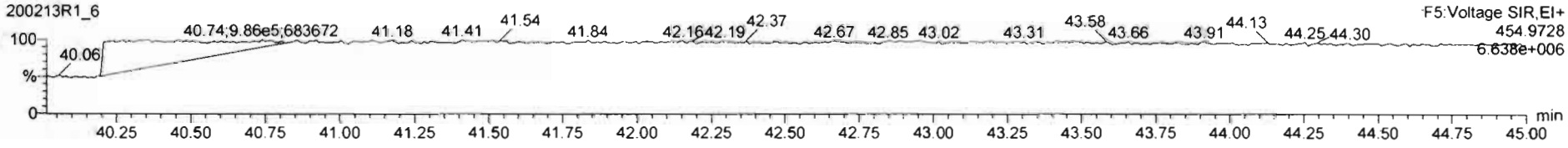

Dataset: U:\VG12.PRO\Results\200213R1\200213R1-7B.qld

Last Altered: Friday, March 13, 2020 10:56:11 Pacific Daylight Time
Printed: Friday, March 13, 2020 10:56:48 Pacific Daylight Time

GRB 03/13/2020
JL 3/13/20

Method: U:\VG12.PRO\MethDB\1613rrt-02-11-20.mdb 11 Feb 2020 16:47:46
Calibration: U:\VG12.PRO\CurveDB\db5_1613vg12-1-31-20.cdb 02 Feb 2020 11:05:29

CT 03/18/2020

Name: 200213R1_7, Date: 13-Feb-2020, Time: 14:08:46, ID: 1903652-06RE1 PDI-086SC-B-02-04-191012 17.65, Description: PDI-086SC-B-02-04-191012

	# Name	Abs.Resp	RA	n/y	RRF	wt./vol.	Pred.RT	RT	Pred.RRT	RRT	Check RRT	Conc.	%Rec	DL	EMPC
1	1 2,3,7,8-TCDD	3835.039	0.496	YES	0.988	10.023	25.77	25.77	1.00	1.00	NO	0.2078		0.0637	0.2271
2	2 1,2,3,7,8-PeCDD	1962.776	0.721	NO	0.972	10.023	30.81	30.79	1.00	1.00	NO	0.2082		0.0670	0.2082
3	3 1,2,3,4,7,8-HxCDD	1544.726	1.223	NO	1.07	10.023	34.16	34.16	1.00	1.00	NO	0.1908		0.0892	0.1908
4	4 1,2,3,6,7,8-HxCDD	10730.310	1.204	NO	0.921	10.023	34.25	34.26	1.00	1.00	NO	1.270		0.0878	1.270
5	5 1,2,3,7,8,9-HxCDD	4337.224	1.312	NO	0.918	10.023	34.56	34.54	1.00	1.00	NO	0.5473		0.101	0.5473
6	6 1,2,3,4,6,7,8-HpCDD	277601.875	1.004	NO	0.923	10.023	38.06	38.07	1.00	1.00	NO	38.84		0.261	38.84
7	7 OCDD	2558077.8...	0.868	NO	0.975	10.023	41.09	41.10	1.00	1.00	NO	429.2		0.303	429.2
8	8 2,3,7,8-TCDF	29660.352	0.745	NO	0.802	10.023	24.83	24.84	1.00	1.00	NO	2.122		0.0763	2.122
9	9 1,2,3,7,8-PeCDF	44763.660	1.573	NO	0.907	10.023	29.50	29.49	1.00	1.00	NO	3.312		0.0488	3.312
10	10 2,3,4,7,8-PeCDF	22662.866	1.502	NO	0.952	10.023	30.48	30.48	1.00	1.00	NO	1.661		0.0445	1.661
11	11 1,2,3,4,7,8-HxCDF	42127.184	1.176	NO	0.862	10.023	33.28	33.31	1.00	1.00	NO	5.656		0.0629	5.656
12	12 1,2,3,6,7,8-HxCDF	18569.901	1.191	NO	0.841	10.023	33.42	33.42	1.00	1.00	NO	2.266		0.0614	2.266
13	13 2,3,4,6,7,8-HxCDF	7131.925	1.133	NO	0.898	10.023	34.01	34.00	1.00	1.00	NO	0.8808		0.0630	0.8808
14	14 1,2,3,7,8,9-HxCDF	2613.681	1.423	NO	0.858	10.023	34.87	34.90	1.00	1.00	NO	0.3848		0.0877	0.3848
15	15 1,2,3,4,6,7,8-HpCDF	57738.883	0.959	NO	0.851	10.023	36.65	36.63	1.00	1.00	NO	10.44		0.148	10.44
16	16 1,2,3,4,7,8,9-HpCDF	8403.722	1.023	NO	0.980	10.023	38.65	38.66	1.00	1.00	NO	1.766		0.161	1.766
17	17 OCDF	117346.808	0.805	NO	0.806	10.023	41.27	41.28	1.00	1.00	NO	22.33		0.128	22.33
18	18 13C-2,3,7,8-TCDD	2600233.1...	0.792	NO	1.20	10.023	25.72	25.74	1.03	1.03	NO	194.2	97.3	0.140	
19	19 13C-1,2,3,7,8-PeCDD	1935127.0...	0.627	NO	0.967	10.023	30.47	30.79	1.22	1.23	NO	179.2	89.8	0.191	
20	20 13C-1,2,3,4,7,8-HxCDD	1508585.7...	1.266	NO	0.874	10.023	34.15	34.15	1.01	1.01	NO	192.3	96.4	0.252	
21	21 13C-1,2,3,6,7,8-HxCDD	1829839.5...	1.262	NO	1.05	10.023	34.25	34.25	1.02	1.02	NO	194.9	97.7	0.210	
22	22 13C-1,2,3,7,8,9-HxCDD	1722120.5...	1.231	NO	0.974	10.023	34.55	34.53	1.03	1.03	NO	196.9	98.7	0.226	
23	23 13C-1,2,3,4,6,7,8-HpCDD	1544902.2...	1.068	NO	0.747	10.023	38.12	38.04	1.13	1.13	NO	230.4	115	0.367	
24	24 13C-OCDD	2440784.5...	0.832	NO	0.707	10.023	41.02	41.09	1.22	1.22	NO	384.9	96.4	0.325	
25	25 13C-2,3,7,8-TCDF	3478270.0...	0.779	NO	1.07	10.023	24.90	24.81	0.99	0.99	NO	182.2	91.3	0.200	
26	26 13C-1,2,3,7,8-PeCDF	2972344.1...	1.575	NO	1.00	10.023	29.24	29.48	1.17	1.18	NO	165.6	83.0	0.313	
27	27 13C-2,3,4,7,8-PeCDF	2860778.2...	1.586	NO	0.962	10.023	30.46	30.47	1.21	1.22	NO	166.0	83.2	0.326	
28	28 13C-1,2,3,4,7,8-HxCDF	1723601.5...	0.504	NO	1.05	10.023	33.27	33.28	0.99	0.99	NO	183.0	91.7	0.361	
29	29 13C-1,2,3,6,7,8-HxCDF	1943169.3...	0.506	NO	1.19	10.023	33.37	33.41	0.99	0.99	NO	182.0	91.2	0.318	
30	30 13C-2,3,4,6,7,8-HxCDF	1798722.6...	0.497	NO	1.07	10.023	33.98	33.98	1.01	1.01	NO	188.0	94.2	0.355	

(1.979)

Dataset: U:\VG12.PRO\Results\200213R1\200213R1-7B.qld

Last Altered: Friday, March 13, 2020 10:56:11 Pacific Daylight Time
Printed: Friday, March 13, 2020 10:56:48 Pacific Daylight Time

Name: 200213R1_7, Date: 13-Feb-2020, Time: 14:08:46, ID: 1903652-06RE1 PDI-086SC-B-02-04-191012 17.65, Description: PDI-086SC-B-02-04-191012

	#	Name	Abs.Resp	RA	n/y	RRF	wt./vol.	Pred.RT	RT	Pred.RRT	RRT	Check RRT	Conc.	%Rec	DL	EMPC
31	31	13C-1,2,3,7,8,9-HxCDF	1579990.6...	0.525	NO	0.922	10.023	34.89	34.87	1.04	1.04	NO	190.9	95.7	0.410	
32	32	13C-1,2,3,4,6,7,8-HpCDF	1296652.8...	0.443	NO	0.767	10.023	36.64	36.62	1.09	1.09	NO	188.3	94.4	0.363	
33	33	13C-1,2,3,4,7,8,9-HpCDF	969084.219	0.428	NO	0.552	10.023	38.66	38.65	1.15	1.15	NO	195.5	98.0	0.504	
34	34	13C-OCDF	2603471.8...	0.822	NO	0.789	10.023	41.26	41.27	1.23	1.23	NO	367.4	92.1	0.350	
35	35	37Cl-2,3,7,8-TCDD	988993.688			1.18	10.023	25.75	25.76	1.03	1.03	NO	75.27	94.3	0.0504	
36	36	13C-1,2,3,4-TCDD	2228954.0...	0.798	NO	1.00	10.023	25.11	25.08	1.00	1.00	NO	199.5	100	0.168	
37	37	13C-1,2,3,4-TCDF	3574888.0...	0.789	NO	1.00	10.023	23.37	23.34	1.00	1.00	NO	199.5	100	0.213	
38	38	13C-1,2,3,4,6,9-HxCDF	1790880.9...	0.509	NO	1.00	10.023	33.71	33.68	1.00	1.00	NO	199.5	100	0.378	
39	39	Total Tetra-Dioxins				0.988	10.023	24.62		0.00		NO	1.263		0.0637	1.597
40	40	Total Penta-Dioxins				0.972	10.023	29.96		0.00		NO	2.023		0.0670	2.273
41	41	Total Hexa-Dioxins				0.921	10.023	33.63		0.00		NO	12.91		0.0969	12.91
42	42	Total Hepta-Dioxins				0.923	10.023	37.64		0.00		NO	82.19		0.261	82.19
43	43	Total Tetra-Furans				0.802	10.023	23.61		0.00		NO	10.48		0.0763	10.90
44	44	1st Func. Penta-Furans				0.907	10.023	27.09		0.00		NO	4.798		0.0339	4.798
45	45	Total Penta-Furans				0.907	10.023	29.27		0.00		NO	12.49		0.0478	12.49
46	46	Total Hexa-Furans				0.898	10.023	33.56		0.00		NO	21.43		0.0655	21.43
47	47	Total Hepta-Furans				0.851	10.023	37.83		0.00		NO	33.93		0.164	33.93

Vista Analytical Laboratory

Dataset: U:\VG12.PRO\Results\200213R1\200213R1-7B.qld

Last Altered: Friday, March 13, 2020 10:56:11 Pacific Daylight Time
Printed: Friday, March 13, 2020 10:56:59 Pacific Daylight Time

Method: U:\VG12.PRO\MethDB\1613rrt-02-11-20.mdb 11 Feb 2020 16:47:46
Calibration: U:\VG12.PRO\CurveDB\db5_1613vg12-1-31-20.cdb 02 Feb 2020 11:05:29

Name: 200213R1_7, Date: 13-Feb-2020, Time: 14:08:46, ID: 1903652-06RE1 PDI-086SC-B-02-04-191012 17.65, Description: PDI-086SC-B-02-04-191012

Tetra-Dioxins

	#	Name	Area	IS Area	RA	Y/N	Pred.RT	RT	Conc.	EMPC
1	1	2,3,7,8-TCDD	3.84e3	2.60e6	0.496	YES	25.77	25.77	0.0000	0.2271
2	39	Total Tetra-Dioxins	0.00e0	2.60e6	0.638	YES	24.62	25.50	0.0000	0.1067
3	39	Total Tetra-Dioxins	1.10e3	2.60e6	0.789	NO	24.62	23.55	0.08548	0.08548
4	39	Total Tetra-Dioxins	2.42e3	2.60e6	0.808	NO	24.62	22.10	0.1877	0.1877
5	39	Total Tetra-Dioxins	1.27e4	2.60e6	0.751	NO	24.62	21.66	0.9897	0.9897

Penta-Dioxins

	#	Name	Area	IS Area	RA	Y/N	Pred.RT	RT	Conc.	EMPC
1	40	Total Penta-Dioxins	1.57e3	1.94e6	0.613	NO	29.96	29.80	0.1664	0.1664
2	40	Total Penta-Dioxins	0.00e0	1.94e6	0.445	YES	29.96	29.71	0.0000	0.1474
3	40	Total Penta-Dioxins	4.61e3	1.94e6	0.681	NO	29.96	29.54	0.4884	0.4884
4	40	Total Penta-Dioxins	1.51e3	1.94e6	0.637	NO	29.96	29.05	0.1602	0.1602
5	40	Total Penta-Dioxins	6.73e3	1.94e6	0.717	NO	29.96	28.56	0.7133	0.7133
6	2	1,2,3,7,8-PeCDD	1.96e3	1.94e6	0.721	NO	30.81	30.79	0.2082	0.2082
7	40	Total Penta-Dioxins	1.32e3	1.94e6	0.604	NO	29.96	30.06	0.1402	0.1402
8	40	Total Penta-Dioxins	1.38e3	1.94e6	0.631	NO	29.96	30.03	0.1464	0.1464
9	40	Total Penta-Dioxins	0.00e0	1.94e6	0.621	NO	29.96	30.88	0.0000	0.05750
10	40	Total Penta-Dioxins	0.00e0	1.94e6	0.877	YES	29.96	29.58	0.0000	0.04471

Dataset: U:\VG12.PRO\Results\200213R1\200213R1-7B.qld

Last Altered: Friday, March 13, 2020 10:56:11 Pacific Daylight Time
Printed: Friday, March 13, 2020 10:56:59 Pacific Daylight Time

Name: 200213R1_7, Date: 13-Feb-2020, Time: 14:08:46, ID: 1903652-06RE1 PDI-086SC-B-02-04-191012 17.65, Description: PDI-086SC-B-02-04-191012

Hexa-Dioxins

	#	Name	Area	IS Area	RA	Y/N	Pred.RT	RT	Conc.	EMPC
1	5	1,2,3,7,8,9-HxCDD	4.34e3	1.72e6	1.312	NO	34.56	34.54	0.5473	0.5473
2	41	Total Hexa-Dioxins	1.47e3	0.00e0	1.305	NO	33.63	34.47	0.1891	0.1891
3	4	1,2,3,6,7,8-HxCDD	1.07e4	1.83e6	1.204	NO	34.25	34.26	1.270	1.270
4	3	1,2,3,4,7,8-HxCDD	1.54e3	1.51e6	1.223	NO	34.16	34.16	0.1908	0.1908
5	41	Total Hexa-Dioxins	3.95e4	0.00e0	1.197	NO	33.63	33.49	5.074	5.074
6	41	Total Hexa-Dioxins	4.85e3	0.00e0	1.240	NO	33.63	33.24	0.6231	0.6231
7	41	Total Hexa-Dioxins	3.72e4	0.00e0	1.152	NO	33.63	32.69	4.779	4.779
8	41	Total Hexa-Dioxins	1.85e3	0.00e0	1.184	NO	33.63	33.57	0.2372	0.2372

Hepta-Dioxins

	#	Name	Area	IS Area	RA	Y/N	Pred.RT	RT	Conc.	EMPC
1	6	1,2,3,4,6,7,8-HpCDD	2.78e5	1.54e6	1.004	NO	38.06	38.07	38.84	38.84
2	42	Total Hepta-Dioxins	3.10e5	1.54e6	1.020	NO	37.64	37.02	43.35	43.35

Dataset: U:\VG12.PRO\Results\200213R1\200213R1-7B.qld

Last Altered: Friday, March 13, 2020 10:56:11 Pacific Daylight Time
Printed: Friday, March 13, 2020 10:56:59 Pacific Daylight Time

Name: 200213R1_7, Date: 13-Feb-2020, Time: 14:08:46, ID: 1903652-06RE1 PDI-086SC-B-02-04-191012 17.65, Description: PDI-086SC-B-02-04-191012

Tetra-Furans

	#	Name	Area	IS Area	RA	Y/N	Pred.RT	RT	Conc.	EMPC
1	43	Total Tetra-Furans	1.11e4	3.48e6	0.847	NO	23.61	22.11	0.7925	0.7925
2	43	Total Tetra-Furans	1.59e4	3.48e6	0.741	NO	23.61	21.63	1.134	1.134
3	43	Total Tetra-Furans	4.47e3	3.48e6	0.748	NO	23.61	21.25	0.3199	0.3199
4	43	Total Tetra-Furans	1.21e3	3.48e6	0.730	NO	23.61	21.13	0.08620	0.08620
5	43	Total Tetra-Furans	1.59e4	3.48e6	0.729	NO	23.61	20.69	1.136	1.136
6	43	Total Tetra-Furans	3.31e3	3.48e6	0.715	NO	23.61	20.11	0.2369	0.2369
7	43	Total Tetra-Furans	1.65e3	3.48e6	0.854	NO	23.61	19.60	0.1181	0.1181
8	43	Total Tetra-Furans	0.00e0	3.48e6	0.929	YES	23.61	26.89	0.0000	0.4258
9	43	Total Tetra-Furans	5.89e2	3.48e6	0.803	NO	23.61	25.48	0.04216	0.04216
10	43	Total Tetra-Furans	2.77e3	3.48e6	0.834	NO	23.61	25.21	0.1983	0.1983
11	8	2,3,7,8-TCDF	2.97e4	3.48e6	0.745	NO	24.83	24.84	2.122	2.122
12	43	Total Tetra-Furans	4.56e3	3.48e6	0.769	NO	23.61	24.75	0.3264	0.3264
13	43	Total Tetra-Furans	8.84e2	3.48e6	0.818	NO	23.61	24.60	0.06324	0.06324
14	43	Total Tetra-Furans	1.99e3	3.48e6	0.682	NO	23.61	24.19	0.1424	0.1424
15	43	Total Tetra-Furans	3.04e4	3.48e6	0.707	NO	23.61	23.88	2.174	2.174
16	43	Total Tetra-Furans	6.33e3	3.48e6	0.718	NO	23.61	23.35	0.4528	0.4528
17	43	Total Tetra-Furans	9.50e3	3.48e6	0.775	NO	23.61	23.24	0.6798	0.6798
18	43	Total Tetra-Furans	1.09e3	3.48e6	0.718	NO	23.61	23.04	0.07776	0.07776
19	43	Total Tetra-Furans	8.21e2	3.48e6	0.658	NO	23.61	22.92	0.05869	0.05869
20	43	Total Tetra-Furans	2.43e3	3.48e6	0.734	NO	23.61	22.49	0.1738	0.1738
21	43	Total Tetra-Furans	1.27e3	3.48e6	0.801	NO	23.61	22.28	0.09101	0.09101
22	43	Total Tetra-Furans	7.43e2	3.48e6	0.671	NO	23.61	23.97	0.05318	0.05318

Penta-Furans function 1

	#	Name	Area	IS Area	RA	Y/N	Pred.RT	RT	Conc.	EMPC
1	44	1st Func. Penta-Fura...	6.36e4	0.00e0	1.579	NO	27.09	26.89	4.798	4.798

Dataset: U:\VG12.PRO\Results\200213R1\200213R1-7B.qld

Last Altered: Friday, March 13, 2020 10:56:11 Pacific Daylight Time
Printed: Friday, March 13, 2020 10:56:59 Pacific Daylight Time

Name: 200213R1_7, Date: 13-Feb-2020, Time: 14:08:46, ID: 1903652-06RE1 PDI-086SC-B-02-04-191012 17.65, Description: PDI-086SC-B-02-04-191012

Penta-Furans

	#	Name	Area	IS Area	RA	Y/N	Pred.RT	RT	Conc.	EMPC
1	45	Total Penta-Furans	1.14e4	0.00e0	1.459	NO	29.27	29.10	0.8609	0.8609
2	45	Total Penta-Furans	4.38e4	0.00e0	1.514	NO	29.27	28.50	3.299	3.299
3	45	Total Penta-Furans	2.91e3	0.00e0	1.550	NO	29.27	28.36	0.2198	0.2198
4	45	Total Penta-Furans	1.91e3	0.00e0	1.656	NO	29.27	31.43	0.1443	0.1443
5	10	2,3,4,7,8-PeCDF	2.27e4	2.86e6	1.502	NO	30.48	30.48	1.661	1.661
6	45	Total Penta-Furans	7.23e2	0.00e0	1.405	NO	29.27	30.39	0.05453	0.05453
7	45	Total Penta-Furans	1.75e4	0.00e0	1.506	NO	29.27	29.77	1.321	1.321
8	9	1,2,3,7,8-PeCDF	4.48e4	2.97e6	1.573	NO	29.50	29.49	3.312	3.312
9	45	Total Penta-Furans	6.23e3	0.00e0	1.652	NO	29.27	29.31	0.4697	0.4697
10	45	Total Penta-Furans	1.05e3	0.00e0	1.423	NO	29.27	29.16	0.07907	0.07907
11	45	Total Penta-Furans	2.79e3	0.00e0	1.502	NO	29.27	28.56	0.2105	0.2105
12	45	Total Penta-Furans	1.06e4	0.00e0	1.747	NO	29.27	30.51	0.7996	0.7996
13	45	Total Penta-Furans	7.65e2	0.00e0	1.434	NO	29.27	29.60	0.05768	0.05768

Hexa-Furans

	#	Name	Area	IS Area	RA	Y/N	Pred.RT	RT	Conc.	EMPC
1	14	1,2,3,7,8,9-HxCDF	2.61e3	1.58e6	1.423	NO	34.87	34.90	0.3848	0.3848
2	13	2,3,4,6,7,8-HxCDF	7.13e3	1.80e6	1.133	NO	34.01	34.00	0.8808	0.8808
3	46	Total Hexa-Furans	2.10e3	0.00e0	1.072	NO	33.56	33.69	0.2648	0.2648
4	12	1,2,3,6,7,8-HxCDF	1.86e4	1.94e6	1.191	NO	33.42	33.42	2.266	2.266
5	11	1,2,3,4,7,8-HxCDF	4.21e4	1.72e6	1.176	NO	33.28	33.31	5.656	5.656
6	46	Total Hexa-Furans	1.61e3	0.00e0	1.220	NO	33.56	33.21	0.2034	0.2034
7	46	Total Hexa-Furans	4.77e4	0.00e0	1.189	NO	33.56	32.85	6.012	6.012
8	46	Total Hexa-Furans	8.79e2	0.00e0	1.086	NO	33.56	32.66	0.1109	0.1109
9	46	Total Hexa-Furans	3.16e4	0.00e0	1.157	NO	33.56	32.31	3.988	3.988
10	46	Total Hexa-Furans	9.95e3	0.00e0	1.175	NO	33.56	32.13	1.255	1.255
11	46	Total Hexa-Furans	3.21e3	0.00e0	1.265	NO	33.56	34.92	0.4054	0.4054

Dataset: U:\VG12.PRO\Results\200213R1\200213R1-7B.qld

Last Altered: Friday, March 13, 2020 10:56:11 Pacific Daylight Time
Printed: Friday, March 13, 2020 10:56:59 Pacific Daylight Time

Name: 200213R1_7, Date: 13-Feb-2020, Time: 14:08:46, ID: 1903652-06RE1 PDI-086SC-B-02-04-191012 17.65, Description: PDI-086SC-B-02-04-191012

Hepta-Furans

	#	Name	Area	IS Area	RA	Y/N	Pred.RT	RT	Conc.	EMPC
1	15	1,2,3,4,6,7,8-HpCDF	5.77e4	1.30e6	0.959	NO	36.65	36.63	10.44	10.44
2	16	1,2,3,4,7,8,9-HpCDF	8.40e3	9.69e5	1.023	NO	38.65	38.66	1.766	1.766
3	47	Total Hepta-Furans	1.03e5	0.00e0	0.958	NO	37.83	37.22	21.39	21.39
4	47	Total Hepta-Furans	1.62e3	0.00e0	0.924	NO	37.83	37.01	0.3353	0.3353

Dataset: Untitled

Last Altered: Friday, February 14, 2020 07:30:05 Pacific Standard Time
Printed: Friday, February 14, 2020 07:30:35 Pacific Standard Time

Name: 200213R1_7, Date: 13-Feb-2020, Time: 14:08:46, ID: 1903652-06RE1 PDI-086SC-B-02-04-191012 17.65, Description: PDI-086SC-B-02-04-191012

2,3,7,8-TCDD



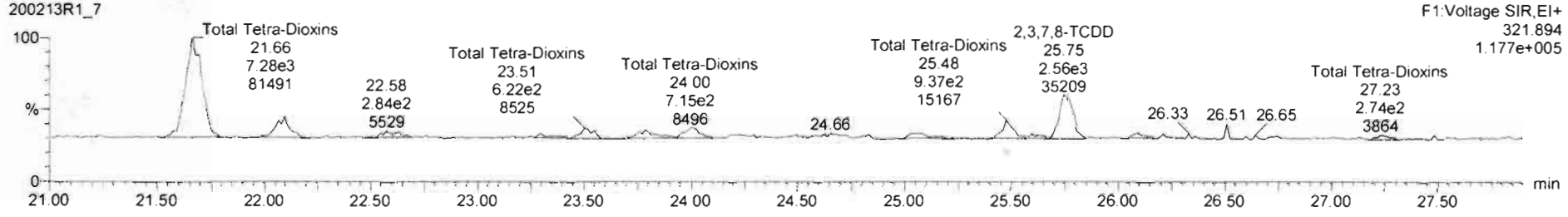

13C-2,3,7,8-TCDD





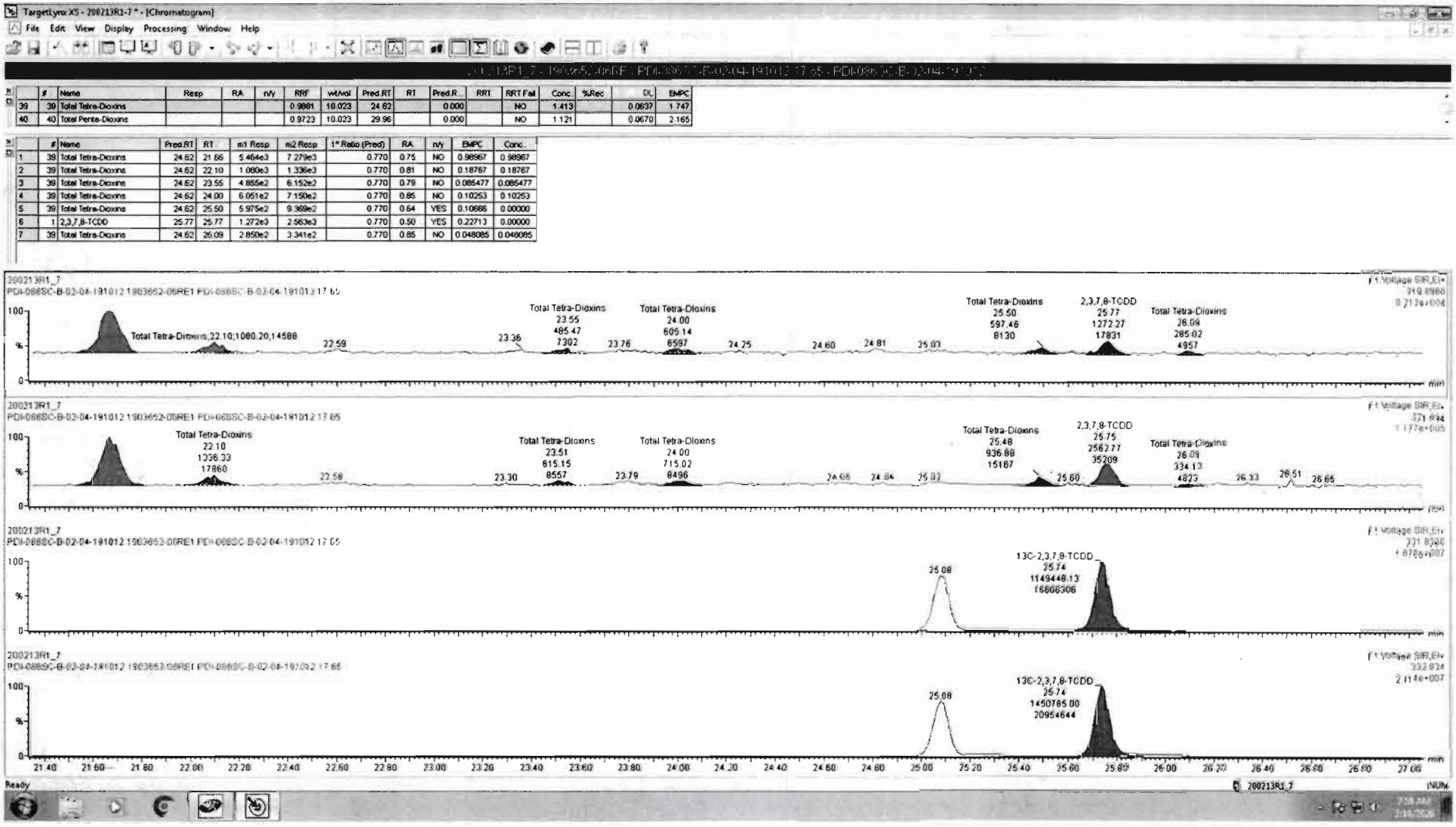

	#	Name	Resp	RA	n/y	RRF	wt/vol	Pred.RT	RT	Pred.R...	RRT	RRT Fail	Conc.	%Rec	DL	EMPC
39	39	Total Tetra-Dioxins				0.9881	10.023	24.62		0.000		NO	1.413		0.0637	1.747
40	40	Total Penta-Dioxins				0.9723	10.023	29.96		0.000		NO	1.121		0.0670	2.165

	#	Name	Pred.RT	RT	m1 Resp	m2 Resp	1* Ratio (Pred)	RA	n/y	EMPC	Conc.
1	39	Total Tetra-Dioxins	24.62	21.66	5.464e3	7.279e3	0.770	0.75	NO	0.98967	0.98967
2	39	Total Tetra-Dioxins	24.62	22.10	1.080e3	1.336e3	0.770	0.81	NO	0.18767	0.18767
3	39	Total Tetra-Dioxins	24.62	23.55	4.855e2	6.152e2	0.770	0.79	NO	0.085477	0.085477
4	39	Total Tetra-Dioxins	24.62	24.00	6.051e2	7.150e2	0.770	0.85	NO	0.10253	0.10253
5	39	Total Tetra-Dioxins	24.62	25.50	5.975e2	9.369e2	0.770	0.64	YES	0.10686	0.00000
6	1	2,3,7,8-TCDD	25.77	25.77	1.272e3	2.563e3	0.770	0.50	YES	0.22713	0.00000
7	39	Total Tetra-Dioxins	24.62	26.09	2.850e2	3.341e2	0.770	0.85	NO	0.048085	0.048085

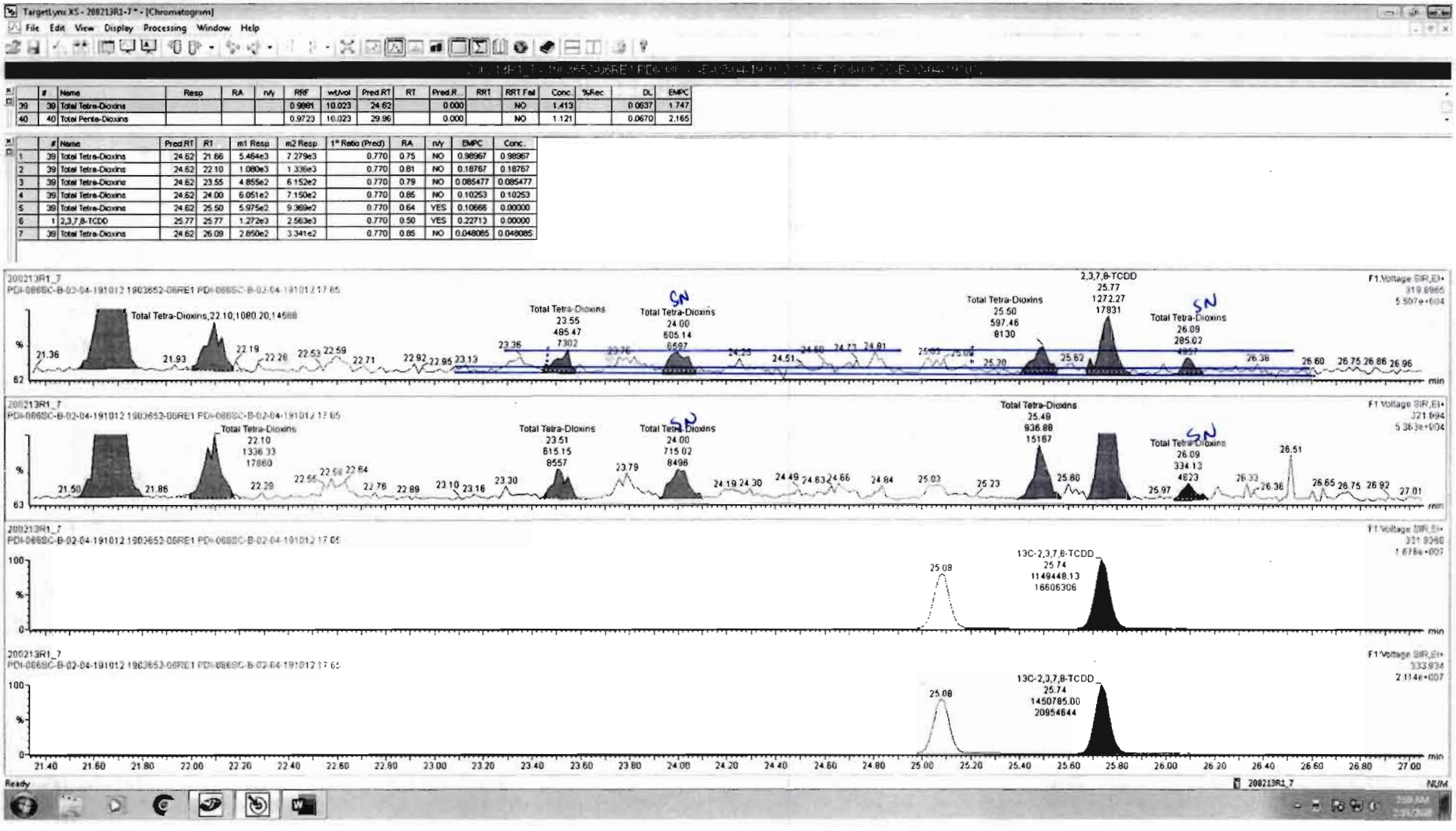

	#	Name	Resp	RA	rvy	RRF	wt/vol	Pred.RT	RT	Pred.R	RRT	RRT Fail	Conc.	%Rec	DL	EMPC
39	39	Total Tetra-Dioxins				0.9861	10.023	24.62		0.000		NO	1.413		0.0637	1.747
40	40	Total Penta-Dioxins				0.9723	10.023	29.96		0.000		NO	1.121		0.0670	2.165

	#	Name	Pred.RT	RT	m1 Resp	m2 Resp	1* Ratio (Pred)	RA	rvy	EMPC	Conc.
1	39	Total Tetra-Dioxins	24.62	21.66	5.464e3	7.279e3	0.770	0.75	NO	0.98967	0.98967
2	39	Total Tetra-Dioxins	24.62	22.10	1.080e3	1.336e3	0.770	0.81	NO	0.18767	0.18767
3	39	Total Tetra-Dioxins	24.62	23.55	4.855e2	6.152e2	0.770	0.79	NO	0.085477	0.085477
4	39	Total Tetra-Dioxins	24.62	24.00	6.051e2	7.150e2	0.770	0.85	NO	0.10253	0.10253
5	39	Total Tetra-Dioxins	24.62	25.50	5.975e2	9.389e2	0.770	0.64	YES	0.10666	0.00000
6	1	2,3,7,8-TCDD	25.77	25.77	1.272e3	2.563e3	0.770	0.50	YES	0.22713	0.00000
7	39	Total Tetra-Dioxins	24.62	26.09	2.850e2	3.341e2	0.770	0.85	NO	0.048085	0.048085

Dataset: Untitled

Last Altered: Friday, February 14, 2020 07:30:05 Pacific Standard Time
Printed: Friday, February 14, 2020 07:30:35 Pacific Standard Time

Name: 200213R1_7, Date: 13-Feb-2020, Time: 14:08:46, ID: 1903652-06RE1 PDI-086SC-B-02-04-191012 17.65, Description: PDI-086SC-B-02-04-191012

37Cl-2,3,7,8-TCDD

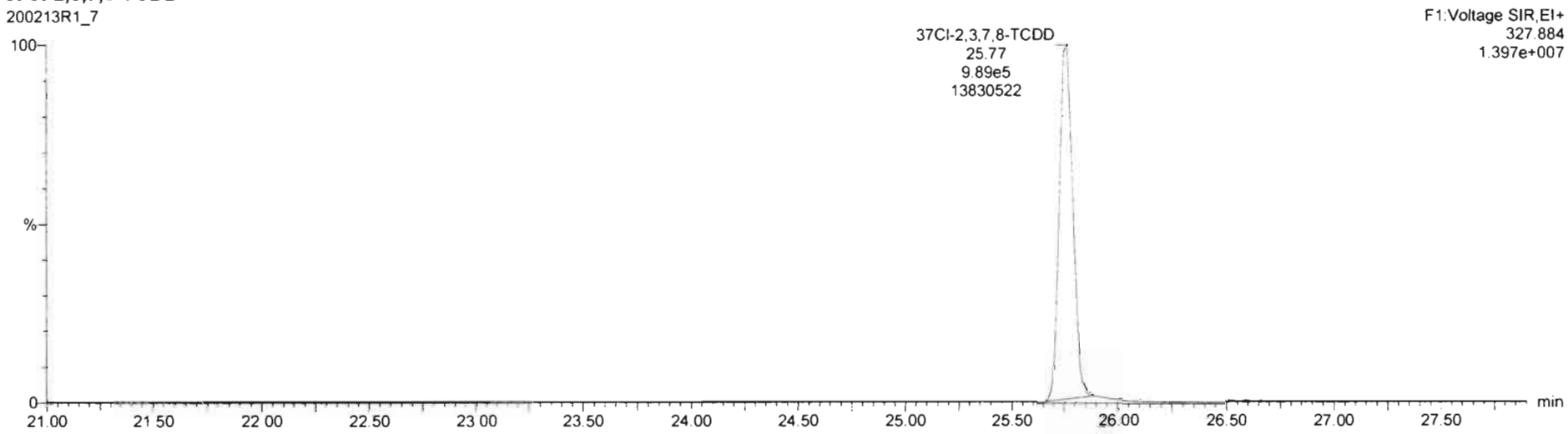

13C-1,2,3,4-TCDD

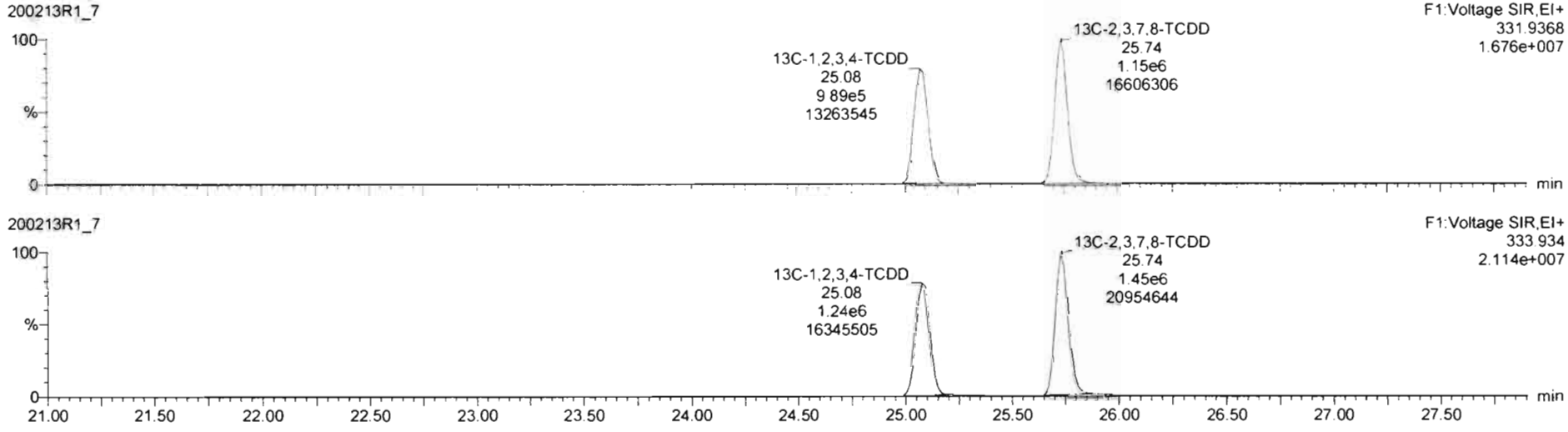

Dataset: Untitled

Last Altered: Friday, February 14, 2020 07:30:05 Pacific Standard Time
Printed: Friday, February 14, 2020 07:30:35 Pacific Standard Time

Name: 200213R1_7, Date: 13-Feb-2020, Time: 14:08:46, ID: 1903652-06RE1 PDI-086SC-B-02-04-191012 17.65, Description: PDI-086SC-B-02-04-191012

1,2,3,7,8-PeCDD

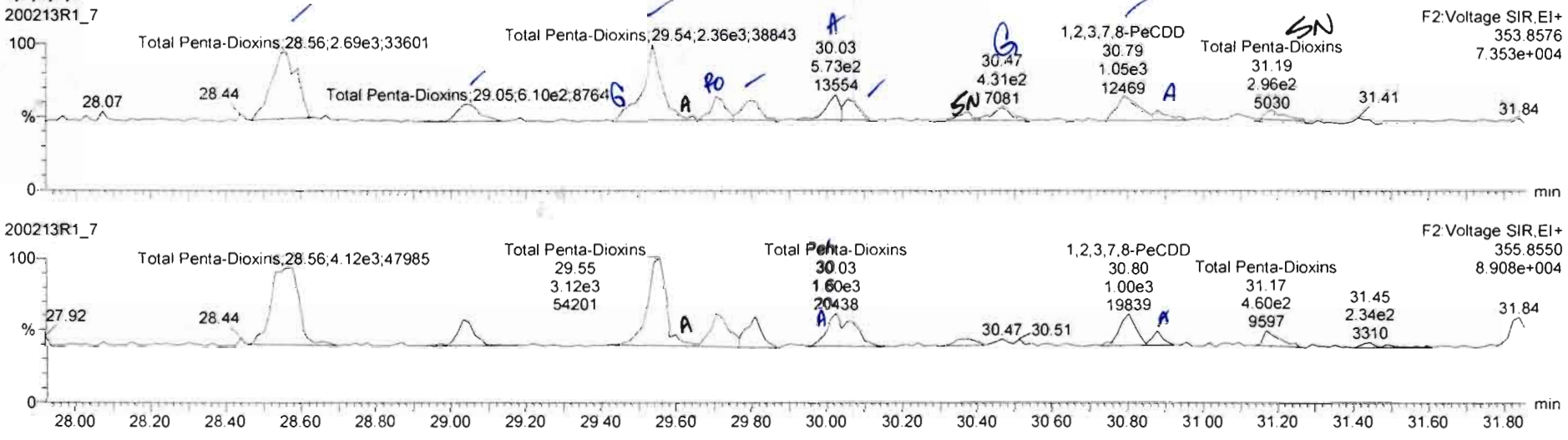

13C-1,2,3,7,8-PeCDD

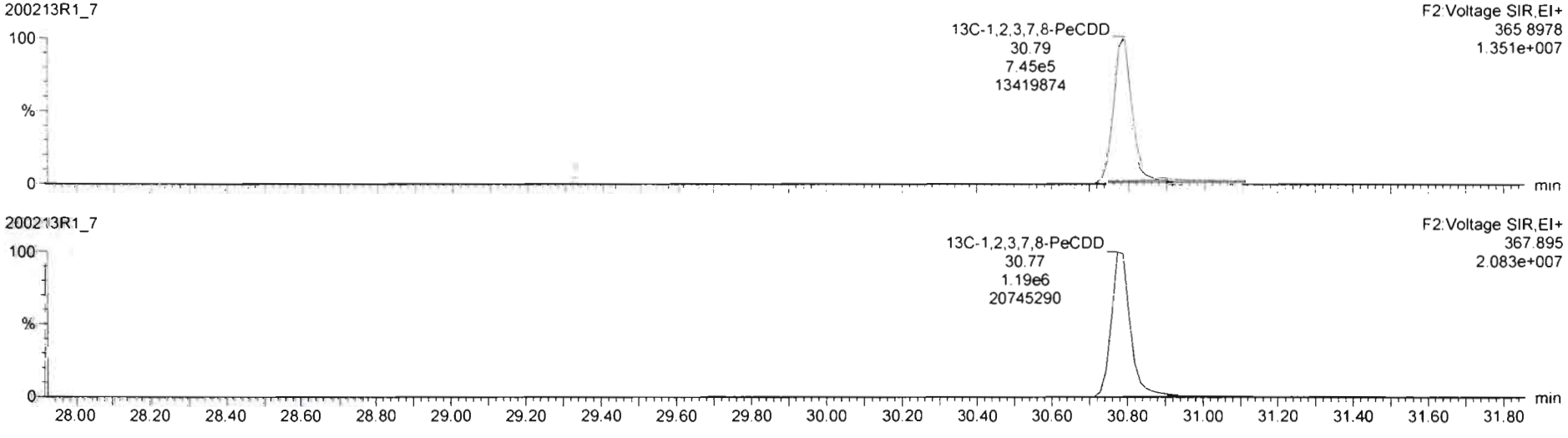

TargetLynx XS - 200213R1-7B * - [Chromatogram]

File Edit View Display Processing Window Help

200213R1_7 - 1903652-06RE1 PDI-086SC-B-02-04-191012 17.65 - PDI-086SC-B-02-04-191012

	#	Name	Resp	RA	n/y	RSF	wt/vol	Pred RT	RT	Pred.R.	RRT	RRT Fail	Conc.	%Rec	DL	EMPC
40	40	Total Penta-Dioxins				0.9723	10.023	29.96		0.000		NO	2.159		0.0870	2.409
41	41	Total Hexa-Dioxins				0.9211	10.023	33.63		0.000		NO	12.91		0.0969	12.91
42	42	Total Hepta-Dioxins				0.9231	10.023	37.64		0.000		NO	82.19		0.281	82.19

	#	Name	Pred RT	RT	m1 Resp	m2 Resp	1st Ratio (Pred)	RA	n/y	EMPC	Conc.
1	40	Total Penta-Dioxins	29.96	28.56	2.810e3	3.916e3	0.630	0.72	NO	0.71326	0.71326
2	40	Total Penta-Dioxins	29.96	29.05	5.881e2	9.228e2	0.630	0.64	NO	0.16023	0.16023
3	40	Total Penta-Dioxins	29.96	29.54	1.665e3	2.793e3	0.630	0.60	NO	0.48639	0.48639
4	40	Total Penta-Dioxins	29.96	29.58	2.268e2	2.557e2	0.630	0.89	YES	0.044715	0.00000
5	40	Total Penta-Dioxins	29.96	29.71	5.373e2	1.208e3	0.630	0.44	YES	0.14742	0.00000
6	40	Total Penta-Dioxins	29.96	29.80	5.963e2	9.722e2	0.630	0.61	NO	0.16844	0.16844
7	40	Total Penta-Dioxins	29.96	30.03	5.340e2	8.466e2	0.630	0.63	NO	0.14642	0.14642
8	40	Total Penta-Dioxins	29.96	30.06	4.960e2	6.945e2	0.630	0.60	NO	0.14025	0.14025
9	40	Total Penta-Dioxins	29.96	30.38	1.965e2	2.789e2	0.630	0.71	NO	0.050448	0.050448
10	2	1,2,3,7,8-PeCDD	30.81	30.79	6.226e2	1.140e3	0.630	0.72	NO	0.20815	0.20815
11	40	Total Penta-Dioxins	29.96	30.88	2.678e2	3.346e2	0.630	0.62	NO	0.057498	0.00000
12	40	Total Penta-Dioxins	29.96	31.19	2.353e2	4.692e2	0.630	0.71	NO	0.085313	0.085313

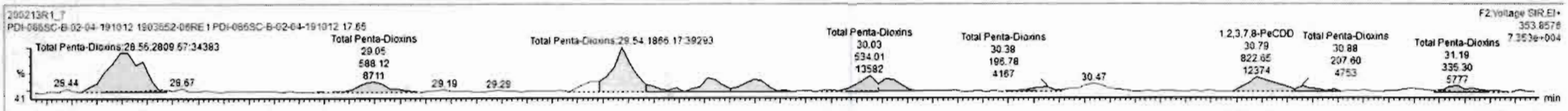







Ready

200213R1_7

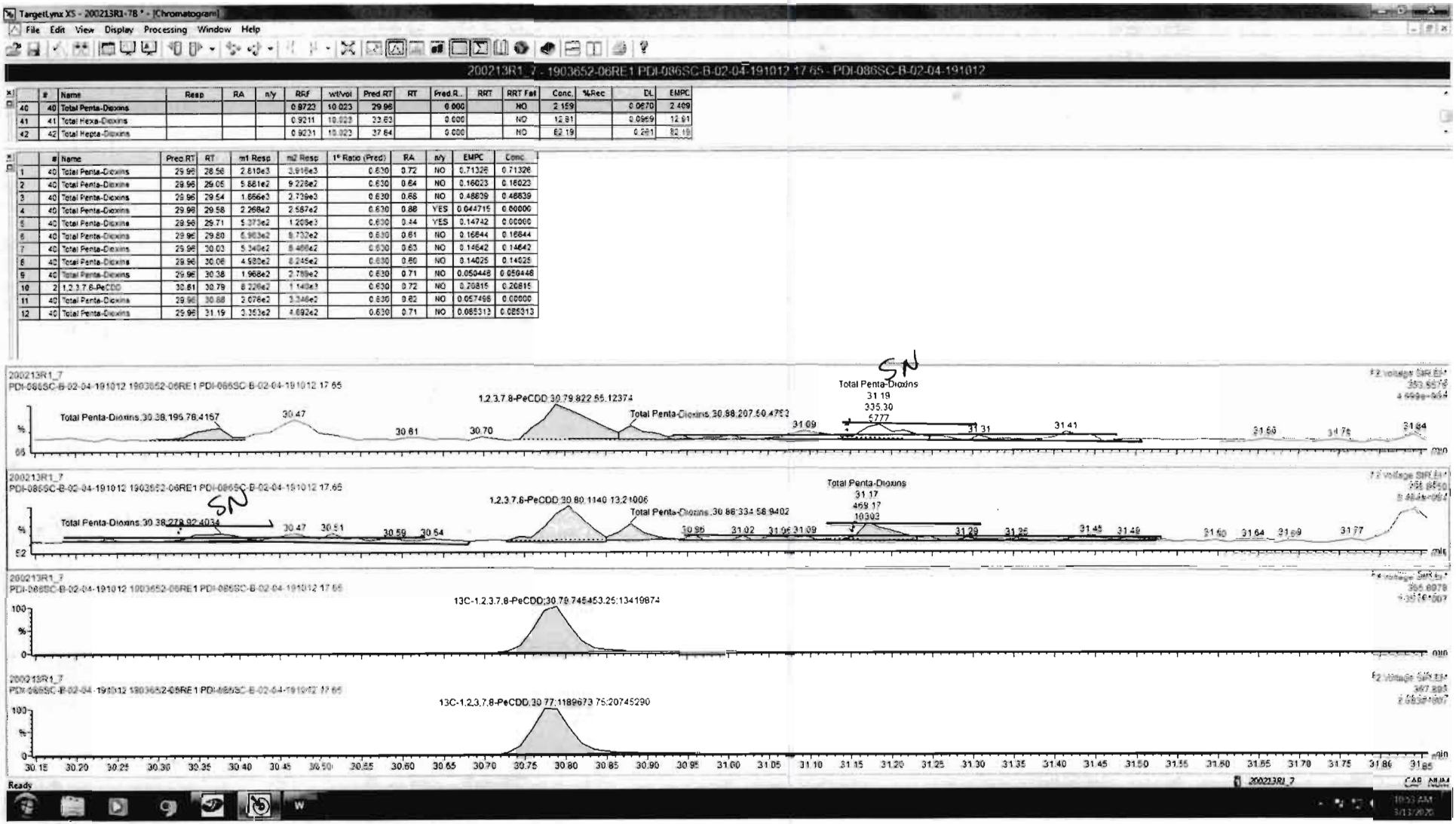

	#	Name	Resp	RA	n/y	RRF	wt/vol	Pred RT	RT	Pred.R..	RRT	RRT Fail	Conc.	%Rec	DL	EMPC
40	40	Total Penta-Dioxins				0.9723	10.023	29.98		0.000		NO	2.159		0.0870	2.409
41	41	Total Hexa-Dioxins				0.9211	10.023	33.63		0.000		NO	12.81		0.0969	12.91
42	42	Total Hepta-Dioxins				0.9231	10.023	37.64		0.000		NO	82.19		0.281	82.19

	#	Name	Pred RT	RT	m1 Resp	m2 Resp	1* Ratio (Pred)	RA	n/y	EMPC	Conc
1	40	Total Penta-Dioxins	29.98	28.58	2.810e3	3.916e3	0.630	0.72	NO	0.71326	0.71326
2	40	Total Penta-Dioxins	29.98	29.05	5.881e2	9.228e2	0.630	0.64	NO	0.16023	0.16023
3	40	Total Penta-Dioxins	29.98	29.54	1.656e3	2.729e3	0.630	0.65	NO	0.48839	0.48839
4	40	Total Penta-Dioxins	29.98	29.58	2.268e2	2.587e2	0.630	0.88	YES	0.044715	0.00000
5	40	Total Penta-Dioxins	29.98	29.71	5.373e2	1.209e3	0.630	0.44	YES	0.14742	0.00000
6	40	Total Penta-Dioxins	29.98	29.80	6.983e2	9.732e2	0.630	0.61	NO	0.16844	0.16844
7	40	Total Penta-Dioxins	29.98	30.03	5.340e2	8.466e2	0.630	0.63	NO	0.14642	0.14642
8	40	Total Penta-Dioxins	29.98	30.06	4.980e2	8.245e2	0.630	0.60	NO	0.14025	0.14025
9	40	Total Penta-Dioxins	29.98	30.38	1.968e2	2.789e2	0.630	0.71	NO	0.050448	0.050448
10	2	1,2,3,7,8-PeCDD	30.81	30.79	8.226e2	1.140e3	0.630	0.72	NO	0.20815	0.20815
11	40	Total Penta-Dioxins	29.98	30.88	2.076e2	3.346e2	0.630	0.62	NO	0.057498	0.00000
12	40	Total Penta-Dioxins	29.98	31.19	3.353e2	4.692e2	0.630	0.71	NO	0.085313	0.085313

Dataset: Untitled

Last Altered: Friday, February 14, 2020 07:30:05 Pacific Standard Time
Printed: Friday, February 14, 2020 07:30:35 Pacific Standard Time

Name: 200213R1_7, Date: 13-Feb-2020, Time: 14:08:46, ID: 1903652-06RE1 PDI-086SC-B-02-04-191012 17.65, Description: PDI-086SC-B-02-04-191012

1,2,3,4,7,8-HxCDD

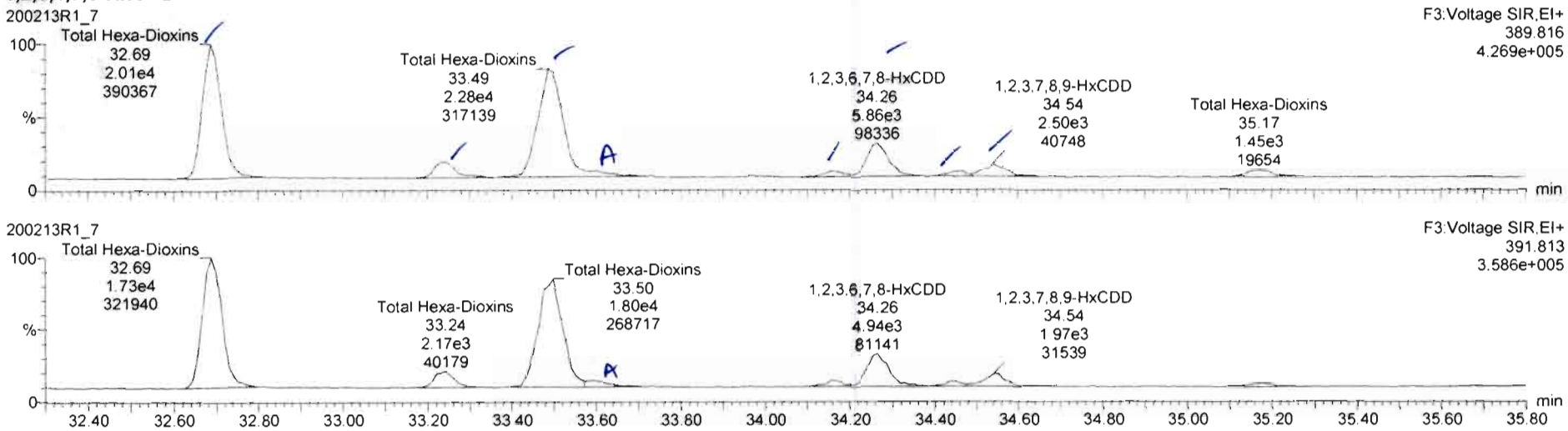

13C-1,2,3,4,7,8-HxCDD

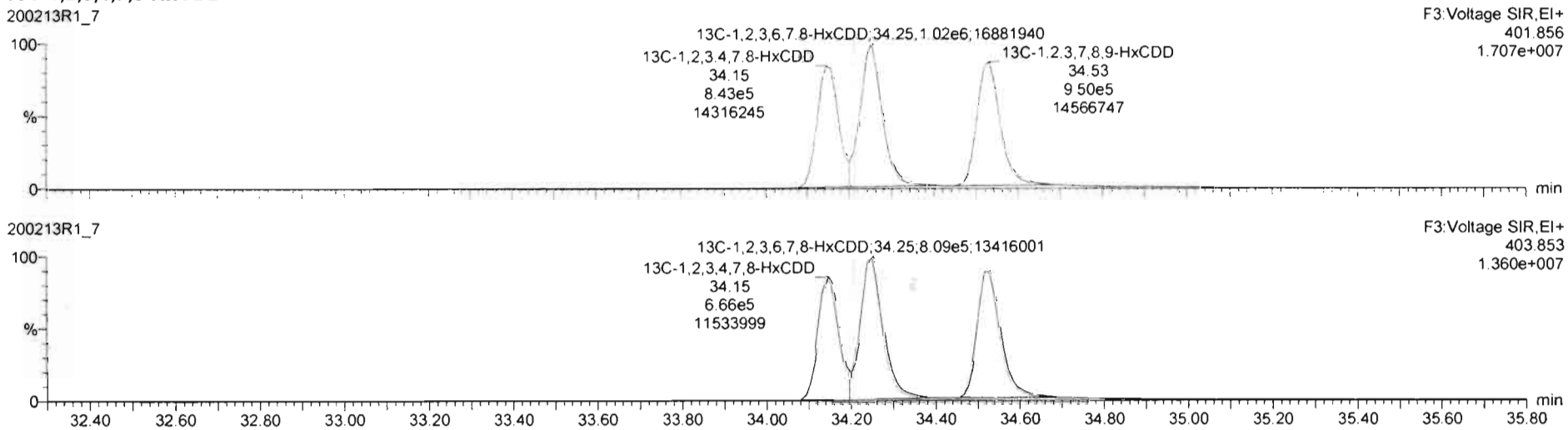

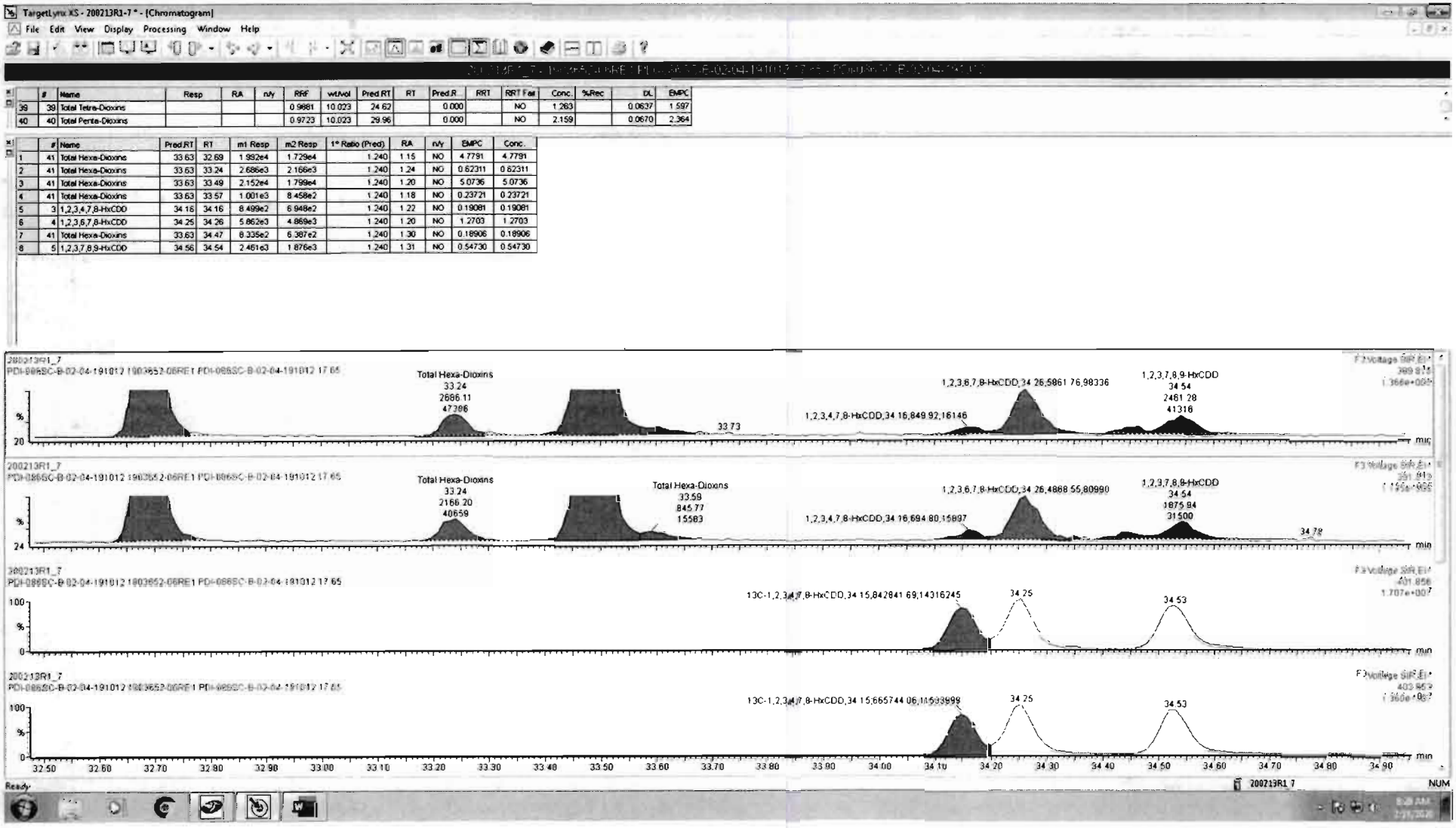

	#	Name	Resp	RA	n/y	RRF	wt/vol	Pred.RT	RT	Pred.R	RRT	RRT Fail	Conc.	%Rec	DL	EMPC
39	39	Total Tetra-Dioxins				0.9881	10.023	24.62		0.000		NO	1.263		0.0637	1.597
40	40	Total Penta-Dioxins				0.9723	10.023	29.96		0.000		NO	2.159		0.0670	2.364

	#	Name	Pred.RT	RT	m1 Resp	m2 Resp	1° Ratio (Pred)	RA	n/y	EMPC	Conc.
1	41	Total Hexa-Dioxins	33.63	32.69	1.992e4	1.729e4	1.240	1.15	NO	4.7791	4.7791
2	41	Total Hexa-Dioxins	33.63	33.24	2.686e3	2.166e3	1.240	1.24	NO	0.62311	0.62311
3	41	Total Hexa-Dioxins	33.63	33.49	2.152e4	1.799e4	1.240	1.20	NO	5.0736	5.0736
4	41	Total Hexa-Dioxins	33.63	33.57	1.001e3	8.458e2	1.240	1.18	NO	0.23721	0.23721
5	3	1,2,3,4,7,8-HxCDD	34.18	34.16	8.499e2	6.948e2	1.240	1.22	NO	0.19081	0.19081
6	4	1,2,3,6,7,8-HxCDD	34.25	34.26	5.862e3	4.869e3	1.240	1.20	NO	1.2703	1.2703
7	41	Total Hexa-Dioxins	33.63	34.47	8.335e2	6.387e2	1.240	1.30	NO	0.18906	0.18906
8	5	1,2,3,7,8,9-HxCDD	34.56	34.54	2.461e3	1.876e3	1.240	1.31	NO	0.54730	0.54730

Dataset: Untitled

Last Altered: Friday, February 14, 2020 07:30:05 Pacific Standard Time
Printed: Friday, February 14, 2020 07:30:35 Pacific Standard Time

Name: 200213R1_7, Date: 13-Feb-2020, Time: 14:08:46, ID: 1903652-06RE1 PDI-086SC-B-02-04-191012 17.65, Description: PDI-086SC-B-02-04-191012

1,2,3,4,6,7,8-HpCDD

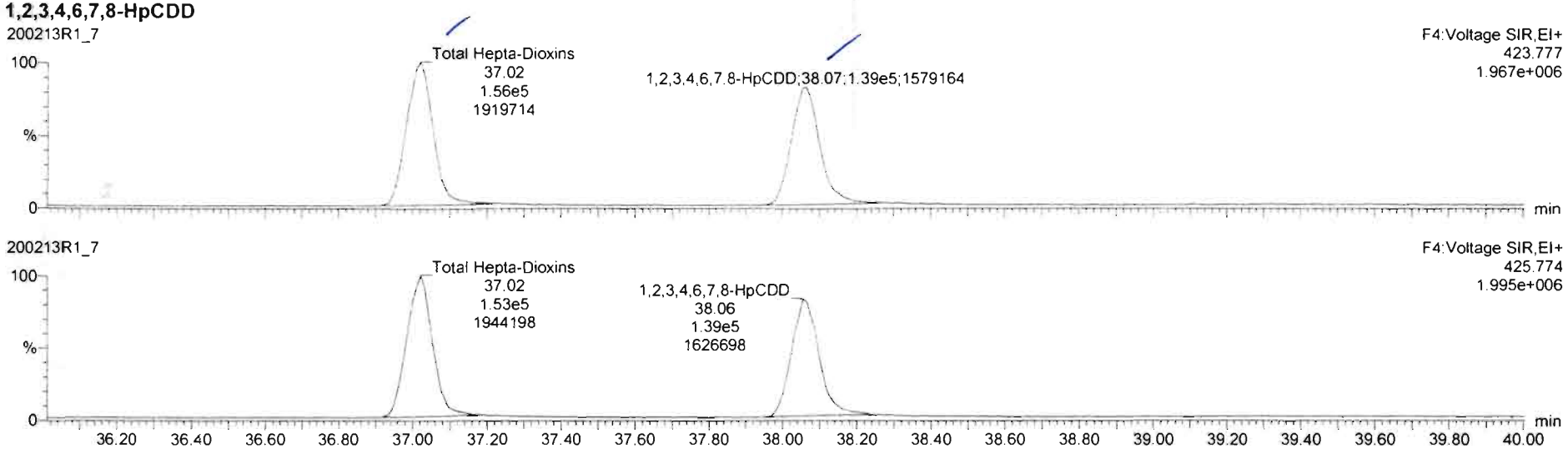

13C-1,2,3,4,6,7,8-HpCDD

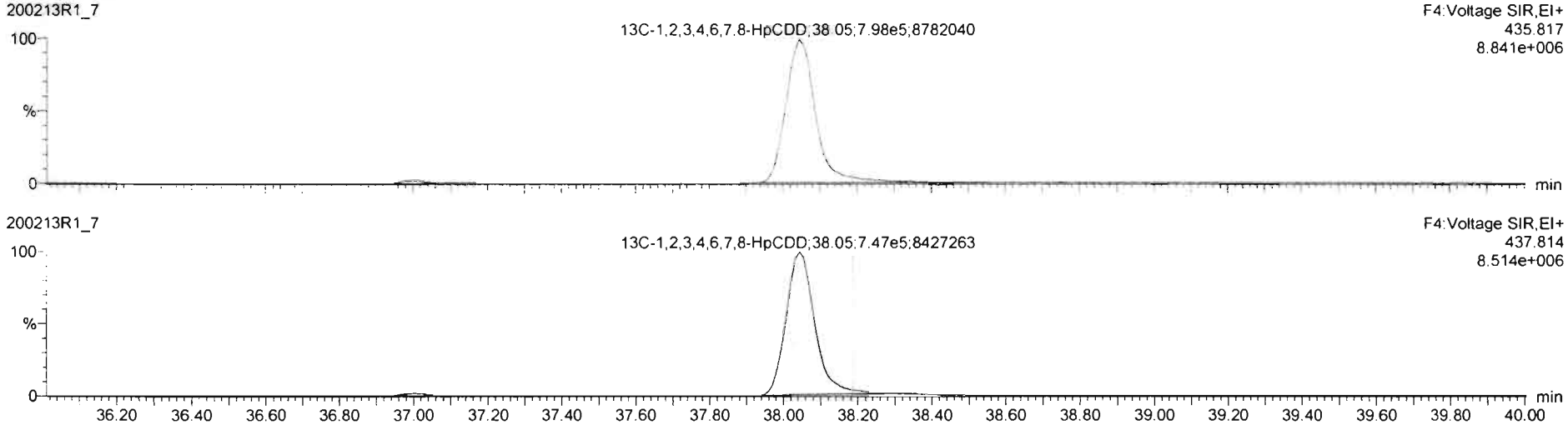

Dataset: Untitled

Last Altered: Friday, February 14, 2020 07:30:05 Pacific Standard Time
Printed: Friday, February 14, 2020 07:30:35 Pacific Standard Time

Name: 200213R1_7, Date: 13-Feb-2020, Time: 14:08:46, ID: 1903652-06RE1 PDI-086SC-B-02-04-191012 17.65, Description: PDI-086SC-B-02-04-191012

OCDD

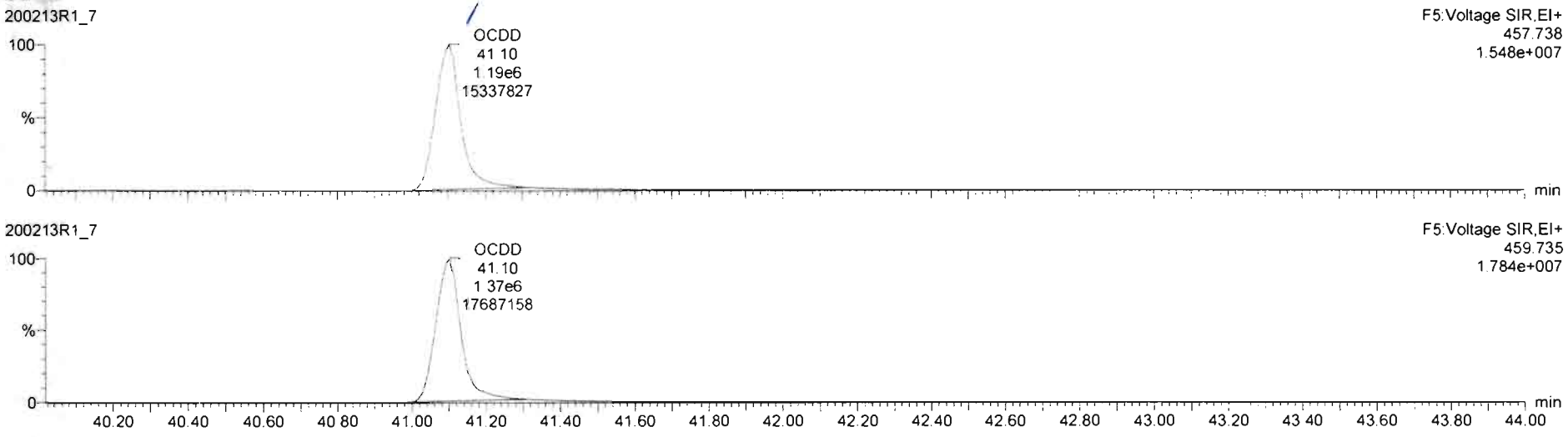

13C-OCDD

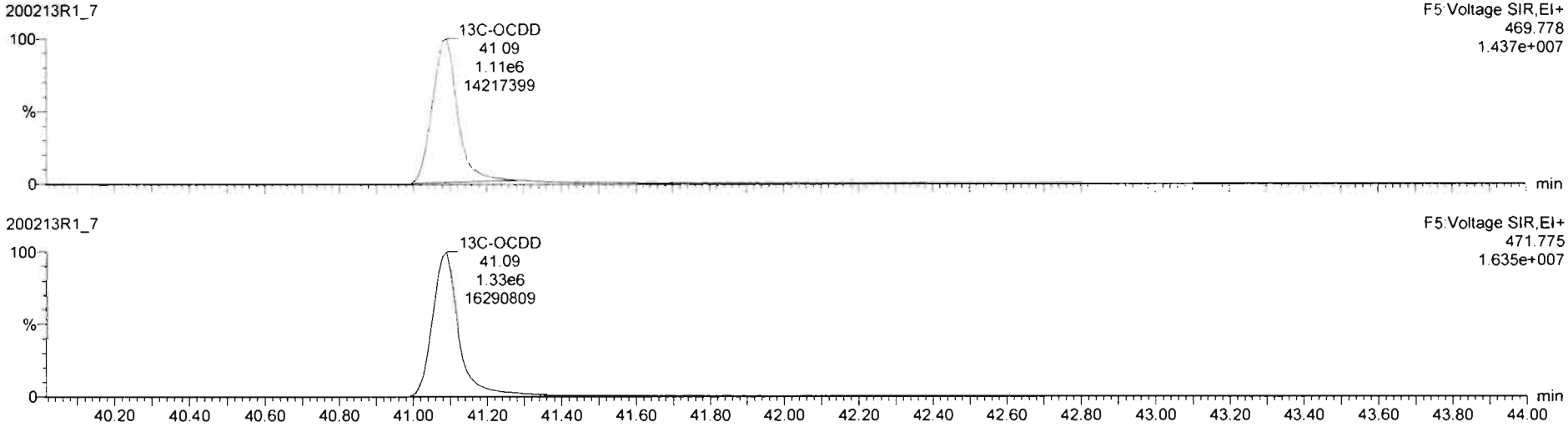

Dataset: Untitled

Last Altered: Friday, February 14, 2020 07:30:05 Pacific Standard Time
Printed: Friday, February 14, 2020 07:30:35 Pacific Standard Time

Name: 200213R1_7, Date: 13-Feb-2020, Time: 14:08:46, ID: 1903652-06RE1 PDI-086SC-B-02-04-191012 17.65, Description: PDI-086SC-B-02-04-191012

2,3,7,8-TCDF

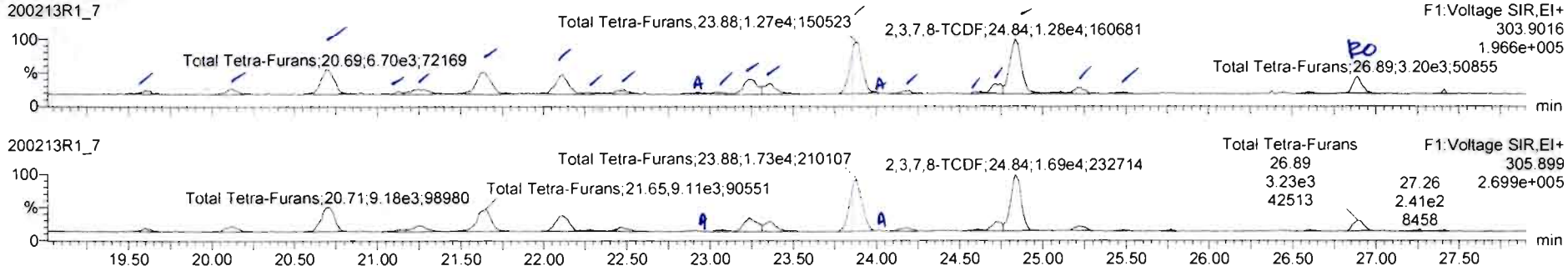

13C-2,3,7,8-TCDF

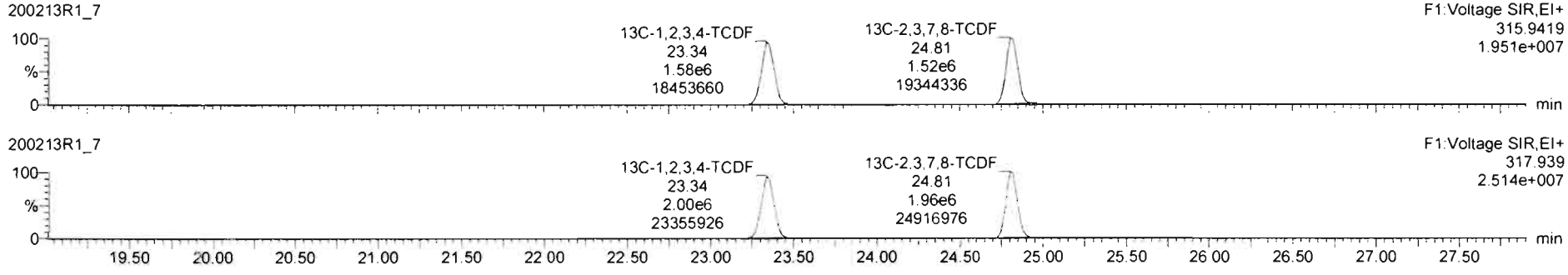

DPE1

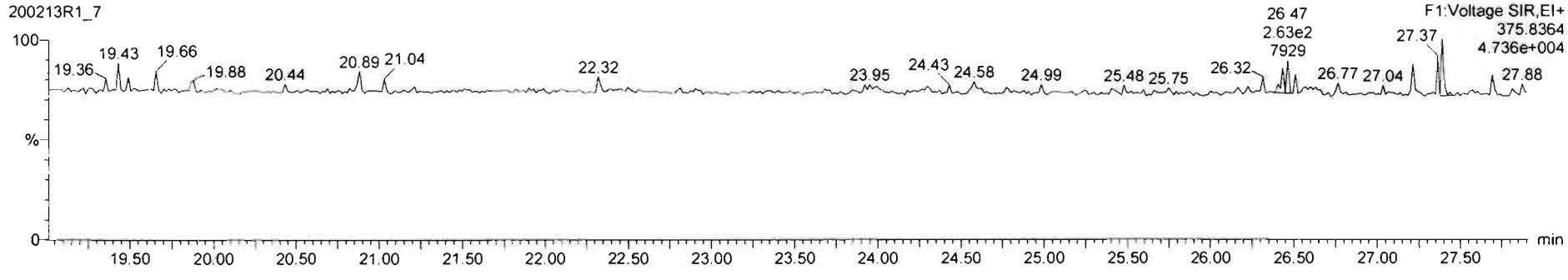

TargetLynx XS - 200213R1-7 * - [Chromatogram]

File Edit View Display Processing Window Help

	#	Name	Resp	RA	rVy	RRF	wtAvol	Pred.RT	RT	Pred.R...	RRT	RRT Fail	Conc.	%Rec	DL	EMPC
42	42	Total Hepta-Dioxins				0.9231	10.023	37.64		0.000		NO	82.19		0.261	82.19
43	43	Total Tetra-Furans				0.8020	10.023	23.61		0.000		NO	10.09		0.0763	10.76

	#	Name	Pred.RT	RT	m1 Resp	m2 Resp	1* Ratio (Pred)	RA	rVy	EMPC	Conc.
1	43	Total Tetra-Furans	23.61	19.60	7.601e2	8.905e2	0.770	0.85	NO	0.11807	0.11807
2	43	Total Tetra-Furans	23.61	20.11	1.361e3	1.931e3	0.770	0.72	NO	0.23690	0.23690
3	43	Total Tetra-Furans	23.61	20.69	6.696e3	9.184e3	0.770	0.73	NO	1.1359	1.1359
4	43	Total Tetra-Furans	23.61	21.13	5.088e2	6.966e2	0.770	0.73	NO	0.086203	0.086203
5	43	Total Tetra-Furans	23.61	21.25	1.914e3	2.558e3	0.770	0.75	NO	0.31992	0.31992
6	43	Total Tetra-Furans	23.61	21.63	6.749e3	9.107e3	0.770	0.74	NO	1.1341	1.1341
7	43	Total Tetra-Furans	23.61	22.11	5.080e3	6.000e3	0.770	0.85	NO	0.79252	0.79252
8	43	Total Tetra-Furans	23.61	22.28	5.658e2	7.066e2	0.770	0.80	NO	0.091010	0.091010
9	43	Total Tetra-Furans	23.61	22.49	1.029e3	1.477e3	0.770	0.70	NO	0.17928	0.17928
10	43	Total Tetra-Furans	23.61	23.04	4.543e2	6.652e2	0.770	0.68	NO	0.080077	0.080077
11	43	Total Tetra-Furans	23.61	23.24	4.150e3	5.353e3	0.770	0.78	NO	0.67977	0.67977
12	43	Total Tetra-Furans	23.61	23.35	2.645e3	3.686e3	0.770	0.72	NO	0.45282	0.45282

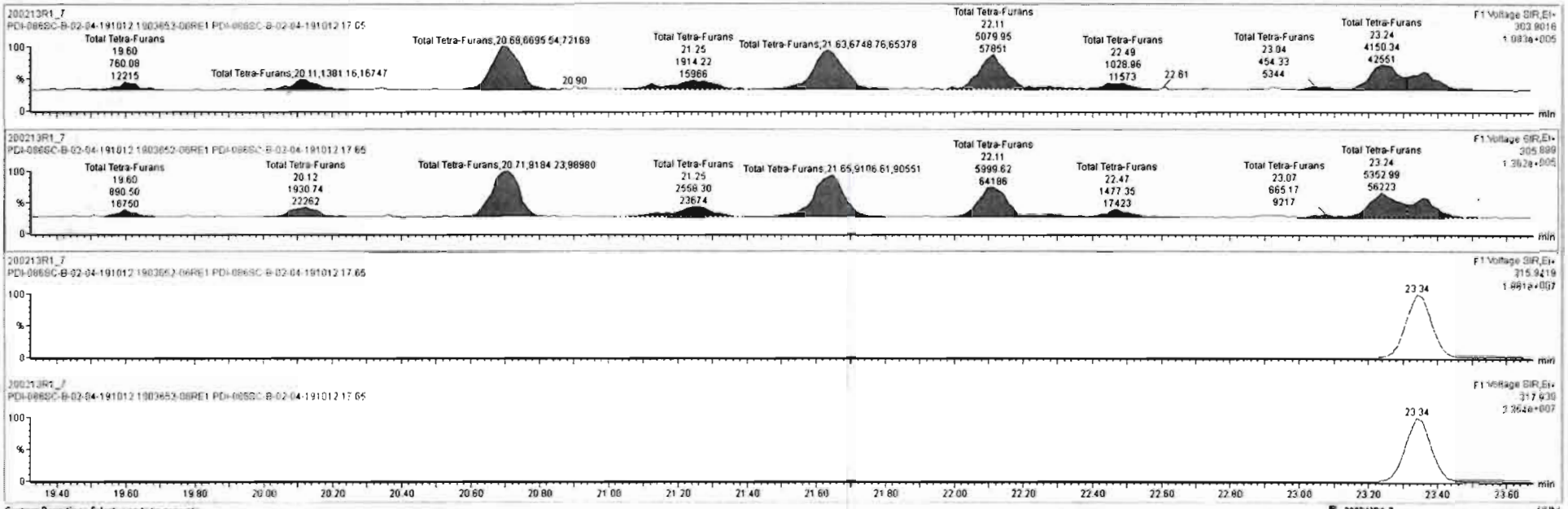

Custom Reporting: Select reports to generate

200213R1_7

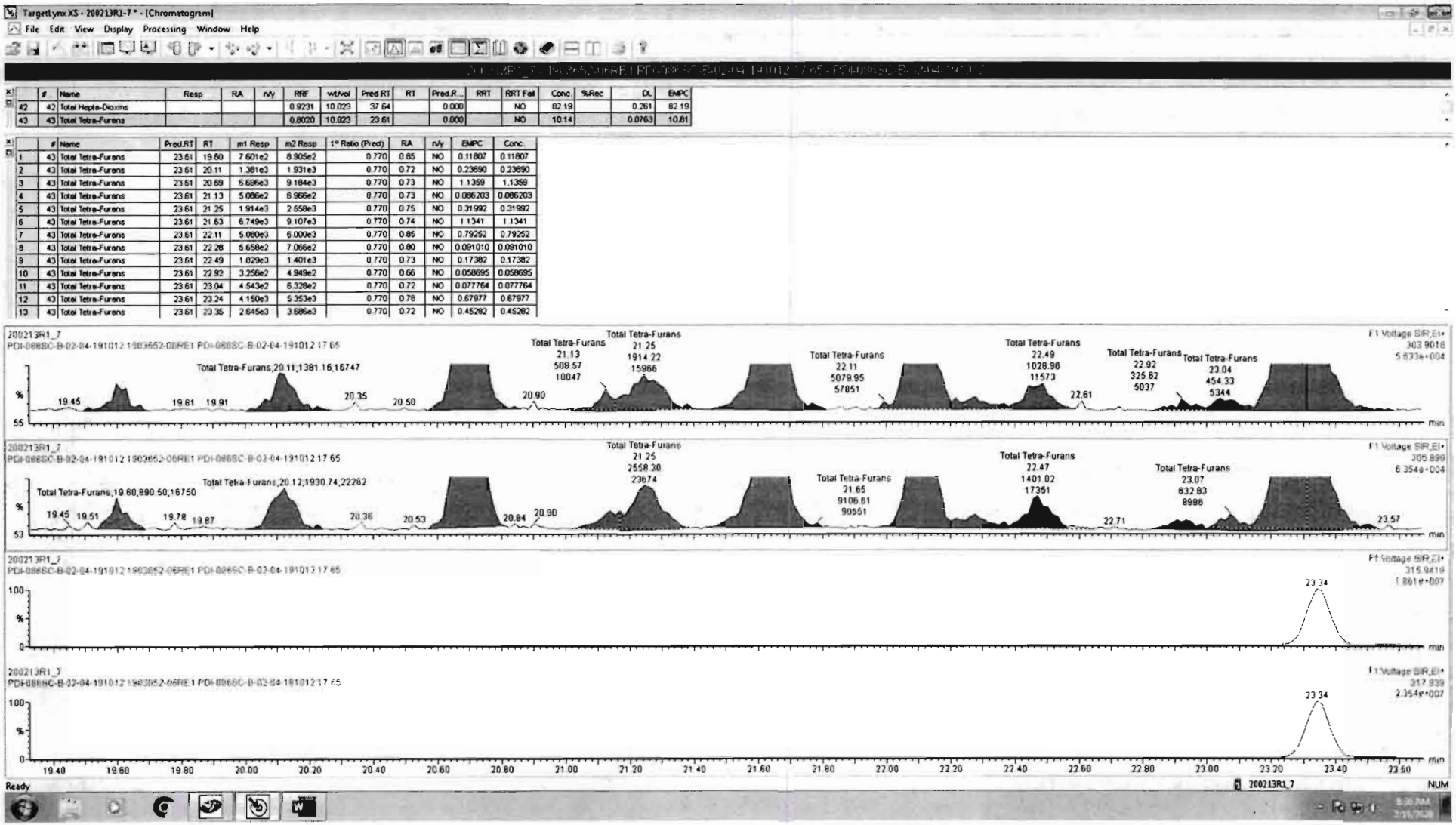

	#	Name	Resp	RA	rVy	RRF	wt/vol	Pred RT	RT	Pred.R...	RRT	RRT Fail	Conc.	%Rec	DL	EMPC
42	42	Total Hepta-Dioxins				0.9231	10.023	37.64		0.000		NO	82.19		0.261	82.19
43	43	Total Tetra-Furans				0.8020	10.023	23.61		0.000		NO	10.14		0.0763	10.81

	#	Name	Pred.RT	RT	m1 Resp	m2 Resp	1* Ratio (Pred)	RA	rVy	EMPC	Conc.
1	43	Total Tetra-Furans	23.61	19.60	7.601e2	8.905e2	0.770	0.85	NO	0.11807	0.11807
2	43	Total Tetra-Furans	23.61	20.11	1.381e3	1.931e3	0.770	0.72	NO	0.23690	0.23690
3	43	Total Tetra-Furans	23.61	20.69	6.696e3	9.184e3	0.770	0.73	NO	1.1359	1.1359
4	43	Total Tetra-Furans	23.61	21.13	5.086e2	6.966e2	0.770	0.73	NO	0.086203	0.086203
5	43	Total Tetra-Furans	23.61	21.25	1.914e3	2.558e3	0.770	0.75	NO	0.31992	0.31992
6	43	Total Tetra-Furans	23.61	21.63	6.749e3	9.107e3	0.770	0.74	NO	1.1341	1.1341
7	43	Total Tetra-Furans	23.61	22.11	5.080e3	6.000e3	0.770	0.85	NO	0.79252	0.79252
8	43	Total Tetra-Furans	23.61	22.28	5.658e2	7.066e2	0.770	0.80	NO	0.091010	0.091010
9	43	Total Tetra-Furans	23.61	22.49	1.029e3	1.401e3	0.770	0.73	NO	0.17382	0.17382
10	43	Total Tetra-Furans	23.61	22.92	3.256e2	4.949e2	0.770	0.66	NO	0.058695	0.058695
11	43	Total Tetra-Furans	23.61	23.04	4.543e2	6.328e2	0.770	0.72	NO	0.077764	0.077764
12	43	Total Tetra-Furans	23.61	23.24	4.150e3	5.353e3	0.770	0.78	NO	0.67977	0.67977
13	43	Total Tetra-Furans	23.61	23.35	2.645e3	3.686e3	0.770	0.72	NO	0.45282	0.45282

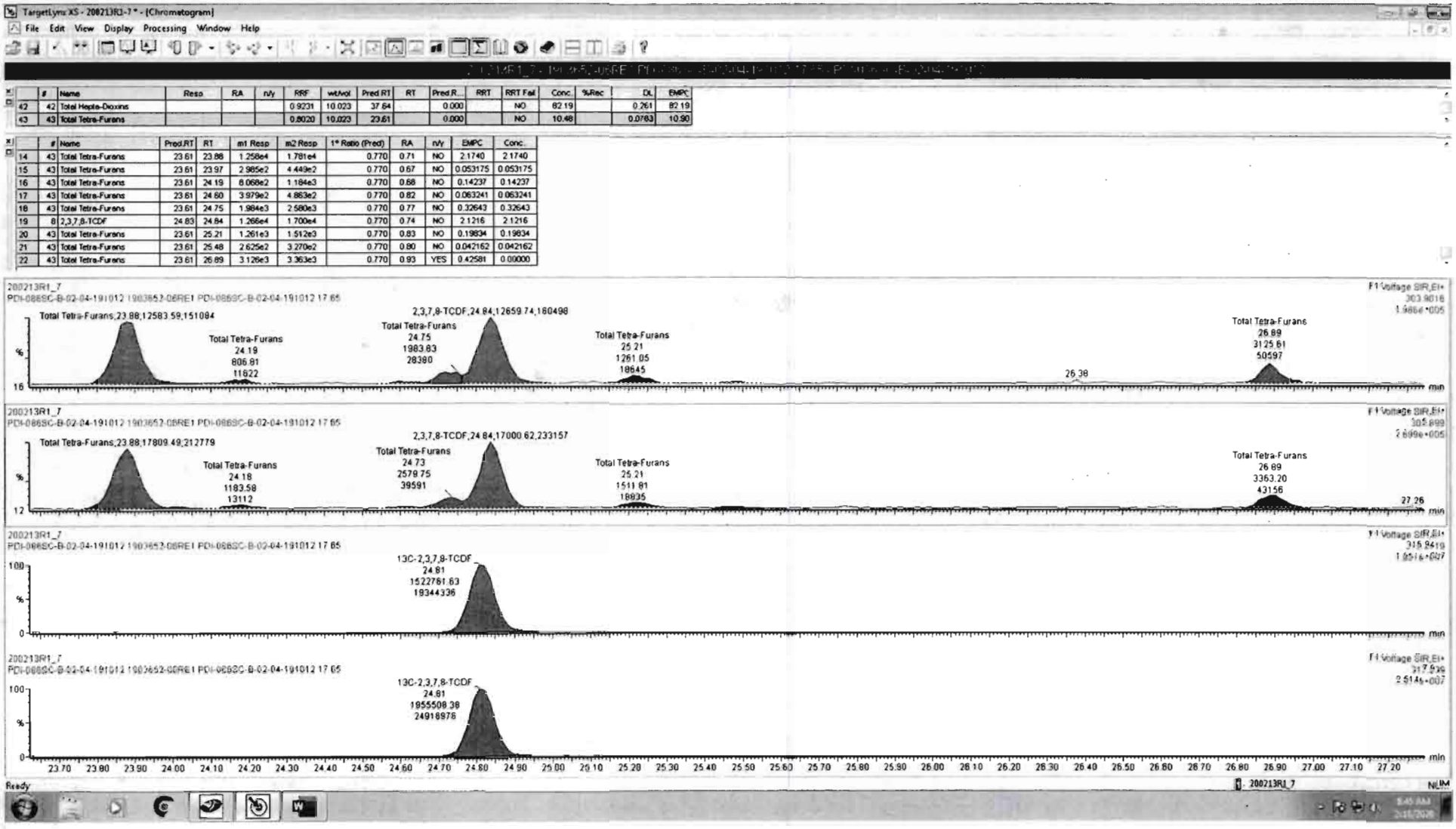

	#	Name	Reso	RA	rVy	RRF	wtAvg	Pred RT	RT	Pred R...	RRT	RRT Fail	Conc.	%Rec	DL	EMPC
42	42	Total Hepta-Dioxins				0.9231	10.023	37.64		0.000		NO	82.19		0.261	82.19
43	43	Total Tetra-Furans				0.8020	10.023	23.61		0.000		NO	10.48		0.0763	10.90

	#	Name	Pred.RT	RT	m1 Resp	m2 Resp	1* Ratio (Pred)	RA	rVy	EMPC	Conc.
14	43	Total Tetra-Furans	23.61	23.88	1.258e4	1.781e4	0.770	0.71	NO	2.1740	2.1740
15	43	Total Tetra-Furans	23.61	23.97	2.985e2	4.449e2	0.770	0.67	NO	0.053175	0.053175
16	43	Total Tetra-Furans	23.61	24.19	8.068e2	1.184e3	0.770	0.68	NO	0.14237	0.14237
17	43	Total Tetra-Furans	23.61	24.60	3.979e2	4.863e2	0.770	0.82	NO	0.063241	0.063241
18	43	Total Tetra-Furans	23.61	24.75	1.984e3	2.580e3	0.770	0.77	NO	0.32643	0.32643
19	8	2,3,7,8-TCDF	24.83	24.84	1.266e4	1.700e4	0.770	0.74	NO	2.1216	2.1216
20	43	Total Tetra-Furans	23.61	25.21	1.261e3	1.512e3	0.770	0.83	NO	0.19834	0.19834
21	43	Total Tetra-Furans	23.61	25.48	2.625e2	3.270e2	0.770	0.80	NO	0.042162	0.042162
22	43	Total Tetra-Furans	23.61	26.89	3.126e3	3.363e3	0.770	0.93	YES	0.42581	0.00000

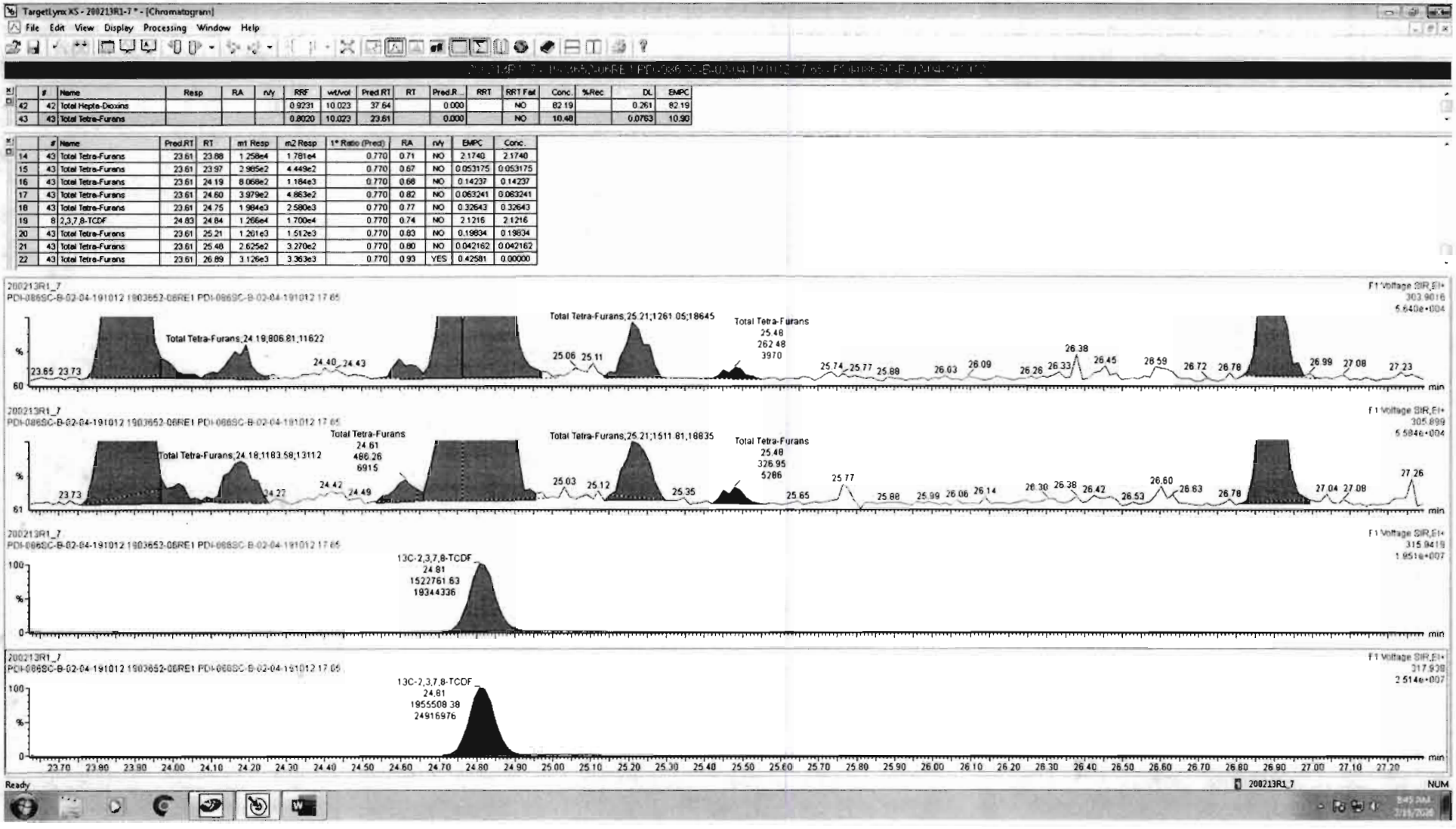

	#	Name	Resp	RA	nVy	RRF	wt/vol	Pred.RT	RT	Pred.R...	RRT	RRT Fail	Conc.	%Rec	DL	EMPC
42	42	Total Hepta-Dioxins				0.9231	10.023	37.64		0.000		NO	82.19		0.261	82.19
43	43	Total Tetra-Furans				0.8020	10.023	23.61		0.000		NO	10.48		0.0763	10.90

	#	Name	Pred.RT	RT	m1 Resp	m2 Resp	1* Ratio (Pred)	RA	nVy	EMPC	Conc.
14	43	Total Tetra-Furans	23.61	23.88	1.258e4	1.781e4	0.770	0.71	NO	2.1740	2.1740
15	43	Total Tetra-Furans	23.61	23.97	2.985e2	4.449e2	0.770	0.67	NO	0.053175	0.053175
16	43	Total Tetra-Furans	23.61	24.19	8.068e2	1.184e3	0.770	0.68	NO	0.14237	0.14237
17	43	Total Tetra-Furans	23.61	24.60	3.979e2	4.863e2	0.770	0.82	NO	0.063241	0.063241
18	43	Total Tetra-Furans	23.61	24.75	1.984e3	2.580e3	0.770	0.77	NO	0.32643	0.32643
19	8	2,3,7,8-TCDF	24.83	24.84	1.266e4	1.700e4	0.770	0.74	NO	2.1216	2.1216
20	43	Total Tetra-Furans	23.61	25.21	1.201e3	1.512e3	0.770	0.83	NO	0.19834	0.19834
21	43	Total Tetra-Furans	23.61	25.48	2.625e2	3.270e2	0.770	0.80	NO	0.042162	0.042162
22	43	Total Tetra-Furans	23.61	26.89	3.126e3	3.363e3	0.770	0.93	YES	0.42581	0.00000

Dataset: Untitled

Last Altered: Friday, February 14, 2020 07:30:05 Pacific Standard Time
Printed: Friday, February 14, 2020 07:30:35 Pacific Standard Time

Name: 200213R1_7, Date: 13-Feb-2020, Time: 14:08:46, ID: 1903652-06RE1 PDI-086SC-B-02-04-191012 17.65, Description: PDI-086SC-B-02-04-191012

1st Func. Penta-Furans

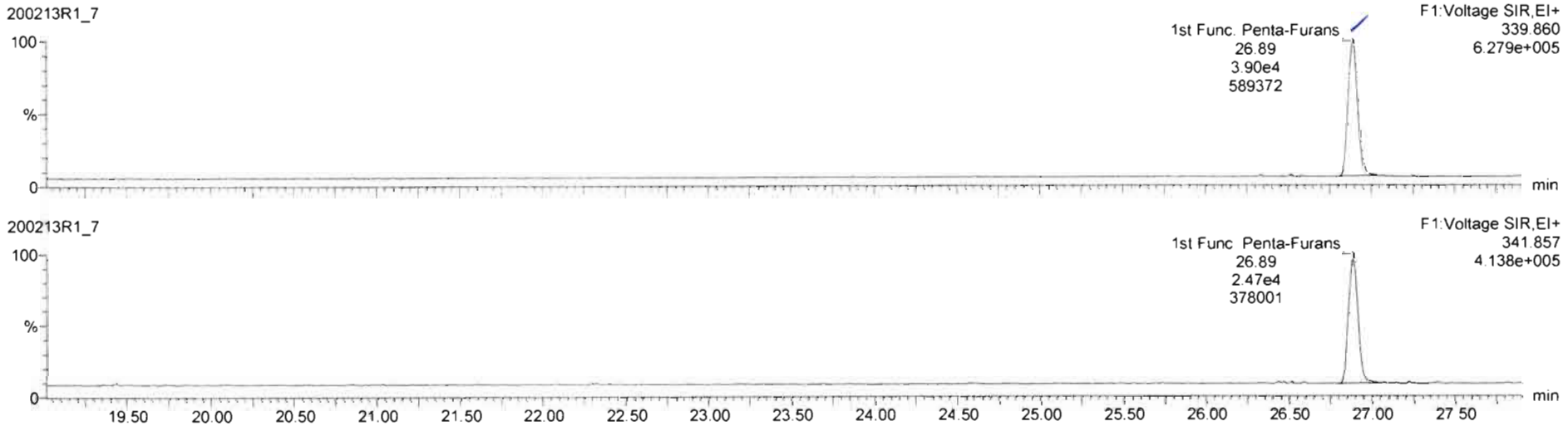

DPE6

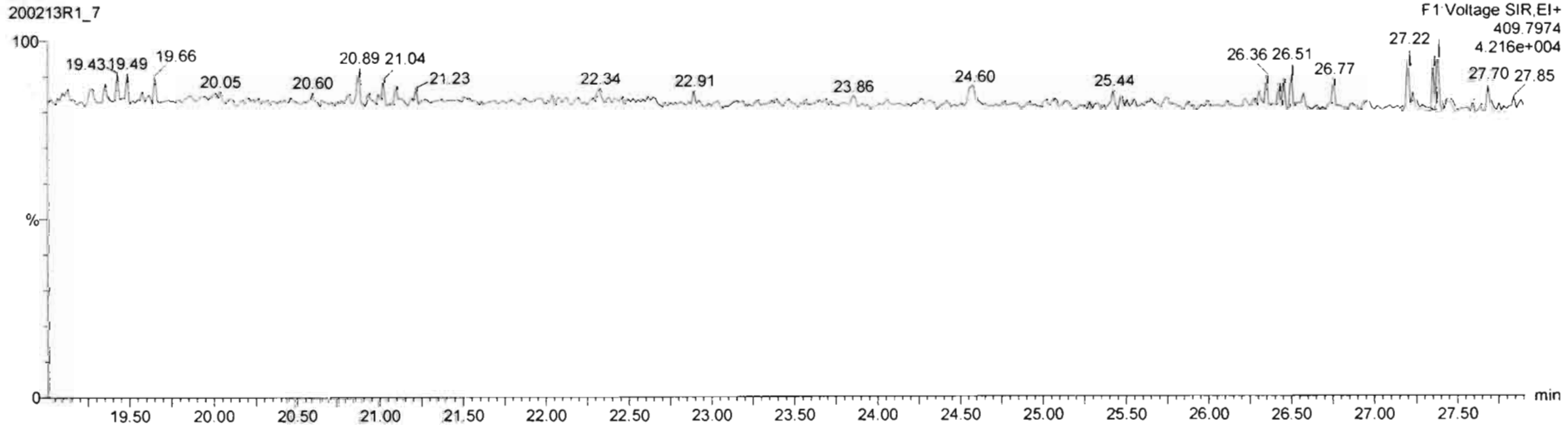

Dataset: Untitled

Last Altered: Friday, February 14, 2020 07:30:05 Pacific Standard Time
Printed: Friday, February 14, 2020 07:30:35 Pacific Standard Time

Name: 200213R1_7, Date: 13-Feb-2020, Time: 14:08:46, ID: 1903652-06RE1 PDI-086SC-B-02-04-191012 17.65, Description: PDI-086SC-B-02-04-191012

1,2,3,7,8-PeCDF

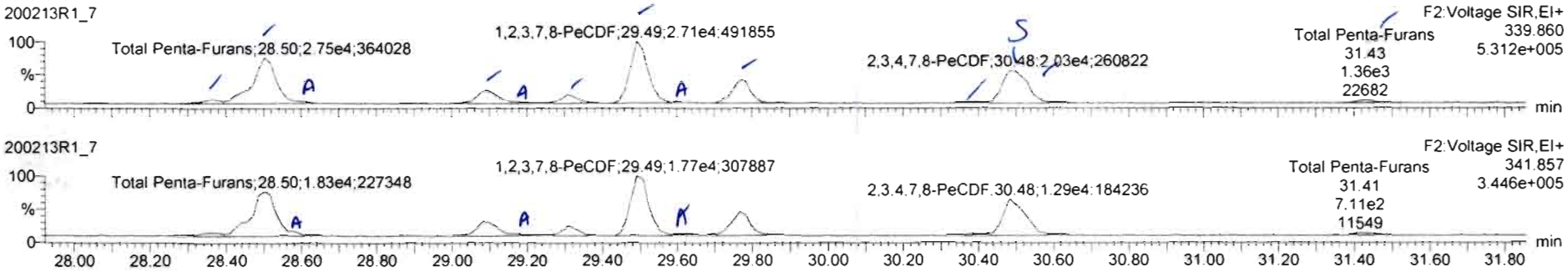

13C-1,2,3,7,8-PeCDF

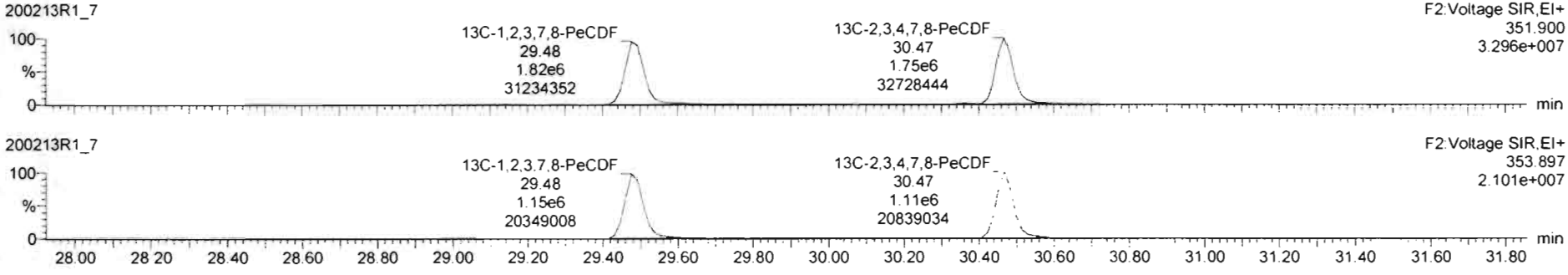

DPE2

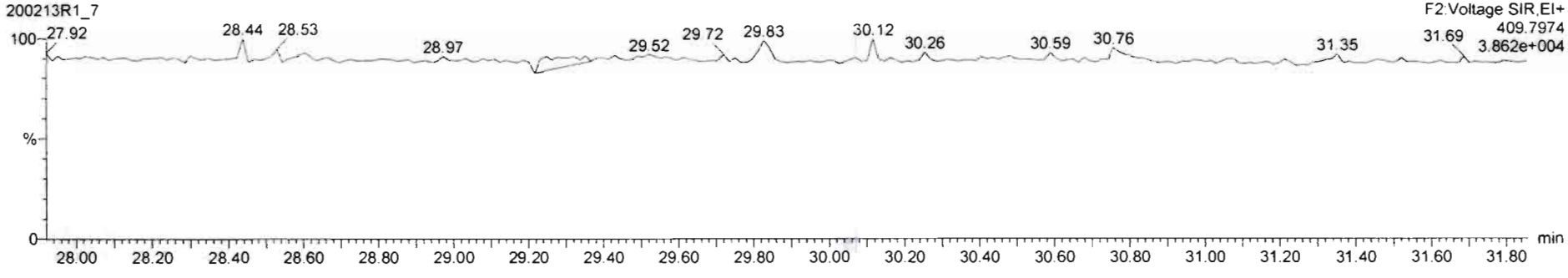

TargetLynx XS - 200213R1-7 * - [Chromatogram]

File Edit View Display Processing Window Help

	#	Name	Resp	RA	n/y	RRF	wt/vol	Pred RT	RT	Pred.R	RRT	RRT Fail	Conc.	%Rec	DL	EMPC
45	45	Total Penta-Furans				0.9074	10.023	29.27		0.000		NO	12.26		0.0478	12.45
46	46	Total Hexa-Furans				0.8982	10.023	33.56		0.000		NO	21.26		0.0655	21.51

	#	Name	Pred.RT	RT	m1 Resp	m2 Resp	1° Ratio (Pred)	RA	n/y	EMPC	Conc.
1	45	Total Penta-Furans	29.27	28.36	1.772e3	1.143e3	1.550	1.55	NO	0.21975	0.21975
2	45	Total Penta-Furans	29.27	28.50	2.635e4	1.740e4	1.550	1.51	NO	3.2990	3.2990
3	45	Total Penta-Furans	29.27	28.56	1.676e3	1.116e3	1.550	1.50	NO	0.21054	0.21054
4	45	Total Penta-Furans	29.27	29.10	6.775e3	4.643e3	1.550	1.46	NO	0.86089	0.86089
5	45	Total Penta-Furans	29.27	29.16	6.158e2	4.328e2	1.550	1.42	NO	0.079069	0.079069
6	45	Total Penta-Furans	29.27	29.31	3.880e3	2.349e3	1.550	1.65	NO	0.46966	0.46966
7	9	1,2,3,7,8-PeCDF	29.50	29.49	2.737e4	1.740e4	1.550	1.57	NO	3.3117	3.3117
8	45	Total Penta-Furans	29.27	29.60	4.507e2	3.144e2	1.550	1.43	NO	0.057684	0.057684
9	45	Total Penta-Furans	29.27	29.77	1.053e4	6.994e3	1.550	1.51	NO	1.3214	1.3214
10	45	Total Penta-Furans	29.27	30.39	4.103e2	3.426e2	1.550	1.20	YES	0.050900	0.00000
11	10	2,3,4,7,8-PeCDF	30.50	30.48	2.027e4	1.292e4	1.550	1.57	NO	2.4322	2.4322
12	45	Total Penta-Furans	29.27	31.43	1.361e3	7.111e2	1.550	1.91	YES	0.13671	0.00000

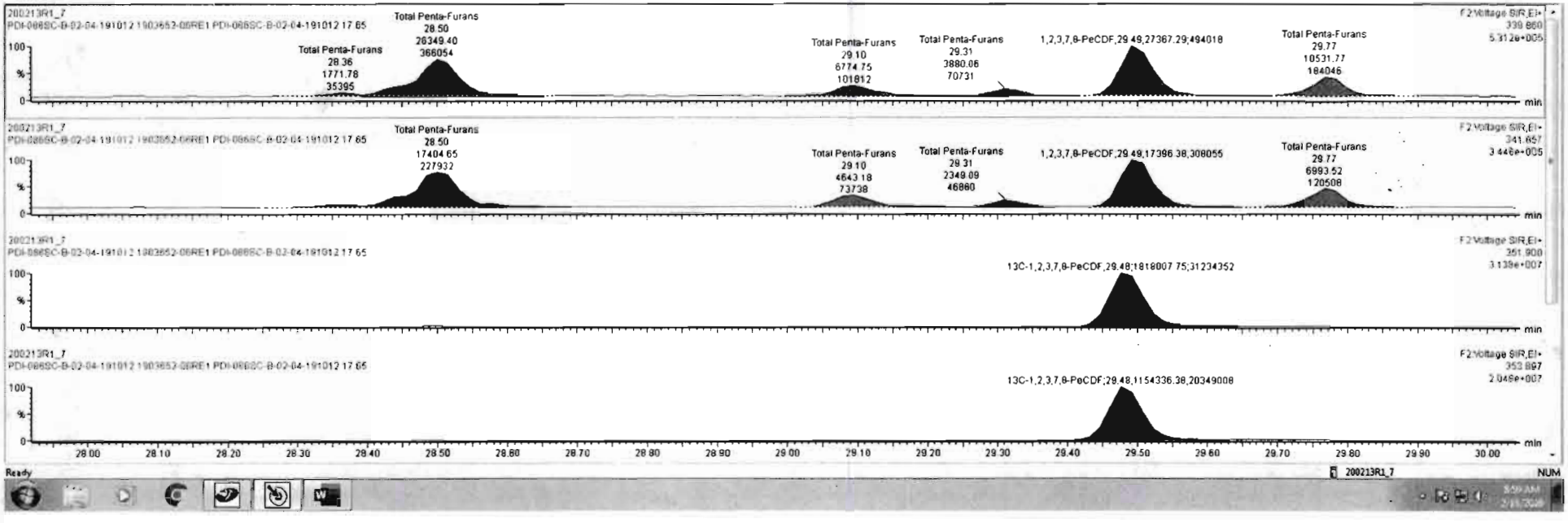

TargetLynx XS - 200213R1-7 * - [Chromatogram]

File Edit View Display Processing Window Help

	#	Name	Resp	RA	rVy	RRF	wtAvol	Pred RT	RT	Pred.R...	RRT	RRT Fail	Conc.	%Rec	DL	EMPC
45	45	Total Penta-Furans				0.9074	10.023	29.27		0.000		NO	12.26		0.0478	12.45
46	46	Total Hexa-Furans				0.8982	10.023	33.56		0.000		NO	21.26		0.0655	21.51

	#	Name	Pred.RT	RT	m1 Resp	m2 Resp	1* Ratio (Pred)	RA	rVy	EMPC	Conc.
1	45	Total Penta-Furans	29.27	28.36	1.772e3	1.143e3	1.550	1.55	NO	0.21975	0.21975
2	45	Total Penta-Furans	29.27	28.50	2.635e4	1.740e4	1.550	1.51	NO	3.2990	3.2990
3	45	Total Penta-Furans	29.27	28.56	1.676e3	1.116e3	1.550	1.50	NO	0.21054	0.21054
4	45	Total Penta-Furans	29.27	29.10	6.775e3	4.643e3	1.550	1.46	NO	0.86089	0.86089
5	45	Total Penta-Furans	29.27	29.16	6.158e2	4.328e2	1.550	1.42	NO	0.079069	0.079069
6	45	Total Penta-Furans	29.27	29.31	3.880e3	2.349e3	1.550	1.65	NO	0.46966	0.46966
7	9	1,2,3,7,8-PeCDF	29.50	29.49	2.737e4	1.740e4	1.550	1.57	NO	3.3117	3.3117
8	45	Total Penta-Furans	29.27	29.60	4.507e2	3.144e2	1.550	1.43	NO	0.057684	0.057684
9	45	Total Penta-Furans	29.27	29.77	1.053e4	6.994e3	1.550	1.51	NO	1.3214	1.3214
10	45	Total Penta-Furans	29.27	30.39	4.103e2	3.426e2	1.550	1.20	YES	0.050900	0.00000
11	10	2,3,4,7,8-PeCDF	30.50	30.48	2.027e4	1.292e4	1.550	1.57	NO	2.4322	2.4322
12	45	Total Penta-Furans	29.27	31.43	1.361e3	7.111e2	1.550	1.91	YES	0.13671	0.00000

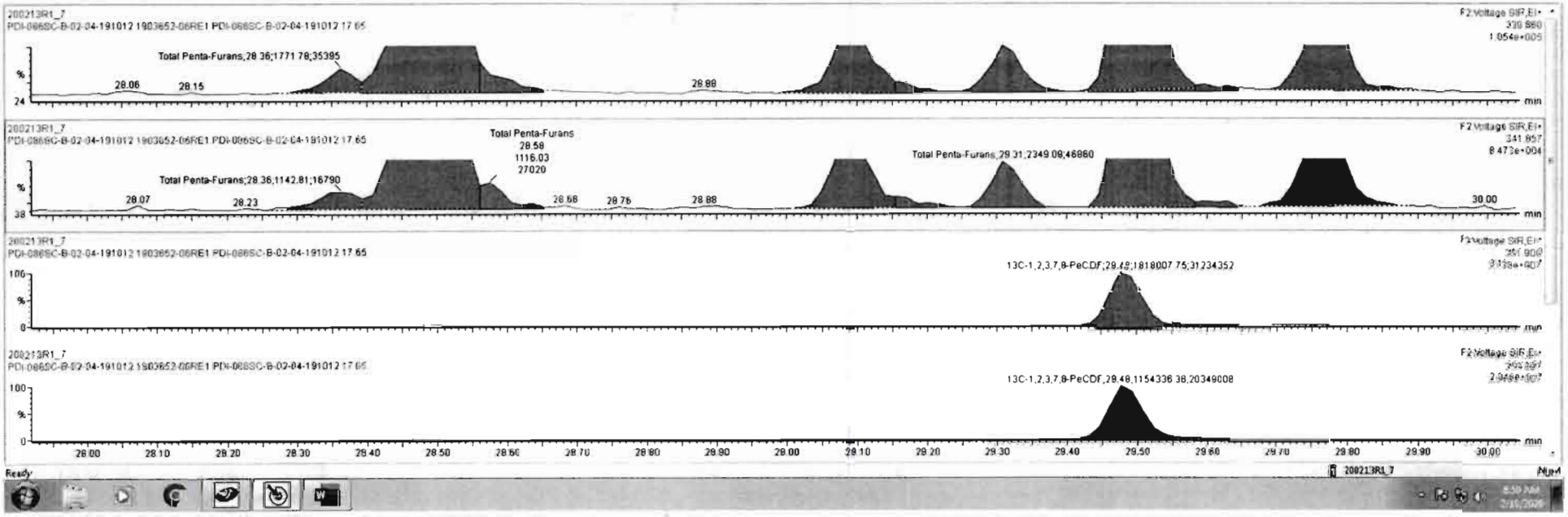

TargetLynx XS - 200213R1-7 * - [Chromatogram]

File Edit View Display Processing Window Help

	#	Name	Resp	RA	n/y	RRF	wt/vol	Pred.RT	RT	Pred.R...	RRT	RRT Fail	Conc	%Rec	DL	EMPC
45	45	Total Penta-Furans				0.9074	10.023	29.27		0.000		NO	12.48		0.0478	12.48
46	46	Total Hexa-Furans				0.8982	10.023	33.56		0.000		NO	21.26		0.0655	21.51

	#	Name	Pred.RT	RT	m1 Resp	m2 Resp	1* Ratio (Pred)	RA	n/y	EMPC	Conc.
1	45	Total Penta-Furans	29.27	28.36	1.772e3	1.143e3	1.550	1.55	NO	0.21975	0.21975
2	45	Total Penta-Furans	29.27	28.50	2.635e4	1.740e4	1.550	1.51	NO	3.2990	3.2990
3	45	Total Penta-Furans	29.27	28.56	1.676e3	1.116e3	1.550	1.50	NO	0.21054	0.21054
4	45	Total Penta-Furans	29.27	29.10	6.775e3	4.643e3	1.550	1.46	NO	0.86089	0.86089
5	45	Total Penta-Furans	29.27	29.16	6.158e2	4.328e2	1.550	1.42	NO	0.079069	0.079069
6	45	Total Penta-Furans	29.27	29.31	3.680e3	2.349e3	1.550	1.65	NO	0.46966	0.46966
7	9	1,2,3,7,8-PeCDF	29.50	29.49	2.737e4	1.740e4	1.550	1.57	NO	3.3117	3.3117
8	45	Total Penta-Furans	29.27	29.60	4.507e2	3.144e2	1.550	1.43	NO	0.057684	0.057684
9	45	Total Penta-Furans	29.27	29.77	1.053e4	6.994e3	1.550	1.51	NO	1.3214	1.3214
10	45	Total Penta-Furans	29.27	30.39	4.225e2	3.007e2	1.550	1.41	NO	0.054527	0.054527
11	10	2,3,4,7,8-PeCDF	30.48	30.48	1.361e4	8.990e3	1.550	1.51	NO	1.6561	1.6561
12	45	Total Penta-Furans	29.27	30.51	6.743e3	3.861e3	1.550	1.75	NO	0.79956	0.79956
13	45	Total Penta-Furans	29.27	31.43	1.193e3	7.205e2	1.550	1.66	NO	0.14430	0.14430

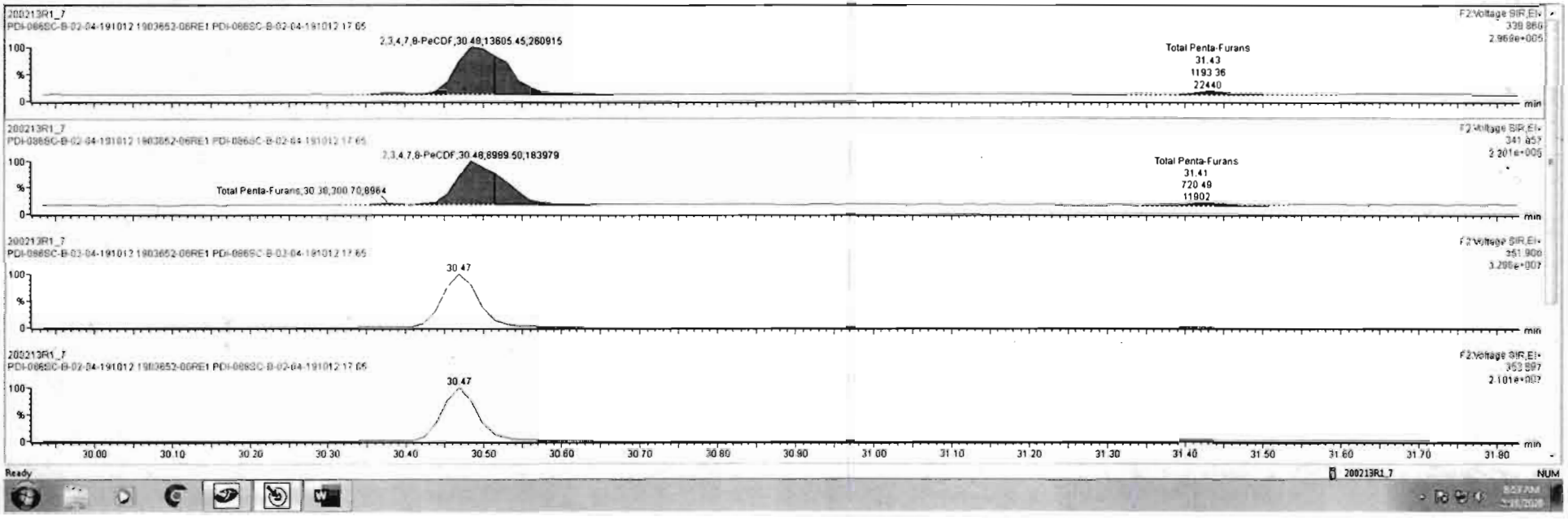

TargetLynx XS - 200213R1-7 * - [Chromatogram]

File Edit View Display Processing Window Help

	#	Name	Resp	RA	n/y	RRF	wt/vol	Pred RT	RT	Pred R	RRT	RRT Fail	Conc	%Rec	DL	EMPC
45	45	Total Penta-Furans				0.9074	10.023	29.27		0.000		NO	12.49		0.0478	12.49
46	46	Total Hexa-Furans				0.8982	10.023	33.56		0.000		NO	21.26		0.0655	21.51

	#	Name	Pred RT	RT	m1 Resp	m2 Resp	1* Ratio (Pred)	RA	n/y	EMPC	Conc.
1	45	Total Penta-Furans	29.27	28.36	1.772e3	1.143e3	1.550	1.55	NO	0.21975	0.21975
2	45	Total Penta-Furans	29.27	28.50	2.635e4	1.740e4	1.550	1.51	NO	3.2990	3.2990
3	45	Total Penta-Furans	29.27	28.56	1.676e3	1.116e3	1.550	1.50	NO	0.21054	0.21054
4	45	Total Penta-Furans	29.27	29.10	6.775e3	4.643e3	1.550	1.46	NO	0.86089	0.86089
5	45	Total Penta-Furans	29.27	29.16	6.158e2	4.328e2	1.550	1.42	NO	0.079069	0.079069
6	45	Total Penta-Furans	29.27	29.31	3.680e3	2.349e3	1.550	1.65	NO	0.46966	0.46966
7	9	1,2,3,7,8-PeCDF	29.50	29.49	2.737e4	1.740e4	1.550	1.57	NO	3.3117	3.3117
8	45	Total Penta-Furans	29.27	29.60	4.507e2	3.144e2	1.550	1.43	NO	0.057684	0.057684
9	45	Total Penta-Furans	29.27	29.77	1.053e4	6.994e3	1.550	1.51	NO	1.3214	1.3214
10	45	Total Penta-Furans	29.27	30.39	4.225e2	3.007e2	1.550	1.41	NO	0.054527	0.054527
11	10	2,3,4,7,8-PeCDF	30.48	30.48	1.361e4	9.057e3	1.550	1.50	NO	1.6611	1.6611
12	45	Total Penta-Furans	29.27	30.51	6.743e3	3.861e3	1.550	1.75	NO	0.79956	0.79956
13	45	Total Penta-Furans	29.27	31.43	1.193e3	7.205e2	1.550	1.66	NO	0.14430	0.14430

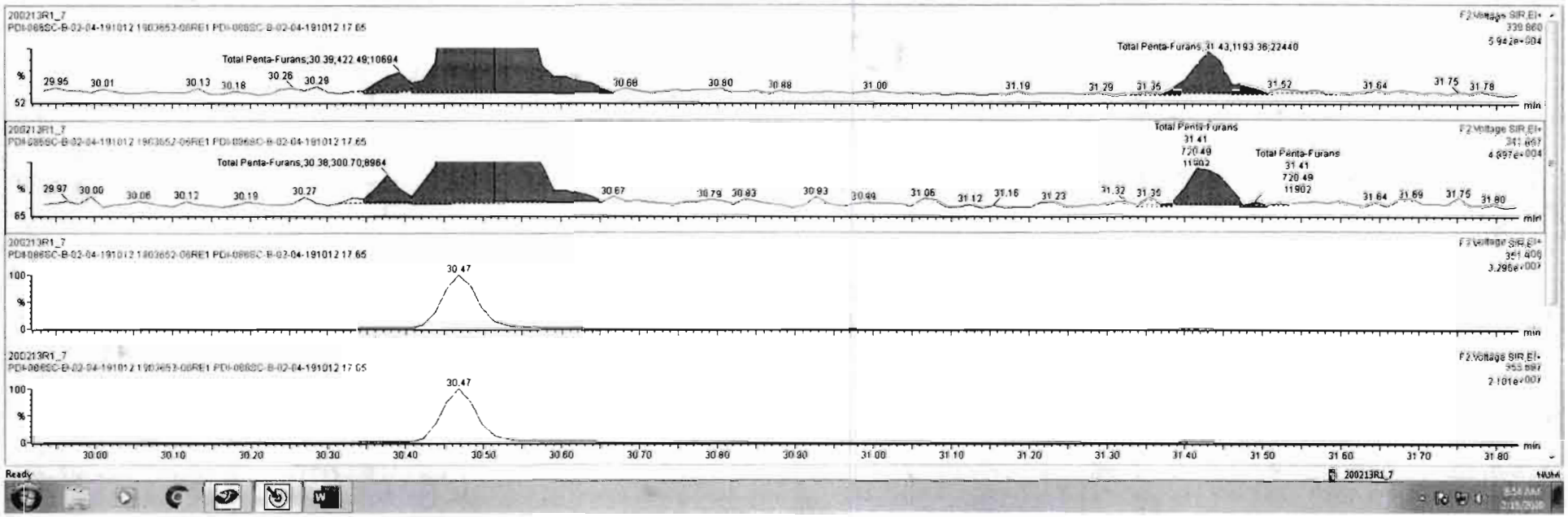

Ready

Dataset: Untitled

Last Altered: Friday, February 14, 2020 07:30:05 Pacific Standard Time
Printed: Friday, February 14, 2020 07:30:35 Pacific Standard Time

Name: 200213R1_7, Date: 13-Feb-2020, Time: 14:08:46, ID: 1903652-06RE1 PDI-086SC-B-02-04-191012 17.65, Description: PDI-086SC-B-02-04-191012

1,2,3,4,7,8-HxCDF

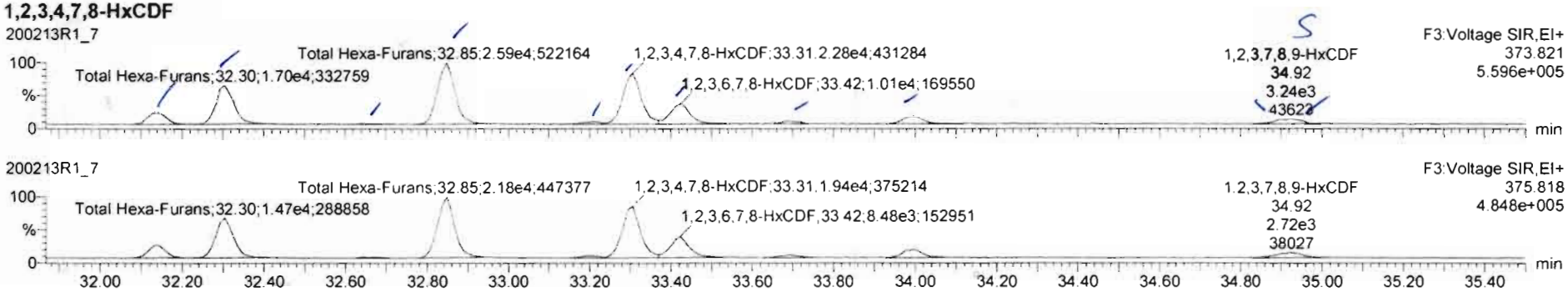

13C-1,2,3,4,7,8-HxCDF

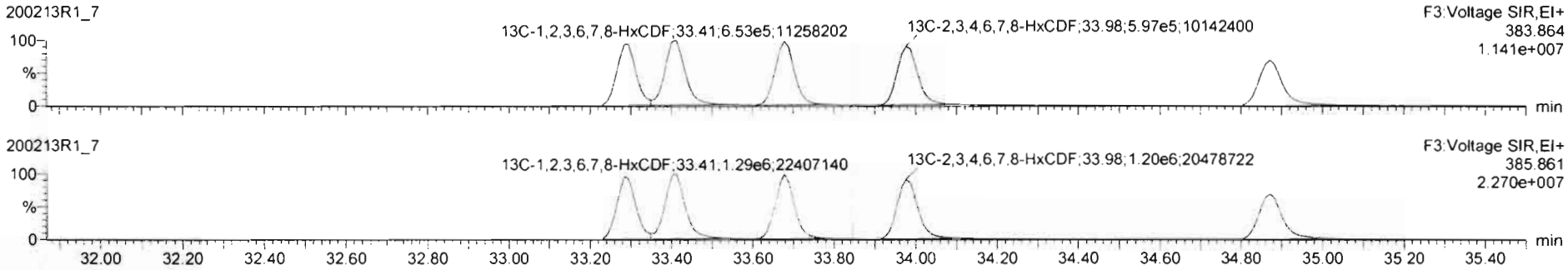

DPE3

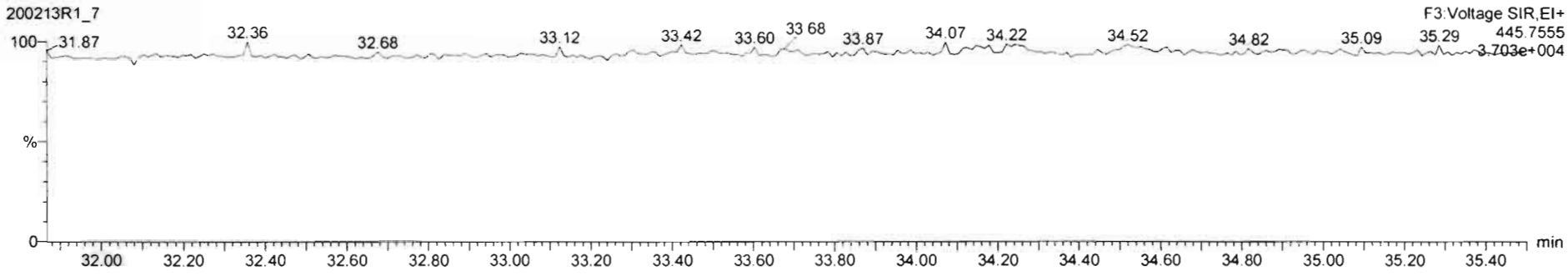

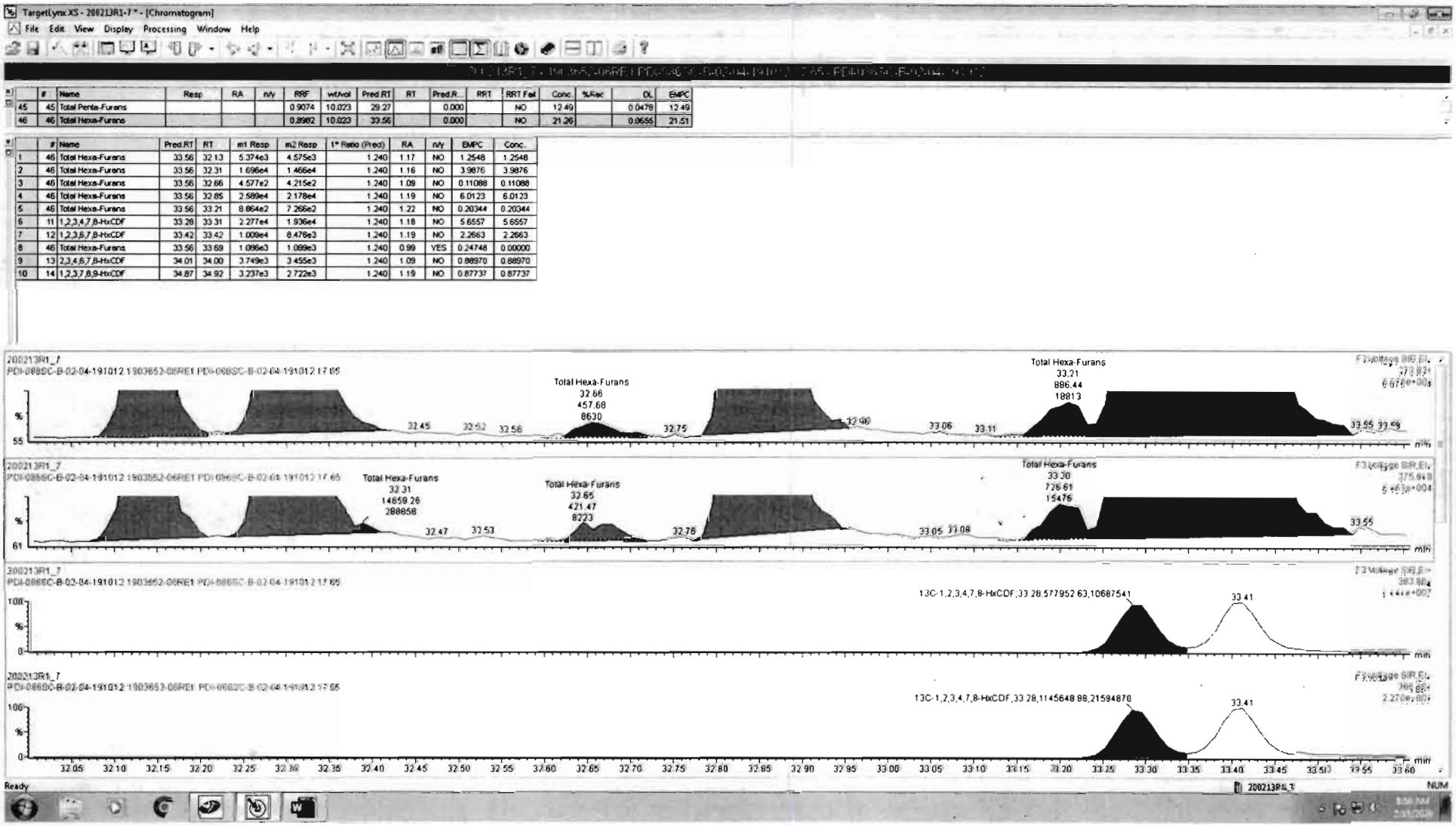

	#	Name	Resp	RA	rVy	RRF	wtAvol	Pred RT	RT	Pred R...	RRT	RRT Fail	Conc.	%Rec	DL	EMPC
45	45	Total Penta-Furans				0.9074	10.023	29.27		0.000		NO	12.49		0.0478	12.49
46	46	Total Hexa-Furans				0.8982	10.023	33.56		0.000		NO	21.26		0.0655	21.51

	#	Name	Pred RT	RT	m1 Resp	m2 Resp	t* Ratio (Pred)	RA	rVy	EMPC	Conc.
1	46	Total Hexa-Furans	33.56	32.13	5.374e3	4.575e3	1.240	1.17	NO	1.2548	1.2548
2	46	Total Hexa-Furans	33.56	32.31	1.696e4	1.466e4	1.240	1.16	NO	3.9876	3.9876
3	46	Total Hexa-Furans	33.56	32.66	4.577e2	4.215e2	1.240	1.09	NO	0.11088	0.11088
4	46	Total Hexa-Furans	33.56	32.85	2.589e4	2.178e4	1.240	1.19	NO	6.0123	6.0123
5	46	Total Hexa-Furans	33.56	33.21	8.864e2	7.266e2	1.240	1.22	NO	0.20344	0.20344
6	11	1,2,3,4,7,8-HxCDF	33.28	33.31	2.277e4	1.936e4	1.240	1.18	NO	5.6557	5.6557
7	12	1,2,3,6,7,8-HxCDF	33.42	33.42	1.009e4	8.476e3	1.240	1.19	NO	2.2663	2.2663
8	46	Total Hexa-Furans	33.56	33.69	1.086e3	1.089e3	1.240	0.99	YES	0.24748	0.00000
9	13	2,3,4,6,7,8-HxCDF	34.01	34.00	3.749e3	3.455e3	1.240	1.09	NO	0.88970	0.88970
10	14	1,2,3,7,8,9-HxCDF	34.87	34.92	3.237e3	2.722e3	1.240	1.19	NO	0.87737	0.87737

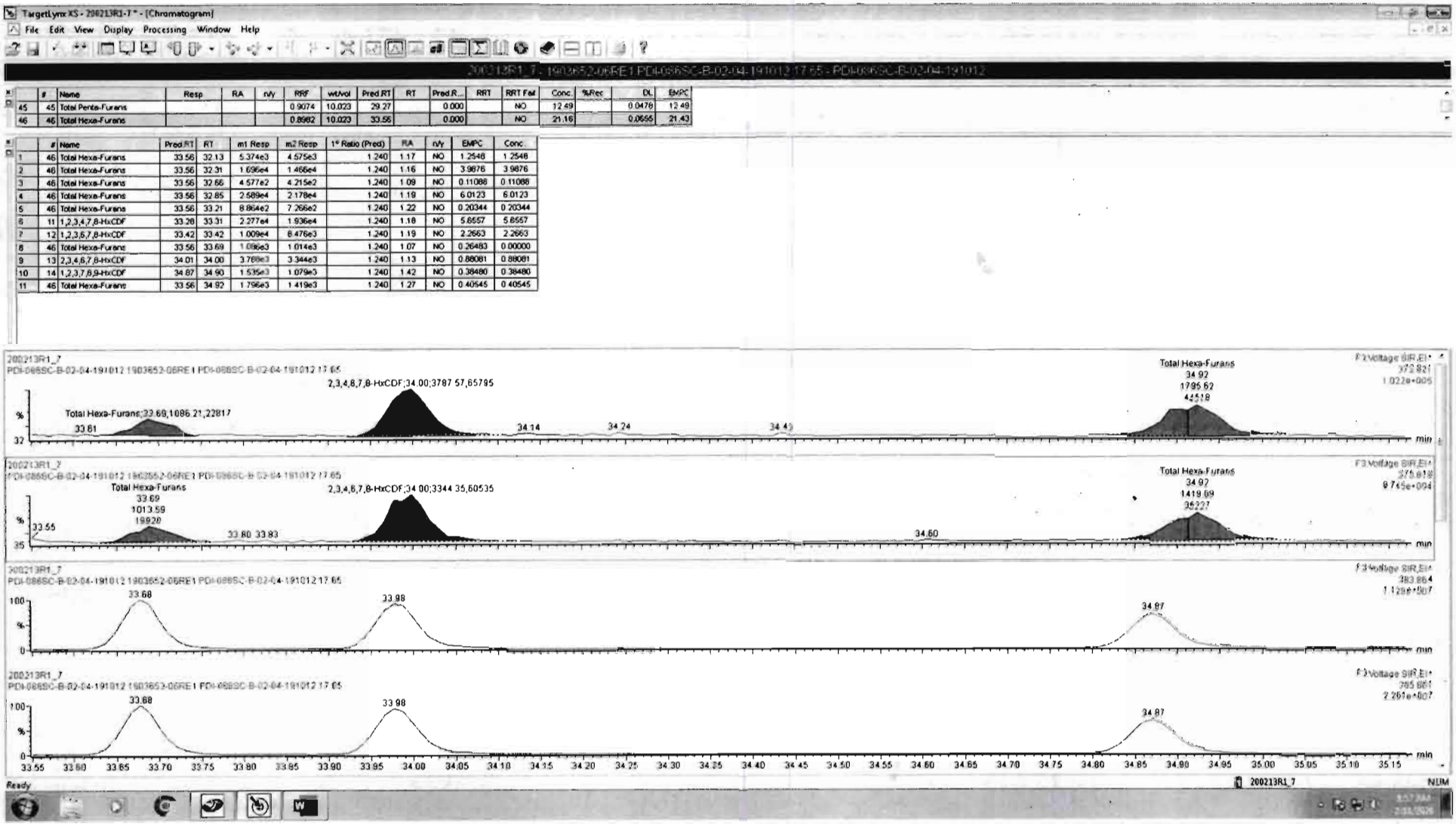

	#	Name	Resp	RA	rVy	RRF	wt/vol	Pred RT	RT	Pred R...	RRT	RRT Fail	Conc.	%Rec	DL	EMPC
45	45	Total Penta-Furans				0.9074	10.023	29.27		0.000		NO	12.49		0.0476	12.49
46	46	Total Hexa-Furans				0.8992	10.023	33.56		0.000		NO	21.16		0.0555	21.43

	#	Name	Pred RT	RT	m1 Resp	m2 Resp	1° Ratio (Pred)	RA	rVy	EMPC	Conc.
1	46	Total Hexa-Furans	33.56	32.13	5.374e3	4.575e3	1.240	1.17	NO	1.2548	1.2548
2	46	Total Hexa-Furans	33.56	32.31	1.696e4	1.466e4	1.240	1.16	NO	3.9876	3.9876
3	46	Total Hexa-Furans	33.56	32.66	4.577e2	4.215e2	1.240	1.09	NO	0.11086	0.11086
4	46	Total Hexa-Furans	33.56	32.85	2.589e4	2.178e4	1.240	1.19	NO	6.0123	6.0123
5	46	Total Hexa-Furans	33.56	33.21	8.864e2	7.266e2	1.240	1.22	NO	0.20344	0.20344
6	11	1,2,3,4,7,8-HxCDF	33.28	33.31	2.277e4	1.936e4	1.240	1.18	NO	5.6557	5.6557
7	12	1,2,3,6,7,8-HxCDF	33.42	33.42	1.009e4	8.476e3	1.240	1.19	NO	2.2663	2.2663
8	46	Total Hexa-Furans	33.56	33.69	1.086e3	1.014e3	1.240	1.07	NO	0.26483	0.00000
9	13	2,3,4,6,7,8-HxCDF	34.01	34.00	3.788e3	3.344e3	1.240	1.13	NO	0.88081	0.88081
10	14	1,2,3,7,8,9-HxCDF	34.87	34.90	1.535e3	1.079e3	1.240	1.42	NO	0.38480	0.38480
11	46	Total Hexa-Furans	33.56	34.92	1.796e3	1.419e3	1.240	1.27	NO	0.40545	0.40545

Dataset: Untitled

Last Altered: Friday, February 14, 2020 07:30:05 Pacific Standard Time
Printed: Friday, February 14, 2020 07:30:35 Pacific Standard Time

Name: 200213R1_7, Date: 13-Feb-2020, Time: 14:08:46, ID: 1903652-06RE1 PDI-086SC-B-02-04-191012 17.65, Description: PDI-086SC-B-02-04-191012

1,2,3,4,6,7,8-HpCDF

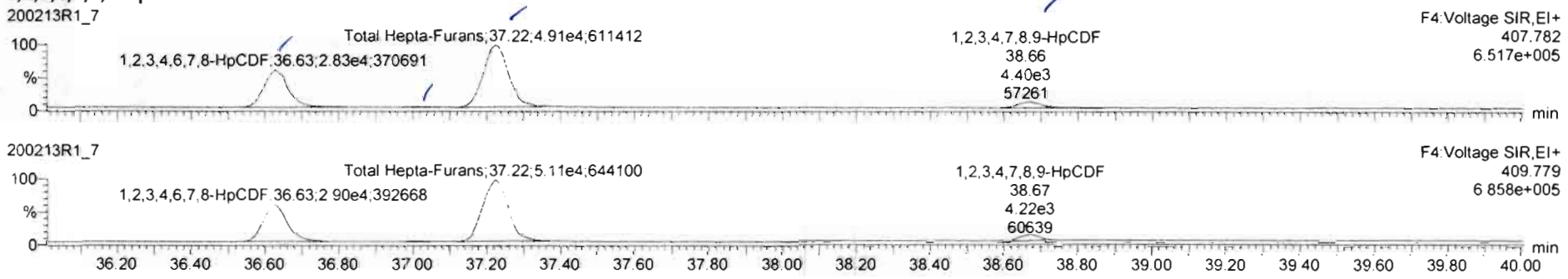

13C-1,2,3,4,6,7,8-HpCDF

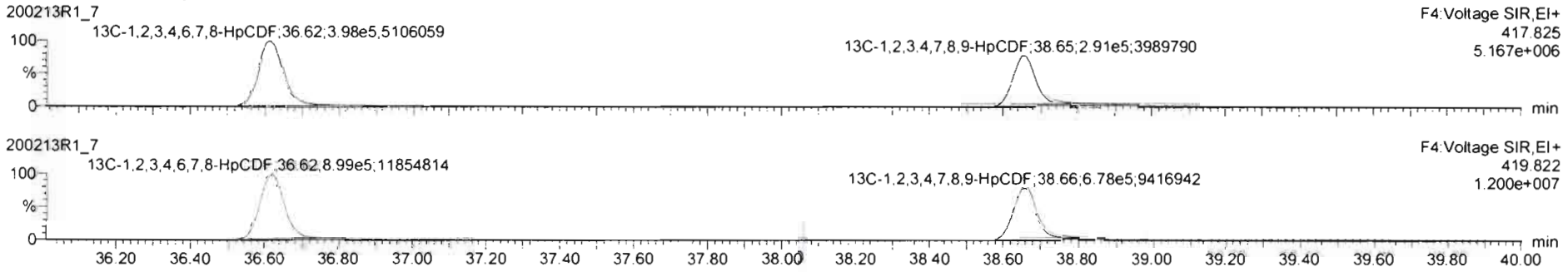

DPE4

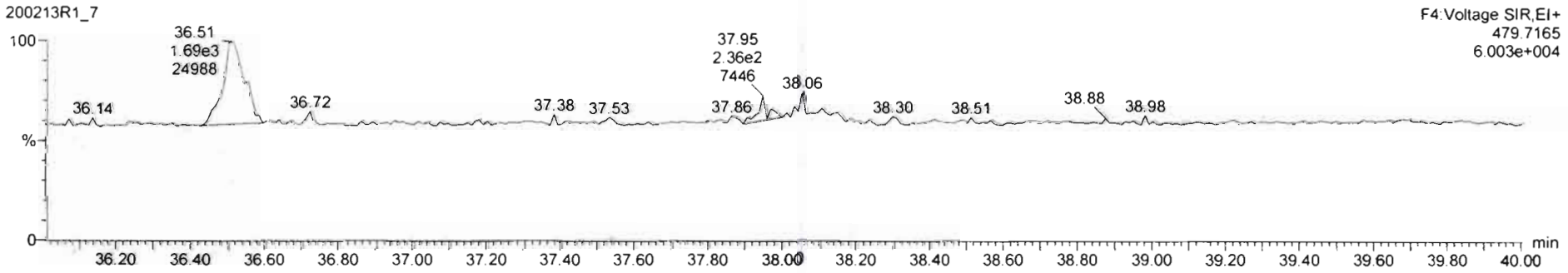

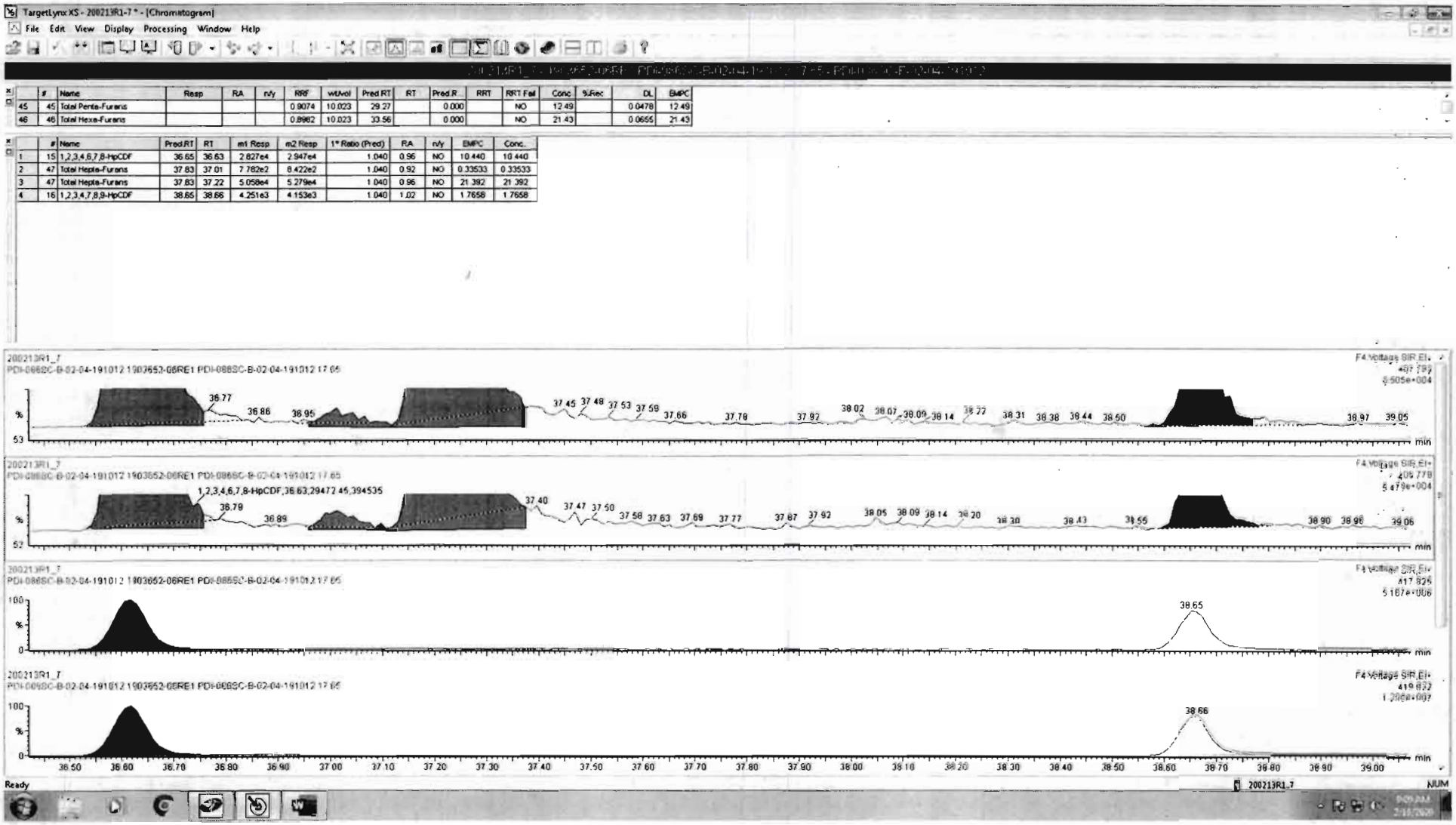

	#	Name	Resp	RA	n/y	RRF	wt/vol	Pred RT	RT	Pred.R	RRT	RRT Fail	Conc	%Rec	DL	EMPC
45	45	Total Penta-Furans				0.9074	10.023	29.27		0.000		NO	12.49		0.0478	12.49
46	46	Total Hexa-Furans				0.8982	10.023	33.56		0.000		NO	21.43		0.0655	21.43

	#	Name	Pred.RT	RT	m1 Resp	m2 Resp	1* Ratio (Pred)	RA	n/y	EMPC	Conc.
1	15	1,2,3,4,6,7,8-HpCDF	36.65	36.63	2.827e4	2.947e4	1.040	0.96	NO	10.440	10.440
2	47	Total Hepta-Furans	37.83	37.01	7.782e2	8.422e2	1.040	0.92	NO	0.33533	0.33533
3	47	Total Hepta-Furans	37.83	37.22	5.058e4	5.279e4	1.040	0.96	NO	21.392	21.392
4	16	1,2,3,4,7,8,9-HpCDF	38.65	38.66	4.251e3	4.153e3	1.040	1.02	NO	1.7658	1.7658

Dataset: Untitled

Last Altered: Friday, February 14, 2020 07:30:05 Pacific Standard Time
Printed: Friday, February 14, 2020 07:30:35 Pacific Standard Time

Name: 200213R1_7, Date: 13-Feb-2020, Time: 14:08:46, ID: 1903652-06RE1 PDI-086SC-B-02-04-191012 17.65, Description: PDI-086SC-B-02-04-191012

OCDF

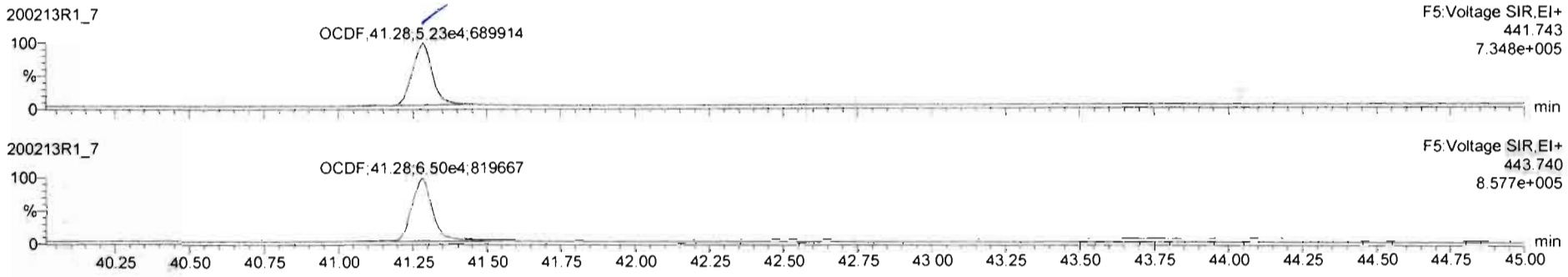

13C-OCDF

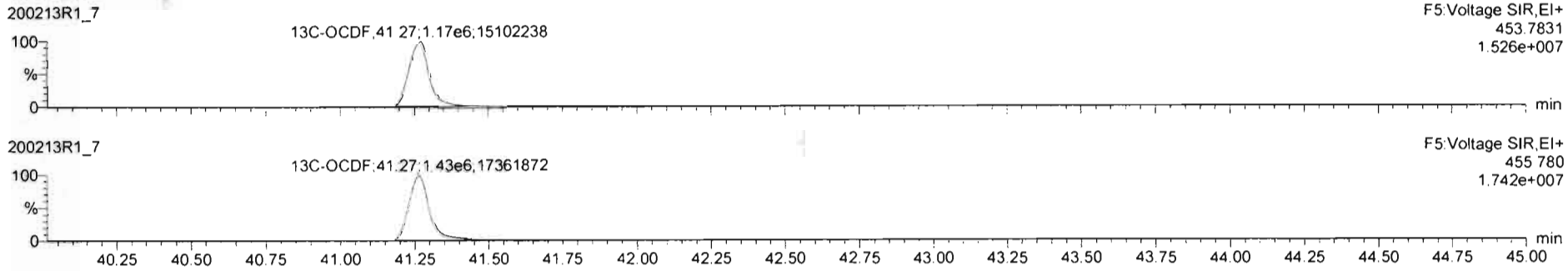

DPE5

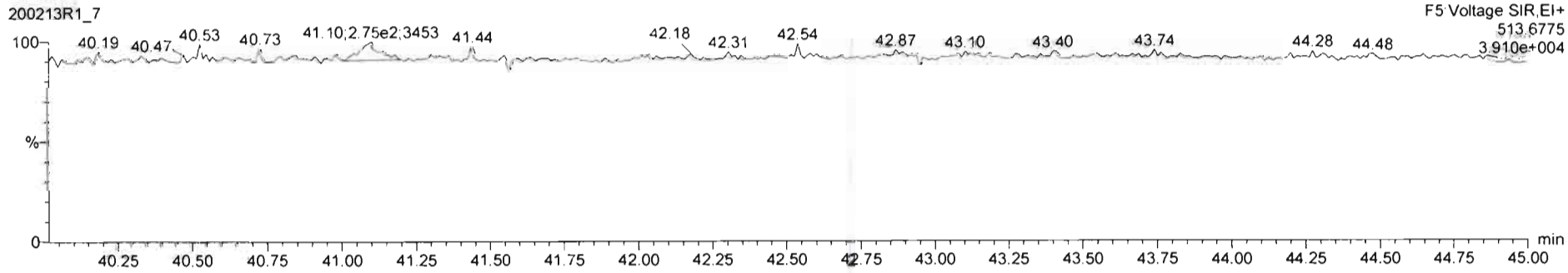

Dataset: Untitled

Last Altered: Friday, February 14, 2020 07:30:05 Pacific Standard Time
Printed: Friday, February 14, 2020 07:30:35 Pacific Standard Time

Name: 200213R1_7, Date: 13-Feb-2020, Time: 14:08:46, ID: 1903652-06RE1 PDI-086SC-B-02-04-191012 17.65, Description: PDI-086SC-B-02-04-191012

PFK1

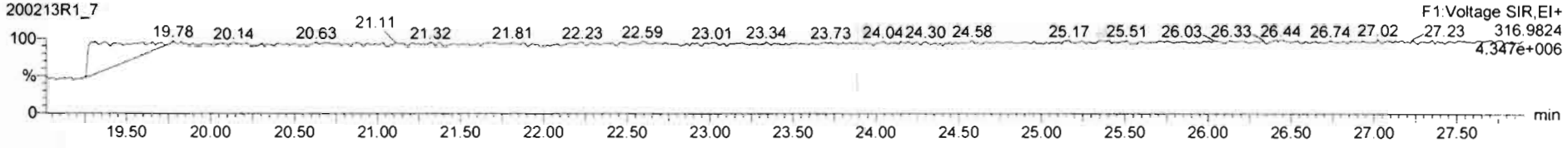

PFK2

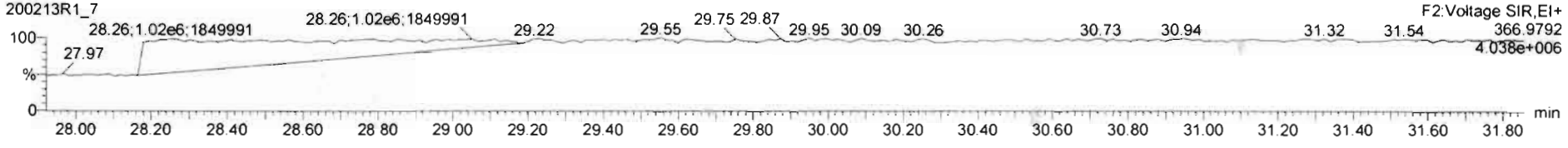

PFK3

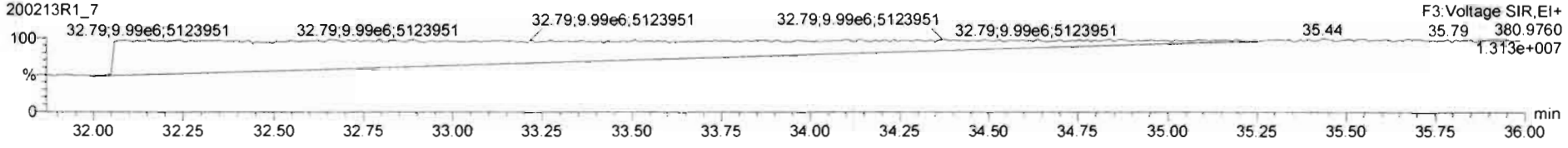

PFK4

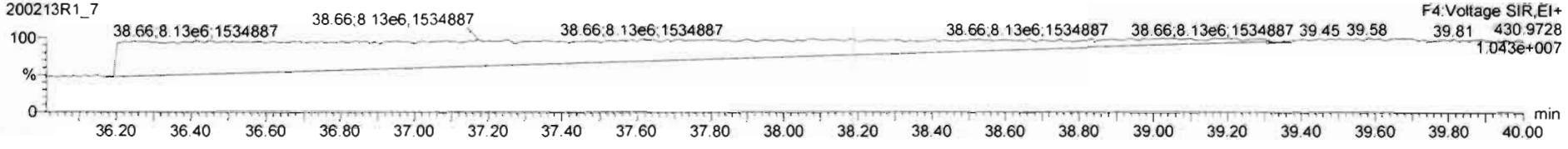

PFK5

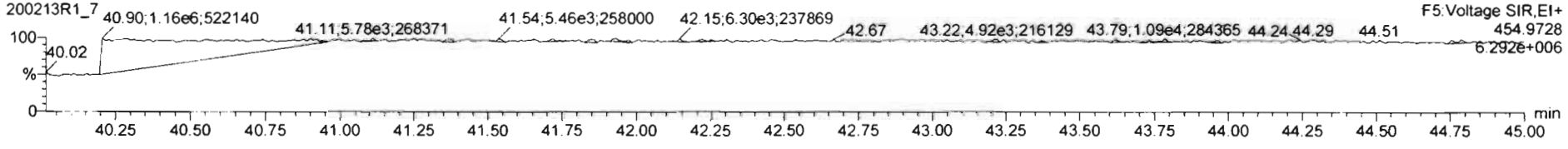

Dataset: U:\VG12.PRO\Results\200213R1\200213R1-8a.qld

Last Altered: Friday, March 13, 2020 08:30:40 Pacific Daylight Time
Printed: Friday, March 13, 2020 08:30:58 Pacific Daylight Time

lly 03-13-2020
lh 3/17/20

Method: U:\VG12.PRO\MethDB\1613rrt-02-11-20.mdb 11 Feb 2020 16:47:46
Calibration: U:\VG12.PRO\CurveDB\db5_1613vg12-1-31-20.cdb 02 Feb 2020 11:05:29

CTO3/18/2020

Name: 200213R1_8, Date: 13-Feb-2020, Time: 14:55:55, ID: 1903652-07RE1 PDI-086SC-B-04-06-191012 17.02, Description: PDI-086SC-B-04-06-191012

	# Name	Abs.Resp	RA	n/y	RRF	wt./vol.	Pred.RT	RT	Pred.RRT	RRT	Check RRT	Conc.	%Rec	DL	EMPC
1	1 2,3,7,8-TCDD	16894.928	0.703	NO	0.988	10.020	25.77	25.75	1.00	1.00	NO	1.508		0.0671	1.508
2	2 1,2,3,7,8-PeCDD	12443.606	0.671	NO	0.972	10.020	30.80	30.79	1.00	1.00	NO	1.420		0.102	1.420
3	3 1,2,3,4,7,8-HxCDD	13413.530	1.284	NO	1.07	10.020	34.16	34.16	1.00	1.00	NO	1.775		0.161	1.775
4	4 1,2,3,6,7,8-HxCDD	84807.976	1.193	NO	0.921	10.020	34.24	34.25	1.00	1.00	NO	10.47		0.166	10.47
5	5 1,2,3,7,8,9-HxCDD	35709.545	1.143	NO	0.918	10.020	34.55	34.54	1.00	1.00	NO	4.831		0.183	4.831
6	6 1,2,3,4,6,7,8-HpCDD	1881265.0...	0.993	NO	0.923	10.020	38.06	38.06	1.00	1.00	NO	273.9		0.872	273.9
7	7 OCDD	24464503....	0.874	NO	0.975	10.020	41.08	41.09	1.00	1.00	NO	3926		0.679	3926
8	8 2,3,7,8-TCDF	141795.809	0.741	NO	0.802	10.020	24.83	24.82	1.00	1.00	NO	12.01 ok		0.105	12.01
9	9 1,2,3,7,8-PeCDF	270931.719	1.506	NO	0.907	10.020	29.50	29.49	1.00	1.00	NO	21.95		0.115	21.95
10	10 2,3,4,7,8-PeCDF	42984.710	1.479	NO	0.952	10.020	30.47	30.47	1.00	1.00	NO	3.404		0.112	3.404
11	11 1,2,3,4,7,8-HxCDF	453831.610	1.165	NO	0.862	10.020	33.28	33.29	1.00	1.00	NO	62.70		0.164	62.70
12	12 1,2,3,6,7,8-HxCDF	193155.617	1.178	NO	0.841	10.020	33.41	33.41	1.00	1.00	NO	24.43		0.158	24.43
13	13 2,3,4,6,7,8-HxCDF	61665.205	1.159	NO	0.898	10.020	34.01	33.99	1.00	1.00	NO	8.095		0.167	8.095
14	14 1,2,3,7,8,9-HxCDF	4543.252	1.590	YES	0.858	10.020	34.87	34.88	1.00	1.00	NO	0.7289		0.238	0.6305
15	15 1,2,3,4,6,7,8-HpCDF	1702184.5...	0.970	NO	0.851	10.020	36.65	36.63	1.00	1.00	NO	303.3		0.366	303.3
16	16 1,2,3,4,7,8,9-HpCDF	82076.047	0.991	NO	0.980	10.020	38.65	38.67	1.00	1.00	NO	18.27		0.404	18.27
17	17 OCDF	1738472.8...	0.850	NO	0.806	10.020	41.26	41.27	1.00	1.00	NO	340.7		0.266	340.7
18	18 13C-2,3,7,8-TCDD	2262569.9...	0.781	NO	1.20	10.020	25.72	25.74	1.03	1.03	NO	180.1	90.2	0.154	
19	19 13C-1,2,3,7,8-PeCDD	1799491.0...	0.636	NO	0.967	10.020	30.47	30.77	1.22	1.23	NO	177.6	89.0	0.137	
20	20 13C-1,2,3,4,7,8-HxCDD	1408542.3...	1.265	NO	0.874	10.020	34.14	34.15	1.01	1.01	NO	187.8	94.1	0.298	
21	21 13C-1,2,3,6,7,8-HxCDD	1754791.7...	1.258	NO	1.05	10.020	34.24	34.24	1.02	1.02	NO	195.5	97.9	0.249	
22	22 13C-1,2,3,7,8,9-HxCDD	1606926.3...	1.240	NO	0.974	10.020	34.54	34.52	1.03	1.03	NO	192.1	96.3	0.267	
23	23 13C-1,2,3,4,6,7,8-HpCDD	1484989.8...	1.034	NO	0.747	10.020	38.11	38.04	1.13	1.13	NO	231.5	116	0.376	
24	24 13C-OCDD	2552612.0...	0.846	NO	0.707	10.020	41.01	41.08	1.22	1.22	NO	420.9	105	0.355	
25	25 13C-2,3,7,8-TCDF	2938035.0...	0.768	NO	1.07	10.020	24.90	24.81	0.99	0.99	NO	166.9	83.6	0.242	
26	26 13C-1,2,3,7,8-PeCDF	2714482.2...	1.579	NO	1.00	10.020	29.24	29.48	1.17	1.18	NO	164.0	82.2	0.271	
27	27 13C-2,3,4,7,8-PeCDF	2648794.3...	1.605	NO	0.962	10.020	30.46	30.47	1.21	1.22	NO	166.7	83.5	0.282	
28	28 13C-1,2,3,4,7,8-HxCDF	1675465.6...	0.505	NO	1.05	10.020	33.26	33.28	0.99	0.99	NO	186.0	93.2	0.467	
29	29 13C-1,2,3,6,7,8-HxCDF	1875281.4...	0.522	NO	1.19	10.020	33.36	33.40	0.99	0.99	NO	183.6	92.0	0.411	
30	30 13C-2,3,4,6,7,8-HxCDF	1692827.3...	0.499	NO	1.07	10.020	33.97	33.98	1.01	1.01	NO	184.9	92.7	0.459	
31	31 13C-1,2,3,7,8,9-HxCDF	1450288.6...	0.510	NO	0.922	10.020	34.88	34.87	1.04	1.04	NO	183.2	91.8	0.531	

Dataset: U:\VG12.PRO\Results\200213R1\200213R1-8a.qld

Last Altered: Friday, March 13, 2020 08:30:40 Pacific Daylight Time
Printed: Friday, March 13, 2020 08:30:58 Pacific Daylight Time

Name: 200213R1_8, Date: 13-Feb-2020, Time: 14:55:55, ID: 1903652-07RE1 PDI-086SC-B-04-06-191012 17.02, Description: PDI-086SC-B-04-06-191012

	# Name	Abs.Resp	RA	n/y	RRF	wt./vol.	Pred.RT	RT	Pred.RRT	RRT	Check RRT	Conc.	%Rec	DL	EMPC	
32	32 13C-1,2,3,4,6,7,8-HpCDF	1316199.1...	0.430	NO	0.767	10.020	36.63	36.62	1.09	1.09	NO	199.9	100	0.373		
33	33 13C-1,2,3,4,7,8,9-HpCDF	915091.125	0.419	NO	0.552	10.020	38.65	38.65	1.15	1.15	NO	193.0	96.7	0.517		
34	34 13C-OCDF	2528497.3...	0.860	NO	0.789	10.020	41.24	41.26	1.23	1.23	NO	373.1	93.5	0.300		
35	35 37Cl-2,3,7,8-TCDD	909548.250			1.18	10.020	25.75	25.75	1.03	1.03	NO	73.76	92.4	0.0474		
36	36 13C-1,2,3,4-TCDD	2092458.1...	0.795	NO	1.00	10.020	25.11	25.08	1.00	1.00	NO	199.6	100	0.184		
37	37 13C-1,2,3,4-TCDF	3297725.0...	0.782	NO	1.00	10.020	23.37	23.34	1.00	1.00	NO	199.6	100	0.258		
38	38 13C-1,2,3,4,6,9-HxCDF	1713379.1...	0.502	NO	1.00	10.020	33.71	33.67	1.00	1.00	NO	199.6	100	0.489		
39	39 Total Tetra-Dioxins				0.988	10.020	24.62		0.00		NO	5.703		0.0671	6.015	
40	40 Total Penta-Dioxins				0.972	10.020	29.96		0.00		NO	20.10		0.102	20.81	
41	41 Total Hexa-Dioxins				0.921	10.020	33.63		0.00		NO	109.7		0.178	109.7	
42	42 Total Hepta-Dioxins				0.923	10.020	37.64		0.00		NO	646.0		0.872	646.0	
43	43 Total Tetra-Furans				0.802	10.020	23.61		0.00		NO	64.39		0.105	67.31	P
44	44 1st Func. Penta-Furans				0.907	10.020	27.09		0.00		NO	41.89		0.0296	41.89	
45	45 Total Penta-Furans				0.907	10.020	29.27		0.00		NO	85.79		0.116	85.79	
46	46 Total Hexa-Furans				0.898	10.020	33.56		0.00		NO	217.5		0.173	218.1	
47	47 Total Hepta-Furans				0.851	10.020	37.83		0.00		NO	589.9		0.407	593.0	

Vista Analytical Laboratory

Dataset: U:\VG12.PRO\Results\200213R1\200213R1-8a.qld

Last Altered: Friday, March 13, 2020 08:30:40 Pacific Daylight Time
Printed: Friday, March 13, 2020 08:31:20 Pacific Daylight Time

Method: U:\VG12.PRO\MethDB\1613rrt-02-11-20.mdb 11 Feb 2020 16:47:46
Calibration: U:\VG12.PRO\CurveDB\db5_1613vg12-1-31-20.cdb 02 Feb 2020 11:05:29

Name: 200213R1_8, Date: 13-Feb-2020, Time: 14:55:55, ID: 1903652-07RE1 PDI-086SC-B-04-06-191012 17.02, Description: PDI-086SC-B-04-06-191012

Tetra-Dioxins

	#	Name	Area	IS Area	RA	Y/N	Pred.RT	RT	Conc.	EMPC
1	39	Total Tetra-Dioxins	1.23e3	2.26e6	0.843	NO	24.62	26.74	0.1096	0.1096
2	39	Total Tetra-Dioxins	0.00e0	2.26e6	1.051	YES	24.62	26.23	0.0000	0.04065
3	39	Total Tetra-Dioxins	0.00e0	2.26e6	0.934	YES	24.62	26.08	0.0000	0.2052
4	1	2,3,7,8-TCDD	1.69e4	2.26e6	0.703	NO	25.77	25.75	1.508	1.508
5	39	Total Tetra-Dioxins	1.46e4	2.26e6	0.785	NO	24.62	25.48	1.303	1.303
6	39	Total Tetra-Dioxins	0.00e0	2.26e6	0.528	YES	24.62	25.18	0.0000	0.06544
7	39	Total Tetra-Dioxins	3.39e3	2.26e6	0.857	NO	24.62	25.05	0.3026	0.3026
8	39	Total Tetra-Dioxins	3.45e3	2.26e6	0.884	NO	24.62	24.67	0.3081	0.3081
9	39	Total Tetra-Dioxins	3.04e3	2.26e6	0.779	NO	24.62	24.49	0.2711	0.2711
10	39	Total Tetra-Dioxins	2.54e3	2.26e6	0.765	NO	24.62	24.24	0.2267	0.2267
11	39	Total Tetra-Dioxins	8.15e3	2.26e6	0.817	NO	24.62	24.00	0.7280	0.7280
12	39	Total Tetra-Dioxins	6.75e3	2.26e6	0.804	NO	24.62	23.79	0.6026	0.6026
13	39	Total Tetra-Dioxins	3.84e3	2.26e6	0.745	NO	24.62	23.50	0.3430	0.3430

Penta-Dioxins

	#	Name	Area	IS Area	RA	Y/N	Pred.RT	RT	Conc.	EMPC
1	40	Total Penta-Dioxins	5.32e3	1.80e6	0.546	NO	29.96	31.19	0.6063	0.6063
2	40	Total Penta-Dioxins	0.00e0	1.80e6	1.435	YES	29.96	31.09	0.0000	0.1808
3	2	1,2,3,7,8-PeCDD	1.24e4	1.80e6	0.671	NO	30.80	30.79	1.420	1.420
4	40	Total Penta-Dioxins	0.00e0	1.80e6	1.741	YES	29.96	30.45	0.0000	0.05105
5	40	Total Penta-Dioxins	2.97e3	1.80e6	0.641	NO	29.96	30.36	0.3393	0.3393
6	40	Total Penta-Dioxins	2.21e4	1.80e6	0.641	NO	29.96	30.03	2.516	2.516
7	40	Total Penta-Dioxins	1.12e4	1.80e6	0.626	NO	29.96	29.81	1.282	1.282
8	40	Total Penta-Dioxins	1.43e4	1.80e6	0.643	NO	29.96	29.71	1.635	1.635
9	40	Total Penta-Dioxins	4.13e4	1.80e6	0.647	NO	29.96	29.54	4.708	4.708
10	40	Total Penta-Dioxins	1.20e4	1.80e6	0.660	NO	29.96	29.03	1.368	1.368
11	40	Total Penta-Dioxins	5.46e4	1.80e6	0.624	NO	29.96	28.56	6.229	6.229
12	40	Total Penta-Dioxins	0.00e0	1.80e6	0.733	YES	29.96	30.87	0.0000	0.4740

Dataset: U:\VG12.PRO\Results\200213R1\200213R1-8a.qld

Last Altered: Friday, March 13, 2020 08:30:40 Pacific Daylight Time
Printed: Friday, March 13, 2020 08:31:20 Pacific Daylight Time

Name: 200213R1_8, Date: 13-Feb-2020, Time: 14:55:55, ID: 1903652-07RE1 PDI-086SC-B-04-06-191012 17.02, Description: PDI-086SC-B-04-06-191012

Hexa-Dioxins

	#	Name	Area	IS Area	RA	Y/N	Pred.RT	RT	Conc.	EMPC
1	41	Total Hexa-Dioxins	3.09e5	0.00e0	1.211	NO	33.63	32.68	42.13	42.13
2	5	1,2,3,7,8,9-HxCDD	3.57e4	1.61e6	1.143	NO	34.55	34.54	4.831	4.831
3	41	Total Hexa-Dioxins	1.05e4	0.00e0	1.152	NO	33.63	34.44	1.426	1.426
4	4	1,2,3,6,7,8-HxCDD	8.48e4	1.75e6	1.193	NO	34.24	34.25	10.47	10.47
5	3	1,2,3,4,7,8-HxCDD	1.34e4	1.41e6	1.284	NO	34.16	34.16	1.775	1.775
6	41	Total Hexa-Dioxins	1.82e4	0.00e0	1.258	NO	33.63	33.59	2.475	2.475
7	41	Total Hexa-Dioxins	3.05e5	0.00e0	1.198	NO	33.63	33.49	41.50	41.50
8	41	Total Hexa-Dioxins	3.72e4	0.00e0	1.220	NO	33.63	33.23	5.076	5.076

Hepta-Dioxins

	#	Name	Area	IS Area	RA	Y/N	Pred.RT	RT	Conc.	EMPC
1	6	1,2,3,4,6,7,8-HpCDD	1.88e6	1.48e6	0.993	NO	38.06	38.06	273.9	273.9
2	42	Total Hepta-Dioxins	2.56e6	1.48e6	0.998	NO	37.64	37.01	372.1	372.1

Dataset: U:\VG12.PRO\Results\200213R1\200213R1-8a.qld

Last Altered: Friday, March 13, 2020 08:30:40 Pacific Daylight Time
Printed: Friday, March 13, 2020 08:31:20 Pacific Daylight Time

Name: 200213R1_8, Date: 13-Feb-2020, Time: 14:55:55, ID: 1903652-07RE1 PDI-086SC-B-04-06-191012 17.02, Description: PDI-086SC-B-04-06-191012

Tetra-Furans

	#	Name	Area	IS Area	RA	Y/N	Pred.RT	RT	Conc.	EMPC	
1	43	Total Tetra-Furans	5.78e3	2.94e6	0.727	NO	23.61	22.28	0.4898	0.4898	
2	43	Total Tetra-Furans	6.38e4	2.94e6	0.742	NO	23.61	22.10	5.405	5.405	
3	43	Total Tetra-Furans	7.82e4	2.94e6	0.745	NO	23.61	21.63	6.625	6.625	
4	43	Total Tetra-Furans	2.67e4	2.94e6	0.748	NO	23.61	21.23	2.262	2.262	
5	43	Total Tetra-Furans	1.08e5	2.94e6	0.723	NO	23.61	20.69	9.144	9.144	
6	43	Total Tetra-Furans	1.93e4	2.94e6	0.762	NO	23.61	20.11	1.638	1.638	
7	43	Total Tetra-Furans	8.30e3	2.94e6	0.722	NO	23.61	19.58	0.7032	0.7032	
8	43	Total Tetra-Furans	4.17e3	2.94e6	0.745	NO	23.61	26.60	0.3535	0.3535	P
9	43	Total Tetra-Furans	4.28e3	2.94e6	0.697	NO	23.61	26.44	0.3626	0.3626	P
10	43	Total Tetra-Furans	2.39e3	2.94e6	0.707	NO	23.61	25.45	0.2027	0.2027	
11	43	Total Tetra-Furans	1.57e4	2.94e6	0.713	NO	23.61	25.21	1.330	1.330	
12	8	2,3,7,8-TCDF	1.42e5	2.94e6	0.741	NO	24.83	24.82	12.01	12.01	
13	43	Total Tetra-Furans	2.05e4	2.94e6	0.735	NO	23.61	24.72	1.736	1.736	
14	43	Total Tetra-Furans	3.88e3	2.94e6	0.790	NO	23.61	24.60	0.3283	0.3283	
15	43	Total Tetra-Furans	3.92e3	2.94e6	0.738	NO	23.61	24.40	0.3318	0.3318	
16	43	Total Tetra-Furans	8.78e3	2.94e6	0.743	NO	23.61	24.16	0.7440	0.7440	
17	43	Total Tetra-Furans	1.40e5	2.94e6	0.725	NO	23.61	23.86	11.88	11.88	
18	43	Total Tetra-Furans	3.21e4	2.94e6	0.729	NO	23.61	23.36	2.721	2.721	
19	43	Total Tetra-Furans	5.04e4	2.94e6	0.720	NO	23.61	23.24	4.271	4.271	
20	43	Total Tetra-Furans	6.56e3	2.94e6	0.728	NO	23.61	23.06	0.5559	0.5559	
21	43	Total Tetra-Furans	2.69e3	2.94e6	0.656	NO	23.61	22.91	0.2281	0.2281	
22	43	Total Tetra-Furans	1.26e4	2.94e6	0.741	NO	23.61	22.47	1.070	1.070	
23	43	Total Tetra-Furans	0.00e0	2.94e6	0.904	YES	23.61	26.89	0.0000	2.912	

Penta-Furans function 1

	#	Name	Area	IS Area	RA	Y/N	Pred.RT	RT	Conc.	EMPC
1	44	1st Func. Penta-Fura...	5.11e5	0.00e0	1.567	NO	27.09	26.89	41.89	41.89

Dataset: U:\VG12.PRO\Results\200213R1\200213R1-8a.qld

Last Altered: Friday, March 13, 2020 08:30:40 Pacific Daylight Time
Printed: Friday, March 13, 2020 08:31:20 Pacific Daylight Time

Name: 200213R1_8, Date: 13-Feb-2020, Time: 14:55:55, ID: 1903652-07RE1 PDI-086SC-B-04-06-191012 17.02, Description: PDI-086SC-B-04-06-191012

Penta-Furans

	#	Name	Area	IS Area	RA	Y/N	Pred.RT	RT	Conc.	EMPC
1	45	Total Penta-Furans	9.41e4	0.00e0	1.532	NO	29.27	29.08	7.717	7.717
2	45	Total Penta-Furans	3.09e3	0.00e0	1.400	NO	29.27	28.88	0.2534	0.2534
3	45	Total Penta-Furans	3.20e5	0.00e0	1.509	NO	29.27	28.50	26.21	26.21
4	45	Total Penta-Furans	1.86e4	0.00e0	1.427	NO	29.27	28.35	1.528	1.528
5	45	Total Penta-Furans	8.74e3	0.00e0	1.493	NO	29.27	31.41	0.7167	0.7167
6	10	2,3,4,7,8-PeCDF	4.30e4	2.65e6	1.479	NO	30.47	30.47	3.404	3.404
7	45	Total Penta-Furans	5.78e3	0.00e0	1.602	NO	29.27	30.38	0.4740	0.4740
8	45	Total Penta-Furans	1.07e5	0.00e0	1.483	NO	29.27	29.77	8.761	8.761
9	9	1,2,3,7,8-PeCDF	2.71e5	2.71e6	1.506	NO	29.50	29.49	21.95	21.95
10	45	Total Penta-Furans	3.12e4	0.00e0	1.475	NO	29.27	29.31	2.557	2.557
11	45	Total Penta-Furans	1.49e5	0.00e0	1.499	NO	29.27	30.48	12.21	12.21

Hexa-Furans

	#	Name	Area	IS Area	RA	Y/N	Pred.RT	RT	Conc.	EMPC
1	46	Total Hexa-Furans	4.32e5	0.00e0	1.164	NO	33.56	32.84	57.40	57.40
2	46	Total Hexa-Furans	5.89e3	0.00e0	1.222	NO	33.56	32.66	0.7820	0.7820
3	46	Total Hexa-Furans	3.21e5	0.00e0	1.162	NO	33.56	32.29	42.60	42.60
4	46	Total Hexa-Furans	1.06e5	0.00e0	1.163	NO	33.56	32.13	14.02	14.02
5	14	1,2,3,7,8,9-HxCDF	4.54e3	1.45e6	1.590	YES	34.87	34.88	0.0000	0.6305
6	13	2,3,4,6,7,8-HxCDF	6.17e4	1.69e6	1.159	NO	34.01	33.99	8.095	8.095
7	46	Total Hexa-Furans	9.20e3	0.00e0	1.250	NO	33.56	33.69	1.222	1.222
8	12	1,2,3,6,7,8-HxCDF	1.93e5	1.88e6	1.178	NO	33.41	33.41	24.43	24.43
9	11	1,2,3,4,7,8-HxCDF	4.54e5	1.68e6	1.165	NO	33.28	33.29	62.70	62.70
10	46	Total Hexa-Furans	8.11e3	0.00e0	1.172	NO	33.56	33.19	1.077	1.077
11	46	Total Hexa-Furans	3.89e4	0.00e0	1.094	NO	33.56	34.91	5.160	5.160

Dataset: U:\VG12.PRO\Results\200213R1\200213R1-8a.qld

Last Altered: Friday, March 13, 2020 08:30:40 Pacific Daylight Time
Printed: Friday, March 13, 2020 08:31:20 Pacific Daylight Time

Name: 200213R1_8, Date: 13-Feb-2020, Time: 14:55:55, ID: 1903652-07RE1 PDI-086SC-B-04-06-191012 17.02, Description: PDI-086SC-B-04-06-191012

Hepta-Furans

	#	Name	Area	IS Area	RA	Y/N	Pred.RT	RT	Conc.	EMPC
1	16	1,2,3,4,7,8,9-HpCDF	8.21e4	9.15e5	0.991	NO	38.65	38.67	18.27	18.27
2	47	Total Hepta-Furans	1.28e6	0.00e0	0.978	NO	37.83	37.23	268.4	268.4
3	47	Total Hepta-Furans	0.00e0	0.00e0	1.259	YES	37.83	37.01	0.0000	3.104
4	15	1,2,3,4,6,7,8-HpCDF	1.70e6	1.32e6	0.970	NO	36.65	36.63	303.3	303.3

Dataset: Untitled

Last Altered: Friday, February 14, 2020 07:30:05 Pacific Standard Time
Printed: Friday, February 14, 2020 07:30:35 Pacific Standard Time

dly 02-18-2020

Name: 200213R1_8, Date: 13-Feb-2020, Time: 14:55:55, ID: 1903652-07RE1 PDI-086SC-B-04-06-191012 17.02, Description: PDI-086SC-B-04-06-191012

2,3,7,8-TCDD

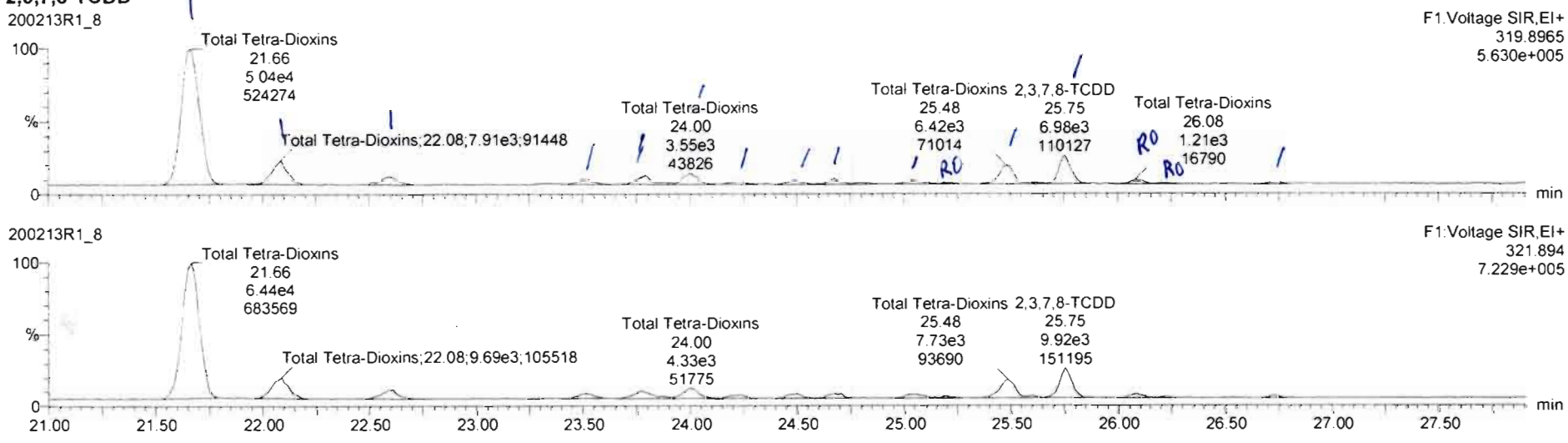

13C-2,3,7,8-TCDD

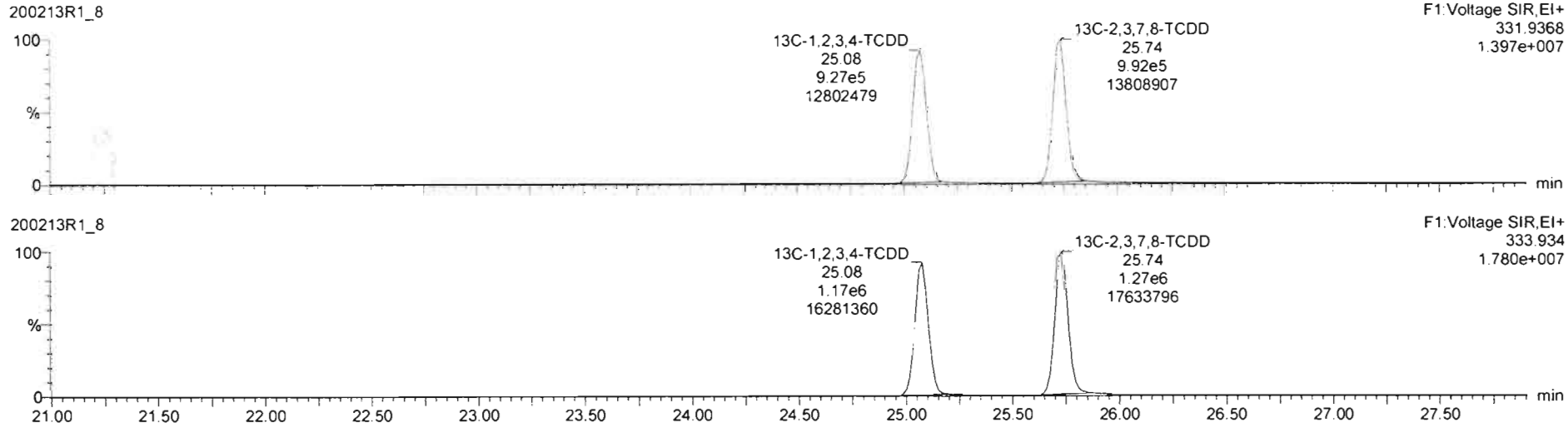

TargetLynx XS - 200213R1-8.qld * - [Chromatogram]

File Edit View Display Processing Window Help

	#	Name	Resp	RA	n/y	RRF	wt/vol	Pred.RT	RT	Pred.R...	RRT	RRT Fail	Conc.	%Rec	DL	EMPC
39	39	Total Tetra-Dioxins				0.9861	10.020	24.62		0.000		NO	18.34		0.0671	18.66
40	40	Total Penta-Dioxins				0.9723	10.020	29.96		0.000		NO	18.57		0.102	20.39
41	41	Total Hexa-Dioxins				0.9211	10.020	33.63		0.000		NO	108.9		0.178	110.7
42	42	Total Hepta-Dioxins				0.9231	10.020	37.64		0.000		NO	646.0		0.872	646.1
43	43	Total Tetra-Furans				0.8020	10.020	23.61		0.000		NO	63.55		0.105	66.43
44	44	1st Func. Penta-Furans				0.9074	10.020	27.09		0.000		NO	41.89		0.0296	41.89
45	45	Total Penta-Furans				0.9074	10.020	29.27		0.000		NO	83.47		0.116	83.59
46	46	Total Hexa-Furans				0.8982	10.020	33.56		0.000		NO	216.2		0.173	216.2

	#	Name	Pred.RT	RT	m1 Resp	m2 Resp	1* Ratio (Pred)	RA	n/y	EMPC	Conc.
1	39	Total Tetra-Dioxins	24.62	21.66	5.073e4	6.530e4	0.770	0.78	NO	10.359	10.359
2	39	Total Tetra-Dioxins	24.62	22.08	8.054e3	1.018e4	0.770	0.79	NO	1.6277	1.6277
3	39	Total Tetra-Dioxins	24.62	22.59	3.184e3	4.144e3	0.770	0.77	NO	0.65423	0.65423
4	39	Total Tetra-Dioxins	24.62	23.50	1.641e3	2.201e3	0.770	0.75	NO	0.34301	0.34301
5	39	Total Tetra-Dioxins	24.62	23.79	3.008e3	3.743e3	0.770	0.80	NO	0.60265	0.60265
6	39	Total Tetra-Dioxins	24.62	24.00	3.667e3	4.487e3	0.770	0.82	NO	0.72800	0.72800
7	39	Total Tetra-Dioxins	24.62	24.24	1.100e3	1.439e3	0.770	0.76	NO	0.22671	0.22671
8	39	Total Tetra-Dioxins	24.62	24.49	1.330e3	1.707e3	0.770	0.78	NO	0.27113	0.27113
9	39	Total Tetra-Dioxins	24.62	24.87	1.619e3	1.832e3	0.770	0.88	NO	0.30808	0.30808
10	39	Total Tetra-Dioxins	24.62	25.05	1.564e3	1.625e3	0.770	0.86	NO	0.30256	0.30256
11	39	Total Tetra-Dioxins	24.62	25.18	3.189e2	6.043e2	0.770	0.53	YES	0.065444	0.00000
12	39	Total Tetra-Dioxins	24.62	25.48	6.422e3	8.177e3	0.770	0.79	NO	1.3034	1.3034
13	1	2,3,7,8-TCDD	25.77	25.75	6.977e3	9.918e3	0.770	0.70	NO	1.5084	1.5084
14	39	Total Tetra-Dioxins	24.62	26.08	1.213e3	1.298e3	0.770	0.93	YES	0.20519	0.00000
15	39	Total Tetra-Dioxins	24.62	26.23	2.703e2	2.573e2	0.770	1.05	YES	0.040652	0.00000
16	39	Total Tetra-Dioxins	24.62	26.74	5.615e2	8.661e2	0.770	0.84	NO	0.10960	0.10960

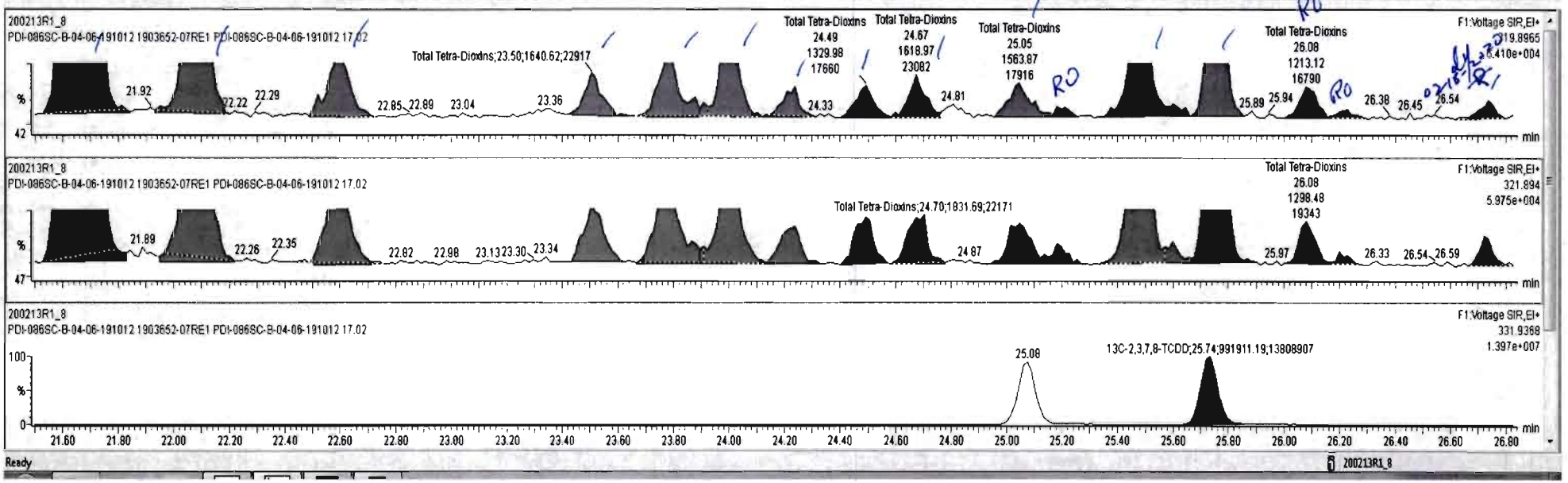

Dataset: Untitled

Last Altered: Friday, February 14, 2020 07:30:05 Pacific Standard Time
Printed: Friday, February 14, 2020 07:30:35 Pacific Standard Time

Name: 200213R1_8, Date: 13-Feb-2020, Time: 14:55:55, ID: 1903652-07RE1 PDI-086SC-B-04-06-191012 17.02, Description: PDI-086SC-B-04-06-191012

37Cl-2,3,7,8-TCDD

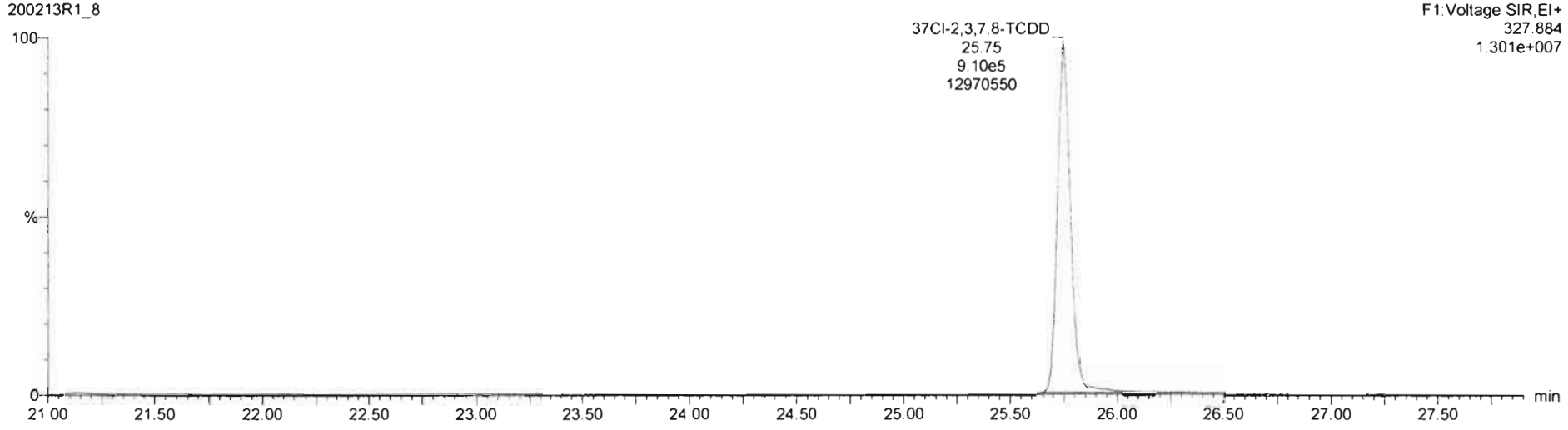

13C-1,2,3,4-TCDD

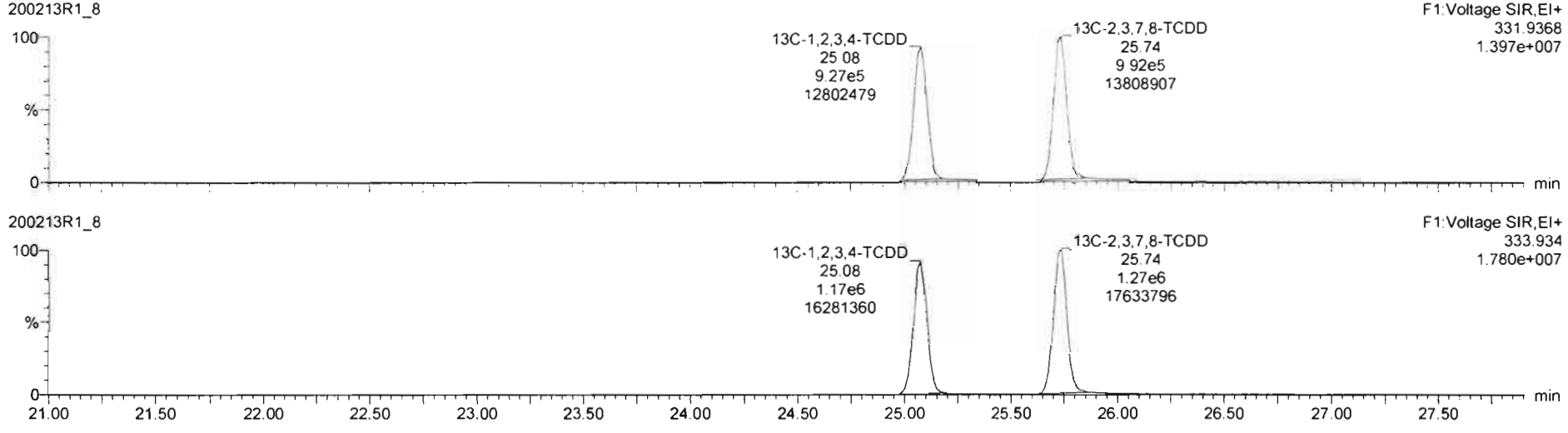

Dataset: Untitled

Last Altered: Friday, February 14, 2020 07:30:05 Pacific Standard Time
Printed: Friday, February 14, 2020 07:30:35 Pacific Standard Time

Name: 200213R1_8, Date: 13-Feb-2020, Time: 14:55:55, ID: 1903652-07RE1 PDI-086SC-B-04-06-191012 17.02, Description: PDI-086SC-B-04-06-191012

1,2,3,7,8-PeCDD

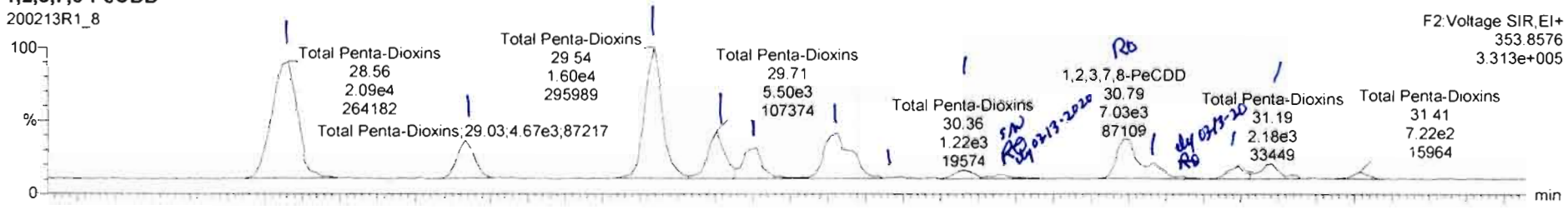

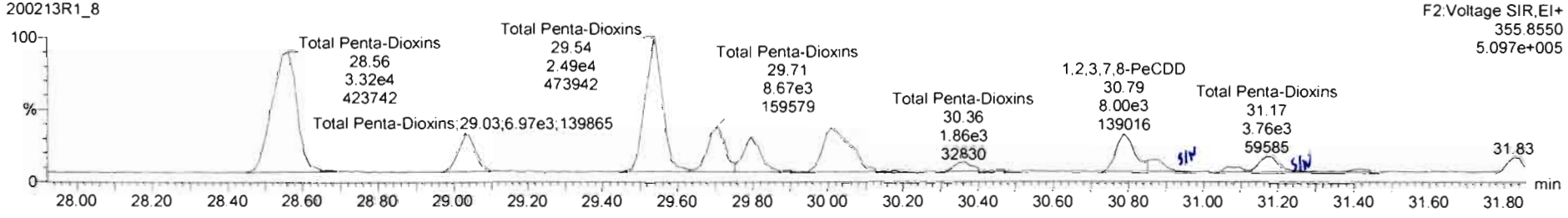

13C-1,2,3,7,8-PeCDD



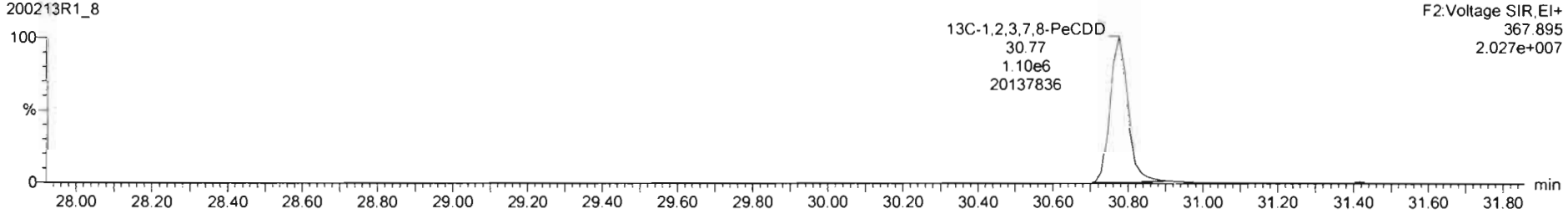

TargetLynx XS - 200213R1-8.qld * - [Chromatogram]

File Edit View Display Processing Window Help

200213R1_8 - 1903652-07RE1 PDI-086SC-B-04-06-191012 17.02 - PDI-086SC-B-04-06-191012

	#	Name	Resp	RA	n/y	RRF	wt/vol	Pred.RT	RT	Pred.R...	RRT	RRT Fail	Conc.	%Rec	DL	EMPC
40	40	Total Penta-Dioxins				0.9723	10.020	29.96		0.000		NO	20.10		0.102	20.81
41	41	Total Hexa-Dioxins				0.9211	10.020	33.62		0.000		NO	109.7		0.178	109.7

	#	Name	Pred.RT	RT	m1 Resp	m2 Resp	1° Ratio (Pred)	RA	n/y	EMPC	Conc.
1	40	Total Penta-Dioxins	29.96	28.56	2.099e4	3.361e4	0.630	0.62	NO	6.2287	6.2287
2	40	Total Penta-Dioxins	29.96	29.03	4.770e3	7.222e3	0.630	0.66	NO	1.3680	1.3680
3	40	Total Penta-Dioxins	29.96	29.54	1.621e4	2.505e4	0.630	0.65	NO	4.7076	4.7076
4	40	Total Penta-Dioxins	29.96	29.71	5.607e3	8.723e3	0.630	0.64	NO	1.6347	1.6347
5	40	Total Penta-Dioxins	29.96	29.81	4.327e3	6.910e3	0.630	0.63	NO	1.2819	1.2819
6	40	Total Penta-Dioxins	29.96	30.03	8.620e3	1.344e4	0.630	0.64	NO	2.5163	2.5163
7	40	Total Penta-Dioxins	29.96	30.36	1.162e3	1.813e3	0.630	0.64	NO	0.33929	0.33929
8	40	Total Penta-Dioxins	29.96	30.45	4.780e2	2.746e2	0.630	1.74	YES	0.051052	0.00000
9	2	1,2,3,7,8-PeCDD	30.80	30.79	4.995e3	7.448e3	0.630	0.67	NO	1.4195	1.4195
10	40	Total Penta-Dioxins	29.96	30.87	1.869e3	2.549e3	0.630	0.73	YES	0.47398	0.00000
11	40	Total Penta-Dioxins	29.96	31.09	1.395e3	9.722e2	0.630	1.43	YES	0.18079	0.00000
12	40	Total Penta-Dioxins	29.96	31.19	1.877e3	3.438e3	0.630	0.55	NO	0.60632	0.60632

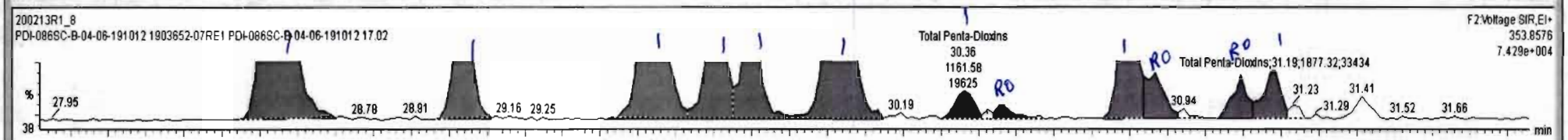

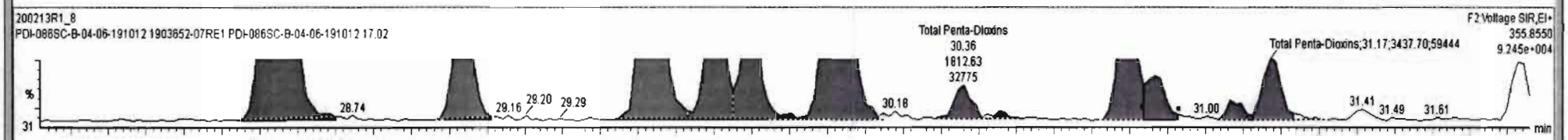





Ready 200213R1_8 NUM

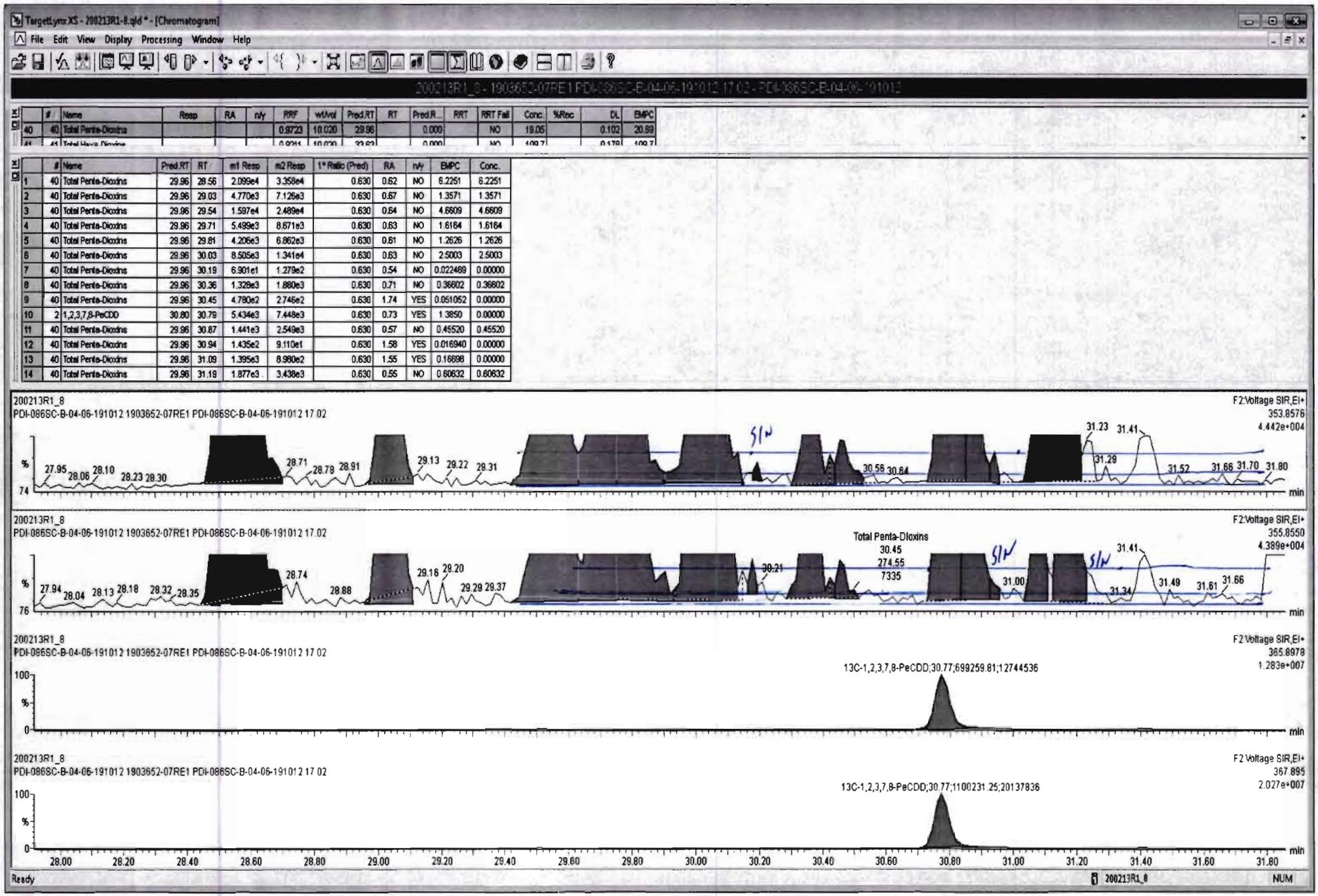

	#	Name	Resp	RA	n/y	RRF	wt/vol	Pred.RT	RT	Pred.R...	RRT	RRT Fail	Conc.	%Rec	DL	EMPC
40	40	Total Penta-Dioxins				0.9723	10.020	29.96		0.000		NO	19.05		0.102	20.89

	#	Name	Pred.RT	RT	m1 Resp	m2 Resp	1° Ratio (Pred)	RA	n/y	EMPC	Conc.
1	40	Total Penta-Dioxins	29.96	28.56	2.099e4	3.358e4	0.630	0.62	NO	6.2251	6.2251
2	40	Total Penta-Dioxins	29.96	29.03	4.770e3	7.126e3	0.630	0.67	NO	1.3571	1.3571
3	40	Total Penta-Dioxins	29.96	29.54	1.597e4	2.489e4	0.630	0.64	NO	4.6609	4.6609
4	40	Total Penta-Dioxins	29.96	29.71	5.499e3	8.671e3	0.630	0.63	NO	1.6164	1.6164
5	40	Total Penta-Dioxins	29.96	29.81	4.206e3	6.862e3	0.630	0.61	NO	1.2626	1.2626
6	40	Total Penta-Dioxins	29.96	30.03	8.505e3	1.341e4	0.630	0.63	NO	2.5003	2.5003
7	40	Total Penta-Dioxins	29.96	30.19	6.901e1	1.279e2	0.630	0.54	NO	0.022469	0.00000
8	40	Total Penta-Dioxins	29.96	30.36	1.326e3	1.880e3	0.630	0.71	NO	0.36802	0.36802
9	40	Total Penta-Dioxins	29.96	30.45	4.780e2	2.746e2	0.630	1.74	YES	0.051052	0.00000
10	2	1,2,3,7,8-PeCDD	30.80	30.79	5.434e3	7.448e3	0.630	0.73	YES	1.3850	0.00000
11	40	Total Penta-Dioxins	29.96	30.87	1.441e3	2.549e3	0.630	0.57	NO	0.45520	0.45520
12	40	Total Penta-Dioxins	29.96	30.94	1.435e2	9.110e1	0.630	1.58	YES	0.016940	0.00000
13	40	Total Penta-Dioxins	29.96	31.09	1.395e3	8.980e2	0.630	1.55	YES	0.16698	0.00000
14	40	Total Penta-Dioxins	29.96	31.18	1.877e3	3.438e3	0.630	0.55	NO	0.60632	0.60632

Dataset: Untitled

Last Altered: Friday, February 14, 2020 07:30:05 Pacific Standard Time
Printed: Friday, February 14, 2020 07:30:35 Pacific Standard Time

Name: 200213R1_8, Date: 13-Feb-2020, Time: 14:55:55, ID: 1903652-07RE1 PDI-086SC-B-04-06-191012 17.02, Description: PDI-086SC-B-04-06-191012

1,2,3,4,7,8-HxCDD

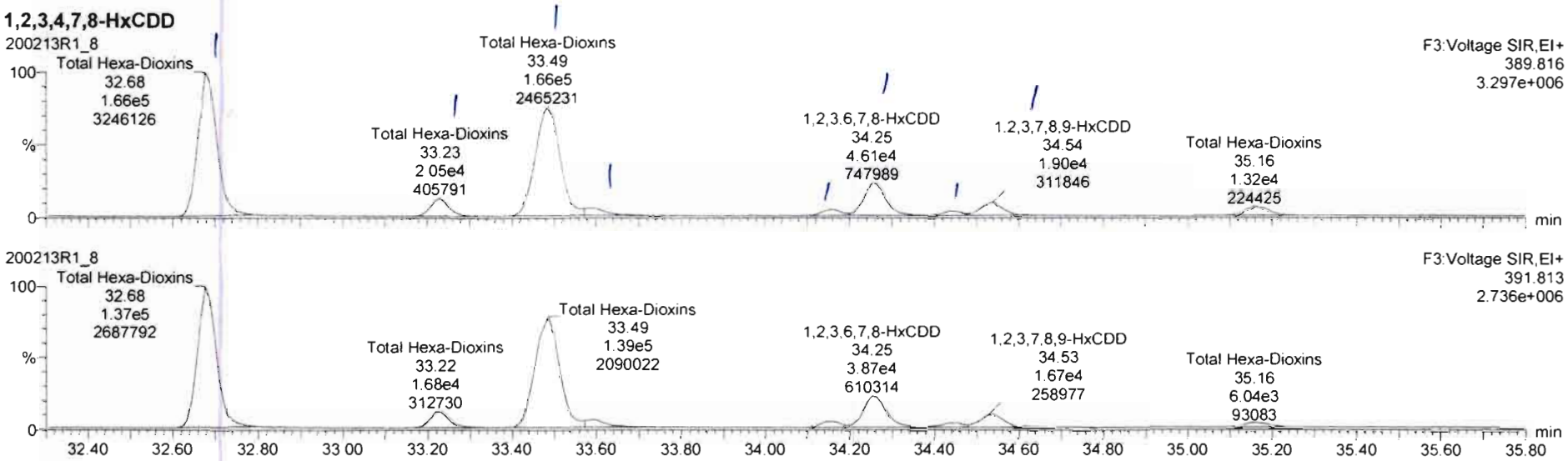

13C-1,2,3,4,7,8-HxCDD

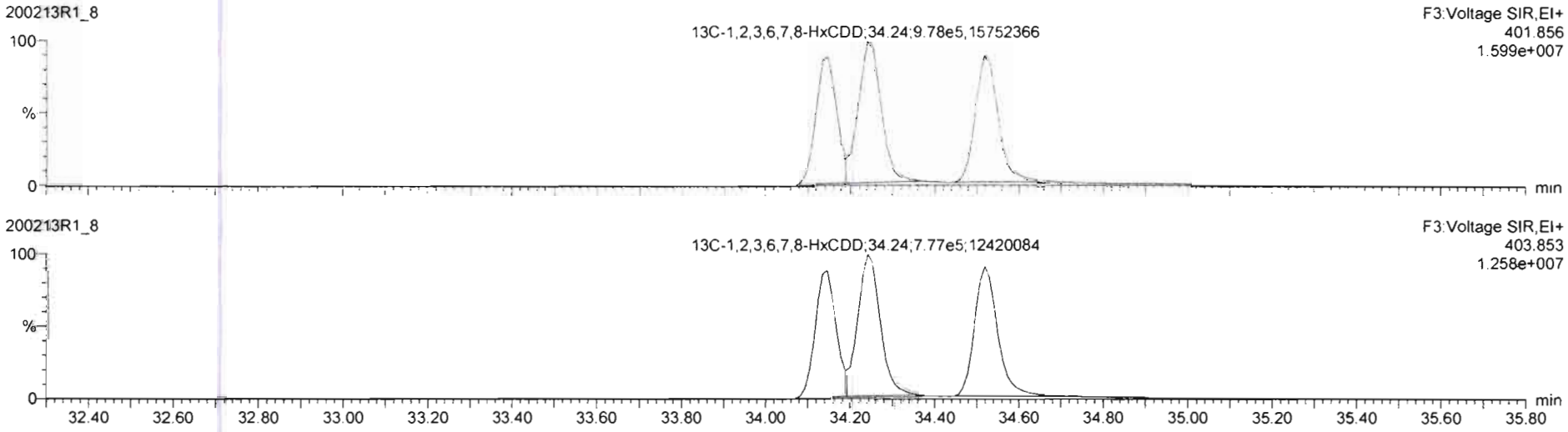

TargetLynx XS - 200213R1-8.qld * - [Chromatogram]

File Edit View Display Processing Window Help

	#	Name	Resp	RA	n/y	RRF	wt/vol	Pred.RT	RT	Pred.R...	RRT	RRT Fail	Conc.	%Rec	DL	EMPC
39	39	Total Tetra-Dioxins				0.9881	10.020	24.62		0.000		NO	5.703		0.0671	6.015
40	40	Total Penta-Dioxins				0.9723	10.020	29.96		0.000		NO	19.05		0.102	20.69
41	41	Total Hexa-Dioxins				0.9211	10.020	33.63		0.000		NO	109.7		0.178	109.7
42	42	Total Hepta-Dioxins				0.9231	10.020	37.64		0.000		NO	646.0		0.872	646.1
43	43	Total Tetra-Furans				0.8020	10.020	23.61		0.000		NO	63.55		0.105	66.43
44	44	1st Func. Penta-Furans				0.9074	10.020	27.09		0.000		NO	41.89		0.0296	41.89
45	45	Total Penta-Furans				0.9074	10.020	29.27		0.000		NO	83.47		0.116	83.59
46	46	Total Hexa-Furans				0.8982	10.020	33.56		0.000		NO	216.2		0.173	216.2

	#	Name	Pred.RT	RT	m1 Resp	m2 Resp	1* Ratio (Pred)	RA	n/y	EMPC	Conc.
1	41	Total Hexa-Dioxins	33.63	32.68	1.693e5	1.399e5	1.240	1.21	NO	42.135	42.135
2	41	Total Hexa-Dioxins	33.63	33.23	2.047e4	1.677e4	1.240	1.22	NO	5.0758	5.0758
3	41	Total Hexa-Dioxins	33.63	33.49	1.660e5	1.366e5	1.240	1.20	NO	41.504	41.504
4	41	Total Hexa-Dioxins	33.63	33.59	1.012e4	8.042e3	1.240	1.26	NO	2.4746	2.4746
5	3	1,2,3,4,7,8-HxCDD	34.16	34.16	7.540e3	5.873e3	1.240	1.28	NO	1.7751	1.7751
6	4	1,2,3,6,7,8-HxCDD	34.24	34.25	4.614e4	3.867e4	1.240	1.19	NO	10.472	10.472
7	41	Total Hexa-Dioxins	33.63	34.44	5.604e3	4.863e3	1.240	1.15	NO	1.4263	1.4263
8	5	1,2,3,7,8,9-HxCDD	34.55	34.54	1.904e4	1.667e4	1.240	1.14	NO	4.8305	4.8305

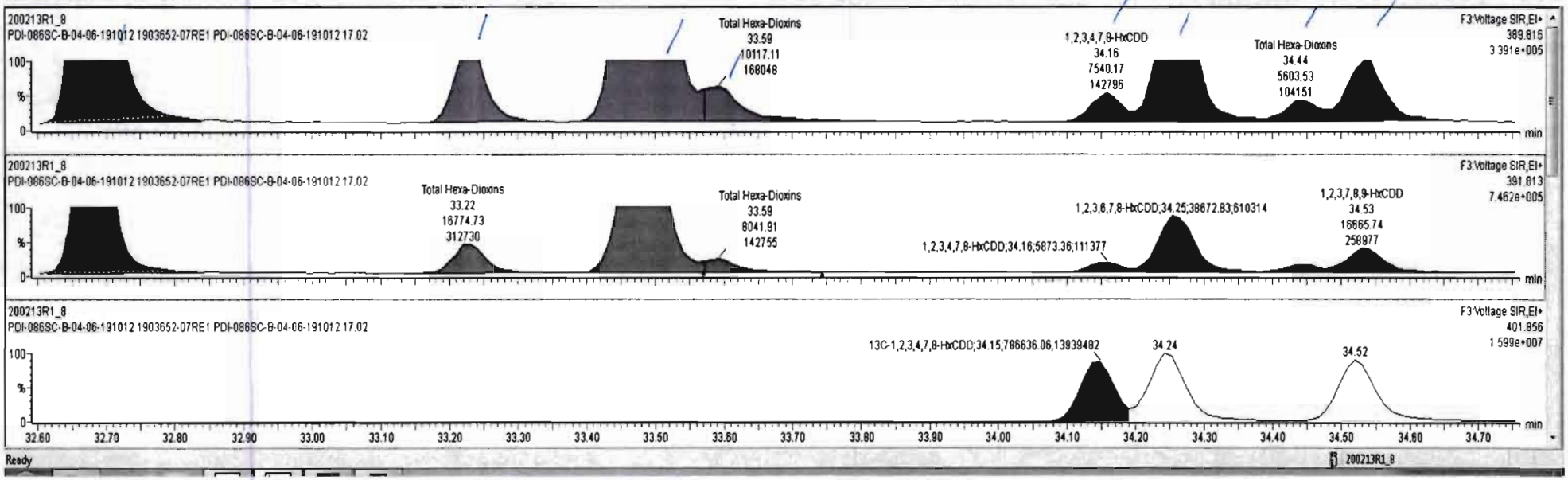

Ready

200213R1_8

Dataset: Untitled

Last Altered: Friday, February 14, 2020 07:30:05 Pacific Standard Time
Printed: Friday, February 14, 2020 07:30:35 Pacific Standard Time

Name: 200213R1_8, Date: 13-Feb-2020, Time: 14:55:55, ID: 1903652-07RE1 PDI-086SC-B-04-06-191012 17.02, Description: PDI-086SC-B-04-06-191012

1,2,3,4,6,7,8-HpCDD

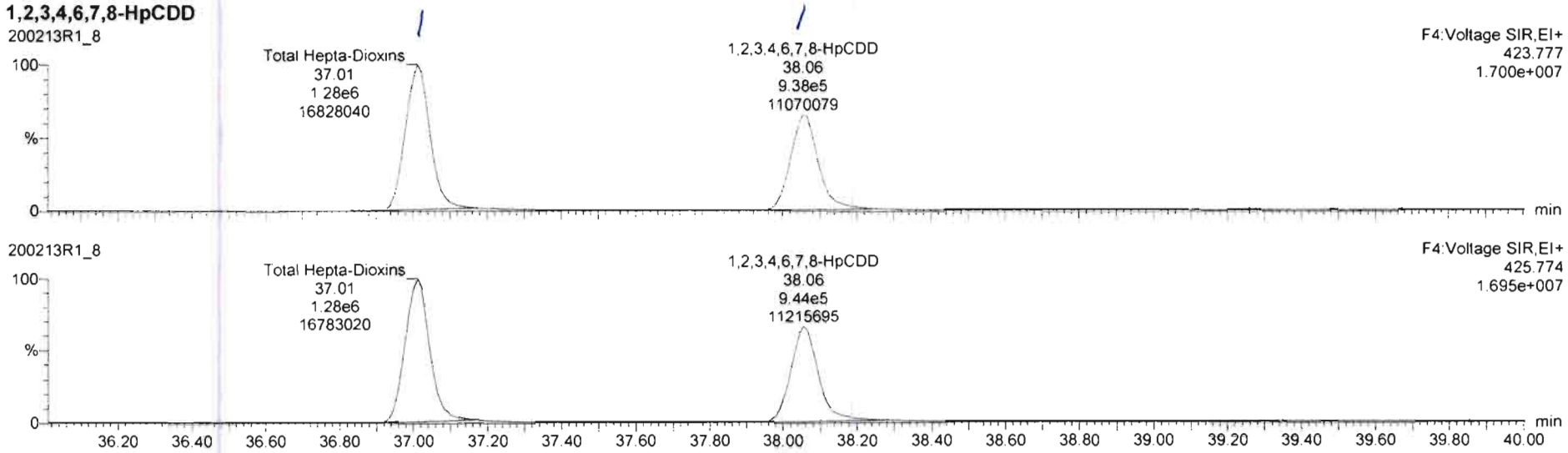

13C-1,2,3,4,6,7,8-HpCDD

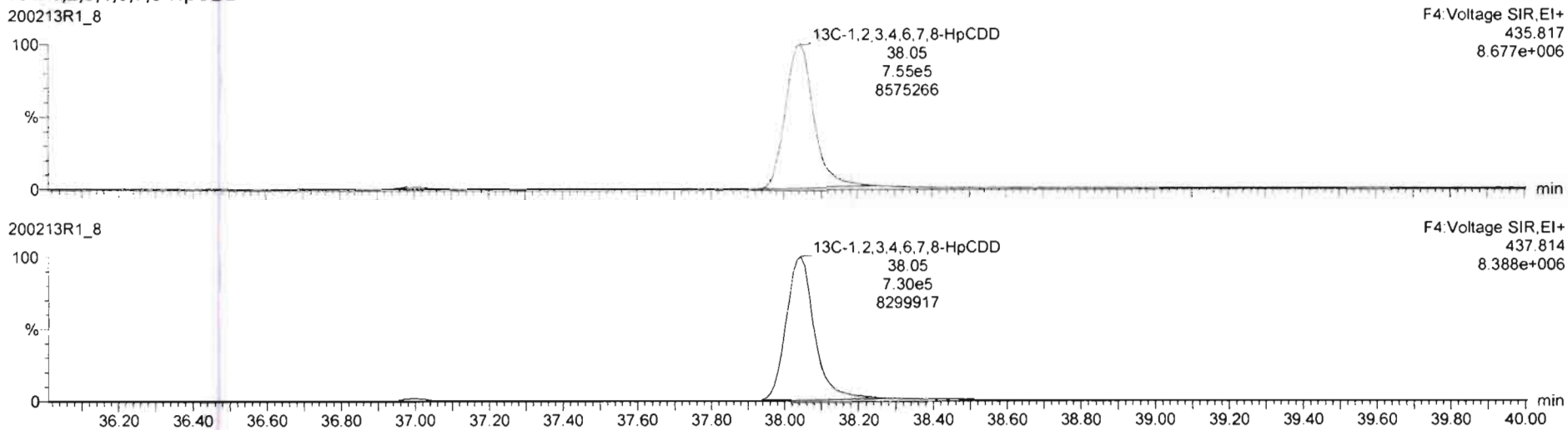

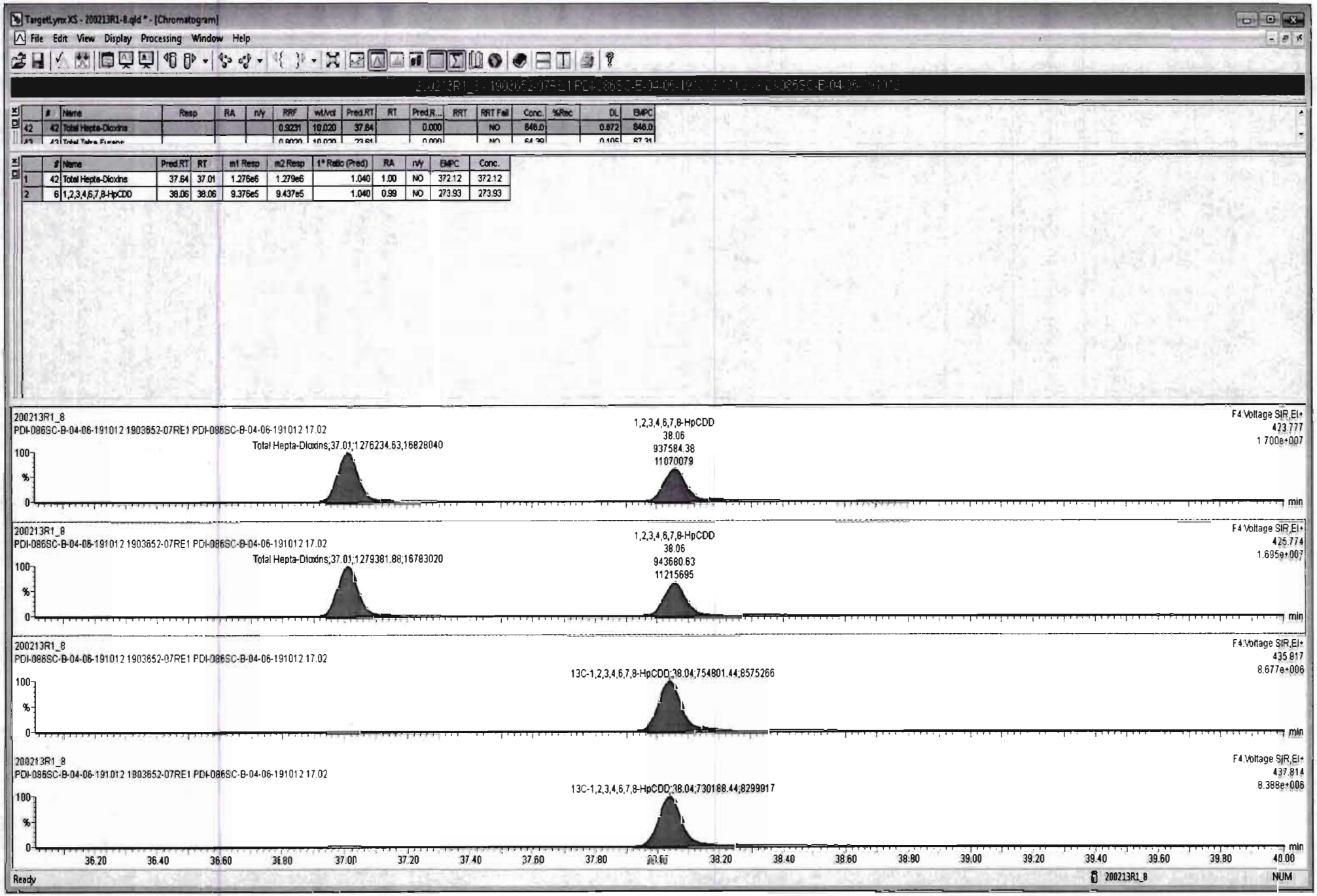
TargetLynx XS - 200213R1-8.qld * - [Chromatogram]
File Edit View Display Processing Window Help
Name Resp RA n/y RRF wt/vol Pred.RT RT Pred.R... RRT RRT Fail Conc. %Rec DL EMPC
42 42 Total Hepta-Dioxins 0.9231 10.020 37.64 0.000 NO 846.0 0.972 846.0
Name Pred.RT RT m1 Resp m2 Resp t* Ratio (Pred) RA n/y EMPC Conc.
1 42 Total Hepta-Dioxins 37.64 37.01 1.276e6 1.279e6 1.040 1.00 NO 372.12 372.12
2 6 1,2,3,4,6,7,8-HpCDD 38.06 38.06 9.376e5 9.437e5 1.040 0.99 NO 273.93 273.93
200213R1_8
PDI-086SC-B-04-06-191012 1903652-07RE1 PDI-086SC-B-04-06-191012 17.02
Total Hepta-Dioxins;37.01;1276234.63;16828040
1,2,3,4,6,7,8-HpCDD
38.06
937584.38
11070079
F4:Voltage SIR,EI+
423.777
1.700e+007
Total Hepta-Dioxins;37.01;1279381.88;16783020
943680.63
11215695
425.774
1.695e+007
13C-1,2,3,4,6,7,8-HpCDD;38.04;754801.44;8575266
435.817
8.677e+006
13C-1,2,3,4,6,7,8-HpCDD;38.04;730188.44;8299817
437.814
8.388e+006
100
%
0
min
36.20
36.40
36.60
36.80
37.00
37.20
37.40
37.60
37.80
38.00
38.20
38.40
38.60
38.80
39.00
39.20
39.40
39.60
39.80
40.00
Ready
200213R1_8
NUM

Dataset: Untitled

Last Altered: Friday, February 14, 2020 07:30:05 Pacific Standard Time
Printed: Friday, February 14, 2020 07:30:35 Pacific Standard Time

Name: 200213R1_8, Date: 13-Feb-2020, Time: 14:55:55, ID: 1903652-07RE1 PDI-086SC-B-04-06-191012 17.02, Description: PDI-086SC-B-04-06-191012

OCDD

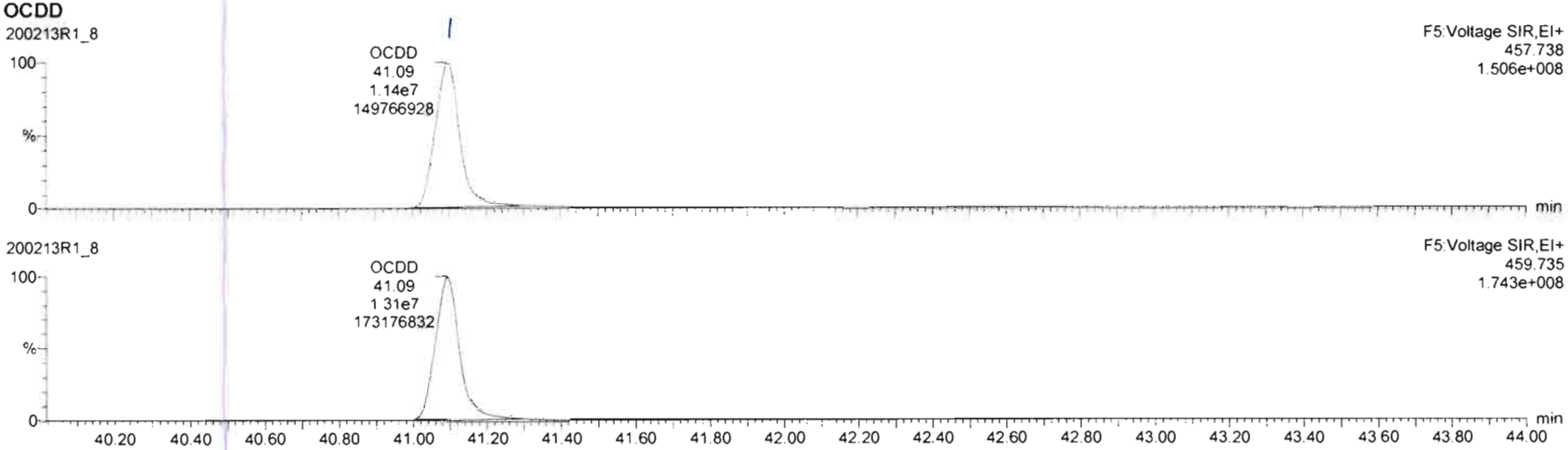

13C-OCDD

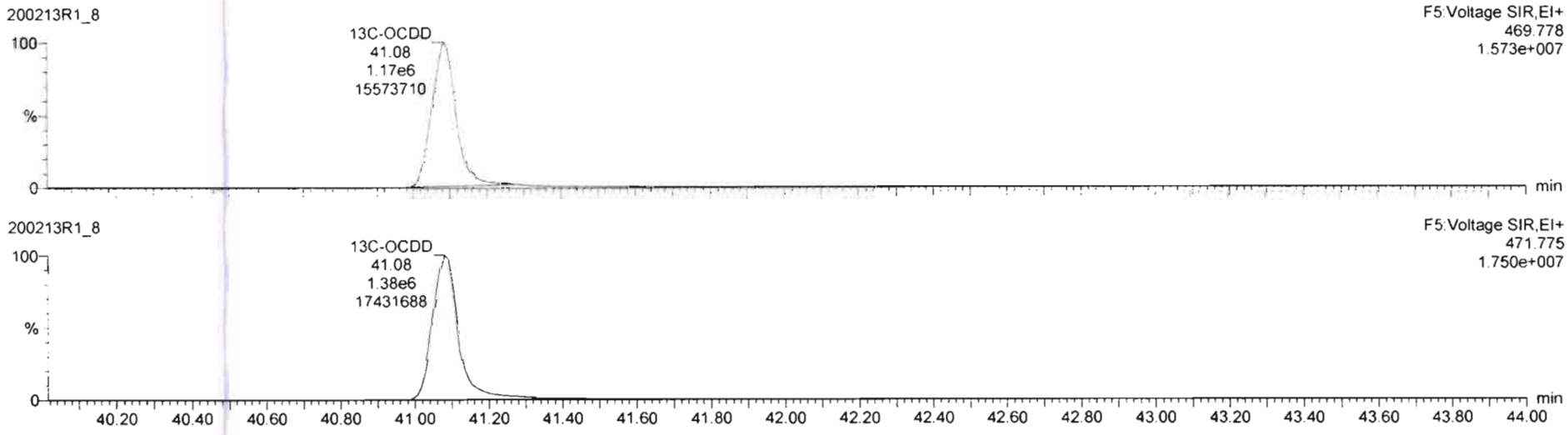

Dataset: Untitled

Last Altered: Friday, February 14, 2020 07:30:05 Pacific Standard Time
Printed: Friday, February 14, 2020 07:30:35 Pacific Standard Time

Name: 200213R1_8, Date: 13-Feb-2020, Time: 14:55:55, ID: 1903652-07RE1 PDI-086SC-B-04-06-191012 17.02, Description: PDI-086SC-B-04-06-191012

2,3,7,8-TCDF

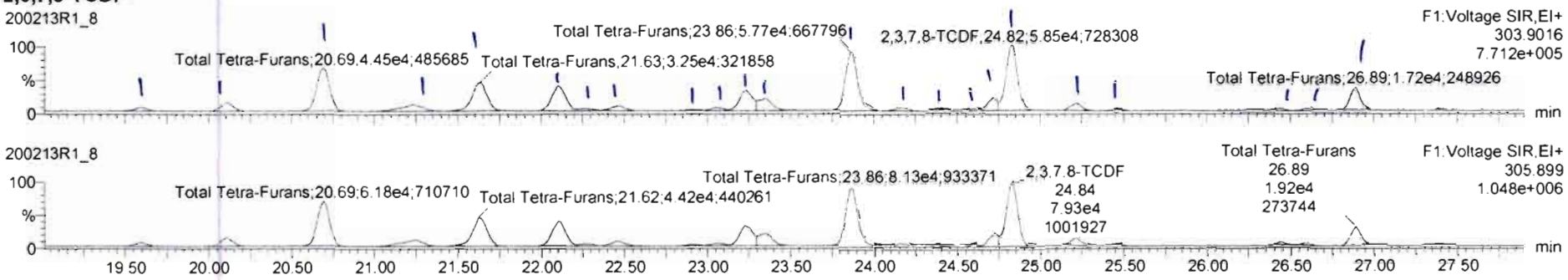

13C-2,3,7,8-TCDF

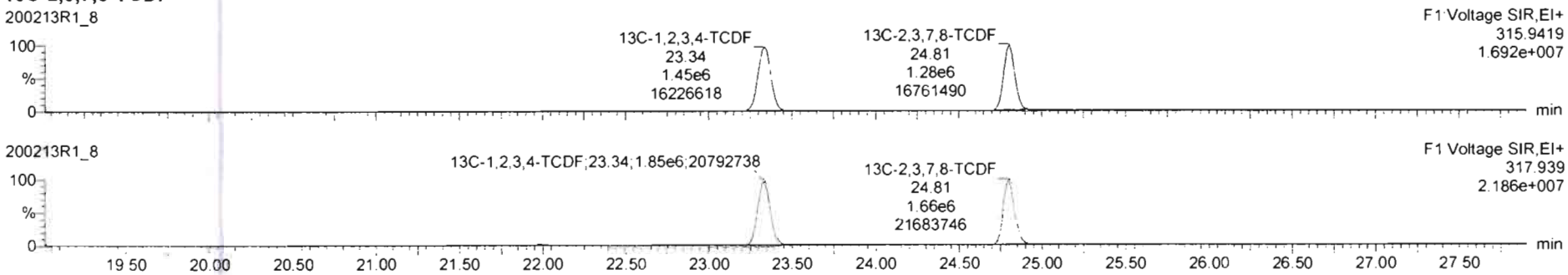

DPE1

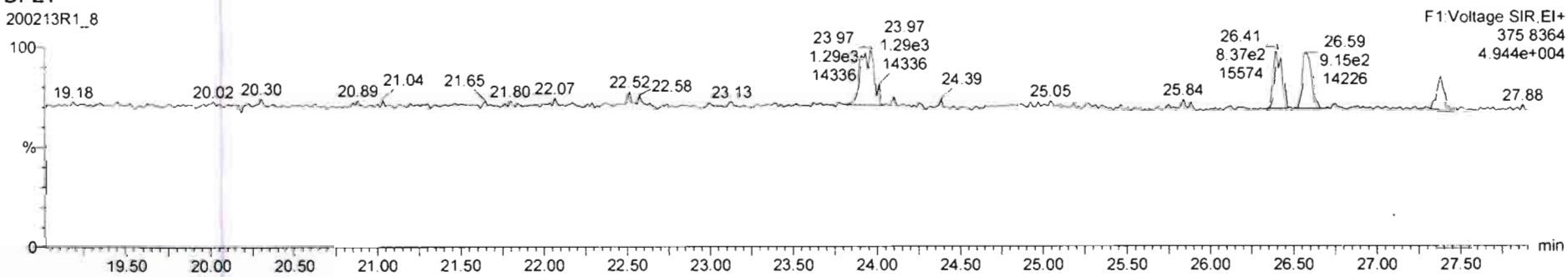

TargetLynx XS - 200213R1-8.qld * - [Chromatogram]

File Edit View Display Processing Window Help

200213R1_8 - 1903652-07RE1 PDI-086SC-B-04-06-191012 17.02 - PDI-086SC-B-04-06-191012

	#	Name	IResp	RA	n/y	RRF	wtVol	Pred.RT	RT	Pred.R...	RRT	RRT Fail	Conc.	%Rec	DL	EMPC
39	39	Total Tetra-Dioxins				0.9881	10.020	24.82		0.000		NO	5.703		0.0671	6.015
40	40	Total Penta-Dioxins				0.9723	10.020	29.96		0.000		NO	19.05		0.102	20.89
41	41	Total Hexa-Dioxins				0.9211	10.020	33.63		0.000		NO	109.7		0.178	109.7
42	42	Total Hepta-Dioxins				0.9231	10.020	37.64		0.000		NO	646.0		0.872	646.1
43	43	Total Tetra-Furans				0.8020	10.020	23.61		0.000		NO	64.39		0.105	67.31
44	44	1st Func. Penta-Furans				0.9074	10.020	27.09		0.000		NO	41.89		0.0296	41.89
45	45	Total Penta-Furans				0.9074	10.020	29.27		0.000		NO	83.47		0.116	83.59
46	46	Total Hexa-Furans				0.8982	10.020	33.56		0.000		NO	216.2		0.173	216.2

	#	Name	Pred.RT	RT	m1 Resp	m2 Resp	1* Ratio (Pred)	RA	n/y	EMPC	Conc.
1	43	Total Tetra-Furans	23.61	19.58	3.480e3	4.821e3	0.770	0.72	NO	0.70322	0.70322
2	43	Total Tetra-Furans	23.61	20.11	8.361e3	1.088e4	0.770	0.76	NO	1.6382	1.6382
3	43	Total Tetra-Furans	23.61	20.69	4.531e4	6.264e4	0.770	0.72	NO	9.1439	9.1439
4	43	Total Tetra-Furans	23.61	21.23	1.142e4	1.528e4	0.770	0.75	NO	2.2619	2.2619
5	43	Total Tetra-Furans	23.61	21.63	3.339e4	4.482e4	0.770	0.75	NO	6.5248	6.5248
6	43	Total Tetra-Furans	23.61	22.10	2.718e4	3.662e4	0.770	0.74	NO	5.4047	5.4047
7	43	Total Tetra-Furans	23.61	22.28	2.433e3	3.349e3	0.770	0.73	NO	0.48977	0.48977
8	43	Total Tetra-Furans	23.61	22.47	5.377e3	7.260e3	0.770	0.74	NO	1.0705	1.0705
9	43	Total Tetra-Furans	23.61	22.91	1.066e3	1.627e3	0.770	0.66	NO	0.22813	0.22813
10	43	Total Tetra-Furans	23.61	23.06	2.764e3	3.798e3	0.770	0.73	NO	0.55589	0.55589
11	43	Total Tetra-Furans	23.61	23.24	2.110e4	2.932e4	0.770	0.72	NO	4.2707	4.2707
12	43	Total Tetra-Furans	23.61	23.36	1.355e4	1.858e4	0.770	0.73	NO	2.7213	2.7213
13	43	Total Tetra-Furans	23.61	23.86	5.696e4	8.131e4	0.770	0.73	NO	11.882	11.882
14	43	Total Tetra-Furans	23.61	24.16	3.743e3	5.040e3	0.770	0.74	NO	0.74396	0.74396
15	43	Total Tetra-Furans	23.61	24.40	1.663e3	2.253e3	0.770	0.74	NO	0.33176	0.33176
16	43	Total Tetra-Furans	23.61	24.60	1.710e3	2.166e3	0.770	0.79	NO	0.32831	0.32831
17	43	Total Tetra-Furans	23.61	24.72	8.679e3	1.181e4	0.770	0.73	NO	1.7356	1.7356
18	8	2,3,7,8-TCDF	24.83	24.82	6.036e4	8.144e4	0.770	0.74	NO	12.011	12.011
19	43	Total Tetra-Furans	23.61	25.21	6.536e3	9.164e3	0.770	0.71	NO	1.3299	1.3299
20	43	Total Tetra-Furans	23.61	25.45	9.911e2	1.402e3	0.770	0.71	NO	0.20271	0.20271
21	43	Total Tetra-Furans	23.61	26.44	1.757e3	2.523e3	0.770	0.70	NO	0.36258	0.36258
22	43	Total Tetra-Furans	23.61	26.60	1.782e3	2.391e3	0.770	0.75	NO	0.35352	0.35352
23	43	Total Tetra-Furans	23.61	26.89	1.756e4	1.942e4	0.770	0.90	YES	2.9116	0.00000

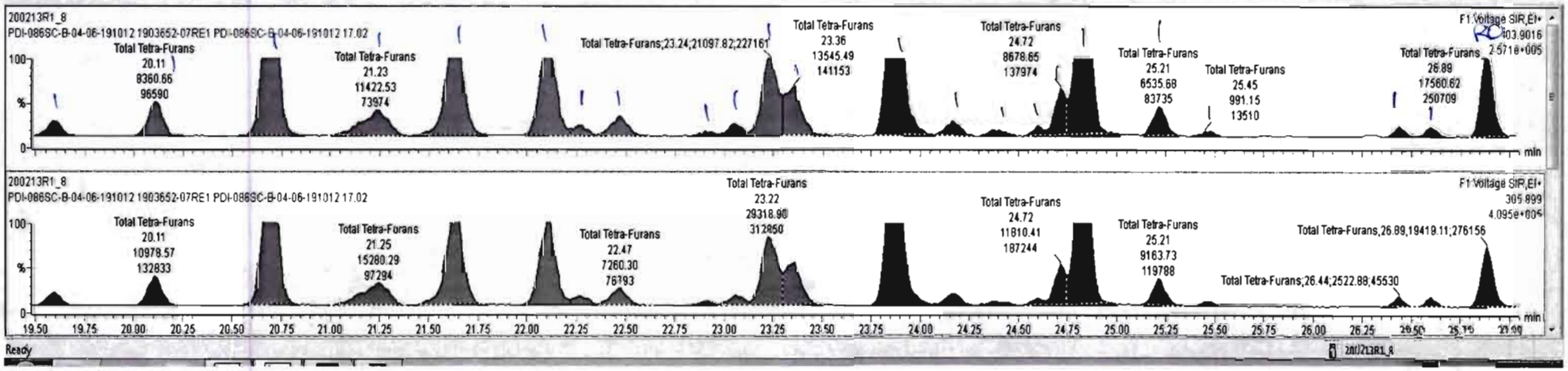

Ready

Dataset: Untitled

Last Altered: Friday, February 14, 2020 07:30:05 Pacific Standard Time
Printed: Friday, February 14, 2020 07:30:35 Pacific Standard Time

Name: 200213R1_8, Date: 13-Feb-2020, Time: 14:55:55, ID: 1903652-07RE1 PDI-086SC-B-04-06-191012 17.02, Description: PDI-086SC-B-04-06-191012

1st Func. Penta-Furans

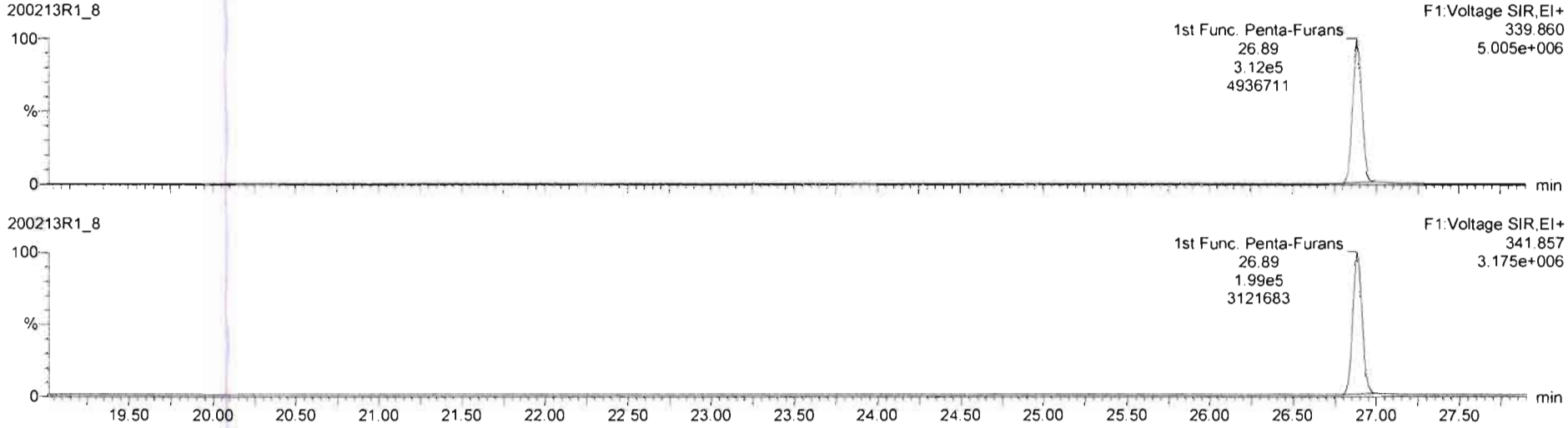

DPE6

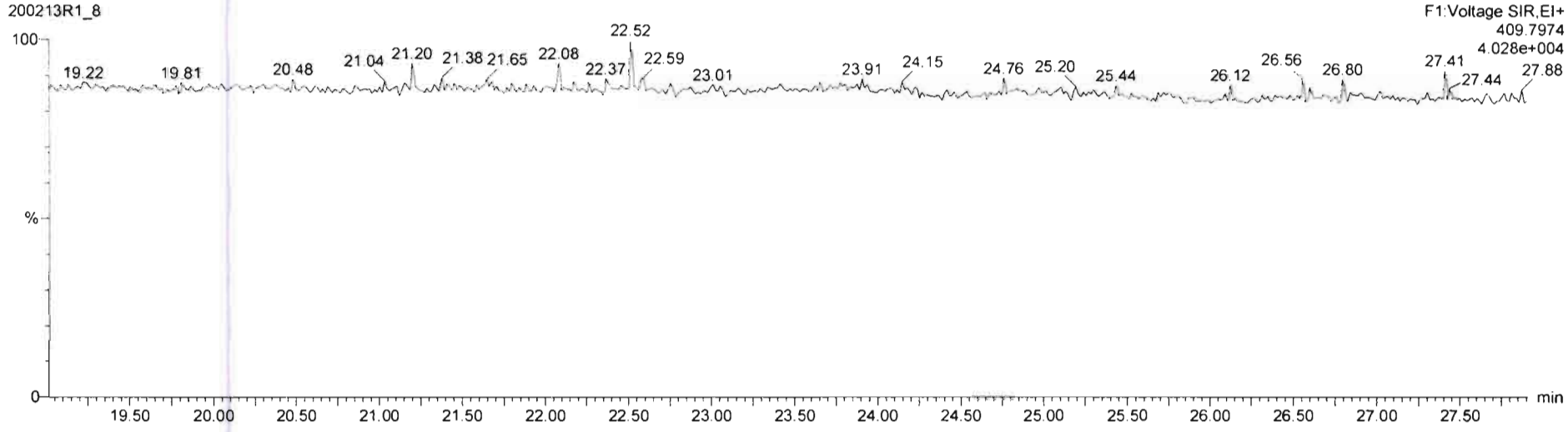

Dataset: Untitled

Last Altered: Friday, February 14, 2020 07:30:05 Pacific Standard Time
Printed: Friday, February 14, 2020 07:30:35 Pacific Standard Time

Name: 200213R1_8, Date: 13-Feb-2020, Time: 14:55:55, ID: 1903652-07RE1 PDI-086SC-B-04-06-191012 17.02, Description: PDI-086SC-B-04-06-191012

1,2,3,7,8-PeCDF

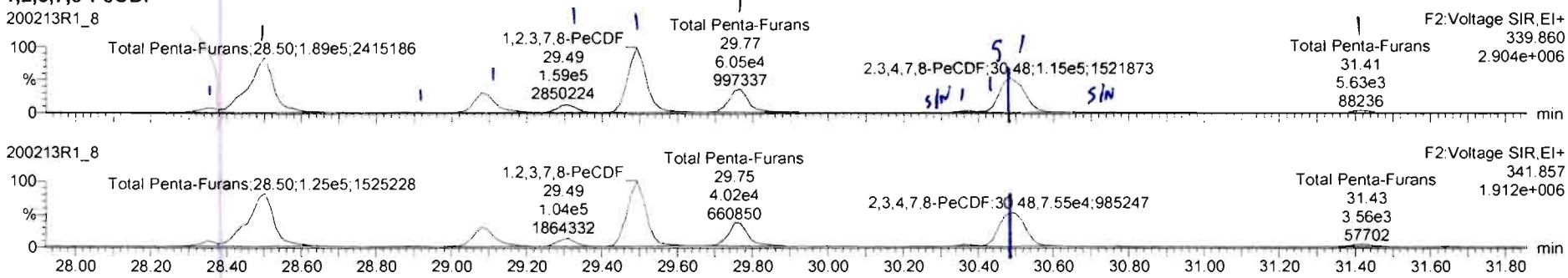

13C-1,2,3,7,8-PeCDF

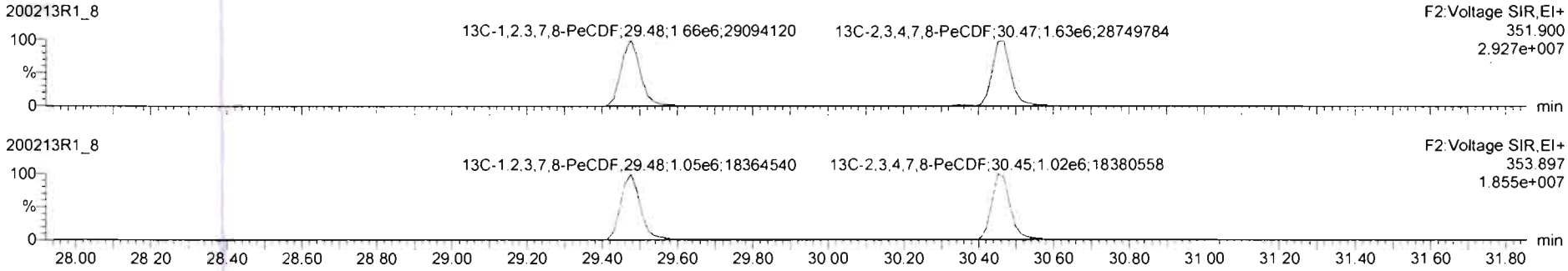

DPE2

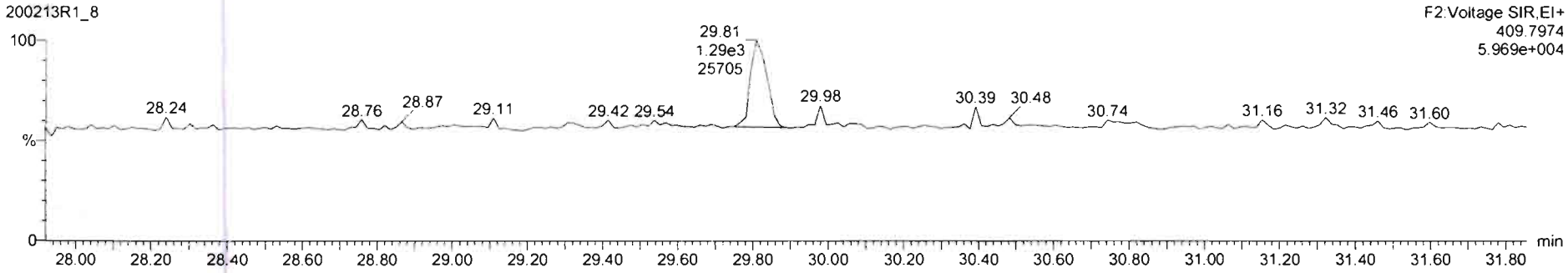

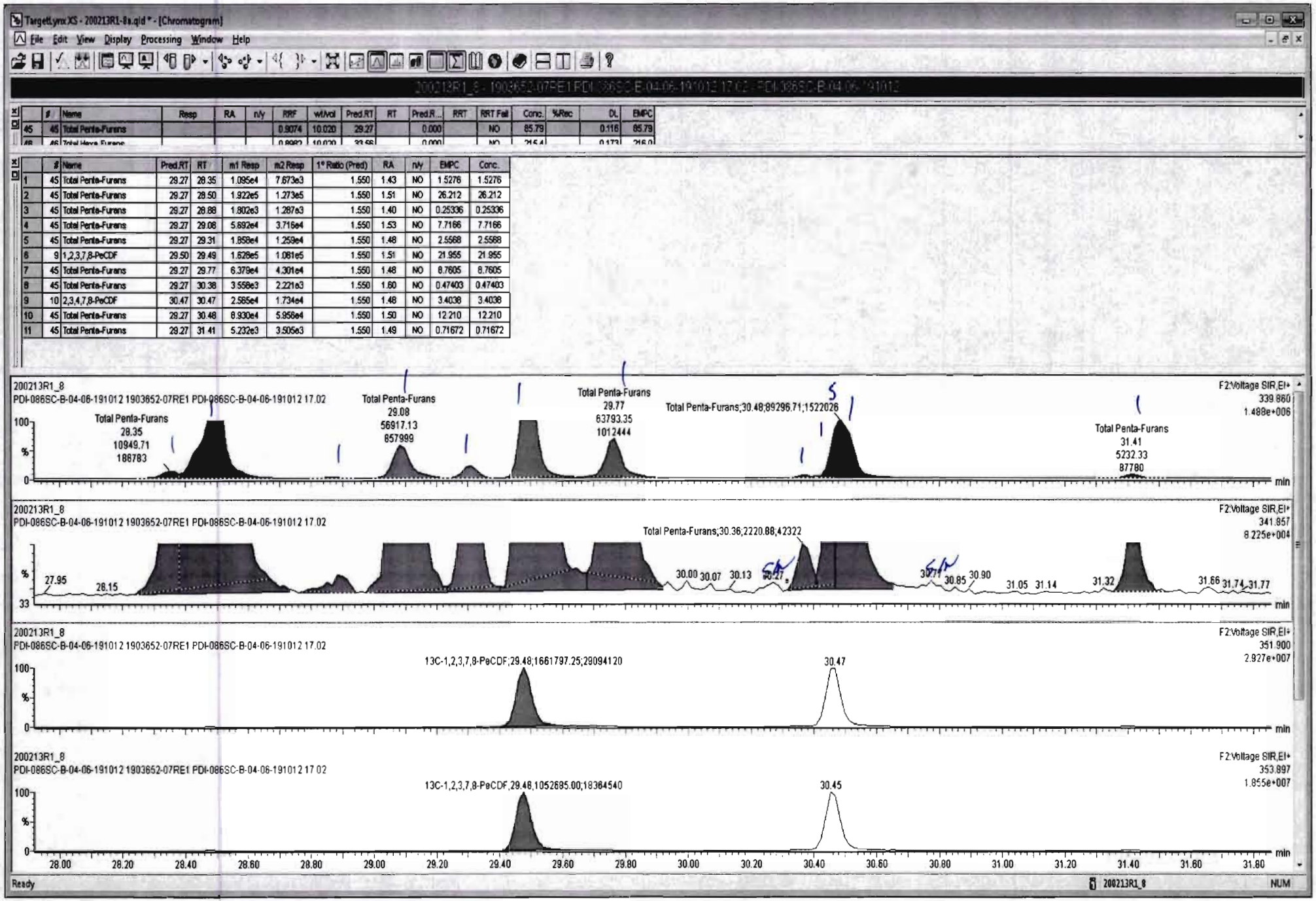
TargetLynx XS - 200213R1-8a.qld * - [Chromatogram]
File Edit View Display Processing Window Help
200213R1_8 - 1903652-07RE1 PDI-086SC-B-04-06-191012 17.02 - PDI-086SC-B-04-06-191012
Name Resp RA n/y RRF wt/vol Pred.RT RT Pred.R... RRT RRT Fail Conc. %Rec DL EMPC
45 45 Total Penta-Furans 0.9074 10.020 29.27 0.000 NO 85.79 0.116 85.79
Name Pred.RT RT m1 Resp m2 Resp 1° Ratio (Pred) RA n/y EMPC Conc.
1 45 Total Penta-Furans 29.27 28.35 1.095e4 7.673e3 1.550 1.43 NO 1.5276 1.5276
2 45 Total Penta-Furans 29.27 28.50 1.922e5 1.273e5 1.550 1.51 NO 26.212 26.212
3 45 Total Penta-Furans 29.27 28.88 1.802e3 1.287e3 1.550 1.40 NO 0.25336 0.25336
4 45 Total Penta-Furans 29.27 29.08 5.892e4 3.716e4 1.550 1.53 NO 7.7166 7.7166
5 45 Total Penta-Furans 29.27 29.31 1.858e4 1.259e4 1.550 1.48 NO 2.5568 2.5568
6 9 1,2,3,7,8-PeCDF 29.50 29.49 1.626e5 1.081e5 1.550 1.51 NO 21.955 21.955
7 45 Total Penta-Furans 29.27 29.77 6.379e4 4.301e4 1.550 1.48 NO 8.7605 8.7605
8 45 Total Penta-Furans 29.27 30.38 3.556e3 2.221e3 1.550 1.60 NO 0.47403 0.47403
9 10 2,3,4,7,8-PeCDF 30.47 30.47 2.585e4 1.734e4 1.550 1.48 NO 3.4036 3.4036
10 45 Total Penta-Furans 29.27 30.48 8.930e4 5.958e4 1.550 1.50 NO 12.210 12.210
11 45 Total Penta-Furans 29.27 31.41 5.232e3 3.505e3 1.550 1.49 NO 0.71672 0.71672
200213R1_8
PDI-086SC-B-04-06-191012 1903652-07RE1 PDI-086SC-B-04-06-191012 17.02
F2:Voltage SIR,EI+
339.860
1.488e+006
Total Penta-Furans 28.35 10949.71 186783
Total Penta-Furans 29.08 56917.13 857999
Total Penta-Furans 29.77 63793.35 1012444
Total Penta-Furans;30.48;89296.71;1522026
Total Penta-Furans 31.41 5232.33 87780
100
%
0
min
200213R1_8
PDI-086SC-B-04-06-191012 1903652-07RE1 PDI-086SC-B-04-06-191012 17.02
F2:Voltage SIR,EI+
341.857
8.225e+004
Total Penta-Furans;30.36;2220.88;42322
27.95
28.15
30.00
30.07
30.13
30.27
30.71
30.85
30.90
31.05
31.14
31.32
31.66
31.74
31.77
%
33
min
200213R1_8
PDI-086SC-B-04-06-191012 1903652-07RE1 PDI-086SC-B-04-06-191012 17.02
F2:Voltage SIR,EI+
351.900
2.927e+007
13C-1,2,3,7,8-PeCDF;29.48;1661797.25;29094120
30.47
100
%
0
min
200213R1_8
PDI-086SC-B-04-06-191012 1903652-07RE1 PDI-086SC-B-04-06-191012 17.02
F2:Voltage SIR,EI+
353.897
1.855e+007
13C-1,2,3,7,8-PeCDF;29.48;1052685.00;18364540
30.45
100
%
0
min
28.00
28.20
28.40
28.60
28.80
29.00
29.20
29.40
29.60
29.80
30.00
30.20
30.40
30.60
30.80
31.00
31.20
31.40
31.60
31.80
Ready
200213R1_8
NUM

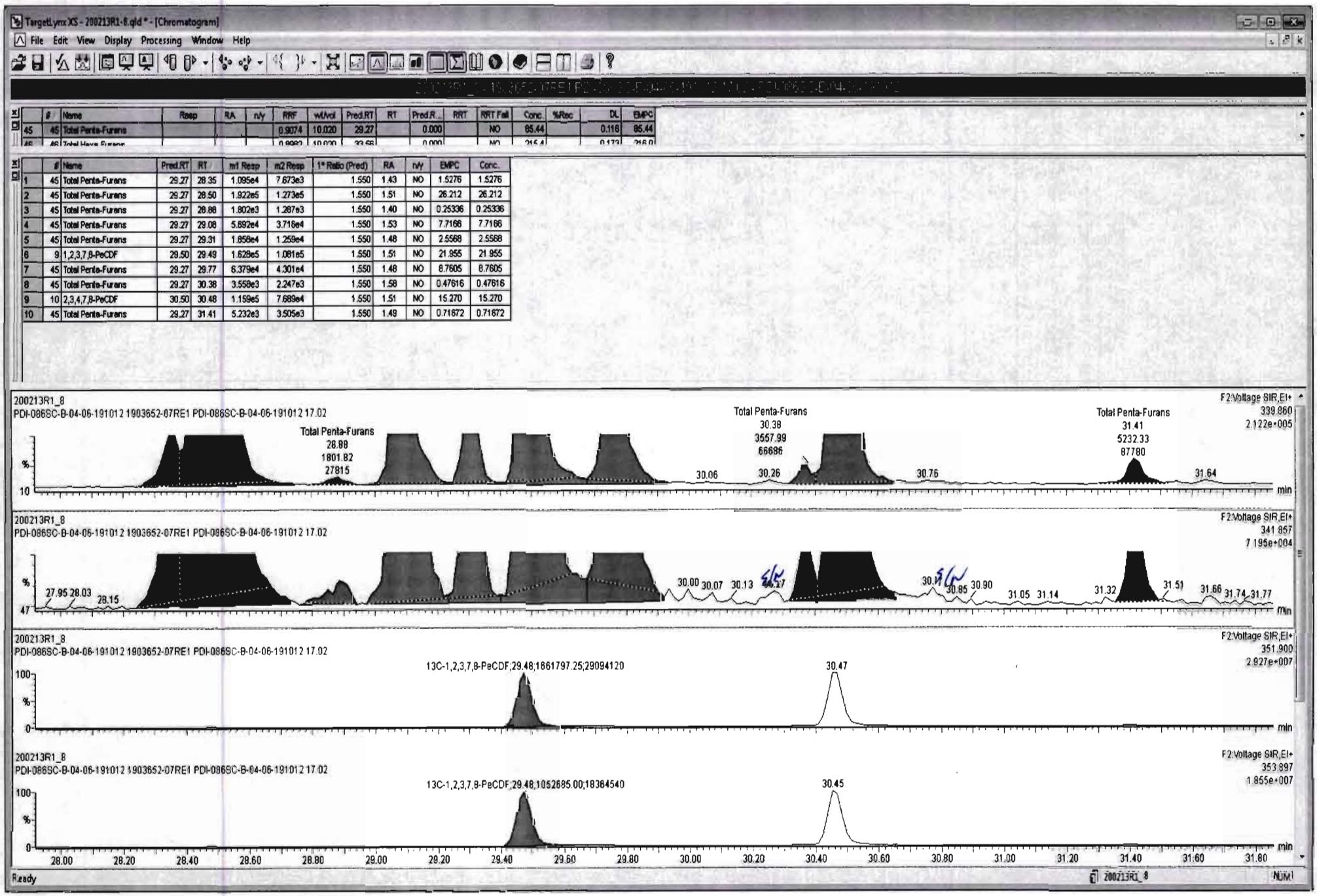

	#	Name	Resp	RA	n/y	RRF	wtAvg	Pred.RT	RT	Pred.R...	RRT	RRT Fail	Conc.	%Rec	DL	EMPC
45	45	Total Penta-Furans				0.9074	10.020	29.27		0.000		NO	85.44		0.116	85.44

	#	Name	Pred.RT	RT	m1 Resp	m2 Resp	1* Ratio (Pred)	RA	n/y	EMPC	Conc.
1	45	Total Penta-Furans	29.27	28.35	1.095e4	7.673e3	1.550	1.43	NO	1.5276	1.5276
2	45	Total Penta-Furans	29.27	28.50	1.922e5	1.273e5	1.550	1.51	NO	26.212	26.212
3	45	Total Penta-Furans	29.27	28.86	1.802e3	1.287e3	1.550	1.40	NO	0.25336	0.25336
4	45	Total Penta-Furans	29.27	29.08	5.692e4	3.716e4	1.550	1.53	NO	7.7166	7.7166
5	45	Total Penta-Furans	29.27	29.31	1.858e4	1.259e4	1.550	1.48	NO	2.5568	2.5568
6	9	1,2,3,7,8-PeCDF	29.50	29.49	1.628e5	1.081e5	1.550	1.51	NO	21.955	21.955
7	45	Total Penta-Furans	29.27	29.77	6.379e4	4.301e4	1.550	1.48	NO	8.7605	8.7605
8	45	Total Penta-Furans	29.27	30.38	3.558e3	2.247e3	1.550	1.58	NO	0.47616	0.47616
9	10	2,3,4,7,8-PeCDF	30.50	30.48	1.159e5	7.689e4	1.550	1.51	NO	15.270	15.270
10	45	Total Penta-Furans	29.27	31.41	5.232e3	3.505e3	1.550	1.49	NO	0.71672	0.71672

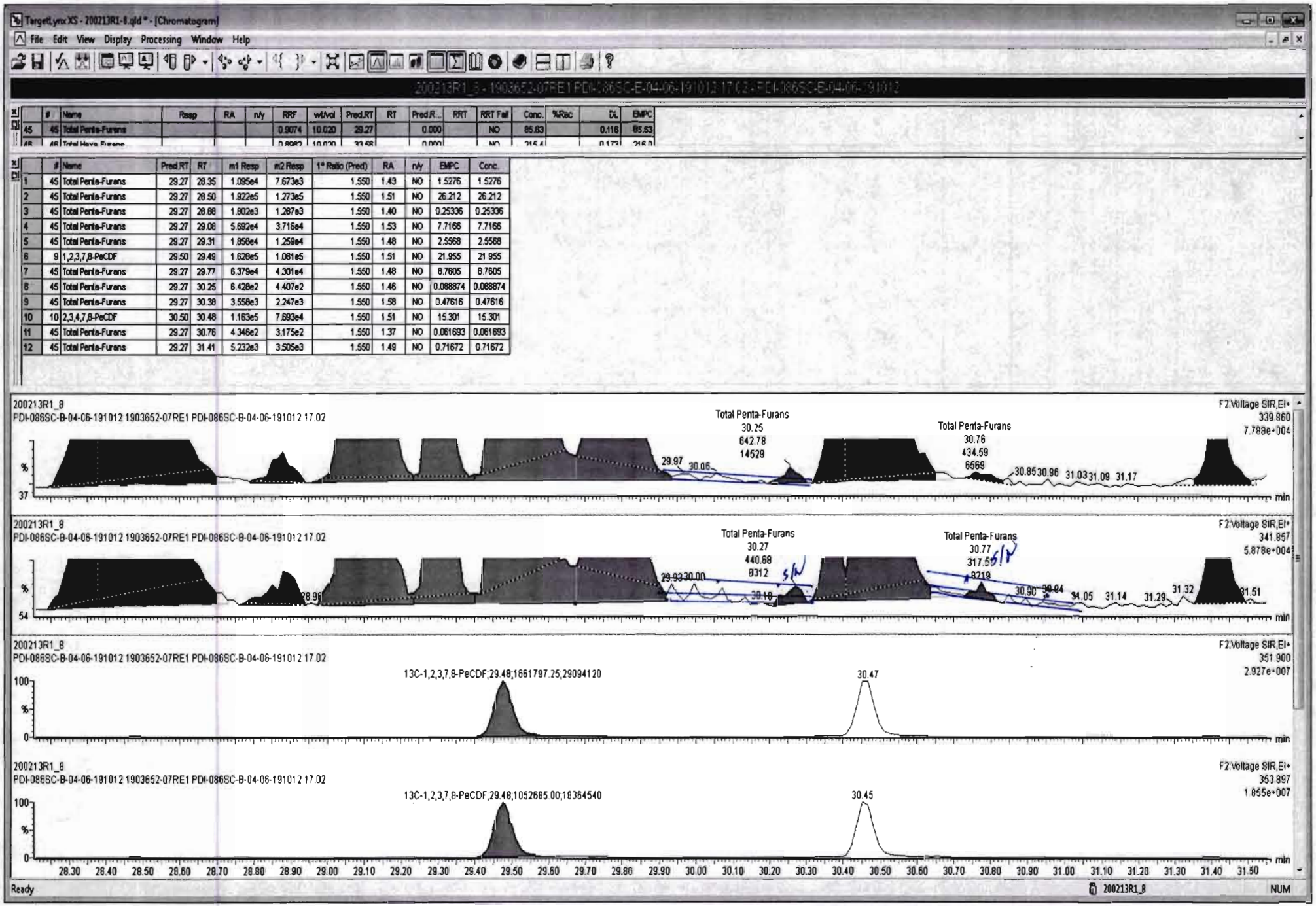
TargetLynx XS - 200213R1-8.qld * - [Chromatogram]
File Edit View Display Processing Window Help
200213R1_8 - 1903652-07RE1 PDI-086SC-B-04-06-191012 17.02 - PDI-086SC-B-04-06-191012
Name Resp RA n/y RRF wt/Vol PredRT RT Pred.R... RRT RRT Fail Conc. %Rec DL EMPC
45 45 Total Penta-Furans 0.9074 10.020 29.27 0.000 NO 85.63 0.116 85.63
Name Pred.RT RT m1 Resp m2 Resp 1* Ratio (Pred) RA n/y EMPC Conc.
1 45 Total Penta-Furans 29.27 28.35 1.095e4 7.673e3 1.550 1.43 NO 1.5276 1.5276
2 45 Total Penta-Furans 29.27 28.50 1.922e5 1.273e5 1.550 1.51 NO 26.212 26.212
3 45 Total Penta-Furans 29.27 28.88 1.802e3 1.287e3 1.550 1.40 NO 0.25306 0.25306
4 45 Total Penta-Furans 29.27 29.08 5.692e4 3.716e4 1.550 1.53 NO 7.7166 7.7166
5 45 Total Penta-Furans 29.27 29.31 1.858e4 1.259e4 1.550 1.48 NO 2.5568 2.5568
6 9 1,2,3,7,8-PeCDF 29.50 29.49 1.628e5 1.081e5 1.550 1.51 NO 21.955 21.955
7 45 Total Penta-Furans 29.27 29.77 6.379e4 4.301e4 1.550 1.48 NO 8.7605 8.7605
8 45 Total Penta-Furans 29.27 30.25 6.428e2 4.407e2 1.550 1.46 NO 0.088874 0.088874
9 45 Total Penta-Furans 29.27 30.38 3.558e3 2.247e3 1.550 1.58 NO 0.47616 0.47616
10 10 2,3,4,7,8-PeCDF 30.50 30.48 1.183e5 7.693e4 1.550 1.51 NO 15.301 15.301
11 45 Total Penta-Furans 29.27 30.76 4.346e2 3.175e2 1.550 1.37 NO 0.061693 0.061693
12 45 Total Penta-Furans 29.27 31.41 5.232e3 3.505e3 1.550 1.49 NO 0.71672 0.71672
200213R1_8
PDI-086SC-B-04-06-191012 1903652-07RE1 PDI-086SC-B-04-06-191012 17.02
F2:Voltage SIR,EI+
339.860
7.788e+004
Total Penta-Furans
30.25
642.78
14529
Total Penta-Furans
30.76
434.59
6569
29.97
30.06
30.85
30.96
31.03
31.09
31.17
%
37
min
200213R1_8
PDI-086SC-B-04-06-191012 1903652-07RE1 PDI-086SC-B-04-06-191012 17.02
F2:Voltage SIR,EI+
341.857
5.878e+004
Total Penta-Furans
30.27
440.68
8312
Total Penta-Furans
30.77
317.55
6218
29.93
30.00
30.18
30.50
30.64
31.05
31.14
31.29
31.32
31.51
%
54
min
200213R1_8
PDI-086SC-B-04-06-191012 1903652-07RE1 PDI-086SC-B-04-06-191012 17.02
F2:Voltage SIR,EI+
351.900
2.927e+007
13C-1,2,3,7,8-PeCDF,29.48;1661797.25;29094120
30.47
100
%
0
min
200213R1_8
PDI-086SC-B-04-06-191012 1903652-07RE1 PDI-086SC-B-04-06-191012 17.02
F2:Voltage SIR,EI+
353.897
1.855e+007
13C-1,2,3,7,8-PeCDF,29.48;1052685.00;18364540
30.45
100
%
0
min
28.30 28.40 28.50 28.60 28.70 28.80 28.90 29.00 29.10 29.20 29.30 29.40 29.50 29.60 29.70 29.80 29.90 30.00 30.10 30.20 30.30 30.40 30.50 30.60 30.70 30.80 30.90 31.00 31.10 31.20 31.30 31.40 31.50
Ready
200213R1_8
NUM

Dataset: Untitled

Last Altered: Friday, February 14, 2020 07:30:05 Pacific Standard Time
Printed: Friday, February 14, 2020 07:30:35 Pacific Standard Time

Name: 200213R1_8, Date: 13-Feb-2020, Time: 14:55:55, ID: 1903652-07RE1 PDI-086SC-B-04-06-191012 17.02, Description: PDI-086SC-B-04-06-191012

1,2,3,4,7,8-HxCDF

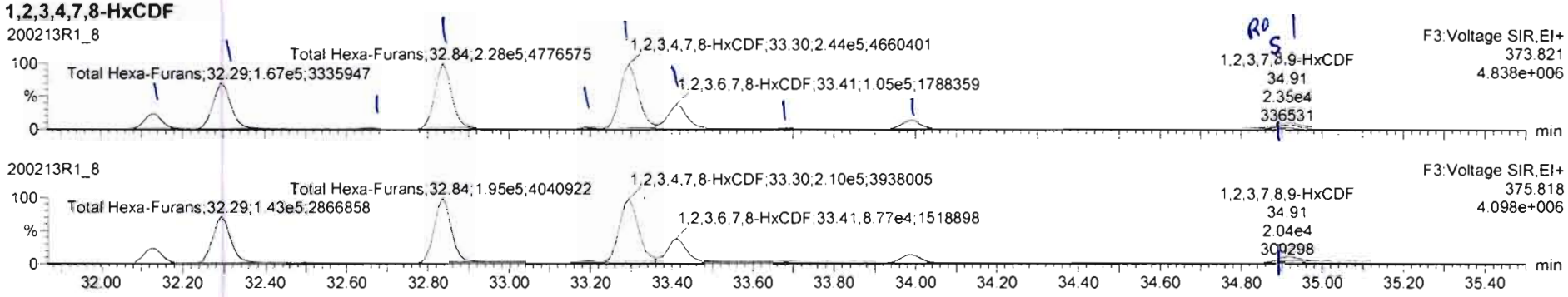

13C-1,2,3,4,7,8-HxCDF

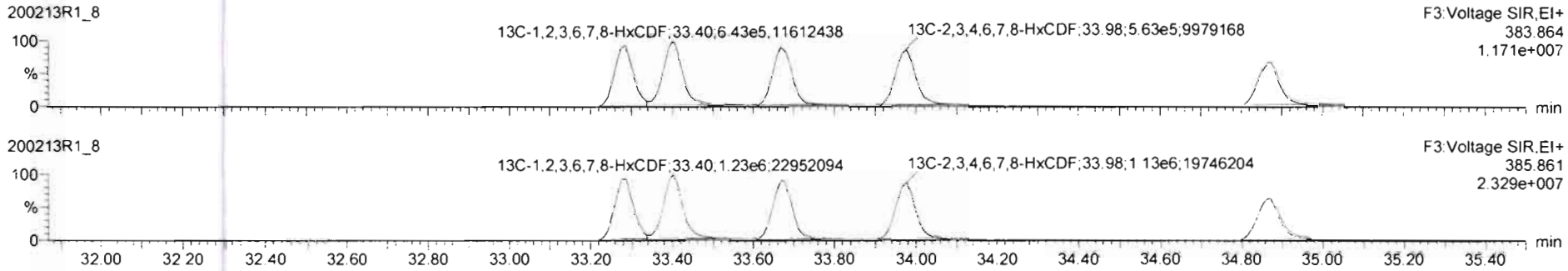

DPE3

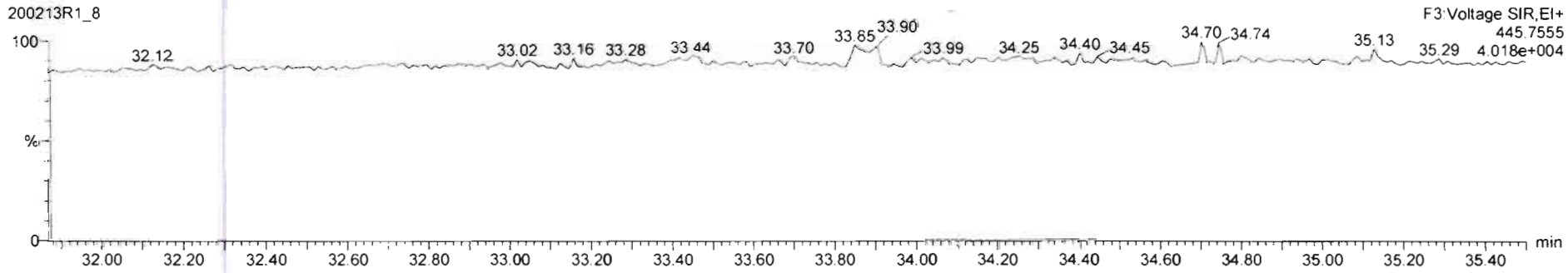

TargetLynx XS - 200213R1-8a.qld * - [Chromatogram]

File Edit View Display Processing Window Help

	#	Name	Resp	RA	n/y	RRF	wt/vol	Pred.RT	RT	Pred.R...	RRT	RRT Fail	Conc.	%Rec	DL	EMPC
45	45	Total Penta-Furans				0.9074	10.020	29.27		0.000		NO	85.79		0.116	85.79

	#	Name	Pred.RT	RT	m1 Resp	m2 Resp	1* Ratio (Pred)	RA	n/y	EMPC	Conc.
1	46	Total Hexa-Furans	33.56	32.13	5.677e4	4.881e4	1.240	1.16	NO	14.019	14.019
2	46	Total Hexa-Furans	33.56	32.29	1.724e5	1.484e5	1.240	1.16	NO	42.600	42.600
3	46	Total Hexa-Furans	33.56	32.66	3.239e3	2.650e3	1.240	1.22	NO	0.78197	0.78197
4	46	Total Hexa-Furans	33.56	32.84	2.325e5	1.998e5	1.240	1.16	NO	57.404	57.404
5	46	Total Hexa-Furans	33.56	33.19	4.378e3	3.735e3	1.240	1.17	NO	1.0774	1.0774
6	11	1,2,3,4,7,8-HxCDF	33.28	33.29	2.442e5	2.096e5	1.240	1.16	NO	62.697	62.697
7	12	1,2,3,6,7,8-HxCDF	33.41	33.41	1.045e5	8.870e4	1.240	1.18	NO	24.434	24.434
8	46	Total Hexa-Furans	33.56	33.69	5.113e3	4.089e3	1.240	1.25	NO	1.2218	1.2218
9	13	2,3,4,6,7,8-HxCDF	34.01	33.99	3.310e4	2.857e4	1.240	1.16	NO	8.0947	8.0947
10	14	1,2,3,7,8,9-HxCDF	34.87	34.88	2.789e3	1.754e3	1.240	1.59	YES	0.63048	0.00000
11	46	Total Hexa-Furans	33.56	34.91	2.030e4	1.956e4	1.240	1.09	NO	5.1604	5.1604

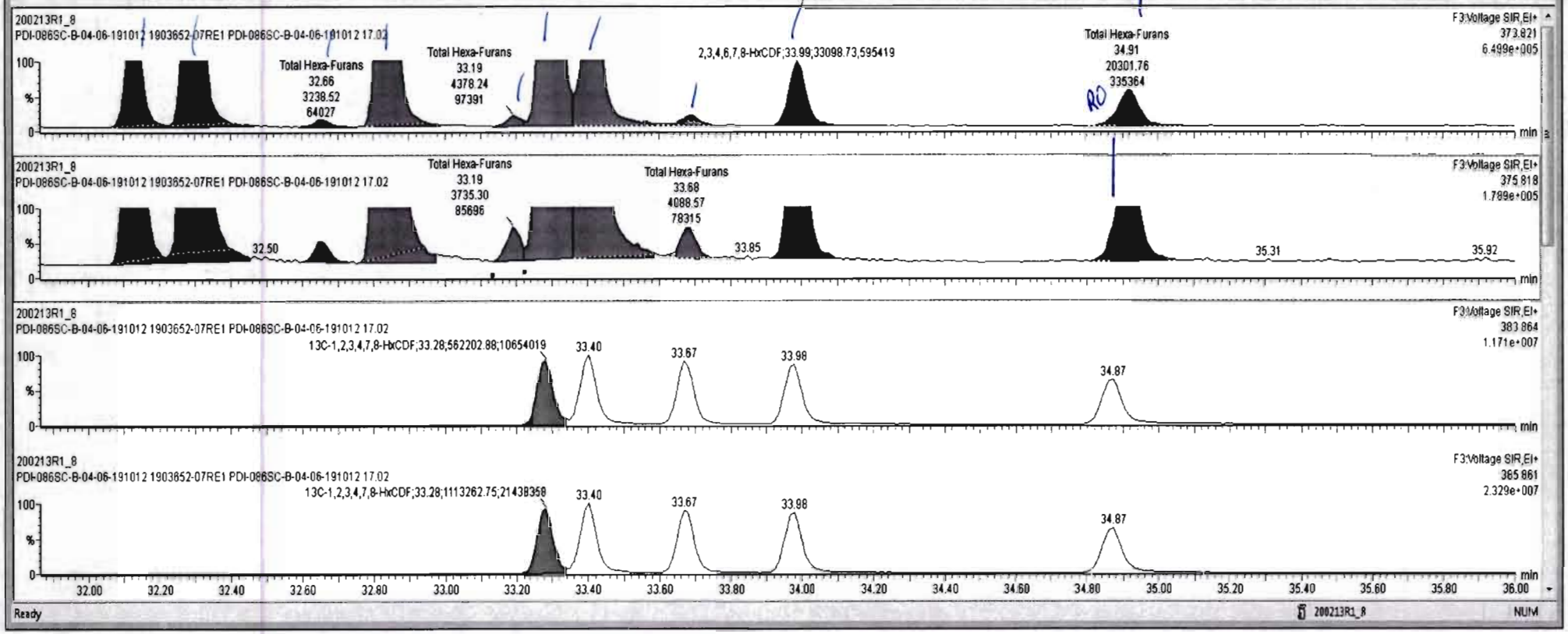

Ready

200213R1_8

NUM

TargetLynx XS - 200213R1-8a.qld * - [Chromatogram]

File Edit View Display Processing Window Help

	#	Name	Resp	RA	n/y	RRF	wt/vol	Pred.RT	RT	Pred.R...	RRT	RRT Fail	Conc.	%Rec	DL	EMPC
45	45	Total Penta-Furans				0.9074	10.020	29.27		0.000		NO	85.79		0.116	85.79

	#	Name	Pred.RT	RT	m1 Resp	m2 Resp	1° Ratio (Pred)	RA	n/y	EMPC	Conc.
1	46	Total Hexa-Furans	33.56	32.13	5.560e4	4.773e4	1.240	1.17	NO	13.721	13.721
2	46	Total Hexa-Furans	33.56	32.29	1.682e5	1.442e5	1.240	1.17	NO	41.476	41.476
3	46	Total Hexa-Furans	33.56	32.66	3.239e3	2.650e3	1.240	1.22	NO	0.78197	0.78197
4	46	Total Hexa-Furans	33.56	32.84	2.293e5	1.976e5	1.240	1.16	NO	56.681	56.681
5	46	Total Hexa-Furans	33.56	33.19	4.378e3	3.735e3	1.240	1.17	NO	1.0774	1.0774
6	11	1,2,3,4,7,8-HxCDF	33.28	33.29	2.442e5	2.096e5	1.240	1.16	NO	62.697	62.697
7	12	1,2,3,6,7,8-HxCDF	33.41	33.41	1.048e5	8.773e4	1.240	1.19	NO	24.354	24.354
8	46	Total Hexa-Furans	33.56	33.69	5.775e3	4.123e3	1.240	1.40	NO	1.3144	1.3144
9	13	2,3,4,6,7,8-HxCDF	34.01	33.99	3.310e4	2.857e4	1.240	1.16	NO	8.0947	8.0947
10	14	1,2,3,7,8,9-HxCDF	34.87	34.88	2.789e3	1.754e3	1.240	1.59	YES	0.63046	0.00000
11	46	Total Hexa-Furans	33.56	34.91	2.030e4	1.656e4	1.240	1.09	NO	5.1604	5.1604

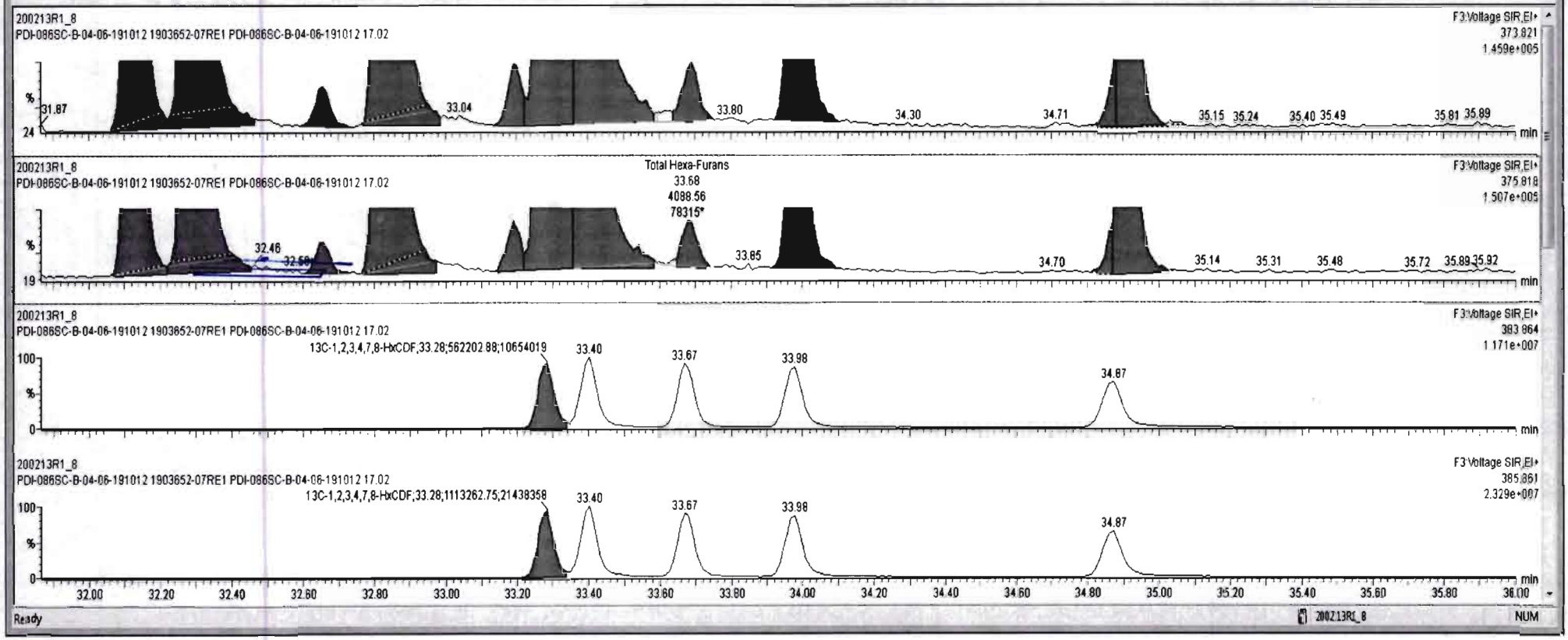

Dataset: Untitled

Last Altered: Friday, February 14, 2020 07:30:05 Pacific Standard Time
Printed: Friday, February 14, 2020 07:30:35 Pacific Standard Time

Name: 200213R1_8, Date: 13-Feb-2020, Time: 14:55:55, ID: 1903652-07RE1 PDI-086SC-B-04-06-191012 17.02, Description: PDI-086SC-B-04-06-191012

1,2,3,4,6,7,8-HpCDF

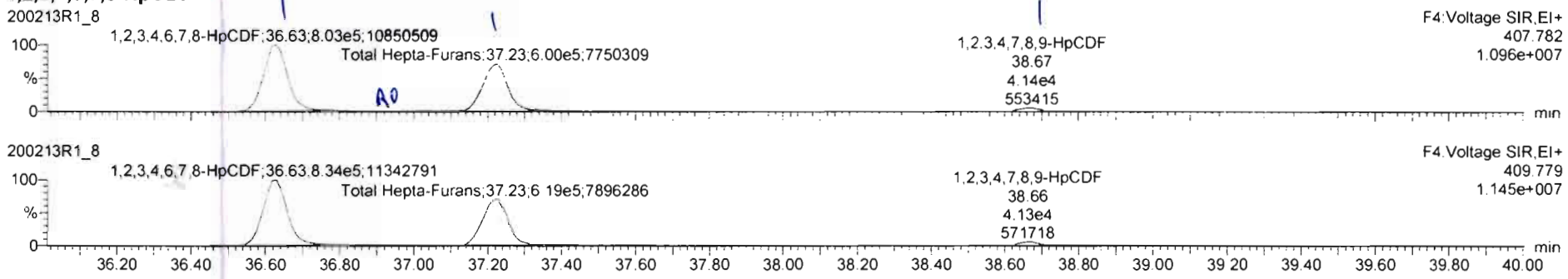

13C-1,2,3,4,6,7,8-HpCDF

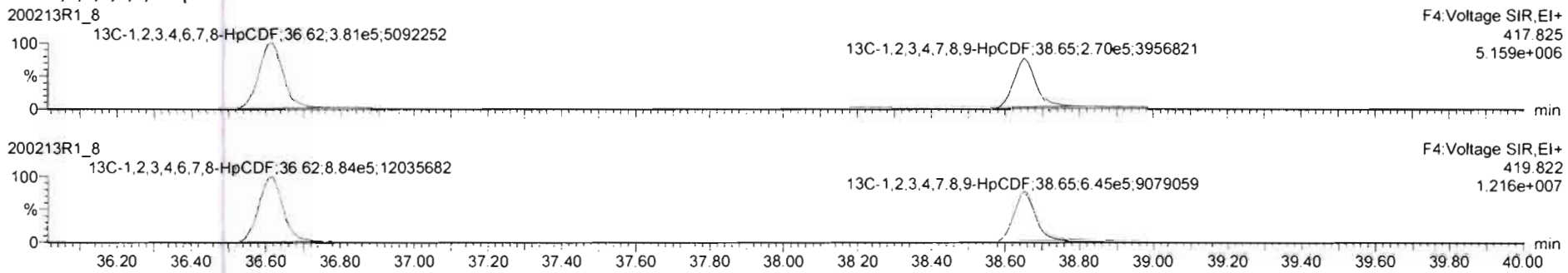

DPE4

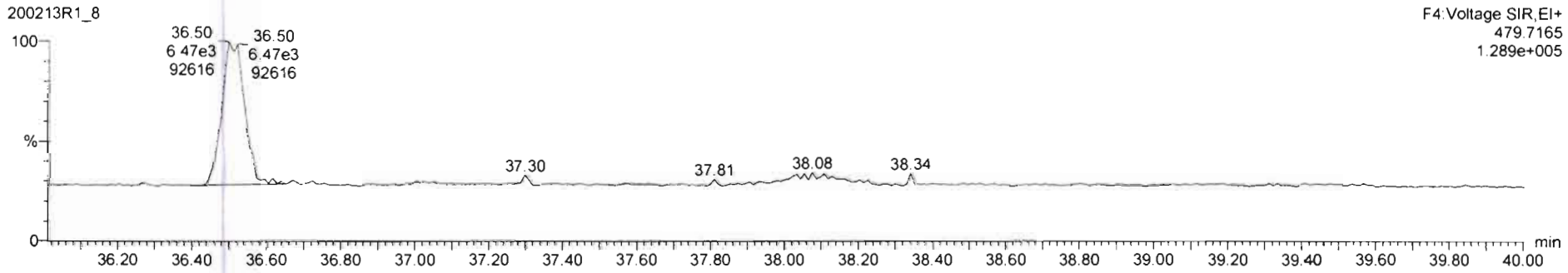

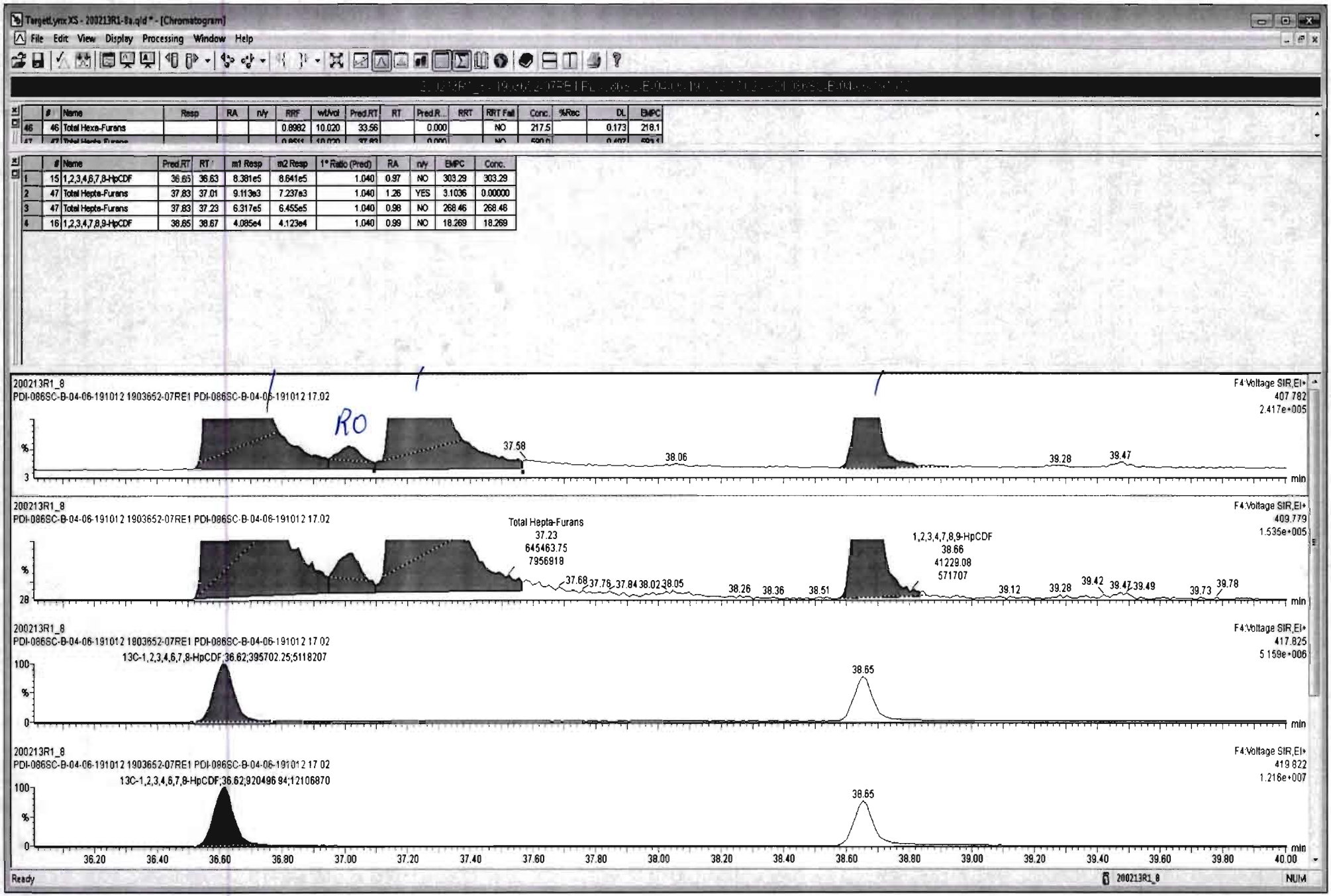
TargetLynx XS - 200213R1-8a.qld * - [Chromatogram]
File Edit View Display Processing Window Help
Name Resp RA n/y RRF wt/vol Pred.RT RT Pred.R... RRT RRT Fail Conc. %Rec DL EMPC
46 46 Total Hexa-Furans 0.8982 10.020 33.56 0.000 NO 217.5 0.173 218.1
Name Pred.RT RT m1 Resp m2 Resp 1° Ratio (Pred) RA n/y EMPC Conc.
1 15 1,2,3,4,6,7,8-HpCDF 36.65 36.63 8.381e5 8.641e5 1.040 0.97 NO 303.29 303.29
2 47 Total Hepta-Furans 37.83 37.01 9.113e3 7.237e3 1.040 1.26 YES 3.1036 0.00000
3 47 Total Hepta-Furans 37.83 37.23 6.317e5 6.455e5 1.040 0.98 NO 268.46 268.46
4 16 1,2,3,4,7,8,9-HpCDF 38.65 38.67 4.085e4 4.123e4 1.040 0.99 NO 18.269 18.269
200213R1_8
PDI-086SC-B-04-06-191012 1903652-07RE1 PDI-086SC-B-04-06-191012 17.02
F4:Voltage SIR,EI+
407.782
2.417e+005
RO
37.58
38.06
39.28
39.47
min
200213R1_8
PDI-086SC-B-04-06-191012 1903652-07RE1 PDI-086SC-B-04-06-191012 17.02
F4:Voltage SIR,EI+
409.779
1.535e+005
Total Hepta-Furans
37.23
645463.75
7956918
1,2,3,4,7,8,9-HpCDF
38.66
41229.08
571707
37.68 37.76 37.84 38.02 38.05 38.26 38.36 38.51 39.12 39.28 39.42 39.47 39.49 39.73 39.78
min
200213R1_8
PDI-086SC-B-04-06-191012 1903652-07RE1 PDI-086SC-B-04-06-191012 17.02
F4:Voltage SIR,EI+
417.825
5.159e+006
13C-1,2,3,4,6,7,8-HpCDF 36.62;395702.25;5118207
38.65
min
200213R1_8
PDI-086SC-B-04-06-191012 1903652-07RE1 PDI-086SC-B-04-06-191012 17.02
F4:Voltage SIR,EI+
419.822
1.218e+007
13C-1,2,3,4,6,7,8-HpCDF 36.62;920496.94;12106870
38.65
min
36.20 36.40 36.60 36.80 37.00 37.20 37.40 37.60 37.80 38.00 38.20 38.40 38.60 38.80 39.00 39.20 39.40 39.60 39.80 40.00
Ready
200213R1_8
NUM

TargetLynx XS - 200213R1-8a.qld * - [Chromatogram]

File Edit View Display Processing Window Help

	#	Name	Resp	RA	n/y	RRF	wt/vol	Pred.RT	RT	Pred.R...	RRT	RRT Fail	Conc.	%Rec	DL	EMPC
48	46	Total Hexa-Furans				0.8982	10.020	33.56		0.000		NO	217.5		0.173	218.1

	#	Name	Pred.RT	RT	m1 Resp	m2 Resp	1° Ratio (Pred)	RA	n/y	EMPC	Conc.
1	15	1,2,3,4,6,7,8-HpCDF	36.65	36.63	8.381e5	8.641e5	1.040	0.97	NO	303.29	303.29
2	47	Total Hepta-Furans	37.83	37.01	9.113e3	7.237e3	1.040	1.26	YES	3.1036	0.00000
3	47	Total Hepta-Furans	37.83	37.23	6.317e5	6.455e5	1.040	0.98	NO	268.46	268.46
4	16	1,2,3,4,7,8,9-HpCDF	38.65	38.67	4.085e4	4.123e4	1.040	0.99	NO	18.269	18.269

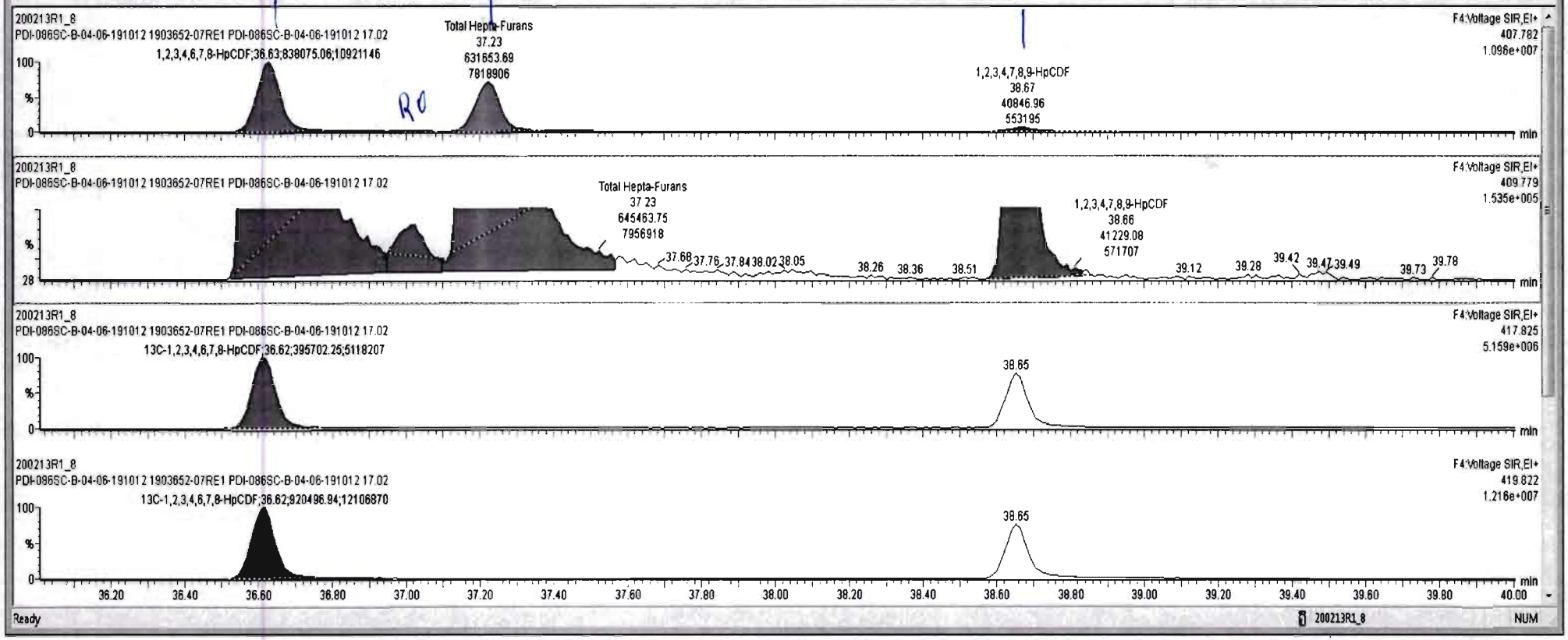

Ready

200213R1_8

NUM

TargetLynx XS - 200213R1-8.qld * - [Chromatogram]

File Edit View Display Processing Window Help

200213R1_8 - 1903652-07RE1 PDI-086SC-B-04-06-191012 17.02 - PDI-086SC-B-04-06-191012

	#	Name	Resp	RA	n/y	RRF	wt/vol	Pred.RT	RT	Pred.R...	RRT	RRT Fail	Conc.	%Rec	DL	EMPC
39	39	Total Tetra-Dioxins				0.9881	10.020	24.62		0.000		NO	5.703		0.0671	6.015
40	40	Total Penta-Dioxins				0.9723	10.020	29.96		0.000		NO	19.05		0.102	20.69
41	41	Total Hexa-Dioxins				0.9211	10.020	33.63		0.000		NO	109.7		0.178	109.7
42	42	Total Hepta-Dioxins				0.9231	10.020	37.64		0.000		NO	646.0		0.872	646.1
43	43	Total Tetra-Furans				0.8020	10.020	23.61		0.000		NO	64.39		0.105	67.31
44	44	1st Func. Penta-Furans				0.9074	10.020	27.09		0.000		NO	41.89		0.0296	41.89
45	45	Total Penta-Furans				0.9074	10.020	29.27		0.000		NO	85.63		0.116	85.63
46	46	Total Hexa-Furans				0.8982	10.020	33.56		0.000		NO	215.4		0.173	216.0

	#	Name	Pred.RT	RT	m1 Resp	m2 Resp	1* Ratio (Pred)	R/A	n/y	EMPC	Conc.
1	15	1,2,3,4,6,7,8-HpCDF	36.85	36.63	8.032e5	8.340e5	1.040	0.96	NO	303.72	303.72
2	47	Total Hepta-Furans	37.83	37.01	4.226e3	3.526e3	1.040	1.20	YES	1.5480	0.00000
3	47	Total Hepta-Furans	37.83	37.22	6.000e5	6.188e5	1.040	0.97	NO	262.34	262.34
4	16	1,2,3,4,7,8,9-HpCDF	38.85	38.67	4.138e4	4.130e4	1.040	1.00	NO	18.404	18.404

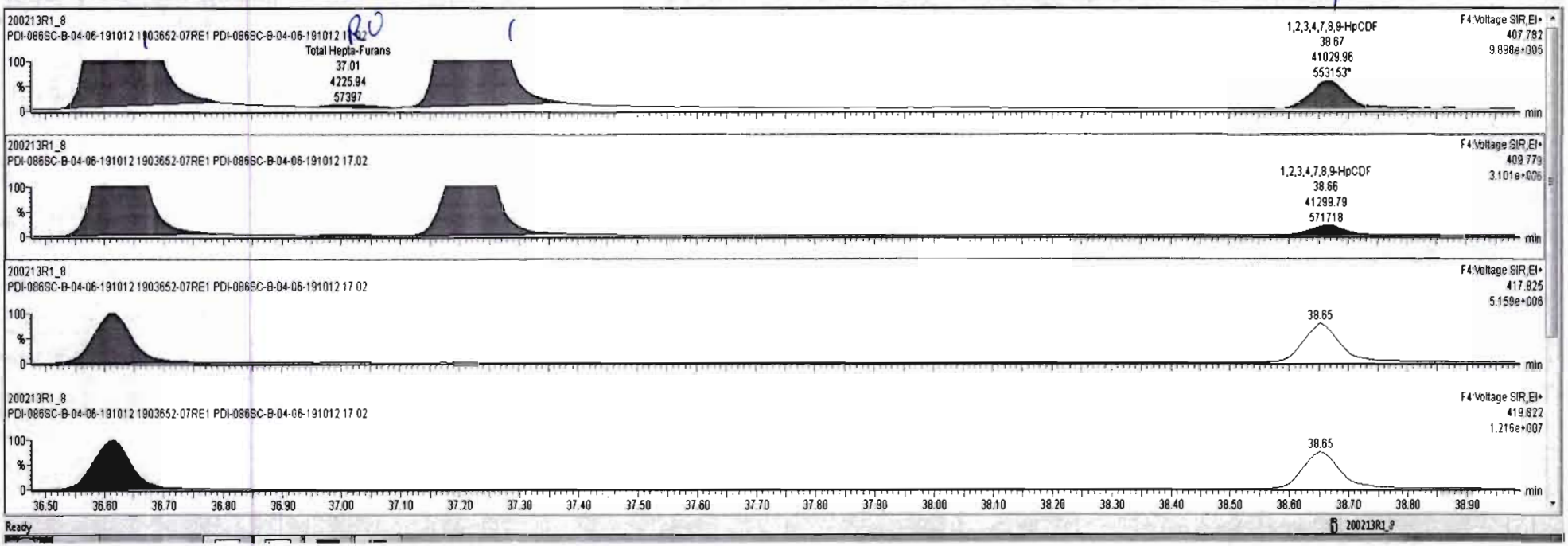

Dataset: Untitled

Last Altered: Friday, February 14, 2020 07:30:05 Pacific Standard Time
Printed: Friday, February 14, 2020 07:30:35 Pacific Standard Time

Name: 200213R1_8, Date: 13-Feb-2020, Time: 14:55:55, ID: 1903652-07RE1 PDI-086SC-B-04-06-191012 17.02, Description: PDI-086SC-B-04-06-191012

OCDF

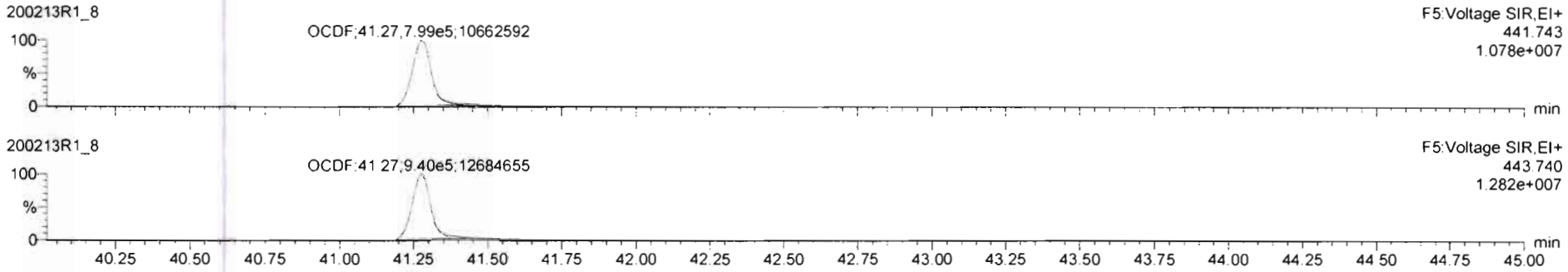

13C-OCDF

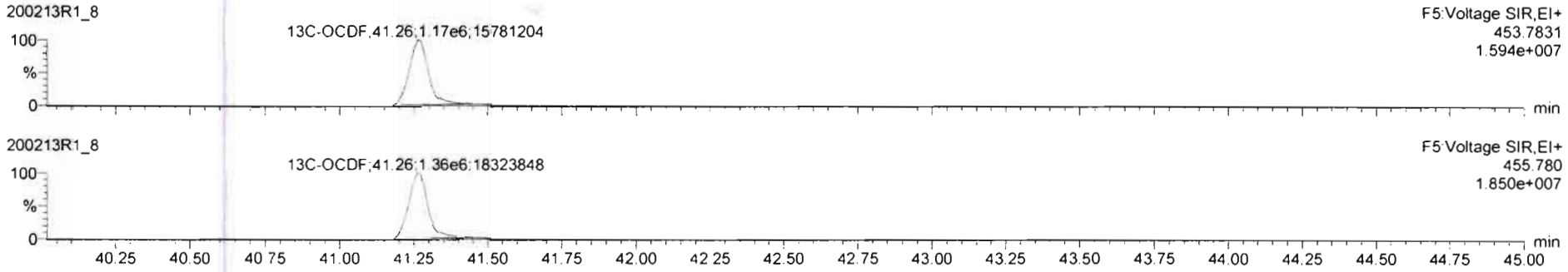

DPE5

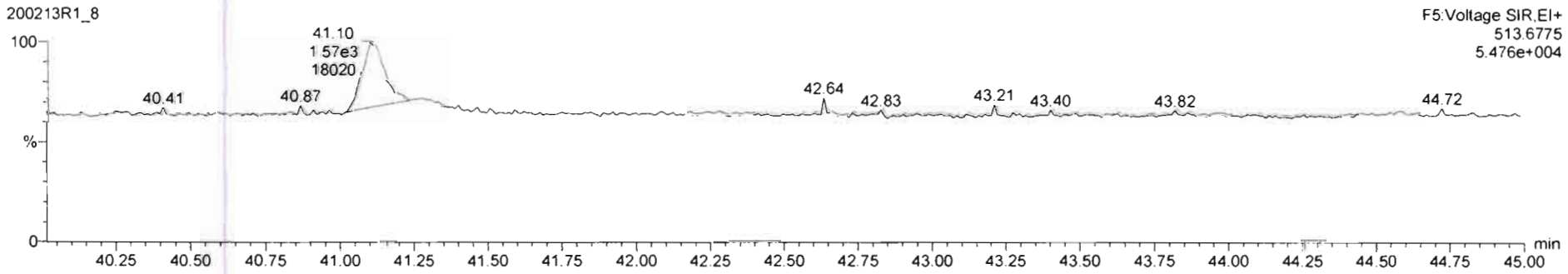

Dataset: Untitled

Last Altered: Friday, February 14, 2020 07:30:05 Pacific Standard Time
Printed: Friday, February 14, 2020 07:30:35 Pacific Standard Time

Name: 200213R1_8, Date: 13-Feb-2020, Time: 14:55:55, ID: 1903652-07RE1 PDI-086SC-B-04-06-191012 17.02, Description: PDI-086SC-B-04-06-191012

PFK1

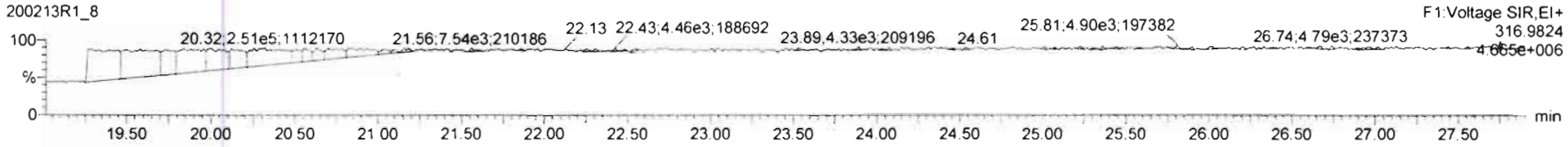

PFK2

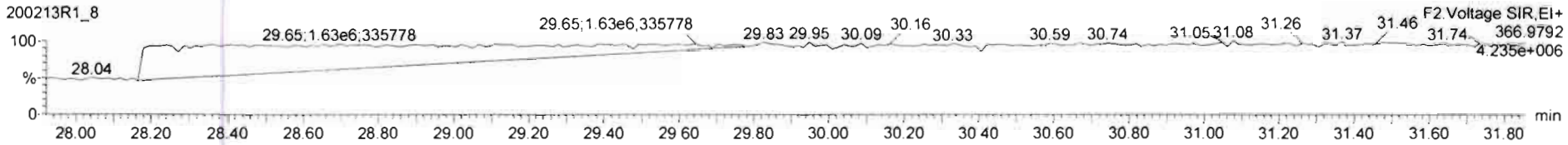

PFK3

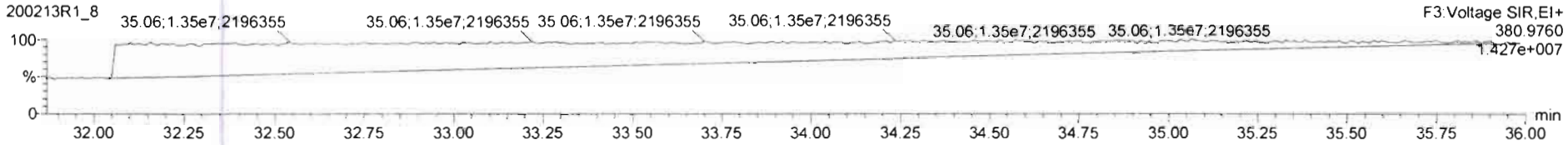

PFK4

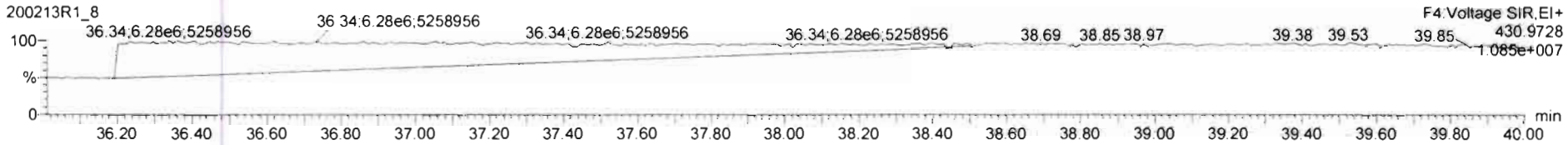

PFK5

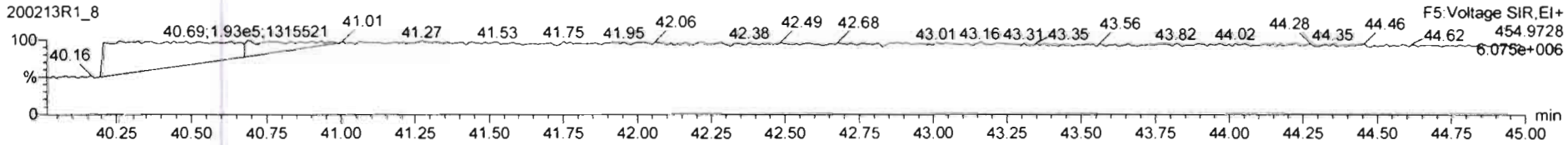

Vista Analytical Laboratory

Dataset: U:\VG12.PRO\Results\200213R1\200213R1-9c.qld

Last Altered: Tuesday, March 17, 2020 12:22:54 Pacific Daylight Time
Printed: Tuesday, March 17, 2020 12:27:08 Pacific Daylight Time

dly 03-17-2020
3/17/20
CTO 3/18/2020

Method: U:\VG12.PRO\MethDB\1613rrt-02-11-20.mdb 11 Feb 2020 16:47:46
Calibration: U:\VG12.PRO\CurveDB\db5_1613vg12-1-31-20.cdb 02 Feb 2020 11:05:29

Name: 200213R1_9, Date: 13-Feb-2020, Time: 15:43:08, ID: 1903652-08RE1 PDI-086SC-B-06-08-191012 17.91, Description: PDI-086SC-B-06-08-191012

	#	Name	Area	IS Area	RA	n/y	Wt./Vol	Pred.RT	RT	Pred.RRT	RRT	Check RRT	Conc.	%Rec	DL	EMPC
1	1	2,3,7,8-TCDD	1.76e3	2.54e6	0.590	YES	10.01	25.75	25.74	1.00	1.00	NO	~~0.14045~~		~~0.065~~	0.11979
2	2	1,2,3,7,8-PeCDD	1.30e4	1.90e6	0.638	NO	10.01	30.80	30.80	1.00	1.00	NO	1.4072		0.057	1.4072
3	3	1,2,3,4,7,8-HxCDD	1.23e4	1.49e6	1.131	NO	10.01	34.16	34.16	1.00	1.00	NO	1.5401		0.171	1.5401
4	4	1,2,3,6,7,8-HxCDD	9.04e4	1.82e6	1.200	NO	10.01	34.25	34.26	1.00	1.00	NO	10.746		0.171	10.746
5	5	1,2,3,7,8,9-HxCDD	3.62e4	1.71e6	1.189	NO	10.01	34.56	34.54	1.00	1.00	NO	4.6206		0.195	4.6206
6	6	1,2,3,4,6,7,8-HpCDD	2.86e6	1.54e6	1.009	NO	10.01	38.06	38.07	1.00	1.00	NO	401.85		0.749	401.85
7	7	OCDD	2.87e7	2.71e6	0.872	NO	10.01	41.09	41.10	1.00	1.00	NO	4340.9		0.758	4340.9
8	8	2,3,7,8-TCDF	1.62e5	3.32e6	0.721	NO	10.01	24.85	24.84	1.00	1.00	NO	12.174 ok		0.073	12.174
9	9	1,2,3,7,8-PeCDF	2.67e5	2.93e6	1.488	NO	10.01	29.50	29.49	1.00	1.00	NO	20.026		0.059	20.026
10	10	2,3,4,7,8-PeCDF	9.96e4	2.79e6	0.635	YES	10.01	30.48	30.48	1.00	1.00	NO	~~7.4072~~		~~0.055~~	4.7884
11	11	1,2,3,4,7,8-HxCDF	3.04e5	1.73e6	1.167	NO	10.01	33.28	33.29	1.00	1.00	NO	40.853		0.124	40.853
12	12	1,2,3,6,7,8-HxCDF	1.40e5	1.88e6	1.180	NO	10.01	33.41	33.42	1.00	1.00	NO	17.733		0.128	17.733
13	13	2,3,4,6,7,8-HxCDF	5.85e4	1.76e6	1.168	NO	10.01	34.01	33.99	1.00	1.00	NO	7.4055		0.129	7.4055
14	14	1,2,3,7,8,9-HxCDF	9.57e3	1.62e6	1.118	NO	10.01	34.87	34.90	1.00	1.00	NO	1.3725		0.168	1.3725
15	15	1,2,3,4,6,7,8-HpCDF	6.49e5	1.34e6	0.976	NO	10.01	36.65	36.63	1.00	1.00	NO	113.99		0.270	113.99
16	16	1,2,3,4,7,8,9-HpCDF	5.73e4	9.66e5	1.012	NO	10.01	38.66	38.67	1.00	1.00	NO	12.084		0.327	12.084
17	17	OCDF	1.31e6	2.69e6	0.833	NO	10.01	41.27	41.28	1.00	1.00	NO	241.13		0.281	241.13
18	18	13C-2,3,7,8-TCDD	2.54e6	2.29e6	0.795	NO	10.01	25.72	25.74	1.03	1.03	NO	185.01	92.6	0.155	
19	19	13C-1,2,3,7,8-PeCDD	1.90e6	2.29e6	0.648	NO	10.01	30.47	30.77	1.22	1.23	NO	171.20	85.7	0.121	
20	20	13C-1,2,3,4,7,8-HxCDD	1.49e6	1.77e6	1.273	NO	10.01	34.15	34.15	1.01	1.01	NO	191.58	95.9	0.251	
21	21	13C-1,2,3,6,7,8-HxCDD	1.82e6	1.77e6	1.255	NO	10.01	34.25	34.25	1.02	1.02	NO	196.23	98.3	0.210	
22	22	13C-1,2,3,7,8,9-HxCDD	1.71e6	1.77e6	1.243	NO	10.01	34.55	34.53	1.03	1.03	NO	196.97	98.6	0.225	
23	23	13C-1,2,3,4,6,7,8-HpCDD	1.54e6	1.77e6	1.042	NO	10.01	38.12	38.04	1.13	1.13	NO	231.53	115.9	0.363	
24	24	13C-OCDD	2.71e6	1.77e6	0.850	NO	10.01	41.02	41.09	1.22	1.22	NO	431.26	108.0	0.397	
25	25	13C-2,3,7,8-TCDF	3.32e6	3.43e6	0.772	NO	10.01	24.90	24.82	0.99	0.99	NO	181.70	91.0	0.211	
26	26	13C-1,2,3,7,8-PeCDF	2.93e6	3.43e6	1.580	NO	10.01	29.24	29.48	1.17	1.18	NO	170.40	85.3	0.302	
27	27	13C-2,3,4,7,8-PeCDF	2.79e6	3.43e6	1.590	NO	10.01	30.46	30.47	1.21	1.22	NO	169.01	84.6	0.315	
28	28	13C-1,2,3,4,7,8-HxCDF	1.73e6	1.77e6	0.498	NO	10.01	33.27	33.28	0.99	0.99	NO	185.16	92.7	0.364	
29	29	13C-1,2,3,6,7,8-HxCDF	1.88e6	1.77e6	0.497	NO	10.01	33.37	33.40	0.99	0.99	NO	177.58	88.9	0.321	
30	30	13C-2,3,4,6,7,8-HxCDF	1.76e6	1.77e6	0.508	NO	10.01	33.98	33.98	1.01	1.01	NO	185.41	92.8	0.358	

Dataset: U:\VG12.PRO\Results\200213R1\200213R1-9c.qld

Last Altered: Tuesday, March 17, 2020 12:22:54 Pacific Daylight Time
Printed: Tuesday, March 17, 2020 12:27:08 Pacific Daylight Time

Name: 200213R1_9, Date: 13-Feb-2020, Time: 15:43:08, ID: 1903652-08RE1 PDI-086SC-B-06-08-191012 17.91, Description: PDI-086SC-B-06-08-191012

	# Name	Area	IS Area	RA	n/y	Wt./Vol	Pred.RT	RT	Pred.RRT	RRT	Check RRT	Conc.	%Rec	DL	EMPC
31	31 13C-1,2,3,7,8,9-HxCDF	1.62e6	1.77e6	0.481	NO	10.01	34.89	34.87	1.04	1.04	NO	198.16	99.2	0.414	
32	32 13C-1,2,3,4,6,7,8-HpCDF	1.34e6	1.77e6	0.433	NO	10.01	36.64	36.62	1.09	1.09	NO	195.95	98.1	0.399	
33	33 13C-1,2,3,4,7,8,9-HpCDF	9.66e5	1.77e6	0.453	NO	10.01	38.66	38.66	1.15	1.15	NO	196.82	98.6	0.554	
34	34 13C-OCDF	2.69e6	1.77e6	0.906	NO	10.01	41.26	41.27	1.23	1.23	NO	383.96	96.1	0.318	
35	35 37Cl-2,3,7,8-TCDD	9.53e5	2.29e6			10.01	25.75	25.76	1.03	1.03	NO	70.735	88.5	0.040	
36	36 13C-1,2,3,4-TCDD	2.29e6	2.29e6	0.799	NO	10.01	25.11	25.08	1.00	1.00	NO	199.71	100.0	0.186	
37	37 13C-1,2,3,4-TCDF	3.43e6	3.43e6	0.787	NO	10.01	23.37	23.35	1.00	1.00	NO	199.71	100.0	0.224	
38	38 13C-1,2,3,4,6,9-HxCDF	1.77e6	1.77e6	0.500	NO	10.01	33.71	33.68	1.00	1.00	NO	199.71	100.0	0.382	
39	39 Total Tetra-Dioxins		2.54e6			10.01	24.62		0.00		NO	19.470		0.065	20.549
40	40 Total Penta-Dioxins		1.90e6			10.01	29.96		0.00		NO	20.194		0.057	21.056
41	41 Total Hexa-Dioxins		0.00e0			10.01	33.63		0.00		NO	121.24		0.187	121.24
42	42 Total Hepta-Dioxins		1.54e6			10.01	37.64		0.00		NO	881.84		0.749	881.84
43	43 Total Tetra-Furans		3.32e6			10.01	23.61		0.00		NO	70.803		0.073	71.875
44	44 1st Func. Penta-Furans		0.00e0			10.01	27.09		0.00		NO	49.119		0.027	49.119
45	45 Total Penta-Furans		0.00e0			10.01	29.27		0.00		NO	70.635		0.058	81.255
46	46 Total Hexa-Furans		0.00e0			10.01	33.56		0.00		NO	175.53		0.131	175.53
47	47 Total Hepta-Furans		0.00e0			10.01	37.83		0.00		NO	330.62		0.315	330.62

Vista Analytical Laboratory

Dataset: U:\VG12.PRO\Results\200213R1\200213R1-9c.qld

Last Altered: Tuesday, March 17, 2020 12:22:54 Pacific Daylight Time
Printed: Tuesday, March 17, 2020 12:27:08 Pacific Daylight Time

Method: U:\VG12.PRO\MethDB\1613rrt-02-11-20.mdb 11 Feb 2020 16:47:46
Calibration: U:\VG12.PRO\CurveDB\db5_1613vg12-1-31-20.cdb 02 Feb 2020 11:05:29

Name: 200213R1_9, Date: 13-Feb-2020, Time: 15:43:08

Tetra-Dioxins

	#	Name	RT	RA	y/n	Area	IS Area	Conc.	EMPC
1	39	Total Tetra-Dioxins	25.62	0.864	NO	4.66e2	1.12e6	0.0801	0.0801
2	39	Total Tetra-Dioxins	25.48	0.761	NO	6.73e3	1.12e6	1.24	1.24
3	39	Total Tetra-Dioxins	25.21	0.602	YES	4.31e2	1.12e6	0.000	0.0788
4	39	Total Tetra-Dioxins	25.09	0.723	NO	2.53e3	1.12e6	0.480	0.480
5	39	Total Tetra-Dioxins	24.69	0.636	YES	1.57e3	1.12e6	0.000	0.288
6	39	Total Tetra-Dioxins	24.49	0.814	NO	1.50e3	1.12e6	0.267	0.267
7	39	Total Tetra-Dioxins	24.22	0.766	NO	1.47e3	1.12e6	0.269	0.269
8	39	Total Tetra-Dioxins	24.03	0.758	NO	3.64e3	1.12e6	0.673	0.673
9	39	Total Tetra-Dioxins	23.79	0.762	NO	3.86e3	1.12e6	0.710	0.710
10	39	Total Tetra-Dioxins	23.52	0.818	NO	2.20e3	1.12e6	0.389	0.389
11	39	Total Tetra-Dioxins	22.62	0.785	NO	3.29e3	1.12e6	0.595	0.595
12	39	Total Tetra-Dioxins	22.10	0.774	NO	1.00e4	1.12e6	1.83	1.83
13	39	Total Tetra-Dioxins	21.68	0.790	NO	6.92e4	1.12e6	12.5	12.5
14	39	Total Tetra-Dioxins	26.72	0.871	NO	7.78e2	1.12e6	0.133	0.133
15	39	Total Tetra-Dioxins	26.20	0.877	NO	3.81e2	1.12e6	0.0649	0.0649
16	39	Total Tetra-Dioxins	26.09	0.839	NO	1.53e3	1.12e6	0.267	0.267
17	39	Total Tetra-Dioxins	25.77	0.641	YES	3.24e3	1.12e6	0.000	0.592
18	1	2,3,7,8-TCDD	25.74	0.590	YES	6.55e2	1.12e6	0.000	0.120

Dataset: U:\VG12.PRO\Results\200213R1\200213R1-9c.qld

Last Altered: Tuesday, March 17, 2020 12:22:54 Pacific Daylight Time
Printed: Tuesday, March 17, 2020 12:27:08 Pacific Daylight Time

Name: 200213R1_9, Date: 13-Feb-2020, Time: 15:43:08

Penta-Dioxins

	#	Name	RT	RA	y/n	Area	IS Area	Conc.	EMPC
1	40	Total Penta-Dioxins	30.47	1.060	YES	3.23e2	7.45e5	0.000	0.0539
2	40	Total Penta-Dioxins	30.36	0.645	NO	1.66e3	7.45e5	0.458	0.458
3	40	Total Penta-Dioxins	30.03	0.654	NO	9.49e3	7.45e5	2.60	2.60
4	40	Total Penta-Dioxins	29.80	0.624	NO	4.29e3	7.45e5	1.21	1.21
5	40	Total Penta-Dioxins	29.71	0.655	NO	5.80e3	7.45e5	1.59	1.59
6	40	Total Penta-Dioxins	29.54	0.660	NO	1.82e4	7.45e5	4.95	4.95
7	40	Total Penta-Dioxins	29.03	0.540	NO	4.41e3	7.45e5	1.36	1.36
8	40	Total Penta-Dioxins	28.56	0.617	NO	2.16e4	7.45e5	6.14	6.14
9	40	Total Penta-Dioxins	31.19	0.507	YES	1.96e3	7.45e5	0.000	0.548
10	40	Total Penta-Dioxins	31.09	1.392	YES	2.04e3	7.45e5	0.000	0.259
11	40	Total Penta-Dioxins	30.88	0.681	NO	1.78e3	7.45e5	0.477	0.477
12	2	1,2,3,7,8-PeCDD	30.80	0.638	NO	5.05e3	7.45e5	1.41	1.41

Hexa-Dioxins

	#	Name	RT	RA	y/n	Area	IS Area	Conc.	EMPC
1	5	1,2,3,7,8,9-HxCDD	34.54	1.189	NO	1.97e4	9.45e5	4.62	4.62
2	41	Total Hexa-Dioxins	34.44	1.162	NO	8.19e3	9.31e5	1.98	1.98
3	4	1,2,3,6,7,8-HxCDD	34.26	1.200	NO	4.93e4	1.01e6	10.7	10.7
4	3	1,2,3,4,7,8-HxCDD	34.16	1.131	NO	6.52e3	8.33e5	1.54	1.54
5	41	Total Hexa-Dioxins	33.60	1.316	NO	1.58e4	9.31e5	3.61	3.61
6	41	Total Hexa-Dioxins	33.49	1.219	NO	1.93e5	9.31e5	45.6	45.6
7	41	Total Hexa-Dioxins	33.24	1.209	NO	2.43e4	9.31e5	5.76	5.76
8	41	Total Hexa-Dioxins	32.69	1.223	NO	2.01e5	9.31e5	47.4	47.4

Hepta-Dioxins

	#	Name	RT	RA	y/n	Area	IS Area	Conc.	EMPC
1	6	1,2,3,4,6,7,8-HpCDD	38.07	1.009	NO	1.43e6	7.84e5	402	402
2	42	Total Hepta-Dioxins	37.02	0.997	NO	1.70e6	7.84e5	480	480

Dataset: U:\VG12.PRO\Results\200213R1\200213R1-9c.qld

Last Altered: Tuesday, March 17, 2020 12:22:54 Pacific Daylight Time
Printed: Tuesday, March 17, 2020 12:27:08 Pacific Daylight Time

Name: 200213R1_9, Date: 13-Feb-2020, Time: 15:43:08

Tetra-Furans

	# Name	RT	RA	y/n	Area	IS Area	Conc.	EMPC	
1	43 Total Tetra-Furans	20.12	0.697	NO	9.53e3	1.45e6	1.74	1.74	
2	43 Total Tetra-Furans	19.61	0.636	YES	3.78e3	1.45e6	0.000	0.652	
3	8 2,3,7,8-TCDF	24.84	0.721	NO	6.80e4	1.45e6	12.2	12.2	
4	43 Total Tetra-Furans	24.73	0.734	NO	1.25e4	1.45e6	2.21	2.21	
5	43 Total Tetra-Furans	24.63	0.688	NO	1.68e3	1.45e6	0.309	0.309	
6	43 Total Tetra-Furans	24.40	0.611	YES	1.45e3	1.45e6	0.000	0.250	
7	43 Total Tetra-Furans	24.18	0.728	NO	4.36e3	1.45e6	0.776	0.776	
8	43 Total Tetra-Furans	23.88	0.731	NO	6.96e4	1.45e6	12.4	12.4	
9	43 Total Tetra-Furans	23.36	0.727	NO	1.43e4	1.45e6	2.55	2.55	
10	43 Total Tetra-Furans	23.25	0.712	NO	2.71e4	1.45e6	4.89	4.89	
11	43 Total Tetra-Furans	23.09	0.810	NO	3.17e3	1.45e6	0.532	0.532	
12	43 Total Tetra-Furans	22.92	0.842	NO	1.32e3	1.45e6	0.217	0.217	
13	43 Total Tetra-Furans	22.47	0.726	NO	5.37e3	1.45e6	0.956	0.956	
14	43 Total Tetra-Furans	22.29	0.748	NO	2.43e3	1.45e6	0.426	0.426	
15	43 Total Tetra-Furans	22.13	0.723	NO	3.55e4	1.45e6	6.34	6.34	
16	43 Total Tetra-Furans	21.65	0.708	NO	3.87e4	1.45e6	7.00	7.00	
17	43 Total Tetra-Furans	21.26	0.750	NO	1.17e4	1.45e6	2.04	2.04	
18	43 Total Tetra-Furans	20.71	0.722	NO	6.07e4	1.45e6	10.9	10.9	
19	43 Total Tetra-Furans	26.89	0.883	NO	2.02e4	1.45e6	3.23	3.23	
20	43 Total Tetra-Furans	26.60	0.754	NO	2.38e3	1.45e6	0.415	0.415	P
21	43 Total Tetra-Furans	26.44	0.723	NO	2.36e3	1.45e6	0.421	0.421	P
22	43 Total Tetra-Furans	25.47	0.911	YES	1.16e3	1.45e6	0.000	0.169	
23	43 Total Tetra-Furans	25.23	0.733	NO	6.84e3	1.45e6	1.21	1.21	
24	43 Total Tetra-Furans	25.02	0.787	NO	8.92e2	1.45e6	0.152	0.152	

Penta-Furans function 1

	# Name	RT	RA	y/n	Area	IS Area	Conc.	EMPC
1	44 1st Func. Penta-Furans	26.89	1.581	NO	3.91e5	1.75e6	49.1	49.1

Dataset: U:\VG12.PRO\Results\200213R1\200213R1-9c.qld

Last Altered: Tuesday, March 17, 2020 12:22:54 Pacific Daylight Time
Printed: Tuesday, March 17, 2020 12:27:08 Pacific Daylight Time

Name: 200213R1_9, Date: 13-Feb-2020, Time: 15:43:08

Penta-Furans

	#	Name	RT	RA	y/n	Area	IS Area	Conc.	EMPC
1	9	1,2,3,7,8-PeCDF	29.49	1.488	NO	1.59e5	1.79e6	20.0	20.0
2	10	2,3,4,7,8-PeCDF	30.48	0.635	YES	3.87e4	1.71e6	0.000	4.79
3	45	Total Penta-Furans	30.50	3.363	YES	9.13e4	1.75e6	0.000	5.33
4	45	Total Penta-Furans	31.41	1.387	NO	5.00e3	1.75e6	0.662	0.662
5	45	Total Penta-Furans	28.36	1.511	NO	1.27e4	1.75e6	1.62	1.62
6	45	Total Penta-Furans	29.77	1.518	NO	7.57e4	1.75e6	9.66	9.66
7	45	Total Penta-Furans	29.31	1.452	NO	2.01e4	1.75e6	2.61	2.61
8	45	Total Penta-Furans	29.10	1.541	NO	6.56e4	1.75e6	8.32	8.32
9	45	Total Penta-Furans	28.50	1.514	NO	2.17e5	1.75e6	27.7	27.7
10	45	Total Penta-Furans	28.88	2.080	YES	1.76e3	1.75e6	0.000	0.166
11	45	Total Penta-Furans	30.38	1.973	YES	3.40e3	1.75e6	0.000	0.338

Hexa-Furans

	#	Name	RT	RA	y/n	Area	IS Area	Conc.	EMPC
1	46	Total Hexa-Furans	33.69	1.313	NO	4.13e3	5.79e5	0.926	0.926
2	12	1,2,3,6,7,8-HxCDF	33.42	1.180	NO	7.59e4	6.23e5	17.7	17.7
3	11	1,2,3,4,7,8-HxCDF	33.29	1.167	NO	1.64e5	5.74e5	40.9	40.9
4	46	Total Hexa-Furans	33.20	1.072	NO	3.59e3	5.79e5	0.883	0.883
5	46	Total Hexa-Furans	32.84	1.166	NO	2.17e5	5.79e5	51.3	51.3
6	46	Total Hexa-Furans	32.66	1.189	NO	2.82e3	5.79e5	0.662	0.662
7	46	Total Hexa-Furans	32.30	1.161	NO	1.60e5	5.79e5	37.9	37.9
8	46	Total Hexa-Furans	32.13	1.173	NO	5.42e4	5.79e5	12.8	12.8
9	14	1,2,3,7,8,9-HxCDF	34.90	1.118	NO	5.05e3	5.27e5	1.37	1.37
10	13	2,3,4,6,7,8-HxCDF	33.99	1.168	NO	3.15e4	5.92e5	7.41	7.41
11	46	Total Hexa-Furans	34.92	1.231	NO	1.63e4	5.79e5	3.76	3.76

Dataset: U:\VG12.PRO\Results\200213R1\200213R1-9c.qld

Last Altered: Tuesday, March 17, 2020 12:22:54 Pacific Daylight Time
Printed: Tuesday, March 17, 2020 12:27:08 Pacific Daylight Time

Name: 200213R1_9, Date: 13-Feb-2020, Time: 15:43:08

Hepta-Furans

	#	Name	RT	RA	y/n	Area	IS Area	Conc.	EMPC
1	16	1,2,3,4,7,8,9-HpCDF	38.67	1.012	NO	2.88e4	3.01e5	12.1	12.1
2	47	Total Hepta-Furans	37.22	0.977	NO	4.91e5	3.52e5	203	203
3	47	Total Hepta-Furans	37.02	1.167	NO	5.29e3	3.52e5	2.00	2.00
4	15	1,2,3,4,6,7,8-HpCDF	36.63	0.976	NO	3.20e5	4.04e5	114	114

Dataset: Untitled

Last Altered: Friday, February 14, 2020 07:30:05 Pacific Standard Time
Printed: Friday, February 14, 2020 07:30:35 Pacific Standard Time

dly 02-18-2020 dly 02/28/2020

Name: 200213R1_9, Date: 13-Feb-2020, Time: 15:43:08, ID: 1903652-08RE1 PDI-086SC-B-06-08-191012 17.91, Description: PDI-086SC-B-06-08-191012

2,3,7,8-TCDD

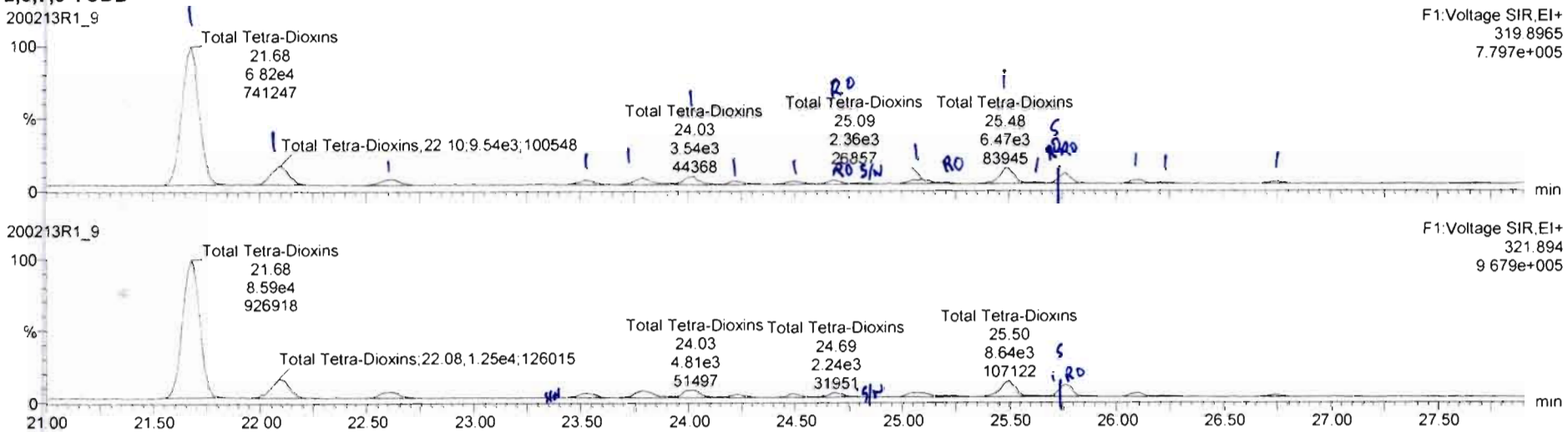

13C-2,3,7,8-TCDD

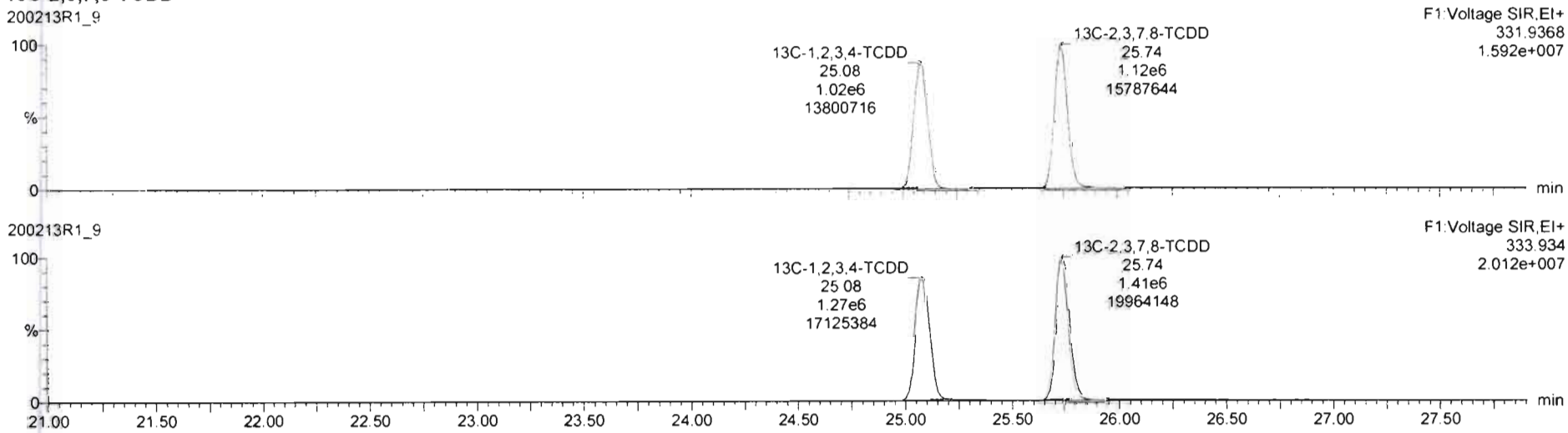

TargetLynx XS - 200213R1-9a.qld * - [Chromatogram]

File Edit View Display Processing Window Help

	#	Name	Resp	RA	n/y	RRF	wt/vol	Pred.RT	RT	Pred.R...	RRT	RRT Fail	Conc.	%Rec	DL	EMPC
39	39	Total Tetra-Dioxins				0.9881	10.015	24.62		0.000		NO	19.47		0.0848	20.55
40	40	Total Penta-Dioxins				0.9723	10.015	29.96		0.000		NO	20.04		0.0575	20.89

	#	Name	Pred.RT	RT	m1 Resp	m2 Resp	1° Ratio (Pred)	RA	n/y	EMPC	Conc.
1	39	Total Tetra-Dioxins	24.62	21.68	6.915e4	8.754e4	0.770	0.79	NO	12.474	12.474
2	39	Total Tetra-Dioxins	24.62	22.10	1.003e4	1.295e4	0.770	0.77	NO	1.8292	1.8292
3	39	Total Tetra-Dioxins	24.62	22.62	3.286e3	4.186e3	0.770	0.79	NO	0.59482	0.59482
4	39	Total Tetra-Dioxins	24.62	23.52	2.196e3	2.686e3	0.770	0.82	NO	0.38859	0.38859
5	39	Total Tetra-Dioxins	24.62	23.78	3.857e3	5.062e3	0.770	0.76	NO	0.71005	0.71005
6	39	Total Tetra-Dioxins	24.62	24.03	3.645e3	4.807e3	0.770	0.76	NO	0.67282	0.67282
7	39	Total Tetra-Dioxins	24.62	24.22	1.485e3	1.914e3	0.770	0.77	NO	0.26904	0.26904
8	39	Total Tetra-Dioxins	24.62	24.49	1.504e3	1.847e3	0.770	0.81	NO	0.26673	0.26673
9	39	Total Tetra-Dioxins	24.62	24.69	1.574e3	2.477e3	0.770	0.64	YES	0.28805	0.00000
10	39	Total Tetra-Dioxins	24.62	25.09	2.532e3	3.499e3	0.770	0.72	NO	0.48011	0.48011
11	39	Total Tetra-Dioxins	24.62	25.21	4.309e2	7.155e2	0.770	0.60	YES	0.078842	0.00000
12	39	Total Tetra-Dioxins	24.62	25.48	6.733e3	8.842e3	0.770	0.76	NO	1.2398	1.2398
13	39	Total Tetra-Dioxins	24.62	25.62	4.661e2	5.396e2	0.770	0.86	NO	0.080060	0.080060
14	1	2,3,7,8-TCDD	25.75	25.74	6.546e2	1.110e3	0.770	0.59	YES	0.11979	0.00000
15	39	Total Tetra-Dioxins	24.62	25.77	3.236e3	5.047e3	0.770	0.64	YES	0.59211	0.00000
16	39	Total Tetra-Dioxins	24.62	26.09	1.531e3	1.825e3	0.770	0.84	NO	0.26711	0.26711
17	39	Total Tetra-Dioxins	24.62	26.20	3.808e2	4.343e2	0.770	0.88	NO	0.064888	0.064888
18	39	Total Tetra-Dioxins	24.62	26.72	7.782e2	8.934e2	0.770	0.87	NO	0.13307	0.13307

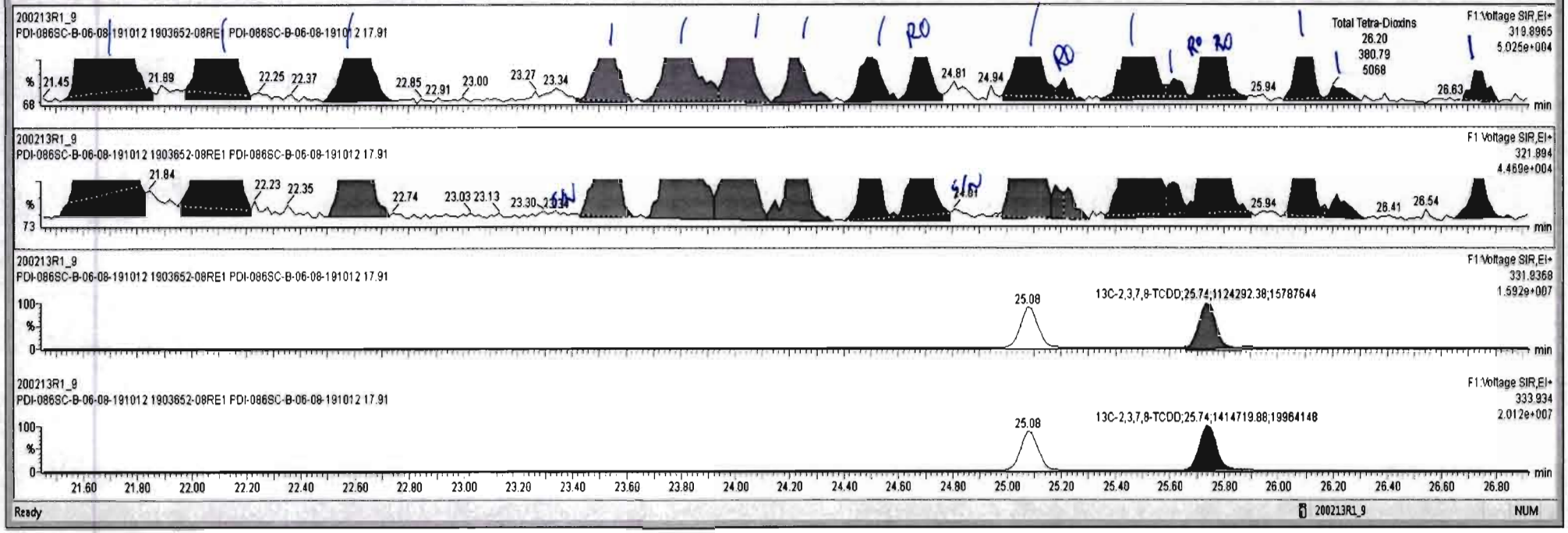

Ready 200213R1_9 NUM

TargetLynx:XS - 200213R1-9a.qld - [Chromatogram]

File Edit View Display Processing Window Help

	#	Name	Resp	RA	n/y	RRF	wt/vol	Pred.RT	RT	Pred.R...	RRT	RRT Fail	Conc.	%Rec	DL	EMPC
39	39	Total Tetra-Dioxins				0.9861	10.015	24.62		0.000		NO	19.26		0.0648	20.27
40	40	Total Penta-Dioxins				0.9733	10.015	29.06		0.000		NO	20.04		0.0575	20.89

	#	Name	Pred.RT	RT	m1 Resp	m2 Resp	1* Ratio (Pred)	RA	n/y	EMPC	Conc.
1	39	Total Tetra-Dioxins	24.62	21.68	6.898e4	8.715e4	0.770	0.79	NO	12.429	12.429
2	39	Total Tetra-Dioxins	24.62	22.10	9.865e3	1.270e4	0.770	0.78	NO	1.7960	1.7961
3	39	Total Tetra-Dioxins	24.62	22.62	3.286e3	4.166e3	0.770	0.79	NO	0.59500	0.59482
4	39	Total Tetra-Dioxins	24.62	23.52	2.108e3	2.657e3	0.770	0.79	NO	0.37900	0.37933
5	39	Total Tetra-Dioxins	24.62	23.79	3.712e3	5.062e3	0.770	0.73	NO	0.69900	0.69852
6	39	Total Tetra-Dioxins	24.62	24.03	3.538e3	4.807e3	0.770	0.74	NO	0.66400	0.66431
7	39	Total Tetra-Dioxins	24.62	24.22	1.465e3	1.914e3	0.770	0.77	NO	0.26900	0.26904
8	39	Total Tetra-Dioxins	24.62	24.49	1.504e3	1.752e3	0.770	0.86	NO	0.25900	0.25918
9	39	Total Tetra-Dioxins	24.62	24.68	1.574e3	2.242e3	0.770	0.70	NO	0.30400	0.30382
10	39	Total Tetra-Dioxins	24.62	25.09	2.419e3	3.810e3	0.770	0.63	YES	0.44300	0.00000
11	39	Total Tetra-Dioxins	24.62	25.21	2.851e2	3.798e2	0.770	0.75	NO	0.053000	0.052931
12	39	Total Tetra-Dioxins	24.62	25.48	6.468e3	8.639e3	0.770	0.75	NO	1.2030	1.2026
13	39	Total Tetra-Dioxins	24.62	25.61	3.644e2	4.699e2	0.770	0.78	NO	0.066000	0.066413

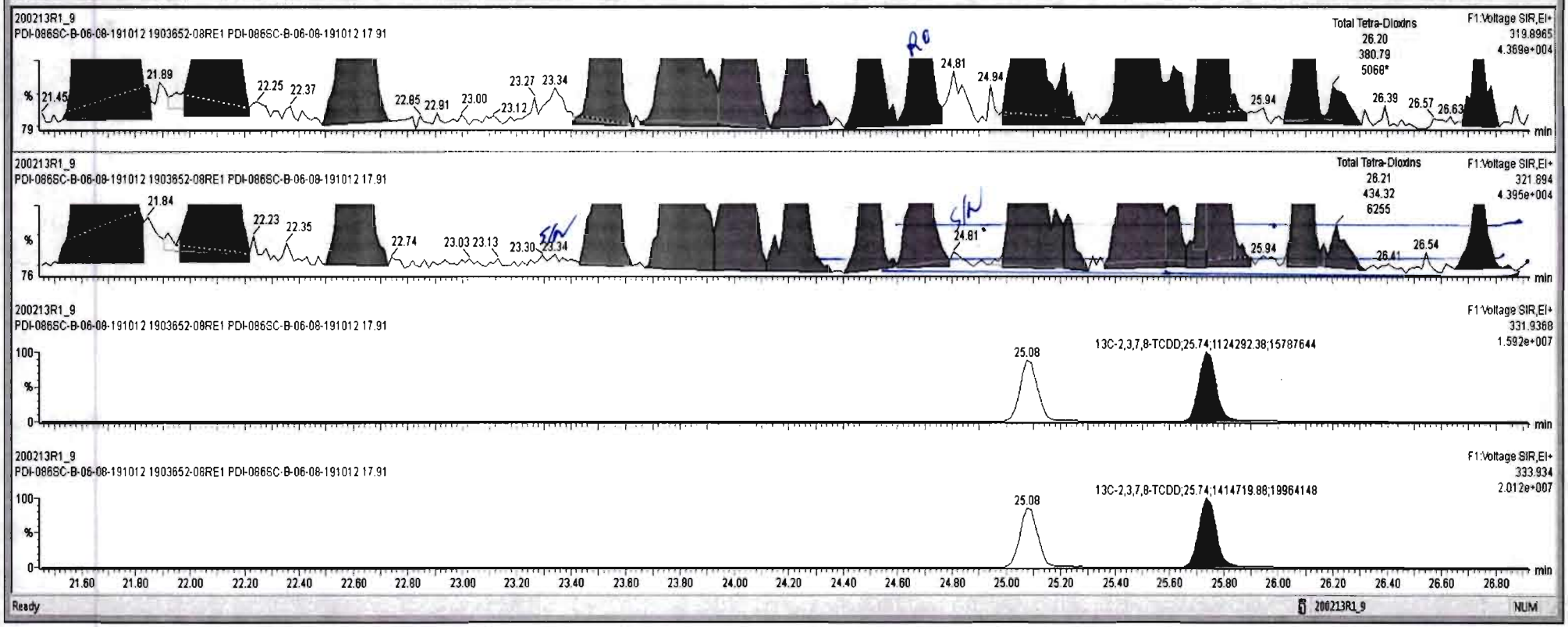

Ready 200213R1_9 NUM

Dataset: Untitled

Last Altered: Friday, February 14, 2020 07:30:05 Pacific Standard Time
Printed: Friday, February 14, 2020 07:30:35 Pacific Standard Time

Name: 200213R1_9, Date: 13-Feb-2020, Time: 15:43:08, ID: 1903652-08RE1 PDI-086SC-B-06-08-191012 17.91, Description: PDI-086SC-B-06-08-191012

37Cl-2,3,7,8-TCDD

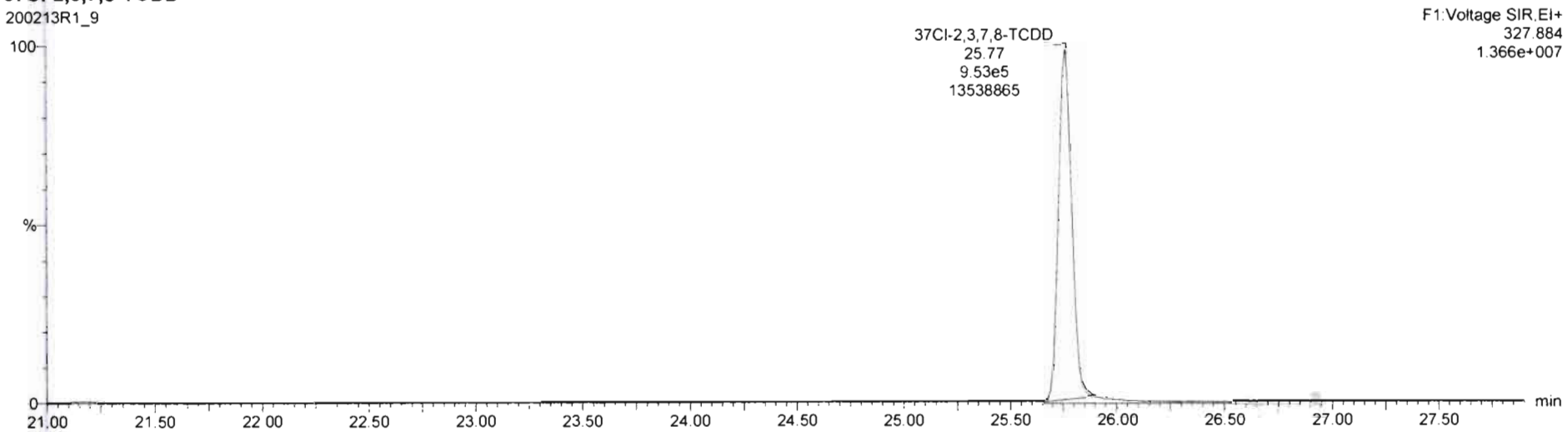

13C-1,2,3,4-TCDD

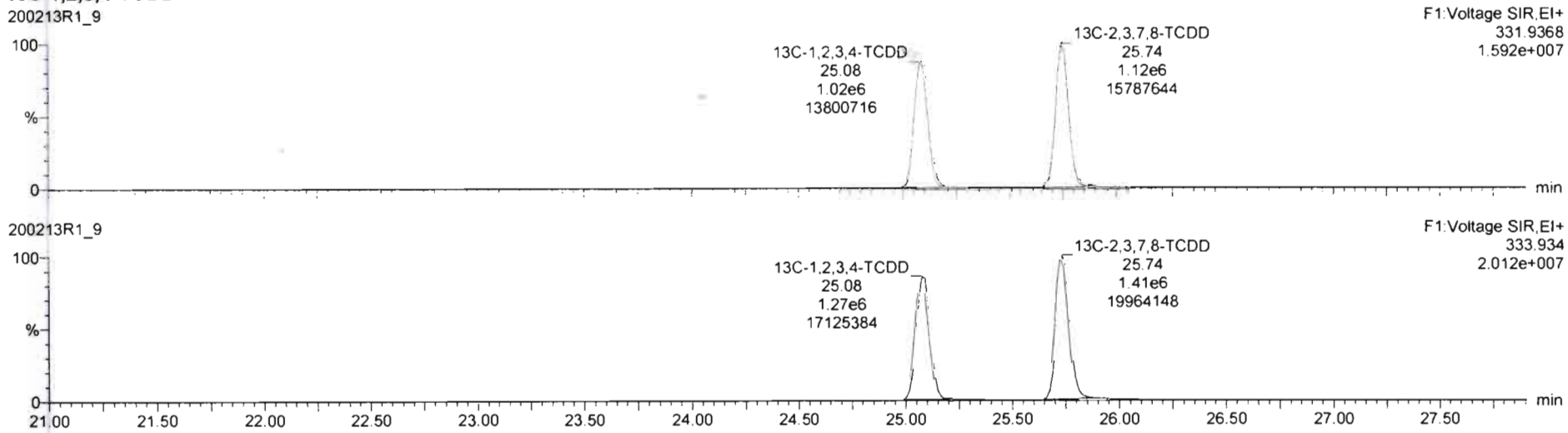

Dataset: Untitled

Last Altered: Friday, February 14, 2020 07:30:05 Pacific Standard Time
Printed: Friday, February 14, 2020 07:30:35 Pacific Standard Time

Name: 200213R1_9, Date: 13-Feb-2020, Time: 15:43:08, ID: 1903652-08RE1 PDI-086SC-B-06-08-191012 17.91, Description: PDI-086SC-B-06-08-191012

1,2,3,7,8-PeCDD

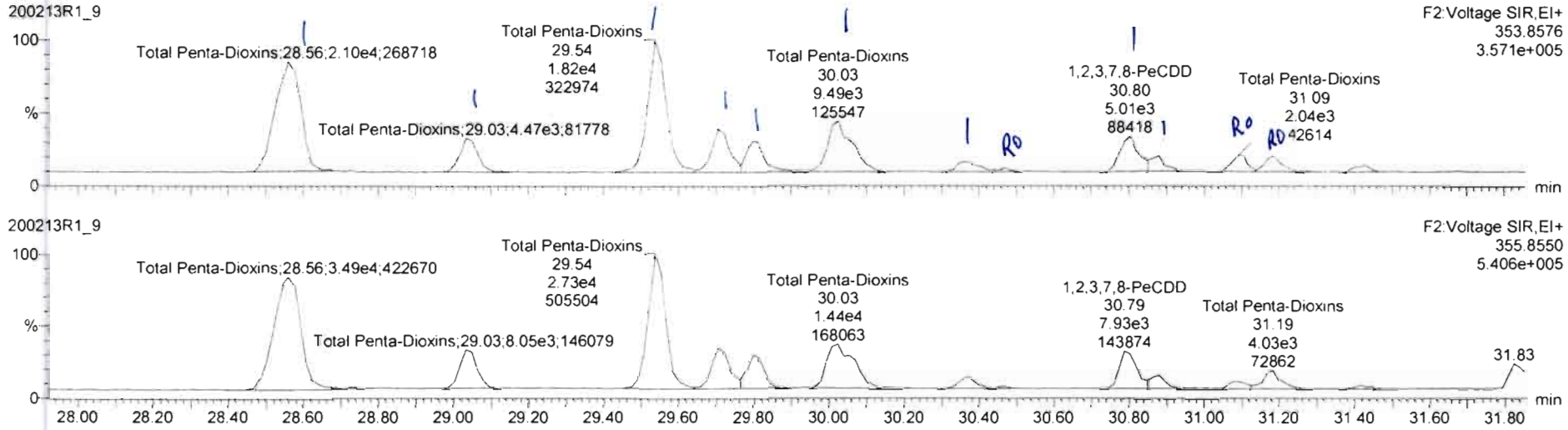

13C-1,2,3,7,8-PeCDD

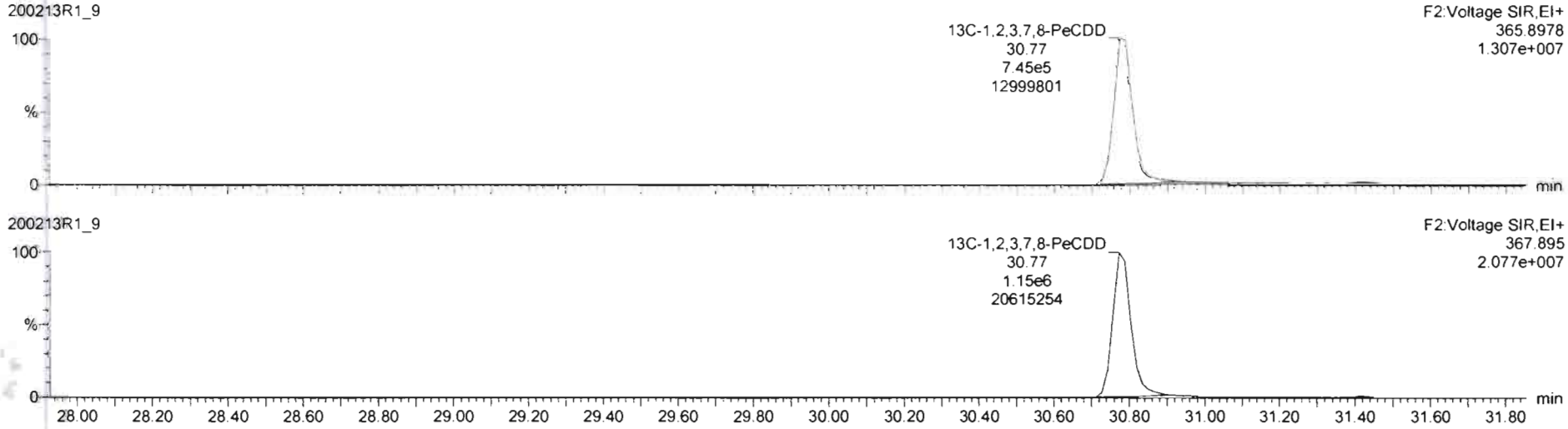

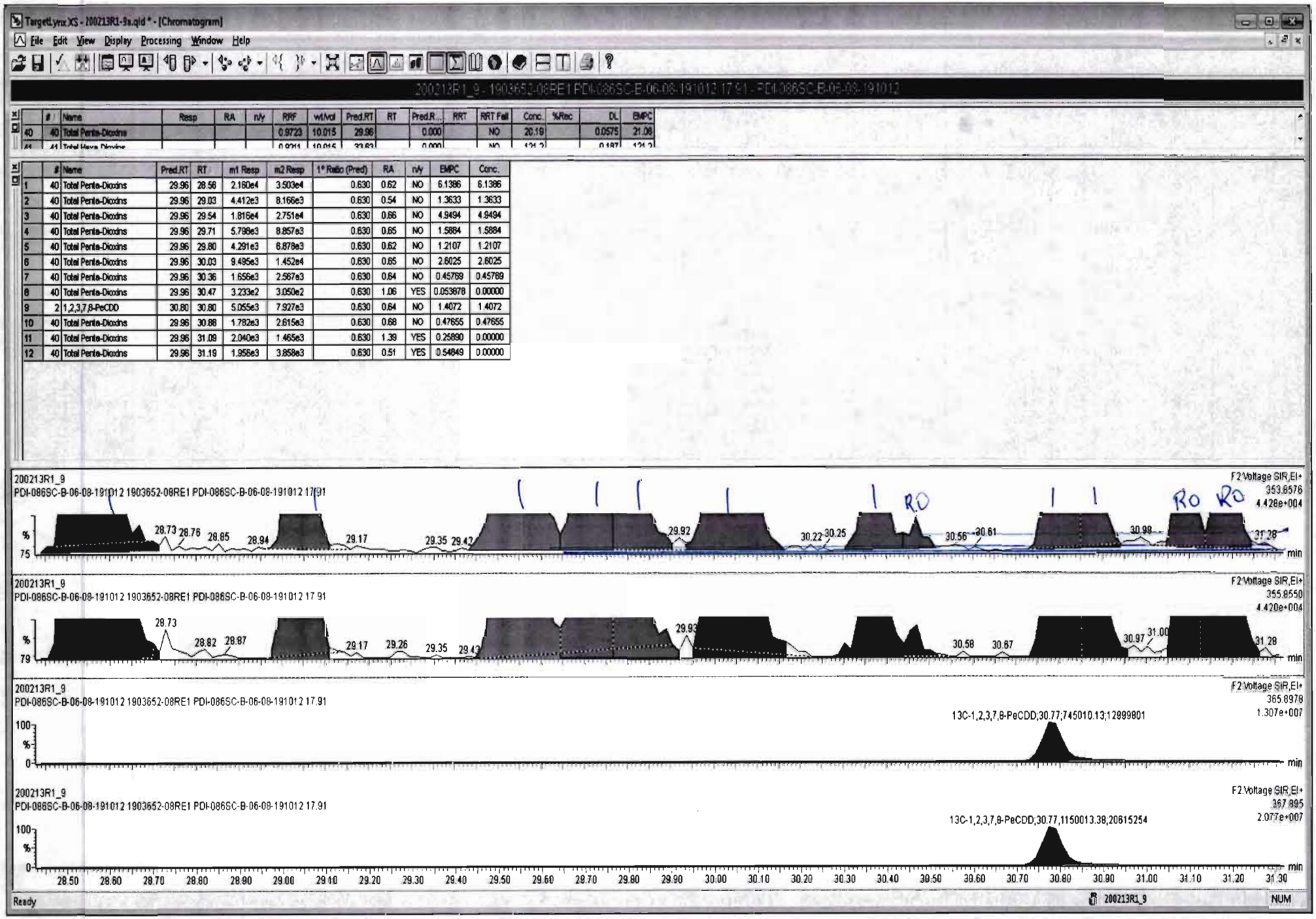

	#	Name	Resp	RA	n/y	RRF	wt/vol	Pred.RT	RT	Pred.R...	RRT	RRT Fail	Conc.	%Rec	DL	EMPC
40	40	Total Penta-Dioxins				0.9723	10.015	29.96		0.000		NO	20.19		0.0575	21.08

	#	Name	Pred.RT	RT	m1 Resp	m2 Resp	1* Ratio (Pred)	RA	n/y	EMPC	Conc.
1	40	Total Penta-Dioxins	29.96	28.56	2.160e4	3.503e4	0.630	0.62	NO	6.1386	6.1386
2	40	Total Penta-Dioxins	29.96	29.03	4.412e3	8.166e3	0.630	0.54	NO	1.3633	1.3633
3	40	Total Penta-Dioxins	29.96	29.54	1.816e4	2.751e4	0.630	0.66	NO	4.9494	4.9494
4	40	Total Penta-Dioxins	29.96	29.71	5.798e3	8.857e3	0.630	0.65	NO	1.5884	1.5884
5	40	Total Penta-Dioxins	29.96	29.80	4.291e3	6.878e3	0.630	0.62	NO	1.2107	1.2107
6	40	Total Penta-Dioxins	29.96	30.03	9.495e3	1.452e4	0.630	0.65	NO	2.6025	2.6025
7	40	Total Penta-Dioxins	29.96	30.36	1.656e3	2.567e3	0.630	0.64	NO	0.45769	0.45769
8	40	Total Penta-Dioxins	29.96	30.47	3.233e2	3.050e2	0.630	1.06	YES	0.053878	0.00000
9	2	1,2,3,7,8-PeCDD	30.80	30.80	5.055e3	7.927e3	0.630	0.64	NO	1.4072	1.4072
10	40	Total Penta-Dioxins	29.96	30.88	1.782e3	2.615e3	0.630	0.68	NO	0.47655	0.47655
11	40	Total Penta-Dioxins	29.96	31.09	2.040e3	1.465e3	0.630	1.39	YES	0.25890	0.00000
12	40	Total Penta-Dioxins	29.96	31.19	1.956e3	3.858e3	0.630	0.51	YES	0.54849	0.00000

TargetLynx XS - 200213R1-9a.qld * - [Chromatogram]

File Edit View Display Processing Window Help

	#	Name	Resp	RA	n/y	RRF	wt/vol	Pred.RT	RT	Pred.R...	RRT	RRT Fail	Conc.	%Rec	DL	EMPC
39	39	Total Tetra-Dioxins				0.9881	10.015	24.62		0.000		NO	19.28		0.0648	20.27
40	40	Total Penta-Dioxins				0.9723	10.015	29.96		0.000		NO	20.04		0.0575	20.89
41	41	Total Hexa-Dioxins				0.9211	10.015	33.63		0.000		NO	120.4		0.187	121.7
42	42	Total Hepta-Dioxins				0.9231	10.015	37.64		0.000		NO	881.8		0.749	881.8
43	43	Total Tetra-Furans				0.8020	10.015	23.61		0.000		NO	69.36		0.0729	70.62
44	44	1st Func. Penta-Furans				0.9074	10.015	27.09		0.000		NO	49.12		0.0271	49.12
45	45	Total Penta-Furans				0.9074	10.015	29.27		0.000		NO	86.52		0.103	86.82
46	46	Total Hexa-Furans				0.8982	10.015	33.56		0.000		NO	172.7		0.131	172.7

	*	Name	Pred.RT	RT	m1 Resp	m2 Resp	1* Ratio (Pred)	RA	n/y	EMPC	Conc.
1	40	Total Penta-Dioxins	29.96	28.56	2.100e4	3.487e4	0.630	0.60	NO	6.0557	6.0557
2	40	Total Penta-Dioxins	29.96	29.03	4.466e3	8.053e3	0.630	0.55	NO	1.3569	1.3569
3	40	Total Penta-Dioxins	29.96	29.54	1.816e4	2.739e4	0.630	0.66	NO	4.9366	4.9366
4	40	Total Penta-Dioxins	29.96	29.71	5.798e3	8.733e3	0.630	0.66	NO	1.5750	1.5750
5	40	Total Penta-Dioxins	29.96	29.80	4.355e3	6.736e3	0.630	0.65	NO	1.2021	1.2021
6	40	Total Penta-Dioxins	29.96	30.03	9.495e3	1.428e4	0.630	0.66	NO	2.5771	2.5771
7	40	Total Penta-Dioxins	29.96	30.36	1.658e3	2.567e3	0.630	0.64	NO	0.45769	0.45769
8	40	Total Penta-Dioxins	29.96	30.47	3.233e2	3.219e2	0.630	1.00	YES	0.056874	0.00000
9	2	1,2,3,7,8-PeCDD	30.80	30.80	5.015e3	7.927e3	0.630	0.63	NO	1.4028	1.4028
10	40	Total Penta-Dioxins	29.96	30.88	1.742e3	2.615e3	0.630	0.67	NO	0.47222	0.47222
11	40	Total Penta-Dioxins	29.96	31.09	2.022e3	1.430e3	0.630	1.41	YES	0.25273	0.00000
12	40	Total Penta-Dioxins	29.96	31.19	1.930e3	3.859e3	0.630	0.50	YES	0.54138	0.00000

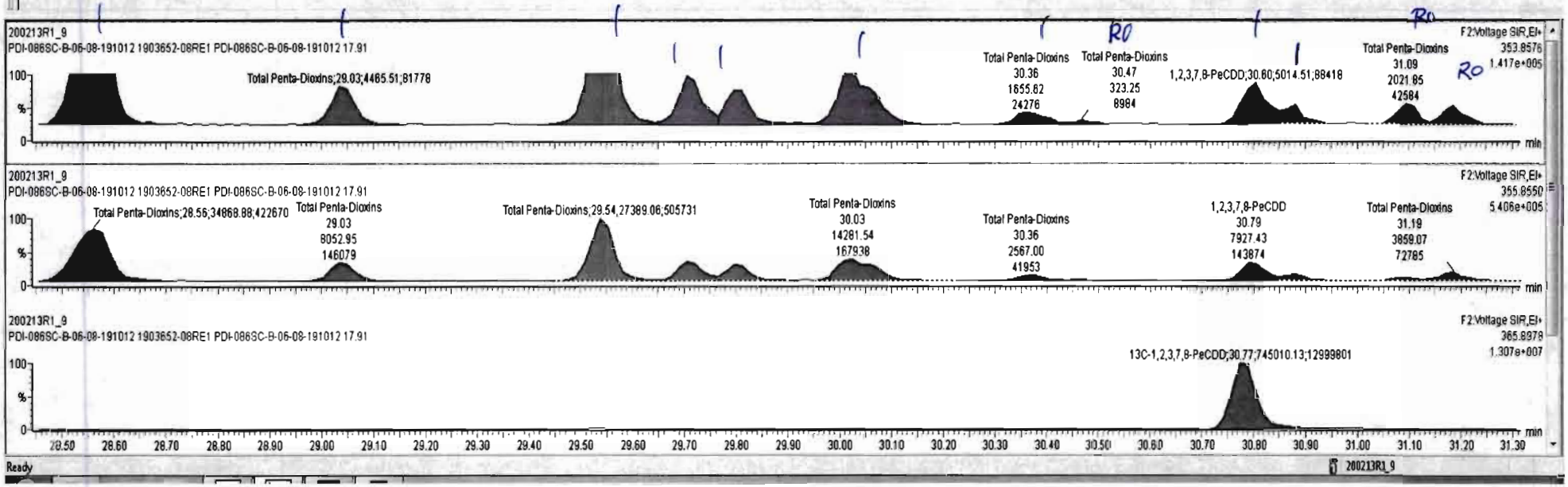

Ready

200213R1_9

Dataset: Untitled

Last Altered: Friday, February 14, 2020 07:30:05 Pacific Standard Time
Printed: Friday, February 14, 2020 07:30:35 Pacific Standard Time

Name: 200213R1_9, Date: 13-Feb-2020, Time: 15:43:08, ID: 1903652-08RE1 PDI-086SC-B-06-08-191012 17.91, Description: PDI-086SC-B-06-08-191012

1,2,3,4,7,8-HxCDD

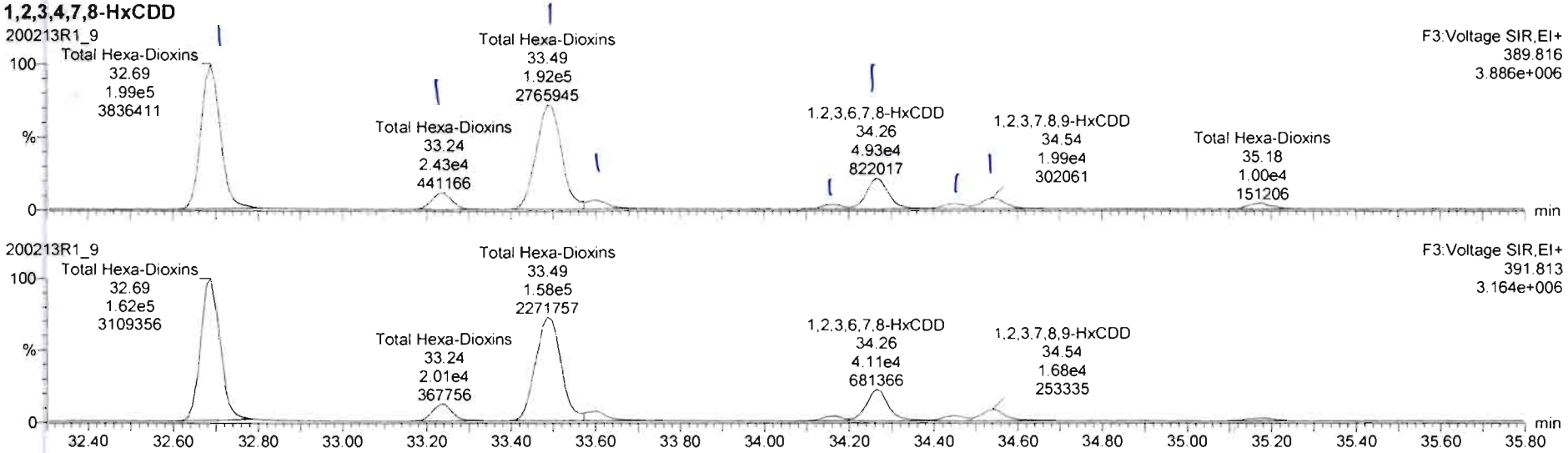

13C-1,2,3,4,7,8-HxCDD

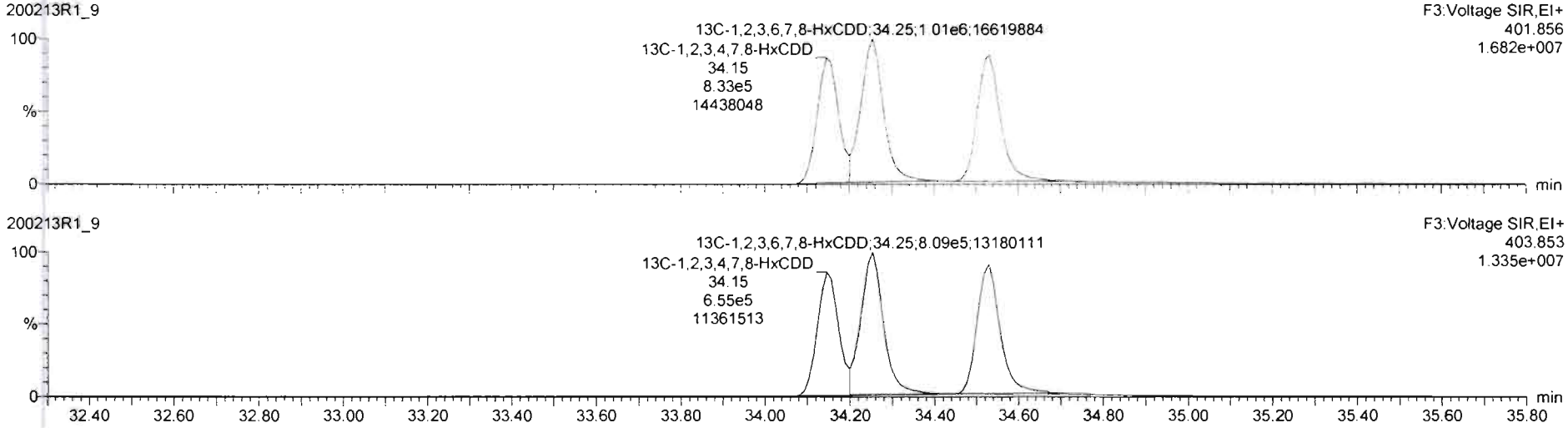

TargetLynx XS - 200213R1-9a.qld * - [Chromatogram]

File Edit View Display Processing Window Help

	#	Name	Resp	RA	n/y	RRF	wt/vol	Pred RT	RT	Pred R...	RRT	RRT Fail	Conc.	%Rec	DL	EMPC
38	39	Total Tetra-Dioxins				0.9881	10.015	24.62		0.000		NO	19.28		0.0648	20.27
40	40	Total Penta-Dioxins				0.9723	10.015	29.96		0.000		NO	20.04		0.0575	20.89
41	41	Total Hexa-Dioxins				0.9211	10.015	33.63		0.000		NO	121.2		0.187	121.2
42	42	Total Hepta-Dioxins				0.9231	10.015	37.64		0.000		NO	881.8		0.749	881.8
43	43	Total Tetra-Furans				0.8020	10.015	23.61		0.000		NO	69.36		0.0729	70.62
44	44	1st Func. Penta-Furans				0.9074	10.015	27.09		0.000		NO	49.12		0.0271	49.12
45	45	Total Penta-Furans				0.9074	10.015	29.27		0.000		NO	86.52		0.103	86.82
46	46	Total Hexa-Furans				0.8982	10.015	33.56		0.000		NO	172.7		0.131	172.7

	#	Name	Pred RT	RT	m1 Resp	m2 Resp	1° Ratio (Pred)	RA	n/y	EMPC	Conc.
1	41	Total Hexa-Dioxins	33.63	32.69	2.012e5	1.644e5	1.240	1.22	NO	47.411	47.411
2	41	Total Hexa-Dioxins	33.63	33.24	2.431e4	2.011e4	1.240	1.21	NO	5.7596	5.7596
3	41	Total Hexa-Dioxins	33.63	33.49	1.931e5	1.584e5	1.240	1.22	NO	45.582	45.582
4	41	Total Hexa-Dioxins	33.63	33.60	1.580e4	1.201e4	1.240	1.32	NO	3.6055	3.6055
5	3	1,2,3,4,7,8-HxCDD	34.16	34.16	6.520e3	5.764e3	1.240	1.13	NO	1.5401	1.5401
6	4	1,2,3,6,7,8-HxCDD	34.25	34.26	4.830e4	4.107e4	1.240	1.20	NO	10.746	10.746
7	41	Total Hexa-Dioxins	33.63	34.44	8.191e3	7.048e3	1.240	1.16	NO	1.9759	1.9759
8	5	1,2,3,7,8,9-HxCDD	34.56	34.54	1.968e4	1.655e4	1.240	1.19	NO	4.6206	4.6206

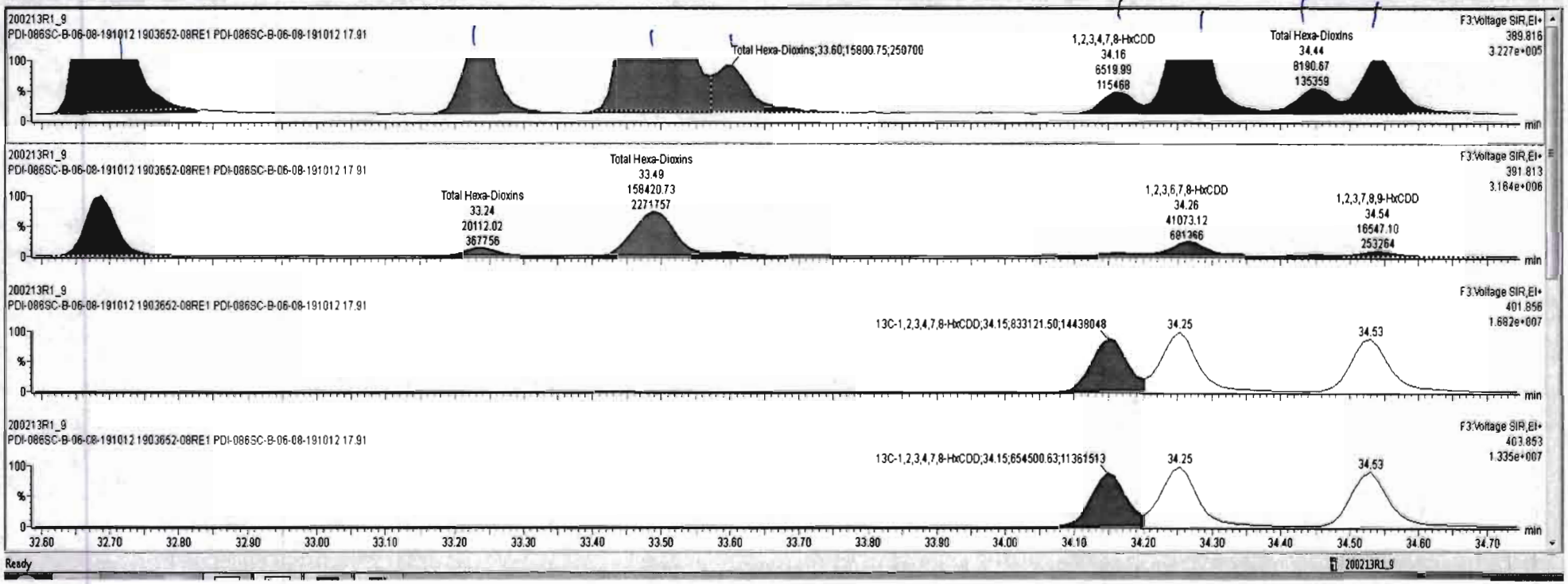

Ready

200213R1_9

Dataset: Untitled

Last Altered: Friday, February 14, 2020 07:30:05 Pacific Standard Time
Printed: Friday, February 14, 2020 07:30:35 Pacific Standard Time

Name: 200213R1_9, Date: 13-Feb-2020, Time: 15:43:08, ID: 1903652-08RE1 PDI-086SC-B-06-08-191012 17.91, Description: PDI-086SC-B-06-08-191012

1,2,3,4,6,7,8-HpCDD

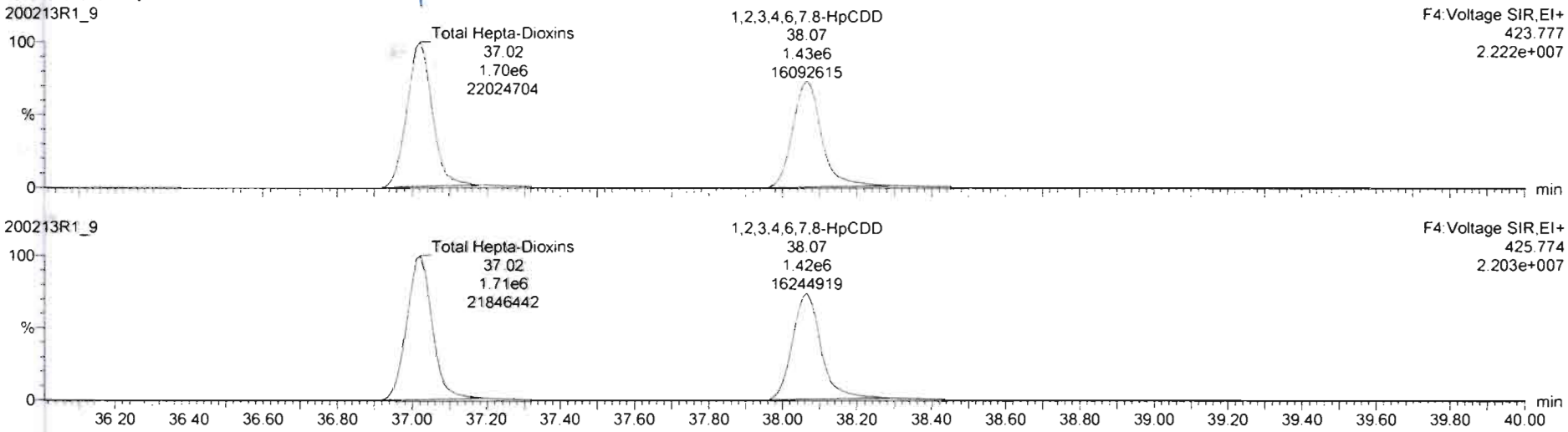

13C-1,2,3,4,6,7,8-HpCDD

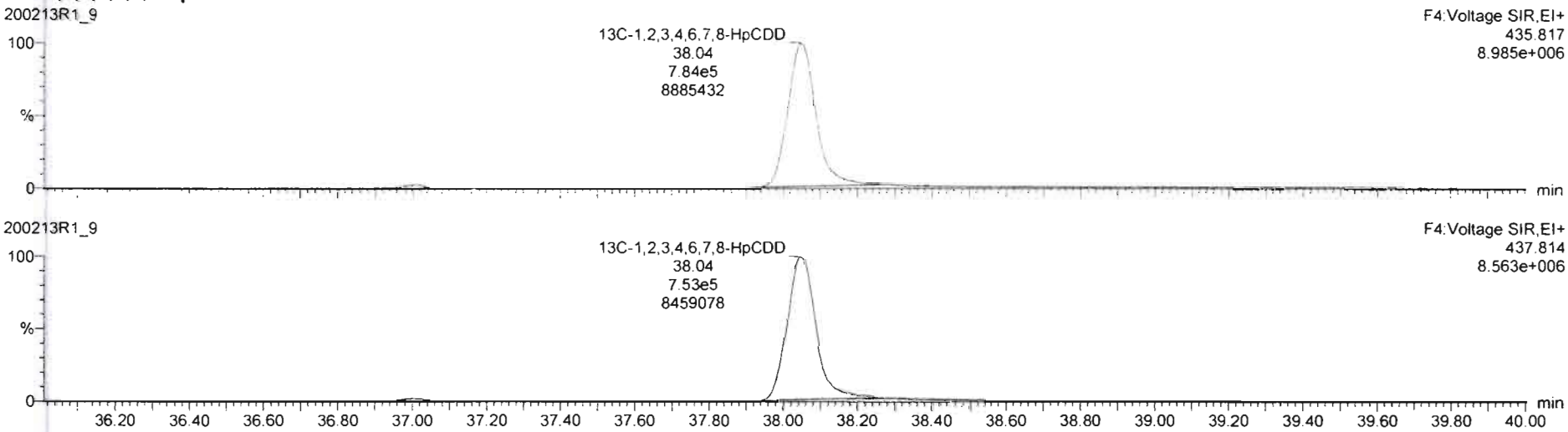

Dataset: Untitled

Last Altered: Friday, February 14, 2020 07:30:05 Pacific Standard Time
Printed: Friday, February 14, 2020 07:30:35 Pacific Standard Time

Name: 200213R1_9, Date: 13-Feb-2020, Time: 15:43:08, ID: 1903652-08RE1 PDI-086SC-B-06-08-191012 17.91, Description: PDI-086SC-B-06-08-191012

OCDD

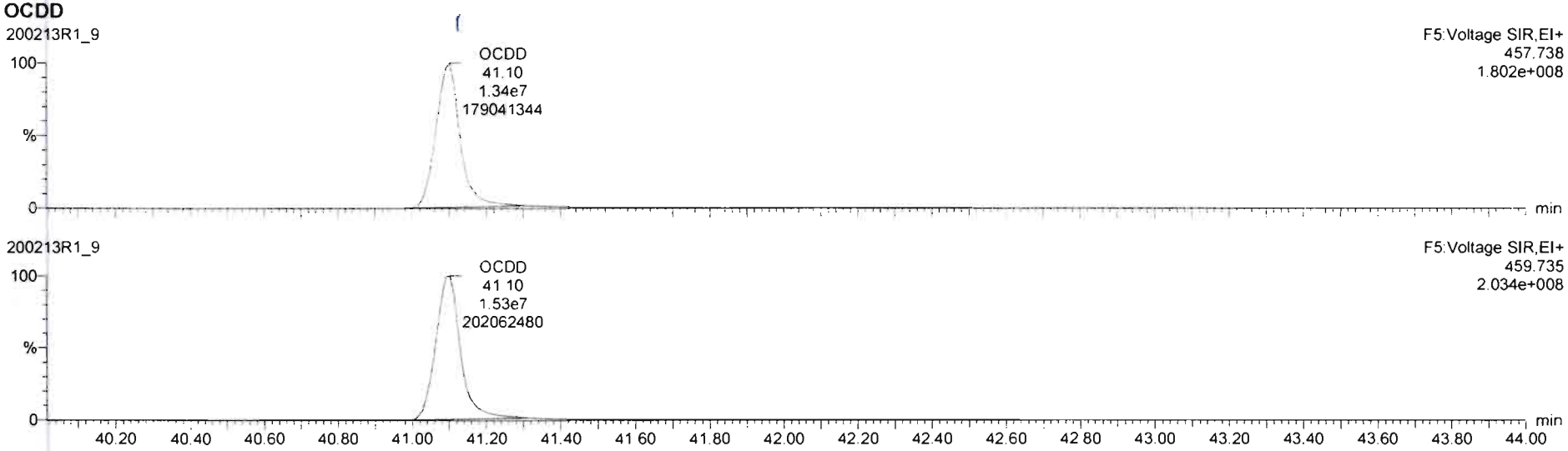

13C-OCDD

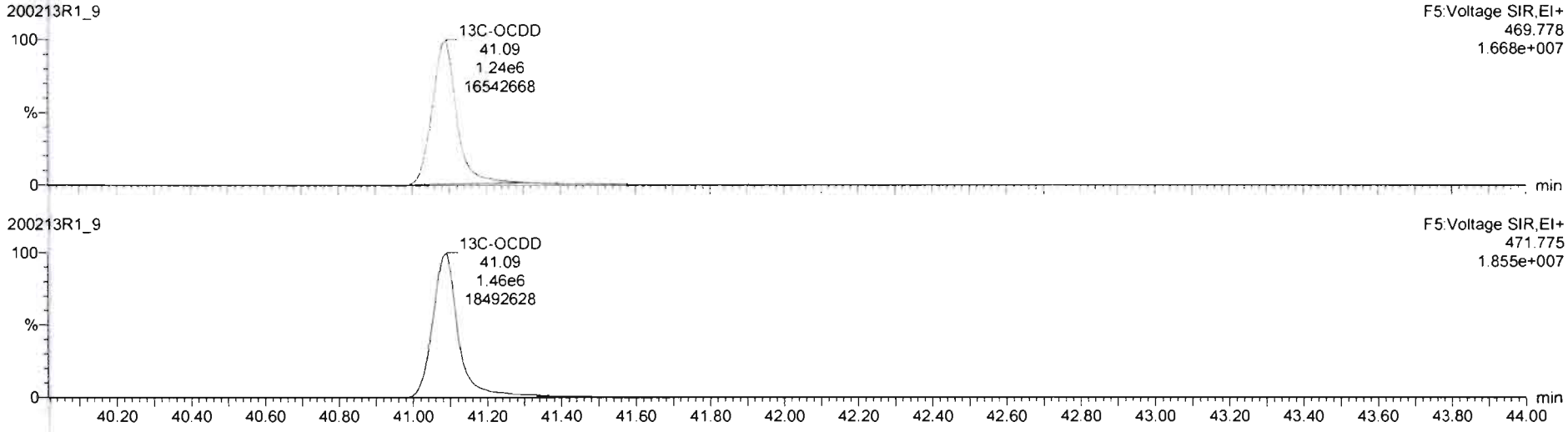

Dataset: Untitled

Last Altered: Friday, February 14, 2020 07:30:05 Pacific Standard Time
Printed: Friday, February 14, 2020 07:30:35 Pacific Standard Time

Name: 200213R1_9, Date: 13-Feb-2020, Time: 15:43:08, ID: 1903652-08RE1 PDI-086SC-B-06-08-191012 17.91, Description: PDI-086SC-B-06-08-191012

2,3,7,8-TCDF

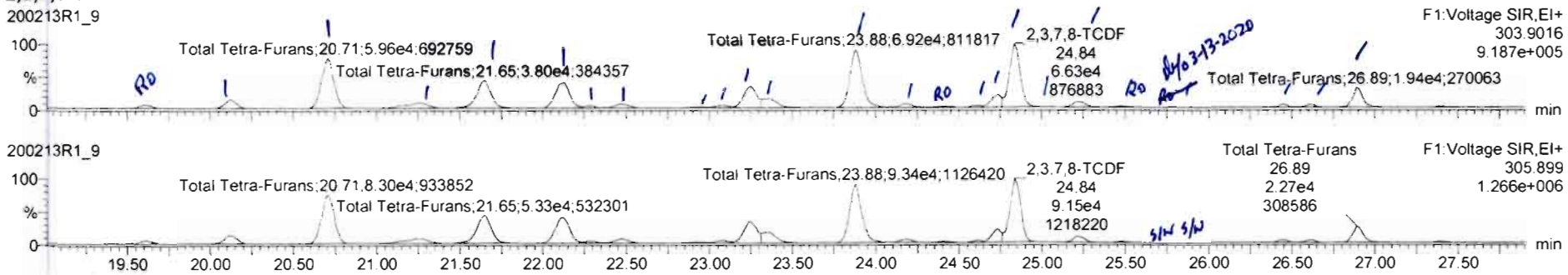

13C-2,3,7,8-TCDF

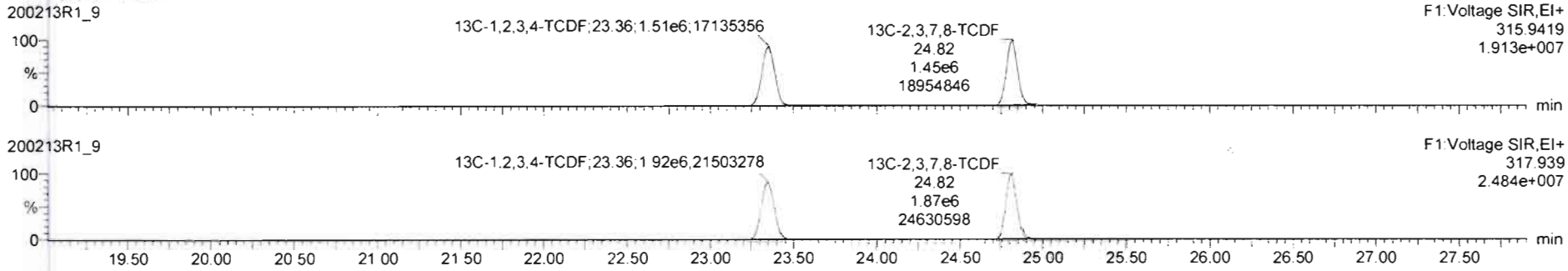

DPE1

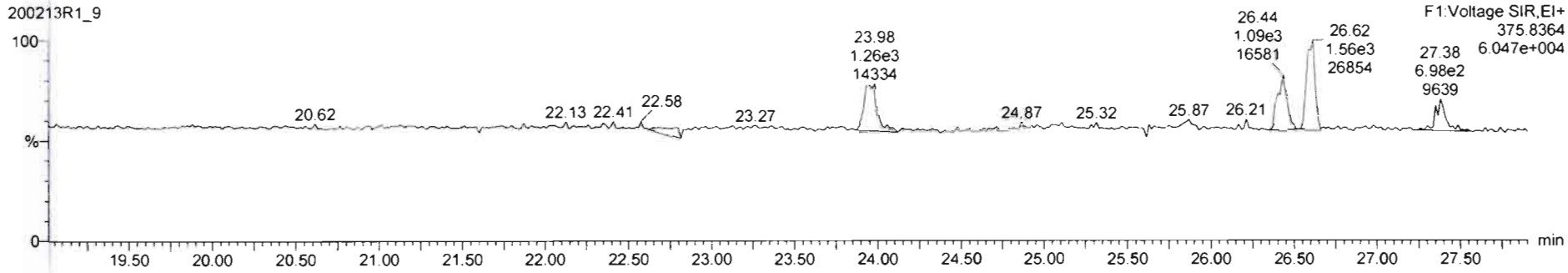

TargetLynx XS - 200213R1-9a.qld * - [Chromatogram]

File Edit View Display Processing Window Help

	#	Name	Resp	RA	n/y	RRF	wt/vol	Pred.RT	RT	Pred.R...	RRT	RRT Fail	Conc.	%Rec.	DL	EMPC
43	43	Total Tetra-Furans				0.8020	10.015	23.61		0.000		NO	67.57		0.0729	71.87

	#	Name	Pred.RT	RT	m1 Resp	m2 Resp	1° Ratio (Pred)	RA	n/y	EMPC	Conc.
1	43	Total Tetra-Furans	23.61	19.61	3.784e3	5.947e3	0.770	0.64	YES	0.65202	0.00000
2	43	Total Tetra-Furans	23.61	20.12	9.526e3	1.367e4	0.770	0.70	NO	1.7389	1.7389
3	43	Total Tetra-Furans	23.61	20.71	6.070e4	8.412e4	0.770	0.72	NO	10.856	10.856
4	43	Total Tetra-Furans	23.61	21.26	1.167e4	1.555e4	0.770	0.75	NO	2.0403	2.0403
5	43	Total Tetra-Furans	23.61	21.65	3.870e4	5.465e4	0.770	0.71	NO	6.9987	6.9987
6	43	Total Tetra-Furans	23.61	22.13	3.550e4	4.907e4	0.770	0.72	NO	6.3395	6.3395
7	43	Total Tetra-Furans	23.61	22.29	2.433e3	3.252e3	0.770	0.75	NO	0.42622	0.42622
8	43	Total Tetra-Furans	23.61	22.47	5.367e3	7.389e3	0.770	0.73	NO	0.95629	0.95629
9	43	Total Tetra-Furans	23.61	22.92	1.324e3	1.571e3	0.770	0.84	NO	0.21703	0.21703
10	43	Total Tetra-Furans	23.61	23.09	3.174e3	3.918e3	0.770	0.81	NO	0.53171	0.53171
11	43	Total Tetra-Furans	23.61	23.25	2.713e4	3.809e4	0.770	0.71	NO	4.8899	4.8899
12	43	Total Tetra-Furans	23.61	23.36	1.430e4	1.968e4	0.770	0.73	NO	2.5473	2.5473
13	43	Total Tetra-Furans	23.61	23.88	6.962e4	9.529e4	0.770	0.73	NO	12.363	12.363
14	43	Total Tetra-Furans	23.61	24.16	4.361e3	5.995e3	0.770	0.73	NO	0.77636	0.77636
15	43	Total Tetra-Furans	23.61	24.40	1.453e3	2.379e3	0.770	0.61	YES	0.25041	0.00000
16	43	Total Tetra-Furans	23.61	24.63	1.679e3	2.441e3	0.770	0.69	NO	0.30889	0.30889
17	43	Total Tetra-Furans	23.61	24.73	1.248e4	1.700e4	0.770	0.73	NO	2.2103	2.2103
18	8	2,3,7,8-TCDF	24.85	24.84	6.804e4	9.435e4	0.770	0.72	NO	12.174	12.174
19	43	Total Tetra-Furans	23.61	25.02	8.920e2	1.134e3	0.770	0.79	NO	0.15188	0.15188
20	43	Total Tetra-Furans	23.61	25.23	6.841e3	9.335e3	0.770	0.73	NO	1.2127	1.2127
21	43	Total Tetra-Furans	23.61	25.47	1.163e3	1.277e3	0.770	0.91	YES	0.16945	0.00000
22	43	Total Tetra-Furans	23.61	26.44	2.357e3	3.260e3	0.770	0.72	NO	0.42107	0.42107
23	43	Total Tetra-Furans	23.61	26.60	2.377e3	3.153e3	0.770	0.75	NO	0.41461	0.41461
24	43	Total Tetra-Furans	23.61	26.89	2.019e4	2.286e4	0.770	0.88	NO	3.2278	0.00000

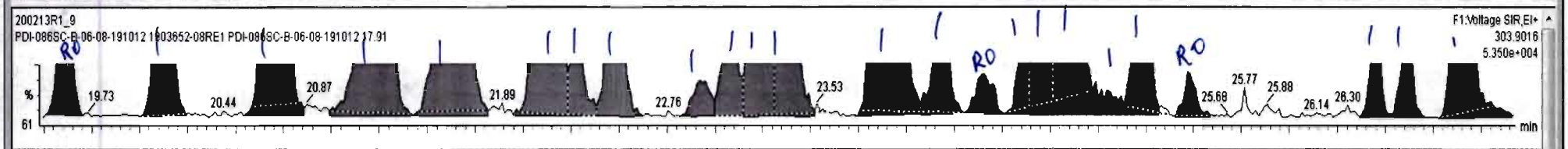

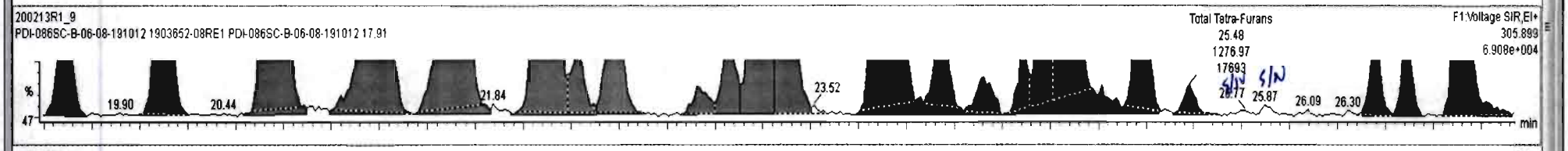

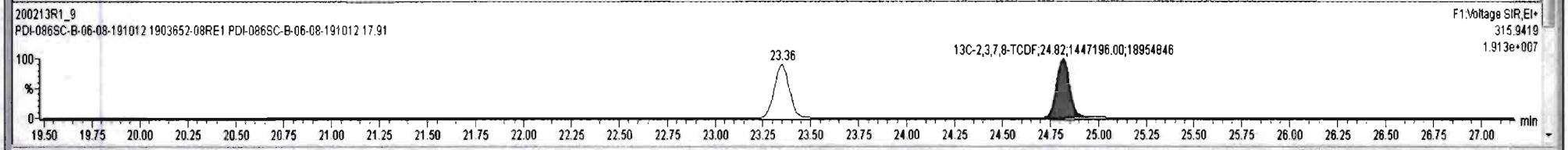

Ready 200213R1_9 NUM

TargetLynx XS - 200213R1-9a.qld * - [Chromatogram]

File Edit View Display Processing Window Help

	#	Name	Resp	RA	n/y	RRF	wt/vol	Pred.RT	RT	Pred.R...	RRT	RRT Fail	Conc.	%Rec	DL	EMPC
43	43	Total Tetra-Furans				0.8020	10.015	23.61		0.000		NO	70.09		0.0725	71.17

	#	Name	Pred.RT	RT	m1 Resp	m2 Resp	1* Ratio (Pred)	RA	n/y	EMPC	Conc.
1	43	Total Tetra-Furans	23.61	19.61	3.784e3	5.947e3	0.770	0.64	YES	0.65202	0.00000
2	43	Total Tetra-Furans	23.61	20.12	9.470e3	1.362e4	0.770	0.70	NO	1.7308	1.7308
3	43	Total Tetra-Furans	23.61	20.71	6.044e4	6.305e4	0.770	0.73	NO	10.757	10.757
4	43	Total Tetra-Furans	23.61	21.26	1.120e4	1.499e4	0.770	0.75	NO	1.9634	1.9634
5	43	Total Tetra-Furans	23.61	21.65	3.834e4	5.420e4	0.770	0.71	NO	6.9370	6.9370
6	43	Total Tetra-Furans	23.61	22.13	3.530e4	4.869e4	0.770	0.73	NO	6.2965	6.2965
7	43	Total Tetra-Furans	23.61	22.29	2.400e3	3.003e3	0.770	0.80	NO	0.40510	0.40510
8	43	Total Tetra-Furans	23.61	22.47	5.367e3	7.217e3	0.770	0.74	NO	0.94344	0.94344
9	43	Total Tetra-Furans	23.61	22.92	1.324e3	1.504e3	0.770	0.88	NO	0.21200	0.21200
10	43	Total Tetra-Furans	23.61	23.09	3.174e3	3.918e3	0.770	0.81	NO	0.53171	0.53171
11	43	Total Tetra-Furans	23.61	23.25	2.713e4	3.809e4	0.770	0.71	NO	4.8899	4.8899
12	43	Total Tetra-Furans	23.61	23.36	1.418e4	1.968e4	0.770	0.72	NO	2.5385	2.5385
13	43	Total Tetra-Furans	23.61	23.88	6.962e4	9.529e4	0.770	0.73	NO	12.363	12.363
14	43	Total Tetra-Furans	23.61	24.18	4.361e3	5.860e3	0.770	0.74	NO	0.76622	0.76622
15	43	Total Tetra-Furans	23.61	24.40	1.453e3	2.227e3	0.770	0.65	YES	0.25041	0.00000
16	43	Total Tetra-Furans	23.61	24.63	1.576e3	2.355e3	0.770	0.67	NO	0.29472	0.29472
17	43	Total Tetra-Furans	23.61	24.73	1.222e4	1.684e4	0.770	0.73	NO	2.1791	2.1791
18	8	2,3,7,8-TCDF	24.85	24.84	6.735e4	9.342e4	0.770	0.72	NO	12.053	12.053
19	43	Total Tetra-Furans	23.61	25.23	6.622e3	8.705e3	0.770	0.76	NO	1.1490	1.1490
20	43	Total Tetra-Furans	23.61	25.47	1.046e3	1.109e3	0.770	0.94	YES	0.14713	0.00000
21	43	Total Tetra-Furans	23.61	25.77	3.347e2	2.622e2	0.770	1.28	YES	0.034792	0.00000
22	43	Total Tetra-Furans	23.61	25.89	3.039e2	3.514e2	0.770	0.86	NO	0.049126	0.049126
23	43	Total Tetra-Furans	23.61	26.44	2.357e3	3.237e3	0.770	0.73	NO	0.41941	0.41941
24	43	Total Tetra-Furans	23.61	26.60	2.377e3	3.153e3	0.770	0.75	NO	0.41461	0.41461
25	43	Total Tetra-Furans	23.61	26.89	1.989e4	2.269e4	0.770	0.88	NO	3.1921	3.1921

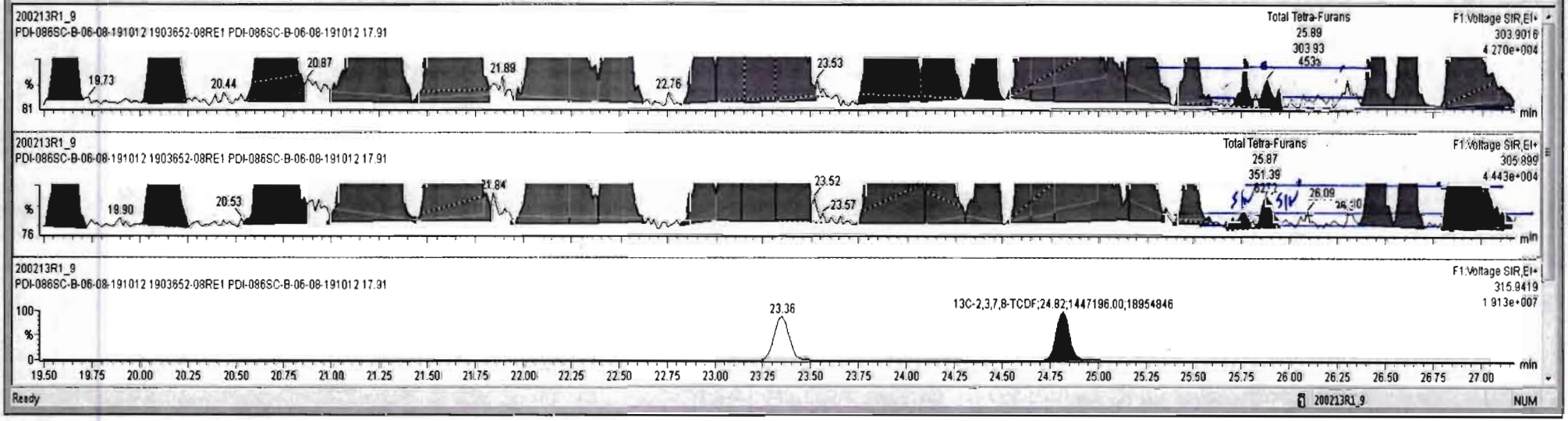

Ready

200213R1_9

NUM

Dataset: Untitled

Last Altered: Friday, February 14, 2020 07:30:05 Pacific Standard Time
Printed: Friday, February 14, 2020 07:30:35 Pacific Standard Time

Name: 200213R1_9, Date: 13-Feb-2020, Time: 15:43:08, ID: 1903652-08RE1 PDI-086SC-B-06-08-191012 17.91, Description: PDI-086SC-B-06-08-191012

1st Func. Penta-Furans

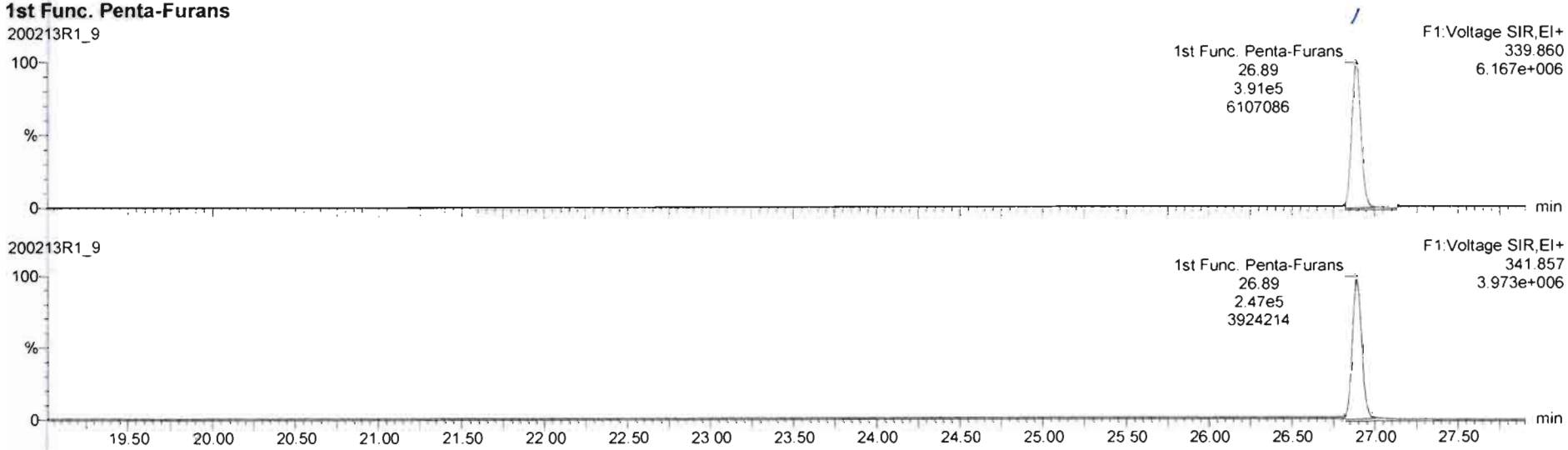

DPE6

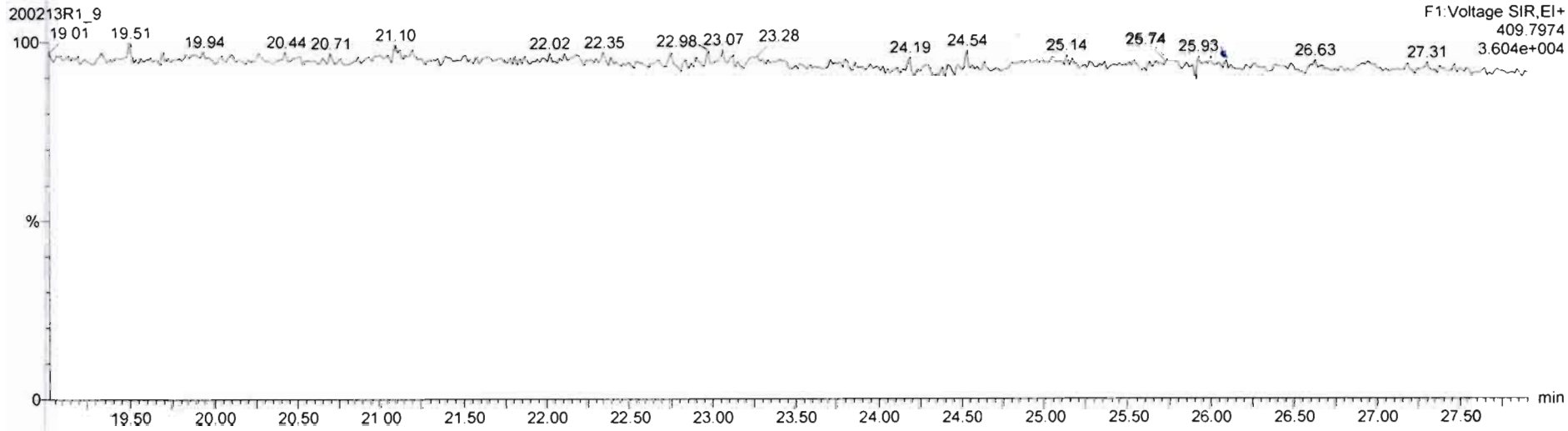

Dataset: Untitled

Last Altered: Friday, February 14, 2020 07:30:05 Pacific Standard Time
Printed: Friday, February 14, 2020 07:30:35 Pacific Standard Time

Name: 200213R1_9, Date: 13-Feb-2020, Time: 15:43:08, ID: 1903652-08RE1 PDI-086SC-B-06-08-191012 17.91, Description: PDI-086SC-B-06-08-191012

1,2,3,7,8-PeCDF

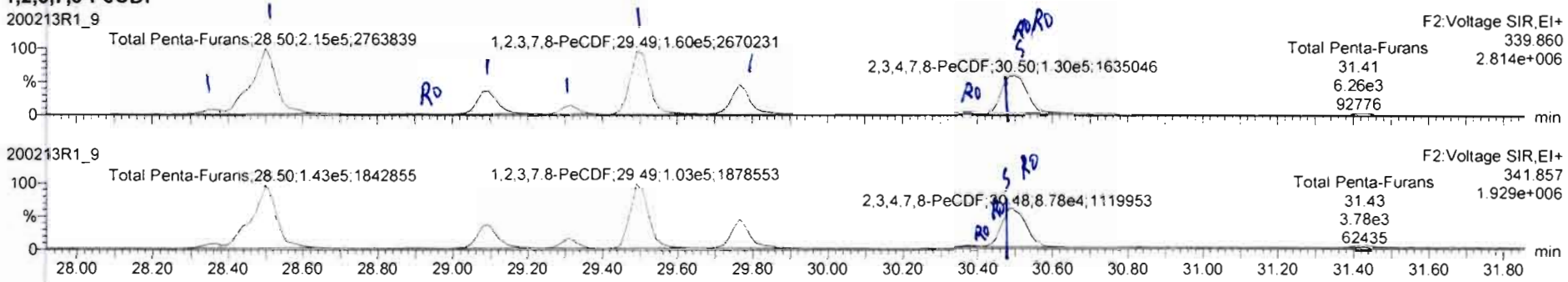

13C-1,2,3,7,8-PeCDF

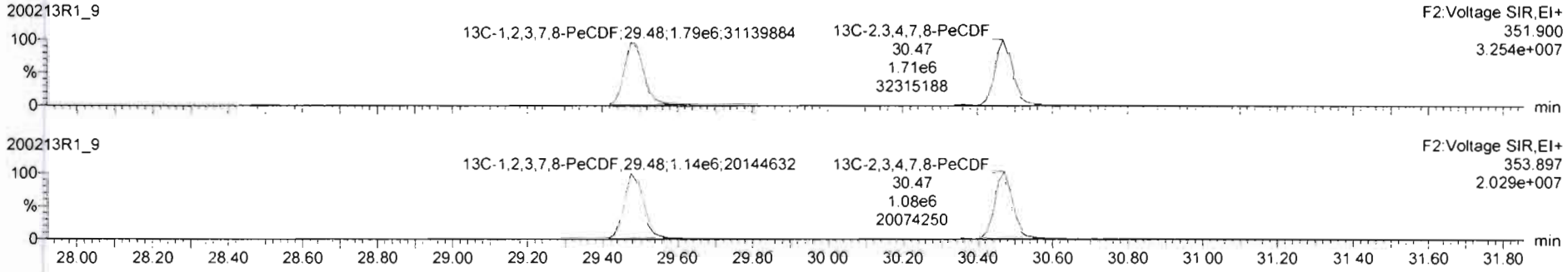

DPE2

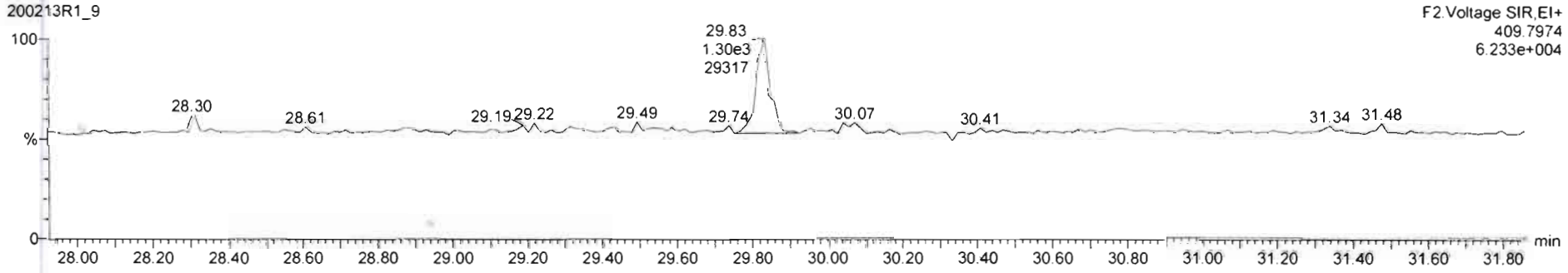

TargetLynx XS - 200213R1-9c.qld * - [Chromatogram]

File Edit View Display Processing Window Help

	Name	Resp	RA	n/y	RRF	wt/vol	RT	RRT	Conc.	%Rec	DL	EMPC
45	Total Penta-Furans				0.9074	10.015			70.6		0.0582	81.3
46	Total Hexa-Furans				0.8982	10.015			176		0.131	176

	Name	RT	m1 Resp	m2 Resp	RA	n/y	EMPC	Conc.
1	Total Penta-Furans	28.36	1.268e4	8.396e3	1.51	NO	1.6227	1.6227
2	Total Penta-Furans	28.50	2.170e5	1.433e5	1.51	NO	27.730	27.730
3	Total Penta-Furans	28.88	1.758e3	8.454e2	2.08	YES	0.16595	0.00000
4	Total Penta-Furans	29.10	6.557e4	4.256e4	1.54	NO	8.3234	8.3234
5	Total Penta-Furans	29.31	2.006e4	1.381e4	1.45	NO	2.6068	2.6068
6	1,2,3,7,8-PeCDF	29.49	1.594e5	1.071e5	1.49	NO	20.026	20.026
7	Total Penta-Furans	29.77	7.570e4	4.985e4	1.52	NO	9.6643	9.6643
8	Total Penta-Furans	30.38	3.402e3	1.724e3	1.97	YES	0.33838	0.00000
9	2,3,4,7,8-PeCDF	30.48	3.868e4	6.096e4	0.63	YES	4.7884	0.00000
10	Total Penta-Furans	30.50	9.128e4	2.714e4	3.36	YES	5.3281	0.00000
11	Total Penta-Furans	31.41	4.997e3	3.603e3	1.39	NO	0.66203	0.66203

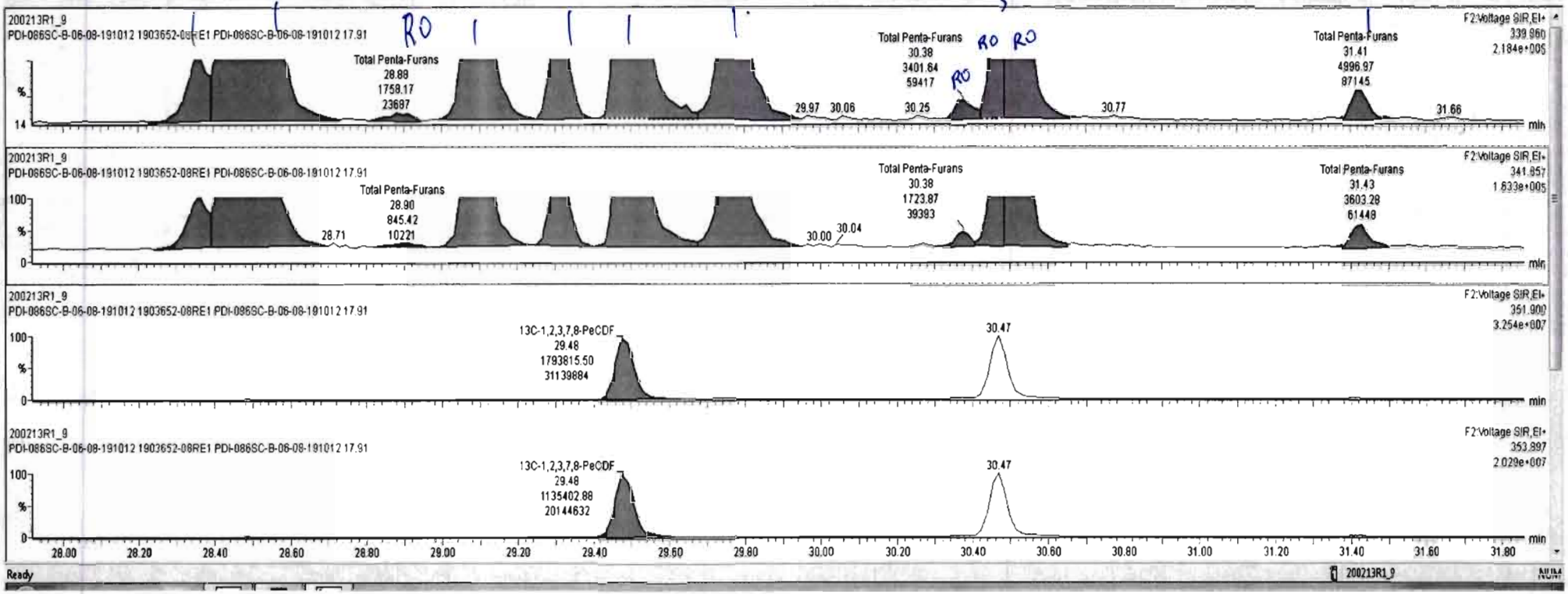

Ready

200213R1_9

TargetLynx XS - 200213R1-9a.qld * - [Chromatogram]

File Edit View Display Processing Window Help

	#	Name	Resp	RA	n/y	RRF	wt/vol	Pred.RT	RT	Pred.R...	RRT	RRT Fail	Conc.	%Rec	DL	EMPC
44	44	1st Func. Penta-Furans				0.9074	10.015	27.09		0.000		NO	49.12		0.0271	49.12
45	45	Total Penta-Furans				0.9074	10.015	29.27		0.000		NO	89.05		0.103	89.23
46	46	Total Hexa-Furans				0.8982	10.015	33.56		0.000		NO	174.5		0.131	175.0
47	47	Total Hepta-Furans				0.8511	10.015	37.83		0.000		NO	330.5		0.316	330.5

	#	Name	Pred.RT	RT	m1 Resp	m2 Resp	1* Ratio (Pred)	RA	n/y	EMPC	Conc.
1	45	Total Penta-Furans	29.27	28.36	1.022e4	6.881e3	1.550	1.49	NO	1.3166	1.3166
2	45	Total Penta-Furans	29.27	28.50	2.191e5	1.460e5	1.550	1.50	NO	28.103	28.103
3	45	Total Penta-Furans	29.27	28.88	1.703e3	9.200e2	1.550	1.85	YES	0.18059	0.00000
4	45	Total Penta-Furans	29.27	29.10	6.688e4	4.360e4	1.550	1.53	NO	8.5048	8.5048
5	45	Total Penta-Furans	29.27	29.31	2.069e4	1.444e4	1.550	1.45	NO	2.7196	2.7196
6	9	1,2,3,7,8-PeCDF	29.50	29.49	1.611e5	1.079e5	1.550	1.49	NO	20.210	20.210
7	45	Total Penta-Furans	29.27	29.77	7.798e4	5.100e4	1.550	1.53	NO	9.9289	9.9289
8	45	Total Penta-Furans	29.27	30.38	3.999e3	2.543e3	1.550	1.57	NO	0.50360	0.50360
9	10	2,3,4,7,8-PeCDF	30.48	30.48	3.963e4	2.759e4	1.550	1.44	NO	5.0575	5.0575
10	45	Total Penta-Furans	29.27	30.50	9.257e4	6.212e4	1.550	1.49	NO	11.908	11.908
11	45	Total Penta-Furans	29.27	31.41	6.386e3	3.953e3	1.550	1.62	NO	0.79587	0.79587

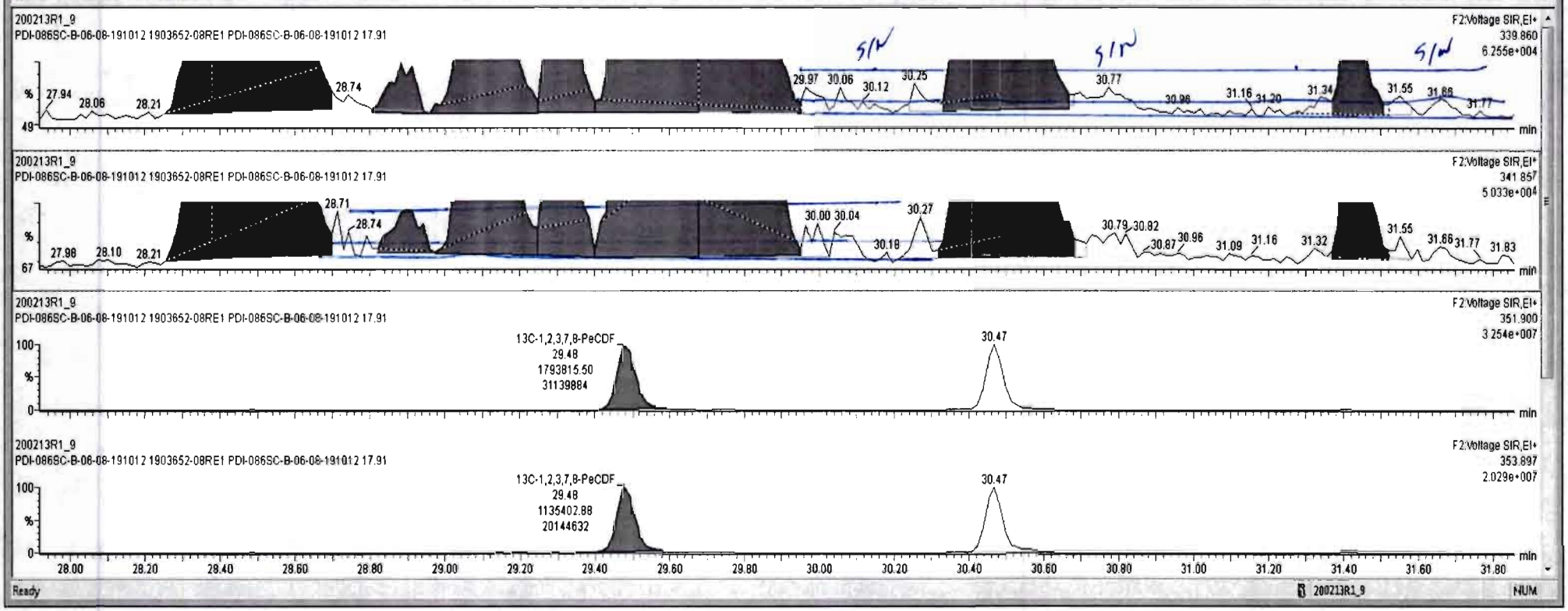

Ready 200213R1_9 NUM

Dataset: Untitled

Last Altered: Friday, February 14, 2020 07:30:05 Pacific Standard Time
Printed: Friday, February 14, 2020 07:30:35 Pacific Standard Time

Name: 200213R1_9, Date: 13-Feb-2020, Time: 15:43:08, ID: 1903652-08RE1 PDI-086SC-B-06-08-191012 17.91, Description: PDI-086SC-B-06-08-191012

1,2,3,4,7,8-HxCDF

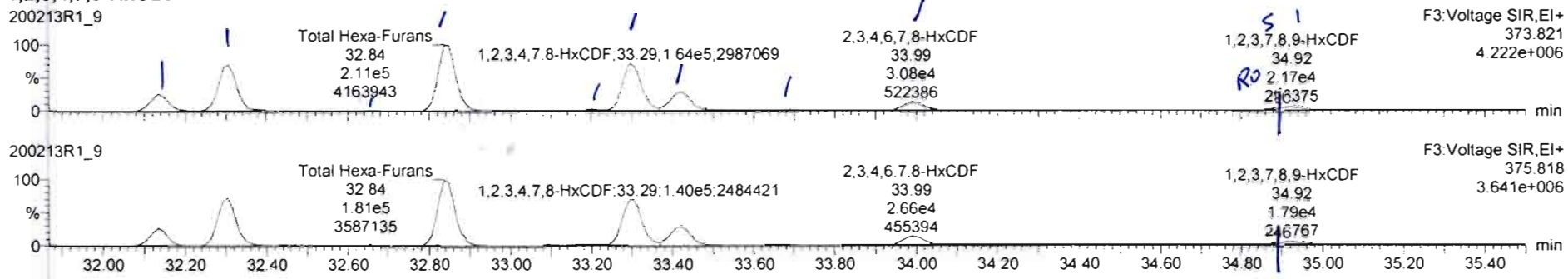

13C-1,2,3,4,7,8-HxCDF

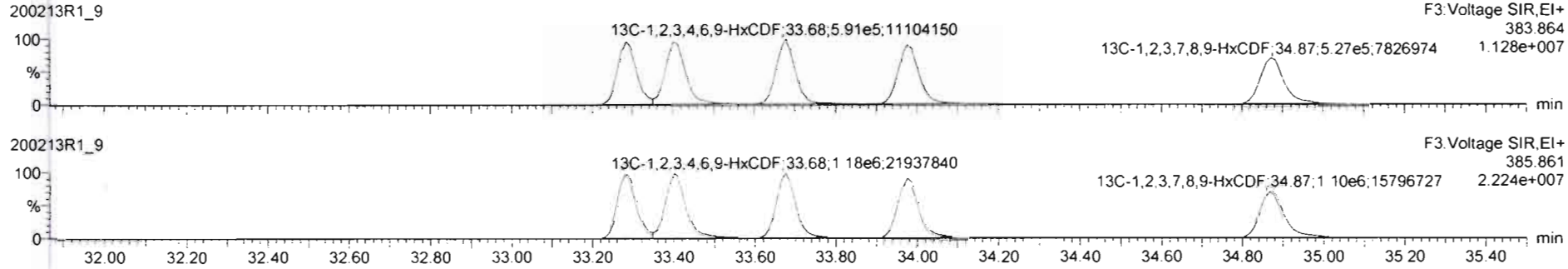

DPE3

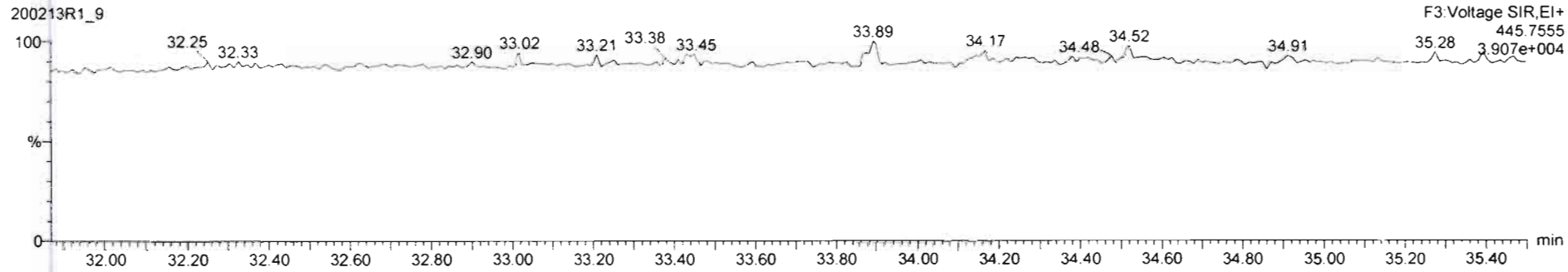

TargetLynx XS - 200213R1-9c.qld * - [Chromatogram]

File Edit View Display Processing Window Help

	#	Name	Resp	RA	n/y	RRF	wt/vol	Pred.RT	RT	Pred.R...	RRT	RRT Fail	Conc.	%Rec	DL	EMPC
43	43	Total Tetra-Furans				0.8020	10.015	23.61		0.000		NO	70.80		0.0729	71.87
44	44	1st Func. Penta-Furans				0.9074	10.015	27.09		0.000		NO	49.12		0.0271	49.12
45	45	Total Penta-Furans				0.9074	10.015	29.27		0.000		NO	71.86		0.103	72.04
46	46	Total Hexa-Furans				0.8982	10.015	33.56		0.000		NO	175.5		0.131	175.5

	#	Name	Pred.RT	RT	m1 Resp	m2 Resp	1* Ratio (Pred)	RA	n/y	EMPC	Conc.
1	46	Total Hexa-Furans	33.56	32.13	5.422e4	4.622e4	1.240	1.17	NO	12.790	12.790
2	46	Total Hexa-Furans	33.56	32.30	1.598e5	1.376e5	1.240	1.16	NO	37.874	37.874
3	46	Total Hexa-Furans	33.56	32.66	2.824e3	2.378e3	1.240	1.19	NO	0.66211	0.66211
4	46	Total Hexa-Furans	33.56	32.84	2.168e5	1.858e5	1.240	1.17	NO	51.274	51.274
5	46	Total Hexa-Furans	33.56	33.20	3.586e3	3.345e3	1.240	1.07	NO	0.88269	0.88269
6	11	1,2,3,4,7,8-HxCDF	33.28	33.29	1.840e5	1.405e5	1.240	1.17	NO	40.853	40.853
7	12	1,2,3,6,7,8-HxCDF	33.41	33.42	7.592e4	6.434e4	1.240	1.18	NO	17.733	17.733
8	46	Total Hexa-Furans	33.56	33.69	4.130e3	3.144e3	1.240	1.31	NO	0.92635	0.92635
9	13	2,3,4,6,7,8-HxCDF	34.01	33.99	3.152e4	2.699e4	1.240	1.17	NO	7.4055	7.4055
10	14	1,2,3,7,8,9-HxCDF	34.87	34.90	5.054e3	4.519e3	1.240	1.12	NO	1.3725	1.3725
11	46	Total Hexa-Furans	33.56	34.92	1.630e4	1.324e4	1.240	1.23	NO	3.7622	3.7622

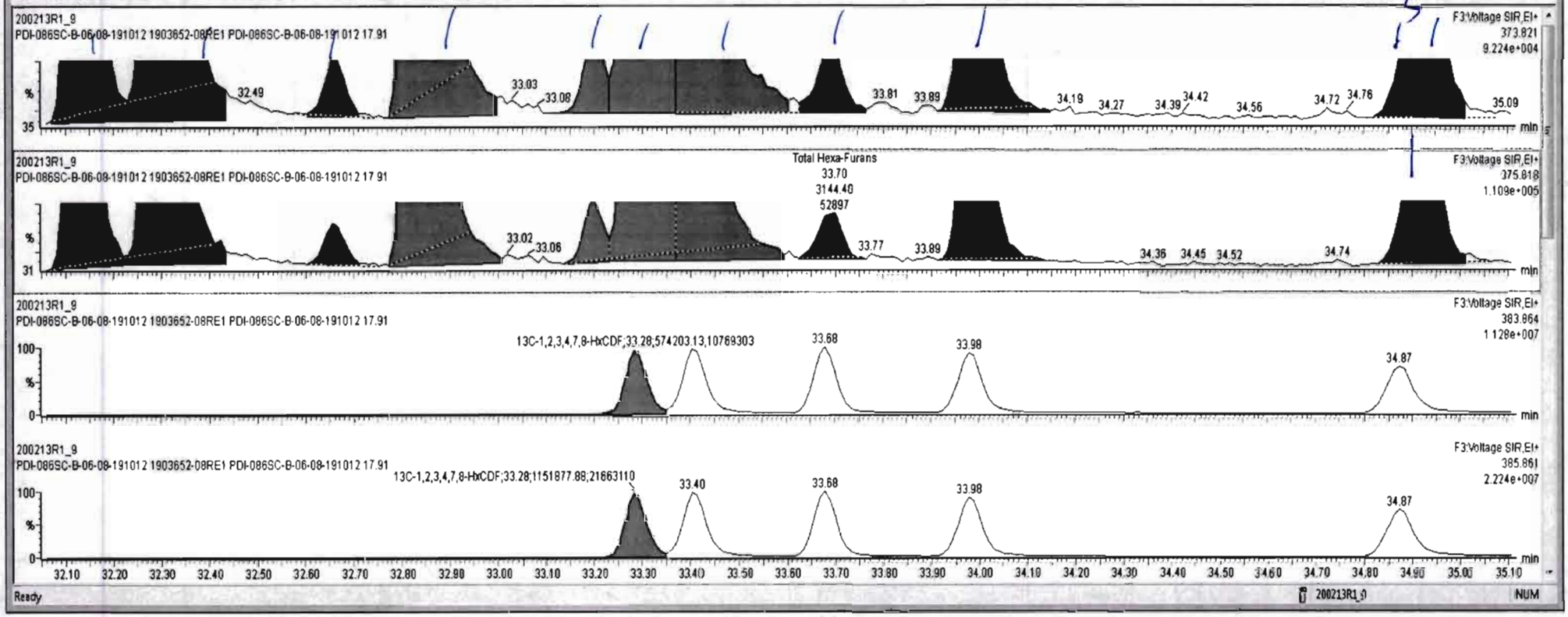

TargetLynx XS - 200213R1-9c.qld * - [Chromatogram]

File Edit View Display Processing Window Help

	#	Name	Resp	RA	n/y	RRF	wt/vol	Pred.RT	RT	Pred.R...	RRT	RRT Fail	Conc.	%Rec	DL	EMPC
43	43	Total Tetra-Furans				0.8020	10.015	23.61		0.000		NO	70.80		0.0729	71.87
44	44	1st Func. Penta-Furans				0.9074	10.015	27.09		0.000		NO	49.12		0.0271	49.12
45	45	Total Penta-Furans				0.9074	10.015	29.27		0.000		NO	71.86		0.103	72.04
46	46	Total Hexa-Furans				0.8952	10.015	33.56		0.000		NO	175.5		0.131	175.5

	#	Name	Pred.RT	RT	m1 Resp	m2 Resp	1° Ratio (Pred)	RA	n/y	EMPC	Conc.
1	46	Total Hexa-Furans	33.56	32.13	5.422e4	4.622e4	1.240	1.17	NO	12.790	12.790
2	46	Total Hexa-Furans	33.56	32.30	1.598e5	1.376e5	1.240	1.16	NO	37.874	37.874
3	46	Total Hexa-Furans	33.56	32.66	2.824e3	2.376e3	1.240	1.19	NO	0.66211	0.66211
4	46	Total Hexa-Furans	33.56	32.84	2.168e5	1.858e5	1.240	1.17	NO	51.274	51.274
5	46	Total Hexa-Furans	33.56	33.20	3.586e3	3.345e3	1.240	1.07	NO	0.88269	0.88269
6	11	1,2,3,4,7,8-HxCDF	33.28	33.29	1.640e5	1.405e5	1.240	1.17	NO	40.853	40.853
7	12	1,2,3,6,7,8-HxCDF	33.41	33.42	7.592e4	6.434e4	1.240	1.18	NO	17.733	17.733
8	46	Total Hexa-Furans	33.56	33.69	4.130e3	3.144e3	1.240	1.31	NO	0.92635	0.92635
9	13	2,3,4,6,7,8-HxCDF	34.01	33.99	3.152e4	2.699e4	1.240	1.17	NO	7.4055	7.4055
10	14	1,2,3,7,8,9-HxCDF	34.87	34.90	5.054e3	4.519e3	1.240	1.12	NO	1.3725	1.3725
11	46	Total Hexa-Furans	33.56	34.92	1.630e4	1.324e4	1.240	1.23	NO	3.7622	3.7622

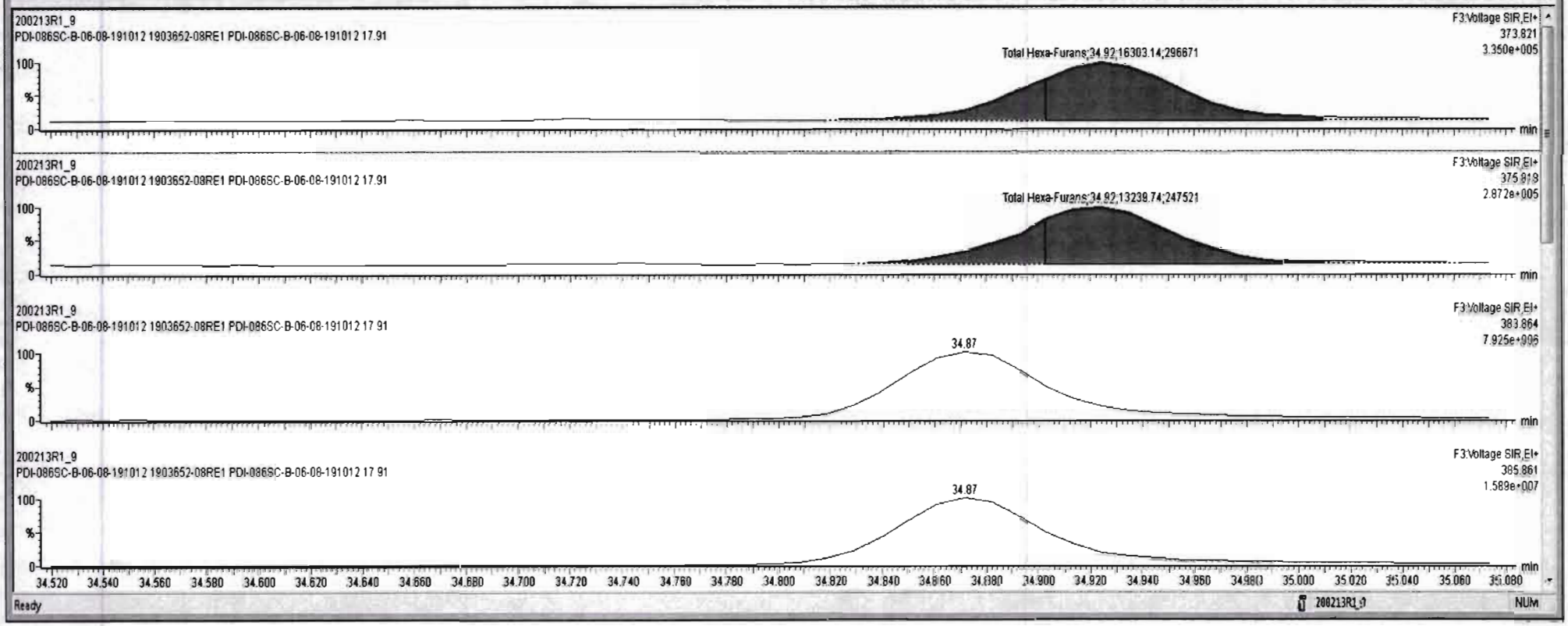

Ready 200213R1_9 NUM

Dataset: Untitled

Last Altered: Friday, February 14, 2020 07:30:05 Pacific Standard Time
Printed: Friday, February 14, 2020 07:30:35 Pacific Standard Time

Name: 200213R1_9, Date: 13-Feb-2020, Time: 15:43:08, ID: 1903652-08RE1 PDI-086SC-B-06-08-191012 17.91, Description: PDI-086SC-B-06-08-191012

1,2,3,4,6,7,8-HpCDF

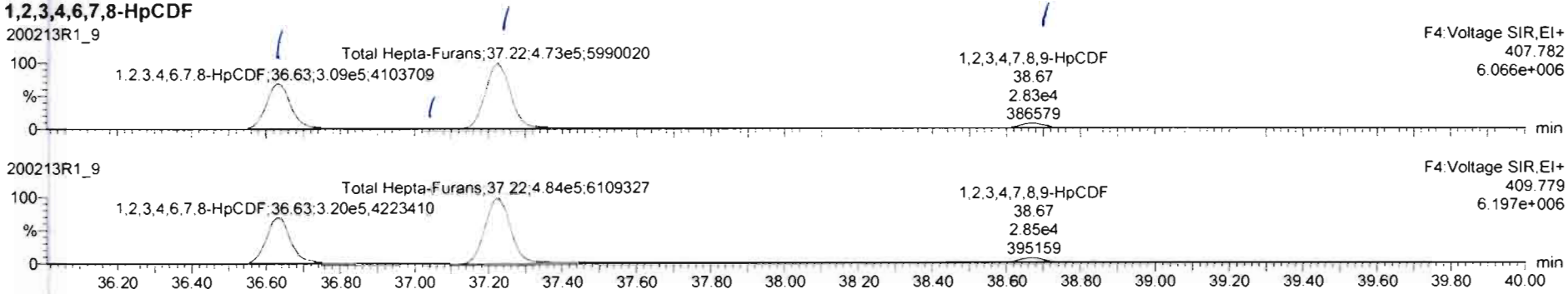

13C-1,2,3,4,6,7,8-HpCDF

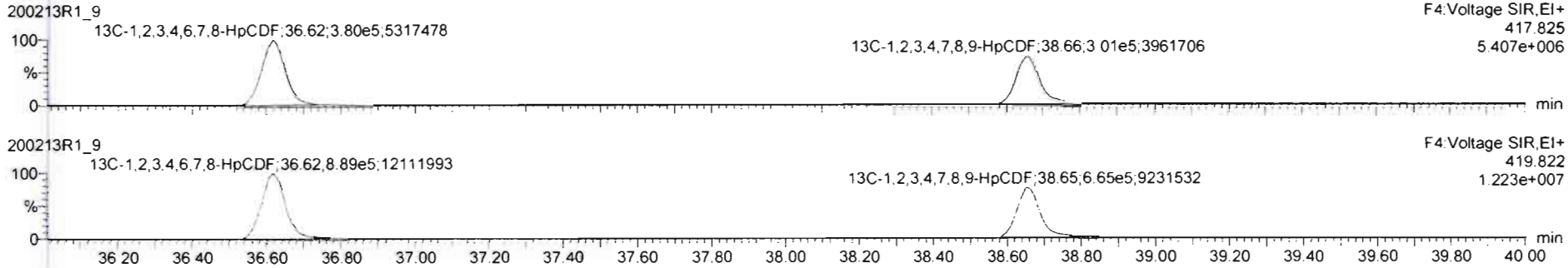

DPE4

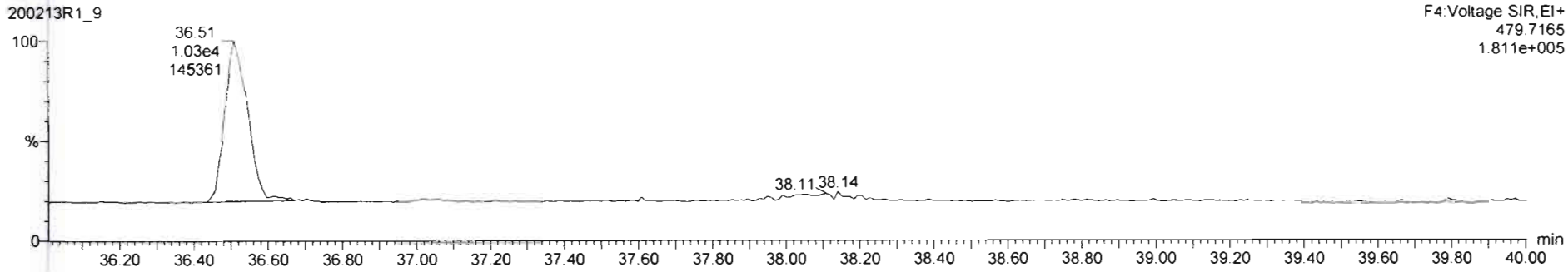

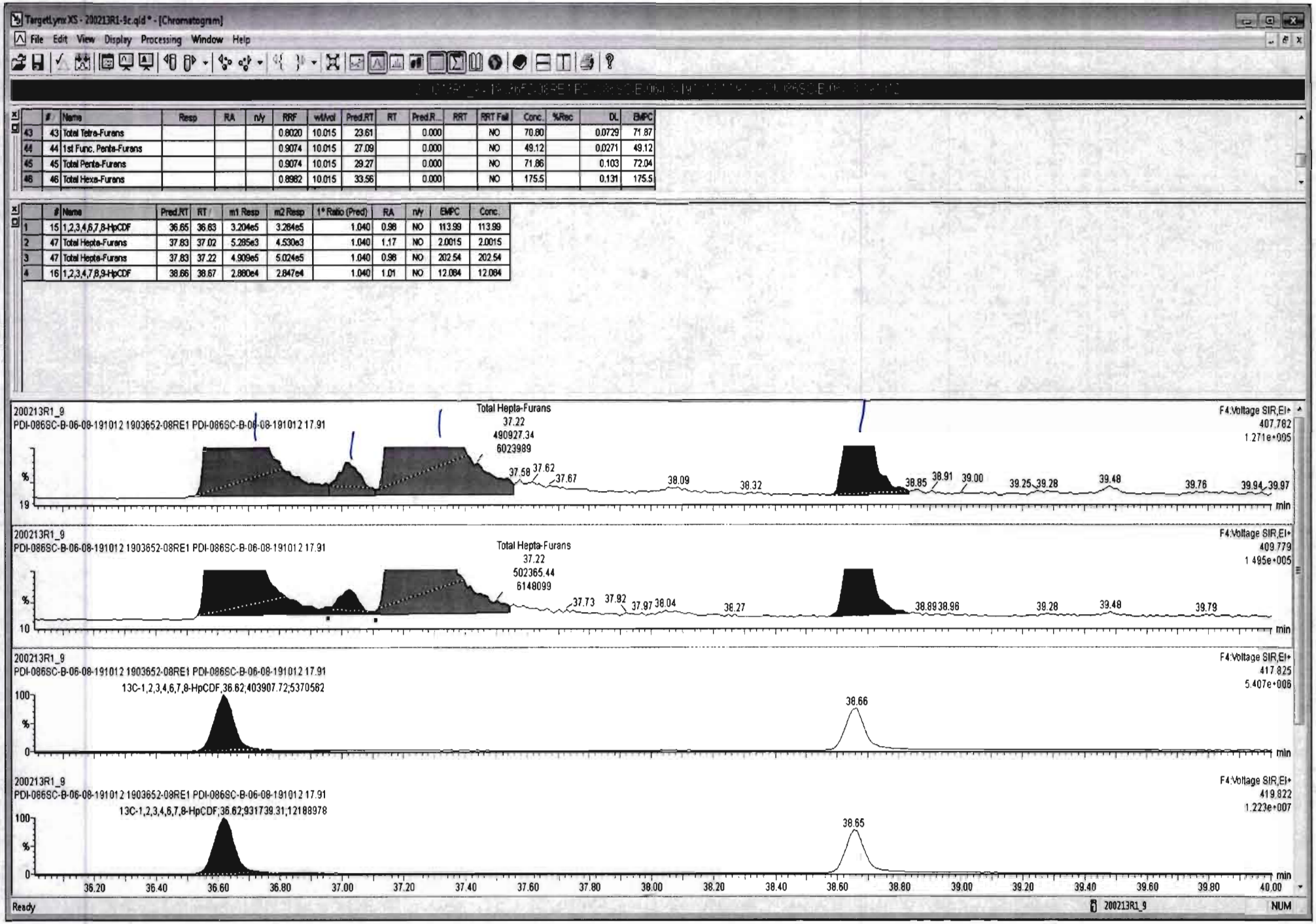

	#	Name	Resp	RA	n/y	RRF	wt/vol	Pred.RT	RT	Pred.R...	RRT	RRT Fail	Conc.	%Rec	DL	EMPC
43	43	Total Tetra-Furans				0.8020	10.015	23.61		0.000		NO	70.80		0.0729	71.87
44	44	1st Func. Penta-Furans				0.9074	10.015	27.09		0.000		NO	49.12		0.0271	49.12
45	45	Total Penta-Furans				0.9074	10.015	29.27		0.000		NO	71.86		0.103	72.04
46	46	Total Hexa-Furans				0.8982	10.015	33.56		0.000		NO	175.5		0.131	175.5

	#	Name	Pred.RT	RT	m1 Resp	m2 Resp	1* Ratio (Pred)	RA	n/y	EMPC	Conc.
1	15	1,2,3,4,6,7,8-HpCDF	36.65	36.63	3.204e5	3.264e5	1.040	0.98	NO	113.99	113.99
2	47	Total Hepta-Furans	37.83	37.02	5.285e3	4.530e3	1.040	1.17	NO	2.0015	2.0015
3	47	Total Hepta-Furans	37.83	37.22	4.909e5	5.024e5	1.040	0.98	NO	202.54	202.54
4	16	1,2,3,4,7,8,9-HpCDF	38.66	38.67	2.880e4	2.847e4	1.040	1.01	NO	12.084	12.084

Dataset: Untitled

Last Altered: Friday, February 14, 2020 07:30:05 Pacific Standard Time
Printed: Friday, February 14, 2020 07:30:35 Pacific Standard Time

Name: 200213R1_9, Date: 13-Feb-2020, Time: 15:43:08, ID: 1903652-08RE1 PDI-086SC-B-06-08-191012 17.91, Description: PDI-086SC-B-06-08-191012

OCDF

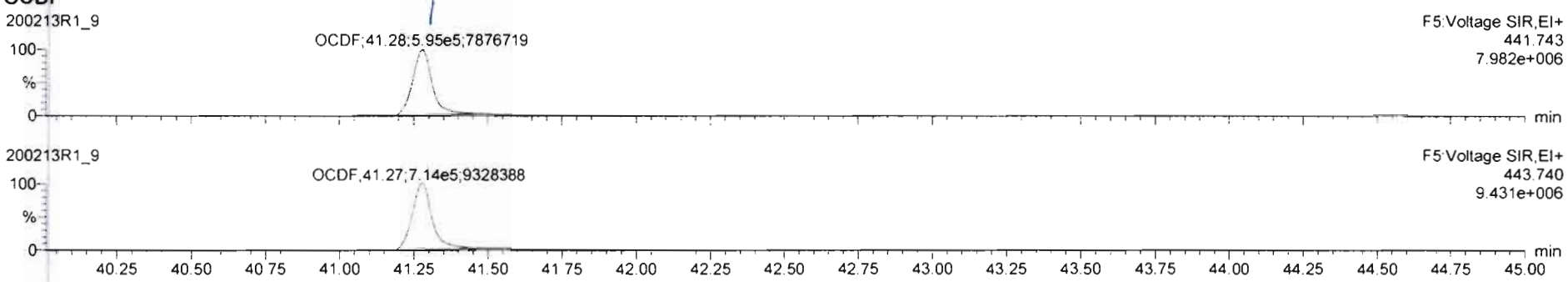

13C-OCDF

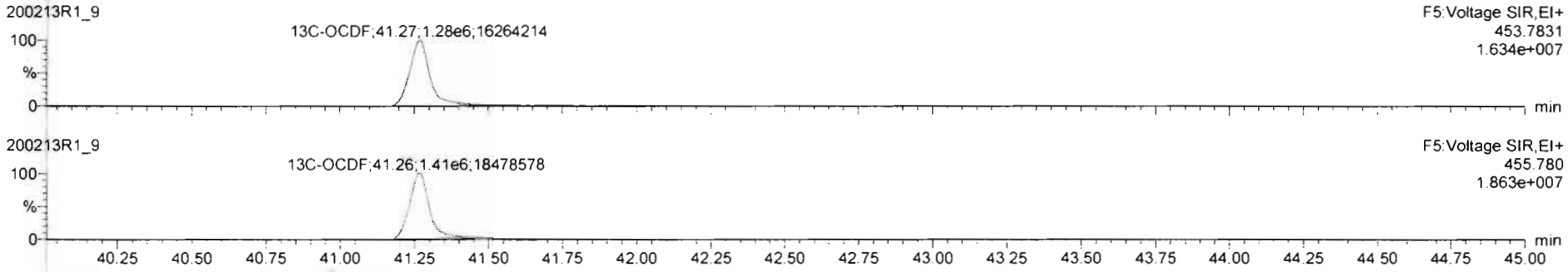

DPE5

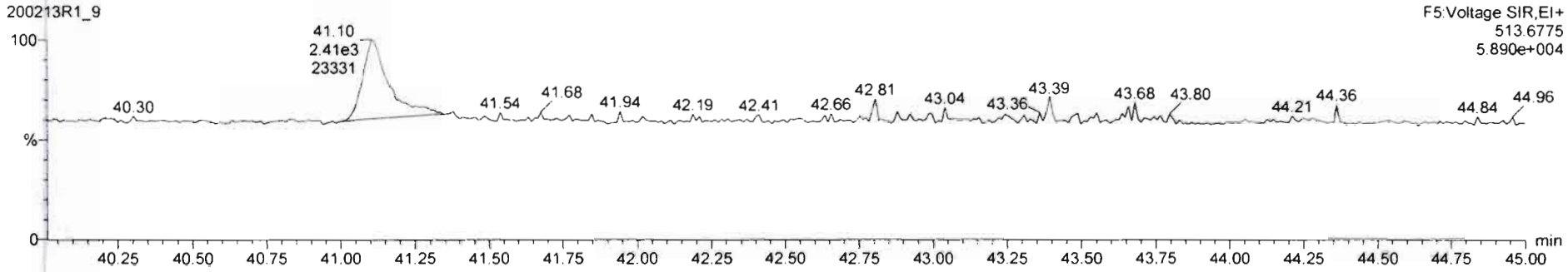

Dataset: Untitled

Last Altered: Friday, February 14, 2020 07:30:05 Pacific Standard Time
Printed: Friday, February 14, 2020 07:30:35 Pacific Standard Time

Name: 200213R1_9, Date: 13-Feb-2020, Time: 15:43:08, ID: 1903652-08RE1 PDI-086SC-B-06-08-191012 17.91, Description: PDI-086SC-B-06-08-191012

PFK1

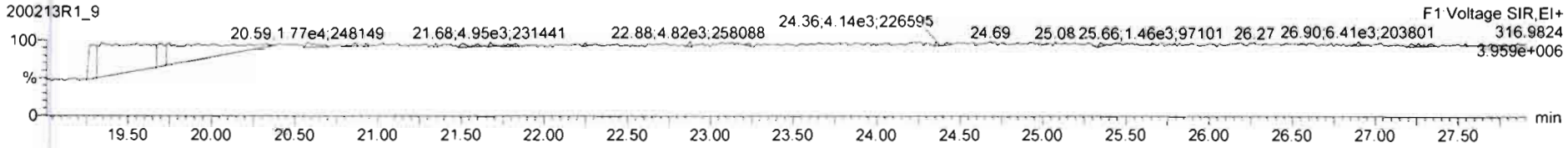

PFK2

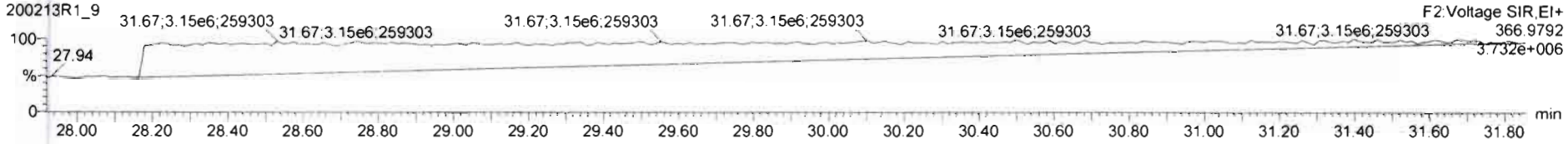

PFK3

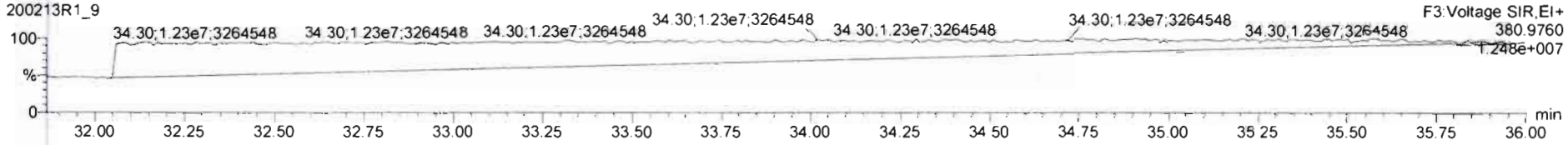

PFK4



PFK5

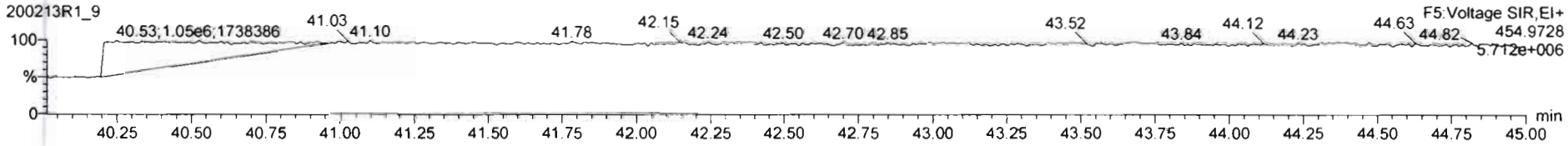

Vista Analytical Laboratory

Dataset: U:\VG12.PRO\Results\200213R1\200213R1-10B.qld

Last Altered: Friday, March 13, 2020 10:39:12 Pacific Daylight Time
Printed: Friday, March 13, 2020 10:39:41 Pacific Daylight Time

GRB 03/13/2020

3/13/20

Method: U:\VG12.PRO\MethDB\1613rrt-02-11-20.mdb 11 Feb 2020 16:47:46
Calibration: U:\VG12.PRO\CurveDB\db5_1613vg12-1-31-20.cdb 02 Feb 2020 11:05:29

CT 03/18/2020

Name: 200213R1_10, Date: 13-Feb-2020, Time: 16:30:25, ID: 1903652-09RE1 PDI-090SC-B-00-02-191012 18.52, Description: PDI-090SC-B-00-02-191012

	# Name	Abs.Resp	RA	n/y	RRF	wt./vol.	Pred.RT	RT	Pred.RRT	RRT	Check RRT	Conc.	%Rec	DL	EMPC
1	1 2,3,7,8-TCDD	2835.784	0.402	YES	0.988	10.024	25.78	25.77	1.00	1.00	NO	0.2254		0.0500	0.1484
2	2 1,2,3,7,8-PeCDD	1049.384	0.811	YES	0.972	10.024	30.81	30.79	1.00	1.00	NO	0.1180		0.0573	0.1017
3	3 1,2,3,4,7,8-HxCDD	1081.961	1.253	NO	1.07	10.024	34.17	34.18	1.00	1.00	NO	0.1331		0.0838	0.1331
4	4 1,2,3,6,7,8-HxCDD	6470.081	1.156	NO	0.921	10.024	34.25	34.27	1.00	1.00	NO	0.7867		0.0850	0.7867
5	5 1,2,3,7,8,9-HxCDD	2343.708	1.373	NO	0.918	10.024	34.58	34.55	1.00	1.00	NO	0.3128		0.0996	0.3128
6	6 1,2,3,4,6,7,8-HpCDD	253420.187	1.006	NO	0.923	10.024	38.07	38.07	1.00	1.00	NO	36.17		0.318	36.17
7	7 OCDD	1794087.1...	0.865	NO	0.975	10.024	41.09	41.10	1.00	1.00	NO	307.9		0.302	307.9
8	8 2,3,7,8-TCDF	36145.223	0.758	NO	0.802	10.024	24.86	24.85	1.00	1.00	NO	2.685	(2.555)	0.0522	2.685
9	9 1,2,3,7,8-PeCDF	47823.404	1.566	NO	0.907	10.024	29.51	29.51	1.00	1.00	NO	3.557		0.0577	3.557
10	10 2,3,4,7,8-PeCDF	19187.006	1.547	NO	0.952	10.024	30.51	30.50	1.00	1.00	NO	1.418		0.0592	1.418
11	11 1,2,3,4,7,8-HxCDF	32414.584	1.157	NO	0.862	10.024	33.29	33.31	1.00	1.00	NO	4.386		0.0544	4.386
12	12 1,2,3,6,7,8-HxCDF	12015.604	1.124	NO	0.841	10.024	33.42	33.43	1.00	1.00	NO	1.478		0.0537	1.478
13	13 2,3,4,6,7,8-HxCDF	4601.328	1.086	NO	0.898	10.024	34.02	34.01	1.00	1.00	NO	0.5735		0.0558	0.5735
14	14 1,2,3,7,8,9-HxCDF	2592.992	1.159	NO	0.858	10.024	34.88	34.92	1.00	1.00	NO	0.4095		0.0795	0.4095
15	15 1,2,3,4,6,7,8-HpCDF	30698.474	1.018	NO	0.851	10.024	36.65	36.64	1.00	1.00	NO	5.755		0.116	5.755
16	16 1,2,3,4,7,8,9-HpCDF	4223.180	0.918	NO	0.980	10.024	38.66	38.68	1.00	1.00	NO	0.8885		0.127	0.8885
17	17 OCDF	59176.865	0.841	NO	0.806	10.024	41.27	41.29	1.00	1.00	NO	11.51		0.132	11.51
18	18 13C-2,3,7,8-TCDD	2540948.6...	0.788	NO	1.20	10.024	25.75	25.75	1.03	1.03	NO	204.1	102	0.161	
19	19 13C-1,2,3,7,8-PeCDD	1905145.1...	0.634	NO	0.967	10.024	30.51	30.79	1.22	1.23	NO	189.8	95.1	0.202	
20	20 13C-1,2,3,4,7,8-HxCDD	1514225.8...	1.269	NO	0.874	10.024	34.16	34.16	1.01	1.01	NO	200.0	100	0.395	
21	21 13C-1,2,3,6,7,8-HxCDD	1781601.5...	1.264	NO	1.05	10.024	34.26	34.25	1.02	1.02	NO	196.7	98.6	0.330	
22	22 13C-1,2,3,7,8,9-HxCDD	1628345.8...	1.232	NO	0.974	10.024	34.56	34.54	1.03	1.03	NO	192.9	96.7	0.354	
23	23 13C-1,2,3,4,6,7,8-HpCDD	1514695.6...	1.087	NO	0.747	10.024	38.14	38.06	1.13	1.13	NO	234.0	117	0.421	
24	24 13C-OCDD	2385547.7...	0.851	NO	0.707	10.024	41.03	41.09	1.22	1.22	NO	389.8	97.7	0.308	
25	25 13C-2,3,7,8-TCDF	3349165.6...	0.773	NO	1.07	10.024	24.93	24.84	0.99	0.99	NO	190.7	95.6	0.222	
26	26 13C-1,2,3,7,8-PeCDF	2956476.2...	1.576	NO	1.00	10.024	29.27	29.49	1.17	1.17	NO	179.0	89.7	0.280	
27	27 13C-2,3,4,7,8-PeCDF	2836320.3...	1.610	NO	0.962	10.024	30.50	30.48	1.21	1.21	NO	178.9	89.7	0.291	
28	28 13C-1,2,3,4,7,8-HxCDF	1710130.6...	0.503	NO	1.05	10.024	33.28	33.29	0.99	0.99	NO	188.2	94.3	0.412	
29	29 13C-1,2,3,6,7,8-HxCDF	1927963.3...	0.510	NO	1.19	10.024	33.39	33.41	0.99	0.99	NO	187.1	93.8	0.363	
30	30 13C-2,3,4,6,7,8-HxCDF	1782189.6...	0.497	NO	1.07	10.024	34.00	33.99	1.01	1.01	NO	193.0	96.7	0.405	

Dataset: U:\VG12.PRO\Results\200213R1\200213R1-10B.qld

Last Altered: Friday, March 13, 2020 10:39:12 Pacific Daylight Time
Printed: Friday, March 13, 2020 10:39:41 Pacific Daylight Time

Name: 200213R1_10, Date: 13-Feb-2020, Time: 16:30:25, ID: 1903652-09RE1 PDI-090SC-B-00-02-191012 18.52, Description: PDI-090SC-B-00-02-191012

	#	Name	Abs.Resp	RA	n/y	RRF	wt./vol.	Pred.RT	RT	Pred.RRT	RRT	Check RRT	Conc.	%Rec	DL	EMPC
31	31	13C-1,2,3,7,8,9-HxCDF	1473031.1...	0.500	NO	0.922	10.024	34.90	34.88	1.04	1.04	NO	184.4	92.4	0.468	
32	32	13C-1,2,3,4,6,7,8-HpCDF	1250602.2...	0.427	NO	0.767	10.024	36.65	36.62	1.09	1.09	NO	188.2	94.3	0.400	
33	33	13C-1,2,3,4,7,8,9-HpCDF	967829.157	0.430	NO	0.552	10.024	38.67	38.66	1.15	1.15	NO	202.3	101	0.556	
34	34	13C-OCDF	2546111.750	0.821	NO	0.789	10.024	41.27	41.27	1.23	1.23	NO	372.4	93.3	0.344	
35	35	37Cl-2,3,7,8-TCDD	927904.188			1.18	10.024	25.78	25.78	1.03	1.03	NO	75.96	95.2	0.0414	
36	36	13C-1,2,3,4-TCDD	2072120.3...	0.803	NO	1.00	10.024	25.11	25.11	1.00	1.00	NO	199.5	100	0.193	
37	37	13C-1,2,3,4-TCDF	3289683.7...	0.780	NO	1.00	10.024	23.37	23.37	1.00	1.00	NO	199.5	100	0.236	
38	38	13C-1,2,3,4,6,9-HxCDF	1728279.6...	0.502	NO	1.00	10.024	33.71	33.69	1.00	1.00	NO	199.5	100	0.432	
39	39	Total Tetra-Dioxins				0.988	10.024	24.62		0.00		NO	1.048		0.0500	1.196
40	40	Total Penta-Dioxins				0.972	10.024	29.96		0.00		NO	1.238		0.0573	1.548
41	41	Total Hexa-Dioxins				0.921	10.024	33.63		0.00		NO	9.862		0.0936	9.948
42	42	Total Hepta-Dioxins				0.923	10.024	37.64		0.00		NO	72.03		0.318	72.03
43	43	Total Tetra-Furans				0.802	10.024	23.61		0.00		NO	9.310		0.0522	9.666
44	44	1st Func. Penta-Furans				0.907	10.024	27.09		0.00		NO	2.749		0.0230	2.749
45	45	Total Penta-Furans				0.907	10.024	29.27		0.00		NO	10.97		0.0598	10.97
46	46	Total Hexa-Furans				0.898	10.024	33.56		0.00		NO	13.50		0.0577	13.50
47	47	Total Hepta-Furans				0.851	10.024	37.83		0.00		NO	18.06		0.129	18.06

Dataset: U:\VG12.PRO\Results\200213R1\200213R1-10B.qld

Last Altered: Friday, March 13, 2020 10:39:12 Pacific Daylight Time
Printed: Friday, March 13, 2020 10:39:32 Pacific Daylight Time

Method: U:\VG12.PRO\MethDB\1613rrt-02-11-20.mdb 11 Feb 2020 16:47:46
Calibration: U:\VG12.PRO\CurveDB\db5_1613vg12-1-31-20.cdb 02 Feb 2020 11:05:29

Name: 200213R1_10, Date: 13-Feb-2020, Time: 16:30:25, ID: 1903652-09RE1 PDI-090SC-B-00-02-191012 18.52, Description: PDI-090SC-B-00-02-191012

Tetra-Dioxins

	#	Name	Area	IS Area	RA	Y/N	Pred.RT	RT	Conc.	EMPC
1	1	2,3,7,8-TCDD	2.84e3	2.54e6	0.402	YES	25.78	25.77	0.0000	0.1484
2	39	Total Tetra-Dioxins	1.15e3	2.54e6	0.657	NO	24.62	25.53	0.09102	0.09102
3	39	Total Tetra-Dioxins	1.49e3	2.54e6	0.846	NO	24.62	22.11	0.1188	0.1188
4	39	Total Tetra-Dioxins	1.05e4	2.54e6	0.799	NO	24.62	21.69	0.8381	0.8381

Penta-Dioxins

	#	Name	Area	IS Area	RA	Y/N	Pred.RT	RT	Conc.	EMPC
1	2	1,2,3,7,8-PeCDD	1.05e3	1.91e6	0.811	YES	30.81	30.79	0.0000	0.1017
2	40	Total Penta-Dioxins	0.00e0	1.91e6	0.567	NO	29.96	30.07	0.0000	0.09129
3	40	Total Penta-Dioxins	0.00e0	1.91e6	0.857	YES	29.96	30.03	0.0000	0.07298
4	40	Total Penta-Dioxins	8.53e2	1.91e6	0.630	NO	29.96	29.81	0.09185	0.09185
5	40	Total Penta-Dioxins	1.09e3	1.91e6	0.686	NO	29.96	29.72	0.1171	0.1171
6	40	Total Penta-Dioxins	3.35e3	1.91e6	0.657	NO	29.96	29.55	0.3606	0.3606
7	40	Total Penta-Dioxins	1.01e3	1.91e6	0.594	NO	29.96	29.07	0.1086	0.1086
8	40	Total Penta-Dioxins	5.20e3	1.91e6	0.674	NO	29.96	28.56	0.5604	0.5604
9	40	Total Penta-Dioxins	0.00e0	1.91e6	0.548	NO	29.96	30.88	0.0000	0.04318

Hexa-Dioxins

	#	Name	Area	IS Area	RA	Y/N	Pred.RT	RT	Conc.	EMPC
1	4	1,2,3,6,7,8-HxCDD	6.47e3	1.78e6	1.156	NO	34.25	34.27	0.7867	0.7867
2	3	1,2,3,4,7,8-HxCDD	1.08e3	1.51e6	1.253	NO	34.17	34.18	0.1331	0.1331
3	41	Total Hexa-Dioxins	1.36e3	0.00e0	1.379	NO	33.63	33.61	0.1800	0.1800
4	41	Total Hexa-Dioxins	2.98e4	0.00e0	1.235	NO	33.63	33.51	3.933	3.933
5	41	Total Hexa-Dioxins	3.72e3	0.00e0	1.297	NO	33.63	33.23	0.4907	0.4907
6	41	Total Hexa-Dioxins	3.05e4	0.00e0	1.196	NO	33.63	32.70	4.026	4.026
7	5	1,2,3,7,8,9-HxCDD	2.34e3	1.63e6	1.373	NO	34.58	34.55	0.3128	0.3128
8	41	Total Hexa-Dioxins	0.00e0	0.00e0	2.005	YES	33.63	34.47	0.0000	0.08630

Dataset: U:\VG12.PRO\Results\200213R1\200213R1-10B.qld

Last Altered: Friday, March 13, 2020 10:39:12 Pacific Daylight Time
Printed: Friday, March 13, 2020 10:39:32 Pacific Daylight Time

Name: 200213R1_10, Date: 13-Feb-2020, Time: 16:30:25, ID: 1903652-09RE1 PDI-090SC-B-00-02-191012 18.52, Description: PDI-090SC-B-00-02-191012

Hepta-Dioxins

	#	Name	Area	IS Area	RA	Y/N	Pred.RT	RT	Conc.	EMPC
1	6	1,2,3,4,6,7,8-HpCDD	2.53e5	1.51e6	1.006	NO	38.07	38.07	36.17	36.17
2	42	Total Hepta-Dioxins	2.51e5	1.51e6	0.994	NO	37.64	37.03	35.87	35.87

Tetra-Furans

	#	Name	Area	IS Area	RA	Y/N	Pred.RT	RT	Conc.	EMPC	
1	43	Total Tetra-Furans	6.82e2	3.35e6	0.711	NO	23.61	19.63	0.05065	0.05065	
2	43	Total Tetra-Furans	2.25e3	3.35e6	0.723	NO	23.61	25.26	0.1668	0.1668	
3	8	2,3,7,8-TCDF	3.61e4	3.35e6	0.758	NO	24.86	24.85	2.685	2.685	
4	43	Total Tetra-Furans	4.07e3	3.35e6	0.836	NO	23.61	24.75	0.3023	0.3023	
5	43	Total Tetra-Furans	1.68e3	3.35e6	0.684	NO	23.61	24.22	0.1245	0.1245	
6	43	Total Tetra-Furans	3.26e4	3.35e6	0.746	NO	23.61	23.91	2.424	2.424	
7	43	Total Tetra-Furans	4.87e3	3.35e6	0.683	NO	23.61	23.39	0.3616	0.3616	
8	43	Total Tetra-Furans	5.06e3	3.35e6	0.683	NO	23.61	23.27	0.3759	0.3759	
9	43	Total Tetra-Furans	1.91e3	3.35e6	0.743	NO	23.61	22.47	0.1421	0.1421	
10	43	Total Tetra-Furans	7.34e3	3.35e6	0.778	NO	23.61	22.14	0.5451	0.5451	
11	43	Total Tetra-Furans	1.26e4	3.35e6	0.717	NO	23.61	21.65	0.9383	0.9383	
12	43	Total Tetra-Furans	3.35e3	3.35e6	0.790	NO	23.61	21.26	0.2490	0.2490	
13	43	Total Tetra-Furans	9.28e3	3.35e6	0.696	NO	23.61	20.74	0.6896	0.6896	
14	43	Total Tetra-Furans	2.02e3	3.35e6	0.694	NO	23.61	20.15	0.1497	0.1497	
15	43	Total Tetra-Furans	0.00e0	3.35e6	1.020	YES	23.61	26.90	0.0000	0.3562	
16	43	Total Tetra-Furans	7.54e2	3.35e6	0.719	NO	23.61	26.62	0.05602	0.05602	P
17	43	Total Tetra-Furans	6.58e2	3.35e6	0.754	NO	23.61	26.44	0.04886	0.04886	

Penta-Furans function 1

	#	Name	Area	IS Area	RA	Y/N	Pred.RT	RT	Conc.	EMPC
1	44	1st Func. Penta-Fura...	3.62e4	0.00e0	1.575	NO	27.09	26.90	2.749	2.749

Dataset: U:\VG12.PRO\Results\200213R1\200213R1-10B.qld

Last Altered: Friday, March 13, 2020 10:39:12 Pacific Daylight Time
Printed: Friday, March 13, 2020 10:39:32 Pacific Daylight Time

Name: 200213R1_10, Date: 13-Feb-2020, Time: 16:30:25, ID: 1903652-09RE1 PDI-090SC-B-00-02-191012 18.52, Description: PDI-090SC-B-00-02-191012

Penta-Furans

	#	Name	Area	IS Area	RA	Y/N	Pred.RT	RT	Conc.	EMPC
1	45	Total Penta-Furans	1.57e4	0.00e0	1.364	NO	29.27	29.78	1.191	1.191
2	9	1,2,3,7,8-PeCDF	4.78e4	2.96e6	1.566	NO	29.51	29.51	3.557	3.557
3	45	Total Penta-Furans	5.08e3	0.00e0	1.438	NO	29.27	29.31	0.3854	0.3854
4	45	Total Penta-Furans	6.60e3	0.00e0	1.566	NO	29.27	29.10	0.5012	0.5012
5	45	Total Penta-Furans	3.44e4	0.00e0	1.505	NO	29.27	28.52	2.614	2.614
6	45	Total Penta-Furans	1.86e3	0.00e0	1.417	NO	29.27	28.36	0.1410	0.1410
7	45	Total Penta-Furans	1.58e3	0.00e0	1.660	NO	29.27	31.45	0.1202	0.1202
8	10	2,3,4,7,8-PeCDF	1.92e4	2.84e6	1.547	NO	30.51	30.50	1.418	1.418
9	45	Total Penta-Furans	1.07e4	0.00e0	1.577	NO	29.27	30.51	0.8089	0.8089
10	45	Total Penta-Furans	1.00e3	0.00e0	1.524	NO	29.27	29.16	0.07590	0.07590
11	45	Total Penta-Furans	2.04e3	0.00e0	1.435	NO	29.27	28.58	0.1550	0.1550

Hexa-Furans

	#	Name	Area	IS Area	RA	Y/N	Pred.RT	RT	Conc.	EMPC
1	14	1,2,3,7,8,9-HxCDF	2.59e3	1.47e6	1.159	NO	34.88	34.92	0.4095	0.4095
2	13	2,3,4,6,7,8-HxCDF	4.60e3	1.78e6	1.086	NO	34.02	34.01	0.5735	0.5735
3	46	Total Hexa-Furans	1.53e3	0.00e0	1.310	NO	33.56	33.70	0.1978	0.1978
4	12	1,2,3,6,7,8-HxCDF	1.20e4	1.93e6	1.124	NO	33.42	33.43	1.478	1.478
5	11	1,2,3,4,7,8-HxCDF	3.24e4	1.71e6	1.157	NO	33.29	33.31	4.386	4.386
6	46	Total Hexa-Furans	1.03e3	0.00e0	1.120	NO	33.56	33.21	0.1328	0.1328
7	46	Total Hexa-Furans	2.36e4	0.00e0	1.211	NO	33.56	32.85	3.042	3.042
8	46	Total Hexa-Furans	1.79e4	0.00e0	1.146	NO	33.56	32.32	2.305	2.305
9	46	Total Hexa-Furans	5.95e3	0.00e0	1.279	NO	33.56	32.15	0.7673	0.7673
10	46	Total Hexa-Furans	1.61e3	0.00e0	1.314	NO	33.56	34.95	0.2070	0.2070

Hepta-Furans

	#	Name	Area	IS Area	RA	Y/N	Pred.RT	RT	Conc.	EMPC
1	15	1,2,3,4,6,7,8-HpCDF	3.07e4	1.25e6	1.018	NO	36.65	36.64	5.755	5.755
2	16	1,2,3,4,7,8,9-HpCDF	4.22e3	9.68e5	0.918	NO	38.66	38.68	0.8885	0.8885
3	47	Total Hepta-Furans	5.40e4	0.00e0	0.994	NO	37.83	37.24	11.42	11.42

Dataset: Untitled

Last Altered: Friday, February 14, 2020 07:30:05 Pacific Standard Time
Printed: Friday, February 14, 2020 07:30:35 Pacific Standard Time

Name: 200213R1_10, Date: 13-Feb-2020, Time: 16:30:25, ID: 1903652-09RE1 PDI-090SC-B-00-02-191012 18.52, Description: PDI-090SC-B-00-02-191012

2,3,7,8-TCDD

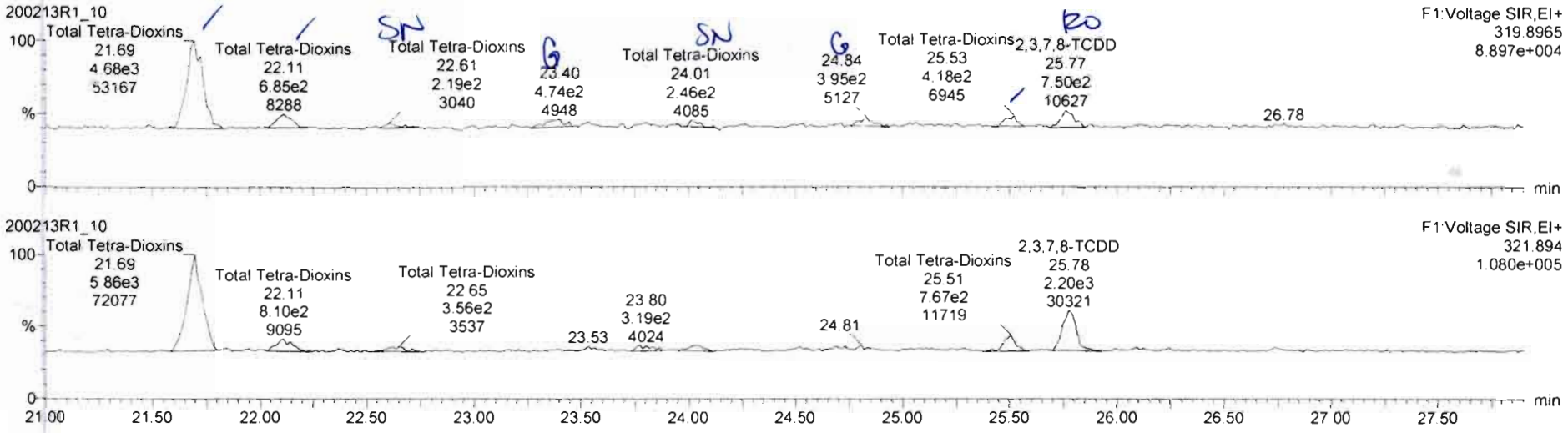

13C-2,3,7,8-TCDD

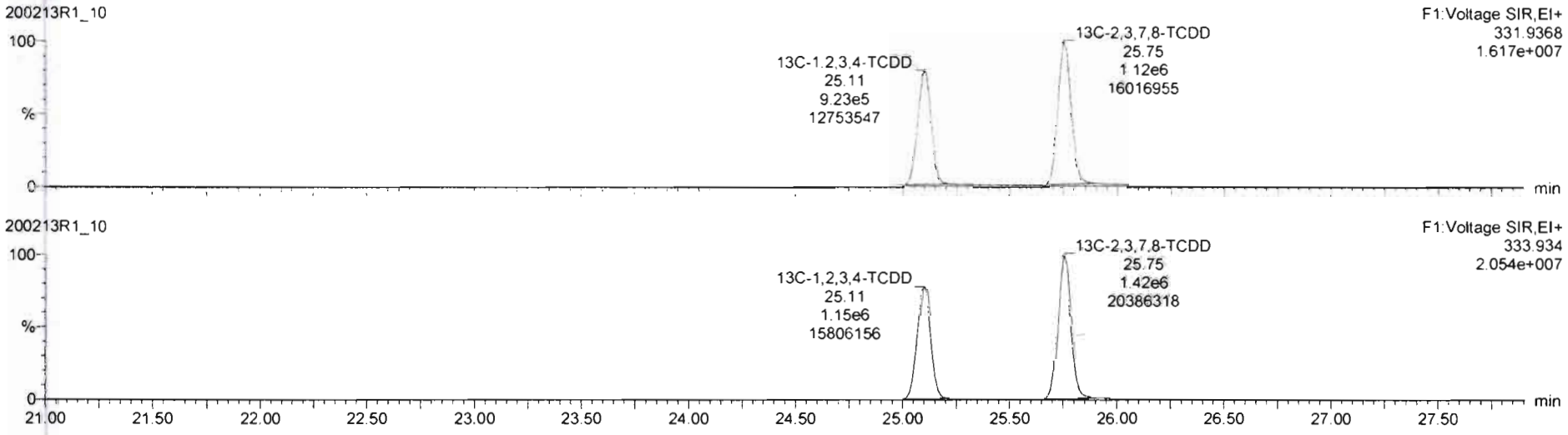

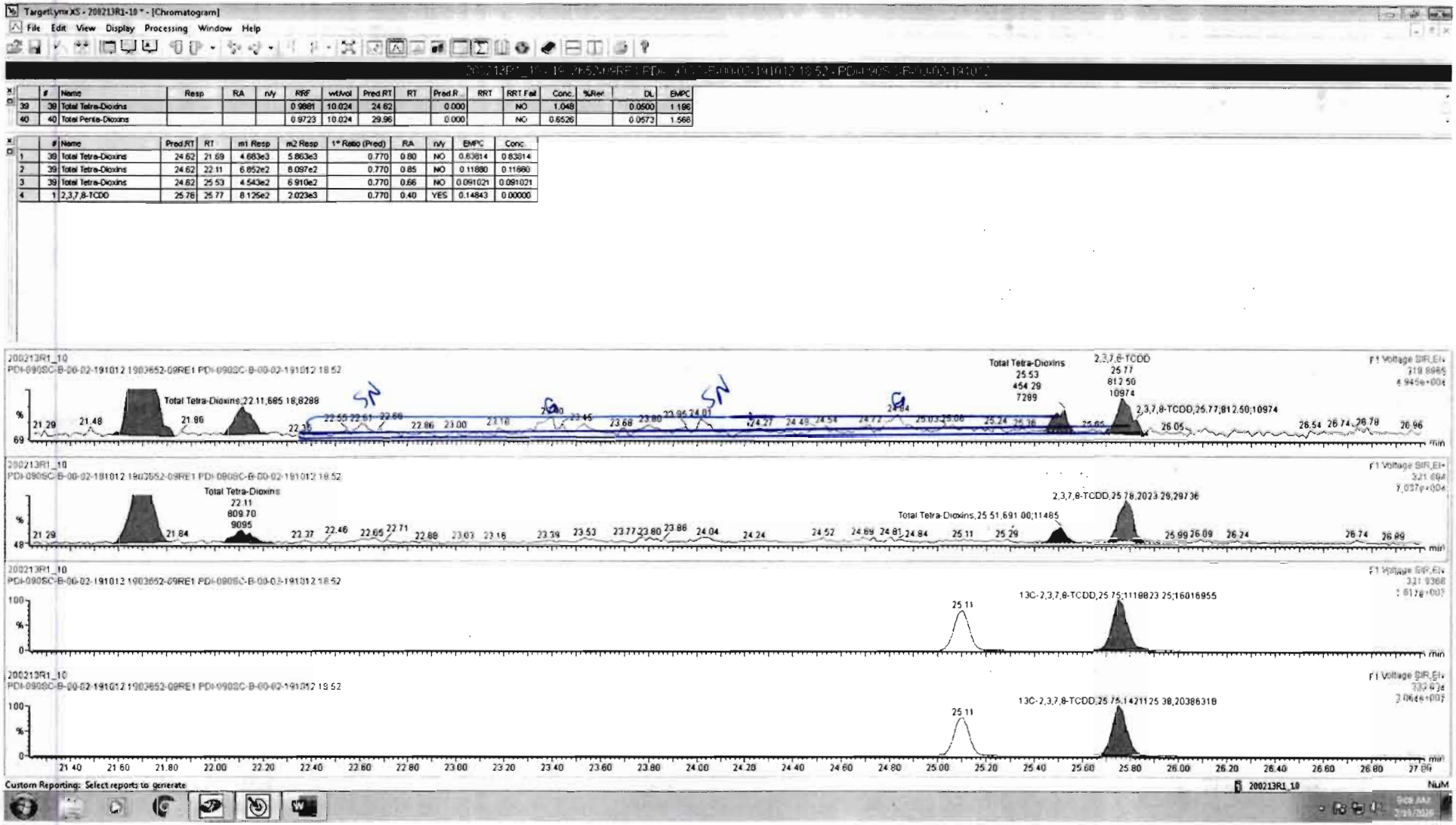

	#	Name	Resp	RA	n/y	RRF	wt/vol	Pred RT	RT	Pred R...	RRT	RRT Fail	Conc.	%Rec	DL	EMPC
39	39	Total Tetra-Dioxins				0.9881	10.024	24.62		0.000		NO	1.048		0.0500	1.186
40	40	Total Penta-Dioxins				0.9723	10.024	29.96		0.000		NO	0.6526		0.0573	1.568

	#	Name	Pred RT	RT	m1 Resp	m2 Resp	1* Ratio (Pred)	RA	n/y	EMPC	Conc.
1	39	Total Tetra-Dioxins	24.62	21.69	4.683e3	5.863e3	0.770	0.80	NO	0.83814	0.83814
2	39	Total Tetra-Dioxins	24.62	22.11	6.852e2	8.097e2	0.770	0.85	NO	0.11880	0.11880
3	39	Total Tetra-Dioxins	24.62	25.53	4.543e2	6.910e2	0.770	0.66	NO	0.091021	0.091021
4	1	2,3,7,8-TCDD	25.76	25.77	8.126e2	2.023e3	0.770	0.40	YES	0.14843	0.00000

Dataset: Untitled

Last Altered: Friday, February 14, 2020 07:30:05 Pacific Standard Time
Printed: Friday, February 14, 2020 07:30:35 Pacific Standard Time

Name: 200213R1_10, Date: 13-Feb-2020, Time: 16:30:25, ID: 1903652-09RE1 PDI-090SC-B-00-02-191012 18.52, Description: PDI-090SC-B-00-02-191012

37Cl-2,3,7,8-TCDD

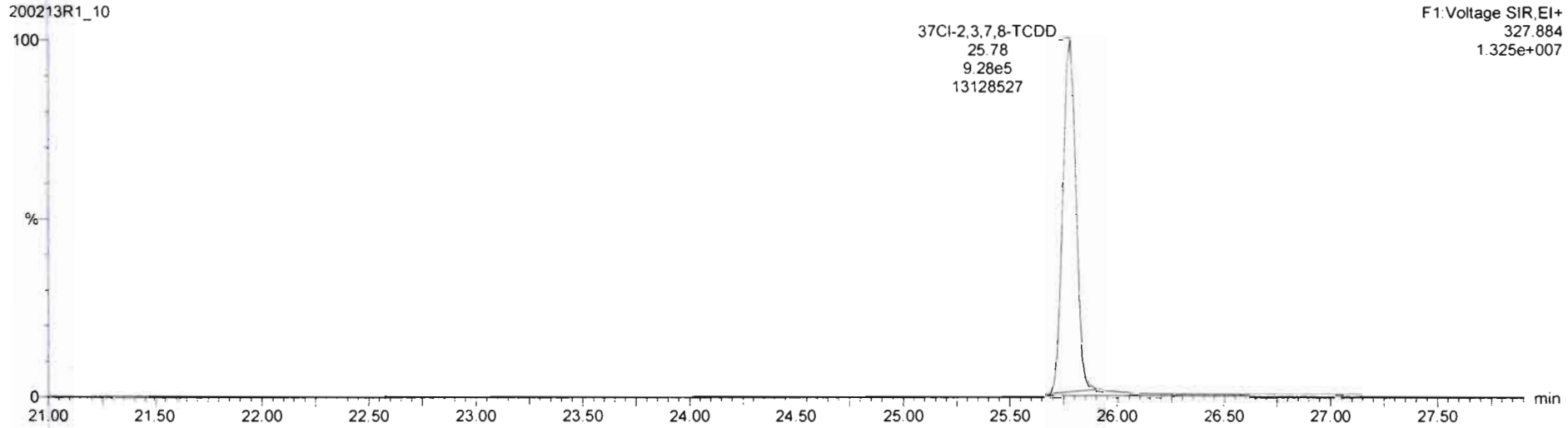

13C-1,2,3,4-TCDD

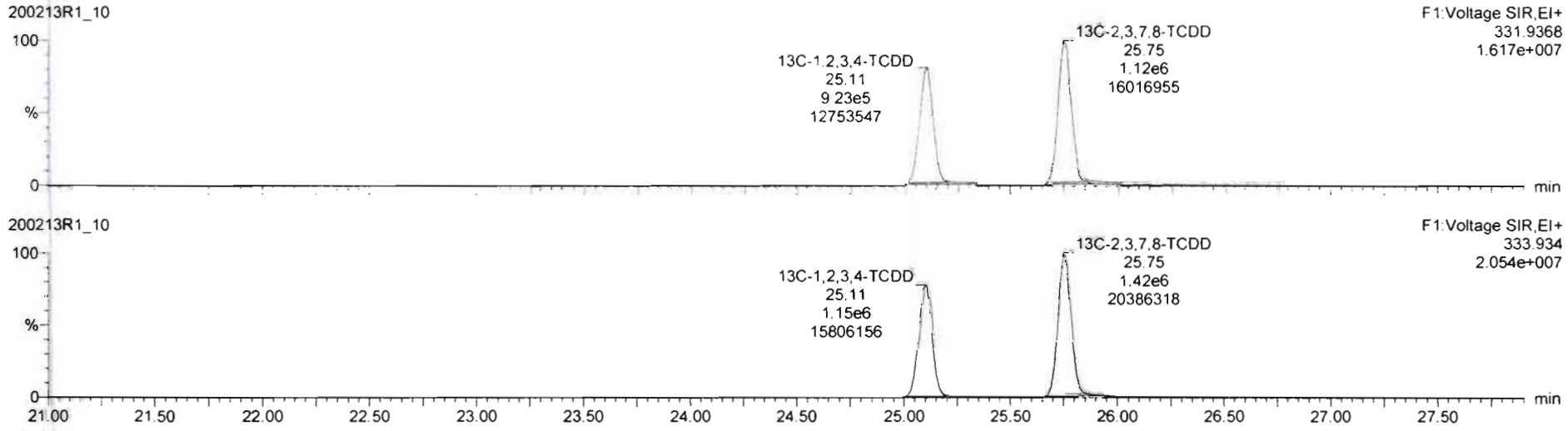

Dataset: Untitled

Last Altered: Friday, February 14, 2020 07:30:05 Pacific Standard Time
Printed: Friday, February 14, 2020 07:30:35 Pacific Standard Time

Name: 200213R1_10, Date: 13-Feb-2020, Time: 16:30:25, ID: 1903652-09RE1 PDI-090SC-B-00-02-191012 18.52, Description: PDI-090SC-B-00-02-191012

1,2,3,7,8-PeCDD

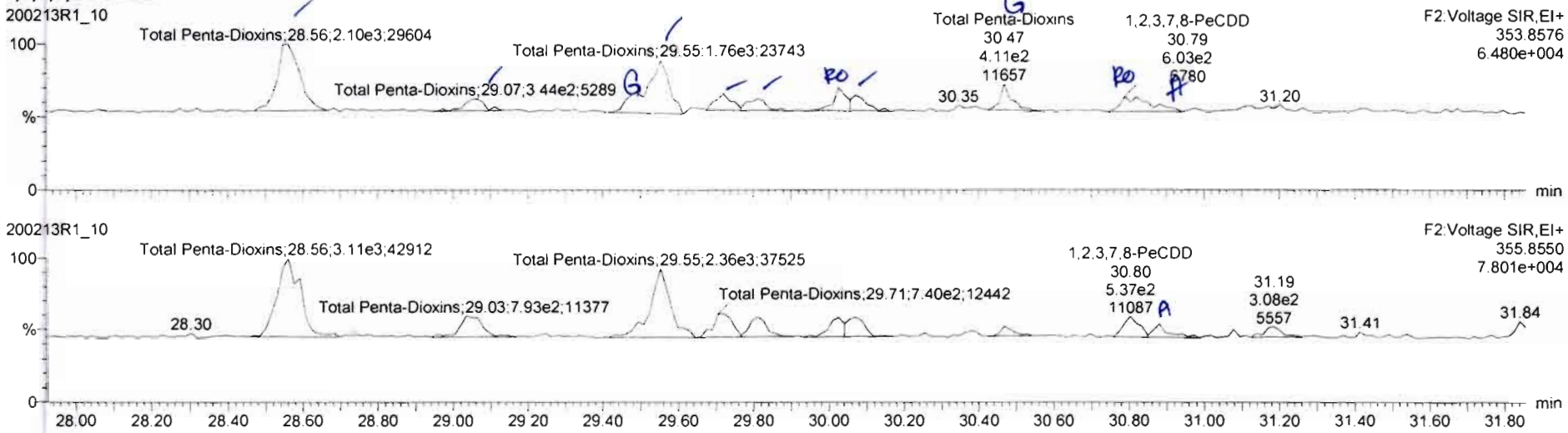

13C-1,2,3,7,8-PeCDD

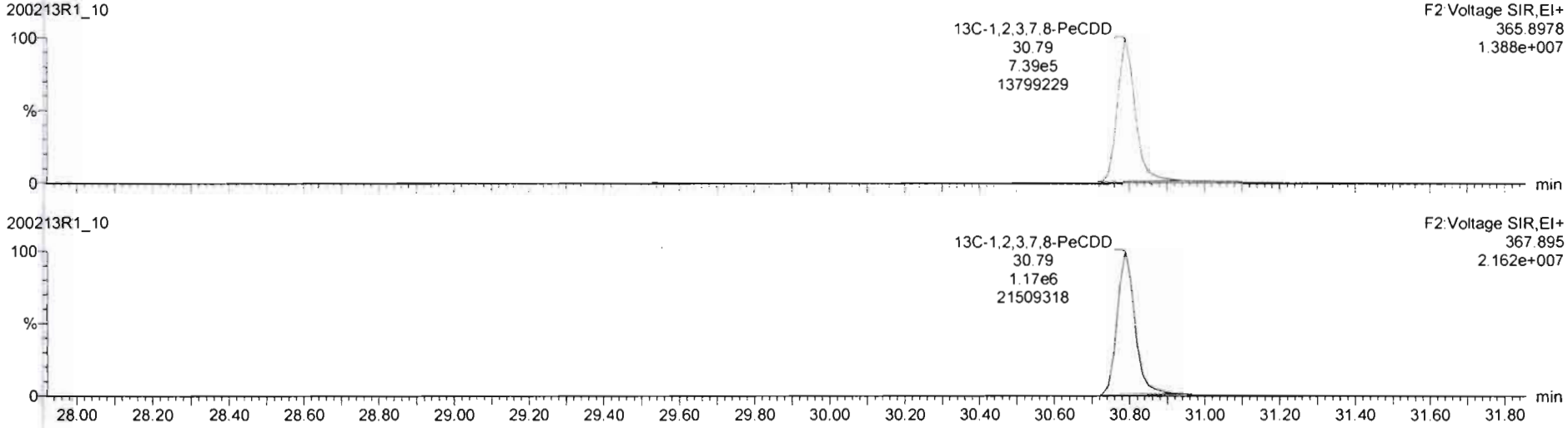

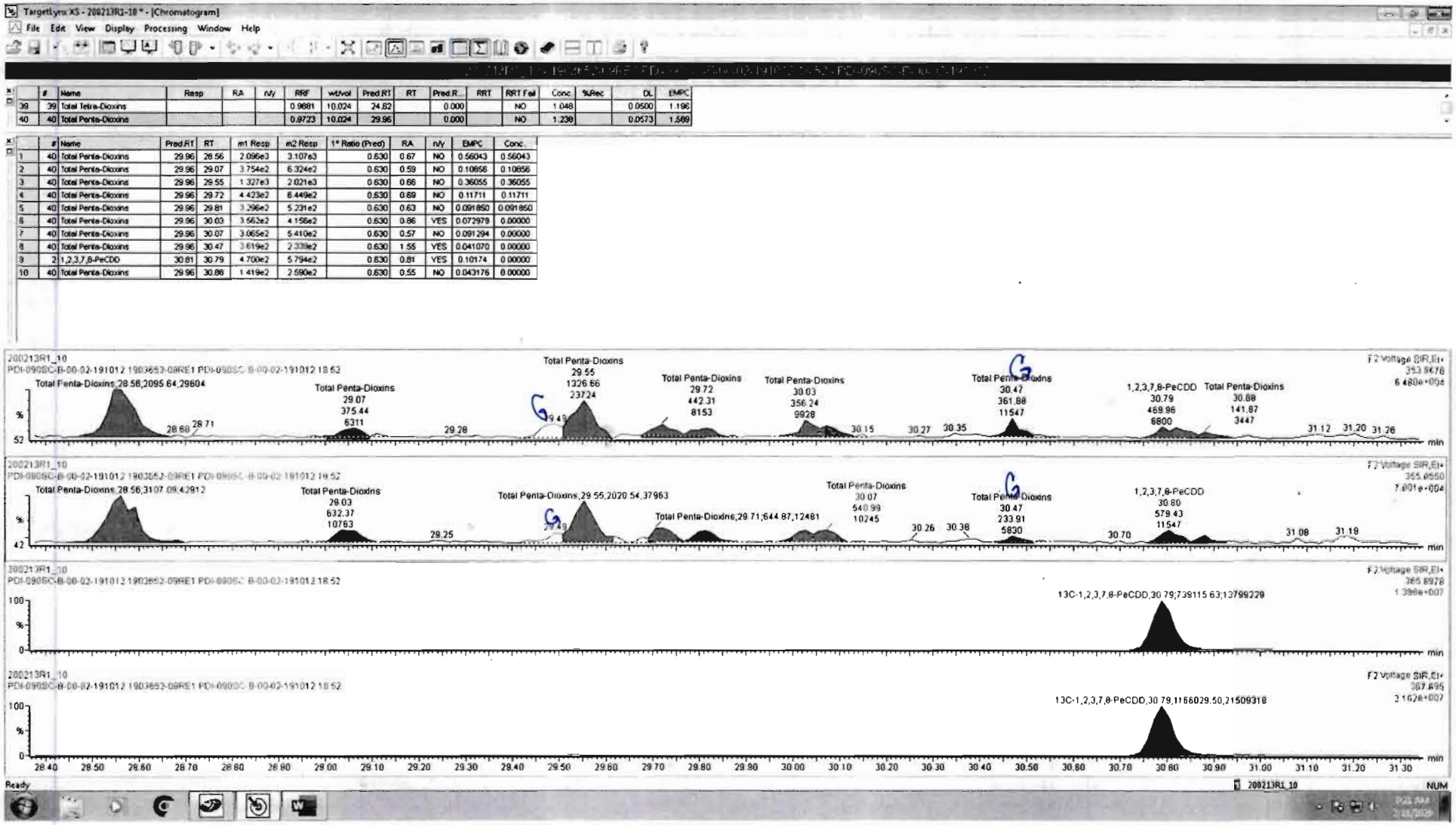

	#	Name	Resp	RA	n/y	RRF	wt/vol	Pred.RT	RT	Pred.R...	RRT	RRT Fail	Conc.	%Rec	DL	EMPC
39	39	Total Tetra-Dioxins				0.9881	10.024	24.62		0.000		NO	1.048		0.0500	1.196
40	40	Total Penta-Dioxins				0.9723	10.024	29.96		0.000		NO	1.239		0.0573	1.569

	#	Name	Pred.RT	RT	m1 Resp	m2 Resp	1° Ratio (Pred)	RA	n/y	EMPC	Conc.
1	40	Total Penta-Dioxins	29.96	28.56	2.096e3	3.107e3	0.630	0.67	NO	0.56043	0.56043
2	40	Total Penta-Dioxins	29.96	29.07	3.754e2	6.324e2	0.630	0.59	NO	0.10856	0.10856
3	40	Total Penta-Dioxins	29.96	29.55	1.327e3	2.021e3	0.630	0.66	NO	0.36055	0.36055
4	40	Total Penta-Dioxins	29.96	29.72	4.423e2	6.449e2	0.630	0.69	NO	0.11711	0.11711
5	40	Total Penta-Dioxins	29.96	29.81	3.296e2	5.231e2	0.630	0.63	NO	0.091850	0.091850
6	40	Total Penta-Dioxins	29.96	30.03	3.562e2	4.156e2	0.630	0.86	YES	0.072979	0.00000
7	40	Total Penta-Dioxins	29.96	30.07	3.065e2	5.410e2	0.630	0.57	NO	0.091294	0.00000
8	40	Total Penta-Dioxins	29.96	30.47	3.619e2	2.338e2	0.630	1.55	YES	0.041070	0.00000
9	2	1,2,3,7,8-PeCDD	30.81	30.79	4.700e2	5.794e2	0.630	0.81	YES	0.10174	0.00000
10	40	Total Penta-Dioxins	29.96	30.88	1.419e2	2.590e2	0.630	0.55	NO	0.043176	0.00000

TargetLynx XS - 200213R1-10 * - [Chromatogram]

File Edit View Display Processing Window Help

	#	Name	Resp	RA	nAy	RRF	wt/vol	Pred RT	RT	Pred.R...	RRT	RRT Fail	Conc.	%Rec	DL	EMPC
39	39	Total Tetra-Dioxins				0.9681	10.024	24.62		0.000		NO	1.048		0.0500	1.196
40	40	Total Penta-Dioxins				0.9723	10.024	29.96		0.000		NO	1.238		0.0573	1.589

	#	Name	Pred.RT	RT	m1 Resp	m2 Resp	1° Ratio (Pred)	RA	nAy	EMPC	Conc.
1	40	Total Penta-Dioxins	29.96	29.56	2.096e3	3.107e3	0.630	0.67	NO	0.56043	0.56043
2	40	Total Penta-Dioxins	29.96	29.07	3.754e2	6.324e2	0.630	0.59	NO	0.10856	0.10856
3	40	Total Penta-Dioxins	29.96	29.55	1.327e3	2.021e3	0.630	0.66	NO	0.36055	0.36055
4	40	Total Penta-Dioxins	29.96	29.72	4.423e2	6.449e2	0.630	0.69	NO	0.11711	0.11711
5	40	Total Penta-Dioxins	29.96	29.81	3.296e2	5.231e2	0.630	0.63	NO	0.091850	0.091850
6	40	Total Penta-Dioxins	29.96	30.03	3.562e2	4.156e2	0.630	0.86	YES	0.072979	0.00000
7	40	Total Penta-Dioxins	29.96	30.07	3.065e2	5.410e2	0.630	0.57	NO	0.091294	0.00000
8	40	Total Penta-Dioxins	29.96	30.47	3.619e2	2.339e2	0.630	1.55	YES	0.041070	0.00000
9	2	1,2,3,7,8-PeCDD	30.81	30.79	4.700e2	5.794e2	0.630	0.81	YES	0.10174	0.00000
10	40	Total Penta-Dioxins	29.96	30.88	1.419e2	2.590e2	0.630	0.55	NO	0.043176	0.00000

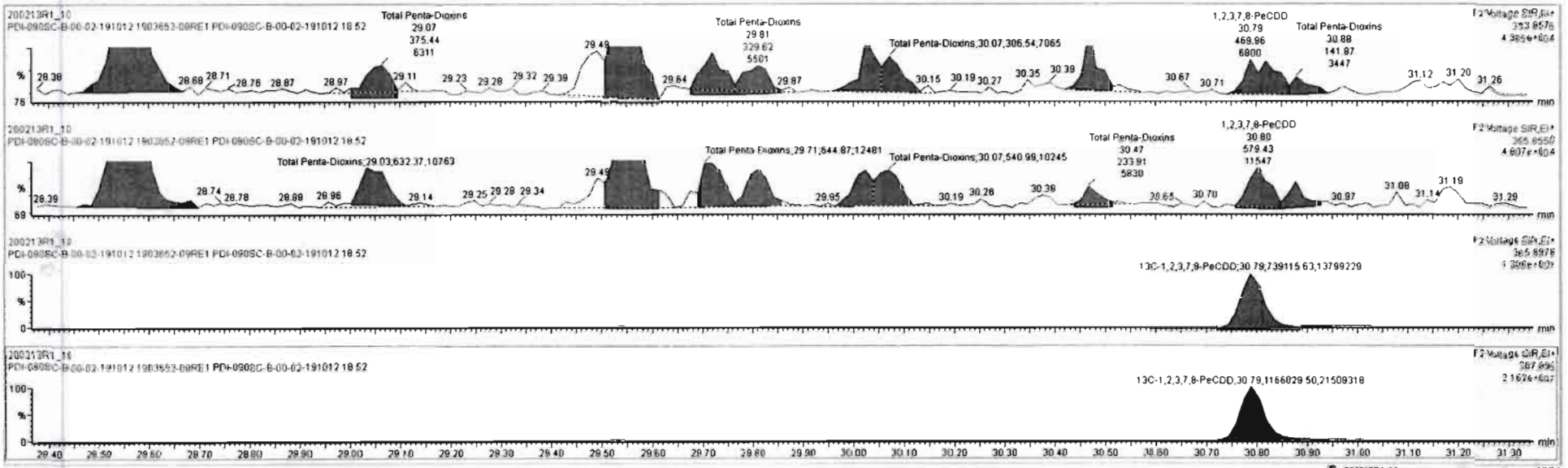

Dataset: Untitled

Last Altered: Friday, February 14, 2020 07:30:05 Pacific Standard Time
Printed: Friday, February 14, 2020 07:30:35 Pacific Standard Time

Name: 200213R1_10, Date: 13-Feb-2020, Time: 16:30:25, ID: 1903652-09RE1 PDI-090SC-B-00-02-191012 18.52, Description: PDI-090SC-B-00-02-191012

1,2,3,4,7,8-HxCDD

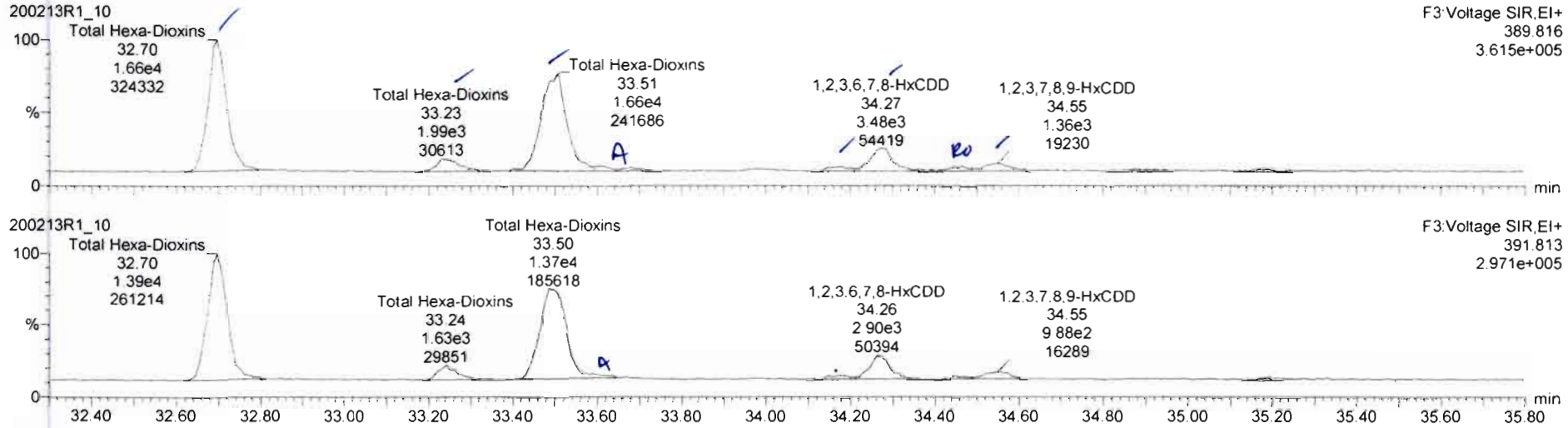

13C-1,2,3,4,7,8-HxCDD

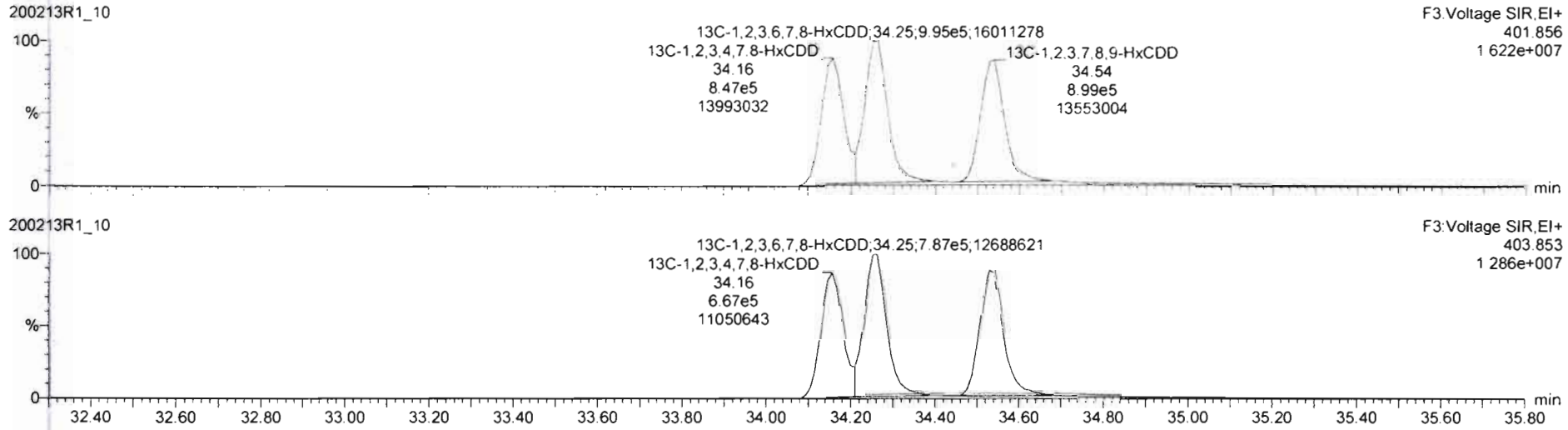

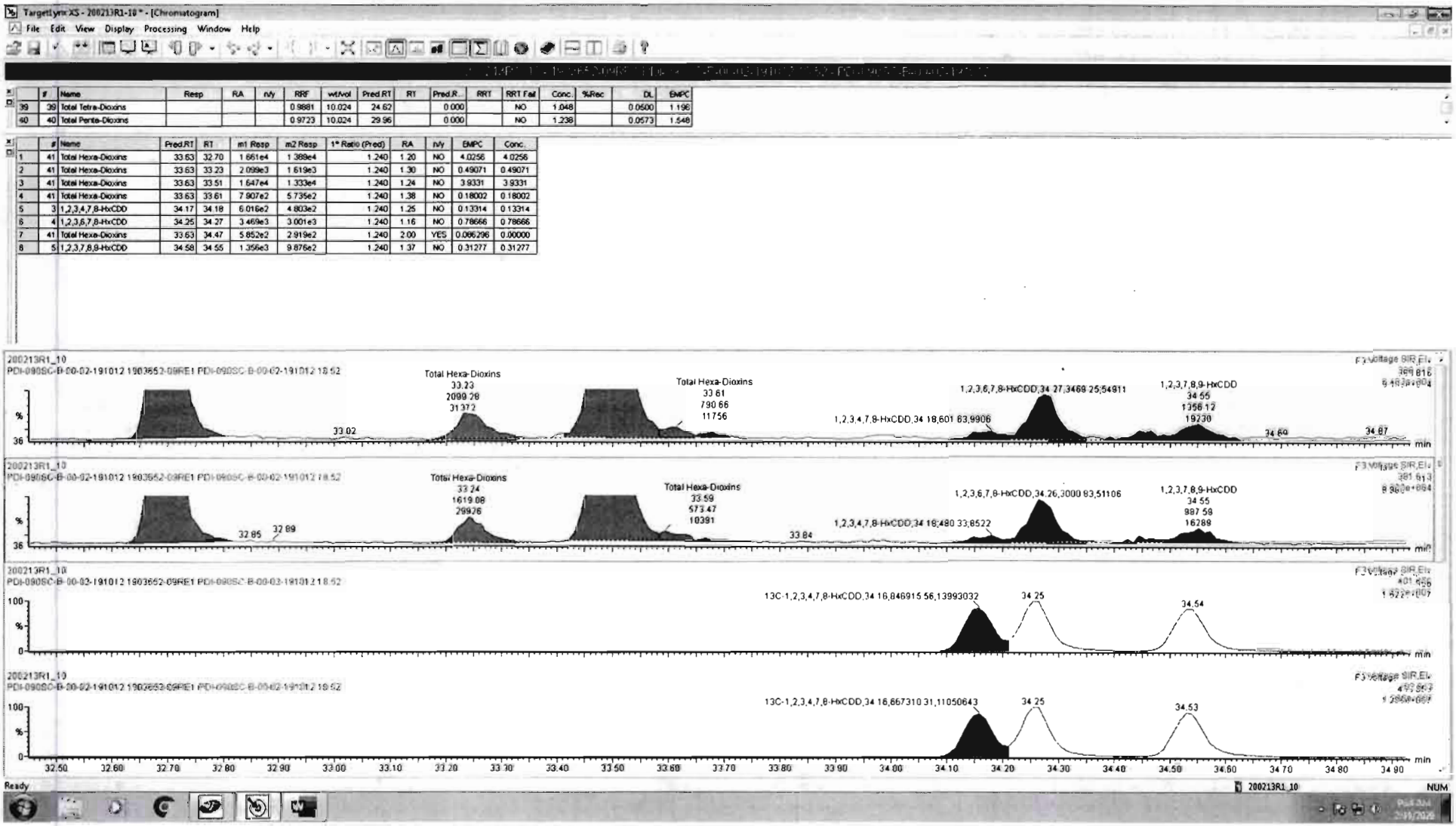

	#	Name	Resp	RA	n/y	RRF	wt/vol	Pred.RT	RT	Pred.R...	RRT	RRT Fail	Conc.	%Rec	DL	EMPC
39	39	Total Tetra-Dioxins				0.9881	10.024	24.62		0.000		NO	1.048		0.0500	1.196
40	40	Total Penta-Dioxins				0.9723	10.024	29.96		0.000		NO	1.238		0.0573	1.548

	#	Name	Pred.RT	RT	m1 Resp	m2 Resp	1* Ratio (Pred)	RA	n/y	EMPC	Conc.
1	41	Total Hexa-Dioxins	33.63	32.70	1.661e4	1.389e4	1.240	1.20	NO	4.0256	4.0256
2	41	Total Hexa-Dioxins	33.63	33.23	2.099e3	1.619e3	1.240	1.30	NO	0.49071	0.49071
3	41	Total Hexa-Dioxins	33.63	33.51	1.647e4	1.333e4	1.240	1.24	NO	3.9331	3.9331
4	41	Total Hexa-Dioxins	33.63	33.61	7.907e2	5.735e2	1.240	1.38	NO	0.18002	0.18002
5	3	1,2,3,4,7,8-HxCDD	34.17	34.18	6.016e2	4.803e2	1.240	1.25	NO	0.13314	0.13314
6	4	1,2,3,6,7,8-HxCDD	34.25	34.27	3.469e3	3.001e3	1.240	1.16	NO	0.78666	0.78666
7	41	Total Hexa-Dioxins	33.63	34.47	5.852e2	2.919e2	1.240	2.00	YES	0.086296	0.00000
8	5	1,2,3,7,8,9-HxCDD	34.58	34.55	1.356e3	9.876e2	1.240	1.37	NO	0.31277	0.31277

Dataset: Untitled

Last Altered: Friday, February 14, 2020 07:30:05 Pacific Standard Time
Printed: Friday, February 14, 2020 07:30:35 Pacific Standard Time

Name: 200213R1_10, Date: 13-Feb-2020, Time: 16:30:25, ID: 1903652-09RE1 PDI-090SC-B-00-02-191012 18.52, Description: PDI-090SC-B-00-02-191012

1,2,3,4,6,7,8-HpCDD

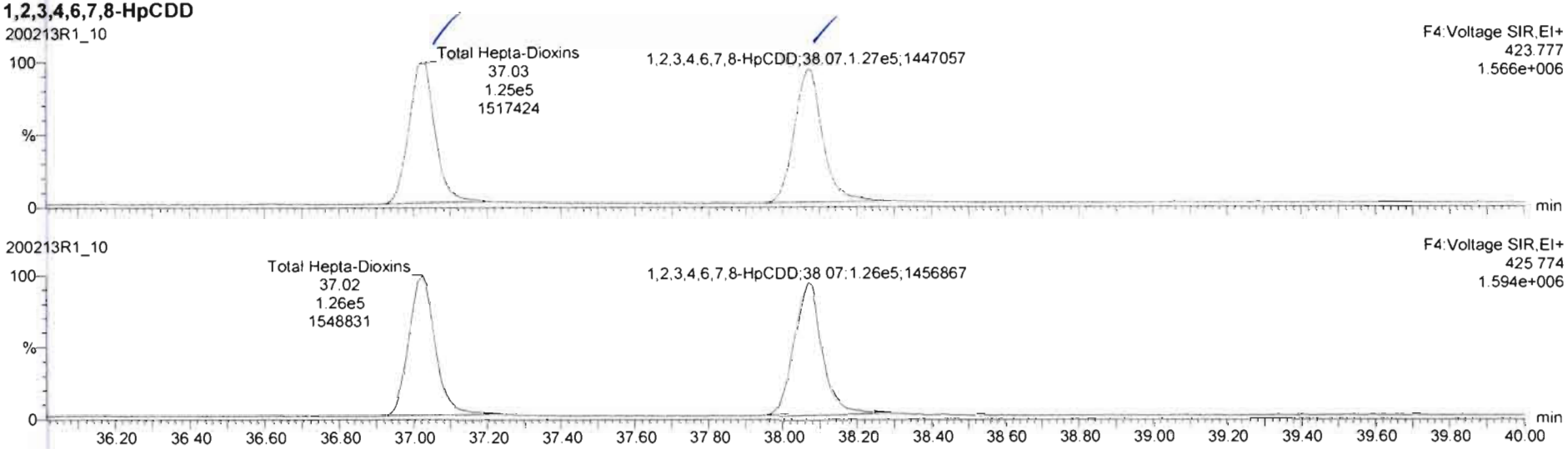

13C-1,2,3,4,6,7,8-HpCDD

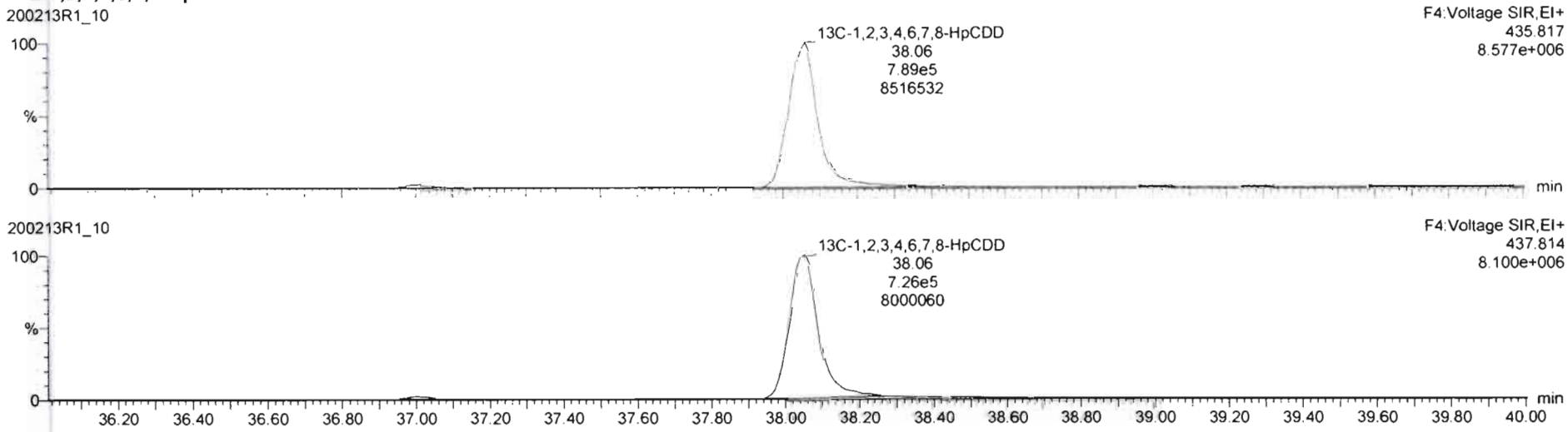

Dataset: Untitled

Last Altered: Friday, February 14, 2020 07:30:05 Pacific Standard Time
Printed: Friday, February 14, 2020 07:30:35 Pacific Standard Time

Name: 200213R1_10, Date: 13-Feb-2020, Time: 16:30:25, ID: 1903652-09RE1 PDI-090SC-B-00-02-191012 18.52, Description: PDI-090SC-B-00-02-191012

OCDD

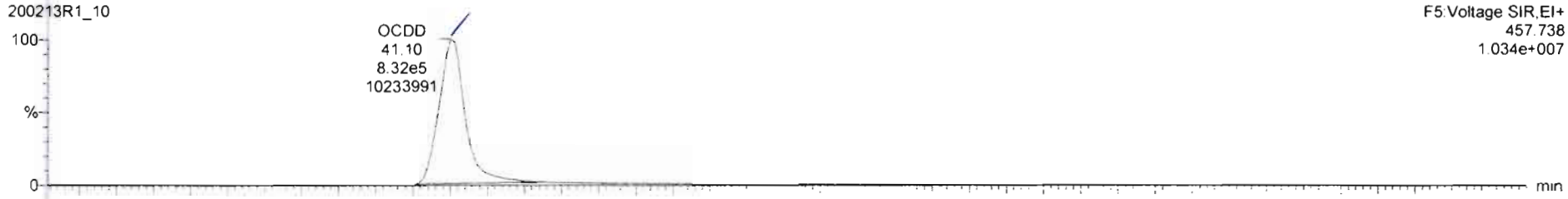

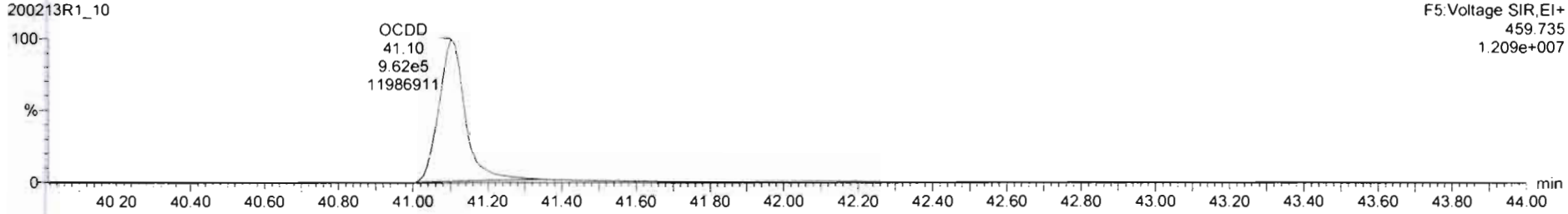

13C-OCDD

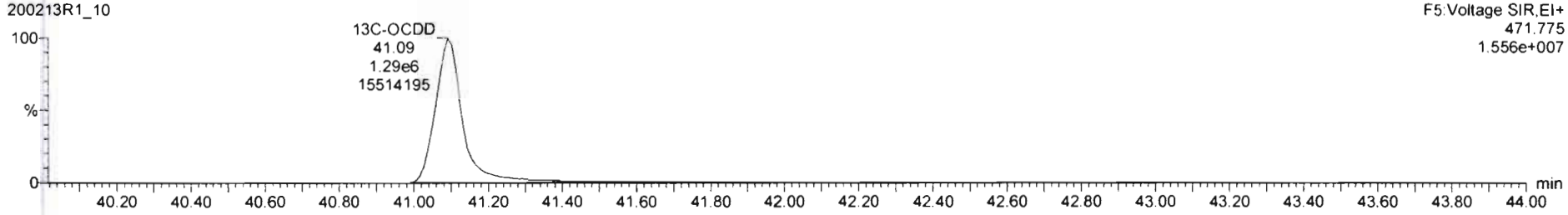

Dataset: Untitled

Last Altered: Friday, February 14, 2020 07:30:05 Pacific Standard Time
Printed: Friday, February 14, 2020 07:30:35 Pacific Standard Time

Name: 200213R1_10, Date: 13-Feb-2020, Time: 16:30:25, ID: 1903652-09RE1 PDI-090SC-B-00-02-191012 18.52, Description: PDI-090SC-B-00-02-191012

2,3,7,8-TCDF

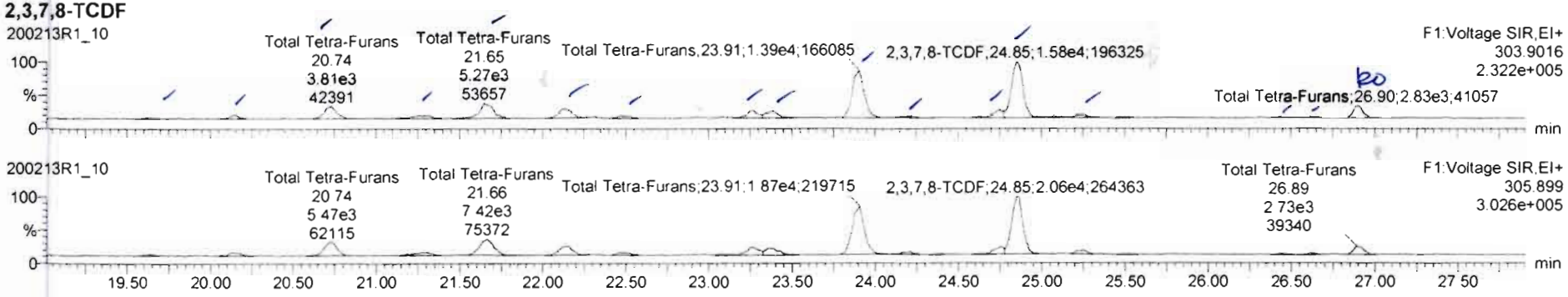

13C-2,3,7,8-TCDF

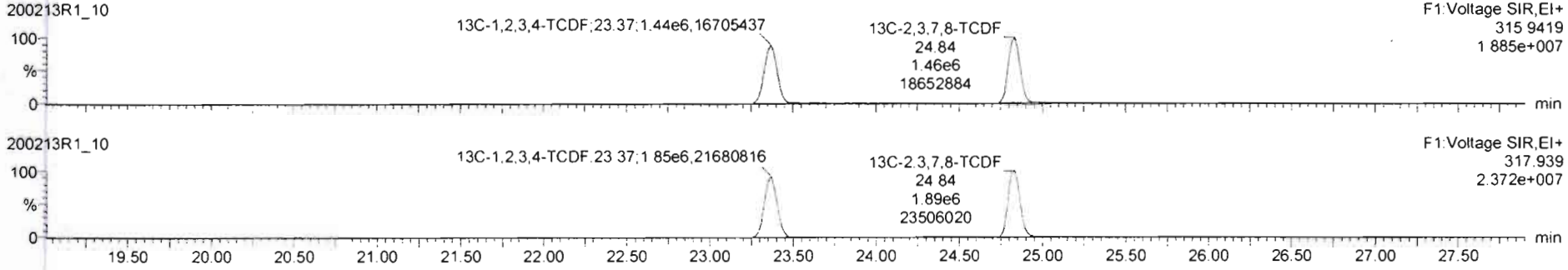

DPE1

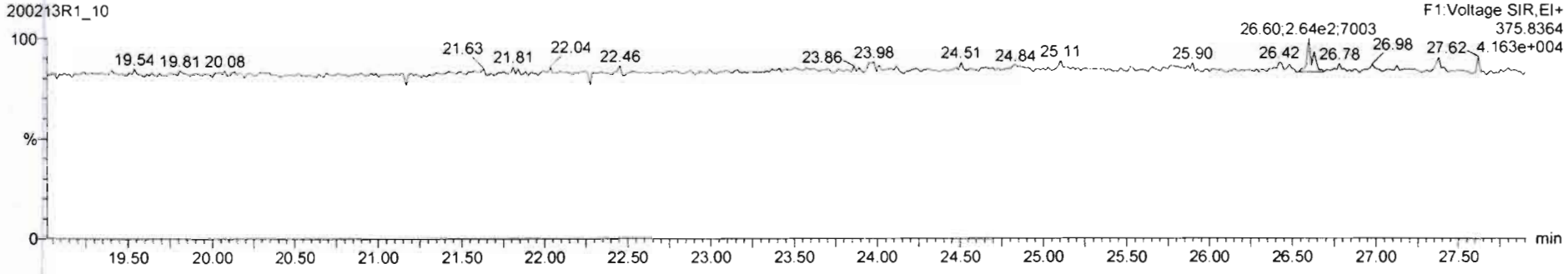

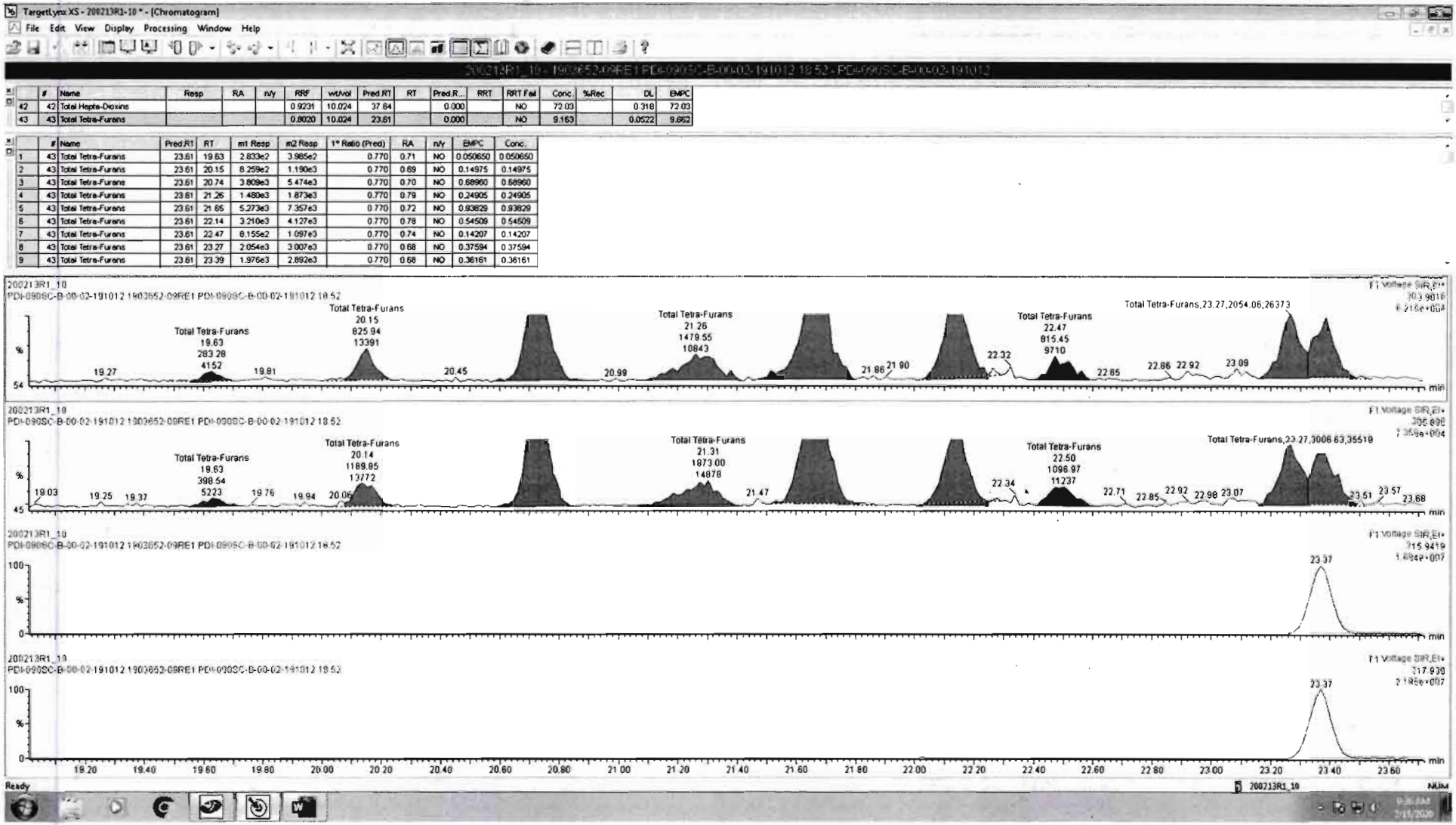

	#	Name	Resp	RA	n/y	RRF	wt/vol	Pred RT	RT	Pred.R...	RRT	RRT Fail	Conc.	%Rec	DL	EMPC
42	42	Total Hepta-Dioxins				0.9231	10.024	37.84		0.000		NO	72.03		0.318	72.03
43	43	Total Tetra-Furans				0.8020	10.024	23.61		0.000		NO	9.163		0.0522	9.662

	#	Name	Pred.RT	RT	m1 Resp	m2 Resp	1* Ratio (Pred)	RA	n/y	EMPC	Conc.
1	43	Total Tetra-Furans	23.61	19.63	2.833e2	3.985e2	0.770	0.71	NO	0.050650	0.050650
2	43	Total Tetra-Furans	23.61	20.15	8.259e2	1.190e3	0.770	0.69	NO	0.14975	0.14975
3	43	Total Tetra-Furans	23.61	20.74	3.809e3	5.474e3	0.770	0.70	NO	0.68960	0.68960
4	43	Total Tetra-Furans	23.61	21.26	1.480e3	1.873e3	0.770	0.79	NO	0.24905	0.24905
5	43	Total Tetra-Furans	23.61	21.65	5.273e3	7.357e3	0.770	0.72	NO	0.93829	0.93829
6	43	Total Tetra-Furans	23.61	22.14	3.210e3	4.127e3	0.770	0.78	NO	0.54509	0.54509
7	43	Total Tetra-Furans	23.61	22.47	8.155e2	1.097e3	0.770	0.74	NO	0.14207	0.14207
8	43	Total Tetra-Furans	23.61	23.27	2.054e3	3.007e3	0.770	0.68	NO	0.37594	0.37594
9	43	Total Tetra-Furans	23.61	23.39	1.976e3	2.892e3	0.770	0.68	NO	0.36161	0.36161

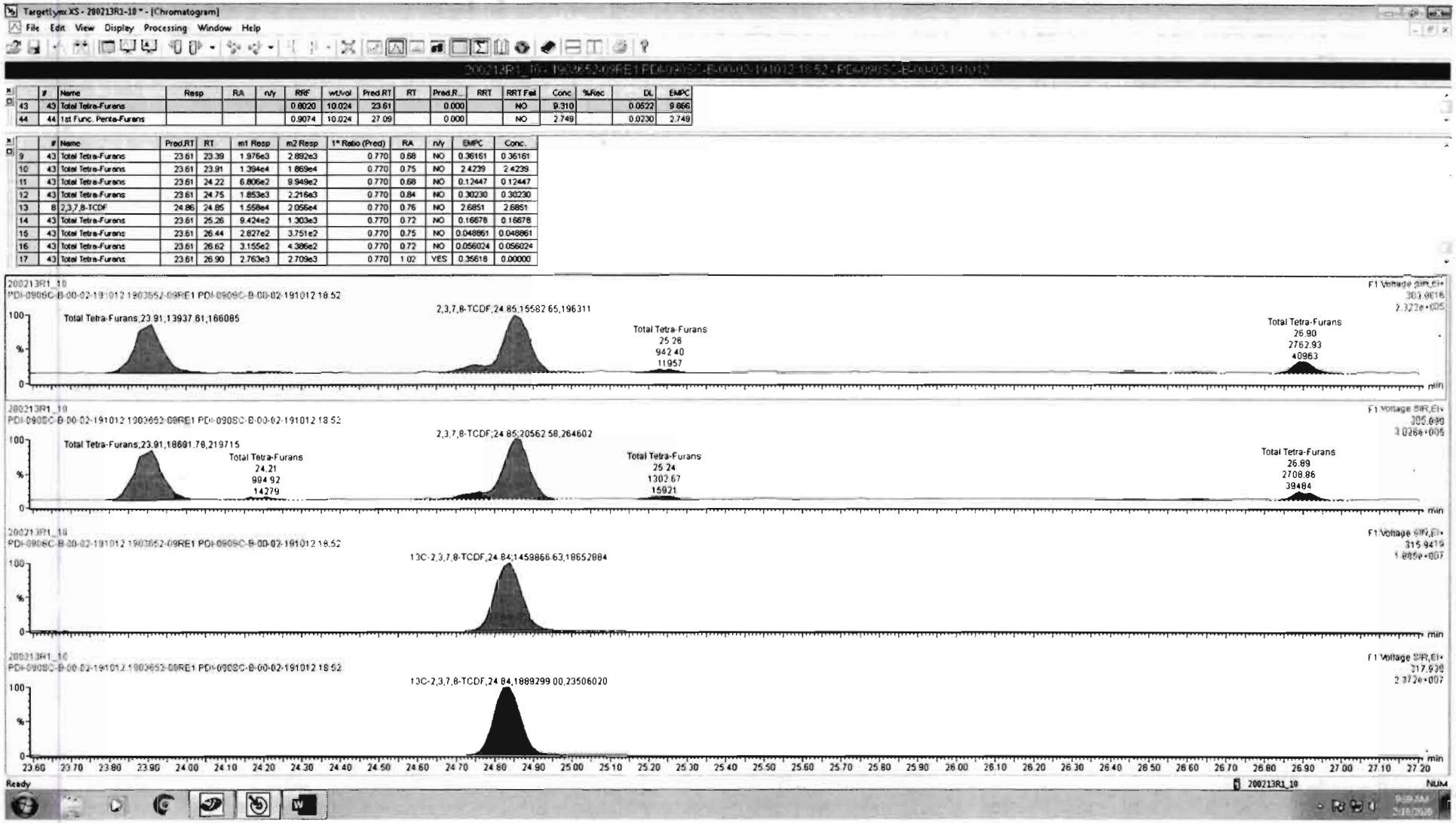

	#	Name	Resp	RA	n/y	RRF	wt/vol	Pred.RT	RT	Pred.R...	RRT	RRT Fail	Conc	%Rec	DL	EMPC
43	43	Total Tetra-Furans				0.8020	10.024	23.61		0.000		NO	9.310		0.0522	9.666
44	44	1st Func. Penta-Furans				0.9074	10.024	27.09		0.000		NO	2.749		0.0230	2.749

	#	Name	Pred.RT	RT	m1 Resp	m2 Resp	1° Ratio (Pred)	RA	n/y	EMPC	Conc.
9	43	Total Tetra-Furans	23.61	23.39	1.976e3	2.892e3	0.770	0.68	NO	0.36161	0.36161
10	43	Total Tetra-Furans	23.61	23.91	1.394e4	1.869e4	0.770	0.75	NO	2.4239	2.4239
11	43	Total Tetra-Furans	23.61	24.22	6.806e2	9.949e2	0.770	0.68	NO	0.12447	0.12447
12	43	Total Tetra-Furans	23.61	24.75	1.853e3	2.216e3	0.770	0.84	NO	0.30230	0.30230
13	8	2,3,7,8-TCDF	24.86	24.85	1.558e4	2.056e4	0.770	0.76	NO	2.6851	2.6851
14	43	Total Tetra-Furans	23.61	25.26	9.424e2	1.303e3	0.770	0.72	NO	0.16678	0.16678
15	43	Total Tetra-Furans	23.61	26.44	2.827e2	3.751e2	0.770	0.75	NO	0.048861	0.048861
16	43	Total Tetra-Furans	23.61	26.62	3.155e2	4.386e2	0.770	0.72	NO	0.056024	0.056024
17	43	Total Tetra-Furans	23.61	26.90	2.763e3	2.709e3	0.770	1.02	YES	0.35618	0.00000

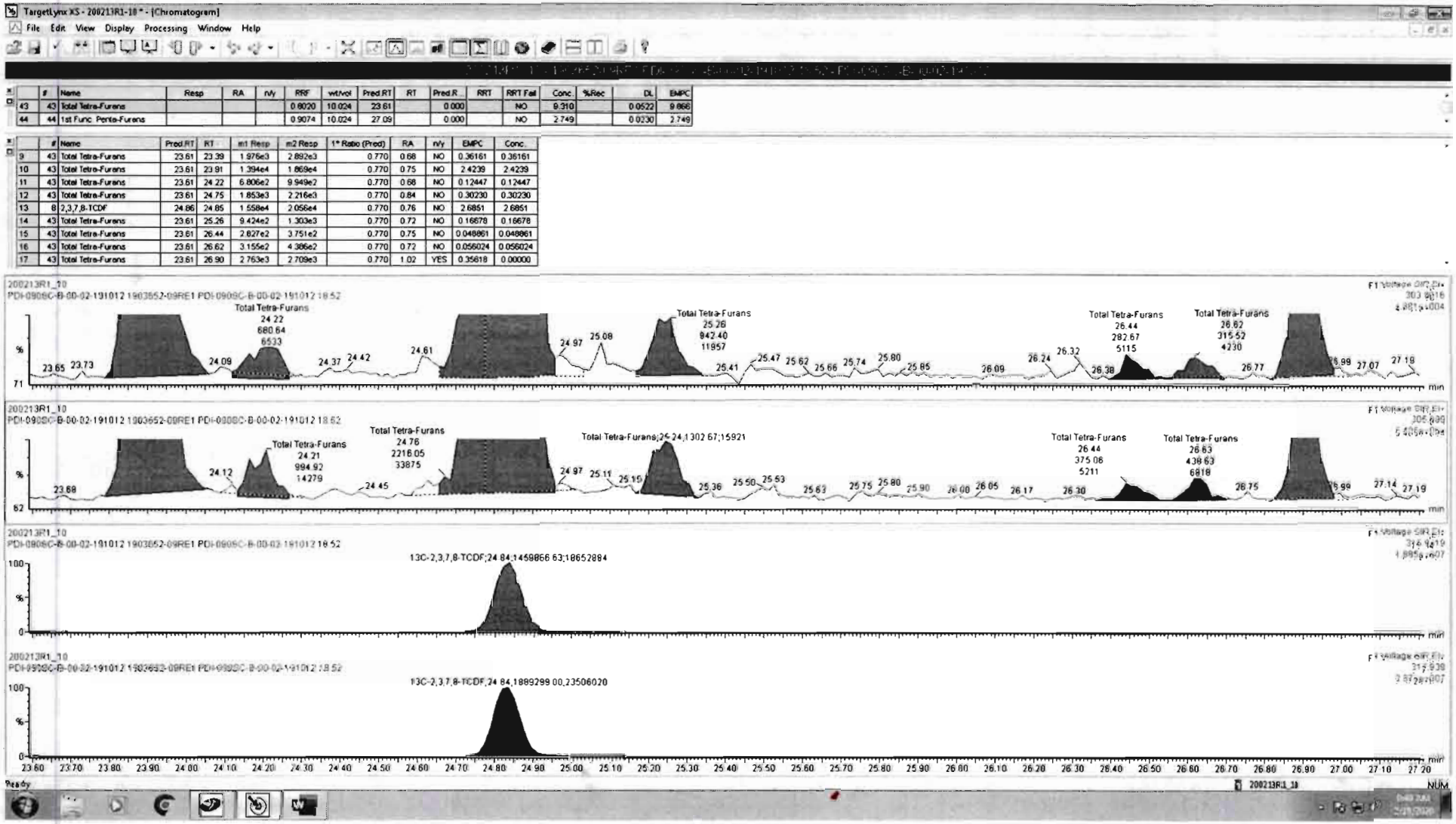

	#	Name	Resp	RA	rVy	RRF	wt/vol	Pred RT	RT	Pred R	RRT	RRT Fail	Conc.	%Rec	DL	EMPC
43	43	Total Tetra-Furans				0.8020	10.024	23.61		0.000		NO	9.310		0.0522	9.866
44	44	1st Func. Penta-Furans				0.9074	10.024	27.09		0.000		NO	2.749		0.0230	2.749

	#	Name	Pred RT	RT	m1 Resp	m2 Resp	1* Ratio (Pred)	RA	rVy	EMPC	Conc.
9	43	Total Tetra-Furans	23.61	23.39	1.976e3	2.892e3	0.770	0.68	NO	0.36161	0.36161
10	43	Total Tetra-Furans	23.61	23.91	1.394e4	1.869e4	0.770	0.75	NO	2.4239	2.4239
11	43	Total Tetra-Furans	23.61	24.22	6.806e2	9.949e2	0.770	0.68	NO	0.12447	0.12447
12	43	Total Tetra-Furans	23.61	24.75	1.853e3	2.216e3	0.770	0.84	NO	0.30230	0.30230
13	8	2,3,7,8-TCDF	24.86	24.85	1.558e4	2.056e4	0.770	0.76	NO	2.6851	2.6851
14	43	Total Tetra-Furans	23.61	25.26	9.424e2	1.303e3	0.770	0.72	NO	0.16678	0.16678
15	43	Total Tetra-Furans	23.61	26.44	2.627e2	3.751e2	0.770	0.75	NO	0.048861	0.048861
16	43	Total Tetra-Furans	23.61	26.62	3.155e2	4.386e2	0.770	0.72	NO	0.056024	0.056024
17	43	Total Tetra-Furans	23.61	26.90	2.763e3	2.709e3	0.770	1.02	YES	0.35618	0.00000

Dataset: Untitled

Last Altered: Friday, February 14, 2020 07:30:05 Pacific Standard Time
Printed: Friday, February 14, 2020 07:30:35 Pacific Standard Time

Name: 200213R1_10, Date: 13-Feb-2020, Time: 16:30:25, ID: 1903652-09RE1 PDI-090SC-B-00-02-191012 18.52, Description: PDI-090SC-B-00-02-191012

1st Func. Penta-Furans

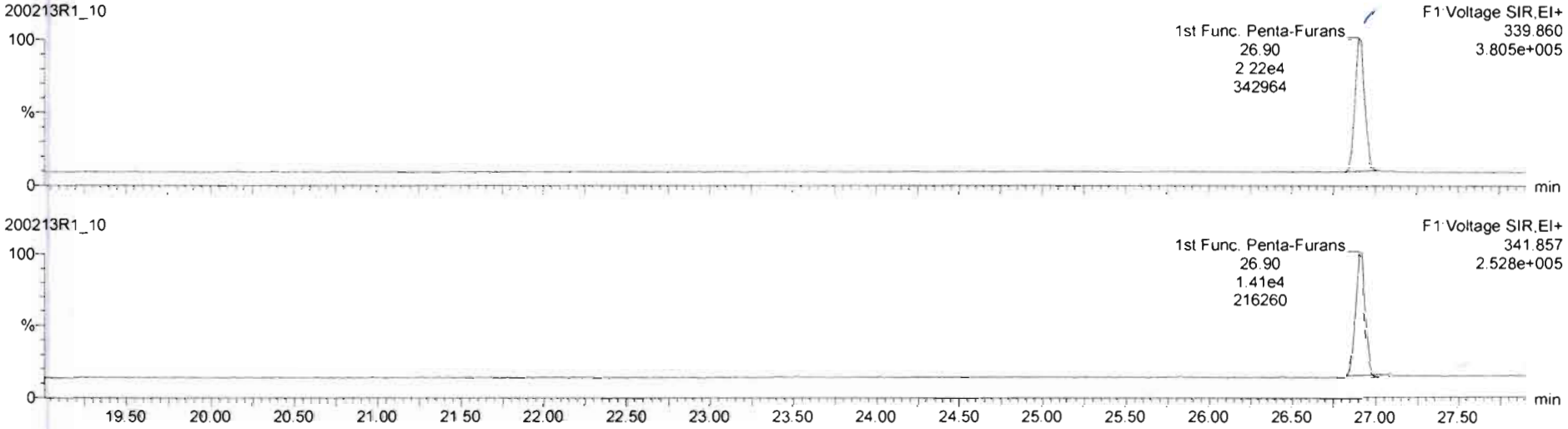

DPE6

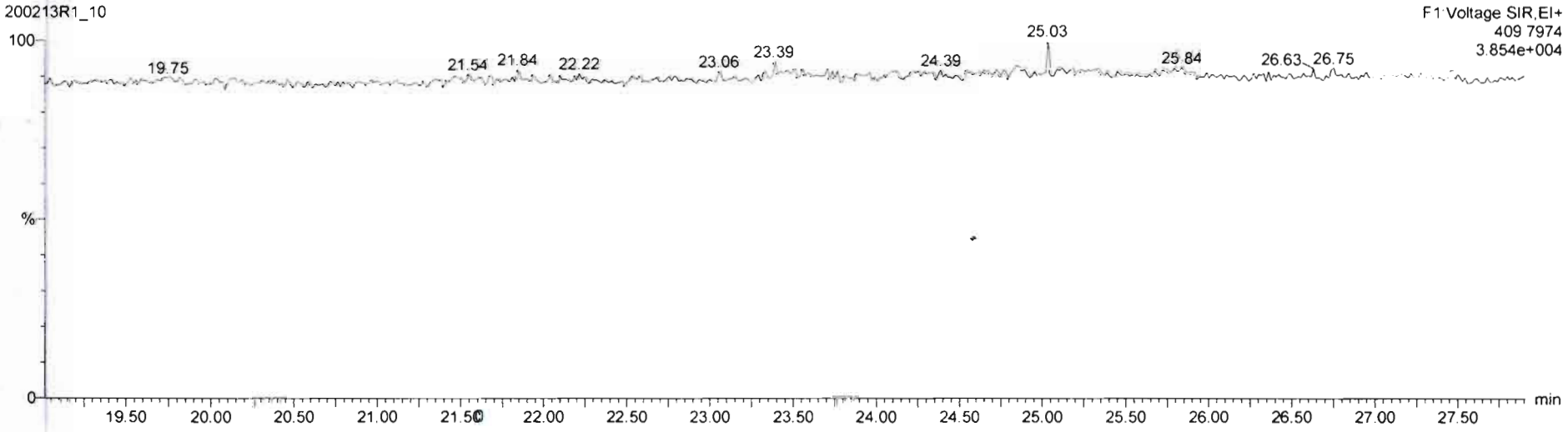

Dataset: Untitled

Last Altered: Friday, February 14, 2020 07:30:05 Pacific Standard Time
Printed: Friday, February 14, 2020 07:30:35 Pacific Standard Time

Name: 200213R1_10, Date: 13-Feb-2020, Time: 16:30:25, ID: 1903652-09RE1 PDI-090SC-B-00-02-191012 18.52, Description: PDI-090SC-B-00-02-191012

1,2,3,7,8-PeCDF

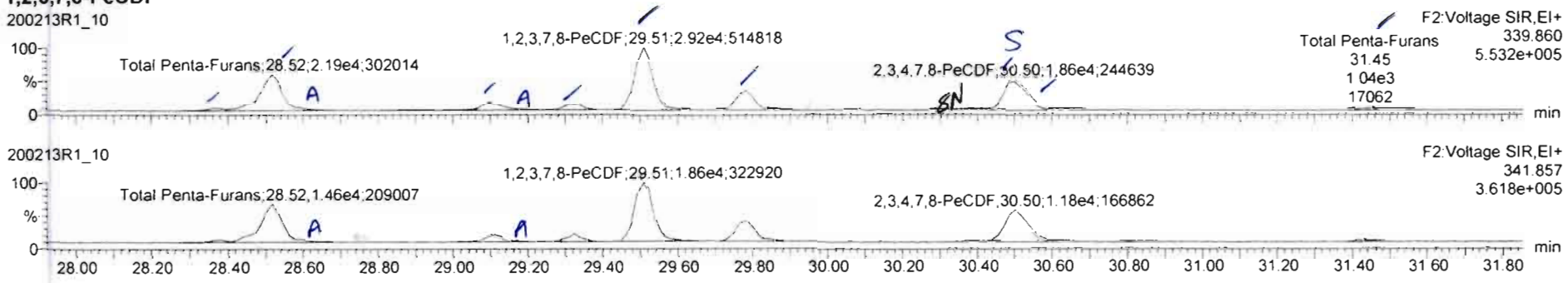

13C-1,2,3,7,8-PeCDF

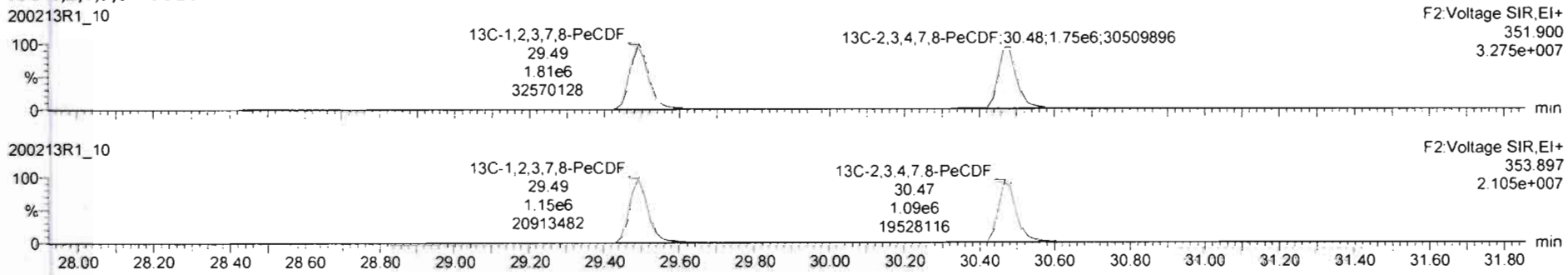

DPE2

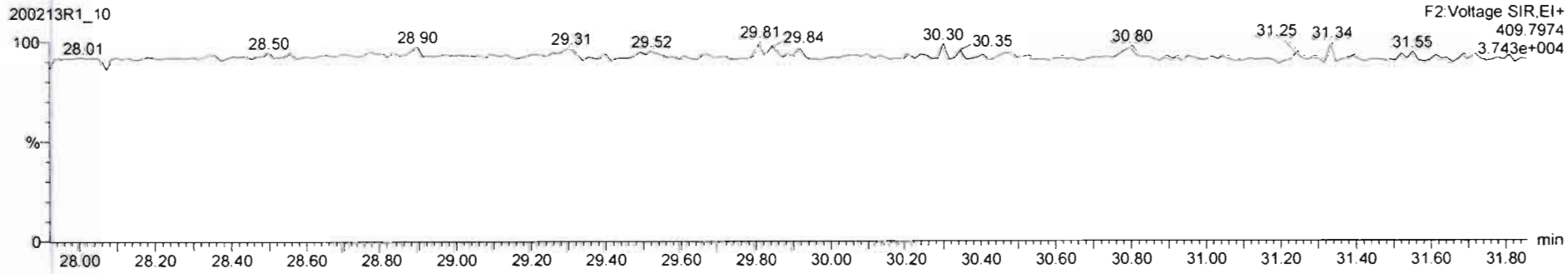

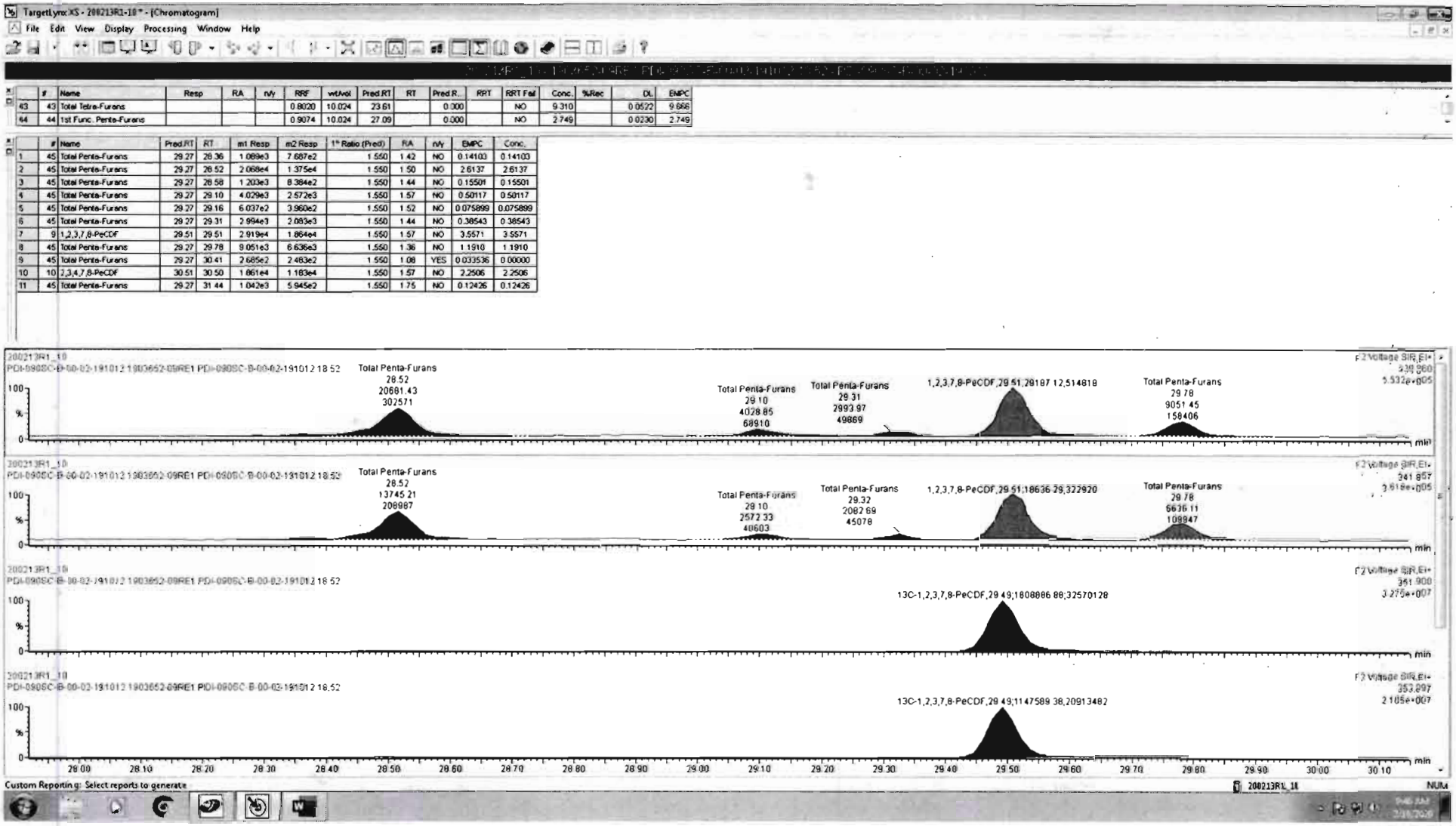

	#	Name	Resp	RA	rVy	RRF	wtAvol	Pred.RT	RT	Pred.R..	RRT	RRT Fail	Conc.	%Rec	DL	EMPC
43	43	Total Tetra-Furans				0.8020	10.024	23.61		0.000		NO	9.310		0.0522	9.668
44	44	1st Func. Penta-Furans				0.9074	10.024	27.09		0.000		NO	2.749		0.0230	2.749

	#	Name	Pred.RT	RT	m1 Resp	m2 Resp	1* Ratio (Pred)	RA	rVy	EMPC	Conc.
1	45	Total Penta-Furans	29.27	28.36	1.089e3	7.687e2	1.550	1.42	NO	0.14103	0.14103
2	45	Total Penta-Furans	29.27	28.52	2.068e4	1.375e4	1.550	1.50	NO	2.6137	2.6137
3	45	Total Penta-Furans	29.27	28.58	1.203e3	8.384e2	1.550	1.44	NO	0.15501	0.15501
4	45	Total Penta-Furans	29.27	29.10	4.029e3	2.572e3	1.550	1.57	NO	0.50117	0.50117
5	45	Total Penta-Furans	29.27	29.16	6.037e2	3.960e2	1.550	1.52	NO	0.075899	0.075899
6	45	Total Penta-Furans	29.27	29.31	2.994e3	2.083e3	1.550	1.44	NO	0.38543	0.38543
7	9	1,2,3,7,8-PeCDF	29.51	29.51	2.919e4	1.864e4	1.550	1.57	NO	3.5571	3.5571
8	45	Total Penta-Furans	29.27	29.78	9.051e3	6.636e3	1.550	1.36	NO	1.1910	1.1910
9	45	Total Penta-Furans	29.27	30.41	2.685e2	2.483e2	1.550	1.08	YES	0.033536	0.00000
10	10	2,3,4,7,8-PeCDF	30.51	30.50	1.861e4	1.183e4	1.550	1.57	NO	2.2506	2.2506
11	45	Total Penta-Furans	29.27	31.44	1.042e3	5.945e2	1.550	1.75	NO	0.12426	0.12426

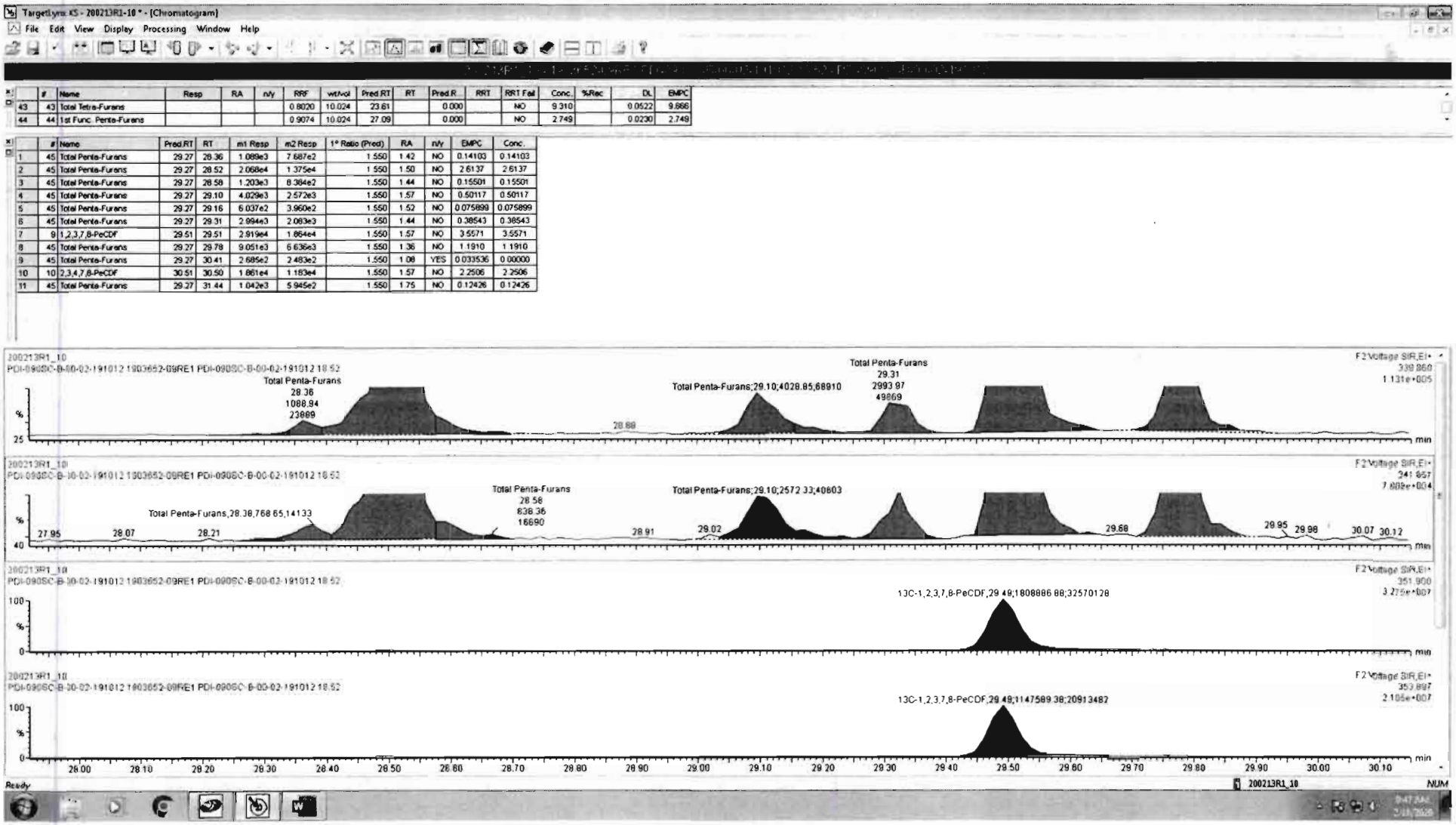

	#	Name	Resp	RA	n/y	RRF	wt/vol	Pred.RT	RT	Pred.R...	RRT	RRT Fail	Conc.	%Rec	DL	EMPC
43	43	Total Tetra-Furans				0.8020	10.024	23.61		0.000		NO	9.310		0.0522	9.868
44	44	1st Func. Penta-Furans				0.9074	10.024	27.09		0.000		NO	2.749		0.0230	2.749

	#	Name	Pred.RT	RT	m1 Resp	m2 Resp	1° Ratio (Pred)	RA	n/y	EMPC	Conc.
1	45	Total Penta-Furans	29.27	28.36	1.089e3	7.687e2	1.550	1.42	NO	0.14103	0.14103
2	45	Total Penta-Furans	29.27	28.52	2.068e4	1.375e4	1.550	1.50	NO	2.6137	2.6137
3	45	Total Penta-Furans	29.27	28.58	1.203e3	8.384e2	1.550	1.44	NO	0.15501	0.15501
4	45	Total Penta-Furans	29.27	29.10	4.029e3	2.572e3	1.550	1.57	NO	0.50117	0.50117
5	45	Total Penta-Furans	29.27	29.16	6.037e2	3.960e2	1.550	1.52	NO	0.075899	0.075899
6	45	Total Penta-Furans	29.27	29.31	2.994e3	2.083e3	1.550	1.44	NO	0.38543	0.38543
7	9	1,2,3,7,8-PeCDF	29.51	29.51	2.919e4	1.864e4	1.550	1.57	NO	3.5571	3.5571
8	45	Total Penta-Furans	29.27	29.78	9.051e3	6.636e3	1.550	1.36	NO	1.1910	1.1910
9	45	Total Penta-Furans	29.27	30.41	2.685e2	2.483e2	1.550	1.08	YES	0.033536	0.00000
10	10	2,3,4,7,8-PeCDF	30.51	30.50	1.861e4	1.183e4	1.550	1.57	NO	2.2506	2.2506
11	45	Total Penta-Furans	29.27	31.44	1.042e3	5.945e2	1.550	1.75	NO	0.12426	0.12426

TargetLynx XS - 200213R1-10 * - [Chromatogram]

File Edit View Display Processing Window Help

	#	Name	Resp	RA	n/y	RRF	wt/vol	Pred RT	RT	Pred.R...	RRT	RRT Fail	Conc	%Rec	DL	EMPC
45	45	Total Penta-Furans				0.9074	10.024	29.27		0.000		NO	11.03		0.0598	11.03
46	46	Total Hexa-Furans				0.8982	10.024	33.56		0.000		NO	13.33		0.0577	13.50

	#	Name	Pred.RT	RT	m1 Resp	m2 Resp	1° Ratio (Pred)	RA	n/y	EMPC	Conc.
1	45	Total Penta-Furans	29.27	28.36	1.089e3	7.687e2	1.550	1.42	NO	0.14103	0.14103
2	45	Total Penta-Furans	29.27	28.52	2.068e4	1.375e4	1.550	1.50	NO	2.6137	2.6137
3	45	Total Penta-Furans	29.27	28.58	1.203e3	8.384e2	1.550	1.44	NO	0.15501	0.15501
4	45	Total Penta-Furans	29.27	29.10	4.029e3	2.572e3	1.550	1.57	NO	0.50117	0.50117
5	45	Total Penta-Furans	29.27	29.16	6.037e2	3.960e2	1.550	1.52	NO	0.075899	0.075899
6	45	Total Penta-Furans	29.27	29.31	2.994e3	2.083e3	1.550	1.44	NO	0.38543	0.38543
7	9	1,2,3,7,8-PeCDF	29.51	29.51	2.919e4	1.864e4	1.550	1.57	NO	3.5571	3.5571
8	45	Total Penta-Furans	29.27	29.78	9.051e3	6.636e3	1.550	1.36	NO	1.1910	1.1910
9	45	Total Penta-Furans	29.27	30.41	3.889e2	2.671e2	1.550	1.46	NO	0.049807	0.049807
10	10	2,3,4,7,8-PeCDF	30.51	30.50	1.165e4	7.599e3	1.550	1.53	NO	1.4231	1.4231
11	45	Total Penta-Furans	29.27	30.51	6.519e3	4.216e3	1.550	1.55	NO	0.81505	0.81505
12	45	Total Penta-Furans	29.27	31.45	9.881e2	5.953e2	1.550	1.66	NO	0.12022	0.12022

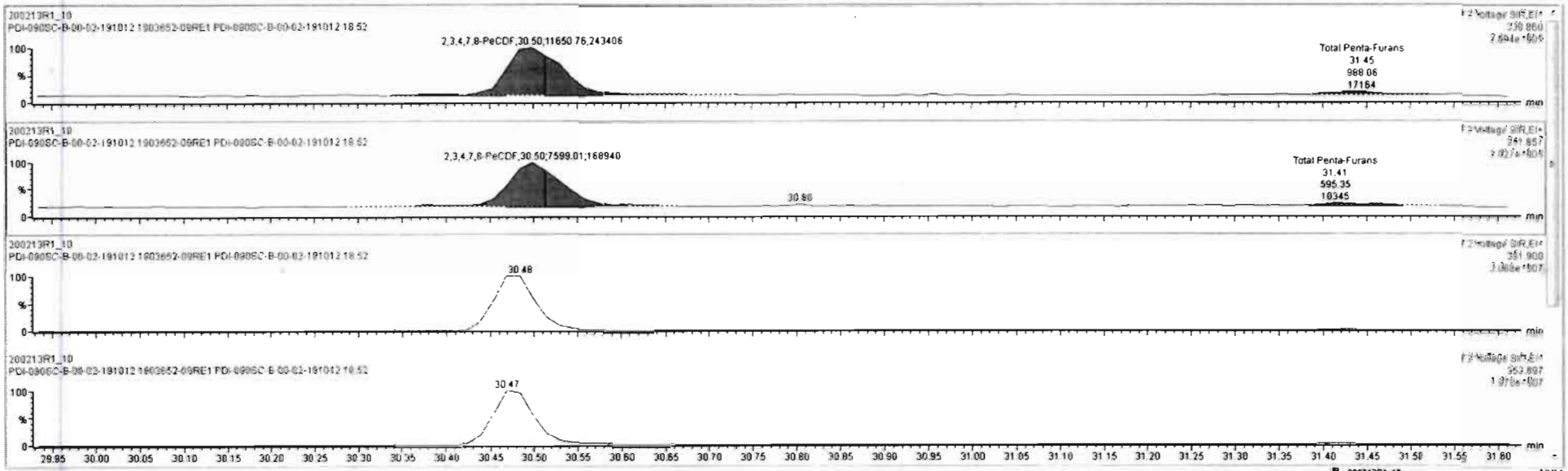

Ready

200213R1_10

NUM

TargetLynx XS - 200213R1-10 * - [Chromatogram]

File Edit View Display Processing Window Help

	#	Name	Resp	RA	nVy	RRF	wt/vol	Pred.RT	RT	Pred.R...	RRT	RRT Fail	Conc	%Rec	DL	EMPC
45	45	Total Penta-Furans				0.9074	10.024	29.27		0.000		NO	11.02		0.0598	11.02
46	46	Total Hexa-Furans				0.8982	10.024	33.56		0.000		NO	13.33		0.0577	13.50

	#	Name	Pred.RT	RT	m1 Resp	m2 Resp	1* Ratio (Pred)	RA	nVy	EMPC	Conc.
1	45	Total Penta-Furans	29.27	29.36	1.089e3	7.687e2	1.550	1.42	NO	0.14103	0.14103
2	45	Total Penta-Furans	29.27	29.52	2.068e4	1.375e4	1.550	1.50	NO	2.6137	2.6137
3	45	Total Penta-Furans	29.27	29.58	1.203e3	8.384e2	1.550	1.44	NO	0.15501	0.15501
4	45	Total Penta-Furans	29.27	29.10	4.029e3	2.572e3	1.550	1.57	NO	0.50117	0.50117
5	45	Total Penta-Furans	29.27	29.16	6.037e2	3.960e2	1.550	1.52	NO	0.075899	0.075899
6	45	Total Penta-Furans	29.27	29.31	2.994e3	2.083e3	1.550	1.44	NO	0.38543	0.38543
7	9	1,2,3,7,8-PeCDF	29.51	29.51	2.919e4	1.864e4	1.550	1.57	NO	3.5571	3.5571
8	45	Total Penta-Furans	29.27	29.78	9.051e3	6.636e3	1.550	1.36	NO	1.1910	1.1910
9	45	Total Penta-Furans	29.27	30.41	3.889e2	2.671e2	1.550	1.46	NO	0.049807	0.049807
10	10	2,3,4,7,8-PeCDF	30.51	30.50	1.165e4	7.533e3	1.550	1.55	NO	1.4184	1.4184
11	45	Total Penta-Furans	29.27	30.51	6.519e3	4.135e3	1.550	1.58	NO	0.80887	0.80887
12	45	Total Penta-Furans	29.27	31.45	9.881e2	5.953e2	1.550	1.66	NO	0.12022	0.12022

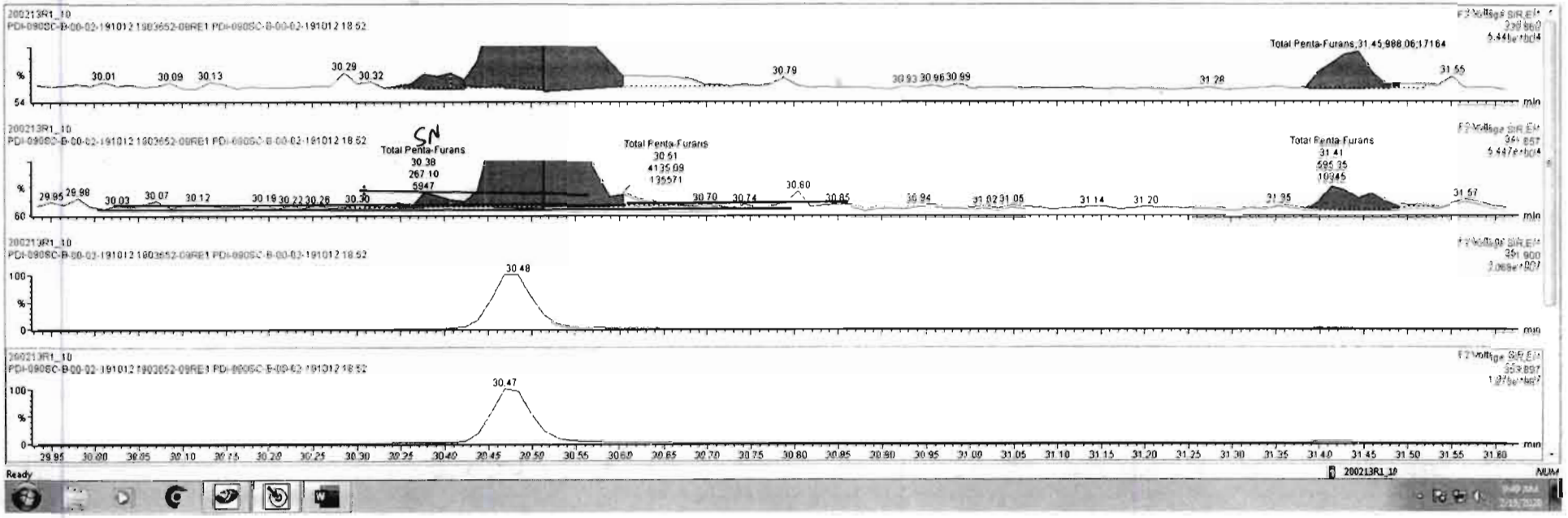

Vista Analytical Laboratory

Dataset: Untitled

Last Altered: Friday, February 14, 2020 07:30:05 Pacific Standard Time
Printed: Friday, February 14, 2020 07:30:35 Pacific Standard Time

Name: 200213R1_10, Date: 13-Feb-2020, Time: 16:30:25, ID: 1903652-09RE1 PDI-090SC-B-00-02-191012 18.52, Description: PDI-090SC-B-00-02-191012

1,2,3,4,7,8-HxCDF

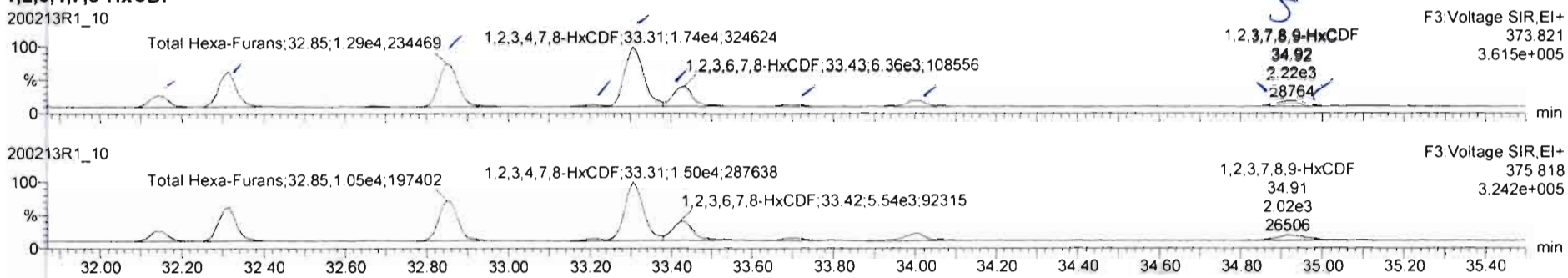

13C-1,2,3,4,7,8-HxCDF

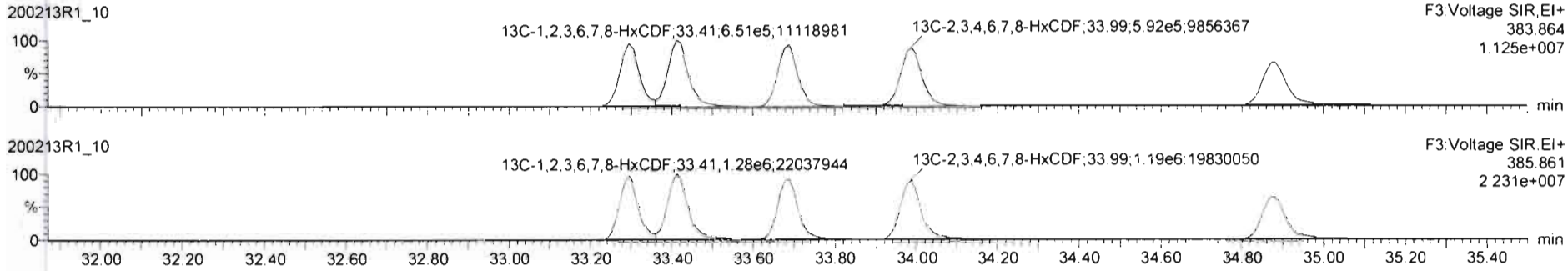

DPE3

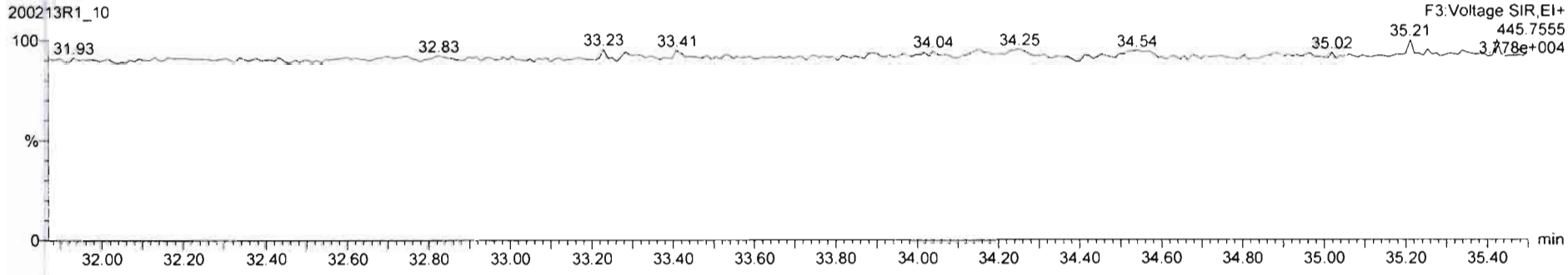

TargetLynx XS - 200213R1-10 * - [Chromatogram]

File Edit View Display Processing Window Help

	#	Name	Resp	RA	n/y	RRF	wt/vol	Pred.RT	RT	Pred.R...	RRT	RRT Fail	Conc.	%Rec	DL	EMPC
45	45	Total Penta-Furans				0.9074	10.024	29.27		0.000		NO	11.02		0.0598	11.02
46	46	Total Hexa-Furans				0.8982	10.024	33.56		0.000		NO	13.34		0.0577	13.52

	#	Name	Pred.RT	RT	m1 Resp	m2 Resp	1° Ratio (Pred)	RA	n/y	EMPC	Conc.
1	46	Total Hexa-Furans	33.56	32.15	3.341e3	2.612e3	1.240	1.28	NO	0.76728	0.76728
2	46	Total Hexa-Furans	33.56	32.32	9.549e3	8.334e3	1.240	1.15	NO	2.3053	2.3053
3	46	Total Hexa-Furans	33.56	32.85	1.292e4	1.067e4	1.240	1.21	NO	3.0415	3.0415
4	46	Total Hexa-Furans	33.56	33.21	5.445e2	4.860e2	1.240	1.12	NO	0.13283	0.13283
5	11	1,2,3,4,7,8-HxCDF	33.29	33.31	1.739e4	1.503e4	1.240	1.16	NO	4.3859	4.3859
6	12	1,2,3,6,7,8-HxCDF	33.42	33.43	6.360e3	5.656e3	1.240	1.12	NO	1.4780	1.4780
7	46	Total Hexa-Furans	33.56	33.70	7.481e2	7.202e2	1.240	1.04	YES	0.17421	0.00000
8	13	2,3,4,6,7,8-HxCDF	34.02	34.01	2.396e3	2.120e3	1.240	1.13	NO	0.56285	0.56285
9	14	1,2,3,7,8,9-HxCDF	34.88	34.92	2.220e3	2.016e3	1.240	1.10	NO	0.66889	0.66889

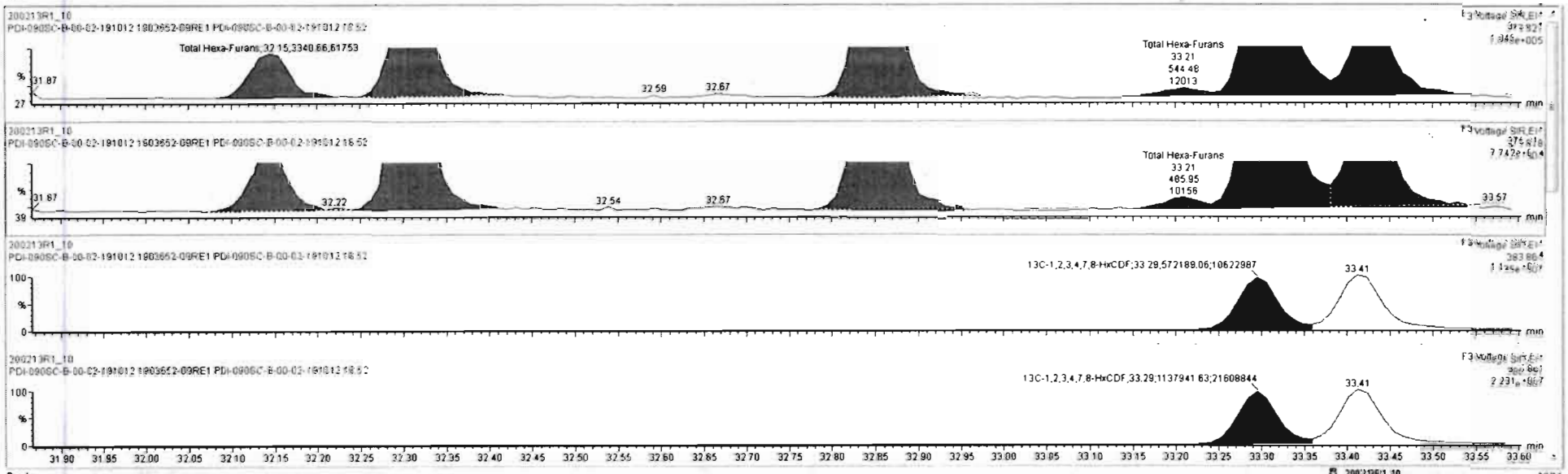

Ready

TargetLynx XS - 200213R1-10 * - [Chromatogram]

File Edit View Display Processing Window Help

	#	Name	Resp	RA	nVy	RRF	wt/vol	Pred RT	RT	Pred R...	RRT	RRT Fail	Conc.	%Rec	DL	EMPC
45	45	Total Penta-Furans				0.9074	10.024	29.27		0.000		NO	11.02		0.0598	11.02
46	46	Total Hexa-Furans				0.8902	10.024	33.56		0.000		NO	13.50		0.0577	13.50

	#	Name	Pred RT	RT	m1 Resp	m2 Resp	1* Ratio (Pred)	RA	nVy	EMPC	Conc.
1	46	Total Hexa-Furans	33.56	32.15	3.341e3	2.612e3	1.240	1.28	NO	0.76728	0.76728
2	46	Total Hexa-Furans	33.56	32.32	9.549e3	8.334e3	1.240	1.15	NO	2.3053	2.3053
3	46	Total Hexa-Furans	33.56	32.85	1.292e4	1.067e4	1.240	1.21	NO	3.0415	3.0415
4	46	Total Hexa-Furans	33.56	33.21	5.445e2	4.860e2	1.240	1.12	NO	0.13283	0.13283
5	11	1,2,3,4,7,8-HxCDF	33.29	33.31	1.739e4	1.503e4	1.240	1.16	NO	4.3859	4.3859
6	12	1,2,3,6,7,8-HxCDF	33.42	33.43	6.360e3	5.656e3	1.240	1.12	NO	1.4780	1.4780
7	46	Total Hexa-Furans	33.56	33.70	8.702e2	6.641e2	1.240	1.31	NO	0.19777	0.19777
8	13	2,3,4,6,7,8-HxCDF	34.02	34.01	2.396e3	2.206e3	1.240	1.09	NO	0.57354	0.57354
9	14	1,2,3,7,8,9-HxCDF	34.88	34.92	1.392e3	1.201e3	1.240	1.16	NO	0.40947	0.40947
10	46	Total Hexa-Furans	33.56	34.95	9.118e2	6.941e2	1.240	1.31	NO	0.20701	0.20701

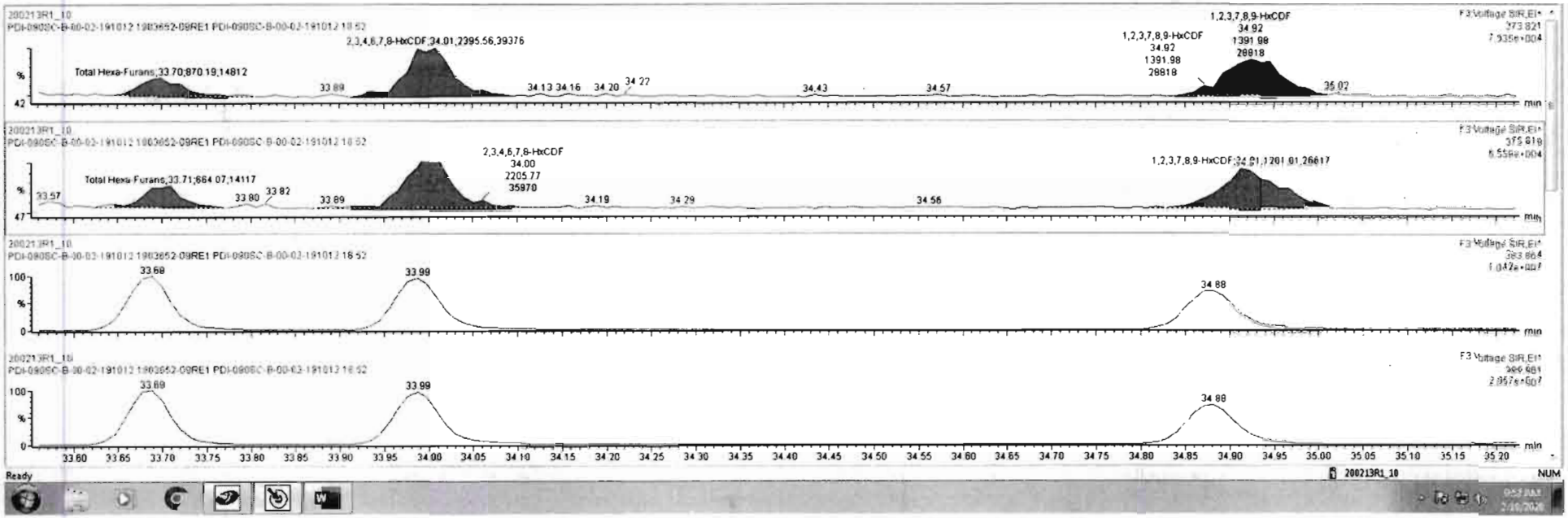

Dataset: Untitled

Last Altered: Friday, February 14, 2020 07:30:05 Pacific Standard Time
Printed: Friday, February 14, 2020 07:30:35 Pacific Standard Time

Name: 200213R1_10, Date: 13-Feb-2020, Time: 16:30:25, ID: 1903652-09RE1 PDI-090SC-B-00-02-191012 18.52, Description: PDI-090SC-B-00-02-191012

1,2,3,4,6,7,8-HpCDF

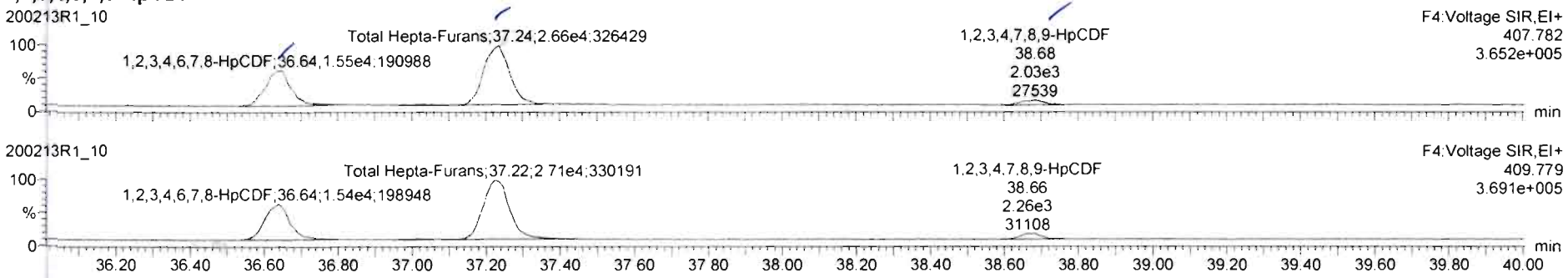

13C-1,2,3,4,6,7,8-HpCDF

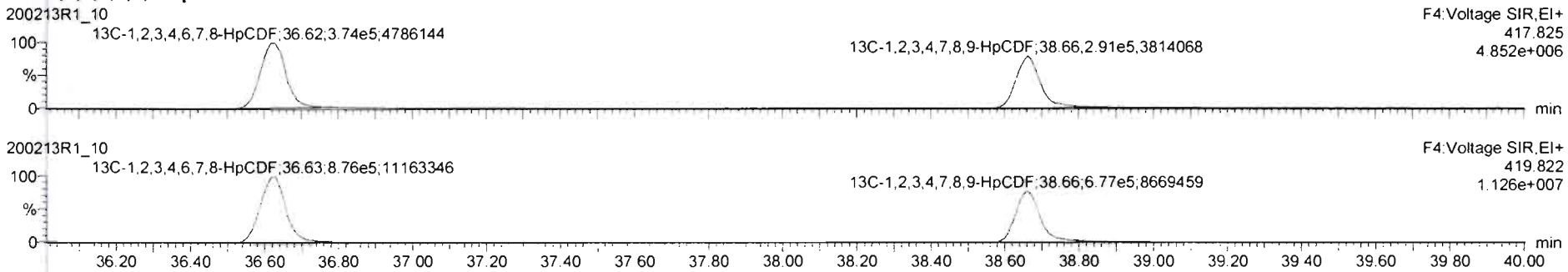

DPE4

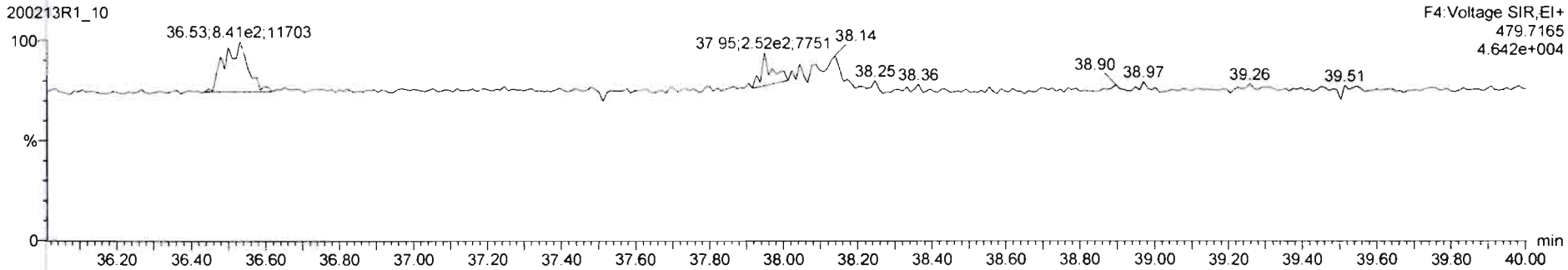

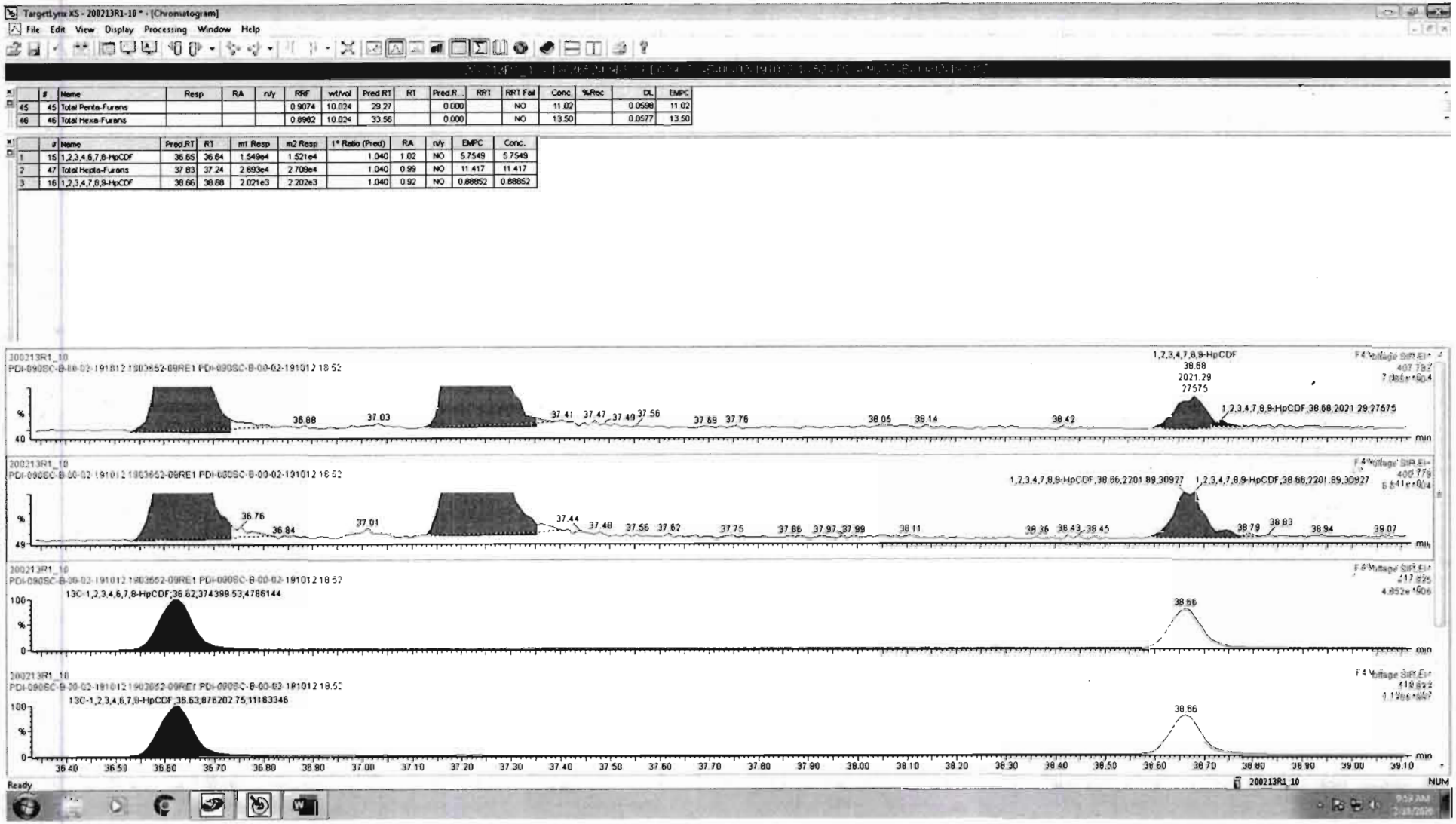

	#	Name	Resp	RA	n/y	RRF	wt/vol	Pred RT	RT	Pred R...	RRT	RRT Fail	Conc.	%Rec	DL	EMPC
45	45	Total Penta-Furans				0.9074	10.024	29.27		0.000		NO	11.02		0.0598	11.02
46	46	Total Hexa-Furans				0.8982	10.024	33.56		0.000		NO	13.50		0.0577	13.50

	#	Name	Pred.RT	RT	m1 Resp	m2 Resp	1° Ratio (Pred)	RA	n/y	EMPC	Conc.
1	15	1,2,3,4,6,7,8-HpCDF	36.65	36.64	1.549e4	1.521e4	1.040	1.02	NO	5.7549	5.7549
2	47	Total Hepta-Furans	37.83	37.24	2.693e4	2.709e4	1.040	0.99	NO	11.417	11.417
3	16	1,2,3,4,7,8,9-HpCDF	38.66	38.68	2.021e3	2.202e3	1.040	0.92	NO	0.88852	0.88852

Dataset: Untitled

Last Altered: Friday, February 14, 2020 07:30:05 Pacific Standard Time
Printed: Friday, February 14, 2020 07:30:35 Pacific Standard Time

Name: 200213R1_10, Date: 13-Feb-2020, Time: 16:30:25, ID: 1903652-09RE1 PDI-090SC-B-00-02-191012 18.52, Description: PDI-090SC-B-00-02-191012

OCDF

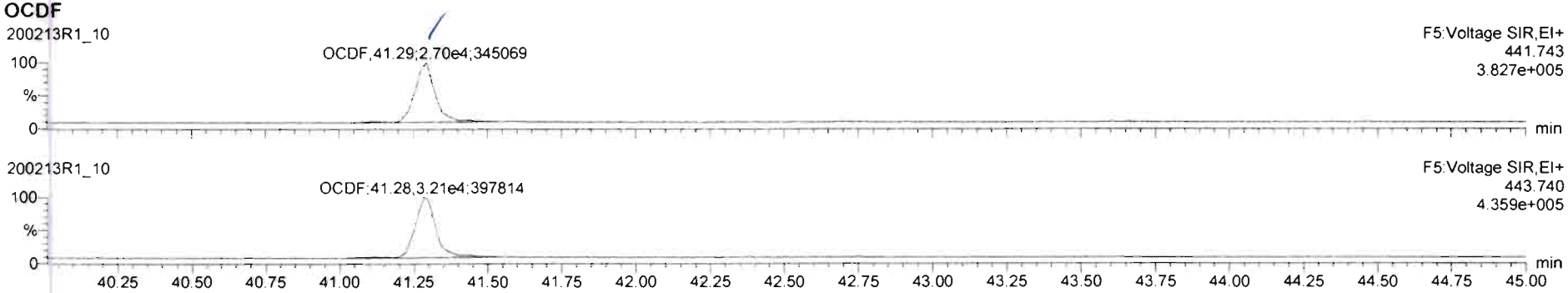

13C-OCDF

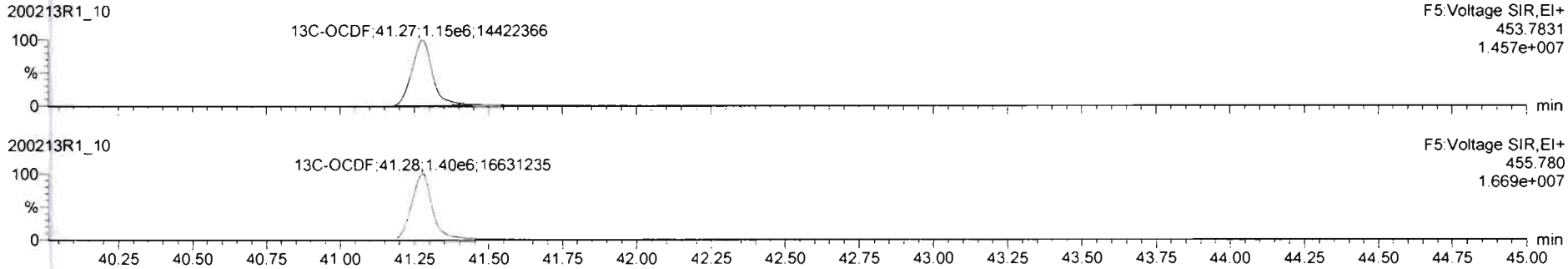

DPE5

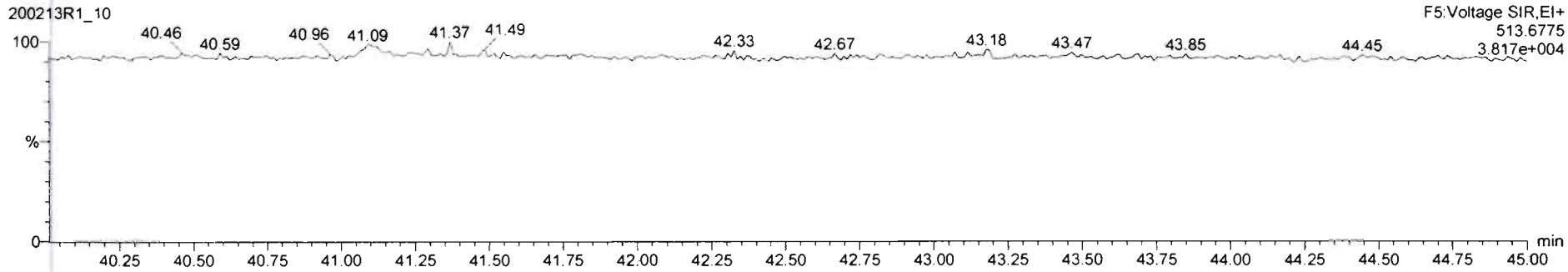

Dataset: Untitled

Last Altered: Friday, February 14, 2020 07:30:05 Pacific Standard Time
Printed: Friday, February 14, 2020 07:30:35 Pacific Standard Time

Name: 200213R1_10, Date: 13-Feb-2020, Time: 16:30:25, ID: 1903652-09RE1 PDI-090SC-B-00-02-191012 18.52, Description: PDI-090SC-B-00-02-191012

PFK1

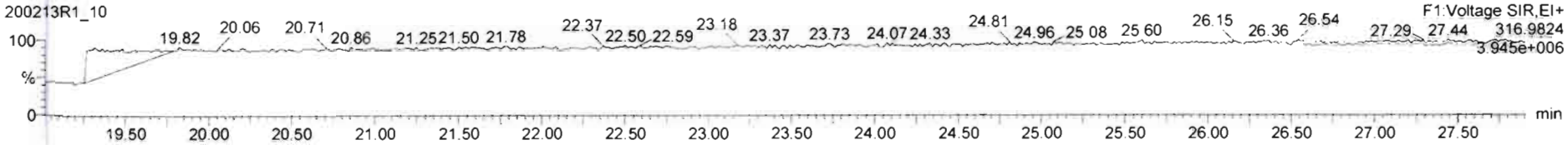

PFK2

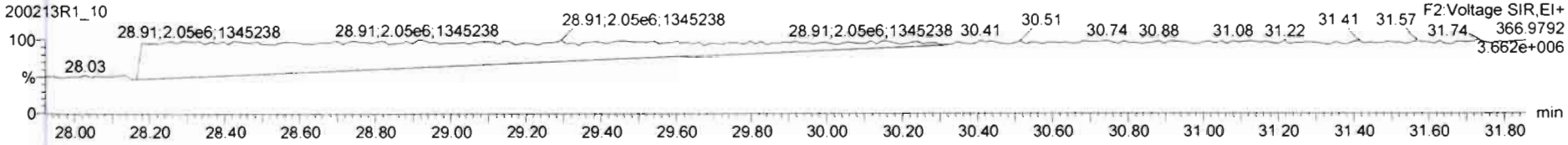

PFK3



PFK4



PFK5

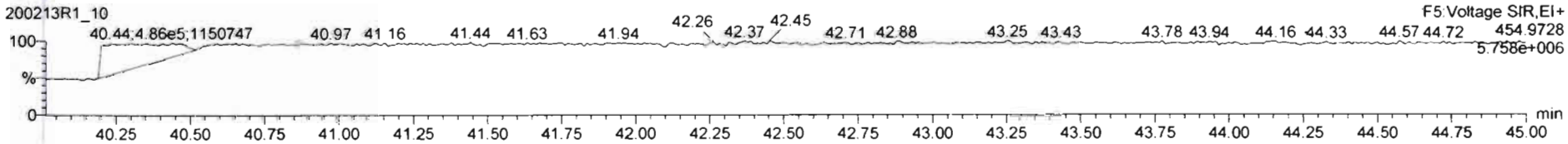

Vista Analytical Laboratory

Dataset: U:\VG12.PRO\Results\200213R1\200213R1-11B.qld

Last Altered: Friday, March 13, 2020 10:29:59 Pacific Daylight Time
Printed: Friday, March 13, 2020 10:31:15 Pacific Daylight Time

GRB 03/13/2020
3/13/20
*SEE DIL. CT 03/18/2020

Method: U:\VG12.PRO\MethDB\1613rrt-02-11-20.mdb 11 Feb 2020 16:47:46
Calibration: U:\VG12.PRO\CurveDB\db5_1613vg12-1-31-20.cdb 02 Feb 2020 11:05:29

Name: 200213R1_11, Date: 13-Feb-2020, Time: 17:17:33, ID: 1903652-10RE1 PDI-090SC-B-02-04-191012 17.13, Description: PDI-090SC-B-02-04-191012

	#	Name	Abs.Resp	RA	n/y	RRF	wt./vol.	Pred.RT	RT	Pred.RRT	RRT	Check RRT	Conc.	%Rec	DL	EMPC
1	1	2,3,7,8-TCDD	5557.272	0.672	NO	0.988	10.017	25.78	25.77	1.00	1.00	NO	0.4510		0.0562	0.4510
2	2	1,2,3,7,8-PeCDD	8720.570	0.671	NO	0.972	10.017	30.81	30.80	1.00	1.00	NO	0.9293		0.0482	0.9293
3	3	1,2,3,4,7,8-HxCDD	13630.611	1.137	NO	1.07	10.017	34.16	34.17	1.00	1.00	NO	1.615		0.193	1.615
4	4	1,2,3,6,7,8-HxCDD	115451.465	1.190	NO	0.921	10.017	34.25	34.26	1.00	1.00	NO	13.44		0.201	13.44
5	5	1,2,3,7,8,9-HxCDD	37168.045	1.189	NO	0.918	10.017	34.56	34.53	1.00	1.00	NO	4.701		0.226	4.701
6	6	1,2,3,4,6,7,8-HpCDD	6664126.5...	1.001	NO	0.923	10.017	38.06	38.06	1.00	1.00	NO	944.3		1.29	944.3
7	7	OCDD	47946708....	0.872	NO	0.975	10.017	41.09	41.10	1.00	1.00	NO	7486 E*		0.801	7486
8	8	2,3,7,8-TCDF	328863.969	0.727	NO	0.802	10.017	24.85	24.85	1.00	1.00	NO	25.33 ok		0.101	25.33
9	9	1,2,3,7,8-PeCDF	487568.125	1.482	NO	0.907	10.017	29.50	29.51	1.00	1.00	NO	36.57		0.100	36.57
10	10	2,3,4,7,8-PeCDF	264574.203	1.498	NO	0.952	10.017	30.50	30.50	1.00	1.00	NO	19.95		0.0883	19.95
11	11	1,2,3,4,7,8-HxCDF	470160.797	1.169	NO	0.862	10.017	33.28	33.31	1.00	1.00	NO	61.64		0.126	61.64
12	12	1,2,3,6,7,8-HxCDF	156809.704	1.164	NO	0.841	10.017	33.41	33.41	1.00	1.00	NO	18.99		0.122	18.99
13	13	2,3,4,6,7,8-HxCDF	63785.609	1.164	NO	0.898	10.017	34.01	34.00	1.00	1.00	NO	7.735		0.128	7.735
14	14	1,2,3,7,8,9-HxCDF	24625.190	1.167	NO	0.858	10.017	34.87	34.91	1.00	1.00	NO	3.628		0.184	3.628
15	15	1,2,3,4,6,7,8-HpCDF	498425.657	0.962	NO	0.851	10.017	36.65	36.63	1.00	1.00	NO	92.72		0.257	92.72
16	16	1,2,3,4,7,8,9-HpCDF	70399.176	0.961	NO	0.980	10.017	38.66	38.67	1.00	1.00	NO	14.68		0.289	14.68
17	17	OCDF	1418940.1...	0.844	NO	0.806	10.017	41.27	41.28	1.00	1.00	NO	281.6		0.249	281.6
18	18	13C-2,3,7,8-TCDD	2489772.0...	0.794	NO	1.20	10.017	25.74	25.75	1.03	1.03	NO	195.1	97.7	0.161	
19	19	13C-1,2,3,7,8-PeCDD	1926852.3...	0.633	NO	0.967	10.017	30.49	30.79	1.22	1.23	NO	187.2	93.7	0.201	
20	20	13C-1,2,3,4,7,8-HxCDD	1573347.1...	1.273	NO	0.874	10.017	34.15	34.15	1.01	1.01	NO	207.9	104	0.363	
21	21	13C-1,2,3,6,7,8-HxCDD	1862371.5...	1.243	NO	1.05	10.017	34.25	34.25	1.02	1.02	NO	205.6	103	0.303	
22	22	13C-1,2,3,7,8,9-HxCDD	1719038.4...	1.241	NO	0.974	10.017	34.55	34.53	1.03	1.03	NO	203.7	102	0.326	
23	23	13C-1,2,3,4,6,7,8-HpCDD	1526444.2...	1.024	NO	0.747	10.017	38.12	38.04	1.13	1.13	NO	235.9	118	0.368	
24	24	13C-OCDD	2624208.2...	0.899	NO	0.707	10.017	41.02	41.09	1.22	1.22	NO	428.9	107	0.357	
25	25	13C-2,3,7,8-TCDF	3232106.5...	0.776	NO	1.07	10.017	24.92	24.82	0.99	0.99	NO	183.8	92.0	0.231	
26	26	13C-1,2,3,7,8-PeCDF	2933241.7...	1.565	NO	1.00	10.017	29.26	29.48	1.17	1.17	NO	177.3	88.8	0.267	
27	27	13C-2,3,4,7,8-PeCDF	2782085.1...	1.583	NO	0.962	10.017	30.48	30.47	1.21	1.21	NO	175.2	87.8	0.278	
28	28	13C-1,2,3,4,7,8-HxCDF	1766103.1...	0.506	NO	1.05	10.017	33.27	33.28	0.99	0.99	NO	194.4	97.4	0.221	
29	29	13C-1,2,3,6,7,8-HxCDF	1959539.3...	0.510	NO	1.19	10.017	33.38	33.40	0.99	0.99	NO	190.2	95.2	0.195	
30	30	13C-2,3,4,6,7,8-HxCDF	1832943.2...	0.505	NO	1.07	10.017	33.99	33.98	1.01	1.01	NO	198.5	99.4	0.218	

Dataset: U:\VG12.PRO\Results\200213R1\200213R1-11B.qld

Last Altered: Friday, March 13, 2020 10:29:59 Pacific Daylight Time
Printed: Friday, March 13, 2020 10:31:15 Pacific Daylight Time

Name: 200213R1_11, Date: 13-Feb-2020, Time: 17:17:33, ID: 1903652-10RE1 PDI-090SC-B-02-04-191012 17.13, Description: PDI-090SC-B-02-04-191012

	# Name	Abs.Resp	RA	n/y	RRF	wt./vol.	Pred.RT	RT	Pred.RRT	RRT	Check RRT	Conc.	%Rec	DL	EMPC
31	31 13C-1,2,3,7,8,9-HxCDF	1579745.8...	0.517	NO	0.922	10.017	34.89	34.87	1.04	1.04	NO	197.8	99.1	0.252	
32	32 13C-1,2,3,4,6,7,8-HpCDF	1261036.3...	0.435	NO	0.767	10.017	36.64	36.62	1.09	1.09	NO	189.8	95.1	0.369	
33	33 13C-1,2,3,4,7,8,9-HpCDF	977010.032	0.429	NO	0.552	10.017	38.66	38.66	1.15	1.15	NO	204.3	102	0.513	
34	34 13C-OCDF	2497949.8...	0.867	NO	0.789	10.017	41.26	41.27	1.23	1.23	NO	365.4	91.5	0.330	
35	35 37Cl-2,3,7,8-TCDD	923928.375			1.18	10.017	25.77	25.76	1.03	1.03	NO	73.75	92.4	0.0490	
36	36 13C-1,2,3,4-TCDD	2126271.0...	0.809	NO	1.00	10.017	25.11	25.09	1.00	1.00	NO	199.7	100	0.193	
37	37 13C-1,2,3,4-TCDF	3296493.2...	0.790	NO	1.00	10.017	23.37	23.37	1.00	1.00	NO	199.7	100	0.246	
38	38 13C-1,2,3,4,6,9-HxCDF	1729057.0...	0.510	NO	1.00	10.017	33.71	33.68	1.00	1.00	NO	199.7	100	0.232	
39	39 Total Tetra-Dioxins				0.988	10.017	24.62		0.00		NO	15.39		0.0562	15.39
40	40 Total Penta-Dioxins				0.972	10.017	29.96		0.00		NO	21.37		0.0482	21.53
41	41 Total Hexa-Dioxins				0.921	10.017	33.63		0.00		NO	206.5		0.216	206.5
42	42 Total Hepta-Dioxins				0.923	10.017	37.64		0.00		NO	2031		1.29	2031
43	43 Total Tetra-Furans				0.802	10.017	23.61		0.00		NO	104.4		0.101	108.6
44	44 1st Func. Penta-Furans				0.907	10.017	27.09		0.00		NO	49.98		0.0237	49.98
45	45 Total Penta-Furans				0.907	10.017	29.27		0.00		NO	127.6		0.0965	136.0
46	46 Total Hexa-Furans				0.898	10.017	33.56		0.00		NO	185.5		0.133	185.5
47	47 Total Hepta-Furans				0.851	10.017	37.83		0.00		NO	302.8		0.290	302.8

Vista Analytical Laboratory

Dataset: U:\VG12.PRO\Results\200213R1\200213R1-11B.qld

Last Altered: Friday, March 13, 2020 10:29:59 Pacific Daylight Time
Printed: Friday, March 13, 2020 10:31:24 Pacific Daylight Time

Method: U:\VG12.PRO\MethDB\1613rrt-02-11-20.mdb 11 Feb 2020 16:47:46
Calibration: U:\VG12.PRO\CurveDB\db5_1613vg12-1-31-20.cdb 02 Feb 2020 11:05:29

Name: 200213R1_11, Date: 13-Feb-2020, Time: 17:17:33, ID: 1903652-10RE1 PDI-090SC-B-02-04-191012 17.13, Description: PDI-090SC-B-02-04-191012

Tetra-Dioxins

	#	Name	Area	IS Area	RA	Y/N	Pred.RT	RT	Conc.	EMPC
1	39	Total Tetra-Dioxins	1.67e3	2.49e6	0.709	NO	24.62	25.63	0.1357	0.1357
2	39	Total Tetra-Dioxins	1.06e4	2.49e6	0.801	NO	24.62	25.50	0.8624	0.8624
3	39	Total Tetra-Dioxins	1.44e3	2.49e6	0.798	NO	24.62	25.21	0.1166	0.1166
4	39	Total Tetra-Dioxins	5.00e3	2.49e6	0.812	NO	24.62	25.08	0.4058	0.4058
5	39	Total Tetra-Dioxins	3.94e3	2.49e6	0.820	NO	24.62	24.70	0.3195	0.3195
6	39	Total Tetra-Dioxins	2.41e3	2.49e6	0.882	NO	24.62	24.51	0.1955	0.1955
7	39	Total Tetra-Dioxins	3.31e3	2.49e6	0.772	NO	24.62	24.24	0.2690	0.2690
8	39	Total Tetra-Dioxins	8.63e3	2.49e6	0.804	NO	24.62	24.03	0.7008	0.7008
9	39	Total Tetra-Dioxins	8.42e3	2.49e6	0.789	NO	24.62	23.80	0.6831	0.6831
10	39	Total Tetra-Dioxins	4.44e3	2.49e6	0.779	NO	24.62	23.52	0.3601	0.3601
11	39	Total Tetra-Dioxins	6.02e3	2.49e6	0.756	NO	24.62	22.61	0.4888	0.4888
12	39	Total Tetra-Dioxins	1.62e4	2.49e6	0.804	NO	24.62	22.11	1.318	1.318
13	39	Total Tetra-Dioxins	1.03e5	2.49e6	0.775	NO	24.62	21.69	8.395	8.395
14	39	Total Tetra-Dioxins	1.76e3	2.49e6	0.838	NO	24.62	26.75	0.1429	0.1429
15	39	Total Tetra-Dioxins	8.87e2	2.49e6	0.823	NO	24.62	26.24	0.07198	0.07198
16	39	Total Tetra-Dioxins	3.75e3	2.49e6	0.687	NO	24.62	26.11	0.3042	0.3042
17	1	2,3,7,8-TCDD	5.56e3	2.49e6	0.672	NO	25.78	25.77	0.4510	0.4510
18	39	Total Tetra-Dioxins	2.12e3	2.49e6	0.761	NO	24.62	23.86	0.1724	0.1724

Dataset: U:\VG12.PRO\Results\200213R1\200213R1-11B.qld

Last Altered: Friday, March 13, 2020 10:29:59 Pacific Daylight Time
Printed: Friday, March 13, 2020 10:31:24 Pacific Daylight Time

Name: 200213R1_11, Date: 13-Feb-2020, Time: 17:17:33, ID: 1903652-10RE1 PDI-090SC-B-02-04-191012 17.13, Description: PDI-090SC-B-02-04-191012

Penta-Dioxins

	#	Name	Area	IS Area	RA	Y/N	Pred.RT	RT	Conc.	EMPC
1	40	Total Penta-Dioxins	5.58e3	1.93e6	0.591	NO	29.96	30.36	0.5951	0.5951
2	40	Total Penta-Dioxins	1.28e4	1.93e6	0.607	NO	29.96	30.03	1.363	1.363
3	40	Total Penta-Dioxins	1.34e4	1.93e6	0.570	NO	29.96	29.81	1.430	1.430
4	40	Total Penta-Dioxins	1.22e4	1.93e6	0.708	NO	29.96	29.72	1.301	1.301
5	40	Total Penta-Dioxins	4.52e4	1.93e6	0.664	NO	29.96	29.54	4.816	4.816
6	40	Total Penta-Dioxins	1.46e4	1.93e6	0.600	NO	29.96	29.05	1.553	1.553
7	40	Total Penta-Dioxins	6.33e4	1.93e6	0.609	NO	29.96	28.56	6.743	6.743
8	40	Total Penta-Dioxins	5.19e3	1.93e6	0.705	NO	29.96	31.19	0.5529	0.5529
9	40	Total Penta-Dioxins	0.00e0	1.93e6	1.259	YES	29.96	31.09	0.0000	0.1615
10	40	Total Penta-Dioxins	6.05e3	1.93e6	0.669	NO	29.96	30.88	0.6452	0.6452
11	2	1,2,3,7,8-PeCDD	8.72e3	1.93e6	0.671	NO	30.81	30.80	0.9293	0.9293
12	40	Total Penta-Dioxins	1.35e4	1.93e6	0.667	NO	29.96	30.06	1.440	1.440

Hexa-Dioxins

	#	Name	Area	IS Area	RA	Y/N	Pred.RT	RT	Conc.	EMPC
1	5	1,2,3,7,8,9-HxCDD	3.72e4	1.72e6	1.189	NO	34.56	34.53	4.701	4.701
2	41	Total Hexa-Dioxins	3.06e4	0.00e0	1.159	NO	33.63	34.44	3.857	3.857
3	4	1,2,3,6,7,8-HxCDD	1.15e5	1.86e6	1.190	NO	34.25	34.26	13.44	13.44
4	3	1,2,3,4,7,8-HxCDD	1.36e4	1.57e6	1.137	NO	34.16	34.17	1.615	1.615
5	41	Total Hexa-Dioxins	6.46e4	0.00e0	1.251	NO	33.63	33.60	8.147	8.147
6	41	Total Hexa-Dioxins	5.91e5	0.00e0	1.217	NO	33.63	33.49	74.51	74.51
7	41	Total Hexa-Dioxins	7.33e4	0.00e0	1.191	NO	33.63	33.24	9.246	9.246
8	41	Total Hexa-Dioxins	7.21e5	0.00e0	1.213	NO	33.63	32.69	90.98	90.98

Hepta-Dioxins

	#	Name	Area	IS Area	RA	Y/N	Pred.RT	RT	Conc.	EMPC
1	6	1,2,3,4,6,7,8-HpCDD	6.66e6	1.53e6	1.001	NO	38.06	38.06	944.3	944.3
2	42	Total Hepta-Dioxins	7.67e6	1.53e6	0.993	NO	37.64	37.02	1087	1087

Dataset: U:\VG12.PRO\Results\200213R1\200213R1-11B.qld

Last Altered: Friday, March 13, 2020 10:29:59 Pacific Daylight Time
Printed: Friday, March 13, 2020 10:31:24 Pacific Daylight Time

Name: 200213R1_11, Date: 13-Feb-2020, Time: 17:17:33, ID: 1903652-10RE1 PDI-090SC-B-02-04-191012 17.13, Description: PDI-090SC-B-02-04-191012

Tetra-Furans

	#	Name	Area	IS Area	RA	Y/N	Pred.RT	RT	Conc.	EMPC	
1	43	Total Tetra-Furans	7.68e3	3.23e6	0.712	NO	23.61	19.61	0.5918	0.5918	
2	43	Total Tetra-Furans	3.62e4	3.23e6	0.709	NO	23.61	24.75	2.786	2.786	
3	43	Total Tetra-Furans	5.88e3	3.23e6	0.698	NO	23.61	24.63	0.4531	0.4531	
4	43	Total Tetra-Furans	4.57e3	3.23e6	0.712	NO	23.61	24.42	0.3522	0.3522	
5	43	Total Tetra-Furans	1.71e4	3.23e6	0.763	NO	23.61	24.19	1.318	1.318	
6	43	Total Tetra-Furans	3.06e5	3.23e6	0.745	NO	23.61	23.89	23.57	23.57	
7	43	Total Tetra-Furans	4.54e4	3.23e6	0.727	NO	23.61	23.35	3.493	3.493	
8	43	Total Tetra-Furans	8.56e4	3.23e6	0.738	NO	23.61	23.27	6.590	6.590	
9	43	Total Tetra-Furans	7.73e3	3.23e6	0.692	NO	23.61	23.09	0.5953	0.5953	
10	43	Total Tetra-Furans	4.68e3	3.23e6	0.773	NO	23.61	22.95	0.3608	0.3608	
11	43	Total Tetra-Furans	1.72e4	3.23e6	0.724	NO	23.61	22.50	1.324	1.324	
12	43	Total Tetra-Furans	4.87e3	3.23e6	0.839	NO	23.61	22.31	0.3748	0.3748	
13	43	Total Tetra-Furans	1.07e5	3.23e6	0.728	NO	23.61	22.13	8.215	8.215	
14	43	Total Tetra-Furans	1.29e5	3.23e6	0.723	NO	23.61	21.65	9.940	9.940	
15	43	Total Tetra-Furans	2.43e4	3.23e6	0.738	NO	23.61	21.27	1.869	1.869	
16	43	Total Tetra-Furans	1.45e5	3.23e6	0.730	NO	23.61	20.71	11.14	11.14	
17	43	Total Tetra-Furans	2.14e4	3.23e6	0.718	NO	23.61	20.14	1.645	1.645	
18	43	Total Tetra-Furans	0.00e0	3.23e6	0.964	YES	23.61	26.89	0.0000	4.252	
19	43	Total Tetra-Furans	7.77e3	3.23e6	0.775	NO	23.61	26.62	0.5982	0.5982	P
20	43	Total Tetra-Furans	6.63e3	3.23e6	0.700	NO	23.61	26.45	0.5103	0.5103	P
21	43	Total Tetra-Furans	3.28e3	3.23e6	0.807	NO	23.61	25.48	0.2523	0.2523	
22	43	Total Tetra-Furans	2.24e4	3.23e6	0.695	NO	23.61	25.24	1.728	1.728	
23	8	2,3,7,8-TCDF	3.29e5	3.23e6	0.727	NO	24.85	24.85	25.33	25.33	
24	43	Total Tetra-Furans	4.08e3	3.23e6	0.669	NO	23.61	25.02	0.3140	0.3140	
25	43	Total Tetra-Furans	4.71e3	3.23e6	0.678	NO	23.61	24.00	0.3630	0.3630	
26	43	Total Tetra-Furans	8.47e3	3.23e6	0.773	NO	23.61	21.19	0.6523	0.6523	

Penta-Furans function 1

	#	Name	Area	IS Area	RA	Y/N	Pred.RT	RT	Conc.	EMPC
1	44	1st Func. Penta-Fura...	6.49e5	0.00e0	1.589	NO	27.09	26.90	49.98	49.98

Dataset: U:\VG12.PRO\Results\200213R1\200213R1-11B.qld

Last Altered: Friday, March 13, 2020 10:29:59 Pacific Daylight Time
Printed: Friday, March 13, 2020 10:31:24 Pacific Daylight Time

Name: 200213R1_11, Date: 13-Feb-2020, Time: 17:17:33, ID: 1903652-10RE1 PDI-090SC-B-02-04-191012 17.13, Description: PDI-090SC-B-02-04-191012

Penta-Furans

	#	Name	Area	IS Area	RA	Y/N	Pred.RT	RT	Conc.	EMPC
1	45	Total Penta-Furans	1.56e3	0.00e0	1.477	NO	29.27	30.25	0.1202	0.1202
2	45	Total Penta-Furans	2.01e5	0.00e0	1.504	NO	29.27	29.77	15.45	15.45
3	9	1,2,3,7,8-PeCDF	4.88e5	2.93e6	1.482	NO	29.50	29.51	36.57	36.57
4	45	Total Penta-Furans	6.23e4	0.00e0	1.454	NO	29.27	29.31	4.798	4.798
5	45	Total Penta-Furans	0.00e0	0.00e0	1.529	NO	29.27	29.10	0.0000	7.488
6	45	Total Penta-Furans	4.61e5	0.00e0	1.507	NO	29.27	28.50	35.53	35.53
7	45	Total Penta-Furans	2.26e4	0.00e0	1.511	NO	29.27	28.36	1.741	1.741
8	45	Total Penta-Furans	1.89e4	0.00e0	1.462	NO	29.27	31.41	1.453	1.453
9	10	2,3,4,7,8-PeCDF	2.65e5	2.78e6	1.498	NO	30.50	30.50	19.95	19.95
10	45	Total Penta-Furans	6.78e3	0.00e0	1.458	NO	29.27	30.38	0.5222	0.5222
11	45	Total Penta-Furans	1.63e4	0.00e0	1.612	NO	29.27	28.58	1.256	1.256
12	45	Total Penta-Furans	1.21e5	0.00e0	1.556	NO	29.27	30.51	9.294	9.294
13	45	Total Penta-Furans	1.20e4	0.00e0	1.562	NO	29.27	29.57	0.9265	0.9265
14	45	Total Penta-Furans	0.00e0	0.00e0	1.531	NO	29.27	29.14	0.0000	0.9497

Hexa-Furans

	#	Name	Area	IS Area	RA	Y/N	Pred.RT	RT	Conc.	EMPC
1	11	1,2,3,4,7,8-HxCDF	4.70e5	1.77e6	1.169	NO	33.28	33.31	61.64	61.64
2	46	Total Hexa-Furans	7.51e3	0.00e0	1.099	NO	33.56	33.20	0.9353	0.9353
3	46	Total Hexa-Furans	3.71e5	0.00e0	1.163	NO	33.56	32.85	46.22	46.22
4	46	Total Hexa-Furans	4.37e3	0.00e0	1.182	NO	33.56	32.66	0.5444	0.5444
5	46	Total Hexa-Furans	2.49e5	0.00e0	1.172	NO	33.56	32.31	31.04	31.04
6	46	Total Hexa-Furans	7.87e4	0.00e0	1.167	NO	33.56	32.13	9.806	9.806
7	14	1,2,3,7,8,9-HxCDF	2.46e4	1.58e6	1.167	NO	34.87	34.91	3.628	3.628
8	13	2,3,4,6,7,8-HxCDF	6.38e4	1.83e6	1.164	NO	34.01	34.00	7.735	7.735
9	46	Total Hexa-Furans	4.25e3	0.00e0	1.192	NO	33.56	33.69	0.5292	0.5292
10	12	1,2,3,6,7,8-HxCDF	1.57e5	1.96e6	1.164	NO	33.41	33.41	18.99	18.99
11	46	Total Hexa-Furans	3.54e4	0.00e0	1.217	NO	33.56	34.92	4.407	4.407

Dataset: U:\VG12.PRO\Results\200213R1\200213R1-11B.qld

Last Altered: Friday, March 13, 2020 10:29:59 Pacific Daylight Time
Printed: Friday, March 13, 2020 10:31:24 Pacific Daylight Time

Name: 200213R1_11, Date: 13-Feb-2020, Time: 17:17:33, ID: 1903652-10RE1 PDI-090SC-B-02-04-191012 17.13, Description: PDI-090SC-B-02-04-191012

Hepta-Furans

	#	Name	Area	IS Area	RA	Y/N	Pred.RT	RT	Conc.	EMPC
1	16	1,2,3,4,7,8,9-HpCDF	7.04e4	9.77e5	0.961	NO	38.66	38.67	14.68	14.68
2	47	Total Hepta-Furans	9.24e5	0.00e0	0.977	NO	37.83	37.22	193.7	193.7
3	47	Total Hepta-Furans	8.14e3	0.00e0	1.176	NO	37.83	37.01	1.707	1.707
4	15	1,2,3,4,6,7,8-HpCDF	4.98e5	1.26e6	0.962	NO	36.65	36.63	92.72	92.72

Dataset: Untitled

Last Altered: Friday, February 14, 2020 07:30:05 Pacific Standard Time
Printed: Friday, February 14, 2020 07:30:35 Pacific Standard Time

Name: 200213R1_11, Date: 13-Feb-2020, Time: 17:17:33, ID: 1903652-10RE1 PDI-090SC-B-02-04-191012 17.13, Description: PDI-090SC-B-02-04-191012

2,3,7,8-TCDD

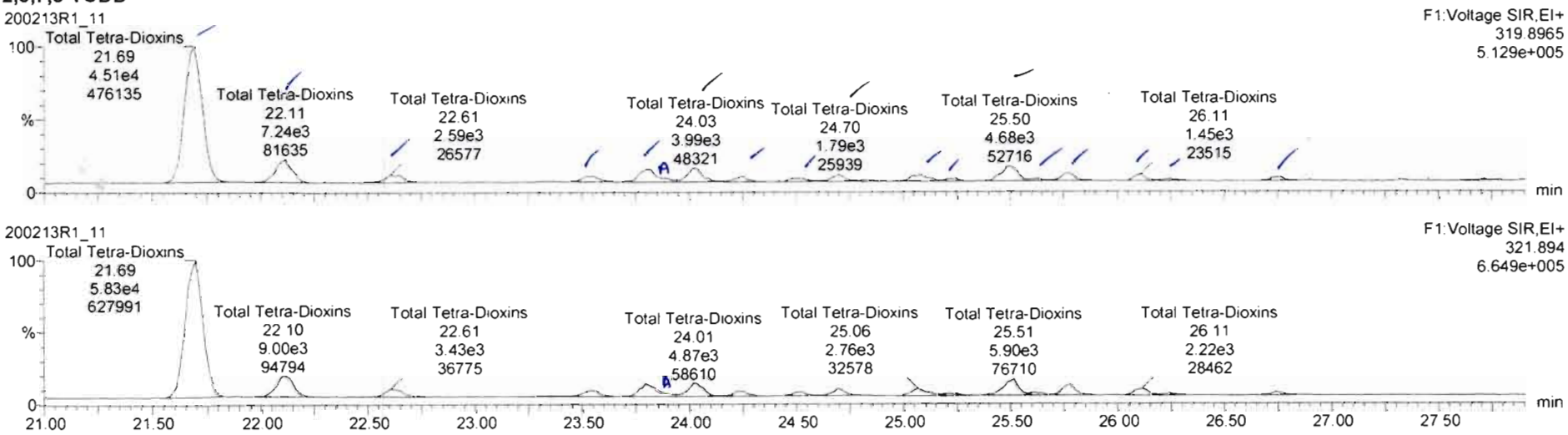

13C-2,3,7,8-TCDD

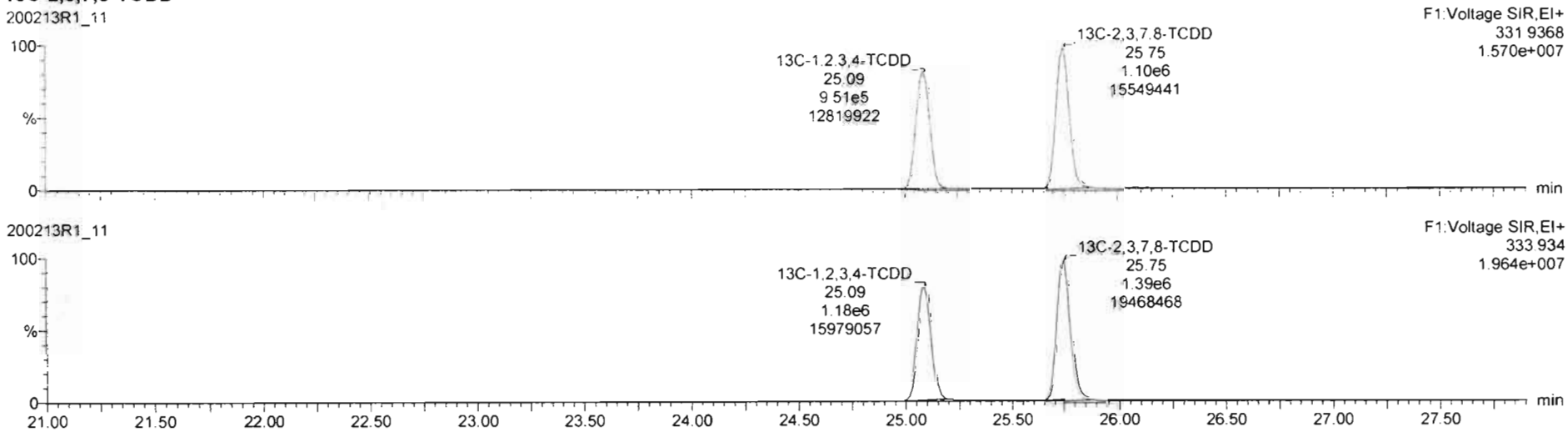

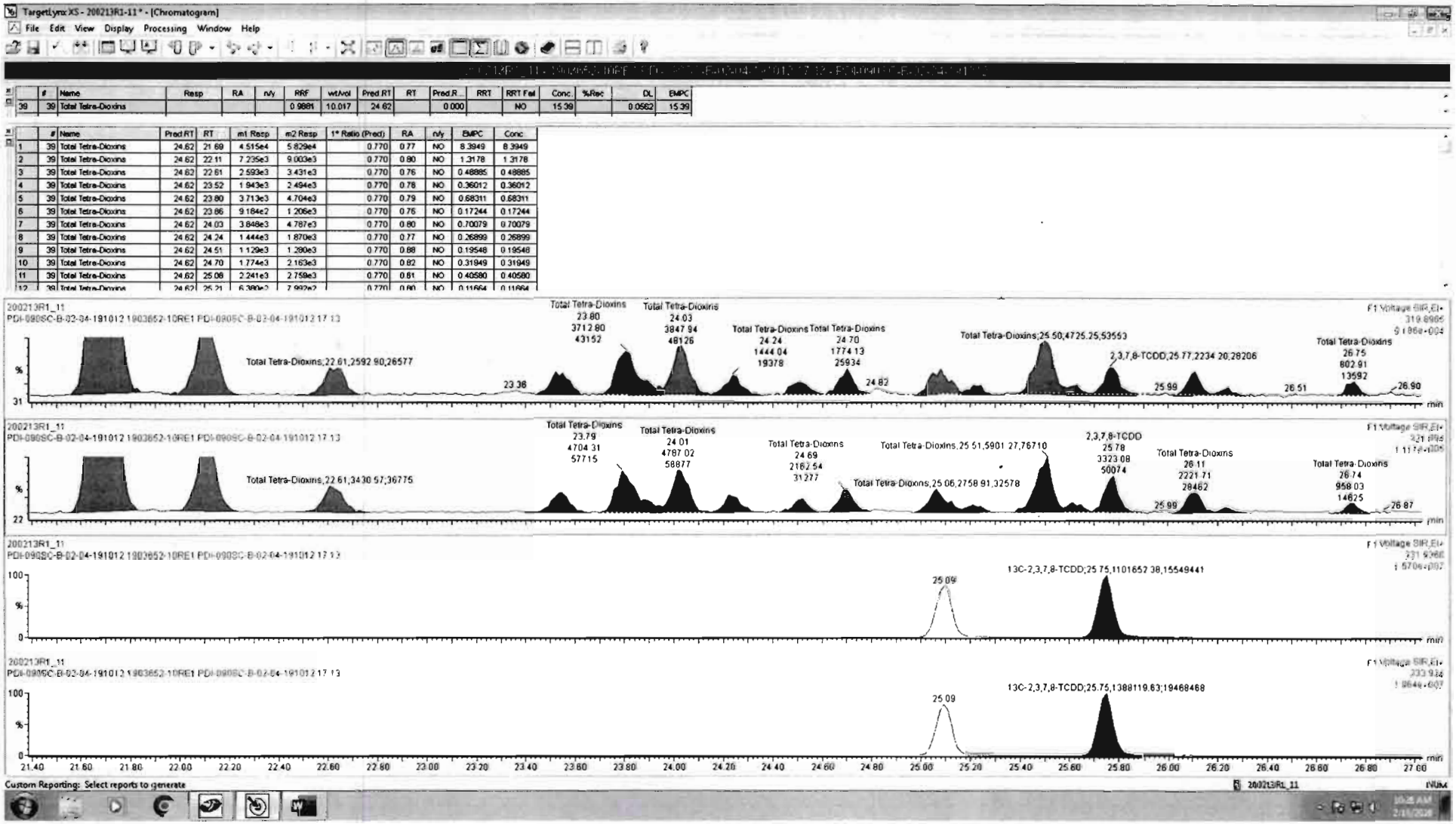

	#	Name	Resp	RA	n/y	RRF	wt/vol	Pred RT	RT	Pred.R...	RRT	RRT Fail	Conc.	%Rec	DL	EMPC
39	39	Total Tetra-Dioxins				0.9881	10.017	24.62		0.000		NO	15.39		0.0562	15.39

	#	Name	Pred RT	RT	m1 Resp	m2 Resp	1* Ratio (Pred)	RA	n/y	EMPC	Conc
1	39	Total Tetra-Dioxins	24.62	21.69	4.515e4	5.829e4	0.770	0.77	NO	8.3949	8.3949
2	39	Total Tetra-Dioxins	24.62	22.11	7.235e3	9.003e3	0.770	0.80	NO	1.3178	1.3178
3	39	Total Tetra-Dioxins	24.62	22.61	2.593e3	3.431e3	0.770	0.76	NO	0.48885	0.48885
4	39	Total Tetra-Dioxins	24.62	23.52	1.943e3	2.494e3	0.770	0.78	NO	0.36012	0.36012
5	39	Total Tetra-Dioxins	24.62	23.80	3.713e3	4.704e3	0.770	0.79	NO	0.68311	0.68311
6	39	Total Tetra-Dioxins	24.62	23.86	9.184e2	1.206e3	0.770	0.76	NO	0.17244	0.17244
7	39	Total Tetra-Dioxins	24.62	24.03	3.848e3	4.787e3	0.770	0.80	NO	0.70079	0.70079
8	39	Total Tetra-Dioxins	24.62	24.24	1.444e3	1.870e3	0.770	0.77	NO	0.26899	0.26899
9	39	Total Tetra-Dioxins	24.62	24.51	1.129e3	1.280e3	0.770	0.88	NO	0.19548	0.19548
10	39	Total Tetra-Dioxins	24.62	24.70	1.774e3	2.163e3	0.770	0.82	NO	0.31949	0.31949
11	39	Total Tetra-Dioxins	24.62	25.08	2.241e3	2.759e3	0.770	0.81	NO	0.40580	0.40580
12	39	Total Tetra-Dioxins	24.62	25.21	6.380e2	7.992e2	0.770	0.80	NO	0.11664	0.11664

Dataset: Untitled

Last Altered: Friday, February 14, 2020 07:30:05 Pacific Standard Time
Printed: Friday, February 14, 2020 07:30:35 Pacific Standard Time

Name: 200213R1_11, Date: 13-Feb-2020, Time: 17:17:33, ID: 1903652-10RE1 PDI-090SC-B-02-04-191012 17.13, Description: PDI-090SC-B-02-04-191012

37Cl-2,3,7,8-TCDD

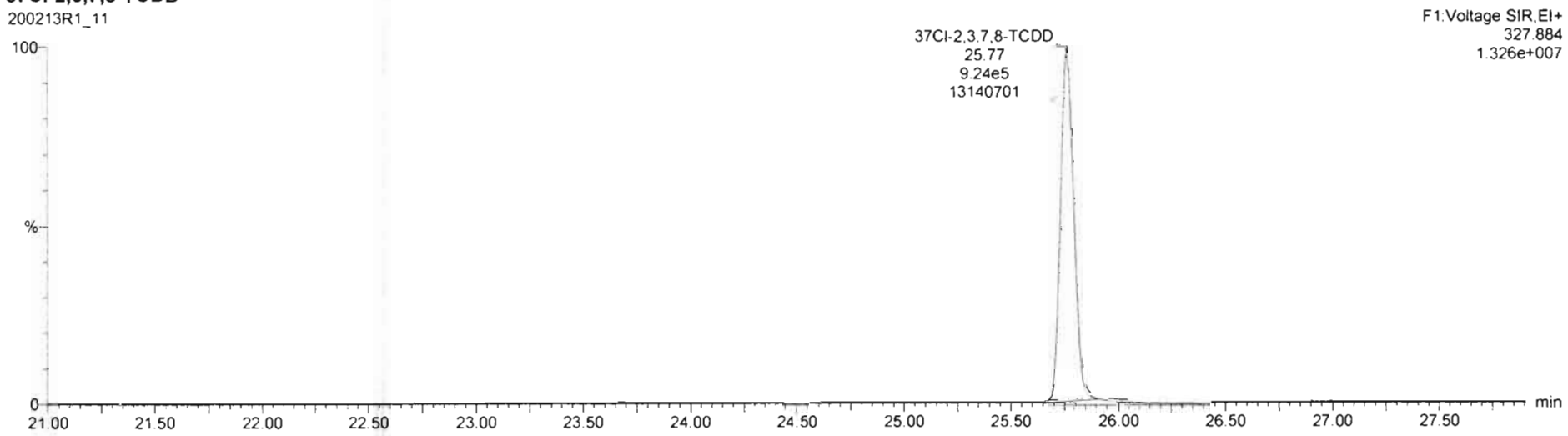

13C-1,2,3,4-TCDD

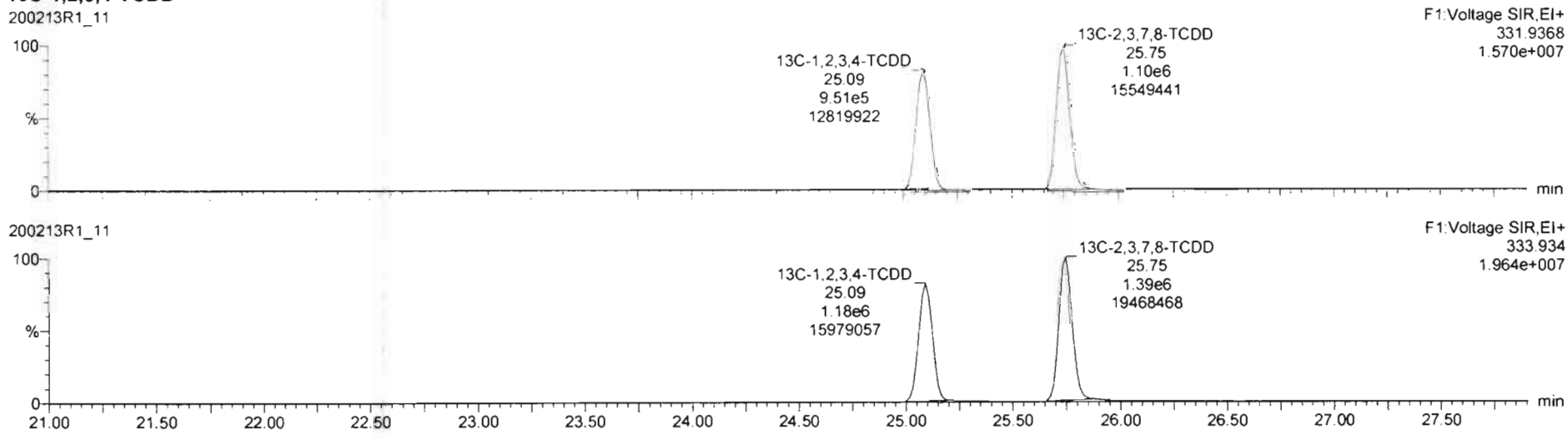

Dataset: Untitled

Last Altered: Friday, February 14, 2020 07:30:05 Pacific Standard Time
Printed: Friday, February 14, 2020 07:30:35 Pacific Standard Time

Name: 200213R1_11, Date: 13-Feb-2020, Time: 17:17:33, ID: 1903652-10RE1 PDI-090SC-B-02-04-191012 17.13, Description: PDI-090SC-B-02-04-191012

1,2,3,7,8-PeCDD

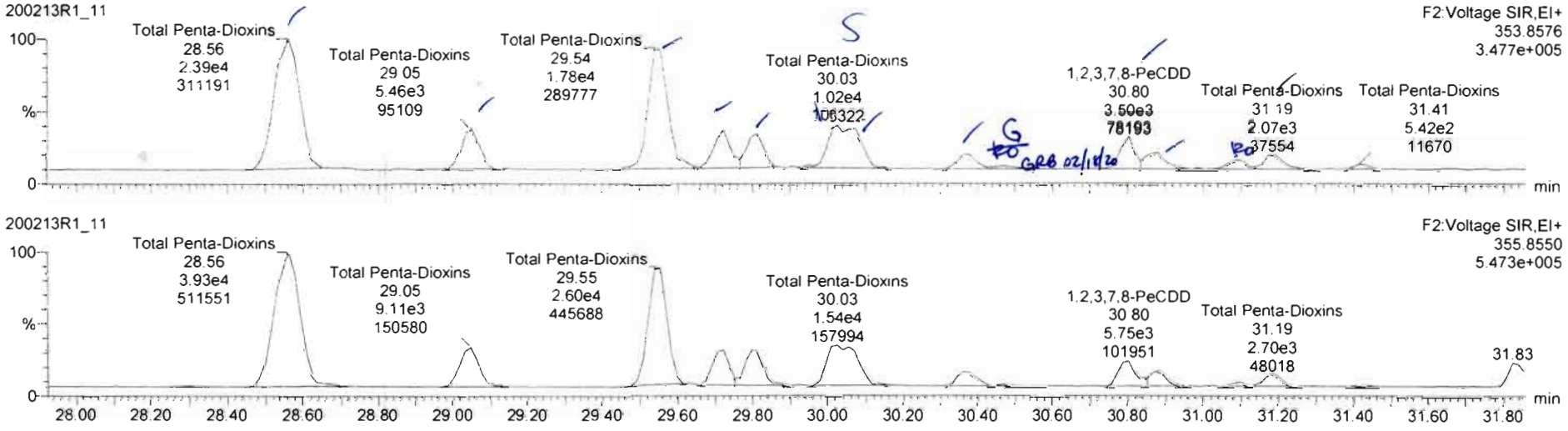

13C-1,2,3,7,8-PeCDD

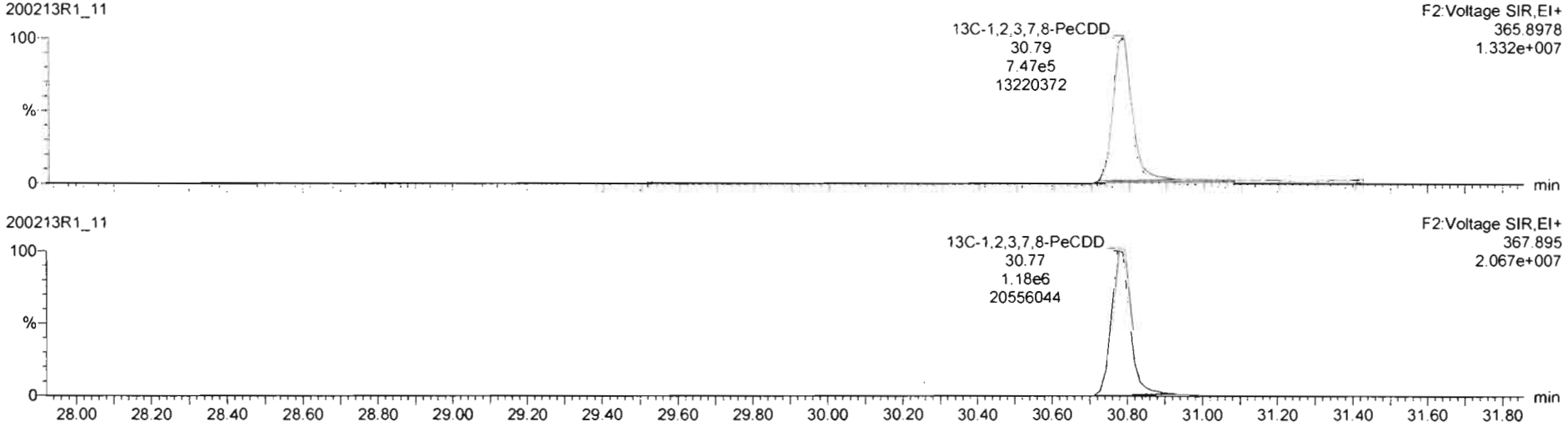

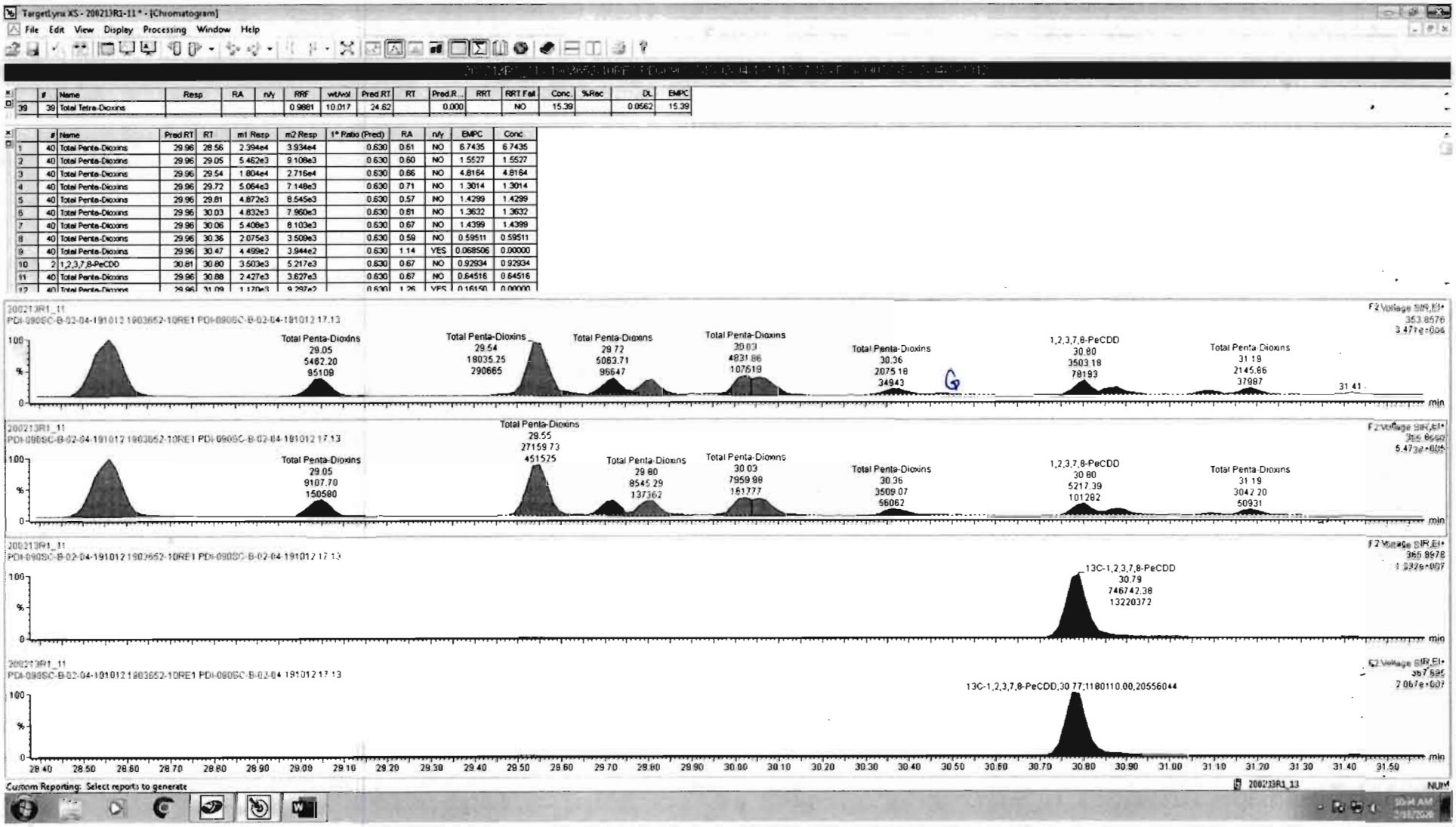

	#	Name	Resp	RA	n/y	RRF	wt/vol	Pred.RT	RT	Pred.R...	RRT	RRT Fail	Conc.	%Rec	DL	EMPC
39	39	Total Tetra-Dioxins				0.9881	10.017	24.82		0.000		NO	15.39		0.0562	15.39

	#	Name	Pred RT	RT	m1 Resp	m2 Resp	1* Ratio (Pred)	RA	n/y	EMPC	Conc.
1	40	Total Penta-Dioxins	29.96	28.56	2.394e4	3.934e4	0.630	0.61	NO	6.7435	6.7435
2	40	Total Penta-Dioxins	29.96	29.05	5.462e3	9.108e3	0.630	0.60	NO	1.5527	1.5527
3	40	Total Penta-Dioxins	29.96	29.54	1.804e4	2.716e4	0.630	0.66	NO	4.8164	4.8164
4	40	Total Penta-Dioxins	29.96	29.72	5.064e3	7.148e3	0.630	0.71	NO	1.3014	1.3014
5	40	Total Penta-Dioxins	29.96	29.81	4.872e3	8.545e3	0.630	0.57	NO	1.4299	1.4299
6	40	Total Penta-Dioxins	29.96	30.03	4.832e3	7.960e3	0.630	0.61	NO	1.3632	1.3632
7	40	Total Penta-Dioxins	29.96	30.06	5.408e3	8.103e3	0.630	0.67	NO	1.4399	1.4399
8	40	Total Penta-Dioxins	29.96	30.36	2.075e3	3.509e3	0.630	0.59	NO	0.59511	0.59511
9	40	Total Penta-Dioxins	29.96	30.47	4.499e2	3.944e2	0.630	1.14	YES	0.068506	0.00000
10	2	1,2,3,7,8-PeCDD	30.81	30.80	3.503e3	5.217e3	0.630	0.67	NO	0.92934	0.92934
11	40	Total Penta-Dioxins	29.96	30.88	2.427e3	3.627e3	0.630	0.67	NO	0.64516	0.64516
12	40	Total Penta-Dioxins	29.96	31.09	1.170e3	9.297e2	0.630	1.26	YES	0.16150	0.00000

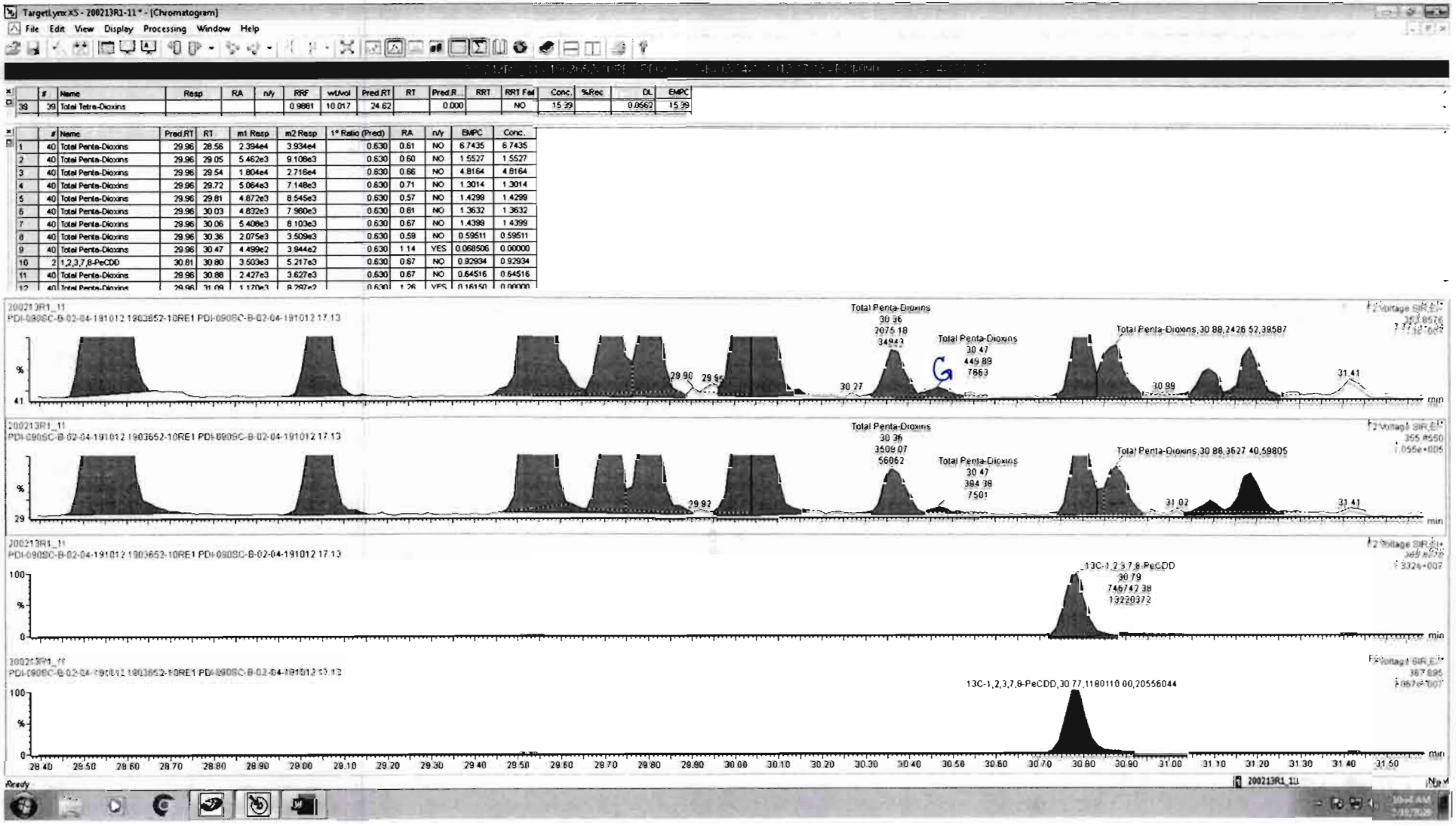

	#	Name	Resp	RA	n/y	RRF	wt/vol	Pred.RT	RT	Pred.R...	RRT	RRT Fail	Conc.	%Rec	DL	EMPC
39	39	Total Tetra-Dioxins				0.9881	10.017	24.62		0.000		NO	15.39		0.0562	15.39

	#	Name	Pred.RT	RT	m1 Resp	m2 Resp	1° Ratio (Pred)	RA	n/y	EMPC	Conc.
1	40	Total Penta-Dioxins	29.96	28.58	2.394e4	3.934e4	0.630	0.61	NO	6.7435	6.7435
2	40	Total Penta-Dioxins	29.96	29.05	5.462e3	9.108e3	0.630	0.60	NO	1.5527	1.5527
3	40	Total Penta-Dioxins	29.96	29.54	1.804e4	2.716e4	0.630	0.66	NO	4.8164	4.8164
4	40	Total Penta-Dioxins	29.96	29.72	5.064e3	7.148e3	0.630	0.71	NO	1.3014	1.3014
5	40	Total Penta-Dioxins	29.96	29.81	4.872e3	8.545e3	0.630	0.57	NO	1.4299	1.4299
6	40	Total Penta-Dioxins	29.96	30.03	4.832e3	7.960e3	0.630	0.61	NO	1.3632	1.3632
7	40	Total Penta-Dioxins	29.96	30.06	5.408e3	8.103e3	0.630	0.67	NO	1.4399	1.4399
8	40	Total Penta-Dioxins	29.96	30.36	2.075e3	3.509e3	0.630	0.59	NO	0.59511	0.59511
9	40	Total Penta-Dioxins	29.96	30.47	4.499e2	3.944e2	0.630	1.14	YES	0.068506	0.00000
10	2	1,2,3,7,8-PeCDD	30.81	30.80	3.503e3	5.217e3	0.630	0.67	NO	0.92934	0.92934
11	40	Total Penta-Dioxins	29.96	30.88	2.427e3	3.627e3	0.630	0.67	NO	0.64516	0.64516
12	40	Total Penta-Dioxins	29.96	31.09	1.170e3	8.297e2	0.630	1.26	YES	0.16150	0.00000

Dataset: Untitled

Last Altered: Friday, February 14, 2020 07:30:05 Pacific Standard Time
Printed: Friday, February 14, 2020 07:30:35 Pacific Standard Time

Name: 200213R1_11, Date: 13-Feb-2020, Time: 17:17:33, ID: 1903652-10RE1 PDI-090SC-B-02-04-191012 17.13, Description: PDI-090SC-B-02-04-191012

1,2,3,4,7,8-HxCDD

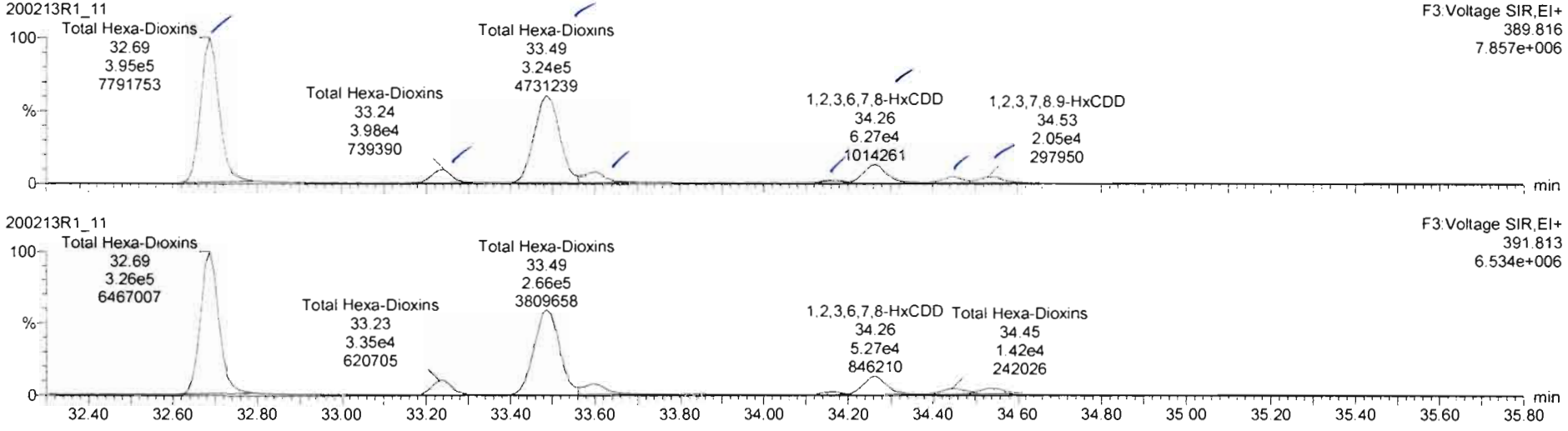

13C-1,2,3,4,7,8-HxCDD

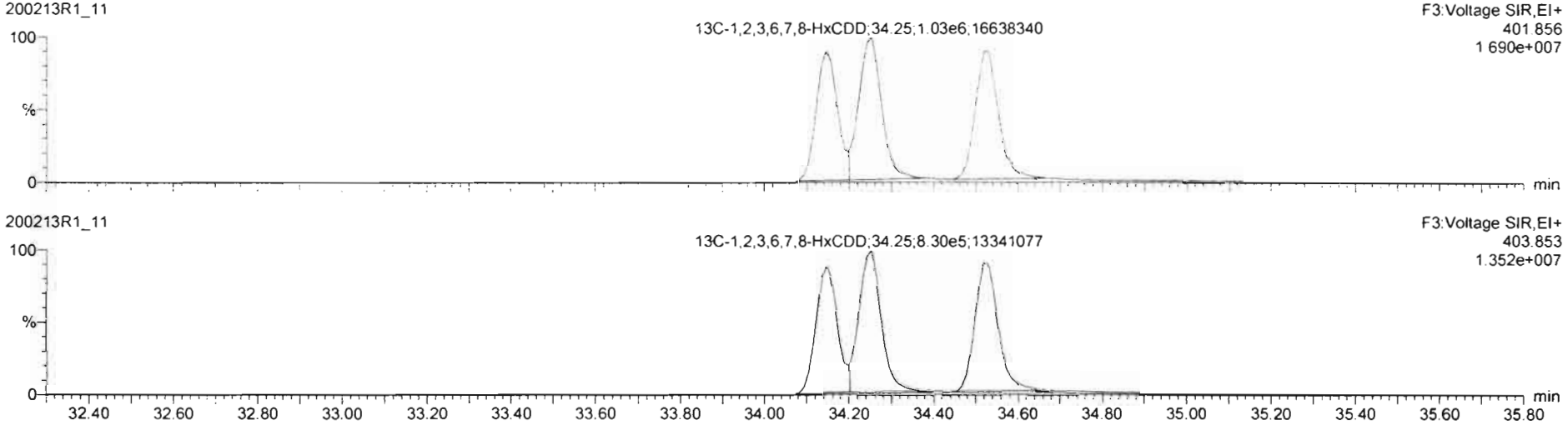

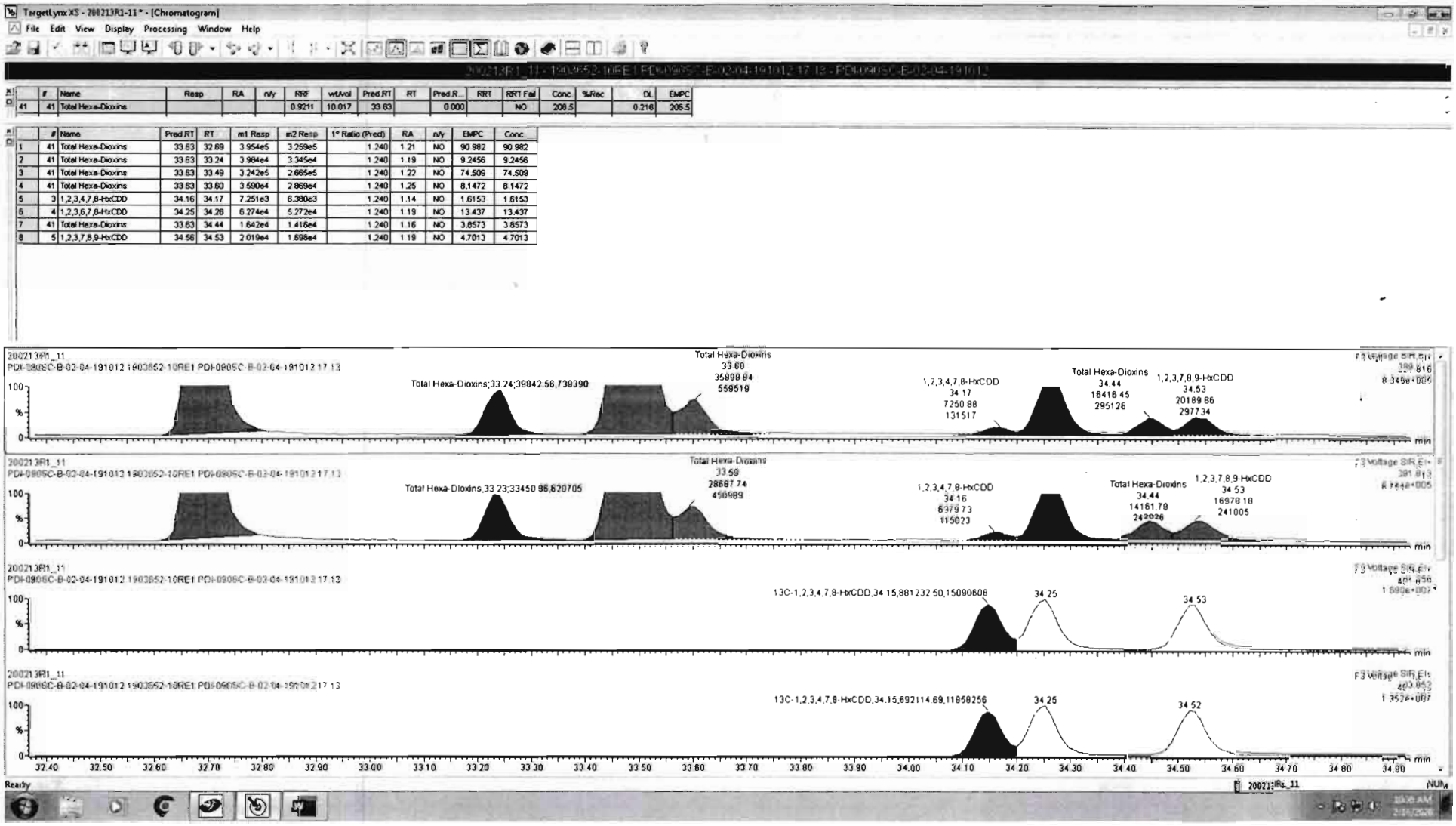

	#	Name	Resp	RA	n/y	RRF	wt/vol	Pred.RT	RT	Pred.R...	RRT	RRT Fail	Conc	%Rec	DL	EMPC
41	41	Total Hexa-Dioxins				0.9211	10.017	33.63		0.000		NO	206.5		0.216	206.5

	#	Name	Pred.RT	RT	m1 Resp	m2 Resp	1* Ratio (Pred)	RA	n/y	EMPC	Conc
1	41	Total Hexa-Dioxins	33.63	32.69	3.954e5	3.259e5	1.240	1.21	NO	90.982	90.982
2	41	Total Hexa-Dioxins	33.63	33.24	3.984e4	3.345e4	1.240	1.19	NO	9.2456	9.2456
3	41	Total Hexa-Dioxins	33.63	33.49	3.242e5	2.665e5	1.240	1.22	NO	74.509	74.509
4	41	Total Hexa-Dioxins	33.63	33.60	3.590e4	2.869e4	1.240	1.25	NO	8.1472	8.1472
5	3	1,2,3,4,7,8-HxCDD	34.16	34.17	7.251e3	6.380e3	1.240	1.14	NO	1.6153	1.6153
6	4	1,2,3,6,7,8-HxCDD	34.25	34.26	6.274e4	5.272e4	1.240	1.19	NO	13.437	13.437
7	41	Total Hexa-Dioxins	33.63	34.44	1.642e4	1.416e4	1.240	1.16	NO	3.8573	3.8573
8	5	1,2,3,7,8,9-HxCDD	34.56	34.53	2.019e4	1.698e4	1.240	1.19	NO	4.7013	4.7013

Dataset: Untitled

Last Altered: Friday, February 14, 2020 07:30:05 Pacific Standard Time
Printed: Friday, February 14, 2020 07:30:35 Pacific Standard Time

Name: 200213R1_11, Date: 13-Feb-2020, Time: 17:17:33, ID: 1903652-10RE1 PDI-090SC-B-02-04-191012 17.13, Description: PDI-090SC-B-02-04-191012

1,2,3,4,6,7,8-HpCDD

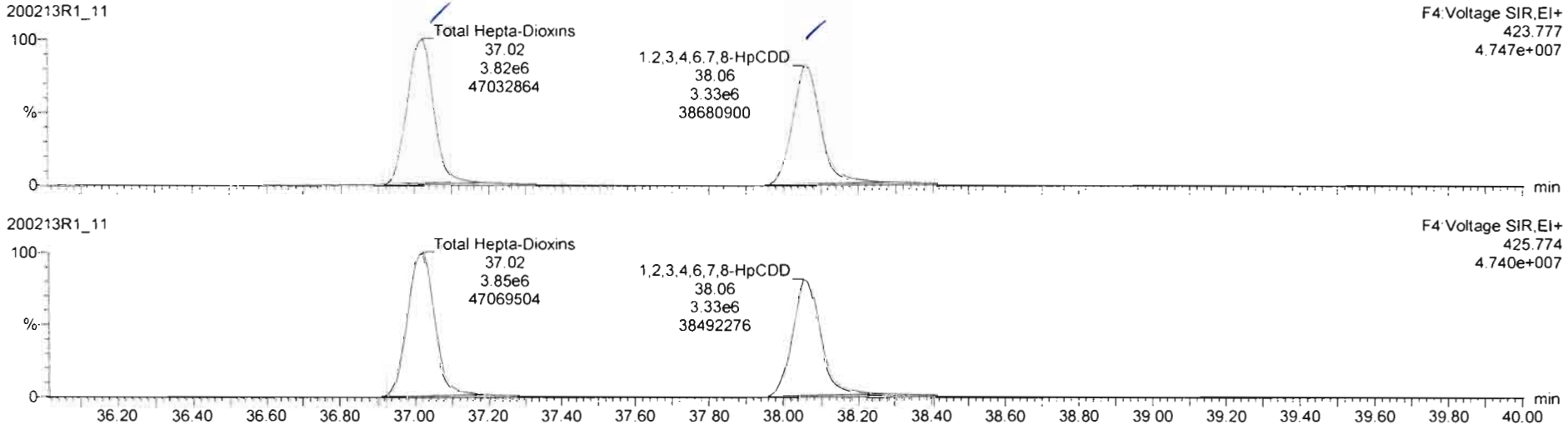

13C-1,2,3,4,6,7,8-HpCDD

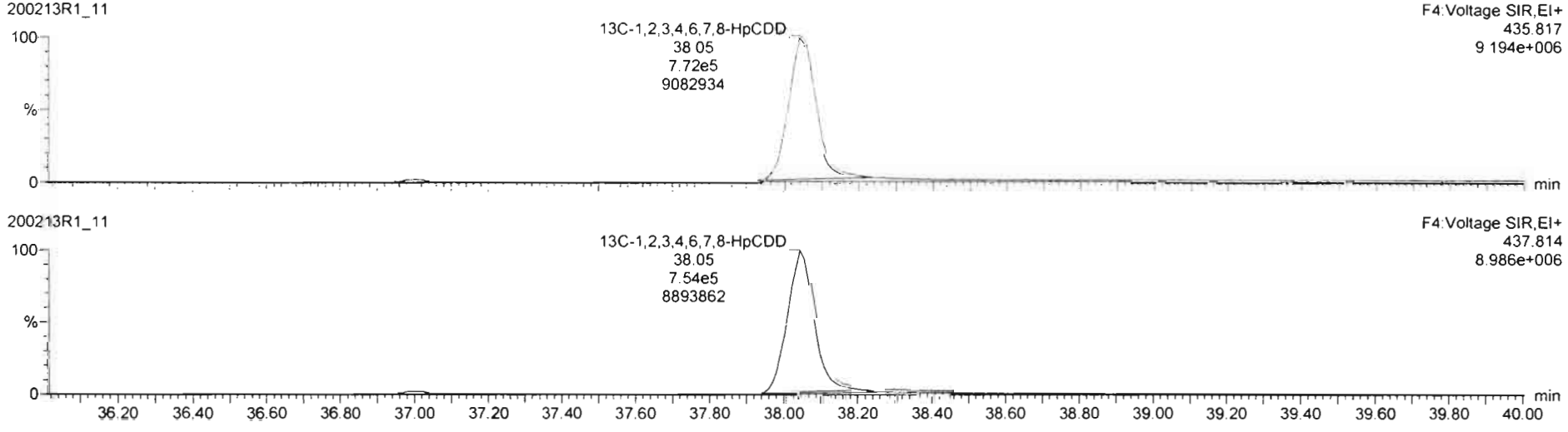

Dataset: Untitled

Last Altered: Friday, February 14, 2020 07:30:05 Pacific Standard Time
Printed: Friday, February 14, 2020 07:30:35 Pacific Standard Time

Name: 200213R1_11, Date: 13-Feb-2020, Time: 17:17:33, ID: 1903652-10RE1 PDI-090SC-B-02-04-191012 17.13, Description: PDI-090SC-B-02-04-191012

OCDD

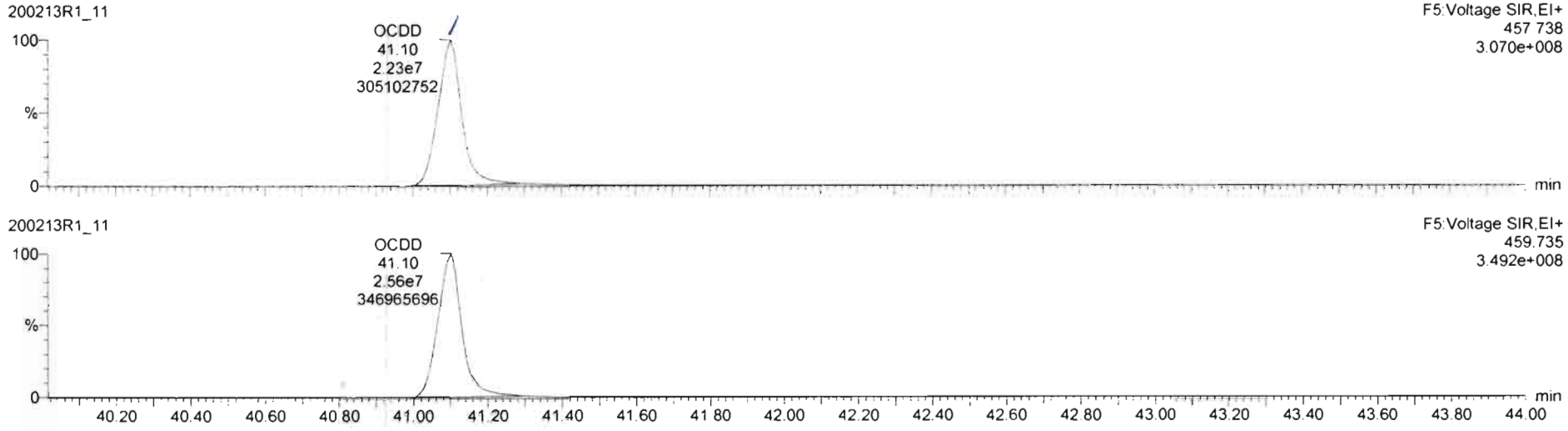

13C-OCDD

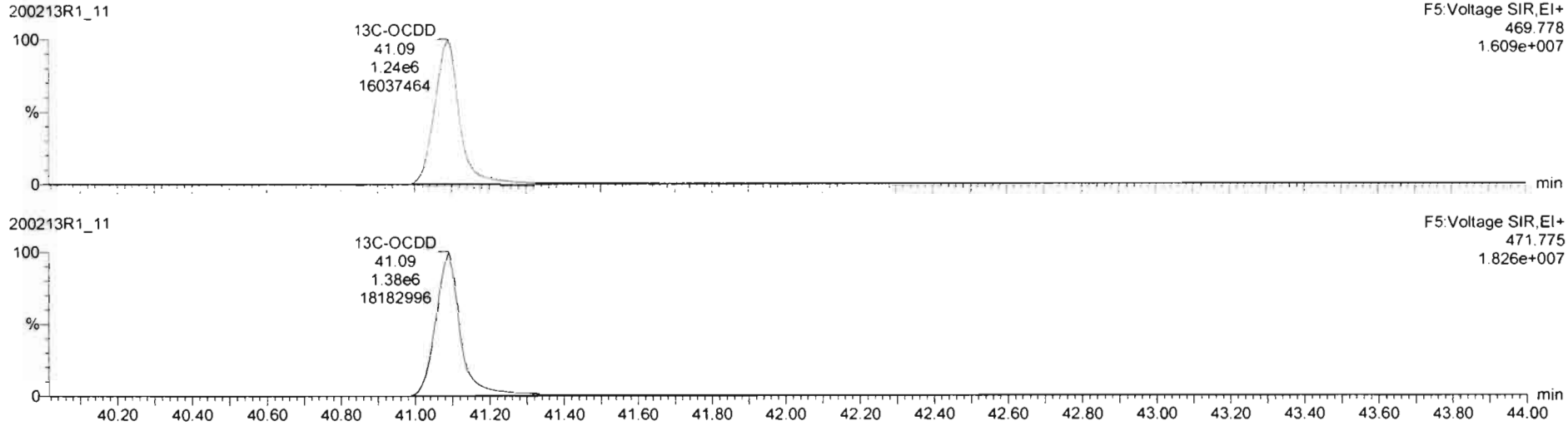

Dataset: Untitled

Last Altered: Friday, February 14, 2020 07:30:05 Pacific Standard Time
Printed: Friday, February 14, 2020 07:30:35 Pacific Standard Time

Name: 200213R1_11, Date: 13-Feb-2020, Time: 17:17:33, ID: 1903652-10RE1 PDI-090SC-B-02-04-191012 17.13, Description: PDI-090SC-B-02-04-191012

2,3,7,8-TCDF

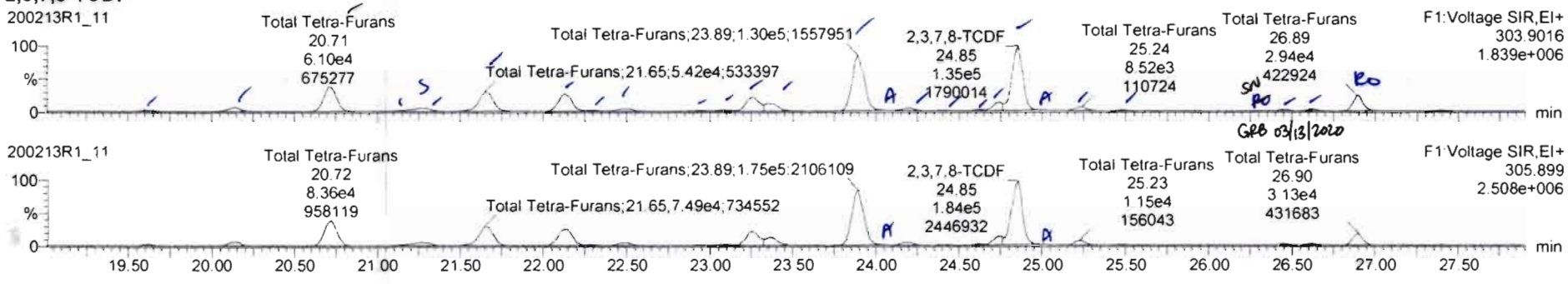

13C-2,3,7,8-TCDF

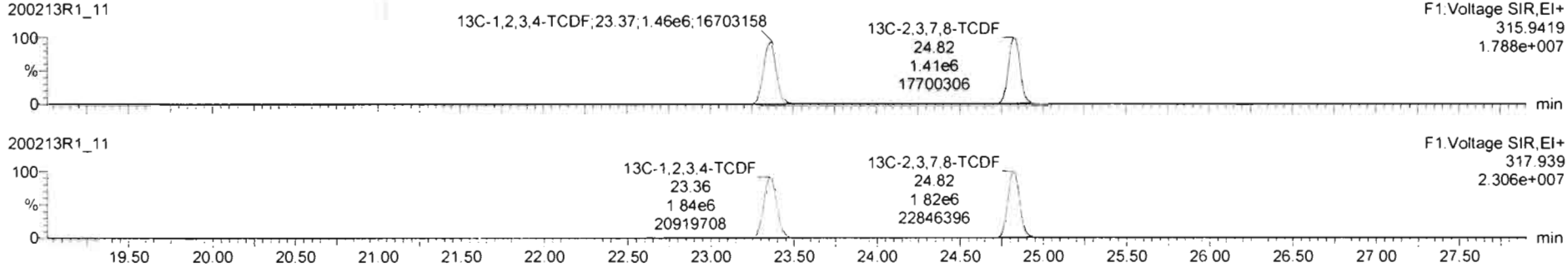

DPE1

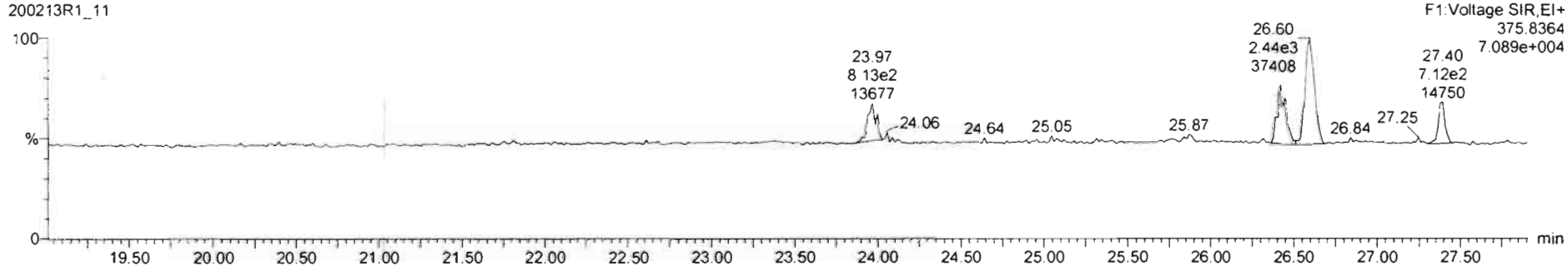

TargetLynx XS - 200213R1-11 * - [Chromatogram]

File Edit View Display Processing Window Help

	#	Name	Resp	RA	rVy	RRF	wtVol	Pred RT	RT	Pred R	RRT	RRT Fail	Conc	%Rec	DL	EMPC
43	43	Total Tetra-Furans				0.8020	10.017	23.61		0.000		NO	102.4		0.101	106.7

	#	Name	Pred RT	RT	m1 Resp	m2 Resp	1° Ratio (Pred)	RA	rVy	EMPC	Conc.
1	43	Total Tetra-Furans	23.61	19.61	3.196e3	4.488e3	0.770	0.71	NO	0.59180	0.59180
2	43	Total Tetra-Furans	23.61	20.14	8.921e3	1.243e4	0.770	0.72	NO	1.6446	1.6446
3	43	Total Tetra-Furans	23.61	20.71	6.102e4	8.363e4	0.770	0.73	NO	11.142	11.142
4	43	Total Tetra-Furans	23.61	21.19	3.693e3	4.776e3	0.770	0.77	NO	0.65230	0.65230
5	43	Total Tetra-Furans	23.61	21.27	1.031e4	1.396e4	0.770	0.74	NO	1.8690	1.8690
6	43	Total Tetra-Furans	23.61	21.65	5.416e4	7.489e4	0.770	0.72	NO	9.9395	9.9395
7	43	Total Tetra-Furans	23.61	22.13	4.494e4	6.172e4	0.770	0.73	NO	8.2154	8.2154
8	43	Total Tetra-Furans	23.61	22.31	2.220e3	2.646e3	0.770	0.84	NO	0.37478	0.37478
9	43	Total Tetra-Furans	23.61	22.50	7.221e3	9.968e3	0.770	0.72	NO	1.3239	1.3239
10	43	Total Tetra-Furans	23.61	22.95	2.042e3	2.643e3	0.770	0.77	NO	0.36080	0.36080
11	43	Total Tetra-Furans	23.61	23.09	3.162e3	4.566e3	0.770	0.69	NO	0.59525	0.59525
12	43	Total Tetra-Furans	23.61	23.27	3.635e4	4.922e4	0.770	0.74	NO	6.5904	6.5904
13	43	Total Tetra-Furans	23.61	23.35	1.910e4	2.626e4	0.770	0.73	NO	3.4934	3.4934

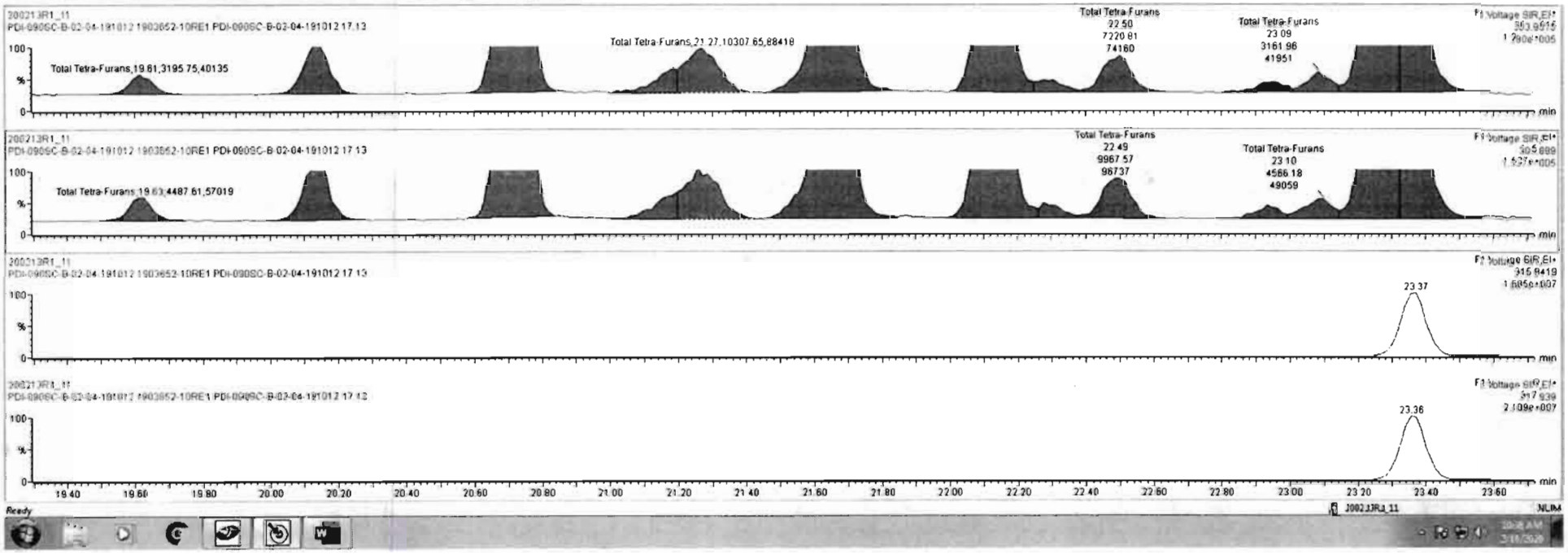

Ready

TargetLynx:XS - 200213R1-11 * - [Chromatogram]

File Edit View Display Processing Window Help

	#	Name	Resp	RA	n/y	RRF	wt/vol	Pred RT	RT	Pred.R	RRT	RRT Fail	Conc.	%Rec	DL	EMPC
43	43	Total Tetra-Furans				0.8020	10.017	23.61		0.000		NO	104.4		0.101	108.7

	#	Name	Pred RT	RT	m1 Resp	m2 Resp	1* Ratio (Pred)	RA	n/y	EMPC	Conc
14	43	Total Tetra-Furans	23.61	23.89	1.306e5	1.754e5	0.770	0.74	NO	23.589	23.589
15	43	Total Tetra-Furans	23.61	24.00	1.904e3	2.810e3	0.770	0.68	NO	0.36302	0.36302
16	43	Total Tetra-Furans	23.61	24.19	7.410e3	9.706e3	0.770	0.76	NO	1.3183	1.3183
17	43	Total Tetra-Furans	23.61	24.42	1.902e3	2.671e3	0.770	0.71	NO	0.35224	0.35224
18	43	Total Tetra-Furans	23.61	24.63	2.419e3	3.464e3	0.770	0.70	NO	0.45307	0.45307
19	43	Total Tetra-Furans	23.61	24.75	1.501e4	2.117e4	0.770	0.71	NO	2.7863	2.7863
20	8	2,3,7,8-TCDF	24.85	24.85	1.384e5	1.904e5	0.770	0.73	NO	25.330	25.330
21	43	Total Tetra-Furans	23.61	25.02	1.633e3	2.443e3	0.770	0.67	NO	0.31397	0.31397
22	43	Total Tetra-Furans	23.61	25.24	9.194e3	1.324e4	0.770	0.69	NO	1.7278	1.7278
23	43	Total Tetra-Furans	23.61	25.48	1.463e3	1.813e3	0.770	0.81	NO	0.25233	0.25233
24	43	Total Tetra-Furans	23.61	26.32	5.171e2	4.419e2	0.770	1.17	YES	0.060241	0.00000
25	43	Total Tetra-Furans	23.61	26.45	2.727e3	3.898e3	0.770	0.70	NO	0.51030	0.51030
26	43	Total Tetra-Furans	23.61	26.62	3.391e3	4.375e3	0.770	0.77	NO	0.59819	0.59819
27	43	Total Tetra-Furans	23.61	26.89	2.635e4	3.143e4	0.770	0.90	YES	4.2853	0.00000

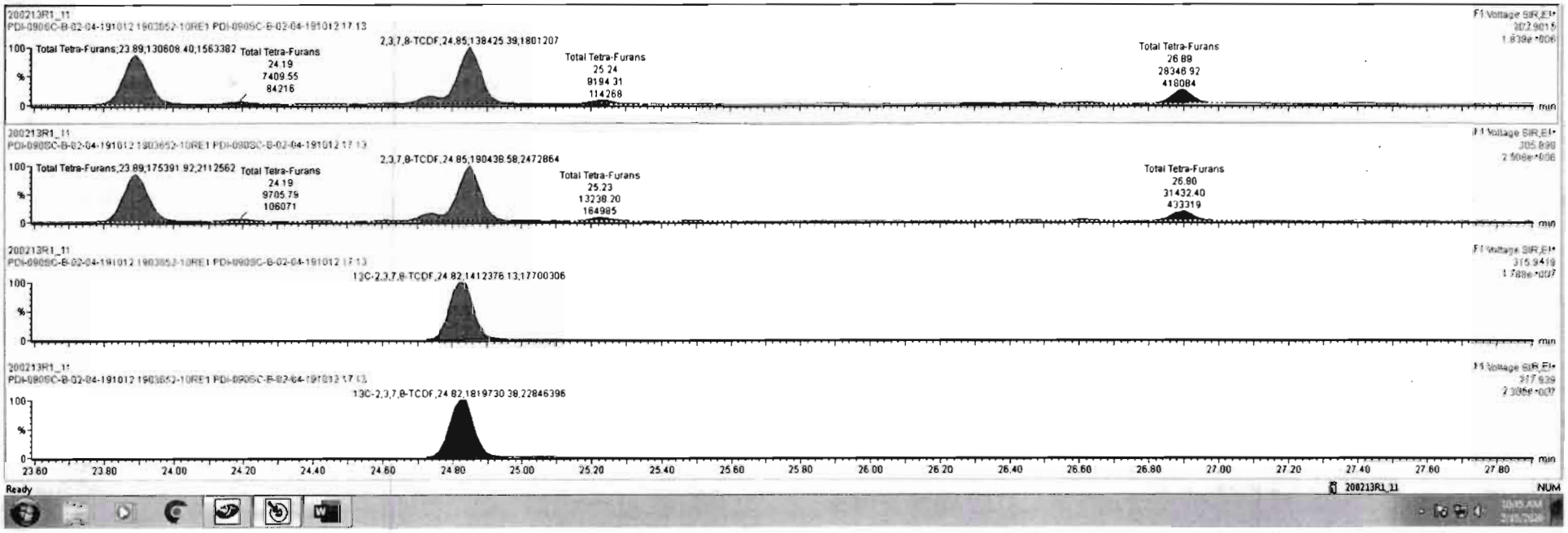

Ready

200213R1_11

NUM

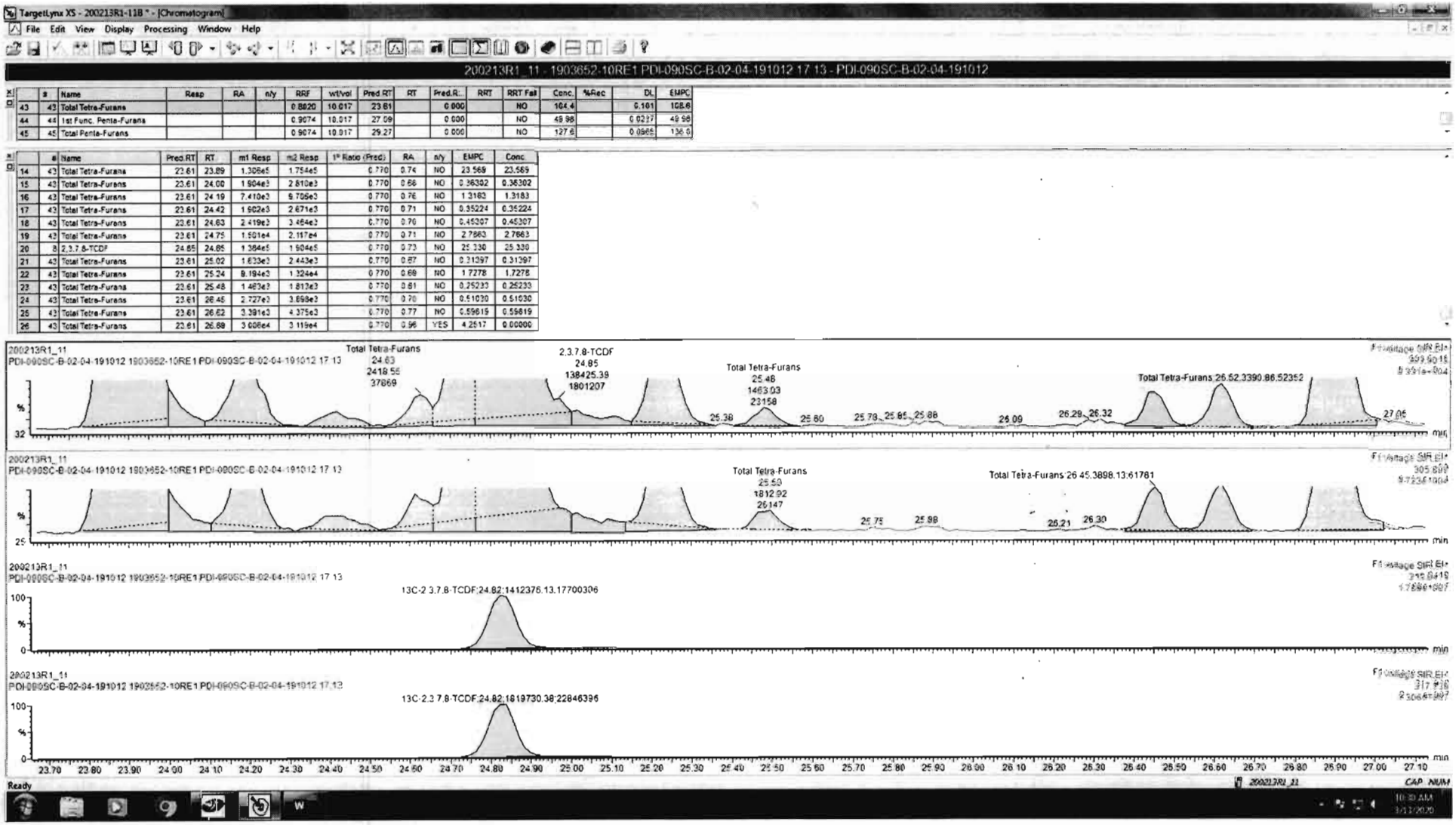

	#	Name	Resp	RA	n/y	RRF	wt/vol	Pred RT	RT	Pred.R..	RRT	RRT Fail	Conc.	%Rec	DL	EMPC
43	43	Total Tetra-Furans				0.8920	10.017	23.61		0.000		NO	104.4		0.101	108.6
44	44	1st Func. Penta-Furans				0.9074	10.017	27.09		0.000		NO	49.98		0.0237	49.98
45	45	Total Penta-Furans				0.9074	10.017	29.27		0.000		NO	127.6		0.0965	136.0

	#	Name	Pred.RT	RT	m1 Resp	m2 Resp	1st Ratio (Pred)	RA	n/y	EMPC	Conc.
14	43	Total Tetra-Furans	23.61	23.89	1.308e5	1.754e5	0.770	0.74	NO	23.569	23.569
15	43	Total Tetra-Furans	23.61	24.00	1.904e3	2.810e3	0.770	0.68	NO	0.36302	0.36302
16	43	Total Tetra-Furans	23.61	24.19	7.410e3	9.706e3	0.770	0.76	NO	1.3183	1.3183
17	43	Total Tetra-Furans	23.61	24.42	1.902e3	2.671e3	0.770	0.71	NO	0.35224	0.35224
18	43	Total Tetra-Furans	23.61	24.63	2.419e3	3.464e3	0.770	0.70	NO	0.45307	0.45307
19	43	Total Tetra-Furans	23.61	24.75	1.501e4	2.117e4	0.770	0.71	NO	2.7663	2.7663
20	8	2.3.7.8-TCDF	24.85	24.85	1.384e5	1.904e5	0.770	0.73	NO	25.330	25.330
21	43	Total Tetra-Furans	23.61	25.02	1.633e3	2.443e3	0.770	0.67	NO	0.31397	0.31397
22	43	Total Tetra-Furans	23.61	25.24	9.194e3	1.324e4	0.770	0.69	NO	1.7278	1.7278
23	43	Total Tetra-Furans	23.61	25.48	1.463e3	1.813e3	0.770	0.81	NO	0.25233	0.25233
24	43	Total Tetra-Furans	23.61	26.45	2.727e3	3.698e3	0.770	0.70	NO	0.51030	0.51030
25	43	Total Tetra-Furans	23.61	26.62	3.391e3	4.375e3	0.770	0.77	NO	0.59615	0.59615
26	43	Total Tetra-Furans	23.61	26.88	3.606e4	3.119e4	0.770	0.96	YES	4.2617	0.00000

Dataset: Untitled

Last Altered: Friday, February 14, 2020 07:30:05 Pacific Standard Time
Printed: Friday, February 14, 2020 07:30:35 Pacific Standard Time

Name: 200213R1_11, Date: 13-Feb-2020, Time: 17:17:33, ID: 1903652-10RE1 PDI-090SC-B-02-04-191012 17.13, Description: PDI-090SC-B-02-04-191012

1st Func. Penta-Furans

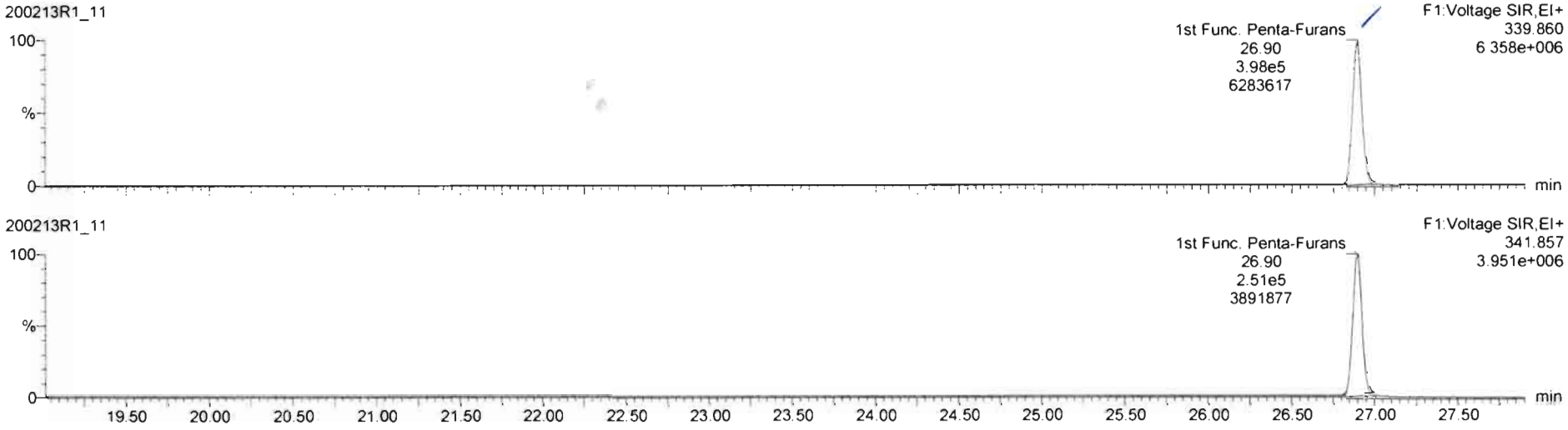

DPE6

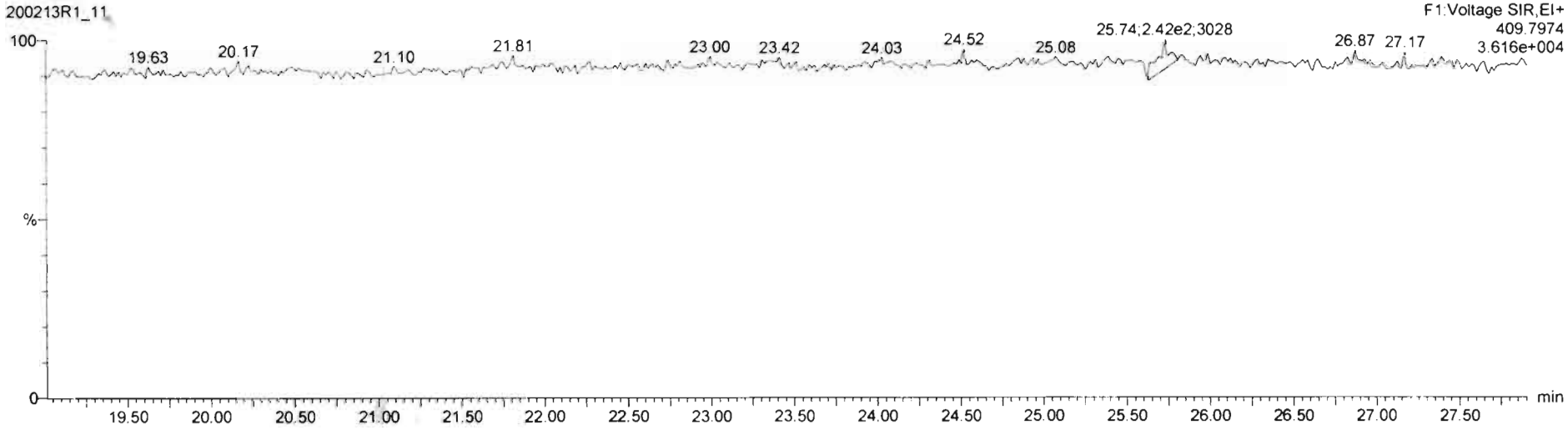

Dataset: Untitled

Last Altered: Friday, February 14, 2020 07:30:05 Pacific Standard Time
Printed: Friday, February 14, 2020 07:30:35 Pacific Standard Time

Name: 200213R1_11, Date: 13-Feb-2020, Time: 17:17:33, ID: 1903652-10RE1 PDI-090SC-B-02-04-191012 17.13, Description: PDI-090SC-B-02-04-191012

1,2,3,7,8-PeCDF

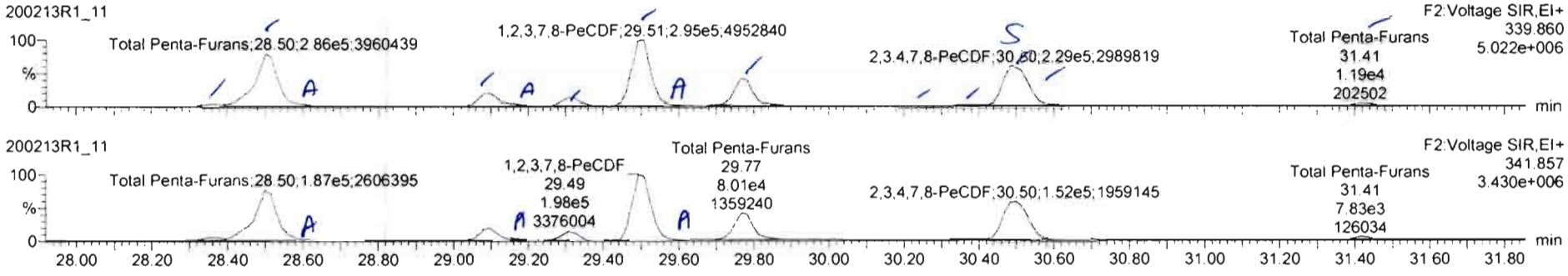

13C-1,2,3,7,8-PeCDF

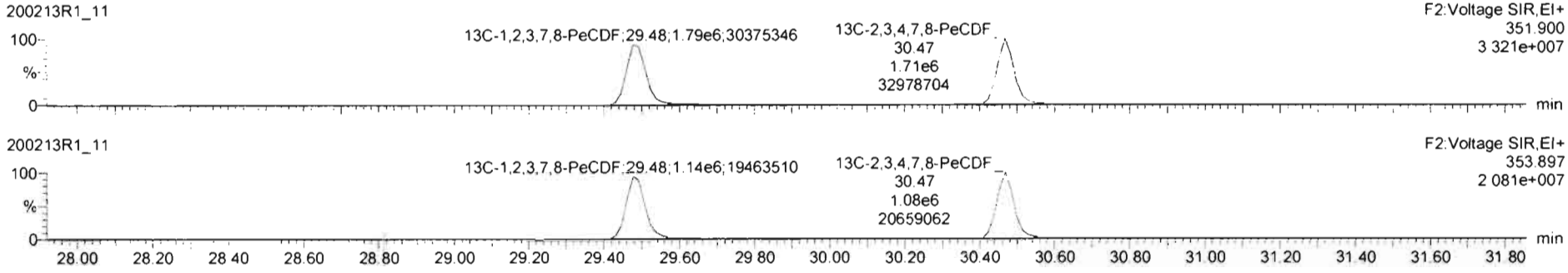

DPE2

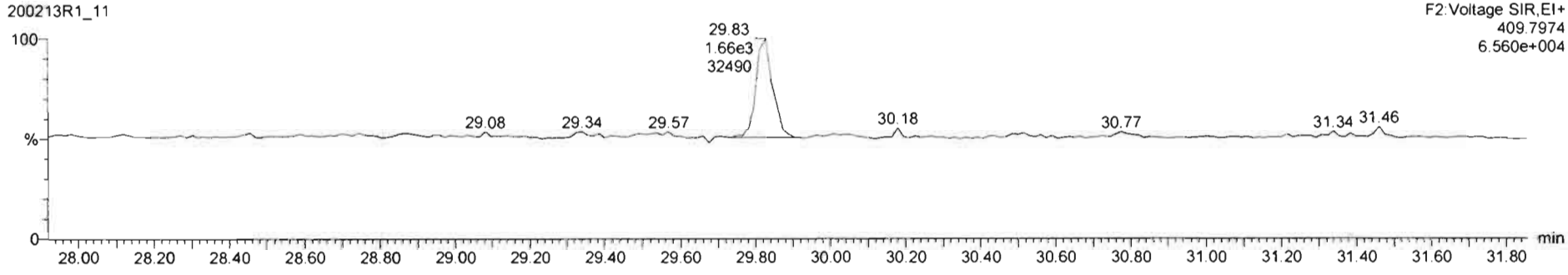

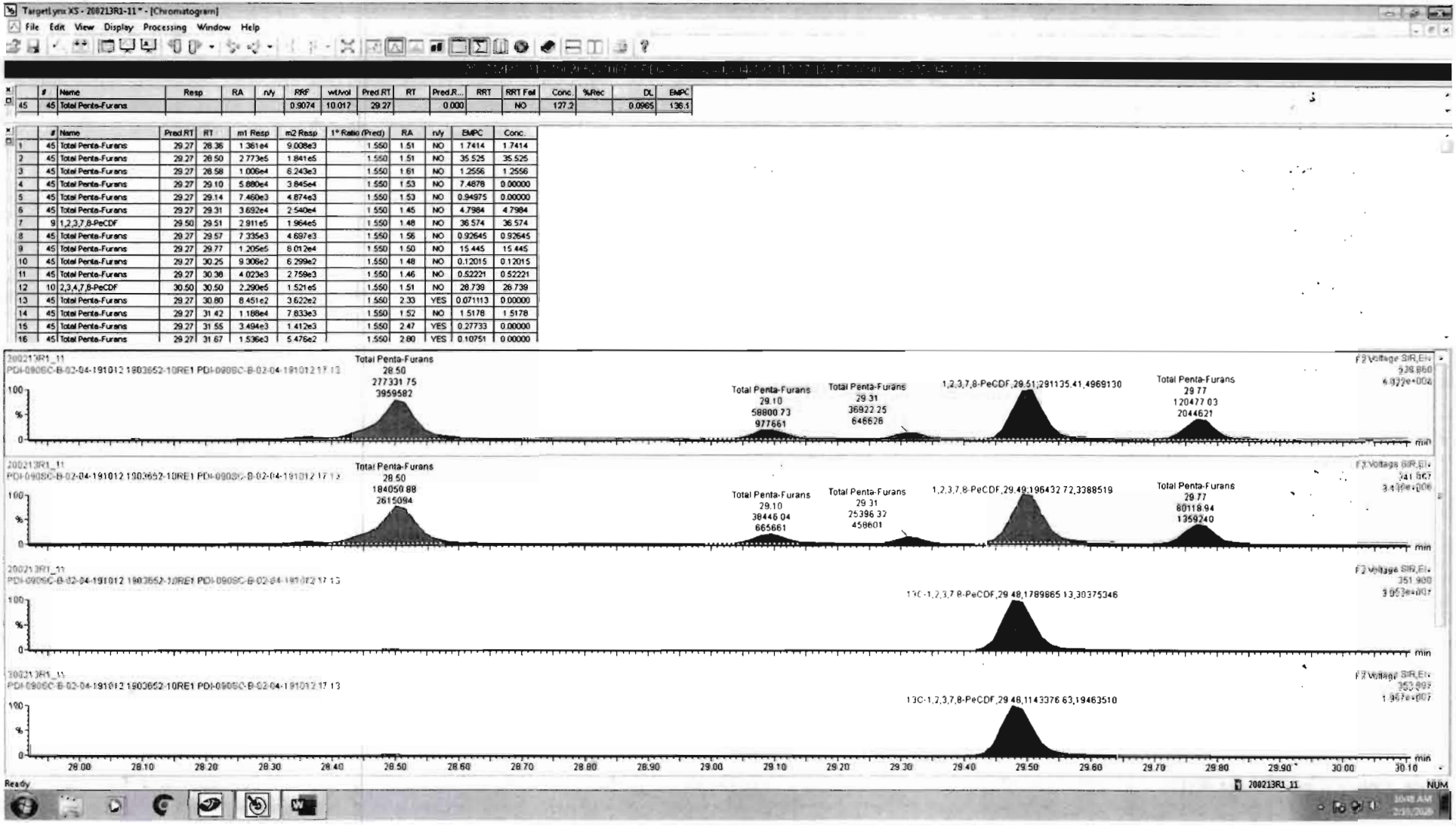

	#	Name	Resp	RA	n/y	RRF	wt/vol	Pred RT	RT	Pred.R...	RRT	RRT Fail	Conc.	%Rec	DL	EMPC
45	45	Total Penta-Furans				0.9074	10.017	29.27		0.000		NO	127.2		0.0965	136.1

	#	Name	Pred RT	RT	m1 Resp	m2 Resp	1° Ratio (Pred)	RA	n/y	EMPC	Conc.
1	45	Total Penta-Furans	29.27	28.36	1.361e4	9.008e3	1.550	1.51	NO	1.7414	1.7414
2	45	Total Penta-Furans	29.27	28.50	2.773e5	1.841e5	1.550	1.51	NO	35.525	35.525
3	45	Total Penta-Furans	29.27	28.58	1.006e4	6.243e3	1.550	1.61	NO	1.2556	1.2556
4	45	Total Penta-Furans	29.27	29.10	5.880e4	3.845e4	1.550	1.53	NO	7.4878	0.00000
5	45	Total Penta-Furans	29.27	29.14	7.460e3	4.874e3	1.550	1.53	NO	0.94975	0.00000
6	45	Total Penta-Furans	29.27	29.31	3.692e4	2.540e4	1.550	1.45	NO	4.7984	4.7984
7	9	1,2,3,7,8-PeCDF	29.50	29.51	2.911e5	1.964e5	1.550	1.48	NO	36.574	36.574
8	45	Total Penta-Furans	29.27	29.57	7.335e3	4.697e3	1.550	1.56	NO	0.92645	0.92645
9	45	Total Penta-Furans	29.27	29.77	1.205e5	8.012e4	1.550	1.50	NO	15.445	15.445
10	45	Total Penta-Furans	29.27	30.25	9.308e2	6.299e2	1.550	1.48	NO	0.12015	0.12015
11	45	Total Penta-Furans	29.27	30.36	4.023e3	2.759e3	1.550	1.46	NO	0.52221	0.52221
12	10	2,3,4,7,8-PeCDF	30.50	30.50	2.290e5	1.521e5	1.550	1.51	NO	28.739	28.739
13	45	Total Penta-Furans	29.27	30.80	8.451e2	3.622e2	1.550	2.33	YES	0.071113	0.00000
14	45	Total Penta-Furans	29.27	31.42	1.188e4	7.833e3	1.550	1.52	NO	1.5178	1.5178
15	45	Total Penta-Furans	29.27	31.55	3.494e3	1.412e3	1.550	2.47	YES	0.27733	0.00000
16	45	Total Penta-Furans	29.27	31.67	1.536e3	5.476e2	1.550	2.80	YES	0.10751	0.00000

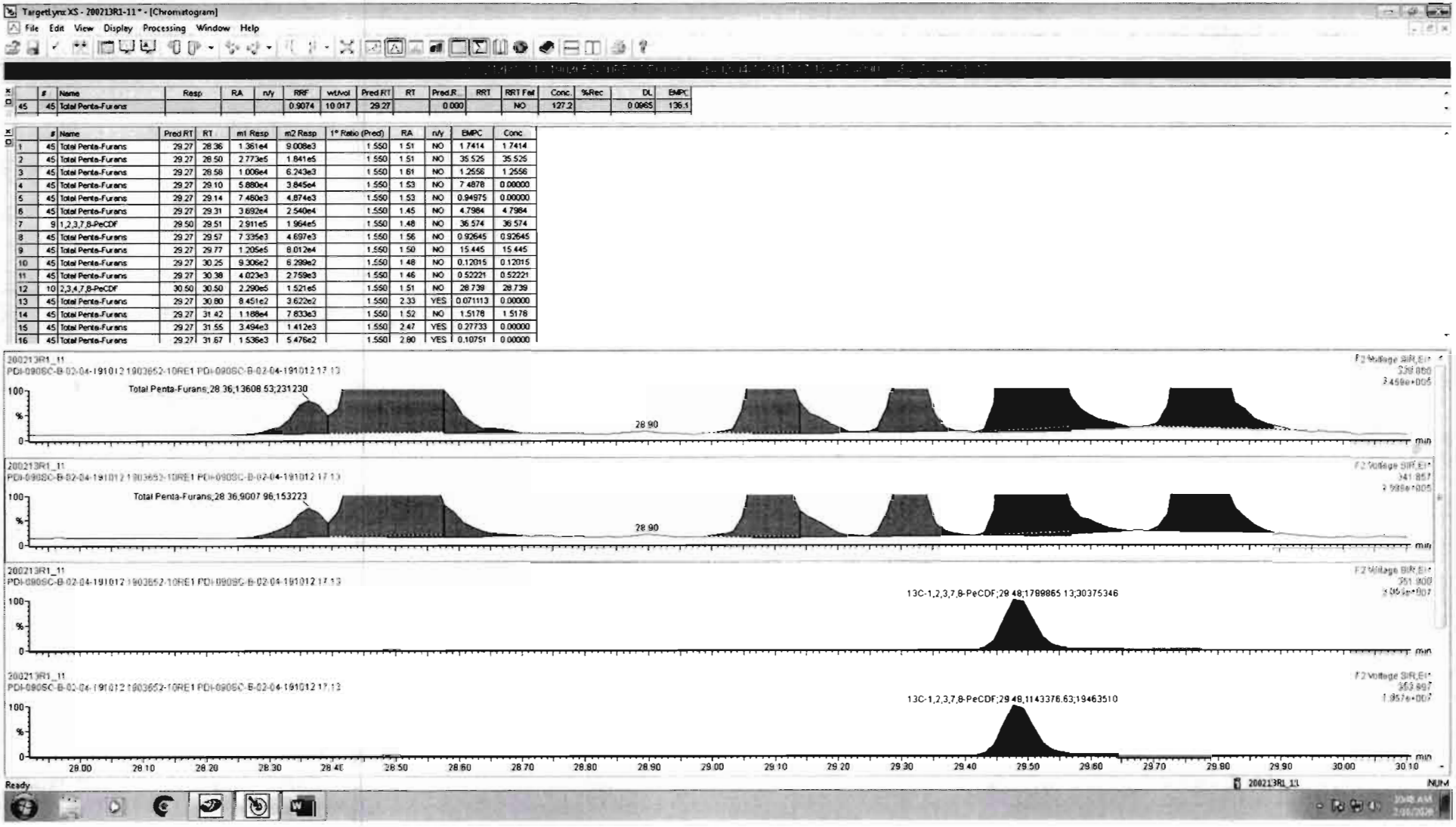

	#	Name	Resp	RA	n/y	RRF	wt/vol	Pred.RT	RT	Pred.R...	RRT	RRT Fail	Conc.	%Rec	DL	EMPC
45	45	Total Penta-Furans				0.9074	10.017	29.27		0.000		NO	127.2		0.0965	136.1

	#	Name	Pred RT	RT	m1 Resp	m2 Resp	1° Ratio (Pred)	RA	n/y	EMPC	Conc
1	45	Total Penta-Furans	29.27	28.36	1.361e4	9.008e3	1.550	1.51	NO	1.7414	1.7414
2	45	Total Penta-Furans	29.27	28.50	2.773e5	1.841e5	1.550	1.51	NO	35.525	35.525
3	45	Total Penta-Furans	29.27	28.58	1.006e4	6.243e3	1.550	1.61	NO	1.2556	1.2556
4	45	Total Penta-Furans	29.27	29.10	5.880e4	3.845e4	1.550	1.53	NO	7.4878	0.00000
5	45	Total Penta-Furans	29.27	29.14	7.460e3	4.874e3	1.550	1.53	NO	0.94975	0.00000
6	45	Total Penta-Furans	29.27	29.31	3.692e4	2.540e4	1.550	1.45	NO	4.7984	4.7984
7	9	1,2,3,7,8-PeCDF	29.50	29.51	2.911e5	1.964e5	1.550	1.48	NO	36.574	36.574
8	45	Total Penta-Furans	29.27	29.57	7.335e3	4.697e3	1.550	1.56	NO	0.92645	0.92645
9	45	Total Penta-Furans	29.27	29.77	1.205e5	8.012e4	1.550	1.50	NO	15.445	15.445
10	45	Total Penta-Furans	29.27	30.25	9.306e2	6.299e2	1.550	1.48	NO	0.12015	0.12015
11	45	Total Penta-Furans	29.27	30.38	4.023e3	2.759e3	1.550	1.46	NO	0.52221	0.52221
12	10	2,3,4,7,8-PeCDF	30.50	30.50	2.290e5	1.521e5	1.550	1.51	NO	28.739	28.739
13	45	Total Penta-Furans	29.27	30.80	8.451e2	3.622e2	1.550	2.33	YES	0.071113	0.00000
14	45	Total Penta-Furans	29.27	31.42	1.188e4	7.833e3	1.550	1.52	NO	1.5178	1.5178
15	45	Total Penta-Furans	29.27	31.55	3.494e3	1.412e3	1.550	2.47	YES	0.27733	0.00000
16	45	Total Penta-Furans	29.27	31.67	1.536e3	5.476e2	1.550	2.80	YES	0.10751	0.00000

TargetLynx XS - 200213R1-11 * - [Chromatogram]

File Edit View Display Processing Window Help

	#	Name	Resp	RA	n/y	RRF	wt/vol	Pred RT	RT	Pred R...	RRT	RRT Fail	Conc.	%Rec	DL	EMPC
45	45	Total Penta-Furans				0.9074	10.017	29.27		0.000		NO	127.6		0.0965	136.0

	#	Name	Pred RT	RT	m1 Resp	m2 Resp	1* Ratio (Pred)	RA	n/y	EMPC	Conc.
1	45	Total Penta-Furans	29.27	28.36	1.361e4	9.008e3	1.550	1.51	NO	1.7414	1.7414
2	45	Total Penta-Furans	29.27	28.50	2.773e5	1.841e5	1.550	1.51	NO	35.525	35.525
3	45	Total Penta-Furans	29.27	28.58	1.008e4	6.243e3	1.550	1.61	NO	1.2556	1.2556
4	45	Total Penta-Furans	29.27	29.10	5.880e4	3.845e4	1.550	1.53	NO	7.4878	0.00000
5	45	Total Penta-Furans	29.27	29.14	7.460e3	4.874e3	1.550	1.53	NO	0.94975	0.00000
6	45	Total Penta-Furans	29.27	29.31	3.692e4	2.540e4	1.550	1.45	NO	4.7984	4.7984
7	9	1,2,3,7,8-PeCDF	29.50	29.51	2.911e5	1.964e5	1.550	1.48	NO	36.574	36.574
8	45	Total Penta-Furans	29.27	29.57	7.335e3	4.697e3	1.550	1.56	NO	0.92645	0.92645
9	45	Total Penta-Furans	29.27	29.77	1.205e5	8.012e4	1.550	1.50	NO	15.445	15.445
10	45	Total Penta-Furans	29.27	30.25	9.306e2	6.299e2	1.550	1.48	NO	0.12015	0.12015
11	45	Total Penta-Furans	29.27	30.38	4.023e3	2.759e3	1.550	1.46	NO	0.52221	0.52221
12	10	2,3,4,7,8-PeCDF	30.50	30.50	1.587e5	1.059e5	1.550	1.50	NO	19.953	19.953
13	45	Total Penta-Furans	29.27	30.51	7.348e4	4.722e4	1.550	1.56	NO	9.2938	9.2938
14	45	Total Penta-Furans	29.27	31.41	1.121e4	7.662e3	1.550	1.45	NO	1.4528	1.4528

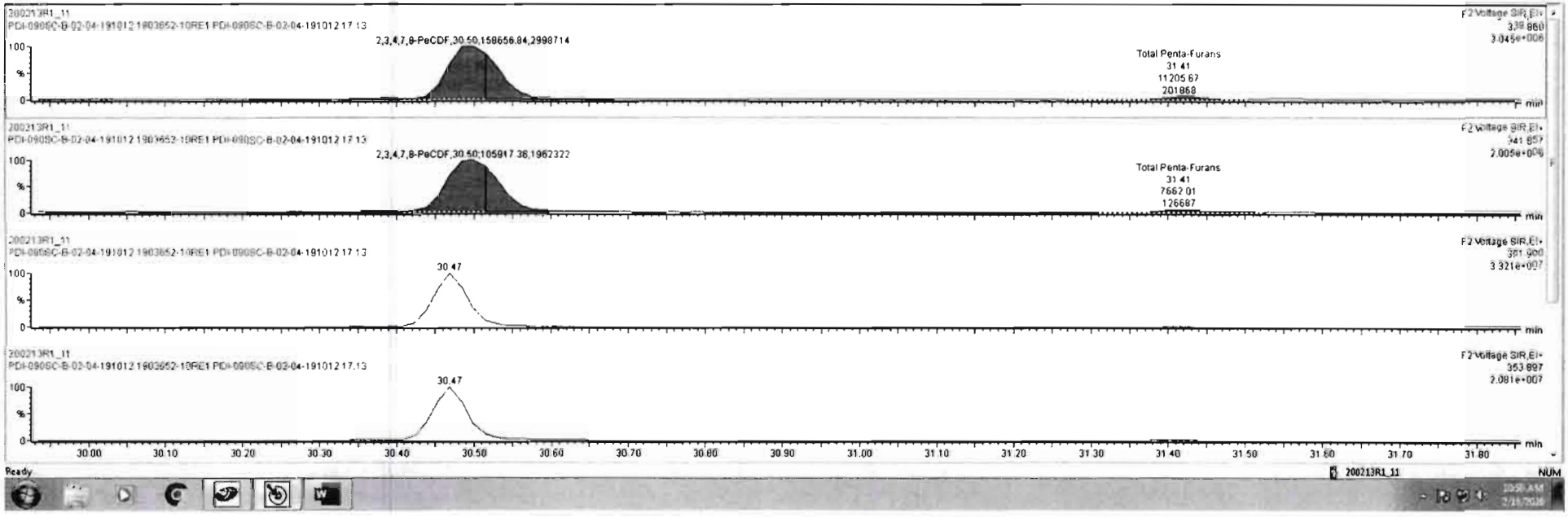

TargetLynx XS - 200213R1-11 * - [Chromatogram]

File Edit View Display Processing Window Help

	#	Name	Resp	RA	n/y	RRF	wt/vol	Pred RT	RT	Pred R...	RRT	RRT Fail	Conc.	%Rec	DL	EMPC
45	45	Total Penta-Furans				0.9074	10.017	29.27		0.000		NO	127.6		0.0965	136.0

	#	Name	Pred RT	RT	m1 Resp	m2 Resp	1* Ratio (Pred)	RA	n/y	EMPC	Conc
1	45	Total Penta-Furans	29.27	26.36	1.361e4	9.008e3	1.550	1.51	NO	1.7414	1.7414
2	45	Total Penta-Furans	29.27	26.50	2.773e5	1.841e5	1.550	1.51	NO	35.525	35.525
3	45	Total Penta-Furans	29.27	28.58	1.006e4	6.243e3	1.550	1.61	NO	1.2556	1.2556
4	45	Total Penta-Furans	29.27	29.10	5.880e4	3.845e4	1.550	1.53	NO	7.4878	0.00000
5	45	Total Penta-Furans	29.27	29.14	7.460e3	4.874e3	1.550	1.53	NO	0.94975	0.00000
6	45	Total Penta-Furans	29.27	29.31	3.692e4	2.540e4	1.550	1.45	NO	4.7984	4.7984
7	9	1,2,3,7,8-PeCDF	29.50	29.51	2.911e5	1.964e5	1.550	1.48	NO	36.574	36.574
8	45	Total Penta-Furans	29.27	29.57	7.335e3	4.697e3	1.550	1.56	NO	0.92645	0.92645
9	45	Total Penta-Furans	29.27	29.77	1.205e5	8.012e4	1.550	1.50	NO	15.445	15.445
10	45	Total Penta-Furans	29.27	30.25	9.308e2	6.299e2	1.550	1.48	NO	0.12015	0.12015
11	45	Total Penta-Furans	29.27	30.38	4.023e3	2.759e3	1.550	1.46	NO	0.52221	0.52221
12	10	2,3,4,7,8-PeCDF	30.50	30.50	1.587e5	1.059e5	1.550	1.50	NO	19.953	19.953
13	45	Total Penta-Furans	29.27	30.51	7.348e4	4.722e4	1.550	1.56	NO	9.2938	9.2938
14	45	Total Penta-Furans	29.27	31.41	1.121e4	7.662e3	1.550	1.46	NO	1.4528	1.4528

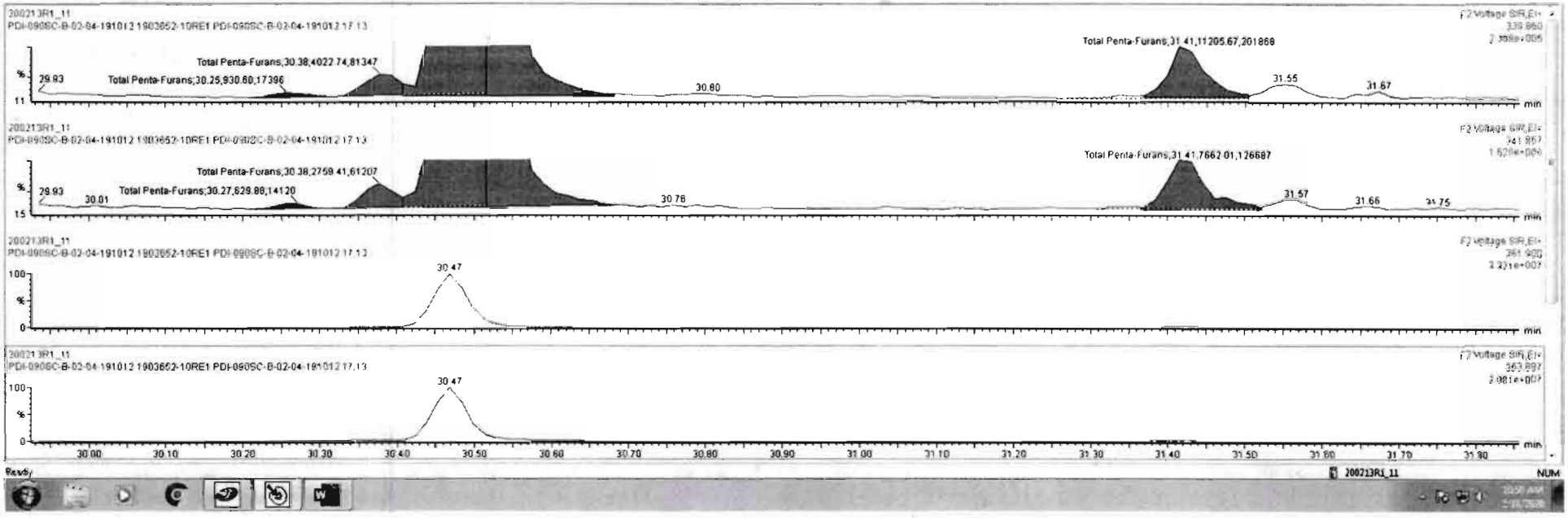

Ready

200213R1_11

NUM

Dataset: Untitled

Last Altered: Friday, February 14, 2020 07:30:05 Pacific Standard Time
Printed: Friday, February 14, 2020 07:30:35 Pacific Standard Time

Name: 200213R1_11, Date: 13-Feb-2020, Time: 17:17:33, ID: 1903652-10RE1 PDI-090SC-B-02-04-191012 17.13, Description: PDI-090SC-B-02-04-191012

1,2,3,4,7,8-HxCDF

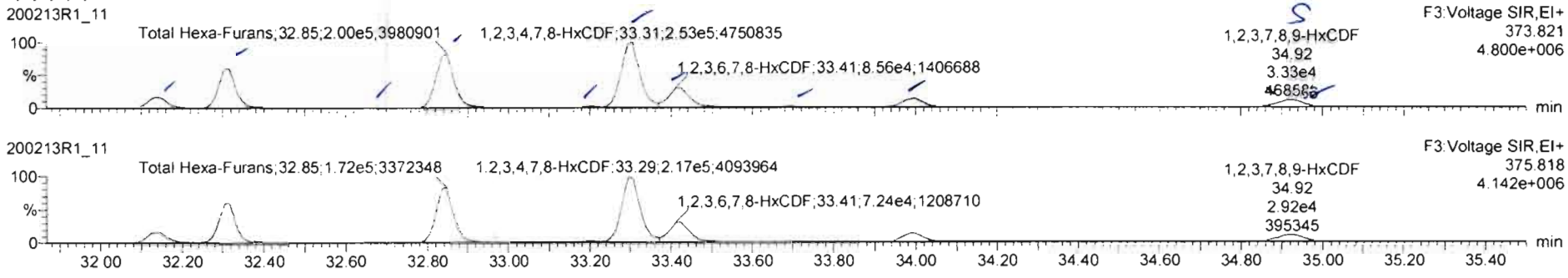

13C-1,2,3,4,7,8-HxCDF

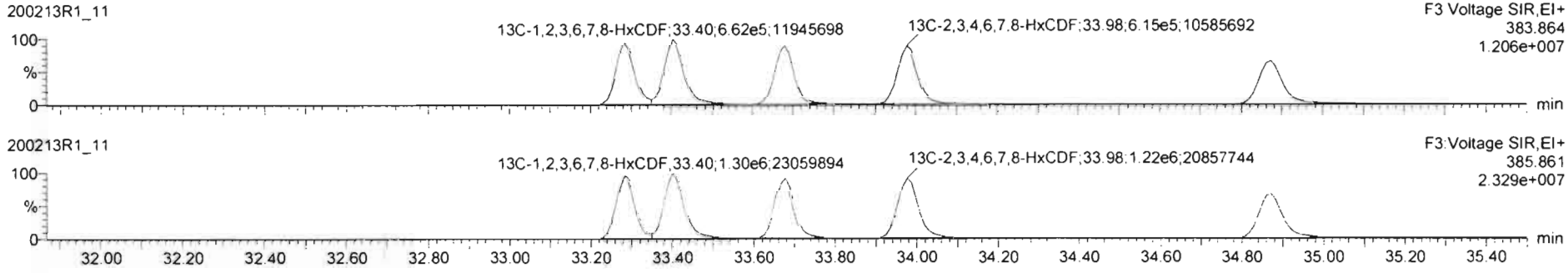

DPE3

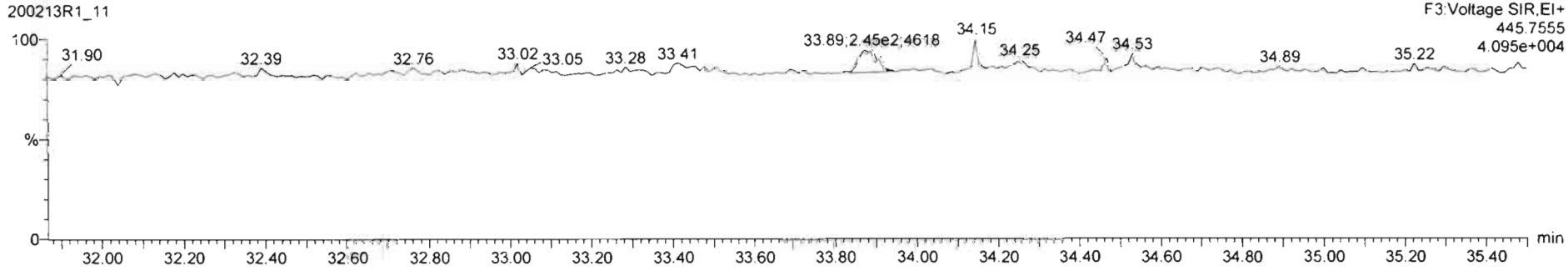

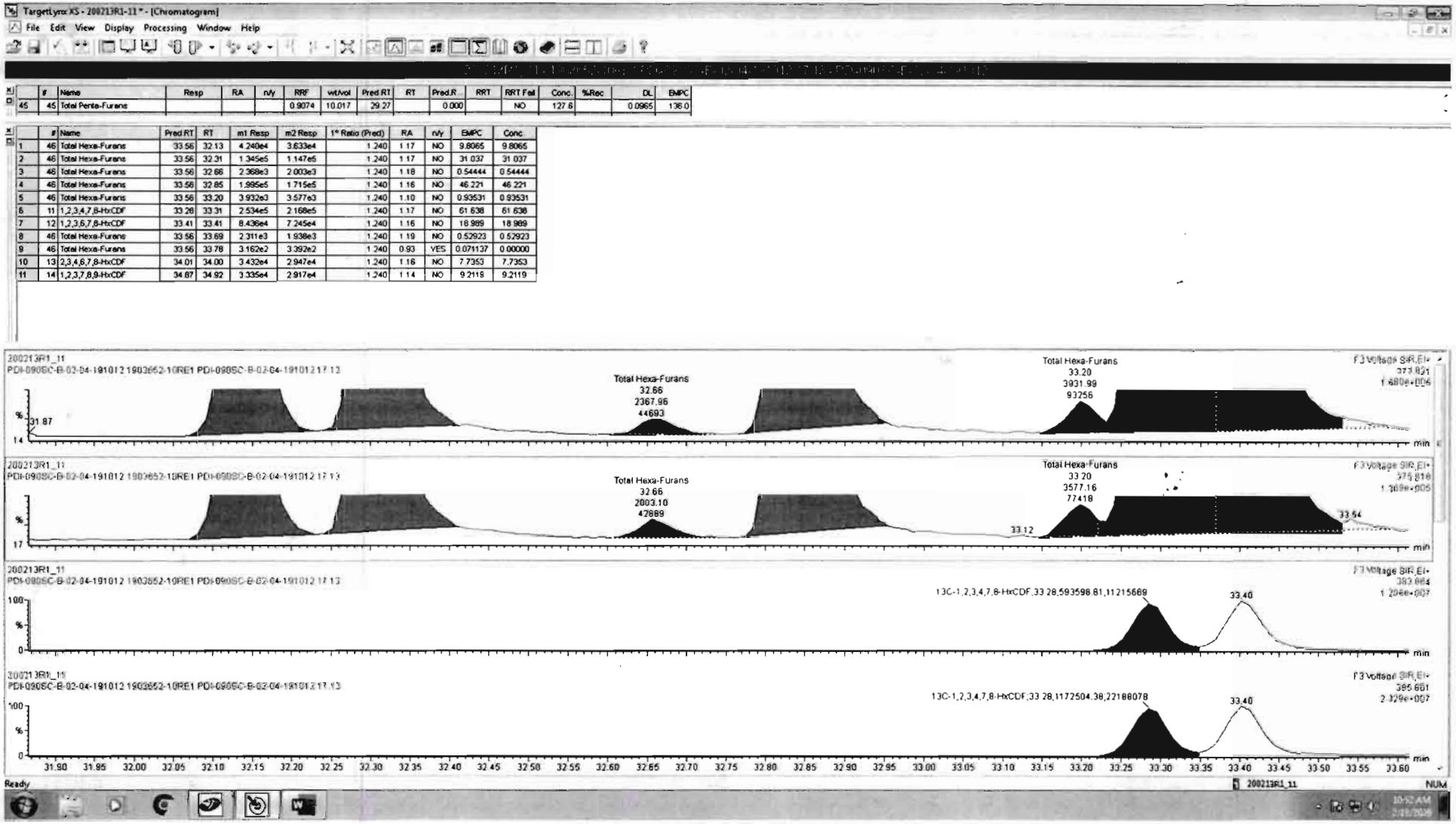

	#	Name	Resp	RA	n/y	RRF	wt/vol	Pred RT	RT	Pred.R	RRT	RRT Fail	Conc.	%Rec	DL	EMPC
45	45	Total Penta-Furans				0.9074	10.017	29.27		0.000		NO	127.6		0.0965	136.0

	#	Name	Pred RT	RT	m1 Resp	m2 Resp	1* Ratio (Pred)	RA	n/y	EMPC	Conc.
1	46	Total Hexa-Furans	33.56	32.13	4.240e4	3.633e4	1.240	1.17	NO	9.8065	9.8065
2	46	Total Hexa-Furans	33.56	32.31	1.345e5	1.147e5	1.240	1.17	NO	31.037	31.037
3	46	Total Hexa-Furans	33.56	32.66	2.368e3	2.003e3	1.240	1.18	NO	0.54444	0.54444
4	46	Total Hexa-Furans	33.56	32.85	1.995e5	1.715e5	1.240	1.16	NO	46.221	46.221
5	46	Total Hexa-Furans	33.56	33.20	3.932e3	3.577e3	1.240	1.10	NO	0.93531	0.93531
6	11	1,2,3,4,7,8-HxCDF	33.28	33.31	2.534e5	2.168e5	1.240	1.17	NO	61.638	61.638
7	12	1,2,3,6,7,8-HxCDF	33.41	33.41	8.436e4	7.245e4	1.240	1.16	NO	18.989	18.989
8	46	Total Hexa-Furans	33.56	33.69	2.311e3	1.938e3	1.240	1.19	NO	0.52923	0.52923
9	46	Total Hexa-Furans	33.56	33.78	3.162e2	3.392e2	1.240	0.93	YES	0.071137	0.00000
10	13	2,3,4,6,7,8-HxCDF	34.01	34.00	3.432e4	2.947e4	1.240	1.16	NO	7.7353	7.7353
11	14	1,2,3,7,8,9-HxCDF	34.87	34.92	3.335e4	2.917e4	1.240	1.14	NO	9.2119	9.2119

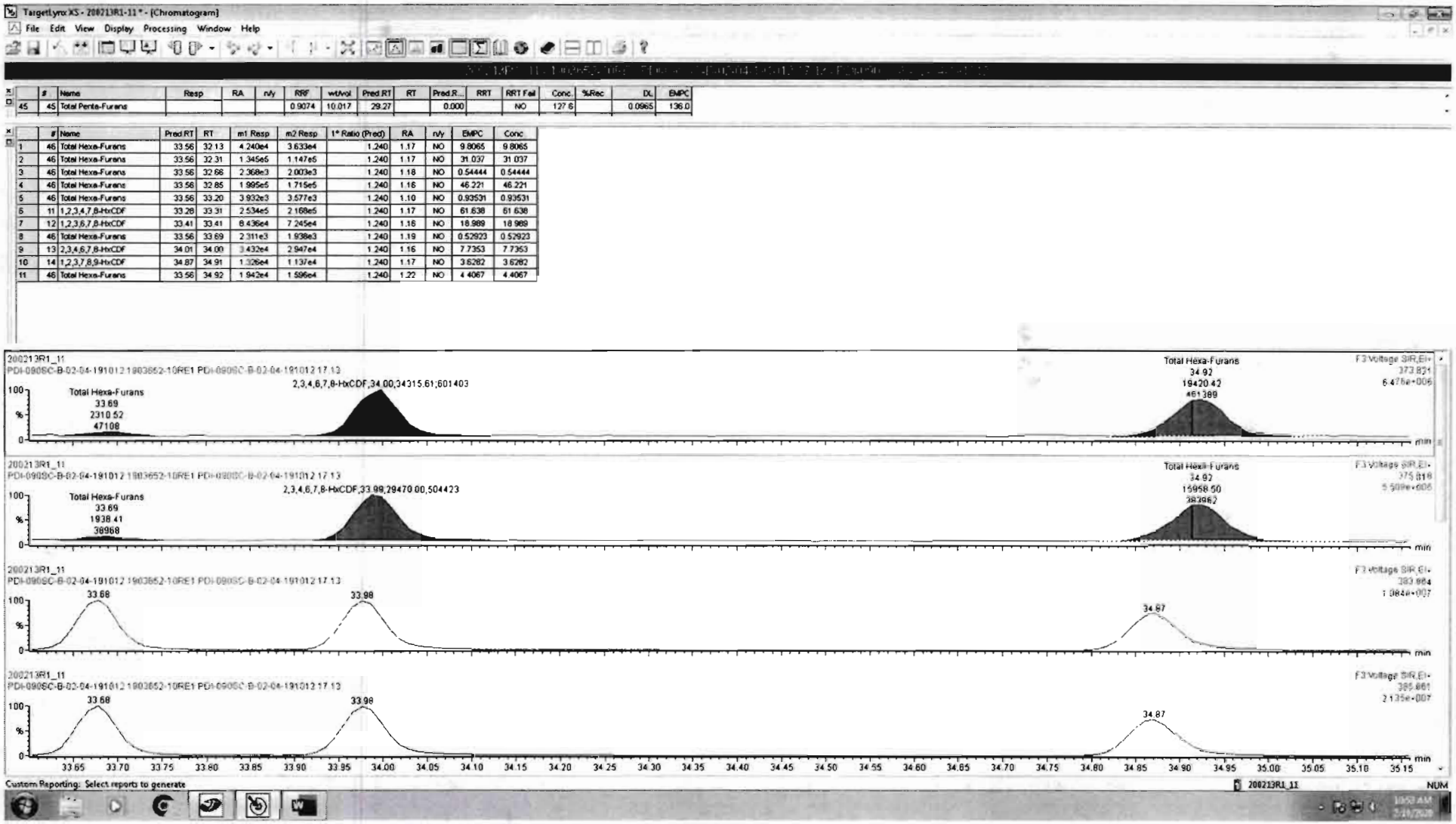

	#	Name	Resp	RA	n/y	RRF	wt/vol	Pred RT	RT	Pred R...	RRT	RRT Fail	Conc.	%Rec	DL	EMPC
45	45	Total Penta-Furans				0.9074	10.017	29.27		0.000		NO	127.6		0.0965	136.0

	#	Name	Pred RT	RT	m1 Resp	m2 Resp	1* Ratio (Pred)	RA	n/y	EMPC	Conc
1	46	Total Hexa-Furans	33.56	32.13	4.240e4	3.633e4	1.240	1.17	NO	9.8065	9.8065
2	46	Total Hexa-Furans	33.56	32.31	1.345e5	1.147e5	1.240	1.17	NO	31.037	31.037
3	46	Total Hexa-Furans	33.56	32.68	2.368e3	2.003e3	1.240	1.18	NO	0.54444	0.54444
4	46	Total Hexa-Furans	33.56	32.85	1.995e5	1.715e5	1.240	1.16	NO	46.221	46.221
5	46	Total Hexa-Furans	33.56	33.20	3.932e3	3.577e3	1.240	1.10	NO	0.93531	0.93531
6	11	1,2,3,4,7,8-HxCDF	33.28	33.31	2.534e5	2.168e5	1.240	1.17	NO	61.638	61.638
7	12	1,2,3,6,7,8-HxCDF	33.41	33.41	8.436e4	7.245e4	1.240	1.16	NO	18.989	18.989
8	46	Total Hexa-Furans	33.56	33.69	2.311e3	1.938e3	1.240	1.19	NO	0.52923	0.52923
9	13	2,3,4,6,7,8-HxCDF	34.01	34.00	3.432e4	2.947e4	1.240	1.16	NO	7.7353	7.7353
10	14	1,2,3,7,8,9-HxCDF	34.87	34.91	1.326e4	1.137e4	1.240	1.17	NO	3.6282	3.6282
11	46	Total Hexa-Furans	33.56	34.92	1.942e4	1.596e4	1.240	1.22	NO	4.4067	4.4067

Dataset: Untitled

Last Altered: Friday, February 14, 2020 07:30:05 Pacific Standard Time
Printed: Friday, February 14, 2020 07:30:35 Pacific Standard Time

Name: 200213R1_11, Date: 13-Feb-2020, Time: 17:17:33, ID: 1903652-10RE1 PDI-090SC-B-02-04-191012 17.13, Description: PDI-090SC-B-02-04-191012

1,2,3,4,6,7,8-HpCDF

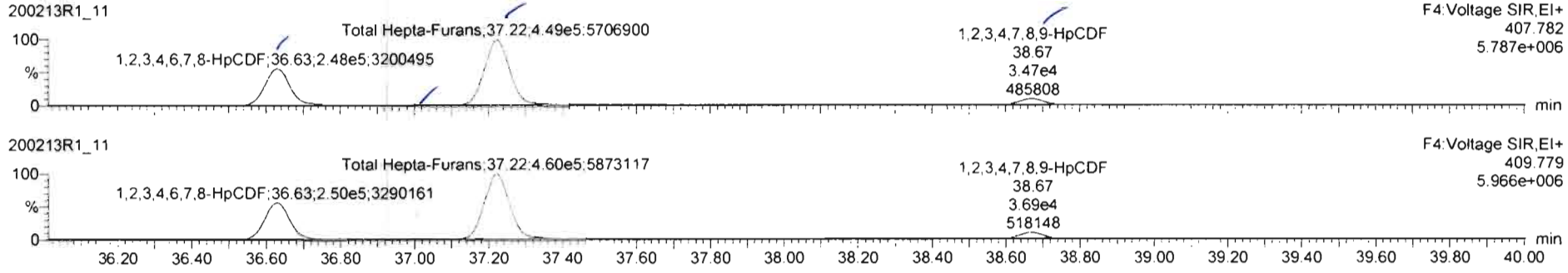

13C-1,2,3,4,6,7,8-HpCDF

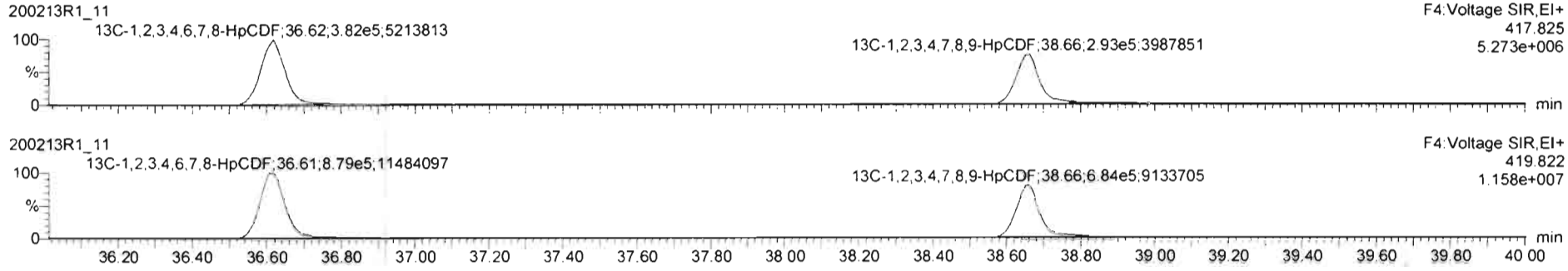

DPE4

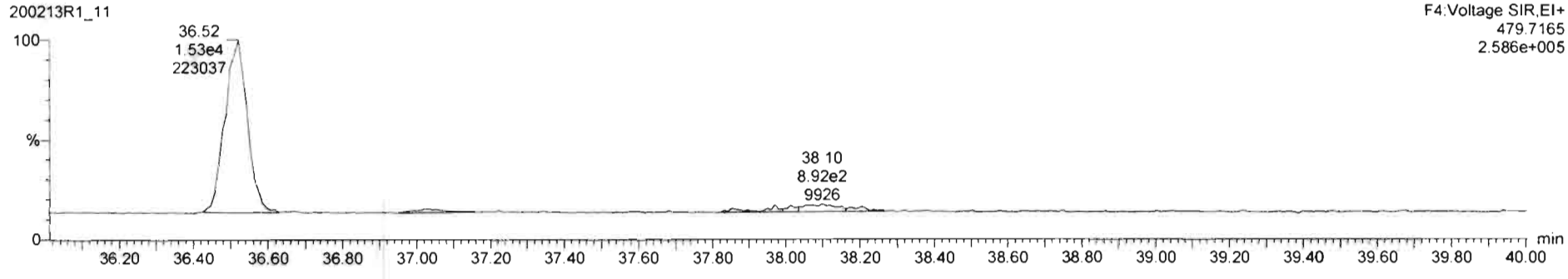

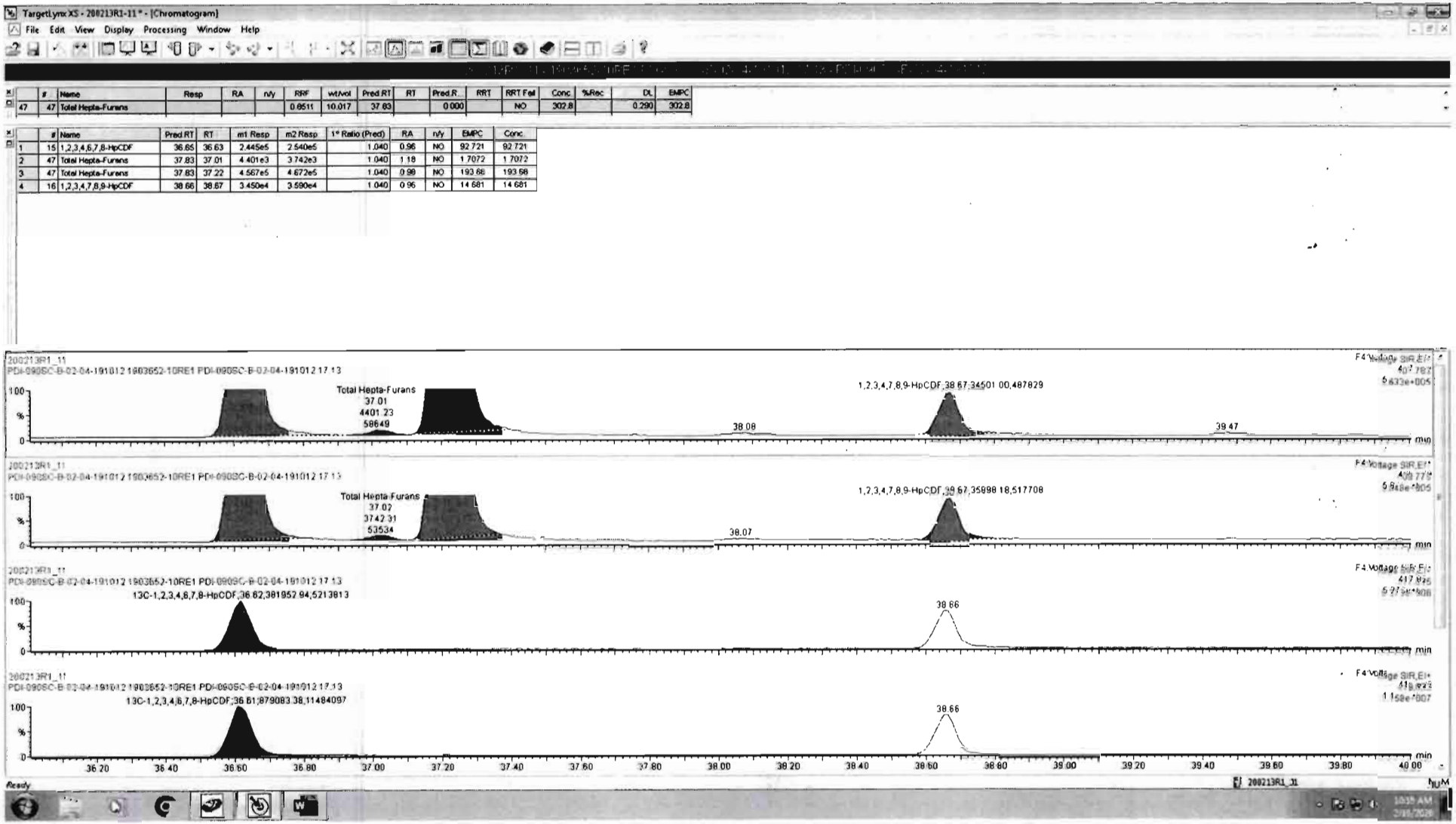

	#	Name	Resp	RA	n/y	RRF	wt/vol	Pred RT	RT	Pred R...	RRT	RRT Fail	Conc	%Rec	DL	EMPC
47	47	Total Hepta-Furans				0.6511	10.017	37.83		0.000		NO	302.8		0.290	302.8

	#	Name	Pred RT	RT	m1 Resp	m2 Resp	1* Ratio (Pred)	RA	n/y	EMPC	Conc.
1	15	1,2,3,4,6,7,8-HpCDF	36.65	36.63	2.445e5	2.540e5	1.040	0.96	NO	92.721	92.721
2	47	Total Hepta-Furans	37.83	37.01	4.401e3	3.742e3	1.040	1.18	NO	1.7072	1.7072
3	47	Total Hepta-Furans	37.83	37.22	4.567e5	4.672e5	1.040	0.98	NO	193.68	193.68
4	16	1,2,3,4,7,8,9-HpCDF	38.66	38.67	3.450e4	3.590e4	1.040	0.96	NO	14.681	14.681

Dataset: Untitled

Last Altered: Friday, February 14, 2020 07:30:05 Pacific Standard Time
Printed: Friday, February 14, 2020 07:30:35 Pacific Standard Time

Name: 200213R1_11, Date: 13-Feb-2020, Time: 17:17:33, ID: 1903652-10RE1 PDI-090SC-B-02-04-191012 17.13, Description: PDI-090SC-B-02-04-191012

OCDF

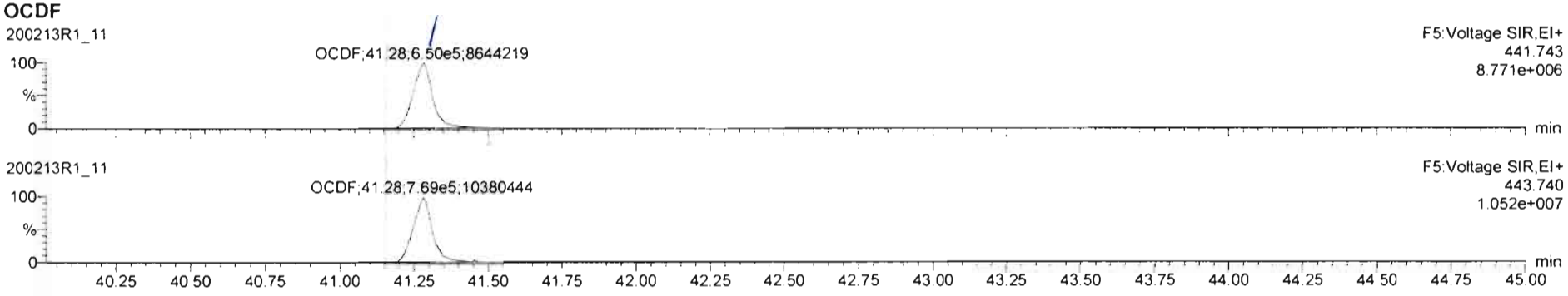

13C-OCDF

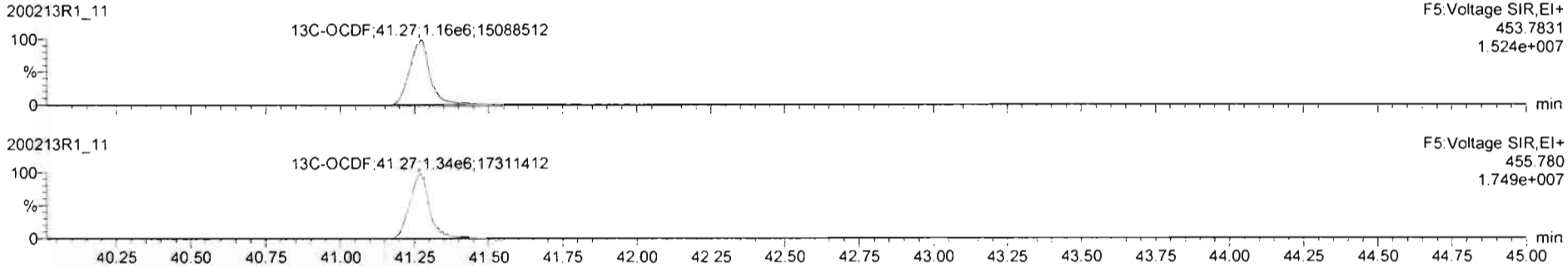

DPE5

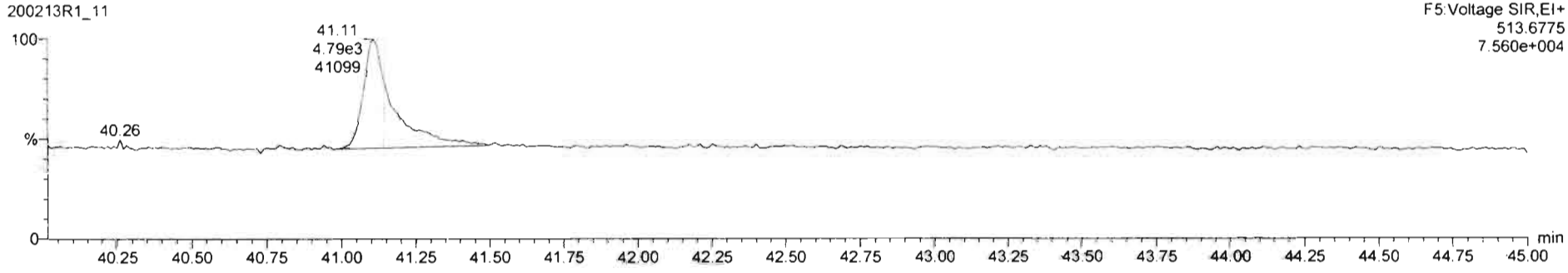

Dataset: Untitled

Last Altered: Friday, February 14, 2020 07:30:05 Pacific Standard Time
Printed: Friday, February 14, 2020 07:30:35 Pacific Standard Time

Name: 200213R1_11, Date: 13-Feb-2020, Time: 17:17:33, ID: 1903652-10RE1 PDI-090SC-B-02-04-191012 17.13, Description: PDI-090SC-B-02-04-191012

PFK1

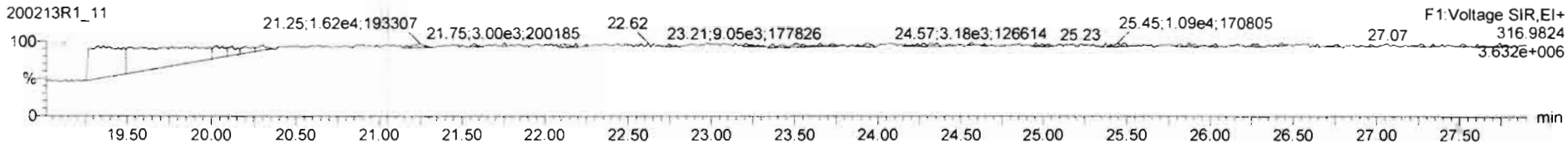

PFK2

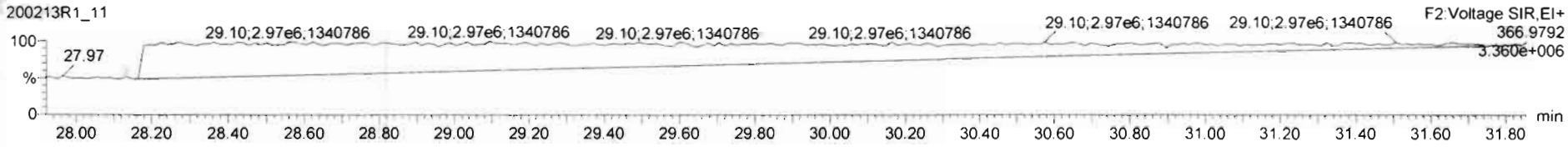

PFK3

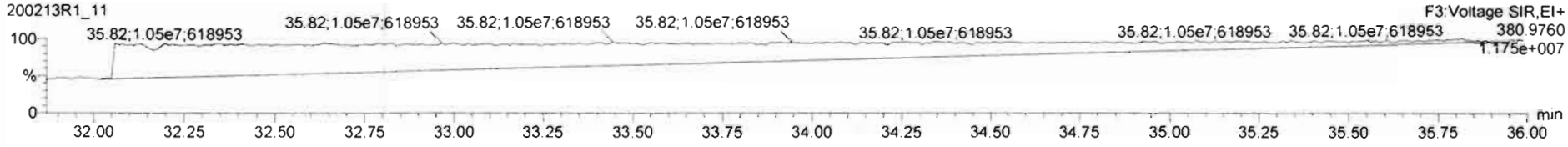

PFK4



PFK5

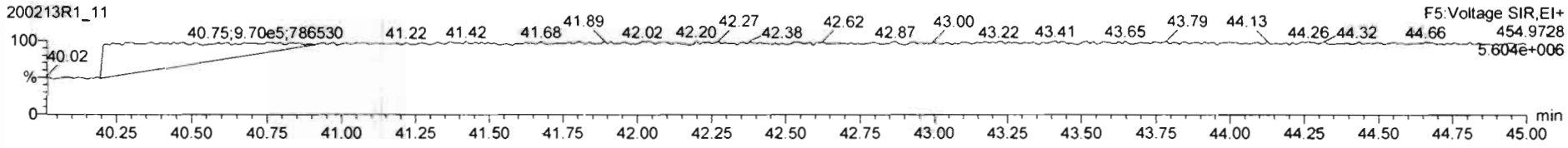

Vista Analytical Laboratory

Dataset: U:\VG12.PRO\Results\200221R1\200221R1-11.qld

Last Altered: Sunday, February 23, 2020 11:43:26 AM Pacific Standard Time
Printed: Thursday, March 19, 2020 3:20:36 PM Pacific Daylight Time

BL 03/19/2020

CT03/19/2020

Method: U:\VG12.PRO\MethDB\1613rrt-02-14-20.mdb 14 Feb 2020 10:26:00
Calibration: U:\VG12.PRO\CurveDB\db5_1613vg12-1-31-20.cdb 02 Feb 2020 11:05:29

Name: 200221R1_11, Date: 21-Feb-2020, Time: 18:36:18, ID: 1903652-10RE1@2X PDI-090SC-B-02-04-191012 17.13, Description: PDI-090SC-B-02-04-191012, Task: ST200221R1_2

	Name	Resp	RA	n/y	RRF	wt/vol	RT	RRT	Conc.	%Rec	DL	EMPC
1	OCDD	2.35e7	0.88	NO	0.975	10.017	41.13	1.000	8440.5		1.06	8440
2	13C-OCDD	1.14e6	0.90	NO	0.707	10.017	41.12	1.221	405.41	102	0.337	
3	37Cl-2,3,7,8-TCDD	3.89e5			1.18	10.017	25.74	1.028	75.556	94.6	0.0971	
4	13C-1,2,3,4-TCDD	8.74e5	0.79	NO	1.00	10.017	25.05	1.000	199.65	100	0.476	
5	13C-1,2,3,4-TCDF	1.26e6	0.79	NO	1.00	10.017	23.30	1.000	199.65	100	0.714	
6	13C-1,2,3,4,6,9-HxCDF	7.96e5	0.51	NO	1.00	10.017	33.68	1.000	199.65	100	0.527	

Quantify Sample Summary Report **MassLynx MassLynx V4.1 SCN 945**
Vista Analytical Laboratory

Dataset: U:\VG12.PRO\Results\200221R1\200221R1-11.qld

Last Altered: Sunday, February 23, 2020 10:43:26 Pacific Standard Time
Printed: Wednesday, February 26, 2020 15:13:39 Pacific Standard Time

BL 02/26/2020

3/12/20

CT 03/18/2020

Method: U:\VG12.PRO\MethDB\1613rrt-02-14-20.mdb 14 Feb 2020 10:26:00
Calibration: U:\VG12.PRO\CurveDB\db5_1613vg12-1-31-20.cdb 02 Feb 2020 11:05:29

Name: 200221R1_11, Date: 21-Feb-2020, Time: 18:36:18, ID: 1903652-10RE1@2X PDI-090SC-B-02-04-191012 17.13, Description: PDI-090SC-B-02-04-191012

	#	Name	Abs.Resp	RA	n/y	RRF	wt./vol.	Pred.RT	RT	Pred.RRT	RRT	Check RRT	Conc.	%Rec	DL	EMPC
1	7	OCDD	23519327....	0.885	NO	0.975	10.017	41.12	41.13	1.00	1.00	NO	8440		1.06	8440
2	4	1,2,3,6,7,8-HxCDD	48108.826	1.201	NO	0.921	10.017	34.25	34.26	1.00	1.00	NO	14.40		0.321	14.40
3	35	37Cl-2,3,7,8-TCDD	389266.094			1.18	10.017	25.72	25.74	1.03	1.03	NO	75.56	94.6	0.0971	
4	36	13C-1,2,3,4-TCDD	874476.437	0.794	NO	1.00	10.017	25.11	25.05	1.00	1.00	NO	199.7	100	0.476	
5	37	13C-1,2,3,4-TCDF	1261242.2...	0.787	NO	1.00	10.017	23.37	23.30	1.00	1.00	NO	199.7	100	0.714	
6	38	13C-1,2,3,4,6,9-HxCDF	795773.094	0.514	NO	1.00	10.017	33.71	33.68	1.00	1.00	NO	199.7	100	0.527	

Dataset: Untitled

Last Altered: Sunday, February 23, 2020 10:40:46 Pacific Standard Time
Printed: Sunday, February 23, 2020 10:40:49 Pacific Standard Time

Name: 200221R1_11, Date: 21-Feb-2020, Time: 18:36:18, ID: 1903652-10RE1@2X PDI-090SC-B-02-04-191012 17.13, Description: PDI-090SC-B-02-04-191012

OCDD

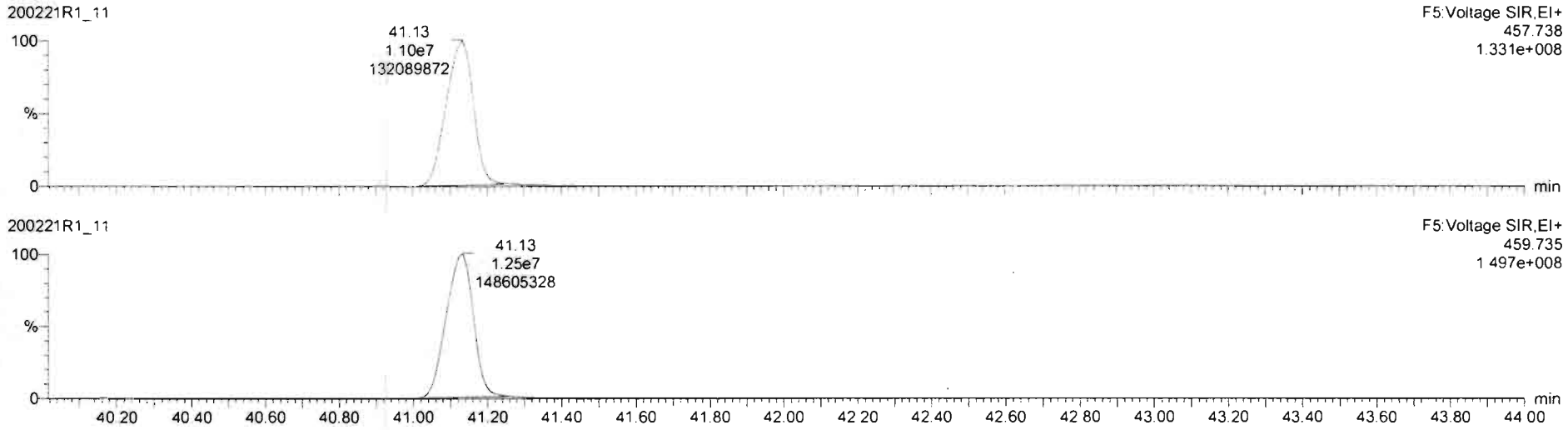

13C-OCDD

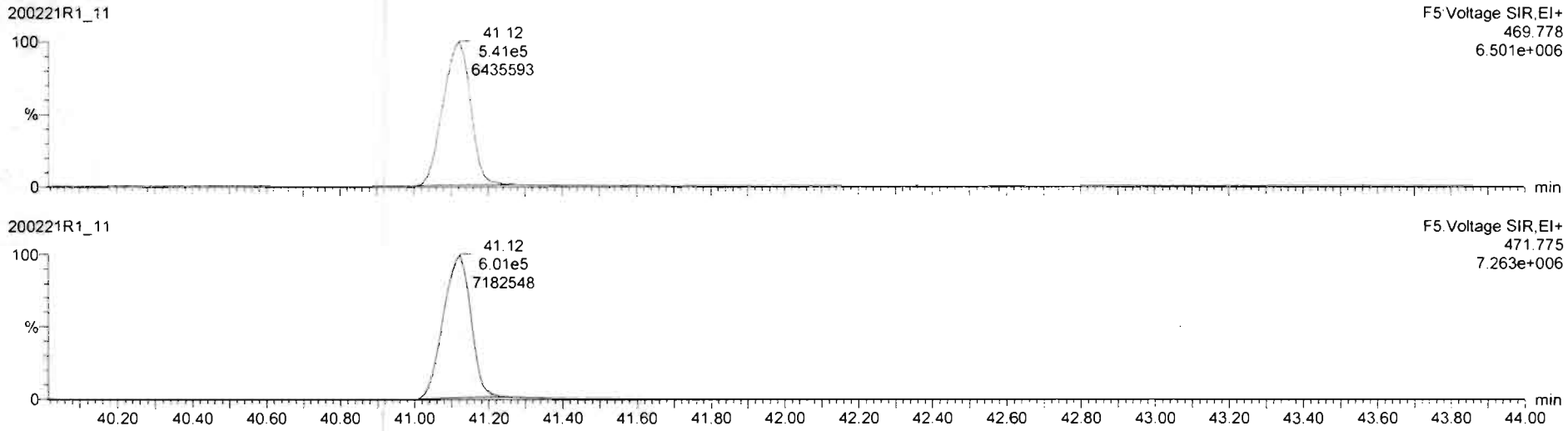

Dataset: Untitled

Last Altered: Sunday, February 23, 2020 10:40:46 Pacific Standard Time
Printed: Sunday, February 23, 2020 10:40:49 Pacific Standard Time

Name: 200221R1_11, Date: 21-Feb-2020, Time: 18:36:18, ID: 1903652-10RE1@2X PDI-090SC-B-02-04-191012 17.13, Description: PDI-090SC-B-02-04-191012

PFK1

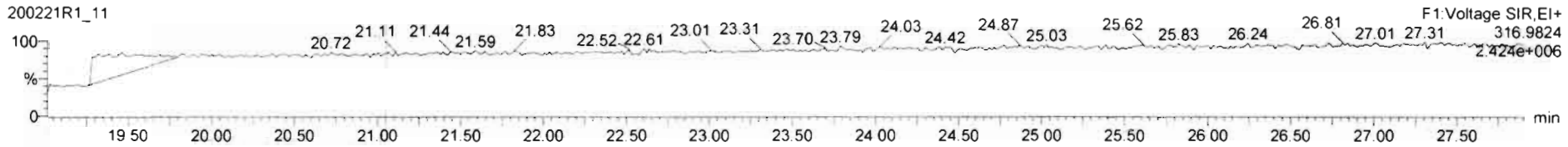

PFK2

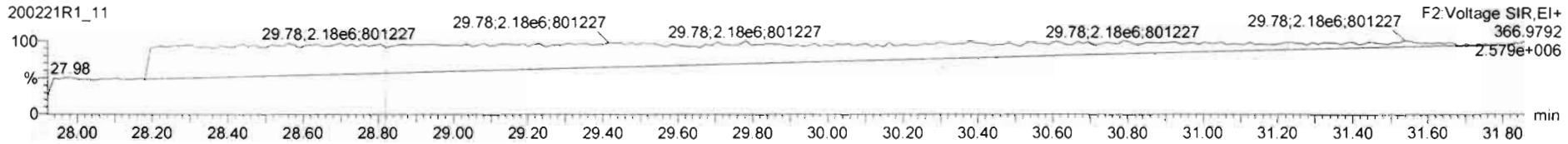

PFK3

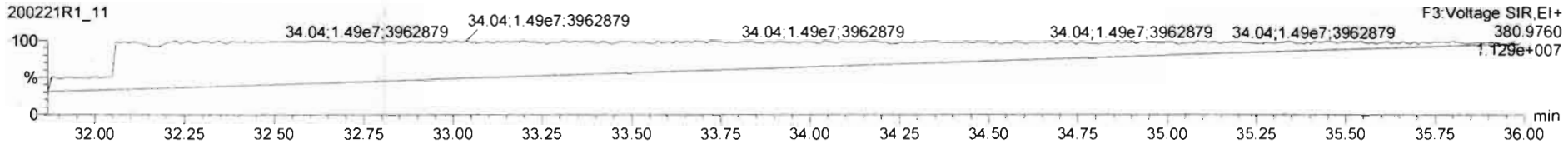

PFK4

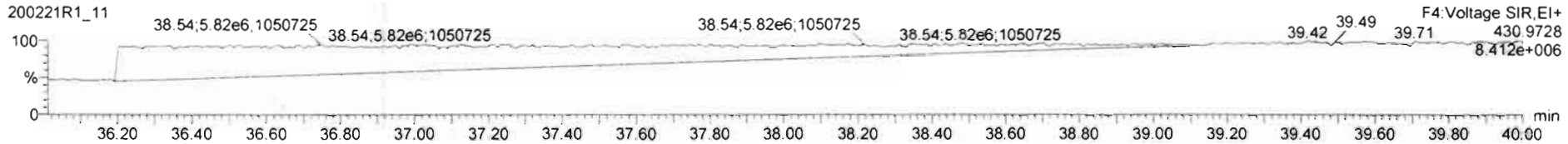

PFK5

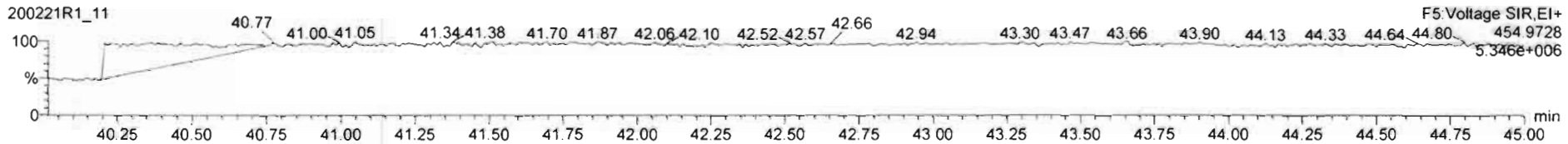

Vista Analytical Laboratory

Dataset: U:\VG12.PRO\Results\200213R1\200213R1-13B.qld

Last Altered: Friday, March 13, 2020 11:00:50 Pacific Daylight Time
Printed: Friday, March 13, 2020 11:02:53 Pacific Daylight Time

GRB 03/13/2020
dl 3/13/20
CT 03/18/2020

Method: U:\VG12.PRO\MethDB\1613rrt-02-11-20.mdb 11 Feb 2020 16:47:46
Calibration: U:\VG12.PRO\CurveDB\db5_1613vg12-1-31-20.cdb 02 Feb 2020 11:05:29

Name: 200213R1_13, Date: 13-Feb-2020, Time: 18:51:59, ID: 1903652-11RE1 PDI-090SC-B-04-06-191012 17.07, Description: PDI-090SC-B-04-06-191012

	#	Name	Abs.Resp	RA	n/y	RRF	wt./vol.	Pred.RT	RT	Pred.RRT	RRT	Check RRT	Conc.	%Rec	DL	EMPC
1	1	2,3,7,8-TCDD	8061.251	0.673	NO	0.988	10.014	25.78	25.78	1.00	1.00	NO	0.8489		0.0652	0.8489
2	2	1,2,3,7,8-PeCDD	10056.199	0.649	NO	0.972	10.014	30.81	30.80	1.00	1.00	NO	1.387		0.0707	1.387
3	3	1,2,3,4,7,8-HxCDD	5753.000	1.194	NO	1.07	10.014	34.17	34.17	1.00	1.00	NO	0.9008		0.189	0.9008
4	4	1,2,3,6,7,8-HxCDD	67610.023	1.218	NO	0.921	10.014	34.26	34.28	1.00	1.00	NO	10.57		0.204	10.57
5	5	1,2,3,7,8,9-HxCDD	20998.212	1.340	NO	0.918	10.014	34.58	34.55	1.00	1.00	NO	3.466		0.229	3.466
6	6	1,2,3,4,6,7,8-HpCDD	3315010.6...	0.998	NO	0.923	10.014	38.07	38.07	1.00	1.00	NO	592.7		1.10	592.7
7	7	OCDD	28293094....	0.888	NO	0.975	10.014	41.10	41.11	1.00	1.00	NO	5843		0.792	5843
8	8	2,3,7,8-TCDF	61418.155	0.744	NO	0.802	10.014	24.85	24.85	1.00	1.00	NO	6.155	(6.024)	0.0839	6.155
9	9	1,2,3,7,8-PeCDF	91665.051	1.490	NO	0.907	10.014	29.51	29.51	1.00	1.00	NO	8.853		0.150	8.853
10	10	2,3,4,7,8-PeCDF	133175.629	1.523	NO	0.952	10.014	30.50	30.51	1.00	1.00	NO	12.77		0.151	12.77
11	11	1,2,3,4,7,8-HxCDF	91957.125	1.172	NO	0.862	10.014	33.29	33.31	1.00	1.00	NO	14.75		0.117	14.75
12	12	1,2,3,6,7,8-HxCDF	48838.517	1.154	NO	0.841	10.014	33.42	33.42	1.00	1.00	NO	7.354		0.117	7.354
13	13	2,3,4,6,7,8-HxCDF	48493.349	1.211	NO	0.898	10.014	34.02	34.00	1.00	1.00	NO	7.729		0.126	7.729
14	14	1,2,3,7,8,9-HxCDF	9847.448	1.213	NO	0.858	10.014	34.88	34.92	1.00	1.00	NO	1.915		0.173	1.915
15	15	1,2,3,4,6,7,8-HpCDF	651563.657	0.969	NO	0.851	10.014	36.67	36.64	1.00	1.00	NO	154.8		0.359	154.8
16	16	1,2,3,4,7,8,9-HpCDF	18193.367	0.914	NO	0.980	10.014	38.66	38.68	1.00	1.00	NO	5.114		0.406	5.114
17	17	OCDF	889234.469	0.822	NO	0.806	10.014	41.27	41.29	1.00	1.00	NO	223.6		0.228	223.6
18	18	13C-2,3,7,8-TCDD	1919494.2...	0.802	NO	1.20	10.014	25.74	25.75	1.03	1.03	NO	153.4	76.8	0.144	
19	19	13C-1,2,3,7,8-PeCDD	1489002.2...	0.640	NO	0.967	10.014	30.49	30.79	1.22	1.23	NO	147.5	73.9	0.216	
20	20	13C-1,2,3,4,7,8-HxCDD	1191292.5...	1.265	NO	0.874	10.014	34.16	34.16	1.01	1.01	NO	152.8	76.5	0.363	
21	21	13C-1,2,3,6,7,8-HxCDD	1386276.3...	1.261	NO	1.05	10.014	34.26	34.26	1.02	1.02	NO	148.6	74.4	0.303	
22	22	13C-1,2,3,7,8,9-HxCDD	1317900.3...	1.253	NO	0.974	10.014	34.56	34.54	1.03	1.03	NO	151.6	75.9	0.325	
23	23	13C-1,2,3,4,6,7,8-HpCDD	1210208.6...	0.999	NO	0.747	10.014	38.14	38.06	1.13	1.13	NO	181.6	90.9	0.356	
24	24	13C-OCDD	1984647.1...	0.887	NO	0.707	10.014	41.03	41.10	1.22	1.22	NO	314.9	78.8	0.285	
25	25	13C-2,3,7,8-TCDF	2485069.2...	0.772	NO	1.07	10.014	24.92	24.82	0.99	0.99	NO	141.1	70.7	0.207	
26	26	13C-1,2,3,7,8-PeCDF	2279066.3...	1.570	NO	1.00	10.014	29.26	29.49	1.17	1.18	NO	137.7	68.9	0.295	
27	27	13C-2,3,4,7,8-PeCDF	2188911.6...	1.590	NO	0.962	10.014	30.48	30.47	1.21	1.21	NO	137.7	69.0	0.308	
28	28	13C-1,2,3,4,7,8-HxCDF	1443786.4...	0.501	NO	1.05	10.014	33.28	33.29	0.99	0.99	NO	154.3	77.2	0.360	
29	29	13C-1,2,3,6,7,8-HxCDF	1576419.1...	0.503	NO	1.19	10.014	33.39	33.41	0.99	0.99	NO	148.5	74.4	0.317	
30	30	13C-2,3,4,6,7,8-HxCDF	1395209.6...	0.505	NO	1.07	10.014	34.00	33.99	1.01	1.01	NO	146.7	73.4	0.354	

Dataset: U:\VG12.PRO\Results\200213R1\200213R1-13B.qld

Last Altered: Friday, March 13, 2020 11:00:50 Pacific Daylight Time
Printed: Friday, March 13, 2020 11:02:53 Pacific Daylight Time

Name: 200213R1_13, Date: 13-Feb-2020, Time: 18:51:59, ID: 1903652-11RE1 PDI-090SC-B-04-06-191012 17.07, Description: PDI-090SC-B-04-06-191012

	#	Name	Abs.Resp	RA	n/y	RRF	wt./vol.	Pred.RT	RT	Pred.RRT	RRT	Check RRT	Conc.	%Rec	DL	EMPC
31	31	13C-1,2,3,7,8,9-HxCDF	1197034.2...	0.502	NO	0.922	10.014	34.90	34.88	1.04	1.04	NO	145.5	72.8	0.409	
32	32	13C-1,2,3,4,6,7,8-HpCDF	987956.063	0.430	NO	0.767	10.014	36.65	36.63	1.09	1.09	NO	144.4	72.3	0.342	
33	33	13C-1,2,3,4,7,8,9-HpCDF	725170.235	0.425	NO	0.552	10.014	38.67	38.66	1.15	1.15	NO	147.2	73.7	0.476	
34	34	13C-OCDF	1971773.1...	0.873	NO	0.789	10.014	41.27	41.27	1.23	1.23	NO	280.0	70.1	0.259	
35	35	37Cl-2,3,7,8-TCDD	750548.438			1.18	10.014	25.77	25.76	1.03	1.03	NO	61.11	76.5	0.0456	
36	36	13C-1,2,3,4-TCDD	2085558.8...	0.802	NO	1.00	10.014	25.11	25.09	1.00	1.00	NO	199.7	100	0.172	
37	37	13C-1,2,3,4-TCDF	3300869.1...	0.785	NO	1.00	10.014	23.37	23.35	1.00	1.00	NO	199.7	100	0.220	
38	38	13C-1,2,3,4,6,9-HxCDF	1781710.1...	0.502	NO	1.00	10.014	33.71	33.69	1.00	1.00	NO	199.7	100	0.378	
39	39	Total Tetra-Dioxins				0.988	10.014	24.62		0.00		NO	16.51		0.0652	16.51
40	40	Total Penta-Dioxins				0.972	10.014	29.96		0.00		NO	32.80		0.0707	33.12
41	41	Total Hexa-Dioxins				0.921	10.014	33.63		0.00		NO	171.7		0.217	171.7
42	42	Total Hepta-Dioxins				0.923	10.014	37.64		0.00		NO	1245		1.10	1245
43	43	Total Tetra-Furans				0.802	10.014	23.61		0.00		NO	95.12		0.0839	95.12
44	44	1st Func. Penta-Furans				0.907	10.014	27.09		0.00		NO	99.96		0.0352	99.96
45	45	Total Penta-Furans				0.907	10.014	29.27		0.00		NO	91.39		0.154	100.3
46	46	Total Hexa-Furans				0.898	10.014	33.56		0.00		NO	170.2		0.126	171.3
47	47	Total Hepta-Furans				0.851	10.014	37.83		0.00		NO	392.9		0.405	392.9

Dataset: U:\VG12.PRO\Results\200213R1\200213R1-13B.qld

Last Altered: Friday, March 13, 2020 11:00:50 Pacific Daylight Time
Printed: Friday, March 13, 2020 11:02:44 Pacific Daylight Time

Method: U:\VG12.PRO\MethDB\1613rrt-02-11-20.mdb 11 Feb 2020 16:47:46
Calibration: U:\VG12.PRO\CurveDB\db5_1613vg12-1-31-20.cdb 02 Feb 2020 11:05:29

Name: 200213R1_13, Date: 13-Feb-2020, Time: 18:51:59, ID: 1903652-11RE1 PDI-090SC-B-04-06-191012 17.07, Description: PDI-090SC-B-04-06-191012

Tetra-Dioxins

	#	Name	Area	IS Area	RA	Y/N	Pred.RT	RT	Conc.	EMPC
1	1	2,3,7,8-TCDD	8.06e3	1.92e6	0.673	NO	25.78	25.78	0.8489	0.8489
2	39	Total Tetra-Dioxins	1.08e4	1.92e6	0.761	NO	24.62	25.51	1.136	1.136
3	39	Total Tetra-Dioxins	1.93e3	1.92e6	0.823	NO	24.62	25.05	0.2036	0.2036
4	39	Total Tetra-Dioxins	3.32e3	1.92e6	0.826	NO	24.62	24.69	0.3498	0.3498
5	39	Total Tetra-Dioxins	1.27e3	1.92e6	0.862	NO	24.62	24.51	0.1339	0.1339
6	39	Total Tetra-Dioxins	2.35e3	1.92e6	0.880	NO	24.62	24.24	0.2476	0.2476
7	39	Total Tetra-Dioxins	9.35e3	1.92e6	0.752	NO	24.62	24.03	0.9849	0.9849
8	39	Total Tetra-Dioxins	9.44e3	1.92e6	0.793	NO	24.62	23.82	0.9941	0.9941
9	39	Total Tetra-Dioxins	3.58e3	1.92e6	0.725	NO	24.62	23.55	0.3766	0.3766
10	39	Total Tetra-Dioxins	3.03e3	1.92e6	0.685	NO	24.62	22.62	0.3191	0.3191
11	39	Total Tetra-Dioxins	1.54e4	1.92e6	0.779	NO	24.62	22.11	1.623	1.623
12	39	Total Tetra-Dioxins	8.41e4	1.92e6	0.786	NO	24.62	21.68	8.853	8.853
13	39	Total Tetra-Dioxins	1.06e3	1.92e6	0.751	NO	24.62	26.74	0.1118	0.1118
14	39	Total Tetra-Dioxins	3.14e3	1.92e6	0.763	NO	24.62	26.09	0.3301	0.3301

Penta-Dioxins

	#	Name	Area	IS Area	RA	Y/N	Pred.RT	RT	Conc.	EMPC
1	40	Total Penta-Dioxins	0.00e0	1.49e6	1.626	YES	29.96	31.09	0.0000	0.3130
2	2	1,2,3,7,8-PeCDD	1.01e4	1.49e6	0.649	NO	30.81	30.80	1.387	1.387
3	40	Total Penta-Dioxins	3.01e3	1.49e6	0.630	NO	29.96	30.38	0.4156	0.4156
4	40	Total Penta-Dioxins	1.32e4	1.49e6	0.654	NO	29.96	30.06	1.823	1.823
5	40	Total Penta-Dioxins	1.59e4	1.49e6	0.640	NO	29.96	29.81	2.196	2.196
6	40	Total Penta-Dioxins	1.21e4	1.49e6	0.643	NO	29.96	29.72	1.674	1.674
7	40	Total Penta-Dioxins	7.66e4	1.49e6	0.625	NO	29.96	29.55	10.57	10.57
8	40	Total Penta-Dioxins	5.31e3	1.49e6	0.614	NO	29.96	29.05	0.7326	0.7326
9	40	Total Penta-Dioxins	9.53e4	1.49e6	0.614	NO	29.96	28.56	13.15	13.15
10	40	Total Penta-Dioxins	3.83e3	1.49e6	0.615	NO	29.96	31.19	0.5284	0.5284
11	40	Total Penta-Dioxins	2.38e3	1.49e6	0.569	NO	29.96	30.87	0.3282	0.3282

Dataset: U:\VG12.PRO\Results\200213R1\200213R1-13B.qld

Last Altered: Friday, March 13, 2020 11:00:50 Pacific Daylight Time
Printed: Friday, March 13, 2020 11:02:44 Pacific Daylight Time

Name: 200213R1_13, Date: 13-Feb-2020, Time: 18:51:59, ID: 1903652-11RE1 PDI-090SC-B-04-06-191012 17.07, Description: PDI-090SC-B-04-06-191012

Hexa-Dioxins

	#	Name	Area	IS Area	RA	Y/N	Pred.RT	RT	Conc.	EMPC
1	5	1,2,3,7,8,9-HxCDD	2.10e4	1.32e6	1.340	NO	34.58	34.55	3.466	3.466
2	41	Total Hexa-Dioxins	6.37e3	0.00e0	1.365	NO	33.63	34.44	1.064	1.064
3	4	1,2,3,6,7,8-HxCDD	6.76e4	1.39e6	1.218	NO	34.26	34.28	10.57	10.57
4	3	1,2,3,4,7,8-HxCDD	5.75e3	1.19e6	1.194	NO	34.17	34.17	0.9008	0.9008
5	41	Total Hexa-Dioxins	3.82e5	0.00e0	1.193	NO	33.63	33.50	63.77	63.77
6	41	Total Hexa-Dioxins	4.91e4	0.00e0	1.260	NO	33.63	33.24	8.202	8.202
7	41	Total Hexa-Dioxins	4.87e5	0.00e0	1.213	NO	33.63	32.70	81.35	81.35
8	41	Total Hexa-Dioxins	1.45e4	0.00e0	1.131	NO	33.63	33.58	2.415	2.415

Hepta-Dioxins

	#	Name	Area	IS Area	RA	Y/N	Pred.RT	RT	Conc.	EMPC
1	6	1,2,3,4,6,7,8-HpCDD	3.32e6	1.21e6	0.998	NO	38.07	38.07	592.7	592.7
2	42	Total Hepta-Dioxins	3.65e6	1.21e6	1.001	NO	37.64	37.02	652.0	652.0

Dataset: U:\VG12.PRO\Results\200213R1\200213R1-13B.qld

Last Altered: Friday, March 13, 2020 11:00:50 Pacific Daylight Time
Printed: Friday, March 13, 2020 11:02:44 Pacific Daylight Time

Name: 200213R1_13, Date: 13-Feb-2020, Time: 18:51:59, ID: 1903652-11RE1 PDI-090SC-B-04-06-191012 17.07, Description: PDI-090SC-B-04-06-191012

Tetra-Furans

	#	Name	Area	IS Area	RA	Y/N	Pred.RT	RT	Conc.	EMPC	
1	43	Total Tetra-Furans	8.38e3	2.49e6	0.749	NO	23.61	22.49	0.8395	0.8395	
2	43	Total Tetra-Furans	3.25e3	2.49e6	0.770	NO	23.61	22.29	0.3253	0.3253	
3	43	Total Tetra-Furans	1.40e5	2.49e6	0.726	NO	23.61	22.13	14.08	14.08	
4	43	Total Tetra-Furans	9.78e4	2.49e6	0.725	NO	23.61	21.65	9.797	9.797	
5	43	Total Tetra-Furans	1.03e4	2.49e6	0.694	NO	23.61	21.27	1.029	1.029	
6	43	Total Tetra-Furans	1.16e4	2.49e6	0.698	NO	23.61	21.18	1.160	1.160	
7	43	Total Tetra-Furans	2.27e5	2.49e6	0.726	NO	23.61	20.72	22.74	22.74	
8	43	Total Tetra-Furans	2.94e4	2.49e6	0.708	NO	23.61	20.14	2.943	2.943	
9	43	Total Tetra-Furans	1.40e4	2.49e6	0.712	NO	23.61	19.61	1.399	1.399	
10	43	Total Tetra-Furans	3.59e4	2.49e6	0.752	NO	23.61	26.92	3.597	3.597	
11	43	Total Tetra-Furans	2.06e4	2.49e6	0.740	NO	23.61	26.62	2.064	2.064	P
12	43	Total Tetra-Furans	1.62e4	2.49e6	0.755	NO	23.61	26.45	1.621	1.621	P
13	43	Total Tetra-Furans	1.84e3	2.49e6	0.687	NO	23.61	25.88	0.1843	0.1843	P
14	43	Total Tetra-Furans	1.81e3	2.49e6	0.705	NO	23.61	25.50	0.1815	0.1815	
15	43	Total Tetra-Furans	9.04e3	2.49e6	0.669	NO	23.61	25.23	0.9055	0.9055	
16	8	2,3,7,8-TCDF	6.14e4	2.49e6	0.744	NO	24.85	24.85	6.155	6.155	
17	43	Total Tetra-Furans	2.01e4	2.49e6	0.729	NO	23.61	24.73	2.016	2.016	
18	43	Total Tetra-Furans	3.58e3	2.49e6	0.707	NO	23.61	24.63	0.3587	0.3587	
19	43	Total Tetra-Furans	3.72e3	2.49e6	0.804	NO	23.61	24.39	0.3733	0.3733	
20	43	Total Tetra-Furans	5.00e3	2.49e6	0.820	NO	23.61	24.19	0.5011	0.5011	
21	43	Total Tetra-Furans	6.43e4	2.49e6	0.736	NO	23.61	23.89	6.442	6.442	
22	43	Total Tetra-Furans	1.24e5	2.49e6	0.725	NO	23.61	23.25	12.48	12.48	
23	43	Total Tetra-Furans	9.85e3	2.49e6	0.734	NO	23.61	23.07	0.9868	0.9868	
24	43	Total Tetra-Furans	1.50e3	2.49e6	0.803	NO	23.61	22.94	0.1502	0.1502	
25	43	Total Tetra-Furans	1.85e4	2.49e6	0.813	NO	23.61	23.36	1.852	1.852	
26	43	Total Tetra-Furans	9.39e3	2.49e6	0.773	NO	23.61	23.95	0.9407	0.9407	P

Penta-Furans function 1

	#	Name	Area	IS Area	RA	Y/N	Pred.RT	RT	Conc.	EMPC
1	44	1st Func. Penta-Fura...	1.01e6	0.00e0	1.581	NO	27.09	26.90	99.96	99.96

Dataset: U:\VG12.PRO\Results\200213R1\200213R1-13B.qld

Last Altered: Friday, March 13, 2020 11:00:50 Pacific Daylight Time
Printed: Friday, March 13, 2020 11:02:44 Pacific Daylight Time

Name: 200213R1_13, Date: 13-Feb-2020, Time: 18:51:59, ID: 1903652-11RE1 PDI-090SC-B-04-06-191012 17.07, Description: PDI-090SC-B-04-06-191012

Penta-Furans

	#	Name	Area	IS Area	RA	Y/N	Pred.RT	RT	Conc.	EMPC
1	45	Total Penta-Furans	1.70e5	0.00e0	1.499	NO	29.27	29.10	16.80	16.80
2	45	Total Penta-Furans	4.08e5	0.00e0	1.519	NO	29.27	28.52	40.17	40.17
3	45	Total Penta-Furans	2.08e4	0.00e0	1.483	NO	29.27	28.36	2.052	2.052
4	45	Total Penta-Furans	4.60e3	0.00e0	1.628	NO	29.27	31.43	0.4529	0.4529
5	45	Total Penta-Furans	1.42e3	0.00e0	1.458	NO	29.27	31.35	0.1403	0.1403
6	10	2,3,4,7,8-PeCDF	1.33e5	2.19e6	1.523	NO	30.50	30.51	12.77	12.77
7	45	Total Penta-Furans	6.30e3	0.00e0	1.511	NO	29.27	30.38	0.6211	0.6211
8	45	Total Penta-Furans	0.00e0	0.00e0	1.478	NO	29.27	29.78	0.0000	6.513
9	9	1,2,3,7,8-PeCDF	9.17e4	2.28e6	1.490	NO	29.51	29.51	8.853	8.853
10	45	Total Penta-Furans	1.74e4	0.00e0	1.504	NO	29.27	29.32	1.711	1.711
11	45	Total Penta-Furans	6.40e4	0.00e0	1.608	NO	29.27	30.53	6.306	6.306
12	45	Total Penta-Furans	0.00e0	0.00e0	1.567	NO	29.27	29.81	0.0000	2.400
13	45	Total Penta-Furans	1.54e4	0.00e0	1.614	NO	29.27	28.58	1.517	1.517

Hexa-Furans

	#	Name	Area	IS Area	RA	Y/N	Pred.RT	RT	Conc.	EMPC
1	12	1,2,3,6,7,8-HxCDF	4.88e4	1.58e6	1.154	NO	33.42	33.42	7.354	7.354
2	11	1,2,3,4,7,8-HxCDF	9.20e4	1.44e6	1.172	NO	33.29	33.31	14.75	14.75
3	46	Total Hexa-Furans	3.91e3	0.00e0	1.151	NO	33.56	33.21	0.6204	0.6204
4	46	Total Hexa-Furans	4.37e5	0.00e0	1.170	NO	33.56	32.85	69.25	69.25
5	46	Total Hexa-Furans	5.29e3	0.00e0	1.263	NO	33.56	32.67	0.8388	0.8388
6	46	Total Hexa-Furans	2.95e5	0.00e0	1.186	NO	33.56	32.31	46.69	46.69
7	46	Total Hexa-Furans	1.29e5	0.00e0	1.193	NO	33.56	32.15	20.39	20.39
8	14	1,2,3,7,8,9-HxCDF	9.85e3	1.20e6	1.213	NO	34.88	34.92	1.915	1.915
9	13	2,3,4,6,7,8-HxCDF	4.85e4	1.40e6	1.211	NO	34.02	34.00	7.729	7.729
10	46	Total Hexa-Furans	3.86e3	0.00e0	1.198	NO	33.56	33.70	0.6112	0.6112
11	46	Total Hexa-Furans	0.00e0	0.00e0	1.185	NO	33.56	34.94	0.0000	1.120

Dataset: U:\VG12.PRO\Results\200213R1\200213R1-13B.qld

Last Altered: Friday, March 13, 2020 11:00:50 Pacific Daylight Time
Printed: Friday, March 13, 2020 11:02:44 Pacific Daylight Time

Name: 200213R1_13, Date: 13-Feb-2020, Time: 18:51:59, ID: 1903652-11RE1 PDI-090SC-B-04-06-191012 17.07, Description: PDI-090SC-B-04-06-191012

Hepta-Furans

	#	Name	Area	IS Area	RA	Y/N	Pred.RT	RT	Conc.	EMPC
1	16	1,2,3,4,7,8,9-HpCDF	1.82e4	7.25e5	0.914	NO	38.66	38.68	5.114	5.114
2	47	Total Hepta-Furans	8.47e5	0.00e0	0.973	NO	37.83	37.24	232.0	232.0
3	47	Total Hepta-Furans	3.94e3	0.00e0	0.958	NO	37.83	37.03	1.080	1.080
4	15	1,2,3,4,6,7,8-HpCDF	6.52e5	9.88e5	0.969	NO	36.67	36.64	154.8	154.8

Dataset: Untitled

Last Altered: Friday, February 14, 2020 07:30:05 Pacific Standard Time
Printed: Friday, February 14, 2020 07:30:35 Pacific Standard Time

Name: 200213R1_13, Date: 13-Feb-2020, Time: 18:51:59, ID: 1903652-11RE1 PDI-090SC-B-04-06-191012 17.07, Description: PDI-090SC-B-04-06-191012

2,3,7,8-TCDD



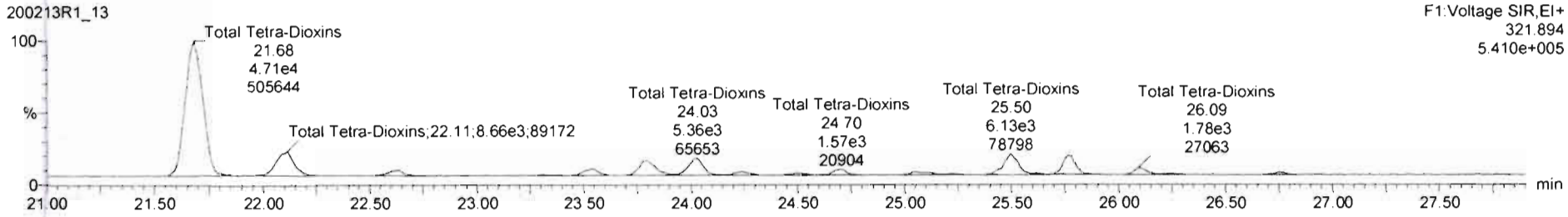

13C-2,3,7,8-TCDD

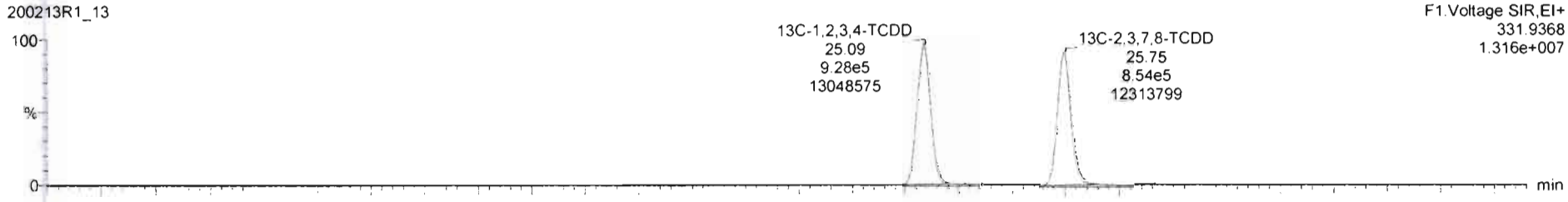

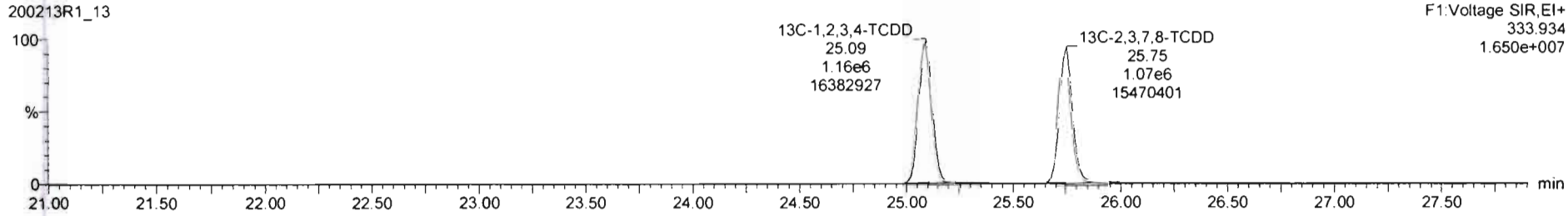

TargetLynx XS - 200213R1-13* - [Chromatogram]

File Edit View Display Processing Window Help

	#	Name	Resp	RA	n/y	RRF	wt/vol	Pred.RT	RT	Pred.R...	RRT	RRT Fail	Conc.	%Rec	DL	EMPC
39	39	Total Tetra-Dioxins				0.9881	10.014	24.62		0.000		NO	16.51		0.0652	16.51

	#	Name	Pred.RT	RT	m1 Resp	m2 Resp	1* Ratio (Pred)	RA	n/y	EMPC	Conc
1	1	2,3,7,8-TCDD	25.78	25.78	3.242e3	4.819e3	0.770	0.67	NO	0.84891	0.84891
2	39	Total Tetra-Dioxins	24.62	21.68	3.699e4	4.708e4	0.770	0.79	NO	8.8525	8.8525
3	39	Total Tetra-Dioxins	24.62	22.11	6.750e3	8.665e3	0.770	0.78	NO	1.6233	1.6233
4	39	Total Tetra-Dioxins	24.62	22.62	1.232e3	1.798e3	0.770	0.69	NO	0.31912	0.31912
5	39	Total Tetra-Dioxins	24.62	23.55	1.503e3	2.074e3	0.770	0.72	NO	0.37663	0.37663
6	39	Total Tetra-Dioxins	24.62	23.82	4.174e3	5.266e3	0.770	0.79	NO	0.99410	0.99410
7	39	Total Tetra-Dioxins	24.62	24.03	4.015e3	5.338e3	0.770	0.75	NO	0.98493	0.98493
8	39	Total Tetra-Dioxins	24.62	24.24	1.100e3	1.250e3	0.770	0.88	NO	0.24756	0.24756
9	39	Total Tetra-Dioxins	24.62	24.51	5.889e2	6.829e2	0.770	0.86	NO	0.13393	0.13393
10	39	Total Tetra-Dioxins	24.62	24.69	1.503e3	1.819e3	0.770	0.83	NO	0.34981	0.34981
11	39	Total Tetra-Dioxins	24.62	25.05	8.727e2	1.061e3	0.770	0.82	NO	0.20362	0.20362
12	39	Total Tetra-Dioxins	24.62	25.51	4.664e3	6.126e3	0.770	0.76	NO	1.1363	1.1363
13	39	Total Tetra-Dioxins	24.62	26.09	1.357e3	1.778e3	0.770	0.76	NO	0.33015	0.33015
14	39	Total Tetra-Dioxins	24.62	26.74	4.553e2	6.060e2	0.770	0.75	NO	0.11177	0.11177

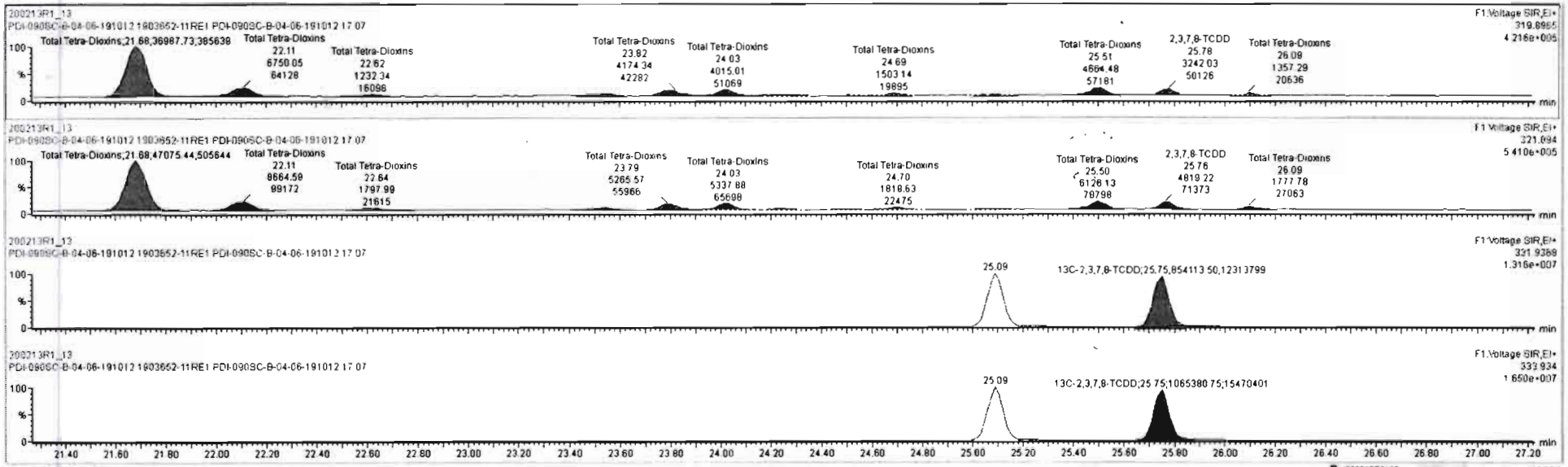

Custom Reporting: Select reports to generate

200213R1_13

NUM

TargetLynx XS - 200213R1-13 * - [Chromatogram]

File Edit View Display Processing Window Help

	#	Name	Resp	RA	r/y	RRF	wt/vol	Pred.RT	RT	Pred.R...	RRT	RRT Fail	Conc.	%Rec	DL	EMPC
39	39	Total Tetra-Dioxins				0.9881	10.014	24.62		0.000		NO	16.51		0.0652	16.51

	#	Name	Pred RT	RT	m1 Resp	m2 Resp	1* Ratio (Pred)	RA	r/y	EMPC	Conc
1	1	2,3,7,8-TCDD	25.78	25.78	3.242e3	4.819e3	0.770	0.67	NO	0.84891	0.84891
2	39	Total Tetra-Dioxins	24.62	21.68	3.699e4	4.708e4	0.770	0.79	NO	8.8525	8.8525
3	39	Total Tetra-Dioxins	24.62	22.11	6.750e3	8.665e3	0.770	0.78	NO	1.6233	1.6233
4	39	Total Tetra-Dioxins	24.62	22.62	1.232e3	1.799e3	0.770	0.69	NO	0.31912	0.31912
5	39	Total Tetra-Dioxins	24.62	23.55	1.503e3	2.074e3	0.770	0.72	NO	0.37663	0.37663
6	39	Total Tetra-Dioxins	24.62	23.82	4.174e3	5.266e3	0.770	0.79	NO	0.99410	0.99410
7	39	Total Tetra-Dioxins	24.62	24.03	4.015e3	5.336e3	0.770	0.75	NO	0.98493	0.98493
8	39	Total Tetra-Dioxins	24.62	24.24	1.100e3	1.250e3	0.770	0.88	NO	0.24756	0.24756
9	39	Total Tetra-Dioxins	24.62	24.51	5.889e2	6.829e2	0.770	0.86	NO	0.13393	0.13393
10	39	Total Tetra-Dioxins	24.62	24.69	1.503e3	1.819e3	0.770	0.83	NO	0.34981	0.34981
11	39	Total Tetra-Dioxins	24.62	25.05	8.727e2	1.061e3	0.770	0.82	NO	0.20362	0.20362
12	39	Total Tetra-Dioxins	24.62	25.51	4.664e3	6.126e3	0.770	0.76	NO	1.1363	1.1363
13	39	Total Tetra-Dioxins	24.62	26.09	1.357e3	1.778e3	0.770	0.76	NO	0.33015	0.33015
14	39	Total Tetra-Dioxins	24.62	26.74	4.553e2	6.060e2	0.770	0.75	NO	0.11177	0.11177

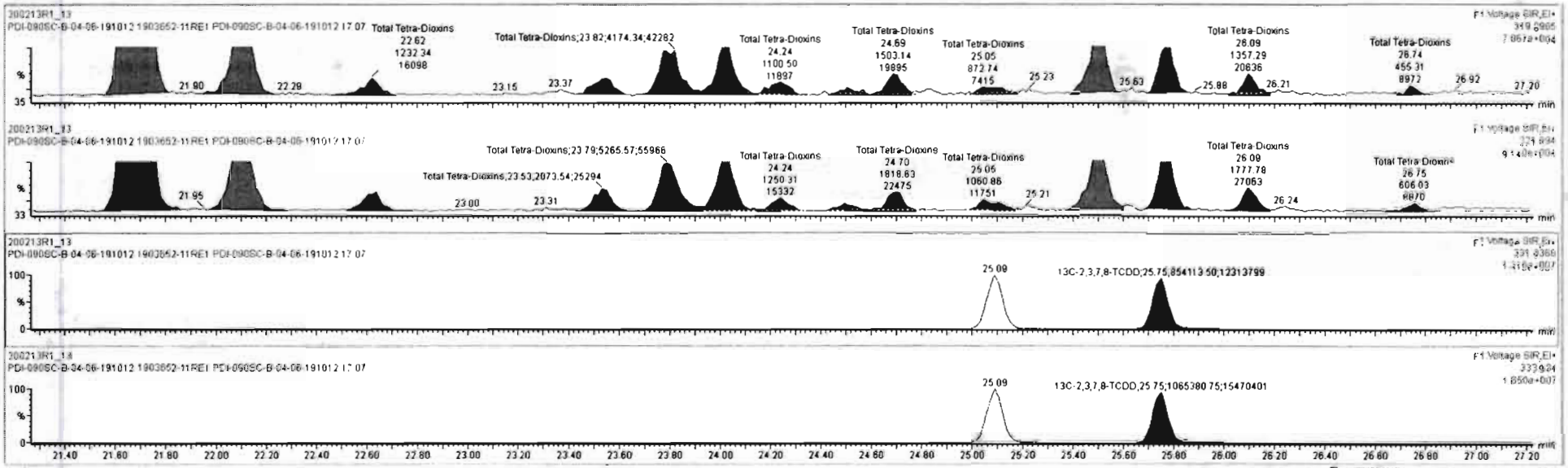

Dataset: Untitled

Last Altered: Friday, February 14, 2020 07:30:05 Pacific Standard Time
Printed: Friday, February 14, 2020 07:30:35 Pacific Standard Time

Name: 200213R1_13, Date: 13-Feb-2020, Time: 18:51:59, ID: 1903652-11RE1 PDI-090SC-B-04-06-191012 17.07, Description: PDI-090SC-B-04-06-191012

37Cl-2,3,7,8-TCDD

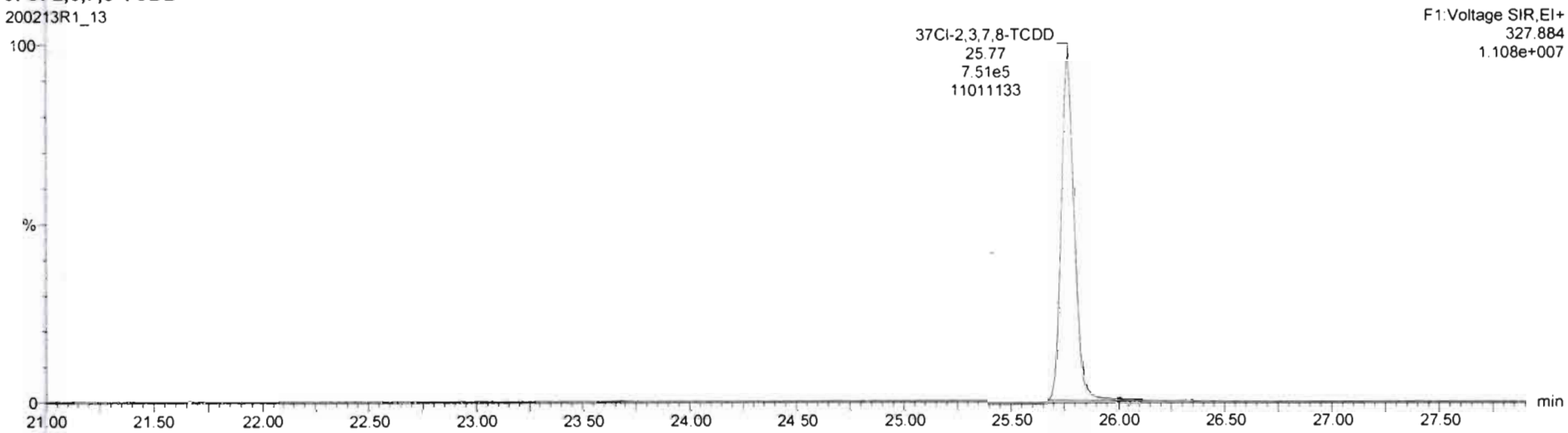

13C-1,2,3,4-TCDD

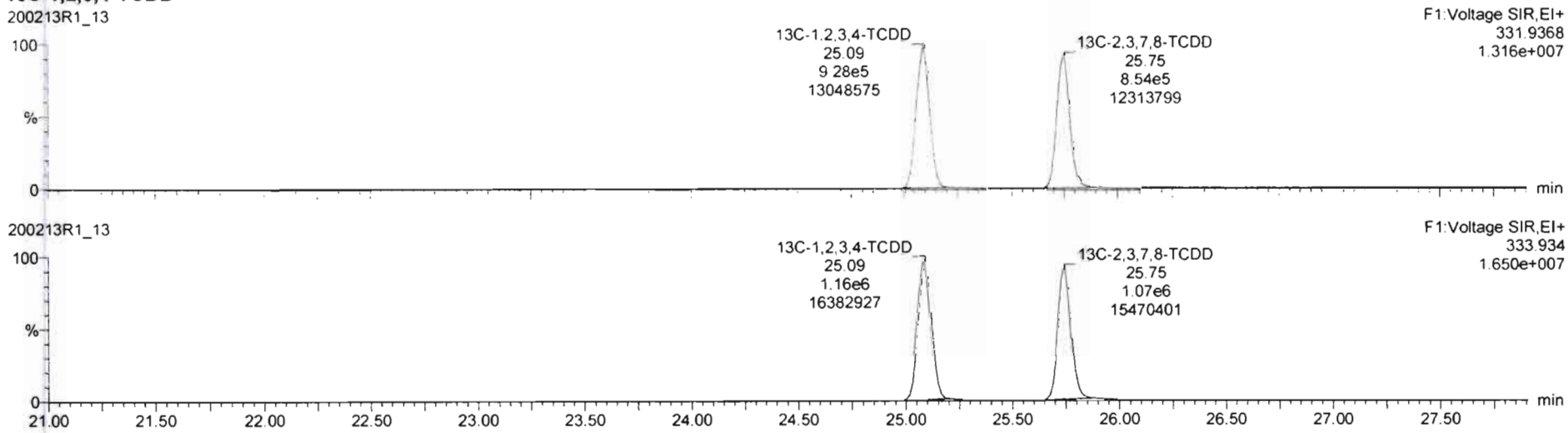

Dataset: Untitled

Last Altered: Friday, February 14, 2020 07:30:05 Pacific Standard Time
Printed: Friday, February 14, 2020 07:30:35 Pacific Standard Time

Name: 200213R1_13, Date: 13-Feb-2020, Time: 18:51:59, ID: 1903652-11RE1 PDI-090SC-B-04-06-191012 17.07, Description: PDI-090SC-B-04-06-191012

1,2,3,7,8-PeCDD

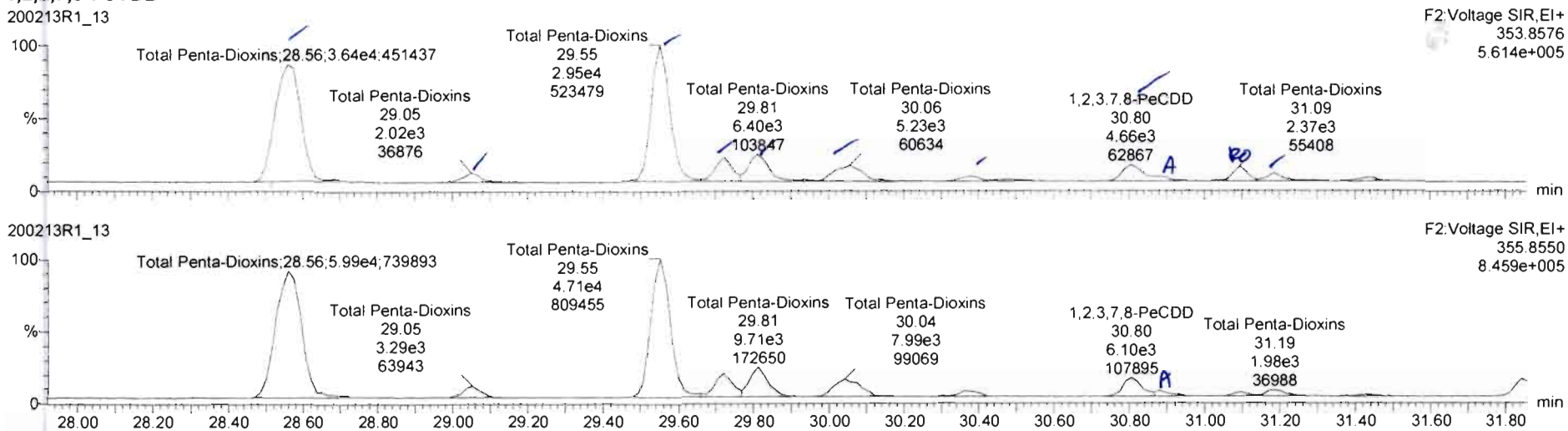

13C-1,2,3,7,8-PeCDD

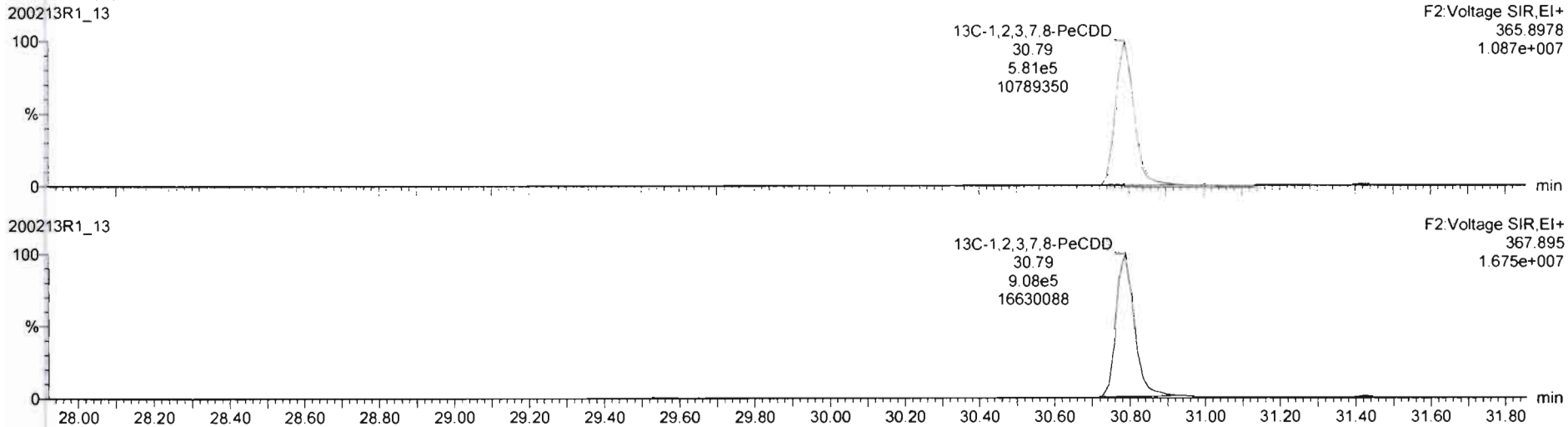

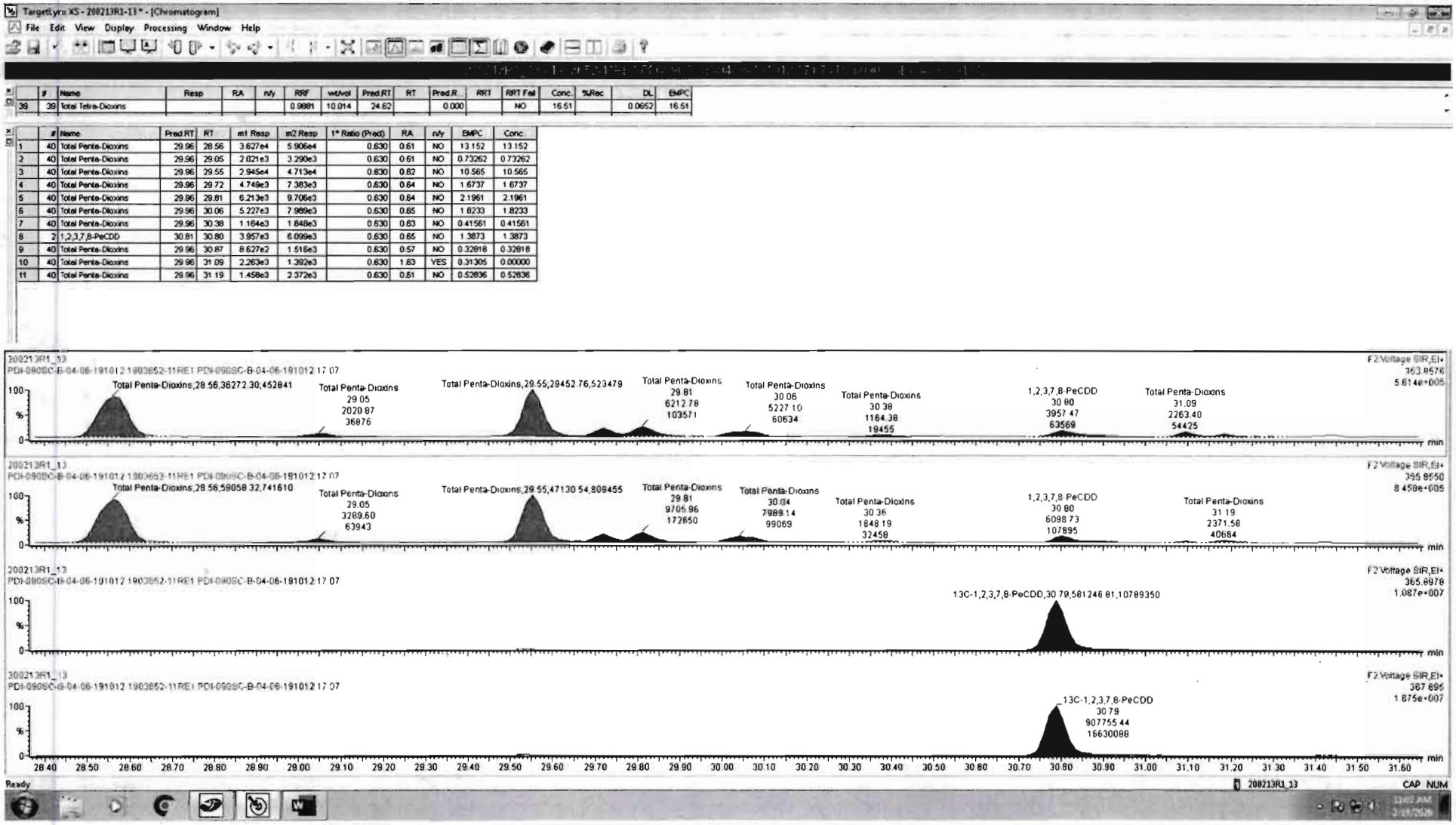
TargetLynx XS - 200213R1-13 * - [Chromatogram]
File Edit View Display Processing Window Help
Name Resp RA n/y RRF wt/vol Pred.RT RT Pred.R... RRT RRT Fail Conc. %Rec DL EMPC
39 39 Total Tetra-Dioxins 0.9881 10.014 24.62 0.000 NO 16.51 0.0652 16.51
Name Pred.RT RT m1 Resp m2 Resp 1* Ratio (Pred) RA n/y EMPC Conc.
1 40 Total Penta-Dioxins 29.96 28.56 3.627e4 5.906e4 0.630 0.61 NO 13.152 13.152
2 40 Total Penta-Dioxins 29.96 29.05 2.021e3 3.290e3 0.630 0.61 NO 0.73262 0.73262
3 40 Total Penta-Dioxins 29.96 29.55 2.945e4 4.713e4 0.630 0.62 NO 10.565 10.565
4 40 Total Penta-Dioxins 29.96 29.72 4.749e3 7.383e3 0.630 0.64 NO 1.6737 1.6737
5 40 Total Penta-Dioxins 29.96 29.81 6.213e3 9.706e3 0.630 0.64 NO 2.1961 2.1961
6 40 Total Penta-Dioxins 29.96 30.06 5.227e3 7.989e3 0.630 0.65 NO 1.8233 1.8233
7 40 Total Penta-Dioxins 29.96 30.38 1.164e3 1.848e3 0.630 0.63 NO 0.41561 0.41561
8 2 1,2,3,7,8-PeCDD 30.81 30.80 3.957e3 6.099e3 0.630 0.65 NO 1.3873 1.3873
9 40 Total Penta-Dioxins 29.96 30.87 8.627e2 1.516e3 0.630 0.57 NO 0.32818 0.32818
10 40 Total Penta-Dioxins 29.96 31.09 2.263e3 1.392e3 0.630 1.63 YES 0.31305 0.00000
11 40 Total Penta-Dioxins 29.96 31.19 1.458e3 2.372e3 0.630 0.61 NO 0.52836 0.52836
200213R1_13
PDI-080SC-B-04-08-191012 1903652-11RE1 PDI-080SC-B-04-08-191012 17 07
F2:Voltage SIR,EI+
363.9678
5.614e+005
Total Penta-Dioxins,28.56,36272.30,452841
Total Penta-Dioxins 29.05 2020.87 36876
Total Penta-Dioxins,29.55,29452.76,523479
Total Penta-Dioxins 29.81 6212.78 103571
Total Penta-Dioxins 30.06 5227.10 60634
Total Penta-Dioxins 30.38 1164.38 19455
1,2,3,7,8-PeCDD 30.80 3957.47 63569
Total Penta-Dioxins 31.09 2263.40 54425
200213R1_13
PDI-080SC-B-04-08-191012 1903652-11RE1 PDI-080SC-B-04-08-191012 17 07
F2:Voltage SIR,EI+
355.8650
8.458e+005
Total Penta-Dioxins,28.56,59058.32,741610
Total Penta-Dioxins 29.05 3289.60 63943
Total Penta-Dioxins,29.55,47130.54,809455
Total Penta-Dioxins 29.81 9705.96 172650
Total Penta-Dioxins 30.04 7989.14 99069
Total Penta-Dioxins 30.36 1848.19 32458
1,2,3,7,8-PeCDD 30.80 6098.73 107895
Total Penta-Dioxins 31.19 2371.58 40684
200213R1_13
PDI-080SC-B-04-08-191012 1903652-11RE1 PDI-080SC-B-04-08-191012 17 07
F2:Voltage SIR,EI+
365.8978
1.087e+007
13C-1,2,3,7,8-PeCDD,30.79,581246.81,10789350
200213R1_13
PDI-080SC-B-04-08-191012 1903652-11RE1 PDI-080SC-B-04-08-191012 17 07
F2:Voltage SIR,EI+
367.895
1.875e+007
13C-1,2,3,7,8-PeCDD 30.79 907755.44 16630088
min
Ready
200213R1_13
CAP NUM

TargetLynx XS - 200213R1-13 * - [Chromatogram]

File Edit View Display Processing Window Help

	#	Name	Resp	RA	n/y	RRF	wt/vol	Pred RT	RT	Pred.R...	RRT	RRT Fail	Conc.	%Rec	DL	EMPC
39	39	Total Tetra-Dioxins				0.9881	10.014	24.62		0.000		NO	16.51		0.0652	16.51

	#	Name	Pred RT	RT	m1 Resp	m2 Resp	1* Ratio (Pred)	RA	n/y	EMPC	Conc.
1	40	Total Penta-Dioxins	29.96	28.56	3.627e4	5.906e4	0.630	0.61	NO	13.152	13.152
2	40	Total Penta-Dioxins	29.96	29.05	2.021e3	3.290e3	0.630	0.61	NO	0.73262	0.73262
3	40	Total Penta-Dioxins	29.96	29.55	2.945e4	4.713e4	0.630	0.62	NO	10.585	10.585
4	40	Total Penta-Dioxins	29.96	29.72	4.749e3	7.383e3	0.630	0.64	NO	1.6737	1.6737
5	40	Total Penta-Dioxins	29.96	29.81	6.213e3	9.706e3	0.630	0.64	NO	2.1961	2.1961
6	40	Total Penta-Dioxins	29.96	30.06	5.227e3	7.989e3	0.630	0.65	NO	1.8233	1.8233
7	40	Total Penta-Dioxins	29.96	30.38	1.164e3	1.848e3	0.630	0.63	NO	0.41561	0.41561
8	2	1,2,3,7,8-PeCDD	30.81	30.80	3.957e3	6.099e3	0.630	0.65	NO	1.3873	1.3873
9	40	Total Penta-Dioxins	29.96	30.87	8.627e2	1.516e3	0.630	0.57	NO	0.32818	0.32818
10	40	Total Penta-Dioxins	29.96	31.09	2.263e3	1.392e3	0.630	1.63	YES	0.31305	0.00000
11	40	Total Penta-Dioxins	29.96	31.19	1.458e3	2.372e3	0.630	0.61	NO	0.52836	0.52836

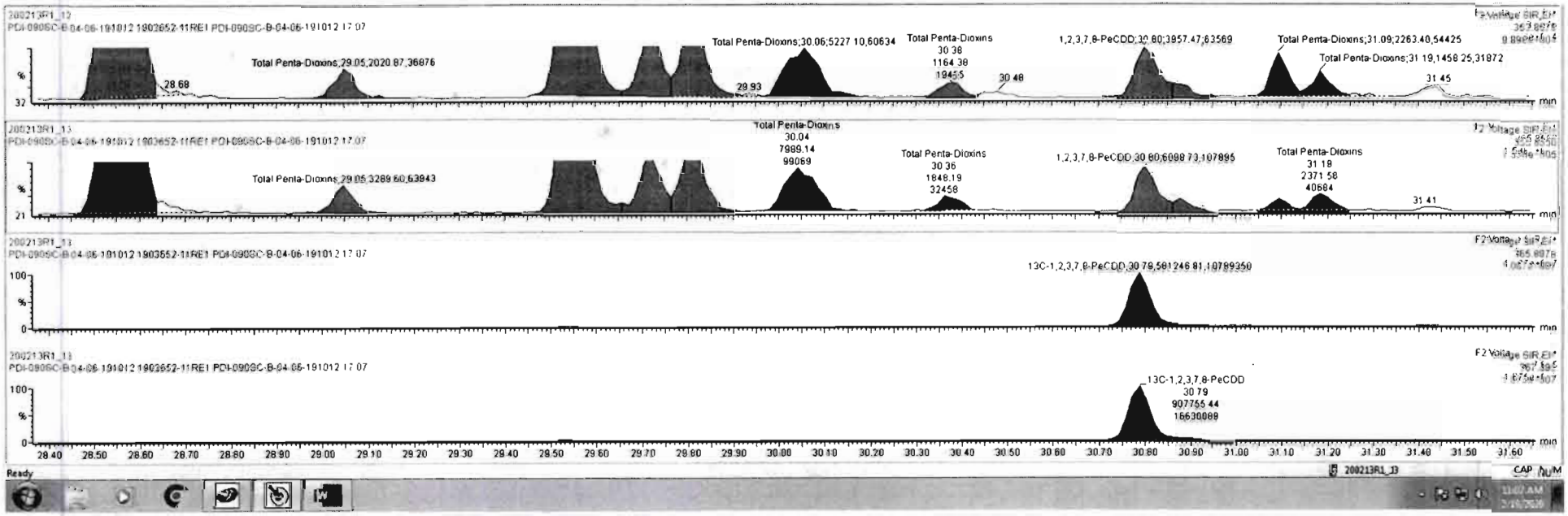

Dataset: Untitled

Last Altered: Friday, February 14, 2020 07:30:05 Pacific Standard Time
Printed: Friday, February 14, 2020 07:30:35 Pacific Standard Time

Name: 200213R1_13, Date: 13-Feb-2020, Time: 18:51:59, ID: 1903652-11RE1 PDI-090SC-B-04-06-191012 17.07, Description: PDI-090SC-B-04-06-191012

1,2,3,4,7,8-HxCDD

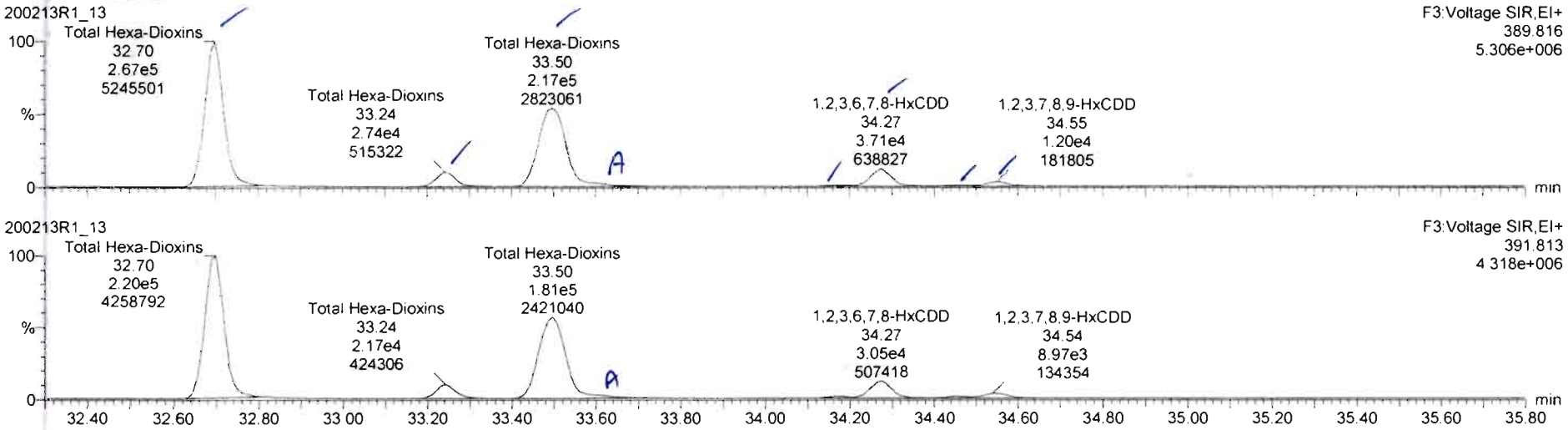

13C-1,2,3,4,7,8-HxCDD

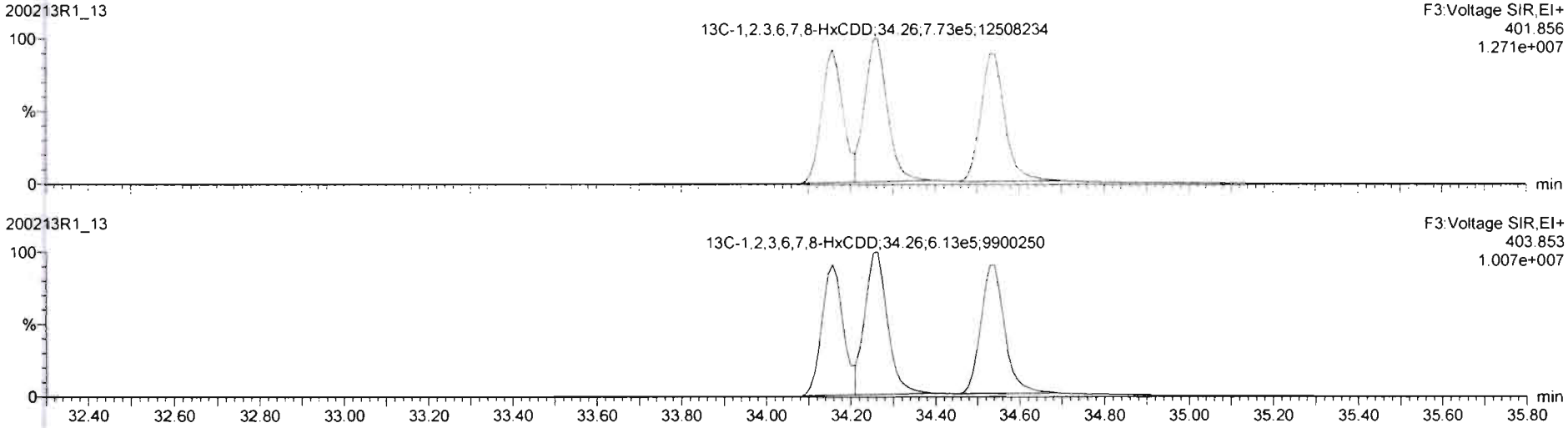

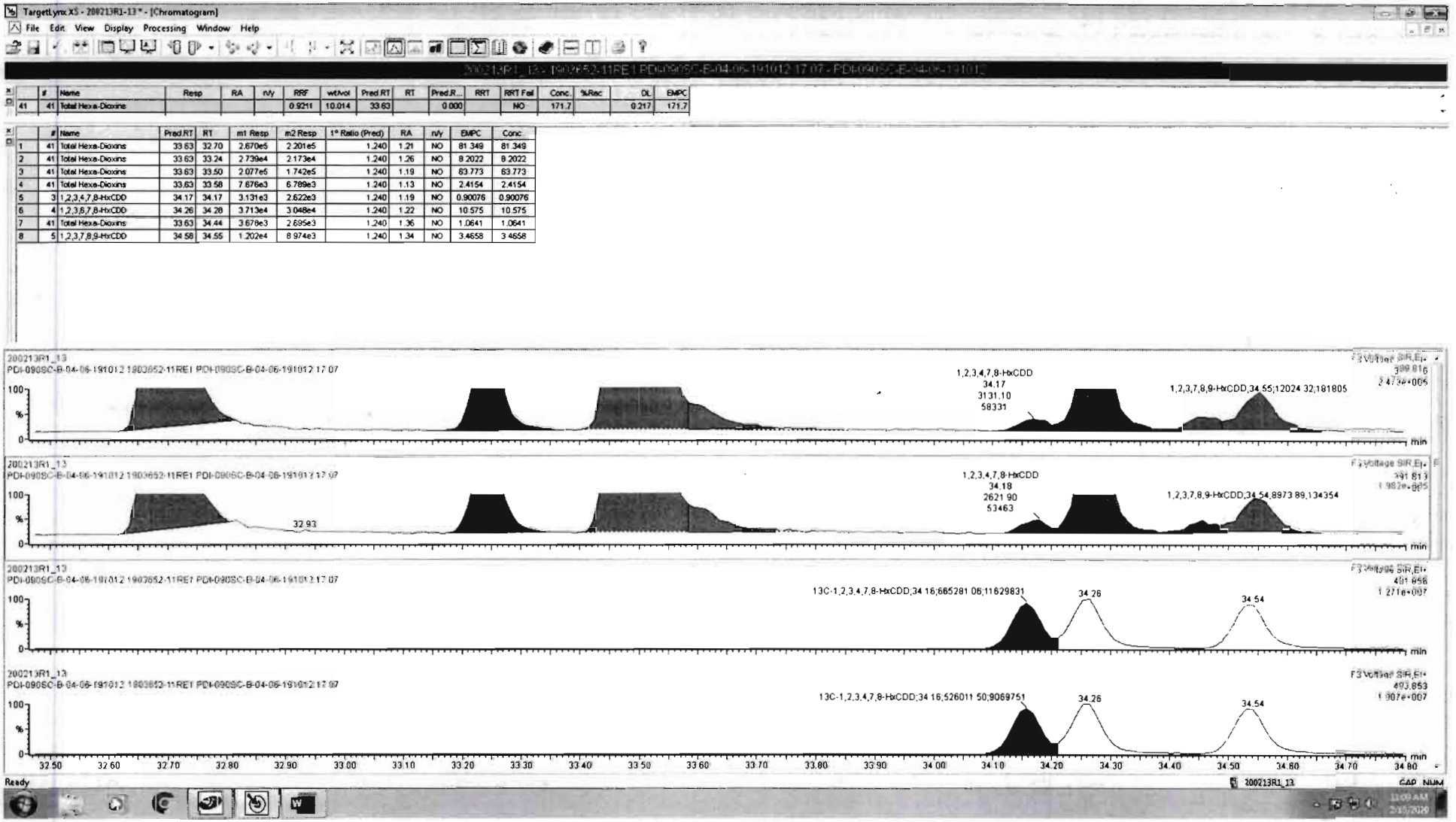

	#	Name	Resp	RA	n/y	RRF	wt/vol	Pred RT	RT	Pred.R...	RRT	RRT Fail	Conc.	%Rec	DL	EMPC
41	41	Total Hexa-Dioxins				0.9211	10.014	33.63		0.000		NO	171.7		0.217	171.7

	#	Name	Pred.RT	RT	m1 Resp	m2 Resp	1* Ratio (Pred)	RA	n/y	EMPC	Conc.
1	41	Total Hexa-Dioxins	33.63	32.70	2.670e5	2.201e5	1.240	1.21	NO	81.349	81.349
2	41	Total Hexa-Dioxins	33.63	33.24	2.739e4	2.173e4	1.240	1.26	NO	8.2022	8.2022
3	41	Total Hexa-Dioxins	33.63	33.50	2.077e5	1.742e5	1.240	1.19	NO	63.773	63.773
4	41	Total Hexa-Dioxins	33.63	33.58	7.676e3	6.789e3	1.240	1.13	NO	2.4154	2.4154
5	3	1,2,3,4,7,8-HxCDD	34.17	34.17	3.131e3	2.622e3	1.240	1.19	NO	0.90076	0.90076
6	4	1,2,3,6,7,8-HxCDD	34.26	34.28	3.713e4	3.048e4	1.240	1.22	NO	10.575	10.575
7	41	Total Hexa-Dioxins	33.63	34.44	3.678e3	2.695e3	1.240	1.36	NO	1.0641	1.0641
8	5	1,2,3,7,8,9-HxCDD	34.58	34.55	1.202e4	8.974e3	1.240	1.34	NO	3.4658	3.4658

Dataset: Untitled

Last Altered: Friday, February 14, 2020 07:30:05 Pacific Standard Time
Printed: Friday, February 14, 2020 07:30:35 Pacific Standard Time

Name: 200213R1_13, Date: 13-Feb-2020, Time: 18:51:59, ID: 1903652-11RE1 PDI-090SC-B-04-06-191012 17.07, Description: PDI-090SC-B-04-06-191012

1,2,3,4,6,7,8-HpCDD

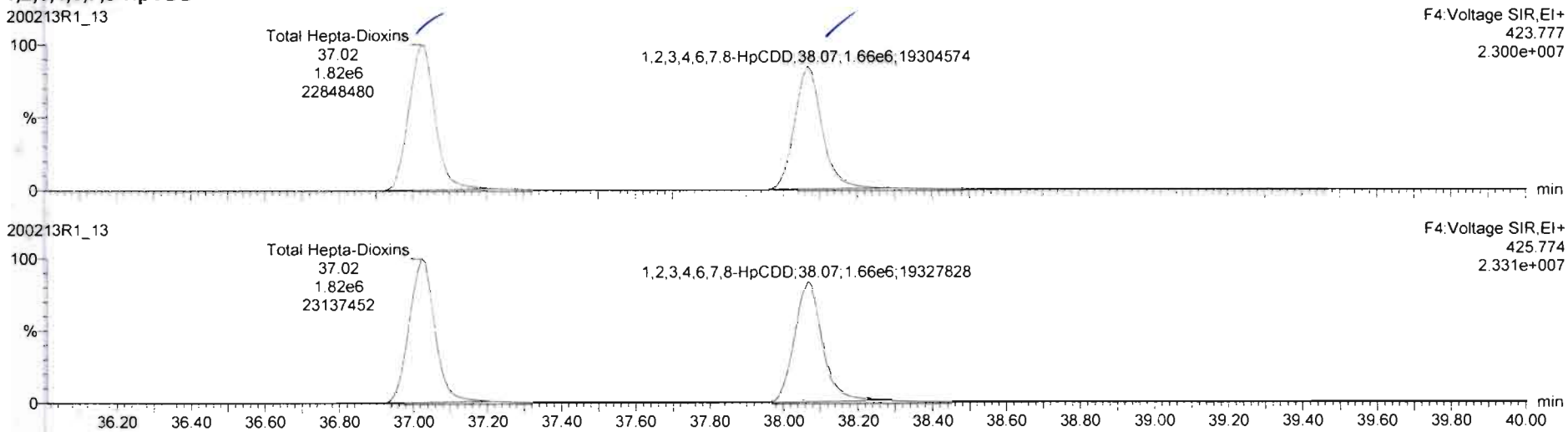

13C-1,2,3,4,6,7,8-HpCDD

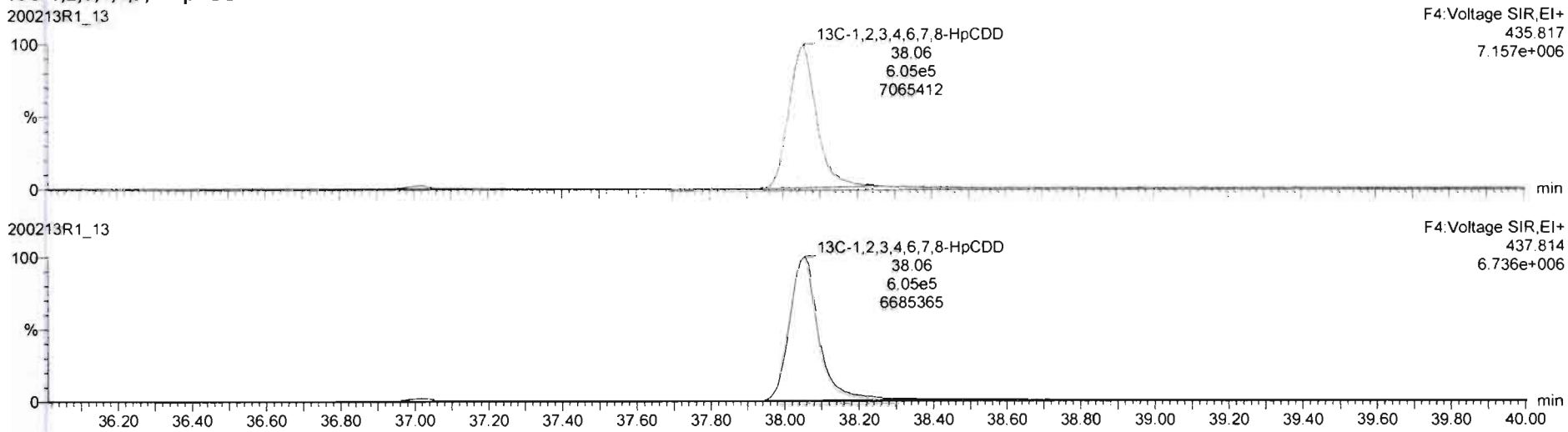

Dataset: Untitled

Last Altered: Friday, February 14, 2020 07:30:05 Pacific Standard Time
Printed: Friday, February 14, 2020 07:30:35 Pacific Standard Time

Name: 200213R1_13, Date: 13-Feb-2020, Time: 18:51:59, ID: 1903652-11RE1 PDI-090SC-B-04-06-191012 17.07, Description: PDI-090SC-B-04-06-191012

OCDD

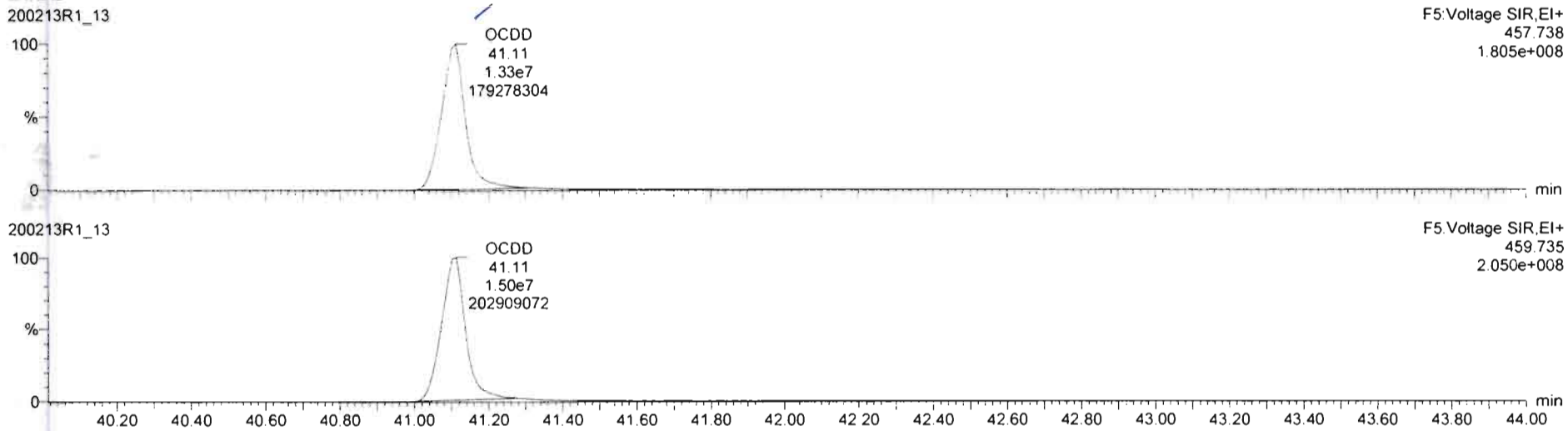

13C-OCDD

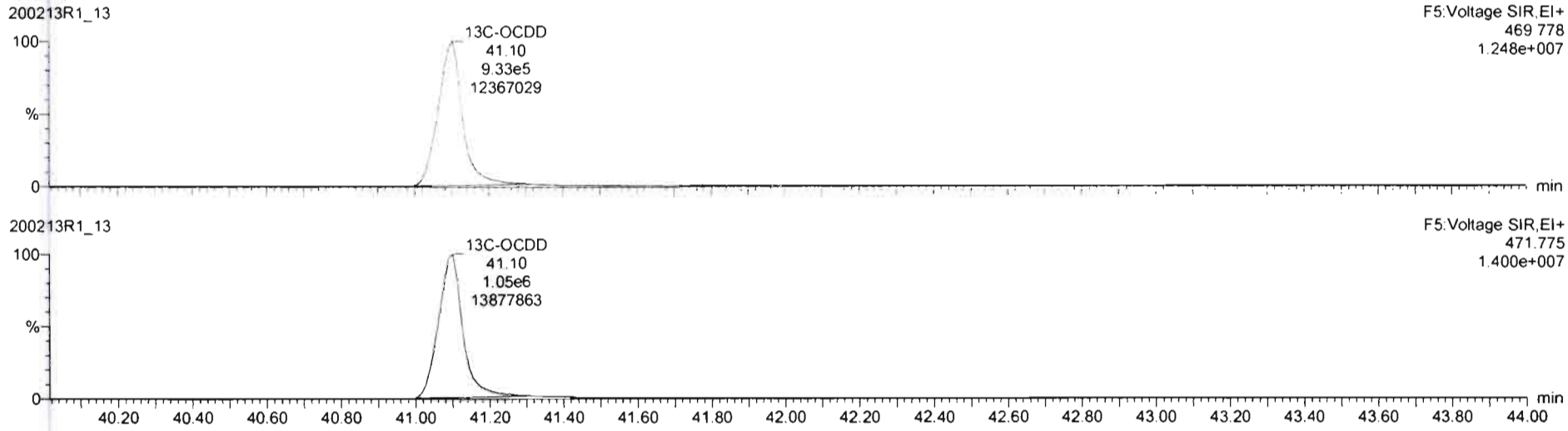

Dataset: Untitled

Last Altered: Friday, February 14, 2020 07:30:05 Pacific Standard Time
Printed: Friday, February 14, 2020 07:30:35 Pacific Standard Time

Name: 200213R1_13, Date: 13-Feb-2020, Time: 18:51:59, ID: 1903652-11RE1 PDI-090SC-B-04-06-191012 17.07, Description: PDI-090SC-B-04-06-191012

2,3,7,8-TCDF

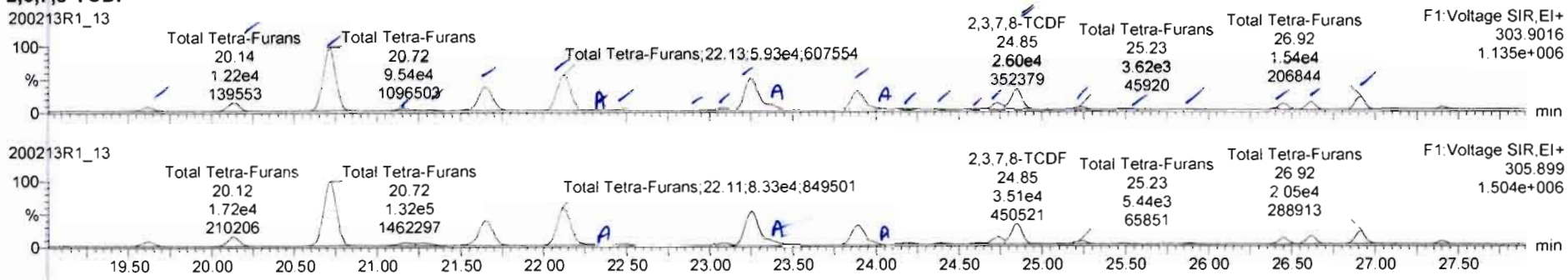

13C-2,3,7,8-TCDF

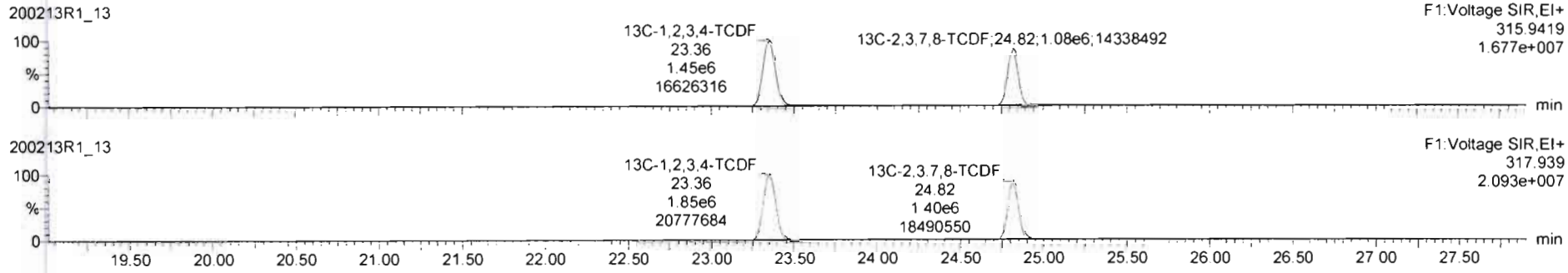

DPE1

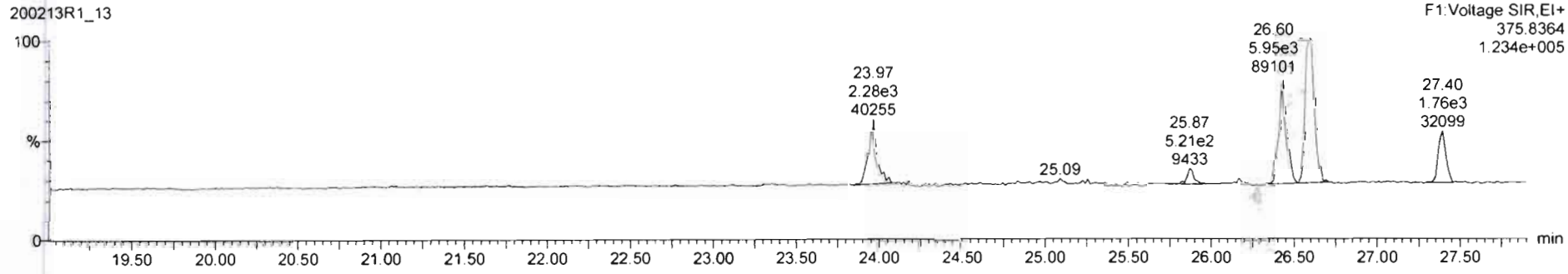

TargetLynx XS - 200213R1-13 * - [Chromatogram]

File Edit View Display Processing Window Help

	#	Name	Resp	RA	n/y	RRF	wt/vol	Pred RT	RT	Pred R	RRT	RRT Fail	Conc.	%Rec	DL	EMPC
43	43	Total Tetra-Furans				0.8020	10.014	23.61		0.000		NO	94.63		0.0839	95.55

	#	Name	Pred RT	RT	m1 Resp	m2 Resp	1° Ratio (Pred)	RA	n/y	EMPC	Conc
1	43	Total Tetra-Furans	23.61	19.61	5.809e3	8.155e3	0.770	0.71	NO	1.3995	1.3995
2	43	Total Tetra-Furans	23.61	20.14	1.217e4	1.720e4	0.770	0.71	NO	2.9433	2.9433
3	43	Total Tetra-Furans	23.61	20.72	9.544e4	1.315e5	0.770	0.73	NO	22.745	22.745
4	43	Total Tetra-Furans	23.61	21.18	4.761e3	6.816e3	0.770	0.70	NO	1.1602	1.1602
5	43	Total Tetra-Furans	23.61	21.27	4.207e3	6.064e3	0.770	0.69	NO	1.0293	1.0293
6	43	Total Tetra-Furans	23.61	21.65	4.108e4	5.668e4	0.770	0.72	NO	9.7973	9.7973
7	43	Total Tetra-Furans	23.61	22.13	5.910e4	8.137e4	0.770	0.73	NO	14.077	14.077
8	43	Total Tetra-Furans	23.61	22.29	1.412e3	1.834e3	0.770	0.77	NO	0.32529	0.32529
9	43	Total Tetra-Furans	23.61	22.49	3.589e3	4.788e3	0.770	0.75	NO	0.83948	0.83948
10	43	Total Tetra-Furans	23.61	22.94	6.674e2	8.895e2	0.770	0.75	NO	0.15603	0.15603
11	43	Total Tetra-Furans	23.61	23.07	4.167e3	5.680e3	0.770	0.73	NO	0.98681	0.98681
12	43	Total Tetra-Furans	23.61	23.25	5.230e4	7.218e4	0.770	0.72	NO	12.475	12.475
13	43	Total Tetra-Furans	23.61	23.36	8.268e3	1.019e4	0.770	0.81	NO	1.8521	1.8521

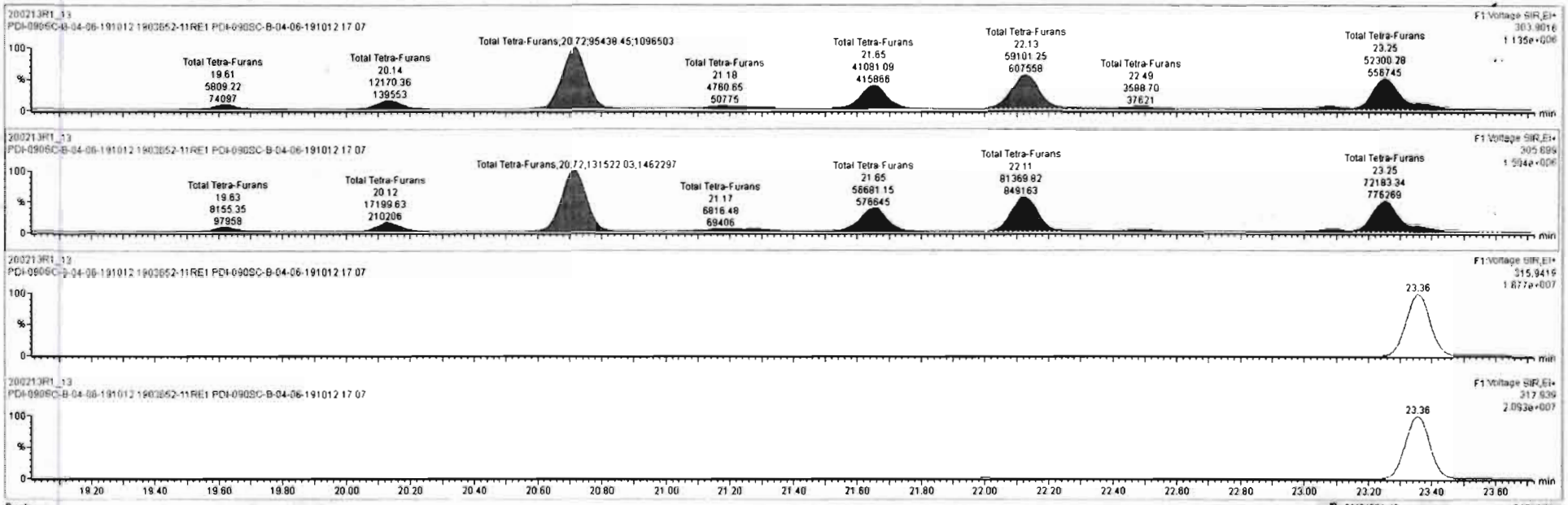

Ready 200213R1_13 CAP NUM

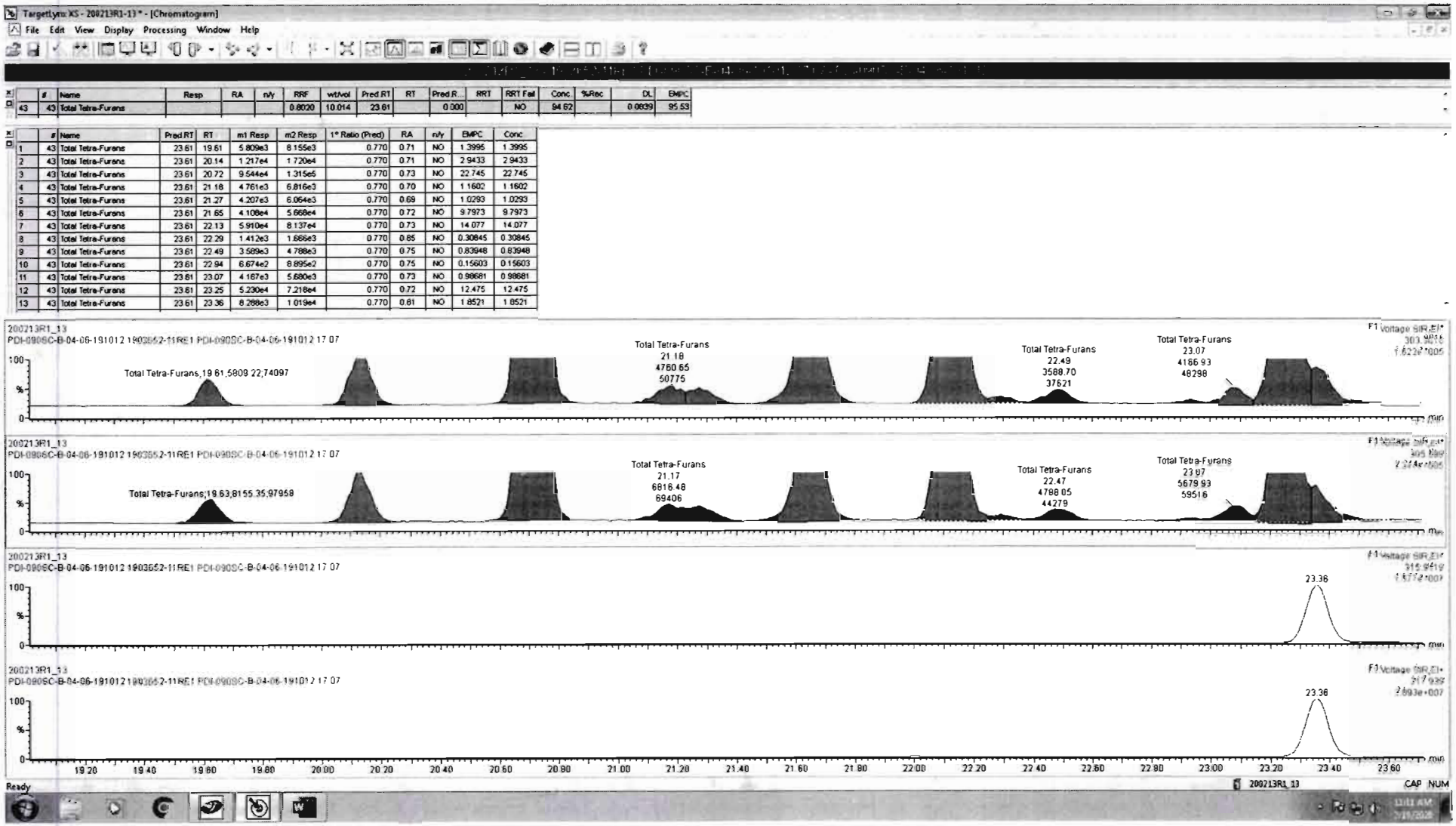

	#	Name	Resp	RA	n/y	RRF	wt/vol	Pred RT	RT	Pred R...	RRT	RRT Fail	Conc	%Rec	DL	EMPC
43	43	Total Tetra-Furans				0.8020	10.014	23.61		0.000		NO	94.62		0.0839	95.53

	#	Name	Pred RT	RT	m1 Resp	m2 Resp	1° Ratio (Pred)	RA	n/y	EMPC	Conc
1	43	Total Tetra-Furans	23.61	19.61	5.809e3	8.155e3	0.770	0.71	NO	1.3995	1.3995
2	43	Total Tetra-Furans	23.61	20.14	1.217e4	1.720e4	0.770	0.71	NO	2.9433	2.9433
3	43	Total Tetra-Furans	23.61	20.72	9.544e4	1.315e5	0.770	0.73	NO	22.745	22.745
4	43	Total Tetra-Furans	23.61	21.18	4.761e3	6.816e3	0.770	0.70	NO	1.1602	1.1602
5	43	Total Tetra-Furans	23.61	21.27	4.207e3	6.064e3	0.770	0.69	NO	1.0293	1.0293
6	43	Total Tetra-Furans	23.61	21.65	4.108e4	5.668e4	0.770	0.72	NO	9.7973	9.7973
7	43	Total Tetra-Furans	23.61	22.13	5.910e4	8.137e4	0.770	0.73	NO	14.077	14.077
8	43	Total Tetra-Furans	23.61	22.29	1.412e3	1.666e3	0.770	0.85	NO	0.30845	0.30845
9	43	Total Tetra-Furans	23.61	22.49	3.569e3	4.788e3	0.770	0.75	NO	0.83948	0.83948
10	43	Total Tetra-Furans	23.61	22.94	6.674e2	8.895e2	0.770	0.75	NO	0.15603	0.15603
11	43	Total Tetra-Furans	23.61	23.07	4.167e3	5.680e3	0.770	0.73	NO	0.98681	0.98681
12	43	Total Tetra-Furans	23.61	23.25	5.230e4	7.218e4	0.770	0.72	NO	12.475	12.475
13	43	Total Tetra-Furans	23.61	23.36	8.288e3	1.019e4	0.770	0.81	NO	1.8521	1.8521

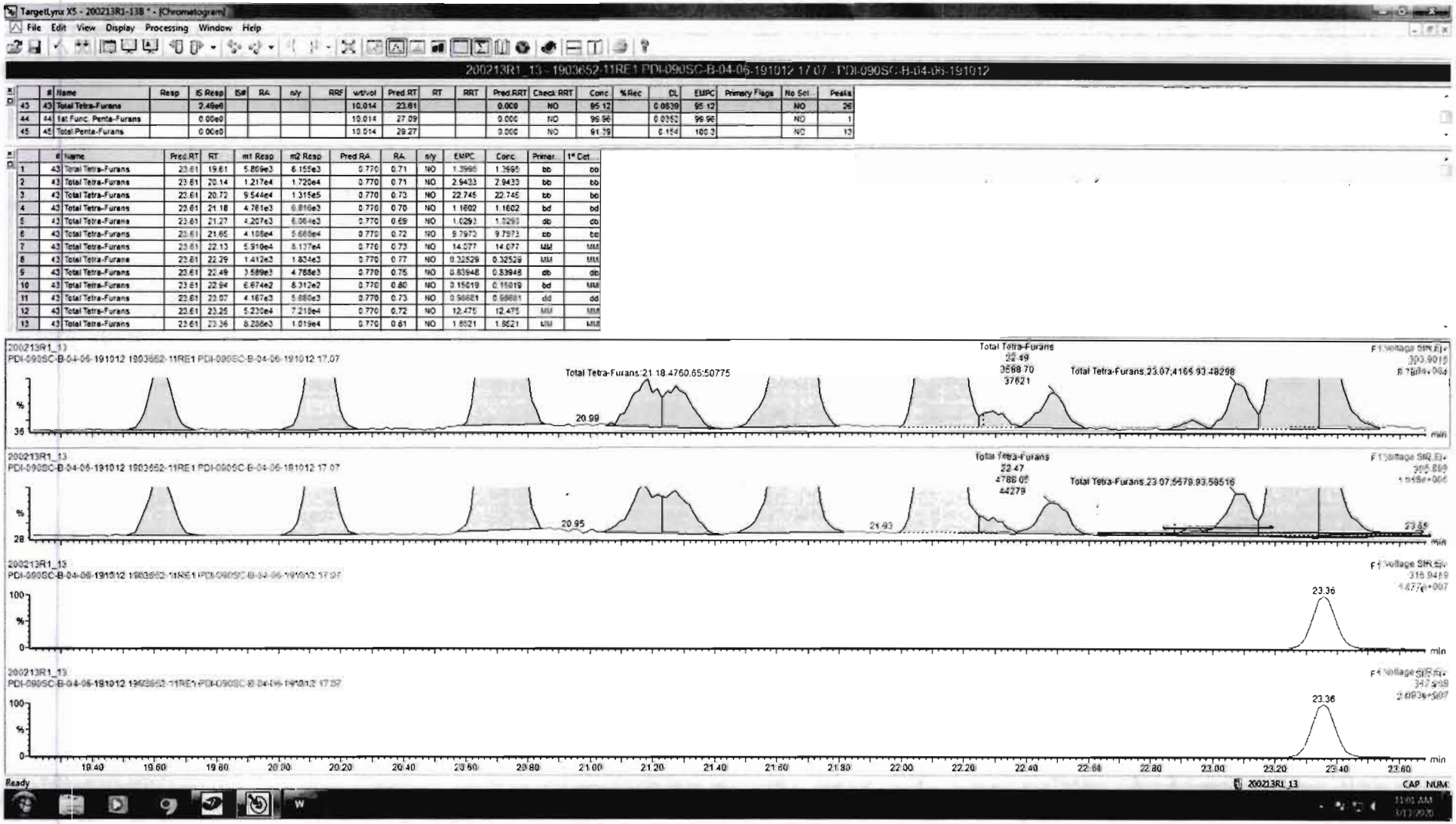

	#	Name	Resp	IS Resp	IS#	RA	n/y	RRF	wt/vol	Pred RT	RT	RRT	Pred RRT	Check RRT	Conc	%Rec	DL	EMPC	Primary Flags	No Sel	Peaks
43	43	Total Tetra-Furans		2.49e6					10.014	23.61			0.000	NO	95.12		0.0839	95.12		NO	26
44	44	1st Func. Penta-Furans		0.00e0					10.014	27.09			0.000	NO	99.96		0.0352	99.96		NO	1
45	45	Total Penta-Furans		0.00e0					10.014	29.27			0.000	NO	91.39		0.154	100.3		NO	13

	#	Name	Pred RT	RT	m1 Resp	m2 Resp	Pred RA	RA	n/y	EMPC	Conc	Primer	1st Det...
1	43	Total Tetra-Furans	23.61	19.61	5.869e3	6.155e3	0.770	0.71	NO	1.3995	1.3995	bb	bb
2	43	Total Tetra-Furans	23.61	20.14	1.217e4	1.720e4	0.770	0.71	NO	2.9433	2.9433	bb	bb
3	43	Total Tetra-Furans	23.61	20.72	9.544e4	1.315e5	0.770	0.73	NO	22.745	22.745	bb	bb
4	43	Total Tetra-Furans	23.61	21.18	4.761e3	6.816e3	0.770	0.70	NO	1.1602	1.1602	bd	bd
5	43	Total Tetra-Furans	23.61	21.27	4.267e3	6.064e3	0.770	0.69	NO	1.0293	1.0293	db	db
6	43	Total Tetra-Furans	23.61	21.65	4.108e4	5.668e4	0.770	0.72	NO	9.7973	9.7973	bb	bb
7	43	Total Tetra-Furans	23.61	22.13	5.910e4	8.137e4	0.770	0.73	NO	14.077	14.077	MM	MM
8	43	Total Tetra-Furans	23.61	22.29	1.412e3	1.834e3	0.770	0.77	NO	0.32529	0.32529	MM	MM
9	43	Total Tetra-Furans	23.61	22.49	3.589e3	4.768e3	0.770	0.75	NO	0.83948	0.83948	db	db
10	43	Total Tetra-Furans	23.61	22.94	6.874e2	8.312e2	0.770	0.80	NO	0.15019	0.15019	bd	MM
11	43	Total Tetra-Furans	23.61	23.07	4.167e3	5.680e3	0.770	0.73	NO	0.98681	0.98681	dd	dd
12	43	Total Tetra-Furans	23.61	23.25	5.230e4	7.218e4	0.770	0.72	NO	12.475	12.475	MM	MM
13	43	Total Tetra-Furans	23.61	23.36	8.236e3	1.019e4	0.770	0.81	NO	1.8521	1.8521	MM	MM

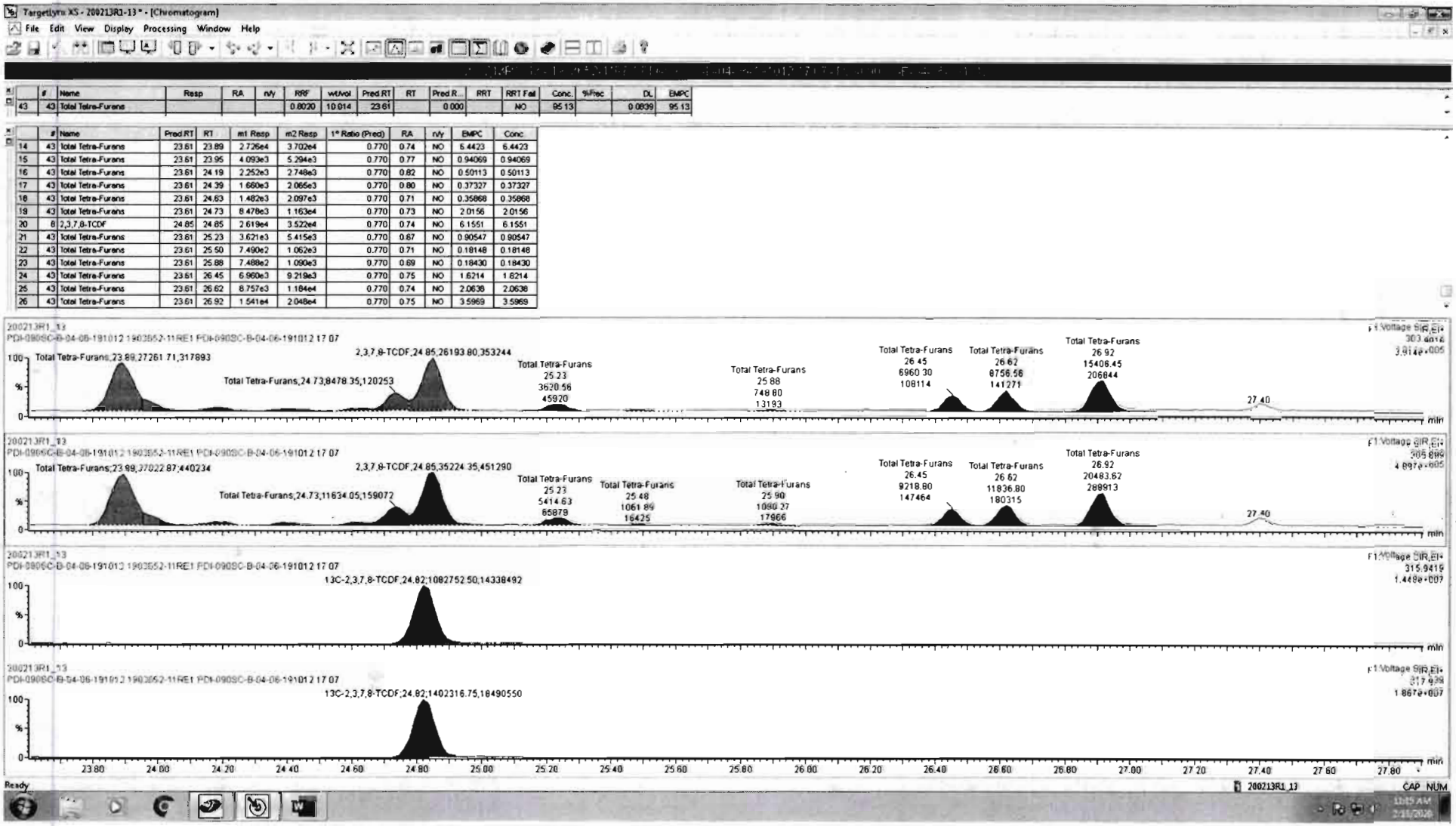

	#	Name	Resp	RA	rAy	RRF	wtAvol	Pred RT	RT	Pred R...	RRT	RRT Fail	Conc.	%Rec	DL	EMPC
43	43	Total Tetra-Furans				0.8020	10.014	23.61		0.000		NO	95.13		0.0839	95.13

	#	Name	Pred RT	RT	m1 Resp	m2 Resp	1* Ratio (Pred)	RA	rAy	EMPC	Conc
14	43	Total Tetra-Furans	23.61	23.89	2.726e4	3.702e4	0.770	0.74	NO	6.4423	6.4423
15	43	Total Tetra-Furans	23.61	23.95	4.093e3	5.294e3	0.770	0.77	NO	0.94069	0.94069
16	43	Total Tetra-Furans	23.61	24.19	2.252e3	2.748e3	0.770	0.82	NO	0.50113	0.50113
17	43	Total Tetra-Furans	23.61	24.39	1.660e3	2.065e3	0.770	0.80	NO	0.37327	0.37327
18	43	Total Tetra-Furans	23.61	24.63	1.482e3	2.097e3	0.770	0.71	NO	0.35868	0.35868
19	43	Total Tetra-Furans	23.61	24.73	8.478e3	1.163e4	0.770	0.73	NO	2.0156	2.0156
20	8	2,3,7,8-TCDF	24.85	24.85	2.619e4	3.522e4	0.770	0.74	NO	6.1551	6.1551
21	43	Total Tetra-Furans	23.61	25.23	3.621e3	5.415e3	0.770	0.67	NO	0.90547	0.90547
22	43	Total Tetra-Furans	23.61	25.50	7.490e2	1.062e3	0.770	0.71	NO	0.18148	0.18148
23	43	Total Tetra-Furans	23.61	25.88	7.488e2	1.090e3	0.770	0.69	NO	0.18430	0.18430
24	43	Total Tetra-Furans	23.61	26.45	6.960e3	9.219e3	0.770	0.75	NO	1.6214	1.6214
25	43	Total Tetra-Furans	23.61	26.62	8.757e3	1.184e4	0.770	0.74	NO	2.0638	2.0638
26	43	Total Tetra-Furans	23.61	26.92	1.541e4	2.048e4	0.770	0.75	NO	3.5969	3.5969

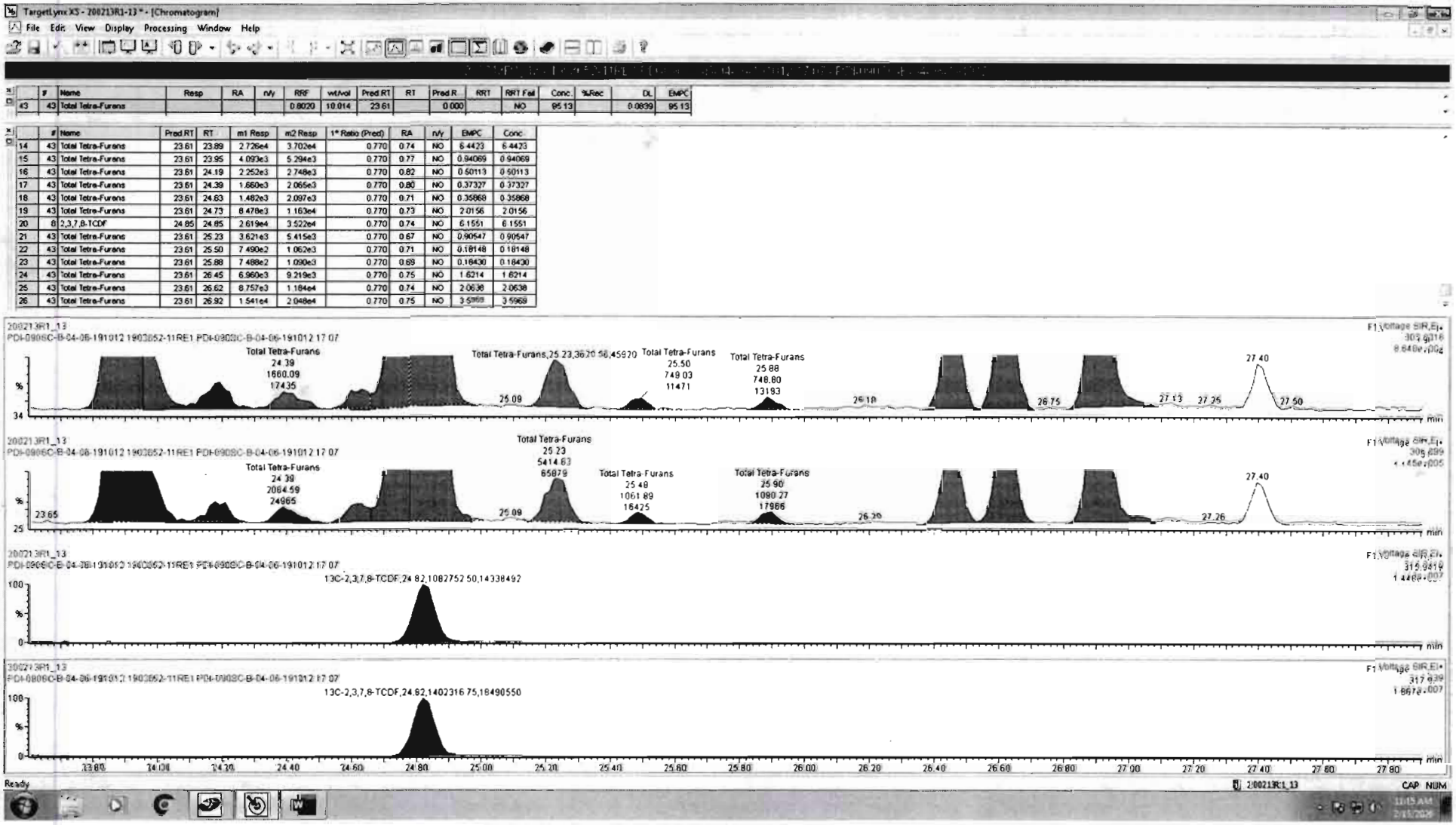

	#	Name	Resp	RA	n/y	RRF	wt/vol	Pred RT	RT	Pred R	RRT	RRT Fail	Conc.	%Rec	DL	EMPC
43	43	Total Tetra-Furans				0.8020	10.014	23.61		0.000		NO	95.13		0.0839	95.13

	#	Name	Pred RT	RT	m1 Resp	m2 Resp	1* Ratio (Pred)	RA	n/y	EMPC	Conc.
14	43	Total Tetra-Furans	23.61	23.89	2.726e4	3.702e4	0.770	0.74	NO	6.4423	6.4423
15	43	Total Tetra-Furans	23.61	23.95	4.093e3	5.294e3	0.770	0.77	NO	0.94069	0.94069
16	43	Total Tetra-Furans	23.61	24.19	2.252e3	2.748e3	0.770	0.82	NO	0.50113	0.50113
17	43	Total Tetra-Furans	23.61	24.39	1.660e3	2.065e3	0.770	0.80	NO	0.37327	0.37327
18	43	Total Tetra-Furans	23.61	24.83	1.482e3	2.097e3	0.770	0.71	NO	0.35868	0.35868
19	43	Total Tetra-Furans	23.61	24.73	8.478e3	1.163e4	0.770	0.73	NO	2.0156	2.0156
20	8	2,3,7,8-TCDF	24.85	24.85	2.619e4	3.522e4	0.770	0.74	NO	6.1551	6.1551
21	43	Total Tetra-Furans	23.61	25.23	3.621e3	5.415e3	0.770	0.67	NO	0.90547	0.90547
22	43	Total Tetra-Furans	23.61	25.50	7.490e2	1.062e3	0.770	0.71	NO	0.18148	0.18148
23	43	Total Tetra-Furans	23.61	25.88	7.488e2	1.090e3	0.770	0.69	NO	0.18430	0.18430
24	43	Total Tetra-Furans	23.61	26.45	6.960e3	9.219e3	0.770	0.75	NO	1.6214	1.6214
25	43	Total Tetra-Furans	23.61	26.62	8.757e3	1.184e4	0.770	0.74	NO	2.0638	2.0638
26	43	Total Tetra-Furans	23.61	26.92	1.541e4	2.048e4	0.770	0.75	NO	3.5968	3.5968

Dataset: Untitled

Last Altered: Friday, February 14, 2020 07:30:05 Pacific Standard Time
Printed: Friday, February 14, 2020 07:30:35 Pacific Standard Time

Name: 200213R1_13, Date: 13-Feb-2020, Time: 18:51:59, ID: 1903652-11RE1 PDI-090SC-B-04-06-191012 17.07, Description: PDI-090SC-B-04-06-191012

1st Func. Penta-Furans

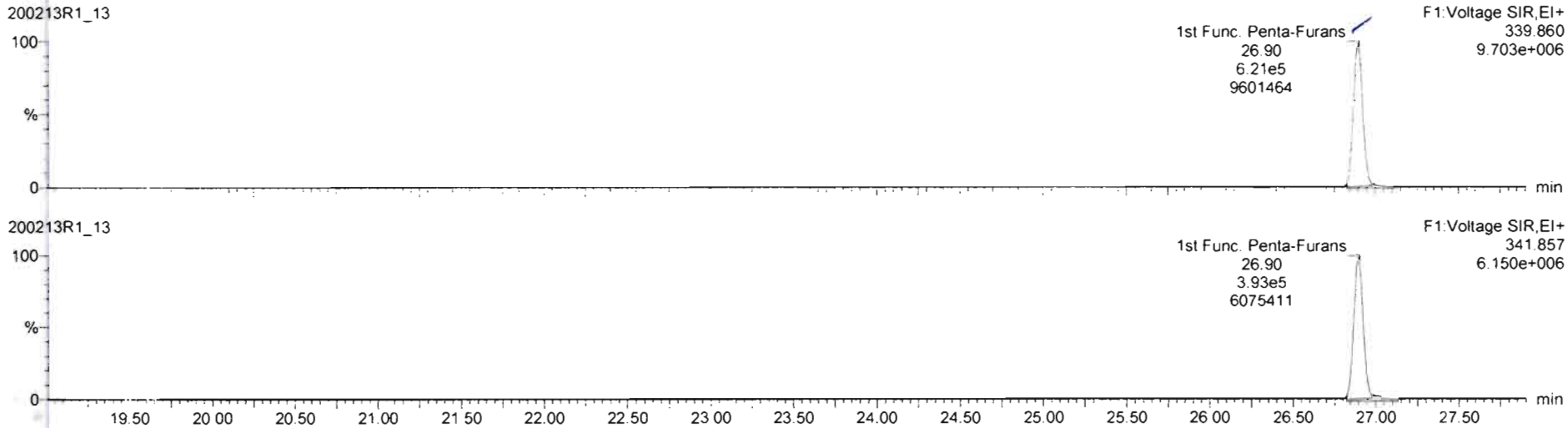

DPE6

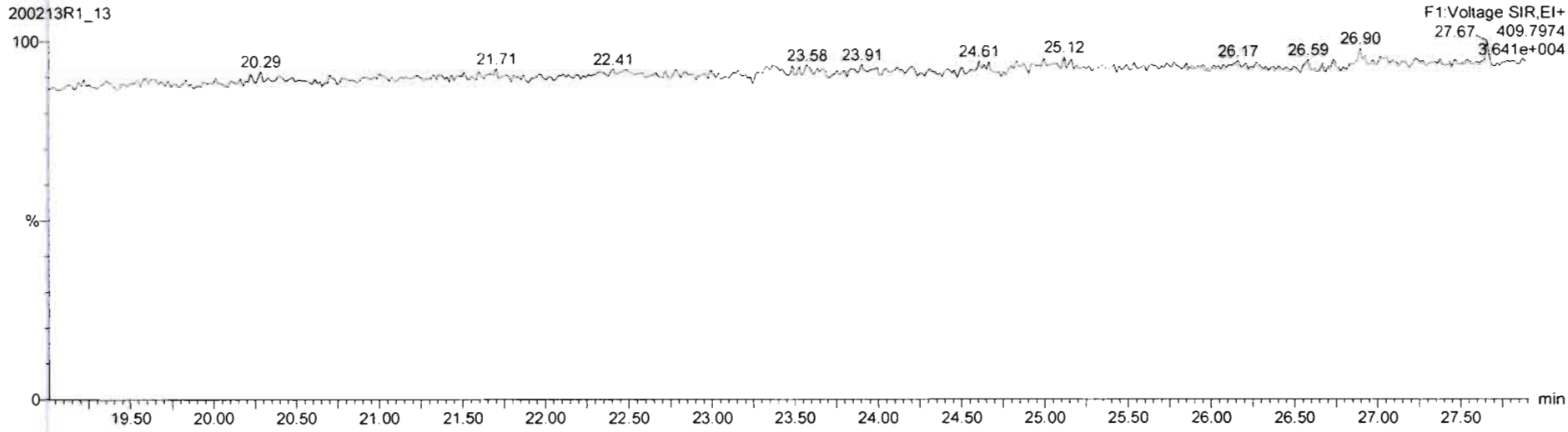

Dataset: Untitled

Last Altered: Friday, February 14, 2020 07:30:05 Pacific Standard Time
Printed: Friday, February 14, 2020 07:30:35 Pacific Standard Time

Name: 200213R1_13, Date: 13-Feb-2020, Time: 18:51:59, ID: 1903652-11RE1 PDI-090SC-B-04-06-191012 17.07, Description: PDI-090SC-B-04-06-191012

1,2,3,7,8-PeCDF

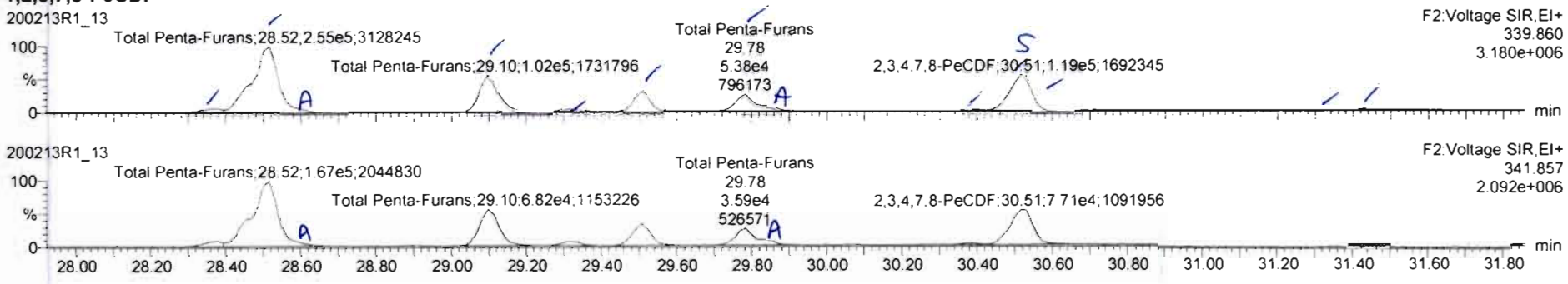

13C-1,2,3,7,8-PeCDF

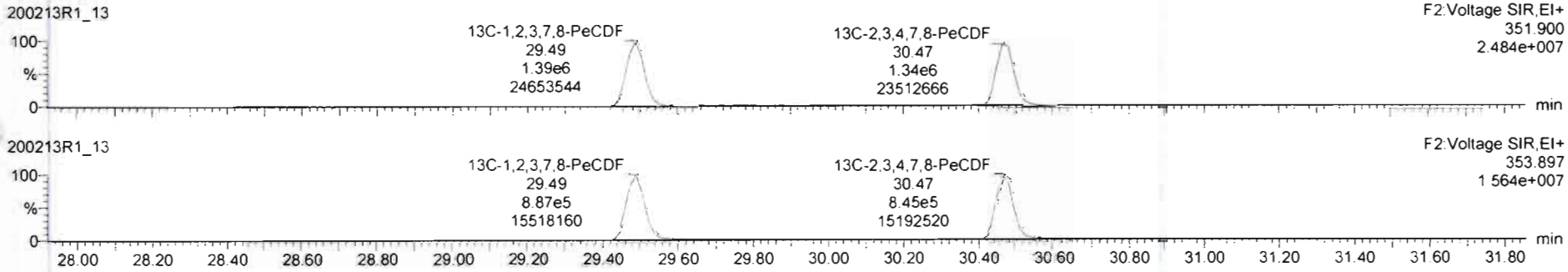

DPE2

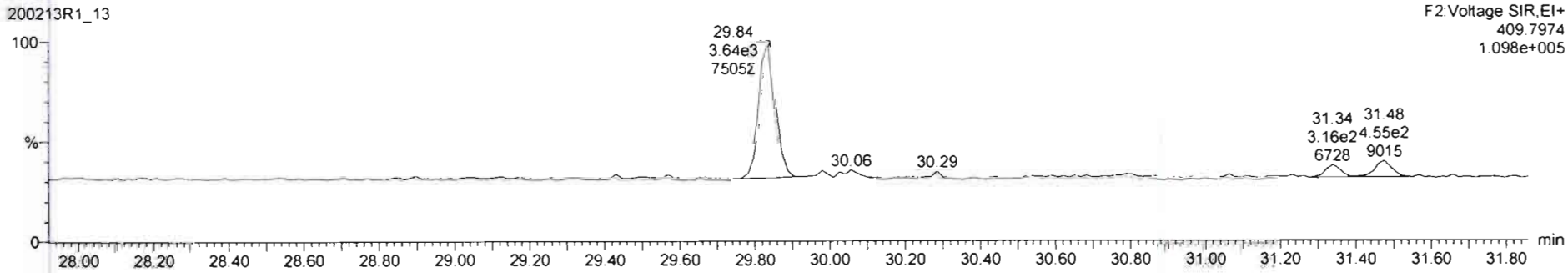

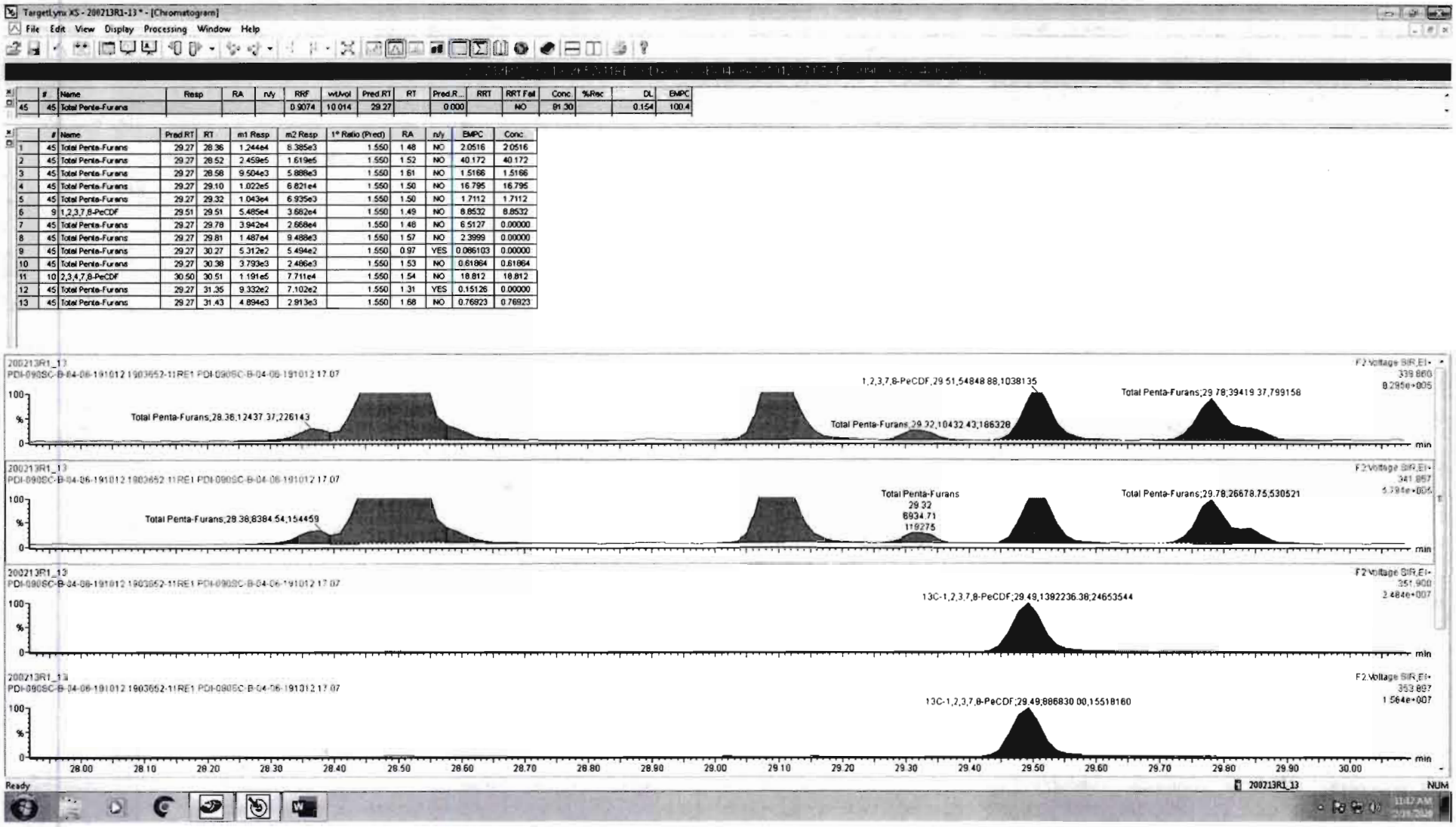

	#	Name	Resp	RA	n/y	RRF	wt/vol	Pred.RT	RT	Pred.R...	RRT	RRT Fail	Conc	%Rec	DL	EMPC
45	45	Total Penta-Furans				0.9074	10.014	29.27		0.000		NO	81.30		0.154	100.4

	#	Name	Pred.RT	RT	m1 Resp	m2 Resp	1° Ratio (Pred)	RA	n/y	EMPC	Conc
1	45	Total Penta-Furans	29.27	28.36	1.244e4	8.385e3	1.550	1.48	NO	2.0516	2.0516
2	45	Total Penta-Furans	29.27	28.52	2.459e5	1.619e5	1.550	1.52	NO	40.172	40.172
3	45	Total Penta-Furans	29.27	28.58	9.504e3	5.888e3	1.550	1.61	NO	1.5166	1.5166
4	45	Total Penta-Furans	29.27	29.10	1.022e5	6.821e4	1.550	1.50	NO	16.795	16.795
5	45	Total Penta-Furans	29.27	29.32	1.043e4	6.935e3	1.550	1.50	NO	1.7112	1.7112
6	9	1,2,3,7,8-PeCDF	29.51	29.51	5.485e4	3.682e4	1.550	1.49	NO	8.8532	8.8532
7	45	Total Penta-Furans	29.27	29.78	3.942e4	2.658e4	1.550	1.48	NO	6.5127	0.00000
8	45	Total Penta-Furans	29.27	29.81	1.487e4	9.488e3	1.550	1.57	NO	2.3999	0.00000
9	45	Total Penta-Furans	29.27	30.27	5.312e2	5.494e2	1.550	0.97	YES	0.086103	0.00000
10	45	Total Penta-Furans	29.27	30.38	3.793e3	2.486e3	1.550	1.53	NO	0.61864	0.61864
11	10	2,3,4,7,8-PeCDF	30.50	30.51	1.191e5	7.711e4	1.550	1.54	NO	18.812	18.812
12	45	Total Penta-Furans	29.27	31.35	9.332e2	7.102e2	1.550	1.31	YES	0.15126	0.00000
13	45	Total Penta-Furans	29.27	31.43	4.894e3	2.913e3	1.550	1.68	NO	0.76923	0.76923

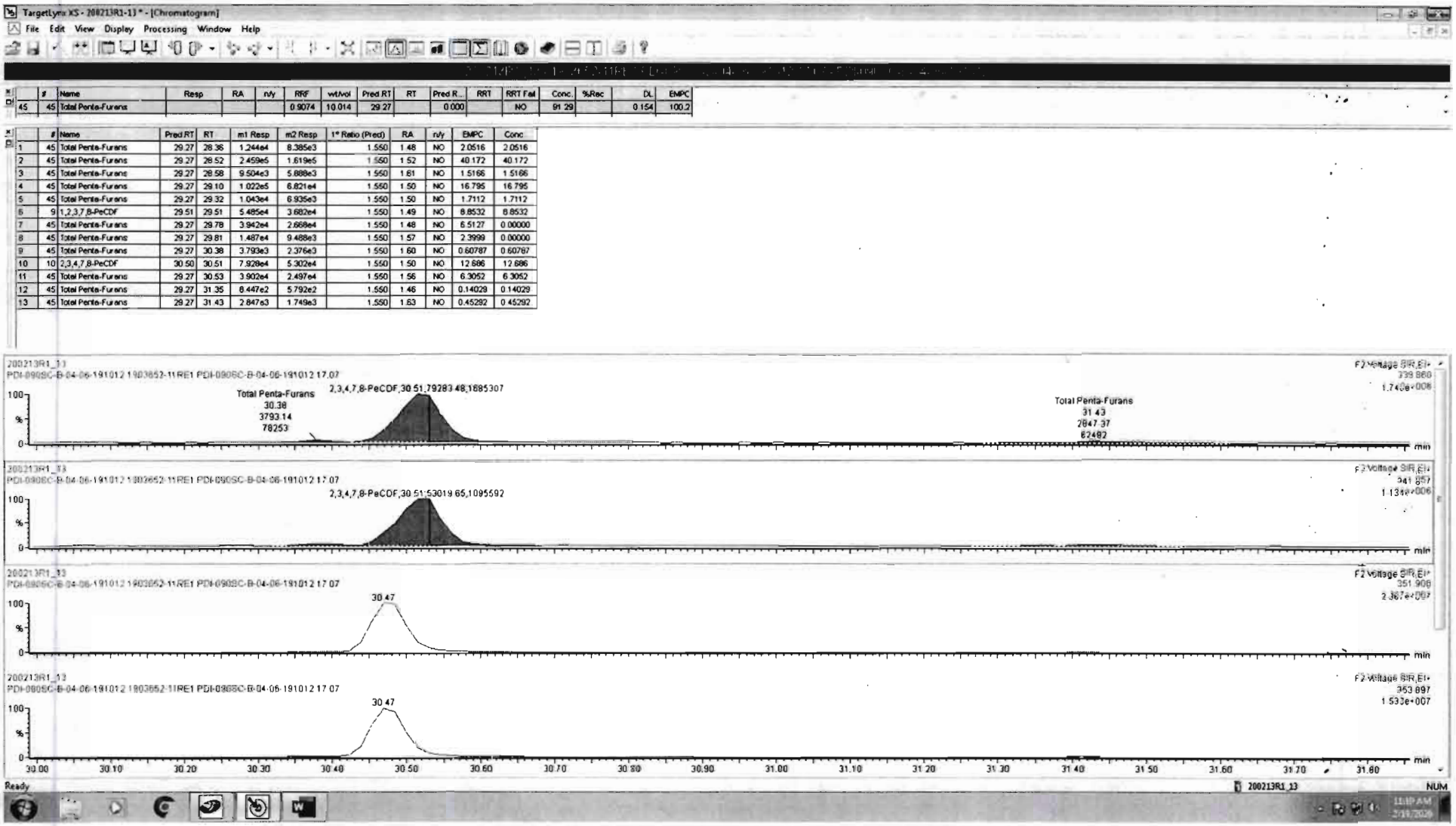

	#	Name	Resp	RA	r/y	RRF	wt/vol	Pred RT	RT	Pred R...	RRT	RRT Fail	Conc.	%Rec	DL	EMPC
45	45	Total Penta-Furans				0.9074	10.014	29.27		0.000		NO	91.29		0.154	100.2

	#	Name	Pred RT	RT	m1 Resp	m2 Resp	1* Ratio (Pred)	RA	r/y	EMPC	Conc
1	45	Total Penta-Furans	29.27	28.36	1.244e4	8.385e3	1.550	1.48	NO	2.0516	2.0516
2	45	Total Penta-Furans	29.27	28.52	2.459e5	1.619e5	1.550	1.52	NO	40.172	40.172
3	45	Total Penta-Furans	29.27	28.58	9.504e3	5.888e3	1.550	1.61	NO	1.5166	1.5166
4	45	Total Penta-Furans	29.27	29.10	1.022e5	6.821e4	1.550	1.50	NO	16.795	16.795
5	45	Total Penta-Furans	29.27	29.32	1.043e4	6.935e3	1.550	1.50	NO	1.7112	1.7112
6	9	1,2,3,7,8-PeCDF	29.51	29.51	5.485e4	3.682e4	1.550	1.49	NO	6.8532	6.8532
7	45	Total Penta-Furans	29.27	29.78	3.942e4	2.668e4	1.550	1.48	NO	6.5127	0.00000
8	45	Total Penta-Furans	29.27	29.81	1.487e4	9.488e3	1.550	1.57	NO	2.3999	0.00000
9	45	Total Penta-Furans	29.27	30.38	3.793e3	2.376e3	1.550	1.60	NO	0.60787	0.60787
10	10	2,3,4,7,8-PeCDF	30.50	30.51	7.928e4	5.302e4	1.550	1.50	NO	12.686	12.686
11	45	Total Penta-Furans	29.27	30.53	3.902e4	2.497e4	1.550	1.56	NO	6.3052	6.3052
12	45	Total Penta-Furans	29.27	31.35	6.447e2	5.792e2	1.550	1.46	NO	0.14029	0.14029
13	45	Total Penta-Furans	29.27	31.43	2.847e3	1.749e3	1.550	1.63	NO	0.45292	0.45292

TargetLynx XS - 200213R1-13 * - [Chromatogram]

File Edit View Display Processing Window Help

	#	Name	Resp	RA	n/y	RRF	wtAvol	Pred RT	RT	Pred R...	RRT	RRT Fail	Conc.	%Rec	DL	EMPC
45	45	Total Penta-Furans				0.9074	10.014	29.27		0.000		NO	91.99		0.154	100.3

	#	Name	Pred RT	RT	m1 Resp	m2 Resp	1° Ratio (Pred)	RA	n/y	EMPC	Conc
1	45	Total Penta-Furans	29.27	28.36	1.244e4	8.385e3	1.550	1.48	NO	2.0516	2.0516
2	45	Total Penta-Furans	29.27	28.52	2.459e5	1.619e5	1.550	1.52	NO	40.172	40.172
3	45	Total Penta-Furans	29.27	28.58	9.504e3	5.888e3	1.550	1.61	NO	1.5166	1.5166
4	45	Total Penta-Furans	29.27	29.10	1.022e5	6.821e4	1.550	1.50	NO	16.795	16.795
5	45	Total Penta-Furans	29.27	29.32	1.043e4	6.935e3	1.550	1.50	NO	1.7112	1.7112
6	9	1,2,3,7,8-PeCDF	29.51	29.51	5.485e4	3.682e4	1.550	1.49	NO	8.8532	8.8532
7	45	Total Penta-Furans	29.27	29.78	3.942e4	2.668e4	1.550	1.48	NO	6.5127	0.00000
8	45	Total Penta-Furans	29.27	29.81	1.487e4	9.488e3	1.550	1.57	NO	2.3999	0.00000
9	45	Total Penta-Furans	29.27	30.38	3.793e3	2.510e3	1.550	1.51	NO	0.62108	0.62108
10	10	2,3,4,7,8-PeCDF	30.50	30.51	8.038e4	5.279e4	1.550	1.52	NO	12.770	12.770
11	45	Total Penta-Furans	29.27	30.53	3.946e4	2.454e4	1.550	1.61	NO	6.3060	6.3060
12	45	Total Penta-Furans	29.27	31.35	8.447e2	5.792e2	1.550	1.46	NO	0.14029	0.14029
13	45	Total Penta-Furans	29.27	31.43	2.847e3	1.749e3	1.550	1.63	NO	0.45292	0.45292

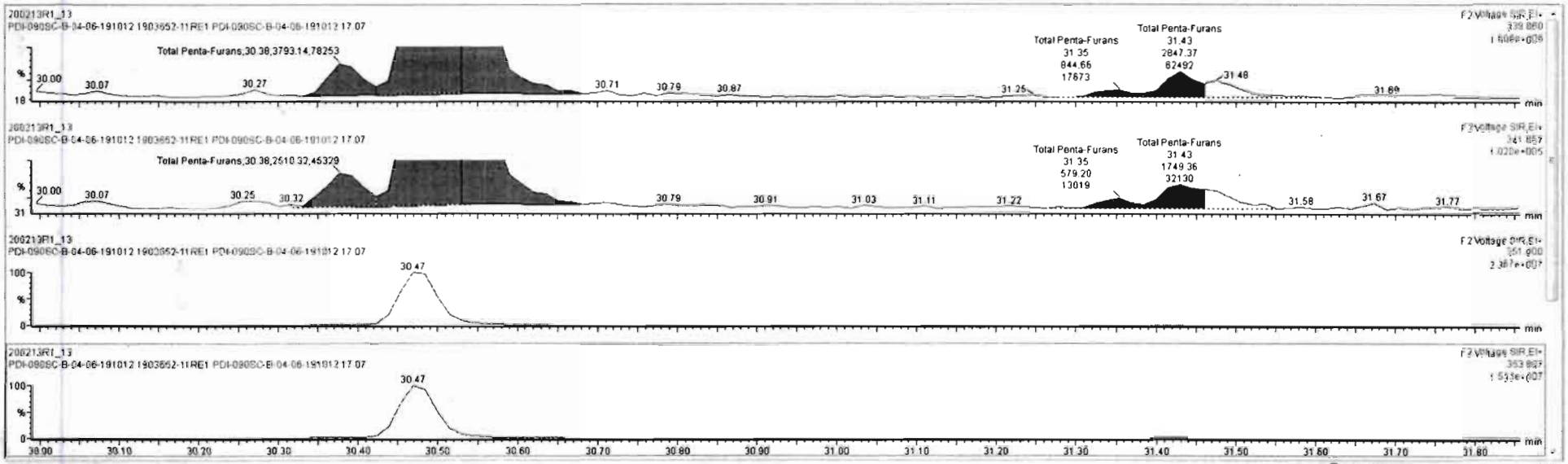

Ready

Dataset: Untitled

Last Altered: Friday, February 14, 2020 07:30:05 Pacific Standard Time
Printed: Friday, February 14, 2020 07:30:35 Pacific Standard Time

Name: 200213R1_13, Date: 13-Feb-2020, Time: 18:51:59, ID: 1903652-11RE1 PDI-090SC-B-04-06-191012 17.07, Description: PDI-090SC-B-04-06-191012

1,2,3,4,7,8-HxCDF

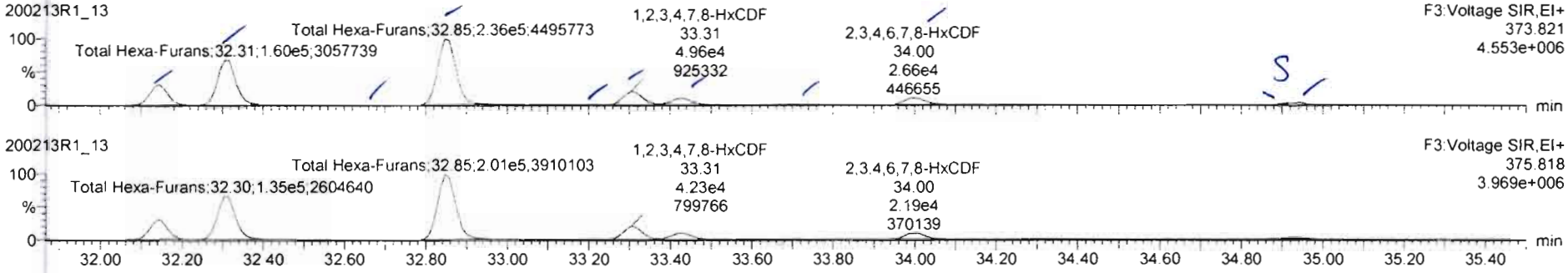

13C-1,2,3,4,7,8-HxCDF

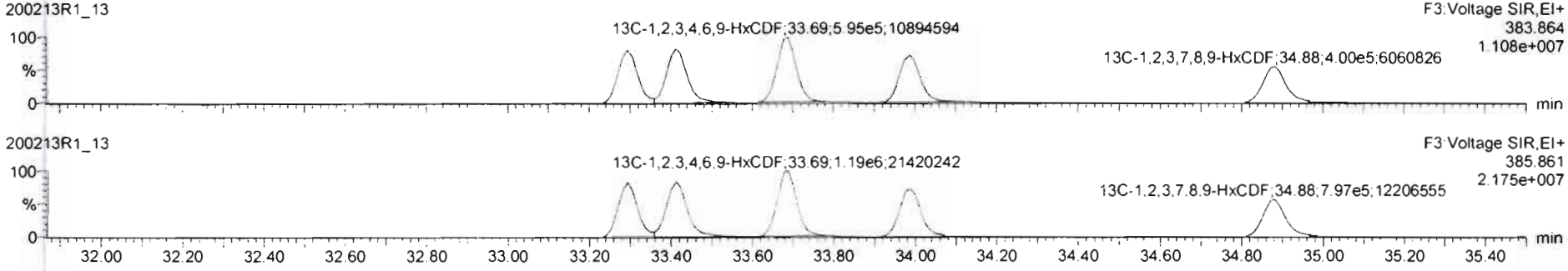

DPE3

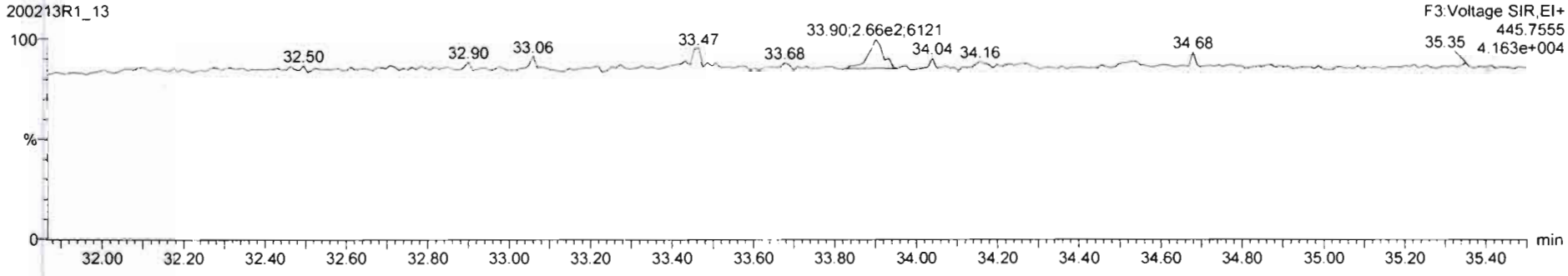

TargetLynx:XS - 200213R1-13 * - [Chromatogram]

File Edit View Display Processing Window Help

	#	Name	Resp	RA	n/y	RRF	wt/vol	Pred RT	RT	Pred.R...	RRT	RRT Fail	Conc.	%Rec	DL	EMPC
45	45	Total Penta-Furans				0.9074	10.014	29.27		0.000		NO	91.39		0.154	100.3

	#	Name	Pred RT	RT	m1 Resp	m2 Resp	1° Ratio (Pred)	RA	n/y	EMPC	Conc.
1	46	Total Hexa-Furans	33.56	32.15	6.999e4	5.866e4	1.240	1.19	NO	20.389	20.389
2	46	Total Hexa-Furans	33.56	32.31	1.598e5	1.348e5	1.240	1.19	NO	46.688	46.688
3	46	Total Hexa-Furans	33.56	32.67	2.954e3	2.339e3	1.240	1.26	NO	0.83876	0.83876
4	46	Total Hexa-Furans	33.56	32.85	2.356e5	2.014e5	1.240	1.17	NO	69.255	69.255
5	46	Total Hexa-Furans	33.56	33.21	2.095e3	1.820e3	1.240	1.15	NO	0.62044	0.62044
6	11	1,2,3,4,7,8-HxCDF	33.29	33.31	4.961e4	4.234e4	1.240	1.17	NO	14.752	14.752
7	12	1,2,3,6,7,8-HxCDF	33.42	33.42	2.616e4	2.268e4	1.240	1.15	NO	7.3542	7.3542
8	46	Total Hexa-Furans	33.56	33.70	2.102e3	1.754e3	1.240	1.20	NO	0.61120	0.61120
9	13	2,3,4,6,7,8-HxCDF	34.02	34.00	2.656e4	2.194e4	1.240	1.21	NO	7.7287	7.7287
10	14	1,2,3,7,8,9-HxCDF	34.88	34.92	9.179e3	7.962e3	1.240	1.15	NO	3.3342	3.3342

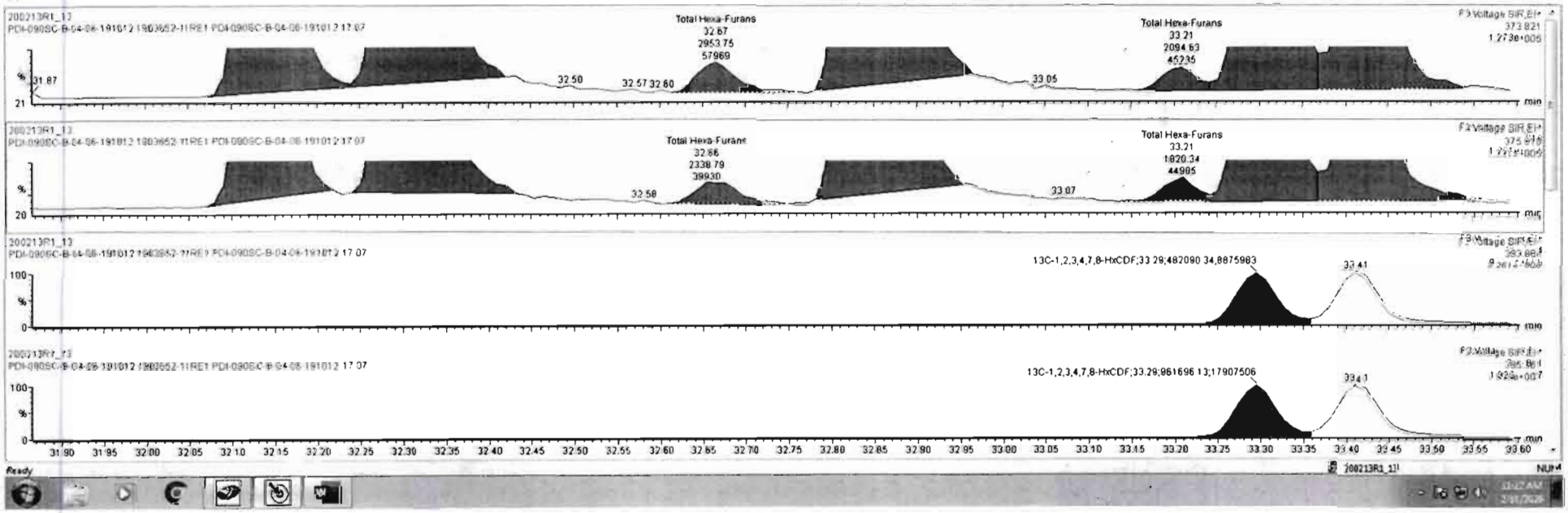

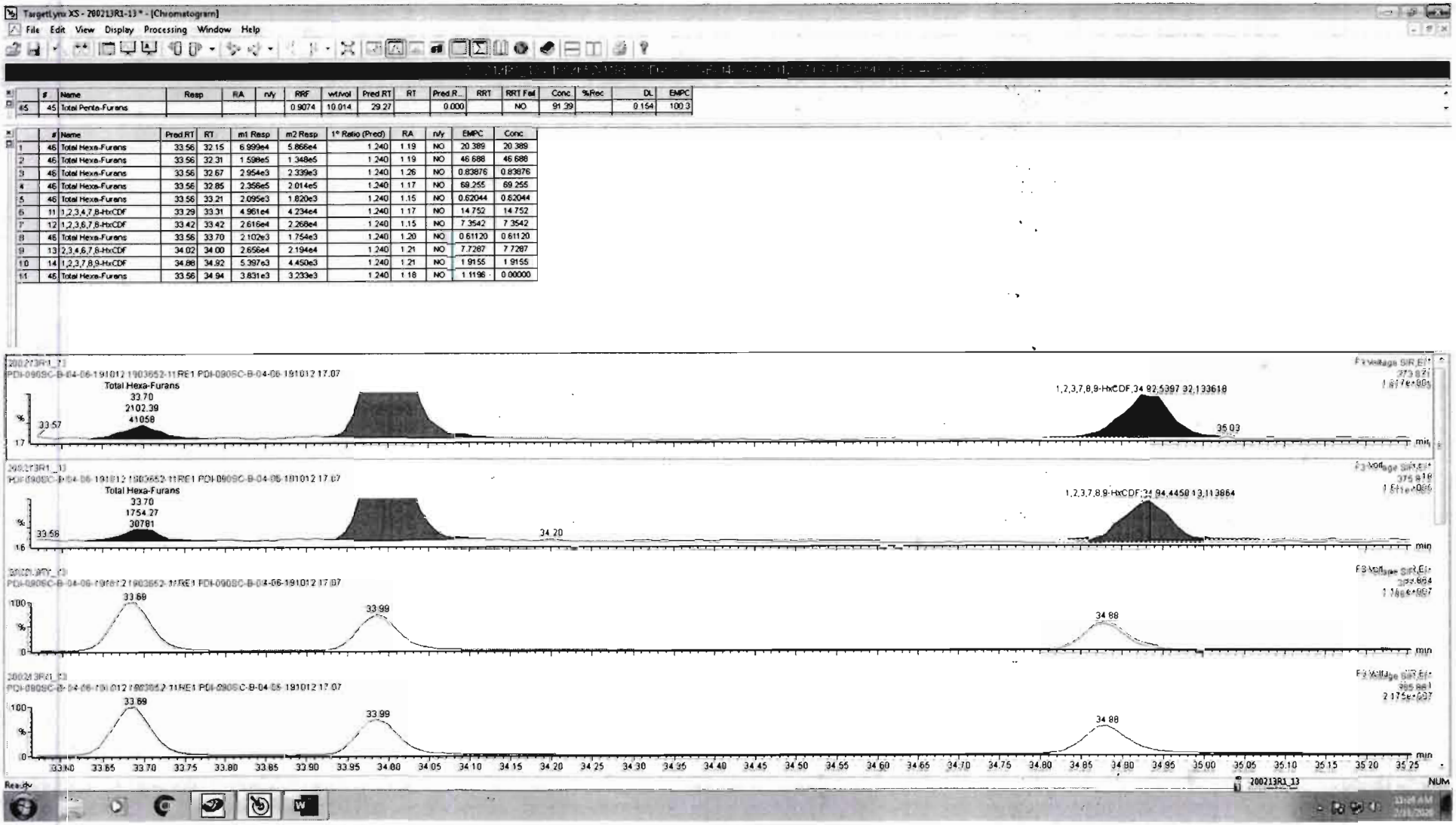

#	Name	Resp	RA	nRy	RRF	wt/vol	Pred RT	RT	Pred R...	RRT	RRT Fail	Conc	%Rec	DL	EMPC
45	45 Total Penta-Furans				0.9074	10.014	29.27		0.000		NO	91.39		0.154	100.3

#		Name	Pred RT	RT	m1 Resp	m2 Resp	1° Ratio (Pred)	RA	nRy	EMPC	Conc
1	46	Total Hexa-Furans	33.56	32.15	6.999e4	5.866e4	1.240	1.19	NO	20.389	20.389
2	46	Total Hexa-Furans	33.56	32.31	1.598e5	1.348e5	1.240	1.19	NO	46.688	46.688
3	46	Total Hexa-Furans	33.56	32.67	2.954e3	2.339e3	1.240	1.26	NO	0.83876	0.83876
4	46	Total Hexa-Furans	33.56	32.85	2.356e5	2.014e5	1.240	1.17	NO	69.255	69.255
5	46	Total Hexa-Furans	33.56	33.21	2.095e3	1.820e3	1.240	1.15	NO	0.62044	0.62044
6	11	1,2,3,4,7,8-HxCDF	33.29	33.31	4.961e4	4.234e4	1.240	1.17	NO	14.752	14.752
7	12	1,2,3,6,7,8-HxCDF	33.42	33.42	2.616e4	2.268e4	1.240	1.15	NO	7.3542	7.3542
8	46	Total Hexa-Furans	33.56	33.70	2.102e3	1.754e3	1.240	1.20	NO	0.61120	0.61120
9	13	2,3,4,6,7,8-HxCDF	34.02	34.00	2.656e4	2.194e4	1.240	1.21	NO	7.7287	7.7287
10	14	1,2,3,7,8,9-HxCDF	34.88	34.92	5.397e3	4.450e3	1.240	1.21	NO	1.9155	1.9155
11	45	Total Hexa-Furans	33.56	34.94	3.831e3	3.233e3	1.240	1.18	NO	1.1196	0.00000

Dataset: Untitled

Last Altered: Friday, February 14, 2020 07:30:05 Pacific Standard Time
Printed: Friday, February 14, 2020 07:30:35 Pacific Standard Time

Name: 200213R1_13, Date: 13-Feb-2020, Time: 18:51:59, ID: 1903652-11RE1 PDI-090SC-B-04-06-191012 17.07, Description: PDI-090SC-B-04-06-191012

1,2,3,4,6,7,8-HpCDF

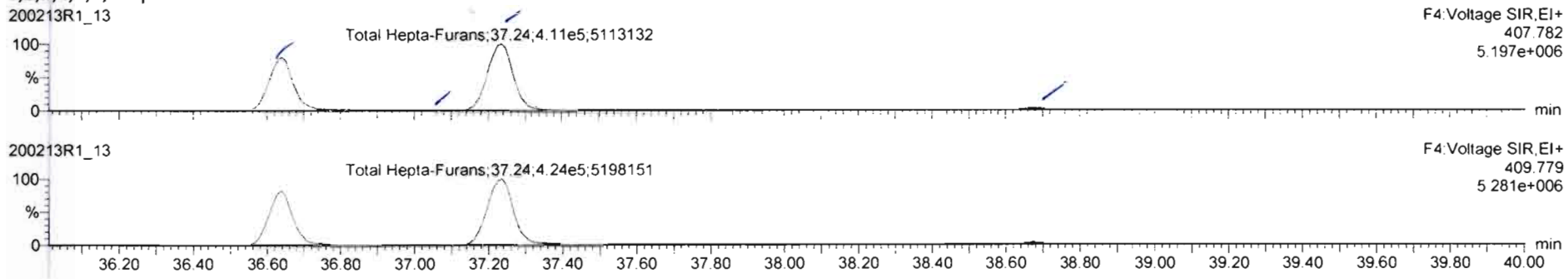

13C-1,2,3,4,6,7,8-HpCDF

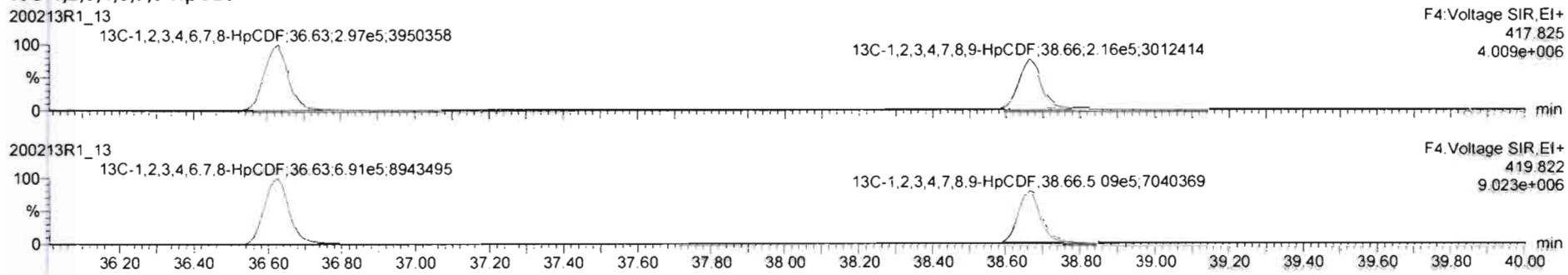

DPE4

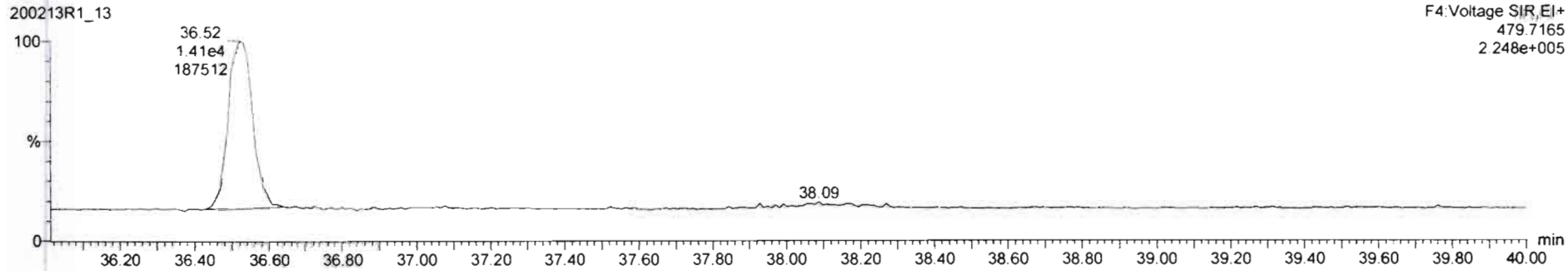

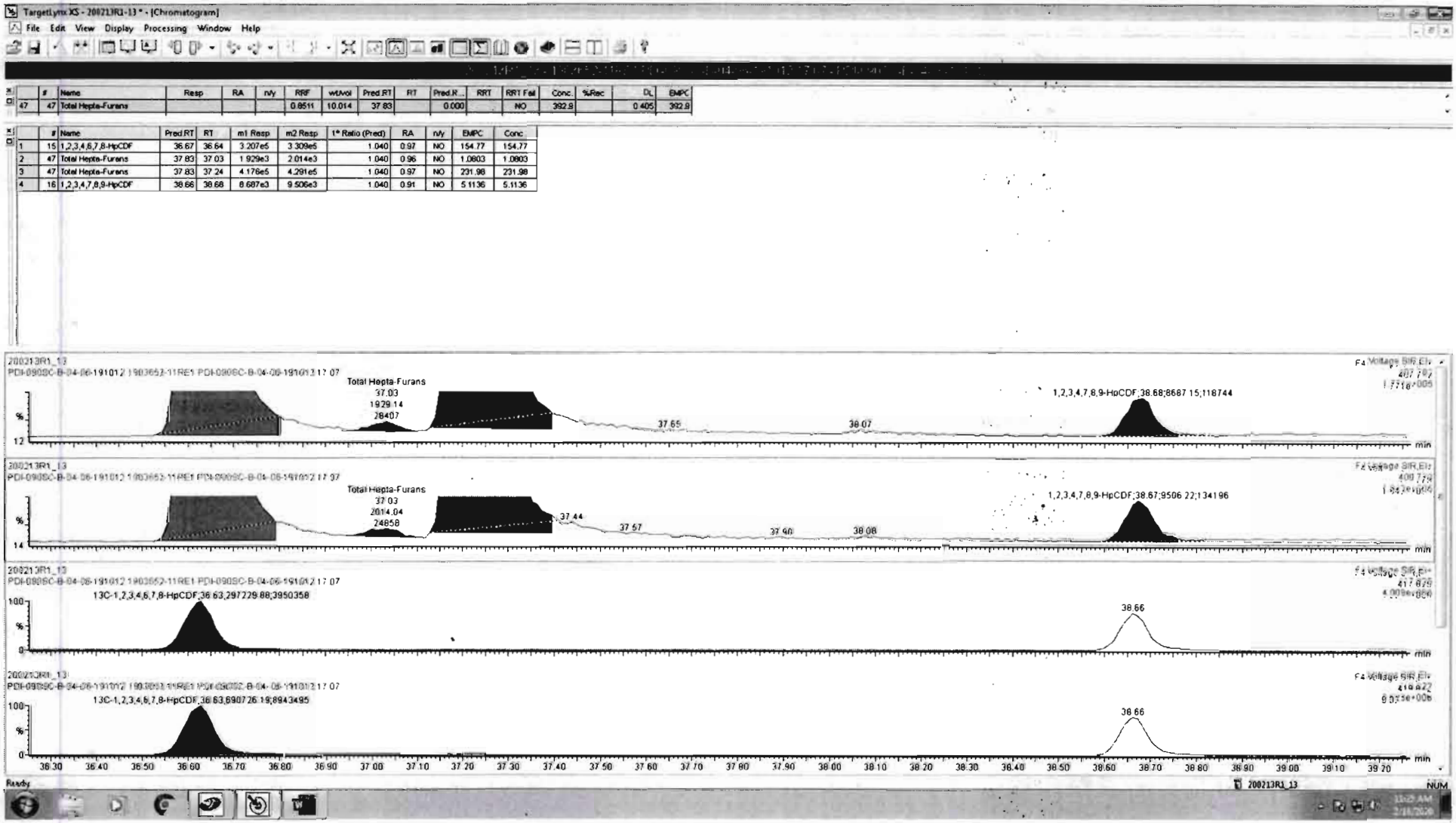

	#	Name	Resp	RA	rAy	RRF	wtAmt	Pred RT	RT	Pred R...	RRT	RRT Fal	Conc.	%Rec	DL	EMPC
47	47	Total Hepta-Furans				0.8511	10.014	37.83		0.000		NO	392.8		0.405	392.8

	#	Name	Pred RT	RT	m1 Resp	m2 Resp	t* Ratio (Pred)	RA	rAy	EMPC	Conc
1	15	1,2,3,4,6,7,8-HpCDF	36.67	36.64	3.207e5	3.309e5	1.040	0.97	NO	154.77	154.77
2	47	Total Hepta-Furans	37.83	37.03	1.929e3	2.014e3	1.040	0.96	NO	1.0803	1.0803
3	47	Total Hepta-Furans	37.83	37.24	4.176e5	4.291e5	1.040	0.97	NO	231.98	231.98
4	16	1,2,3,4,7,8,9-HpCDF	38.66	38.68	8.687e3	9.506e3	1.040	0.91	NO	5.1136	5.1136

Dataset: Untitled

Last Altered: Friday, February 14, 2020 07:30:05 Pacific Standard Time
Printed: Friday, February 14, 2020 07:30:35 Pacific Standard Time

Name: 200213R1_13, Date: 13-Feb-2020, Time: 18:51:59, ID: 1903652-11RE1 PDI-090SC-B-04-06-191012 17.07, Description: PDI-090SC-B-04-06-191012

OCDF

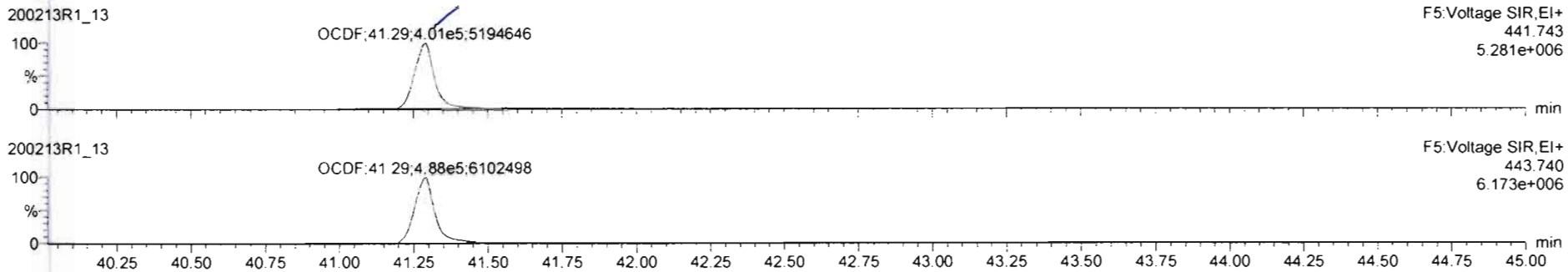

13C-OCDF

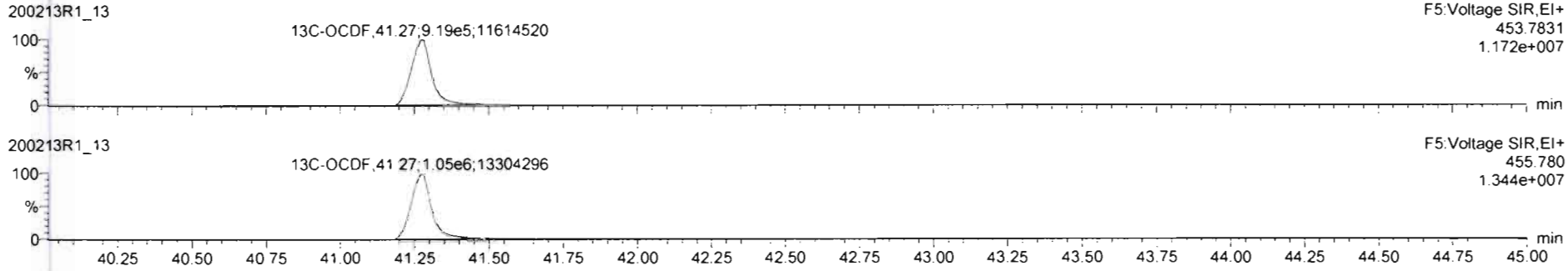

DPE5

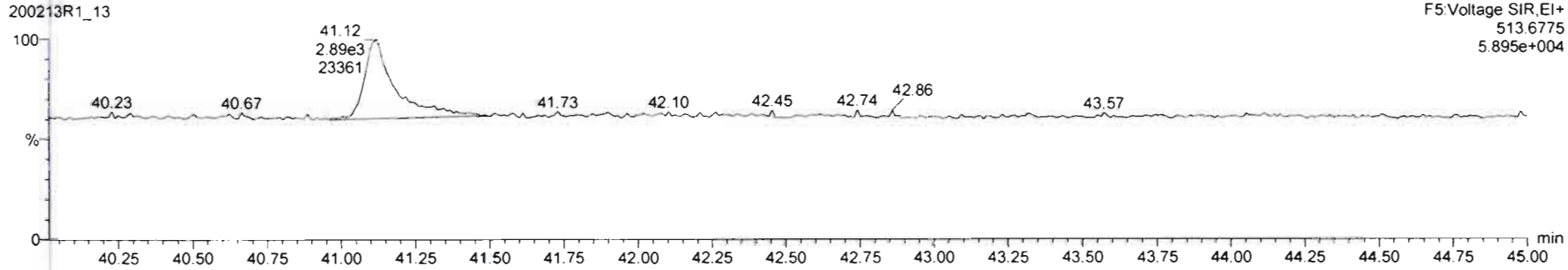

Dataset: Untitled

Last Altered: Friday, February 14, 2020 07:30:05 Pacific Standard Time
Printed: Friday, February 14, 2020 07:30:35 Pacific Standard Time

Name: 200213R1_13, Date: 13-Feb-2020, Time: 18:51:59, ID: 1903652-11RE1 PDI-090SC-B-04-06-191012 17.07, Description: PDI-090SC-B-04-06-191012

PFK1

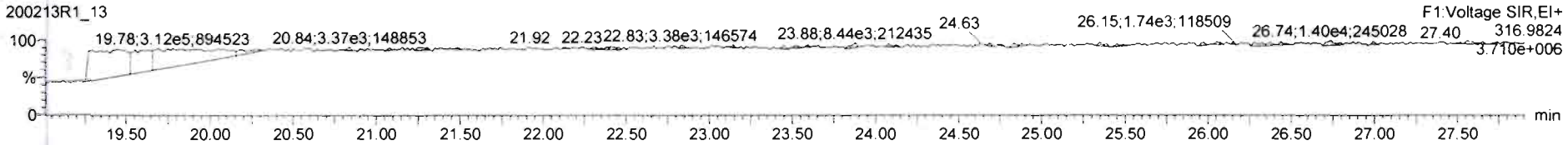

PFK2

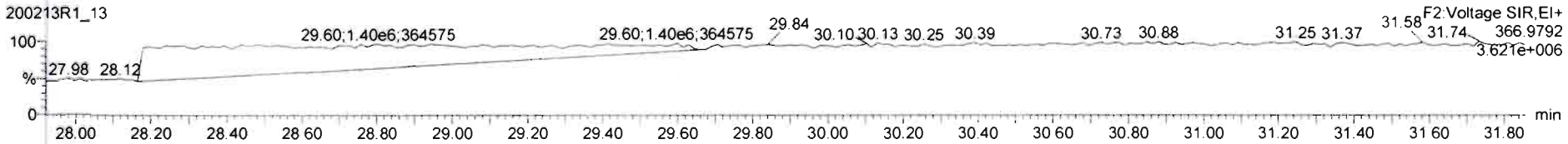

PFK3



PFK4



PFK5

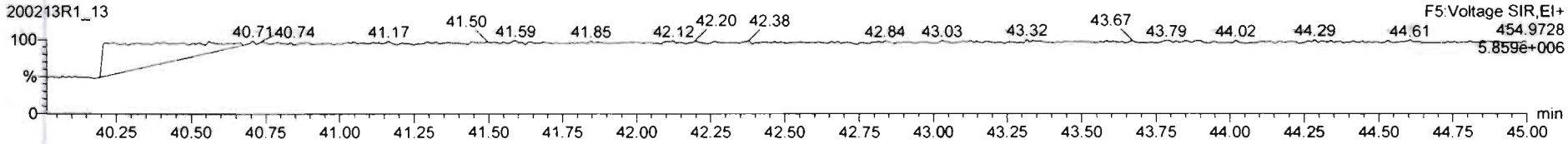

Vista Analytical Laboratory

Dataset: U:\VG12.PRO\Results\200213R1\200213R1-12.qld

Last Altered: Friday, March 13, 2020 11:23:21 Pacific Daylight Time
Printed: Friday, March 13, 2020 11:24:28 Pacific Daylight Time

~~HN 03/13/2020~~
HN 03/13/2020

JN 3/13/20
CT 03/13/2020

Method: U:\VG12.PRO\MethDB\1613rrt-02-11-20.mdb 11 Feb 2020 16:47:46
Calibration: U:\VG12.PRO\CurveDB\db5_1613vg12-1-31-20.cdb 02 Feb 2020 11:05:29

Name: 200213R1_12, Date: 13-Feb-2020, Time: 18:04:51, ID: 1903652-12RE1 PDI-090SC-B-06-08-191012 17.15, Description: PDI-090SC-B-06-08-191012

	# Name	Abs.Resp	RA	n/y	RRF	wt./vol.	Pred.RT	RT	Pred.RRT	RRT	Check RRT	Conc.	%Rec	DL	EMPC
1	1 2,3,7,8-TCDD	7143.977	0.664	NO	0.988	10.048	25.77	25.77	1.00	1.00	NO	0.5992		0.0684	0.5992
2	2 1,2,3,7,8-PeCDD	17142.844	0.697	NO	0.972	10.048	30.81	30.80	1.00	1.00	NO	1.897		0.0791	1.897
3	3 1,2,3,4,7,8-HxCDD	6968.247	1.141	NO	1.07	10.048	34.17	34.17	1.00	1.00	NO	0.8711		0.105	0.8711
4	4 1,2,3,6,7,8-HxCDD	66853.111	1.252	NO	0.921	10.048	34.25	34.26	1.00	1.00	NO	8.092		0.109	8.092
5	5 1,2,3,7,8,9-HxCDD	19469.254	1.226	NO	0.918	10.048	34.56	34.54	1.00	1.00	NO	2.555		0.121	2.555
6	6 1,2,3,4,6,7,8-HpCDD	1279850.5...	1.001	NO	0.923	10.048	38.06	38.07	1.00	1.00	NO	180.3		0.646	180.3
7	7 OCDD	12210190....	0.859	NO	0.975	10.048	41.08	41.09	1.00	1.00	NO	2150		0.579	2150
8	8 2,3,7,8-TCDF	15417.446	0.759	NO	0.802	10.048	24.85	24.84	1.00	1.00	NO	1.237 ok		0.0886	1.237
9	9 1,2,3,7,8-PeCDF	14485.272	1.482	NO	0.907	10.048	29.51	29.51	1.00	1.00	NO	1.105		0.105	1.105
10	10 2,3,4,7,8-PeCDF	174298.899	1.492	NO	0.952	10.048	30.50	30.51	1.00	1.00	NO	13.00		0.0960	13.00
11	11 1,2,3,4,7,8-HxCDF	40921.812	1.132	NO	0.862	10.048	33.29	33.31	1.00	1.00	NO	5.155		0.106	5.155
12	12 1,2,3,6,7,8-HxCDF	66120.289	1.129	NO	0.841	10.048	33.42	33.42	1.00	1.00	NO	7.679		0.109	7.679
13	13 2,3,4,6,7,8-HxCDF	70543.771	1.175	NO	0.898	10.048	34.02	34.00	1.00	1.00	NO	8.825		0.114	8.825
14	14 1,2,3,7,8,9-HxCDF	6675.246	1.001	YES	0.858	10.048	34.87	34.91	1.00	1.00	NO	~~1.087~~		~~0.187~~	0.9555
15	15 1,2,3,4,6,7,8-HpCDF	701563.032	0.971	NO	0.851	10.048	36.65	36.63	1.00	1.00	NO	128.6		0.265	128.6
16	16 1,2,3,4,7,8,9-HpCDF	12944.334	0.930	NO	0.980	10.048	38.66	38.67	1.00	1.00	NO	2.870		0.294	2.870
17	17 OCDF	656506.407	0.843	NO	0.806	10.048	41.26	41.27	1.00	1.00	NO	134.9		0.197	134.9
18	18 13C-2,3,7,8-TCDD	2401564.0...	0.797	NO	1.20	10.048	25.74	25.74	1.03	1.03	NO	184.9	92.9	0.184	
19	19 13C-1,2,3,7,8-PeCDD	1850057.6...	0.635	NO	0.967	10.048	30.49	30.79	1.22	1.23	NO	176.6	88.7	0.147	
20	20 13C-1,2,3,4,7,8-HxCDD	1486965.4...	1.252	NO	0.874	10.048	34.15	34.16	1.01	1.01	NO	186.3	93.6	0.227	
21	21 13C-1,2,3,6,7,8-HxCDD	1785176.1...	1.254	NO	1.05	10.048	34.25	34.25	1.02	1.02	NO	186.9	93.9	0.190	
22	22 13C-1,2,3,7,8,9-HxCDD	1651875.6...	1.226	NO	0.974	10.048	34.55	34.53	1.03	1.03	NO	185.6	93.2	0.204	
23	23 13C-1,2,3,4,6,7,8-HpCDD	1530460.6...	1.052	NO	0.747	10.048	38.12	38.04	1.13	1.13	NO	224.2	113	0.325	
24	24 13C-OCDD	2320228.6...	0.887	NO	0.707	10.048	41.02	41.08	1.22	1.22	NO	359.5	90.3	0.336	
25	25 13C-2,3,7,8-TCDF	3094515.6...	0.777	NO	1.07	10.048	24.92	24.82	0.99	0.99	NO	173.2	87.0	0.198	
26	26 13C-1,2,3,7,8-PeCDF	2874884.2...	1.578	NO	1.00	10.048	29.26	29.49	1.17	1.18	NO	171.1	86.0	0.270	
27	27 13C-2,3,4,7,8-PeCDF	2804393.5...	1.580	NO	0.962	10.048	30.48	30.47	1.21	1.21	NO	173.9	87.4	0.281	
28	28 13C-1,2,3,4,7,8-HxCDF	1832308.0...	0.502	NO	1.05	10.048	33.27	33.29	0.99	0.99	NO	191.2	96.0	0.281	
29	29 13C-1,2,3,6,7,8-HxCDF	2037097.1...	0.512	NO	1.19	10.048	33.37	33.41	0.99	0.99	NO	187.4	94.2	0.248	
30	30 13C-2,3,4,6,7,8-HxCDF	1771404.0...	0.501	NO	1.07	10.048	33.98	33.99	1.01	1.01	NO	181.9	91.4	0.277	
31	31 13C-1,2,3,7,8,9-HxCDF	1465330.2...	0.501	NO	0.922	10.048	34.89	34.87	1.04	1.04	NO	173.9	87.4	0.320	

Vista Analytical Laboratory

Dataset: U:\VG12.PRO\Results\200213R1\200213R1-12.qld

Last Altered: Friday, March 13, 2020 11:23:21 Pacific Daylight Time
Printed: Friday, March 13, 2020 11:24:28 Pacific Daylight Time

Name: 200213R1_12, Date: 13-Feb-2020, Time: 18:04:51, ID: 1903652-12RE1 PDI-090SC-B-06-08-191012 17.15, Description: PDI-090SC-B-06-08-191012

	#	Name	Abs.Resp	RA	n/y	RRF	wt./vol.	Pred.RT	RT	Pred.RRT	RRT	Check RRT	Conc.	%Rec	DL	EMPC
32	32	13C-1,2,3,4,6,7,8-HpCDF	1275864.0...	0.435	NO	0.767	10.048	36.64	36.62	1.09	1.09	NO	182.1	91.5	0.382	
33	33	13C-1,2,3,4,7,8,9-HpCDF	916142.813	0.426	NO	0.552	10.048	38.66	38.66	1.15	1.15	NO	181.6	91.2	0.530	
34	34	13C-OCDF	2404121.7...	0.864	NO	0.789	10.048	41.26	41.26	1.23	1.23	NO	333.4	83.7	0.254	
35	35	37Cl-2,3,7,8-TCDD	906222.500			1.18	10.048	25.77	25.76	1.03	1.03	NO	71.11	89.3	0.0426	
36	36	13C-1,2,3,4-TCDD	2156507.0...	0.794	NO	1.00	10.048	25.11	25.09	1.00	1.00	NO	199.0	100	0.220	
37	37	13C-1,2,3,4-TCDF	3338177.2...	0.784	NO	1.00	10.048	23.37	23.35	1.00	1.00	NO	199.0	100	0.211	
38	38	13C-1,2,3,4,6,9-HxCDF	1818215.3...	0.504	NO	1.00	10.048	33.71	33.68	1.00	1.00	NO	199.0	100	0.295	
39	39	Total Tetra-Dioxins				0.988	10.048	24.62		0.00		NO	10.57		0.0684	11.70
40	40	Total Penta-Dioxins				0.972	10.048	29.96		0.00		NO	31.35		0.0791	31.35
41	41	Total Hexa-Dioxins				0.921	10.048	33.63		0.00		NO	89.07		0.117	89.57
42	42	Total Hepta-Dioxins				0.923	10.048	37.64		0.00		NO	413.9		0.646	413.9
43	43	Total Tetra-Furans				0.802	10.048	23.61		0.00		NO	102.4		0.0886	102.5
44	44	1st Func. Penta-Furans				0.907	10.048	27.09		0.00		NO	121.8		0.0312	121.8
45	45	Total Penta-Furans				0.907	10.048	29.27		0.00		NO	88.38		0.103	94.18
46	46	Total Hexa-Furans				0.898	10.048	33.56		0.00		NO	197.4		0.115	198.3
47	47	Total Hepta-Furans				0.851	10.048	37.83		0.00		NO	339.5		0.296	339.5

Vista Analytical Laboratory

Dataset: U:\VG12.PRO\Results\200213R1\200213R1-12.qld

Last Altered: Friday, March 13, 2020 11:23:21 Pacific Daylight Time
Printed: Friday, March 13, 2020 11:24:40 Pacific Daylight Time

Method: U:\VG12.PRO\MethDB\1613rrt-02-11-20.mdb 11 Feb 2020 16:47:46
Calibration: U:\VG12.PRO\CurveDB\db5_1613vg12-1-31-20.cdb 02 Feb 2020 11:05:29

Name: 200213R1_12, Date: 13-Feb-2020, Time: 18:04:51, ID: 1903652-12RE1 PDI-090SC-B-06-08-191012 17.15, Description: PDI-090SC-B-06-08-191012

Tetra-Dioxins

	#	Name	Area	IS Area	RA	Y/N	Pred.RT	RT	Conc.	EMPC
1	39	Total Tetra-Dioxins	8.79e3	2.40e6	0.811	NO	24.62	25.50	0.7373	0.7373
2	39	Total Tetra-Dioxins	2.91e3	2.40e6	0.783	NO	24.62	25.06	0.2444	0.2444
3	39	Total Tetra-Dioxins	6.93e3	2.40e6	0.719	NO	24.62	24.70	0.5811	0.5811
4	39	Total Tetra-Dioxins	0.00e0	2.40e6	0.654	YES	24.62	24.49	0.0000	0.2186
5	39	Total Tetra-Dioxins	0.00e0	2.40e6	0.941	YES	24.62	24.24	0.0000	0.3735
6	39	Total Tetra-Dioxins	1.95e4	2.40e6	0.826	NO	24.62	24.03	1.638	1.638
7	39	Total Tetra-Dioxins	2.05e4	2.40e6	0.759	NO	24.62	23.79	1.720	1.720
8	39	Total Tetra-Dioxins	0.00e0	2.40e6	0.978	YES	24.62	23.53	0.0000	0.3758
9	39	Total Tetra-Dioxins	5.20e3	2.40e6	0.771	NO	24.62	22.61	0.4362	0.4362
10	39	Total Tetra-Dioxins	1.25e4	2.40e6	0.780	NO	24.62	22.10	1.052	1.052
11	39	Total Tetra-Dioxins	3.66e4	2.40e6	0.768	NO	24.62	21.68	3.074	3.074
12	39	Total Tetra-Dioxins	0.00e0	2.40e6	1.000	YES	24.62	26.75	0.0000	0.1610
13	39	Total Tetra-Dioxins	5.84e3	2.40e6	0.713	NO	24.62	26.09	0.4900	0.4900
14	1	2,3,7,8-TCDD	7.14e3	2.40e6	0.664	NO	25.77	25.77	0.5992	0.5992

Penta-Dioxins

	#	Name	Area	IS Area	RA	Y/N	Pred.RT	RT	Conc.	EMPC
1	2	1,2,3,7,8-PeCDD	1.71e4	1.85e6	0.697	NO	30.81	30.80	1.897	1.897
2	40	Total Penta-Dioxins	5.06e3	1.85e6	0.552	NO	29.96	30.38	0.5599	0.5599
3	40	Total Penta-Dioxins	3.06e4	1.85e6	0.611	NO	29.96	30.06	3.386	3.386
4	40	Total Penta-Dioxins	1.78e4	1.85e6	0.596	NO	29.96	29.81	1.964	1.964
5	40	Total Penta-Dioxins	2.69e4	1.85e6	0.603	NO	29.96	29.71	2.975	2.975
6	40	Total Penta-Dioxins	6.02e4	1.85e6	0.636	NO	29.96	29.54	6.661	6.661
7	40	Total Penta-Dioxins	8.58e3	1.85e6	0.551	NO	29.96	29.05	0.9499	0.9499
8	40	Total Penta-Dioxins	1.04e5	1.85e6	0.628	NO	29.96	28.58	11.55	11.55
9	40	Total Penta-Dioxins	7.54e3	1.85e6	0.635	NO	29.96	31.19	0.8344	0.8344
10	40	Total Penta-Dioxins	5.20e3	1.85e6	0.620	NO	29.96	30.88	0.5751	0.5751

Dataset: U:\VG12.PRO\Results\200213R1\200213R1-12.qld

Last Altered: Friday, March 13, 2020 11:23:21 Pacific Daylight Time
Printed: Friday, March 13, 2020 11:24:40 Pacific Daylight Time

Name: 200213R1_12, Date: 13-Feb-2020, Time: 18:04:51, ID: 1903652-12RE1 PDI-090SC-B-06-08-191012 17.15, Description: PDI-090SC-B-06-08-191012

Hexa-Dioxins

	#	Name	Area	IS Area	RA	Y/N	Pred.RT	RT	Conc.	EMPC
1	5	1,2,3,7,8,9-HxCDD	1.95e4	1.65e6	1.226	NO	34.56	34.54	2.555	2.555
2	41	Total Hexa-Dioxins	0.00e0	0.00e0	1.709	YES	33.63	34.46	0.0000	0.5072
3	4	1,2,3,6,7,8-HxCDD	6.69e4	1.79e6	1.252	NO	34.25	34.26	8.092	8.092
4	3	1,2,3,4,7,8-HxCDD	6.97e3	1.49e6	1.141	NO	34.17	34.17	0.8711	0.8711
5	41	Total Hexa-Dioxins	2.90e5	0.00e0	1.197	NO	33.63	33.50	38.17	38.17
6	41	Total Hexa-Dioxins	3.84e4	0.00e0	1.112	NO	33.63	33.24	5.057	5.057
7	41	Total Hexa-Dioxins	2.61e5	0.00e0	1.191	NO	33.63	32.69	34.32	34.32

Hepta-Dioxins

	#	Name	Area	IS Area	RA	Y/N	Pred.RT	RT	Conc.	EMPC
1	6	1,2,3,4,6,7,8-HpCDD	1.28e6	1.53e6	1.001	NO	38.06	38.07	180.3	180.3
2	42	Total Hepta-Dioxins	1.66e6	1.53e6	1.013	NO	37.64	37.02	233.6	233.6

Dataset: U:\VG12.PRO\Results\200213R1\200213R1-12.qld

Last Altered: Friday, March 13, 2020 11:23:21 Pacific Daylight Time
Printed: Friday, March 13, 2020 11:24:40 Pacific Daylight Time

Name: 200213R1_12, Date: 13-Feb-2020, Time: 18:04:51, ID: 1903652-12RE1 PDI-090SC-B-06-08-191012 17.15, Description: PDI-090SC-B-06-08-191012

Tetra-Furans

	# Name	Area	IS Area	RA	Y/N	Pred.RT	RT	Conc.	EMPC	
1	43 Total Tetra-Furans	1.06e4	3.09e6	0.770	NO	23.61	22.47	0.8466	0.8466	
2	43 Total Tetra-Furans	2.02e5	3.09e6	0.743	NO	23.61	22.13	16.17	16.17	
3	43 Total Tetra-Furans	1.30e5	3.09e6	0.737	NO	23.61	21.65	10.42	10.42	
4	43 Total Tetra-Furans	1.75e4	3.09e6	0.717	NO	23.61	21.29	1.402	1.402	
5	43 Total Tetra-Furans	1.97e4	3.09e6	0.751	NO	23.61	21.19	1.577	1.577	
6	43 Total Tetra-Furans	3.29e5	3.09e6	0.726	NO	23.61	20.71	26.39	26.39	
7	43 Total Tetra-Furans	4.41e4	3.09e6	0.738	NO	23.61	20.12	3.536	3.536	
8	43 Total Tetra-Furans	1.45e4	3.09e6	0.695	NO	23.61	19.63	1.161	1.161	
9	43 Total Tetra-Furans	6.06e4	3.09e6	0.713	NO	23.61	26.45	4.858	4.858	P
10	43 Total Tetra-Furans	8.10e3	3.09e6	0.713	NO	23.61	25.88	0.6496	0.6496	P
11	43 Total Tetra-Furans	1.08e4	3.09e6	0.688	NO	23.61	25.23	0.8701	0.8701	
12	8 2,3,7,8-TCDF	1.54e4	3.09e6	0.759	NO	24.85	24.84	1.237	1.237	
13	43 Total Tetra-Furans	1.51e4	3.09e6	0.754	NO	23.61	24.73	1.214	1.214	
14	43 Total Tetra-Furans	7.22e3	3.09e6	0.780	NO	23.61	24.63	0.5787	0.5787	
15	43 Total Tetra-Furans	7.11e3	3.09e6	0.822	NO	23.61	24.39	0.5700	0.5700	
16	43 Total Tetra-Furans	6.49e3	3.09e6	0.790	NO	23.61	24.18	0.5209	0.5209	
17	43 Total Tetra-Furans	2.08e4	3.09e6	0.775	NO	23.61	23.97	1.667	1.667	P
18	43 Total Tetra-Furans	2.58e4	3.09e6	0.704	NO	23.61	23.89	2.072	2.072	
19	43 Total Tetra-Furans	1.97e5	3.09e6	0.744	NO	23.61	23.25	15.78	15.78	
20	43 Total Tetra-Furans	1.71e4	3.09e6	0.741	NO	23.61	23.09	1.371	1.371	
21	43 Total Tetra-Furans	7.38e4	3.09e6	0.715	NO	23.61	26.62	5.916	5.916	P
22	43 Total Tetra-Furans	4.03e4	3.09e6	0.724	NO	23.61	26.90	3.233	3.233	
23	43 Total Tetra-Furans	1.92e3	3.09e6	0.829	NO	23.61	22.94	0.1538	0.1538	
24	43 Total Tetra-Furans	2.43e3	3.09e6	0.780	NO	23.61	25.48	0.1948	0.1948	
25	43 Total Tetra-Furans	0.00e0	3.09e6	0.898	YES	23.61	25.11	0.0000	0.09909	

Penta-Furans function 1

	# Name	Area	IS Area	RA	Y/N	Pred.RT	RT	Conc.	EMPC
1	44 1st Func. Penta-Fura...	1.58e6	0.00e0	1.588	NO	27.09	26.90	121.8	121.8

Dataset: U:\VG12.PRO\Results\200213R1\200213R1-12.qld

Last Altered: Friday, March 13, 2020 11:23:21 Pacific Daylight Time
Printed: Friday, March 13, 2020 11:24:40 Pacific Daylight Time

Name: 200213R1_12, Date: 13-Feb-2020, Time: 18:04:51, ID: 1903652-12RE1 PDI-090SC-B-06-08-191012 17.15, Description: PDI-090SC-B-06-08-191012

Penta-Furans

	# Name	Area	IS Area	RA	Y/N	Pred.RT	RT	Conc.	EMPC
1	45 Total Penta-Furans	8.35e3	0.00e0	1.638	NO	29.27	30.38	0.6451	0.6451
2	45 Total Penta-Furans	3.04e3	0.00e0	1.661	NO	29.27	29.98	0.2349	0.2349
3	45 Total Penta-Furans	7.84e4	0.00e0	1.503	NO	29.27	29.83	6.054	6.054
4	45 Total Penta-Furans	6.10e4	0.00e0	1.448	NO	29.27	29.77	4.708	4.708
5	9 1,2,3,7,8-PeCDF	1.45e4	2.87e6	1.482	NO	29.51	29.51	1.105	1.105
6	45 Total Penta-Furans	1.62e4	0.00e0	1.621	NO	29.27	29.31	1.249	1.249
7	45 Total Penta-Furans	1.98e5	0.00e0	1.548	NO	29.27	29.10	15.30	15.30
8	45 Total Penta-Furans	0.00e0	0.00e0	1.789	YES	29.27	28.91	0.0000	0.3293
9	45 Total Penta-Furans	5.54e5	0.00e0	1.519	NO	29.27	28.52	42.78	42.78
10	45 Total Penta-Furans	3.61e4	0.00e0	1.542	NO	29.27	28.36	2.792	2.792
11	45 Total Penta-Furans	6.64e3	0.00e0	1.466	NO	29.27	31.34	0.5127	0.5127
12	10 2,3,4,7,8-PeCDF	1.74e5	2.80e6	1.492	NO	30.50	30.51	13.00	13.00
13	45 Total Penta-Furans	0.00e0	0.00e0	1.545	NO	29.27	30.53	0.0000	5.351
14	45 Total Penta-Furans	0.00e0	0.00e0	1.141	YES	29.27	28.84	0.0000	0.1204

Hexa-Furans

	# Name	Area	IS Area	RA	Y/N	Pred.RT	RT	Conc.	EMPC
1	46 Total Hexa-Furans	4.53e3	0.00e0	1.133	NO	33.56	33.19	0.5648	0.5648
2	46 Total Hexa-Furans	7.94e5	0.00e0	1.172	NO	33.56	32.85	99.08	99.08
3	46 Total Hexa-Furans	8.49e3	0.00e0	1.245	NO	33.56	32.67	1.059	1.059
4	46 Total Hexa-Furans	4.12e5	0.00e0	1.151	NO	33.56	32.30	51.43	51.43
5	46 Total Hexa-Furans	1.72e5	0.00e0	1.141	NO	33.56	32.13	21.40	21.40
6	14 1,2,3,7,8,9-HxCDF	6.68e3	1.47e6	1.001	YES	34.87	34.91	0.0000	0.9555
7	13 2,3,4,6,7,8-HxCDF	7.05e4	1.77e6	1.175	NO	34.02	34.00	8.825	8.825
8	46 Total Hexa-Furans	2.31e3	0.00e0	1.247	NO	33.56	33.90	0.2886	0.2886
9	46 Total Hexa-Furans	3.86e3	0.00e0	1.146	NO	33.56	33.70	0.4815	0.4815
10	12 1,2,3,6,7,8-HxCDF	6.61e4	2.04e6	1.129	NO	33.42	33.42	7.679	7.679
11	11 1,2,3,4,7,8-HxCDF	4.09e4	1.83e6	1.132	NO	33.29	33.31	5.155	5.155
12	46 Total Hexa-Furans	1.12e4	0.00e0	1.286	NO	33.56	34.94	1.399	1.399

Dataset: U:\VG12.PRO\Results\200213R1\200213R1-12.qld

Last Altered: Friday, March 13, 2020 11:23:21 Pacific Daylight Time
Printed: Friday, March 13, 2020 11:24:40 Pacific Daylight Time

Name: 200213R1_12, Date: 13-Feb-2020, Time: 18:04:51, ID: 1903652-12RE1 PDI-090SC-B-06-08-191012 17.15, Description: PDI-090SC-B-06-08-191012

Hepta-Furans

	#	Name	Area	IS Area	RA	Y/N	Pred.RT	RT	Conc.	EMPC
1	16	1,2,3,4,7,8,9-HpCDF	1.29e4	9.16e5	0.930	NO	38.66	38.67	2.870	2.870
2	47	Total Hepta-Furans	9.72**e5**	0.00e0	0.970	NO	37.83	37.22	207.4	207.4
3	47	Total Hepta-Furans	3.03**e3**	0.00e0	0.995	NO	37.83	37.01	0.6468	0.6468
4	15	1,2,3,4,6,7,8-HpCDF	7.02**e5**	1.28e6	0.971	NO	36.65	36.63	128.6	128.6

Dataset: Untitled

Last Altered: Friday, February 14, 2020 07:30:05 Pacific Standard Time
Printed: Friday, February 14, 2020 07:30:35 Pacific Standard Time

Name: 200213R1_12, Date: 13-Feb-2020, Time: 18:04:51, ID: 1903652-12RE1 PDI-090SC-B-06-08-191012 17.15, Description: PDI-090SC-B-06-08-191012

2,3,7,8-TCDD

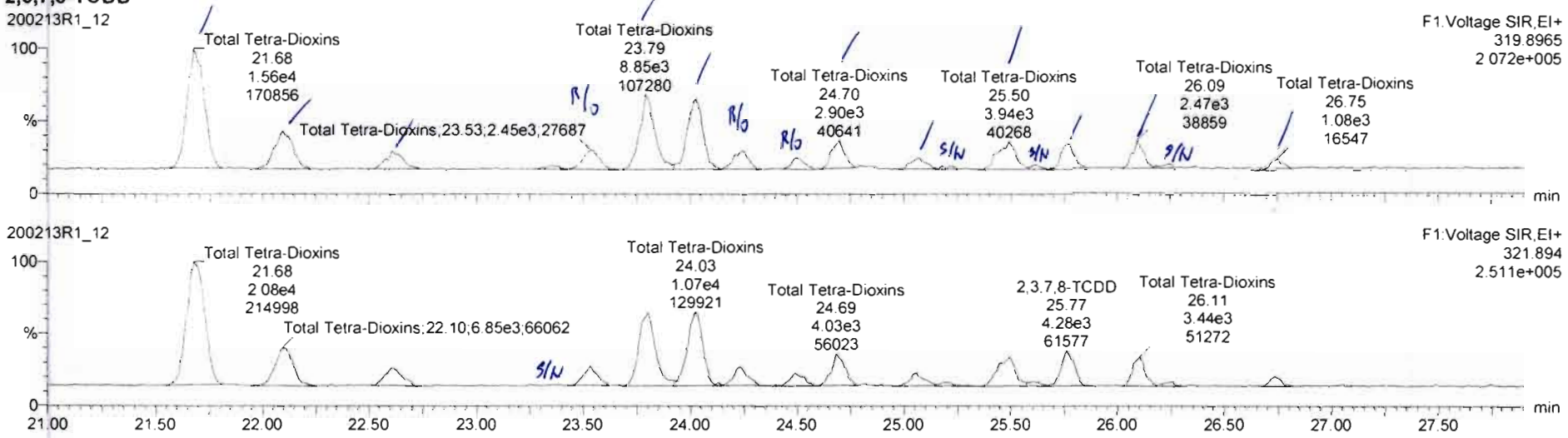

13C-2,3,7,8-TCDD

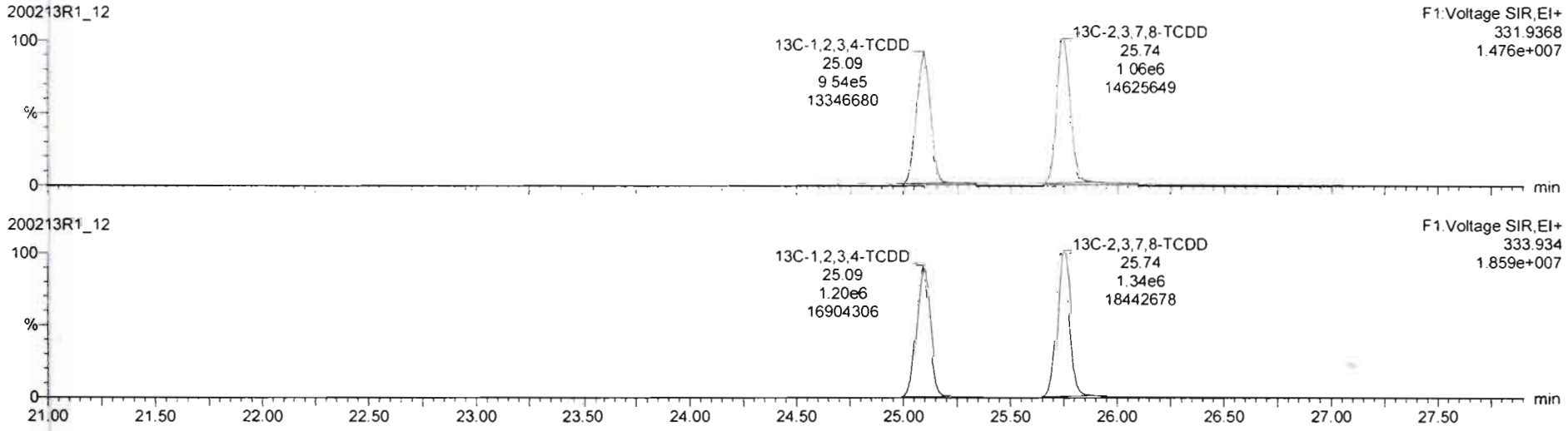

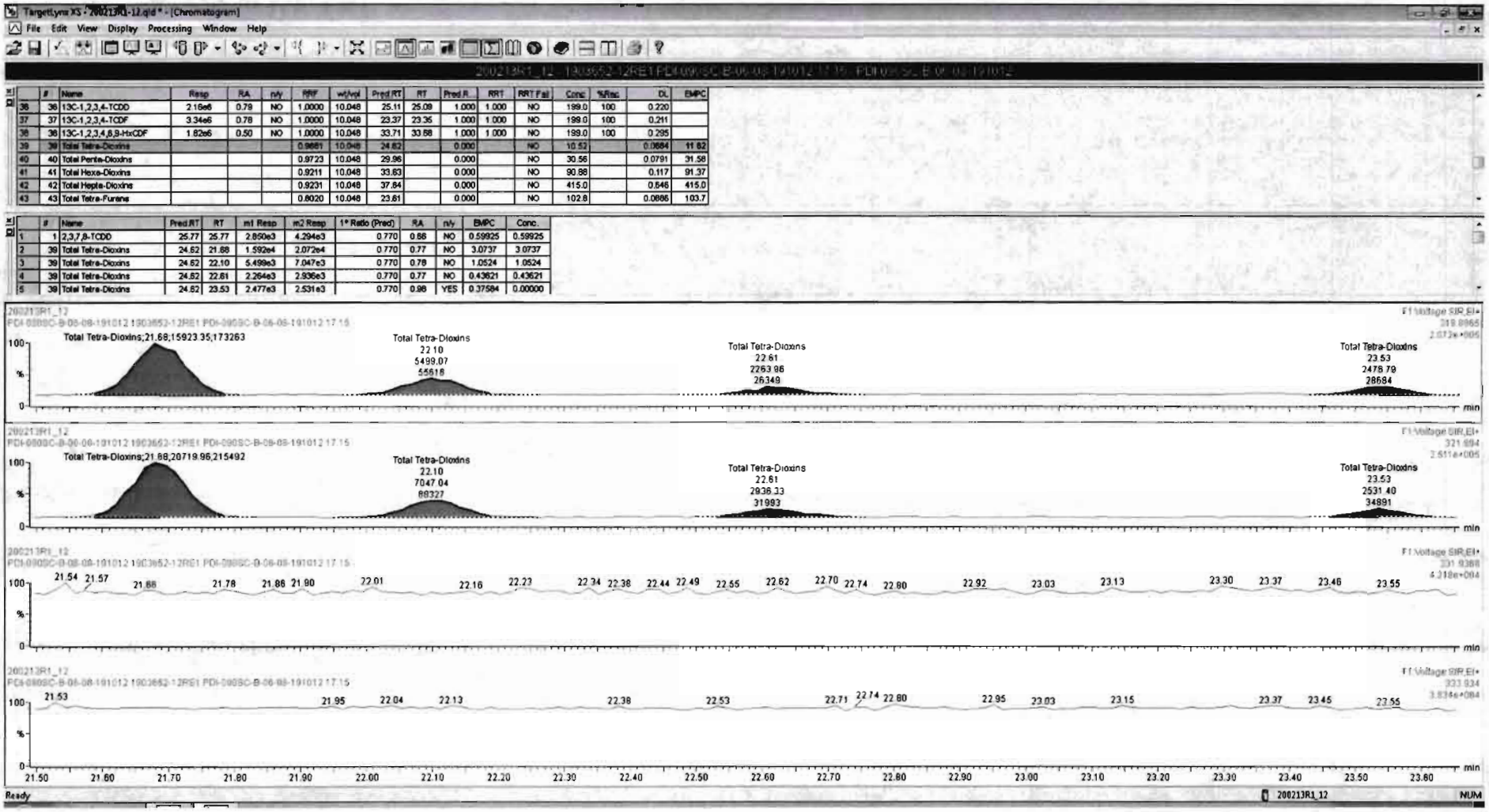

	#	Name	Resp	RA	n/y	RRF	wt/Aql	Pred RT	RT	Pred R.	RRT	RRT Fail	Conc	%Rec	DL	EMPC
36	36	13C-1,2,3,4-TCDD	2.16e6	0.79	NO	1.0000	10.048	25.11	25.09	1.000	1.000	NO	199.0	100	0.220	
37	37	13C-1,2,3,4-TCDF	3.34e6	0.78	NO	1.0000	10.048	23.37	23.35	1.000	1.000	NO	199.0	100	0.211	
38	38	13C-1,2,3,4,8,9-HxCDF	1.82e6	0.50	NO	1.0000	10.048	33.71	33.68	1.000	1.000	NO	199.0	100	0.295	
39	39	Total Tetra-Dioxins				0.9681	10.048	24.82		0.000		NO	10.52		0.0684	11.82
40	40	Total Penta-Dioxins				0.9723	10.048	29.96		0.000		NO	30.56		0.0791	31.58
41	41	Total Hexa-Dioxins				0.9211	10.048	33.83		0.000		NO	90.88		0.117	91.37
42	42	Total Hepta-Dioxins				0.9231	10.048	37.84		0.000		NO	415.0		0.546	415.0
43	43	Total Tetra-Furans				0.8020	10.048	23.61		0.000		NO	102.8		0.0886	103.7

	#	Name	Pred RT	RT	m1 Resp	m2 Resp	1* Ratio (Pred)	RA	n/y	EMPC	Conc.
1	1	2,3,7,8-TCDD	25.77	25.77	2.850e3	4.294e3	0.770	0.88	NO	0.59925	0.59925
2	39	Total Tetra-Dioxins	24.82	21.68	1.592e4	2.072e4	0.770	0.77	NO	3.0737	3.0737
3	39	Total Tetra-Dioxins	24.82	22.10	5.499e3	7.047e3	0.770	0.78	NO	1.0524	1.0524
4	39	Total Tetra-Dioxins	24.82	22.61	2.264e3	2.936e3	0.770	0.77	NO	0.43621	0.43621
5	39	Total Tetra-Dioxins	24.82	23.53	2.477e3	2.531e3	0.770	0.98	YES	0.37584	0.00000

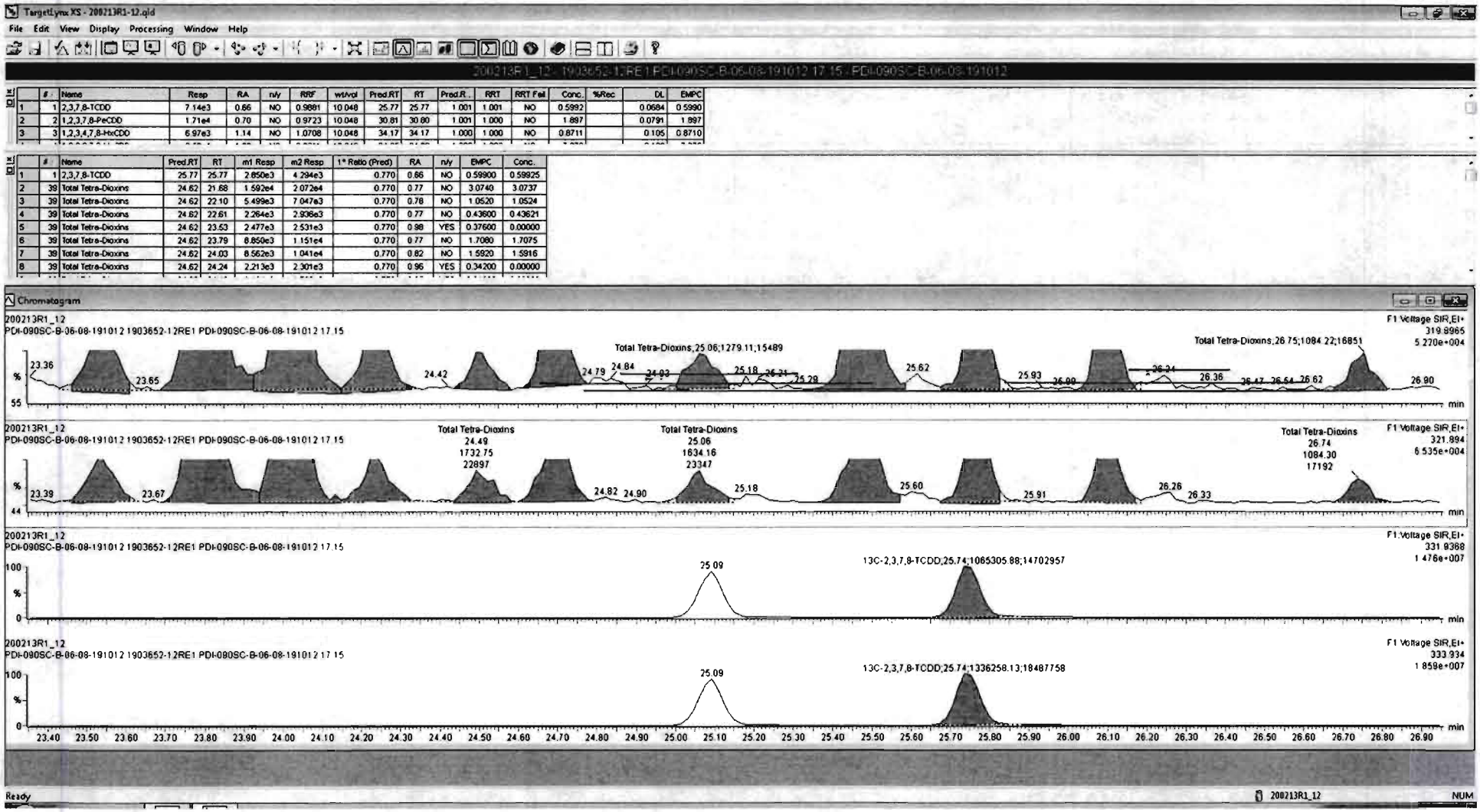

	#	Name	Resp	RA	n/y	RRF	wt/vol	Pred.RT	RT	Pred.R..	RRT	RRT Fail	Conc.	%Rec	DL	EMPC
1	1	2,3,7,8-TCDD	7.14e3	0.66	NO	0.9881	10.048	25.77	25.77	1.001	1.001	NO	0.5992		0.0684	0.5990
2	2	1,2,3,7,8-PeCDD	1.71e4	0.70	NO	0.9723	10.048	30.81	30.80	1.001	1.000	NO	1.897		0.0791	1.897
3	3	1,2,3,4,7,8-HxCDD	6.97e3	1.14	NO	1.0708	10.048	34.17	34.17	1.000	1.000	NO	0.8711		0.105	0.8710

	#	Name	Pred.RT	RT	m1 Resp	m2 Resp	1* Ratio (Pred)	RA	n/y	EMPC	Conc.
1	1	2,3,7,8-TCDD	25.77	25.77	2.650e3	4.294e3	0.770	0.66	NO	0.59900	0.59925
2	39	Total Tetra-Dioxins	24.62	21.68	1.592e4	2.072e4	0.770	0.77	NO	3.0740	3.0737
3	39	Total Tetra-Dioxins	24.62	22.10	5.499e3	7.047e3	0.770	0.78	NO	1.0520	1.0524
4	39	Total Tetra-Dioxins	24.62	22.61	2.264e3	2.936e3	0.770	0.77	NO	0.43600	0.43621
5	39	Total Tetra-Dioxins	24.62	23.53	2.477e3	2.531e3	0.770	0.98	YES	0.37600	0.00000
6	39	Total Tetra-Dioxins	24.62	23.79	8.850e3	1.151e4	0.770	0.77	NO	1.7080	1.7075
7	39	Total Tetra-Dioxins	24.62	24.03	8.562e3	1.041e4	0.770	0.82	NO	1.5920	1.5916
8	39	Total Tetra-Dioxins	24.62	24.24	2.213e3	2.301e3	0.770	0.96	YES	0.34200	0.00000

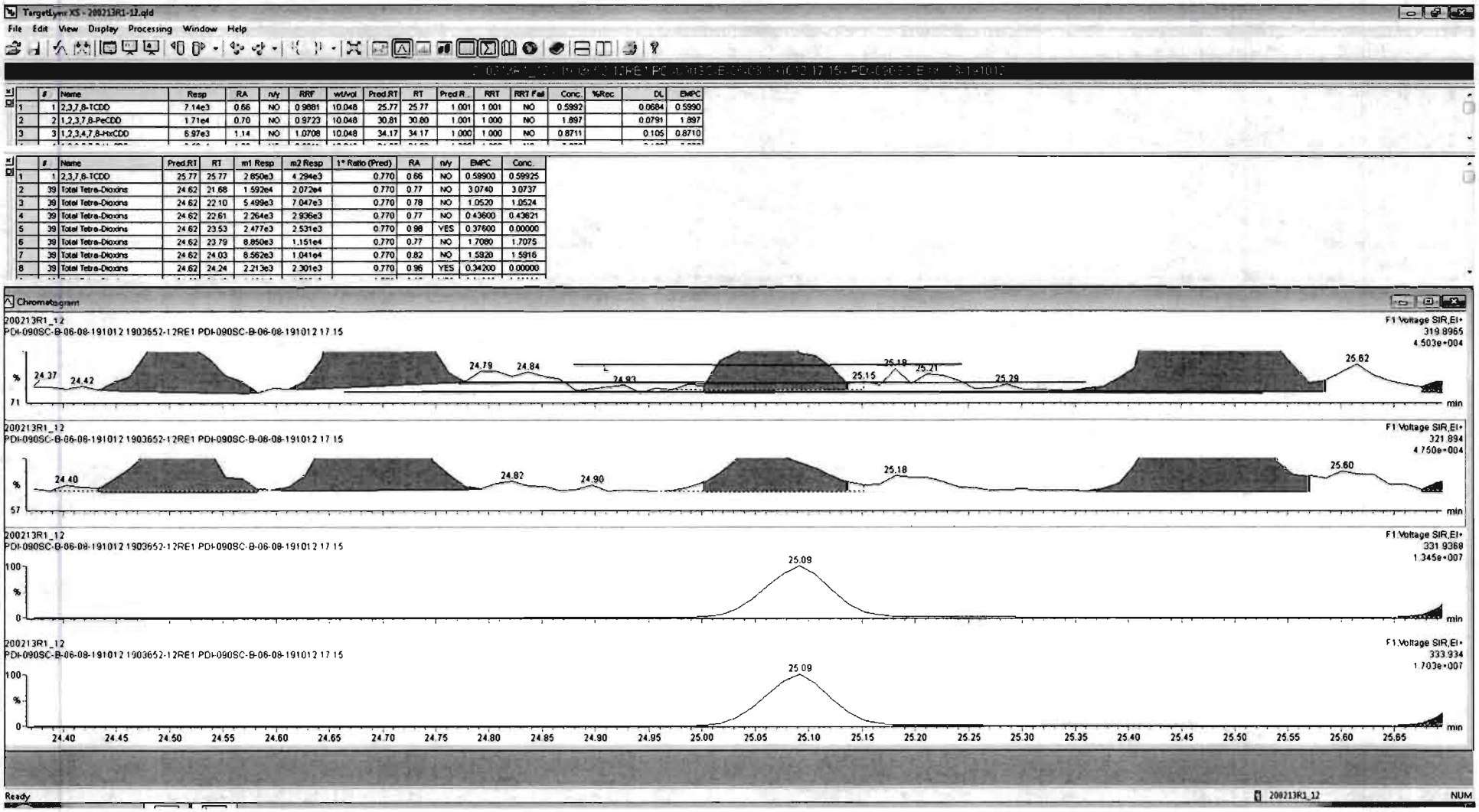

#	#	Name	Resp	RA	n/y	RRF	wt/vol	Pred.RT	RT	Pred R..	RRT	RRT Fail	Conc.	%Rec	DL	EMPC
1	1	2,3,7,8-TCDD	7.14e3	0.66	NO	0.9881	10.048	25.77	25.77	1.001	1.001	NO	0.5992		0.0684	0.5990
2	2	1,2,3,7,8-PeCDD	1.71e4	0.70	NO	0.9723	10.048	30.81	30.80	1.001	1.000	NO	1.897		0.0791	1.897
3	3	1,2,3,4,7,8-HxCDD	6.97e3	1.14	NO	1.0708	10.048	34.17	34.17	1.000	1.000	NO	0.8711		0.105	0.8710

#	#	Name	Pred.RT	RT	m1 Resp	m2 Resp	1* Ratio (Pred)	RA	n/y	EMPC	Conc.
1	1	2,3,7,8-TCDD	25.77	25.77	2.650e3	4.294e3	0.770	0.66	NO	0.59900	0.59925
2	39	Total Tetra-Dioxins	24.62	21.68	1.592e4	2.072e4	0.770	0.77	NO	3.0740	3.0737
3	39	Total Tetra-Dioxins	24.62	22.10	5.499e3	7.047e3	0.770	0.78	NO	1.0520	1.0524
4	39	Total Tetra-Dioxins	24.62	22.61	2.264e3	2.936e3	0.770	0.77	NO	0.43600	0.43621
5	39	Total Tetra-Dioxins	24.62	23.53	2.477e3	2.531e3	0.770	0.98	YES	0.37600	0.00000
6	39	Total Tetra-Dioxins	24.62	23.79	8.850e3	1.151e4	0.770	0.77	NO	1.7080	1.7075
7	39	Total Tetra-Dioxins	24.62	24.03	8.562e3	1.041e4	0.770	0.82	NO	1.5920	1.5916
8	39	Total Tetra-Dioxins	24.62	24.24	2.213e3	2.301e3	0.770	0.96	YES	0.34200	0.00000

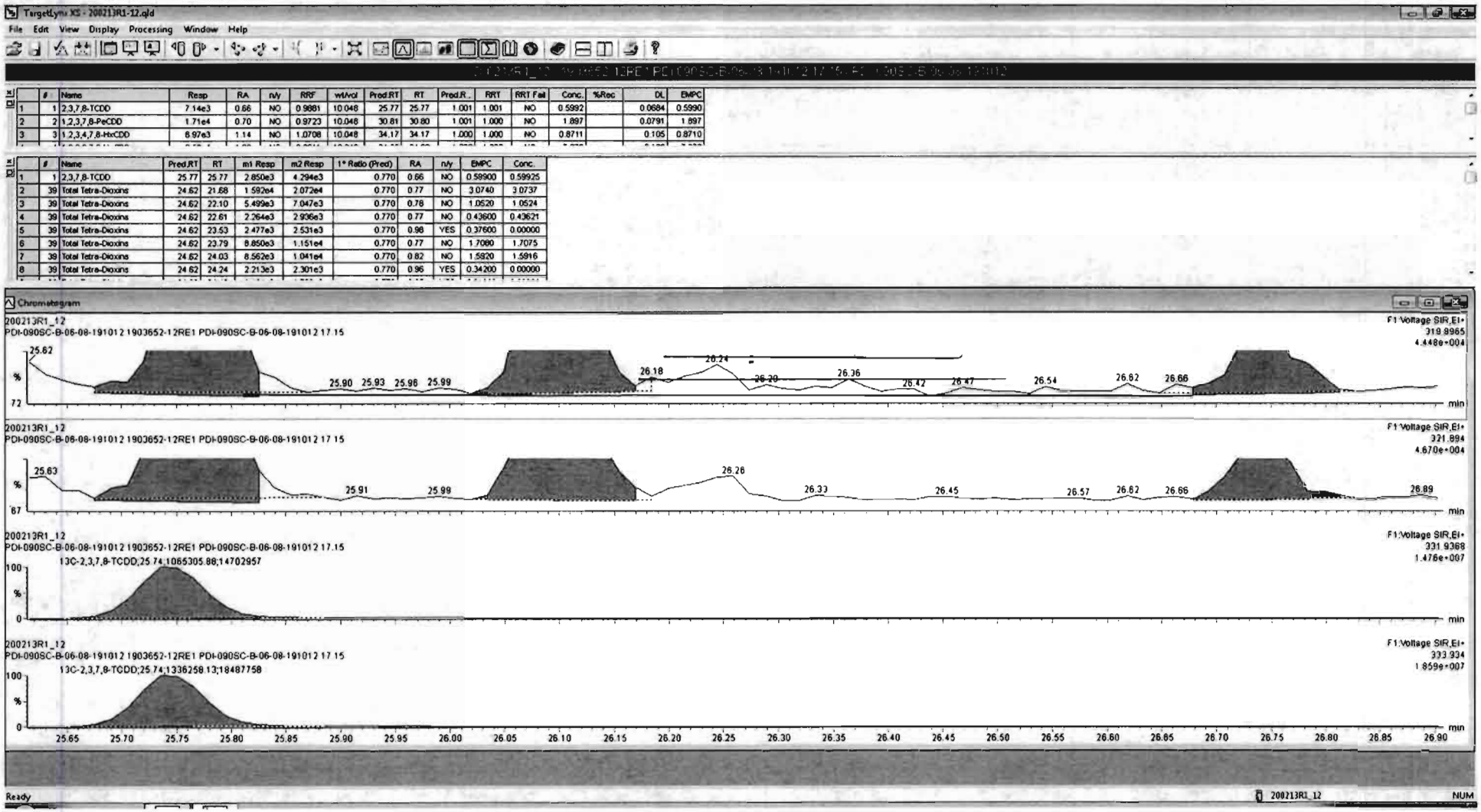
TargetLynx XS - 200213R1-12.qld
File Edit View Display Processing Window Help
Name Resp RA n/y RRF wt/vol Prod.RT RT Prod.R.. RRT RRT Fail Conc. %Rec DL EMPC
1 1 2,3,7,8-TCDD 7.14e3 0.66 NO 0.9881 10.048 25.77 25.77 1.001 1.001 NO 0.5992 0.0684 0.5990
2 2 1,2,3,7,8-PeCDD 1.71e4 0.70 NO 0.9723 10.048 30.81 30.80 1.001 1.000 NO 1.897 0.0791 1.897
3 3 1,2,3,4,7,8-HxCDD 6.97e3 1.14 NO 1.0708 10.048 34.17 34.17 1.000 1.000 NO 0.8711 0.105 0.8710
Name Pred.RT RT m1 Resp m2 Resp 1* Ratio (Pred) RA n/y EMPC Conc.
1 1 2,3,7,8-TCDD 25.77 25.77 2.850e3 4.294e3 0.770 0.66 NO 0.59900 0.59925
2 39 Total Tetra-Dioxins 24.62 21.68 1.592e4 2.072e4 0.770 0.77 NO 3.0740 3.0737
3 39 Total Tetra-Dioxins 24.62 22.10 5.499e3 7.047e3 0.770 0.78 NO 1.0520 1.0524
4 39 Total Tetra-Dioxins 24.62 22.61 2.264e3 2.936e3 0.770 0.77 NO 0.43600 0.43621
5 39 Total Tetra-Dioxins 24.62 23.53 2.477e3 2.531e3 0.770 0.98 YES 0.37600 0.00000
6 39 Total Tetra-Dioxins 24.62 23.79 8.850e3 1.151e4 0.770 0.77 NO 1.7080 1.7075
7 39 Total Tetra-Dioxins 24.62 24.03 8.562e3 1.041e4 0.770 0.82 NO 1.5920 1.5916
8 39 Total Tetra-Dioxins 24.62 24.24 2.213e3 2.301e3 0.770 0.96 YES 0.34200 0.00000
Chromatogram
200213R1_12
PDI-090SC-B-06-08-191012 1903652-12RE1 PDI-090SC-B-06-08-191012 17 15
F1:Voltage SIR,EI+
319.8965
4.448e+004
25.62
25.90 25.93 25.96 25.99
26.18
26.24
26.29
26.36
26.42
26.47
26.54
26.62
26.66
72
min
200213R1_12
PDI-090SC-B-06-08-191012 1903652-12RE1 PDI-090SC-B-06-08-191012 17 15
F1:Voltage SIR,EI+
321.894
4.670e+004
25.63
25.91
25.99
26.26
26.33
26.45
26.57
26.62
26.66
26.89
67
min
200213R1_12
PDI-090SC-B-06-08-191012 1903652-12RE1 PDI-090SC-B-06-08-191012 17 15
13C-2,3,7,8-TCDD;25.74;1065305.88;14702957
F1:Voltage SIR,EI+
331.9368
1.476e+007
100
%
0
min
200213R1_12
PDI-090SC-B-06-08-191012 1903652-12RE1 PDI-090SC-B-06-08-191012 17 15
13C-2,3,7,8-TCDD;25.74;1336258.13;18487758
F1:Voltage SIR,EI+
333.934
1.859e+007
100
%
0
min
25.65 25.70 25.75 25.80 25.85 25.90 25.95 26.00 26.05 26.10 26.15 26.20 26.25 26.30 26.35 26.40 26.45 26.50 26.55 26.60 26.65 26.70 26.75 26.80 26.85 26.90
Ready
200213R1_12
NUM

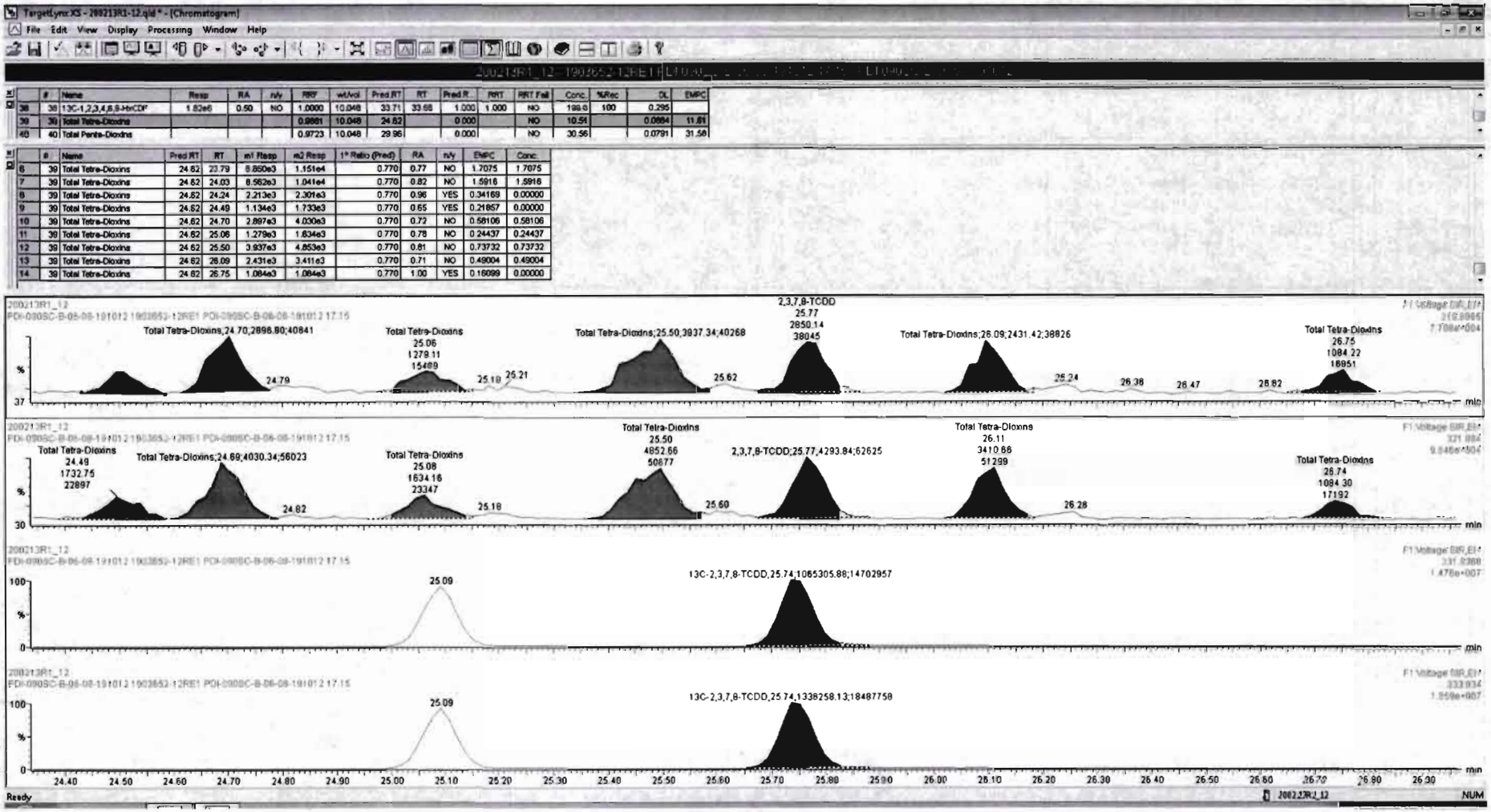

#	#	Name	Resp	RA	n/y	RRF	wt/vol	Pred RT	RT	Pred R...	RRT	RRT Fail	Conc.	%Rec	DL	EMPC
38	38	13C-1,2,3,4,8,9-HxCDF	1.82e6	0.50	NO	1.0000	10.048	33.71	33.68	1.000	1.000	NO	199.0	100	0.295	
39	39	Total Tetra-Dioxins				0.9981	10.048	24.82		0.000		NO	10.54		0.0884	11.81
40	40	Total Penta-Dioxins				0.9723	10.048	29.96		0.000		NO	30.56		0.0791	31.58

#	#	Name	Pred RT	RT	m1 Resp	m2 Resp	1* Ratio (Pred)	RA	n/y	EMPC	Conc.
6	39	Total Tetra-Dioxins	24.82	23.79	8.860e3	1.151e4	0.770	0.77	NO	1.7075	1.7075
7	39	Total Tetra-Dioxins	24.82	24.03	8.562e3	1.041e4	0.770	0.82	NO	1.5916	1.5916
8	39	Total Tetra-Dioxins	24.82	24.24	2.213e3	2.301e3	0.770	0.96	YES	0.34169	0.00000
9	39	Total Tetra-Dioxins	24.82	24.49	1.134e3	1.733e3	0.770	0.65	YES	0.21857	0.00000
10	39	Total Tetra-Dioxins	24.82	24.70	2.897e3	4.030e3	0.770	0.72	NO	0.58106	0.58106
11	39	Total Tetra-Dioxins	24.82	25.06	1.279e3	1.634e3	0.770	0.78	NO	0.24437	0.24437
12	39	Total Tetra-Dioxins	24.82	25.50	3.937e3	4.853e3	0.770	0.81	NO	0.73732	0.73732
13	39	Total Tetra-Dioxins	24.82	26.09	2.431e3	3.411e3	0.770	0.71	NO	0.49004	0.49004
14	39	Total Tetra-Dioxins	24.82	26.75	1.084e3	1.084e3	0.770	1.00	YES	0.16099	0.00000

Dataset: Untitled

Last Altered: Friday, February 14, 2020 07:30:05 Pacific Standard Time
Printed: Friday, February 14, 2020 07:30:35 Pacific Standard Time

Name: 200213R1_12, Date: 13-Feb-2020, Time: 18:04:51, ID: 1903652-12RE1 PDI-090SC-B-06-08-191012 17.15, Description: PDI-090SC-B-06-08-191012

37Cl-2,3,7,8-TCDD

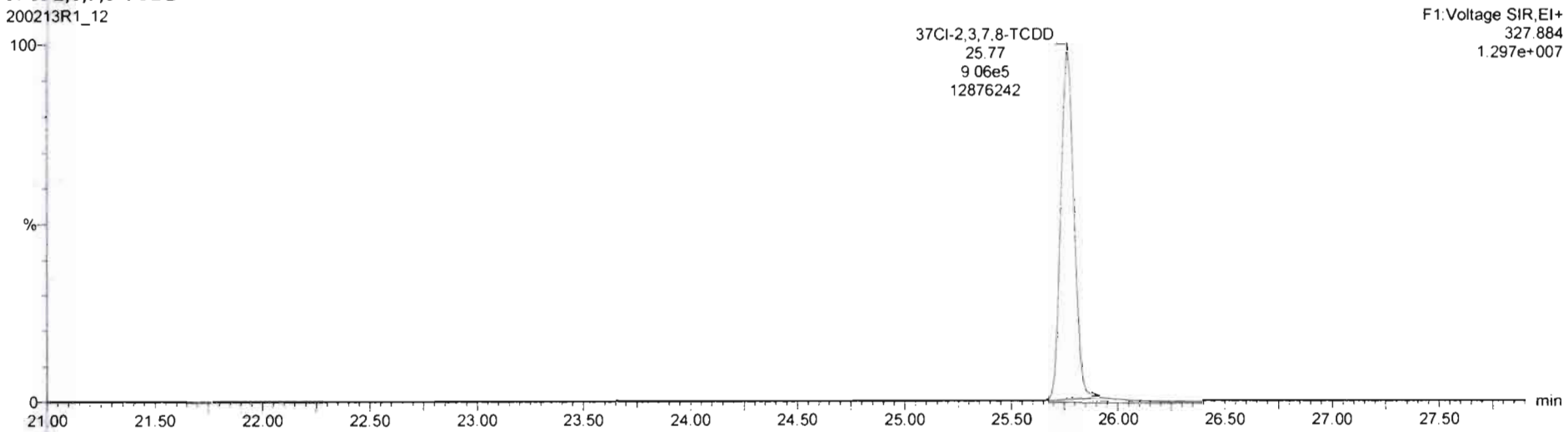

13C-1,2,3,4-TCDD

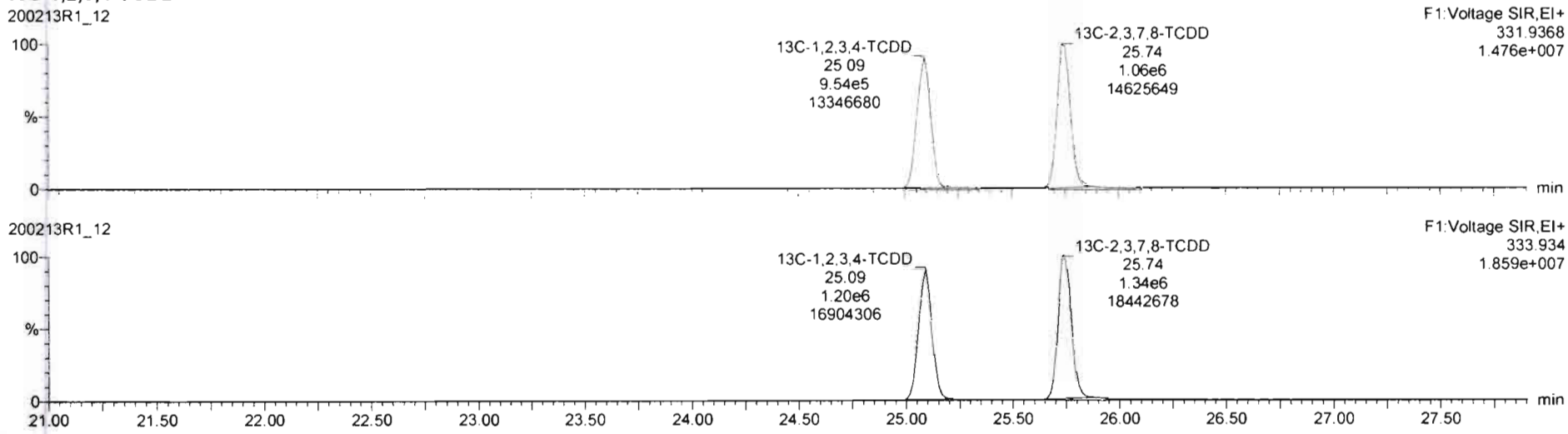

Dataset: Untitled

Last Altered: Friday, February 14, 2020 07:30:05 Pacific Standard Time
Printed: Friday, February 14, 2020 07:30:35 Pacific Standard Time

Name: 200213R1_12, Date: 13-Feb-2020, Time: 18:04:51, ID: 1903652-12RE1 PDI-090SC-B-06-08-191012 17.15, Description: PDI-090SC-B-06-08-191012

1,2,3,7,8-PeCDD

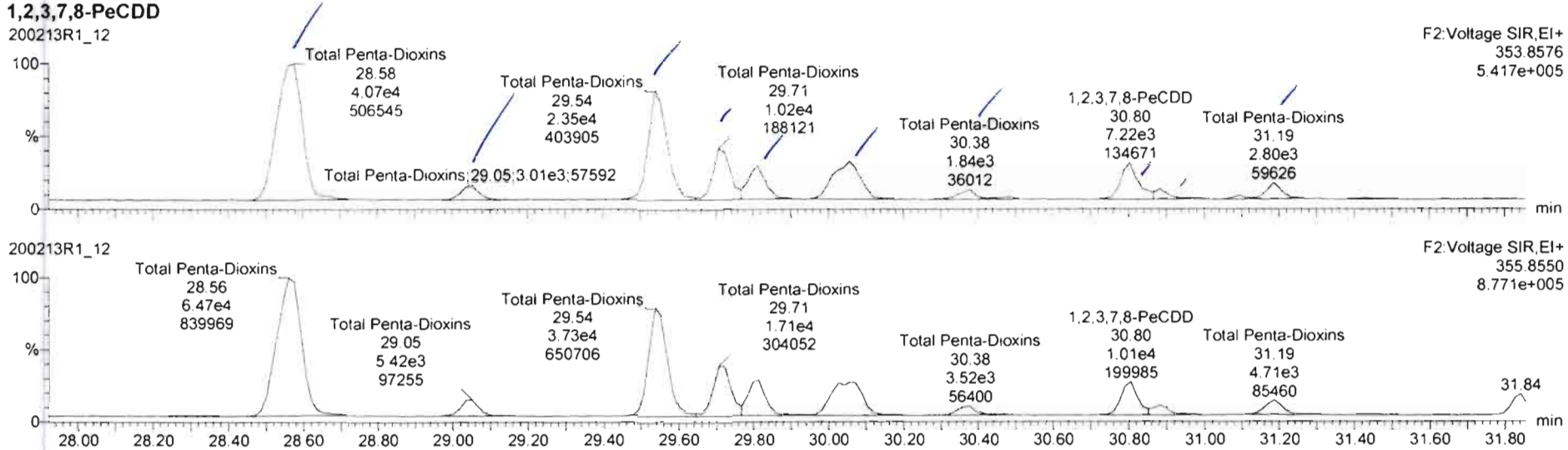

13C-1,2,3,7,8-PeCDD

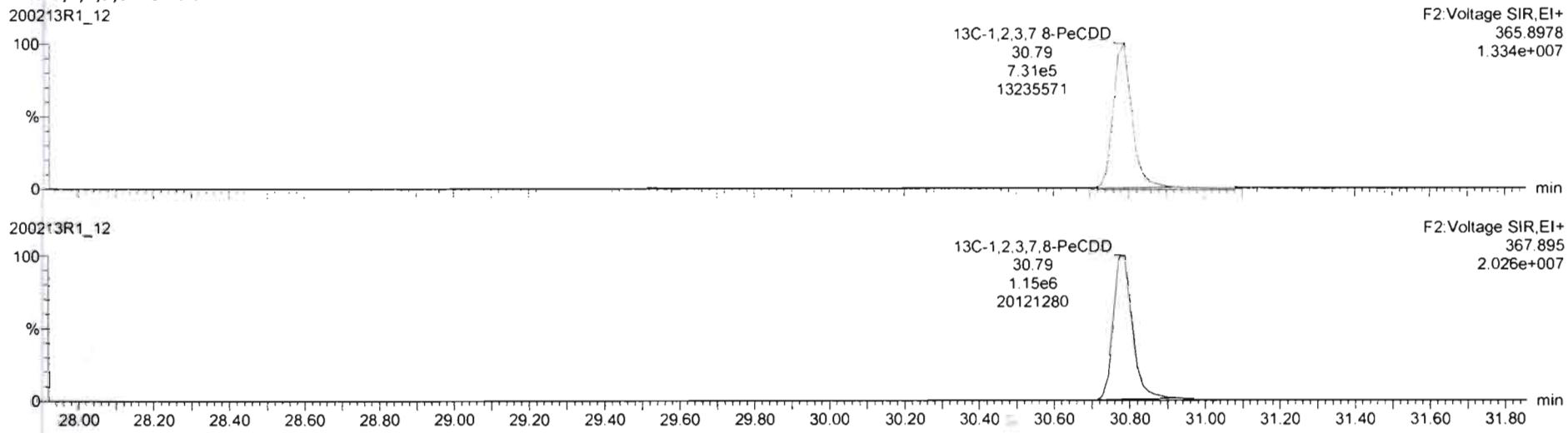

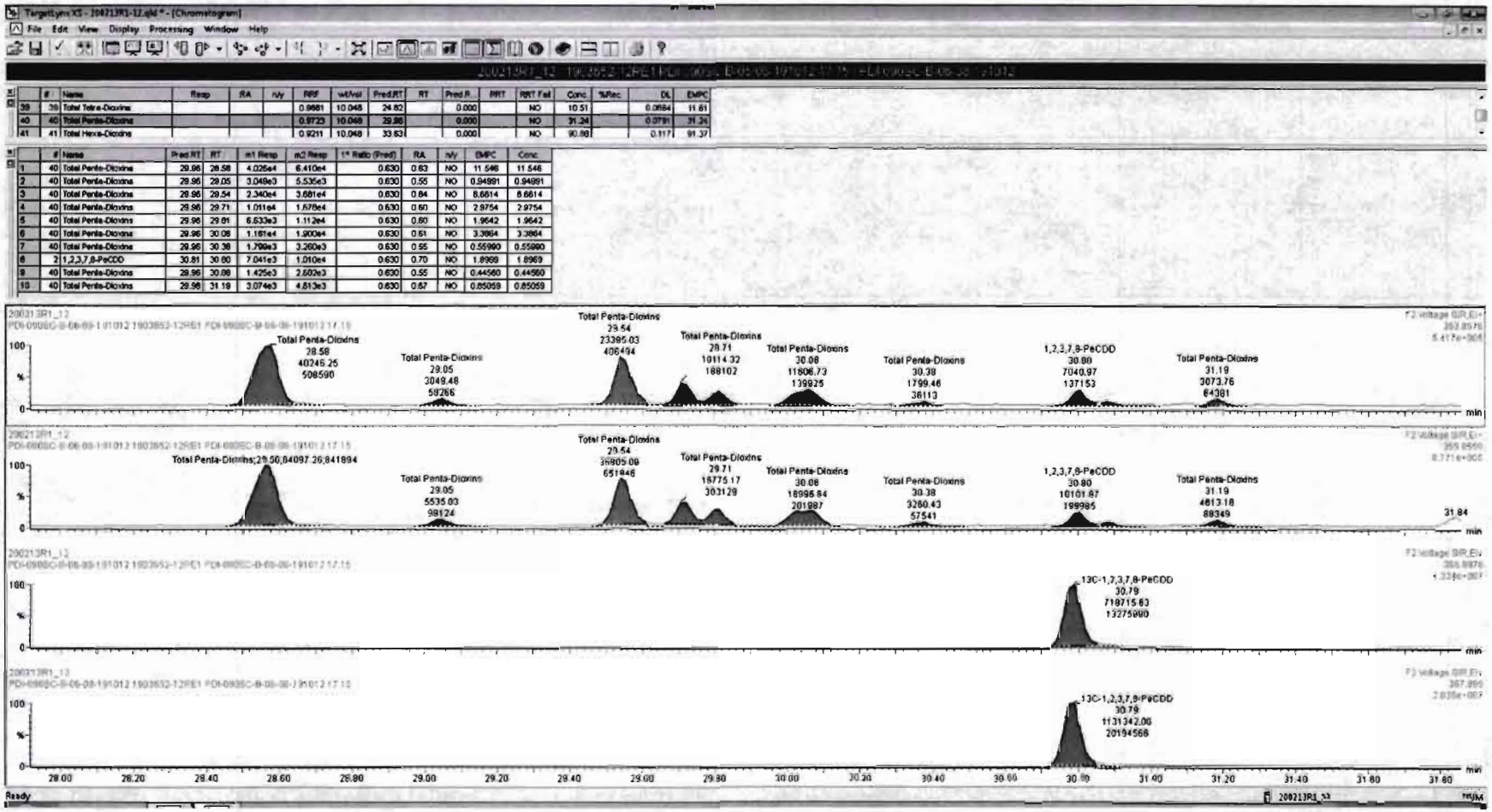
Total Penta-Dioxins
28.58
40246.25
508590
Total Penta-Dioxins
29.05
3049.48
58266
Total Penta-Dioxins
29.54
23395.03
406494
Total Penta-Dioxins
29.71
10114.32
188102
Total Penta-Dioxins
30.08
11806.73
139925
Total Penta-Dioxins
30.38
1799.46
36113
1,2,3,7,8-PeCDD
30.80
7040.97
137153
Total Penta-Dioxins
31.19
3073.76
64381
Total Penta-Dioxins;28.50,84097.26,841894
Total Penta-Dioxins
29.05
5535.03
98124
Total Penta-Dioxins
29.54
36805.08
651946
Total Penta-Dioxins
29.71
18775.17
303129
Total Penta-Dioxins
30.08
18996.84
201987
Total Penta-Dioxins
30.38
3280.43
57541
1,2,3,7,8-PeCDD
30.80
10101.67
199985
Total Penta-Dioxins
31.19
4613.18
88349
31.84
13C-1,2,3,7,8-PeCDD
30.79
718715.63
13275990
13C-1,2,3,7,8-PeCDD
30.79
1131342.06
20194568
min
Ready

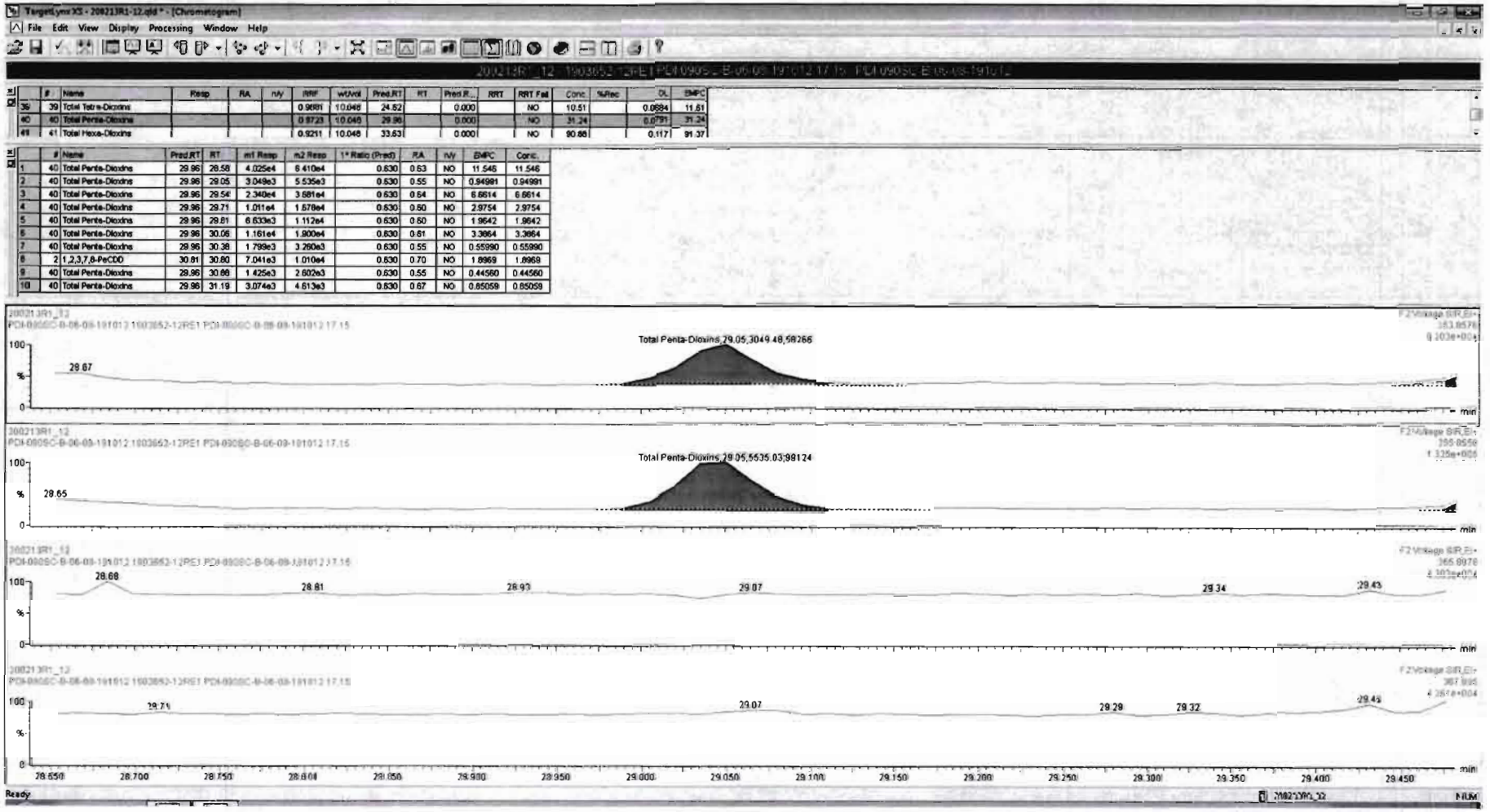

	#	Name	Resp	RA	n/y	RRF	wt/vol	Pred.RT	RT	Pred.R...	RRT	RRT Fail	Conc.	%Rec	DL	EMPC
39	39	Total Tetra-Dioxins				0.9691	10.048	24.52		0.000		NO	10.51		0.0584	11.61
40	40	Total Penta-Dioxins				0.8723	10.048	29.96		0.000		NO	31.24		0.0791	31.24
41	41	Total Hexa-Dioxins				0.9251	10.048	33.63		0.000		NO	90.66		0.117	91.37

	#	Name	Pred.RT	RT	m1 Resp	m2 Resp	1* Ratio (Pred)	RA	n/y	EMPC	Conc.
1	40	Total Penta-Dioxins	29.96	29.58	4.025e4	6.410e4	0.630	0.63	NO	11.546	11.546
2	40	Total Penta-Dioxins	29.96	29.05	3.049e3	5.535e3	0.630	0.55	NO	0.94991	0.94991
3	40	Total Penta-Dioxins	29.96	29.54	2.340e4	3.681e4	0.630	0.64	NO	6.6614	6.6614
4	40	Total Penta-Dioxins	29.96	29.71	1.011e4	1.578e4	0.630	0.60	NO	2.9754	2.9754
5	40	Total Penta-Dioxins	29.96	29.81	6.633e3	1.112e4	0.630	0.60	NO	1.9642	1.9642
6	40	Total Penta-Dioxins	29.96	30.06	1.161e4	1.900e4	0.630	0.61	NO	3.3664	3.3664
7	40	Total Penta-Dioxins	29.96	30.38	1.799e3	3.260e3	0.630	0.55	NO	0.55990	0.55990
8	2	1,2,3,7,8-PeCDD	30.81	30.80	7.041e3	1.010e4	0.630	0.70	NO	1.8969	1.8969
9	40	Total Penta-Dioxins	29.96	30.66	1.425e3	2.602e3	0.630	0.55	NO	0.44560	0.44560
10	40	Total Penta-Dioxins	29.96	31.19	3.074e3	4.613e3	0.630	0.67	NO	0.85059	0.85059

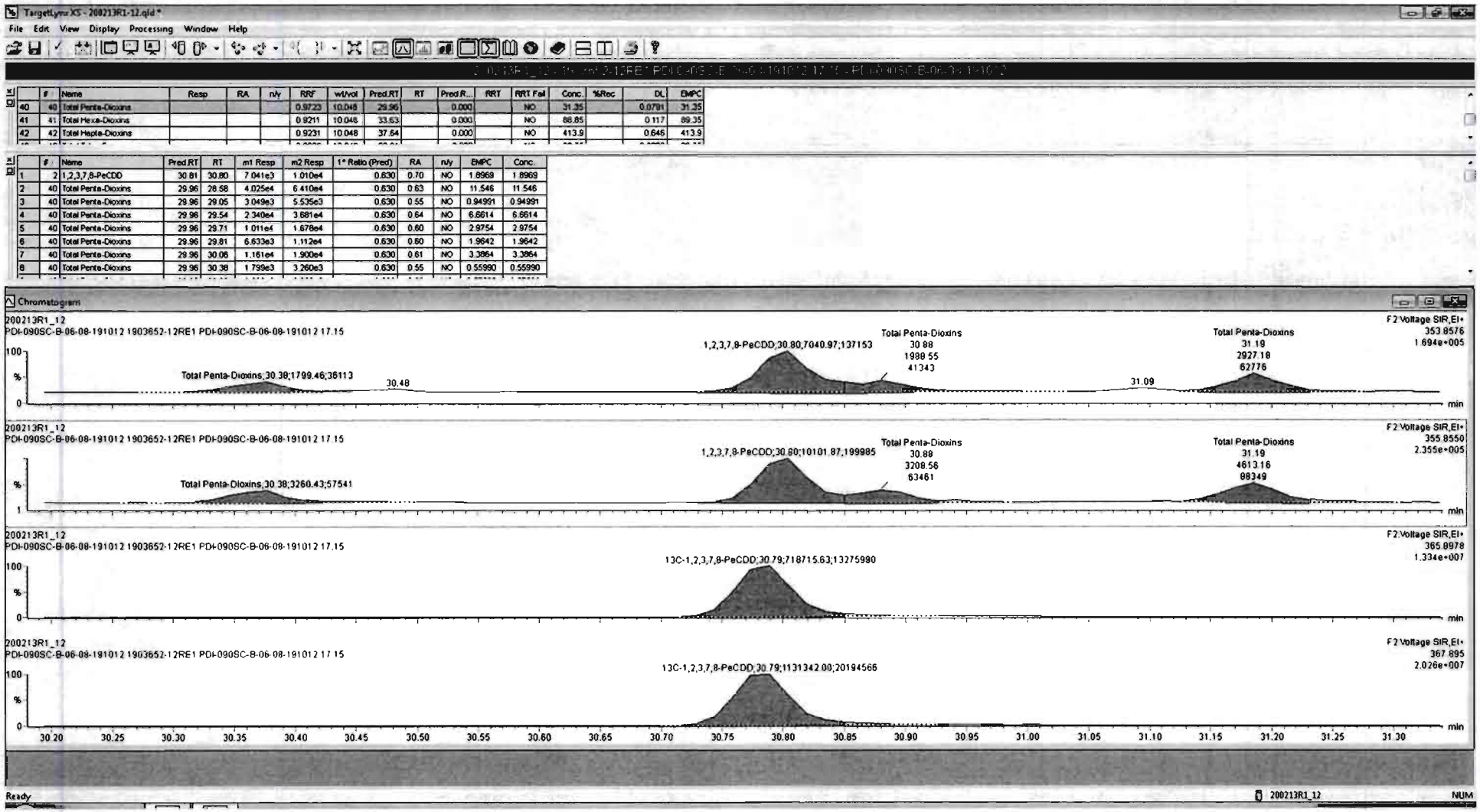

#	Name	Resp	RA	n/y	RRF	wt/vol	Pred.RT	RT	Pred.R...	RRT	RRT Fail	Conc.	%Rec	DL	EMPC
40	Total Penta-Dioxins				0.9723	10.048	29.96		0.000		NO	31.35		0.0791	31.35
41	Total Hexa-Dioxins				0.9211	10.048	33.63		0.000		NO	88.85		0.117	89.35
42	Total Hepta-Dioxins				0.9231	10.048	37.64		0.000		NO	413.9		0.646	413.9

#	Name	Pred.RT	RT	m1 Resp	m2 Resp	1° Ratio (Pred)	RA	n/y	EMPC	Conc.
2	1,2,3,7,8-PeCDD	30.81	30.80	7.041e3	1.010e4	0.630	0.70	NO	1.8969	1.8969
40	Total Penta-Dioxins	29.96	28.58	4.025e4	6.410e4	0.630	0.63	NO	11.546	11.546
40	Total Penta-Dioxins	29.96	29.05	3.049e3	5.535e3	0.630	0.55	NO	0.94991	0.94991
40	Total Penta-Dioxins	29.96	29.54	2.340e4	3.681e4	0.630	0.64	NO	6.6614	6.6614
40	Total Penta-Dioxins	29.96	29.71	1.011e4	1.678e4	0.630	0.60	NO	2.9754	2.9754
40	Total Penta-Dioxins	29.96	29.81	6.633e3	1.112e4	0.630	0.60	NO	1.9642	1.9642
40	Total Penta-Dioxins	29.96	30.06	1.161e4	1.900e4	0.630	0.61	NO	3.3864	3.3864
40	Total Penta-Dioxins	29.96	30.38	1.799e3	3.260e3	0.630	0.55	NO	0.55990	0.55990

Vista Analytical Laboratory

Dataset: Untitled

Last Altered: Friday, February 14, 2020 07:30:05 Pacific Standard Time
Printed: Friday, February 14, 2020 07:30:35 Pacific Standard Time

Name: 200213R1_12, Date: 13-Feb-2020, Time: 18:04:51, ID: 1903652-12RE1 PDI-090SC-B-06-08-191012 17.15, Description: PDI-090SC-B-06-08-191012

1,2,3,4,7,8-HxCDD

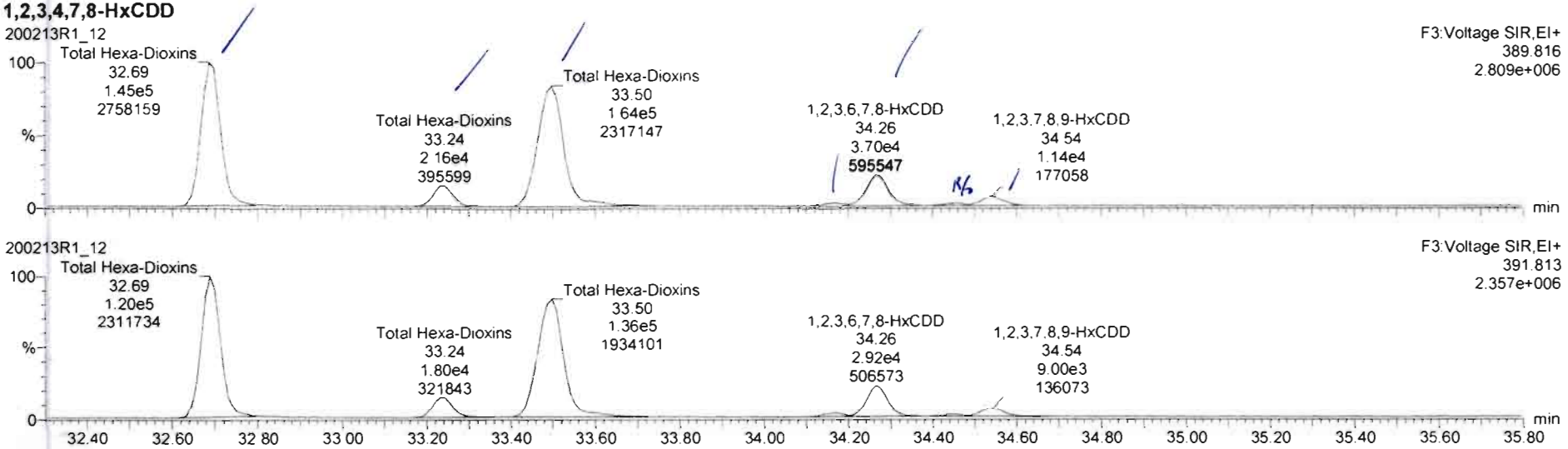

13C-1,2,3,4,7,8-HxCDD

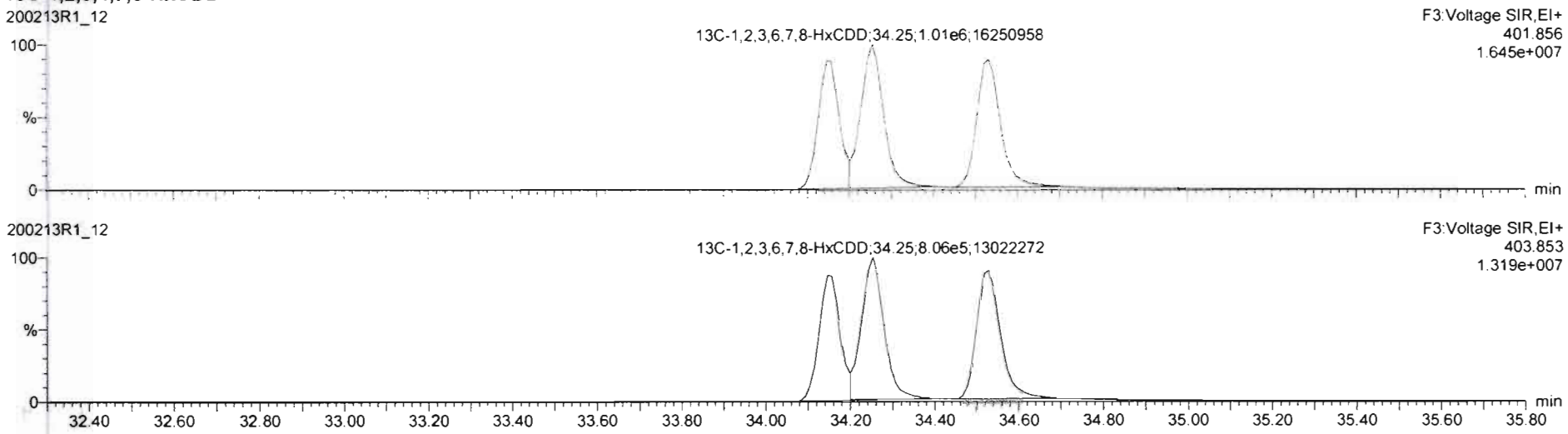

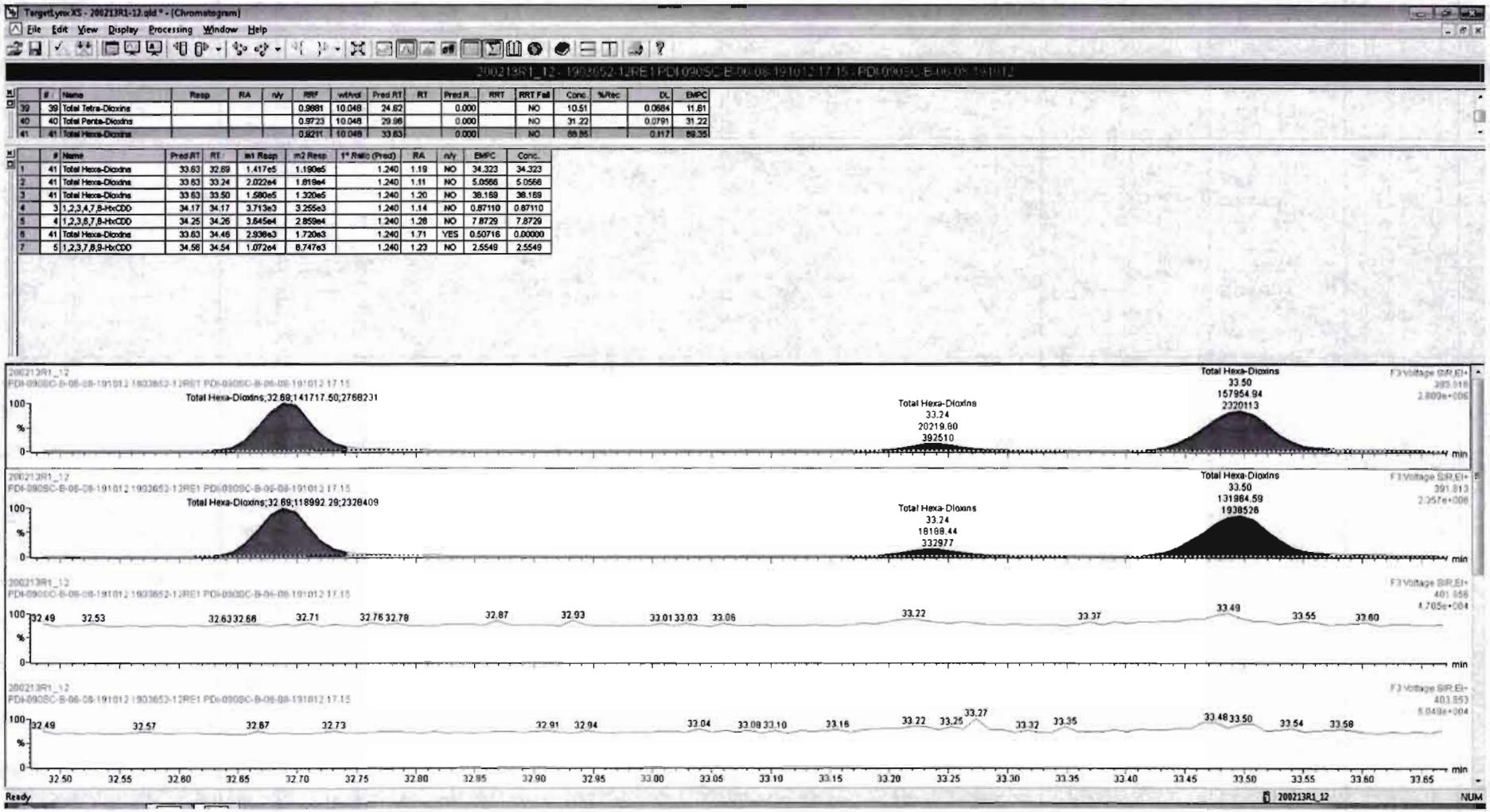

	#	Name	Resp	RA	n/y	RRF	wtAvd	Pred RT	RT	Pred R...	RRT	RRT Fail	Conc	%Rec	DL	EMPC
39	39	Total Tetra-Dioxins				0.9881	10.048	24.62		0.000		NO	10.51		0.0684	11.81
40	40	Total Penta-Dioxins				0.9723	10.048	29.96		0.000		NO	31.22		0.0791	31.22
41	41	Total Hexa-Dioxins				0.9211	10.049	33.63		0.000		NO	88.85		0.117	88.35

	#	Name	Pred RT	RT	m1 Resp	m2 Resp	t* Ratio (Pred)	RA	n/y	EMPC	Conc.
1	41	Total Hexa-Dioxins	33.63	32.69	1.417e5	1.190e5	1.240	1.19	NO	34.323	34.323
2	41	Total Hexa-Dioxins	33.63	33.24	2.022e4	1.819e4	1.240	1.11	NO	5.0566	5.0566
3	41	Total Hexa-Dioxins	33.63	33.50	1.580e5	1.320e5	1.240	1.20	NO	38.169	38.169
4	3	1,2,3,4,7,8-HxCDD	34.17	34.17	3.713e3	3.255e3	1.240	1.14	NO	0.87110	0.87110
5	4	1,2,3,6,7,8-HxCDD	34.25	34.26	3.645e4	2.859e4	1.240	1.28	NO	7.8729	7.8729
6	41	Total Hexa-Dioxins	33.63	34.46	2.936e3	1.720e3	1.240	1.71	YES	0.50716	0.00000
7	5	1,2,3,7,8,9-HxCDD	34.56	34.54	1.072e4	8.747e3	1.240	1.23	NO	2.5549	2.5549

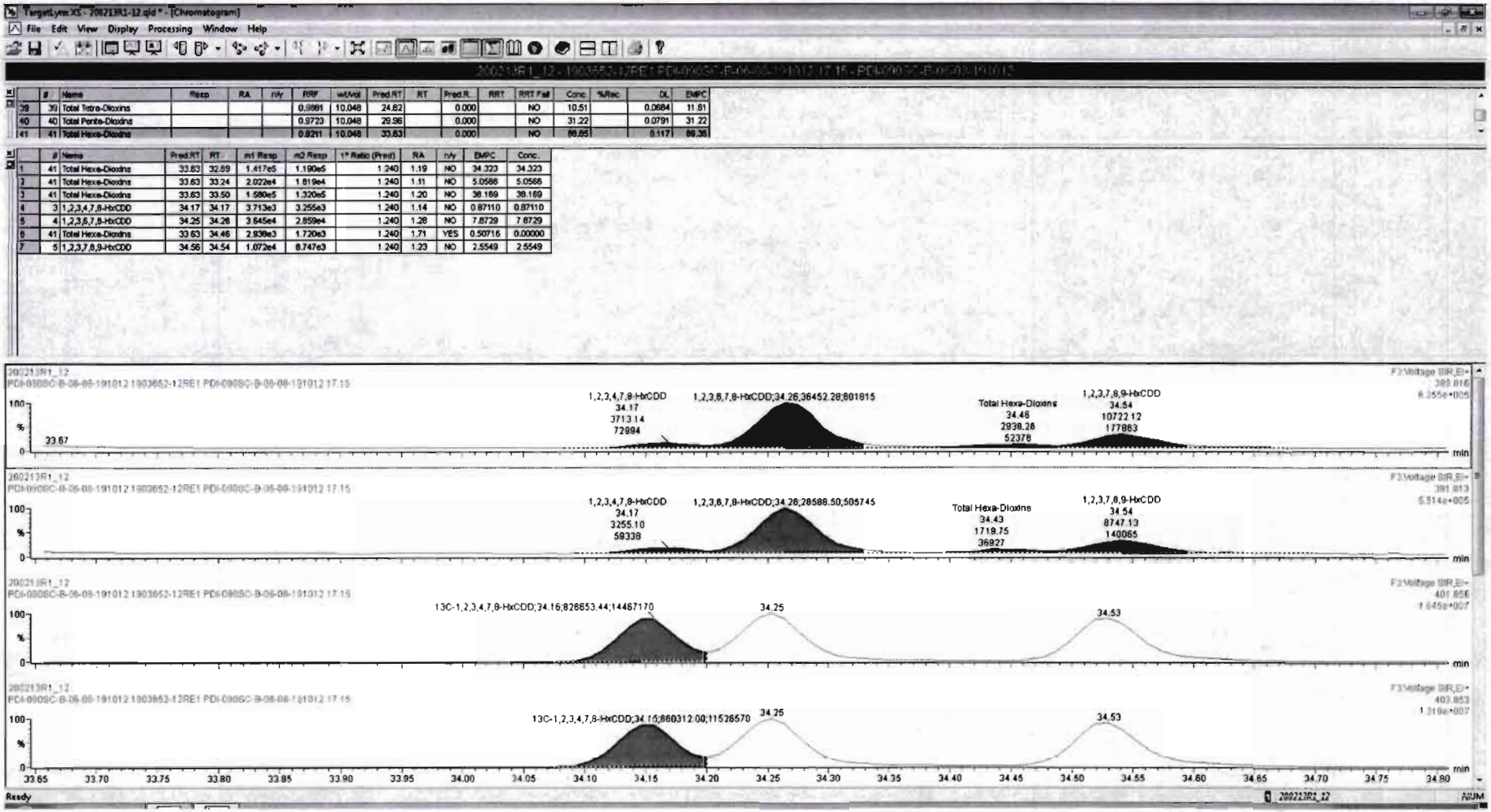

	#	Name	Resp	RA	n/y	RRF	wt/vol	Pred.RT	RT	Pred.R.	RRT	RRT Fail	Conc.	%Rec	DL	EMPC
39	39	Total Tetra-Dioxins				0.9861	10.048	24.62		0.000		NO	10.51		0.0684	11.81
40	40	Total Penta-Dioxins				0.9723	10.048	29.96		0.000		NO	31.22		0.0791	31.22
41	41	Total Hexa-Dioxins				0.9211	10.048	33.63		0.000		NO	89.85		0.117	89.35

	#	Name	Pred.RT	RT	m1 Resp	m2 Resp	1* Ratio (Pred)	RA	n/y	EMPC	Conc.
1	41	Total Hexa-Dioxins	33.63	32.89	1.417e5	1.190e5	1.240	1.19	NO	34.323	34.323
2	41	Total Hexa-Dioxins	33.63	33.24	2.022e4	1.819e4	1.240	1.11	NO	5.0588	5.0588
3	41	Total Hexa-Dioxins	33.63	33.50	1.580e5	1.320e5	1.240	1.20	NO	39.189	39.189
4	3	1,2,3,4,7,8-HxCDD	34.17	34.17	3.713e3	3.255e3	1.240	1.14	NO	0.87110	0.87110
5	4	1,2,3,6,7,8-HxCDD	34.25	34.26	3.645e4	2.859e4	1.240	1.28	NO	7.8729	7.8729
6	41	Total Hexa-Dioxins	33.63	34.46	2.839e3	1.720e3	1.240	1.71	YES	0.50716	0.00000
7	5	1,2,3,7,8,9-HxCDD	34.56	34.54	1.072e4	8.747e3	1.240	1.23	NO	2.5549	2.5549

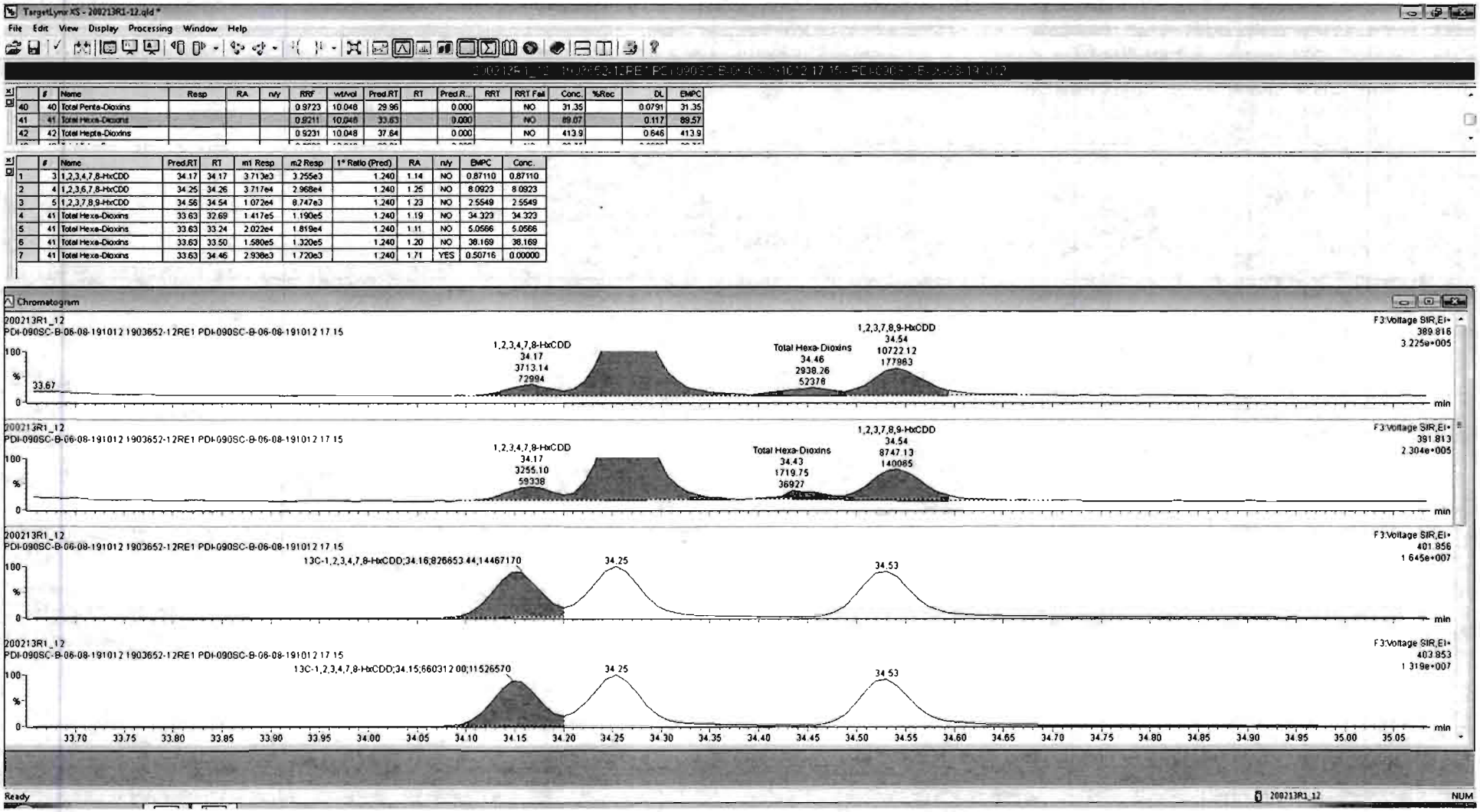

	#	Name	Resp	RA	n/y	RRF	wt/vol	Pred.RT	RT	Pred.R...	RRT	RRT Fail	Conc.	%Rec	DL	EMPC
40	40	Total Penta-Dioxins				0.9723	10.048	29.96		0.000		NO	31.35		0.0791	31.35
41	41	Total Hexa-Dioxins				0.9211	10.048	33.63		0.000		NO	89.07		0.117	89.57
42	42	Total Hepta-Dioxins				0.9231	10.048	37.64		0.000		NO	413.9		0.646	413.9

	#	Name	Pred.RT	RT	m1 Resp	m2 Resp	1* Ratio (Pred)	RA	n/y	EMPC	Conc.
1	3	1,2,3,4,7,8-HxCDD	34.17	34.17	3.713e3	3.255e3	1.240	1.14	NO	0.87110	0.87110
2	4	1,2,3,6,7,8-HxCDD	34.25	34.26	3.717e4	2.968e4	1.240	1.25	NO	8.0923	8.0923
3	5	1,2,3,7,8,9-HxCDD	34.56	34.54	1.072e4	8.747e3	1.240	1.23	NO	2.5549	2.5549
4	41	Total Hexa-Dioxins	33.63	32.69	1.417e5	1.190e5	1.240	1.19	NO	34.323	34.323
5	41	Total Hexa-Dioxins	33.63	33.24	2.022e4	1.819e4	1.240	1.11	NO	5.0566	5.0566
6	41	Total Hexa-Dioxins	33.63	33.50	1.580e5	1.320e5	1.240	1.20	NO	38.169	38.169
7	41	Total Hexa-Dioxins	33.63	34.46	2.938e3	1.720e3	1.240	1.71	YES	0.50716	0.00000

Dataset: Untitled

Last Altered: Friday, February 14, 2020 07:30:05 Pacific Standard Time
Printed: Friday, February 14, 2020 07:30:35 Pacific Standard Time

Name: 200213R1_12, Date: 13-Feb-2020, Time: 18:04:51, ID: 1903652-12RE1 PDI-090SC-B-06-08-191012 17.15, Description: PDI-090SC-B-06-08-191012

1,2,3,4,6,7,8-HpCDD

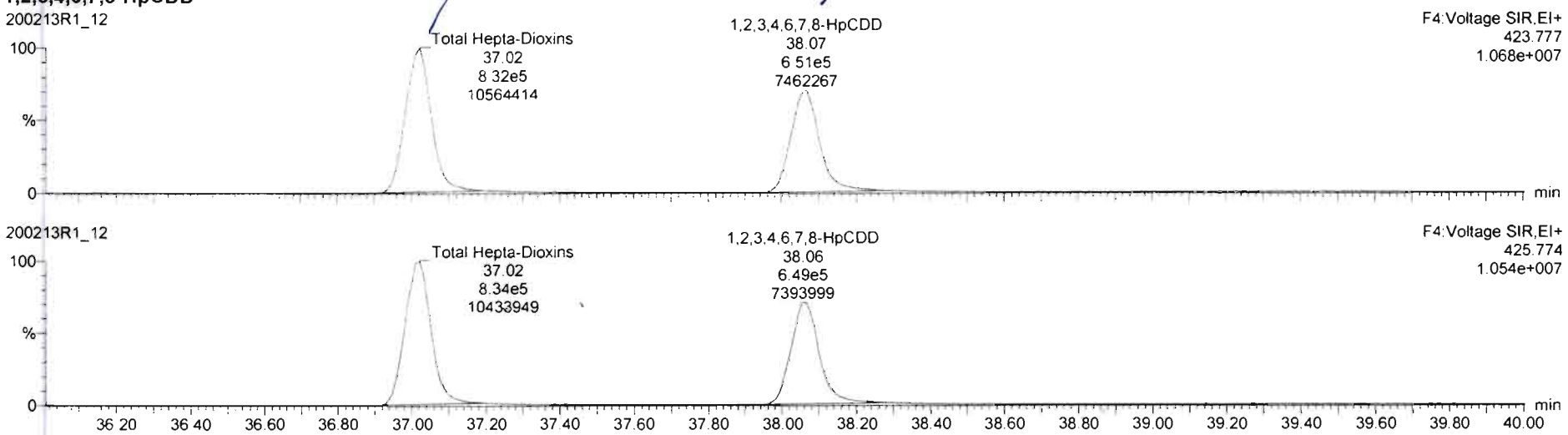

13C-1,2,3,4,6,7,8-HpCDD

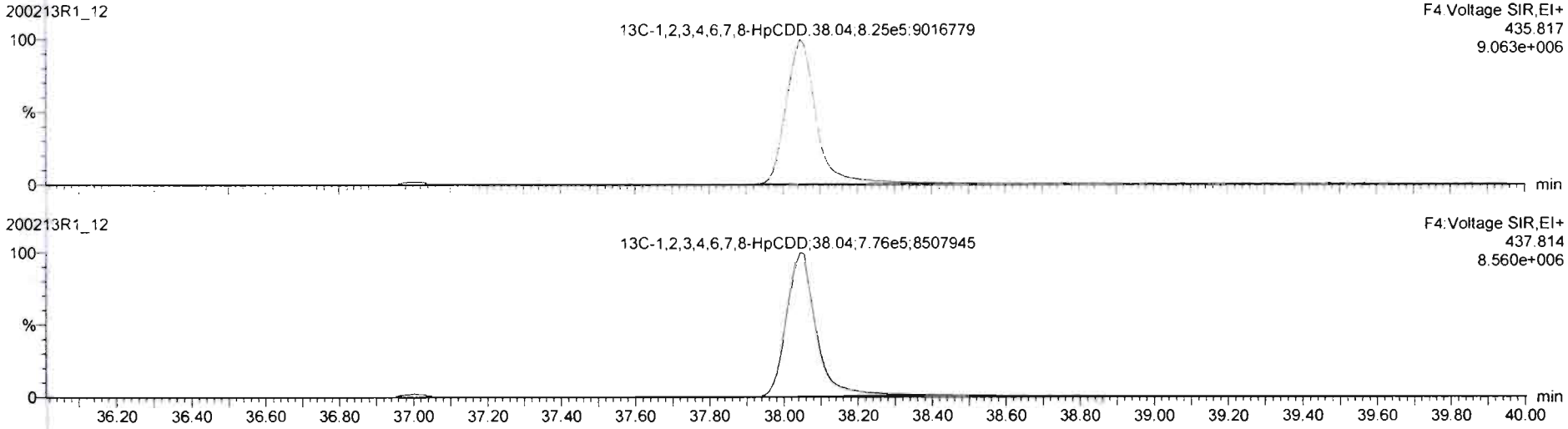

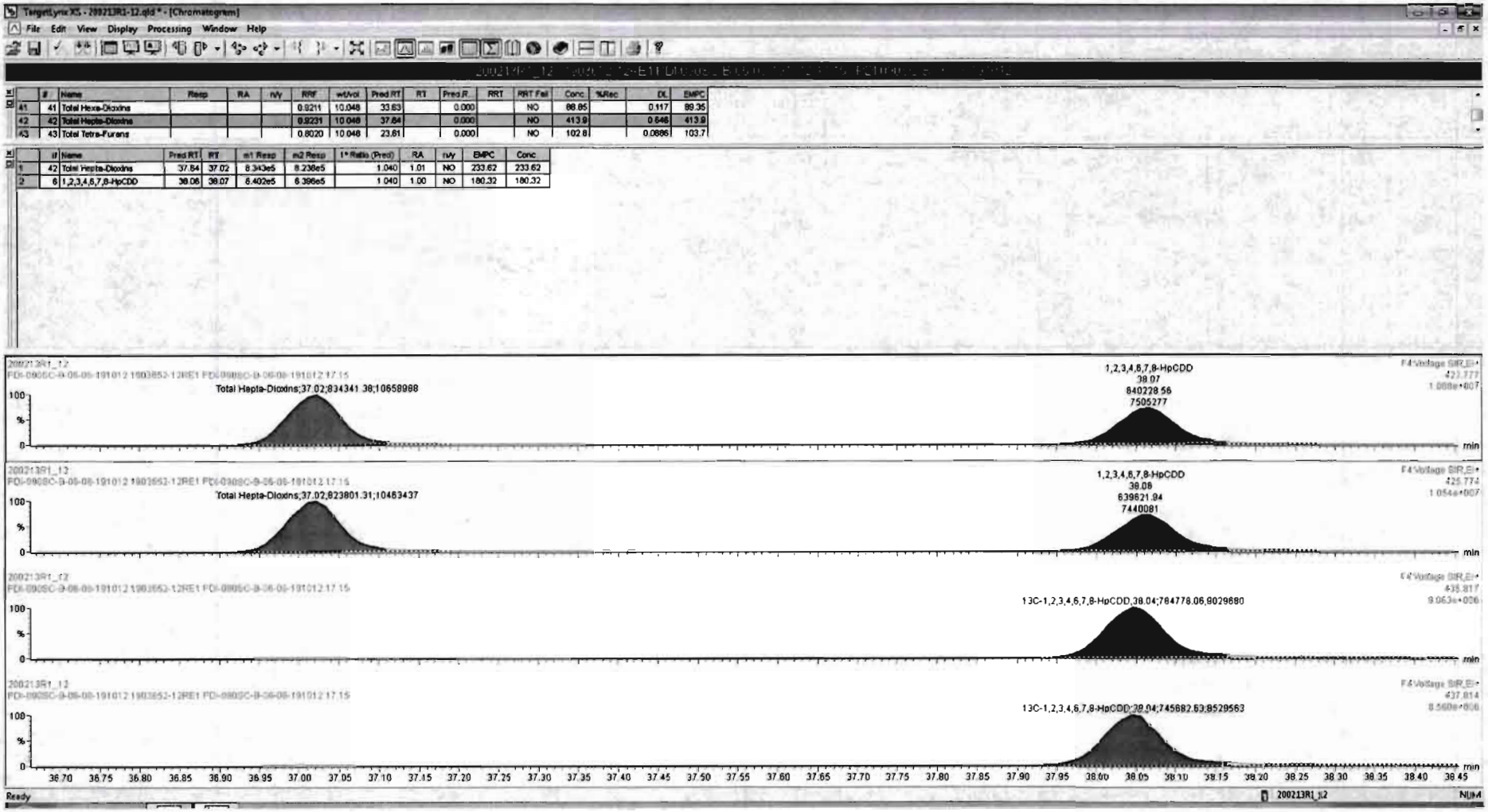

	#	Name	Resp	RA	rvy	RRF	wt/vol	Pred RT	RT	Pred R.	RRT	RRT Fail	Conc	%Rec	DL	EMPC
41	41	Total Hexa-Dioxins				0.9211	10.048	33.63		0.000		NO	88.85		0.117	89.35
42	42	Total Hepta-Dioxins				0.9231	10.048	37.84		0.000		NO	413.9		0.646	413.9
43	43	Total Tetra-Furans				0.8020	10.048	23.81		0.000		NO	102.8		0.0886	103.7

	#	Name	Pred RT	RT	m1 Resp	m2 Resp	I* Ratio (Pred)	RA	rvy	EMPC	Conc
1	42	Total Hepta-Dioxins	37.84	37.02	8.343e5	8.236e5	1.040	1.01	NO	233.62	233.62
2	6	1,2,3,4,6,7,8-HpCDD	38.06	38.07	8.402e5	6.396e5	1.040	1.00	NO	180.32	180.32

Vista Analytical Laboratory

Dataset: Untitled

Last Altered: Friday, February 14, 2020 07:30:05 Pacific Standard Time
Printed: Friday, February 14, 2020 07:30:35 Pacific Standard Time

Name: 200213R1_12, Date: 13-Feb-2020, Time: 18:04:51, ID: 1903652-12RE1 PDI-090SC-B-06-08-191012 17.15, Description: PDI-090SC-B-06-08-191012

OCDD

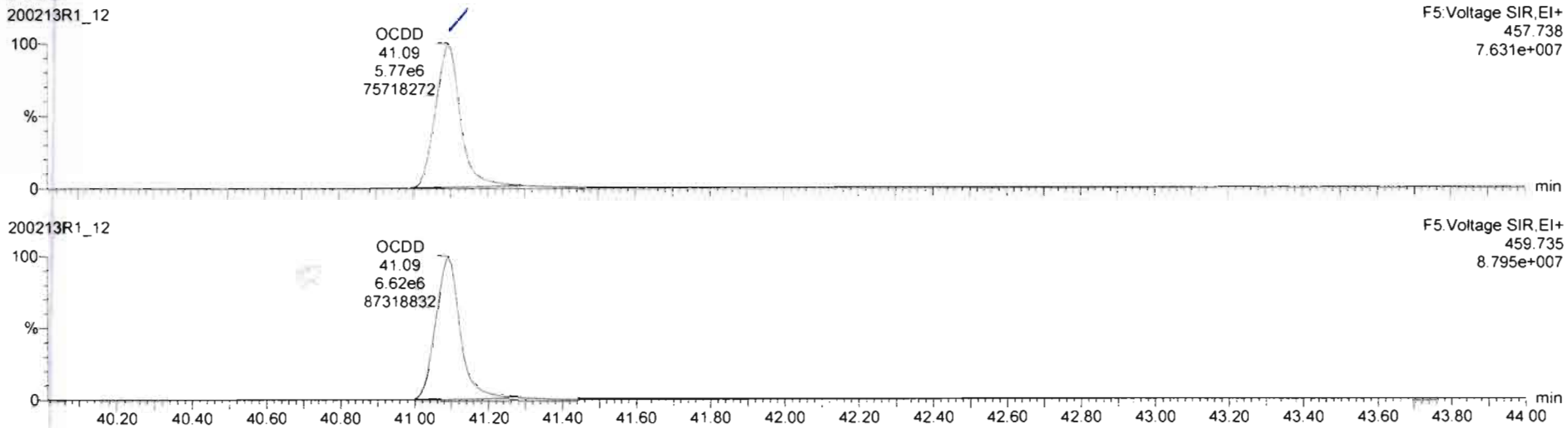

13C-OCDD

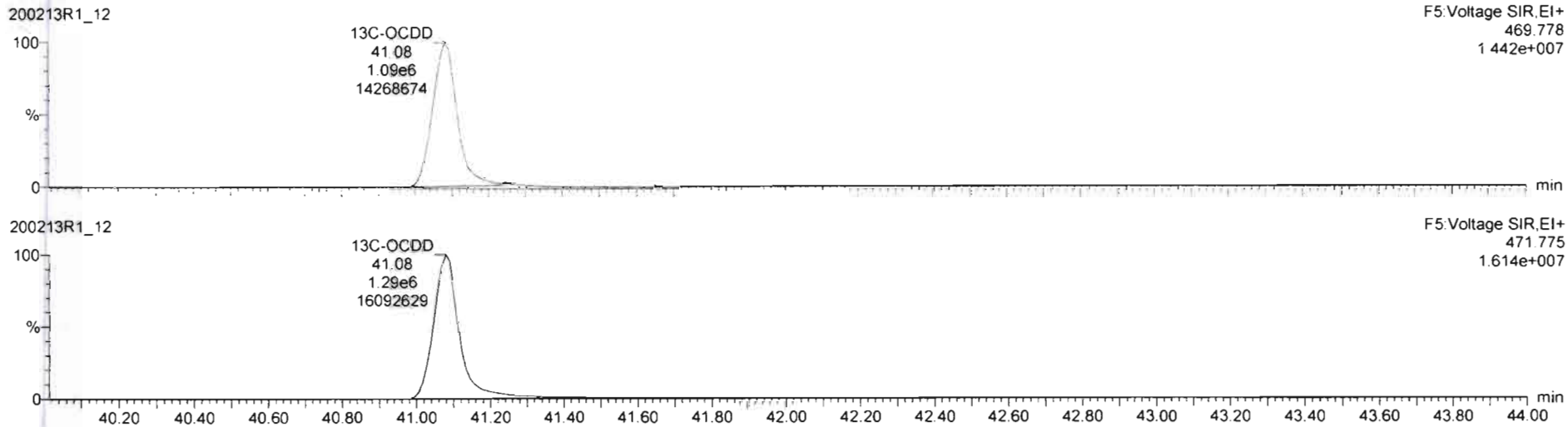


TargetLynx XS - 200213R1-12.qld *
File Edit View Display Processing Window Help
OCDD;41.08;5643198.50;75926320
OCDD;41.09;8566992.00;87907984
13C-OCDD;41.08;1090886.25;14349588
13C-OCDD;41.08;1229342.38;16108115
Ready

Dataset: Untitled

Last Altered: Friday, February 14, 2020 07:30:05 Pacific Standard Time
Printed: Friday, February 14, 2020 07:30:35 Pacific Standard Time

Name: 200213R1_12, Date: 13-Feb-2020, Time: 18:04:51, ID: 1903652-12RE1 PDI-090SC-B-06-08-191012 17.15, Description: PDI-090SC-B-06-08-191012

2,3,7,8-TCDF

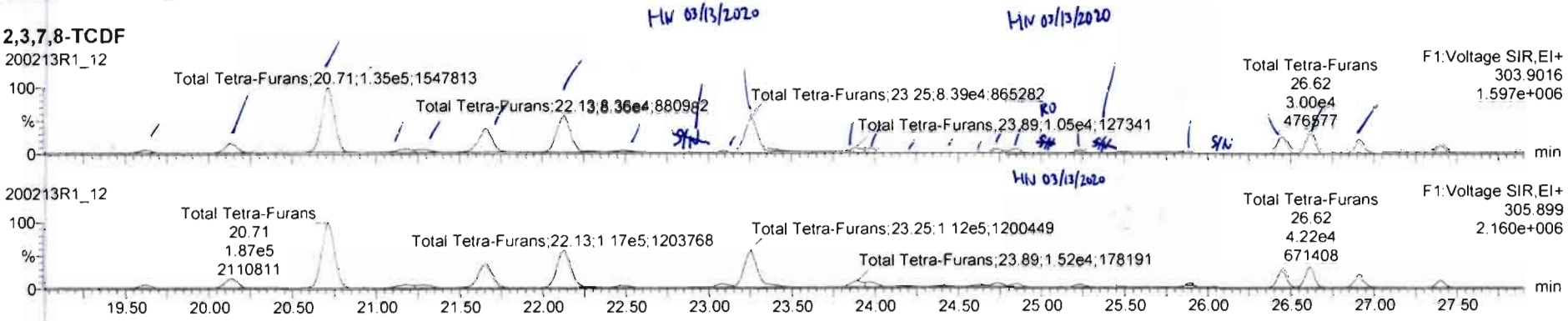

13C-2,3,7,8-TCDF

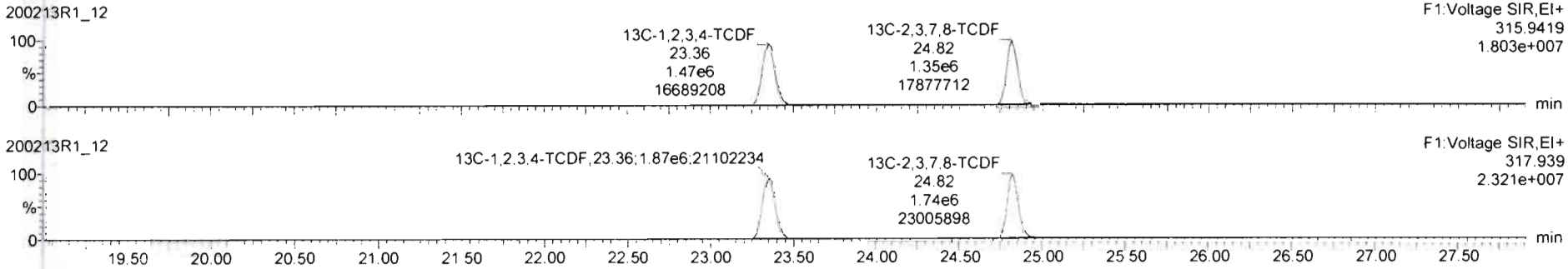

DPE1

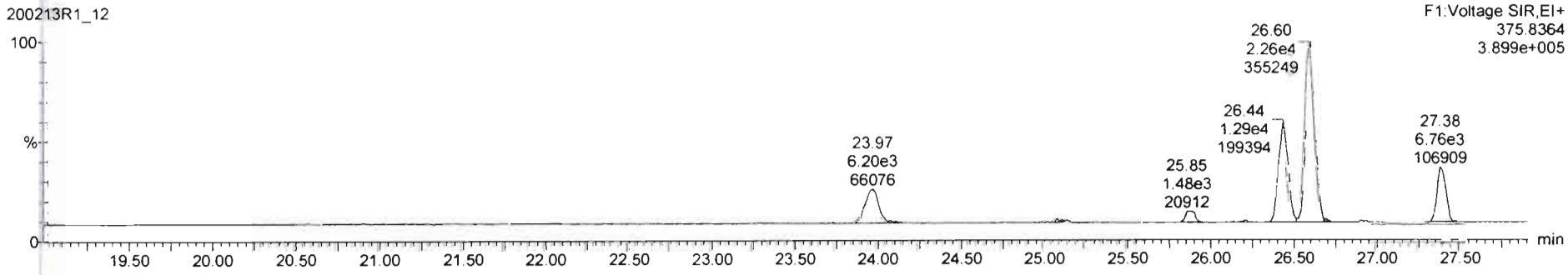

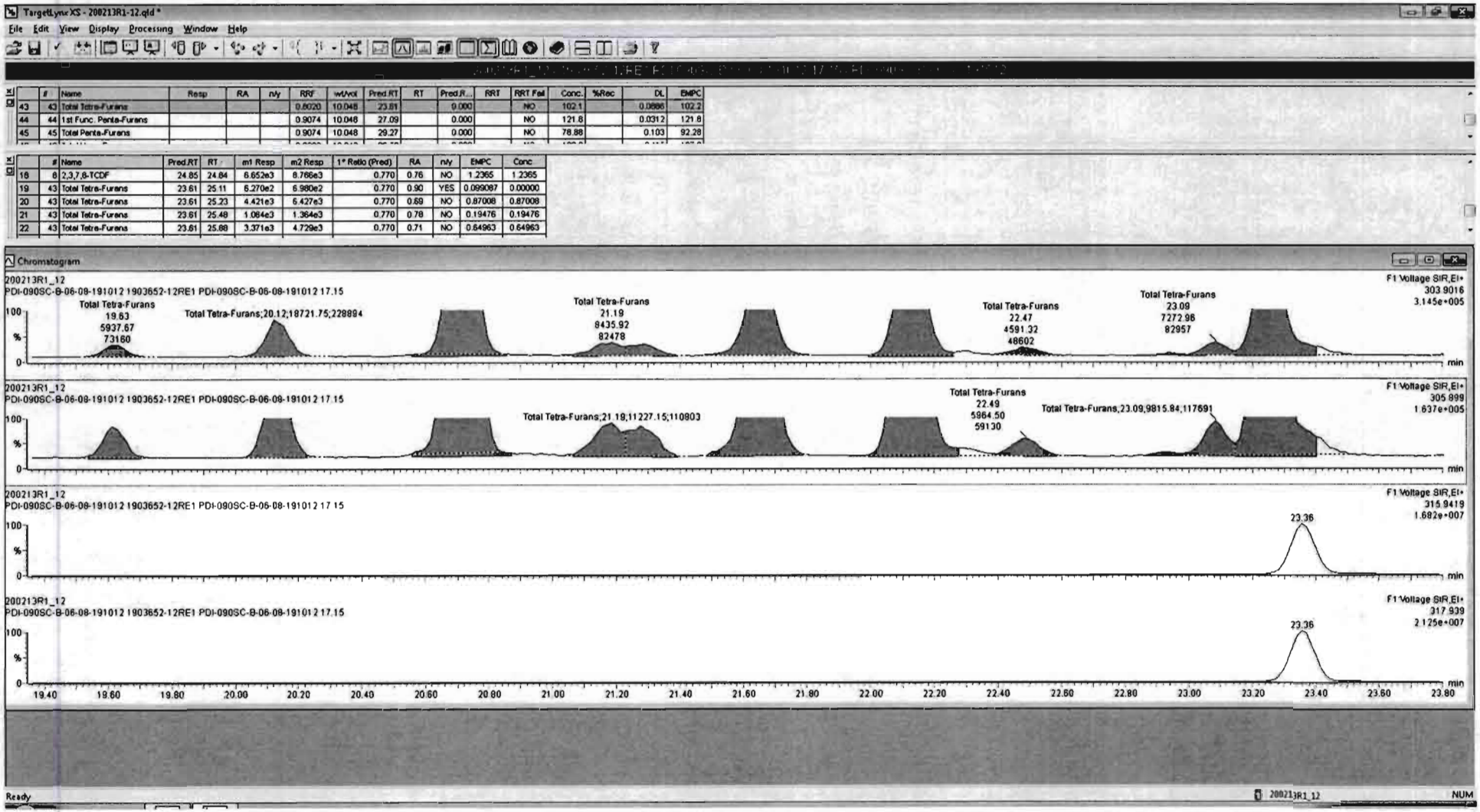

	#	Name	Resp	RA	n/y	RRF	wt/vol	Pred.RT	RT	Pred.R...	RRT	RRT Fail	Conc.	%Rec	DL	EMPC
43	43	Total Tetra-Furans				0.8020	10.048	23.81		0.000		NO	102.1		0.0886	102.2
44	44	1st Func. Penta-Furans				0.9074	10.048	27.09		0.000		NO	121.8		0.0312	121.8
45	45	Total Penta-Furans				0.9074	10.048	29.27		0.000		NO	78.88		0.103	92.28

	#	Name	Pred.RT	RT	m1 Resp	m2 Resp	1° Ratio (Pred)	RA	n/y	EMPC	Conc
18	8	2,3,7,8-TCDF	24.85	24.84	6.652e3	8.766e3	0.770	0.76	NO	1.2365	1.2365
19	43	Total Tetra-Furans	23.61	25.11	6.270e2	6.980e2	0.770	0.90	YES	0.099087	0.00000
20	43	Total Tetra-Furans	23.61	25.23	4.421e3	6.427e3	0.770	0.69	NO	0.87008	0.87008
21	43	Total Tetra-Furans	23.61	25.48	1.084e3	1.364e3	0.770	0.78	NO	0.19476	0.19476
22	43	Total Tetra-Furans	23.61	25.68	3.371e3	4.729e3	0.770	0.71	NO	0.64963	0.64963

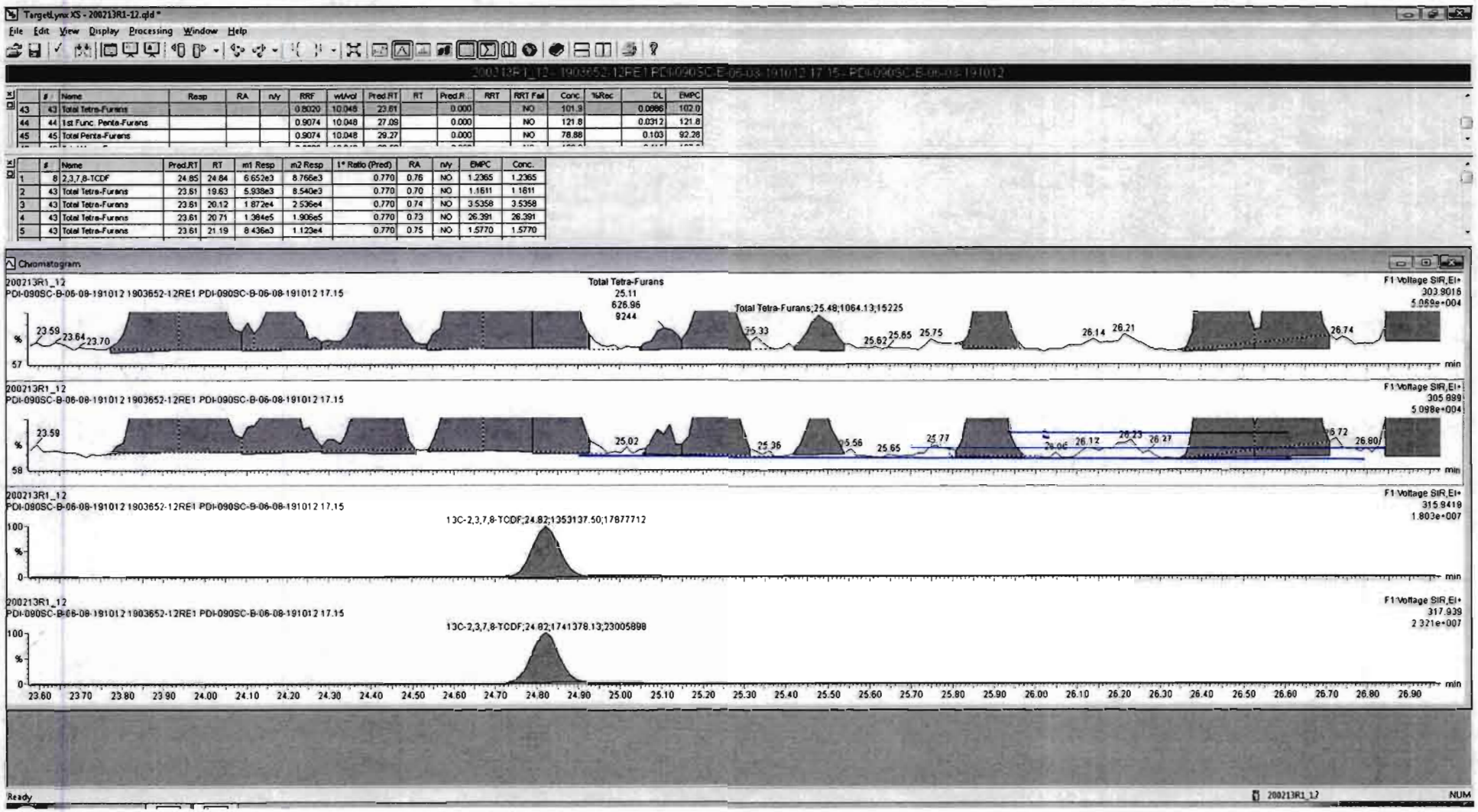

	#	Name	Resp	RA	n/y	RRF	wt/vol	Pred RT	RT	Pred R...	RRT	RRT Fail	Conc.	%Rec	DL	EMPC
43	43	Total Tetra-Furans				0.8020	10.048	23.61		0.000		NO	101.9		0.0886	102.0
44	44	1st Func. Penta-Furans				0.9074	10.048	27.09		0.000		NO	121.8		0.0312	121.8
45	45	Total Penta-Furans				0.9074	10.048	29.27		0.000		NO	78.88		0.103	92.28

	#	Name	Pred.RT	RT	m1 Resp	m2 Resp	1* Ratio (Pred)	RA	n/y	EMPC	Conc.
1	8	2,3,7,8-TCDF	24.85	24.84	6.652e3	8.766e3	0.770	0.76	NO	1.2365	1.2365
2	43	Total Tetra-Furans	23.61	19.63	5.938e3	8.540e3	0.770	0.70	NO	1.1611	1.1611
3	43	Total Tetra-Furans	23.61	20.12	1.872e4	2.536e4	0.770	0.74	NO	3.5358	3.5358
4	43	Total Tetra-Furans	23.61	20.71	1.384e5	1.906e5	0.770	0.73	NO	26.391	26.391
5	43	Total Tetra-Furans	23.61	21.19	8.436e3	1.123e4	0.770	0.75	NO	1.5770	1.5770

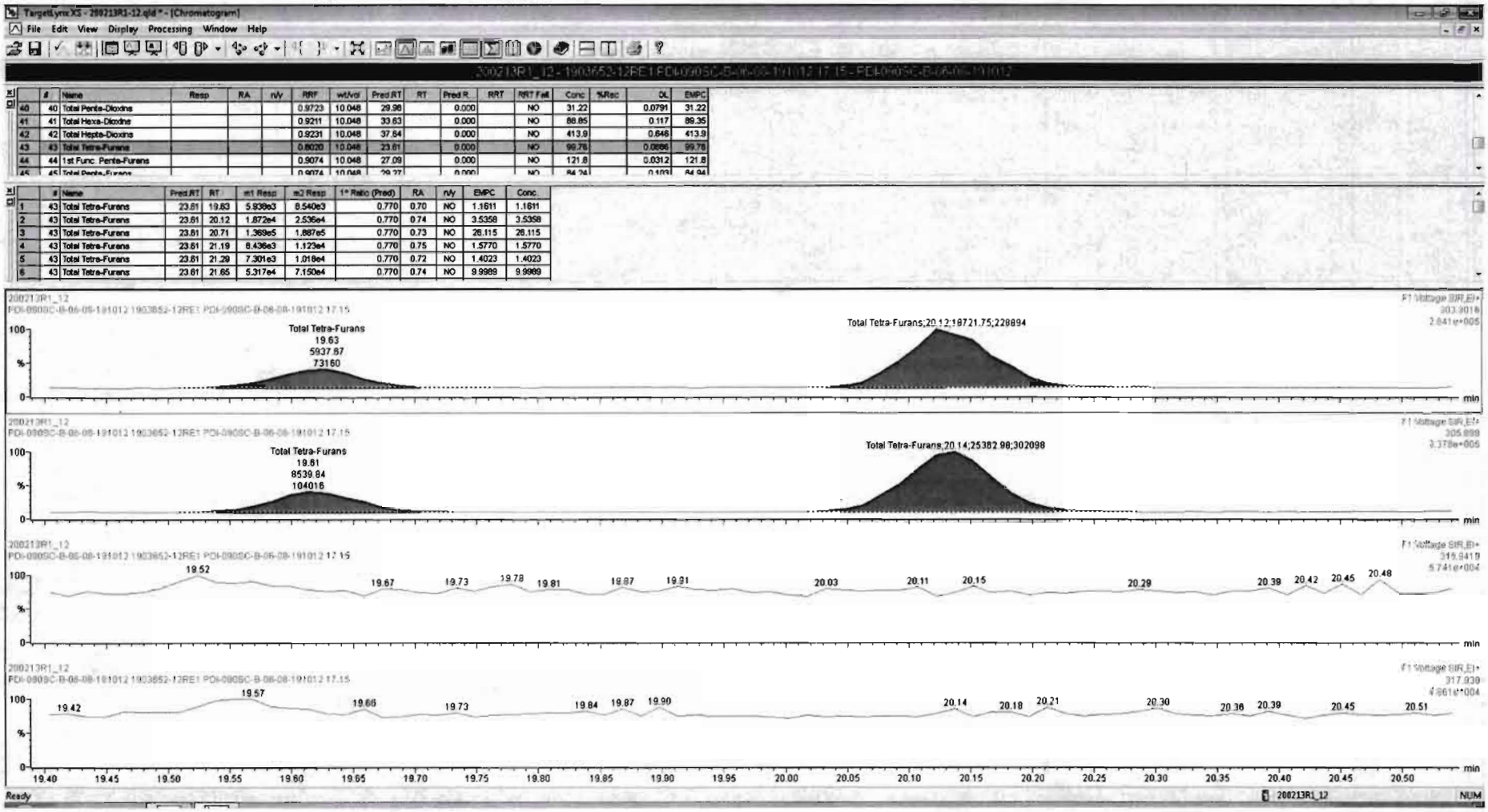

	#	Name	Resp	RA	rVy	RRF	wtAvg	Pred RT	RT	Pred R.	RRT	RRT Fail	Conc	%Rec	DL	EMPC
40	40	Total Penta-Dioxins				0.9723	10.048	29.98		0.000		NO	31.22		0.0791	31.22
41	41	Total Hexa-Dioxins				0.9211	10.048	33.63		0.000		NO	88.85		0.117	89.35
42	42	Total Hepta-Dioxins				0.9231	10.048	37.64		0.000		NO	413.9		0.646	413.9
43	43	Total Tetra-Furans				0.8020	10.048	23.61		0.000		NO	99.78		0.0886	99.78
44	44	1st Func. Penta-Furans				0.9074	10.048	27.09		0.000		NO	121.8		0.0312	121.8
45	45	Total Penta-Furans				0.9074	10.048	29.27		0.000		NO	84.24		0.0103	84.24

	#	Name	Pred RT	RT	m1 Resp	m2 Resp	1st Ratio (Pred)	RA	rVy	EMPC	Conc.
1	43	Total Tetra-Furans	23.61	19.63	5.938e3	8.540e3	0.770	0.70	NO	1.1611	1.1611
2	43	Total Tetra-Furans	23.61	20.12	1.872e4	2.536e4	0.770	0.74	NO	3.5358	3.5358
3	43	Total Tetra-Furans	23.61	20.71	1.369e5	1.887e5	0.770	0.73	NO	26.115	26.115
4	43	Total Tetra-Furans	23.61	21.19	8.436e3	1.123e4	0.770	0.75	NO	1.5770	1.5770
5	43	Total Tetra-Furans	23.61	21.29	7.301e3	1.018e4	0.770	0.72	NO	1.4023	1.4023
6	43	Total Tetra-Furans	23.61	21.65	5.317e4	7.150e4	0.770	0.74	NO	9.9989	9.9989

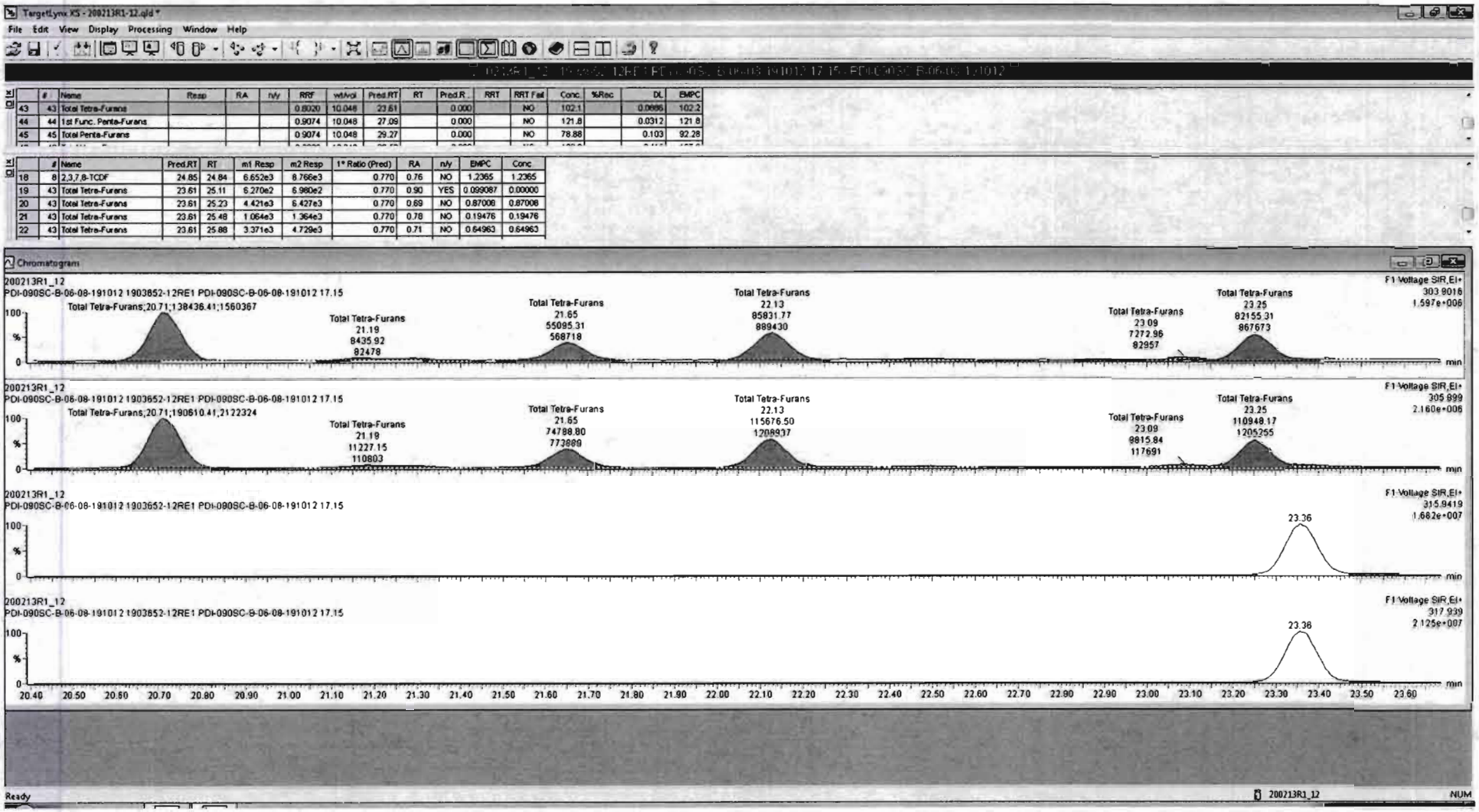

	#	Name	Resp	RA	n/y	RRF	wtAvg	Pred.RT	RT	Pred.R...	RRT	RRT Fail	Conc.	%Rec	DL	EMPC
43	43	Total Tetra-Furans				0.8020	10.048	23.61		0.000		NO	102.1		0.0696	102.2
44	44	1st Func. Penta-Furans				0.9074	10.048	27.09		0.000		NO	121.8		0.0312	121.8
45	45	Total Penta-Furans				0.9074	10.048	29.27		0.000		NO	78.88		0.103	92.28

	#	Name	Pred.RT	RT	m1 Resp	m2 Resp	1° Ratio (Pred)	RA	n/y	EMPC	Conc.
18	8	2,3,7,8-TCDF	24.85	24.84	6.652e3	8.766e3	0.770	0.76	NO	1.2365	1.2365
19	43	Total Tetra-Furans	23.61	25.11	6.270e2	6.980e2	0.770	0.90	YES	0.099087	0.00000
20	43	Total Tetra-Furans	23.61	25.23	4.421e3	6.427e3	0.770	0.69	NO	0.87008	0.87008
21	43	Total Tetra-Furans	23.61	25.48	1.064e3	1.364e3	0.770	0.78	NO	0.19476	0.19476
22	43	Total Tetra-Furans	23.61	25.88	3.371e3	4.729e3	0.770	0.71	NO	0.64963	0.64963

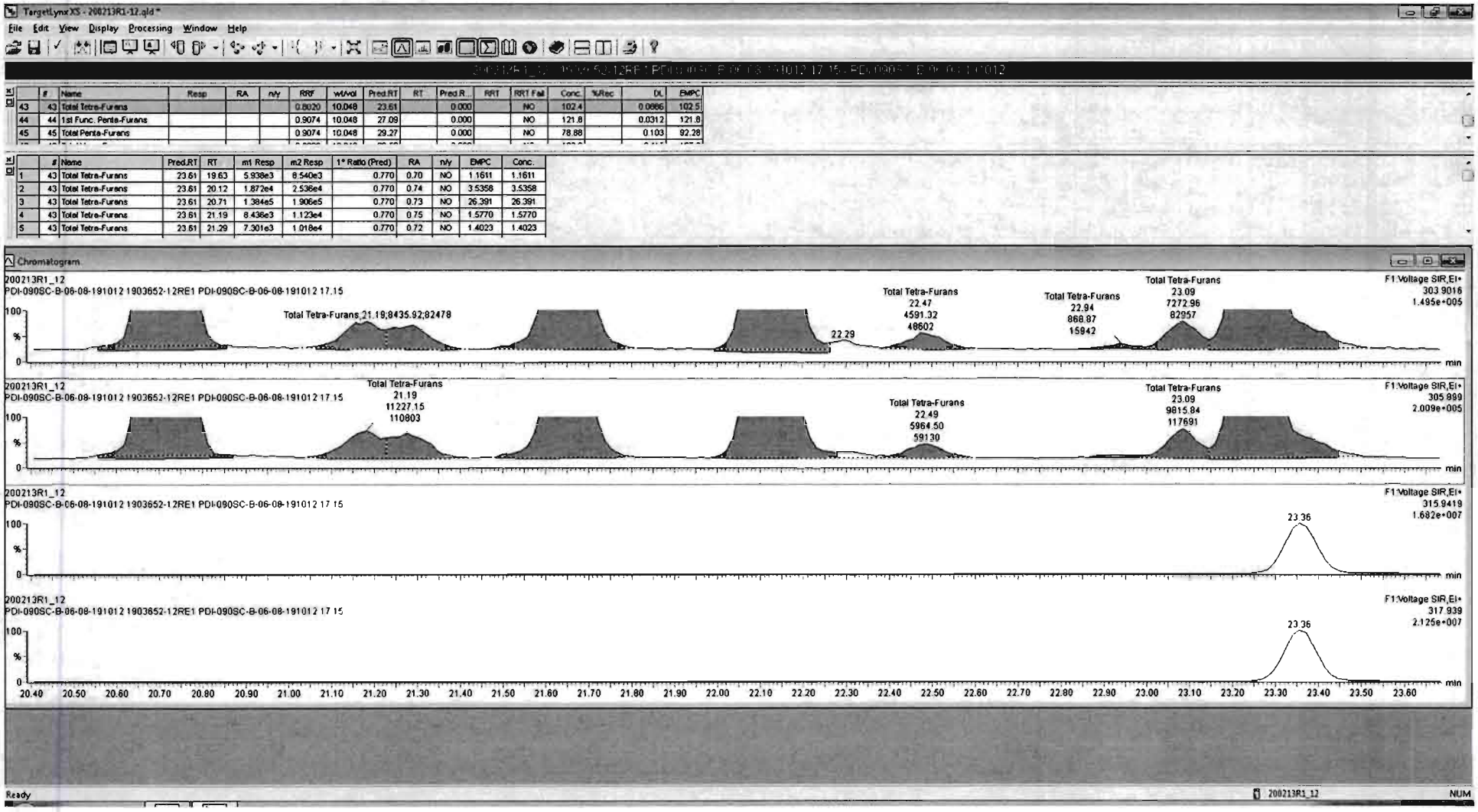

	#	Name	Resp	RA	n/y	RRF	wt/vol	Pred.RT	RT	Pred.R...	RRT	RRT Fail	Conc.	%Rec	DL	EMPC
43	43	Total Tetra-Furans				0.8020	10.048	23.61		0.000		NO	102.4		0.0886	102.5
44	44	1st Func. Penta-Furans				0.9074	10.048	27.09		0.000		NO	121.8		0.0312	121.8
45	45	Total Penta-Furans				0.9074	10.048	29.27		0.000		NO	78.88		0.103	92.28

	#	Name	Pred.RT	RT	m1 Resp	m2 Resp	1° Ratio (Pred)	RA	n/y	EMPC	Conc.
1	43	Total Tetra-Furans	23.61	19.63	5.938e3	8.540e3	0.770	0.70	NO	1.1611	1.1611
2	43	Total Tetra-Furans	23.61	20.12	1.872e4	2.536e4	0.770	0.74	NO	3.5358	3.5358
3	43	Total Tetra-Furans	23.61	20.71	1.384e5	1.906e5	0.770	0.73	NO	26.391	26.391
4	43	Total Tetra-Furans	23.61	21.19	8.438e3	1.123e4	0.770	0.75	NO	1.5770	1.5770
5	43	Total Tetra-Furans	23.61	21.29	7.301e3	1.018e4	0.770	0.72	NO	1.4023	1.4023

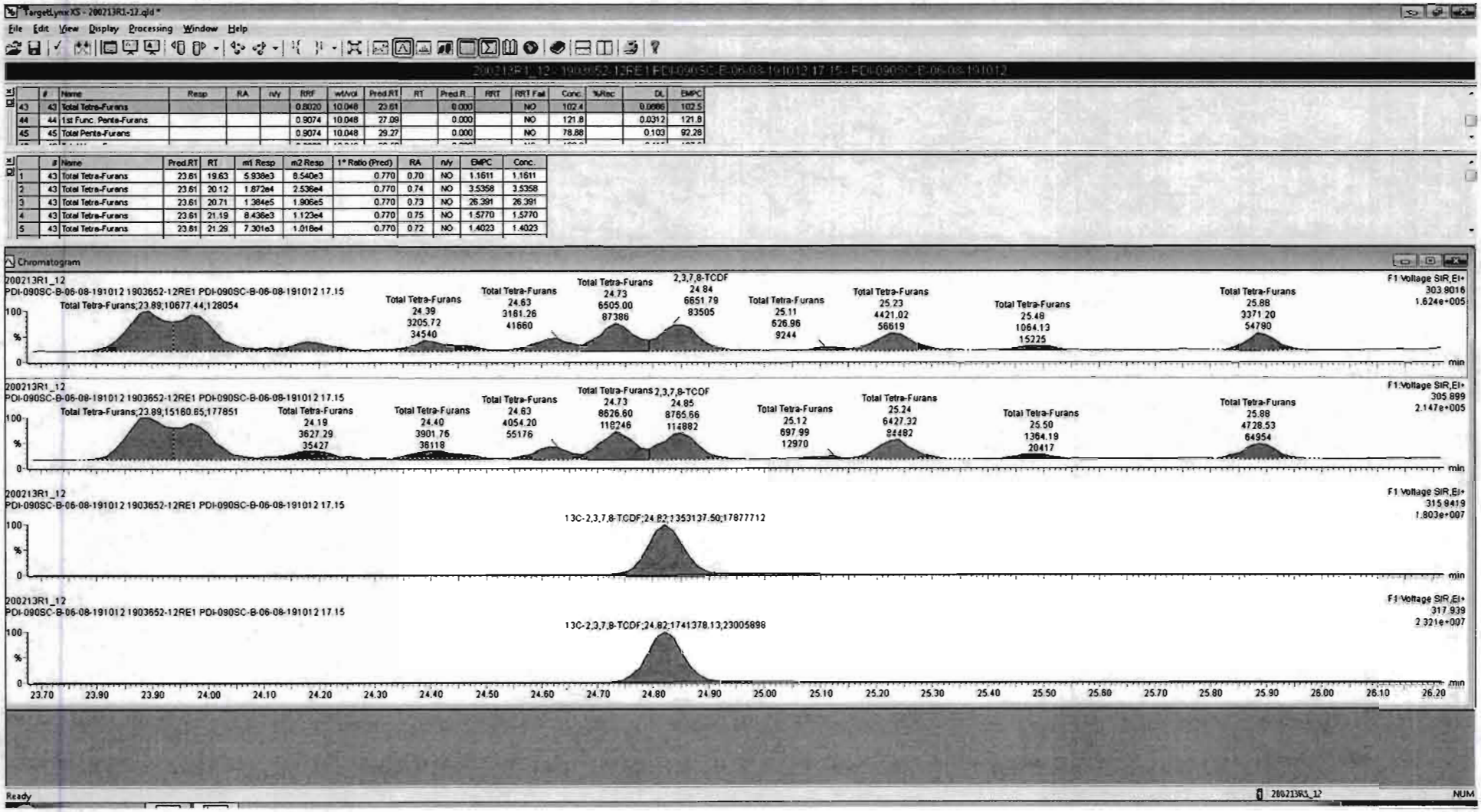
TargetLynx:XS - 200213R1-12.qld *
File Edit View Display Processing Window Help
Chromatogram
Total Tetra-Furans;23.89;10677.44;128054
Total Tetra-Furans;23.89;15160.85;177851
13C-2,3,7,8-TCDF;24.82;1353137.50;17877712
13C-2,3,7,8-TCDF;24.82;1741378.13;23005898
Ready
NUM

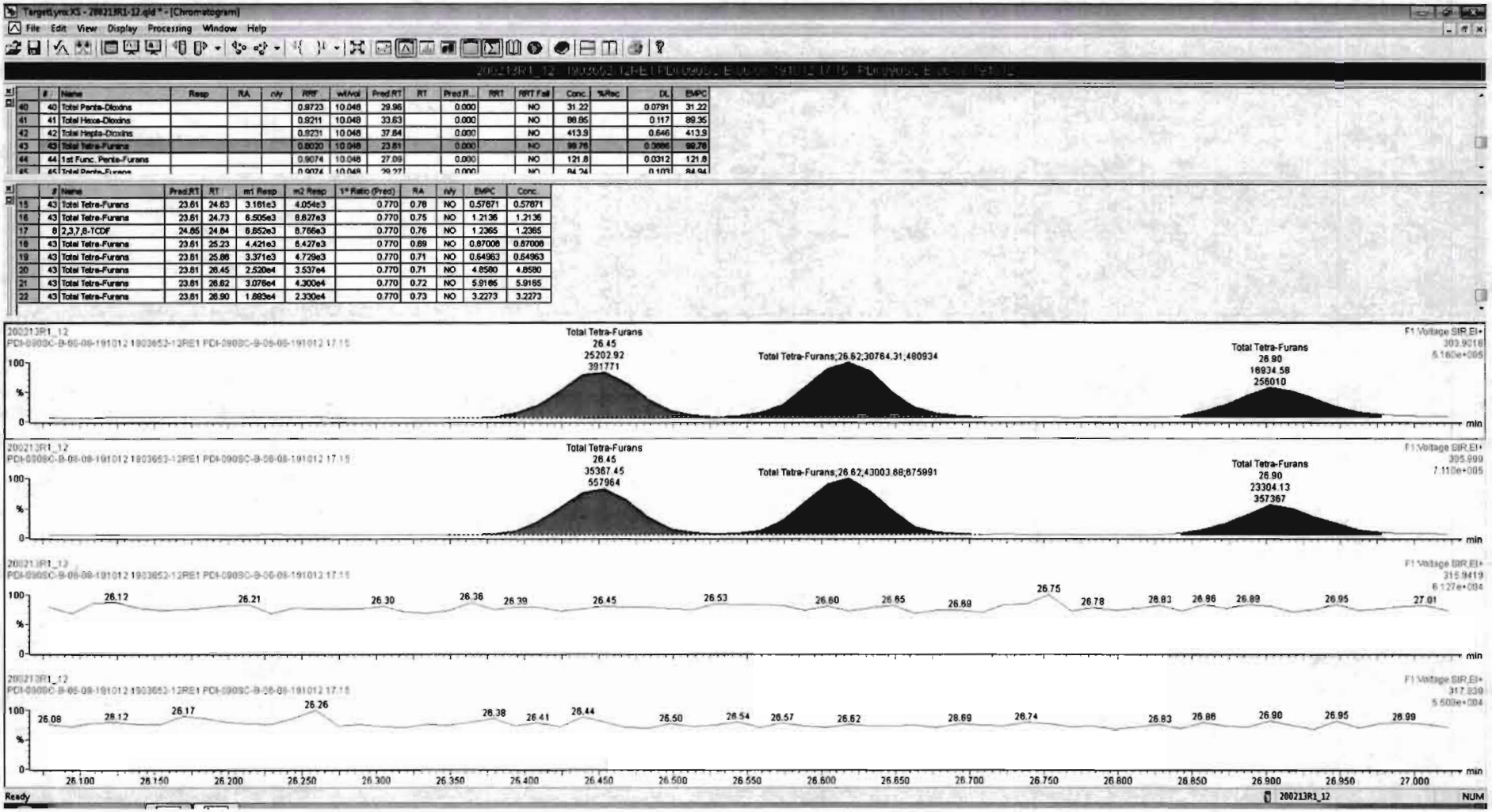

	#	Name	Resp	RA	rAy	RRF	wtAvg	Pred RT	RT	Pred R...	RRT	RRT Fail	Conc.	%Rec	DL	EMPC
40	40	Total Penta-Dioxins				0.9723	10.048	29.96		0.000		NO	31.22		0.0791	31.22
41	41	Total Hexa-Dioxins				0.9211	10.048	33.63		0.000		NO	88.85		0.117	89.35
42	42	Total Hepta-Dioxins				0.9231	10.048	37.84		0.000		NO	413.9		0.646	413.9
43	43	Total Tetra-Furans				0.8020	10.048	23.81		0.000		NO	99.76		0.3886	99.76
44	44	1st Func. Penta-Furans				0.9074	10.048	27.09		0.000		NO	121.8		0.0312	121.8
45	45	Total Penta-Furans				0.9074	10.048	29.27		0.000		NO	84.24		0.103	84.24

	#	Name	Pred RT	RT	m1 Resp	m2 Resp	1* Ratio (Pred)	RA	rAy	EMPC	Conc.
15	43	Total Tetra-Furans	23.81	24.63	3.161e3	4.054e3	0.770	0.78	NO	0.57871	0.57871
16	43	Total Tetra-Furans	23.81	24.73	6.505e3	8.827e3	0.770	0.75	NO	1.2136	1.2136
17	8	2,3,7,8-TCDF	24.85	24.84	6.852e3	8.766e3	0.770	0.76	NO	1.2365	1.2365
18	43	Total Tetra-Furans	23.81	25.23	4.421e3	6.427e3	0.770	0.69	NO	0.87008	0.87008
19	43	Total Tetra-Furans	23.81	25.86	3.371e3	4.729e3	0.770	0.71	NO	0.64963	0.64963
20	43	Total Tetra-Furans	23.81	26.45	2.520e4	3.537e4	0.770	0.71	NO	4.8580	4.8580
21	43	Total Tetra-Furans	23.81	26.62	3.076e4	4.300e4	0.770	0.72	NO	5.9165	5.9165
22	43	Total Tetra-Furans	23.81	26.90	1.693e4	2.330e4	0.770	0.73	NO	3.2273	3.2273

Dataset: Untitled

Last Altered: Friday, February 14, 2020 07:30:05 Pacific Standard Time
Printed: Friday, February 14, 2020 07:30:35 Pacific Standard Time

Name: 200213R1_12, Date: 13-Feb-2020, Time: 18:04:51, ID: 1903652-12RE1 PDI-090SC-B-06-08-191012 17.15, Description: PDI-090SC-B-06-08-191012

1st Func. Penta-Furans

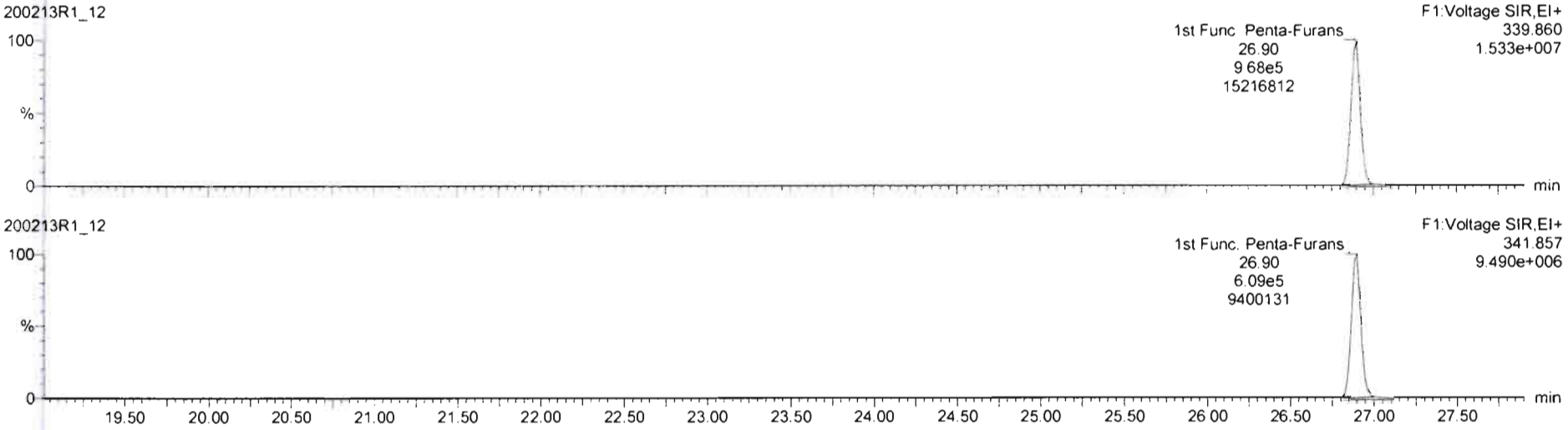

DPE6

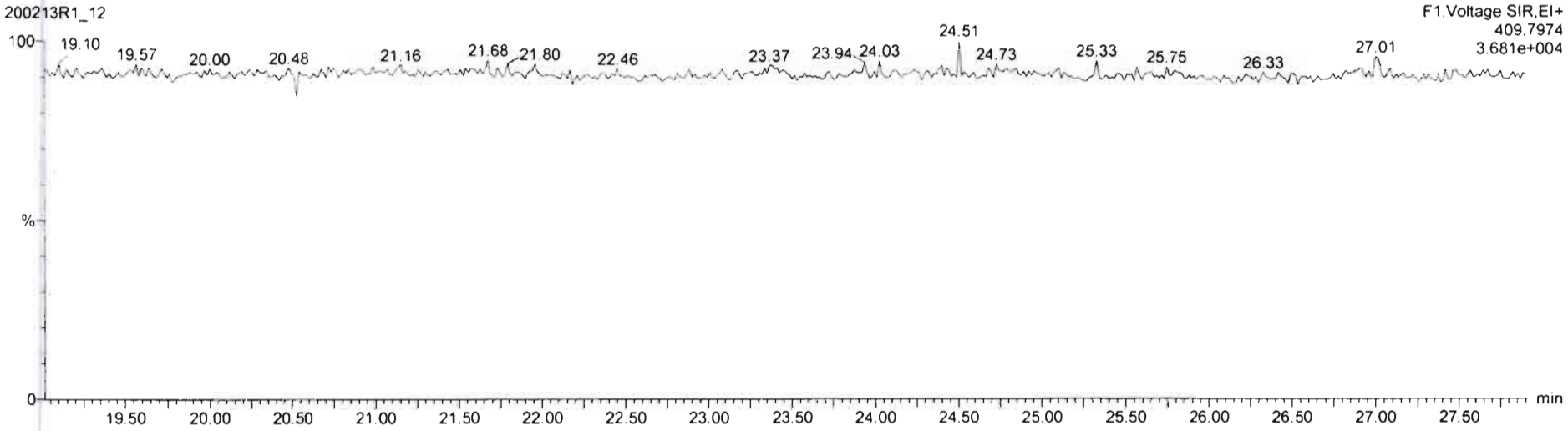

Dataset: Untitled

Last Altered: Friday, February 14, 2020 07:30:05 Pacific Standard Time
Printed: Friday, February 14, 2020 07:30:35 Pacific Standard Time

Name: 200213R1_12, Date: 13-Feb-2020, Time: 18:04:51, ID: 1903652-12RE1 PDI-090SC-B-06-08-191012 17.15, Description: PDI-090SC-B-06-08-191012

1,2,3,7,8-PeCDF

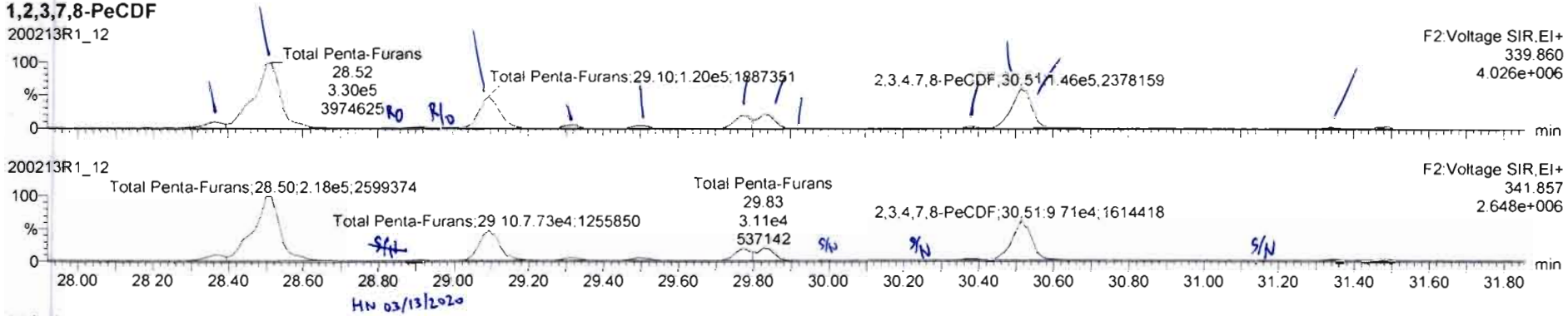

13C-1,2,3,7,8-PeCDF

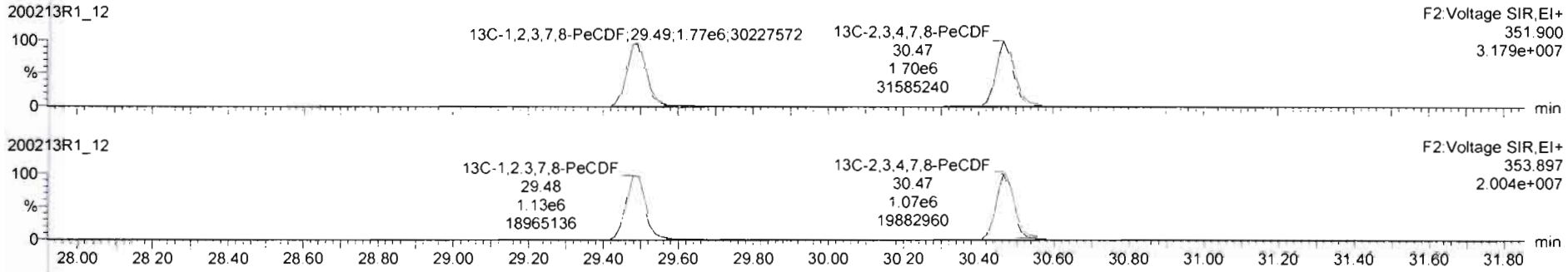

DPE2

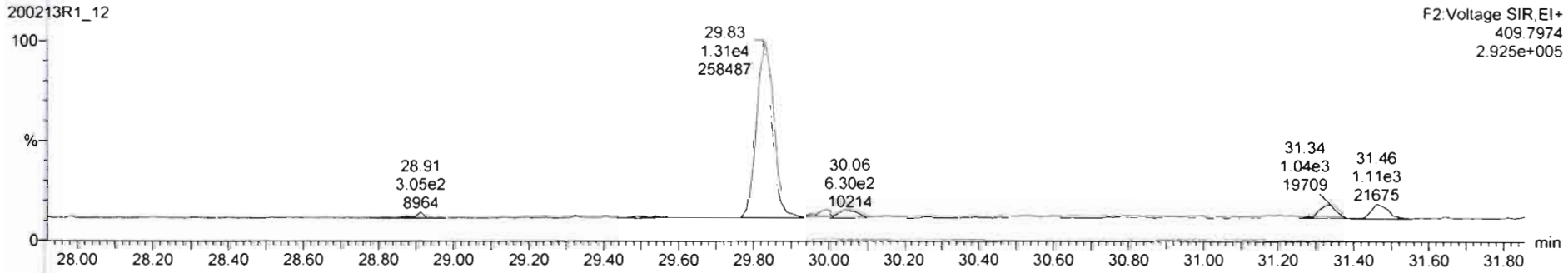

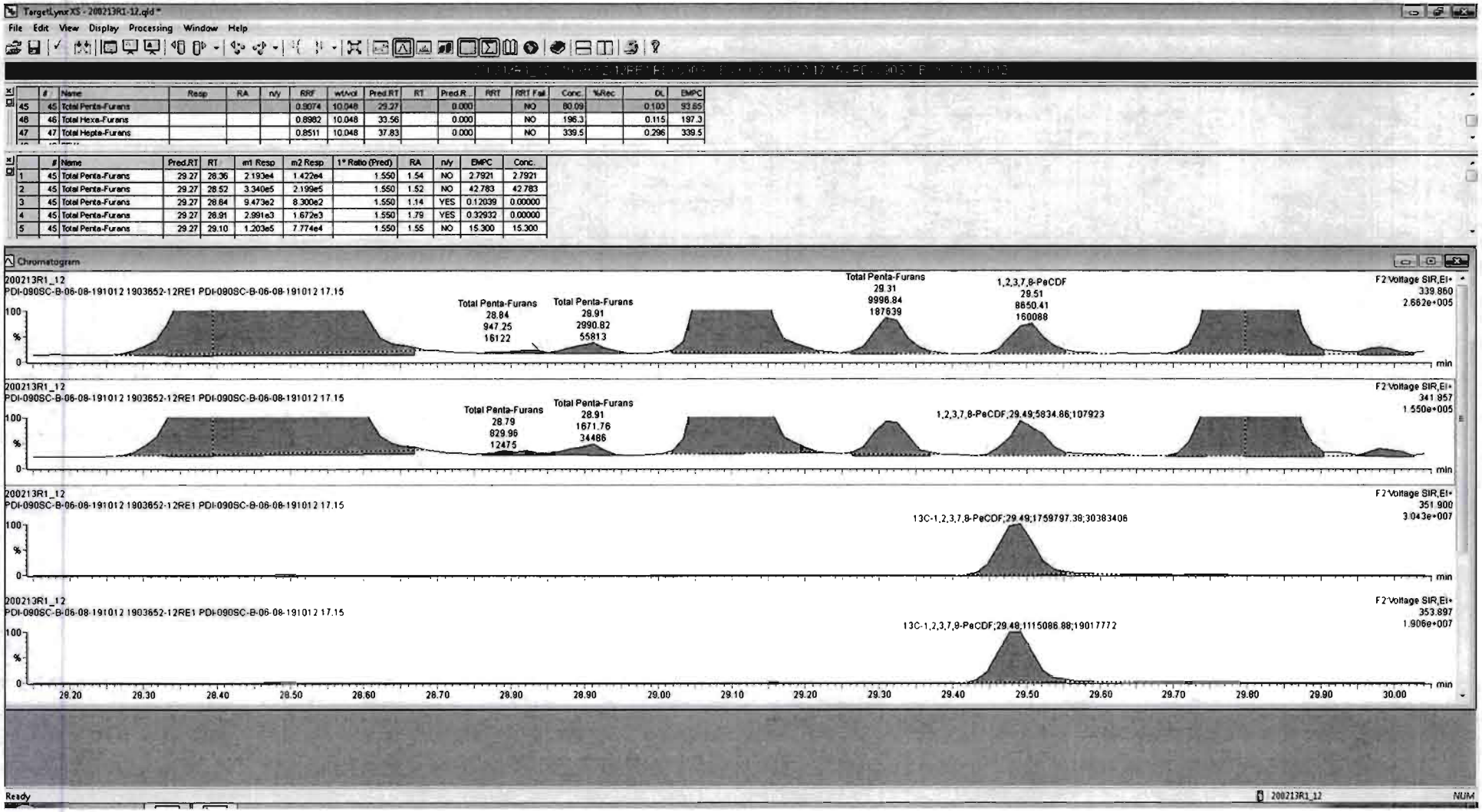

	#	Name	Resp	RA	n/y	RRF	wt/vol	Pred.RT	RT	Pred.R...	RRT	RRT Fail	Conc.	%Rec.	DL	EMPC
45	45	Total Penta-Furans				0.9074	10.048	29.27		0.000		NO	80.09		0.103	93.65
46	46	Total Hexa-Furans				0.8982	10.048	33.56		0.000		NO	196.3		0.115	197.3
47	47	Total Hepta-Furans				0.8511	10.048	37.83		0.000		NO	339.5		0.296	339.5

	#	Name	Pred.RT	RT	m1 Resp	m2 Resp	1* Ratio (Pred)	RA	n/y	EMPC	Conc.
1	45	Total Penta-Furans	29.27	28.36	2.193e4	1.422e4	1.550	1.54	NO	2.7921	2.7921
2	45	Total Penta-Furans	29.27	28.52	3.340e5	2.199e5	1.550	1.52	NO	42.783	42.783
3	45	Total Penta-Furans	29.27	28.84	9.473e2	8.300e2	1.550	1.14	YES	0.12039	0.00000
4	45	Total Penta-Furans	29.27	28.91	2.991e3	1.672e3	1.550	1.79	YES	0.32932	0.00000
5	45	Total Penta-Furans	29.27	29.10	1.203e5	7.774e4	1.550	1.55	NO	15.300	15.300

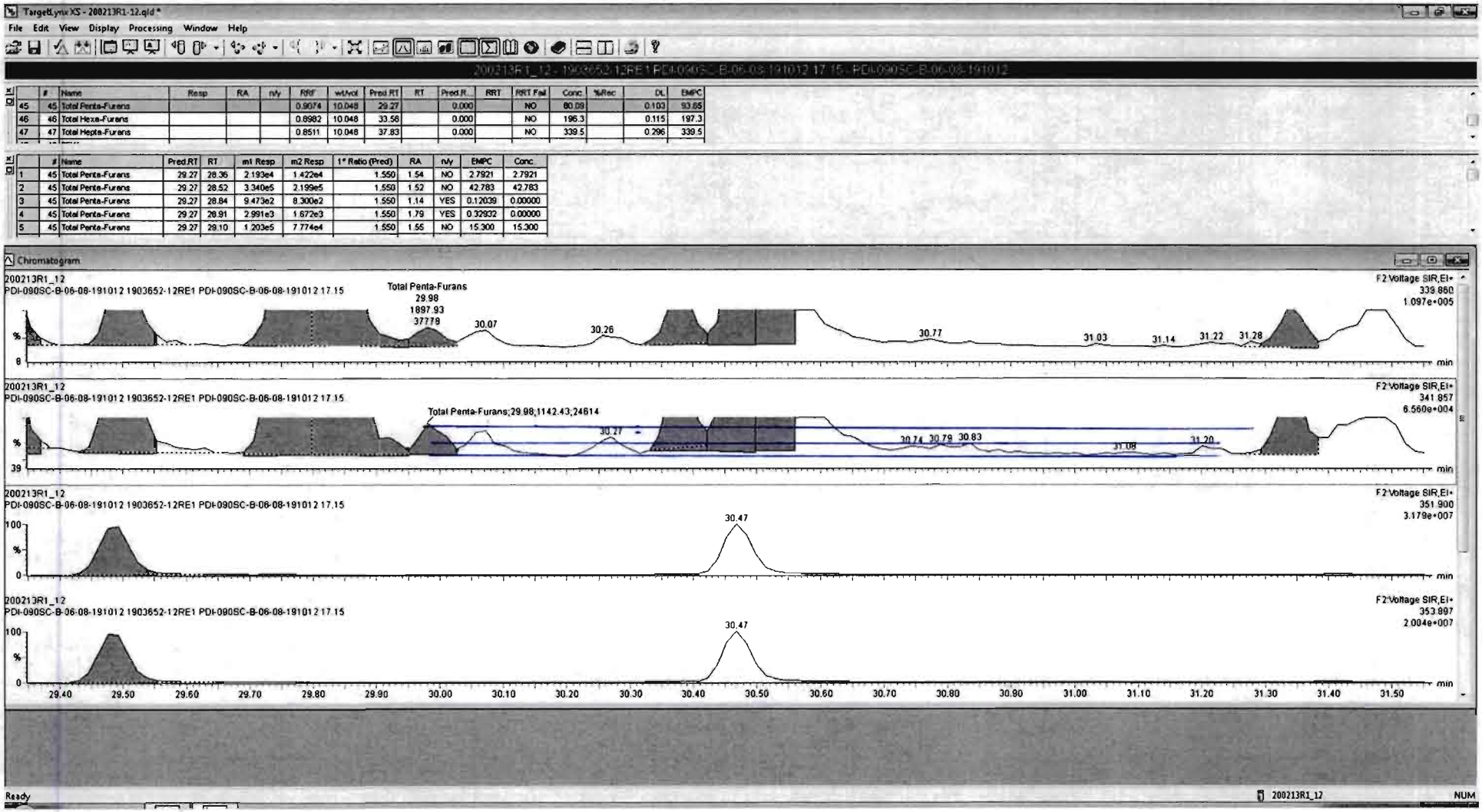

	#	Name	Resp	RA	n/y	RRf	wt/vol	Pred.RT	RT	Pred.R...	RRT	RRT Fail	Conc	%Rec	DL	EMPC
45	45	Total Penta-Furans				0.9074	10.048	29.27		0.000		NO	80.09		0.103	93.65
46	46	Total Hexa-Furans				0.8982	10.048	33.58		0.000		NO	196.3		0.115	197.3
47	47	Total Hepta-Furans				0.8511	10.048	37.83		0.000		NO	339.5		0.296	339.5

	#	Name	Pred.RT	RT	m1 Resp	m2 Resp	1° Ratio (Pred)	RA	n/y	EMPC	Conc
1	45	Total Penta-Furans	29.27	28.36	2.193e4	1.422e4	1.550	1.54	NO	2.7921	2.7921
2	45	Total Penta-Furans	29.27	28.52	3.340e5	2.199e5	1.550	1.52	NO	42.783	42.783
3	45	Total Penta-Furans	29.27	28.84	9.473e2	8.300e2	1.550	1.14	YES	0.12039	0.00000
4	45	Total Penta-Furans	29.27	28.91	2.991e3	1.672e3	1.550	1.79	YES	0.32932	0.00000
5	45	Total Penta-Furans	29.27	29.10	1.203e5	7.774e4	1.550	1.55	NO	15.300	15.300

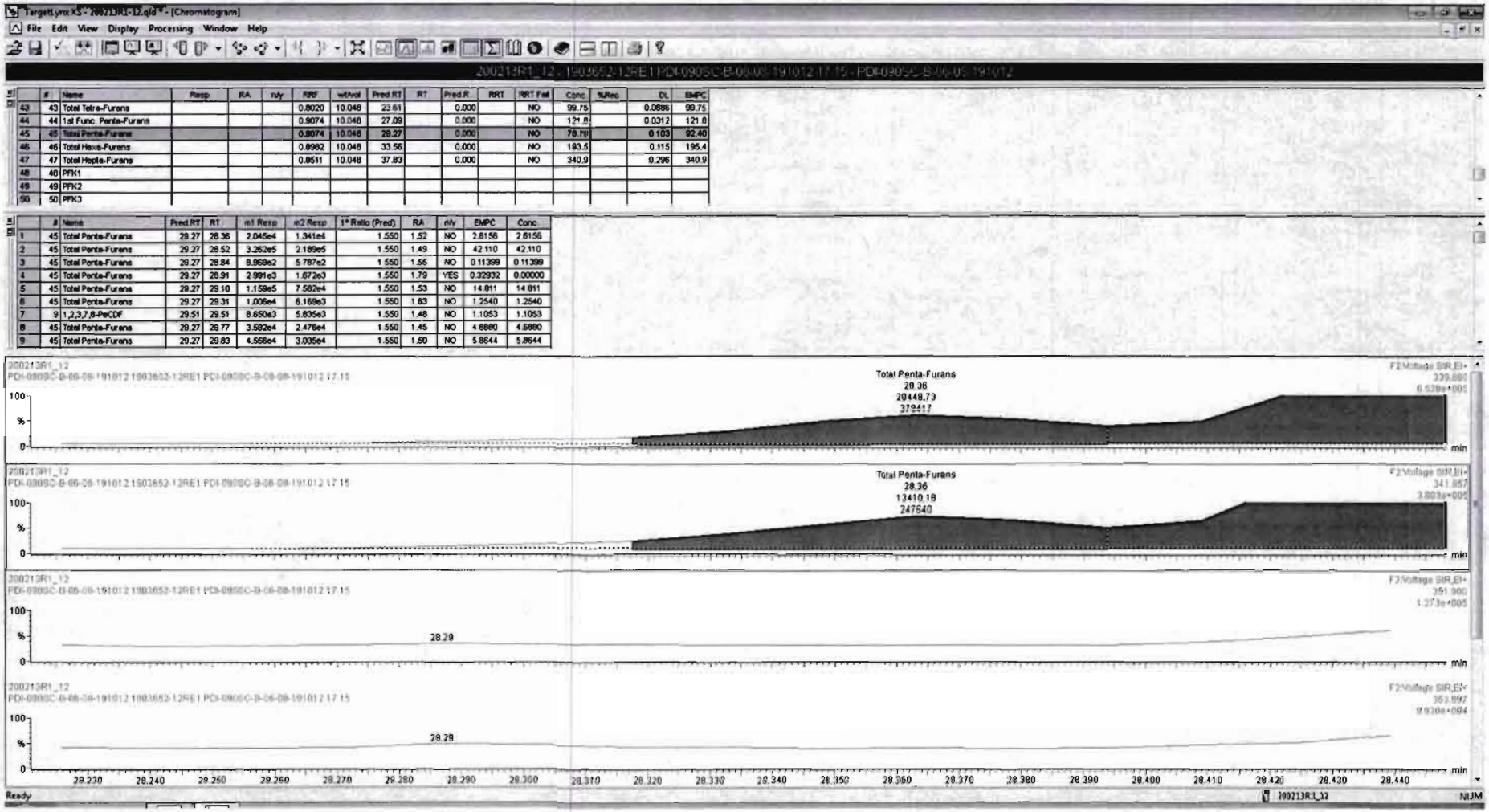

	#	Name	Resp	RA	n/y	RRF	wt/vol	Pred RT	RT	Pred R.	RRT	RRT Fail	Conc	%Rec	DL	EMPC
43	43	Total Tetra-Furans				0.8020	10.048	23.61		0.000		NO	99.75		0.0886	99.75
44	44	1st Func. Penta-Furans				0.9074	10.048	27.09		0.000		NO	121.8		0.0312	121.8
45	45	Total Penta-Furans				0.9074	10.048	28.27		0.000		NO	76.70		0.103	92.40
46	46	Total Hexa-Furans				0.8982	10.048	33.56		0.000		NO	193.5		0.115	195.4
47	47	Total Hepta-Furans				0.8511	10.048	37.83		0.000		NO	340.9		0.296	340.9
48	48	PFK1														
49	49	PFK2														
50	50	PFK3														

	#	Name	Pred RT	RT	m1 Resp	m2 Resp	1° Ratio (Pred)	RA	n/y	EMPC	Conc
1	45	Total Penta-Furans	28.27	28.36	2.045e4	1.341e4	1.550	1.52	NO	2.6156	2.6156
2	45	Total Penta-Furans	28.27	28.52	3.262e5	2.189e5	1.550	1.49	NO	42.110	42.110
3	45	Total Penta-Furans	28.27	28.84	8.969e2	5.787e2	1.550	1.55	NO	0.11399	0.11399
4	45	Total Penta-Furans	28.27	28.91	2.991e3	1.672e3	1.550	1.79	YES	0.32932	0.00000
5	45	Total Penta-Furans	28.27	29.10	1.159e5	7.582e4	1.550	1.53	NO	14.811	14.811
6	45	Total Penta-Furans	28.27	29.31	1.006e4	6.169e3	1.550	1.63	NO	1.2540	1.2540
7	9	1,2,3,7,8-PeCDF	29.51	29.51	8.650e3	5.835e3	1.550	1.48	NO	1.1053	1.1053
8	45	Total Penta-Furans	28.27	29.77	3.582e4	2.476e4	1.550	1.45	NO	4.6880	4.6880
9	45	Total Penta-Furans	28.27	29.83	4.556e4	3.035e4	1.550	1.50	NO	5.8644	5.8644

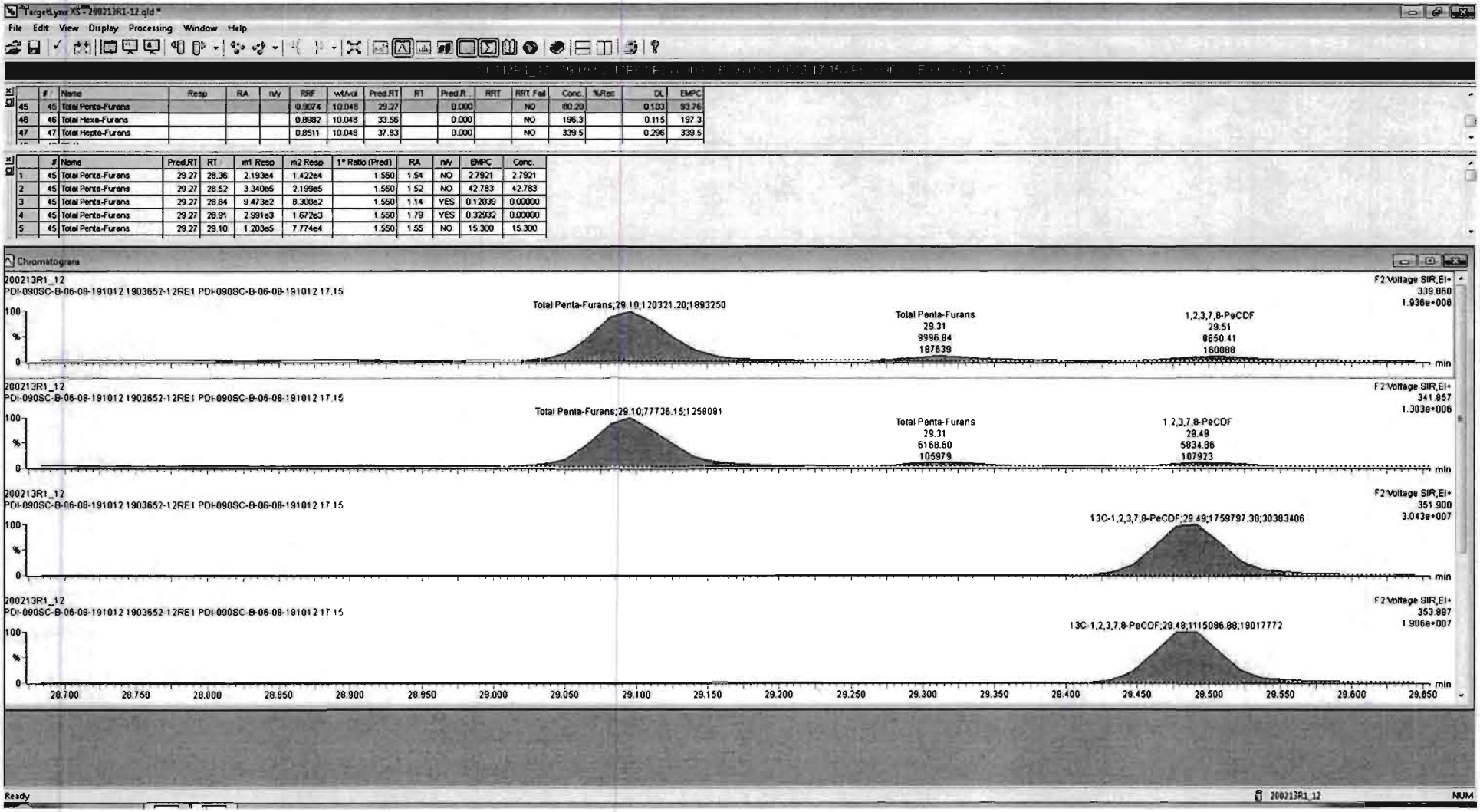

	#	Name	Resp	RA	n/y	RRF	wt/vol	Pred.RT	RT	Pred.R...	ARRT	RRT Fail	Conc.	%Rec	DL	EMPC
45	45	Total Penta-Furans				0.9074	10.048	29.27		0.000		NO	80.20		0.103	93.76
46	46	Total Hexa-Furans				0.8982	10.048	33.56		0.000		NO	196.3		0.115	197.3
47	47	Total Hepta-Furans				0.8511	10.048	37.83		0.000		NO	339.5		0.296	339.5

	#	Name	Pred.RT	RT	m1 Resp	m2 Resp	1° Ratio (Pred)	RA	n/y	EMPC	Conc.
1	45	Total Penta-Furans	29.27	28.36	2.193e4	1.422e4	1.550	1.54	NO	2.7921	2.7921
2	45	Total Penta-Furans	29.27	28.52	3.340e5	2.199e5	1.550	1.52	NO	42.783	42.783
3	45	Total Penta-Furans	29.27	28.84	9.473e2	8.300e2	1.550	1.14	YES	0.12039	0.00000
4	45	Total Penta-Furans	29.27	28.91	2.991e3	1.672e3	1.550	1.79	YES	0.32932	0.00000
5	45	Total Penta-Furans	29.27	29.10	1.203e5	7.774e4	1.550	1.55	NO	15.300	15.300

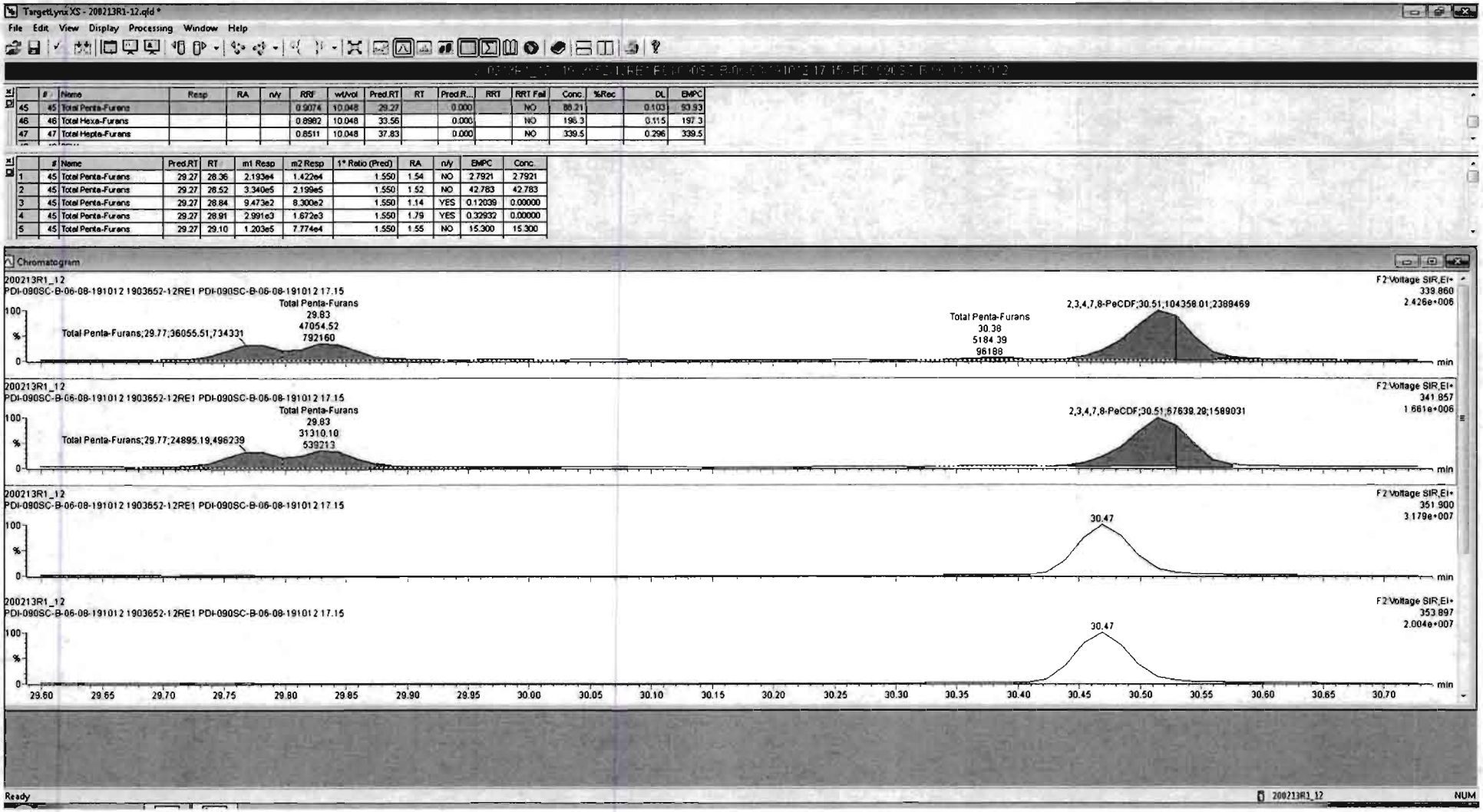

	#	Name	Resp	RA	n/y	RRF	wt/vol	Pred.RT	RT	Pred.R...	RRT	RRT Fail	Conc.	%Rec	DL	EMPC
45	45	Total Penta-Furans				0.9074	10.048	29.27		0.000		NO	88.21		0.103	93.93
46	46	Total Hexa-Furans				0.8982	10.048	33.56		0.000		NO	196.3		0.115	197.3
47	47	Total Hepta-Furans				0.8511	10.048	37.83		0.000		NO	339.5		0.296	339.5

	#	Name	Pred.RT	RT	m1 Resp	m2 Resp	1° Ratio (Pred)	RA	n/y	EMPC	Conc.
1	45	Total Penta-Furans	29.27	28.36	2.193e4	1.422e4	1.550	1.54	NO	2.7921	2.7921
2	45	Total Penta-Furans	29.27	28.52	3.340e5	2.199e5	1.550	1.52	NO	42.783	42.783
3	45	Total Penta-Furans	29.27	28.84	9.473e2	8.300e2	1.550	1.14	YES	0.12039	0.00000
4	45	Total Penta-Furans	29.27	28.91	2.991e3	1.672e3	1.550	1.79	YES	0.32932	0.00000
5	45	Total Penta-Furans	29.27	29.10	1.203e5	7.774e4	1.550	1.55	NO	15.300	15.300

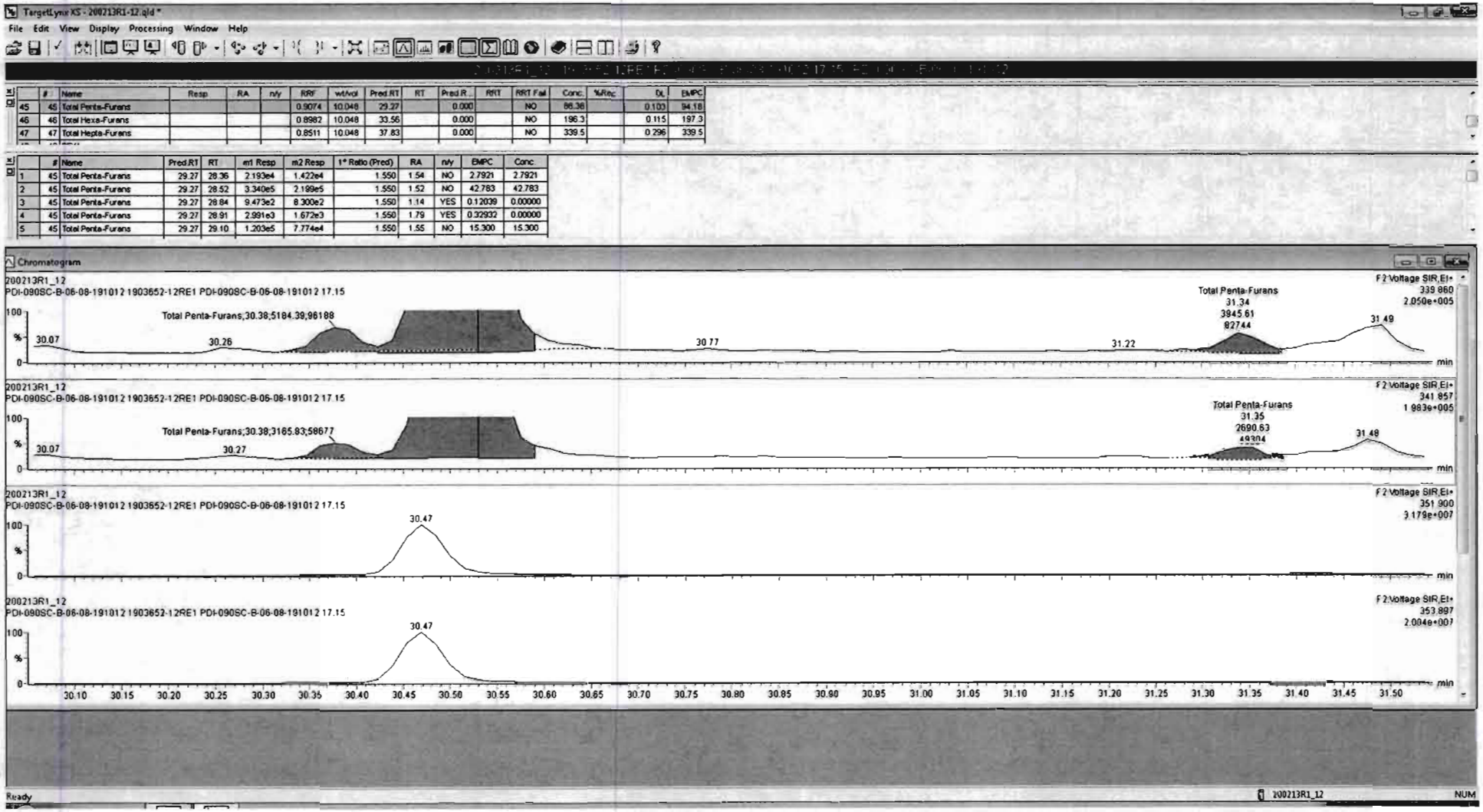

	#	Name	Resp	RA	n/y	RRF	wt/vol	Pred.RT	RT	Pred.R...	RRT	RRT Fail	Conc.	%Rec	DL	EMPC
45	45	Total Penta-Furans				0.9074	10.048	29.27		0.000		NO	86.36		0.103	94.18
46	46	Total Hexa-Furans				0.8982	10.048	33.56		0.000		NO	196.3		0.115	197.3
47	47	Total Hepta-Furans				0.8511	10.048	37.83		0.000		NO	339.5		0.296	339.5

	#	Name	Pred.RT	RT	m1 Resp	m2 Resp	1* Ratio (Pred)	RA	n/y	EMPC	Conc
1	45	Total Penta-Furans	29.27	28.36	2.193e4	1.422e4	1.550	1.54	NO	2.7921	2.7921
2	45	Total Penta-Furans	29.27	28.52	3.340e5	2.199e5	1.550	1.52	NO	42.783	42.783
3	45	Total Penta-Furans	29.27	28.84	9.473e2	8.300e2	1.550	1.14	YES	0.12039	0.00000
4	45	Total Penta-Furans	29.27	28.91	2.991e3	1.672e3	1.550	1.79	YES	0.32932	0.00000
5	45	Total Penta-Furans	29.27	29.10	1.203e5	7.774e4	1.550	1.55	NO	15.300	15.300

Dataset: Untitled

Last Altered: Friday, February 14, 2020 07:30:05 Pacific Standard Time
Printed: Friday, February 14, 2020 07:30:35 Pacific Standard Time

Name: 200213R1_12, Date: 13-Feb-2020, Time: 18:04:51, ID: 1903652-12RE1 PDI-090SC-B-06-08-191012 17.15, Description: PDI-090SC-B-06-08-191012

1,2,3,4,7,8-HxCDF

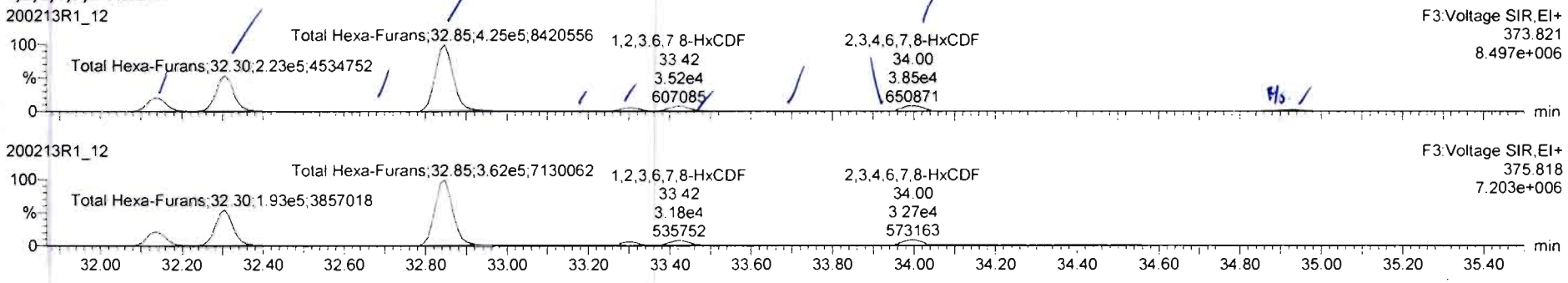

13C-1,2,3,4,7,8-HxCDF

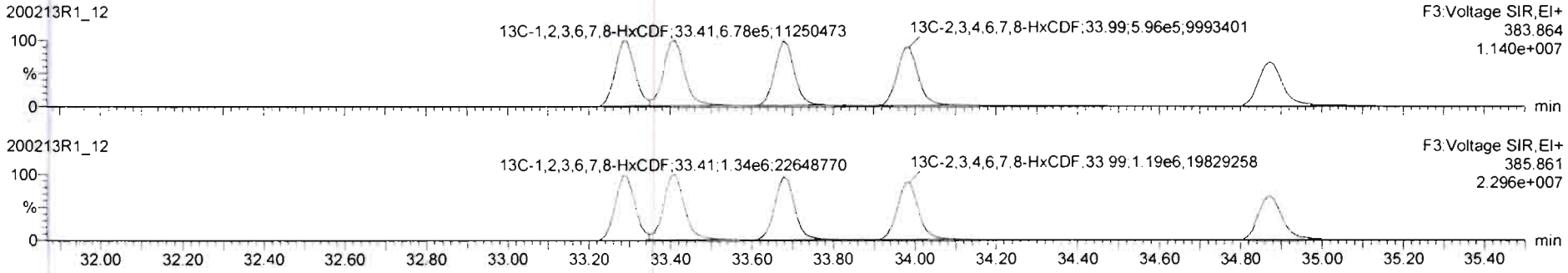

DPE3

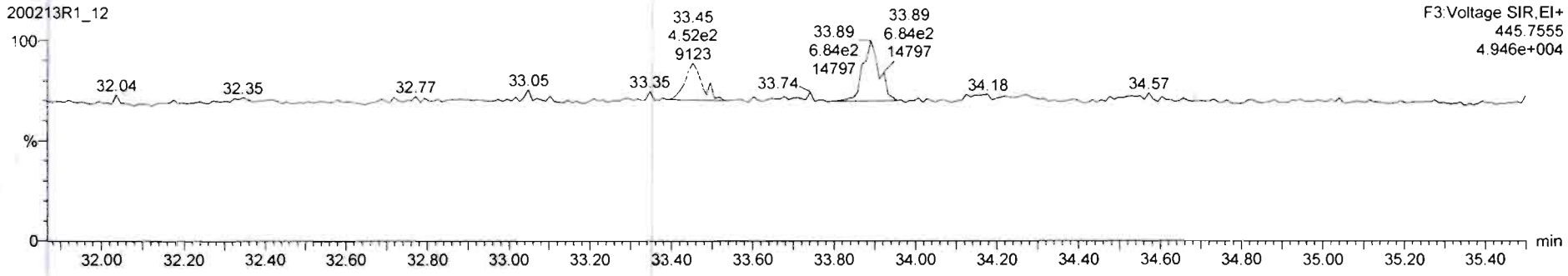

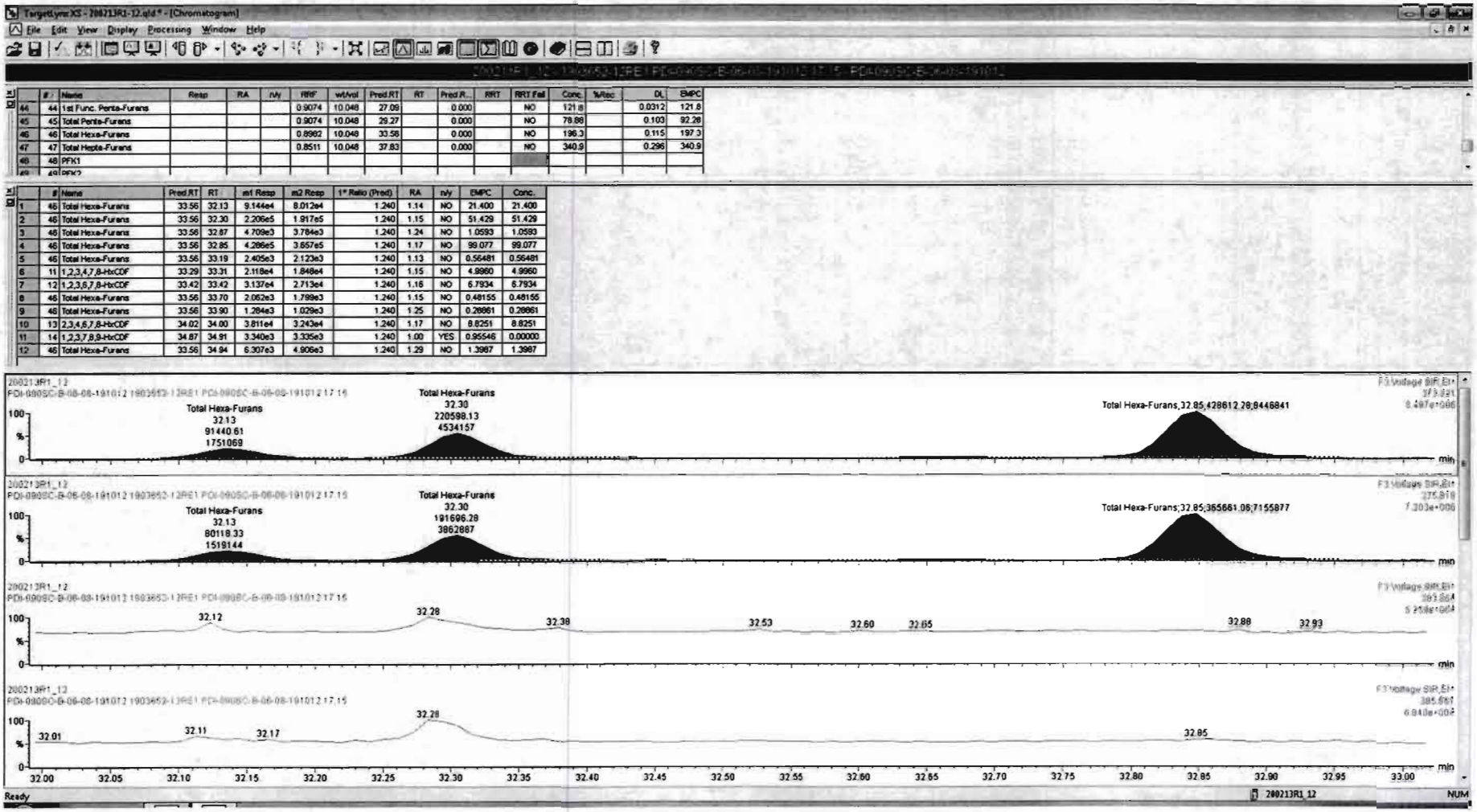

	#	Name	Resp	RA	rAy	RRF	wtAvg	Pred RT	RT	Pred R...	RRT	RRT Fail	Conc.	%Rec	DL	EMPC
44	44	1st Func. Penta-Furans				0.9074	10.048	27.09		0.000		NO	121.8		0.0312	121.8
45	45	Total Penta-Furans				0.9074	10.048	29.27		0.000		NO	78.88		0.103	92.28
46	46	Total Hexa-Furans				0.8982	10.048	33.58		0.000		NO	196.3		0.115	197.3
47	47	Total Hepta-Furans				0.8511	10.048	37.83		0.000		NO	340.9		0.296	340.9
48	48	PFK1														
49	49	PFK2														

	#	Name	Pred RT	RT	m1 Resp	m2 Resp	1* Ratio (Pred)	RA	rAy	EMPC	Conc.
1	46	Total Hexa-Furans	33.56	32.13	9.144e4	8.012e4	1.240	1.14	NO	21.400	21.400
2	46	Total Hexa-Furans	33.56	32.30	2.206e5	1.917e5	1.240	1.15	NO	51.429	51.429
3	46	Total Hexa-Furans	33.56	32.87	4.709e3	3.784e3	1.240	1.24	NO	1.0593	1.0593
4	46	Total Hexa-Furans	33.56	32.85	4.266e5	3.657e5	1.240	1.17	NO	99.077	99.077
5	46	Total Hexa-Furans	33.56	33.19	2.405e3	2.123e3	1.240	1.13	NO	0.56481	0.56481
6	11	1,2,3,4,7,8-HxCDF	33.29	33.31	2.118e4	1.848e4	1.240	1.15	NO	4.9960	4.9960
7	12	1,2,3,6,7,8-HxCDF	33.42	33.42	3.137e4	2.713e4	1.240	1.16	NO	6.7934	6.7934
8	46	Total Hexa-Furans	33.56	33.70	2.062e3	1.799e3	1.240	1.15	NO	0.48155	0.48155
9	46	Total Hexa-Furans	33.56	33.90	1.284e3	1.029e3	1.240	1.25	NO	0.28661	0.28661
10	13	2,3,4,6,7,8-HxCDF	34.02	34.00	3.811e4	3.243e4	1.240	1.17	NO	8.8251	8.8251
11	14	1,2,3,7,8,9-HxCDF	34.87	34.91	3.340e3	3.335e3	1.240	1.00	YES	0.95546	0.00000
12	46	Total Hexa-Furans	33.56	34.94	6.307e3	4.906e3	1.240	1.29	NO	1.3987	1.3987

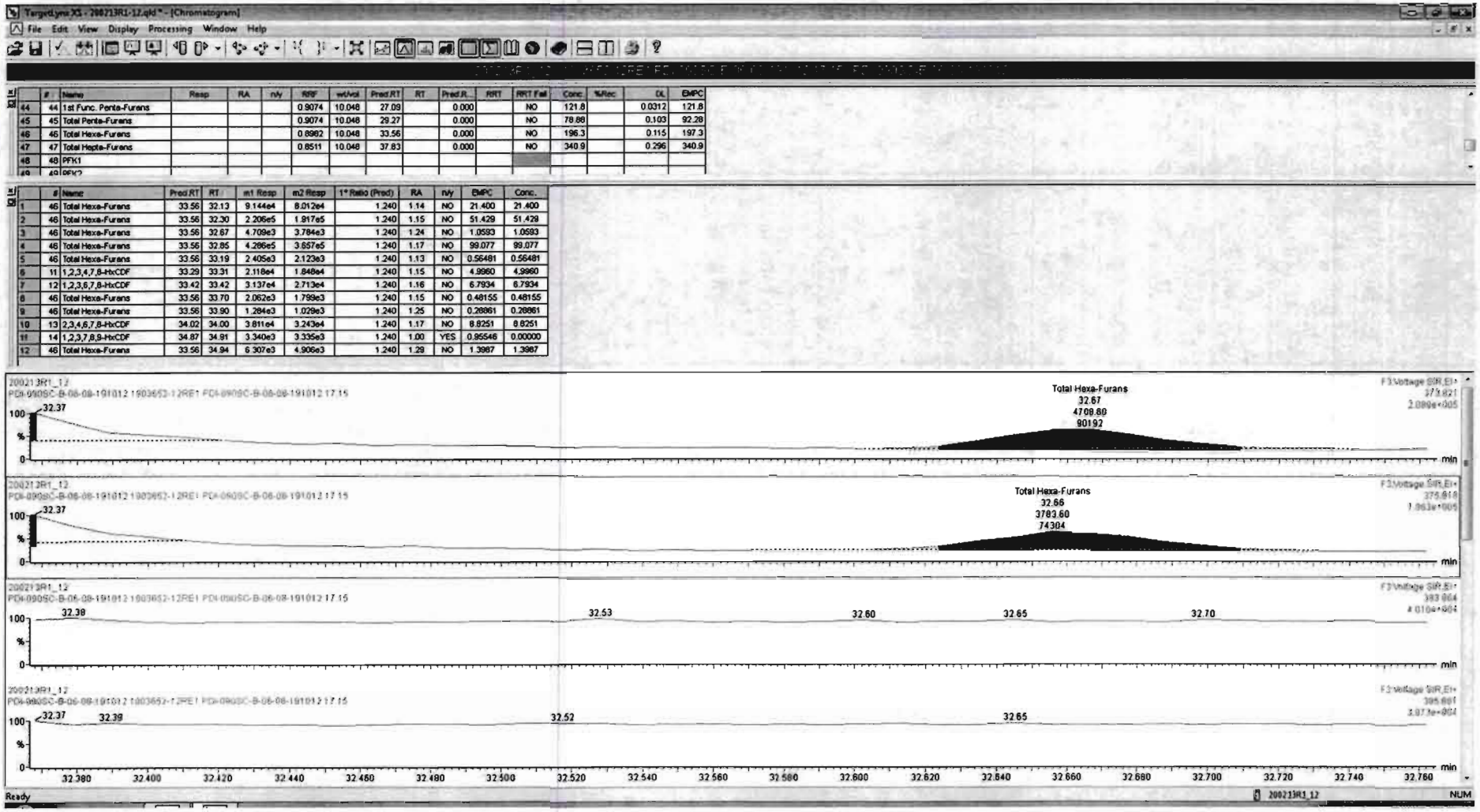

	#	Name	Resp	RA	n/y	RRF	wt/vol	Pred.RT	RT	Pred.R...	RRT	RRT Fail	Conc.	%Rec	DL	EMPC
44	44	1st Func. Penta-Furans				0.9074	10.048	27.09		0.000		NO	121.8		0.0312	121.8
45	45	Total Penta-Furans				0.9074	10.048	29.27		0.000		NO	78.86		0.103	92.28
46	46	Total Hexa-Furans				0.8982	10.048	33.56		0.000		NO	196.3		0.115	197.3
47	47	Total Hepta-Furans				0.8511	10.048	37.83		0.000		NO	340.9		0.296	340.9
48	48	PFK1														
49	49	PFK2														

	#	Name	Pred.RT	RT	m1 Resp	m2 Resp	1* Ratio (Pred)	RA	n/y	EMPC	Conc.
1	46	Total Hexa-Furans	33.56	32.13	9.144e4	8.012e4	1.240	1.14	NO	21.400	21.400
2	46	Total Hexa-Furans	33.56	32.30	2.206e5	1.917e5	1.240	1.15	NO	51.429	51.429
3	46	Total Hexa-Furans	33.56	32.67	4.709e3	3.784e3	1.240	1.24	NO	1.0593	1.0593
4	46	Total Hexa-Furans	33.56	32.85	4.266e5	3.657e5	1.240	1.17	NO	99.077	99.077
5	46	Total Hexa-Furans	33.56	33.19	2.405e3	2.123e3	1.240	1.13	NO	0.56481	0.56481
6	11	1,2,3,4,7,8-HxCDF	33.29	33.31	2.118e4	1.848e4	1.240	1.15	NO	4.9960	4.9960
7	12	1,2,3,6,7,8-HxCDF	33.42	33.42	3.137e4	2.713e4	1.240	1.16	NO	6.7934	6.7934
8	46	Total Hexa-Furans	33.56	33.70	2.062e3	1.799e3	1.240	1.15	NO	0.48155	0.48155
9	46	Total Hexa-Furans	33.56	33.90	1.284e3	1.029e3	1.240	1.25	NO	0.28861	0.28861
10	13	2,3,4,6,7,8-HxCDF	34.02	34.00	3.811e4	3.243e4	1.240	1.17	NO	8.8251	8.8251
11	14	1,2,3,7,8,9-HxCDF	34.87	34.91	3.340e3	3.335e3	1.240	1.00	YES	0.95546	0.00000
12	46	Total Hexa-Furans	33.56	34.94	6.307e3	4.906e3	1.240	1.29	NO	1.3987	1.3987

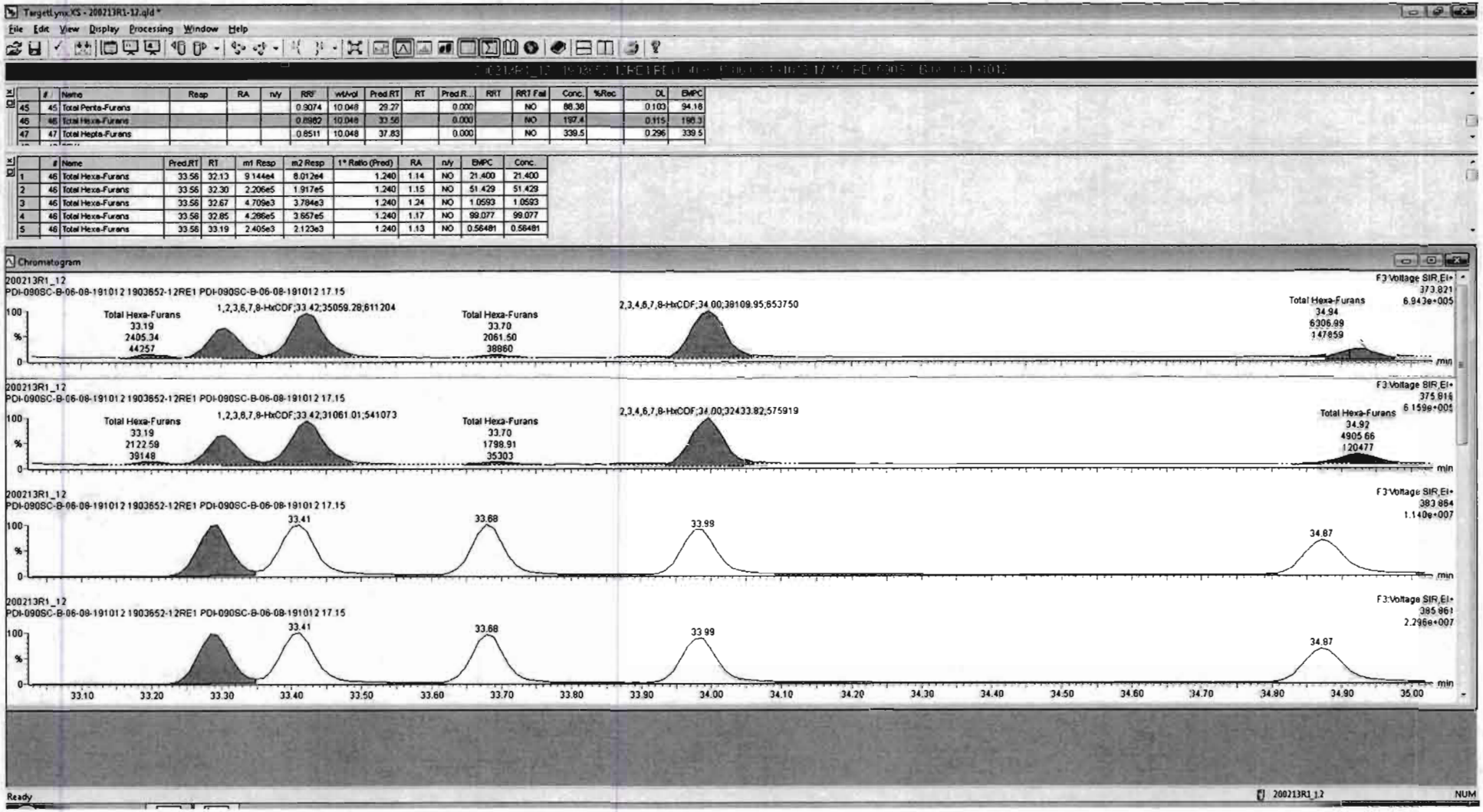
TargetLynx XS - 200213R1-12.qld *
File Edit View Display Processing Window Help
Chromatogram
200213R1_12
PDI-090SC-B-06-08-191012 1903652-12RE1 PDI-090SC-B-06-08-191012 17.15
Total Hexa-Furans
33.19
2405.34
44257
1,2,3,6,7,8-HxCDF;33.42;35059.28;611204
Total Hexa-Furans
33.70
2061.50
38860
2,3,4,6,7,8-HxCDF;34.00;38109.95;653750
Total Hexa-Furans
34.94
6306.99
147859
F3:Voltage SIR,EI+
373.821
6.943e+005
2122.59
39148
1798.91
35303
4905.66
120477
375.816
6.159e+005
33.41
33.68
33.99
34.87
383.864
1.140e+007
385.861
2.296e+007
min
Ready
NUM

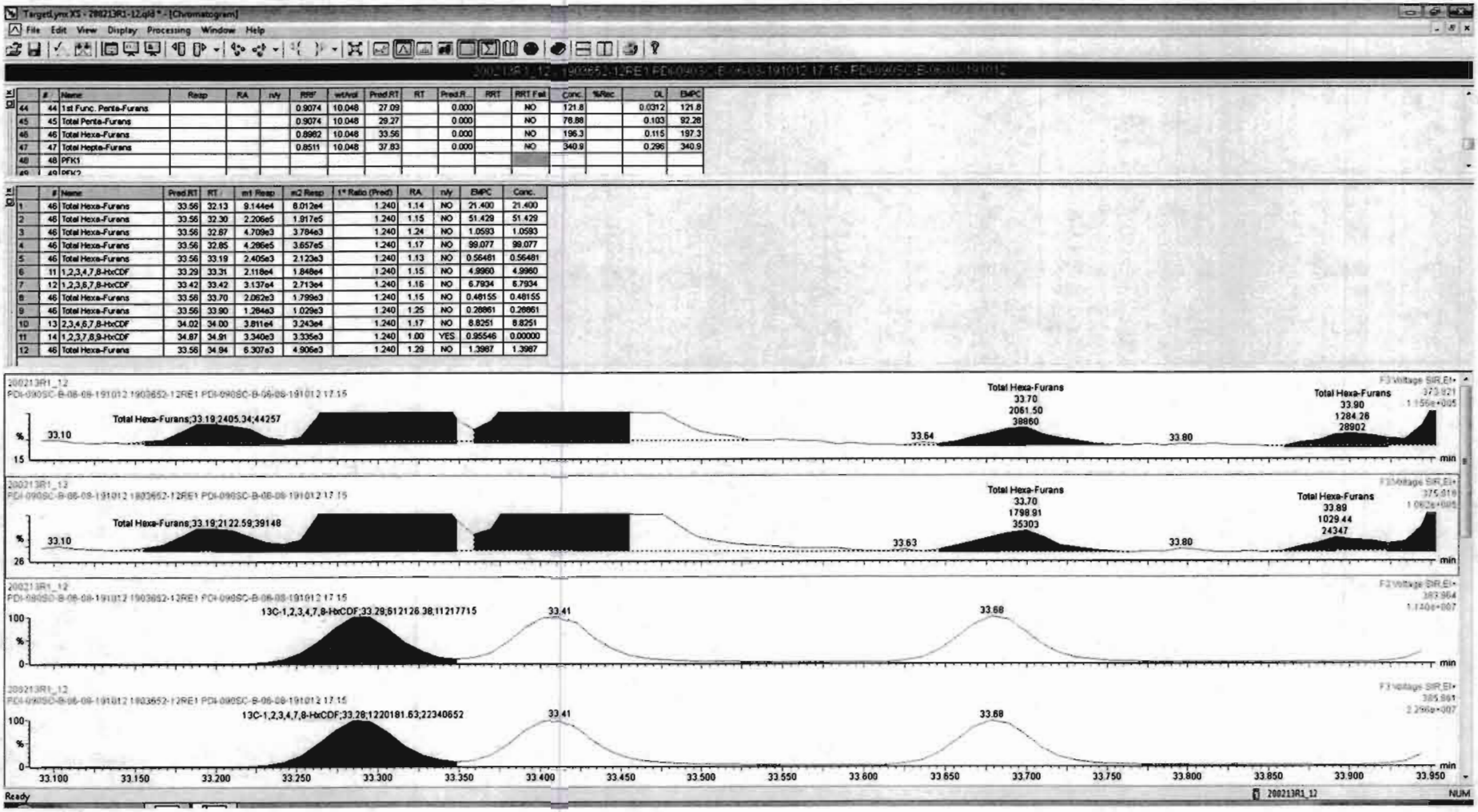

	#	Name	Resp	RA	n/y	RRF	wt/vol	Pred RT	RT	Pred R...	RRT	RRT Fail	Conc.	%Rec	DL	EMPC
44	44	1st Func. Penta-Furans				0.9074	10.048	27.09		0.000		NO	121.8		0.0312	121.8
45	45	Total Penta-Furans				0.9074	10.048	29.27		0.000		NO	76.88		0.103	92.28
46	46	Total Hexa-Furans				0.8982	10.048	33.56		0.000		NO	196.3		0.115	197.3
47	47	Total Hepta-Furans				0.8511	10.048	37.83		0.000		NO	340.9		0.296	340.9
48	48	PFK1														
49	49	PFK2														

	#	Name	Pred RT	RT	m1 Resp	m2 Resp	1* Ratio (Pred)	RA	n/y	EMPC	Conc.
1	46	Total Hexa-Furans	33.56	32.13	9.144e4	8.012e4	1.240	1.14	NO	21.400	21.400
2	46	Total Hexa-Furans	33.56	32.30	2.206e5	1.917e5	1.240	1.15	NO	51.429	51.429
3	46	Total Hexa-Furans	33.56	32.87	4.709e3	3.784e3	1.240	1.24	NO	1.0593	1.0593
4	46	Total Hexa-Furans	33.56	32.85	4.266e5	3.657e5	1.240	1.17	NO	99.077	99.077
5	46	Total Hexa-Furans	33.56	33.19	2.405e3	2.123e3	1.240	1.13	NO	0.56481	0.56481
6	11	1,2,3,4,7,8-HxCDF	33.29	33.31	2.118e4	1.848e4	1.240	1.15	NO	4.9960	4.9960
7	12	1,2,3,6,7,8-HxCDF	33.42	33.42	3.137e4	2.713e4	1.240	1.16	NO	6.7934	6.7934
8	46	Total Hexa-Furans	33.56	33.70	2.062e3	1.799e3	1.240	1.15	NO	0.48155	0.48155
9	46	Total Hexa-Furans	33.56	33.90	1.264e3	1.029e3	1.240	1.25	NO	0.28661	0.28661
10	13	2,3,4,6,7,8-HxCDF	34.02	34.00	3.811e4	3.243e4	1.240	1.17	NO	8.8251	8.8251
11	14	1,2,3,7,8,9-HxCDF	34.87	34.91	3.340e3	3.335e3	1.240	1.00	YES	0.95546	0.00000
12	46	Total Hexa-Furans	33.56	34.94	6.307e3	4.906e3	1.240	1.29	NO	1.3987	1.3987

Dataset: Untitled

Last Altered: Friday, February 14, 2020 07:30:05 Pacific Standard Time
Printed: Friday, February 14, 2020 07:30:35 Pacific Standard Time

Name: 200213R1_12, Date: 13-Feb-2020, Time: 18:04:51, ID: 1903652-12RE1 PDI-090SC-B-06-08-191012 17.15, Description: PDI-090SC-B-06-08-191012

1,2,3,4,6,7,8-HpCDF

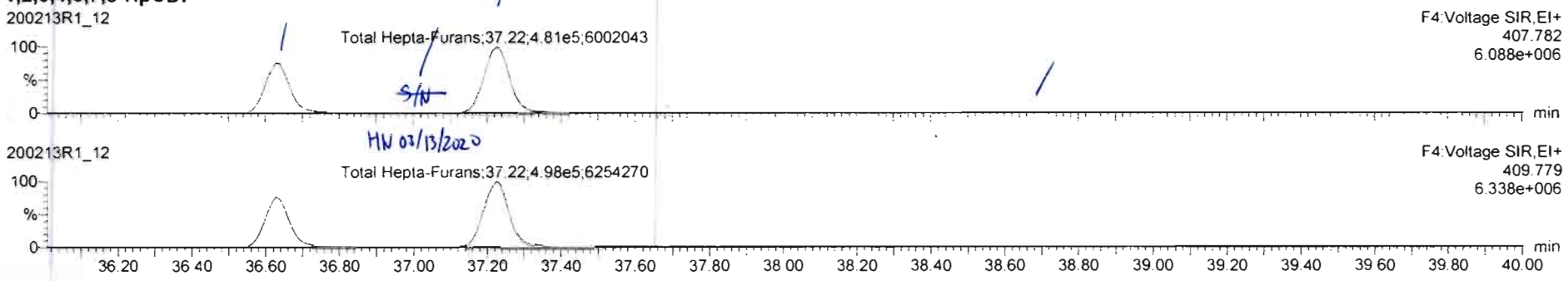

13C-1,2,3,4,6,7,8-HpCDF

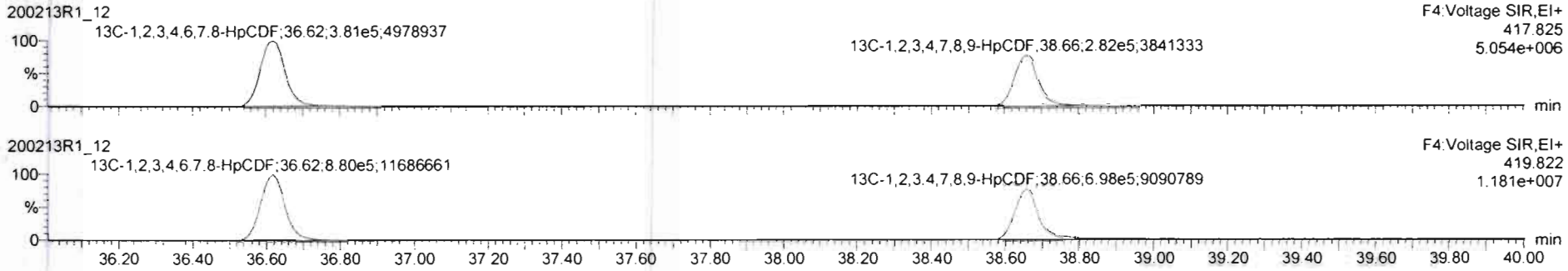

DPE4

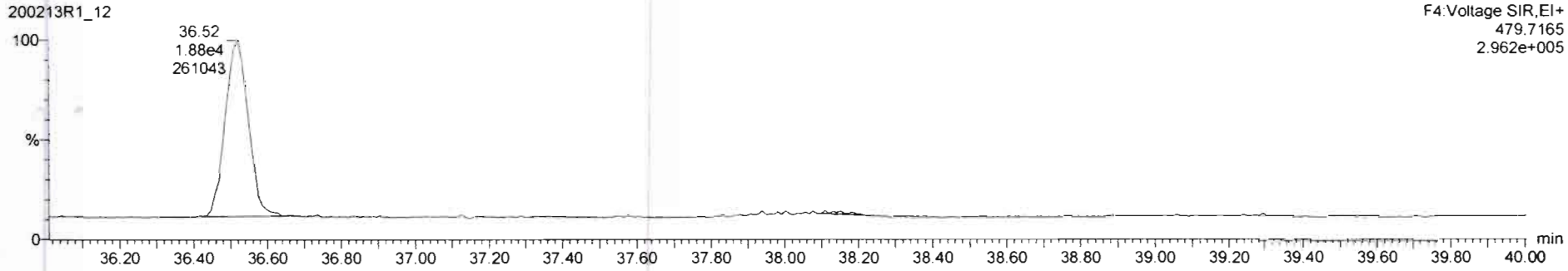

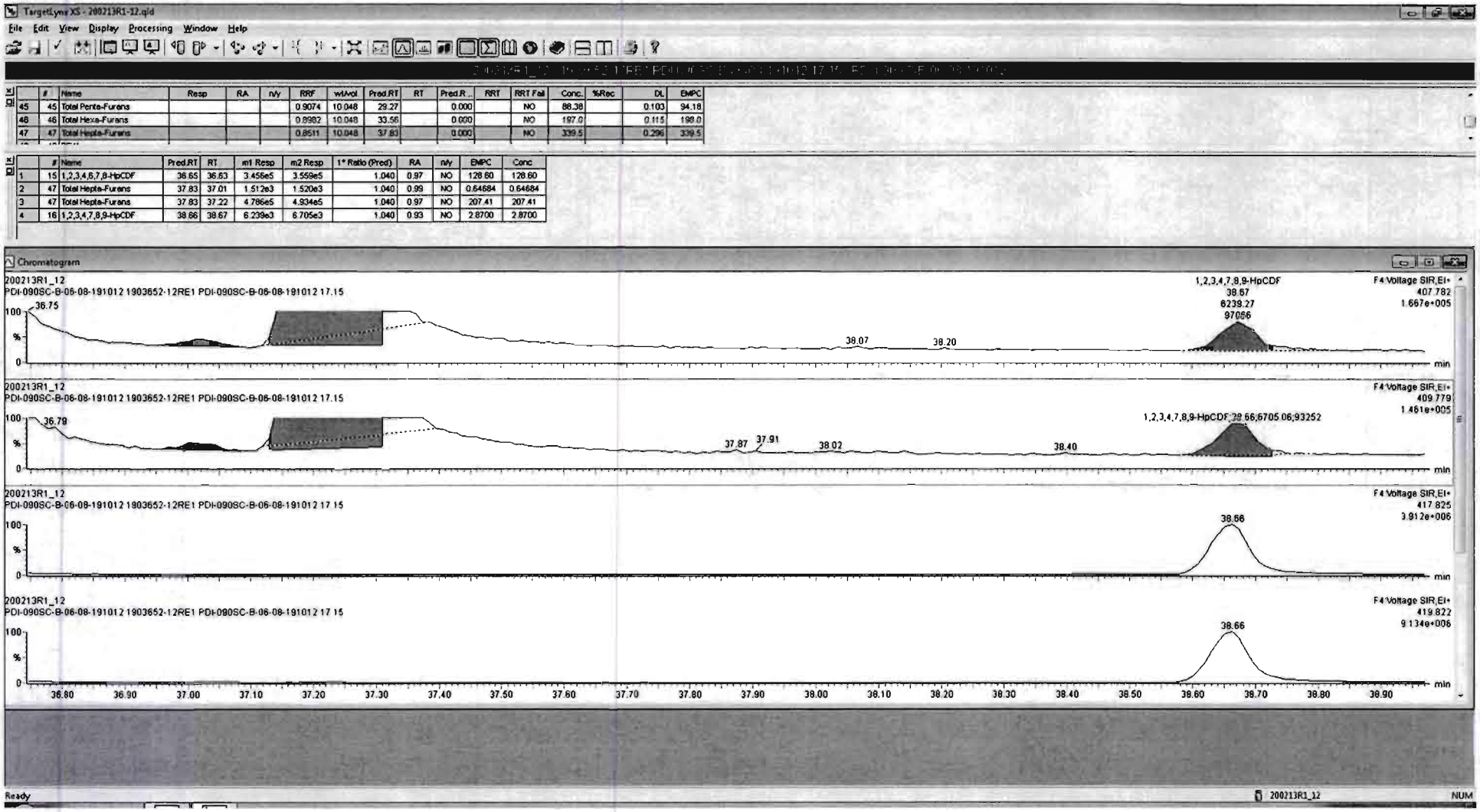

	#	Name	Resp	RA	rvy	RRF	wtAvol	Pred.RT	RT	Pred.R...	RRT	RRT Fail	Conc.	%Rec	DL	EMPC
45	45	Total Penta-Furans				0.9074	10.048	29.27		0.000		NO	88.38		0.103	94.18
46	46	Total Hexa-Furans				0.8982	10.048	33.56		0.000		NO	197.0		0.115	198.0
47	47	Total Hepta-Furans				0.8511	10.048	37.83		0.000		NO	339.5		0.296	339.5

	#	Name	Pred.RT	RT	m1 Resp	m2 Resp	1* Ratio (Pred)	RA	rvy	EMPC	Conc
1	15	1,2,3,4,6,7,8-HpCDF	36.65	36.63	3.456e5	3.559e5	1.040	0.97	NO	128.60	128.60
2	47	Total Hepta-Furans	37.83	37.01	1.512e3	1.520e3	1.040	0.99	NO	0.64684	0.64684
3	47	Total Hepta-Furans	37.83	37.22	4.786e5	4.934e5	1.040	0.97	NO	207.41	207.41
4	16	1,2,3,4,7,8,9-HpCDF	38.66	38.67	6.239e3	6.705e3	1.040	0.93	NO	2.8700	2.8700

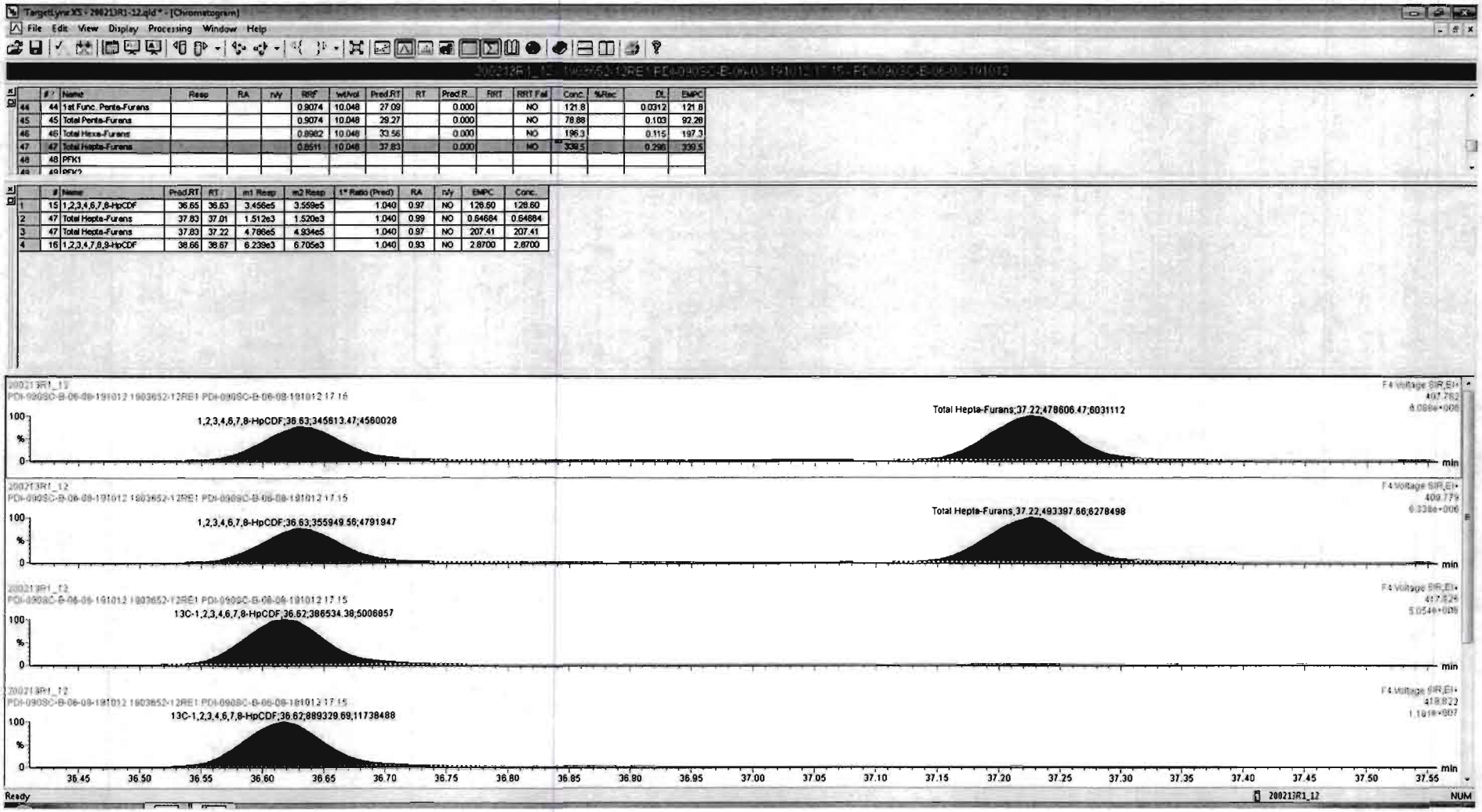

	#	Name	Resp	RA	rvy	RRF	wtAvg	Pred.RT	RT	Pred.R...	RRT	RRT Fal	Conc.	%Rec	DL	EMPC
44	44	1st Func. Penta-Furans				0.9074	10.048	27.09		0.000		NO	121.8		0.0312	121.8
45	45	Total Penta-Furans				0.9074	10.048	29.27		0.000		NO	78.88		0.103	92.28
46	46	Total Hexa-Furans				0.8982	10.048	33.56		0.000		NO	196.3		0.115	197.3
47	47	Total Hepta-Furans				0.8511	10.048	37.83		0.000		NO	338.5		0.298	339.5
48	48	PFK1														
49	49	PFK2														

	#	Name	Pred.RT	RT	m1 Resp	m2 Resp	1* Ratio (Pred)	RA	rvy	EMPC	Conc.
1	15	1,2,3,4,6,7,8-HpCDF	36.65	36.63	3.456e5	3.559e5	1.040	0.97	NO	126.60	126.60
2	47	Total Hepta-Furans	37.83	37.01	1.512e3	1.520e3	1.040	0.99	NO	0.64684	0.64684
3	47	Total Hepta-Furans	37.83	37.22	4.786e5	4.934e5	1.040	0.97	NO	207.41	207.41
4	16	1,2,3,4,7,8,9-HpCDF	38.66	38.67	6.239e3	6.705e3	1.040	0.93	NO	2.8700	2.8700

Dataset: Untitled

Last Altered: Friday, February 14, 2020 07:30:05 Pacific Standard Time
Printed: Friday, February 14, 2020 07:30:35 Pacific Standard Time

Name: 200213R1_12, Date: 13-Feb-2020, Time: 18:04:51, ID: 1903652-12RE1 PDI-090SC-B-06-08-191012 17.15, Description: PDI-090SC-B-06-08-191012

OCDF

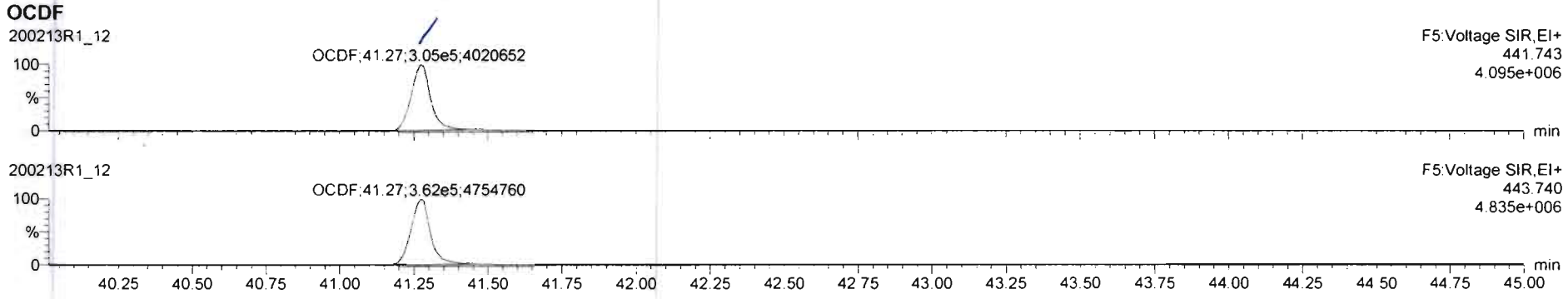

13C-OCDF

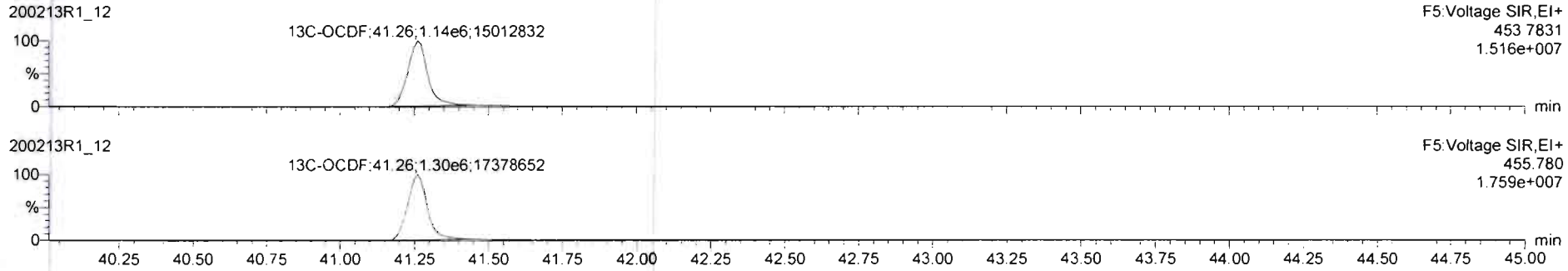

DPE5

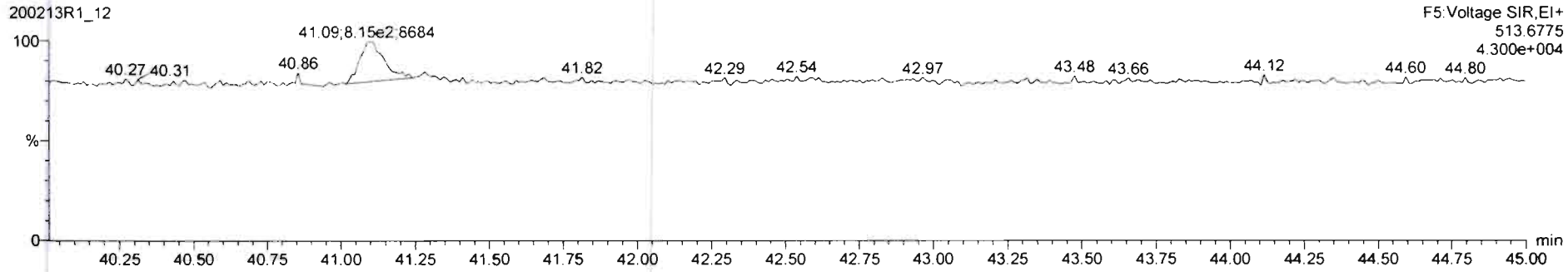

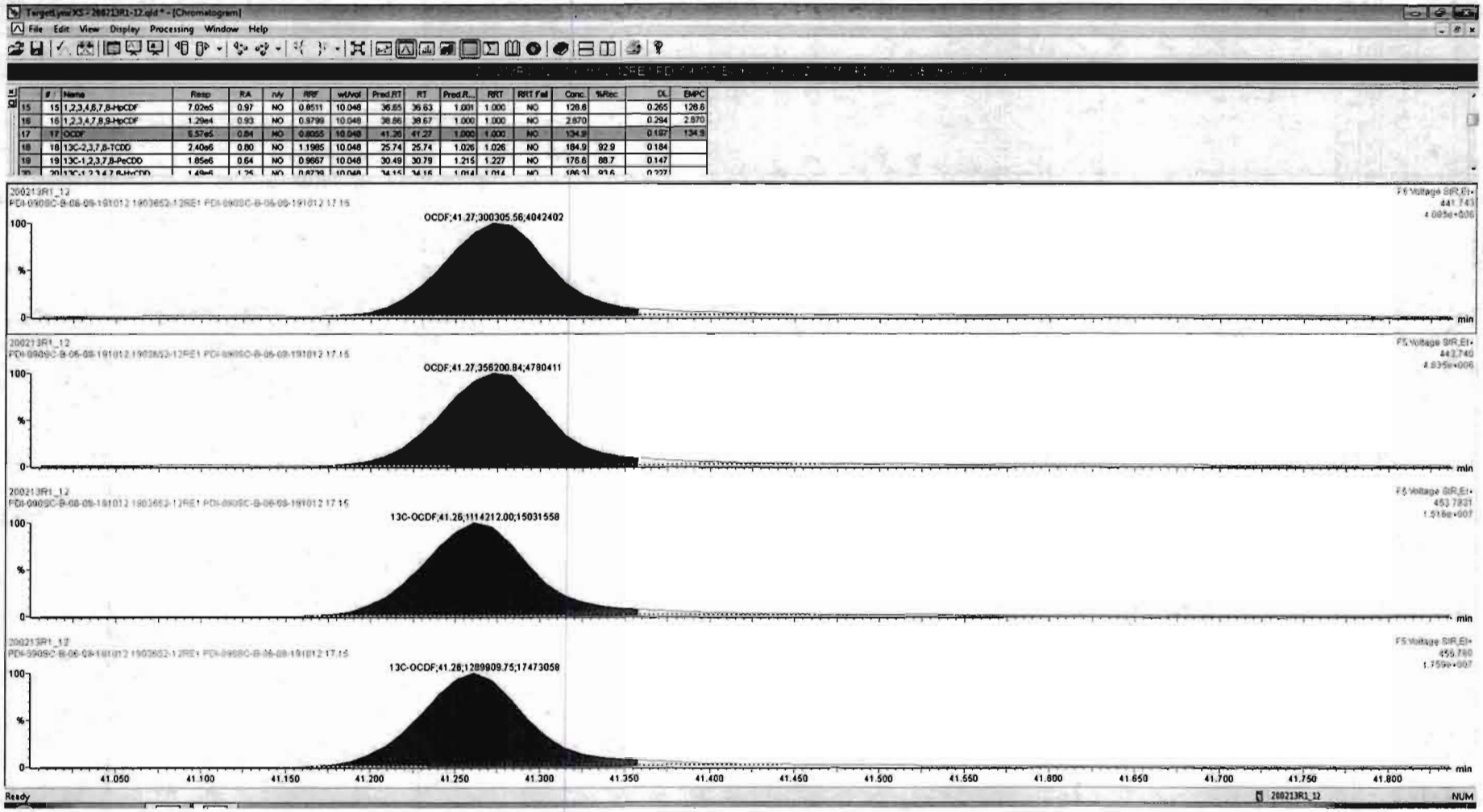

	#	Name	Resp	RA	n/y	RRF	wt/vol	Pred.RT	RT	Pred.R...	RRT	RRT Fail	Conc.	%Rec	DL	EMPC
15	15	1,2,3,4,6,7,8-HpCDF	7.02e5	0.97	NO	0.8511	10.048	36.65	36.63	1.001	1.000	NO	128.6		0.265	128.6
16	16	1,2,3,4,7,8,9-HpCDF	1.29e4	0.93	NO	0.9799	10.048	38.66	38.67	1.000	1.000	NO	2.870		0.294	2.870
17	17	OCDF	5.57e5	0.84	NO	0.8055	10.048	41.26	41.27	1.000	1.000	NO	134.9		0.197	134.9
18	18	13C-2,3,7,8-TCDD	2.40e6	0.80	NO	1.1985	10.048	25.74	25.74	1.026	1.026	NO	184.9	92.9	0.184	
19	19	13C-1,2,3,7,8-PeCDD	1.85e6	0.84	NO	0.9667	10.048	30.49	30.79	1.215	1.227	NO	176.6	88.7	0.147	

Vista Analytical Laboratory

Dataset: Untitled

Last Altered: Friday, February 14, 2020 07:30:05 Pacific Standard Time
Printed: Friday, February 14, 2020 07:30:35 Pacific Standard Time

Name: 200213R1_12, Date: 13-Feb-2020, Time: 18:04:51, ID: 1903652-12RE1 PDI-090SC-B-06-08-191012 17.15, Description: PDI-090SC-B-06-08-191012

PFK1

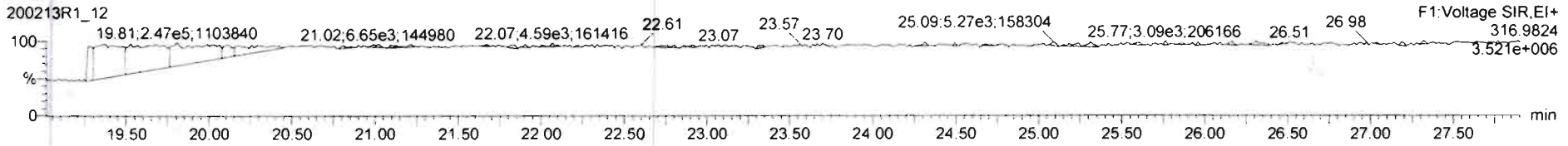

PFK2

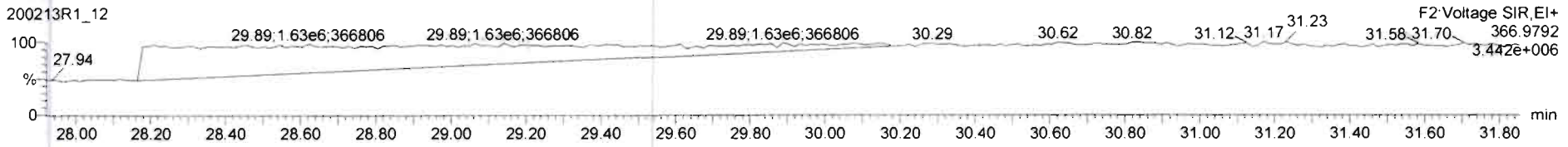

PFK3

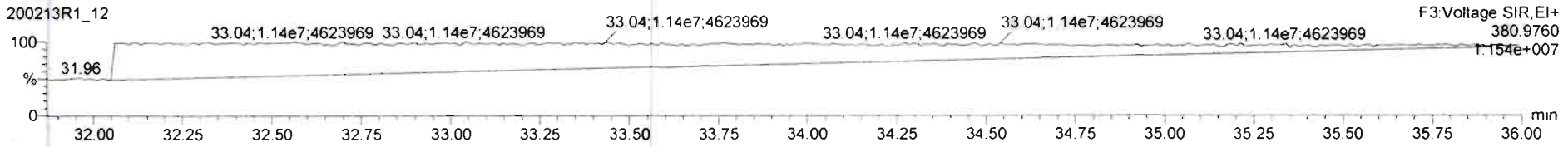

PFK4

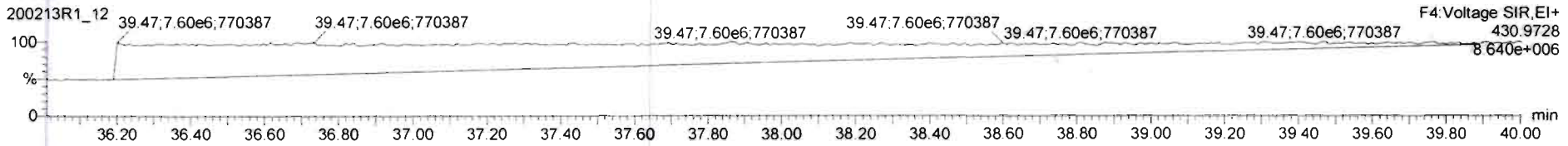

PFK5

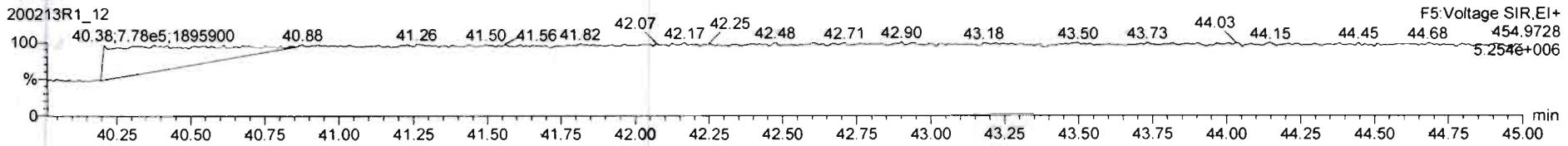

CONFIRMATION

Dataset: U:\VG12.PRO\Results\200310R1\200310R1-11.qld

Last Altered: Tuesday, March 10, 2020 14:30:38 Pacific Daylight Time
Printed: Tuesday, March 10, 2020 14:32:10 Pacific Daylight Time

GRB 03/10/2020

3/12/20

CT 03/18/2020

Method: U:\VG12.PRO\MethDB\tcdf.mdb 10 Mar 2020 07:50:49
Calibration: U:\VG12.PRO\CurveDB\db225_1613TCDFvg12-03-09-20.cdb 10 Mar 2020 08:18:28

Name: 200310R1_11, Date: 10-Mar-2020, Time: 13:59:33, ID: 1903652-01RE2 PDI-074SC-B-00-02-191012 18.02, Description: PDI-074SC-B-00-02-191012

	# Name	Resp	RA	n/y	RRF M...	wt/vol	RT	Conc.	%Rec	DL
1	1 2,3,7,8-TCDF	3.87e6	0.75	NO	0.821	10.023	16.56	320.88		0.169
2	2 13C-2,3,7,8-TCDF	2.93e6	0.78	NO	1.10	10.023	16.54	188.06	94.2	0.321
3	3 13C-1,2,3,4-TCDF	2.83e6	0.80	NO	1.00	10.023	14.45	199.54	100	0.354

Vista Analytical Laboratory VG-11

Dataset: Untitled

Last Altered: Tuesday, March 10, 2020 14:30:38 Pacific Daylight Time
Printed: Tuesday, March 10, 2020 14:30:49 Pacific Daylight Time

Method: U:\VG12.PRO\MethDB\tcdf.mdb 10 Mar 2020 07:50:49
Calibration: U:\VG12.PRO\CurveDB\db225_1613TCDFvg12-03-09-20.cdb 10 Mar 2020 08:18:28

Name: 200310R1_11, Date: 10-Mar-2020, Time: 13:59:33, ID: 1903652-01RE2 PDI-074SC-B-00-02-191012 18.02, Description: PDI-074SC-B-00-02-191012

2,3,7,8-TCDF

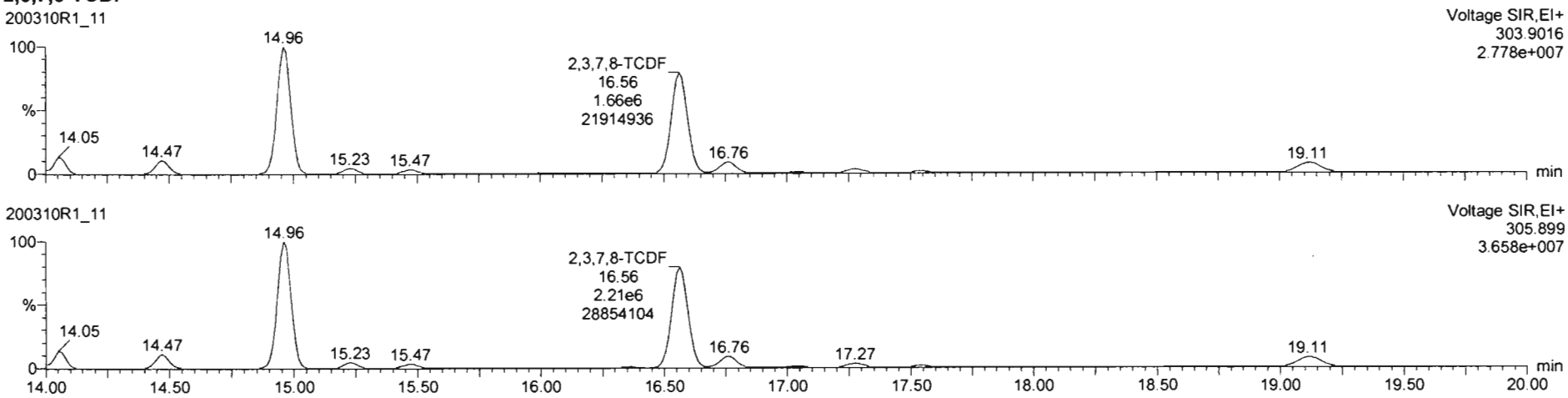

13C-2,3,7,8-TCDF

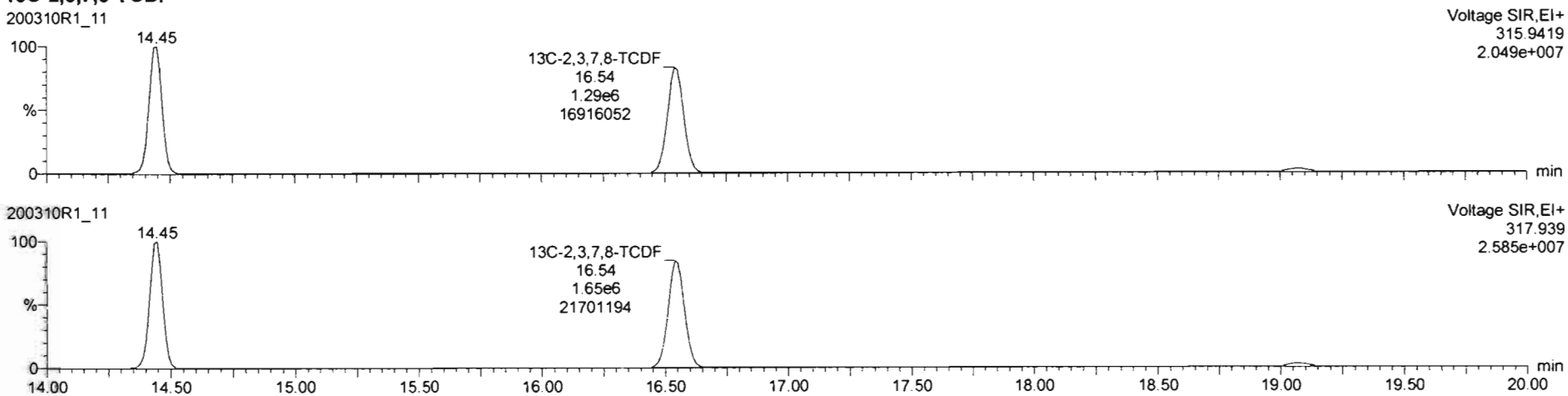

Vista Analytical Laboratory VG-11

Dataset: Untitled

Last Altered: Tuesday, March 10, 2020 14:30:38 Pacific Daylight Time
Printed: Tuesday, March 10, 2020 14:30:49 Pacific Daylight Time

Name: 200310R1_11, Date: 10-Mar-2020, Time: 13:59:33, ID: 1903652-01RE2 PDI-074SC-B-00-02-191012 18.02, Description: PDI-074SC-B-00-02-191012

13C-1,2,3,4-TCDD

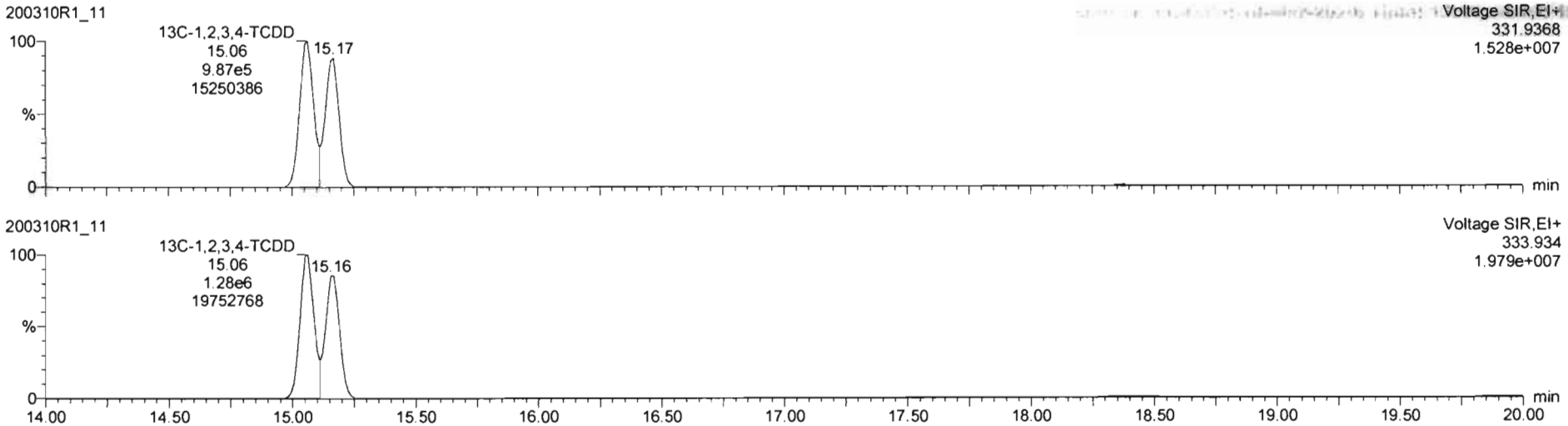

DPE1

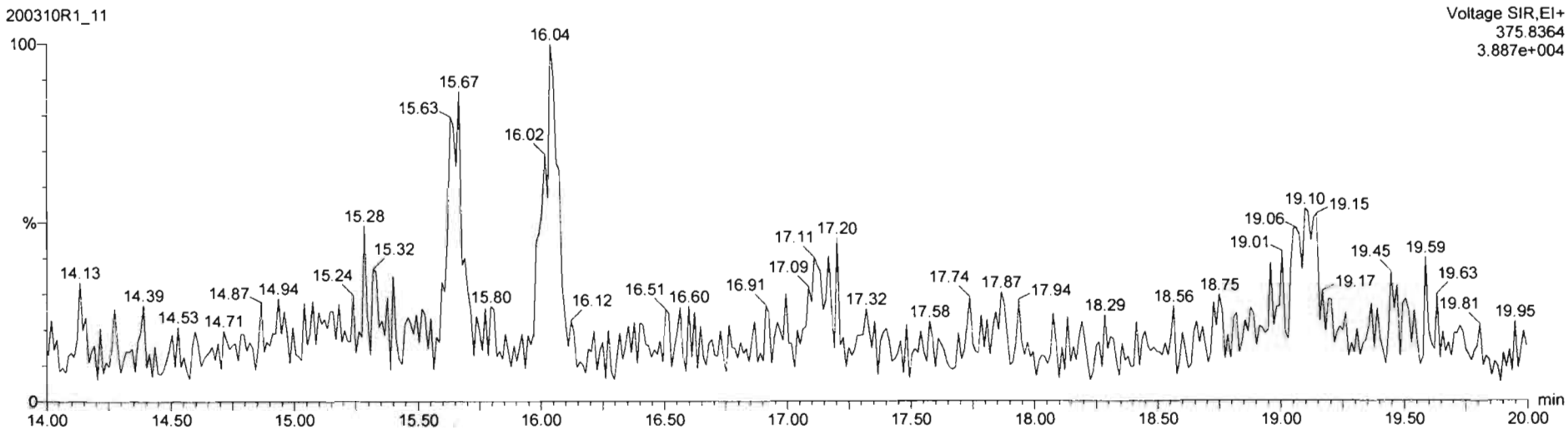

Dataset: U:\VG12.PRO\Results\200310R1\200310R1-12.qld

Last Altered: Tuesday, March 10, 2020 15:18:06 Pacific Daylight Time
Printed: Tuesday, March 10, 2020 15:18:40 Pacific Daylight Time

GRB 03/10/2020

3/12/20

Method: Untitled 10 Mar 2020 07:50:49
Calibration: U:\VG12.PRO\CurveDB\db225_1613TCDFvg12-03-09-20.cdb 10 Mar 2020 08:18:28

Name: 200310R1_12, Date: 10-Mar-2020, Time: 14:30:00, ID: 1903652-02RE2 PDI-074SC-B-02-04-191012 16.64, Description: PDI-074SC-B-02-04-191012

	# Name	Resp	RA	n/y	RRF M...	wt/vol	RT	Conc.	%Rec	DL
1	1 2,3,7,8-TCDF	1.17e6	0.76	NO	0.821	10.014	16.75	232.24		0.462
2	2 13C-2,3,7,8-TCDF	1.23e6	0.78	NO	1.10	10.014	16.73	91.688	45.9	0.395
3	3 13C-1,2,3,4-TCDF	2.43e6	0.80	NO	1.00	10.014	14.60	199.72	100	0.435

Vista Analytical Laboratory VG-11

Dataset: Untitled

Last Altered: Tuesday, March 10, 2020 15:18:06 Pacific Daylight Time
Printed: Tuesday, March 10, 2020 15:18:15 Pacific Daylight Time

Method: Untitled 10 Mar 2020 07:50:49
Calibration: U:\VG12.PRO\CurveDB\db225_1613TCDFvg12-03-09-20.cdb 10 Mar 2020 08:18:28

Name: 200310R1_12, Date: 10-Mar-2020, Time: 14:30:00, ID: 1903652-02RE2 PDI-074SC-B-02-04-191012 16.64, Description: PDI-074SC-B-02-04-191012

2,3,7,8-TCDF

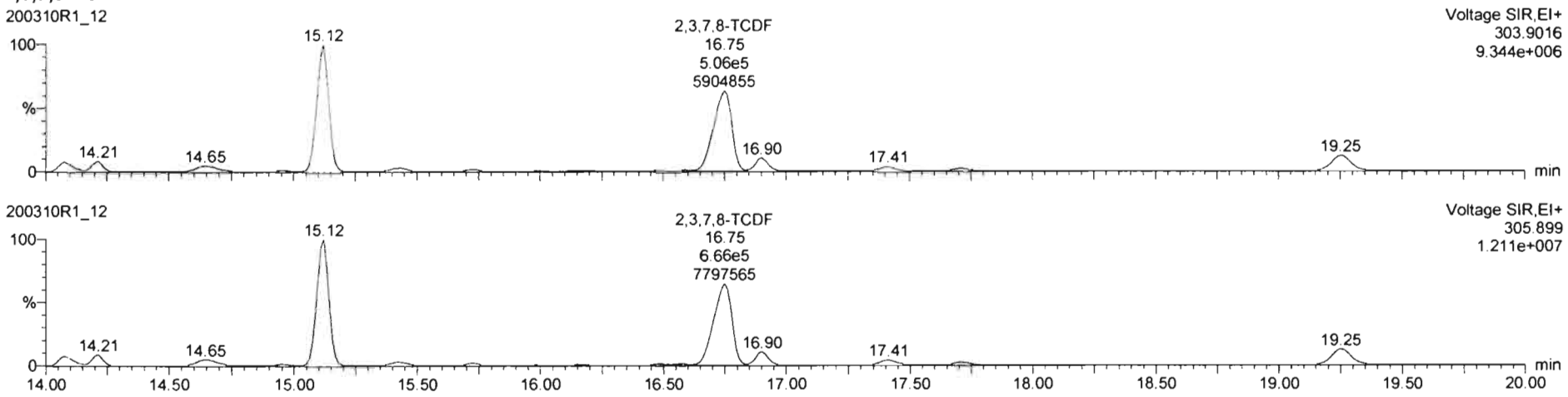

13C-2,3,7,8-TCDF

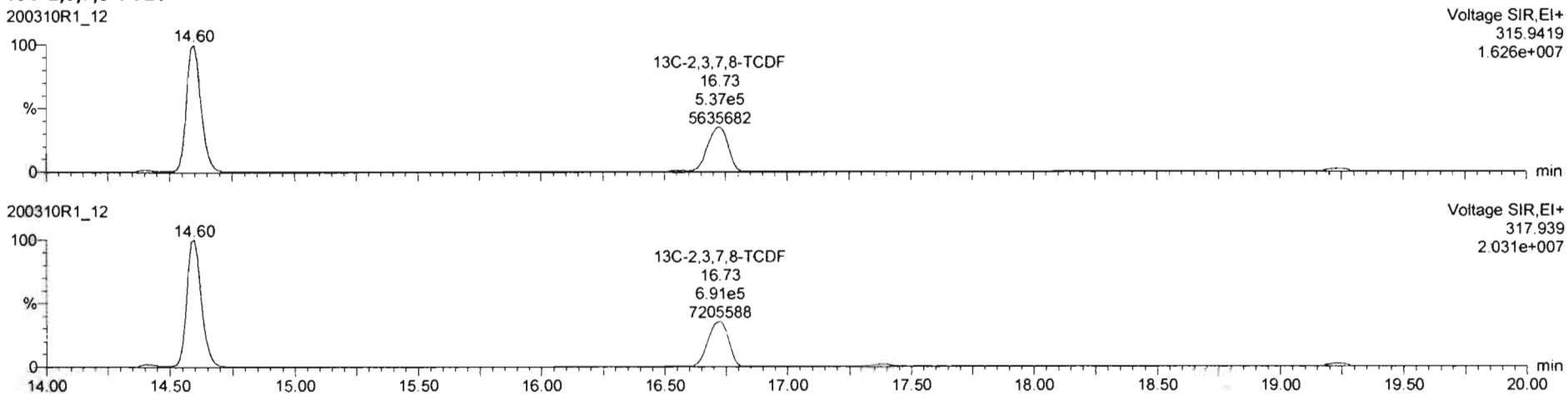

Vista Analytical Laboratory VG-11

Dataset: Untitled

Last Altered: Tuesday, March 10, 2020 15:18:06 Pacific Daylight Time
Printed: Tuesday, March 10, 2020 15:18:15 Pacific Daylight Time

Name: 200310R1_12, Date: 10-Mar-2020, Time: 14:30:00, ID: 1903652-02RE2 PDI-074SC-B-02-04-191012 16.64, Description: PDI-074SC-B-02-04-191012

13C-1,2,3,4-TCDD

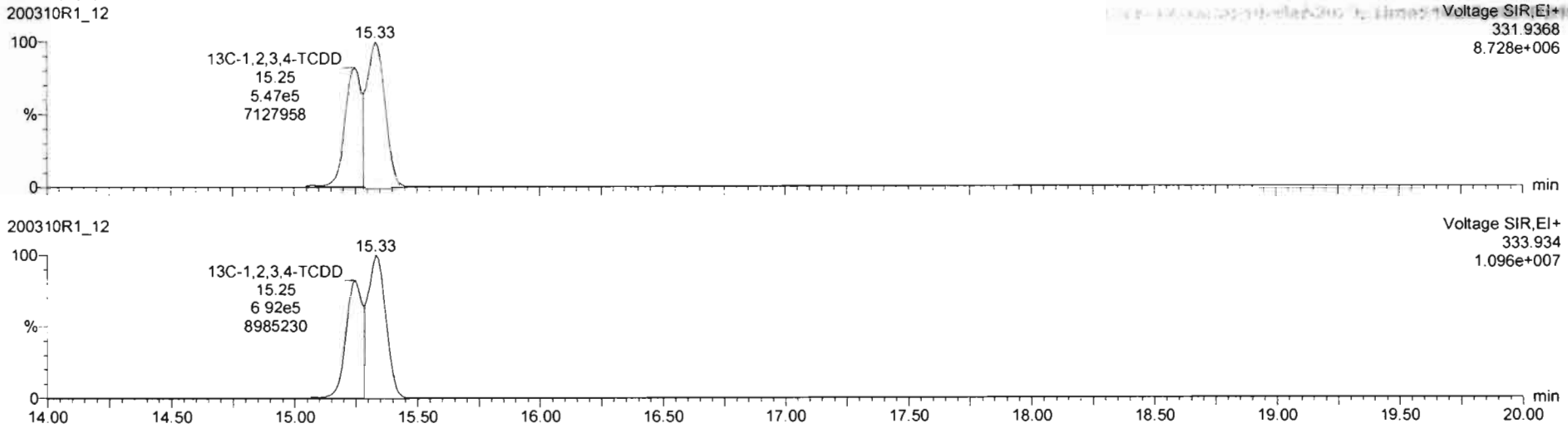

DPE1

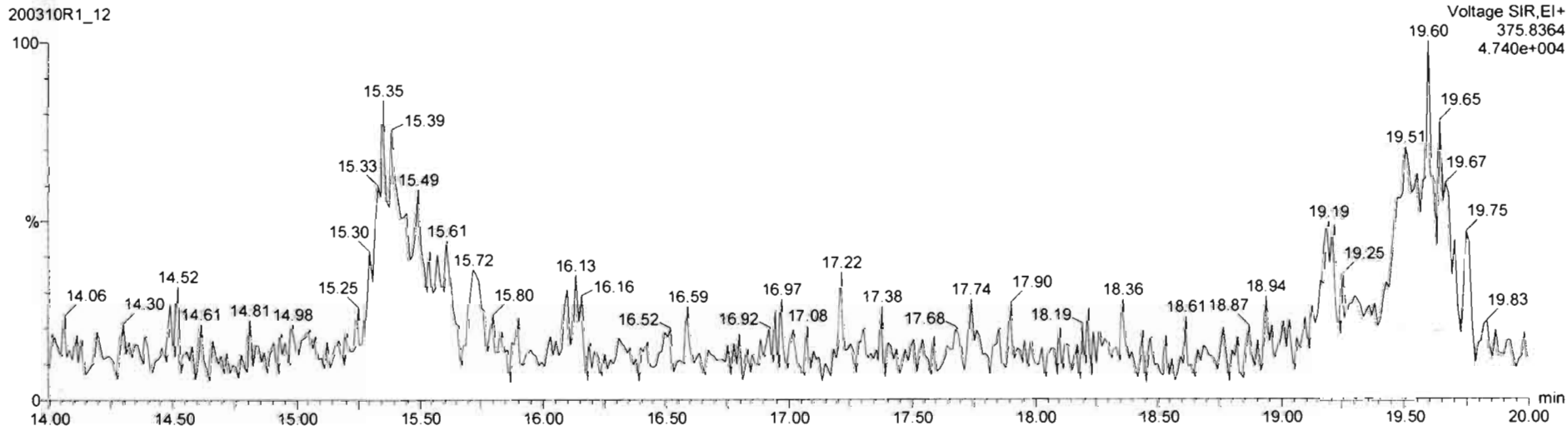

Dataset: U:\VG12.PRO\Results\200310R1\200310R1-13.qld

Last Altered: Tuesday, March 10, 2020 15:34:49 Pacific Daylight Time
Printed: Tuesday, March 10, 2020 15:35:36 Pacific Daylight Time

GRB 03/10/2020
dw 3/12/20
CT 03/12/2020

Method: U:\VG12.PRO\MethDB\tcdf.mdb 10 Mar 2020 07:50:49
Calibration: U:\VG12.PRO\CurveDB\db225_1613TCDFvg12-03-09-20.cdb 10 Mar 2020 08:18:28

Name: 200310R1_13, Date: 10-Mar-2020, Time: 15:00:31, ID: 1903652-03RE2 PDI-074SC-B-04-06-191012 13.13, Description: PDI-074SC-B-04-06-191012

	# Name	Resp	RA	n/y	RRF M...	wt/vol	RT	Conc.	%Rec	DL
1	1 2,3,7,8-TCDF	6.12e4	0.73	NO	0.821	10.007	16.59	9.5044		0.239
2	2 13C-2,3,7,8-TCDF	1.57e6	0.77	NO	1.10	10.007	16.58	103.44	51.8	0.280
3	3 13C-1,2,3,4-TCDF	2.75e6	0.79	NO	1.00	10.007	14.47	199.87	100	0.308

Vista Analytical Laboratory VG-11

Dataset: Untitled

Last Altered: Tuesday, March 10, 2020 15:34:49 Pacific Daylight Time
Printed: Tuesday, March 10, 2020 15:35:11 Pacific Daylight Time

Method: U:\VG12.PRO\MethDB\tcdf.mdb 10 Mar 2020 07:50:49
Calibration: U:\VG12.PRO\CurveDB\db225_1613TCDFvg12-03-09-20.cdb 10 Mar 2020 08:18:28

Name: 200310R1_13, Date: 10-Mar-2020, Time: 15:00:31, ID: 1903652-03RE2 PDI-074SC-B-04-06-191012 13.13, Description: PDI-074SC-B-04-06-191012

2,3,7,8-TCDF

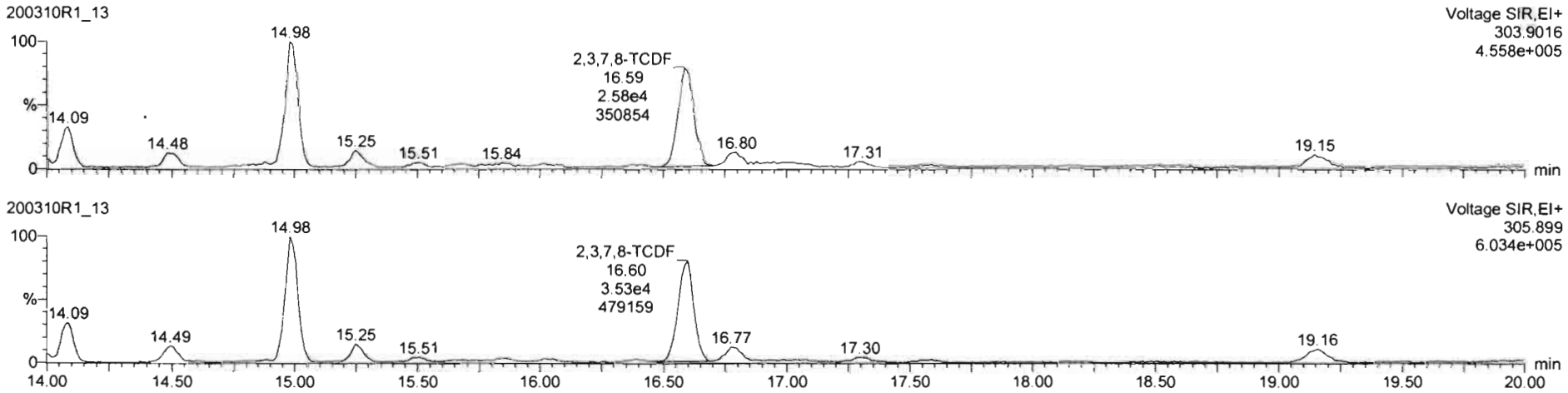

13C-2,3,7,8-TCDF

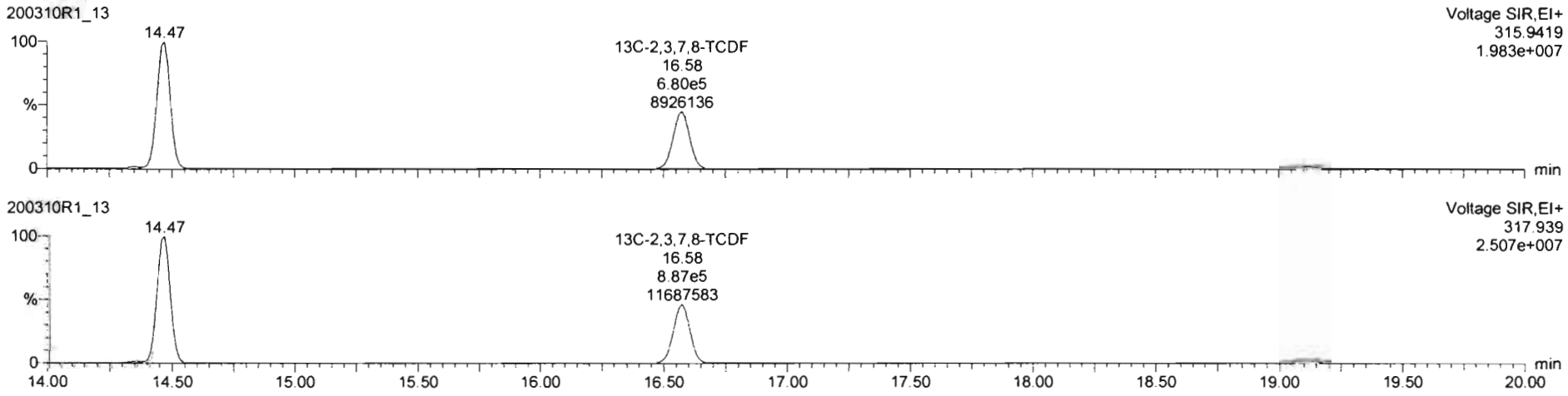

Dataset: Untitled

Last Altered: Tuesday, March 10, 2020 15:34:49 Pacific Daylight Time
Printed: Tuesday, March 10, 2020 15:35:11 Pacific Daylight Time

Name: 200310R1_13; Date: 10-Mar-2020; Time: 15:00:31, ID: 1903652-03RE2 PDI-074SC-B-04-06-191012 13.13, Description: PDI-074SC-B-04-06-191012

13C-1,2,3,4-TCDD

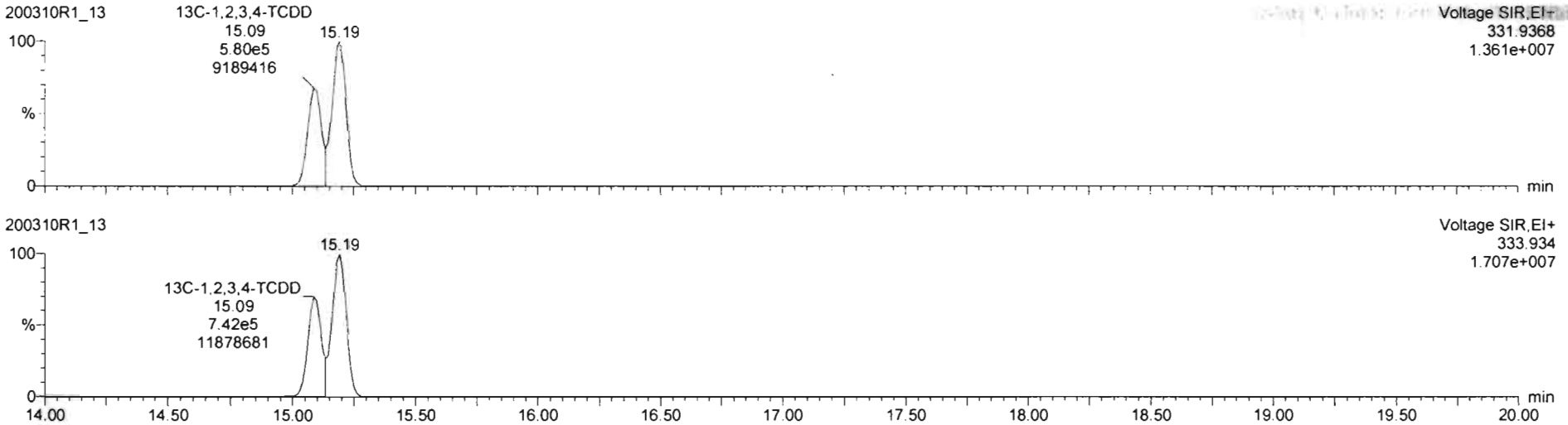

DPE1

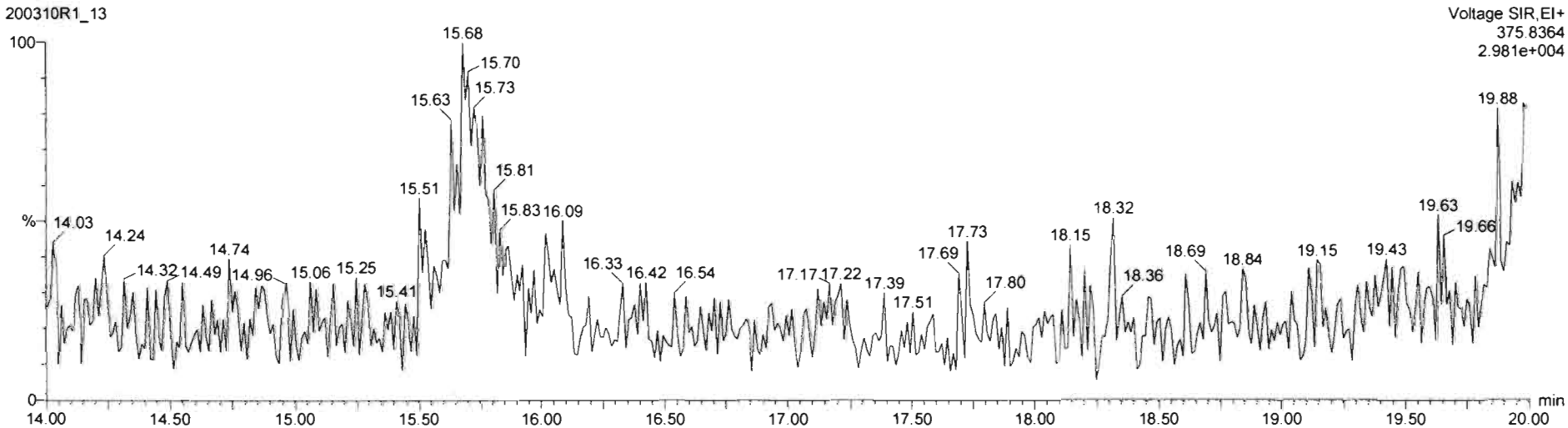

Dataset: U:\VG12.PRO\Results\200310R2\200310R2-5.qld

Last Altered: Wednesday, March 11, 2020 07:48:19 Pacific Daylight Time
Printed: Wednesday, March 11, 2020 07:58:20 Pacific Daylight Time

GRB 03/12/2020
3/12/20
CT 03/18/2020

Method: U:\VG12.PRO\MethDB\tcdf.mdb 11 Mar 2020 07:47:30
Calibration: U:\VG12.PRO\CurveDB\db225_1613TCDFvg12-03-09-20.cdb 10 Mar 2020 08:18:28

Name: 200310R2_5, Date: 10-Mar-2020, Time: 17:34:43, ID: 1903652-04RE2 PDI-074SC-B-06-08-191012 14.69, Description: PDI-074SC-B-06-08-191012

	# Name	Resp	RA	n/y	RRF M...	wt/vol	RT	Conc.	%Rec	DL
1	1 2,3,7,8-TCDF	3.01e4	0.76	NO	0.821	10.007	16.55	2.3378		0.717
2	2 13C-2,3,7,8-TCDF	3.13e6	0.78	NO	1.10	10.007	16.53	208.72	104	0.882
3	3 13C-1,2,3,4-TCDF	2.72e6	0.79	NO	1.00	10.007	14.44	199.86	100	0.971

Vista Analytical Laboratory VG-11

Dataset: Untitled

Last Altered: Wednesday, March 11, 2020 07:47:33 Pacific Daylight Time
Printed: Wednesday, March 11, 2020 07:47:57 Pacific Daylight Time

Method: U:\VG12.PRO\MethDB\tcdf.mdb 11 Mar 2020 07:47:30
Calibration: U:\VG12.PRO\CurveDB\db225_1613TCDFvg12-03-09-20.cdb 10 Mar 2020 08:18:28

Name: 200310R2_5, Date: 10-Mar-2020, Time: 17:34:43, ID: 1903652-04RE2 PDI-074SC-B-06-08-191012 14.69, Description: PDI-074SC-B-06-08-191012

2,3,7,8-TCDF

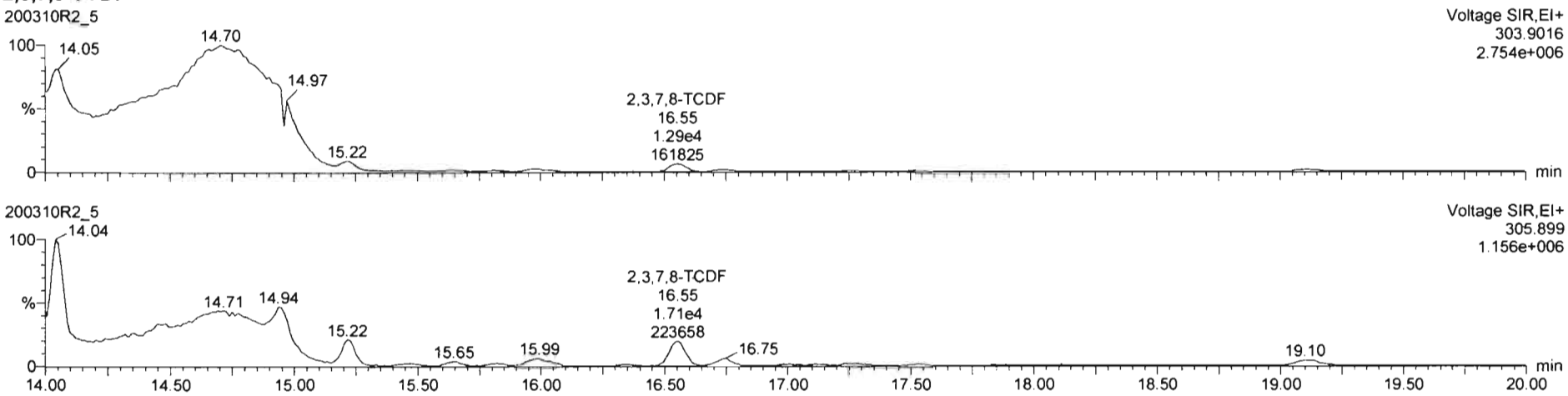

13C-2,3,7,8-TCDF

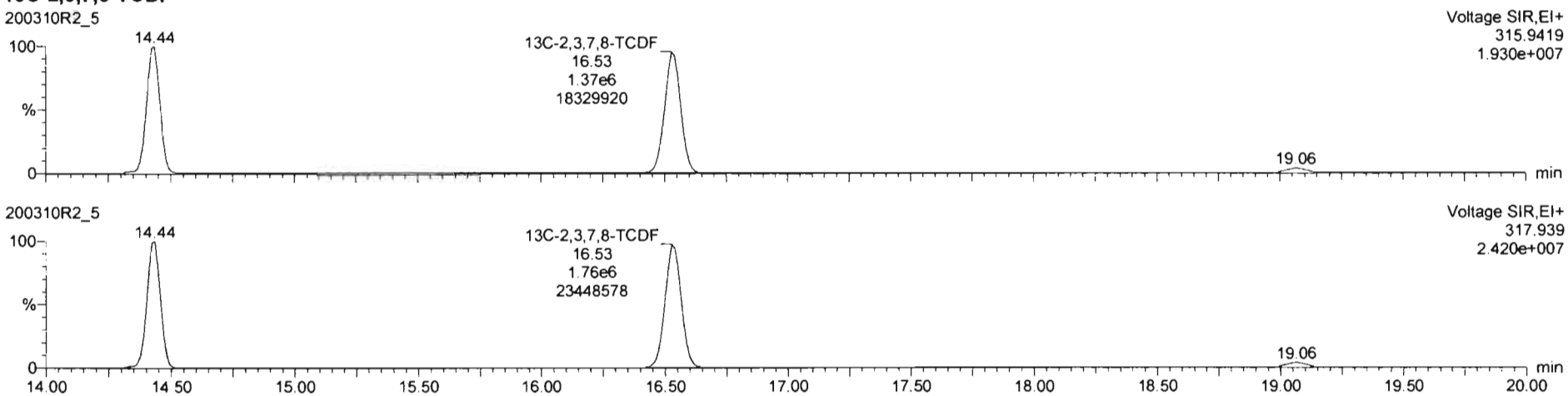

Dataset: Untitled

Last Altered: Wednesday, March 11, 2020 07:47:33 Pacific Daylight Time
Printed: Wednesday, March 11, 2020 07:47:57 Pacific Daylight Time

Name: 200310R2_5, Date: 10-Mar-2020, Time: 17:34:43, ID: 1903652-04RE2 PDI-074SC-B-06-08-191012 14.69, Description: PDI-074SC-B-06-08-191012

13C-1,2,3,4-TCDD

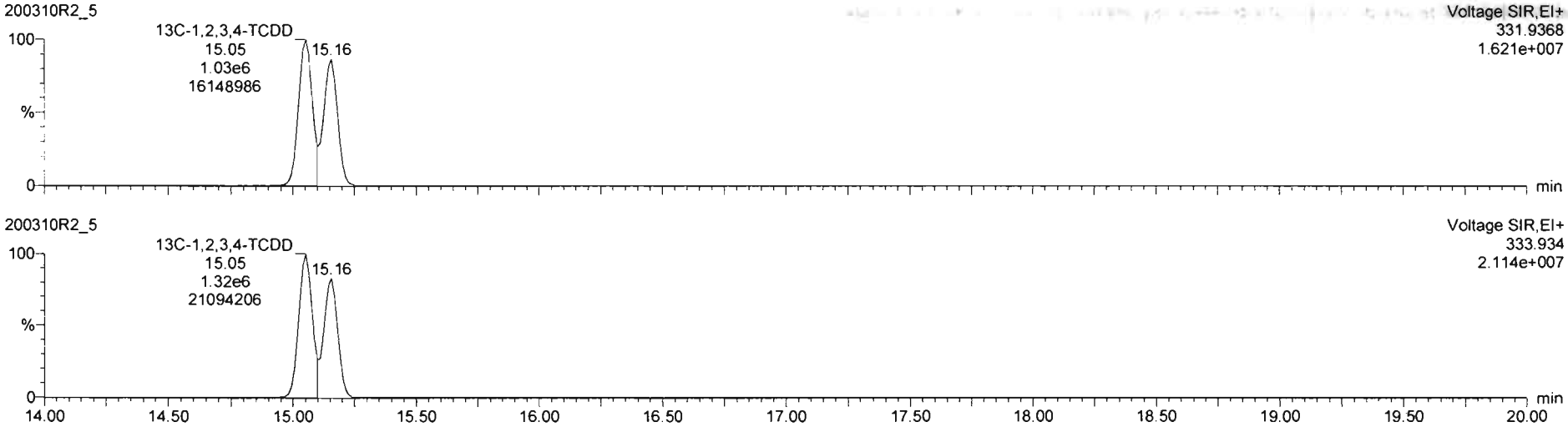

DPE1

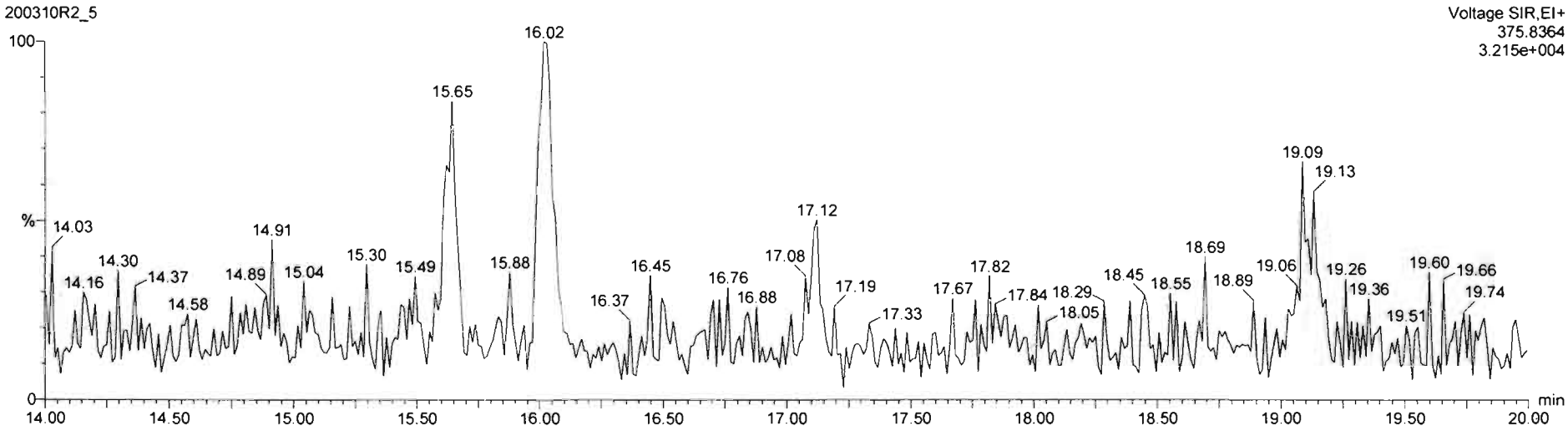

Dataset: U:\VG12.PRO\Results\200310R2\200310R2-6.qld

Last Altered: Wednesday, March 11, 2020 07:58:25 Pacific Daylight Time
Printed: Wednesday, March 11, 2020 08:03:15 Pacific Daylight Time

/
GRB 03/11/2020
3/12/20
CT 03/12/2020

Method: U:\VG12.PRO\MethDB\tcdf.mdb 11 Mar 2020 07:47:30
Calibration: U:\VG12.PRO\CurveDB\db225_1613TCDFvg12-03-09-20.cdb 10 Mar 2020 08:18:28

Name: 200310R2_6, Date: 10-Mar-2020, Time: 18:05:07, ID: 1903652-05RE2 PDI-086SC-B-00-02-191012 19.43, Description: PDI-086SC-B-00-02-191012

	# Name	Resp	RA	n/y	RRF M...	wt/vol	RT	Conc.	%Rec	DL
1	1 2,3,7,8-TCDF	8.77e4	0.75	NO	0.821	10.009	16.55	7.4848		0.207
2	2 13C-2,3,7,8-TCDF	2.85e6	0.78	NO	1.10	10.009	16.53	185.50	92.8	0.615
3	3 13C-1,2,3,4-TCDF	2.79e6	0.79	NO	1.00	10.009	14.44	199.81	100	0.677

Dataset: Untitled

Last Altered: Wednesday, March 11, 2020 07:47:33 Pacific Daylight Time
Printed: Wednesday, March 11, 2020 07:47:57 Pacific Daylight Time

Name: 200310R2_6, Date: 10-Mar-2020, Time: 18:05:07, ID: 1903652-05RE2 PDI-086SC-B-00-02-191012 19.43, Description: PDI-086SC-B-00-02-191012

2,3,7,8-TCDF

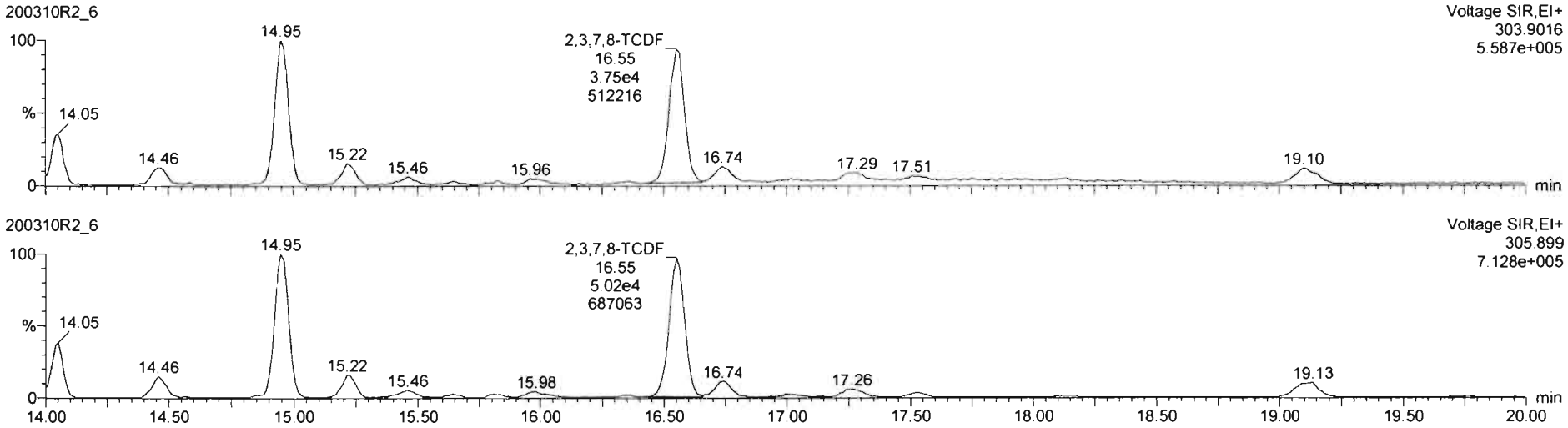

13C-2,3,7,8-TCDF

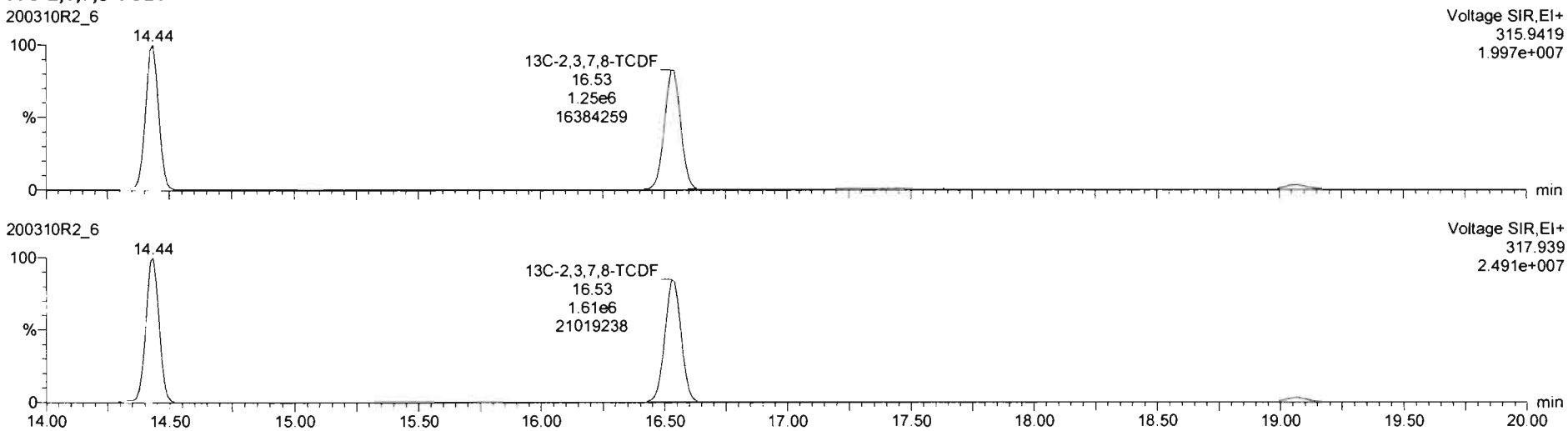

Dataset: Untitled

Last Altered: Wednesday, March 11, 2020 07:47:33 Pacific Daylight Time
Printed: Wednesday, March 11, 2020 07:47:57 Pacific Daylight Time

Name: 200310R2_6, Date: 10-Mar-2020, Time: 18:05:07, ID. 1903652-05RE2 PDI-086SC-B-00-02-191012 19.43, Description: PDI-086SC-B-00-02-191012

13C-1,2,3,4-TCDD

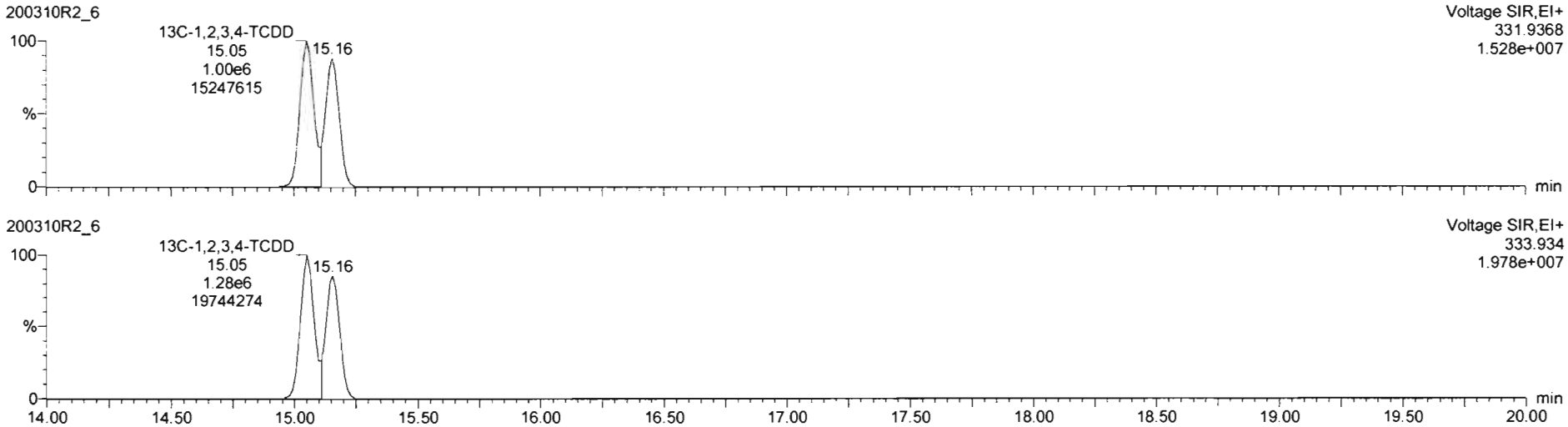

DPE1

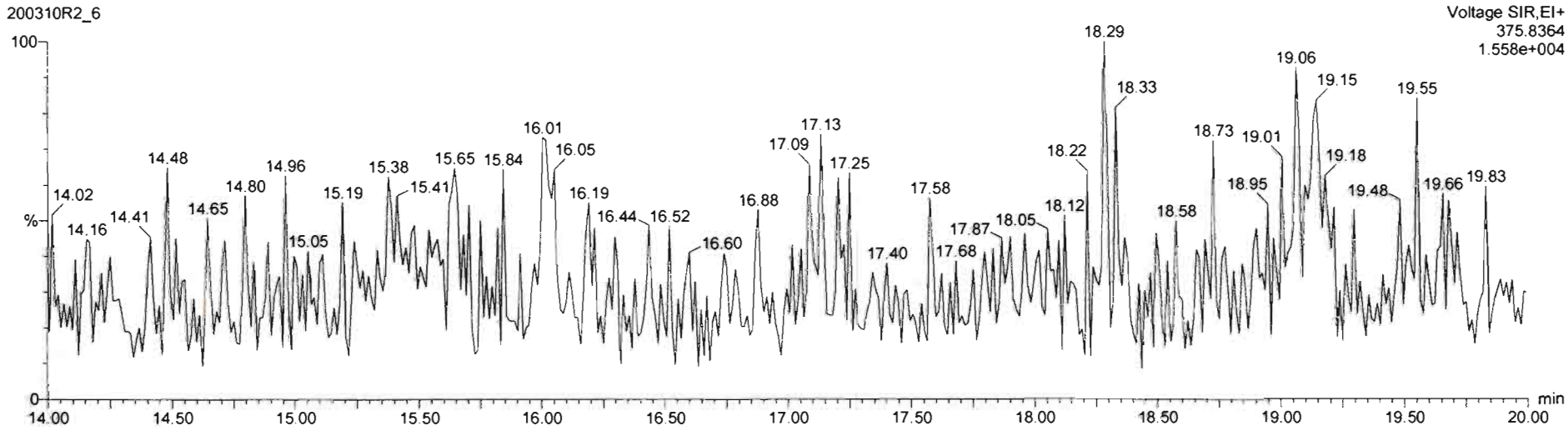

Dataset: U:\VG12.PRO\Results\200310R2\200310R2-7.qld

Last Altered: Wednesday, March 11, 2020 08:06:15 Pacific Daylight Time
Printed: Wednesday, March 11, 2020 08:06:31 Pacific Daylight Time

GPB 03/11/2020
dl 3/12/20
CT 03/18/2020

Method: U:\VG12.PRO\MethDB\tcdf.mdb 11 Mar 2020 07:47:30
Calibration: U:\VG12.PRO\CurveDB\db225_1613TCDFvg12-03-09-20.cdb 10 Mar 2020 08:18:28

Name: 200310R2_7, Date: 10-Mar-2020, Time: 18:35:30, ID: 1903652-06RE2 PDI-086SC-B-02-04-191012 17.65, Description: PDI-086SC-B-02-04-191012

	# Name	Resp	RA	n/y	RRF M...	wt/vol	RT	Conc.	%Rec	DL
1	1 2,3,7,8-TCDF	2.76e4	0.73	NO	0.821	10.023	16.55	1.9794		0.126
2	2 13C-2,3,7,8-TCDF	3.38e6	0.79	NO	1.10	10.023	16.54	201.61	101	0.505
3	3 13C-1,2,3,4-TCDF	3.04e6	0.79	NO	1.00	10.023	14.44	199.53	100	0.556

Dataset: Untitled

Last Altered: Wednesday, March 11, 2020 07:47:33 Pacific Daylight Time
Printed: Wednesday, March 11, 2020 07:47:57 Pacific Daylight Time

Name: 200310R2_7, Date: 10-Mar-2020, Time: 18:35:30, ID: 1903652-06RE2 PDI-086SC-B-02-04-191012 17.65, Description: PDI-086SC-B-02-04-191012

2,3,7,8-TCDF

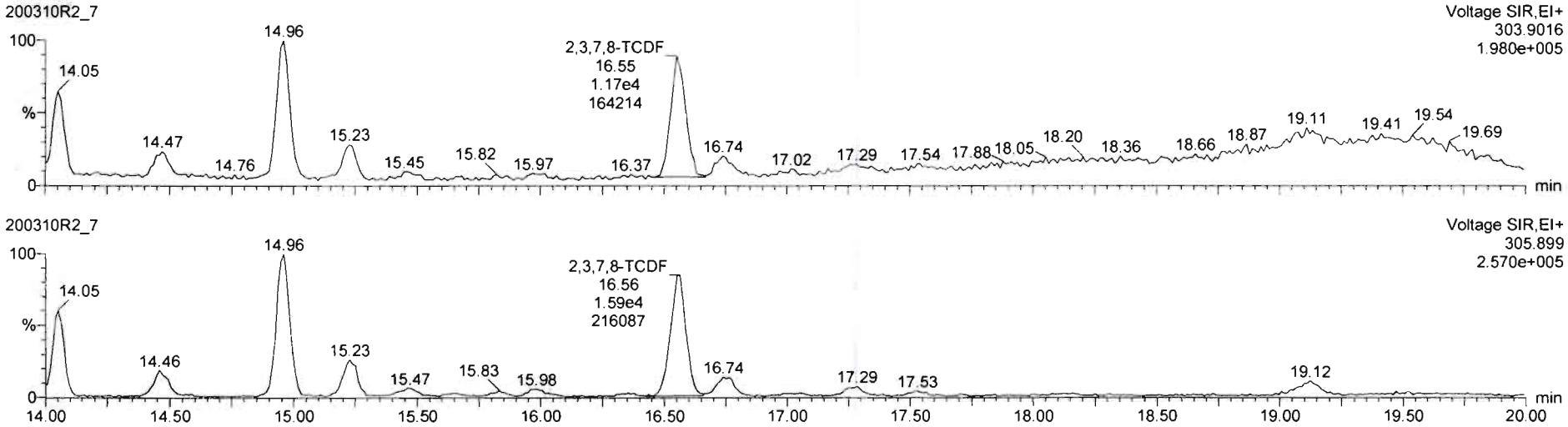

13C-2,3,7,8-TCDF

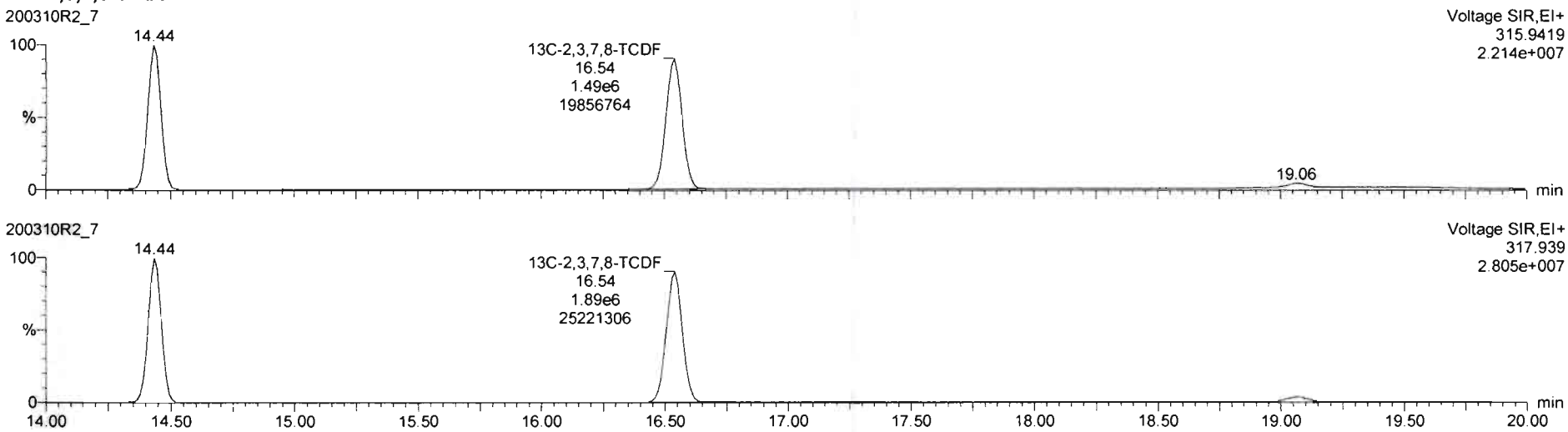

Dataset: Untitled

Last Altered: Wednesday, March 11, 2020 07:47:33 Pacific Daylight Time
Printed: Wednesday, March 11, 2020 07:47:57 Pacific Daylight Time

Name: 200310R2_7, Date: 10-Mar-2020, Time: 18:35:30, ID: 1903652-06RE2 PDI-086SC-B-02-04-191012 17.65, Description: PDI-086SC-B-02-04-191012

13C-1,2,3,4-TCDD

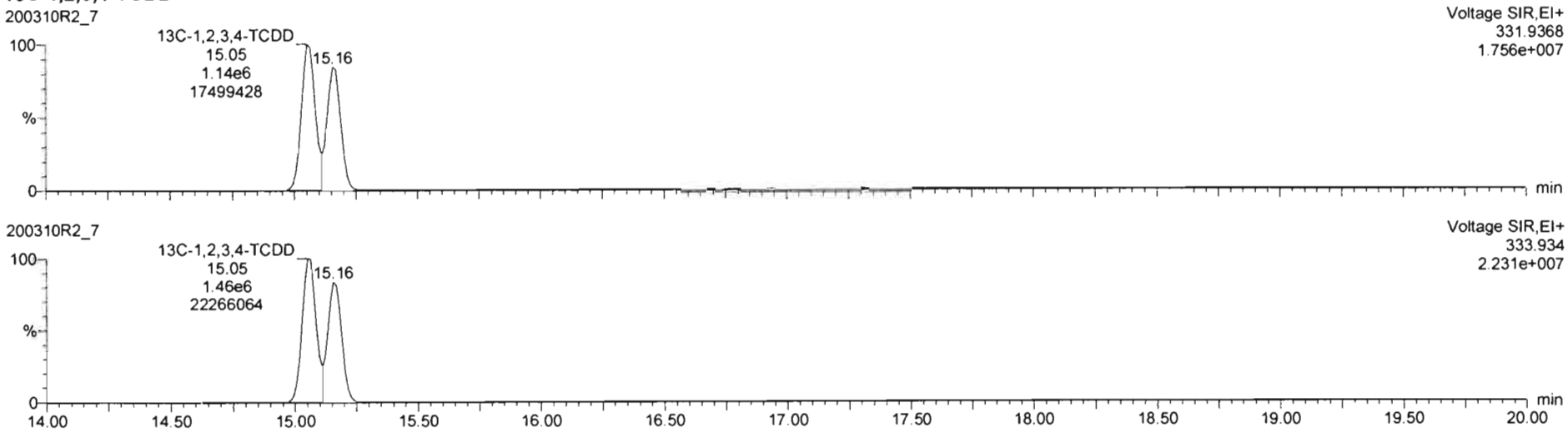

DPE1

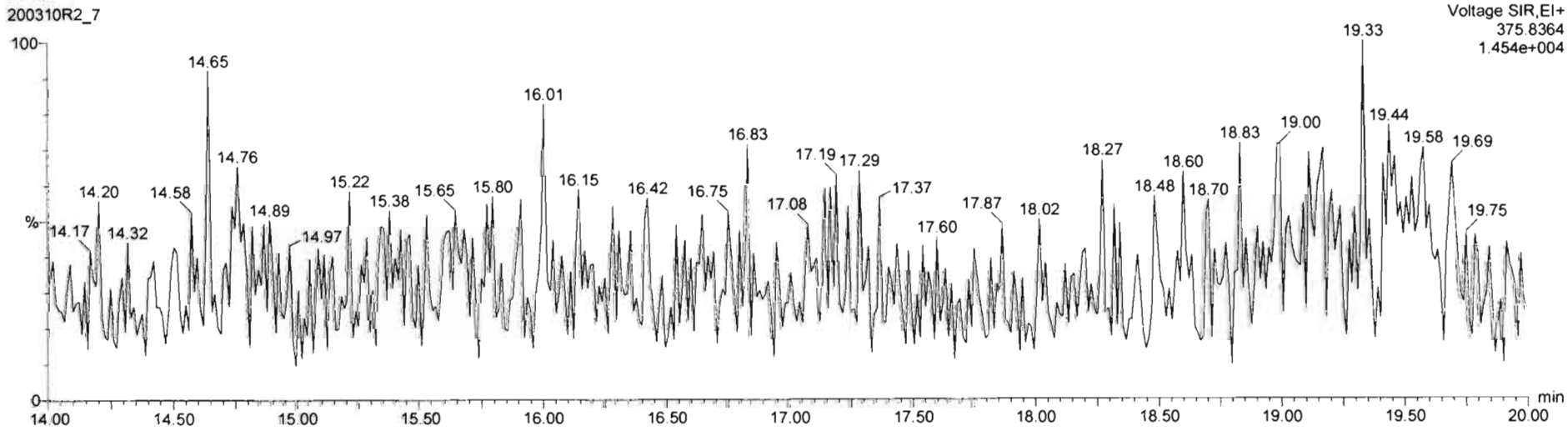

Dataset: U:\VG12.PRO\Results\200310R2\200310R2-8.qld

Last Altered: Wednesday, March 11, 2020 08:06:37 Pacific Daylight Time
Printed: Wednesday, March 11, 2020 08:06:57 Pacific Daylight Time

GRB 03/11/2020

3/12/20

CTO3/12/2020

Method: U:\VG12.PRO\MethDB\tcdf.mdb 11 Mar 2020 07:47:30
Calibration: U:\VG12.PRO\CurveDB\db225_1613TCDFvg12-03-09-20.cdb 10 Mar 2020 08:18:28

Name: 200310R2_8, Date: 10-Mar-2020, Time: 19:05:55, ID: 1903652-07RE2 PDI-086SC-B-04-06-191012 17.02, Description: PDI-086SC-B-04-06-191012

	# Name	Resp	RA	n/y	RRF M...	wt/vol	RT	Conc.	%Rec	DL
1	1 2,3,7,8-TCDF	1.47e5	0.77	NO	0.821	10.020	16.55	12.376		0.117
2	2 13C-2,3,7,8-TCDF	2.89e6	0.78	NO	1.10	10.020	16.53	180.08	90.2	0.359
3	3 13C-1,2,3,4-TCDF	2.91e6	0.78	NO	1.00	10.020	14.42	199.59	100	0.395

Dataset: Untitled

Last Altered: Wednesday, March 11, 2020 07:47:33 Pacific Daylight Time
Printed: Wednesday, March 11, 2020 07:47:57 Pacific Daylight Time

Name: 200310R2_8, Date: 10-Mar-2020, Time: 19:05:55, ID: 1903652-07RE2 PDI-086SC-B-04-06-191012 17.02, Description: PDI-086SC-B-04-06-191012

2,3,7,8-TCDF

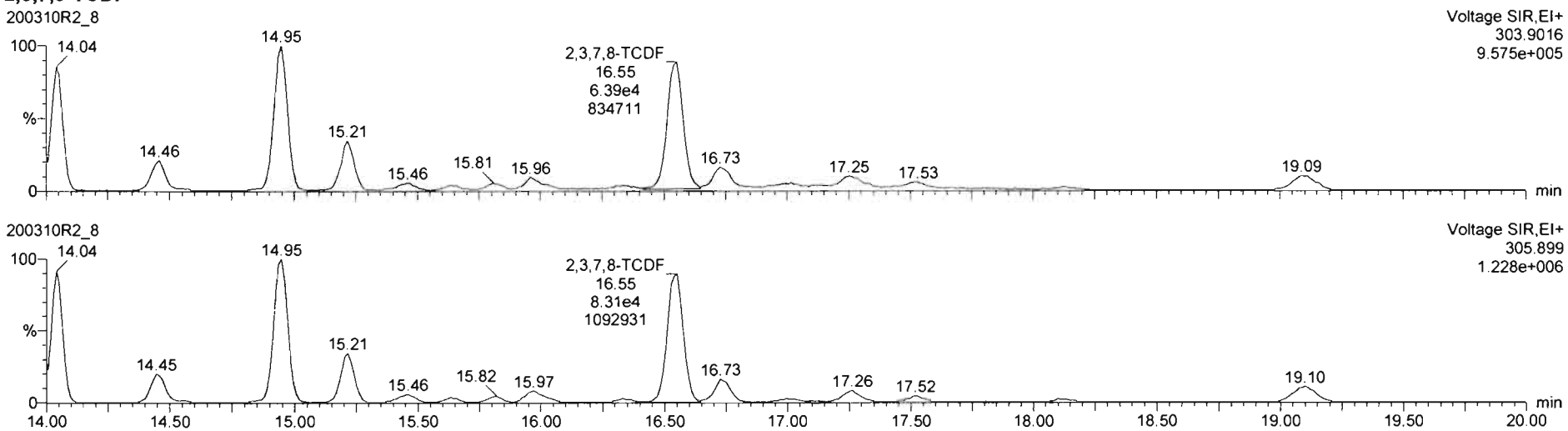

13C-2,3,7,8-TCDF

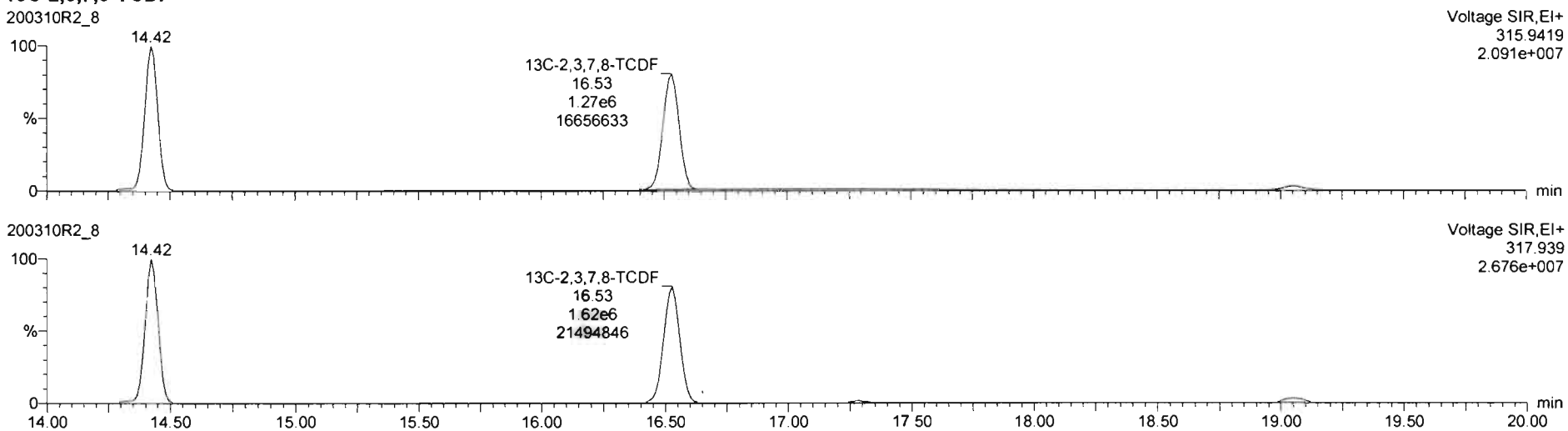

Dataset: Untitled

Last Altered: Wednesday, March 11, 2020 07:47:33 Pacific Daylight Time
Printed: Wednesday, March 11, 2020 07:47:57 Pacific Daylight Time

Name: 200310R2_8, Date: 10-Mar-2020, Time: 19:05:55, ID: 1903652-07RE2 PDI-086SC-B-04-06-191012 17.02, Description: PDI-086SC-B-04-06-191012

13C-1,2,3,4-TCDD

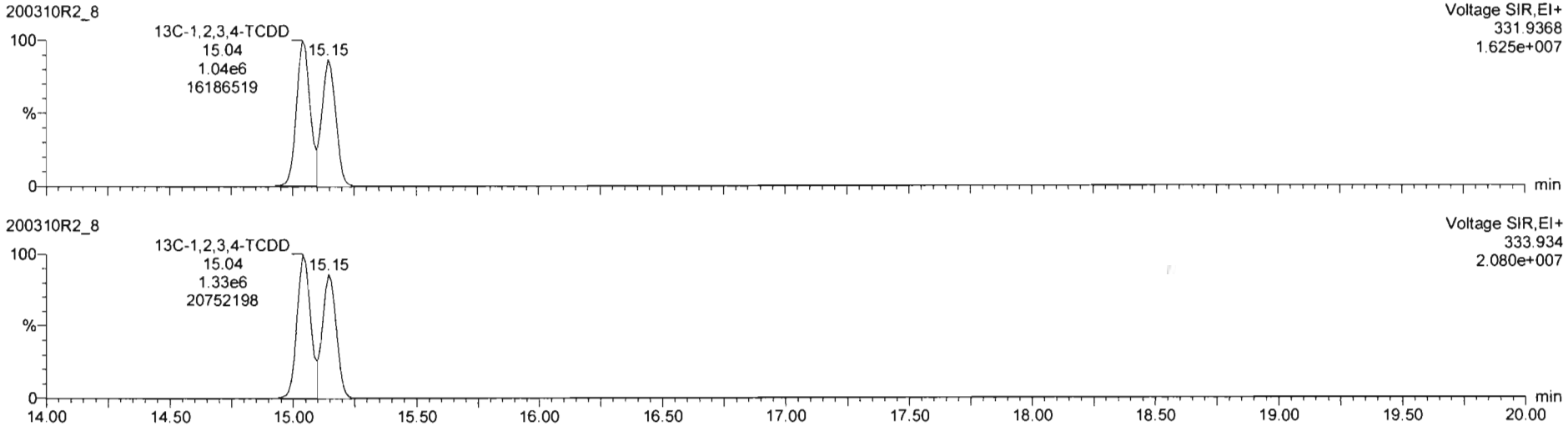

DPE1

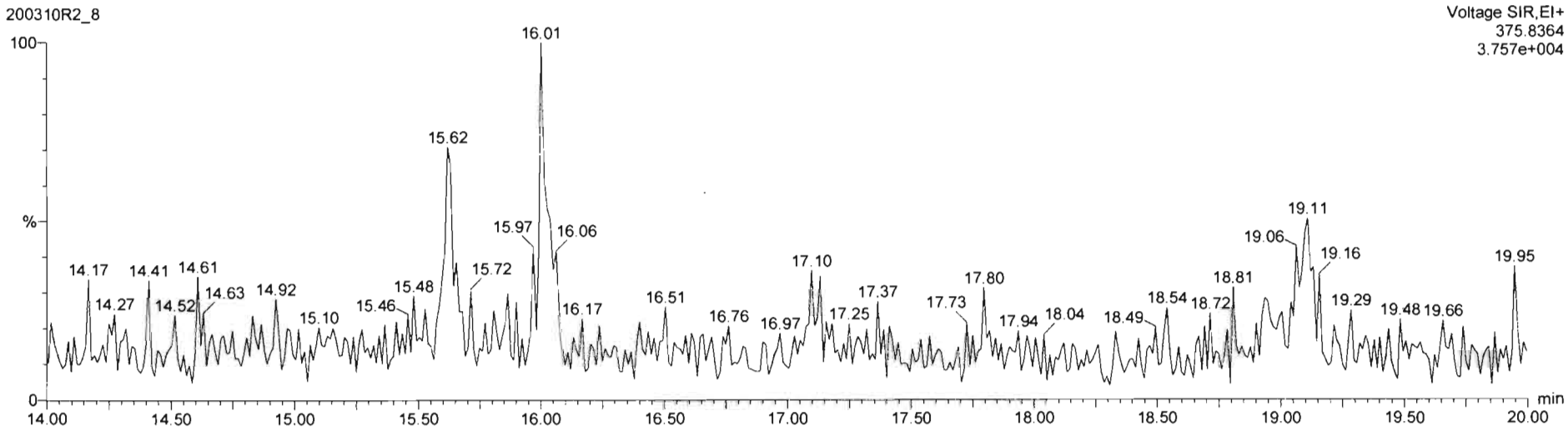

Dataset: U:\VG12.PRO\Results\200310R2\200310R2-9.qld

Last Altered: Wednesday, March 11, 2020 08:07:03 Pacific Daylight Time
Printed: Wednesday, March 11, 2020 08:07:18 Pacific Daylight Time

GRB 03/11/2020

3/12/20

Method: U:\VG12.PRO\MethDB\tcdf.mdb 11 Mar 2020 07:47:30
Calibration: U:\VG12.PRO\CurveDB\db225_1613TCDFvg12-03-09-20.cdb 10 Mar 2020 08:18:28

CT 03/18/2020

Name: 200310R2_9, Date: 10-Mar-2020, Time: 19:36:20, ID: 1903652-08RE2 PDI-086SC-B-06-08-191012 17.91, Description: PDI-086SC-B-06-08-191012

	# Name	Resp	RA	n/y	RRF M...	wt/vol	RT	Conc.	%Rec	DL
1	1 2,3,7,8-TCDF	1.52e5	0.73	NO	0.821	10.015	16.55	12.447		0.132
2	2 13C-2,3,7,8-TCDF	2.97e6	0.77	NO	1.10	10.015	16.53	186.00	93.1	0.418
3	3 13C-1,2,3,4-TCDF	2.89e6	0.79	NO	1.00	10.015	14.44	199.71	100	0.460

Dataset: Untitled

Last Altered: Wednesday, March 11, 2020 07:47:33 Pacific Daylight Time
Printed: Wednesday, March 11, 2020 07:47:57 Pacific Daylight Time

Name: 200310R2_9, Date: 10-Mar-2020, Time: 19:36:20, ID: 1903652-08RE2 PDI-086SC-B-06-08-191012 17.91, Description: PDI-086SC-B-06-08-191012

2,3,7,8-TCDF

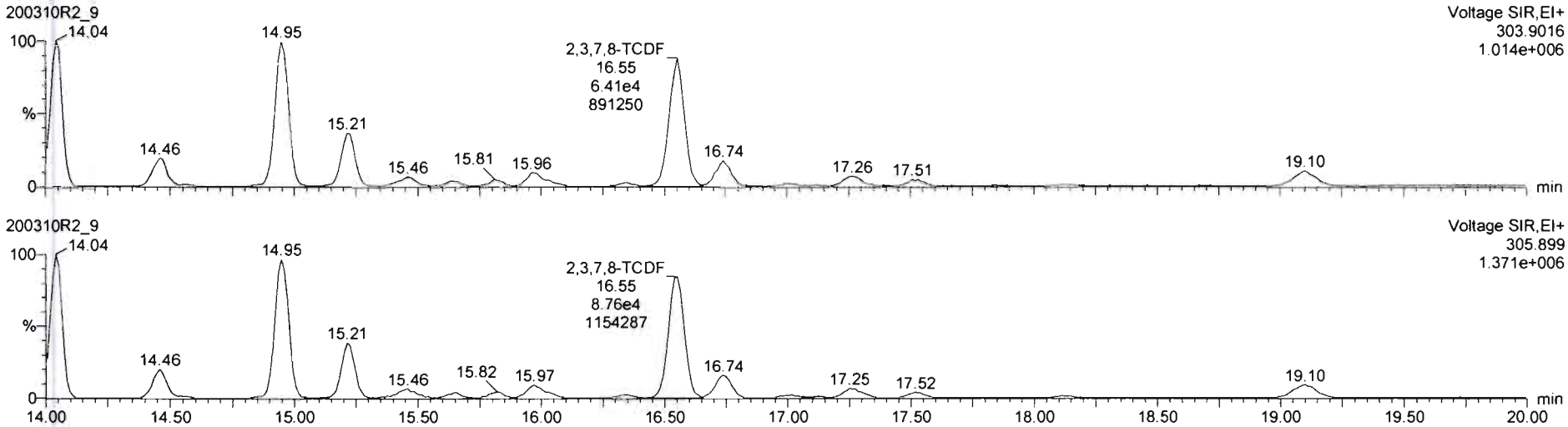

13C-2,3,7,8-TCDF

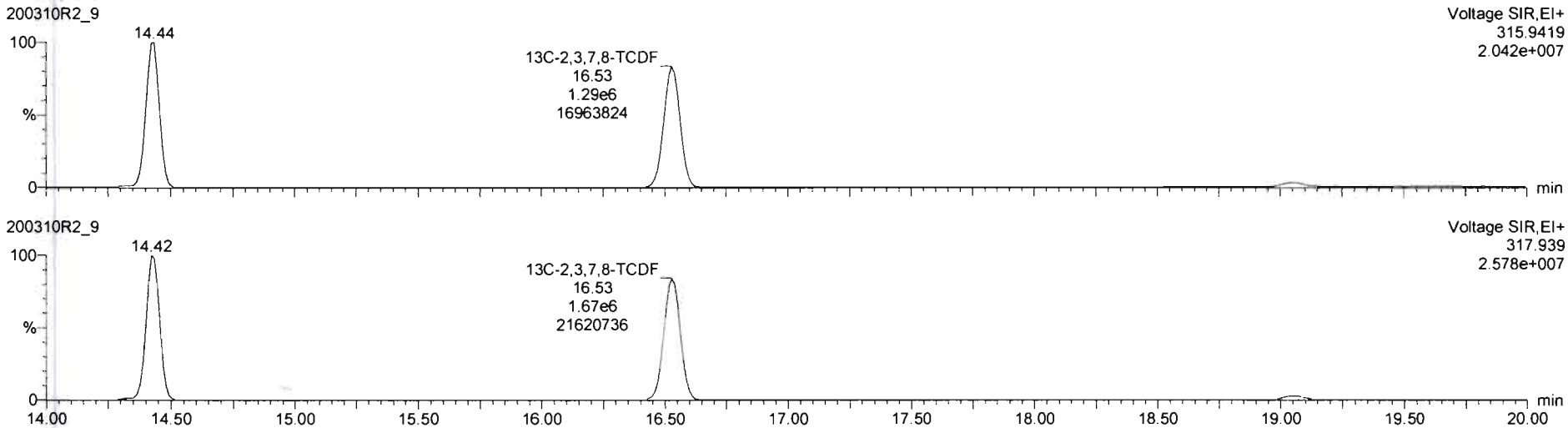

Dataset: Untitled

Last Altered: Wednesday, March 11, 2020 07:47:33 Pacific Daylight Time
Printed: Wednesday, March 11, 2020 07:47:57 Pacific Daylight Time

Name: 200310R2_9, Date: 10-Mar-2020, Time: 19:36:20, ID: 1903652-08RE2 PDI-086SC-B-06-08-191012 17.91, Description: PDI-086SC-B-06-08-191012

13C-1,2,3,4-TCDD

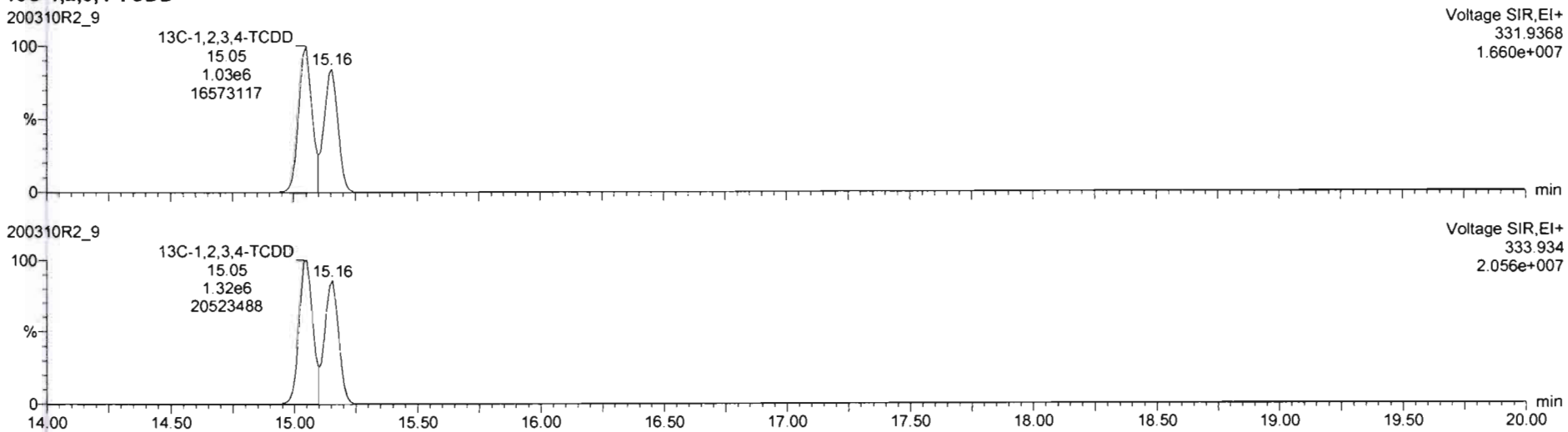

DPE1

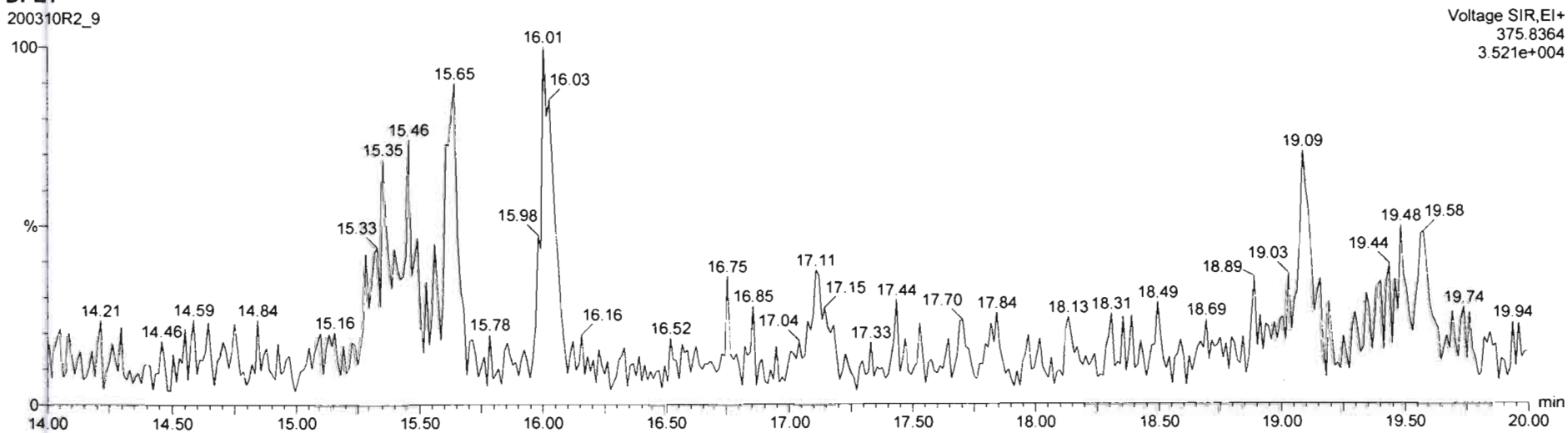

Dataset: U:\VG12.PRO\Results\200310R2\200310R2-10.qld

Last Altered: Wednesday, March 11, 2020 08:07:22 Pacific Daylight Time
Printed: Wednesday, March 11, 2020 08:07:38 Pacific Daylight Time

GRB 03/11/2020

3/12/20

CT 03/18/2020

Method: U:\VG12.PRO\MethDB\tcdf.mdb 11 Mar 2020 07:47:30
Calibration: U:\VG12.PRO\CurveDB\db225_1613TCDFvg12-03-09-20.cdb 10 Mar 2020 08:18:28

Name: 200310R2_10, Date: 10-Mar-2020, Time: 20:06:45, ID: 1903652-09RE2 PDI-090SC-B-00-02-191012 18.52, Description: PDI-090SC-B-00-02-191012

	# Name	Resp	RA	n/y	RRF M...	wt/vol	RT	Conc.	%Rec	DL
1	1 2,3,7,8-TCDF	3.54e4	0.74	NO	0.821	10.024	16.55	2.5553		0.0786
2	2 13C-2,3,7,8-TCDF	3.36e6	0.77	NO	1.10	10.024	16.53	206.38	103	0.264
3	3 13C-1,2,3,4-TCDF	2.95e6	0.79	NO	1.00	10.024	14.42	199.53	100	0.291

Dataset: Untitled

Last Altered: Wednesday, March 11, 2020 07:47:33 Pacific Daylight Time
Printed: Wednesday, March 11, 2020 07:47:57 Pacific Daylight Time

Name: 200310R2_10, Date: 10-Mar-2020, Time: 20:06:45, ID: 1903652-09RE2 PDI-090SC-B-00-02-191012 18.52, Description: PDI-090SC-B-00-02-191012

2,3,7,8-TCDF

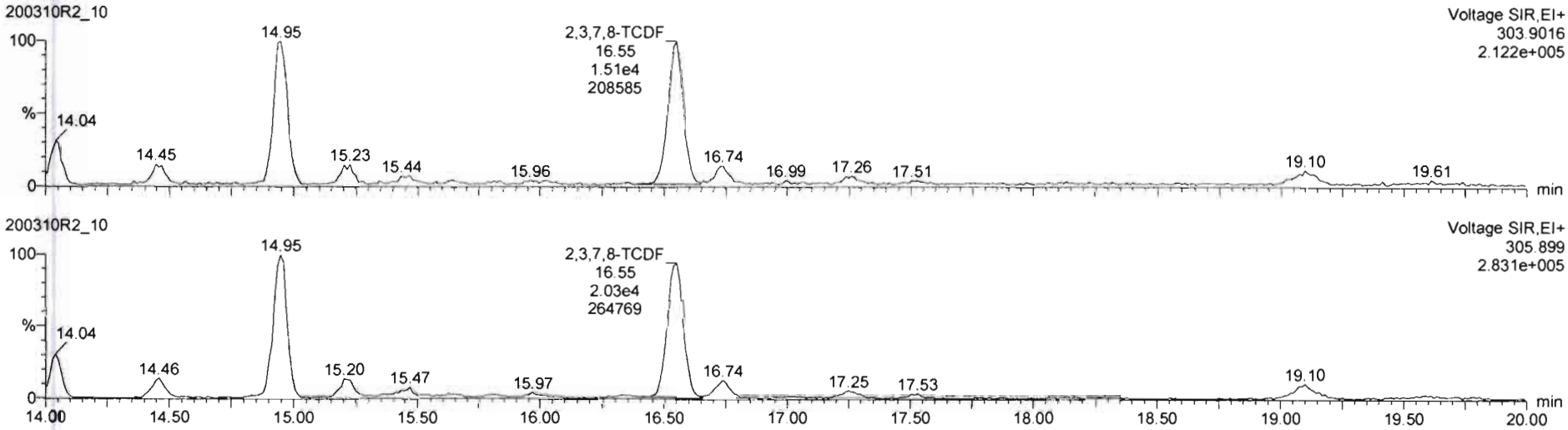

13C-2,3,7,8-TCDF

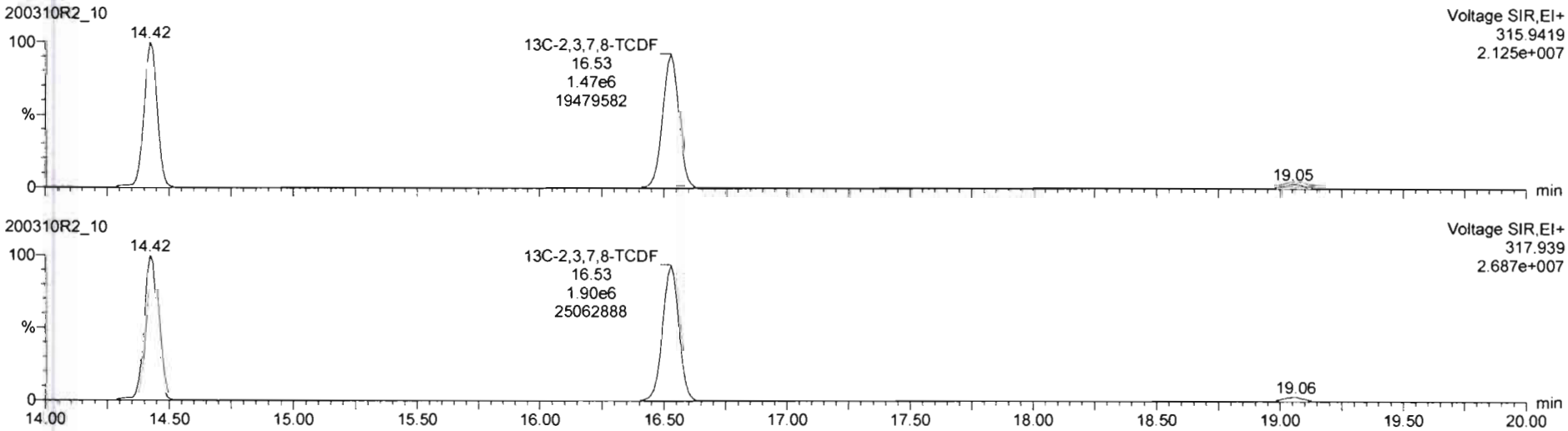

Dataset: Untitled

Last Altered: Wednesday, March 11, 2020 07:47:33 Pacific Daylight Time
Printed: Wednesday, March 11, 2020 07:47:57 Pacific Daylight Time

Name: 200310R2_10, Date: 10-Mar-2020, Time: 20:06:45, ID: 1903652-09RE2 PDI-090SC-B-00-02-191012 18.52, Description: PDI-090SC-B-00-02-191012

13C-1,2,3,4-TCDD

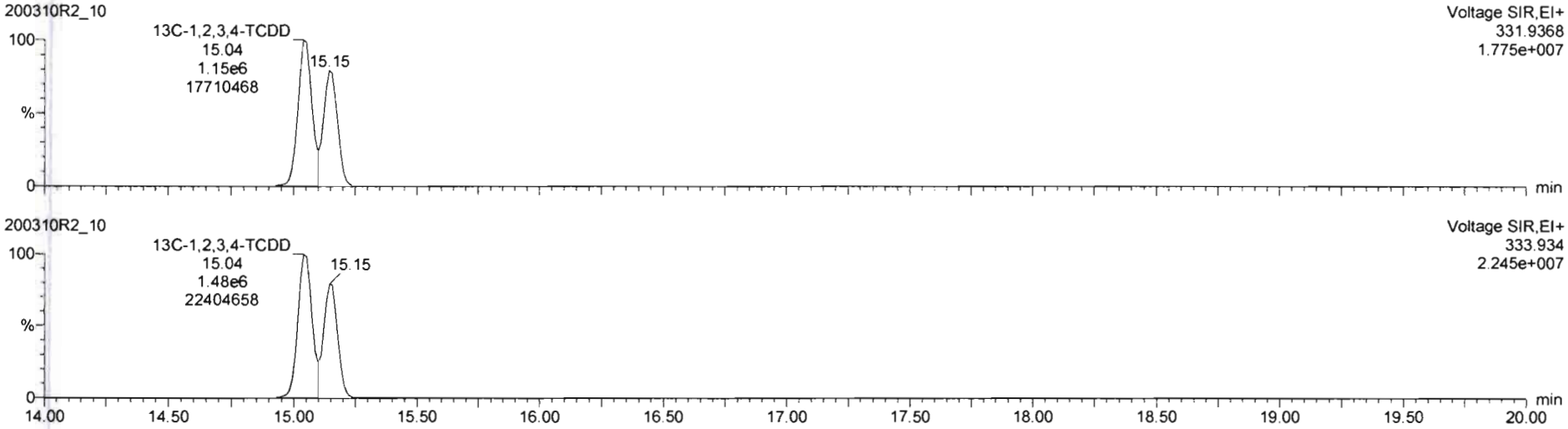

DPE1

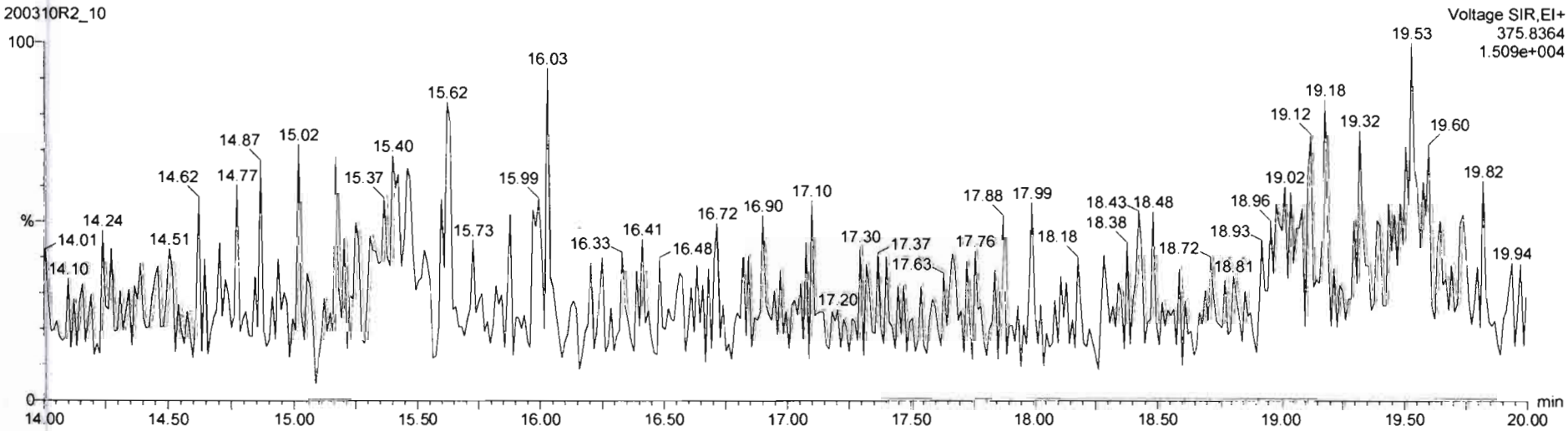

Dataset: U:\VG12.PRO\Results\200310R2\200310R2-11.qld

Last Altered: Wednesday, March 11, 2020 08:07:42 Pacific Daylight Time
Printed: Wednesday, March 11, 2020 08:07:58 Pacific Daylight Time

GRB 03/11/2020

3/12/20

C7 03/18/2020

Method: U:\VG12.PRO\MethDB\tcdf.mdb 11 Mar 2020 07:47:30
Calibration: U:\VG12.PRO\CurveDB\db225_1613TCDFvg12-03-09-20.cdb 10 Mar 2020 08:18:28

Name: 200310R2_11, Date: 10-Mar-2020, Time: 20:37:08, ID: 1903652-10RE2 PDI-090SC-B-02-04-191012 17.13, Description: PDI-090SC-B-02-04-191012

	# Name	Resp	RA	n/y	RRF M...	wt/vol	RT	Conc.	%Rec	DL
1	1 2,3,7,8-TCDF	3.33e5	0.75	NO	0.821	10.017	16.55	26.034		0.0925
2	2 13C-2,3,7,8-TCDF	3.11e6	0.77	NO	1.10	10.017	16.53	199.28	99.8	0.296
3	3 13C-1,2,3,4-TCDF	2.83e6	0.79	NO	1.00	10.017	14.44	199.65	100	0.325

Dataset: Untitled

Last Altered: Wednesday, March 11, 2020 07:47:33 Pacific Daylight Time
Printed: Wednesday, March 11, 2020 07:47:57 Pacific Daylight Time

Name: 200310R2_11, Date: 10-Mar-2020, Time: 20:37:08, ID: 1903652-10RE2 PDI-090SC-B-02-04-191012 17.13, Description: PDI-090SC-B-02-04-191012

2,3,7,8-TCDF

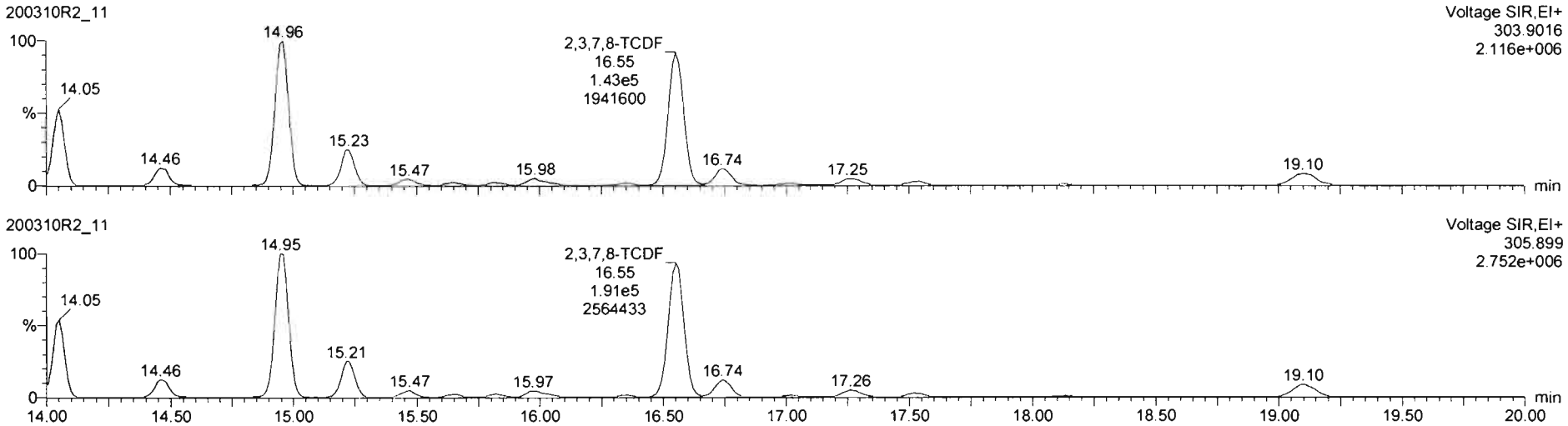

13C-2,3,7,8-TCDF

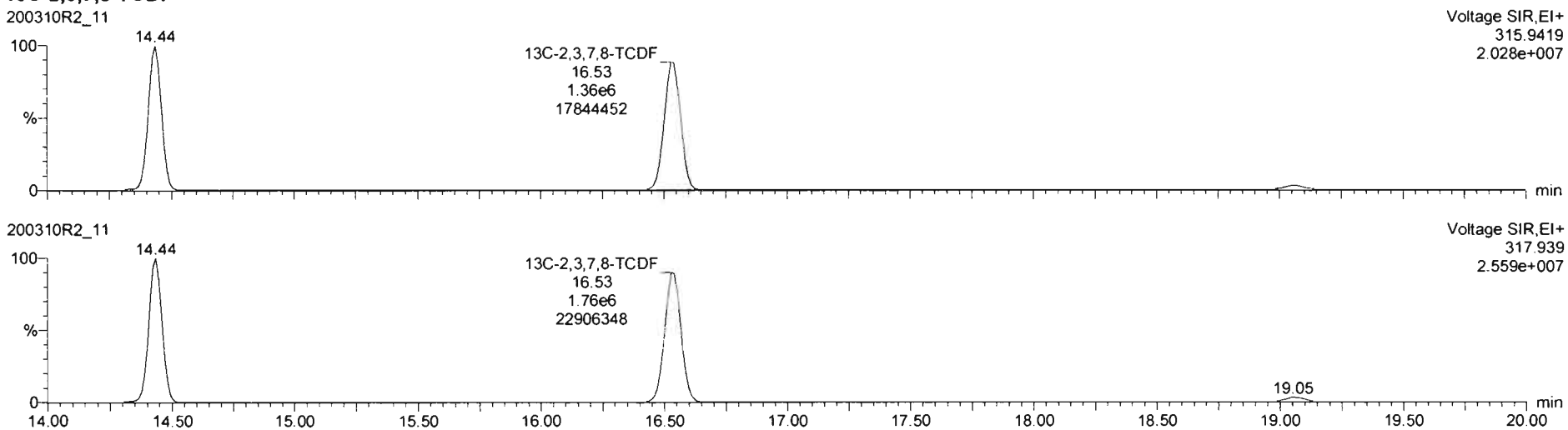

Dataset: Untitled

Last Altered: Wednesday, March 11, 2020 07:47:33 Pacific Daylight Time
Printed: Wednesday, March 11, 2020 07:47:57 Pacific Daylight Time

Name: 200310R2_11, Date: 10-Mar-2020, Time: 20:37:08, ID: 1903652-10RE2 PDI-090SC-B-02-04-191012 17.13, Description: PDI-090SC-B-02-04-191012

13C-1,2,3,4-TCDD

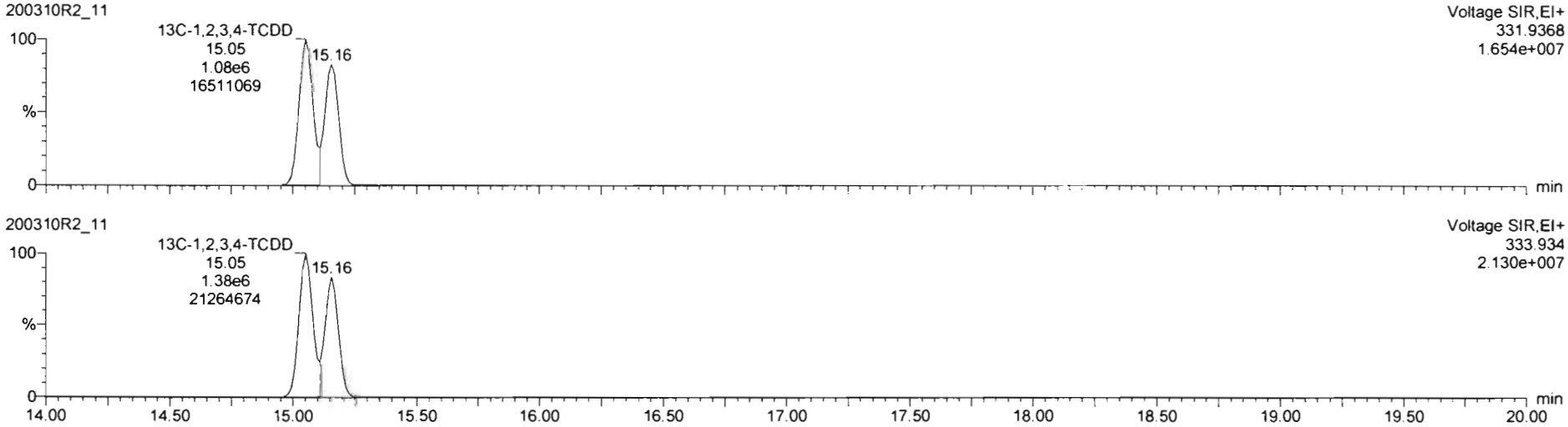

DPE1

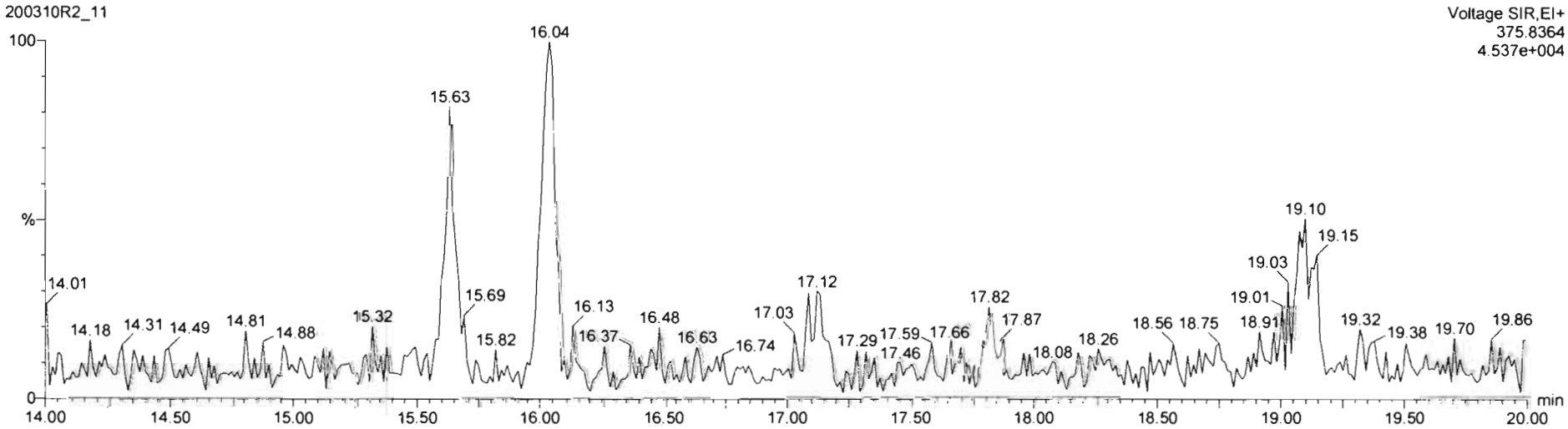

Dataset: U:\VG12.PRO\Results\200310R2\200310R2-12.qld

Last Altered: Wednesday, March 11, 2020 08:08:02 Pacific Daylight Time
Printed: Wednesday, March 11, 2020 08:08:18 Pacific Daylight Time

GRB 03/11/2020

3/12/20

CT 03/10/2020

Method: U:\VG12.PRO\MethDB\tcdf.mdb 11 Mar 2020 07:47:30
Calibration: U:\VG12.PRO\CurveDB\db225_1613TCDFvg12-03-09-20.cdb 10 Mar 2020 08:18:28

Name: 200310R2_12, Date: 10-Mar-2020, Time: 21:07:33, ID: 1903652-11RE2 PDI-090SC-B-04-06-191012 17.07, Description: PDI-090SC-B-04-06-191012

	# Name	Resp	RA	n/y	RRF M...	wt/vol	RT	Conc.	%Rec	DL
1	1 2,3,7,8-TCDF	5.79e4	0.75	NO	0.821	10.014	16.54	6.0239		0.139
2	2 13C-2,3,7,8-TCDF	2.34e6	0.78	NO	1.10	10.014	16.52	154.45	77.3	0.293
3	3 13C-1,2,3,4-TCDF	2.75e6	0.79	NO	1.00	10.014	14.41	199.73	100	0.323

Dataset: Untitled

Last Altered: Wednesday, March 11, 2020 07:47:33 Pacific Daylight Time
Printed: Wednesday, March 11, 2020 07:47:57 Pacific Daylight Time

Name: 200310R2_12, Date: 10-Mar-2020, Time: 21:07:33, ID: 1903652-11RE2 PDI-090SC-B-04-06-191012 17.07, Description: PDI-090SC-B-04-06-191012

2,3,7,8-TCDF

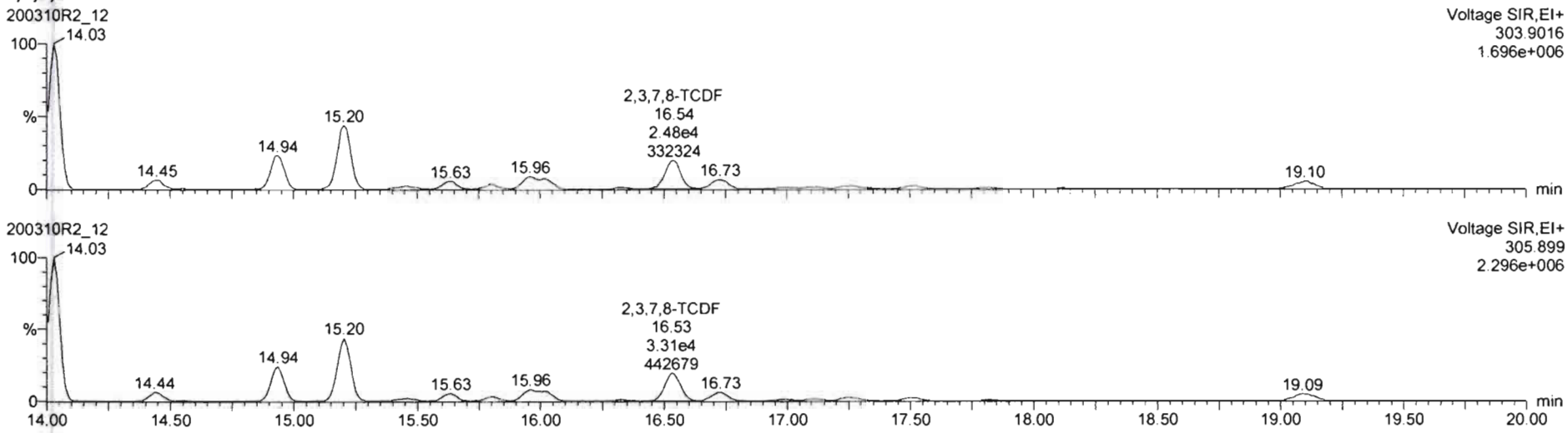

13C-2,3,7,8-TCDF

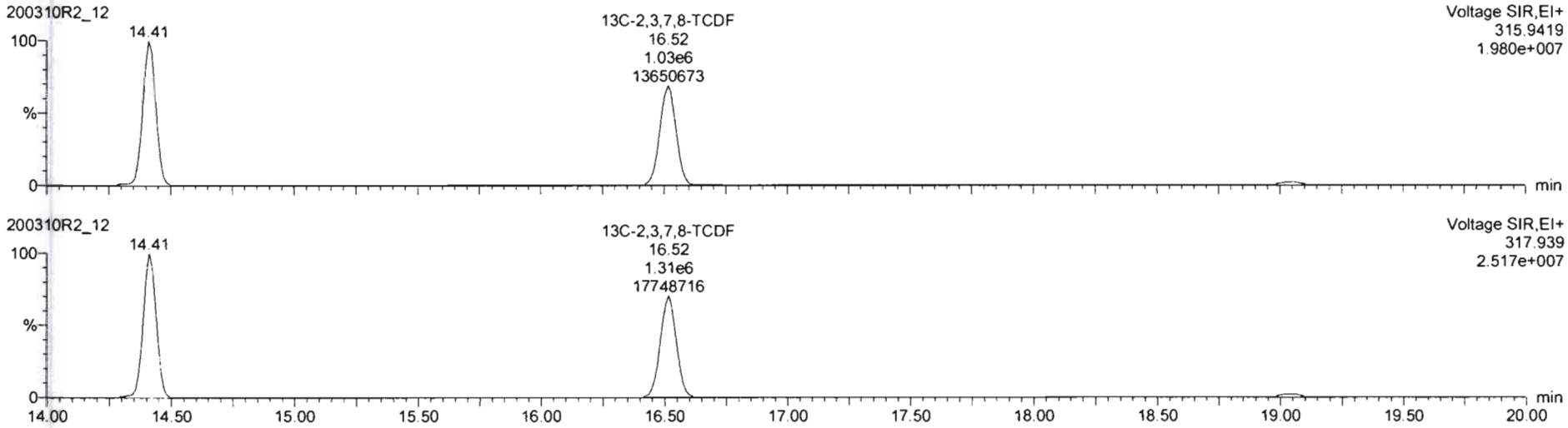

Dataset: Untitled

Last Altered: Wednesday, March 11, 2020 07:47:33 Pacific Daylight Time
Printed: Wednesday, March 11, 2020 07:47:57 Pacific Daylight Time

Name: 200310R2_12, Date: 10-Mar-2020, Time: 21:07:33, ID: 1903652-11RE2 PDI-090SC-B-04-06-191012 17.07, Description: PDI-090SC-B-04-06-191012

13C-1,2,3,4-TCDD

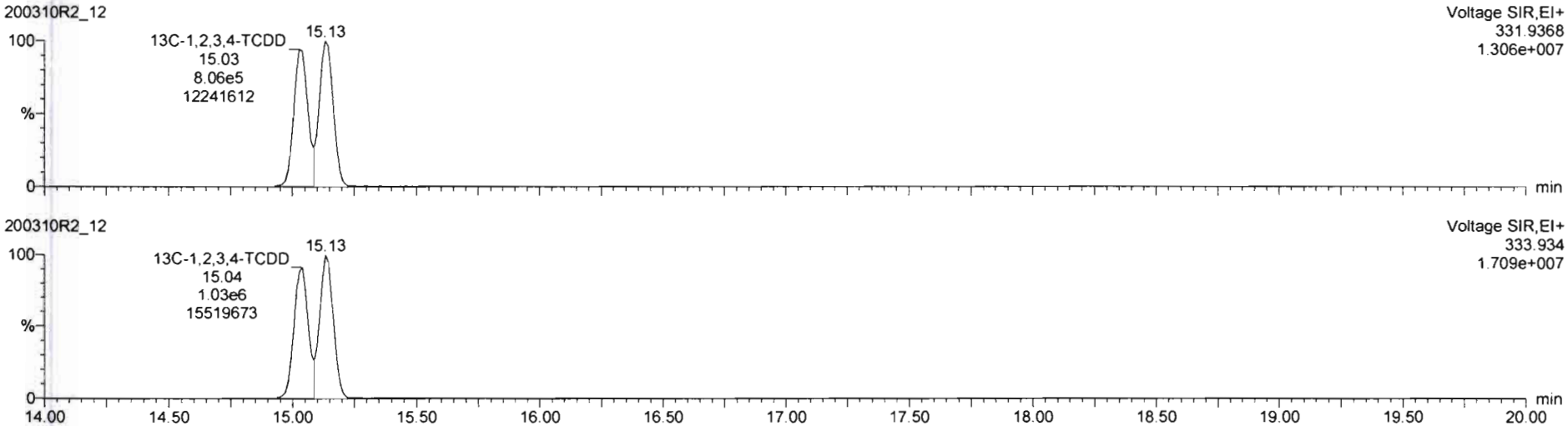

DPE1

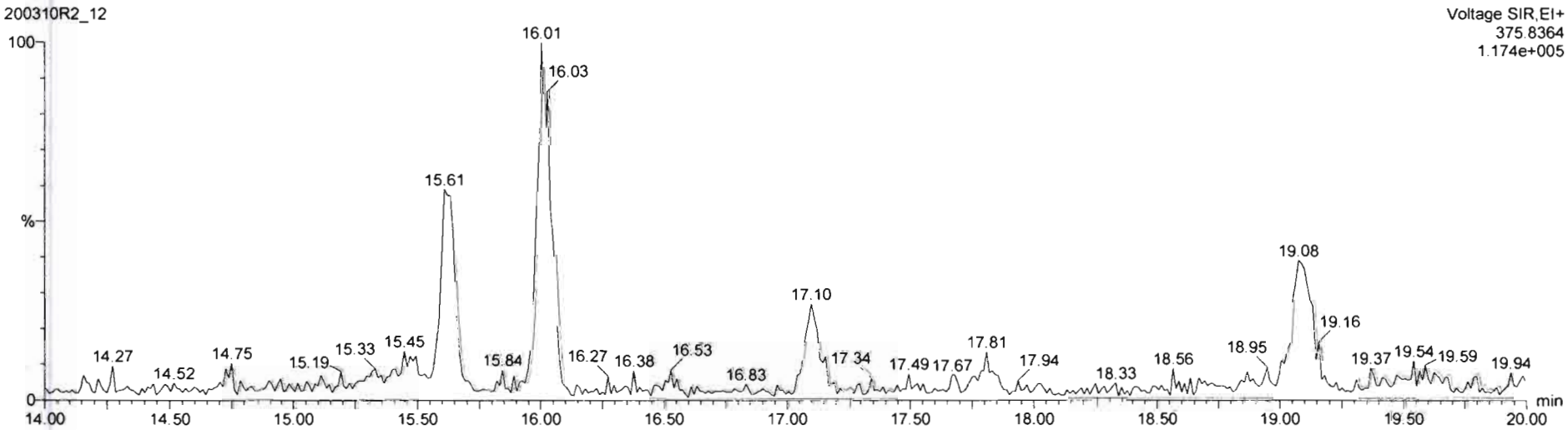

Dataset: U:\VG12.PRO\Results\200310R2\200310R2-13.qld

Last Altered: Wednesday, March 11, 2020 08:08:23 Pacific Daylight Time
Printed: Wednesday, March 11, 2020 08:08:36 Pacific Daylight Time

GRB 03/11/2020

3/12/20

CT 03/18/2020

Method: U:\VG12.PRO\MethDB\tcdf.mdb 11 Mar 2020 07:47:30
Calibration: U:\VG12.PRO\CurveDB\db225_1613TCDFvg12-03-09-20.cdb 10 Mar 2020 08:18:28

Name: 200310R2_13, Date: 10-Mar-2020, Time: 21:37:58, ID: 1903652-12RE2 PDI-090SC-B-06-08-191012 17.15, Description: PDI-090SC-B-06-08-191012

	# Name	Resp	RA	n/y	RRF M...	wt/vol	RT	Conc.	%Rec	DL
1	1 2,3,7,8-TCDF	1.57e4	0.73	NO	0.821	10.048	16.54	1.2524		0.0921
2	2 13C-2,3,7,8-TCDF	3.04e6	0.78	NO	1.10	10.048	16.52	187.38	94.1	0.243
3	3 13C-1,2,3,4-TCDF	2.93e6	0.79	NO	1.00	10.048	14.41	199.04	100	0.268

Dataset: Untitled

Last Altered: Wednesday, March 11, 2020 07:47:33 Pacific Daylight Time
Printed: Wednesday, March 11, 2020 07:47:57 Pacific Daylight Time

Name: 200310R2_13, Date: 10-Mar-2020, Time: 21:37:58, ID: 1903652-12RE2 PDI-090SC-B-06-08-191012 17.15, Description: PDI-090SC-B-06-08-191012

2,3,7,8-TCDF

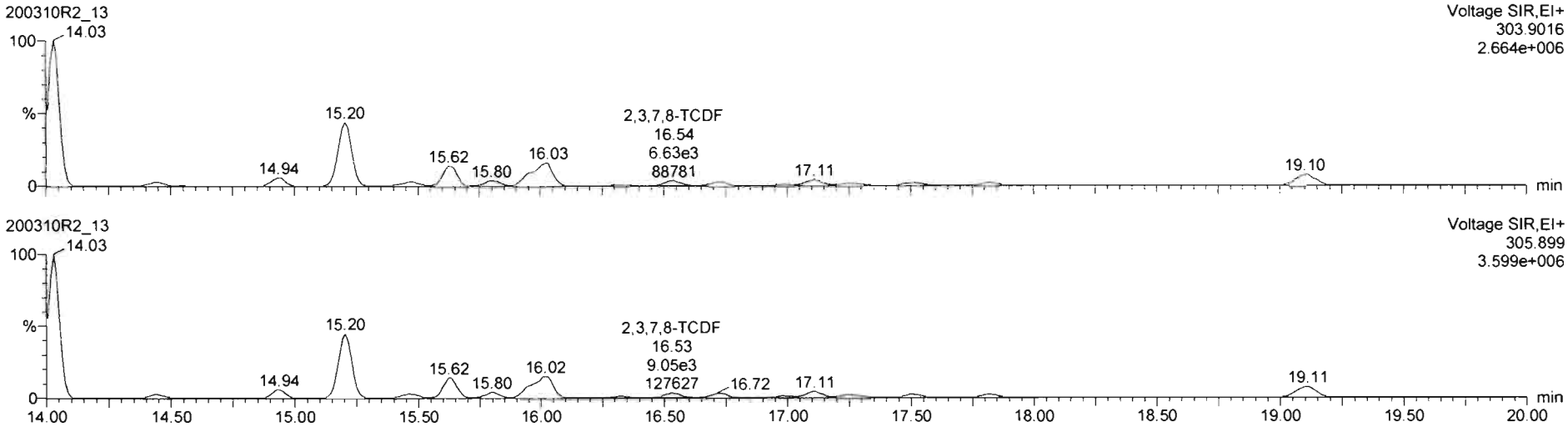

13C-2,3,7,8-TCDF

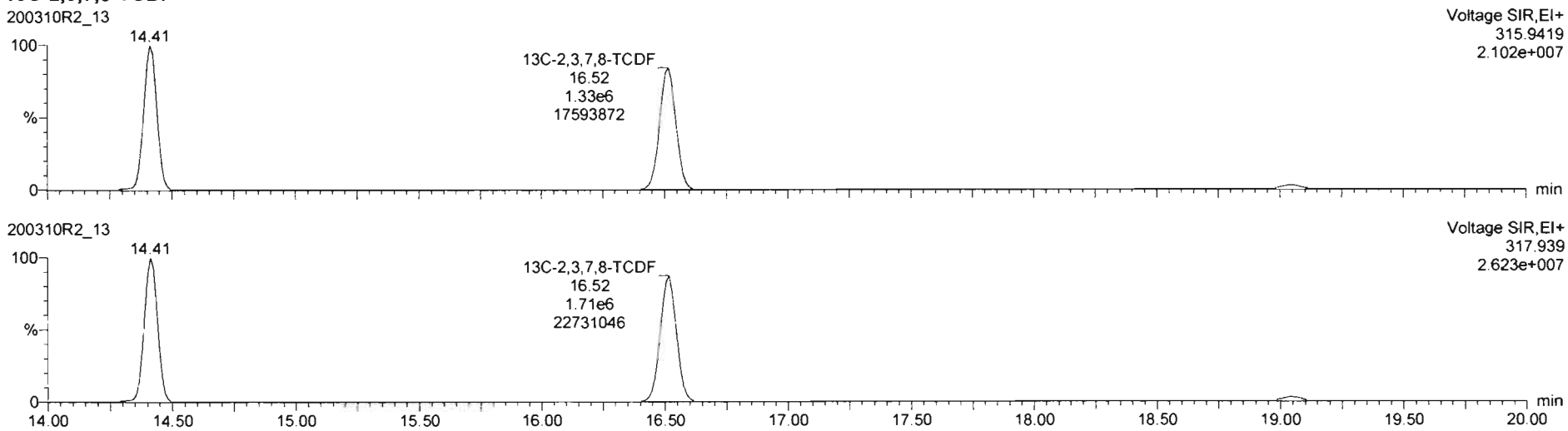

Dataset: Untitled

Last Altered: Wednesday, March 11, 2020 07:47:33 Pacific Daylight Time
Printed: Wednesday, March 11, 2020 07:47:57 Pacific Daylight Time

Name: 200310R2_13, Date: 10-Mar-2020, Time: 21:37:58, ID: 1903652-12RE2 PDI-090SC-B-06-08-191012 17.15, Description: PDI-090SC-B-06-08-191012

13C-1,2,3,4-TCDD

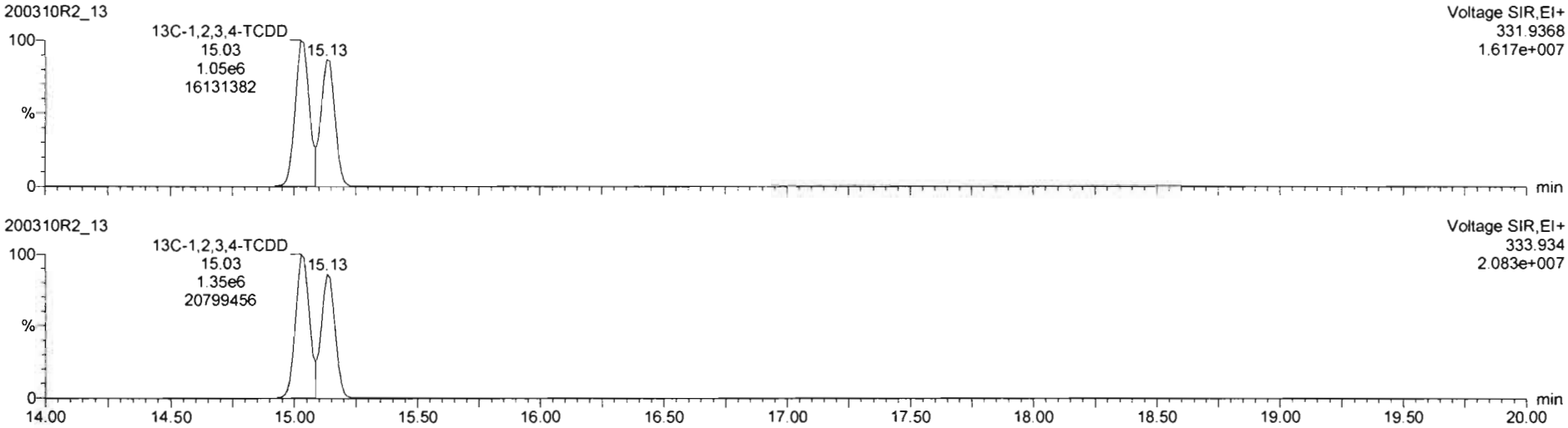

DPE1

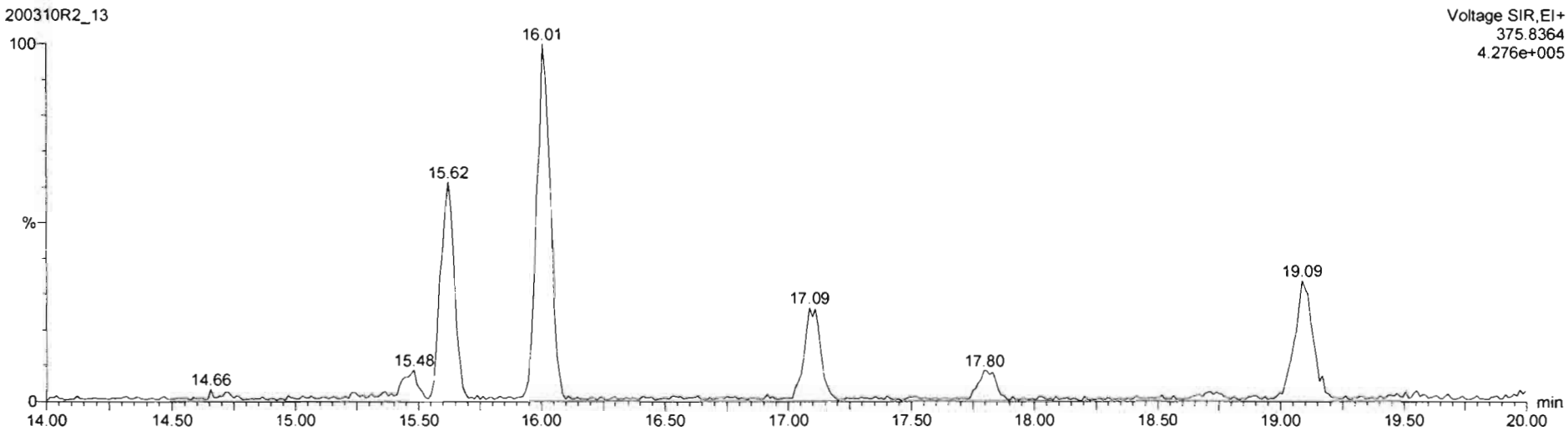

CONTINUING CALIBRATION

HRMS CALIBRATION STANDARDS REVIEW CHECKLIST

Beg. Calbration ID: ST200209R4-1 **Reviewed By:** CT 02/10/2020 *Initials & Date*

End Calibration ID: NA

	Beg.	End
Ion abundance within QC limits?	☑	NA
Concentrations within criteria?	☑	☐
TCDD/TCDF Valleys <25%	☑	☐
First and last eluters present?	☑	☐
Retention Times within criteria?	☑	☐
Verification Std. named correctly? (ST-Year-Month-Day-VG ID)	☑	☐
Forms signed and dated?	☑	☐
Correct ICAL referenced?	GRB	

	Beg.	End
Mass resolution ≥	☑	☑ (A)

☐ 5k ☐ 6-8K ☐ 8K ☒ 10K
1614 1699 429 1613/1668/8280

Intergrated peaks display correctly?	☑	NA
GC Break <20%	NA	

Run Log:

- Correct instrument listed?	☑	↓
- Samples within 12 hour clock?	(Y)	N
- Bottle position verfied?	GRB	

8280 CS1 End Standard:

- Ratios within limits, S/N <2.5:1, CS1 within 12 hours — NA

Comments:
(A) END RES CHECK HAD PFK DRAIN RESULTING IN SOME MASSES <10K RESOLUTION.

Vista Analytical Laboratory

Dataset: U:\VG12.PRO\Results\200209R1\200209R1-1.qld

Last Altered: Monday, February 10, 2020 09:34:37 Pacific Standard Time
Printed: Monday, February 10, 2020 09:35:11 Pacific Standard Time

GRB 02/10/2020

C: 02/10/2020

Method: U:\VG12.PRO\MethDB\1613rrt-1-28-20.mdb 28 Jan 2020 16:09:23
Calibration: U:\VG12.PRO\CurveDB\db5_1613vg12-1-31-20.cdb 02 Feb 2020 11:05:29

Name: 200209R1_1, Date: 09-Feb-2020, Time: 12:06:17, ID: ST200209R1_1 1613 CS3 19L2305, Description: 1613 CS3 19L2305

	# Name	Resp	IS Resp	RA	n/y	RRF	Pred.RT	RT	RT Flag	Pred.RRT	RRT	Conc.	%Rec	STD out
1	1 2,3,7,8-TCDD	1.51e5	1.61e6	0.79	NO	0.988	25.72	25.70	NO	1.001	1.001	9.4943	94.9	NO
2	2 1,2,3,7,8-PeCDD	5.51e5	1.22e6	0.64	NO	0.972	30.72	30.71	NO	1.001	1.000	46.325	92.7	NO
3	3 1,2,3,4,7,8-HxCDD	5.96e5	1.08e6	1.24	NO	1.07	34.06	34.06	NO	1.000	1.000	51.533	103	NO
4	4 1,2,3,6,7,8-HxCDD	5.97e5	1.35e6	1.24	NO	0.921	34.16	34.17	NO	1.000	1.000	48.129	96.3	NO
5	5 1,2,3,7,8,9-HxCDD	5.51e5	1.21e6	1.22	NO	0.918	34.47	34.44	NO	1.001	1.000	49.567	99.1	NO
6	6 1,2,3,4,6,7,8-HpCDD	4.50e5	9.71e5	1.04	NO	0.923	37.96	37.96	NO	1.000	1.000	50.226	100	NO
7	7 OCDD	8.75e5	1.82e6	0.89	NO	0.975	40.97	40.99	NO	1.000	1.000	98.747	98.7	NO
8	8 2,3,7,8-TCDF	1.85e5	2.22e6	0.77	NO	0.802	24.80	24.79	NO	1.001	1.001	10.391	104	NO
9	9 1,2,3,7,8-PeCDF	8.12e5	1.77e6	1.53	NO	0.907	29.42	29.42	NO	1.001	1.001	50.662	101	NO
10	10 2,3,4,7,8-PeCDF	8.37e5	1.75e6	1.56	NO	0.952	30.41	30.39	NO	1.001	1.000	50.132	100	NO
11	11 1,2,3,4,7,8-HxCDF	6.09e5	1.28e6	1.20	NO	0.862	33.19	33.20	NO	1.000	1.000	55.094	110	NO
12	12 1,2,3,6,7,8-HxCDF	6.61e5	1.38e6	1.22	NO	0.841	33.33	33.33	NO	1.000	1.000	56.883	114	NO
13	13 2,3,4,6,7,8-HxCDF	7.33e5	1.44e6	1.22	NO	0.898	33.91	33.89	NO	1.001	1.000	56.735	113	NO
14	14 1,2,3,7,8,9-HxCDF	5.69e5	1.20e6	1.20	NO	0.858	34.78	34.79	NO	1.000	1.000	55.086	110	NO
15	15 1,2,3,4,6,7,8-HpCDF	5.06e5	1.09e6	1.00	NO	0.851	36.55	36.52	NO	1.001	1.000	54.345	109	NO
16	16 1,2,3,4,7,8,9-HpCDF	4.40e5	7.86e5	1.00	NO	0.980	38.56	38.57	NO	1.000	1.000	57.068	114	NO
17	17 OCDF	9.36e5	2.12e6	0.88	NO	0.806	41.15	41.17	NO	1.000	1.000	109.72	110	NO
18	18 13C-2,3,7,8-TCDD	1.61e6	1.36e6	0.78	NO	1.20	25.69	25.69	NO	1.026	1.026	98.298	98.3	NO
19	19 13C-1,2,3,7,8-PeCDD	1.22e6	1.36e6	0.63	NO	0.967	30.43	30.70	NO	1.215	1.226	92.911	92.9	NO
20	20 13C-1,2,3,4,7,8-HxCDD	1.08e6	1.27e6	1.29	NO	0.874	34.05	34.05	NO	1.014	1.014	97.095	97.1	NO
21	21 13C-1,2,3,6,7,8-HxCDD	1.35e6	1.27e6	1.27	NO	1.05	34.15	34.16	NO	1.017	1.017	101.22	101	NO
22	22 13C-1,2,3,7,8,9-HxCDD	1.21e6	1.27e6	1.23	NO	0.974	34.46	34.44	NO	1.026	1.025	97.544	97.5	NO
23	23 13C-1,2,3,4,6,7,8-HpCDD	9.71e5	1.27e6	1.05	NO	0.747	38.02	37.95	NO	1.132	1.130	102.07	102	NO
24	24 13C-OCDD	1.82e6	1.27e6	0.89	NO	0.707	40.90	40.97	NO	1.218	1.220	202.25	101	NO
25	25 13C-2,3,7,8-TCDF	2.22e6	2.07e6	0.78	NO	1.07	24.87	24.78	NO	0.993	0.989	100.76	101	NO
26	26 13C-1,2,3,7,8-PeCDF	1.77e6	2.07e6	1.55	NO	1.00	29.20	29.40	NO	1.166	1.174	85.300	85.3	NO
27	27 13C-2,3,4,7,8-PeCDF	1.75e6	2.07e6	1.59	NO	0.962	30.16	30.38	NO	1.204	1.213	88.244	88.2	NO
28	28 13C-1,2,3,4,7,8-HxCDF	1.28e6	1.27e6	0.51	NO	1.05	33.18	33.19	NO	0.988	0.988	95.972	96.0	NO
29	29 13C-1,2,3,6,7,8-HxCDF	1.38e6	1.27e6	0.51	NO	1.19	33.28	33.32	NO	0.991	0.992	91.238	91.2	NO
30	30 13C-2,3,4,6,7,8-HxCDF	1.44e6	1.27e6	0.51	NO	1.07	33.89	33.88	NO	1.009	1.009	105.94	106	NO
31	31 13C-1,2,3,7,8,9-HxCDF	1.20e6	1.27e6	0.52	NO	0.922	34.79	34.78	NO	1.036	1.035	102.49	102	NO

Vista Analytical Laboratory

Dataset: U:\VG12.PRO\Results\200209R1\200209R1-1.qld

Last Altered: Monday, February 10, 2020 09:34:37 Pacific Standard Time
Printed: Monday, February 10, 2020 09:35:11 Pacific Standard Time

Name: 200209R1_1, Date: 09-Feb-2020, Time: 12:06:17, ID: ST200209R1_1 1613 CS3 19L2305, Description: 1613 CS3 19L2305

	#	Name	Resp	IS Resp	RA	n/y	RRF	Pred.RT	RT	RT Flag	Pred.RRT	RRT	Conc.	%Rec	STD out
32	32	13C-1,2,3,4,6,7,8-HpCDF	1.09e6	1.27e6	0.45	NO	0.767	36.54	36.51	NO	1.088	1.087	112.10	112	NO
33	33	13C-1,2,3,4,7,8,9-HpCDF	7.86e5	1.27e6	0.44	NO	0.552	38.55	38.56	NO	1.148	1.148	111.84	112	NO
34	34	13C-OCDF	2.12e6	1.27e6	0.88	NO	0.789	41.14	41.15	NO	1.225	1.225	210.71	105	NO
35	35	37Cl-2,3,7,8-TCDD	1.58e5	1.36e6			1.18	25.72	25.70	NO	1.027	1.026	9.8732	98.7	NO
36	36	13C-1,2,3,4-TCDD	1.36e6	1.36e6	0.79	NO	1.00	25.08	25.05	NO	1.000	1.000	100.00	100	NO
37	37	13C-1,2,3,4-TCDF	2.07e6	2.07e6	0.79	NO	1.00	23.42	23.34	NO	1.000	1.000	100.00	100	NO
38	38	13C-1,2,3,4,6,9-HxCDF	1.27e6	1.27e6	0.52	NO	1.00	33.52	33.58	NO	1.000	1.000	100.00	100	YES OK
39	39	Total Tetra-Dioxins		1.61e6			0.988	24.62		NO	0.000		84.488		NO
40	40	Total Penta-Dioxins		1.22e6			0.972	29.96		NO	0.000		201.96		NO
41	41	Total Hexa-Dioxins		0.00e0			0.921	33.63		NO	0.000		236.53		NO
42	42	Total Hepta-Dioxins		9.71e5			0.923	37.64		NO	0.000		131.52		NO
43	43	Total Tetra-Furans		2.22e6			0.802	23.61		NO	0.000		50.599		NO
44	44	1st Func. Penta-Furans		0.00e0			0.907	27.09		NO	0.000		90.747		NO
45	45	Total Penta-Furans		0.00e0			0.907	29.27		NO	0.000		175.40		NO
46	46	Total Hexa-Furans		0.00e0			0.898	33.56		NO	0.000		311.51		NO
47	47	Total Hepta-Furans		0.00e0			0.851	37.83		NO	0.000		111.66		NO

Vista Analytical Laboratory VG-11

Dataset: U:\VG12.PRO\Results\200209R1\200209R1-CPSM.qld

Last Altered: Monday, February 10, 2020 09:16:09 Pacific Standard Time
Printed: Monday, February 10, 2020 09:17:14 Pacific Standard Time

Method: U:\VG12.PRO\MethDB\CPSM.mdb 23 Jan 2020 15:01:26
Calibration: U:\VG12.PRO\CurveDB\db5_1613vg12-1-31-20.cdb 02 Feb 2020 11:05:29

Name: 200209R1_1, Date: 09-Feb-2020, Time: 12:06:17, ID: ST200209R1_1 1613 CS3 19L2305, Description: 1613 CS3 19L2305

	#	Name	RT
1	1	1,3,6,8-TCDD (First)	21.68
2	2	1,2,8,9-TCDD (Last)	26.68
3	3	1,2,4,7,9-PeCDD (First)	28.49
4	4	1,2,3,8,9-PeCDD (Last)	31.09
5	5	1,2,4,6,7,9-HxCDD (First)	32.59
6	6	1,2,3,7,8,9-HxCDD (Last)	34.45
7	7	1,2,3,4,6,7,9-HpCDD (First)	36.92
8	8	1,2,3,4,6,7,8-HpCDD (Last)	37.96
9	9	1,3,6,8-TCDF (First)	19.63
10	10	1,2,8,9-TCDF (Last)	26.81
11	11	1,3,4,6,8-PeCDF (First)	26.80
12	12	1,2,3,8,9-PeCDF (Last)	31.32
13	13	1,2,3,4,6,8-HxCDF (First)	32.04
14	14	1,2,3,7,8,9-HxCDF (Last)	34.79
15	15	1,2,3,4,6,7,8-HpCDF (First)	36.52
16	16	1,2,3,4,7,8,9-HpCDF (Last)	38.57

Vista Analytical Laboratory VG-11

Dataset: Untitled

Last Altered: Monday, February 10, 2020 09:41:17 Pacific Standard Time
Printed: Monday, February 10, 2020 09:41:33 Pacific Standard Time

Method: U:\VG12.PRO\MethDB\1613rrt-1-28-20.mdb 28 Jan 2020 16:09:23
Calibration: U:\VG12.PRO\CurveDB\db5_1613vg12-1-31-20.cdb 02 Feb 2020 11:05:29

Compound name: 2,3,7,8-TCDD

	Name	ID	Acq.Date	Acq.Time
1	200209R1_1	ST200209R1_1 1613 CS3 19L2305	09-Feb-20	12:06:17
2	200209R1_2	B0B0017-BS1 OPR 10	09-Feb-20	12:55:24
3	200209R1_3	B0A0228-BS1 OPR 10	09-Feb-20	13:41:39
4	200209R1_4	SOLVENT BLANK	09-Feb-20	14:28:55
5	200209R1_5	B0B0017-BLK1 Method Blank 10	09-Feb-20	15:16:07
6	200209R1_6	B0A0228-BLK1 Method Blank 10	09-Feb-20	16:03:19
7	200209R1_7	1904159-13RE1 PDI-023SC-A-04-05-191009 ...	09-Feb-20	16:50:33
8	200209R1_8	1903826-07 PDI-083SC-B-04-06-191022 16.87	09-Feb-20	17:37:43
9	200209R1_9	1903826-09 PDI-099SC-B-00-02-191022 16.73	09-Feb-20	18:24:56
10	200209R1_10	1903826-10 PDI-099SC-B-02-04-191022 18.07	09-Feb-20	19:12:06
11	200209R1_11	1903826-11 PDI-099SC-B-04-06-191022 18.19	09-Feb-20	19:59:17
12	200209R1_12	1903826-12 PDI-099SC-B-06-08-191022 17.63	09-Feb-20	20:46:28
13	200209R1_13	1903738-01 PDI-059SC-B-00-02-191016 18.8	09-Feb-20	21:33:39
14	200209R1_14	1903826-05 PDI-083SC-B-00-02-191022 18.22	09-Feb-20	22:20:50
15	200209R1_15	1903826-05@5X PDI-083SC-B-00-02-191022 ...	09-Feb-20	23:08:03

File: Experiment: OCDD_DB5.exp Reference: pfk.ref Function: 1 @ 200 (ppm)

Printed: Sunday, February 09, 2020 12:02:41 Pacific Standard Time

M 292.9824 R 10732

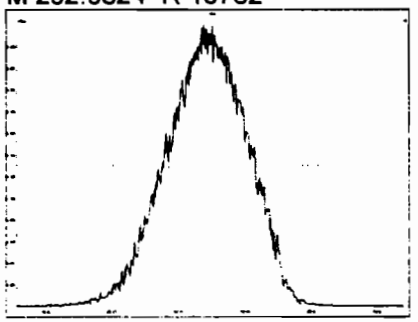

M 304.9824 R 10776

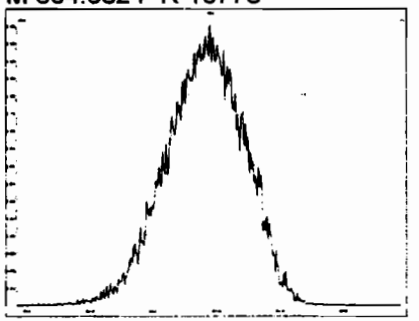

M 318.9792 R 10774

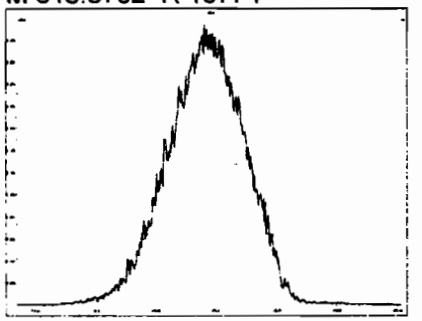

M 330.9792 R 10961

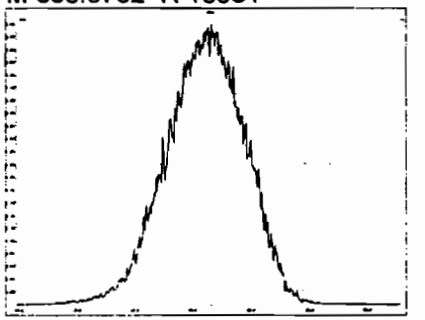

M 342.9792 R 10464

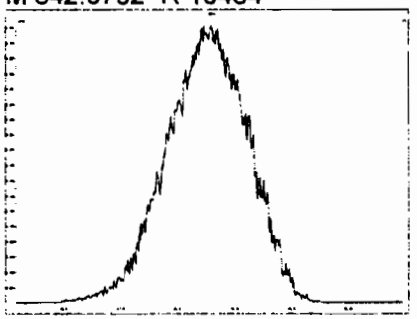

M 354.9792 R 10640

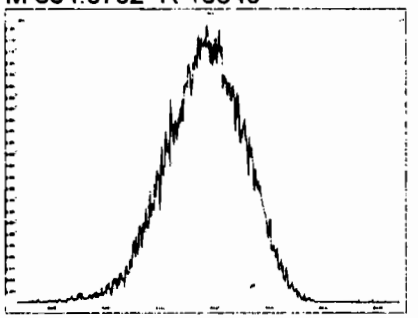

M 366.9792 R 10246

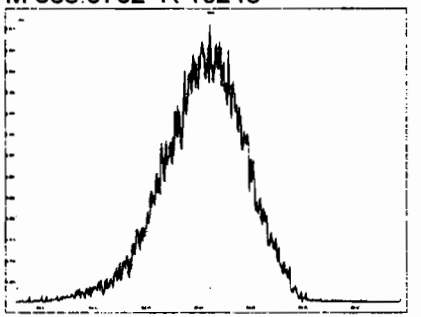

M 380.9760 R 10547

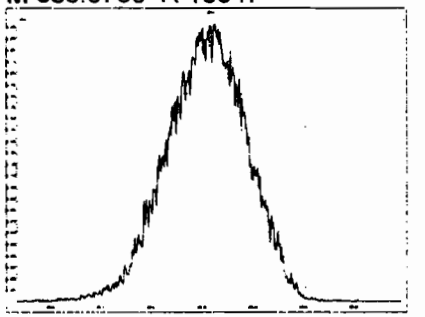

M 392.9760 R 10635

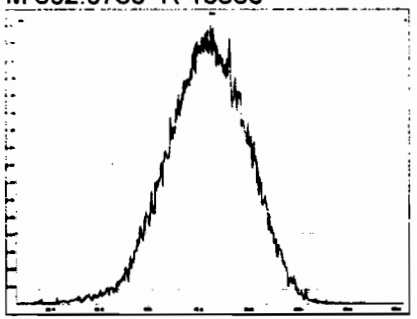

M 404.9760 R 10729

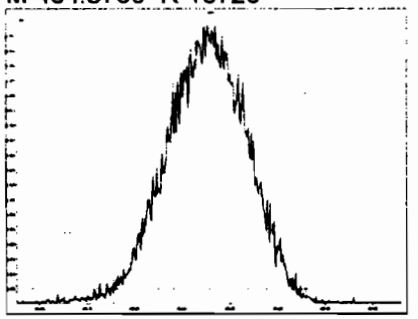

M 416.9760 R 10868

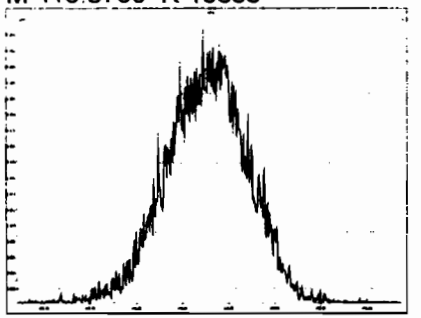

File: Experiment: OCDD_DB5.exp Reference: pfk.ref Function: 2 @ 200 (ppm)

Printed: Sunday, February 09, 2020 12:03:20 Pacific Standard Time

M 318.9792 R 11012

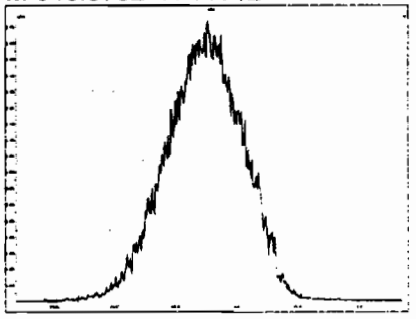

M 330.9792 R 11258

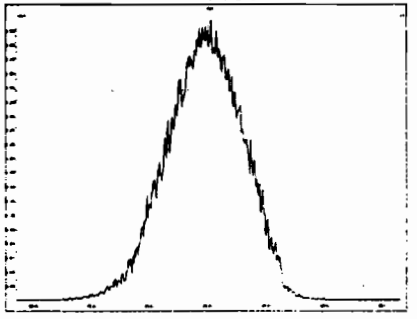

M 342.9792 R 10683

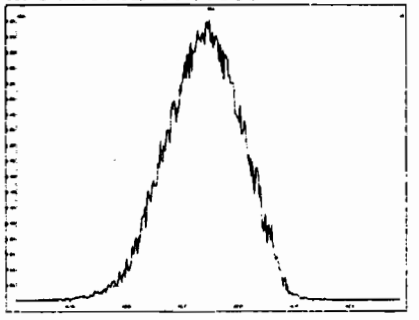

M 354.9792 R 10968

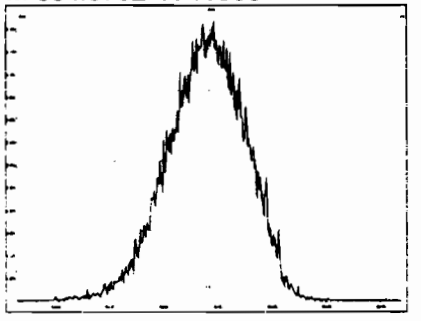

M 366.9792 R 10081

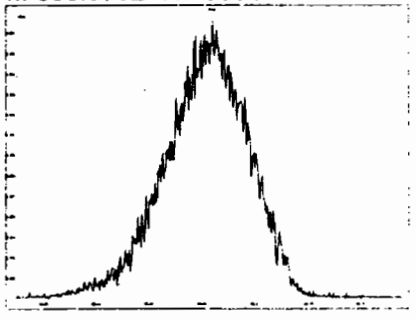

M 380.9760 R 10729

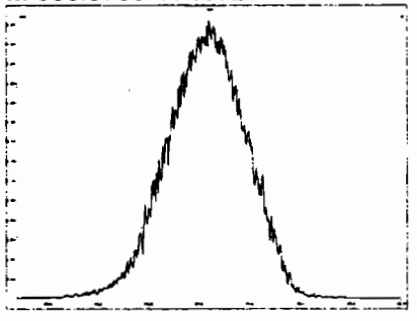

M 392.9760 R 10458

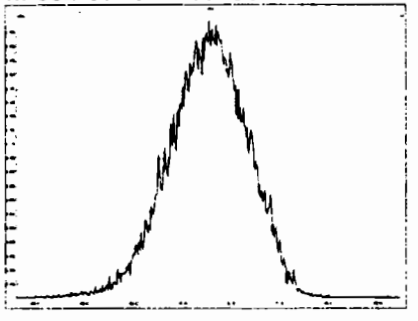

M 404.9760 R 11211

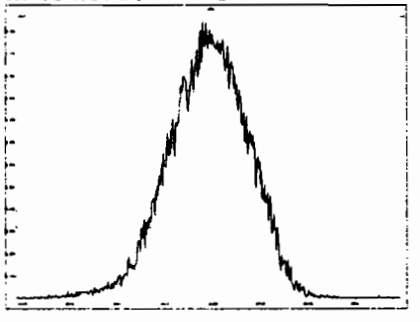

M 416.9760 R 10079

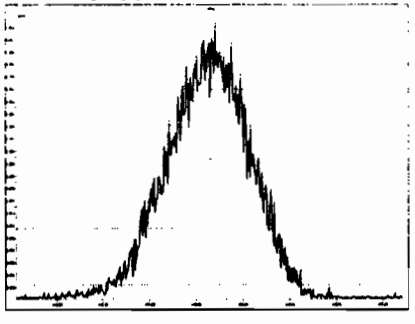

File: Experiment: OCDD_DB5.exp Reference: pfk.ref Function: 3 @ 200 (ppm)

Printed: Sunday, February 09, 2020 12:04:02 Pacific Standard Time

M 366.9792 R 10684

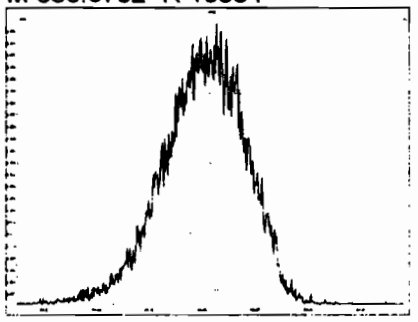

M 380.9760 R 11260

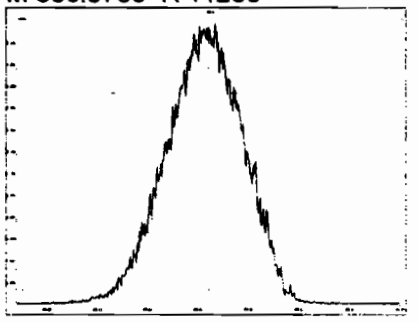

M 392.9760 R 10867

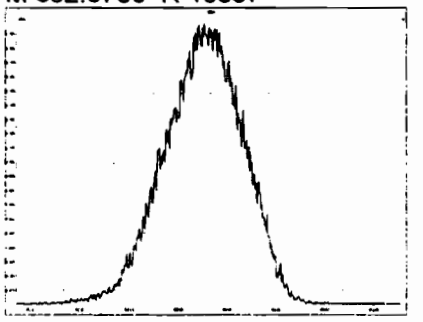

M 404.9760 R 10730

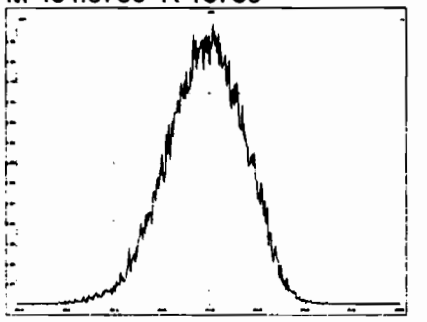

M 416.9760 R 10290

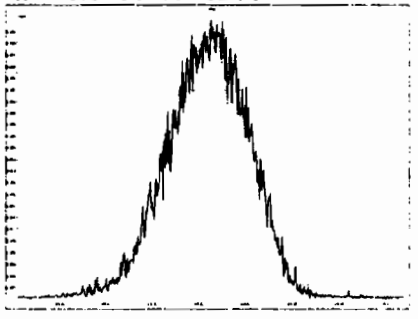

M 430.9728 R 10639

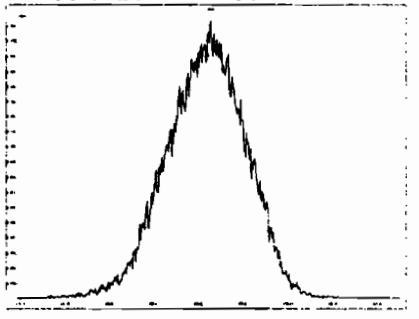

M 442.9728 R 10638

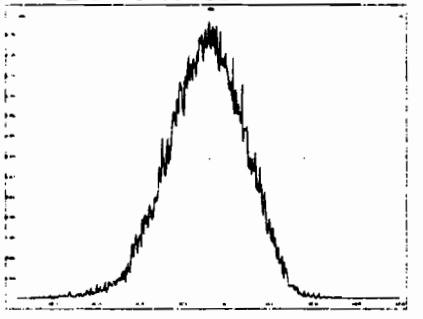

M 454.9728 R 11011

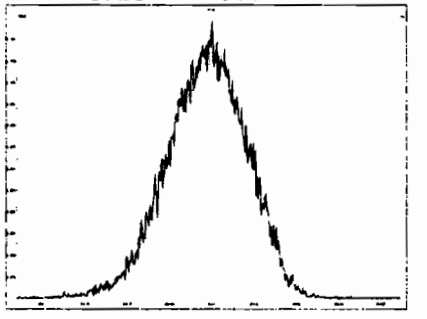

File: Experiment: OCDD_DB5.exp Reference: pfk.ref Function: 4 @ 200 (ppm)

Printed: Sunday, February 09, 2020 12:04:49 Pacific Standard Time

M 404.9760 R 10870

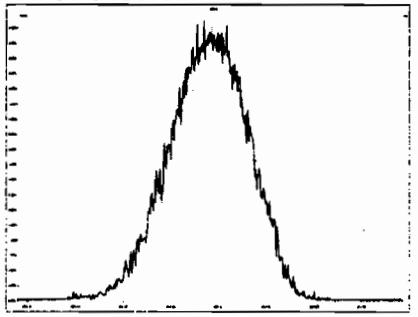

M 416.9760 R 11265

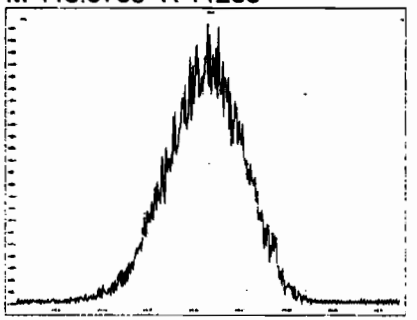

M 430.9728 R 11011

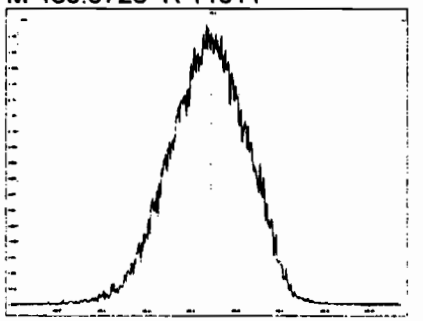

M 442.9728 R 10730

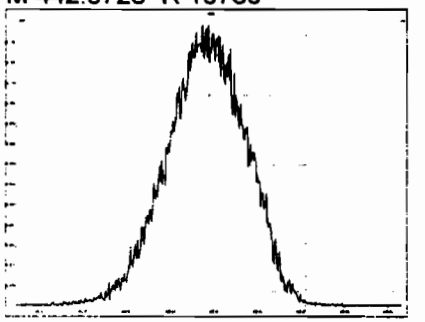

M 454.9728 R 11110

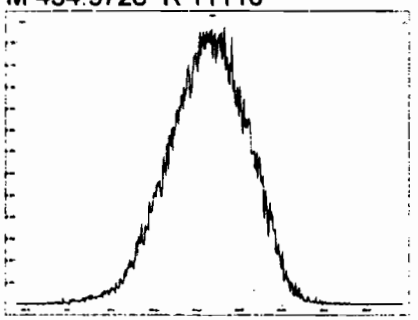

M 466.9728 R 10777

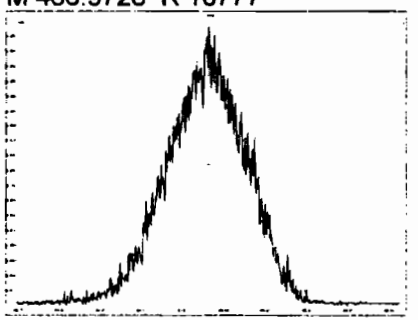

M 480.9696 R 10548

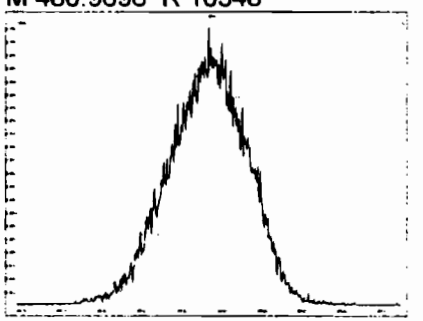

File: Experiment: OCDD_DB5.exp Reference: pfk.ref Function: 5 @ 200 (ppm)

Printed: Sunday, February 09, 2020 12:05:51 Pacific Standard Time

M 430.9728 R 10822

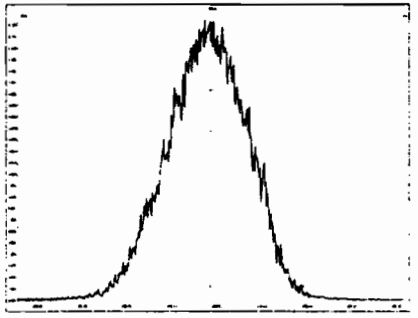

M 442.9728 R 10728

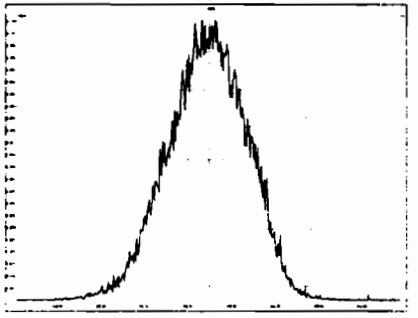

M 454.9728 R 10414

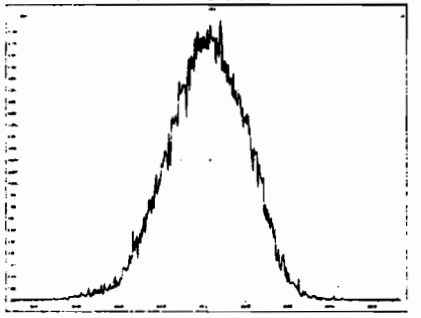

M 466.9728 R 10592

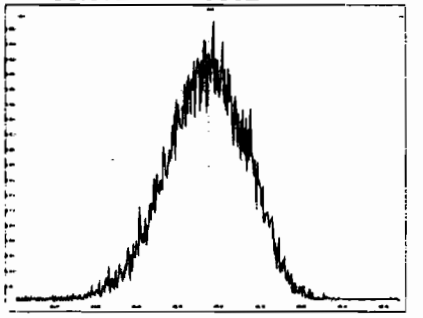

M 480.9696 R 10640

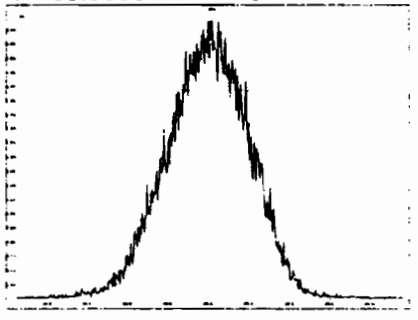

M 492.9696 R 10460

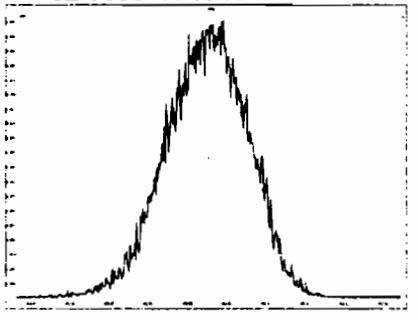

M 504.9696 R 10203

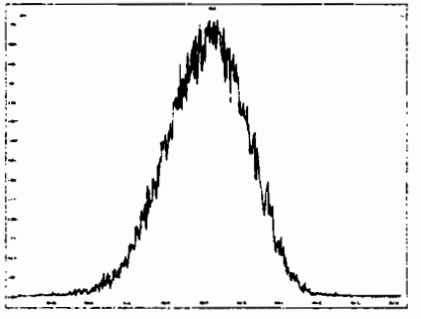

M 516.9697 R 10119

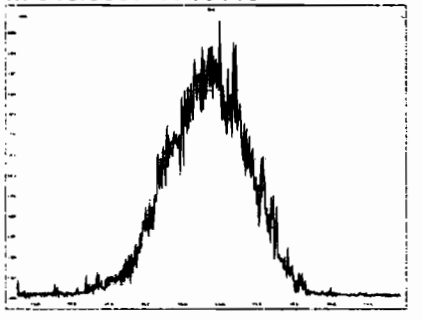

Vista Analytical Laboratory VG-11

Dataset: U:\VG12.PRO\Results\200209R1\200209R1-CPSM.qld

Last Altered: Monday, February 10, 2020 09:16:09 Pacific Standard Time
Printed: Monday, February 10, 2020 09:17:14 Pacific Standard Time

GRB 02/10/2020

Method: U:\VG12.PRO\MethDB\CPSM.mdb 23 Jan 2020 15:01:26
Calibration: U:\VG12.PRO\CurveDB\db5_1613vg12-1-31-20.cdb 02 Feb 2020 11:05:29

Name: 200209R1_1, Date: 09-Feb-2020, Time: 12:06:17, ID: ST200209R1_1 1613 CS3 19L2305, Description: 1613 CS3 19L2305

1,3,6,8-TCDD (First)

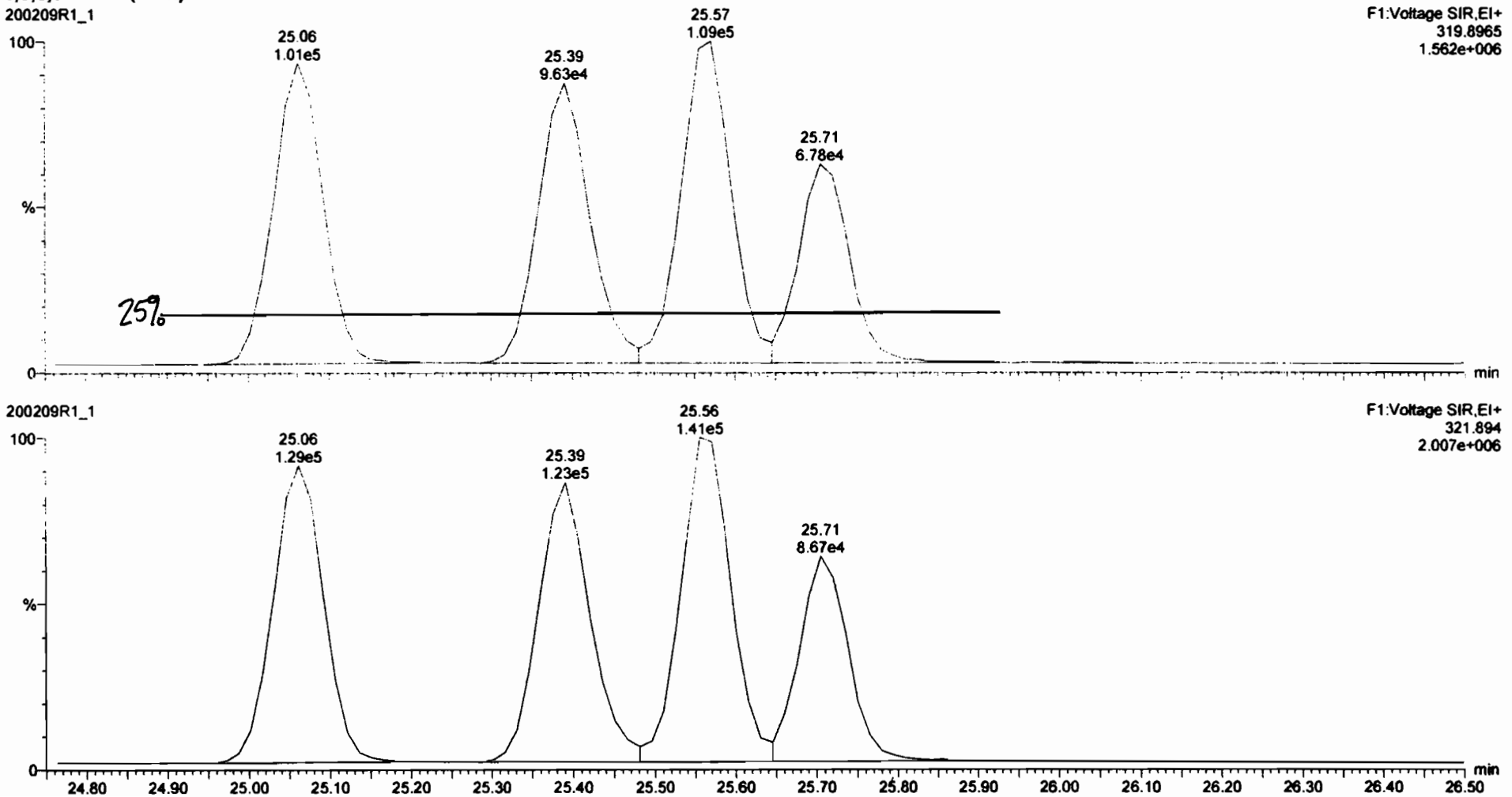

Vista Analytical Laboratory

Dataset: Untitled

Last Altered: Monday, February 10, 2020 08:17:40 Pacific Standard Time
Printed: Monday, February 10, 2020 08:17:56 Pacific Standard Time

Method: U:\VG12.PRO\MethDB\1613rrt-1-28-20.mdb 28 Jan 2020 16:09:23
Calibration: U:\VG12.PRO\CurveDB\db5_1613vg12-1-31-20.cdb 02 Feb 2020 11:05:29

Name: 200209R1_1, Date: 09-Feb-2020, Time: 12:06:17, ID: ST200209R1_1 1613 CS3 19L2305, Description: 1613 CS3 19L2305

2,3,7,8-TCDD

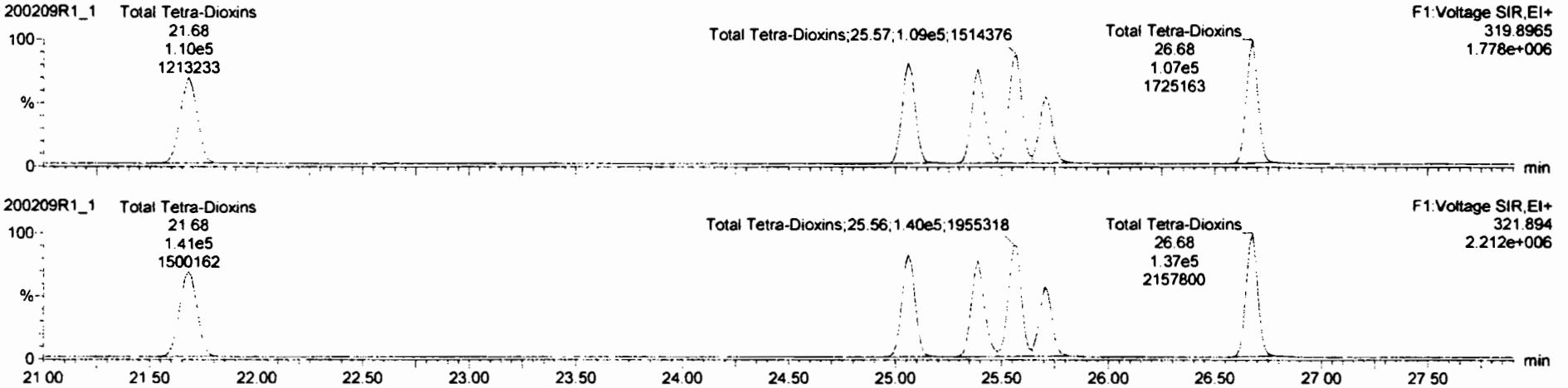

13C-2,3,7,8-TCDD

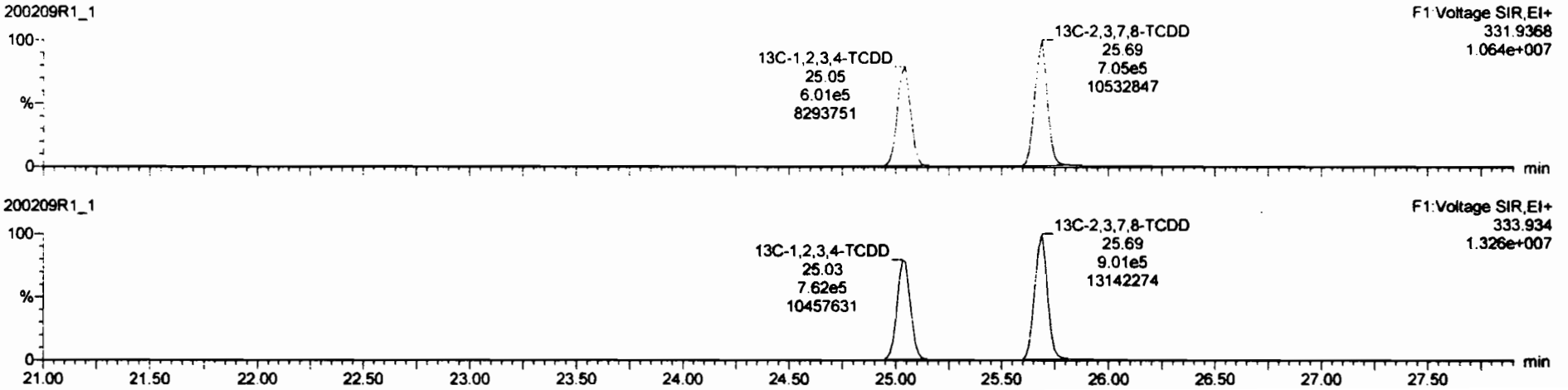

Dataset: Untitled

Last Altered: Monday, February 10, 2020 08:17:40 Pacific Standard Time
Printed: Monday, February 10, 2020 08:17:56 Pacific Standard Time

Name: 200209R1_1, Date: 09-Feb-2020, Time: 12:06:17, ID: ST200209R1_1 1613 CS3 19L2305, Description: 1613 CS3 19L2305

37Cl-2,3,7,8-TCDD

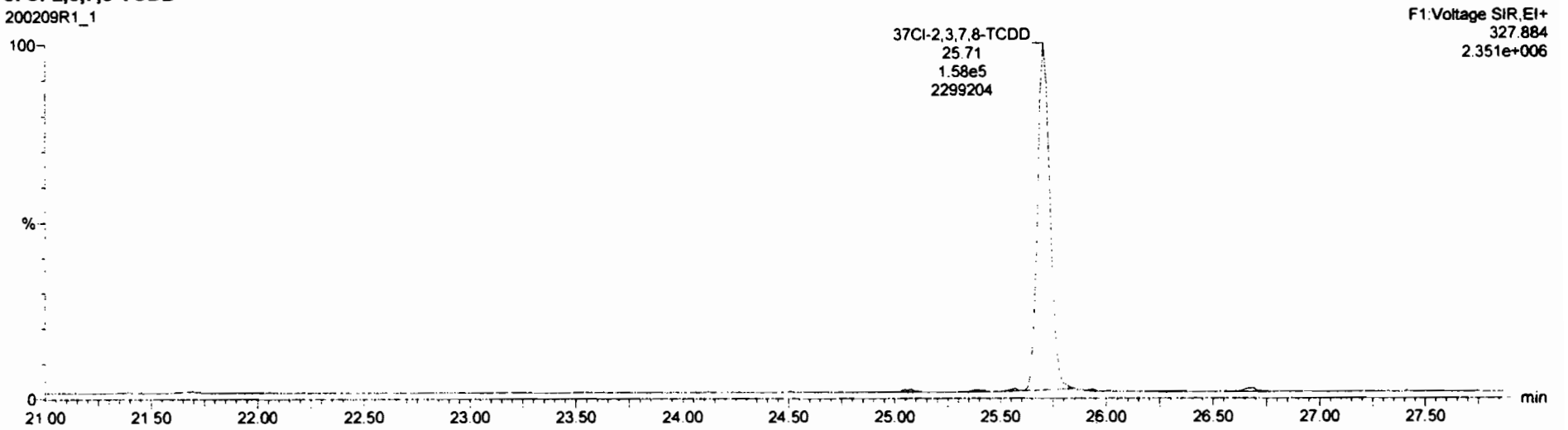

13C-1,2,3,4-TCDD

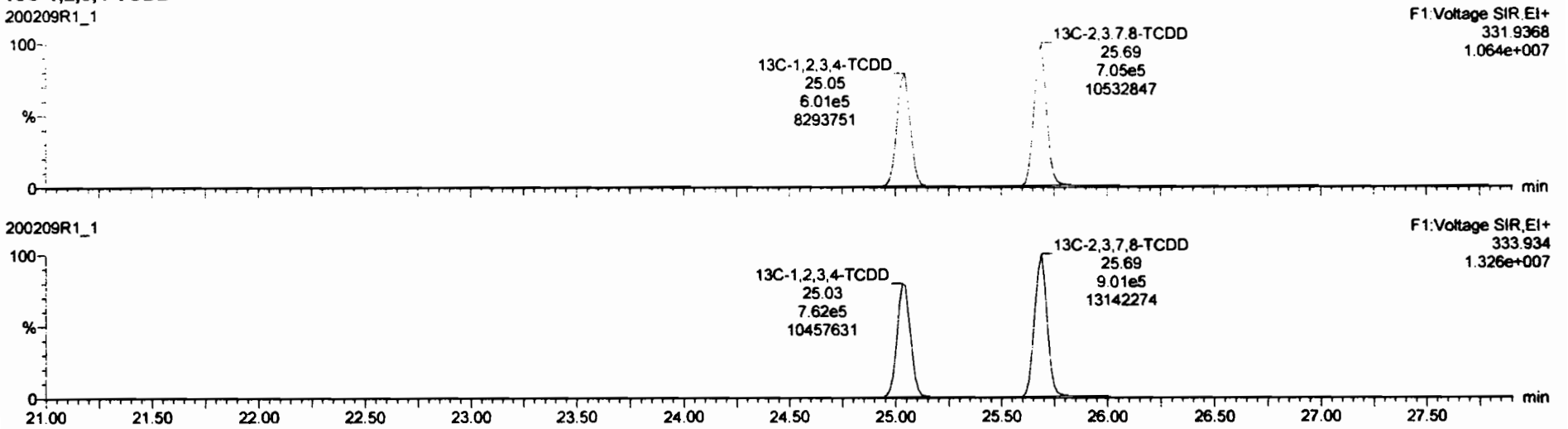

Dataset: Untitled

Last Altered: Monday, February 10, 2020 08:17:40 Pacific Standard Time
Printed: Monday, February 10, 2020 08:17:56 Pacific Standard Time

Name: 200209R1_1, Date: 09-Feb-2020, Time: 12:06:17, ID: ST200209R1_1 1613 CS3 19L2305, Description: 1613 CS3 19L2305

1,2,3,7,8-PeCDD

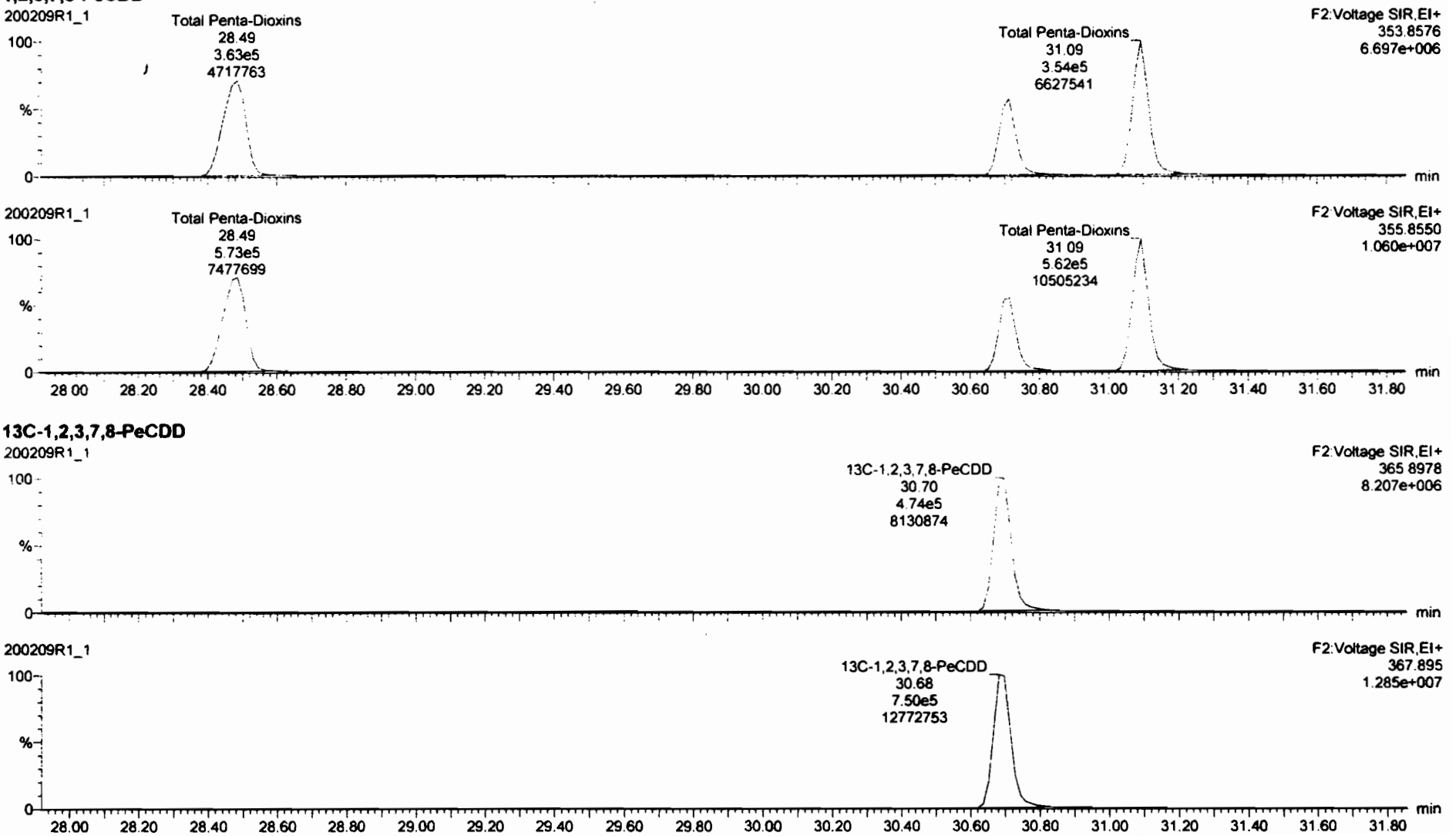

13C-1,2,3,7,8-PeCDD

Dataset: Untitled

Last Altered: Monday, February 10, 2020 08:17:40 Pacific Standard Time
Printed: Monday, February 10, 2020 08:17:56 Pacific Standard Time

Name: 200209R1_1, Date: 09-Feb-2020, Time: 12:06:17, ID: ST200209R1_1 1613 CS3 19L2305, Description: 1613 CS3 19L2305

1,2,3,4,7,8-HxCDD

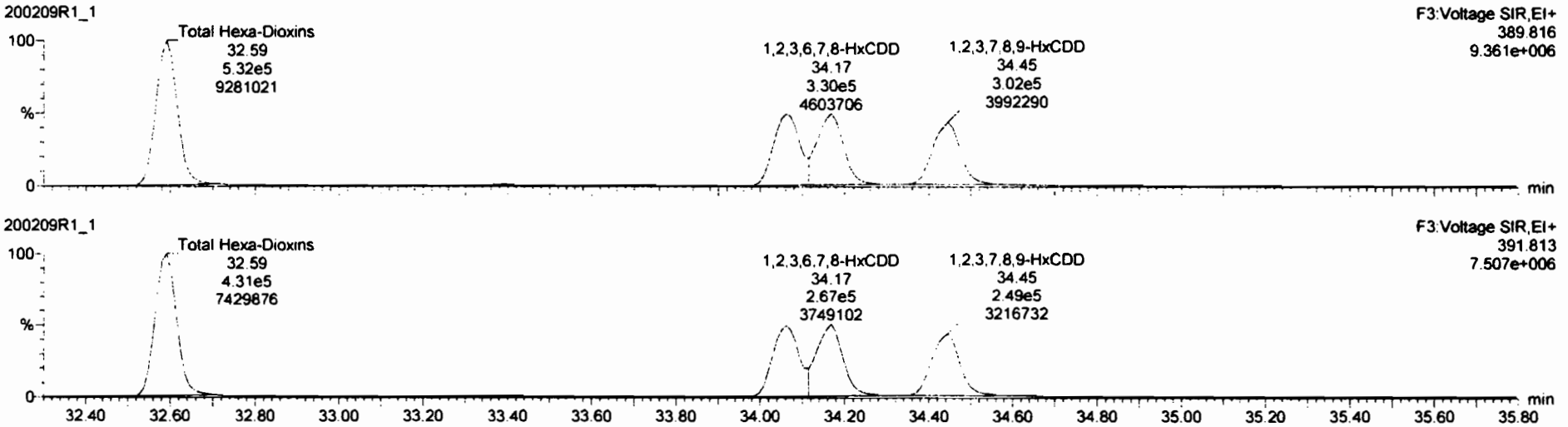

13C-1,2,3,4,7,8-HxCDD

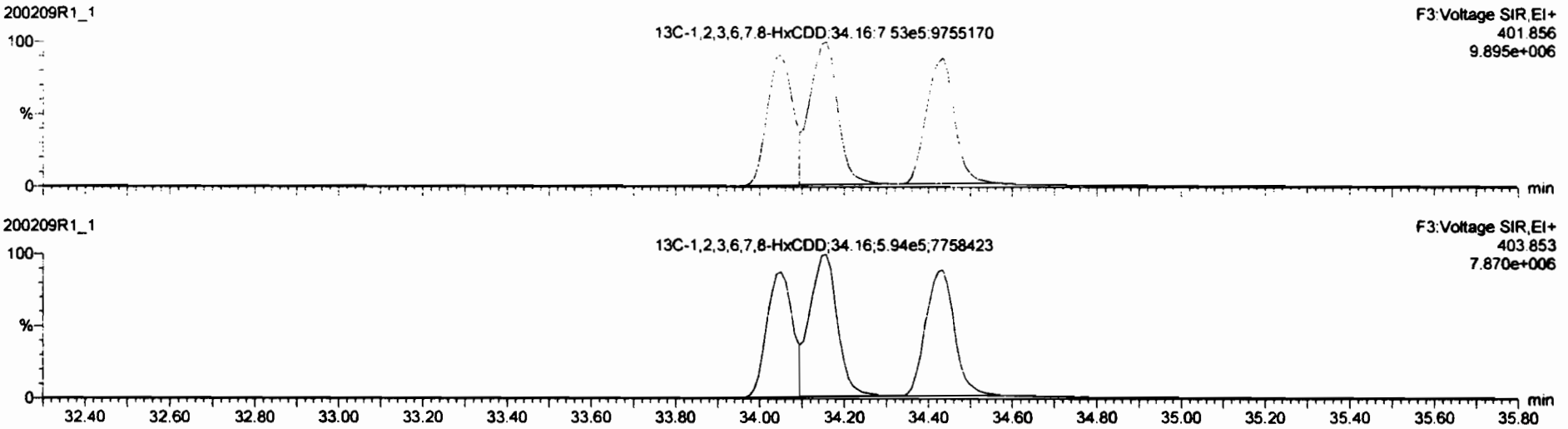

Dataset: Untitled

Last Altered: Monday, February 10, 2020 08:17:40 Pacific Standard Time
Printed: Monday, February 10, 2020 08:17:56 Pacific Standard Time

Name: 200209R1_1, Date: 09-Feb-2020, Time: 12:06:17, ID: ST200209R1_1 1613 CS3 19L2305, Description: 1613 CS3 19L2305

1,2,3,4,6,7,8-HpCDD

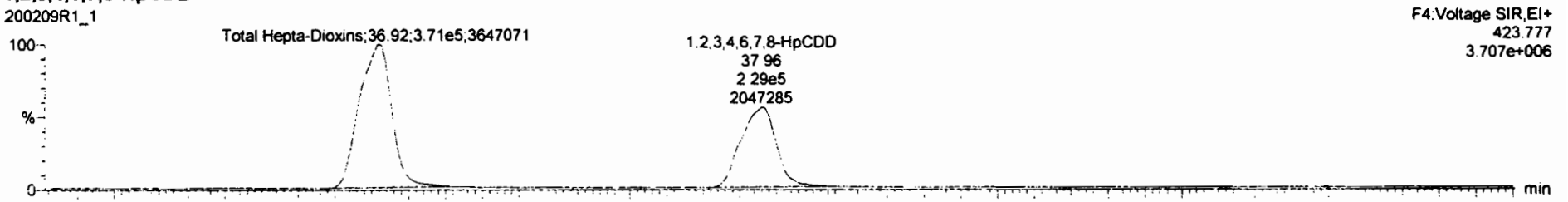

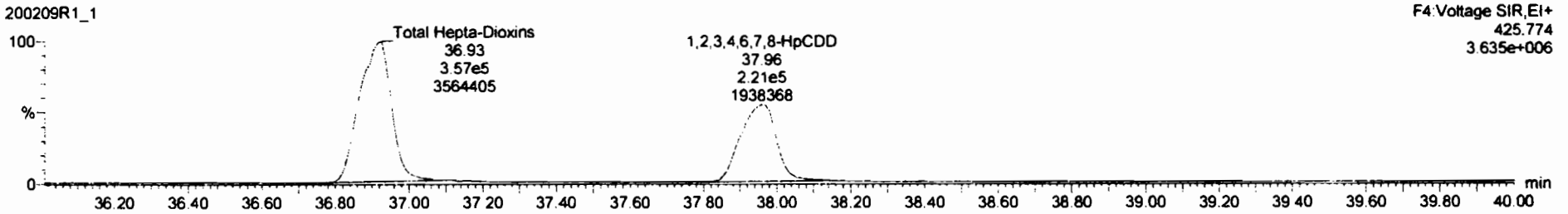

13C-1,2,3,4,6,7,8-HpCDD

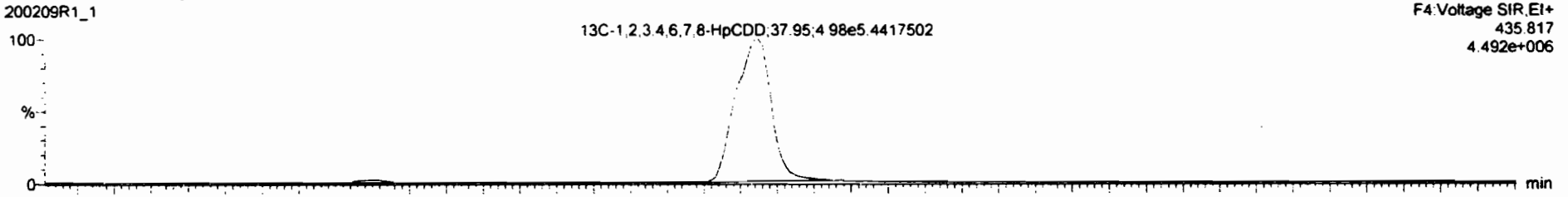

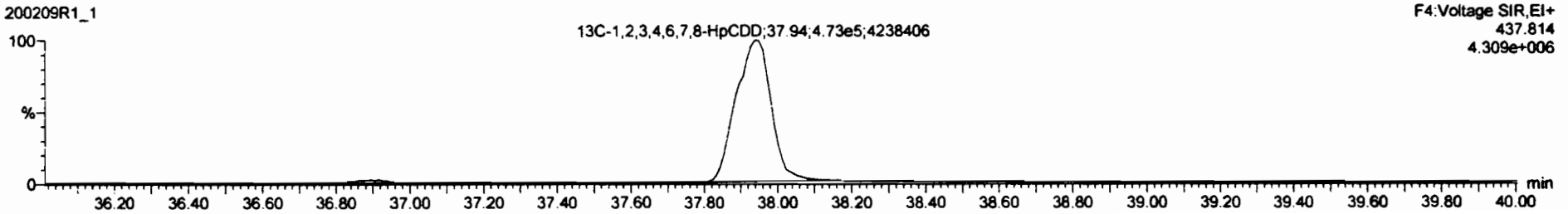

Dataset: Untitled

Last Altered: Monday, February 10, 2020 08:17:40 Pacific Standard Time
Printed: Monday, February 10, 2020 08:17:56 Pacific Standard Time

Name: 200209R1_1, Date: 09-Feb-2020, Time: 12:06:17, ID: ST200209R1_1 1613 CS3 19L2305, Description: 1613 CS3 19L2305

OCDD

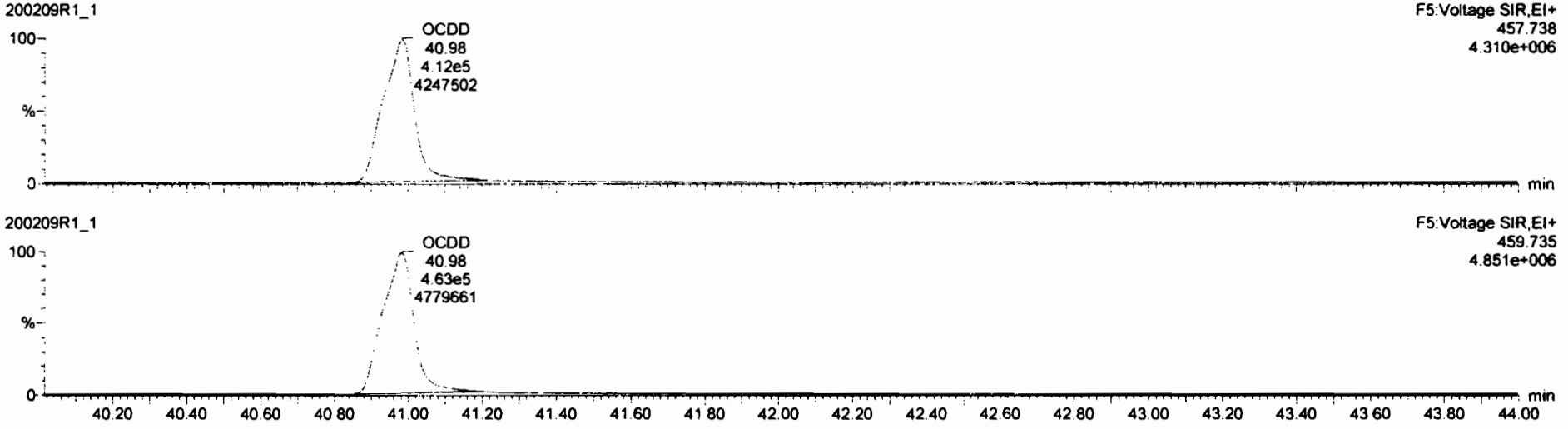

13C-OCDD

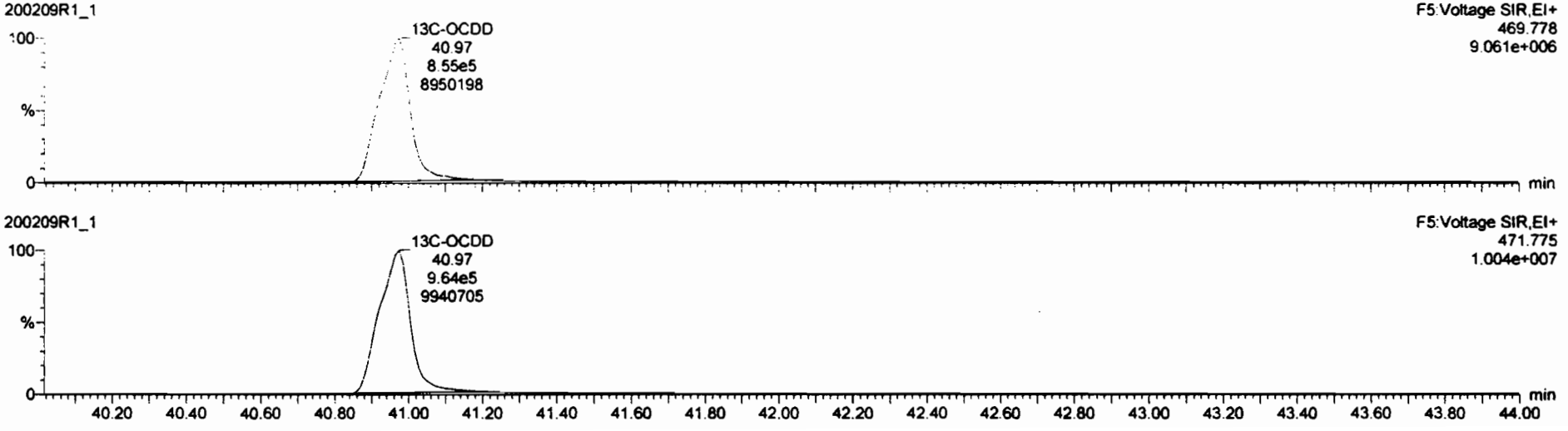

Dataset: Untitled

Last Altered: Monday, February 10, 2020 08:17:40 Pacific Standard Time
Printed: Monday, February 10, 2020 08:17:56 Pacific Standard Time

Name: 200209R1_1, Date: 09-Feb-2020, Time: 12:06:17, ID: ST200209R1_1 1613 CS3 19L2305, Description: 1613 CS3 19L2305

2,3,7,8-TCDF

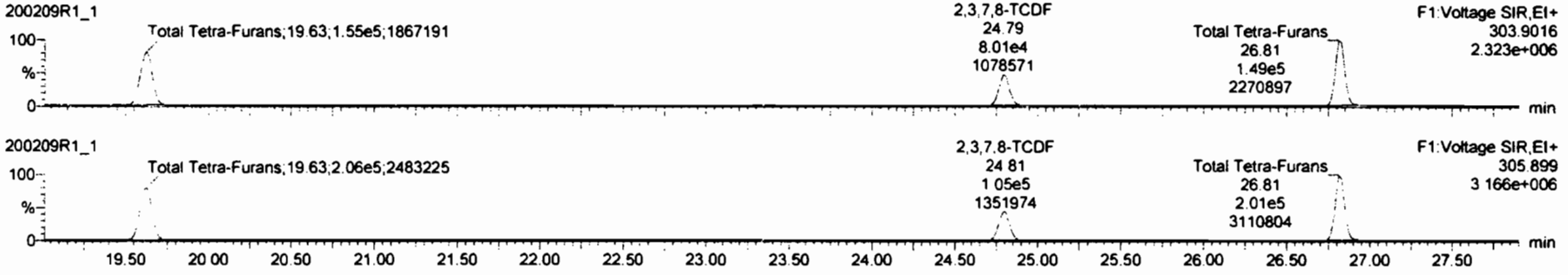

13C-2,3,7,8-TCDF

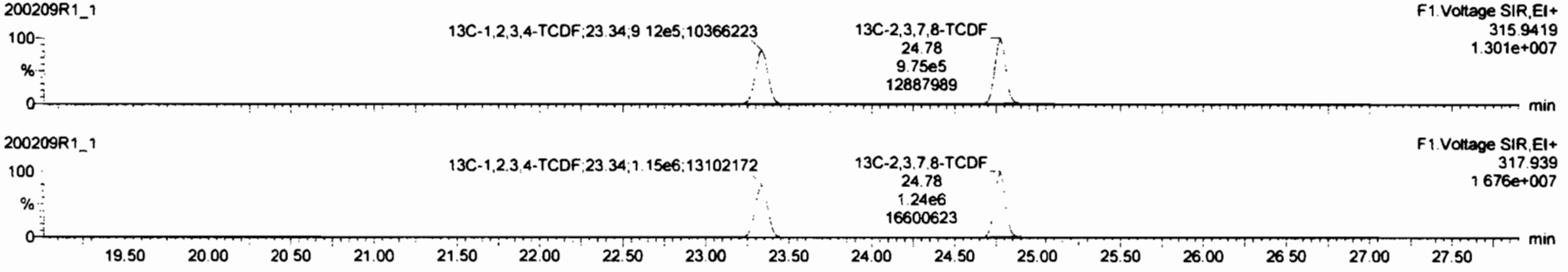

DPE1

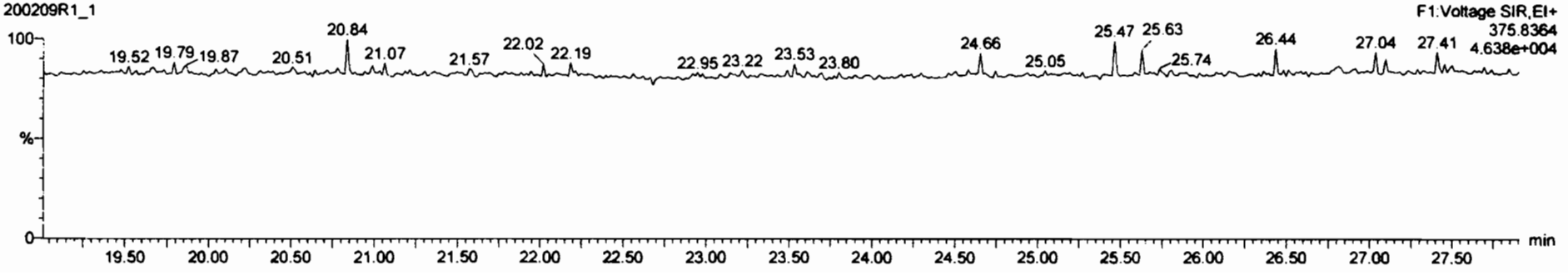

Dataset: Untitled

Last Altered: Monday, February 10, 2020 08:17:40 Pacific Standard Time
Printed: Monday, February 10, 2020 08:17:56 Pacific Standard Time

Name: 200209R1_1, Date: 09-Feb-2020, Time: 12:06:17, ID: ST200209R1_1 1613 CS3 19L2305, Description: 1613 CS3 19L2305

1st Func. Penta-Furans

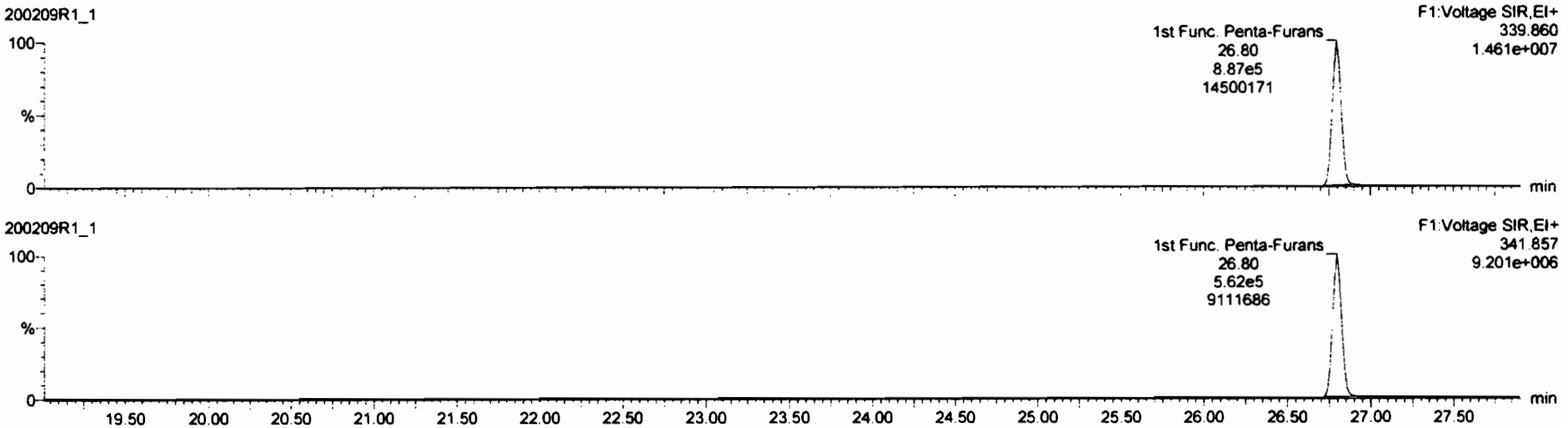

DPE6

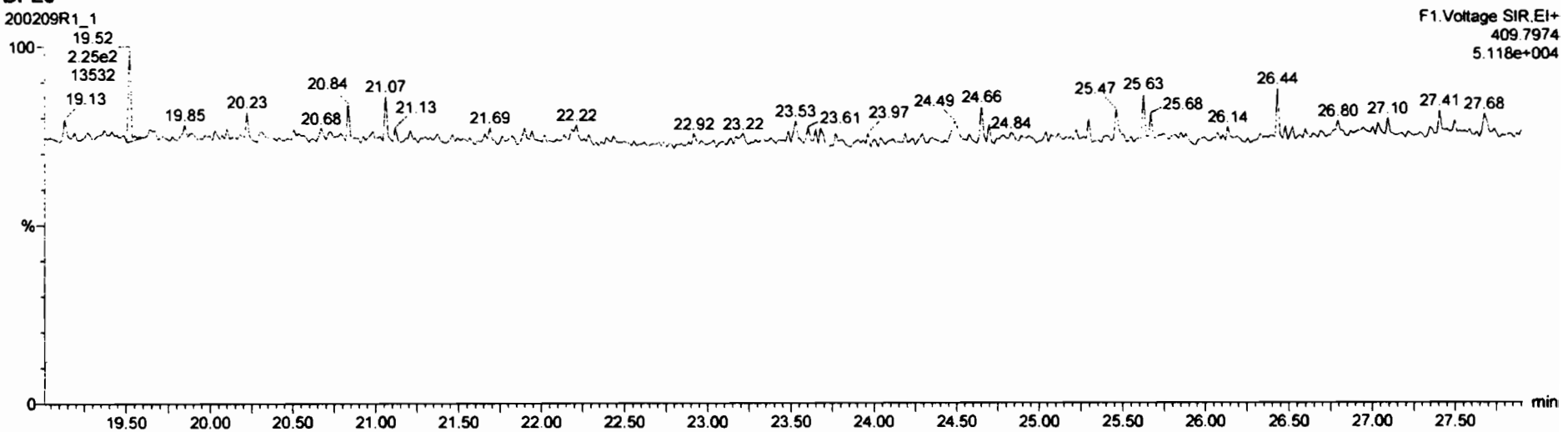

Dataset: Untitled

Last Altered: Monday, February 10, 2020 08:17:40 Pacific Standard Time
Printed: Monday, February 10, 2020 08:17:56 Pacific Standard Time

Name: 200209R1_1, Date: 09-Feb-2020, Time: 12:06:17, ID: ST200209R1_1 1613 CS3 19L2305, Description: 1613 CS3 19L2305

1,2,3,7,8-PeCDF

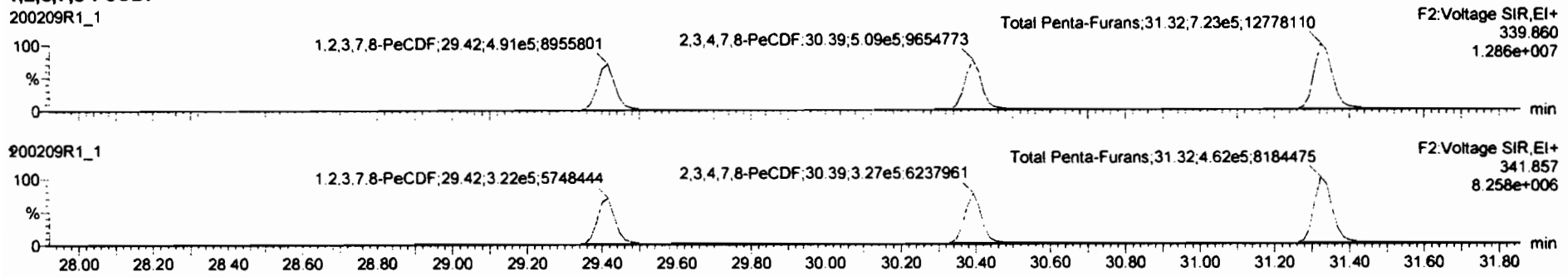

13C-1,2,3,7,8-PeCDF

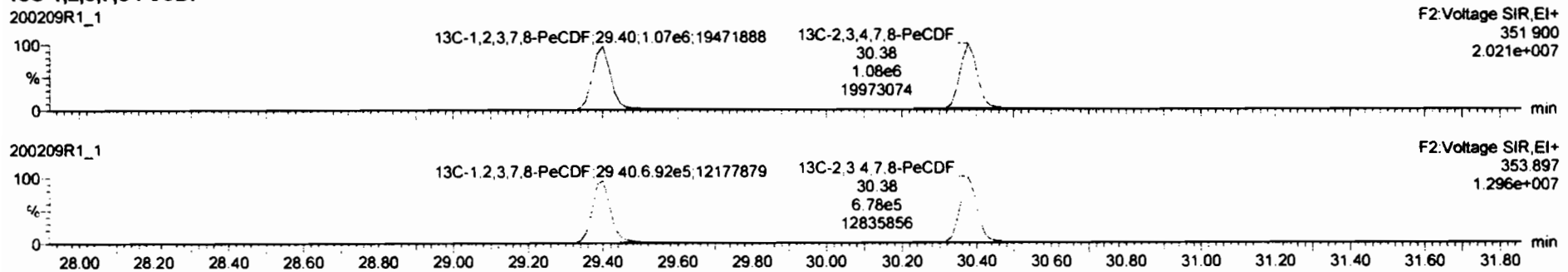

DPE2

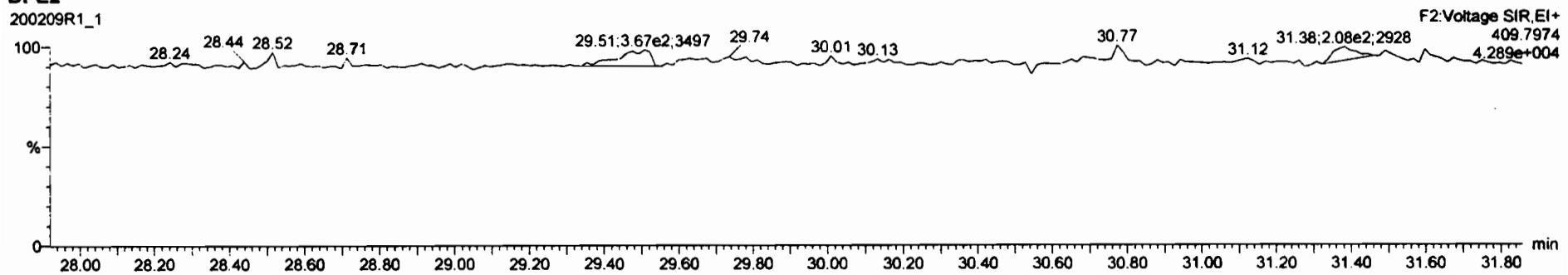

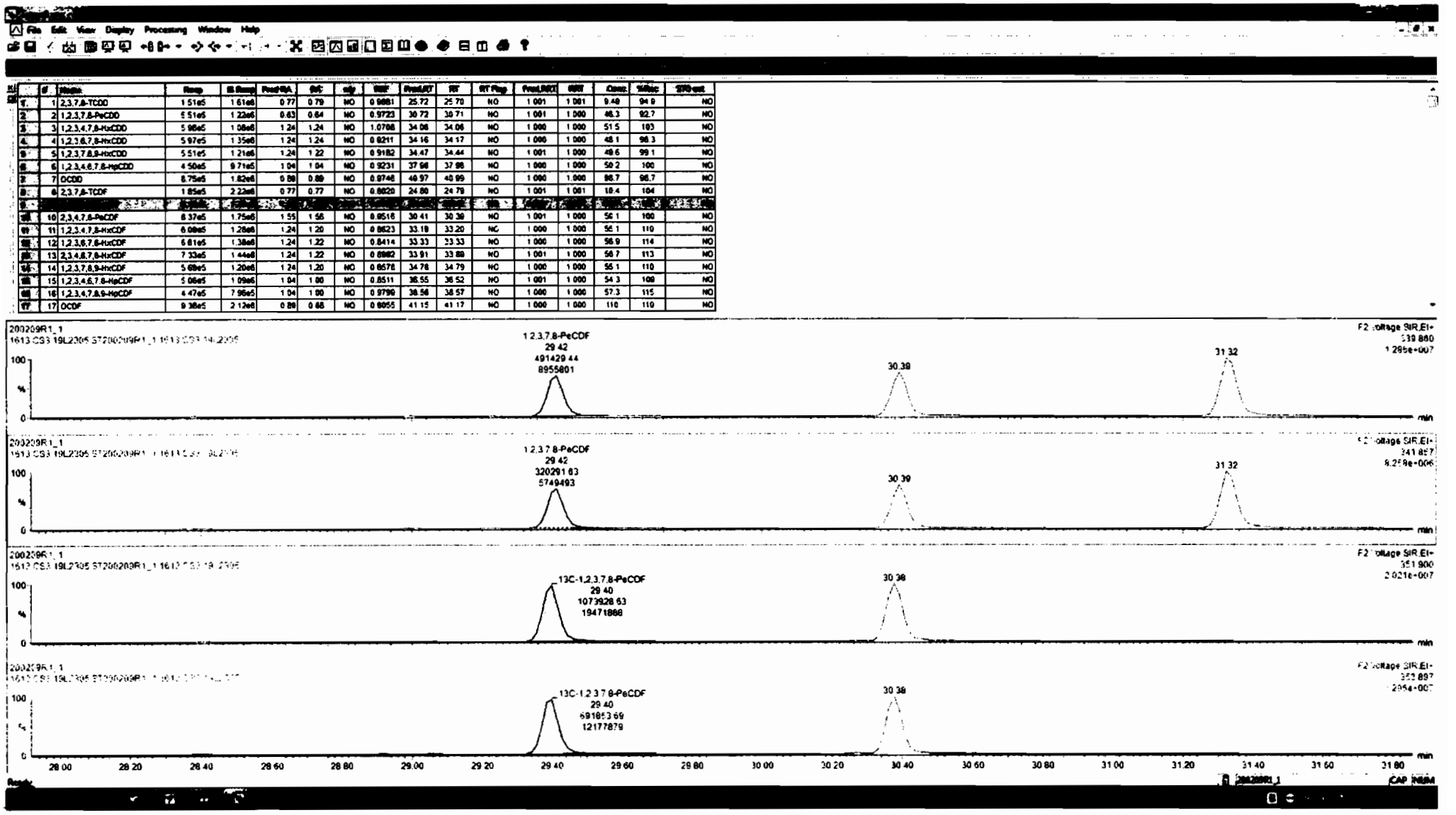
File Edit View Display Processing Window Help
1 2,3,7,8-TCDD 1.51e5 1.61e6 0.77 0.79 NO 0.9881 25.72 25.70 NO 1.001 1.001 9.49 94.9 NO
2 1,2,3,7,8-PeCDD 5.51e5 1.22e6 0.63 0.64 NO 0.9723 30.72 30.71 NO 1.001 1.000 46.3 92.7 NO
3 1,2,3,4,7,8-HxCDD 5.96e5 1.08e6 1.24 1.24 NO 1.0708 34.08 34.06 NO 1.000 1.000 51.5 103 NO
4 1,2,3,6,7,8-HxCDD 5.97e5 1.35e6 1.24 1.24 NO 0.9211 34.16 34.17 NO 1.000 1.000 48.1 96.3 NO
5 1,2,3,7,8,9-HxCDD 5.51e5 1.21e6 1.24 1.22 NO 0.9182 34.47 34.44 NO 1.001 1.000 49.6 99.1 NO
6 1,2,3,4,6,7,8-HpCDD 4.50e5 9.71e5 1.04 1.04 NO 0.9231 37.98 37.98 NO 1.000 1.000 50.2 100 NO
7 OCDD 8.75e5 1.82e6 0.89 0.89 NO 0.9746 40.97 40.99 NO 1.000 1.000 96.7 96.7 NO
8 2,3,7,8-TCDF 1.85e5 2.22e6 0.77 0.77 NO 0.8020 24.80 24.79 NO 1.001 1.001 18.4 184 NO
10 2,3,4,7,8-PeCDF 8.37e5 1.75e6 1.55 1.56 NO 0.9516 30.41 30.39 NO 1.001 1.000 56.1 100 NO
11 1,2,3,4,7,8-HxCDF 6.08e5 1.28e6 1.24 1.20 NO 0.8623 33.19 33.20 NO 1.000 1.000 56.1 110 NO
12 1,2,3,6,7,8-HxCDF 6.61e5 1.38e6 1.24 1.22 NO 0.8414 33.33 33.33 NO 1.000 1.000 56.9 114 NO
13 2,3,4,6,7,8-HxCDF 7.33e5 1.44e6 1.24 1.22 NO 0.8982 33.91 33.89 NO 1.001 1.000 56.7 113 NO
14 1,2,3,7,8,9-HxCDF 5.69e5 1.20e6 1.24 1.20 NO 0.8578 34.78 34.79 NO 1.000 1.000 55.1 110 NO
15 1,2,3,4,6,7,8-HpCDF 5.06e5 1.09e6 1.04 1.00 NO 0.8511 36.55 36.52 NO 1.001 1.000 54.3 109 NO
16 1,2,3,4,7,8,9-HpCDF 4.47e5 7.96e5 1.04 1.00 NO 0.9799 36.56 36.57 NO 1.000 1.000 57.3 115 NO
17 OCDF 9.38e5 2.12e6 0.89 0.88 NO 0.9055 41.15 41.17 NO 1.000 1.000 110 110 NO
200209R1_1
1,2,3,7,8-PeCDF
29.42
491429.44
8955801
30.39
31.32
F2 Voltage SIR,EI+
339.880
1.285e+007
200209R1_1
1,2,3,7,8-PeCDF
29.42
320291.63
5749493
30.39
31.32
200209R1_1
13C-1,2,3,7,8-PeCDF
29.40
1073928.63
19471868
30.38
F2 Voltage SIR,EI+
351.900
2.021e+007
200209R1_1
13C-1,2,3,7,8-PeCDF
29.40
691853.69
12177879
30.38
F2 Voltage SIR,EI+
352.897
2.05e+007
28.00 28.20 28.40 28.60 28.80 29.00 29.20 29.40 29.60 29.80 30.00 30.20 30.40 30.60 30.80 31.00 31.20 31.40 31.60 31.80
min
Ready
CAP NUM

Dataset: Untitled

Last Altered: Monday, February 10, 2020 08:17:40 Pacific Standard Time
Printed: Monday, February 10, 2020 08:17:56 Pacific Standard Time

Name: 200209R1_1, Date: 09-Feb-2020, Time: 12:06:17, ID: ST200209R1_1 1613 CS3 19L2305, Description: 1613 CS3 19L2305

1,2,3,4,7,8-HxCDF

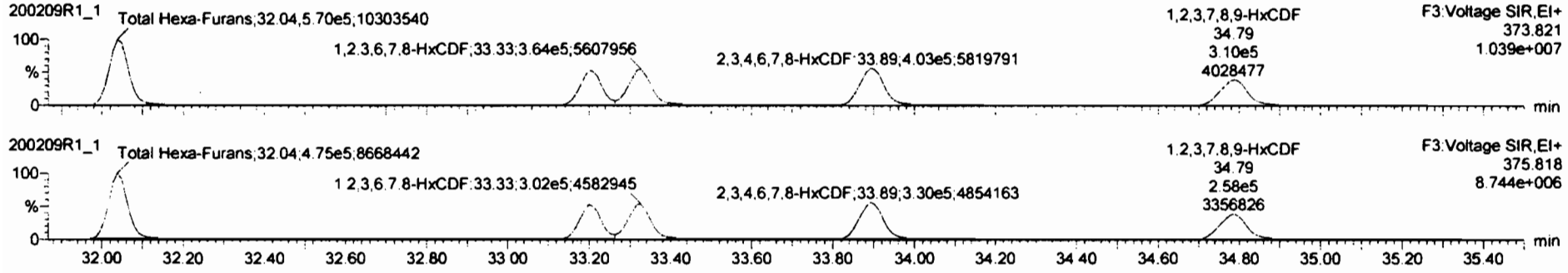

13C-1,2,3,4,7,8-HxCDF

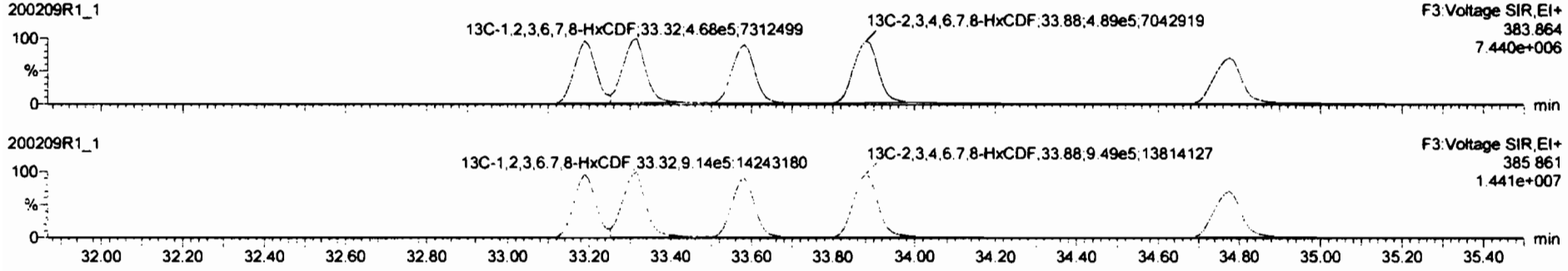

DPE3

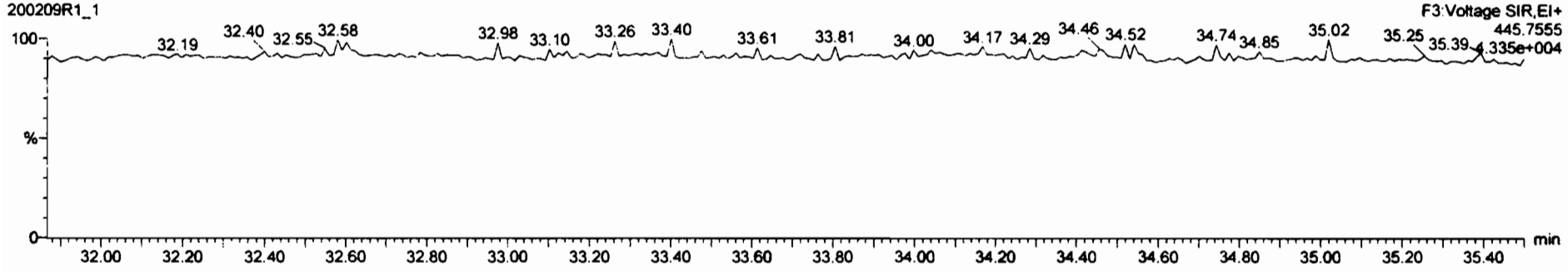

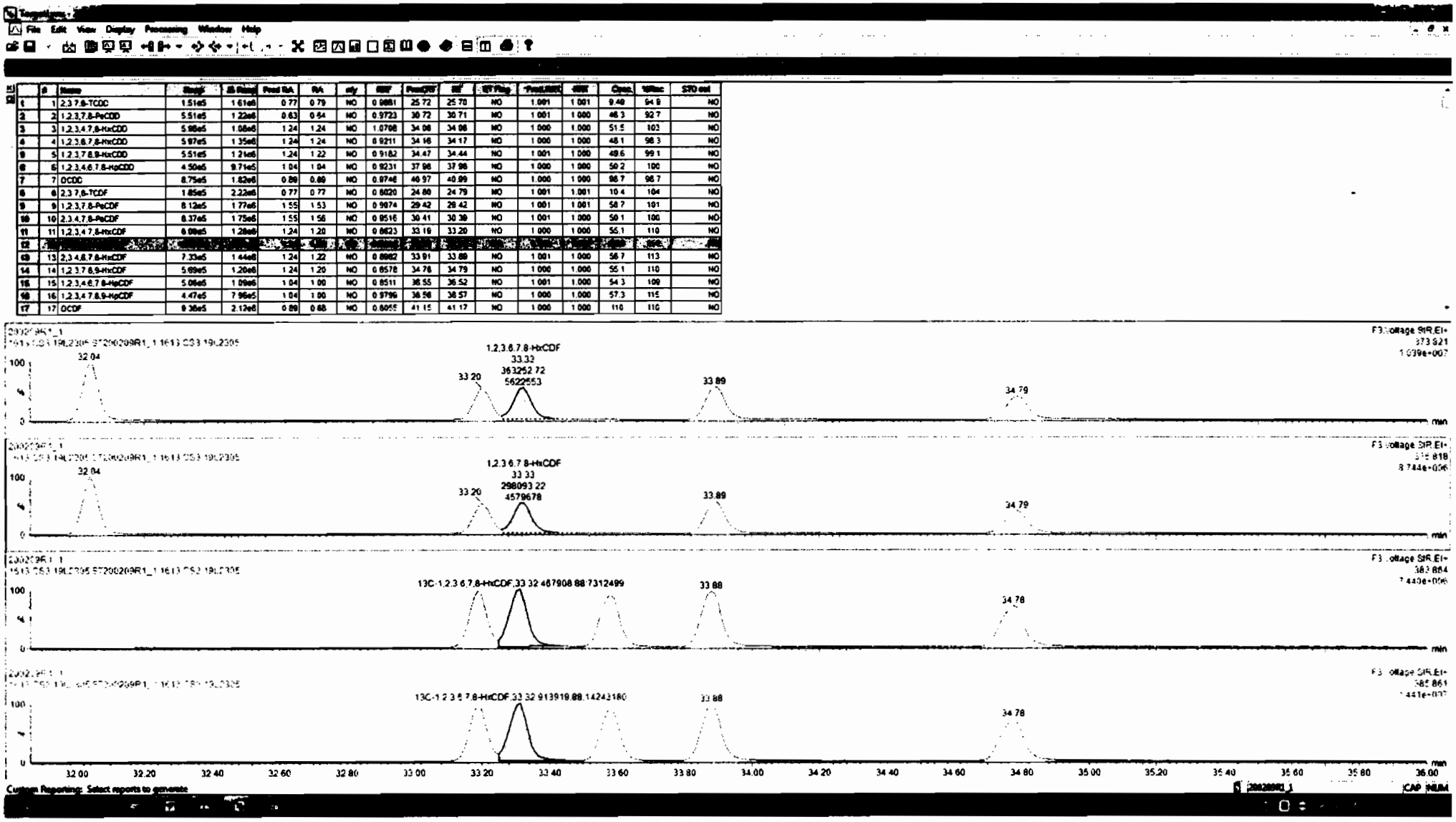
File Edit View Display Processing Window Help
1 2,3,7,8-TCDD 1.51e5 1.61e6 0.77 0.79 NO 0.9881 25.72 25.70 NO 1.001 1.001 9.48 94.9 NO
2 2 1,2,3,7,8-PeCDD 5.51e5 1.22e6 0.63 0.64 NO 0.9723 30.72 30.71 NO 1.001 1.000 48.3 92.7 NO
3 3 1,2,3,4,7,8-HxCDD 5.98e5 1.08e6 1.24 1.24 NO 1.0708 34.06 34.08 NO 1.000 1.000 51.5 103 NO
4 4 1,2,3,6,7,8-HxCDD 5.97e5 1.35e6 1.24 1.24 NO 0.9211 34.16 34.17 NO 1.000 1.000 48.1 98.3 NO
5 5 1,2,3,7,8,9-HxCDD 5.51e5 1.21e6 1.24 1.22 NO 0.9182 34.47 34.44 NO 1.001 1.000 48.6 99.1 NO
6 6 1,2,3,4,6,7,8-HpCDD 4.50e5 9.71e5 1.04 1.04 NO 0.9231 37.96 37.98 NO 1.000 1.000 50.2 100 NO
7 7 OCDD 8.75e5 1.82e6 0.89 0.89 NO 0.9746 40.97 40.99 NO 1.000 1.000 98.7 98.7 NO
8 8 2,3,7,8-TCDF 1.85e5 2.22e6 0.77 0.77 NO 0.8020 24.80 24.79 NO 1.001 1.001 10.4 104 NO
9 9 1,2,3,7,8-PeCDF 8.12e5 1.77e6 1.55 1.53 NO 0.9874 29.42 29.42 NO 1.001 1.001 58.7 101 NO
10 10 2,3,4,7,8-PeCDF 8.37e5 1.75e6 1.55 1.56 NO 0.9516 30.41 30.39 NO 1.001 1.000 58.1 100 NO
11 11 1,2,3,4,7,8-HxCDF 6.09e5 1.28e6 1.24 1.20 NO 0.8823 33.19 33.20 NO 1.000 1.000 56.1 110 NO
13 13 2,3,4,6,7,8-HxCDF 7.33e5 1.44e6 1.24 1.22 NO 0.8982 33.91 33.89 NO 1.001 1.000 58.7 113 NO
14 14 1,2,3,7,8,9-HxCDF 5.69e5 1.20e6 1.24 1.20 NO 0.8578 34.78 34.79 NO 1.000 1.000 55.1 110 NO
15 15 1,2,3,4,6,7,8-HpCDF 5.06e5 1.09e6 1.04 1.00 NO 0.8511 36.55 36.52 NO 1.001 1.000 54.3 109 NO
16 16 1,2,3,4,7,8,9-HpCDF 4.47e5 7.96e5 1.04 1.00 NO 0.9796 36.58 36.57 NO 1.000 1.000 57.3 115 NO
17 17 OCDF 9.36e5 2.12e6 0.89 0.88 NO 0.8055 41.15 41.17 NO 1.000 1.000 110 110 NO
32.04
33.20
1,2,3,6,7,8-HxCDF
33.32
363252.72
5622553
33.89
34.79
min
32.04
33.20
1,2,3,6,7,8-HxCDF
33.33
298093.22
4579678
33.89
34.79
min
13C-1,2,3,6,7,8-HxCDF 33.32 467908.88 7312499
33.88
34.78
min
13C-1,2,3,6,7,8-HxCDF 33.32 913919.88 14243180
33.88
34.78
min
32.00
32.20
32.40
32.60
32.80
33.00
33.20
33.40
33.60
33.80
34.00
34.20
34.40
34.60
34.80
35.00
35.20
35.40
35.60
35.80
36.00
Custom Reporting: Select reports to generate
CAP NUM

Dataset: Untitled

Last Altered: Monday, February 10, 2020 08:17:40 Pacific Standard Time
Printed: Monday, February 10, 2020 08:17:56 Pacific Standard Time

Name: 200209R1_1, Date: 09-Feb-2020, Time: 12:06:17, ID: ST200209R1_1 1613 CS3 19L2305, Description: 1613 CS3 19L2305

1,2,3,4,6,7,8-HpCDF

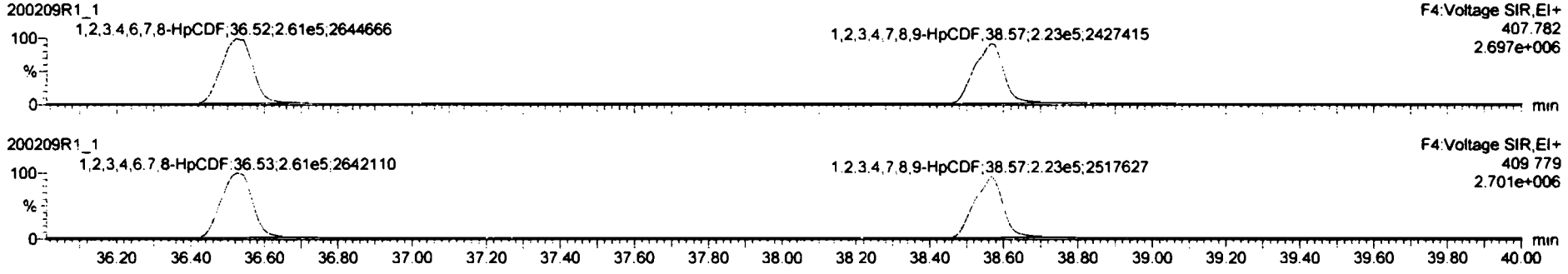

13C-1,2,3,4,6,7,8-HpCDF

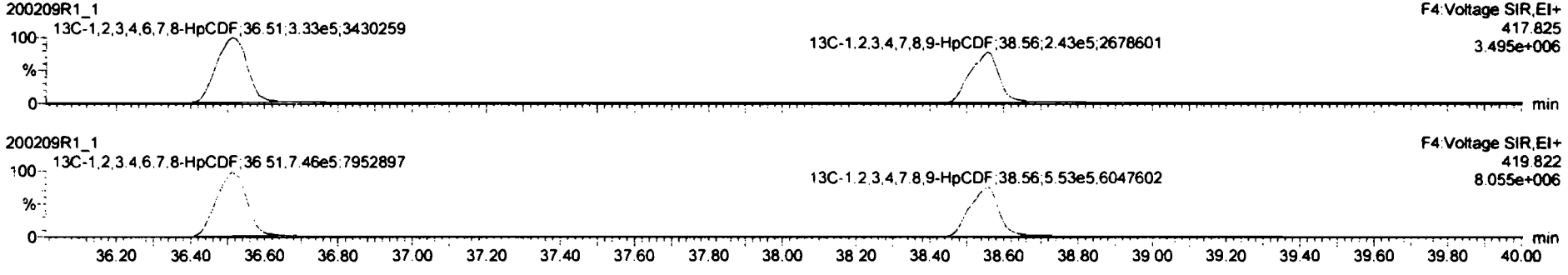

DPE4

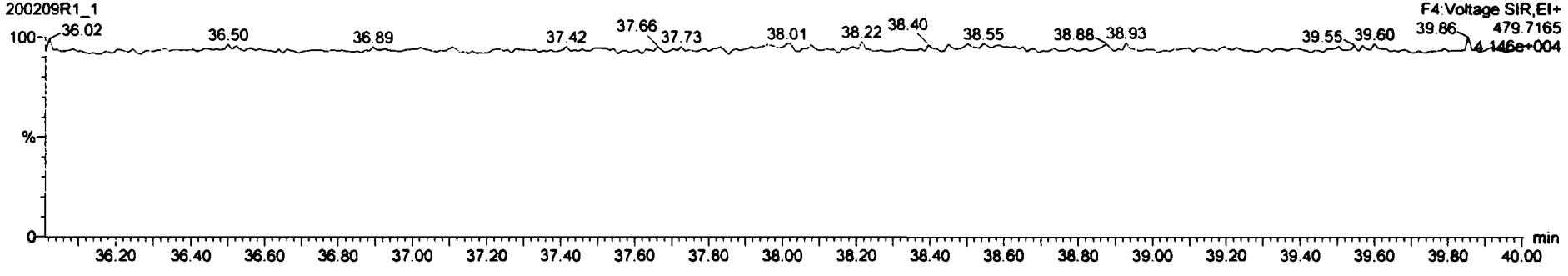

	#	Name	Resp	S/N resp	Pred RA	RA	qty	RRF	Pred RT	RT	RT Flag	Pred RRT	RRT	Conc	%Rec	STD ext
1	1	2,3,7,8-TCDD	1.51e5	1.61e6	0.77	0.79	NO	0.9881	25.72	25.70	NO	1.001	1.001	9.49	94.9	NO
2	2	1,2,3,7,8-PeCDD	5.51e5	1.22e6	0.83	0.84	NO	0.9723	30.72	30.71	NO	1.001	1.000	46.3	92.7	NO
3	3	1,2,3,4,7,8-HxCDD	5.98e5	1.06e6	1.24	1.24	NO	1.0706	34.06	34.08	NO	1.000	1.000	51.5	103	NO
4	4	1,2,3,6,7,8-HxCDD	5.97e5	1.35e6	1.24	1.24	NO	0.9211	34.16	34.17	NO	1.000	1.000	48.1	96.3	NO
5	5	1,2,3,7,8,9-HxCDD	5.51e5	1.21e6	1.24	1.22	NO	0.9182	34.47	34.44	NO	1.001	1.000	49.6	99.1	NO
6	6	1,2,3,4,6,7,8-HpCDD	4.50e5	9.71e5	1.04	1.04	NO	0.9231	37.96	37.96	NO	1.000	1.000	50.2	100	NO
7	7	OCDD	8.75e5	1.82e6	0.89	0.89	NO	0.9746	40.97	40.99	NO	1.000	1.000	98.7	98.7	NO
8	8	2,3,7,8-TCDF	1.85e5	2.22e6	0.77	0.77	NO	0.8020	24.80	24.79	NO	1.001	1.001	10.4	104	NO
9	9	1,2,3,7,8-PeCDF	8.12e5	1.77e6	1.55	1.53	NO	0.9074	29.42	29.42	NO	1.001	1.001	50.7	101	NO
10	10	2,3,4,7,8-PeCDF	8.37e5	1.75e6	1.55	1.56	NO	0.9516	30.41	30.39	NO	1.001	1.000	50.1	100	NO
11	11	1,2,3,4,7,8-HxCDF	6.09e5	1.26e6	1.24	1.20	NO	0.8823	33.19	33.20	NO	1.000	1.000	55.1	110	NO
12	12	1,2,3,6,7,8-HxCDF	6.81e5	1.38e6	1.24	1.22	NO	0.8414	33.33	33.33	NO	1.000	1.000	56.9	114	NO
13	13	2,3,4,6,7,8-HxCDF	7.33e5	1.44e6	1.24	1.22	NO	0.8982	33.91	33.89	NO	1.001	1.000	56.7	113	NO
14	14	1,2,3,7,8,9-HxCDF	5.69e5	1.20e6	1.24	1.20	NO	0.8578	34.78	34.79	NO	1.000	1.000	55.1	110	NO
15	[illegible]															
16	16	1,2,3,4,7,8,9-HpCDF	4.47e5	7.96e5	1.04	1.00	NO	0.9796	38.58	38.57	NO	1.000	1.000	57.3	115	NO
17	17	OCDF	9.36e5	2.12e6	0.89	0.88	NO	0.8055	41.15	41.17	NO	1.000	1.000	110	110	NO

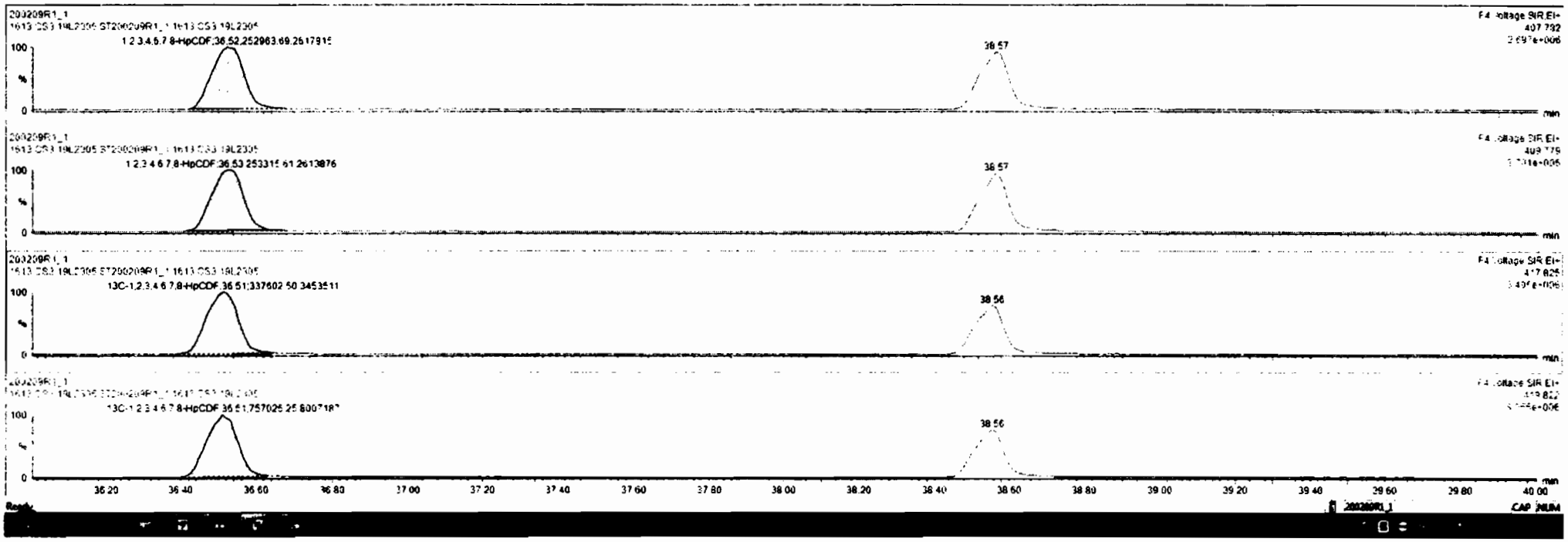

	#	Name	Resp	IS Resp	Peak RA	RA	qty	RRF	Peak RT	RT	RT Flag	Peak RRT	RRT	Conc	%Rec	EDD out
1	1	2,3,7,8-TCDD	1.51e5	1.61e6	0.77	0.79	NO	0.9881	25.72	25.78	NO	1.001	1.001	9.49	94.9	NO
2	2	1,2,3,7,8-PeCDD	5.51e5	1.22e6	0.63	0.64	NO	0.9723	30.72	30.71	NO	1.001	1.000	46.3	92.7	NO
3	3	1,2,3,4,7,8-HxCDD	5.98e5	1.08e6	1.24	1.24	NO	1.0708	34.06	34.06	NO	1.000	1.000	51.5	103	NO
4	4	1,2,3,6,7,8-HxCDD	5.97e5	1.35e6	1.24	1.24	NO	0.9211	34.16	34.17	NO	1.000	1.000	48.1	96.3	NO
5	5	1,2,3,7,8,9-HxCDD	5.51e5	1.21e6	1.24	1.22	NO	0.9182	34.47	34.44	NO	1.001	1.000	48.6	99.1	NO
6	6	1,2,3,4,6,7,8-HpCDD	4.50e5	9.71e5	1.04	1.04	NO	0.9231	37.96	37.98	NO	1.000	1.000	50.2	100	NO
7	7	OCDD	8.75e5	1.82e6	0.89	0.89	NO	0.9746	40.97	40.99	NO	1.000	1.000	98.7	98.7	NO
8	8	2,3,7,8-TCDF	1.85e5	2.22e6	0.77	0.77	NO	0.8020	24.80	24.79	NO	1.001	1.001	10.4	104	NO
9	9	1,2,3,7,8-PeCDF	8.12e5	1.77e6	1.55	1.53	NO	0.9074	29.42	29.42	NO	1.001	1.001	50.7	101	NO
10	10	2,3,4,7,8-PeCDF	8.37e5	1.75e6	1.55	1.58	NO	0.9516	30.41	30.39	NO	1.001	1.000	50.1	100	NO
11	11	1,2,3,4,7,8-HxCDF	6.09e5	1.28e6	1.24	1.20	NO	0.8623	33.19	33.20	NO	1.000	1.000	56.1	110	NO
12	12	1,2,3,6,7,8-HxCDF	6.61e5	1.38e6	1.24	1.22	NO	0.8414	33.33	33.33	NO	1.000	1.000	56.9	114	NO
13	13	2,3,4,6,7,8-HxCDF	7.33e5	1.44e6	1.24	1.22	NO	0.8862	33.91	33.89	NO	1.001	1.000	56.7	113	NO
14	14	1,2,3,7,8,9-HxCDF	5.69e5	1.20e6	1.24	1.20	NO	0.8578	34.78	34.79	NO	1.000	1.000	55.1	110	NO
15	15	1,2,3,4,6,7,8-HpCDF	5.06e5	1.09e6	1.04	1.00	NO	0.8511	36.55	36.52	NO	1.001	1.000	54.3	109	NO
16																
17	17	OCDF	9.38e5	2.12e6	0.89	0.88	NO	0.8055	41.19	41.17	NO	1.000	1.000	110	110	NO

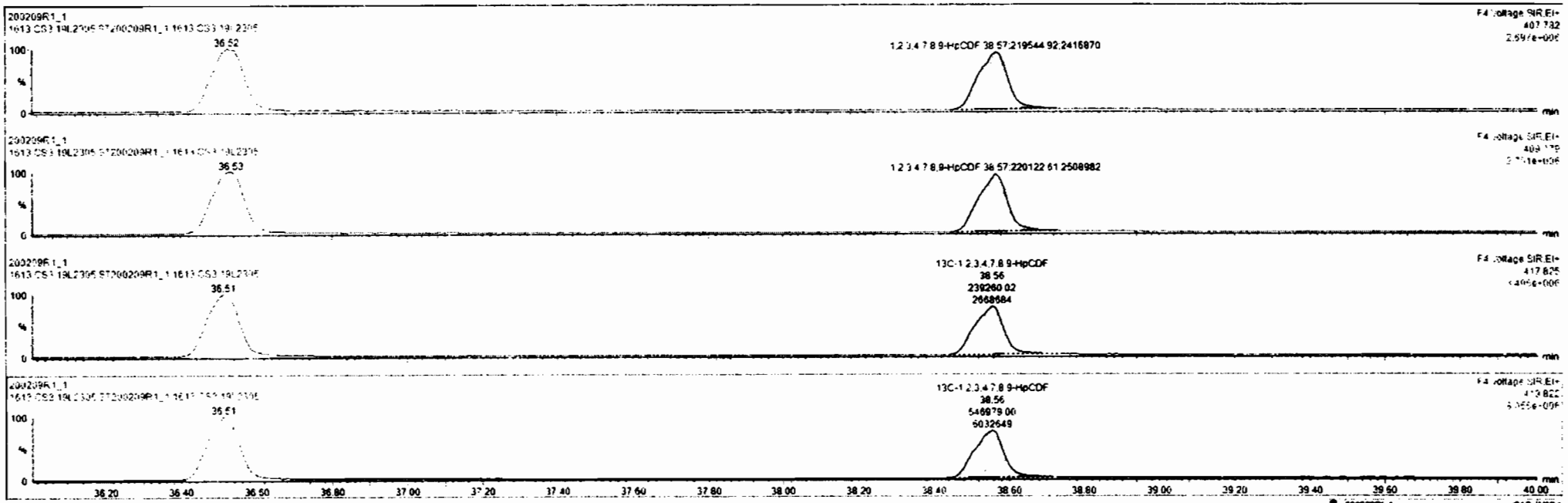

Dataset: Untitled

Last Altered: Monday, February 10, 2020 08:17:40 Pacific Standard Time
Printed: Monday, February 10, 2020 08:17:56 Pacific Standard Time

Name: 200209R1_1, Date: 09-Feb-2020, Time: 12:06:17, ID: ST200209R1_1 1613 CS3 19L2305, Description: 1613 CS3 19L2305

OCDF

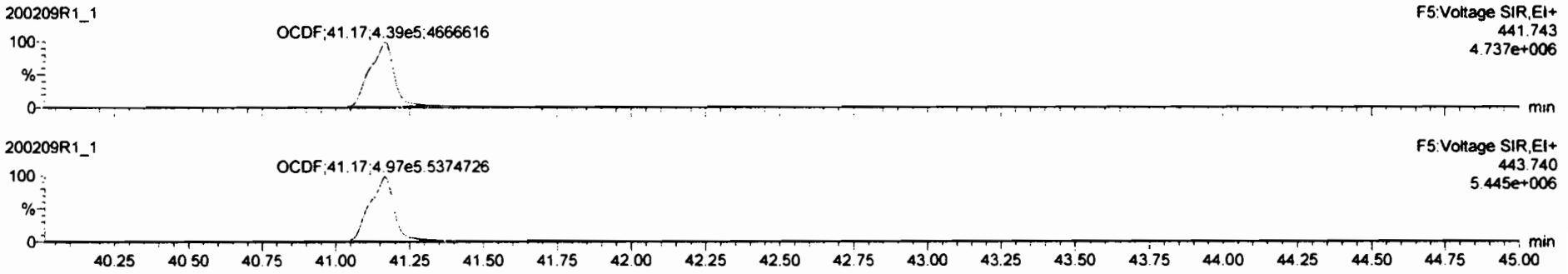

13C-OCDF

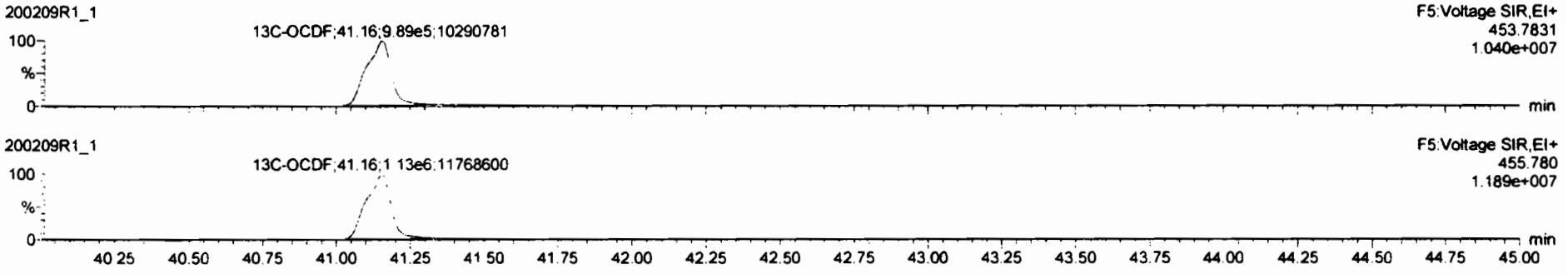

DPE5

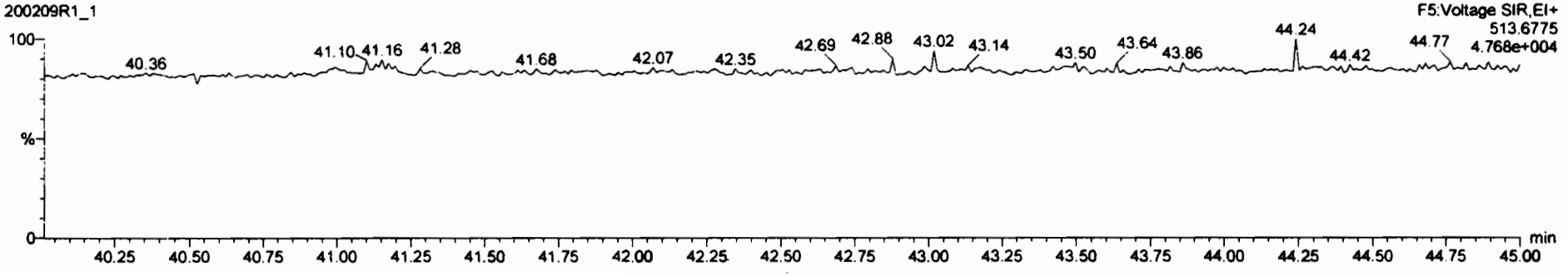

Dataset: Untitled

Last Altered: Monday, February 10, 2020 08:17:40 Pacific Standard Time
Printed: Monday, February 10, 2020 08:17:56 Pacific Standard Time

Name: 200209R1_1, Date: 09-Feb-2020, Time: 12:06:17, ID: ST200209R1_1 1613 CS3 19L2305, Description: 1613 CS3 19L2305

PFK1

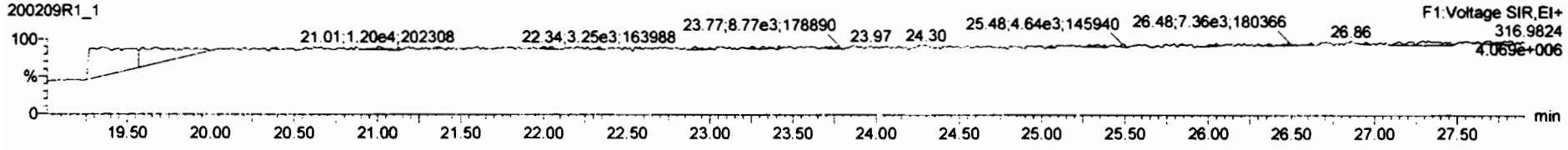

PFK2

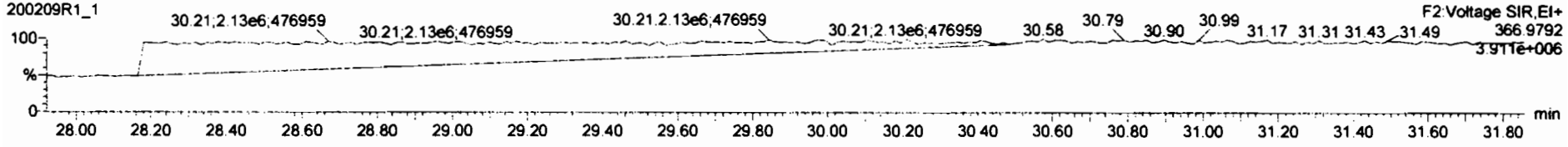

PFK3



PFK4

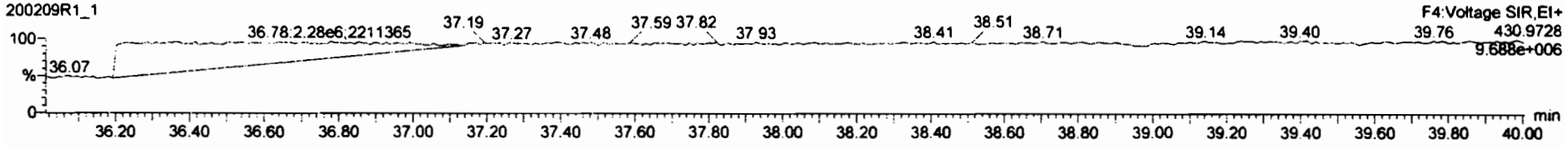

PFK5

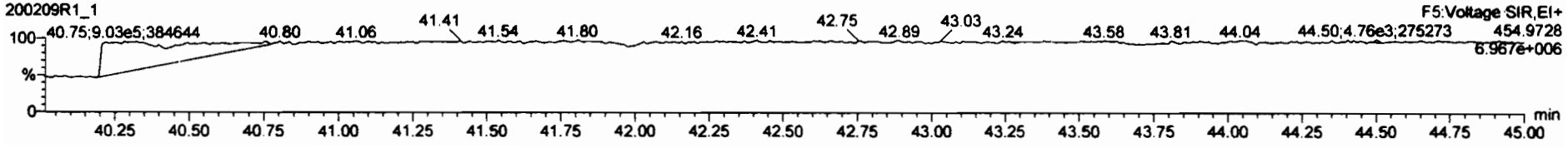

(A) PFK DRAIN

M 292.9824 R 10572

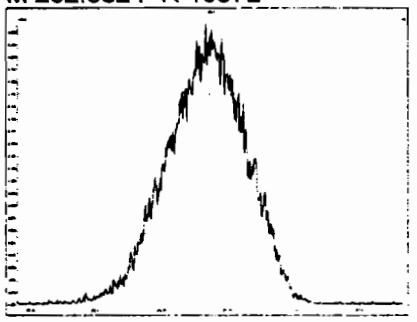

M 304.9824 R 10594

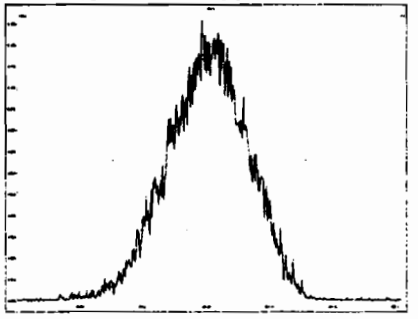

M 318.9792 R 10374

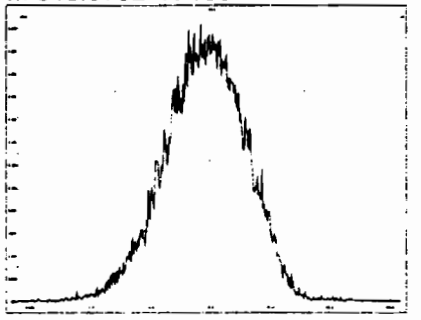

M 330.9792 R 9746

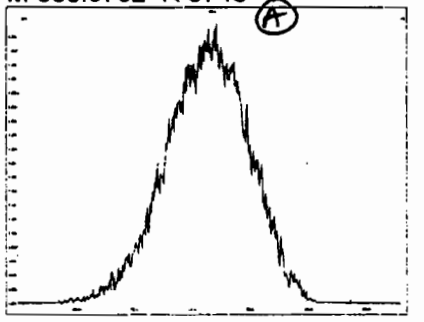

M 342.9792 R 10041

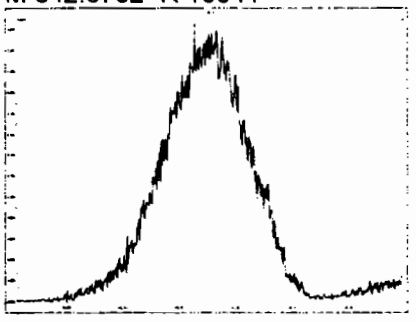

M 354.9792 R 9831

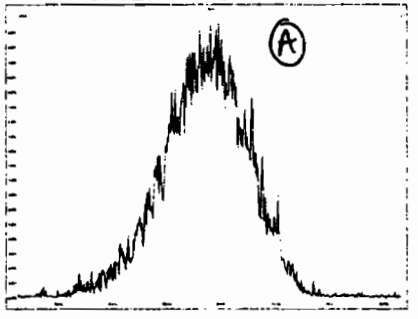

M 366.9792 R 9174

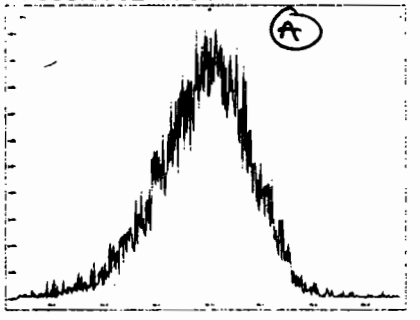

M 380.9760 R 9440

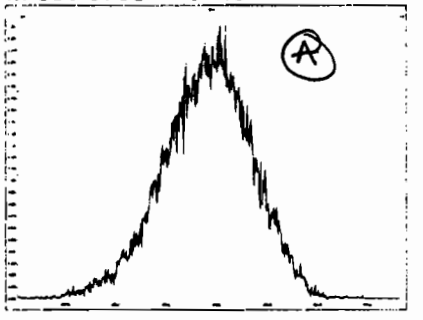

M 392.9760 R 8976

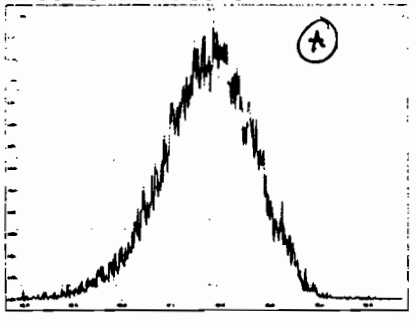

M 404.9760 R 9266

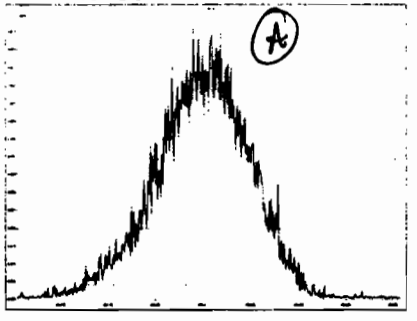

M 416.9760 R 9362

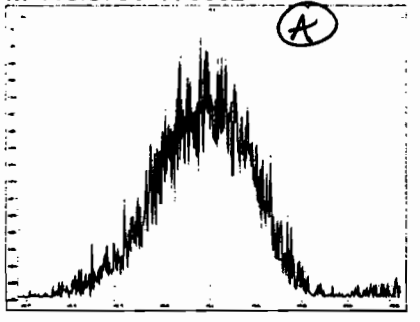

M 318.9792 R 10460

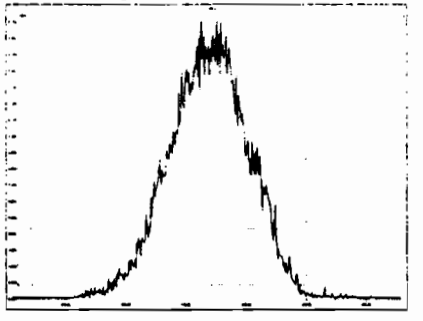

M 330.9792 R 10706

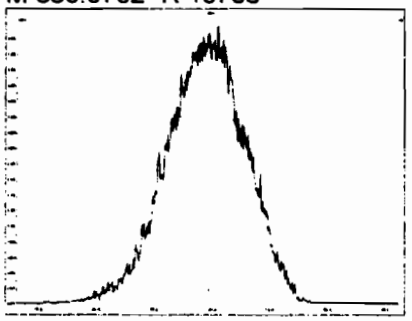

M 342.9792 R 10333

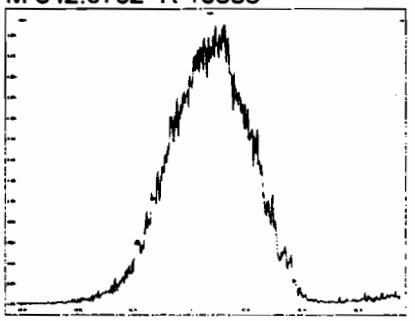

M 354.9792 R 10259

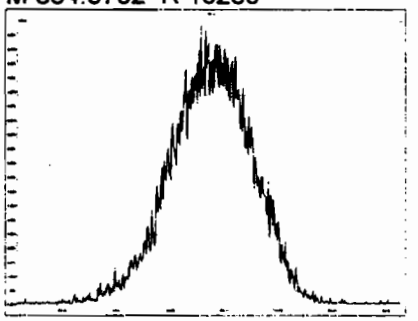

M 366.9792 R 9381

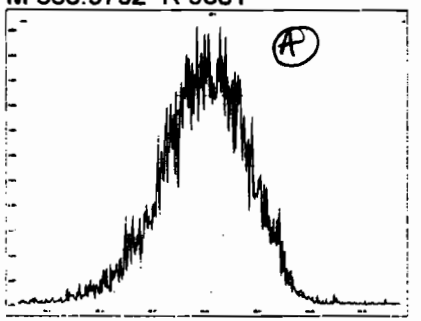

M 380.9760 R 10061

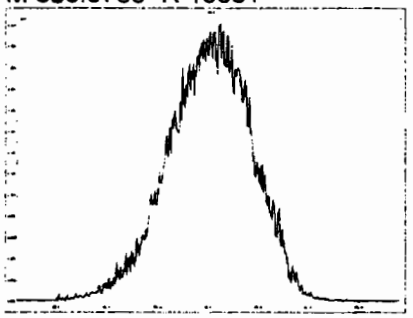

M 392.9760 R 9748

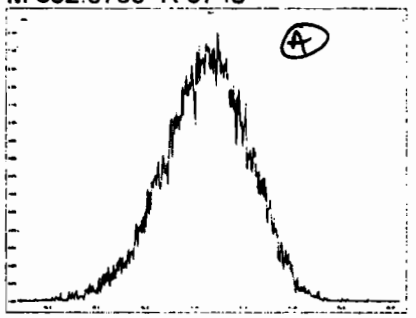

M 404.9760 R 9635

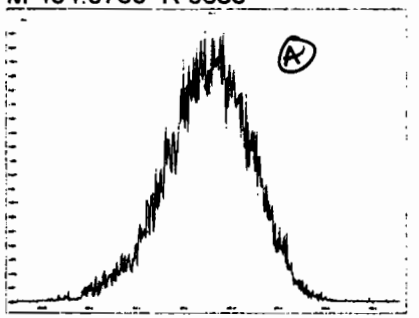

M 416.9760 R 10247

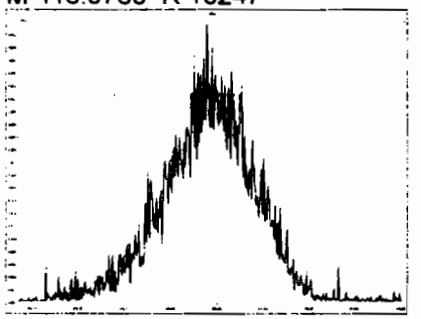

M 366.9792 R 10247

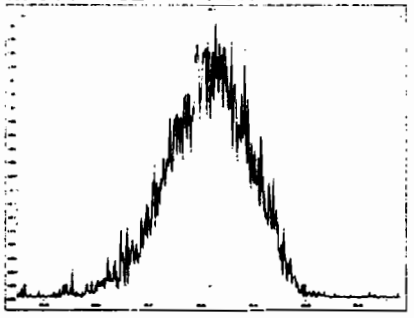

M 380.9760 R 10639

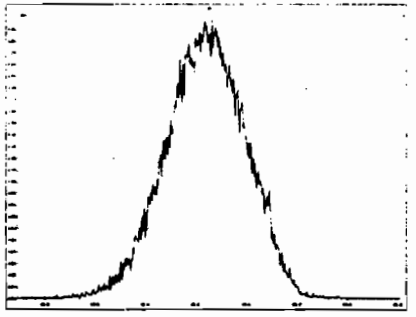

M 392.9760 R 10753

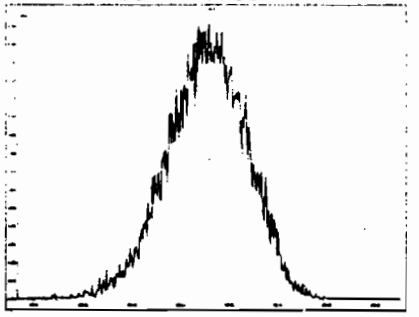

M 404.9760 R 10706

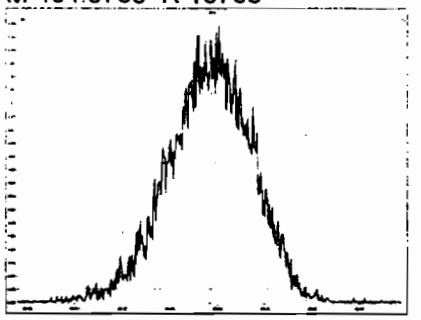

Printed: Monday, February 10, 2020 00:04:07 Pacific Standard Time

M 416.9760 R 10486

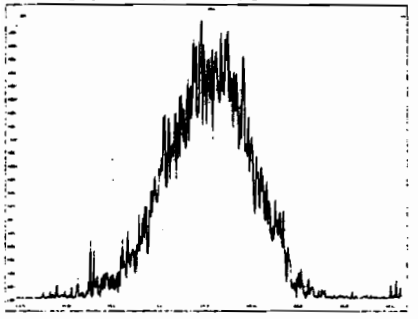

M 430.9728 R 9928

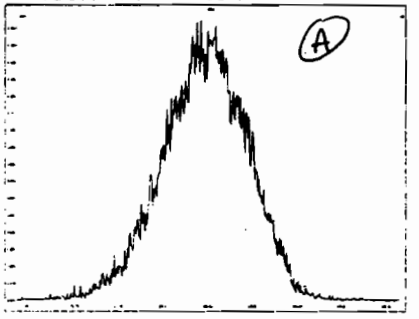

M 442.9728 R 10062

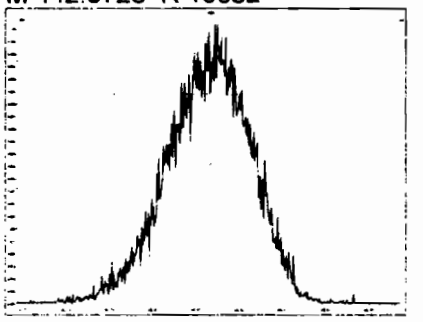

M 454.9728 R 9770

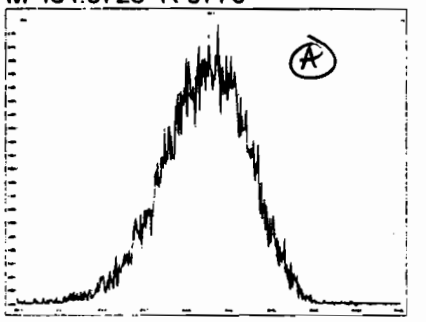

M 404.9760 R 10593

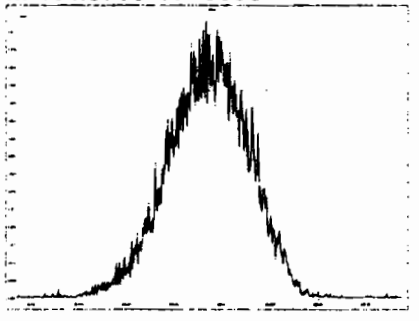

M 416.9760 R 10736

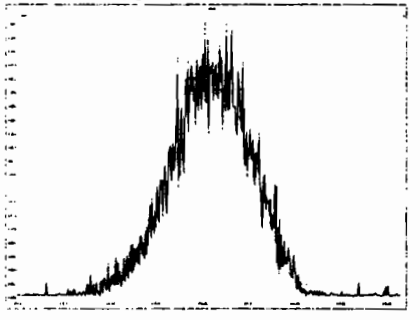

M 430.9728 R 10639

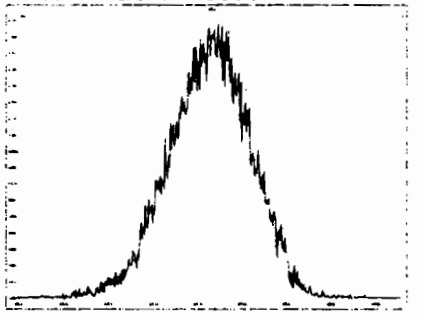

M 442.9728 R 10395

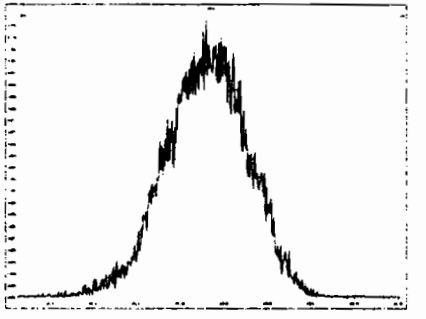

M 454.9728 R 10146

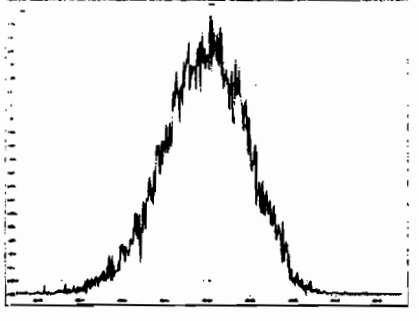

M 466.9728 R 10657

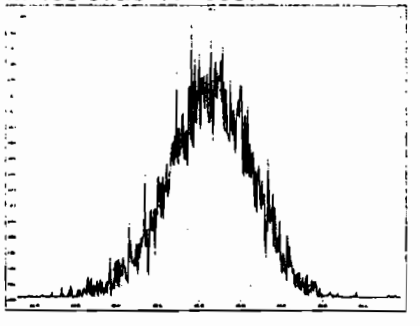

M 480.9696 R 10332

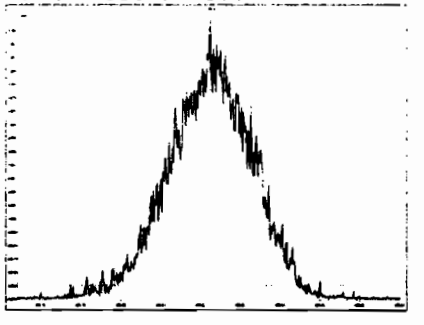

M 430.9728 R 10549

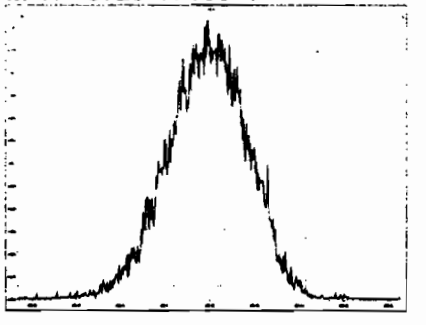

Printed: Monday, February 10, 2020 00:04:07 Pacific Standard Time

M 442.9728 R 10760

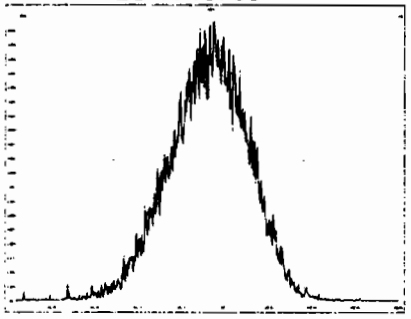

M 454.9728 R 10616

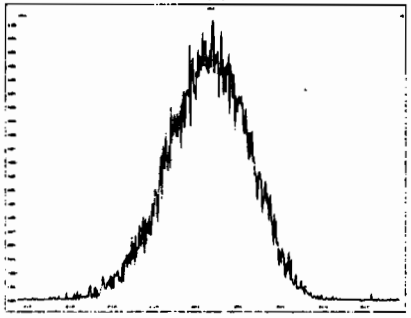

M 466.9728 R 10827

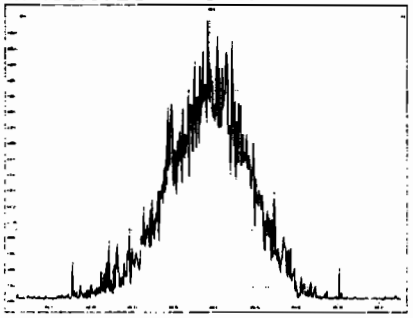

M 480.9696 R 10146

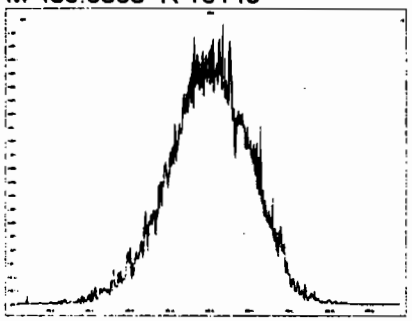

M 492.9696 R 10270

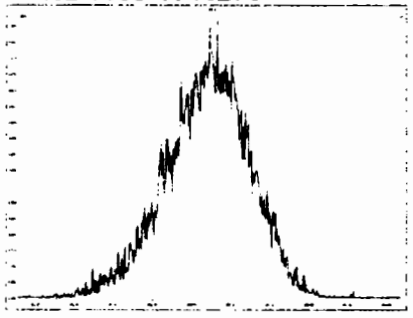

M 504.9696 R 10109

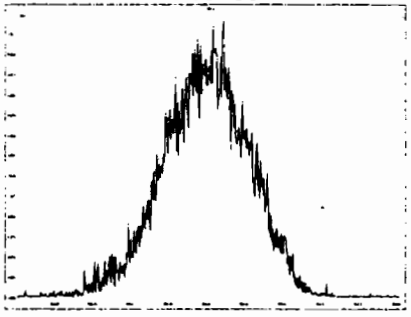

M 516.9697 R 10519

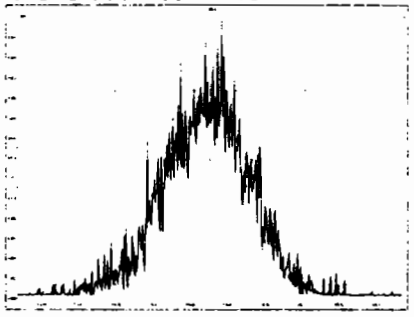

HRMS CALIBRATION STANDARDS REVIEW CHECKLIST

Beg. Calbration ID: ST200213R1-1 **Reviewed By:** CT 02/14/2020
Initials & Date

End Calibration ID: NA

	Beg.	End
Ion abundance within QC limits?	✓	NA
Concentrations within criteria?	✓	
TCDD/TCDF Valleys <25%	✓	
First and last eluters present?		
Retention Times within criteria?	✓	
Verification Std. named correctly? (ST-Year-Month-Day-VG ID)	✓	
Forms signed and dated?	✓	
Correct ICAL referenced?	GRB	
Run Log:		
- Correct Instrument listed?	✓	↓
- Samples within 12 hour clock?	(Y)	N
- Bottle position verfied?	GRB	

	Beg.	End
Mass resolution ≥	✓	✓ (A)
□ 5k □ 6-8K □ 8K ☒ 10K 1614 1699 429 1613/1668/8280		
Intergrated peaks display correctly?	✓	NA
GC Break <20%	NA	

8280 CS1 End Standard:

- Ratios within limits, S/N <2.5:1, CS1 within 12 hours	NA

Comments:

(A) END RES CHECK HAD PFK DRAW RESULTING IN SOME MASSES <10K RESOLUTION.

Vista Analytical Laboratory

Dataset: U:\VG12.PRO\Results\200213R1\200213R1-2.qld

Last Altered: Friday, February 14, 2020 07:44:06 Pacific Standard Time
Printed: Friday, February 14, 2020 07:44:29 Pacific Standard Time

GRB 02/14/2020

CT 02/14/2020

Method: U:\VG12.PRO\MethDB\1613rrt-02-11-20.mdb 11 Feb 2020 16:47:46
Calibration: U:\VG12.PRO\CurveDB\db5_1613vg12-1-31-20.cdb 02 Feb 2020 11:05:29

Name: 200213R1_2, Date: 13-Feb-2020, Time: 10:12:37, ID: ST200213R1_1 1613 CS3 19L2305, Description: 1613 CS3 19L2305

	#	Name	Resp	IS Resp	RA	n/y	RRF	Pred.RT	RT	RT Flag	Pred.RRT	RRT	Conc.	%Rec	STD out
1	1	2,3,7,8-TCDD	1.39e5	1.48e6	0.77	NO	0.988	25.75	25.74	NO	1.001	1.001	9.4674	94.7	NO
2	2	1,2,3,7,8-PeCDD	4.72e5	1.04e6	0.62	NO	0.972	30.80	30.79	NO	1.001	1.000	46.478	93.0	NO
3	3	1,2,3,4,7,8-HxCDD	3.98e5	8.01e5	1.22	NO	1.07	34.15	34.15	NO	1.000	1.000	46.481	93.0	NO
4	4	1,2,3,6,7,8-HxCDD	4.22e5	9.73e5	1.21	NO	0.921	34.24	34.25	NO	1.000	1.000	47.096	94.2	NO
5	5	1,2,3,7,8,9-HxCDD	3.73e5	8.68e5	1.21	NO	0.918	34.54	34.53	NO	1.001	1.001	46.780	93.6	NO
6	6	1,2,3,4,6,7,8-HpCDD	2.79e5	6.59e5	1.00	NO	0.923	38.04	38.04	NO	1.000	1.001	45.839	91.7	NO
7	7	OCDD	5.53e5	1.23e6	0.87	NO	0.975	41.06	41.07	NO	1.000	1.000	92.114	92.1	NO
8	8	2,3,7,8-TCDF	1.48e5	2.04e6	0.75	NO	0.802	24.82	24.81	NO	1.001	1.001	9.0517	90.5	NO
9	9	1,2,3,7,8-PeCDF	6.91e5	1.63e6	1.51	NO	0.907	29.48	29.48	NO	1.001	1.001	46.754	93.5	NO
10	10	2,3,4,7,8-PeCDF	7.04e5	1.56e6	1.51	NO	0.952	30.48	30.47	NO	1.001	1.000	47.331	94.7	NO
11	11	1,2,3,4,7,8-HxCDF	3.82e5	9.36e5	1.16	NO	0.862	33.27	33.28	NO	1.000	1.000	47.304	94.6	NO
12	12	1,2,3,6,7,8-HxCDF	4.33e5	1.05e6	1.17	NO	0.841	33.40	33.41	NO	1.000	1.001	48.753	97.5	NO
13	13	2,3,4,6,7,8-HxCDF	4.21e5	9.73e5	1.16	NO	0.898	34.00	33.98	NO	1.001	1.000	48.121	96.2	NO
14	14	1,2,3,7,8,9-HxCDF	3.18e5	7.86e5	1.18	NO	0.858	34.86	34.87	NO	1.000	1.000	47.193	94.4	NO
15	15	1,2,3,4,6,7,8-HpCDF	2.77e5	6.65e5	0.96	NO	0.851	36.63	36.62	NO	1.001	1.001	48.968	97.9	NO
16	16	1,2,3,4,7,8,9-HpCDF	2.21e5	4.71e5	0.97	NO	0.980	38.64	38.65	NO	1.000	1.000	47.965	95.9	NO
17	17	OCDF	5.00e5	1.30e6	0.86	NO	0.806	41.25	41.26	NO	1.000	1.000	95.252	95.3	NO
18	18	13C-2,3,7,8-TCDD	1.48e6	1.28e6	0.80	NO	1.20	25.71	25.72	NO	1.026	1.026	96.862	96.9	NO
19	19	13C-1,2,3,7,8-PeCDD	1.04e6	1.28e6	0.63	NO	0.967	30.45	30.77	NO	1.215	1.228	84.497	84.5	NO
20	20	13C-1,2,3,4,7,8-HxCDD	8.01e5	9.50e5	1.25	NO	0.874	34.14	34.14	NO	1.014	1.014	96.437	96.4	NO
21	21	13C-1,2,3,6,7,8-HxCDD	9.73e5	9.50e5	1.26	NO	1.05	34.24	34.24	NO	1.017	1.017	97.928	97.9	NO
22	22	13C-1,2,3,7,8,9-HxCDD	8.68e5	9.50e5	1.24	NO	0.974	34.54	34.51	NO	1.026	1.025	93.751	93.8	NO
23	23	13C-1,2,3,4,6,7,8-HpCDD	6.59e5	9.50e5	1.02	NO	0.747	38.11	38.02	NO	1.132	1.129	92.852	92.9	NO
24	24	13C-OCDD	1.23e6	9.50e5	0.89	NO	0.707	41.01	41.06	NO	1.218	1.220	183.59	91.8	NO
25	25	13C-2,3,7,8-TCDF	2.04e6	1.94e6	0.76	NO	1.07	24.89	24.79	NO	0.993	0.989	98.597	98.6	NO
26	26	13C-1,2,3,7,8-PeCDF	1.63e6	1.94e6	1.57	NO	1.00	29.22	29.46	NO	1.166	1.176	83.758	83.8	NO
27	27	13C-2,3,4,7,8-PeCDF	1.56e6	1.94e6	1.56	NO	0.962	30.44	30.45	NO	1.215	1.215	83.737	83.7	NO
28	28	13C-1,2,3,4,7,8-HxCDF	9.36e5	9.50e5	0.50	NO	1.05	33.26	33.27	NO	0.988	0.988	93.957	94.0	NO
29	29	13C-1,2,3,6,7,8-HxCDF	1.05e6	9.50e5	0.51	NO	1.19	33.36	33.39	NO	0.991	0.992	93.334	93.3	NO
30	30	13C-2,3,4,6,7,8-HxCDF	9.73e5	9.50e5	0.50	NO	1.07	33.97	33.97	NO	1.009	1.009	96.109	96.1	NO
31	31	13C-1,2,3,7,8,9-HxCDF	7.86e5	9.50e5	0.50	NO	0.922	34.88	34.86	NO	1.036	1.035	89.699	89.7	NO

Vista Analytical Laboratory

Dataset: U:\VG12.PRO\Results\200213R1\200213R1-2.qld

Last Altered: Friday, February 14, 2020 07:44:06 Pacific Standard Time
Printed: Friday, February 14, 2020 07:44:29 Pacific Standard Time

Name: 200213R1_2, Date: 13-Feb-2020, Time: 10:12:37, ID: ST200213R1_1 1613 CS3 19L2305, Description: 1613 CS3 19L2305

	#	Name	Resp	IS Resp	RA	n/y	RRF	Pred.RT	RT	RT Flag	Pred.RRT	RRT	Conc.	%Rec	STD out
32	32	13C-1,2,3,4,6,7,8-HpCDF	6.65e5	9.50e5	0.43	NO	0.767	36.63	36.60	NO	1.088	1.087	91.295	91.3	NO
33	33	13C-1,2,3,4,7,8,9-HpCDF	4.71e5	9.50e5	0.42	NO	0.552	38.65	38.64	NO	1.148	1.148	89.698	89.7	NO
34	34	13C-OCDF	1.30e6	9.50e5	0.87	NO	0.789	41.24	41.25	NO	1.225	1.225	173.87	86.9	NO
35	35	37Cl-2,3,7,8-TCDD	1.43e5	1.28e6			1.18	25.74	25.74	NO	1.027	1.027	9.5247	95.2	NO
36	36	13C-1,2,3,4-TCDD	1.28e6	1.28e6	0.80	NO	1.00	25.11	25.06	NO	1.000	1.000	100.00	100	NO
37	37	13C-1,2,3,4-TCDF	1.94e6	1.94e6	0.79	NO	1.00	23.37	23.33	NO	1.000	1.000	100.00	100	NO
38	38	13C-1,2,3,4,6,9-HxCDF	9.50e5	9.50e5	0.50	NO	1.00	33.71	33.67	NO	1.000	1.000	100.00	100	YES OK
39	39	Total Tetra-Dioxins		1.48e6			0.988	24.62		NO	0.000		84.965		NO
40	40	Total Penta-Dioxins		1.04e6			0.972	29.96		NO	0.000		213.24		NO
41	41	Total Hexa-Dioxins		0.00e0			0.921	33.63		NO	0.000		233.98		NO
42	42	Total Hepta-Dioxins		6.59e5			0.923	37.64		NO	0.000		122.30		NO
43	43	Total Tetra-Furans		2.04e6			0.802	23.61		NO	0.000		44.420		NO
44	44	1st Func. Penta-Furans		0.00e0			0.907	27.09		NO	0.000		90.661		NO
45	45	Total Penta-Furans		0.00e0			0.907	29.27		NO	0.000		163.41		NO
46	46	Total Hexa-Furans		0.00e0			0.898	33.56		NO	0.000		275.58		NO
47	47	Total Hepta-Furans		0.00e0			0.851	37.83		NO	0.000		97.149		NO

Vista Analytical Laboratory VG-11

Dataset: Untitled

Last Altered: Friday, February 14, 2020 07:29:42 Pacific Standard Time
Printed: Friday, February 14, 2020 07:29:45 Pacific Standard Time

Method: U:\VG12.PRO\MethDB\1613rrt-02-11-20.mdb 11 Feb 2020 16:47:46
Calibration: U:\VG12.PRO\CurveDB\db5_1613vg12-1-31-20.cdb 02 Feb 2020 11:05:29

Compound name: 2,3,7,8-TCDD

	Name	ID	Acq.Date	Acq.Time
1	200213R1_1	SOLVENT BLANK	13-Feb-20	09:26:22
2	200213R1_2	ST200212R2_1 1613 CS3 19L2305	13-Feb-20	10:12:37
3	200213R1_3	SOLVENT BLANK	13-Feb-20	10:59:44
4	200213R1_4	1903652-01RE1 PDI-074SC-B-00-02-191012 ...	13-Feb-20	11:48:03
5	200213R1_5	1903652-04RE1 PDI-074SC-B-06-08-191012 ...	13-Feb-20	12:34:41
6	200213R1_6	1903652-05RE1 PDI-086SC-B-00-02-191012 ...	13-Feb-20	13:21:26
7	200213R1_7	1903652-06RE1 PDI-086SC-B-02-04-191012 ...	13-Feb-20	14:08:46
8	200213R1_8	1903652-07RE1 PDI-086SC-B-04-06-191012 ...	13-Feb-20	14:55:55
9	200213R1_9	1903652-08RE1 PDI-086SC-B-06-08-191012 ...	13-Feb-20	15:43:08
10	200213R1_10	1903652-09RE1 PDI-090SC-B-00-02-191012 ...	13-Feb-20	16:30:25
11	200213R1_11	1903652-10RE1 PDI-090SC-B-02-04-191012 ...	13-Feb-20	17:17:33
12	200213R1_12	1903652-12RE1 PDI-090SC-B-06-08-191012 ...	13-Feb-20	18:04:51
13	200213R1_13	1903652-11RE1 PDI-090SC-B-04-06-191012 ...	13-Feb-20	18:51:59
14	200213R1_14	1903652-02RE1 PDI-074SC-B-02-04-191012 ...	13-Feb-20	19:39:15
15	200213R1_15	1903652-03RE1 PDI-074SC-B-04-06-191012 ...	13-Feb-20	20:26:33
16	200213R1_16	1904337-03@10X PDI-057SC-A-04-05-19102...	13-Feb-20	21:13:45

Vista Analytical Laboratory VG-11

Dataset: U:\VG12.PRO\Results\200213R1\200213R1-CPSM.qld

Last Altered: Friday, February 14, 2020 07:46:44 Pacific Standard Time
Printed: Friday, February 14, 2020 07:48:05 Pacific Standard Time

Method: Untitled 23 Jan 2020 15:01:26
Calibration: U:\VG12.PRO\CurveDB\db5_1613vg12-1-31-20.cdb 02 Feb 2020 11:05:29

Name: 200213R1_2, Date: 13-Feb-2020, Time: 10:12:37, ID: ST200213R1_1 1613 CS3 19L2305, Description: 1613 CS3 19L2305

	#	Name	RT
1	1	1,3,6,8-TCDD (First)	21.63
2	2	1,2,8,9-TCDD (Last)	26.72
3	3	1,2,4,7,9-PeCDD (First)	28.55
4	4	1,2,3,8,9-PeCDD (Last)	31.17
5	5	1,2,4,6,7,9-HxCDD (First)	32.68
6	6	1,2,3,7,8,9-HxCDD (Last)	34.53
7	7	1,2,3,4,6,7,9-HpCDD (First)	37.00
8	8	1,2,3,4,6,7,8-HpCDD (Last)	38.04
9	9	1,3,6,8-TCDF (First)	19.57
10	10	1,2,8,9-TCDF (Last)	26.86
11	11	1,3,4,6,8-PeCDF (First)	26.84
12	12	1,2,3,8,9-PeCDF (Last)	31.41
13	13	1,2,3,4,6,8-HxCDF (First)	32.12
14	14	1,2,3,7,8,9-HxCDF (Last)	34.87
15	15	1,2,3,4,6,7,8-HpCDF (First)	36.62
16	16	1,2,3,4,7,8,9-HpCDF (Last)	38.65

File: Experiment: OCDD_DB5.exp Reference: pfk.ref Function: 1 @ 200 (ppm)

Printed: Thursday, February 13, 2020 09:21:37 Pacific Standard Time

M 292.9824 R 10589

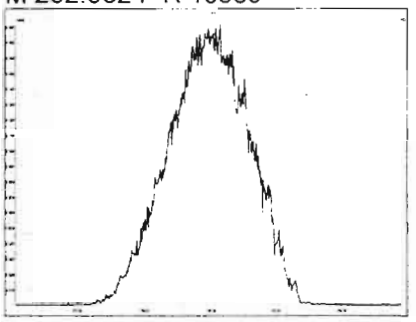

M 304.9824 R 11013

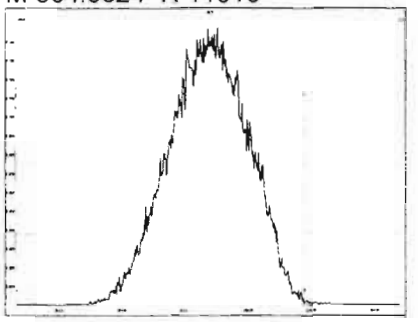

M 318.9792 R 10636

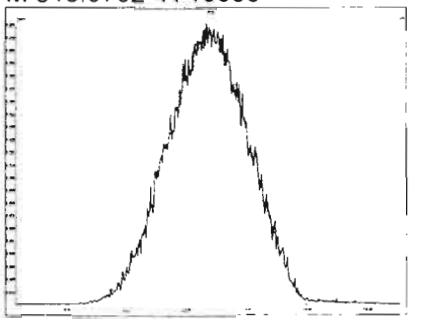

M 330.9792 R 10505

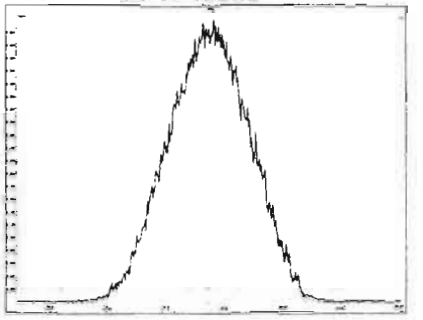

M 342.9792 R 10459

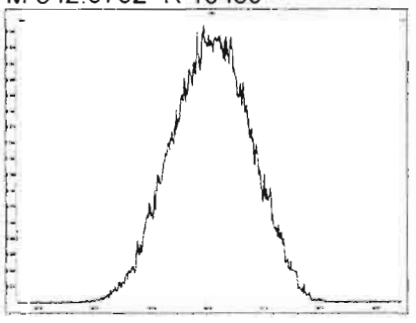

M 354.9792 R 10201

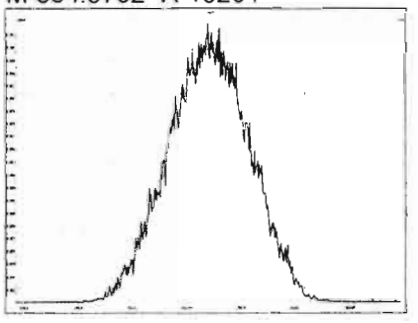

M 366.9792 R 10331

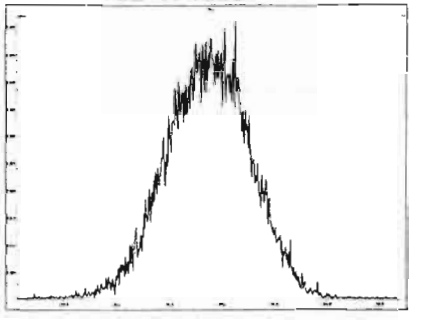

M 380.9760 R 10459

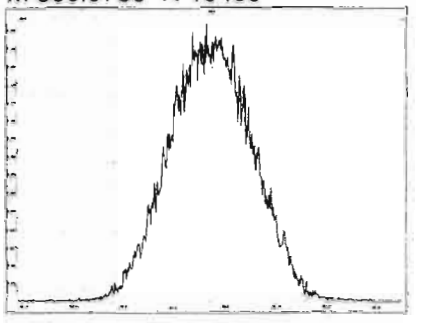

M 392.9760 R 10205

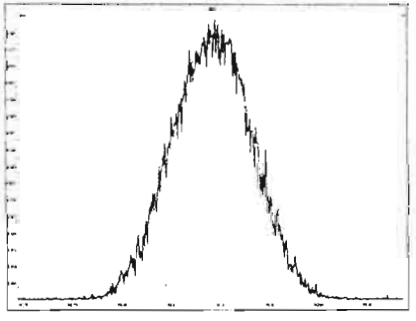

M 404.9760 R 10593

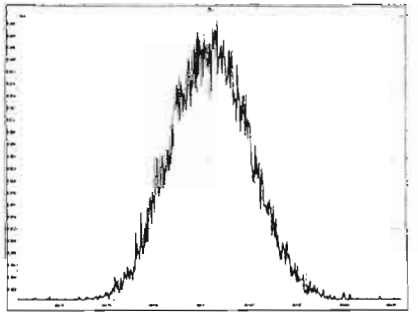

M 416.9760 R 10290

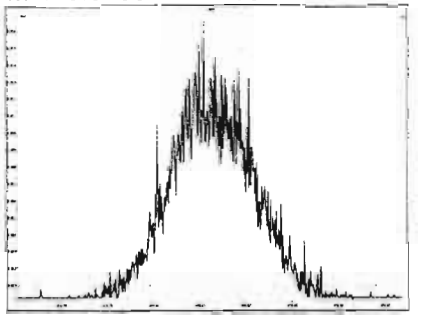

File: Experiment: OCDD_DB5.exp Reference: pfk.ref Function: 2 @ 200 (ppm)

Printed: Thursday, February 13, 2020 09:22:11 Pacific Standard Time

M 318.9792 R 10868

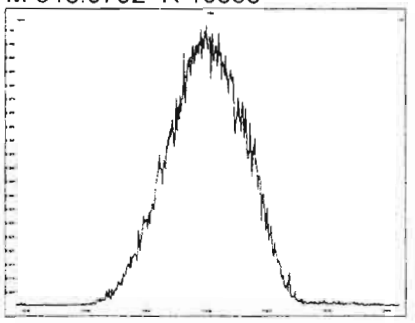

M 330.9792 R 10919

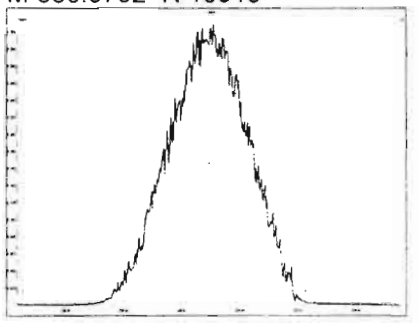

M 342.9792 R 10917

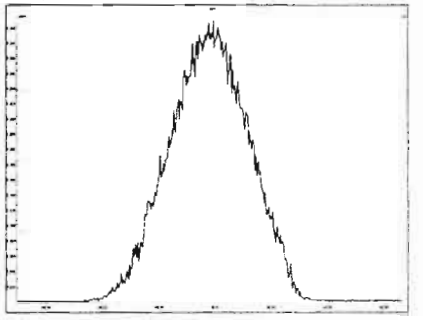

M 354.9792 R 10963

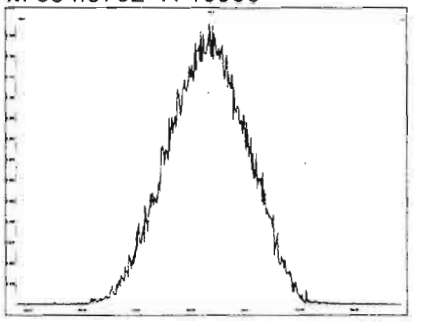

M 366.9792 R 10549

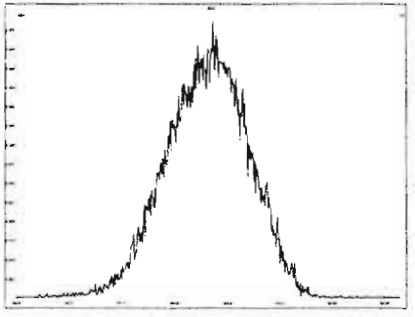

M 380.9760 R 10503

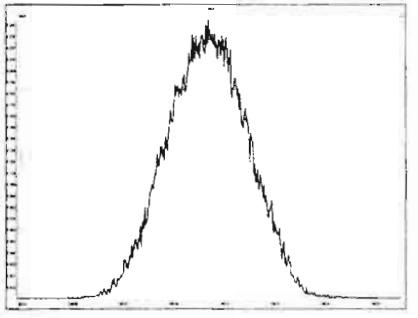

M 392.9760 R 10506

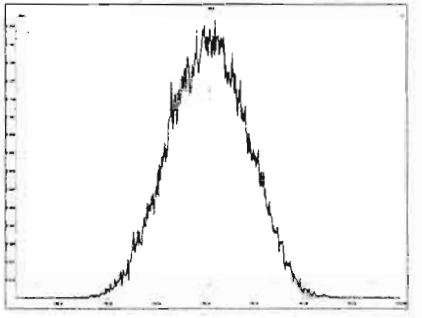

M 404.9760 R 10593

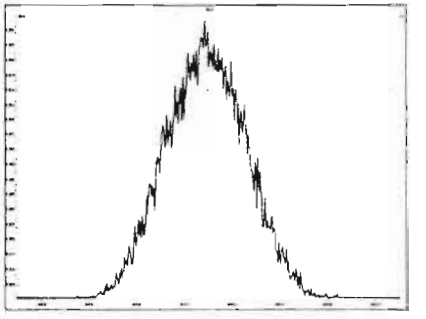

M 416.9760 R 10415

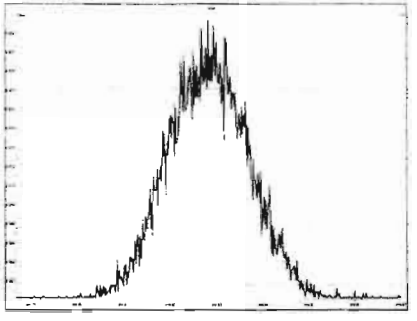

File: Experiment: OCDD_DB5.exp Reference: pfk.ref Function: 3 @ 200 (ppm)

Printed: Thursday, February 13, 2020 09:22:59 Pacific Standard Time

M 366.9792 R 10634

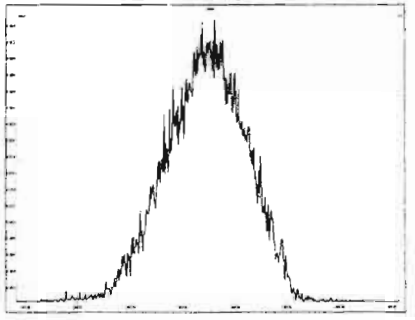

M 380.9760 R 11110

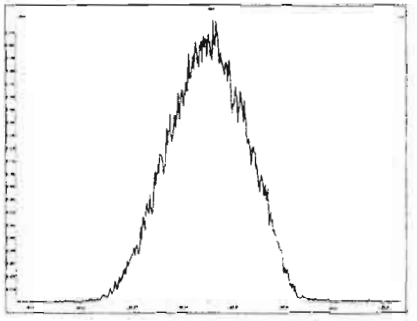

M 392.9760 R 10685

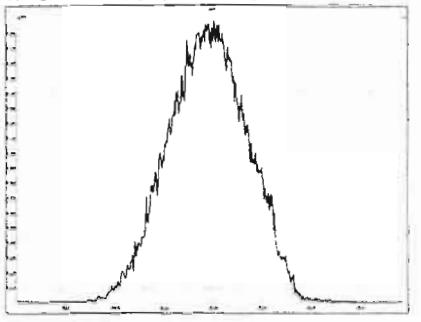

M 404.9760 R 10548

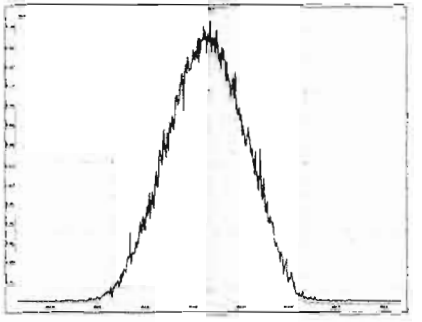

M 416.9760 R 10459

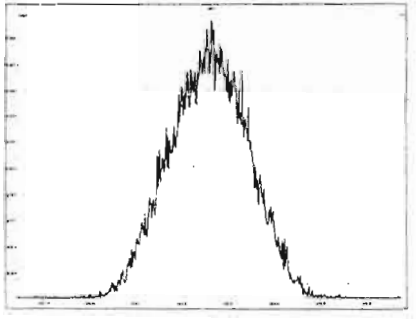

M 430.9728 R 10590

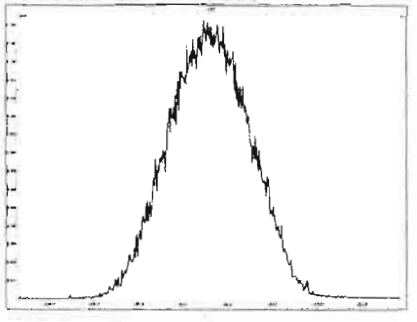

M 442.9728 R 10416

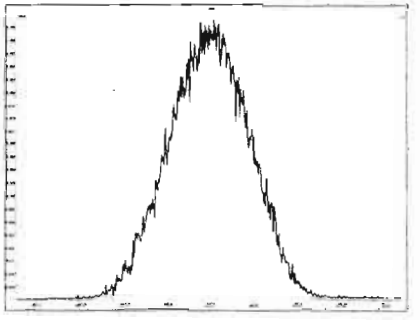

M 454.9728 R 10206

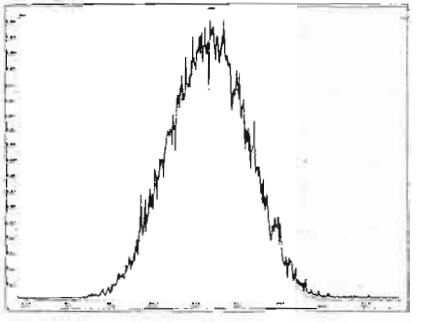

File: Experiment: OCDD_DB5.exp Reference: pfk.ref Function: 4 @ 200 (ppm)

Printed: Thursday, February 13, 2020 09:23:29 Pacific Standard Time

M 404.9760 R 10639

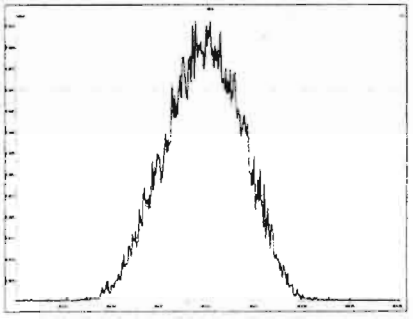

M 416.9760 R 10416

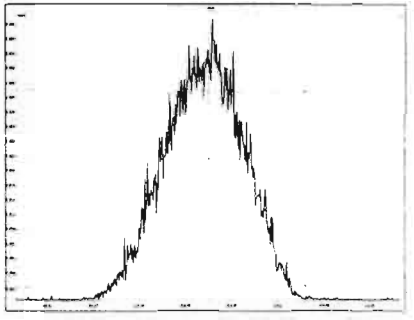

M 430.9728 R 10640

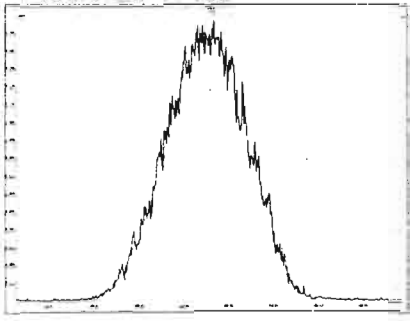

M 442.9728 R 10870

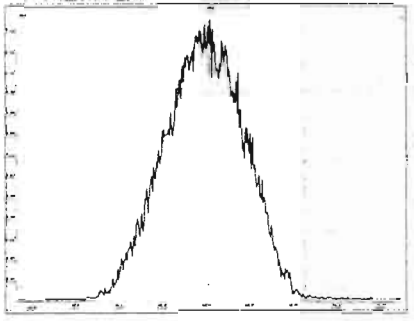

M 454.9728 R 10732

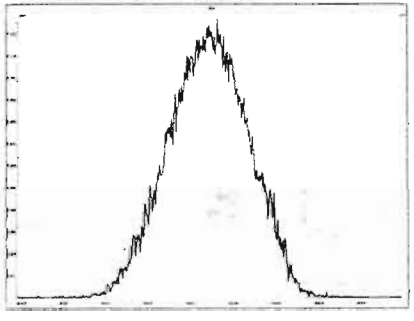

M 466.9728 R 10247

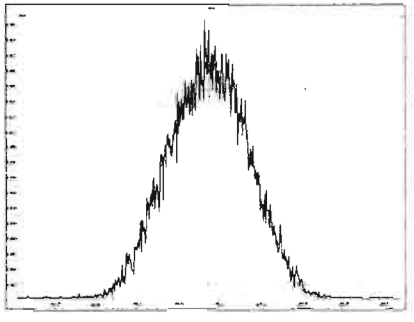

M 480.9696 R 10416

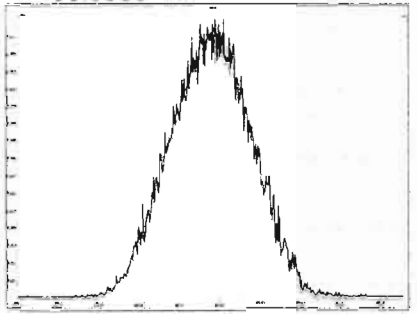

File: Experiment: OCDD_DB5.exp Reference: pfk.ref Function: 5 @ 200 (ppm)

Printed: Thursday, February 13, 2020 09:24:15 Pacific Standard Time

M 430.9728 R 10822

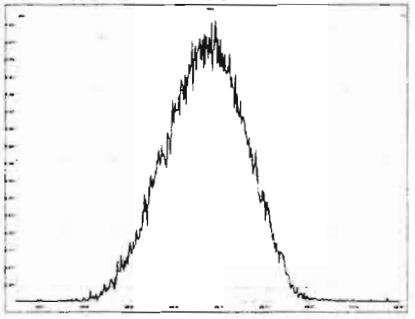

M 442.9728 R 10550

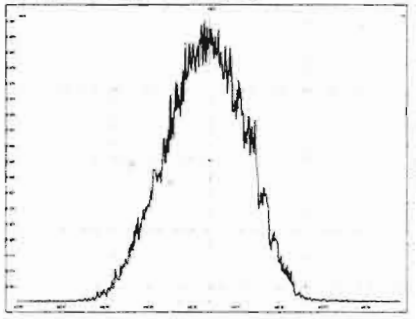

M 454.9728 R 10461

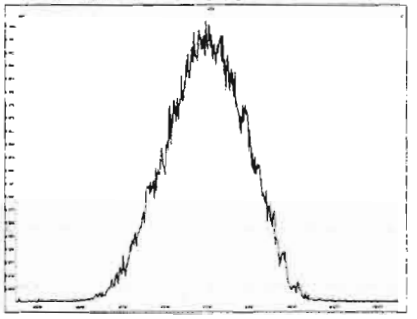

M 466.9728 R 10637

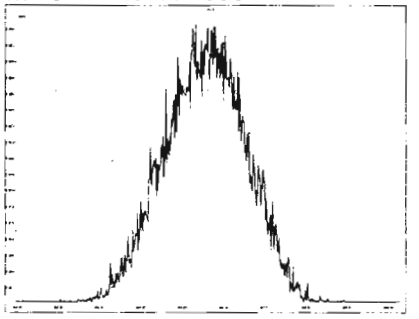

M 480.9696 R 10205

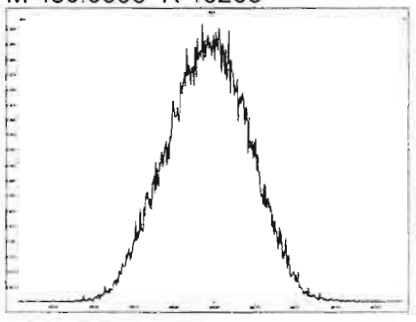

M 492.9696 R 10331

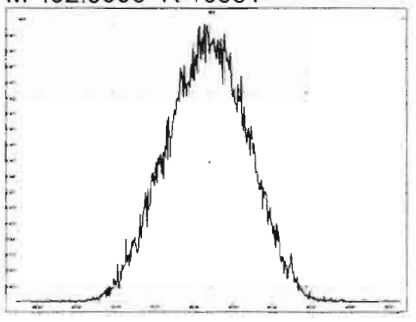

M 504.9696 R 10039

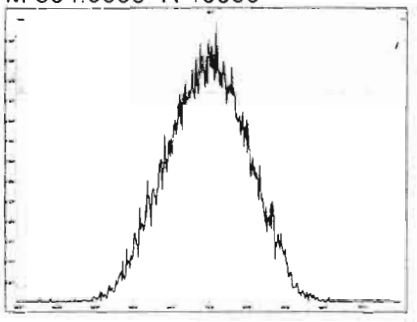

M 516.9697 R 10727

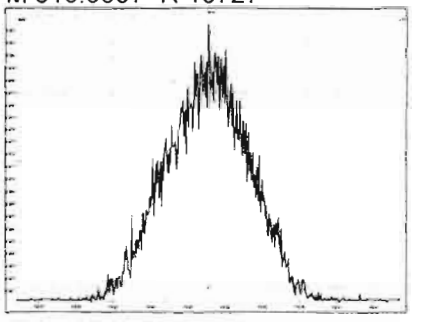

Vista Analytical Laboratory VG-11

Dataset: U:\VG12.PRO\Results\200213R1\200213R1-CPSM.qld

Last Altered: Friday, February 14, 2020 07:46:44 Pacific Standard Time
Printed: Friday, February 14, 2020 07:48:05 Pacific Standard Time

GRB 02/14/2020

Method: Untitled 23 Jan 2020 15:01:26
Calibration: U:\VG12.PRO\CurveDB\db5_1613vg12-1-31-20.cdb 02 Feb 2020 11:05:29

Name: 200213R1_2, Date: 13-Feb-2020, Time: 10:12:37, ID: ST200213R1_1 1613 CS3 19L2305, Description: 1613 CS3 19L2305

1,3,6,8-TCDD (First)

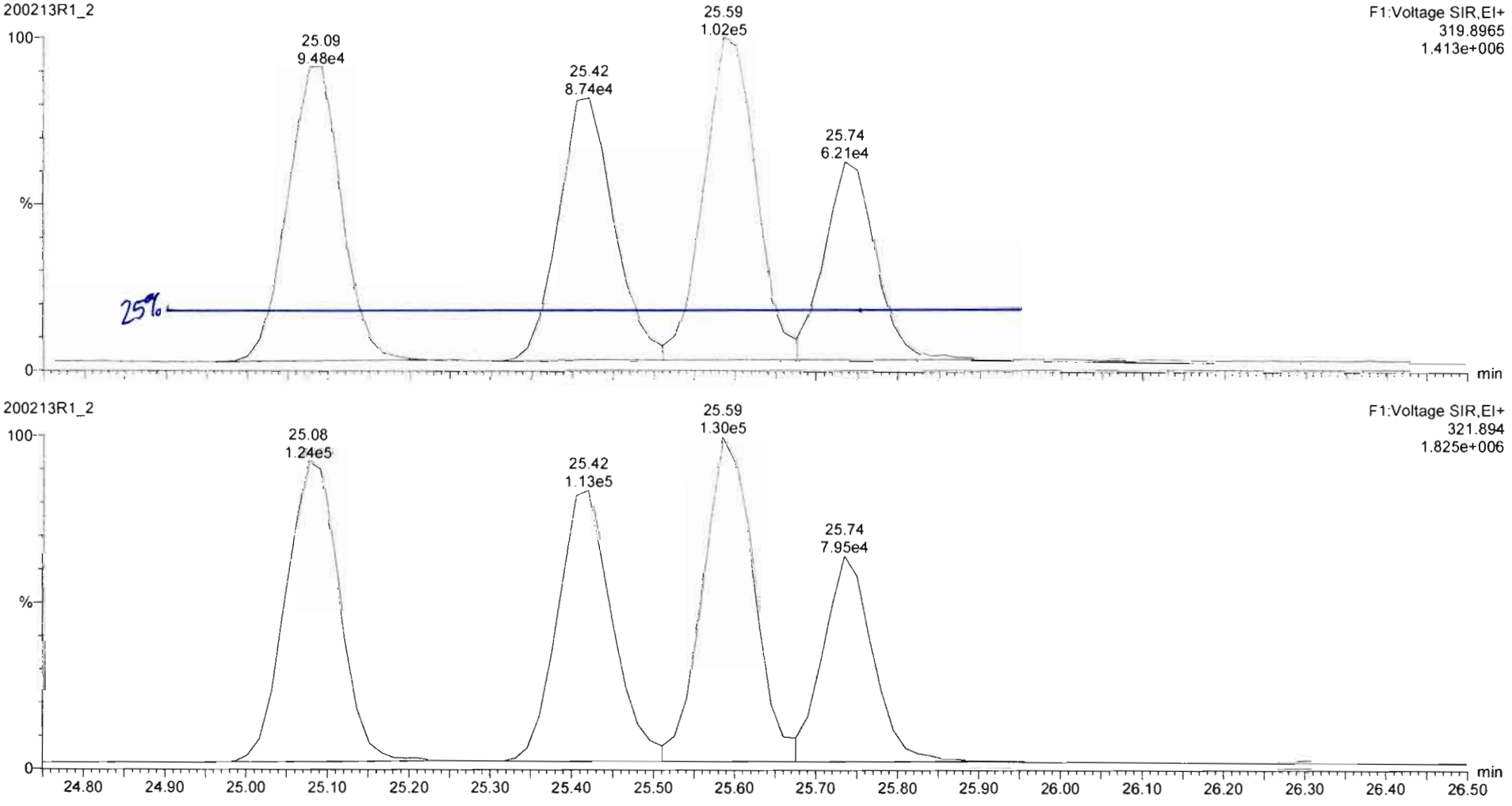

Dataset: Untitled

Last Altered: Friday, February 14, 2020 07:39:45 Pacific Standard Time
Printed: Friday, February 14, 2020 07:39:59 Pacific Standard Time

Method: U:\VG12.PRO\MethDB\1613rrt-02-11-20.mdb 11 Feb 2020 16:47:46
Calibration: U:\VG12.PRO\CurveDB\db5_1613vg12-1-31-20.cdb 02 Feb 2020 11:05:29

Name: 200213R1_2, Date: 13-Feb-2020, Time: 10:12:37, ID: ST200213R1_1 1613 CS3 19L2305, Description: 1613 CS3 19L2305

2,3,7,8-TCDD

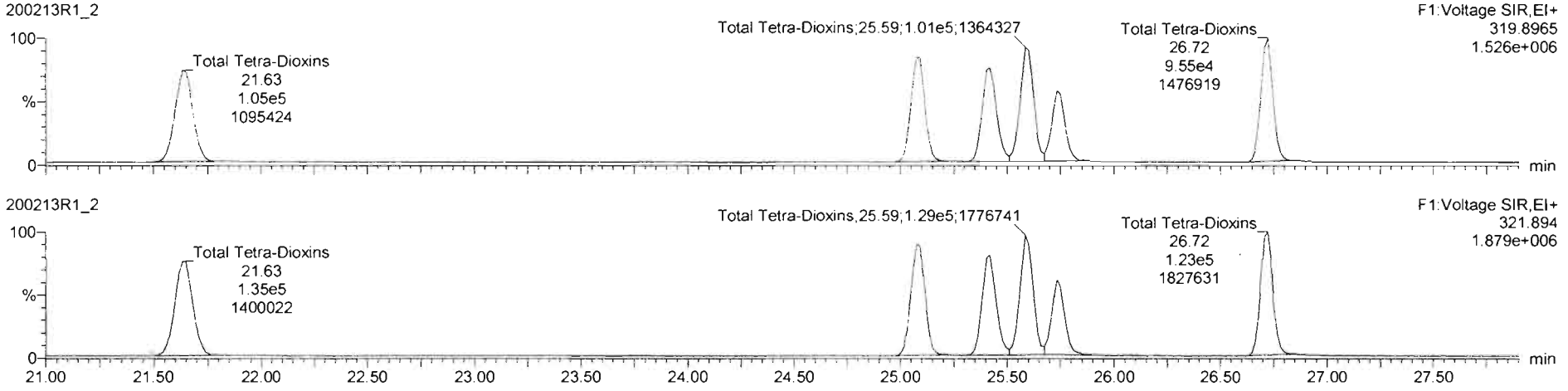

13C-2,3,7,8-TCDD

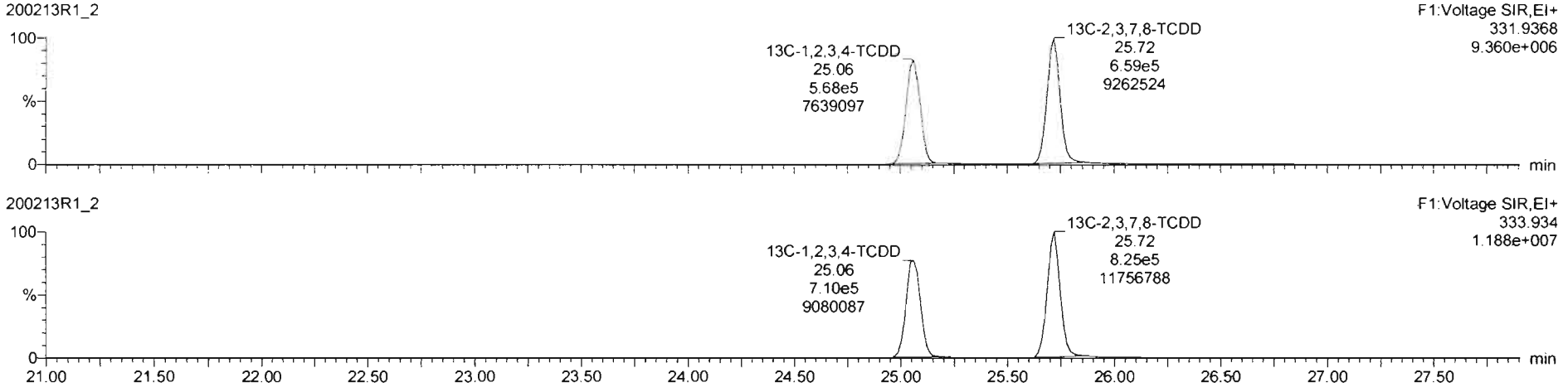

Dataset: Untitled

Last Altered: Friday, February 14, 2020 07:39:45 Pacific Standard Time
Printed: Friday, February 14, 2020 07:39:59 Pacific Standard Time

Name: 200213R1_2, Date: 13-Feb-2020, Time: 10:12:37, ID: ST200213R1_1 1613 CS3 19L2305, Description: 1613 CS3 19L2305

37Cl-2,3,7,8-TCDD

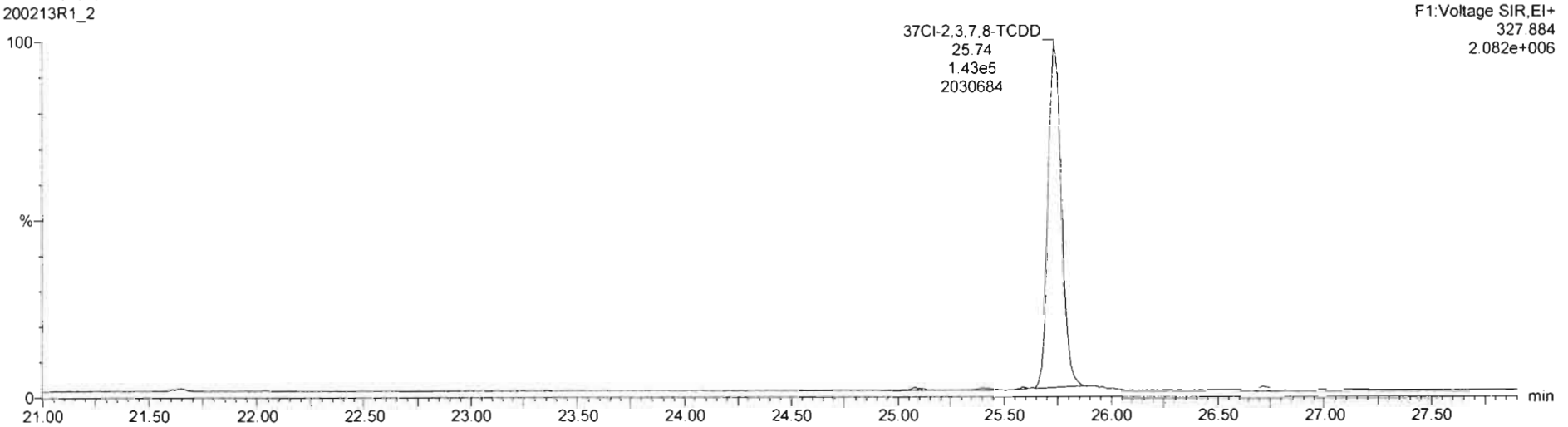

13C-1,2,3,4-TCDD

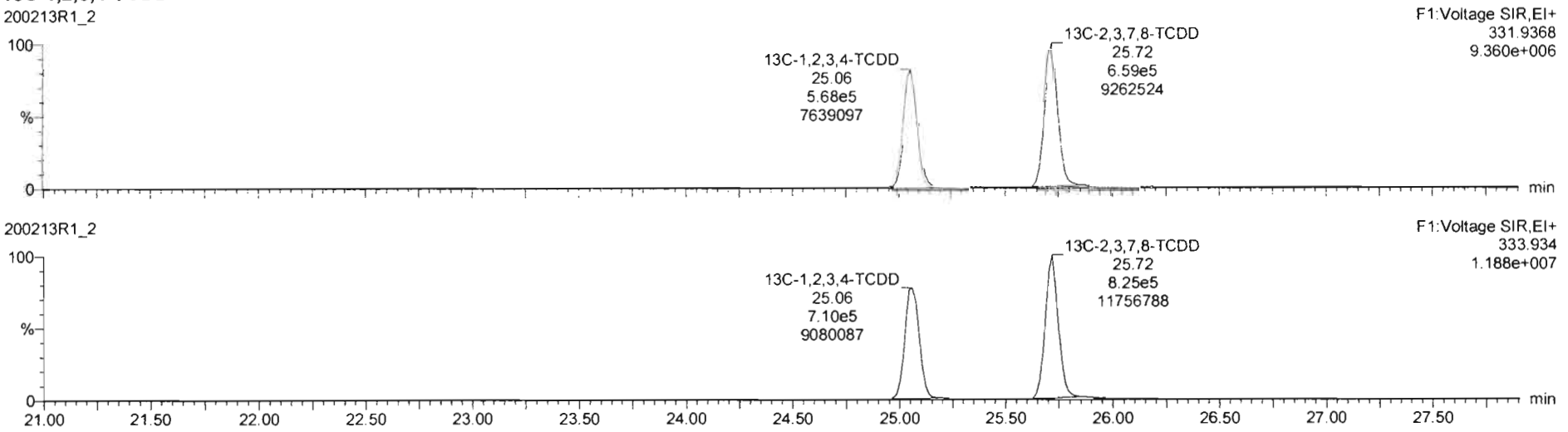

Dataset: Untitled

Last Altered: Friday, February 14, 2020 07:39:45 Pacific Standard Time
Printed: Friday, February 14, 2020 07:39:59 Pacific Standard Time

Name: 200213R1_2, Date: 13-Feb-2020, Time: 10:12:37, ID: ST200213R1_1 1613 CS3 19L2305, Description: 1613 CS3 19L2305

1,2,3,7,8-PeCDD

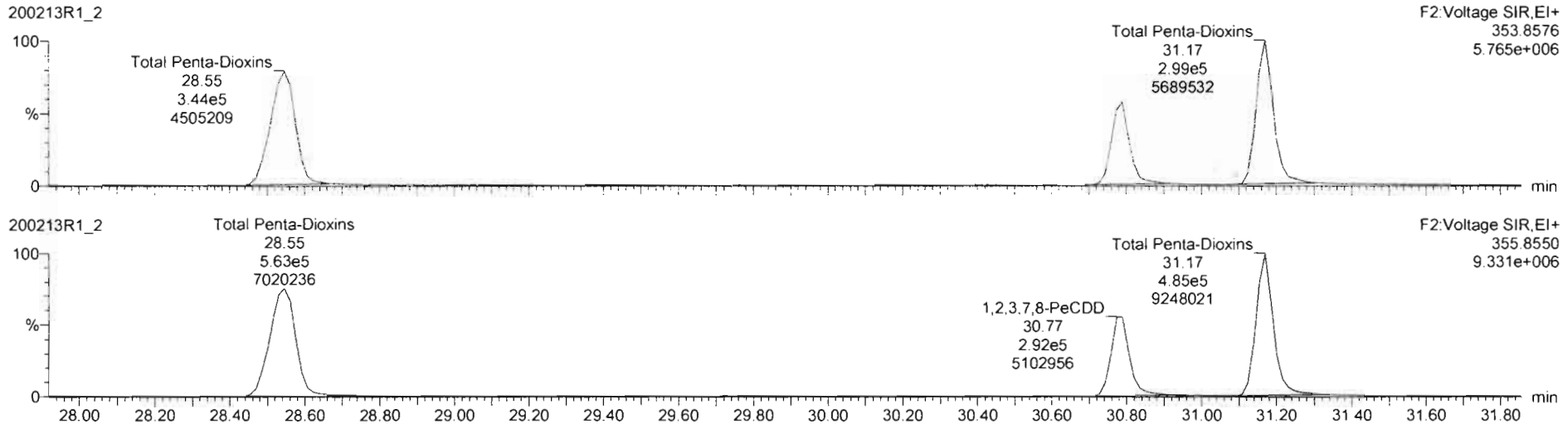

13C-1,2,3,7,8-PeCDD

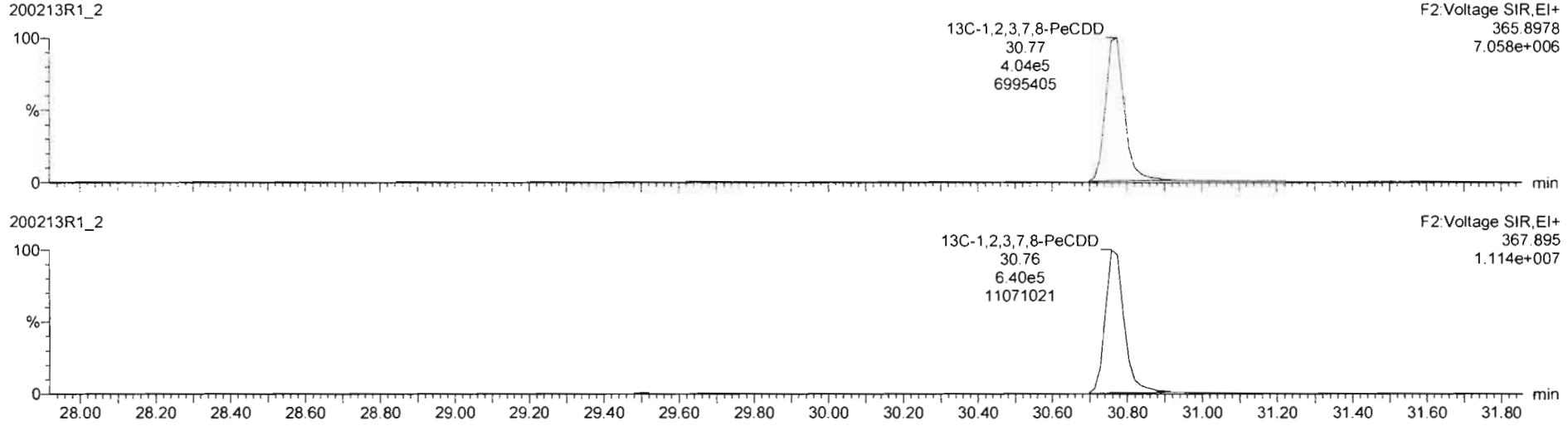

Dataset: Untitled

Last Altered: Friday, February 14, 2020 07:39:45 Pacific Standard Time
Printed: Friday, February 14, 2020 07:39:59 Pacific Standard Time

Name: 200213R1_2, Date: 13-Feb-2020, Time: 10:12:37, ID: ST200213R1_1 1613 CS3 19L2305, Description: 1613 CS3 19L2305

1,2,3,4,7,8-HxCDD

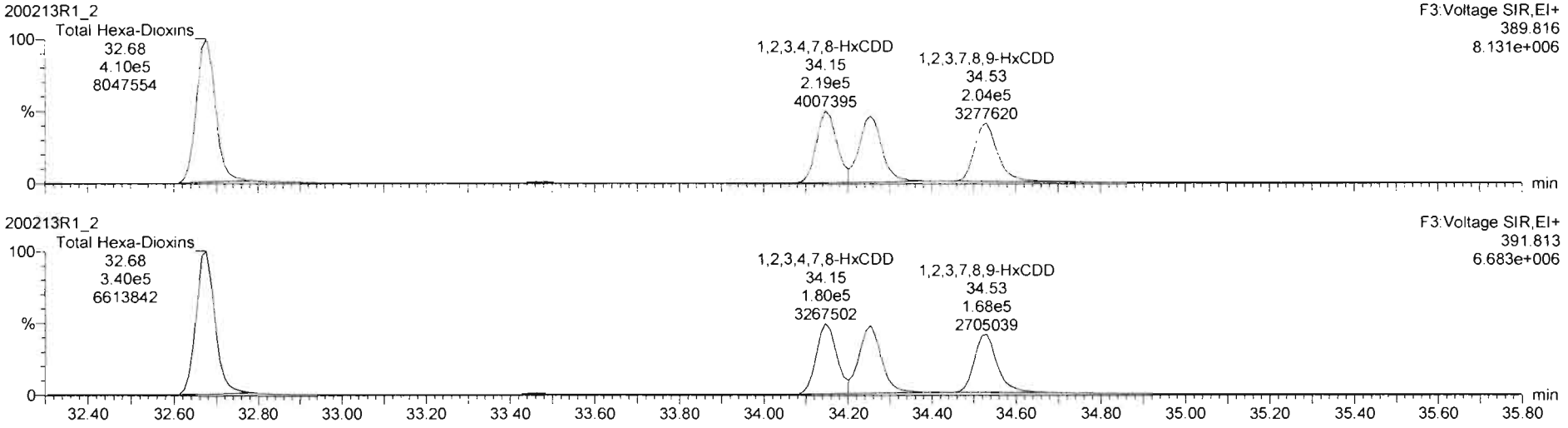

13C-1,2,3,4,7,8-HxCDD

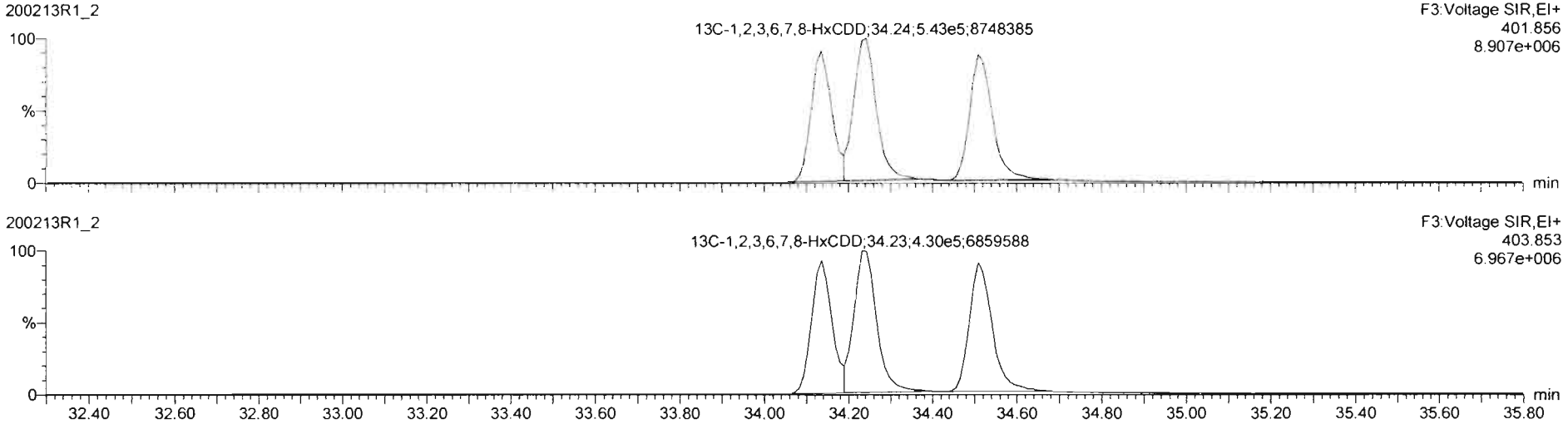

Dataset: Untitled

Last Altered: Friday, February 14, 2020 07:39:45 Pacific Standard Time
Printed: Friday, February 14, 2020 07:39:59 Pacific Standard Time

Name: 200213R1_2, Date: 13-Feb-2020, Time: 10:12:37, ID: ST200213R1_1 1613 CS3 19L2305, Description: 1613 CS3 19L2305

1,2,3,4,6,7,8-HpCDD

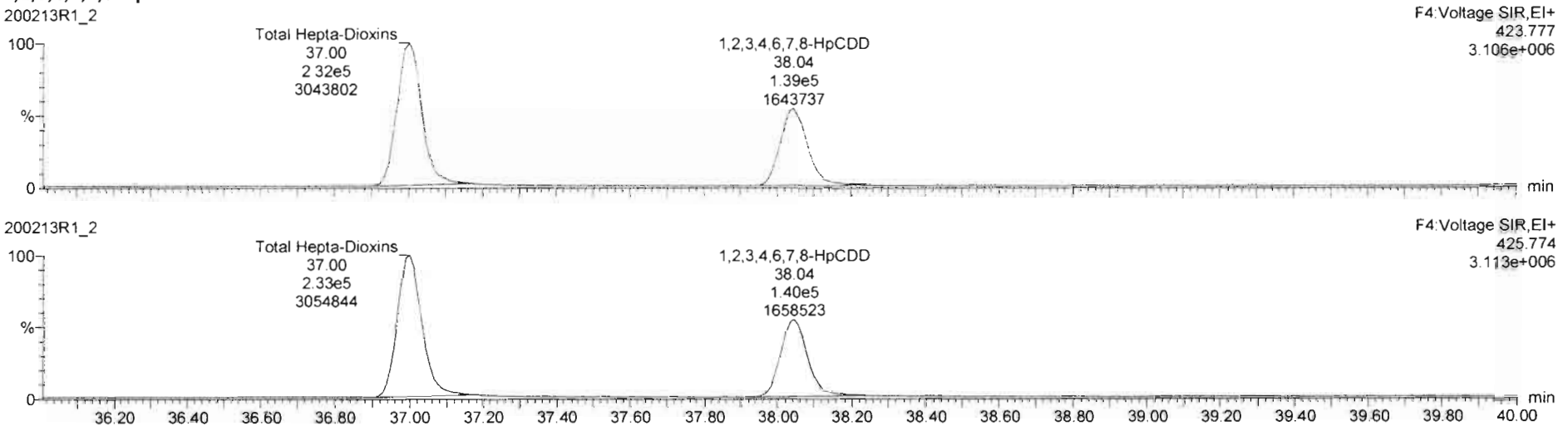

13C-1,2,3,4,6,7,8-HpCDD

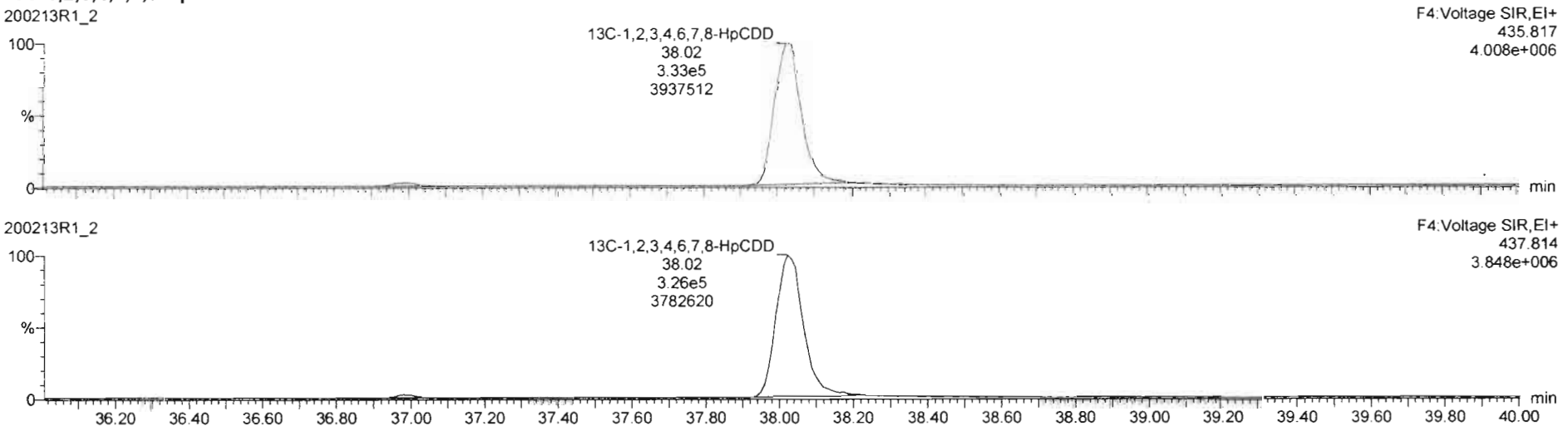

Dataset: Untitled

Last Altered: Friday, February 14, 2020 07:39:45 Pacific Standard Time
Printed: Friday, February 14, 2020 07:39:59 Pacific Standard Time

Name: 200213R1_2, Date: 13-Feb-2020, Time: 10:12:37, ID: ST200213R1_1 1613 CS3 19L2305, Description: 1613 CS3 19L2305

OCDD



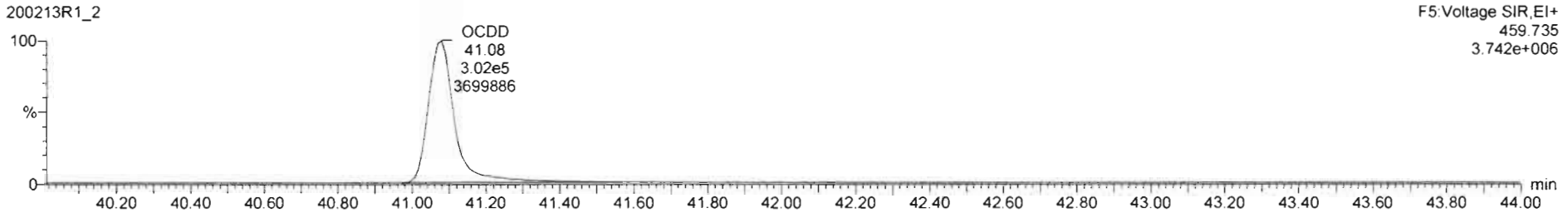

13C-OCDD



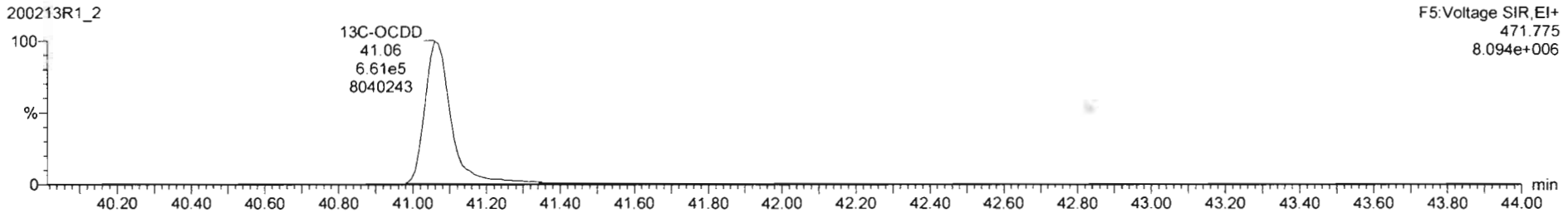

TargetLynx - 200213R1-2.qld - [Chromatogram]

File Edit View Display Processing Window Help

200213R1_2 : ST200213R1_1 1613 CS3 19L2305 - 1613 CS3 19L2305

	#	Name	Resp	IS Resp	Pred RA	RA	n/y	RRF	Pred.RT	RT	RT Flag	Pred.RRT	RRT	Conc	%Rec	STD out
1	1	2,3,7,8-TCDD	1.39e5	1.48e6	0.77	0.77	NO	0.9881	25.75	25.74	NO	1.001	1.001	9.47	94.7	NO
2	2	1,2,3,7,8-PeCDD	4.72e5	1.04e6	0.63	0.62	NO	0.9723	30.80	30.79	NO	1.001	1.000	46.5	93.0	NO
3	3	1,2,3,4,7,8-HxCDD	3.98e5	8.01e5	1.24	1.22	NO	1.0708	34.15	34.15	NO	1.000	1.000	46.5	93.0	NO
4	4	1,2,3,6,7,8-HxCDD	4.22e5	9.73e5	1.24	1.21	NO	0.9211	34.24	34.25	NO	1.000	1.000	47.1	94.2	NO
5	5	1,2,3,7,8,9-HxCDD	3.73e5	8.58e5	1.24	1.21	NO	0.9182	34.54	34.53	NO	1.001	1.001	46.8	93.6	NO
6	6	1,2,3,4,6,7,8-HpCDD	2.79e5	6.59e5	1.04	1.00	NO	0.9231	38.04	38.04	NO	1.000	1.001	45.8	91.7	NO
7	7	OCDD	5.53e5	1.23e6	0.89	0.87	NO	0.9746	41.06	41.07	NO	1.000	1.000	92.1	92.1	NO
8	8	2,3,7,8-TCDF	1.48e5	2.04e6	0.77	0.75	NO	0.8020	24.82	24.81	NO	1.001	1.001	9.05	90.5	NO
9	9	1,2,3,7,8-PeCDF	6.91e5	1.83e6	1.55	1.51	NO	0.9074	29.48	29.48	NO	1.001	1.001	46.8	93.5	NO
10	10	2,3,4,7,8-PeCDF	7.04e5	1.56e6	1.55	1.51	NO	0.9516	30.48	30.47	NO	1.001	1.000	47.3	94.7	NO
11	11	1,2,3,4,7,8-HxCDF	3.82e5	9.36e5	1.24	1.18	NO	0.8623	33.27	33.28	NO	1.000	1.000	47.3	94.6	NO
12	12	1,2,3,6,7,8-HxCDF	4.33e5	1.05e6	1.24	1.17	NO	0.8414	33.40	33.41	NO	1.000	1.001	48.8	97.5	NO
13	13	2,3,4,6,7,8-HxCDF	4.21e5	9.73e5	1.24	1.16	NO	0.8982	34.00	33.98	NO	1.001	1.000	48.1	96.2	NO
14	14	1,2,3,7,8,9-HxCDF	3.16e5	7.86e5	1.24	1.18	NO	0.8578	34.86	34.87	NO	1.000	1.000	47.2	94.4	NO
15	15	1,2,3,4,6,7,8-HpCDF	2.77e5	6.85e5	1.04	0.96	NO	0.8511	36.63	36.62	NO	1.001	1.001	49.0	97.9	NO
16	16	1,2,3,4,7,8,9-HpCDF	2.21e5	4.71e5	1.04	0.97	NO	0.9799	36.64	36.65	NO	1.000	1.000	48.0	95.9	NO
17	17	OCDF	5.00e5	1.30e6	0.89	0.86	NO	0.8055	41.25	41.26	NO	1.000	1.000	95.3	95.3	NO

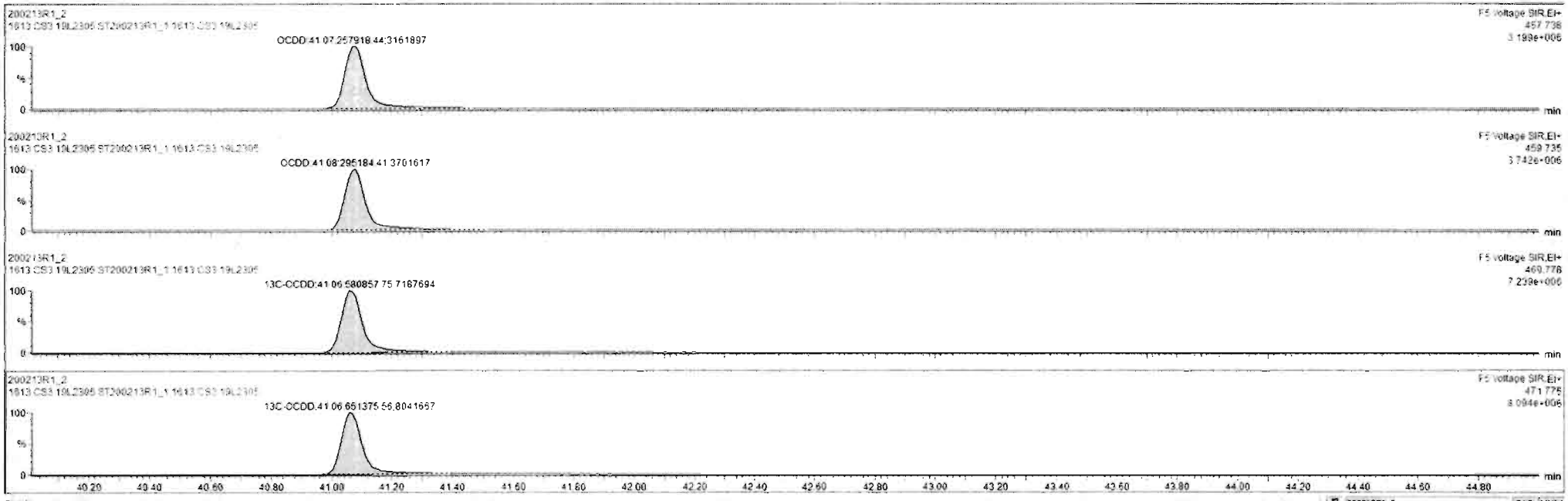

Ready

200213R1_2 CAP NUM

7:44 AM

Dataset: Untitled

Last Altered: Friday, February 14, 2020 07:39:45 Pacific Standard Time
Printed: Friday, February 14, 2020 07:39:59 Pacific Standard Time

Name: 200213R1_2, Date: 13-Feb-2020, Time: 10:12:37, ID: ST200213R1_1 1613 CS3 19L2305, Description: 1613 CS3 19L2305

2,3,7,8-TCDF

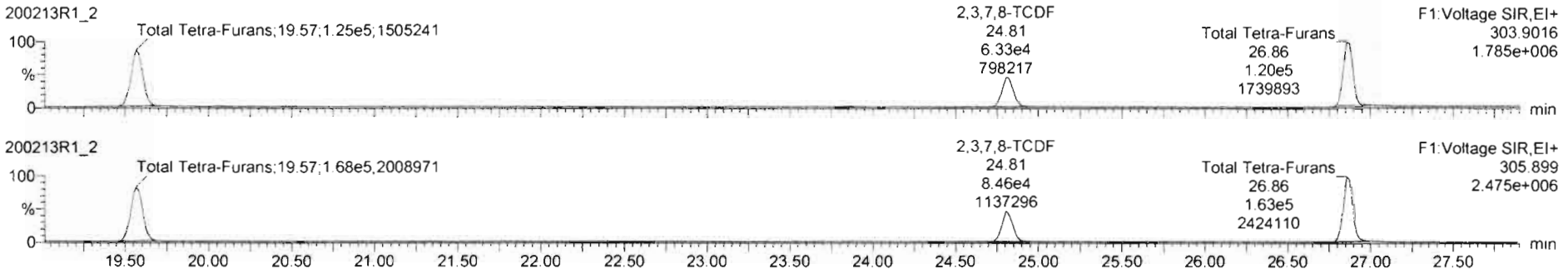

13C-2,3,7,8-TCDF

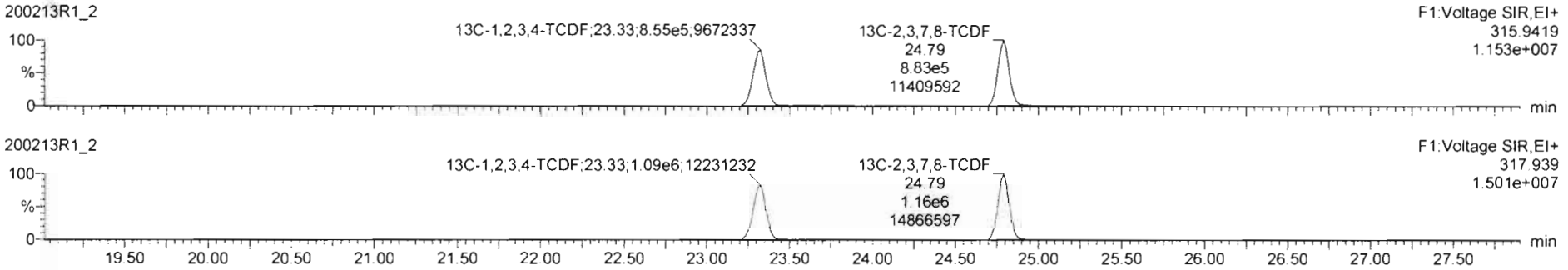

DPE1

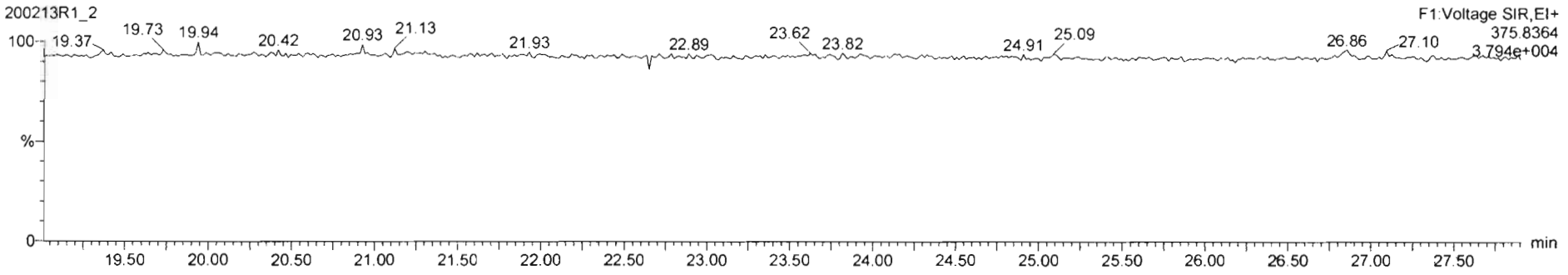

Dataset: Untitled

Last Altered: Friday, February 14, 2020 07:39:45 Pacific Standard Time
Printed: Friday, February 14, 2020 07:39:59 Pacific Standard Time

Name: 200213R1_2, Date: 13-Feb-2020, Time: 10:12:37, ID: ST200213R1_1 1613 CS3 19L2305, Description: 1613 CS3 19L2305

1st Func. Penta-Furans

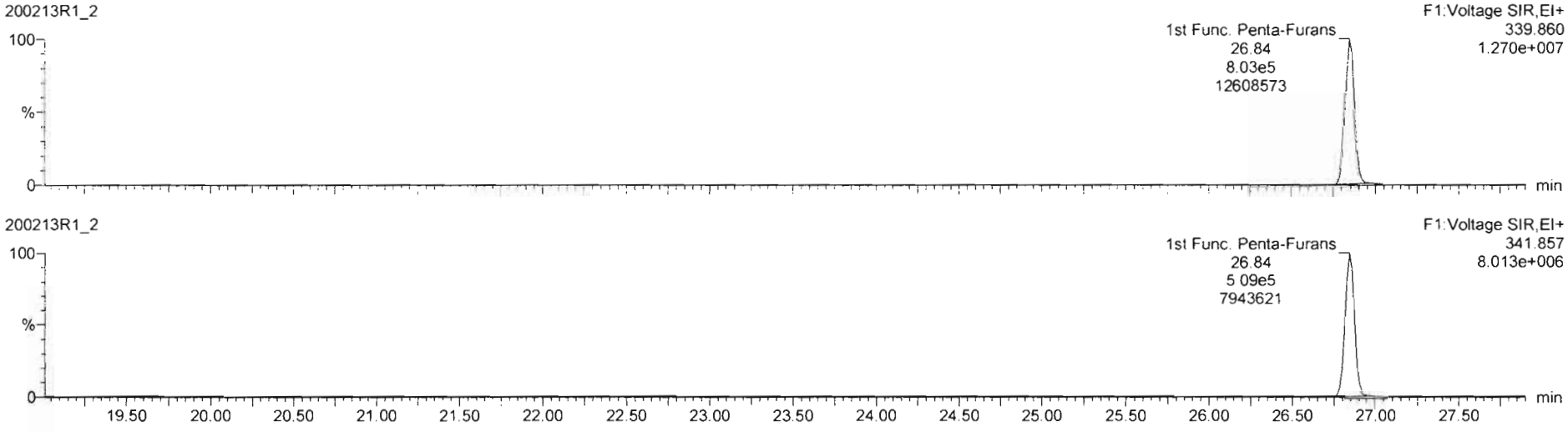

DPE6

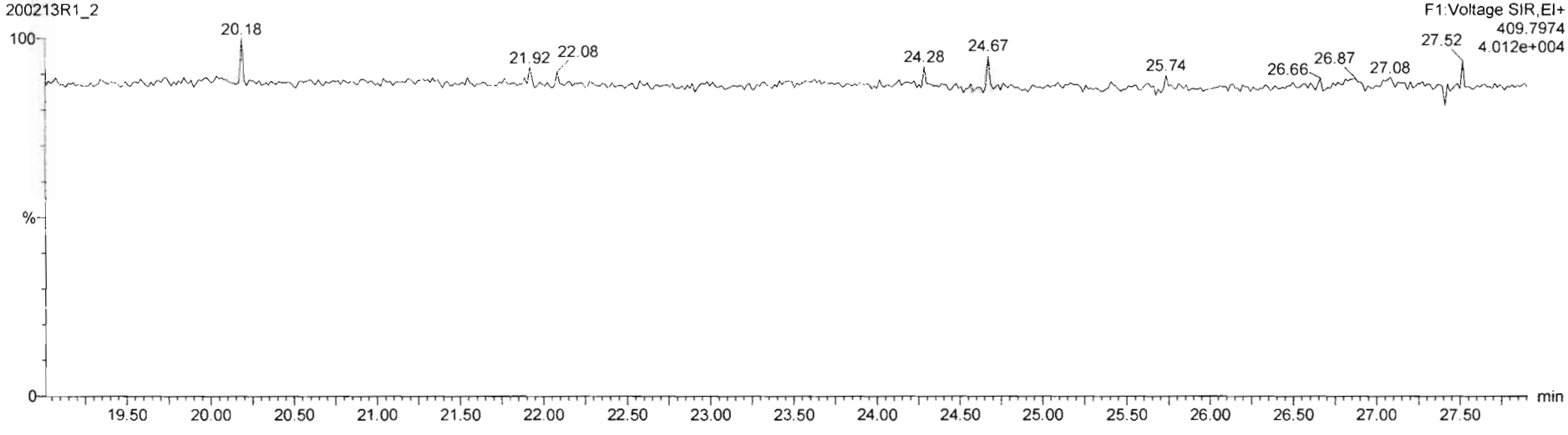

Dataset: Untitled

Last Altered: Friday, February 14, 2020 07:39:45 Pacific Standard Time
Printed: Friday, February 14, 2020 07:39:59 Pacific Standard Time

Name: 200213R1_2, Date: 13-Feb-2020, Time: 10:12:37, ID: ST200213R1_1 1613 CS3 19L2305, Description: 1613 CS3 19L2305

1,2,3,7,8-PeCDF

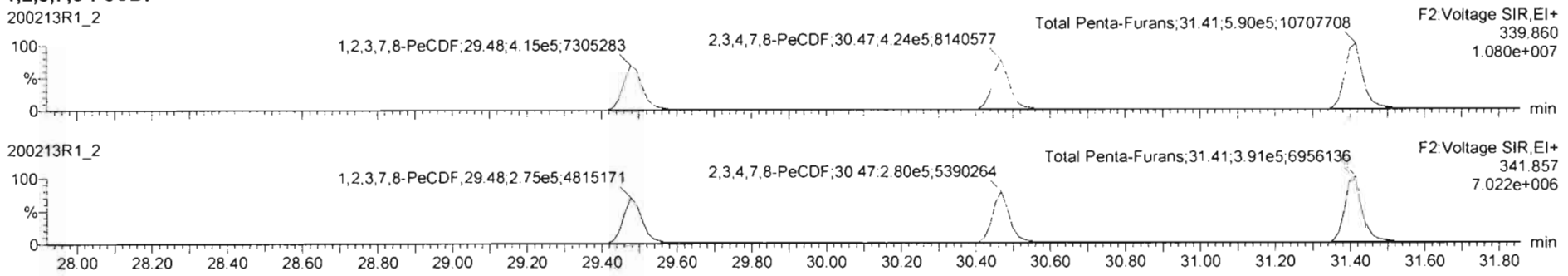

13C-1,2,3,7,8-PeCDF

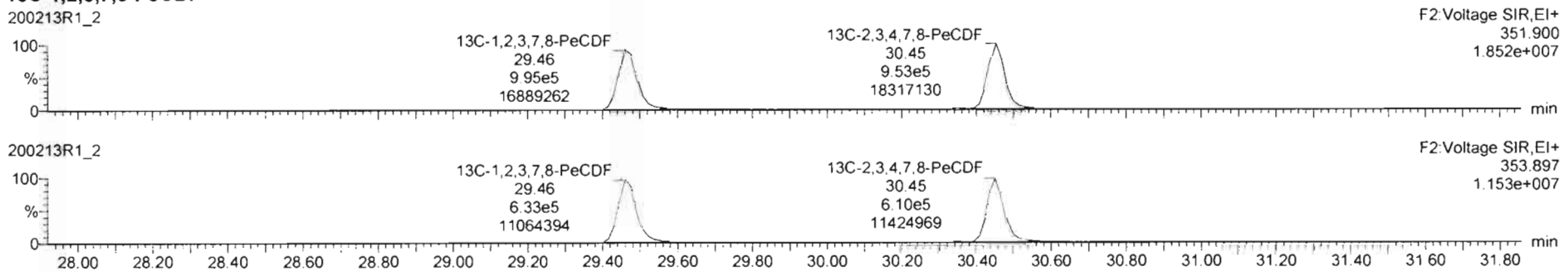

DPE2

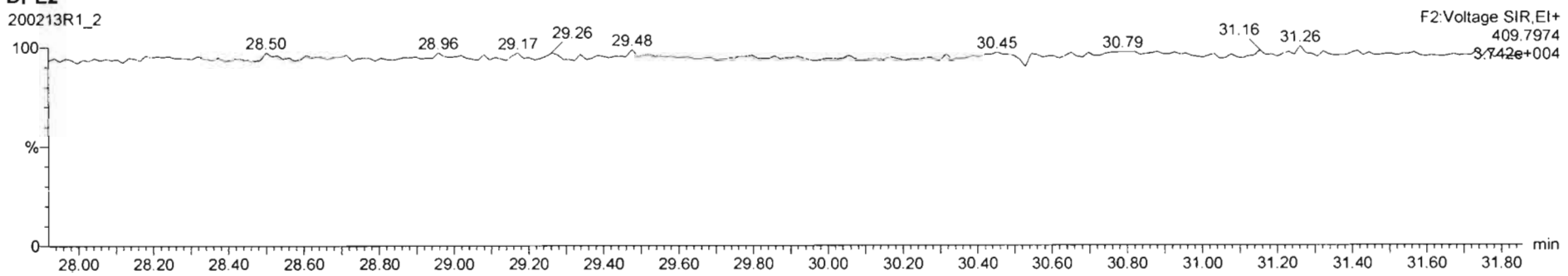

Dataset: Untitled

Last Altered: Friday, February 14, 2020 07:39:45 Pacific Standard Time
Printed: Friday, February 14, 2020 07:39:59 Pacific Standard Time

Name: 200213R1_2, Date: 13-Feb-2020, Time: 10:12:37, ID: ST200213R1_1 1613 CS3 19L2305, Description: 1613 CS3 19L2305

1,2,3,4,7,8-HxCDF

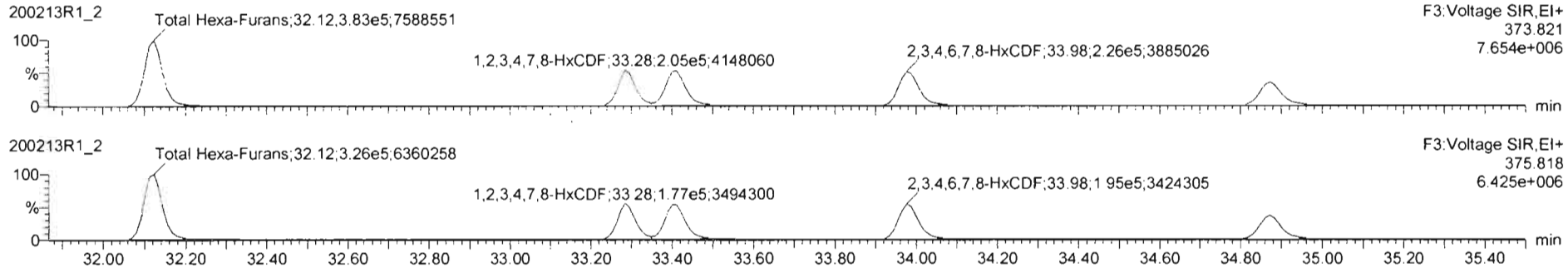

13C-1,2,3,4,7,8-HxCDF

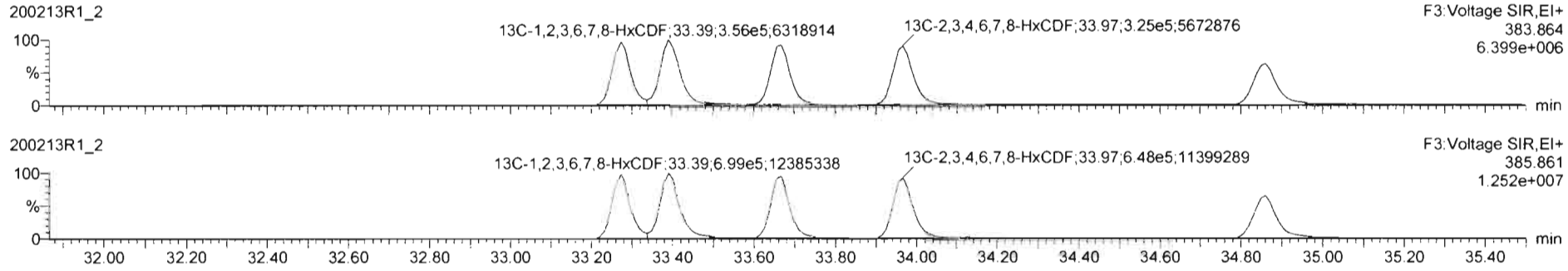

DPE3

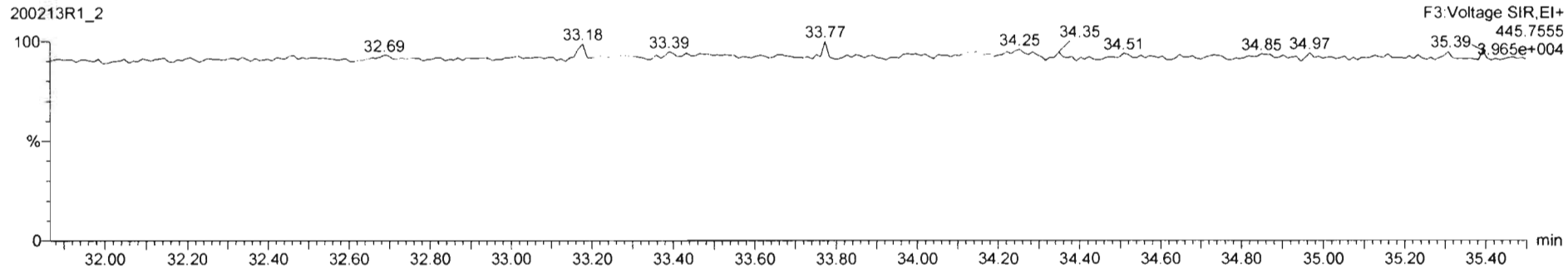

Dataset: Untitled

Last Altered: Friday, February 14, 2020 07:39:45 Pacific Standard Time
Printed: Friday, February 14, 2020 07:39:59 Pacific Standard Time

Name: 200213R1_2, Date: 13-Feb-2020, Time: 10:12:37, ID: ST200213R1_1 1613 CS3 19L2305, Description: 1613 CS3 19L2305

1,2,3,4,6,7,8-HpCDF

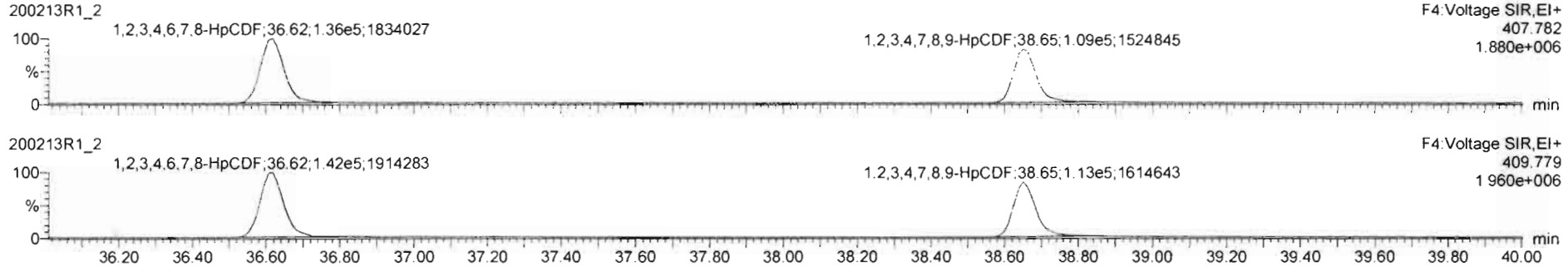

13C-1,2,3,4,6,7,8-HpCDF

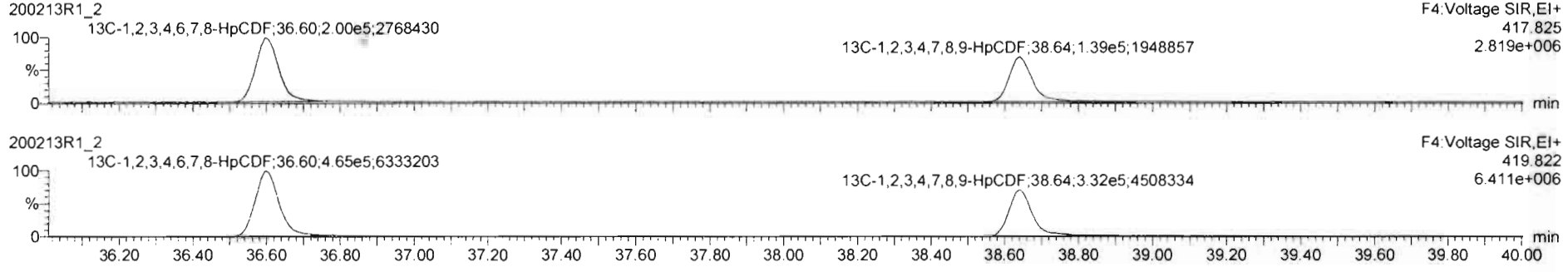

DPE4

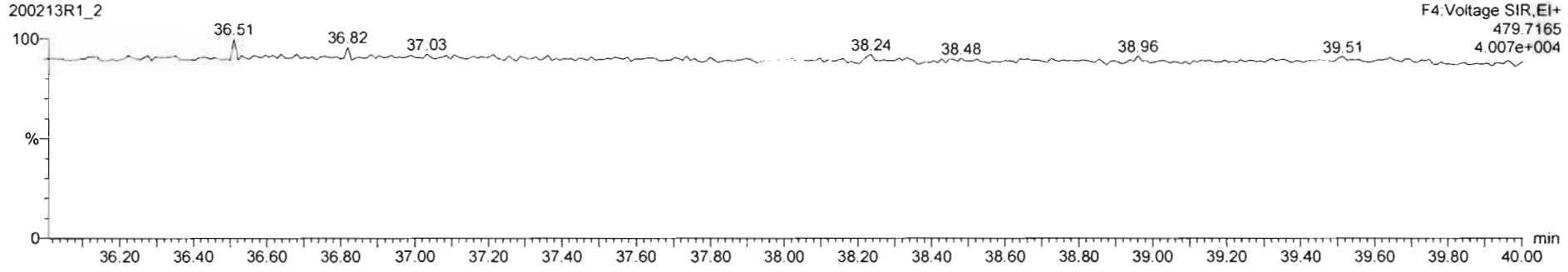

Dataset: Untitled

Last Altered: Friday, February 14, 2020 07:39:45 Pacific Standard Time
Printed: Friday, February 14, 2020 07:39:59 Pacific Standard Time

Name: 200213R1_2, Date: 13-Feb-2020, Time: 10:12:37, ID: ST200213R1_1 1613 CS3 19L2305, Description: 1613 CS3 19L2305

OCDF

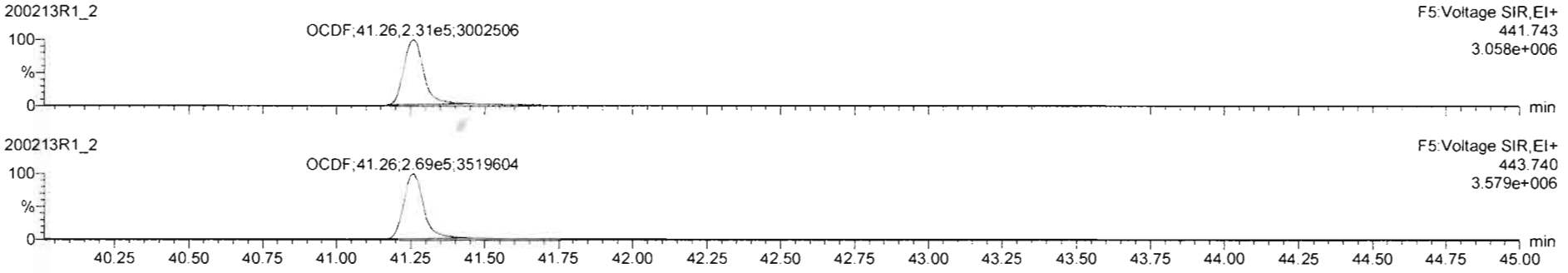

13C-OCDF

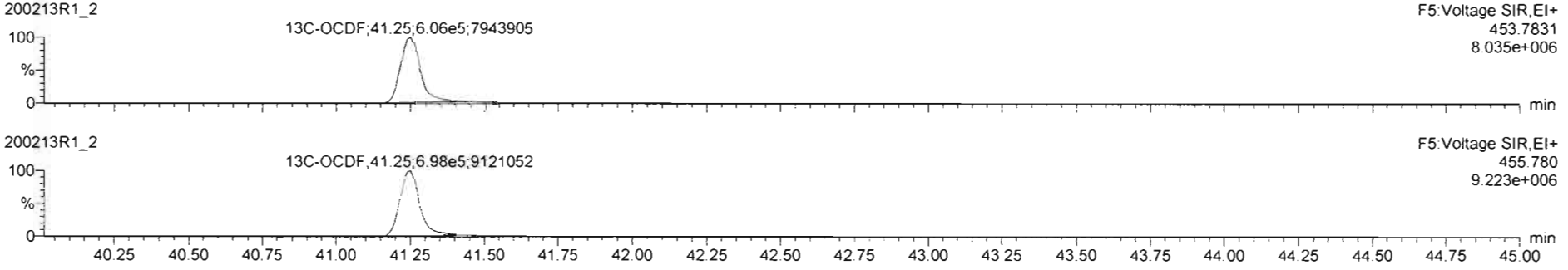

DPE5

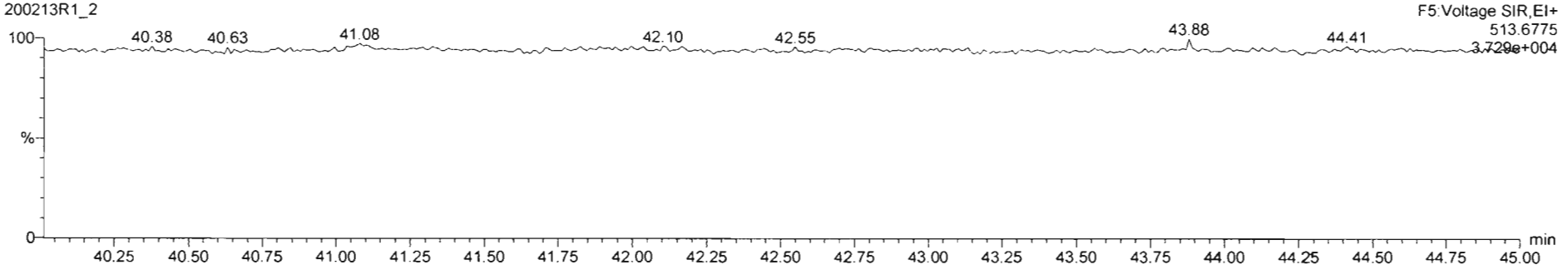

Dataset: Untitled

Last Altered: Friday, February 14, 2020 07:39:45 Pacific Standard Time
Printed: Friday, February 14, 2020 07:39:59 Pacific Standard Time

Name: 200213R1_2, Date: 13-Feb-2020, Time: 10:12:37, ID: ST200213R1_1 1613 CS3 19L2305, Description: 1613 CS3 19L2305

PFK1

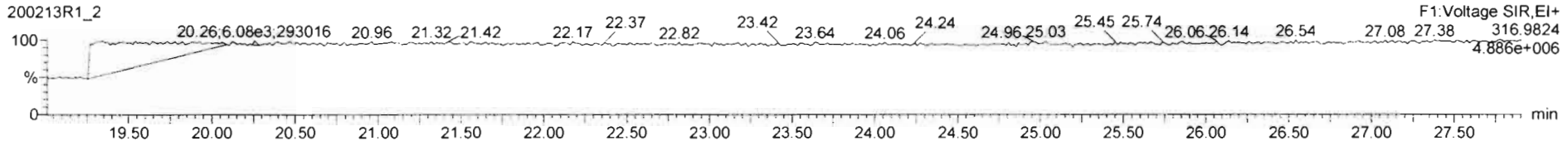

PFK2

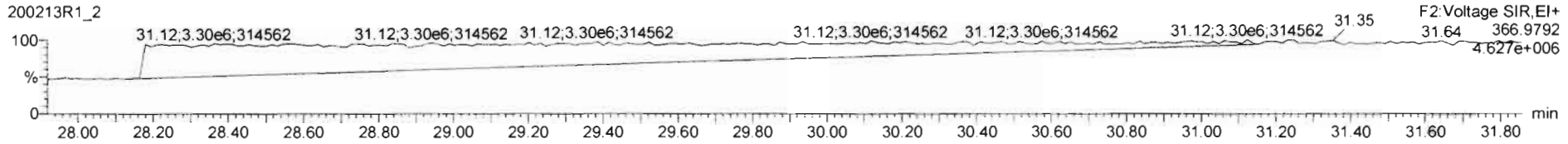

PFK3

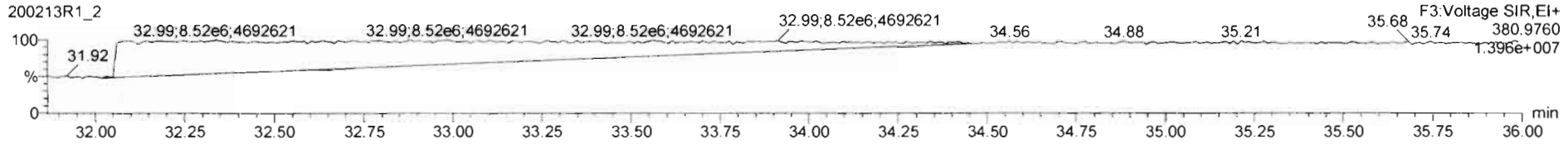

PFK4

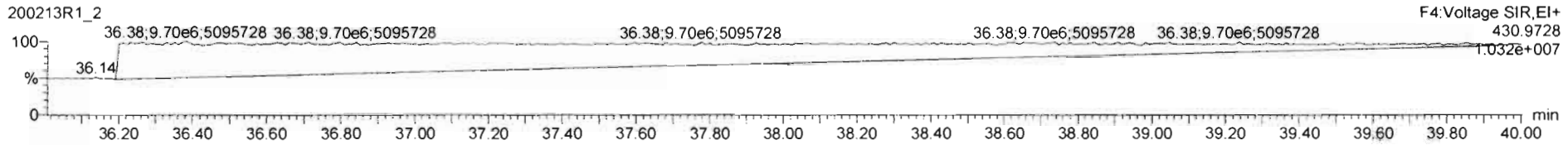

PFK5

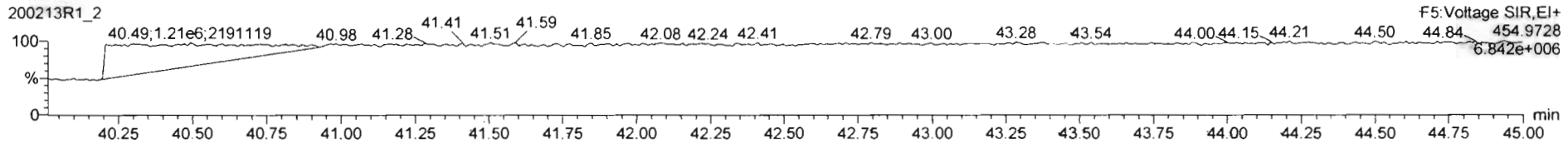

Printed: Thursday, February 13, 2020 22:09:43 Pacific Standard Time

M 292.9824 R 10267

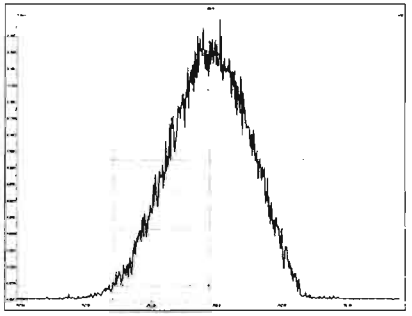

M 304.9824 R 10357

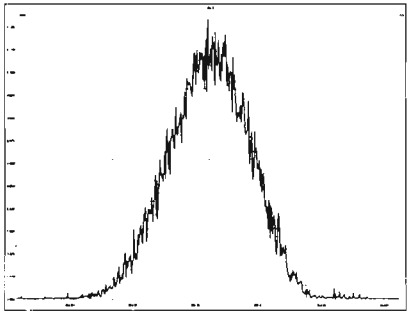

M 318.9792 R 10318

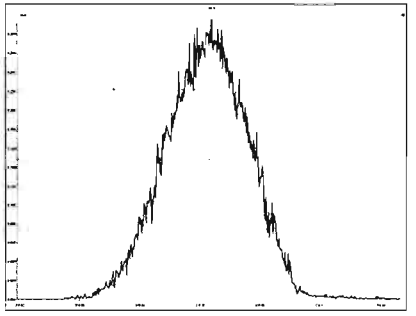

M 330.9792 R 9940

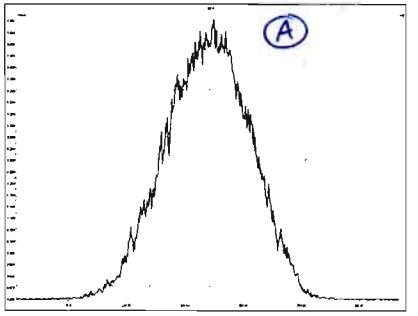

M 342.9792 R 9765

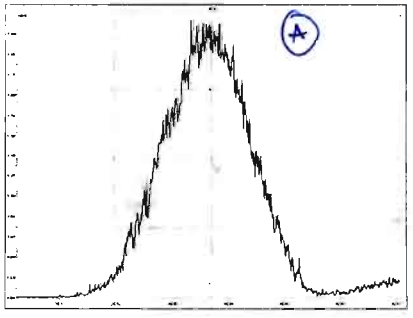

M 354.9792 R 10121

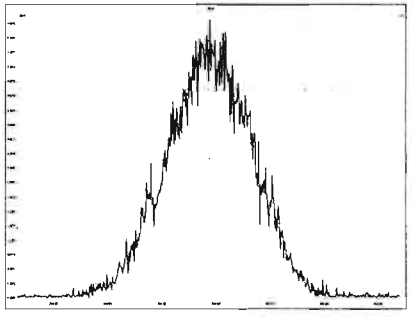

M 366.9792 R 9469

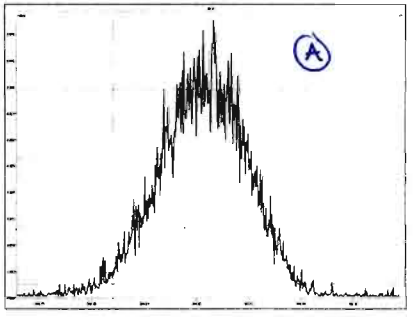

M 380.9760 R 9654

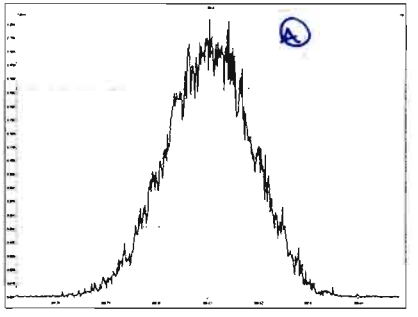

M 392.9760 R 9843

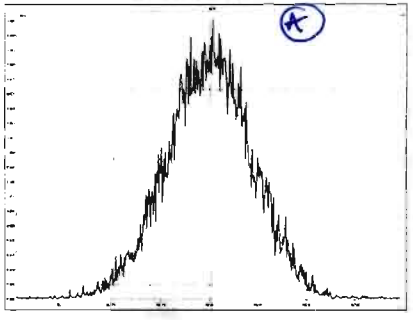

M 404.9760 R 10190

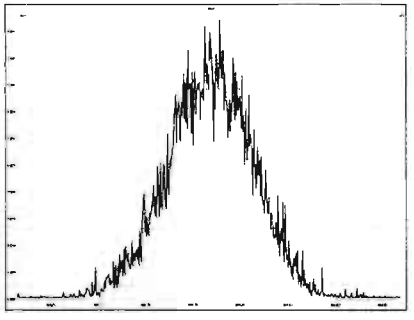

M 416.9760 R 10693

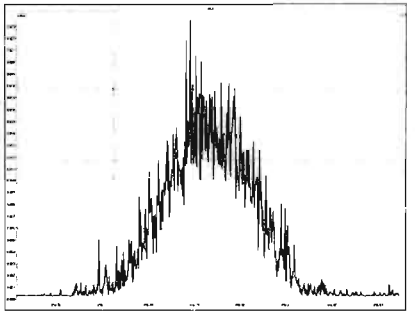

M 318.9792 R 10924

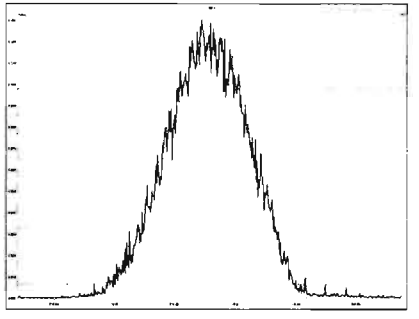

M 330.9792 R 10706

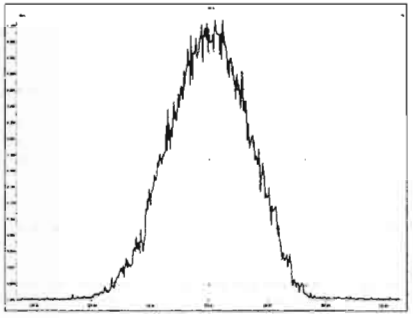

M 342.9792 R 10351

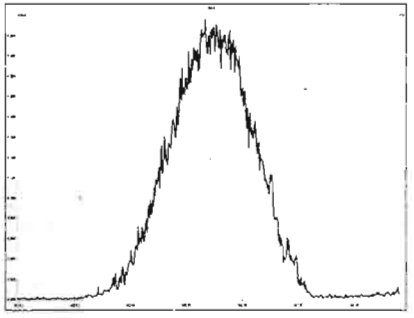

M 354.9792 R 10288

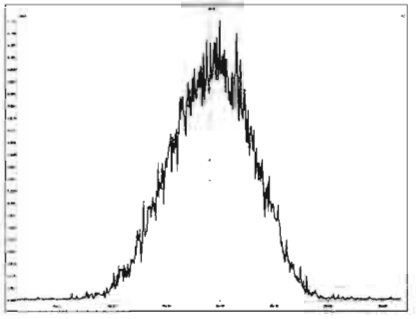

M 366.9792 R 10760

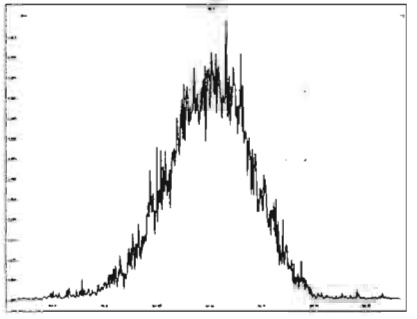

M 380.9760 R 9822

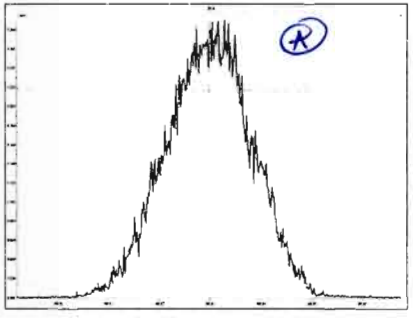

M 392.9760 R 10065

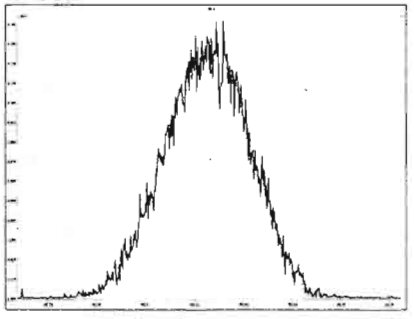

M 404.9760 R 10162

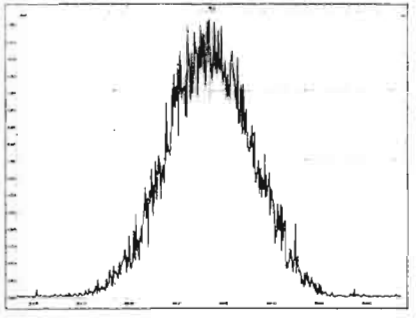

M 416.9760 R 9986

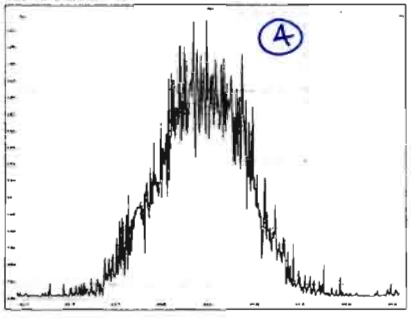

M 366.9792 R 10266

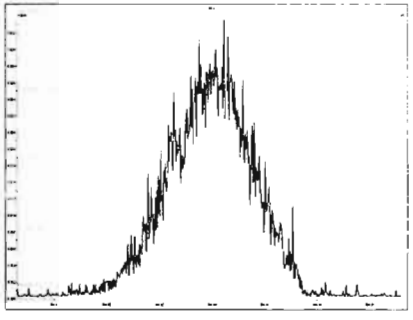

M 380.9760 R 10352

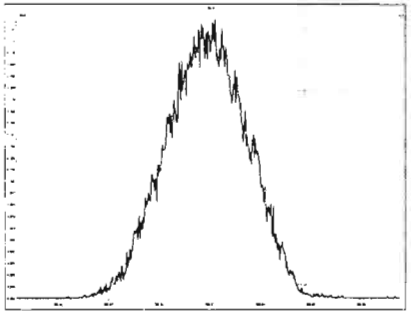

M 392.9760 R 10574

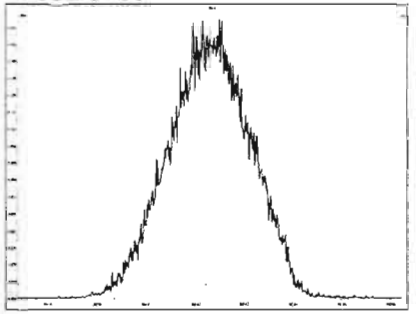

M 404.9760 R 10940

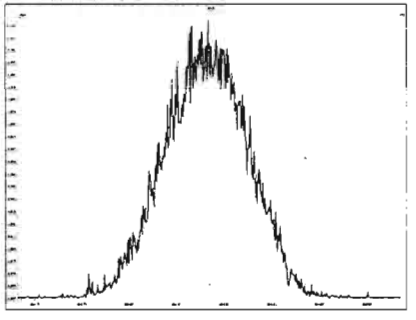

M 416.9760 R 10752

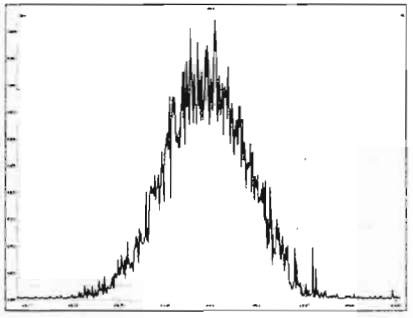

M 430.9728 R 10080

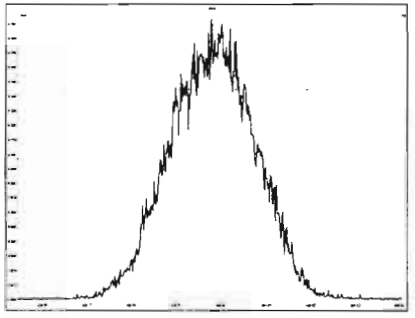

M 442.9728 R 9786

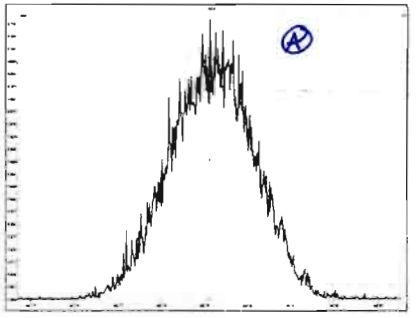

M 454.9728 R 10104

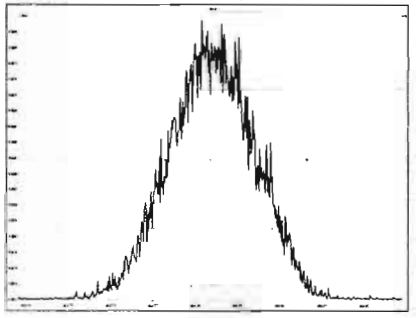

M 404.9760 R 10943

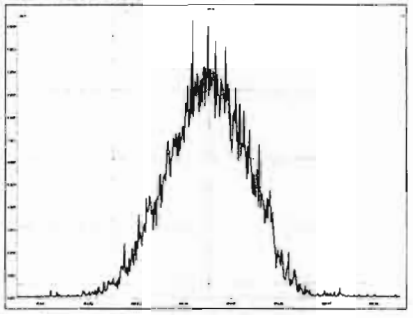

M 416.9760 R 10920

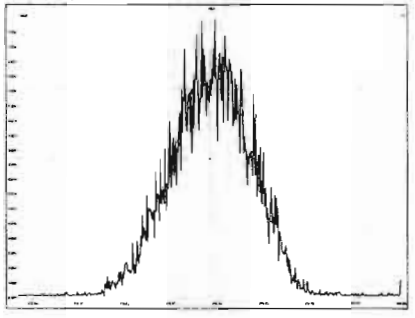

M 430.9728 R 10483

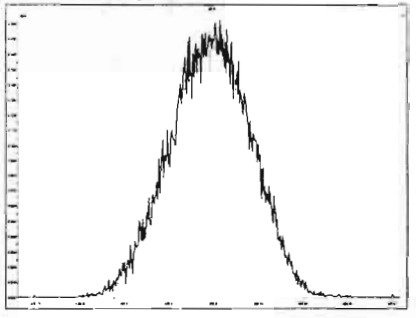

M 442.9728 R 10597

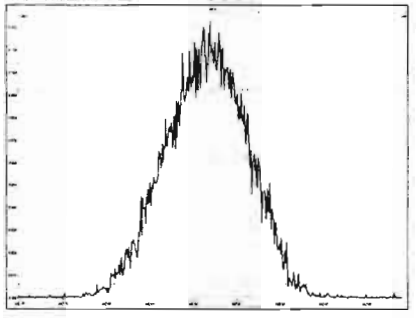

M 454.9728 R 10448

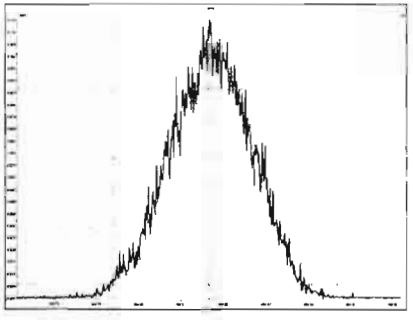

M 466.9728 R 10468

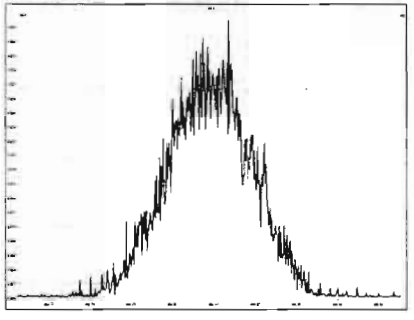

M 480.9696 R 10402

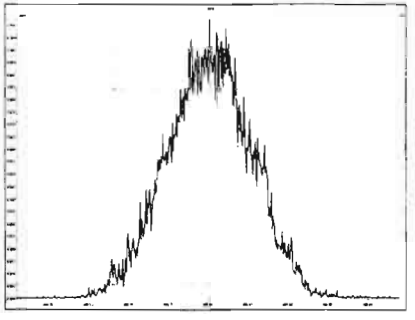

M 430.9728 R 10102

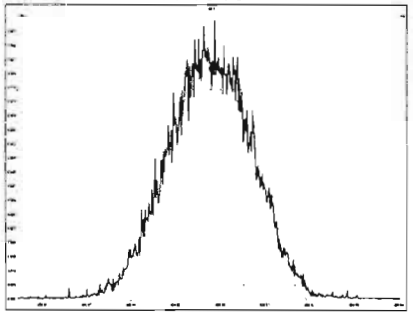

Printed: Thursday, February 13, 2020 22:09:43 Pacific Standard Time

M 442.9728 R 10638

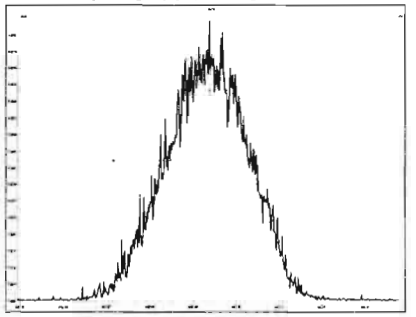

M 454.9728 R 9940

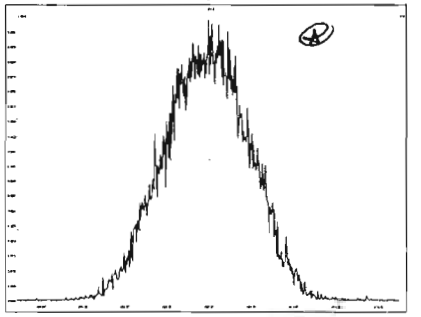

M 466.9728 R 10080

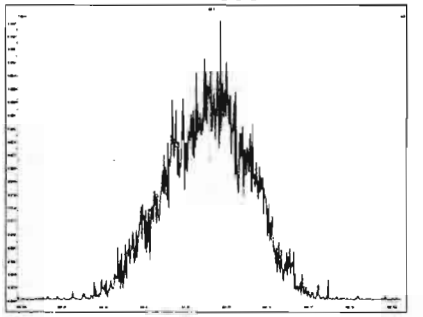

M 480.9696 R 9844

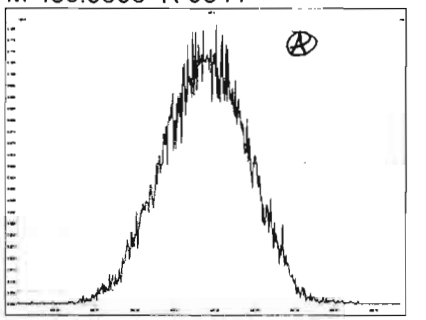

M 492.9696 R 10040

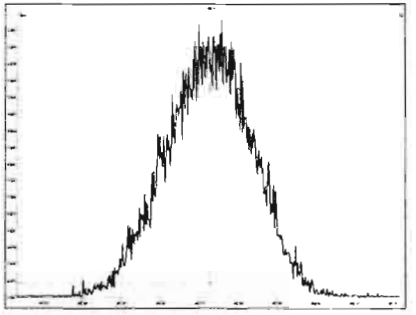

M 504.9696 R 9861

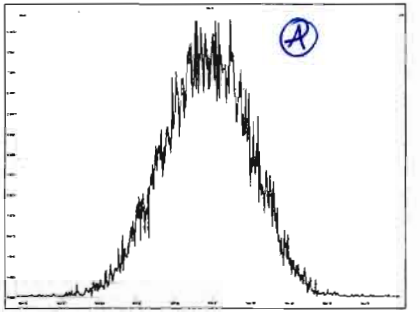

M 516.9697 R 10000

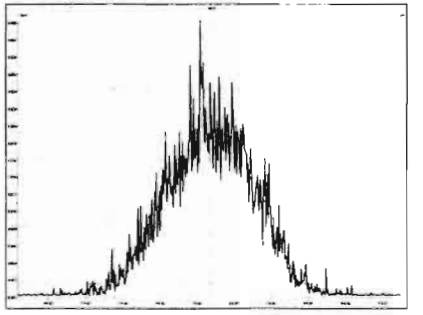

HRMS CALIBRATION STANDARDS REVIEW CHECKLIST

Beg. Calbration ID: ST20022121-2 **Reviewed By:** CT 02/24/2020 *Initials & Date*

End Calbration ID: NA

	Beg.	End
Ion abundance within QC limits?	✓	NA
Concentrations within criteria?	✓	
TCDD/TCDF Valleys <25%	✓	
First and last eluters present?	✓	
Retention Times within criteria?	✓	
Verification Std. named correctly? (ST-Year-Month-Day-VG ID)	✓	
Forms signed and dated?	✓	
Correct ICAL referenced?	GRB	

Run Log:

- Correct instrument listed?	✓	↓
- Samples within 12 hour clock?	(Y)	N
- Bottle position verfied?		GRB

	Beg.	End
Mass resolution ≥	✓	✓

☐ 5k ☐ 6-8K ☐ 8K ☒ 10K

1614 1699 429 1613/1668/8280

Intergrated peaks display correctly?	✓	NA
GC Break <20%	NA	

8280 CS1 End Standard:

- Ratios within limits, S/N <2.5:1, CS1 within 12 hours — NA

Comments:

Vista Analytical Laboratory

Dataset: U:\VG12.PRO\Results\200221R1\200221R1-2.qld

Last Altered: Friday, February 21, 2020 12:21:12 Pacific Standard Time
Printed: Sunday, February 23, 2020 10:26:23 Pacific Standard Time

GRB 02/23/2020

CT 02/24/2020

Method: U:\VG12.PRO\MethDB\1613rrt-02-14-20.mdb 14 Feb 2020 10:26:00
Calibration: U:\VG12.PRO\CurveDB\db5_1613vg12-1-31-20.cdb 02 Feb 2020 11:05:29

Name: 200221R1_2, Date: 21-Feb-2020, Time: 11:25:00, ID: ST200221R1_2 1613 CS3 19L2305, Description: 1613 CS3 19L2305

	#	Name	Resp	IS Resp	RA	n/y	RRF	Pred.RT	RT	RT Flag	Pred.RRT	RRT	Conc.	%Rec	STD out
1	1	2,3,7,8-TCDD	1.95e5	2.12e6	0.81	NO	0.988	25.75	25.75	NO	1.001	1.001	9.3114	93.1	NO
2	2	1,2,3,7,8-PeCDD	7.06e5	1.65e6	0.63	NO	0.972	30.81	30.82	NO	1.001	1.001	44.156	88.3	NO
3	3	1,2,3,4,7,8-HxCDD	6.52e5	1.22e6	1.25	NO	1.07	34.18	34.18	NO	1.000	1.000	50.025	100	NO
4	4	1,2,3,6,7,8-HxCDD	6.57e5	1.41e6	1.24	NO	0.921	34.28	34.29	NO	1.000	1.000	50.476	101	NO
5	5	1,2,3,7,8,9-HxCDD	6.28e5	1.37e6	1.21	NO	0.918	34.58	34.55	NO	1.001	1.000	50.081	100	NO
6	6	1,2,3,4,6,7,8-HpCDD	5.02e5	1.06e6	1.02	NO	0.923	38.05	38.06	NO	1.000	1.001	51.214	102	NO
7	7	OCDD	9.16e5	1.92e6	0.88	NO	0.975	41.12	41.13	NO	1.000	1.000	98.123	98.1	NO
8	8	2,3,7,8-TCDF	2.27e5	2.70e6	0.75	NO	0.802	24.80	24.82	NO	1.001	1.002	10.458	105	NO
9	9	1,2,3,7,8-PeCDF	1.02e6	2.24e6	1.56	NO	0.907	29.51	29.51	NO	1.001	1.000	50.171	100	NO
10	10	2,3,4,7,8-PeCDF	1.02e6	2.14e6	1.54	NO	0.952	30.51	30.50	NO	1.001	1.000	49.759	99.5	NO
11	11	1,2,3,4,7,8-HxCDF	7.45e5	1.56e6	1.21	NO	0.862	33.31	33.33	NO	1.000	1.001	55.425	111	NO
12	12	1,2,3,6,7,8-HxCDF	7.96e5	1.66e6	1.21	NO	0.841	33.43	33.44	NO	1.000	1.001	56.860	114	NO
13	13	2,3,4,6,7,8-HxCDF	8.07e5	1.60e6	1.21	NO	0.898	34.03	34.01	NO	1.001	1.000	56.285	113	NO
14	14	1,2,3,7,8,9-HxCDF	6.45e5	1.35e6	1.21	NO	0.858	34.88	34.89	NO	1.000	1.000	55.866	112	NO
15	15	1,2,3,4,6,7,8-HpCDF	5.93e5	1.27e6	1.00	NO	0.851	36.65	36.63	NO	1.001	1.000	54.965	110	NO
16	16	1,2,3,4,7,8,9-HpCDF	4.73e5	8.59e5	0.98	NO	0.980	38.68	38.68	NO	1.000	1.000	56.205	112	NO
17	17	OCDF	9.62e5	2.18e6	0.88	NO	0.806	41.29	41.31	NO	1.000	1.000	109.66	110	NO
18	18	13C-2,3,7,8-TCDD	2.12e6	1.76e6	0.78	NO	1.20	25.71	25.72	NO	1.026	1.026	100.51	101	NO
19	19	13C-1,2,3,7,8-PeCDD	1.65e6	1.76e6	0.62	NO	0.967	30.45	30.79	NO	1.215	1.229	96.600	96.6	NO
20	20	13C-1,2,3,4,7,8-HxCDD	1.22e6	1.47e6	1.27	NO	0.874	34.17	34.17	NO	1.014	1.014	94.561	94.6	NO
21	21	13C-1,2,3,6,7,8-HxCDD	1.41e6	1.47e6	1.25	NO	1.05	34.27	34.28	NO	1.017	1.017	91.638	91.6	NO
22	22	13C-1,2,3,7,8,9-HxCDD	1.37e6	1.47e6	1.23	NO	0.974	34.58	34.54	NO	1.026	1.025	95.169	95.2	NO
23	23	13C-1,2,3,4,6,7,8-HpCDD	1.06e6	1.47e6	1.05	NO	0.747	38.15	38.03	NO	1.132	1.129	96.425	96.4	NO
24	24	13C-OCDD	1.92e6	1.47e6	0.91	NO	0.707	41.05	41.12	NO	1.218	1.220	183.99	92.0	NO
25	25	13C-2,3,7,8-TCDF	2.70e6	2.41e6	0.79	NO	1.07	24.89	24.78	NO	0.993	0.989	105.18	105	NO
26	26	13C-1,2,3,7,8-PeCDF	2.24e6	2.41e6	1.57	NO	1.00	29.47	29.49	NO	1.176	1.177	92.805	92.8	NO
27	27	13C-2,3,4,7,8-PeCDF	2.14e6	2.41e6	1.57	NO	0.962	30.44	30.48	NO	1.215	1.216	92.487	92.5	NO
28	28	13C-1,2,3,4,7,8-HxCDF	1.56e6	1.47e6	0.52	NO	1.05	33.29	33.31	NO	0.988	0.988	100.75	101	NO
29	29	13C-1,2,3,6,7,8-HxCDF	1.66e6	1.47e6	0.52	NO	1.19	33.40	33.42	NO	0.991	0.992	94.914	94.9	NO
30	30	13C-2,3,4,6,7,8-HxCDF	1.60e6	1.47e6	0.52	NO	1.07	34.01	34.00	NO	1.009	1.009	101.58	102	NO
31	31	13C-1,2,3,7,8,9-HxCDF	1.35e6	1.47e6	0.52	NO	0.922	34.91	34.88	NO	1.036	1.035	98.990	99.0	NO

Dataset: U:\VG12.PRO\Results\200221R1\200221R1-2.qld

Last Altered: Friday, February 21, 2020 12:21:12 Pacific Standard Time
Printed: Sunday, February 23, 2020 10:26:23 Pacific Standard Time

Name: 200221R1_2, Date: 21-Feb-2020, Time: 11:25:00, ID: ST200221R1_2 1613 CS3 19L2305, Description: 1613 CS3 19L2305

	#	Name	Resp	IS Resp	RA	n/y	RRF	Pred.RT	RT	RT Flag	Pred.RRT	RRT	Conc.	%Rec	STD out
32	32	13C-1,2,3,4,6,7,8-HpCDF	1.27e6	1.47e6	0.45	NO	0.767	36.67	36.62	NO	1.088	1.087	112.15	112	NO
33	33	13C-1,2,3,4,7,8,9-HpCDF	8.59e5	1.47e6	0.43	NO	0.552	38.69	38.68	NO	1.148	1.148	105.56	106	NO
34	34	13C-OCDF	2.18e6	1.47e6	0.88	NO	0.789	41.28	41.29	NO	1.225	1.225	187.18	93.6	NO
35	35	37Cl-2,3,7,8-TCDD	2.00e5	1.76e6			1.18	25.74	25.75	NO	1.027	1.028	9.6511	96.5	NO
36	36	13C-1,2,3,4-TCDD	1.76e6	1.76e6	0.81	NO	1.00	25.11	25.06	NO	1.000	1.000	100.00	100	NO
37	37	13C-1,2,3,4-TCDF	2.41e6	2.41e6	0.80	NO	1.00	23.37	23.30	NO	1.000	1.000	100.00	100	NO
38	38	13C-1,2,3,4,6,9-HxCDF	1.47e6	1.47e6	0.51	NO	1.00	33.71	33.70	NO	1.000	1.000	100.00	100	YES OK
39	39	Total Tetra-Dioxins		2.12e6			0.988	24.62		NO	0.000		79.600		NO
40	40	Total Penta-Dioxins		1.65e6			0.972	29.96		NO	0.000		192.24		NO
41	41	Total Hexa-Dioxins		0.00e0			0.921	33.63		NO	0.000		246.24		NO
42	42	Total Hepta-Dioxins		1.06e6			0.923	37.64		NO	0.000		134.72		NO
43	43	Total Tetra-Furans		2.70e6			0.802	23.61		NO	0.000		48.042		NO
44	44	1st Func. Penta-Furans		0.00e0			0.907	27.09		NO	0.000		93.360		NO
45	45	Total Penta-Furans		0.00e0			0.907	29.27		NO	0.000		173.89		NO
46	46	Total Hexa-Furans		0.00e0			0.898	33.56		NO	0.000		314.65		NO
47	47	Total Hepta-Furans		0.00e0			0.851	37.83		NO	0.000		111.71		NO

Vista Analytical Laboratory VG-11

Dataset: U:\VG12.PRO\Results\200221R1\200221R1-CPSM.qld

Last Altered: Sunday, February 23, 2020 10:19:21 Pacific Standard Time
Printed: Sunday, February 23, 2020 10:19:56 Pacific Standard Time

Method: Untitled 23 Jan 2020 15:01:26
Calibration: U:\VG12.PRO\CurveDB\db5_1613vg12-1-31-20.cdb 02 Feb 2020 11:05:29

Name: 200221R1_2, Date: 21-Feb-2020, Time: 11:25:00, ID: ST200221R1_2 1613 CS3 19L2305, Description: 1613 CS3 19L2305

	#	Name	RT
1	1	1,3,6,8-TCDD (First)	21.60
2	2	1,2,8,9-TCDD (Last)	26.74
3	3	1,2,4,7,9-PeCDD (First)	28.56
4	4	1,2,3,8,9-PeCDD (Last)	31.20
5	5	1,2,4,6,7,9-HxCDD (First)	32.71
6	6	1,2,3,7,8,9-HxCDD (Last)	34.55
7	7	1,2,3,4,6,7,9-HpCDD (First)	37.01
8	8	1,2,3,4,6,7,8-HpCDD (Last)	38.06
9	9	1,3,6,8-TCDF (First)	19.55
10	10	1,2,8,9-TCDF (Last)	26.87
11	11	1,3,4,6,8-PeCDF (First)	26.86
12	12	1,2,3,8,9-PeCDF (Last)	31.45
13	13	1,2,3,4,6,8-HxCDF (First)	32.16
14	14	1,2,3,7,8,9-HxCDF (Last)	34.89
15	15	1,2,3,4,6,7,8-HpCDF (First)	36.63
16	16	1,2,3,4,7,8,9-HpCDF (Last)	38.68

Vista Analytical Laboratory VG-11

Dataset: Untitled

Last Altered: Sunday, February 23, 2020 10:28:41 Pacific Standard Time
Printed: Sunday, February 23, 2020 10:28:49 Pacific Standard Time

Method: U:\VG12.PRO\MethDB\1613rrt-02-14-20.mdb 14 Feb 2020 10:26:00
Calibration: U:\VG12.PRO\CurveDB\db5_1613vg12-1-31-20.cdb 02 Feb 2020 11:05:29

Compound name: 2,3,7,8-TCDD

	Name	ID	Acq.Date	Acq.Time
1	(A) 200221R1_1	ST200221R1_1 1613 CS3 19L2305	21-Feb-20	10:27:52
2	(B) 200221R1_2	ST200221R1_2 1613 CS3 19L2305	21-Feb-20	11:25:00
3	200221R1_3	B0B0013-BS1 OPR 10	21-Feb-20	12:19:09
4	200221R1_4	SOLVENT BLANK	21-Feb-20	13:05:20
5	200221R1_5	B0B0013-BLK1 Method Blank 10	21-Feb-20	13:53:16
6	200221R1_6	1903654-05RE1 PDI-075SC-B-00-02-191013 ...	21-Feb-20	14:39:57
7	200221R1_7	1903654-08RE1 PDI-075SC-B-06-08-191013 ...	21-Feb-20	15:27:14
8	200221R1_8	1903654-11RE1 PDI-076SC-B-05-07-191013 ...	21-Feb-20	16:14:31
9	200221R1_9	1903827-05RE1 PDI-062SC-B-00-02-191023 ...	21-Feb-20	17:01:45
10	200221R1_10	1904161-16RE3 PDI-066SC-A-06-07-191011 ...	21-Feb-20	17:49:01
11	200221R1_11	1903652-10RE1@2X PDI-090SC-B-02-04-191...	21-Feb-20	18:36:18
12	200221R1_12	1903652-01RE1@5X PDI-074SC-B-00-02-191...	21-Feb-20	19:23:35
13	200221R1_13	1903652-03RE1@5X PDI-074SC-B-04-06-191...	21-Feb-20	20:10:52
14	200221R1_14	1903652-02RE1@10X PDI-074SC-B-02-04-19...	21-Feb-20	20:58:09
15	200221R1_15	1903826-05@5X PDI-083SC-B-00-02-191022 ...	21-Feb-20	21:45:26
16	200221R1_16	1903826-05 PDI-083SC-B-00-02-191022 18.22	21-Feb-20	22:32:51

(A) FIRST CCAL USED TO ADJUST WINDOWS,
(B) SECOND CCAL USED FOR SAMPLES GRB 02/23/2020

File: Experiment: OCDD_DB5.exp Reference: pfk.ref Function: 1 @ 200 (ppm)

Printed: Friday, February 21, 2020 10:22:52 Pacific Standard Time

M 292.9824 R 12380

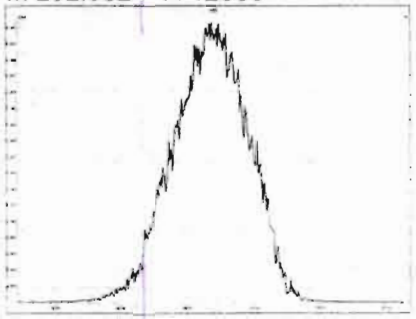

M 304.9824 R 11793

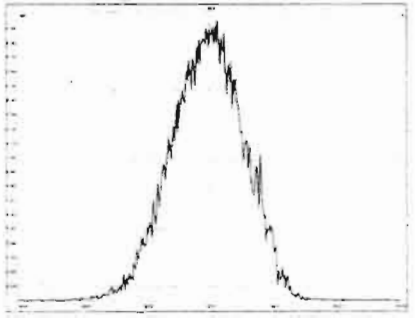

M 318.9792 R 12018

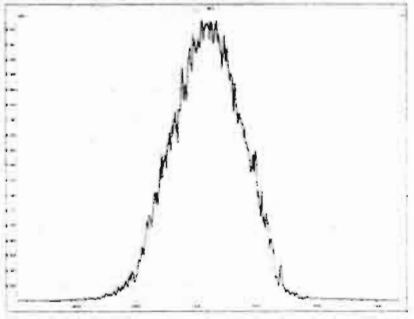

M 330.9792 R 11625

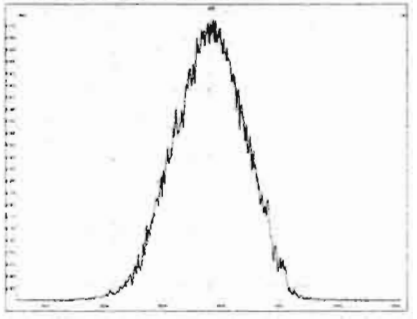

M 342.9792 R 11738

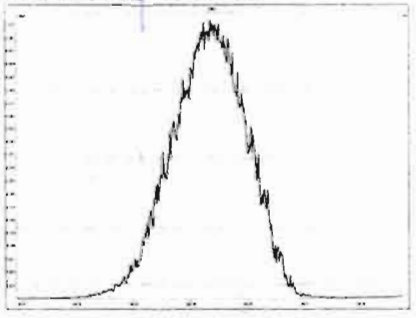

M 354.9792 R 11736

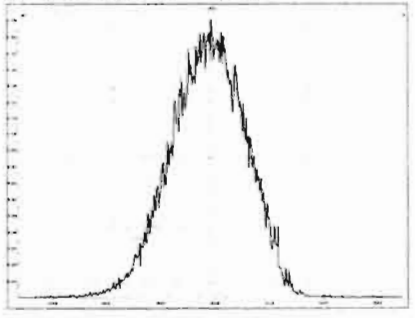

M 366.9792 R 10285

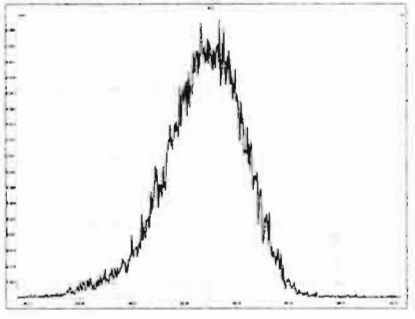

M 380.9760 R 11628

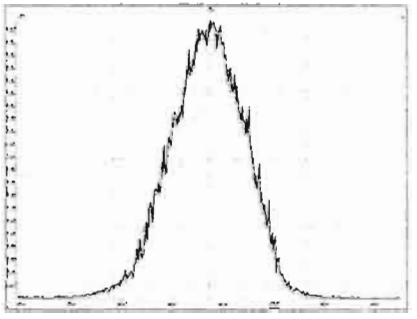

M 392.9760 R 11908

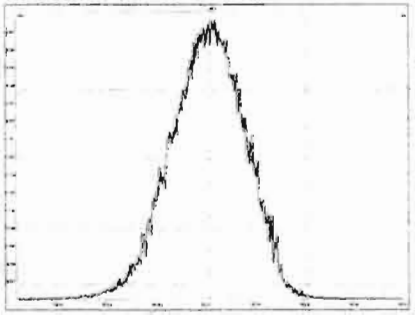

M 404.9760 R 10966

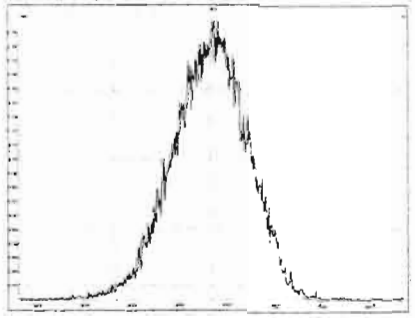

M 416.9760 R 11363

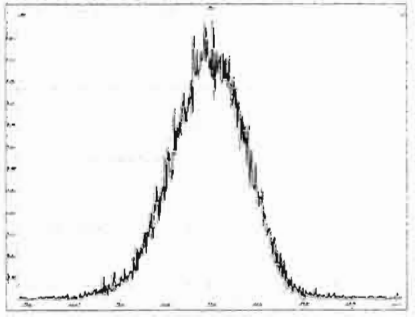

File: Experiment: OCDD_DB5.exp Reference: pfk.ref Function: 2 @ 200 (ppm)

Printed: Friday, February 21, 2020 10:23:27 Pacific Standard Time

M 318.9792 R 12438

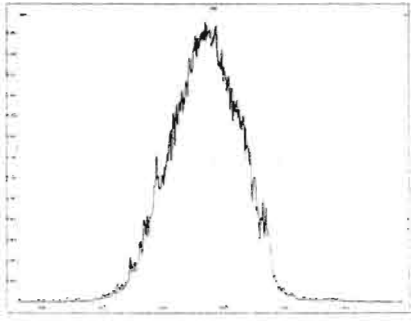

M 330.9792 R 12313

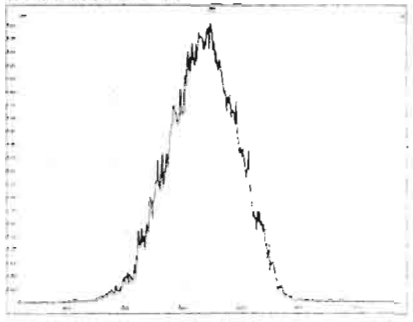

M 342.9792 R 11575

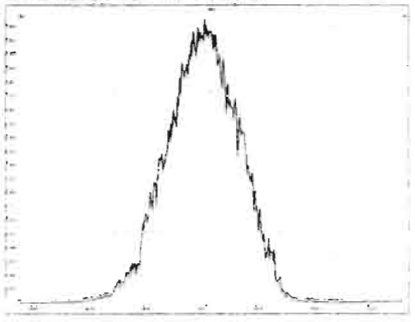

M 354.9792 R 12135

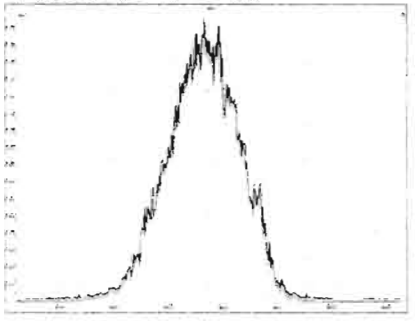

M 366.9792 R 10591

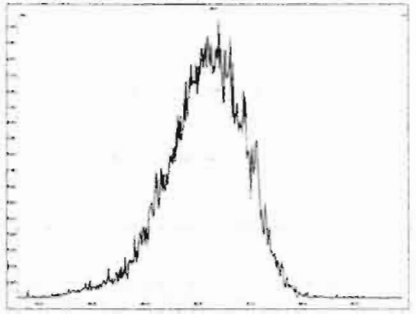

M 380.9760 R 12256

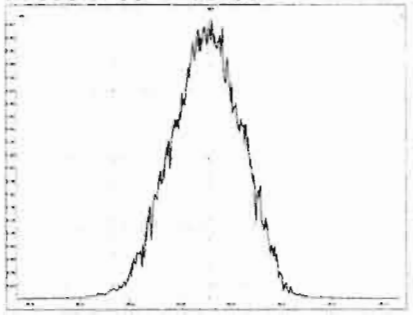

M 392.9760 R 11961

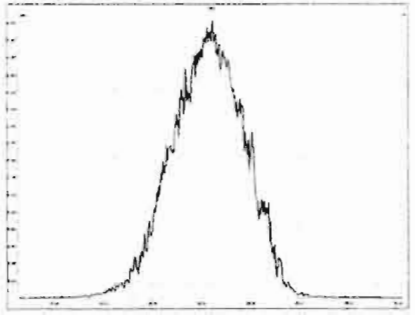

M 404.9760 R 11902

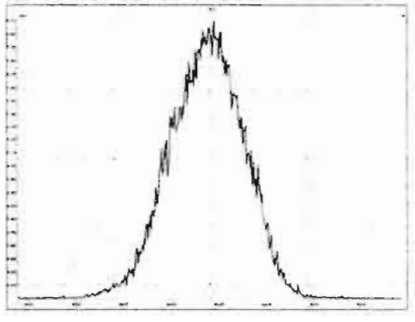

M 416.9760 R 11364

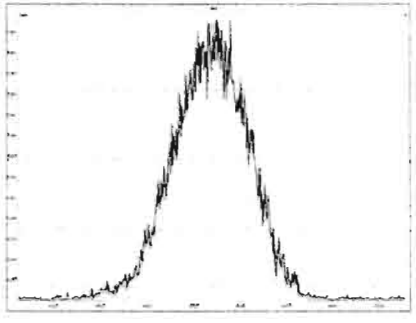

File: Experiment: OCDD_DB5.exp Reference: pfk.ref Function: 3 @ 200 (ppm)

Printed: Friday, February 21, 2020 10:24:05 Pacific Standard Time

M 366.9792 R 10414

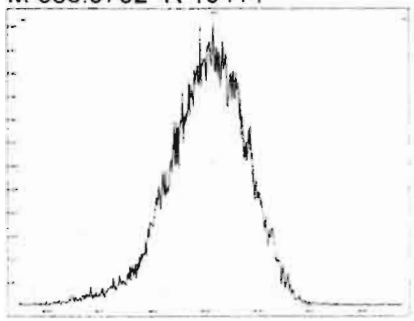

M 380.9760 R 11962

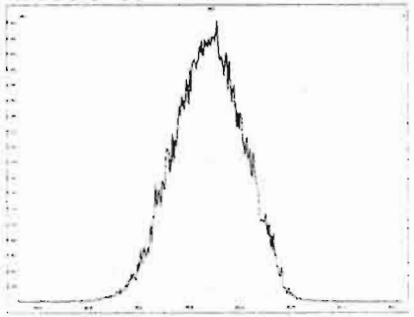

M 392.9760 R 12566

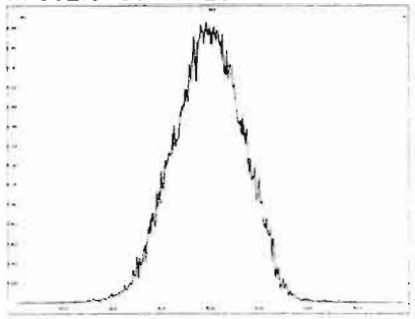

M 404.9760 R 12137

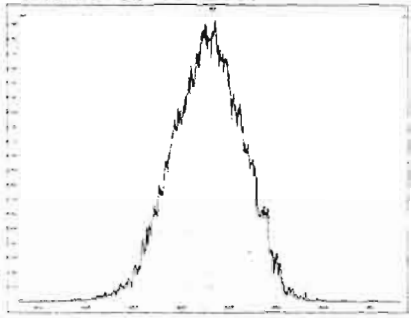

M 416.9760 R 11627

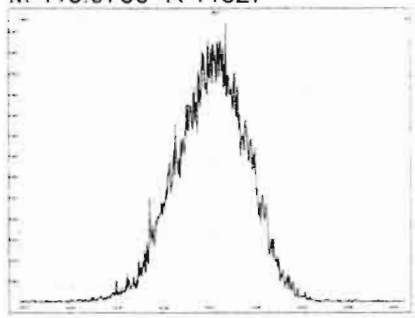

M 430.9728 R 11791

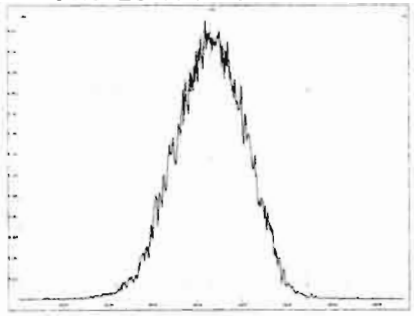

M 442.9728 R 12020

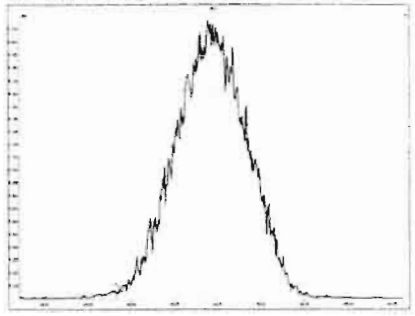

M 454.9728 R 11736

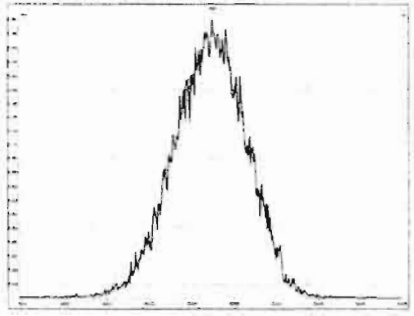

File: Experiment: OCDD_DB5.exp Reference: pfk.ref Function: 4 @ 200 (ppm)

Printed: Friday, February 21, 2020 10:24:39 Pacific Standard Time

M 404.9760 R 12317

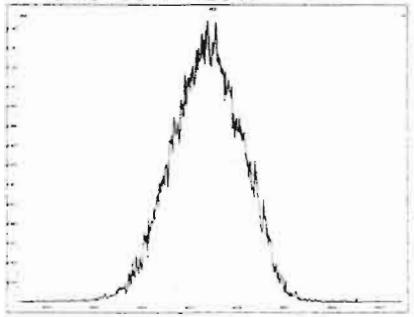

M 416.9760 R 12690

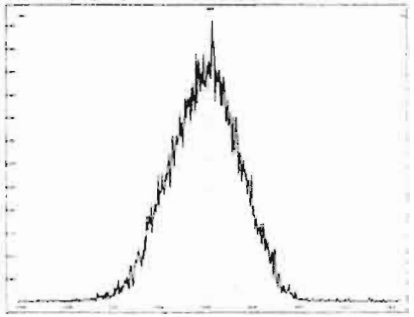

M 430.9728 R 12135

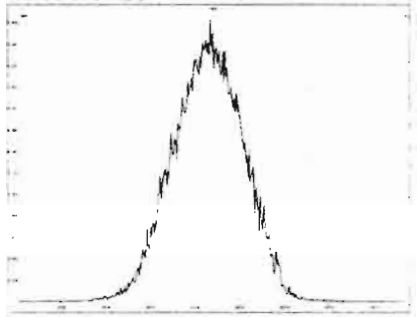

M 442.9728 R 11906

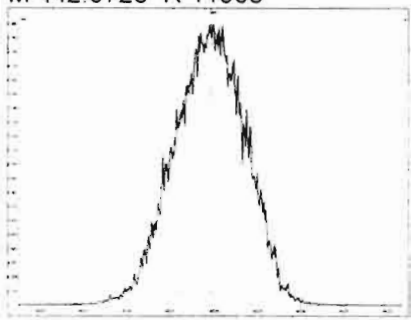

M 454.9728 R 11848



M 466.9728 R 12313

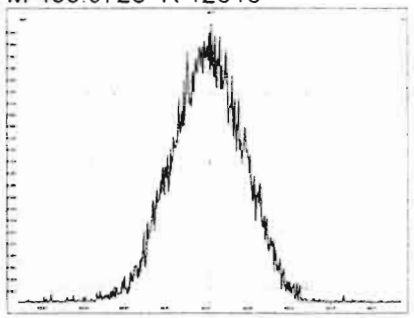

M 480.9696 R 11963

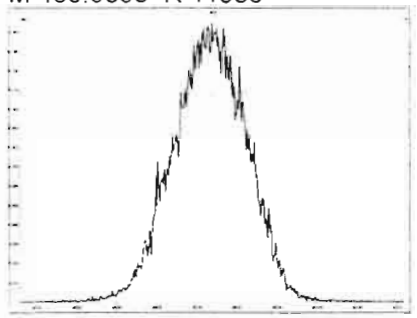

File: Experiment: OCDD_DB5.exp Reference: pfk.ref Function: 5 @ 200 (ppm)

Printed: Friday, February 21, 2020 10:25:16 Pacific Standard Time

M 430.9728 R 12020

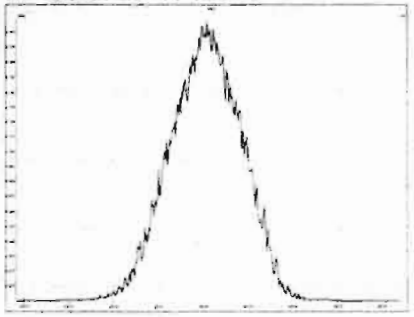

M 442.9728 R 11961

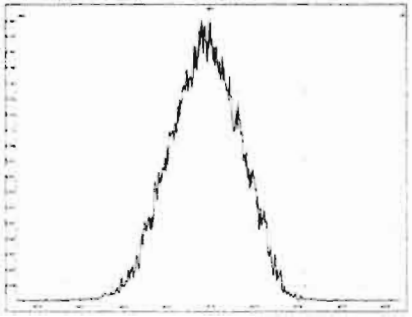

M 454.9728 R 12021

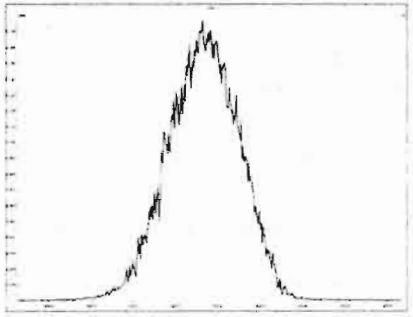

M 466.9728 R 11574

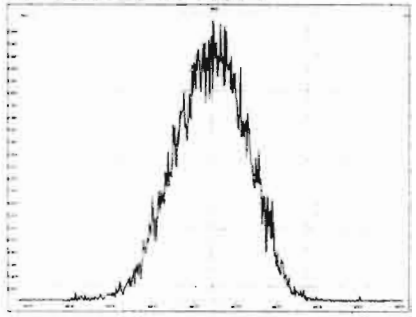

M 480.9696 R 11681

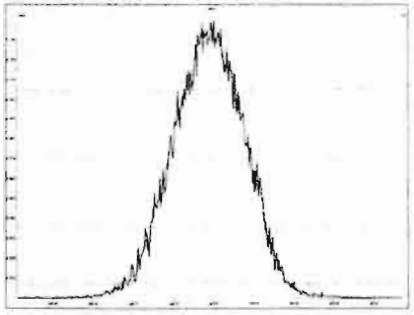

M 492.9696 R 12137

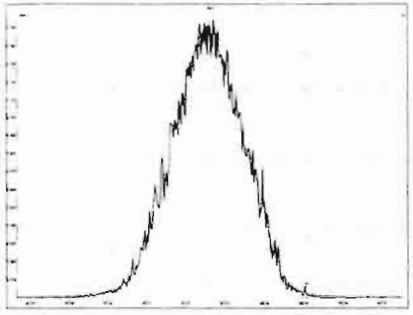

M 504.9696 R 12077

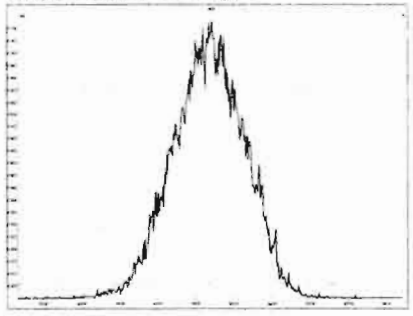

M 516.9697 R 12193

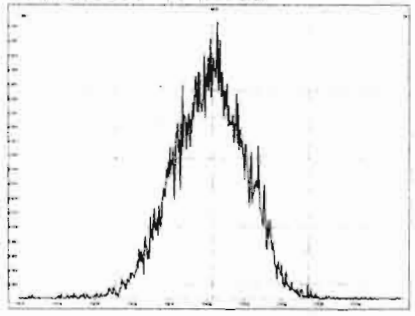

Vista Analytical Laboratory VG-11

Dataset: U:\VG12.PRO\Results\200221R1\200221R1-CPSM.qld

Last Altered: Sunday, February 23, 2020 10:19:21 Pacific Standard Time
Printed: Sunday, February 23, 2020 10:19:56 Pacific Standard Time

Method: Untitled 23 Jan 2020 15:01:26
Calibration: U:\VG12.PRO\CurveDB\db5_1613vg12-1-31-20.cdb 02 Feb 2020 11:05:29

Name: 200221R1_2, Date: 21-Feb-2020, Time: 11:25:00, ID: ST200221R1_2 1613 CS3 19L2305, Description: 1613 CS3 19L2305

1,3,6,8-TCDD (First)

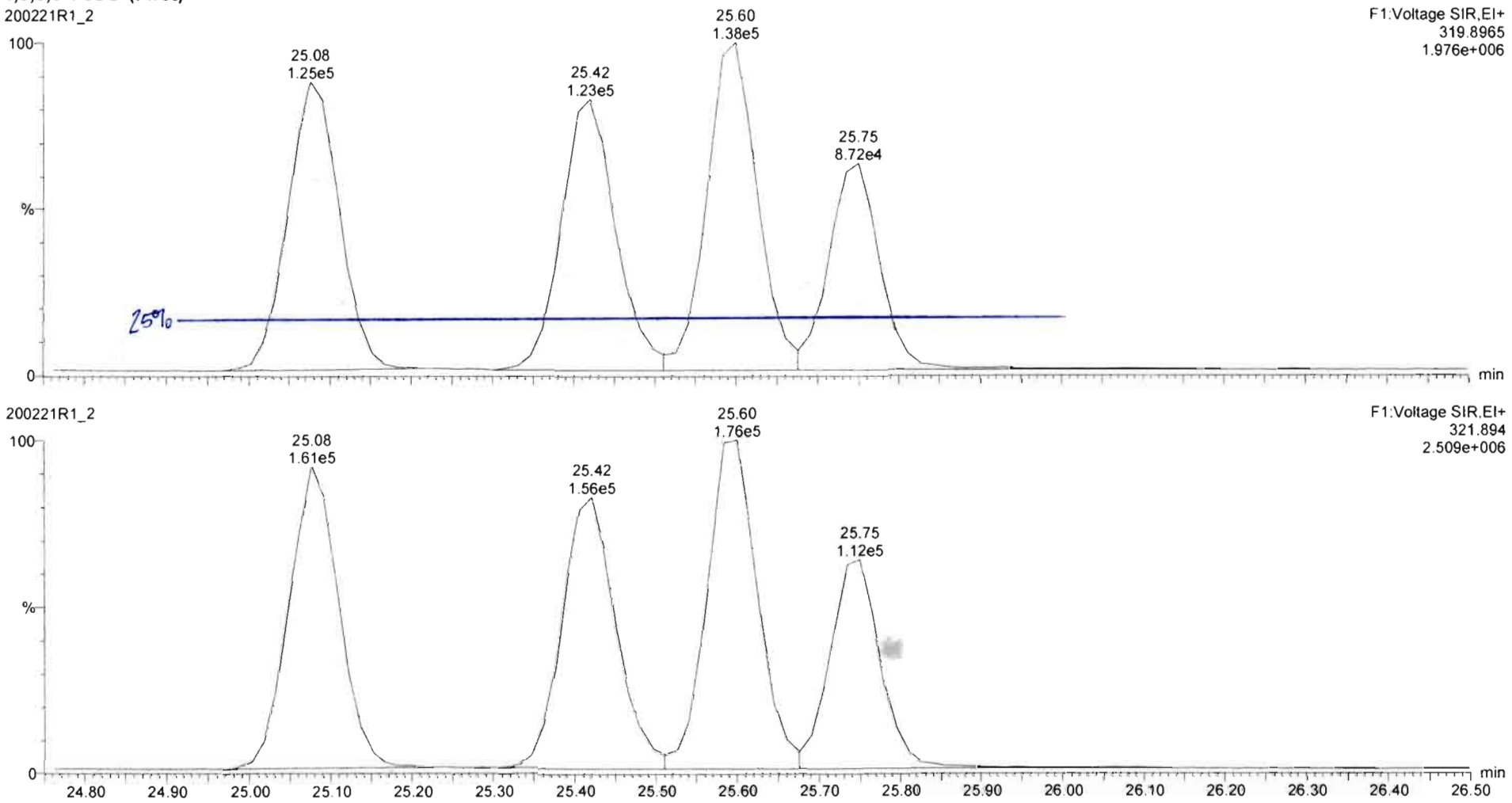

Dataset: Untitled

Last Altered: Sunday, February 23, 2020 10:27:04 Pacific Standard Time
Printed: Sunday, February 23, 2020 10:27:07 Pacific Standard Time

Method: U:\VG12.PRO\MethDB\1613rrt-02-14-20.mdb 14 Feb 2020 10:26:00
Calibration: U:\VG12.PRO\CurveDB\db5_1613vg12-1-31-20.cdb 02 Feb 2020 11:05:29

Name: 200221R1_2, Date: 21-Feb-2020, Time: 11:25:00, ID: ST200221R1_2 1613 CS3 19L2305, Description: 1613 CS3 19L2305

2,3,7,8-TCDD

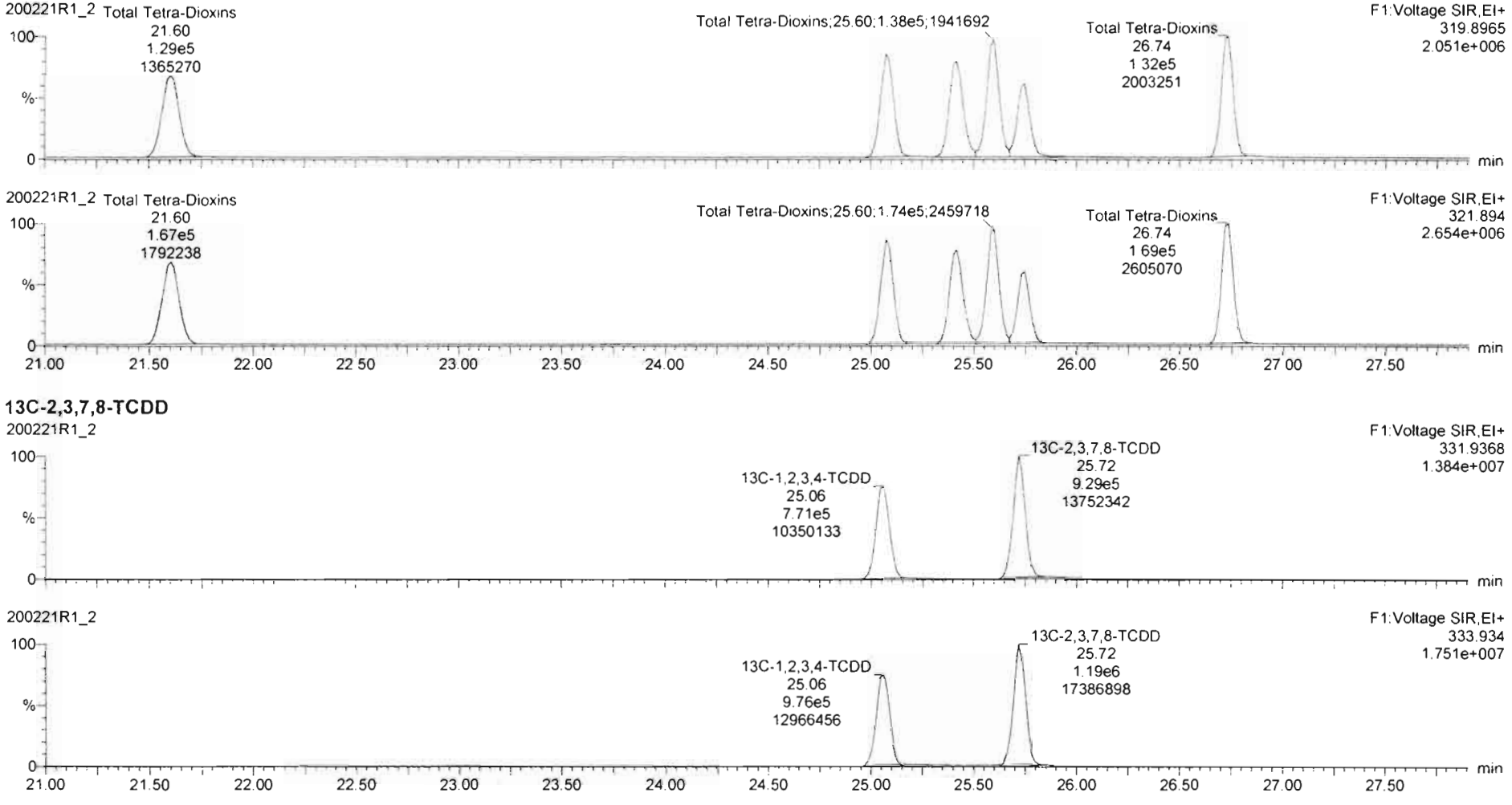

13C-2,3,7,8-TCDD

Dataset: Untitled

Last Altered: Sunday, February 23, 2020 10:27:04 Pacific Standard Time
Printed: Sunday, February 23, 2020 10:27:07 Pacific Standard Time

Name: 200221R1_2, Date: 21-Feb-2020, Time: 11:25:00, ID: ST200221R1_2 1613 CS3 19L2305, Description: 1613 CS3 19L2305

37Cl-2,3,7,8-TCDD

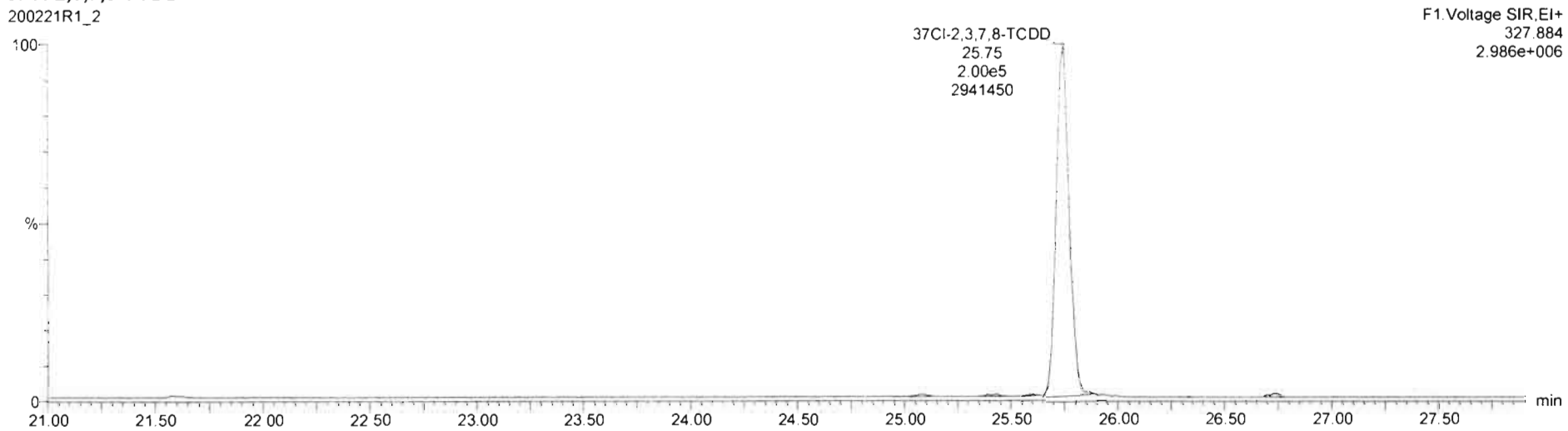

13C-1,2,3,4-TCDD

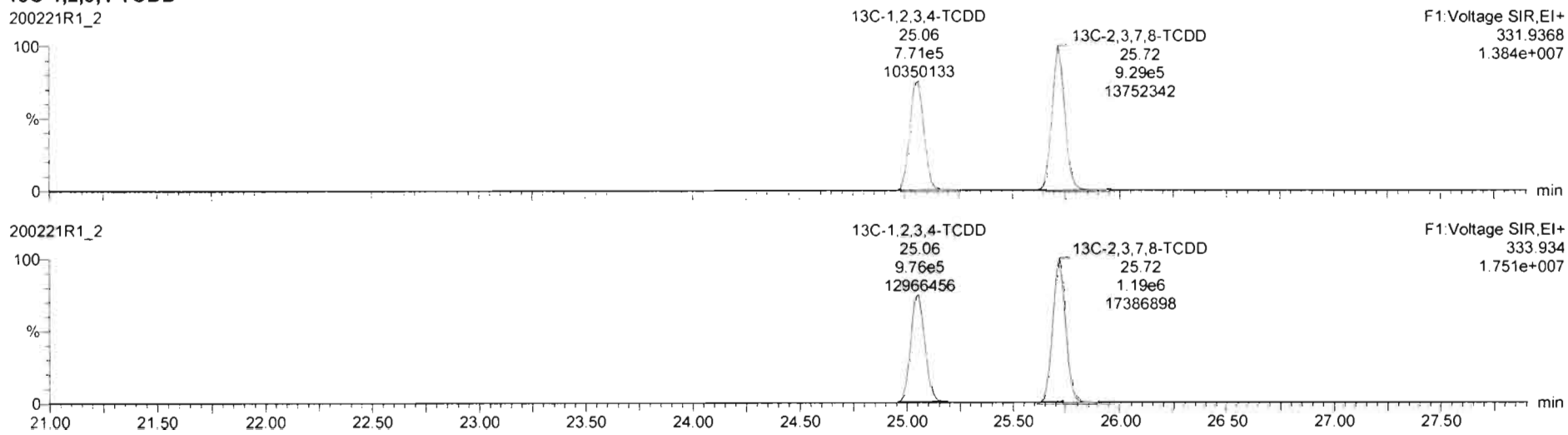

Dataset: Untitled

Last Altered: Sunday, February 23, 2020 10:27:04 Pacific Standard Time
Printed: Sunday, February 23, 2020 10:27:07 Pacific Standard Time

Name: 200221R1_2, Date: 21-Feb-2020, Time: 11:25:00, ID: ST200221R1_2 1613 CS3 19L2305, Description: 1613 CS3 19L2305

1,2,3,7,8-PeCDD

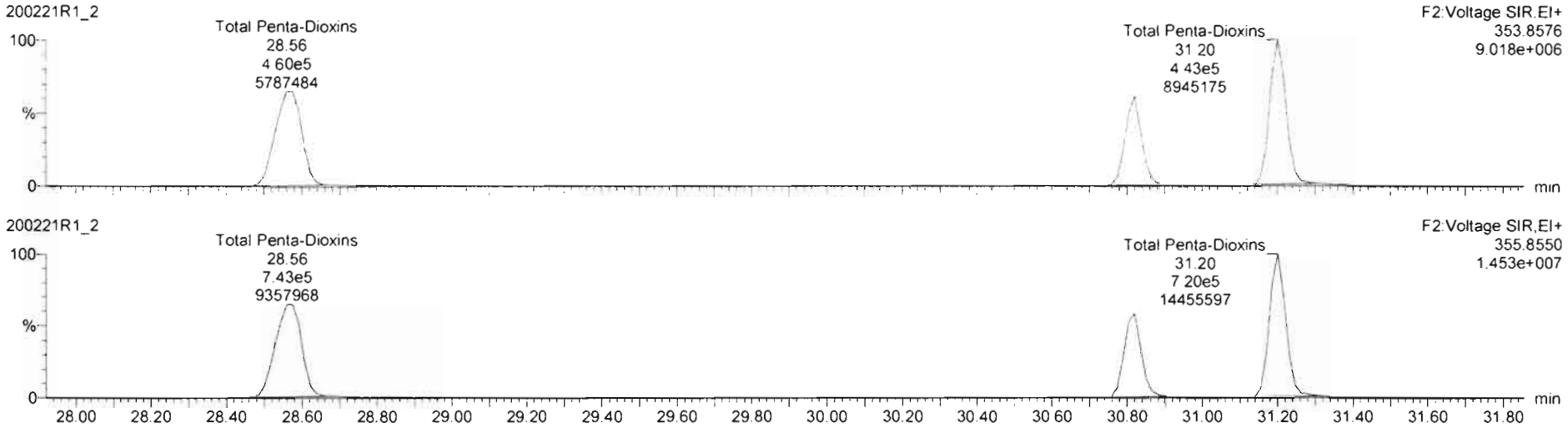

13C-1,2,3,7,8-PeCDD

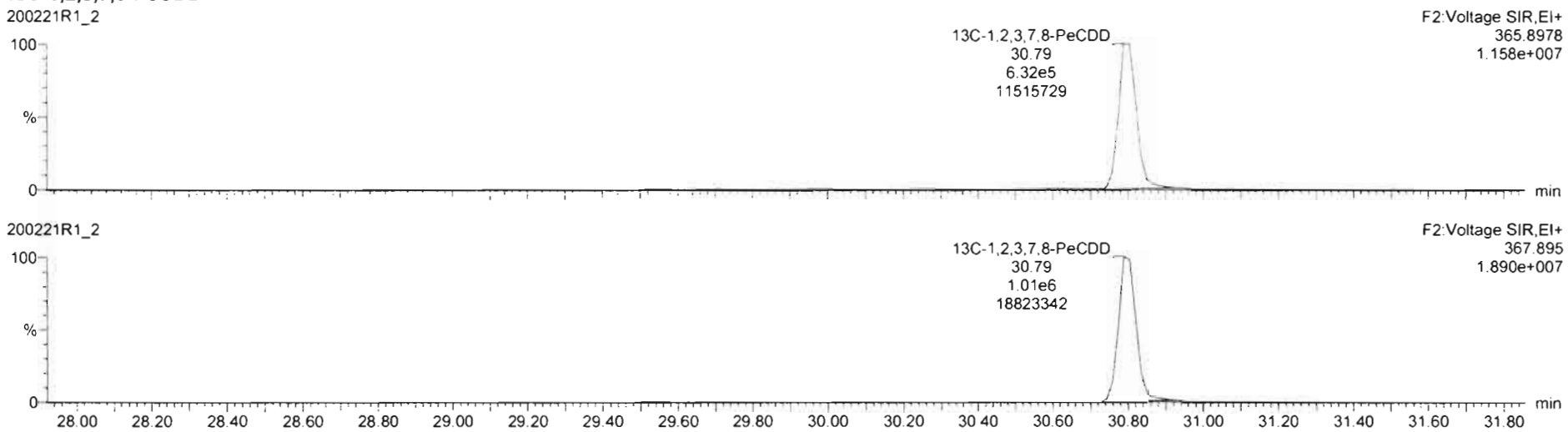

Dataset: Untitled

Last Altered: Sunday, February 23, 2020 10:27:04 Pacific Standard Time
Printed: Sunday, February 23, 2020 10:27:07 Pacific Standard Time

Name: 200221R1_2, Date: 21-Feb-2020, Time: 11:25:00, ID: ST200221R1_2 1613 CS3 19L2305, Description: 1613 CS3 19L2305

1,2,3,4,7,8-HxCDD

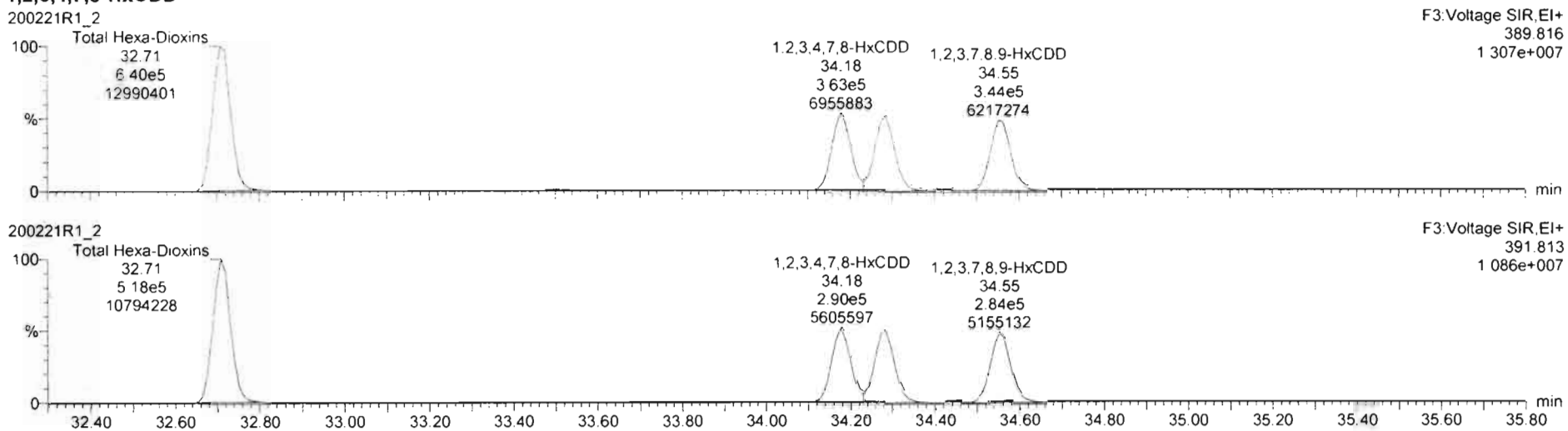

13C-1,2,3,4,7,8-HxCDD

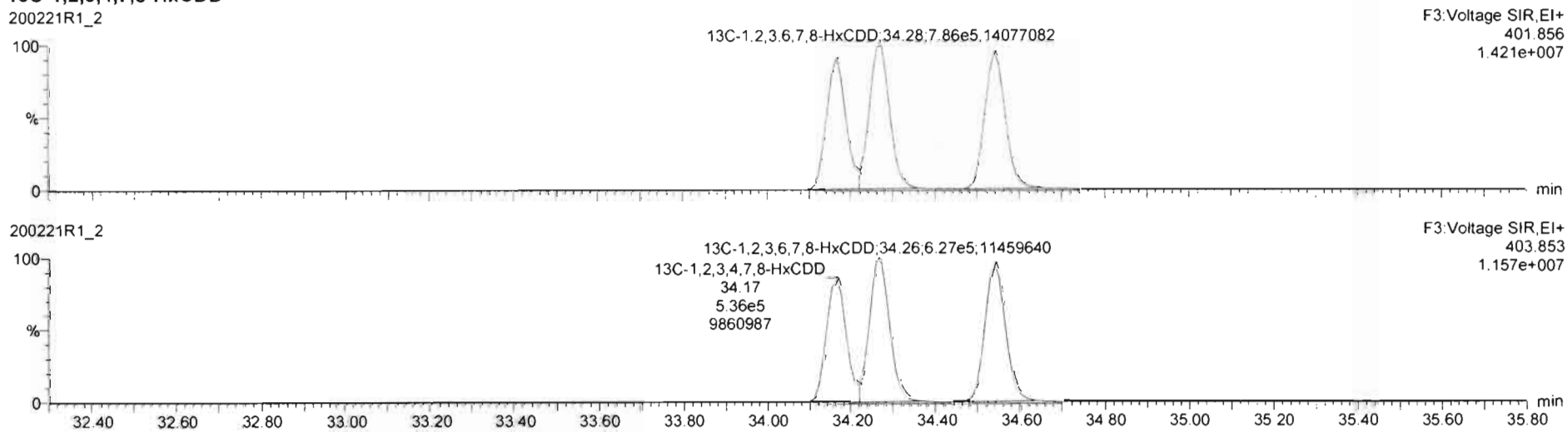

Dataset: Untitled

Last Altered: Sunday, February 23, 2020 10:27:04 Pacific Standard Time
Printed: Sunday, February 23, 2020 10:27:07 Pacific Standard Time

Name: 200221R1_2, Date: 21-Feb-2020, Time: 11:25:00, ID: ST200221R1_2 1613 CS3 19L2305, Description: 1613 CS3 19L2305

1,2,3,4,6,7,8-HpCDD

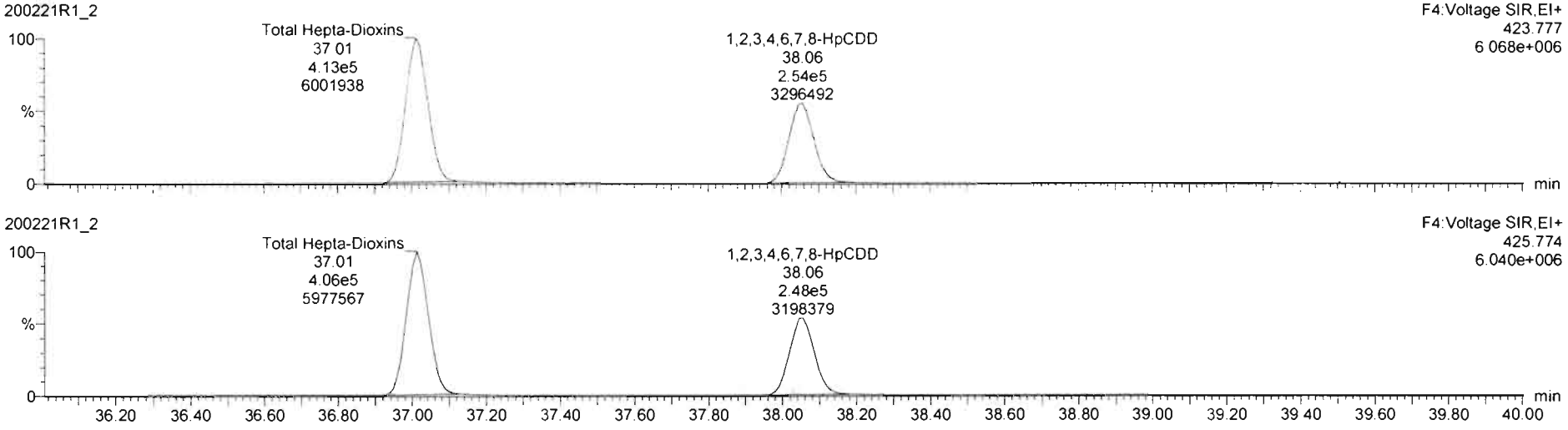

13C-1,2,3,4,6,7,8-HpCDD

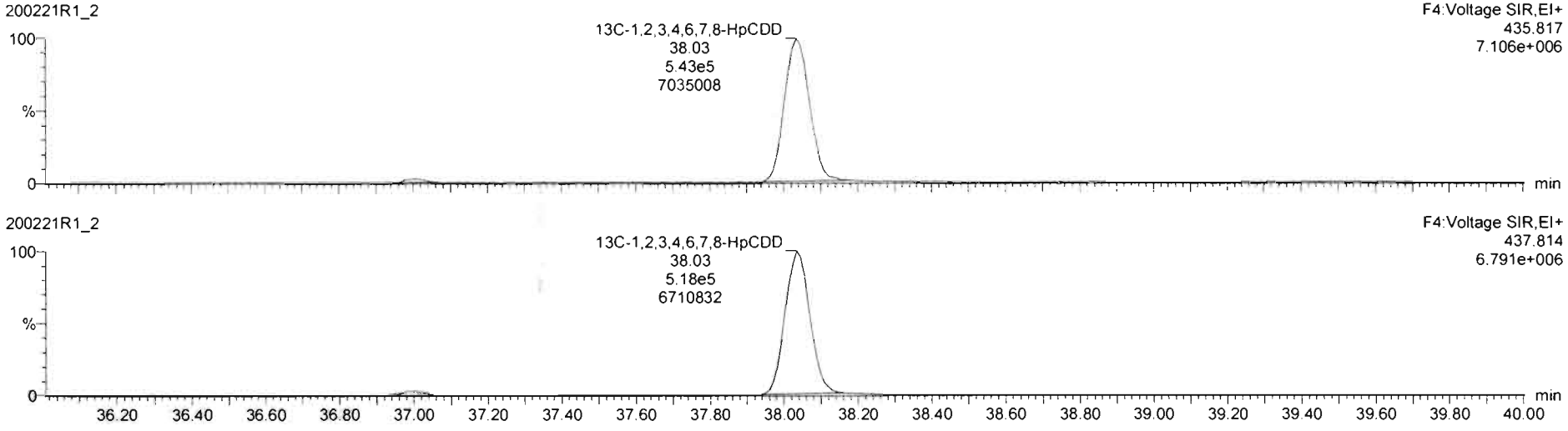

Dataset: Untitled

Last Altered: Sunday, February 23, 2020 10:27:04 Pacific Standard Time
Printed: Sunday, February 23, 2020 10:27:07 Pacific Standard Time

Name: 200221R1_2, Date: 21-Feb-2020, Time: 11:25:00, ID: ST200221R1_2 1613 CS3 19L2305, Description: 1613 CS3 19L2305

OCDD

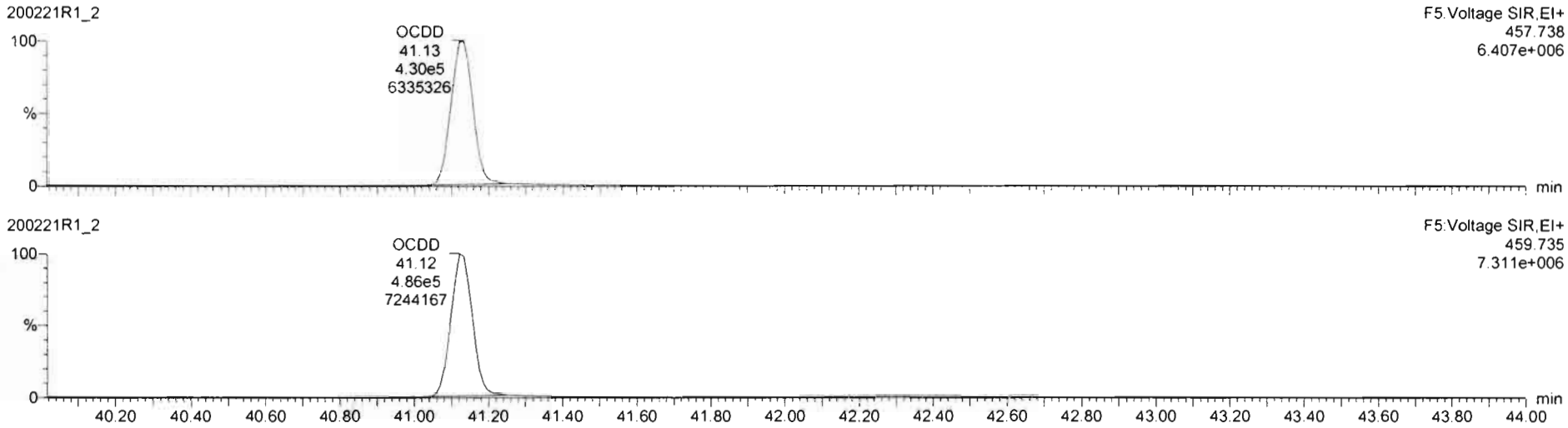

13C-OCDD

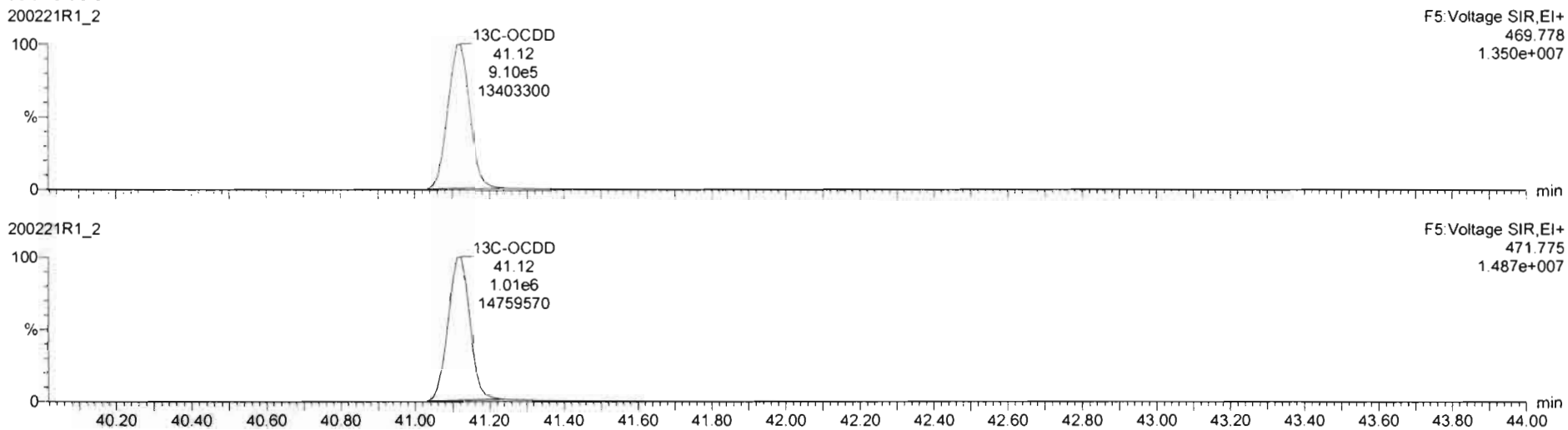

Dataset: Untitled

Last Altered: Sunday, February 23, 2020 10:27:04 Pacific Standard Time
Printed: Sunday, February 23, 2020 10:27:07 Pacific Standard Time

Name: 200221R1_2, Date: 21-Feb-2020, Time: 11:25:00, ID: ST200221R1_2 1613 CS3 19L2305, Description: 1613 CS3 19L2305

2,3,7,8-TCDF

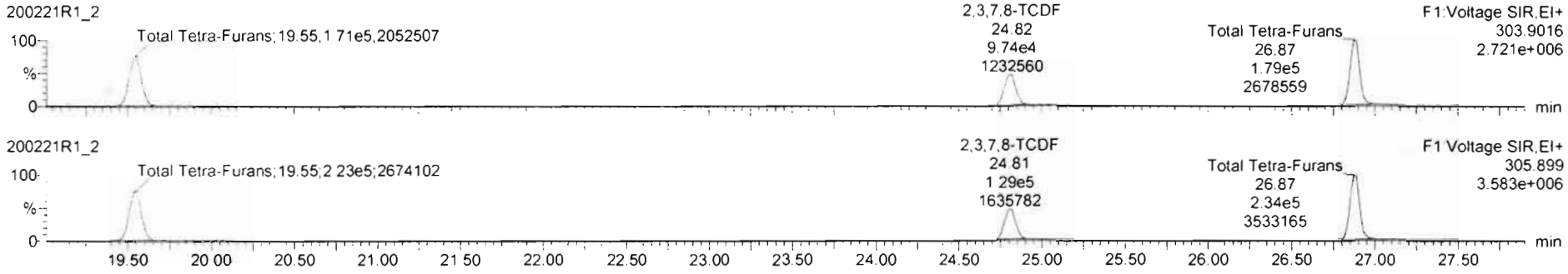

13C-2,3,7,8-TCDF

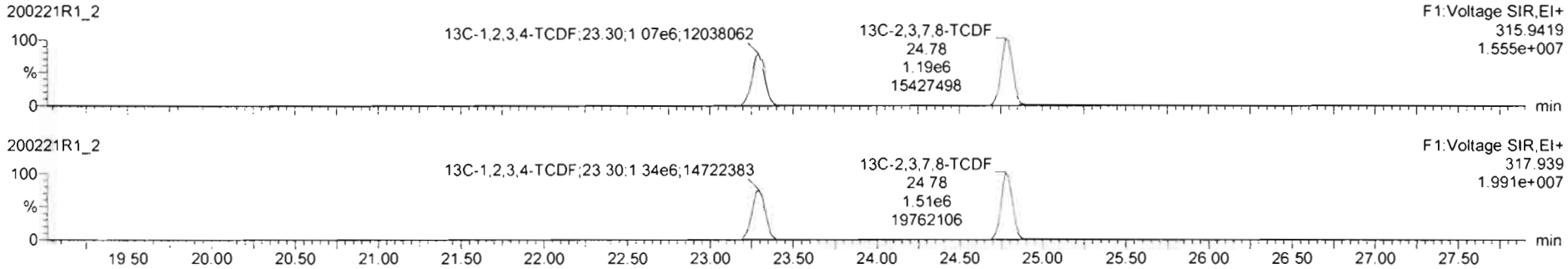

DPE1

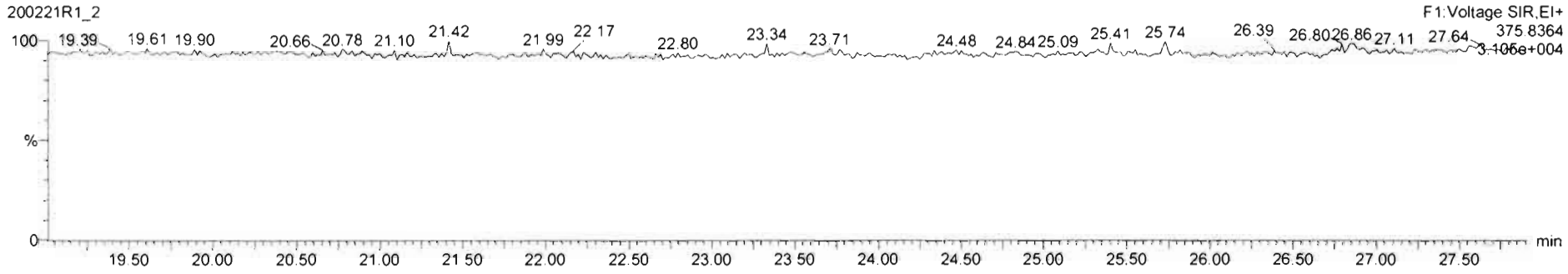

Dataset: Untitled

Last Altered: Sunday, February 23, 2020 10:27:04 Pacific Standard Time
Printed: Sunday, February 23, 2020 10:27:07 Pacific Standard Time

Name: 200221R1_2, Date: 21-Feb-2020, Time: 11:25:00, ID: ST200221R1_2 1613 CS3 19L2305, Description: 1613 CS3 19L2305

1st Func. Penta-Furans

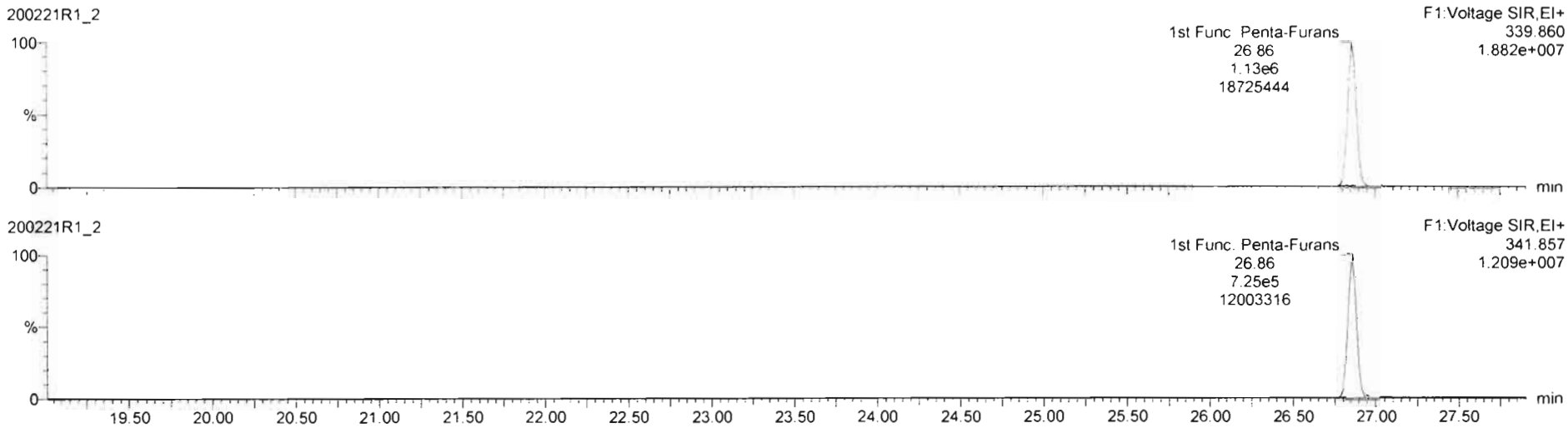

DPE6

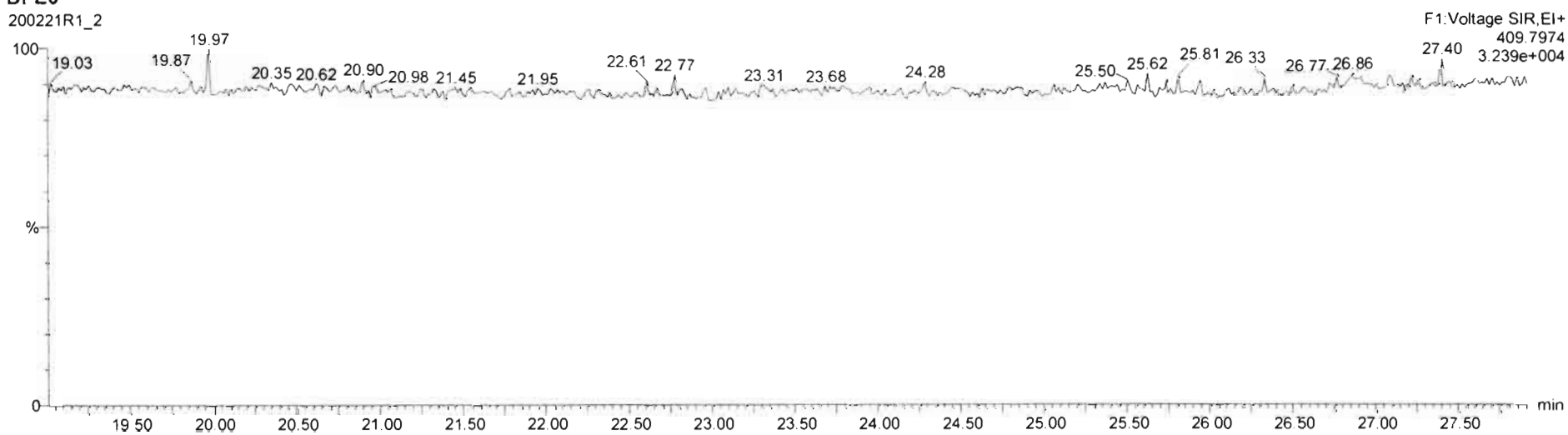

Dataset: Untitled

Last Altered: Sunday, February 23, 2020 10:27:04 Pacific Standard Time
Printed: Sunday, February 23, 2020 10:27:07 Pacific Standard Time

Name: 200221R1_2, Date: 21-Feb-2020, Time: 11:25:00, ID: ST200221R1_2 1613 CS3 19L2305, Description: 1613 CS3 19L2305

1,2,3,7,8-PeCDF

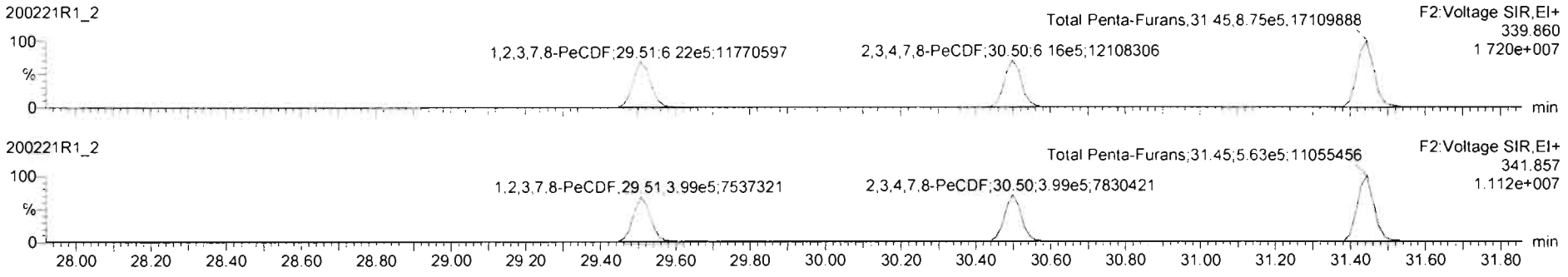

13C-1,2,3,7,8-PeCDF

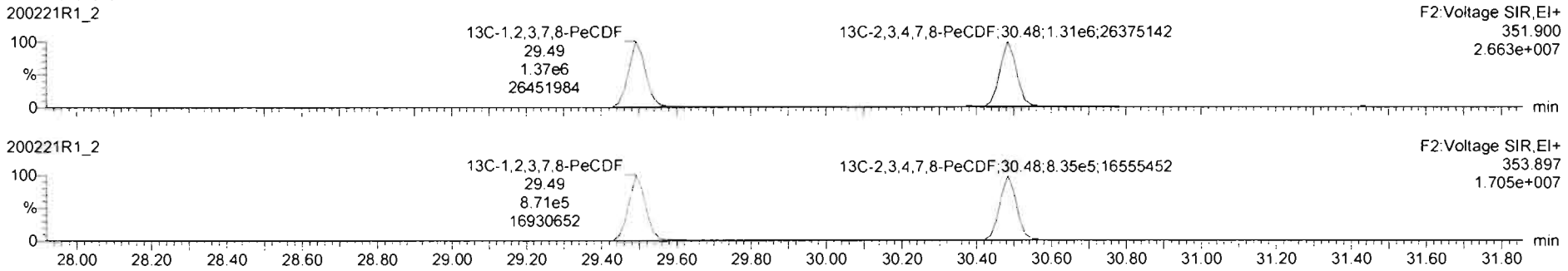

DPE2

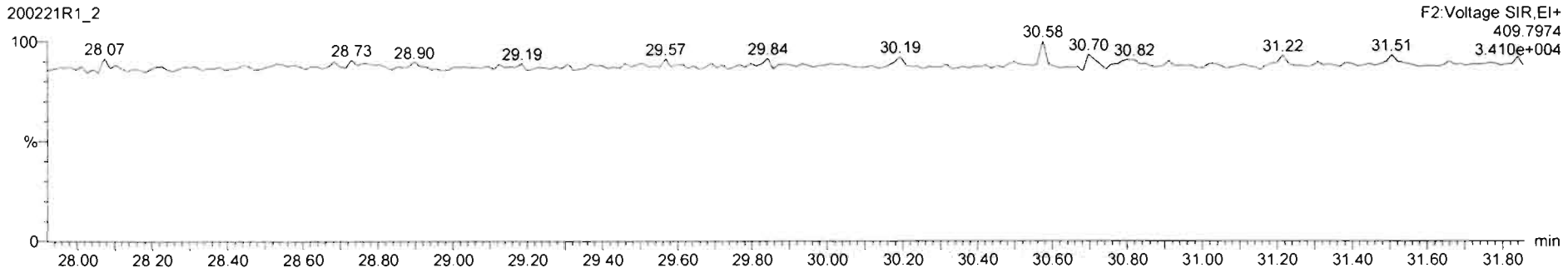

Dataset: Untitled

Last Altered: Sunday, February 23, 2020 10:27:04 Pacific Standard Time
Printed: Sunday, February 23, 2020 10:27:07 Pacific Standard Time

Name: 200221R1_2, Date: 21-Feb-2020, Time: 11:25:00, ID: ST200221R1_2 1613 CS3 19L2305, Description: 1613 CS3 19L2305

1,2,3,4,7,8-HxCDF

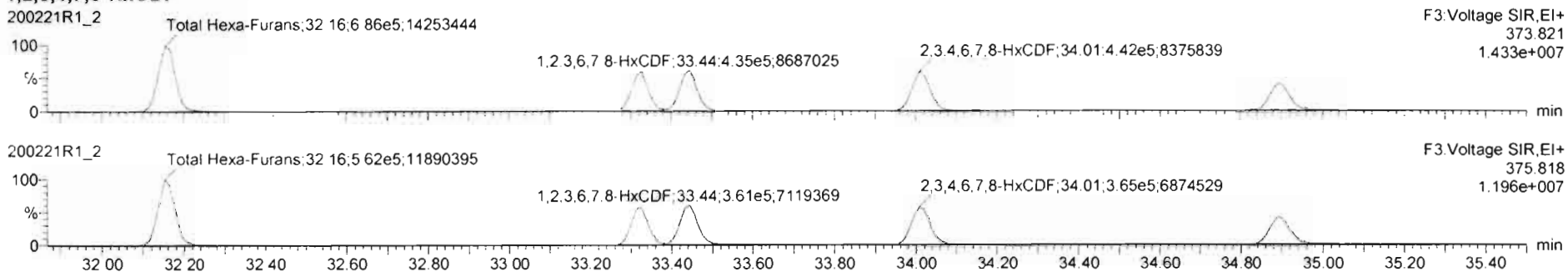

13C-1,2,3,4,7,8-HxCDF

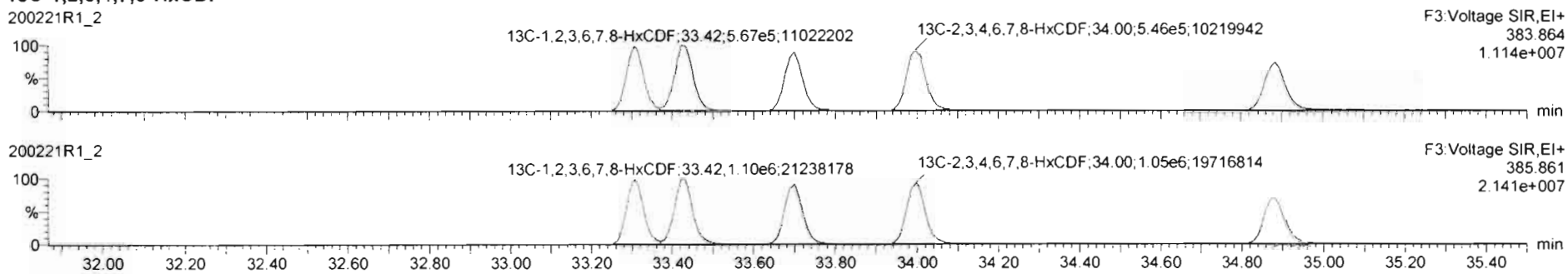

DPE3

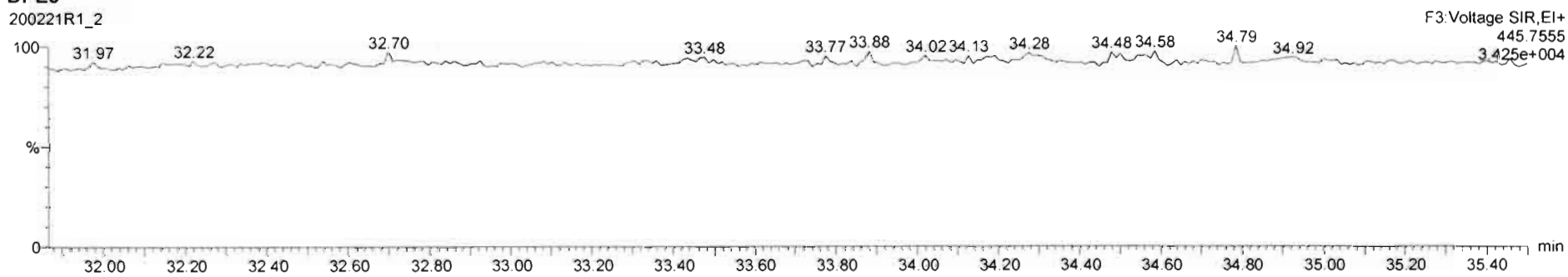

Dataset: Untitled

Last Altered: Sunday, February 23, 2020 10:27:04 Pacific Standard Time
Printed: Sunday, February 23, 2020 10:27:07 Pacific Standard Time

Name: 200221R1_2, Date: 21-Feb-2020, Time: 11:25:00, ID: ST200221R1_2 1613 CS3 19L2305, Description: 1613 CS3 19L2305

1,2,3,4,6,7,8-HpCDF

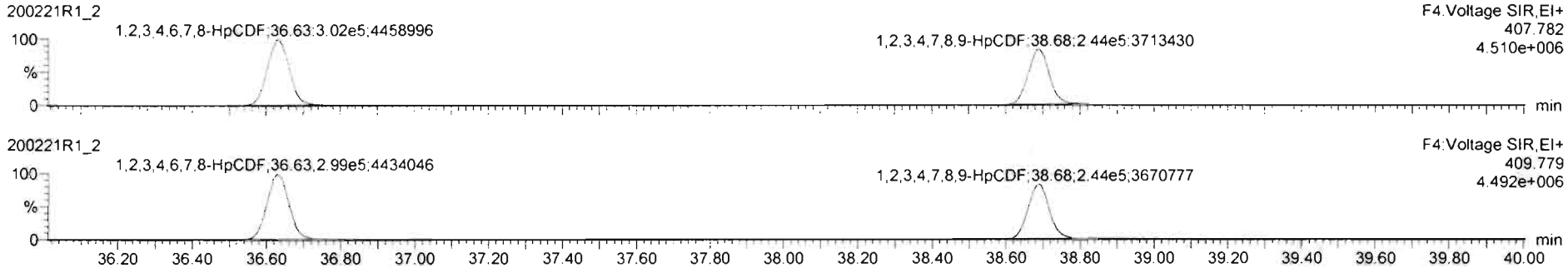

13C-1,2,3,4,6,7,8-HpCDF

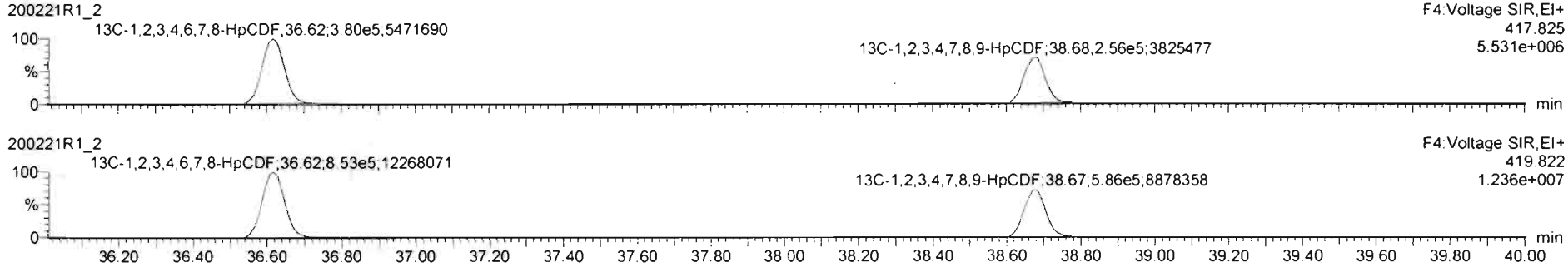

DPE4

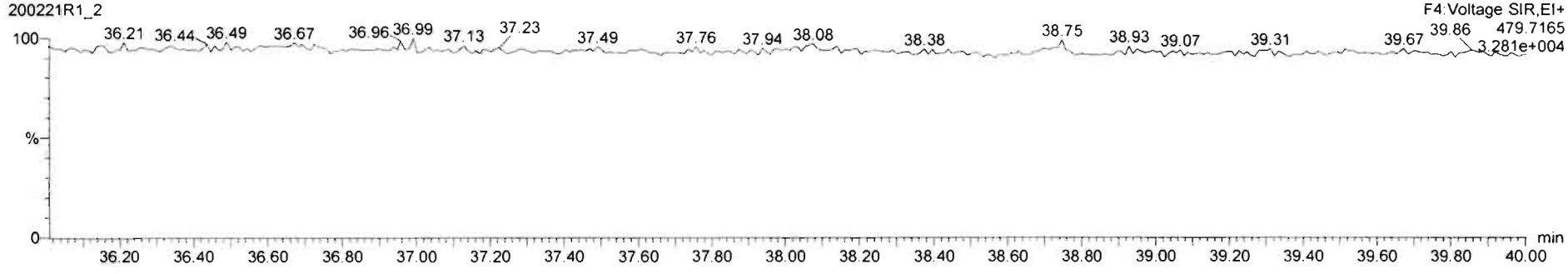

TargetLynx - 200221R1-2.qld - [Chromatogram]

File Edit View Display Processing Window Help

200221R1_2 : ST200221R1_2 1613 CS3 19L2305 : 1613 CS3 19L2305

	#	Name	Resp	IS Resp	Pred RA	RA	a/y	RRF	Pred RT	RT	RT Flag	Pred RRT	RRT	Conc	%Rec	STD out
1	1	2,3,7,8-TCDD	1.95e5	2.12e6	0.77	0.81	NO	0.9881	25.75	25.75	NO	1.001	1.001	9.31	93.1	NO
2	2	1,2,3,7,8-PeCDD	7.06e5	1.85e6	0.63	0.63	NO	0.9723	30.81	30.82	NO	1.001	1.001	44.2	88.2	NO
3	3	1,2,3,4,7,8-HxCDD	6.52e5	1.22e6	1.24	1.25	NO	1.0708	34.16	34.19	NO	1.000	1.000	50.0	100	NO
4	4	1,2,3,6,7,8-HxCDD	6.57e5	1.41e6	1.24	1.24	NO	0.9211	34.28	34.29	NO	1.000	1.000	50.5	101	NO
5	5	1,2,3,7,8,9-HxCDD	6.28e5	1.37e6	1.24	1.21	NO	0.9182	34.58	34.55	NO	1.001	1.000	50.1	100	NO
6	6	1,2,3,4,6,7,8-HpCDD	5.02e5	1.06e6	1.04	1.02	NO	0.9231	36.05	36.06	NO	1.000	1.001	51.2	102	NO
7	7	OCDD	9.16e5	1.62e6	0.89	0.88	NO	0.9746	41.12	41.13	NO	1.000	1.000	96.1	96.1	NO
8	8	2,3,7,8-TCDF	2.27e5	2.70e6	0.77	0.75	NO	0.8020	24.80	24.82	NO	1.001	1.002	10.5	105	NO
9	9	1,2,3,7,8-PeCDF	1.02e6	2.24e6	1.55	1.56	NO	0.9074	29.51	29.51	NO	1.001	1.000	50.2	100	NO
10	10	2,3,4,7,8-PeCDF	1.02e6	2.14e6	1.55	1.54	NO	0.9516	30.51	30.50	NO	1.001	1.000	49.8	99.5	NO
11	11	1,2,3,4,7,8-HxCDF	7.45e5	1.56e6	1.24	1.21	NO	0.9823	33.31	33.32	NO	1.000	1.001	55.4	111	NO
12	12	1,2,3,6,7,8-HxCDF	7.96e5	1.66e6	1.24	1.21	NO	0.8414	33.43	33.44	NO	1.000	1.001	56.9	114	NO
13	13	2,3,4,6,7,8-HxCDF	8.07e5	1.60e6	1.24	1.21	NO	0.8962	34.03	34.01	NO	1.001	1.000	56.3	112	NO
14	14	1,2,3,7,8,9-HxCDF	6.45e5	1.35e6	1.24	1.21	NO	0.8578	34.88	34.89	NO	1.000	1.000	55.9	112	NO
15	15	1,2,3,4,6,7,8-HpCDF	5.93e5	1.27e6	1.04	1.00	NO	0.8511	36.65	36.63	NO	1.001	1.000	55.0	110	NO
16	16	1,2,3,4,7,8,9-HpCDF	4.73e5	8.59e5	1.04	0.96	NO	0.9799	36.68	36.68	NO	1.000	1.000	56.2	112	NO
17	17	OCDF	9.62e5	2.18e6	0.89	0.88	NO	0.8055	41.29	41.31	NO	1.000	1.000	110	110	NO
18	18	13C-2,3,7,8-TCDD	2.12e6	1.76e6	0.77	0.78	NO	1.1985	25.71	25.72	NO	1.026	1.026	101	101	NO
19	19	13C-1,2,3,7,8-PeCDD	1.65e6	1.76e6	0.62	0.62	NO	0.9667	30.45	30.75	NO	1.215	1.229	96.6	96.6	NO
20	20	13C-1,2,3,4,7,8-HxCDD	1.22e6	1.47e6	1.24	1.27	NO	0.8739	34.17	34.17	NO	1.014	1.014	84.6	84.6	NO
21	21	13C-1,2,3,6,7,8-HxCDD	1.41e6	1.47e6	1.24	1.25	NO	1.0458	34.27	34.28	NO	1.017	1.017	91.6	91.6	NO

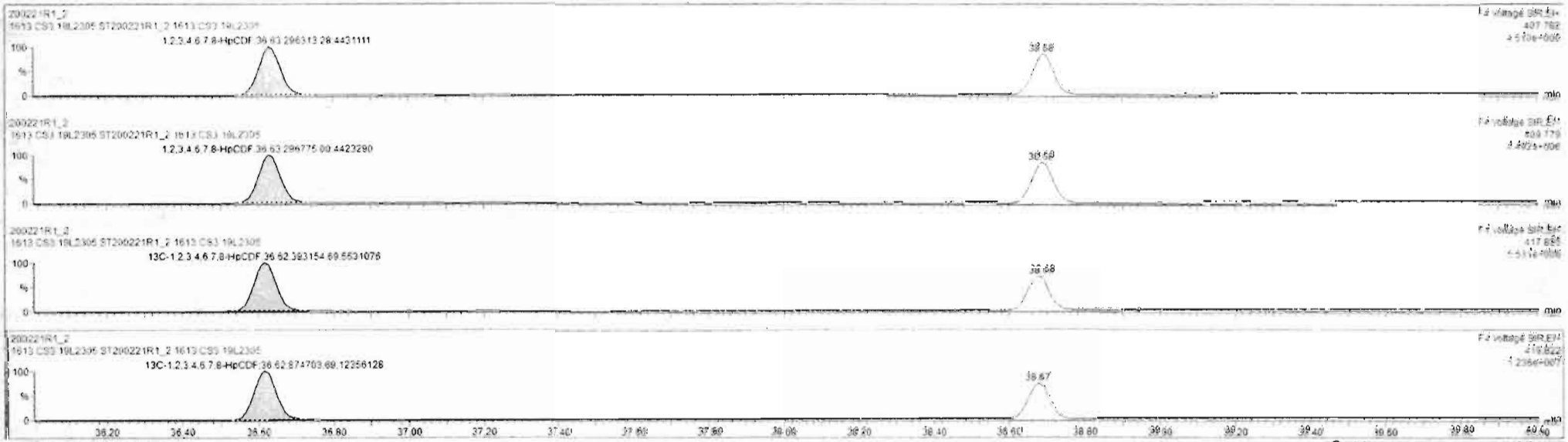

Custom Reporting: Select reports to generate

200221R1_2

CAP NUM

10:25 AM

TargetLynx - 200221R1-2.qld - [Chromatogram]

File Edit View Display Processing Window Help

200221R1_2 - ST200221R1_2 1613 CS3 19L2305 - 1613 CS3 19L2305

	#	Name	Resp	IS Resp	Pred RA	RA	n/y	RRF	Pred RT	RT	RT Flag	Pred RRT	RRT	Conc	%Rec	STD out
1	1	2,3,7,8-TCDD	1.95e5	2.12e6	0.77	0.81	NO	0.9881	25.75	25.75	NO	1.001	1.001	9.31	93.1	NO
2	2	1,2,3,7,8-PeCDD	7.06e5	1.65e6	0.63	0.63	NO	0.9723	30.81	30.82	NO	1.001	1.001	44.2	88.3	NO
3	3	1,2,3,4,7,8-HxCDD	6.52e5	1.22e6	1.24	1.25	NO	1.0708	34.18	34.18	NO	1.000	1.000	50.0	100	NO
4	4	1,2,3,6,7,8-HxCDD	6.57e5	1.41e6	1.24	1.24	NO	0.9211	34.28	34.29	NO	1.000	1.000	50.5	101	NO
5	5	1,2,3,7,8,9-HxCDD	6.28e5	1.37e6	1.24	1.21	NO	0.9182	34.58	34.55	NO	1.001	1.000	50.1	100	NO
6	6	1,2,3,4,6,7,8-HpCDD	5.02e5	1.06e6	1.04	1.02	NO	0.9231	38.05	38.06	NO	1.000	1.001	51.2	102	NO
7	7	OCDD	9.16e5	1.92e6	0.89	0.88	NO	0.9746	41.12	41.13	NO	1.000	1.000	98.1	98.1	NO
8	8	2,3,7,8-TCDF	2.27e5	2.70e6	0.77	0.75	NO	0.8020	24.80	24.82	NO	1.001	1.002	10.5	105	NO
9	9	1,2,3,7,8-PeCDF	1.02e6	2.24e6	1.55	1.56	NO	0.9074	29.51	29.51	NO	1.001	1.000	56.2	100	NO
10	10	2,3,4,7,8-PeCDF	1.02e6	2.14e6	1.55	1.54	NO	0.9516	30.51	30.50	NO	1.001	1.000	49.8	99.5	NO
11	11	1,2,3,4,7,8-HxCDF	7.45e5	1.56e6	1.24	1.21	NO	0.8623	33.31	33.33	NO	1.000	1.001	55.4	111	NO
12	12	1,2,3,6,7,8-HxCDF	7.96e5	1.66e6	1.24	1.21	NO	0.8414	33.43	33.44	NO	1.000	1.001	56.9	114	NO
13	13	2,3,4,6,7,8-HxCDF	8.07e5	1.60e6	1.24	1.21	NO	0.8582	34.03	34.01	NO	1.001	1.000	56.3	113	NO
14	14	1,2,3,7,8,9-HxCDF	8.45e5	1.35e6	1.24	1.21	NO	0.8578	34.88	34.89	NO	1.000	1.000	55.9	112	NO
15	15	1,2,3,4,6,7,8-HpCDF	5.93e5	1.27e6	1.04	1.00	NO	0.8511	38.65	38.62	NO	1.001	1.000	55.0	110	NO
16	16	1,2,3,4,7,8,9-HpCDF	4.73e5	8.59e5	1.04	0.98	NO	0.9799	38.68	38.68	NO	1.000	1.000	56.2	112	NO
17	17	OCDF	9.62e5	2.18e6	0.89	0.88	NO	0.8055	41.29	41.31	NO	1.000	1.000	110	110	NO
18	18	13C-2,3,7,8-TCDD	2.12e6	1.76e6	0.77	0.78	NO	1.1985	25.71	25.72	NO	1.026	1.026	101	101	NO
19	19	13C-1,2,3,7,8-PeCDD	1.65e6	1.76e6	0.63	0.62	NO	0.9667	30.45	30.79	NO	1.215	1.229	96.6	96.6	NO
20	20	13C-1,2,3,4,7,8-HxCDD	1.22e6	1.47e6	1.24	1.27	NO	0.8739	34.17	34.17	NO	1.014	1.014	94.6	94.6	NO
21	21	13C-1,2,3,6,7,8-HxCDD	1.41e6	1.47e6	1.24	1.25	NO	1.0458	34.27	34.28	NO	1.017	1.017	91.6	91.6	NO

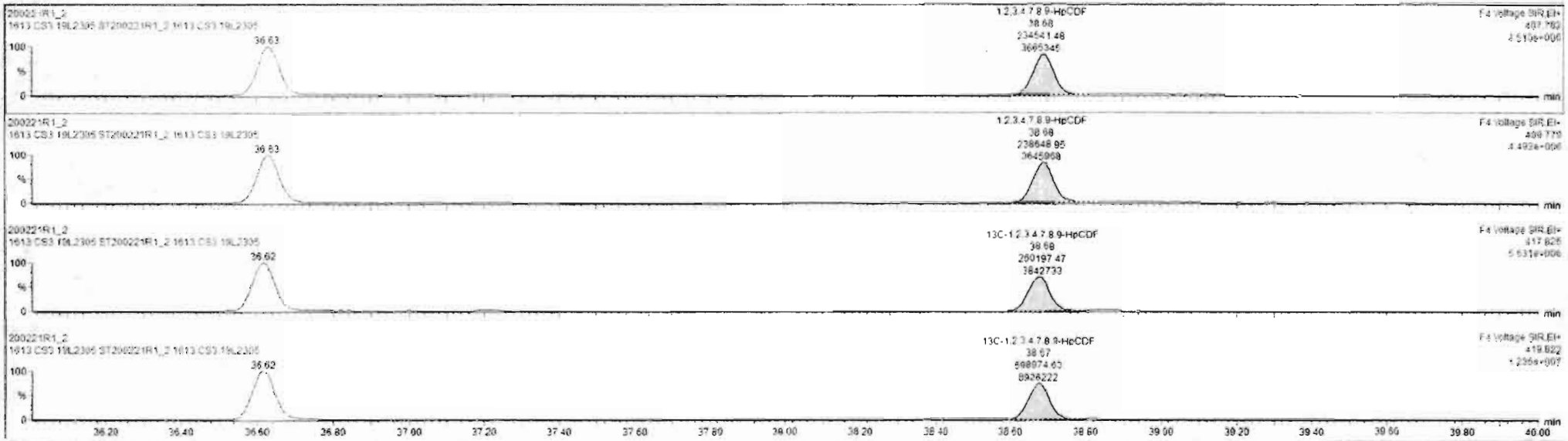

Custom Reporting: Select reports to generate

200221R1_2 CAP NUM

10:26 AM

Dataset: Untitled

Last Altered: Sunday, February 23, 2020 10:27:04 Pacific Standard Time
Printed: Sunday, February 23, 2020 10:27:07 Pacific Standard Time

Name: 200221R1_2, Date: 21-Feb-2020, Time: 11:25:00, ID: ST200221R1_2 1613 CS3 19L2305, Description: 1613 CS3 19L2305

OCDF

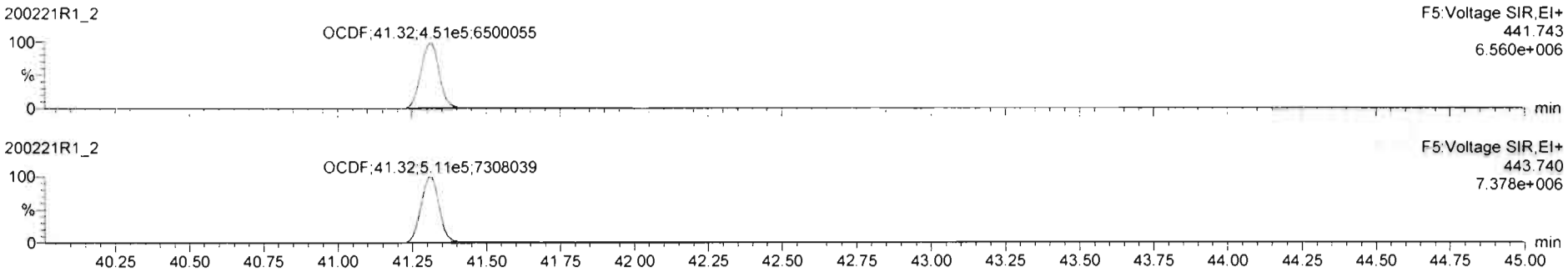

13C-OCDF

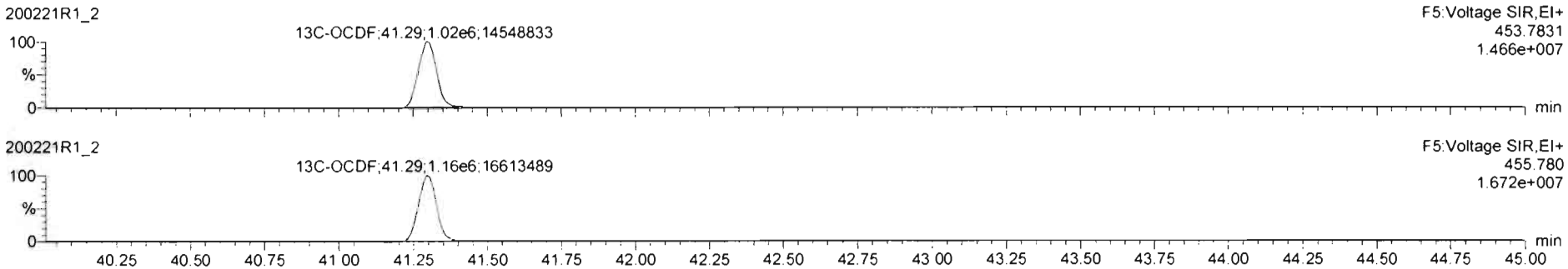

DPE5

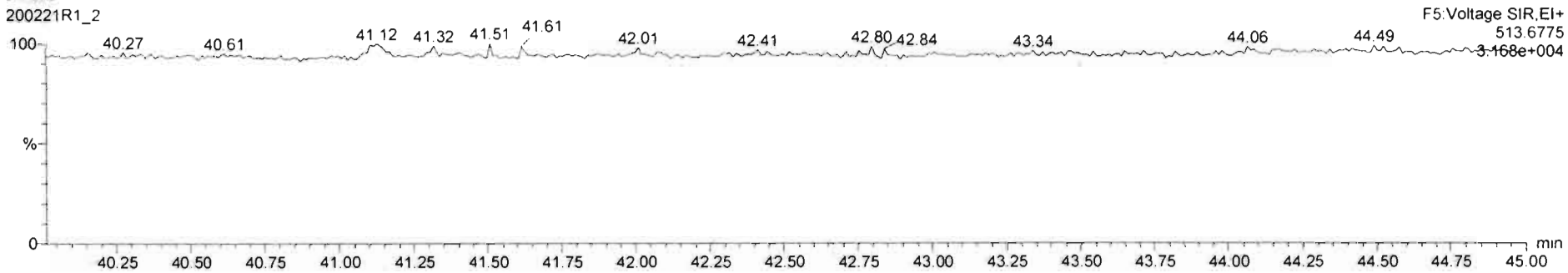

Dataset: Untitled

Last Altered: Sunday, February 23, 2020 10:27:04 Pacific Standard Time
Printed: Sunday, February 23, 2020 10:27:07 Pacific Standard Time

Name: 200221R1_2, Date: 21-Feb-2020, Time: 11:25:00, ID: ST200221R1_2 1613 CS3 19L2305, Description: 1613 CS3 19L2305

PFK1

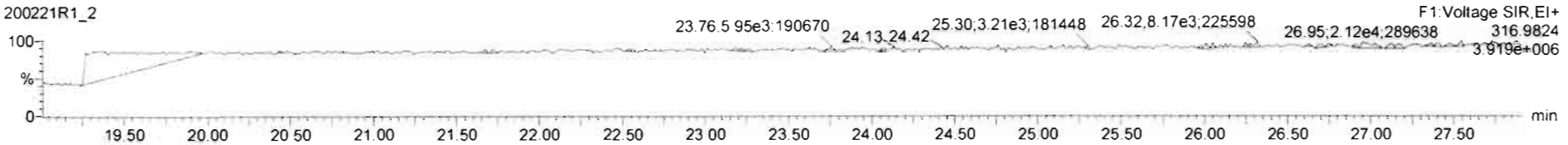

PFK2

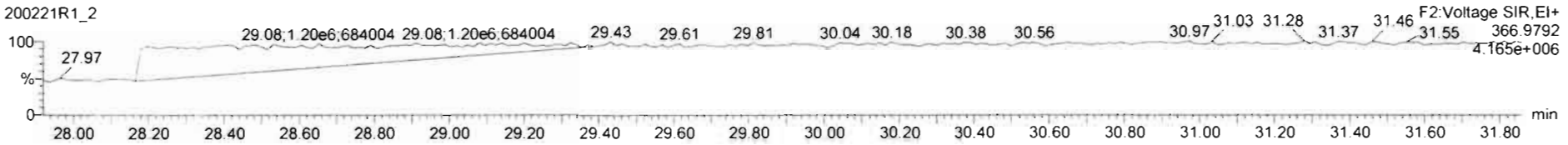

PFK3

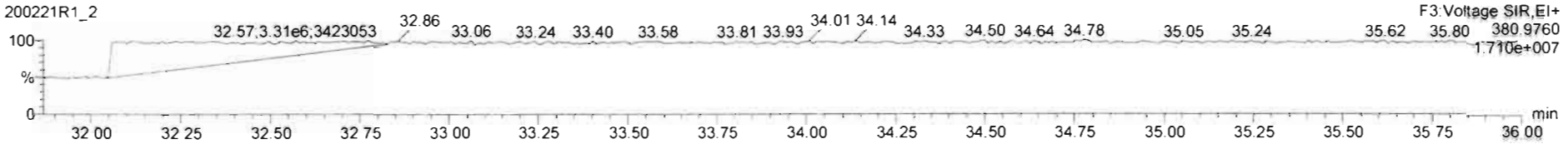

PFK4

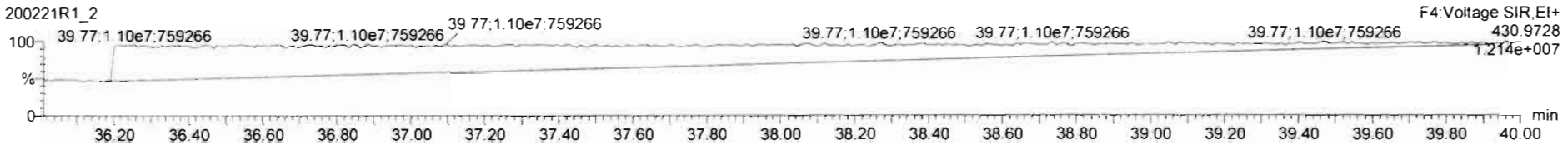

PFK5

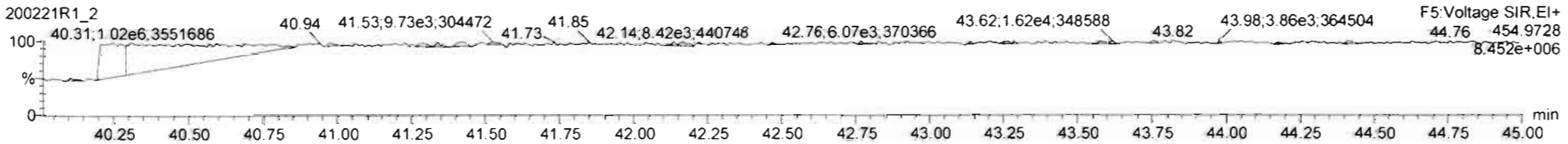

Printed: Friday, February 21, 2020 23:29:00 Pacific Standard Time

M 292.9824 R 11443

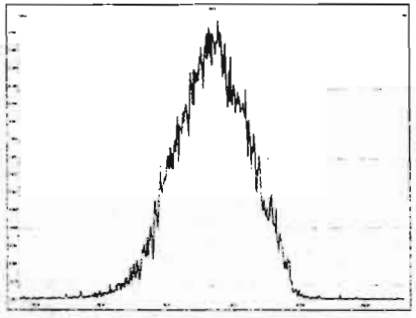

M 304.9824 R 12109

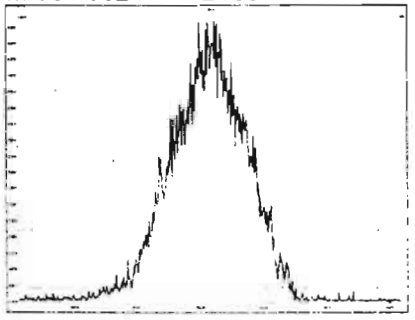

M 318.9792 R 11574

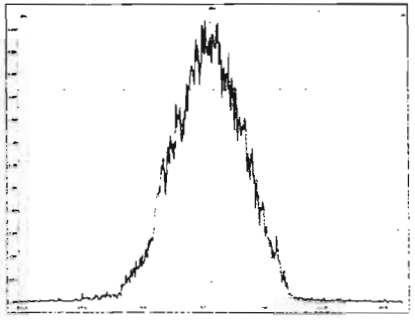

M 330.9792 R 11476

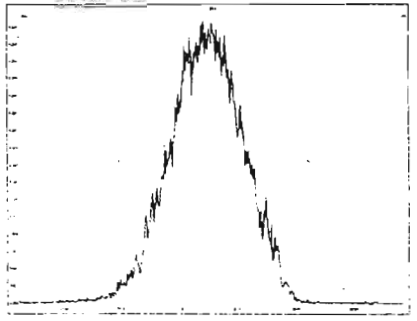

M 342.9792 R 11263

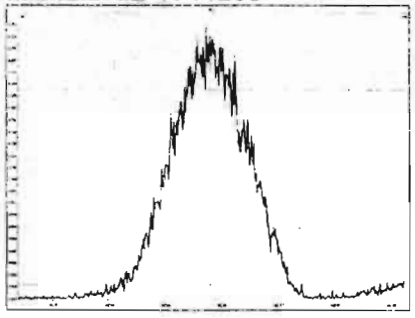

M 354.9792 R 11990

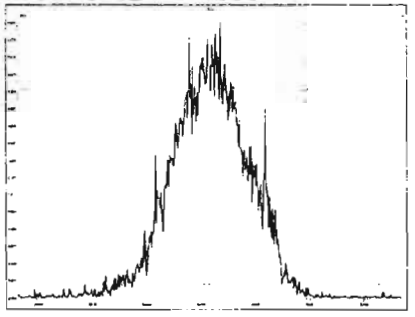

M 366.9792 R 10440

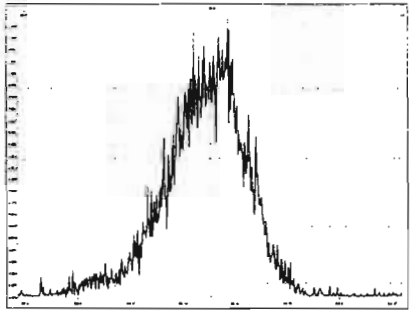

M 380.9760 R 11264

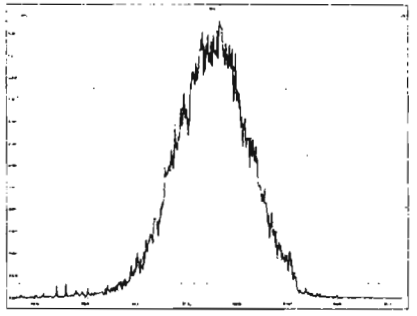

M 392.9760 R 11279

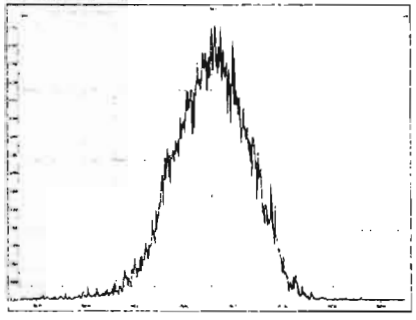

M 404.9760 R 11548

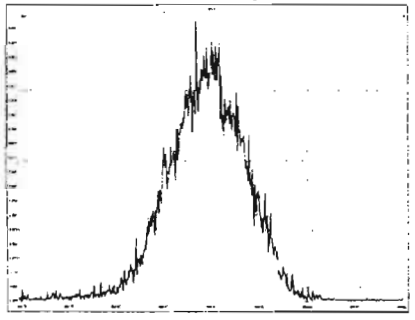

M 416.9760 R 12168

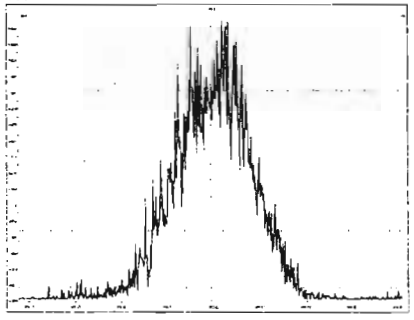

M 318.9792 R 11737

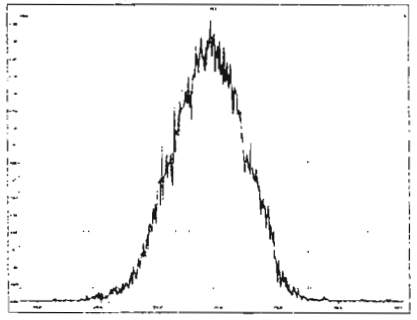

M 330.9792 R 11966

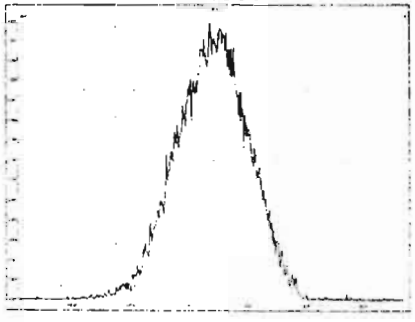

M 342.9792 R 11497

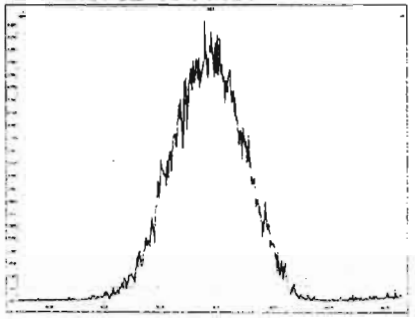

M 354.9792 R 11798

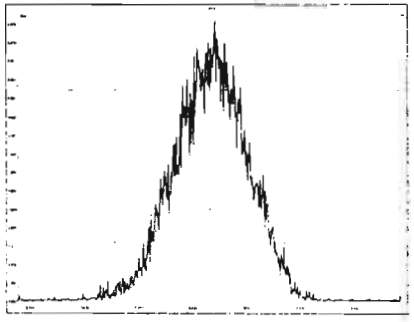

M 366.9792 R 10693

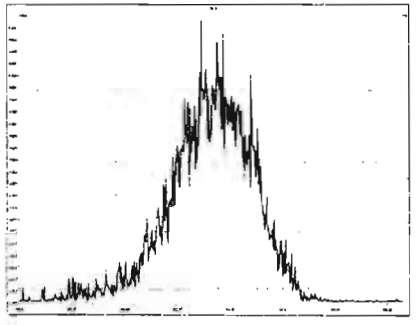

M 380.9760 R 11764

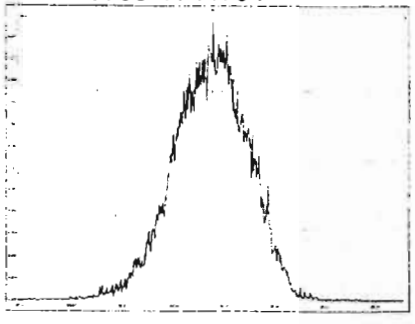

M 392.9760 R 11441

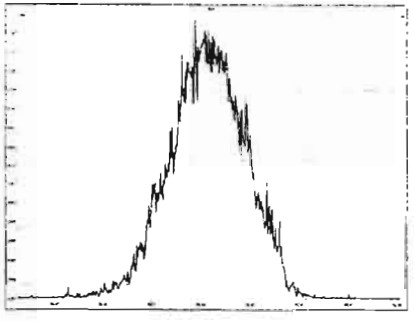

M 404.9760 R 11793

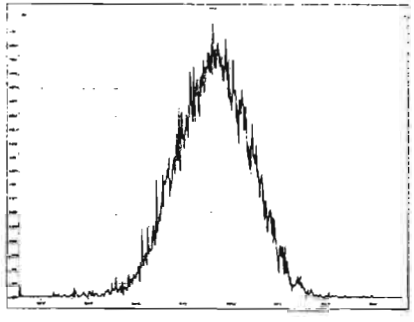

M 416.9760 R 11089

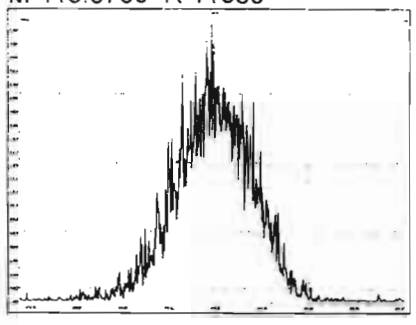

M 366.9792 R 11046

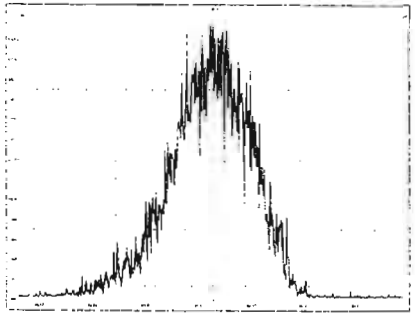

M 380.9760 R 11746

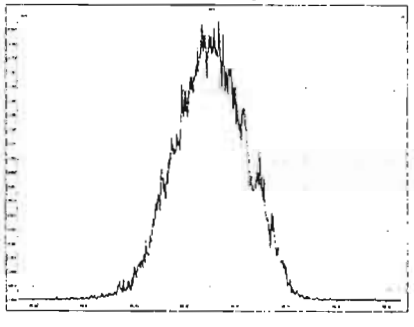

M 392.9760 R 12170

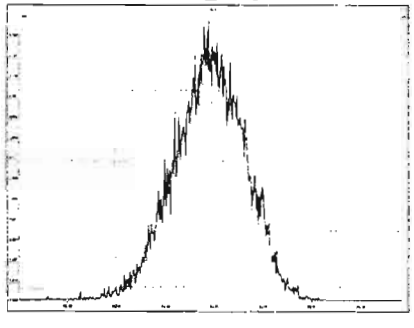

M 404.9760 R 11712

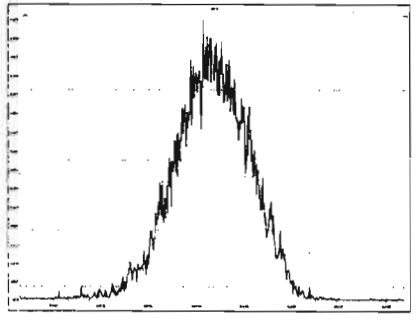

M 416.9760 R 11337

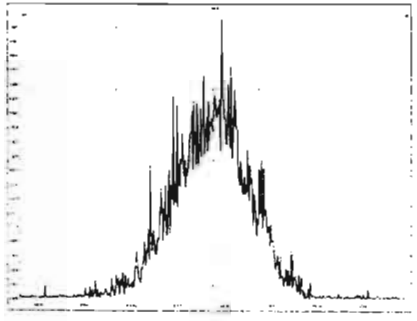

M 430.9728 R 11389

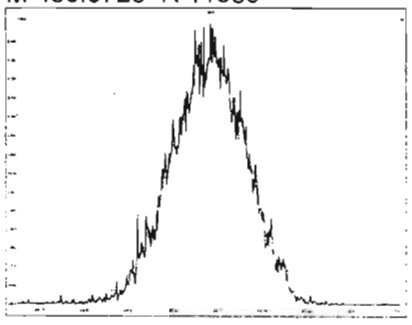

M 442.9728 R 11904

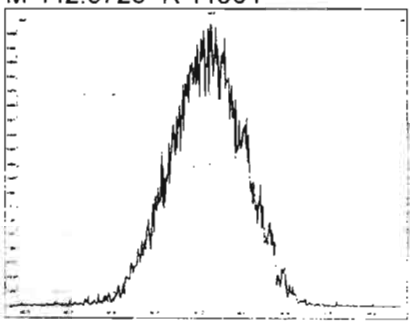

M 454.9728 R 11448

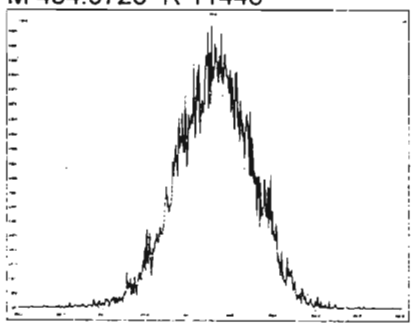

M 404.9760 R 11908

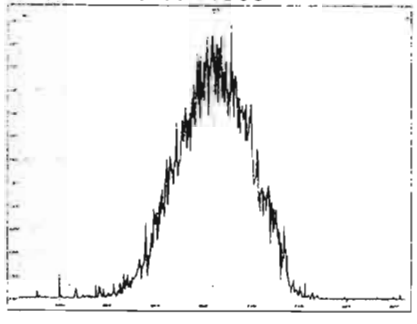

M 416.9760 R 12167

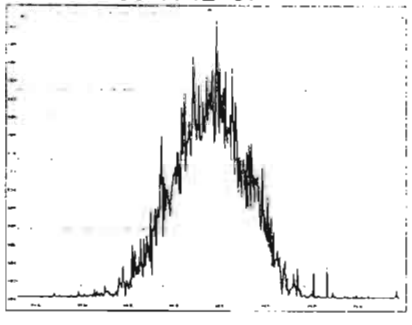

M 430.9728 R 11683

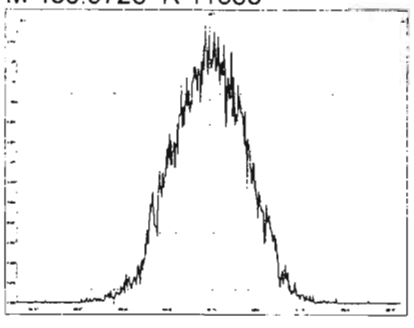

M 442.9728 R 11573

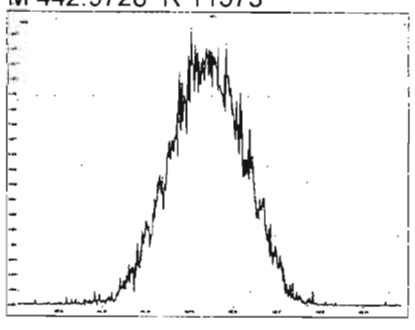

M 454.9728 R 11520

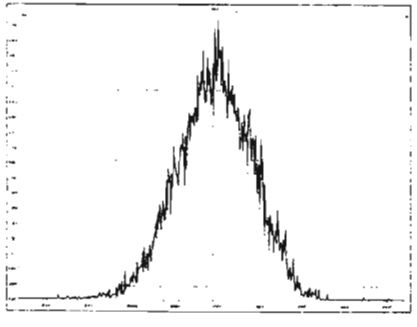

M 466.9728 R 12094

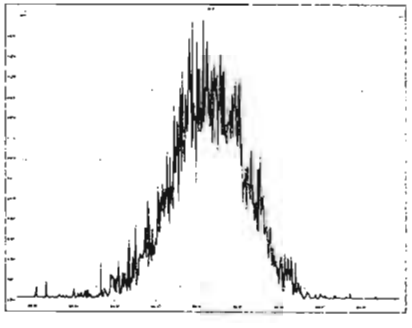

M 480.9696 R 11688

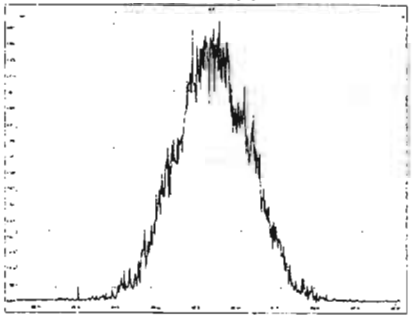

M 430.9728 R 11628

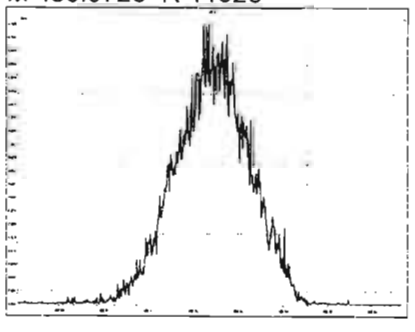

M 442.9728 R 11891

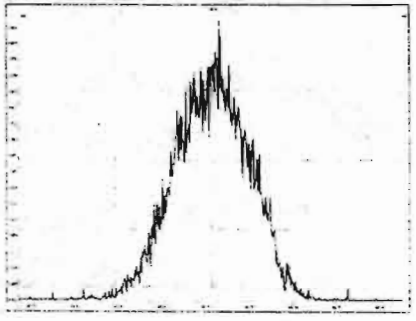

M 454.9728 R 12023

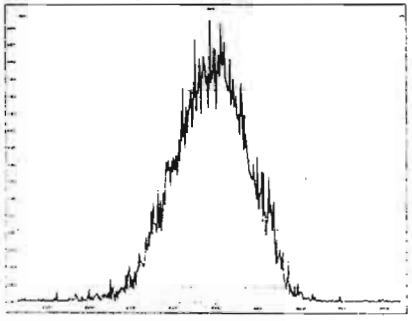

M 466.9728 R 12196

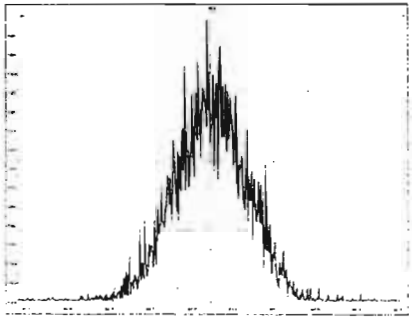

M 480.9696 R 11876

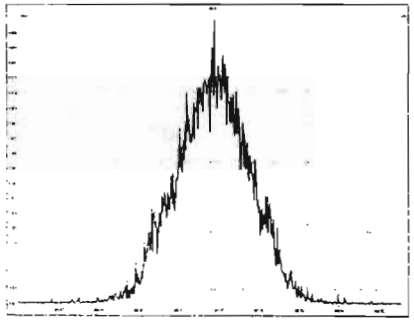

M 492.9696 R 11654

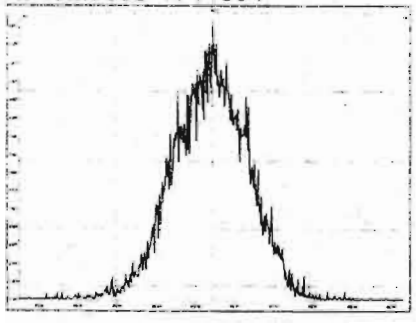

M 504.9696 R 12049

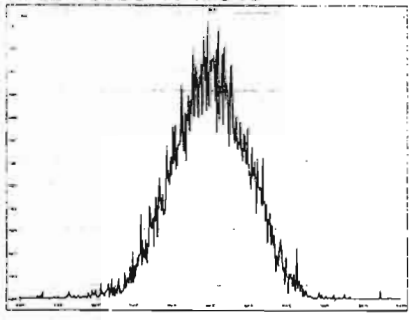

M 516.9697 R 12661

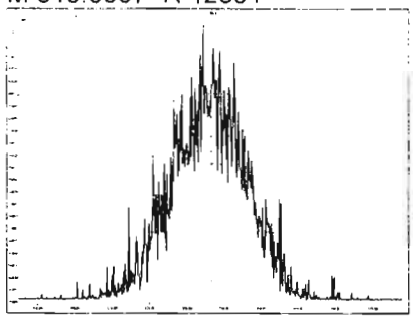

HRMS CALIBRATION STANDARDS REVIEW CHECKLIST

Beg. Calbration ID: ST200310R1-1 **Reviewed By:** HL 3.10.2020

Initials & Date

End Calibration ID: ~~N.~~ ST200310R2-1
GRB 03/10/2020

	Beg.	End
Ion abundance within QC limits?	☑	☑
Concentrations within criteria?	☑	☑
TCDD/TCDF Valleys <25%	☑	☑
First and last eluters present?	NA	NA
Retention Times within criteria?	☑	☑
Verification Std. named correctly?	☑	☑
(ST-Year-Month-Day-VG ID)		
Forms signed and dated?	☑	☑
Correct ICAL referenced?	GRB	GRB

Mass resolution ≥

Beg.	End
☑	☑

☐ 5k ☐ 6-8K ☐ 8K ☒ 10K

1614 1699 429 1613/1668/8280

Intergrated peaks display correctly?

Beg.	End
☑	☑

GC Break <20% NA

8280 CS1 End Standard:

- Ratios within limits, S/N <2.5:1, CS1 within 12 hours NA

Run Log:

- Correct instrument listed?	☑	☑
- Samples within 12 hour clock?	(Y)	N
- Bottle position verfied?	GRB	

Comments:

Dataset: U:\VG12.PRO\Results\200310R1\200310R1-2.qld

Last Altered: Tuesday, March 10, 2020 09:56:47 Pacific Daylight Time
Printed: Tuesday, March 10, 2020 17:11:54 Pacific Daylight Time

GRB 03/10/2020

HC 3.10.2020

Method: U:\VG12.PRO\MethDB\tcdf.mdb 10 Mar 2020 07:50:49
Calibration: U:\VG12.PRO\CurveDB\db225_1613TCDFvg12-03-09-20.cdb 10 Mar 2020 08:18:28

Name: 200310R1_2, Date: 10-Mar-2020, Time: 09:25:36, ID: ST200310R1_1 1613 CS3 19L2305, Description: 1613 CS3 19L2305

8.4-12 83/L

	# Name	Resp	RA	n/y	RRF M...	wt/vol	RT	Conc.	%Rec	DL
1	1 2,3,7,8-TCDF	1.96e5	0.74	NO	0.821	1.000	16.56	9.4229	94.2	0.152
2	2 13C-2,3,7,8-TCDF	2.53e6	0.78	NO	1.10	1.000	16.54	101.91	102 82-121%	0.208
3	3 13C-1,2,3,4-TCDF	2.26e6	0.79	NO	1.00	1.000	14.42	100.00	100	0.229
4	4 13C-1,2,3,4-TCDD	1.98e6	0.77	NO	12000	1.000	15.05	164.88	165	0.206

Vista Analytical Laboratory VG-11

Dataset: Untitled

Last Altered: Tuesday, March 10, 2020 17:07:22 Pacific Daylight Time
Printed: Tuesday, March 10, 2020 17:07:31 Pacific Daylight Time

Method: U:\VG12.PRO\MethDB\tcdf.mdb 10 Mar 2020 07:50:49
Calibration: U:\VG12.PRO\CurveDB\db225_1613TCDFvg12-03-09-20.cdb 10 Mar 2020 08:18:28

Compound name: 2,3,7,8-TCDF

	Name	ID	Acq.Date	Acq.Time
1	200310R1_1	CP200310R1_1 225 CPSM	10-Mar-20	08:55:22
2	200310R1_2	ST200310R1_1 1613 CS3 19L2305	10-Mar-20	09:25:36
3	200310R1_3	SOLVENT BLANK	10-Mar-20	09:55:54
4	200310R1_4	1904012-10RE2 PX-S23-SB48-0203 10.92	10-Mar-20	10:26:25
5	200310R1_5	2000407-02RE1 PDI-084SC-A-06-07-191002 ...	10-Mar-20	10:56:48
6	200310R1_6	2000407-03RE1 PDI-084SC-A-07-08-191002 ...	10-Mar-20	11:27:16
7	200310R1_7	2000407-04RE1 PDI-084SC-A-08-09-191002 ...	10-Mar-20	11:57:43
8	200310R1_8	2000407-05RE1 PDI-084SC-A-09-10-191002 ...	10-Mar-20	12:28:10
9	200310R1_9	2000407-06RE1 PDI-084SC-A-10-11-191002 ...	10-Mar-20	12:58:38
10	200310R1_10	2000407-07RE1 PDI-084SC-A-11-12-191002 ...	10-Mar-20	13:29:06
11	200310R1_11	1903652-01RE2 PDI-074SC-B-00-02-191012 ...	10-Mar-20	13:59:33
12	200310R1_12	1903652-02RE2 PDI-074SC-B-02-04-191012 ...	10-Mar-20	14:30:00
13	200310R1_13	1903652-03RE2 PDI-074SC-B-04-06-191012 ...	10-Mar-20	15:00:31
14	200310R2_1	SOLVENT BLANK	10-Mar-20	15:33:09
15	200310R2_2	CP200310R2_1 225 CPSM	10-Mar-20	16:03:23
16	200310R2_3	ST200310R2_1 1613 CS3 19L2305	10-Mar-20	16:33:47

File: Experiment: tcdf_db225.exp Reference: pfk.ref Function: 1 @ 200 (ppm)

Printed: Tuesday, March 10, 2020 08:50:47 Pacific Daylight Time

M 292.9824 R 11739

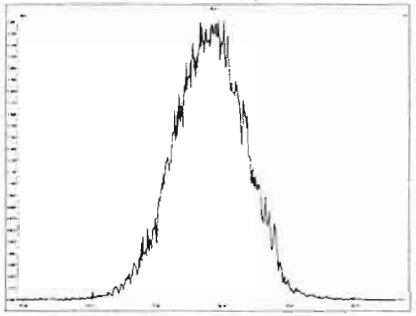

M 304.9824 R 12755

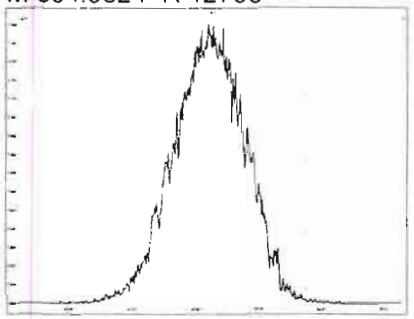

M 318.9792 R 11846

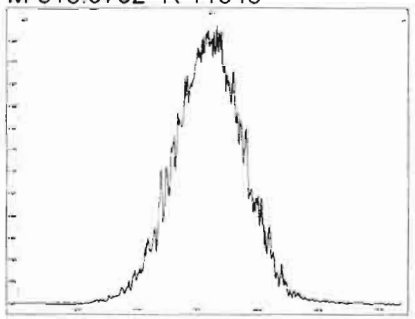

M 330.9792 R 11629

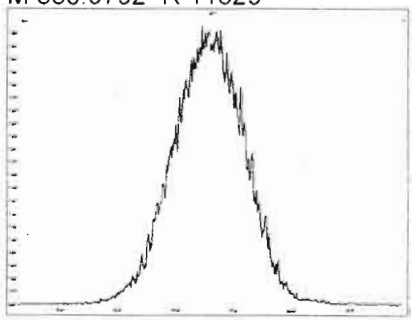

M 342.9792 R 11363

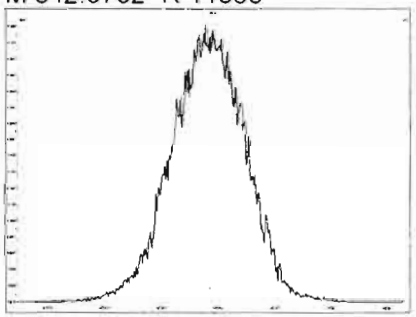

M 354.9792 R 11314

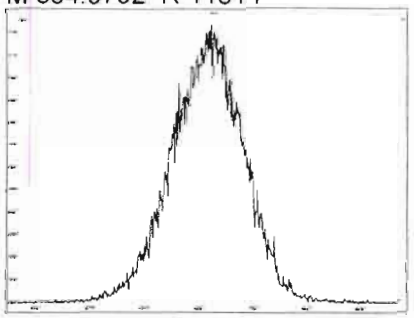

M 366.9792 R 11161

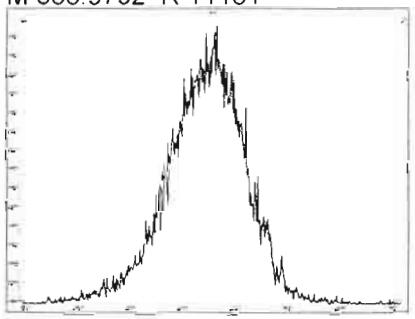

M 380.9760 R 10964

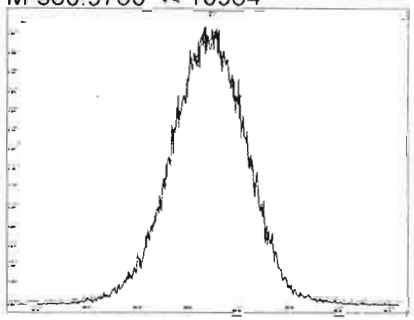

GKB 03/10/2020

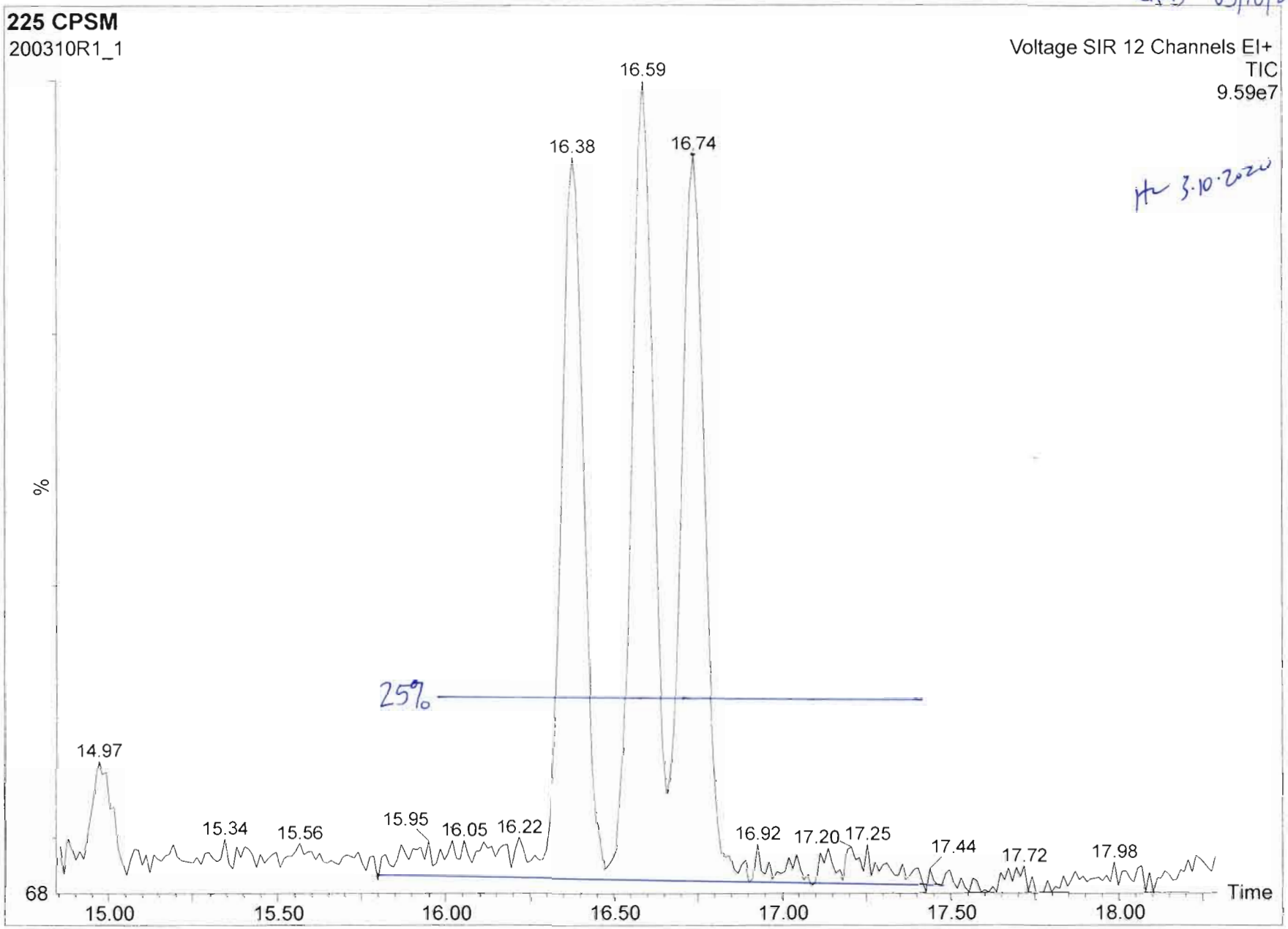

Vista Analytical Laboratory VG-11

Dataset: U:\VG12.PRO\Results\200310R1\200310R1-2.qld

Last Altered: Tuesday, March 10, 2020 9:56:47 AM Pacific Daylight Time
Printed: Tuesday, March 10, 2020 10:02:29 AM Pacific Daylight Time

Method: U:\VG12.PRO\MethDB\tcdf.mdb 10 Mar 2020 07:50:49
Calibration: U:\VG12.PRO\CurveDB\db225_1613TCDFvg12-03-09-20.cdb 10 Mar 2020 08:18:28

Name: 200310R1_2, Date: 10-Mar-2020, Time: 09:25:36, ID: ST200310R1_1 1613 CS3 19L2305, Description: 1613 CS3 19L2305

2,3,7,8-TCDF

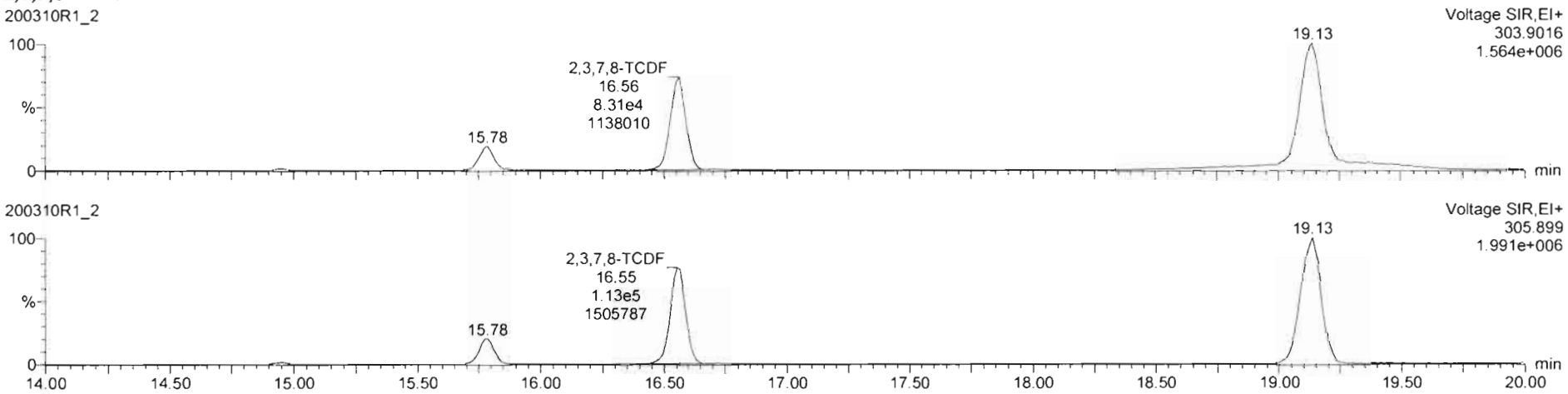

13C-2,3,7,8-TCDF

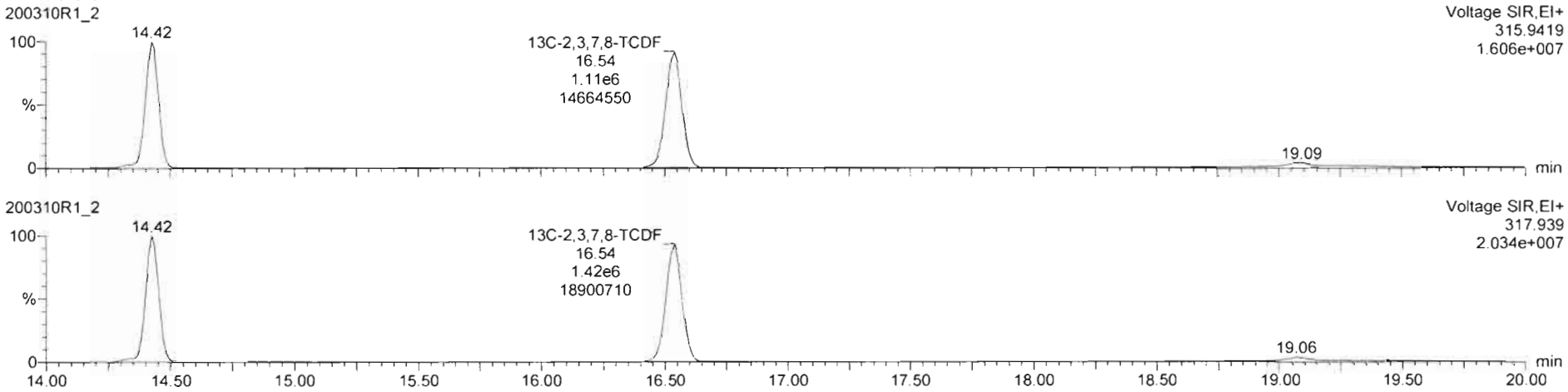

Dataset: U:\VG12.PRO\Results\200310R1\200310R1-2.qld

Last Altered: Tuesday, March 10, 2020 9:56:47 AM Pacific Daylight Time
Printed: Tuesday, March 10, 2020 10:02:29 AM Pacific Daylight Time

Name: 200310R1_2, Date: 10-Mar-2020, Time: 09:25:36, ID: ST200310R1_1 1613 CS3 19L2305, Description: 1613 CS3 19L2305

13C-1,2,3,4-TCDD

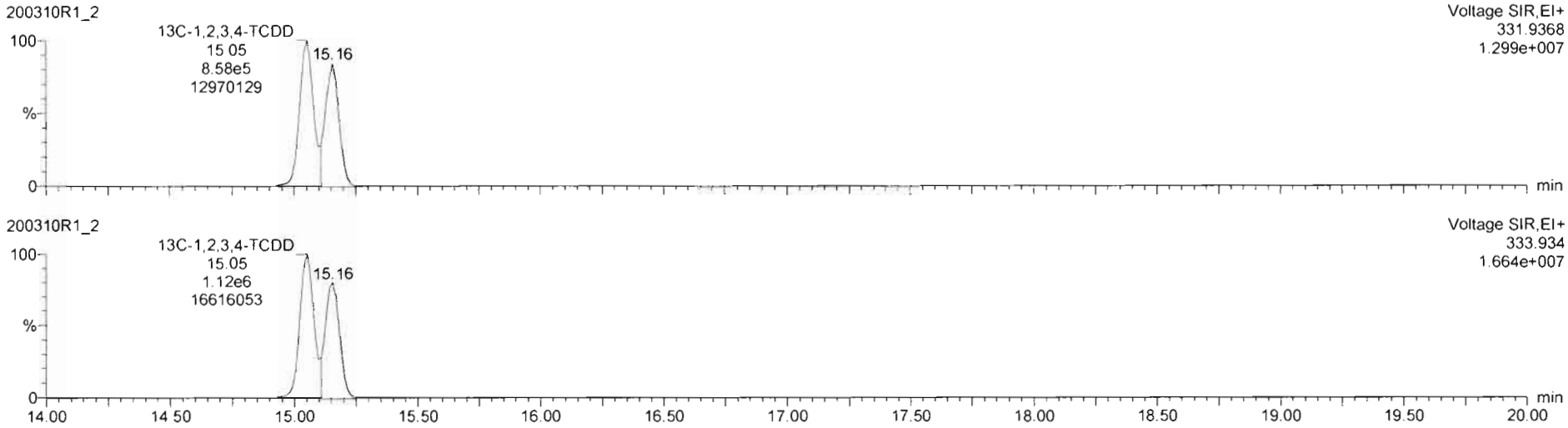

DPE1

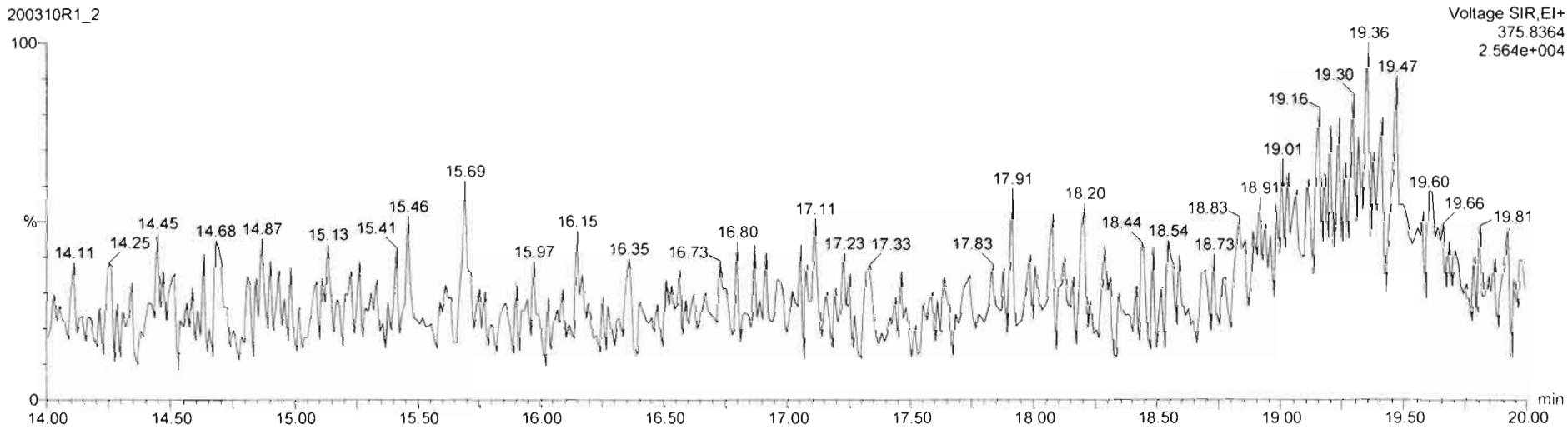

HRMS CALIBRATION STANDARDS REVIEW CHECKLIST

Beg. Calbration ID: ST200310R2-1 **Reviewed By:** CT 03/11/2020

Initials & Date

End Calibration ID: NA

	Beg.	End
Ion abundance within QC limits?	☑	NA
Concentrations within criteria?	☑	
TCDD/TCDF Valleys <25%	☑	
First and last eluters present?	☑	
Retention Times within criteria?	☑	
Verification Std. named correctly?	☑	
(ST-Year-Month-Day-VG ID)		
Forms signed and dated?	☑	
Correct ICAL referenced?	GRB	

Run Log:

- Correct instrument listed?	☑	
- Samples within 12 hour clock?	(Y)	N
- Bottle position verfied?	GRB	

	Beg.	End
Mass resolution ≥	☑	☑

☐ 5k ☐ 6-8K ☐ 8K ☒ 10K

1614 1699 429 1613/1668/8280

Intergrated peaks display correctly?	☑	NA
GC Break <20%	NA	

8280 CS1 End Standard:

- Ratios within limits, S/N <2.5:1, CS1 within 12 hours	NA

Comments:

Dataset: U:\VG12.PRO\Results\200310R2\200310R2-3.qld

Last Altered: Tuesday, March 10, 2020 17:06:17 Pacific Daylight Time
Printed: Wednesday, March 11, 2020 07:38:26 Pacific Daylight Time

GRB 03/11/2020
CT 03/11/2020

Method: Untitled 10 Mar 2020 07:50:49
Calibration: U:\VG12.PRO\CurveDB\db225_1613TCDFvg12-03-09-20.cdb 10 Mar 2020 08:18:28

Name: 200310R2_3, Date: 10-Mar-2020, Time: 16:33:47, ID: ST200310R2_1 1613 CS3 19L2305, Description: 1613 CS3 19L2305

	# Name	Resp	RA	n/y	RRF M...	wt/vol	RT	Conc.	%Rec	DL
1	1 2,3,7,8-TCDF	2.21e5	0.76	NO	0.821	1.000	16.54	9.7120	97.1	0.232
2	2 13C-2,3,7,8-TCDF	2.77e6	0.79	NO	1.10	1.000	16.53	100.42	100	0.355
3	3 13C-1,2,3,4-TCDF	2.50e6	0.79	NO	1.00	1.000	14.42	100.00	100	0.391
4	4 13C-1,2,3,4-TCDD	2.13e6	0.78	NO	12000	1.000	15.05	177.95	178	0.268

Vista Analytical Laboratory VG-11

Dataset: Untitled

Last Altered: Wednesday, March 11, 2020 07:35:05 Pacific Daylight Time
Printed: Wednesday, March 11, 2020 07:35:46 Pacific Daylight Time

Method: U:\VG12.PRO\MethDB\tcdf.mdb 10 Mar 2020 07:50:49
Calibration: U:\VG12.PRO\CurveDB\db225_1613TCDFvg12-03-09-20.cdb 10 Mar 2020 08:18:28

Compound name: 2,3,7,8-TCDF

	Name	ID	Acq.Date	Acq.Time
1	200310R2_1	SOLVENT BLANK	10-Mar-20	15:33:09
2	200310R2_2	CP200310R2_1 225 CPSM	10-Mar-20	16:03:23
3	200310R2_3	ST200310R2_1 1613 CS3 19L2305	10-Mar-20	16:33:47
4	200310R2_4	SOLVENT BLANK	10-Mar-20	17:04:17
5	200310R2_5	1903652-04RE2 PDI-074SC-B-06-08-191012 ...	10-Mar-20	17:34:43
6	200310R2_6	1903652-05RE2 PDI-086SC-B-00-02-191012 ...	10-Mar-20	18:05:07
7	200310R2_7	1903652-06RE2 PDI-086SC-B-02-04-191012 ...	10-Mar-20	18:35:30
8	200310R2_8	1903652-07RE2 PDI-086SC-B-04-06-191012 ...	10-Mar-20	19:05:55
9	200310R2_9	1903652-08RE2 PDI-086SC-B-06-08-191012 ...	10-Mar-20	19:36:20
10	200310R2_10	1903652-09RE2 PDI-090SC-B-00-02-191012 ...	10-Mar-20	20:06:45
11	200310R2_11	1903652-10RE2 PDI-090SC-B-02-04-191012 ...	10-Mar-20	20:37:08
12	200310R2_12	1903652-11RE2 PDI-090SC-B-04-06-191012 ...	10-Mar-20	21:07:33
13	200310R2_13	1903652-12RE2 PDI-090SC-B-06-08-191012 ...	10-Mar-20	21:37:58
14	200310R2_14	1903654-05RE2 PDI-075SC-B-00-02-191013 ...	10-Mar-20	22:08:23
15	200310R2_15	1903654-08RE2 PDI-075SC-B-06-08-191013 ...	10-Mar-20	22:38:48
16	200310R2_16	1903654-11RE2 PDI-076SC-B-05-07-191013 ...	10-Mar-20	23:09:11
17	200310R2_17	1903827-05RE2 PDI-062SC-B-00-02-191023 ...	10-Mar-20	23:39:35
18	200310R2_18	1904161-16RE4 PDI-066SC-A-06-07-191011 ...	11-Mar-20	00:10:00
19	200310R2_19	1903740-02RE2 PDI-031SC-B-02-04-191017 ...	11-Mar-20	00:40:25

Printed: Tuesday, March 10, 2020 15:32:47 Pacific Daylight Time

M 292.9824 R 11911

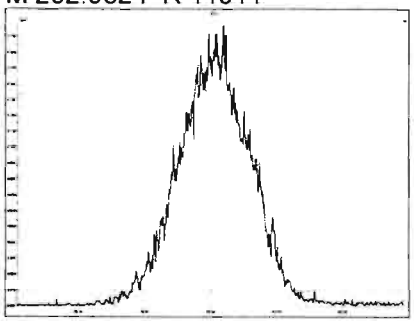

M 304.9824 R 12063

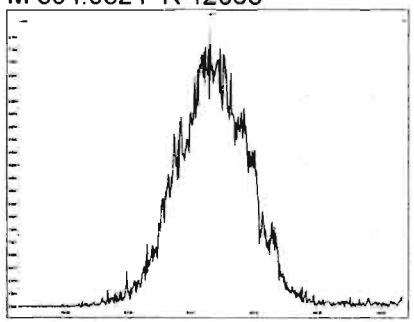

M 318.9792 R 11767

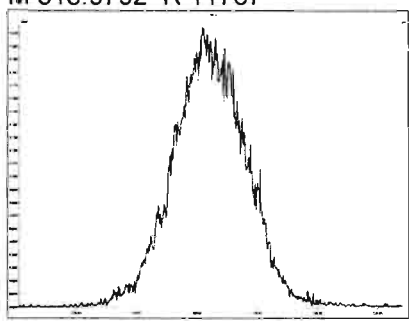

M 330.9792 R 11062

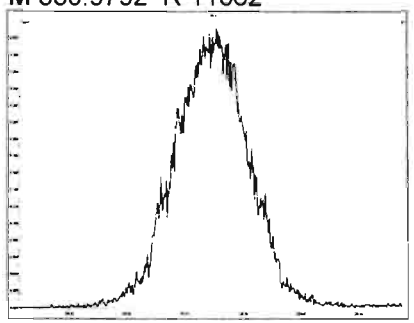

M 342.9792 R 10895

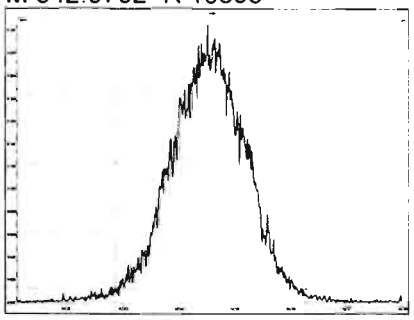

M 354.9792 R 11473

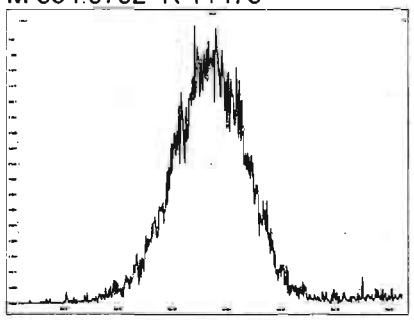

M 366.9792 R 11072

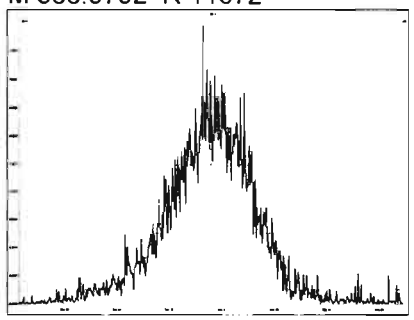

M 380.9760 R 10886

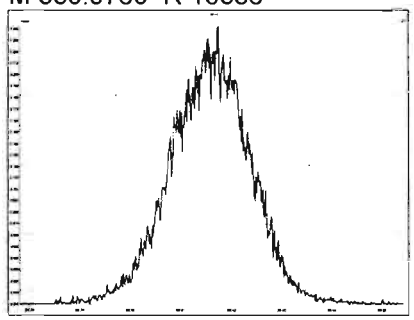

GRB 03/11/2020

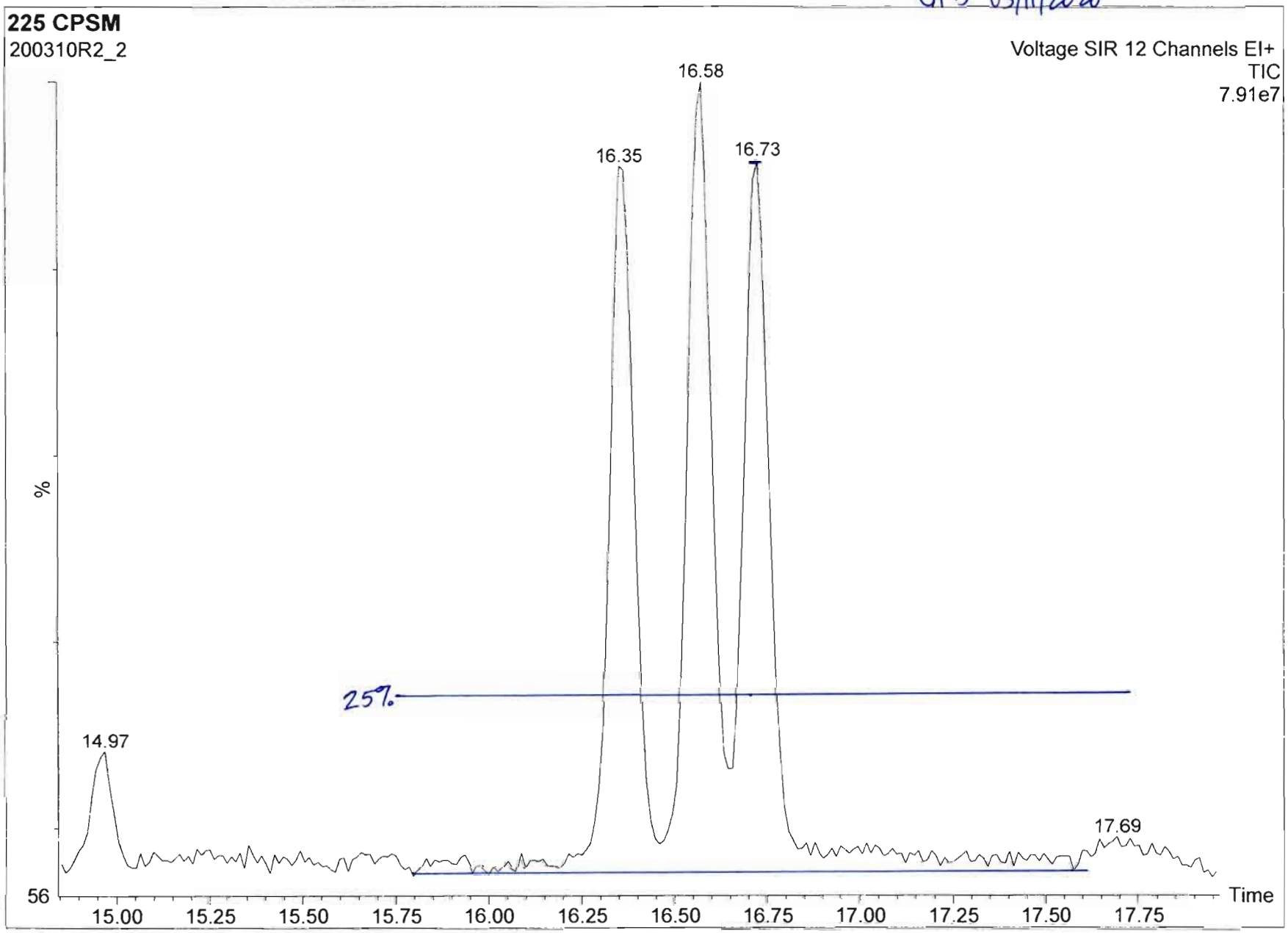

Vista Analytical Laboratory VG-11

Dataset: U:\VG12.PRO\Results\200310R2\200310R2-3.qld

Last Altered: Tuesday, March 10, 2020 17:06:17 Pacific Daylight Time
Printed: Wednesday, March 11, 2020 07:38:14 Pacific Daylight Time

Method: Untitled 10 Mar 2020 07:50:49
Calibration: U:\VG12.PRO\CurveDB\db225_1613TCDFvg12-03-09-20.cdb 10 Mar 2020 08:18:28

Name: 200310R2_3, Date: 10-Mar-2020, Time: 16:33:47, ID: ST200310R2_1 1613 CS3 19L2305, Description: 1613 CS3 19L2305

2,3,7,8-TCDF

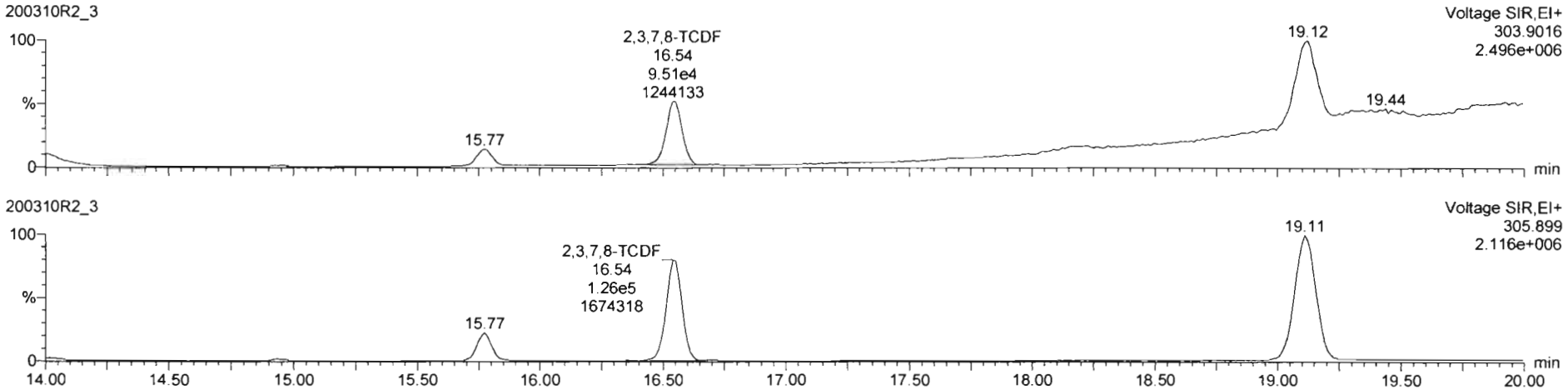

13C-2,3,7,8-TCDF

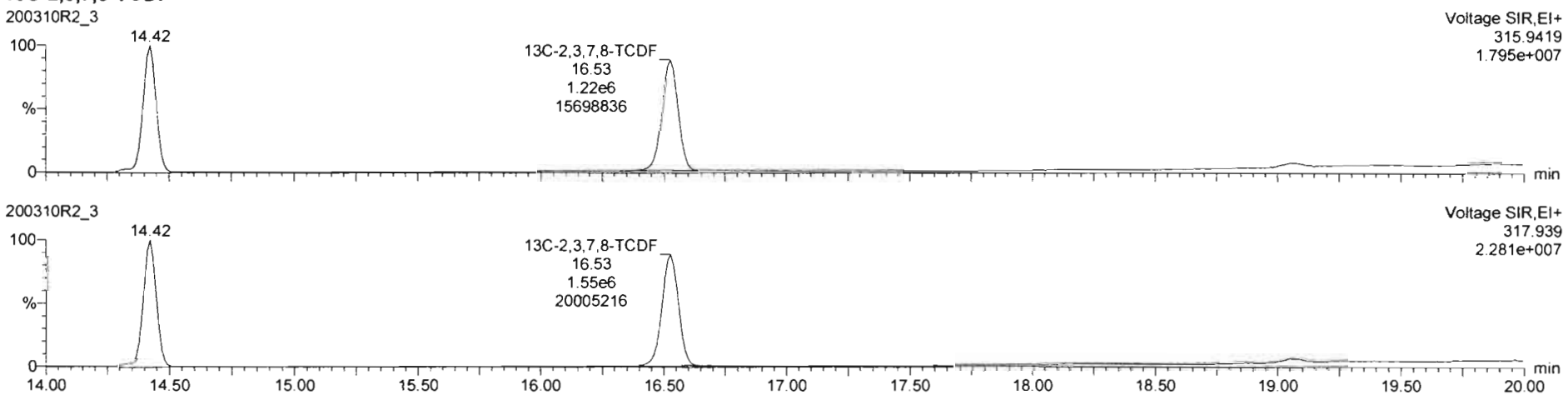

Vista Analytical Laboratory VG-11

Dataset: U:\VG12.PRO\Results\200310R2\200310R2-3.qld

Last Altered: Tuesday, March 10, 2020 17:06:17 Pacific Daylight Time
Printed: Wednesday, March 11, 2020 07:38:14 Pacific Daylight Time

Name: 200310R2_3, Date: 10-Mar-2020, Time: 16:33:47, ID: ST200310R2_1 1613 CS3 19L2305, Description: 1613 CS3 19L2305

13C-1,2,3,4-TCDD

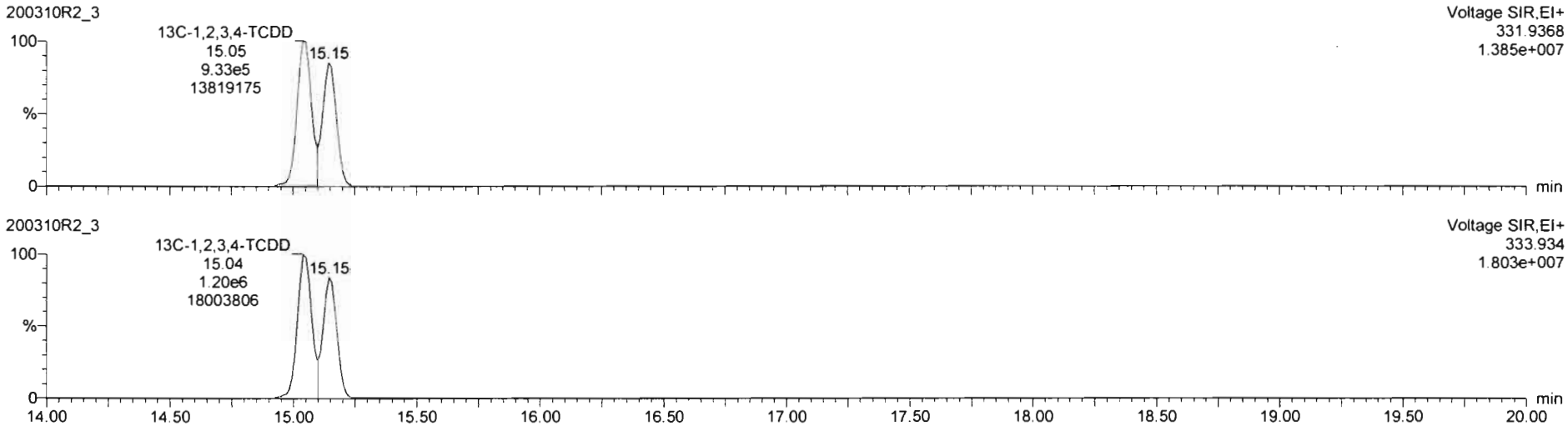

DPE1

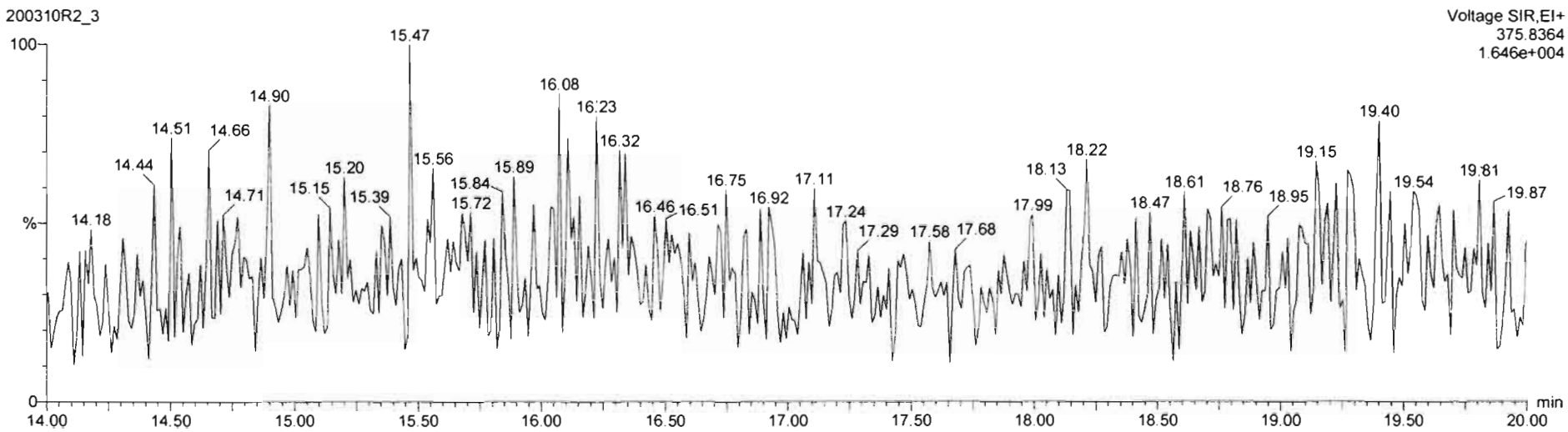

Printed: Wednesday, March 11, 2020 01:12:39 Pacific Daylight Time

M 292.9824 R 11961

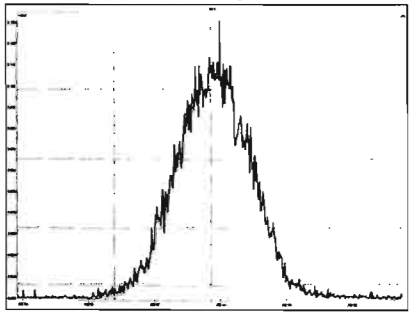

M 304.9824 R 12348

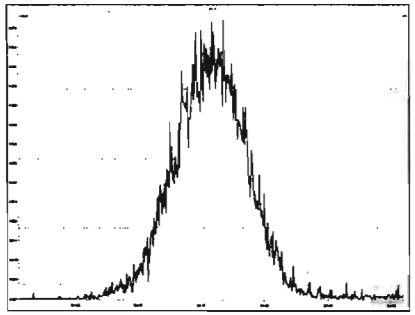

M 318.9792 R 11264

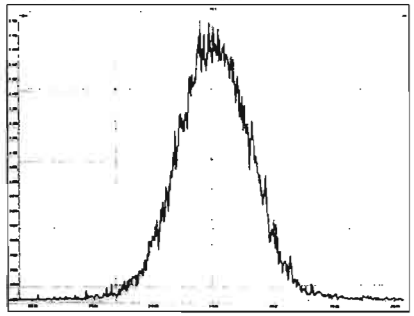

M 330.9792 R 11236

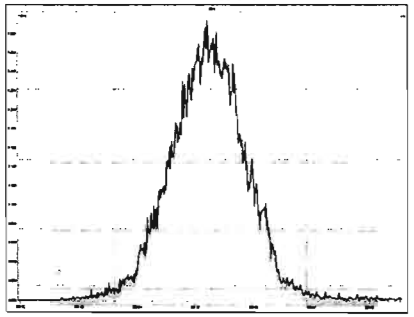

M 342.9792 R 11390

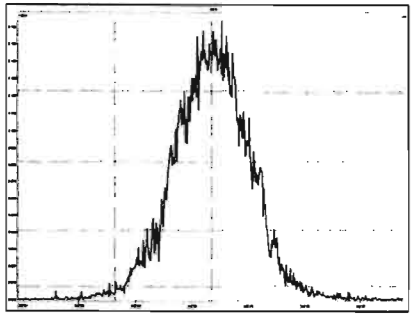

M 354.9792 R 11995

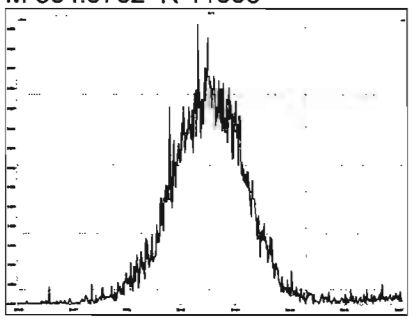

M 366.9792 R 10438

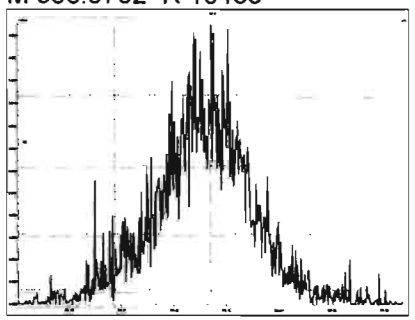

M 380.9760 R 10593

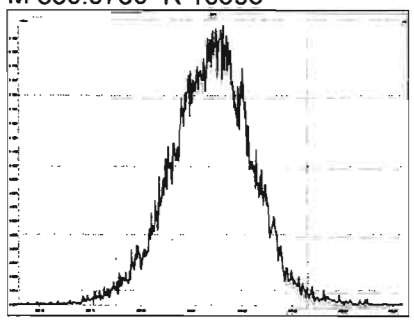

INITIAL CALIBRATION

Vista Analytical Laboratory

Dataset: U:\VG12.PRO\Results\200131R1\200131R1-CRV.qld

Last Altered: Sunday, February 02, 2020 11:05:29 AM Pacific Standard Time
Printed: Sunday, February 02, 2020 11:14:39 AM Pacific Standard Time

GRB 02/02/2020

CF 02/04/2020

Method: U:\VG12.PRO\MethDB\1613rrt-1-28-20.mdb 28 Jan 2020 16:09:23
Calibration: U:\VG12.PRO\CurveDB\db5_1613vg12-1-31-20.cdb 02 Feb 2020 11:05:29

Compound name: 2,3,7,8-TCDD
Response Factor: 0.988069
RRF SD: 0.0483829, Relative SD: 4.89671
Response type: Internal Std (Ref 18), Area * (IS Conc. / IS Area)
Curve type: RF

	Name	Std. Conc	RA	n/y	RT	RRT	Resp	IS Resp	Conc.	%Dev	RRF	X = dropped
1	200131R1_1	0.250	0.83	NO	25 74	1.001	2.87e3	1 21e6	0 239	-4 3	0.945	bb
2	200131R1_2	0.500	0 77	NO	25.69	1 001	7.22e3	1.37e6	0 532	6.5	1.05	bb
3	200131R1_3	2.00	0.80	NO	25.70	1.001	3.00e4	1.44e6	2 11	5 7	1.04	bb
4	200131R1_4	10.0	0.78	NO	25.70	1.001	1.39e5	1 42e6	9 92	-0 8	0.980	db
5	200131R1_5	40.0	0.77	NO	25.69	1 001	5 51e5	1.45e6	38.3	-4.2	0.946	bb
6	200131R1_6	300	0.78	NO	25.70	1.001	5.05e6	1.75e6	291	-2.9	0.960	bb

Compound name: 1,2,3,7,8-PeCDD
Response Factor: 0.972284
RRF SD: 0.054098, Relative SD: 5.56402
Response type: Internal Std (Ref 19), Area * (IS Conc. / IS Area)
Curve type: RF

	Name	Std. Conc	RA	n/y	RT	RRT	Resp	IS Resp	Conc.	%Dev	RRF	X = dropped
1	200131R1_1	1.25	0.57	NO	30.67	1.000	1.12e4	9.52e5	1.21	-3.0	0.943	bb
2	200131R1_2	2.50	0.60	NO	30.64	1.001	2.75e4	1.05e6	2.70	7.9	1.05	bb
3	200131R1_3	10.0	0.63	NO	30.64	1.000	1.18e5	1.14e6	10.6	6.4	1.03	bb
4	200131R1_4	50.0	0.63	NO	30.64	1.000	5.09e5	1.09e6	48.2	-3.7	0.936	bb
5	200131R1_5	200	0.63	NO	30.62	1.000	2.30e6	1.23e6	192	-4.2	0.931	bb
6	200131R1_6	1500	0.63	NO	30.64	1.000	2.16e7	1.53e6	1450	-3.4	0.940	bb

Dataset: U:\VG12.PRO\Results\200131R1\200131R1-CRV.qld

Last Altered: Sunday, February 02, 2020 11:05:29 AM Pacific Standard Time
Printed: Sunday, February 02, 2020 11:14:39 AM Pacific Standard Time

Compound name: 1,2,3,4,7,8-HxCDD
Response Factor: 1.07079
RRF SD: 0.0439702, Relative SD: 4.10634
Response type: Internal Std (Ref 20), Area * (IS Conc. / IS Area)
Curve type: RF

	Name	Std. Conc	RA	n/y	RT	RRT	Resp	IS Resp	Conc.	%Dev	RRF	X = dropped
1	200131R1_1	1.25	1.18	NO	34.01	1.001	9.84e3	7.72e5	1.19	-4.8	1.02	MM
2	200131R1_2	2.50	1.28	NO	33.98	1.001	2.47e4	8.79e5	2.62	4.9	1.12	bd
3	200131R1_3	10.0	1.23	NO	33.98	1.000	1.09e5	9.69e5	10.5	5.2	1.13	bd
4	200131R1_4	50.0	1.22	NO	33.99	1.000	4.82e5	9.08e5	49.6	-0.8	1.06	bd
5	200131R1_5	200	1.27	NO	33.97	1.000	2.18e6	1.04e6	195	-2.7	1.04	bd
6	200131R1_6	1500	1.21	NO	33.99	1.000	2.05e7	1.30e6	1470	-1.8	1.05	bd

Compound name: 1,2,3,6,7,8-HxCDD
Response Factor: 0.921124
RRF SD: 0.0705821, Relative SD: 7.66261
Response type: Internal Std (Ref 21), Area * (IS Conc. / IS Area)
Curve type: RF

	Name	Std. Conc	RA	n/y	RT	RRT	Resp	IS Resp	Conc.	%Dev	RRF	X = dropped
1	200131R1_1	1.25	1.14	NO	34.10	1.000	1.01e4	9.31e5	1.18	-5.8	0.868	MM
2	200131R1_2	2.50	1.28	NO	34.08	1.001	2.68e4	1.05e6	2.78	11.2	1.02	db
3	200131R1_3	10.0	1.21	NO	34.08	1.000	1.13e5	1.13e6	10.8	8.3	0.998	db
4	200131R1_4	50.0	1.22	NO	34.09	1.001	4.87e5	1.11e6	47.7	-4.7	0.878	db
5	200131R1_5	200	1.17	NO	34.07	1.000	2.21e6	1.24e6	193	-3.4	0.890	db
6	200131R1_6	1500	1.22	NO	34.09	1.001	2.03e7	1.56e6	1410	-5.7	0.868	db

Compound name: 1,2,3,7,8,9-HxCDD
Response Factor: 0.9182
RRF SD: 0.0596016, Relative SD: 6.49114
Response type: Internal Std (Ref 22), Area * (IS Conc. / IS Area)
Curve type: RF

	Name	Std. Conc	RA	n/y	RT	RRT	Resp	IS Resp	Conc.	%Dev	RRF	X = dropped
1	200131R1_1	1.25	1.36	NO	34.38	1.000	9.78e3	9.08e5	1.17	-6.1	0.862	MM
2	200131R1_2	2.50	1.21	NO	34.35	1.000	2.43e4	9.77e5	2.71	8.3	0.995	bb

Dataset: U:\VG12.PRO\Results\200131R1\200131R1-CRV.qld

Last Altered: Sunday, February 02, 2020 11:05:29 AM Pacific Standard Time
Printed: Sunday, February 02, 2020 11:14:39 AM Pacific Standard Time

Compound name: 1,2,3,7,8,9-HxCDD

	Name	Std. Conc	RA	n/y	RT	RRT	Resp	IS Resp	Conc.	%Dev	RRF	X = dropped
3	200131R1_3	10.0	1.18	NO	34.36	1.000	1.03e5	1.04e6	10.8	8.0	0.991	bb
4	200131R1_4	50.0	1.22	NO	34.37	1.001	4.43e5	1.02e6	47.4	-5 3	0.870	bb
5	200131R1_5	200	1.22	NO	34.35	1 001	2.05e6	1.15e6	195	-2 7	0.893	bb
6	200131R1_6	1500	1.22	NO	34.37	1.001	1.94e7	1.44e6	1470	-2.2	0.898	bb

Compound name: 1,2,3,4,6,7,8-HpCDD
Response Factor: 0.923064
RRF SD: 0.0512135, Relative SD: 5.54821
Response type: Internal Std (Ref 23), Area * (IS Conc. / IS Area)
Curve type: RF

	Name	Std. Conc	RA	n/y	RT	RRT	Resp	IS Resp	Conc.	%Dev	RRF	X = dropped
1	200131R1_1	1.25	1.04	NO	37 92	1 000	8.20e3	7.05e5	1.26	0.7	0.930	bb
2	200131R1_2	2.50	1.06	NO	37 88	1.000	1.88e4	7.60e5	2.69	7 4	0.991	bb
3	200131R1_3	10.0	1.02	NO	37.90	1 001	7.44e4	7 62e5	10.6	5.8	0 976	bb
4	200131R1_4	50.0	1.01	NO	37.90	1 000	3.45e5	7 83e5	47.7	-4.7	0.880	bb
5	200131R1_5	200	1.00	NO	37.88	1.000	1.57e6	8.87e5	192	-4.0	0.886	bb
6	200131R1_6	1500	1.01	NO	37.91	1.001	1.45e7	1.10e6	1420	-5.2	0.875	bb

Compound name: OCDD
Response Factor: 0.974578
RRF SD: 0.0610366, Relative SD: 6.26287
Response type: Internal Std (Ref 24), Area * (IS Conc. / IS Area)
Curve type: RF

	Name	Std. Conc	RA	n/y	RT	RRT	Resp	IS Resp	Conc.	%Dev	RRF	X = dropped
1	200131R1_1	2.50	0.90	NO	40.92	1.000	1.61e4	1.29e6	2.55	2.2	0.996	bd
2	200131R1_2	5.00	0.89	NO	40.90	1.000	3.84e4	1.46e6	5.41	8.2	1.05	bd
3	200131R1_3	20.0	0.88	NO	40.90	1.000	1.46e5	1.41e6	21.2	5.9	1.03	bd
4	200131R1_4	100	0.86	NO	40.90	1.000	6.76e5	1.48e6	93.7	-6.3	0.914	MM
5	200131R1_5	400	0.87	NO	40.90	1.000	3.13e6	1.69e6	379	-5.2	0.924	bb
6	200131R1_6	3000	0.83	NO	40.92	1.000	2.97e7	2.14e6	2850	-4.8	0.927	bb

Dataset: U:\VG12.PRO\Results\200131R1\200131R1-CRV.qld

Last Altered: Sunday, February 02, 2020 11:05:29 AM Pacific Standard Time
Printed: Sunday, February 02, 2020 11:14:39 AM Pacific Standard Time

Compound name: 2,3,7,8-TCDF
Response Factor: 0.801975
RRF SD: 0.0524877, Relative SD: 6.54481
Response type: Internal Std (Ref 25), Area * (IS Conc. / IS Area)
Curve type: RF

	Name	Std. Conc	RA	n/y	RT	RRT	Resp	IS Resp	Conc.	%Dev	RRF	X = dropped
1	200131R1_1	0.250	0.73	NO	24.85	1.001	3.48e3	1.69e6	0.257	2.8	0.824	bb
2	200131R1_2	0.500	0.74	NO	24.82	1.001	8.24e3	1.87e6	0.549	9.9	0.881	bb
3	200131R1_3	2.00	0.71	NO	24.82	1.001	3.25e4	1.95e6	2.08	4.0	0.834	bb
4	200131R1_4	10.0	0.73	NO	24.82	1.001	1.47e5	1.92e6	9.50	-5.0	0.762	bb
5	200131R1_5	40.0	0.74	NO	24.81	1.001	5.87e5	1.96e6	37.3	-6.7	0.748	bb
6	200131R1_6	300	0.74	NO	24.82	1.001	5.37e6	2.35e6	285	-4.9	0.763	bb

Compound name: 1,2,3,7,8-PeCDF
Response Factor: 0.907368
RRF SD: 0.0556686, Relative SD: 6.13518
Response type: Internal Std (Ref 26), Area * (IS Conc. / IS Area)
Curve type: RF

	Name	Std. Conc	RA	n/y	RT	RRT	Resp	IS Resp	Conc.	%Dev	RRF	X = dropped
1	200131R1_1	1.25	1.54	NO	29.39	1.000	1.54e4	1.46e6	1.16	-7.1	0.843	MM
2	200131R1_2	2.50	1.49	NO	29.35	1.000	4.02e4	1.66e6	2.66	6.5	0.967	bb
3	200131R1_3	10.0	1.55	NO	29.35	1.000	1.82e5	1.85e6	10.8	8.5	0.984	bb
4	200131R1_4	50.0	1.54	NO	29.37	1.000	7.66e5	1.72e6	49.2	-1.7	0.892	bb
5	200131R1_5	200	1.53	NO	29.34	1.000	3.44e6	1.96e6	193	-3.5	0.875	bb
6	200131R1_6	1500	1.52	NO	29.37	1.000	3.24e7	2.45e6	1460	-2.7	0.883	bb

Compound name: 2,3,4,7,8-PeCDF
Response Factor: 0.951581
RRF SD: 0.0710528, Relative SD: 7.46682
Response type: Internal Std (Ref 27), Area * (IS Conc. / IS Area)
Curve type: RF

	Name	Std. Conc	RA	n/y	RT	RRT	Resp	IS Resp	Conc.	%Dev	RRF	X = dropped
1	200131R1_1	1.25	1.39	NO	30.36	1.000	1.52e4	1.40e6	1.14	-9.0	0.866	bb
2	200131R1_2	2.50	1.49	NO	30.33	1.000	4.18e4	1.60e6	2.74	9.7	1.04	bb

Dataset: U:\VG12.PRO\Results\200131R1\200131R1-CRV.qld

Last Altered: Sunday, February 02, 2020 11:05:29 AM Pacific Standard Time
Printed: Sunday, February 02, 2020 11:14:39 AM Pacific Standard Time

Compound name: 2,3,4,7,8-PeCDF

	Name	Std. Conc	RA	n/y	RT	RRT	Resp	IS Resp	Conc.	%Dev	RRF	X = dropped
3	200131R1_3	10.0	1.52	NO	30.33	1.000	1.83e5	1.77e6	10.9	8.5	1.03	bb
4	200131R1_4	50.0	1.52	NO	30.33	1.000	7.42e5	1.63e6	48.0	-4.1	0.913	bb
5	200131R1_5	200	1.52	NO	30.32	1.000	3.55e6	1.92e6	195	-2.7	0.926	bb
6	200131R1_6	1500	1.53	NO	30.33	1.000	3.27e7	2.35e6	1460	-2.5	0.928	bb

Compound name: 1,2,3,4,7,8-HxCDF
Response Factor: 0.862294
RRF SD: 0.0432122, Relative SD: 5.0113
Response type: Internal Std (Ref 28), Area * (IS Conc. / IS Area)
Curve type: RF

	Name	Std. Conc	RA	n/y	RT	RRT	Resp	IS Resp	Conc.	%Dev	RRF	X = dropped
1	200131R1_1	1.25	1.16	NO	33 13	1.000	1 04e4	9.82e5	1.22	-2.1	0.844	MM
2	200131R1_2	2.50	1.16	NO	33.10	1.000	2 37e4	1 03e6	2.66	6.4	0.917	bd
3	200131R1_3	10.0	1.18	NO	33.11	1.000	1.05e5	1 14e6	10.6	6.5	0.918	bd
4	200131R1_4	50.0	1.16	NO	33.13	1 000	4 53e5	1 09e6	48 4	-3.3	0.834	dd
5	200131R1_5	200	1 16	NO	33.10	1 001	2.04e6	1.23e6	192	-4.1	0.827	bd
6	200131R1_6	1500	1.16	NO	33.12	1.000	1.94e7	1.55e6	1450	-3.4	0.833	bd

Compound name: 1,2,3,6,7,8-HxCDF
Response Factor: 0.841382
RRF SD: 0.0466581, Relative SD: 5.54541
Response type: Internal Std (Ref 29), Area * (IS Conc. / IS Area)
Curve type: RF

	Name	Std. Conc	RA	n/y	RT	RRT	Resp	IS Resp	Conc.	%Dev	RRF	X = dropped
1	200131R1_1	1.25	1.21	NO	33.26	1.001	1.06e4	1.07e6	1.17	-6.2	0.789	MM
2	200131R1_2	2.50	1.19	NO	33.23	1.001	2.67e4	1.18e6	2.69	7.5	0.904	MM
3	200131R1_3	10.0	1.15	NO	33.24	1.001	1.15e5	1.29e6	10.6	6.3	0.894	db
4	200131R1_4	50.0	1.16	NO	33.24	1.000	5.01e5	1.23e6	48.3	-3.3	0.813	db
5	200131R1_5	200	1.15	NO	33.22	1.000	2.41e6	1.46e6	196	-1.9	0.825	db
6	200131R1_6	1500	1.16	NO	33.24	1.000	2.16e7	1.75e6	1470	-2.3	0.822	db

Dataset: U:\VG12.PRO\Results\200131R1\200131R1-CRV.qld

Last Altered: Sunday, February 02, 2020 11:05:29 AM Pacific Standard Time
Printed: Sunday, February 02, 2020 11:14:39 AM Pacific Standard Time

Compound name: 2,3,4,6,7,8-HxCDF
Response Factor: 0.898194
RRF SD: 0.0533025, Relative SD: 5.9344
Response type: Internal Std (Ref 30), Area * (IS Conc. / IS Area)
Curve type: RF

	Name	Std. Conc	RA	n/y	RT	RRT	Resp	IS Resp	Conc.	%Dev	RRF	X = dropped
1	200131R1_1	1.25	1.07	NO	33.84	1.000	1.01e4	9.62e5	1.17	-6.1	0.844	bb
2	200131R1_2	2.50	1.21	NO	33.81	1.000	2.55e4	1.06e6	2.67	6.7	0.958	bb
3	200131R1_3	10.0	1.14	NO	33.82	1.001	1.14e5	1.17e6	10.8	8.3	0.972	bb
4	200131R1_4	50.0	1.16	NO	33.82	1.000	4.82e5	1.11e6	48.4	-3.3	0.869	bb
5	200131R1_5	200	1.17	NO	33.80	1.000	2.21e6	1.27e6	194	-2.8	0.873	bb
6	200131R1_6	1500	1.17	NO	33.82	1.000	2.08e7	1.59e6	1460	-2.8	0.873	bb

Compound name: 1,2,3,7,8,9-HxCDF
Response Factor: 0.857779
RRF SD: 0.0530165, Relative SD: 6.18067
Response type: Internal Std (Ref 31), Area * (IS Conc. / IS Area)
Curve type: RF

	Name	Std. Conc	RA	n/y	RT	RRT	Resp	IS Resp	Conc.	%Dev	RRF	X = dropped
1	200131R1_1	1.25	1.12	NO	34.74	1.000	9.51e3	8.96e5	1.24	-1.0	0.849	bb
2	200131R1_2	2.50	1.18	NO	34.71	1.000	2.15e4	9.11e5	2.76	10.2	0.946	bb
3	200131R1_3	10.0	1.17	NO	34.72	1.001	8.71e4	9.71e5	10.5	4.6	0.897	MM
4	200131R1_4	50.0	1.15	NO	34.72	1.000	3.90e5	9.57e5	47.6	-4.9	0.816	bb
5	200131R1_5	200	1.16	NO	34.70	1.000	1.74e6	1.06e6	191	-4.6	0.818	bb
6	200131R1_6	1500	1.17	NO	34.72	1.000	1.68e7	1.37e6	1430	-4.4	0.820	bb

Compound name: 1,2,3,4,6,7,8-HpCDF
Response Factor: 0.851072
RRF SD: 0.0458765, Relative SD: 5.39044
Response type: Internal Std (Ref 32), Area * (IS Conc. / IS Area)
Curve type: RF

	Name	Std. Conc	RA	n/y	RT	RRT	Resp	IS Resp	Conc.	%Dev	RRF	X = dropped
1	200131R1_1	1.25	0.94	NO	36.48	1.000	7.60e3	7.37e5	1.21	-3.0	0.826	bb
2	200131R1_2	2.50	0.99	NO	36.47	1.001	1.79e4	7.82e5	2.70	7.9	0.918	bd

Dataset: U:\VG12.PRO\Results\200131R1\200131R1-CRV.qld

Last Altered: Sunday, February 02, 2020 11:05:29 AM Pacific Standard Time
Printed: Sunday, February 02, 2020 11:14:39 AM Pacific Standard Time

Compound name: 1,2,3,4,6,7,8-HpCDF

	Name	Std. Conc	RA	n/y	RT	RRT	Resp	IS Resp	Conc.	%Dev	RRF	X = dropped
3	200131R1_3	10.0	0.96	NO	36.46	1.000	7.21e4	8.00e5	10.6	5.9	0.901	bd
4	200131R1_4	50.0	0.96	NO	36.47	1.001	3.29e5	8.01e5	48.2	-3.5	0.821	bb
5	200131R1_5	200	0.97	NO	36.45	1.000	1.46e6	8.88e5	193	-3.4	0.822	bb
6	200131R1_6	1500	0.96	NO	36.47	1.000	1.37e7	1.12e6	1440	-3.9	0 818	bb

Compound name: 1,2,3,4,7,8,9-HpCDF
Response Factor: 0.979894
RRF SD: 0.0488516, Relative SD: 4.9854
Response type: Internal Std (Ref 33), Area * (IS Conc. / IS Area)
Curve type: RF

	Name	Std. Conc	RA	n/y	RT	RRT	Resp	IS Resp	Conc.	%Dev	RRF	X = dropped
1	200131R1_1	1.25	0.96	NO	38.50	1.000	5.89e3	5.04e5	1 19	-4.7	0.934	MM
2	200131R1_2	2.50	0.97	NO	38 48	1 000	1 47e4	5.63e5	2.66	6.4	1.04	bb
3	200131R1_3	10.0	0.96	NO	38.49	1.000	5.91e4	5.68e5	10.6	6.2	1 04	bb
4	200131R1_4	50.0	0.97	NO	38.50	1.000	2.74e5	5.80e5	48.2	-3.6	0.945	bb
5	200131R1_5	200	0.96	NO	38 48	1.000	1.25e6	6.58e5	194	-2.9	0.952	bb
6	200131R1_6	1500	0.96	NO	38 50	1.000	1.20e7	8.31e5	1480	-1.5	0.966	bb

Compound name: OCDF
Response Factor: 0.805548
RRF SD: 0.0471476, Relative SD: 5.85286
Response type: Internal Std (Ref 34), Area * (IS Conc. / IS Area)
Curve type: RF

	Name	Std. Conc	RA	n/y	RT	RRT	Resp	IS Resp	Conc.	%Dev	RRF	X = dropped
1	200131R1_1	2.50	0.85	NO	41.10	1.000	1.39e4	1.44e6	2.40	-4.0	0.773	bb
2	200131R1_2	5.00	0.87	NO	41.08	1.000	3.50e4	1.59e6	5.46	9.2	0.880	bb
3	200131R1_3	20.0	0.87	NO	41.09	1.000	1.37e5	1.61e6	21.1	5.5	0.850	MM
4	200131R1_4	100	0.85	NO	41.10	1.000	6.45e5	1.67e6	95.6	-4.4	0.770	bb
5	200131R1_5	400	0.86	NO	41.09	1.000	2.92e6	1.87e6	388	-3.1	0.781	bb
6	200131R1_6	3000	0.86	NO	41.10	1.000	2.81e7	2.40e6	2900	-3.3	0.779	bb

Dataset: U:\VG12.PRO\Results\200131R1\200131R1-CRV.qld

Last Altered: Sunday, February 02, 2020 11:05:29 AM Pacific Standard Time
Printed: Sunday, February 02, 2020 11:14:39 AM Pacific Standard Time

Compound name: 13C-2,3,7,8-TCDD
Response Factor: 1.19852
RRF SD: 0.0939444, Relative SD: 7.83835
Response type: Internal Std (Ref 36), Area * (IS Conc. / IS Area)
Curve type: RF

	Name	Std. Conc	RA	n/y	RT	RRT	Resp	IS Resp	Conc.	%Dev	RRF	X = dropped
1	200131R1_1	100	0.79	NO	25.72	1.026	1.21e6	9.30e5	109	9.0	1.31	bb
2	200131R1_2	100	0.79	NO	25.67	1.026	1.37e6	1.27e6	90.2	-9.8	1.08	bb
3	200131R1_3	100	0.79	NO	25.67	1.026	1.44e6	1.31e6	91.3	-8.7	1.09	bb
4	200131R1_4	100	0.79	NO	25.67	1.026	1.42e6	1.19e6	99.9	-0.1	1.20	bb
5	200131R1_5	100	0.80	NO	25.66	1.026	1.45e6	1.18e6	103	2.7	1.23	bb
6	200131R1_6	100	0.78	NO	25.69	1.026	1.75e6	1.37e6	107	6.9	1.28	bb

Compound name: 13C-1,2,3,7,8-PeCDD
Response Factor: 0.966657
RRF SD: 0.113301, Relative SD: 11.7209
Response type: Internal Std (Ref 36), Area * (IS Conc. / IS Area)
Curve type: RF

	Name	Std. Conc	RA	n/y	RT	RRT	Resp	IS Resp	Conc.	%Dev	RRF	X = dropped
1	200131R1_1	100	0.64	NO	30.65	1.222	9.52e5	9.30e5	106	5.9	1.02	bb
2	200131R1_2	100	0.63	NO	30.61	1.223	1.05e6	1.27e6	85.4	-14.6	0.826	bb
3	200131R1_3	100	0.64	NO	30.62	1.223	1.14e6	1.31e6	90.0	-10.0	0.870	bb
4	200131R1_4	100	0.65	NO	30.62	1.223	1.09e6	1.19e6	95.0	-5.0	0.918	bb
5	200131R1_5	100	0.64	NO	30.61	1.223	1.23e6	1.18e6	108	7.9	1.04	bb
6	200131R1_6	100	0.64	NO	30.62	1.223	1.53e6	1.37e6	116	15.8	1.12	bb

Compound name: 13C-1,2,3,4,7,8-HxCDD
Response Factor: 0.873915
RRF SD: 0.0797425, Relative SD: 9.12474
Response type: Internal Std (Ref 38), Area * (IS Conc. / IS Area)
Curve type: RF

	Name	Std. Conc	RA	n/y	RT	RRT	Resp	IS Resp	Conc.	%Dev	RRF	X = dropped
1	200131R1_1	100	1.26	NO	33.99	1.014	7.72e5	8.41e5	105	5.1	0.918	bd
2	200131R1_2	100	1.27	NO	33.96	1.014	8.79e5	1.13e6	89.1	-10.9	0.778	bd

Dataset: U:\VG12.PRO\Results\200131R1\200131R1-CRV.qld

Last Altered: Sunday, February 02, 2020 11:05:29 AM Pacific Standard Time
Printed: Sunday, February 02, 2020 11:14:39 AM Pacific Standard Time

Compound name: 13C-1,2,3,4,7,8-HxCDD

	Name	Std. Conc	RA	n/y	RT	RRT	Resp	IS Resp	Conc.	%Dev	RRF	X = dropped
3	200131R1_3	100	1.28	NO	33.97	1.014	9.69e5	1.23e6	90.5	-9.5	0.791	bd
4	200131R1_4	100	1.26	NO	33.98	1.014	9.08e5	1 05e6	98.8	-1 2	0.863	bd
5	200131R1_5	100	1.27	NO	33.96	1.014	1 04e6	1.15e6	104	3 8	0.907	bd
6	200131R1_6	100	1.28	NO	33.98	1.014	1.30e6	1.32e6	113	12.8	0.986	bd

Compound name: 13C-1,2,3,6,7,8-HxCDD
Response Factor: 1.04579
RRF SD: 0.10317, Relative SD: 9.86527
Response type: Internal Std (Ref 38), Area * (IS Conc. / IS Area)
Curve type: RF

	Name	Std. Conc	RA	n/y	RT	RRT	Resp	IS Resp	Conc.	%Dev	RRF	X = dropped
1	200131R1_1	100	1 24	NO	34.09	1.017	9 31e5	8.41e5	106	5.9	1.11	db
2	200131R1_2	100	1.25	NO	34.06	1.017	1 05e6	1.13e6	88.6	-11.4	0 927	db
3	200131R1_3	100	1.25	NO	34.07	1.017	1.13e6	1 23e6	88.2	-11.8	0.923	db
4	200131R1_4	100	1 25	NO	34.07	1.017	1 11e6	1.05e6	101	0.9	1.05	db
5	200131R1_5	100	1.26	NO	34.06	1.017	1.24e6	1.15e6	103	3 3	1.08	db
6	200131R1_6	100	1.27	NO	34.07	1.017	1.56e6	1.32e6	113	13.1	1.18	db

Compound name: 13C-1,2,3,7,8,9-HxCDD
Response Factor: 0.974375
RRF SD: 0.10254, Relative SD: 10.5236
Response type: Internal Std (Ref 38), Area * (IS Conc. / IS Area)
Curve type: RF

	Name	Std. Conc	RA	n/y	RT	RRT	Resp	IS Resp	Conc.	%Dev	RRF	X = dropped
1	200131R1_1	100	1.26	NO	34.37	1.025	9.08e5	8.41e5	111	10.8	1.08	bb
2	200131R1_2	100	1.24	NO	34.34	1.025	9.77e5	1.13e6	88.8	-11.2	0.865	bb
3	200131R1_3	100	1.23	NO	34.35	1.025	1.04e6	1.23e6	87.1	-12.9	0.848	bb
4	200131R1_4	100	1.26	NO	34.35	1.025	1.02e6	1.05e6	99.4	-0.6	0.968	bb
5	200131R1_5	100	1.22	NO	34.33	1.025	1.15e6	1.15e6	102	2.1	0.995	bb
6	200131R1_6	100	1.27	NO	34.35	1.025	1.44e6	1.32e6	112	11.8	1.09	bb

Dataset: U:\VG12.PRO\Results\200131R1\200131R1-CRV.qld

Last Altered: Sunday, February 02, 2020 11:05:29 AM Pacific Standard Time
Printed: Sunday, February 02, 2020 11:14:39 AM Pacific Standard Time

Compound name: 13C-1,2,3,4,6,7,8-HpCDD
Response Factor: 0.747228
RRF SD: 0.0868418, Relative SD: 11.6219
Response type: Internal Std (Ref 38), Area * (IS Conc. / IS Area)
Curve type: RF

	Name	Std. Conc	RA	n/y	RT	RRT	Resp	IS Resp	Conc.	%Dev	RRF	X = dropped
1	200131R1_1	100	1.04	NO	37.91	1.131	7.05e5	8.41e5	112	12.3	0.839	bb
2	200131R1_2	100	1.03	NO	37.88	1.131	7.60e5	1.13e6	90.0	-10.0	0.673	bb
3	200131R1_3	100	1.05	NO	37.88	1.131	7.62e5	1.23e6	83.2	-16.8	0.622	bb
4	200131R1_4	100	1.05	NO	37.88	1.131	7.83e5	1.05e6	99.7	-0.3	0.745	bb
5	200131R1_5	100	1.05	NO	37.88	1.131	8.87e5	1.15e6	103	3.2	0.771	bb
6	200131R1_6	100	1.03	NO	37.88	1.131	1.10e6	1.32e6	112	11.6	0.834	bb

Compound name: 13C-OCDD
Response Factor: 0.706533
RRF SD: 0.0850665, Relative SD: 12.04
Response type: Internal Std (Ref 38), Area * (IS Conc. / IS Area)
Curve type: RF

	Name	Std. Conc	RA	n/y	RT	RRT	Resp	IS Resp	Conc.	%Dev	RRF	X = dropped
1	200131R1_1	200	0.89	NO	40.90	1.220	1.29e6	8.41e5	218	8.9	0.770	bb
2	200131R1_2	200	0.92	NO	40.88	1.221	1.46e6	1.13e6	183	-8.6	0.646	bd
3	200131R1_3	200	0.90	NO	40.89	1.221	1.41e6	1.23e6	163	-18.5	0.575	bb
4	200131R1_4	200	0.90	NO	40.90	1.221	1.48e6	1.05e6	199	-0.4	0.704	bb
5	200131R1_5	200	0.86	NO	40.89	1.221	1.69e6	1.15e6	208	4.0	0.735	bb
6	200131R1_6	200	0.84	NO	40.90	1.221	2.14e6	1.32e6	229	14.6	0.809	bb

Compound name: 13C-2,3,7,8-TCDF
Response Factor: 1.06529
RRF SD: 0.0915828, Relative SD: 8.59701
Response type: Internal Std (Ref 37), Area * (IS Conc. / IS Area)
Curve type: RF

	Name	Std. Conc	RA	n/y	RT	RRT	Resp	IS Resp	Conc.	%Dev	RRF	X = dropped
1	200131R1_1	100	0.77	NO	24.84	0.990	1.69e6	1.42e6	112	11.8	1.19	bb
2	200131R1_2	100	0.78	NO	24.79	0.990	1.87e6	1.95e6	89.9	-10.1	0.958	bb

Dataset: U:\VG12.PRO\Results\200131R1\200131R1-CRV.qld

Last Altered: Sunday, February 02, 2020 11:05:29 AM Pacific Standard Time
Printed: Sunday, February 02, 2020 11:14:39 AM Pacific Standard Time

Compound name: 13C-2,3,7,8-TCDF

	Name	Std. Conc	RA	n/y	RT	RRT	Resp	IS Resp	Conc.	%Dev	RRF	X = dropped
3	200131R1_3	100	0.76	NO	24.79	0.990	1.95e6	2.03e6	90.3	-9.7	0.962	bb
4	200131R1_4	100	0.77	NO	24.79	0.990	1.92e6	1.80e6	100	0.3	1.07	bb
5	200131R1_5	100	0.77	NO	24.78	0.990	1.96e6	1.80e6	103	2.6	1.09	bb
6	200131R1_6	100	0.77	NO	24.81	0.990	2.35e6	2.10e6	105	5.1	1.12	bb

Compound name: 13C-1,2,3,7,8-PeCDF
Response Factor: 1.00172
RRF SD: 0.117905, Relative SD: 11.7703
Response type: Internal Std (Ref 37), Area * (IS Conc. / IS Area)
Curve type: RF

	Name	Std. Conc	RA	n/y	RT	RRT	Resp	IS Resp	Conc.	%Dev	RRF	X = dropped
1	200131R1_1	100	1.57	NO	29.37	1.171	1.46e6	1.42e6	103	3.0	1.03	bb
2	200131R1_2	100	1.56	NO	29.34	1.172	1.66e6	1.95e6	84.9	-15.1	0.851	bb
3	200131R1_3	100	1.61	NO	29.34	1.172	1.85e6	2.03e6	91.2	-8.8	0.914	bb
4	200131R1_4	100	1.59	NO	29.35	1.173	1.72e6	1.80e6	95.2	-4.8	0.953	bb
5	200131R1_5	100	1.60	NO	29.32	1.172	1.96e6	1.80e6	109	9.1	1.09	bb
6	200131R1_6	100	1.59	NO	29.35	1.172	2.45e6	2.10e6	117	16.5	1.17	bb

Compound name: 13C-2,3,4,7,8-PeCDF
Response Factor: 0.961692
RRF SD: 0.117094, Relative SD: 12.1758
Response type: Internal Std (Ref 37), Area * (IS Conc. / IS Area)
Curve type: RF

	Name	Std. Conc	RA	n/y	RT	RRT	Resp	IS Resp	Conc.	%Dev	RRF	X = dropped
1	200131R1_1	100	1.59	NO	30.35	1.210	1.40e6	1.42e6	103	2.7	0.988	db
2	200131R1_2	100	1.59	NO	30.32	1.211	1.60e6	1.95e6	85.2	-14.8	0.820	db
3	200131R1_3	100	1.56	NO	30.32	1.211	1.77e6	2.03e6	90.8	-9.2	0.873	bb
4	200131R1_4	100	1.61	NO	30.32	1.211	1.63e6	1.80e6	93.8	-6.2	0.902	db
5	200131R1_5	100	1.59	NO	30.30	1.211	1.92e6	1.80e6	111	10.9	1.07	db
6	200131R1_6	100	1.62	NO	30.33	1.211	2.35e6	2.10e6	117	16.5	1.12	db

Dataset: U:\VG12.PRO\Results\200131R1\200131R1-CRV.qld

Last Altered: Sunday, February 02, 2020 11:05:29 AM Pacific Standard Time
Printed: Sunday, February 02, 2020 11:14:39 AM Pacific Standard Time

Compound name: 13C-1,2,3,4,7,8-HxCDF
Response Factor: 1.0492
RRF SD: 0.111678, Relative SD: 10.6441
Response type: Internal Std (Ref 38), Area * (IS Conc. / IS Area)
Curve type: RF

	Name	Std. Conc	RA	n/y	RT	RRT	Resp	IS Resp	Conc.	%Dev	RRF	X = dropped
1	200131R1_1	100	0.51	NO	33.13	0.988	9.82e5	8.41e5	111	11.3	1.17	bd
2	200131R1_2	100	0.50	NO	33.09	0.988	1.03e6	1.13e6	87.3	-12.7	0.915	bd
3	200131R1_3	100	0.51	NO	33.10	0.988	1.14e6	1.23e6	88.8	-11.2	0.932	bd
4	200131R1_4	100	0.50	NO	33.11	0.988	1.09e6	1.05e6	98.5	-1.5	1.03	bd
5	200131R1_5	100	0.51	NO	33.08	0.988	1.23e6	1.15e6	102	2.0	1.07	bd
6	200131R1_6	100	0.50	NO	33.11	0.989	1.55e6	1.32e6	112	12.1	1.18	bd

Compound name: 13C-1,2,3,6,7,8-HxCDF
Response Factor: 1.18988
RRF SD: 0.120357, Relative SD: 10.1151
Response type: Internal Std (Ref 38), Area * (IS Conc. / IS Area)
Curve type: RF

	Name	Std. Conc	RA	n/y	RT	RRT	Resp	IS Resp	Conc.	%Dev	RRF	X = dropped
1	200131R1_1	100	0.51	NO	33.24	0.992	1.07e6	8.41e5	107	7.4	1.28	db
2	200131R1_2	100	0.50	NO	33.21	0.992	1.18e6	1.13e6	88.0	-12.0	1.05	db
3	200131R1_3	100	0.51	NO	33.22	0.992	1.29e6	1.23e6	88.2	-11.8	1.05	db
4	200131R1_4	100	0.51	NO	33.23	0.992	1.23e6	1.05e6	98.5	-1.5	1.17	db
5	200131R1_5	100	0.51	NO	33.21	0.992	1.46e6	1.15e6	107	6.7	1.27	db
6	200131R1_6	100	0.51	NO	33.23	0.992	1.75e6	1.32e6	111	11.2	1.32	db

Compound name: 13C-2,3,4,6,7,8-HxCDF
Response Factor: 1.06623
RRF SD: 0.103589, Relative SD: 9.71549
Response type: Internal Std (Ref 38), Area * (IS Conc. / IS Area)
Curve type: RF

	Name	Std. Conc	RA	n/y	RT	RRT	Resp	IS Resp	Conc.	%Dev	RRF	X = dropped
1	200131R1_1	100	0.51	NO	33.83	1.009	9.62e5	8.41e5	107	7.2	1.14	bb
2	200131R1_2	100	0.50	NO	33.80	1.009	1.06e6	1.13e6	88.4	-11.6	0.943	bb

Dataset: U:\VG12.PRO\Results\200131R1\200131R1-CRV.qld

Last Altered: Sunday, February 02, 2020 11:05:29 AM Pacific Standard Time
Printed: Sunday, February 02, 2020 11:14:39 AM Pacific Standard Time

Compound name: 13C-2,3,4,6,7,8-HxCDF

	Name	Std. Conc	RA	n/y	RT	RRT	Resp	IS Resp	Conc.	%Dev	RRF	X = dropped
3	200131R1_3	100	0.51	NO	33.79	1.009	1.17e6	1.23e6	89.3	-10.7	0.953	bb
4	200131R1_4	100	0.51	NO	33.81	1.009	1.11e6	1 05e6	99.0	-1.0	1.06	bb
5	200131R1_5	100	0.51	NO	33.78	1.009	1.27e6	1 15e6	103	3.4	1.10	bb
6	200131R1_6	100	0 50	NO	33.81	1.009	1 59e6	1.32e6	113	12.6	1.20	bb

Compound name: 13C-1,2,3,7,8,9-HxCDF
Response Factor: 0.922357
RRF SD: 0.112781, Relative SD: 12.2275
Response type: Internal Std (Ref 38), Area * (IS Conc. / IS Area)
Curve type: RF

	Name	Std. Conc	RA	n/y	RT	RRT	Resp	IS Resp	Conc.	%Dev	RRF	X = dropped
1	200131R1_1	100	0.52	NO	34.73	1.036	8.96e5	8.41e5	115	15.5	1.07	bd
2	200131R1_2	100	0.50	NO	34.70	1 036	9.11e5	1.13e6	87 5	-12.5	0 807	bb
3	200131R1_3	100	0.50	NO	34 70	1.036	9.71e5	1.23e6	85.9	-14.1	0 793	bb
4	200131R1_4	100	0 51	NO	34.71	1 036	9.57e5	1.05e6	98.7	-1.3	0 910	bb
5	200131R1_5	100	0.50	NO	34.69	1.036	1.06e6	1 15e6	100	0.1	0.923	bb
6	200131R1_6	100	0.52	NO	34.71	1.036	1.37e6	1.32e6	112	12.3	1.04	bb

Compound name: 13C-1,2,3,4,6,7,8-HpCDF
Response Factor: 0.767165
RRF SD: 0.0861255, Relative SD: 11.2265
Response type: Internal Std (Ref 38), Area * (IS Conc. / IS Area)
Curve type: RF

	Name	Std. Conc	RA	n/y	RT	RRT	Resp	IS Resp	Conc.	%Dev	RRF	X = dropped
1	200131R1_1	100	0.44	NO	36.47	1.088	7.37e5	8.41e5	114	14.2	0.876	bb
2	200131R1_2	100	0.43	NO	36.44	1.088	7.82e5	1.13e6	90.2	-9.8	0.692	bb
3	200131R1_3	100	0.42	NO	36.45	1.088	8.00e5	1.23e6	85.1	-14.9	0.653	bb
4	200131R1_4	100	0.43	NO	36.45	1.088	8.01e5	1.05e6	99.3	-0.7	0.762	bb
5	200131R1_5	100	0.44	NO	36.44	1.088	8.88e5	1.15e6	101	0.6	0.772	bb
6	200131R1_6	100	0.44	NO	36.46	1.088	1.12e6	1.32e6	111	10.6	0.848	bb

Dataset: U:\VG12.PRO\Results\200131R1\200131R1-CRV.qld

Last Altered: Sunday, February 02, 2020 11:05:29 AM Pacific Standard Time
Printed: Sunday, February 02, 2020 11:14:39 AM Pacific Standard Time

Compound name: 13C-1,2,3,4,7,8,9-HpCDF
Response Factor: 0.552323
RRF SD: 0.0621028, Relative SD: 11.2439
Response type: Internal Std (Ref 38), Area * (IS Conc. / IS Area)
Curve type: RF

	Name	Std. Conc	RA	n/y	RT	RRT	Resp	IS Resp	Conc.	%Dev	RRF	X = dropped
1	200131R1_1	100	0.44	NO	38.50	1.149	5.04e5	8.41e5	109	8.5	0.600	MM
2	200131R1_2	100	0.43	NO	38.47	1.149	5.63e5	1.13e6	90.3	-9.7	0.499	bb
3	200131R1_3	100	0.44	NO	38.48	1.149	5.68e5	1.23e6	83.9	-16.1	0.464	bb
4	200131R1_4	100	0.43	NO	38.48	1.148	5.80e5	1.05e6	99.8	-0.2	0.551	bb
5	200131R1_5	100	0.43	NO	38.47	1.149	6.58e5	1.15e6	104	3.6	0.572	bb
6	200131R1_6	100	0.43	NO	38.49	1.149	8.31e5	1.32e6	114	13.9	0.629	bb

Compound name: 13C-OCDF
Response Factor: 0.78941
RRF SD: 0.0937006, Relative SD: 11.8697
Response type: Internal Std (Ref 38), Area * (IS Conc. / IS Area)
Curve type: RF

	Name	Std. Conc	RA	n/y	RT	RRT	Resp	IS Resp	Conc.	%Dev	RRF	X = dropped
1	200131R1_1	200	0.88	NO	41.10	1.226	1.44e6	8.41e5	217	8.5	0.856	bb
2	200131R1_2	200	0.86	NO	41.07	1.226	1.59e6	1.13e6	178	-10.8	0.704	bb
3	200131R1_3	200	0.84	NO	41.08	1.226	1.61e6	1.23e6	167	-16.6	0.658	bb
4	200131R1_4	200	0.87	NO	41.08	1.226	1.67e6	1.05e6	202	0.8	0.796	bb
5	200131R1_5	200	0.86	NO	41.07	1.227	1.87e6	1.15e6	206	2.8	0.812	bb
6	200131R1_6	200	0.87	NO	41.09	1.227	2.40e6	1.32e6	230	15.2	0.910	bb

Compound name: 37Cl-2,3,7,8-TCDD
Response Factor: 1.17626
RRF SD: 0.0677436, Relative SD: 5.75926
Response type: Internal Std (Ref 36), Area * (IS Conc. / IS Area)
Curve type: RF

	Name	Std. Conc	RA	n/y	RT	RRT	Resp	IS Resp	Conc.	%Dev	RRF	X = dropped
1	200131R1_1	0.250			25.74	1.026	2.61e3	9.30e5	0.239	-4.6	1.12	bb
2	200131R1_2	0.500			25.70	1.027	7.49e3	1.27e6	0.502	0.3	1.18	bb

Dataset: U:\VG12.PRO\Results\200131R1\200131R1-CRV.qld

Last Altered: Sunday, February 02, 2020 11:05:29 AM Pacific Standard Time
Printed: Sunday, February 02, 2020 11:14:39 AM Pacific Standard Time

Compound name: 37Cl-2,3,7,8-TCDD

	Name	Std. Conc	RA	n/y	RT	RRT	Resp	IS Resp	Conc.	%Dev	RRF	X = dropped
3	200131R1_3	2.00			25.70	1.027	2.85e4	1.31e6	1.85	-7.7	1.09	bb
4	200131R1_4	10.0			25.70	1.027	1.40e5	1.19e6	10.0	0.4	1.18	bb
5	200131R1_5	40.0			25.69	1.027	5.71e5	1.18e6	41.0	2.6	1.21	bb
6	200131R1_6	200			25.70	1.026	3.51e6	1.37e6	218	8.9	1.28	bb

Compound name: 13C-1,2,3,4-TCDD
Response Factor: 1
RRF SD: 0, Relative SD: 0
Response type: Internal Std (Ref 36), Area * (IS Conc. / IS Area)
Curve type: RF

	Name	Std. Conc	RA	n/y	RT	RRT	Resp	IS Resp	Conc.	%Dev	RRF	X = dropped
1	200131R1_1	100	0.78	NO	25.08	1.000	9.30e5	9.30e5	100	0.0	1.00	bb
2	200131R1_2	100	0.80	NO	25.03	1.000	1.27e6	1.27e6	100	0.0	1.00	bb
3	200131R1_3	100	0.80	NO	25.03	1.000	1.31e6	1.31e6	100	0.0	1.00	bb
4	200131R1_4	100	0.80	NO	25.03	1.000	1.19e6	1.19e6	100	0.0	1.00	bb
5	200131R1_5	100	0.80	NO	25.02	1.000	1.18e6	1.18e6	100	0.0	1.00	bb
6	200131R1_6	100	0.80	NO	25.05	1.000	1.37e6	1.37e6	100	0.0	1.00	bb

Compound name: 13C-1,2,3,4-TCDF
Response Factor: 1
RRF SD: 0, Relative SD: 0
Response type: Internal Std (Ref 37), Area * (IS Conc. / IS Area)
Curve type: RF

	Name	Std. Conc	RA	n/y	RT	RRT	Resp	IS Resp	Conc.	%Dev	RRF	X = dropped
1	200131R1_1	100	0.79	NO	23.42	1.000	1.42e6	1.42e6	100	0.0	1.00	bd
2	200131R1_2	100	0.79	NO	23.35	1.000	1.95e6	1.95e6	100	0.0	1.00	bb
3	200131R1_3	100	0.79	NO	23.37	1.000	2.03e6	2.03e6	100	0.0	1.00	bb
4	200131R1_4	100	0.79	NO	23.37	1.000	1.80e6	1.80e6	100	0.0	1.00	bb
5	200131R1_5	100	0.80	NO	23.35	1.000	1.80e6	1.80e6	100	0.0	1.00	bb
6	200131R1_6	100	0.79	NO	23.39	1.000	2.10e6	2.10e6	100	0.0	1.00	bb

Vista Analytical Laboratory

Dataset: U:\VG12.PRO\Results\200131R1\200131R1-CRV.qld

Last Altered: Sunday, February 02, 2020 11:05:29 AM Pacific Standard Time
Printed: Sunday, February 02, 2020 11:14:39 AM Pacific Standard Time

Compound name: 13C-1,2,3,4,6,9-HxCDF
Response Factor: 1
RRF SD: 0, Relative SD: 0
Response type: Internal Std (Ref 38), Area * (IS Conc. / IS Area)
Curve type: RF

	Name	Std. Conc	RA	n/y	RT	RRT	Resp	IS Resp	Conc.	%Dev	RRF	X = dropped
1	200131R1_1	100	0.51	NO	33.52	1.000	8.41e5	8.41e5	100	0.0	1.00	bb
2	200131R1_2	100	0.51	NO	33.49	1.000	1.13e6	1.13e6	100	0.0	1.00	bb
3	200131R1_3	100	0.51	NO	33.50	1.000	1.23e6	1.23e6	100	0.0	1.00	bb
4	200131R1_4	100	0.51	NO	33.51	1.000	1.05e6	1.05e6	100	0.0	1.00	bb
5	200131R1_5	100	0.51	NO	33.49	1.000	1.15e6	1.15e6	100	0.0	1.00	bb
6	200131R1_6	100	0.51	NO	33.50	1.000	1.32e6	1.32e6	100	0.0	1.00	bb

Vista Analytical Laboratory VG-11

Dataset: Untitled

Last Altered: Sunday, February 02, 2020 11:18:48 AM Pacific Standard Time
Printed: Sunday, February 02, 2020 11:18:51 AM Pacific Standard Time

Method: U:\VG12.PRO\MethDB\1613rrt-1-28-20.mdb 28 Jan 2020 16:09:23
Calibration: U:\VG12.PRO\CurveDB\db5_1613vg12-1-31-20.cdb 02 Feb 2020 11:05:29

Compound name: 2,3,7,8-TCDD

	Name	ID	Acq.Date	Acq.Time
1	200131R1_1	ST200131R1_1 1613 CS0 19L2302	31-Jan-20	16:48:41
2	200131R1_2	ST200131R1_2 1613 CS1 19L2303	31-Jan-20	17:37:04
3	200131R1_3	ST200131R1_3 1613 CS2 19L2304	31-Jan-20	18:23:19
4	200131R1_4	ST200131R1_4 1613 CS3 19L2305	31-Jan-20	19:10:18
5	200131R1_5	ST200131R1_5 1613 CS4 19L2306	31-Jan-20	19:57:17
6	200131R1_6	ST200131R1_6 1613 CS5 19L2307	31-Jan-20	20:44:23
7	200131R1_7	SOLVENT BLANK	31-Jan-20	21:31:31
8	200131R1_8	SS200131R1_1 1613 SSS 19L2308	31-Jan-20	22:18:30
9	200131R1_9	ST200131R1_7 1613 CS3 19I1604	31-Jan-20	23:05:36
10	200131R1_10	B0A0133-BS1 OPR 1	31-Jan-20	23:52:35
11	200131R1_11	B0A0226-BS1 OPR 10	01-Feb-20	00:39:35
12	200131R1_12	SOLVENT BLANK	01-Feb-20	01:26:32
13	200131R1_13	B0A0133-BLK1 Method Blank 1	01-Feb-20	02:13:32
14	200131R1_14	B0A0226-BLK1 Method Blank 10	01-Feb-20	03:00:32
15	200131R1_15	1904161-10RE1 PDI-046SC-A-02-03-191001 ...	01-Feb-20	03:47:38
16	200131R1_16	1904161-16RE1 PDI-066SC-A-06-07-191011 ...	01-Feb-20	04:34:37
17	200131R1_17	1904207-04RE1 PDI-076SC-A-05-06-191013 ...	01-Feb-20	05:21:38
18	200131R1_18	1903647-05@2X PDI-067SC-B-06-08-191010 ...	01-Feb-20	06:08:35
19	200131R1_19	1903647-02@10X PDI-067SC-B-00-02-19101...	01-Feb-20	06:55:34

File: Experiment: OCDD_DB5.exp Reference: pfk.ref Function: 1 @ 200 (ppm)

Printed: Friday, January 31, 2020 16:41:39 Pacific Standard Time

M 292.9824 R 10370

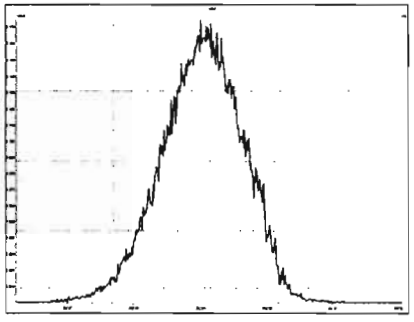

M 304.9824 R 10917

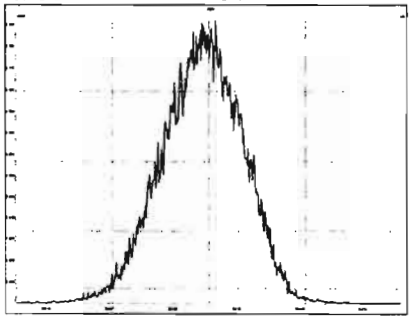

M 318.9792 R 10637

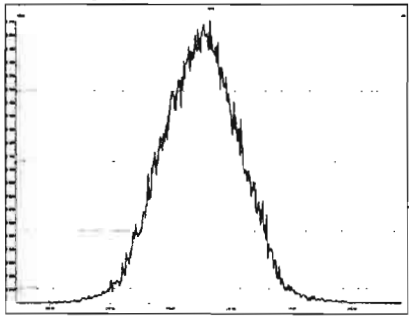

M 330.9792 R 10640

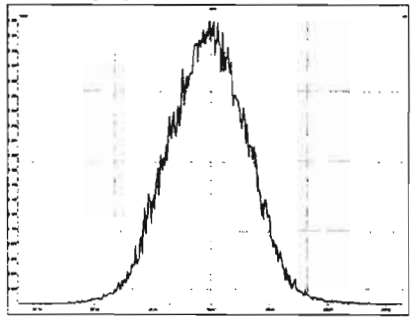

M 342.9792 R 10593

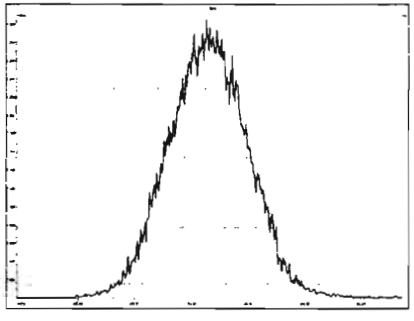

M 354.9792 R 10919

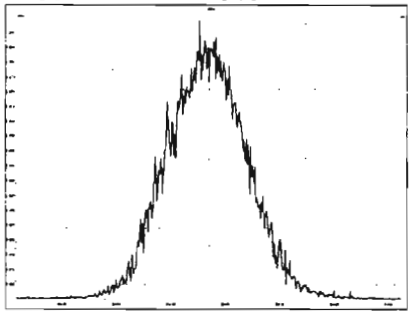

M 366.9792 R 10726

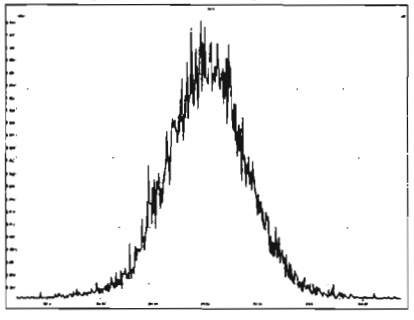

M 380.9760 R 11160

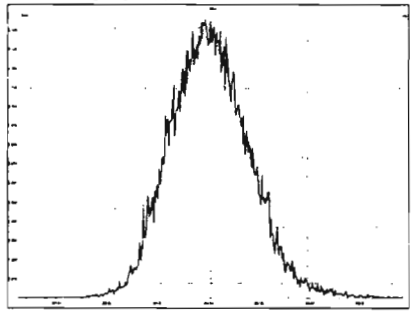

M 392.9760 R 11015

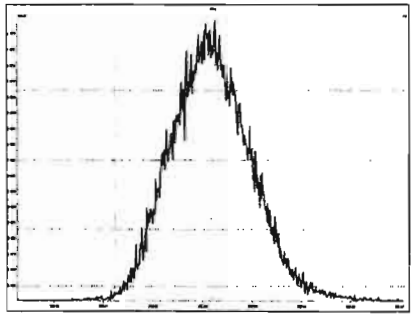

M 404.9760 R 10822

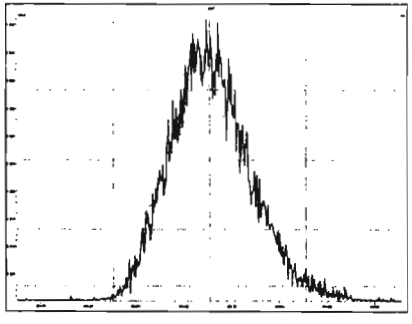

M 416.9760 R 10507

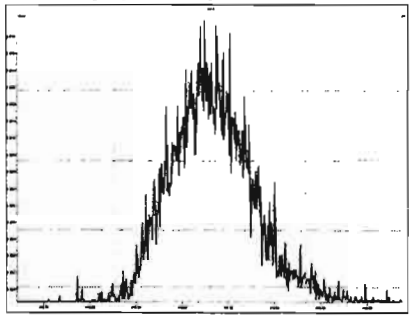

File: Experiment: OCDD_DB5.exp Reference: pfk.ref Function: 2 @ 200 (ppm)

Printed: Friday, January 31, 2020 16:42:23 Pacific Standard Time

M 318.9792 R 11110

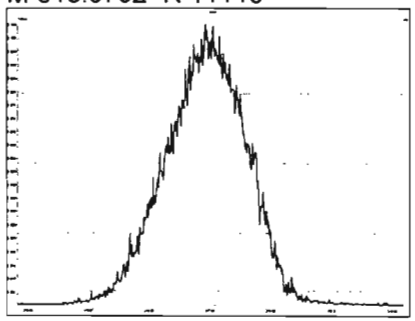

M 330.9792 R 10681

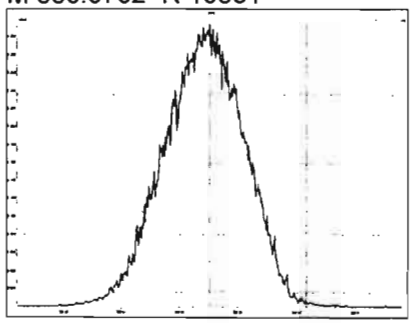

M 342.9792 R 10776

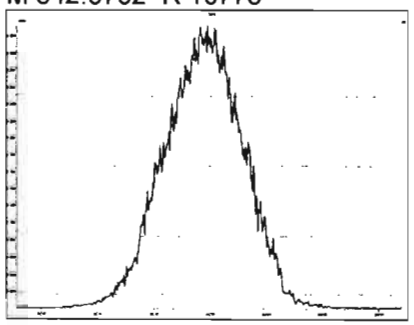

M 354.9792 R 10920

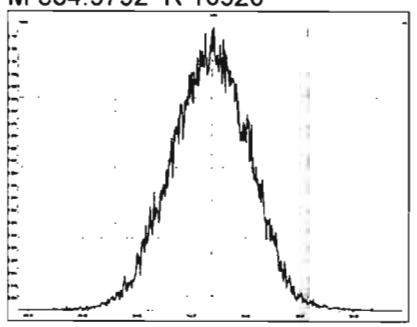

M 366.9792 R 10730

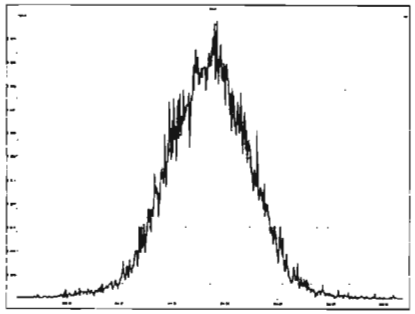

M 380.9760 R 10729

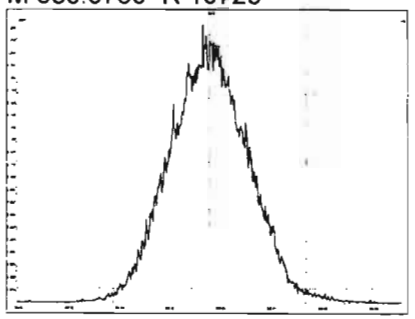

M 392.9760 R 10778

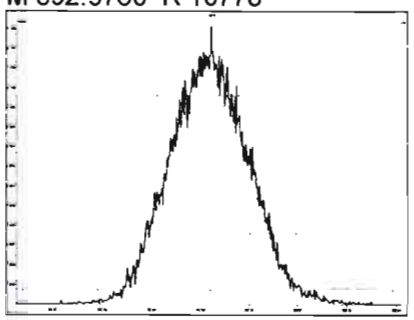

M 404.9760 R 10917

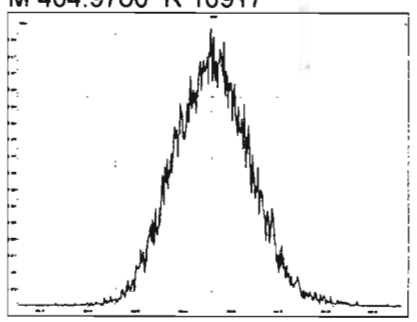

M 416.9760 R 10503

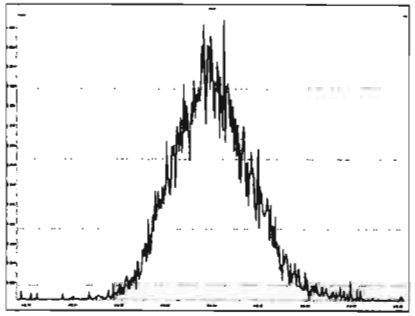

File: Experiment: OCDD_DB5.exp Reference: pfk.ref Function: 3 @ 200 (ppm)

Printed: Friday, January 31, 2020 16:43:30 Pacific Standard Time

M 366.9792 R 10417

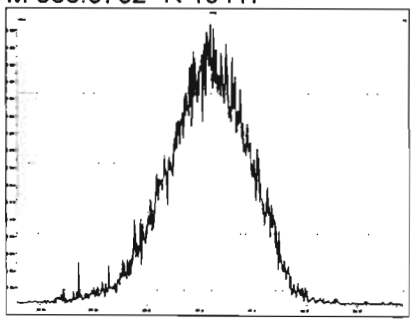

M 380.9760 R 10729

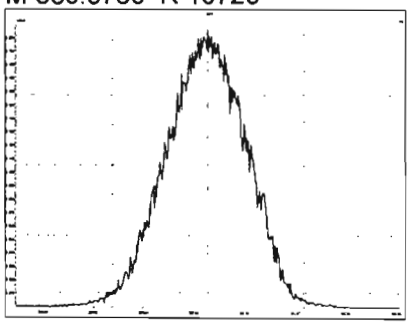

M 392.9760 R 10458

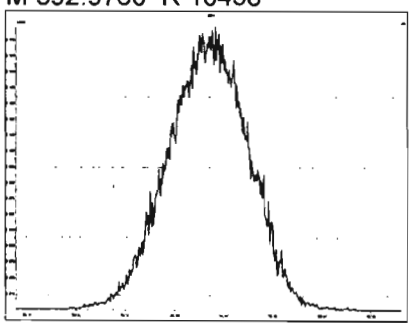

M 404.9760 R 10776

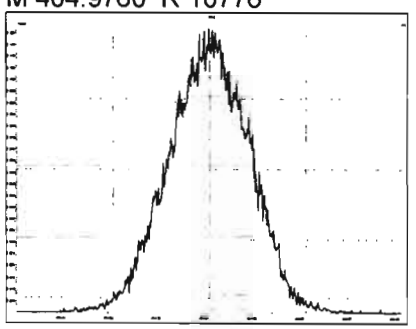

M 416.9760 R 10728

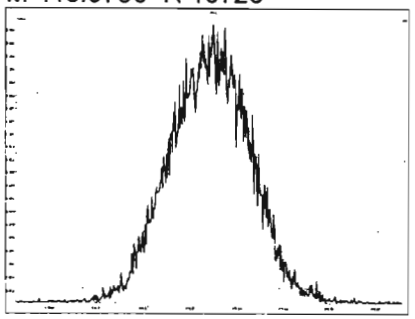

M 430.9728 R 10418

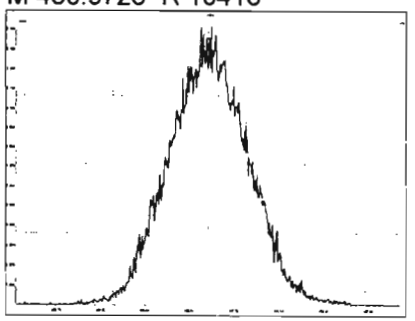

M 442.9728 R 10965

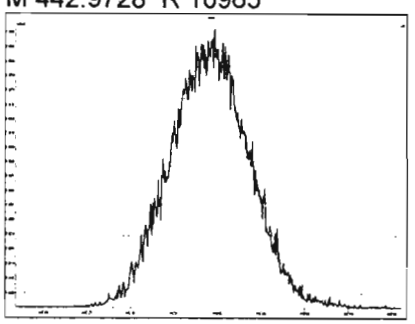

M 454.9728 R 10503

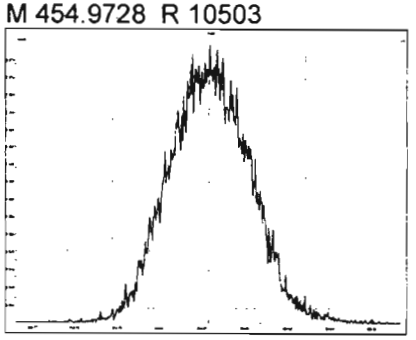

File: Experiment: OCDD_DB5.exp Reference: pfk.ref Function: 4 @ 200 (ppm)

Printed: Friday, January 31, 2020 16:44:27 Pacific Standard Time

M 404.9760 R 10461

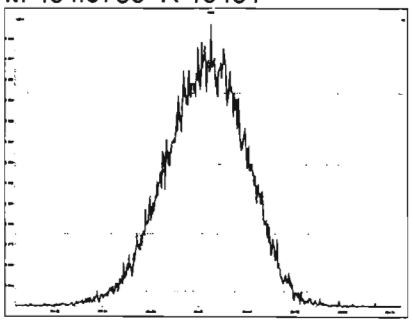

M 416.9760 R 10503

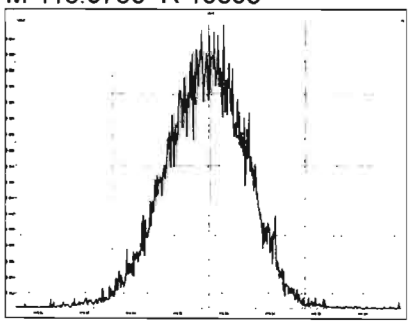

M 430.9728 R 10820

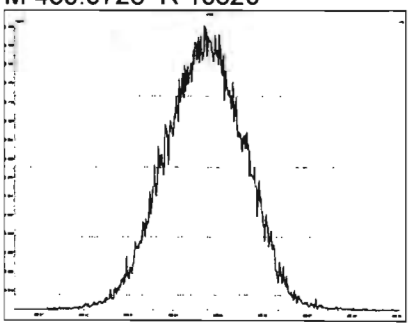

M 442.9728 R 10545

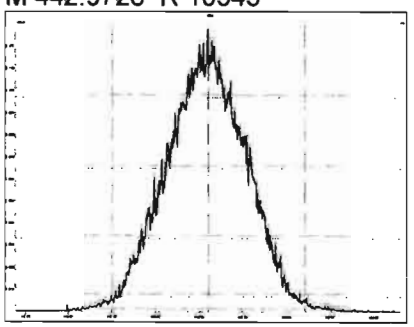

M 454.9728 R 10637

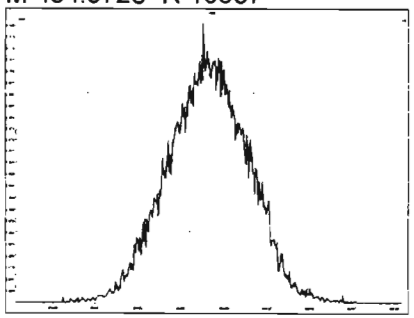

M 466.9728 R 11014

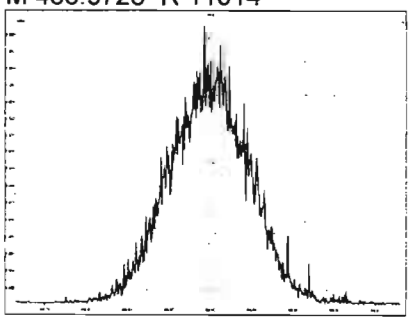

M 480.9696 R 10965

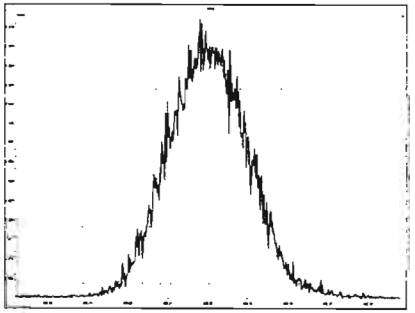

File: Experiment: OCDD_DB5.exp Reference: pfk.ref Function: 5 @ 200 (ppm)

Printed: Friday, January 31, 2020 16:45:52 Pacific Standard Time

M 430.9728 R 10504

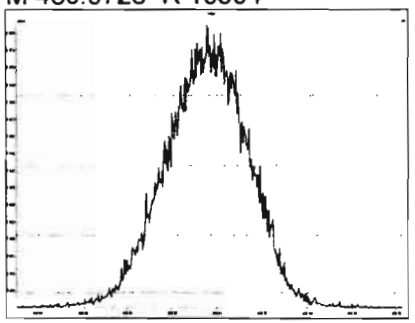

M 442.9728 R 10550

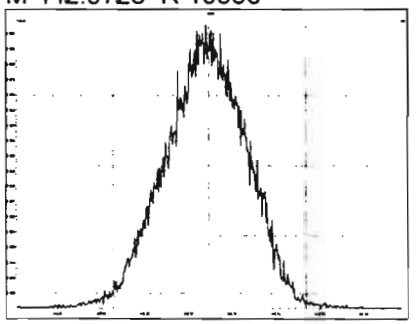

M 454.9728 R 10549

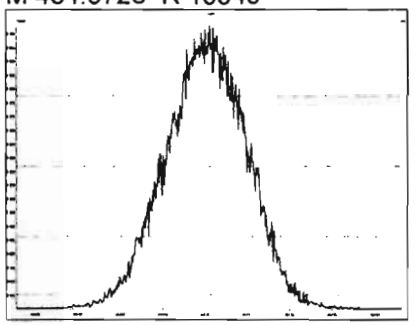

M 466.9728 R 10729

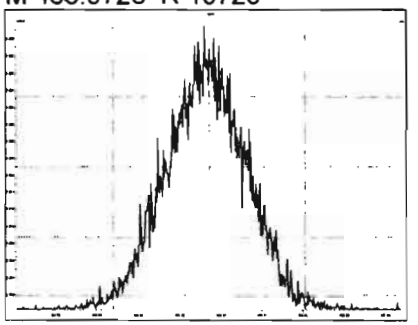

M 480.9696 R 10415

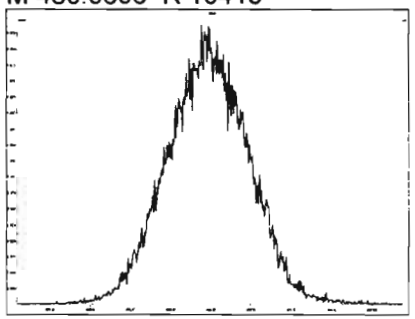

M 492.9696 R 10163

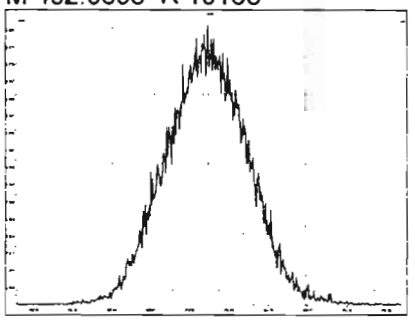

M 504.9696 R 10290

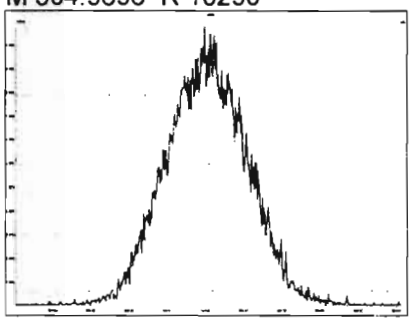

M 516.9697 R 10286

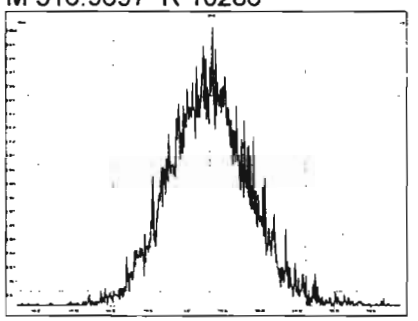

Vista Analytical Laboratory VG-11

Dataset: Untitled

Last Altered: Sunday, February 02, 2020 11:18:10 AM Pacific Standard Time
Printed: Sunday, February 02, 2020 11:18:19 AM Pacific Standard Time

Method: U:\VG12.PRO\MethDB\CPSM.mdb 23 Jan 2020 15:01:26
Calibration: U:\VG12.PRO\CurveDB\db5_1613vg12-1-31-20.cdb 02 Feb 2020 11:05:29

Name: 200131R1_4, Date: 31-Jan-2020, Time: 19:10:18, ID: ST200131R1_4 1613 CS3 19L2305, Description: 1613 CS3 19L2305

	#	Name	RT
1	1	1,3,6,8-TCDD (First)	21.72
2	2	1,2,8,9-TCDD (Last)	26.66
3	3	1,2,4,7,9-PeCDD (First)	28.44
4	4	1,2,3,8,9-PeCDD (Last)	31.02
5	5	1,2,4,6,7,9-HxCDD (First)	32.51
6	6	1,2,3,7,8,9-HxCDD (Last)	34.37
7	7	1,2,3,4,6,7,9-HpCDD (First)	36.85
8	8	1,2,3,4,6,7,8-HpCDD (Last)	37.90
9	9	1,3,6,8-TCDF (First)	19.63
10	10	1,2,8,9-TCDF (Last)	26.81
11	11	1,3,4,6,8-PeCDF (First)	26.77
12	12	1,2,3,8,9-PeCDF (Last)	31.26
13	13	1,2,3,4,6,8-HxCDF (First)	31.95
14	14	1,2,3,7,8,9-HxCDF (Last)	34.72
15	15	1,2,3,4,6,7,8-HpCDF (First)	36.47
16	16	1,2,3,4,7,8,9-HpCDF (Last)	38.50

Vista Analytical Laboratory VG-11

Dataset: Untitled

Last Altered: Sunday, February 02, 2020 11:18:10 AM Pacific Standard Time
Printed: Sunday, February 02, 2020 11:18:19 AM Pacific Standard Time

Method: U:\VG12.PRO\MethDB\CPSM.mdb 23 Jan 2020 15:01:26
Calibration: U:\VG12.PRO\CurveDB\db5_1613vg12-1-31-20.cdb 02 Feb 2020 11:05:29

Name: 200131R1_4, Date: 31-Jan-2020, Time: 19:10:18, ID: ST200131R1_4 1613 CS3 19L2305, Description: 1613 CS3 19L2305

1,3,6,8-TCDD (First)

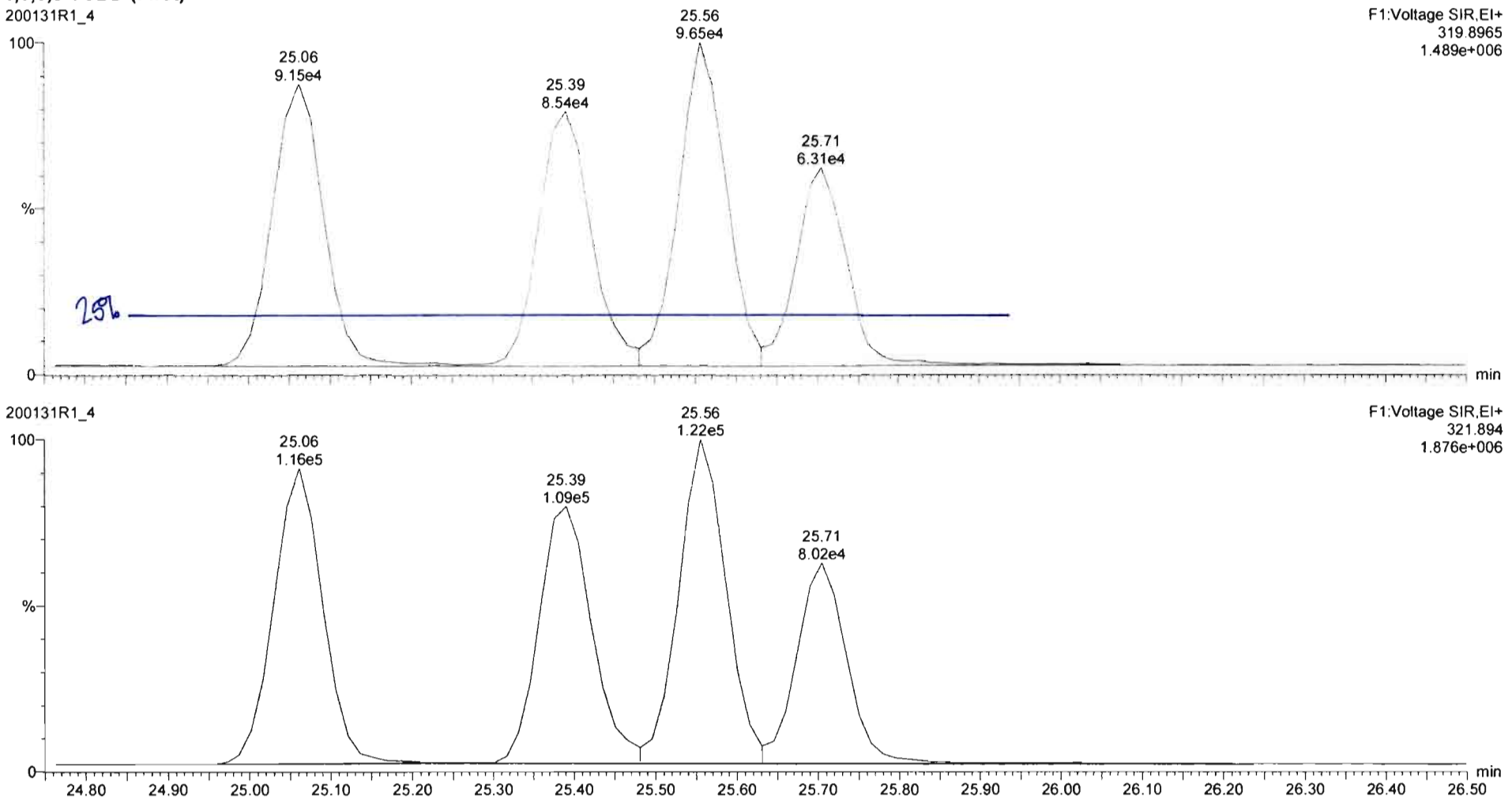

Dataset: Untitled

Last Altered: Sunday, February 02, 2020 11:06:20 AM Pacific Standard Time
Printed: Sunday, February 02, 2020 11:06:35 AM Pacific Standard Time

Method: U:\VG12.PRO\MethDB\1613rrt-1-28-20.mdb 28 Jan 2020 16:09:23
Calibration: 02 Feb 2020 11:06:20

Name: 200131R1_1, Date: 31-Jan-2020, Time: 16:48:41, ID: ST200131R1_1 1613 CS0 19L2302, Description: 1613 CS0 19L2302

2,3,7,8-TCDD

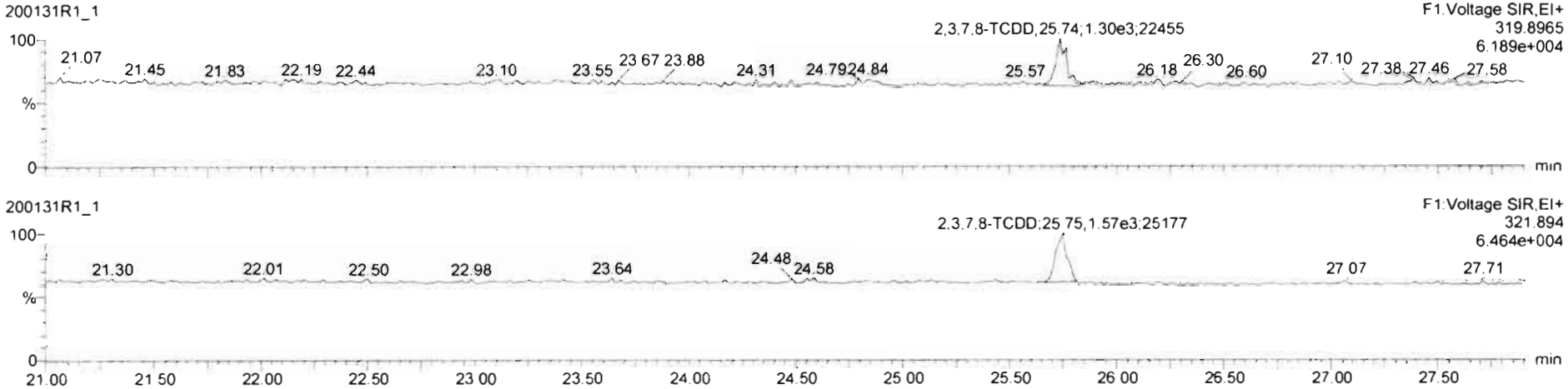

13C-2,3,7,8-TCDD

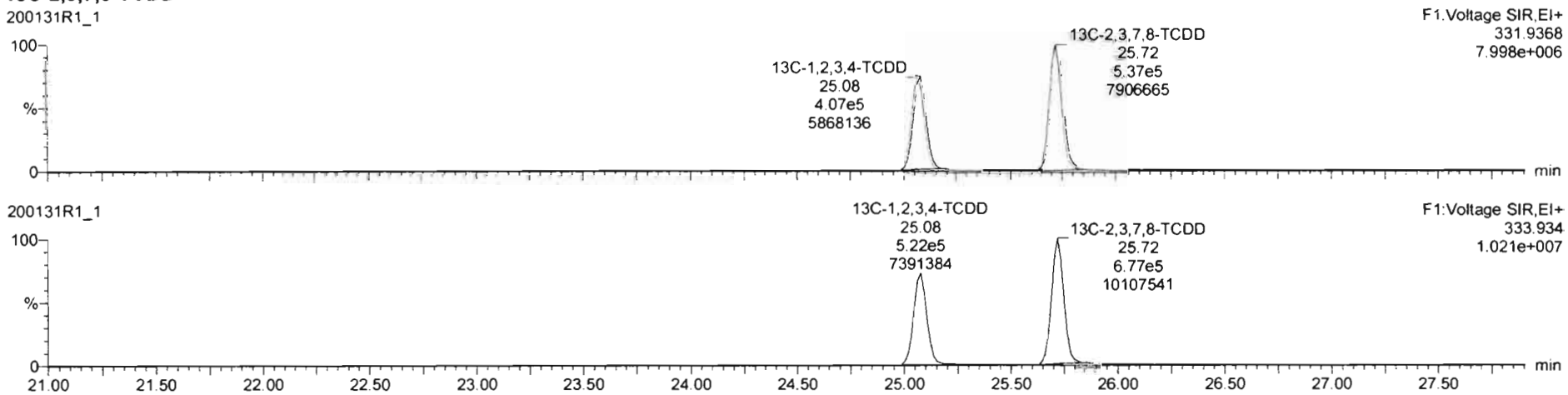

Dataset: Untitled

Last Altered: Sunday, February 02, 2020 11:06:20 AM Pacific Standard Time
Printed: Sunday, February 02, 2020 11:06:35 AM Pacific Standard Time

Name: 200131R1_1, Date: 31-Jan-2020, Time: 16:48:41, ID: ST200131R1_1 1613 CS0 19L2302, Description: 1613 CS0 19L2302

37Cl-2,3,7,8-TCDD

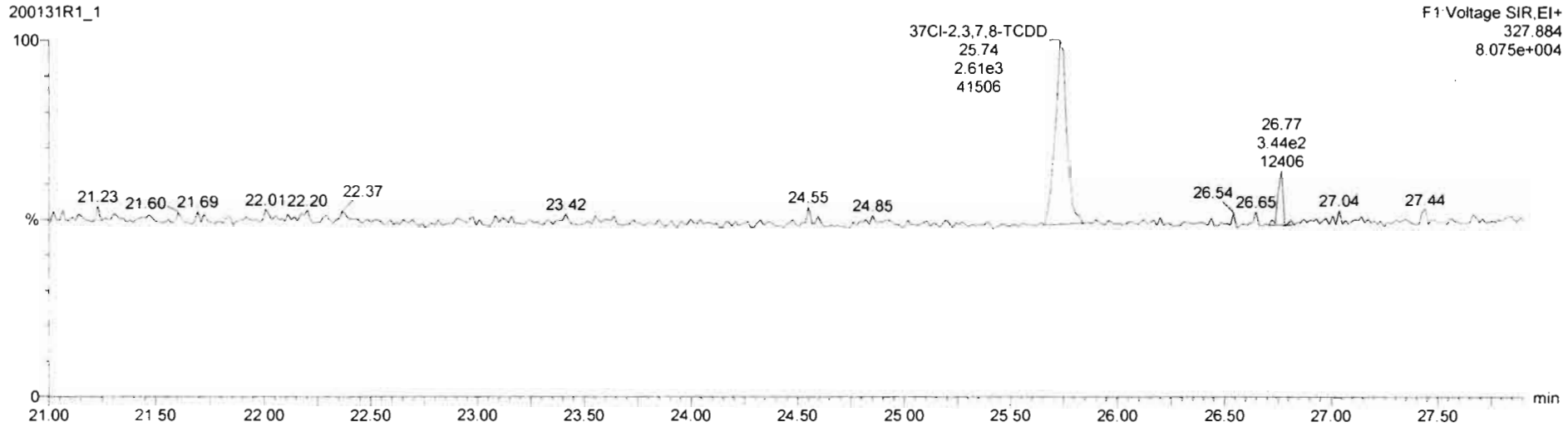

13C-1,2,3,4-TCDD

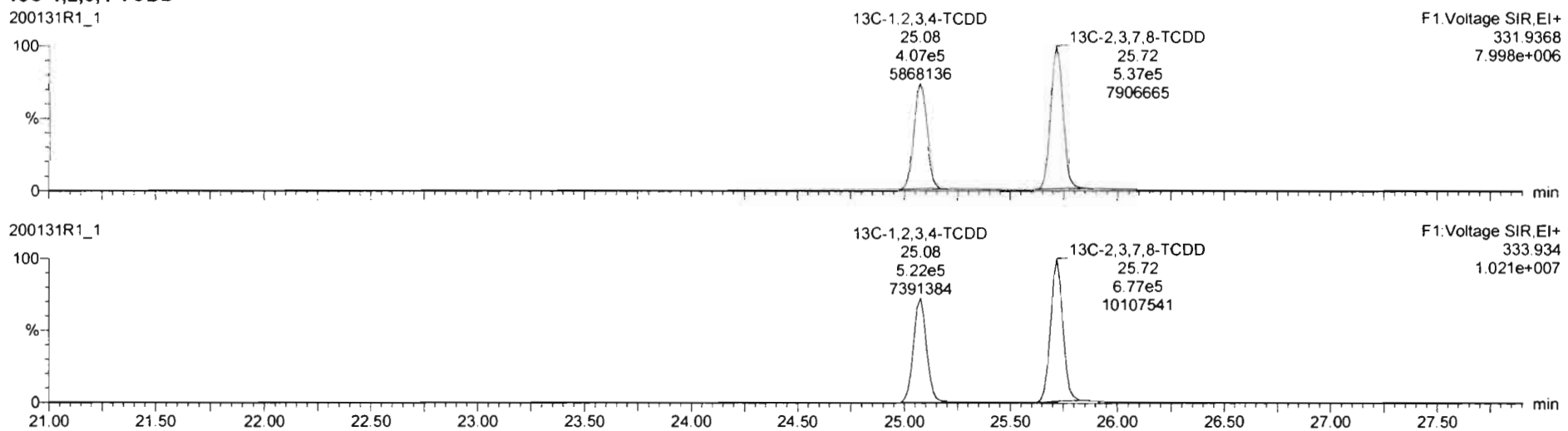

Dataset: Untitled

Last Altered: Sunday, February 02, 2020 11:06:20 AM Pacific Standard Time
Printed: Sunday, February 02, 2020 11:06:35 AM Pacific Standard Time

Name: 200131R1_1, Date: 31-Jan-2020, Time: 16:48:41, ID: ST200131R1_1 1613 CS0 19L2302, Description: 1613 CS0 19L2302

1,2,3,7,8-PeCDD

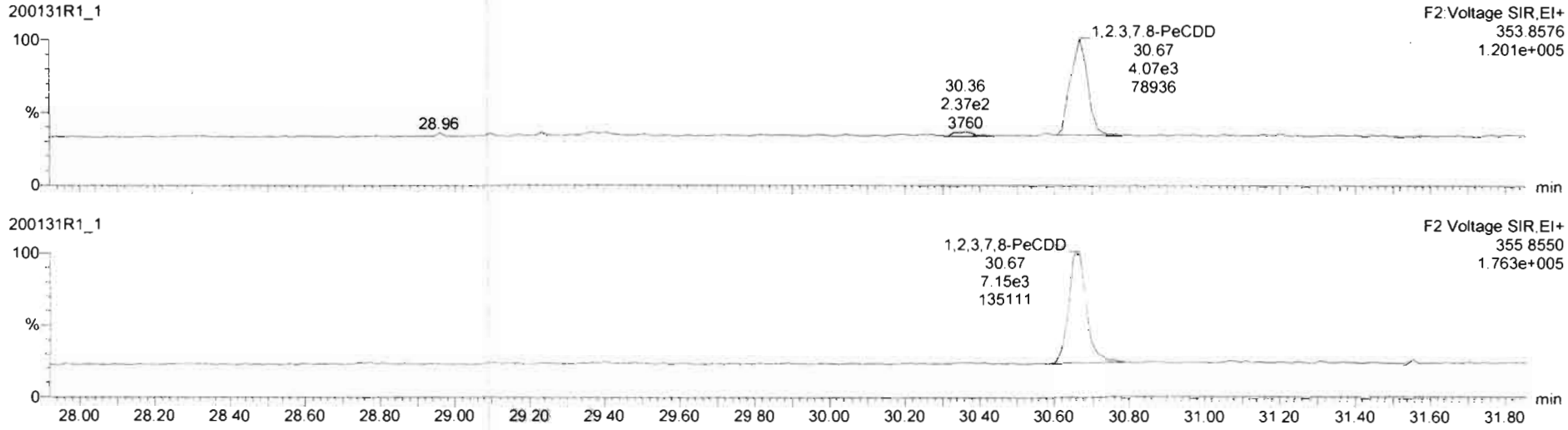

13C-1,2,3,7,8-PeCDD

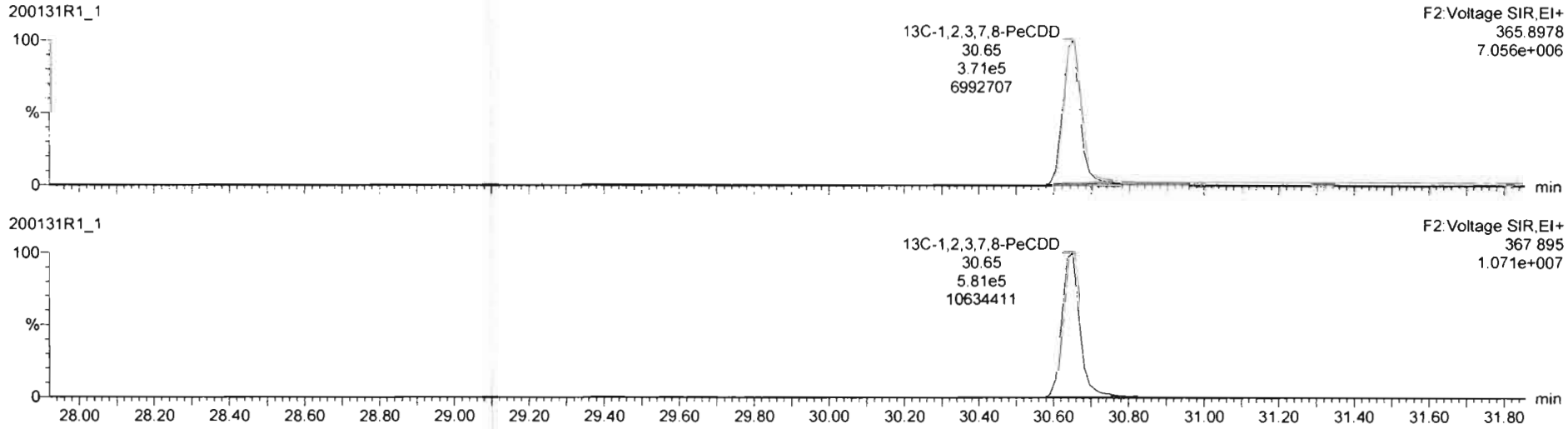

Dataset: Untitled

Last Altered: Sunday, February 02, 2020 11:06:20 AM Pacific Standard Time
Printed: Sunday, February 02, 2020 11:06:35 AM Pacific Standard Time

Name: 200131R1_1, Date: 31-Jan-2020, Time: 16:48:41, ID: ST200131R1_1 1613 CS0 19L2302, Description: 1613 CS0 19L2302

1,2,3,4,7,8-HxCDD

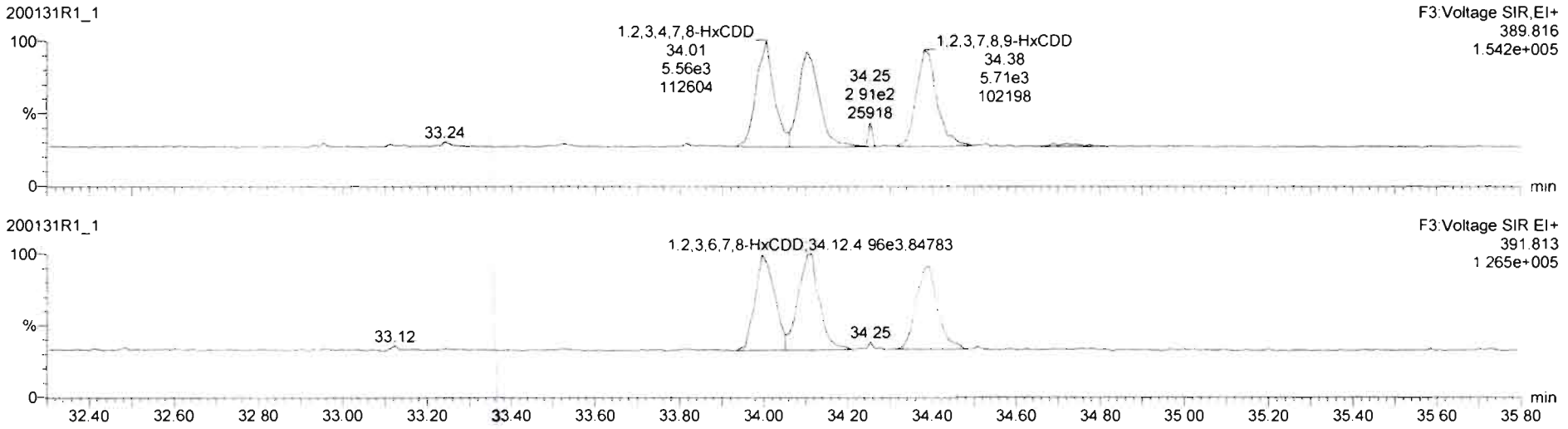

13C-1,2,3,4,7,8-HxCDD

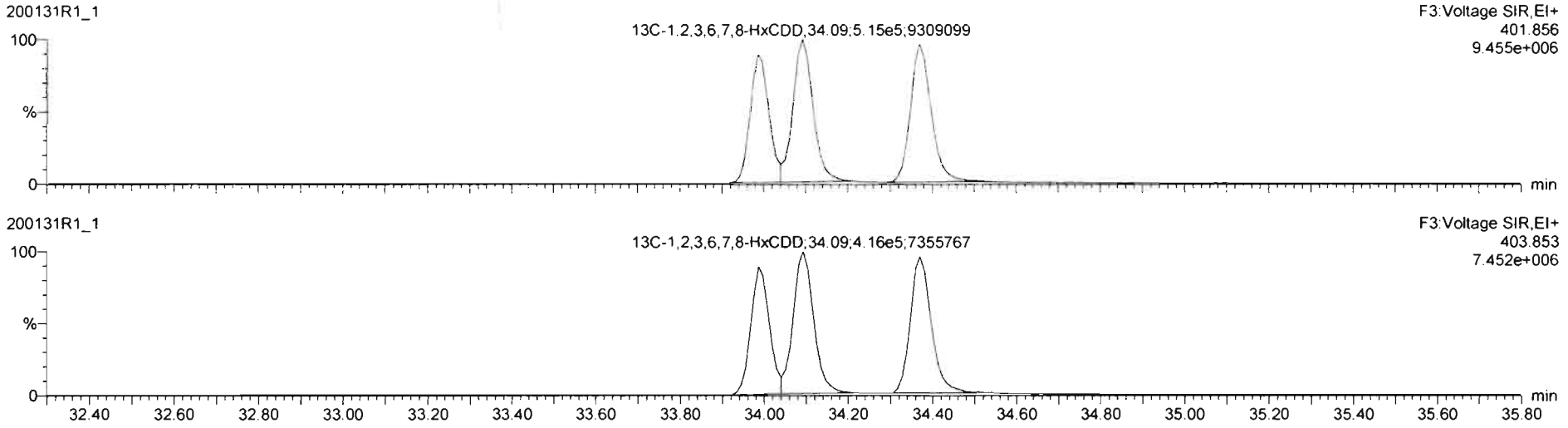

TargetLynx - 200131R1-CRV.qld * - [Chromatogram]

File Edit View Display Processing Window Help

200131R1_1 - ST200131R1_1 1613 CS0 19L2302 1613 CS0 19L2302

	#	Name	RT	RA	y/n	Area	IS Area	Std Conc	%Dev	%RSD	RRF M...	RRF SD
1	1	2,3,7,8-TCDD	25.74	0.831	NO	2.8706e3	1.2145e6	0.250	-4.2	4.90	0.968	0.0484
2	2	1,2,3,7,8-PeCDD	30.67	0.570	NO	1.1221e4	9.5160e5	1.250	-3.3	6.03	0.975	0.0589
3	3	1,2,3,4,7,8-HxCDD	34.01	1.165	NO	6.8417e3	7.7227e5	1.250	-4.8	4.11	1.07	0.0440
4	4	1,2,3,6,7,8-HxCDD	34.10	1.141	NO	1.0106e4	9.3145e5	1.250	-5.6	7.66	0.921	0.0706
5	5	1,2,3,7,8,9-HxCDD	34.38	1.341	NO	9.5721e3	9.0780e5	1.250	-4.6	6.16	0.921	0.0567
6	6	1,2,3,4,6,7,8-HpCDD	37.92	1.036	NO	8.1995e3	7.0548e5	1.250	0.7	5.35	0.923	0.0512
7	7	OCDD	40.92	0.900	NO	1.6111e4	1.2943e6	2.500	1.3	5.10	0.963	0.0541
8	8	2,3,7,8-TCDF	24.85	0.734	NO	3.4631e3	1.6905e6	0.250	2.8	6.14	0.802	0.0525
9	9	1,2,3,7,8-PeCDF	29.39	1.586	NO	1.5998e4	1.4643e6	1.250	-4.2	5.43	0.913	0.0495
10	10	2,3,4,7,8-PeCDF	30.36	1.391	NO	1.5172e4	1.4022e6	1.250	-5.0	7.47	0.952	0.0711
11	11	1,2,3,4,7,8-HxCDF	33.13	1.151	NO	1.0311e4	9.8175e5	1.250	-2.7	5.41	0.884	0.0467
12	12	1,2,3,6,7,8-HxCDF	33.26	1.126	NO	1.0909e4	1.0743e6	1.250	-4.5	6.18	0.851	0.0524
13	13	2,3,4,6,7,8-HxCDF	33.84	1.073	NO	1.0142e4	9.6159e5	1.250	-5.1	5.93	0.898	0.0533
14	14	1,2,3,7,8,9-HxCDF	34.74	1.119	NO	9.5111e3	8.9576e5	1.250	-1.3	6.46	0.960	0.0556
15	15	1,2,3,4,6,7,8-HpCDF	36.48	0.939	NO	7.6045e3	7.3685e5	1.250	-3.0	5.39	0.851	0.0459
18	16	1,2,3,4,7,8,9-HpCDF	36.50	0.974	NO	8.0400e3	5.1303e5	1.250	-4.0	4.84	0.981	0.0475
17	17	OCDF	41.10	0.854	NO	1.3918e4	1.4401e6	2.500	-4.2	6.03	0.807	0.0487

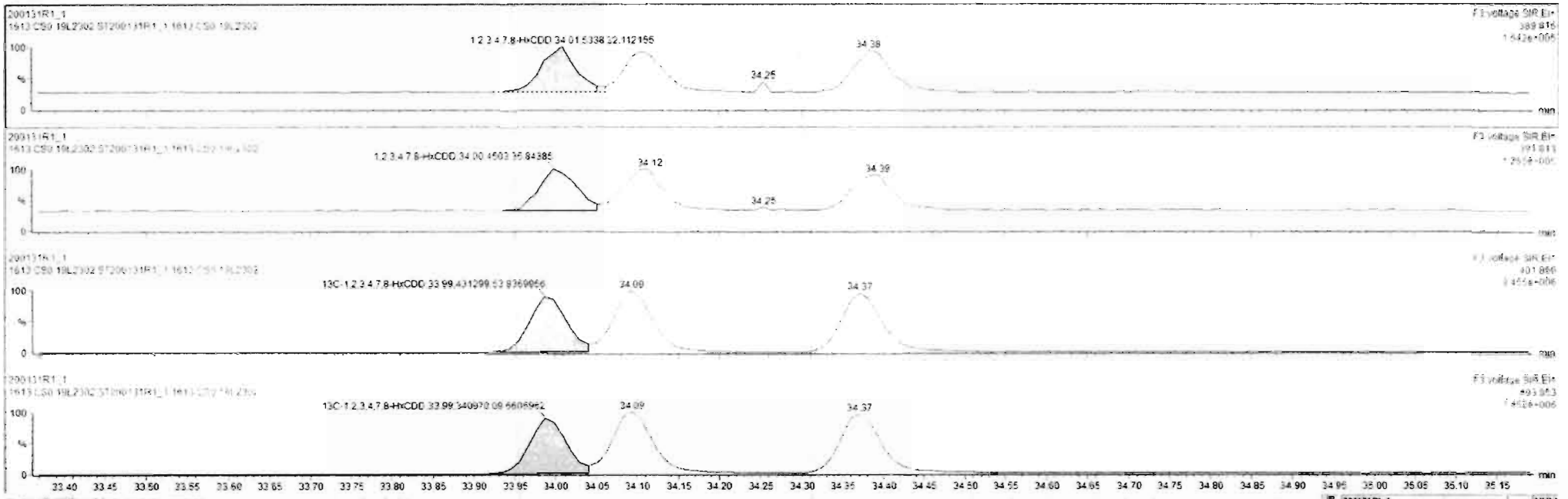

Custom Reporting: Select reports to generate

TargetLynx - 200131R1-CRV.zld * - [Chromatogram]

File Edit View Display Processing Window Help

200131R1_1 : ST200131R1_1 1613 CS0 19L2302 - 1613 CS0 19L2302

	#	Name	RT	RA	y/n	Area	IS Area	Std. Conc	%Dev	%RSD	RRF M...	RRF SD
1	1	2,3,7,8-TCDD	25.74	0.831	NO	2.8708e3	1.2145e6	0.250	-4.3	4.90	0.968	0.0484
2	2	1,2,3,7,8-PeCDD	30.67	0.570	NO	1.1221e4	9.5180e5	1.250	-3.3	6.03	0.975	0.0589
3	3	1,2,3,4,7,8-HxCDD	34.01	1.185	NO	9.8417e3	7.7227e5	1.250	-4.8	4.11	1.07	0.0440
4	4	1,2,3,6,7,8-HxCDD	34.10	1.141	NO	1.0106e4	9.3145e5	1.250	-5.8	7.06	0.921	0.0706
5	5	1,2,3,7,8,9-HxCDD	34.38	1.341	NO	9.9721e3	9.0786e5	1.250	-4.6	6.16	0.921	0.0567
6	6	1,2,3,4,6,7,8-HpCDD	37.92	1.036	NO	8.1995e2	7.0548e5	1.250	0.7	5.55	0.923	0.0512
7	7	OCDD	40.92	0.900	NO	1.6111e4	1.2943e6	2.500	1.3	5.50	0.983	0.0541
8	8	2,3,7,8-TCDF	24.85	0.734	NO	3.4831e3	1.6905e6	0.250	2.8	6.54	0.802	0.0525
9	9	1,2,3,7,8-PeCDF	29.39	1.586	NO	1.5998e4	1.4643e6	1.250	-4.2	5.43	0.913	0.0495
10	10	2,3,4,7,8-PeCDF	30.36	1.391	NO	1.5172e4	1.4022e6	1.250	-9.0	7.47	0.952	0.0711
11	11	1,2,3,4,7,8-HxCDF	33.13	1.151	NO	1.0311e4	9.8175e5	1.250	-2.7	5.41	0.864	0.0467
12	12	1,2,3,6,7,8-HxCDF	33.26	1.126	NO	1.0909e4	1.0743e6	1.250	-4.5	6.16	0.851	0.0524
13	13	2,3,4,6,7,8-HxCDF	33.84	1.073	NO	1.0142e4	9.6159e5	1.250	-6.1	5.93	0.898	0.0533
14	14	1,2,3,7,8,9-HxCDF	34.74	1.119	NO	9.5111e3	8.9576e5	1.250	-1.3	6.46	0.860	0.0556
15	15	1,2,3,4,6,7,8-HpCDF	36.48	0.939	NO	7.6045e3	7.3685e5	1.250	-3.0	5.39	0.851	0.0459
16	16	1,2,3,4,7,8,9-HpCDF	36.50	0.974	NO	6.0400e3	5.1303e5	1.250	-4.0	4.84	0.981	0.0475
17	17	OCDF	41.10	0.854	NO	1.3918e4	1.4401e6	2.500	-4.2	6.03	0.807	0.0487

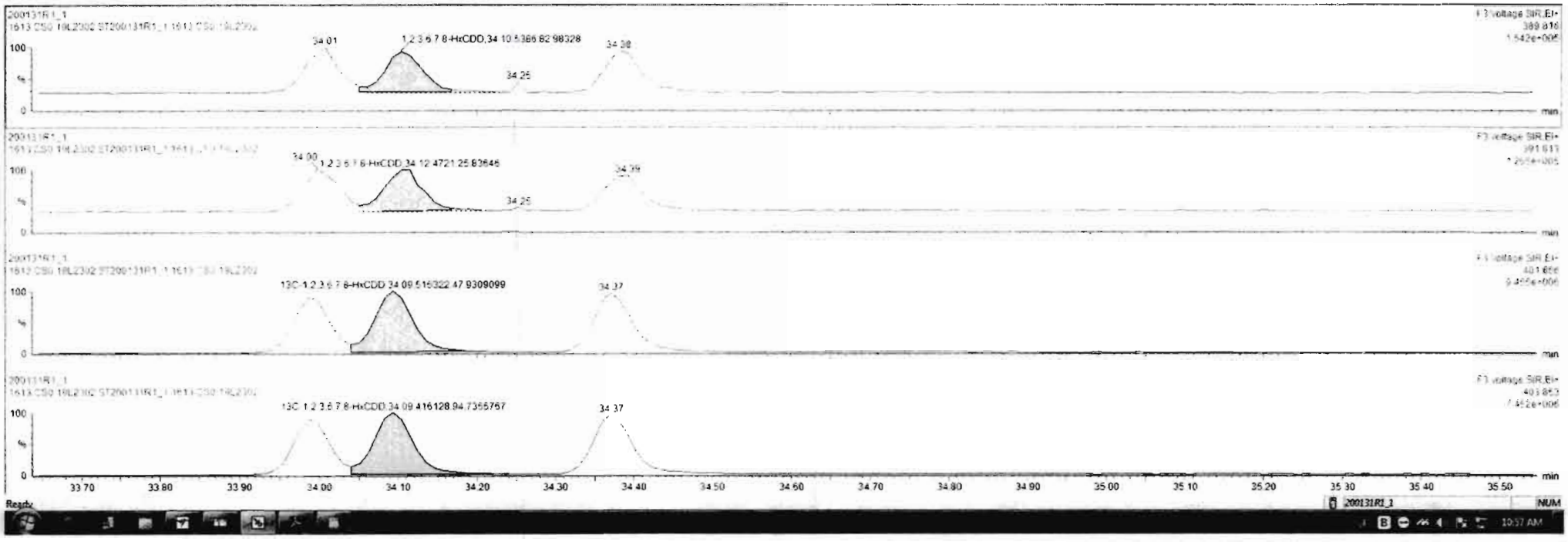

Ready

200131R1_1

NUM

10:57 AM

TargetLynx - 200131R1-CRV.qld * - [Chromatogram]

File Edit View Display Processing Window Help

200131R1_1 ST200131R1_1 1613 CS0 19L2302 - 1613 CS0 19L2302

		Name	RT	RA	y/n	Area	IS Area	Std. Conc	%Dev	%RSD	RRF M...	RRF SD
1	1	2,3,7,8-TCDD	25.74	0.831	NO	2.8706e3	1.2145e6	0.250	-4.3	4.90	0.968	0.0484
2	2	1,2,3,7,8-PeCDD	30.67	0.570	NO	1.1221e4	9.5160e5	1.250	-3.3	6.03	0.975	0.0589
3	3	1,2,3,4,7,8-HxCDD	34.01	1.185	NO	9.8417e3	7.7227e5	1.250	-4.8	4.11	1.07	0.0440
4	4	1,2,3,6,7,8-HxCDD	34.10	1.141	NO	1.0108e4	9.3145e5	1.250	-5.8	7.66	0.921	0.0706
5	5	1,2,3,7,8,9-HxCDD	34.38	1.355	NO	9.7799e3	5.0780e5	1.250	-6.1	6.49	0.918	0.0596
6	6	1,2,3,4,6,7,8-HpCDD	37.92	1.036	NO	8.1995e3	7.0548e5	1.250	0.7	5.55	0.923	0.0512
7	7	OCDD	40.92	0.909	NO	1.6111e4	1.2943e6	2.500	1.3	5.50	0.983	0.0541
8	8	2,3,7,8-TCDF	24.85	0.734	NO	3.4631e3	1.6905e6	0.250	2.8	6.54	0.802	0.0525
9	9	1,2,3,7,8-PeCDF	29.39	1.586	NO	1.5598e4	1.4643e6	1.250	-4.2	5.43	0.913	0.0495
10	10	2,3,4,7,8-PeCDF	30.36	1.391	NO	1.5172e4	1.4022e6	1.250	-9.0	7.47	0.952	0.0711
11	11	1,2,3,4,7,8-HxCDF	33.13	1.151	NO	1.0311e4	9.8175e5	1.250	-2.7	5.41	0.864	0.0467
12	12	1,2,3,6,7,8-HxCDF	33.26	1.126	NO	1.0909e4	1.0743e6	1.250	-4.5	6.16	0.851	0.0524
13	13	2,3,4,6,7,8-HxCDF	33.84	1.073	NO	1.0142e4	9.6159e5	1.250	-6.1	5.93	0.898	0.0533
14	14	1,2,3,7,8,9-HxCDF	34.74	1.119	NO	9.5111e3	8.9578e5	1.250	-1.3	6.46	0.860	0.0556
15	15	1,2,3,4,6,7,8-HpCDF	36.48	0.939	NO	7.6045e3	7.3665e5	1.250	-3.0	5.39	0.851	0.0458
16	16	1,2,3,4,7,8,9-HpCDF	38.50	0.974	NO	8.0400e3	5.1303e5	1.250	-4.0	4.84	0.981	0.0475
17	17	OCDF	41.10	0.854	NO	1.3918e4	1.4481e6	2.500	-4.2	6.03	0.807	0.0487

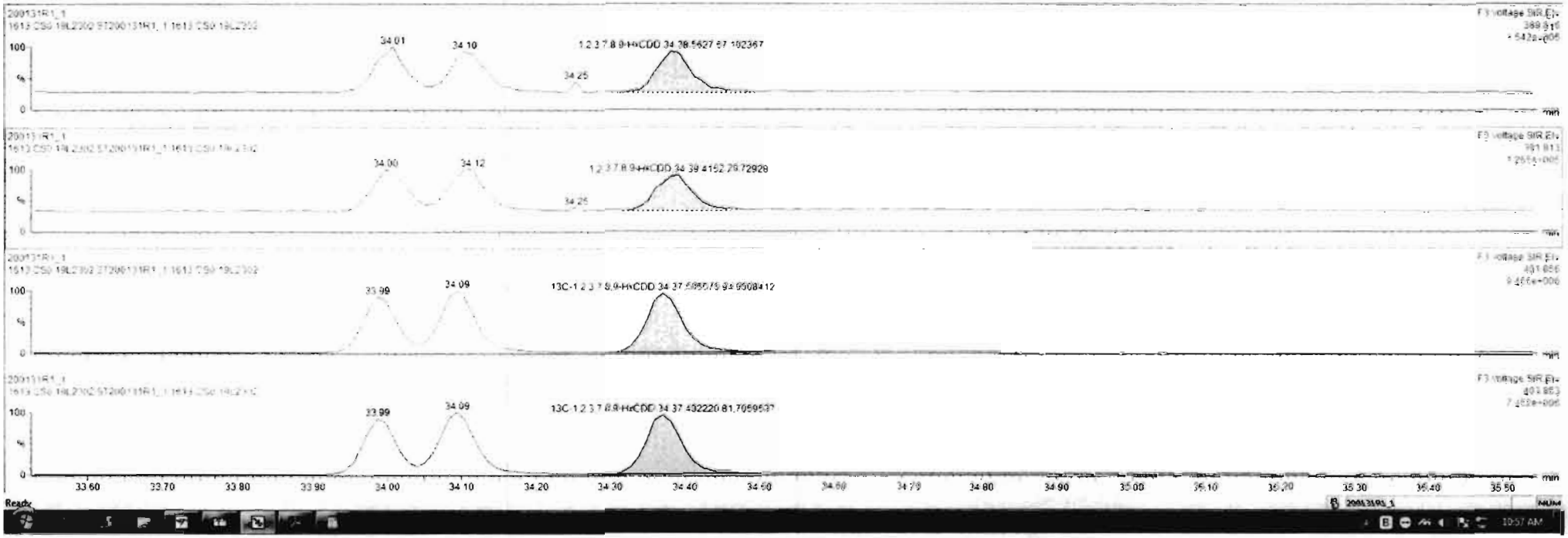

Ready

Dataset: Untitled

Last Altered: Sunday, February 02, 2020 11:06:20 AM Pacific Standard Time
Printed: Sunday, February 02, 2020 11:06:35 AM Pacific Standard Time

Name: 200131R1_1, Date: 31-Jan-2020, Time: 16:48:41, ID: ST200131R1_1 1613 CS0 19L2302, Description: 1613 CS0 19L2302

1,2,3,4,6,7,8-HpCDD

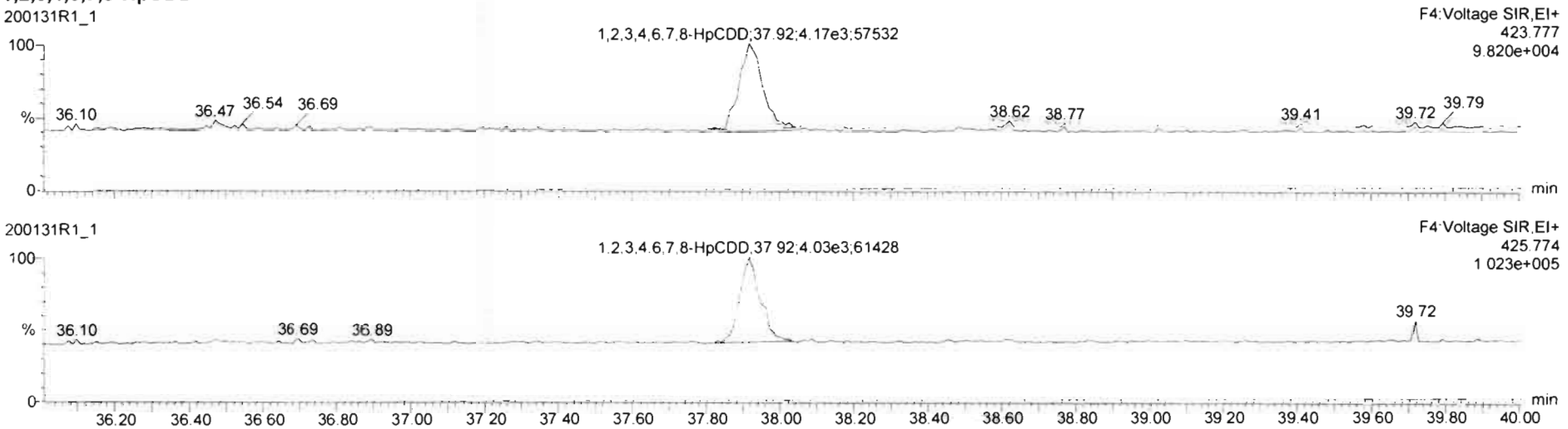

13C-1,2,3,4,6,7,8-HpCDD

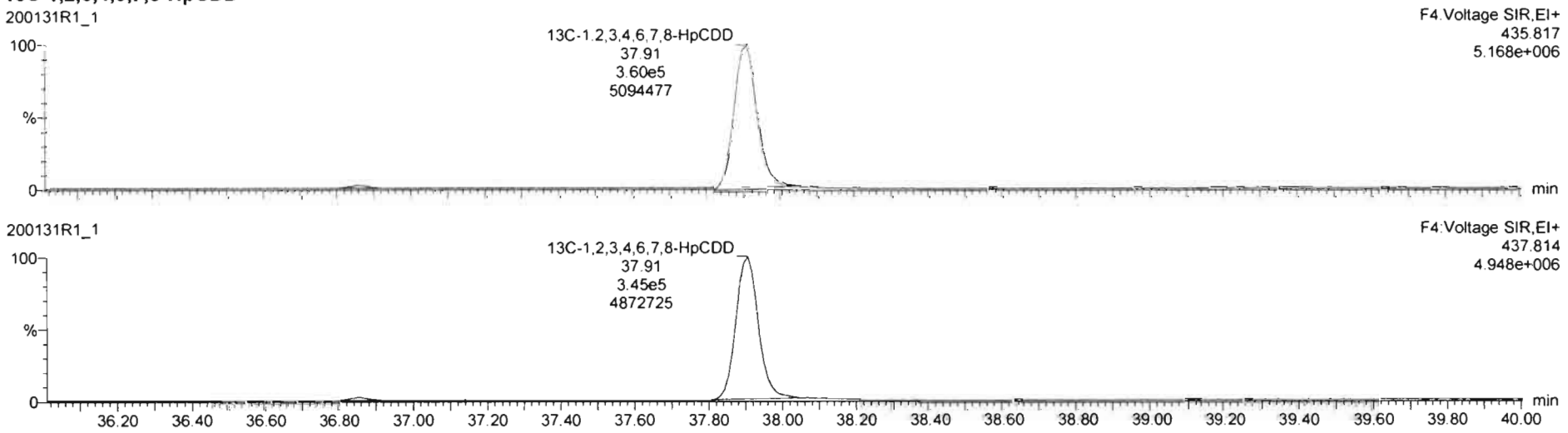

Dataset: Untitled

Last Altered: Sunday, February 02, 2020 11:06:20 AM Pacific Standard Time
Printed: Sunday, February 02, 2020 11:06:35 AM Pacific Standard Time

Name: 200131R1_1, Date: 31-Jan-2020, Time: 16:48:41, ID: ST200131R1_1 1613 CS0 19L2302, Description: 1613 CS0 19L2302

OCDD

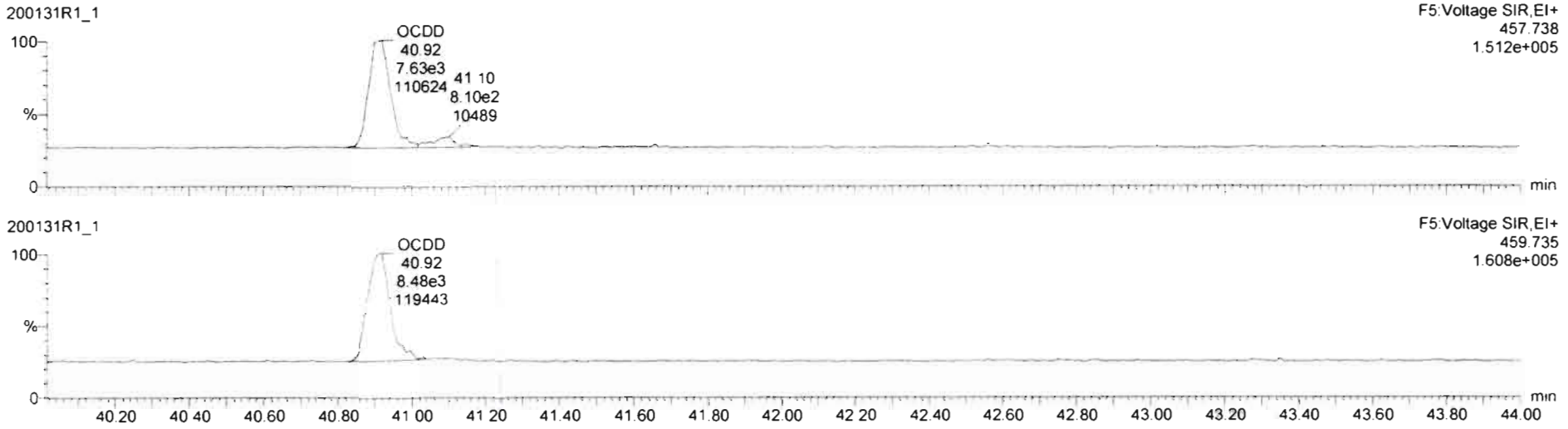

13C-OCDD

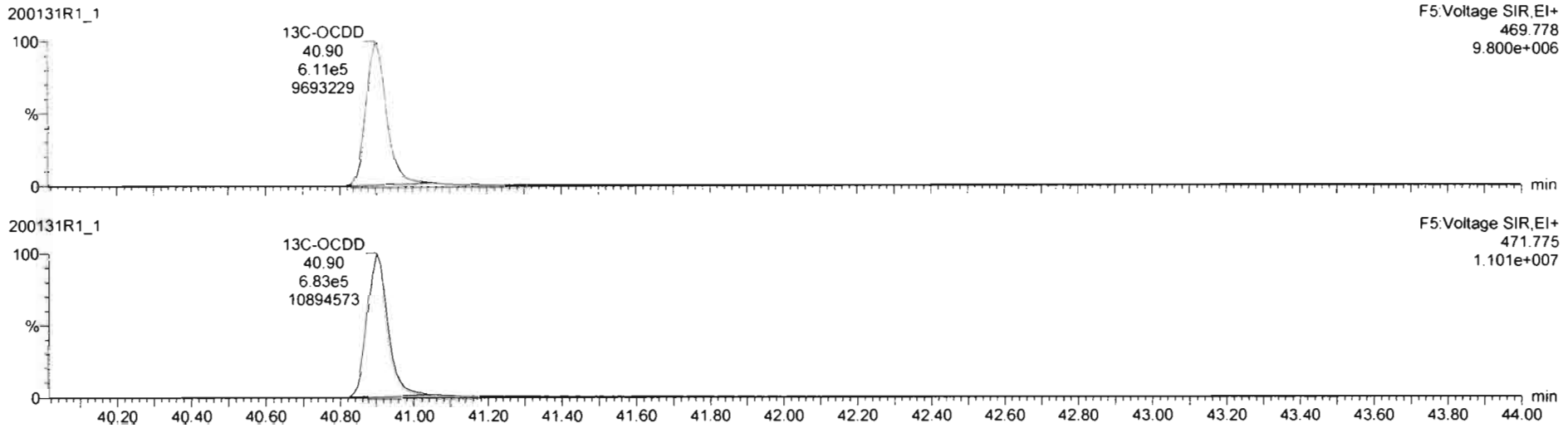

Dataset: Untitled

Last Altered: Sunday, February 02, 2020 11:06:20 AM Pacific Standard Time
Printed: Sunday, February 02, 2020 11:06:35 AM Pacific Standard Time

Name: 200131R1_1, Date: 31-Jan-2020, Time: 16:48:41, ID: ST200131R1_1 1613 CS0 19L2302, Description: 1613 CS0 19L2302

2,3,7,8-TCDF

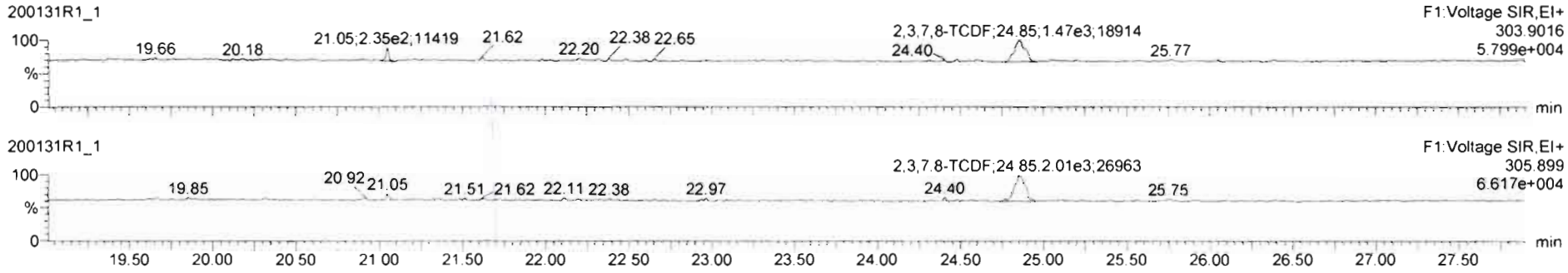

13C-2,3,7,8-TCDF

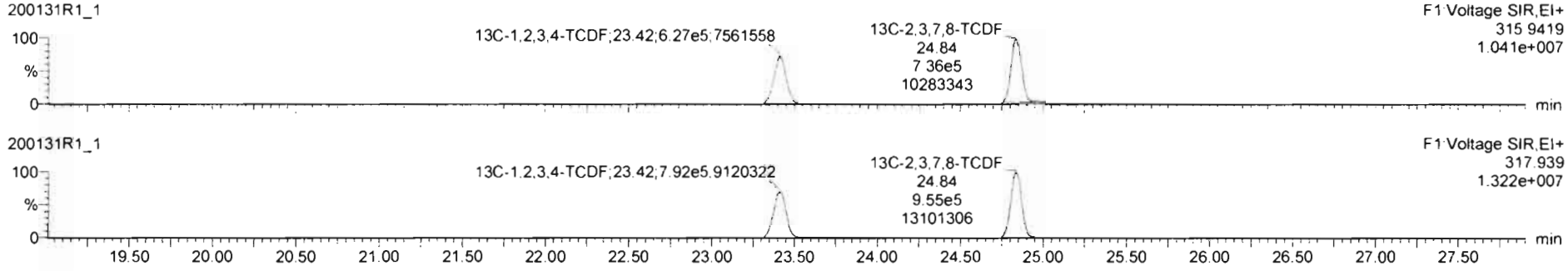

DPE1

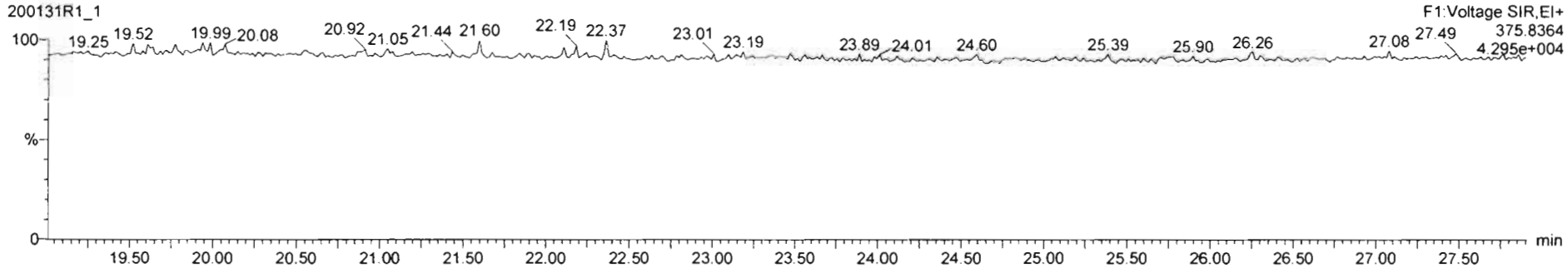

Dataset: Untitled

Last Altered: Sunday, February 02, 2020 11:06:20 AM Pacific Standard Time
Printed: Sunday, February 02, 2020 11:06:35 AM Pacific Standard Time

Name: 200131R1_1, Date: 31-Jan-2020, Time: 16:48:41, ID: ST200131R1_1 1613 CS0 19L2302, Description: 1613 CS0 19L2302

1st Func. Penta-Furans

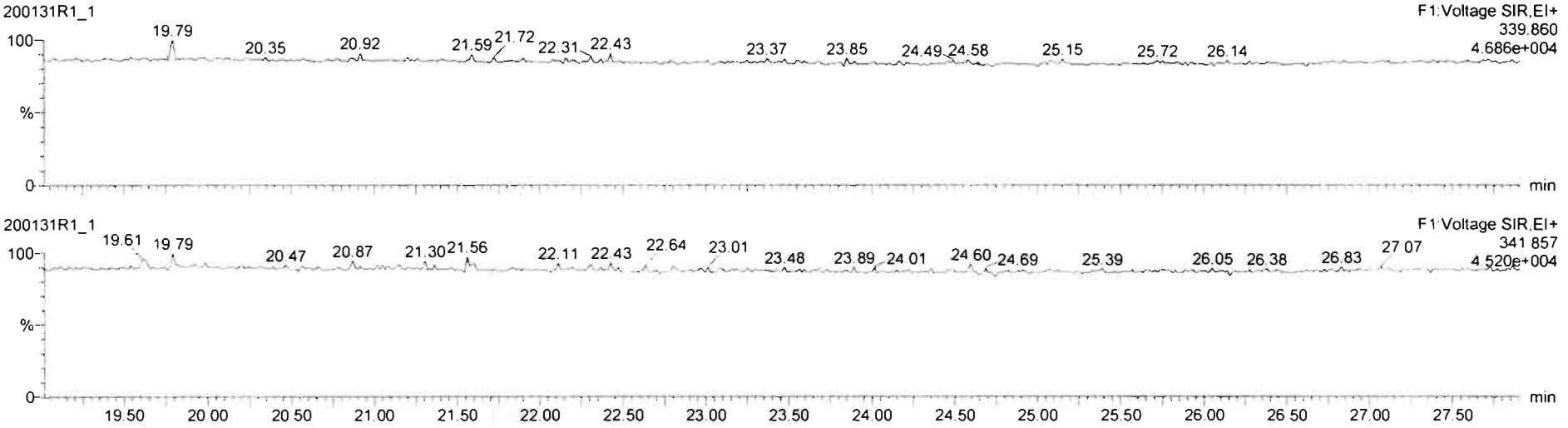

DPE6

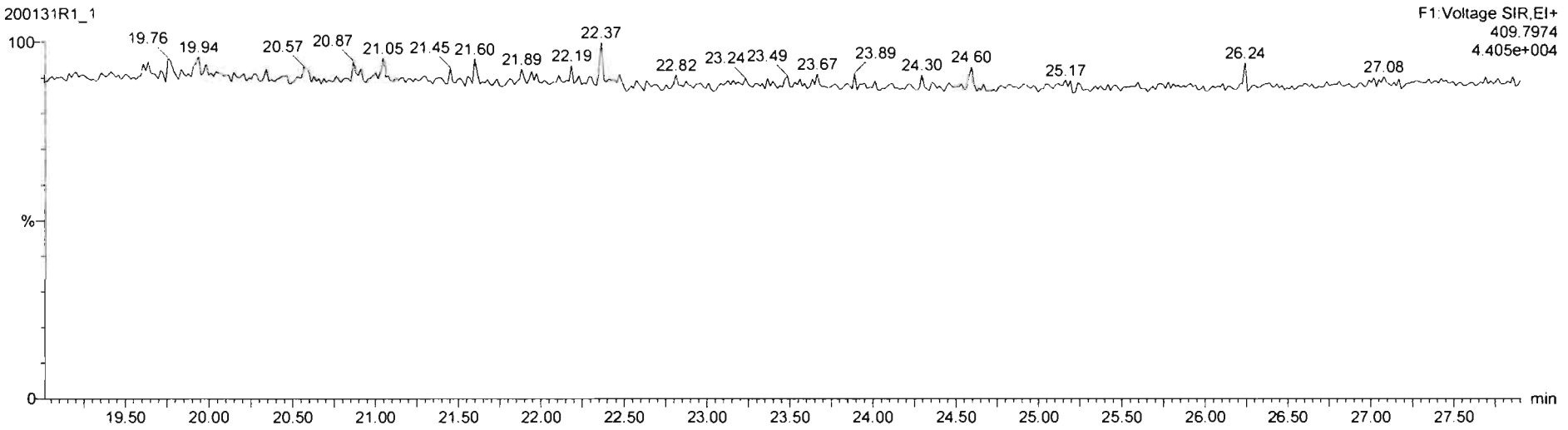

Dataset: Untitled

Last Altered: Sunday, February 02, 2020 11:06:20 AM Pacific Standard Time
Printed: Sunday, February 02, 2020 11:06:35 AM Pacific Standard Time

Name: 200131R1_1, Date: 31-Jan-2020, Time: 16:48:41, ID: ST200131R1_1 1613 CS0 19L2302, Description: 1613 CS0 19L2302

1,2,3,7,8-PeCDF

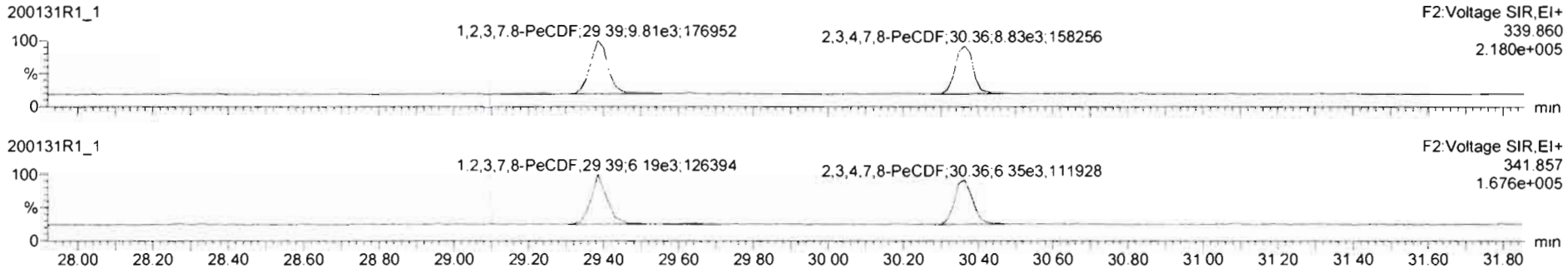

13C-1,2,3,7,8-PeCDF



DPE2

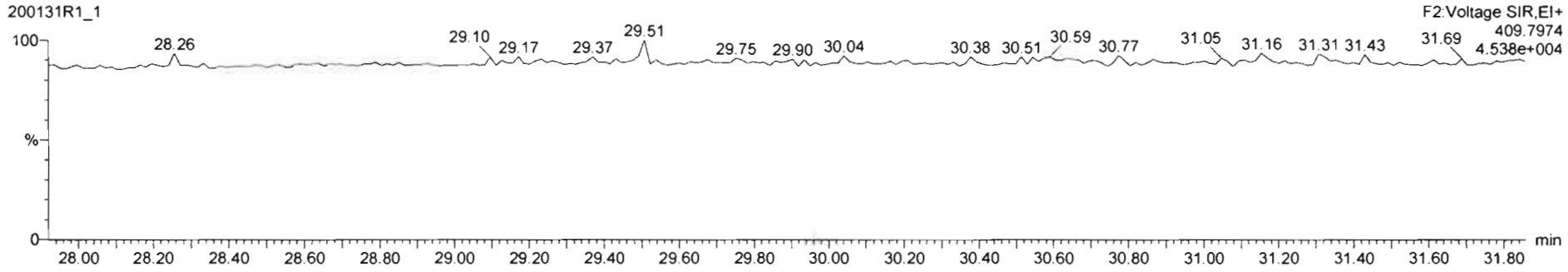

TargetLynx - 200131R1-CRV.qld * - [Chromatogram]

File Edit View Display Processing Window Help

200131R1_1 : ST200131R1_1 1613 CS0 19L2302 : 1613 CS0 19L2302

	#	Name	RT	RA	y/n	Area	IS Area	Std. Conc	%Dev	%RSD	RRF M...	RRF SD
1	1	2,3,7,8-TCDD	25.74	0.831	NO	2.8708e3	1.2145e6	0.250	-4.2	4.90	0.968	0.0484
2	2	1,2,3,7,8-PeCDD	30.67	0.570	NO	1.1221e4	9.5160e5	1.250	-3.3	6.03	0.975	0.0589
3	3	1,2,3,4,7,8-HxCDD	34.01	1.185	NO	9.8417e3	7.7227e5	1.250	-4.8	4.11	1.07	0.0440
4	4	1,2,3,6,7,8-HxCDD	34.10	1.141	NO	1.0108e4	9.3145e5	1.250	-5.6	7.66	0.921	0.0706
5	5	1,2,3,7,8,9-HxCDD	34.38	1.355	NO	9.7799e3	9.0780e5	1.250	-6.1	6.49	0.916	0.0596
6	6	1,2,3,4,6,7,8-HpCDD	37.92	1.036	NO	8.1995e3	7.0548e5	1.250	0.7	5.55	0.923	0.0512
7	7	OCDD	40.92	0.900	NO	1.6111e4	1.2943e6	2.500	1.3	5.50	0.963	0.0541
8	8	2,3,7,8-TCDF	24.85	0.734	NO	3.4831e3	1.8905e6	0.250	2.6	6.54	0.802	0.0525
9	9	1,2,3,7,8-PeCDF	29.39	1.541	NO	1.5424e4	1.4643e6	1.250	-7.1	6.14	0.907	0.0557
10	10	2,3,4,7,8-PeCDF	30.36	1.391	NO	1.5172e4	1.4022e6	1.250	-9.0	7.47	0.952	0.0711
11	11	1,2,3,4,7,8-HxCDF	33.13	1.151	NO	1.0311e4	9.8175e5	1.250	-2.7	5.41	0.864	0.0467
12	12	1,2,3,6,7,8-HxCDF	33.26	1.126	NO	1.0909e4	1.0743e6	1.250	-4.5	6.16	0.851	0.0524
13	13	2,3,4,6,7,8-HxCDF	33.84	1.073	NO	1.0142e4	9.6159e5	1.250	-6.1	5.93	0.896	0.0533
14	14	1,2,3,7,8,9-HxCDF	34.74	1.119	NO	9.5111e3	8.9576e5	1.250	-1.3	6.46	0.860	0.0556
15	15	1,2,3,4,6,7,8-HpCDF	36.48	0.939	NO	7.6045e3	7.3685e5	1.250	-3.0	5.39	0.851	0.0459
16	16	1,2,3,4,7,8,9-HpCDF	36.50	0.974	NO	9.0400e3	9.1203e5	1.250	-4.0	4.84	0.981	0.0475
17	17	OCDF	41.10	0.854	NO	1.3918e4	1.4401e6	2.500	-4.2	6.03	0.807	0.0487

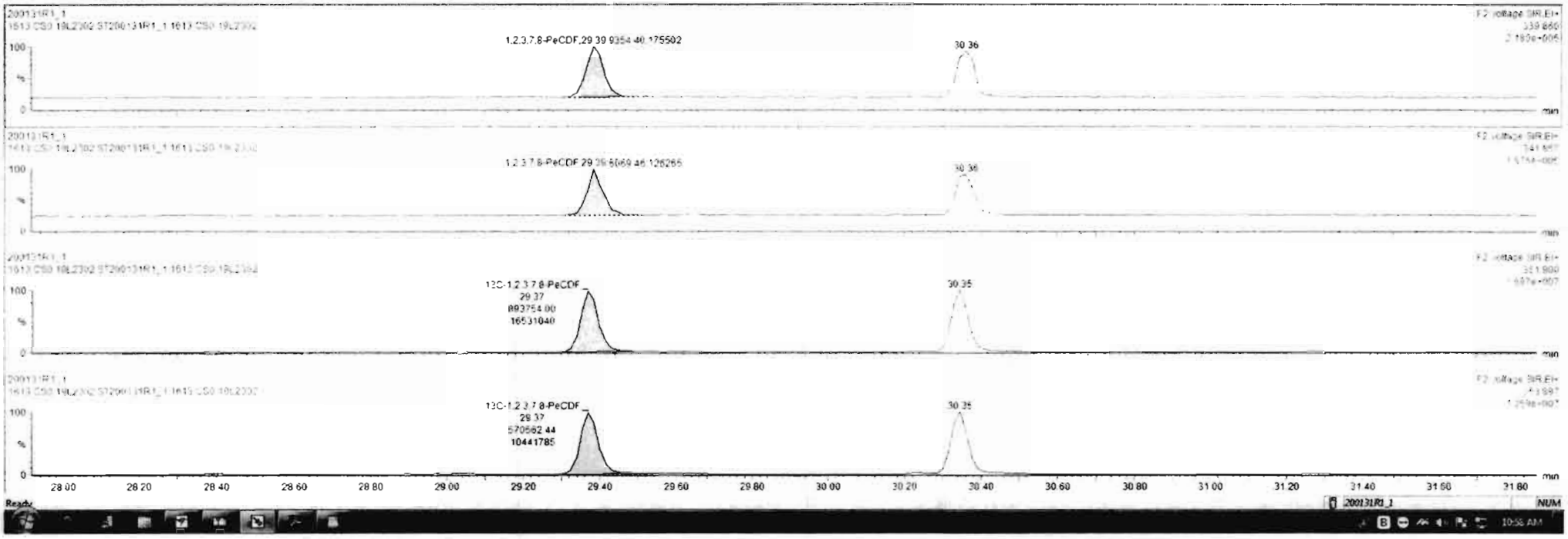

Ready

200131R1_1 NUM

Dataset: Untitled

Last Altered: Sunday, February 02, 2020 11:06:20 AM Pacific Standard Time
Printed: Sunday, February 02, 2020 11:06:35 AM Pacific Standard Time

Name: 200131R1_1, Date: 31-Jan-2020, Time: 16:48:41, ID: ST200131R1_1 1613 CS0 19L2302, Description: 1613 CS0 19L2302

1,2,3,4,7,8-HxCDF

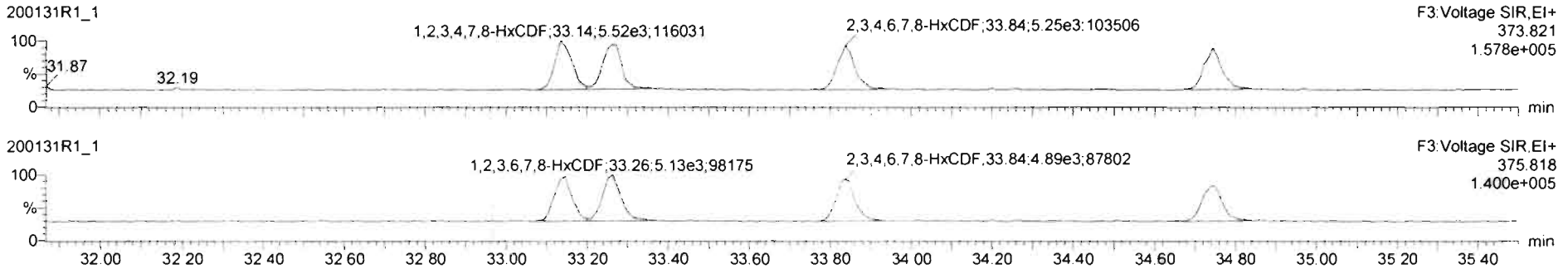

13C-1,2,3,4,7,8-HxCDF

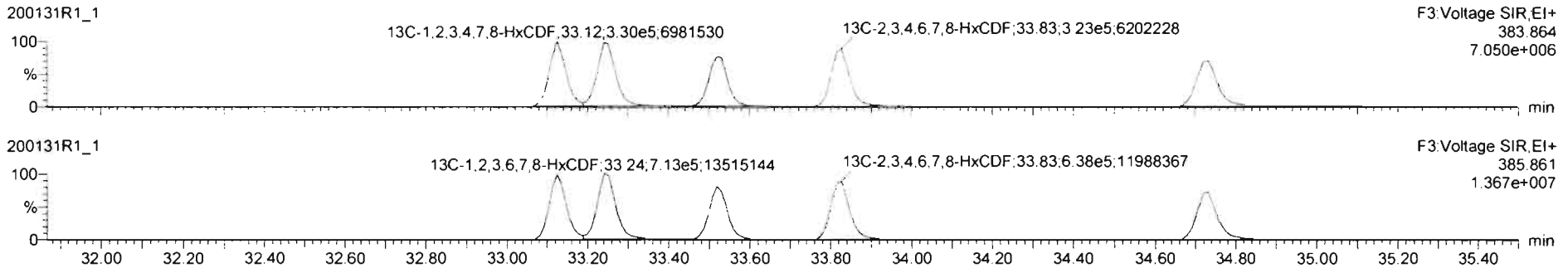

DPE3

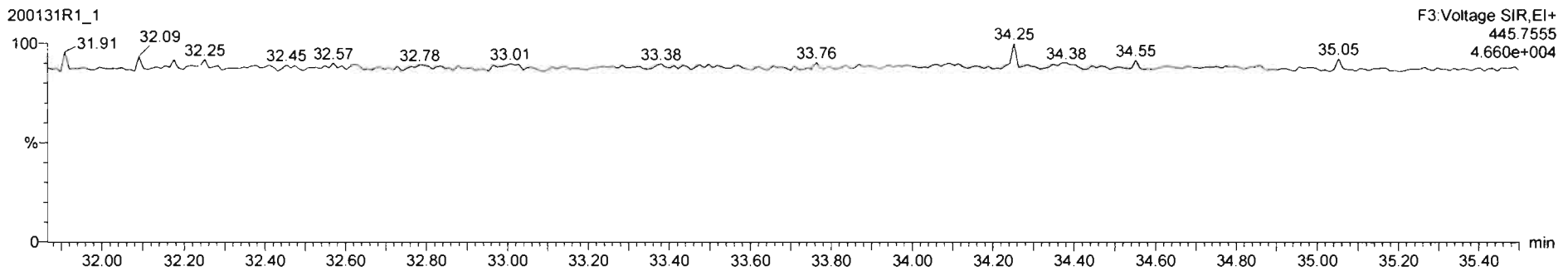

TargetLynx - 200131R1-CRV.qld * - [Chromatogram]

File Edit View Display Processing Window Help

200131R1_1 - ST200131R1_1 1613 CS0 19L2302 - 1613 CS0 19L2302

	s	Name	RT	RA	y/n	Area	IS Area	Std. Conc	%Dev	%RSD	RRF M...	RRF SD
1	1	2,3,7,8-TCDD	25.74	0.831	NO	2.8708e3	1.2145e6	0.250	-4.3	4.90	0.968	0.0484
2	2	1,2,3,7,8-PeCDD	30.67	0.570	NO	1.1221e4	9.5180e5	1.250	-3.3	6.03	0.975	0.0589
3	3	1,2,3,4,7,8-HxCDD	34.01	1.185	NO	9.6417e3	7.7227e5	1.250	-4.8	4.11	1.07	0.0440
4	4	1,2,3,6,7,8-HxCDD	34.10	1.141	NO	1.0108e4	9.3145e5	1.250	-5.6	7.66	0.921	0.0706
5	5	1,2,3,7,8,9-HxCDD	34.38	1.355	NO	9.7759e3	9.0780e5	1.250	-6.1	6.49	0.918	0.0596
6	6	1,2,3,4,6,7,8-HpCDD	37.92	1.036	NO	8.1995e3	7.0548e5	1.250	0.7	5.55	0.923	0.0512
7	7	OCDD	40.92	0.900	NO	1.6111e4	1.2343e6	2.500	1.3	5.50	0.983	0.0541
8	8	2,3,7,8-TCDF	24.85	0.734	NO	3.4631e3	1.6905e6	0.250	2.8	6.54	0.802	0.0525
9	9	1,2,3,7,8-PeCDF	29.39	1.541	NO	1.5424e4	1.4643e6	1.250	-7.1	6.14	0.907	0.0557
10	10	2,3,4,7,8-PeCDF	30.36	1.391	NO	1.5172e4	1.4022e6	1.250	-8.0	7.47	0.952	0.0711
11	11	1,2,3,4,7,8-HxCDF	33.14	1.158	NO	1.0363e4	9.8175e5	1.250	-2.3	5.36	0.864	0.0463
12	12	1,2,3,6,7,8-HxCDF	33.26	1.126	NO	1.0909e4	1.0743e6	1.250	-4.5	6.18	0.851	0.0524
13	13	2,3,4,6,7,8-HxCDF	33.84	1.073	NO	1.0142e4	9.6159e5	1.250	-6.1	5.93	0.898	0.0533
14	14	1,2,3,7,8,9-HxCDF	34.74	1.119	NO	9.5111e3	8.9576e5	1.250	-1.3	6.46	0.860	0.0556
15	15	1,2,3,4,6,7,8-HpCDF	36.48	0.939	NO	7.6045e3	7.3665e5	1.250	-3.0	5.39	0.851	0.0459
16	16	1,2,3,4,7,8,9-HpCDF	36.50	0.974	NO	8.0400e3	8.1303e5	1.250	-4.0	4.84	0.981	0.0475
17	17	OCDF	41.10	0.854	NO	1.3918e4	1.4401e6	2.500	-4.2	6.03	0.807	0.0487

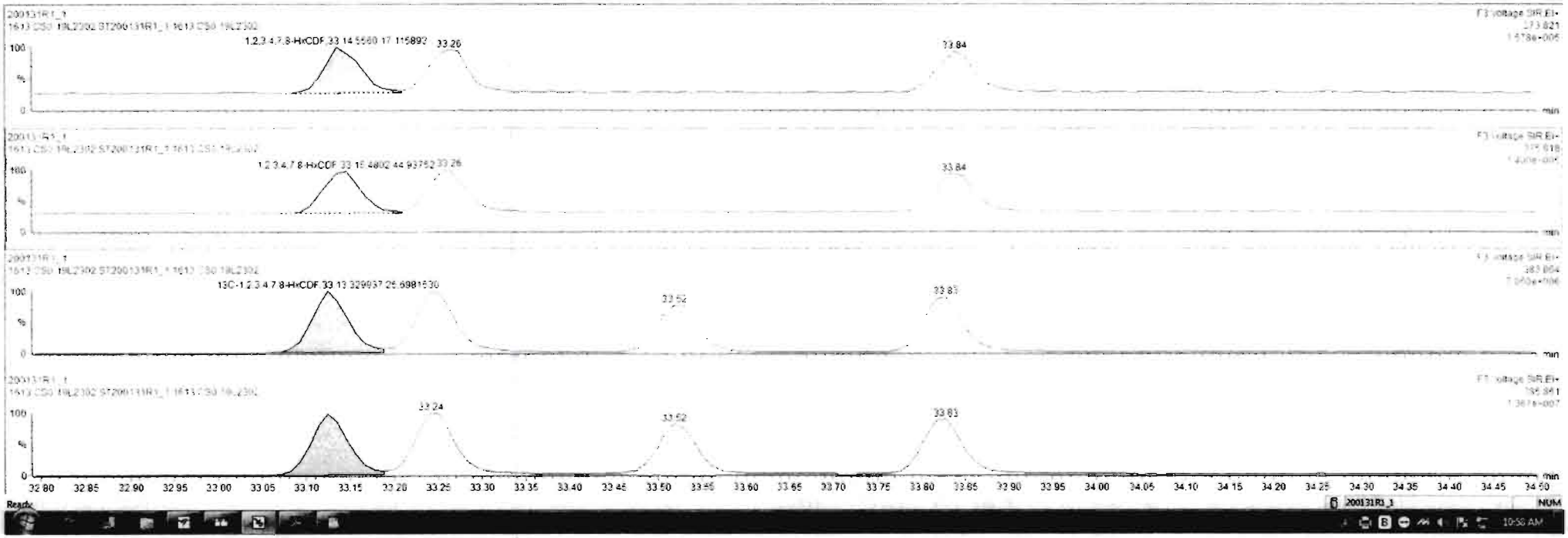

Ready

200131R1_1 NUM

10:50 AM

TargetLynx - 200131R1-CRV.qld * - [Chromatogram]

File Edit View Display Processing Window Help

200131R1_1 : ST200131R1_1 1613 CS0 19L2302 : 1613 CS0 19L2302

	#	Name	RT	RA	y/n	Area	IS Area	Std. Conc	%Dev	%RSD	RRF M...	RRF SD
1	1	2,3,7,8-TCDD	25.74	0.831	NO	2.6706e3	1.2145e6	0.250	-4.3	4.90	0.968	0.0484
2	2	1,2,3,7,8-PeCDD	30.67	0.570	NO	1.1221e4	9.5160e5	1.250	-3.3	6.03	0.975	0.0589
3	3	1,2,3,4,7,8-HxCDD	34.01	1.185	NO	9.6417e3	7.7227e5	1.250	-4.8	4.11	1.07	0.0440
4	4	1,2,3,6,7,8-HxCDD	34.10	1.141	NO	1.0106e4	9.3145e5	1.250	-5.6	7.66	0.921	0.0706
5	5	1,2,3,7,8,9-HxCDD	34.38	1.355	NO	9.7799e3	9.0780e5	1.250	-6.1	6.49	0.918	0.0596
6	6	1,2,3,4,6,7,8-HpCDD	37.92	1.036	NO	8.1995e3	7.0548e5	1.250	0.7	5.55	0.923	0.0512
7	7	OCDD	40.92	0.900	NO	1.6111e4	1.2943e6	2.500	1.3	5.50	0.983	0.0541
8	8	2,3,7,8-TCDF	24.85	0.734	NO	3.4831e3	1.6905e6	0.250	2.8	6.54	0.802	0.0525
9	9	1,2,3,7,8-PeCDF	29.39	1.541	NO	1.5424e4	1.4643e6	1.250	-7.1	6.14	0.907	0.0557
10	10	2,3,4,7,8-PeCDF	30.36	1.391	NO	1.5172e4	1.4022e6	1.250	-9.0	7.47	0.952	0.0711
11	11	1,2,3,4,7,8-HxCDF	33.14	1.158	NO	1.0363e4	9.8175e5	1.250	-2.1	5.36	0.864	0.0463
12	12	1,2,3,6,7,8-HxCDF	33.26	1.207	NO	1.0599e4	1.0743e6	1.250	-0.8	6.67	0.847	0.0565
13	13	2,3,4,6,7,8-HxCDF	33.84	1.073	NO	1.0142e4	9.6159e5	1.250	-8.1	5.93	0.898	0.0533
14	14	1,2,3,7,8,9-HxCDF	34.74	1.119	NO	9.5111e3	8.9576e5	1.250	-1.3	6.46	0.860	0.0556
15	15	1,2,3,4,6,7,8-HpCDF	36.48	0.939	NO	7.6045e3	7.3685e5	1.250	-3.0	5.39	0.851	0.0459
16	16	1,2,3,4,7,8,9-HpCDF	38.50	0.974	NO	6.0400e3	5.1303e5	1.250	-4.0	4.84	0.981	0.0475
17	17	OCDF	41.10	0.854	NO	1.3918e4	1.4401e6	2.500	-4.2	6.03	0.807	0.0487

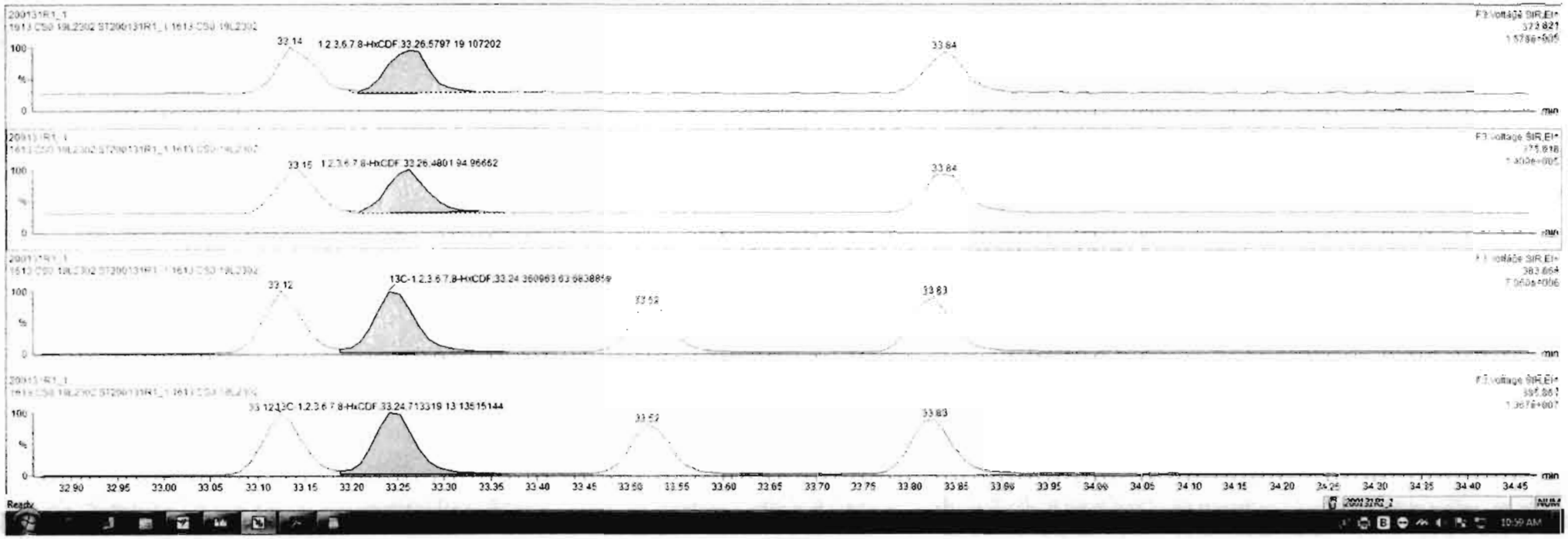

Ready

Dataset: Untitled

Last Altered: Sunday, February 02, 2020 11:06:20 AM Pacific Standard Time
Printed: Sunday, February 02, 2020 11:06:35 AM Pacific Standard Time

Name: 200131R1_1, Date: 31-Jan-2020, Time: 16:48:41, ID: ST200131R1_1 1613 CS0 19L2302, Description: 1613 CS0 19L2302

1,2,3,4,6,7,8-HpCDF

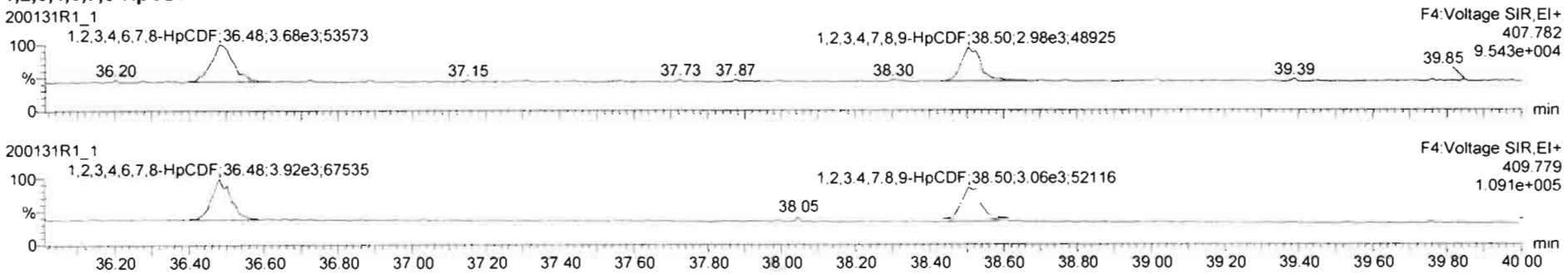

13C-1,2,3,4,6,7,8-HpCDF

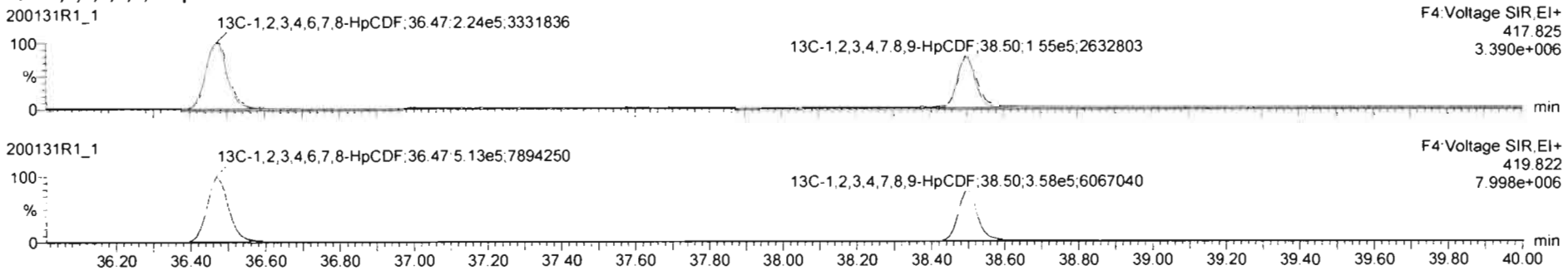

DPE4

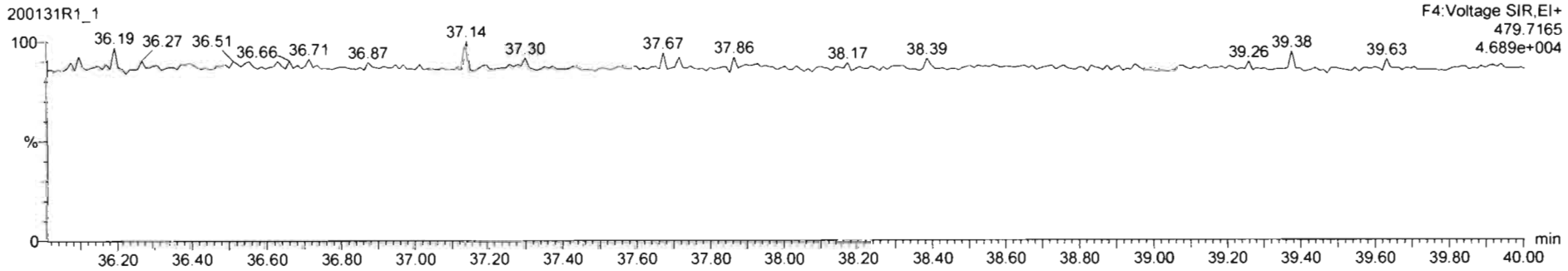

TargetLynx - 200131R1-CRV.qld * - [Chromatogram]

File Edit View Display Processing Window Help

200131R1_1 ST200131R1_1 1613 CS0 19L2302 - 1613 CS0 19L2302

	#	Name	RT	RA	y/n	Area	IS Area	Std Conc	%Dev	%RSD	RRF M...	RRF SD
1	1	2,3,7,8-TCDD	25.74	0.831	NO	2.8706e3	1.2145e6	0.250	-4.3	4.90	0.968	0.0484
2	2	1,2,3,7,8-PeCDD	30.87	0.570	NO	1.1221e4	9.5160e5	1.250	-3.3	6.03	0.975	0.0588
3	3	1,2,3,4,7,8-HxCDD	34.01	1.185	NO	9.6417e3	7.7227e5	1.250	-4.8	4.11	1.07	0.0440
4	4	1,2,3,6,7,8-HxCDD	34.10	1.141	NO	1.0108e4	9.3145e5	1.250	-5.0	7.66	0.921	0.0706
5	5	1,2,3,7,8,9-HxCDD	34.38	1.355	NO	9.7799e3	9.0780e5	1.250	-6.1	6.49	0.918	0.0596
6	6	1,2,3,4,6,7,8-HpCDD	37.92	1.036	NO	8.1995e3	7.0548e5	1.250	0.7	5.55	0.923	0.0512
7	7	OCDD	40.92	0.900	NO	1.6111e4	1.2943e6	2.500	1.3	5.50	0.903	0.0541
8	8	2,3,7,8-TCDF	24.85	0.734	NO	3.4631e3	1.8905e6	0.250	2.8	6.54	0.802	0.0525
9	9	1,2,3,7,8-PeCDF	29.39	1.541	NO	1.5424e4	1.4643e6	1.250	-7.1	6.14	0.907	0.0557
10	10	2,3,4,7,8-PeCDF	30.36	1.391	NO	1.5172e4	1.4022e6	1.250	-9.0	7.47	0.952	0.0711
11	11	1,2,3,4,7,8-HxCDF	33.14	1.158	NO	1.0363e4	9.8175e5	1.250	-2.3	5.36	0.864	0.0463
12	12	1,2,3,6,7,8-HxCDF	33.26	1.207	NO	1.0599e4	1.0743e6	1.250	-6.8	6.87	0.847	0.0565
13	13	2,3,4,6,7,8-HxCDF	33.84	1.073	NO	1.0142e4	9.6159e5	1.250	-6.1	5.93	0.896	0.0533
14	14	1,2,3,7,8,9-HxCDF	34.74	1.119	NO	9.5111e3	8.9576e5	1.250	-1.2	6.46	0.860	0.0556
15	15	1,2,3,4,6,7,8-HpCDF	36.48	0.939	NO	7.6045e3	7.3685e5	1.250	-3.0	5.39	0.851	0.0459
16	16	1,2,3,4,7,8,9-HpCDF	38.50	0.963	NO	5.8556e3	5.0414e5	1.250	-4.7	4.99	0.960	0.0489
17	17	OCDF	41.10	0.854	NO	1.3918e4	1.4401e6	2.500	-4.2	6.03	0.807	0.0487

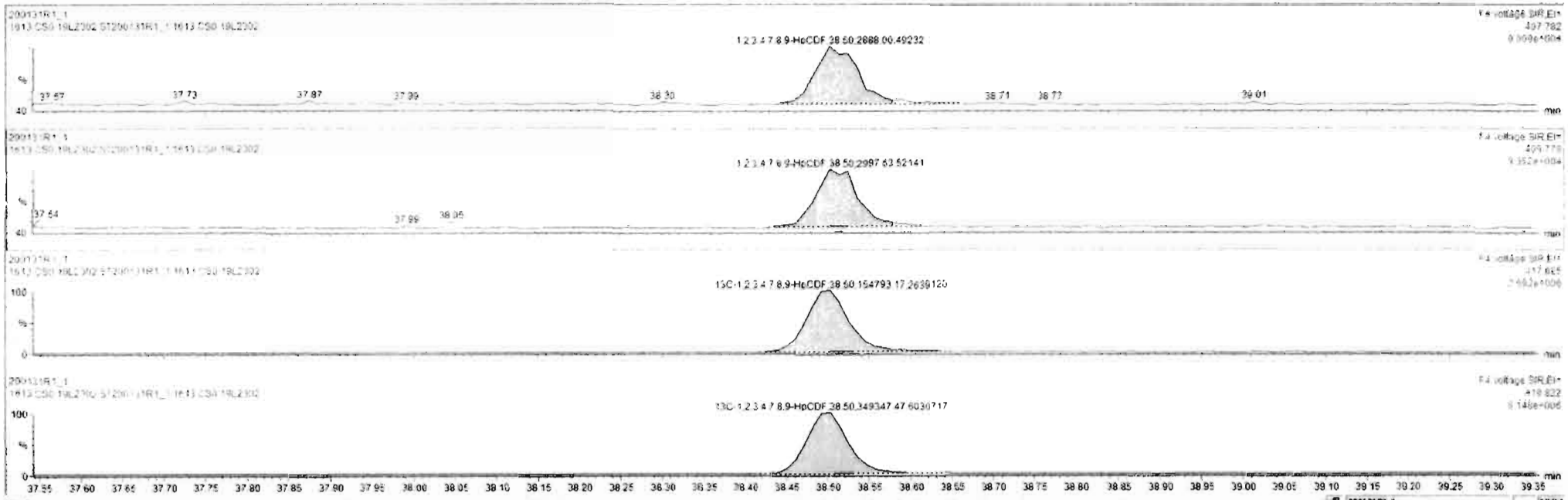

Ready

Dataset: Untitled

Last Altered: Sunday, February 02, 2020 11:06:20 AM Pacific Standard Time
Printed: Sunday, February 02, 2020 11:06:35 AM Pacific Standard Time

Name: 200131R1_1, Date: 31-Jan-2020, Time: 16:48:41, ID: ST200131R1_1 1613 CS0 19L2302, Description: 1613 CS0 19L2302

OCDF

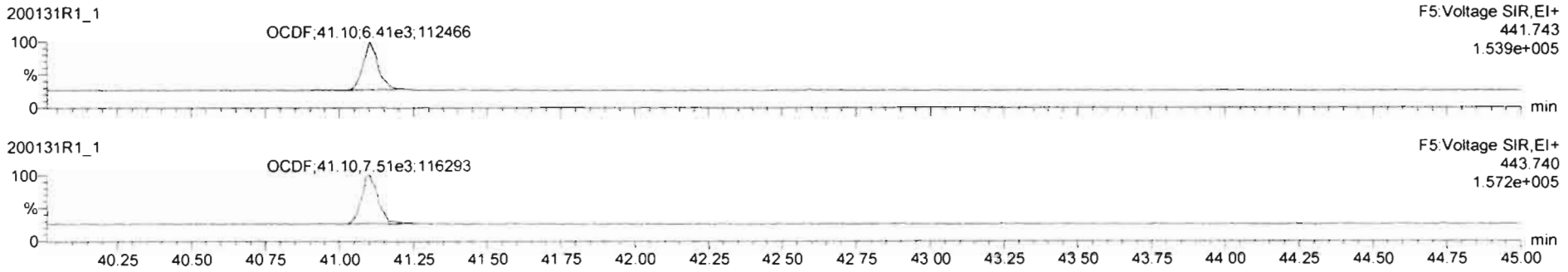

13C-OCDF

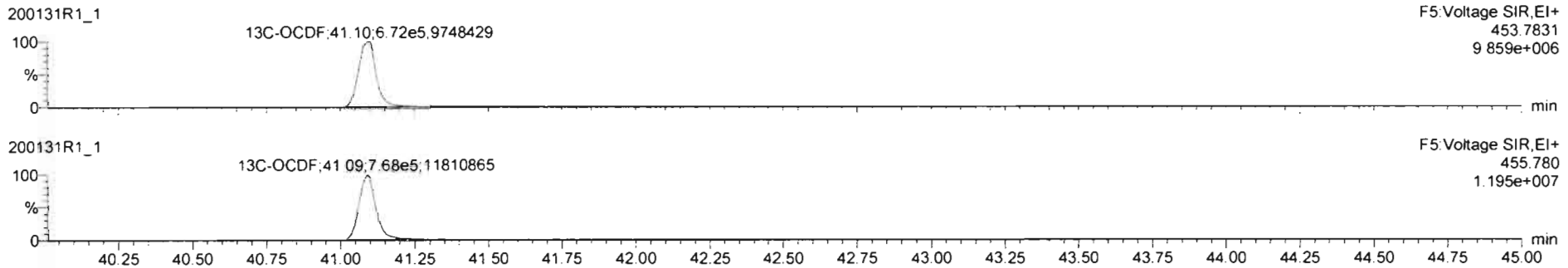

DPE5

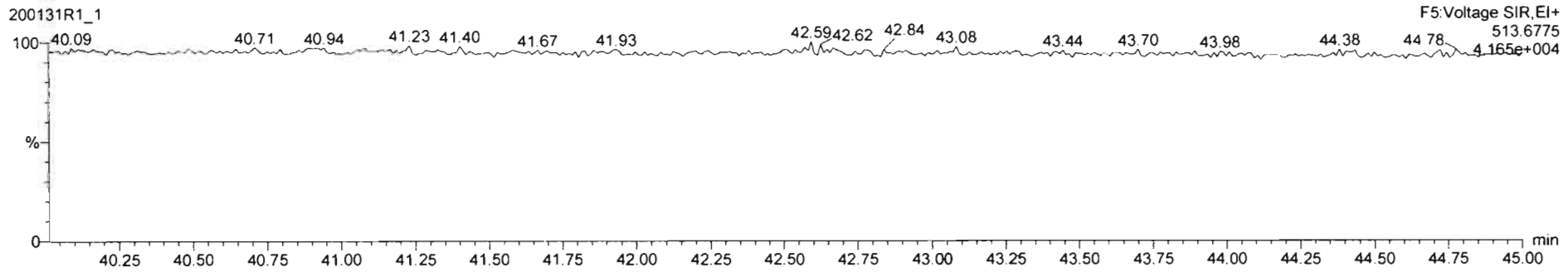

Dataset: Untitled

Last Altered: Sunday, February 02, 2020 11:06:20 AM Pacific Standard Time
Printed: Sunday, February 02, 2020 11:06:35 AM Pacific Standard Time

Name: 200131R1_1, Date: 31-Jan-2020, Time: 16:48:41, ID: ST200131R1_1 1613 CS0 19L2302, Description: 1613 CS0 19L2302

PFK1

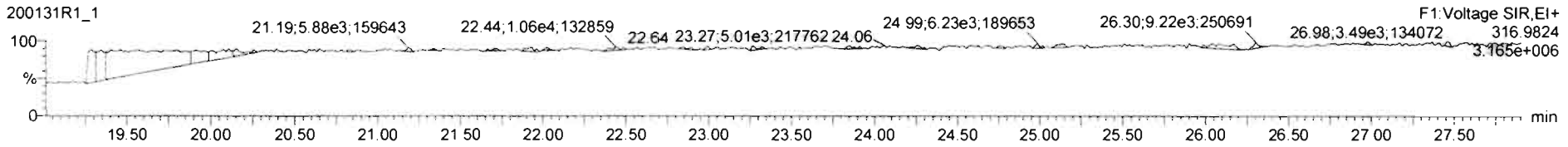

PFK2

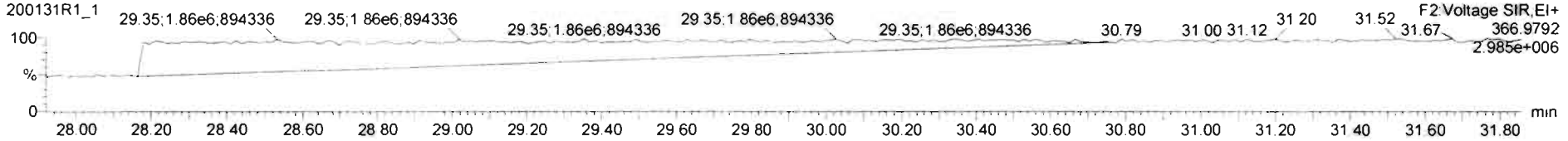

PFK3

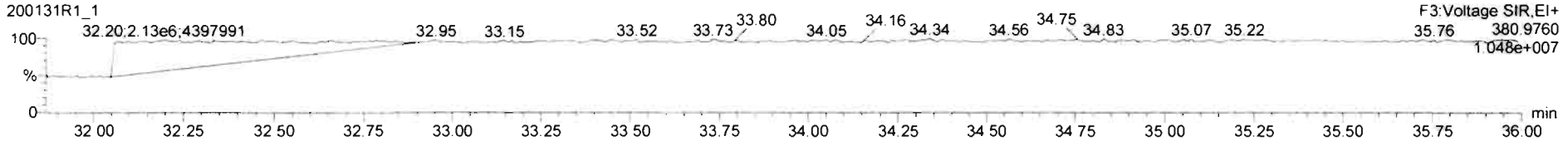

PFK4

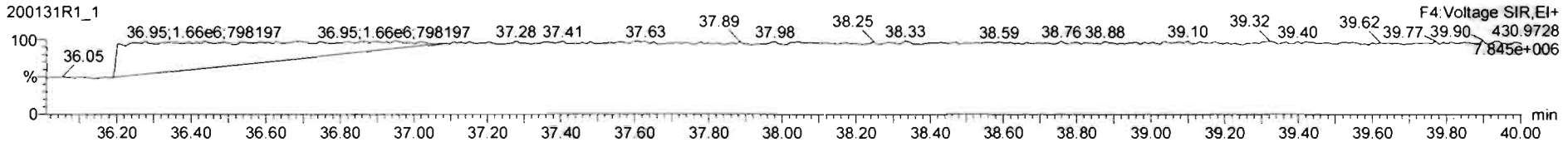

PFK5

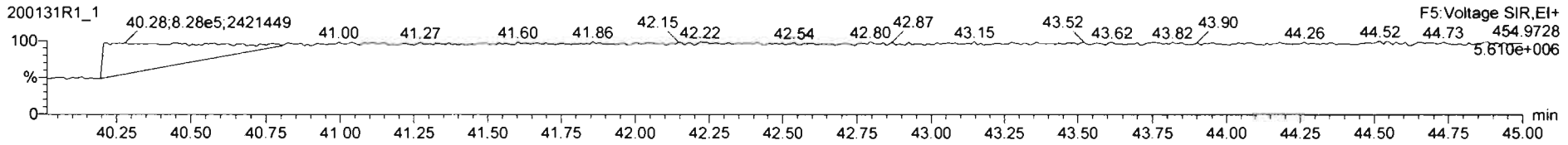

Dataset: Untitled

Last Altered: Sunday, February 02, 2020 11:06:20 AM Pacific Standard Time
Printed: Sunday, February 02, 2020 11:06:35 AM Pacific Standard Time

Name: 200131R1_2, Date: 31-Jan-2020, Time: 17:37:04, ID: ST200131R1_2 1613 CS1 19L2303, Description: 1613 CS1 19L2303

2,3,7,8-TCDD

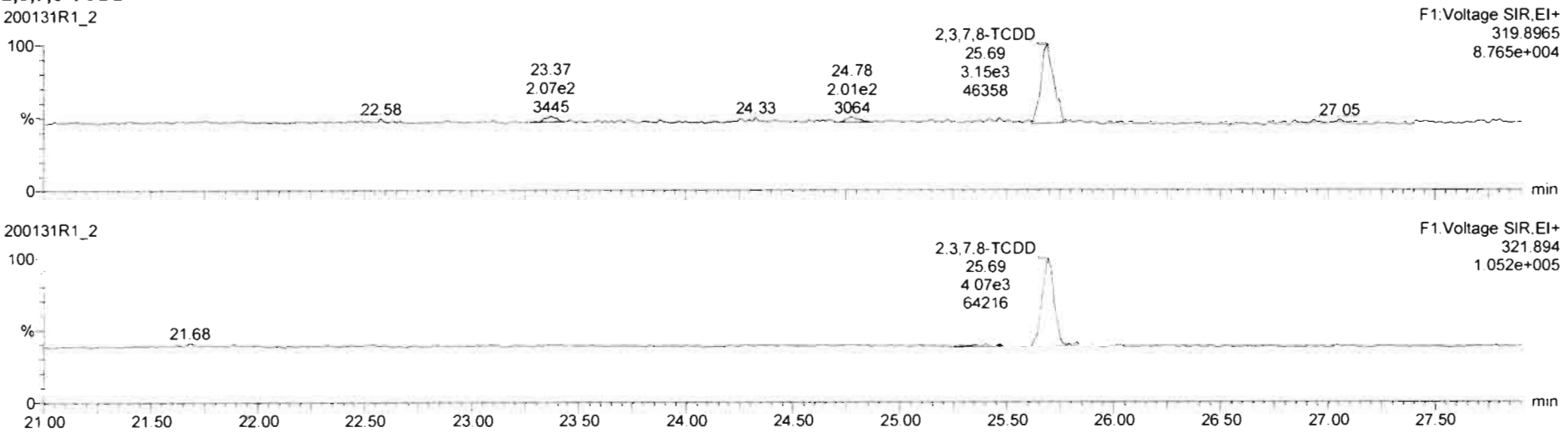

13C-2,3,7,8-TCDD

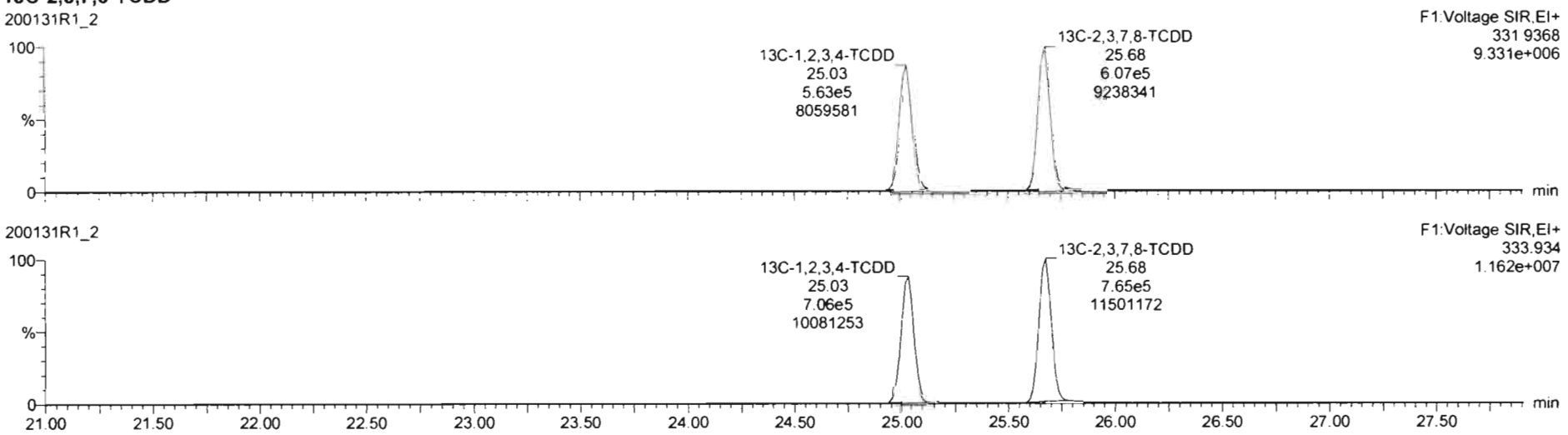

Dataset: Untitled

Last Altered: Sunday, February 02, 2020 11:06:20 AM Pacific Standard Time
Printed: Sunday, February 02, 2020 11:06:35 AM Pacific Standard Time

Name: 200131R1_2, Date: 31-Jan-2020, Time: 17:37:04, ID: ST200131R1_2 1613 CS1 19L2303, Description: 1613 CS1 19L2303

37Cl-2,3,7,8-TCDD

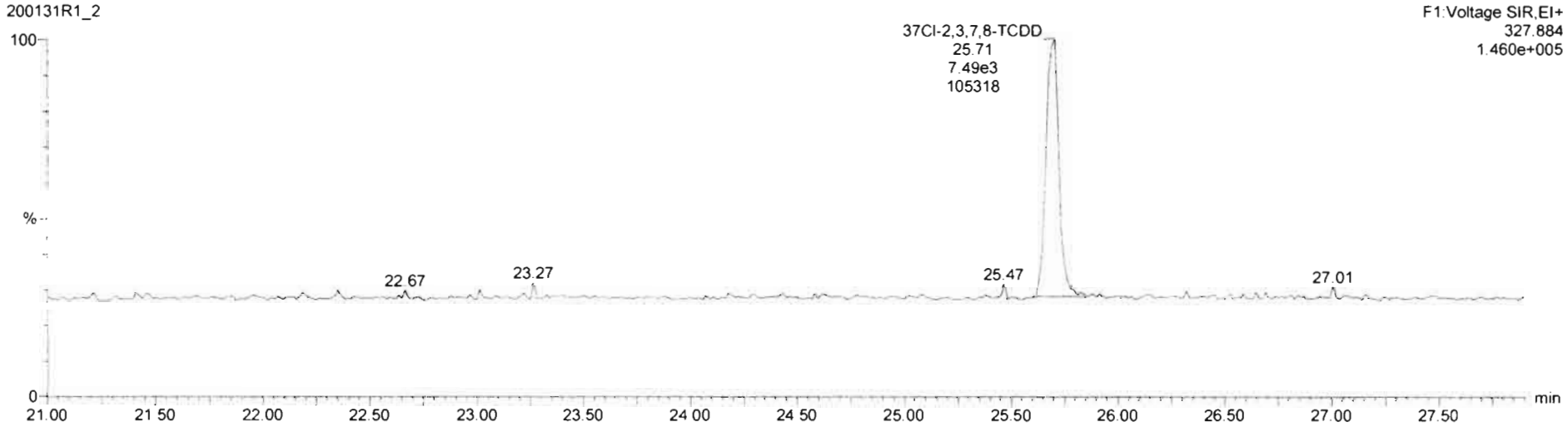

13C-1,2,3,4-TCDD

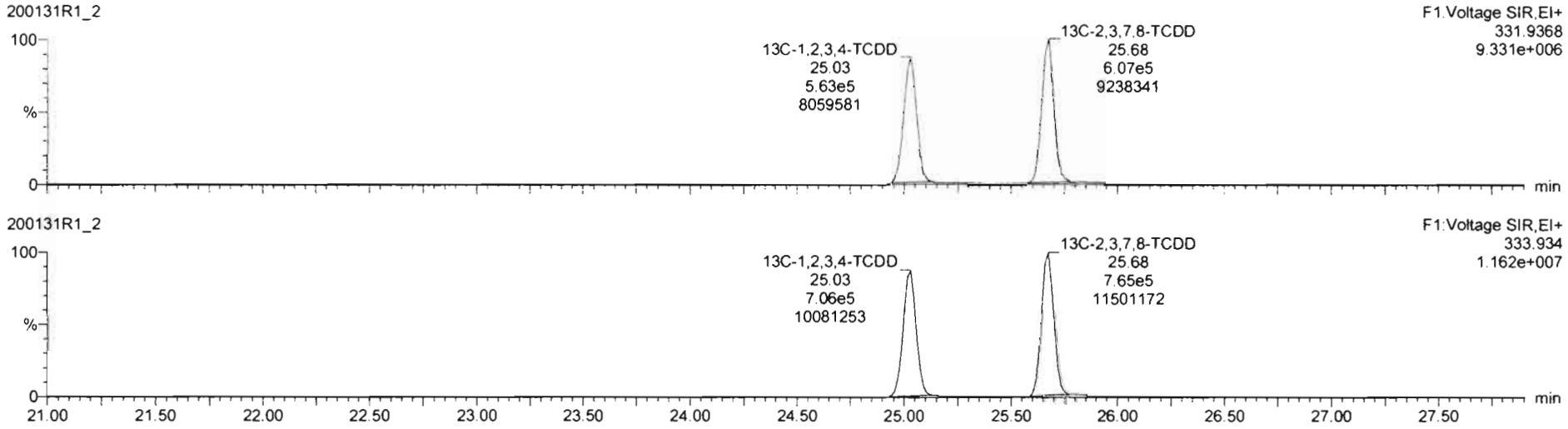

Dataset: Untitled

Last Altered: Sunday, February 02, 2020 11:06:20 AM Pacific Standard Time
Printed: Sunday, February 02, 2020 11:06:35 AM Pacific Standard Time

Name: 200131R1_2, Date: 31-Jan-2020, Time: 17:37:04, ID: ST200131R1_2 1613 CS1 19L2303, Description: 1613 CS1 19L2303

1,2,3,7,8-PeCDD

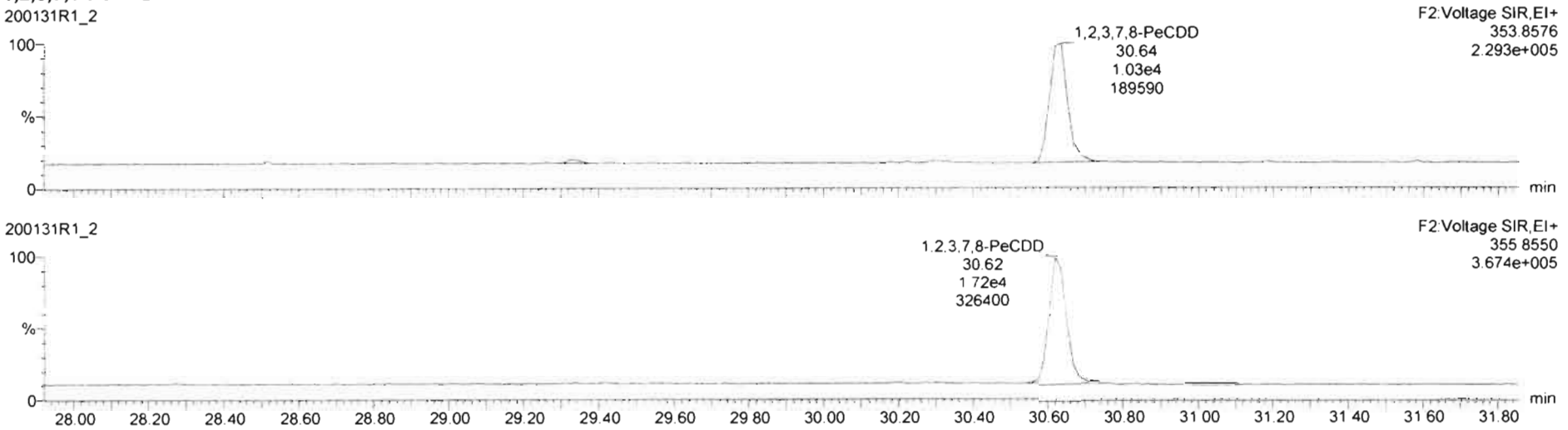

13C-1,2,3,7,8-PeCDD

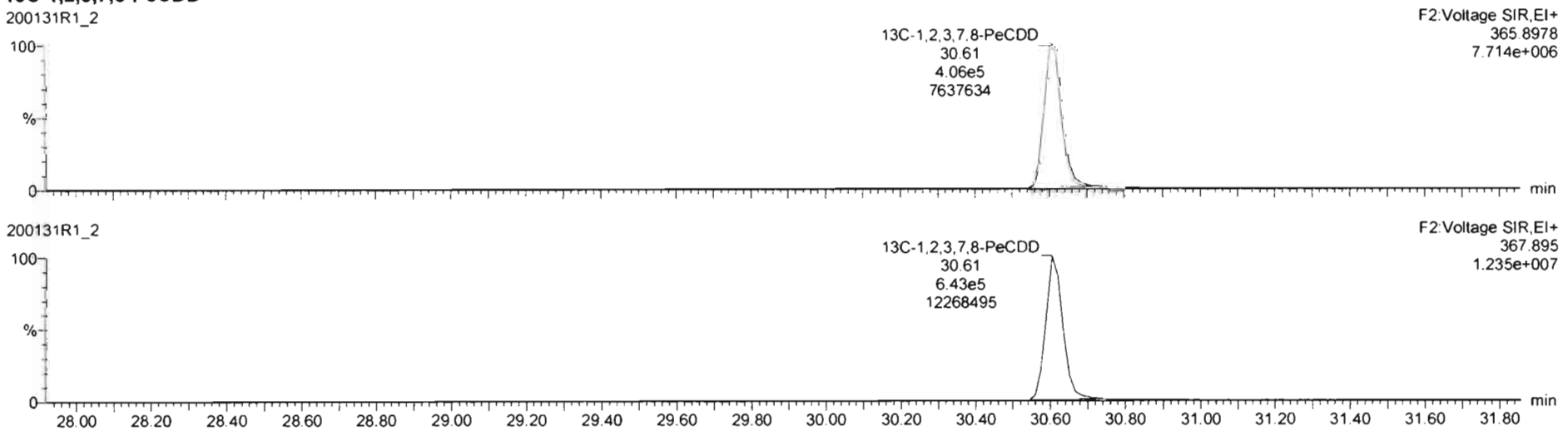

Dataset: Untitled

Last Altered: Sunday, February 02, 2020 11:06:20 AM Pacific Standard Time
Printed: Sunday, February 02, 2020 11:06:35 AM Pacific Standard Time

Name: 200131R1_2, Date: 31-Jan-2020, Time: 17:37:04, ID: ST200131R1_2 1613 CS1 19L2303, Description: 1613 CS1 19L2303

1,2,3,4,7,8-HxCDD

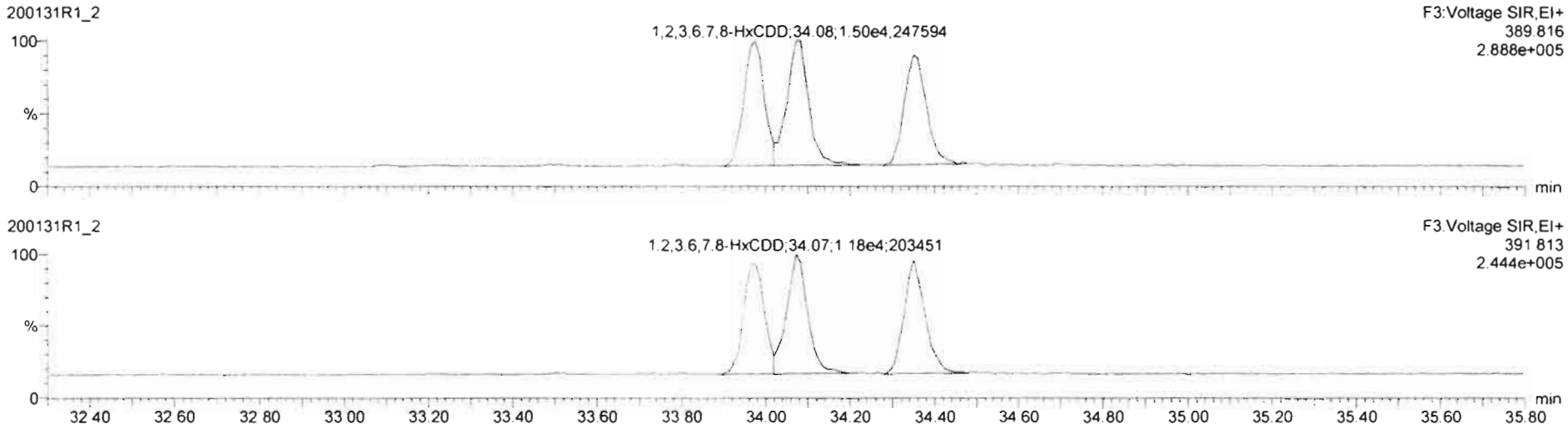

13C-1,2,3,4,7,8-HxCDD

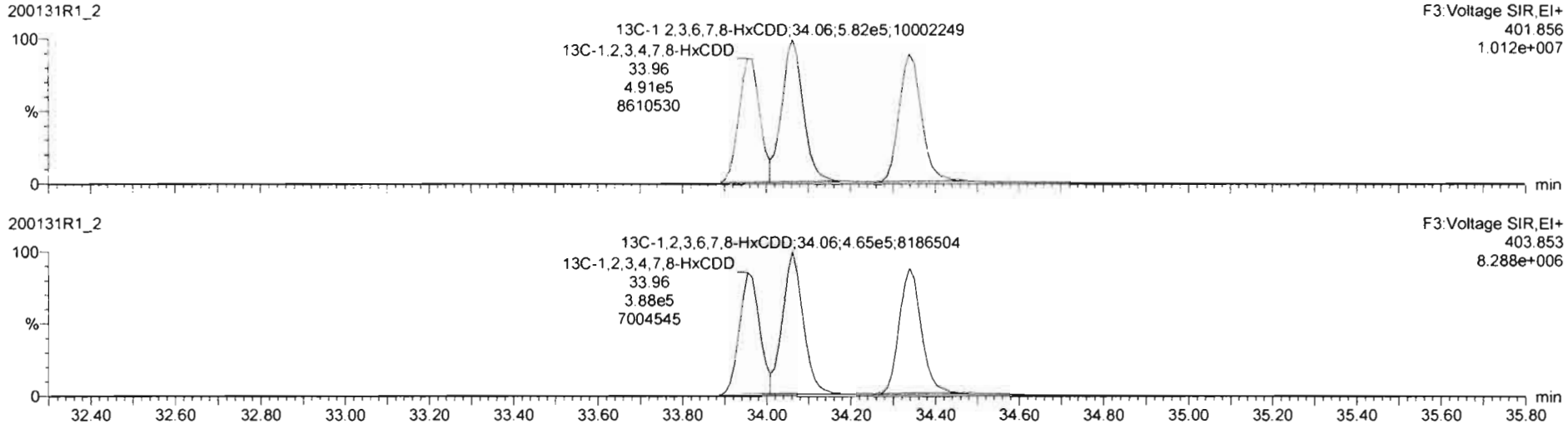

Dataset: Untitled

Last Altered: Sunday, February 02, 2020 11:06:20 AM Pacific Standard Time
Printed: Sunday, February 02, 2020 11:06:35 AM Pacific Standard Time

Name: 200131R1_2, Date: 31-Jan-2020, Time: 17:37:04, ID: ST200131R1_2 1613 CS1 19L2303, Description: 1613 CS1 19L2303

1,2,3,4,6,7,8-HpCDD

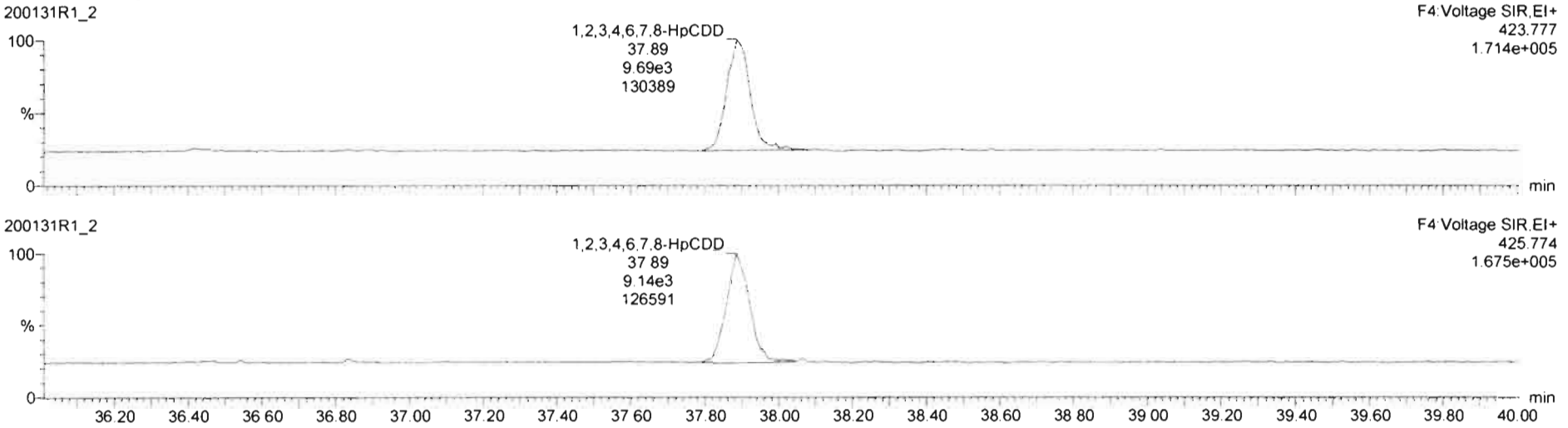

13C-1,2,3,4,6,7,8-HpCDD

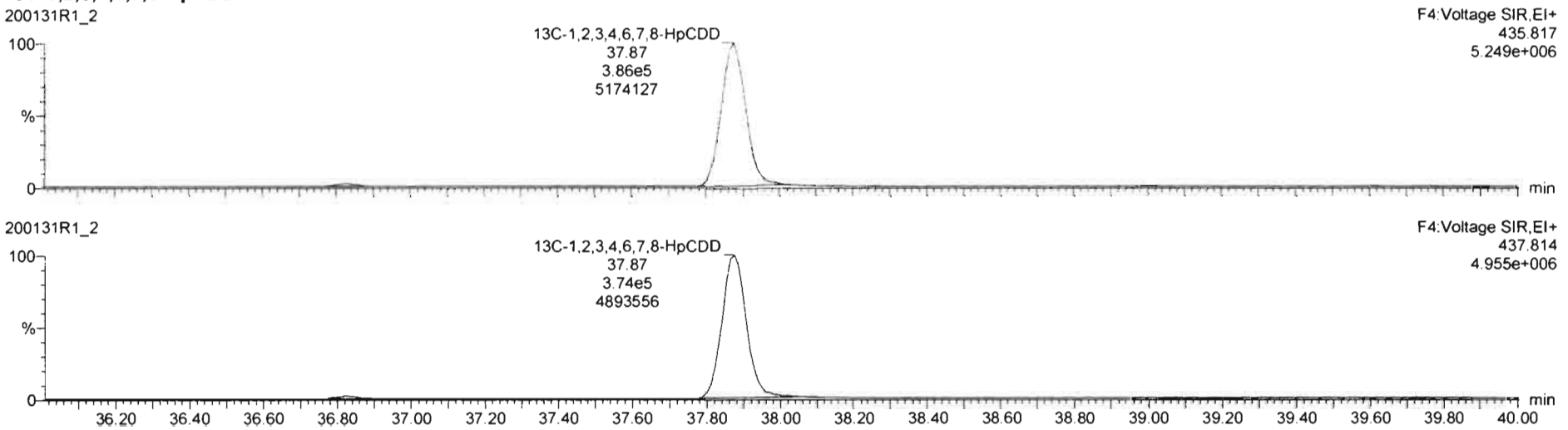

Dataset: Untitled

Last Altered: Sunday, February 02, 2020 11:06:20 AM Pacific Standard Time
Printed: Sunday, February 02, 2020 11:06:35 AM Pacific Standard Time

Name: 200131R1_2, Date: 31-Jan-2020, Time: 17:37:04, ID: ST200131R1_2 1613 CS1 19L2303, Description: 1613 CS1 19L2303

OCDD

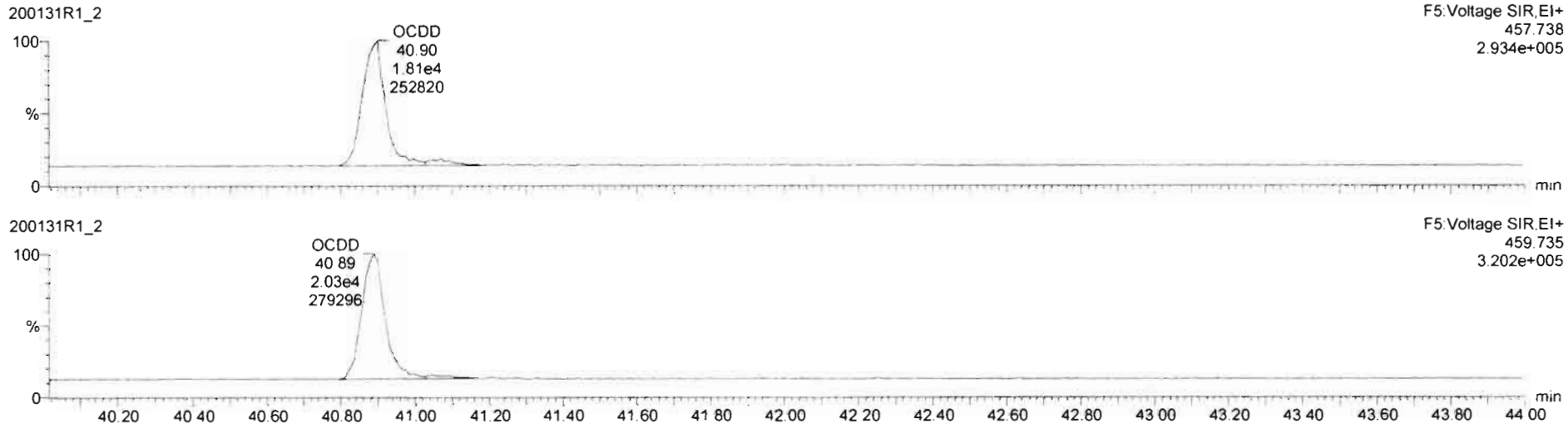

13C-OCDD

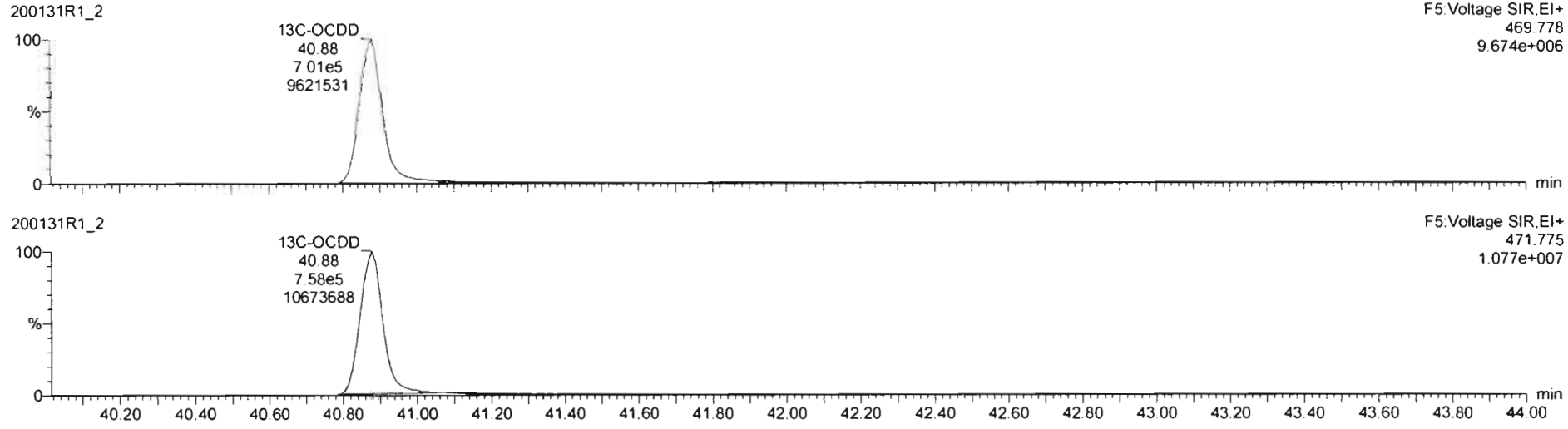

Dataset: Untitled

Last Altered: Sunday, February 02, 2020 11:06:20 AM Pacific Standard Time
Printed: Sunday, February 02, 2020 11:06:35 AM Pacific Standard Time

Name: 200131R1_2, Date: 31-Jan-2020, Time: 17:37:04, ID: ST200131R1_2 1613 CS1 19L2303, Description: 1613 CS1 19L2303

2,3,7,8-TCDF

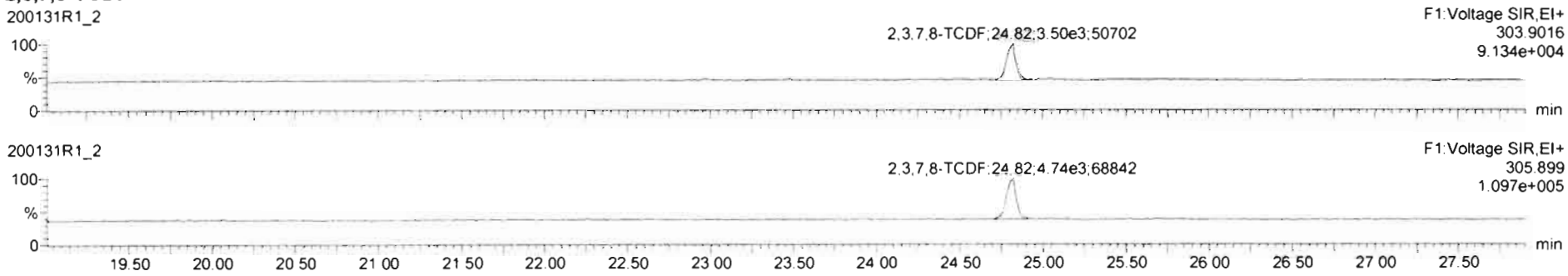

13C-2,3,7,8-TCDF

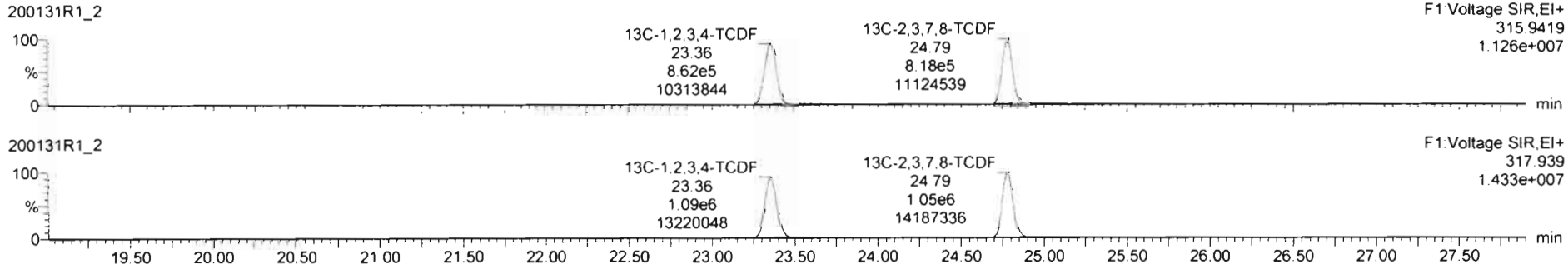

DPE1

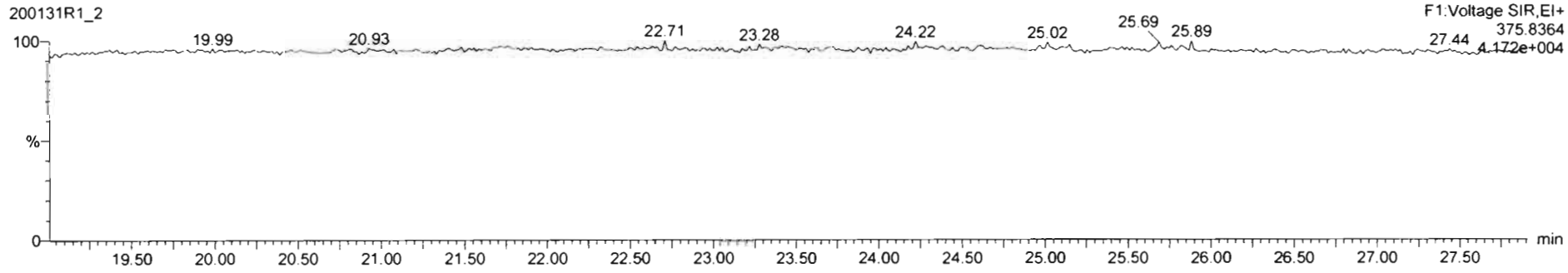

Dataset: Untitled

Last Altered: Sunday, February 02, 2020 11:06:20 AM Pacific Standard Time
Printed: Sunday, February 02, 2020 11:06:35 AM Pacific Standard Time

Name: 200131R1_2, Date: 31-Jan-2020, Time: 17:37:04, ID: ST200131R1_2 1613 CS1 19L2303, Description: 1613 CS1 19L2303

1st Func. Penta-Furans

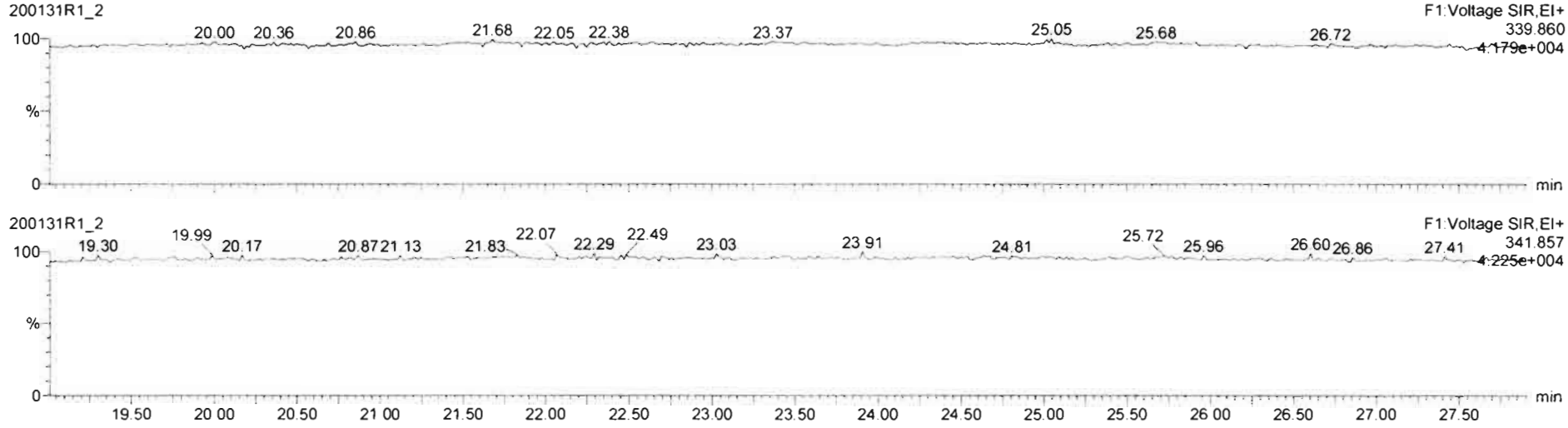

DPE6

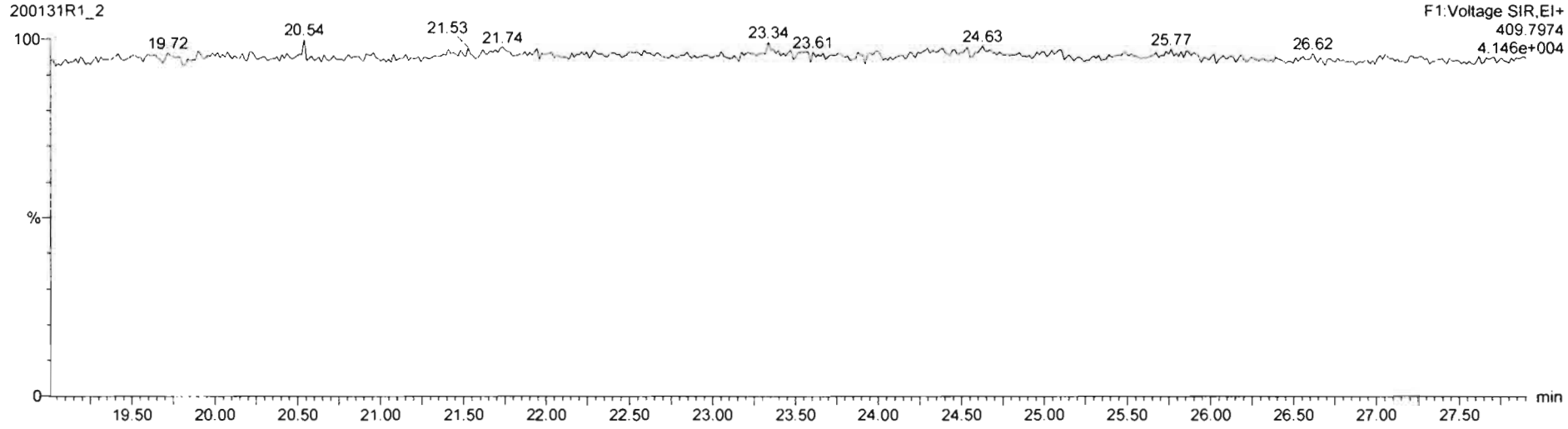

Dataset: Untitled

Last Altered: Sunday, February 02, 2020 11:06:20 AM Pacific Standard Time
Printed: Sunday, February 02, 2020 11:06:35 AM Pacific Standard Time

Name: 200131R1_2, Date: 31-Jan-2020, Time: 17:37:04, ID: ST200131R1_2 1613 CS1 19L2303, Description: 1613 CS1 19L2303

1,2,3,7,8-PeCDF

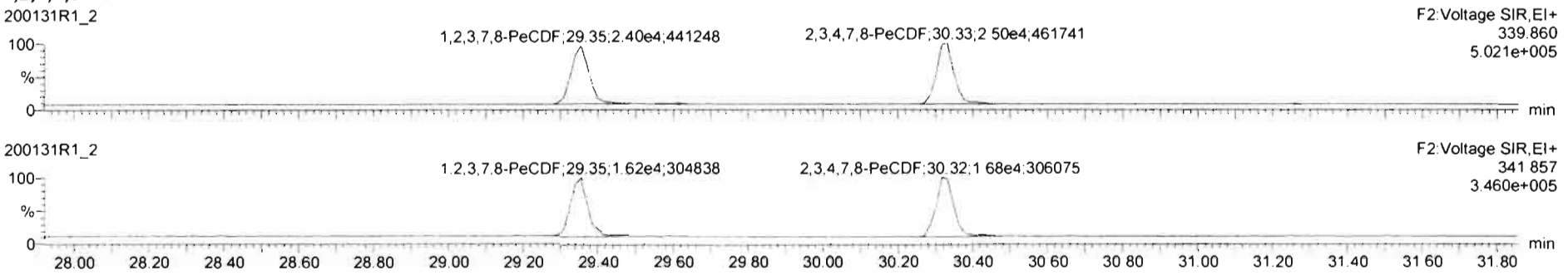

13C-1,2,3,7,8-PeCDF

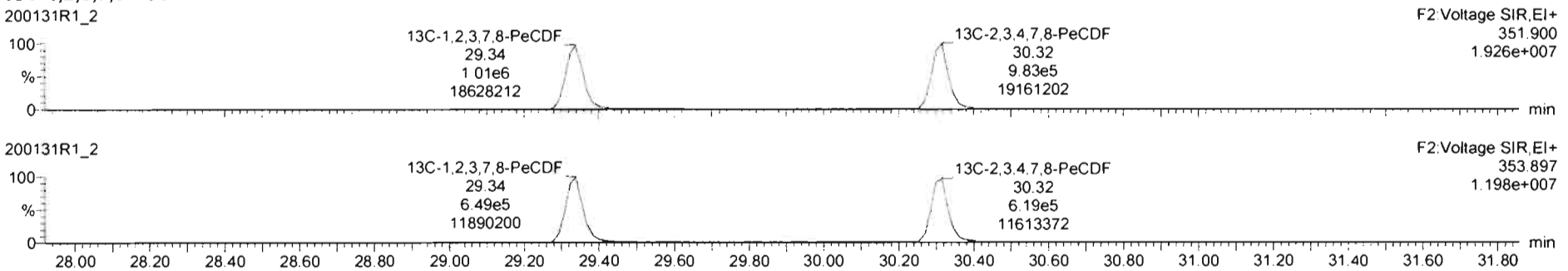

DPE2

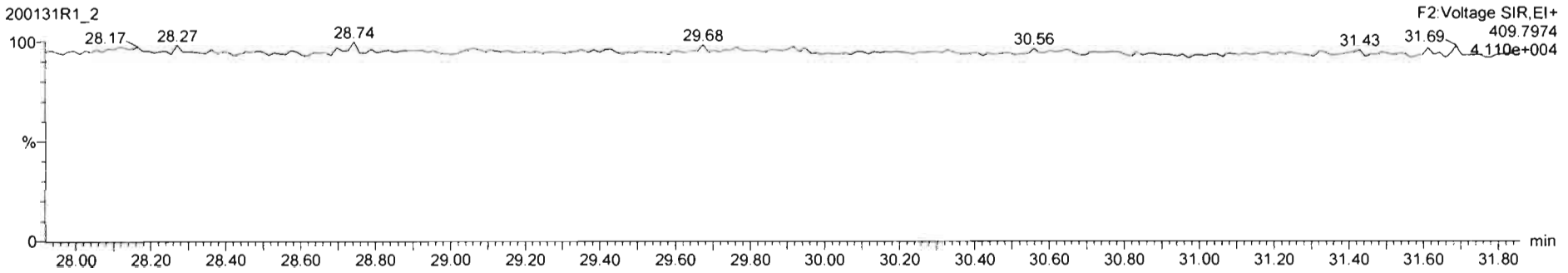

Dataset: Untitled

Last Altered: Sunday, February 02, 2020 11:06:20 AM Pacific Standard Time
Printed: Sunday, February 02, 2020 11:06:35 AM Pacific Standard Time

Name: 200131R1_2, Date: 31-Jan-2020, Time: 17:37:04, ID: ST200131R1_2 1613 CS1 19L2303, Description: 1613 CS1 19L2303

1,2,3,4,7,8-HxCDF

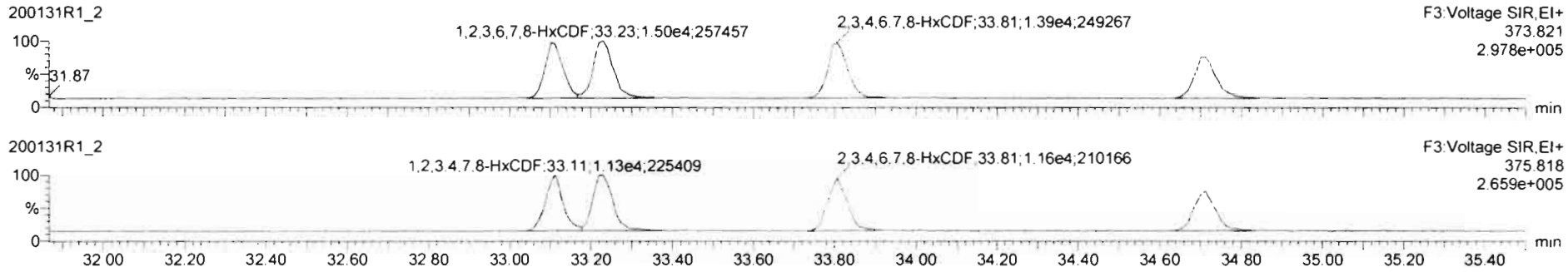

13C-1,2,3,4,7,8-HxCDF

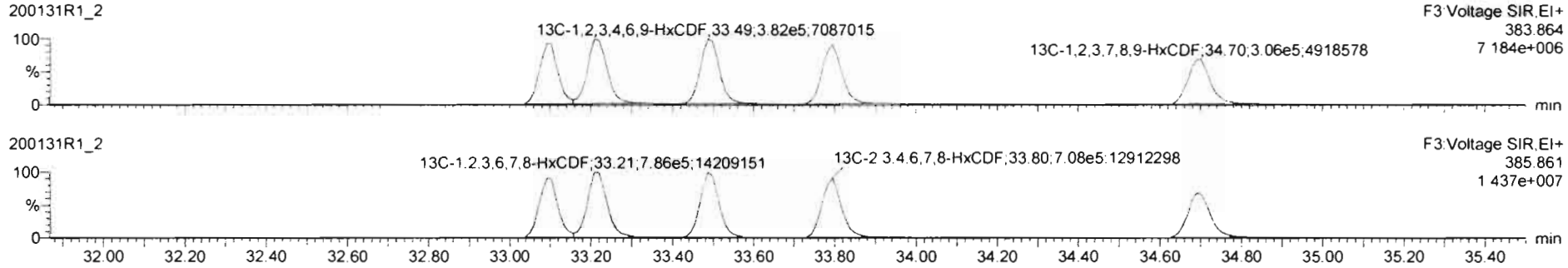

DPE3

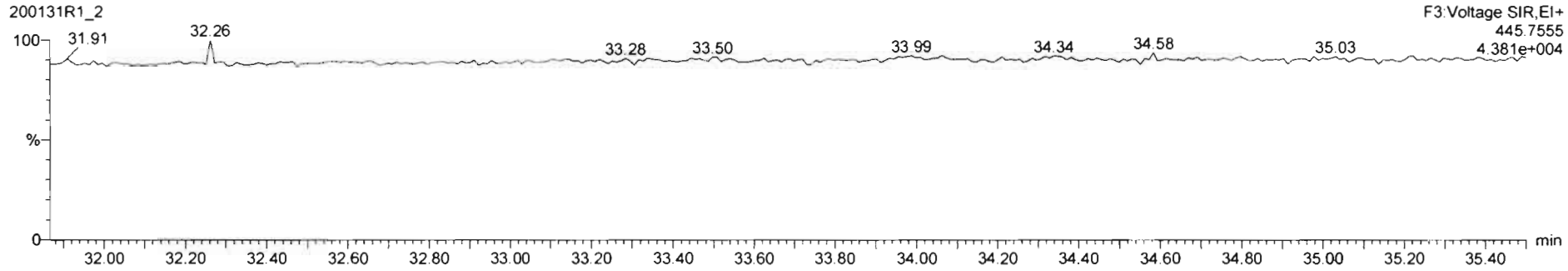

TargetLynx - 200131R1-CRV.qld * - [Chromatogram]

File Edit View Display Processing Window Help

200131R1_2 - ST200131R1_2 1613 CS1 19L2303 - 1613 CS1 19L2303

	s.	Name	RT	RA	y/n	Area	IS Area	Std Conc	%Dev	%RSD	RRF M...	RRF SD
1	1	2,3,7,8-TCDD	25.69	0.773	NO	7.2196e3	1.3725e6	0.500	6.5	4.90	0.968	0.0484
2	2	1,2,3,7,8-PeCDD	30.64	0.602	NO	2.7488e4	1.0484e6	2.500	7.9	5.56	0.972	0.0541
3	3	1,2,3,4,7,8-HxCDD	33.98	1.278	NO	2.4665e4	8.7870e5	2.500	4.9	4.11	1.07	0.0440
4	4	1,2,3,6,7,8-HxCDD	34.08	1.280	NO	2.6786e4	1.0452e6	2.500	11.2	7.66	0.921	0.0706
5	5	1,2,3,7,8,9-HxCDD	34.35	1.206	NO	2.4294e4	9.7694e5	2.500	8.3	6.49	0.918	0.0596
6	6	1,2,3,4,6,7,8-HpCDD	37.88	1.061	NO	1.6826e4	7.5953e5	2.500	7.4	5.55	0.923	0.0512
7	7	OCDD	40.90	0.892	NO	3.6449e4	1.4588e6	5.000	8.2	6.26	0.975	0.0610
8	8	2,3,7,8-TCDF	24.82	0.738	NO	8.2418e3	1.8711e6	0.500	9.9	6.54	0.802	0.0525
9	9	1,2,3,7,8-PeCDF	29.35	1.486	NO	4.0179e4	1.8624e6	2.500	8.5	6.14	0.907	0.0557
10	10	2,3,4,7,8-PeCDF	30.33	1.486	NO	4.1811e4	1.6015e6	2.500	9.7	7.47	0.952	0.0711
11	11	1,2,3,4,7,8-HxCDF	33.10	1.157	NO	2.3696e4	1.0335e6	2.500	6.4	5.01	0.862	0.0432
12	12	1,2,3,6,7,8-HxCDF	33.23	1.178	NO	2.7696e4	1.1818e6	2.500	10.7	6.67	0.847	0.0565
13	13	2,3,4,6,7,8-HxCDF	33.81	1.205	NO	2.5496e4	1.0642e6	2.500	6.7	5.92	0.896	0.0533
14	14	1,2,3,7,8,9-HxCDF	34.71	1.177	NO	2.1541e4	9.1113e5	2.500	10.2	6.16	0.858	0.0530
15	15	1,2,3,4,6,7,8-HpCDF	36.47	0.986	NO	1.7941e4	7.8154e5	2.500	7.9	5.39	0.851	0.0459
16	16	1,2,3,4,7,8,9-HpCDF	36.48	0.972	NO	1.4685e4	5.6266e5	2.500	8.4	4.99	0.980	0.0489
17	17	OCDF	41.08	0.870	NO	3.4975e4	1.5901e6	5.000	9.2	5.85	0.806	0.0471

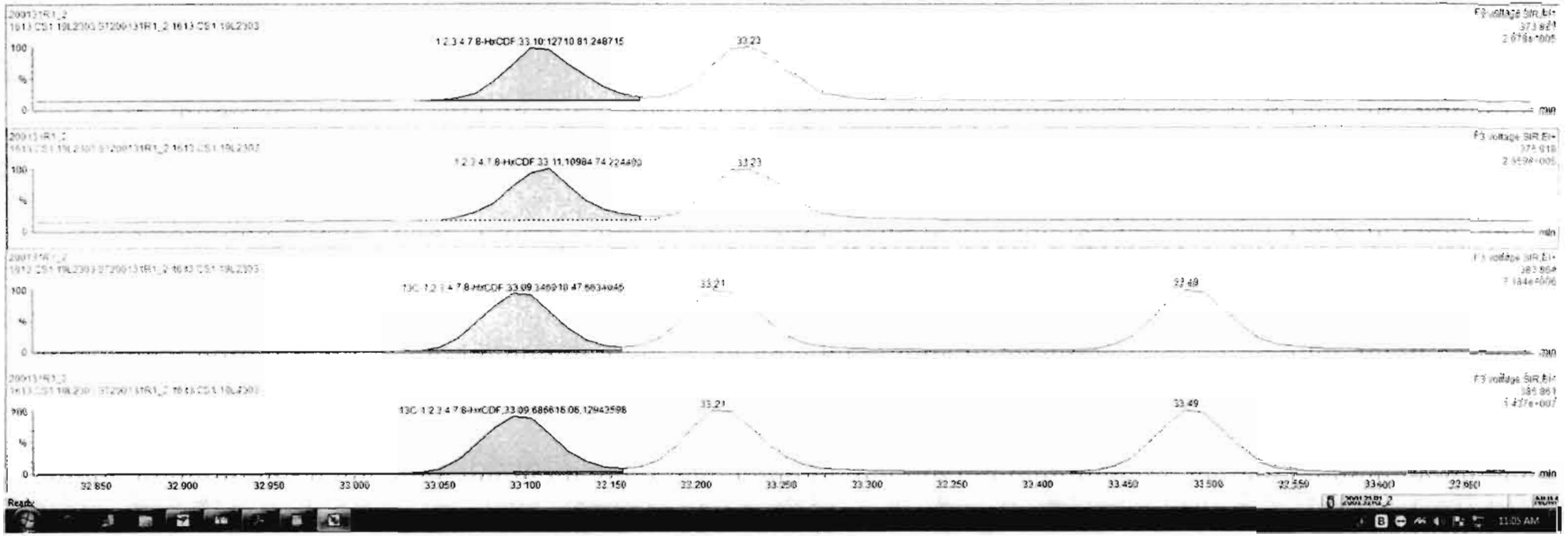

TargetLynx - 200131R1-CRV.qld * - [Chromatogram]

File Edit View Display Processing Window Help

200131R1_2 - ST200131R1_2 1613 CS1 19L2303 - 1613 CS1 19L2303

	$	Name	RT	RA	y/n	Area	IS Area	Std. Conc	%Dev	%RSD	RRF M...	RRF SD
1	1	2,3,7,8-TCDD	25.69	0.773	NO	7.2196e3	1.3725e6	0.500	8.5	4.90	0.968	0.0484
2	2	1,2,3,7,8-PeCDD	30.64	0.602	NO	2.7488e4	1.0484e6	2.500	7.9	5.56	0.972	0.0541
3	3	1,2,3,4,7,8-HxCDD	33.96	1.278	NO	2.4665e4	8.7870e5	2.500	4.9	4.11	1.07	0.0440
4	4	1,2,3,6,7,8-HxCDD	34.08	1.260	NO	2.6788e4	1.0462e6	2.500	11.2	7.66	0.921	0.0706
5	5	1,2,3,7,8,9-HxCDD	34.35	1.206	NO	2.4294e4	9.7694e5	2.500	8.3	6.45	0.918	0.0596
6	6	1,2,3,4,6,7,8-HpCDD	37.88	1.061	NO	1.6826e4	7.5953e5	2.500	7.4	5.55	0.923	0.0512
7	7	OCDD	40.90	0.892	NO	3.8449e4	1.4588e6	5.000	8.2	6.26	0.975	0.0610
8	8	2,3,7,8-TCDF	24.82	0.738	NO	8.2418e3	1.8711e6	0.500	9.9	6.54	0.802	0.0525
9	9	1,2,3,7,8-PeCDF	29.35	1.486	NO	4.0179e4	1.8624e6	2.500	6.5	6.14	0.907	0.0557
10	10	2,3,4,7,8-PeCDF	30.32	1.486	NO	4.1811e4	1.6015e6	2.500	9.7	7.47	0.952	0.0711
11	11	1,2,3,4,7,8-HxCDF	33.10	1.157	NO	2.3696e4	1.0335e6	2.500	6.4	5.01	0.862	0.0432
12	12	1,2,3,6,7,8-HxCDF	33.23	1.192	NO	2.6729e4	1.1618e6	2.500	7.5	5.55	0.841	0.0467
13	13	2,3,4,6,7,8-HxCDF	33.81	1.205	NO	2.5496e4	1.0842e6	2.500	6.7	5.93	0.896	0.0533
14	14	1,2,3,7,8,9-HxCDF	34.71	1.177	NO	2.1541e4	9.1113e5	2.500	10.2	6.18	0.858	0.0530
15	15	1,2,3,4,6,7,8-HpCDF	36.47	0.986	NO	1.7941e4	7.8154e5	2.500	7.9	5.39	0.851	0.0459
16	16	1,2,3,4,7,8,9-HpCDF	38.48	0.972	NO	1.4665e4	5.8266e5	2.500	8.4	4.99	0.980	0.0489
17	17	OCDF	41.08	0.870	NO	3.4975e4	1.5901e6	5.000	9.2	5.85	0.806	0.0471

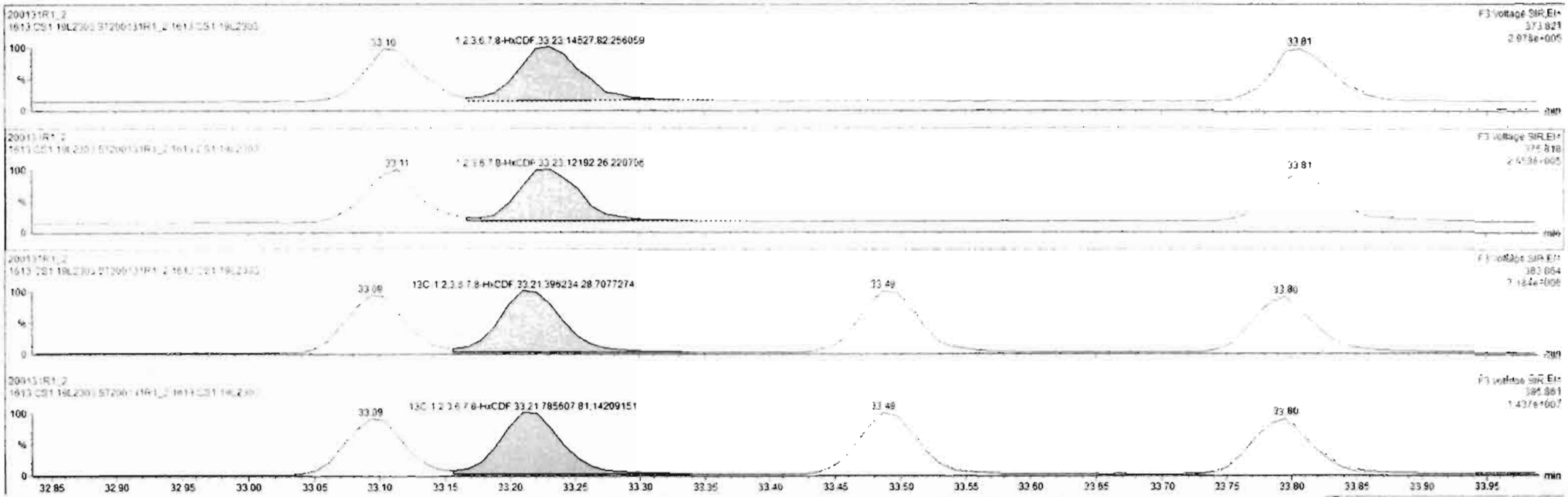

Ready

200131R1_2 NUM

11:05 AM

Dataset: Untitled

Last Altered: Sunday, February 02, 2020 11:06:20 AM Pacific Standard Time
Printed: Sunday, February 02, 2020 11:06:35 AM Pacific Standard Time

Name: 200131R1_2, Date: 31-Jan-2020, Time: 17:37:04, ID: ST200131R1_2 1613 CS1 19L2303, Description: 1613 CS1 19L2303

1,2,3,4,6,7,8-HpCDF

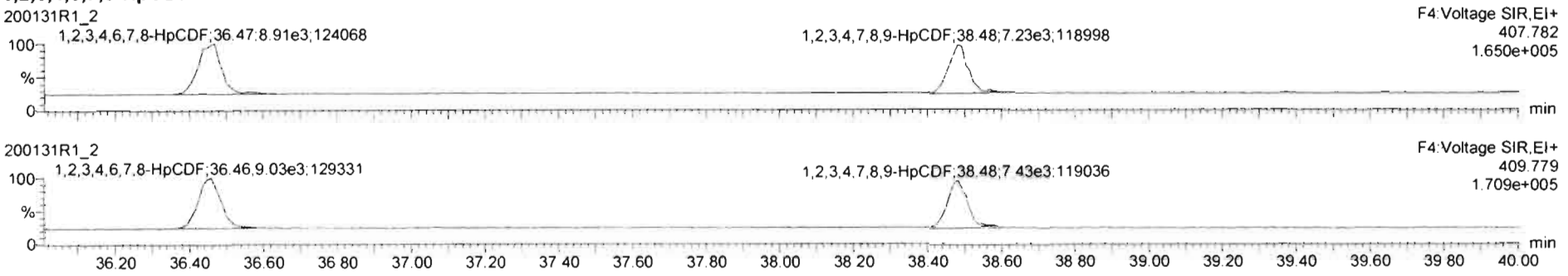

13C-1,2,3,4,6,7,8-HpCDF

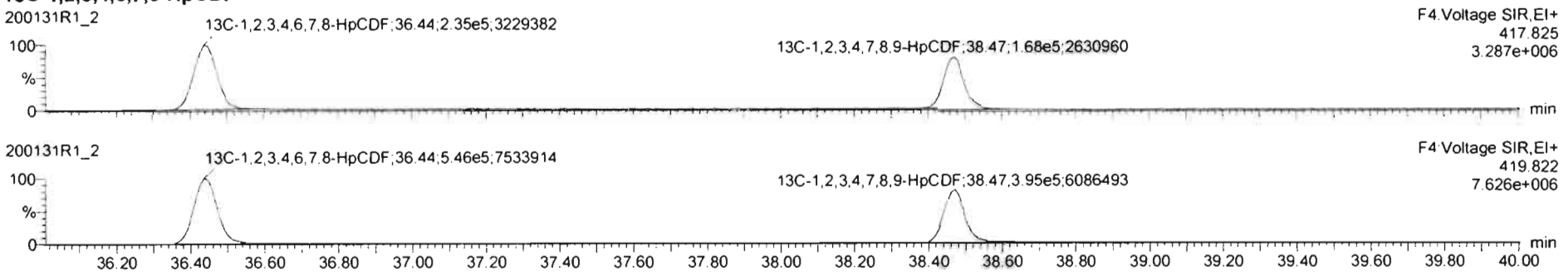

DPE4

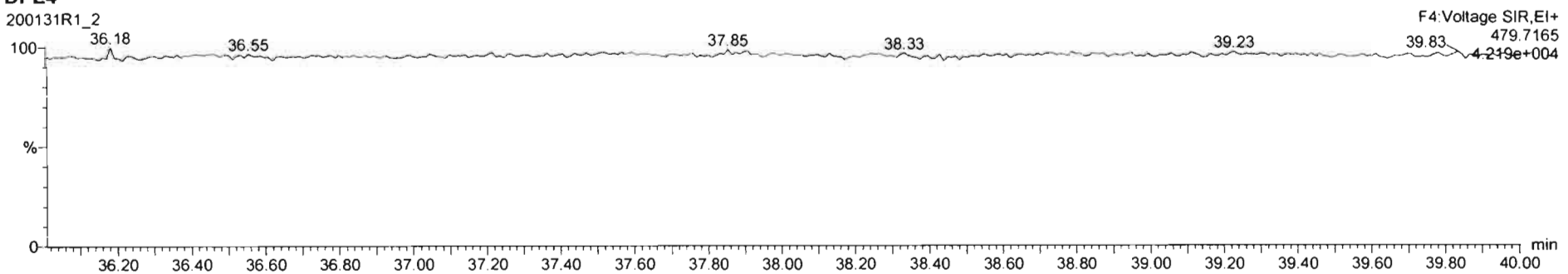

Dataset: Untitled

Last Altered: Sunday, February 02, 2020 11:06:20 AM Pacific Standard Time
Printed: Sunday, February 02, 2020 11:06:35 AM Pacific Standard Time

Name: 200131R1_2, Date: 31-Jan-2020, Time: 17:37:04, ID: ST200131R1_2 1613 CS1 19L2303, Description: 1613 CS1 19L2303

OCDF

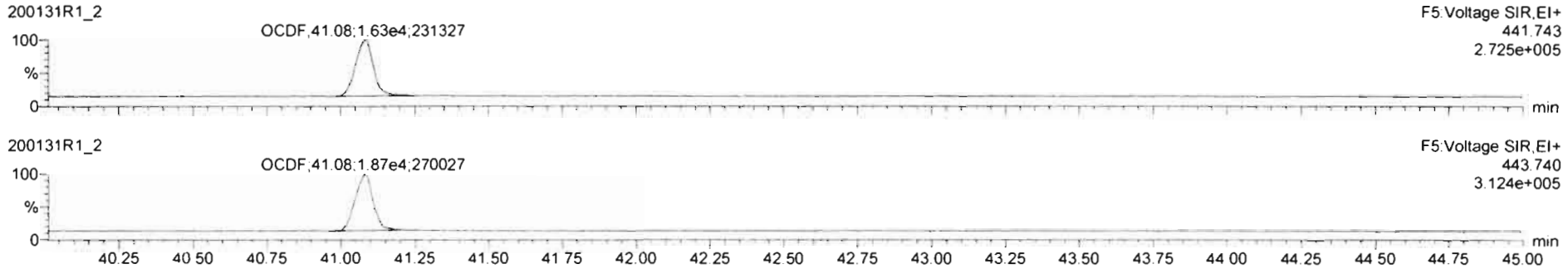

13C-OCDF

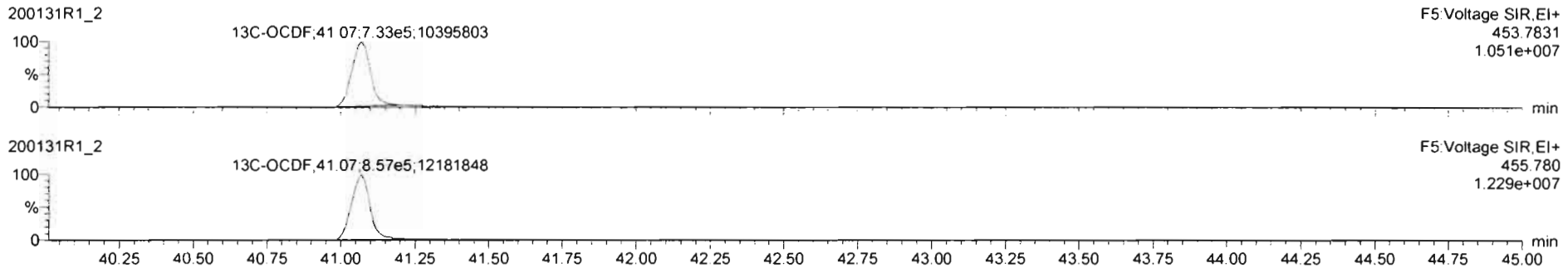

DPE5

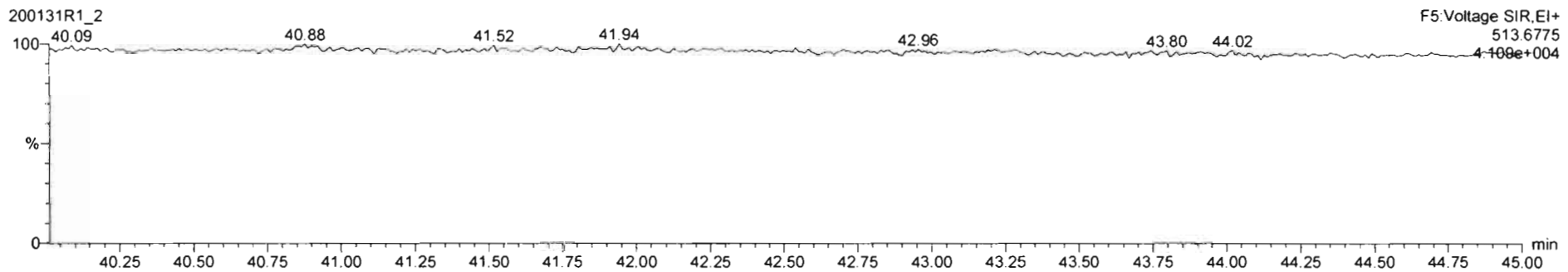

Dataset: Untitled

Last Altered: Sunday, February 02, 2020 11:06:20 AM Pacific Standard Time
Printed: Sunday, February 02, 2020 11:06:35 AM Pacific Standard Time

Name: 200131R1_2, Date: 31-Jan-2020, Time: 17:37:04, ID: ST200131R1_2 1613 CS1 19L2303, Description: 1613 CS1 19L2303

PFK1

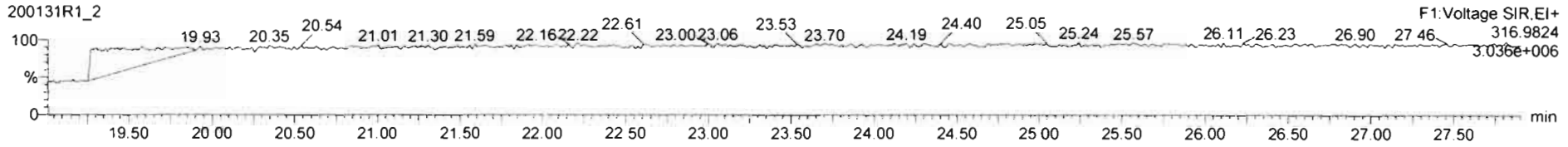

PFK2

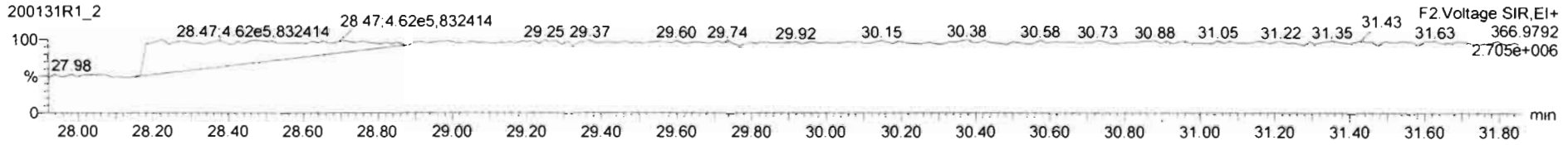

PFK3



PFK4

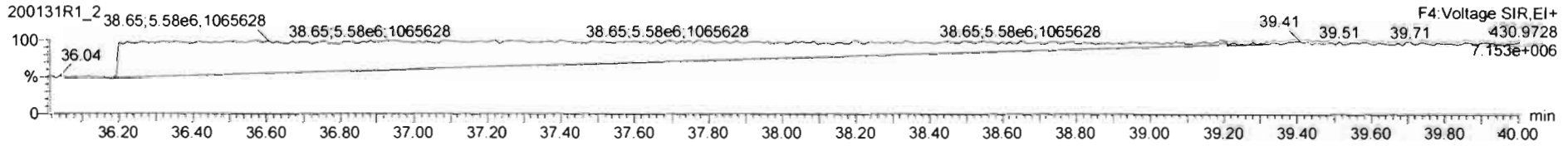

PFK5

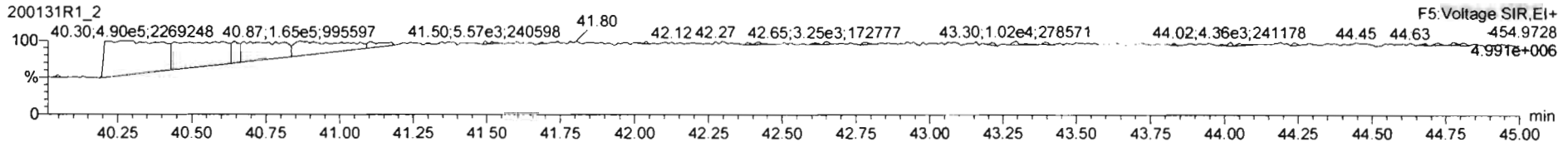

Dataset: Untitled

Last Altered: Sunday, February 02, 2020 11:06:20 AM Pacific Standard Time
Printed: Sunday, February 02, 2020 11:06:35 AM Pacific Standard Time

Name: 200131R1_3, Date: 31-Jan-2020, Time: 18:23:19, ID: ST200131R1_3 1613 CS2 19L2304, Description: 1613 CS2 19L2304

2,3,7,8-TCDD

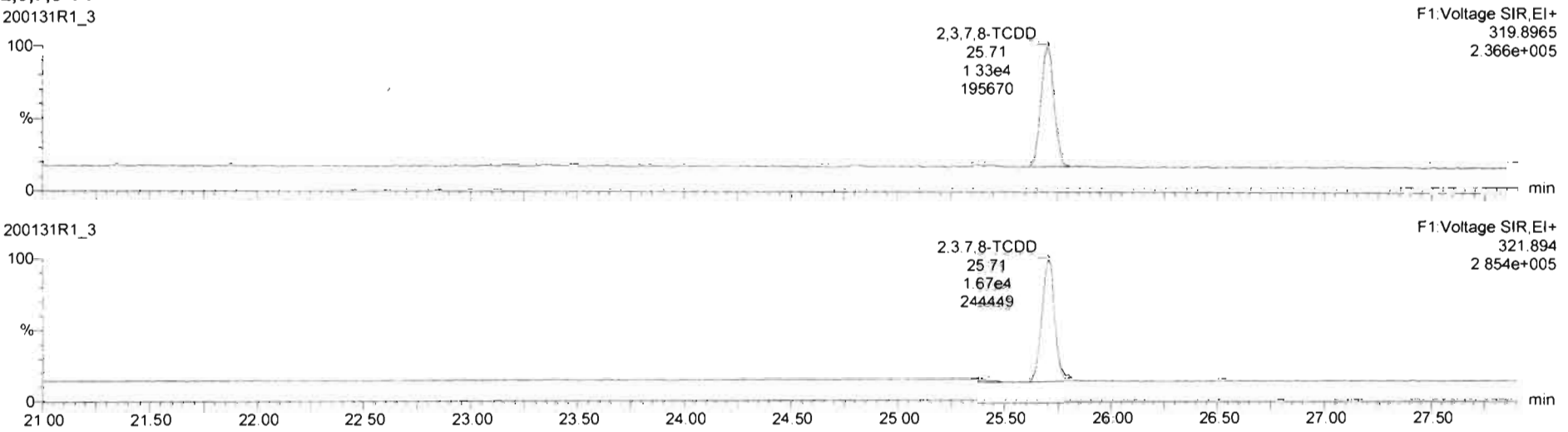

13C-2,3,7,8-TCDD

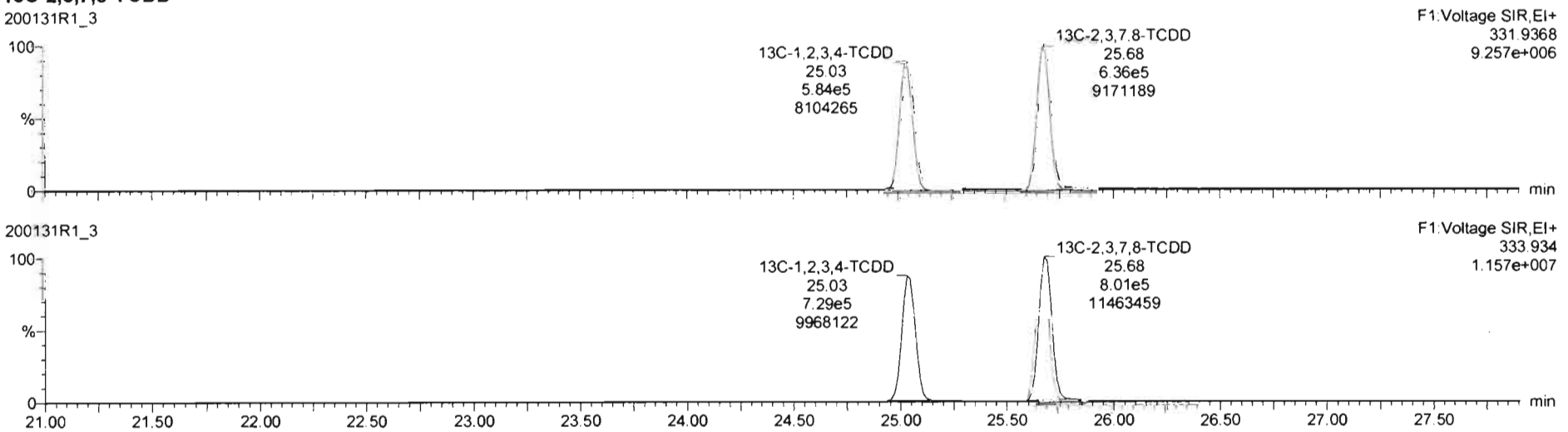

Dataset: Untitled

Last Altered: Sunday, February 02, 2020 11:06:20 AM Pacific Standard Time
Printed: Sunday, February 02, 2020 11:06:35 AM Pacific Standard Time

Name: 200131R1_3, Date: 31-Jan-2020, Time: 18:23:19, ID: ST200131R1_3 1613 CS2 19L2304, Description: 1613 CS2 19L2304

37Cl-2,3,7,8-TCDD

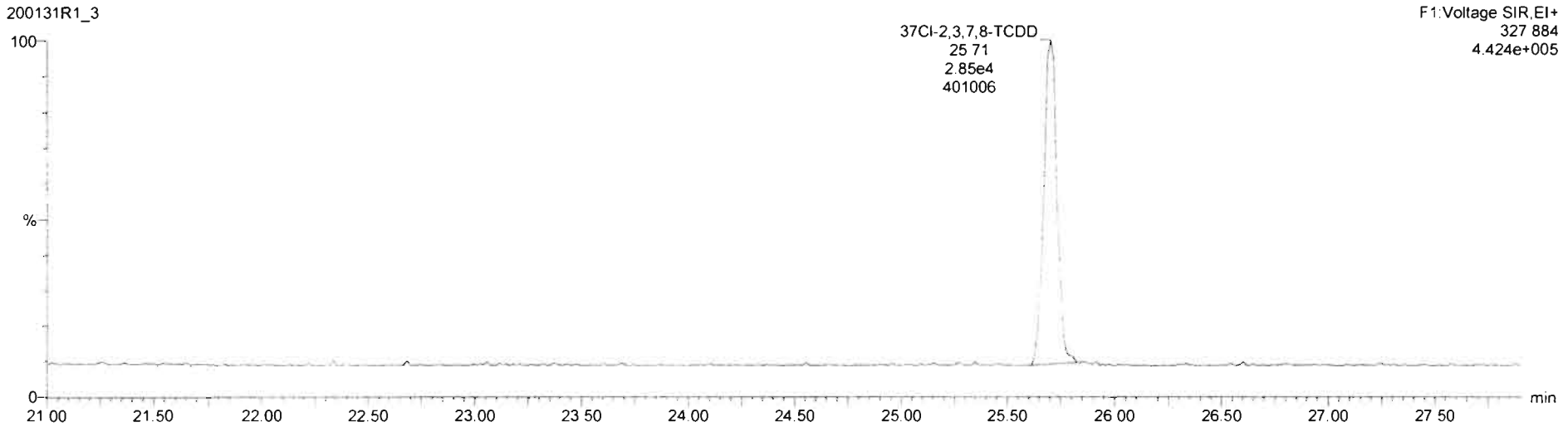

13C-1,2,3,4-TCDD

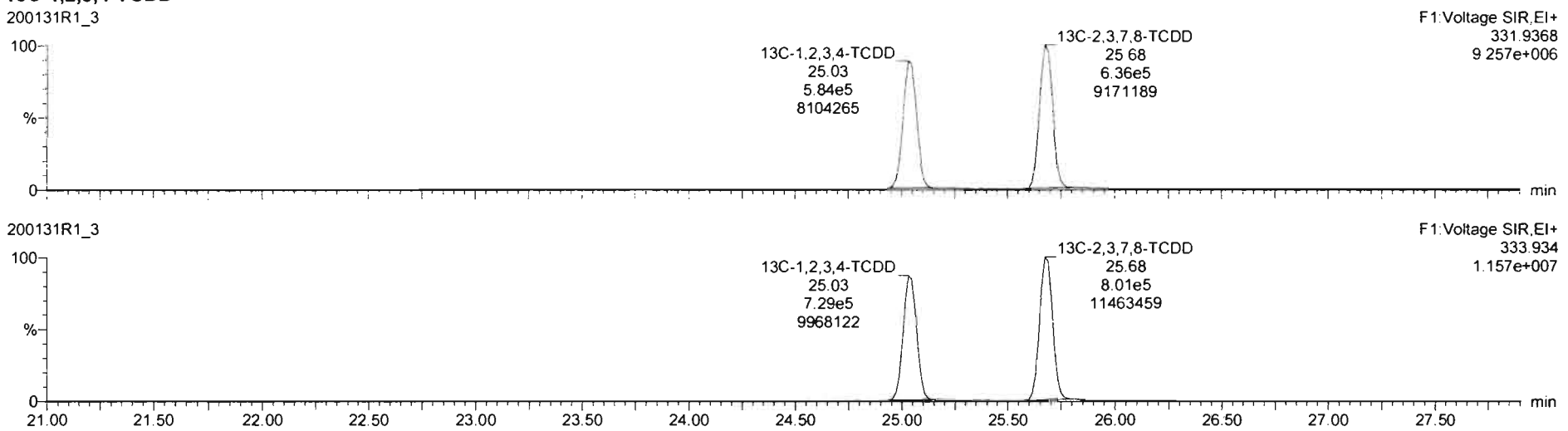

Vista Analytical Laboratory

Dataset: Untitled

Last Altered: Sunday, February 02, 2020 11:06:20 AM Pacific Standard Time
Printed: Sunday, February 02, 2020 11:06:35 AM Pacific Standard Time

Name: 200131R1_3, Date: 31-Jan-2020, Time: 18:23:19, ID: ST200131R1_3 1613 CS2 19L2304, Description: 1613 CS2 19L2304

1,2,3,7,8-PeCDD

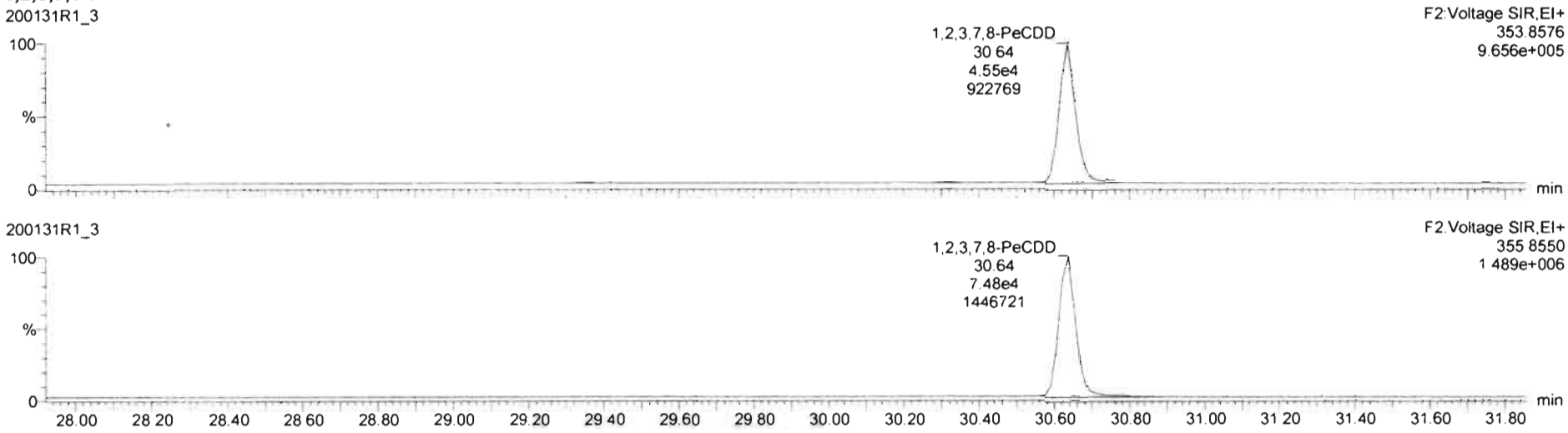

13C-1,2,3,7,8-PeCDD

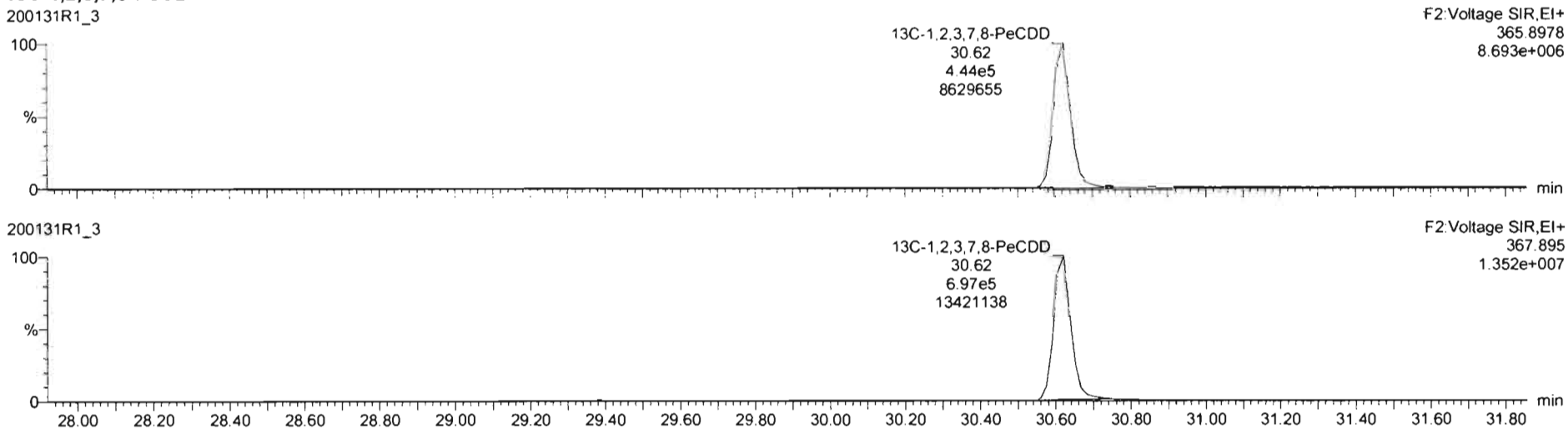

TargetLynx - 200131R1-CRV.qld * - [Chromatogram]

File Edit View Display Processing Window Help

200131R1_3 ST200131R1_3 1613 CS2 19L2304 - 1613 CS2 19L2304

	#	Name	RT	RA	y/n	Area	IS Area	Std. Conc	%Dev	%RSD	RRF M...	RRF SD
1	1	2,3,7,8-TCDD	25.70	0.799	NO	3.0020e4	1.4370e6	2.000	5.7	4.90	0.968	0.0484
2	2	1,2,3,7,8-PeCDD	30.64	0.826	NO	1.1810e5	1.1415e6	10.000	6.4	5.56	0.972	0.0541
3	3	1,2,3,4,7,8-HxCDD	33.96	1.228	NO	1.0912e5	9.6882e5	10.000	5.2	4.11	1.07	0.0440
4	4	1,2,3,6,7,8-HxCDD	34.08	1.206	NO	1.1280e5	1.1306e6	10.000	8.3	7.66	0.921	0.0706
5	5	1,2,3,7,8,9-HxCDD	34.36	1.184	NO	1.0307e5	1.0396e6	10.000	8.0	6.49	0.918	0.0596
6	6	1,2,3,4,6,7,8-HpCDD	37.90	1.018	NO	7.4414e4	7.8217e5	10.000	5.8	5.55	0.923	0.0512
7	7	OCDD	40.96	0.879	NO	1.4560e5	1.4104e6	20.000	5.0	5.50	0.983	0.0541
8	8	2,3,7,8-TCDF	24.82	0.707	NO	3.2531e4	1.9509e6	2.000	4.0	6.54	0.802	0.0525
9	9	1,2,3,7,8-PeCDF	29.36	1.552	NO	1.6249e5	1.8540e6	10.000	8.5	6.14	0.907	0.0557
10	10	2,3,4,7,8-PeCDF	30.33	1.519	NO	1.8263e5	1.7707e6	10.000	8.5	7.47	0.952	0.0711
11	11	1,2,3,4,7,8-HxCDF	33.11	1.182	NO	1.0488e5	1.1422e6	10.000	6.2	5.36	0.864	0.0463
12	12	1,2,3,6,7,8-HxCDF	33.24	1.154	NO	1.1497e5	1.2859e6	10.000	5.6	6.67	0.847	0.0565
13	13	2,3,4,6,7,8-HxCDF	33.82	1.142	NO	1.1351e5	1.1674e6	10.000	8.3	5.93	0.898	0.0533
14	14	1,2,3,7,8,9-HxCDF	34.72	1.169	NO	8.7115e4	9.7114e5	10.000	4.6	6.18	0.858	0.0530
15	15	1,2,3,4,6,7,8-HpCDF	36.46	0.969	NO	7.2133e4	8.0028e5	10.000	5.9	5.39	0.851	0.0459
16	16	1,2,3,4,7,8,9-HpCDF	36.49	0.956	NO	5.9129e4	5.6804e5	10.000	8.2	4.99	0.980	0.0489
17	17	OCDF	41.08	0.868	NO	1.3721e5	1.6139e6	20.000	5.5	5.85	0.806	0.0471

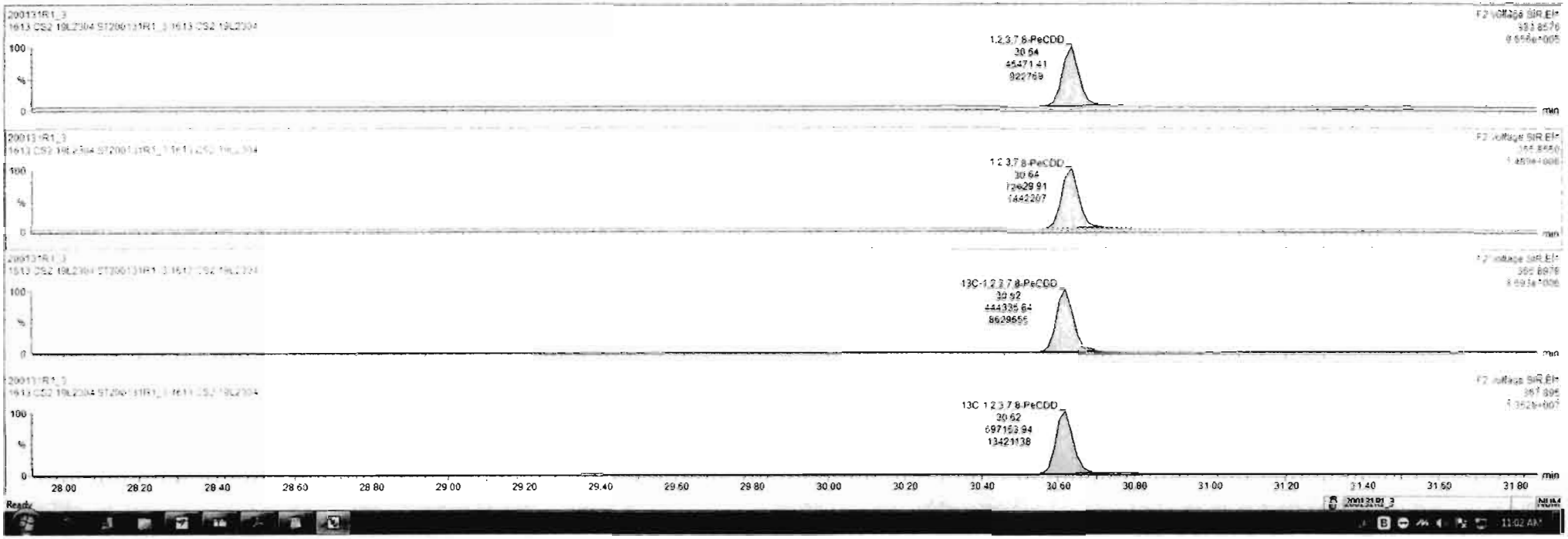

Ready

Dataset: Untitled

Last Altered: Sunday, February 02, 2020 11:06:20 AM Pacific Standard Time
Printed: Sunday, February 02, 2020 11:06:35 AM Pacific Standard Time

Name: 200131R1_3, Date: 31-Jan-2020, Time: 18:23:19, ID: ST200131R1_3 1613 CS2 19L2304, Description: 1613 CS2 19L2304

1,2,3,4,7,8-HxCDD

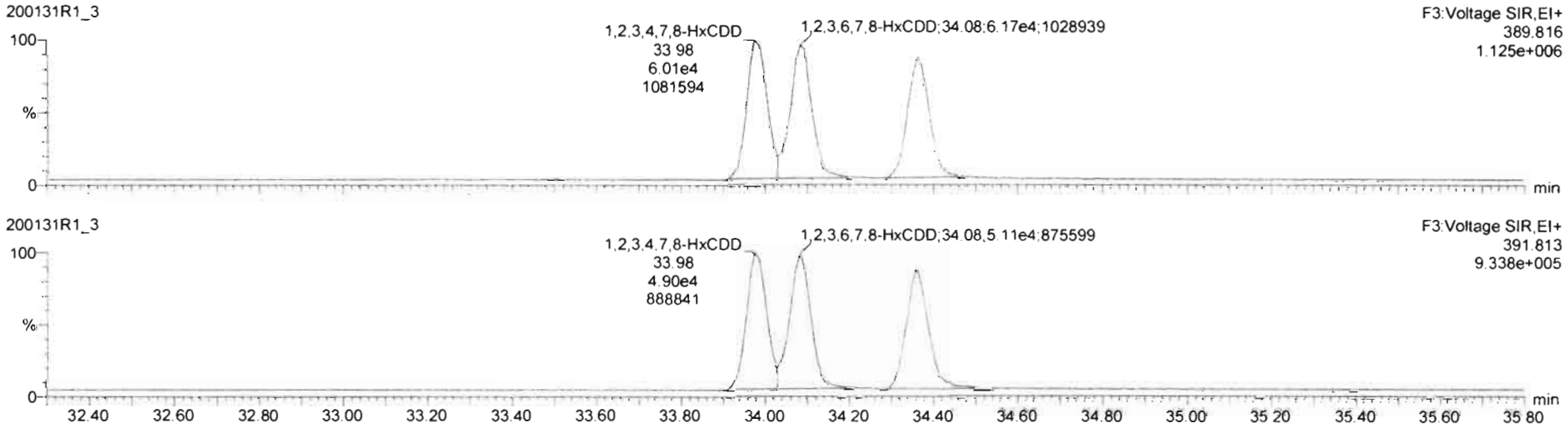

13C-1,2,3,4,7,8-HxCDD

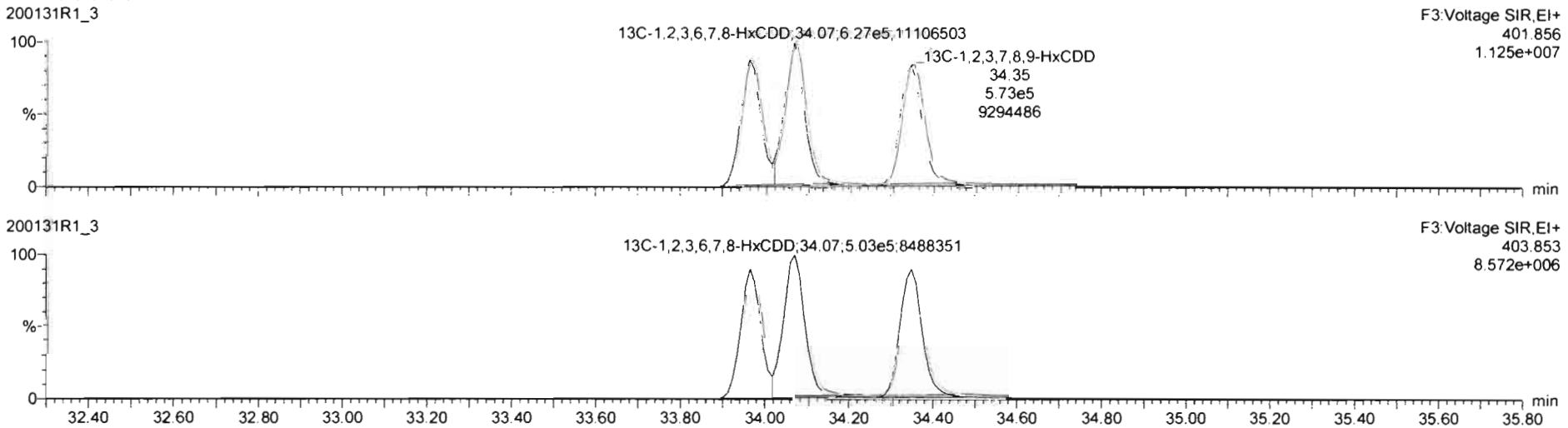

Dataset: Untitled

Last Altered: Sunday, February 02, 2020 11:06:20 AM Pacific Standard Time
Printed: Sunday, February 02, 2020 11:06:35 AM Pacific Standard Time

Name: 200131R1_3, Date: 31-Jan-2020, Time: 18:23:19, ID: ST200131R1_3 1613 CS2 19L2304, Description: 1613 CS2 19L2304

1,2,3,4,6,7,8-HpCDD

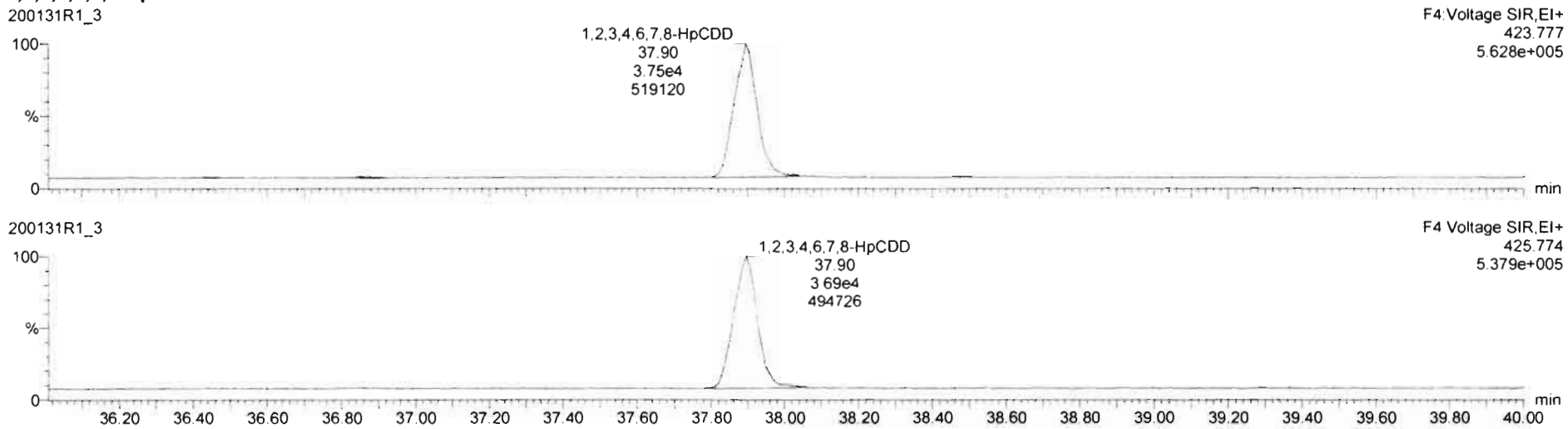

13C-1,2,3,4,6,7,8-HpCDD

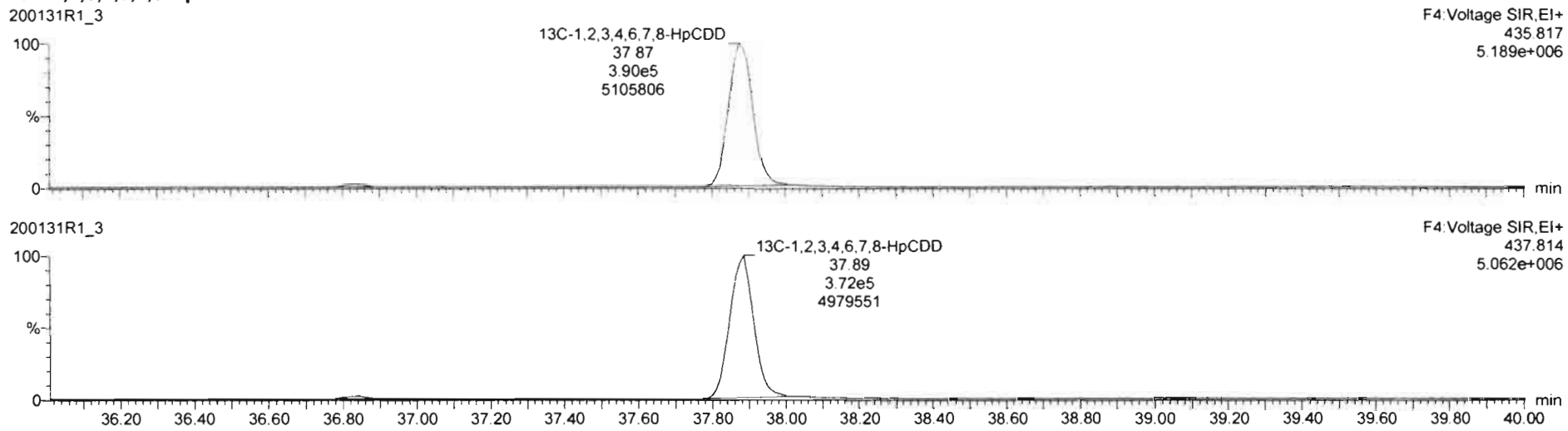

Dataset: Untitled

Last Altered: Sunday, February 02, 2020 11:06:20 AM Pacific Standard Time
Printed: Sunday, February 02, 2020 11:06:35 AM Pacific Standard Time

Name: 200131R1_3, Date: 31-Jan-2020, Time: 18:23:19, ID: ST200131R1_3 1613 CS2 19L2304, Description: 1613 CS2 19L2304

OCDD



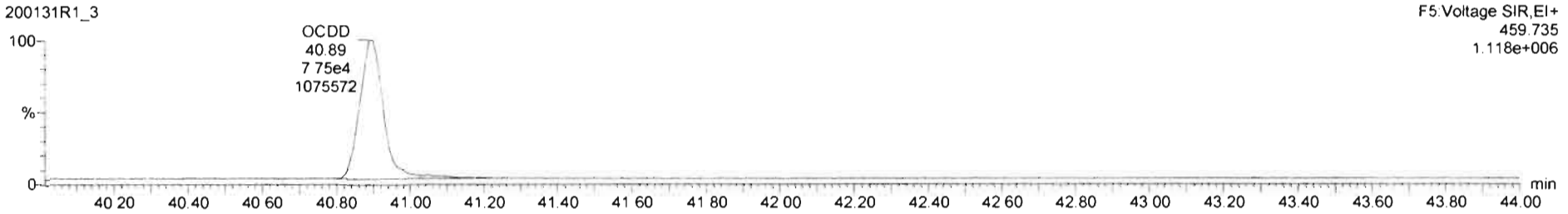

13C-OCDD

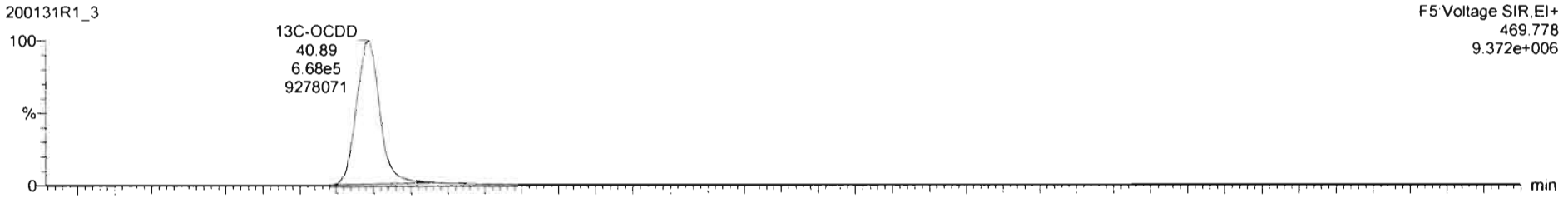

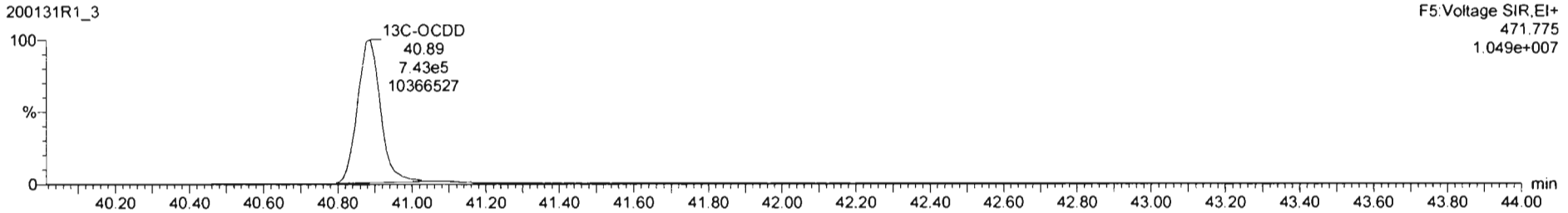

Dataset: Untitled

Last Altered: Sunday, February 02, 2020 11:06:20 AM Pacific Standard Time
Printed: Sunday, February 02, 2020 11:06:35 AM Pacific Standard Time

Name: 200131R1_3, Date: 31-Jan-2020, Time: 18:23:19, ID: ST200131R1_3 1613 CS2 19L2304, Description: 1613 CS2 19L2304

2,3,7,8-TCDF

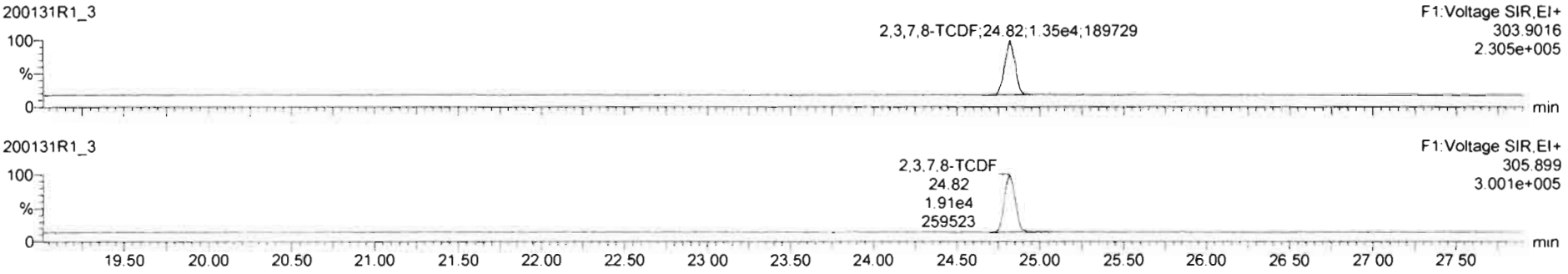

13C-2,3,7,8-TCDF

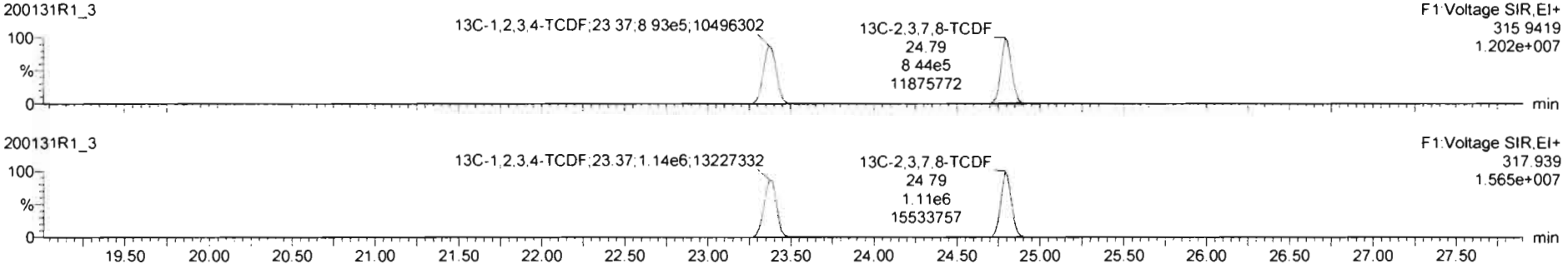

DPE1

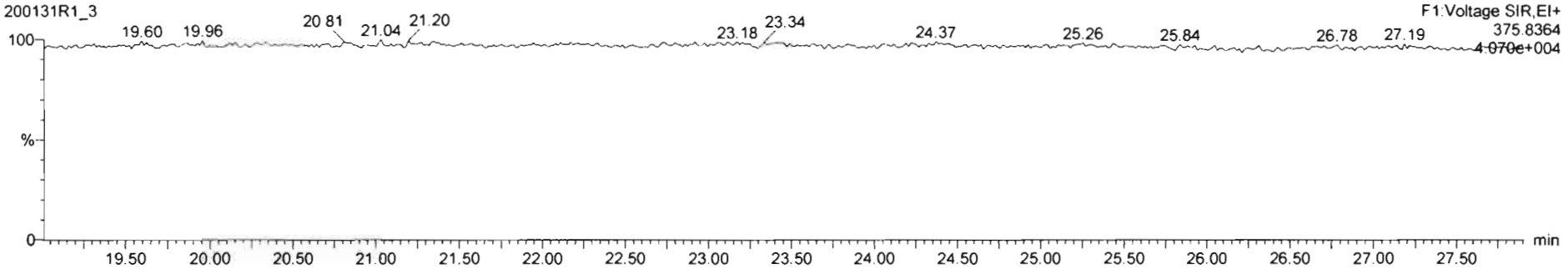

Dataset: Untitled

Last Altered: Sunday, February 02, 2020 11:06:20 AM Pacific Standard Time
Printed: Sunday, February 02, 2020 11:06:35 AM Pacific Standard Time

Name: 200131R1_3, Date: 31-Jan-2020, Time: 18:23:19, ID: ST200131R1_3 1613 CS2 19L2304, Description: 1613 CS2 19L2304

1st Func. Penta-Furans

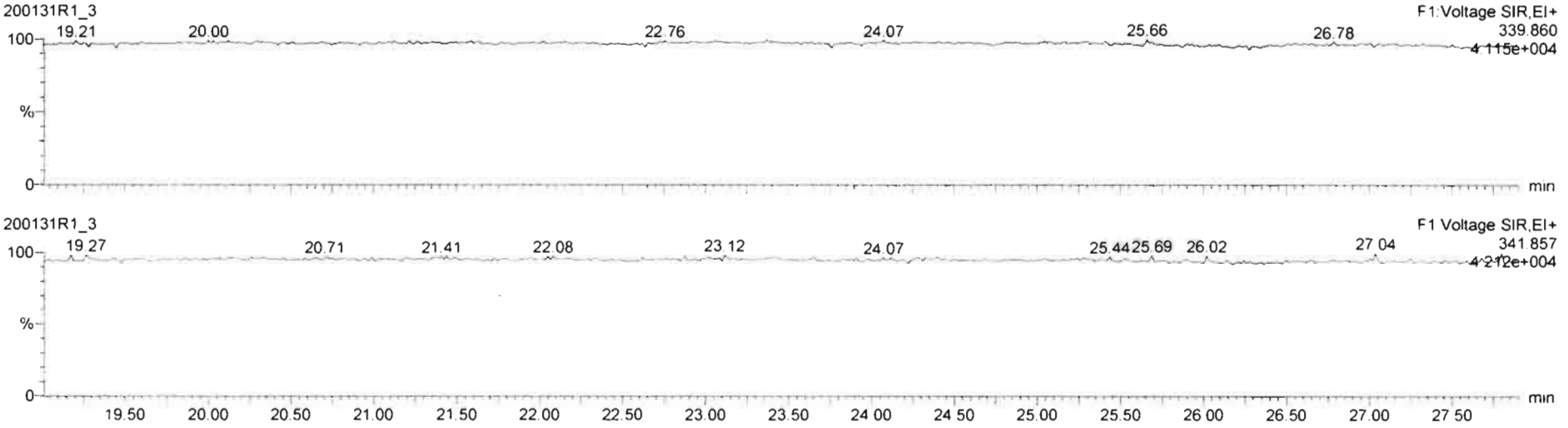

DPE6

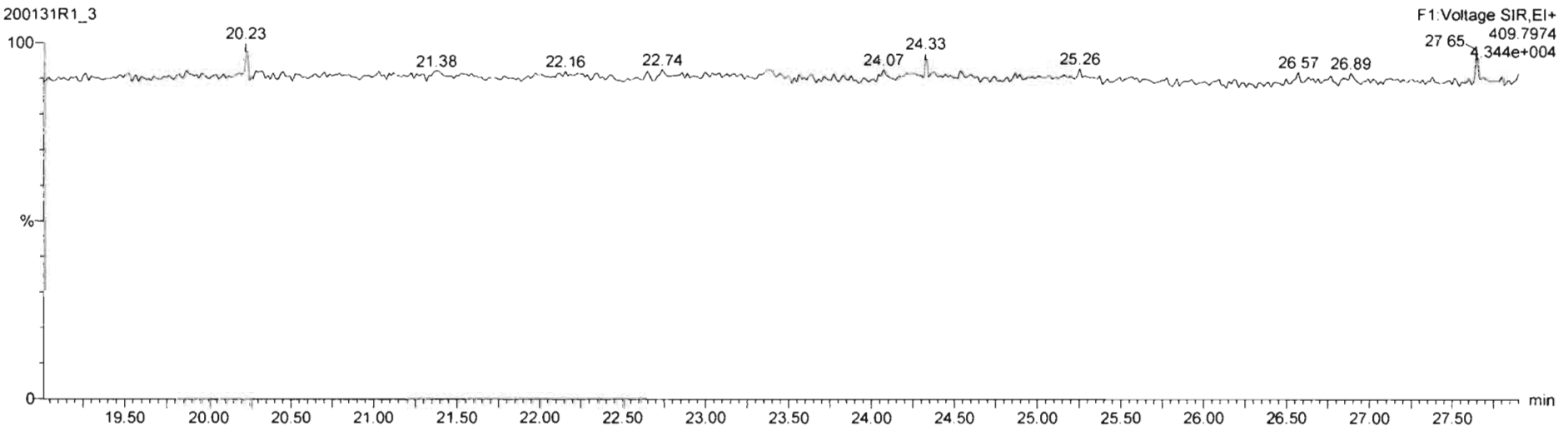

Dataset: Untitled

Last Altered: Sunday, February 02, 2020 11:06:20 AM Pacific Standard Time
Printed: Sunday, February 02, 2020 11:06:35 AM Pacific Standard Time

Name: 200131R1_3, Date: 31-Jan-2020, Time: 18:23:19, ID: ST200131R1_3 1613 CS2 19L2304, Description: 1613 CS2 19L2304

1,2,3,7,8-PeCDF

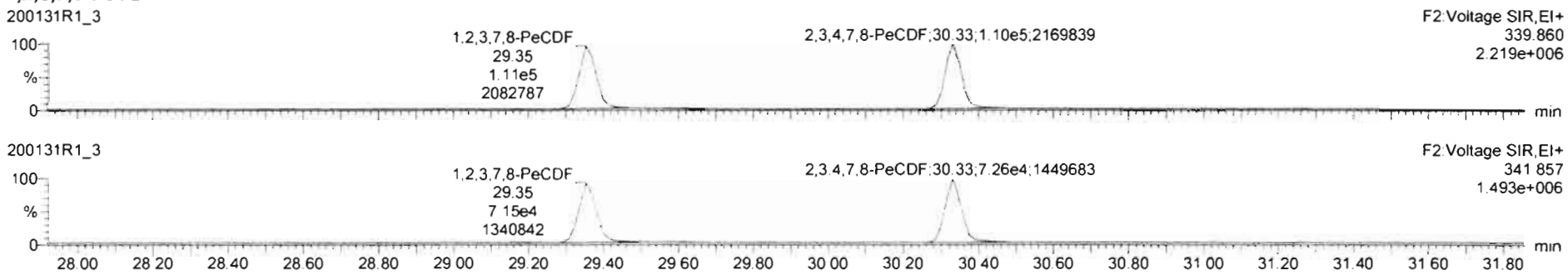

13C-1,2,3,7,8-PeCDF

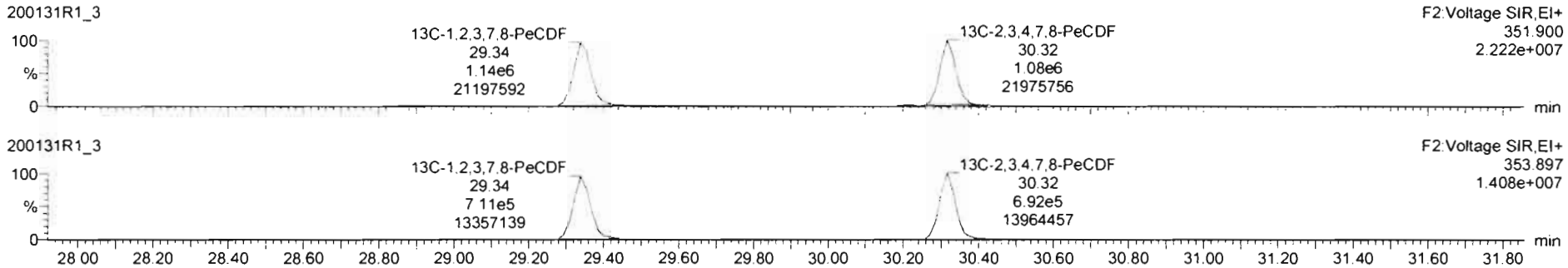

DPE2

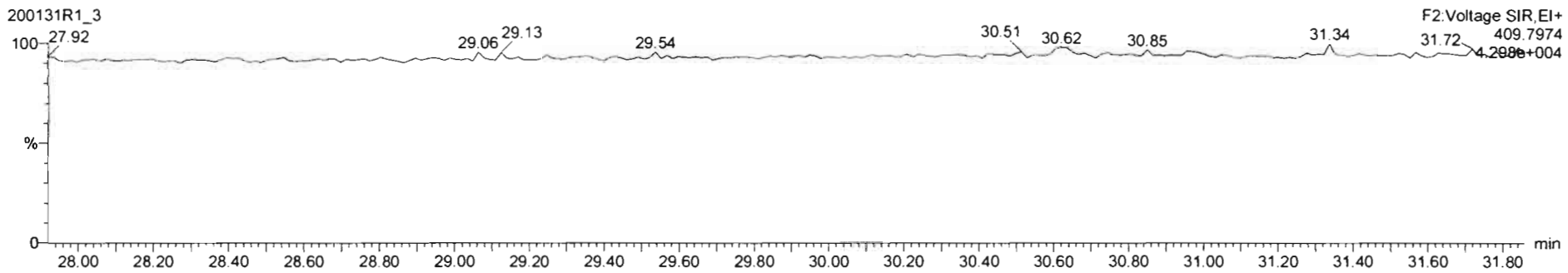

Dataset: Untitled

Last Altered: Sunday, February 02, 2020 11:06:20 AM Pacific Standard Time
Printed: Sunday, February 02, 2020 11:06:35 AM Pacific Standard Time

Name: 200131R1_3, Date: 31-Jan-2020, Time: 18:23:19, ID: ST200131R1_3 1613 CS2 19L2304, Description: 1613 CS2 19L2304

1,2,3,4,7,8-HxCDF

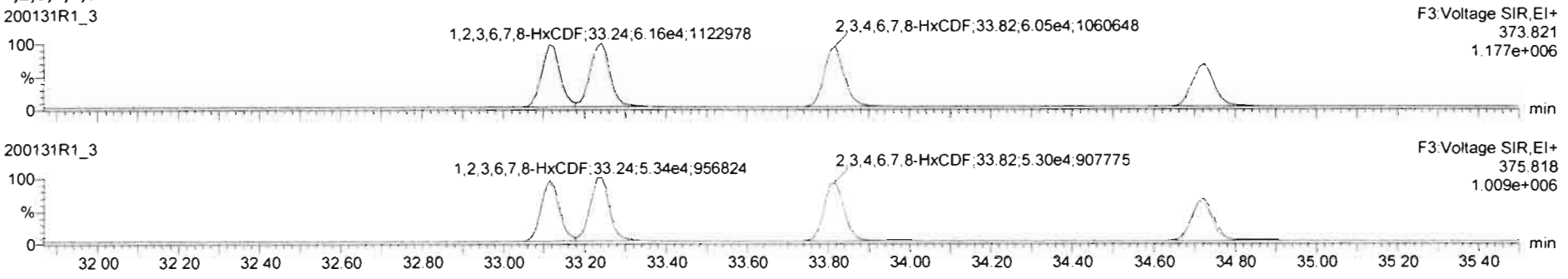

13C-1,2,3,4,7,8-HxCDF

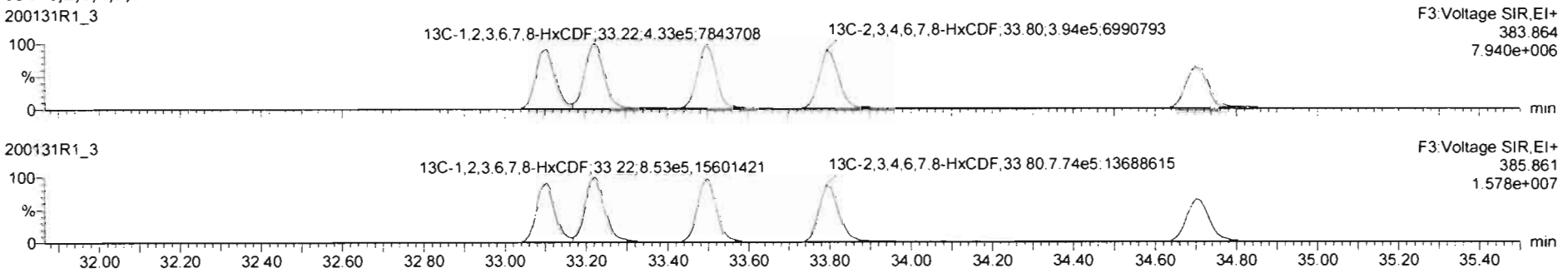

DPE3

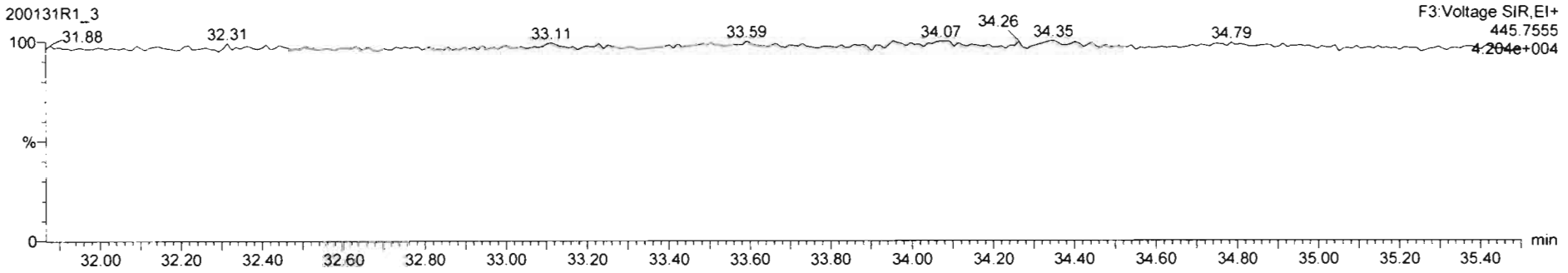

TargetLynx - 200131R1-CRV.qld * - [Chromatogram]

File Edit View Display Processing Window Help

200131R1_3 ST200131R1_3 1613 CS2 19L2304 1613 CS2 19L2304

	S.	Name	RT	RA	y/n	Area	IS Area	Std. Conc	%Dev	%RSD	RRF M...	RRF SD
1	1	2,3,7,8-TCDD	25.70	0.799	NO	3.0020e4	1.4370e6	2.000	5.7	4.90	0.968	0.0484
2	2	1,2,3,7,8-PeCDD	30.64	0.606	NO	1.2029e5	1.1415e6	10.000	8.0	6.00	0.975	0.0589
3	3	1,2,3,4,7,8-HxCDD	33.58	1.228	NO	1.0912e5	9.6862e5	10.000	5.2	4.11	1.07	0.0440
4	4	1,2,3,6,7,8-HxCDD	34.08	1.206	NO	1.1280e5	1.1306e6	10.000	8.3	7.68	0.921	0.0708
5	5	1,2,3,7,8,9-HxCDD	34.36	1.184	NO	1.0307e5	1.0396e6	10.000	8.0	6.45	0.916	0.0596
6	6	1,2,3,4,6,7,8-HpCDD	37.90	1.018	NO	7.4414e4	7.6217e5	10.000	5.8	5.55	0.923	0.0512
7	7	OCDD	40.90	0.879	NO	1.4560e5	1.4104e6	20.000	5.0	5.50	0.983	0.0541
8	8	2,3,7,8-TCDF	24.82	0.707	NO	3.2531e4	1.9509e6	2.000	4.0	6.54	0.802	0.0525
9	9	1,2,3,7,8-PeCDF	29.35	1.552	NO	1.6249e5	1.8540e6	10.000	8.5	6.14	0.907	0.0557
10	10	2,3,4,7,8-PeCDF	30.33	1.519	NO	1.6283e5	1.7707e6	10.000	8.5	7.47	0.952	0.0711
11	11	1,2,3,4,7,8-HxCDF	33.11	1.183	NO	1.0486e5	1.1422e6	10.000	6.2	5.36	0.864	0.0463
12	12	1,2,3,6,7,8-HxCDF	33.24	1.154	NO	1.1497e5	1.2659e6	10.000	5.6	6.67	0.847	0.0565
13	13	2,3,4,6,7,8-HxCDF	33.82	1.142	NO	1.1351e5	1.1674e6	10.000	6.3	5.93	0.896	0.0533
14	14	1,2,3,7,8,9-HxCDF	34.72	1.169	NO	8.7115e4	9.7114e5	10.000	4.6	6.18	0.858	0.0530
15	15	1,2,3,4,6,7,8-HpCDF	36.46	0.960	NO	7.2133e4	8.0026e5	10.000	5.9	5.39	0.851	0.0459
16	16	1,2,3,4,7,8,9-HpCDF	36.49	0.956	NO	5.9129e4	5.6804e5	10.000	6.2	4.99	0.960	0.0480
17	17	OCDF	41.09	0.868	NO	1.3721e5	1.6139e6	20.000	5.5	5.85	0.806	0.0471

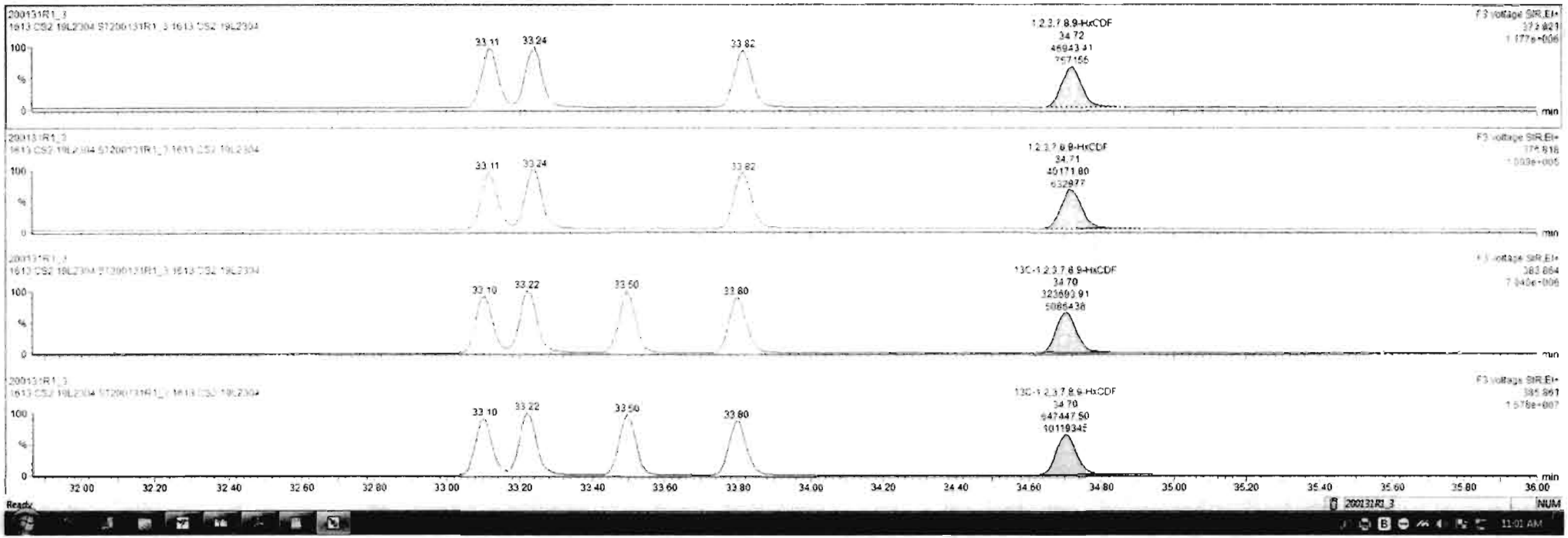

Ready

Dataset: Untitled

Last Altered: Sunday, February 02, 2020 11:06:20 AM Pacific Standard Time
Printed: Sunday, February 02, 2020 11:06:35 AM Pacific Standard Time

Name: 200131R1_3, Date: 31-Jan-2020, Time: 18:23:19, ID: ST200131R1_3 1613 CS2 19L2304, Description: 1613 CS2 19L2304

1,2,3,4,6,7,8-HpCDF

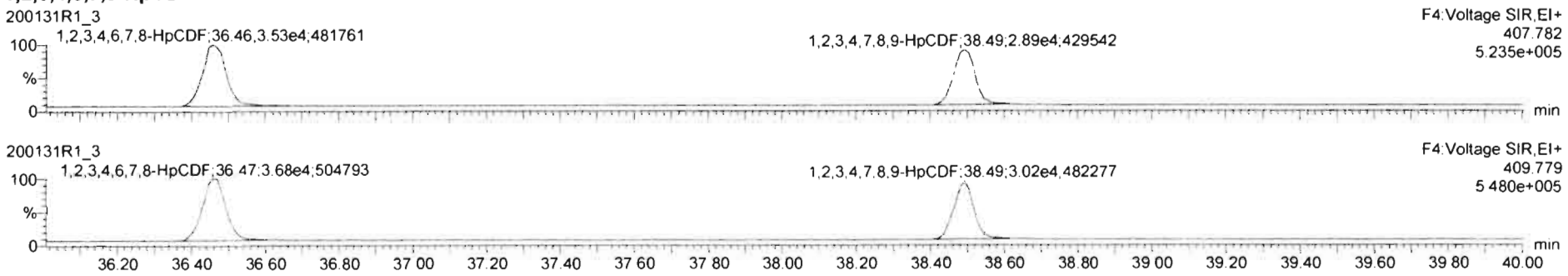

13C-1,2,3,4,6,7,8-HpCDF

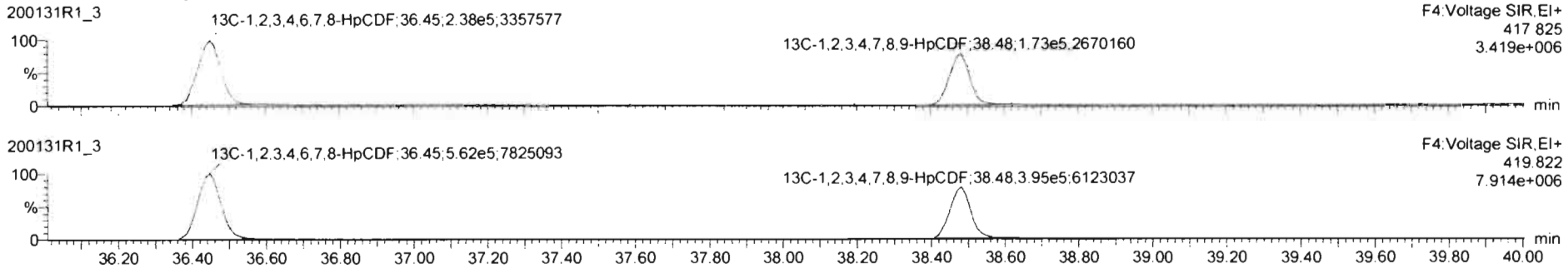

DPE4

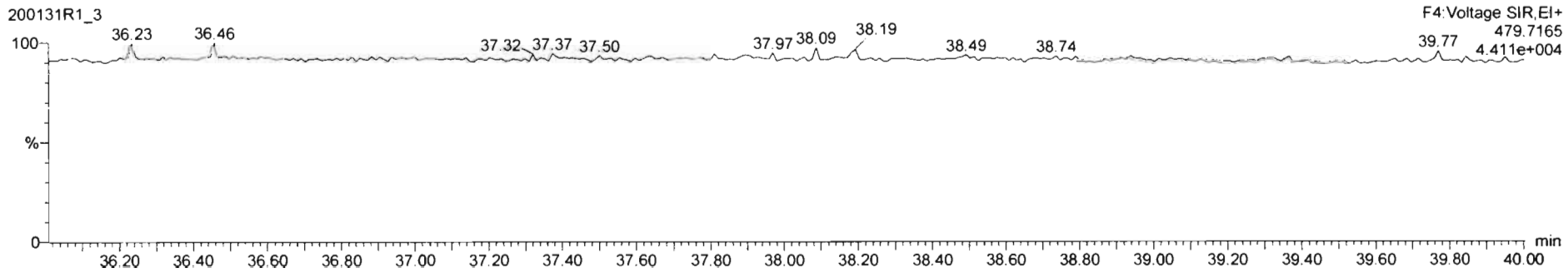

Dataset: Untitled

Last Altered: Sunday, February 02, 2020 11:06:20 AM Pacific Standard Time
Printed: Sunday, February 02, 2020 11:06:35 AM Pacific Standard Time

Name: 200131R1_3, Date: 31-Jan-2020, Time: 18:23:19, ID: ST200131R1_3 1613 CS2 19L2304, Description: 1613 CS2 19L2304

OCDF

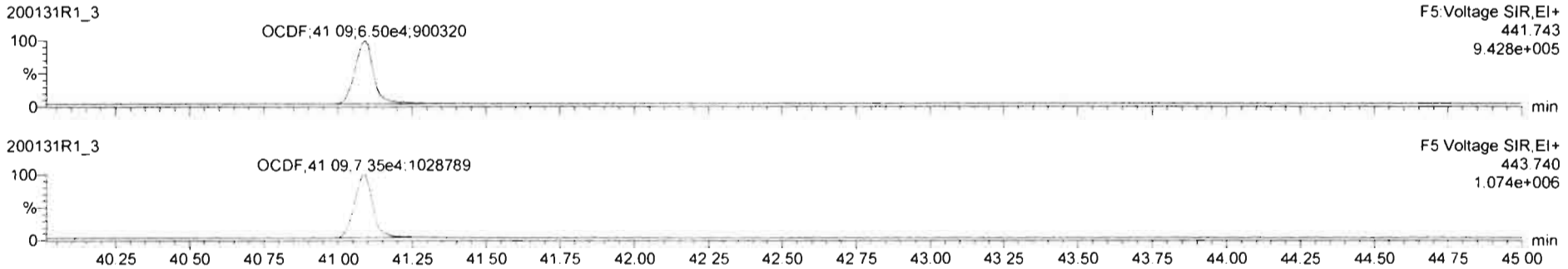

13C-OCDF

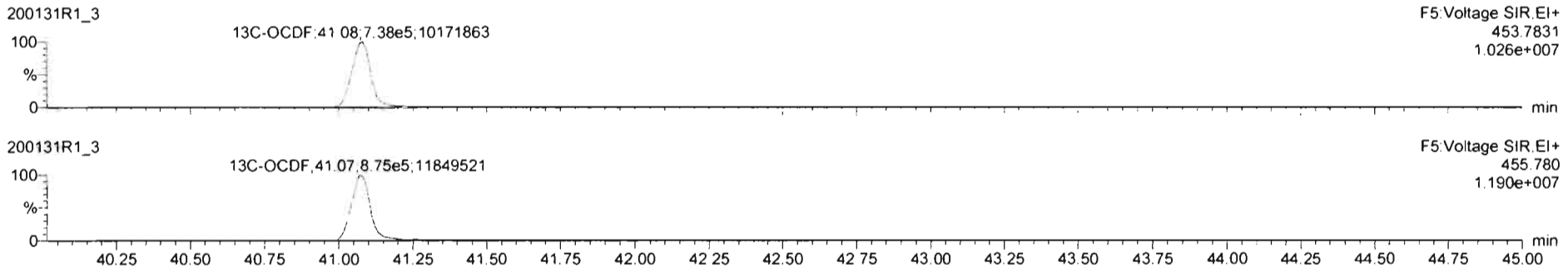

DPE5

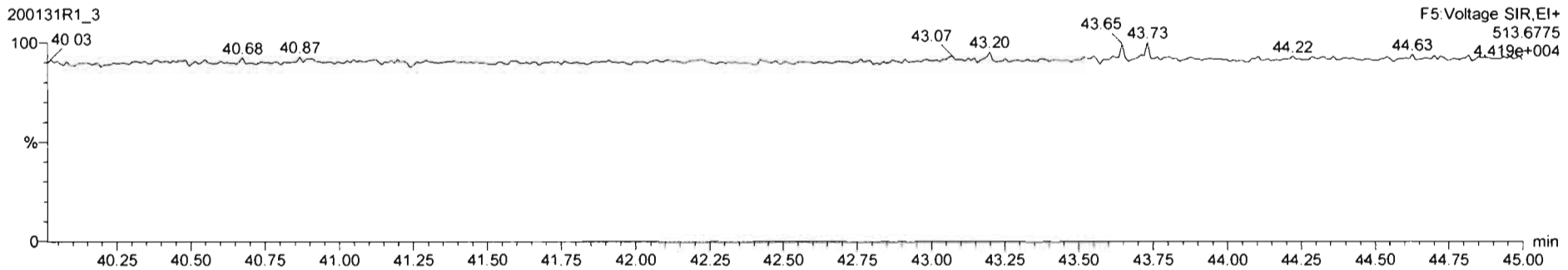

Targetlynx - 200131R1-CRV.qld * - [Chromatogram]

File Edit View Display Processing Window Help

200131R1_3 - ST200131R1_3 1613 CS2 19L2304 1613 CS2 19L2304

	s	Name	RT	RA	y/n	Area	IS Area	Std. Cond	%Dev	%RSD	RRF M...	RRF SD
1	1	2,3,7,8-TCDD	25.70	0.799	NO	2.0020e4	1.4270e6	2.000	5.7	4.90	0.968	0.0484
2	2	1,2,3,7,8-PeCDD	30.64	0.605	NO	1.2029e5	1.1415e6	10.000	8.0	6.03	0.975	0.0589
3	3	1,2,3,4,7,8-HxCDD	33.96	1.228	NO	1.0912e5	9.6882e5	10.000	5.2	4.11	1.07	0.0440
4	4	1,2,3,6,7,8-HxCDD	34.08	1.206	NO	1.1280e5	1.1306e6	10.000	8.3	7.66	0.921	0.0706
5	5	1,2,3,7,8,9-HxCDD	34.36	1.184	NO	1.0307e5	1.0396e6	10.000	8.6	6.45	0.918	0.0596
6	6	1,2,3,4,6,7,8-HpCDD	37.90	1.018	NO	7.4414e4	7.6217e5	10.000	5.8	5.55	0.922	0.0512
7	7	OCDD	40.90	0.879	NO	1.4560e5	1.4104e6	20.000	5.0	5.60	0.983	0.0541
8	8	2,3,7,8-TCDF	24.82	0.707	NO	3.2531e4	1.9509e6	2.000	4.0	6.54	0.802	0.0525
9	9	1,2,3,7,8-PeCDF	29.35	1.552	NO	1.6249e5	1.6540e6	10.000	6.5	6.14	0.907	0.0557
10	10	2,3,4,7,8-PeCDF	30.33	1.519	NO	1.8283e5	1.7707e6	10.000	6.5	7.47	0.952	0.0711
11	11	1,2,3,4,7,8-HxCDF	32.11	1.183	NO	1.0486e5	1.1422e6	10.000	6.2	5.36	0.884	0.0463
12	12	1,2,3,6,7,8-HxCDF	32.24	1.154	NO	1.1497e5	1.2859e6	10.000	5.6	6.67	0.847	0.0565
13	13	2,3,4,6,7,8-HxCDF	33.82	1.142	NO	1.1251e5	1.1674e6	10.000	6.3	5.92	0.898	0.0533
14	14	1,2,3,7,8,9-HxCDF	34.72	1.147	NO	6.8597e4	9.7114e5	10.000	6.0	6.46	0.860	0.0556
15	15	1,2,3,4,6,7,8-HpCDF	36.46	0.960	NO	7.2123e4	8.0026e5	10.000	5.9	5.39	0.851	0.0459
16	16	1,2,3,4,7,8,9-HpCDF	38.49	0.956	NO	5.9129e4	5.6864e5	10.000	8.2	4.99	0.980	0.0485
17	17	OCDF	41.09	0.868	NO	1.3721e5	1.6[illegible]39e6	20.000	5.5	5.85	0.806	0.0471

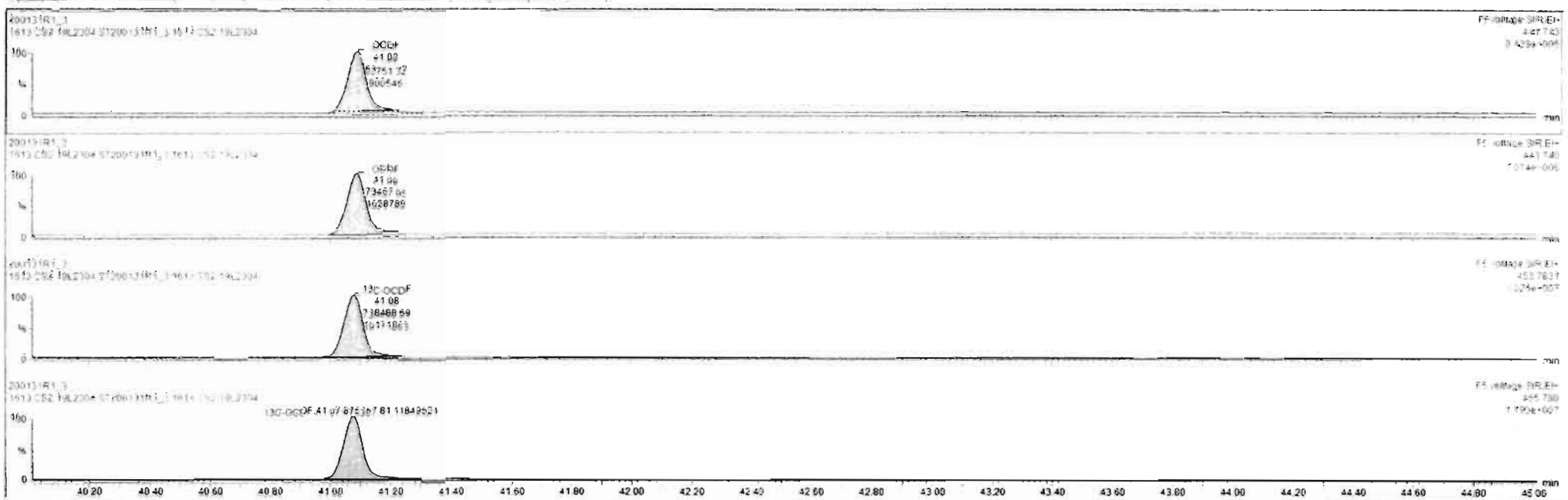

Custom Reporting: Select reports to generate

200131R1_3 NUM

Dataset: Untitled

Last Altered: Sunday, February 02, 2020 11:06:20 AM Pacific Standard Time
Printed: Sunday, February 02, 2020 11:06:35 AM Pacific Standard Time

Name: 200131R1_3, Date: 31-Jan-2020, Time: 18:23:19, ID: ST200131R1_3 1613 CS2 19L2304, Description: 1613 CS2 19L2304

PFK1

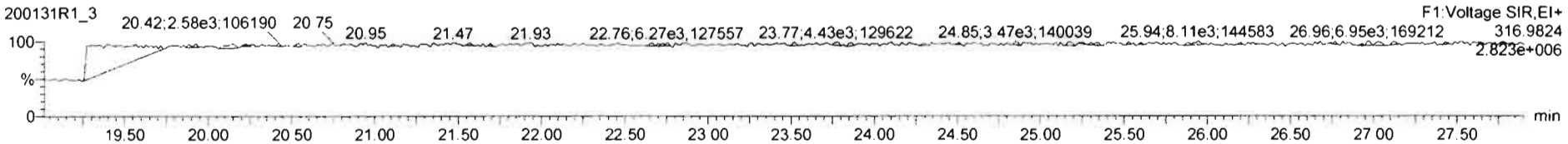

PFK2

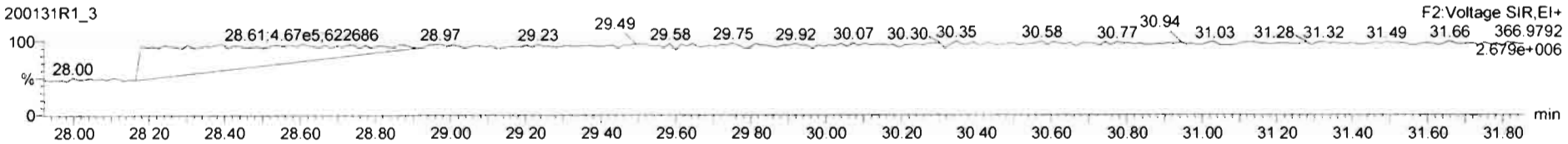

PFK3

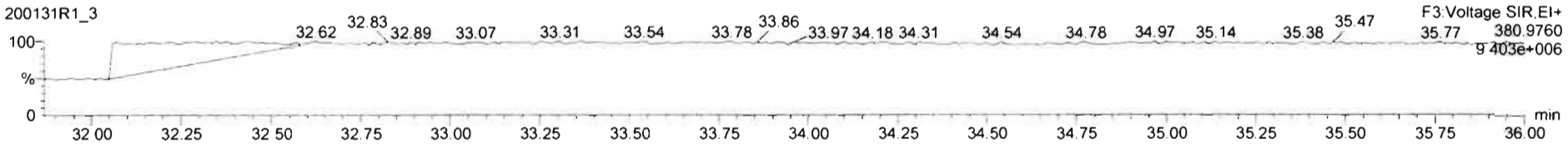

PFK4

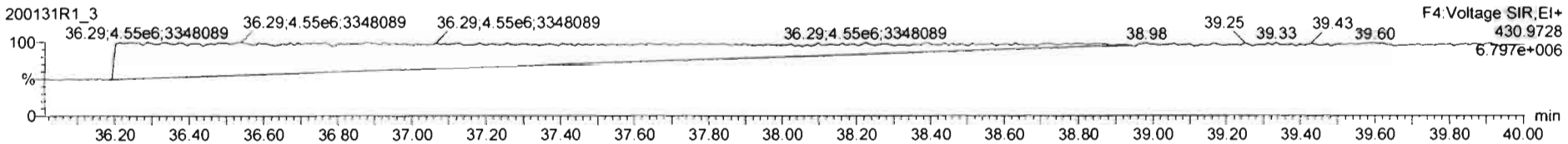

PFK5

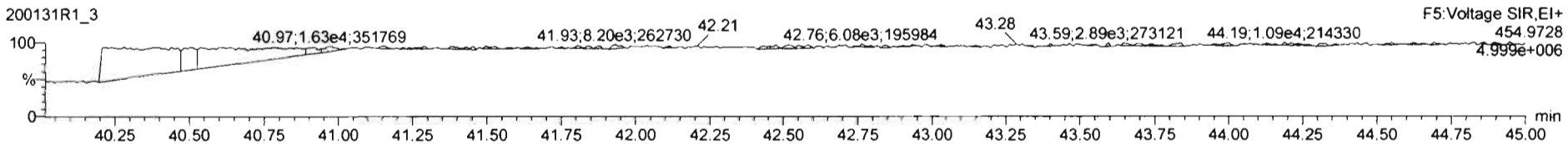

Dataset: Untitled

Last Altered: Sunday, February 02, 2020 11:06:20 AM Pacific Standard Time
Printed: Sunday, February 02, 2020 11:06:35 AM Pacific Standard Time

Name: 200131R1_4, Date: 31-Jan-2020, Time: 19:10:18, ID: ST200131R1_4 1613 CS3 19L2305, Description: 1613 CS3 19L2305

2,3,7,8-TCDD

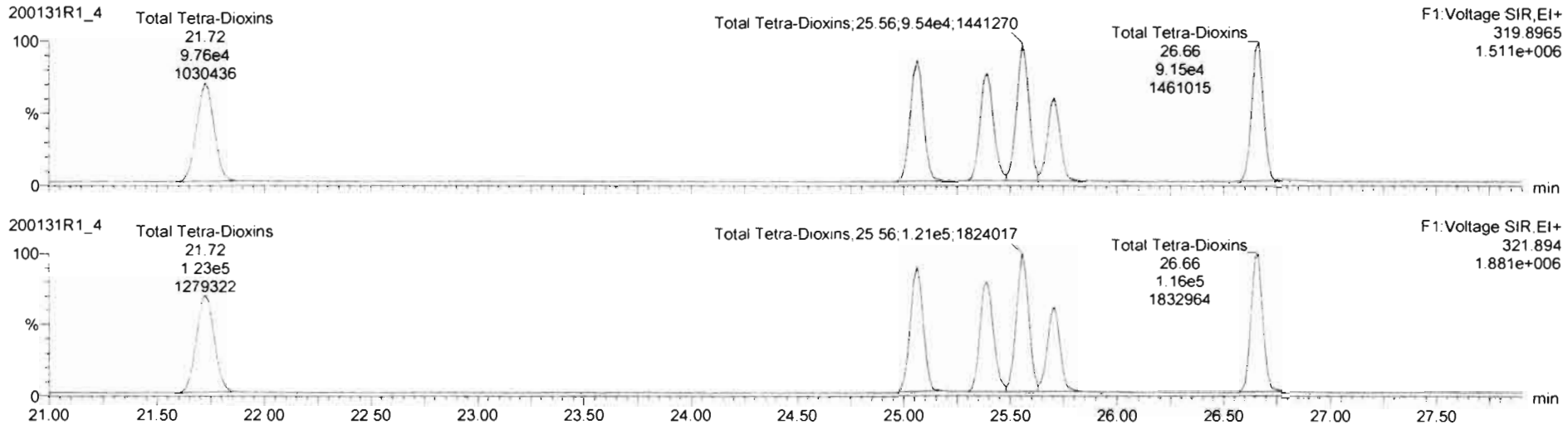

13C-2,3,7,8-TCDD

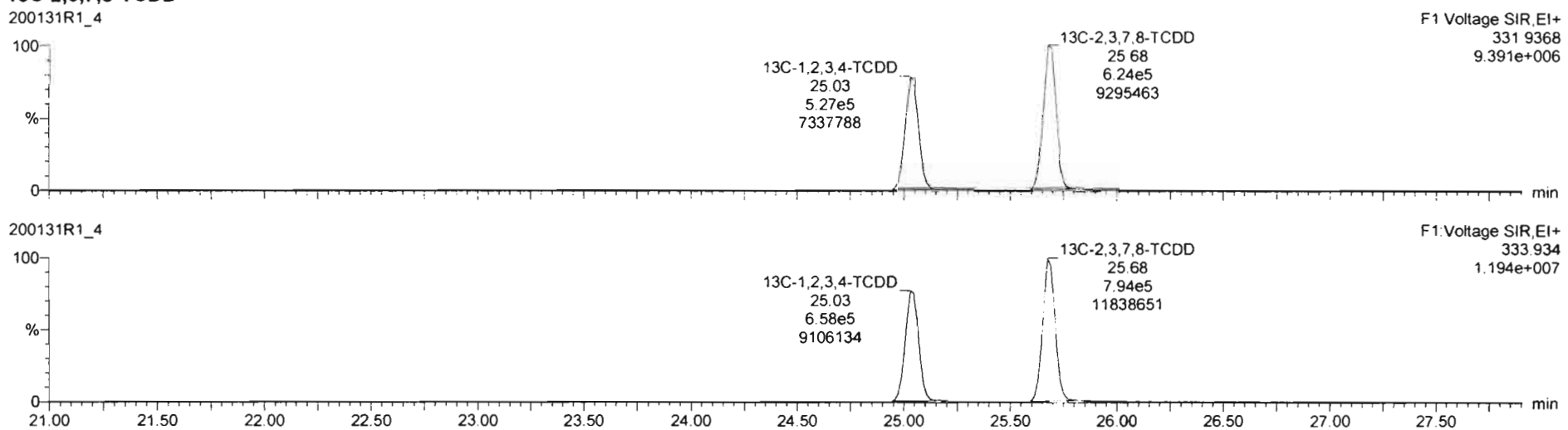

Dataset: Untitled

Last Altered: Sunday, February 02, 2020 11:06:20 AM Pacific Standard Time
Printed: Sunday, February 02, 2020 11:06:35 AM Pacific Standard Time

Name: 200131R1_4, Date: 31-Jan-2020, Time: 19:10:18, ID: ST200131R1_4 1613 CS3 19L2305, Description: 1613 CS3 19L2305

37Cl-2,3,7,8-TCDD

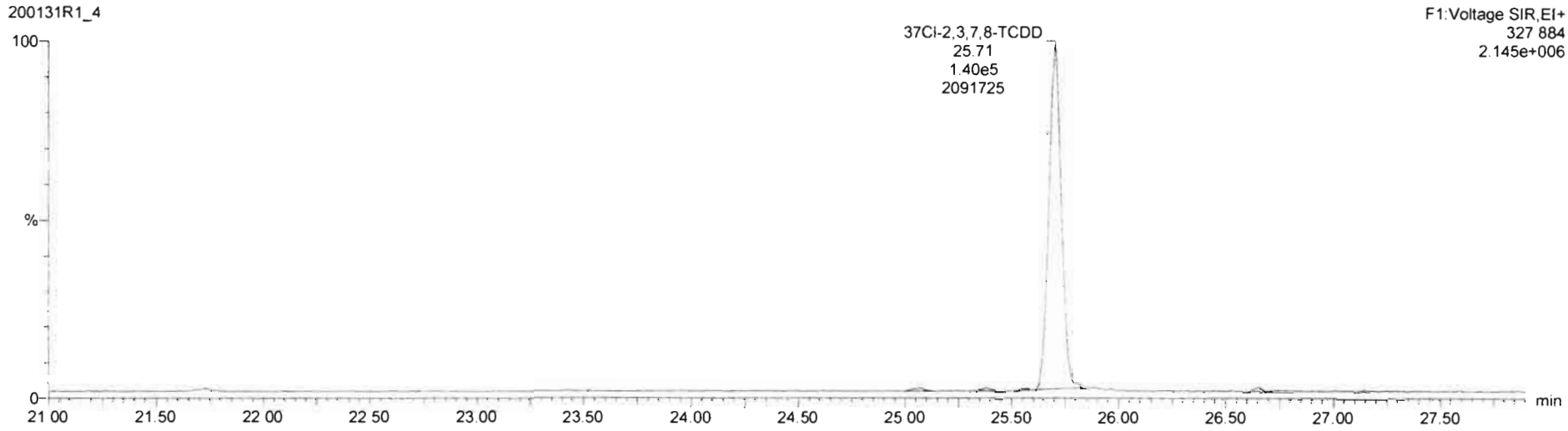

13C-1,2,3,4-TCDD

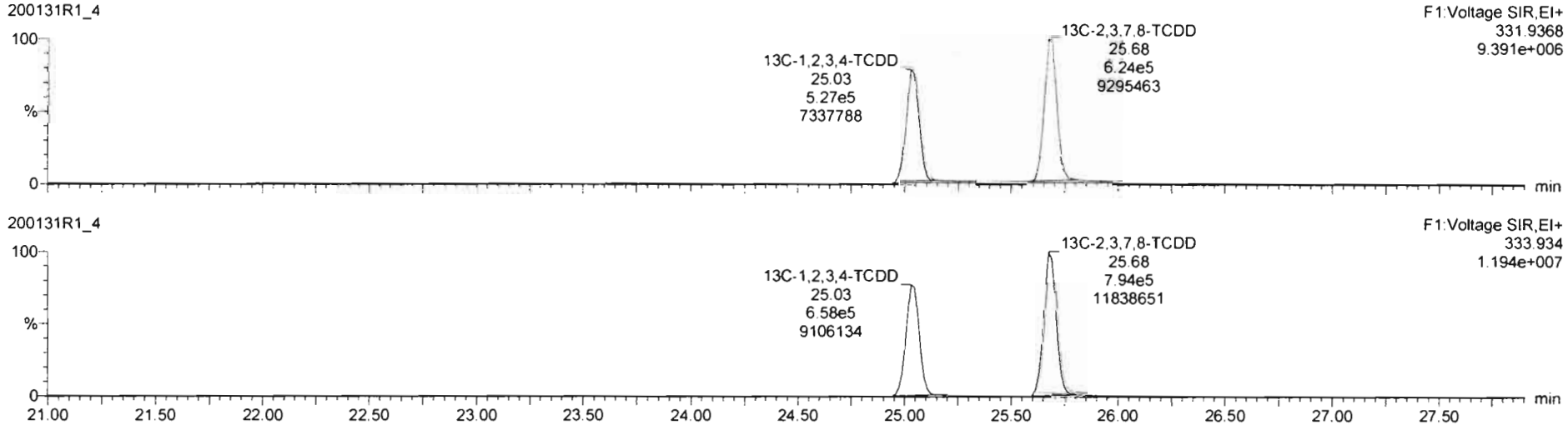

Dataset: Untitled

Last Altered: Sunday, February 02, 2020 11:06:20 AM Pacific Standard Time
Printed: Sunday, February 02, 2020 11:06:35 AM Pacific Standard Time

Name: 200131R1_4, Date: 31-Jan-2020, Time: 19:10:18, ID: ST200131R1_4 1613 CS3 19L2305, Description: 1613 CS3 19L2305

1,2,3,7,8-PeCDD

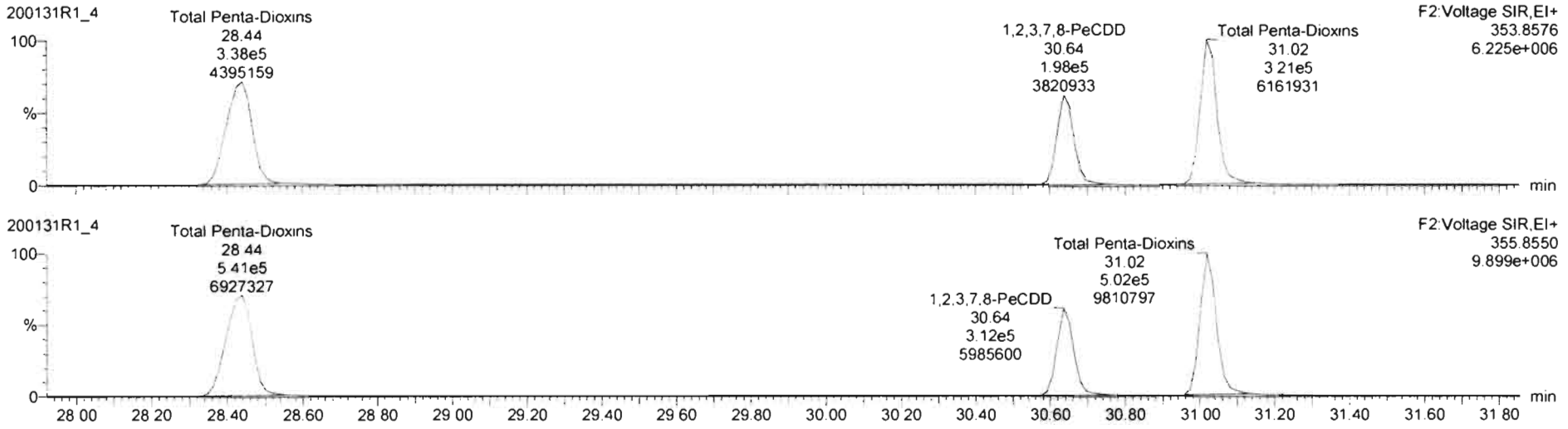

13C-1,2,3,7,8-PeCDD

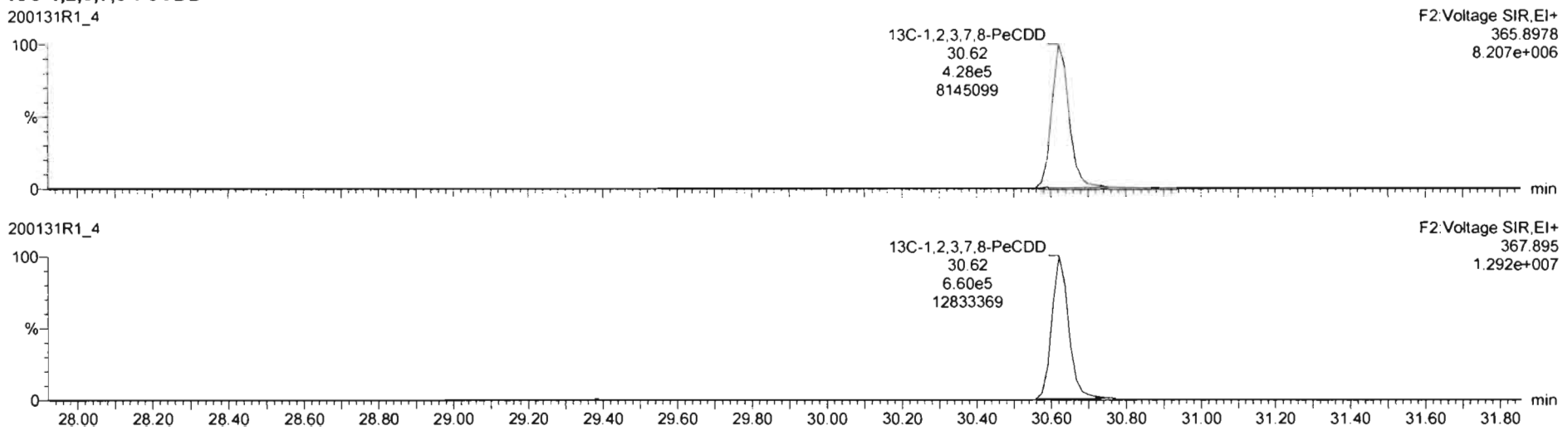

Dataset: Untitled

Last Altered: Sunday, February 02, 2020 11:06:20 AM Pacific Standard Time
Printed: Sunday, February 02, 2020 11:06:35 AM Pacific Standard Time

Name: 200131R1_4, Date: 31-Jan-2020, Time: 19:10:18, ID: ST200131R1_4 1613 CS3 19L2305, Description: 1613 CS3 19L2305

1,2,3,4,7,8-HxCDD

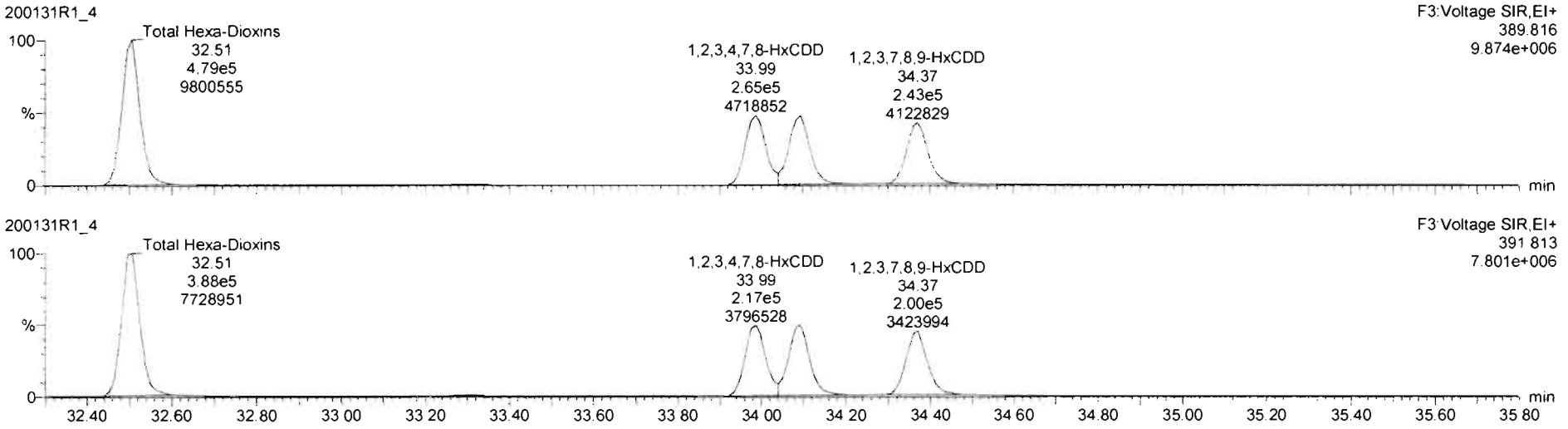

13C-1,2,3,4,7,8-HxCDD

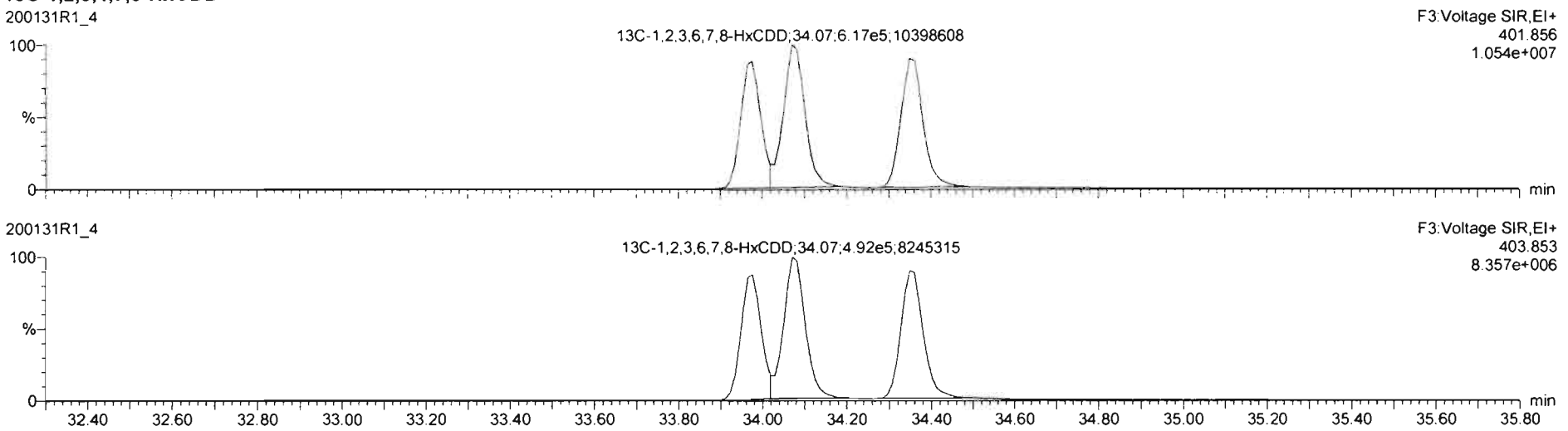

Dataset: Untitled

Last Altered: Sunday, February 02, 2020 11:06:20 AM Pacific Standard Time
Printed: Sunday, February 02, 2020 11:06:35 AM Pacific Standard Time

Name: 200131R1_4, Date: 31-Jan-2020, Time: 19:10:18, ID: ST200131R1_4 1613 CS3 19L2305, Description: 1613 CS3 19L2305

1,2,3,4,6,7,8-HpCDD

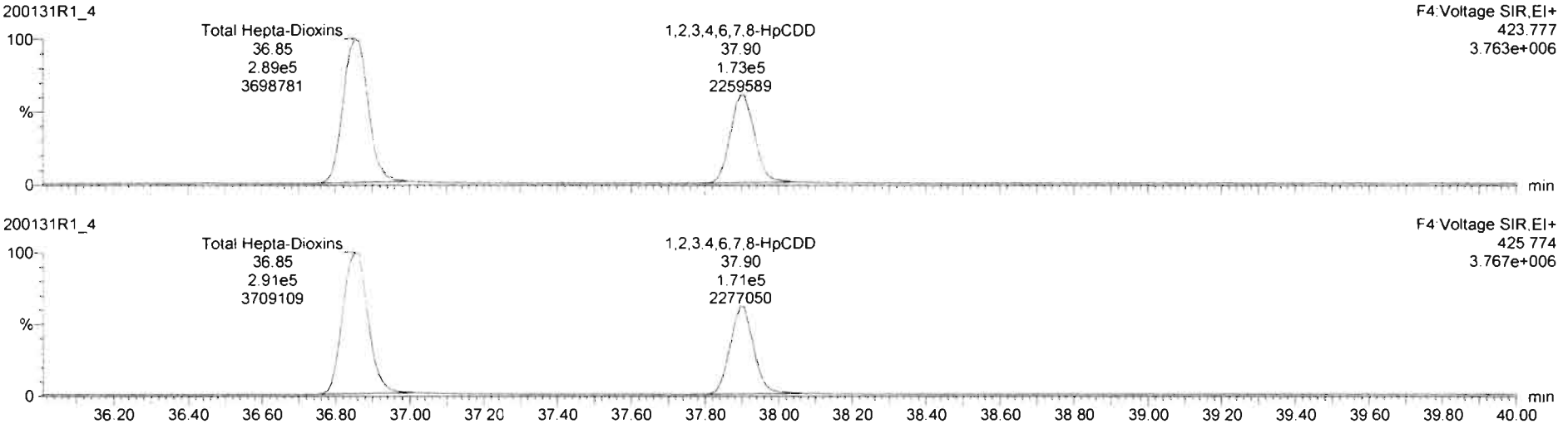

13C-1,2,3,4,6,7,8-HpCDD

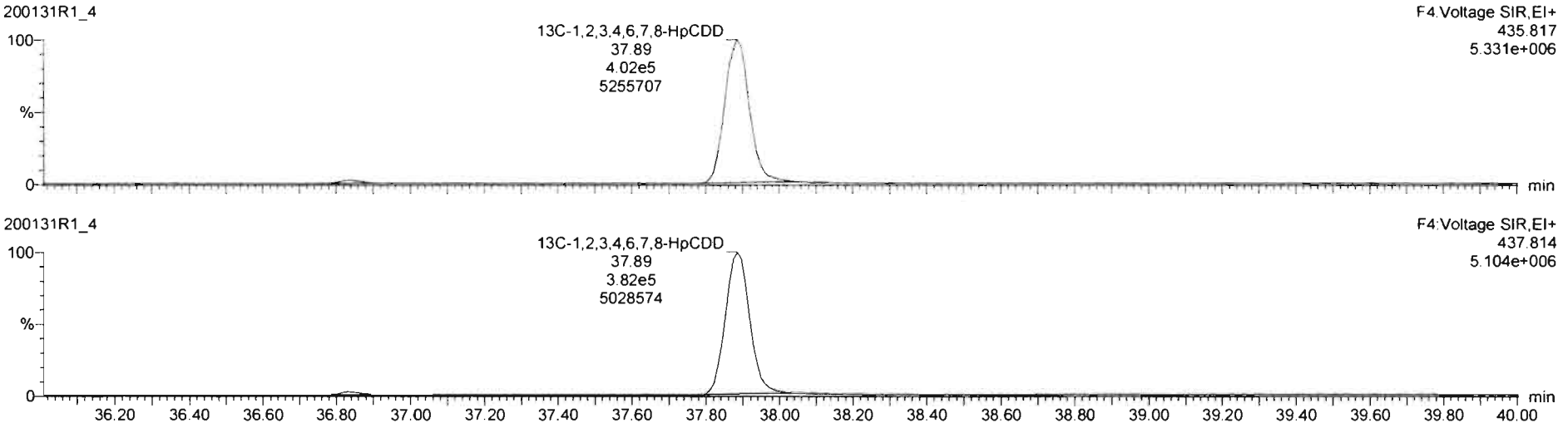

Vista Analytical Laboratory

Dataset: Untitled

Last Altered: Sunday, February 02, 2020 11:06:20 AM Pacific Standard Time
Printed: Sunday, February 02, 2020 11:06:35 AM Pacific Standard Time

Name: 200131R1_4, Date: 31-Jan-2020, Time: 19:10:18, ID: ST200131R1_4 1613 CS3 19L2305, Description: 1613 CS3 19L2305

OCDD

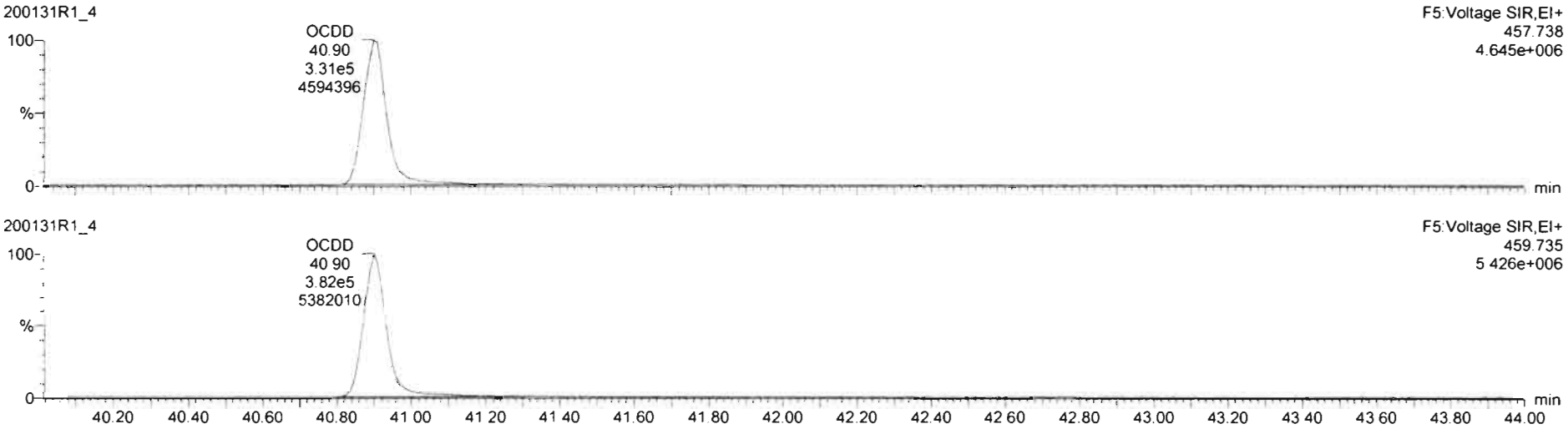

13C-OCDD

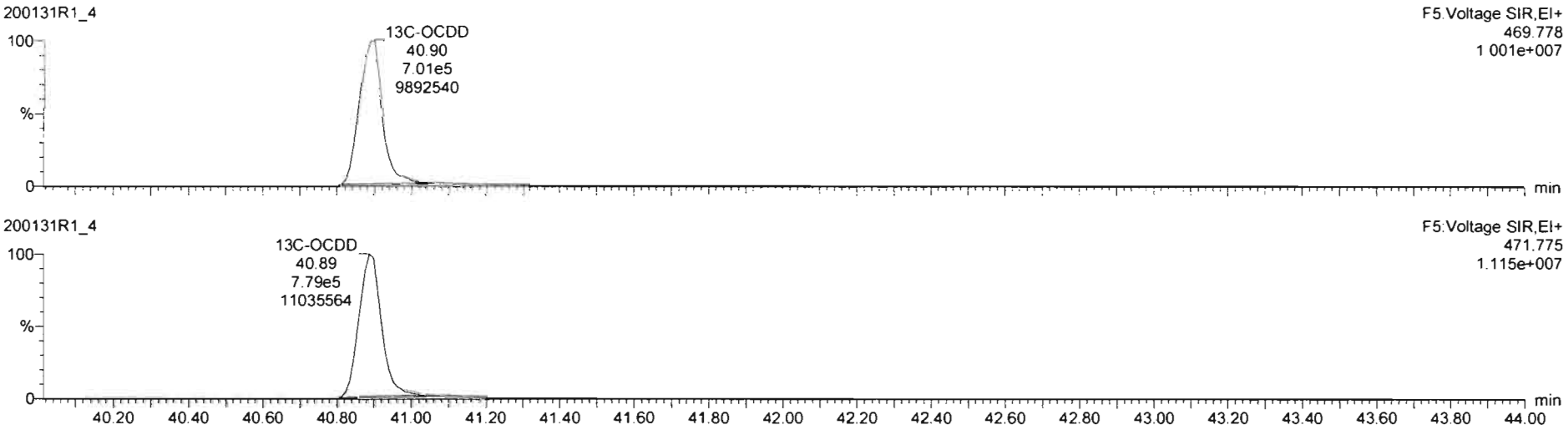

TargetLynx - 200131R1-CRV.qld * - [Chromatogram]

File Edit View Display Processing Window Help

200131R1_4 : ST200131R1_4 1613 CS3 19L2305 : 1613 CS3 19L2305

	S...	Name	RT	RA	y/n	Area	IS Area	Std. Conc	%Dev	%RSD	RRF M...	RRF SD
1	1	2,3,7,8-TCDD	25.70	0.783	NO	1.3903e5	1.4184e6	10.000	-0.8	4.90	0.988	0.0484
2	2	1,2,3,7,8-PeCDD	30.64	0.635	NO	5.0935e5	1.0879e6	50.000	-3.7	5.56	0.972	0.0541
3	3	1,2,3,4,7,8-HxCDD	33.99	1.221	NO	4.6164e5	9.0754e5	50.000	-0.8	4.11	1.07	0.0440
4	4	1,2,3,6,7,8-HxCDD	34.06	1.222	NO	4.8697e5	1.1096e6	50.000	-4.7	7.66	0.921	0.0706
5	5	1,2,3,7,8,9-HxCDD	34.37	1.218	NO	4.4289e5	1.0181e6	50.000	-5.3	6.49	0.918	0.0596
6	6	1,2,3,4,6,7,8-HpCDD	37.90	1.012	NO	3.4452e5	7.6327e5	50.000	-4.7	5.55	0.923	0.0512
7	7	OCDD	40.90	0.858	NO	6.7617e5	1.4803e6	100.000	-8.3	6.26	0.975	0.0610
8	8	2,3,7,8-TCDF	24.82	0.728	NO	1.4671e5	1.9247e6	10.000	-5.0	6.54	0.802	0.0525
9	9	1,2,3,7,8-PeCDF	29.37	1.536	NO	7.6585e5	1.7169e6	50.000	-1.7	6.14	0.907	0.0557
10	10	2,3,4,7,8-PeCDF	30.33	1.524	NO	7.4186e5	1.6253e6	50.000	-4.1	7.47	0.952	0.0711
11	11	1,2,3,4,7,8-HxCDF	33.13	1.162	NO	4.5326e5	1.0669e6	50.000	-3.5	5.36	0.864	0.0463
12	12	1,2,3,6,7,8-HxCDF	33.24	1.165	NO	5.0126e5	1.2327e6	50.000	-4.0	6.67	0.847	0.0565
13	13	2,3,4,6,7,8-HxCDF	33.82	1.165	NO	4.8223e5	1.1100e6	50.000	-3.3	5.93	0.896	0.0533
14	14	1,2,3,7,8,9-HxCDF	34.72	1.146	NO	3.9049e5	9.5691e5	50.000	-4.9	6.18	0.858	0.0530
15	15	1,2,3,4,6,7,8-HpCDF	36.47	0.961	NO	3.2871e5	8.0077e5	50.000	-3.5	5.39	0.851	0.0459
16	16	1,2,3,4,7,8,9-HpCDF	36.50	0.968	NO	2.7377e5	5.7951e5	50.000	-3.6	4.99	0.980	0.0489
17	17	OCDF	41.10	0.851	NO	6.4466e5	1.6735e6	100.000	-4.4	5.85	0.806	0.0471

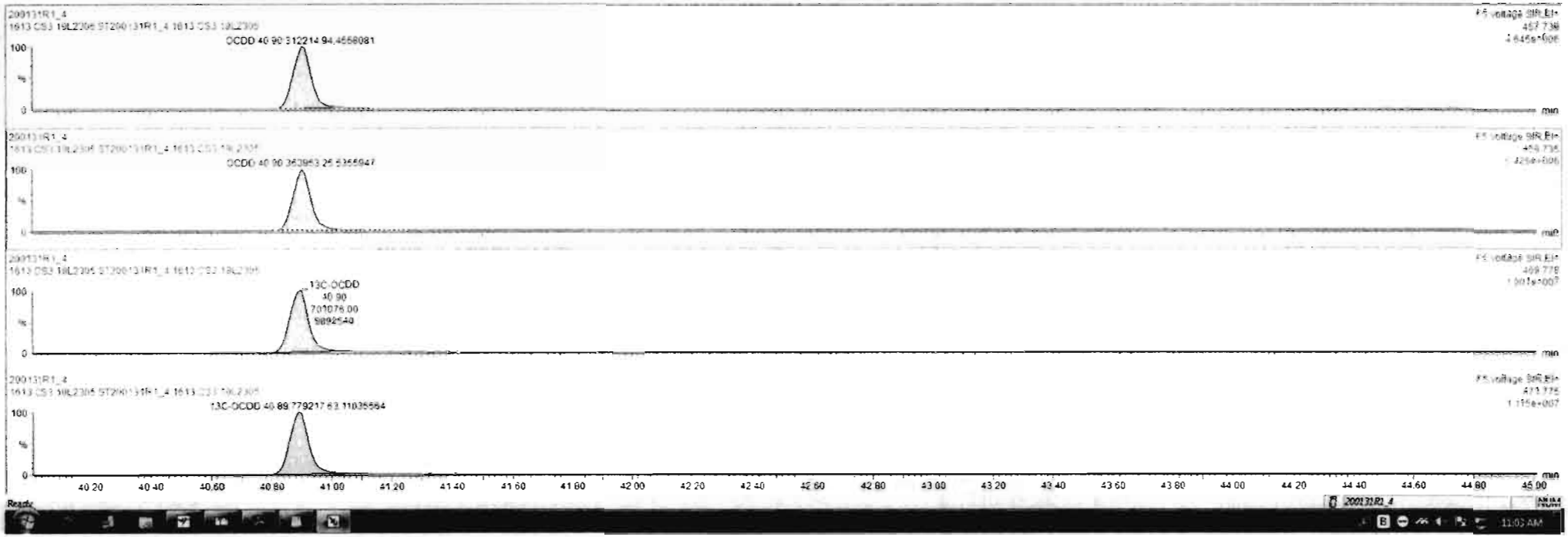

Ready

Dataset: Untitled

Last Altered: Sunday, February 02, 2020 11:06:20 AM Pacific Standard Time
Printed: Sunday, February 02, 2020 11:06:35 AM Pacific Standard Time

Name: 200131R1_4, Date: 31-Jan-2020, Time: 19:10:18, ID: ST200131R1_4 1613 CS3 19L2305, Description: 1613 CS3 19L2305

2,3,7,8-TCDF

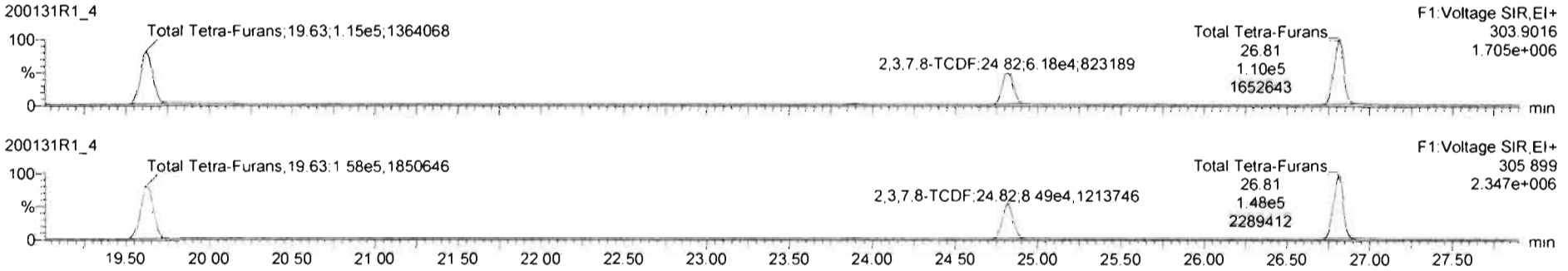

13C-2,3,7,8-TCDF

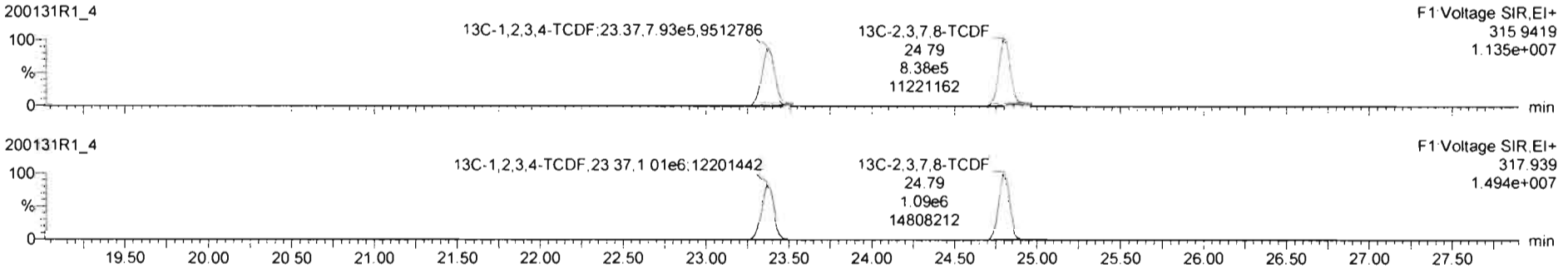

DPE1

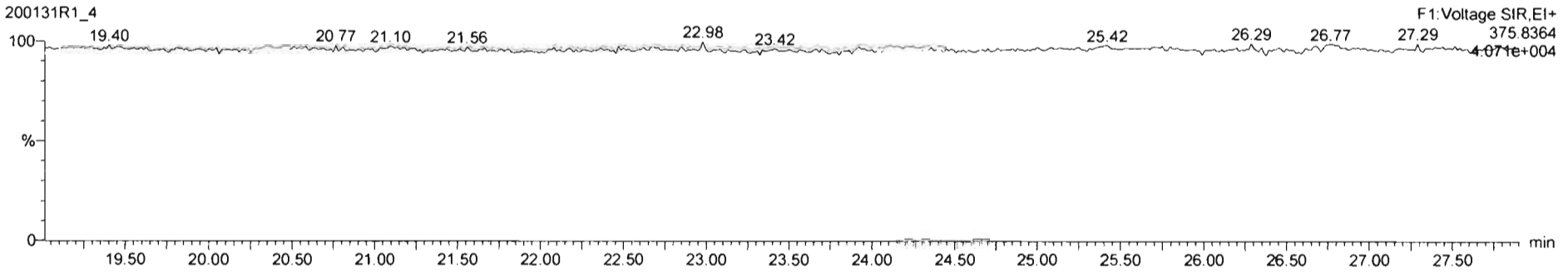

Dataset: Untitled

Last Altered: Sunday, February 02, 2020 11:06:20 AM Pacific Standard Time
Printed: Sunday, February 02, 2020 11:06:35 AM Pacific Standard Time

Name: 200131R1_4, Date: 31-Jan-2020, Time: 19:10:18, ID: ST200131R1_4 1613 CS3 19L2305, Description: 1613 CS3 19L2305

1st Func. Penta-Furans

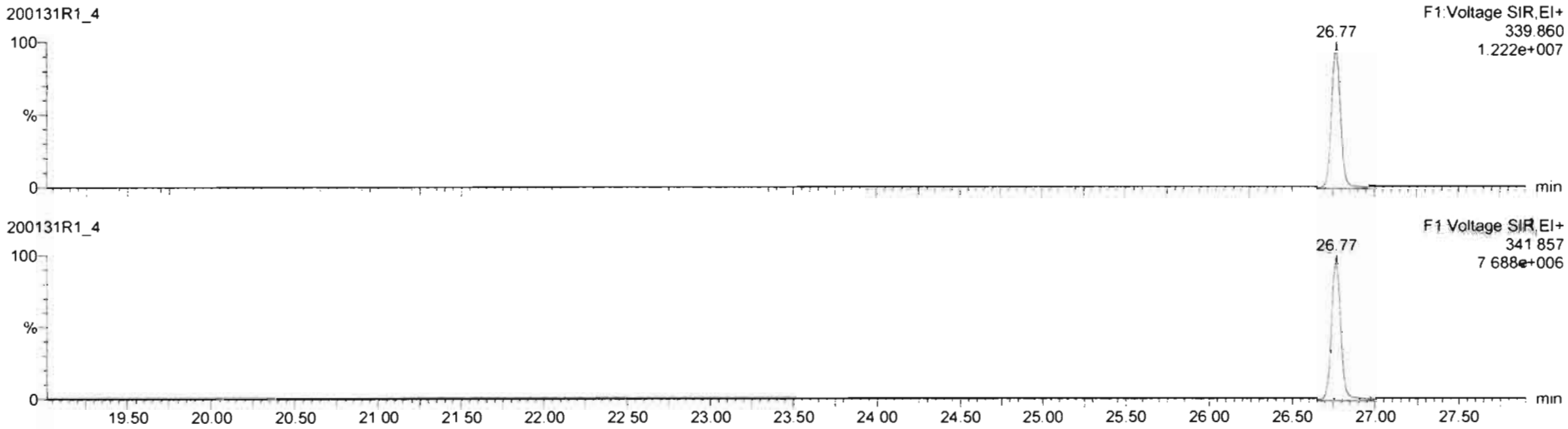

DPE6

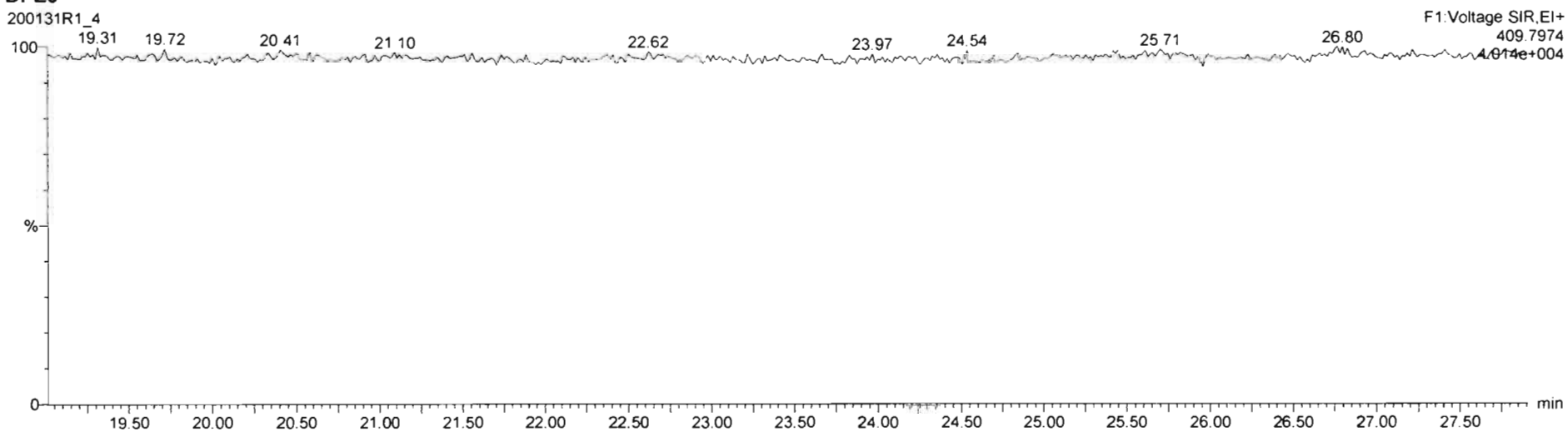

Dataset: Untitled

Last Altered: Sunday, February 02, 2020 11:06:20 AM Pacific Standard Time
Printed: Sunday, February 02, 2020 11:06:35 AM Pacific Standard Time

Name: 200131R1_4, Date: 31-Jan-2020, Time: 19:10:18, ID: ST200131R1_4 1613 CS3 19L2305, Description: 1613 CS3 19L2305

1,2,3,7,8-PeCDF

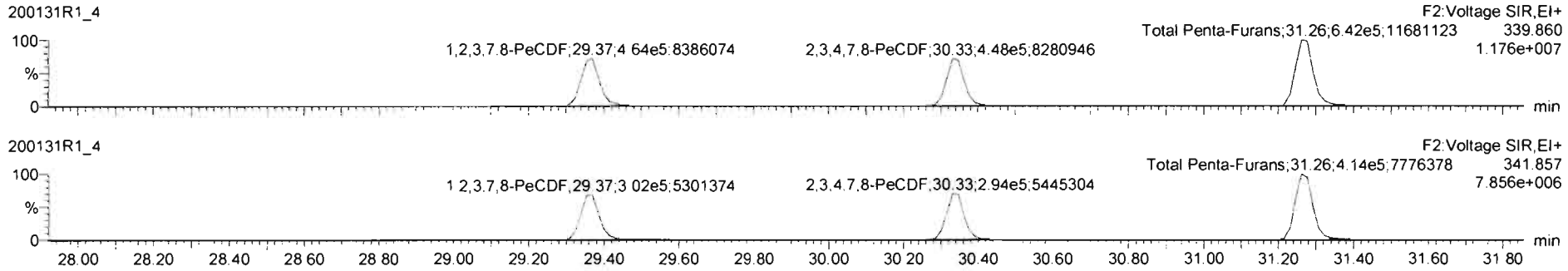

13C-1,2,3,7,8-PeCDF

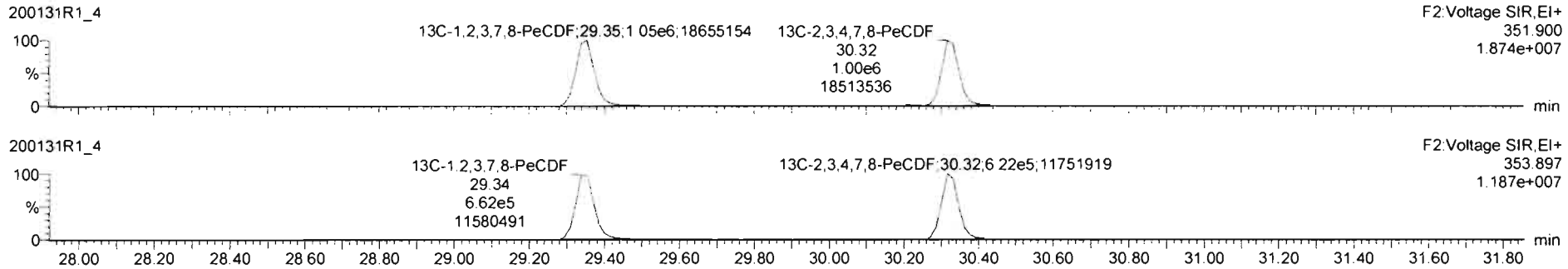

DPE2

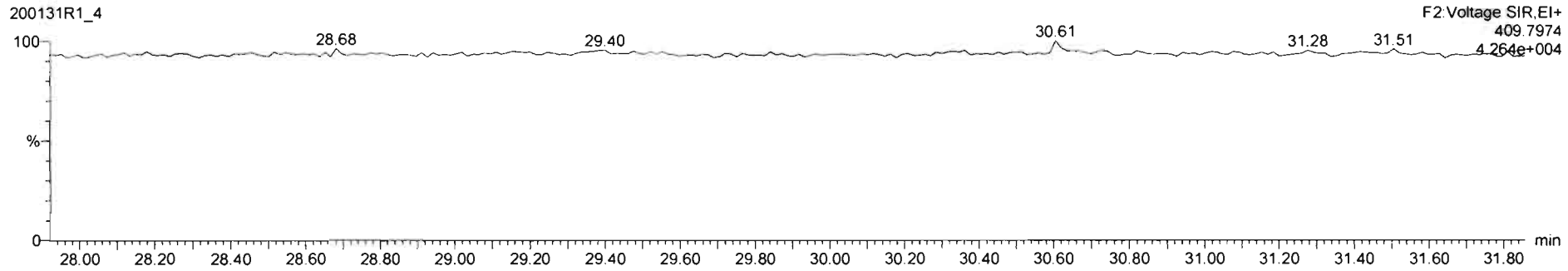

Dataset: Untitled

Last Altered: Sunday, February 02, 2020 11:06:20 AM Pacific Standard Time
Printed: Sunday, February 02, 2020 11:06:35 AM Pacific Standard Time

Name: 200131R1_4, Date: 31-Jan-2020, Time: 19:10:18, ID: ST200131R1_4 1613 CS3 19L2305, Description: 1613 CS3 19L2305

1,2,3,4,7,8-HxCDF

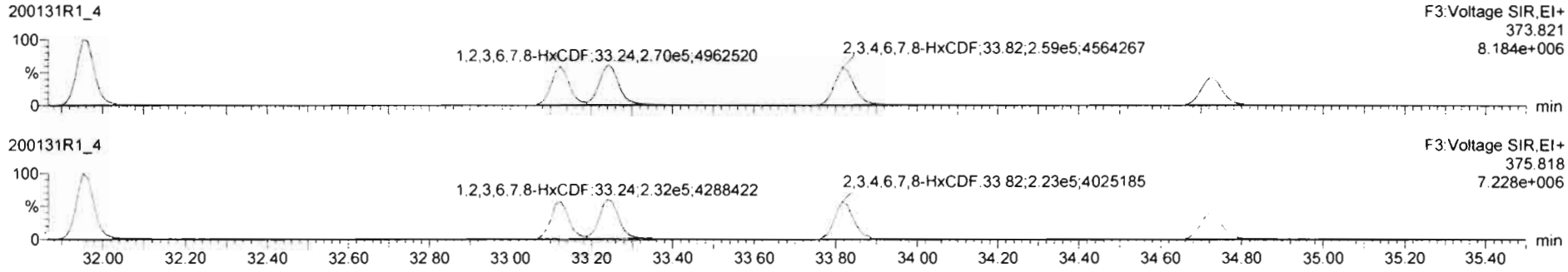

13C-1,2,3,4,7,8-HxCDF

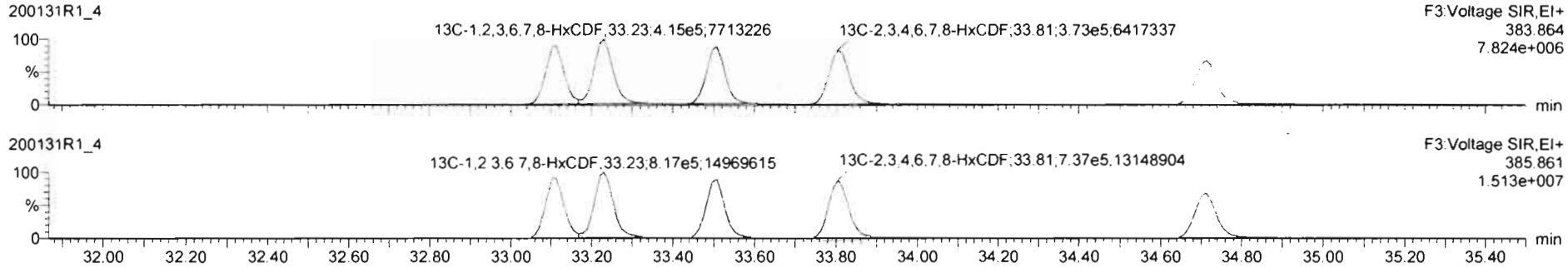

DPE3

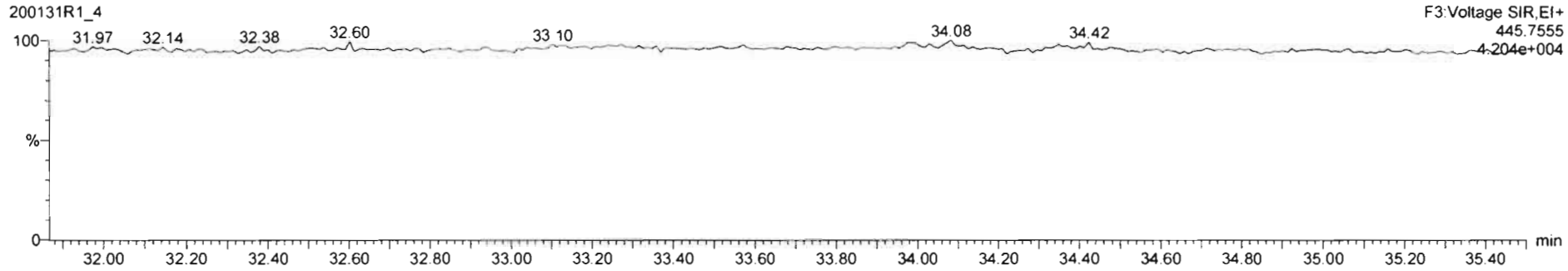

Dataset: Untitled

Last Altered: Sunday, February 02, 2020 11:06:20 AM Pacific Standard Time
Printed: Sunday, February 02, 2020 11:06:35 AM Pacific Standard Time

Name: 200131R1_4, Date: 31-Jan-2020, Time: 19:10:18, ID: ST200131R1_4 1613 CS3 19L2305, Description: 1613 CS3 19L2305

1,2,3,4,6,7,8-HpCDF

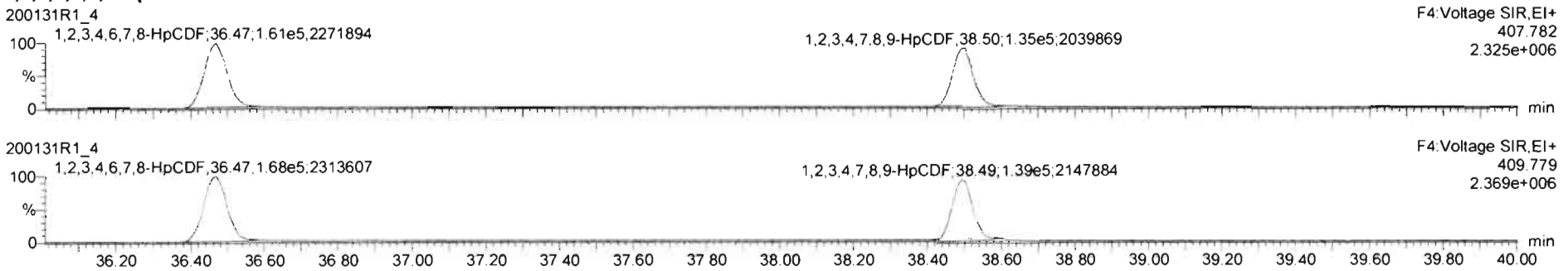

13C-1,2,3,4,6,7,8-HpCDF

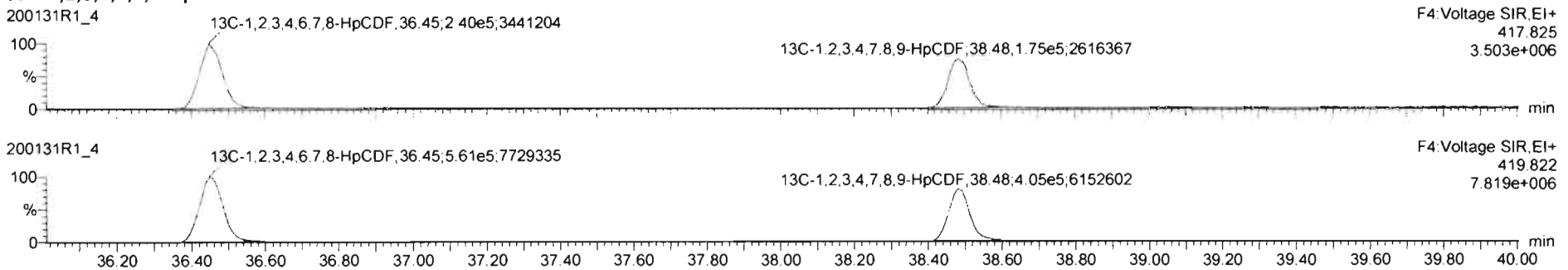

DPE4

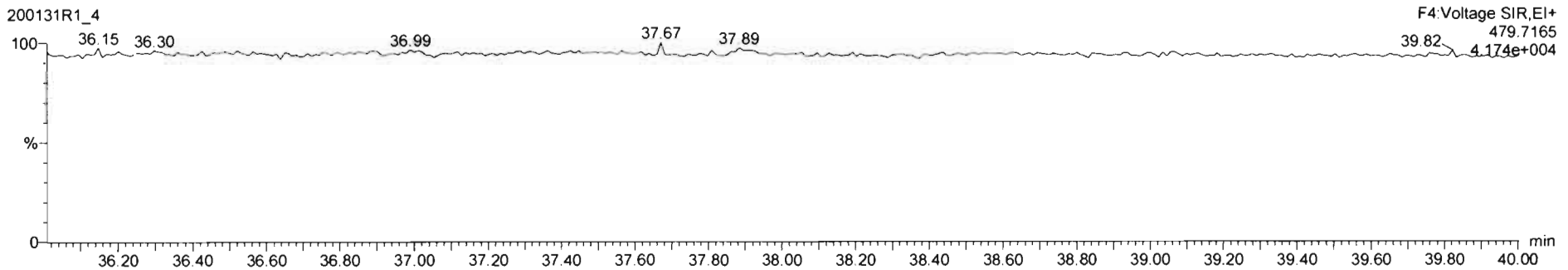

Dataset: Untitled

Last Altered: Sunday, February 02, 2020 11:06:20 AM Pacific Standard Time
Printed: Sunday, February 02, 2020 11:06:35 AM Pacific Standard Time

Name: 200131R1_4, Date: 31-Jan-2020, Time: 19:10:18, ID: ST200131R1_4 1613 CS3 19L2305, Description: 1613 CS3 19L2305

OCDF

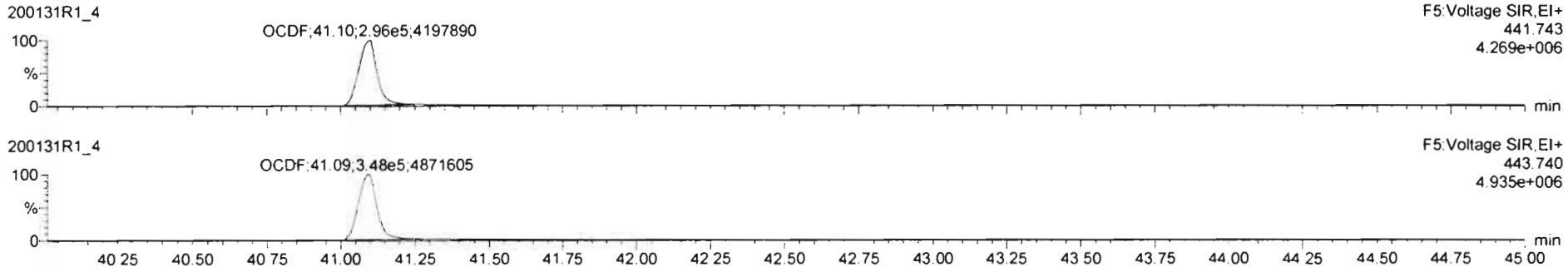

13C-OCDF

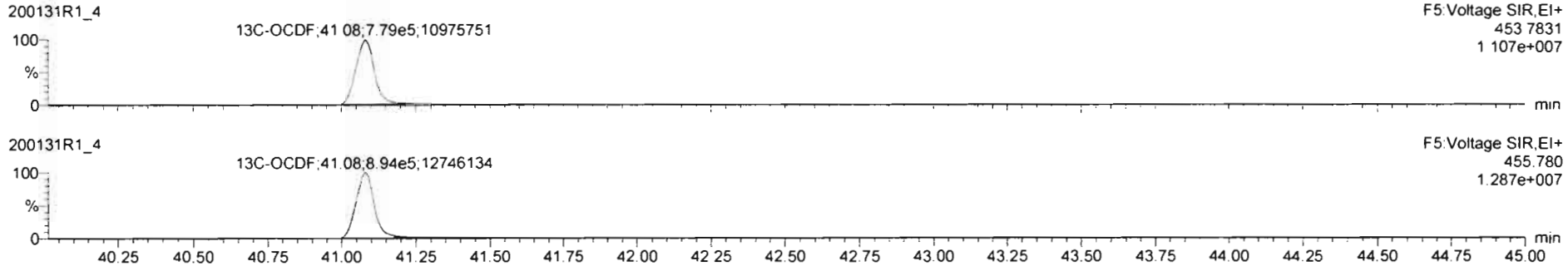

DPE5

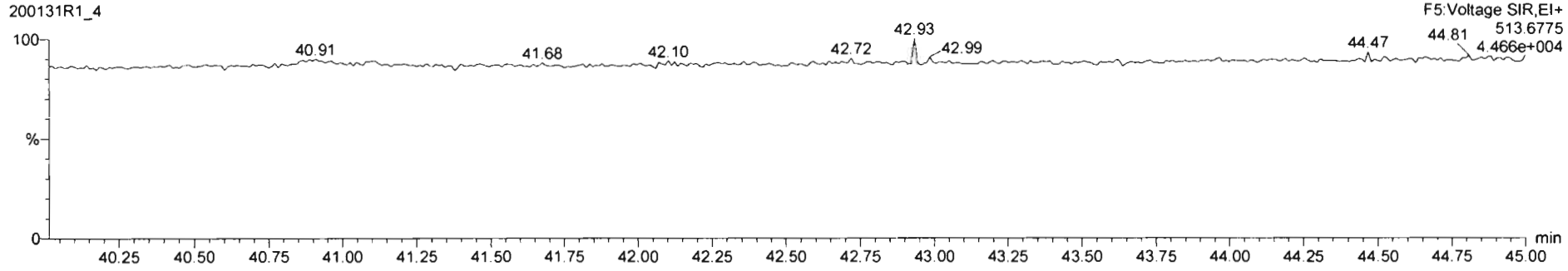

Dataset: Untitled

Last Altered: Sunday, February 02, 2020 11:06:20 AM Pacific Standard Time
Printed: Sunday, February 02, 2020 11:06:35 AM Pacific Standard Time

Name: 200131R1_4, Date: 31-Jan-2020, Time: 19:10:18, ID: ST200131R1_4 1613 CS3 19L2305, Description: 1613 CS3 19L2305

PFK1

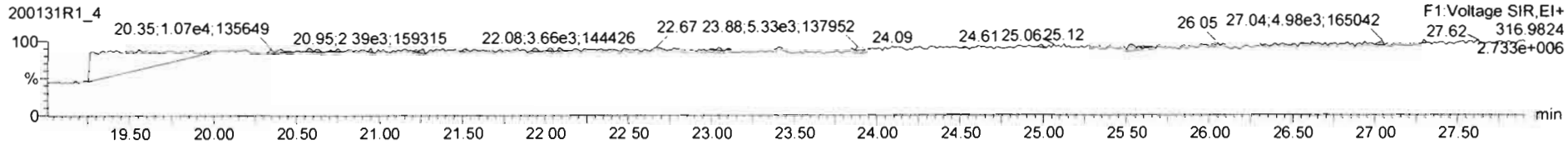

PFK2



PFK3



PFK4

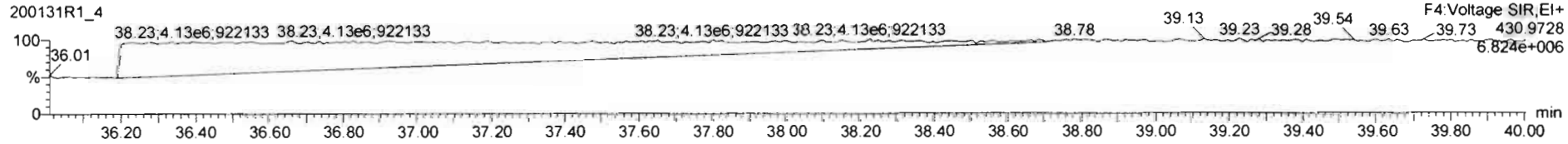

PFK5

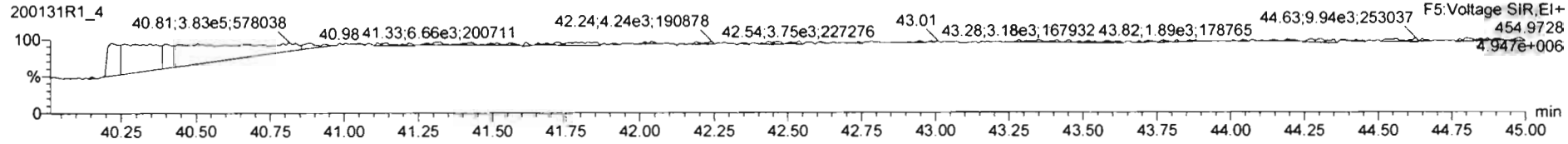

Vista Analytical Laboratory

Dataset: Untitled

Last Altered: Sunday, February 02, 2020 11:06:20 AM Pacific Standard Time
Printed: Sunday, February 02, 2020 11:06:35 AM Pacific Standard Time

Name: 200131R1_5, Date: 31-Jan-2020, Time: 19:57:17, ID: ST200131R1_5 1613 CS4 19L2306, Description: 1613 CS4 19L2306

2,3,7,8-TCDD

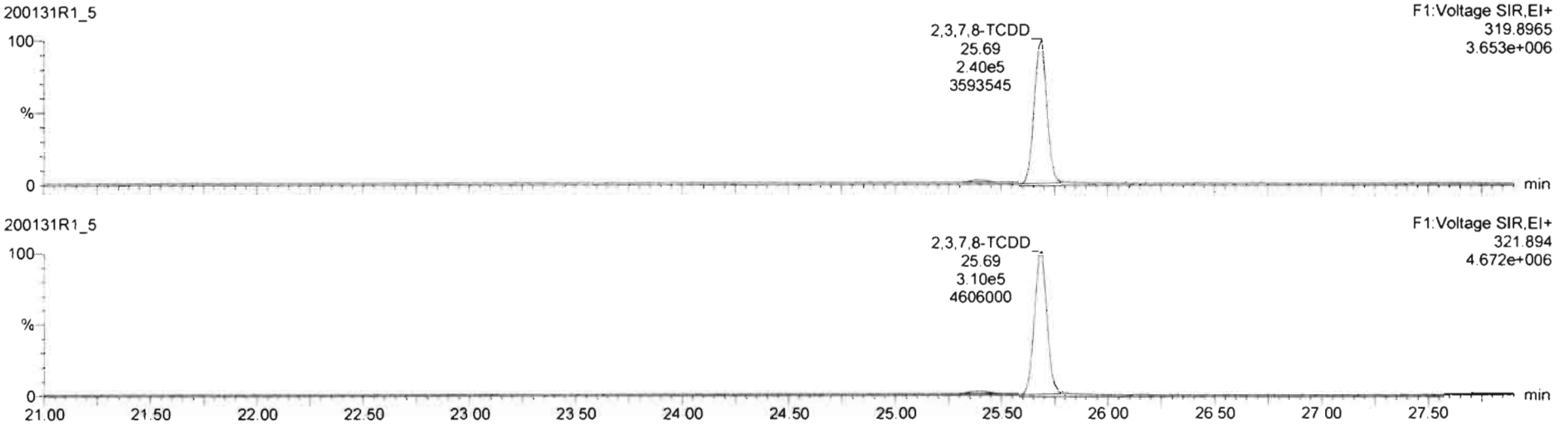

13C-2,3,7,8-TCDD

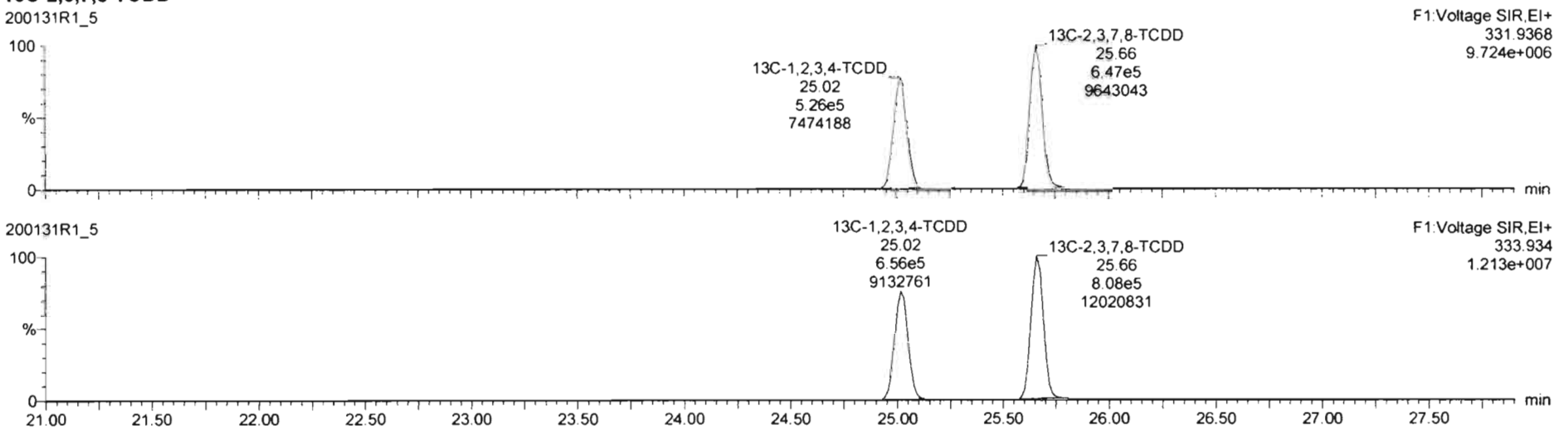

Dataset: Untitled

Last Altered: Sunday, February 02, 2020 11:06:20 AM Pacific Standard Time
Printed: Sunday, February 02, 2020 11:06:35 AM Pacific Standard Time

Name: 200131R1_5, Date: 31-Jan-2020, Time: 19:57:17, ID: ST200131R1_5 1613 CS4 19L2306, Description: 1613 CS4 19L2306

37Cl-2,3,7,8-TCDD

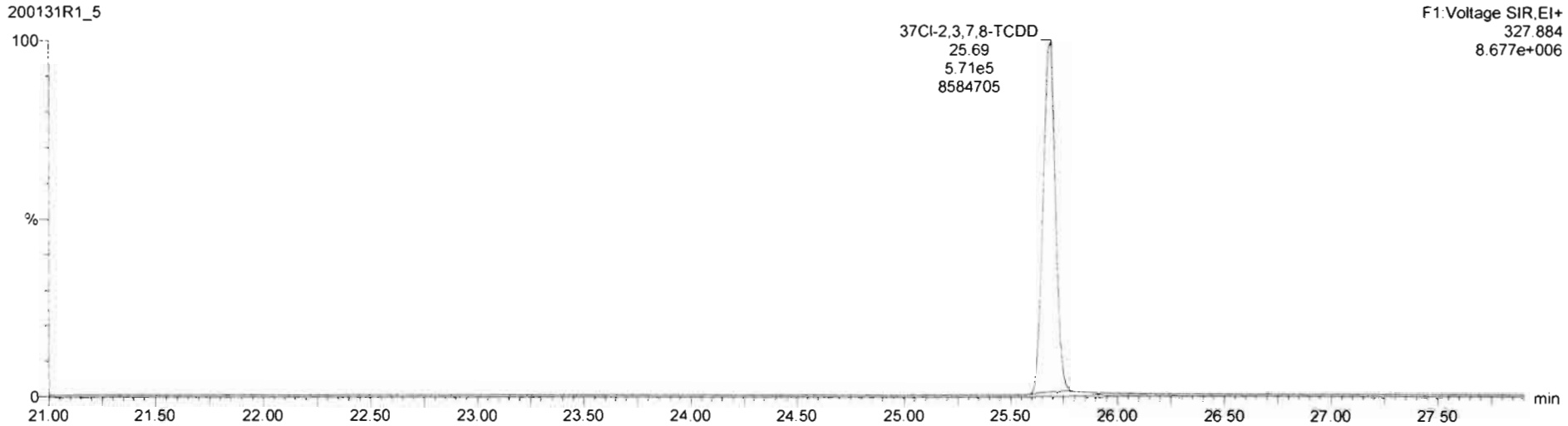

13C-1,2,3,4-TCDD

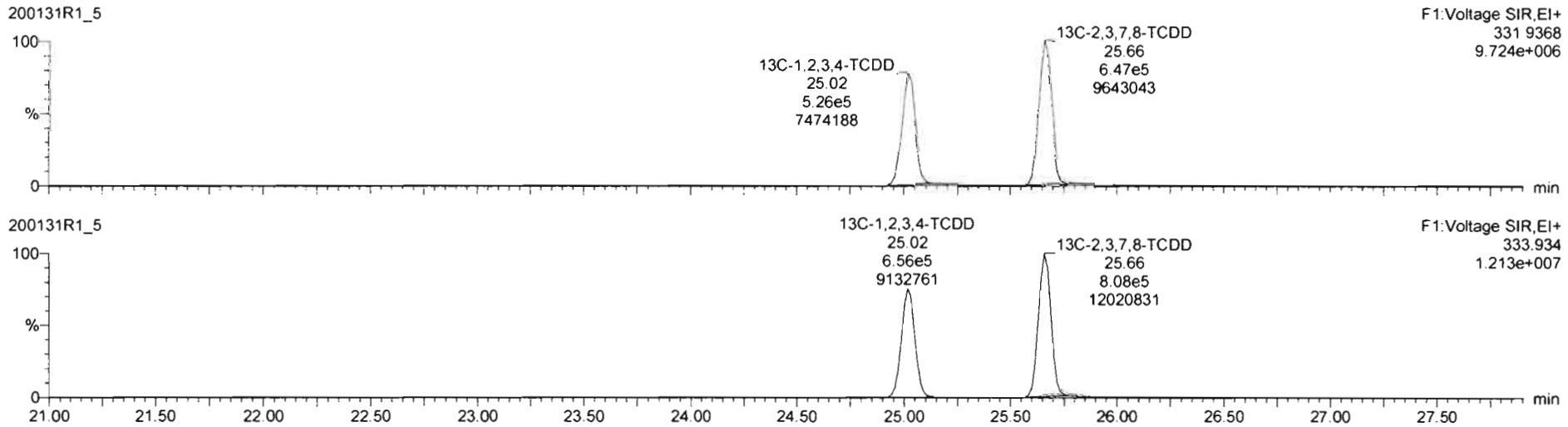

Dataset: Untitled

Last Altered: Sunday, February 02, 2020 11:06:20 AM Pacific Standard Time
Printed: Sunday, February 02, 2020 11:06:35 AM Pacific Standard Time

Name: 200131R1_5, Date: 31-Jan-2020, Time: 19:57:17, ID: ST200131R1_5 1613 CS4 19L2306, Description: 1613 CS4 19L2306

1,2,3,7,8-PeCDD

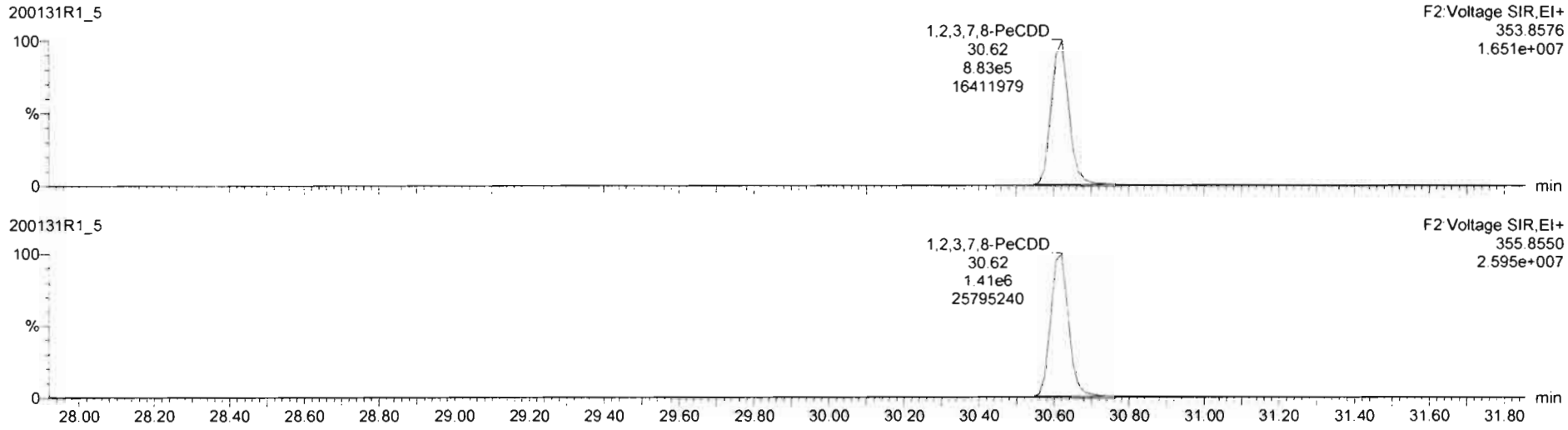

13C-1,2,3,7,8-PeCDD

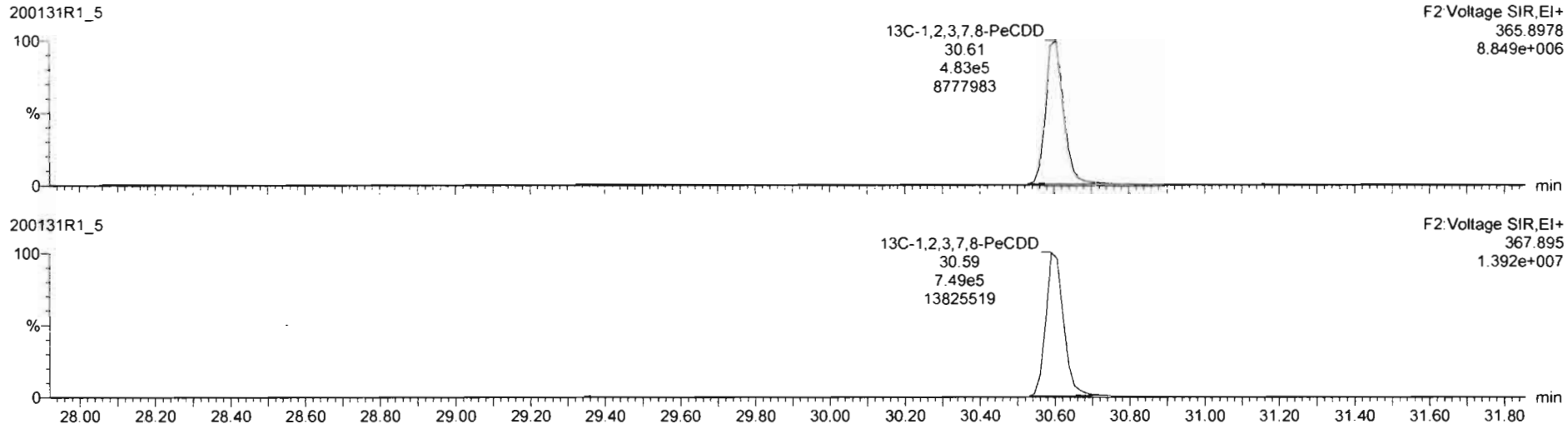

Dataset: Untitled

Last Altered: Sunday, February 02, 2020 11:06:20 AM Pacific Standard Time
Printed: Sunday, February 02, 2020 11:06:35 AM Pacific Standard Time

Name: 200131R1_5, Date: 31-Jan-2020, Time: 19:57:17, ID: ST200131R1_5 1613 CS4 19L2306, Description: 1613 CS4 19L2306

1,2,3,4,7,8-HxCDD

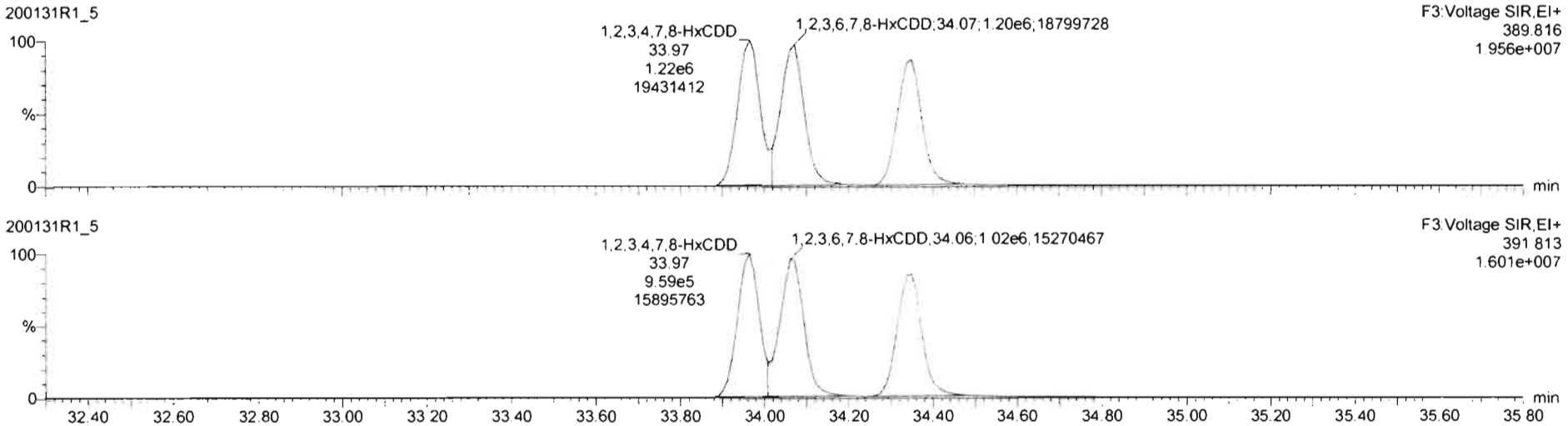

13C-1,2,3,4,7,8-HxCDD

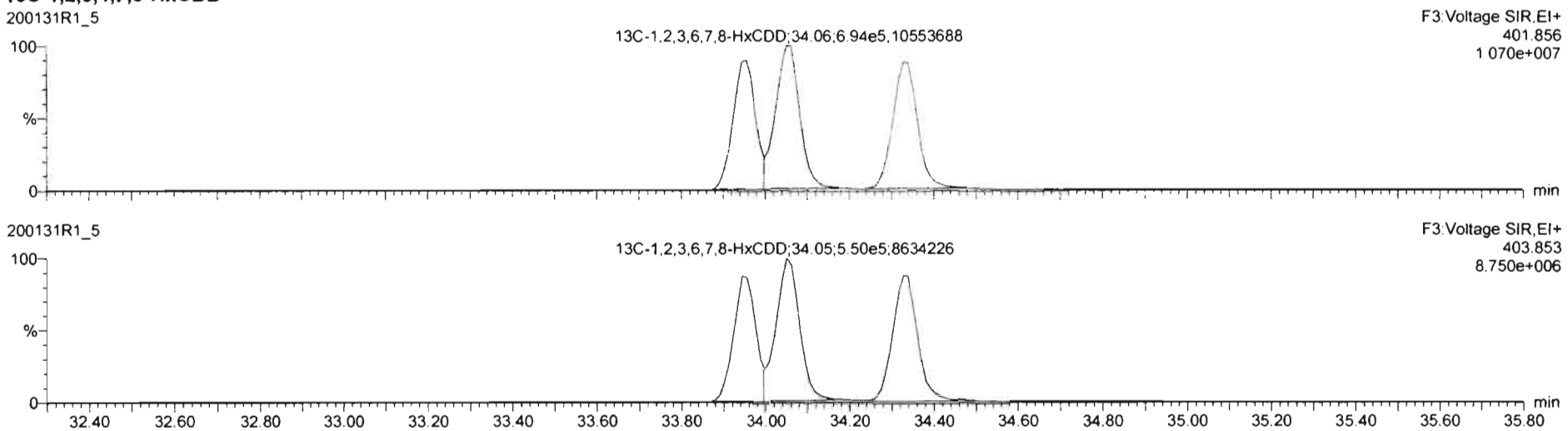

Dataset: Untitled

Last Altered: Sunday, February 02, 2020 11:06:20 AM Pacific Standard Time
Printed: Sunday, February 02, 2020 11:06:35 AM Pacific Standard Time

Name: 200131R1_5, Date: 31-Jan-2020, Time: 19:57:17, ID: ST200131R1_5 1613 CS4 19L2306, Description: 1613 CS4 19L2306

1,2,3,4,6,7,8-HpCDD

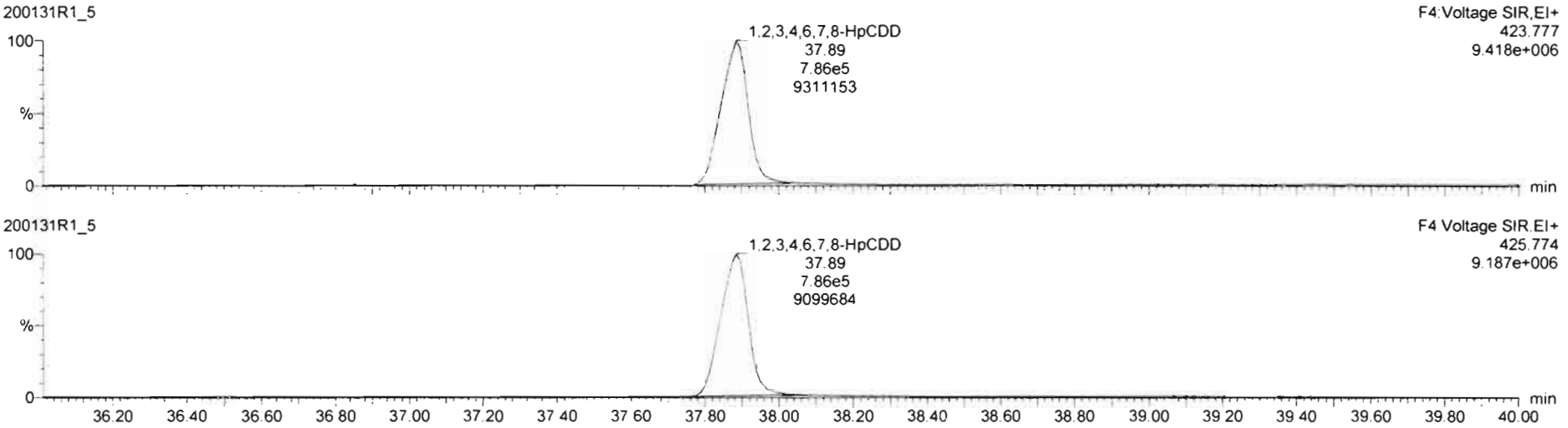

13C-1,2,3,4,6,7,8-HpCDD

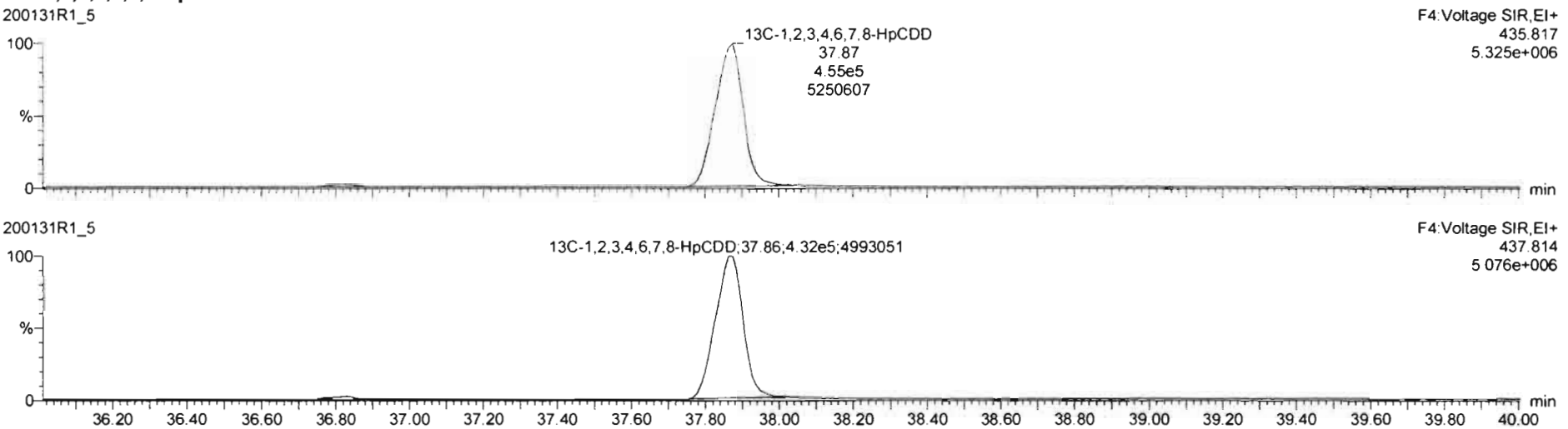

Dataset: Untitled

Last Altered: Sunday, February 02, 2020 11:06:20 AM Pacific Standard Time
Printed: Sunday, February 02, 2020 11:06:35 AM Pacific Standard Time

Name: 200131R1_5, Date: 31-Jan-2020, Time: 19:57:17, ID: ST200131R1_5 1613 CS4 19L2306, Description: 1613 CS4 19L2306

OCDD

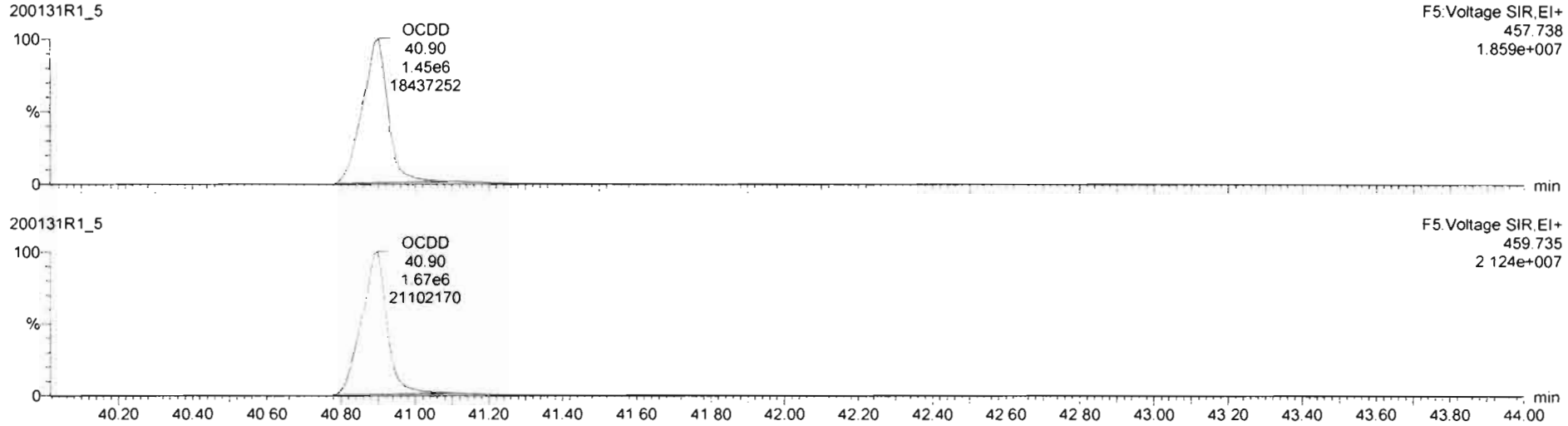

13C-OCDD

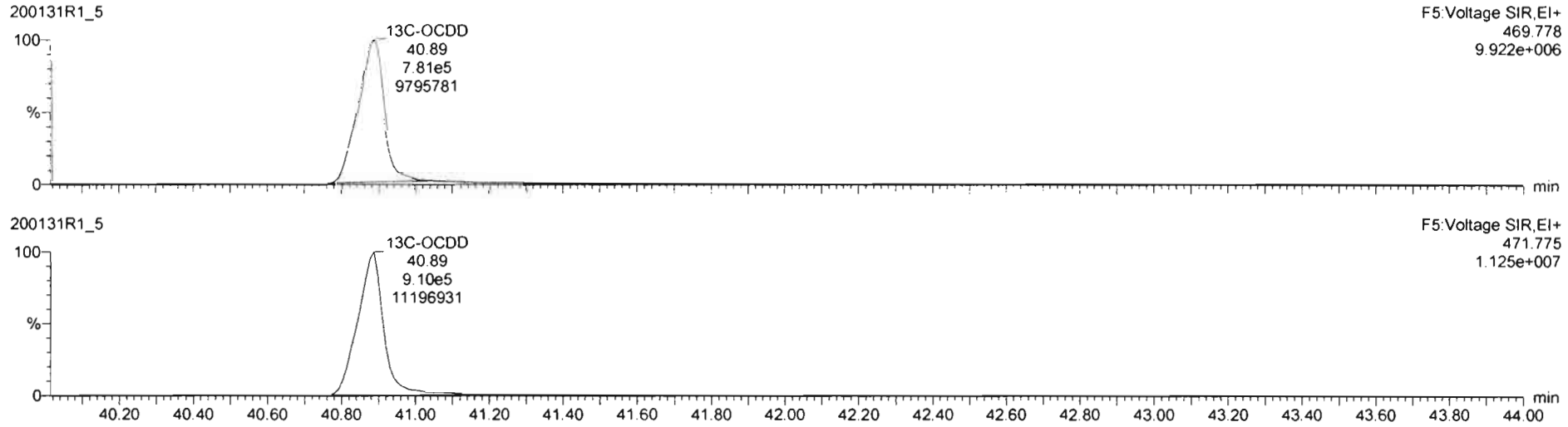

Dataset: Untitled

Last Altered: Sunday, February 02, 2020 11:06:20 AM Pacific Standard Time
Printed: Sunday, February 02, 2020 11:06:35 AM Pacific Standard Time

Name: 200131R1_5, Date: 31-Jan-2020, Time: 19:57:17, ID: ST200131R1_5 1613 CS4 19L2306, Description: 1613 CS4 19L2306

2,3,7,8-TCDF

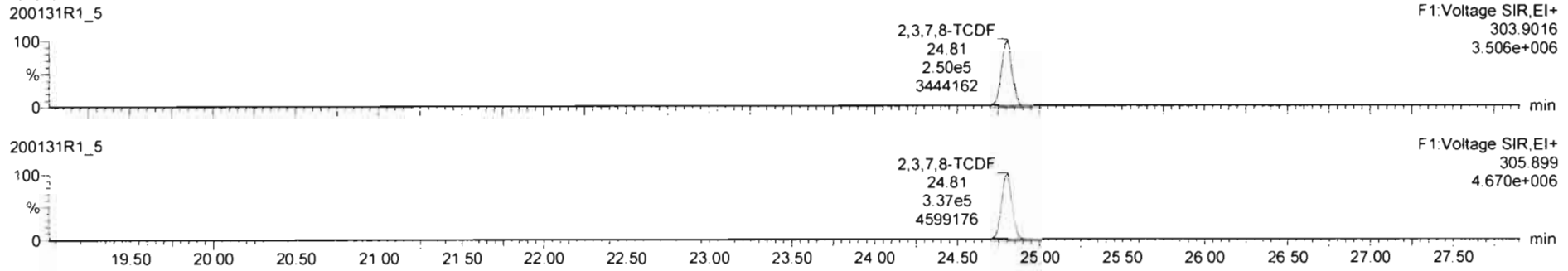

13C-2,3,7,8-TCDF

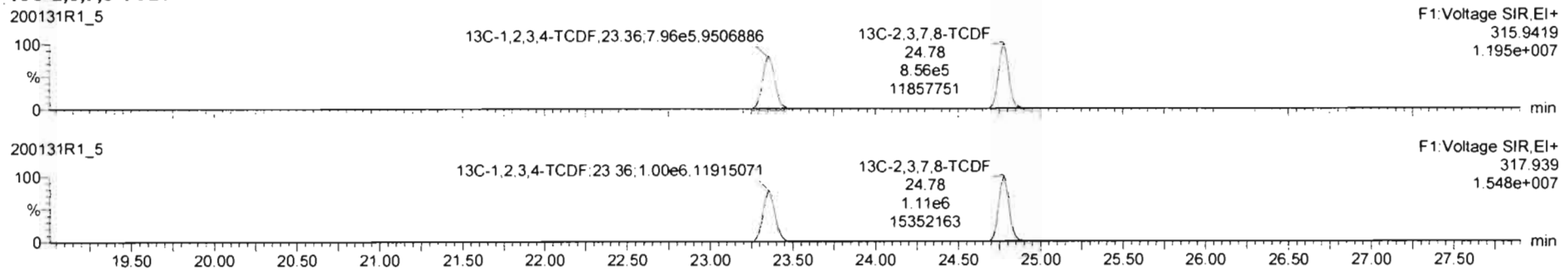

DPE1

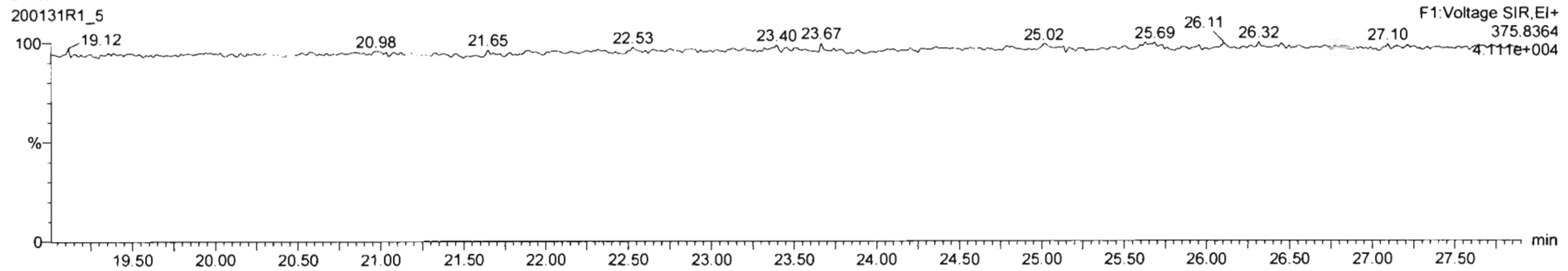

Vista Analytical Laboratory

Dataset: Untitled

Last Altered: Sunday, February 02, 2020 11:06:20 AM Pacific Standard Time
Printed: Sunday, February 02, 2020 11:06:35 AM Pacific Standard Time

Name: 200131R1_5, Date: 31-Jan-2020, Time: 19:57:17, ID: ST200131R1_5 1613 CS4 19L2306, Description: 1613 CS4 19L2306

1st Func. Penta-Furans

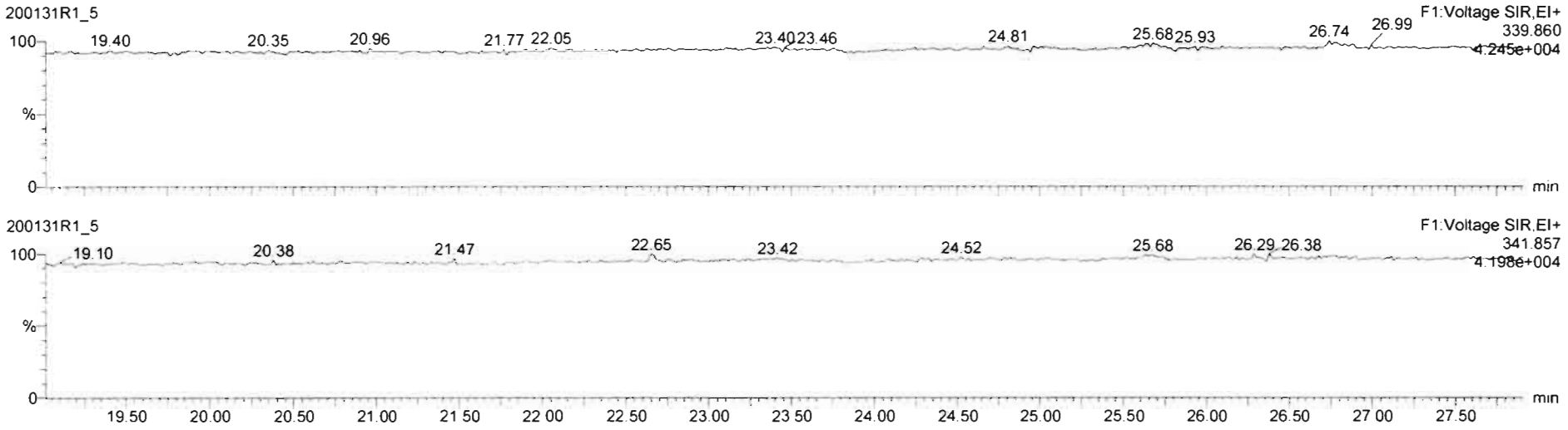

DPE6

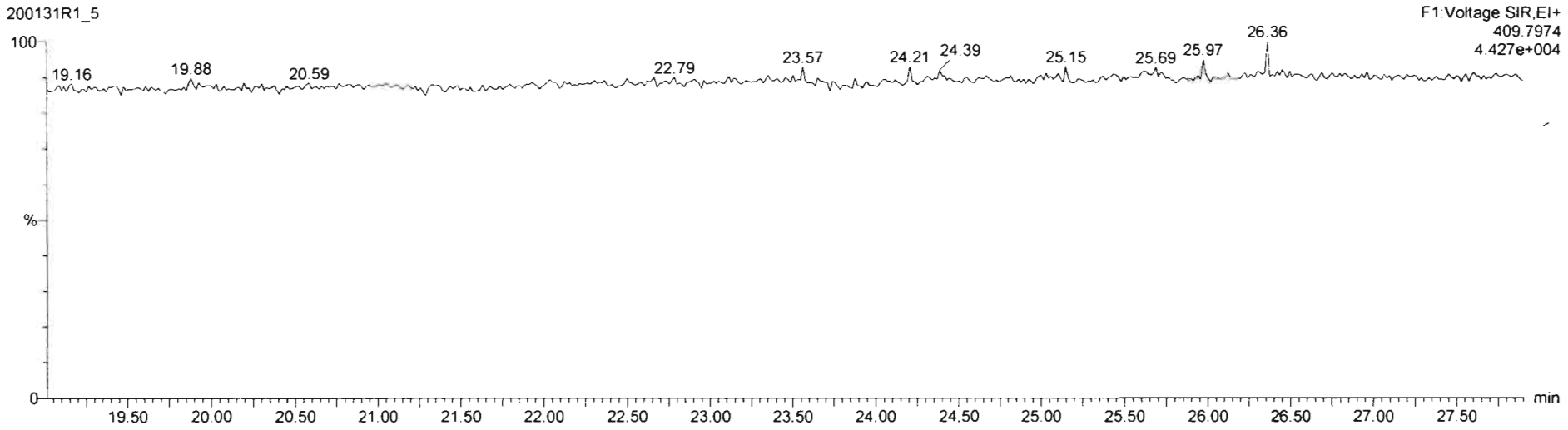

Dataset: Untitled

Last Altered: Sunday, February 02, 2020 11:06:20 AM Pacific Standard Time
Printed: Sunday, February 02, 2020 11:06:35 AM Pacific Standard Time

Name: 200131R1_5, Date: 31-Jan-2020, Time: 19:57:17, ID: ST200131R1_5 1613 CS4 19L2306, Description: 1613 CS4 19L2306

1,2,3,7,8-PeCDF

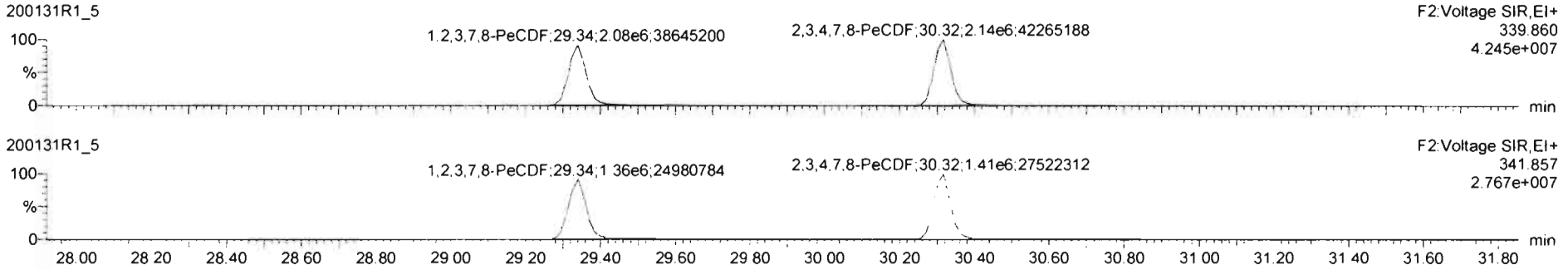

13C-1,2,3,7,8-PeCDF

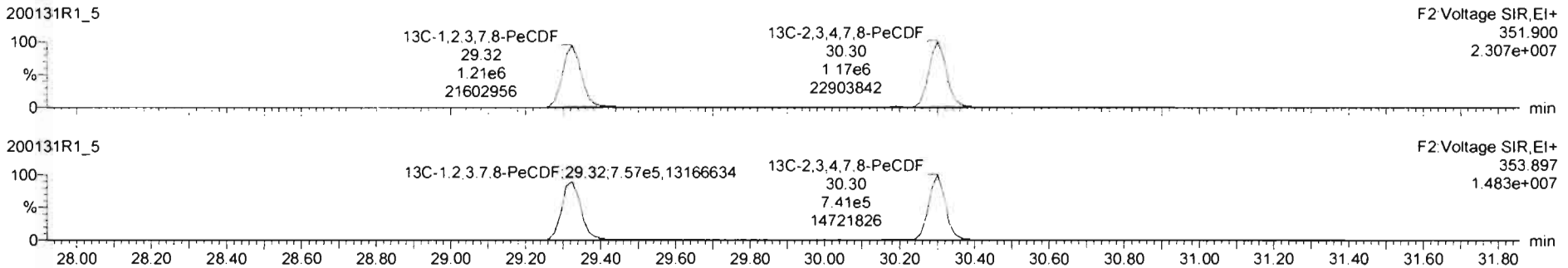

DPE2

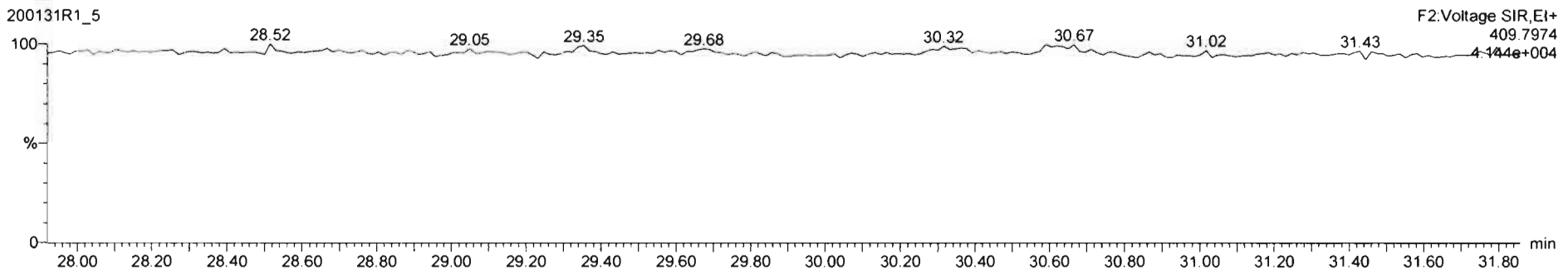

Dataset: Untitled

Last Altered: Sunday, February 02, 2020 11:06:20 AM Pacific Standard Time
Printed: Sunday, February 02, 2020 11:06:35 AM Pacific Standard Time

Name: 200131R1_5, Date: 31-Jan-2020, Time: 19:57:17, ID: ST200131R1_5 1613 CS4 19L2306, Description: 1613 CS4 19L2306

1,2,3,4,7,8-HxCDF

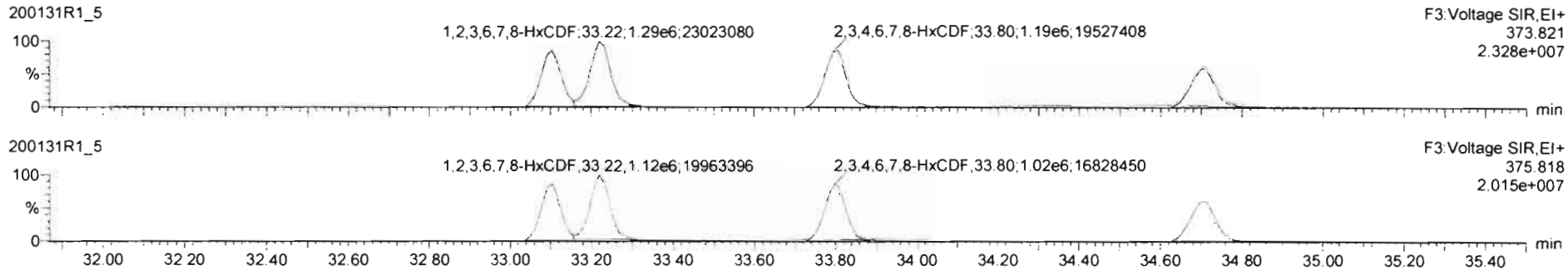

13C-1,2,3,4,7,8-HxCDF

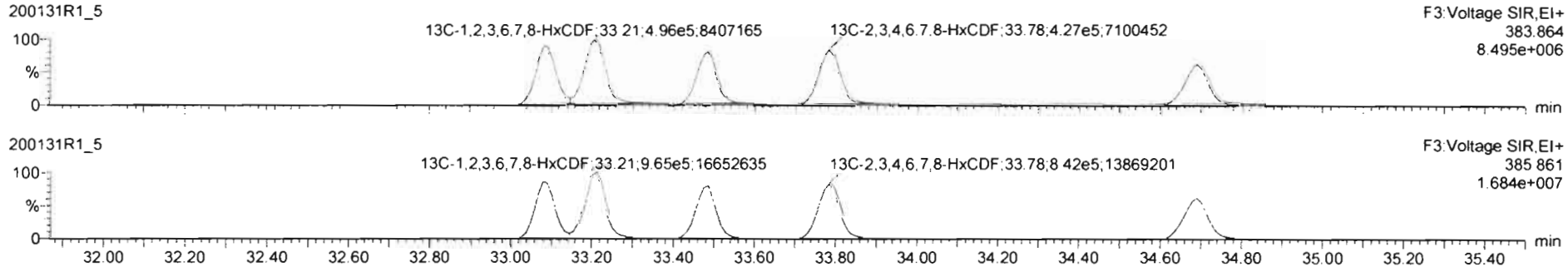

DPE3

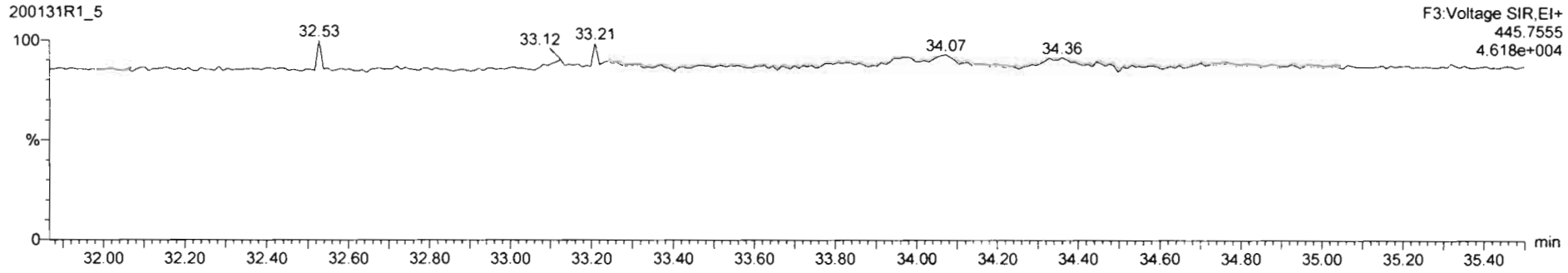

Dataset: Untitled

Last Altered: Sunday, February 02, 2020 11:06:20 AM Pacific Standard Time
Printed: Sunday, February 02, 2020 11:06:35 AM Pacific Standard Time

Name: 200131R1_5, Date: 31-Jan-2020, Time: 19:57:17, ID: ST200131R1_5 1613 CS4 19L2306, Description: 1613 CS4 19L2306

1,2,3,4,6,7,8-HpCDF

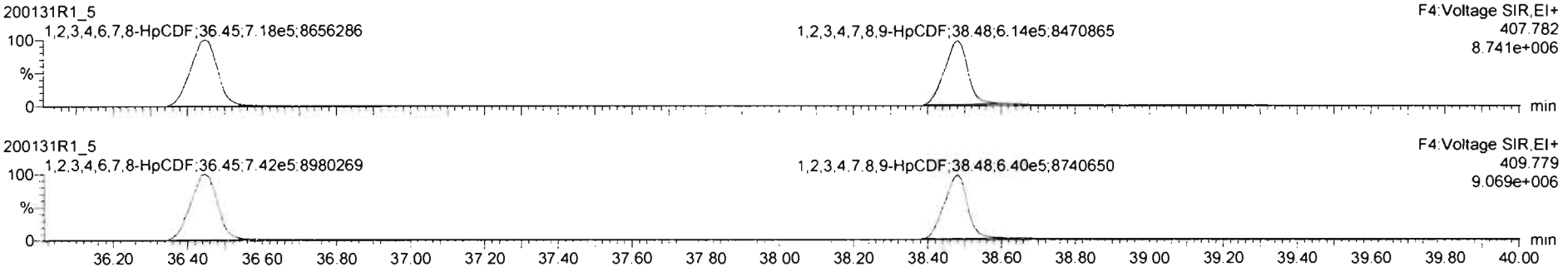

13C-1,2,3,4,6,7,8-HpCDF

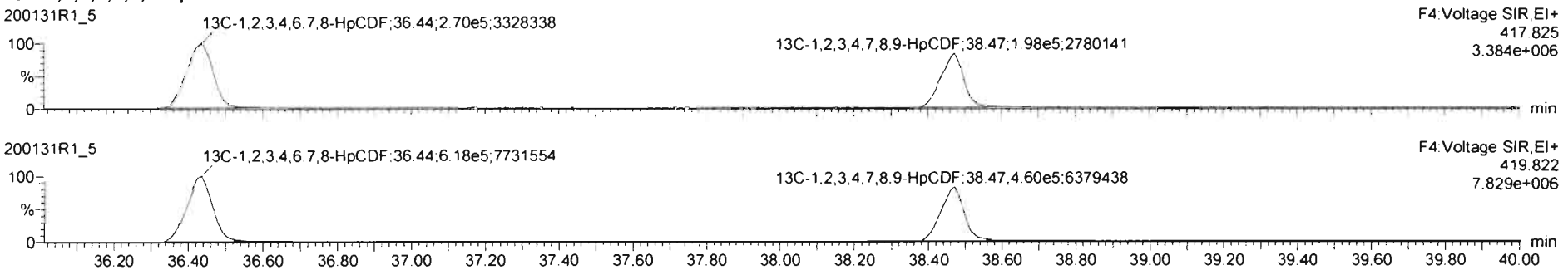

DPE4

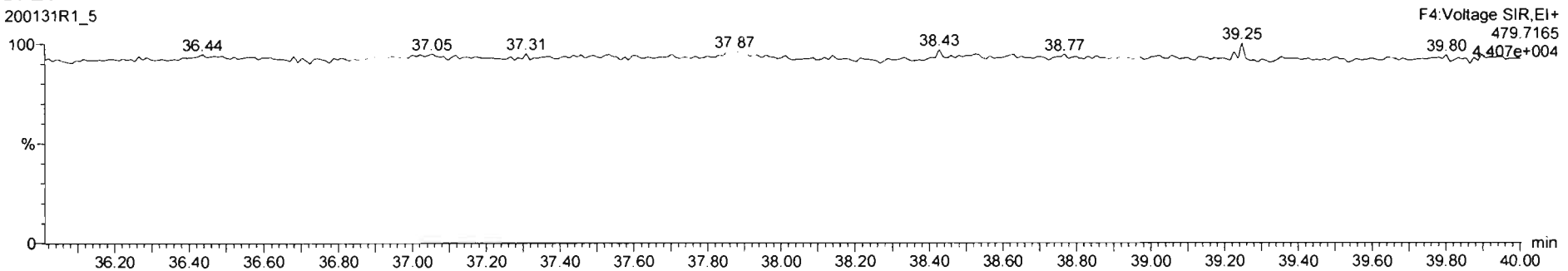

Dataset: Untitled

Last Altered: Sunday, February 02, 2020 11:06:20 AM Pacific Standard Time
Printed: Sunday, February 02, 2020 11:06:35 AM Pacific Standard Time

Name: 200131R1_5, Date: 31-Jan-2020, Time: 19:57:17, ID: ST200131R1_5 1613 CS4 19L2306, Description: 1613 CS4 19L2306

OCDF

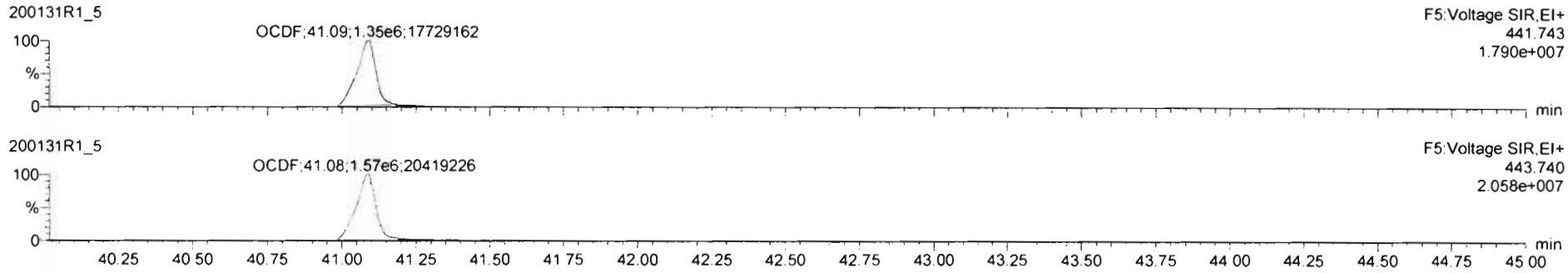

13C-OCDF

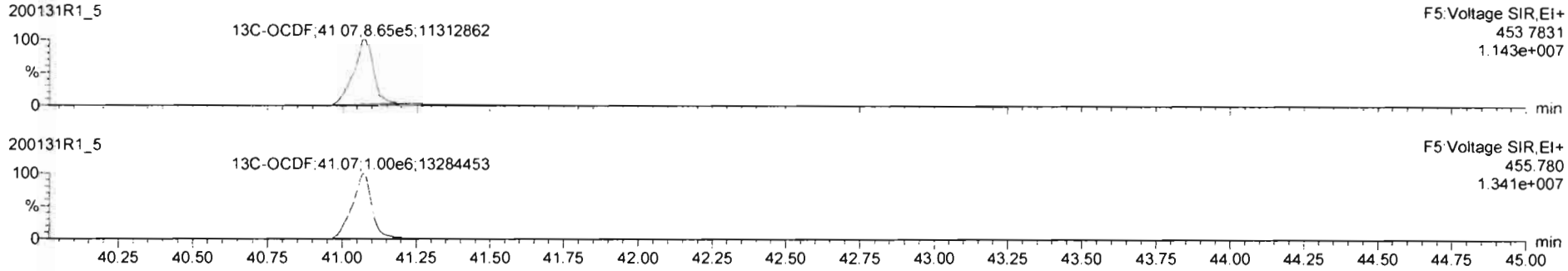

DPE5

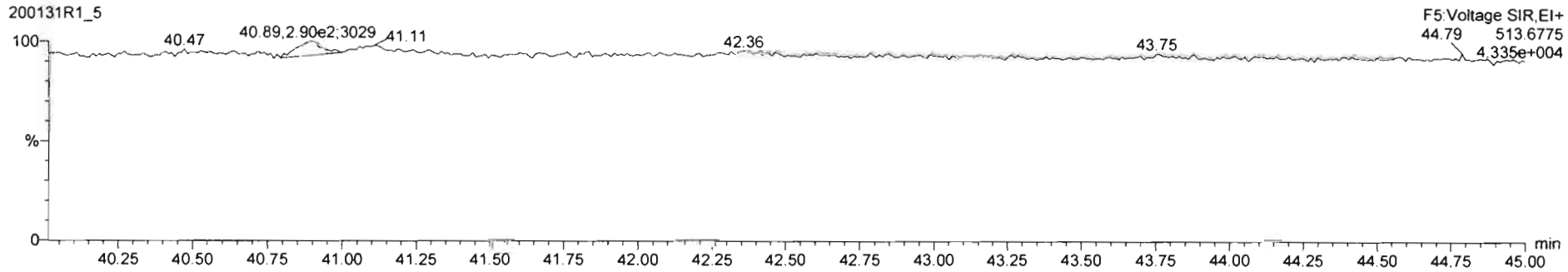

Dataset: Untitled

Last Altered: Sunday, February 02, 2020 11:06:20 AM Pacific Standard Time
Printed: Sunday, February 02, 2020 11:06:35 AM Pacific Standard Time

Name: 200131R1_5, Date: 31-Jan-2020, Time: 19:57:17, ID: ST200131R1_5 1613 CS4 19L2306, Description: 1613 CS4 19L2306

PFK1

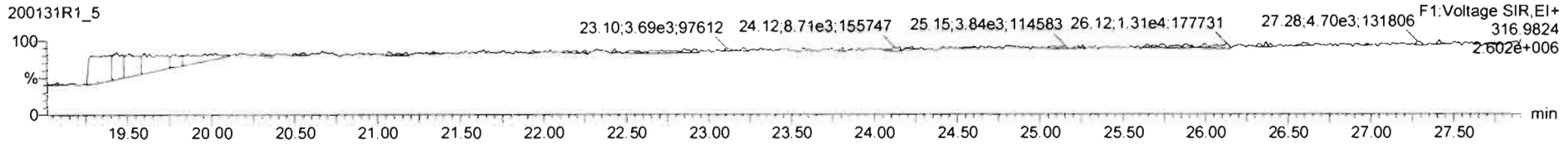

PFK2

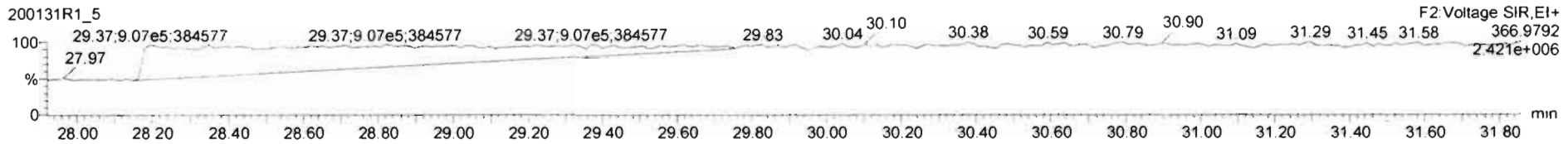

PFK3

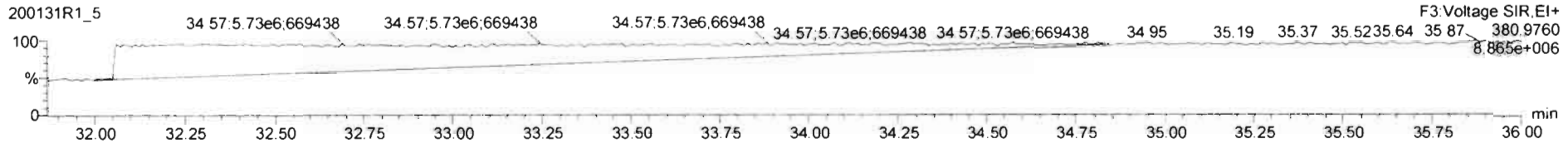

PFK4

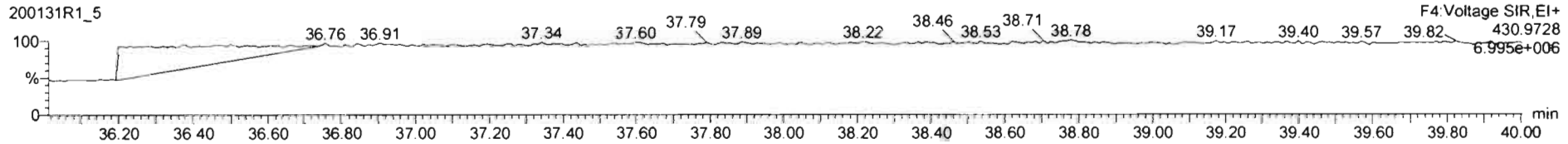

PFK5

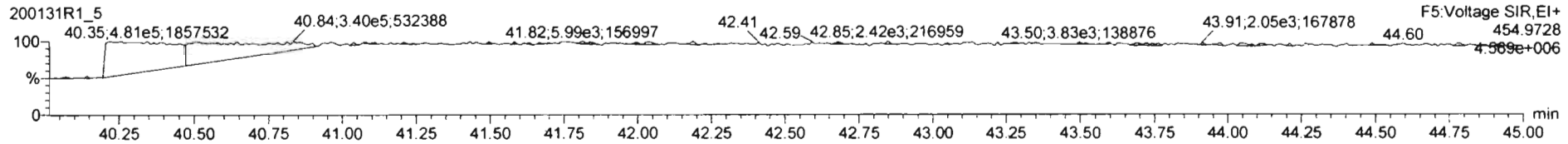

Dataset: Untitled

Last Altered: Sunday, February 02, 2020 11:06:20 AM Pacific Standard Time
Printed: Sunday, February 02, 2020 11:06:35 AM Pacific Standard Time

Name: 200131R1_6, Date: 31-Jan-2020, Time: 20:44:23, ID: ST200131R1_6 1613 CS5 19L2307, Description: 1613 CS5 19L2307

2,3,7,8-TCDD

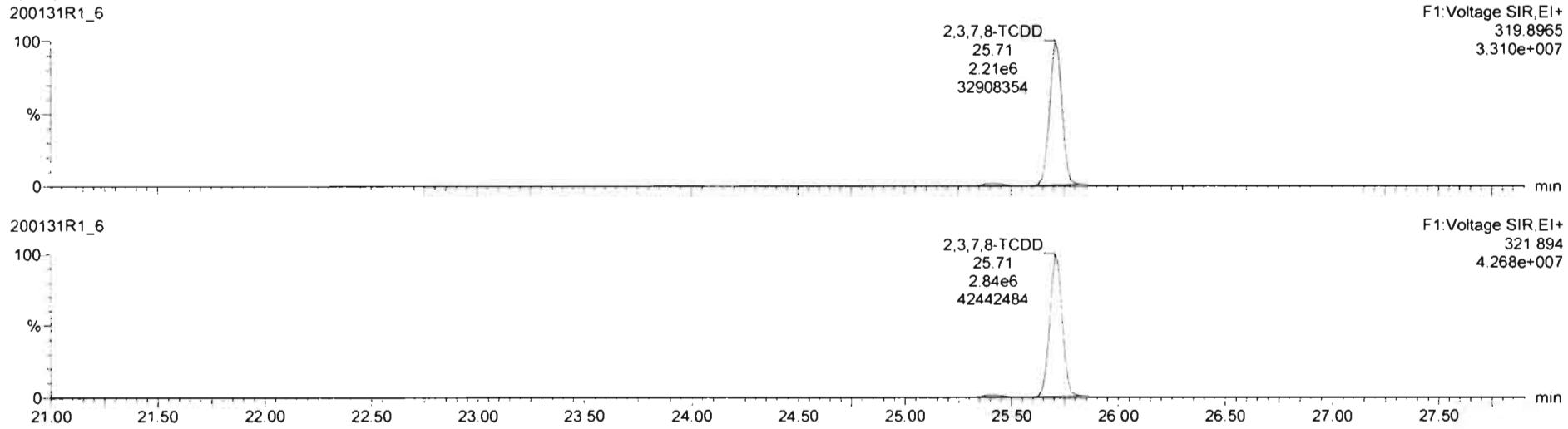

13C-2,3,7,8-TCDD

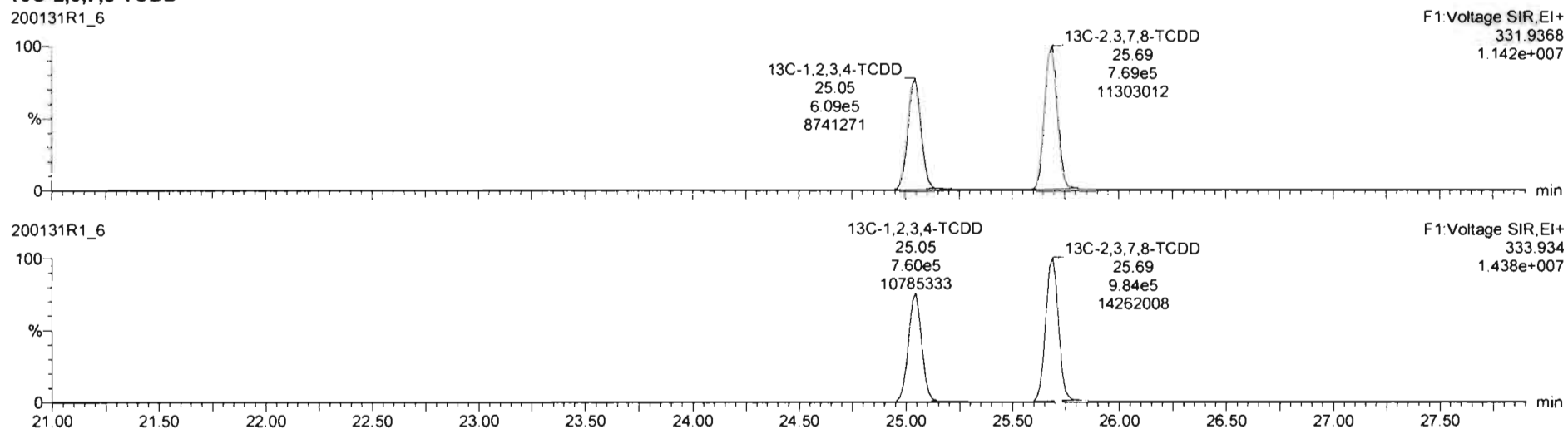

Dataset: Untitled

Last Altered: Sunday, February 02, 2020 11:06:20 AM Pacific Standard Time
Printed: Sunday, February 02, 2020 11:06:35 AM Pacific Standard Time

Name: 200131R1_6, Date: 31-Jan-2020, Time: 20:44:23, ID: ST200131R1_6 1613 CS5 19L2307, Description: 1613 CS5 19L2307

37Cl-2,3,7,8-TCDD

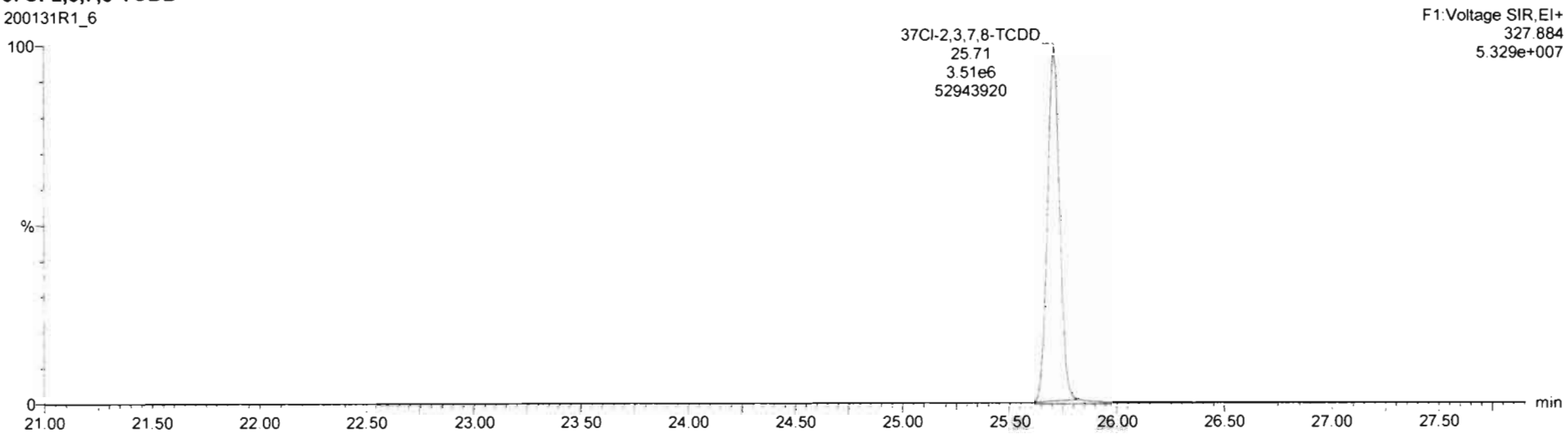

13C-1,2,3,4-TCDD

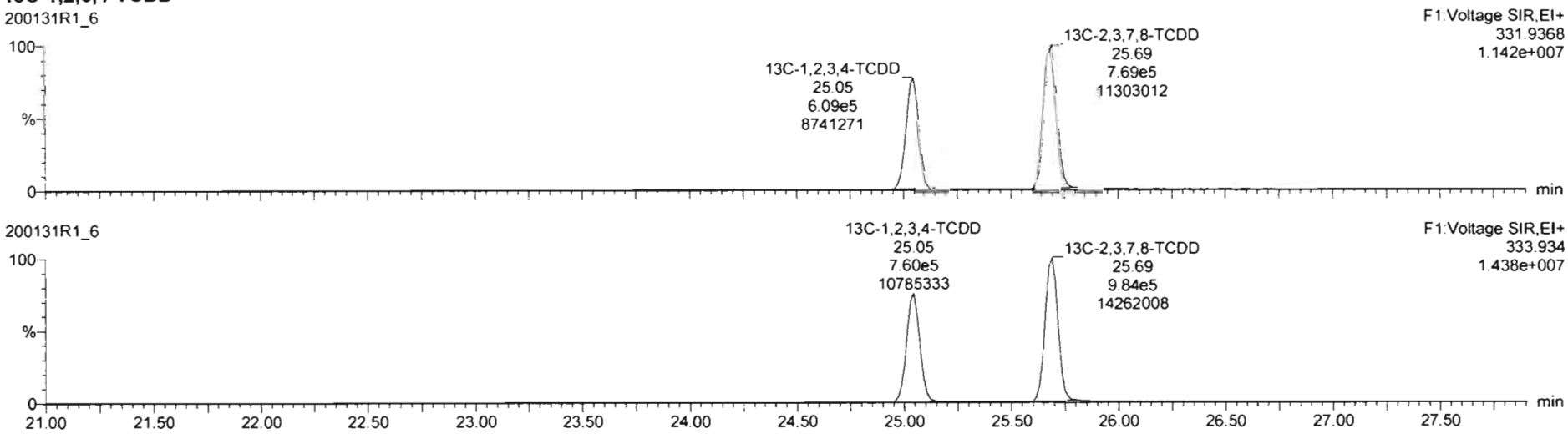

Dataset: Untitled

Last Altered: Sunday, February 02, 2020 11:06:20 AM Pacific Standard Time
Printed: Sunday, February 02, 2020 11:06:35 AM Pacific Standard Time

Name: 200131R1_6, Date: 31-Jan-2020, Time: 20:44:23, ID: ST200131R1_6 1613 CS5 19L2307, Description: 1613 CS5 19L2307

1,2,3,7,8-PeCDD

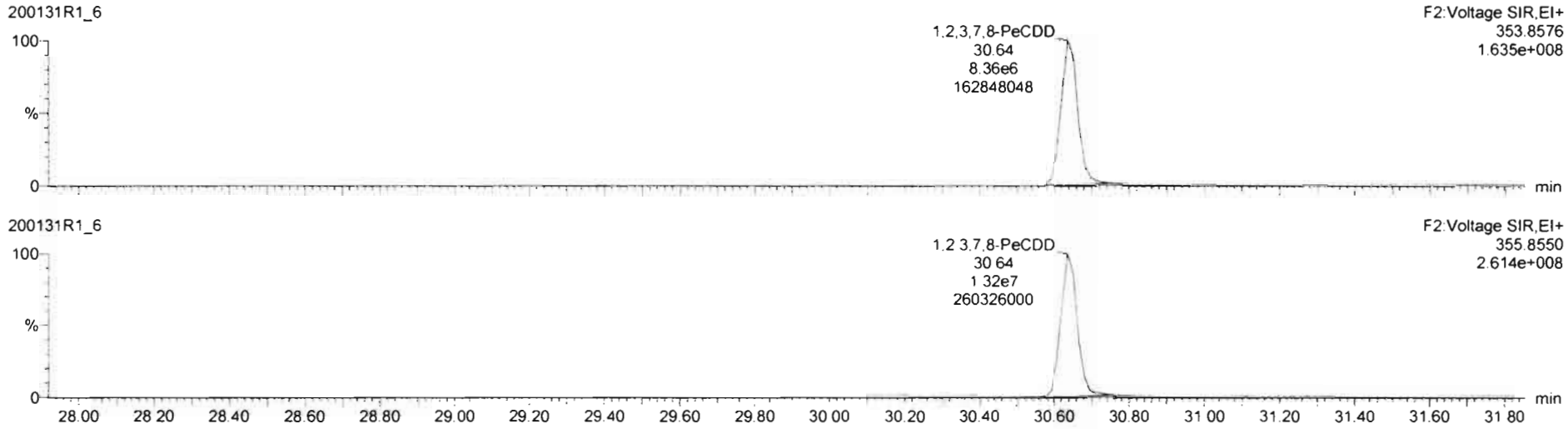

13C-1,2,3,7,8-PeCDD

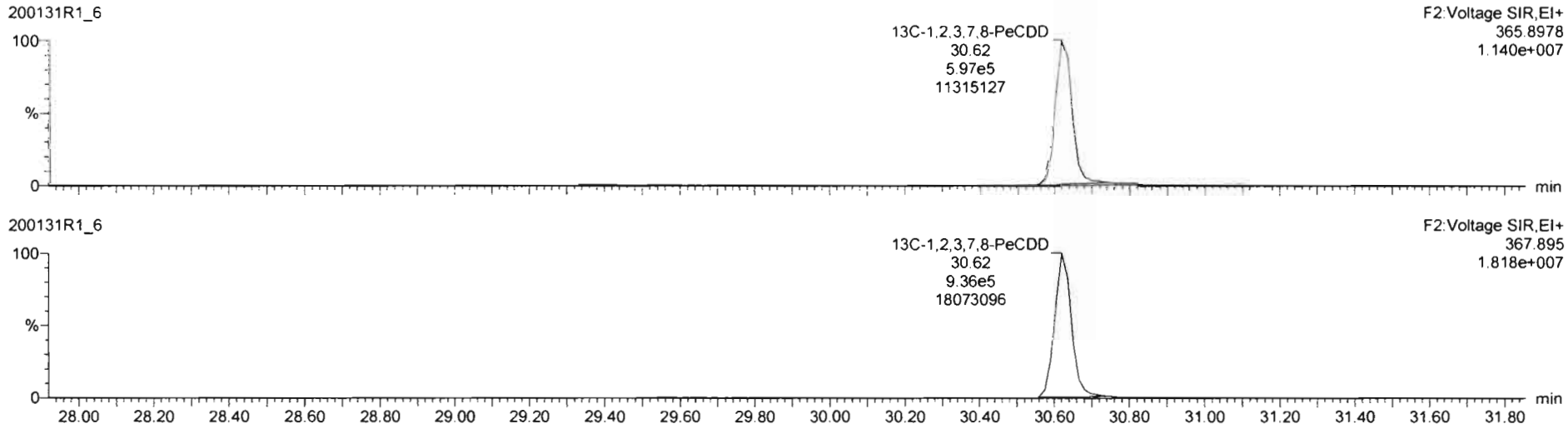

Dataset: Untitled

Last Altered: Sunday, February 02, 2020 11:06:20 AM Pacific Standard Time
Printed: Sunday, February 02, 2020 11:06:35 AM Pacific Standard Time

Name: 200131R1_6, Date: 31-Jan-2020, Time: 20:44:23, ID: ST200131R1_6 1613 CS5 19L2307, Description: 1613 CS5 19L2307

1,2,3,4,7,8-HxCDD

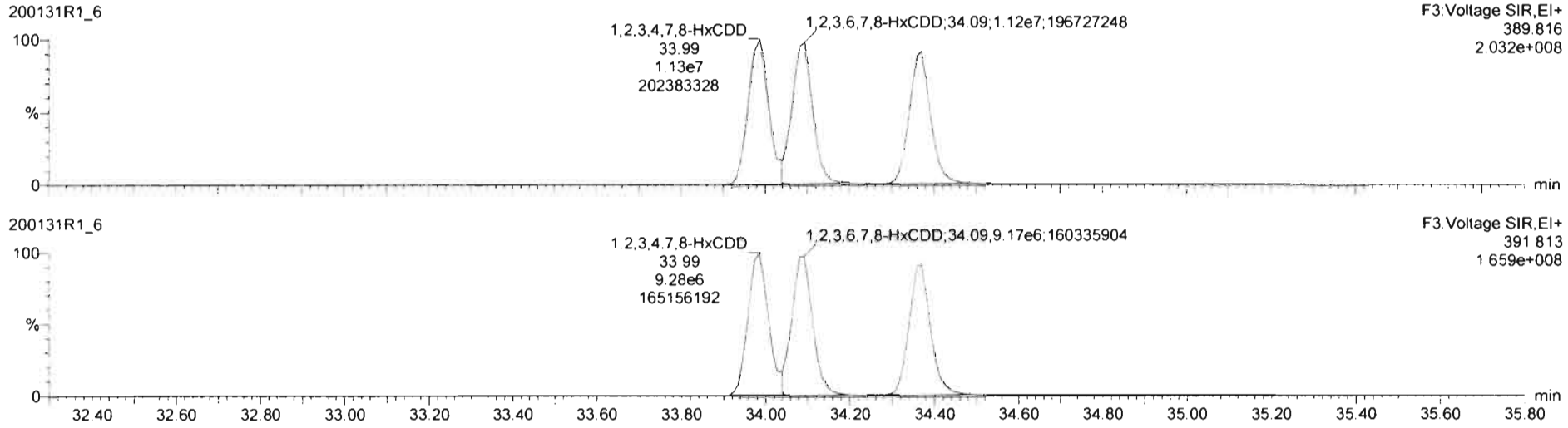

13C-1,2,3,4,7,8-HxCDD

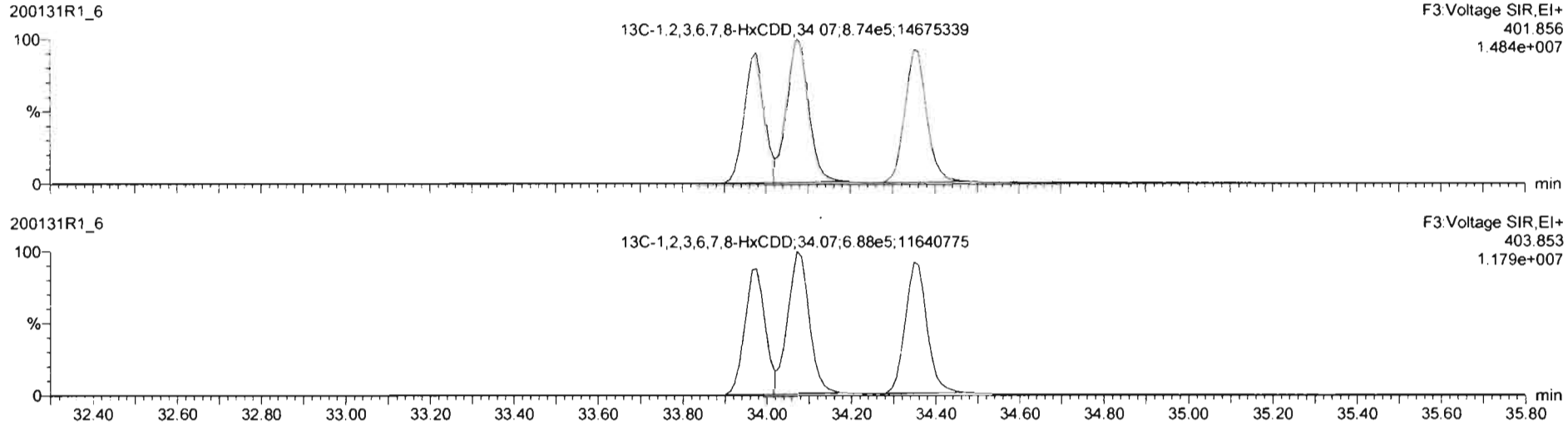

Dataset: Untitled

Last Altered: Sunday, February 02, 2020 11:06:20 AM Pacific Standard Time
Printed: Sunday, February 02, 2020 11:06:35 AM Pacific Standard Time

Name: 200131R1_6, Date: 31-Jan-2020, Time: 20:44:23, ID: ST200131R1_6 1613 CS5 19L2307, Description: 1613 CS5 19L2307

1,2,3,4,6,7,8-HpCDD

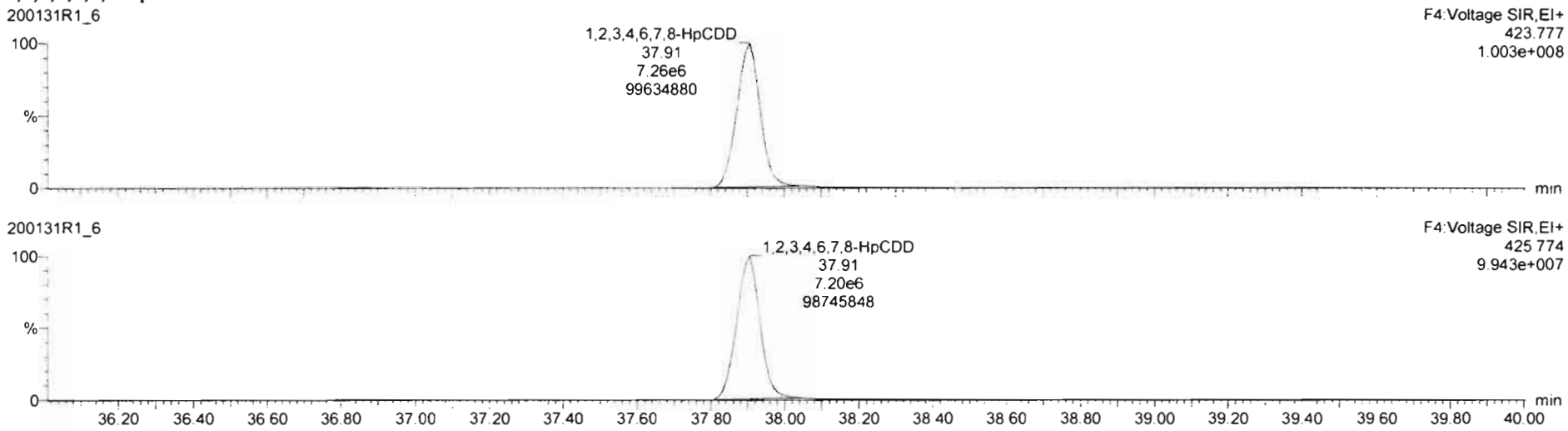

13C-1,2,3,4,6,7,8-HpCDD

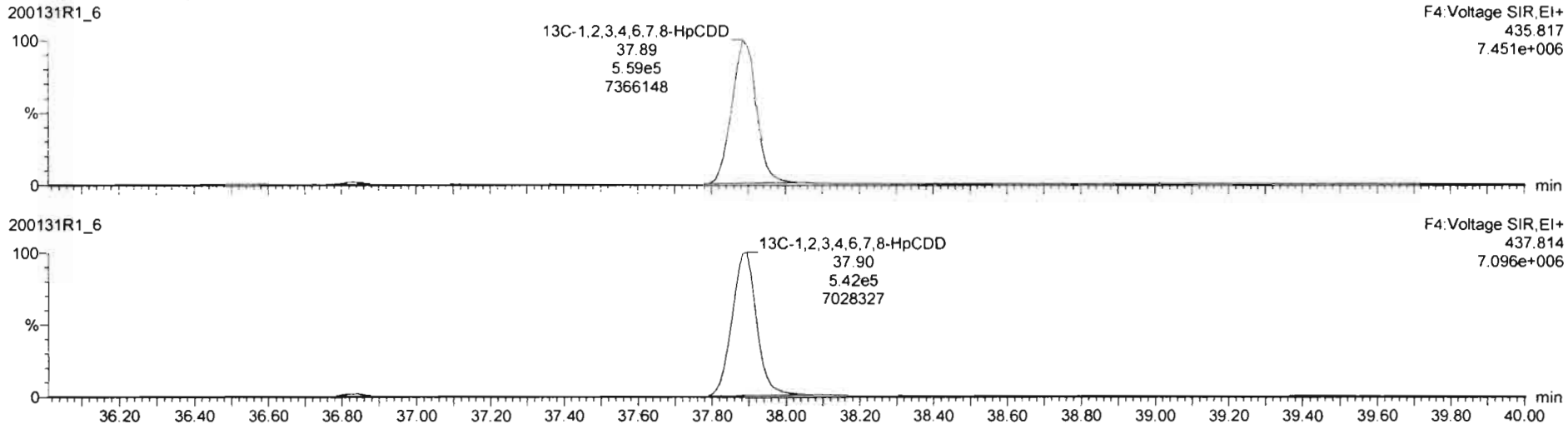

Dataset: Untitled

Last Altered: Sunday, February 02, 2020 11:06:20 AM Pacific Standard Time
Printed: Sunday, February 02, 2020 11:06:35 AM Pacific Standard Time

Name: 200131R1_6, Date: 31-Jan-2020, Time: 20:44:23, ID: ST200131R1_6 1613 CS5 19L2307, Description: 1613 CS5 19L2307

OCDD

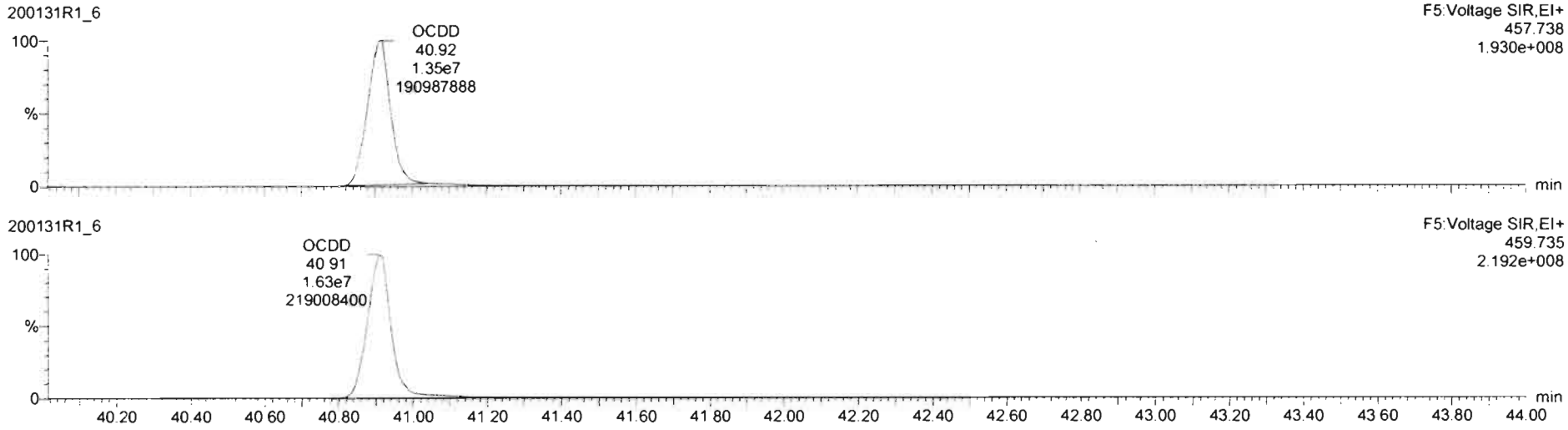

13C-OCDD

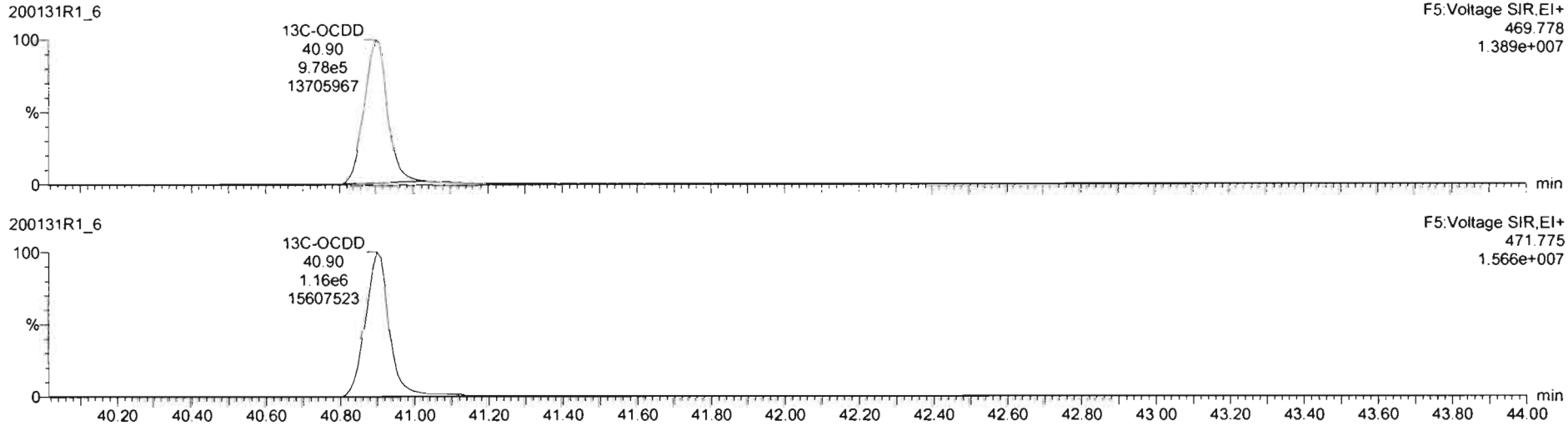

Dataset: Untitled

Last Altered: Sunday, February 02, 2020 11:06:20 AM Pacific Standard Time
Printed: Sunday, February 02, 2020 11:06:35 AM Pacific Standard Time

Name: 200131R1_6, Date: 31-Jan-2020, Time: 20:44:23, ID: ST200131R1_6 1613 CS5 19L2307, Description: 1613 CS5 19L2307

2,3,7,8-TCDF

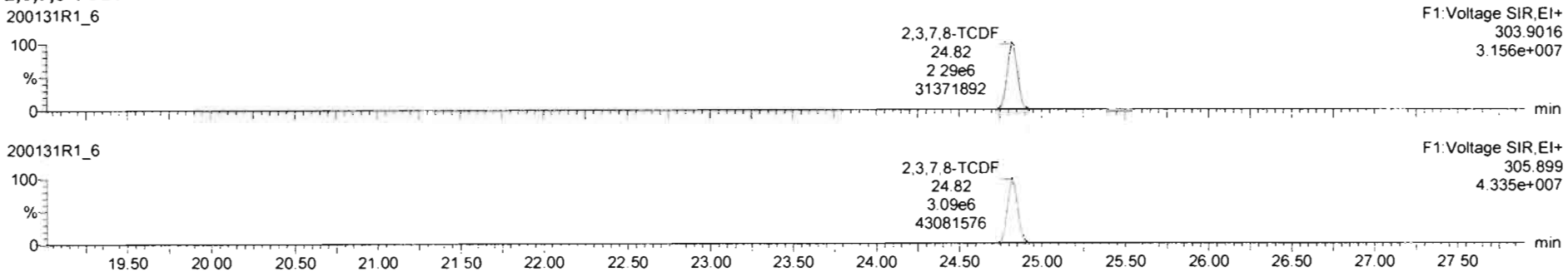

13C-2,3,7,8-TCDF

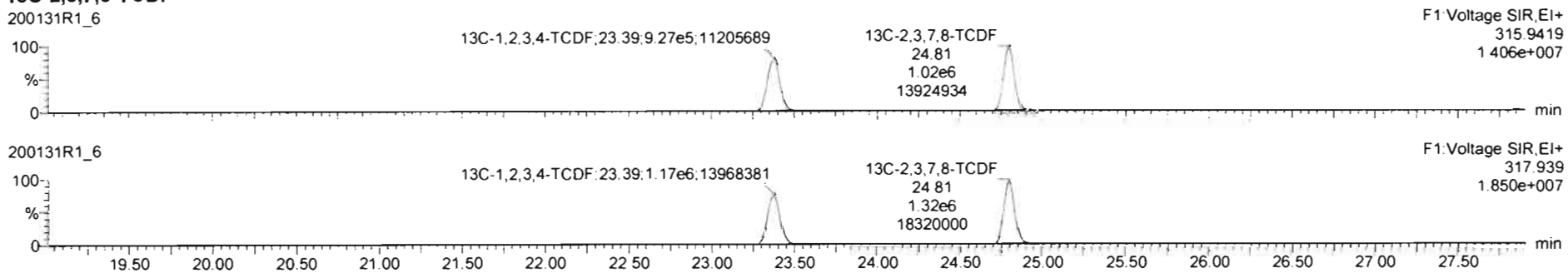

DPE1

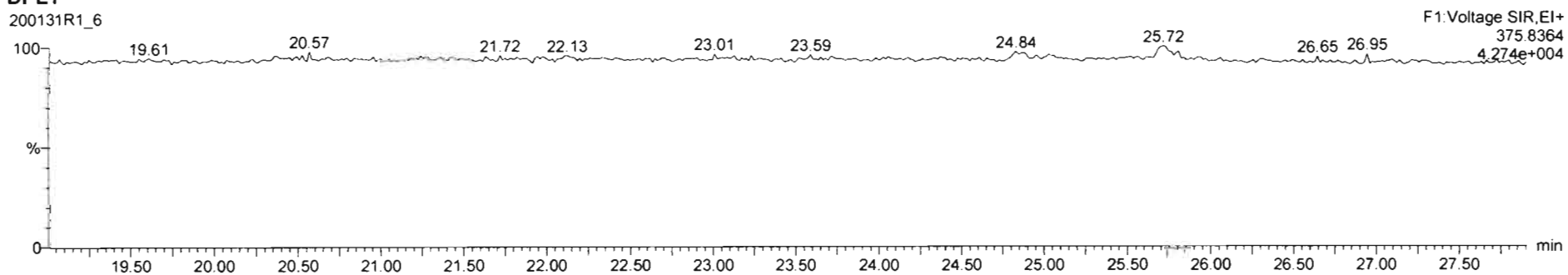

Vista Analytical Laboratory

Dataset: Untitled

Last Altered: Sunday, February 02, 2020 11:06:20 AM Pacific Standard Time
Printed: Sunday, February 02, 2020 11:06:35 AM Pacific Standard Time

Name: 200131R1_6, Date: 31-Jan-2020, Time: 20:44:23, ID: ST200131R1_6 1613 CS5 19L2307, Description: 1613 CS5 19L2307

1st Func. Penta-Furans

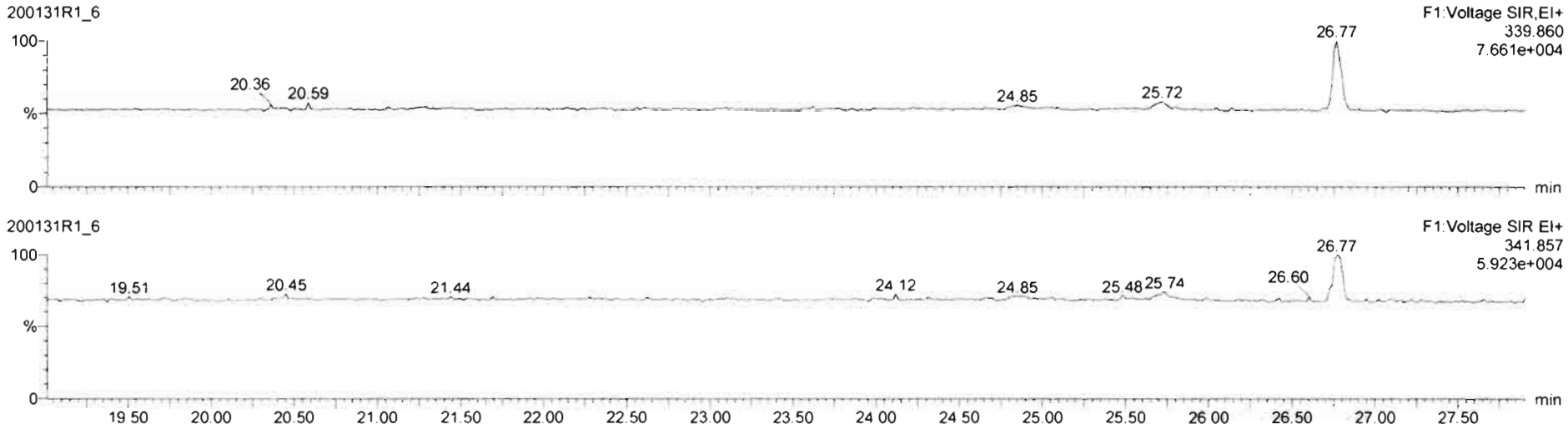

DPE6

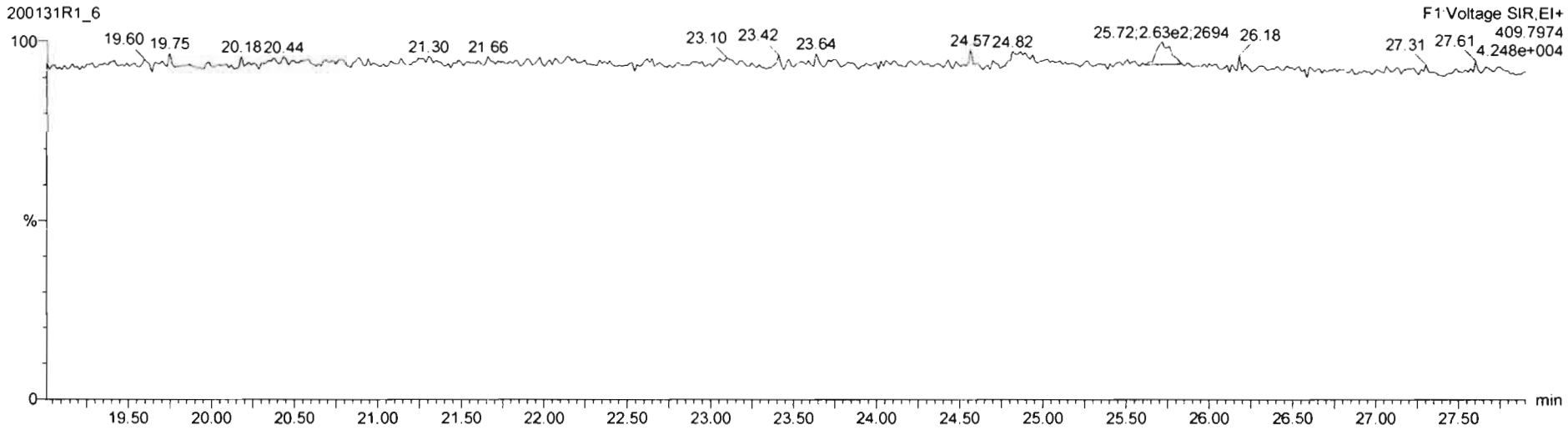

Dataset: Untitled

Last Altered: Sunday, February 02, 2020 11:06:20 AM Pacific Standard Time
Printed: Sunday, February 02, 2020 11:06:35 AM Pacific Standard Time

Name: 200131R1_6, Date: 31-Jan-2020, Time: 20:44:23, ID: ST200131R1_6 1613 CS5 19L2307, Description: 1613 CS5 19L2307

1,2,3,7,8-PeCDF



13C-1,2,3,7,8-PeCDF

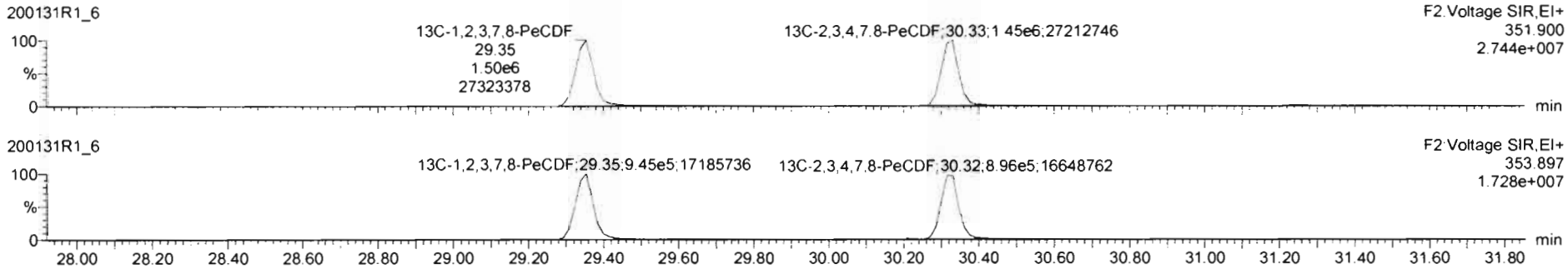

DPE2

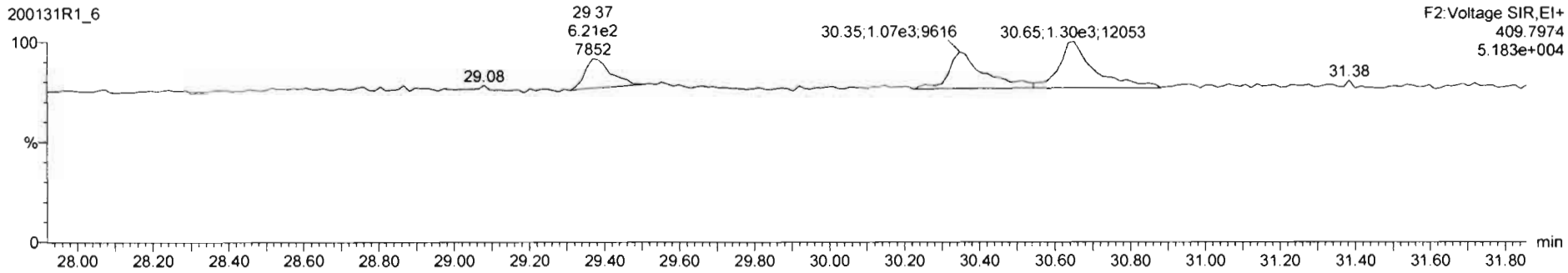

Dataset: Untitled

Last Altered: Sunday, February 02, 2020 11:06:20 AM Pacific Standard Time
Printed: Sunday, February 02, 2020 11:06:35 AM Pacific Standard Time

Name: 200131R1_6, Date: 31-Jan-2020, Time: 20:44:23, ID: ST200131R1_6 1613 CS5 19L2307, Description: 1613 CS5 19L2307

1,2,3,4,7,8-HxCDF

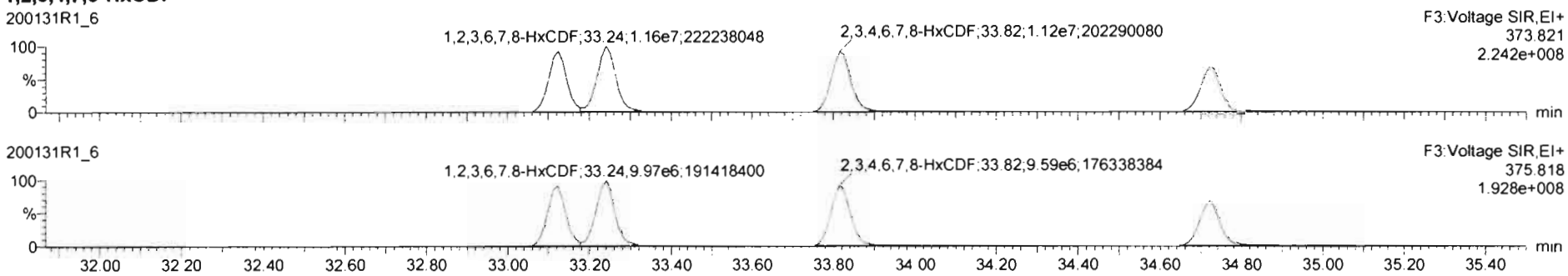

13C-1,2,3,4,7,8-HxCDF

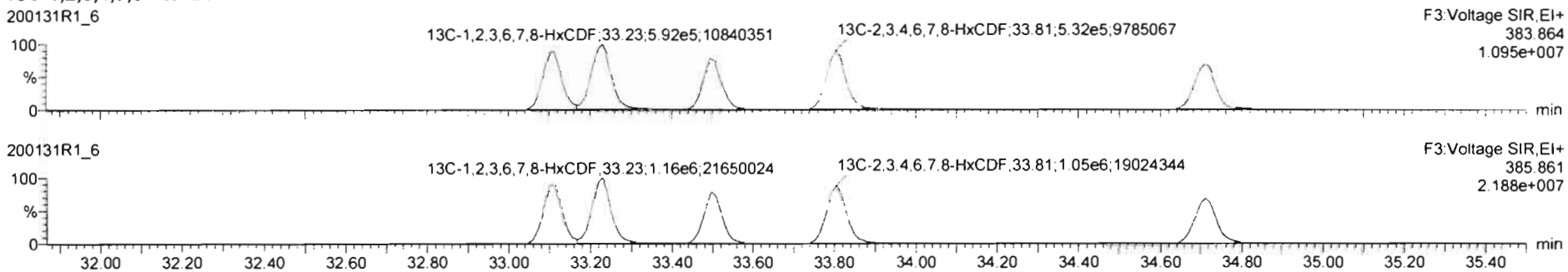

DPE3

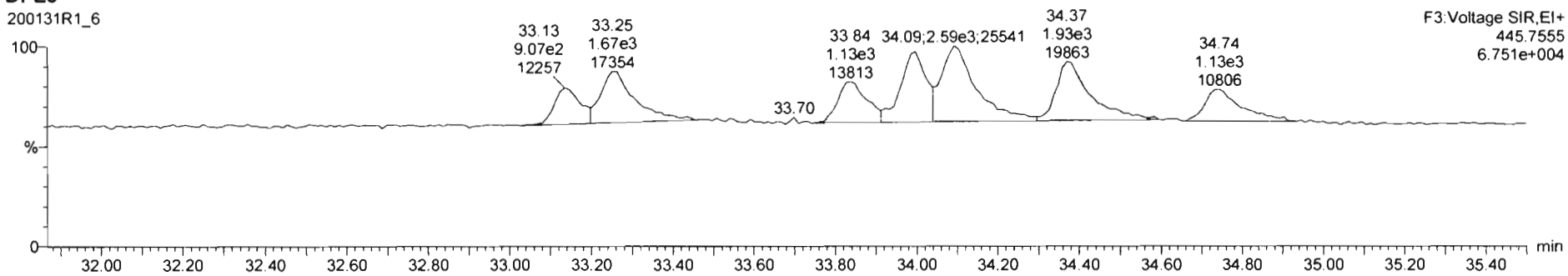

Dataset: Untitled

Last Altered: Sunday, February 02, 2020 11:06:20 AM Pacific Standard Time
Printed: Sunday, February 02, 2020 11:06:35 AM Pacific Standard Time

Name: 200131R1_6, Date: 31-Jan-2020, Time: 20:44:23, ID: ST200131R1_6 1613 CS5 19L2307, Description: 1613 CS5 19L2307

1,2,3,4,6,7,8-HpCDF

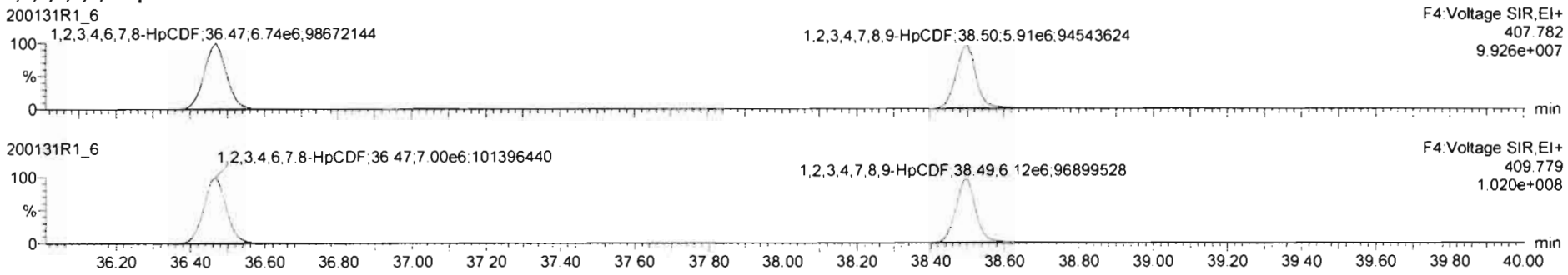

13C-1,2,3,4,6,7,8-HpCDF

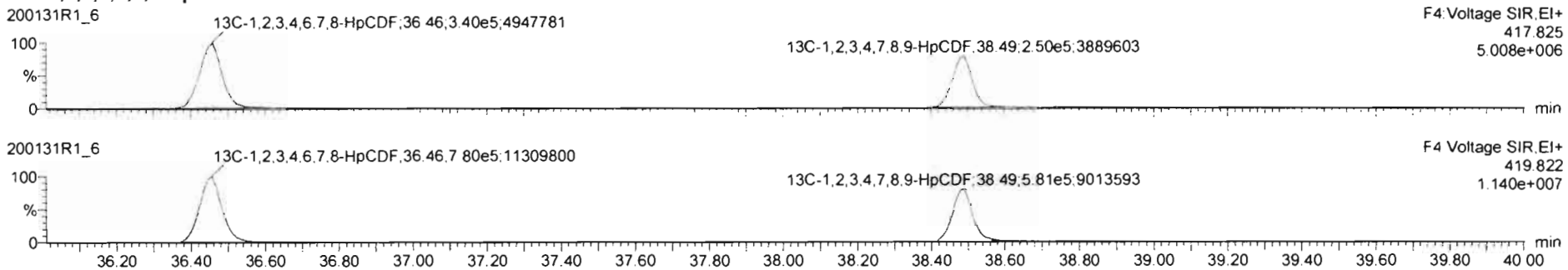

DPE4

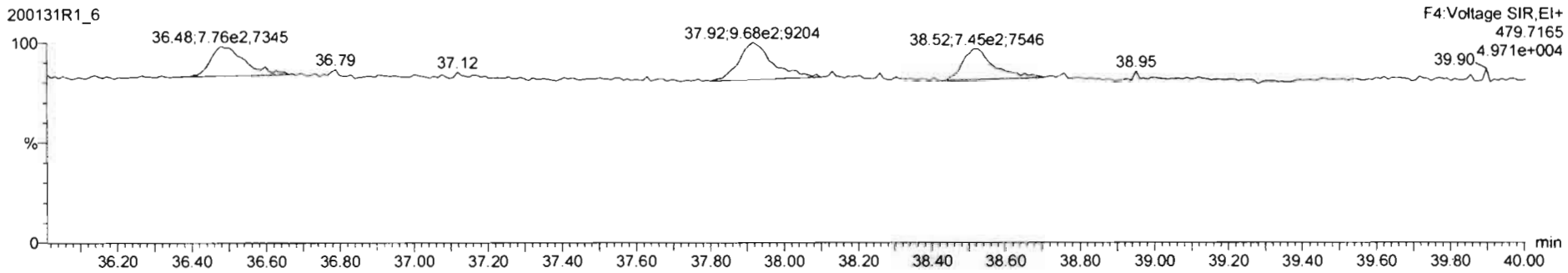

Dataset: Untitled

Last Altered: Sunday, February 02, 2020 11:06:20 AM Pacific Standard Time
Printed: Sunday, February 02, 2020 11:06:35 AM Pacific Standard Time

Name: 200131R1_6, Date: 31-Jan-2020, Time: 20:44:23, ID: ST200131R1_6 1613 CS5 19L2307, Description: 1613 CS5 19L2307

OCDF

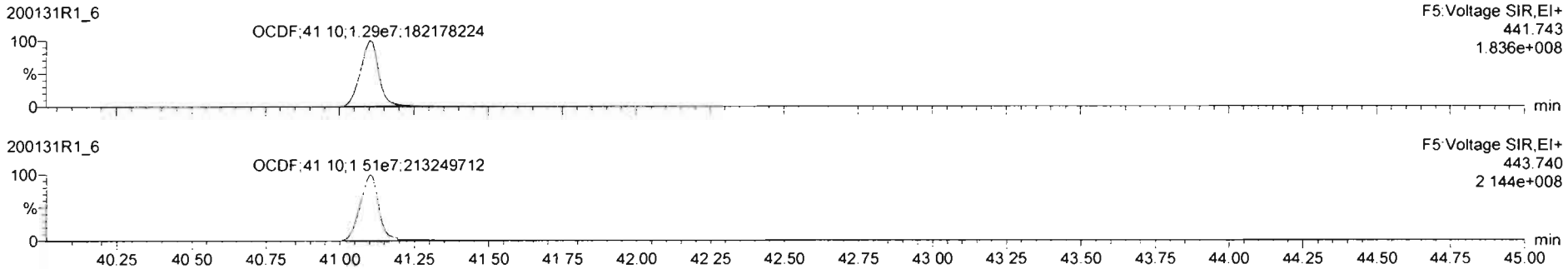

13C-OCDF

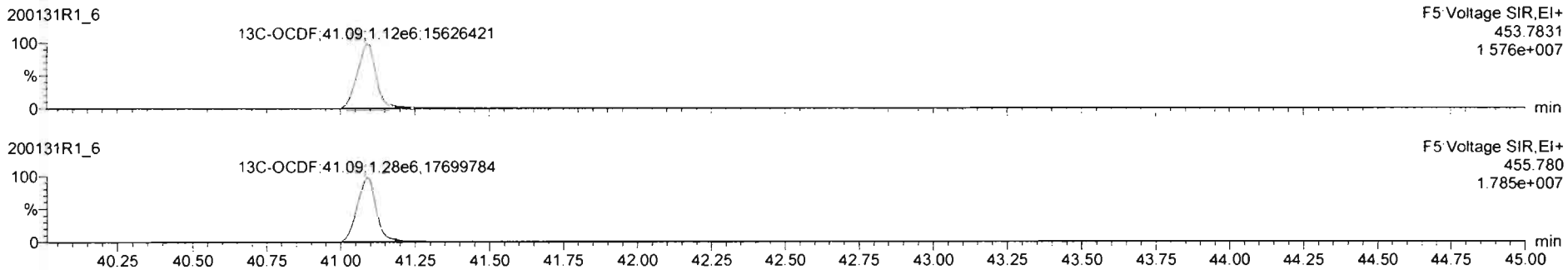

DPE5

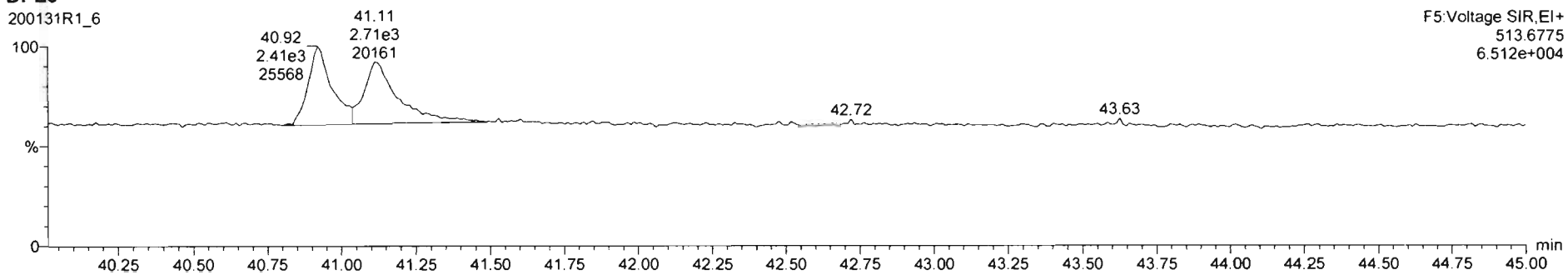

Dataset: Untitled

Last Altered: Sunday, February 02, 2020 11:06:20 AM Pacific Standard Time
Printed: Sunday, February 02, 2020 11:06:35 AM Pacific Standard Time

Name: 200131R1_6, Date: 31-Jan-2020, Time: 20:44:23, ID: ST200131R1_6 1613 CS5 19L2307, Description: 1613 CS5 19L2307

PFK1

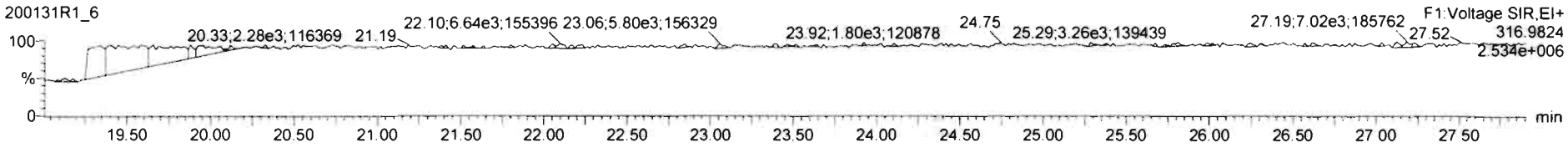

PFK2

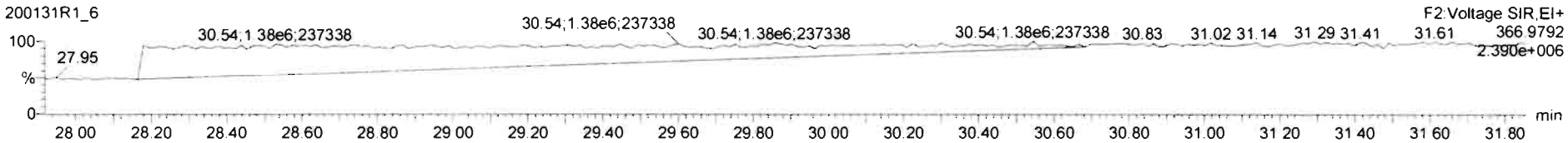

PFK3

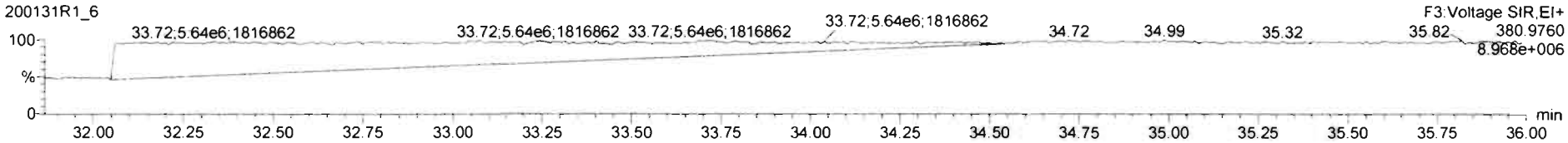

PFK4

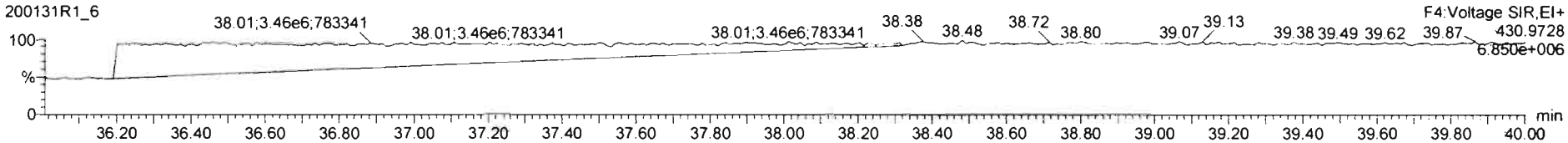

PFK5

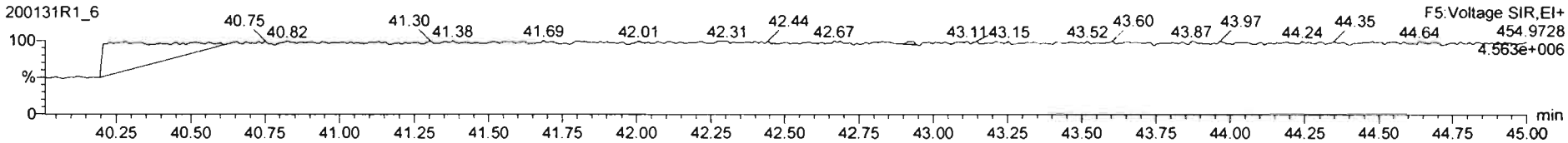

Printed: Saturday, February 01, 2020 07:51:26 Pacific Standard Time

M 292.9824 R 10460

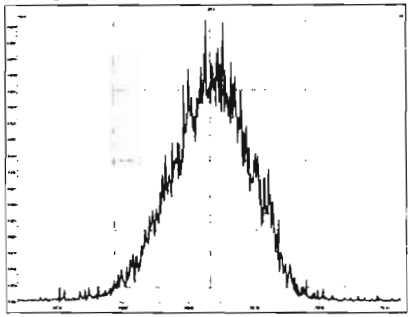

M 304.9824 R 11062

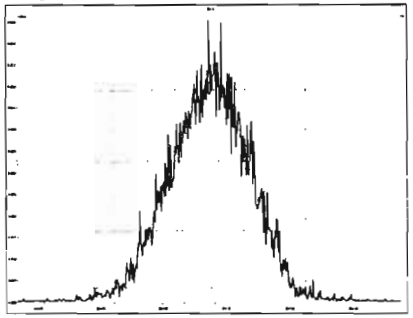

M 318.9792 R 11312

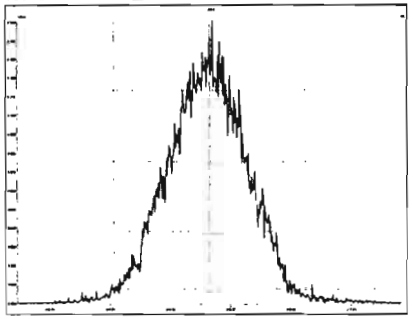

M 330.9792 R 10988

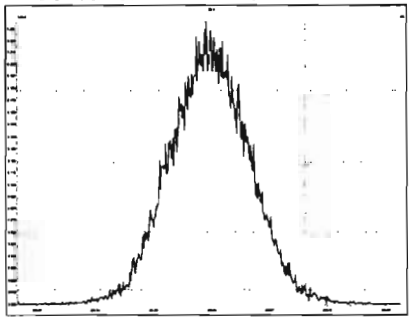

M 342.9792 R 10869

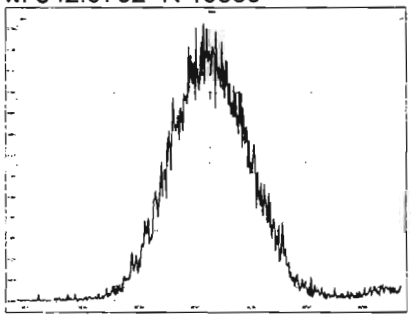

M 354.9792 R 11633

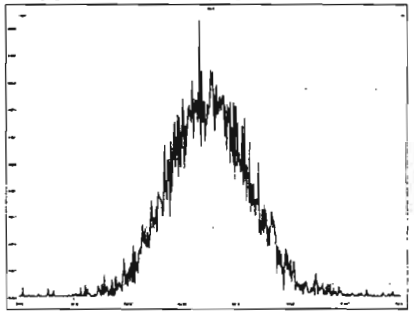

M 366.9792 R 10852

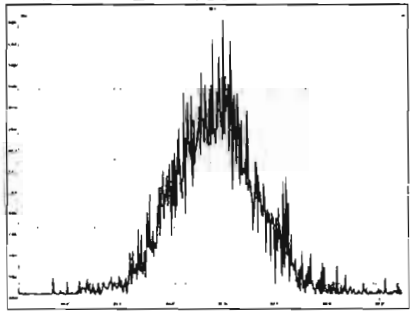

M 380.9760 R 10686

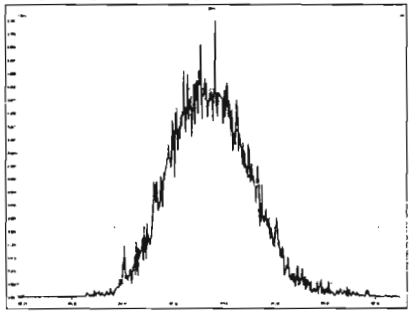

M 392.9760 R 10593

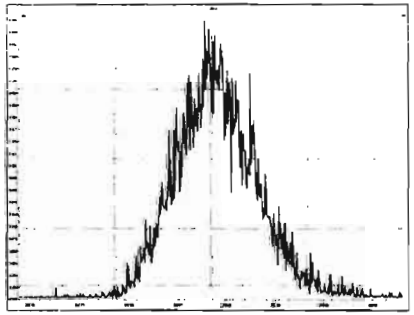

M 404.9760 R 11252

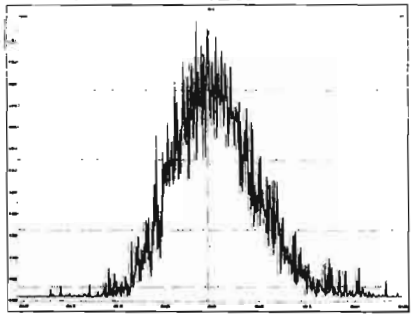

M 416.9760 R 6578 ok

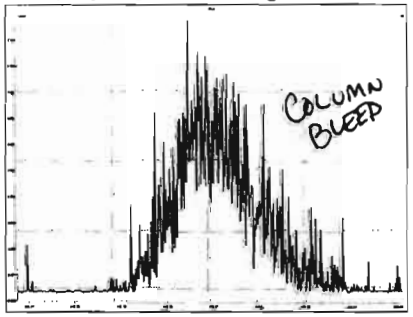

M 318.9792 R 10639

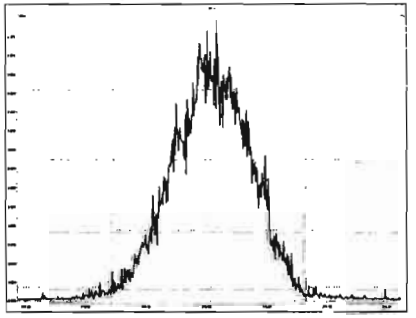

M 330.9792 R 11210

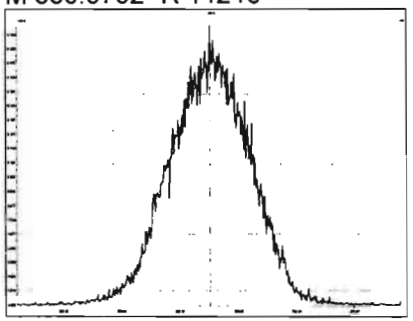

M 342.9792 R 10967

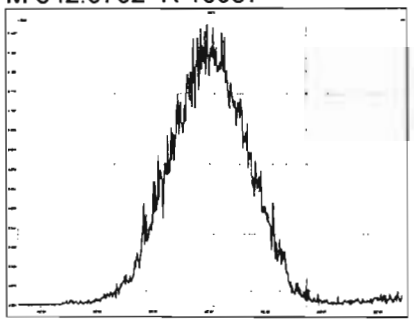

M 354.9792 R 10827

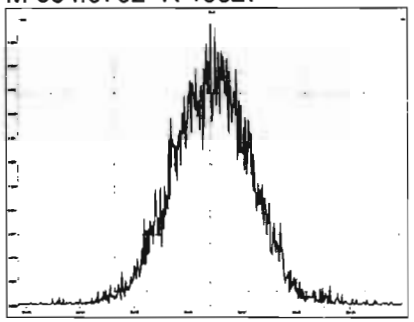

M 366.9792 R 11237

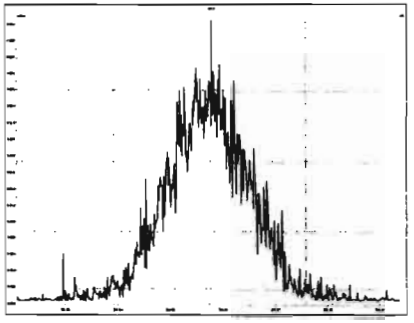

M 380.9760 R 10917

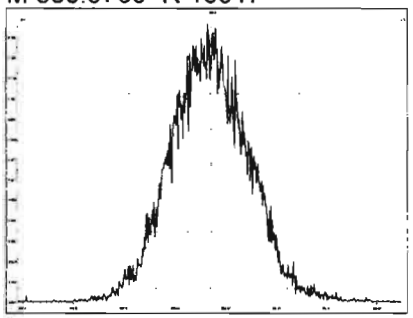

M 392.9760 R 11275

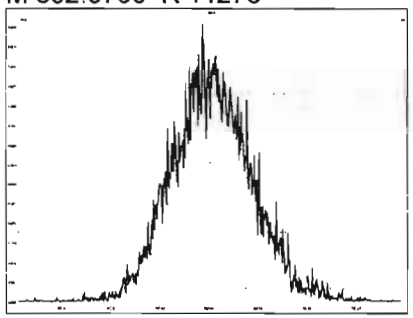

M 404.9760 R 10615

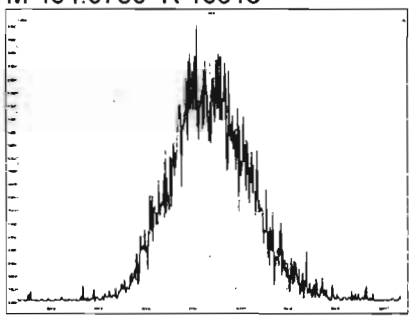

M 416.9760 R 11390

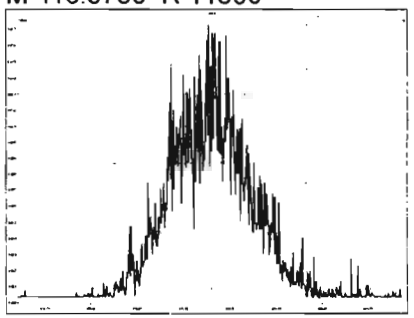

M 366.9792 R 10424

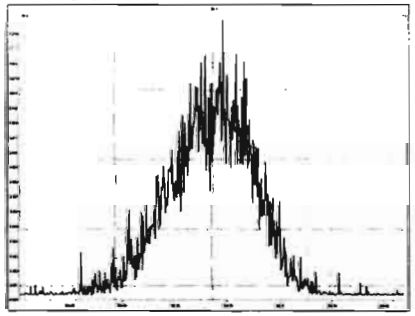

M 380.9760 R 11086

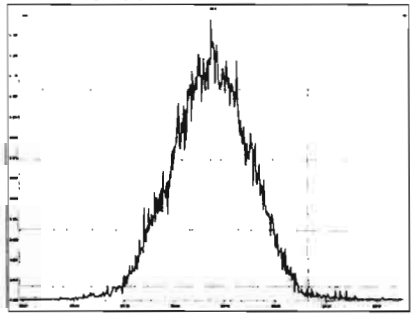

M 392.9760 R 10930

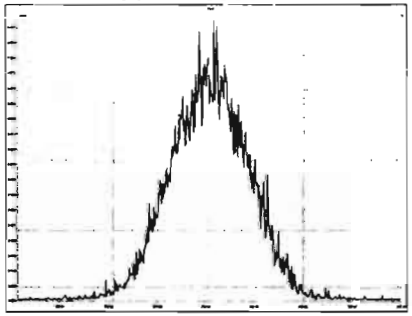

M 404.9760 R 11521

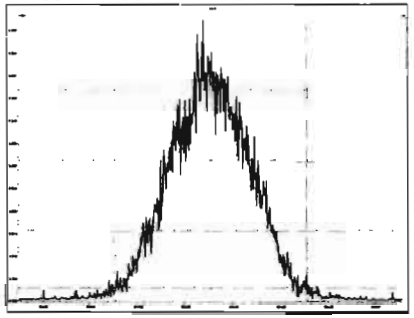

M 416.9760 R 11014

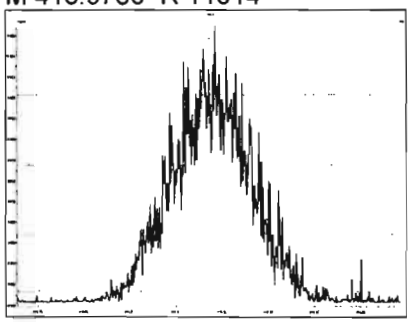

M 430.9728 R 10686

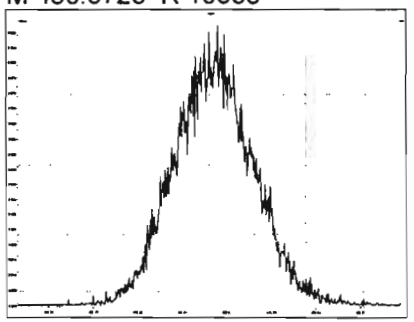

M 442.9728 R 10762

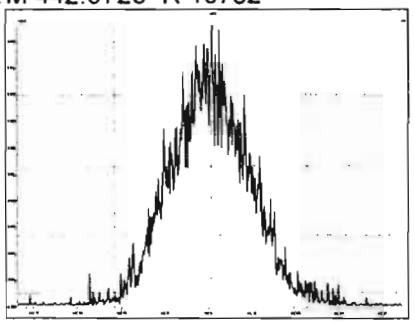

M 454.9728 R 11261

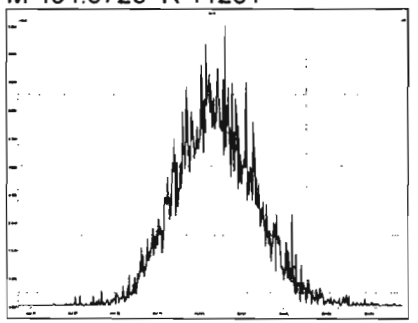

M 404.9760 R 10356

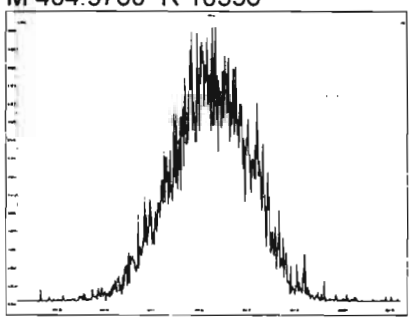

M 416.9760 R 10817

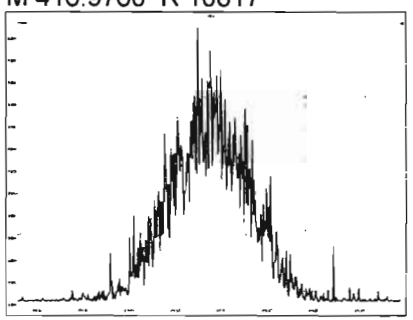

M 430.9728 R 10732

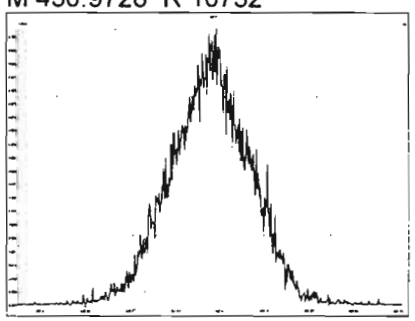

M 442.9728 R 11393

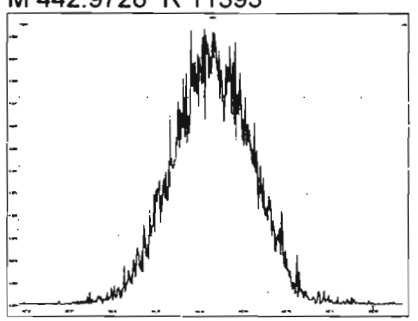

M 454.9728 R 11574

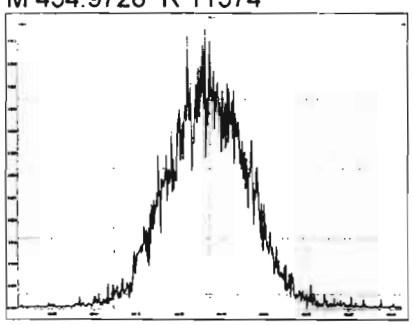

M 466.9728 R 11854

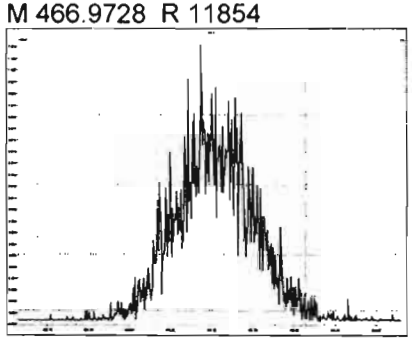

M 480.9696 R 11062

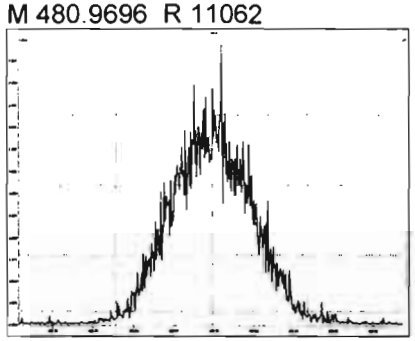

M 430.9728 R 10642

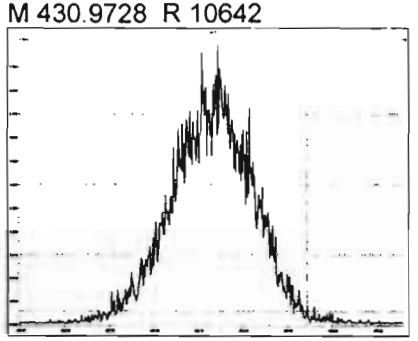

M 442.9728 R 10615

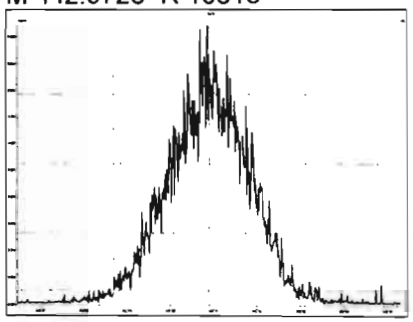

M 454.9728 R 10778

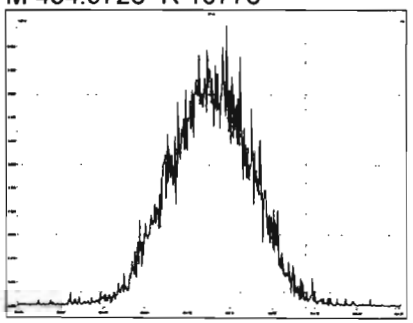

M 466.9728 R 11290

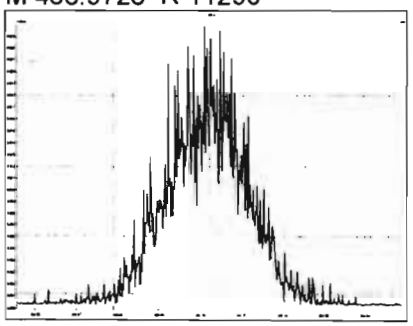

M 480.9696 R 10615

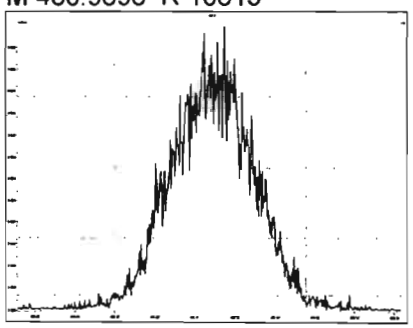

M 492.9696 R 10685

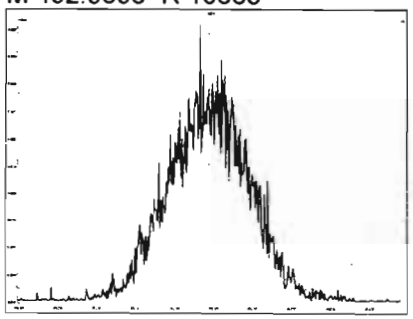

M 504.9696 R 10849

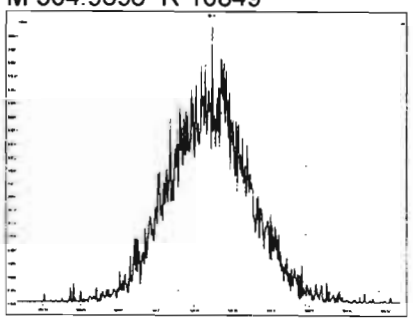

M 516.9697 R 11211

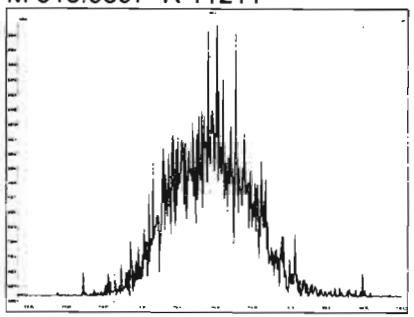

Vista Analytical Laboratory

Dataset: U:\VG12.PRO\Results\200131R1\200131R1-8.qld

Last Altered: Sunday, February 02, 2020 11:21:34 AM Pacific Standard Time
Printed: Sunday, February 02, 2020 11:24:45 AM Pacific Standard Time

GRB 02/02/2020

CT 02/04/2020

Method: U:\VG12.PRO\MethDB\1613rrt-1-28-20.mdb 28 Jan 2020 16:09:23
Calibration: U:\VG12.PRO\CurveDB\db5_1613vg12-1-31-20.cdb 02 Feb 2020 11:05:29

Name: 200131R1_8, Date: 31-Jan-2020, Time: 22:18:30, ID: SS200131R1_1 1613 SSS 19L2308, Description: 1613 SSS 19L2308

	#	Name	Resp	RA	n/y	RRF	wt/vol	Pred.RT	RT	Pred.RRT	RRT	Conc.	%Rec	DL	EMPC
1	1	2,3,7,8-TCDD	1.56e5	0.77	NO	0.988	1.000	25.691	25.69	1.001	1.001	10.621	106	0.0312	10.6
2	2	1,2,3,7,8-PeCDD	6.38e5	0.61	NO	0.972	1.000	30.627	30.62	1.001	1.001	53.028	106	0.0615	53.0
3	3	1,2,3,4,7,8-HxCDD	5.69e5	1.22	NO	1.07	1.000	33.966	33.97	1.000	1.000	53.501	107	0.0848	53.5
4	4	1,2,3,6,7,8-HxCDD	6.05e5	1.23	NO	0.921	1.000	34.062	34.07	1.000	1.000	57.295	115	0.0864	57.3
5	5	1,2,3,7,8,9-HxCDD	5.57e5	1.21	NO	0.918	1.000	34.373	34.35	1.001	1.000	55.837	112	0.0961	55.8
6	6	1,2,3,4,6,7,8-HpCDD	4.04e5	1.06	NO	0.923	1.000	37.886	37.90	1.000	1.001	54.330	109	0.220	54.3
7	7	OCDD	7.74e5	0.92	NO	0.975	1.000	40.878	40.89	1.000	1.000	108.30	108	0.139	108
8	8	2,3,7,8-TCDF	1.73e5	0.74	NO	0.802	1.000	24.802	24.79	1.001	1.001	10.751	108	0.0280	10.8
9	9	1,2,3,7,8-PeCDF	9.70e5	1.53	NO	0.907	1.000	29.345	29.34	1.001	1.001	54.081	108	0.0886	54.1
10	10	2,3,4,7,8-PeCDF	1.11e6	1.53	NO	0.952	1.000	30.331	30.32	1.001	1.001	60.939	122	0.0845	60.9
11	11	1,2,3,4,7,8-HxCDF	5.97e5	1.15	NO	0.862	1.000	33.093	33.10	1.000	1.000	56.486	113	0.117	56.5
12	12	1,2,3,6,7,8-HxCDF	6.65e5	1.16	NO	0.841	1.000	33.220	33.22	1.000	1.000	55.919	112	0.104	55.9
13	13	2,3,4,6,7,8-HxCDF	5.96e5	1.17	NO	0.898	1.000	33.819	33.81	1.001	1.001	53.809	108	0.119	53.8
14	14	1,2,3,7,8,9-HxCDF	4.82e5	1.16	NO	0.858	1.000	34.690	34.71	1.000	1.001	54.259	109	0.175	54.3
15	15	1,2,3,4,6,7,8-HpCDF	4.07e5	0.95	NO	0.851	1.000	36.473	36.45	1.001	1.000	56.639	113	0.174	56.6
16	16	1,2,3,4,7,8,9-HpCDF	3.25e5	0.98	NO	0.980	1.000	38.471	38.48	1.000	1.000	55.517	111	0.189	55.5
17	17	OCDF	7.18e5	0.86	NO	0.806	1.000	41.070	41.08	1.000	1.000	105.51	106	0.148	106
18	18	13C-2,3,7,8-TCDD	1.49e6	0.78	NO	1.20	1.000	25.660	25.66	1.026	1.026	92.060	92.1	0.106	
19	19	13C-1,2,3,7,8-PeCDD	1.24e6	0.64	NO	0.967	1.000	30.395	30.61	1.215	1.223	95.149	95.1	0.134	
20	20	13C-1,2,3,4,7,8-HxCDD	9.93e5	1.27	NO	0.874	1.000	33.955	33.96	1.014	1.014	87.678	87.7	0.159	
21	21	13C-1,2,3,6,7,8-HxCDD	1.15e6	1.25	NO	1.05	1.000	34.056	34.06	1.017	1.017	84.618	84.6	0.133	
22	22	13C-1,2,3,7,8,9-HxCDD	1.09e6	1.25	NO	0.974	1.000	34.357	34.34	1.026	1.025	86.118	86.1	0.143	
23	23	13C-1,2,3,4,6,7,8-HpCDD	8.06e5	1.06	NO	0.747	1.000	37.907	37.87	1.132	1.131	83.254	83.3	0.245	
24	24	13C-OCDD	1.47e6	0.89	NO	0.707	1.000	40.787	40.88	1.218	1.221	160.15	80.1	0.173	
25	25	13C-2,3,7,8-TCDF	2.01e6	0.78	NO	1.07	1.000	24.842	24.78	0.993	0.990	91.210	91.2	0.143	
26	26	13C-1,2,3,7,8-PeCDF	1.98e6	1.58	NO	1.00	1.000	29.170	29.32	1.166	1.172	95.322	95.3	0.190	
27	27	13C-2,3,4,7,8-PeCDF	1.91e6	1.60	NO	0.962	1.000	30.120	30.30	1.204	1.211	96.164	96.2	0.198	
28	28	13C-1,2,3,4,7,8-HxCDF	1.23e6	0.52	NO	1.05	1.000	33.085	33.09	0.988	0.988	90.119	90.1	0.194	
29	29	13C-1,2,3,6,7,8-HxCDF	1.41e6	0.50	NO	1.19	1.000	33.185	33.21	0.991	0.992	91.687	91.7	0.171	
30	30	13C-2,3,4,6,7,8-HxCDF	1.23e6	0.51	NO	1.07	1.000	33.791	33.78	1.009	1.009	89.274	89.3	0.190	
31	31	13C-1,2,3,7,8,9-HxCDF	1.04e6	0.51	NO	0.922	1.000	34.692	34.69	1.036	1.036	86.700	86.7	0.220	

Dataset: U:\VG12.PRO\Results\200131R1\200131R1-8.qld

Last Altered: Sunday, February 02, 2020 11:21:34 AM Pacific Standard Time
Printed: Sunday, February 02, 2020 11:24:45 AM Pacific Standard Time

Name: 200131R1_8, Date: 31-Jan-2020, Time: 22:18:30, ID: SS200131R1_1 1613 SSS 19L2308, Description: 1613 SSS 19L2308

	# Name	Resp	RA	n/y	RRF	wt/vol	Pred.RT	RT	Pred.RRT	RRT	Conc.	%Rec	DL	EMPC
32	32 13C-1,2,3,4,6,7,8-HpCDF	8.43e5	0.43	NO	0.767	1.000	36.433	36.44	1.088	1.088	84.846	84.8	0.232	
33	33 13C-1,2,3,4,7,8,9-HpCDF	5.98e5	0.43	NO	0.552	1.000	38.443	38.47	1.148	1.149	83.515	83.5	0.322	
34	34 13C-OCDF	1.69e6	0.90	NO	0.789	1.000	41.021	41.07	1.225	1.226	165.15	82.6	0.137	
35	35 37Cl-2,3,7,8-TCDD	1.57e5			1.18	1.000	25.692	25.69	1.027	1.027	9.9110	99.1	0.0232	
36	36 13C-1,2,3,4-TCDD	1.35e6	0.81	NO	1.00	1.000	25.080	25.02	1.000	1.000	100.00	100	0.128	
37	37 13C-1,2,3,4-TCDF	2.07e6	0.79	NO	1.00	1.000	23.420	23.36	1.000	1.000	100.00	100	0.152	
38	38 13C-1,2,3,4,6,9-HxCDF	1.30e6	0.51	NO	1.00	1.000	33.520	33.49	1.000	1.000	100.00	100	0.203	

Dataset: Untitled

Last Altered: Sunday, February 02, 2020 11:21:34 AM Pacific Standard Time
Printed: Sunday, February 02, 2020 11:23:53 AM Pacific Standard Time

Method: U:\VG12.PRO\MethDB\1613rrt-1-28-20.mdb 28 Jan 2020 16:09:23
Calibration: U:\VG12.PRO\CurveDB\db5_1613vg12-1-31-20.cdb 02 Feb 2020 11:05:29

Name: 200131R1_8, Date: 31-Jan-2020, Time: 22:18:30, ID: SS200131R1_1 1613 SSS 19L2308, Description: 1613 SSS 19L2308

2,3,7,8-TCDD

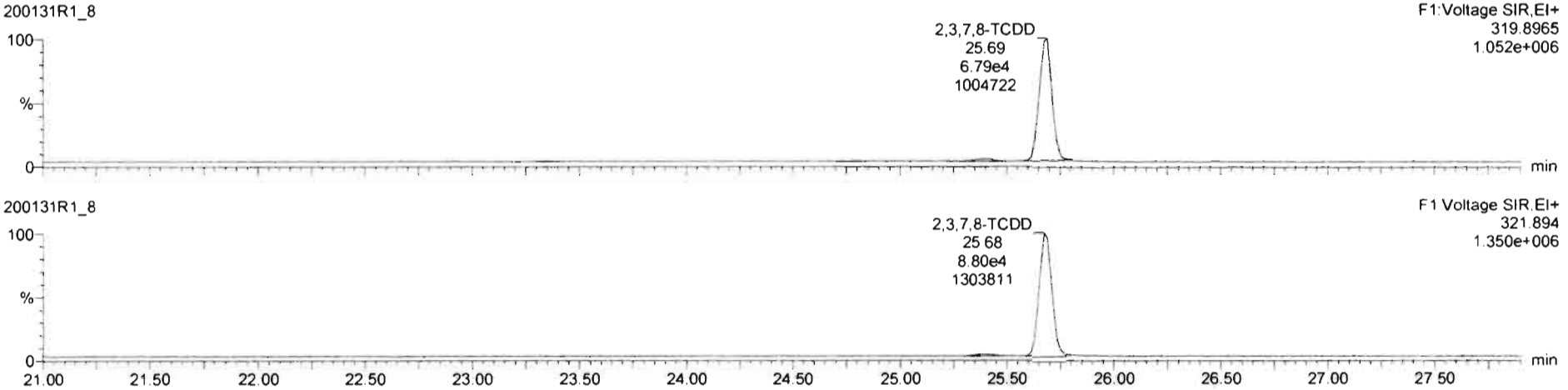

13C-2,3,7,8-TCDD

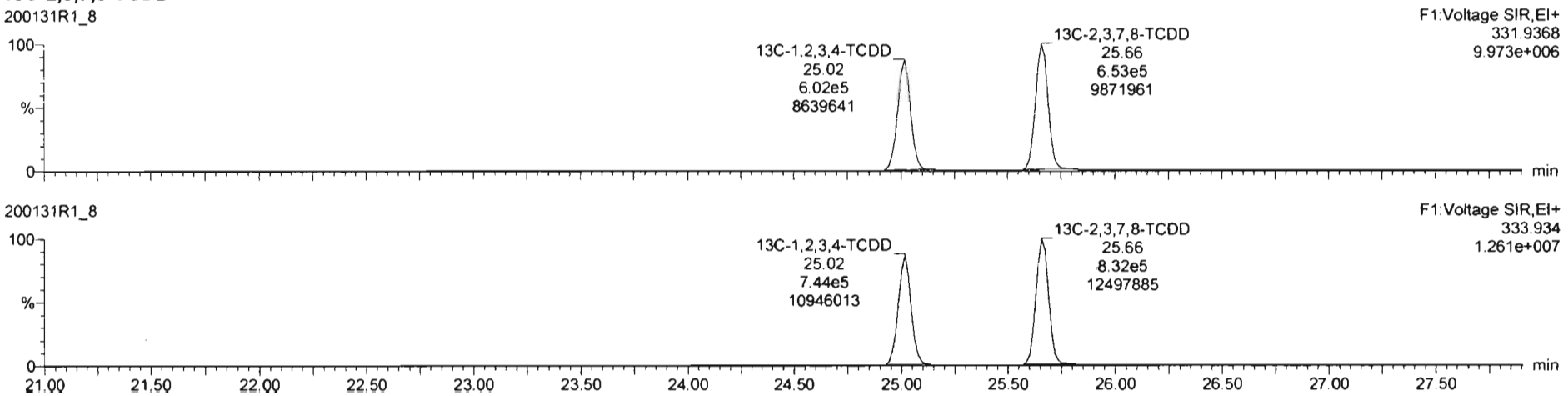

Dataset: Untitled

Last Altered: Sunday, February 02, 2020 11:21:34 AM Pacific Standard Time
Printed: Sunday, February 02, 2020 11:23:53 AM Pacific Standard Time

Name: 200131R1_8, Date: 31-Jan-2020, Time: 22:18:30, ID: SS200131R1_1 1613 SSS 19L2308, Description: 1613 SSS 19L2308

37Cl-2,3,7,8-TCDD

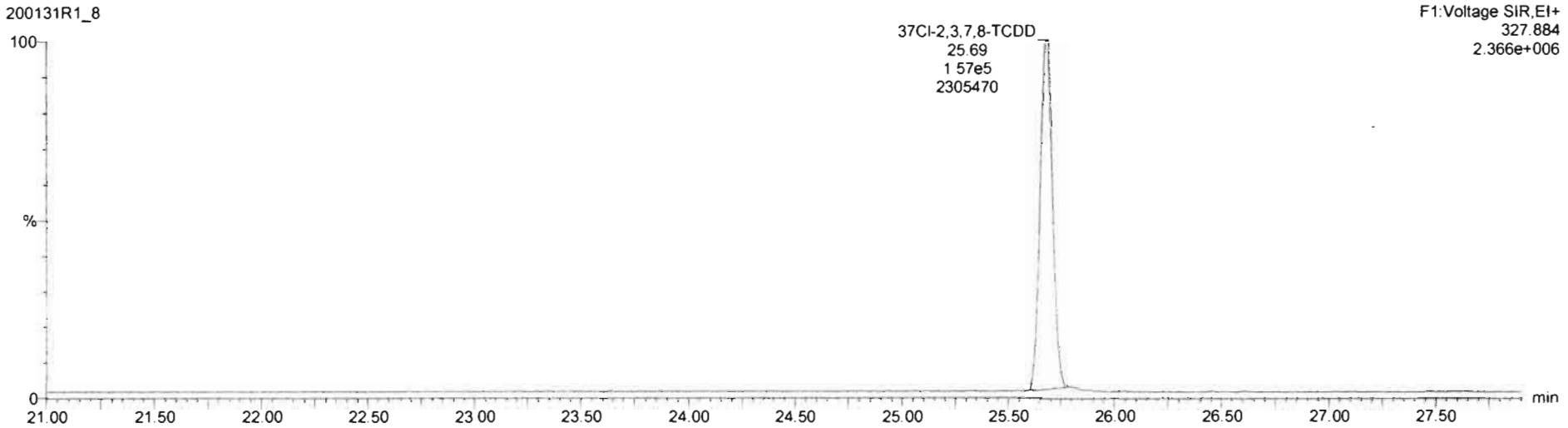

13C-1,2,3,4-TCDD

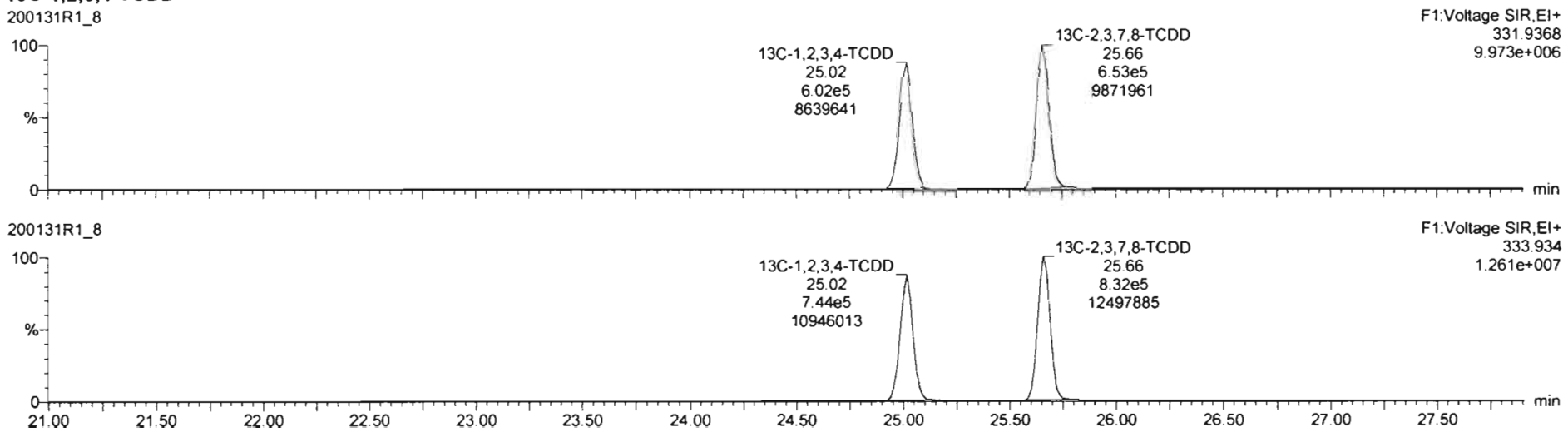

Dataset: Untitled

Last Altered: Sunday, February 02, 2020 11:21:34 AM Pacific Standard Time
Printed: Sunday, February 02, 2020 11:23:53 AM Pacific Standard Time

Name: 200131R1_8, Date: 31-Jan-2020, Time: 22:18:30, ID: SS200131R1_1 1613 SSS 19L2308, Description: 1613 SSS 19L2308

1,2,3,7,8-PeCDD

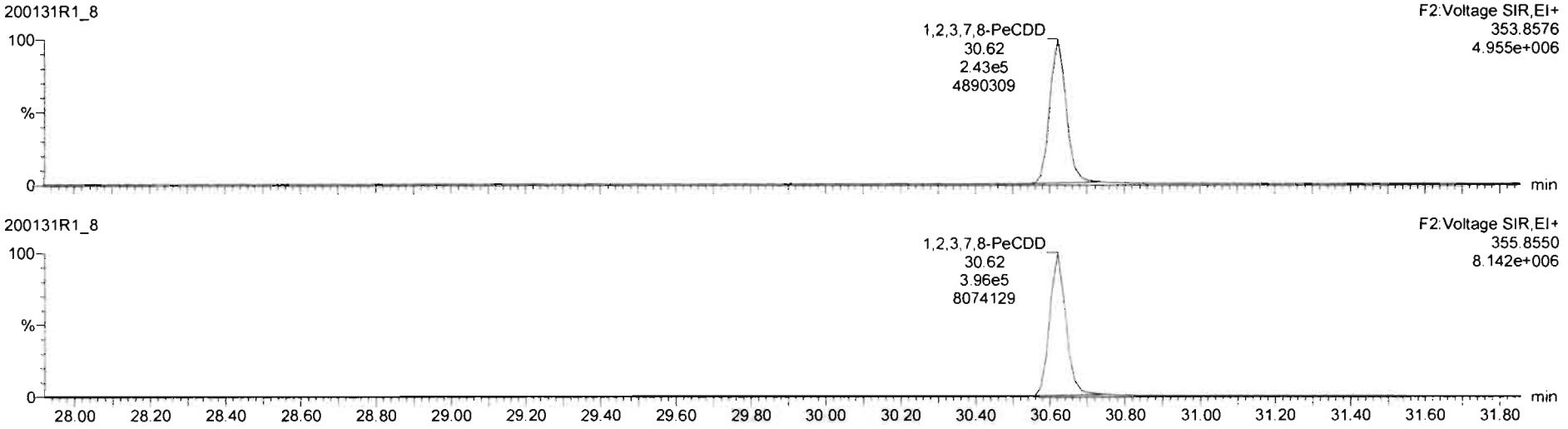

13C-1,2,3,7,8-PeCDD

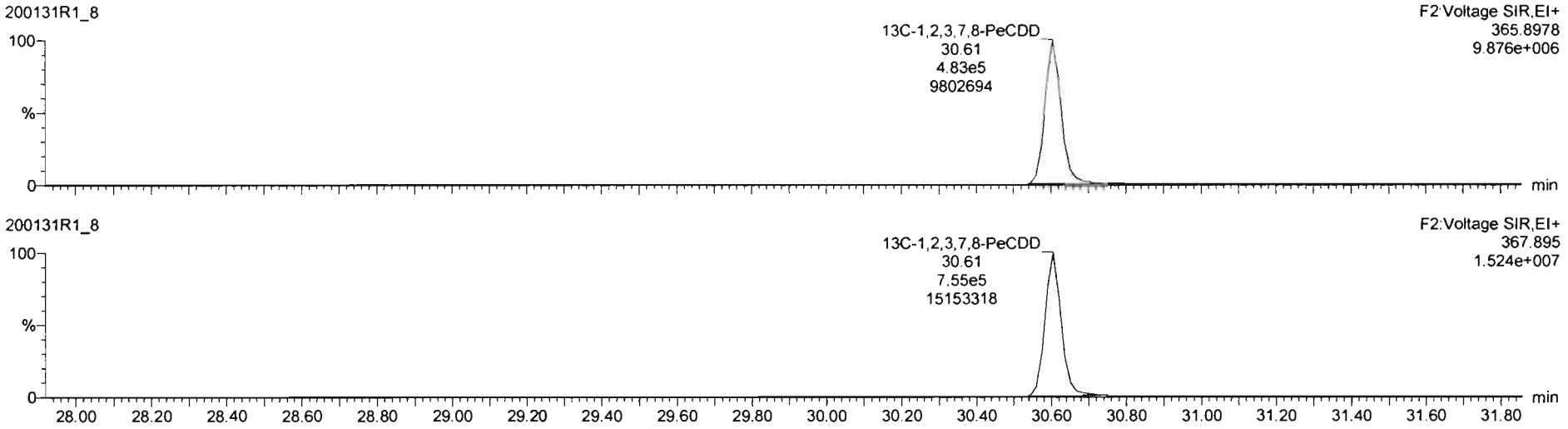

Dataset: Untitled

Last Altered: Sunday, February 02, 2020 11:21:34 AM Pacific Standard Time
Printed: Sunday, February 02, 2020 11:23:53 AM Pacific Standard Time

Name: 200131R1_8, Date: 31-Jan-2020, Time: 22:18:30, ID: SS200131R1_1 1613 SSS 19L2308, Description: 1613 SSS 19L2308

1,2,3,4,7,8-HxCDD

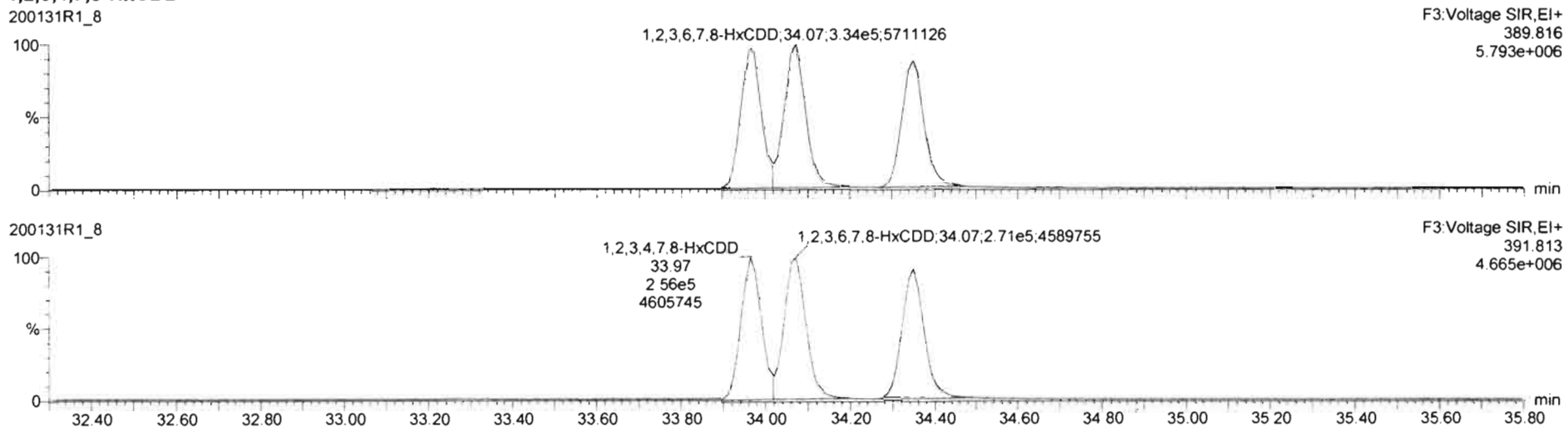

13C-1,2,3,4,7,8-HxCDD

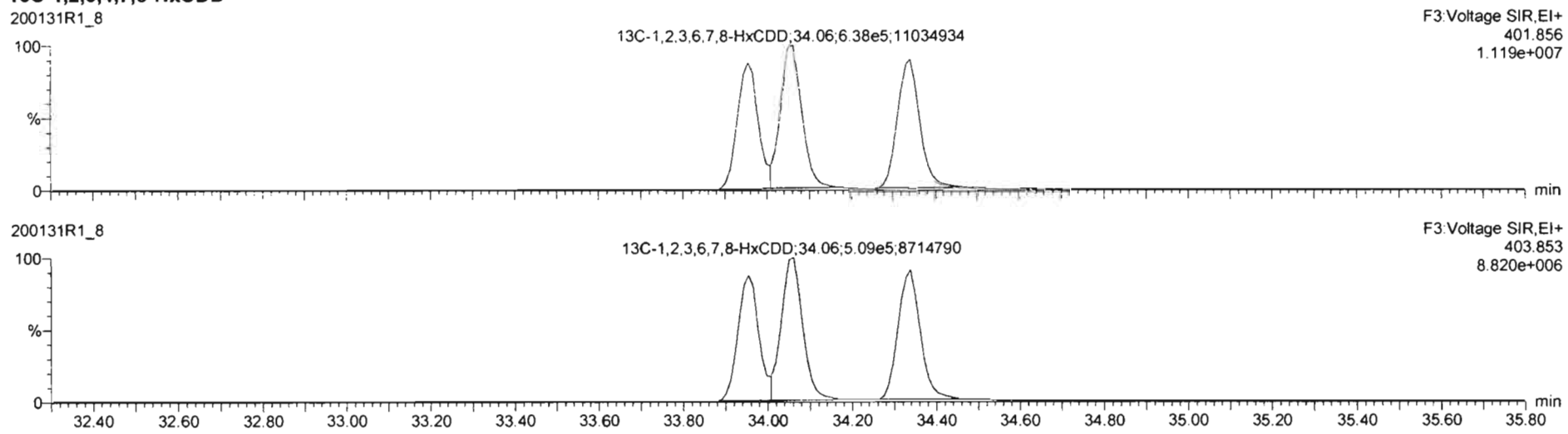

Dataset: Untitled

Last Altered: Sunday, February 02, 2020 11:21:34 AM Pacific Standard Time
Printed: Sunday, February 02, 2020 11:23:53 AM Pacific Standard Time

Name: 200131R1_8, Date: 31-Jan-2020, Time: 22:18:30, ID: SS200131R1_1 1613 SSS 19L2308, Description: 1613 SSS 19L2308

1,2,3,4,6,7,8-HpCDD

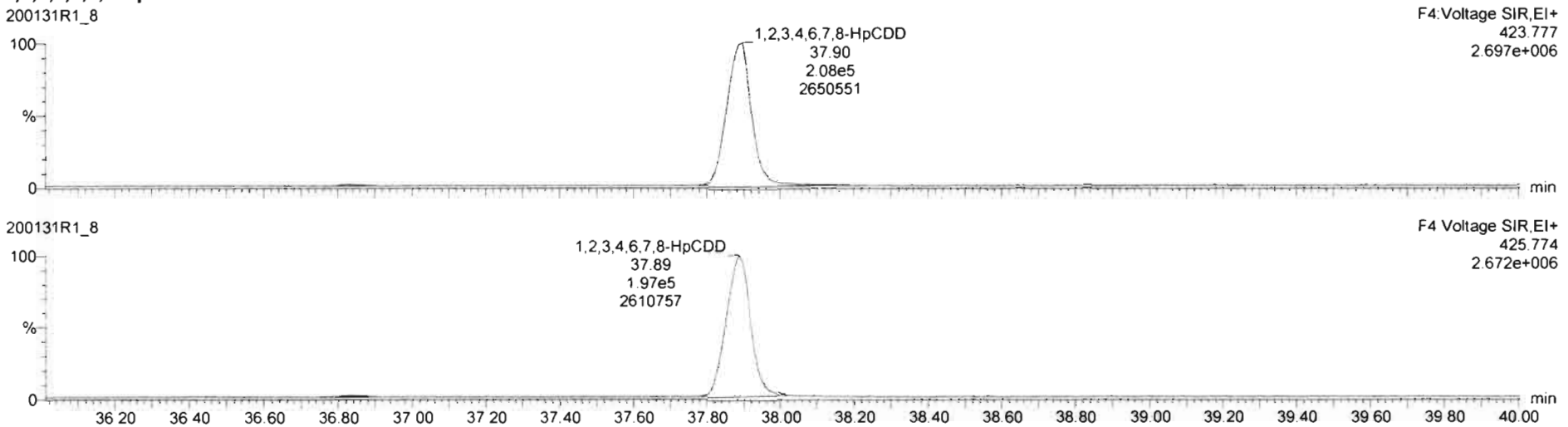

13C-1,2,3,4,6,7,8-HpCDD

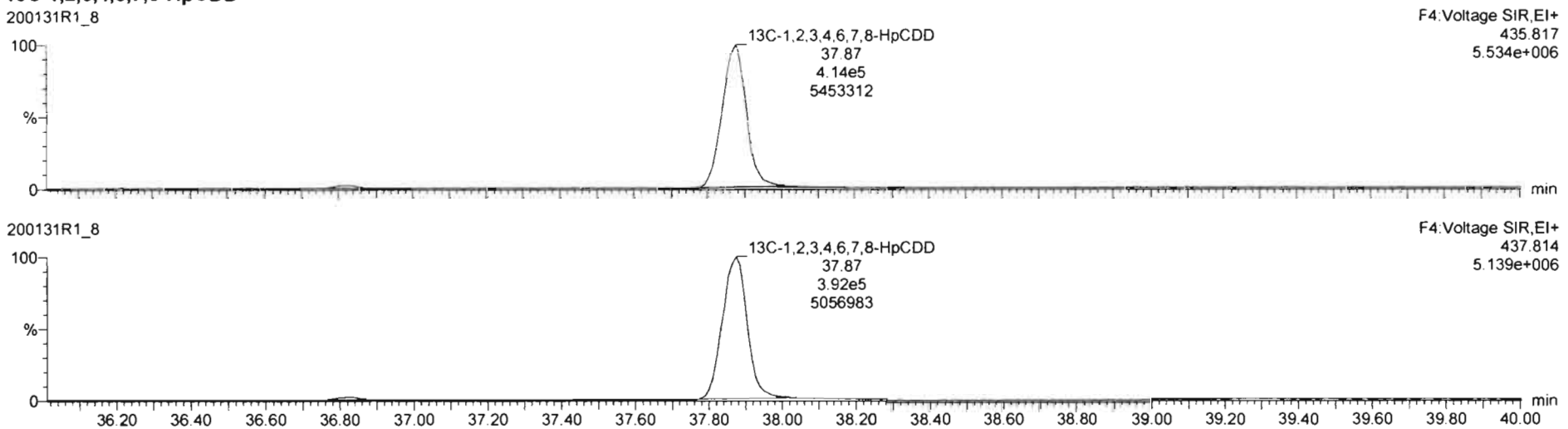

Dataset: Untitled

Last Altered: Sunday, February 02, 2020 11:21:34 AM Pacific Standard Time
Printed: Sunday, February 02, 2020 11:23:53 AM Pacific Standard Time

Name: 200131R1_8, Date: 31-Jan-2020, Time: 22:18:30, ID: SS200131R1_1 1613 SSS 19L2308, Description: 1613 SSS 19L2308

OCDD

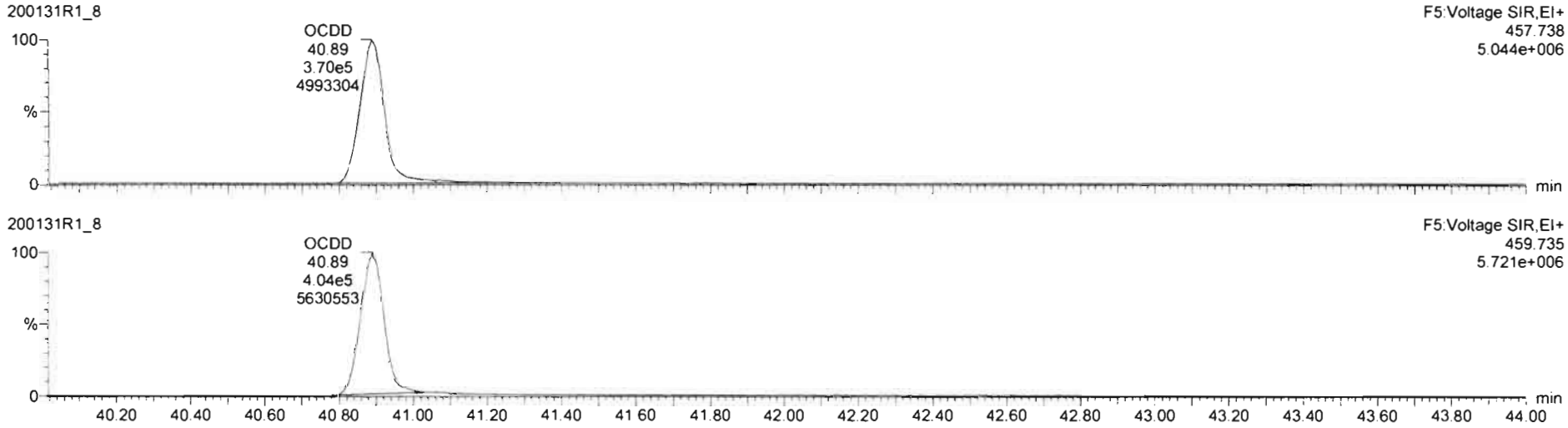

13C-OCDD

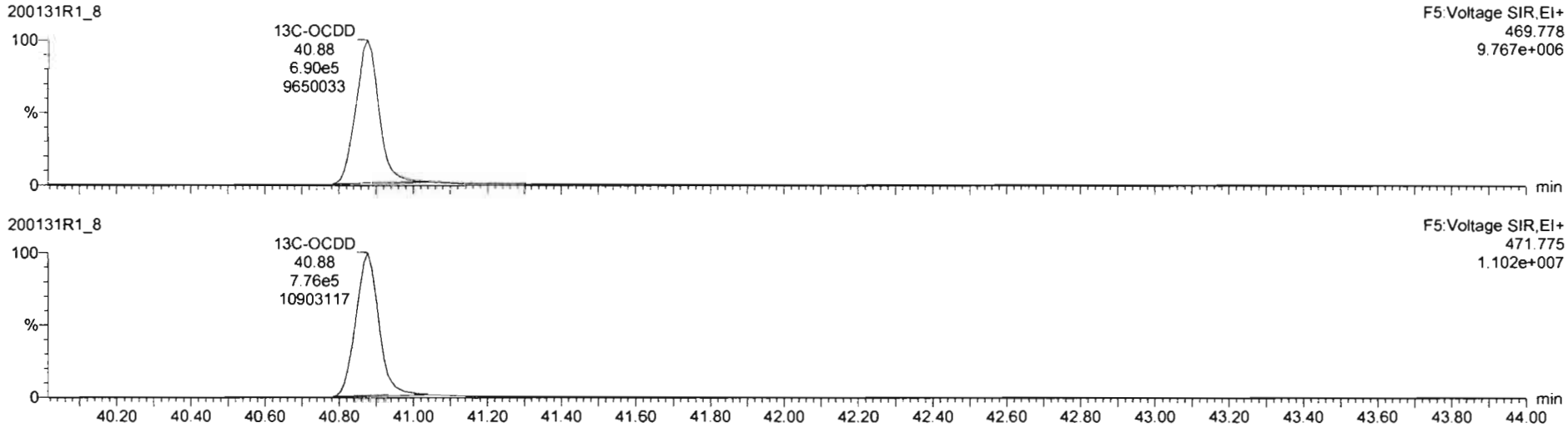

Vista Analytical Laboratory

Dataset: Untitled

Last Altered: Sunday, February 02, 2020 11:21:34 AM Pacific Standard Time
Printed: Sunday, February 02, 2020 11:23:53 AM Pacific Standard Time

Name: 200131R1_8, Date: 31-Jan-2020, Time: 22:18:30, ID: SS200131R1_1 1613 SSS 19L2308, Description: 1613 SSS 19L2308

2,3,7,8-TCDF

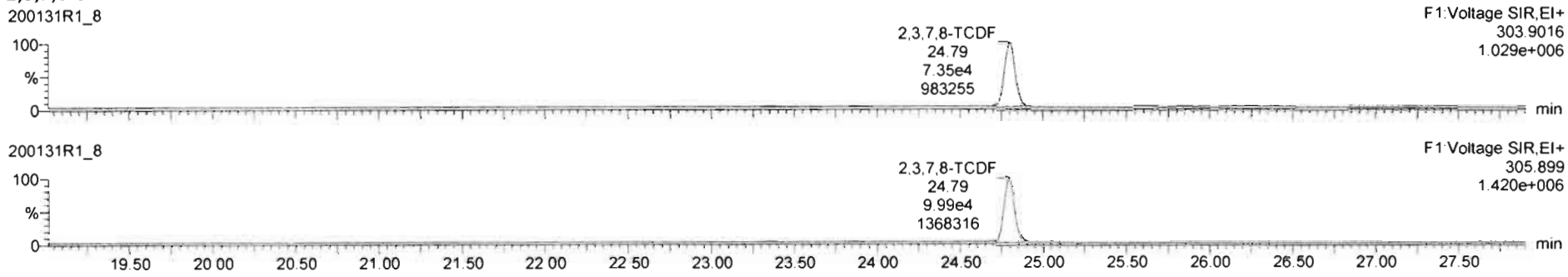

13C-2,3,7,8-TCDF

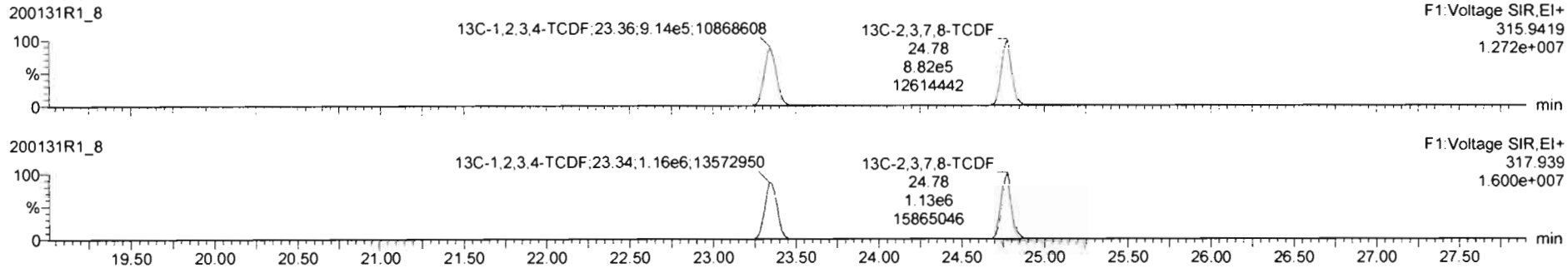

DPE1

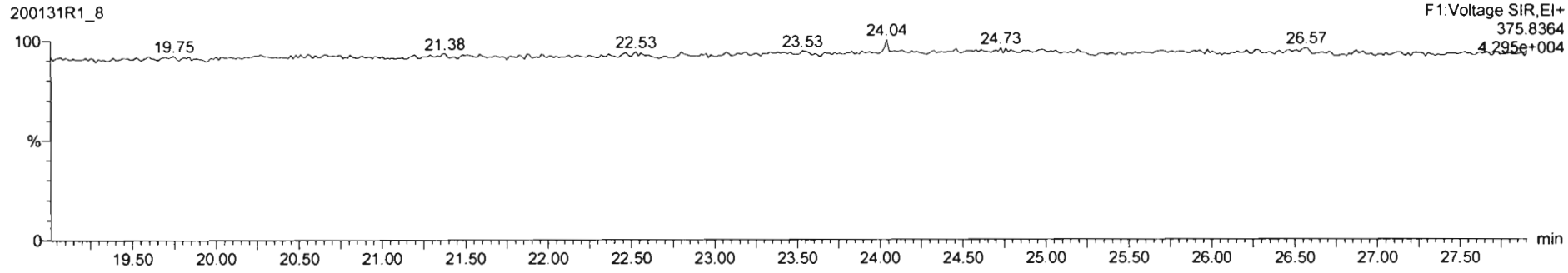

Dataset: Untitled

Last Altered: Sunday, February 02, 2020 11:21:34 AM Pacific Standard Time
Printed: Sunday, February 02, 2020 11:23:53 AM Pacific Standard Time

Name: 200131R1_8, Date: 31-Jan-2020, Time: 22:18:30, ID: SS200131R1_1 1613 SSS 19L2308, Description: 1613 SSS 19L2308

1st Func. Penta-Furans

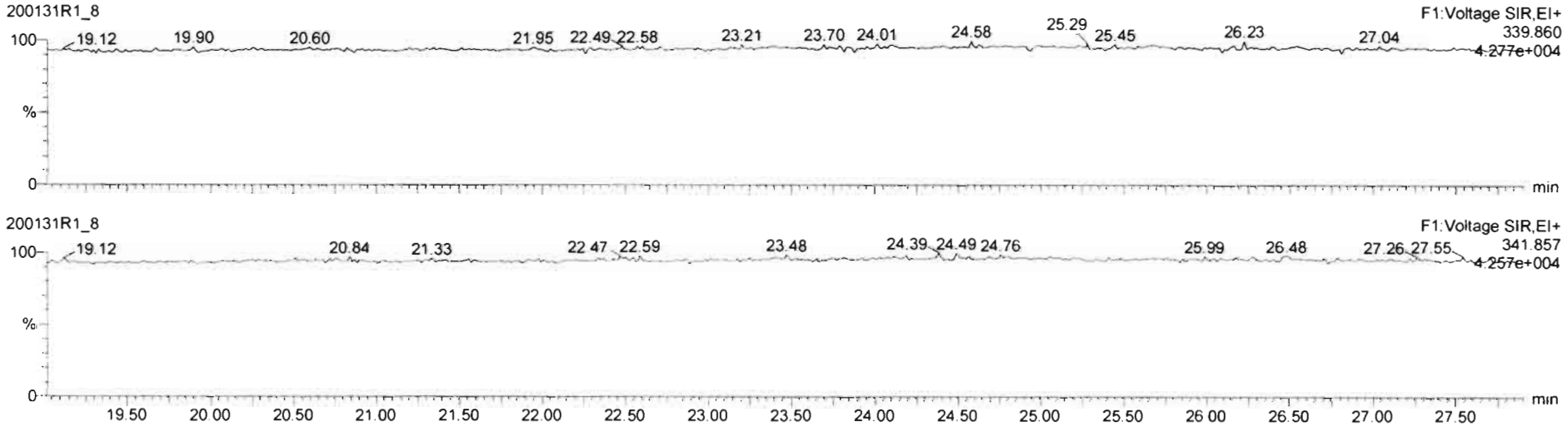

DPE6

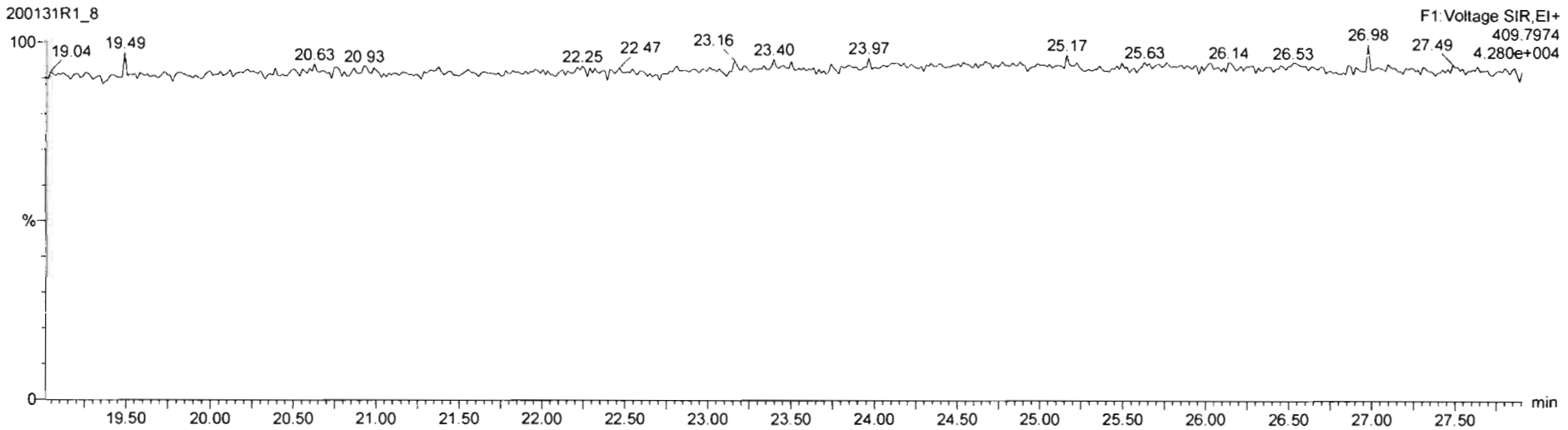

Dataset: Untitled

Last Altered: Sunday, February 02, 2020 11:21:34 AM Pacific Standard Time
Printed: Sunday, February 02, 2020 11:23:53 AM Pacific Standard Time

Name: 200131R1_8, Date: 31-Jan-2020, Time: 22:18:30, ID: SS200131R1_1 1613 SSS 19L2308, Description: 1613 SSS 19L2308

1,2,3,7,8-PeCDF

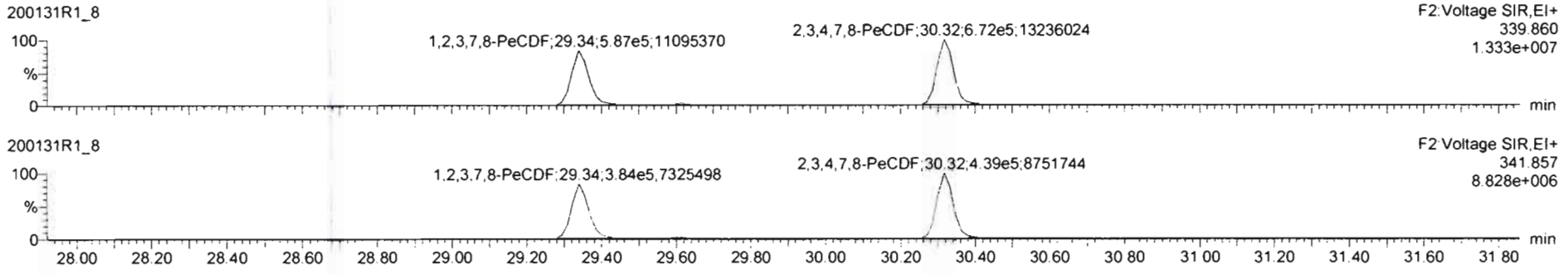

13C-1,2,3,7,8-PeCDF

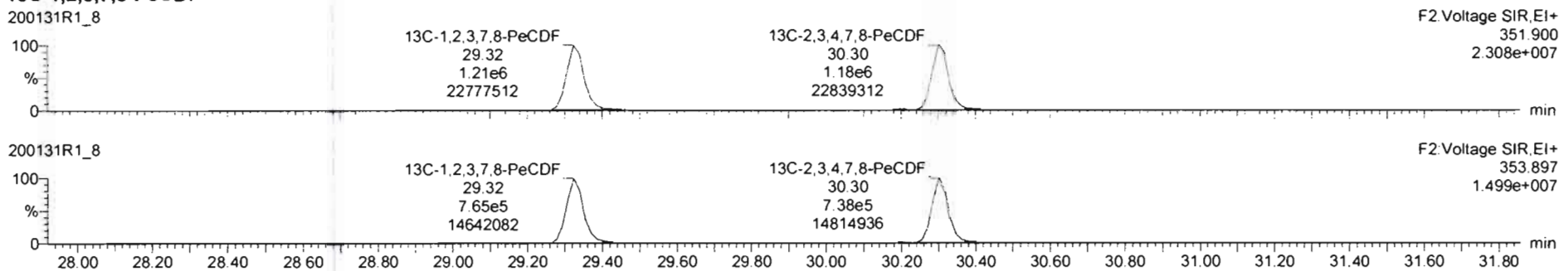

DPE2

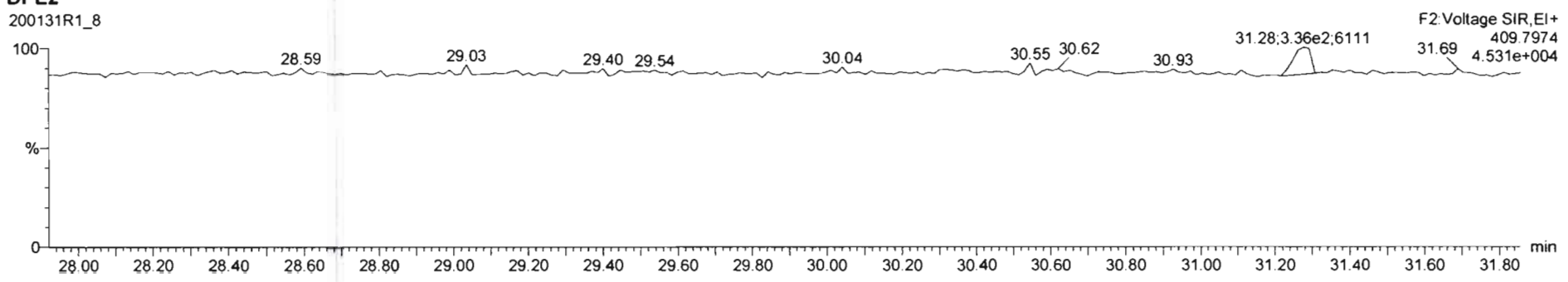

Dataset: Untitled

Last Altered: Sunday, February 02, 2020 11:21:34 AM Pacific Standard Time
Printed: Sunday, February 02, 2020 11:23:53 AM Pacific Standard Time

Name: 200131R1_8, Date: 31-Jan-2020, Time: 22:18:30, ID: SS200131R1_1 1613 SSS 19L2308, Description: 1613 SSS 19L2308

1,2,3,4,7,8-HxCDF

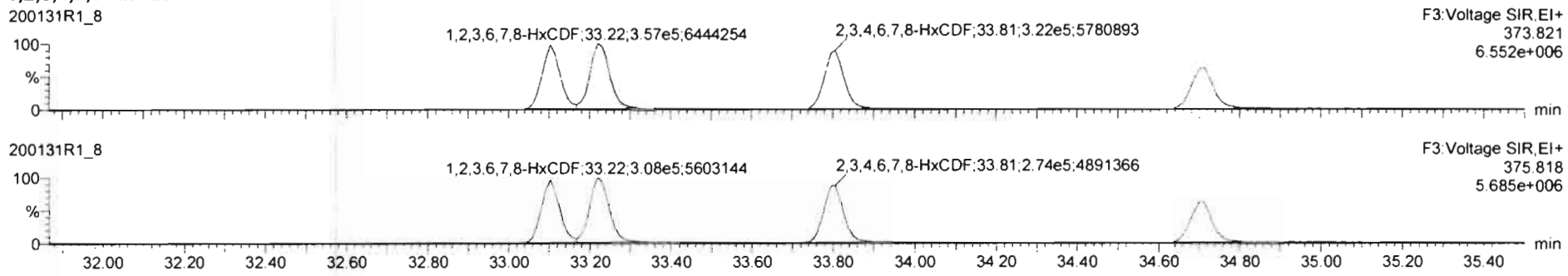

13C-1,2,3,4,7,8-HxCDF

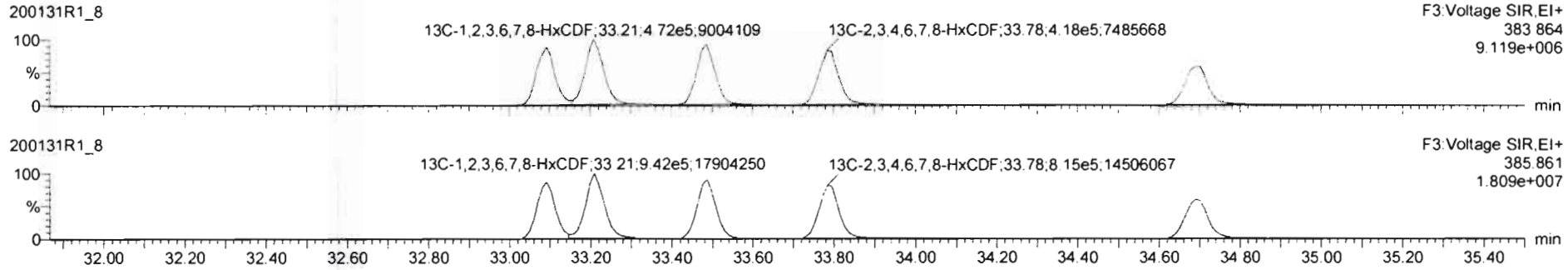

DPE3

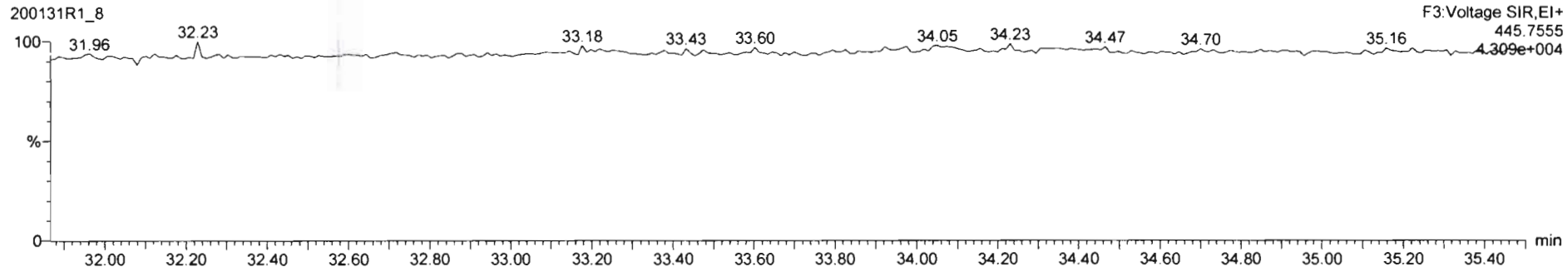

Dataset: Untitled

Last Altered: Sunday, February 02, 2020 11:21:34 AM Pacific Standard Time
Printed: Sunday, February 02, 2020 11:23:53 AM Pacific Standard Time

Name: 200131R1_8, Date: 31-Jan-2020, Time: 22:18:30, ID: SS200131R1_1 1613 SSS 19L2308, Description: 1613 SSS 19L2308

1,2,3,4,6,7,8-HpCDF

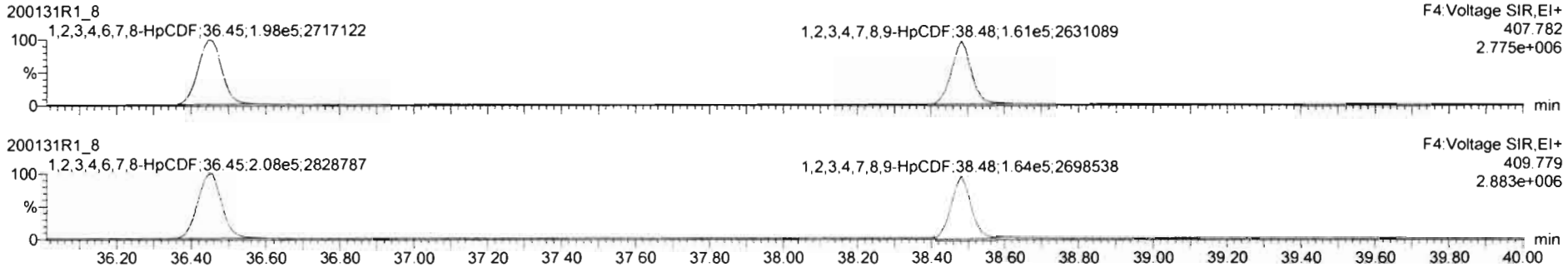

13C-1,2,3,4,6,7,8-HpCDF

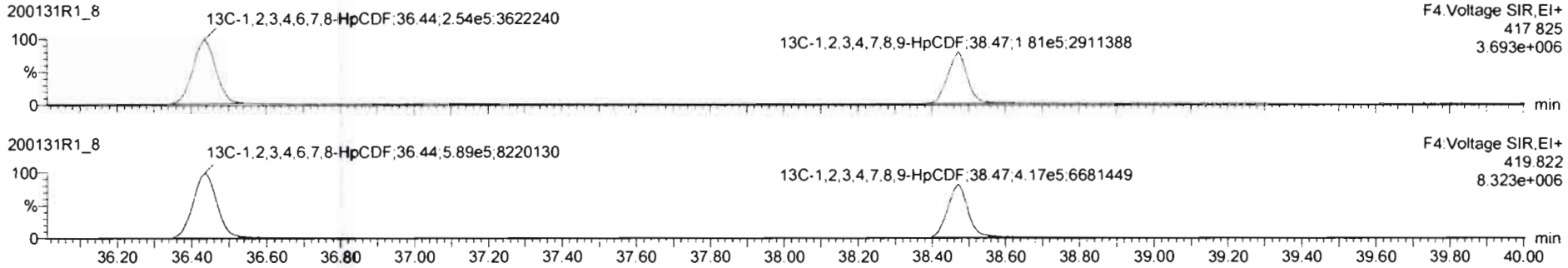

DPE4

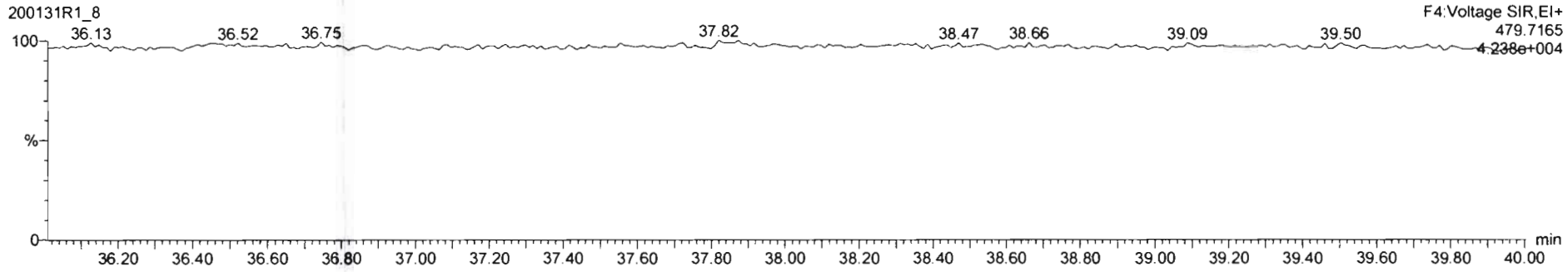

Dataset: Untitled

Last Altered: Sunday, February 02, 2020 11:21:34 AM Pacific Standard Time
Printed: Sunday, February 02, 2020 11:23:53 AM Pacific Standard Time

Name: 200131R1_8, Date: 31-Jan-2020, Time: 22:18:30, ID: SS200131R1_1 1613 SSS 19L2308, Description: 1613 SSS 19L2308

OCDF

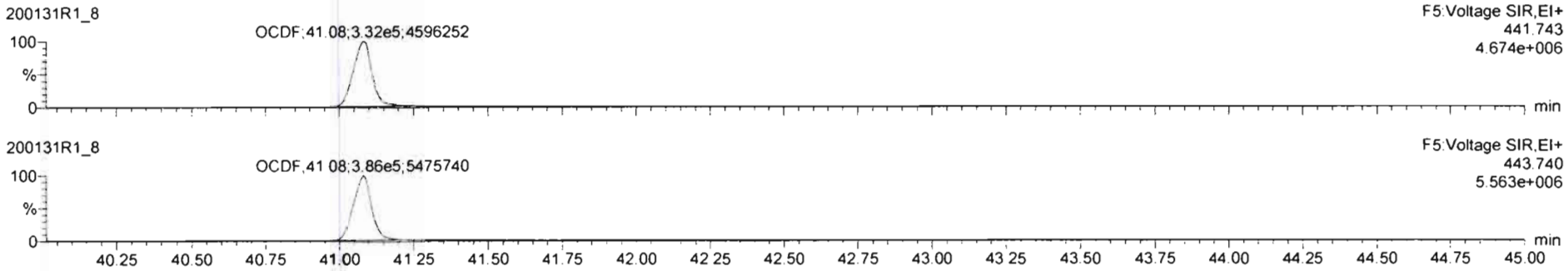

13C-OCDF

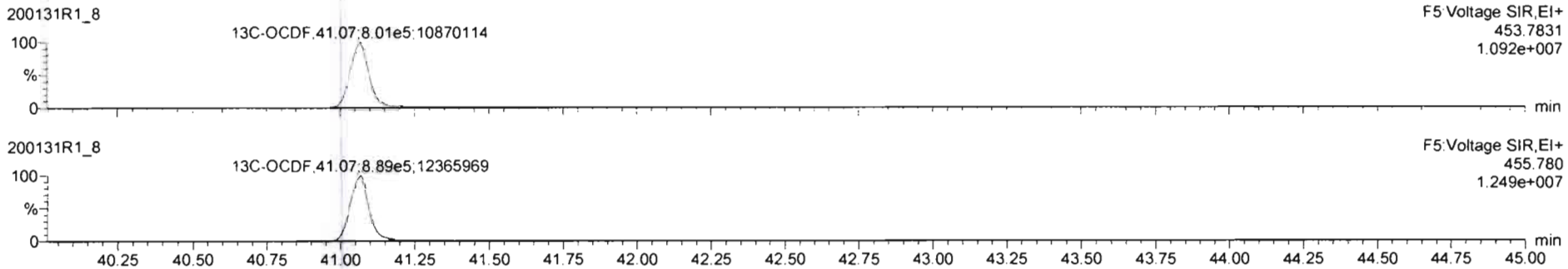

DPE5

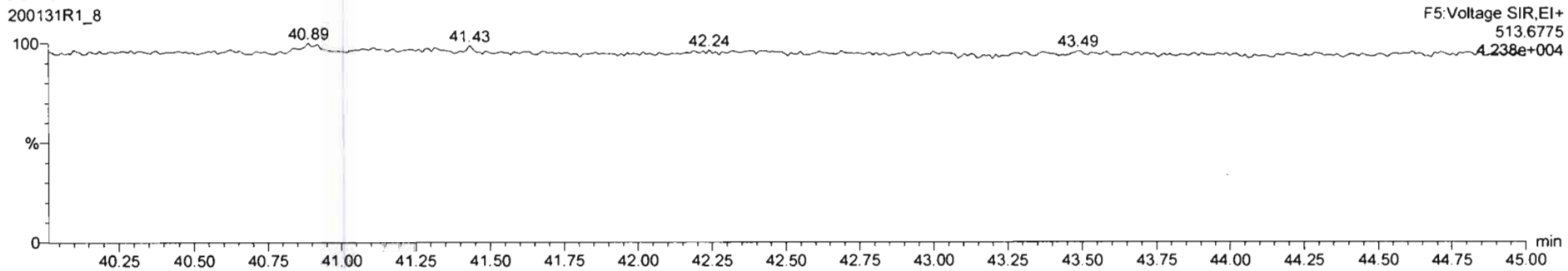

Dataset: Untitled

Last Altered: Sunday, February 02, 2020 11:21:34 AM Pacific Standard Time
Printed: Sunday, February 02, 2020 11:23:53 AM Pacific Standard Time

Name: 200131R1_8, Date: 31-Jan-2020, Time: 22:18:30, ID: SS200131R1_1 1613 SSS 19L2308, Description: 1613 SSS 19L2308

PFK1

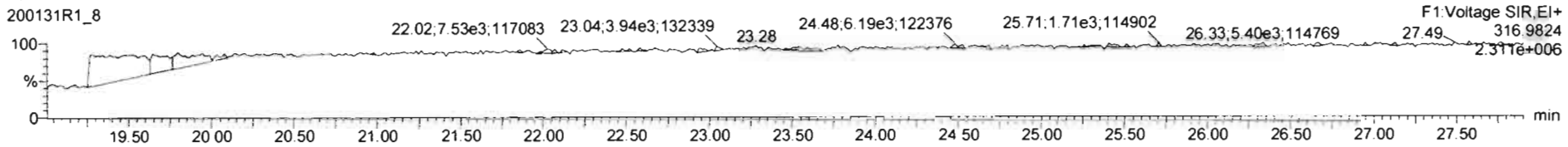

PFK2

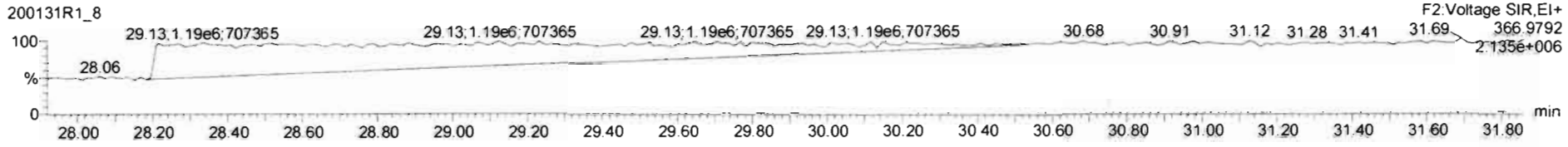

PFK3

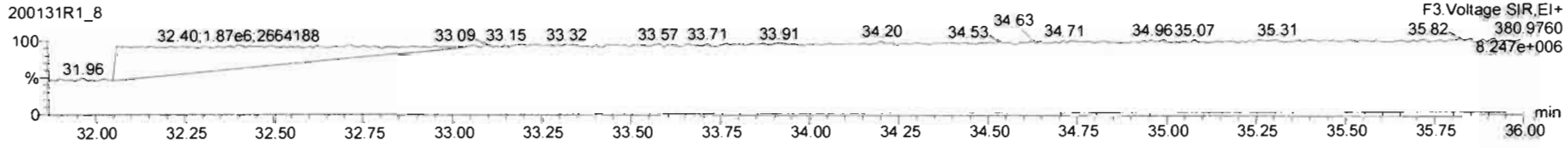

PFK4

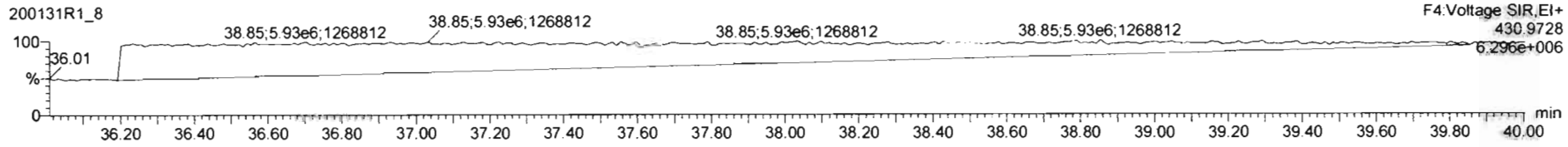

PFK5

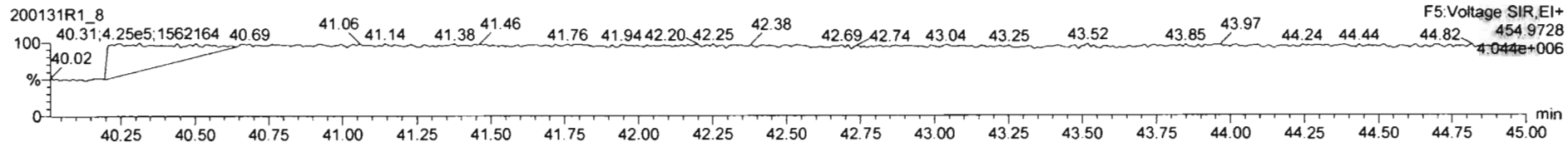

Vista Analytical Laboratory

Dataset: U:\VG12.PRO\Results\200309R2\200309R2-CRV.qld

Last Altered: Tuesday, March 10, 2020 8:18:28 AM Pacific Daylight Time
Printed: Tuesday, March 10, 2020 8:19:39 AM Pacific Daylight Time

GRB 03/10/2020

CT 03/10/2020

Method: U:\VG12.PRO\MethDB\tcdf.mdb 10 Mar 2020 07:50:49
Calibration: U:\VG12.PRO\CurveDB\db225_1613TCDFvg12-03-09-20.cdb 10 Mar 2020 08:18:28

Compound name: 2,3,7,8-TCDF
Response Factor: 0.820787
RRF SD: 0.107593, Relative SD: 13.1085
Response type: Internal Std (Ref 2), Area * (IS Conc. / IS Area)
Curve type: RF

	Name	Std. Conc	RA	n/y	RT	RRT	Resp	IS Resp	Conc.	%Dev	RRF	X = dropped
1	200309R2_2	0.250	0.77	NO	16.58	1.001	4 20e3	1.63e6	0.314	25.4	1.03	MM
2	200309R2_3	0.500	0.73	NO	16.59	1.001	5.46e3	1 37e6	0.487	-2.7	0.799	MM
3	200309R2_4	2.00	0.74	NO	16.56	1.001	2.05e4	1.37e6	1.81	-9.3	0.745	bb
4	200309R2_5	10 0	0.75	NO	16.56	1.001	1.02e5	1.39e6	8.95	-10 5	0.735	bb
5	200309R2_6	40.0	0.74	NO	16.56	1.001	5.13e5	1.61e6	38.8	-3.0	0.796	bb
6	200309R2_7	300	0.76	NO	16.56	1.001	4.09e6	1.66e6	300	-0.0	0.821	bb

Compound name: 13C-2,3,7,8-TCDF
Response Factor: 1.10088
RRF SD: 0.097324, Relative SD: 8.84057
Response type: Internal Std (Ref 3), Area * (IS Conc. / IS Area)
Curve type: RF

	Name	Std. Conc	RA	n/y	RT	RRT	Resp	IS Resp	Conc.	%Dev	RRF	X = dropped
1	200309R2_2	100	0.78	NO	16.56	1.147	1 63e6	1.30e6	114	13.7	1.25	bb
2	200309R2_3	100	0.77	NO	16 56	1.147	1.37e6	1.38e6	89.9	-10.1	0.990	bb
3	200309R2_4	100	0.77	NO	16 54	1.146	1.37e6	1.38e6	90 5	-9.5	0 996	bb
4	200309R2_5	100	0.77	NO	16.54	1.147	1.39e6	1.25e6	102	1.6	1.12	bb
5	200309R2_6	100	0.77	NO	16.54	1.146	1.61e6	1.43e6	102	2.2	1.13	bb
6	200309R2_7	100	0.77	NO	16.54	1.146	1.66e6	1.48e6	102	2.0	1.12	bb

Vista Analytical Laboratory

Dataset: U:\VG12.PRO\Results\200309R2\200309R2-CRV.qld

Last Altered: Tuesday, March 10, 2020 8:18:28 AM Pacific Daylight Time
Printed: Tuesday, March 10, 2020 8:19:39 AM Pacific Daylight Time

Compound name: 13C-1,2,3,4-TCDF
Response Factor: 1
RRF SD: 0, Relative SD: 0
Response type: Internal Std (Ref 3), Area * (IS Conc. / IS Area)
Curve type: RF

	Name	Std. Conc	RA	n/y	RT	RRT	Resp	IS Resp	Conc.	%Dev	RRF	X = dropped
1	200309R2_2	100	0.79	NO	14.45	1.000	1.30e6	1.30e6	100	0.0	1.00	bb
2	200309R2_3	100	0.79	NO	14.45	1.000	1.38e6	1.38e6	100	0.0	1.00	bb
3	200309R2_4	100	0.79	NO	14.44	1.000	1.38e6	1.38e6	100	0.0	1.00	bb
4	200309R2_5	100	0.78	NO	14.42	1.000	1.25e6	1.25e6	100	0.0	1.00	bb
5	200309R2_6	100	0.79	NO	14.44	1.000	1.43e6	1.43e6	100	0.0	1.00	bb
6	200309R2_7	100	0.78	NO	14.44	1.000	1.48e6	1.48e6	100	0.0	1.00	bb

Compound name: 13C-1,2,3,4-TCDD
Response Factor: 11994.1
RRF SD: 1070.13, Relative SD: 8.92214
Response type: External Std, Area
Curve type: RF

	Name	Std. Conc	RA	n/y	RT	RRT	Resp	IS Resp	Conc.	%Dev	RRF	X = dropped
1	200309R2_2	100	0.77	NO	15.08	0.000	1.28e6		107	6.6	12800	bd
2	200309R2_3	100	0.78	NO	15.06	0.000	1.08e6		90.4	-9.6	10800	bd
3	200309R2_4	100	0.77	NO	15.05	0.000	1.11e6		92.2	-7.8	11100	bd
4	200309R2_5	100	0.75	NO	15.05	0.000	1.12e6		93.6	-6.4	11200	bd
5	200309R2_6	100	0.77	NO	15.05	0.000	1.28e6		107	6.5	12800	bd
6	200309R2_7	100	0.78	NO	15.05	0.000	1.33e6		111	10.8	13300	bd

Vista Analytical Laboratory VG-11

Dataset: Untitled

Last Altered: Tuesday, March 10, 2020 8:04:02 AM Pacific Daylight Time
Printed: Tuesday, March 10, 2020 8:04:32 AM Pacific Daylight Time

Method: U:\VG12.PRO\MethDB\tcdf.mdb 10 Mar 2020 07:50:49
Calibration: U:\VG12.PRO\CurveDB\db225_1613TCDFvg12-03-09-20.cdb 10 Mar 2020 07:53:03

Compound name: 2,3,7,8-TCDF

	Name	ID	Acq.Date	Acq.Time
1	200309R2_1	CP200309R2_1 225 CPSM	09-Mar-20	17:55:29
2	200309R2_2	ST200309R2_1 1613 CS0 19L2302	09-Mar-20	18:25:43
3	200309R2_3	ST200309R2_2 1613 CS1 19L2303	09-Mar-20	18:56:05
4	200309R2_4	ST200309R2_3 1613 CS2 19L2304	09-Mar-20	19:26:33
5	200309R2_5	ST200309R2_4 1613 CS3 19L2305	09-Mar-20	19:57:01
6	200309R2_6	ST200309R2_5 1613 CS4 19L2306	09-Mar-20	20:27:25
7	200309R2_7	ST200309R2_6 1613 CS5 19L2307	09-Mar-20	20:57:48
8	200309R2_8	SOLVENT BLANK	09-Mar-20	21:28:11
9	200309R2_9	SS200309R2_1 1613 SSS 19L2308	09-Mar-20	21:58:38
10	200309R2_10	SOLVENT BLANK	09-Mar-20	22:29:05
11	200309R2_11	1904012-10RE2 PX-S23-SB48-0203 10.92	09-Mar-20	22:59:38
12	200309R2_12	2000301-01RE2 PDI-077SC-A-02-03-191014 ...	09-Mar-20	23:29:57
13	200309R2_13	B0B0291-DUP1 Duplicate 18.51	10-Mar-20	00:00:21
14	200309R2_14	2000407-01RE1 PDI-084SC-A-05-06-191002 ...	10-Mar-20	00:30:51
15	200309R2_15	2000407-02RE1 PDI-084SC-A-06-07-191002 ...	10-Mar-20	01:01:18
16	200309R2_16	2000407-03RE1 PDI-084SC-A-07-08-191002 ...	10-Mar-20	01:31:45
17	200309R2_17	2000407-04RE1 PDI-084SC-A-08-09-191002 ...	10-Mar-20	02:02:13
18	200309R2_18	2000407-05RE1 PDI-084SC-A-09-10-191002 ...	10-Mar-20	02:32:40
19	200309R2_19	2000407-06RE1 PDI-084SC-A-10-11-191002 ...	10-Mar-20	03:03:07
20	200309R2_20	2000407-07RE1 PDI-084SC-A-11-12-191002 ...	10-Mar-20	03:33:35

File: Experiment: tcdf_db225.exp Reference: pfk.ref Function: 1 @ 200 (ppm)

Printed: Monday, March 09, 2020 17:53:48 Pacific Daylight Time

M 292.9824 R 12197

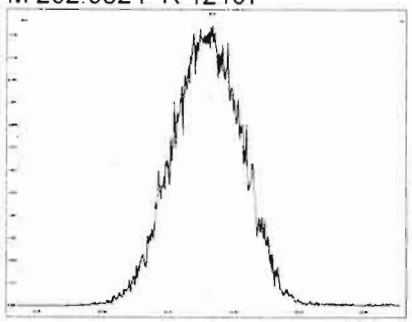

M 304.9824 R 12886

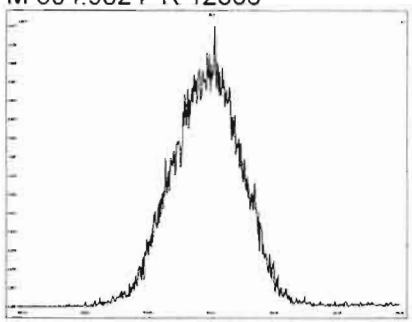

M 318.9792 R 12258

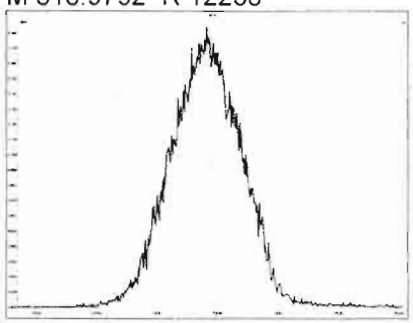

M 330.9792 R 12131

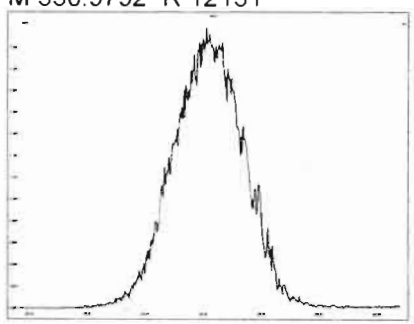

M 342.9792 R 11960

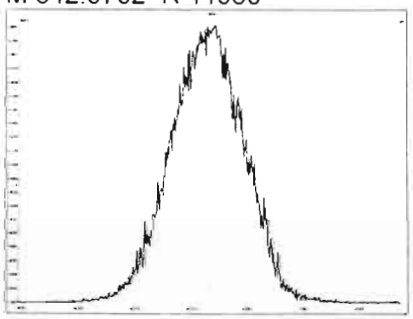

M 354.9792 R 13154

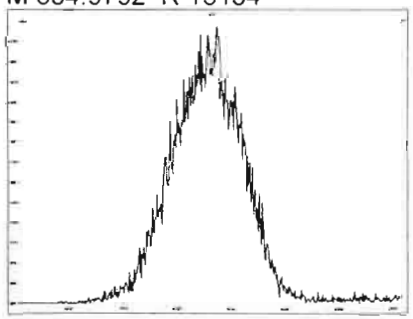

M 366.9792 R 10504

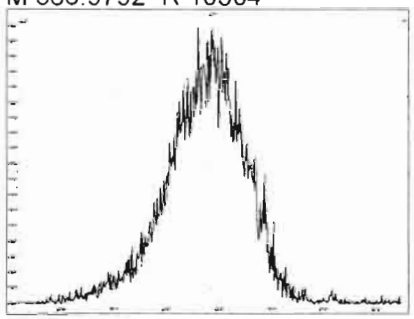

M 380.9760 R 11795

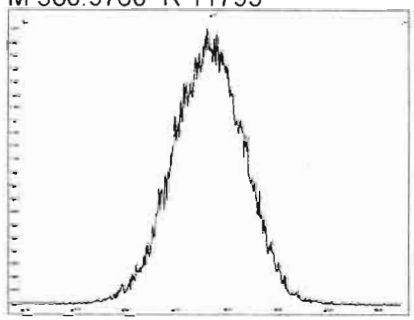

GRB 03/10/2020

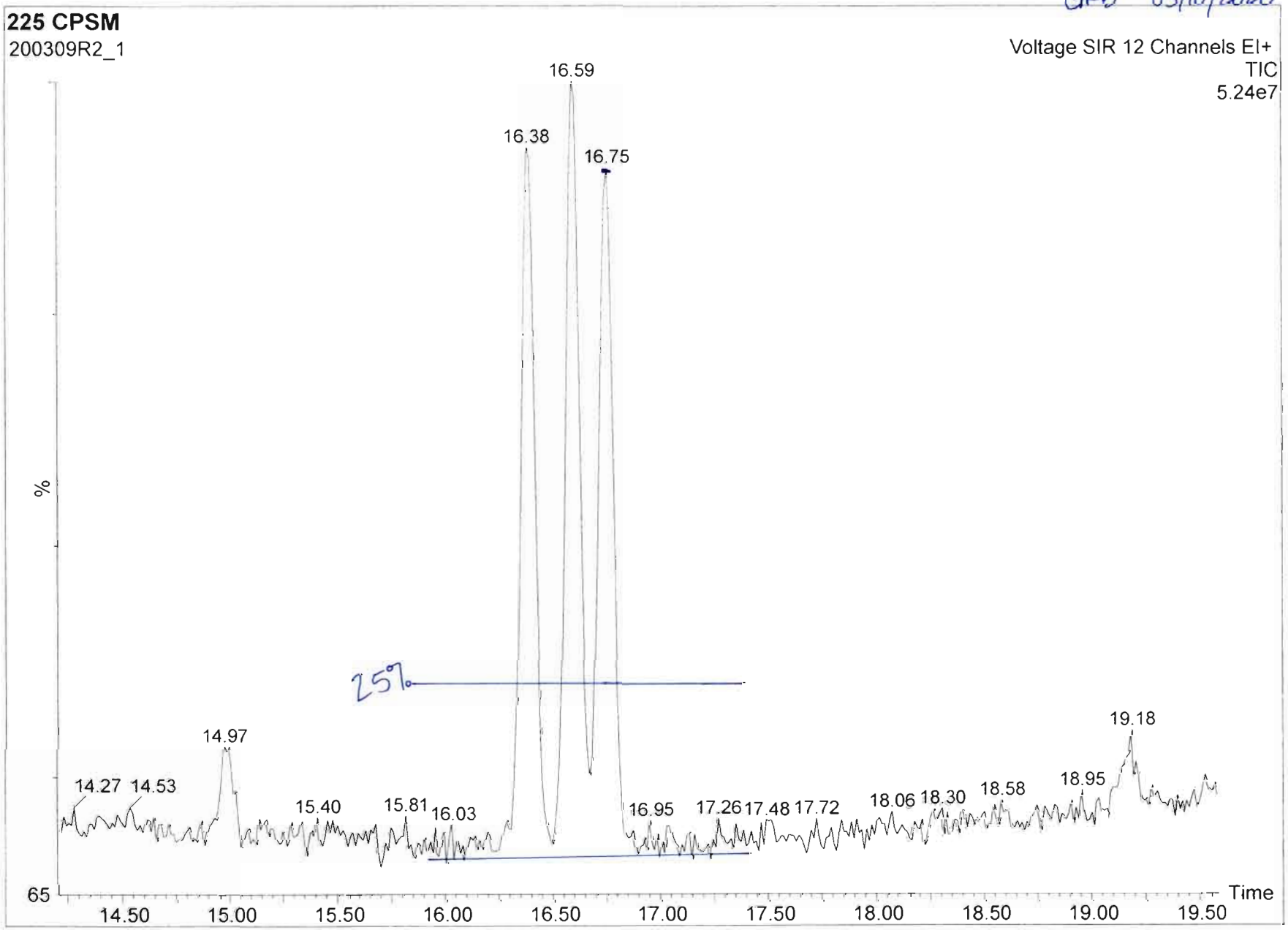

Dataset: Untitled

Last Altered: Tuesday, March 10, 2020 7:38:35 AM Pacific Daylight Time
Printed: Tuesday, March 10, 2020 7:39:58 AM Pacific Daylight Time

Method: U:\VG11.PRO\MethDB\tcdf.mdb 31 Jan 2020 08:42:36
Calibration: U:\VG12.PRO\CurveDB\db5_1613vg12-3-6-20.cdb 09 Mar 2020 08:18:02

Name: 200309R2_2, Date: 09-Mar-2020, Time: 18:25:43, ID: ST200309R2_1 1613 CS0 19L2302, Description: 1613 CS0 19L2302

2,3,7,8-TCDF

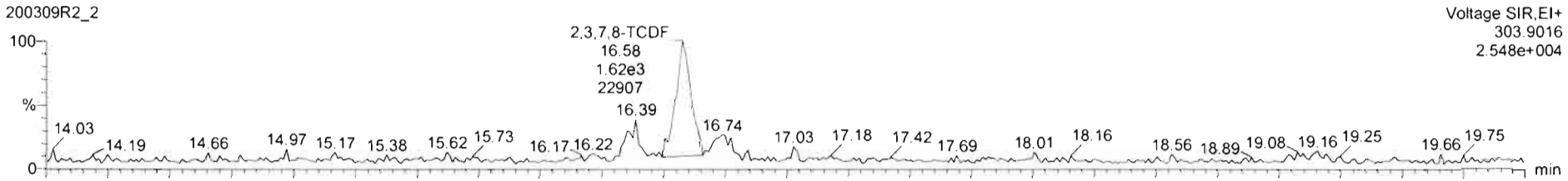

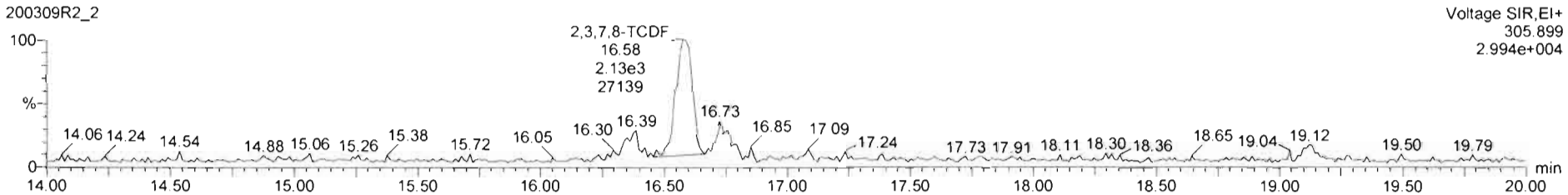

13C-2,3,7,8-TCDF

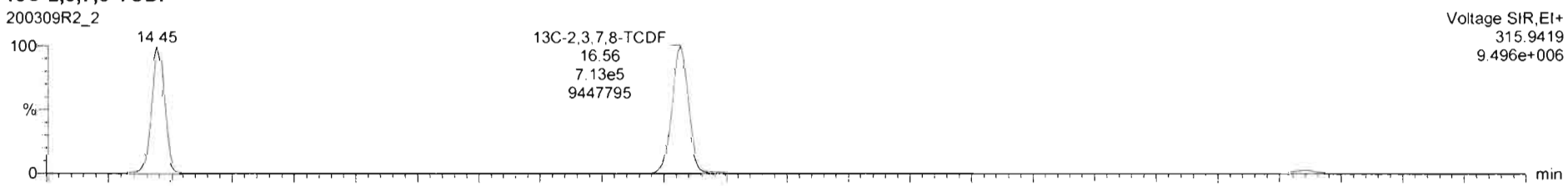

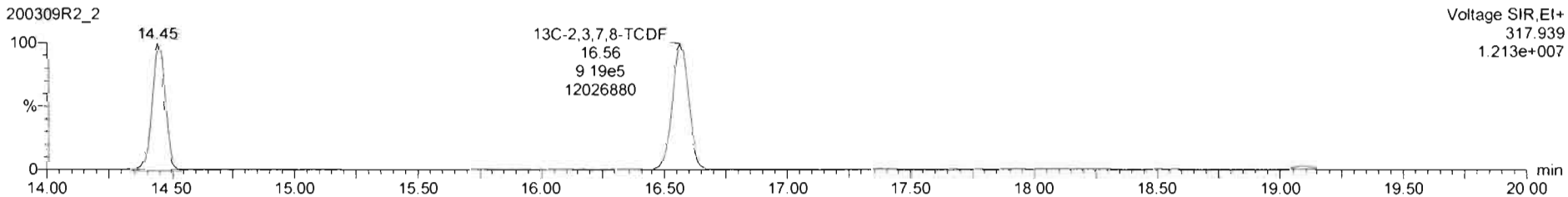

TargetLynx - untitled * - [Chromatogram]

File Edit View Display Processing Window Help

200309R2_2 - ST200309R2_1 1613 CS0 19L2302 - 1613 CS0 19L2302

	S	Name	RT	RA	y/n	Area	IS Area	Std. Conc	%Dev	%RSD	RRF M...	RRF SD
1	1	2,3,7,8-TCDF	16.58	0.774	NO	4.2011e3	1.6321e6	0.250	24.2	13.0	0.829	0.107
2	2	13C-2,3,7,8-TCDF	16.56	0.775	NO	1.6321e6	1.3038e6	100.000	13.7	8.84	1.10	0.0973
3	3	13C-1,2,3,4-TCDF	14.45	0.787	NO	1.3038e6	1.3038e6	100.000	0.0	0.000	1.00	0.000
4	4	13C-1,2,3,4-TCDD	15.08	0.768	NO	1.2780e6		100.000	6.8	8.92	12600	1370
5	5	PFK1						1.000				
6	6	DPE1						1.000				



Custom Reporting: Select reports to generate

200309R2_2

CAP NUM

8:17 AM

Dataset: Untitled

Last Altered: Tuesday, March 10, 2020 7:38:35 AM Pacific Daylight Time
Printed: Tuesday, March 10, 2020 7:39:58 AM Pacific Daylight Time

Name: 200309R2_2, Date: 09-Mar-2020, Time: 18:25:43, ID: ST200309R2_1 1613 CS0 19L2302, Description: 1613 CS0 19L2302

13C-1,2,3,4-TCDD

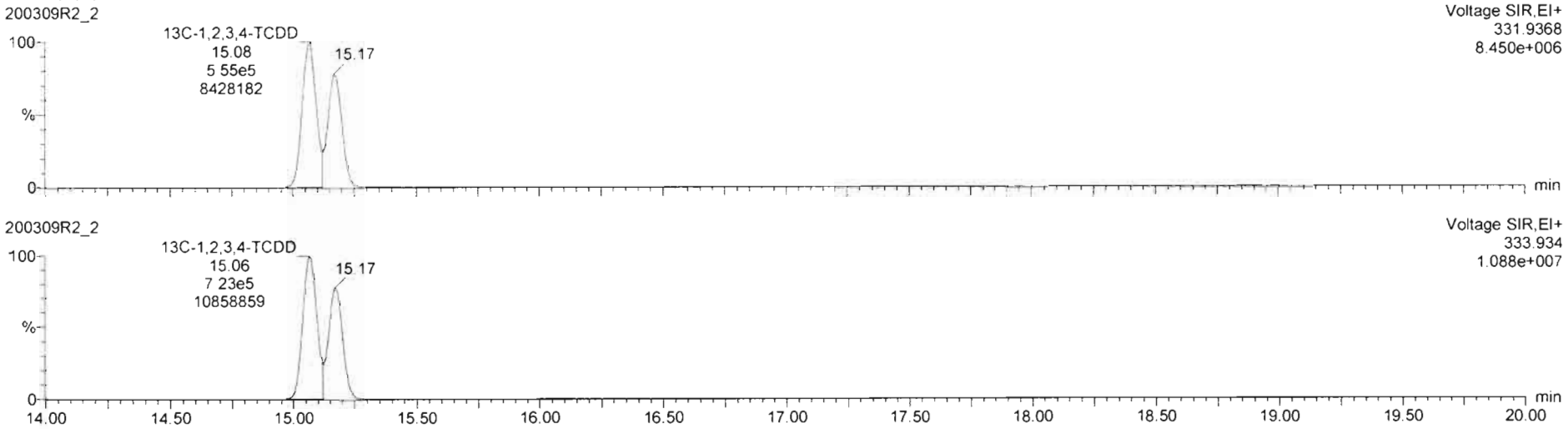

DPE1

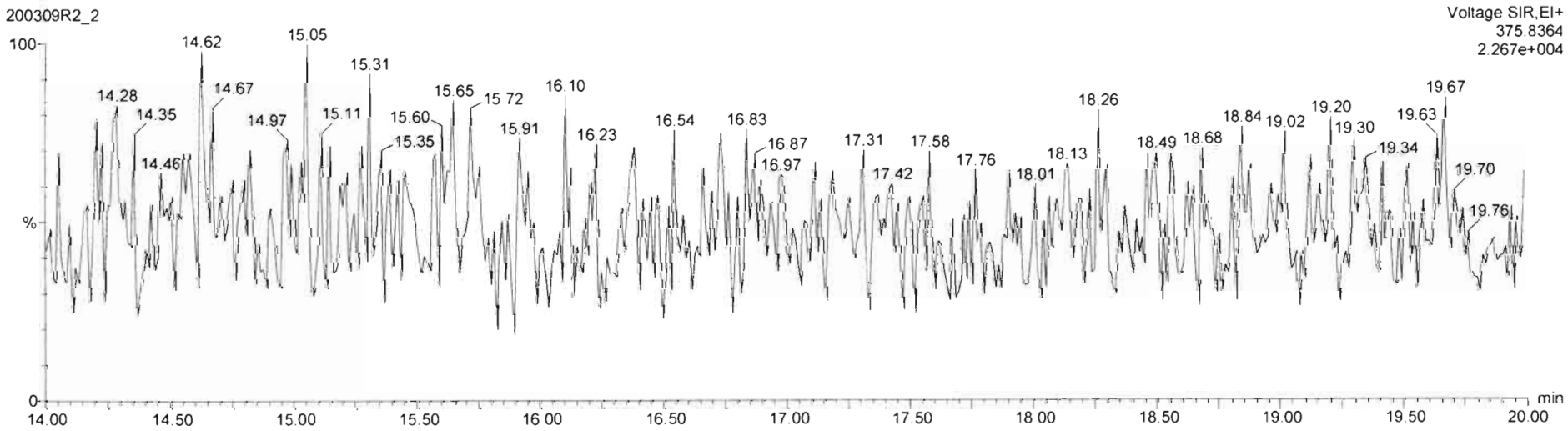

Dataset: Untitled

Last Altered: Tuesday, March 10, 2020 7:38:35 AM Pacific Daylight Time
Printed: Tuesday, March 10, 2020 7:39:58 AM Pacific Daylight Time

Name: 200309R2_3, Date: 09-Mar-2020, Time: 18:56:05, ID: ST200309R2_2 1613 CS1 19L2303, Description: 1613 CS1 19L2303

2,3,7,8-TCDF

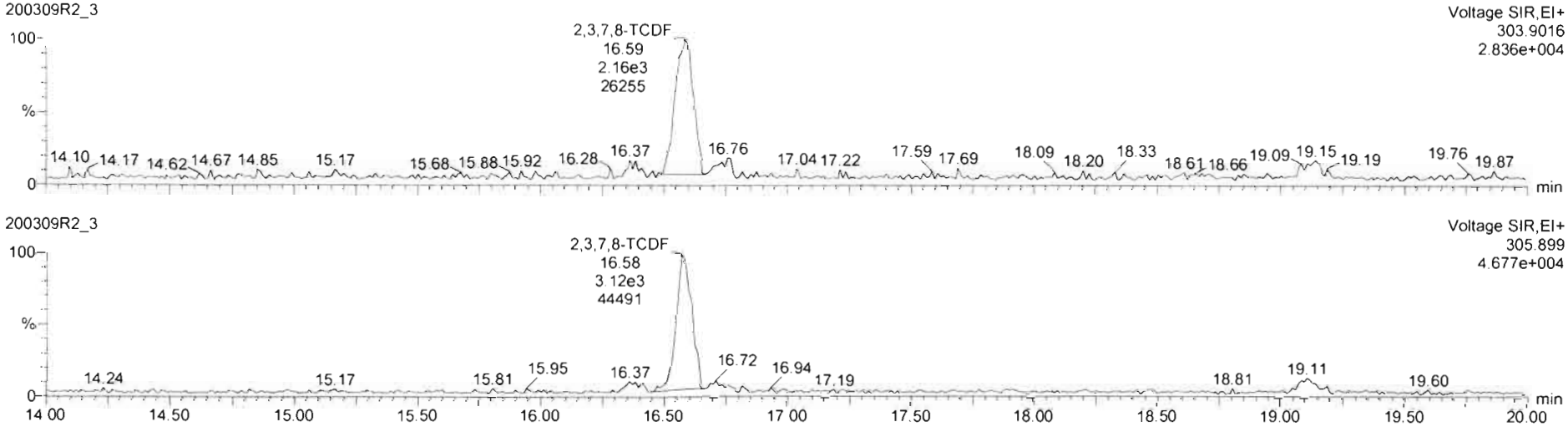

13C-2,3,7,8-TCDF

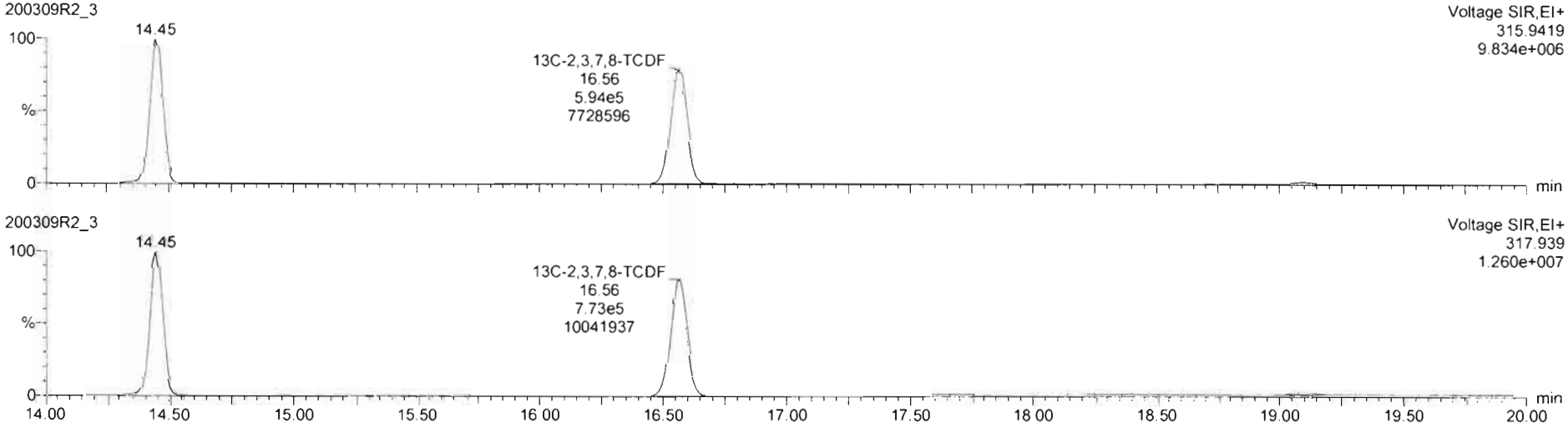

File Edit View Display Processing Window Help

200309R2_3 : ST200309R2_2 1613 CS1 19L2303 : 1613 CS1 19L2303

	#	Name	RT	RA	y/n	Area	IS Area	Std. Conc	%Dev	%RSD	RRF M	RRF SD
1	1	2,3,7,8-TCDF	16.59	0.729	NO	5.4614e3	1.3676e6	0.500	-2.7	13.1	0.821	0.108
2	2	13C-2,3,7,8-TCDF	16.56	0.769	NO	1.3676e6	1.3812e6	100.000	-10.1	8.84	1.10	0.0973
3	3	13C-1,2,3,4-TCDF	14.45	0.781	NO	1.3812e6	1.3812e6	100.000	0.0	0.000	1.00	0.000
4	4	13C-1,2,3,4-TCDD	15.06	0.777	NO	1.0641e6		100.000	-9.6	9.92	12000	1070
5	5	PFK1						1.000				
6	6	DPS1						1.000				

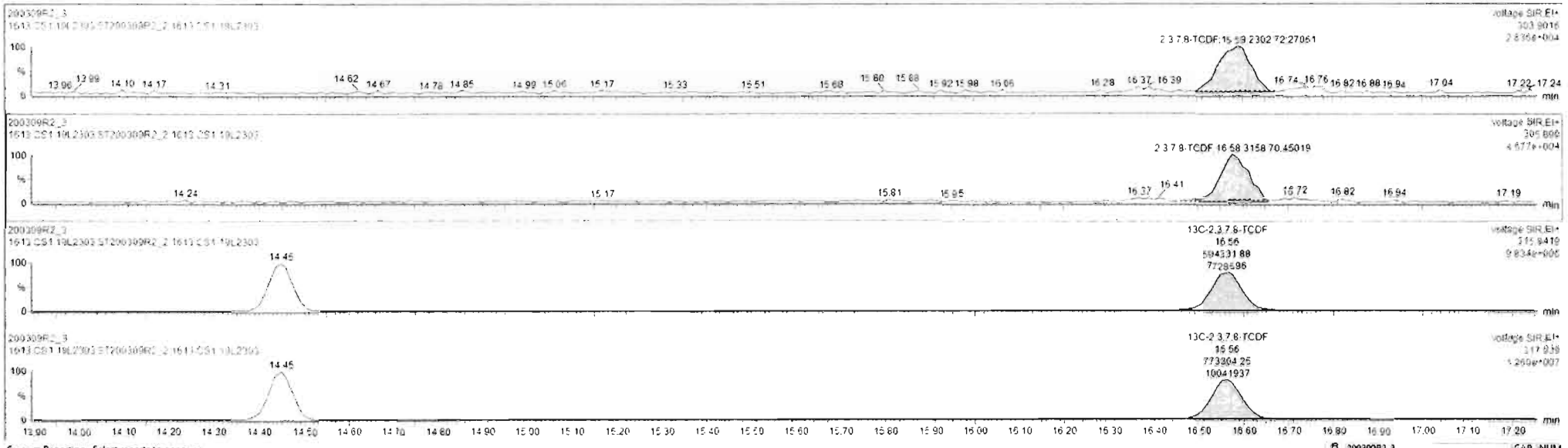

Custom Reporting: Select reports to generate

200309R2_3 CAP NUM

8:18 AM

Dataset: Untitled

Last Altered: Tuesday, March 10, 2020 7:38:35 AM Pacific Daylight Time
Printed: Tuesday, March 10, 2020 7:39:58 AM Pacific Daylight Time

Name: 200309R2_3, Date: 09-Mar-2020, Time: 18:56:05, ID: ST200309R2_2 1613 CS1 19L2303, Description: 1613 CS1 19L2303

13C-1,2,3,4-TCDD

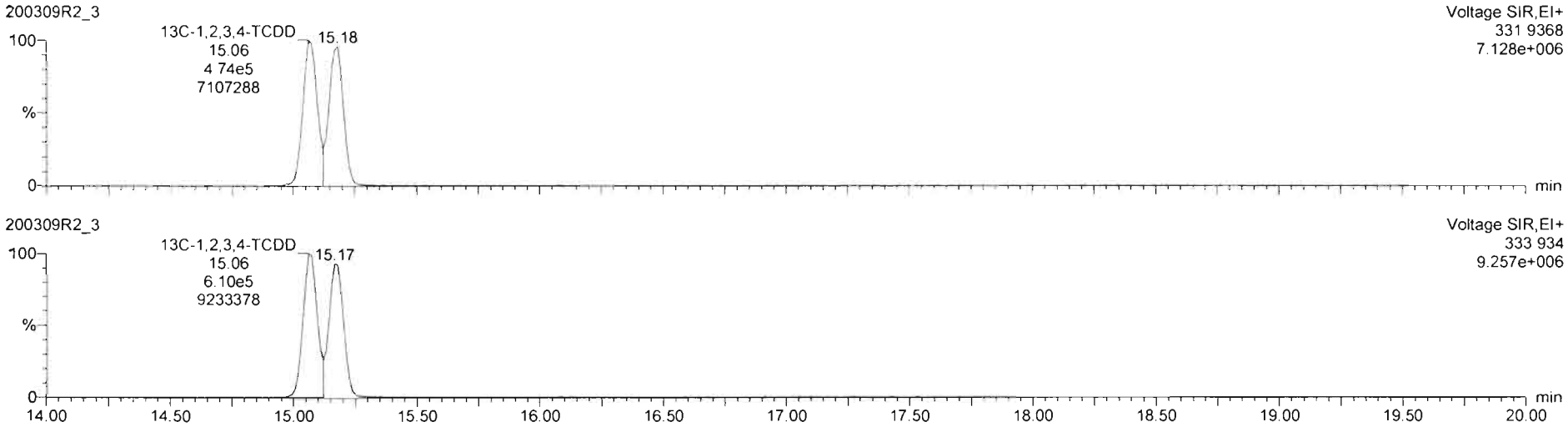

DPE1

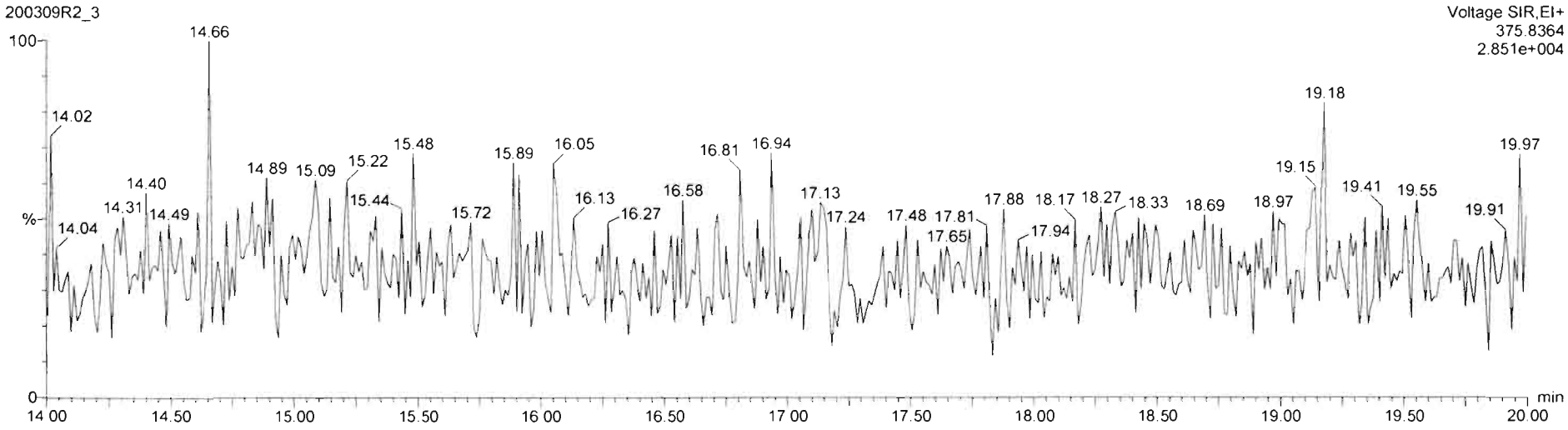

Dataset: Untitled

Last Altered: Tuesday, March 10, 2020 7:38:35 AM Pacific Daylight Time
Printed: Tuesday, March 10, 2020 7:39:58 AM Pacific Daylight Time

Name: 200309R2_4, Date: 09-Mar-2020, Time: 19:26:33, ID: ST200309R2_3 1613 CS2 19L2304, Description: 1613 CS2 19L2304

2,3,7,8-TCDF

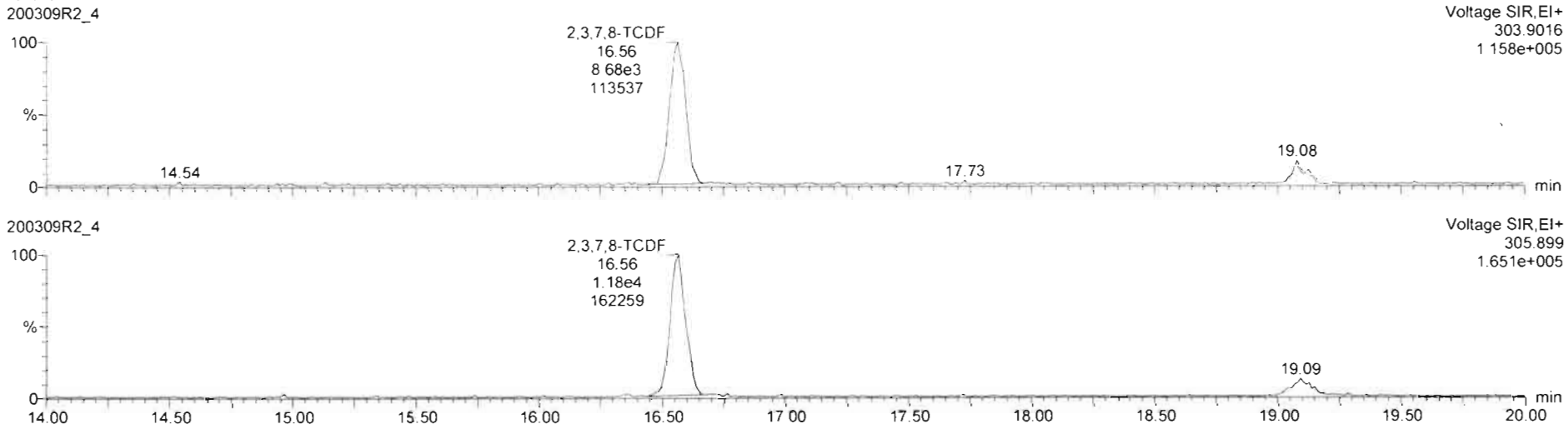

13C-2,3,7,8-TCDF

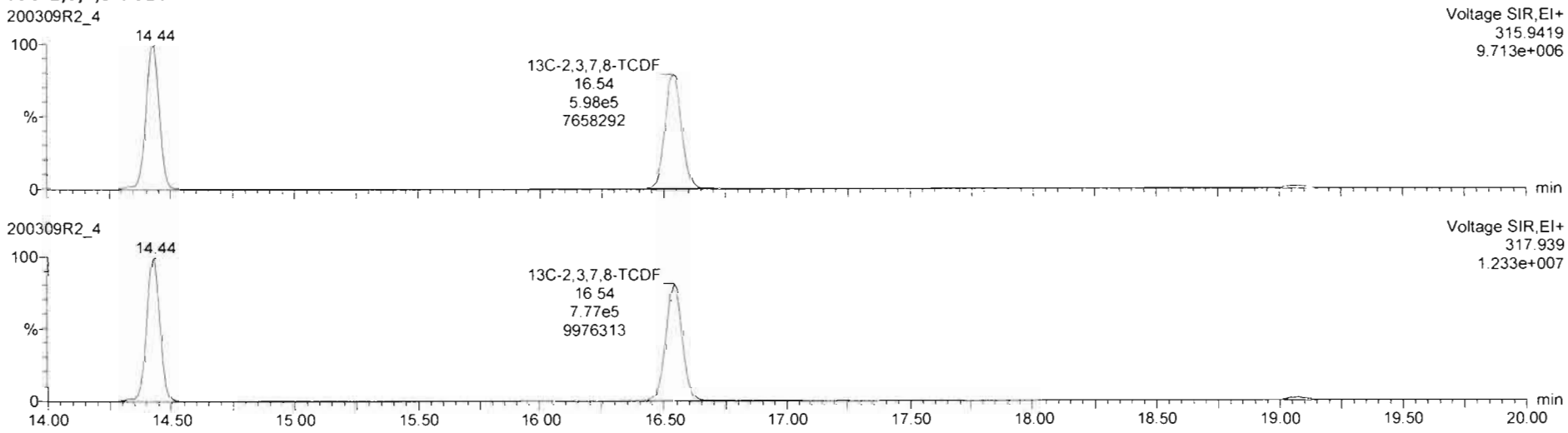

Dataset: Untitled

Last Altered: Tuesday, March 10, 2020 7:38:35 AM Pacific Daylight Time
Printed: Tuesday, March 10, 2020 7:39:58 AM Pacific Daylight Time

Name: 200309R2_4, Date: 09-Mar-2020, Time: 19:26:33, ID: ST200309R2_3 1613 CS2 19L2304, Description: 1613 CS2 19L2304

13C-1,2,3,4-TCDD

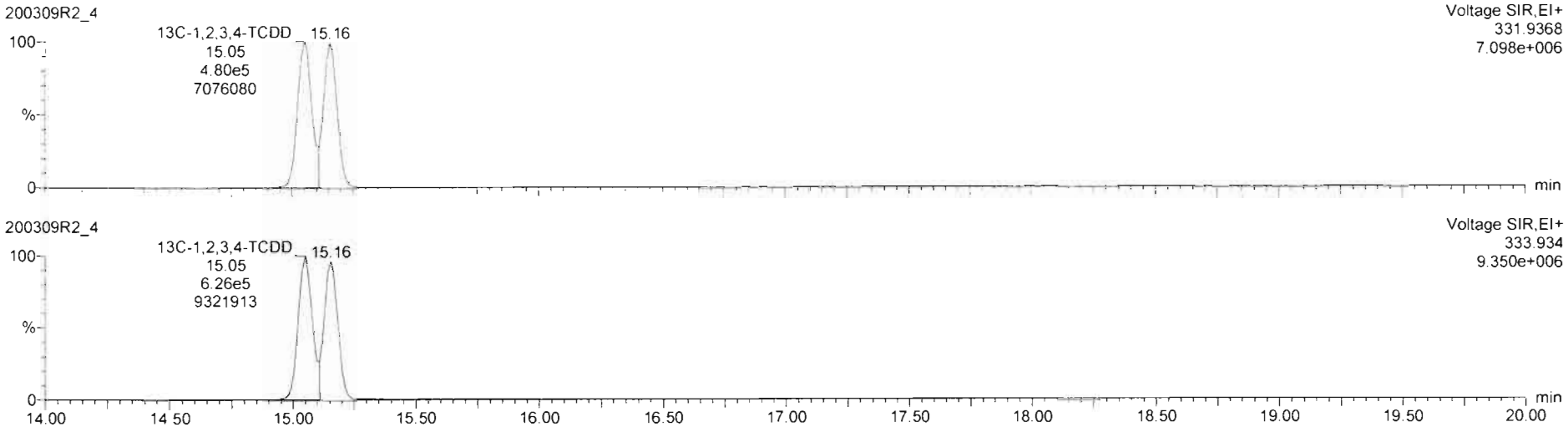

DPE1

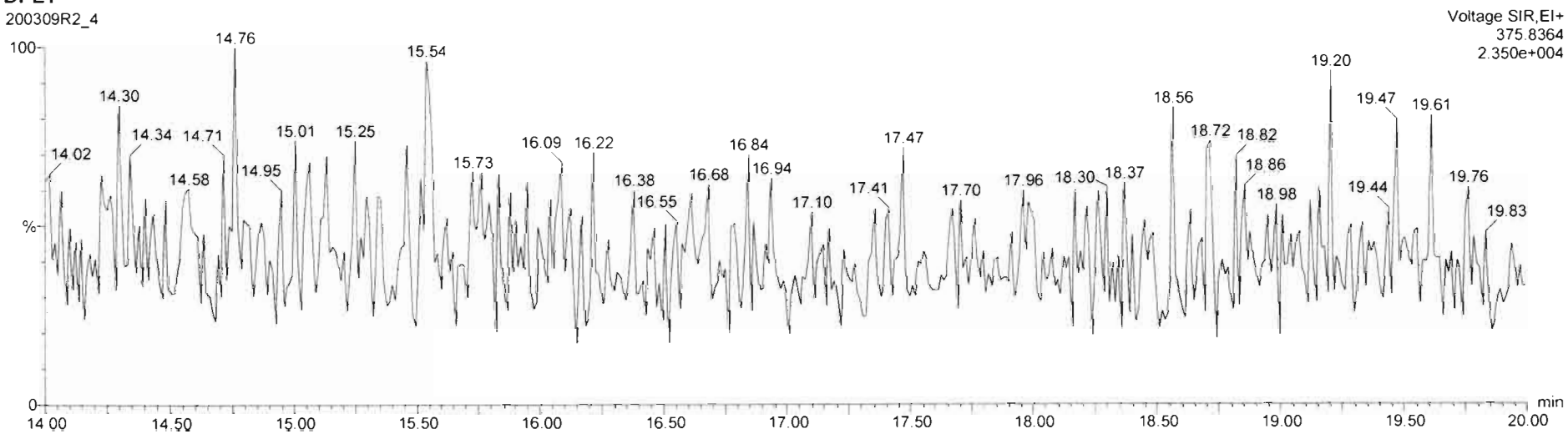

Dataset: Untitled

Last Altered: Tuesday, March 10, 2020 7:38:35 AM Pacific Daylight Time
Printed: Tuesday, March 10, 2020 7:39:58 AM Pacific Daylight Time

Name: 200309R2_5, Date: 09-Mar-2020, Time: 19:57:01, ID: ST200309R2_4 1613 CS3 19L2305, Description: 1613 CS3 19L2305

2,3,7,8-TCDF

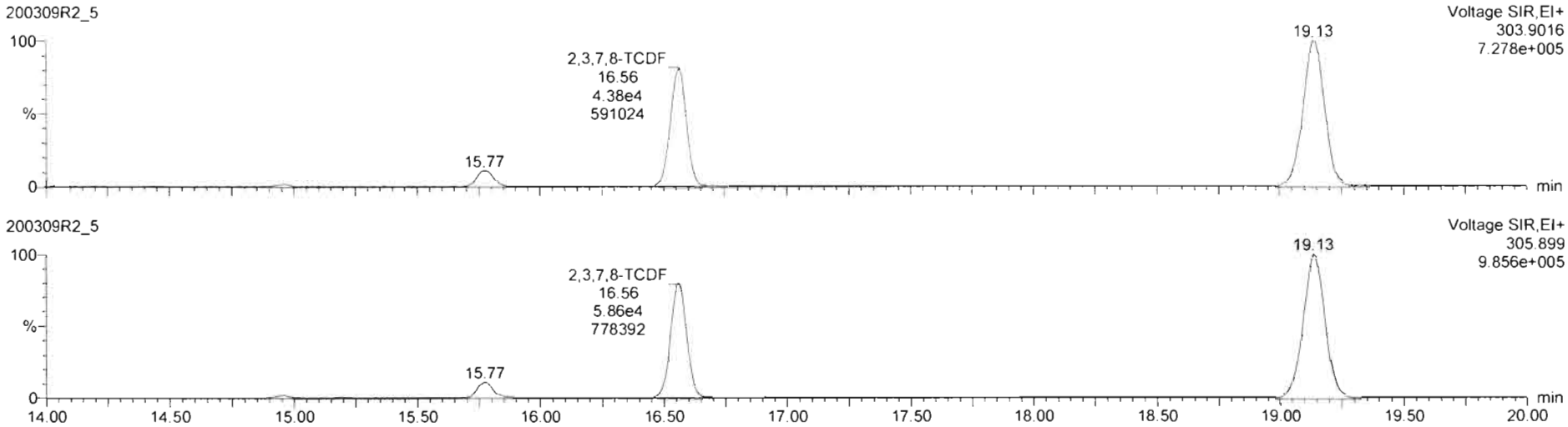

13C-2,3,7,8-TCDF

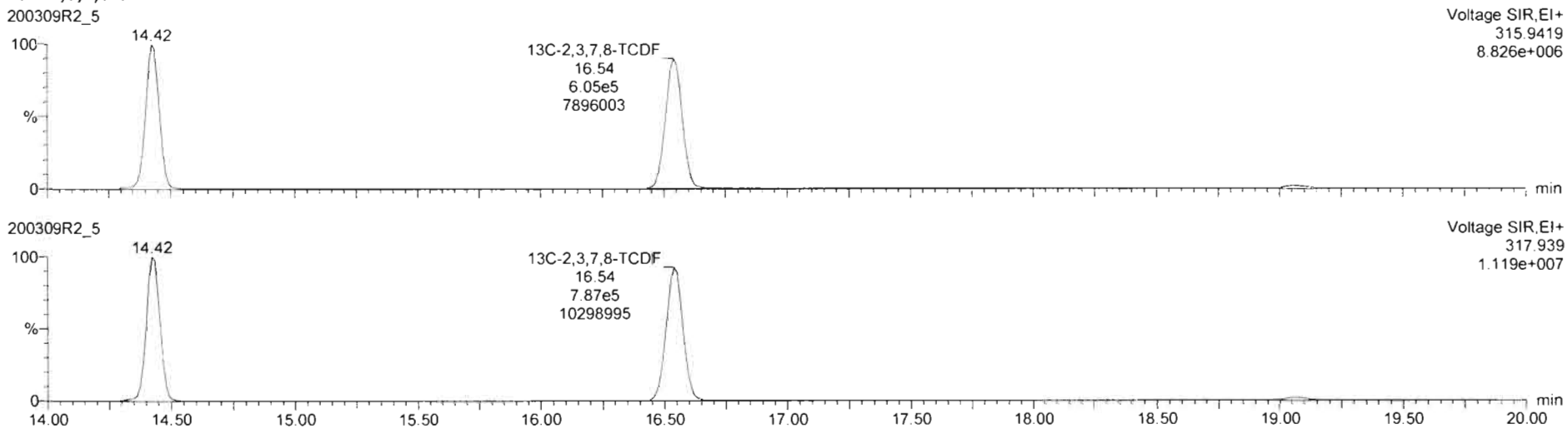

Dataset: Untitled

Last Altered: Tuesday, March 10, 2020 7:38:35 AM Pacific Daylight Time
Printed: Tuesday, March 10, 2020 7:39:58 AM Pacific Daylight Time

Name: 200309R2_5, Date: 09-Mar-2020, Time: 19:57:01, ID: ST200309R2_4 1613 CS3 19L2305, Description: 1613 CS3 19L2305

13C-1,2,3,4-TCDD

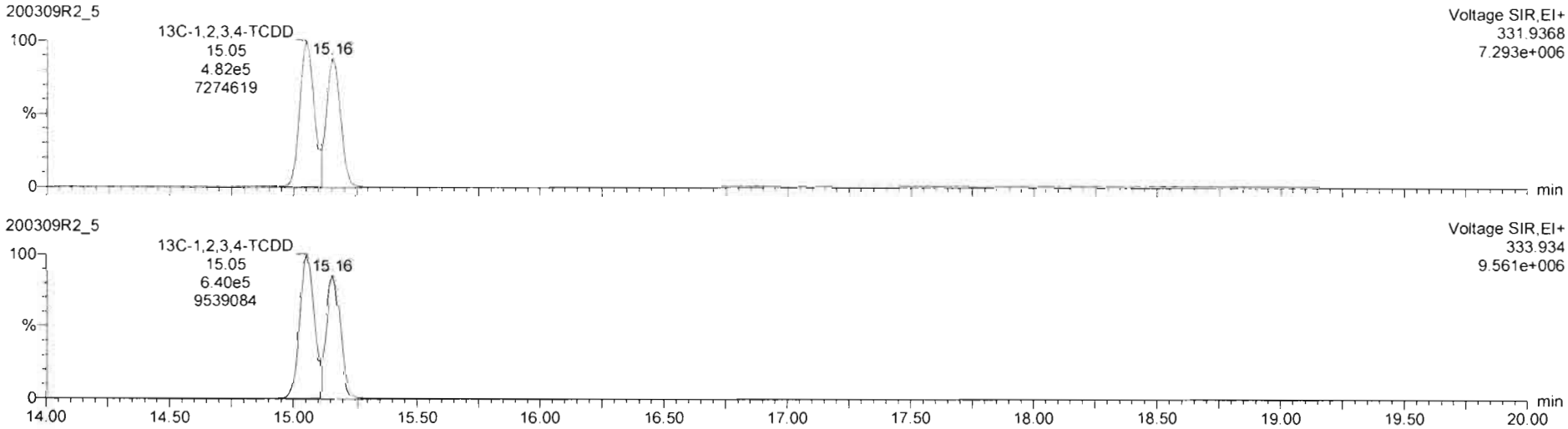

DPE1

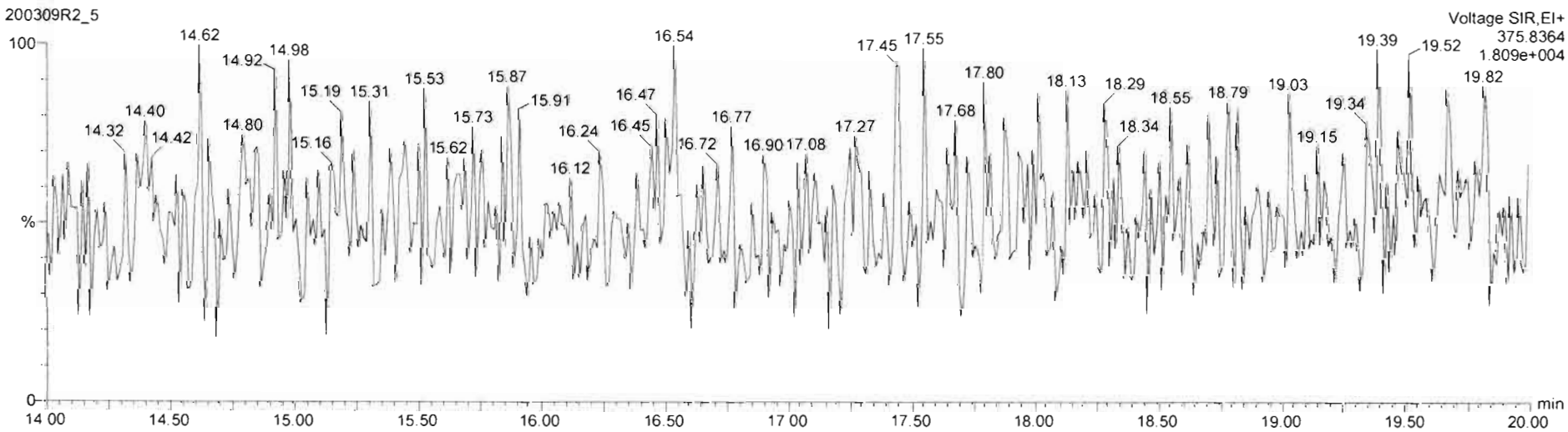

Dataset: Untitled

Last Altered: Tuesday, March 10, 2020 7:38:35 AM Pacific Daylight Time
Printed: Tuesday, March 10, 2020 7:39:58 AM Pacific Daylight Time

Name: 200309R2_6, Date: 09-Mar-2020, Time: 20:27:25, ID: ST200309R2_5 1613 CS4 19L2306, Description: 1613 CS4 19L2306

2,3,7,8-TCDF

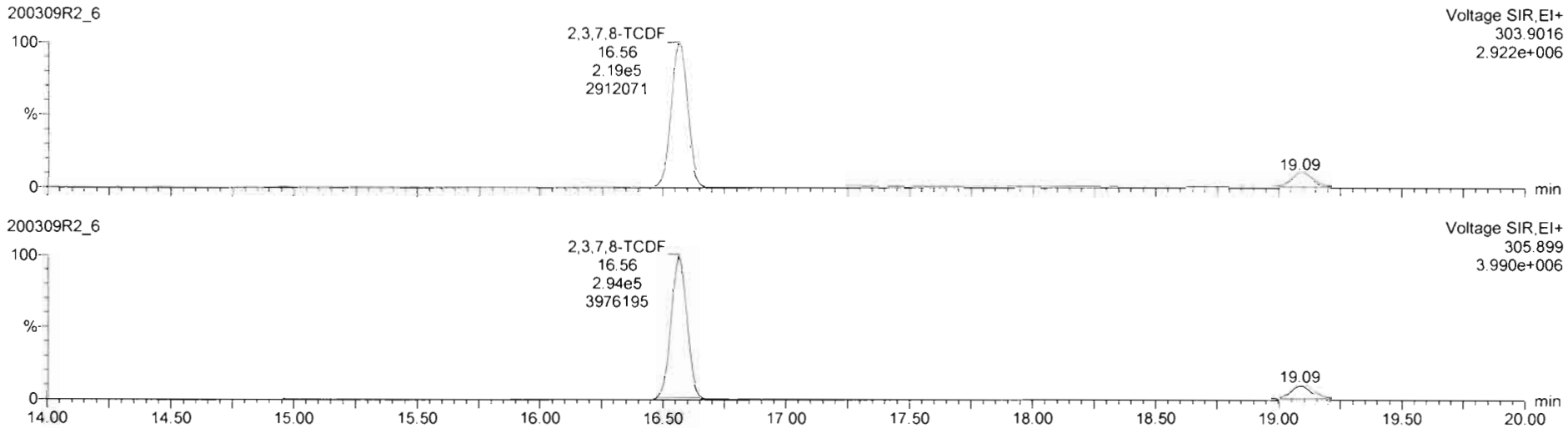

13C-2,3,7,8-TCDF

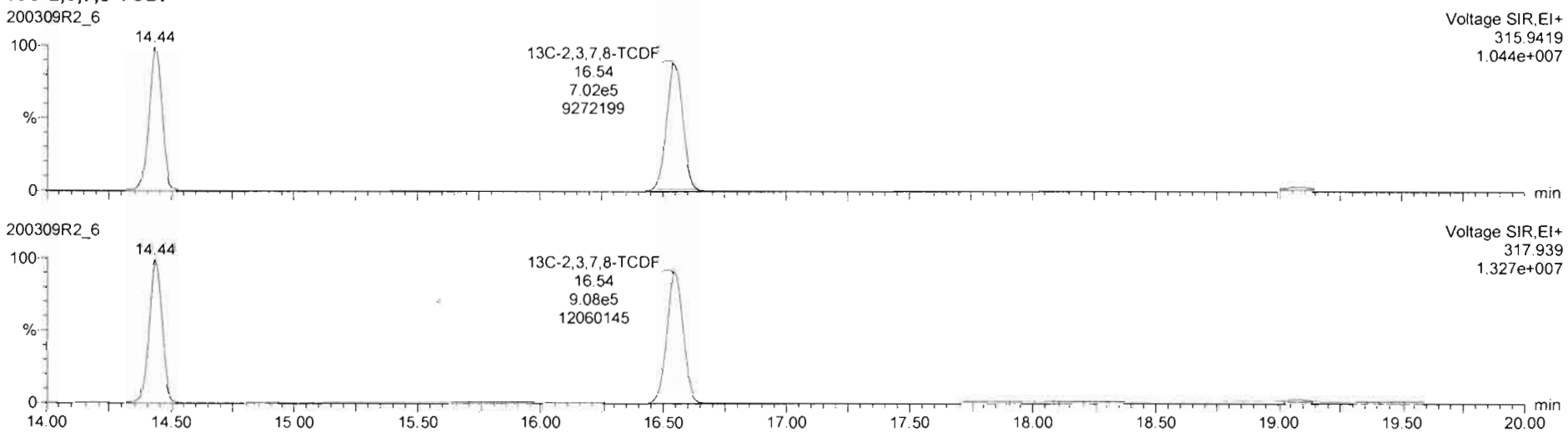

Dataset: Untitled

Last Altered: Tuesday, March 10, 2020 7:38:35 AM Pacific Daylight Time
Printed: Tuesday, March 10, 2020 7:39:58 AM Pacific Daylight Time

Name: 200309R2_6, Date: 09-Mar-2020, Time: 20:27:25, ID: ST200309R2_5 1613 CS4 19L2306, Description: 1613 CS4 19L2306

13C-1,2,3,4-TCDD

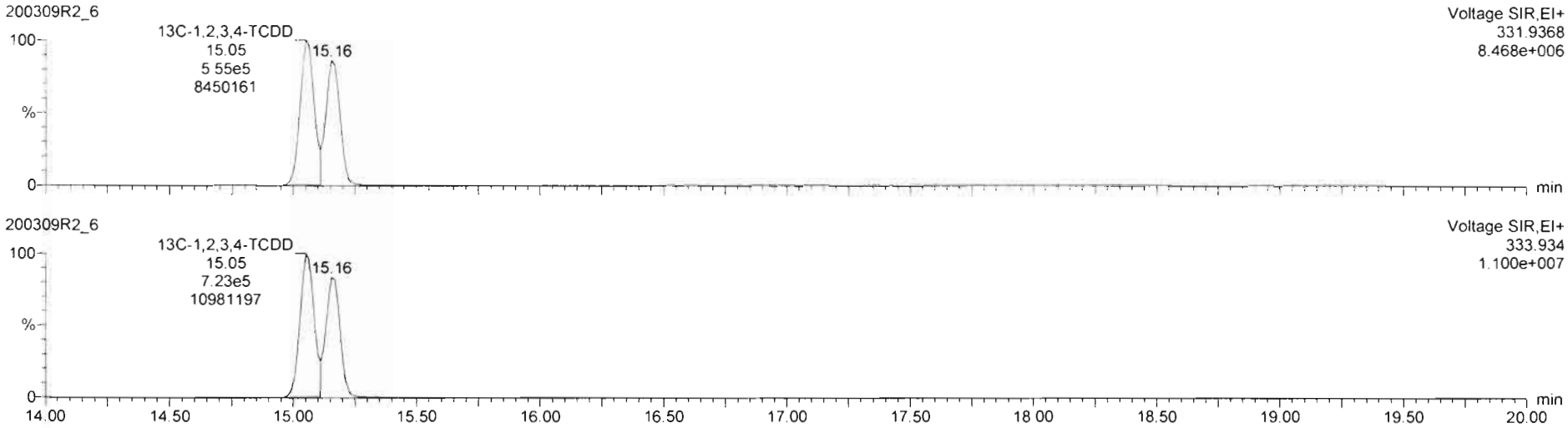

DPE1

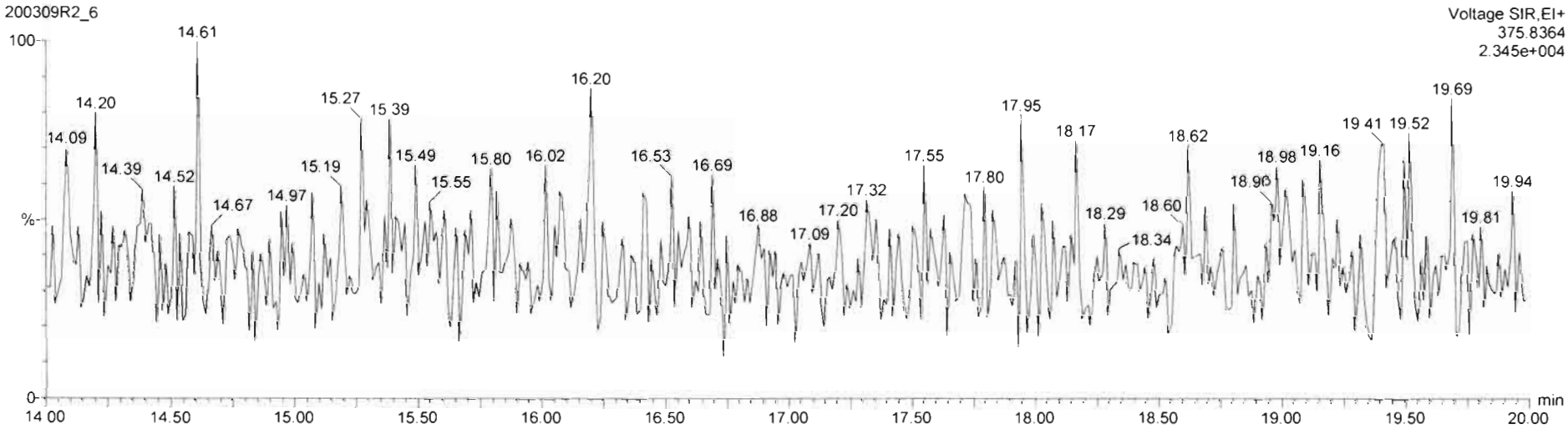

Dataset: Untitled

Last Altered: Tuesday, March 10, 2020 7:38:35 AM Pacific Daylight Time
Printed: Tuesday, March 10, 2020 7:39:58 AM Pacific Daylight Time

Name: 200309R2_7, Date: 09-Mar-2020, Time: 20:57:48, ID: ST200309R2_6 1613 CS5 19L2307, Description: 1613 CS5 19L2307

2,3,7,8-TCDF

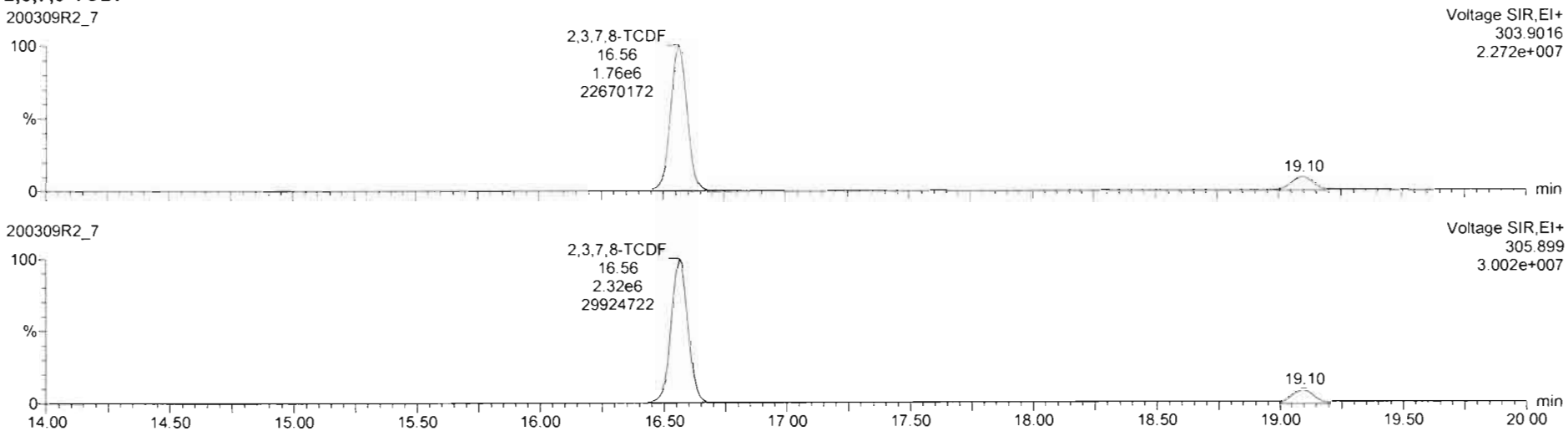

13C-2,3,7,8-TCDF

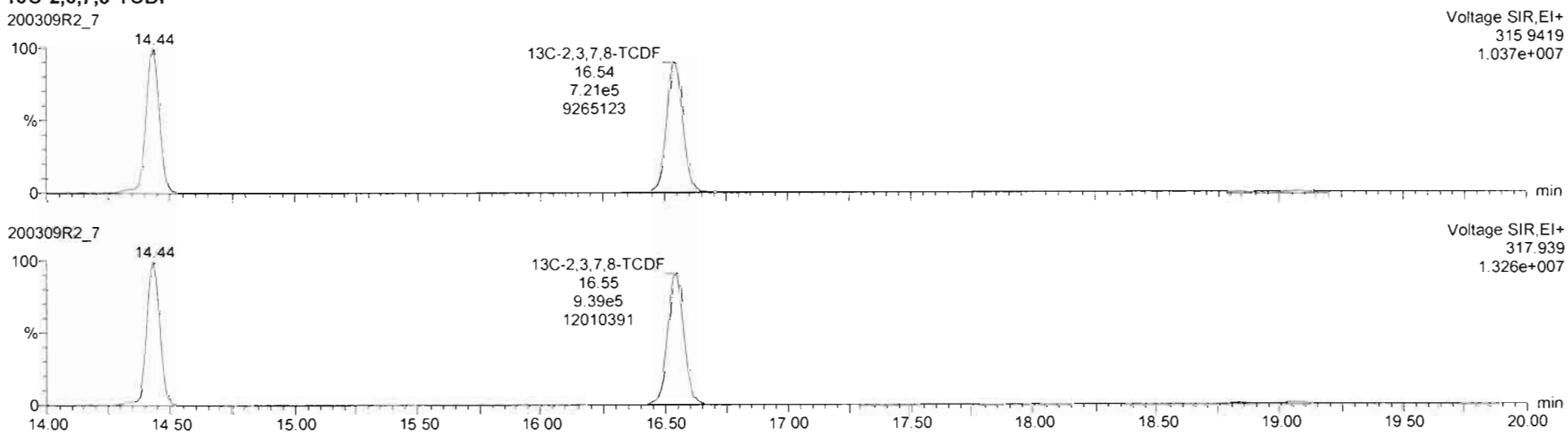

Dataset: Untitled

Last Altered: Tuesday, March 10, 2020 7:38:35 AM Pacific Daylight Time
Printed: Tuesday, March 10, 2020 7:39:58 AM Pacific Daylight Time

Name: 200309R2_7, Date: 09-Mar-2020, Time: 20:57:48, ID: ST200309R2_6 1613 CS5 19L2307, Description: 1613 CS5 19L2307

13C-1,2,3,4-TCDD

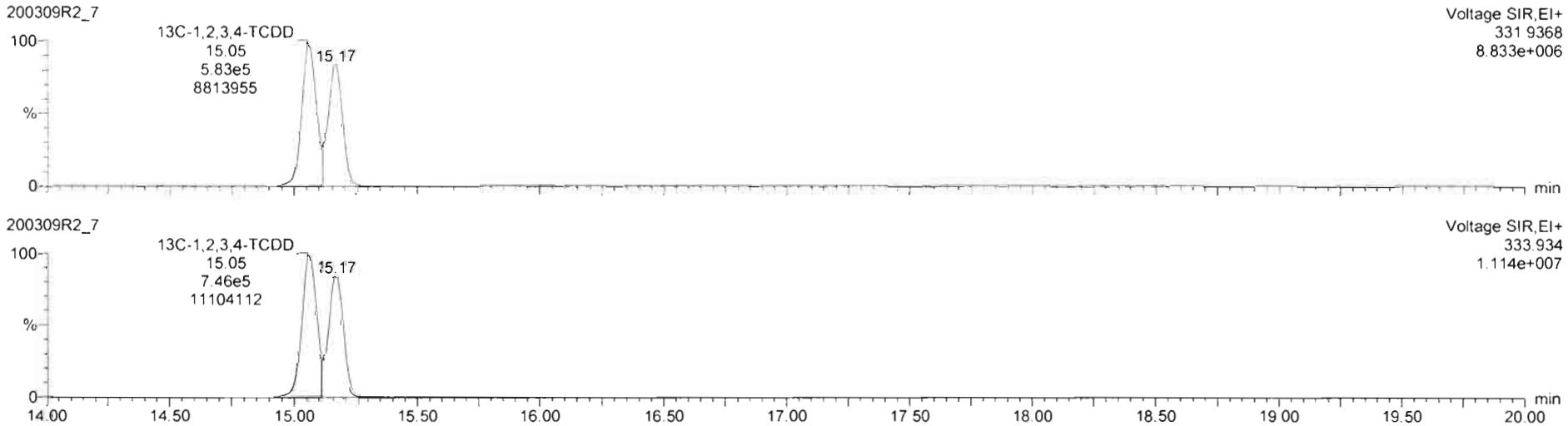

DPE1

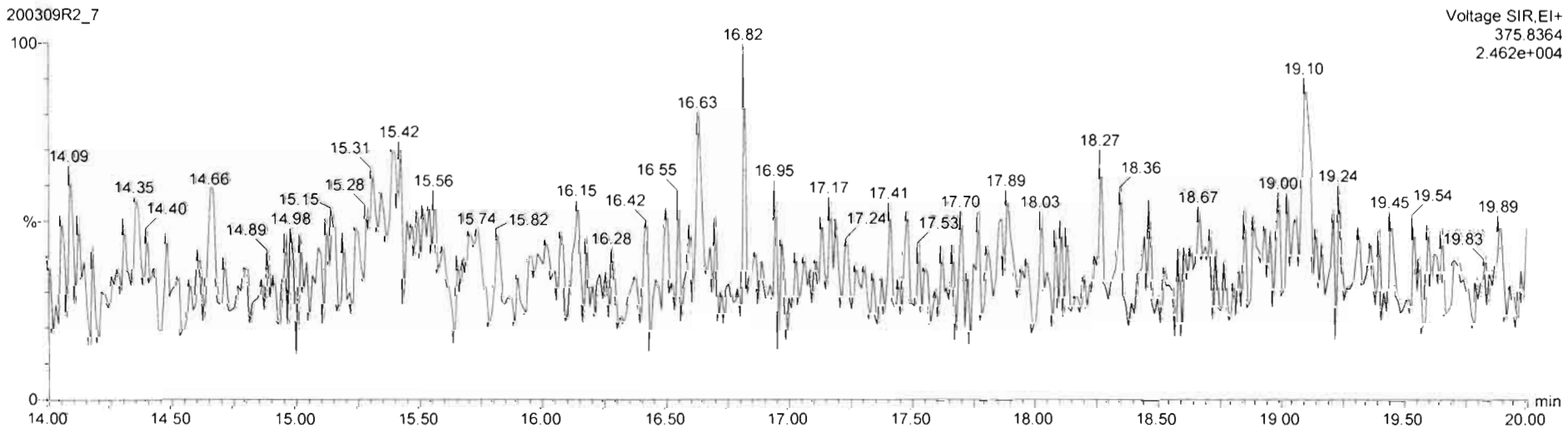

File: Experiment: tcdf_db225.exp Reference: pfk.ref Function: 1 @ 200 (ppm)

Printed: Tuesday, March 10, 2020 07:42:24 Pacific Daylight Time

M 292.9824 R 12559

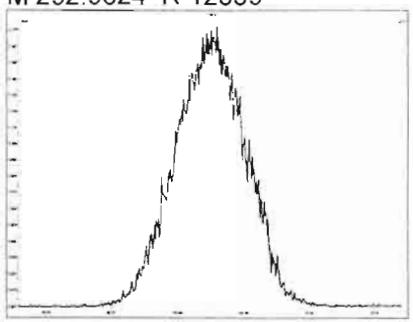

M 304.9824 R 11842

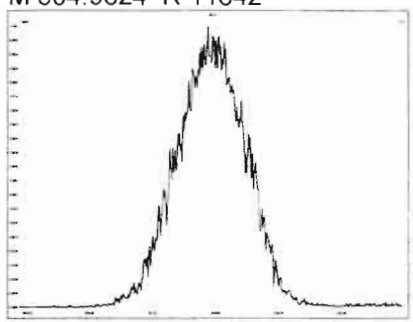

M 318.9792 R 12193

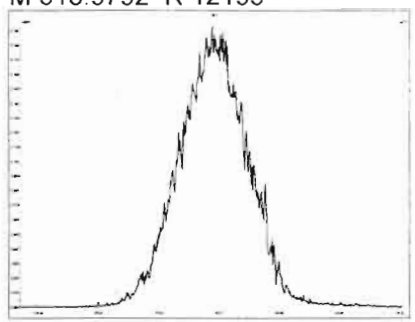

M 330.9792 R 11963

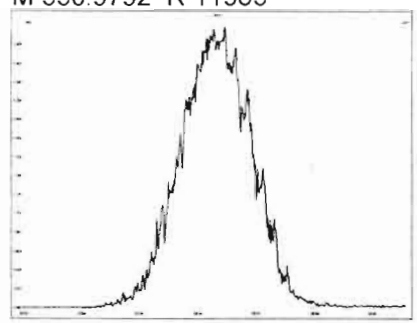

M 342.9792 R 12200

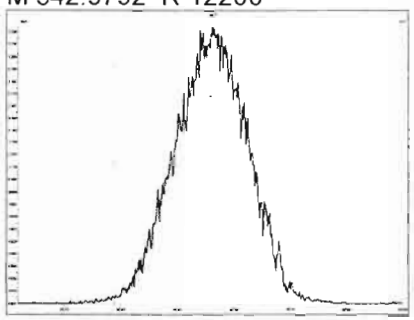

M 354.9792 R 10120

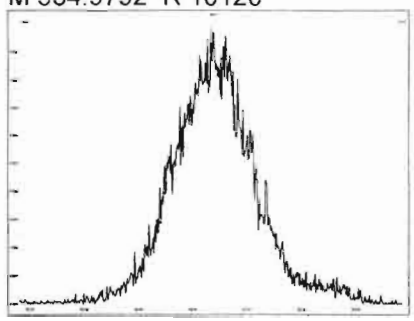

M 366.9792 R 11468

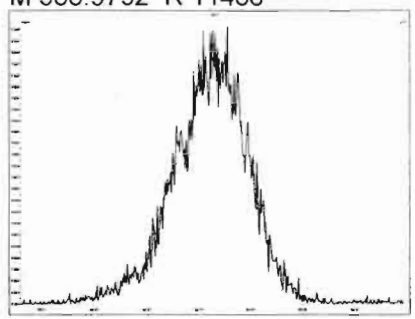

M 380.9760 R 11681

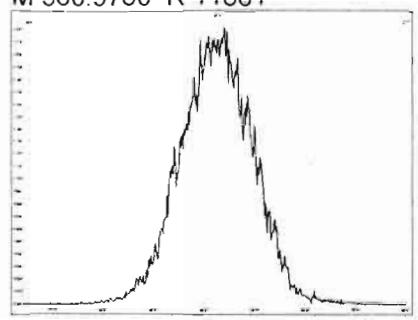

Dataset: U:\VG12.PRO\Results\200309R2\200309R2-9.qld

Last Altered: Tuesday, March 10, 2020 8:22:49 AM Pacific Daylight Time
Printed: Tuesday, March 10, 2020 8:25:09 AM Pacific Daylight Time

GRB 03/10/2020

GT 03/10/2020

Method: U:\VG12.PRO\MethDB\tcdf.mdb 10 Mar 2020 07:50:49
Calibration: U:\VG12.PRO\CurveDB\db225_1613TCDFvg12-03-09-20.cdb 10 Mar 2020 08:18:28

Name: 200309R2_9, Date: 09-Mar-2020, Time: 21:58:38, ID: SS200309R2_1 1613 SSS 19L2308, Description: 1613 SSS 19L2308

	# Name	Resp	RA	n/y	RRF M...	wt/vol	RT	Conc.	%Rec	DL
1	1 2,3,7,8-TCDF	1.09e5	0.73	NO	0.821	1.000	16.56	10.163	102	0.0715
2	2 13C-2,3,7,8-TCDF	1.30e6	0.77	NO	1.10	1.000	16.54	93.316	93.3	0.191
3	3 13C-1,2,3,4-TCDF	1.27e6	0.79	NO	1.00	1.000	14.44	100.00	100	0.210

Vista Analytical Laboratory VG-11

Dataset: Untitled

Last Altered: Tuesday, March 10, 2020 8:22:49 AM Pacific Daylight Time
Printed: Tuesday, March 10, 2020 8:22:54 AM Pacific Daylight Time

Method: U:\VG12.PRO\MethDB\tcdf.mdb 10 Mar 2020 07:50:49
Calibration: U:\VG12.PRO\CurveDB\db225_1613TCDFvg12-03-09-20.cdb 10 Mar 2020 08:18:28

Name: 200309R2_9, Date: 09-Mar-2020, Time: 21:58:38, ID: SS200309R2_1 1613 SSS 19L2308, Description: 1613 SSS 19L2308

2,3,7,8-TCDF

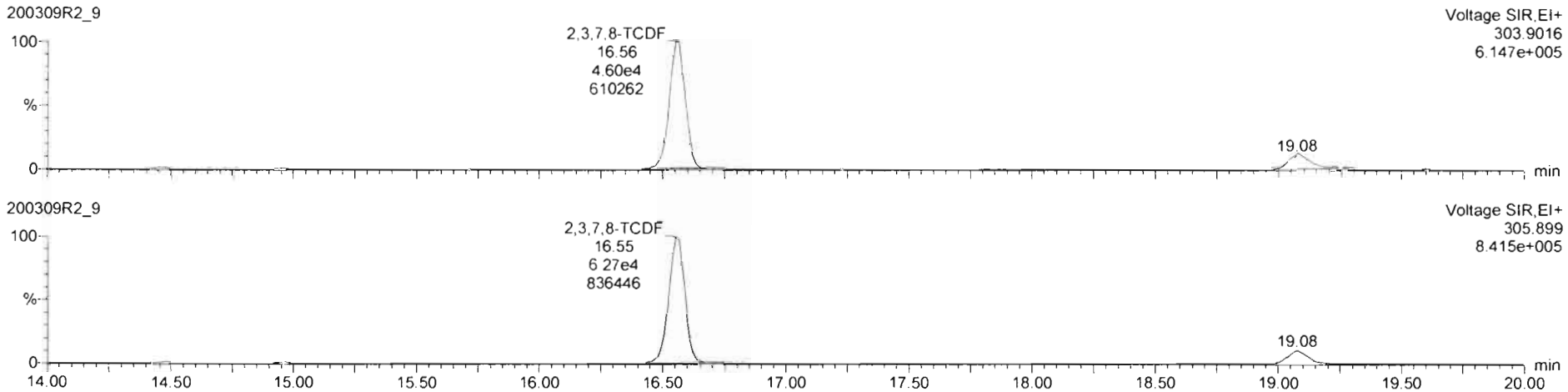

13C-2,3,7,8-TCDF

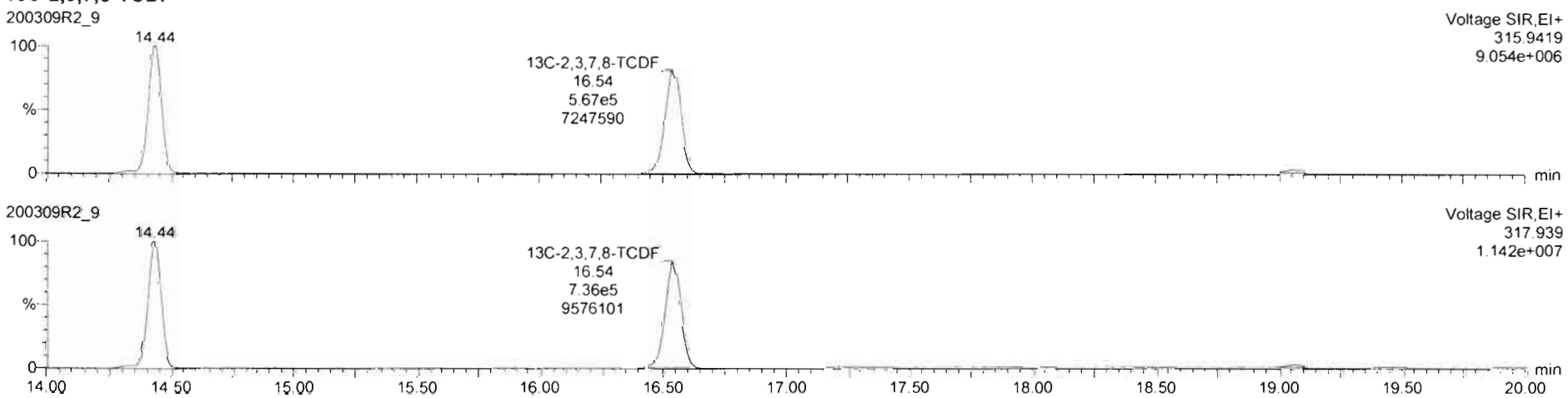

Vista Analytical Laboratory VG-11

Dataset: Untitled

Last Altered: Tuesday, March 10, 2020 8:22:49 AM Pacific Daylight Time
Printed: Tuesday, March 10, 2020 8:22:54 AM Pacific Daylight Time

Name: 200309R2_9, Date: 09-Mar-2020, Time: 21:58:38, ID: SS200309R2_1 1613 SSS 19L2308, Description: 1613 SSS 19L2308

13C-1,2,3,4-TCDD

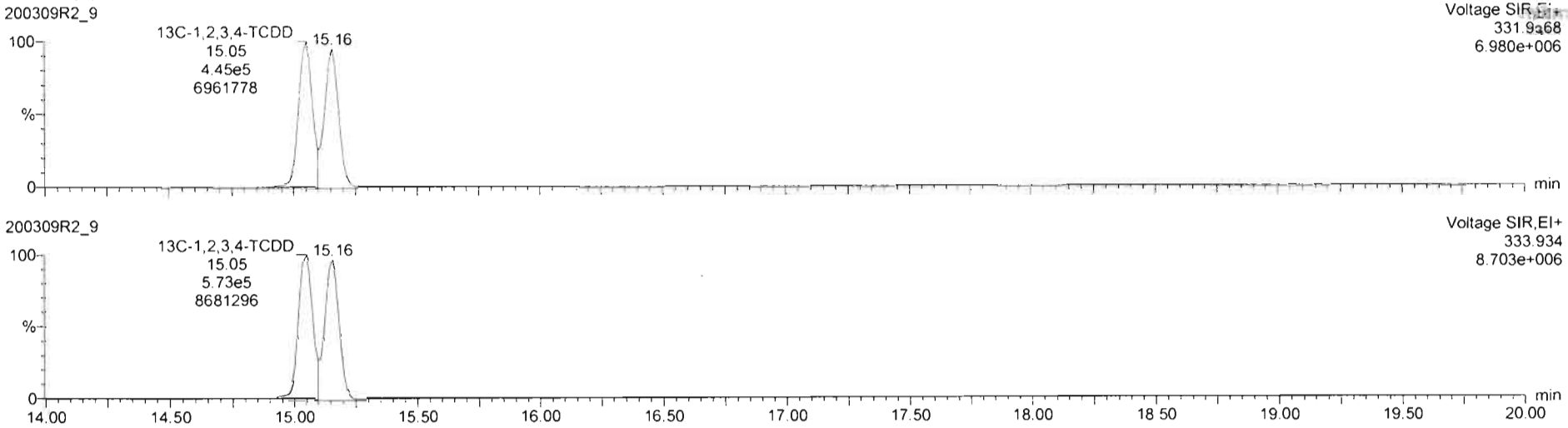
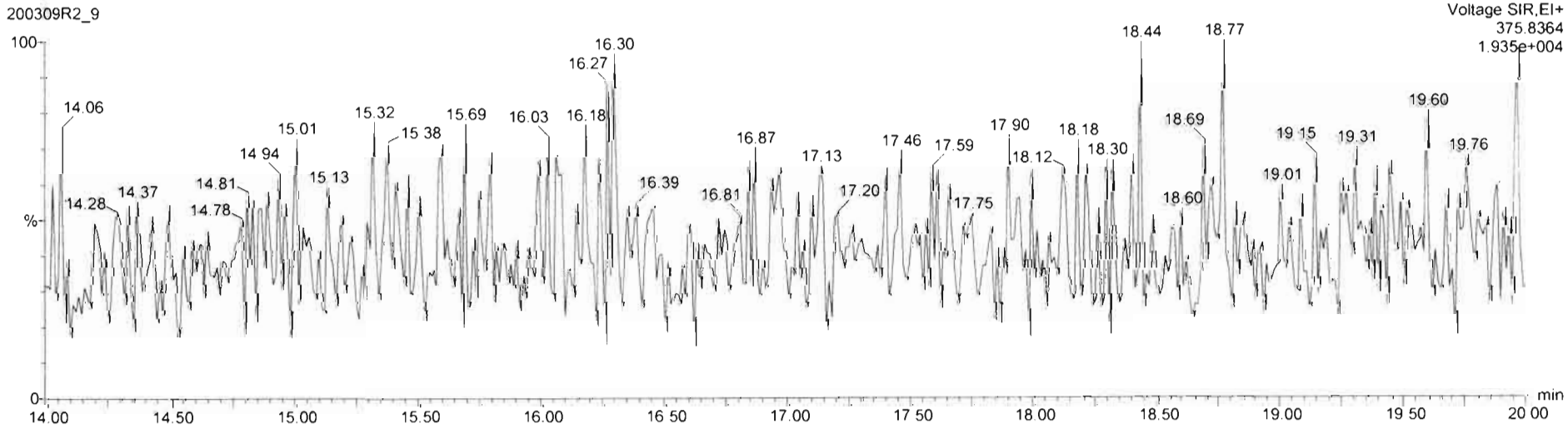
DPE1